THE LANCET

Supplementary appendix 2d (Part 4 of 5)

This appendix formed part of the original submission and has been peer reviewed. We post it as supplied by the authors.

Supplement to: GBD 2019 Diseases and Injuries Collaborators. Global burden of 369 diseases and injuries in 204 countries and territories, 1990–2019: a systematic analysis for the Global Burden of Disease Study 2019. *Lancet* 2020; **396:** 1204–22.

Appendix 2D: supplementary results appendix to “Global burden of 369 diseases and injuries in 204 countries and territories, 1990–2019: a systematic analysis for the Global Burden of Disease Study 2019”

This supplement provides additional figures and more detailed results for “Global burden of 369 diseases and injuries in 204 countries and territories, 1990–2019: a systematic analysis for the Global Burden of Disease Study 2019."

List of supplementary results appendix figures and tables:

Appendix 2A

Figure S1: Leading GBD Level 3 causes of age-standardised YLDs rates by location for a) females and b) males, 2019. 1

Figure S2: Leading GBD Level 3 causes of age-standardised prevalence rates by location for a) females and b) males, 2019. 3

Figure S3: Trends of age-standardised YLD rates per 100,000 for the top eight Level 3 causes of non-fatal burden in 2019 by SDI quintile for both sexes, from 1990 to 2019. 5

Figure S4: Death counts due to fatal discontinuities by type, 1980–2019. 6

Figure S5: Leading level 3 causes of all-age DALY counts by location for females in 1990 (A) males in 1990 (B) females in 2019 (C) males in 2019 (D) 10

Figure S6: Leading 20 GBD cause hierarchy Level 3 causes of YLLs by SDI grouping and sex for 1990, 2010, and 2019, with percentage change in number of YLLs, and all-age and age-standardised rates. 14

Figure S7: Global distribution of total YLDs by 23 GBD age groups for Level 2 causes of non-fatal burden in 1990 and 2019 for a) females and b) males. 24

Figure S8: Global leading 30 level 3 causes of DALYs for 1990, 2010, and 2019, with percentage change in number of DALYs, and age-standardised rates, by sex and SDI quintile 26

Table S1: All-age DALYs counts and age standardised DALY rates per 100,000 individuals for all causes and level 1 cause groups by location for 1990, 2010, 2019 , both sexes combined. 36

Appendix 2B

Table S2a: Global DALYS by cause and age group for males with 95% uncertainty intervals, by location for 2019. 4734

Appendix 2C

Table S2b: Global DALYS by cause and age group for females with 95% uncertainty intervals, by location for 2019. 6708

Appendix 2D

Table S2c: Global DALYS by cause and age group for both sexes combined with 95% uncertainty intervals, by location for 2019. 8680

Appendix 2E

Table S3: Global deaths and YLL numbers, age-standardised rates per 100,000, and percentage change between 2010 and 2019 for males for all GBD causes and Levels 1 through 4 of the cause hierarchy 10630

Table S4: Global deaths by cause and age group for females (1990, 2010, 2019) 10635

Table S5: Global deaths by cause and age group for males (1990, 2010, 2019) 10642

Table S6: Global deaths by cause and age group for both sexes combined (1990, 2010, 2019) 10648

Table S7: Global YLLs by cause and age group for females. 10654

Table S8: Global YLLs by cause and age group for males. 10656

Table S9: Global YLLs by cause and age group for both sexes combined 10658

Table S10: Deaths due to fatal discontinuities by country, all ages, for both sexes combined 10660

Table S11: Diarrhoeal diseases and lower respiratory infection aetiologies deaths, mortality rates, and annual percentage change from 1990 to 2019. 10676

Table S12: Deaths by location, cause, and age group for males. 10677

Table S13: Deaths by location, cause, and age group for females. 13007

Table S14: Deaths by location, cause, and age group for both sexes combined. 15354

Table S15: Distribution of percentage change in age-standardised deaths for Level 1 causes by location from 1990-2010 and 2010-2019, both sexes. 17543

Table S16: Global deaths and YLL numbers, age-standardised rates per 100,000, and percentage change between 2010 and 2019 for females for all GBD causes and Levels 1 through 4 of the cause hierarchy. 17561

Table S17: Global prevalence, incidence and YLDs for 2019, percentage change of YLDs counts, and percentage change of YLD rates between 2010 and 2019 by cause and by age 17566

Table S18: Prevalence, incidence, and YLDs for 2019, percentage change of YLD counts, and percentage change of age-standardised YLD rates between 2010 and 2019 by cause and GBD location. 17707



8680



SR Table 2c: Lao People's Democratic Republic DALYS by cause and age group for both sexes with 95% uncertainty intervals, 2019

Cause	Early Neonatal	Late Neonatal	Post Neonatal	1 to 4	5 to 9	10 to 14	15 to 19	20 to 24	25 to 29	30 to 34	35 to 39	40 to 44	45 to 49	50 to 54	55 to 59	60 to 64	65 to 69	70 to 74	75 to 79	80 to 84	85 to 89	90 to 94	95 plus	Total
All causes	249,000 (199,000 to 303,000)	56,500 (36,100 to 83,800)	254,000 (187,000 to 331,000)	92,300 (64,900 to 126,000)	64,600 (52,000 to 78,200)	63,100 (51,100 to 76,800)	92,600 (75,300 to 111,000)	113,000 (91,300 to 135,000)	118,000 (93,100 to 144,000)	121,000 (90,700 to 151,000)	116,000 (88,500 to 146,000)	119,000 (93,100 to 150,000)	125,000 (101,000 to 155,000)	136,000 (111,000 to 167,000)	141,000 (115,000 to 171,000)	138,000 (114,000 to 163,000)	119,000 (101,000 to 138,000)	93,200 (81,200 to 105,000)	74,200 (66,600 to 81,200)	49,600 (45,200 to 52,900)	23,900 (21,800 to 25,400)	8,250 (7,500 to 8,810)	2,160 (1,990 to 2,300)	2,370,000
Communicable, maternal, neonatal, and nutritional diseases	217,000 (172,000 to 267,000)	47,200 (30,000 to 69,900)	194,000 (136,000 to 258,000)	59,300 (39,600 to 85,100)	25,500 (19,300 to 32,800)	16,200 (12,700 to 20,400)	17,200 (13,300 to 21,900)	21,600 (16,500 to 27,200)	24,100 (17,600 to 36,700)	23,700 (15,800 to 44,300)	21,500 (14,200 to 39,900)	18,800 (12,900 to 34,300)	17,100 (12,100 to 28,900)	16,000 (11,600 to 23,700)	14,600 (11,000 to 20,100)	14,600 (10,800 to 19,800)	13,200 (10,000 to 17,300)	10,800 (8,340 to 13,500)	9,210 (7,370 to 11,300)	6,810 (5,430 to 8,280)	3,600 (2,880 to 4,380)	1,320 (1,040 to 1,630)	373 (289 to 468)	794,000
HIV/AIDS and sexually transmitted infections	1,660 (470 to 3,960)	487 (131 to 1,170)	1,290 (212 to 5,490)	2,520 (27·6 to 19,500)	365 (28·2 to 1,990)	299 (35·2 to 1,960)	658 (115 to 3,440)	1,120 (242 to 5,840)	2,380 (335 to 14,700)	3,500 (382 to 22,300)	3,290 (338 to 21,400)	2,610 (258 to 17,400)	1,860 (186 to 12,000)	1,120 (115 to 7,730)	654 (77·7 to 4,640)	521 (61·6 to 4,150)	413 (50 to 3,450)	201 (26·5 to 1,750)	69·2 (13·9 to 428)	19·3 (5·1 to 96·6)	7·6 (2·3 to 35·2)	2·1 (0·7 to 9·1)	0·5 (0·2 to 1·6)	25,000
HIV/AIDS	0·1 (0 to 0·3)	0·2 (0 to 1·1)	646 (3·9 to 4,790)	2,500 (16·2 to 19,500)	352 (19·5 to 1,990)	280 (19·1 to 1,950)	593 (60·1 to 3,380)	999 (131 to 5,750)	2,220 (187 to 14,500)	3,330 (234 to 22,100)	3,140 (200 to 21,200)	2,490 (147 to 17,300)	1,770 (107 to 11,900)	1,070 (66·1 to 7,660)	614 (41·7 to 4,610)	493 (36·9 to 4,120)	394 (31·2 to 3,440)	188 (14·8 to 1,740)	60·2 (7·1 to 416)	15 (1·9 to 92·4)	5·5 (0·8 to 32·9)	1·4 (0·2 to 8·4)	0·3 (0·1 to 1·5)	21,200
HIV/AIDS - Drug-susceptible Tuberculosis	0 (0 to 0)	0·1 (0 to 0·1)	200 (3·5 to 1,290)	800 (14·3 to 5,060)	125 (16·9 to 543)	96·5 (17 to 428)	233 (40·9 to 1,020)	410 (92·6 to 1,450)	797 (142 to 3,080)	1,120 (177 to 4,850)	1,050 (159 to 4,820)	839 (114 to 4,310)	594 (85·3 to 3,140)	362 (49·8 to 1,940)	201 (34·9 to 1,150)	156 (30·6 to 944)	115 (27·5 to 690)	52·8 (12 to 330)	19·9 (6·1 to 93·3)	5·3 (1·6 to 23·2)	2 (0·6 to 7·6)	0·5 (0·2 to 1·8)	0·1 (0 to 0·3)	7,190
HIV/AIDS - Multidrug-resistant Tuberculosis without exten	0 (0 to 0)	0 (0 to 0)	2·9 (0 to 25·8)	11·4 (0 to 101)	1·6 (0 to 10·5)	1·2 (0 to 8)	2·8 (0·1 to 17·6)	4·7 (0·2 to 29·8)	9·2 (0·2 to 61·3)	13·1 (0·3 to 87·7)	12 (0·2 to 81·6)	9·8 (0·2 to 63·6)	7·2 (0·1 to 49·3)	4·6 (0·1 to 31·1)	2·5 (0·1 to 17·8)	1·9 (0 to 13·3)	1·3 (0 to 9·7)	0·6 (0 to 4·3)	0·2 (0 to 1·6)	0·1 (0 to 0·4)	0 (0 to 0·1)	0 (0 to 0)	0 (0 to 0)	86·9
HIV/AIDS - Extensively drug-resistant Tuberculosis	0 (0 to 0)	0 (0 to 0)	0·5 (0 to 5·2)	2·1 (0 to 20·1)	0·3 (0 to 2·1)	0·2 (0 to 1·6)	0·5 (0 to 3·3)	0·8 (0 to 5·2)	1·6 (0 to 11·3)	2·4 (0 to 15·6)	2·1 (0 to 14·9)	1·8 (0 to 12·1)	1·3 (0 to 9·5)	0·8 (0 to 5·5)	0·4 (0 to 3·1)	0·3 (0 to 2·5)	0·2 (0 to 1·9)	0·1 (0 to 0·8)	0 (0 to 0·3)	0 (0 to 0·1)	0 (0 to 0)	0 (0 to 0)	0 (0 to 0)	15·7
HIV/AIDS resulting in other diseases	0·1 (0 to 0·3)	0·2 (0 to 1)	442 (0·1 to 3,690)	1,680 (0·4 to 15,200)	225 (0·1 to 1,520)	182 (0·2 to 1,500)	357 (12·9 to 2,580)	583 (18·8 to 4,110)	1,410 (20·1 to 11,500)	2,190 (22·9 to 18,100)	2,080 (18·3 to 17,200)	1,640 (13·8 to 13,500)	1,160 (8·2 to 9,350)	699 (5·3 to 5,590)	410 (1 to 3,520)	334 (0·7 to 3,030)	278 (0·4 to 2,740)	134 (0·2 to 1,410)	40 (0·1 to 318)	9·7 (0 to 75·2)	3·5 (0 to 27·2)	0·9 (0 to 6·8)	0·2 (0 to 1·2)	13,900
Sexually transmitted infections excluding HIV	1,660 (470 to 3,960)	487 (131 to 1,170)	644 (171 to 1,540)	18 (4·3 to 43·6)	12·7 (3·5 to 31)	20 (11·4 to 33·8)	65 (34·7 to 111)	125 (71·7 to 202)	161 (92·7 to 263)	167 (90·4 to 279)	146 (84·7 to 253)	115 (61·6 to 200)	91·1 (49·9 to 163)	56·6 (29·4 to 107)	40·5 (21·1 to 74·2)	28·1 (13·6 to 53·8)	19 (9·6 to 35·4)	13·4 (6·8 to 26)	9 (4·6 to 16·4)	4·3 (2·3 to 7·5)	2·1 (1·1 to 3·8)	0·7 (0·3 to 1·3)	0·2 (0·1 to 0·4)	3,890
Syphilis	1,660 (470 to 3,960)	487 (131 to 1,170)	644 (171 to 1,540)	18 (4·3 to 43·6)	12·7 (3·5 to 31)	5 (2·5 to 10·6)	4·4 (2·8 to 8·1)	3·4 (2·1 to 5·9)	5·5 (2·8 to 10·5)	5·5 (2·6 to 10·1)	9·5 (3·4 to 25·3)	2·6 (1·4 to 4·9)	4·3 (1·8 to 9·8)	4 (1·4 to 10·7)	3·4 (1·2 to 8·6)	5·1 (1·7 to 15·3)	3·5 (1·2 to 9·2)	4 (1·4 to 11·4)	1·5 (0·6 to 3·9)	0·7 (0·3 to 1·5)	0·3 (0·1 to 0·7)	0·1 (0·1 to 0·3)	0 (0 to 0·1)	2,880
Chlamydial infection	0 (0 to 0)	0 (0 to 0)	0 (0 to 0)	0 (0 to 0)	0 (0 to 0)	0·7 (0·4 to 1·3)	5·8 (3·3 to 9·5)	21 (8·8 to 38·5)	31·3 (14·6 to 57·2)	29·3 (12·3 to 54·2)	23·7 (11 to 43)	18·1 (9 to 30·7)	12 (5·6 to 22·2)	4·3 (1·3 to 8·9)	2 (1·1 to 3·7)	0·8 (0·3 to 2)	0·4 (0·1 to 0·9)	0·3 (0·1 to 0·8)	0·5 (0·1 to 1·1)	0·3 (0·1 to 0·7)	0·1 (0 to 0·3)	0 (0 to 0·1)	0 (0 to 0)	151
Gonococcal infection	0 (0 to 0)	0 (0 to 0)	0 (0 to 0)	0 (0 to 0)	0 (0 to 0)	3·6 (1·6 to 7·7)	16·4 (5 to 35·5)	25·6 (10·4 to 48·7)	19·9 (7·5 to 39·8)	13·7 (5·5 to 27·3)	12·1 (4·9 to 22·7)	11·2 (4·6 to 22·9)	8·9 (3·6 to 17·5)	4·7 (2·3 to 8·5)	3·9 (1·7 to 8·4)	2·3 (0·9 to 5·5)	2·4 (0·9 to 5·3)	1·6 (0·7 to 3·2)	1·8 (0·6 to 4·1)	0·7 (0·3 to 1·6)	0·4 (0·1 to 0·9)	0·1 (0 to 0·2)	0 (0 to 0·1)	129
Trichomoniasis	0 (0 to 0)	0 (0 to 0)	0 (0 to 0)	0 (0 to 0)	0 (0 to 0)	0·5 (0 to 1·5)	6·8 (2·1 to 16·8)	24·8 (8·3 to 57·2)	37·9 (12·9 to 88·5)	38 (12·1 to 91)	32 (10 to 75)	26·6 (9 to 65)	22·2 (7 to 51·7)	16·6 (5·2 to 38·7)	10·9 (3·8 to 25·5)	6·4 (2·2 to 15·1)	4 (1·4 to 9·5)	2·1 (0·7 to 4·7)	1·2 (0·5 to 2·7)	0·6 (0·2 to 1·2)	0·2 (0·1 to 0·4)	0 (0 to 0·1)	0 (0 to 0)	231
Genital herpes	0 (0 to 0)	0 (0 to 0)	0 (0 to 0)	0 (0 to 0)	0 (0 to 0)	2·1 (0·6 to 5·1)	9·5 (2·8 to 24·2)	19·4 (5·8 to 47)	28·9 (9·8 to 70)	34·2 (11·8 to 84·9)	32·1 (9·8 to 81·1)	27·9 (8·8 to 71·6)	24·1 (7 to 60·5)	19·9 (6·2 to 49·3)	15·8 (4·7 to 39·6)	11·2 (3·3 to 28·1)	7·3 (2·2 to 18·2)	4·2 (1·3 to 10·6)	2·7 (0·8 to 6·6)	1·4 (0·4 to 3·5)	0·5 (0·2 to 1·4)	0·2 (0·1 to 0·4)	0 (0 to 0·1)	241
Other sexually transmitted infections	0 (0 to 0)	0 (0 to 0)	0 (0 to 0)	0 (0 to 0)	0 (0 to 0)	8 (4 to 15·2)	22 (10·2 to 41·7)	31·2 (17·9 to 51·1)	37·4 (20·9 to 61·7)	46·4 (24·6 to 76·2)	37·2 (22 to 58·1)	28·1 (16·2 to 46·2)	19·7 (11·5 to 33·4)	7·2 (4·2 to 11·4)	4·5 (2·5 to 8·2)	2·3 (1 to 5·3)	1·4 (0·5 to 3)	1·2 (0·5 to 2·5)	1·3 (0·5 to 3)	0·6 (0·2 to 1·4)	0·5 (0·2 to 1·2)	0·2 (0·1 to 0·6)	0·1 (0 to 0·2)	249
Respiratory infections and tuberculosis	13,600 (7,650 to 21,900)	9,190 (4,950 to 15,300)	104,000 (65,300 to 150,000)	15,600 (9,140 to 23,800)	6,240 (4,660 to 8,190)	4,030 (3,040 to 5,180)	4,680 (3,370 to 6,130)	7,690 (5,580 to 10,100)	9,720 (6,750 to 13,100)	8,830 (5,610 to 12,100)	9,070 (5,870 to 12,600)	8,460 (5,590 to 12,000)	8,940 (6,120 to 12,400)	9,320 (6,500 to 12,800)	9,250 (6,620 to 12,700)	9,750 (6,930 to 13,000)	9,020 (6,420 to 11,700)	7,640 (5,700 to 9,800)	6,410 (4,850 to 8,100)	4,780 (3,670 to 6,040)	2,480 (1,860 to 3,110)	885 (663 to 1,130)	246 (179 to 320)	270,000
Tuberculosis	0 (0 to 0)	0 (0 to 0)	6,390 (3,430 to 10,300)	1,520 (797 to 2,480)	1,740 (1,130 to 2,530)	1,340 (892 to 1,870)	1,940 (1,170 to 2,880)	4,800 (3,220 to 6,840)	6,980 (4,440 to 9,920)	6,130 (3,660 to 8,930)	6,520 (3,890 to 9,530)	5,950 (3,720 to 8,790)	6,350 (4,000 to 9,230)	6,360 (4,090 to 9,230)	5,970 (3,890 to 8,600)	5,830 (3,880 to 8,350)	5,150 (3,350 to 7,210)	3,720 (2,450 to 5,110)	2,520 (1,730 to 3,530)	1,520 (1,040 to 2,110)	575 (395 to 776)	151 (105 to 203)	35·4 (24·4 to 47·8)	81,500
Latent tuberculosis infection	0 (0 to 0)	0 (0 to 0)	0 (0 to 0)	0 (0 to 0)	0 (0 to 0)	0 (0 to 0)	0 (0 to 0)	0 (0 to 0)	0 (0 to 0)	0 (0 to 0)	0 (0 to 0)	0 (0 to 0)	0 (0 to 0)	0 (0 to 0)	0 (0 to 0)	0 (0 to 0)	0 (0 to 0)	0 (0 to 0)	0 (0 to 0)	0 (0 to 0)	0 (0 to 0)	0 (0 to 0)	0 (0 to 0)	0
Drug-susceptible tuberculosis	0 (0 to 0)	0 (0 to 0)	6,310 (3,410 to 10,100)	1,500 (789 to 2,450)	1,720 (1,110 to 2,480)	1,320 (878 to 1,860)	1,910 (1,150 to 2,850)	4,750 (3,180 to 6,740)	6,900 (4,360 to 9,820)	6,070 (3,600 to 8,840)	6,440 (3,860 to 9,380)	5,890 (3,670 to 8,730)	6,270 (3,950 to 9,070)	6,290 (4,030 to 9,020)	5,890 (3,850 to 8,570)	5,760 (3,760 to 8,270)	5,090 (3,330 to 7,170)	3,680 (2,410 to 5,060)	2,490 (1,710 to 3,490)	1,500 (1,030 to 2,100)	568 (390 to 768)	150 (103 to 202)	34·9 (24 to 46·8)	80,500
Multidrug-resistant tuberculosis without extensive drug res	0 (0 to 0)	0 (0 to 0)	68·2 (6 to 299)	15·3 (1·4 to 66·3)	16·3 (1·6 to 64·4)	12·9 (1·3 to 53·9)	20 (1·9 to 79·9)	45·7 (4·3 to 180)	66·9 (6·3 to 287)	58 (5·4 to 259)	61·2 (5·7 to 282)	56·5 (5·6 to 228)	63·1 (6·1 to 261)	64·5 (6 to 270)	62 (6 to 254)	59·1 (5·4 to 255)	51·4 (5·1 to 204)	37·7 (3·6 to 150)	25·4 (2·4 to 100)	15·6 (1·5 to 65·7)	5·8 (0·6 to 24)	1·6 (0·2 to 6)	0·4 (0 to 1·4)	808
Extensively drug-resistant tuberculosis	0 (0 to 0)	0 (0 to 0)	13·1 (1·1 to 59·2)	2·9 (0·3 to 12·3)	3 (0·3 to 13·1)	2·4 (0·2 to 10·1)	3·8 (0·3 to 16·3)	8·4 (0·7 to 35·8)	12·4 (1·1 to 51·4)	10·9 (1 to 46·2)	11·5 (1 to 51·2)	10·6 (1 to 45·5)	11·9 (1·1 to 50·6)	12·2 (1·1 to 54·3)	11·8 (1 to 53·1)	11·2 (1 to 49)	9·7 (0·9 to 41·2)	7·1 (0·7 to 30·3)	4·8 (0·4 to 19·5)	2·9 (0·3 to 12·3)	1·1 (0·1 to 4·5)	0·3 (0 to 1·2)	0·1 (0 to 0·3)	152
Lower respiratory infections	13,600 (7,640 to 21,900)	9,180 (4,940 to 15,300)	97,400 (61,000 to 141,000)	12,900 (7,070 to 20,600)	3,290 (2,210 to 4,680)	1,800 (1,260 to 2,460)	1,880 (1,270 to 2,590)	2,080 (1,330 to 3,000)	2,010 (1,300 to 2,890)	2,090 (1,250 to 3,090)	2,060 (1,260 to 3,100)	2,100 (1,290 to 3,090)	2,270 (1,470 to 3,280)	2,690 (1,800 to 3,870)	3,080 (2,110 to 4,500)	3,770 (2,510 to 5,370)	3,770 (2,580 to 5,360)	3,870 (2,710 to 5,380)	3,850 (2,710 to 5,210)	3,240 (2,330 to 4,230)	1,900 (1,340 to 2,480)	731 (519 to 962)	210 (148 to 282)	180,000
Upper respiratory infections	1·8 (1 to 3)	11·4 (6·4 to 19·2)	270 (146 to 468)	836 (481 to 1,370)	780 (428 to 1,340)	639 (330 to 1,100)	623 (317 to 1,080)	587 (319 to 1,010)	545 (301 to 907)	474 (255 to 806)	389 (197 to 643)	303 (167 to 518)	238 (129 to 407)	192 (106 to 319)	150 (83·4 to 249)	114 (62·7 to 186)	74·3 (39·8 to 127)	43·6 (23·9 to 72·4)	28·3 (15·4 to 45·9)	14·1 (7·6 to 23·1)	5·9 (3·4 to 9·6)	1·9 (1·2 to 3·1)	0·5 (0·3 to 0·8)	6,320
Otitis media	12·8 (0·8 to 52·3)	0·7 (0·3 to 1·6)	32·6 (18·2 to 56·4)	341 (194 to 570)	431 (237 to 738)	256 (133 to 449)	235 (123 to 403)	222 (94·6 to 423)	178 (85·4 to 335)	133 (56·7 to 248)	109 (51·8 to 201)	96·4 (43·5 to 172)	85·7 (42·3 to 153)	74 (33·8 to 135)	56·8 (28·6 to 102)	37·9 (17·8 to 72·7)	21·4 (10·7 to 39·2)	11·1 (5·1 to 21·2)	7·3 (3·5 to 13·4)	4·2 (1·9 to 7·7)	1·8 (0·9 to 3·3)	0·6 (0·3 to 1·1)	0·2 (0·1 to 0·3)	2,350
Enteric infections	347 (116 to 962)	1,390 (472 to 3,460)	24,000 (7,300 to 57,100)	12,900 (6,430 to 24,300)	4,800 (2,890 to 7,690)	3,640 (2,250 to 5,850)	2,950 (1,610 to 5,040)	1,910 (1,080 to 3,150)	1,690 (1,040 to 2,570)	1,530 (918 to 2,410)	1,400 (842 to 2,280)	1,310 (782 to 2,130)	1,420 (865 to 2,420)	1,620 (972 to 2,790)	1,680 (977 to 2,900)	1,910 (1,080 to 3,280)	1,880 (1,110 to 3,300)	1,680 (1,020 to 2,790)	1,680 (998 to 2,910)	1,300 (782 to 2,280)	714 (403 to 1,250)	277 (155 to 503)	74·3 (38·7 to 143)	72,100
Diarrheal diseases	347 (116 to 962)	1,390 (469 to 3,450)	23,800 (7,160 to 56,900)	10,900 (5,000 to 22,300)	2,330 (1,340 to 3,960)	1,310 (780 to 2,140)	952 (555 to 1,590)	864 (498 to 1,460)	1,080 (631 to 1,710)	1,160 (671 to 1,910)	1,200 (679 to 2,010)	1,170 (674 to 2,010)	1,320 (785 to 2,280)	1,530 (899 to 2,700)	1,610 (920 to 2,830)	1,850 (1,030 to 3,230)	1,840 (1,080 to 3,260)	1,660 (996 to 2,780)	1,660 (982 to 2,900)	1,290 (775 to 2,270)	711 (400 to 1,250)	276 (155 to 502)	74·1 (38·6 to 143)	60,300
Typhoid and paratyphoid	0 (0 to 0)	0 (0 to 0)	19·5 (6·5 to 47·2)	1,740 (511 to 3,980)	2,230 (844 to 4,880)	2,190 (852 to 4,290)	1,900 (683 to 3,800)	976 (358 to 2,200)	570 (226 to 1,230)	338 (114 to 754)	180 (62·4 to 366)	115 (43·1 to 247)	89·1 (32·3 to 195)	73·2 (28·7 to 155)	56·9 (19·9 to 135)	38·4 (13·3 to 86)	21·9 (8·8 to 46·1)	11·1 (4·4 to 23·8)	6·1 (2·3 to 12)	2·8 (1 to 5·7)	1 (0·4 to 1·9)	0·3 (0·1 to 0·5)	0·1 (0 to 0·1)	10,600
Typhoid fever	0 (0 to 0)	0 (0 to 0)	17·5 (5·7 to 42·7)	1,560 (459 to 3,550)	1,990 (754 to 4,260)	1,960 (752 to 3,970)	1,710 (612 to 3,450)	882 (324 to 1,970)	518 (203 to 1,130)	309 (104 to 680)	165 (57·1 to 338)	105 (39·5 to 226)	81·3 (29·3 to 178)	66·8 (25·6 to 143)	52 (18·2 to 124)	35·1 (12·1 to 79·9)	20 (8 to 42·1)	10·2 (4 to 21·6)	5·6 (2·1 to 11)	2·6 (0·9 to 5·3)	0·9 (0·4 to 1·7)	0·2 (0·1 to 0·5)	0·1 (0 to 0·1)	9,500
Paratyphoid fever	0 (0 to 0)	0 (0 to 0)	2 (0·5 to 5·2)	182 (45·1 to 481)	240 (76 to 579)	227 (78·3 to 508)	188 (57 to 422)	94·2 (28 to 230)	51·6 (15·4 to 128)	29·3 (8 to 75)	15·6 (4·4 to 37·8)	10 (2·9 to 24·3)	7·8 (2·3 to 19·8)	6·4 (1·8 to 15·7)	4·9 (1·4 to 12·1)	3·4 (1 to 8)	1·8 (0·6 to 4·7)	0·9 (0·3 to 2·3)	0·5 (0·2 to 1·1)	0·2 (0·1 to 0·5)	0·1 (0 to 0·2)	0 (0 to 0)	0 (0 to 0)	1,070
Invasive Non-typhoidal Salmonella (iNTS)	0 (0 to 0)	6·7 (3·3 to 12·6)	106 (53·5 to 196)	255 (110 to 477)	225 (102 to 407)	131 (55·8 to 250)	97 (37·4 to 196)	60·8 (22·1 to 129)	39·2 (13·8 to 82·4)	27·8 (8·2 to 61·1)	20 (6·7 to 42·9)	17·1 (6·1 to 34·3)	15·5 (5·8 to 31·4)	16·7 (6·6 to 33·7)	18·3 (7 to 36)	18·6 (7·9 to 36·2)	15·1 (6·1 to 28·4)	10·5 (4·6 to 19·2)	7 (3·1 to 13·5)	3·7 (1·5 to 7·2)	1·3 (0·5 to 2·4)	0·3 (0·1 to 0·7)	0·1 (0 to 0·2)	1,090
Other intestinal infectious diseases	0 (0 to 0)	0 (0 to 0)	46·9 (0·6 to 135)	19·7 (2·6 to 57·4)	11·4 (0·6 to 34·5)	6·8 (0·3 to 20·3)	4 (0·2 to 11·4)	3·7 (0·2 to 10·5)	1·6 (0·1 to 4·6)	3·5 (0·4 to 9·8)	1·6 (0·2 to 4·6)	1·7 (0·2 to 4·7)	1 (0·1 to 2·8)	0·9 (0·1 to 2·6)	0·7 (0·1 to 1·9)	0·5 (0 to 1·7)	0·7 (0·1 to 2·2)	0·4 (0 to 1·2)	0·3 (0 to 0·7)	0·2 (0 to 0·6)	0·2 (0 to 0·6)	0·1 (0 to 0·2)	0 (0 to 0·1)	106
Neglected tropical diseases and malaria	6·9 (3·1 to 13·9)	37·9 (22·6 to 62·3)	529 (262 to 1,040)	1,350 (832 to 2,150)	2,240 (1,380 to 3,410)	1,780 (1,100 to 2,670)	2,060 (1,350 to 3,010)	2,230 (1,490 to 3,250)	1,610 (1,090 to 2,340)	1,780 (1,150 to 2,640)	1,240 (828 to 1,750)	1,240 (773 to 1,900)	766 (520 to 1,090)	1,060 (634 to 1,620)	622 (430 to 880)	704 (432 to 1,080)	531 (319 to 814)	359 (223 to 535)	242 (150 to 354)	135 (83·4 to 198)	57·2 (35·8 to 84·4)	17·8 (10·9 to 27·3)	3·7 (2·3 to 5·8)	20,600
Malaria	0·1 (0 to 0·3)	10·5 (3·1 to 28)	154 (40·3 to 412)	166 (53·8 to 395)	90 (34 to 214)	48·3 (26·4 to 95·4)	300 (103 to 709)	247 (87·7 to 607)	150 (60·7 to 344)	119 (48·6 to 260)	95·9 (40·6 to 218)	74·9 (31·6 to 166)	69·2 (28·9 to 159)	62 (21·9 to 153)	54·8 (18·7 to 134)	32·6 (11·7 to 79·1)	23·8 (7·9 to 58·1)	19·8 (5·9 to 49·7)	7·3 (2·4 to 17·6)	2·8 (0·9 to 6·5)	0·5 (0·2 to 1·2)	0·1 (0 to 0·3)	0 (0 to 0·1)	1,730
Chagas disease	0 (0 to 0)	0 (0 to 0)	0 (0 to 0)	0 (0 to 0)	0 (0 to 0)	0 (0 to 0)	0 (0 to 0)	0 (0 to 0)	0 (0 to 0)	0 (0 to 0)	0 (0 to 0)	0 (0 to 0)	0 (0 to 0)	0 (0 to 0)	0 (0 to 0)	0 (0 to 0)	0 (0 to 0)	0 (0 to 0)	0 (0 to 0)	0 (0 to 0)	0 (0 to 0)	0 (0 to 0)	0 (0 to 0)	0
Leishmaniasis	0 (0 to 0)	0 (0 to 0)	0 (0 to 0)	0 (0 to 0)	0 (0 to 0)	0 (0 to 0)	0 (0 to 0)	0 (0 to 0)	0 (0 to 0)	0 (0 to 0)	0 (0 to 0)	0 (0 to 0)	0 (0 to 0)	0 (0 to 0)	0 (0 to 0)	0 (0 to 0)	0 (0 to 0)	0 (0 to 0)	0 (0 to 0)	0 (0 to 0)	0 (0 to 0)	0 (0 to 0)	0 (0 to 0)	0
Visceral leishmaniasis	0 (0 to 0)	0 (0 to 0)	0 (0 to 0)	0 (0 to 0)	0 (0 to 0)	0 (0 to 0)	0 (0 to 0)	0 (0 to 0)	0 (0 to 0)	0 (0 to 0)	0 (0 to 0)	0 (0 to 0)	0 (0 to 0)	0 (0 to 0)	0 (0 to 0)	0 (0 to 0)	0 (0 to 0)	0 (0 to 0)	0 (0 to 0)	0 (0 to 0)	0 (0 to 0)	0 (0 to 0)	0 (0 to 0)	0
Cutaneous and mucocutaneous leishmaniasis	0 (0 to 0)	0 (0 to 0)	0 (0 to 0)	0 (0 to 0)	0 (0 to 0)	0 (0 to 0)	0 (0 to 0)	0 (0 to 0)	0 (0 to 0)	0 (0 to 0)	0 (0 to 0)	0 (0 to 0)	0 (0 to 0)	0 (0 to 0)	0 (0 to 0)	0 (0 to 0)	0 (0 to 0)	0 (0 to 0)	0 (0 to 0)	0 (0 to 0)	0 (0 to 0)	0 (0 to 0)	0 (0 to 0)	0
African trypanosomiasis	0 (0 to 0)	0 (0 to 0)	0 (0 to 0)	0 (0 to 0)	0 (0 to 0)	0 (0 to 0)	0 (0 to 0)	0 (0 to 0)	0 (0 to 0)	0 (0 to 0)	0 (0 to 0)	0 (0 to 0)	0 (0 to 0)	0 (0 to 0)	0 (0 to 0)	0 (0 to 0)	0 (0 to 0)	0 (0 to 0)	0 (0 to 0)	0 (0 to 0)	0 (0 to 0)	0 (0 to 0)	0 (0 to 0)	0
Schistosomiasis	0 (0 to 0)	0 (0 to 0)	0 (0 to 0)	0·9 (0 to 3·9)	4·5 (0 to 19·6)	7·5 (0·1 to 31·5)	11·5 (0·4 to 49·4)	18·3 (0·5 to 73·5)	24·3 (0·7 to 87·6)	29·5 (0·8 to 114)	34·4 (0·8 to 129)	38·7 (0·7 to 144)	40·4 (0·6 to 137)	45·3 (0·6 to 155)	46·1 (1·1 to 149)	39·6 (0·6 to 124)	26·8 (0·2 to 85·1)	21·6 (0·1 to 73·4)	15·1 (0 to 56·6)	7·5 (0 to 26·9)	3 (0 to 12·4)	0·7 (0 to 2·7)	0·1 (0 to 0·4)	416
Cysticercosis	0 (0 to 0)	0 (0 to 0)	0 (0 to 0)	0·2 (0 to 0·6)	2·1 (0·1 to 6·2)	4·1 (0·7 to 9·3)	13·2 (3·9 to 27·9)	35·3 (5·1 to 87·8)	58·2 (14·3 to 132)	66·6 (18·4 to 146)	67·1 (21·2 to 151)	69 (22·7 to 149)	75·6 (24·6 to 160)	83·8 (28·1 to 180)	101 (38·4 to 212)	109 (40·2 to 224)	103 (38·4 to 202)	77·4 (32·6 to 153)	59·8 (25·6 to 116)	36·3 (14·1 to 72·6)	15·5 (6·3 to 30·1)	5·4 (2·1 to 11·1)	1·6 (0·5 to 3·4)	984
Cystic echinococcosis	0 (0 to 0)	0 (0 to 0)	0 (0 to 0)	1·4 (0 to 4·8)	3·6 (0 to 11·5)	2·2 (0·1 to 6·5)	1·6 (0·1 to 4·1)	1·9 (0·1 to 5)	2·5 (0·1 to 7)	2·6 (0·1 to 7·5)	2·3 (0·1 to 7)	2 (0 to 6·2)	1·8 (0 to 5·8)	1·7 (0 to 5)	1·7 (0 to 4·7)	1·3 (0 to 4·2)	1 (0 to 3)	0·7 (0 to 1·9)	0·4 (0 to 1·3)	0·2 (0 to 0·7)	0·1 (0 to 0·4)	0 (0 to 0·1)	0 (0 to 0)	29·2
Lymphatic filariasis	0 (0 to 0)	0 (0 to 0)	0 (0 to 0)	0 (0 to 0)	227 (117 to 424)	225 (114 to 415)	228 (119 to 432)	228 (117 to 421)	224 (113 to 425)	204 (104 to 378)	169 (89·8 to 321)	139 (73·7 to 267)	117 (62·1 to 221)	98·3 (50·8 to 177)	80·9 (42·3 to 146)	60·5 (31·8 to 111)	41·7 (22·3 to 75)	25·7 (13·7 to 46·4)	16·6 (8·8 to 28·8)	9 (4·8 to 15·6)	3·7 (2 to 6·6)	1·1 (0·7 to 2)	0·3 (0·2 to 0·4)	2,100
Onchocerciasis	0 (0 to 0)	0 (0 to 0)	0 (0 to 0)	0 (0 to 0)	0 (0 to 0)	0 (0 to 0)	0 (0 to 0)	0 (0 to 0)	0 (0 to 0)	0 (0 to 0)	0 (0 to 0)	0 (0 to 0)	0 (0 to 0)	0 (0 to 0)	0 (0 to 0)	0 (0 to 0)	0 (0 to 0)	0 (0 to 0)	0 (0 to 0)	0 (0 to 0)	0 (0 to 0)	0 (0 to 0)	0 (0 to 0)	0
Trachoma	0 (0 to 0)	0 (0 to 0)	0 (0 to 0)	0 (0 to 0)	0 (0 to 0)	0 (0 to 0)	0 (0 to 0·1)	0 (0 to 0·1)	0·1 (0 to 0·2)	0·2 (0·1 to 0·4)	0·6 (0·3 to 1·1)	1·5 (0·7 to 3)	2·9 (1·4 to 5·6)	4 (1·8 to 8·2)	4·5 (1·3 to 10)	4·9 (1·6 to 10·3)	5·8 (1·8 to 12·8)	6·2 (2·3 to 12·9)	6·5 (2·6 to 13·5)	5·5 (2·2 to 10·9)	3·7 (1·5 to 7·4)	1·2 (0·4 to 2·5)	0·4 (0·1 to 0·8)	48
Dengue	0 (0 to 0)	4·6 (0·5 to 17·7)	167 (31 to 592)	282 (72·3 to 788)	326 (116 to 750)	223 (88·2 to 446)	174 (70·2 to 362)	167 (67 to 367)	161 (60·1 to 360)	110 (42·5 to 243)	80·1 (31·2 to 164)	63·6 (26·9 to 139)	51·1 (21 to 108)	43·1 (17·1 to 97·8)	35·1 (14·4 to 76·8)	27 (11·5 to 57·5)	19 (8 to 40·9)	12 (5 to 24·8)	9·1 (4 to 20·5)	5·6 (2·2 to 12·8)	3 (1·3 to 6·8)	1·2 (0·6 to 2·6)	0·5 (0·2 to 1)	1,960
Yellow fever	0 (0 to 0)	0 (0 to 0)	0 (0 to 0)	0 (0 to 0)	0 (0 to 0)	0 (0 to 0)	0 (0 to 0)	0 (0 to 0)	0 (0 to 0)	0 (0 to 0)	0 (0 to 0)	0 (0 to 0)	0 (0 to 0)	0 (0 to 0)	0 (0 to 0)	0 (0 to 0)	0 (0 to 0)	0 (0 to 0)	0 (0 to 0)	0 (0 to 0)	0 (0 to 0)	0 (0 to 0)	0 (0 to 0)	0
Rabies	0 (0 to 0)	0 (0 to 0)	20·9 (0·5 to 66·3)	41·6 (0·7 to 144)	295 (6·6 to 844)	245 (6·4 to 780)	55·4 (1·1 to 152)	61·8 (1·2 to 161)	53·7 (1·3 to 147)	66·7 (1·6 to 212)	65·1 (2 to 176)	60·3 (1·9 to 153)	57·2 (1·7 to 159)	45·5 (1·4 to 119)	38·7 (1·2 to 104)	23·9 (0·7 to 68·4)	13·6 (0·5 to 34·6)	8·5 (0·4 to 24)	4·1 (0·2 to 10·4)	2·5 (0·2 to 6·3)	1·1 (0·1 to 2·7)	0·2 (0 to 0·5)	0 (0 to 0·1)	1,160
Intestinal nematode infections	0 (0 to 0)	0 (0 to 0)	47·9 (15·4 to 111)	520 (295 to 861)	869 (479 to 1,450)	646 (355 to 1,130)	1,130 (598 to 1,880)	1,080 (628 to 1,750)	778 (442 to 1,260)	645 (371 to 1,040)	570 (306 to 927)	206 (110 to 357)	177 (96·1 to 304)	149 (80·9 to 251)	125 (68·9 to 210)	92·4 (51·9 to 152)	63 (34·2 to 106)	40 (22·6 to 66·5)	28·8 (16·5 to 47·6)	15·4 (8·6 to 25)	6·2 (3·7 to 10·1)	1·8 (1 to 2·8)	0·4 (0·2 to 0·6)	7,190
Ascariasis	0 (0 to 0)	0 (0 to 0)	28·7 (1·5 to 88·2)	96·4 (36·9 to 194)	79·4 (22·2 to 168)	28 (9·7 to 58·8)	52·8 (23·9 to 102)	44·8 (20·3 to 86·7)	41·6 (18·8 to 82·2)	36·4 (17·1 to 69·4)	30·6 (14·2 to 62·2)	23·7 (10·9 to 45·1)	18 (8·2 to 34·8)	14·2 (6·7 to 27)	11·4 (5·2 to 21·4)	9·1 (3·9 to 17·6)	5·3 (2·4 to 9·6)	3·6 (1·4 to 6·7)	2·5 (1·1 to 4·9)	1·3 (0·5 to 2·5)	0·5 (0·2 to 1)	0·2 (0·1 to 0·4)	0 (0 to 0·1)	529
Trichuriasis	0 (0 to 0)	0 (0 to 0)	3·7 (1·7 to 6·9)	92·2 (43·7 to 167)	93·2 (44·2 to 170)	67 (30·7 to 127)	189 (87·4 to 343)	176 (81·7 to 324)	130 (61·1 to 239)	89 (42 to 161)	59·4 (28 to 109)	40·1 (19·5 to 72·8)	28·8 (13·1 to 52·8)	21·2 (9·7 to 38·7)	15·7 (7·2 to 28·9)	10 (4·6 to 18·4)	5·8 (2·7 to 10·8)	3·1 (1·4 to 5·7)	1·9 (0·9 to 3·5)	0·9 (0·4 to 1·7)	0·3 (0·1 to 0·6)	0·1 (0 to 0·2)	0 (0 to 0)	1,030
Hookworm disease	0 (0 to 0)	0 (0 to 0)	15·5 (8·3 to 26·5)	331 (177 to 580)	697 (368 to 1,200)	551 (288 to 963)	890 (447 to 1,480)	855 (473 to 1,380)	606 (340 to 993)	519 (295 to 858)	480 (252 to 791)	142 (70·6 to 254)	130 (67·2 to 229)	113 (60·7 to 195)	97·8 (52 to 167)	73·2 (39·6 to 124)	51·9 (27·8 to 89·9)	33·4 (18·2 to 55·9)	24·3 (13·5 to 41·4)	13·2 (7·2 to 22)	5·4 (3 to 8·8)	1·5 (0·8 to 2·5)	0·3 (0·2 to 0·5)	5,630
Food-borne trematodiases	0 (0 to 0)	0 (0 to 0)	0 (0 to 0)	6·1 (1·4 to 14·5)	17·9 (4·3 to 41·7)	148 (23 to 411)	73 (15·1 to 176)	341 (67 to 833)	98·5 (20·6 to 228)	469 (132 to 989)	94·9 (21·3 to 222)	507 (153 to 1,000)	91·2 (22·9 to 204)	463 (132 to 934)	76·4 (16·6 to 169)	287 (73 to 582)	214 (50·1 to 441)	132 (30·6 to 273)	82·9 (20·2 to 169)	42·7 (10·3 to 88·7)	16·8 (4 to 35·4)	5 (1·2 to 11)	0 (0 to 0)	3,170
Leprosy	0 (0 to 0)	0 (0 to 0)	0 (0 to 0)	0 (0 to 0)	0 (0 to 0)	0 (0 to 0)	1·3 (0·8 to 2)	2 (1·2 to 3·1)	2·9 (1·7 to 4·5)	3·5 (1·1 to 7·6)	3·9 (1·3 to 7·9)	4 (1·1 to 8·4)	4·2 (1·4 to 8·1)	4·2 (1·5 to 8·3)	4·1 (1·6 to 7·5)	3·5 (1·4 to 6·5)	2·7 (1·2 to 4·9)	1·9 (0·9 to 3·3)	1·3 (0·6 to 2·4)	0·8 (0·4 to 1·3)	0·4 (0·2 to 0·6)	0·1 (0·1 to 0·2)	0 (0 to 0)	41·1
Ebola	0 (0 to 0)	0 (0 to 0)	0 (0 to 0)	0 (0 to 0)	0 (0 to 0)	0 (0 to 0)	0 (0 to 0)	0 (0 to 0)	0 (0 to 0)	0 (0 to 0)	0 (0 to 0)	0 (0 to 0)	0 (0 to 0)	0 (0 to 0)	0 (0 to 0)	0 (0 to 0)	0 (0 to 0)	0 (0 to 0)	0 (0 to 0)	0 (0 to 0)	0 (0 to 0)	0 (0 to 0)	0 (0 to 0)	0
Zika virus	0 (0 to 0)	0 (0 to 0)	0 (0 to 0)	0 (0 to 0)	0 (0 to 0)	0 (0 to 0)	0 (0 to 0)	0 (0 to 0)	0 (0 to 0)	0 (0 to 0)	0 (0 to 0)	0 (0 to 0)	0 (0 to 0)	0 (0 to 0)	0 (0 to 0)	0 (0 to 0)	0 (0 to 0)	0 (0 to 0)	0 (0 to 0)	0 (0 to 0)	0 (0 to 0)	0 (0 to 0)	0 (0 to 0)	0
Guinea worm disease	0 (0 to 0)	0 (0 to 0)	0 (0 to 0)	0 (0 to 0)	0 (0 to 0)	0 (0 to 0)	0 (0 to 0)	0 (0 to 0)	0 (0 to 0)	0 (0 to 0)	0 (0 to 0)	0 (0 to 0)	0 (0 to 0)	0 (0 to 0)	0 (0 to 0)	0 (0 to 0)	0 (0 to 0)	0 (0 to 0)	0 (0 to 0)	0 (0 to 0)	0 (0 to 0)	0 (0 to 0)	0 (0 to 0)	0
Other neglected tropical diseases	6·8 (3 to 13·9)	22·8 (14·1 to 33·8)	139 (77·4 to 225)	334 (173 to 566)	402 (175 to 758)	228 (99·9 to 406)	74·6 (39·1 to 128)	56·2 (29·3 to 100)	58·9 (30·5 to 105)	59·8 (30·3 to 105)	58·1 (29·3 to 102)	77·2 (42·2 to 124)	79·2 (44·4 to 129)	60·4 (28·8 to 102)	53·2 (26·2 to 92·3)	22·5 (11·4 to 36·8)	16·8 (8·7 to 27·8)	13 (7 to 20·9)	9·5 (5·4 to 14·9)	6·5 (3·8 to 10·1)	3·2 (2 to 5)	1 (0·6 to 1·5)	0·4 (0·2 to 0·7)	1,780
Other infectious diseases	900 (341 to 2,020)	1,400 (586 to 3,100)	25,300 (11,100 to 53,000)	19,000 (8,250 to 35,000)	5,240 (3,080 to 8,430)	2,090 (1,440 to 2,930)	1,540 (1,100 to 2,060)	1,430 (1,010 to 1,900)	1,240 (859 to 1,650)	1,260 (807 to 1,710)	1,100 (692 to 1,580)	1,020 (663 to 1,460)	933 (634 to 1,340)	760 (519 to 1,100)	672 (463 to 938)	489 (337 to 696)	338 (226 to 487)	236 (160 to 342)	178 (123 to 253)	84·7 (59·4 to 118)	49·1 (32·3 to 73·8)	16·9 (9·7 to 28·6)	6·5 (3·2 to 12)	65,200
Meningitis	152 (71·2 to 291)	373 (164 to 696)	6,240 (3,170 to 11,000)	1,250 (645 to 2,240)	1,040 (613 to 1,600)	616 (390 to 874)	479 (299 to 717)	511 (313 to 766)	363 (231 to 541)	337 (204 to 509)	274 (156 to 430)	211 (130 to 319)	166 (102 to 252)	115 (71·7 to 172)	106 (65·7 to 167)	74·6 (46·5 to 113)	45·3 (28·6 to 69)	38·1 (23·4 to 57·5)	26·8 (16·5 to 41)	12·9 (8·1 to 19·5)	6·5 (4·2 to 10·1)	1·5 (1 to 2·2)	0·5 (0·4 to 0·8)	12,400
Encephalitis	22·5 (9·3 to 45·1)	37·3 (15·3 to 86·6)	1,020 (424 to 2,220)	1,110 (462 to 2,280)	585 (276 to 1,130)	363 (208 to 629)	317 (174 to 560)	230 (136 to 359)	210 (112 to 346)	223 (111 to 385)	160 (82·7 to 281)	134 (70·5 to 227)	125 (65·8 to 230)	100 (52·8 to 190)	77·4 (40 to 146)	68 (34·5 to 144)	38·9 (18·9 to 85·2)	35·8 (17·5 to 83·2)	22·3 (10·2 to 50·6)	8·3 (4·1 to 18)	5·5 (2·5 to 11·7)	1·4 (0·7 to 2·9)	0·6 (0·3 to 1·4)	4,890
Diphtheria	0 (0 to 0)	0 (0 to 0)	60·9 (8·4 to 174)	30·5 (4·2 to 95)	29 (3·9 to 79·3)	11·3 (1·4 to 31·9)	5·2 (0·6 to 14·3)	3·2 (0·4 to 9·3)	2·6 (0·3 to 7·3)	2·8 (0·3 to 8)	2·7 (0·3 to 7·7)	3·1 (0·5 to 8·6)	4·8 (0·6 to 13·5)	3·8 (0·5 to 10·5)	2·2 (0·2 to 6·3)	0 (0 to 0)	0 (0 to 0)	0 (0 to 0)	0 (0 to 0)	0 (0 to 0)	0 (0 to 0)	0 (0 to 0)	0 (0 to 0)	162
Tetanus	590 (101 to 1,720)	833 (141 to 2,310)	318 (52·1 to 867)	191 (24·1 to 810)	175 (44·8 to 431)	120 (30·7 to 297)	115 (34·4 to 312)	116 (33·2 to 251)	117 (35·6 to 246)	179 (37·8 to 393)	169 (39·1 to 367)	197 (44·8 to 426)	205 (48·4 to 453)	181 (48·8 to 368)	178 (47·9 to 377)	131 (39·8 to 278)	108 (32·7 to 229)	67·3 (20·5 to 134)	51·9 (15·1 to 119)	15 (4·4 to 31·7)	8 (2·7 to 15·1)	2·1 (0·7 to 4)	0·6 (0·2 to 1·3)	4,070
Measles	0 (0 to 0)	0 (0 to 0)	4,100 (1,210 to 10,000)	6,840 (2,110 to 14,700)	1,500 (476 to 3,380)	372 (119 to 897)	137 (42·2 to 331)	68·9 (21 to 170)	34·4 (10 to 85·3)	20·1 (5·7 to 48)	10·4 (3·1 to 25·8)	6·2 (1·9 to 15·4)	3·8 (1·2 to 9·3)	2·6 (0·8 to 6·2)	2·1 (0·6 to 5·3)	0 (0 to 0)	0 (0 to 0)	0 (0 to 0)	0 (0 to 0)	0 (0 to 0)	0 (0 to 0)	0 (0 to 0)	0 (0 to 0)	13,100
Varicella and herpes zoster	15·1 (3·6 to 37·9)	39·9 (8·4 to 101)	269 (61·4 to 655)	292 (64·9 to 725)	152 (37·7 to 372)	50·8 (15·9 to 113)	32·1 (12·5 to 63·4)	32·6 (14 to 61·4)	36·2 (14·9 to 66·8)	44·2 (18·2 to 87·1)	34·4 (14·5 to 67·7)	24·3 (11·3 to 44)	24·4 (11·7 to 42·4)	25·8 (13·2 to 44·8)	26·1 (13·4 to 44·5)	24·7 (11 to 42·5)	26·9 (12·4 to 51)	18·6 (8·4 to 35·8)	21·2 (7·7 to 43·9)	20·9 (6·6 to 47·9)	16·7 (4·7 to 39·9)	8·2 (2·1 to 18·7)	3·7 (0·9 to 9)	1,240
Acute hepatitis	0 (0 to 0·1)	0·2 (0·1 to 0·3)	137 (52·2 to 297)	65·9 (31·2 to 131)	121 (69·5 to 196)	99·1 (62·9 to 150)	140 (85·3 to 225)	165 (96·8 to 277)	172 (104 to 289)	168 (96·8 to 284)	179 (101 to 295)	187 (98·2 to 325)	165 (85·1 to 296)	151 (70·3 to 285)	131 (63·5 to 251)	106 (51·6 to 211)	56·8 (27·9 to 111)	36·8 (17 to 66·4)	30·7 (14·4 to 59)	12·7 (5·6 to 24·9)	4·5 (2·3 to 7·9)	1·1 (0·5 to 1·9)	0·2 (0·1 to 0·4)	2,130
Acute hepatitis A	0 (0 to 0)	0 (0 to 0)	58·4 (15·9 to 146)	39·2 (16·7 to 84·7)	84·9 (46·8 to 142)	71·4 (43 to 111)	84·9 (49·7 to 138)	76·5 (42·7 to 132)	84·1 (43·8 to 156)	50·3 (22·5 to 101)	46·5 (17·2 to 97·7)	72·3 (24·3 to 159)	34·1 (8·3 to 82·7)	47·5 (9·5 to 119)	55·7 (14 to 127)	28·3 (4·1 to 76·2)	13·6 (1·4 to 33·8)	10·5 (1·5 to 26·4)	15·5 (4 to 35·6)	6·5 (1·9 to 14·1)	1·5 (0·4 to 3·4)	0·3 (0·1 to 0·7)	0·1 (0 to 0·2)	882
Acute hepatitis B	0 (0 to 0)	0 (0 to 0·1)	61·8 (18·4 to 153)	16 (6·2 to 38)	21·6 (7·6 to 51·8)	18·7 (8·6 to 36·4)	42·6 (21 to 80·7)	67·6 (33·4 to 125)	74·1 (37·1 to 130)	96·9 (51·6 to 171)	109 (55·6 to 191)	92 (45·4 to 165)	105 (50·5 to 197)	84·2 (37·3 to 169)	61·3 (25·8 to 118)	63·6 (28·4 to 127)	35·1 (16 to 68·7)	22·5 (9·3 to 43·6)	12·3 (4 to 27·3)	5 (1·8 to 10·7)	2·4 (1·1 to 4·7)	0·7 (0·3 to 1·2)	0·1 (0 to 0·3)	993





SR Table 2c: United States of America DALYS by cause and age group for both sexes with 95% uncertainty intervals, 2019

Cause	Early Neonatal	Late Neonatal	Post Neonatal	1 to 4	5 to 9	10 to 14	15 to 19	20 to 24	25 to 29	30 to 34	35 to 39	40 to 44	45 to 49	50 to 54	55 to 59	60 to 64	65 to 69	70 to 74	75 to 79	80 to 84	85 to 89	90 to 94	95 plus	Total
All causes	991,000 (914,000 to 1,080,000)	247,000 (229,000 to 268,000)	679,000 (636,000 to 726,000)	749,000 (618,000 to 912,000)	863,000 (668,000 to 1,100,000)	1,430,000 (1,100,000 to 1,840,000)	2,810,000 (2,260,000 to 3,450,000)	4,050,000 (3,300,000 to 4,820,000)	4,730,000 (3,900,000 to 5,650,000)	4,770,000 (3,920,000 to 5,670,000)	5,010,000 (4,180,000 to 5,940,000)	5,170,000 (4,350,000 to 6,080,000)	6,200,000 (5,300,000 to 7,210,000)	7,580,000 (6,610,000 to 8,680,000)	9,750,000 (8,600,000 to 11,100,000)	10,800,000 (9,670,000 to 12,200,000)	10,700,000 (9,650,000 to 11,900,000)	10,300,000 (9,300,000 to 11,300,000)	8,340,000 (7,610,000 to 9,140,000)	6,550,000 (6,030,000 to 7,110,000)	4,830,000 (4,480,000 to 5,200,000)	3,010,000 (2,820,000 to 3,200,000)	1,460,000 (1,380,000 to 1,540,000)	111,000,000
Communicable, maternal, neonatal, and nutritional diseases	758,000 (689,000 to 829,000)	145,000 (131,000 to 159,000)	155,000 (139,000 to 173,000)	151,000 (121,000 to 190,000)	145,000 (110,000 to 197,000)	131,000 (100,000 to 171,000)	142,000 (110,000 to 185,000)	151,000 (121,000 to 187,000)	184,000 (150,000 to 223,000)	198,000 (163,000 to 239,000)	217,000 (177,000 to 269,000)	222,000 (183,000 to 277,000)	237,000 (199,000 to 285,000)	248,000 (213,000 to 292,000)	282,000 (244,000 to 328,000)	281,000 (249,000 to 322,000)	264,000 (239,000 to 297,000)	250,000 (228,000 to 275,000)	227,000 (210,000 to 246,000)	201,000 (178,000 to 218,000)	172,000 (145,000 to 188,000)	123,000 (99,400 to 137,000)	70,200 (52,100 to 80,100)	4,960,000
HIV/AIDS and sexually transmitted infections	89·2 (77·7 to 103)	39·5 (32·9 to 46·9)	1,310 (1,270 to 1,340)	1,090 (1,060 to 1,120)	653 (632 to 675)	922 (847 to 1,030)	2,700 (2,190 to 3,460)	11,400 (9,480 to 14,300)	28,600 (23,400 to 35,700)	42,400 (34,700 to 52,800)	53,300 (44,300 to 65,600)	57,700 (48,600 to 70,600)	64,600 (55,100 to 77,600)	61,000 (51,200 to 73,900)	55,600 (44,800 to 69,900)	39,200 (30,200 to 51,200)	25,600 (19,700 to 33,700)	9,620 (6,400 to 13,800)	4,470 (2,960 to 6,530)	1,460 (1,040 to 2,090)	841 (593 to 1,200)	410 (291 to 582)	171 (128 to 233)	463,000
HIV/AIDS	0·1 (0·1 to 0·1)	0·3 (0·2 to 0·4)	1,270 (1,240 to 1,310)	1,080 (1,050 to 1,110)	650 (630 to 673)	692 (670 to 715)	1,850 (1,620 to 2,160)	9,070 (7,950 to 10,600)	23,900 (20,000 to 29,000)	36,500 (30,300 to 44,300)	47,000 (39,800 to 57,300)	51,900 (44,400 to 63,000)	60,100 (51,700 to 71,800)	57,500 (48,500 to 69,300)	52,400 (42,500 to 65,700)	36,500 (28,000 to 48,100)	23,200 (17,800 to 30,800)	7,730 (4,970 to 11,600)	3,130 (1,910 to 4,820)	591 (383 to 897)	284 (163 to 457)	126 (65·8 to 211)	53·8 (31·1 to 86·2)	416,000
HIV/AIDS - Drug-susceptible Tuberculosis	0 (0 to 0)	0 (0 to 0)	25·2 (15·8 to 38·8)	21 (13·2 to 32·3)	12·3 (7·7 to 18·9)	13·1 (8·2 to 20·2)	27·9 (18 to 42·2)	136 (88·4 to 206)	356 (232 to 533)	544 (354 to 816)	721 (468 to 1,090)	817 (529 to 1,240)	940 (608 to 1,430)	839 (546 to 1,270)	696 (456 to 1,040)	445 (295 to 661)	281 (187 to 417)	65 (45·5 to 93·5)	23·4 (16·8 to 33·1)	5·3 (3·7 to 7·7)	1·9 (1·4 to 2·6)	0·7 (0·5 to 0·9)	0·4 (0·3 to 0·5)	5,970
HIV/AIDS - Multidrug-resistant Tuberculosis wit	0 (0 to 0)	0 (0 to 0)	0·9 (0·2 to 2·5)	0·8 (0·2 to 2·1)	0·4 (0·1 to 1·2)	0·5 (0·1 to 1·3)	1 (0·2 to 2·7)	4·8 (1·2 to 13·1)	12·2 (3 to 33·3)	18·4 (4·5 to 50·4)	24·3 (6 to 67·2)	27·4 (6·8 to 75·5)	31·6 (8 to 86·3)	28 (7 to 78·4)	23 (5·8 to 64·1)	14·5 (3·7 to 40·3)	9·3 (2·4 to 25·5)	2 (0·6 to 5·3)	0·7 (0·2 to 1·8)	0·2 (0 to 0·4)	0·1 (0 to 0·1)	0 (0 to 0)	0 (0 to 0)	200
HIV/AIDS - Extensively drug-resistant Tubercul	0 (0 to 0)	0 (0 to 0)	0·2 (0·1 to 0·7)	0·2 (0·1 to 0·6)	0·1 (0 to 0·3)	0·1 (0 to 0·3)	0·3 (0·1 to 0·7)	1·2 (0·3 to 3·3)	3·2 (0·8 to 8·4)	4·8 (1·2 to 13)	6·3 (1·6 to 17·2)	7·2 (1·9 to 19·4)	8·2 (2·2 to 22·2)	7·3 (1·9 to 19·5)	5·9 (1·5 to 16·2)	3·7 (1 to 10·2)	2·4 (0·6 to 6·5)	0·5 (0·1 to 1·3)	0·2 (0 to 0·4)	0 (0 to 0·1)	0 (0 to 0)	0 (0 to 0)	0 (0 to 0)	51·8
HIV/AIDS resulting in other diseases	0·1 (0·1 to 0·1)	0·3 (0·2 to 0·4)	1,240 (1,200 to 1,290)	1,060 (1,030 to 1,090)	638 (617 to 661)	678 (655 to 703)	1,820 (1,590 to 2,130)	8,920 (7,810 to 10,500)	23,600 (19,600 to 28,500)	35,900 (29,700 to 43,700)	46,200 (39,100 to 56,600)	51,000 (43,600 to 62,100)	59,200 (50,700 to 70,800)	56,600 (47,600 to 68,500)	51,700 (41,800 to 65,000)	36,100 (27,600 to 47,600)	22,900 (17,500 to 30,500)	7,660 (4,890 to 11,600)	3,100 (1,880 to 4,790)	585 (377 to 887)	282 (161 to 455)	125 (64·9 to 211)	53·4 (30·7 to 85·5)	409,000
Sexually transmitted infections excluding HIV	89·1 (77·6 to 102)	39·2 (32·6 to 46·7)	34·3 (27·5 to 42·8)	5·2 (4·1 to 6·8)	2·2 (1·8 to 2·6)	230 (165 to 337)	849 (497 to 1,520)	2,360 (1,270 to 4,250)	4,650 (2,410 to 8,480)	5,920 (3,140 to 11,100)	6,330 (3,300 to 11,800)	5,810 (3,000 to 11,200)	4,480 (2,230 to 8,810)	3,480 (1,660 to 7,170)	3,240 (1,630 to 6,350)	2,680 (1,410 to 5,230)	2,340 (1,350 to 4,260)	1,890 (1,160 to 3,280)	1,340 (886 to 2,230)	869 (598 to 1,380)	558 (394 to 851)	284 (202 to 423)	117 (86·5 to 167)	47,600
Syphilis	89·1 (77·6 to 102)	39·2 (32·6 to 46·7)	34·3 (27·5 to 42·8)	5·2 (4·1 to 6·8)	2·2 (1·8 to 2·6)	51·4 (48·3 to 55·9)	19·9 (13·2 to 33)	92·5 (75·4 to 125)	111 (78 to 163)	174 (126 to 234)	214 (156 to 280)	221 (162 to 288)	274 (206 to 354)	316 (238 to 413)	411 (305 to 533)	474 (342 to 640)	532 (385 to 724)	503 (361 to 677)	397 (290 to 528)	259 (186 to 345)	176 (128 to 231)	88·8 (62·5 to 119)	40·3 (28·1 to 54·3)	4,530
Chlamydial infection	0 (0 to 0)	0 (0 to 0)	0 (0 to 0)	0 (0 to 0)	0 (0 to 0)	23 (18·1 to 30·3)	70·4 (45·4 to 106)	177 (114 to 272)	314 (207 to 480)	323 (188 to 519)	384 (233 to 620)	358 (205 to 610)	185 (119 to 287)	85·3 (62·5 to 115)	64·1 (52·8 to 77·7)	44·1 (40·4 to 48·1)	27·9 (25·4 to 30·6)	42·2 (38·3 to 46·7)	41·5 (37·2 to 45·9)	42·3 (35·8 to 47·2)	31·4 (25·4 to 35·6)	18·1 (13·7 to 21)	8·4 (5·9 to 9·9)	2,240



SR Table 2c: Latin America and Caribbean DALYS by cause and age group for both sexes with 95% uncertainty intervals, 2019

Cause	Early Neonatal	Late Neonatal	Post Neonatal	1 to 4	5 to 9	10 to 14	15 to 19
All causes	6,310,000 (5.020.000 to 7.820.000)	1,960,000 (1.580.000 to 2.410.000)	5,680,000 (4.490.000 to 7.150.000)	3,950,000 (3.290.000 to 4.660.000)	3,100,000 (2.540.000 to 3.760.000)	3,860,000 (3.110.000 to 4.780.000)	6,650,000 (5.650.000 to 7.870.000)
Communicable, maternal, neonatal, and nutritional diseases	5,020,000 (3.950.000 to 6.270.000)	1,460,000 (1.160.000 to 1.810.000)	3,150,000 (2.480.000 to 3.940.000)	1,670,000 (1.400.000 to 1.970.000)	876,000 (701.000 to 1.090.000)	632,000 (509.000 to 780.000)	698,000 (582.000 to 839.000)
HIV/AIDS and sexually transmitted infections	99,400 (41.700 to 196.000)	31,400 (12.700 to 61.700)	82,300 (55.800 to 125.000)	48,600 (33.900 to 126.000)	24,800 (20.800 to 30.000)	23,500 (20.400 to 26.800)	50,400 (42.300 to 60.400)
HIV/AIDS	3·9 (2·6 to 6·2)	13·1 (8·7 to 20·8)	40,200 (36.000 to 57.900)	47,000 (32.400 to 122.000)	24,000 (20.100 to 29.000)	22,300 (19.300 to 25.600)	45,900 (38.300 to 55.400)
HIV/AIDS - Drug-susceptible Tuberculosis	0·1 (0 to 0·1)	0·6 (0·4 to 0·9)	4,410 (2.750 to 6.680)	4,280 (2.650 to 6.570)	2,500 (1.610 to 3.770)	2,170 (1.400 to 3.240)	4,340 (2.850 to 6.440)
HIV/AIDS - Multidrug-resistant Tuberculosis with	0 (0 to 0)	0 (0 to 0·1)	348 (110 to 873)	295 (98·3 to 680)	156 (54·3 to 370)	131 (43·9 to 323)	288 (101 to 690)
HIV/AIDS - Extensively drug-resistant Tuberculo	0 (0 to 0)	0 (0 to 0)	57·5 (17·5 to 140)	48·6 (15·4 to 110)	25·5 (8·6 to 58·6)	21·5 (6·8 to 50·9)	46·8 (15·5 to 113)
HIV/AIDS resulting in other diseases	3·9 (2·5 to 6·1)	12·5 (8·1 to 20·1)	35,400 (30.300 to 53.600)	42,400 (28.000 to 117.000)	21,300 (17.400 to 26.300)	20,000 (16.800 to 23.400)	41,200 (33.300 to 51.000)
Sexually transmitted infections excluding HIV	99,400 (41.700 to 196.000)	31,300 (12.700 to 61.700)	42,100 (17.800 to 83.000)	1,630 (641 to 3.350)	768 (289 to 1.540)	1,190 (914 to 1.590)	4,490 (3.090 to 6.640)
Syphilis	99,400 (41.700 to 196.000)	31,300 (12.700 to 61.700)	42,100 (17.800 to 83.000)	1,630 (641 to 3.350)	768 (289 to 1.540)	370 (303 to 457)	463 (373 to 590)
Chlamydial infection	0 (0 to 0)	0 (0 to 0)	0 (0 to 0)	0 (0 to 0)	0 (0 to 0)	81 (59·8 to 110)	442 (308 to 641)
Gonococcal infection	0 (0 to 0)	0 (0 to 0)	0 (0 to 0)	0 (0 to 0)	0 (0 to 0)	151 (107 to 222)	832 (615 to 1.150)
Trichomoniasis	0 (0 to 0)	0 (0 to 0)	0 (0 to 0)	0 (0 to 0)	0 (0 to 0)	26·3 (7·5 to 68)	507 (158 to 1.220)
Genital herpes	0 (0 to 0)	0 (0 to 0)	0 (0 to 0)	0 (0 to 0)	0 (0 to 0)	202 (66·4 to 487)	905 (305 to 2.200)
Other sexually transmitted infections	0 (0 to 0)	0 (0 to 0)	0 (0 to 0)	0 (0 to 0)	0 (0 to 0)	363 (264 to 507)	1,340 (1.000 to 1.750)
Respiratory infections and tuberculosis	165,000 (124.000 to 212.000)	160,000 (123.000 to 205.000)	1,050,000 (797.000 to 1.350.000)	500,000 (398.000 to 612.000)	194,000 (154.000 to 249.000)	146,000 (113.000 to 193.000)	158,000 (126.000 to 203.000)
Tuberculosis	0 (0 to 0)	0·4 (0·2 to 0·8)	20,600 (15.400 to 26.900)	21,700 (16.800 to 27.900)	10,600 (8.660 to 13.100)	9,930 (8.160 to 11.900)	20,900 (17.500 to 24.900)
Latent tuberculosis infection	0 (0 to 0)	0 (0 to 0)	0 (0 to 0)	0 (0 to 0)	0 (0 to 0)	0 (0 to 0)	0 (0 to 0)
Drug-susceptible tuberculosis	0 (0 to 0)	0·4 (0·2 to 0·7)	19,200 (14.100 to 25.500)	20,500 (15.800 to 26.600)	9,940 (7.990 to 12.300)	9,230 (7.560 to 11.200)	19,300 (15.800 to 23.200)
Multidrug-resistant tuberculosis without extensiv	0 (0 to 0)	0 (0 to 0)	1,180 (437 to 2.600)	1,000 (413 to 2.080)	591 (258 to 1.150)	605 (264 to 1.170)	1,420 (603 to 2.850)

Cause	20 to 24	25 to 29	30 to 34	35 to 39	40 to 44	45 to 49	50 to 54	55 to 59	60 to 64
All causes	8,660,000 (7.540.000 to 10.000.000)	9,040,000 (7.820.000 to 10.500.000)	9,300,000 (8.020.000 to 10.800.000)	9,830,000 (8.530.000 to 11.500.000)	10,100,000 (8.790.000 to 11.700.000)	10,500,000 (9.200.000 to 12.100.000)	11,400,000 (10.100.000 to 13.100.000)	12,000,000 (10.700.000 to 13.600.000)	11,900,000 (10.600.000 to 13.400.000)
Communicable, maternal, neonatal, and nutritional diseases	835,000 (721.000 to 972.000)	973,000 (856.000 to 1.110.000)	1,040,000 (922.000 to 1.190.000)	1,090,000 (969.000 to 1.240.000)	1,000,000 (894.000 to 1.130.000)	896,000 (799.000 to 1.010.000)	808,000 (717.000 to 913.000)	756,000 (677.000 to 849.000)	679,000 (614.000 to 756.000)
HIV/AIDS and sexually transmitted infections	128,000 (117.000 to 144.000)	252,000 (228.000 to 288.000)	324,000 (294.000 to 368.000)	347,000 (319.000 to 386.000)	306,000 (285.000 to 337.000)	250,000 (233.000 to 270.000)	166,000 (155.000 to 179.000)	115,000 (107.000 to 125.000)	68,400 (63.100 to 75.500)
HIV/AIDS	118,000 (109.000 to 131.000)	236,000 (215.000 to 268.000)	305,000 (280.000 to 345.000)	328,000 (304.000 to 360.000)	288,000 (270.000 to 314.000)	236,000 (222.000 to 254.000)	157,000 (148.000 to 166.000)	108,000 (102.000 to 115.000)	63,600 (59.200 to 69.200)
HIV/AIDS - Drug-susceptible Tuberculosis	12,100 (8.030 to 17.700)	23,900 (15.700 to 35.000)	30,200 (19.800 to 44.400)	32,500 (21.200 to 47.900)	28,600 (18.700 to 42.600)	23,200 (15.100 to 34.400)	15,300 (10.000 to 22.700)	10,500 (6.870 to 15.400)	6,140 (4.100 to 8.980)
HIV/AIDS - Multidrug-resistant Tuberculosis with	952 (345 to 2.230)	1,890 (685 to 4.400)	2,300 (816 to 5.540)	2,350 (794 to 5.850)	1,970 (658 to 4.800)	1,570 (510 to 3.830)	1,000 (328 to 2.470)	702 (223 to 1.730)	417 (138 to 1.010)
HIV/AIDS - Extensively drug-resistant Tuberculo	154 (52 to 351)	306 (103 to 701)	374 (125 to 850)	382 (123 to 902)	322 (102 to 770)	255 (80·2 to 612)	163 (51·2 to 390)	114 (34·6 to 273)	66·9 (21 to 160)
HIV/AIDS resulting in other diseases	105,000 (93.500 to 119.000)	210,000 (186.000 to 242.000)	272,000 (243.000 to 312.000)	293,000 (263.000 to 328.000)	257,000 (235.000 to 285.000)	210,000 (193.000 to 231.000)	140,000 (128.000 to 151.000)	96,600 (88.100 to 104.000)	56,900 (51.800 to 63.200)
Sexually transmitted infections excluding HIV	9,960 (6.240 to 16.500)	15,300 (8.870 to 26.500)	18,600 (10.600 to 32.700)	19,000 (10.700 to 33.200)	17,600 (9.860 to 32.500)	14,200 (7.980 to 25.600)	9,290 (4.880 to 18.000)	6,700 (3.530 to 12.800)	4,800 (2.600 to 9.220)
Syphilis	430 (308 to 637)	726 (563 to 985)	873 (711 to 1.110)	919 (720 to 1.250)	615 (483 to 778)	695 (572 to 867)	648 (509 to 833)	512 (395 to 671)	511 (396 to 662)
Chlamydial infection	1,330 (922 to 1.920)	1,890 (1.190 to 2.890)	2,090 (1.290 to 3.330)	2,210 (1.410 to 3.340)	2,070 (1.340 to 3.100)	1,380 (922 to 2.120)	481 (345 to 667)	249 (200 to 314)	151 (133 to 174)
Gonococcal infection	1,390 (1.040 to 1.840)	1,250 (974 to 1.600)	1,240 (1.000 to 1.540)	1,210 (999 to 1.510)	1,390 (1.180 to 1.680)	1,250 (1.080 to 1.460)	634 (548 to 743)	441 (389 to 504)	396 (352 to 454)
Trichomoniasis	2,660 (931 to 6.220)	5,290 (1.770 to 12.300)	6,090 (2.020 to 14.200)	5,790 (1.910 to 13.300)	5,170 (1.770 to 12.100)	4,320 (1.390 to 9.840)	3,240 (1.020 to 7.590)	2,120 (690 to 4.920)	1,230 (418 to 2.910)
Genital herpes	1,990 (665 to 4.840)	3,130 (1.070 to 7.530)	3,990 (1.340 to 9.710)	4,350 (1.400 to 10.600)	4,130 (1.330 to 10.300)	3,710 (1.170 to 9.340)	3,310 (1.030 to 8.090)	2,780 (853 to 6.740)	2,150 (652 to 5.240)
Other sexually transmitted infections	2,180 (1.610 to 2.910)	3,010 (2.050 to 4.330)	4,290 (2.900 to 6.280)	4,480 (2.960 to 6.510)	4,260 (2.770 to 6.420)	2,820 (1.900 to 4.470)	975 (744 to 1.280)	601 (487 to 747)	361 (319 to 414)
Respiratory infections and tuberculosis	201,000 (167.000 to 241.000)	215,000 (184.000 to 254.000)	225,000 (196.000 to 265.000)	247,000 (216.000 to 285.000)	261,000 (232.000 to 296.000)	271,000 (241.000 to 307.000)	297,000 (266.000 to 331.000)	316,000 (285.000 to 350.000)	327,000 (297.000 to 361.000)
Tuberculosis	49,300 (41.100 to 59.700)	58,200 (49.300 to 68.200)	59,800 (50.900 to 70.900)	60,800 (51.600 to 71.300)	62,000 (53.500 to 72.000)	59,500 (51.800 to 69.100)	59,200 (51.600 to 67.600)	54,000 (47.500 to 61.200)	46,500 (41.100 to 52.800)
Latent tuberculosis infection	0 (0 to 0)	0 (0 to 0)	0 (0 to 0)	0 (0 to 0)	0 (0 to 0)	0 (0 to 0)	0 (0 to 0)	0 (0 to 0)	0 (0 to 0)
Drug-susceptible tuberculosis	45,800 (37.700 to 55.100)	54,200 (45.400 to 64.400)	55,900 (47.200 to 66.500)	56,700 (47.400 to 66.500)	57,700 (49.100 to 67.500)	55,300 (46.800 to 64.500)	55,000 (47.000 to 63.400)	50,000 (42.900 to 57.400)	43,000 (37.100 to 49.100)
Multidrug-resistant tuberculosis without extensiv	3,020 (1.320 to 6.010)	3,410 (1.530 to 6.720)	3,400 (1.480 to 6.860)	3,540 (1.500 to 7.290)	3,690 (1.470 to 7.790)	3,670 (1.460 to 7.680)	3,680 (1.460 to 7.750)	3,420 (1.360 to 7.230)	2,970 (1.200 to 6.100)

Cause	65 to 69	70 to 74	75 to 79	80 to 84	85 to 89	90 to 94	95 plus	Total
All causes	11,000,000 (9.910.000 to 12.300.000)	9,760,000 (8.860.000 to 10.800.000)	7,990,000 (7.310.000 to 8.780.000)	6,150,000 (5.650.000 to 6.700.000)	3,920,000 (3.630.000 to 4.230.000)	1,910,000 (1.780.000 to 2.050.000)	788,000 (742.000 to 837.000)	166.000.000
Communicable, maternal, neonatal, and nutritional diseases	616,000 (559.000 to 676.000)	573,000 (522.000 to 633.000)	523,000 (475.000 to 570.000)	454,000 (398.000 to 498.000)	343,000 (288.000 to 379.000)	186,000 (151.000 to 210.000)	85,000 (64.400 to 97.000)	24.400.000
HIV/AIDS and sexually transmitted infections	42,800 (38.900 to 48.200)	13,600 (11.600 to 16.600)	6,250 (5.250 to 7.650)	2,340 (1.890 to 3.090)	1,110 (879 to 1.480)	388 (300 to 528)	161 (132 to 206)	2.380.000
HIV/AIDS	39,100 (36.100 to 43.100)	11,000 (9.580 to 13.000)	4,550 (3.980 to 5.240)	1,260 (1.130 to 1.400)	495 (431 to 564)	160 (135 to 189)	84·3 (73·9 to 95·2)	2.070.000
HIV/AIDS - Drug-susceptible Tuberculosis	3,760 (2.500 to 5.500)	1,010 (707 to 1.430)	420 (297 to 592)	119 (82·3 to 170)	44·9 (31·7 to 63·3)	14·4 (10·4 to 19·9)	7·4 (5·2 to 10·4)	205.000
HIV/AIDS - Multidrug-resistant Tuberculosis with	269 (90·9 to 650)	62·2 (22·3 to 146)	25·9 (9·5 to 59·8)	8·3 (3 to 19·6)	3·2 (1·3 to 7·2)	1·2 (0·5 to 2·5)	0·7 (0·3 to 1·4)	14.700
HIV/AIDS - Extensively drug-resistant Tuberculo	43 (13·7 to 103)	9·5 (3·2 to 22·4)	4 (1·4 to 9·3)	1·3 (0·4 to 3·1)	0·5 (0·2 to 1·1)	0·2 (0·1 to 0·4)	0·1 (0 to 0·2)	2.390
HIV/AIDS resulting in other diseases	35,000 (31.400 to 39.500)	9,930 (8.470 to 12.000)	4,100 (3.500 to 4.790)	1,130 (996 to 1.280)	447 (381 to 517)	144 (119 to 173)	76·2 (65 to 87)	1.850.000
Sexually transmitted infections excluding HIV	3,640 (2.080 to 6.670)	2,580 (1.550 to 4.640)	1,690 (1.040 to 2.980)	1,080 (699 to 1.810)	612 (417 to 978)	228 (151 to 363)	76·8 (52·2 to 120)	306.000
Syphilis	455 (356 to 592)	381 (302 to 467)	221 (176 to 271)	175 (144 to 208)	96·4 (78·4 to 117)	45·8 (36·6 to 55·4)	16·8 (13 to 20·8)	183.000
Chlamydial infection	86·4 (76·5 to 97)	88·1 (77·4 to 101)	68·3 (59 to 77·6)	61·8 (51·3 to 70·6)	39·2 (31·9 to 45·7)	12 (9·1 to 14·3)	4·9 (3·6 to 6·2)	12.700
Gonococcal infection	482 (427 to 540)	322 (284 to 364)	256 (222 to 289)	147 (123 to 168)	106 (86·1 to 123)	31·1 (23·6 to 36·9)	8·8 (6·4 to 11·1)	11.500
Trichomoniasis	813 (288 to 1.870)	524 (196 to 1.200)	308 (120 to 690)	166 (63·7 to 372)	70·4 (27·6 to 157)	20·8 (7·7 to 45·8)	3·6 (1·2 to 8·6)	38.300
Genital herpes	1,570 (470 to 3.840)	1,090 (328 to 2.690)	697 (211 to 1.710)	423 (126 to 1.040)	215 (65·2 to 522)	85·7 (25·9 to 208)	28·3 (8·6 to 69·1)	34.700
Other sexually transmitted infections	234 (205 to 263)	183 (162 to 208)	144 (123 to 166)	108 (87·1 to 131)	84·7 (64·9 to 106)	32·2 (21·7 to 43·3)	14·4 (8·3 to 20·2)	25.500
Respiratory infections and tuberculosis	330,000 (300.000 to 363.000)	346,000 (314.000 to 380.000)	341,000 (306.000 to 374.000)	317,000 (275.000 to 351.000)	246,000 (201.000 to 274.000)	138,000 (107.000 to 157.000)	63,400 (47.100 to 73.000)	6.520.000
Tuberculosis	38,100 (33.600 to 43.500)	31,900 (27.900 to 36.600)	23,000 (20.000 to 26.100)	13,700 (11.700 to 15.600)	6,940 (5.720 to 7.960)	2,350 (1.830 to 2.730)	742 (544 to 869)	710.000
Latent tuberculosis infection	0 (0 to 0)	0 (0 to 0)	0 (0 to 0)	0 (0 to 0)	0 (0 to 0)	0 (0 to 0)	0 (0 to 0)	0
Drug-susceptible tuberculosis	35,200 (30.400 to 40.700)	29,400 (25.300 to 34.000)	21,100 (18.100 to 24.200)	12,600 (10.500 to 14.600)	6,360 (5.160 to 7.390)	2,160 (1.670 to 2.540)	681 (498 to 808)	659.000
Multidrug-resistant tuberculosis without extensiv	2,510 (1.050 to 5.100)	2,130 (910 to 4.240)	1,580 (680 to 3.200)	961 (408 to 1.940)	497 (211 to 1.010)	169 (73·6 to 332)	53 (22·1 to 109)	43.500



SR Table 2c: Caribbean DALYS by cause and age group for both sexes with 95%uncertainty intervals, 2019

Cause	Early Neonatal	Late Neonatal	Post Neonatal	1 to 4	5 to 9	10 to 14	15 to 19	20 to 24	25 to 29	30 to 34	35 to 39	40 to 44
All causes	1,030,000 (792,000 to 1,300,000)	364,000 (285,000 to 458,000)	788,000 (596,000 to 1,030,000)	780,000 (660,000 to 912,000)	388,000 (324,000 to 457,000)	369,000 (302,000 to 445,000)	520,000 (437,000 to 622,000)	664,000 (564,000 to 775,000)	740,000 (634,000 to 861,000)	803,000 (690,000 to 930,000)	817,000 (703,000 to 945,000)	862,000 (743,000 to 996,000)
Communicable, maternal, neonatal, and nutritional diseases	862,000 (653,000 to 1,110,000)	277,000 (212,000 to 353,000)	538,000 (394,000 to 720,000)	388,000 (308,000 to 491,000)	122,000 (97,700 to 150,000)	77,700 (62,800 to 97,200)	88,700 (71,600 to 110,000)	106,000 (89,500 to 124,000)	130,000 (109,000 to 154,000)	152,000 (129,000 to 182,000)	154,000 (130,000 to 184,000)	142,000 (122,000 to 166,000)
HIV/AIDS and sexually transmitted infections	48,800 (16,900 to 101,000)	15,400 (5,450 to 32,600)	25,600 (13,400 to 46,400)	18,300 (13,100 to 25,700)	9,970 (6,800 to 13,700)	9,190 (6,530 to 12,300)	17,400 (10,300 to 26,700)	21,500 (15,900 to 30,300)	40,500 (29,100 to 58,600)	61,100 (46,400 to 83,300)	72,400 (56,100 to 94,600)	68,200 (56,600 to 83,000)
HIV/AIDS	0·8 (0·5 to 1·2)	2·7 (1·8 to 4)	7,540 (5,780 to 10,100)	17,600 (12,500 to 24,800)	9,620 (6,430 to 13,400)	9,010 (6,360 to 12,100)	16,800 (9,800 to 26,100)	20,400 (14,900 to 29,200)	39,100 (27,900 to 57,000)	59,400 (44,700 to 81,600)	70,700 (54,500 to 92,700)	66,600 (55,100 to 81,600)
HIV/AIDS - Drug-susceptible Tuberculosis	0 (0 to 0)	0·2 (0·1 to 0·2)	525 (320 to 826)	1,530 (926 to 2,420)	895 (551 to 1,410)	758 (469 to 1,190)	1,220 (754 to 1,910)	1,500 (972 to 2,280)	2,730 (1,770 to 4,200)	4,180 (2,710 to 6,390)	5,260 (3,390 to 8,150)	5,410 (3,410 to 8,370)
HIV/AIDS - Multidrug-resistant Tuberculosis without exten	0 (0 to 0)	0 (0 to 0)	6·7 (1·2 to 22·3)	18·2 (2·4 to 68·5)	10·4 (1·4 to 38·6)	8·8 (1·2 to 32·3)	14·5 (2·2 to 51·8)	19·6 (4·2 to 63·2)	35·8 (7·8 to 116)	54·3 (11·8 to 170)	66·5 (14·1 to 214)	68·1 (14·2 to 227)
HIV/AIDS - Extensively drug-resistant Tuberculosis	0 (0 to 0)	0 (0 to 0)	1·1 (0·2 to 3·8)	3 (0·4 to 11·5)	1·7 (0·2 to 6·4)	1·4 (0·2 to 5·4)	2·4 (0·3 to 8·5)	3·2 (0·6 to 10·2)	5·8 (1·2 to 18·8)	8·9 (1·8 to 27·3)	10·9 (2·1 to 34·3)	11·2 (2·2 to 35·7)
HIV/AIDS resulting in other diseases	0·8 (0·5 to 1·2)	2·5 (1·6 to 3·8)	7,010 (5,190 to 9,550)	16,000 (10,800 to 23,500)	8,710 (5,620 to 12,500)	8,240 (5,640 to 11,300)	15,500 (8,550 to 24,700)	18,900 (13,400 to 27,600)	36,300 (25,300 to 54,300)	55,100 (40,500 to 78,100)	65,300 (49,100 to 87,600)	61,200 (49,500 to 75,900)
Sexually transmitted infections excluding HIV	48,800 (16,900 to 101,000)	15,400 (5,450 to 32,600)	18,100 (6,250 to 37,300)	709 (250 to 1,490)	352 (122 to 724)	180 (109 to 284)	586 (385 to 871)	1,070 (709 to 1,580)	1,410 (895 to 2,240)	1,730 (1,080 to 2,710)	1,690 (1,030 to 2,710)	1,540 (976 to 2,580)
Syphilis	48,800 (16,900 to 101,000)	15,400 (5,450 to 32,600)	18,100 (6,250 to 37,300)	709 (250 to 1,490)	352 (122 to 724)	71·4 (38·4 to 128)	108 (60·2 to 199)	96·7 (48·9 to 201)	155 (86·8 to 289)	188 (113 to 330)	220 (106 to 531)	99·7 (56·5 to 183)
Chlamydial infection	0 (0 to 0)	0 (0 to 0)	0 (0 to 0)	0 (0 to 0)	0 (0 to 0)	9·1 (5·3 to 16)	51·9 (34·2 to 78·8)	163 (107 to 240)	196 (117 to 305)	201 (120 to 311)	208 (133 to 315)	207 (138 to 311)
Gonococcal infection	0 (0 to 0)	0 (0 to 0)	0 (0 to 0)	0 (0 to 0)	0 (0 to 0)	23·5 (12·3 to 42·2)	134 (77·1 to 221)	227 (141 to 346)	174 (111 to 274)	200 (131 to 327)	185 (122 to 292)	218 (149 to 358)
Trichomoniasis	0 (0 to 0)	0 (0 to 0)	0 (0 to 0)	0 (0 to 0)	0 (0 to 0)	2·2 (0·5 to 5·6)	36·9 (11·6 to 89·8)	169 (60 to 399)	324 (110 to 737)	370 (121 to 881)	328 (108 to 762)	290 (99·2 to 695)
Genital herpes	0 (0 to 0)	0 (0 to 0)	0 (0 to 0)	0 (0 to 0)	0 (0 to 0)	15·3 (5·1 to 36·5)	69·6 (21·7 to 166)	147 (48·5 to 360)	234 (80 to 571)	293 (98·3 to 706)	293 (97·5 to 725)	283 (90 to 706)
Other sexually transmitted infections	0 (0 to 0)	0 (0 to 0)	0 (0 to 0)	0 (0 to 0)	0 (0 to 0)	58·8 (33·6 to 98·7)	185 (118 to 284)	272 (184 to 385)	326 (222 to 467)	474 (324 to 664)	453 (299 to 661)	443 (301 to 662)
Respiratory infections and tuberculosis	52,500 (31,900 to 81,800)	45,100 (26,900 to 68,500)	151,000 (101,000 to 221,000)	103,000 (71,500 to 142,000)	24,400 (18,400 to 30,800)	14,300 (11,200 to 18,100)	13,600 (10,700 to 17,200)	20,600 (16,400 to 25,300)	24,200 (19,400 to 29,500)	26,300 (21,500 to 32,400)	23,900 (18,900 to 30,000)	23,400 (18,400 to 29,300)
Tuberculosis	0 (0 to 0)	0·1 (0 to 0·2)	6,050 (3,550 to 9,410)	9,250 (6,150 to 14,100)	2,890 (2,070 to 4,080)	2,230 (1,640 to 3,120)	3,400 (2,420 to 4,700)	8,920 (6,680 to 11,800)	11,500 (8,660 to 15,200)	12,400 (9,330 to 16,700)	10,300 (7,670 to 14,500)	9,220 (6,470 to 12,500)
Latent tuberculosis infection	0 (0 to 0)	0 (0 to 0)	0 (0 to 0)	0 (0 to 0)	0 (0 to 0)	0 (0 to 0)	0 (0 to 0)	0 (0 to 0)	0 (0 to 0)	0 (0 to 0)	0 (0 to 0)	0 (0 to 0)
Drug-susceptible tuberculosis	0 (0 to 0)	0·1 (0 to 0·2)	5,980 (3,520 to 9,340)	9,150 (6,070 to 13,900)	2,870 (2,020 to 4,040)	2,210 (1,620 to 3,070)	3,360 (2,400 to 4,660)	8,820 (6,540 to 11,700)	11,400 (8,520 to 15,100)	12,200 (9,240 to 16,500)	10,200 (7,530 to 14,300)	9,120 (6,410 to 12,400)
Multidrug-resistant tuberculosis without extensive drug re	0 (0 to 0)	0 (0 to 0)	58·5 (7·6 to 227)	85·4 (11·5 to 330)	25·4 (4·7 to 87·2)	20·8 (3·8 to 75)	34·4 (6·4 to 115)	86·6 (17·8 to 309)	110 (23·6 to 368)	120 (24·8 to 410)	100 (21·3 to 335)	91·3 (20·3 to 296)
Extensively drug-resistant tuberculosis	0 (0 to 0)	0 (0 to 0)	9·7 (1·2 to 37·6)	14·1 (1·8 to 58·1)	3·9 (0·6 to 15·7)	3·3 (0·6 to 11·8)	5·7 (1 to 19·1)	13·8 (2·5 to 46·3)	17·4 (3·4 to 58·3)	19·2 (3·6 to 65·9)	16·3 (3·2 to 55·2)	14·8 (3 to 47·9)
Lower respiratory infections	52,300 (31,800 to 81,600)	45,000 (26,800 to 68,200)	144,000 (94,900 to 210,000)	86,600 (57,100 to 124,000)	15,000 (10,600 to 20,200)	7,000 (5,240 to 9,240)	5,500 (4,020 to 7,300)	7,200 (5,510 to 9,290)	8,610 (6,570 to 11,100)	10,300 (7,870 to 13,100)	10,300 (7,900 to 13,400)	11,300 (8,690 to 14,400)
Upper respiratory infections	12·4 (6·6 to 24·2)	61·3 (35·6 to 103)	1,480 (727 to 3,130)	5,000 (2,610 to 8,940)	4,330 (2,430 to 7,330)	3,560 (1,890 to 6,110)	3,400 (1,810 to 5,900)	3,170 (1,730 to 5,380)	3,020 (1,690 to 5,040)	2,790 (1,500 to 4,690)	2,460 (1,280 to 4,050)	2,160 (1,180 to 3,800)
Otitis media	132 (2·5 to 581)	63·4 (3·8 to 418)	200 (105 to 360)	1,660 (932 to 2,900)	2,160 (1,220 to 3,530)	1,480 (816 to 2,540)	1,350 (747 to 2,260)	1,270 (572 to 2,470)	1,050 (512 to 1,950)	844 (389 to 1,530)	747 (371 to 1,370)	729 (342 to 1,290)
Enteric infections	9,040 (3,230 to 18,500)	31,000 (9,510 to 70,500)	180,000 (80,900 to 322,000)	105,000 (47,700 to 197,000)	13,600 (9,220 to 19,700)	8,140 (5,460 to 11,600)	5,350 (3,690 to 7,440)	4,960 (3,430 to 7,230)	5,640 (3,930 to 7,990)	6,140 (4,410 to 8,620)	6,520 (4,620 to 9,160)	6,870 (4,840 to 9,690)
Diarrheal diseases	9,040 (3,230 to 18,500)	31,000 (9,500 to 70,500)	180,000 (80,700 to 322,000)	105,000 (47,100 to 197,000)	13,300 (8,880 to 19,400)	7,930 (5,240 to 11,400)	5,240 (3,560 to 7,300)	4,880 (3,360 to 7,130)	5,590 (3,890 to 7,910)	6,090 (4,350 to 8,580)	6,490 (4,590 to 9,130)	6,830 (4,810 to 9,670)
Typhoid and paratyphoid	0 (0 to 0)	0 (0 to 0)	8·1 (3 to 17)	167 (66 to 358)	135 (50·7 to 289)	98·7 (38·4 to 200)	56·1 (24·6 to 113)	36·3 (15·6 to 69·8)	24·6 (10·4 to 47·8)	18·2 (8·2 to 35·6)	13·1 (6 to 26)	11·1 (4·9 to 23·3)
Typhoid fever	0 (0 to 0)	0 (0 to 0)	6 (2·2 to 13·7)	120 (45·5 to 257)	94·3 (33·1 to 201)	70·3 (26·3 to 143)	41·6 (16·1 to 84·6)	27·9 (11·6 to 55·6)	19·9 (8·3 to 39·7)	15 (6·7 to 29·9)	10·7 (4·8 to 21·3)	8·9 (3·8 to 18·4)
Paratyphoid fever	0 (0 to 0)	0 (0 to 0)	2·1 (0·6 to 4·9)	47 (15·2 to 118)	41 (13·3 to 101)	28·3 (9·7 to 66·1)	14·6 (4·9 to 32·3)	8·4 (3 to 19·1)	4·7 (1·6 to 10·7)	3·2 (1·1 to 7·3)	2·4 (0·8 to 5·8)	2·2 (0·7 to 5·4)
Invasive Non-typhoidal Salmonella (iNTS)	0 (0 to 0)	2·8 (0·8 to 7·9)	35·3 (10·6 to 86·9)	128 (39·8 to 253)	120 (40·5 to 246)	75 (23·1 to 171)	39·3 (8·7 to 105)	26·3 (4·5 to 75·8)	18·7 (4·6 to 48·4)	14·1 (3·5 to 38·4)	12 (2·5 to 31·2)	11·1 (2·1 to 28)
Other intestinal infectious diseases	0 (0 to 0)	0 (0 to 0)	169 (5·4 to 412)	276 (22·6 to 640)	77·2 (6·9 to 212)	41·4 (5·4 to 113)	19 (2·7 to 47)	18·7 (2·5 to 49·2)	9·1 (1·6 to 23·7)	21·6 (4·5 to 54·5)	10·5 (2·4 to 26·3)	11 (2·9 to 27·4)
Neglected tropical diseases and malaria	23·4 (13·2 to 44·1)	527 (170 to 1,420)	2,780 (1,450 to 6,110)	7,300 (3,990 to 13,700)	8,450 (5,500 to 13,100)	6,550 (4,010 to 10,600)	11,400 (5,870 to 22,600)	9,890 (5,590 to 18,400)	8,600 (5,170 to 15,000)	7,530 (4,660 to 12,700)	6,500 (4,040 to 10,800)	5,440 (3,470 to 8,910)
Malaria	0·2 (0 to 0·5)	395 (51·3 to 1,300)	1,190 (163 to 4,120)	2,930 (439 to 9,850)	1,720 (310 to 5,570)	1,460 (256 to 4,590)	5,170 (821 to 16,000)	3,760 (601 to 12,000)	2,590 (444 to 8,560)	2,030 (350 to 6,430)	1,710 (286 to 5,490)	1,250 (211 to 4,000)
Chagas disease	0 (0 to 0)	0 (0 to 0)	0 (0 to 0)	0 (0 to 0)	0 (0 to 0·1)	0·1 (0 to 0·1)	0·2 (0·1 to 0·3)	0·3 (0·2 to 0·5)	0·6 (0·4 to 0·9)	1 (0·6 to 1·5)	1·4 (0·9 to 2)	1·8 (1·2 to 2·7)
Leishmaniasis	0 (0 to 0)	0 (0 to 0)	0·8 (0·2 to 1·9)	6·1 (2·2 to 15·8)	5·4 (2·1 to 15·6)	2·9 (1 to 8·1)	2·3 (0·8 to 5·4)	2 (0·8 to 4·2)	1·9 (0·7 to 3·9)	1·9 (0·7 to 3·7)	1·9 (0·8 to 3·6)	1·9 (0·9 to 3·3)
Visceral leishmaniasis	0 (0 to 0)	0 (0 to 0)	0·3 (0 to 1·3)	2·2 (0 to 11·6)	1·6 (0 to 11·8)	0·9 (0 to 5·9)	0·6 (0 to 3·5)	0·4 (0 to 2·4)	0·5 (0 to 2·3)	0·5 (0 to 2)	0·4 (0 to 1·6)	0·3 (0 to 1·1)
Cutaneous and mucocutaneous leishmaniasis	0 (0 to 0)	0 (0 to 0)	0·5 (0·2 to 1)	3·9 (2 to 7·1)	3·8 (1·9 to 6·6)	2 (0·9 to 3·7)	1·7 (0·8 to 3·2)	1·6 (0·7 to 3)	1·4 (0·6 to 2·6)	1·4 (0·6 to 2·5)	1·5 (0·7 to 2·7)	1·6 (0·8 to 2·9)
African trypanosomiasis	0 (0 to 0)	0 (0 to 0)	0 (0 to 0)	0 (0 to 0)	0 (0 to 0)	0 (0 to 0)	0 (0 to 0)	0 (0 to 0)	0 (0 to 0)	0 (0 to 0)	0 (0 to 0)	0 (0 to 0)
Schistosomiasis	0 (0 to 0)	0 (0 to 0)	0 (0 to 0·1)	71·3 (18·1 to 183)	584 (172 to 1,430)	1,070 (320 to 2,540)	1,650 (623 to 3,500)	1,780 (709 to 3,800)	1,860 (755 to 3,770)	1,580 (659 to 3,080)	1,020 (403 to 2,220)	933 (375 to 2,010)
Cysticercosis	0 (0 to 0)	0 (0 to 0)	0 (0 to 0)	23·3 (0 to 66·8)	72·5 (0·5 to 192)	91·6 (11 to 206)	254 (80·6 to 507)	701 (310 to 1,440)	1,150 (539 to 2,080)	1,290 (603 to 2,380)	1,280 (615 to 2,340)	1,250 (577 to 2,230)
Cystic echinococcosis	0 (0 to 0)	0 (0 to 0)	0 (0 to 0)	1·9 (0 to 5·9)	1·6 (0·1 to 4·9)	1·2 (0·2 to 2·8)	1·1 (0·4 to 2·3)	1·3 (0·4 to 2·7)	1·6 (0·4 to 3·7)	1·6 (0·3 to 4)	1·5 (0·3 to 3·8)	1·4 (0·2 to 3·4)
Lymphatic filariasis	0 (0 to 0)	0 (0 to 0)	0 (0 to 0)	0 (0 to 0)	931 (509 to 1,670)	1,010 (575 to 1,760)	1,120 (667 to 1,890)	1,200 (720 to 1,990)	1,150 (670 to 1,900)	1,030 (610 to 1,750)	927 (542 to 1,540)	828 (490 to 1,350)
Onchocerciasis	0 (0 to 0)	0 (0 to 0)	0 (0 to 0)	0 (0 to 0)	0 (0 to 0)	0 (0 to 0)	0 (0 to 0)	0 (0 to 0)	0 (0 to 0)	0 (0 to 0)	0 (0 to 0)	0 (0 to 0)
Trachoma	0 (0 to 0)	0 (0 to 0)	0 (0 to 0)	0 (0 to 0)	0 (0 to 0)	0 (0 to 0)	0 (0 to 0)	0 (0 to 0)	0 (0 to 0)	0 (0 to 0)	0 (0 to 0)	0 (0 to 0)
Dengue	0 (0 to 0)	31·2 (7·5 to 95·1)	646 (192 to 1,520)	669 (194 to 1,640)	804 (301 to 1,440)	508 (228 to 887)	491 (239 to 832)	430 (219 to 724)	430 (236 to 697)	366 (189 to 605)	327 (173 to 532)	287 (150 to 458)
Yellow fever	0 (0 to 0)	0 (0 to 0)	0·1 (0 to 0·2)	0·7 (0·1 to 2·3)	1·4 (0·2 to 4·7)	1·2 (0·2 to 3·8)	1·1 (0·2 to 4·2)	1 (0·2 to 3·3)	0·9 (0·1 to 3·2)	0·6 (0·1 to 2·2)	0·6 (0·1 to 1·8)	0·4 (0·1 to 1·6)
Rabies	0 (0 to 0)	0 (0 to 0)	8·3 (1·7 to 23·9)	47·3 (8·7 to 109)	56·8 (9·8 to 134)	21·7 (3·6 to 53·6)	13·7 (1·6 to 35·6)	3·5 (1·1 to 7·3)	3·5 (0·8 to 7·9)	0·8 (0·1 to 2·1)	9 (0·3 to 26·2)	7·9 (0·3 to 21·8)
Intestinal nematode infections	0 (0 to 0)	0 (0 to 0)	91·3 (18·7 to 225)	812 (472 to 1,250)	1,270 (752 to 1,990)	842 (476 to 1,320)	2,190 (1,230 to 3,490)	1,590 (917 to 2,510)	1,030 (606 to 1,670)	811 (463 to 1,320)	770 (456 to 1,240)	332 (201 to 507)
Ascariasis	0 (0 to 0)	0 (0 to 0)	76 (4·9 to 210)	417 (190 to 782)	271 (119 to 507)	108 (52·8 to 180)	73·3 (37·2 to 122)	60·4 (31·8 to 101)	58·4 (29·7 to 97)	56·4 (28·8 to 94·4)	48·8 (24·1 to 85)	41·6 (21·3 to 71·3)
Trichuriasis	0 (0 to 0)	0 (0 to 0)	0·9 (0·4 to 1·7)	25·8 (12·2 to 46·1)	105 (50 to 189)	91·9 (43·5 to 170)	86·2 (42·3 to 157)	88·1 (42 to 160)	65·6 (31 to 121)	44·2 (21·1 to 81·6)	31 (14·4 to 57·8)	22·1 (10·4 to 39·6)
Hookworm disease	0 (0 to 0)	0 (0 to 0)	14·4 (7·4 to 24·3)	369 (211 to 614)	897 (501 to 1,460)	642 (337 to 1,050)	2,030 (1,110 to 3,260)	1,440 (822 to 2,320)	911 (524 to 1,500)	710 (398 to 1,170)	691 (405 to 1,120)	269 (165 to 416)
Food-borne trematodiases	0 (0 to 0)	0 (0 to 0)	0 (0 to 0)	0 (0 to 0)	0 (0 to 0)	0 (0 to 0)	0 (0 to 0)	0 (0 to 0)	0 (0 to 0)	0 (0 to 0)	0 (0 to 0)	0 (0 to 0)
Leprosy	0 (0 to 0)	0 (0 to 0)	0 (0 to 0)	0 (0 to 0)	0 (0 to 0)	0 (0 to 0·1)	4·5 (2·8 to 6·9)	6·9 (4·3 to 10·6)	9·8 (4·3 to 17·8)	12·6 (6·2 to 22)	14·1 (6·3 to 25·6)	14·5 (7·1 to 24·9)
Ebola	0 (0 to 0)	0 (0 to 0)	0 (0 to 0)	0 (0 to 0)	0 (0 to 0)	0 (0 to 0)	0 (0 to 0)	0 (0 to 0)	0 (0 to 0)	0 (0 to 0)	0 (0 to 0)	0 (0 to 0)
Zika virus	0·6 (0·2 to 1·5)	1·8 (0·6 to 4·2)	29·5 (10·1 to 69·3)	3 (1·3 to 5·8)	4 (1·8 to 7·3)	4·2 (1·8 to 7·6)	4·9 (2·2 to 8·9)	5·2 (2·4 to 9·6)	5·3 (2·4 to 9·6)	5·5 (2·5 to 10)	4·9 (2·2 to 8·9)	4·1 (1·8 to 7·5)
Guinea worm disease	0 (0 to 0)	0 (0 to 0)	0 (0 to 0)	0 (0 to 0)	0 (0 to 0)	0 (0 to 0)	0 (0 to 0)	0 (0 to 0)	0 (0 to 0)	0 (0 to 0)	0 (0 to 0)	0 (0 to 0)
Other neglected tropical diseases	22·7 (12·5 to 43·2)	98·6 (66·3 to 158)	818 (518 to 1,210)	2,730 (1,770 to 4,000)	3,000 (1,850 to 4,500)	1,540 (879 to 2,500)	538 (313 to 842)	404 (258 to 638)	356 (211 to 569)	401 (254 to 634)	432 (266 to 663)	523 (331 to 803)
Other infectious diseases	10,700 (6,400 to 18,400)	20,000 (11,200 to 35,900)	82,100 (39,000 to 156,000)	78,700 (42,600 to 143,000)	15,900 (11,100 to 23,200)	7,280 (5,610 to 9,240)	5,270 (4,160 to 6,490)	4,810 (3,820 to 5,880)	4,660 (3,790 to 5,710)	4,940 (4,040 to 6,000)	4,700 (3,780 to 5,820)	4,690 (3,800 to 5,790)
Meningitis	6,200 (3,560 to 10,600)	12,200 (6,630 to 20,400)	34,900 (18,500 to 58,900)	29,500 (18,300 to 45,300)	5,460 (3,530 to 7,670)	2,470 (1,770 to 3,240)	1,750 (1,290 to 2,300)	1,440 (1,070 to 1,850)	1,320 (1,000 to 1,700)	1,520 (1,150 to 1,930)	1,360 (1,050 to 1,790)	1,220 (924 to 1,580)
Encephalitis	332 (195 to 550)	471 (238 to 881)	3,850 (2,030 to 7,410)	4,790 (2,580 to 9,740)	2,320 (1,450 to 3,860)	1,560 (1,050 to 2,250)	1,160 (838 to 1,650)	1,050 (775 to 1,480)	862 (649 to 1,200)	821 (615 to 1,120)	699 (525 to 941)	728 (559 to 970)
Diphtheria	0 (0 to 0)	0 (0 to 0)	91·6 (18·4 to 247)	202 (42·3 to 520)	72 (16·7 to 178)	25·1 (7·1 to 56·6)	7·9 (2·4 to 18·4)	5·8 (1·7 to 12·8)	5 (1·5 to 11·4)	5·8 (1·8 to 13·6)	5·3 (1·5 to 12·3)	5·8 (1·7 to 12·9)
Tetanus	3,660 (1,230 to 9,050)	6,630 (1,450 to 21,100)	918 (306 to 2,350)	312 (61·9 to 2,150)	260 (82·2 to 815)	134 (48·7 to 366)	103 (42·8 to 302)	99·7 (46 to 258)	100 (46·9 to 247)	141 (66·7 to 293)	192 (76·9 to 444)	213 (91 to 464)
Measles	0 (0 to 0)	0 (0 to 0)	0·4 (0·1 to 0·9)	0·8 (0·3 to 1·7)	0·4 (0·1 to 1)	0·3 (0·1 to 0·9)	0·2 (0·1 to 0·4)	0·2 (0·1 to 0·7)	0·2 (0·1 to 0·7)	0·2 (0·1 to 0·5)	0·1 (0 to 0·1)	0·1 (0 to 0·1)
Varicella and herpes zoster	76·7 (25·1 to 168)	216 (67·4 to 496)	1,210 (385 to 2,690)	1,800 (571 to 4,250)	670 (234 to 1,420)	228 (103 to 432)	136 (77·9 to 234)	137 (81·8 to 219)	156 (93·2 to 241)	182 (104 to 295)	158 (91·9 to 252)	136 (82·5 to 207)
Acute hepatitis	0·1 (0 to 0·2)	0·3 (0·1 to 0·6)	666 (248 to 1,430)	811 (319 to 1,680)	802 (491 to 1,310)	731 (476 to 1,070)	704 (459 to 1,040)	799 (514 to 1,190)	796 (513 to 1,220)	675 (454 to 974)	580 (392 to 843)	613 (406 to 910)
Acute hepatitis A	0 (0 to 0)	0 (0 to 0)	320 (60·2 to 833)	632 (208 to 1,380)	571 (322 to 959)	551 (327 to 876)	516 (304 to 809)	475 (273 to 751)	357 (176 to 615)	373 (212 to 629)	230 (119 to 389)	260 (112 to 475)
Acute hepatitis B	0 (0 to 0)	0 (0 to 0)	286 (96·1 to 645)	110 (26·4 to 397)	145 (45·5 to 390)	112 (47·4 to 258)	96·4 (43·9 to 214)	210 (88·4 to 452)	327 (161 to 605)	221 (116 to 392)	248 (142 to 414)	211 (117 to 376)
Acute hepatitis C	0·1 (0 to 0·2)	0·3 (0·1 to 0·6)	33·2 (9·9 to 108)	51·4 (20·6 to 119)	53·9 (21·2 to 135)	33·8 (13·6 to 78·3)	54·1 (20·4 to 115)	78 (28·4 to 170)	74·1 (32·1 to 158)	57·1 (24·5 to 126)	78·6 (38·2 to 149)	117 (58·5 to 214)
Acute hepatitis E	0 (0 to 0)	0 (0 to 0)	26·7 (7·4 to 80·5)	17·4 (5 to 63)	32 (16 to 60·6)	34·4 (17·1 to 64·2)	38 (21·2 to 65·5)	35·9 (18·3 to 64·9)	38·1 (21·9 to 65)	23·5 (13 to 42·2)	23·1 (13·8 to 37·8)	25·4 (13·5 to 44·5)
Other unspecified infectious diseases	386 (192 to 785)	506 (248 to 1,080)	2,870 (1,140 to 8,830)	3,470 (1,790 to 7,200)	2,480 (1,610 to 3,580)	1,500 (982 to 2,180)	1,210 (863 to 1,670)	1,130 (811 to 1,520)	1,320 (964 to 1,820)	1,520 (1,080 to 2,130)	1,650 (1,190 to 2,240)	1,730 (1,270 to 2,360)
Maternal and neonatal disorders	741,000 (557,000 to 967,000)	164,000 (114,000 to 221,000)	47,100 (31,600 to 70,500)	18,600 (15,100 to 22,500)	13,700 (10,500 to 17,100)	13,800 (10,800 to 17,000)	22,200 (18,000 to 27,200)	34,100 (27,700 to 41,900)	36,800 (29,400 to 45,200)	35,600 (27,500 to 45,200)	28,700 (21,900 to 38,000)	20,300 (14,600 to 28,100)
Maternal disorders	0 (0 to 0)	0 (0 to 0)	0 (0 to 0)	0 (0 to 0)	0 (0 to 0)	583 (261 to 1,230)	9,370 (6,630 to 13,000)	21,900 (16,200 to 28,800)	25,300 (18,200 to 33,500)	25,400 (17,400 to 34,800)	20,000 (13,600 to 29,200)	12,800 (7,630 to 20,200)
Maternal hemorrhage	0 (0 to 0)	0 (0 to 0)	0 (0 to 0)	0 (0 to 0)	0 (0 to 0)	42·3 (17·6 to 97·8)	1,170 (756 to 1,740)	2,720 (1,760 to 4,010)	3,500 (2,220 to 5,280)	3,870 (2,410 to 5,900)	3,240 (1,990 to 5,280)	1,830 (971 to 3,210)
Maternal sepsis and other maternal infections	0 (0 to 0)	0 (0 to 0)	0 (0 to 0)	0 (0 to 0)	0 (0 to 0)	70·8 (23 to 177)	1,420 (805 to 2,320)	3,730 (2,170 to 5,980)	4,620 (2,660 to 7,220)	4,760 (2,540 to 7,950)	3,770 (2,090 to 6,320)	2,240 (987 to 4,100)
Maternal hypertensive disorders	0 (0 to 0)	0 (0 to 0)	0 (0 to 0)	0 (0 to 0)	0 (0 to 0)	144 (66·6 to 311)	2,170 (1,470 to 3,170)	4,400 (3,120 to 6,140)	5,020 (3,490 to 7,050)	4,420 (2,960 to 6,370)	2,960 (1,900 to 4,500)	1,530 (855 to 2,550)
Maternal obstructed labor and uterine rupture	0 (0 to 0)	0 (0 to 0)	0 (0 to 0)	0 (0 to 0)	0 (0 to 0)	3·5 (2·2 to 5·8)	81·5 (52·1 to 122)	163 (110 to 236)	184 (123 to 259)	181 (123 to 269)	143 (95·6 to 219)	71 (42·4 to 118)
Maternal abortion and miscarriage	0 (0 to 0)	0 (0 to 0)	0 (0 to 0)	0 (0 to 0)	0 (0 to 0)	146 (48 to 360)	1,700 (918 to 3,040)	4,170 (2,300 to 6,830)	4,710 (2,510 to 7,830)	4,790 (2,420 to 8,060)	4,380 (2,110 to 7,710)	3,770 (1,780 to 6,950)
Ectopic pregnancy	0 (0 to 0)	0 (0 to 0)	0 (0 to 0)	0 (0 to 0)	0 (0 to 0)	7·3 (3·1 to 16·8)	185 (117 to 283)	592 (399 to 870)	705 (465 to 1,040)	718 (450 to 1,120)	479 (290 to 759)	230 (122 to 404)
Indirect maternal deaths	--	--	--	--	--	55·2 (26·3 to 109)	841 (571 to 1,240)	1,900 (1,320 to 2,720)	1,780 (1,180 to 2,500)	1,530 (1,020 to 2,250)	915 (590 to 1,360)	357 (226 to 550)
Late maternal deaths	--	--	--	--	--	23·8 (10·4 to 50)	412 (252 to 616)	905 (579 to 1,360)	929 (565 to 1,430)	882 (539 to 1,400)	651 (372 to 1,030)	368 (204 to 607)
Maternal deaths aggravated by HIV/AIDS	--	--	--	--	--	0·7 (0·2 to 1·8)	20·5 (8·6 to 38·1)	117 (55·4 to 199)	225 (112 to 376)	322 (159 to 536)	302 (149 to 517)	217 (98·3 to 387)
Neonatal disorders	741,000 (557,000 to 967,000)	164,000 (114,000 to 221,000)	47,100 (31,600 to 70,500)	18,600 (15,100 to 22,500)	13,700 (10,500 to 17,100)	13,200 (10,300 to 16,400)	12,800 (9,940 to 16,100)	12,200 (9,420 to 15,300)	11,500 (8,960 to 14,300)	10,200 (7,910 to 12,700)	8,670 (6,730 to 10,800)	7,490 (5,780 to 9,350)
Neonatal preterm birth	287,000 (202,000 to 401,000)	39,900 (26,400 to 56,400)	11,500 (7,610 to 19,400)	5,670 (4,450 to 7,040)	6,240 (4,810 to 7,820)	5,940 (4,560 to 7,520)	5,670 (4,380 to 7,080)	5,230 (4,040 to 6,560)	4,920 (3,830 to 6,150)	4,340 (3,410 to 5,400)	3,610 (2,780 to 4,510)	3,080 (2,390 to 3,850)
Neonatal encephalopathy due to birth asphyxia and traum	200,000 (137,000 to 278,000)	27,300 (16,500 to 41,400)	10,800 (5,650 to 18,900)	2,790 (1,990 to 3,860)	1,580 (1,020 to 2,410)	1,500 (923 to 2,210)	1,450 (929 to 2,160)	1,370 (886 to 2,080)	1,310 (847 to 1,930)	1,200 (776 to 1,750)	1,020 (672 to 1,490)	884 (584 to 1,280)
Neonatal sepsis and other neonatal infections	101,000 (63,000 to 152,000)	51,500 (34,400 to 73,000)	10,300 (6,440 to 16,100)	4,240 (2,940 to 5,940)	5,130 (3,570 to 7,110)	5,080 (3,440 to 7,050)	5,090 (3,430 to 7,240)	5,000 (3,330 to 7,120)	4,710 (3,170 to 6,550)	4,190 (2,830 to 5,790)	3,600 (2,470 to 5,040)	3,160 (2,160 to 4,430)
Hemolytic disease and other neonatal jaundice	5,860 (3,700 to 8,960)	1,620 (976 to 2,570)	582 (314 to 1,270)	645 (453 to 884)	704 (491 to 966)	673 (481 to 924)	628 (446 to 850)	585 (423 to 779)	557 (406 to 729)	503 (367 to 663)	427 (319 to 554)	353 (271 to 451)
Other neonatal disorders	147,000 (79,400 to 229,000)	44,000 (23,500 to 71,100)	13,900 (7,130 to 23,800)	5,210 (4,190 to 6,510)	0 (0 to 0)	0 (0 to 0)	0 (0 to 0)	0 (0 to 0)	0 (0 to 0)	0 (0 to 0)	0 (0 to 0)	0 (0 to 0)
Nutritional deficiencies	55·3 (34·8 to 82·9)	852 (554 to 1,230)	49,700 (30,200 to 81,100)	57,700 (40,400 to 79,400)	35,800 (23,400 to 53,200)	18,500 (11,100 to 28,800)	13,400 (8,380 to 20,000)	10,200 (6,710 to 15,300)	9,790 (6,530 to 14,900)	10,200 (6,860 to 15,300)	11,600 (7,800 to 16,900)	13,200 (8,630 to 19,000)
Protein-energy malnutrition	26 (16·4 to 37·4)	88·8 (56·3 to 127)	41,900 (22,400 to 72,400)	31,700 (18,500 to 52,100)	4,850 (3,250 to 7,050)	1,850 (1,300 to 2,620)	1,420 (1,020 to 1,910)	1,530 (1,150 to 2,010)	1,610 (1,210 to 2,130)	1,700 (1,290 to 2,230)	1,830 (1,380 to 2,370)	1,580 (1,210 to 2,040)
Iodine deficiency	0 (0 to 0)	0 (0 to 0)	0·2 (0·1 to 0·5)	31 (12·5 to 59·5)	201 (80 to 394)	427 (193 to 780)	533 (258 to 913)	558 (283 to 943)	573 (294 to 953)	549 (283 to 935)	470 (252 to 779)	396 (208 to 659)
Vitamin A deficiency	12·1 (5·9 to 22)	114 (55·3 to 196)	379 (208 to 658)	1,710 (1,000 to 2,730)	1,550 (839 to 2,580)	881 (466 to 1,480)	128 (60·6 to 225)	99·8 (48·3 to 177)	86·8 (43·3 to 156)	72·5 (38·8 to 122)	60·1 (34·1 to 100)	47·5 (26·4 to 78·4)
Dietary iron deficiency	17·2 (7·7 to 31·8)	650 (411 to 965)	6,880 (4,300 to 10,400)	23,700 (14,800 to 35,700)	28,900 (17,000 to 44,900)	15,100 (8,380 to 25,100)	10,900 (6,390 to 17,400)	7,560 (4,430 to 12,200)	7,040 (4,180 to 11,400)	7,520 (4,510 to 12,100)	8,820 (5,310 to 13,600)	10,700 (6,490 to 16,300)
Other nutritional deficiencies	0 (0 to 0)	0 (0 to 0)	561 (222 to 1,250)	495 (223 to 933)	324 (206 to 533)	185 (124 to 266)	379 (254 to 546)	448 (312 to 613)	389 (329 to 677)	393 (271 to 535)	393 (271 to 534)	459 (330 to 610)
Non-communicable diseases	152,000 (99,400 to 232,000)	76,300 (51,200 to 110,000)	200,000 (133,000 to 281,000)	262,000 (198,000 to 330,000)	185,000 (149,000 to 224,000)	212,000 (164,000 to 270,000)	281,000 (217,000 to 358,000)	334,000 (264,000 to 414,000)	395,000 (314,000 to 484,000)	457,000 (367,000 to 551,000)	503,000 (414,000 to 599,000)	584,000 (488,000 to 688,000)
Neoplasms	1,150 (739 to 1,840)	1,020 (585 to 1,750)	5,570 (2,970 to 9,500)	29,300 (15,300 to 48,200)	24,100 (17,100 to 33,400)	16,900 (13,200 to 21,000)	16,100 (13,000 to 19,200)	20,400 (16,500 to 24,200)	28,200 (22,900 to 34,200)	43,900 (35,000 to 53,500)	60,900 (48,500 to 75,100)	84,200 (69,300 to 101,000)
Lip and oral cavity cancer	0 (0 to 0)	0 (0 to 0)	0 (0 to 0)	0 (0 to 0)	64·5 (40·8 to 89·8)	79·8 (49·1 to 114)	119 (87·7 to 158)	174 (128 to 229)	280 (202 to 377)	434 (330 to 565)	658 (501 to 867)	1,220 (938 to 1,600)
Nasopharynx cancer	0 (0 to 0)	0 (0 to 0)	0 (0 to 0)	0 (0 to 0)	141 (79·1 to 240)	133 (87 to 199)	168 (114 to 234)	204 (138 to 293)	226 (154 to 317)	227 (158 to 310)	257 (187 to 348)	446 (344 to 575)
Other pharynx cancer	0 (0 to 0)	0 (0 to 0)	0 (0 to 0)	0 (0 to 0)	0 (0 to 0)	0 (0 to 0)	0 (0 to 0)	94·5 (64 to 139)	105 (71·2 to 146)	162 (113 to 219)	260 (190 to 360)	560 (425 to 746)
Esophageal cancer	0 (0 to 0)	0 (0 to 0)	0 (0 to 0)	0 (0 to 0)	0 (0 to 0)	0 (0 to 0)	0 (0 to 0)	110 (71·3 to 153)	163 (110 to 229)	340 (230 to 468)	727 (537 to 963)	1,820 (1,370 to 2,320)
Stomach cancer	0 (0 to 0)	0 (0 to 0)	0 (0 to 0)	0 (0 to 0)	0 (0 to 0)	0 (0 to 0)	301 (212 to 403)	622 (444 to 810)	1,370 (1,010 to 1,770)	2,640 (1,960 to 3,440)	3,660 (2,810 to 4,710)	5,470 (4,210 to 6,860)
Colon and rectum cancer	0 (0 to 0)	0 (0 to 0)	0 (0 to 0)	0 (0 to 0)	176 (89·2 to 266)	143 (90·7 to 207)	488 (369 to 626)	896 (689 to 1,160)	1,580 (1,210 to 2,000)	3,170 (2,490 to 3,930)	4,410 (3,490 to 5,610)	6,630 (5,320 to 8,230)
Liver cancer	48·7 (22 to 95·4)	41·7 (13·6 to 111)	168 (82·8 to 310)	358 (214 to 584)	284 (216 to 379)	353 (263 to 487)	190 (122 to 299)	398 (257 to 668)	589 (384 to 968)	823 (534 to 1,350)	1,260 (824 to 1,930)	1,940 (1,330 to 2,960)
Liver cancer due to hepatitis B	0 (0 to 0)	0 (0 to 0)	0 (0 to 0)	0 (0 to 0)	0 (0 to 0)	103 (56·2 to 179)	87·3 (48·6 to 148)	210 (124 to 368)	353 (200 to 606)	485 (280 to 847)	697 (391 to 1,160)	985 (536 to 1,590)
Liver cancer due to hepatitis C	0 (0 to 0)	0 (0 to 0)	0 (0 to 0)	0 (0 to 0)	0 (0 to 0)	2·4 (0·5 to 5·9)	1·9 (0·4 to 4·9)	8·4 (3·2 to 19·2)	18 (6·1 to 42·6)	38·3 (15·9 to 79)	80·2 (31·1 to 171)	166 (75 to 306)
Liver cancer due to alcohol use	0 (0 to 0)	0 (0 to 0)	0 (0 to 0)	0 (0 to 0)	0 (0 to 0)	0 (0 to 0)	4·7 (1·4 to 10·3)	29·2 (13·1 to 59·3)	70·4 (27·6 to 147)	135 (63·1 to 273)	275 (119 to 536)	504 (243 to 922)
Liver cancer due to NASH	0 (0 to 0)	0 (0 to 0)	0 (0 to 0)	0 (0 to 0)	0 (0 to 0)	0 (0 to 0)	36·5 (17·8 to 64·2)	56·3 (28·2 to 103)	54·9 (25·3 to 106)	62·1 (29·3 to 118)	81·4 (38·6 to 152)	122 (61·3 to 219)
Liver cancer due to other causes	48·7 (22 to 95·4)	41·7 (13·6 to 111)	168 (82·8 to 310)	358 (214 to 584)	284 (216 to 379)	247 (190 to 331)	59·9 (31·9 to 105)	93·9 (49·1 to 168)	92·2 (41·6 to 180)	102 (46·9 to 188)	124 (60·2 to 240)	164 (83·3 to 307)
Gallbladder and biliary tract cancer	0 (0 to 0)	0 (0 to 0)	0 (0 to 0)	0 (0 to 0)	0 (0 to 0)	0 (0 to 0)	0 (0 to 0)	81·4 (51·5 to 116)	146 (92·8 to 212)	262 (170 to 374)	497 (343 to 683)	878 (633 to 1,210)
Pancreatic cancer	0 (0 to 0)	0 (0 to 0)	0 (0 to 0)	0 (0 to 0)	0 (0 to 0)	0 (0 to 0)	68·5 (52·7 to 88·6)	94·2 (69·1 to 122)	212 (159 to 273)	545 (431 to 673)	959 (747 to 1,210)	2,060 (1,600 to 2,550)
Larynx cancer	0 (0 to 0)	0 (0 to 0)	0 (0 to 0)	0 (0 to 0)	0 (0 to 0)	0 (0 to 0)	0 (0 to 0)	104 (74·5 to 138)	122 (91·1 to 160)	196 (144 to 256)	424 (304 to 552)	1,020 (750 to 1,360)
Tracheal, bronchus, and lung cancer	0 (0 to 0)	0 (0 to 0)	0 (0 to 0)	0 (0 to 0)	0 (0 to 0)	107 (66·3 to 159)	485 (334 to 665)	634 (436 to 920)	866 (647 to 1,150)	2,010 (1,540 to 2,610)	3,460 (2,650 to 4,350)	6,680 (5,270 to 8,420)
Malignant skin melanoma	1·3 (0·5 to 3·1)	2 (0·8 to 5)	16·5 (8 to 34·9)	86·9 (35·1 to 196)	48·5 (37·3 to 72·2)	46·1 (32·6 to 73·5)	70·3 (46·6 to 107)	153 (104 to 243)	215 (151 to 335)	300 (212 to 453)	503 (353 to 764)	534 (391 to 781)
Non-melanoma skin cancer	0 (0 to 0)	0 (0 to 0)	0 (0 to 0)	0 (0 to 0)	0 (0 to 0)	0 (0 to 0)	0 (0 to 0)	107 (74·9 to 150)	237 (170 to 330)	323 (240 to 432)	365 (276 to 486)	604 (463 to 772)
Non-melanoma skin cancer (squamous-cell carcinoma)	0 (0 to 0)	0 (0 to 0)	0 (0 to 0)	0 (0 to 0)	0 (0 to 0)	0 (0 to 0)	0 (0 to 0)	107 (74·9 to 150)	237 (170 to 330)	323 (240 to 432)	365 (276 to 486)	604 (463 to 772)
Non-melanoma skin cancer (basal-cell carcinoma)	0 (0 to 0)	0 (0 to 0)	0 (0 to 0)	0 (0 to 0)	0 (0 to 0)	0 (0 to 0)	0 (0 to 0)	0 (0 to 0)	0 (0 to 0·1)	0 (0 to 0·1)	0·1 (0 to 0·1)	0·1 (0 to 0·2)
Breast cancer	0 (0 to 0)	0 (0 to 0)	0 (0 to 0)	0 (0 to 0)	0 (0 to 0)	0 (0 to 0)	247 (158 to 360)	519 (338 to 732)	2,070 (1,380 to 2,950)	6,950 (4,710 to 9,560)	11,600 (8,250 to 16,000)	16,600 (12,600 to 21,800)
Cervical cancer	0 (0 to 0)	0 (0 to 0)	0 (0 to 0)	0 (0 to 0)	0 (0 to 0)	0 (0 to 0)	381 (207 to 654)	1,420 (777 to 2,230)	4,120 (2,300 to 6,420)	8,250 (4,810 to 12,200)	12,700 (8,000 to 19,000)	14,500 (9,770 to 20,200)
Uterine cancer	0 (0 to 0)	0 (0 to 0)	0 (0 to 0)	0 (0 to 0)	0 (0 to 0)	0 (0 to 0)	0 (0 to 0)	234 (146 to 351)	486 (304 to 747)	930 (624 to 1,360)	1,430 (1,010 to 2,010)	2,010 (1,470 to 2,730)
Ovarian cancer	0 (0 to 0)	0 (0 to 0)	0 (0 to 0)	0 (0 to 0)	89·5 (53·7 to 226)	119 (81 to 277)	297 (211 to 510)	455 (318 to 808)	544 (381 to 919)	871 (622 to 1,480)	1,310 (941 to 2,140)	2,070 (1,480 to 3,210)
Prostate cancer	0 (0 to 0)	0 (0 to 0)	0 (0 to 0)	0 (0 to 0)	0 (0 to 0)	0 (0 to 0)	0 (0 to 0)	64·4 (47·3 to 92·3)	143 (108 to 197)	185 (133 to 266)	222 (160 to 318)	542 (392 to 744)
Testicular cancer	8·2 (1·7 to 57·8)	6·3 (2·3 to 27)	30 (15·9 to 66·3)	135 (71·4 to 250)	64·3 (41·4 to 134)	55·3 (37·3 to 88·9)	158 (111 to 222)	259 (193 to 341)	356 (272 to 463)	241 (182 to 317)	190 (137 to 246)	152 (109 to 204)
Kidney cancer	70·2 (30·6 to 142)	27·5 (13·5 to 56·6)	259 (143 to 416)	1,530 (827 to 2,430)	961 (689 to 1,270)	374 (272 to 497)	340 (238 to 468)	482 (342 to 686)	607 (450 to 824)	748 (549 to 1,020)	832 (609 to 1,130)	1,300 (984 to 1,690)
Bladder cancer	0 (0 to 0)	0 (0 to 0)	0 (0 to 0)	0 (0 to 0)	0 (0 to 0)	0 (0 to 0)	33·7 (26·6 to 44·7)	48·5 (37·2 to 62)	64·9 (47 to 85·7)	192 (138 to 250)	284 (212 to 372)	512 (389 to 641)
Brain and central nervous system cancer	151 (63·7 to 321)	140 (56 to 386)	901 (370 to 2,080)	4,160 (1,620 to 9,920)	4,080 (2,100 to 7,290)	2,450 (1,450 to 3,710)	1,280 (766 to 1,790)	1,290 (743 to 1,770)	1,550 (879 to 2,130)	1,840 (1,010 to 2,470)	2,130 (1,190 to 2,880)	2,450 (1,330 to 3,270)
Thyroid cancer	0 (0 to 0)	0 (0 to 0)	0 (0 to 0)	0 (0 to 0)	90·2 (54·1 to 155)	52·2 (37·5 to 71·7)	82·8 (55·9 to 123)	125 (82 to 200)	192 (127 to 286)	233 (161 to 328)	359 (258 to 492)	454 (335 to 611)
Mesothelioma	0 (0 to 0)	0 (0 to 0)	0 (0 to 0)	0 (0 to 0)	0 (0 to 0)	0 (0 to 0)	0 (0 to 0)	104 (59·3 to 227)	106 (66·7 to 202)	110 (68·9 to 204)	183 (115 to 338)	208 (133 to 341)
Hodgkin lymphoma	0 (0 to 0)	0 (0 to 0)	0 (0 to 0)	68·1 (31·9 to 146)	138 (77·6 to 267)	164 (108 to 246)	539 (399 to 729)	832 (618 to 1,110)	852 (630 to 1,080)	773 (557 to 994)	636 (454 to 839)	656 (459 to 847)
Non-Hodgkin lymphoma	0 (0 to 0)	0 (0 to 0)	0 (0 to 0)	2,530 (1,130 to 4,390)	2,320 (1,510 to 3,520)	1,720 (1,300 to 2,250)	1,770 (1,380 to 2,220)	2,410 (1,850 to 3,080)	2,820 (2,200 to 3,560)	3,150 (2,470 to 3,940)	3,080 (2,440 to 3,890)	3,250 (2,610 to 4,010)
Multiple myeloma	0 (0 to 0)	0 (0 to 0)	0 (0 to 0)	0 (0 to 0)	0 (0 to 0)	0 (0 to 0)	0 (0 to 0)	69·7 (50 to 100)	104 (73·9 to 148)	180 (127 to 277)	400 (286 to 585)	877 (672 to 1,220)
Leukemia	407 (184 to 858)	358 (172 to 744)	2,190 (989 to 4,270)	11,900 (5,140 to 23,200)	10,600 (6,630 to 17,000)	6,780 (4,830 to 9,320)	4,950 (3,650 to 6,390)	4,530 (3,350 to 5,920)	4,390 (3,330 to 5,690)	3,950 (2,970 to 5,100)	3,970 (2,980 to 5,140)	3,980 (3,080 to 5,070)
Acute lymphoid leukemia	73 (28·3 to 168)	60·9 (23·2 to 174)	490 (220 to 989)	5,100 (2,250 to 10,500)	5,710 (3,440 to 9,230)	3,080 (2,050 to 4,420)	2,070 (1,510 to 2,800)	1,120 (800 to 1,530)	688 (493 to 950)	560 (411 to 748)	450 (329 to 603)	467 (351 to 623)
Chronic lymphoid leukemia	0 (0 to 0)	0 (0 to 0)	0 (0 to 0)	0 (0 to 0)	0 (0 to 0)	0 (0 to 0)	0 (0 to 0)	51·1 (38·5 to 66·5)	43·2 (32·3 to 56·7)	42·2 (31·1 to 54·9)	58·6 (43·5 to 80·8)	107 (80·1 to 144)
Acute myeloid leukemia	48·5 (16·7 to 124)	107 (44·1 to 256)	323 (161 to 708)	1,730 (829 to 3,520)	1,540 (917 to 2,520)	1,430 (984 to 2,130)	1,340 (977 to 1,870)	1,170 (870 to 1,550)	1,390 (1,060 to 1,820)	1,160 (874 to 1,490)	1,250 (946 to 1,610)	1,050 (803 to 1,360)
Chronic myeloid leukemia	6 (1·3 to 21·3)	4·4 (1·2 to 14·9)	152 (25·1 to 585)	878 (127 to 3,140)	277 (104 to 675)	160 (89·1 to 289)	135 (81·4 to 219)	311 (195 to 516)	434 (292 to 672)	448 (308 to 660)	439 (311 to 645)	407 (294 to 564)
Other leukemia	280 (116 to 588)	185 (63·1 to 433)	1,220 (433 to 2,510)	4,210 (909 to 9,910)	3,020 (1,110 to 6,180)	2,110 (1,100 to 3,370)	1,400 (831 to 2,130)	1,880 (1,190 to 2,730)	1,830 (1,180 to 2,670)	1,730 (1,130 to 2,450)	1,780 (1,170 to 2,520)	1,950 (1,380 to 2,680)
Other malignant neoplasms	442 (263 to 724)	419 (201 to 826)	1,920 (1,040 to 3,370)	8,230 (4,730 to 14,400)	4,950 (3,630 to 6,910)	4,180 (3,340 to 5,310)	3,960 (3,230 to 4,840)	3,750 (3,010 to 4,610)	3,570 (2,910 to 4,410)	3,770 (3,090 to 4,670)	3,910 (3,150 to 4,870)	4,510 (3,630 to 5,580)
Other neoplasms	18·3 (11·5 to 28·1)	21·4 (12·7 to 35·3)	84·7 (43·3 to 151)	324 (192 to 555)	172 (116 to 230)	145 (102 to 194)	115 (84·4 to 161)	88·2 (65·9 to 116)	153 (114 to 196)	144 (109 to 191)	153 (113 to 197)	243 (191 to 308)
Myelodysplastic, myeloproliferative, and other hematopoie	18·3 (11·5 to 28·1)	21·4 (12·7 to 35·3)	84·7 (43·3 to 151)	324 (192 to 555)	172 (116 to 230)	145 (102 to 194)	115 (84·4 to 161)	88·2 (65·9 to 116)	153 (114 to 196)	144 (109 to 191)	153 (113 to 197)	243 (191 to 308)
Benign and in situ intestinal neoplasms	0 (0 to 0)	0 (0 to 0)	0 (0 to 0)	0 (0 to 0)	0 (0 to 0)	0 (0 to 0)	0 (0 to 0)	0 (0 to 0)	0 (0 to 0)	0 (0 to 0)	0 (0 to 0)	0 (0 to 0)
Benign and in situ cervical and uterine neoplasms	0 (0 to 0)	0 (0 to 0)	0 (0 to 0)	0 (0 to 0)	0 (0 to 0)	0 (0 to 0)	0 (0 to 0)	0 (0 to 0)	0 (0 to 0)	0 (0 to 0)	0 (0 to 0)	0 (0 to 0)
Other benign and in situ neoplasms	0 (0 to 0)	0 (0 to 0)	0 (0 to 0)	0 (0 to 0)	0 (0 to 0)	0 (0 to 0)	0 (0 to 0)	0 (0 to 0)	0 (0 to 0)	0 (0 to 0)	0 (0 to 0)	0 (0 to 0)
Cardiovascular diseases	5,850 (3,350 to 10,000)	2,970 (1,470 to 5,140)	16,000 (6,600 to 30,200)	16,300 (7,590 to 26,400)	10,800 (7,440 to 14,900)	11,000 (8,010 to 15,200)	18,700 (14,000 to 24,700)	27,400 (20,600 to 35,600)	37,300 (28,000 to 48,200)	54,100 (42,200 to 67,400)	75,000 (59,700 to 94,800)	110,000 (88,800 to 136,000)
Rheumatic heart disease	0 (0 to 0)	0 (0 to 0)	0 (0 to 0)	2,240 (786 to 4,970)	2,940 (1,750 to 4,870)	4,170 (2,690 to 6,460)	4,840 (3,170 to 7,220)	5,380 (3,620 to 7,780)	6,310 (4,260 to 9,050)	6,560 (4,520 to 9,530)	6,530 (4,500 to 9,720)	6,510 (4,430 to 9,590)
Ischemic heart disease	0 (0 to 0)	0 (0 to 0)	0 (0 to 0)	0 (0 to 0)	0 (0 to 0)	0 (0 to 0)	2,990 (2,060 to 4,110)	6,270 (4,170 to 8,610)	10,200 (7,190 to 13,400)	18,200 (13,500 to 23,400)	28,400 (21,800 to 36,500)	45,700 (35,600 to 57,500)
Stroke	3,180 (1,680 to 5,800)	939 (439 to 1,750)	6,200 (2,260 to 13,600)	5,020 (2,340 to 8,980)	3,500 (2,300 to 5,050)	3,100 (2,150 to 4,340)	5,820 (4,180 to 8,010)	8,720 (6,490 to 11,800)	12,000 (8,650 to 16,200)	18,000 (13,700 to 23,000)	25,100 (19,100 to 32,100)	37,100 (28,400 to 46,900)
Ischemic stroke	635 (226 to 1,630)	133 (54 to 268)	386 (130 to 915)	953 (399 to 1,960)	640 (433 to 911)	674 (482 to 925)	1,220 (885 to 1,610)	1,730 (1,300 to 2,350)	2,260 (1,660 to 3,050)	3,290 (2,450 to 4,330)	4,150 (3,190 to 5,460)	6,210 (4,810 to 8,080)
Intracerebral hemorrhage	880 (415 to 1,760)	315 (129 to 641)	4,150 (1,450 to 9,190)	2,340 (922 to 4,810)	1,700 (1,040 to 2,660)	1,240 (777 to 1,940)	2,810 (1,890 to 4,040)	4,420 (3,140 to 6,300)	6,370 (4,490 to 8,730)	10,200 (7,540 to 13,400)	14,500 (10,800 to 19,600)	22,500 (16,900 to 29,300)
Subarachnoid hemorrhage	1,670 (822 to 3,150)	491 (188 to 968)	1,660 (417 to 4,310)	1,730 (445 to 3,720)	1,170 (522 to 2,030)	1,190 (650 to 1,960)	1,790 (1,060 to 2,920)	2,570 (1,570 to 4,230)	3,320 (2,040 to 5,340)	4,550 (2,840 to 6,920)	6,400 (4,190 to 9,700)	8,400 (5,480 to 12,900)
Hypertensive heart disease	0 (0 to 0)	0 (0 to 0)	0 (0 to 0)	0 (0 to 0)	0 (0 to 0)	0 (0 to 0)	394 (249 to 611)	872 (545 to 1,340)	1,300 (864 to 1,950)	2,680 (1,790 to 3,970)	4,550 (3,180 to 6,550)	7,220 (5,160 to 9,920)
Non-rheumatic valvular heart disease	0 (0 to 0)	0 (0 to 0)	0 (0 to 0)	0 (0 to 0)	0 (0 to 0)	0 (0 to 0)	527 (337 to 827)	505 (334 to 801)	641 (435 to 949)	723 (509 to 1,030)	776 (552 to 1,090)	1,070 (788 to 1,440)
Non-rheumatic calcific aortic valve disease	0 (0 to 0)	0 (0 to 0)	0 (0 to 0)	0 (0 to 0)	0 (0 to 0)	0 (0 to 0)	245 (151 to 415)	264 (168 to 435)	298 (200 to 467)	299 (209 to 432)	335 (231 to 499)	514 (372 to 730)
Non-rheumatic degenerative mitral valve disease	0 (0 to 0)	0 (0 to 0)	0 (0 to 0)	0 (0 to 0)	0 (0 to 0)	0 (0 to 0)	254 (157 to 415)	209 (123 to 363)	316 (209 to 489)	377 (255 to 567)	410 (285 to 590)	529 (374 to 746)
Other non-rheumatic valve diseases	0 (0 to 0)	0 (0 to 0)	0 (0 to 0)	0 (0 to 0)	0 (0 to 0)	0 (0 to 0)	28·2 (11·6 to 60·6)	31·5 (16·2 to 58·3)	27 (12·9 to 53·7)	47·7 (25·6 to 85·8)	30·9 (15·2 to 61·2)	21·9 (11·6 to 40·6)
Cardiomyopathy and myocarditis	1,210 (525 to 2,420)	950 (372 to 2,010)	5,080 (1,680 to 12,600)	4,140 (1,520 to 9,670)	1,660 (868 to 3,040)	1,470 (831 to 2,450)	1,520 (992 to 2,270)	1,940 (1,270 to 2,950)	2,430 (1,660 to 3,550)	3,160 (2,240 to 4,450)	3,940 (2,840 to 5,510)	4,840 (3,530 to 6,500)
Myocarditis	173 (62·8 to 388)	205 (71 to 507)	1,220 (284 to 4,310)	1,190 (247 to 3,950)	536 (213 to 1,190)	305 (156 to 608)	279 (176 to 448)	270 (169 to 451)	314 (203 to 480)	410 (255 to 644)	366 (236 to 553)	328 (215 to 498)
Alcoholic cardiomyopathy	0 (0 to 0)	0 (0 to 0)	0 (0 to 0)	0 (0 to 0)	0 (0 to 0)	0 (0 to 0)	120 (64·1 to 233)	222 (112 to 443)	382 (232 to 643)	704 (486 to 1,020)	953 (688 to 1,350)	1,460 (1,040 to 2,000)
Other cardiomyopathy	1,040 (442 to 2,120)	745 (272 to 1,630)	3,860 (1,270 to 9,220)	2,950 (1,090 to 6,230)	1,130 (598 to 1,960)	1,170 (651 to 1,990)	1,120 (712 to 1,740)	1,450 (964 to 2,170)	1,730 (1,170 to 2,610)	2,050 (1,390 to 3,090)	2,630 (1,820 to 3,830)	3,060 (2,120 to 4,290)
Atrial fibrillation and flutter	0 (0 to 0)	0 (0 to 0)	0 (0 to 0)	0 (0 to 0)	0 (0 to 0)	0 (0 to 0)	0 (0 to 0)	0 (0 to 0)	0 (0 to 0)	75 (56·1 to 101)	107 (71·2 to 155)	456 (339 to 618)
Aortic aneurysm	--	--	--	--	--	--	118 (82·1 to 172)	119 (84·9 to 170)	260 (192 to 371)	346 (249 to 463)	548 (407 to 731)	850 (642 to 1,120)
Endocarditis	106 (47·7 to 207)	152 (70·4 to 302)	918 (333 to 2,200)	858 (324 to 1,990)	340 (182 to 560)	344 (223 to 536)	483 (330 to 704)	821 (574 to 1,220)	912 (650 to 1,300)	955 (691 to 1,290)	1,130 (815 to 1,530)	1,240 (914 to 1,650)
Other cardiovascular and circulatory diseases	1,350 (727 to 2,580)	924 (447 to 1,770)	3,780 (1,530 to 7,920)	4,030 (1,740 to 7,400)	2,320 (1,560 to 3,520)	1,950 (1,350 to 2,690)	2,050 (1,490 to 2,760)	2,770 (1,970 to 3,780)	3,290 (2,350 to 4,400)	3,390 (2,480 to 4,460)	3,980 (2,940 to 5,310)	5,280 (4,040 to 6,920)
Chronic respiratory diseases	0 (0 to 0)	0 (0 to 0)	3·8 (2·5 to 5·1)	50,300 (27,500 to 72,800)	25,000 (16,500 to 36,500)	17,800 (12,200 to 25,600)	14,400 (10,000 to 20,800)	13,700 (10,000 to 18,300)	14,500 (11,000 to 18,700)	15,100 (11,800 to 18,700)	15,000 (11,900 to 18,500)	15,800 (12,900 to 19,000)
Chronic obstructive pulmonary disease	0 (0 to 0)	0 (0 to 0)	3·8 (2·5 to 5·1)	2,870 (754 to 6,750)	697 (458 to 1,040)	686 (502 to 917)	1,370 (1,040 to 1,770)	2,090 (1,630 to 2,610)	2,660 (2,070 to 3,390)	3,160 (2,470 to 3,920)	3,900 (3,090 to 4,830)	5,340 (4,240 to 6,570)
Pneumoconiosis	0 (0 to 0)	0 (0 to 0)	0 (0 to 0)	0 (0 to 0)	0 (0 to 0)	0 (0 to 0)	53·4 (22·7 to 108)	11·1 (5·5 to 23·3)	31·4 (14·9 to 69)	9·2 (4·9 to 18·7)	22·8 (13·4 to 39·8)	18·9 (10·5 to 33·6)
Silicosis	0 (0 to 0)	0 (0 to 0)	0 (0 to 0)	0 (0 to 0)	0 (0 to 0)	0 (0 to 0)	6·3 (1·5 to 20)	1·7 (0·6 to 4·9)	17·7 (6·7 to 47)	1·3 (0·5 to 3·7)	6·1 (2·4 to 14·1)	2·4 (0·8 to 6·4)
Asbestosis	0 (0 to 0)	0 (0 to 0)	0 (0 to 0)	0 (0 to 0)	0 (0 to 0)	0 (0 to 0)	17·8 (6·7 to 44)	2 (1 to 4·4)	3·4 (1·7 to 7·6)	1·6 (0·8 to 3·3)	2·6 (1·4 to 4·7)	1·7 (0·9 to 3·8)
Coal workers pneumoconiosis	0 (0 to 0)	0 (0 to 0)	0 (0 to 0)	0 (0 to 0)	0 (0 to 0)	0 (0 to 0)	5·8 (2·6 to 13·8)	1·3 (0·5 to 3·1)	2 (0·9 to 4·3)	1·3 (0·6 to 3·2)	5 (1·8 to 12·6)	1·6 (0·6 to 4·3)
Other pneumoconiosis	0 (0 to 0)	0 (0 to 0)	0 (0 to 0)	0 (0 to 0)	0 (0 to 0)	0 (0 to 0)	23·5 (8·3 to 53·4)	6·1 (2·5 to 14·5)	8·2 (3·3 to 22·3)	4·9 (2·3 to 11·4)	9·2 (4·8 to 17·2)	13·1 (6·8 to 24·7)
Asthma	0 (0 to 0)	0 (0 to 0)	0 (0 to 0)	40,000 (22,000 to 61,800)	22,800 (14,400 to 34,300)	15,800 (10,300 to 23,400)	12,200 (7,920 to 18,500)	10,400 (7,010 to 14,800)	10,200 (7,060 to 14,100)	10,300 (7,500 to 13,700)	9,360 (6,890 to 12,200)	8,570 (6,480 to 11,100)
Interstitial lung disease and pulmonary sarcoidosis	0 (0 to 0)	0 (0 to 0)	0 (0 to 0)	956 (427 to 2,620)	160 (107 to 252)	118 (82·5 to 171)	178 (121 to 261)	246 (168 to 339)	294 (207 to 409)	530 (367 to 757)	640 (441 to 897)	765 (532 to 1,070)

Cause	45 to 49	50 to 54	55 to 59	60 to 64	65 to 69	70 to 74	75 to 79	80 to 84	85 to 89	90 to 94	95 plus	Total
All causes	968,000 (829,000 to 1,120,000)	1,100,000 (948,000 to 1,280,000)	1,160,000 (999,000 to 1,340,000)	1,110,000 (974,000 to 1,270,000)	1,060,000 (931,000 to 1,200,000)	987,000 (874,000 to 1,110,000)	800,000 (714,000 to 892,000)	612,000 (551,000 to 673,000)	392,000 (356,000 to 429,000)	197,000 (181,000 to 215,000)	92,900 (86,300 to 99,500)	16,600,000
Communicable, maternal, neonatal, and nutritional diseases	122,000 (106,000 to 140,000)	101,000 (88,300 to 115,000)	81,300 (71,000 to 93,200)	65,300 (56,900 to 74,500)	56,100 (48,500 to 64,400)	52,800 (45,300 to 60,800)	47,000 (40,800 to 54,600)	39,600 (34,200 to 45,000)	28,800 (24,300 to 32,900)	15,900 (12,900 to 18,300)	8,250 (6,440 to 9,780)	3,660,000
HIV/AIDS and sexually transmitted infections	59,500 (50,800 to 70,300)	40,900 (35,600 to 46,900)	23,800 (20,500 to 27,400)	12,200 (10,300 to 14,400)	6,620 (5,500 to 7,800)	2,580 (2,060 to 3,160)	1,190 (941 to 1,470)	344 (271 to 433)	157 (124 to 203)	51·9 (39·4 to 69·1)	17·7 (13·4 to 24·4)	556,000
HIV/AIDS	58,200 (49,600 to 68,900)	40,000 (34,700 to 46,200)	23,100 (19,900 to 26,800)	11,800 (9,930 to 13,800)	6,250 (5,210 to 7,480)	2,340 (1,850 to 2,900)	1,040 (809 to 1,320)	247 (193 to 311)	97·5 (76·4 to 122)	27·3 (21·2 to 34·4)	8·6 (6·9 to 10·7)	460,000
HIV/AIDS - Drug-susceptible Tuberculosis	4,790 (3,070 to 7,470)	3,450 (2,180 to 5,360)	1,970 (1,260 to 3,030)	1,010 (655 to 1,560)	485 (317 to 740)	206 (137 to 309)	87·3 (58·9 to 131)	20·2 (13·9 to 29·1)	8·3 (5·8 to 11·7)	2·3 (1·6 to 3·2)	0·6 (0·4 to 0·8)	36,000
HIV/AIDS - Multidrug-resistant Tuberculosis without exten	61·8 (13·1 to 204)	45 (9·4 to 149)	25·9 (5·5 to 84·9)	13·5 (2·9 to 44)	6·7 (1·6 to 20·9)	2·6 (0·6 to 8·5)	1·1 (0·2 to 3·5)	0·3 (0·1 to 0·8)	0·1 (0 to 0·4)	0 (0 to 0·1)	0 (0 to 0)	460
HIV/AIDS - Extensively drug-resistant Tuberculosis	10·2 (2 to 31·8)	7·4 (1·4 to 23·5)	4·2 (0·8 to 13·4)	2·2 (0·4 to 7)	1·1 (0·2 to 3·2)	0·4 (0·1 to 1·4)	0·2 (0 to 0·6)	0 (0 to 0·1)	0 (0 to 0·1)	0 (0 to 0)	0 (0 to 0)	75·4
HIV/AIDS resulting in other diseases	53,300 (44,500 to 64,500)	36,500 (30,700 to 42,100)	21,100 (17,600 to 24,800)	10,700 (8,730 to 12,900)	5,760 (4,680 to 7,010)	2,130 (1,620 to 2,710)	955 (720 to 1,230)	226 (173 to 289)	89·1 (68·2 to 113)	25 (18·7 to 32)	8 (6·3 to 10·1)	423,000
Sexually transmitted infections excluding HIV	1,360 (837 to 2,250)	897 (530 to 1,530)	650 (382 to 1,120)	432 (248 to 752)	365 (215 to 624)	247 (150 to 419)	150 (88·6 to 260)	97·2 (58·6 to 167)	59·7 (37·6 to 98·6)	24·6 (15·1 to 39·6)	9·1 (5·3 to 15·8)	95,900
Syphilis	126 (73·1 to 230)	124 (65·9 to 239)	111 (56·2 to 216)	89·9 (45·1 to 185)	95 (45·7 to 195)	57·5 (31·9 to 109)	24 (14·6 to 40·8)	18·8 (12·2 to 32·2)	10·2 (6·3 to 17·5)	4·8 (3·2 to 7·4)	1·8 (1·1 to 2·9)	85,000
Chlamydial infection	154 (101 to 232)	57·3 (36·7 to 86·5)	28·3 (19·8 to 42·8)	13·6 (8·4 to 24·2)	7·2 (4·6 to 12·2)	7·2 (4·5 to 11·5)	5 (3·3 to 7·7)	3·5 (2·4 to 5)	3 (1·8 to 5·2)	1·3 (0·8 to 2·1)	0·5 (0·3 to 0·9)	1,320
Gonococcal infection	190 (127 to 301)	98 (65·4 to 151)	58·3 (39·5 to 96·4)	40·9 (25·6 to 72·2)	48·6 (31 to 76·6)	29·7 (19·5 to 45·8)	20·2 (13·6 to 30·1)	10 (7·2 to 14·3)	9 (5·5 to 15)	3·5 (2·1 to 5·5)	0·9 (0·5 to 1·5)	1,670
Trichomoniasis	271 (88 to 631)	216 (68·6 to 508)	147 (49·5 to 354)	83·5 (29 to 199)	58·5 (20·5 to 135)	39·3 (14·5 to 89·8)	23·3 (8·8 to 53·2)	12·2 (4·7 to 27·1)	5·1 (2 to 11·1)	1·6 (0·6 to 3·5)	0·3 (0·1 to 0·7)	2,380
Genital herpes	287 (89·3 to 724)	266 (81·2 to 658)	225 (68 to 546)	164 (49·2 to 399)	127 (37·8 to 310)	93·2 (28·2 to 230)	61·4 (18·7 to 150)	37·1 (11·1 to 90·9)	19·3 (5·8 to 46·5)	8·1 (2·4 to 19·4)	3·1 (0·9 to 7·4)	2,630
Other sexually transmitted infections	330 (220 to 507)	135 (90·6 to 199)	80·9 (55·1 to 120)	40·1 (25·1 to 72·2)	28·9 (17·5 to 48·5)	19·8 (12·8 to 30·8)	16·2 (9·8 to 26·8)	15·6 (8·7 to 29·9)	13·1 (6·7 to 27·2)	5·3 (2·7 to 11·4)	2·5 (1·1 to 6·1)	2,900
Respiratory infections and tuberculosis	22,800 (18,200 to 28,300)	24,600 (19,900 to 30,400)	26,000 (21,200 to 31,700)	27,500 (22,400 to 32,700)	28,100 (23,500 to 33,500)	31,600 (26,000 to 37,500)	31,400 (26,400 to 37,300)	28,700 (24,000 to 33,400)	22,000 (18,000 to 25,600)	12,800 (10,100 to 15,000)	6,930 (5,250 to 8,350)	784,000
Tuberculosis	7,010 (5,060 to 9,550)	6,470 (4,760 to 8,860)	5,240 (3,800 to 7,210)	4,670 (3,540 to 6,340)	3,390 (2,570 to 4,520)	2,680 (2,000 to 3,500)	1,790 (1,420 to 2,320)	1,160 (881 to 1,490)	655 (502 to 831)	204 (154 to 255)	55·5 (41·2 to 69·9)	110,000
Latent tuberculosis infection	0 (0 to 0)	0 (0 to 0)	0 (0 to 0)	0 (0 to 0)	0 (0 to 0)	0 (0 to 0)	0 (0 to 0)	0 (0 to 0)	0 (0 to 0)	0 (0 to 0)	0 (0 to 0)	0
Drug-susceptible tuberculosis	6,920 (5,000 to 9,440)	6,390 (4,700 to 8,790)	5,170 (3,730 to 7,110)	4,610 (3,500 to 6,250)	3,350 (2,530 to 4,440)	2,640 (1,970 to 3,440)	1,770 (1,390 to 2,290)	1,140 (868 to 1,470)	644 (492 to 823)	200 (151 to 252)	54·4 (40·1 to 68·6)	108,000
Multidrug-resistant tuberculosis without extensive drug re	72·9 (17·5 to 225)	70 (17·5 to 205)	58·8 (14·4 to 177)	52·6 (13·2 to 164)	39·4 (10 to 115)	32·2 (8·5 to 93·6)	22·5 (6·3 to 65·5)	14·9 (4·2 to 42·6)	8·7 (2·4 to 25·9)	3 (0·9 to 8·7)	1 (0·3 to 2·5)	1,110
Extensively drug-resistant tuberculosis	11·9 (2·6 to 39·1)	11·4 (2·6 to 34·4)	9·6 (2·2 to 27·6)	8·6 (2 to 26·8)	6·5 (1·5 to 19·7)	5·2 (1·4 to 15·4)	3·7 (0·9 to 10·3)	2·4 (0·6 to 7)	1·4 (0·4 to 4·3)	0·5 (0·1 to 1·4)	0·2 (0 to 0·4)	180
Lower respiratory infections	13,000 (10,200 to 16,500)	15,700 (12,400 to 19,400)	18,700 (15,200 to 23,100)	21,300 (17,100 to 25,800)	23,600 (19,400 to 28,600)	28,100 (23,000 to 33,900)	29,100 (24,200 to 34,900)	27,200 (22,600 to 31,700)	21,200 (17,300 to 24,700)	12,500 (9,830 to 14,700)	6,840 (5,170 to 8,260)	620,000
Upper respiratory infections	2,020 (1,070 to 3,520)	1,770 (985 to 3,010)	1,480 (815 to 2,410)	1,090 (597 to 1,830)	879 (479 to 1,450)	636 (354 to 1,050)	412 (226 to 678)	244 (132 to 404)	125 (70 to 204)	58·1 (33·2 to 96·5)	24·3 (13·8 to 41·9)	40,200
Otitis media	753 (380 to 1,290)	714 (344 to 1,270)	579 (296 to 1,020)	389 (185 to 745)	250 (129 to 465)	153 (70 to 289)	108 (55·3 to 193)	73·7 (35·2 to 132)	41·4 (20·1 to 72·7)	19·5 (9·1 to 34·9)	8·3 (4 to 15·1)	14,800
Enteric infections	7,510 (5,380 to 10,600)	7,940 (5,820 to 10,900)	7,950 (5,760 to 10,900)	8,100 (5,850 to 11,100)	8,770 (6,530 to 11,700)	9,070 (6,750 to 11,800)	7,980 (6,050 to 10,300)	6,140 (4,710 to 7,870)	3,530 (2,730 to 4,440)	1,570 (1,210 to 1,950)	650 (503 to 809)	452,000
Diarrheal diseases	7,480 (5,340 to 10,500)	7,920 (5,790 to 10,900)	7,920 (5,740 to 10,800)	8,080 (5,830 to 11,100)	8,750 (6,510 to 11,700)	9,050 (6,730 to 11,800)	7,970 (6,040 to 10,300)	6,130 (4,700 to 7,860)	3,520 (2,720 to 4,440)	1,560 (1,210 to 1,950)	649 (501 to 807)	450,000
Typhoid and paratyphoid	10·2 (4·3 to 21·3)	10·1 (4·7 to 19·1)	8·6 (4·2 to 16·4)	7·3 (3·6 to 14·3)	7·4 (4 to 13·9)	5·9 (2·5 to 11·7)	4·7 (2 to 10)	3·4 (1·6 to 6·8)	2 (1·1 to 3·7)	0·6 (0·3 to 1·1)	0·2 (0·1 to 0·4)	629
Typhoid fever	8 (3·4 to 16·8)	7·7 (3·5 to 14·6)	6·1 (2·8 to 11·6)	5·2 (2·5 to 10·2)	5·8 (3 to 10·9)	4·7 (1·9 to 10·1)	3·8 (1·4 to 8·6)	2·6 (1·1 to 6)	1·4 (0·7 to 2·8)	0·4 (0·2 to 0·7)	0·1 (0 to 0·2)	461
Paratyphoid fever	2·2 (0·7 to 5·6)	2·4 (0·9 to 5·3)	2·5 (1 to 5·1)	2·1 (0·9 to 4·4)	1·7 (0·8 to 3·5)	1·2 (0·5 to 2·6)	0·9 (0·4 to 1·8)	0·7 (0·3 to 1·5)	0·6 (0·3 to 1·2)	0·2 (0·1 to 0·4)	0·1 (0 to 0·3)	168
Invasive Non-typhoidal Salmonella (iNTS)	10·2 (1·8 to 25·3)	10·9 (2 to 26·5)	11·3 (2·6 to 27·5)	12 (2·8 to 29·2)	9·9 (3·1 to 23·6)	6·5 (1·9 to 16)	4·2 (1·6 to 9·4)	2·1 (0·4 to 5·4)	1 (0·3 to 2·5)	0·6 (0·3 to 1·2)	0·1 (0 to 0·3)	551
Other intestinal infectious diseases	6·9 (1·8 to 16·8)	6·7 (1·6 to 16·1)	5 (1·1 to 11·4)	3·9 (0·7 to 10·4)	5·8 (1·2 to 14·7)	3·8 (0·8 to 9·5)	2·4 (0·5 to 5·7)	2·2 (0·4 to 5·5)	2·5 (0·5 to 6·7)	1·1 (0·2 to 2·8)	0·7 (0·1 to 1·9)	694
Neglected tropical diseases and malaria	4,730 (3,050 to 7,530)	4,460 (2,850 to 6,900)	4,100 (2,640 to 6,250)	3,470 (2,290 to 5,150)	2,950 (1,900 to 4,430)	2,340 (1,540 to 3,480)	1,560 (1,020 to 2,270)	1,010 (637 to 1,500)	552 (342 to 838)	236 (147 to 364)	101 (55·8 to 163)	101,000
Malaria	1,070 (181 to 3,400)	954 (151 to 3,150)	813 (128 to 2,690)	612 (94·9 to 1,950)	498 (75·3 to 1,620)	347 (52·3 to 1,140)	101 (15·9 to 326)	27·8 (5·1 to 87·5)	2·6 (0·8 to 6·8)	0·4 (0·2 to 0·8)	0 (0 to 0·1)	28,600
Chagas disease	1·9 (1·2 to 2·8)	2 (1·3 to 3)	2·2 (1·5 to 3·5)	2·7 (1·8 to 4·3)	2·7 (1·8 to 4)	2·4 (1·5 to 3·5)	1·4 (0·9 to 2·1)	1·2 (0·8 to 1·9)	4·4 (2·5 to 10·4)	1·3 (0·7 to 3·4)	0·4 (0·2 to 1)	28·2
Leishmaniasis	2·1 (1 to 3·6)	2·4 (1·3 to 4·1)	2·5 (1·3 to 4·1)	2·2 (1·2 to 3·7)	1·8 (1 to 2·9)	1·4 (0·8 to 2·3)	1·1 (0·6 to 1·8)	0·7 (0·4 to 1·1)	0·3 (0·2 to 0·5)	0·1 (0·1 to 0·2)	0 (0 to 0·1)	41·8
Visceral leishmaniasis	0·2 (0 to 0·8)	0·2 (0 to 0·6)	0·2 (0 to 0·5)	0·1 (0 to 0·3)	0·1 (0 to 0·2)	0 (0 to 0·1)	0 (0 to 0·1)	0 (0 to 0)	0 (0 to 0)	0 (0 to 0)	0 (0 to 0)	8·6
Cutaneous and mucocutaneous leishmaniasis	1·9 (1 to 3·2)	2·2 (1·2 to 3·8)	2·4 (1·2 to 4)	2·1 (1·1 to 3·6)	1·7 (0·9 to 2·8)	1·4 (0·8 to 2·2)	1·1 (0·6 to 1·7)	0·7 (0·4 to 1·1)	0·3 (0·2 to 0·4)	0·1 (0·1 to 0·2)	0 (0 to 0·1)	33·2
African trypanosomiasis	0 (0 to 0)	0 (0 to 0)	0 (0 to 0)	0 (0 to 0)	0 (0 to 0)	0 (0 to 0)	0 (0 to 0)	0 (0 to 0)	0 (0 to 0)	0 (0 to 0)	0 (0 to 0)	0
Schistosomiasis	812 (341 to 1,680)	727 (327 to 1,480)	609 (268 to 1,200)	474 (210 to 921)	333 (143 to 650)	259 (123 to 483)	163 (71·3 to 311)	99·5 (43·1 to 192)	56·8 (24·1 to 112)	22·6 (9·6 to 47·9)	8·2 (2·9 to 19·3)	14,100
Cysticercosis	1,220 (581 to 2,160)	1,260 (608 to 2,170)	1,380 (725 to 2,250)	1,460 (741 to 2,410)	1,450 (722 to 2,320)	1,250 (668 to 1,990)	967 (491 to 1,580)	678 (326 to 1,120)	369 (176 to 645)	155 (74·2 to 280)	62·4 (24·7 to 115)	16,400
Cystic echinococcosis	1·3 (0·3 to 3·4)	1·4 (0·3 to 3·5)	1·4 (0·3 to 3·3)	1·3 (0·3 to 3·1)	1·1 (0·3 to 2·5)	0·9 (0·3 to 2·1)	0·7 (0·3 to 1·4)	0·5 (0·1 to 0·9)	0·3 (0·1 to 0·7)	0·2 (0·1 to 0·4)	0·1 (0 to 0·2)	22·3
Lymphatic filariasis	715 (428 to 1,160)	619 (373 to 1,010)	520 (319 to 829)	410 (250 to 659)	310 (191 to 495)	203 (124 to 336)	131 (80·1 to 208)	77·9 (47·2 to 125)	37·3 (22·3 to 61·1)	13·1 (7·9 to 20·8)	3·3 (2 to 5·2)	11,200
Onchocerciasis	0 (0 to 0)	0 (0 to 0)	0 (0 to 0)	0 (0 to 0)	0 (0 to 0)	0 (0 to 0)	0 (0 to 0)	0 (0 to 0)	0 (0 to 0)	0 (0 to 0)	0 (0 to 0)	0
Trachoma	0 (0 to 0)	0 (0 to 0)	0 (0 to 0)	0 (0 to 0)	0 (0 to 0)	0 (0 to 0)	0 (0 to 0)	0 (0 to 0)	0 (0 to 0)	0 (0 to 0)	0 (0 to 0)	0
Dengue	251 (133 to 410)	257 (130 to 430)	211 (103 to 372)	217 (106 to 361)	156 (76·2 to 262)	123 (63·7 to 207)	91·2 (43·3 to 160)	59·5 (30 to 101)	38·4 (19·2 to 63)	24·3 (10·9 to 44·7)	19 (5·3 to 39·4)	6,440
Yellow fever	0·4 (0·1 to 1·3)	0·3 (0 to 1·1)	0·2 (0 to 0·7)	0·1 (0 to 0·5)	0·1 (0 to 0·3)	0 (0 to 0·2)	0 (0 to 0·1)	0 (0 to 0)	0 (0 to 0)	0 (0 to 0)	0 (0 to 0)	9·2
Rabies	17·5 (3·7 to 42·8)	14·1 (1·8 to 31·3)	1·7 (0·2 to 3·7)	22·5 (1·5 to 62·2)	28·5 (2·2 to 65·4)	8·2 (1·1 to 18·7)	0·9 (0·2 to 1·9)	2·1 (0·2 to 5·7)	0·3 (0·1 to 0·5)	0·1 (0 to 0·1)	0 (0 to 0·1)	268
Intestinal nematode infections	149 (83·1 to 244)	151 (89·4 to 245)	133 (78·4 to 214)	100 (59·6 to 154)	70·6 (42·4 to 112)	52·1 (30·8 to 81·9)	37·8 (22·4 to 59·5)	22·3 (13·2 to 35)	11·1 (6·7 to 17·1)	4·4 (2·6 to 6·8)	1·3 (0·8 to 2·1)	10,500
Ascariasis	39·8 (20·2 to 70·2)	35·8 (17·3 to 64·2)	30·3 (14·5 to 55·4)	24·6 (12·4 to 42·2)	16·1 (8·2 to 28·7)	13·7 (6·5 to 23·9)	10·3 (5·3 to 17·7)	5·9 (3 to 10·6)	2·9 (1·5 to 4·9)	1·4 (0·7 to 2·5)	0·5 (0·2 to 0·9)	1,390
Trichuriasis	18·7 (9·1 to 34·1)	15 (7·2 to 26·9)	11·9 (5·7 to 21·4)	8·1 (3·9 to 14·8)	5·1 (2·5 to 9·3)	3·4 (1·6 to 6)	2·1 (1 to 3·8)	1·2 (0·6 to 2·3)	0·6 (0·3 to 1·1)	0·3 (0·1 to 0·5)	0·1 (0 to 0·2)	627
Hookworm disease	90·6 (47·8 to 157)	101 (57·6 to 167)	90·5 (52·3 to 147)	67·5 (38·1 to 109)	49·4 (27·5 to 80·1)	35 (20 to 57·5)	25·4 (14·4 to 42·1)	15·1 (8·7 to 24·4)	7·6 (4·4 to 12·1)	2·7 (1·5 to 4·3)	0·7 (0·4 to 1·2)	8,450
Food-borne trematodiases	0 (0 to 0)	0 (0 to 0)	0 (0 to 0)	0 (0 to 0)	0 (0 to 0)	0 (0 to 0)	0 (0 to 0)	0 (0 to 0)	0 (0 to 0)	0 (0 to 0)	0 (0 to 0)	0
Leprosy	14·4 (7·7 to 24)	14 (7·8 to 22)	13 (7·6 to 20·6)	10·9 (6·1 to 17·3)	9·1 (5·3 to 14)	7 (4·2 to 11·1)	5 (3·1 to 7·7)	3·3 (2·1 to 5·1)	1·8 (1·1 to 2·8)	0·8 (0·4 to 1·2)	0·3 (0·2 to 0·4)	142
Ebola	0 (0 to 0)	0 (0 to 0)	0 (0 to 0)	0 (0 to 0)	0 (0 to 0)	0 (0 to 0)	0 (0 to 0)	0 (0 to 0)	0 (0 to 0)	0 (0 to 0)	0 (0 to 0)	0
Zika virus	2·9 (1·3 to 5·2)	2·5 (1·2 to 4·6)	1·7 (0·8 to 3)	1·1 (0·5 to 1·9)	0·6 (0·3 to 1·1)	0·3 (0·1 to 0·5)	0·2 (0·1 to 0·3)	0·1 (0 to 0·1)	0 (0 to 0)	0 (0 to 0)	0 (0 to 0)	82·5
Guinea worm disease	0 (0 to 0)	0 (0 to 0)	0 (0 to 0)	0 (0 to 0)	0 (0 to 0)	0 (0 to 0)	0 (0 to 0)	0 (0 to 0)	0 (0 to 0)	0 (0 to 0)	0 (0 to 0)	0
Other neglected tropical diseases	477 (301 to 696)	454 (284 to 692)	408 (262 to 622)	158 (105 to 229)	91·8 (58·9 to 134)	78·2 (54·7 to 112)	59·7 (41·2 to 86·1)	37·1 (24·6 to 55·2)	28·9 (19·1 to 43·2)	13·9 (9·5 to 20·2)	6·3 (4 to 9·6)	12,700
Other infectious diseases	4,760 (3,860 to 5,880)	4,570 (3,730 to 5,650)	4,110 (3,370 to 5,000)	3,360 (2,770 to 4,080)	2,590 (2,150 to 3,110)	2,040 (1,700 to 2,420)	1,300 (1,090 to 1,540)	892 (738 to 1,060)	643 (508 to 795)	222 (174 to 275)	86·8 (65·9 to 109)	268,000
Meningitis	1,230 (962 to 1,600)	1,220 (979 to 1,570)	1,090 (864 to 1,340)	1,010 (796 to 1,270)	794 (636 to 983)	621 (501 to 758)	439 (360 to 536)	290 (231 to 356)	190 (145 to 243)	52·2 (39·6 to 65·9)	16·9 (13·1 to 20·9)	106,000
Encephalitis	691 (530 to 894)	530 (417 to 683)	507 (401 to 642)	432 (335 to 560)	306 (244 to 390)	240 (192 to 304)	133 (108 to 166)	88·3 (70·7 to 110)	43·4 (33·1 to 55·7)	16·6 (12·8 to 21·1)	5·5 (4·2 to 7·2)	21,600
Diphtheria	8·4 (2·4 to 18·3)	6·5 (2·1 to 14·4)	3·7 (1·2 to 7·9)	0 (0 to 0)	0 (0 to 0)	0 (0 to 0)	0 (0 to 0)	0 (0 to 0)	0 (0 to 0)	0 (0 to 0)	0 (0 to 0)	445
Tetanus	250 (107 to 579)	373 (144 to 798)	369 (144 to 816)	308 (124 to 712)	228 (85·7 to 527)	177 (75·2 to 382)	108 (46 to 234)	52·4 (26·8 to 110)	23·5 (13·8 to 40)	7·3 (4 to 13·6)	1·8 (0·8 to 4)	14,700
Measles	0·1 (0 to 0·1)	0·1 (0 to 0·1)	0 (0 to 0·1)	0 (0 to 0)	0 (0 to 0)	0 (0 to 0)	0 (0 to 0)	0 (0 to 0)	0 (0 to 0)	0 (0 to 0)	0 (0 to 0)	3
Varicella and herpes zoster	152 (94·5 to 232)	159 (108 to 247)	164 (98·7 to 249)	164 (98·8 to 250)	171 (101 to 262)	155 (101 to 234)	142 (89·6 to 216)	130 (75·3 to 205)	98·3 (54·3 to 165)	48·7 (28·7 to 81)	25·1 (15·1 to 39·1)	6,520
Acute hepatitis	465 (309 to 680)	438 (289 to 657)	349 (226 to 553)	270 (174 to 423)	177 (112 to 283)	128 (86·5 to 187)	66·3 (44·2 to 102)	40·6 (27·6 to 62·4)	30·9 (21 to 46)	8·3 (5·7 to 11·9)	2 (1·4 to 3)	9,150
Acute hepatitis A	184 (87 to 340)	151 (69·9 to 287)	118 (42·6 to 255)	89·6 (31·7 to 209)	60·7 (23·3 to 130)	30·6 (10·1 to 66·9)	19·8 (6·5 to 44·3)	10·3 (3·9 to 21·8)	6·5 (3 to 13)	1·2 (0·6 to 2·4)	0·3 (0·2 to 0·5)	4,960
Acute hepatitis B	142 (76·8 to 259)	146 (83·1 to 250)	129 (73·4 to 214)	81·3 (45·6 to 153)	58·7 (34·2 to 99·3)	47 (28·6 to 76·5)	17 (10·3 to 29·9)	10·4 (6·4 to 17·2)	7·8 (4·5 to 13·5)	2·5 (1·5 to 4)	0·7 (0·4 to 1·1)	2,610
Acute hepatitis C	108 (56·3 to 201)	129 (63·1 to 247)	90·1 (47·2 to 162)	78·3 (40·9 to 142)	50·8 (25·4 to 95·4)	43·6 (23·7 to 77·1)	21·5 (11·6 to 39·8)	17·2 (8·8 to 34·5)	10·1 (4·8 to 19·9)	3·3 (1·6 to 6·2)	0·6 (0·3 to 1·2)	1,180
Acute hepatitis E	30·1 (14·5 to 67·3)	11·5 (6·3 to 21·5)	11·5 (6·1 to 23·9)	20·9 (9·3 to 43)	6·5 (3·6 to 11·8)	6·9 (4 to 12·3)	8·1 (4·2 to 14·4)	2·7 (1·5 to 4·4)	6·3 (2·9 to 12·6)	1·3 (0·7 to 2·1)	0·5 (0·2 to 1)	401
Other unspecified infectious diseases	1,930 (1,400 to 2,580)	1,810 (1,320 to 2,430)	1,610 (1,190 to 2,120)	1,170 (864 to 1,540)	918 (673 to 1,190)	722 (530 to 936)	410 (305 to 527)	290 (214 to 378)	257 (183 to 343)	89·4 (64·1 to 121)	35·3 (24·6 to 49·2)	29,000
Maternal and neonatal disorders	11,000 (8,390 to 14,800)	6,240 (4,880 to 7,830)	4,560 (3,500 to 5,810)	3,000 (2,310 to 3,830)	1,880 (1,440 to 2,440)	1,030 (780 to 1,360)	441 (317 to 600)	131 (89·1 to 191)	35·3 (22 to 53)	8·4 (4·7 to 13·4)	2·5 (1·3 to 4·2)	1,200,000
Maternal disorders	4,150 (2,090 to 7,830)	361 (149 to 772)	0 (0 to 0)	0 (0 to 0)	0 (0 to 0)	0 (0 to 0)	0 (0 to 0)	0 (0 to 0)	0 (0 to 0)	0 (0 to 0)	0 (0 to 0)	120,000
Maternal hemorrhage	357 (163 to 762)	27·2 (9·3 to 65·3)	0 (0 to 0)	0 (0 to 0)	0 (0 to 0)	0 (0 to 0)	0 (0 to 0)	0 (0 to 0)	0 (0 to 0)	0 (0 to 0)	0 (0 to 0)	16,800
Maternal sepsis and other maternal infections	548 (208 to 1,240)	24·8 (8·5 to 60·3)	0 (0 to 0)	0 (0 to 0)	0 (0 to 0)	0 (0 to 0)	0 (0 to 0)	0 (0 to 0)	0 (0 to 0)	0 (0 to 0)	0 (0 to 0)	21,200
Maternal hypertensive disorders	337 (160 to 657)	31·4 (13·1 to 66·9)	0 (0 to 0)	0 (0 to 0)	0 (0 to 0)	0 (0 to 0)	0 (0 to 0)	0 (0 to 0)	0 (0 to 0)	0 (0 to 0)	0 (0 to 0)	21,000
Maternal obstructed labor and uterine rupture	21·1 (12·1 to 38·7)	1·8 (1 to 3·7)	0 (0 to 0)	0 (0 to 0)	0 (0 to 0)	0 (0 to 0)	0 (0 to 0)	0 (0 to 0)	0 (0 to 0)	0 (0 to 0)	0 (0 to 0)	849
Maternal abortion and miscarriage	1,840 (818 to 3,590)	166 (55·3 to 394)	0 (0 to 0)	0 (0 to 0)	0 (0 to 0)	0 (0 to 0)	0 (0 to 0)	0 (0 to 0)	0 (0 to 0)	0 (0 to 0)	0 (0 to 0)	25,700
Ectopic pregnancy	57·8 (29·5 to 108)	2·1 (0·9 to 4·8)	0 (0 to 0)	0 (0 to 0)	0 (0 to 0)	0 (0 to 0)	0 (0 to 0)	0 (0 to 0)	0 (0 to 0)	0 (0 to 0)	0 (0 to 0)	2,970
Indirect maternal deaths	63·6 (33·9 to 114)	6·6 (3·8 to 11·6)	--	--	--	--	--	--	--	--	--	NA
Late maternal deaths	112 (58·7 to 203)	10·3 (5 to 20·4)	--	--	--	--	--	--	--	--	--	NA
Maternal deaths aggravated by HIV/AIDS	76·5 (29·8 to 161)	5·6 (1·7 to 13·9)	--	--	--	--	--	--	--	--	--	NA
Neonatal disorders	6,890 (5,350 to 8,690)	5,880 (4,560 to 7,450)	4,560 (3,500 to 5,810)	3,000 (2,310 to 3,830)	1,880 (1,440 to 2,440)	1,030 (780 to 1,360)	441 (317 to 600)	131 (89·1 to 191)	35·3 (22 to 53)	8·4 (4·7 to 13·4)	2·5 (1·3 to 4·2)	1,080,000
Neonatal preterm birth	2,820 (2,160 to 3,520)	2,370 (1,820 to 2,970)	1,760 (1,360 to 2,220)	1,080 (830 to 1,340)	650 (490 to 817)	345 (269 to 443)	145 (108 to 197)	37·2 (23·5 to 55·9)	14·7 (7·7 to 24·3)	6 (3·1 to 10·1)	2·4 (1·2 to 4)	392,000
Neonatal encephalopathy due to birth asphyxia and traum	821 (548 to 1,160)	704 (470 to 992)	572 (386 to 791)	388 (261 to 539)	219 (144 to 308)	83·6 (54·1 to 120)	22·3 (12·9 to 34·8)	3·5 (1·5 to 6·8)	0·4 (0·1 to 1)	0 (0 to 0·1)	0 (0 to 0)	254,000
Neonatal sepsis and other neonatal infections	2,950 (2,010 to 4,180)	2,570 (1,750 to 3,670)	2,050 (1,390 to 2,920)	1,410 (943 to 2,050)	936 (634 to 1,370)	566 (377 to 845)	257 (157 to 392)	85·4 (49·1 to 141)	19·4 (9·2 to 34·1)	2·3 (0·9 to 5·1)	0·1 (0 to 0·4)	214,000
Hemolytic disease and other neonatal jaundice	295 (225 to 371)	239 (182 to 302)	183 (139 to 230)	122 (93·4 to 153)	75·4 (57·5 to 95·1)	39·4 (29·9 to 49·9)	16 (11·9 to 20·6)	4·7 (3·5 to 6·3)	0·8 (0·5 to 1·2)	0·1 (0 to 0·1)	0 (0 to 0)	14,100
Other neonatal disorders	0 (0 to 0)	0 (0 to 0)	0 (0 to 0)	0 (0 to 0)	0 (0 to 0)	0 (0 to 0)	0 (0 to 0)	0 (0 to 0)	0 (0 to 0)	0 (0 to 0)	0 (0 to 0)	210,000
Nutritional deficiencies	11,900 (7,850 to 17,100)	12,100 (8,030 to 17,500)	10,800 (7,430 to 15,600)	7,720 (5,540 to 10,500)	5,110 (3,740 to 6,790)	4,150 (3,180 to 5,390)	3,180 (2,460 to 4,140)	2,440 (1,890 to 3,130)	1,890 (1,480 to 2,410)	1,000 (795 to 1,250)	462 (352 to 571)	292,000
Protein-energy malnutrition	1,710 (1,300 to 2,210)	1,850 (1,430 to 2,380)	1,850 (1,420 to 2,340)	1,940 (1,520 to 2,440)	1,810 (1,420 to 2,300)	1,850 (1,470 to 2,330)	1,600 (1,320 to 1,970)	1,310 (1,070 to 1,580)	1,080 (853 to 1,360)	641 (483 to 809)	353 (258 to 450)	106,000
Iodine deficiency	349 (189 to 574)	303 (162 to 488)	244 (134 to 394)	177 (93 to 284)	134 (74·5 to 211)	90·6 (49·8 to 142)	56·8 (32·1 to 87·5)	32·2 (17·3 to 50·5)	16·1 (8·6 to 24·9)	6·4 (3·3 to 10·1)	2·2 (1·1 to 3·5)	5,150
Vitamin A deficiency	39·1 (21·2 to 64·7)	31·7 (17·4 to 51·7)	25 (14 to 40·3)	17·8 (10·1 to 28·7)	13·1 (7·1 to 21·7)	9·8 (5·3 to 16·2)	7 (3·8 to 11·3)	4·1 (2·2 to 6·7)	1·8 (0·9 to 3·1)	0·5 (0·2 to 0·9)	0·1 (0·1 to 0·3)	5,290
Dietary iron deficiency	9,400 (5,640 to 14,200)	9,340 (5,670 to 14,600)	8,250 (5,160 to 13,000)	5,170 (3,200 to 7,870)	2,750 (1,610 to 4,290)	1,860 (1,090 to 3,050)	1,290 (742 to 2,060)	919 (523 to 1,510)	675 (386 to 1,130)	298 (178 to 477)	82·1 (47·6 to 132)	168,000
Other nutritional deficiencies	442 (310 to 593)	572 (404 to 772)	464 (340 to 618)	408 (298 to 551)	400 (293 to 542)	334 (245 to 442)	225 (171 to 299)	171 (133 to 222)	108 (79·3 to 147)	57·4 (42 to 77·4)	24·2 (16·6 to 33·6)	7,330
Non-communicable diseases	728,000 (615,000 to 851,000)	895,000 (765,000 to 1,040,000)	990,000 (856,000 to 1,150,000)	985,000 (857,000 to 1,120,000)	950,000 (835,000 to 1,070,000)	890,000 (786,000 to 1,000,000)	717,000 (641,000 to 800,000)	541,000 (489,000 to 596,000)	340,000 (308,000 to 372,000)	167,000 (153,000 to 183,000)	77,500 (71,800 to 84,200)	10,900,000
Neoplasms	119,000 (99,700 to 143,000)	168,000 (142,000 to 199,000)	204,000 (174,000 to 239,000)	208,000 (178,000 to 242,000)	200,000 (175,000 to 229,000)	183,000 (158,000 to 211,000)	139,000 (121,000 to 159,000)	91,200 (77,800 to 104,000)	50,100 (41,300 to 57,600)	20,300 (16,200 to 23,400)	6,940 (5,270 to 8,070)	1,720,000
Lip and oral cavity cancer	2,310 (1,800 to 2,950)	3,890 (3,100 to 4,910)	4,680 (3,740 to 5,850)	4,300 (3,490 to 5,220)	3,750 (3,040 to 4,540)	3,170 (2,610 to 3,820)	2,280 (1,910 to 2,690)	1,510 (1,230 to 1,800)	736 (586 to 894)	306 (243 to 367)	117 (86·8 to 140)	30,100
Nasopharynx cancer	692 (546 to 864)	1,050 (824 to 1,320)	1,230 (977 to 1,550)	920 (745 to 1,140)	749 (589 to 932)	587 (468 to 743)	314 (245 to 396)	187 (145 to 236)	151 (114 to 195)	59·8 (42·9 to 78·3)	18·9 (13·3 to 25·7)	7,760
Other pharynx cancer	1,330 (1,050 to 1,690)	2,070 (1,620 to 2,630)	2,570 (2,000 to 3,240)	2,350 (1,820 to 2,970)	1,860 (1,430 to 2,330)	1,450 (1,140 to 1,820)	857 (692 to 1,070)	519 (411 to 646)	283 (219 to 356)	108 (78·6 to 140)	38·3 (26·9 to 51·8)	14,600
Esophageal cancer	3,920 (3,100 to 4,920)	6,590 (5,290 to 8,050)	8,530 (6,770 to 10,600)	7,370 (5,960 to 8,830)	6,170 (4,990 to 7,480)	5,020 (4,110 to 6,070)	3,190 (2,630 to 3,820)	1,970 (1,600 to 2,420)	933 (754 to 1,120)	362 (281 to 434)	103 (74·6 to 131)	47,300
Stomach cancer	7,110 (5,620 to 8,940)	10,500 (8,420 to 12,900)	12,300 (9,970 to 14,900)	13,300 (11,000 to 15,800)	12,400 (10,400 to 14,800)	10,900 (9,250 to 12,600)	7,980 (6,870 to 9,230)	5,080 (4,270 to 5,860)	2,730 (2,240 to 3,200)	1,040 (803 to 1,230)	335 (247 to 401)	97,700
Colon and rectum cancer	10,300 (8,330 to 12,700)	15,500 (12,600 to 18,800)	19,700 (16,200 to 24,100)	22,300 (18,400 to 26,700)	22,500 (18,900 to 26,400)	21,800 (18,400 to 25,300)	18,400 (15,700 to 21,700)	12,500 (10,500 to 14,500)	7,330 (5,900 to 8,760)	3,130 (2,430 to 3,700)	1,080 (799 to 1,300)	172,000
Liver cancer	2,680 (1,890 to 3,840)	4,050 (3,010 to 5,400)	5,340 (4,110 to 6,760)	5,570 (4,320 to 7,160)	5,390 (4,300 to 6,660)	4,910 (3,990 to 5,920)	3,450 (2,860 to 4,090)	2,150 (1,820 to 2,540)	903 (722 to 1,070)	296 (231 to 355)	71·6 (51·9 to 87·6)	41,300
Liver cancer due to hepatitis B	1,190 (674 to 1,890)	1,580 (908 to 2,560)	1,900 (1,140 to 3,040)	1,710 (955 to 2,770)	1,320 (692 to 2,130)	995 (489 to 1,640)	617 (356 to 1,010)	332 (164 to 556)	127 (68·3 to 207)	37·7 (19·2 to 66·7)	8·2 (3·3 to 16·2)	12,700
Liver cancer due to hepatitis C	310 (141 to 569)	602 (298 to 1,010)	931 (456 to 1,590)	1,060 (500 to 1,880)	1,100 (619 to 1,770)	1,120 (638 to 1,720)	925 (527 to 1,430)	715 (436 to 1,060)	355 (235 to 505)	134 (84·6 to 195)	35·9 (19·4 to 54·4)	7,610
Liver cancer due to alcohol use	788 (378 to 1,410)	1,300 (662 to 2,110)	1,810 (984 to 2,860)	2,090 (1,170 to 3,220)	2,280 (1,480 to 3,330)	2,100 (1,340 to 3,030)	1,330 (887 to 1,850)	699 (444 to 994)	249 (156 to 356)	67·3 (38·7 to 104)	13·1 (6 to 22·3)	13,700
Liver cancer due to NASH	184 (92·3 to 332)	294 (159 to 505)	391 (205 to 660)	448 (233 to 699)	480 (254 to 780)	475 (271 to 782)	414 (249 to 646)	297 (171 to 467)	127 (72·8 to 199)	43 (22·3 to 73·9)	11 (4·7 to 20)	3,520
Liver cancer due to other causes	206 (104 to 364)	276 (138 to 480)	309 (157 to 538)	283 (152 to 492)	249 (133 to 414)	220 (118 to 358)	165 (90·8 to 274)	107 (57·8 to 180)	43·7 (23·8 to 70·5)	14·2 (7·4 to 25·2)	3·4 (1·4 to 6·6)	3,660
Gallbladder and biliary tract cancer	1,300 (955 to 1,720)	2,030 (1,530 to 2,650)	2,600 (1,970 to 3,360)	2,760 (2,160 to 3,600)	2,550 (2,010 to 3,310)	2,260 (1,800 to 2,890)	1,600 (1,310 to 2,090)	1,010 (804 to 1,280)	502 (387 to 646)	181 (137 to 243)	58·2 (42·6 to 80·1)	18,700
Pancreatic cancer	3,780 (2,990 to 4,670)	6,050 (4,810 to 7,390)	8,380 (6,730 to 10,300)	8,840 (7,130 to 10,600)	8,670 (7,070 to 10,400)	8,120 (6,640 to 9,780)	5,950 (4,850 to 7,150)	3,740 (3,010 to 4,560)	1,770 (1,380 to 2,150)	687 (541 to 843)	248 (183 to 304)	60,200
Larynx cancer	2,570 (1,980 to 3,280)	5,070 (3,960 to 6,460)	6,340 (5,010 to 7,950)	6,270 (4,960 to 7,760)	5,630 (4,500 to 6,940)	4,440 (3,610 to 5,440)	2,930 (2,390 to 3,550)	1,620 (1,310 to 2,000)	712 (564 to 882)	269 (207 to 340)	76·5 (55·4 to 97·7)	37,800
Tracheal, bronchus, and lung cancer	13,900 (11,000 to 17,300)	26,800 (21,800 to 32,600)	38,400 (30,600 to 47,600)	41,000 (33,600 to 49,900)	39,800 (33,400 to 46,900)	34,200 (28,700 to 40,000)	23,200 (19,600 to 27,800)	13,000 (10,700 to 15,300)	6,550 (5,330 to 7,770)	2,330 (1,840 to 2,790)	776 (579 to 946)	254,000
Malignant skin melanoma	669 (498 to 915)	805 (606 to 1,110)	870 (662 to 1,200)	683 (526 to 936)	630 (492 to 846)	587 (464 to 783)	409 (318 to 548)	311 (243 to 426)	190 (142 to 247)	76·8 (55·3 to 101)	43·3 (29·1 to 58·9)	7,250
Non-melanoma skin cancer	725 (567 to 919)	1,160 (913 to 1,450)	1,320 (1,040 to 1,660)	1,330 (1,060 to 1,650)	1,420 (1,140 to 1,720)	1,380 (1,130 to 1,650)	1,330 (1,060 to 1,610)	1,170 (948 to 1,390)	898 (709 to 1,090)	599 (442 to 720)	329 (226 to 411)	13,300
Non-melanoma skin cancer (squamous-cell carcinoma)	725 (567 to 919)	1,160 (913 to 1,450)	1,320 (1,040 to 1,660)	1,330 (1,060 to 1,650)	1,420 (1,140 to 1,720)	1,380 (1,120 to 1,650)	1,330 (1,060 to 1,610)	1,170 (948 to 1,390)	898 (709 to 1,090)	599 (442 to 720)	329 (226 to 411)	13,300
Non-melanoma skin cancer (basal-cell carcinoma)	0·2 (0·1 to 0·3)	0·2 (0·1 to 0·4)	0·2 (0·1 to 0·4)	0·2 (0·1 to 0·4)	0·2 (0·1 to 0·5)	0·3 (0·1 to 0·5)	0·2 (0·1 to 0·5)	0·2 (0·1 to 0·3)	0·1 (0 to 0·2)	0·1 (0 to 0·1)	0 (0 to 0·1)	2
Breast cancer	20,900 (16,400 to 26,100)	23,600 (18,900 to 28,800)	23,200 (19,100 to 28,100)	18,400 (15,300 to 22,200)	14,700 (12,400 to 17,300)	11,300 (9,600 to 13,300)	7,910 (6,710 to 9,280)	5,320 (4,400 to 6,240)	3,310 (2,620 to 3,980)	1,400 (1,070 to 1,680)	600 (424 to 746)	169,000
Cervical cancer	14,900 (10,700 to 19,900)	14,700 (10,900 to 19,100)	13,000 (9,930 to 17,000)	10,000 (7,750 to 12,600)	7,680 (6,000 to 9,690)	5,770 (4,570 to 7,120)	3,530 (2,840 to 4,260)	2,110 (1,660 to 2,590)	989 (755 to 1,230)	366 (272 to 459)	136 (99·2 to 171)	115,000
Uterine cancer	3,170 (2,430 to 4,070)	4,230 (3,320 to 5,320)	5,080 (4,030 to 6,440)	6,000 (4,810 to 7,400)	5,540 (4,510 to 6,880)	4,530 (3,700 to 5,520)	2,960 (2,370 to 3,610)	1,810 (1,440 to 2,250)	819 (631 to 1,020)	336 (253 to 407)	123 (90·8 to 152)	39,700
Ovarian cancer	3,180 (2,270 to 4,510)	4,020 (2,820 to 5,550)	4,310 (2,900 to 5,890)	3,500 (2,480 to 4,700)	3,090 (2,150 to 4,070)	2,360 (1,600 to 3,000)	1,500 (922 to 1,850)	899 (533 to 1,140)	442 (281 to 561)	171 (111 to 215)	47·1 (28 to 61·7)	29,300
Prostate cancer	1,700 (1,280 to 2,200)	4,880 (3,580 to 6,390)	9,860 (7,360 to 12,800)	18,500 (14,400 to 23,500)	24,700 (19,200 to 31,400)	31,100 (24,300 to 39,000)	30,100 (23,400 to 37,600)	23,000 (18,000 to 28,400)	13,900 (11,000 to 17,200)	5,830 (4,270 to 7,280)	1,810 (1,200 to 2,330)	167,000
Testicular cancer	106 (69·7 to 148)	103 (68 to 149)	76·6 (52 to 106)	65·5 (46 to 90·1)	65·9 (42·8 to 98·6)	65·6 (42 to 96·4)	61·8 (40 to 89·8)	32·4 (21·1 to 46)	24·4 (16·2 to 32·9)	10·4 (6·8 to 14·7)	3·9 (2·5 to 5·3)	2,270
Kidney cancer	2,010 (1,530 to 2,520)	2,960 (2,330 to 3,700)	3,590 (2,800 to 4,470)	3,390 (2,670 to 4,230)	2,960 (2,380 to 3,650)	2,540 (2,040 to 3,090)	1,630 (1,300 to 1,980)	1,000 (805 to 1,210)	429 (332 to 526)	164 (124 to 204)	57·3 (39·8 to 75·7)	28,300
Bladder cancer	882 (710 to 1,080)	1,870 (1,500 to 2,270)	2,860 (2,320 to 3,510)	3,560 (2,930 to 4,270)	4,240 (3,420 to 5,230)	4,570 (3,770 to 5,450)	3,970 (3,210 to 4,870)	2,830 (2,310 to 3,410)	1,670 (1,360 to 2,000)	753 (578 to 915)	272 (199 to 340)	28,600
Brain and central nervous system cancer	3,050 (1,530 to 4,160)	3,820 (1,850 to 5,210)	4,270 (1,930 to 6,030)	3,300 (1,520 to 4,550)	2,990 (1,280 to 4,100)	2,230 (917 to 3,110)	1,370 (546 to 1,910)	662 (267 to 944)	279 (117 to 406)	101 (41·3 to 147)	29·4 (11·9 to 44·7)	44,500
Thyroid cancer	703 (536 to 911)	1,070 (840 to 1,350)	1,130 (898 to 1,440)	1,030 (825 to 1,270)	964 (781 to 1,180)	870 (714 to 1,030)	586 (474 to 707)	389 (309 to 471)	182 (137 to 225)	70·8 (53·6 to 87·5)	23·3 (16·5 to 29·9)	8,610
Mesothelioma	296 (217 to 421)	415 (312 to 579)	484 (371 to 652)	200 (154 to 263)	166 (132 to 212)	189 (152 to 237)	145 (118 to 177)	88·5 (72·2 to 107)	40·3 (32·1 to 48·8)	12·1 (9·3 to 14·8)	4·1 (2·9 to 5·2)	2,750
Hodgkin lymphoma	578 (370 to 757)	671 (409 to 884)	641 (396 to 863)	542 (347 to 700)	505 (323 to 652)	387 (235 to 502)	296 (173 to 389)	168 (92·8 to 234)	77·8 (44·6 to 108)	26·1 (12 to 41·1)	8 (3·5 to 13·1)	8,560
Non-Hodgkin lymphoma	4,200 (3,460 to 5,140)	5,090 (4,150 to 6,110)	5,890 (4,860 to 7,090)	5,420 (4,540 to 6,450)	5,090 (4,250 to 5,990)	4,450 (3,720 to 5,320)	3,020 (2,550 to 3,530)	1,650 (1,360 to 1,930)	725 (576 to 860)	253 (197 to 304)	79·2 (57·8 to 96·5)	58,900
Multiple myeloma	1,740 (1,360 to 2,270)	3,150 (2,510 to 3,980)	4,410 (3,470 to 5,530)	4,490 (3,630 to 5,550)	4,440 (3,600 to 5,310)	3,860 (3,200 to 4,620)	2,710 (2,250 to 3,240)	1,500 (1,210 to 1,810)	666 (522 to 816)	199 (150 to 247)	61·3 (42·7 to 78·3)	28,900
Leukemia	4,500 (3,670 to 5,520)	4,830 (3,880 to 5,900)	5,170 (4,220 to 6,320)	4,980 (4,100 to 5,930)	4,560 (3,760 to 5,460)	4,160 (3,460 to 4,940)	3,210 (2,680 to 3,800)	2,070 (1,700 to 2,450)	1,120 (894 to 1,370)	434 (332 to 529)	144 (103 to 184)	93,100
Acute lymphoid leukemia	390 (294 to 507)	444 (332 to 580)	424 (323 to 548)	316 (240 to 402)	336 (254 to 433)	262 (193 to 339)	187 (132 to 247)	121 (85·5 to 157)	46·6 (28·8 to 64·7)	20·1 (12·4 to 27·9)	5·5 (2·7 to 9·2)	22,400
Chronic lymphoid leukemia	101 (75·1 to 134)	308 (231 to 397)	507 (390 to 656)	603 (468 to 781)	694 (540 to 912)	630 (490 to 791)	523 (408 to 660)	360 (277 to 456)	202 (151 to 256)	85·3 (62·8 to 108)	23·2 (15·5 to 32·6)	4,340
Acute myeloid leukemia	1,480 (1,170 to 1,840)	1,500 (1,160 to 1,890)	1,500 (1,190 to 1,850)	1,350 (1,060 to 1,690)	1,120 (889 to 1,390)	954 (755 to 1,180)	679 (524 to 845)	378 (291 to 481)	157 (115 to 201)	51·4 (36·7 to 66·8)	19·5 (11 to 30·8)	21,700
Chronic myeloid leukemia	499 (375 to 660)	646 (485 to 835)	704 (535 to 909)	728 (544 to 938)	607 (470 to 780)	524 (403 to 670)	449 (348 to 569)	271 (202 to 355)	115 (83·8 to 148)	53·7 (39·4 to 70)	22 (14·9 to 30·2)	8,270
Other leukemia	2,030 (1,540 to 2,700)	1,930 (1,460 to 2,500)	2,030 (1,560 to 2,660)	1,980 (1,510 to 2,490)	1,800 (1,440 to 2,230)	1,790 (1,420 to 2,200)	1,370 (1,120 to 1,680)	941 (745 to 1,140)	599 (469 to 747)	223 (168 to 279)	73·6 (51 to 95·4)	36,400
Other malignant neoplasms	5,590 (4,540 to 6,820)	6,920 (5,680 to 8,430)	7,340 (6,120 to 8,990)	6,610 (5,520 to 7,870)	6,120 (5,160 to 7,140)	5,260 (4,430 to 6,200)	3,810 (3,250 to 4,500)	2,500 (2,060 to 2,930)	1,510 (1,200 to 1,780)	614 (468 to 741)	211 (156 to 260)	90,100
Other neoplasms	269 (209 to 341)	434 (329 to 543)	550 (414 to 693)	632 (484 to 800)	670 (522 to 841)	787 (592 to 995)	636 (491 to 805)	430 (328 to 533)	235 (171 to 295)	92·3 (65·2 to 116)	26·4 (17·2 to 34·9)	6,420
Myelodysplastic, myeloproliferative, and other hematopoie	269 (209 to 341)	434 (329 to 543)	550 (414 to 693)	632 (484 to 800)	670 (522 to 841)	787 (592 to 995)	636 (491 to 805)	430 (328 to 533)	235 (171 to 295)	92·3 (65·2 to 116)	26·4 (17·2 to 34·9)	6,420
Benign and in situ intestinal neoplasms	0 (0 to 0)	0 (0 to 0)	0 (0 to 0)	0 (0 to 0)	0 (0 to 0)	0 (0 to 0)	0 (0 to 0)	0 (0 to 0)	0 (0 to 0)	0 (0 to 0)	0 (0 to 0)	0
Benign and in situ cervical and uterine neoplasms	0 (0 to 0)	0 (0 to 0)	0 (0 to 0)	0 (0 to 0)	0 (0 to 0)	0 (0 to 0)	0 (0 to 0)	0 (0 to 0)	0 (0 to 0)	0 (0 to 0)	0 (0 to 0)	0
Other benign and in situ neoplasms	0 (0 to 0)	0 (0 to 0)	0 (0 to 0)	0 (0 to 0)	0 (0 to 0)	0 (0 to 0)	0 (0 to 0)	0 (0 to 0)	0 (0 to 0)	0 (0 to 0)	0 (0 to 0)	0
Cardiovascular diseases	159,000 (130,000 to 192,000)	221,000 (183,000 to 262,000)	263,000 (222,000 to 308,000)	296,000 (252,000 to 342,000)	303,000 (263,000 to 345,000)	305,000 (270,000 to 345,000)	260,000 (231,000 to 290,000)	211,000 (183,000 to 235,000)	137,000 (115,000 to 154,000)	71,300 (57,600 to 80,400)	34,300 (26,700 to 39,000)	2,650,000
Rheumatic heart disease	5,600 (3,880 to 8,020)	4,890 (3,540 to 6,930)	4,170 (3,040 to 6,020)	2,740 (2,040 to 3,760)	2,080 (1,550 to 2,850)	1,450 (1,120 to 1,880)	1,020 (804 to 1,300)	579 (465 to 740)	322 (259 to 399)	148 (117 to 178)	66·1 (50·3 to 79·9)	68,600
Ischemic heart disease	73,000 (58,500 to 89,000)	108,000 (87,900 to 130,000)	133,000 (109,000 to 158,000)	152,000 (128,000 to 177,000)	155,000 (131,000 to 180,000)	154,000 (134,000 to 177,000)	128,000 (113,000 to 145,000)	104,000 (90,500 to 118,000)	69,800 (58,000 to 79,700)	37,300 (30,200 to 42,600)	18,800 (14,500 to 21,500)	1,240,000
Stroke	51,700 (40,600 to 65,200)	71,800 (58,000 to 88,000)	82,600 (67,900 to 100,000)	93,900 (77,200 to 113,000)	96,800 (81,800 to 114,000)	100,000 (84,900 to 117,000)	86,800 (74,800 to 100,000)	68,400 (58,100 to 77,600)	41,000 (34,300 to 46,900)	19,400 (15,500 to 22,300)	8,500 (6,540 to 9,980)	850,000
Ischemic stroke	9,040 (7,230 to 11,400)	14,300 (11,700 to 17,700)	19,100 (15,700 to 23,700)	30,700 (25,100 to 37,700)	35,500 (29,900 to 43,000)	53,900 (45,300 to 63,600)	50,800 (43,400 to 59,100)	50,400 (42,800 to 57,600)	31,400 (26,300 to 36,000)	15,300 (12,300 to 17,600)	6,980 (5,350 to 8,240)	340,000
Intracerebral hemorrhage	33,700 (26,000 to 43,100)	46,900 (37,400 to 58,400)	52,600 (42,800 to 64,700)	55,600 (45,200 to 67,300)	54,500 (45,100 to 65,400)	41,600 (34,400 to 49,500)	32,600 (27,300 to 38,000)	16,000 (13,100 to 18,900)	8,500 (6,930 to 9,980)	3,580 (2,790 to 4,220)	1,330 (1,020 to 1,580)	418,000
Subarachnoid hemorrhage	8,960 (6,400 to 12,900)	10,500 (7,570 to 14,700)	10,900 (7,860 to 15,000)	7,610 (5,540 to 10,800)	6,880 (5,080 to 9,700)	4,630 (3,490 to 6,210)	3,410 (2,620 to 4,530)	2,090 (1,610 to 2,690)	1,080 (847 to 1,350)	472 (364 to 568)	189 (143 to 231)	91,600
Hypertensive heart disease	11,700 (8,810 to 15,900)	16,200 (12,400 to 20,800)	19,600 (15,400 to 25,100)	22,500 (17,800 to 28,700)	23,400 (18,600 to 28,900)	23,700 (19,100 to 29,000)	20,700 (16,800 to 24,900)	17,300 (13,900 to 20,600)	11,300 (8,670 to 13,500)	5,960 (4,340 to 7,120)	2,950 (2,090 to 3,570)	192,000
Non-rheumatic valvular heart disease	1,380 (1,050 to 1,800)	1,560 (1,200 to 1,980)	1,920 (1,510 to 2,360)	1,860 (1,480 to 2,320)	1,930 (1,570 to 2,340)	1,720 (1,430 to 2,030)	1,370 (1,130 to 1,630)	1,120 (913 to 1,350)	680 (544 to 806)	323 (247 to 393)	120 (89·2 to 146)	18,200
Non-rheumatic calcific aortic valve disease	709 (527 to 993)	869 (645 to 1,170)	1,110 (845 to 1,460)	1,180 (901 to 1,530)	1,350 (1,070 to 1,670)	1,270 (1,040 to 1,560)	1,060 (873 to 1,280)	902 (735 to 1,080)	561 (448 to 675)	262 (201 to 322)	98 (72·3 to 123)	11,300
Non-rheumatic degenerative mitral valve disease	642 (470 to 861)	666 (497 to 851)	788 (586 to 1,010)	670 (507 to 878)	570 (426 to 741)	427 (328 to 542)	297 (228 to 381)	202 (148 to 262)	113 (80·5 to 150)	58·3 (40·5 to 75·7)	21·2 (14·3 to 27·8)	6,550
Other non-rheumatic valve diseases	32·9 (18·1 to 63·7)	27·3 (16·6 to 45·1)	21·7 (13 to 38)	17·3 (10·3 to 29·4)	16·4 (9·7 to 28)	20 (12 to 32·6)	12·7 (7·4 to 22·8)	11·3 (6·6 to 18·3)	6 (3·4 to 9·8)	3·1 (1·5 to 5·1)	0·8 (0·4 to 1·4)	357
Cardiomyopathy and myocarditis	6,390 (4,850 to 8,340)	7,720 (6,010 to 9,800)	8,270 (6,470 to 10,500)	7,190 (5,630 to 9,100)	6,340 (5,150 to 7,880)	5,520 (4,470 to 6,670)	4,100 (3,380 to 4,940)	2,840 (2,260 to 3,430)	1,840 (1,470 to 2,210)	811 (639 to 987)	345 (266 to 435)	83,700
Myocarditis	329 (214 to 507)	331 (224 to 488)	262 (184 to 384)	213 (145 to 325)	177 (121 to 261)	177 (126 to 260)	156 (109 to 225)	150 (102 to 220)	123 (82·7 to 175)	64·6 (44·6 to 90·9)	39·2 (26·4 to 57·4)	7,620
Alcoholic cardiomyopathy	2,920 (2,140 to 3,860)	3,750 (2,790 to 4,840)	3,840 (2,880 to 5,090)	2,990 (2,250 to 3,950)	2,640 (2,060 to 3,370)	1,920 (1,360 to 2,500)	1,210 (833 to 1,610)	310 (187 to 477)	117 (65·6 to 192)	46·1 (26·8 to 72·8)	14·3 (8·4 to 22·6)	23,600
Other cardiomyopathy	3,140 (2,220 to 4,430)	3,640 (2,680 to 5,000)	4,170 (3,100 to 5,480)	3,990 (2,970 to 5,230)	3,530 (2,740 to 4,620)	3,420 (2,710 to 4,290)	2,730 (2,230 to 3,360)	2,380 (1,890 to 2,900)	1,600 (1,270 to 1,920)	701 (541 to 861)	291 (221 to 369)	52,500
Atrial fibrillation and flutter	850 (651 to 1,120)	1,390 (1,070 to 1,810)	2,280 (1,770 to 2,940)	3,070 (2,430 to 3,930)	4,070 (3,200 to 5,150)	5,490 (4,370 to 6,860)	6,120 (4,980 to 7,540)	7,040 (5,820 to 8,590)	5,970 (4,890 to 7,200)	4,200 (3,330 to 5,090)	2,040 (1,550 to 2,510)	43,200
Aortic aneurysm	1,110 (869 to 1,400)	1,790 (1,400 to 2,230)	2,800 (2,240 to 3,420)	3,520 (2,790 to 4,320)	4,290 (3,460 to 5,200)	4,560 (3,680 to 5,500)	3,990 (3,290 to 4,880)	2,800 (2,230 to 3,420)	1,540 (1,220 to 1,880)	663 (512 to 807)	222 (158 to 273)	NA
Endocarditis	1,160 (840 to 1,530)	1,170 (861 to 1,500)	1,090 (801 to 1,390)	970 (738 to 1,240)	760 (581 to 938)	661 (524 to 816)	454 (354 to 553)	408 (316 to 506)	255 (194 to 318)	122 (90·8 to 155)	63·2 (44·2 to 82·7)	15,400
Other cardiovascular and circulatory diseases	5,260 (4,170 to 6,710)	5,610 (4,470 to 7,100)	6,240 (5,020 to 7,830)	6,360 (5,190 to 7,920)	6,020 (5,010 to 7,390)	5,620 (4,710 to 6,800)	4,770 (4,030 to 5,590)	3,920 (3,290 to 4,610)	2,810 (2,260 to 3,320)	1,350 (1,060 to 1,580)	598 (457 to 720)	83,700
Chronic respiratory diseases	19,300 (15,900 to 23,500)	26,300 (21,700 to 31,300)	33,000 (27,300 to 39,300)	36,900 (30,300 to 43,900)	39,600 (33,100 to 46,700)	40,800 (34,200 to 47,500)	34,400 (29,000 to 39,900)	25,800 (21,800 to 29,700)	16,300 (13,400 to 18,800)	7,990 (6,530 to 9,210)	3,770 (2,930 to 4,370)	466,000
Chronic obstructive pulmonary disease	8,610 (6,880 to 10,400)	14,800 (12,400 to 17,500)	21,900 (18,000 to 26,200)	27,700 (22,900 to 33,000)	31,500 (26,500 to 37,100)	33,600 (28,300 to 39,100)	29,400 (25,000 to 34,100)	22,400 (19,000 to 25,900)	14,500 (11,900 to 16,800)	7,200 (5,900 to 8,280)	3,440 (2,670 to 4,000)	238,000
Pneumoconiosis	38·7 (21·2 to 76·6)	48·9 (28·7 to 81·3)	40·6 (23·6 to 70·2)	50·9 (30 to 93·6)	75·5 (42·2 to 147)	48·8 (30 to 82·7)	42 (27·4 to 65·6)	33·7 (22·6 to 52·1)	24·4 (16·3 to 38·6)	9·7 (6·7 to 13·6)	2·7 (2 to 3·6)	563
Silicosis	14·9 (6 to 39·4)	11·1 (5 to 25·4)	10·8 (4·7 to 26·2)	18 (8·2 to 42·2)	20 (8·7 to 45·8)	13·9 (6·8 to 30·7)	13·8 (7·5 to 26·7)	10·8 (6 to 20·9)	7·7 (4·2 to 15·1)	2·4 (1·6 to 3·8)	0·5 (0·3 to 0·7)	160
Asbestosis	3·9 (2 to 8·1)	8·4 (4·5 to 16·2)	11·4 (6·5 to 20·7)	8·7 (4·7 to 18·5)	10·3 (5·3 to 20·6)	11·2 (6·2 to 21·9)	6·5 (3·9 to 10·6)	7 (4 to 12·3)	6·1 (3·8 to 10·3)	2·5 (1·6 to 3·8)	0·6 (0·4 to 0·8)	106
Coal workers pneumoconiosis	3·4 (1·6 to 7·9)	10·6 (3·7 to 26·1)	3·2 (1·4 to 7·9)	10·4 (3·5 to 27)	8·3 (3·1 to 21·8)	4·8 (2 to 12·5)	3 (1·4 to 7·3)	2·5 (1·2 to 5·8)	1·5 (0·7 to 3·1)	0·8 (0·4 to 1·9)	0·1 (0·1 to 0·2)	65·6
Other pneumoconiosis	16·5 (8·3 to 32·5)	18·8 (10·5 to 33·1)	15·2 (7·6 to 30·2)	13·9 (7·7 to 27·2)	36·9 (19·3 to 76·6)	18·8 (10·8 to 38·2)	18·6 (11·2 to 30·6)	13·4 (8·5 to 22·8)	9·1 (5·8 to 15·1)	3·9 (2·5 to 6·1)	1·5 (1 to 2·3)	232
Asthma	8,760 (6,610 to 11,400)	9,200 (6,900 to 12,100)	8,380 (6,280 to 11,100)	7,420 (5,540 to 9,720)	6,360 (4,830 to 8,710)	5,270 (4,050 to 6,870)	3,590 (2,740 to 4,750)	2,350 (1,800 to 3,070)	1,240 (944 to 1,580)	533 (410 to 664)	220 (169 to 275)	193,000
Interstitial lung disease and pulmonary sarcoidosis	862 (615 to 1,160)	1,130 (787 to 1,510)	1,360 (943 to 1,840)	1,370 (977 to 1,820)	1,440 (992 to 1,960)	1,590 (1,050 to 2,110)	1,270 (832 to 1,730)	816 (518 to 1,160)	466 (287 to 670)	217 (125 to 324)	89·9 (49·6 to 134)	14,500



Exposure to forces of nature	1 (1 from 1)	4 (4 to 4)	37 (9 to 7)	200 (191 to 209)	1,050 (751 to 1,400)	6,370 (5,770 to 7,150)	9,760 (9,600 to 10,600)	14,960 (9,280 to 21,500)	9,050 (6,530 to 14,600)	8,810 (5,220 to 13,800)	8,390 (5,020 to 12,900)	6,760 (4,540 to 10,700)	4,960 (3,130 to 7,760)	3,770 (2,350 to 5,800)	2,950 (1,880 to 4,600)	2,550 (1,610 to 3,960)	1,750 (1,110 to 2,720)	1,100 (693 to 1,800)	626 (365 to 920)	319 (220 to 457)	114 (73 to 178)	54 (31 to 83.3)	8.1 (4.6 to 12.5)	85,300
Other unintentional injuries	1,060 (588 to 1,870)	406 (23 to 757)	1,450 (897 to 2,440)	6,600 (2,720 to 9,150)	6,060 (3,810 to 7,210)	4,210 (2,950 to 6,640)	5,260 (3,610 to 7,950)	6,750 (4,810 to 9,190)	7,440 (5,450 to 9,760)	7,900 (5,420 to 9,990)	8,370 (4,720 to 9,990)	5,940 (3,420 to 7,240)	5,360 (3,030 to 7,100)	4,450 (2,220 to 5,830)	3,960 (2,720 to 4,970)	2,620 (1,910 to 3,280)	2,060 (1,320 to 2,590)	1,550 (1,010 to 2,120)	1,120 (687 to 1,530)	798 (352 to 972)	465 (280 to 568)	184 (102 to 254)	79.7 (27.7 to 128)	77,300
Self-harm and interpersonal violence	2,790 (1,600 to 4,500)	753 (48 to 1,500)	3,320 (1,930 to 5,100)	6,790 (5,300 to 7,500)	3,940 (3,120 to 4,900)	14,500 (12,600 to 16,000)	66,300 (49,400 to 88,000)	111,000 (81,400 to 153,000)	107,000 (68,500 to 158,000)	91,700 (57,000 to 135,000)	76,300 (47,000 to 109,000)	56,300 (34,000 to 81,000)	43,200 (25,600 to 64,700)	30,200 (17,000 to 46,000)	20,400 (11,200 to 31,600)	16,200 (9,100 to 25,600)	11,900 (6,600 to 18,900)	7,740 (4,200 to 12,400)	4,910 (2,600 to 8,110)	2,720 (1,360 to 4,530)	1,990 (1,000 to 3,400)	416 (201 to 695)	146 (68 to 249)	689,000
Self-harm	2,790 (2 to 6)	753 (2 to 6)	3,310 (3 to 6)	6,720 (6 to 9)	3,940 (5 to 5)	14,500 (12,110 to 16,110)	66,300 (11,000 to 19,100)	111,000 (17,900 to 26,700)	107,000 (16,500 to 27,600)	91,700 (16,500 to 27,000)	76,300 (15,400 to 23,200)	56,300 (11,600 to 17,000)	43,200 (11,000 to 16,700)	30,200 (10,100 to 17,000)	20,400 (9,900 to 14,700)	16,200 (7,210 to 12,500)	11,900 (5,290 to 7,810)	7,740 (4,110 to 5,960)	4,910 (2,700 to 4,200)	2,720 (1,660 to 2,420)	1,990 (1,000 to 2,430)	416 (267 to 1,280)	146 (82 to 342)	689,000
Self-harm by firearm	0 (0 to 0)	0 (0 to 0)	0 (0 to 0)	0 (0 to 0)	0 (0 to 0)	172 (0 to 1,400)	1,750 (1,400 to 2,100)	2,750 (1,900 to 3,600)	2,750 (1,700 to 3,800)	2,750 (1,700 to 3,800)	2,750 (1,600 to 3,800)	1,750 (1,000 to 2,500)	1,750 (1,000 to 2,500)	1,750 (1,000 to 2,500)	1,750 (1,000 to 2,500)	1,750 (1,000 to 2,500)	1,750 (1,000 to 2,500)	1,750 (1,000 to 2,500)	1,750 (1,000 to 2,500)	1,750 (1,000 to 2,500)	1,750 (1,000 to 2,500)	1,750 (1,000 to 2,500)	1,750 (1,000 to 2,500)	12,000
Self-harm by other specified means	0 (0 to 0)	0 (0 to 0)	0 (0 to 0)	0 (0 to 0)	0 (0 to 0)	2,410 (2,000 to 3,810)	13,700 (10,500 to 17,600)	20,700 (16,400 to 26,200)	20,600 (17,000 to 26,500)	20,700 (17,100 to 25,400)	17,600 (14,300 to 21,600)	15,900 (12,900 to 19,500)	13,900 (12,000 to 16,100)	11,700 (11,000 to 13,000)	9,280 (8,600 to 10,600)	6,740 (6,300 to 7,200)	5,460 (5,000 to 5,950)	4,240 (3,900 to 4,700)	2,410 (2,000 to 2,900)	1,960 (1,300 to 2,540)	993 (600 to 1,280)	282 (207 to 330)	82.5 (50.1 to 89.7)	179,000
Interpersonal violence	2,790 (1,600 to 4,500)	753 (48 to 1,500)	3,310 (1,930 to 5,100)	6,720 (5,300 to 7,500)	3,940 (3,120 to 4,900)	11,900 (10,200 to 12,500)	51,400 (38,000 to 70,900)	88,100 (65,000 to 126,000)	86,000 (51,800 to 131,000)	69,800 (40,000 to 109,000)	51,400 (32,700 to 74,000)	37,100 (23,000 to 53,000)	29,600 (17,000 to 42,700)	18,600 (9,000 to 28,000)	10,300 (4,000 to 16,000)	7,440 (2,910 to 11,700)	4,960 (1,910 to 7,810)	2,770 (1,060 to 4,530)	1,560 (600 to 2,500)	694 (270 to 1,090)	343 (127 to 539)	127 (49 to 199)	59.1 (23.1 to 93.1)	491,000
Physical violence by firearm	193 (97.4 to 353)	68.4 (28.2 to 134)	268 (132 to 523)	671 (389 to 1,050)	1,260 (980 to 2,060)	6,440 (1,580 to 5,240)	27,500 (10,600 to 20,700)	52,900 (26,400 to 71,500)	56,700 (32,700 to 78,500)	56,900 (29,900 to 49,700)	47,500 (27,400 to 67,300)	34,500 (19,200 to 47,600)	29,300 (14,600 to 22,900)	19,700 (7,200 to 15,500)	11,400 (4,400 to 9,150)	8,540 (2,700 to 6,650)	6,270 (1,600 to 5,130)	4,220 (1,000 to 3,400)	2,420 (490 to 1,650)	1,240 (420 to 821)	611 (190 to 520)	181 (77.5 to 127)	61 (18.4 to 53.8)	2,400 (1,200 to 2,700)	8.1 (8.7 to 19.8)	249,000
Physical violence by sharp object	2,110 (1,200 to 3,200)	614 (14 to 1,100)	2,780 (1,600 to 4,100)	5,610 (4,200 to 6,200)	2,560 (2,000 to 3,100)	4,870 (4,000 to 5,100)	14,700 (12,000 to 15,000)	21,400 (15,000 to 28,000)	20,700 (13,000 to 29,000)	19,600 (11,000 to 27,000)	14,600 (9,000 to 20,000)	10,600 (6,000 to 15,000)	8,000 (4,000 to 11,000)	5,400 (2,000 to 7,800)	3,400 (1,000 to 4,800)	2,400 (700 to 3,400)	1,700 (400 to 2,400)	1,200 (300 to 1,700)	700 (200 to 1,000)	400 (100 to 600)	190 (60 to 270)	63.1 (19.1 to 89.2)	21.3 (6.4 to 30.1)	121,000
Sexual violence	0 (0 to 0)	0 (0 to 0)	0 (0 to 0)	28.6 (17.7 to 46.3)	258 (142 to 378)	512 (381 to 644)	1,150 (900 to 1,300)	1,540 (999 to 2,300)	1,540 (900 to 2,200)	1,420 (710 to 2,070)	1,260 (590 to 1,830)	1,010 (420 to 1,350)	759 (290 to 1,010)	605 (200 to 1,010)	432 (200 to 690)	289 (77 to 600)	205 (120 to 305)	155 (101 to 228)	121 (78.6 to 179)	62.9 (52.9 to 121)	53.5 (30.1 to 76.3)	26.9 (14.7 to 37.6)	6.5 (2.9 to 7.7)	6.5 (2.2 to 9.8)	9,900
Physical violence by other means	2,090 (1,300 to 3,500)	652 (39.1 to 1.5)	2,560 (1,600 to 4,070)	6,050 (4,200 to 7,500)	3,670 (2,500 to 4,370)	6,430 (5,170 to 7,200)	9,240 (7,700 to 10,600)	11,300 (8,700 to 15,100)	10,200 (6,700 to 14,600)	10,200 (7,710 to 14,000)	10,700 (6,900 to 14,000)	8,090 (4,910 to 11,000)	7,900 (3,900 to 10,500)	6,130 (2,900 to 8,700)	4,940 (2,900 to 7,000)	3,260 (1,900 to 4,600)	2,360 (1,300 to 3,400)	1,850 (1,000 to 2,600)	998 (500 to 1,700)	353 (200 to 600)	178 (100 to 240)	62.9 (47.5 to 91.7)	26 (7.6 to 37)	120,000
Conflict and terrorism	10 (4 to 22)	10 (4 to 22)	10 (4 to 22)	11.6 (4 to 33)	12 (4 to 2)	17.2 (4 to 33.1)	185 (74 to 128)	139.6 (4 to 51.4)	170.5 (4 to 357)	147.4 (4 to 331)	132 (4 to 321)	110.5 (4 to 278)	112.5 (4 to 317)	112 (4 to 318)	111 (4 to 298)	99.9 (4 to 259)	93.2 (4 to 19.2)	83.1 (4 to 19.2)	73.1 (4 to 19.2)	62.8 (4 to 19.2)	52.2 (4 to 19)	42.2 (4 to 7)	32.6 (4 to 1.5)	1,100

SR Table 2c: Antiqua and Barbuda DALYS by cause and age group for both sexes with 95% uncertainty intervals, 2019

Cause	Early Neonatal	Late Neonatal	Post Neonatal	1 to 4	5 to 9	10 to 14	15 to 19	20 to 24	25 to 29	30 to 34	35 to 39	40 to 44	45 to 49	50 to 54	55 to 59	60 to 64	65 to 69	70 to 74	75 to 79	80 to 84	85 to 89	90 to 94	95 plus	Total
All causes	1,800 (229 to 4,05)	1,800 (110 to 3,73)	1,800 (110 to 297)	1,800 (99 to 3,50)	1,800 (98 to 4,09)	1,800 (98 to 4,05)	1,800 (93 to 4,05)	1,800 (93 to 4,05)	1,800 (93 to 4,05)	1,800 (93 to 4,05)	1,800 (93 to 4,05)	1,800 (93 to 4,05)	1,800 (93 to 4,05)	1,800 (93 to 4,05)	1,800 (93 to 4,05)	1,800 (93 to 4,05)	1,800 (93 to 4,05)	1,800 (93 to 4,05)	1,800 (93 to 4,05)	1,800 (93 to 4,05)	1,800 (93 to 4,05)	1,800 (93 to 4,05)	34,200
Communicable, maternal, neonatal, and nutritional diseases	(186 to 360)	(83.7 to 164)	(82.4 to 148)	(66.1 to 133)	(61.2 to 135)	(60.4 to 90.4)	(59 to 103)	(79.2 to 122)	(67.3 to 145)	(72.1 to 161)	(82.6 to 172)	(116 to 171)	(111 to 186)	(155 to 256)	(84.6 to 149)	(84 to 138)	(70.1 to 153)	(73.4 to 153)	(60.3 to 134)	(60.1 to 98.1)	(40.5 to 79.5)	(31.2 to 39.4)	(83.1 to 146)	2,350
HIV/AIDS and sexually transmitted infections	0.2 (0.1 to 0.3)	0.1 (0 to 0.2)	2.9 (2.7 to 3.2)	4 (2.8 to 4.2)	3.2 (2.3 to 4)	2.3 (1.5 to 2.9)	5.7 (5.2 to 6.4)	20.6 (18.9 to 22.6)	39.6 (36.5 to 42.9)	56.1 (52.4 to 61.1)	61.5 (57.3 to 66.4)	54.8 (51.2 to 59)	47.6 (44.2 to 52.2)	34.4 (32.1 to 36.7)	25.1 (23.3 to 27.2)	14.2 (13 to 15.4)	9.3 (8.5 to 10.2)	2.6 (2.2 to 3)	0.7 (0.6 to 0.8)	0.3 (0.2 to 0.4)	0.1 (0.1 to 0.1)	0 (0 to 0)	387
HIV/AIDS	0 (0 to 0)	0 (0 to 0)	2.8 (2.6 to 3.2)	4 (2.8 to 4.2)	3.2 (2.3 to 3.9)	2.3 (1.5 to 2.9)	5.7 (5.2 to 6.4)	19.1 (17.5 to 20.9)	37 (34.1 to 41.4)	53.5 (49.9 to 58.2)	58.6 (54.6 to 63)	52.1 (48.9 to 55.9)	45.3 (42.1 to 48.9)	32.8 (30.7 to 34.8)	24 (22.3 to 25.8)	13.4 (12.3 to 14.5)	8.8 (8.1 to 9.5)	2.2 (1.9 to 2.4)	0.6 (0.5 to 0.7)	0.2 (0.2 to 0.3)	0 (0 to 0.1)	0 (0 to 0)	367
HIV/AIDS - Drug-susceptible Tuberculosis	0 (0 to 0)	0 (0 to 0)	0.1 (0 to 0.1)	0.1 (0 to 0.1)	0.1 (0 to 0.1)	0.1 (0 to 0.1)	0.1 (0 to 0.1)	0.4 (0.3 to 0.5)	0.7 (0.5 to 1.1)	0.9 (0.6 to 1.3)	0.9 (0.6 to 1.4)	0.8 (0.6 to 1.2)	0.7 (0.5 to 1)	0.5 (0.3 to 0.7)	0.4 (0.2 to 0.5)	0.2 (0.2 to 0.3)	0.2 (0.1 to 0.2)	0.1 (0 to 0.1)	0 (0 to 0)	0 (0 to 0)	0 (0 to 0)	0 (0 to 0)	6
HIV/AIDS - Multidrug-resistant Tuberculosis without extensive dr...	0 (0 to 0)	0 (0 to 0)	0 (0 to 0)	0 (0 to 0)	0 (0 to 0)	0 (0 to 0)	0 (0 to 0)	0 (0 to 0)	0 (0 to 0)	0 (0 to 0)	0 (0 to 0)	0 (0 to 0)	0 (0 to 0)	0 (0 to 0)	0 (0 to 0)	0 (0 to 0)	0 (0 to 0)	0 (0 to 0)	0 (0 to 0)	0 (0 to 0)	0 (0 to 0)	0 (0 to 0)	0 (0 to 0)	0
HIV/AIDS - Extensively drug-resistant Tuberculosis	0 (0 to 0)	0 (0 to 0)	0 (0 to 0)	0 (0 to 0)	0 (0 to 0)	0 (0 to 0)	0 (0 to 0)	0 (0 to 0)	0 (0 to 0)	0 (0 to 0)	0 (0 to 0)	0 (0 to 0)	0 (0 to 0)	0 (0 to 0)	0 (0 to 0)	0 (0 to 0)	0 (0 to 0)	0 (0 to 0)	0 (0 to 0)	0 (0 to 0)	0 (0 to 0)	0 (0 to 0)	0 (0 to 0)	0
HIV/AIDS resulting in other diseases	0.2 (0 to 0)	0.1 (0 to 0)	2.8 (2.6 to 2.9)	3.9 (2.7 to 4.2)	3.1 (2.3 to 3.9)	2.1 (1.4 to 2.8)	4.6 (4.1 to 5.3)	18.7 (17.2 to 20.5)	36.6 (34.1 to 40.5)	52.6 (48.8 to 57.3)	57.8 (54.1 to 62.1)	51.2 (48.3 to 54.8)	44.6 (41.7 to 47.6)	32.3 (30.2 to 34.2)	23.6 (22 to 25.3)	13.2 (12.1 to 14.3)	8.6 (7.9 to 9.3)	2.2 (1.9 to 2.4)	1.1 (1 to 1.3)	0.5 (0.5 to 0.5)	0.2 (0.2 to 0.3)	0.1 (0.1 to 0.1)	360
Sexually transmitted infections excluding HIV	0 (0 to 0.2)	0 (0 to 0)	0 (0 to 0)	0 (0 to 0)	0 (0 to 0)	0.1 (0 to 0.2)	0.7 (0.4 to 1.2)	1.5 (0.6 to 2.4)	2.1 (0.8 to 3.6)	2.1 (0.8 to 3.6)	2.6 (1 to 4.7)	2.7 (1 to 4.7)	2.3 (1 to 4.1)	1.6 (0.6 to 2.8)	1.1 (0.4 to 2)	0.6 (0.2 to 1.1)	0.4 (0.2 to 0.7)	0.2 (0.1 to 0.3)	0.1 (0 to 0.2)	0 (0 to 0.1)	0 (0 to 0.1)	0 (0 to 0)	20
Syphilis	0.2 (0.1 to 0.3)	0 (0 to 0)	0.1 (0 to 0.2)	0 (0 to 0)	0 (0 to 0)	0 (0 to 0.1)	0.1 (0 to 0.2)	0.1 (0 to 0.2)	0.1 (0 to 0.2)	0.1 (0 to 0.2)	0.1 (0 to 0.2)	0.1 (0 to 0.2)	0.1 (0 to 0.2)	0.1 (0 to 0.2)	0.1 (0 to 0.2)	0.1 (0 to 0.2)	0.1 (0 to 0.2)	0.1 (0 to 0.2)	0.1 (0 to 0.1)	0 (0 to 0.1)	0 (0 to 0.1)	0 (0 to 0)	1.7
Chlamydial infection	0 (0 to 0)	0 (0 to 0)	0 (0 to 0)	0 (0 to 0)	0 (0 to 0)	0 (0 to 0)	0 (0 to 0.1)	0.1 (0 to 0.4)	0.1 (0 to 0.4)	0.2 (0 to 0.5)	0.3 (0 to 0.8)	0.4 (0 to 0.9)	0.4 (0 to 0.9)	0.3 (0 to 0.6)	0.2 (0 to 0.5)	0.1 (0 to 0.3)	0.1 (0 to 0.2)	0 (0 to 0.1)	0 (0 to 0)	0 (0 to 0)	0 (0 to 0)	0 (0 to 0)	2.1
Gonococcal infection	0 (0 to 0)	0 (0 to 0)	0 (0 to 0)	0 (0 to 0)	0 (0 to 0)	0 (0 to 0)	0 (0 to 0.1)	0.2 (0 to 0.4)	0.2 (0 to 0.5)	0.2 (0 to 0.5)	0.2 (0 to 0.5)	0.2 (0 to 0.5)	0.2 (0 to 0.5)	0.1 (0 to 0.3)	0.1 (0 to 0.3)	0.1 (0 to 0.2)	0.1 (0 to 0.2)	0 (0 to 0.1)	0 (0 to 0.1)	0 (0 to 0)	0 (0 to 0)	0 (0 to 0)	1.6
Trichomoniasis	0 (0 to 0)	0 (0 to 0)	0 (0 to 0)	0 (0 to 0)	0 (0 to 0)	0 (0 to 0)	0 (0 to 0.1)	0.1 (0 to 0.1)	0.2 (0 to 0.3)	0.2 (0 to 0.3)	0.2 (0 to 0.3)	0.2 (0 to 0.3)	0.2 (0 to 0.3)	0.1 (0 to 0.2)	0.1 (0 to 0.2)	0 (0 to 0.1)	0 (0 to 0.1)	0 (0 to 0.1)	0 (0 to 0.1)	0 (0 to 0)	0 (0 to 0)	0 (0 to 0)	1
Genital herpes	0 (0 to 0)	0 (0 to 0)	0 (0 to 0)	0 (0 to 0)	0 (0 to 0)	0 (0 to 0)	0 (0 to 0.1)	0.1 (0 to 0.1)	0.1 (0 to 0.1)	0.1 (0 to 0.2)	0.1 (0 to 0.2)	0.1 (0 to 0.2)	0.1 (0 to 0.2)	0.1 (0 to 0.2)	0.1 (0 to 0.2)	0.1 (0 to 0.2)	0.1 (0 to 0.2)	0 (0 to 0.1)	0 (0 to 0.1)	0 (0 to 0)	0 (0 to 0)	0 (0 to 0)	0.6
Other sexually transmitted infections	0 (0 to 0)	0 (0 to 0)	0 (0 to 0)	0 (0 to 0)	0 (0 to 0)	0 (0 to 0)	0 (0 to 0.1)	0.1 (0 to 0.4)	0.2 (0 to 0.5)	0.3 (0 to 0.7)	0.4 (0 to 0.9)	0.4 (0 to 1)	0.3 (0 to 0.8)	0.2 (0 to 0.6)	0.2 (0 to 0.5)	0.1 (0 to 0.3)	0.1 (0 to 0.2)	0 (0 to 0.1)	0 (0 to 0.1)	0 (0 to 0)	0 (0 to 0)	0 (0 to 0)	4
Respiratory infections and tuberculosis	8.9 (4.6 to 14.4)	4.6 (4.4 to 4.9)	36 (25.6 to 52.4)	28.6 (25.4 to 34.7)	13.2 (10.2 to 20.9)	9.2 (6.2 to 16.8)	7.2 (4.7 to 16.9)	9.2 (4.1 to 24.2)	12.2 (5.2 to 34.1)	16.8 (7.2 to 46.9)	19.6 (8.4 to 54.2)	19.8 (8.5 to 54.9)	20.2 (8.7 to 55.8)	19.2 (8.2 to 53.7)	19.2 (8.2 to 53.7)	18.1 (7.7 to 50.1)	16.4 (7 to 45.3)	12.1 (5.1 to 33.5)	8.6 (3.6 to 23.8)	4.6 (1.9 to 12.7)	1.2 (0.5 to 3.3)	0.2 (0.1 to 0.5)	487
Tuberculosis	0 (0 to 0)	0 (0 to 0)	0 (0 to 0.2)	0 (0 to 0.2)	0 (0 to 0.2)	0 (0 to 0.2)	0.1 (0 to 0.7)	0.5 (0.3 to 0.5)	1.8 (1.1 to 2.7)	2.4 (1.4 to 3.6)	2.1 (1.3 to 3.4)	1.8 (1.1 to 2.7)	1.5 (0.9 to 2.2)	1.1 (0.7 to 1.6)	0.8 (0.5 to 1.2)	0.5 (0.3 to 0.8)	0.3 (0.2 to 0.5)	0.1 (0.1 to 0.2)	0.1 (0 to 0.1)	0 (0 to 0.1)	0 (0 to 0.1)	0 (0 to 0)	29.8
Latent tuberculosis infection	0 (0 to 0)	0 (0 to 0)	0 (0 to 0)	0 (0 to 0)	0 (0 to 0)	0 (0 to 0)	0 (0 to 0)	0 (0 to 0)	0 (0 to 0)	0 (0 to 0)	0 (0 to 0)	0 (0 to 0)	0 (0 to 0)	0 (0 to 0)	0 (0 to 0)	0 (0 to 0)	0 (0 to 0)	0 (0 to 0)	0 (0 to 0)	0 (0 to 0)	0 (0 to 0)	0 (0 to 0)	0 (0 to 0)	0
Drug-susceptible tuberculosis	0 (0 to 0)	0 (0 to 0)	0 (0 to 0.2)	0 (0 to 0.2)	0 (0 to 0.2)	0 (0 to 0.2)	0.1 (0 to 0.7)	0.5 (0.3 to 0.5)	1.7 (1 to 2.7)	2.4 (1.4 to 3.6)	2.1 (1.3 to 3.3)	1.8 (1.1 to 2.7)	1.5 (0.9 to 2.2)	1.1 (0.7 to 1.6)	0.8 (0.5 to 1.2)	0.5 (0.3 to 0.8)	0.3 (0.2 to 0.5)	0.1 (0.1 to 0.2)	0.1 (0 to 0.1)	0 (0 to 0.1)	0 (0 to 0.1)	0 (0 to 0)	29.6
Multidrug-resistant tuberculosis without extensive drug-resistance	0 (0 to 0)	0 (0 to 0)	0 (0 to 0)	0 (0 to 0)	0 (0 to 0)	0 (0 to 0)	0 (0 to 0.1)	0 (0 to 0.1)	0 (0 to 0.1)	0 (0 to 0.1)	0 (0 to 0.1)	0 (0 to 0.1)	0 (0 to 0.1)	0 (0 to 0.1)	0 (0 to 0.1)	0 (0 to 0.1)	0 (0 to 0.1)	0 (0 to 0.1)	0 (0 to 0.1)	0 (0 to 0)	0 (0 to 0)	0 (0 to 0)	0 (0 to 0)	0.2
Extensively drug-resistant tuberculosis	0 (0 to 0)	0 (0 to 0)	0 (0 to 0)	0 (0 to 0)	0 (0 to 0)	0 (0 to 0)	0 (0 to 0)	0 (0 to 0)	0 (0 to 0)	0 (0 to 0)	0 (0 to 0)	0 (0 to 0)	0 (0 to 0)	0 (0 to 0)	0 (0 to 0)	0 (0 to 0)	0 (0 to 0)	0 (0 to 0)	0 (0 to 0)	0 (0 to 0)	0 (0 to 0)	0 (0 to 0)	0 (0 to 0)	0
Lower respiratory infections	8.9 (4.9 to 14.4)	4.6 (4.5 to 19.4)	36.5 (24.3 to 54)	28.4 (19.3 to 48.3)	13.2 (4.5 to 7.6)	9.2 (2.5 to 20.5)	7.2 (4.1 to 7.2)	9.2 (4.1 to 23.9)	12.2 (5.2 to 33.8)	16.8 (7.3 to 46.5)	19.6 (8.4 to 54.1)	19.8 (8.5 to 54.9)	20.2 (8.7 to 55.8)	19.2 (8.2 to 53.5)	19.2 (8.2 to 53.5)	18.1 (7.7 to 50.1)	16.4 (7 to 45.3)	12.1 (5.1 to 33.5)	8.6 (3.6 to 23.8)	4.6 (1.9 to 12.7)	1.2 (0.5 to 3.3)	0.2 (0.1 to 0.5)	577
Upper respiratory infections	0 (0 to 0)	0 (0 to 0)	1.2 (0.5 to 2)	0.2 (0 to 0.2)	0.6 (0.2 to 1.2)	0.7 (0.2 to 1.5)	0.6 (0.2 to 1.1)	0.6 (0.2 to 1.1)	0.5 (0.2 to 1)	0.5 (0.2 to 1)	0.5 (0.2 to 1)	0.4 (0.2 to 0.9)	0.4 (0.2 to 0.8)	0.3 (0.2 to 0.7)	0.3 (0.2 to 0.6)	0.2 (0.1 to 0.4)	0.2 (0.1 to 0.4)	0.1 (0.1 to 0.3)	0.1 (0 to 0.2)	0.1 (0 to 0.1)	0 (0 to 0.1)	0 (0 to 0)	68.9
Otitis media	0 (0 to 0)	0 (0 to 0)	0.2 (0.1 to 0.4)	0.2 (0.1 to 0.5)	0.2 (0.1 to 0.4)	0.1 (0.1 to 0.4)	0.1 (0.1 to 0.3)	0.1 (0.1 to 0.3)	0.1 (0.1 to 0.2)	0.1 (0.1 to 0.2)	0.1 (0.1 to 0.2)	0.1 (0.1 to 0.2)	0.1 (0.1 to 0.2)	0.1 (0.1 to 0.2)	0.1 (0.1 to 0.2)	0.1 (0.1 to 0.2)	0.1 (0.1 to 0.2)	0.1 (0.1 to 0.2)	0.1 (0.1 to 0.1)	0 (0 to 0.1)	0 (0 to 0.1)	0 (0 to 0)	29.1
Enteric infections	0.5 (0.3 to 0.9)	0.5 (0.5 to 4.2)	4.5 (3 to 21.9)	3.7 (2.6 to 23.2)	0.7 (0.6 to 15.4)	0.5 (0.5 to 15.5)	0.5 (0.4 to 7.7)	0.5 (0.4 to 7.7)	0.5 (0.4 to 7.7)	0.5 (0.4 to 7.7)	0.5 (0.4 to 7.7)	0.5 (0.4 to 7.7)	0.5 (0.4 to 7.7)	0.5 (0.4 to 7.7)	0.5 (0.4 to 7.7)	0.5 (0.4 to 7.7)	0.5 (0.4 to 7.7)	0.5 (0.4 to 7.7)	0.5 (0.4 to 7.7)	0.5 (0.4 to 7.7)	0.5 (0.4 to 7.7)	0.5 (0.4 to 7.7)	191
Diarrheal diseases	0.5 (0.3 to 0.9)	0.5 (0.5 to 4.2)	4.5 (3 to 21.9)	3.7 (2.6 to 23.2)	0.7 (0.6 to 15.4)	0.5 (0.5 to 15.5)	0.5 (0.4 to 7.7)	0.5 (0.4 to 7.7)	0.5 (0.4 to 7.7)	0.5 (0.4 to 7.7)	0.5 (0.4 to 7.7)	0.5 (0.4 to 7.7)	0.5 (0.4 to 7.7)	0.5 (0.4 to 7.7)	0.5 (0.4 to 7.7)	0.5 (0.4 to 7.7)	0.5 (0.4 to 7.7)	0.5 (0.4 to 7.7)	0.5 (0.4 to 7.7)	0.5 (0.4 to 7.7)	0.5 (0.4 to 7.7)	0.5 (0.4 to 7.7)	191
Typhoid and paratyphoid	0 (0 to 0)	0 (0 to 0)	0 (0 to 0)	0 (0 to 0)	0 (0 to 0)	0 (0 to 0)	0 (0 to 0)	0 (0 to 0)	0 (0 to 0)	0 (0 to 0)	0 (0 to 0)	0 (0 to 0)	0 (0 to 0)	0 (0 to 0)	0 (0 to 0)	0 (0 to 0)	0 (0 to 0)	0 (0 to 0)	0 (0 to 0)	0 (0 to 0)	0 (0 to 0)	0 (0 to 0)	0 (0 to 0)	0.1
Typhoid fever	0 (0 to 0)	0 (0 to 0)	0 (0 to 0)	0 (0 to 0)	0 (0 to 0)	0 (0 to 0)	0 (0 to 0)	0 (0 to 0)	0 (0 to 0)	0 (0 to 0)	0 (0 to 0)	0 (0 to 0)	0 (0 to 0)	0 (0 to 0)	0 (0 to 0)	0 (0 to 0)	0 (0 to 0)	0 (0 to 0)	0 (0 to 0)	0 (0 to 0)	0 (0 to 0)	0 (0 to 0)	0 (0 to 0)	0
Paratyphoid fever	0 (0 to 0)	0 (0 to 0)	0 (0 to 0)	0 (0 to 0)	0 (0 to 0)	0 (0 to 0)	0 (0 to 0)	0 (0 to 0)	0 (0 to 0)	0 (0 to 0)	0 (0 to 0)	0 (0 to 0)	0 (0 to 0)	0 (0 to 0)	0 (0 to 0)	0 (0 to 0)	0 (0 to 0)	0 (0 to 0)	0 (0 to 0)	0 (0 to 0)	0 (0 to 0)	0 (0 to 0)	0 (0 to 0)	0
Invasive Non-typhoidal Salmonella (iNTS)	0 (0 to 0)	0 (0 to 0)	0 (0 to 0)	0 (0 to 0)	0 (0 to 0)	0 (0 to 0)	0 (0 to 0)	0 (0 to 0)	0 (0 to 0)	0 (0 to 0)	0 (0 to 0)	0 (0 to 0)	0 (0 to 0)	0 (0 to 0)	0 (0 to 0)	0 (0 to 0)	0 (0 to 0)	0 (0 to 0)	0 (0 to 0)	0 (0 to 0)	0 (0 to 0)	0 (0 to 0)	0 (0 to 0)	0.1
Other intestinal infectious diseases	0 (0 to 0)	0 (0 to 0)	0.1 (0 to 0.2)	0.1 (0 to 0.2)	0.1 (0 to 0.2)	0.1 (0 to 0.2)	0.1 (0 to 0.2)	0.1 (0 to 0.2)	0.1 (0 to 0.2)	0.1 (0 to 0.2)	0.1 (0 to 0.2)	0.1 (0 to 0.2)	0.1 (0 to 0.2)	0.1 (0 to 0.2)	0.1 (0 to 0.2)	0.1 (0 to 0.2)	0.1 (0 to 0.2)	0.1 (0 to 0.2)	0.1 (0 to 0.2)	0 (0 to 0.1)	0 (0 to 0.1)	0 (0 to 0)	0.3
Neglected tropical diseases and malaria	0 (0 to 0)	0 (0 to 0.1)	1 (0.4 to 1.6)	3.8 (2 to 7.1)	6.1 (2.4 to 12.5)	6.8 (2.6 to 15.4)	9.5 (3.6 to 19.6)	9.5 (3.6 to 19.6)	9.2 (3.5 to 20.4)	9.2 (3.5 to 19.1)	8.5 (3.2 to 18.4)	8.2 (3.2 to 17.8)	7.5 (2.9 to 16.2)	5.7 (2.2 to 12.2)	4.5 (1.7 to 9.5)	3.2 (1.2 to 6.6)	2.1 (0.8 to 4.4)	1.5 (0.6 to 3.1)	1 (0.4 to 2.1)	0.6 (0.2 to 1.3)	0.3 (0.1 to 0.6)	0.1 (0 to 0.1)	89.8
Malaria	0 (0 to 0)	0 (0 to 0)	0 (0 to 0)	0 (0 to 0)	0 (0 to 0)	0 (0 to 0)	0 (0 to 0)	0 (0 to 0)	0 (0 to 0)	0 (0 to 0)	0 (0 to 0)	0 (0 to 0)	0 (0 to 0)	0 (0 to 0)	0 (0 to 0)	0 (0 to 0)	0 (0 to 0)	0 (0 to 0)	0 (0 to 0)	0 (0 to 0)	0 (0 to 0)	0 (0 to 0)	0 (0 to 0)	0
Chagas disease	0 (0 to 0)	0 (0 to 0)	0 (0 to 0)	0 (0 to 0)	0 (0 to 0)	0 (0 to 0)	0 (0 to 0)	0 (0 to 0)	0 (0 to 0)	0 (0 to 0)	0 (0 to 0)	0 (0 to 0)	0 (0 to 0)	0 (0 to 0)	0 (0 to 0)	0 (0 to 0)	0 (0 to 0)	0 (0 to 0)	0 (0 to 0)	0 (0 to 0)	0 (0 to 0)	0 (0 to 0)	0 (0 to 0)	0
Leishmaniasis	0 (0 to 0)	0 (0 to 0)	0 (0 to 0)	0 (0 to 0)	0 (0 to 0)	0 (0 to 0)	0 (0 to 0)	0 (0 to 0)	0 (0 to 0)	0 (0 to 0)	0 (0 to 0)	0 (0 to 0)	0 (0 to 0)	0 (0 to 0)	0 (0 to 0)	0 (0 to 0)	0 (0 to 0)	0 (0 to 0)	0 (0 to 0)	0 (0 to 0)	0 (0 to 0)	0 (0 to 0)	0 (0 to 0)	0
Visceral leishmaniasis	0 (0 to 0)	0 (0 to 0)	0 (0 to 0)	0 (0 to 0)	0 (0 to 0)	0 (0 to 0)	0 (0 to 0)	0 (0 to 0)	0 (0 to 0)	0 (0 to 0)	0 (0 to 0)	0 (0 to 0)	0 (0 to 0)	0 (0 to 0)	0 (0 to 0)	0 (0 to 0)	0 (0 to 0)	0 (0 to 0)	0 (0 to 0)	0 (0 to 0)	0 (0 to 0)	0 (0 to 0)	0 (0 to 0)	0
Cutaneous and mucocutaneous leishmaniasis	0 (0 to 0)	0 (0 to 0)	0 (0 to 0)	0 (0 to 0)	0 (0 to 0)	0 (0 to 0)	0 (0 to 0)	0 (0 to 0)	0 (0 to 0)	0 (0 to 0)	0 (0 to 0)	0 (0 to 0)	0 (0 to 0)	0 (0 to 0)	0 (0 to 0)	0 (0 to 0)	0 (0 to 0)	0 (0 to 0)	0 (0 to 0)	0 (0 to 0)	0 (0 to 0)	0 (0 to 0)	0 (0 to 0)	0
African trypanosomiasis	0 (0 to 0)	0 (0 to 0)	0 (0 to 0)	0 (0 to 0)	0 (0 to 0)	0 (0 to 0)	0 (0 to 0)	0 (0 to 0)	0 (0 to 0)	0 (0 to 0)	0 (0 to 0)	0 (0 to 0)	0 (0 to 0)	0 (0 to 0)	0 (0 to 0)	0 (0 to 0)	0 (0 to 0)	0 (0 to 0)	0 (0 to 0)	0 (0 to 0)	0 (0 to 0)	0 (0 to 0)	0 (0 to 0)	0
Schistosomiasis	0 (0 to 0)	0 (0 to 0)	0.2 (0 to 0.7)	3.9 (2.5 to 5.4)	4.3 (2.6 to 11.5)	7.2 (4.6 to 19.7)	7.4 (4.6 to 19.7)	7.4 (4.6 to 17.8)	7.2 (4.5 to 16.7)	7.2 (4.5 to 16.7)	4.3 (1.1 to 11.9)	4.2 (0.9 to 11.5)	3.4 (0.9 to 9.4)	2.6 (0.7 to 7.1)	2.1 (0.6 to 5.7)	1.5 (0.4 to 3.8)	1.1 (0.3 to 2.7)	0.7 (0.2 to 1.9)	0.4 (0.1 to 1.2)	0.2 (0.1 to 0.5)	0.1 (0 to 0.2)	0 (0 to 0.1)	58.2
Cysticercosis	0 (0 to 0)	0 (0 to 0)	0 (0 to 0)	0 (0 to 0)	0 (0 to 0)	0 (0 to 0)	0 (0 to 0.1)	0 (0 to 0.1)	0 (0 to 0.1)	0 (0 to 0.1)	0 (0 to 0.1)	0 (0 to 0.1)	0 (0 to 0.1)	0 (0 to 0.1)	0 (0 to 0.1)	0 (0 to 0.1)	0 (0 to 0.1)	0 (0 to 0.1)	0 (0 to 0.1)	0 (0 to 0.1)	0 (0 to 0.1)	0 (0 to 0.1)	0 (0 to 0)	1.1
Cystic echinococcosis	0 (0 to 0)	0 (0 to 0)	0 (0 to 0)	0 (0 to 0)	0 (0 to 0)	0 (0 to 0)	0 (0 to 0)	0 (0 to 0)	0 (0 to 0)	0 (0 to 0)	0 (0 to 0)	0 (0 to 0)	0 (0 to 0)	0 (0 to 0)	0 (0 to 0)	0 (0 to 0)	0 (0 to 0)	0 (0 to 0)	0 (0 to 0)	0 (0 to 0)	0 (0 to 0)	0 (0 to 0)	0 (0 to 0)	0
Lymphatic filariasis	0 (0 to 0)	0 (0 to 0)	0 (0 to 0)	0 (0 to 0)	0 (0 to 0)	0 (0 to 0)	0 (0 to 0)	0 (0 to 0)	0 (0 to 0)	0 (0 to 0)	0 (0 to 0)	0 (0 to 0)	0 (0 to 0)	0 (0 to 0)	0 (0 to 0)	0 (0 to 0)	0 (0 to 0)	0 (0 to 0)	0 (0 to 0)	0 (0 to 0)	0 (0 to 0)	0 (0 to 0)	0 (0 to 0)	0
Onchocerciasis	0 (0 to 0)	0 (0 to 0)	0 (0 to 0)	0 (0 to 0)	0 (0 to 0)	0 (0 to 0)	0 (0 to 0)	0 (0 to 0)	0 (0 to 0)	0 (0 to 0)	0 (0 to 0)	0 (0 to 0)	0 (0 to 0)	0 (0 to 0)	0 (0 to 0)	0 (0 to 0)	0 (0 to 0)	0 (0 to 0)	0 (0 to 0)	0 (0 to 0)	0 (0 to 0)	0 (0 to 0)	0 (0 to 0)	0
Trachoma	0 (0 to 0)	0 (0 to 0)	0 (0 to 0)	0 (0 to 0)	0 (0 to 0)	0 (0 to 0)	0 (0 to 0)	0 (0 to 0)	0 (0 to 0)	0 (0 to 0)	0 (0 to 0)	0 (0 to 0)	0 (0 to 0)	0 (0 to 0)	0 (0 to 0)	0 (0 to 0)	0 (0 to 0)	0 (0 to 0)	0 (0 to 0)	0 (0 to 0)	0 (0 to 0)	0 (0 to 0)	0 (0 to 0)	0
Dengue	0 (0 to 0)	0 (0 to 0)	0 (0 to 0.3)	0.2 (0.1 to 0.7)	0.6 (0.1 to 1.9)	0.7 (0.2 to 1.5)	0.8 (0.2 to 1.2)	0.8 (0.3 to 1.4)	0.7 (0.3 to 1.3)	0.6 (0.2 to 1.3)	0.5 (0.2 to 1.1)	0.5 (0.2 to 1)	0.5 (0.2 to 1)	0.4 (0.2 to 0.8)	0.3 (0.2 to 0.6)	0.2 (0.1 to 0.4)	0.2 (0.1 to 0.4)	0.1 (0.1 to 0.3)	0.1 (0 to 0.1)	0 (0 to 0.1)	0 (0 to 0.1)	0 (0 to 0)	9.8
Yellow fever	0 (0 to 0)	0 (0 to 0)	0 (0 to 0)	0 (0 to 0)	0 (0 to 0)	0 (0 to 0)	0 (0 to 0)	0 (0 to 0)	0 (0 to 0)	0 (0 to 0)	0 (0 to 0)	0 (0 to 0)	0 (0 to 0)	0 (0 to 0)	0 (0 to 0)	0 (0 to 0)	0 (0 to 0)	0 (0 to 0)	0 (0 to 0)	0 (0 to 0)	0 (0 to 0)	0 (0 to 0)	0 (0 to 0)	0
Rabies	0 (0 to 0)	0 (0 to 0)	0 (0 to 0)	0 (0 to 0)	0 (0 to 0)	0 (0 to 0)	0 (0 to 0)	0 (0 to 0)	0 (0 to 0)	0 (0 to 0)	0 (0 to 0)	0 (0 to 0)	0 (0 to 0)	0 (0 to 0)	0 (0 to 0)	0 (0 to 0)	0 (0 to 0)	0 (0 to 0)	0 (0 to 0)	0 (0 to 0)	0 (0 to 0)	0 (0 to 0)	0 (0 to 0)	0.2
Intestinal nematode infections	0 (0 to 0)	0 (0 to 0)	0 (0 to 0)	0 (0 to 0)	0 (0 to 0)	0 (0 to 0)	0 (0 to 0)	0 (0 to 0)	0 (0 to 0)	0 (0 to 0)	0 (0 to 0)	0 (0 to 0)	0 (0 to 0)	0 (0 to 0)	0 (0 to 0)	0 (0 to 0)	0 (0 to 0)	0 (0 to 0)	0 (0 to 0)	0 (0 to 0)	0 (0 to 0)	0 (0 to 0)	0 (0 to 0)	0.4
Ascariasis	0 (0 to 0)	0 (0 to 0)	0 (0 to 0)	0 (0 to 0)	0 (0 to 0)	0 (0 to 0)	0 (0 to 0)	0 (0 to 0)	0 (0 to 0)	0 (0 to 0)	0 (0 to 0)	0 (0 to 0)	0 (0 to 0)	0 (0 to 0)	0 (0 to 0)	0 (0 to 0)	0 (0 to 0)	0 (0 to 0)	0 (0 to 0)	0 (0 to 0)	0 (0 to 0)	0 (0 to 0)	0 (0 to 0)	0.2
Trichuriasis	0 (0 to 0)	0 (0 to 0)	0 (0 to 0)	0 (0 to 0)	0 (0 to 0)	0 (0 to 0)	0 (0 to 0)	0 (0 to 0)	0 (0 to 0)	0 (0 to 0)	0 (0 to 0)	0 (0 to 0)	0 (0 to 0)	0 (0 to 0)	0 (0 to 0)	0 (0 to 0)	0 (0 to 0)	0 (0 to 0)	0 (0 to 0)	0 (0 to 0)	0 (0 to 0)	0 (0 to 0)	0 (0 to 0)	0.1
Hookworm disease	0 (0 to 0)	0 (0 to 0)	0 (0 to 0)	0 (0 to 0)	0 (0 to 0)	0 (0 to 0)	0 (0 to 0)	0 (0 to 0)	0 (0 to 0)	0 (0 to 0)	0 (0 to 0)	0 (0 to 0)	0 (0 to 0)	0 (0 to 0)	0 (0 to 0



Chronic myeloid leukemia	0 (0 to 0)	0 (0 to 0)	0 (0 to 0.1)	0 (0 to 0.2)	0.1 (0.1 to 0.2)	0.1 (0.1 to 0.1)	0.2 (0.1 to 0.3)	0.6 (0.3 to 1)	0.8 (0.4 to 1.3)	0.6 (0.4 to 1)	0.8 (0.5 to 1.2)	0.6 (0.4 to 1)	0.6 (0.5 to 1.2)	1.2 (0.8 to 1.9)	1.4 (0.9 to 2.2)	1.4 (1 to 2.4)	1.6 (1 to 2.4)	1.2 (0.7 to 1.8)	1 (0.6 to 1.5)	0.8 (0.5 to 1.2)	0.8 (0.5 to 1.3)	0.5 (0.3 to 0.8)	0.2 (0.1 to 0.3)	0.1 (0 to 0.1)	0 (0 to 0)	0 (0 to 0)	12.8
Other leukemia	0.1 (0 to 0.4)	0.4 (0 to 0.7)	2.1 (1.1 to 3.6)	1.9 (1.2 to 2.9)	2 (1.3 to 3.1)	2 (1.2 to 2.9)	2.9 (2 to 4.3)	2.4 (1.7 to 3.4)	2.1 (1.4 to 2.9)	2.5 (1.8 to 3.4)	3.1 (2.2 to 4.4)	3.7 (2.7 to 5.2)	3.8 (2.7 to 5.4)	4.4 (3 to 6)	4.9 (3.4 to 7.1)	5.4 (3.9 to 7.8)	5.4 (3.9 to 7.8)	5 (3.5 to 6.8)	5 (3.7 to 6.7)	2.9 (1.9 to 3.7)	1.5 (1 to 2.1)	0.5 (0.4 to 0.7)	0.1 (0.1 to 0.2)	0 (0 to 0)	0 (0 to 0)	59.6
Other malignant neoplasms	0.2 (0.1 to 0.4)	0.3 (0.1 to 1)	1.3 (0.6 to 2)	3.6 (1.4 to 15.4)	4.1 (1.6 to 17.6)	3.2 (1.3 to 13.5)	3.2 (1.6 to 6.3)	4.1 (2.1 to 8.1)	4.2 (2.2 to 8.2)	4.2 (2.2 to 8.2)	4.3 (2.2 to 8.3)	4.2 (2.2 to 8.2)	4.4 (2.3 to 8.5)	4.4 (2.3 to 8.5)	4.4 (2.3 to 8.5)	4.4 (2.3 to 8.5)	4.4 (2.3 to 8.5)	4.4 (2.3 to 8.5)	4.4 (2.3 to 8.5)	4.4 (2.3 to 8.5)	4.4 (2.3 to 8.5)	4.4 (2.3 to 8.5)	4.4 (2.3 to 8.5)	4.4 (2.3 to 8.5)	4.4 (2.3 to 8.5)	134
Other neoplasms	0 (0 to 0)	0 (0 to 0)	0 (0 to 0.1)	0 (0 to 0.1)	0 (0 to 0.1

Osteoarthritis other	0 (0 to 0)	0 (0 to 0)	0 (0 to 0)	0 (0 to 0)	0 (0 to 0)	0 (0 to 0)	0 (0 to 0)	0 (0 to 0)	0 (0 to 0)	0 (0 to 0·1)	0·3 (0·1 to 0·6)	0·8 (0·3 to 2)	1·8 (0·8 to 4)	2·9 (1·4 to 6)	3·7 (1·6 to 7·8)	3·8 (1·8 to 8·1)	3·5 (1·7 to 7·2)	2·9 (1·4 to 6)	2·2 (1·1 to 4·5)	1·4 (0·7 to 3)	0·8 (0·4 to 1·7)	0·3 (0·2 to 0·7)	0·1 (0·1 to 0·2)	24·7
Low back pain	0 (0 to 0)	0 (0 to 0)	0 (0 to 0)	0 (0 to 0)	2·8 (1·3 to 5·1)	14·9 (8·9 to 23·7)	29·5 (17·5 to 47)	38·2 (22·7 to 60·7)	45·5 (26·3 to 70·3)	53·2 (30 to 82·6)	61·3 (37 to 94·6)	68·1 (40·7 to 104)	73·4 (44·4 to 116)	77·3 (46·4 to 123)	71·2 (44 to 107)	59·3 (37 to 87·9)	46·7 (29·5 to 72·3)	35·3 (22 to 53·5)	24·1 (15 to 36·2)	14·9 (9·5 to 22·4)	7·3 (4·4 to 10·8)	2·5 (1·6 to 3·7)	0·7 (0·4 to 1)	726
Neck pain	0 (0 to 0)	0 (0 to 0)	0 (0 to 0)	0 (0 to 0)	0·2 (0 to 0·4)	1 (0·4 to 2·1)	2·5 (1·1 to 4·6)	4·2 (1·8 to 8·1)	6·6 (3·1 to 12·7)	10·3 (4·9 to 19·9)	13·9 (7·1 to 24)	17·3 (8·8 to 31·1)	19·5 (9·8 to 34·8)	17·8 (9 to 33·8)	15·2 (7·3 to 27·4)	11·8 (6·1 to 20·7)	8·6 (4·6 to 14·4)	6·2 (3·3 to 10·7)	3·9 (2 to 7·1)	2 (1 to 3·6)	1 (0·5 to 1·7)	0·4 (0·2 to 0·6)	0·1 (0·1 to 0·2)	142
Gout	0 (0 to 0)	0 (0 to 0)	0 (0 to 0)	0 (0 to 0)	0 (0 to 0)	0 (0 to 0)	0 (0 to 0)	0·1 (0 to 0·2)	0·2 (0·1 to 0·5)	0·4 (0·2 to 0·8)	0·6 (0·2 to 1)	0·8 (0·4 to 1·4)	0·9 (0·4 to 1·5)	1 (0·5 to 1·8)	1 (0·5 to 1·7)	0·8 (0·4 to 1·5)	0·8 (0·4 to 1·3)	0·6 (0·3 to 1·1)	0·5 (0·3 to 0·8)	0·3 (0·1 to 0·6)	0·2 (0·1 to 0·3)	0·1 (0 to 0·1)	0 (0 to 0)	8·2
Other musculoskeletal disorders	0 (0 to 0)	0 (0 to 0)	0 (0 to 0)	0 (0 to 0)	0·2 (0·1 to 0·3)	0·8 (0·4 to 1·5)	7·5 (4·4 to 11·9)	18·2 (11·7 to 26·3)	33·2 (21 to 50·1)	44·5 (28·5 to 66·7)	48·9 (31·2 to 72·3)	53·9 (33·6 to 81)	57·4 (37·7 to 86)	58·5 (37·2 to 87·7)	52·9 (33·3 to 78)	42 (25·2 to 64·7)	31·3 (19·6 to 46·6)	21·7 (12·6 to 33·8)	12·3 (7·3 to 18·9)	6 (3 to 9·9)	4·2 (2·6 to 6)	1·5 (0·9 to 2·2)	0·4 (0·2 to 0·6)	495
Other non-communicable diseases	48·6 (31·8 to 70·5)	32·3 (21·7 to 45·8)	79·8 (57 to 109)	66·9 (44·2 to 99·9)	34·3 (27·9 to 42·9)	34·1 (26·6 to 42·9)	51·4 (39·8 to 67·9)	76·8 (57·8 to 105)	96·4 (70·6 to 132)	109 (78·6 to 151)	122 (88·3 to 169)	128 (91·9 to 178)	128 (92·4 to 172)	126 (92·7 to 167)	117 (87·7 to 153)	105 (79·3 to 137)	87·2 (65·6 to 114)	73·4 (55·9 to 94·5)	55 (44·1 to 69)	37·3 (30·2 to 45·7)	23 (18·9 to 27·8)	9·8 (8 to 11·8)	3·1 (2·5 to 3·9)	1,640
Congenital birth defects	46·5 (30 to 68·3)	29·1 (19·1 to 41·6)	52·7 (36·6 to 75·2)	35·9 (22·2 to 55·3)	13·3 (10·5 to 16·8)	11·4 (9 to 14·5)	11·8 (9·3 to 15)	10·8 (8·5 to 13·6)	9·2 (7·4 to 11·2)	7·1 (5·6 to 9)	7 (5·5 to 8·7)	6·2 (4·8 to 8)	6·1 (4·8 to 7·8)	6·1 (4·8 to 7·8)	5·2 (4 to 6·6)	3·2 (2·5 to 4·1)	2·1 (1·6 to 2·7)	0·7 (0·4 to 1)	0·4 (0·2 to 0·6)	0·2 (0·1 to 0·3)	0·1 (0·1 to 0·1)	0 (0 to 0·1)	0 (0 to 0)	265
Neural tube defects	2·8 (1·5 to 4·6)	1·2 (0·7 to 2·1)	3·1 (1·6 to 5·8)	2·7 (1·4 to 5)	0·4 (0·3 to 0·5)	0·5 (0·3 to 0·6)	0·5 (0·4 to 0·7)	0·3 (0·2 to 0·5)	0·3 (0·2 to 0·4)	0·3 (0·2 to 0·3)	0·2 (0·1 to 0·3)	0·2 (0·1 to 0·2)	0·1 (0·1 to 0·2)	0·1 (0·1 to 0·1)	0·1 (0·1 to 0·1)	0·1 (0 to 0·1)	0 (0 to 0·1)	0 (0 to 0)	0 (0 to 0)	0 (0 to 0)	0 (0 to 0)	0 (0 to 0)	0 (0 to 0)	13
Congenital heart anomalies	20·1 (11·5 to 32·3)	15·7 (10·2 to 23)	27·2 (17·9 to 40·5)	17·2 (9·1 to 29·4)	4·7 (3·4 to 6·3)	3·3 (2·4 to 4·4)	3·5 (2·6 to 5)	3·3 (2·5 to 4·4)	2·8 (2·1 to 3·7)	1·9 (1·4 to 2·5)	2 (1·5 to 2·6)	1·7 (1·2 to 2·2)	1·6 (1·2 to 2·1)	1·5 (1 to 2)	1·1 (0·8 to 1·5)	0·7 (0·5 to 0·9)	0·5 (0·3 to 0·6)	0·1 (0 to 0·1)	0 (0 to 0·1)	0 (0 to 0)	0 (0 to 0)	0 (0 to 0)	0 (0 to 0)	109
Orofacial clefts	0·3 (0·1 to 0·7)	0·4 (0·1 to 0·9)	0·5 (0·2 to 1·5)	0·2 (0·1 to 0·4)	0·2 (0·1 to 0·3)	0·2 (0·1 to 0·4)	0·2 (0·1 to 0·4)	0·2 (0·1 to 0·4)	0·2 (0·1 to 0·4)	0·2 (0·1 to 0·3)	0·2 (0·1 to 0·4)	0·2 (0·1 to 0·3)	0·2 (0·1 to 0·3)	0·2 (0·1 to 0·3)	0·1 (0·1 to 0·3)	0·1 (0 to 0·2)	0·1 (0 to 0·1)	0·1 (0 to 0·1)	0 (0 to 0·1)	0 (0 to 0)	0 (0 to 0)	0 (0 to 0)	0 (0 to 0)	3·8
Down syndrome	0·5 (0·3 to 1)	0·4 (0·2 to 0·7)	1·8 (1 to 3)	1·7 (1 to 3)	0·6 (0·4 to 0·8)	0·6 (0·4 to 0·8)	0·8 (0·5 to 1·2)	0·9 (0·6 to 1·2)	0·7 (0·5 to 1·1)	0·7 (0·4 to 1)	0·7 (0·5 to 1)	0·7 (0·4 to 0·9)	0·8 (0·6 to 1·1)	1 (0·6 to 1·4)	1·1 (0·7 to 1·6)	0·5 (0·4 to 0·8)	0·2 (0·1 to 0·3)	0 (0 to 0)	0 (0 to 0)	0 (0 to 0)	0 (0 to 0)	0 (0 to 0)	0 (0 to 0)	13·7
Turner syndrome	0 (0 to 0)	0 (0 to 0)	0 (0 to 0)	0 (0 to 0)	0 (0 to 0)	0 (0 to 0)	0 (0 to 0)	0 (0 to 0)	0 (0 to 0)	0 (0 to 0)	0 (0 to 0)	0 (0 to 0)	0 (0 to 0)	0 (0 to 0)	0 (0 to 0)	0 (0 to 0)	0 (0 to 0)	0 (0 to 0)	0 (0 to 0)	0 (0 to 0)	0 (0 to 0)	0 (0 to 0)	0 (0 to 0)	0·1
Klinefelter syndrome	0 (0 to 0)	0 (0 to 0)	0 (0 to 0)	0 (0 to 0)	0 (0 to 0)	0 (0 to 0)	0 (0 to 0)	0 (0 to 0)	0 (0 to 0)	0 (0 to 0)	0 (0 to 0)	0 (0 to 0)	0 (0 to 0)	0 (0 to 0)	0 (0 to 0)	0 (0 to 0)	0 (0 to 0)	0 (0 to 0)	0 (0 to 0)	0 (0 to 0)	0 (0 to 0)	0 (0 to 0)	0 (0 to 0)	0
Other chromosomal abnormalities	3·8 (2·3 to 6·5)	2·6 (1·4 to 4·3)	5·4 (3·3 to 8·9)	2 (1·1 to 3·3)	0·8 (0·6 to 1·1)	0·7 (0·5 to 1)	0·9 (0·6 to 1·2)	0·7 (0·5 to 0·9)	0·6 (0·4 to 0·8)	0·4 (0·3 to 0·5)	0·3 (0·2 to 0·4)	0·2 (0·1 to 0·3)	0·1 (0·1 to 0·2)	0·1 (0·1 to 0·2)	0·1 (0 to 0·1)	0 (0 to 0)	0 (0 to 0)	0 (0 to 0)	0 (0 to 0)	0 (0 to 0)	0 (0 to 0)	0 (0 to 0)	0 (0 to 0)	18·8
Congenital musculoskeletal and limb anomalies	2·1 (1·1 to 4)	1·1 (0·5 to 2)	2·6 (1·6 to 4·2)	3·4 (2·2 to 4·9)	3·4 (2·1 to 5)	3·5 (2·1 to 5·4)	3·3 (2 to 5)	2·7 (1·7 to 3·9)	2·5 (1·6 to 3·6)	2·2 (1·4 to 3·4)	2·2 (1·4 to 3·3)	2·1 (1·3 to 3·2)	2·1 (1·3 to 3·1)	2 (1·3 to 3)	1·7 (1·1 to 2·5)	1·2 (0·8 to 1·9)	0·8 (0·5 to 1·2)	0·5 (0·3 to 0·7)	0·2 (0·1 to 0·4)	0·1 (0·1 to 0·2)	0 (0 to 0·1)	0 (0 to 0)	0 (0 to 0)	39·8
Urogenital congenital anomalies	0·5 (0·3 to 1)	0·2 (0·1 to 0·4)	0·3 (0·2 to 0·5)	0·4 (0·2 to 0·6)	0·3 (0·2 to 0·4)	0·2 (0·1 to 0·3)	0·2 (0·1 to 0·3)	0·2 (0·1 to 0·3)	0·1 (0·1 to 0·2)	0·1 (0·1 to 0·2)	0·1 (0·1 to 0·1)	0·1 (0·1 to 0·1)	0·1 (0 to 0·1)	0 (0 to 0·1)	0 (0 to 0)	0 (0 to 0)	0 (0 to 0)	0 (0 to 0)	0 (0 to 0)	0 (0 to 0)	0 (0 to 0)	0 (0 to 0)	0 (0 to 0)	2·9
Digestive congenital anomalies	4·2 (2·4 to 7·1)	3 (1·8 to 4·7)	3·3 (1·9 to 5·5)	1·4 (0·8 to 2·6)	0·3 (0·2 to 0·5)	0·2 (0·1 to 0·2)	0·1 (0·1 to 0·2)	0·1 (0·1 to 0·1)	0·1 (0·1 to 0·1)	0·1 (0 to 0·1)	0 (0 to 0·1)	0 (0 to 0·1)	0 (0 to 0·1)	0 (0 to 0·1)	0 (0 to 0·1)	0 (0 to 0·1)	0 (0 to 0)	0 (0 to 0)	0 (0 to 0)	0 (0 to 0)	0 (0 to 0)	0 (0 to 0)	0 (0 to 0)	13·1
Other congenital birth defects	12·1 (7·3 to 18·4)	4·5 (2·7 to 7)	8·4 (5·1 to 12·6)	6·8 (3·8 to 11·3)	2·7 (2 to 3·8)	2·2 (1·6 to 3)	2·2 (1·6 to 3·1)	2·5 (1·7 to 3·5)	1·7 (1·2 to 2·5)	1·4 (1 to 2)	1·2 (0·8 to 1·8)	1·1 (0·7 to 1·7)	1·1 (0·7 to 1·7)	1·1 (0·7 to 1·7)	0·9 (0·6 to 1·4)	0·5 (0·3 to 0·9)	0·4 (0·3 to 0·7)	0·1 (0 to 0·3)	0·1 (0 to 0·2)	0 (0 to 0·1)	0 (0 to 0·1)	0 (0 to 0)	0 (0 to 0)	51
Urinary diseases and male infertility	0·1 (0 to 0·1)	0·2 (0·1 to 0·3)	0·8 (0·5 to 1·3)	1 (0·6 to 1·4)	0·6 (0·4 to 0·7)	0·7 (0·5 to 1)	1·1 (0·9 to 1·5)	2·5 (1·7 to 3·7)	2·9 (2 to 4·5)	3·5 (2·5 to 5·5)	4·5 (3·2 to 6·2)	4·9 (3·6 to 6·8)	5·6 (4 to 7·5)	8·3 (6·2 to 10·6)	12 (8·8 to 15·9)	15·2 (11·2 to 20·1)	15·4 (11·5 to 20·2)	15·7 (11·5 to 20·8)	13·5 (10·1 to 17·7)	10·8 (8·1 to 13·8)	6·6 (4·7 to 8·6)	2·9 (2 to 3·8)	1 (0·6 to 1·4)	130
Urolithiasis	0 (0 to 0)	0 (0 to 0)	0 (0 to 0)	0 (0 to 0)	0 (0 to 0)	0 (0 to 0·1)	0 (0 to 0·1)	0·1 (0·1 to 0·2)	0·2 (0·1 to 0·3)	0·3 (0·2 to 0·5)	0·5 (0·3 to 0·8)	0·5 (0·3 to 0·9)	0·8 (0·4 to 1·3)	0·8 (0·5 to 1·3)	1 (0·6 to 1·5)	0·8 (0·5 to 1·2)	0·6 (0·4 to 0·9)	0·4 (0·2 to 0·5)	0·2 (0·1 to 0·3)	0·1 (0·1 to 0·2)	0·1 (0 to 0·1)	0 (0 to 0)	0 (0 to 0)	6·4
Benign prostatic hyperplasia	0 (0 to 0)	0 (0 to 0)	0 (0 to 0)	0 (0 to 0)	0 (0 to 0)	0 (0 to 0)	0 (0 to 0)	0 (0 to 0)	0 (0 to 0)	0 (0 to 0)	0 (0 to 0)	0 (0 to 0·1)	0·2 (0·1 to 0·5)	1 (0·5 to 1·8)	2·9 (1·4 to 5·1)	4·9 (2·5 to 8·3)	6 (3·4 to 9·7)	5·6 (3·1 to 9·2)	3·7 (2·1 to 6)	1·7 (1 to 2·7)	0·6 (0·3 to 1)	0·2 (0·1 to 0·3)	0 (0 to 0)	26·9
Male infertility	0 (0 to 0)	0 (0 to 0)	0 (0 to 0)	0 (0 to 0)	0 (0 to 0)	0 (0 to 0)	0 (0 to 0)	0·7 (0·2 to 1·7)	0·8 (0·2 to 2)	0·8 (0·2 to 2·3)	0·8 (0·2 to 2)	0·8 (0·2 to 2)	0·1 (0 to 0·3)	0 (0 to 0)	0 (0 to 0)	0 (0 to 0)	0 (0 to 0)	0 (0 to 0)	0 (0 to 0)	0 (0 to 0)	0 (0 to 0)	0 (0 to 0)	0 (0 to 0)	4
Other urinary diseases	0 (0 to 0)	0·1 (0 to 0·2)	0·1 (0 to 0·1)	0·2 (0·1 to 0·3)	0·2 (0·1 to 0·2)	0·2 (0·1 to 0·3)	0·2 (0·2 to 0·3)	0·4 (0·2 to 0·6)	0·3 (0·2 to 0·4)	0·4 (0·3 to 0·6)	0·6 (0·4 to 0·9)	0·5 (0·3 to 0·7)	0·7 (0·4 to 1·1)	0·8 (0·5 to 1·2)	0·9 (0·5 to 1·4)	1·3 (0·6 to 2·2)	1 (0·5 to 1·7)	0·8 (0·4 to 1·5)	0·9 (0·4 to 1·5)	0·8 (0·3 to 1·4)	0·4 (0·1 to 0·7)	0·2 (0·1 to 0·3)	0·1 (0 to 0·1)	10·9
Gynecological diseases	0 (0 to 0)	0 (0 to 0)	0 (0 to 0)	0 (0 to 0)	0 (0 to 0)	4·4 (2·1 to 7·5)	12·4 (7 to 21·2)	28·2 (17·8 to 44·3)	41·9 (27·2 to 61·5)	51·6 (33·5 to 74·6)	55·4 (36·9 to 80·2)	56·3 (36·9 to 83)	47·2 (30·7 to 67·4)	31·7 (19·4 to 48·2)	17·6 (10·6 to 25·5)	10·3 (6 to 15·6)	7 (4·2 to 10·2)	4·6 (2·9 to 6·6)	2·8 (1·8 to 4·1)	1·6 (1 to 2·4)	0·9 (0·6 to 1·4)	0·4 (0·2 to 0·6)	0·1 (0·1 to 0·2)	374
Uterine fibroids	0 (0 to 0)	0 (0 to 0)	0 (0 to 0)	0 (0 to 0)	0 (0 to 0)	0·1 (0 to 0·2)	0·2 (0·1 to 0·4)	0·5 (0·2 to 1·1)	1·3 (0·5 to 2·6)	2·8 (1·3 to 5·6)	4·7 (2·3 to 9·2)	5·5 (2·8 to 10·1)	5·2 (2·7 to 9·3)	3·6 (1·8 to 6·5)	2·3 (1·2 to 4·1)	1·2 (0·6 to 2·2)	0·7 (0·3 to 1·3)	0·4 (0·2 to 0·7)	0·2 (0·1 to 0·3)	0·1 (0·1 to 0·2)	0 (0 to 0·1)	0 (0 to 0)	0 (0 to 0)	28·7
Polycystic ovarian syndrome	0 (0 to 0)	0 (0 to 0)	0 (0 to 0)	0 (0 to 0)	0 (0 to 0)	0·2 (0·1 to 0·4)	0·8 (0·3 to 1·6)	1 (0·4 to 2)	0·9 (0·4 to 2)	0·9 (0·4 to 1·9)	0·9 (0·4 to 1·8)	0·8 (0·4 to 1·7)	0·7 (0·3 to 1·4)	0·2 (0·1 to 0·4)	0 (0 to 0)	0 (0 to 0)	0 (0 to 0)	0 (0 to 0)	0 (0 to 0)	0 (0 to 0)	0 (0 to 0)	0 (0 to 0)	0 (0 to 0)	6·4
Female infertility	0 (0 to 0)	0 (0 to 0)	0 (0 to 0)	0 (0 to 0)	0 (0 to 0)	0 (0 to 0)	0 (0 to 0)	1 (0·2 to 2·7)	1·5 (0·4 to 3·9)	1·8 (0·4 to 5·5)	1·9 (0·3 to 5·6)	1·8 (0·2 to 5)	0 (0 to 0·2)	0 (0 to 0)	0 (0 to 0)	0 (0 to 0)	0 (0 to 0)	0 (0 to 0)	0 (0 to 0)	0 (0 to 0)	0 (0 to 0)	0 (0 to 0)	0 (0 to 0)	8
Endometriosis	0 (0 to 0)	0 (0 to 0)	0 (0 to 0)	0 (0 to 0)	0 (0 to 0)	0 (0 to 0)	1 (0·4 to 2)	4·2 (1·9 to 8·1)	4·9 (2·4 to 8·9)	4 (1·9 to 7·4)	3·5 (1·8 to 6·3)	3·4 (1·7 to 6)	3 (1·6 to 4·9)	1·4 (0·7 to 2·5)	0 (0 to 0)	0 (0 to 0)	0 (0 to 0)	0 (0 to 0)	0 (0 to 0)	0 (0 to 0)	0 (0 to 0)	0 (0 to 0)	0 (0 to 0)	25·4
Genital prolapse	0 (0 to 0)	0 (0 to 0)	0 (0 to 0)	0 (0 to 0)	0 (0 to 0)	0 (0 to 0)	0 (0 to 0)	0 (0 to 0·1)	0·1 (0 to 0·2)	0·2 (0·1 to 0·4)	0·4 (0·1 to 0·8)	0·6 (0·2 to 1·2)	0·8 (0·3 to 1·6)	0·9 (0·4 to 1·8)	0·8 (0·4 to 1·6)	0·6 (0·3 to 1·3)	0·5 (0·2 to 1)	0·4 (0·2 to 0·7)	0·2 (0·1 to 0·5)	0·2 (0·1 to 0·3)	0·1 (0 to 0·2)	0 (0 to 0·1)	0 (0 to 0)	5·8
Premenstrual syndrome	0 (0 to 0)	0 (0 to 0)	0 (0 to 0)	0 (0 to 0)	0 (0 to 0)	4 (1·9 to 7·1)	9·9 (4·9 to 17·8)	13·4 (6·5 to 23·2)	13·5 (7·8 to 21·7)	14 (7·1 to 22·9)	15·3 (8·6 to 24·4)	15·2 (8·5 to 24·7)	10·6 (5·8 to 17·9)	3·5 (1·7 to 6·5)	0 (0 to 0)	0 (0 to 0)	0 (0 to 0)	0 (0 to 0)	0 (0 to 0)	0 (0 to 0)	0 (0 to 0)	0 (0 to 0)	0 (0 to 0)	99·3
Other gynecological diseases	0 (0 to 0)	0 (0 to 0)	0 (0 to 0)	0 (0 to 0)	0 (0 to 0)	0·2 (0 to 0·4)	0·5 (0·2 to 1·1)	8·1 (4·5 to 13·3)	19·7 (11 to 31·6)	27·9 (16·5 to 43·5)	28·8 (16·6 to 46·1)	29 (16·2 to 46·1)	26·9 (14·9 to 42·1)	22·1 (10·4 to 35·7)	14·5 (8·5 to 21·8)	8·5 (4·5 to 13·6)	5·8 (3·2 to 9)	3·8 (2·4 to 5·8)	2·3 (1·4 to 3·6)	1·4 (0·8 to 2·1)	0·8 (0·5 to 1·2)	0·3 (0·2 to 0·5)	0·1 (0 to 0·2)	201
Hemoglobinopathies and hemolytic anemias	0·2 (0·1 to 0·3)	0·4 (0·2 to 0·5)	2·3 (1·5 to 3·3)	9·2 (5·9 to 13·7)	9·4 (6·8 to 12·7)	7·2 (5·3 to 9·5)	10·8 (8·3 to 14·1)	14 (9·4 to 20·1)	12·5 (8·3 to 18·1)	8·9 (6·1 to 13·9)	8·7 (6·4 to 11·5)	8·1 (5·9 to 10·8)	7·9 (5·7 to 10·4)	8·3 (6·2 to 11)	7·5 (5·6 to 9·8)	6·3 (4·8 to 8·6)	4 (3 to 5·5)	3·4 (2·6 to 4·3)	2·5 (2 to 3·3)	1·8 (1·4 to 2·3)	1·7 (1·3 to 2·1)	0·8 (0·6 to 1)	0·2 (0·2 to 0·3)	136
Thalassemias	0 (0 to 0)	0 (0 to 0)	0 (0 to 0)	0·1 (0 to 0·2)	0 (0 to 0·1)	0 (0 to 0)	0 (0 to 0)	0 (0 to 0)	0 (0 to 0)	0 (0 to 0)	0 (0 to 0)	0 (0 to 0)	0 (0 to 0)	0 (0 to 0)	0 (0 to 0)	0 (0 to 0)	0 (0 to 0)	0 (0 to 0)	0 (0 to 0)	0 (0 to 0)	0 (0 to 0)	0 (0 to 0)	0 (0 to 0)	0·1
Thalassemias trait	0 (0 to 0)	0 (0 to 0)	0 (0 to 0·1)	0·2 (0·1 to 0·3)	0·2 (0·1 to 0·4)	0·1 (0 to 0·2)	0·3 (0·2 to 0·5)	0·4 (0·2 to 0·6)	0·4 (0·2 to 0·6)	0·4 (0·2 to 0·6)	0·3 (0·2 to 0·6)	0·2 (0·1 to 0·4)	0·1 (0 to 0·2)	0·1 (0 to 0·2)	0·1 (0 to 0·2)	0·1 (0 to 0·1)	0 (0 to 0·1)	0 (0 to 0·1)	0 (0 to 0·1)	0 (0 to 0)	0 (0 to 0)	0 (0 to 0)	0 (0 to 0)	3
Sickle cell disorders	0·2 (0·1 to 0·3)	0·2 (0·1 to 0·4)	1·7 (1 to 2·6)	6·1 (3·5 to 10·1)	5·7 (4·1 to 7·4)	5·1 (3·8 to 6·7)	7·6 (5·6 to 10·2)	7·6 (5·4 to 10·6)	5·6 (3·8 to 7·5)	3·9 (2·6 to 5·5)	4·2 (2·7 to 6)	3·7 (2·5 to 5·2)	3·7 (2·5 to 5·4)	3·3 (2·1 to 5·1)	1·9 (1·1 to 3)	0·6 (0·3 to 1·1)	0·1 (0 to 0·2)	0 (0 to 0)	0 (0 to 0)	0 (0 to 0)	0 (0 to 0)	0 (0 to 0)	0 (0 to 0)	61·1
Sickle cell trait	0 (0 to 0)	0·1 (0 to 0·2)	0·3 (0·2 to 0·6)	1·5 (0·7 to 2·5)	1·9 (0·8 to 3·6)	1 (0·4 to 1·9)	0·4 (0·1 to 0·8)	3·2 (0·5 to 7·5)	3·6 (0·7 to 8)	2·1 (0·4 to 6)	0·5 (0·2 to 1)	0·9 (0·4 to 1·7)	1 (0·4 to 1·7)	1 (0·5 to 1·8)	0·9 (0·5 to 1·6)	0·6 (0·3 to 1·1)	0·3 (0·1 to 0·6)	0·3 (0·1 to 0·5)	0·2 (0·1 to 0·4)	0·2 (0·1 to 0·3)	0·1 (0·1 to 0·2)	0 (0 to 0·1)	0 (0 to 0)	20·3
G6PD deficiency	0 (0 to 0)	0 (0 to 0)	0 (0 to 0·1)	0·4 (0·2 to 0·9)	0·5 (0·2 to 1)	0·4 (0·2 to 0·7)	1·4 (0·7 to 2·1)	1·9 (0·8 to 3·3)	2 (1 to 3·3)	1·5 (0·7 to 2·4)	2 (1·1 to 3·1)	1·5 (0·8 to 2·3)	1·4 (0·8 to 2·2)	1·6 (1 to 2·4)	1·8 (1·1 to 2·6)	1·6 (1 to 2·2)	0·8 (0·5 to 1·1)	0·5 (0·3 to 0·7)	0·2 (0·1 to 0·4)	0·1 (0·1 to 0·2)	0 (0 to 0·1)	0 (0 to 0)	0 (0 to 0)	19·7
G6PD trait	0 (0 to 0)	0 (0 to 0)	0 (0 to 0)	0 (0 to 0)	0 (0 to 0)	0 (0 to 0)	0·1 (0 to 0·1)	0 (0 to 0)	0 (0 to 0)	0 (0 to 0)	0·1 (0 to 0·1)	0·1 (0 to 0·2)	0 (0 to 0)	0 (0 to 0)	0 (0 to 0)	0 (0 to 0)	0 (0 to 0)	0 (0 to 0)	0 (0 to 0)	0 (0 to 0)	0 (0 to 0)	0 (0 to 0)	0 (0 to 0)	0·2
Other hemoglobinopathies and hemolytic anemias	0 (0 to 0)	0 (0 to 0)	0·2 (0·1 to 0·4)	0·9 (0·4 to 1·7)	1·1 (0·4 to 2·1)	0·6 (0·2 to 1·1)	1·1 (0·5 to 2·2)	0·9 (0·4 to 1·7)	0·9 (0·5 to 1·6)	1 (0·5 to 1·8)	1·5 (0·8 to 2·6)	1·7 (0·9 to 2·9)	1·7 (0·9 to 2·6)	2·2 (1·3 to 3·4)	2·8 (1·9 to 4)	3·5 (2·5 to 5)	2·8 (2 to 3·8)	2·6 (1·9 to 3·4)	2 (1·6 to 2·7)	1·5 (1·2 to 2)	1·5 (1·2 to 2)	0·7 (0·6 to 0·9)	0·2 (0·2 to 0·3)	31·6
Endocrine, metabolic, blood, and immune disorders	1·8 (0·9 to 3·3)	2·3 (1·3 to 3·8)	20·9 (12·4 to 34·1)	18·4 (11 to 29·1)	7·9 (5·7 to 10·6)	6·6 (4·8 to 9·2)	9 (6·7 to 12·4)	10·7 (7·8 to 14·8)	14·7 (10·9 to 21·2)	18·4 (13·4 to 25·9)	23·6 (16·7 to 32·9)	27·1 (19 to 38·6)	32·1 (22·8 to 46·1)	38·7 (27·2 to 54·7)	41 (29·6 to 56·3)	37·2 (26·2 to 51·2)	29·7 (20·9 to 42)	25·3 (18·8 to 34·5)	19·1 (14·1 to 25·6)	13 (9·7 to 17·3)	8·6 (6·4 to 11·3)	3·8 (2·8 to 5·1)	1·2 (0·9 to 1·8)	411
Oral disorders	0 (0 to 0)	0 (0 to 0)	0 (0 to 0)	2·5 (1·4 to 4·1)	3·2 (1·8 to 5·6)	3·8 (2 to 6·6)	6·2 (3·4 to 10·8)	10·6 (5·5 to 19·9)	15·3 (7·7 to 28·8)	19·6 (9·4 to 37·1)	22·6 (10·4 to 41·8)	25·8 (12·3 to 47)	29 (14·7 to 52·2)	32·5 (17·4 to 57·1)	33·5 (18·8 to 54)	32·2 (19·1 to 51·7)	29 (17·3 to 45·1)	23·7 (14·7 to 36·9)	16·7 (10·4 to 24·7)	10 (6·3 to 14·8)	5·2 (3·2 to 7·6)	2 (1·2 to 2·9)	0·6 (0·3 to 0·9)	324
Caries of deciduous teeth	0 (0 to 0)	0 (0 to 0)	0 (0 to 0)	0·8 (0·3 to 1·7)	0·8 (0·3 to 1·8)	0·1 (0 to 0·1)	0 (0 to 0)	0 (0 to 0)	0 (0 to 0)	0 (0 to 0)	0 (0 to 0)	0 (0 to 0)	0 (0 to 0)	0 (0 to 0)	0 (0 to 0)	0 (0 to 0)	0 (0 to 0)	0 (0 to 0)	0 (0 to 0)	0 (0 to 0)	0 (0 to 0)	0 (0 to 0)	0 (0 to 0)	1·7
Caries of permanent teeth	0 (0 to 0)	0 (0 to 0)	0 (0 to 0)	0 (0 to 0)	0·7 (0·3 to 1·6)	1·8 (0·7 to 3·9)	2·1 (0·8 to 4·4)	2·5 (1·1 to 5·2)	2·4 (1 to 4·9)	2·2 (0·9 to 4·7)	2·2 (0·9 to 4·3)	2 (0·8 to 4·1)	1·9 (0·8 to 4)	1·8 (0·7 to 3·6)	1·4 (0·5 to 3·1)	1 (0·3 to 2)	0·6 (0·2 to 1·3)	0·4 (0·2 to 0·9)	0·3 (0·1 to 0·5)	0·1 (0·1 to 0·3)	0·1 (0 to 0·1)	0 (0 to 0·1)	0 (0 to 0)	23·6
Periodontal diseases	0 (0 to 0)	0 (0 to 0)	0 (0 to 0)	0 (0 to 0)	0 (0 to 0)	0 (0 to 0)	0·9 (0·3 to 2·3)	3·6 (1·1 to 9·1)	7·6 (2·4 to 18)	11·3 (3·9 to 25·9)	13·9 (5 to 30·9)	15·9 (5·8 to 33·7)	16·8 (6·5 to 34·9)	16·1 (6·3 to 33·7)	12·9 (5·1 to 27)	9·1 (3·6 to 18·5)	6 (2·3 to 12·3)	4 (1·5 to 8)	2·4 (1 to 4·9)	1·4 (0·5 to 2·7)	0·7 (0·3 to 1·4)	0·2 (0·1 to 0·5)	0·1 (0 to 0·1)	123
Other oral disorders	0 (0 to 0)	0 (0 to 0)	0 (0 to 0)	1·7 (1 to 2·6)	1·6 (1 to 2·5)	2 (1·2 to 3·1)	3·2 (1·9 to 5)	4·1 (2·5 to 6·3)	4·4 (2·6 to 6·7)	4·5 (2·7 to 6·9)	4·5 (2·7 to 6·8)	4·5 (2·7 to 6·9)	4·5 (2·8 to 6·8)	4·3 (2·6 to 6·5)	3·6 (2·1 to 5·4)	2·8 (1·7 to 4·1)	2 (1·2 to 3·1)	1·3 (0·8 to 2)	0·7 (0·4 to 1·1)	0·3 (0·2 to 0·5)	0·1 (0·1 to 0·2)	0 (0 to 0·1)	0 (0 to 0)	50·3
Sudden infant death syndrome	--	0·4 (0·3 to 0·7)	3 (1·8 to 4·9)	--	--	--	--	--	--	--	--	--	--	--	--	--	--	--	--	--	--	--	--	NA
Injuries	2·4 (1·6 to 3·4)	2·3 (1·5 to 3·4)	14·3 (9·5 to 20·9)	64·2 (41·7 to 97·2)	55 (47·2 to 64·1)	60·9 (51·5 to 71·1)	140 (121 to 162)	271 (237 to 310)	259 (228 to 292)	186 (160 to 214)	183 (154 to 216)	152 (127 to 182)	147 (121 to 177)	146 (120 to 177)	130 (107 to 156)	105 (86·9 to 128)	74·8 (61·5 to 90·6)	59·8 (49·9 to 71·3)	45·7 (38 to 54·4)	34·7 (29·3 to 41)	21·7 (18·3 to 25·1)	11 (9·4 to 12·7)	4·2 (3·5 to 4·8)	2,170
Transport injuries	0·1 (0·1 to 0·2)	0·1 (0·1 to 0·2)	0·9 (0·6 to 1·4)	7·8 (4·5 to 12·7)	9·7 (6·8 to 12·8)	11·7 (8·8 to 15)	31·9 (23·8 to 41·2)	60 (45·4 to 76·9)	54·8 (40·6 to 69·9)	38·4 (29·7 to 47·8)	38·4 (29·5 to 48·8)	32·5 (25·4 to 39·6)	33 (26 to 40·7)	33 (25·9 to 41·1)	29·7 (23·2 to 36·4)	23·2 (18·4 to 28·9)	15·9 (12·7 to 19·5)	11·4 (9·3 to 13·9)	7·8 (6·3 to 9·3)	4·6 (3·7 to 5·6)	2·1 (1·7 to 2·6)	0·8 (0·6 to 0·9)	0·2 (0·2 to 0·3)	448
Road injuries	0·1 (0·1 to 0·1)	0·1 (0 to 0·1)	0·7 (0·5 to 1·1)	6·8 (3·9 to 11·1)	8·7 (6 to 11·6)	10·3 (7·7 to 13·4)	29·2 (21·6 to 37·9)	55 (41·4 to 70·9)	50·2 (36·9 to 64·2)	34·9 (26·8 to 44)	35 (26·5 to 44·9)	29·3 (22·9 to 36)	30·3 (23·7 to 37·6)	30·2 (23·7 to 37·8)	26·7 (20·8 to 33·1)	21·3 (17 to 26·6)	14·9 (11·8 to 18·2)	10·4 (8·4 to 12·7)	7·1 (5·8 to 8·6)	4·2 (3·4 to 5·2)	2 (1·6 to 2·4)	0·7 (0·6 to 0·9)	0·2 (0·2 to 0·3)	408
Pedestrian road injuries	0 (0 to 0)	0 (0 to 0)	0·1 (0·1 to 0·2)	2 (1·1 to 3·5)	2·4 (1·6 to 3·3)	2·1 (1·5 to 2·8)	2·3 (1·6 to 3)	3·2 (2·4 to 4·2)	3·6 (2·7 to 4·6)	3·3 (2·5 to 4·2)	3·8 (2·9 to 4·8)	3·7 (2·9 to 4·7)	4·3 (3·3 to 5·3)	4·8 (3·7 to 6·1)	4·8 (3·6 to 6)	4·3 (3·3 to 5·3)	3·4 (2·6 to 4·2)	2·7 (2·2 to 3·4)	2·1 (1·7 to 2·6)	1·4 (1·1 to 1·8)	0·7 (0·5 to 0·8)	0·2 (0·2 to 0·3)	0·1 (0·1 to 0·1)	55·3
Cyclist road injuries	0 (0 to 0)	0 (0 to 0)	0 (0 to 0)	0·5 (0·2 to 0·8)	0·8 (0·5 to 1·1)	1·8 (1·2 to 2·6)	3·2 (2·1 to 4·9)	4·4 (3·1 to 6·2)	4·3 (3·1 to 5·7)	3·9 (2·9 to 5·3)	4·3 (3·2 to 5·6)	4·2 (3·1 to 5·5)	4·5 (3·2 to 5·9)	4·7 (3·5 to 6·1)	4·1 (3 to 5·4)	3·3 (2·5 to 4·4)	2·4 (1·8 to 3·2)	1·7 (1·2 to 2·2)	1·1 (0·8 to 1·4)	0·6 (0·4 to 0·8)	0·3 (0·2 to 0·4)	0·1 (0·1 to 0·1)	0 (0 to 0)	50
Motorcyclist road injuries	0 (0 to 0)	0 (0 to 0)	0·1 (0·1 to 0·2)	0·7 (0·3 to 1·2)	1 (0·5 to 1·6)	1·2 (0·7 to 1·8)	7·5 (4·3 to 11·4)	17·5 (10·8 to 26·2)	16·6 (10·8 to 23·8)	10·1 (6·7 to 14·2)	9·6 (6·4 to 13·6)	6·6 (4·6 to 9)	6·5 (4·6 to 8·9)	5·7 (4 to 7·7)	4·8 (3·4 to 6·4)	3·1 (2·3 to 4·2)	2·1 (1·6 to 2·7)	1·2 (0·9 to 1·6)	0·8 (0·6 to 1·1)	0·5 (0·4 to 0·6)	0·2 (0·2 to 0·3)	0·1 (0·1 to 0·1)	0 (0 to 0)	95·8
Motor vehicle road injuries	0 (0 to 0·1)	0 (0 to 0·1)	0·5 (0·3 to 0·7)	3·4 (1·8 to 5·6)	4·4 (2·8 to 6)	5 (3·6 to 6·7)	15·6 (10·5 to 21·9)	29 (20·3 to 39·6)	24·9 (17·2 to 33·9)	16·7 (12·2 to 22·6)	16·4 (11·6 to 22·1)	13·8 (10·3 to 17·9)	14 (10·5 to 18·3)	13·9 (10·5 to 17·9)	12·1 (9 to 15·6)	9·9 (7·5 to 12·8)	6·3 (4·9 to 8)	4·4 (3·4 to 5·5)	2·8 (2·2 to 3·5)	1·6 (1·2 to 2)	0·7 (0·5 to 0·9)	0·3 (0·2 to 0·3)	0·1 (0·1 to 0·1)	196
Other road injuries	0 (0 to 0)	0 (0 to 0)	0 (0 to 0)	0·2 (0·1 to 0·5)	0·2 (0·1 to 0·4)	0·3 (0·2 to 0·4)	0·5 (0·3 to 0·8)	0·9 (0·6 to 1·4)	0·9 (0·6 to 1·3)	0·9 (0·6 to 1·2)	0·9 (0·7 to 1·3)	1 (0·7 to 1·3)	1·1 (0·8 to 1·4)	1·1 (0·8 to 1·5)	1 (0·7 to 1·3)	0·8 (0·6 to 1)	0·6 (0·5 to 0·8)	0·4 (0·3 to 0·5)	0·3 (0·2 to 0·4)	0·2 (0·1 to 0·2)	0·1 (0·1 to 0·1)	0 (0 to 0)	0 (0 to 0)	11·4
Other transport injuries	0 (0 to 0)	0 (0 to 0·1)	0·2 (0·1 to 0·3)	1·1 (0·6 to 1·8)	1 (0·7 to 1·4)	1·4 (1 to 1·9)	2·8 (1·9 to 3·9)	5 (3·2 to 7·2)	4·6 (3 to 6·7)	3·5 (2·5 to 5)	3·4 (2·4 to 4·7)	3·2 (2·4 to 4·1)	2·7 (2 to 3·6)	2·8 (2·1 to 3·7)	3 (2·2 to 3·9)	1·9 (1·3 to 2·5)	1·1 (0·8 to 1·4)	1 (0·8 to 1·2)	0·6 (0·5 to 0·9)	0·3 (0·2 to 0·4)	0·2 (0·1 to 0·2)	0·1 (0·1 to 0·1)	0 (0 to 0)	39·9
Unintentional injuries	1·7 (1·1 to 2·5)	2 (1·3 to 3)	12·4 (8·1 to 18·5)	52·8 (34 to 81·1)	42·7 (36·3 to 50·2)	44·2 (37·4 to 52·6)	76·1 (62·6 to 91·1)	132 (108 to 162)	127 (107 to 151)	97·5 (80·4 to 119)	100 (80·6 to 123)	90·3 (73·3 to 113)	90 (70·5 to 112)	93·5 (74·7 to 117)	84·9 (67·7 to 106)	71·3 (57·9 to 89·5)	52·4 (42·2 to 65·7)	43·9 (35·7 to 53·6)	35·1 (28·7 to 42·6)	28·5 (23·9 to 33·8)	18·9 (15·9 to 21·9)	10 (8·5 to 11·6)	3·8 (3·2 to 4·4)	1,310
Falls	0 (0 to 0)	0 (0 to 0)	0·3 (0·2 to 0·5)	1·4 (1 to 2·1)	2 (1·5 to 2·7)	3·3 (2·4 to 4·5)	5·6 (4·1 to 7·8)	8·5 (6·3 to 11·3)	9·2 (6·9 to 12·2)	9·4 (6·9 to 12·8)	10·8 (8·1 to 14·4)	11·4 (8·6 to 15·4)	12·7 (9·5 to 16·8)	14·6 (10·9 to 18·9)	14·3 (10·9 to 18·3)	13·7 (10·7 to 17·4)	11·6 (9·1 to 14·7)	11·8 (9·6 to 14·6)	11·2 (9 to 13·5)	11·8 (9·6 to 14·4)	8·9 (7·1 to 10·6)	4·7 (3·8 to 5·7)	1·7 (1·4 to 2·1)	179
Drowning	0·2 (0·1 to 0·2)	0·1 (0·1 to 0·2)	1·5 (1 to 2·2)	19·1 (10·6 to 31·4)	16·8 (13·3 to 20·7)	14·8 (11·7 to 18·2)	21·5 (16·1 to 28·4)	30 (21·6 to 41)	24·9 (18·3 to 32·2)	14·3 (11·3 to 18·3)	13·9 (10·5 to 18)	9·7 (7·2 to 12·8)	8·4 (6·1 to 11·6)	8·3 (6·4 to 10·7)	6·8 (5·2 to 8·8)	5·1 (4 to 6·5)	2·8 (2·2 to 3·5)	1·7 (1·3 to 2·1)	1·1 (0·8 to 1·5)	0·6 (0·4 to 0·8)	0·3 (0·3 to 0·4)	0·2 (0·1 to 0·2)	0·1 (0·1 to 0·1)	202
Fire, heat, and hot substances	0·1 (0·1 to 0·1)	0·2 (0·1 to 0·3)	1·6 (1·1 to 2·4)	9·3 (5·8 to 14·5)	5·4 (4·4 to 6·6)	5 (3·9 to 6·5)	6·9 (5·3 to 9·1)	9·4 (7·3 to 12·2)	10·4 (8·1 to 13·4)	10·7 (8·1 to 14·4)	11·3 (8·4 to 15·1)	11 (8·2 to 14·9)	11·2 (8·4 to 15·2)	11·4 (8·4 to 15·4)	10·3 (7·8 to 13·7)	8·7 (6·8 to 11·3)	6·1 (4·7 to 8·1)	5·1 (4 to 6·6)	3·8 (2·9 to 4·9)	2·8 (2·3 to 3·5)	1·8 (1·5 to 2·2)	0·9 (0·7 to 1·1)	0·3 (0·3 to 0·4)	144
Poisonings	0 (0 to 0)	0·1 (0 to 0·1)	0·3 (0·2 to 0·5)	2·2 (1·2 to 3·8)	0·6 (0·5 to 0·9)	0·6 (0·4 to 0·8)	0·9 (0·7 to 1·2)	1·2 (0·9 to 1·5)	1·3 (0·9 to 1·6)	1·1 (0·8 to 1·4)	1·1 (0·8 to 1·4)	1 (0·7 to 1·2)	0·9 (0·7 to 1·2)	0·9 (0·6 to 1·1)	0·8 (0·6 to 1)	0·6 (0·4 to 0·8)	0·5 (0·4 to 0·6)	0·4 (0·3 to 0·5)	0·3 (0·2 to 0·4)	0·2 (0·2 to 0·3)	0·1 (0·1 to 0·1)	0 (0 to 0·1)	0 (0 to 0)	15·1
Poisoning by carbon monoxide	0 (0 to 0)	0 (0 to 0)	0·1 (0 to 0·1)	0·9 (0·4 to 1·5)	0·3 (0·2 to 0·4)	0·2 (0·1 to 0·3)	0·4 (0·3 to 0·5)	0·6 (0·4 to 0·8)	0·7 (0·5 to 1)	0·6 (0·4 to 0·8)	0·6 (0·4 to 0·7)	0·4 (0·3 to 0·6)	0·4 (0·3 to 0·6)	0·3 (0·2 to 0·5)	0·4 (0·3 to 0·5)	0·3 (0·2 to 0·4)	0·3 (0·2 to 0·3)	0·2 (0·1 to 0·2)	0·1 (0·1 to 0·2)	0·1 (0·1 to 0·1)	0 (0 to 0·1)	0 (0 to 0)	0 (0 to 0)	6·8
Poisoning by other means	0 (0 to 0)	0·1 (0 to 0·1)	0·3 (0·2 to 0·4)	1·4 (0·7 to 2·5)	0·4 (0·3 to 0·6)	0·4 (0·2 to 0·6)	0·5 (0·4 to 0·8)	0·5 (0·4 to 0·8)	0·6 (0·4 to 0·8)	0·5 (0·4 to 0·7)	0·6 (0·4 to 0·8)	0·5 (0·3 to 0·7)	0·5 (0·3 to 0·7)	0·5 (0·4 to 0·7)	0·4 (0·3 to 0·6)	0·3 (0·2 to 0·4)	0·2 (0·2 to 0·3)	0·2 (0·2 to 0·3)	0·1 (0·1 to 0·2)	0·1 (0·1 to 0·2)	0·1 (0·1 to 0·1)	0 (0 to 0)	0 (0 to 0)	8·3
Exposure to mechanical forces	0·1 (0·1 to 0·2)	0·3 (0·2 to 0·4)	1·1 (0·7 to 1·6)	8·7 (5·4 to 13·7)	9·4 (7·3 to 11·8)	11 (8·5 to 13·8)	28 (20·7 to 37·4)	61·7 (43·9 to 84)	58·8 (43·1 to 78·4)	43·1 (32·3 to 57)	43 (31·9 to 57·6)	38·4 (29·9 to 50·4)	37 (27·3 to 48·6)	37·9 (28·3 to 50·4)	33·1 (24·7 to 43·7)	25·8 (18·9 to 34·2)	17·5 (13 to 23·8)	12·8 (9·3 to 17·3)	8·7 (6·3 to 11·8)	5·3 (4 to 7·1)	3 (2·3 to 3·9)	1·5 (1·2 to 1·9)	0·6 (0·5 to 0·8)	487
Unintentional firearm injuries	0 (0 to 0·1)	0·1 (0 to 0·1)	0·3 (0·2 to 0·4)	1·5 (0·8 to 2·7)	1·8 (1·2 to 2·8)	3·6 (2·3 to 5·1)	16·6 (11·2 to 23·4)	42·3 (28·1 to 60·8)	37·1 (25·4 to 51·6)	22·3 (15·2 to 31·8)	20·7 (14·4 to 29)	15·7 (11·5 to 20·9)	13·3 (9·2 to 18·3)	12·3 (8·7 to 17·2)	10·2 (7·3 to 14·3)	7·1 (5·1 to 9·7)	4 (3 to 5·2)	2·8 (2·1 to 3·6)	1·7 (1·3 to 2·2)	1·3 (1 to 1·6)	0·9 (0·7 to 1·1)	0·5 (0·4 to 0·7)	0·3 (0·2 to 0·3)	216
Other exposure to mechanical forces	0·1 (0·1 to 0·1)	0·2 (0·1 to 0·3)	0·8 (0·6 to 1·2)	7·2 (4·5 to 11·4)	7·5 (5·8 to 9·6)	7·4 (5·4 to 9·9)	11·4 (8 to 16·1)	19·4 (13·6 to 26·7)	21·8 (15·2 to 30·7)	20·8 (14·3 to 29)	22·4 (15·6 to 31·8)	22·7 (15·9 to 32·4)	23·7 (16·4 to 33·9)	25·5 (18·1 to 35·9)	22·9 (16·2 to 32)	18·6 (13·1 to 26·2)	13·5 (9·5 to 19)	10·1 (7 to 14·1)	7 (4·9 to 9·7)	4·1 (2·9 to 5·7)	2·1 (1·5 to 2·9)	0·9 (0·7 to 1·3)	0·3 (0·3 to 0·5)	270
Adverse effects of medical treatment	0·4 (0·3 to 0·7)	0·4 (0·3 to 0·7)	1·4 (0·8 to 2·4)	1·6 (0·9 to 2·6)	0·8 (0·6 to 1·1)	0·7 (0·5 to 1)	1 (0·7 to 1·4)	2·2 (1·5 to 3)	2·1 (1·5 to 3)	1·8 (1·3 to 2·5)	2·1 (1·5 to 2·9)	2·3 (1·6 to 3·1)	2·8 (2 to 3·9)	3·6 (2·6 to 5)	4·2 (3 to 5·8)	4·5 (3·2 to 6·3)	3·8 (2·7 to 5)	3·7 (2·7 to 4·9)	3·4 (2·5 to 4·5)	2·6 (1·9 to 3·4)	1·7 (1·2 to 2·2)	0·7 (0·5 to 1)	0·2 (0·2 to 0·3)	48
Animal contact	0 (0 to 0)	0 (0 to 0)	0·1 (0·1 to 0·2)	0·6 (0·4 to 1)	0·5 (0·3 to 0·7)	0·6 (0·4 to 0·8)	0·7 (0·5 to 1)	0·9 (0·6 to 1·2)	1·1 (0·8 to 1·4)	0·8 (0·6 to 1·1)	1 (0·7 to 1·3)	1 (0·7 to 1·3)	1·1 (0·8 to 1·5)	1·2 (0·9 to 1·6)	1·3 (1 to 1·7)	1·2 (0·9 to 1·6)	0·9 (0·7 to 1·2)	0·9 (0·7 to 1·2)	0·8 (0·7 to 1·1)	0·9 (0·6 to 1·2)	0·8 (0·5 to 1·1)	0·7 (0·5 to 0·9)	0·3 (0·2 to 0·5)	17·5
Venomous animal contact	0 (0 to 0)	0 (0 to 0)	0·1 (0 to 0·1)	0·3 (0·2 to 0·5)	0·3 (0·2 to 0·4)	0·4 (0·3 to 0·5)	0·5 (0·3 to 0·7)	0·6 (0·4 to 0·8)	0·7 (0·5 to 0·9)	0·6 (0·4 to 0·8)	0·7 (0·5 to 0·9)	0·6 (0·4 to 0·9)	0·7 (0·5 to 0·9)	0·7 (0·5 to 0·9)	0·7 (0·5 to 0·9)	0·7 (0·5 to 0·9)	0·5 (0·4 to 0·7)	0·5 (0·3 to 0·7)	0·5 (0·4 to 0·6)	0·5 (0·3 to 0·8)	0·5 (0·3 to 0·7)	0·5 (0·3 to 0·6)	0·2 (0·1 to 0·3)	10·6
Non-venomous animal contact	0 (0 to 0)	0 (0 to 0)	0·1 (0 to 0·1)	0·3 (0·1 to 0·5)	0·2 (0·1 to 0·3)	0·2 (0·1 to 0·3)	0·3 (0·2 to 0·4)	0·3 (0·2 to 0·5)	0·4 (0·2 to 0·6)	0·3 (0·2 to 0·4)	0·3 (0·2 to 0·5)	0·4 (0·3 to 0·5)	0·5 (0·3 to 0·7)	0·5 (0·4 to 0·7)	0·6 (0·4 to 0·8)	0·5 (0·4 to 0·7)	0·4 (0·3 to 0·6)	0·5 (0·3 to 0·6)	0·4 (0·2 to 0·5)	0·4 (0·2 to 0·6)	0·3 (0·2 to 0·4)	0·2 (0·1 to 0·3)	0·1 (0·1 to 0·2)	7
Foreign body	0·8 (0·4 to 1·3)	0·8 (0·4 to 1·3)	5·2 (2·9 to 8·9)	5·9 (3·5 to 9·7)	2·3 (1·8 to 2·8)	2·2 (1·8 to 2·7)	1·7 (1·3 to 2·2)	2·7 (2·1 to 3·5)	2·9 (2·2 to 3·7)	2·2 (1·8 to 3)	2·4 (1·9 to 3·2)	2·3 (1·8 to 3)	2·5 (2 to 3·2)	2·9 (2·2 to 3·8)	2·8 (2·3 to 3·5)	2·8 (2·3 to 3·4)	2·4 (1·9 to 2·8)	2·2 (1·8 to 2·6)	2 (1·6 to 2·4)	1·7 (1·4 to 2·1)	0·8 (0·6 to 1·1)	0·5 (0·3 to 0·6)	0·2 (0·1 to 0·3)	52·3
Pulmonary aspiration and foreign body in airway	0·7 (0·4 to 1·3)	0·8 (0·4 to 1·3)	5·1 (2·9 to 8·8)	5·5 (3·1 to 9·1)	1·7 (1·4 to 2·1)	1·5 (1·2 to 1·9)	1 (0·7 to 1·2)	1·7 (1·3 to 2·2)	1·8 (1·4 to 2·3)	1·2 (1 to 1·6)	1·4 (1·1 to 1·8)	1·2 (0·9 to 1·6)	1·4 (1·1 to 1·7)	1·8 (1·3 to 2·5)	1·8 (1·4 to 2·4)	2 (1·5 to 2·4)	1·7 (1·3 to 2·1)	1·6 (1·3 to 2)	1·5 (1·1 to 2)	1·3 (1 to 1·7)	0·6 (0·4 to 0·8)	0·3 (0·2 to 0·5)	0·2 (0·1 to 0·2)	38
Foreign body in eyes	0 (0 to 0)	0 (0 to 0)	0 (0 to 0)	0·1 (0 to 0·2)	0·2 (0 to 0·4)	0·2 (0·1 to 0·5)	0·3 (0·1 to 0·7)	0·4 (0·1 to 0·9)	0·4 (0·2 to 0·9)	0·5 (0·2 to 1)	0·5 (0·2 to 1)	0·5 (0·2 to 1)	0·5 (0·2 to 0·9)	0·4 (0·2 to 0·8)	0·3 (0·2 to 0·5)	0·3 (0·2 to 0·4)	0·2 (0·1 to 0·3)	0·1 (0·1 to 0·2)	0·1 (0·1 to 0·2)	0·1 (0 to 0·1)	0 (0 to 0)	0 (0 to 0)	0 (0 to 0)	5·1
Foreign body in other body part	0 (0 to 0)	0 (0 to 0)	0·1 (0·1 to 0·2)	0·4 (0·2 to 0·6)	0·4 (0·3 to 0·6)	0·5 (0·3 to 0·6)	0·4 (0·3 to 0·6)	0·6 (0·4 to 0·8)	0·7 (0·5 to 1)	0·5 (0·4 to 0·7)	0·5 (0·4 to 0·7)	0·6 (0·4 to 0·8)	0·7 (0·5 to 0·9)	0·7 (0·5 to 0·9)	0·7 (0·5 to 0·9)	0·6 (0·4 to 0·8)	0·5 (0·4 to 0·6)	0·4 (0·3 to 0·6)	0·4 (0·3 to 0·5)	0·3 (0·2 to 0·4)	0·2 (0·1 to 0·2)	0·1 (0·1 to 0·1)	0 (0 to 0·1)	9·2
Environmental heat and cold exposure	0 (0 to 0)	0 (0 to 0)	0·1 (0·1 to 0·2)	0·5 (0·4 to 0·8)	0·9 (0·6 to 1·3)	1·3 (0·9 to 1·9)	2 (1·3 to 2·8)	2·7 (1·8 to 3·8)	3 (2·1 to 4·3)	3·3 (2·3 to 4·7)	3·5 (2·4 to 4·9)	3·7 (2·5 to 5·2)	3·9 (2·7 to 5·5)	4 (2·8 to 5·5)	3·6 (2·6 to 5)	3·1 (2·2 to 4·1)	2·5 (1·8 to 3·4)	2 (1·5 to 2·7)	1·5 (1·1 to 2)	1·1 (0·8 to 1·5)	0·8 (0·5 to 1)	0·5 (0·4 to 0·7)	0·2 (0·2 to 0·3)	44·3
Exposure to forces of nature	0 (0 to 0)	0 (0 to 0)	0 (0 to 0)	0 (0 to 0)	0 (0 to 0)	0 (0 to 0)	0 (0 to 0)	0·2 (0·1 to 0·3)	0·2 (0·1 to 0·3)	0·3 (0·2 to 0·5)	0·4 (0·2 to 0·5)	0·4 (0·3 to 0·6)	0·4 (0·3 to 0·7)	0·5 (0·3 to 0·8)	0·4 (0·3 to 0·7)	0·4 (0·2 to 0·6)	0·4 (0·2 to 0·6)	0·4 (0·2 to 0·6)	0·3 (0·2 to 0·5)	0·2 (0·1 to 0·3)	0·1 (0·1 to 0·2)	0·1 (0 to 0·1)	0 (0 to 0)	4·7
Other unintentional injuries	0·1 (0·1 to 0·1)	0·1 (0·1 to 0·1)	0·6 (0·5 to 0·8)	3·5 (2·4 to 4·9)	4 (3 to 5·2)	4·7 (3·6 to 6)	7·7 (5·8 to 10·4)	12·8 (9·5 to 16·9)	13·2 (10 to 17)	10·3 (7·8 to 13·2)	10·6 (8·2 to 13·7)	9·2 (6·9 to 12·1)	9 (6·9 to 11·8)	8·3 (6·2 to 11)	7·2 (5·4 to 9·4)	5·5 (4·1 to 7·3)	4 (2·9 to 5·3)	2·9 (2·1 to 3·9)	2 (1·5 to 2·8)	1·2 (0·9 to 1·6)	0·6 (0·5 to 0·8)	0·2 (0·2 to 0·3)	0·1 (0·1 to 0·1)	118
Self-harm and interpersonal violence	0·5 (0·3 to 0·8)	0·1 (0·1 to 0·2)	0·9 (0·6 to 1·5)	3·5 (1·9 to 5·9)	2·6 (2 to 3·5)	5 (4·1 to 6·2)	31·9 (24 to 41·3)	78·2 (60·6 to 97·3)	77·1 (61·1 to 95·2)	50·1 (40·1 to 61·6)	44·5 (35·5 to 55·8)	29·6 (23·1 to 37·1)	23·8 (19·1 to 29·6)	19·9 (15·5 to 25·1)	15·3 (12 to 19·6)	10·9 (8·6 to 13·4)	6·4 (5·2 to 7·8)	4·4 (3·6 to 5·4)	2·8 (2·3 to 3·4)	1·6 (1·3 to 1·9)	0·7 (0·6 to 0·8)	0·2 (0·2 to 0·3)	0·1 (0·1 to 0·1)	410
Self-harm	0 (0 to 0)	0 (0 to 0)	0 (0 to 0)	0 (0 to 0)	0 (0 to 0)	0·6 (0·4 to 0·9)	6·8 (4·7 to 9·5)	19 (12·8 to 26·8)	24·2 (16·7 to 34)	17·7 (12·5 to 24·2)	17·3 (11·9 to 24·4)	10·9 (7·8 to 14·9)	8·4 (6·1 to 11·5)	7·5 (5·6 to 10·2)	5·9 (4·3 to 7·9)	4·4 (3·3 to 5·7)	2·6 (1·9 to 3·4)	1·9 (1·5 to 2·5)	1·2 (0·9 to 1·6)	0·8 (0·6 to 1·1)	0·4 (0·3 to 0·5)	0·1 (0·1 to 0·1)	0 (0 to 0)	130
Self-harm by firearm	0 (0 to 0)	0 (0 to 0)	0 (0 to 0)	0 (0 to 0)	0 (0 to 0)	0 (0 to 0)	0·2 (0·1 to 0·3)	0·5 (0·3 to 0·8)	0·5 (0·3 to 0·8)	0·4 (0·2 to 0·6)	0·3 (0·2 to 0·5)	0·2 (0·1 to 0·3)	0·2 (0·1 to 0·3)	0·2 (0·2 to 0·3)	0·2 (0·1 to 0·2)	0·1 (0·1 to 0·2)	0·1 (0·1 to 0·1)	0·1 (0 to 0·1)	0 (0 to 0·1)	0 (0 to 0)	0 (0 to 0)	0 (0 to 0)	0 (0 to 0)	3·1
Self-harm by other specified means	0 (0 to 0)	0 (0 to 0)	0 (0 to 0)	0 (0 to 0)	0 (0 to 0)	0·6 (0·4 to 0·8)	6·6 (4·5 to 9·2)	18·5 (12·5 to 25·9)	23·7 (16·4 to 33·4)	17·3 (12·2 to 23·8)	17 (11·6 to 24)	10·7 (7·7 to 14·6)	8·2 (6 to 11·2)	7·3 (5·4 to 9·9)	5·7 (4·1 to 7·7)	4·3 (3·2 to 5·6)	2·5 (1·9 to 3·3)	1·9 (1·4 to 2·4)	1·2 (0·9 to 1·6)	0·8 (0·6 to 1·1)	0·4 (0·3 to 0·4)	0·1 (0·1 to 0·1)	0 (0 to 0)	127
Interpersonal violence	0·5 (0·3 to 0·8)	0·1 (0·1 to 0·2)	0·9 (0·6 to 1·5)	3·5 (1·9 to 5·8)	2·6 (1·9 to 3·4)	4·3 (3·4 to 5·6)	25·1 (17·8 to 33·7)	59 (44·4 to 76·1)	52·7 (39·6 to 69·5)	32·4 (25 to 41·8)	27·2 (20·8 to 34·8)	18·6 (13·6 to 24·9)	15·3 (12·1 to 19·4)	12·4 (9·3 to 16·1)	9·4 (7·2 to 12·2)	6·4 (5 to 8·1)	3·8 (3 to 4·9)	2·5 (2 to 3)	1·5 (1·2 to 1·9)	0·7 (0·6 to 0·8)	0·3 (0·3 to 0·4)	0·1 (0·1 to 0·1)	0 (0 to 0·1)	279
Physical violence by firearm	0 (0 to 0)	0 (0 to 0)	0 (0 to 0·1)	0·2 (0·1 to 0·4)	0·3 (0·2 to 0·3)	0·7 (0·5 to 0·9)	11·6 (8 to 16·2)	30 (22·1 to 39·4)	25·1 (18·2 to 33·6)	13·3 (10 to 17·5)	9·7 (7·1 to 12·7)	5·3 (3·7 to 7·3)	3·9 (2·9 to 5·2)	2·5 (1·8 to 3·5)	1·6 (1·2 to 2·2)	0·9 (0·7 to 1·2)	0·4 (0·3 to 0·6)	0·2 (0·2 to 0·3)	0·1 (0·1 to 0·1)	0 (0 to 0)	0 (0 to 0)	0 (0 to 0)	0 (0 to 0)	106
Physical violence by sharp object	0 (0 to 0)	0 (0 to 0)	0 (0 to 0)	0·1 (0·1 to 0·2)	0·2 (0·1 to 0·2)	0·3 (0·2 to 0·4)	3·9 (2·7 to 5·4)	10·6 (7·8 to 13·7)	9·5 (7 to 12·5)	5·9 (4·5 to 7·7)	4·9 (3·7 to 6·3)	3·1 (2·3 to 4·1)	2·4 (1·8 to 3)	1·8 (1·4 to 2·4)	1·2 (0·9 to 1·5)	0·8 (0·6 to 1)	0·5 (0·4 to 0·6)	0·3 (0·3 to 0·4)	0·2 (0·1 to 0·2)	0·1 (0·1 to 0·1)	0·1 (0 to 0·1)	0 (0 to 0)	0 (0 to 0)	45·9
Sexual violence	0 (0 to 0)	0 (0 to 0)	0 (0 to 0)	0 (0 to 0·1)	0·3 (0·2 to 0·4)	0·7 (0·4 to 1·1)	1·7 (1 to 2·8)	2·5 (1·4 to 3·7)	2·2 (1·3 to 3·6)	2·1 (1·2 to 3·4)	1·8 (1 to 3)	1·6 (0·9 to 2·5)	1·2 (0·7 to 2·1)	0·9 (0·5 to 1·5)	0·6 (0·3 to 0·9)	0·4 (0·3 to 0·6)	0·3 (0·2 to 0·5)	0·2 (0·1 to 0·3)	0·1 (0·1 to 0·2)	0·1 (0·1 to 0·1)	0 (0 to 0·1)	0 (0 to 0)	0 (0 to 0)	16·9
Physical violence by other means	0·5 (0·3 to 0·8)	0·1 (0·1 to 0·2)	0·9 (0·5 to 1·4)	3·1 (1·6 to 5·2)	1·9 (1·3 to 2·6)	2·6 (2 to 3·4)	7·9 (5·5 to 10·6)	15·9 (11·8 to 20·5)	15·9 (12 to 20·9)	11 (8·6 to 14·3)	10·8 (8·1 to 14)	8·6 (6·2 to 11·6)	7·8 (6·1 to 10)	7·1 (5·2 to 9·5)	5·9 (4·5 to 7·8)	4·3 (3·2 to 5·5)	2·6 (2 to 3·5)	1·7 (1·4 to 2·1)	1·1 (0·8 to 1·4)	0·5 (0·4 to 0·6)	0·2 (0·2 to 0·3)	0·1 (0·1 to 0·1)	0 (0 to 0)	111
Conflict and terrorism	0 (0 to 0)	0 (0 to 0)	0 (0 to 0)	0 (0 to 0)	0 (0 to 0)	0 (0 to 0)	0 (0 to 0)	0 (0 to 0)	0 (0 to 0)	0 (0 to 0)	0 (0 to 0)	0 (0 to 0)	0 (0 to 0)	0 (0 to 0)	0 (0 to 0)	0 (0 to 0)	0 (0 to 0)	0 (0 to 0)	0·1 (0 to 0·1)	0·1 (0·1 to 0·1)	0 (0 to 0)	0 (0 to 0)	0 (0 to 0)	0·1

SR Table 2c: Bahamas DALYS by cause and age group for both sexes with 95% uncertainty intervals, 2019

Cause	Early Neonatal (0-6 days)	Late Neonatal (7-27 days)	Post Neonatal (28-364 days)	1 to 4	5 to 9	10 to 14	15 to 19	20 to 24	25 to 29	30 to 34	35 to 39	40 to 44	45 to 49	50 to 54	55 to 59	60 to 64	65 to 69	70 to 74	75 to 79	80 to 84	85 to 89	90 to 94	95 plus	Total
All causes	1,166 (1,166 to 1,166)	1,242 (1,242 to 1,242)	1,249 (1,249 to 1,249)	1,909 (1,909 to 1,909)	1,909 (1,909 to 1,909)	2,026 (1,914 to 2,026)	2,026 (2,026 to 2,026)	2,026 (2,026 to 2,026)	2,026 (2,026 to 2,026)	2,026 (2,026 to 2,026)	2,026 (2,026 to 2,026)	2,026 (2,026 to 2,026)	2,026 (2,026 to 2,026)	2,026 (2,026 to 2,026)	2,026 (2,026 to 2,026)	2,026 (2,026 to 2,026)	2,026 (2,026 to 2,026)	2,026 (2,026 to 2,026)	2,026 (2,026 to 2,026)	2,026 (2,026 to 2,026)	2,026 (2,026 to 2,026)	2,026 (2,026 to 2,026)	2,026 (2,026 to 2,026)	122,000
Communicable, maternal, neonatal, and nutritional diseases	1,249 (968 to 1,578)	531 (213 to 901)	485 (169 to 758)	440 (363 to 575)	468 (320 to 628)	263 (246 to 320)	451 (356 to 570)	606 (531 to 723)	977 (867 to 1,110)	1,290 (1,130 to 1,450)	1,450 (1,230 to 1,670)	1,500 (1,260 to 1,760)	1,500 (1,230 to 1,800)	1,340 (1,090 to 1,620)	1,010 (800 to 1,260)	736 (528 to 988)	511 (326 to 697)	372 (201 to 559)	298 (211 to 398)	241 (171 to 316)	201 (150 to 249)	131 (102 to 163)	76.1 (58.1 to 96.4)	14,900
HIV/AIDS and sexually transmitted infections	0.3 (0.2 to 0.4)	0.1 (0.1 to 0.2)	29.8 (23.7 to 37.3)	30.8 (29.2 to 32.4)	31.4 (29.7 to 33.1)	20.9 (20.2 to 22.7)	69.7 (62.4 to 77.1)	237 (219 to 258)	529 (493 to 572)	782 (748 to 830)	960 (922 to 1,000)	1,050 (999 to 1,110)	888 (838 to 948)	556 (520 to 592)	309 (280 to 328)	149 (136 to 159)	82.9 (77.2 to 88)	19.1 (9.9 to 29.6)	4.8 (3.1 to 7.1)	0.8 (0.4 to 1.4)	0.1 (0.1 to 0.2)	0.3 (0.2 to 0.3)	5,810
HIV/AIDS	0 (0 to 0)	0 (0 to 0)	29.4 (23.6 to 37.2)	30.8 (29.2 to 32.4)	31.4 (29.7 to 33.1)	20.9 (20.2 to 22.7)	69 (62 to 76.4)	232 (213 to 252)	516 (480 to 560)	783 (737 to 836)	960 (901 to 1,030)	1,050 (979 to 1,130)	879 (824 to 933)	552 (520 to 585)	309 (289 to 323)	149 (136 to 159)	81 (75.7 to 86.7)	17.7 (10.4 to 28.1)	4.2 (2.9 to 6.2)	0.8 (0.4 to 1.4)	0.1 (0.1 to 0.2)	0.2 (0.2 to 0.3)	5,720
HIV/AIDS - Drug-susceptible Tuberculosis	0 (0 to 0)	0 (0 to 0)	1.1 (0.4 to 1.4)	0.9 (0.4 to 1.4)	1 (0.4 to 1.5)	0.9 (0.4 to 1.4)	1.6 (0.7 to 2.4)	6.7 (3.2 to 9.9)	10.4 (5.2 to 15.6)	24 (12.9 to 35.6)	29.9 (16.6 to 43.7)	33.4 (21.3 to 52.2)	29.3 (14.1 to 59.2)	19.6 (10.6 to 29.8)	9.2 (5.6 to 13.6)	2.5 (1.4 to 3.6)	0.5 (0.4 to 0.6)	0.2 (0.2 to 0.4)	0.1 (0.1 to 0.1)	0.1 (0.1 to 0.2)	0 (0 to 0)	0 (0 to 0)	179
HIV/AIDS - Multidrug-resistant Tuberculosis without extensive drug resistance	0 (0 to 0)	0 (0 to 0)	0 (0 to 0)	0 (0 to 0)	0 (0 to 0)	0.1 (0 to 0)	0.3 (0 to 1.1)	0.8 (0.2 to 2.8)	0.9 (0.2 to 3.2)	1.2 (0.2 to 4.2)	1.3 (0.2 to 4.5)	1.1 (0.1 to 4.2)	0.7 (0.1 to 2.6)	0.4 (0 to 1.4)	0.2 (0 to 0.7)	0.1 (0 to 0.4)	0 (0 to 0)	0 (0 to 0)	0 (0 to 0)	0 (0 to 0)	0 (0 to 0)	0 (0 to 0)	0 (0 to 0)	9.3
HIV/AIDS - Extensively drug-resistant Tuberculosis	0 (0 to 0)	0 (0 to 0)	0 (0 to 0)	0 (0 to 0)	0 (0 to 0)	0 (0 to 0)	0 (0 to 0)	0 (0 to 0)	0 (0 to 0)	0 (0 to 0)	0 (0 to 0)	0 (0 to 0)	0 (0 to 0)	0 (0 to 0)	0 (0 to 0)	0 (0 to 0)	0 (0 to 0)	0 (0 to 0)	0 (0 to 0)	0 (0 to 0)	0 (0 to 0)	0 (0 to 0)	0 (0 to 0)	0
HIV/AIDS resulting in other diseases	0 (0 to 0)	0.2 (0 to 0.3)	0.4 (0.2 to 0.6)	0.9 (0.5 to 1.3)	0.9 (0.5 to 1.3)	0.6 (0.4 to 0.8)	1.1 (0.6 to 1.6)	4.4 (2.4 to 6.4)	12.6 (6.7 to 18.6)	34.2 (18.2 to 50.2)	57.1 (30.2 to 83.2)	82.2 (43.2 to 120.2)	92.2 (48.1 to 135.2)	74.3 (38.5 to 108.2)	49.2 (25.2 to 71.2)	24.2 (12.3 to 35.1)	10.2 (5.1 to 14.7)	2.2 (1.1 to 3.2)	0.4 (0.2 to 0.6)	0.1 (0 to 0.1)	0 (0 to 0)	0 (0 to 0)	0.2 (0.1 to 0.2)	0
Sexually transmitted infections excluding HIV	0.3 (0.2 to 0.4)	0.1 (0.1 to 0.2)	0 (0 to 0)	0 (0 to 0)	0 (0 to 0)	0.4 (0.1 to 0.7)	2.3 (0.8 to 4.1)	5.2 (2.2 to 8.6)	12.9 (5.7 to 20.8)	32.2 (14.7 to 51.8)	70.5 (32.9 to 113.2)	124.2 (58.2 to 199.2)	192.5 (90.9 to 308.9)	203.8 (96.3 to 327.1)	159.9 (75.6 to 256.6)	105.2 (49.7 to 168.8)	69.3 (32.7 to 111.2)	44.3 (20.9 to 71.1)	23.2 (10.9 to 37.2)	9.2 (4.3 to 14.8)	2.1 (1 to 3.4)	0.3 (0.1 to 0.5)	886
Syphilis	0 (0 to 0)	0 (0 to 0)	0 (0 to 0)	0 (0 to 0)	0 (0 to 0)	0 (0 to 0)	0.1 (0 to 0.2)	0.2 (0 to 0.5)	0.3 (0 to 0.8)	0.3 (0 to 0.7)	0.4 (0 to 0.9)	0.5 (0 to 1.2)	0.4 (0 to 1.1)	0.3 (0 to 0.8)	0.2 (0 to 0.6)	0.1 (0 to 0.4)	0.1 (0 to 0.2)	0 (0 to 0.1)	0 (0 to 0.1)	0 (0 to 0.1)	0 (0 to 0)	0 (0 to 0)	0 (0 to 0)	4.6
Chlamydial infection	0 (0 to 0)	0 (0 to 0)	0 (0 to 0)	0 (0 to 0)	0 (0 to 0)	0 (0 to 0)	0.1 (0 to 0.1)	0.2 (0 to 0.5)	0.3 (0 to 0.9)	0.4 (0 to 1.2)	0.5 (0 to 1.5)	0.7 (0 to 1.9)	0.5 (0 to 1.4)	0.3 (0 to 0.9)	0.2 (0 to 0.6)	0.1 (0 to 0.3)	0.1 (0 to 0.2)	0 (0 to 0.1)	0 (0 to 0.1)	0 (0 to 0.1)	0 (0 to 0)	0 (0 to 0)	0 (0 to 0)	9.6
Gonococcal infection	0 (0 to 0)	0 (0 to 0)	0 (0 to 0)	0 (0 to 0)	0 (0 to 0)	0 (0 to 0)	0.1 (0 to 0.2)	0.2 (0 to 1.1)	0.2 (0 to 1.2)	0.3 (0 to 1.6)	0.3 (0 to 1.6)	0.4 (0 to 1.9)	0.3 (0 to 1.4)	0.2 (0 to 1.1)	0.1 (0 to 0.6)	0.1 (0 to 0.4)	0.1 (0 to 0.3)	0 (0 to 0.2)	0 (0 to 0.1)	0 (0 to 0.1)	0 (0 to 0)	0 (0 to 0)	0 (0 to 0)	9.1
Trichomoniasis	0 (0 to 0)	0 (0 to 0)	0 (0 to 0)	0 (0 to 0)	0 (0 to 0)	0 (0 to 0)	0.1 (0 to 0.1)	0.1 (0 to 0.3)	0.2 (0 to 0.5)	0.2 (0 to 0.6)	0.3 (0 to 0.9)	0.3 (0 to 0.9)	0.2 (0 to 0.8)	0.2 (0 to 0.6)	0.1 (0 to 0.4)	0.1 (0 to 0.3)	0 (0 to 0.2)	0 (0 to 0.1)	0 (0 to 0.1)	0 (0 to 0.1)	0 (0 to 0)	0 (0 to 0)	0 (0 to 0)	20.7
Genital herpes	0 (0 to 0)	0 (0 to 0)	0 (0 to 0)	0 (0 to 0)	0 (0 to 0)	0 (0 to 0)	0 (0 to 0.1)	0 (0 to 0.1)	0.1 (0 to 0.3)	0.2 (0 to 0.6)	0.2 (0 to 0.7)	0.3 (0 to 0.9)	0.2 (0 to 0.8)	0.2 (0 to 0.7)	0.1 (0 to 0.4)	0.1 (0 to 0.3)	0 (0 to 0.2)	0 (0 to 0.1)	0 (0 to 0.1)	0 (0 to 0.1)	0 (0 to 0)	0 (0 to 0)	0 (0 to 0)	23.1
Other sexually transmitted infections	0 (0 to 0)	0 (0 to 0)	0 (0 to 0)	0 (0 to 0)	0 (0 to 0)	0 (0 to 0)	0 (0 to 0.1)	0 (0 to 0.1)	0.1 (0 to 0.3)	0.1 (0 to 0.3)	0.2 (0 to 0.5)	0.2 (0 to 0.6)	0.2 (0 to 0.5)	0.1 (0 to 0.4)	0.1 (0 to 0.3)	0 (0 to 0.2)	0 (0 to 0.1)	0 (0 to 0.1)	0 (0 to 0.1)	0 (0 to 0.1)	0 (0 to 0)	0 (0 to 0)	0 (0 to 0)	19.7
Respiratory infections and tuberculosis	49.9 (49.9 to 50.7)	41.9 (28.1 to 56)	37.6 (14.2 to 62.2)	164.4 (77.3 to 192)	164.4 (49.4 to 194.4)	99.6 (56.1 to 106)	116 (84.6 to 134)	134.6 (106 to 182)	170.1 (130.1 to 196)	196 (131 to 227)	196 (121 to 233)	196 (120 to 241)	196 (120 to 240)	196 (120 to 240)	196 (120 to 240)	196 (120 to 240)	196 (120 to 240)	196 (117 to 239)	196 (117 to 239)	196 (116 to 239)	196 (116 to 239)	196 (116 to 239)	196 (116 to 239)	3,960
Tuberculosis	0.5 (0.5 to 0.5)	0.4 (0.4 to 0.5)	0.4 (0.4 to 0.5)	1.7 (1.7 to 1.8)	1.7 (1.7 to 1.8)	1.1 (0.9 to 1.2)	1.3 (1.1 to 1.5)	1.5 (1.2 to 2)	1.9 (1.4 to 2.6)	2.2 (1.5 to 3.1)	2.2 (1.4 to 3.2)	2.2 (1.4 to 3.2)	2.2 (1.4 to 3.2)	2.2 (1.4 to 3.2)	2.2 (1.4 to 3.2)	2.2 (1.4 to 3.2)	2.2 (1.4 to 3.2)	2.2 (1.4 to 3.2)	2.2 (1.4 to 3.2)	2.2 (1.4 to 3.2)	2.2 (1.4 to 3.2)	2.2 (1.4 to 3.2)	39
Latent tuberculosis infection	0 (0 to 0)	0 (0 to 0)	0 (0 to 0)	0 (0 to 0)	0 (0 to 0)	0 (0 to 0)	0 (0 to 0)	0 (0 to 0)	0 (0 to 0)	0 (0 to 0)	0 (0 to 0)	0 (0 to 0)	0 (0 to 0)	0 (0 to 0)	0 (0 to 0)	0 (0 to 0)	0 (0 to 0)	0 (0 to 0)	0 (0 to 0)	0 (0 to 0)	0 (0 to 0)	0 (0 to 0)	0 (0 to 0)	0
Drug-susceptible tuberculosis	0 (0 to 0)	0 (0 to 0)	0 (0 to 0)	0 (0 to 0)	0 (0 to 0)	0 (0 to 0)	0 (0 to 0)	0 (0 to 0)	0 (0 to 0)	0 (0 to 0)	0 (0 to 0)	0 (0 to 0)	0 (0 to 0)	0 (0 to 0)	0 (0 to 0)	0 (0 to 0)	0 (0 to 0)	0 (0 to 0)	0 (0 to 0)	0 (0 to 0)	0 (0 to 0)	0 (0 to 0)	0 (0 to 0)	0
Multidrug-resistant tuberculosis without extensive drug resistance	0 (0 to 0)	0 (0 to 0)	0 (0 to 0)	0 (0 to 0)	0 (0 to 0)	0 (0 to 0)	0 (0 to 0)	0 (0 to 0)	0 (0 to 0)	0 (0 to 0)	0 (0 to 0)	0 (0 to 0)	0 (0 to 0)	0 (0 to 0)	0 (0 to 0)	0 (0 to 0)	0 (0 to 0)	0 (0 to 0)	0 (0 to 0)	0 (0 to 0)	0 (0 to 0)	0 (0 to 0)	0 (0 to 0)	0
Extensively drug-resistant tuberculosis	0 (0 to 0)	0 (0 to 0)	0 (0 to 0)	0 (0 to 0)	0 (0 to 0)	0 (0 to 0)	0 (0 to 0)	0 (0 to 0)	0 (0 to 0)	0 (0 to 0)	0 (0 to 0)	0 (0 to 0)	0 (0 to 0)	0 (0 to 0)	0 (0 to 0)	0 (0 to 0)	0 (0 to 0)	0 (0 to 0)	0 (0 to 0)	0 (0 to 0)	0 (0 to 0)	0 (0 to 0)	0 (0 to 0)	0
Lower respiratory infections	41.9 (26.4 to 42.6)	41.4 (27.6 to 55.2)	222 (78.2 to 274)	76.2 (54.2 to 110)	26.1 (15.7 to 32.1)	22.7 (18.1 to 25.9)	26.1 (19.5 to 32.9)	58 (39.6 to 84.4)	77.7 (50.1 to 112)	94.7 (57.1 to 135)	109 (61.2 to 161)	116 (71.2 to 169)	127 (81.4 to 187)	146 (97.7 to 215)	152 (108.9 to 211)	143 (110.9 to 201)	133 (102.6 to 203)	149 (102.1 to 224)	152 (107.5 to 234)	143 (104.4 to 229)	89.2 (79.4 to 139)	61.1 (48.9 to 78)	29.8 (19.6 to 39.3)	2,290
Upper respiratory infections	0.1 (0 to 0.1)	0.3 (0.2 to 0.4)	5.9 (3.3 to 9.6)	22.7 (13.3 to 34.4)	27.9 (14.4 to 47.6)	29.2 (16.3 to 44.9)	27 (13.7 to 44.7)	25 (14.1 to 41.5)	22.6 (11.7 to 37.5)	22.4 (11.2 to 37.1)	22.4 (11.2 to 37.1)	20.6 (10.4 to 34.4)	19.2 (9.6 to 32.4)	19.7 (9.8 to 33.1)	20.2 (9.9 to 34.3)	13.2 (5.3 to 19.3)	7.2 (2.7 to 9.8)	3.3 (1.1 to 4.4)	2.6 (0.9 to 3.6)	1.7 (0.4 to 2.4)	0.7 (0.1 to 1.1)	0.1 (0 to 0.2)	303
Otitis media	0 (0 to 1.1)	0 (0 to 0.9)	8.9 (4.6 to 15)	13.4 (8.4 to 20.4)	9.5 (5.9 to 15.7)	9.6 (6.1 to 15.7)	9.6 (6.2 to 15.7)	9.5 (6.1 to 15.5)	9.5 (6.1 to 15.5)	9.5 (6.1 to 15.5)	9.5 (6.1 to 15.5)	9.5 (6.1 to 15.5)	9.5 (6.1 to 15.5)	9.5 (6.1 to 15.5)	9.5 (6.1 to 15.5)	9.5 (6.1 to 15.5)	9.5 (6.1 to 15.5)	9.5 (6.1 to 15.5)	9.5 (6.1 to 15.5)	9.5 (6.1 to 15.5)	9.5 (6.1 to 15.5)	9.5 (6.1 to 15.5)	844
Enteric infections	1.4 (1.3 to 1.5)	3.1 (3.1 to 10.7)	51.1 (33.9 to 83)	63.6 (27.2 to 84.7)	29.7 (13.7 to 46.4)	21.2 (11.2 to 29.7)	21.2 (11.2 to 29.7)	21.2 (11.2 to 29.7)	20.7 (11.2 to 29.7)	20.7 (11.2 to 29.7)	20.7 (11.2 to 29.7)	20.7 (11.2 to 29.7)	20.7 (11.2 to 29.7)	39.6 (20.9 to 53.5)	40.3 (21.9 to 55.5)	39.1 (21.9 to 54.2)	39.4 (21.9 to 54.2)	39.4 (22.1 to 54.2)	39.4 (22.1 to 54.2)	39.4 (22.1 to 54.2)	39.4 (22.1 to 54.2)	39.4 (22.1 to 54.2)	1,070
Diarrheal diseases	1.4 (1.3 to 2.3)	3.1 (3.1 to 10.7)	51.1 (33.9 to 83)	63.6 (27.2 to 84.7)	29.7 (13.7 to 46.4)	21.2 (11.2 to 29.7)	21.2 (11.2 to 29.7)	21.2 (11.2 to 29.7)	20.7 (11.2 to 29.7)	20.7 (11.2 to 29.7)	20.7 (11.2 to 29.7)	20.7 (11.2 to 29.7)	20.7 (11.2 to 29.7)	39.6 (20.9 to 53.5)	40.3 (21.9 to 55.5)	39.1 (21.9 to 54.2)	39.4 (21.9 to 54.2)	39.4 (22.1 to 54.2)	39.4 (22.1 to 54.2)	39.4 (22.1 to 54.2)	39.4 (22.1 to 54.2)	39.4 (22.1 to 54.2)	1,070
Typhoid and paratyphoid	0 (0 to 0)	0 (0 to 0)	0 (0 to 0)	0 (0 to 0)	0 (0 to 0)	0 (0 to 0)	0 (0 to 0)	0 (0 to 0)	0 (0 to 0)	0 (0 to 0)	0 (0 to 0)	0 (0 to 0)	0 (0 to 0)	0 (0 to 0)	0 (0 to 0)	0 (0 to 0)	0 (0 to 0)	0 (0 to 0)	0 (0 to 0)	0 (0 to 0)	0 (0 to 0)	0 (0 to 0)	0 (0 to 0)	0
Typhoid fever	0 (0 to 0)	0 (0 to 0)	0 (0 to 0)	0 (0 to 0)	0 (0 to 0)	0 (0 to 0)	0 (0 to 0)	0 (0 to 0)	0 (0 to 0)	0 (0 to 0)	0 (0 to 0)	0 (0 to 0)	0 (0 to 0)	0 (0 to 0)	0 (0 to 0)	0 (0 to 0)	0 (0 to 0)	0 (0 to 0)	0 (0 to 0)	0 (0 to 0)	0 (0 to 0)	0 (0 to 0)	0 (0 to 0)	0
Paratyphoid fever	0 (0 to 0)	0 (0 to 0)	0 (0 to 0)	0 (0 to 0)	0 (0 to 0)	0 (0 to 0)	0 (0 to 0)	0 (0 to 0)	0 (0 to 0)	0 (0 to 0)	0 (0 to 0)	0 (0 to 0)	0 (0 to 0)	0 (0 to 0)	0 (0 to 0)	0 (0 to 0)	0 (0 to 0)	0 (0 to 0)	0 (0 to 0)	0 (0 to 0)	0 (0 to 0)	0 (0 to 0)	0 (0 to 0)	0
Invasive Non-typhoidal Salmonella (iNTS)	0.2 (0 to 0.3)	0.4 (0 to 0.6)	0.7 (0.2 to 1.1)	0.6 (0.3 to 1.2)	0.4 (0.1 to 0.9)	0.2 (0.1 to 0.5)	0.2 (0.1 to 0.5)	0.2 (0.1 to 0.5)	0.2 (0.1 to 0.5)	0.3 (0.1 to 0.6)	0.3 (0.1 to 0.6)	0.3 (0.1 to 0.6)	0.3 (0.1 to 0.6)	0.3 (0.1 to 0.6)	0.3 (0.1 to 0.6)	0.2 (0.1 to 0.5)	0.2 (0.1 to 0.5)	0.2 (0.1 to 0.5)	0.2 (0.1 to 0.5)	0.2 (0.1 to 0.5)	0.2 (0.1 to 0.5)	0.2 (0.1 to 0.5)	4.6
Other intestinal infectious diseases	0 (0 to 0.1)	0 (0 to 0.1)	0.1 (0 to 0.4)	0.1 (0.1 to 0.5)	0.1 (0 to 0.3)	0.1 (0 to 0.3)	0.1 (0 to 0.3)	0.1 (0 to 0.2)	0.1 (0 to 0.2)	0.1 (0 to 0.2)	0.1 (0 to 0.2)	0.1 (0 to 0.2)	0.1 (0 to 0.2)	0.1 (0 to 0.2)	0.1 (0 to 0.2)	0.1 (0 to 0.1)	0.1 (0 to 0.1)	0.1 (0 to 0.1)	0.1 (0 to 0.1)	0.1 (0 to 0.1)	0.1 (0 to 0.1)	0.1 (0 to 0.1)	1.4
Neglected tropical diseases and malaria	0.5 (0.5 to 1)	0.3 (0.2 to 0.4)	2.3 (1.2 to 3.7)	1.3 (0.9 to 1.9)	1.7 (0.8 to 2.9)	1.9 (0.9 to 3.2)	1.9 (0.9 to 3.2)	1.9 (0.9 to 3.2)	1.9 (0.9 to 3.2)	1.9 (0.9 to 3.2)	1.9 (0.9 to 3.2)	1.9 (0.9 to 3.2)	1.9 (0.9 to 3.2)	1.9 (0.9 to 3.2)	1.9 (0.9 to 3.2)	1.9 (0.9 to 3.2)	1.9 (0.9 to 3.2)	1.9 (0.9 to 3.2)	1.9 (0.9 to 3.2)	1.9 (0.9 to 3.2)	1.9 (0.9 to 3.2)	1.9 (0.9 to 3.2)	368
Malaria	0 (0 to 0)	0 (0 to 0)	0 (0 to 0)	0 (0 to 0)	0 (0 to 0)	0 (0 to 0)	0 (0 to 0)	0 (0 to 0)	0 (0 to 0)	0 (0 to 0)	0 (0 to 0)	0 (0 to 0)	0 (0 to 0)	0 (0 to 0)	0 (0 to 0)	0 (0 to 0)	0 (0 to 0)	0 (0 to 0)	0 (0 to 0)	0 (0 to 0)	0 (0 to 0)	0 (0 to 0)	0 (0 to 0)	0
Chagas disease	0 (0 to 0)	0 (0 to 0)	0 (0 to 0)	0 (0 to 0)	0 (0 to 0)	0 (0 to 0)	0 (0 to 0)	0 (0 to 0)	0 (0 to 0)	0 (0 to 0)	0 (0 to 0)	0 (0 to 0)	0 (0 to 0)	0 (0 to 0)	0 (0 to 0)	0 (0 to 0)	0 (0 to 0)	0 (0 to 0)	0 (0 to 0)	0 (0 to 0)	0 (0 to 0)	0 (0 to 0)	0 (0 to 0)	0
Leishmaniasis	0 (0 to 0)	0 (0 to 0)	0 (0 to 0)	0 (0 to 0)	0 (0 to 0)	0 (0 to 0)	0 (0 to 0)	0 (0 to 0)	0 (0 to 0)	0 (0 to 0)	0 (0 to 0)	0 (0 to 0)	0 (0 to 0)	0 (0 to 0)	0 (0 to 0)	0 (0 to 0)	0 (0 to 0)	0 (0 to 0)	0 (0 to 0)	0 (0 to 0)	0 (0 to 0)	0 (0 to 0)	0 (0 to 0)	0
Visceral leishmaniasis	0 (0 to 0)	0 (0 to 0)	0 (0 to 0)	0 (0 to 0)	0 (0 to 0)	0 (0 to 0)	0 (0 to 0)	0 (0 to 0)	0 (0 to 0)	0 (0 to 0)	0 (0 to 0)	0 (0 to 0)	0 (0 to 0)	0 (0 to 0)	0 (0 to 0)	0 (0 to 0)	0 (0 to 0)	0 (0 to 0)	0 (0 to 0)	0 (0 to 0)	0 (0 to 0)	0 (0 to 0)	0 (0 to 0)	0
Cutaneous and mucocutaneous leishmaniasis	0 (0 to 0)	0 (0 to 0)	0 (0 to 0)	0 (0 to 0)	0 (0 to 0)	0 (0 to 0)	0 (0 to 0)	0 (0 to 0)	0 (0 to 0)	0 (0 to 0)	0 (0 to 0)	0 (0 to 0)	0 (0 to 0)	0 (0 to 0)	0 (0 to 0)	0 (0 to 0)	0 (0 to 0)	0 (0 to 0)	0 (0 to 0)	0 (0 to 0)	0 (0 to 0)	0 (0 to 0)	0 (0 to 0)	0
African trypanosomiasis	0 (0 to 0)	0 (0 to 0)	0 (0 to 0)	0 (0 to 0)	0 (0 to 0)	0 (0 to 0)	0 (0 to 0)	0 (0 to 0)	0 (0 to 0)	0 (0 to 0)	0 (0 to 0)	0 (0 to 0)	0 (0 to 0)	0 (0 to 0)	0 (0 to 0)	0 (0 to 0)	0 (0 to 0)	0 (0 to 0)	0 (0 to 0)	0 (0 to 0)	0 (0 to 0)	0 (0 to 0)	0 (0 to 0)	0
Schistosomiasis	0 (0 to 0)	0 (0 to 0)	0 (0 to 0)	0 (0 to 0)	0 (0 to 0)	0 (0 to 0)	0 (0 to 0)	0 (0 to 0)	0 (0 to 0)	0 (0 to 0)	0 (0 to 0)	0 (0 to 0)	0 (0 to 0)	0 (0 to 0)	0 (0 to 0)	0 (0 to 0)	0 (0 to 0)	0 (0 to 0)	0 (0 to 0)	0 (0 to 0)	0 (0 to 0)	0 (0 to 0)	0 (0 to 0)	0
Cysticercosis	0 (0 to 0)	0 (0 to 0)	0 (0 to 0)	0.2 (0.02 to 0.4)	0.1 (0 to 0.2)	3.6 (2.9 to 4.3)	3.6 (2.9 to 4.3)	6.4 (2.5 to 13.7)	7.5 (2.9 to 14.6)	8.4 (3.2 to 16.2)	10.7 (3.6 to 24.6)	12.9 (4.1 to 32.2)	14.8 (5.2 to 35.9)	16.9 (6.3 to 38.1)	17.3 (6.3 to 38.1)	16.9 (5.1 to 38.9)	11.8 (3.1 to 28.1)	9.4 (2.4 to 21.5)	2.8 (1.1 to 6.7)	1.2 (0.4 to 2.4)	0.3 (0.1 to 1)	147
Cystic echinococcosis	0 (0 to 0)	0 (0 to 0)	0 (0 to 0)	0 (0 to 0)	0 (0 to 0)	0 (0 to 0)	0 (0 to 0)	0 (0 to 0)	0 (0 to 0)	0 (0 to 0)	0 (0 to 0)	0 (0 to 0)	0 (0 to 0)	0 (0 to 0)	0 (0 to 0)	0 (0 to 0)	0 (0 to 0)	0 (0 to 0)	0 (0 to 0)	0 (0 to 0)	0 (0 to 0)	0 (0 to 0)	0 (0 to 0)	0
Lymphatic filariasis	0 (0 to 0)	0 (0 to 0)	0 (0 to 0)	0 (0 to 0)	0 (0 to 0)	0 (0 to 0)	0 (0 to 0)	0 (0 to 0)	0 (0 to 0)	0 (0 to 0)	0 (0 to 0)	0 (0 to 0)	0 (0 to 0)	0 (0 to 0)	0 (0 to 0)	0 (0 to 0)	0 (0 to 0)	0 (0 to 0)	0 (0 to 0)	0 (0 to 0)	0 (0 to 0)	0 (0 to 0)	0 (0 to 0)	0
Onchocerciasis	0 (0 to 0)	0 (0 to 0)	0 (0 to 0)	0 (0 to 0)	0 (0 to 0)	0 (0 to 0)	0 (0 to 0)	0 (0 to 0)	0 (0 to 0)	0 (0 to 0)	0 (0 to 0)	0 (0 to 0)	0 (0 to 0)	0 (0 to 0)	0 (0 to 0)	0 (0 to 0)	0 (0 to 0)	0 (0 to 0)	0 (0 to 0)	0 (0 to 0)	0 (0 to 0)	0 (0 to 0)	0 (0 to 0)	0
Trachoma	0 (0 to 0)	0 (0 to 0)	0 (0 to 0)	0 (0 to 0)	0 (0 to 0)	0 (0 to 0)	0 (0 to 0)	0 (0 to 0)	0 (0 to 0)	0 (0 to 0)	0 (0 to 0)	0 (0 to 0)	0 (0 to 0)	0 (0 to 0)	0 (0 to 0)	0 (0 to 0)	0 (0 to 0)	0 (0 to 0)	0 (0 to 0)	0 (0 to 0)	0 (0 to 0)	0 (0 to 0)	0 (0 to 0)	0
Dengue	0.2 (0 to 0.1)	1.2 (0.4 to 2.7)	1.5 (0.5 to 2.9)	2.1 (1.1 to 4.1)	1.1 (0.5 to 1.9)	2.9 (1.2 to 5.6)	2.9 (1.2 to 5.6)	2.9 (1.2 to 5.6)	2.9 (1.2 to 5.6)	2.9 (1.3 to 5.5)	2.9 (0.9 to 6.4)	2.3 (0.9 to 6.4)	2.3 (0.7 to 6.4)	2.3 (0.7 to 6.4)	2.3 (0.7 to 6.4)	1.6 (0.5 to 3.1)	1.6 (0.5 to 3.1)	0.6 (0.2 to 1.2)	0.6 (0.2 to 1.2)	0.2 (0.1 to 0.3)	0.2 (0.1 to 0.3)	0.2 (0.1 to 0.2)	34.3
Yellow fever	0 (0 to 0)	0 (0 to 0)	0 (0 to 0)	0 (0 to 0)	0 (0 to 0)	0 (0 to 0)	0 (0 to 0)	0 (0 to 0)	0 (0 to 0)	0 (0 to 0)	0 (0 to 0)	0 (0 to 0)	0 (0 to 0)	0 (0 to 0)	0 (0 to 0)	0 (0 to 0)	0 (0 to 0)	0 (0 to 0)	0 (0 to 0)	0 (0 to 0)	0 (0 to 0)	0 (0 to 0)	0 (0 to 0)	0
Rabies	0 (0 to 0)	0 (0 to 0)	0 (0 to 0)	0 (0 to 0)	0 (0 to 0)	0 (0 to 0)	0 (0 to 0)	0 (0 to 0)	0 (0 to 0)	0 (0 to 0)	0 (0 to 0)	0 (0 to 0)	0 (0 to 0)	0 (0 to 0)	0 (0 to 0)	0 (0 to 0)	0 (0 to 0)	0 (0 to 0)	0 (0 to 0)	0 (0 to 0)	0 (0 to 0)	0 (0 to 0)	0 (0 to 0)	0
Intestinal nematode infections	0 (0 to 0)	0 (0 to 0)	0 (0 to 0.1)	0.1 (0 to 0.5)	0.2 (0 to 0.6)	0.1 (0 to 0.4)	0.1 (0 to 0.4)	0.1 (0 to 0.4)	0.1 (0 to 0.4)	0.1 (0 to 0.4)	0.1 (0 to 0.4)	0.1 (0 to 0.4)	0.1 (0 to 0.4)	0.1 (0 to 0.4)	0.1 (0 to 0.4)	0.1 (0 to 0.4)	0.1 (0 to 0.4)	0.1 (0 to 0.4)	0.1 (0 to 0.4)	0.1 (0 to 0.4)	0.1 (0 to 0.4)	0.1 (0 to 0.4)	1.3
Ascariasis	0 (0 to 0)	0 (0 to 0)	0 (0 to 0)	0 (0 to 0)	0 (0 to 0)	0 (0 to 0)	0 (0 to 0)	0 (0 to 0)	0 (0 to 0)	0 (0 to 0)	0 (0 to 0)	0 (0 to 0)	0 (0 to 0)	0 (0 to 0)	0 (0 to 0)	0 (0 to 0)	0 (0 to 0)	0 (0 to 0)	0 (0 to 0)	0 (0 to 0)	0 (0 to 0)	0 (0 to 0)	0 (0 to 0)	0
Trichuriasis	0 (0 to 0)	0 (0 to 0)	0 (0 to 0)	0 (0 to 0)	0 (0 to 0)	0 (0 to 0)	0 (0 to 0)	0 (0 to 0)	0 (0 to 0)	0

Other neoplasms	0·1 (0·1 to 0·2)	0·2 (0·1 to 0·4)	0·7 (0·3 to 1·2)	2 (1·1 to 3·3)	1·5 (0·9 to 2·3)	1·8 (1·1 to 2·5)	2·1 (1·2 to 3·2)	1·7 (1·1 to 2·5)	3·4 (2 to 5·1)	3 (1·9 to 4·5)	3·5 (2·1 to 5·4)	5 (3·3 to 7·1)	4·9 (3·3 to 7·4)	7·5 (4·9 to 11)	8·5 (5·7 to 12·7)	9·5 (6·5 to 14·6)	8·5 (6·3 to 12·6)	8·1 (5·7 to 12·8)	6·8 (5 to 10·3)	4·3 (3·1 to 6·5)	2 (1·4 to 3·1)	0·7 (0·5 to 1·1)	0·2 (0·1 to 0·2)	85·8
Myelodysplastic, myeloproliferative, and other hematopoietic n	0·1 (0·1 to 0·2)	0·2 (0·1 to 0·4)	0·7 (0·3 to 1·2)	2 (1·1 to 3·3)	1·5 (0·9 to 2·3)	1·8 (1·1 to 2·5)	2·1 (1·2 to 3·2)	1·7 (1·1 to 2·5)	3·4 (2 to 5·1)	3 (1·9 to 4·5)	3·5 (2·1 to 5·4)	5 (3·3 to 7·1)	4·9 (3·3 to 7·4)	7·5 (4·9 to 11)	8·5 (5·7 to 12·7)	9·5 (6·5 to 14·6)	8·5 (6·3 to 12·6)	8·1 (5·7 to 12·8)	6·8 (5 to 10·3)	4·3 (3·1 to 6·5)	2 (1·4 to 3·1)	0·7 (0·5 to 1·1)	0·2 (0·1 to 0·2)	85·8
Benign and in situ intestinal neoplasms	0 (0 to 0)	0 (0 to 0)	0 (0 to 0)	0 (0 to 0)	0 (0 to 0)	0 (0 to 0)	0 (0 to 0)	0 (0 to 0)	0 (0 to 0)	0 (0 to 0)	0 (0 to 0)	0 (0 to 0)	0 (0 to 0)	0 (0 to 0)	0 (0 to 0)	0 (0 to 0)	0 (0 to 0)	0 (0 to 0)	0 (0 to 0)	0 (0 to 0)	0 (0 to 0)	0 (0 to 0)	0 (0 to 0)	0
Benign and in situ cervical and uterine neoplasms	0 (0 to 0)	0 (0 to 0)	0 (0 to 0)	0 (0 to 0)	0 (0 to 0)	0 (0 to 0)	0 (0 to 0)	0 (0 to 0)	0 (0 to 0)	0 (0 to 0)	0 (0 to 0)	0 (0 to 0)	0 (0 to 0)	0 (0 to 0)	0 (0 to 0)	0 (0 to 0)	0 (0 to 0)	0 (0 to 0)	0 (0 to 0)	0 (0 to 0)	0 (0 to 0)	0 (0 to 0)	0 (0 to 0)	0
Other benign and in situ neoplasms	0 (0 to 0)	0 (0 to 0)	0 (0 to 0)	0 (0 to 0)	0 (0 to 0)	0 (0 to 0)	0 (0 to 0)	0 (0 to 0)	0 (0 to 0)	0 (0 to 0)	0 (0 to 0)	0 (0 to 0)	0 (0 to 0)	0 (0 to 0)	0 (0 to 0)	0 (0 to 0)	0 (0 to 0)	0 (0 to 0)	0 (0 to 0)	0 (0 to 0)	0 (0 to 0)	0 (0 to 0)	0 (0 to 0)	0
Cardiovascular diseases	5·4 (3·7 to 7·7)	3·2 (1·8 to 5·6)	17·1 (11·6 to 24·9)	13·1 (9·2 to 17·8)	23·9 (18·8 to 30·1)	46 (35 to 59·1)	118 (92·9 to 149)	196 (152 to 254)	307 (238 to 397)	473 (365 to 611)	784 (608 to 1,010)	1,190 (915 to 1,550)	1,720 (1,330 to 2,250)	2,240 (1,770 to 2,850)	2,500 (2,010 to 3,130)	2,530 (2,060 to 3,110)	2,240 (1,870 to 2,710)	1,820 (1,530 to 2,160)	1,650 (1,400 to 1,940)	1,310 (1,110 to 1,520)	753 (630 to 873)	365 (296 to 422)	165 (119 to 197)	20,500
Rheumatic heart disease	0 (0 to 0)	0 (0 to 0)	0 (0 to 0)	0·9 (0·4 to 1·6)	5·6 (3·2 to 9·3)	14·2 (8·3 to 23·6)	22·7 (14·7 to 33·9)	27·2 (18 to 39·6)	31·8 (21·8 to 44·8)	33·1 (23·3 to 46·2)	35·6 (25·4 to 49·1)	34·8 (24·7 to 48·7)	30·5 (21·7 to 42·8)	25·1 (17·9 to 34·7)	19 (13·5 to 25·9)	11·8 (8·6 to 16)	7·5 (5·5 to 10·1)	4·5 (3·3 to 6)	3·3 (2·5 to 4·3)	1·9 (1·4 to 2·5)	0·9 (0·7 to 1·2)	0·4 (0·3 to 0·6)	0·2 (0·1 to 0·3)	311
Ischemic heart disease	0 (0 to 0)	0 (0 to 0)	0 (0 to 0)	0 (0 to 0)	0 (0 to 0)	0 (0 to 0)	9·4 (6·7 to 12·9)	25·9 (17·9 to 36·7)	56·1 (38·7 to 78·2)	110 (78·2 to 151)	209 (152 to 281)	376 (275 to 514)	598 (443 to 811)	852 (653 to 1,100)	992 (771 to 1,270)	1,040 (815 to 1,310)	905 (740 to 1,110)	700 (575 to 850)	583 (472 to 707)	461 (374 to 547)	275 (222 to 332)	134 (108 to 161)	61·7 (43·6 to 76·2)	7,390
Stroke	1·2 (0·6 to 2·1)	0·3 (0·2 to 0·6)	1·6 (0·8 to 2·9)	1·8 (1·3 to 2·4)	5·1 (3·8 to 6·7)	9·5 (7 to 12·7)	26·7 (19 to 36·8)	49·9 (33·7 to 72·6)	71·5 (47·8 to 105)	117 (79·4 to 165)	194 (132 to 273)	296 (201 to 416)	415 (296 to 568)	566 (401 to 791)	594 (436 to 789)	597 (462 to 760)	570 (426 to 742)	487 (377 to 619)	490 (400 to 600)	364 (282 to 453)	194 (152 to 235)	83·6 (64·7 to 102)	33·9 (23·4 to 43·8)	5,170
Ischemic stroke	0·2 (0·1 to 0·4)	0 (0 to 0·1)	0·1 (0·1 to 0·2)	0·9 (0·7 to 1·3)	2·6 (1·7 to 3·9)	4·2 (2·6 to 6·3)	6·8 (4·8 to 9·5)	10·2 (7·4 to 13·9)	13·7 (9·9 to 18·7)	20·6 (14·3 to 28)	30·4 (21·8 to 41·3)	45·9 (33·9 to 61)	66·3 (50 to 86·8)	99·6 (73 to 132)	122 (91·9 to 160)	180 (138 to 231)	184 (137 to 235)	245 (190 to 311)	268 (217 to 325)	262 (203 to 327)	146 (114 to 177)	63·4 (48·5 to 78·4)	26·6 (18·2 to 34·2)	1,800
Intracerebral hemorrhage	0·3 (0·2 to 0·6)	0·1 (0 to 0·2)	0·8 (0·4 to 1·6)	0·3 (0·2 to 0·5)	1·3 (0·9 to 1·8)	2·6 (1·8 to 3·5)	11·4 (7·5 to 16·7)	24·4 (15·2 to 36·7)	37 (23·1 to 57·3)	66 (42·1 to 98·4)	115 (74·7 to 169)	185 (121 to 267)	280 (193 to 389)	389 (270 to 561)	399 (288 to 541)	371 (280 to 482)	350 (256 to 463)	221 (166 to 284)	206 (164 to 259)	91·7 (69·6 to 117)	43·9 (33·4 to 55·2)	18·4 (14 to 23)	6·5 (4·4 to 8·5)	2,820
Subarachnoid hemorrhage	0·7 (0·3 to 1·2)	0·2 (0·1 to 0·4)	0·7 (0·3 to 1·3)	0·5 (0·3 to 0·8)	1·2 (0·8 to 1·8)	2·8 (1·8 to 4·1)	8·5 (5·3 to 13·2)	15·2 (9·2 to 24·8)	20·7 (11·9 to 33·2)	29·9 (18·2 to 46·2)	48·6 (30·7 to 72·3)	65·1 (42·1 to 96·4)	68·8 (45·8 to 101)	76·8 (51·4 to 111)	73 (48·5 to 106)	45·7 (31·6 to 62·8)	36·8 (25·2 to 51·2)	20·9 (14·5 to 28·8)	16·7 (12·3 to 22·6)	10·1 (7·2 to 13·9)	4·5 (3·3 to 6·1)	1·9 (1·3 to 2·5)	0·8 (0·5 to 1·2)	550
Hypertensive heart disease	0 (0 to 0)	0 (0 to 0)	0 (0 to 0)	0 (0 to 0)	0 (0 to 0)	0 (0 to 0)	6·8 (4·2 to 10·2)	16·2 (10·4 to 25)	29·1 (17·2 to 44·9)	65·5 (41·1 to 96·1)	133 (87·3 to 191)	221 (148 to 311)	368 (251 to 519)	474 (322 to 653)	552 (391 to 752)	548 (395 to 748)	476 (347 to 644)	401 (299 to 524)	362 (269 to 477)	311 (234 to 402)	170 (129 to 222)	86·9 (63·8 to 114)	40·5 (26·6 to 53·1)	4,260
Non-rheumatic valvular heart disease	0 (0 to 0)	0 (0 to 0)	0 (0 to 0)	0 (0 to 0)	0 (0 to 0)	0 (0 to 0)	3·7 (2·5 to 5·2)	4·1 (2·8 to 5·9)	6·4 (4·2 to 9·2)	8·2 (5·6 to 11·7)	10·2 (6·5 to 15·1)	12·8 (8·8 to 18·1)	15·3 (10·5 to 21·6)	14·5 (10·3 to 20)	15·8 (11·5 to 21·2)	15·1 (10·9 to 20)	12·6 (9·6 to 16·4)	8·8 (6·7 to 11·5)	7·4 (5·7 to 9·6)	5·5 (4·2 to 7·1)	3 (2·2 to 3·8)	1·3 (1 to 1·7)	0·5 (0·3 to 0·6)	145
Non-rheumatic calcific aortic valve disease	0 (0 to 0)	0 (0 to 0)	0 (0 to 0)	0 (0 to 0)	0 (0 to 0)	0 (0 to 0)	1·8 (1·1 to 2·7)	2·1 (1·4 to 3·3)	3·3 (2·1 to 5·2)	3·3 (2·1 to 5·2)	4·8 (2·8 to 7·7)	6·5 (4·1 to 9·8)	8·3 (5·5 to 12·2)	8·1 (5·5 to 11·5)	9·3 (6·5 to 13·2)	9·7 (6·8 to 13·3)	8·9 (6·5 to 11·9)	6·5 (4·8 to 8·5)	5·6 (4·2 to 7·4)	4·3 (3·2 to 5·6)	2·4 (1·8 to 3·1)	1 (0·7 to 1·4)	0·3 (0·2 to 0·5)	86·1
Non-rheumatic degenerative mitral valve disease	0 (0 to 0)	0 (0 to 0)	0 (0 to 0)	0 (0 to 0)	0 (0 to 0)	0 (0 to 0)	1·5 (0·9 to 2·4)	1·3 (0·8 to 2)	2·6 (1·6 to 3·9)	3·5 (2·2 to 5·2)	4·6 (2·7 to 7·2)	5·6 (3·6 to 8·5)	6 (3·7 to 9)	5·6 (3·6 to 8·3)	5·8 (3·8 to 8·4)	4·9 (3·2 to 7·3)	3·4 (2·2 to 5)	2 (1·3 to 3)	1·5 (1 to 2·2)	1 (0·6 to 1·4)	0·5 (0·3 to 0·7)	0·3 (0·2 to 0·4)	0·1 (0 to 0·2)	50·1
Other non-rheumatic valve diseases	0 (0 to 0)	0 (0 to 0)	0 (0 to 0)	0 (0 to 0)	0 (0 to 0)	0 (0 to 0)	0·4 (0·2 to 0·9)	0·7 (0·3 to 1·2)	0·5 (0·2 to 1)	1·4 (0·7 to 2·4)	0·9 (0·4 to 1·6)	0·7 (0·3 to 1·2)	1 (0·4 to 1·9)	0·9 (0·4 to 1·6)	0·6 (0·3 to 1·2)	0·4 (0·2 to 0·7)	0·4 (0·2 to 0·6)	0·4 (0·2 to 0·7)	0·3 (0·1 to 0·5)	0·3 (0·1 to 0·5)	0·1 (0·1 to 0·2)	0·1 (0 to 0·1)	0 (0 to 0·1)	8·9
Cardiomyopathy and myocarditis	1·3 (0·8 to 2)	1·2 (0·6 to 2·2)	7·5 (5 to 11·1)	5·3 (3·4 to 7·8)	5·3 (4 to 6·8)	8·6 (6·4 to 11·3)	18·5 (13·2 to 25·4)	28·2 (18·9 to 38·8)	47·8 (31·3 to 65·5)	64·1 (41·9 to 88·9)	96·1 (63 to 138)	115 (79·2 to 159)	134 (88·8 to 190)	137 (93·6 to 189)	135 (95·7 to 188)	111 (77·9 to 152)	83·3 (60·8 to 111)	55·1 (40·3 to 72·9)	42·4 (31·3 to 56·1)	28·9 (21·1 to 37·9)	18·5 (13·3 to 24·8)	7·8 (5·5 to 10·6)	3·4 (2·2 to 5)	1,160
Myocarditis	0·1 (0 to 0·2)	0·2 (0·1 to 0·3)	0·9 (0·5 to 1·6)	0·8 (0·4 to 1·4)	0·9 (0·6 to 1·4)	0·9 (0·5 to 1·3)	1·6 (0·9 to 2·7)	1·7 (1 to 2·9)	2·7 (1·4 to 4·7)	3·6 (1·8 to 6·4)	3·8 (1·9 to 6·7)	3·6 (2 to 6·1)	3·2 (1·8 to 5·5)	3·3 (1·8 to 5·8)	2·4 (1·3 to 4·3)	1·8 (1 to 3·1)	1·4 (0·8 to 2·4)	1 (0·6 to 1·6)	0·9 (0·5 to 1·5)	0·8 (0·4 to 1·3)	0·6 (0·3 to 1·1)	0·3 (0·2 to 0·5)	0·2 (0·1 to 0·4)	36·8
Alcoholic cardiomyopathy	0 (0 to 0)	0 (0 to 0)	0 (0 to 0)	0 (0 to 0)	0 (0 to 0)	0 (0 to 0)	1·2 (0·7 to 1·9)	2·3 (1·3 to 4)	6·5 (3·2 to 11·7)	14·7 (7·2 to 25)	22·1 (11·7 to 38·1)	32·3 (18·8 to 52·4)	47·7 (28·5 to 73·8)	49·5 (30·5 to 73·5)	45 (27·2 to 70·2)	33 (19·6 to 50·5)	24·2 (14·9 to 36)	11·1 (6·2 to 17·7)	7 (3·5 to 11·4)	1·6 (0·7 to 2·9)	0·6 (0·3 to 1·2)	0·2 (0·1 to 0·4)	0·1 (0 to 0·1)	299
Other cardiomyopathy	1·2 (0·7 to 1·8)	1·1 (0·6 to 1·9)	6·6 (4·3 to 9·8)	4·5 (2·8 to 6·8)	4·4 (3·1 to 5·7)	7·7 (5·6 to 10·3)	15·7 (11·1 to 21·6)	24·2 (16·2 to 33·6)	38·6 (25 to 54·3)	45·8 (29·5 to 65·4)	70·2 (44 to 102)	79·3 (53·9 to 113)	82·9 (52·8 to 121)	84·6 (56·3 to 122)	88·1 (61·5 to 123)	75·9 (52·3 to 106)	57·7 (40·9 to 79·1)	43 (31·1 to 57·6)	34·6 (25·4 to 46·3)	26·5 (19·4 to 35·4)	17·3 (12·5 to 23)	7·3 (5·1 to 9·9)	3·1 (2 to 4·7)	820
Atrial fibrillation and flutter	0 (0 to 0)	0 (0 to 0)	0 (0 to 0)	0 (0 to 0)	0 (0 to 0)	0 (0 to 0)	0 (0 to 0)	0 (0 to 0)	0 (0 to 0)	1·4 (0·9 to 2)	1·7 (1·1 to 2·4)	7·3 (5·3 to 10·1)	11·8 (8·4 to 16·7)	17·5 (12·9 to 23·3)	26·3 (19·8 to 34·7)	33·6 (25·7 to 44·8)	37·4 (29 to 48·2)	41·8 (33·2 to 52·5)	47·6 (37·6 to 59·4)	52 (41·5 to 64·9)	38·7 (30·7 to 49·1)	25·4 (19·6 to 32·7)	11·8 (8·3 to 15·7)	354
Aortic aneurysm	--	--	--	--	--	--	1·1 (0·7 to 1·6)	1·5 (1 to 2·4)	3·7 (2·3 to 5·5)	4·9 (3·4 to 7·1)	9·8 (6·5 to 14·1)	13·2 (8·9 to 18·9)	16·8 (11·3 to 25)	23·8 (15·7 to 34·2)	34·5 (23 to 48·6)	41·4 (29·2 to 57)	41·9 (29·3 to 58·5)	34·5 (23·4 to 48·2)	29·8 (21·1 to 41·3)	20·5 (14·1 to 28·8)	10 (7·1 to 13·5)	3·8 (2·7 to 5)	1·4 (0·9 to 1·9)	NA
Endocarditis	0·1 (0·1 to 0·3)	0·2 (0·1 to 0·4)	1·2 (0·7 to 2)	1·1 (0·6 to 1·7)	1·1 (0·7 to 1·8)	2·1 (1·3 to 3·2)	6 (3·7 to 9·5)	11·2 (6·9 to 16·7)	14·4 (8·2 to 23)	17·3 (9·7 to 28·5)	23·4 (13·3 to 36·3)	26·2 (15·8 to 40)	23·8 (14·3 to 38·3)	22·2 (13·8 to 33·2)	18·9 (11·9 to 27·9)	15·9 (10·3 to 23·7)	10·6 (7·1 to 15·7)	7·7 (5 to 11·2)	5·4 (3·8 to 7·9)	4·8 (3·1 to 7·2)	2·5 (1·5 to 3·9)	1·1 (0·7 to 1·7)	0·6 (0·3 to 1·3)	218
Other cardiovascular and circulatory diseases	2·7 (1·6 to 4·3)	1·5 (0·7 to 2·7)	6·8 (4 to 10·7)	4·1 (2·7 to 6·1)	6·8 (4·5 to 9·8)	11·7 (7·9 to 16·7)	23·1 (16·2 to 31·6)	31·4 (22·7 to 42·5)	46 (32·1 to 61·7)	51·9 (37 to 71·8)	71·8 (50·6 to 98·1)	89·2 (65·2 to 119)	98·4 (72·8 to 130)	100 (72·2 to 136)	101 (76 to 130)	94·8 (72·2 to 121)	77·8 (60·4 to 97·1)	61·8 (48·4 to 77·2)	56·3 (43·3 to 71·2)	43·3 (32·9 to 54·4)	28·1 (20·9 to 35·6)	13·2 (9·6 to 16·8)	6 (3·9 to 7·8)	1,030
Chronic respiratory diseases	0 (0 to 0)	0 (0 to 0)	0 (0 to 0)	126 (69·4 to 219)	136 (80·5 to 224)	126 (75·9 to 201)	101 (64·9 to 153)	95·7 (65·9 to 133)	101 (74·2 to 138)	101 (75 to 130)	108 (83·2 to 138)	113 (88·4 to 141)	129 (102 to 161)	155 (124 to 193)	172 (136 to 214)	173 (138 to 218)	157 (124 to 198)	137 (108 to 171)	120 (96 to 148)	83·4 (67·2 to 103)	45·6 (36·9 to 56·1)	22·5 (17·8 to 27·4)	9·7 (7·2 to 12·1)	2,210
Chronic obstructive pulmonary disease	0 (0 to 0)	0 (0 to 0)	0 (0 to 0)	1·3 (0·9 to 1·8)	2·2 (1·2 to 3·5)	3·9 (2·1 to 6·5)	7·1 (4·5 to 10·1)	11·3 (7·7 to 15·9)	15·1 (10·8 to 20·3)	18·1 (13·1 to 23·7)	23·7 (17·4 to 30·9)	31·8 (23·9 to 40·9)	46·8 (35·9 to 59·9)	69·3 (54·3 to 89)	90·4 (68·1 to 116)	110 (86·5 to 142)	108 (84·7 to 137)	97·8 (76·2 to 124)	89·9 (71·5 to 112)	64·7 (52·1 to 80·9)	36·6 (29·4 to 45·4)	18·3 (14·5 to 22·5)	7·7 (5·7 to 9·6)	854
Pneumoconiosis	0 (0 to 0)	0 (0 to 0)	0 (0 to 0)	0 (0 to 0)	0 (0 to 0)	0 (0 to 0)	0·5 (0·3 to 0·7)	0·1 (0·1 to 0·2)	0·4 (0·2 to 0·7)	0·1 (0·1 to 0·2)	0·3 (0·2 to 0·4)	0·2 (0·1 to 0·3)	0·5 (0·3 to 0·7)	0·6 (0·3 to 0·9)	0·4 (0·2 to 0·7)	0·5 (0·3 to 0·7)	0·6 (0·4 to 1)	0·4 (0·2 to 0·5)	0·3 (0·2 to 0·5)	0·3 (0·2 to 0·4)	0·2 (0·1 to 0·3)	0·1 (0·1 to 0·1)	0 (0 to 0)	5·5
Silicosis	0 (0 to 0)	0 (0 to 0)	0 (0 to 0)	0 (0 to 0)	0 (0 to 0)	0 (0 to 0)	0·2 (0·1 to 0·3)	0·1 (0 to 0·1)	0·4 (0·2 to 0·7)	0·1 (0 to 0·1)	0·2 (0·1 to 0·3)	0·1 (0 to 0·1)	0·4 (0·2 to 0·6)	0·3 (0·2 to 0·5)	0·2 (0·1 to 0·4)	0·3 (0·2 to 0·6)	0·4 (0·2 to 0·6)	0·2 (0·1 to 0·3)	0·2 (0·1 to 0·3)	0·2 (0·1 to 0·3)	0·1 (0·1 to 0·2)	0 (0 to 0·1)	0 (0 to 0)	3·3
Asbestosis	0 (0 to 0)	0 (0 to 0)	0 (0 to 0)	0 (0 to 0)	0 (0 to 0)	0 (0 to 0)	0·2 (0·1 to 0·4)	0 (0 to 0·1)	0 (0 to 0)	0 (0 to 0)	0 (0 to 0·1)	0 (0 to 0·1)	0 (0 to 0·1)	0·1 (0 to 0·2)	0·1 (0 to 0·2)	0·1 (0 to 0·1)	0·1 (0 to 0·2)	0·1 (0 to 0·1)	0·1 (0 to 0·1)	0 (0 to 0·1)	0 (0 to 0·1)	0 (0 to 0)	0 (0 to 0)	0·9
Coal workers pneumoconiosis	0 (0 to 0)	0 (0 to 0)	0 (0 to 0)	0 (0 to 0)	0 (0 to 0)	0 (0 to 0)	0 (0 to 0)	0 (0 to 0)	0 (0 to 0)	0 (0 to 0)	0 (0 to 0)	0 (0 to 0)	0 (0 to 0)	0 (0 to 0·1)	0 (0 to 0)	0 (0 to 0·1)	0 (0 to 0)	0 (0 to 0)	0 (0 to 0)	0 (0 to 0)	0 (0 to 0)	0 (0 to 0)	0 (0 to 0)	0·1
Other pneumoconiosis	0 (0 to 0)	0 (0 to 0)	0 (0 to 0)	0 (0 to 0)	0 (0 to 0)	0 (0 to 0)	0·1 (0 to 0·2)	0 (0 to 0·1)	0 (0 to 0)	0 (0 to 0)	0 (0 to 0·1)	0·1 (0·1 to 0·2)	0·1 (0 to 0·1)	0·1 (0·1 to 0·2)	0·1 (0 to 0·2)	0·1 (0 to 0·1)	0·2 (0·1 to 0·3)	0·1 (0 to 0·1)	0·1 (0 to 0·1)	0·1 (0 to 0·1)	0 (0 to 0·1)	0 (0 to 0)	0 (0 to 0)	1·1
Asthma	0 (0 to 0)	0 (0 to 0)	0 (0 to 0)	112 (56·4 to 203)	128 (72·4 to 216)	113 (63·7 to 187)	84·9 (50·8 to 136)	71·1 (43·7 to 107)	65·7 (42·3 to 98·8)	62·1 (41·8 to 87·5)	58·8 (41·2 to 82·7)	53·5 (38·2 to 73·3)	52·6 (38·2 to 72·3)	52·3 (37·6 to 69·7)	43 (31·3 to 58·2)	37 (27·1 to 50·3)	27·4 (20 to 36·8)	19·1 (13·5 to 26·1)	13·2 (9·6 to 18)	8·2 (5·8 to 11·3)	3·6 (2·5 to 5)	1·7 (1·2 to 2·4)	0·8 (0·5 to 1·2)	1,010
Interstitial lung disease and pulmonary sarcoidosis	0 (0 to 0)	0 (0 to 0)	0 (0 to 0)	2·5 (1·5 to 4·2)	0·8 (0·5 to 1·3)	0·9 (0·5 to 1·4)	2·3 (1·3 to 3·8)	3·3 (1·7 to 5·1)	3·8 (2·2 to 6·2)	7·6 (4·3 to 12·5)	9·7 (5·4 to 15·5)	11·3 (6·7 to 17·7)	13·6 (8·7 to 20·6)	17·1 (10·7 to 25·7)	18·4 (12·2 to 26·1)	20 (13·1 to 29)	17·9 (12 to 25·8)	16·7 (11 to 24·1)	13·9 (9·4 to 20·1)	8·5 (5·5 to 12·5)	4·3 (2·7 to 6·2)	2 (1·3 to 3)	1 (0·5 to 1·6)	176
Other chronic respiratory diseases	0 (0 to 0)	0 (0 to 0)	0 (0 to 0)	10·4 (6·5 to 16·3)	5·6 (3·7 to 7·8)	8·4 (5·5 to 12)	6·1 (4·1 to 8·5)	9·8 (7·2 to 13·3)	15·9 (11 to 22·4)	13·2 (9·1 to 18·5)	15·5 (10·6 to 22)	15·9 (10·9 to 23)	15·1 (10·3 to 21·5)	16·2 (10·5 to 23·7)	19·4 (12·6 to 29·3)	4·9 (3 to 7·8)	3·2 (1·9 to 4·9)	2·9 (1·8 to 4·4)	2·2 (1·3 to 3·3)	1·8 (1 to 2·9)	0·9 (0·5 to 1·5)	0·4 (0·2 to 0·6)	0·2 (0·1 to 0·4)	168
Digestive diseases	2·9 (2 to 4·1)	3·6 (1·9 to 6·3)	25·9 (15·6 to 41·5)	40·5 (28·2 to 56·6)	39·7 (29·4 to 53·7)	43·6 (33·6 to 56·2)	70·1 (53·3 to 90·8)	124 (91·9 to 163)	182 (136 to 239)	247 (186 to 319)	343 (269 to 442)	425 (324 to 545)	512 (394 to 671)	601 (465 to 770)	529 (421 to 663)	467 (369 to 588)	341 (270 to 422)	232 (185 to 285)	178 (140 to 224)	113 (92·8 to 136)	53·9 (41·8 to 67)	24·6 (18·2 to 30·5)	9·3 (6·6 to 11·8)	4,610
Cirrhosis and other chronic liver diseases	0 (0 to 0)	0 (0 to 0)	0 (0 to 0)	4·2 (2·5 to 6·7)	4·5 (3·2 to 6)	6·7 (4·7 to 9·1)	14·1 (9·4 to 20·2)	26 (18·1 to 36·7)	44·8 (30·6 to 62·9)	80 (55·9 to 108)	138 (102 to 184)	196 (141 to 263)	250 (180 to 340)	325 (243 to 443)	269 (200 to 354)	230 (175 to 297)	156 (120 to 201)	91·9 (70·8 to 118)	61·5 (46·1 to 80·6)	34·8 (27·3 to 43·4)	13·7 (10·2 to 17·8)	5·5 (3·8 to 7·1)	1·9 (1·2 to 2·6)	1,950
Cirrhosis and other chronic liver diseases due to hepatitis B	0 (0 to 0)	0 (0 to 0)	0 (0 to 0)	0 (0 to 0)	0 (0 to 0)	0 (0 to 0·1)	0·1 (0 to 0·3)	0·9 (0·4 to 1·9)	2·7 (0·9 to 5·8)	6·4 (3·1 to 11·5)	13 (5·8 to 24·4)	19 (9·4 to 34·3)	23·5 (11·3 to 45)	28 (13 to 55·3)	19·3 (8·8 to 35·2)	14·2 (6·2 to 27·6)	8·6 (4·1 to 15·7)	4·8 (2·2 to 8·9)	3·3 (1·6 to 5·7)	1·8 (0·8 to 3·1)	0·7 (0·4 to 1·2)	0·3 (0·1 to 0·5)	0·1 (0 to 0·2)	147
Cirrhosis and other chronic liver diseases due to hepatitis C	0 (0 to 0)	0 (0 to 0)	0 (0 to 0)	0 (0 to 0·1)	0·1 (0 to 0·1)	0·2 (0·1 to 0·3)	0·6 (0·2 to 1·3)	3·5 (1·6 to 6·5)	10·2 (4·9 to 18·3)	20·4 (11·1 to 32·4)	35·2 (18·3 to 61·2)	47·7 (25·4 to 79·6)	56·6 (30·8 to 94·1)	68·2 (36·4 to 116)	52·1 (27·2 to 91·3)	41·6 (19·6 to 76·9)	27·2 (15 to 44·5)	15·5 (8·8 to 25·8)	9·9 (5·3 to 17·5)	5·6 (3·1 to 9·1)	2·3 (1·3 to 3·6)	0·9 (0·5 to 1·5)	0·3 (0·1 to 0·6)	398
Cirrhosis and other chronic liver diseases due to alcohol use	0 (0 to 0)	0 (0 to 0)	0 (0 to 0)	0 (0 to 0)	0 (0 to 0)	0 (0 to 0)	0·1 (0 to 0·2)	2·2 (0·9 to 4·6)	7·8 (3·5 to 14·9)	22·9 (13 to 36·4)	52·2 (29·2 to 82·2)	83·3 (50·4 to 131)	112 (67·6 to 169)	152 (91·1 to 230)	130 (80 to 185)	110 (71 to 157)	70·3 (43·5 to 98·8)	37·8 (23·3 to 55·1)	22·1 (12·9 to 33·2)	11 (6·6 to 16·3)	4·1 (2·5 to 6·3)	1·5 (0·8 to 2·5)	0·5 (0·2 to 0·9)	820
Cirrhosis and other chronic liver diseases due to NAFLD	0 (0 to 0)	0 (0 to 0)	0 (0 to 0)	0 (0 to 0)	0 (0 to 0)	0 (0 to 0)	0·7 (0·3 to 1·4)	2·8 (1·3 to 5·3)	7·2 (3·2 to 13·2)	12·9 (6·3 to 22)	19·9 (9·1 to 37·8)	27·1 (12·8 to 51·8)	36·6 (17·3 to 66·3)	48 (22·7 to 85·6)	39·7 (18·7 to 72·5)	35·7 (16·5 to 64·3)	27·5 (16 to 43·9)	18·2 (10·5 to 28·4)	13·6 (7·2 to 22·1)	8·3 (4·6 to 13)	3·4 (2 to 5·1)	1·4 (0·8 to 2·2)	0·5 (0·2 to 0·9)	303
Cirrhosis and other chronic liver diseases due to other causes	0 (0 to 0)	0 (0 to 0)	0 (0 to 0)	4·1 (2·5 to 6·7)	4·4 (3·1 to 6)	6·5 (4·5 to 8·8)	12·7 (8·2 to 17·7)	16·6 (10·8 to 24·6)	16·9 (9·1 to 28·4)	17·4 (8·7 to 29·1)	18 (8·4 to 32·7)	18·6 (8·9 to 34·6)	21·8 (10·4 to 38·8)	28·9 (14 to 52·3)	28 (13·7 to 51·1)	27·8 (14·2 to 47·9)	22·2 (10·8 to 38·9)	15·6 (8·4 to 25·4)	12·6 (6·8 to 20·6)	8·1 (4·4 to 12·9)	3·3 (1·9 to 4·9)	1·4 (0·7 to 2·2)	0·5 (0·2 to 0·8)	285
Upper digestive system diseases	0 (0 to 0)	0 (0 to 0)	0 (0 to 0)	2·1 (1·2 to 3·4)	3 (1·6 to 5·2)	5·6 (3·5 to 9·3)	18·7 (10·9 to 30·8)	44·2 (25·8 to 76·7)	63·8 (37·3 to 107)	74·6 (44·8 to 125)	83·6 (51·2 to 132)	88·9 (55·5 to 136)	101 (66 to 152)	105 (70·1 to 154)	96·5 (65·4 to 141)	82·9 (58·9 to 120)	62 (44·1 to 86·6)	44·1 (32·4 to 60·1)	34·2 (25·4 to 46·4)	21·3 (16·1 to 28·6)	10·5 (7·7 to 14·1)	4·9 (3·5 to 6·5)	1·7 (1·2 to 2·3)	948
Peptic ulcer disease	0 (0 to 0)	0 (0 to 0)	0 (0 to 0)	0·4 (0·2 to 0·7)	0·4 (0·2 to 0·5)	0·9 (0·6 to 1·2)	2·1 (1·4 to 3·2)	5·3 (3·5 to 7·7)	8 (5·1 to 11·9)	12·3 (8·2 to 18·3)	17·5 (12·1 to 24·6)	20·3 (13·4 to 30·1)	25·4 (16·7 to 37·8)	32·9 (22 to 47·9)	30·9 (21 to 43·8)	30·2 (21·4 to 41·6)	25·2 (17·3 to 34·5)	19·2 (13·3 to 26·4)	16·8 (11·8 to 23·2)	11 (8·2 to 14·3)	5·6 (3·9 to 7·8)	2·7 (1·8 to 3·9)	1 (0·6 to 1·4)	268
Gastritis and duodenitis	0 (0 to 0)	0 (0 to 0)	0 (0 to 0)	1·7 (0·9 to 3)	2·6 (1·1 to 4·7)	2·6 (1·2 to 5)	3·3 (1·6 to 6·1)	4·8 (2·7 to 8·1)	6·8 (3·8 to 11·1)	8·9 (5 to 14·6)	12 (7 to 19·2)	13·1 (7·6 to 22·4)	19 (11·3 to 31·9)	19·1 (11·4 to 30·8)	19·2 (11·9 to 30·3)	15·9 (10·1 to 24·2)	11·6 (7·6 to 17)	8·1 (5·3 to 11·6)	5·7 (3·7 to 8·1)	3·2 (2·2 to 4·6)	1·7 (1·1 to 2·4)	0·8 (0·6 to 1·2)	0·3 (0·2 to 0·4)	160
Gastroesophageal reflux disease	0 (0 to 0)	0 (0 to 0)	0 (0 to 0)	0 (0 to 0)	0·1 (0 to 0·1)	2·2 (0·9 to 4)	13·2 (6·5 to 24·6)	34·1 (16·7 to 66·3)	49·1 (24·2 to 90·7)	53·3 (25·1 to 100)	54·1 (25·4 to 99·5)	55·5 (26·5 to 101)	56·4 (27·7 to 98·9)	52·9 (25·8 to 96·2)	46·3 (22 to 88)	36·8 (17·8 to 68·4)	25·2 (12·8 to 45·4)	16·8 (8·5 to 29·7)	11·8 (6 to 21·1)	7·1 (3·5 to 12·5)	3·3 (1·6 to 5·9)	1·3 (0·7 to 2·3)	0·5 (0·2 to 0·9)	520
Appendicitis	0 (0 to 0)	0 (0 to 0)	0 (0 to 0)	1·9 (1·1 to 3·3)	2·8 (1·9 to 4·1)	4·5 (2·7 to 6·7)	5·8 (3·7 to 8·8)	6·3 (3·9 to 9·4)	5·8 (3·5 to 8·7)	5·5 (3·5 to 8·1)	7·3 (4·6 to 10·9)	6 (3·9 to 9)	6 (3·9 to 9·1)	5·7 (3·6 to 8·6)	4·8 (3 to 7·3)	3·6 (2·2 to 5·3)	3·4 (2·3 to 4·9)	2·4 (1·6 to 3·4)	1·5 (0·9 to 2·3)	1 (0·6 to 1·4)	0·6 (0·4 to 0·8)	0·3 (0·2 to 0·4)	0·1 (0 to 0·1)	74·9
Paralytic ileus and intestinal obstruction	2·2 (1·6 to 3)	3·1 (1·7 to 5·4)	22·5 (13·5 to 35·6)	8·7 (4·9 to 14)	5 (3·4 to 7)	5·1 (3·4 to 7·1)	5·3 (3·3 to 8·2)	6·6 (3·7 to 10·2)	8·4 (4·4 to 13·3)	9·6 (5·3 to 14·9)	16·3 (9·9 to 25·3)	18·3 (11·2 to 28·4)	22·2 (13·7 to 33·9)	28·1 (17·7 to 41·7)	27·6 (18·5 to 40·4)	28·5 (18·9 to 40·4)	25·7 (18·1 to 35·8)	22·9 (16·1 to 32)	21·4 (15·1 to 29·6)	16·3 (11·8 to 22·4)	8·5 (5·9 to 12)	4·1 (2·7 to 6)	2 (1·2 to 3·2)	318
Inguinal, femoral, and abdominal hernia	0·7 (0·4 to 1·2)	0·5 (0·2 to 0·9)	3·4 (1·8 to 6·2)	12 (7·1 to 18·6)	16·9 (9·2 to 28)	13·1 (7 to 22)	10·2 (5·3 to 16·8)	10·7 (5·8 to 17·6)	12·9 (7·5 to 20·8)	14·4 (8·4 to 23·2)	17·7 (10·1 to 28·5)	22 (13·7 to 34·9)	25·7 (15·9 to 39·8)	27·9 (18·1 to 42)	25·7 (17·2 to 38)	21·6 (14·6 to 31·6)	14·6 (10·6 to 20·3)	9·5 (7·1 to 12·7)	6·8 (5·2 to 8·8)	4 (3·1 to 5·2)	1·9 (1·4 to 2·6)	0·9 (0·6 to 1·2)	0·3 (0·2 to 0·4)	273
Inflammatory bowel disease	0 (0 to 0)	0 (0 to 0)	0 (0 to 0)	1·3 (0·7 to 2·2)	0·5 (0·4 to 0·8)	0·4 (0·3 to 0·6)	1·5 (1 to 2·2)	2·8 (2 to 4·1)	4·8 (3·3 to 7·1)	6·4 (4·3 to 9·1)	7·2 (5 to 10)	8·7 (6 to 12·3)	8 (5·7 to 11·1)	7·7 (5·5 to 10·5)	7·7 (5·5 to 10·7)	6·5 (4·7 to 8·7)	4·3 (3·1 to 5·8)	3·8 (2·8 to 5)	3 (2·1 to 4·3)	1·8 (1·3 to 2·4)	0·9 (0·6 to 1·2)	0·5 (0·4 to 0·7)	0·1 (0·1 to 0·2)	78
Vascular intestinal disorders	0 (0 to 0)	0 (0 to 0)	0 (0 to 0)	0·3 (0·2 to 0·5)	0·5 (0·3 to 0·7)	0·3 (0·2 to 0·5)	0·7 (0·4 to 1·1)	1·1 (0·7 to 1·7)	2·3 (1·4 to 3·5)	3·2 (1·9 to 4·9)	4·5 (2·8 to 7)	5·6 (3·5 to 8·7)	9·6 (5·7 to 15·1)	12 (7·8 to 17·9)	12·8 (8·4 to 18·8)	15 (10 to 21·4)	13·7 (9·4 to 18·9)	11 (7·6 to 15·4)	10·1 (6·7 to 14·3)	7·1 (4·9 to 9·7)	3·5 (2·4 to 4·9)	1·6 (1·1 to 2·1)	0·5 (0·3 to 0·7)	115
Gallbladder and biliary diseases	0 (0 to 0)	0 (0 to 0)	0 (0 to 0)	0·7 (0·4 to 1·1)	1·5 (0·7 to 2·9)	3 (1·4 to 5·1)	5·2 (3 to 8·5)	9·2 (5·8 to 13·9)	13·3 (8·4 to 19·9)	18·1 (11·9 to 26·2)	22 (14·5 to 31·7)	27·1 (18·3 to 38)	30·7 (20·7 to 43·4)	35·1 (24·5 to 49·2)	35 (24·9 to 48·2)	31·3 (22·4 to 42·6)	25 (18·2 to 33·9)	18·8 (13·4 to 25·2)	15·4 (11 to 21·5)	10·1 (7·2 to 13·7)	4·6 (3·3 to 6·5)	2·3 (1·6 to 3·1)	0·9 (0·6 to 1·3)	309
Pancreatitis	0 (0 to 0)	0 (0 to 0)	0 (0 to 0)	0·5 (0·3 to 0·8)	0·3 (0·2 to 0·4)	0·9 (0·6 to 1·4)	3·8 (2·5 to 5·6)	9·7 (6·3 to 14·8)	16·7 (10·7 to 25)	23·8 (15·5 to 35·6)	32·4 (21·2 to 47·7)	37·3 (23·7 to 54·8)	37 (24·4 to 54·5)	31·2 (20·8 to 44·4)	27 (18·3 to 39·2)	22·4 (15·1 to 31·2)	15·9 (11·2 to 21·4)	11 (8 to 14·9)	8·4 (6 to 11·5)	5 (3·6 to 6·6)	2·2 (1·5 to 3)	0·9 (0·6 to 1·2)	0·3 (0·2 to 0·5)	287
Other digestive diseases	0 (0 to 0)	0 (0 to 0)	0 (0 to 0)	8·8 (5·3 to 13·7)	4·7 (3 to 6·4)	3·9 (2·6 to 5·6)	4·8 (2·8 to 7·4)	7 (3·7 to 10·6)	9·6 (5 to 15·3)	11·5 (6·1 to 18·1)	13·5 (7·3 to 20·9)	15·6 (9·2 to 25·2)	21 (12 to 33·8)	23·5 (13·6 to 35·9)	23·3 (13·6 to 34·9)	25·5 (15·4 to 37·5)	20·9 (13·3 to 29·5)	16·9 (10·4 to 23·9)	15·6 (9·8 to 22·5)	12·1 (7·2 to 16·8)	7·5 (4·6 to 10·6)	3·7 (2·2 to 5·3)	1·5 (0·7 to 2·3)	251
Neurological disorders	0·1 (0 to 0·1)	0·3 (0·1 to 0·6)	16·3 (9·9 to 24)	40·5 (18·7 to 70·7)	85·9 (36·5 to 153)	253 (84·5 to 517)	324 (124 to 655)	349 (135 to 678)	356 (147 to 665)	336 (139 to 628)	343 (155 to 623)	349 (159 to 639)	342 (170 to 595)	306 (164 to 515)	269 (154 to 430)	238 (149 to 368)	208 (137 to 332)	206 (136 to 357)	233 (149 to 421)	270 (154 to 533)	197 (101 to 400)	120 (57·1 to 256)	82·9 (35·6 to 171)	4,920
Alzheimer's disease and other dementias	0 (0 to 0)	0 (0 to 0)	0 (0 to 0)	0 (0 to 0)	0 (0 to 0)	0 (0 to 0)	0 (0 to 0)	0 (0 to 0)	0 (0 to 0)	0 (0 to 0)	0 (0 to 0)	1·9 (0·4 to 6·2)	10 (2·9 to 27·4)	19·3 (7 to 47·1)	33·2 (13 to 76·7)	53·4 (21·7 to 126)	73 (28·4 to 182)	99·3 (43·1 to 237)	132 (57·7 to 321)	194 (80·1 to 463)	159 (63·5 to 365)	106 (42 to 246)	78·4 (31·3 to 168)	959
Parkinson's disease	0 (0 to 0)	0 (0 to 0)	0 (0 to 0)	0 (0 to 0)	0 (0 to 0)	0 (0 to 0)	0 (0 to 0)	0·2 (0·1 to 0·3)	0·5 (0·3 to 0·7)	0·5 (0·3 to 0·8)	1·2 (0·8 to 1·7)	3·2 (2·4 to 4·2)	6·6 (5 to 8·8)	11·1 (8·6 to 14·3)	16·2 (12·7 to 20·3)	24·6 (19·9 to 30·2)	34·1 (28·5 to 41·5)	46·3 (38·4 to 55·6)	61·6 (51·1 to 72·8)	54·2 (44·6 to 65·5)	28 (23·3 to 32·9)	10·4 (8·3 to 12·3)	3·1 (2·2 to 3·8)	302
Idiopathic epilepsy	0·1 (0 to 0·1)	0·2 (0 to 0·4)	5·4 (2·6 to 9·5)	24·9 (9·7 to 46·5)	40·8 (13·9 to 82·7)	59 (21·5 to 120)	73·8 (32·5 to 133)	86·7 (42·4 to 150)	88·6 (45·2 to 146)	79·8 (43 to 132)	78·6 (44·1 to 122)	71·7 (39·1 to 113)	68 (37·2 to 109)	55·3 (26·8 to 92·5)	46·1 (21·8 to 79·5)	36·9 (15·7 to 63·7)	26·7 (10·5 to 47·2)	18·9 (7·3 to 34·2)	14·6 (5·4 to 26·3)	9·3 (3·5 to 16·8)	4·5 (1·6 to 8·5)	2 (0·7 to 3·6)	0·8 (0·3 to 1·5)	893
Multiple sclerosis	0 (0 to 0)	0 (0 to 0)	0 (0 to 0)	0 (0 to 0)	0 (0 to 0·1)	0·1 (0·1 to 0·3)	0·8 (0·4 to 1·4)	2·6 (1·5 to 3·7)	3·6 (2·3 to 5)	4·8 (3·3 to 6·4)	8·5 (5·6 to 11·3)	9·2 (6·5 to 12·9)	9·3 (6·5 to 12·7)	7·9 (5·6 to 10·7)	7·3 (5·3 to 10)	5·2 (3·8 to 7·1)	2·6 (1·9 to 3·4)	1·5 (1·1 to 2)	0·8 (0·6 to 1·1)	0·3 (0·3 to 0·5)	0·1 (0·1 to 0·2)	0·1 (0 to 0·1)	0 (0 to 0)	64·9
Motor neuron disease	0 (0 to 0)	0·1 (0·1 to 0·3)	2·2 (1·2 to 3·5)	1·3 (0·8 to 2)	0·3 (0·2 to 0·4)	0·6 (0·4 to 0·9)	0·9 (0·7 to 1·3)	1·3 (1 to 1·8)	1·3 (1 to 1·8)	1·9 (1·3 to 2·5)	4 (2·8 to 5·6)	5·8 (4 to 8·1)	6·9 (4·8 to 9·5)	9·2 (6·5 to 12·7)	9·2 (6·4 to 12·6)	8·2 (5·9 to 10·8)	6·5 (4·7 to 8·8)	3·7 (2·7 to 4·9)	2 (1·4 to 2·6)	0·7 (0·5 to 1)	0·2 (0·2 to 0·3)	0·1 (0 to 0·1)	0 (0 to 0)	66·4
Headache disorders	0 (0 to 0)	0 (0 to 0)	0 (0 to 0)	0 (0 to 0)	27·7 (0·5 to 70·7)	162 (7·3 to 407)	213 (22 to 527)	229 (31·4 to 535)	237 (38·4 to 541)	227 (41·3 to 510)	227 (45 to 500)	232 (52·7 to 514)	215 (55·8 to 474)	178 (46·9 to 385)	135 (38·5 to 278)	93·2 (29·4 to 197)	54·9 (18·3 to 112)	30·1 (10·1 to 62·5)	17·3 (5·7 to 35·8)	8·9 (2·9 to 18·5)	3·8 (1·3 to 7·8)	1·3 (0·4 to 2·8)	0·4 (0·1 to 0·9)	2,290
Migraine	0 (0 to 0)	0 (0 to 0)	0 (0 to 0)	0 (0 to 0)	25·4 (0·3 to 68·5)	152 (4·9 to 401)	199 (15·1 to 517)	212 (21·9 to 517)	217 (26·2 to 513)	207 (29·3 to 487)	206 (30·3 to 474)	210 (38·1 to 486)	192 (38·1 to 439)	157 (32·2 to 349)	119 (26·5 to 258)	80·7 (20·4 to 179)	46·2 (13 to 99·9)	24·7 (7·3 to 54·7)	14·1 (4 to 31)	7·3 (2·1 to 16·3)	3·1 (0·9 to 6·9)	1·1 (0·3 to 2·3)	0·3 (0·1 to 0·7)	2,070
Tension-type headache	0 (0 to 0)	0 (0 to 0)	0 (0 to 0)	0 (0 to 0)	2·3 (0·1 to 15)	9·9 (0·7 to 69·2)	14·7 (2·6 to 70·3)	17·8 (3·6 to 74·6)	19·9 (4·1 to 79·5)	19·8 (4·6 to 74·4)	21·4 (5·2 to 73·1)	22·3 (6·4 to 71·3)	22·3 (6·5 to 65·1)	20·6 (6·1 to 60·1)	15·8 (4·7 to 43·7)	12·6 (3·9 to 37·5)	8·7 (2·5 to 28·4)	5·3 (1·4 to 18·8)	3·1 (0·7 to 11·5)	1·6 (0·4 to 5·8)	0·7 (0·2 to 2·6)	0·3 (0·1 to 1)	0·1 (0 to 0·5)	219
Other neurological disorders	0 (0 to 0)	0 (0 to 0)	8·8 (5·4 to 13·5)	14·4 (7·8 to 23·4)	17·1 (7·6 to 31)	31·6 (14·9 to 56·9)	34·8 (20 to 55·6)	28·6 (16·7 to 43·3)	24·8 (15·5 to 36·5)	22·1 (13·8 to 32)	23·1 (15 to 33·8)	24·9 (16·5 to 35·9)	26·5 (16·9 to 37·9)	24·9 (17·1 to 34·7)	21·8 (15·1 to 29·8)	16·5 (12 to 22·1)	10·6 (7·7 to 14·1)	6·5 (4·8 to 8·7)	4·7 (3·5 to 6·2)	2·8 (2 to 3·7)	1 (0·7 to 1·4)	0·4 (0·3 to 0·5)	0·2 (0·1 to 0·2)	346
Mental disorders	0·1 (0 to 0·1)	0·2 (0·1 to 0·2)	2·8 (1·7 to 4·1)	17·1 (11·3 to 24·5)	115 (77·1 to 167)	399 (270 to 571)	562 (386 to 783)	621 (428 to 867)	666 (462 to 922)	647 (455 to 885)	652 (470 to 874)	646 (468 to 882)	626 (453 to 844)	551 (398 to 744)	458 (332 to 614)	338 (240 to 454)	214 (152 to 283)	133 (95·6 to 175)	85·9 (60·5 to 114)	48·9 (33·8 to 65·9)	22·8 (15·9 to 30·3)	9·5 (6·4 to 13)	4 (2·6 to 5·7)	6,820
Schizophrenia	0 (0 to 0)	0 (0 to 0)	0 (0 to 0)	0 (0 to 0)	0 (0 to 0)	1·8 (0·8 to 3·5)	13·8 (6 to 26)	48·6 (25·9 to 79·7)	84·6 (49 to 129)	100 (62·4 to 146)	107 (66·4 to 155)	104 (68·6 to 143)	97·8 (65·5 to 133)	82 (55 to 111)	61·6 (40·8 to 83·7)	40·3 (27·2 to 56·1)	22·6 (15 to 31·2)	12·2 (8 to 17)	6·7 (4·2 to 9·7)	3·1 (1·9 to 4·5)	1·1 (0·6 to 1·7)	0·3 (0·2 to 0·5)	0·1 (0 to 0·2)	788
Depressive disorders	0 (0 to 0)	0 (0 to 0)	0 (0 to 0)	0 (0 to 0·1)	5·7 (2·2 to 11·1)	67·2 (34·3 to 119)	159 (92·1 to 254)	198 (115 to 312)	195 (116 to 298)	187 (112 to 290)	200 (125 to 294)	212 (132 to 328)	218 (141 to 318)	206 (136 to 304)	183 (116 to 274)	143 (87·5 to 211)	93·5 (59·5 to 134)	60·5 (38·8 to 86·1)	40·8 (25·2 to 60)	24·7 (14·6 to 37·7)	12·5 (8 to 18)	5·7 (3·5 to 8·4)	2·5 (1·4 to 4·1)	2,210
Major depressive disorder	0 (0 to 0)	0 (0 to 0)	0 (0 to 0)	0 (0 to 0·1)	5 (1·7 to 10·3)	61·1 (29·5 to 112)	142 (79 to 235)	168 (89·7 to 274)	158 (88·3 to 252)	147 (82·7 to 240)	159 (96·2 to 242)	170 (101 to 268)	176 (108 to 266)	169 (108 to 249)	152 (89·1 to 232)	120 (68·7 to 181)	78·7 (49 to 114)	51·3 (32·3 to 74·3)	34·9 (20·6 to 53·8)	21·4 (12·2 to 33·7)	11·1 (6·9 to 16·3)	5·1 (3 to 7·7)	2·3 (1·2 to 3·8)	1,830
Dysthymia	0 (0 to 0)	0 (0 to 0)	0 (0 to 0)	0 (0 to 0)	0·7 (0·1 to 1·7)	6·1 (2·5 to 12)	16·9 (8·4 to 29·4)	29·5 (14·6 to 51·6)	37·6 (19·6 to 67·6)	39·5 (21·8 to 64·3)	41·2 (22·9 to 68·1)	42·3 (22·3 to 72·6)	41·5 (22·7 to 70·2)	37 (21·8 to 61·4)	30·9 (18·3 to 50·6)	23·2 (12·5 to 38·9)	14·8 (7·8 to 24·9)	9·2 (5·3 to 14·9)	5·8 (3·4 to 9·4)	3·2 (1·8 to 5·5)	1·5 (0·8 to 2·5)	0·6 (0·3 to 1)	0·3 (0·1 to 0·4)	382
Bipolar disorder	0 (0 to 0)	0 (0 to 0)	0 (0 to 0)	0 (0 to 0)	0 (0 to 0)	22·5 (9·2 to 41·6)	77·8 (37 to 139)	96·7 (50·2 to 162)	95·9 (49·6 to 159)	84·6 (46·4 to 139)	81 (43·8 to 131)	80·8 (44 to 127)	78·1 (44·2 to 128)	67·7 (37·2 to 111)	52·9 (29·6 to 85·3)	36·1 (20·4 to 58·3)	20·8 (11·6 to 32·7)	11·4 (6·2 to 18·5)	6·2 (3·4 to 10·2)	2·8 (1·5 to 4·7)	1 (0·5 to 1·8)	0·3 (0·2 to 0·6)	0·1 (0·1 to 0·2)	817
Anxiety disorders	0 (0 to 0)	0 (0 to 0)	0 (0 to 0)	2·2 (0·8 to 4·3)	38·8 (20·2 to 66·7)	118 (65·7 to 192)	149 (88·9 to 232)	161 (91·2 to 260)	164 (92·5 to 268)	158 (93 to 249)	157 (93·4 to 236)	156 (86·2 to 249)	151 (87·4 to 242)	133 (78 to 201)	109 (69·2 to 161)	80·5 (49·7 to 123)	51·4 (30·6 to 79·9)	32·2 (19·6 to 51·3)	20·8 (13 to 32·6)	11·4 (6·9 to 17·4)	4·8 (2·9 to 7·3)	1·8 (1 to 2·8)	0·6 (0·3 to 1)	1,700
Eating disorders	0 (0 to 0)	0 (0 to 0)	0 (0 to 0)	0 (0 to 0)	0·5 (0·2 to 1)	9·8 (4·7 to 17·1)	32·8 (17·1 to 58·4)	52·2 (28·3 to 88·7)	51·6 (28·8 to 84·1)	42·7 (24·1 to 68·6)	31·1 (16·9 to 50·5)	17·9 (9·5 to 29·8)	9·3 (5 to 15·4)	0 (0 to 0)	0 (0 to 0)	0 (0 to 0)	0 (0 to 0)	0 (0 to 0)	0 (0 to 0)	0 (0 to 0)	0 (0 to 0)	0 (0 to 0)	0 (0 to 0)	248
Anorexia nervosa	0 (0 to 0)	0 (0 to 0)	0 (0 to 0)	0 (0 to 0)	0·4 (0·1 to 1)	4·6 (2·1 to 8·3)	12·2 (5·9 to 22·1)	12·7 (6·3 to 22·9)	10·1 (5 to 17·3)	6·4 (3·1 to 11·5)	4·5 (2·2 to 8·1)	3·4 (1·5 to 5·7)	2·5 (1·2 to 4·6)	0 (0 to 0)	0 (0 to 0)	0 (0 to 0)	0 (0 to 0)	0 (0 to 0)	0 (0 to 0)	0 (0 to 0)	0 (0 to 0)	0 (0 to 0)	0 (0 to 0)	56·9
Bulimia nervosa	0 (0 to 0)	0 (0 to 0)	0 (0 to 0)	0 (0 to 0)	0·1 (0 to 0·1)	5·2 (1·8 to 11)	20·7 (9 to 41·1)	39·5 (18·1 to 72·7)	41·5 (20·8 to 71·8)	36·3 (19·2 to 60·7)	26·6 (13·9 to 45·2)	14·5 (7·2 to 25·1)	6·8 (3·1 to 12·3)	0 (0 to 0)	0 (0 to 0)	0 (0 to 0)	0 (0 to 0)	0 (0 to 0)	0 (0 to 0)	0 (0 to 0)	0 (0 to 0)	0 (0 to 0)	0 (0 to 0)	191
Autism spectrum disorders	0·1 (0 to 0·1)	0·2 (0·1 to 0·2)	2·5 (1·6 to 3·8)	11·5 (7·2 to 17)	16·8 (10·5 to 25·7)	19·3 (12·5 to 28·5)	17·9 (11·8 to 26·9)	17·5 (11·3 to 26·3)	16·6 (10·3 to 24·4)	14·7 (9·2 to 22·1)	13·7 (8·7 to 20·4)	12·9 (8·2 to 19·5)	12·1 (7·6 to 17·9)	10·4 (6·5 to 15·7)	8·4 (5·4 to 12·6)	6·2 (3·9 to 9·2)	4 (2·5 to 6)	2·5 (1·6 to 3·8)	1·6 (1·1 to 2·5)	1 (0·6 to 1·4)	0·4 (0·3 to 0·6)	0·2 (0·1 to 0·2)	0·1 (0 to 0·1)	190
Attention-deficit/hyperactivity disorder	0 (0 to 0)	0 (0 to 0)	0 (0 to 0)	1·4 (0·7 to 2·7)	18 (9·8 to 32·1)	28·8 (15·5 to 50·9)	22·8 (12·6 to 40·1)	17·1 (9·4 to 30·2)	12·8 (6·9 to 22·4)	9·5 (5 to 16·6)	7·4 (3·7 to 12·7)	6 (3 to 10·5)	4·8 (2·5 to 8·3)	3·4 (1·7 to 6·1)	2 (0·9 to 3·6)	1 (0·4 to 1·8)	0·4 (0·2 to 0·7)	0·1 (0 to 0·3)	0 (0 to 0·1)	0 (0 to 0)	0 (0 to 0)	0 (0 to 0)	0 (0 to 0)	135
Conduct disorder	0 (0 to 0)	0 (0 to 0)	0 (0 to 0)	0 (0 to 0)	31·8 (16·2 to 56·6)	126 (69·5 to 208)	74·8 (39·4 to 125)	0 (0 to 0)	0 (0 to 0)	0 (0 to 0)	0 (0 to 0)	0 (0 to 0)	0 (0 to 0)	0 (0 to 0)	0 (0 to 0)	0 (0 to 0)	0 (0 to 0)	0 (0 to 0)	0 (0 to 0)	0 (0 to 0)	0 (0 to 0)	0 (0 to 0)	0 (0 to 0)	232
Idiopathic developmental intellectual disability	0 (0 to 0)	0 (0 to 0)	0·3 (0 to 0·7)	1·8 (0·2 to 4)	3·5 (1 to 6·8)	4 (1 to 7·7)	3·7 (0·9 to 7·1)	3·6 (0·9 to 7·1)	3·4 (0·9 to 6·6)	3 (0·8 to 5·8)	2·8 (0·7 to 5·3)	2·5 (0·6 to 5)	2·3 (0·6 to 4·4)	1·9 (0·5 to 3·7)	1·5 (0·4 to 2·8)	1 (0·2 to 2)	0·6 (0·1 to 1·2)	0·3 (0·1 to 0·7)	0·2 (0 to 0·4)	0·1 (0 to 0·2)	0 (0 to 0·1)	0 (0 to 0)	0 (0 to 0)	36·4
Other mental disorders	0 (0 to 0)	0 (0 to 0)	0 (0 to 0)	0 (0 to 0)	0 (0 to 0)	1·7 (0·8 to 2·8)	10·8 (5·1 to 18·8)	26·6 (13·5 to 44·7)	40·8 (23·6 to 64·2)	47·7 (27·9 to 74)	51·9 (30·9 to 80·8)	52·9 (32·1 to 81·5)	52·6 (32·2 to 80·4)	47·4 (28·8 to 73·4)	39·9 (24·5 to 61·1)	30·4 (18·6 to 45·8)	20·4 (12·8 to 30·9)	13·5 (8·7 to 19·9)	9·5 (6·2 to 13·7)	5·9 (3·8 to 8·5)	2·9 (1·8 to 4·1)	1·2 (0·8 to 1·8)	0·5 (0·3 to 0·8)	457
Substance use disorders	0 (0 to 0)	0 (0 to 0)	0 (0 to 0)	0 (0 to 0)	0 (0 to 0)	5 (2·7 to 8·3)	85·3 (56·3 to 120)	185 (125 to 253)	227 (158 to 306)	233 (168 to 308)	246 (183 to 326)	245 (185 to 321)	230 (172 to 305)	193 (146 to 251)	154 (118 to 200)	98·5 (74·2 to 126)	56 (42·6 to 72·7)	28·1 (21·4 to 36·5)	15·6 (11·9 to 20)	8·3 (6·2 to 10·8)	4 (3 to 5·5)	2 (1·4 to 2·9)	1·1 (0·7 to 1·7)	2,020
Alcohol use disorders	0 (0 to 0)	0 (0 to 0)	0 (0 to 0)	0 (0 to 0)	0 (0 to 0)	2·1 (0·9 to 4·2)	30·7 (18·1 to 47·6)	89 (53·1 to 141)	131 (85·9 to 189)	160 (109 to 221)	186 (135 to 254)	198 (143 to 266)	192 (140 to 262)	165 (122 to 219)	135 (101 to 178)	86·8 (64·3 to 112)	49·4 (36·8 to 64·5)	24·3 (18·4 to 31·7)	13·2 (9·8 to 16·9)	6·8 (5 to 9·2)	3·3 (2·4 to 4·7)	1·8 (1·2 to 2·6)	1 (0·6 to 1·6)	1,480
Drug use disorders	0 (0 to 0)	0 (0 to 0)	0 (0 to 0)	0 (0 to 0)	0 (0 to 0)	2·8 (1·4 to 5)	54·6 (33·7 to 81·4)	95·9 (64·4 to 135)	95·2 (65·2 to 133)	72·9 (50·8 to 103)	60·2 (42·1 to 82·9)	47·5 (32·4 to 64·7)	38·1 (26·8 to 52·4)	27·3 (18·1 to 38·4)	19·2 (12·5 to 27·3)	11·7 (7·4 to 17·5)	6·7 (4·1 to 9·8)	3·8 (2·2 to 5·8)	2·4 (1·5 to 3·6)	1·4 (0·9 to 2·1)	0·7 (0·4 to 1)	0·3 (0·2 to 0·4)	0·1 (0·1 to 0·2)	541
Opioid use disorders	0 (0 to 0)	0 (0 to 0)	0 (0 to 0)	0 (0 to 0)	0 (0 to 0)	0 (0 to 0)	9·3 (4·4 to 16)	40·4 (21·4 to 65·7)	49·3 (28·9 to 76·7)	40·7 (25·1 to 64)	33·4 (20·7 to 52)	26·6 (15·7 to 40·1)	21·8 (12·8 to 33·2)	17·3 (9·3 to 27·3)	13 (7 to 20·5)	8·4 (4·5 to 13·6)	4·8 (2·6 to 7·6)	2·6 (1·3 to 4·4)	1·7 (0·9 to 2·7)	1 (0·5 to 1·6)	0·4 (0·2 to 0·7)	0·2 (0·1 to 0·3)	0·1 (0·1 to 0·2)	271
Cocaine use disorders	0 (0 to 0)	0 (0 to 0)	0 (0 to 0)	0 (0 to 0)	0 (0 to 0)	0·3 (0·2 to 0·6)	12 (5·3 to 21·8)	14·4 (7·7 to 23·6)	12·9 (8 to 19·5)	10·5 (6·3 to 15·7)	9·6 (6·2 to 13·9)	7·3 (4·5 to 11·1)	5·5 (3·3 to 8·1)	3·1 (1·7 to 4·8)	2·1 (1·2 to 3·4)	1·2 (0·6 to 2·1)	0·7 (0·4 to 1·3)	0·4 (0·2 to 0·8)	0·3 (0·1 to 0·5)	0·1 (0·1 to 0·3)	0·1 (0 to 0·1)	0 (0 to 0)	0 (0 to 0)	80·6
Amphetamine use disorders	0 (0 to 0)	0 (0 to 0)	0 (0 to 0)	0 (0 to 0)	0 (0 to 0)	0 (0 to 0)	1·7 (0·5 to 3·6)	7·7 (3·2 to 14·2)	7·8 (3·5 to 14)	4·6 (2·3 to 8·4)	3·1 (1·7 to 5·1)	2·1 (1·4 to 3·1)	1·4 (0·9 to 2)	0·9 (0·6 to 1·4)	0·6 (0·4 to 0·9)	0·3 (0·2 to 0·5)	0·2 (0·1 to 0·3)	0·1 (0 to 0·1)	0 (0 to 0·1)	0 (0 to 0)	0 (0 to 0)	0 (0 to 0)	0 (0 to 0)	30·5
Cannabis use disorders	0 (0 to 0)	0 (0 to 0)	0 (0 to 0)	0 (0 to 0)	0 (0 to 0)	2·3 (0·9 to 4·4)	22·1 (10·9 to 40·1)	17·9 (8·1 to 32·4)	10·3 (4·7 to 19·6)	6·1 (2·8 to 11)	4·3 (1·9 to 8·1)	3·5 (1·5 to 6·5)	3 (1·3 to 5·4)	2 (1 to 3·7)	1·2 (0·5 to 2·2)	0·6 (0·2 to 1·1)	0·3 (0·1 to 0·5)	0·1 (0 to 0·2)	0 (0 to 0)	0 (0 to 0)	0 (0 to 0)	0 (0 to 0)	0 (0 to 0)	73·8
Other drug use disorders	0 (0 to 0)	0 (0 to 0)	0 (0 to 0)	0 (0 to 0)	0 (0 to 0)	0·2 (0·1 to 0·4)	9·5 (4·8 to 15·9)	15·4 (9·3 to 23·9)	14·9 (9·5 to 21·8)	11·1 (7 to 16·2)	9·8 (6·5 to 13·8)	8 (5·3 to 11·5)	6·6 (4·4 to 9·3)	3·9 (2·5 to 5·7)	2·3 (1·4 to 3·4)	1·2 (0·7 to 1·8)	0·8 (0·5 to 1·2)	0·5 (0·3 to 0·8)	0·4 (0·3 to 0·6)	0·3 (0·2 to 0·4)	0·1 (0·1 to 0·2)	0·1 (0 to 0·1)	0 (0 to 0)	85
Diabetes and kidney diseases	0 (0 to 0·1)	0·1 (0·1 to 0·3)	11·3 (7·3 to 16·7)	14·8 (10·3 to 20·1)	24·2 (17·7 to 32·5)	34·1 (24·9 to 46·4)	99·1 (75·9 to 125)	174 (137 to 219)	271 (208 to 343)	354 (279 to 443)	492 (395 to 621)	663 (516 to 824)	923 (727 to 1,150)	1,220 (951 to 1,560)	1,330 (1,050 to 1,640)	1,350 (1,080 to 1,660)	1,160 (951 to 1,410)	860 (701 to 1,040)	697 (577 to 826)	453 (374 to 545)	212 (174 to 252)	92·4 (76·1 to 110)	34·7 (26·6 to 41·5)	10,500
Diabetes mellitus	0 (0 to 0·1)	0·1 (0·1 to 0·3)	2·7 (1·4 to 5·1)	2·3 (1·4 to 3·7)	3·1 (2·1 to 4·4)	6·2 (4·5 to 8·7)	34·1 (25·7 to 42·8)	70·9 (54·8 to 92·4)	119 (89·5 to 153)	170 (128 to 220)	258 (193 to 335)	374 (284 to 487)	573 (428 to 746)	818 (621 to 1,050)	890 (680 to 1,130)	934 (724 to 1,180)	812 (641 to 1,020)	602 (473 to 756)	489 (392 to 600)	312 (250 to 386)	138 (110 to 168)	58·2 (46·2 to 70·7)	21 (16 to 26·2)	6,690
Diabetes mellitus type 1	0 (0 to 0·1)	0·1 (0·1 to 0·3)	2·7 (1·4 to 5·1)	2·3 (1·4 to 3·7)	3·1 (2·1 to 4·4)	6·2 (4·5 to 8·7)	12·5 (9 to 16·8)	25 (17·9 to 33·9)	40 (28·3 to 54·5)	33·4 (22·1 to 49·6)	49·5 (34·9 to 71)	64·9 (44·1 to 95·6)	24·3 (16·7 to 35·3)	30·9 (20·5 to 45·5)	33·3 (23 to 49·4)	28 (19·4 to 41·7)	24·3 (16·5 to 36)	14·5 (10·1 to 21·4)	11·8 (8 to 18)	5·3 (3·7 to 8·1)	2·4 (1·7 to 3·5)	1·1 (0·8 to 1·6)	0·5 (0·3 to 0·7)	416
Diabetes mellitus type 2	0 (0 to 0)	0 (0 to 0)	0 (0 to 0)	0 (0 to 0)	0 (0 to 0)	0 (0 to 0)	21·6 (14·9 to 29)	45·9 (32·1 to 64)	79·1 (55·2 to 107)	137 (101 to 182)	209 (151 to 282)	310 (226 to 411)	548 (408 to 718)	787 (602 to 1,020)	857 (654 to 1,090)	906 (701 to 1,150)	788 (621 to 994)	587 (462 to 736)	478 (382 to 585)	307 (247 to 380)	135 (108 to 165)	57·1 (45·2 to 69·5)	20·5 (15·5 to 25·7)	6,270
Chronic kidney disease	0 (0 to 0)	0 (0 to 0)	8·6 (5·4 to 12·9)	12·1 (8·2 to 16·7)	20·4 (14·3 to 28·1)	27·4 (18·9 to 39·3)	64·3 (45·8 to 87·6)	103 (75·2 to 138)	151 (108 to 206)	183 (133 to 246)	233 (167 to 313)	288 (209 to 384)	350 (253 to 472)	401 (291 to 548)	440 (334 to 577)	418 (315 to 541)	351 (276 to 445)	258 (197 to 328)	207 (159 to 259)	141 (109 to 182)	73·9 (57·7 to 92·5)	34·1 (26·4 to 42·4)	13·7 (9·8 to 17·6)	3,780
Chronic kidney disease due to diabetes mellitus type 1	0 (0 to 0)	0 (0 to 0)	0·1 (0 to 0·1)	0·3 (0·1 to 0·6)	0·6 (0·2 to 1·3)	0·9 (0·3 to 2)	2·5 (1 to 5)	5·4 (2·3 to 10·9)	15·2 (6·3 to 29·3)	28·2 (13·5 to 49·7)	42·5 (21·1 to 71·2)	51·1 (24·4 to 91·7)	51·8 (25 to 90·6)	44 (16·8 to 84·5)	33·1 (11·1 to 70·8)	23·3 (8·3 to 49·8)	15·4 (6·2 to 32·9)	8·5 (3·2 to 17·3)	4·5 (1·7 to 9·9)	1·5 (0·6 to 3·5)	0·3 (0·1 to 0·7)	0 (0 to 0·1)	0 (0 to 0)	329
Chronic kidney disease due to diabetes mellitus type 2	0 (0 to 0)	0 (0 to 0)	0 (0 to 0)	0 (0 to 0)	0 (0 to 0)	0 (0 to 0)	1 (0·3 to 2·3)	2·5 (0·9 to 5·4)	6 (2·5 to 12·8)	11·1 (4·7 to 21·9)	19·7 (9·1 to 37·2)	34·6 (16·3 to 60)	61·6 (33·1 to 102)	95·1 (53·6 to 150)	125 (71·7 to 184)	129 (78·4 to 188)	111 (72·7 to 158)	82·5 (53·3 to 115)	65·2 (42·5 to 91·1)	43·2 (27·5 to 60·9)	21·3 (13·7 to 30·1)	9·2 (5·6 to 13·3)	3·5 (1·9 to 5·3)	821
Chronic kidney disease due to hypertension	0 (0 to 0)	0 (0 to 0)	0 (0 to 0)	0 (0 to 0)	0 (0 to 0)	0 (0 to 0)	4·7 (2·2 to 9)	8·1 (3·6 to 14·3)	13·2 (6·8 to 21·7)	17·5 (9·8 to 28·8)	23·9 (13·9 to 37·3)	34·1 (21·6 to 52·4)	48·4 (31·1 to 72·5)	64·6 (39·4 to 97·7)	82·6 (54·3 to 119)	91·3 (58·8 to 136)	86·4 (58·4 to 124)	69 (46·6 to 98·1)	61·2 (43 to 85·3)	46·1 (32·3 to 63·4)	26·9 (19·2 to 36·2)	13·5 (9·8 to 18·1)	5·6 (3·6 to 7·8)	697
Chronic kidney disease due to glomerulonephritis	0 (0 to 0)	0 (0 to 0)	2·4 (1·2 to 4·5)	3·9 (2·2 to 6·2)	7·3 (4·4 to 11·1)	11 (6·5 to 16·6)	26·4 (15·9 to 39·7)	41·6 (25·6 to 61·7)	57·9 (35·1 to 88·8)	63·7 (39·4 to 93·2)	76·6 (45·8 to 115)	88 (51·6 to 132)	95 (58·5 to 144)	98·3 (57·1 to 157)	98 (55 to 160)	80·6 (43·7 to 130)	58 (29·3 to 98·4)	36·4 (19·9 to 63)	25·2 (12·7 to 43·4)	14·4 (6·6 to 26)	5·9 (2·7 to 10·5)	2·3 (1·1 to 4·2)	0·8 (0·3 to 1·7)	894
Chronic kidney disease due to other and unspecified causes	0 (0 to 0)	0 (0 to 0)	6·1 (3·6 to 9·4)	8 (5·3 to 11·6)	12·5 (8·2 to 18·5)	15·6 (9·7 to 24·3)	29·8 (19·3 to 43·9)	45·2 (28·4 to 66·4)	58·5 (36 to 86·6)	62·5 (38·3 to 94)	70·2 (41·6 to 108)	80 (45·9 to 124)	92·9 (55·5 to 141)	99·1 (61·1 to 155)	102 (62 to 159)	94·3 (56·8 to 149)	80 (48·2 to 123)	61·6 (38·6 to 92·6)	50·8 (30·8 to 74·9)	35·9 (23 to 54·8)	19·6 (12·8 to 28·2)	9 (6·2 to 12·9)	3·8 (2·4 to 5·6)	1,040
Acute glomerulonephritis	0 (0 to 0)	0 (0 to 0)	0 (0 to 0·1)	0·4 (0·1 to 0·9)	0·8 (0·4 to 1·4)	0·5 (0·2 to 1·1)	0·7 (0·4 to 1·2)	0·6 (0·3 to 1·2)	0·7 (0·3 to 1·2)	0·6 (0·3 to 1·2)	0·8 (0·4 to 1·4)	0·9 (0·4 to 1·7)	1·2 (0·6 to 2·1)	0·5 (0·3 to 1)	0·9 (0·4 to 1·7)	0·6 (0·3 to 1·1)	0·3 (0·2 to 0·7)	0·5 (0·2 to 1)	0·3 (0·1 to 0·6)	0·2 (0·1 to 0·4)	0·1 (0·1 to 0·2)	0·1 (0 to 0·1)	0 (0 to 0)	10·7
Skin and subcutaneous diseases	0 (0 to 0)	0·1 (0 to 0·1)	19·2 (12·3 to 27·5)	119 (76·8 to 177)	175 (109 to 258)	210 (135 to 311)	222 (144 to 333)	149 (97·8 to 220)	132 (88·9 to 193)	122 (81·7 to 174)	125 (84·5 to 176)	134 (93·6 to 189)	136 (94·2 to 192)	146 (103 to 208)	143 (99·8 to 201)	129 (93·4 to 183)	106 (75·9 to 150)	87·9 (61·8 to 125)	86·5 (62·2 to 128)	68·9 (49 to 105)	42·2 (30 to 68)	21·7 (15·1 to 36·4)	12·2 (7·5 to 25·7)	2,390
Dermatitis	0 (0 to 0)	0 (0 to 0)	0 (0 to 0)	40·9 (22·4 to 69·6)	57·5 (30·6 to 98·9)	47·1 (25·8 to 79·7)	33·6 (18·8 to 55·2)	28·1 (15·9 to 45·2)	25·4 (14·6 to 40·8)	23 (12·9 to 36·9)	21·7 (12·3 to 34·4)	21 (12·3 to 34·1)	21 (11·9 to 33·8)	20·4 (10·9 to 33·3)	19 (10·6 to 31·6)	15·8 (8·6 to 25·3)	11·7 (6·5 to 18·6)	8·2 (4·7 to 13·2)	5·7 (3·3 to 9·1)	3·4 (2 to 5·3)	1·5 (0·9 to 2·5)	0·6 (0·4 to 0·9)	0·2 (0·1 to 0·4)	406
Atopic dermatitis	0 (0 to 0)	0 (0 to 0)	0 (0 to 0)	40·5 (22·2 to 69·2)	56·3 (29·6 to 97·6)	42·4 (22·3 to 73·5)	26·1 (13·7 to 45·4)	18·9 (9·8 to 32·6)	14·8 (7·4 to 25·8)	12·1 (6·1 to 21·1)	11 (5·6 to 19·3)	10·5 (5·6 to 18·2)	10·2 (5·3 to 17·9)	9·4 (4·8 to 16·4)	8·6 (4·3 to 15·6)	6·8 (3·6 to 12·1)	4·8 (2·5 to 8·1)	3·2 (1·7 to 5·4)	2·4 (1·2 to 4)	1·5 (0·8 to 2·6)	0·7 (0·4 to 1·3)	0·3 (0·2 to 0·5)	0·1 (0 to 0·2)	281
Contact dermatitis	0 (0 to 0)	0 (0 to 0)	0 (0 to 0)	0 (0 to 0)	0·7 (0·3 to 1·5)	3·9 (1·6 to 7·9)	6·6 (2·7 to 12)	8·2 (3·4 to 15·6)	9·5 (4·4 to 18)	9·7 (4·2 to 18·3)	9·6 (4 to 19·5)	9·4 (4·4 to 19)	9·8 (4·5 to 19·3)	10·2 (4·5 to 19)	9·7 (4·3 to 19)	8·2 (3·5 to 15·1)	6·3 (3 to 12)	4·5 (2·1 to 8·5)	3 (1·4 to 5·7)	1·6 (0·8 to 3)	0·7 (0·3 to 1·3)	0·3 (0·1 to 0·5)	0·1 (0 to 0·2)	112
Seborrhoeic dermatitis	0 (0 to 0)	0 (0 to 0)	0 (0 to 0)	0·4 (0·2 to 0·7)	0·5 (0·2 to 0·9)	0·8 (0·4 to 1·4)	0·9 (0·4 to 1·6)	1 (0·5 to 1·7)	1·1 (0·6 to 2)	1·2 (0·6 to 2)	1·1 (0·6 to 1·9)	1·1 (0·5 to 1·8)	1 (0·5 to 1·6)	0·9 (0·4 to 1·5)	0·8 (0·4 to 1·4)	0·7 (0·3 to 1·2)	0·6 (0·3 to 1·1)	0·5 (0·3 to 0·8)	0·4 (0·2 to 0·6)	0·3 (0·1 to 0·4)	0·1 (0·1 to 0·2)	0 (0 to 0·1)	0 (0 to 0)	13·2
Psoriasis	0 (0 to 0)	0 (0 to 0)	0 (0 to 0)	1·5 (0·9 to 2·2)	4·5 (2·2 to 7·1)	6·7 (3·7 to 10·5)	7·1 (3·8 to 11·3)	7·6 (4·3 to 12·1)	8·6 (4·9 to 13·2)	9·1 (5·5 to 14·1)	10·1 (6·4 to 14·9)	10·8 (6·6 to 15·2)	11·8 (7·3 to 17·3)	11·6 (7·5 to 16·8)	10·9 (7 to 15·8)	8·8 (5·8 to 12·6)	6·1 (3·9 to 8·6)	3·8 (2·4 to 5·4)	2·2 (1·4 to 3·2)	1·1 (0·7 to 1·6)	0·4 (0·2 to 0·6)	0·1 (0·1 to 0·2)	0 (0 to 0·1)	123
Bacterial skin diseases	0 (0 to 0)	0 (0 to 0)	7·2 (3·3 to 12·5)	4·1 (2·3 to 6·2)	4·3 (2·7 to 6·7)	3·9 (2·3 to 6)	3·3 (2 to 5·2)	4·4 (2·5 to 7·1)	4·6 (2·6 to 7·9)	7·3 (4 to 12·3)	6 (3·2 to 10·5)	9·8 (5·1 to 17·5)	8·8 (4·7 to 15·6)	9·8 (5·3 to 16·8)	9·7 (4·9 to 17)	9·2 (4·8 to 15·7)	6·5 (3·3 to 11·6)	4·5 (2·3 to 8·9)	4·3 (2·1 to 8·1)	3·4 (1·7 to 6·5)	1·9 (0·9 to 4)	0·9 (0·4 to 2)	0·6 (0·2 to 1·4)	114
Cellulitis	0 (0 to 0)	0 (0 to 0)	1·8 (0·6 to 3·8)	1·1 (0·5 to 1·9)	1·5 (0·7 to 2·4)	1 (0·6 to 1·7)	0·7 (0·4 to 1·3)	1 (0·5 to 1·8)	1·3 (0·7 to 2·6)	1·6 (0·8 to 2·9)	1·4 (0·7 to 2·7)	1·9 (1 to 3·9)	1·7 (0·9 to 3·5)	2·3 (1·1 to 4·7)	2·1 (1·1 to 4·3)	2 (0·9 to 4·2)	1·6 (0·7 to 3·2)	0·9 (0·4 to 2)	0·8 (0·3 to 1·8)	0·5 (0·2 to 1·3)	0·3 (0·1 to 0·7)	0·1 (0 to 0·4)	0·1 (0 to 0·4)	25·7
Pyoderma	0 (0 to 0)	0 (0 to 0)	5·4 (2·5 to 9·4)	3 (1·6 to 4·9)	2·8 (1·6 to 4·8)	2·9 (1·6 to 4·7)	2·5 (1·4 to 4·2)	3·4 (1·9 to 5·7)	3·3 (1·8 to 5·8)	5·8 (3·1 to 10·1)	4·6 (2·4 to 8)	7·9 (3·9 to 14·2)	7·1 (3·6 to 12·6)	7·5 (3·9 to 13)	7·5 (3·6 to 13·6)	7·2 (3·7 to 12·1)	4·9 (2·4 to 9)	3·6 (1·7 to 7·1)	3·5 (1·7 to 6·5)	2·8 (1·3 to 5·5)	1·6 (0·7 to 3·4)	0·8 (0·4 to 1·7)	0·5 (0·2 to 1)	88·8
Scabies	0 (0 to 0)	0 (0 to 0·1)	2·7 (1·4 to 4·6)	19·6 (9·8 to 34·2)	30·3 (14·7 to 53·6)	35·4 (17·4 to 61·5)	35·3 (17·9 to 61·2)	31·9 (16 to 56·7)	23·5 (11·9 to 41·3)	16·8 (7·7 to 30·3)	16 (7·9 to 27·3)	17·6 (8·9 to 30)	17·8 (9·2 to 30·4)	15·4 (7·8 to 25·9)	12·1 (6·2 to 21·1)	8·6 (4·4 to 15)	5·7 (2·9 to 10)	3·9 (2 to 6·8)	3·1 (1·6 to 5·4)	2·1 (1·1 to 3·7)	1·2 (0·6 to 2)	0·5 (0·3 to 0·9)	0·2 (0·1 to 0·4)	300
Fungal skin diseases	0 (0 to 0)	0 (0 to 0)	0·5 (0·2 to 1)	3·8 (1·4 to 8·2)	7·2 (2·7 to 15·6)	9·5 (3·5 to 21·1)	9·3 (3·3 to 20·9)	9·9 (3·8 to 21·6)	10·4 (3·9 to 23·2)	10·2 (3·8 to 23·3)	10·3 (4 to 22·5)	10·4 (4·1 to 22·4)	10·7 (4·2 to 23·7)	11 (4·3 to 24)	11·6 (4·6 to 25·3)	10·6 (4·1 to 22·9)	9·9 (4 to 21·4)	9·6 (3·7 to 20·5)	8·5 (3·2 to 17·8)	6·7 (2·6 to 14·5)	4·1 (1·6 to 8·6)	2 (0·8 to 4·1)	0·9 (0·4 to 1·8)	167
Viral skin diseases	0 (0 to 0)	0 (0 to 0)	0 (0 to 0)	21·4 (13·4 to 32·7)	39 (24·5 to 60·7)	23·2 (14·7 to 35·9)	13·4 (8·2 to 20·9)	10·7 (6·7 to 16·6)	8 (4·9 to 12·1)	6·2 (3·7 to 9·7)	5·7 (3·4 to 8·7)	5·5 (3·4 to 8·5)	5·1 (3·1 to 8·2)	4·6 (2·7 to 7·1)	3·8 (2·3 to 5·9)	3·1 (1·9 to 4·7)	2·1 (1·3 to 3·3)	1·3 (0·8 to 2)	0·8 (0·5 to 1·2)	0·4 (0·2 to 0·6)	0·2 (0·1 to 0·2)	0·1 (0 to 0·1)	0 (0 to 0)	155
Acne vulgaris	0 (0 to 0)	0 (0 to 0)	0 (0 to 0)	0 (0 to 0)	2·1 (1·2 to 3·5)	54·8 (31·3 to 91·3)	90·3 (51·6 to 147)	23·3 (13·1 to 37·2)	10·8 (5·9 to 17·6)	7·2 (4 to 12·1)	5·4 (2·8 to 9·2)	3·9 (2·2 to 6·4)	2·8 (1·6 to 4·5)	1·8 (1 to 2·9)	1·1 (0·6 to 1·8)	0·7 (0·4 to 1·1)	0·4 (0·2 to 0·7)	0·2 (0·1 to 0·4)	0·2 (0·1 to 0·2)	0·1 (0 to 0·1)	0 (0 to 0)	0 (0 to 0)	0 (0 to 0)	205
Alopecia areata	0 (0 to 0)	0 (0 to 0)	0 (0 to 0)	0·4 (0·2 to 0·7)	0·7 (0·3 to 1·2)	1 (0·5 to 1·8)	1·7 (1 to 2·8)	2·7 (1·6 to 4·4)	3·7 (2·3 to 6)	3·7 (2·3 to 5·9)	3·4 (2 to 5·2)	2·8 (1·7 to 4·5)	2·4 (1·4 to 3·7)	1·9 (1·1 to 3·1)	1·6 (0·9 to 2·4)	1·2 (0·7 to 2)	0·8 (0·5 to 1·2)	0·5 (0·3 to 0·8)	0·3 (0·2 to 0·5)	0·1 (0·1 to 0·2)	0·1 (0 to 0·1)	0 (0 to 0)	0 (0 to 0)	29·1
Pruritus	0 (0 to 0)	0 (0 to 0)	0·1 (0 to 0·1)	0·8 (0·3 to 1·6)	1·4 (0·6 to 2·8)	1·6 (0·7 to 3·2)	1·7 (0·7 to 3·4)	2·1 (0·9 to 4·2)	2·4 (1·1 to 4·7)	2·6 (1·1 to 5)	2·6 (1·1 to 5·1)	2·7 (1·2 to 5·1)	2·7 (1·2 to 5·4)	2·7 (1·2 to 5·5)	2·7 (1·1 to 5·5)	2·6 (1·1 to 5·2)	2·1 (0·9 to 4·4)	1·6 (0·7 to 3·2)	1·2 (0·5 to 2·3)	0·7 (0·3 to 1·4)	0·3 (0·1 to 0·7)	0·1 (0·1 to 0·2)	0·1 (0 to 0·1)	34·8
Urticaria	0 (0 to 0)	0 (0 to 0)	2·8 (1·7 to 4·3)	19·6 (11·8 to 30·5)	19·9 (11·6 to 32·2)	16 (8·6 to 26·7)	13·1 (7·1 to 22·2)	12·2 (6·7 to 20·1)	11·5 (6·2 to 18·7)	11·2 (6·3 to 18·1)	11·2 (6·4 to 17·9)	10·4 (5·9 to 16·1)	9·4 (5·1 to 15·4)	8·3 (4·8 to 13·5)	7·2 (3·9 to 11·8)	5·5 (3 to 9·2)	3·8 (2·1 to 6·4)	2·5 (1·4 to 4)	1·7 (0·9 to 2·7)	0·9 (0·5 to 1·5)	0·4 (0·2 to 0·6)	0·1 (0·1 to 0·2)	0·1 (0 to 0·1)	168
Decubitus ulcer	0 (0 to 0)	0 (0 to 0)	0 (0 to 0)	1·5 (0·5 to 3)	2·7 (1·3 to 4·4)	3·4 (1·5 to 5·7)	4·2 (1·7 to 6·5)	4·6 (1·6 to 8·5)	11 (5·3 to 19)	8·4 (3·8 to 14·5)	15·1 (8·2 to 26·4)	19·1 (10·1 to 35·1)	22·8 (13 to 40·3)	33·8 (19·8 to 58)	39·1 (23·9 to 64·3)	41 (25·7 to 69·5)	38·6 (25·1 to 65·7)	39 (25·1 to 67)	48·3 (31·8 to 83·8)	43·8 (29·1 to 77·4)	29·5 (19·5 to 53·6)	16 (10·3 to 28·9)	9·7 (5·4 to 22·6)	432
Other skin and subcutaneous diseases	0 (0 to 0)	0 (0 to 0)	6 (2·9 to 10·6)	5·9 (2·9 to 10·4)	5·7 (3 to 10·1)	7·7 (3·8 to 14)	9·3 (5 to 16·5)	11·1 (6·4 to 19)	12·2 (6·5 to 20·5)	16·5 (9·6 to 27·5)	17·1 (9·7 to 28·1)	20 (11·3 to 32·4)	21·2 (11·5 to 36·1)	25 (14·2 to 42·8)	23·9 (13·2 to 40·3)	22·3 (12 to 38·4)	18·3 (10·1 to 30·9)	12·7 (6·8 to 22·1)	10·2 (5·5 to 16·8)	6·1 (3·4 to 10·4)	2·7 (1·5 to 4·5)	1·2 (0·7 to 2)	0·4 (0·2 to 0·7)	255
Sense organ diseases	0 (0 to 0)	0 (0 to 0·1)	1 (0·6 to 1·5)	11·7 (7·5 to 17·2)	29·7 (19 to 43·8)	43·8 (27·9 to 62·7)	50·8 (32·5 to 73·8)	64·5 (40·6 to 95·1)	82·8 (51·6 to 125)	99·4 (61·8 to 153)	118 (72·5 to 182)	149 (92·4 to 231)	209 (131 to 334)	266 (170 to 422)	309 (198 to 480)	312 (200 to 472)	277 (182 to 408)	239 (160 to 346)	218 (151 to 308)	165 (116 to 230)	94·4 (66·6 to 128)	45 (32 to 60·2)	20·3 (14·5 to 26·8)	2,810
Blindness and vision loss	0 (0 to 0)	0 (0 to 0)	0·2 (0·1 to 0·3)	3·2 (1·8 to 5·3)	8·4 (5 to 13·6)	12·1 (7·3 to 19·1)	13·6 (8·2 to 21·1)	16·1 (9·4 to 24·9)	18·1 (11·3 to 26·8)	20·2 (12·6 to 30·7)	25·5 (16·4 to 38·6)	35 (22·2 to 53·3)	47·7 (30 to 75·3)	60·4 (38·2 to 94·6)	73 (46·9 to 115)	78·8 (51·6 to 121)	76·4 (49·8 to 113)	70·7 (47·4 to 101)	66·7 (45·8 to 94·8)	52 (35·5 to 71·8)	30·6 (21·3 to 41·6)	15·5 (10·8 to 21·2)	7·9 (5·5 to 11)	732
Glaucoma	0 (0 to 0)	0 (0 to 0)	0 (0 to 0)	0 (0 to 0)	0 (0 to 0)	0 (0 to 0)	0 (0 to 0)	0 (0 to 0)	0 (0 to 0)	0 (0 to 0)	0 (0 to 0)	0 (0 to 0)	0·1 (0 to 0·2)	0·8 (0·3 to 1·6)	2·2 (1 to 3·8)	3·6 (2 to 6)	4·6 (2·7 to 7·2)	5·4 (3·3 to 8·2)	6·5 (3·9 to 10·2)	5·9 (3·6 to 8·9)	3·9 (2·4 to 6)	2 (1·2 to 3)	1 (0·5 to 1·6)	36
Cataract	0 (0 to 0)	0 (0 to 0)	0 (0 to 0)	0 (0 to 0)	0 (0 to 0)	0 (0 to 0)	0 (0 to 0)	0·1 (0 to 0·1)	0·4 (0·2 to 0·7)	0·9 (0·5 to 1·6)	1·8 (0·9 to 3·1)	3·1 (1·6 to 5·1)	4·9 (2·8 to 8·1)	6·4 (3·7 to 10·1)	8·1 (4·8 to 12·4)	9·8 (6 to 15·1)	11·9 (7·3 to 17·7)	14·5 (9·6 to 21·3)	17·9 (11·7 to 26·2)	16·2 (10·8 to 22·8)	10·4 (7 to 14·5)	5·2 (3·5 to 7·2)	2·6 (1·6 to 3·8)	114
Age-related macular degeneration	0 (0 to 0)	0 (0 to 0)	0 (0 to 0)	0 (0 to 0)	0 (0 to 0)	0 (0 to 0)	0 (0 to 0)	0 (0 to 0)	0 (0 to 0)	0 (0 to 0)	0 (0 to 0)	0 (0 to 0)	0·1 (0 to 0·1)	0·3 (0·1 to 0·5)	0·5 (0·3 to 0·9)	0·7 (0·3 to 1·3)	0·8 (0·4 to 1·3)	0·8 (0·4 to 1·3)	0·8 (0·4 to 1·3)	0·6 (0·3 to 1)	0·4 (0·2 to 0·6)	0·2 (0·1 to 0·3)	0·1 (0 to 0·1)	5·1
Refraction disorders	0 (0 to 0)	0 (0 to 0)	0·1 (0 to 0·2)	2·7 (1·5 to 4·6)	7·3 (4·2 to 12·3)	10·4 (6 to 16·7)	11·7 (6·9 to 18·9)	13·5 (7·6 to 21·7)	14·3 (8·6 to 22·2)	14·1 (8·3 to 21·4)	15·1 (9·2 to 22·8)	16·6 (10·1 to 25·7)	17·9 (11 to 27·3)	17·4 (10·3 to 26·9)	16·7 (10·3 to 25·8)	14·4 (8·9 to 22·1)	11·4 (7 to 17·2)	9·4 (5·8 to 14·4)	8·2 (5·2 to 12·4)	5·3 (3·2 to 7·9)	2·4 (1·5 to 3·5)	0·8 (0·5 to 1·2)	0·3 (0·2 to 0·5)	210
Near vision loss	0 (0 to 0)	0 (0 to 0)	0 (0 to 0)	0 (0 to 0)	0·1 (0 to 0·1)	0·1 (0 to 0·3)	0·1 (0 to 0·4)	0·4 (0·1 to 0·8)	0·8 (0·3 to 1·8)	2 (0·8 to 4·4)	3·9 (1·4 to 9)	8 (3·2 to 17)	14 (5·7 to 29·7)	20·5 (8·4 to 42·7)	25·9 (10·6 to 55)	27·1 (11·4 to 56·2)	23·6 (10 to 47·4)	19·1 (8 to 37·9)	15·8 (6·5 to 32·1)	10·8 (4·6 to 21·5)	5·5 (2·4 to 10·9)	2·4 (1 to 4·7)	1 (0·4 to 2·2)	181
Other vision loss	0 (0 to 0)	0 (0 to 0)	0·1 (0 to 0·1)	0·5 (0·2 to 0·8)	1·1 (0·5 to 1·9)	1·6 (0·7 to 2·8)	1·8 (0·8 to 3·3)	2·2 (1 to 4)	2·6 (1·3 to 4·5)	3·3 (1·6 to 5·5)	4·7 (2·6 to 7·9)	7·3 (4·1 to 12)	10·7 (6 to 16·8)	15·1 (9·3 to 22·8)	19·6 (12·2 to 29·2)	23·2 (15·2 to 33·7)	24·1 (15·6 to 34·5)	21·5 (14·1 to 30·5)	17·5 (11·1 to 25·5)	13·3 (8·7 to 19·2)	8 (5·1 to 12)	5 (3·4 to 7·1)	3 (1·9 to 4·4)	186
Age-related and other hearing loss	0 (0 to 0)	0 (0 to 0)	0·4 (0·2 to 0·6)	6 (3·3 to 9·7)	18 (10·3 to 28·1)	27·9 (16·8 to 40·8)	33 (19·9 to 48·9)	43·7 (26·1 to 65·9)	59·1 (35·8 to 91·2)	71·9 (42·8 to 114)	83·6 (49·6 to 133)	105 (61·6 to 168)	151 (89·6 to 247)	192 (118 to 309)	222 (138 to 352)	218 (134 to 343)	187 (117 to 285)	158 (101 to 234)	142 (94·9 to 207)	108 (72·4 to 151)	61·4 (42·2 to 84)	28·6 (20 to 38·9)	11·9 (8·4 to 15·9)	1,930
Other sense organ diseases	0 (0 to 0)	0 (0 to 0)	0·5 (0·3 to 0·8)	2·6 (1·3 to 4·5)	3·4 (1·6 to 5·7)	3·8 (1·9 to 6·5)	4·1 (2 to 7·5)	4·6 (2 to 8·6)	5·6 (2·5 to 10·9)	7·3 (3·2 to 14·1)	8·6 (4 to 15·9)	9·2 (4·2 to 17·6)	10·5 (4·7 to 19·8)	13·5 (6·3 to 26)	13·7 (6·4 to 26·6)	14·8 (7 to 27·5)	13·6 (6·3 to 25·2)	11 (5·1 to 20·2)	9·3 (4·3 to 17·1)	5·8 (2·9 to 10·8)	2·4 (1·1 to 4·3)	0·9 (0·4 to 1·6)	0·5 (0·2 to 0·9)	146
Musculoskeletal disorders	0 (0 to 0)	0 (0 to 0)	0 (0 to 0)	0 (0 to 0)	15·9 (8·4 to 27·3)	89·2 (56 to 139)	192 (129 to 274)	294 (198 to 407)	418 (284 to 579)	506 (338 to 688)	591 (415 to 801)	676 (472 to 916)	761 (534 to 1,060)	782 (545 to 1,100)	751 (515 to 1,040)	633 (437 to 897)	455 (317 to 638)	315 (216 to 442)	221 (151 to 316)	132 (90·7 to 187)	67·3 (48 to 91·8)	26 (18·7 to 36)	10·4 (7·4 to 14·5)	6,940
Rheumatoid arthritis	0 (0 to 0)	0 (0 to 0)	0 (0 to 0)	0 (0 to 0)	0·3 (0·1 to 0·4)	0·9 (0·5 to 1·5)	2·5 (1·4 to 4)	4·9 (2·4 to 8·3)	7·3 (4 to 11·6)	9·7 (5·5 to 14·8)	12·7 (7·8 to 18·9)	15·2 (9·6 to 22)	17·4 (11·3 to 25·3)	18 (12·1 to 25·6)	17·7 (11·9 to 24·8)	14·6 (10·2 to 20·3)	10·9 (7·7 to 14·6)	7·3 (5·1 to 10·1)	5·9 (4·3 to 8·2)	3·9 (2·8 to 5·4)	3·8 (2·6 to 5·4)	1·6 (1·1 to 2·4)	0·6 (0·4 to 1·1)	155
Osteoarthritis	0 (0 to 0)	0 (0 to 0)	0 (0 to 0)	0 (0 to 0)	0 (0 to 0)	0 (0 to 0)	0 (0 to 0)	0 (0 to 0)	0 (0 to 0)	2·3 (1 to 5)	14·6 (7·1 to 30·1)	40·8 (20·2 to 84·2)	80·4 (39·4 to 163)	119 (57 to 242)	143 (69·2 to 290)	141 (69·9 to 280)	112 (55·8 to 225)	82·8 (41·1 to 170)	61·6 (30·4 to 122)	38·6 (19·4 to 76·5)	18 (9·3 to 36·1)	7·4 (3·8 to 14·7)	3 (1·5 to 5·9)	863
Osteoarthritis hip	0 (0 to 0)	0 (0 to 0)	0 (0 to 0)	0 (0 to 0)	0 (0 to 0)	0 (0 to 0)	0 (0 to 0)	0 (0 to 0)	0 (0 to 0)	0·8 (0·3 to 1·7)	1·2 (0·4 to 2·8)	2·1 (0·8 to 4·8)	3·5 (1·5 to 7·9)	5·3 (2·3 to 11·8)	6·8 (3 to 14·7)	7·3 (3·2 to 15·6)	6·1 (2·7 to 12·8)	4·7 (2·1 to 9·7)	3·5 (1·7 to 7·5)	2·2 (1·1 to 4·5)	1·1 (0·5 to 2·2)	0·4 (0·2 to 0·9)	0·2 (0·1 to 0·4)	45·3
Osteoarthritis knee	0 (0 to 0)	0 (0 to 0)	0 (0 to 0)	0 (0 to 0)	0 (0 to 0)	0 (0 to 0)	0 (0 to 0)	0 (0 to 0)	0 (0 to 0)	1·2 (0·4 to 2·8)	10·8 (5 to 22·2)	30·8 (14·7 to 63·7)	60·4 (28·7 to 124)	88·1 (41·4 to 180)	104 (49·3 to 217)	102 (48·8 to 206)	79·7 (38·6 to 163)	58·2 (28·5 to 120)	42·3 (20·7 to 86·2)	25·4 (12·6 to 51·9)	11·4 (5·6 to 23·1)	4·4 (2·2 to 8·8)	1·6 (0·8 to 3·2)	620
Osteoarthritis hand	0 (0 to 0)	0 (0 to 0)	0 (0 to 0)	0 (0 to 0)	0 (0 to 0)	0 (0 to 0)	0 (0 to 0)	0 (0 to 0)	0 (0 to 0)	0·2 (0 to 0·6)	1·5 (0·4 to 3·8)	4·3 (1·6 to 9·5)	8·8 (3·5 to 18·8)	13·3 (6 to 28·3)	16·3 (7·8 to 36·4)	16·1 (7·5 to 34)	12·7 (6 to 27·4)	9·7 (4·8 to 19·6)	7·5 (3·6 to 15·7)	5 (2·5 to 10·4)	2·6 (1·3 to 5·4)	1·2 (0·6 to 2·6)	0·6 (0·3 to 1·2)	99·9
Osteoarthritis other	0 (0 to 0)	0 (0 to 0)	0 (0 to 0)	0 (0 to 0)	0 (0 to 0)	0 (0 to 0)	0 (0 to 0)	0 (0 to 0)	0 (0 to 0)	0·1 (0 to 0·4)	1·1 (0·3 to 2·6)	3·7 (1·4 to 8·4)	7·7 (3·3 to 17)	12 (5·3 to 25·5)	15·3 (6·9 to 33·6)	15·8 (7·3 to 34)	13·1 (6·3 to 27·6)	10·2 (5 to 21·4)	8·2 (4 to 17)	5·6 (2·8 to 11·5)	2·9 (1·5 to 6)	1·3 (0·7 to 2·6)	0·6 (0·3 to 1·2)	97·5
Low back pain	0 (0 to 0)	0 (0 to 0)	0 (0 to 0)	0 (0 to 0)	13·4 (6·1 to 24·4)	76·4 (44·5 to 124)	133 (77·5 to 211)	166 (99·5 to 256)	201 (117 to 316)	221 (123 to 338)	256 (155 to 386)	284 (173 to 438)	307 (188 to 482)	309 (188 to 485)	288 (181 to 435)	240 (153 to 362)	173 (110 to 266)	122 (76·8 to 180)	89·5 (56·2 to 136)	56·7 (35·3 to 84·3)	25·4 (15·4 to 36·9)	9·4 (6 to 14)	3·7 (2·3 to 5·6)	2,970
Neck pain	0 (0 to 0)	0 (0 to 0)	0 (0 to 0)	0 (0 to 0)	0·8 (0·2 to 1·9)	5·2 (2·2 to 10·5)	11·3 (5 to 21·4)	17·9 (8·1 to 35·3)	28·9 (13·6 to 57·2)	43·3 (20·8 to 81·6)	58·5 (29·7 to 102)	72 (36·5 to 128)	81·4 (40·8 to 145)	71·1 (36·4 to 133)	61·7 (29·3 to 108)	47·8 (24·2 to 83)	31·9 (16·8 to 53·3)	21·2 (11·3 to 36·4)	14·2 (7·1 to 25·7)	7·7 (3·8 to 13·8)	3·5 (1·9 to 6)	1·4 (0·7 to 2·4)	0·6 (0·3 to 1·1)	580
Gout	0 (0 to 0)	0 (0 to 0)	0 (0 to 0)	0 (0 to 0)	0 (0 to 0)	0 (0 to 0)	0 (0 to 0·1)	0·4 (0·2 to 0·7)	1 (0·3 to 2·2)	1·7 (0·7 to 3·4)	2·5 (1·1 to 4·4)	3·2 (1·5 to 5·7)	3·9 (1·8 to 6·6)	4·1 (1·9 to 7·6)	4 (1·9 to 6·9)	3·5 (1·7 to 6·4)	2·8 (1·3 to 4·8)	2·2 (1·1 to 3·6)	1·8 (0·9 to 3)	1·2 (0·6 to 2)	0·6 (0·3 to 1·1)	0·3 (0·2 to 0·5)	0·1 (0·1 to 0·2)	33·3
Other musculoskeletal disorders	0 (0 to 0)	0 (0 to 0)	0 (0 to 0)	0 (0 to 0)	1·5 (1 to 2·3)	6·7 (3·8 to 11·8)	45·7 (28·8 to 69·2)	105 (71·9 to 147)	180 (120 to 259)	227 (150 to 328)	246 (166 to 343)	261 (170 to 381)	271 (184 to 393)	262 (173 to 388)	237 (153 to 346)	187 (117 to 290)	125 (78·4 to 185)	79·5 (47·6 to 123)	48·1 (28·9 to 74·7)	24·5 (13 to 40·2)	16 (10·4 to 22·7)	5·9 (3·4 to 9)	2·4 (1·2 to 4·2)	2,330
Other non-communicable diseases	208 (146 to 316)	142 (82·1 to 238)	448 (328 to 584)	222 (165 to 301)	172 (135 to 216)	194 (152 to 243)	275 (213 to 353)	399 (303 to 533)	525 (397 to 697)	589 (438 to 770)	651 (495 to 847)	657 (493 to 877)	628 (464 to 820)	585 (445 to 760)	528 (397 to 682)	465 (356 to 604)	357 (274 to 457)	269 (209 to 345)	213 (167 to 271)	146 (115 to 182)	83·2 (66·9 to 103)	37·5 (29·7 to 45·7)	16·3 (12 to 20·9)	7,810

Congenital birth defects	194 (122 to 331)	117 (67 - 7 to 194)	245 (172 to 334)	100 (70 - 4 to 161)	61 (46 - 1 to 81 - 5)	62 (47 - 4 to 79 - 2)	62 - 4 (47 - 2 to 79 - 9)	59 - 6 (41 - 6 to 70 - 9)	52 - 9 (38 - 4 to 67 - 9)	43 - 1 (31 - 6 to 54 - 6)	40 - 7 (30 to 52 - 6)	33 - 4 (23 - 2 to 43 - 1)	29 - 5 (22 - 5 to 37 - 5)	29 - 1 (20 - 1 to 33 - 5)	20 - 2 (15 - 2 to 25 - 8)	12 - 1 (9 - 3 to 15 - 7)	7 - 1 (5 - 4 to 9 - 1)	2 - 2 (1 - 4 to 3 - 3)	1 - 3 (0 - 8 to 2 - 3)	0 - 7 (0 - 4 to 1 - 7)	0 - 3 (0 - 2 to 0 - 4)	0 - 1 (0 - 1 to 0 - 2)	0 (0 to 0 - 1)		1,178
Neural tube defects	11 - 6 (9 - 3 to 20 - 4)	4 - 2 (1 - 8 to 8 - 7)	9 - 6 (4 - 8 to 17 - 3)	4 (2 - 2 to 10 - 1)	1 - 6 (1 - 3 to 2 - 5)	2 - 6 (1 - 4 to 5 - 7)	2 - 6 (1 - 9 to 6 - 6)	2 - 1 (1 - 0 to 3 - 4)	2 - 3 (1 - 0 to 3 - 6)	1 - 6 (1 to 3 - 2)	0 - 9 (0 - 6 to 1 - 2)	0 - 6 (0 - 6 to 1 - 3)	0 - 4 (0 - 2 to 0 - 9)	0 - 3 (0 - 2 to 0 - 4)	0 - 2 (0 - 1 to 0 - 3)	0 - 2 (0 - 1 to 0 - 5)	0 - 1 (0 to 0 - 3)	0 (0 to 0 - 2)	0 (0 to 0)	0 (0 to 0)	0 (0 to 0)	0 (0 to 0)	0 (0 to 0)		48
Congenital heart anomalies	60 - 2 (31 - 3 to 94 - 4)	36 - 4 (19 - 2 to 62)	75 - 4 (53 to 106)	31 (21 - 5 to 46 - 9)	19 - 3 (13 - 1 to 28 - 6)	19 - 4 (13 - 6 to 27 - 5)	19 - 4 (13 - 9 to 28 - 4)	18 - 3 (11 - 1 to 27 - 1)	16 - 2 (10 - 1 to 25 - 1)	13 - 4 (8 - 1 to 19)	12 - 4 (7 - 6 to 17 - 6)	10 - 2 (6 - 3 to 13 - 4)	8 - 9 (4 - 9 to 14 - 6)	8 - 7 (4 - 7 to 14 - 4)	6 - 1 (2 - 7 to 9 - 4)	3 - 7 (1 - 4 to 7 - 2)	2 - 1 (0 - 8 to 3 - 7)	0 - 6 (0 - 1 to 1 - 6)	0 - 2 (0 - 0 to 0 - 7)	0 - 1 (0 to 0 - 5)	0 (0 to 0 - 2)	0 (0 to 0 - 2)		417
Orofacial clefts	0 (0 to 0 - 1)	0 (0 to 0)	0 - 2 (0 - 1 to 0 - 6)	0 - 4 (0 - 2 to 1 - 2)	0 - 6 (0 - 3 to 1 - 4)	0 - 6 (0 - 3 to 1 - 4)	1 (0 - 4 to 1 - 8)	0 - 8 (0 - 4 to 1 - 7)	0 - 6 (0 - 3 to 1 - 4)	0 - 8 (0 - 4 to 1 - 6)	0 - 6 (0 - 3 to 1 - 5)	0 - 8 (0 - 3 to 1 - 6)	0 - 6 (0 - 3 to 1 - 4)	0 - 7 (0 - 3 to 1 - 3)	0 - 4 (0 - 2 to 1 - 2)	0 - 2 (0 - 1 to 0 - 8)	0 - 2 (0 - 1 to 0 - 5)	0 - 2 (0 - 1 to 0 - 6)	0 - 1 (0 - 0 to 0 - 5)	0 (0 to 0 - 1)	0 (0 to 0 - 1)	0 (0 to 0 - 1)		95
Down syndrome	3 (1 - 6 to 4 - 6)	2 - 4 (1 - 2 to 4 - 3)	12 (7 to 18 - 7)	7 - 5 (4 - 5 to 11 - 9)	3 - 3 (2 - 1 to 4 - 9)	4 (2 - 6 to 6 - 4)	3 - 2 (1 - 9 to 5 - 2)	5 - 6 (3 - 2 to 8 - 7)	3 - 7 (2 - 3 to 5 - 8)	6 - 7 (4 - 1 to 9 - 6)	6 - 6 (4 - 1 to 9 - 6)	6 - 3 (3 - 9 to 9 - 1)	4 - 6 (2 - 4 to 6 - 2)	6 - 5 (3 - 9 to 8 - 4)	2 - 6 (1 - 2 to 3 - 4)	2 - 5 (1 - 7 to 3 - 4)	1 (0 - 4 to 1 - 4)	0 - 4 (0 to 0)	0 - 2 (0 to 0)	0 - 1 (0 to 0)	0 (0 to 0)	0 (0 to 0)		89 - 7
Turner syndrome	0 (0 to 0)	0 (0 to 0)	0 (0 to 0)	0 (0 to 0 - 1)	0 (0 to 0 - 1)	0 - 1 (0 to 0 - 1)	0 - 1 (0 to 0 - 1)	0 - 1 (0 to 0 - 1)	0 - 1 (0 to 0 - 1)	0 (0 to 0 - 1)	0 (0 to 0 - 1)	0 (0 to 0 - 1)	0 (0 to 0)	0 (0 to 0)	0 (0 to 0)	0 (0 to 0)	0 (0 to 0)	0 (0 to 0)	0 (0 to 0)	0 (0 to 0)	0 (0 to 0)	0 (0 to 0)	0 (0 to 0)		0 - 5
Klinefelter syndrome	0 (0 to 0)	0 (0 to 0)	0 (0 to 0)	0 (0 to 0)	0 (0 to 0)	0 (0 to 0)	0 (0 to 0)	0 (0 to 0)	0 (0 to 0)	0 (0 to 0)	0 (0 to 0)	0 (0 to 0)	0 (0 to 0)	0 (0 to 0)	0 (0 to 0)	0 (0 to 0)	0 (0 to 0)	0 (0 to 0)	0 (0 to 0)	0 (0 to 0)	0 (0 to 0)	0 (0 to 0)	0 (0 to 0)		0
Other chromosomal abnormalities	29 - 2 (17 to 48 - 7)	20 (10 - 3 to 36 - 5)	39 - 5 (24 - 3 to 59 - 8)	9 - 2 (5 - 6 to 14 - 2)	5 - 4 (3 - 7 to 7 - 9)	5 - 5 (3 - 6 to 7 - 7)	4 - 6 (2 - 6 to 6 - 7)	5 - 1 (2 - 6 to 7 - 4)	5 - 5 (3 - 3 to 8 - 4)	4 - 6 (2 - 6 to 6 - 9)	3 - 6 (1 - 6 to 6 - 1)	2 - 6 (0 - 8 to 7 - 6)	1 - 3 (0 - 6 to 3 - 6)	0 - 8 (0 - 5 to 1 - 3)	0 - 7 (0 - 4 to 1 - 1)	0 - 4 (0 - 2 to 0 - 9)	0 - 1 (0 to 0 - 4)	0 - 2 (0 - 1 to 0 - 3)	0 - 1 (0 to 0 - 1)	0 (0 to 0)	0 (0 to 0)	0 (0 to 0)	0 (0 to 0)		134
Congenital musculoskeletal and limb anomalies	7 - 1 (4 to 12 - 2)	3 - 7 (1 - 7 to 7 - 9)	11 - 1 (7 - 1 to 16 - 1)	4 - 6 (2 - 4 to 7 - 3)	2 - 2 (1 - 0 to 3 - 9)	3 - 2 (1 - 5 to 5 - 1)	3 - 2 (1 - 6 to 5 - 1)	2 - 7 (1 - 3 to 4 - 9)	2 - 4 (0 - 9 to 4 - 7)	2 - 2 (0 - 9 to 4 - 1)	1 - 6 (0 - 8 to 3 - 6)	1 - 3 (0 - 5 to 3 - 3)	0 - 8 (0 - 4 to 1 - 5)	0 - 6 (0 - 3 to 1 - 3)	0 - 4 (0 - 2 to 0 - 8)	0 - 3 (0 - 1 to 0 - 6)	0 - 2 (0 to 0 - 4)	0 - 1 (0 to 0 - 3)	0 - 1 (0 to 0 - 2)	0 (0 to 0 - 1)	0 (0 to 0 - 1)	0 (0 to 0 - 1)		173
Urogenital congenital anomalies	4 - 1 (2 to 7 - 2)	1 - 9 (0 - 9 to 3 - 4)	3 - 6 (1 - 8 to 5 - 8)	1 - 6 (0 - 7 to 3 - 1)	1 - 4 (0 - 6 to 2 - 9)	1 - 3 (0 - 6 to 2 - 5)	0 - 8 (0 - 3 to 1 - 8)	0 - 8 (0 - 3 to 1 - 7)	0 - 7 (0 - 3 to 1 - 5)	0 - 7 (0 - 3 to 1 - 4)	0 - 4 (0 - 2 to 0 - 9)	0 - 3 (0 - 2 to 0 - 6)	0 - 3 (0 - 1 to 0 - 6)	0 - 2 (0 - 1 to 0 - 5)	0 - 2 (0 - 1 to 0 - 4)	0 - 1 (0 to 0 - 3)	0 - 1 (0 to 0 - 2)	0 (0 to 0)	0 (0 to 0)	0 (0 to 0)	0 (0 to 0)	0 (0 to 0)		19 - 1
Digestive congenital anomalies	6 - 9 (3 to 12 - 7)	3 - 7 (1 - 9 to 7 - 6)	6 - 9 (3 - 9 to 12 - 3)	2 - 3 (1 - 2 to 4 - 4)	1 - 4 (0 - 6 to 3 - 1)	1 - 5 (0 - 6 to 3 - 1)	1 - 2 (0 - 5 to 2 - 9)	1 - 2 (0 - 5 to 2 - 6)	1 - 2 (0 - 5 to 2 - 6)	1 - 2 (0 - 5 to 2 - 6)	0 - 9 (0 - 4 to 2 - 3)	0 - 8 (0 - 3 to 2 - 3)	0 - 5 (0 - 2 to 1 - 5)	0 - 5 (0 - 2 to 1 - 3)	0 - 3 (0 - 1 to 0 - 7)	0 - 2 (0 to 0 - 5)	0 - 1 (0 to 0 - 3)	0 (0 to 0)	0 (0 to 0)	0 (0 to 0)	0 (0 to 0)	0 (0 to 0)		69 - 4
Other congenital birth defects	2 (21 - 8 to 79 - 7)	1 - 4 (10 - 1 to 34 - 9)	3 - 6 (27 - 1 to 91 - 6)	1 - 2 (12 to 39 - 1)	0 - 8 (8 to 19)	0 - 8 (8 to 19)	0 - 7 (8 - 1 to 18 - 1)	0 - 7 (8 - 3 to 18 - 2)	0 - 6 (9 - 7 to 19 - 3)	0 - 5 (9 to 17)	0 - 4 (9 to 16)	0 - 3 (9 to 11)	0 - 2 (9 to 14)	0 - 2 (9 to 14)	0 - 1 (3 to 7)	0 - 1 (1 to 3)	0 - 1 (0 to 2)	0 - 1 (0 to 2)	0 (0 to 1)	0 (0 to 1)	0 (0 to 0)	0 (0 to 0)	0 (0 to 0)		229
Urinary diseases and male infertility	6 - 4 (2 - 3 to 12 - 4)	1 - 2 (0 - 6 to 3 - 1)	4 - 3 (2 - 4 to 9)	3 - 4 (2 - 2 to 8 - 1)	3 (2 - 1 to 6 - 7)	2 - 7 (1 - 4 to 6 - 3)	3 - 1 (1 - 9 to 5 - 1)	1 - 7 (0 - 9 to 3 - 7)	1 - 2 (0 - 6 to 3 - 2)	1 - 2 (0 - 6 to 3 - 2)	0 - 9 (0 - 4 to 2 - 2)	0 - 7 (0 - 3 to 1 - 7)	0 - 6 (0 - 3 to 1 - 4)	0 - 5 (0 - 2 to 1 - 3)	0 - 4 (0 - 2 to 1 - 1)	0 - 3 (0 - 1 to 0 - 8)	0 - 2 (0 to 0 - 6)	0 - 2 (0 to 0 - 5)	0 - 1 (0 to 0 - 3)	0 (0 to 0 - 2)	0 (0 to 0 - 2)	0 (0 to 0 - 2)		48
Urolithiasis	0 (0 to 0)	0 (0 to 0)	0 (0 to 0)	0 (0 to 0 - 1)	0 - 1 (0 to 0 - 1)	0 - 1 (0 to 0 - 2)	0 - 2 (0 to 0 - 4)	0 - 1 (0 to 0 - 3)	0 - 2 (0 to 0 - 3)	0 - 2 (0 to 0 - 3)	0 - 2 (0 to 0 - 5)	0 - 2 (0 to 0 - 4)	0 - 2 (0 to 0 - 4)	0 - 2 (0 to 0 - 4)	0 - 2 (0 to 0 - 4)	0 - 2 (0 to 0 - 4)	0 - 2 (0 to 0 - 4)	0 - 2 (0 to 0 - 4)	0 - 2 (0 to 0 - 4)	0 - 2 (0 to 0 - 4)	0 - 2 (0 to 0 - 4)	0 - 2 (0 to 0 - 4)		39 - 9
Benign prostatic hyperplasia	0 (0 to 0)	0 (0 to 0)	0 (0 to 0)	0 (0 to 0)	0 (0 to 0)	0 (0 to 0)	0 (0 to 0)	0 (0 to 0)	0 (0 to 0)	0 (0 to 0)	0 (0 to 0)	0 (0 to 0)	0 (0 to 0 - 4)	0 - 1 (0 to 0 - 4)	1 (0 to 2 - 1)	4 (1 to 9 - 7)	6 - 5 (3 - 2 to 12 - 3)	10 - 2 (5 - 5 to 19 - 2)	11 - 9 (6 - 6 to 19 - 9)	11 - 9 (6 - 6 to 19 - 2)	9 - 2 (5 - 5 to 17)	6 - 2 (3 - 5 to 10)	3 - 1 (1 - 2 to 3 - 5)		94 - 3
Male infertility	0 (0 to 0)	0 (0 to 0)	0 (0 to 0)	0 (0 to 0)	0 (0 to 0)	0 (0 to 0)	0 (0 to 0)	0 - 3 (0 to 0 - 9)	0 - 3 (0 to 0 - 9)	0 - 4 (0 to 0 - 9)	0 - 4 (0 to 0 - 9)	0 - 4 (0 to 0 - 9)	0 - 4 (0 to 0 - 9)	0 - 4 (0 to 0 - 9)	0 - 3 (0 to 0 - 8)	0 - 3 (0 to 0 - 8)	0 - 3 (0 to 0 - 8)	0 - 3 (0 to 0 - 8)	0 - 3 (0 to 0 - 8)	0 - 3 (0 to 0 - 8)	0 - 3 (0 to 0 - 8)	0 - 3 (0 to 0 - 8)	0 - 3 (0 to 0 - 8)		17
Other urinary diseases	0 - 3 (0 - 1 to 0 - 9)	0 - 7 (0 - 3 to 1 - 3)	0 - 6 (0 - 3 to 1 - 1)	0 - 7 (0 - 4 to 1)	0 - 4 (0 - 4 to 0 - 9)	1 - 4 (0 - 5 to 2 - 4)	1 - 6 (0 - 6 to 3 - 2)	2 - 2 (0 - 8 to 5 - 2)	2 - 4 (1 - 1 to 3 - 8)	4 - 1 (1 - 7 to 7 - 4)	4 - 9 (2 - 4 to 8 - 4)	3 - 1 (1 - 6 to 5 - 2)	4 - 6 (2 - 9 to 8 - 3)	3 - 1 (1 - 6 to 5 - 2)	1 - 9 (0 - 7 to 3 - 2)	0 - 7 (0 - 3 to 1 - 4)	0 - 3 (0 to 1 - 2)	0 - 3 (0 to 1 - 2)	0 - 3 (0 to 1 - 2)	0 - 3 (0 to 1 - 2)	0 - 3 (0 to 1 - 2)	0 - 3 (0 to 1 - 2)		54 - 8
Gynecological diseases	0 (0 to 0)	0 (0 to 0)	0 (0 to 0)	0 (0 to 0)	0 (0 to 0)	0 (0 to 0)	0 (0 to 0)	0 (0 to 0)	0 (0 to 0)	0 (0 to 0)	0 (0 to 0)	0 (0 to 0)	0 (0 to 0)	0 (0 to 0)	0 (0 to 0)	0 (0 to 0)	0 (0 to 0)	0 (0 to 0)	0 (0 to 0)	0 (0 to 0)	0 (0 to 0)	0 (0 to 0)	0 (0 to 0)		1,396
Uterine fibroids	0 (0 to 0)	0 (0 to 0)	0 (0 to 0)	0 (0 to 0)	0 (0 to 0)	0 (0 to 0)	0 (0 to 0)	0 (0 to 0)	0 (0 to 0)	0 (0 to 0)	0 (0 to 0)	0 (0 to 0)	0 (0 to 0)	0 (0 to 0)	0 (0 to 0)	0 (0 to 0)	0 (0 to 0)	0 (0 to 0)	0 (0 to 0)	0 (0 to 0)	0 (0 to 0)	0 (0 to 0)	0 (0 to 0)		118
Polycystic ovarian syndrome	0 (0 to 0)	0 (0 to 0)	0 (0 to 0)	0 (0 to 0)	0 (0 to 0)	1 (0 to 0 - 1)	0 (0 to 0 - 1)	0 (0 to 0 - 1)	0 (0 to 0 - 1)	0 (0 to 0 - 1)	0 (0 to 0 - 1)	0 (0 to 0 - 1)	0 (0 to 0 - 1)	0 (0 to 0 - 1)	0 (0 to 0 - 1)	0 (0 to 0 - 1)	0 (0 to 0 - 1)	0 (0 to 0 - 1)	0 (0 to 0 - 1)	0 (0 to 0 - 1)	0 (0 to 0 - 1)	0 (0 to 0 - 1)	0 (0 to 0 - 1)		314
Female infertility	0 (0 to 0)	0 (0 to 0)	0 (0 to 0)	0 (0 to 0)	0 (0 to 0)	0 (0 to 0)	0 (0 to 0)	0 (0 to 0)	0 (0 to 0)	0 (0 to 0)	0 (0 to 0)	0 (0 to 0)	0 (0 to 0)	0 (0 to 0)	0 (0 to 0)	0 (0 to 0)	0 (0 to 0)	0 (0 to 0)	0 (0 to 0)	0 (0 to 0)	0 (0 to 0)	0 (0 to 0)	0 (0 to 0)		23 - 9
Endometriosis	0 (0 to 0)	0 (0 to 0)	0 (0 to 0)	0 (0 to 0)	0 (0 to 0)	0 (0 to 0)	0 - 3 (0 to 0)	0 - 3 (0 to 0 - 8)	0 - 7 (0 to 0 - 1)	0 - 6 (0 to 0 - 1)	0 - 6 (0 to 0 - 1)	0 - 5 (0 to 0 - 1)	0 - 4 (0 to 0 - 1)	0 - 4 (0 to 0 - 1)	0 - 3 (0 to 0)	0 - 3 (0 to 0)	0 - 3 (0 to 0)	0 - 3 (0 to 0)	0 - 3 (0 to 0)	0 - 3 (0 to 0)	0 - 3 (0 to 0)	0 - 3 (0 to 0)	0 - 3 (0 to 0)		103
Genital prolapse	0 (0 to 0)	0 (0 to 0)	0 (0 to 0)	0 (0 to 0)	0 (0 to 0)	0 (0 to 0)	0 (0 to 0)	0 (0 to 0)	0 (0 to 0)	0 (0 to 0)	0 (0 to 0)	0 (0 to 0)	0 (0 to 0)	0 (0 to 0)	0 (0 to 0)	0 (0 to 0)	0 (0 to 0)	0 (0 to 0)	0 (0 to 0)	0 (0 to 0)	0 (0 to 0)	0 (0 to 0)	0 (0 to 0)		23
Premenstrual syndrome	0 (0 to 0)	0 (0 to 0)	0 (0 to 0)	0 (0 to 0)	0 (0 to 0)	0 (0 to 0)	0 (0 to 0)	0 (0 to 0)	0 (0 to 0)	0 (0 to 0)	0 (0 to 0)	0 (0 to 0)	0 (0 to 0)	0 (0 to 0)	0 (0 to 0)	0 (0 to 0)	0 (0 to 0)	0 (0 to 0)	0 (0 to 0)	0 (0 to 0)	0 (0 to 0)	0 (0 to 0)	0 (0 to 0)		422
Other gynecological diseases	0 (0 to 0)	0 (0 to 0)	0 (0 to 0)	0 (0 to 0)	0 - 9 (0 - 2 to 4 - 2)	2 - 5 (0 - 7 to 7 - 4)	2 - 4 (0 - 6 to 6 - 2)	2 - 1 (0 - 5 to 5 - 6)	1 - 9 (0 - 4 to 5 - 1)	1 - 9 (0 - 4 to 5 - 1)	1 - 6 (0 - 3 to 4 - 4)	1 - 3 (0 - 3 to 3 - 6)	0 - 9 (0 - 2 to 3 - 1)	0 - 8 (0 - 2 to 2 - 8)	0 - 5 (0 - 1 to 2 - 1)	0 - 3 (0 to 1 - 1)	0 - 2 (0 to 0 - 8)	0 - 2 (0 to 0 - 7)	0 - 1 (0 to 0 - 5)	0 - 1 (0 to 0 - 4)	0 - 1 (0 to 0 - 4)	0 - 1 (0 to 0 - 4)	0 - 1 (0 to 0 - 4)		857
Hemoglobinopathies and hemolytic anemias	9 - 7 (5 - 5 to 15 - 1)	1 - 4 (0 - 8 to 3 - 4)	13 (7 - 7 to 21 - 8)	2 - 9 (1 - 4 to 5 - 2)	41 - 9 (29 to 60 - 1)	27 (20 - 2 to 38 - 1)	34 - 6 (26 - 3 to 45 - 7)	71 - 7 (49 - 1 to 100)	48 - 5 (32 - 4 to 67 - 4)	59 - 7 (40 - 9 to 81 - 4)	52 - 4 (37 - 5 to 71 - 5)	47 - 1 (33 - 9 to 65 - 1)	39 - 6 (28 - 1 to 54 - 2)	29 - 1 (20 - 7 to 39 - 1)	29 (20 - 7 to 39 - 1)	19 - 2 (13 - 2 to 26 - 5)	9 - 3 (6 - 2 to 12 - 9)	7 - 2 (4 - 2 to 10 - 7)	4 - 9 (2 - 3 to 7 - 4)	3 - 2 (1 - 4 to 5 - 2)	1 - 8 (0 - 8 to 2 - 4)	0 - 7 (0 - 3 to 1 - 3)		639
Thalassemias	0 (0 to 0)	0 (0 to 0)	0 (0 to 0)	0 (0 to 0 - 2)	0 (0 to 0 - 1)	0 (0 to 0)	0 (0 to 0)	0 (0 to 0)	0 (0 to 0)	0 (0 to 0)	0 (0 to 0)	0 (0 to 0)	0 (0 to 0)	0 (0 to 0)	0 (0 to 0)	0 (0 to 0)	0 (0 to 0)	0 (0 to 0)	0 (0 to 0)	0 (0 to 0)	0 (0 to 0)	0 (0 to 0)	0 (0 to 0)		0 - 2
Thalassemias trait	0 (0 to 0)	0 (0 to 0)	0 (0 - 1 to 0 - 3)	0 (0 to 0 - 2)	0 (0 - 2 to 0 - 5)	0 (0 to 0 - 3)	0 (0 to 0 - 2)	0 (0 to 0 - 3)	0 (0 to 0 - 3)	0 (0 to 0 - 2)	0 (0 to 0 - 2)	0 (0 to 0 - 2)	0 (0 to 0 - 2)	0 (0 to 0 - 2)	0 (0 to 0 - 2)	0 (0 to 0 - 2)	0 (0 to 0 - 1)	0 (0 to 0 - 2)	0 (0 to 0 - 1)	0 (0 to 0)	0 (0 to 0)	0 (0 to 0)	0 (0 to 0)		14 - 7
Sickle cell disorder	0 - 8 (0 - 4 to 0 - 9)	0 - 6 (0 - 4 to 1 - 3)	1 - 3 (4 - 7 to 11)	0 - 3 (0 to 2 - 4)	2 - 4 (1 to 5 - 6)	2 - 5 (1 - 6 to 5 - 4)	2 - 8 (1 - 7 to 6 - 4)	2 - 6 (1 - 4 to 5 - 6)	2 - 7 (1 - 3 to 5 - 8)	2 - 5 (1 - 3 to 5 - 3)	2 - 3 (0 - 9 to 4 - 3)	2 - 2 (0 - 9 to 4 - 3)	1 - 6 (0 - 6 to 3 - 4)	1 - 5 (0 - 6 to 3 - 2)	1 - 2 (0 - 5 to 2 - 8)	0 - 9 (0 - 4 to 2 - 1)	0 - 6 (0 - 3 to 1 - 4)	0 - 4 (0 - 2 to 1 - 1)	0 - 2 (0 - 1 to 0 - 6)	0 - 2 (0 - 1 to 0 - 5)	0 - 2 (0 - 1 to 0 - 5)	0 - 2 (0 - 1 to 0 - 5)		314
Sickle cell trait	0 (0 to 0 - 1)	0 - 5 (0 - 2 to 0 - 9)	1 - 7 (0 - 9 to 3)	0 - 9 (0 - 3 to 2 - 1)	1 - 4 (0 - 5 to 2 - 8)	1 - 6 (0 - 6 to 3 - 2)	1 - 3 (0 - 5 to 2 - 8)	1 - 2 (0 - 4 to 2 - 8)	1 - 4 (0 - 5 to 3 - 1)	1 - 2 (0 - 5 to 2 - 4)	1 - 4 (0 - 5 to 3 - 2)	1 - 2 (0 - 5 to 2 - 9)	0 - 9 (0 - 4 to 2 - 6)	1 - 2 (0 - 5 to 2 - 9)	0 - 8 (0 - 4 to 2 - 6)	1 - 2 (0 - 5 to 2 - 9)	0 - 8 (0 - 4 to 2 - 4)	0 - 6 (0 - 3 to 2 - 1)	0 - 4 (0 - 2 to 1 - 7)	0 - 2 (0 - 1 to 0 - 8)	0 - 2 (0 - 1 to 0 - 5)	0 - 2 (0 - 1 to 0 - 5)		116
G6PD deficiency	0 (0 to 0)	0 (0 to 0 - 1)	0 - 1 (0 to 0 - 1)	0 (0 to 0 - 1)	0 - 6 (0 - 4 to 1 - 4)	0 - 6 (0 - 4 to 1 - 7)	0 - 6 (0 - 4 to 1 - 7)	0 - 6 (0 - 3 to 1 - 6)	0 - 6 (0 - 4 to 1 - 6)	0 - 6 (0 - 3 to 1 - 6)	0 - 5 (0 - 3 to 1 - 5)	0 - 5 (0 - 3 to 1 - 4)	0 - 5 (0 - 3 to 1 - 4)	0 - 5 (0 - 3 to 1 - 4)	0 - 4 (0 - 2 to 1 - 2)	0 - 4 (0 - 2 to 1 - 2)	0 - 4 (0 - 2 to 1 - 2)	0 - 4 (0 - 2 to 1 - 2)	0 - 4 (0 - 2 to 1 - 2)	0 - 4 (0 - 2 to 1 - 2)	0 - 4 (0 - 2 to 1 - 2)	0 - 4 (0 - 2 to 1 - 2)		71 - 2
G6PD trait	0 (0 to 0)	0 (0 to 0)	0 (0 to 0)	0 (0 to 0)	0 (0 to 0)	0 (0 to 0)	0 (0 to 0)	0 (0 to 0)	0 (0 to 0)	0 (0 to 0)	0 (0 to 0)	0 (0 to 0)	0 (0 to 0)	0 (0 to 0)	0 (0 to 0)	0 (0 to 0)	0 (0 to 0)	0 (0 to 0)	0 (0 to 0)	0 (0 to 0)	0 (0 to 0)	0 (0 to 0)	0 (0 to 0)		1 - 1
Other hemoglobinopathies and hemolytic anemias	0 (0 to 0)	0 - 1 (0 - 1 to 0 - 2)	0 - 9 (0 - 4 to 1 - 6)	0 - 2 (0 - 1 to 0 - 4)	0 - 7 (0 - 2 to 1 - 6)	0 - 7 (0 - 2 to 1 - 6)	0 - 7 (0 - 2 to 1 - 6)	0 - 6 (0 - 1 to 1 - 5)	0 - 6 (0 - 2 to 1 - 4)	0 - 5 (0 - 2 to 1 - 3)	0 - 5 (0 - 1 to 1 - 2)	0 - 4 (0 - 1 to 1 - 2)	0 - 4 (0 - 1 to 1 - 2)	0 - 4 (0 - 1 to 1 - 2)	0 - 4 (0 - 1 to 1 - 2)	0 - 3 (0 - 1 to 1 - 2)	0 - 3 (0 - 1 to 1 - 2)	0 - 3 (0 - 1 to 1 - 2)	0 - 3 (0 - 1 to 1 - 2)	0 - 3 (0 - 1 to 1 - 2)	0 - 3 (0 - 1 to 1 - 2)	0 - 3 (0 - 1 to 1 - 2)		118
Endocrine, metabolic, blood, and immune disorders	(7 - 4 to 22 - 7)	(7 - 8 to 20)	(9 - 6 to 23 - 6)	(3 - 9 to 13)	(2 - 6 to 7 - 4)	(3 - 2 to 8 - 3)	(3 - 4 to 8 - 9)	(3 - 1 to 8 - 1)	(2 - 9 to 8 - 1)	(2 - 6 to 7 - 6)	(2 - 3 to 7 - 1)	(2 - 1 to 6 - 4)	(1 - 9 to 5 - 7)	(1 - 6 to 5 - 2)	(1 - 2 to 4 - 1)	(0 - 8 to 3 - 1)	(0 - 4 to 2 - 1)	(0 - 3 to 1 - 2)	(0 - 2 to 1 - 1)	(0 - 1 to 0 - 8)	(0 - 1 to 0 - 5)	(0 - 1 to 0 - 4)	(0 - 1 to 0 - 3)		2,380
Oral disorders	0 (0 to 0)	0 (0 to 0)	0 (0 to 0)	0 (0 to 1)	0 (0 - 1 to 1 - 7)	0 (0 to 1 - 3)	0 (0 to 1 - 3)	0 (0 to 1 - 3)	0 (0 to 1 - 3)	0 (0 to 1 - 3)	0 (0 to 1 - 3)	0 (0 to 1 - 3)	0 (0 to 1 - 3)	0 (0 to 1 - 3)	0 (0 to 1 - 3)	0 (0 to 1 - 3)	0 (0 to 1 - 3)	0 (0 to 1 - 3)	0 (0 to 1 - 3)	0 (0 to 1 - 3)	0 (0 to 1 - 3)	0 (0 to 1 - 3)	0 (0 to 1 - 3)		1,250
Caries of deciduous teeth	0 (0 to 0)	0 (0 to 0)	0 (0 to 0)	0 (0 to 1)	0 (0 to 1)	0 (0 to 1)	0 (0 to 1)	0 (0 to 1)	0 (0 to 1)	0 (0 to 1)	0 (0 to 1)	0 (0 to 1)	0 (0 to 1)	0 (0 to 1)	0 (0 to 1)	0 (0 to 1)	0 (0 to 1)	0 (0 to 1)	0 (

SR Table 2c: Barbados DALYS by cause and age group for both sexes with 95% uncertainty intervals, 2019

Cause	Early Neonatal	Late Neonatal	Post Neonatal	1 to 4	5 to 9	10 to 14	15 to 19	20 to 24	25 to 29	30 to 34	35 to 39
All causes	1,670 (1,150 to 2,390)	507 (352 to 720)	671 (489 to 918)	689 (546 to 857)	1,010 (788 to 1,300)	1,340 (1,050 to 1,700)	2,210 (1,820 to 2,700)	2,550 (2,130 to 3,070)	3,110 (2,620 to 3,740)	3,470 (2,910 to 4,120)	4,010 (3,340 to 4,760)
Communicable, maternal, neonatal, and nutritional diseases	1,370 (947 to 1,940)	376 (258 to 531)	303 (220 to 415)	237 (184 to 300)	347 (245 to 484)	276 (206 to 361)	262 (212 to 327)	301 (255 to 359)	389 (329 to 456)	411 (359 to 475)	473 (412 to 550)
HIV/AIDS and sexually transmitted infections	1·3 (0·8 to 2·1)	0·4 (0·2 to 0·8)	8 (7·5 to 8·5)	5·1 (4·8 to 5·3)	5·1 (4·8 to 5·4)	9 (8·5 to 9·6)	16·6 (15 to 18·5)	67·6 (62·5 to 74·4)	137 (127 to 150)	154 (143 to 168)	194 (181 to 209)
HIV/AIDS	0 (0 to 0)	0 (0 to 0)	7·7 (7·2 to 8·1)	5 (4·8 to 5·3)	5·1 (4·8 to 5·4)	8·5 (8·1 to 9·1)	14·1 (13·2 to 15·2)	62·9 (58·6 to 68·3)	130 (121 to 142)	146 (136 to 157)	185 (174 to 198)
HIV/AIDS - Drug-susceptible Tuberculosis	0 (0 to 0)	0 (0 to 0)	0·1 (0·1 to 0·2)	0·1 (0·1 to 0·1)	0·1 (0·1 to 0·2)	0·1 (0·1 to 0·2)	0·3 (0·2 to 0·4)	1·1 (0·7 to 1·6)	2·3 (1·6 to 3·4)	2·7 (1·8 to 4)	3·2 (2·2 to 4·8)
HIV/AIDS - Multidrug-resistant Tuberculosis without extensive	0 (0 to 0)	0 (0 to 0)	0 (0 to 0)	0 (0 to 0)	0 (0 to 0)	0 (0 to 0)	0 (0 to 0)	0 (0 to 0)	0 (0 to 0·1)	0 (0 to 0·1)	0 (0 to 0·1)
HIV/AIDS - Extensively drug-resistant Tuberculosis	0 (0 to 0)	0 (0 to 0)	0 (0 to 0)	0 (0 to 0)	0 (0 to 0)	0 (0 to 0)	0 (0 to 0)	0 (0 to 0)	0 (0 to 0)	0 (0 to 0)	0 (0 to 0)
HIV/AIDS resulting in other diseases	0 (0 to 0)	0 (0 to 0)	7·5 (7·1 to 8)	5 (4·7 to 5·2)	5 (4·7 to 5·3)	8·4 (8 to 8·9)	13·9 (13 to 14·9)	61·8 (57·4 to 67)	128 (119 to 140)	143 (133 to 154)	181 (170 to 194)
Sexually transmitted infections excluding HIV	1·3 (0·8 to 2·1)	0·4 (0·2 to 0·8)	0·3 (0·1 to 0·6)	0 (0 to 0)	0 (0 to 0)	0·4 (0·3 to 0·7)	2·5 (1·5 to 3·8)	4·6 (2·8 to 7·3)	6·7 (3·9 to 11·2)	8·2 (4·8 to 13·4)	9·4 (5·5 to 15·9)
Syphilis	1·3 (0·8 to 2·1)	0·4 (0·2 to 0·8)	0·3 (0·1 to 0·6)	0 (0 to 0)	0 (0 to 0)	0·1 (0·1 to 0·1)	0·2 (0·1 to 0·3)	0·2 (0·1 to 0·2)	0·3 (0·2 to 0·4)	0·4 (0·2 to 0·6)	0·4 (0·3 to 0·6)
Chlamydial infection	0 (0 to 0)	0 (0 to 0)	0 (0 to 0)	0 (0 to 0)	0 (0 to 0)	0 (0 to 0)	0·3 (0·1 to 0·6)	0·9 (0·5 to 1·5)	1·3 (0·7 to 2·1)	1·3 (0·7 to 2·3)	1·5 (0·8 to 2·5)
Gonococcal infection	0 (0 to 0)	0 (0 to 0)	0 (0 to 0)	0 (0 to 0)	0 (0 to 0)	0·1 (0 to 0·2)	0·6 (0·3 to 1·1)	0·8 (0·4 to 1·5)	0·6 (0·3 to 1)	0·6 (0·4 to 1)	0·8 (0·5 to 1·1)
Trichomoniasis	0 (0 to 0)	0 (0 to 0)	0 (0 to 0)	0 (0 to 0)	0 (0 to 0)	0 (0 to 0)	0·2 (0·1 to 0·5)	0·8 (0·3 to 2)	1·7 (0·6 to 4·1)	2 (0·6 to 4·7)	2·1 (0·7 to 5·1)
Genital herpes	0 (0 to 0)	0 (0 to 0)	0 (0 to 0)	0 (0 to 0)	0 (0 to 0)	0·1 (0 to 0·2)	0·4 (0·1 to 0·9)	0·8 (0·2 to 1·9)	1·3 (0·4 to 3·3)	1·6 (0·6 to 3·9)	2 (0·7 to 4·8)
Other sexually transmitted infections	0 (0 to 0)	0 (0 to 0)	0 (0 to 0)	0 (0 to 0)	0 (0 to 0)	0·2 (0·1 to 0·3)	0·9 (0·5 to 1·5)	1·2 (0·7 to 1·8)	1·5 (0·9 to 2·4)	2·3 (1·4 to 3·4)	2·6 (1·7 to 3·9)
Respiratory infections and tuberculosis	41·5 (24·8 to 65·9)	31·6 (18·7 to 49·5)	96·6 (59·6 to 146)	50·4 (35·8 to 69)	40·1 (27·8 to 57·3)	35·5 (24·6 to 50·8)	43·4 (30·3 to 60)	45·7 (32·5 to 61·7)	53·8 (39·1 to 71·3)	61·6 (45·7 to 81·1)	66 (48·5 to 87·5)
Tuberculosis	0 (0 to 0)	0 (0 to 0)	0·3 (0·2 to 0·5)	0·6 (0·3 to 1·1)	1 (0·3 to 1·9)	0·7 (0·5 to 0·9)	1·2 (0·9 to 1·8)	3·5 (2·1 to 5·3)	5·4 (3·4 to 8·2)	5·5 (3·5 to 8·1)	5·1 (3·4 to 7·4)
Latent tuberculosis infection	0 (0 to 0)	0 (0 to 0)	0 (0 to 0)	0 (0 to 0)	0 (0 to 0)	0 (0 to 0)	0 (0 to 0)	0 (0 to 0)	0 (0 to 0)	0 (0 to 0)	0 (0 to 0)
Drug-susceptible tuberculosis	0 (0 to 0)	0 (0 to 0)	0·3 (0·2 to 0·5)	0·6 (0·3 to 1·1)	1 (0·3 to 1·9)	0·7 (0·5 to 0·9)	1·2 (0·8 to 1·7)	3·4 (2·1 to 5·2)	5·4 (3·4 to 8·1)	5·5 (3·5 to 8·1)	5·1 (3·4 to 7·3)
Multidrug-resistant tuberculosis without extensive drug resista	0 (0 to 0)	0 (0 to 0)	0 (0 to 0)	0 (0 to 0)	0 (0 to 0)	0 (0 to 0)	0 (0 to 0)	0 (0 to 0·1)	0 (0 to 0·1)	0 (0 to 0·1)	0 (0 to 0·2)
Extensively drug-resistant tuberculosis	0 (0 to 0)	0 (0 to 0)	0 (0 to 0)	0 (0 to 0)	0 (0 to 0)	0 (0 to 0)	0 (0 to 0)	0 (0 to 0)	0 (0 to 0)	0 (0 to 0)	0 (0 to 0)
Lower respiratory infections	41·5 (24·8 to 65·9)	31·4 (18·5 to 49·3)	92 (54·7 to 141)	29·5 (18·9 to 44·2)	14 (9·9 to 19·3)	11·9 (8·2 to 16·5)	19·1 (12·5 to 27·7)	21·9 (14·2 to 33·1)	28·2 (18·5 to 42·2)	37·7 (24·8 to 55)	41·4 (27·7 to 60·1)
Upper respiratory infections	0 (0 to 0·1)	0·2 (0·1 to 0·3)	3·6 (2·2 to 5·8)	14·4 (8·2 to 23·6)	17 (9·3 to 28·4)	16·9 (9 to 28·7)	17·3 (9·1 to 30·1)	15·7 (8·5 to 26·9)	16 (8·9 to 26·5)	14·9 (8·2 to 24·9)	15·7 (8 to 26·3)
Otitis media	0 (0 to 0)	0 (0 to 0)	0·6 (0·3 to 1·2)	5·8 (3·1 to 10·1)	8·1 (4·4 to 13·5)	6 (3·2 to 10·6)	5·8 (3·1 to 10·1)	4·7 (2 to 9·2)	4·2 (2 to 7·7)	3·5 (1·5 to 6·6)	3·8 (1·8 to 7·1)
Enteric infections	1·8 (1 to 3)	4·6 (2·7 to 7·5)	33·9 (21·9 to 51·5)	36 (24 to 52·7)	33·4 (20·6 to 53·7)	32·3 (19·1 to 51·6)	24·4 (15·4 to 36·7)	18·9 (11·7 to 28·7)	22·8 (15·1 to 32·8)	24·9 (16·8 to 34·8)	29·3 (20 to 40·6)
Diarrheal diseases	1·8 (1 to 3)	4·6 (2·7 to 7·5)	33·8 (21·7 to 51·3)	35·8 (23·8 to 52·5)	33·2 (20·4 to 53·6)	32·1 (18·9 to 51·4)	24·2 (15·3 to 36·5)	18·8 (11·7 to 28·5)	22·7 (15·1 to 32·7)	24·7 (16·7 to 34·6)	29·2 (20 to 40·5)
Typhoid and paratyphoid	0 (0 to 0)	0 (0 to 0)	0 (0 to 0)	0 (0 to 0)	0 (0 to 0)	0 (0 to 0·1)	0·1 (0 to 0·2)	0·1 (0 to 0·1)	0 (0 to 0·1)	0·1 (0 to 0·2)	0 (0 to 0·1)
Typhoid fever	0 (0 to 0)	0 (0 to 0)	0 (0 to 0)	0 (0 to 0)	0 (0 to 0)	0 (0 to 0·1)	0·1 (0 to 0·2)	0 (0 to 0·1)	0 (0 to 0·1)	0·1 (0 to 0·2)	0 (0 to 0·1)
Paratyphoid fever	0 (0 to 0)	0 (0 to 0)	0 (0 to 0)	0 (0 to 0)	0 (0 to 0)	0 (0 to 0)	0 (0 to 0)	0 (0 to 0)	0 (0 to 0)	0 (0 to 0)	0 (0 to 0)
Invasive Non-typhoidal Salmonella (iNTS)	0 (0 to 0)	0 (0 to 0)	0 (0 to 0·1)	0 (0 to 0·1)	0·1 (0 to 0·2)	0·1 (0 to 0·2)	0 (0 to 0)	0 (0 to 0)	0 (0 to 0·1)	0 (0 to 0·1)	0 (0 to 0·1)
Other intestinal infectious diseases	0 (0 to 0)	0 (0 to 0)	0·1 (0 to 0·2)	0·1 (0 to 0·2)	0·1 (0 to 0·2)	0·1 (0 to 0·1)	0·1 (0 to 0·1)	0·1 (0 to 0·1)	0 (0 to 0·1)	0·1 (0 to 0·2)	0 (0 to 0·1)
Neglected tropical diseases and malaria	0·1 (0 to 0·1)	0·4 (0·2 to 0·8)	6·1 (2·6 to 12·6)	6·9 (3·8 to 11·4)	21·7 (12·9 to 34·6)	13·1 (7·4 to 20·8)	10·6 (6 to 17·8)	10·2 (5·9 to 16·3)	11·8 (6·7 to 19·4)	11·8 (6·8 to 19)	13·6 (8·1 to 21·7)
Malaria	0 (0 to 0)	0 (0 to 0)	0 (0 to 0)	0 (0 to 0)	0 (0 to 0)	0 (0 to 0)	0 (0 to 0)	0 (0 to 0)	0 (0 to 0)	0 (0 to 0)	0 (0 to 0)
Chagas disease	0 (0 to 0)	0 (0 to 0)	0 (0 to 0)	0 (0 to 0)	0 (0 to 0)	0 (0 to 0)	0 (0 to 0)	0 (0 to 0)	0 (0 to 0)	0 (0 to 0)	0 (0 to 0)
Leishmaniasis	0 (0 to 0)	0 (0 to 0)	0 (0 to 0)	0 (0 to 0)	0 (0 to 0)	0 (0 to 0)	0 (0 to 0)	0 (0 to 0)	0 (0 to 0)	0 (0 to 0)	0 (0 to 0)
Visceral leishmaniasis	0 (0 to 0)	0 (0 to 0)	0 (0 to 0)	0 (0 to 0)	0 (0 to 0)	0 (0 to 0)	0 (0 to 0)	0 (0 to 0)	0 (0 to 0)	0 (0 to 0)	0 (0 to 0)
Cutaneous and mucocutaneous leishmaniasis	0 (0 to 0)	0 (0 to 0)	0 (0 to 0)	0 (0 to 0)	0 (0 to 0)	0 (0 to 0)	0 (0 to 0)	0 (0 to 0)	0 (0 to 0)	0 (0 to 0)	0 (0 to 0)
African trypanosomiasis	0 (0 to 0)	0 (0 to 0)	0 (0 to 0)	0 (0 to 0)	0 (0 to 0)	0 (0 to 0)	0 (0 to 0)	0 (0 to 0)	0 (0 to 0)	0 (0 to 0)	0 (0 to 0)
Schistosomiasis	0 (0 to 0)	0 (0 to 0)	0 (0 to 0)	0 (0 to 0)	0 (0 to 0)	0 (0 to 0)	0 (0 to 0)	0 (0 to 0)	0 (0 to 0)	0 (0 to 0)	0 (0 to 0)
Cysticercosis	0 (0 to 0)	0 (0 to 0)	0 (0 to 0)	0 (0 to 0)	0 (0 to 0)	0·1 (0 to 0·2)	0·7 (0·1 to 1·9)	2·2 (0·5 to 5·8)	4 (1·2 to 9·3)	4·5 (1·4 to 10·4)	5·5 (1·7 to 12·6)
Cystic echinococcosis	0 (0 to 0)	0 (0 to 0)	0 (0 to 0)	0 (0 to 0)	0 (0 to 0)	0 (0 to 0)	0 (0 to 0)	0 (0 to 0)	0 (0 to 0)	0 (0 to 0)	0 (0 to 0)
Lymphatic filariasis	0 (0 to 0)	0 (0 to 0)	0 (0 to 0)	0 (0 to 0)	0 (0 to 0)	0 (0 to 0)	0 (0 to 0)	0 (0 to 0)	0 (0 to 0)	0 (0 to 0)	0 (0 to 0)
Onchocerciasis	0 (0 to 0)	0 (0 to 0)	0 (0 to 0)	0 (0 to 0)	0 (0 to 0)	0 (0 to 0)	0 (0 to 0)	0 (0 to 0)	0 (0 to 0)	0 (0 to 0)	0 (0 to 0)
Trachoma	0 (0 to 0)	0 (0 to 0)	0 (0 to 0)	0 (0 to 0)	0 (0 to 0)	0 (0 to 0)	0 (0 to 0)	0 (0 to 0)	0 (0 to 0)	0 (0 to 0)	0 (0 to 0)
Dengue	0 (0 to 0)	0·2 (0·1 to 0·6)	5 (1·5 to 11·5)	3·6 (1·4 to 6·8)	7·8 (2·8 to 14·7)	5·8 (2·3 to 10·8)	7·5 (3·4 to 14·4)	5·3 (2·5 to 9·9)	5·6 (2·5 to 9·9)	5·2 (2·5 to 9·1)	5·3 (2·5 to 9·5)
Yellow fever	0 (0 to 0)	0 (0 to 0)	0 (0 to 0)	0 (0 to 0)	0 (0 to 0)	0 (0 to 0)	0 (0 to 0)	0 (0 to 0)	0 (0 to 0)	0 (0 to 0)	0 (0 to 0)
Rabies	0 (0 to 0)	0 (0 to 0)	0 (0 to 0)	0 (0 to 0)	0·1 (0 to 0·2)	0 (0 to 0·1)	0 (0 to 0·1)	0 (0 to 0)	0 (0 to 0)	0 (0 to 0)	0 (0 to 0)
Intestinal nematode infections	0 (0 to 0)	0 (0 to 0)	0 (0 to 0)	0·1 (0 to 0·3)	0·5 (0·2 to 1)	0·3 (0·1 to 0·6)	0·9 (0·3 to 2)	1·2 (0·3 to 2·7)	1 (0·3 to 2·2)	0·7 (0·2 to 1·8)	1 (0·4 to 2·1)
Ascariasis	0 (0 to 0)	0 (0 to 0)	0 (0 to 0)	0 (0 to 0·1)	0 (0 to 0·1)	0 (0 to 0·1)	0 (0 to 0·1)	0 (0 to 0)	0 (0 to 0)	0 (0 to 0)	0 (0 to 0)
Trichuriasis	0 (0 to 0)	0 (0 to 0)	0 (0 to 0)	0 (0 to 0)	0 (0 to 0)	0 (0 to 0)	0 (0 to 0)	0 (0 to 0)	0 (0 to 0)	0 (0 to 0)	0 (0 to 0)
Hookworm disease	0 (0 to 0)	0 (0 to 0)	0 (0 to 0)	0·1 (0 to 0·2)	0·4 (0·2 to 0·9)	0·3 (0·1 to 0·6)	0·9 (0·3 to 2)	1·2 (0·3 to 2·7)	1 (0·3 to 2·2)	0·7 (0·2 to 1·8)	1 (0·4 to 2·1)
Food-borne trematodiases	0 (0 to 0)	0 (0 to 0)	0 (0 to 0)	0 (0 to 0)	0 (0 to 0)	0 (0 to 0)	0 (0 to 0)	0 (0 to 0)	0 (0 to 0)	0 (0 to 0)	0 (0 to 0)
Leprosy	0 (0 to 0)	0 (0 to 0)	0 (0 to 0)	0 (0 to 0)	0 (0 to 0)	0 (0 to 0)	0 (0 to 0)	0 (0 to 0)	0 (0 to 0)	0 (0 to 0)	0 (0 to 0)
Ebola	0 (0 to 0)	0 (0 to 0)	0 (0 to 0)	0 (0 to 0)	0 (0 to 0)	0 (0 to 0)	0 (0 to 0)	0 (0 to 0)	0 (0 to 0)	0 (0 to 0)	0 (0 to 0)
Zika virus	0 (0 to 0)	0 (0 to 0·1)	0·3 (0 to 0·9)	0·1 (0 to 0·7)	0·2 (0 to 0·9)	0·2 (0 to 1)	0·3 (0 to 1·3)	0·3 (0 to 1·4)	0·3 (0 to 1·4)	0·3 (0 to 1·4)	0·2 (0 to 1·3)
Guinea worm disease	0 (0 to 0)	0 (0 to 0)	0 (0 to 0)	0 (0 to 0)	0 (0 to 0)	0 (0 to 0)	0 (0 to 0)	0 (0 to 0)	0 (0 to 0)	0 (0 to 0)	0 (0 to 0)
Other neglected tropical diseases	0 (0 to 0·1)	0·2 (0·1 to 0·3)	0·8 (0·4 to 1·6)	3 (1·2 to 6)	13·2 (7 to 22·8)	6·6 (2·8 to 12·5)	1·2 (0·4 to 2·3)	1·1 (0·4 to 2·3)	1 (0·3 to 2·3)	1·2 (0·4 to 2·5)	1·5 (0·5 to 3·1)
Other infectious diseases	4·9 (3·1 to 7·4)	7·9 (5·1 to 11·9)	29·7 (18·5 to 43·9)	21·3 (14·4 to 31·3)	25·2 (19 to 33·6)	20·2 (15·5 to 26·3)	24·1 (18·7 to 30·7)	21·2 (16·6 to 27)	23·5 (17·9 to 30·7)	26·8 (20·2 to 35·8)	28 (21·4 to 36·3)
Meningitis	2·7 (1·5 to 4·2)	5·1 (3 to 8)	12·4 (6·6 to 20·1)	5·7 (3·6 to 8·8)	5·3 (4 to 6·8)	4·7 (3·5 to 6·4)	6·5 (4·6 to 8·9)	4·6 (3·4 to 6·3)	4·8 (3·5 to 6·5)	5·8 (4·2 to 7·9)	5·6 (4·2 to 7·6)
Encephalitis	0·9 (0·5 to 1·5)	1·3 (0·7 to 2·1)	10·8 (5·8 to 18·9)	9·4 (5·3 to 18·1)	7·5 (4·8 to 12·7)	6·6 (4·6 to 9·2)	8·6 (5·9 to 12)	7·1 (4·9 to 10)	6·2 (4·2 to 9)	6·2 (4·4 to 8·7)	5·9 (4·2 to 8·4)
Diphtheria	0 (0 to 0)	0 (0 to 0)	0 (0 to 0)	0 (0 to 0)	0 (0 to 0)	0 (0 to 0)	0 (0 to 0)	0 (0 to 0)	0 (0 to 0)	0 (0 to 0)	0 (0 to 0)
Tetanus	0·1 (0·1 to 0·3)	0·2 (0·1 to 0·4)	0·2 (0·1 to 0·5)	0·1 (0 to 0·2)	0·2 (0·1 to 0·7)	0·2 (0·1 to 0·6)	0·3 (0·1 to 0·8)	0·3 (0·1 to 0·9)	0·3 (0·1 to 0·9)	0·5 (0·2 to 1·3)	0·7 (0·3 to 1·6)
Measles	0 (0 to 0)	0 (0 to 0)	0 (0 to 0)	0 (0 to 0)	0 (0 to 0)	0 (0 to 0)	0 (0 to 0)	0 (0 to 0)	0 (0 to 0)	0 (0 to 0)	0 (0 to 0)
Varicella and herpes zoster	0·1 (0·1 to 0·3)	0·3 (0·1 to 0·6)	0·8 (0·4 to 1·6)	0·4 (0·2 to 0·7)	0·6 (0·4 to 1·1)	0·7 (0·4 to 1·1)	0·6 (0·4 to 1)	0·8 (0·4 to 1·2)	0·9 (0·5 to 1·4)	0·9 (0·5 to 1·4)	1·1 (0·7 to 1·8)
Acute hepatitis	0 (0 to 0)	0 (0 to 0)	0·1 (0·1 to 0·3)	0·3 (0·2 to 0·6)	1·2 (0·7 to 1·9)	1·7 (1·1 to 2·5)	1·8 (1·2 to 2·7)	1·7 (1·2 to 2·4)	1·6 (1·1 to 2·3)	1·4 (1 to 2)	1·4 (1 to 1·9)
Acute hepatitis A	0 (0 to 0)	0 (0 to 0)	0 (0 to 0·1)	0·3 (0·1 to 0·5)	1·1 (0·6 to 1·7)	1·4 (0·9 to 2·2)	1·5 (1 to 2·3)	1·2 (0·8 to 1·9)	1 (0·6 to 1·5)	0·9 (0·5 to 1·4)	0·7 (0·4 to 1·1)
Acute hepatitis B	0 (0 to 0)	0 (0 to 0)	0·1 (0 to 0·2)	0 (0 to 0·1)	0·1 (0 to 0·1)	0·1 (0 to 0·2)	0·2 (0·1 to 0·3)	0·3 (0·2 to 0·5)	0·5 (0·3 to 0·7)	0·4 (0·3 to 0·6)	0·5 (0·3 to 0·8)
Acute hepatitis C	0 (0 to 0)	0 (0 to 0)	0 (0 to 0)	0 (0 to 0·1)	0 (0 to 0)	0 (0 to 0)	0 (0 to 0)	0 (0 to 0)	0 (0 to 0)	0 (0 to 0)	0 (0 to 0)
Acute hepatitis E	0 (0 to 0)	0 (0 to 0)	0 (0 to 0)	0 (0 to 0)	0·1 (0 to 0·1)	0·1 (0 to 0·3)	0·1 (0 to 0·3)	0·1 (0 to 0·3)	0·1 (0·1 to 0·2)	0·1 (0 to 0·2)	0·1 (0·1 to 0·2)
Other unspecified infectious diseases	1 (0·5 to 1·7)	1·1 (0·6 to 1·8)	4·5 (2·5 to 7·3)	4·3 (2·6 to 7·2)	10·2 (6 to 16·7)	6·3 (3·6 to 10·3)	6·2 (3·8 to 9·6)	6·7 (4·2 to 10·3)	9·6 (5·5 to 15)	12 (6·7 to 19·3)	13·3 (7·8 to 20)
Maternal and neonatal disorders	1,320 (911 to 1,870)	330 (225 to 469)	105 (70·1 to 153)	81·6 (60·7 to 105)	80·3 (58·3 to 106)	92·2 (67·6 to 122)	112 (86 to 144)	112 (87·7 to 142)	111 (85·2 to 140)	103 (79·6 to 131)	102 (79 to 129)
Maternal disorders	0 (0 to 0)	0 (0 to 0)	0 (0 to 0)	0 (0 to 0)	0 (0 to 0)	0·5 (0·4 to 0·6)	16·1 (12·4 to 20·6)	23·2 (17·4 to 30·7)	19·8 (14·8 to 26·3)	19·1 (14·6 to 25)	17·3 (13·1 to 21·8)
Maternal hemorrhage	0 (0 to 0)	0 (0 to 0)	0 (0 to 0)	0 (0 to 0)	0 (0 to 0)	0 (0 to 0·1)	1·9 (1·2 to 2·9)	3·3 (1·9 to 5)	3·3 (2 to 5)	3·2 (2 to 4·8)	2·9 (1·8 to 4·4)
Maternal sepsis and other maternal infections	0 (0 to 0)	0 (0 to 0)	0 (0 to 0)	0 (0 to 0)	0 (0 to 0)	0 (0 to 0·1)	1·8 (1·1 to 2·7)	2·7 (1·6 to 4)	2·4 (1·3 to 3·6)	2·1 (1·2 to 3·3)	1·8 (1·1 to 2·8)
Maternal hypertensive disorders	0 (0 to 0)	0 (0 to 0)	0 (0 to 0)	0 (0 to 0)	0 (0 to 0)	0·1 (0·1 to 0·1)	2·8 (2 to 3·8)	3 (2 to 4·1)	2·7 (1·8 to 3·8)	2·3 (1·6 to 3·3)	1·9 (1·3 to 2·6)
Maternal obstructed labor and uterine rupture	0 (0 to 0)	0 (0 to 0)	0 (0 to 0)	0 (0 to 0)	0 (0 to 0)	0 (0 to 0)	0·4 (0·2 to 0·7)	0·6 (0·3 to 1)	0·5 (0·3 to 0·9)	0·6 (0·3 to 1)	0·6 (0·3 to 1)
Maternal abortion and miscarriage	0 (0 to 0)	0 (0 to 0)	0 (0 to 0)	0 (0 to 0)	0 (0 to 0)	0 (0 to 0·1)	1·1 (0·6 to 1·8)	1·6 (0·9 to 2·6)	1·2 (0·6 to 2)	1 (0·5 to 1·7)	0·9 (0·5 to 1·7)
Ectopic pregnancy	0 (0 to 0)	0 (0 to 0)	0 (0 to 0)	0 (0 to 0)	0 (0 to 0)	0 (0 to 0)	1·3 (0·8 to 2)	2·6 (1·6 to 4·2)	2·3 (1·4 to 3·6)	2·4 (1·4 to 3·6)	2 (1·2 to 3)
Indirect maternal deaths	--	--	--	--	--	0 (0 to 0·1)	1·3 (0·8 to 1·9)	1·8 (1 to 2·8)	1·3 (0·7 to 2)	1·1 (0·6 to 1·8)	0·9 (0·5 to 1·4)
Late maternal deaths	--	--	--	--	--	0·1 (0 to 0·1)	1·6 (1 to 2·5)	2·2 (1·3 to 3·4)	1·7 (1 to 2·8)	1·6 (0·9 to 2·7)	1·5 (0·9 to 2·5)
Maternal deaths aggravated by HIV/AIDS	--	--	--	--	--	0 (0 to 0)	0 (0 to 0)	0·1 (0 to 0·1)	0·1 (0 to 0·1)	0·1 (0 to 0·1)	0·1 (0 to 0·1)
Neonatal disorders	1,320 (911 to 1,870)	330 (225 to 469)	105 (70·1 to 153)	81·6 (60·7 to 105)	80·3 (58·3 to 106)	91·7 (67·1 to 121)	96·3 (70·3 to 127)	88·9 (65·8 to 116)	90·7 (67 to 118)	83·6 (62·7 to 110)	84·5 (62·5 to 112)
Neonatal preterm birth	515 (339 to 755)	98·8 (62·8 to 144)	36·5 (23·9 to 54·4)	21·5 (15·7 to 28·4)	29·4 (20·9 to 38·5)	33·3 (24·1 to 44·8)	34·2 (25·2 to 45)	30·9 (22·2 to 41·7)	31·4 (22·8 to 42·2)	28·5 (20·8 to 38·3)	28·3 (20·8 to 37·6)
Neonatal encephalopathy due to birth asphyxia and trauma	409 (253 to 607)	56·3 (31·9 to 86·4)	19·8 (10·8 to 32·1)	7·8 (5·3 to 11·2)	7·3 (4·3 to 11·3)	8·3 (4·8 to 13·1)	8·8 (5 to 13·8)	8·2 (4·9 to 12·8)	8·3 (4·9 to 12·9)	7·7 (4·3 to 12·1)	7·9 (4·5 to 12·1)
Neonatal sepsis and other neonatal infections	205 (121 to 325)	125 (80·1 to 188)	31 (20·3 to 46·4)	27·4 (17·9 to 39)	39·4 (25·8 to 55·7)	45·3 (29·2 to 64·7)	48·1 (30·9 to 70·7)	45 (28·9 to 65·1)	46·2 (30·7 to 68·2)	42·8 (27·8 to 61·8)	43·6 (28 to 62·8)
Hemolytic disease and other neonatal jaundice	8·4 (3·9 to 15)	2·2 (1·3 to 3·8)	1 (0·6 to 1·8)	3 (1·8 to 4·5)	4·2 (2·4 to 6·4)	4·8 (2·8 to 7·3)	5·2 (3 to 8·1)	4·8 (2·8 to 7·6)	4·8 (2·8 to 7·5)	4·5 (2·5 to 7·1)	4·7 (2·6 to 7·2)
Other neonatal disorders	178 (106 to 278)	46·7 (28·3 to 72·6)	16·2 (11·4 to 23·2)	21·8 (16·3 to 28·1)	0 (0 to 0)	0 (0 to 0)	0 (0 to 0)	0 (0 to 0)	0 (0 to 0)	0 (0 to 0)	0 (0 to 0)
Nutritional deficiencies	0·1 (0·1 to 0·1)	1·7 (0·8 to 3)	24·6 (16·2 to 36·4)	36 (17·5 to 68)	141 (75·5 to 241)	73·6 (35·6 to 134)	30·9 (13·7 to 58·8)	25·3 (11·8 to 51·4)	29·6 (13 to 59·4)	29·3 (12·4 to 57·9)	40·8 (18·7 to 75·3)
Protein-energy malnutrition	0·1 (0·1 to 0·1)	0·3 (0·2 to 0·4)	16·9 (10·8 to 26·4)	7·7 (4·6 to 12)	4·4 (2·9 to 6·4)	3·4 (2·1 to 5·1)	3·7 (2·3 to 5·8)	3·7 (2·3 to 5·5)	4·3 (2·6 to 6·4)	4·6 (3·1 to 6·5)	5·5 (3·8 to 7·8)
Iodine deficiency	0 (0 to 0)	0 (0 to 0)	0 (0 to 0)	0·1 (0 to 0·1)	0·5 (0·2 to 1)	1·3 (0·4 to 2·4)	1·8 (0·7 to 3·3)	1·9 (0·8 to 3·5)	2·2 (0·9 to 4)	2·2 (0·9 to 4·1)	2·4 (1 to 4·3)
Vitamin A deficiency	0 (0 to 0)	0 (0 to 0·1)	0·2 (0·1 to 0·4)	1·2 (0·6 to 2·2)	2 (1 to 3·5)	1·4 (0·6 to 2·6)	0·6 (0·2 to 1·1)	0·4 (0·2 to 0·8)	0·4 (0·2 to 0·7)	0·3 (0·1 to 0·6)	0·3 (0·1 to 0·5)
Dietary iron deficiency	0 (0 to 0)	1·3 (0·5 to 2·6)	5·8 (1·7 to 13·1)	25·9 (8·5 to 55·8)	133 (67·9 to 232)	66·6 (28·4 to 126)	22·6 (6·4 to 48·3)	17 (4·3 to 40·5)	20·1 (5 to 49·2)	20 (4·7 to 48·4)	30·2 (9·4 to 63·3)
Other nutritional deficiencies	0 (0 to 0)	0 (0 to 0)	1·6 (0·7 to 3·3)	1 (0·4 to 2·1)	1 (0·6 to 1·7)	0·9 (0·5 to 1·5)	2·2 (1·4 to 3·4)	2·2 (1·4 to 3·2)	2·6 (1·6 to 4)	2·2 (1·4 to 3·2)	2·4 (1·5 to 3·5)
Non-communicable diseases	294 (186 to 441)	126 (83·5 to 183)	334 (233 to 466)	388 (293 to 497)	561 (435 to 716)	897 (679 to 1,170)	1,430 (1,110 to 1,830)	1,600 (1,250 to 2,020)	2,010 (1,590 to 2,510)	2,360 (1,900 to 2,890)	2,970 (2,420 to 3,630)
Neoplasms	2·6 (1·7 to 3·9)	2·2 (1·5 to 3·3)	12·1 (7·8 to 17·9)	42·8 (29·2 to 60·6)	67·2 (53·6 to 83·9)	69·4 (56·1 to 85·9)	112 (89·2 to 143)	120 (96·1 to 156)	160 (128 to 205)	258 (205 to 328)	421 (336 to 534)
Lip and oral cavity cancer	0 (0 to 0)	0 (0 to 0)	0 (0 to 0)	0 (0 to 0)	0·2 (0·1 to 0·2)	0·2 (0·1 to 0·3)	0·5 (0·4 to 0·7)	0·6 (0·5 to 0·9)	1 (0·7 to 1·3)	2 (1·4 to 2·6)	3·3 (2·4 to 4·6)
Nasopharynx cancer	0 (0 to 0)	0 (0 to 0)	0 (0 to 0)	0 (0 to 0)	0·2 (0·2 to 0·3)	0·4 (0·3 to 0·6)	1 (0·7 to 1·4)	1 (0·7 to 1·4)	1·2 (0·8 to 1·7)	1·3 (0·9 to 1·9)	1·7 (1·1 to 2·4)
Other pharynx cancer	0 (0 to 0)	0 (0 to 0)	0 (0 to 0)	0 (0 to 0)	0 (0 to 0)	0 (0 to 0)	0 (0 to 0)	0·4 (0·3 to 0·6)	0·5 (0·3 to 0·7)	1 (0·7 to 1·3)	1·8 (1·3 to 2·8)
Esophageal cancer	0 (0 to 0)	0 (0 to 0)	0 (0 to 0)	0 (0 to 0)	0 (0 to 0)	0 (0 to 0)	0 (0 to 0)	0·6 (0·5 to 0·8)	1·1 (0·8 to 1·6)	2·5 (1·7 to 3·7)	6·4 (4·5 to 9·2)
Stomach cancer	0 (0 to 0)	0 (0 to 0)	0 (0 to 0)	0 (0 to 0)	0 (0 to 0)	0 (0 to 0)	1·5 (1·2 to 2)	2·6 (2 to 3·5)	6 (4·1 to 8·8)	13·6 (9·6 to 19)	20·7 (14·6 to 29)
Colon and rectum cancer	0 (0 to 0)	0 (0 to 0)	0 (0 to 0)	0 (0 to 0)	0·6 (0·4 to 0·8)	0·8 (0·6 to 1·1)	4·3 (3·4 to 5·7)	6·6 (4·8 to 9·1)	11·9 (8·3 to 16·8)	25·9 (18·6 to 34)	38·5 (28·2 to 51·1)
Liver cancer	0·1 (0 to 0·2)	0·1 (0 to 0·1)	0·8 (0·5 to 1·2)	2·4 (1·4 to 3·5)	2·3 (1·3 to 4)	2·1 (1·4 to 3·2)	0·7 (0·5 to 0·9)	1·2 (0·8 to 1·7)	2 (1·4 to 2·9)	2·9 (2 to 4)	5·1 (3·6 to 7)
Liver cancer due to hepatitis B	0 (0 to 0)	0 (0 to 0)	0 (0 to 0)	0 (0 to 0)	0 (0 to 0)	0·2 (0·1 to 0·3)	0·3 (0·2 to 0·4)	0·6 (0·4 to 0·9)	1·2 (0·7 to 1·9)	1·7 (1·1 to 2·5)	2·6 (1·5 to 4·1)
Liver cancer due to hepatitis C	0 (0 to 0)	0 (0 to 0)	0 (0 to 0)	0 (0 to 0)	0 (0 to 0)	0 (0 to 0)	0 (0 to 0)	0 (0 to 0)	0·1 (0 to 0·1)	0·1 (0·1 to 0·2)	0·3 (0·1 to 0·6)
Liver cancer due to alcohol use	0 (0 to 0)	0 (0 to 0)	0 (0 to 0)	0 (0 to 0)	0 (0 to 0)	0 (0 to 0)	0 (0 to 0)	0·1 (0 to 0·2)	0·3 (0·1 to 0·6)	0·6 (0·3 to 1)	1·2 (0·6 to 2·3)
Liver cancer due to NASH	0 (0 to 0)	0 (0 to 0)	0 (0 to 0)	0 (0 to 0)	0 (0 to 0)	0 (0 to 0)	0·2 (0·1 to 0·3)	0·2 (0·1 to 0·3)	0·2 (0·1 to 0·4)	0·2 (0·1 to 0·4)	0·4 (0·2 to 0·7)
Liver cancer due to other causes	0·1 (0 to 0·2)	0·1 (0 to 0·1)	0·8 (0·5 to 1·2)	2·4 (1·4 to 3·5)	2·3 (1·3 to 4)	1·9 (1·3 to 3)	0·2 (0·1 to 0·3)	0·3 (0·1 to 0·4)	0·3 (0·1 to 0·5)	0·3 (0·2 to 0·5)	0·5 (0·2 to 0·9)
Gallbladder and biliary tract cancer	0 (0 to 0)	0 (0 to 0)	0 (0 to 0)	0 (0 to 0)	0 (0 to 0)	0 (0 to 0)	0 (0 to 0)	0·2 (0·1 to 0·4)	0·4 (0·3 to 0·7)	0·9 (0·6 to 1·5)	2 (1·4 to 3·5)
Pancreatic cancer	0 (0 to 0)	0 (0 to 0)	0 (0 to 0)	0 (0 to 0)	0 (0 to 0)	0 (0 to 0)	0·8 (0·7 to 1·1)	0·9 (0·7 to 1·2)	1·9 (1·4 to 2·8)	6·2 (4·1 to 9·2)	10·8 (7·3 to 15·7)
Larynx cancer	0 (0 to 0)	0 (0 to 0)	0 (0 to 0)	0 (0 to 0)	0 (0 to 0)	0 (0 to 0)	0 (0 to 0)	0·3 (0·2 to 0·4)	0·3 (0·2 to 0·4)	0·6 (0·4 to 0·7)	1·3 (1 to 1·8)
Tracheal, bronchus, and lung cancer	0 (0 to 0)	0 (0 to 0)	0 (0 to 0)	0 (0 to 0)	0 (0 to 0)	0·2 (0·1 to 0·3)	1·4 (1·1 to 1·8)	1·4 (1 to 2)	2·3 (1·6 to 3·4)	6·3 (4·5 to 8·6)	12·3 (9 to 16·6)
Malignant skin melanoma	0 (0 to 0)	0 (0 to 0)	0·1 (0 to 0·2)	0·2 (0·1 to 0·7)	0·2 (0·1 to 0·3)	0·1 (0·1 to 0·2)	0·4 (0·3 to 0·5)	0·7 (0·5 to 1)	1·2 (0·8 to 1·7)	1·8 (1·2 to 2·5)	3·1 (2·1 to 4·3)
Non-melanoma skin cancer	0 (0 to 0)	0 (0 to 0)	0 (0 to 0)	0 (0 to 0)	0 (0 to 0)	0 (0 to 0)	0 (0 to 0)	0·2 (0·2 to 0·3)	0·4 (0·3 to 0·5)	0·5 (0·4 to 0·7)	0·8 (0·5 to 1·1)
Non-melanoma skin cancer (squamous-cell carcinoma)	0 (0 to 0)	0 (0 to 0)	0 (0 to 0)	0 (0 to 0)	0 (0 to 0)	0 (0 to 0)	0 (0 to 0)	0·2 (0·2 to 0·3)	0·4 (0·3 to 0·5)	0·5 (0·4 to 0·7)	0·8 (0·5 to 1·1)
Non-melanoma skin cancer (basal-cell carcinoma)	0 (0 to 0)	0 (0 to 0)	0 (0 to 0)	0 (0 to 0)	0 (0 to 0)	0 (0 to 0)	0 (0 to 0)	0 (0 to 0)	0 (0 to 0)	0 (0 to 0)	0 (0 to 0)
Breast cancer	0 (0 to 0)	0 (0 to 0)	0 (0 to 0)	0 (0 to 0)	0 (0 to 0)	0 (0 to 0)	2 (1·6 to 2·6)	3·8 (2·7 to 5·2)	12·8 (8·7 to 18·8)	43 (30·7 to 60·3)	104 (76·9 to 135)
Cervical cancer	0 (0 to 0)	0 (0 to 0)	0 (0 to 0)	0 (0 to 0)	0 (0 to 0)	0 (0 to 0)	1·6 (1·1 to 2·3)	5·6 (3·6 to 8·5)	13·9 (8·8 to 21·4)	28·6 (19·3 to 40·5)	56·4 (39·7 to 78·1)
Uterine cancer	0 (0 to 0)	0 (0 to 0)	0 (0 to 0)	0 (0 to 0)	0 (0 to 0)	0 (0 to 0)	0 (0 to 0)	1·3 (0·9 to 1·7)	2·4 (1·7 to 3·5)	4·9 (3·4 to 7)	10·5 (6·9 to 15·8)
Ovarian cancer	0 (0 to 0)	0 (0 to 0)	0 (0 to 0)	0 (0 to 0)	0·7 (0·3 to 1·1)	0·7 (0·3 to 1·3)	3·3 (1·4 to 4·9)	4·5 (1·9 to 6·9)	4·4 (2·3 to 6·8)	7 (3·5 to 10·7)	13·8 (6·9 to 19·9)
Prostate cancer	0 (0 to 0)	0 (0 to 0)	0 (0 to 0)	0 (0 to 0)	0 (0 to 0)	0 (0 to 0)	0 (0 to 0)	0·5 (0·4 to 0·7)	1·4 (0·9 to 1·8)	2·1 (1·3 to 2·8)	2·4 (1·5 to 3·2)
Testicular cancer	0 (0 to 0·6)	0 (0 to 0·1)	0·1 (0 to 0·2)	0·2 (0 to 0·5)	0·1 (0·1 to 0·2)	0·2 (0·1 to 0·3)	0·6 (0·4 to 1)	0·9 (0·5 to 1·3)	1·5 (0·9 to 2·3)	1 (0·6 to 1·6)	0·9 (0·6 to 1·3)
Kidney cancer	0·2 (0·1 to 0·3)	0·1 (0 to 0·1)	0·7 (0·4 to 1·2)	2·9 (1·7 to 4·5)	3·4 (2·5 to 4·5)	1·9 (1·3 to 2·7)	3·1 (2·2 to 4·4)	3·7 (2·5 to 5·2)	5 (3·4 to 7·3)	6·6 (4·2 to 9·8)	7·4 (4·9 to 10·7)
Bladder cancer	0 (0 to 0)	0 (0 to 0)	0 (0 to 0)	0 (0 to 0)	0 (0 to 0)	0 (0 to 0)	0·2 (0·1 to 0·2)	0·2 (0·2 to 0·3)	0·3 (0·2 to 0·4)	1 (0·7 to 1·5)	1·6 (1·1 to 2·3)
Brain and central nervous system cancer	0·4 (0·1 to 0·8)	0·4 (0·1 to 0·7)	2 (0·6 to 3·6)	6·1 (2 to 10·2)	11·8 (4·9 to 18·7)	10·4 (4 to 16·2)	9·3 (3·1 to 15·2)	8·3 (3 to 13·8)	9·8 (3·2 to 15·9)	12·4 (4·2 to 19·3)	16·1 (5·6 to 25·5)
Thyroid cancer	0 (0 to 0)	0 (0 to 0)	0 (0 to 0)	0 (0 to 0)	0·2 (0·1 to 0·2)	0·1 (0·1 to 0·2)	0·4 (0·3 to 0·6)	0·5 (0·4 to 0·7)	0·8 (0·6 to 1·1)	1·1 (0·9 to 1·5)	2·1 (1·5 to 2·9)
Mesothelioma	0 (0 to 0)	0 (0 to 0)	0 (0 to 0)	0 (0 to 0)	0 (0 to 0)	0 (0 to 0)	0 (0 to 0)	0·5 (0·3 to 0·7)	0·5 (0·3 to 0·7)	0·5 (0·4 to 0·7)	1·1 (0·8 to 1·6)
Hodgkin lymphoma	0 (0 to 0)	0 (0 to 0)	0 (0 to 0)	0·1 (0·1 to 0·1)	0·2 (0·1 to 0·2)	0·4 (0·3 to 0·5)	2·4 (1·7 to 3·4)	3·4 (2·3 to 4·9)	3·7 (2·6 to 5·4)	3·4 (2·3 to 4·8)	3 (2·1 to 4·2)
Non-Hodgkin lymphoma	0 (0 to 0)	0 (0 to 0)	0 (0 to 0)	4·2 (2·7 to 6·4)	8·3 (5·5 to 12·1)	10·4 (7·1 to 15)	19·2 (13·1 to 27)	21·9 (15 to 31·7)	25·1 (19 to 34·3)	29·9 (21 to 41·5)	32 (24·2 to 42·9)
Multiple myeloma	0 (0 to 0)	0 (0 to 0)	0 (0 to 0)	0 (0 to 0)	0 (0 to 0)	0 (0 to 0)	0 (0 to 0)	0·8 (0·6 to 1·2)	1·4 (1 to 1·8)	2·5 (1·8 to 3·3)	6·3 (4·5 to 8·6)
Leukemia	0·9 (0·6 to 1·2)	0·7 (0·4 to 1)	3·5 (2·2 to 5·5)	11·3 (7·2 to 17·2)	22·4 (16·6 to 29·9)	24·4 (17·7 to 32·5)	33·3 (25·2 to 44·6)	26·1 (19·5 to 35·7)	25·2 (18·4 to 33·9)	24·5 (18·6 to 32·5)	27·2 (20 to 36·6)
Acute lymphoid leukemia	0·1 (0 to 0·4)	0·1 (0 to 0·2)	0·6 (0·4 to 1·1)	3·7 (2·2 to 6)	8·2 (5 to 12·3)	6 (3·7 to 9·4)	8·3 (5·3 to 12·5)	3·9 (2·3 to 6·2)	2·1 (1·3 to 3·2)	1·8 (1·1 to 2·8)	1·5 (0·9 to 2·3)
Chronic lymphoid leukemia	0 (0 to 0)	0 (0 to 0)	0 (0 to 0)	0 (0 to 0)	0 (0 to 0)	0 (0 to 0)	0 (0 to 0)	0·4 (0·2 to 0·6)	0·4 (0·2 to 0·7)	0·4 (0·2 to 0·6)	0·5 (0·3 to 0·8)
Acute myeloid leukemia	0·2 (0·1 to 0·3)	0·4 (0·3 to 0·7)	1·5 (0·9 to 2·4)	5·5 (3·3 to 8·6)	9·4 (6·2 to 13·4)	12·1 (8·3 to 16·9)	17·2 (12·4 to 23·8)	12·9 (9 to 17·8)	13·6 (9·7 to 19)	11·7 (8·3 to 16·2)	14 (9·9 to 19·4)
Chronic myeloid leukemia	0 (0 to 0)	0 (0 to 0)	0·1 (0 to 0·2)	0·3 (0·1 to 0·5)	0·3 (0·2 to 0·5)	0·4 (0·2 to 0·6)	0·9 (0·4 to 1·5)	1·7 (0·9 to 2·9)	2·5 (1·4 to 4·3)	2·9 (1·7 to 4·7)	3·1 (1·9 to 4·8)
Other leukemia	0·5 (0·3 to 0·7)	0·2 (0·1 to 0·3)	1·3 (0·8 to 2·1)	1·8 (1 to 3)	4·5 (2·7 to 7)	5·9 (3·7 to 9)	6·9 (4·6 to 10·1)	7·3 (5 to 10·7)	6·5 (4·4 to 9·4)	7·7 (5·3 to 10·8)	8·1 (5·6 to 11·4)
Other malignant neoplasms	1 (0·6 to 1·4)	0·9 (0·6 to 1·3)	4·7 (3 to 7)	14·8 (9·6 to 21·4)	16·1 (12·5 to 20·9)	16·4 (12·9 to 20·6)	25·3 (19·4 to 32·9)	20·3 (15·5 to 26·9)	20·6 (16 to 27)	23·5 (18·4 to 30·8)	27·2 (21 to 35·4)

Cause	40 to 44	45 to 49	50 to 54	55 to 59	60 to 64	65 to 69	70 to 74	75 to 79	80 to 84	85 to 89	90 to 94	95 plus	Total
All causes	4,480 (3,730 to 5,330)	5,810 (4,820 to 6,870)	6,930 (5,760 to 8,210)	8,820 (7,380 to 10,400)	10,400 (8,800 to 12,100)	9,840 (8,430 to 11,300)	9,930 (8,560 to 11,300)	8,150 (7,120 to 9,190)	6,530 (5,820 to 7,240)	4,690 (4,250 to 5,120)	2,270 (2,090 to 2,430)	563 (528 to 594)	99,600
Communicable, maternal, neonatal, and nutritional diseases	435 (378 to 507)	487 (425 to 560)	427 (356 to 506)	453 (375 to 538)	479 (390 to 579)	443 (352 to 546)	467 (367 to 600)	450 (348 to 571)	435 (351 to 523)	379 (295 to 471)	217 (166 to 268)	59·4 (44·5 to 75·3)	9,470
HIV/AIDS and sexually transmitted infections	164 (153 to 177)	189 (176 to 204)	112 (103 to 122)	89 (81·7 to 97·5)	59·8 (54·1 to 66·4)	38·3 (34·5 to 43)	14·7 (12·6 to 17·5)	7·4 (6·2 to 8·9)	4·2 (3·6 to 5·1)	2·4 (2 to 2·8)	0·8 (0·6 to 1)	0·2 (0·2 to 0·3)	1,280
HIV/AIDS	155 (145 to 164)	181 (169 to 193)	106 (98·8 to 114)	84·2 (78 to 90·8)	56·1 (51·4 to 61)	35·6 (32·5 to 38·9)	12·7 (11 to 14·4)	6·1 (5·2 to 7)	3·4 (2·9 to 3·9)	1·8 (1·6 to 2·1)	0·6 (0·5 to 0·7)	0·2 (0·2 to 0·2)	1,210
HIV/AIDS - Drug-susceptible Tuberculosis	2·9 (1·9 to 4·2)	3·1 (2·1 to 4·6)	1·9 (1·3 to 2·8)	1·7 (1·1 to 2·4)	1·1 (0·8 to 1·7)	0·7 (0·5 to 1·1)	0·3 (0·2 to 0·4)	0·1 (0·1 to 0·2)	0·1 (0·1 to 0·1)	0 (0 to 0·1)	0 (0 to 0)	0 (0 to 0)	22
HIV/AIDS - Multidrug-resistant Tuberculosis without extensive	0 (0 to 0·1)	0 (0 to 0·1)	0 (0 to 0·1)	0 (0 to 0·1)	0 (0 to 0)	0 (0 to 0)	0 (0 to 0)	0 (0 to 0)	0 (0 to 0)	0 (0 to 0)	0 (0 to 0)	0 (0 to 0)	0·2
HIV/AIDS - Extensively drug-resistant Tuberculosis	0 (0 to 0)	0 (0 to 0)	0 (0 to 0)	0 (0 to 0)	0 (0 to 0)	0 (0 to 0)	0 (0 to 0)	0 (0 to 0)	0 (0 to 0)	0 (0 to 0)	0 (0 to 0)	0 (0 to 0)	0
HIV/AIDS resulting in other diseases	152 (143 to 162)	177 (166 to 190)	104 (96·6 to 112)	82·6 (76·3 to 89·1)	54·9 (50·2 to 59·9)	34·8 (31·7 to 38·3)	12·4 (10·7 to 14·1)	5·9 (5·1 to 6·8)	3·3 (2·9 to 3·8)	1·8 (1·5 to 2·1)	0·6 (0·5 to 0·7)	0·2 (0·2 to 0·2)	1,180
Sexually transmitted infections excluding HIV	9·2 (5·6 to 15·8)	8·7 (5 to 14·9)	6 (3·3 to 11·4)	4·8 (2·5 to 9·3)	3·7 (1·9 to 7·2)	2·8 (1·5 to 5·4)	2·1 (1·1 to 3·9)	1·3 (0·7 to 2·4)	0·8 (0·5 to 1·5)	0·5 (0·3 to 0·9)	0·2 (0·1 to 0·4)	0 (0 to 0·1)	74·1
Syphilis	0·2 (0·2 to 0·3)	0·3 (0·2 to 0·5)	0·3 (0·2 to 0·4)	0·3 (0·2 to 0·5)	0·3 (0·2 to 0·5)	0·3 (0·2 to 0·5)	0·2 (0·2 to 0·4)	0·1 (0·1 to 0·2)	0·1 (0·1 to 0·2)	0·1 (0·1 to 0·1)	0 (0 to 0·1)	0 (0 to 0)	5·9
Chlamydial infection	1·5 (0·9 to 2·3)	1·2 (0·7 to 1·9)	0·5 (0·2 to 0·8)	0·2 (0·2 to 0·3)	0·1 (0·1 to 0·2)	0·1 (0 to 0·1)	0·1 (0 to 0·1)	0·1 (0 to 0·1)	0 (0 to 0·1)	0 (0 to 0·1)	0 (0 to 0)	0 (0 to 0)	9
Gonococcal infection	1 (0·7 to 1·3)	0·9 (0·6 to 1·3)	0·5 (0·4 to 0·8)	0·4 (0·2 to 0·5)	0·3 (0·2 to 0·5)	0·3 (0·2 to 0·5)	0·2 (0·1 to 0·4)	0·2 (0·1 to 0·3)	0·1 (0·1 to 0·2)	0·1 (0·1 to 0·1)	0 (0 to 0·1)	0 (0 to 0)	7·5
Trichomoniasis	2 (0·7 to 4·8)	2·1 (0·7 to 4·8)	1·8 (0·6 to 4·1)	1·4 (0·5 to 3·3)	0·9 (0·3 to 2·1)	0·6 (0·2 to 1·4)	0·4 (0·1 to 0·9)	0·2 (0·1 to 0·5)	0·1 (0 to 0·3)	0·1 (0 to 0·1)	0 (0 to 0)	0 (0 to 0)	16·4
Genital herpes	2 (0·6 to 5·1)	2·2 (0·7 to 5·6)	2·1 (0·7 to 5·5)	2 (0·6 to 5·2)	1·8 (0·5 to 4·4)	1·3 (0·4 to 3·3)	1 (0·3 to 2·4)	0·6 (0·2 to 1·5)	0·4 (0·1 to 0·9)	0·2 (0·1 to 0·5)	0·1 (0 to 0·2)	0 (0 to 0)	19·8
Other sexually transmitted infections	2·6 (1·6 to 4)	2 (1·3 to 3·3)	0·8 (0·5 to 1·2)	0·5 (0·4 to 0·7)	0·3 (0·2 to 0·4)	0·2 (0·1 to 0·3)	0·1 (0·1 to 0·2)	0·1 (0·1 to 0·1)	0·1 (0 to 0·1)	0·1 (0 to 0·1)	0 (0 to 0)	0 (0 to 0)	15·4
Respiratory infections and tuberculosis	70·7 (51·7 to 95·7)	90 (65·5 to 120)	108 (74·3 to 150)	146 (108 to 194)	208 (143 to 287)	225 (154 to 308)	288 (200 to 411)	322 (227 to 438)	340 (261 to 423)	314 (235 to 401)	187 (140 to 237)	51·6 (37·7 to 66·5)	2,920
Tuberculosis	4·8 (3·1 to 6·7)	5·2 (3·5 to 7·4)	5·3 (3·5 to 7·5)	5·2 (3·6 to 7·4)	5·5 (3·8 to 7·7)	4·4 (3 to 6·3)	4·2 (3 to 5·6)	3·1 (2·2 to 4·3)	2·4 (1·7 to 3·2)	1·6 (1·1 to 2·2)	0·6 (0·4 to 0·8)	0·1 (0·1 to 0·1)	65·6
Latent tuberculosis infection	0 (0 to 0)	0 (0 to 0)	0 (0 to 0)	0 (0 to 0)	0 (0 to 0)	0 (0 to 0)	0 (0 to 0)	0 (0 to 0)	0 (0 to 0)	0 (0 to 0)	0 (0 to 0)	0 (0 to 0)	0
Drug-susceptible tuberculosis	4·8 (3·1 to 6·7)	5·1 (3·4 to 7·4)	5·3 (3·5 to 7·5)	5·2 (3·6 to 7·3)	5·5 (3·7 to 7·6)	4·3 (3 to 6·3)	4·1 (3 to 5·5)	3·1 (2·2 to 4·2)	2·4 (1·7 to 3·2)	1·6 (1·1 to 2·2)	0·6 (0·4 to 0·8)	0·1 (0·1 to 0·1)	65·1
Multidrug-resistant tuberculosis without extensive drug resista	0 (0 to 0·1)	0 (0 to 0·2)	0 (0 to 0·2)	0 (0 to 0·2)	0 (0 to 0·2)	0 (0 to 0·2)	0 (0 to 0·2)	0 (0 to 0·1)	0 (0 to 0·1)	0 (0 to 0·1)	0 (0 to 0)	0 (0 to 0)	0·4
Extensively drug-resistant tuberculosis	0 (0 to 0)	0 (0 to 0)	0 (0 to 0)	0 (0 to 0)	0 (0 to 0)	0 (0 to 0)	0 (0 to 0)	0 (0 to 0)	0 (0 to 0)	0 (0 to 0)	0 (0 to 0)	0 (0 to 0)	0·1
Lower respiratory infections	47·3 (30·6 to 69)	65·5 (43·5 to 95·5)	83·8 (53·8 to 123)	124 (87·3 to 170)	188 (124 to 269)	209 (138 to 293)	276 (188 to 400)	314 (218 to 431)	335 (256 to 418)	311 (232 to 398)	186 (139 to 235)	51·3 (37·4 to 66·2)	2,560
Upper respiratory infections	14·6 (7·8 to 25·6)	14·7 (8 to 25·7)	13·8 (7·7 to 23·7)	13·1 (7·3 to 21·9)	11·5 (6·1 to 19·2)	8·9 (4·8 to 14·8)	6·5 (3·5 to 11·1)	4 (2·1 to 6·5)	2·5 (1·3 to 4·2)	1·3 (0·7 to 2·2)	0·6 (0·3 to 0·9)	0·1 (0·1 to 0·2)	223
Otitis media	4 (1·9 to 7·3)	4·6 (2·3 to 8·3)	4·7 (2·1 to 8·8)	4·3 (2·1 to 7·8)	3·5 (1·6 to 6·7)	2·1 (1 to 3·9)	1·3 (0·6 to 2·7)	0·9 (0·4 to 1·6)	0·6 (0·3 to 1·2)	0·4 (0·2 to 0·7)	0·2 (0·1 to 0·3)	0 (0 to 0·1)	69·4
Enteric infections	31·5 (22·4 to 42·9)	37·5 (26·1 to 52·7)	40·9 (28·3 to 56·5)	45·1 (31·9 to 63·3)	53 (38·5 to 71·2)	57·6 (41·7 to 77·7)	60·8 (43·7 to 80·7)	51·3 (38·1 to 68)	40·9 (30·1 to 53·3)	25·4 (18·6 to 32·6)	11·5 (8·6 to 14·8)	2·7 (2 to 3·5)	721
Diarrheal diseases	31·4 (22·3 to 42·8)	37·4 (26 to 52·6)	40·8 (28·2 to 56·4)	45 (31·7 to 63·2)	52·8 (38·2 to 70·9)	57·4 (41·6 to 77·6)	60·7 (43·6 to 80·6)	51·2 (37·9 to 67·8)	40·8 (30 to 53·2)	25·4 (18·5 to 32·6)	11·5 (8·6 to 14·7)	2·7 (2 to 3·4)	718
Typhoid and paratyphoid	0 (0 to 0·1)	0 (0 to 0·1)	0 (0 to 0·1)	0·1 (0 to 0·2)	0·1 (0 to 0·2)	0·1 (0 to 0·2)	0 (0 to 0·1)	0 (0 to 0·1)	0 (0 to 0·1)	0 (0 to 0·1)	0 (0 to 0)	0 (0 to 0)	0·8
Typhoid fever	0 (0 to 0·1)	0 (0 to 0·1)	0 (0 to 0·1)	0 (0 to 0·1)	0 (0 to 0·1)	0·1 (0 to 0·2)	0 (0 to 0·1)	0 (0 to 0·1)	0 (0 to 0·1)	0 (0 to 0·1)	0 (0 to 0)	0 (0 to 0)	0·7
Paratyphoid fever	0 (0 to 0)	0 (0 to 0)	0 (0 to 0)	0 (0 to 0·1)	0 (0 to 0·1)	0 (0 to 0)	0 (0 to 0)	0 (0 to 0)	0 (0 to 0)	0 (0 to 0)	0 (0 to 0)	0 (0 to 0)	0·1
Invasive Non-typhoidal Salmonella (iNTS)	0 (0 to 0)	0 (0 to 0·1)	0 (0 to 0·1)	0 (0 to 0·1)	0·2 (0 to 0·3)	0·1 (0 to 0·1)	0 (0 to 0·1)	0·1 (0 to 0·1)	0 (0 to 0)	0 (0 to 0)	0 (0 to 0)	0 (0 to 0)	1
Other intestinal infectious diseases	0 (0 to 0·1)	0 (0 to 0·1)	0 (0 to 0·1)	0 (0 to 0·1)	0 (0 to 0·1)	0 (0 to 0·1)	0 (0 to 0·1)	0 (0 to 0·1)	0 (0 to 0·1)	0 (0 to 0·1)	0 (0 to 0)	0 (0 to 0)	1
Neglected tropical diseases and malaria	14·1 (8·1 to 23·1)	15·5 (8·7 to 26·7)	18·6 (9·4 to 32·9)	22·1 (12 to 37·4)	27·5 (14·5 to 48·7)	26 (13·1 to 46·3)	24·9 (12·6 to 41·5)	18·9 (8·8 to 33·9)	13·7 (6·7 to 24·3)	8·3 (4·2 to 14·8)	3·6 (1·9 to 6·7)	0·9 (0·4 to 1·6)	300
Malaria	0 (0 to 0)	0 (0 to 0)	0 (0 to 0)	0 (0 to 0)	0 (0 to 0)	0 (0 to 0)	0 (0 to 0)	0 (0 to 0)	0 (0 to 0)	0 (0 to 0)	0 (0 to 0)	0 (0 to 0)	0
Chagas disease	0 (0 to 0)	0 (0 to 0)	0 (0 to 0)	0 (0 to 0)	0 (0 to 0)	0 (0 to 0)	0 (0 to 0)	0 (0 to 0)	0 (0 to 0)	0 (0 to 0)	0 (0 to 0)	0 (0 to 0)	0
Leishmaniasis	0 (0 to 0)	0 (0 to 0)	0 (0 to 0)	0 (0 to 0)	0 (0 to 0)	0 (0 to 0)	0 (0 to 0)	0 (0 to 0)	0 (0 to 0)	0 (0 to 0)	0 (0 to 0)	0 (0 to 0)	0
Visceral leishmaniasis	0 (0 to 0)	0 (0 to 0)	0 (0 to 0)	0 (0 to 0)	0 (0 to 0)	0 (0 to 0)	0 (0 to 0)	0 (0 to 0)	0 (0 to 0)	0 (0 to 0)	0 (0 to 0)	0 (0 to 0)	0
Cutaneous and mucocutaneous leishmaniasis	0 (0 to 0)	0 (0 to 0)	0 (0 to 0)	0 (0 to 0)	0 (0 to 0)	0 (0 to 0)	0 (0 to 0)	0 (0 to 0)	0 (0 to 0)	0 (0 to 0)	0 (0 to 0)	0 (0 to 0)	0
African trypanosomiasis	0 (0 to 0)	0 (0 to 0)	0 (0 to 0)	0 (0 to 0)	0 (0 to 0)	0 (0 to 0)	0 (0 to 0)	0 (0 to 0)	0 (0 to 0)	0 (0 to 0)	0 (0 to 0)	0 (0 to 0)	0
Schistosomiasis	0 (0 to 0)	0 (0 to 0)	0 (0 to 0)	0 (0 to 0)	0 (0 to 0)	0 (0 to 0)	0 (0 to 0)	0 (0 to 0)	0 (0 to 0)	0 (0 to 0)	0 (0 to 0)	0 (0 to 0)	0
Cysticercosis	6·5 (2·1 to 14·3)	8·5 (2·6 to 18·9)	10·7 (3·9 to 23·7)	14·7 (5·5 to 29·7)	18·8 (7 to 38·4)	19·8 (8·3 to 39·6)	19·2 (7·9 to 36·3)	14·8 (5·8 to 29·9)	10·9 (4·4 to 21·5)	6·3 (2·4 to 12·7)	2·6 (1·1 to 5·5)	0·6 (0·2 to 1·2)	150
Cystic echinococcosis	0 (0 to 0)	0 (0 to 0)	0 (0 to 0)	0 (0 to 0)	0 (0 to 0)	0 (0 to 0)	0 (0 to 0)	0 (0 to 0)	0 (0 to 0)	0 (0 to 0)	0 (0 to 0)	0 (0 to 0)	0
Lymphatic filariasis	0 (0 to 0)	0 (0 to 0)	0 (0 to 0)	0 (0 to 0)	0 (0 to 0)	0 (0 to 0)	0 (0 to 0)	0 (0 to 0)	0 (0 to 0)	0 (0 to 0)	0 (0 to 0)	0 (0 to 0)	0
Onchocerciasis	0 (0 to 0)	0 (0 to 0)	0 (0 to 0)	0 (0 to 0)	0 (0 to 0)	0 (0 to 0)	0 (0 to 0)	0 (0 to 0)	0 (0 to 0)	0 (0 to 0)	0 (0 to 0)	0 (0 to 0)	0
Trachoma	0 (0 to 0)	0 (0 to 0)	0 (0 to 0)	0 (0 to 0)	0 (0 to 0)	0 (0 to 0)	0 (0 to 0)	0 (0 to 0)	0 (0 to 0)	0 (0 to 0)	0 (0 to 0)	0 (0 to 0)	0
Dengue	5·5 (2·7 to 10)	5·2 (2·6 to 9·3)	6·2 (2·6 to 13·1)	5·5 (2·5 to 11·1)	7·5 (3·3 to 15·7)	5·3 (2·3 to 10·6)	4·6 (2·3 to 8·4)	3·3 (1·5 to 6·1)	2·3 (1·2 to 3·9)	1·6 (0·8 to 2·7)	0·8 (0·4 to 1·4)	0·2 (0·1 to 0·4)	99·3
Yellow fever	0 (0 to 0)	0 (0 to 0)	0 (0 to 0)	0 (0 to 0)	0 (0 to 0)	0 (0 to 0)	0 (0 to 0)	0 (0 to 0)	0 (0 to 0)	0 (0 to 0)	0 (0 to 0)	0 (0 to 0)	0
Rabies	0 (0 to 0)	0 (0 to 0·1)	0 (0 to 0·1)	0 (0 to 0)	0 (0 to 0·1)	0 (0 to 0·1)	0 (0 to 0)	0 (0 to 0)	0 (0 to 0)	0 (0 to 0)	0 (0 to 0)	0 (0 to 0)	0·3
Intestinal nematode infections	0·3 (0·1 to 0·7)	0·1 (0 to 0·2)	0·1 (0·1 to 0·3)	0·2 (0·1 to 0·3)	0·1 (0·1 to 0·3)	0·1 (0 to 0·2)	0·1 (0 to 0·2)	0·1 (0 to 0·2)	0·1 (0 to 0·1)	0 (0 to 0·1)	0 (0 to 0)	0 (0 to 0)	7·1
Ascariasis	0 (0 to 0)	0 (0 to 0)	0 (0 to 0)	0 (0 to 0)	0 (0 to 0·1)	0 (0 to 0)	0 (0 to 0·1)	0 (0 to 0)	0 (0 to 0)	0 (0 to 0)	0 (0 to 0)	0 (0 to 0)	0·3
Trichuriasis	0 (0 to 0)	0 (0 to 0)	0 (0 to 0)	0 (0 to 0)	0 (0 to 0)	0 (0 to 0)	0 (0 to 0)	0 (0 to 0)	0 (0 to 0)	0 (0 to 0)	0 (0 to 0)	0 (0 to 0)	0
Hookworm disease	0·3 (0·1 to 0·7)	0·1 (0 to 0·2)	0·1 (0 to 0·3)	0·1 (0·1 to 0·3)	0·1 (0 to 0·2)	0·1 (0 to 0·2)	0·1 (0 to 0·2)	0·1 (0 to 0·1)	0 (0 to 0·1)	0 (0 to 0·1)	0 (0 to 0)	0 (0 to 0)	6·8
Food-borne trematodiases	0 (0 to 0)	0 (0 to 0)	0 (0 to 0)	0 (0 to 0)	0 (0 to 0)	0 (0 to 0)	0 (0 to 0)	0 (0 to 0)	0 (0 to 0)	0 (0 to 0)	0 (0 to 0)	0 (0 to 0)	0
Leprosy	0 (0 to 0)	0 (0 to 0)	0 (0 to 0·1)	0 (0 to 0·1)	0 (0 to 0·1)	0 (0 to 0·1)	0 (0 to 0·1)	0 (0 to 0)	0 (0 to 0)	0 (0 to 0)	0 (0 to 0)	0 (0 to 0)	0·4
Ebola	0 (0 to 0)	0 (0 to 0)	0 (0 to 0)	0 (0 to 0)	0 (0 to 0)	0 (0 to 0)	0 (0 to 0)	0 (0 to 0)	0 (0 to 0)	0 (0 to 0)	0 (0 to 0)	0 (0 to 0)	0
Zika virus	0·2 (0 to 1)	0·1 (0 to 0·7)	0·1 (0 to 0·6)	0·1 (0 to 0·4)	0·1 (0 to 0·3)	0 (0 to 0·2)	0 (0 to 0·1)	0 (0 to 0)	0 (0 to 0)	0 (0 to 0)	0 (0 to 0)	0 (0 to 0)	2·8
Guinea worm disease	0 (0 to 0)	0 (0 to 0)	0 (0 to 0)	0 (0 to 0)	0 (0 to 0)	0 (0 to 0)	0 (0 to 0)	0 (0 to 0)	0 (0 to 0)	0 (0 to 0)	0 (0 to 0)	0 (0 to 0)	0
Other neglected tropical diseases	1·6 (0·6 to 3·3)	1·5 (0·6 to 3)	1·4 (0·5 to 3)	1·6 (0·7 to 3·4)	0·9 (0·4 to 1·7)	0·7 (0·3 to 1·3)	0·9 (0·5 to 1·6)	0·7 (0·4 to 1·2)	0·4 (0·2 to 0·7)	0·4 (0·2 to 0·6)	0·2 (0·1 to 0·3)	0·1 (0 to 0·1)	40·1
Other infectious diseases	29·3 (21·8 to 38·9)	35·7 (25·1 to 47·3)	34·5 (25·1 to 46·2)	38·6 (27·7 to 51·8)	40·1 (29·3 to 51·8)	31 (22·5 to 40·9)	27·5 (20·1 to 35·7)	17·4 (12·8 to 22·6)	12·1 (8·7 to 15·9)	10·2 (6·6 to 13·7)	3·5 (2·2 to 4·7)	0·8 (0·5 to 1·1)	513
Meningitis	5·5 (4·1 to 7·4)	6·8 (5 to 9·2)	7·1 (5·2 to 9·8)	7·9 (5·6 to 10·4)	8·8 (6·3 to 11·8)	6·7 (4·9 to 8·8)	5·8 (4·3 to 7·8)	4·3 (3·2 to 5·6)	2·9 (2·1 to 4)	2 (1·5 to 2·8)	0·6 (0·4 to 0·7)	0·1 (0·1 to 0·1)	122
Encephalitis	6 (4·3 to 8·5)	6·3 (4·3 to 8·8)	5·1 (3·5 to 7·3)	6 (4·2 to 8·8)	6·2 (4·3 to 9)	4·5 (3·2 to 6·7)	3·8 (2·7 to 5·6)	2·1 (1·4 to 2·9)	1·4 (0·9 to 2)	0·7 (0·5 to 1)	0·3 (0·2 to 0·4)	0·1 (0 to 0·1)	113
Diphtheria	0 (0 to 0)	0 (0 to 0)	0 (0 to 0)	0 (0 to 0)	0 (0 to 0)	0 (0 to 0)	0 (0 to 0)	0 (0 to 0)	0 (0 to 0)	0 (0 to 0)	0 (0 to 0)	0 (0 to 0)	0
Tetanus	0·8 (0·3 to 1·9)	1·1 (0·4 to 3)	1·7 (0·7 to 4·2)	2·1 (0·7 to 5·4)	2 (0·8 to 4·8)	1·8 (0·7 to 4·3)	1·8 (0·7 to 4·3)	1·4 (0·6 to 3)	0·8 (0·3 to 1·6)	0·5 (0·2 to 1·1)	0·2 (0·1 to 0·4)	0 (0 to 0·1)	17·3
Measles	0 (0 to 0)	0 (0 to 0)	0 (0 to 0)	0 (0 to 0)	0 (0 to 0)	0 (0 to 0)	0 (0 to 0)	0 (0 to 0)	0 (0 to 0)	0 (0 to 0)	0 (0 to 0)	0 (0 to 0)	0
Varicella and herpes zoster	1·2 (0·7 to 1·8)	1·3 (0·8 to 2)	1·3 (0·8 to 2)	1·3 (0·7 to 2·1)	1·7 (1 to 2·6)	1·3 (0·7 to 2·1)	1·4 (0·9 to 2·1)	1 (0·6 to 1·6)	0·8 (0·5 to 1·3)	0·6 (0·4 to 1)	0·3 (0·2 to 0·5)	0·2 (0·1 to 0·3)	19·4
Acute hepatitis	1·4 (1 to 1·8)	1·3 (0·9 to 1·7)	1·2 (0·9 to 1·6)	1·1 (0·8 to 1·5)	0·9 (0·7 to 1·3)	0·7 (0·5 to 0·8)	0·5 (0·4 to 0·7)	0·3 (0·2 to 0·4)	0·2 (0·1 to 0·3)	0·2 (0·1 to 0·2)	0·1 (0 to 0·1)	0 (0 to 0)	19·1
Acute hepatitis A	0·7 (0·4 to 1)	0·6 (0·4 to 0·9)	0·5 (0·3 to 0·8)	0·4 (0·2 to 0·7)	0·3 (0·1 to 0·6)	0·2 (0·1 to 0·3)	0·1 (0 to 0·2)	0·1 (0 to 0·2)	0·1 (0 to 0·1)	0 (0 to 0·1)	0 (0 to 0)	0 (0 to 0)	11·3
Acute hepatitis B	0·5 (0·3 to 0·8)	0·5 (0·3 to 0·8)	0·6 (0·4 to 0·8)	0·6 (0·3 to 0·8)	0·5 (0·3 to 0·7)	0·4 (0·2 to 0·5)	0·3 (0·2 to 0·5)	0·1 (0·1 to 0·2)	0·1 (0 to 0·2)	0·1 (0 to 0·1)	0 (0 to 0)	0 (0 to 0)	5·8
Acute hepatitis C	0 (0 to 0·1)	0 (0 to 0·1)	0·1 (0 to 0·1)	0·1 (0 to 0·1)	0·1 (0 to 0·1)	0·1 (0 to 0·1)	0 (0 to 0·1)	0 (0 to 0·1)	0 (0 to 0)	0 (0 to 0)	0 (0 to 0)	0 (0 to 0)	0·6
Acute hepatitis E	0·1 (0 to 0·1)	0·1 (0·1 to 0·2)	0·1 (0 to 0·1)	0·1 (0 to 0·1)	0·1 (0 to 0·1)	0·1 (0 to 0·1)	0·1 (0 to 0·1)	0 (0 to 0·1)	0 (0 to 0)	0 (0 to 0·1)	0 (0 to 0)	0 (0 to 0)	1·4
Other unspecified infectious diseases	14·5 (8·6 to 21·8)	19 (10·3 to 29·4)	18·1 (10·2 to 28)	20·2 (11·5 to 30·9)	20·4 (11·1 to 29·7)	16·1 (8·8 to 23·4)	14·2 (7·6 to 20·5)	8·3 (4·2 to 12·2)	6 (3 to 9·3)	6·2 (2·9 to 9·6)	2·1 (0·9 to 3·3)	0·5 (0·2 to 0·7)	221
Maternal and neonatal disorders	85·4 (65·3 to 109)	81·6 (59·8 to 106)	73·4 (54·8 to 97·4)	66 (49·3 to 85·2)	52·3 (38·7 to 69·8)	32·7 (23·8 to 44)	18·2 (12·8 to 25·4)	7·1 (4·7 to 10)	2 (1·2 to 3)	0·4 (0·2 to 0·6)	0 (0 to 0·1)	0 (0 to 0)	2,960
Maternal disorders	7·5 (5·8 to 9·7)	2·1 (1·4 to 3)	0·3 (0·2 to 0·4)	0 (0 to 0)	0 (0 to 0)	0 (0 to 0)	0 (0 to 0)	0 (0 to 0)	0 (0 to 0)	0 (0 to 0)	0 (0 to 0)	0 (0 to 0)	106
Maternal hemorrhage	1·1 (0·7 to 1·7)	0·2 (0·1 to 0·3)	0 (0 to 0)	0 (0 to 0)	0 (0 to 0)	0 (0 to 0)	0 (0 to 0)	0 (0 to 0)	0 (0 to 0)	0 (0 to 0)	0 (0 to 0)	0 (0 to 0)	15·9
Maternal sepsis and other maternal infections	0·7 (0·4 to 1·1)	0·2 (0·1 to 0·3)	0 (0 to 0)	0 (0 to 0)	0 (0 to 0)	0 (0 to 0)	0 (0 to 0)	0 (0 to 0)	0 (0 to 0)	0 (0 to 0)	0 (0 to 0)	0 (0 to 0)	11·7
Maternal hypertensive disorders	0·8 (0·5 to 1·2)	0·2 (0·1 to 0·2)	0 (0 to 0)	0 (0 to 0)	0 (0 to 0)	0 (0 to 0)	0 (0 to 0)	0 (0 to 0)	0 (0 to 0)	0 (0 to 0)	0 (0 to 0)	0 (0 to 0)	13·8
Maternal obstructed labor and uterine rupture	0·2 (0·1 to 0·4)	0·1 (0 to 0·1)	0 (0 to 0)	0 (0 to 0)	0 (0 to 0)	0 (0 to 0)	0 (0 to 0)	0 (0 to 0)	0 (0 to 0)	0 (0 to 0)	0 (0 to 0)	0 (0 to 0)	3
Maternal abortion and miscarriage	0·5 (0·3 to 0·8)	0·2 (0·1 to 0·4)	0 (0 to 0)	0 (0 to 0)	0 (0 to 0)	0 (0 to 0)	0 (0 to 0)	0 (0 to 0)	0 (0 to 0)	0 (0 to 0)	0 (0 to 0)	0 (0 to 0)	6·5
Ectopic pregnancy	0·7 (0·4 to 1·2)	0·3 (0·2 to 0·5)	0 (0 to 0)	0 (0 to 0)	0 (0 to 0)	0 (0 to 0)	0 (0 to 0)	0 (0 to 0)	0 (0 to 0)	0 (0 to 0)	0 (0 to 0)	0 (0 to 0)	11·6
Indirect maternal deaths	0·3 (0·2 to 0·5)	0·1 (0 to 0·1)	0 (0 to 0)	--	--	--	--	--	--	--	--	--	NA
Late maternal deaths	0·7 (0·4 to 1·1)	0·2 (0·1 to 0·3)	0 (0 to 0)	--	--	--	--	--	--	--	--	--	NA
Maternal deaths aggravated by HIV/AIDS	0 (0 to 0)	0 (0 to 0)	0 (0 to 0)	--	--	--	--	--	--	--	--	--	NA
Neonatal disorders	77·9 (58·2 to 102)	79·5 (57·8 to 105)	73 (54·6 to 97·1)	66 (49·3 to 85·2)	52·3 (38·7 to 69·8)	32·7 (23·8 to 44)	18·2 (12·8 to 25·4)	7·1 (4·7 to 10)	2 (1·2 to 3)	0·4 (0·2 to 0·6)	0 (0 to 0·1)	0 (0 to 0)	2,860
Neonatal preterm birth	25·5 (18·6 to 34·3)	25·3 (18·3 to 34·2)	22·1 (16 to 30)	18·7 (13·3 to 25)	13·4 (9·7 to 17·5)	7·7 (5·7 to 9·9)	3·7 (2·8 to 4·7)	1·2 (0·9 to 1·6)	0·2 (0·1 to 0·3)	0·1 (0 to 0·1)	0 (0 to 0)	0 (0 to 0)	1,010
Neonatal encephalopathy due to birth asphyxia and trauma	7·3 (4·2 to 10·9)	7·5 (4·2 to 11·2)	7 (4 to 10·7)	6·5 (3·7 to 10·5)	5·5 (3·2 to 8·7)	3 (1·7 to 4·7)	1·2 (0·7 to 1·8)	0·3 (0·2 to 0·5)	0 (0 to 0·1)	0 (0 to 0)	0 (0 to 0)	0 (0 to 0)	588
Neonatal sepsis and other neonatal infections	40·8 (27·3 to 58·6)	42·2 (26·8 to 61·9)	39·6 (26·1 to 58·3)	36·6 (24·1 to 52·2)	30·1 (19·6 to 44·8)	19·8 (12·6 to 29·5)	12 (7·5 to 18·3)	5 (2·9 to 7·8)	1·6 (0·8 to 2·6)	0·3 (0·1 to 0·5)	0 (0 to 0)	0 (0 to 0)	928
Hemolytic disease and other neonatal jaundice	4·3 (2·5 to 6·7)	4·5 (2·7 to 6·9)	4·3 (2·9 to 6·3)	4·1 (2·9 to 5·6)	3·4 (2·4 to 4·6)	2·2 (1·6 to 2·9)	1·3 (1 to 1·7)	0·5 (0·4 to 0·7)	0·2 (0·1 to 0·2)	0 (0 to 0)	0 (0 to 0)	0 (0 to 0)	72·6
Other neonatal disorders	0 (0 to 0)	0 (0 to 0)	0 (0 to 0)	0 (0 to 0)	0 (0 to 0)	0 (0 to 0)	0 (0 to 0)	0 (0 to 0)	0 (0 to 0)	0 (0 to 0)	0 (0 to 0)	0 (0 to 0)	263
Nutritional deficiencies	39·7 (18·6 to 77·8)	37·1 (19·1 to 68·5)	40·2 (21·3 to 76·1)	45·6 (23·7 to 86·4)	37·9 (21·9 to 63)	32·3 (19·9 to 52·4)	32·2 (20·7 to 50·3)	26·3 (18·4 to 38·6)	22·2 (14·8 to 32·9)	18·5 (12·5 to 26·6)	10 (6·8 to 13·6)	3·2 (2·2 to 4·4)	778
Protein-energy malnutrition	5·3 (3·4 to 7·5)	6·7 (4·4 to 9·5)	7·5 (5·1 to 10·4)	9·3 (6·5 to 12·9)	11·1 (7·5 to 15·2)	10·7 (7·4 to 15)	12·5 (8·4 to 17·9)	11·7 (8·6 to 15·2)	10·1 (6·8 to 14·6)	8·9 (5·8 to 12·8)	5·6 (3·5 to 7·9)	2 (1·3 to 2·9)	156
Iodine deficiency	2·2 (1 to 4·1)	2·3 (1 to 4·3)	2·2 (1 to 3·9)	2·1 (0·9 to 3·8)	1·7 (0·8 to 3·1)	1·3 (0·6 to 2·2)	0·9 (0·4 to 1·6)	0·5 (0·3 to 0·9)	0·3 (0·2 to 0·5)	0·2 (0·1 to 0·3)	0·1 (0 to 0·1)	0 (0 to 0)	26·1
Vitamin A deficiency	0·2 (0·1 to 0·4)	0·2 (0·1 to 0·4)	0·2 (0·1 to 0·3)	0·2 (0·1 to 0·3)	0·1 (0·1 to 0·3)	0·1 (0·1 to 0·2)	0·1 (0 to 0·2)	0·1 (0 to 0·1)	0 (0 to 0·1)	0 (0 to 0)	0 (0 to 0)	0 (0 to 0)	8
Dietary iron deficiency	29·2 (9·4 to 65·1)	24·7 (7·6 to 56·3)	26 (8·2 to 60·9)	29·5 (9·2 to 66·9)	19·4 (5·7 to 43·4)	14·6 (4·4 to 34·4)	12·8 (4·2 to 28·9)	9·2 (3 to 20·7)	7 (2·3 to 15·1)	5·5 (1·9 to 12·5)	2 (0·7 to 4·2)	0·5 (0·1 to 1)	523
Other nutritional deficiencies	2·8 (1·8 to 4)	3·2 (2·1 to 4·8)	4·3 (2·8 to 6·2)	4·5 (2·9 to 6·5)	5·5 (3·3 to 8·1)	5·6 (3·4 to 8·7)	5·9 (3·4 to 9·2)	4·8 (2·8 to 7)	4·8 (2·5 to 7·4)	3·9 (2·2 to 6·4)	2·4 (1·2 to 4)	0·6 (0·3 to 1·1)	64·7
Non-communicable diseases	3,540 (2,920 to 4,270)	4,810 (3,970 to 5,760)	6,050 (5,010 to 7,190)	7,890 (6,570 to 9,280)	9,480 (8,010 to 11,000)	9,060 (7,750 to 10,400)	9,160 (7,910 to 10,500)	7,470 (6,520 to 8,440)	5,920 (5,260 to 6,570)	4,180 (3,790 to 4,560)	1,980 (1,820 to 2,140)	485 (454 to 517)	83,000
Neoplasms	602 (475 to 762)	949 (734 to 1,200)	1,390 (1,090 to 1,740)	1,990 (1,550 to 2,460)	2,590 (2,080 to 3,120)	2,440 (2,000 to 2,910)	2,440 (2,030 to 2,880)	1,880 (1,570 to 2,250)	1,290 (1,080 to 1,490)	781 (641 to 912)	310 (249 to 359)	53 (41·1 to 61·8)	18,000
Lip and oral cavity cancer	6·8 (4·8 to 9·4)	14·2 (10·1 to 19·7)	21·3 (15·3 to 28·5)	33·4 (24·8 to 45·1)	36·8 (26·6 to 48)	31·5 (24 to 39·8)	28·4 (21·5 to 36·6)	20·7 (16·1 to 27)	13·8 (10·5 to 17·4)	7·2 (5·7 to 8·9)	3 (2·4 to 3·6)	0·6 (0·5 to 0·8)	225
Nasopharynx cancer	3·2 (2·1 to 4·5)	5·7 (3·9 to 8)	8·1 (5·7 to 11·5)	12 (8·8 to 16·4)	11 (7·7 to 15·1)	8·8 (6·3 to 11·8)	7·5 (5·3 to 10)	4 (2·8 to 5·6)	2·5 (1·8 to 3·4)	2·4 (1·7 to 3·3)	0·9 (0·7 to 1·2)	0·1 (0·1 to 0·2)	73·1
Other pharynx cancer	4·4 (2·9 to 6·6)	11·8 (7·8 to 17)	17·1 (12 to 23·9)	27·5 (19·2 to 38·1)	29·2 (19·7 to 41·2)	23 (15·9 to 31·6)	18·6 (12·7 to 26)	11·1 (7·7 to 15·5)	6·8 (5 to 9·2)	3·9 (2·8 to 5·2)	1·5 (1·1 to 1·9)	0·3 (0·2 to 0·4)	159
Esophageal cancer	16·1 (11 to 22·6)	36·4 (24·7 to 51·2)	53·4 (39·6 to 71·8)	81·7 (57·5 to 114)	94·1 (66·2 to 129)	79·3 (56·8 to 106)	71·8 (50·1 to 96·9)	49·8 (35·3 to 69)	32 (23·5 to 42·8)	19·4 (14·5 to 25·1)	7 (5·3 to 8·7)	1·1 (0·7 to 1·3)	553
Stomach cancer	33·4 (24·3 to 45·5)	52·8 (36·4 to 72·2)	76·7 (57·2 to 100)	111 (79·8 to 144)	153 (111 to 201)	149 (110 to 196)	148 (111 to 193)	114 (83·8 to 150)	80·2 (60 to 105)	50·8 (38 to 63·8)	19·9 (15·5 to 23·9)	3·5 (2·6 to 4·2)	1,040
Colon and rectum cancer	58·5 (44·4 to 75·9)	101 (74·5 to 133)	159 (122 to 207)	262 (193 to 340)	366 (276 to 462)	343 (263 to 430)	348 (273 to 430)	285 (223 to 358)	202 (159 to 247)	121 (94·7 to 151)	46·8 (36·4 to 55·5)	8·7 (6·7 to 10·3)	2,390
Liver cancer	8·2 (6 to 11·5)	14 (9·9 to 19·2)	21·6 (15·4 to 29·5)	36·1 (26·5 to 48·1)	44·6 (33·4 to 57·3)	44·5 (33·4 to 57·6)	44·5 (33·9 to 58·2)	31·9 (24·1 to 41·8)	19 (14·5 to 24·2)	7·8 (5·9 to 10·1)	2·6 (1·9 to 3·3)	0·4 (0·3 to 0·5)	295
Liver cancer due to hepatitis B	3·8 (2·2 to 5·9)	5·7 (3·1 to 9·1)	7·6 (4·3 to 12·4)	11·7 (6·5 to 19)	12·2 (6·6 to 20·1)	9·7 (5 to 16·3)	8 (3·8 to 13·6)	5 (2·7 to 8·5)	2·6 (1·2 to 4·7)	1 (0·5 to 1·8)	0·3 (0·1 to 0·5)	0 (0 to 0·1)	74·2
Liver cancer due to hepatitis C	0·7 (0·3 to 1·4)	1·6 (0·7 to 3)	3·2 (1·7 to 5·5)	6·2 (2·8 to 11·3)	8·6 (4·2 to 15)	9 (5 to 14·7)	10·1 (5·7 to 16·7)	8·6 (4·7 to 14·1)	6·4 (3·6 to 9·8)	3·1 (2 to 4·6)	1·2 (0·7 to 1·7)	0·2 (0·1 to 0·3)	59·5
Liver cancer due to alcohol use	2·4 (1·2 to 4)	4·5 (2·2 to 7·7)	7·4 (3·7 to 12·3)	13·2 (7 to 20·6)	17·6 (10·1 to 26·9)	19·7 (12·4 to 29)	19·7 (12·1 to 29·1)	12·6 (7·8 to 18·5)	6·4 (3·8 to 9·6)	2·2 (1·4 to 3·5)	0·6 (0·3 to 0·9)	0·1 (0 to 0·1)	109
Liver cancer due to NASH	0·6 (0·3 to 1·1)	1·1 (0·5 to 2)	1·8 (1 to 3·2)	3 (1·6 to 5·3)	3·9 (2 to 6·6)	4·1 (2·2 to 7·3)	4·7 (2·7 to 8·1)	4·1 (2·4 to 6·9)	2·8 (1·5 to 4·4)	1·1 (0·6 to 1·8)	0·4 (0·2 to 0·7)	0·1 (0 to 0·1)	28·9
Liver cancer due to other causes	0·7 (0·3 to 1·2)	1 (0·5 to 1·8)	1·5 (0·7 to 2·6)	2·1 (1 to 3·8)	2·3 (1·2 to 4·1)	2 (1·1 to 3·5)	2 (1 to 3·4)	1·5 (0·8 to 2·7)	0·9 (0·5 to 1·6)	0·4 (0·2 to 0·6)	0·1 (0·1 to 0·2)	0 (0 to 0)	23·7
Gallbladder and biliary tract cancer	3·8 (2·6 to 6·7)	7·1 (4·9 to 12·3)	12·5 (8·3 to 21·4)	19·9 (13·4 to 34·5)	27·4 (19·1 to 48)	25·6 (18 to 45)	25·9 (18·2 to 45·3)	19 (13·7 to 33·5)	12·1 (8·9 to 20·7)	6·5 (4·8 to 11·2)	2·4 (1·7 to 4·2)	0·4 (0·3 to 0·8)	166
Pancreatic cancer	21·9 (15·6 to 30·4)	41·2 (28·7 to 55·8)	62·3 (46·4 to 81·7)	103 (73·2 to 135)	141 (102 to 189)	128 (93·8 to 170)	128 (93·3 to 167)	89·4 (63·4 to 120)	58 (42·2 to 77·3)	32·6 (24·2 to 41·1)	11·9 (9·2 to 14·5)	2·1 (1·6 to 2·6)	840
Larynx cancer	3·4 (2·4 to 4·6)	8·9 (5·9 to 13)	15 (11·1 to 20·2)	24·7 (18 to 33·3)	29·8 (22·6 to 38·9)	26·4 (20·5 to 33·7)	22·6 (17 to 29·1)	14·2 (10·7 to 18·9)	8·6 (6·7 to 11)	4·2 (3·2 to 5·4)	1·4 (1·1 to 1·8)	0·2 (0·1 to 0·2)	162
Tracheal, bronchus, and lung cancer	24·9 (18·5 to 32·6)	54·8 (39·2 to 74·1)	87·7 (61 to 125)	141 (101 to 190)	182 (132 to 238)	172 (128 to 223)	157 (119 to 199)	101 (78·5 to 129)	58·4 (44·6 to 73·8)	32·5 (25 to 41·3)	10·9 (8·6 to 13)	1·8 (1·3 to 2·1)	1,050
Malignant skin melanoma	3·3 (2·2 to 4·7)	4·4 (2·9 to 6·3)	5·4 (3·6 to 7·7)	7·3 (4·9 to 10·5)	7·3 (5 to 10·2)	6·4 (4·5 to 8·7)	6·3 (4·4 to 8·8)	4·3 (3 to 5·9)	3·5 (2·4 to 4·7)	2·3 (1·6 to 3·1)	0·9 (0·6 to 1·1)	0·2 (0·2 to 0·3)	59·4
Non-melanoma skin cancer	1·2 (0·9 to 1·7)	1·4 (1 to 2)	2·4 (1·8 to 3·3)	3·4 (2·4 to 4·7)	4·7 (3·5 to 6·1)	4·8 (3·6 to 6·4)	5 (3·8 to 6·5)	4·7 (3·5 to 6·1)	4·1 (3·1 to 5·1)	3·4 (2·6 to 4·3)	2·3 (1·7 to 2·9)	0·7 (0·5 to 1)	40
Non-melanoma skin cancer (squamous-cell carcinoma)	1·2 (0·9 to 1·7)	1·4 (1 to 2)	2·4 (1·8 to 3·3)	3·4 (2·4 to 4·7)	4·7 (3·5 to 6·1)	4·8 (3·6 to 6·4)	5 (3·8 to 6·5)	4·7 (3·5 to 6·1)	4 (3·1 to 5·1)	3·4 (2·6 to 4·3)	2·3 (1·7 to 2·9)	0·7 (0·5 to 1)	39·9
Non-melanoma skin cancer (basal-cell carcinoma)	0 (0 to 0)	0 (0 to 0)	0 (0 to 0)	0 (0 to 0)	0 (0 to 0)	0 (0 to 0)	0 (0 to 0)	0 (0 to 0)	0 (0 to 0)	0 (0 to 0)	0 (0 to 0)	0 (0 to 0)	0
Breast cancer	146 (105 to 195)	206 (148 to 276)	306 (213 to 408)	346 (246 to 466)	366 (265 to 474)	281 (211 to 357)	235 (176 to 300)	163 (120 to 217)	108 (80·6 to 141)	71·7 (54·2 to 91·7)	28·6 (22 to 35·3)	7·6 (5·7 to 9·3)	2,430
Cervical cancer	71·2 (51·3 to 98·2)	90·3 (63·1 to 128)	105 (73·7 to 141)	112 (79·7 to 151)	120 (87·4 to 163)	90·2 (66·2 to 125)	77·1 (56·7 to 102)	51·4 (37·7 to 67·9)	33·1 (23·9 to 44·1)	17·5 (12·9 to 23·2)	6·9 (4·9 to 9·4)	1·6 (1·1 to 2·3)	882
Uterine cancer	15·5 (10·3 to 22·5)	27·1 (18·5 to 37·9)	40 (27·1 to 57·8)	54·3 (37·5 to 74·3)	86·7 (62·2 to 116)	76·5 (55·9 to 103)	70·1 (52·1 to 93·4)	42·8 (31·5 to 57·9)	25·2 (18 to 33·7)	13·2 (9·8 to 16·8)	5 (3·7 to 6·5)	1·1 (0·8 to 1·5)	477
Ovarian cancer	22·2 (11·7 to 31·4)	36·4 (17·5 to 52·4)	48·1 (24·3 to 67·3)	59·4 (30·6 to 82·3)	66·3 (33·8 to 93·1)	56·5 (28·5 to 78·1)	45·4 (22·9 to 62·9)	28·5 (13·4 to 39·6)	17·3 (8·1 to 23·3)	10 (4·4 to 13·5)	3·9 (1·6 to 5)	0·6 (0·2 to 0·8)	429
Prostate cancer	5·7 (3·7 to 8·1)	20 (12·7 to 28·9)	55·4 (36·8 to 79)	147 (98·8 to 206)	333 (225 to 456)	437 (298 to 583)	569 (394 to 759)	541 (390 to 717)	417 (298 to 545)	267 (195 to 346)	114 (79·5 to 146)	15·2 (10·2 to 20·8)	2,930
Testicular cancer	0·7 (0·4 to 1)	0·5 (0·3 to 0·7)	0·4 (0·2 to 0·6)	0·3 (0·2 to 0·5)	0·4 (0·2 to 0·5)	0·3 (0·2 to 0·5)	0·3 (0·2 to 0·5)	0·3 (0·2 to 0·4)	0·2 (0·1 to 0·3)	0·1 (0·1 to 0·2)	0·1 (0 to 0·1)	0 (0 to 0)	9·1
Kidney cancer	12·2 (8·2 to 16·8)	20·6 (13·8 to 28·9)	29·8 (22 to 39·1)	44·5 (31·2 to 60·3)	52·2 (37·1 to 71)	44·7 (32·1 to 59·5)	39·4 (28·5 to 53·1)	25·1 (18·3 to 33·8)	14·8 (10·6 to 20)	6·6 (4·8 to 9·1)	2·6 (1·9 to 3·5)	0·5 (0·3 to 0·6)	328
Bladder cancer	3·1 (2·1 to 4·3)	5·8 (3·9 to 8·2)	11·7 (8·6 to 15·6)	21·4 (15 to 28·2)	33·3 (24·7 to 43·8)	36·5 (27·1 to 47·8)	41·9 (30·7 to 55·6)	35·5 (26·1 to 46·6)	26·8 (19·9 to 35·8)	18 (13·3 to 23·5)	7·6 (5·8 to 9·4)	1·4 (1 to 1·8)	246
Brain and central nervous system cancer	18·7 (6·6 to 29)	22·5 (7·9 to 35)	27·7 (10·1 to 42·3)	36·4 (13 to 54·3)	36·9 (13·3 to 55·3)	29·8 (10·9 to 44·5)	22·9 (8·1 to 33·9)	13·6 (4·8 to 20·7)	6·7 (2·3 to 10·3)	3·4 (1·1 to 5·5)	1·1 (0·4 to 1·6)	0·2 (0·1 to 0·3)	307
Thyroid cancer	2·7 (2 to 3·9)	4·7 (3·3 to 6·5)	7·4 (5·2 to 10·4)	9·9 (7·1 to 13·3)	11·4 (8·6 to 14·8)	10·4 (7·7 to 13·8)	10·3 (8 to 13·1)	7 (5·4 to 8·8)	4·7 (3·6 to 5·9)	2·4 (1·8 to 3)	0·9 (0·7 to 1·2)	0·2 (0·1 to 0·2)	77·4
Mesothelioma	1·2 (0·8 to 1·7)	2·1 (1·5 to 2·9)	3 (2·2 to 4)	4·3 (3·2 to 5·7)	2·2 (1·6 to 3)	1·8 (1·4 to 2·3)	2·2 (1·7 to 2·9)	1·6 (1·2 to 2·1)	1·1 (0·9 to 1·4)	0·6 (0·4 to 0·8)	0·2 (0·1 to 0·3)	0 (0 to 0)	23
Hodgkin lymphoma	2·9 (2·1 to 4)	2·6 (1·8 to 3·8)	2·8 (2 to 4)	3·4 (2·4 to 4·7)	3·6 (2·6 to 5)	3·3 (2·5 to 4·6)	2·6 (1·9 to 3·6)	2 (1·5 to 2·7)	1·2 (0·8 to 1·6)	0·6 (0·4 to 0·8)	0·2 (0·1 to 0·2)	0 (0 to 0)	41·8
Non-Hodgkin lymphoma	33·4 (24·5 to 45·5)	46·4 (33·9 to 62·2)	56·8 (41·8 to 74·8)	78·6 (57·3 to 102)	94·4 (71·4 to 122)	80·6 (59·2 to 106)	74·2 (54·3 to 99·5)	51·1 (37·3 to 68·8)	29·4 (21·4 to 38·7)	14 (10·4 to 18·3)	4·7 (3·7 to 5·7)	0·8 (0·6 to 1)	715
Multiple myeloma	14·3 (10·4 to 19·5)	30 (21·3 to 41·1)	54·5 (40·4 to 73·1)	89 (65·4 to 118)	117 (86·5 to 156)	114 (86·5 to 149)	108 (81·8 to 139)	72·6 (55·7 to 92·8)	41·6 (32·2 to 52·7)	20·6 (15·7 to 25·9)	6·2 (4·6 to 7·6)	1 (0·7 to 1·3)	680
Leukemia	28·7 (21·4 to 38)	35·2 (26·1 to 47·1)	39·4 (29·9 to 52·3)	51·4 (38·3 to 65·6)	60·5 (46·4 to 76·3)	55·4 (43·1 to 69·3)	55·2 (42·6 to 70·4)	39·7 (30·9 to 49·3)	27·3 (21·5 to 34)	16·3 (12·6 to 20·1)	6 (4·8 to 7·2)	1·1 (0·8 to 1·3)	616
Acute lymphoid leukemia	1·6 (1 to 2·4)	1·4 (0·9 to 2·1)	1·7 (1·1 to 2·6)	2 (1·3 to 2·9)	1·8 (1·1 to 2·8)	1·7 (1·1 to 2·5)	1·4 (0·9 to 2·1)	1 (0·6 to 1·7)	0·7 (0·4 to 1·1)	0·3 (0·2 to 0·4)	0·1 (0·1 to 0·2)	0 (0 to 0)	50·1
Chronic lymphoid leukemia	0·9 (0·5 to 1·4)	0·8 (0·5 to 1·2)	2·3 (1·5 to 3·5)	4·8 (3·1 to 7·1)	7 (4·4 to 10)	7·9 (5·3 to 11·4)	7·6 (4·9 to 11·1)	5·8 (3·8 to 8·3)	4 (2·7 to 5·7)	2·5 (1·6 to 3·7)	1 (0·7 to 1·4)	0·2 (0·1 to 0·2)	46·4
Acute myeloid leukemia	12·6 (8·8 to 17·4)	16·7 (11·6 to 22·8)	17·9 (13 to 24)	21·1 (15·1 to 28)	23·5 (17·2 to 30·8)	18·5 (13·7 to 24)	16·8 (12·1 to 22·3)	10·6 (7·7 to 14·3)	6·3 (4·6 to 8·6)	2·9 (2 to 4)	0·9 (0·6 to 1·2)	0·2 (0·1 to 0·3)	247
Chronic myeloid leukemia	2·7 (1·6 to 4·3)	3·3 (2 to 5·1)	4·3 (2·7 to 6·6)	5·7 (3·5 to 8·8)	7·1 (4·3 to 10·5)	6·2 (3·9 to 9·2)	5·7 (3·5 to 8·4)	4·4 (2·8 to 6·6)	3 (1·9 to 4·2)	1·5 (1 to 2·2)	0·6 (0·4 to 0·9)	0·1 (0·1 to 0·2)	56·8
Other leukemia	10·9 (7·8 to 15)	13 (9·1 to 18·3)	13·1 (9·2 to 17·9)	17·8 (12·6 to 23·8)	21·2 (15·3 to 28·8)	21·1 (15·5 to 27·3)	23·8 (17·8 to 31·5)	17·8 (13·3 to 23·1)	13·3 (9·8 to 17·6)	9 (6·8 to 11·5)	3·4 (2·6 to 4·2)	0·6 (0·4 to 0·7)	216
Other malignant neoplasms	32·5 (24·4 to 43·6)	43·2 (32·3 to 57·2)	55·6 (41·7 to 73·1)	69·3 (52·8 to 90·7)	76·9 (59·7 to 98·6)	67·3 (52·4 to 86·7)	62·7 (49·3 to 80)	45·5 (36·3 to 58·2)	31·7 (25·4 to 39·5)	21·8 (17·2 to 27)	8·6 (6·7 to 10·5)	1·6 (1·2 to 2)	687



Congenital birth defects	274 (172 to 414)	106 (68·2 to 158)	176 (116 to 256)	59·4 (41·5 to 81·9)	40·3 (31·6 to 51·8)	37·9 (28·6 to 47·9)	44·1 (33·5 to 55·8)	32·7 (25·3 to 42·6)	30·8 (23·6 to 39·6)	26·8 (20·5 to 34·2)	25·8 (20·1 to 33·1)	22·3 (17·3 to 28·6)	23·1 (17·5 to 29·1)	22·6 (17·5 to 29·1)	22·1 (16·9 to 28)	16·2 (12·4 to 21)	11·1 (8·6 to 14·2)	3·9 (2·5 to 5·6)	2·2 (1·4 to 3·2)	1·3 (0·8 to 2)	0·6 (0·4 to 1)	0·2 (0·1 to 0·4)	0 (0 to 0·1)	980
Neural tube defects	8·1 (4·2 to 14·8)	2·4 (1·2 to 4·1)	4·3 (2 to 8·4)	2·2 (1·2 to 3·9)	0·9 (0·6 to 1·2)	1·2 (0·8 to 1·7)	1·2 (0·9 to 1·7)	0·7 (0·5 to 1)	0·8 (0·5 to 1)	0·6 (0·4 to 0·8)	0·5 (0·4 to 0·7)	0·4 (0·3 to 0·6)	0·4 (0·3 to 0·5)	0·3 (0·2 to 0·4)	0·3 (0·2 to 0·4)	0·2 (0·2 to 0·3)	0·2 (0·1 to 0·2)	0·1 (0 to 0·1)	0 (0 to 0·1)	0 (0 to 0)	0 (0 to 0)	0 (0 to 0)	0 (0 to 0)	25
Congenital heart anomalies	110 (62·6 to 176)	52·3 (32 to 79·4)	89 (54·8 to 135)	24·3 (14·3 to 38·5)	14·2 (9·7 to 19·9)	11·8 (7·5 to 16·5)	15·1 (10·4 to 20·8)	10·4 (7·2 to 14·7)	9·8 (7 to 13·5)	8·3 (5·7 to 11·7)	7·9 (5·5 to 10·9)	6·3 (4·5 to 8·7)	5·6 (3·9 to 7·7)	5 (3·5 to 7)	4 (2·7 to 5·5)	3·2 (2·2 to 4·3)	2·3 (1·7 to 3·1)	0·3 (0·1 to 0·6)	0·2 (0·1 to 0·4)	0·1 (0 to 0·3)	0·1 (0 to 0·1)	0 (0 to 0·1)	0 (0 to 0)	381
Orofacial clefts	0·2 (0 to 1)	0 (0 to 0·2)	0·3 (0·1 to 0·5)	0·5 (0·2 to 0·9)	0·5 (0·2 to 0·9)	0·6 (0·2 to 1)	0·6 (0·2 to 1)	0·5 (0·2 to 1)	0·6 (0·2 to 1·1)	0·5 (0·2 to 1)	0·6 (0·2 to 1)	0·5 (0·2 to 1)	0·6 (0·2 to 1·1)	0·6 (0·2 to 1)	0·6 (0·2 to 1)	0·5 (0·2 to 0·9)	0·4 (0·2 to 0·7)	0·3 (0·1 to 0·5)	0·2 (0·1 to 0·4)	0·1 (0·1 to 0·2)	0·1 (0 to 0·1)	0 (0 to 0·1)	0 (0 to 0)	8·7
Down syndrome	4·1 (2·3 to 6·8)	2·1 (1·1 to 3·5)	8·6 (4·6 to 14·1)	4·5 (2·5 to 7)	2·2 (1·4 to 3·4)	2·4 (1·7 to 3·6)	3·7 (2·4 to 5·5)	3·2 (2·1 to 4·8)	3 (2 to 4·6)	3·5 (2·3 to 5·1)	4 (2·6 to 5·9)	3·9 (2·6 to 5·6)	4·8 (3·1 to 6·8)	5·5 (3·6 to 7·9)	6·6 (4·3 to 9·3)	3·6 (2·4 to 5·2)	1·6 (1 to 2·3)	0 (0 to 0)	0 (0 to 0)	0 (0 to 0)	0 (0 to 0)	0 (0 to 0)	0 (0 to 0)	67·4
Turner syndrome	0 (0 to 0)	0 (0 to 0)	0 (0 to 0)	0 (0 to 0)	0 (0 to 0)	0 (0 to 0)	0 (0 to 0·1)	0 (0 to 0·1)	0 (0 to 0·1)	0 (0 to 0)	0 (0 to 0)	0 (0 to 0)	0 (0 to 0)	0 (0 to 0)	0 (0 to 0)	0 (0 to 0)	0 (0 to 0)	0 (0 to 0)	0 (0 to 0)	0 (0 to 0)	0 (0 to 0)	0 (0 to 0)	0 (0 to 0)	0·3
Klinefelter syndrome	0 (0 to 0)	0 (0 to 0)	0 (0 to 0)	0 (0 to 0)	0 (0 to 0)	0 (0 to 0)	0 (0 to 0)	0 (0 to 0)	0 (0 to 0)	0 (0 to 0)	0 (0 to 0)	0 (0 to 0)	0 (0 to 0)	0 (0 to 0)	0 (0 to 0)	0 (0 to 0)	0 (0 to 0)	0 (0 to 0)	0 (0 to 0)	0 (0 to 0)	0 (0 to 0)	0 (0 to 0)	0 (0 to 0)	0
Other chromosomal abnormalities	27·3 (15·4 to 44)	11·6 (7 to 19)	19·6 (11·6 to 31·3)	4·4 (2·9 to 6·8)	2·9 (2 to 4)	2·7 (1·8 to 3·8)	3·8 (2·5 to 5·5)	2·4 (1·6 to 3·5)	2·6 (1·7 to 3·8)	1·5 (1 to 2·2)	1·3 (0·8 to 1·9)	0·7 (0·5 to 1)	0·6 (0·4 to 0·9)	0·5 (0·3 to 0·7)	0·4 (0·2 to 0·5)	0·2 (0·1 to 0·3)	0·1 (0·1 to 0·2)	0 (0 to 0)	0 (0 to 0)	0 (0 to 0)	0 (0 to 0)	0 (0 to 0)	0 (0 to 0)	82·4
Congenital musculoskeletal and limb anomalies	9·1 (5 to 15·7)	2·8 (1·6 to 4·5)	7·2 (4·5 to 10·7)	8 (4·9 to 12·2)	9·3 (5·8 to 14·2)	10 (6·1 to 15·2)	9·6 (5·7 to 14·7)	6·9 (4·2 to 10·5)	6·9 (4·4 to 10·2)	6·1 (3·6 to 9·1)	6·6 (4 to 9·9)	6·2 (3·8 to 9·2)	6·6 (4·1 to 10)	6·7 (4·2 to 10·2)	6·7 (4·3 to 9·9)	5·7 (3·5 to 8·6)	4·1 (2·5 to 6·1)	2·5 (1·4 to 3·9)	1·3 (0·7 to 2·1)	0·7 (0·4 to 1·1)	0·3 (0·2 to 0·5)	0·1 (0·1 to 0·2)	0 (0 to 0)	123
Urogenital congenital anomalies	17·4 (9·3 to 29·4)	6·4 (3·4 to 11·2)	4·9 (2·8 to 8·2)	2 (1·3 to 2·9)	1·5 (1 to 2·2)	1·8 (1·1 to 2·8)	1·4 (0·8 to 2·4)	0·9 (0·5 to 1·5)	0·9 (0·5 to 1·5)	0·6 (0·4 to 1)	0·5 (0·3 to 0·9)	0·3 (0·2 to 0·4)	0·7 (0·4 to 1·1)	0·3 (0·2 to 0·4)	0·3 (0·2 to 0·4)	0·3 (0·2 to 0·5)	0·4 (0·2 to 0·6)	0 (0 to 0)	0 (0 to 0)	0 (0 to 0)	0 (0 to 0)	0 (0 to 0)	0 (0 to 0)	40·6
Digestive congenital anomalies	38·6 (22·3 to 60·3)	15·5 (9·2 to 25)	17·5 (10·3 to 27·6)	3·9 (2·5 to 6·2)	1·5 (1 to 2·3)	0·8 (0·6 to 1·2)	0·6 (0·4 to 0·9)	0·3 (0·2 to 0·4)	0·3 (0·2 to 0·4)	0·2 (0·2 to 0·3)	0·2 (0·1 to 0·2)	0·2 (0·1 to 0·2)	0·2 (0·2 to 0·3)	0·2 (0·1 to 0·3)	0·2 (0·1 to 0·3)	0·3 (0·2 to 0·4)	0·2 (0·1 to 0·3)	0 (0 to 0)	0 (0 to 0)	0 (0 to 0)	0 (0 to 0)	0 (0 to 0)	0 (0 to 0)	80·8
Other congenital birth defects	59·4 (34·1 to 94·4)	12·9 (7·8 to 20·1)	24·7 (14·4 to 39)	9·6 (5·9 to 14·5)	7·3 (5 to 10·3)	6·6 (4·6 to 9·3)	8·1 (5·3 to 11·2)	7·3 (4·8 to 10·6)	5·8 (3·8 to 8·9)	5·4 (3·4 to 8·1)	4·2 (2·8 to 6·4)	3·6 (2·4 to 5·7)	3·6 (2·3 to 5·7)	3·7 (2·4 to 5·8)	3·2 (2 to 5·3)	2·2 (1·3 to 3·9)	1·9 (1·2 to 3·4)	0·6 (0·2 to 1·6)	0·4 (0·1 to 1·1)	0·3 (0·1 to 0·7)	0·2 (0 to 0·4)	0·1 (0 to 0·2)	0 (0 to 0)	171
Urinary diseases and male infertility	0·9 (0·4 to 1·4)	1·4 (0·8 to 2·2)	5·9 (3·4 to 9·5)	2·6 (1·8 to 3·6)	2·4 (1·8 to 3·1)	3·6 (2·7 to 4·7)	7 (5·4 to 9·1)	11·8 (8·4 to 15·8)	14·5 (10·5 to 19·9)	20·8 (14·8 to 28·1)	28·8 (20·1 to 38·8)	32 (22·9 to 43·3)	40·6 (28·3 to 55·2)	57·2 (40·9 to 78·7)	90·8 (63·8 to 119)	131 (93·3 to 171)	137 (100 to 178)	165 (114 to 216)	152 (104 to 201)	135 (86·4 to 182)	104 (67·7 to 136)	47·9 (31 to 64)	10·7 (7·1 to 14·3)	1,200
Urolithiasis	0 (0 to 0)	0 (0 to 0)	0 (0 to 0)	0 (0 to 0)	0 (0 to 0·1)	0·1 (0·1 to 0·2)	0·1 (0·1 to 0·2)	0·3 (0·2 to 0·5)	0·5 (0·3 to 0·9)	1 (0·6 to 1·6)	1·8 (1·1 to 3)	1·8 (1 to 2·9)	3·4 (2 to 5·3)	3·5 (2·1 to 5·3)	5 (3 to 7·5)	5 (3 to 7·4)	3·8 (2·2 to 5·6)	3 (1·8 to 4·7)	2·1 (1·1 to 3·5)	1 (0·6 to 1·6)	0·6 (0·3 to 1)	0·2 (0·1 to 0·4)	0 (0 to 0·1)	33·5
Benign prostatic hyperplasia	0 (0 to 0)	0 (0 to 0)	0 (0 to 0)	0 (0 to 0)	0 (0 to 0)	0 (0 to 0)	0 (0 to 0)	0 (0 to 0)	0 (0 to 0)	0 (0 to 0)	0 (0 to 0)	0·1 (0 to 0·2)	0·8 (0·3 to 1·7)	3·5 (1·7 to 6·3)	11·9 (5·8 to 20·5)	22·9 (11·9 to 39·5)	29·3 (16·4 to 46·4)	29 (15·8 to 47·2)	18·6 (10·2 to 30)	10·5 (5·9 to 17·2)	4·5 (2·5 to 7·3)	1·3 (0·7 to 2·1)	0·2 (0·1 to 0·2)	133
Male infertility	0 (0 to 0)	0 (0 to 0)	0 (0 to 0)	0 (0 to 0)	0 (0 to 0)	0 (0 to 0)	0 (0 to 0)	1·7 (0·5 to 4·6)	2·3 (0·6 to 5·6)	2·4 (0·7 to 6·5)	2·5 (0·7 to 6·4)	2·3 (0·7 to 6)	0·4 (0·1 to 1·1)	0 (0 to 0)	0 (0 to 0)	0 (0 to 0)	0 (0 to 0)	0 (0 to 0)	0 (0 to 0)	0 (0 to 0)	0 (0 to 0)	0 (0 to 0)	0 (0 to 0)	11·7
Other urinary diseases	0·2 (0·1 to 0·3)	0·5 (0·2 to 0·8)	0·2 (0·1 to 0·4)	0·4 (0·3 to 0·7)	0·4 (0·3 to 0·6)	0·6 (0·4 to 0·9)	0·9 (0·6 to 1·4)	1·2 (0·6 to 2)	0·8 (0·5 to 1·3)	1·4 (0·9 to 2·1)	2·2 (1·2 to 3·5)	2 (1·2 to 3·1)	3·2 (1·7 to 5·2)	3·1 (1·8 to 5·4)	4·1 (2·1 to 6·8)	6·2 (2·9 to 10·8)	5·9 (2·6 to 10·2)	5·1 (2·2 to 9·5)	5·1 (1·9 to 9·2)	4·3 (1·6 to 8·1)	2·6 (1 to 5)	1·5 (0·6 to 2·9)	0·2 (0·1 to 0·4)	52
Gynecological diseases	0 (0 to 0)	0 (0 to 0)	0 (0 to 0)	0 (0 to 0)	0 (0 to 0)	12·6 (6 to 22·2)	35·6 (19·8 to 59·8)	73·3 (45·6 to 114)	120 (76·7 to 178)	141 (90·9 to 203)	167 (111 to 242)	166 (108 to 241)	153 (99·2 to 219)	111 (65·4 to 167)	73·1 (45 to 106)	51·6 (29·6 to 79·5)	36·3 (21·9 to 53·8)	26·6 (16·6 to 38·5)	16·3 (10·3 to 24·2)	10·2 (6·1 to 15·4)	6 (3·8 to 8·9)	2·6 (1·6 to 4)	0·7 (0·4 to 1·1)	1,200
Uterine fibroids	0 (0 to 0)	0 (0 to 0)	0 (0 to 0)	0 (0 to 0)	0 (0 to 0)	0·2 (0·1 to 0·5)	0·6 (0·3 to 1·2)	1·4 (0·6 to 2·8)	3·7 (1·5 to 7·6)	7·7 (3·5 to 16·1)	14·5 (7 to 28)	16·5 (8·2 to 29·9)	16·8 (8·8 to 30·4)	12·5 (6·2 to 23·7)	9·2 (4·5 to 17·1)	5·8 (2·6 to 10·9)	3·3 (1·5 to 6·3)	1·9 (0·9 to 3·7)	1 (0·5 to 1·9)	0·5 (0·3 to 0·9)	0·2 (0·1 to 0·4)	0·1 (0·1 to 0·2)	0 (0 to 0)	95·9
Polycystic ovarian syndrome	0 (0 to 0)	0 (0 to 0)	0 (0 to 0)	0 (0 to 0)	0 (0 to 0)	0·5 (0·2 to 1·1)	2·6 (1·1 to 5·3)	3 (1·2 to 6·3)	3 (1·3 to 6·3)	2·8 (1·2 to 5·9)	2·9 (1·2 to 6)	2·8 (1·1 to 5·5)	2·6 (1·1 to 5·2)	0·7 (0·3 to 1·5)	0 (0 to 0)	0 (0 to 0)	0 (0 to 0)	0 (0 to 0)	0 (0 to 0)	0 (0 to 0)	0 (0 to 0)	0 (0 to 0)	0 (0 to 0)	21
Female infertility	0 (0 to 0)	0 (0 to 0)	0 (0 to 0)	0 (0 to 0)	0 (0 to 0)	0 (0 to 0)	0 (0 to 0)	2·5 (0·5 to 7)	4·2 (1 to 11·2)	5 (1·1 to 14·7)	5·8 (0·8 to 17·3)	5·2 (0·6 to 14·6)	0·1 (0 to 0·8)	0 (0 to 0)	0 (0 to 0)	0 (0 to 0)	0 (0 to 0)	0 (0 to 0)	0 (0 to 0)	0 (0 to 0)	0 (0 to 0)	0 (0 to 0)	0 (0 to 0)	22·8
Endometriosis	0 (0 to 0)	0 (0 to 0)	0 (0 to 0)	0 (0 to 0)	0 (0 to 0)	0 (0 to 0)	2·7 (1·1 to 5·8)	10·9 (5·3 to 19·8)	13·7 (6·6 to 25·2)	10·9 (5·3 to 19·8)	10·3 (5·5 to 18·2)	9·8 (5 to 17)	9·5 (5·1 to 15·9)	4·9 (2·4 to 8·2)	0 (0 to 0)	0 (0 to 0)	0 (0 to 0)	0 (0 to 0)	0 (0 to 0)	0 (0 to 0)	0 (0 to 0)	0 (0 to 0)	0 (0 to 0)	72·6
Genital prolapse	0 (0 to 0)	0 (0 to 0)	0 (0 to 0)	0 (0 to 0)	0 (0 to 0)	0 (0 to 0)	0 (0 to 0)	0·1 (0 to 0·2)	0·3 (0·1 to 0·5)	0·5 (0·2 to 1·1)	1·1 (0·4 to 2·2)	1·6 (0·6 to 3·6)	2·5 (1·1 to 5)	3·1 (1·3 to 6)	3·5 (1·6 to 7)	3·4 (1·6 to 6·5)	2·9 (1·5 to 5·3)	2·3 (1·2 to 4·3)	1·6 (0·8 to 2·9)	1·1 (0·5 to 2)	0·7 (0·3 to 1·2)	0·3 (0·2 to 0·6)	0·1 (0 to 0·2)	25
Premenstrual syndrome	0 (0 to 0)	0 (0 to 0)	0 (0 to 0)	0 (0 to 0)	0 (0 to 0)	11·4 (5·1 to 20·6)	28·6 (14·1 to 51·7)	35·6 (17·6 to 63·6)	39·2 (22·1 to 64·7)	38·3 (19·7 to 63·3)	45·8 (26·2 to 72·5)	44·4 (25 to 70·2)	34·2 (18·7 to 56·7)	12·3 (6 to 22·3)	0 (0 to 0)	0 (0 to 0)	0 (0 to 0)	0 (0 to 0)	0 (0 to 0)	0 (0 to 0)	0 (0 to 0)	0 (0 to 0)	0 (0 to 0)	290
Other gynecological diseases	0 (0 to 0)	0 (0 to 0)	0 (0 to 0)	0 (0 to 0)	0 (0 to 0)	0·5 (0·1 to 1)	1·1 (0·5 to 1·9)	19·8 (11·4 to 32·2)	56·1 (31·1 to 90·9)	76·1 (44·4 to 118)	87·1 (51·6 to 137)	85·8 (48·6 to 137)	87·8 (50·1 to 137)	77·7 (37·1 to 124)	60·4 (35·4 to 91·2)	42·5 (22·7 to 68·1)	30·2 (17·6 to 46·5)	22·4 (13·5 to 33·5)	13·7 (8·2 to 21·2)	8·6 (4·8 to 13·6)	5·1 (3·1 to 7·8)	2·2 (1·2 to 3·5)	0·6 (0·3 to 1)	678
Hemoglobinopathies and hemolytic anemias	0·6 (0·4 to 0·9)	0·7 (0·4 to 1)	4 (2·5 to 6·2)	9 (5·7 to 13·8)	21·9 (15·5 to 30·7)	18 (12·5 to 24·9)	23·9 (17·4 to 31·7)	22·7 (15·5 to 33)	21·8 (14·5 to 33·6)	20·5 (14·1 to 30·2)	19·9 (13·7 to 28·1)	17·8 (12·4 to 24·8)	17·1 (11·8 to 23·9)	17·1 (12 to 24)	18 (12·7 to 24·7)	17·6 (12·5 to 25·2)	13·4 (9·3 to 18·5)	12·6 (9·1 to 17)	9·6 (7 to 12·8)	7·2 (5·2 to 9·4)	7·9 (5·9 to 10·3)	3·7 (2·8 to 4·9)	0·9 (0·6 to 1·2)	306
Thalassemias	0 (0 to 0)	0 (0 to 0)	0 (0 to 0)	0·1 (0 to 0·1)	0 (0 to 0·1)	0 (0 to 0)	0 (0 to 0)	0 (0 to 0)	0 (0 to 0)	0 (0 to 0)	0 (0 to 0)	0 (0 to 0)	0 (0 to 0)	0 (0 to 0)	0 (0 to 0)	0 (0 to 0)	0 (0 to 0)	0 (0 to 0)	0 (0 to 0)	0 (0 to 0)	0 (0 to 0)	0 (0 to 0)	0 (0 to 0)	0·2
Thalassemias trait	0 (0 to 0)	0 (0 to 0)	0·1 (0 to 0·1)	0·3 (0·1 to 0·6)	0·7 (0·3 to 1·2)	0·4 (0·2 to 0·9)	0·7 (0·3 to 1·2)	0·7 (0·3 to 1·4)	0·8 (0·3 to 1·5)	0·7 (0·3 to 1·4)	0·8 (0·3 to 1·4)	0·4 (0·1 to 1)	0·2 (0·1 to 0·5)	0·2 (0·1 to 0·6)	0·3 (0·1 to 0·6)	0·2 (0·1 to 0·5)	0·2 (0·1 to 0·4)	0·2 (0 to 0·4)	0·1 (0 to 0·3)	0·1 (0 to 0·2)	0·1 (0 to 0·2)	0 (0 to 0·1)	0 (0 to 0)	7·2
Sickle cell disorders	0·6 (0·4 to 0·9)	0·4 (0·3 to 0·7)	3·1 (1·8 to 5·2)	5 (3·2 to 7·8)	9·5 (6·8 to 13)	10·6 (7·2 to 15)	17·9 (13 to 24·6)	14·5 (9·9 to 20·7)	12·1 (8 to 17·6)	9·9 (6·6 to 14·2)	10·1 (6·3 to 15·4)	8·5 (5·2 to 12·7)	8·2 (5·2 to 12·3)	6·7 (4 to 10·5)	4 (2·2 to 6·3)	1·6 (0·8 to 2·9)	0·3 (0·1 to 0·6)	0·1 (0 to 0·1)	0 (0 to 0)	0 (0 to 0)	0 (0 to 0)	0 (0 to 0)	0 (0 to 0)	123
Sickle cell trait	0 (0 to 0)	0·2 (0·1 to 0·3)	0·5 (0·2 to 1·1)	2·3 (0·8 to 4·8)	6·1 (3·1 to 10·2)	3·7 (1·7 to 6·7)	1 (0·3 to 2·1)	3·6 (0·6 to 10·6)	3·9 (0·6 to 13·3)	4·5 (1·1 to 11·5)	1·4 (0·5 to 2·7)	1·9 (0·7 to 3·8)	1·9 (0·6 to 4·2)	2·1 (0·7 to 4·4)	2·5 (0·9 to 4·9)	1·8 (0·6 to 3·7)	1·5 (0·5 to 3·2)	1·5 (0·6 to 3)	1·2 (0·5 to 2·3)	1 (0·4 to 1·8)	0·8 (0·4 to 1·4)	0·3 (0·1 to 0·5)	0·1 (0 to 0·1)	43·6
G6PD deficiency	0 (0 to 0)	0 (0 to 0·1)	0 (0 to 0·1)	0·4 (0·2 to 0·8)	0·7 (0·3 to 1·4)	0·7 (0·3 to 1·4)	2·4 (1·1 to 4·1)	2·4 (0·9 to 4·5)	3·2 (1·5 to 5·8)	3·5 (1·6 to 6·3)	4·5 (2·4 to 7·1)	3·8 (2 to 6·2)	3·7 (1·8 to 6)	3·8 (2·1 to 5·9)	4·8 (2·9 to 7·3)	4·5 (2·6 to 6·8)	2·6 (1·5 to 3·9)	1·8 (1 to 2·8)	0·9 (0·4 to 1·4)	0·4 (0·2 to 0·6)	0·2 (0·1 to 0·4)	0·1 (0 to 0·1)	0 (0 to 0)	44·6
G6PD trait	0 (0 to 0)	0 (0 to 0)	0 (0 to 0)	0 (0 to 0)	0 (0 to 0)	0 (0 to 0)	0·2 (0 to 0·3)	0 (0 to 0)	0 (0 to 0)	0 (0 to 0)	0·2 (0·1 to 0·4)	0·2 (0 to 0·4)	0 (0 to 0)	0 (0 to 0)	0 (0 to 0)	0 (0 to 0)	0 (0 to 0)	0 (0 to 0)	0 (0 to 0)	0 (0 to 0)	0 (0 to 0)	0 (0 to 0)	0 (0 to 0)	0·5
Other hemoglobinopathies and hemolytic anemias	0 (0 to 0)	0 (0 to 0·1)	0·2 (0·1 to 0·5)	1 (0·3 to 2·1)	4·9 (2·5 to 8·4)	2·5 (1·1 to 4·8)	1·7 (0·6 to 3·6)	1·4 (0·6 to 2·8)	1·8 (0·8 to 3·6)	1·8 (0·8 to 3·6)	3 (1·5 to 5·4)	3 (1·6 to 5·2)	3 (1·7 to 5·1)	4·2 (2·5 to 6·4)	6·5 (4·3 to 9·6)	9·6 (6·4 to 14·3)	8·8 (6 to 12·2)	9·1 (6·4 to 12·1)	7·4 (5·3 to 9·8)	5·7 (4·2 to 7·3)	6·8 (5·1 to 8·9)	3·4 (2·5 to 4·4)	0·8 (0·5 to 1)	86·5
Endocrine, metabolic, blood, and immune disorders	7·7 (4·5 to 12·7)	7·3 (4·2 to 12)	56·9 (32 to 96·6)	28·4 (17·9 to 50·8)	24·6 (17·1 to 36·9)	20·4 (14·2 to 29·5)	26·3 (18·6 to 36·3)	29·5 (21·1 to 42·8)	44·4 (32 to 62·9)	60·8 (43·7 to 87)	77·2 (56·2 to 109)	84 (59·6 to 120)	104 (72·5 to 146)	126 (86·3 to 180)	154 (107 to 223)	169 (118 to 244)	142 (101 to 209)	133 (94·3 to 190)	102 (71·8 to 142)	72·5 (53·4 to 101)	55·5 (40·8 to 76·3)	24·6 (18 to 34·4)	6·1 (4·3 to 8·6)	1,550
Oral disorders	0 (0 to 0)	0 (0 to 0)	0 (0 to 0)	7·2 (4 to 11·7)	9·4 (5·1 to 16·3)	11·4 (6·1 to 20·1)	18·1 (9·9 to 31)	27·9 (14·7 to 50·9)	43·5 (21·9 to 84)	54·4 (26·3 to 103)	68·7 (32·4 to 128)	76·7 (36·3 to 139)	95·4 (48·9 to 170)	113 (61·6 to 199)	139 (79 to 221)	159 (96·1 to 254)	149 (89·1 to 232)	134 (82·9 to 205)	93·7 (58·9 to 138)	63·9 (40·3 to 94·3)	36·4 (22·2 to 53·9)	14·9 (9·2 to 21·7)	3·2 (2 to 4·8)	1,320
Caries of deciduous teeth	0 (0 to 0)	0 (0 to 0)	0 (0 to 0)	2·4 (0·9 to 4·8)	2·5 (1 to 5·3)	0·2 (0 to 0·4)	0 (0 to 0)	0 (0 to 0)	0 (0 to 0)	0 (0 to 0)	0 (0 to 0)	0 (0 to 0)	0 (0 to 0)	0 (0 to 0)	0 (0 to 0)	0 (0 to 0)	0 (0 to 0)	0 (0 to 0)	0 (0 to 0)	0 (0 to 0)	0 (0 to 0)	0 (0 to 0)	0 (0 to 0)	5
Caries of permanent teeth	0 (0 to 0)	0 (0 to 0)	0 (0 to 0)	0 (0 to 0)	2·2 (0·8 to 4·8)	5·4 (2·2 to 12·1)	6·3 (2·5 to 13·4)	6·9 (2·9 to 14·5)	7·1 (2·9 to 14·5)	6·4 (2·6 to 13·1)	6·8 (2·8 to 13·6)	6·2 (2·6 to 12·6)	6·4 (2·6 to 13·3)	6·3 (2·5 to 13·1)	5·8 (2·2 to 13·1)	4·7 (1·7 to 10·3)	3·2 (1·2 to 6·9)	2·4 (0·9 to 4·9)	1·5 (0·6 to 2·9)	0·9 (0·4 to 2)	0·5 (0·2 to 1)	0·2 (0·1 to 0·4)	0 (0 to 0·1)	79·2
Periodontal diseases	0 (0 to 0)	0 (0 to 0)	0 (0 to 0)	0 (0 to 0)	0 (0 to 0)	0 (0 to 0)	2·5 (0·7 to 6·7)	9·1 (2·8 to 22·8)	21·2 (6·7 to 51)	30·9 (10·6 to 68·8)	41·4 (14·7 to 93·3)	46·6 (17·2 to 100)	54·2 (20·7 to 114)	54·8 (21·4 to 115)	51·8 (20·5 to 108)	42·9 (17 to 86·6)	29·7 (11·6 to 60·9)	21·1 (8·2 to 42·4)	13 (5·2 to 25·6)	8·3 (3·2 to 16·5)	4·6 (1·8 to 9·5)	1·8 (0·7 to 3·8)	0·4 (0·1 to 0·8)	434
Other oral disorders	0 (0 to 0)	0 (0 to 0)	0 (0 to 0)	4·8 (2·8 to 7·5)	4·8 (2·8 to 7·5)	5·8 (3·4 to 9·1)	9·3 (5·7 to 14·4)	10·9 (6·6 to 16·7)	12·6 (7·6 to 19)	12·8 (7·7 to 19·2)	13·7 (8·3 to 20·8)	13·6 (8·1 to 20·4)	15 (9 to 22·7)	15·1 (9·2 to 23)	14·8 (9 to 22·3)	13·3 (8·2 to 20)	10·3 (6·2 to 15·3)	7·3 (4·5 to 11·1)	3·9 (2·4 to 5·8)	2·1 (1·3 to 3·1)	0·9 (0·6 to 1·4)	0·3 (0·2 to 0·5)	0·1 (0 to 0·1)	171
Sudden infant death syndrome	--	3·2 (1·9 to 5·1)	17·8 (9·9 to 29·2)	--	--	--	--	--	--	--	--	--	--	--	--	--	--	--	--	--	--	--	--	NA
Injuries	13·3 (8·6 to 19·6)	5·8 (3·8 to 8·4)	34·4 (22·8 to 51·2)	64·4 (46·9 to 86·1)	106 (87·9 to 128)	167 (138 to 198)	521 (430 to 633)	644 (551 to 773)	717 (618 to 853)	693 (594 to 815)	563 (470 to 672)	502 (413 to 612)	508 (409 to 614)	454 (367 to 547)	475 (387 to 582)	442 (361 to 530)	342 (280 to 410)	297 (248 to 356)	224 (188 to 266)	178 (150 to 211)	133 (112 to 154)	66·8 (56·1 to 77·3)	18·2 (15·2 to 21·3)	7,170
Transport injuries	0·6 (0·4 to 1)	0·4 (0·2 to 0·6)	3 (1·8 to 4·6)	10·1 (6·6 to 15·1)	25·5 (18·2 to 33·8)	41·1 (29·4 to 53·9)	137 (97·4 to 187)	162 (116 to 213)	176 (130 to 228)	170 (126 to 219)	144 (108 to 188)	133 (99·4 to 168)	140 (104 to 180)	127 (98 to 159)	134 (103 to 168)	120 (93·2 to 151)	89·7 (69·9 to 111)	70·3 (55·8 to 85·9)	46·9 (37·1 to 57·6)	29·4 (23·5 to 35·6)	16·4 (13 to 20·1)	6·3 (5 to 7·7)	1·4 (1·1 to 1·6)	1,780
Road injuries	0·6 (0·3 to 0·9)	0·3 (0·2 to 0·5)	2·7 (1·6 to 4·2)	9·3 (6 to 14·2)	24·1 (16·8 to 32·4)	38·8 (27·4 to 51)	133 (92·5 to 182)	156 (112 to 206)	170 (125 to 220)	164 (121 to 211)	138 (104 to 181)	127 (94·7 to 161)	134 (100 to 173)	121 (93·7 to 153)	128 (97·6 to 161)	115 (89·6 to 146)	86·6 (67·1 to 107)	67·4 (53·2 to 82·4)	45 (35·4 to 55·5)	28·4 (22·6 to 34·5)	15·8 (12·5 to 19·4)	6 (4·8 to 7·4)	1·3 (1 to 1·6)	1,710
Pedestrian road injuries	0·2 (0·1 to 0·3)	0·1 (0·1 to 0·1)	0·5 (0·3 to 0·8)	2·8 (1·8 to 4·5)	7·3 (5 to 10·1)	9·4 (6·6 to 12·9)	12·5 (8·8 to 17·3)	12·6 (9 to 16·9)	15·3 (11·4 to 20·5)	17·8 (13·2 to 23·3)	17·7 (13·2 to 23·5)	18·1 (13·3 to 23·1)	21·2 (15·5 to 27·9)	21·4 (16·3 to 28)	24·9 (18·7 to 32·6)	24·6 (18·8 to 31·5)	20·8 (15·9 to 26·2)	18·3 (14·2 to 23·1)	13·9 (10·7 to 17·7)	9·6 (7·5 to 11·8)	5·5 (4·3 to 6·9)	2 (1·6 to 2·4)	0·4 (0·3 to 0·5)	277
Cyclist road injuries	0 (0 to 0)	0 (0 to 0)	0 (0 to 0)	0·5 (0·3 to 0·7)	1·6 (1 to 2·5)	4·7 (3 to 7)	10 (6·6 to 14·6)	9·9 (7 to 14)	11·6 (8·3 to 15·5)	12·5 (9·1 to 16·8)	13·2 (9·3 to 17·8)	13·3 (9·8 to 17·8)	15·1 (11 to 20·1)	15·6 (11·3 to 20·4)	15·9 (11·5 to 21·3)	14·7 (10·5 to 19·5)	11·6 (8·3 to 15·1)	8·7 (6·3 to 11·4)	5·5 (4 to 7·2)	3·5 (2·5 to 4·7)	1·9 (1·3 to 2·6)	0·8 (0·5 to 1·1)	0·2 (0·1 to 0·2)	171
Motorcyclist road injuries	0 (0 to 0·1)	0 (0 to 0·1)	0·2 (0·1 to 0·3)	0·5 (0·3 to 0·9)	1·3 (0·8 to 2·2)	2·5 (1·4 to 4·2)	20·9 (11·7 to 33·6)	30·7 (17·7 to 48·2)	37·2 (23·4 to 57·4)	34·2 (22·1 to 51·7)	25·7 (17·1 to 37·7)	20·3 (14 to 28·9)	21·1 (14·9 to 29·1)	17·3 (12·6 to 23)	17·7 (12·5 to 24·1)	13·4 (9·8 to 18)	9·9 (7·3 to 13·1)	6·7 (4·9 to 9)	4·3 (3·2 to 5·8)	2·9 (2·1 to 4)	1·7 (1·2 to 2·4)	0·7 (0·5 to 1)	0·2 (0·1 to 0·2)	270
Motor vehicle road injuries	0·3 (0·2 to 0·5)	0·2 (0·1 to 0·3)	2 (1·2 to 3·1)	5·2 (3·3 to 7·8)	13·6 (9·1 to 18·5)	21·7 (14·3 to 29·5)	88·5 (59·6 to 123)	102 (69·9 to 140)	105 (73·9 to 143)	97·4 (65·7 to 131)	79·3 (56·6 to 108)	72·7 (51·7 to 94·8)	74·3 (51·6 to 99)	64·1 (47 to 84·3)	66·8 (48·3 to 88·1)	59·7 (44·2 to 78·1)	41·8 (30·8 to 53)	31·8 (23·8 to 39·9)	20 (15·1 to 25·3)	11·4 (8·7 to 14·1)	6·2 (4·8 to 7·8)	2·4 (1·9 to 2·9)	0·5 (0·4 to 0·6)	966
Other road injuries	0 (0 to 0)	0 (0 to 0)	0 (0 to 0·1)	0·2 (0·1 to 0·4)	0·3 (0·2 to 0·5)	0·4 (0·3 to 0·6)	0·8 (0·6 to 1·1)	1·1 (0·8 to 1·6)	1·5 (1·1 to 2)	1·7 (1·2 to 2·4)	2·1 (1·5 to 2·9)	2·4 (1·6 to 3·2)	2·8 (2 to 3·9)	3·1 (2·1 to 4·2)	3·2 (2·2 to 4·4)	3·1 (2·2 to 4·2)	2·5 (1·8 to 3·5)	1·9 (1·3 to 2·6)	1·3 (0·9 to 1·8)	0·8 (0·6 to 1·1)	0·4 (0·3 to 0·6)	0·2 (0·1 to 0·2)	0 (0 to 0)	30·1
Other transport injuries	0·1 (0 to 0·1)	0·1 (0 to 0·1)	0·3 (0·2 to 0·5)	0·8 (0·5 to 1·1)	1·4 (1 to 1·8)	2·4 (1·6 to 3·3)	4·6 (3 to 6·8)	5·4 (3·5 to 7·8)	6 (4 to 8·7)	6·4 (4·3 to 9·4)	5·6 (3·7 to 8·1)	5·8 (4 to 8·2)	5·4 (3·7 to 7·7)	5·1 (3·7 to 6·9)	5·9 (4·3 to 8·2)	4·5 (3·3 to 6)	3·1 (2·3 to 3·9)	3 (2·2 to 3·9)	1·9 (1·4 to 2·5)	1 (0·8 to 1·3)	0·6 (0·5 to 0·8)	0·3 (0·2 to 0·4)	0·1 (0·1 to 0·1)	69·7
Unintentional injuries	6·7 (4·3 to 9·8)	4·4 (2·8 to 6·3)	25·6 (16·6 to 39·9)	45·7 (32·9 to 62·2)	69·2 (54·6 to 85·6)	97·7 (77·7 to 121)	166 (133 to 208)	163 (130 to 206)	186 (150 to 231)	195 (156 to 240)	188 (148 to 239)	186 (147 to 234)	205 (159 to 261)	207 (161 to 264)	224 (176 to 285)	225 (178 to 282)	187 (148 to 237)	178 (146 to 218)	148 (122 to 178)	132 (111 to 157)	107 (89·7 to 125)	57·6 (47·9 to 66·6)	16·3 (13·6 to 19·1)	3,020
Falls	0·1 (0·1 to 0·2)	0·1 (0·1 to 0·1)	0·9 (0·6 to 1·3)	2·4 (1·7 to 3·4)	5·4 (3·8 to 7·7)	9·8 (6·9 to 13·8)	16·6 (12·1 to 22·4)	19·1 (14 to 26·2)	24 (17·7 to 32·9)	27·3 (20·4 to 37·2)	31·8 (23·4 to 43·2)	34·5 (25·5 to 46·4)	41·9 (31·3 to 55·7)	47·8 (36 to 63·4)	54·9 (41·6 to 72·2)	61 (47·1 to 78)	57 (44·6 to 71·5)	65·6 (52·7 to 79·8)	63 (51·7 to 77·4)	69·6 (57·4 to 84)	64·1 (52·4 to 76·7)	36·1 (29·5 to 42·6)	10·6 (8·7 to 12·6)	744
Drowning	0·7 (0·4 to 1·1)	0·3 (0·2 to 0·5)	3·7 (2·2 to 6)	17·3 (10·8 to 26·1)	27·7 (19·8 to 36·7)	39 (28 to 51·6)	71 (50·6 to 95·8)	52·3 (35·3 to 73·7)	53·8 (38·8 to 73·9)	50·7 (37·3 to 65·9)	37·7 (27·4 to 50·4)	31·9 (23·7 to 42·3)	29·4 (21·2 to 39)	23·8 (17·1 to 32·1)	23·5 (16·9 to 32)	19·2 (14·4 to 25·1)	12·4 (9·6 to 16·1)	8·1 (6·3 to 10·2)	5·3 (4·1 to 6·7)	2·5 (2 to 3·2)	1·8 (1·4 to 2·3)	1 (0·8 to 1·3)	0·3 (0·2 to 0·4)	513
Fire, heat, and hot substances	0·2 (0·2 to 0·4)	0·3 (0·2 to 0·4)	2·8 (1·8 to 4·4)	6·9 (4·5 to 10)	9·7 (7·4 to 12·5)	12·2 (8·8 to 16·5)	17·4 (12·6 to 23·3)	19·1 (13·7 to 26·2)	22·7 (16·7 to 30·9)	26·3 (18·8 to 35·6)	28 (19·9 to 39·2)	27·5 (19·7 to 37·8)	30·3 (21·9 to 42·2)	30·3 (21·4 to 42·1)	31·5 (22·6 to 44·5)	30·2 (21·8 to 41·7)	22·9 (16·5 to 31·6)	19·9 (14·7 to 27)	14·2 (10·6 to 18·8)	10·5 (8·2 to 13·9)	7·9 (6·3 to 10)	4 (3·2 to 4·8)	1 (0·8 to 1·3)	376
Poisonings	0·1 (0 to 0·1)	0·1 (0·1 to 0·2)	0·4 (0·3 to 0·7)	1·3 (0·8 to 2)	1·2 (0·9 to 1·8)	1·5 (1 to 2·2)	2·2 (1·6 to 3)	2·5 (1·8 to 3·3)	3·1 (2·3 to 4·2)	3·4 (2·5 to 4·3)	3 (2·2 to 4·1)	2·6 (1·8 to 3·4)	2·6 (1·9 to 3·5)	2·4 (1·7 to 3·2)	2·4 (1·7 to 3·2)	2·1 (1·5 to 2·9)	1·7 (1·2 to 2·3)	1·4 (1 to 1·8)	0·9 (0·7 to 1·2)	0·7 (0·5 to 0·9)	0·4 (0·3 to 0·5)	0·2 (0·1 to 0·2)	0 (0 to 0)	36·3
Poisoning by carbon monoxide	0 (0 to 0)	0 (0 to 0)	0 (0 to 0)	0·1 (0·1 to 0·2)	0·2 (0·1 to 0·3)	0·3 (0·2 to 0·4)	0·4 (0·3 to 0·6)	0·5 (0·3 to 0·7)	0·6 (0·4 to 0·9)	0·7 (0·4 to 1)	0·6 (0·4 to 0·9)	0·5 (0·3 to 0·7)	0·5 (0·3 to 0·7)	0·4 (0·2 to 0·6)	0·4 (0·3 to 0·6)	0·4 (0·2 to 0·6)	0·3 (0·2 to 0·5)	0·2 (0·2 to 0·4)	0·2 (0·1 to 0·2)	0·1 (0·1 to 0·2)	0·1 (0 to 0·1)	0 (0 to 0)	0 (0 to 0)	6·4
Poisoning by other means	0·1 (0 to 0·1)	0·1 (0·1 to 0·2)	0·4 (0·3 to 0·7)	1·2 (0·7 to 1·8)	1 (0·7 to 1·5)	1·3 (0·8 to 1·9)	1·8 (1·2 to 2·5)	2 (1·4 to 2·7)	2·5 (1·9 to 3·4)	2·7 (2 to 3·5)	2·5 (1·8 to 3·3)	2·1 (1·5 to 2·8)	2·2 (1·6 to 2·9)	2 (1·4 to 2·7)	2 (1·4 to 2·7)	1·8 (1·2 to 2·4)	1·4 (1 to 1·9)	1·1 (0·8 to 1·5)	0·8 (0·6 to 1)	0·6 (0·4 to 0·7)	0·3 (0·3 to 0·4)	0·1 (0·1 to 0·2)	0 (0 to 0)	29·9
Exposure to mechanical forces	0·1 (0·1 to 0·2)	0·2 (0·1 to 0·3)	1 (0·6 to 1·3)	4·3 (3 to 6·1)	8·9 (6·2 to 12·4)	13·5 (9·6 to 19·4)	27·7 (20·5 to 37·2)	34 (25·7 to 45·3)	38·9 (29·2 to 51·9)	41·1 (31·1 to 54·5)	40·5 (30·2 to 54·8)	41·1 (30·2 to 55·2)	44·4 (32·5 to 61·7)	44·6 (31·5 to 62·4)	46·3 (33·3 to 64·3)	42·6 (30·4 to 59·2)	33·1 (23·2 to 46·4)	26·4 (18·5 to 36·9)	17·6 (12·3 to 24·8)	12·3 (8·7 to 17·2)	7·7 (5·5 to 10·5)	3·9 (2·8 to 5·2)	1·1 (0·8 to 1·4)	531
Unintentional firearm injuries	0 (0 to 0·1)	0 (0 to 0)	0·2 (0·1 to 0·2)	0·5 (0·3 to 0·8)	1 (0·7 to 1·5)	2·6 (1·8 to 3·8)	12·1 (8·2 to 17·8)	16·2 (11·4 to 23·6)	17·1 (11·9 to 23·8)	16·8 (12 to 22·8)	13·3 (9·6 to 17·5)	12·2 (8·8 to 16·3)	11·4 (8·4 to 14·9)	9·7 (7·3 to 12·7)	9·8 (7·5 to 12·6)	7·9 (6 to 9·9)	5·5 (4·1 to 7·1)	4·1 (3·1 to 5·2)	2·5 (1·9 to 3·3)	1·9 (1·4 to 2·5)	1·4 (1 to 1·7)	0·8 (0·6 to 1)	0·3 (0·2 to 0·4)	147
Other exposure to mechanical forces	0·1 (0·1 to 0·2)	0·2 (0·1 to 0·2)	0·8 (0·5 to 1·1)	3·8 (2·6 to 5·4)	7·9 (5·4 to 11·2)	10·9 (7·5 to 16·1)	15·6 (10·6 to 22·8)	17·8 (12·3 to 25·8)	21·8 (15·2 to 31·4)	24·4 (16·9 to 35·3)	27·2 (18·2 to 39·8)	28·9 (20 to 41·7)	33 (22·6 to 48·3)	34·9 (23·8 to 50·6)	36·6 (25·1 to 52·3)	34·7 (23·8 to 49·9)	27·6 (18·3 to 39·9)	22·3 (15·1 to 31·9)	15·1 (10·3 to 21·7)	10·4 (7·1 to 14·7)	6·4 (4·5 to 8·9)	3·1 (2·2 to 4·2)	0·8 (0·6 to 1·1)	384
Adverse effects of medical treatment	2·4 (1·5 to 3·6)	1·6 (1 to 2·5)	5·2 (3 to 8·6)	3·1 (2 to 5)	2·5 (1·8 to 3·7)	2·5 (1·7 to 3·5)	4·4 (3·1 to 6·2)	7·5 (5·2 to 10·9)	8·4 (5·9 to 11·9)	8·8 (6·3 to 12·2)	9·7 (6·9 to 13·4)	10·9 (7·6 to 15·4)	13·8 (9·4 to 19·3)	16·6 (11·6 to 22·8)	21·3 (15·1 to 29·1)	26·6 (18·6 to 36·9)	23·8 (17·3 to 32·1)	25·5 (19 to 34·4)	23·2 (17·4 to 31)	18·4 (14·1 to 23·9)	14·3 (10·8 to 18·8)	6·9 (5·1 to 8·7)	1·7 (1·2 to 2·3)	259
Animal contact	0 (0 to 0)	0 (0 to 0)	0·1 (0·1 to 0·1)	0·5 (0·3 to 0·7)	0·8 (0·5 to 1·3)	1·2 (0·8 to 1·8)	1·6 (1·1 to 2·3)	1·7 (1·1 to 2·4)	2 (1·3 to 2·8)	1·9 (1·3 to 2·7)	2·2 (1·5 to 3·2)	2·2 (1·5 to 3·2)	2·6 (1·8 to 3·6)	2·7 (1·8 to 3·9)	2·9 (2·1 to 4·1)	2·9 (2 to 4·1)	2·5 (1·8 to 3·4)	2·1 (1·5 to 2·9)	1·6 (1·1 to 2·1)	1·2 (0·9 to 1·7)	1 (0·7 to 1·3)	0·7 (0·5 to 0·9)	0·2 (0·2 to 0·3)	34·6
Venomous animal contact	0 (0 to 0)	0 (0 to 0)	0 (0 to 0·1)	0·3 (0·2 to 0·4)	0·6 (0·3 to 0·9)	0·9 (0·5 to 1·4)	1·2 (0·7 to 1·8)	1·2 (0·8 to 1·8)	1·4 (0·9 to 2·1)	1·4 (0·9 to 2)	1·6 (1·1 to 2·3)	1·6 (1 to 2·2)	1·8 (1·2 to 2·5)	1·8 (1·2 to 2·5)	1·9 (1·3 to 2·7)	1·8 (1·2 to 2·6)	1·5 (1 to 2·1)	1·2 (0·8 to 1·7)	0·9 (0·7 to 1·2)	0·7 (0·5 to 1)	0·6 (0·4 to 0·8)	0·4 (0·3 to 0·6)	0·1 (0·1 to 0·2)	22·9
Non-venomous animal contact	0 (0 to 0)	0 (0 to 0)	0 (0 to 0·1)	0·2 (0·1 to 0·3)	0·2 (0·2 to 0·4)	0·3 (0·2 to 0·6)	0·4 (0·3 to 0·7)	0·5 (0·3 to 0·7)	0·6 (0·4 to 0·8)	0·5 (0·4 to 0·8)	0·6 (0·4 to 1)	0·7 (0·4 to 1·1)	0·8 (0·6 to 1·3)	0·9 (0·6 to 1·4)	1 (0·7 to 1·6)	1·1 (0·7 to 1·6)	1 (0·7 to 1·4)	0·9 (0·6 to 1·3)	0·6 (0·4 to 0·9)	0·5 (0·4 to 0·7)	0·4 (0·3 to 0·5)	0·2 (0·2 to 0·3)	0·1 (0·1 to 0·1)	11·7
Foreign body	2·8 (1·7 to 4·2)	1·6 (1 to 2·4)	10·5 (6 to 17·7)	5·3 (3·6 to 7·5)	4·2 (3·3 to 5·4)	5·6 (4·2 to 7·3)	5·1 (3·8 to 6·7)	5·7 (4·3 to 7·5)	7 (5·3 to 9·1)	7·1 (5·3 to 9·2)	6·9 (5·1 to 9·1)	7·2 (5·5 to 9·3)	8·2 (6·3 to 10·5)	8·6 (6·5 to 11·3)	9·6 (7·5 to 12·1)	10·7 (8·3 to 13·6)	9·7 (7·6 to 12·4)	9·6 (7·4 to 12)	8·1 (6·6 to 9·9)	6·9 (5·3 to 8·8)	4 (3·2 to 4·8)	2·2 (1·7 to 2·6)	0·6 (0·5 to 0·8)	147
Pulmonary aspiration and foreign body in airway	2·7 (1·7 to 4·2)	1·6 (0·9 to 2·4)	10·3 (5·9 to 17·4)	4·4 (2·8 to 6·5)	2·9 (2·2 to 3·8)	3·9 (2·8 to 5·1)	3 (2·3 to 4)	3·4 (2·5 to 4·5)	4·1 (3·1 to 5·5)	4·4 (3·3 to 5·8)	4 (2·9 to 5·3)	4 (3·1 to 5·3)	4·7 (3·5 to 6)	5·2 (3·8 to 7·1)	6·1 (4·4 to 8·1)	7·3 (5·2 to 9·8)	6·8 (5·1 to 9·2)	7·1 (5·2 to 9·2)	6·2 (4·9 to 7·8)	5·4 (4 to 7)	3 (2·3 to 3·8)	1·7 (1·3 to 2·1)	0·5 (0·4 to 0·6)	103
Foreign body in eyes	0 (0 to 0)	0 (0 to 0)	0 (0 to 0·1)	0·3 (0·1 to 0·6)	0·5 (0·1 to 1·1)	0·7 (0·2 to 1·5)	0·9 (0·3 to 2·1)	1·1 (0·3 to 2·4)	1·3 (0·4 to 2·7)	1·3 (0·5 to 2·8)	1·4 (0·5 to 3)	1·5 (0·6 to 3)	1·6 (0·7 to 3)	1·5 (0·8 to 2·7)	1·3 (0·8 to 2·2)	1·2 (0·7 to 1·9)	1 (0·6 to 1·5)	0·8 (0·5 to 1·2)	0·5 (0·4 to 0·8)	0·4 (0·2 to 0·6)	0·2 (0·1 to 0·3)	0·1 (0·1 to 0·1)	0 (0 to 0)	17·6
Foreign body in other body part	0 (0 to 0)	0 (0 to 0)	0·2 (0·1 to 0·3)	0·6 (0·4 to 0·9)	0·9 (0·6 to 1·3)	1·1 (0·7 to 1·6)	1·1 (0·8 to 1·6)	1·2 (0·9 to 1·7)	1·5 (1·1 to 2·2)	1·4 (1 to 2)	1·5 (1·1 to 2·1)	1·7 (1·2 to 2·2)	2 (1·4 to 2·6)	1·9 (1·4 to 2·6)	2·2 (1·6 to 2·9)	2·2 (1·6 to 2·9)	1·9 (1·4 to 2·6)	1·7 (1·2 to 2·3)	1·4 (1 to 1·8)	1·2 (0·8 to 1·6)	0·7 (0·5 to 1)	0·4 (0·3 to 0·6)	0·1 (0·1 to 0·2)	26·8
Environmental heat and cold exposure	0 (0 to 0)	0 (0 to 0)	0·2 (0·1 to 0·2)	1 (0·7 to 1·5)	2·1 (1·4 to 3·2)	3·2 (2·1 to 4·7)	4·7 (3·1 to 6·8)	5·6 (3·8 to 8·1)	6·9 (4·7 to 9·8)	7·6 (5·2 to 10·9)	8·7 (5·8 to 12·3)	9·1 (6·2 to 12·9)	10·5 (7·3 to 14·8)	11·1 (7·7 to 15·5)	11·7 (8·3 to 16·2)	11·5 (8 to 16)	9·7 (6·7 to 13·3)	8·3 (5·8 to 11·3)	5·9 (4·2 to 8)	4·4 (3·1 to 5·9)	2·7 (2 to 3·7)	1·3 (1 to 1·8)	0·4 (0·3 to 0·5)	127
Exposure to forces of nature	0 (0 to 0)	0 (0 to 0)	0 (0 to 0)	0 (0 to 0)	0 (0 to 0)	0 (0 to 0)	0 (0 to 0·1)	0 (0 to 0)	0·1 (0 to 0·1)	0 (0 to 0·1)	0 (0 to 0·1)	0 (0 to 0·1)	0·1 (0 to 0·1)	0·1 (0 to 0·1)	0·1 (0 to 0·1)	0 (0 to 0·1)	0 (0 to 0·1)	0 (0 to 0)	0 (0 to 0)	0 (0 to 0)	0 (0 to 0)	0 (0 to 0)	0 (0 to 0)	0·6
Other unintentional injuries	0·2 (0·1 to 0·4)	0·1 (0·1 to 0·2)	0·9 (0·6 to 1·2)	3·5 (2·4 to 5·1)	6·6 (4·6 to 9·4)	9·2 (6·7 to 12·8)	14·9 (11·1 to 20·2)	15·9 (11·7 to 21·9)	19·1 (14·1 to 25·6)	20·3 (15 to 27·3)	19·8 (14·5 to 27·1)	19·2 (13·9 to 26·1)	20·8 (14·9 to 28·3)	19·4 (13·5 to 27·3)	19·9 (13·9 to 28·1)	18·1 (12·6 to 25·8)	14·3 (9·9 to 20·4)	11·4 (7·9 to 16·2)	7·9 (5·3 to 11·1)	5·3 (3·6 to 7·5)	3·1 (2·2 to 4·3)	1·3 (0·9 to 1·8)	0·3 (0·2 to 0·4)	251
Self-harm and interpersonal violence	6 (3·5 to 9·8)	1 (0·6 to 1·7)	5·7 (3·2 to 9·6)	8·6 (5·1 to 13·5)	11·7 (8·7 to 15·9)	27·8 (20·9 to 36·4)	218 (164 to 291)	319 (250 to 408)	355 (281 to 445)	328 (261 to 410)	231 (175 to 296)	184 (140 to 243)	164 (123 to 215)	120 (89·7 to 155)	116 (88·2 to 150)	97·1 (76·4 to 122)	65·4 (52 to 80·6)	48·4 (39·2 to 59·1)	29·8 (24 to 36·7)	16·5 (13·5 to 20·1)	9·2 (7·6 to 11)	3 (2·4 to 3·5)	0·6 (0·5 to 0·7)	2,370
Self-harm	0 (0 to 0)	0 (0 to 0)	0 (0 to 0)	0 (0 to 0)	0 (0 to 0)	3·6 (2·4 to 5·2)	32 (22·9 to 44·2)	45·5 (32·4 to 61·7)	58 (42·5 to 76·7)	64·2 (46·7 to 85·3)	53·8 (39·2 to 71·9)	46·7 (33·6 to 64·5)	47·7 (33·9 to 65·5)	40·3 (28·7 to 54)	42·5 (30·8 to 56·3)	39·2 (28·9 to 52·3)	27·9 (21·3 to 36)	23·1 (17·6 to 30·1)	14·8 (11·3 to 19·4)	9·5 (7·2 to 12·3)	5·3 (4 to 6·7)	1·6 (1·2 to 2)	0·2 (0·2 to 0·3)	556
Self-harm by firearm	0 (0 to 0)	0 (0 to 0)	0 (0 to 0)	0 (0 to 0)	0 (0 to 0)	0·1 (0·1 to 0·2)	2·6 (1·6 to 4)	2·9 (1·7 to 4·7)	3·3 (1·9 to 5·1)	3·6 (2·2 to 5·7)	2·6 (1·6 to 4·1)	2·3 (1·4 to 3·6)	2·4 (1·4 to 3·7)	2·2 (1·4 to 3·4)	2·1 (1·3 to 3·1)	1·8 (1·1 to 2·9)	1·3 (0·8 to 1·9)	1·1 (0·7 to 1·6)	0·7 (0·5 to 1)	0·5 (0·4 to 0·7)	0·3 (0·2 to 0·4)	0 (0 to 0·1)	0 (0 to 0)	29·9
Self-harm by other specified means	0 (0 to 0)	0 (0 to 0)	0 (0 to 0)	0 (0 to 0)	0 (0 to 0)	3·4 (2·3 to 5)	29·5 (20·9 to 40·7)	42·6 (30·4 to 57·9)	54·8 (40·2 to 73)	60·5 (44·1 to 80·6)	51·2 (37·2 to 68·7)	44·3 (31·7 to 61)	45·3 (32·3 to 62·3)	38 (27 to 51·1)	40·5 (29·1 to 53·6)	37·4 (27·5 to 49·8)	26·7 (20·3 to 34·5)	22 (16·7 to 28·6)	14·1 (10·8 to 18·6)	9 (6·8 to 11·7)	5 (3·8 to 6·4)	1·5 (1·2 to 1·9)	0·2 (0·2 to 0·3)	526
Interpersonal violence	6 (3·5 to 9·8)	1 (0·6 to 1·7)	5·7 (3·2 to 9·5)	8·4 (4·9 to 13·2)	11·6 (8·5 to 15·7)	24·2 (17·8 to 32·2)	186 (135 to 254)	274 (207 to 356)	296 (226 to 380)	264 (203 to 343)	177 (130 to 236)	135 (97·5 to 186)	114 (81·4 to 156)	79 (57·2 to 108)	72·5 (52·8 to 99·2)	56·9 (41·7 to 74·9)	36·9 (28 to 48·9)	25·2 (19·2 to 32·5)	15 (11·4 to 19)	6·9 (5·4 to 8·7)	3·8 (3 to 4·7)	1·4 (1·1 to 1·8)	0·4 (0·3 to 0·5)	1,800
Physical violence by firearm	0·1 (0·1 to 0·2)	0 (0 to 0)	0·2 (0·1 to 0·4)	0·6 (0·3 to 0·9)	1·2 (0·9 to 1·8)	4·7 (3·4 to 6·5)	83·2 (58·9 to 114)	129 (97·3 to 167)	141 (108 to 182)	121 (92·4 to 158)	67·2 (48·8 to 89·6)	44·7 (31·4 to 62·4)	34·6 (23·7 to 48·5)	20·1 (14 to 28·3)	17·4 (12·1 to 24·8)	11·9 (8 to 16·3)	6·1 (4·3 to 8·4)	3·3 (2·4 to 4·5)	1·2 (0·9 to 1·7)	0·5 (0·4 to 0·6)	0·3 (0·2 to 0·3)	0·1 (0·1 to 0·1)	0 (0 to 0)	689
Physical violence by sharp object	0·3 (0·2 to 0·6)	0 (0 to 0·1)	0·3 (0·2 to 0·5)	0·8 (0·5 to 1·2)	1·5 (1·1 to 2)	4·1 (3·1 to 5·5)	62·4 (44·4 to 87·4)	94·3 (70·5 to 126)	99·3 (74·7 to 128)	88·6 (67·3 to 117)	63·4 (46 to 85·7)	48·2 (33·9 to 67·1)	37·6 (26·4 to 51·9)	24·1 (17·2 to 33·2)	19·1 (14 to 26·1)	14 (10·3 to 18·4)	8·2 (6·2 to 10·5)	6 (4·6 to 7·6)	3·1 (2·4 to 4)	1·7 (1·3 to 2·1)	0·9 (0·7 to 1·1)	0·4 (0·3 to 0·6)	0·1 (0·1 to 0·1)	579
Sexual violence	0 (0 to 0)	0 (0 to 0)	0 (0 to 0)	0·1 (0·1 to 0·1)	0·8 (0·5 to 1·3)	2 (1·2 to 3·2)	5 (2·8 to 8)	6·5 (3·8 to 10)	6·4 (3·6 to 10·3)	5·8 (3·2 to 9·6)	5·7 (3·2 to 9)	4·6 (2·6 to 7·5)	4·1 (2·4 to 6·9)	3·2 (1·8 to 5·2)	2·4 (1·4 to 3·9)	2 (1·3 to 3·1)	1·6 (1 to 2·3)	1·2 (0·7 to 1·8)	0·8 (0·5 to 1·1)	0·5 (0·3 to 0·8)	0·3 (0·2 to 0·4)	0 (0 to 0·1)	0 (0 to 0)	53·1
Physical violence by other means	5·6 (3·2 to 9·1)	0·9 (0·5 to 1·6)	5·2 (2·9 to 8·7)	7 (3·9 to 11·1)	8·1 (5·8 to 11·2)	13·2 (9·5 to 18·1)	35·3 (25·9 to 48·3)	44 (32·9 to 57·9)	49·3 (37 to 64·5)	47·7 (36·4 to 63·1)	41·1 (30 to 54·3)	37·6 (27·2 to 51·7)	37·9 (27·2 to 52·1)	31·7 (22·9 to 43·2)	33·5 (24·3 to 45·9)	29 (21·1 to 38·4)	21·1 (15·7 to 28·2)	14·7 (10·9 to 19·2)	9·8 (7·2 to 12·8)	4·2 (3·2 to 5·5)	2·4 (1·9 to 3)	0·8 (0·6 to 1)	0·2 (0·2 to 0·3)	480
Conflict and terrorism	0 (0 to 0)	0 (0 to 0)	0 (0 to 0)	0 (0 to 0)	0 (0 to 0)	0 (0 to 0)	0 (0 to 0)	0 (0 to 0)	0·1 (0 to 0·2)	0·1 (0·1 to 0·2)	0·1 (0·1 to 0·2)	1·9 (1·2 to 3·2)	1·8 (1·2 to 3)	0·4 (0·3 to 0·7)	1·2 (0·8 to 2)	0·9 (0·6 to 1·3)	0·5 (0·3 to 0·7)	0 (0 to 0·1)	0 (0 to 0)	0·1 (0·1 to 0·2)	0 (0 to 0)	0 (0 to 0)	0 (0 to 0)	7·4

SR Table 2c: Belize DALYS by cause and age group for both sexes with 95% uncertainty intervals, 2019

Cause	Early Neonatal	Late Neonatal	Post Neonatal	1 to 4	5 to 9	10 to 14	15 to 19	20 to 24	25 to 29	30 to 34	35 to 39	40 to 44	45 to 49	50 to 54	55 to 59	60 to 64	65 to 69	70 to 74	75 to 79	80 to 84	85 to 89	90 to 94	95 plus	Total
All causes	4,280 (3,500 to 5,230)	1,800 (1,430 to 2,220)	2,830 (2,180 to 3,760)	2,620 (2,160 to 3,150)	2,620 (2,060 to 3,270)	3,390 (2,710 to 4,180)	6,220 (5,320 to 7,340)	7,550 (6,570 to 8,670)	8,330 (7,310 to 9,460)	8,190 (7,170 to 9,310)	7,300 (6,340 to 8,410)	6,960 (6,030 to 8,020)	7,250 (6,280 to 8,320)	7,100 (6,170 to 8,120)	7,200 (6,250 to 8,190)	6,230 (5,460 to 7,060)	4,990 (4,410 to 5,640)	4,010 (3,560 to 4,490)	3,060 (2,730 to 3,400)	2,460 (2,220 to 2,710)	1,540 (1,400 to 1,680)	784 (722 to 846)	307 (288 to 327)	107,000
Communicable, maternal, neonatal, and nutritional diseases	3,640 (2,930 to 4,450)	1,420 (1,110 to 1,750)	1,540 (1,180 to 2,020)	1,010 (802 to 1,260)	797 (563 to 1,110)	630 (475 to 841)	732 (595 to 920)	935 (805 to 1,110)	1,340 (1,200 to 1,500)	1,440 (1,300 to 1,590)	1,310 (1,180 to 1,460)	1,120 (1,000 to 1,270)	907 (806 to 1,030)	669 (581 to 784)	539 (460 to 627)	407 (337 to 494)	300 (243 to 367)	258 (207 to 325)	223 (176 to 277)	222 (181 to 263)	162 (129 to 197)	95·8 (72·9 to 118)	41·7 (30·1 to 52·4)	19,700
HIV/AIDS and sexually transmitted infections	0·6 (0·4 to 1)	0·2 (0·1 to 0·4)	59·6 (56·3 to 63·2)	54·8 (51·4 to 58)	42·1 (38 to 47·1)	29·1 (26·7 to 32·3)	83·4 (77·7 to 90)	294 (272 to 322)	692 (646 to 753)	804 (752 to 864)	778 (728 to 829)	622 (583 to 668)	454 (426 to 483)	250 (234 to 266)	139 (130 to 147)	66·2 (61·6 to 71·2)	33·2 (30·7 to 36)	9·3 (8·3 to 10·6)	4·2 (3·7 to 4·8)	2·2 (2 to 2·6)	1·1 (1 to 1·2)	0·3 (0·3 to 0·4)	0·1 (0·1 to 0·2)	4,420
HIV/AIDS	0 (0 to 0)	0 (0 to 0·1)	59·5 (56·2 to 63)	54·8 (51·4 to 58)	42·1 (38 to 47·1)	28·3 (26 to 31·3)	79·1 (74·1 to 84·7)	286 (265 to 313)	681 (636 to 739)	792 (743 to 852)	767 (717 to 820)	612 (573 to 658)	447 (419 to 475)	246 (230 to 262)	136 (128 to 144)	64·5 (60 to 69·2)	32·1 (29·7 to 34·5)	8·7 (7·8 to 9·6)	3·8 (3·4 to 4·3)	2 (1·8 to 2·2)	0·9 (0·9 to 1·1)	0·3 (0·2 to 0·3)	0·1 (0·1 to 0·1)	4,340
HIV/AIDS - Drug-susceptible Tuberculosis	0 (0 to 0)	0 (0 to 0)	4·2 (2·6 to 6·4)	3·9 (2·4 to 5·9)	3·1 (2 to 4·6)	2·1 (1·4 to 3·1)	5·9 (3·9 to 8·7)	21·5 (14·2 to 31·9)	50 (32·2 to 75)	58·3 (37·4 to 87·9)	56·3 (36·1 to 85·1)	45 (28·1 to 68·3)	32·7 (20·8 to 49·3)	18 (11·6 to 27·1)	10 (6·3 to 14·7)	4·8 (3·2 to 7·1)	2·4 (1·6 to 3·5)	0·7 (0·5 to 0·9)	0·3 (0·2 to 0·4)	0·1 (0·1 to 0·2)	0·1 (0 to 0·1)	0 (0 to 0)	0 (0 to 0)	319
HIV/AIDS - Multidrug-resistant Tuberculosis without extensive dru	0 (0 to 0)	0 (0 to 0)	0·1 (0 to 0·2)	0·1 (0 to 0·2)	0 (0 to 0·2)	0 (0 to 0·1)	0·1 (0 to 0·3)	0·3 (0 to 1·1)	0·6 (0·1 to 2·5)	0·7 (0·1 to 3)	0·7 (0·1 to 2·9)	0·6 (0 to 2·4)	0·4 (0 to 1·7)	0·2 (0 to 1)	0·1 (0 to 0·5)	0·1 (0 to 0·3)	0 (0 to 0·1)	0 (0 to 0)	0 (0 to 0)	0 (0 to 0)	0 (0 to 0)	0 (0 to 0)	0 (0 to 0)	3·9
HIV/AIDS - Extensively drug-resistant Tuberculosis	0 (0 to 0)	0 (0 to 0)	0 (0 to 0)	0 (0 to 0)	0 (0 to 0)	0 (0 to 0)	0 (0 to 0·1)	0 (0 to 0·2)	0·1 (0 to 0·4)	0·1 (0 to 0·5)	0·1 (0 to 0·5)	0·1 (0 to 0·4)	0·1 (0 to 0·3)	0 (0 to 0·2)	0 (0 to 0·1)	0 (0 to 0)	0 (0 to 0)	0 (0 to 0)	0 (0 to 0)	0 (0 to 0)	0 (0 to 0)	0 (0 to 0)	0 (0 to 0)	0·6
HIV/AIDS resulting in other diseases	0 (0 to 0)	0 (0 to 0·1)	55·2 (51·1 to 59·3)	50·8 (47 to 54·5)	38·9 (34·6 to 44·3)	26·1 (23·5 to 29·3)	73·1 (67·1 to 79)	265 (242 to 293)	631 (575 to 693)	733 (674 to 795)	710 (657 to 767)	566 (522 to 614)	414 (382 to 445)	227 (211 to 245)	126 (116 to 136)	59·6 (54·5 to 64·6)	29·7 (26·9 to 32·2)	8 (7·1 to 8·9)	3·5 (3·1 to 4)	1·8 (1·6 to 2)	0·9 (0·8 to 1)	0·3 (0·2 to 0·3)	0·1 (0·1 to 0·1)	4,020
Sexually transmitted infections excluding HIV	0·6 (0·4 to 0·9)	0·2 (0·1 to 0·4)	0·1 (0 to 0·2)	0 (0 to 0)	0 (0 to 0)	0·8 (0·5 to 1·4)	4·3 (2·4 to 7·2)	8 (4·7 to 13·2)	10·6 (5·9 to 17·8)	12·1 (6·8 to 20·7)	11·1 (6·2 to 19·7)	9·9 (5·4 to 18·2)	7·1 (3·9 to 12·8)	4·3 (2·1 to 8·3)	2·8 (1·3 to 5·7)	1·7 (0·7 to 3·5)	1·1 (0·5 to 2·2)	0·7 (0·3 to 1·4)	0·4 (0·2 to 0·8)	0·2 (0·1 to 0·5)	0·1 (0·1 to 0·3)	0·1 (0 to 0·1)	0 (0 to 0)	76·1
Syphilis	0·6 (0·4 to 0·9)	0·2 (0·1 to 0·4)	0·1 (0 to 0·2)	0 (0 to 0)	0 (0 to 0)	0·1 (0·1 to 0·1)	0·2 (0·1 to 0·3)	0·2 (0·1 to 0·3)	0·3 (0·2 to 0·5)	0·4 (0·3 to 0·6)	0·2 (0·2 to 0·3)	0·1 (0·1 to 0·2)	0·2 (0·1 to 0·3)	0·1 (0·1 to 0·2)	0·1 (0·1 to 0·1)	0·1 (0 to 0·1)	0·1 (0 to 0·1)	0 (0 to 0·1)	0 (0 to 0)	0 (0 to 0)	0 (0 to 0)	0 (0 to 0)	0 (0 to 0)	3·1
Chlamydial infection	0 (0 to 0)	0 (0 to 0)	0 (0 to 0)	0 (0 to 0)	0 (0 to 0)	0·1 (0 to 0·1)	0·5 (0·3 to 0·7)	1·2 (0·6 to 2·2)	1·7 (0·9 to 3)	1·7 (0·9 to 2·9)	1·6 (0·8 to 2·6)	1·4 (0·7 to 2·3)	0·8 (0·4 to 1·4)	0·3 (0·1 to 0·5)	0·1 (0·1 to 0·2)	0 (0 to 0)	0 (0 to 0)	0 (0 to 0)	0 (0 to 0)	0 (0 to 0)	0 (0 to 0)	0 (0 to 0)	0 (0 to 0)	9·3
Gonococcal infection	0 (0 to 0)	0 (0 to 0)	0 (0 to 0)	0 (0 to 0)	0 (0 to 0)	0·1 (0·1 to 0·3)	0·9 (0·3 to 2)	1·2 (0·6 to 2·4)	0·9 (0·5 to 1·6)	0·9 (0·5 to 1·3)	0·7 (0·5 to 0·9)	0·7 (0·5 to 1)	0·6 (0·4 to 0·8)	0·3 (0·2 to 0·4)	0·1 (0·1 to 0·2)	0·1 (0 to 0·1)	0·1 (0 to 0·1)	0 (0 to 0·1)	0 (0 to 0)	0 (0 to 0)	0 (0 to 0)	0 (0 to 0)	0 (0 to 0)	6·7
Trichomoniasis	0 (0 to 0)	0 (0 to 0)	0 (0 to 0)	0 (0 to 0)	0 (0 to 0)	0 (0 to 0·1)	0·4 (0·1 to 1·1)	1·8 (0·6 to 4·3)	3 (1 to 7)	3·2 (1·1 to 7·6)	2·9 (0·9 to 6·8)	2·5 (0·8 to 5·8)	2 (0·7 to 4·7)	1·4 (0·4 to 3·2)	0·9 (0·3 to 2)	0·5 (0·2 to 1·1)	0·3 (0·1 to 0·6)	0·2 (0·1 to 0·3)	0·1 (0 to 0·2)	0 (0 to 0·1)	0 (0 to 0)	0 (0 to 0)	0 (0 to 0)	19·2
Genital herpes	0 (0 to 0)	0 (0 to 0)	0 (0 to 0)	0 (0 to 0)	0 (0 to 0)	0·2 (0·1 to 0·5)	0·9 (0·3 to 2)	1·6 (0·5 to 4·1)	2·3 (0·8 to 5·5)	2·7 (0·9 to 6·6)	2·7 (0·9 to 6·6)	2·4 (0·8 to 6·1)	2·1 (0·7 to 5·1)	1·7 (0·5 to 4·2)	1·4 (0·4 to 3·3)	1 (0·3 to 2·4)	0·6 (0·2 to 1·6)	0·4 (0·1 to 1)	0·2 (0·1 to 0·6)	0·2 (0 to 0·4)	0·1 (0 to 0·2)	0 (0 to 0·1)	0 (0 to 0)	20·5
Other sexually transmitted infections	0 (0 to 0)	0 (0 to 0)	0 (0 to 0)	0 (0 to 0)	0 (0 to 0)	0·3 (0·1 to 0·6)	1·4 (0·7 to 2·6)	1·9 (1·1 to 3·1)	2·4 (1·4 to 3·8)	3·2 (2 to 4·9)	3·1 (1·8 to 4·7)	2·8 (1·6 to 4·5)	1·4 (0·9 to 2·3)	0·5 (0·3 to 0·8)	0·2 (0·1 to 0·4)	0·1 (0 to 0·1)	0 (0 to 0)	0 (0 to 0)	0 (0 to 0)	0 (0 to 0)	0 (0 to 0)	0 (0 to 0)	0 (0 to 0)	17·4
Respiratory infections and tuberculosis	151 (103 to 211)	176 (122 to 246)	549 (369 to 784)	270 (200 to 351)	136 (103 to 181)	114 (84·9 to 153)	163 (123 to 211)	207 (162 to 264)	239 (190 to 305)	256 (201 to 324)	207 (160 to 265)	201 (154 to 262)	203 (156 to 262)	203 (153 to 265)	215 (168 to 268)	204 (153 to 266)	170 (122 to 222)	170 (129 to 225)	159 (118 to 206)	172 (134 to 207)	129 (99·4 to 159)	78·8 (57·4 to 98·5)	34·6 (24·1 to 44·4)	4,410
Tuberculosis	0 (0 to 0)	0 (0 to 0)	11·2 (7·6 to 16·3)	12·6 (9·1 to 17·2)	9 (5·9 to 12·6)	8·9 (6·5 to 12·1)	28 (19·7 to 38·9)	61·1 (42·2 to 84·9)	78·7 (57·5 to 106)	84 (61·7 to 111)	61·4 (44·8 to 83·8)	57·1 (41·2 to 77·8)	51·5 (36·9 to 69·7)	46·9 (33·4 to 66·4)	42 (28·8 to 57·3)	33·1 (23·8 to 45)	22·4 (15·9 to 30·1)	16·9 (12·5 to 22·3)	11·4 (8·4 to 15·4)	8·7 (6·3 to 11·4)	4·7 (3·3 to 6·3)	1·7 (1·1 to 2·3)	0·5 (0·4 to 0·6)	652
Latent tuberculosis infection	0 (0 to 0)	0 (0 to 0)	0 (0 to 0)	0 (0 to 0)	0 (0 to 0)	0 (0 to 0)	0 (0 to 0)	0 (0 to 0)	0 (0 to 0)	0 (0 to 0)	0 (0 to 0)	0 (0 to 0)	0 (0 to 0)	0 (0 to 0)	0 (0 to 0)	0 (0 to 0)	0 (0 to 0)	0 (0 to 0)	0 (0 to 0)	0 (0 to 0)	0 (0 to 0)	0 (0 to 0)	0 (0 to 0)	0
Drug-susceptible tuberculosis	0 (0 to 0)	0 (0 to 0)	11 (7·6 to 16)	12·4 (9 to 16·9)	8·9 (5·9 to 12·5)	8·8 (6·4 to 11·9)	27·7 (19·5 to 38·7)	60·5 (41·7 to 84·2)	77·8 (56·5 to 104)	83·1 (60·8 to 110)	60·8 (44·4 to 83·4)	56·5 (40·6 to 76·7)	50·9 (36·2 to 69·4)	46·4 (32·6 to 65·8)	41·5 (28·5 to 57)	32·7 (23·4 to 44·6)	22·1 (15·8 to 29·8)	16·7 (12·3 to 21·8)	11·3 (8·3 to 15·2)	8·6 (6·2 to 11·3)	4·6 (3·3 to 6·2)	1·7 (1·1 to 2·2)	0·5 (0·4 to 0·6)	645
Multidrug-resistant tuberculosis without extensive drug resistanc	0 (0 to 0)	0 (0 to 0)	0·1 (0 to 0·5)	0·1 (0 to 0·5)	0·1 (0 to 0·3)	0·1 (0 to 0·3)	0·3 (0 to 1·2)	0·6 (0·1 to 2·2)	0·7 (0·1 to 3·1)	0·8 (0·1 to 3·3)	0·6 (0·1 to 2·3)	0·5 (0·1 to 2·3)	0·5 (0 to 2·1)	0·5 (0 to 1·9)	0·4 (0 to 1·8)	0·3 (0 to 1·4)	0·2 (0 to 1)	0·2 (0 to 0·7)	0·1 (0 to 0·5)	0·1 (0 to 0·4)	0 (0 to 0·2)	0 (0 to 0·1)	0 (0 to 0)	6·3
Extensively drug-resistant tuberculosis	0 (0 to 0)	0 (0 to 0)	0 (0 to 0·1)	0 (0 to 0·1)	0 (0 to 0)	0 (0 to 0·1)	0 (0 to 0·2)	0·1 (0 to 0·4)	0·1 (0 to 0·5)	0·1 (0 to 0·5)	0·1 (0 to 0·4)	0·1 (0 to 0·4)	0·1 (0 to 0·4)	0·1 (0 to 0·3)	0·1 (0 to 0·3)	0·1 (0 to 0·2)	0 (0 to 0·2)	0 (0 to 0·1)	0 (0 to 0·1)	0 (0 to 0·1)	0 (0 to 0)	0 (0 to 0)	0 (0 to 0)	1
Lower respiratory infections	151 (103 to 211)	176 (121 to 245)	525 (347 to 758)	203 (140 to 282)	62·9 (45·1 to 84)	48·5 (35·1 to 66·3)	81·2 (55·4 to 114)	100 (67·4 to 146)	123 (85·7 to 173)	141 (95·8 to 201)	118 (81·3 to 167)	120 (81·1 to 173)	132 (91·9 to 183)	140 (95·8 to 196)	161 (119 to 210)	162 (113 to 223)	141 (96·7 to 192)	150 (108 to 204)	146 (105 to 193)	162 (127 to 198)	124 (94·5 to 153)	76·8 (55·6 to 96·4)	34 (23·5 to 43·8)	3,280
Upper respiratory infections	0·1 (0·1 to 0·1)	0·5 (0·3 to 0·9)	10·9 (6·9 to 16·5)	39 (23·5 to 62·3)	42·3 (23·6 to 70·6)	40·5 (20·9 to 69·4)	39·2 (20·9 to 68·9)	33·4 (18·3 to 57·7)	28·4 (15·7 to 47)	24·2 (13·2 to 40·9)	21·5 (11 to 36·1)	18 (9·7 to 31·1)	14·7 (7·8 to 25·4)	11·3 (6·1 to 19·2)	9 (4·9 to 14·9)	6·4 (3·5 to 10·4)	4·5 (2·4 to 7·6)	2·8 (1·6 to 4·7)	1·7 (0·9 to 2·7)	1 (0·5 to 1·7)	0·5 (0·3 to 0·9)	0·2 (0·1 to 0·4)	0·1 (0 to 0·1)	350
Otitis media	0 (0 to 0)	0 (0 to 0·1)	1·7 (0·9 to 3·1)	15·6 (8·3 to 27·2)	21·7 (12 to 36)	16·3 (8·9 to 28·3)	14·8 (7·9 to 24·9)	11·8 (5·3 to 23·8)	8·9 (4·3 to 16·7)	6·7 (2·9 to 12·7)	6·1 (2·9 to 11·3)	5·8 (2·8 to 11·2)	5·3 (2·6 to 9·5)	4·5 (2·1 to 8·2)	3·5 (1·7 to 6·1)	2·3 (1·1 to 4·3)	1·3 (0·6 to 2·4)	0·7 (0·3 to 1·4)	0·4 (0·2 to 0·8)	0·3 (0·1 to 0·6)	0·2 (0·1 to 0·3)	0·1 (0 to 0·2)	0 (0 to 0·1)	128
Enteric infections	12·8 (8·5 to 18·7)	42 (24·6 to 66·7)	268 (159 to 436)	130 (95·7 to 172)	73·8 (48·5 to 108)	78·6 (47·8 to 122)	56·4 (37·8 to 79·3)	43·9 (29·9 to 62·3)	45·9 (33 to 61·9)	45·4 (32·8 to 61)	43·3 (31·6 to 57·9)	42·3 (31·3 to 56·4)	42·2 (31·2 to 55·8)	39·1 (29·2 to 51·2)	37·6 (28·5 to 48·3)	35·1 (25·9 to 46·3)	33·5 (24·6 to 44·5)	30·9 (22·9 to 41·4)	25·8 (19·3 to 33·6)	21·4 (16 to 27·4)	12·7 (9·4 to 16·6)	6·3 (4·7 to 8·3)	2·5 (1·8 to 3·3)	1,170
Diarrheal diseases	12·8 (8·5 to 18·7)	42 (24·6 to 66·7)	268 (158 to 434)	129 (94·6 to 170)	73·1 (47·7 to 107)	77·9 (47·1 to 121)	56 (37·5 to 79)	43·5 (29·6 to 61·8)	45·6 (32·6 to 61·6)	45 (32·3 to 60·5)	43·1 (31·4 to 57·7)	42·1 (31·1 to 56·2)	42·1 (31·2 to 55·7)	39 (29·1 to 51·1)	37·4 (28·4 to 48·2)	35 (25·7 to 46·2)	33·4 (24·5 to 44·4)	30·9 (22·9 to 41·3)	25·8 (19·2 to 33·6)	21·4 (16 to 27·3)	12·7 (9·3 to 16·6)	6·3 (4·7 to 8·3)	2·5 (1·8 to 3·3)	1,160
Typhoid and paratyphoid	0 (0 to 0)	0 (0 to 0)	0 (0 to 0·1)	0 (0 to 0·1)	0 (0 to 0)	0 (0 to 0·1)	0 (0 to 0·1)	0·1 (0 to 0·1)	0 (0 to 0·1)	0 (0 to 0·1)	0 (0 to 0·1)	0 (0 to 0·1)	0 (0 to 0)	0 (0 to 0·1)	0 (0 to 0·1)	0 (0 to 0)	0 (0 to 0)	0 (0 to 0)	0 (0 to 0)	0 (0 to 0)	0 (0 to 0)	0 (0 to 0)	0 (0 to 0)	0·4
Typhoid fever	0 (0 to 0)	0 (0 to 0)	0 (0 to 0·1)	0 (0 to 0·1)	0 (0 to 0)	0 (0 to 0·1)	0 (0 to 0·1)	0 (0 to 0·1)	0 (0 to 0·1)	0 (0 to 0·1)	0 (0 to 0·1)	0 (0 to 0·1)	0 (0 to 0)	0 (0 to 0·1)	0 (0 to 0)	0 (0 to 0)	0 (0 to 0)	0 (0 to 0)	0 (0 to 0)	0 (0 to 0)	0 (0 to 0)	0 (0 to 0)	0 (0 to 0)	0·3
Paratyphoid fever	0 (0 to 0)	0 (0 to 0)	0 (0 to 0)	0 (0 to 0·1)	0 (0 to 0)	0 (0 to 0)	0 (0 to 0)	0 (0 to 0)	0 (0 to 0)	0 (0 to 0)	0 (0 to 0)	0 (0 to 0)	0 (0 to 0)	0 (0 to 0)	0 (0 to 0)	0 (0 to 0)	0 (0 to 0)	0 (0 to 0)	0 (0 to 0)	0 (0 to 0)	0 (0 to 0)	0 (0 to 0)	0 (0 to 0)	0·1
Invasive Non-typhoidal Salmonella (iNTS)	0 (0 to 0)	0 (0 to 0)	0·2 (0·1 to 0·5)	0·5 (0·2 to 1)	0·5 (0·2 to 0·9)	0·5 (0·2 to 0·9)	0·1 (0·1 to 0·2)	0·1 (0·1 to 0·2)	0·2 (0·1 to 0·4)	0·1 (0 to 0·2)	0·1 (0 to 0·1)	0·1 (0 to 0·2)	0·1 (0 to 0·1)	0·1 (0 to 0·1)	0·1 (0 to 0·1)	0·1 (0 to 0·2)	0·1 (0 to 0·1)	0 (0 to 0·1)	0 (0 to 0·1)	0 (0 to 0)	0 (0 to 0)	0 (0 to 0)	0 (0 to 0)	2·8
Other intestinal infectious diseases	0 (0 to 0)	0 (0 to 0)	0·4 (0 to 1·2)	0·5 (0·1 to 1·2)	0·3 (0·1 to 0·7)	0·2 (0·1 to 0·6)	0·2 (0 to 0·5)	0·2 (0 to 0·5)	0·1 (0 to 0·2)	0·2 (0 to 0·5)	0·1 (0 to 0·2)	0·1 (0 to 0·2)	0 (0 to 0·1)	0 (0 to 0·1)	0 (0 to 0·1)	0 (0 to 0·1)	0 (0 to 0·1)	0 (0 to 0)	0 (0 to 0)	0 (0 to 0)	0 (0 to 0)	0 (0 to 0)	0 (0 to 0)	2·4
Neglected tropical diseases and malaria	0·1 (0·1 to 0·2)	0·8 (0·5 to 1·2)	8·5 (5 to 13·1)	26·4 (14·9 to 41·7)	40·2 (21·6 to 67·4)	30·3 (15·6 to 56)	30·9 (15·7 to 55·2)	30·9 (15·4 to 57·1)	32·9 (16·4 to 57·4)	31·4 (16 to 53)	28·9 (14·4 to 49·3)	27·6 (14·9 to 46·5)	24·8 (13 to 41)	23·1 (12·5 to 37·7)	21·8 (12·1 to 35·5)	17·8 (9·4 to 29·1)	14·3 (7·4 to 23·8)	11 (5·9 to 18·4)	7·9 (4·1 to 13·6)	5·7 (2·8 to 9·6)	4 (2·1 to 6·7)	1·8 (1 to 2·9)	0·6 (0·3 to 1)	421
Malaria	0 (0 to 0)	0 (0 to 0)	0 (0 to 0·1)	0·3 (0 to 0·7)	0·4 (0 to 1·1)	0·1 (0 to 0·3)	0·2 (0 to 0·5)	0·1 (0 to 0·4)	0·1 (0 to 0·3)	0·1 (0 to 0·2)	0·1 (0 to 0·2)	0·1 (0 to 0·2)	0·1 (0 to 0·1)	0 (0 to 0·1)	0 (0 to 0)	0 (0 to 0)	0 (0 to 0)	0 (0 to 0)	0 (0 to 0)	0 (0 to 0)	0 (0 to 0)	0 (0 to 0)	0 (0 to 0)	1·7
Chagas disease	0 (0 to 0)	0 (0 to 0)	0 (0 to 0)	0 (0 to 0)	0 (0 to 0)	0 (0 to 0)	0 (0 to 0·1)	0 (0 to 0·1)	0 (0 to 0·1)	0·1 (0 to 0·1)	0·1 (0 to 0·1)	0·1 (0·1 to 0·2)	0·1 (0·1 to 0·2)	0·1 (0·1 to 0·2)	0·2 (0·1 to 0·4)	0·3 (0·1 to 0·5)	0·3 (0·1 to 0·5)	0·2 (0·1 to 0·4)	0·1 (0·1 to 0·2)	0·1 (0·1 to 0·2)	0·8 (0·4 to 2·3)	0·3 (0·1 to 0·8)	0·1 (0 to 0·2)	2·8
Leishmaniasis	0 (0 to 0)	0 (0 to 0)	0 (0 to 0)	0 (0 to 0)	0 (0 to 0)	0 (0 to 0)	0 (0 to 0)	0 (0 to 0)	0 (0 to 0)	0 (0 to 0)	0 (0 to 0)	0 (0 to 0)	0 (0 to 0)	0 (0 to 0)	0 (0 to 0)	0 (0 to 0)	0 (0 to 0)	0 (0 to 0)	0 (0 to 0)	0 (0 to 0)	0 (0 to 0)	0 (0 to 0)	0 (0 to 0)	0
Visceral leishmaniasis	0 (0 to 0)	0 (0 to 0)	0 (0 to 0)	0 (0 to 0)	0 (0 to 0)	0 (0 to 0)	0 (0 to 0)	0 (0 to 0)	0 (0 to 0)	0 (0 to 0)	0 (0 to 0)	0 (0 to 0)	0 (0 to 0)	0 (0 to 0)	0 (0 to 0)	0 (0 to 0)	0 (0 to 0)	0 (0 to 0)	0 (0 to 0)	0 (0 to 0)	0 (0 to 0)	0 (0 to 0)	0 (0 to 0)	0
Cutaneous and mucocutaneous leishmaniasis	0 (0 to 0)	0 (0 to 0)	0 (0 to 0)	0 (0 to 0)	0 (0 to 0)	0 (0 to 0)	0 (0 to 0)	0 (0 to 0)	0 (0 to 0)	0 (0 to 0)	0 (0 to 0)	0 (0 to 0)	0 (0 to 0)	0 (0 to 0)	0 (0 to 0)	0 (0 to 0)	0 (0 to 0)	0 (0 to 0)	0 (0 to 0)	0 (0 to 0)	0 (0 to 0)	0 (0 to 0)	0 (0 to 0)	0
African trypanosomiasis	0 (0 to 0)	0 (0 to 0)	0 (0 to 0)	0 (0 to 0)	0 (0 to 0)	0 (0 to 0)	0 (0 to 0)	0 (0 to 0)	0 (0 to 0)	0 (0 to 0)	0 (0 to 0)	0 (0 to 0)	0 (0 to 0)	0 (0 to 0)	0 (0 to 0)	0 (0 to 0)	0 (0 to 0)	0 (0 to 0)	0 (0 to 0)	0 (0 to 0)	0 (0 to 0)	0 (0 to 0)	0 (0 to 0)	0
Schistosomiasis	0 (0 to 0)	0 (0 to 0)	0 (0 to 0)	0 (0 to 0)	0 (0 to 0)	0 (0 to 0)	0 (0 to 0)	0 (0 to 0)	0 (0 to 0)	0 (0 to 0)	0 (0 to 0)	0 (0 to 0)	0 (0 to 0)	0 (0 to 0)	0 (0 to 0)	0 (0 to 0)	0 (0 to 0)	0 (0 to 0)	0 (0 to 0)	0 (0 to 0)	0 (0 to 0)	0 (0 to 0)	0 (0 to 0)	0
Cysticercosis	0 (0 to 0)	0 (0 to 0)	0 (0 to 0)	0·1 (0 to 0·2)	0·4 (0 to 1·3)	1 (0·1 to 2·5)	3·9 (0·5 to 8·6)	9·4 (2·8 to 19·9)	14·6 (5·2 to 29·1)	15·6 (5·4 to 29·9)	14·9 (5·4 to 28·9)	14·6 (5·4 to 29·7)	14·9 (6 to 29·3)	14·5 (5·8 to 26·6)	15·1 (6·4 to 29)	13·8 (6·2 to 25·2)	11·9 (5·3 to 20·5)	9·1 (4·3 to 16·3)	6·7 (3 to 12·2)	4·8 (2 to 8·8)	2·7 (1·1 to 4·8)	1·2 (0·5 to 2·3)	0·4 (0·2 to 0·8)	170
Cystic echinococcosis	0 (0 to 0)	0 (0 to 0)	0 (0 to 0)	0 (0 to 0)	0 (0 to 0)	0 (0 to 0)	0 (0 to 0)	0 (0 to 0)	0 (0 to 0)	0 (0 to 0)	0 (0 to 0)	0 (0 to 0)	0 (0 to 0)	0 (0 to 0)	0 (0 to 0)	0 (0 to 0)	0 (0 to 0)	0 (0 to 0)	0 (0 to 0)	0 (0 to 0)	0 (0 to 0)	0 (0 to 0)	0 (0 to 0)	0·1
Lymphatic filariasis	0 (0 to 0)	0 (0 to 0)	0 (0 to 0)	0 (0 to 0)	0 (0 to 0)	0 (0 to 0)	0 (0 to 0)	0 (0 to 0)	0 (0 to 0)	0 (0 to 0)	0 (0 to 0)	0 (0 to 0)	0 (0 to 0)	0 (0 to 0)	0 (0 to 0)	0 (0 to 0)	0 (0 to 0)	0 (0 to 0)	0 (0 to 0)	0 (0 to 0)	0 (0 to 0)	0 (0 to 0)	0 (0 to 0)	0
Onchocerciasis	0 (0 to 0)	0 (0 to 0)	0 (0 to 0)	0 (0 to 0)	0 (0 to 0)	0 (0 to 0)	0 (0 to 0)	0 (0 to 0)	0 (0 to 0)	0 (0 to 0)	0 (0 to 0)	0 (0 to 0)	0 (0 to 0)	0 (0 to 0)	0 (0 to 0)	0 (0 to 0)	0 (0 to 0)	0 (0 to 0)	0 (0 to 0)	0 (0 to 0)	0 (0 to 0)	0 (0 to 0)	0 (0 to 0)	0
Trachoma	0 (0 to 0)	0 (0 to 0)	0 (0 to 0)	0 (0 to 0)	0 (0 to 0)	0 (0 to 0)	0 (0 to 0)	0 (0 to 0)	0 (0 to 0)	0 (0 to 0)	0 (0 to 0)	0 (0 to 0)	0 (0 to 0)	0 (0 to 0)	0 (0 to 0)	0 (0 to 0)	0 (0 to 0)	0 (0 to 0)	0 (0 to 0)	0 (0 to 0)	0 (0 to 0)	0 (0 to 0)	0 (0 to 0)	0
Dengue	0 (0 to 0)	0·1 (0 to 0·2)	2·7 (1·3 to 5)	4·6 (2·2 to 9·4)	9·8 (4 to 21·5)	12 (3·7 to 33)	13·2 (3·8 to 35·8)	11·7 (2·7 to 33)	10·6 (2·7 to 31·7)	8·5 (2 to 24·8)	7·1 (1·9 to 19·3)	6 (1·4 to 17·1)	4·8 (1·1 to 13·4)	4 (1·1 to 10·8)	3 (0·8 to 7·9)	2·2 (0·7 to 5·6)	1·3 (0·5 to 3·2)	1 (0·3 to 2·5)	0·8 (0·2 to 1·9)	0·5 (0·2 to 1·2)	0·3 (0·1 to 0·7)	0·2 (0·1 to 0·4)	0·1 (0 to 0·2)	104
Yellow fever	0 (0 to 0)	0 (0 to 0)	0 (0 to 0)	0 (0 to 0)	0 (0 to 0)	0 (0 to 0)	0 (0 to 0)	0 (0 to 0)	0 (0 to 0)	0 (0 to 0)	0 (0 to 0)	0 (0 to 0)	0 (0 to 0)	0 (0 to 0)	0 (0 to 0)	0 (0 to 0)	0 (0 to 0)	0 (0 to 0)	0 (0 to 0)	0 (0 to 0)	0 (0 to 0)	0 (0 to 0)	0 (0 to 0)	0
Rabies	0 (0 to 0)	0 (0 to 0)	0·1 (0 to 0·2)	0·1 (0 to 0·2)	0·3 (0·1 to 0·8)	0·2 (0·1 to 0·4)	0 (0 to 0·1)	0 (0 to 0)	0 (0 to 0)	0 (0 to 0)	0 (0 to 0)	0 (0 to 0)	0 (0 to 0)	0·1 (0 to 0·2)	0 (0 to 0)	0·1 (0 to 0·1)	0 (0 to 0·1)	0 (0 to 0)	0 (0 to 0)	0 (0 to 0)	0 (0 to 0)	0 (0 to 0)	0 (0 to 0)	1
Intestinal nematode infections	0 (0 to 0)	0 (0 to 0)	0·2 (0 to 0·7)	1·9 (0·8 to 3·6)	2 (0·9 to 3·7)	1·4 (0·6 to 2·6)	7·8 (3·7 to 14·6)	4·9 (2·3 to 9·1)	3·3 (1·6 to 5·8)	2·7 (1·3 to 4·7)	2·5 (1·1 to 4·6)	1·6 (0·9 to 2·8)	0·7 (0·3 to 1·1)	0·6 (0·3 to 1)	0·5 (0·2 to 0·8)	0·4 (0·2 to 0·7)	0·2 (0·1 to 0·4)	0·2 (0·1 to 0·3)	0·1 (0·1 to 0·2)	0·1 (0 to 0·1)	0 (0 to 0·1)	0 (0 to 0)	0 (0 to 0)	31·2
Ascariasis	0 (0 to 0)	0 (0 to 0)	0·2 (0 to 0·7)	1·1 (0·3 to 2·6)	0·5 (0 to 1·7)	0·2 (0 to 0·6)	0·8 (0·3 to 1·5)	0·6 (0·2 to 1·1)	0·5 (0·2 to 1)	0·4 (0·2 to 0·9)	0·4 (0·1 to 0·8)	0·3 (0·1 to 0·6)	0·2 (0·1 to 0·5)	0·2 (0·1 to 0·4)	0·2 (0·1 to 0·3)	0·1 (0 to 0·3)	0·1 (0 to 0·1)	0·1 (0 to 0·1)	0 (0 to 0·1)	0 (0 to 0·1)	0 (0 to 0)	0 (0 to 0)	0 (0 to 0)	5·9
Trichuriasis	0 (0 to 0)	0 (0 to 0)	0 (0 to 0)	0 (0 to 0·1)	0 (0 to 0)	0 (0 to 0)	0·2 (0·1 to 0·5)	0·2 (0·1 to 0·4)	0·1 (0 to 0·3)	0·1 (0 to 0·2)	0·1 (0 to 0·1)	0·1 (0 to 0·1)	0 (0 to 0·1)	0 (0 to 0·1)	0 (0 to 0)	0 (0 to 0)	0 (0 to 0)	0 (0 to 0)	0 (0 to 0)	0 (0 to 0)	0 (0 to 0)	0 (0 to 0)	0 (0 to 0)	1
Hookworm disease	0 (0 to 0)	0 (0 to 0)	0 (0 to 0·1)	0·8 (0·3 to 1·5)	1·5 (0·7 to 2·9)	1·2 (0·5 to 2·3)	6·8 (2·9 to 12·9)	4·1 (1·7 to 8)	2·6 (1·2 to 5·1)	2·1 (0·9 to 4)	2·1 (0·8 to 4)	1·3 (0·6 to 2·3)	0·4 (0·2 to 0·7)	0·4 (0·2 to 0·7)	0·3 (0·1 to 0·6)	0·2 (0·1 to 0·4)	0·2 (0·1 to 0·3)	0·1 (0 to 0·2)	0·1 (0 to 0·1)	0 (0 to 0·1)	0 (0 to 0·1)	0 (0 to 0)	0 (0 to 0)	24·3
Food-borne trematodiases	0 (0 to 0)	0 (0 to 0)	0 (0 to 0)	0 (0 to 0)	0 (0 to 0)	0 (0 to 0)	0 (0 to 0)	0 (0 to 0)	0 (0 to 0)	0 (0 to 0)	0 (0 to 0)	0 (0 to 0)	0 (0 to 0)	0 (0 to 0)	0 (0 to 0)	0 (0 to 0)	0 (0 to 0)	0 (0 to 0)	0 (0 to 0)	0 (0 to 0)	0 (0 to 0)	0 (0 to 0)	0 (0 to 0)	0
Leprosy	0 (0 to 0)	0 (0 to 0)	0 (0 to 0)	0 (0 to 0)	0 (0 to 0)	0 (0 to 0)	0 (0 to 0)	0 (0 to 0·1)	0·1 (0 to 0·1)	0·1 (0 to 0·1)	0·1 (0·1 to 0·1)	0·1 (0·1 to 0·2)	0·1 (0·1 to 0·2)	0·1 (0 to 0·2)	0·1 (0 to 0·2)	0·1 (0 to 0·2)	0·1 (0 to 0·1)	0·1 (0 to 0·1)	0 (0 to 0·1)	0 (0 to 0·1)	0 (0 to 0)	0 (0 to 0)	0 (0 to 0)	1·1
Ebola	0 (0 to 0)	0 (0 to 0)	0 (0 to 0)	0 (0 to 0)	0 (0 to 0)	0 (0 to 0)	0 (0 to 0)	0 (0 to 0)	0 (0 to 0)	0 (0 to 0)	0 (0 to 0)	0 (0 to 0)	0 (0 to 0)	0 (0 to 0)	0 (0 to 0)	0 (0 to 0)	0 (0 to 0)	0 (0 to 0)	0 (0 to 0)	0 (0 to 0)	0 (0 to 0)	0 (0 to 0)	0 (0 to 0)	0
Zika virus	0 (0 to 0)	0 (0 to 0)	0 (0 to 0·2)	0·2 (0 to 0·7)	0·2 (0 to 1)	0·2 (0 to 0·9)	0·3 (0 to 1·1)	0·3 (0 to 1·2)	0·3 (0 to 1·2)	0·3 (0 to 1·3)	0·3 (0 to 1·1)	0·2 (0 to 1)	0·2 (0 to 0·7)	0·2 (0 to 0·6)	0·1 (0 to 0·4)	0·1 (0 to 0·3)	0 (0 to 0·2)	0 (0 to 0·1)	0 (0 to 0)	0 (0 to 0)	0 (0 to 0)	0 (0 to 0)	0 (0 to 0)	2·9
Guinea worm disease	0 (0 to 0)	0 (0 to 0)	0 (0 to 0)	0 (0 to 0)	0 (0 to 0)	0 (0 to 0)	0 (0 to 0)	0 (0 to 0)	0 (0 to 0)	0 (0 to 0)	0 (0 to 0)	0 (0 to 0)	0 (0 to 0)	0 (0 to 0)	0 (0 to 0)	0 (0 to 0)	0 (0 to 0)	0 (0 to 0)	0 (0 to 0)	0 (0 to 0)	0 (0 to 0)	0 (0 to 0)	0 (0 to 0)	0
Other neglected tropical diseases	0·1 (0·1 to 0·2)	0·7 (0·4 to 1·1)	5·4 (2·7 to 9·5)	19·3 (9·3 to 33·6)	26·9 (11·8 to 47·8)	15·4 (6·8 to 28·8)	5·5 (2·2 to 11·3)	4·3 (1·7 to 8·5)	3·8 (1·5 to 7·9)	4 (1·8 to 7·2)	3·9 (1·6 to 8·1)	4·8 (2·1 to 8·6)	3·9 (1·8 to 6·9)	3·5 (1·6 to 6·1)	2·9 (1·3 to 5·1)	1 (0·4 to 1·7)	0·4 (0·2 to 0·8)	0·3 (0·2 to 0·6)	0·2 (0·1 to 0·4)	0·2 (0·1 to 0·3)	0·1 (0·1 to 0·2)	0·1 (0 to 0·1)	0 (0 to 0)	107
Other infectious diseases	7·7 (5·6 to 10·3)	18·7 (12·9 to 26·3)	78·3 (54·2 to 110)	65·3 (47·5 to 85·8)	49·5 (36·1 to 65·3)	40 (30·9 to 51·6)	41·3 (33·4 to 52·3)	35·1 (28·4 to 44·1)	32 (25·9 to 39·7)	30·7 (24·6 to 37·5)	26·2 (20·9 to 32·6)	24·9 (19·9 to 31)	23·6 (18·7 to 29·3)	19·8 (15·8 to 24·9)	16·9 (13·6 to 20·8)	11·7 (9·7 to 14·2)	7·7 (6·4 to 9·3)	5·5 (4·5 to 6·7)	3·3 (2·7 to 4)	2·4 (1·9 to 2·9)	1·6 (1·3 to 2)	0·6 (0·5 to 0·8)	0·2 (0·2 to 0·3)	543
Meningitis	4·6 (3·1 to 6·6)	13·3 (8·4 to 19·8)	34·2 (20·6 to 54·4)	19 (12·5 to 28)	10·4 (8·2 to 13·2)	8·7 (6·9 to 11)	11·1 (8·4 to 14·5)	8·4 (6·1 to 12)	7·8 (6 to 9·9)	8·1 (6·2 to 10·4)	6·2 (4·8 to 7·9)	5·3 (4·2 to 6·8)	5·4 (4·2 to 6·9)	4·8 (3·7 to 6·2)	4·1 (3·2 to 5·1)	3·2 (2·5 to 4·1)	2·1 (1·6 to 2·7)	1·4 (1·1 to 1·8)	1 (0·8 to 1·2)	0·7 (0·5 to 0·9)	0·4 (0·3 to 0·5)	0·1 (0·1 to 0·2)	0 (0 to 0)	160
Encephalitis	1·5 (0·9 to 2·2)	2·7 (1·7 to 4·2)	25·5 (15·6 to 40)	23·1 (14·7 to 35·4)	13·4 (9·4 to 18·9)	12·4 (8·9 to 17·1)	14 (10·2 to 19)	11·9 (8·9 to 16·4)	9·3 (6·7 to 12·4)	8·2 (6 to 10·7)	6·1 (4·5 to 8·3)	5·6 (4·2 to 7·4)	4·8 (3·6 to 6·3)	3·3 (2·5 to 4·4)	2·9 (2·2 to 4)	2·2 (1·7 to 3)	1·4 (1 to 1·9)	0·9 (0·7 to 1·4)	0·5 (0·3 to 0·7)	0·3 (0·2 to 0·5)	0·1 (0·1 to 0·2)	0·1 (0 to 0·1)	0 (0 to 0)	150
Diphtheria	0 (0 to 0)	0 (0 to 0)	0·1 (0 to 0·2)	0·1 (0 to 0·3)	0·1 (0 to 0·2)	0 (0 to 0)	0 (0 to 0)	0 (0 to 0)	0 (0 to 0)	0 (0 to 0)	0 (0 to 0)	0 (0 to 0)	0 (0 to 0)	0 (0 to 0)	0 (0 to 0)	0 (0 to 0)	0 (0 to 0)	0 (0 to 0)	0 (0 to 0)	0 (0 to 0)	0 (0 to 0)	0 (0 to 0)	0 (0 to 0)	0·3
Tetanus	0·1 (0 to 0·1)	0·1 (0 to 0·3)	0·1 (0 to 0·3)	0·1 (0 to 0·3)	0·2 (0·1 to 0·7)	0·2 (0 to 0·7)	0·2 (0·1 to 0·7)	0·2 (0·1 to 0·7)	0·2 (0·1 to 0·7)	0·3 (0·1 to 0·9)	0·3 (0·1 to 0·8)	0·3 (0·1 to 1)	0·4 (0·1 to 1·5)	0·5 (0·2 to 1·6)	0·5 (0·2 to 1·7)	0·3 (0·1 to 1·1)	0·3 (0·1 to 0·9)	0·2 (0·1 to 0·7)	0·1 (0 to 0·4)	0·1 (0 to 0·2)	0 (0 to 0·1)	0 (0 to 0)	0 (0 to 0)	4·8
Measles	0 (0 to 0)	0 (0 to 0)	0 (0 to 0)	0 (0 to 0)	0 (0 to 0)	0 (0 to 0)	0 (0 to 0)	0 (0 to 0)	0 (0 to 0)	0 (0 to 0)	0 (0 to 0)	0 (0 to 0)	0 (0 to 0)	0 (0 to 0)	0 (0 to 0)	0 (0 to 0)	0 (0 to 0)	0 (0 to 0)	0 (0 to 0)	0 (0 to 0)	0 (0 to 0)	0 (0 to 0)	0 (0 to 0)	0
Varicella and herpes zoster	0·6 (0·2 to 1·2)	1·2 (0·5 to 2·4)	3·4 (1·6 to 6·5)	1·4 (0·8 to 2·6)	1·6 (0·9 to 3)	1·6 (0·9 to 2·8)	1·4 (0·8 to 2·2)	1·4 (0·8 to 2·2)	1·5 (0·9 to 2·4)	1·6 (1 to 2·5)	1·8 (1 to 2·8)	1·4 (0·8 to 2·3)	1·5 (0·9 to 2·4)	1·2 (0·7 to 1·9)	1 (0·6 to 1·6)	1 (0·6 to 1·6)	0·7 (0·4 to 1·1)	0·6 (0·4 to 1·1)	0·4 (0·3 to 0·7)	0·3 (0·2 to 0·6)	0·2 (0·1 to 0·3)	0·1 (0·1 to 0·2)	0 (0 to 0·1)	26
Acute hepatitis	0 (0 to 0)	0 (0 to 0)	0·8 (0·4 to 1·6)	1·4 (0·9 to 2·2)	3·7 (2·3 to 5·5)	4·5 (3 to 6·6)	4·9 (3·2 to 7)	4·5 (3·2 to 6·1)	4·1 (3 to 5·4)	3·3 (2·3 to 4·4)	2·5 (1·8 to 3·3)	2·2 (1·7 to 2·9)	1·8 (1·3 to 2·5)	1·5 (1·1 to 1·9)	1·1 (0·8 to 1·5)	0·7 (0·5 to 0·9)	0·4 (0·3 to 0·5)	0·3 (0·2 to 0·4)	0·2 (0·1 to 0·2)	0·1 (0·1 to 0·1)	0·1 (0 to 0·1)	0 (0 to 0)	0 (0 to 0)	38·2
Acute hepatitis A	0 (0 to 0)	0 (0 to 0)	0·2 (0 to 0·4)	1 (0·6 to 1·7)	3 (1·7 to 4·7)	3·6 (2·2 to 5·5)	3·6 (2·3 to 5·2)	2·6 (1·6 to 3·9)	1·8 (1·1 to 2·7)	1·6 (1 to 2·4)	0·9 (0·5 to 1·5)	0·8 (0·4 to 1·3)	0·5 (0·3 to 0·9)	0·4 (0·2 to 0·6)	0·3 (0·1 to 0·5)	0·1 (0·1 to 0·3)	0·1 (0 to 0·1)	0 (0 to 0·1)	0 (0 to 0·1)	0 (0 to 0)	0 (0 to 0)	0 (0 to 0)	0 (0 to 0)	20·7
Acute hepatitis B	0 (0 to 0)	0 (0 to 0)	0·5 (0·2 to 1·1)	0·2 (0·1 to 0·4)	0·4 (0·2 to 0·7)	0·4 (0·2 to 0·8)	0·6 (0·3 to 1·3)	1·2 (0·7 to 1·9)	1·7 (1·1 to 2·5)	1·2 (0·7 to 1·9)	1·2 (0·8 to 1·8)	1·1 (0·7 to 1·5)	0·8 (0·5 to 1·2)	0·8 (0·6 to 1·1)	0·6 (0·4 to 0·8)	0·4 (0·2 to 0·5)	0·2 (0·2 to 0·3)	0·2 (0·1 to 0·2)	0·1 (0 to 0·1)	0 (0 to 0·1)	0 (0 to 0)	0 (0 to 0)	0 (0 to 0)	11·7
Acute hepatitis C	0 (0 to 0)	0 (0 to 0)	0·1 (0 to 0·1)	0·2 (0·1 to 0·3)	0·1 (0·1 to 0·2)	0·1 (0 to 0·2)	0·2 (0·1 to 0·4)	0·2 (0·1 to 0·5)	0·2 (0·1 to 0·5)	0·2 (0·1 to 0·4)	0·2 (0·1 to 0·3)	0·2 (0·1 to 0·4)	0·2 (0·1 to 0·5)	0·2 (0·1 to 0·4)	0·2 (0·1 to 0·3)	0·1 (0·1 to 0·2)	0·1 (0 to 0·1)	0·1 (0 to 0·1)	0 (0 to 0)	0 (0 to 0)	0 (0 to 0)	0 (0 to 0)	0 (0 to 0)	2·5
Acute hepatitis E	0 (0 to 0)	0 (0 to 0)	0·1 (0 to 0·2)	0·1 (0 to 0·1)	0·3 (0·1 to 0·4)	0·4 (0·1 to 0·7)	0·5 (0·2 to 0·9)	0·4 (0·2 to 0·8)	0·4 (0·2 to 0·7)	0·3 (0·1 to 0·4)	0·2 (0·1 to 0·3)	0·2 (0·1 to 0·3)	0·2 (0·1 to 0·4)	0·1 (0 to 0·1)	0·1 (0 to 0·1)	0·1 (0 to 0·2)	0 (0 to 0·1)	0 (0 to 0·1)	0 (0 to 0·1)	0 (0 to 0)	0 (0 to 0)	0 (0 to 0)	0 (0 to 0)	3·3
Other unspecified infectious diseases	0·9 (0·6 to 1·3)	1·5 (1 to 2·1)	8 (5·2 to 11·7)	15·5 (8·8 to 25·3)	19·5 (9·5 to 34·2)	12·4 (6·7 to 21·4)	9·8 (5·7 to 16·3)	8·6 (5·2 to 13·5)	9 (5·6 to 13·6)	9·2 (5·7 to 13·9)	9·4 (6 to 14·2)	9·9 (6·5 to 14·4)	9·6 (6·5 to 13·6)	8·4 (5·6 to 12·2)	7·2 (4·8 to 10·1)	4·3 (2·9 to 5·8)	2·9 (2 to 3·8)	2·1 (1·4 to 2·8)	1·2 (0·8 to 1·6)	0·9 (0·6 to 1·2)	0·8 (0·5 to 1·1)	0·3 (0·2 to 0·4)	0·1 (0·1 to 0·2)	151
Maternal and neonatal disorders	3,470 (2,790 to 4,230)	1,170 (921 to 1,460)	367 (245 to 533)	173 (134 to 217)	146 (108 to 189)	159 (119 to 205)	215 (173 to 264)	213 (173 to 255)	195 (162 to 235)	168 (140 to 201)	118 (94·8 to 145)	79·5 (63 to 99·6)	55·9 (43·1 to 70·9)	37·7 (28 to 49)	26·5 (19·5 to 34·8)	16·2 (12 to 21·2)	8·7 (6·4 to 11·5)	4 (2·9 to 5·3)	1·5 (1 to 2·1)	0·4 (0·3 to 0·6)	0·1 (0·1 to 0·2)	0 (0 to 0)	0 (0 to 0)	6,620
Maternal disorders	0 (0 to 0)	0 (0 to 0)	0 (0 to 0)	0 (0 to 0)	0 (0 to 0)	1·6 (1·3 to 2)	63·2 (50·7 to 78·9)	84·9 (66 to 105)	85·1 (67·3 to 106)	75·8 (60·6 to 93·8)	40·7 (32·2 to 50·1)	16·3 (12·9 to 20·4)	4·9 (3·6 to 6·5)	0·6 (0·5 to 0·7)	0 (0 to 0)	0 (0 to 0)	0 (0 to 0)	0 (0 to 0)	0 (0 to 0)	0 (0 to 0)	0 (0 to 0)	0 (0 to 0)	0 (0 to 0)	373
Maternal hemorrhage	0 (0 to 0)	0 (0 to 0)	0 (0 to 0)	0 (0 to 0)	0 (0 to 0)	0·1 (0·1 to 0·2)	10 (6·4 to 14·8)	16·1 (10·1 to 23·9)	17·2 (11·2 to 26·1)	15·9 (10·4 to 22·9)	9·2 (5·9 to 13·6)	3·2 (2·1 to 4·7)	0·6 (0·3 to 0·9)	0 (0 to 0)	0 (0 to 0)	0 (0 to 0)	0 (0 to 0)	0 (0 to 0)	0 (0 to 0)	0 (0 to 0)	0 (0 to 0)	0 (0 to 0)	0 (0 to 0)	72·4
Maternal sepsis and other maternal infections	0 (0 to 0)	0 (0 to 0)	0 (0 to 0)	0 (0 to 0)	0 (0 to 0)	0·1 (0·1 to 0·2)	5·5 (3·4 to 8·2)	8·5 (5·2 to 13)	8·3 (5·2 to 13·1)	7·1 (4·2 to 11·1)	3·6 (2·1 to 5·7)	1·3 (0·7 to 2)	0·4 (0·2 to 0·6)	0 (0 to 0)	0 (0 to 0)	0 (0 to 0)	0 (0 to 0)	0 (0 to 0)	0 (0 to 0)	0 (0 to 0)	0 (0 to 0)	0 (0 to 0)	0 (0 to 0)	34·8
Maternal hypertensive disorders	0 (0 to 0)	0 (0 to 0)	0 (0 to 0)	0 (0 to 0)	0 (0 to 0)	0·5 (0·3 to 0·6)	16·5 (11·9 to 22·1)	16·7 (11·9 to 22·6)	16·3 (11·5 to 21·8)	13·2 (9·3 to 17·7)	6·3 (4·5 to 8·5)	2·3 (1·6 to 3·1)	0·6 (0·4 to 0·9)	0·1 (0 to 0·1)	0 (0 to 0)	0 (0 to 0)	0 (0 to 0)	0 (0 to 0)	0 (0 to 0)	0 (0 to 0)	0 (0 to 0)	0 (0 to 0)	0 (0 to 0)	72·4
Maternal obstructed labor and uterine rupture	0 (0 to 0)	0 (0 to 0)	0 (0 to 0)	0 (0 to 0)	0 (0 to 0)	0·1 (0 to 0·1)	2 (1·1 to 3·4)	2·8 (1·5 to 4·8)	3 (1·6 to 5)	2·9 (1·6 to 5·2)	1·8 (0·9 to 3)	0·7 (0·3 to 1·2)	0·2 (0·1 to 0·4)	0 (0 to 0)	0 (0 to 0)	0 (0 to 0)	0 (0 to 0)	0 (0 to 0)	0 (0 to 0)	0 (0 to 0)	0 (0 to 0)	0 (0 to 0)	0 (0 to 0)	13·4
Maternal abortion and miscarriage	0 (0 to 0)	0 (0 to 0)	0 (0 to 0)	0 (0 to 0)	0 (0 to 0)	0·1 (0·1 to 0·2)	4·4 (2·5 to 7·1)	6·1 (3·5 to 10)	5·2 (2·9 to 8·6)	4·3 (2·2 to 7·6)	2·4 (1·3 to 4)	1·2 (0·6 to 2·1)	0·6 (0·3 to 1)	0 (0 to 0·1)	0 (0 to 0)	0 (0 to 0)	0 (0 to 0)	0 (0 to 0)	0 (0 to 0)	0 (0 to 0)	0 (0 to 0)	0 (0 to 0)	0 (0 to 0)	24·4
Ectopic pregnancy	0 (0 to 0)	0 (0 to 0)	0 (0 to 0)	0 (0 to 0)	0 (0 to 0)	0 (0 to 0)	1 (0·6 to 1·5)	2 (1·2 to 3·2)	2·3 (1·4 to 3·5)	2·2 (1·3 to 3·2)	1 (0·6 to 1·6)	0·3 (0·2 to 0·5)	0·1 (0·1 to 0·2)	0 (0 to 0)	0 (0 to 0)	0 (0 to 0)	0 (0 to 0)	0 (0 to 0)	0 (0 to 0)	0 (0 to 0)	0 (0 to 0)	0 (0 to 0)	0 (0 to 0)	8·9
Indirect maternal deaths	--	--	--	--	--	0·1 (0·1 to 0·2)	3·6 (2·2 to 5·5)	4·7 (2·9 to 7·2)	4·3 (2·6 to 6·8)	3·5 (2·1 to 5·6)	1·5 (0·9 to 2·4)	0·5 (0·3 to 0·8)	0·1 (0·1 to 0·2)	0 (0 to 0)	--	--	--	--	--	--	--	--	--	NA
Late maternal deaths	--	--	--	--	--	0·1 (0·1 to 0·2)	3·9 (2·4 to 5·7)	4·9 (3 to 7·4)	4·9 (2·9 to 7·7)	4·3 (2·5 to 6·7)	2·2 (1·3 to 3·5)	0·9 (0·5 to 1·4)	0·3 (0·2 to 0·4)	0 (0 to 0)	--	--	--	--	--	--	--	--	--	NA
Maternal deaths aggravated by HIV/AIDS	--	--	--	--	--	0 (0 to 0)	0·1 (0 to 0·2)	0·3 (0·1 to 0·5)	0·6 (0·2 to 1·1)	0·4 (0·2 to 0·7)	0·2 (0·1 to 0·3)	0·1 (0 to 0·1)	0 (0 to 0)	0 (0 to 0)	--	--	--	--	--	--	--	--	--	NA
Neonatal disorders	3,470 (2,790 to 4,230)	1,170 (921 to 1,460)	367 (245 to 533)	173 (134 to 217)	146 (108 to 189)	157 (117 to 204)	152 (113 to 198)	128 (93·4 to 165)	110 (82·1 to 142)	92 (69·1 to 120)	77·7 (58·4 to 101)	63·2 (47 to 82·9)	51 (37·9 to 66·3)	37·1 (27·5 to 48·4)	26·5 (19·5 to 34·8)	16·2 (12 to 21·2)	8·7 (6·4 to 11·5)	4 (2·9 to 5·3)	1·5 (1 to 2·1)	0·4 (0·3 to 0·6)	0·1 (0·1 to 0·2)	0 (0 to 0)	0 (0 to 0)	6,250
Neonatal preterm birth	1,670 (1,280 to 2,130)	407 (287 to 536)	140 (87·2 to 213)	60·6 (44·4 to 79·2)	74·1 (53·1 to 97·3)	78·7 (57·4 to 104)	75·5 (54·8 to 99·7)	61·8 (43·9 to 81·7)	52·7 (39 to 69·7)	43·1 (31·3 to 57·4)	35·6 (26 to 47·2)	28·5 (20·8 to 38·1)	22·4 (16·6 to 29·7)	15·8 (11·6 to 21·4)	10·6 (7·8 to 14)	6 (4·3 to 7·8)	3 (2·3 to 3·9)	1·3 (1 to 1·7)	0·5 (0·3 to 0·7)	0·1 (0·1 to 0·2)	0·1 (0 to 0·1)	0 (0 to 0)	0 (0 to 0)	2,790
Neonatal encephalopathy due to birth asphyxia and trauma	957 (693 to 1,240)	177 (120 to 249)	65·8 (39·3 to 106)	24·6 (16·6 to 33·6)	17·5 (9·7 to 27·3)	18·7 (10·7 to 29·3)	18·3 (10·3 to 29·5)	15·8 (8·9 to 24·7)	13·5 (7·6 to 21·4)	11·6 (6·7 to 18·7)	9·9 (5·7 to 16)	8·2 (4·5 to 13·2)	6·6 (3·6 to 10·6)	4·9 (2·7 to 8·1)	3·7 (2·1 to 6)	2·5 (1·4 to 3·8)	1·2 (0·8 to 1·8)	0·4 (0·2 to 0·6)	0·1 (0 to 0·2)	0 (0 to 0)	0 (0 to 0)	0 (0 to 0)	0 (0 to 0)	1,360
Neonatal sepsis and other neonatal infections	409 (282 to 583)	373 (244 to 525)	97·6 (59 to 156)	35·4 (22·2 to 51)	46·8 (29·3 to 70·1)	50·9 (31·8 to 75·4)	49·7 (30·2 to 73·8)	43 (25·6 to 64·1)	37·3 (22·5 to 56)	31·6 (19·9 to 47·5)	27·3 (17·1 to 41·2)	22·5 (14·1 to 33·4)	18·7 (11·7 to 27·6)	13·9 (8·5 to 20·9)	10·2 (6·2 to 15·5)	6·6 (4 to 9·7)	3·8 (2·2 to 5·9)	2 (1·2 to 3)	0·8 (0·4 to 1·3)	0·3 (0·2 to 0·4)	0·1 (0 to 0·1)	0 (0 to 0)	0 (0 to 0)	1,280
Hemolytic disease and other neonatal jaundice	66·9 (39·8 to 106)	34·2 (18·3 to 59)	8·6 (4 to 17·3)	6·8 (4·1 to 10·1)	8 (4·8 to 11·8)	8·8 (5·2 to 13·4)	8·5 (5·4 to 12·5)	7·4 (5·2 to 10·7)	6·6 (4·9 to 8·6)	5·7 (4·2 to 7·4)	4·9 (3·6 to 6·5)	4·1 (3 to 5·3)	3·4 (2·5 to 4·4)	2·5 (1·9 to 3·4)	1·9 (1·4 to 2·5)	1·2 (0·9 to 1·6)	0·7 (0·5 to 0·9)	0·3 (0·2 to 0·4)	0·1 (0·1 to 0·2)	0 (0 to 0·1)	0 (0 to 0)	0 (0 to 0)	0 (0 to 0)	180
Other neonatal disorders	366 (241 to 534)	179 (126 to 240)	55 (36·3 to 83)	45·7 (35·1 to 57·8)	0 (0 to 0)	0 (0 to 0)	0 (0 to 0)	0 (0 to 0)	0 (0 to 0)	0 (0 to 0)	0 (0 to 0)	0 (0 to 0)	0 (0 to 0)	0 (0 to 0)	0 (0 to 0)	0 (0 to 0)	0 (0 to 0)	0 (0 to 0)	0 (0 to 0)	0 (0 to 0)	0 (0 to 0)	0 (0 to 0)	0 (0 to 0)	645
Nutritional deficiencies	0·3 (0·2 to 0·5)	7·2 (4 to 11·6)	211 (146 to 297)	294 (183 to 446)	310 (149 to 535)	179 (85·3 to 322)	142 (67·7 to 264)	112 (54·6 to 201)	105 (55·1 to 192)	105 (57·1 to 179)	105 (51·6 to 200)	122 (63·7 to 204)	103 (57·1 to 168)	96·4 (53 to 157)	83·1 (48·8 to 131)	55·7 (34·1 to 86)	33 (21·8 to 48·2)	27·7 (18·9 to 39·8)	21 (15·4 to 29·4)	18·5 (12·6 to 26)	13·5 (9·3 to 18·6)	8 (5·5 to 10·5)	3·6 (2·6 to 5)	2,150
Protein-energy malnutrition	0·2 (0·1 to 0·3)	0·6 (0·4 to 0·9)	154 (99·4 to 236)	91·9 (57·7 to 136)	23·8 (15·9 to 34·7)	13·3 (8·8 to 19·1)	17·2 (11·3 to 24·9)	16 (10·4 to 24·2)	17·8 (11·3 to 27)	17·3 (12·4 to 23·2)	17·1 (12 to 24·4)	14·3 (10·3 to 19·4)	16·4 (11·1 to 23)	16·9 (11·5 to 24·8)	18 (12·1 to 25·7)	17·4 (11·8 to 24·6)	15·2 (10·6 to 20·5)	15 (9·9 to 21·9)	12·5 (9·4 to 16·8)	11·7 (7·8 to 16·6)	8·4 (5·7 to 11·8)	5·4 (3·5 to 7·4)	2·9 (1·9 to 4·1)	524
Iodine deficiency	0 (0 to 0)	0 (0 to 0)	0 (0 to 0)	0 (0 to 0·1)	0·3 (0·1 to 0·6)	0·7 (0·3 to 1·3)	1·1 (0·5 to 1·8)	1·1 (0·5 to 1·9)	1 (0·5 to 1·8)	0·9 (0·5 to 1·6)	0·9 (0·4 to 1·5)	0·7 (0·4 to 1·2)	0·6 (0·3 to 1·1)	0·5 (0·3 to 0·8)	0·4 (0·2 to 0·7)	0·3 (0·2 to 0·5)	0·2 (0·1 to 0·3)	0·1 (0·1 to 0·2)	0·1 (0 to 0·1)	0 (0 to 0·1)	0 (0 to 0·1)	0 (0 to 0)	0 (0 to 0)	9
Vitamin A deficiency	0 (0 to 0·1)	0·5 (0·2 to 0·9)	1·7 (0·8 to 3·2)	8·7 (4·1 to 16·3)	9·9 (4·6 to 17·5)	6·5 (3·2 to 11·7)	1·8 (0·7 to 3·5)	1·3 (0·6 to 2·3)	1 (0·5 to 1·8)	0·8 (0·4 to 1·4)	0·6 (0·3 to 1·1)	0·5 (0·3 to 0·8)	0·4 (0·2 to 0·7)	0·3 (0·2 to 0·5)	0·2 (0·1 to 0·4)	0·2 (0·1 to 0·3)	0·1 (0·1 to 0·2)	0·1 (0 to 0·1)	0·1 (0 to 0·1)	0 (0 to 0·1)	0 (0 to 0)	0 (0 to 0)	0 (0 to 0)	34·8
Dietary iron deficiency	0·1 (0 to 0·2)	6·1 (3·2 to 10·2)	51·3 (24·1 to 93·5)	191 (88·4 to 338)	274 (120 to 498)	157 (68·6 to 297)	118 (46·3 to 238)	89·7 (34·2 to 179)	81·8 (32·2 to 169)	83·1 (35·4 to 155)	83·9 (32·9 to 176)	104 (47·1 to 182)	82·5 (36·9 to 146)	75·6 (33·9 to 134)	61·8 (28·5 to 109)	35·6 (15·8 to 65·1)	15·5 (6·1 to 30·6)	10·8 (4·1 to 21·4)	7·2 (2·8 to 13·9)	5·5 (2 to 11·2)	4·2 (1·8 to 8·1)	2 (0·9 to 3·6)	0·5 (0·2 to 1)	1,540
Other nutritional deficiencies	0 (0 to 0)	0 (0 to 0)	3·4 (1·5 to 6·7)	2·4 (1 to 4·9)	1·3 (0·7 to 2·6)	1·1 (0·6 to 1·8)	3·8 (1·9 to 6·5)	3·5 (1·8 to 6·6)	3·2 (1·8 to 5·3)	3·1 (1·9 to 5)	2·4 (1·4 to 4)	2·8 (1·6 to 4·6)	3 (1·7 to 5·2)	3·1 (1·9 to 5·1)	2·6 (1·4 to 4·5)	2·3 (1·3 to 4)	2 (1·1 to 3·2)	1·7 (0·9 to 2·9)	1·2 (0·6 to 1·9)	1·2 (0·6 to 2·2)	0·8 (0·4 to 1·4)	0·5 (0·2 to 0·9)	0·2 (0·1 to 0·4)	45·7
Non-communicable diseases	583 (411 to 809)	347 (255 to 448)	1,040 (758 to 1,420)	1,170 (930 to 1,440)	1,360 (1,040 to 1,740)	2,120 (1,580 to 2,790)	3,280 (2,560 to 4,220)	3,500 (2,780 to 4,300)	3,870 (3,130 to 4,740)	4,200 (3,440 to 5,080)	4,210 (3,490 to 5,080)	4,500 (3,800 to 5,330)	5,270 (4,460 to 6,150)	5,650 (4,900 to 6,510)	6,040 (5,260 to 6,910)	5,390 (4,730 to 6,130)	4,410 (3,890 to 4,990)	3,560 (3,170 to 3,990)	2,700 (2,420 to 3,010)	2,130 (1,920 to 2,360)	1,310 (1,190 to 1,440)	654 (597 to 713)	252 (232 to 272)	67,600
Neoplasms	4·5 (3·1 to 6·2)	4·6 (3·4 to 6)	27 (18·2 to 38·6)	107 (78·4 to 142)	116 (91·3 to 144)	112 (89·8 to 134)	180 (150 to 212)	203 (171 to 241)	281 (234 to 336)	415 (346 to 492)	450 (372 to 534)	579 (481 to 693)	818 (685 to 966)	959 (804 to 1,140)	1,060 (900 to 1,250)	969 (833 to 1,130)	765 (658 to 880)	609 (519 to 709)	436 (373 to 509)	312 (264 to 365)	160 (129 to 190)	64·4 (48·7 to 77·8)	18·2 (13·1 to 22·1)	8,650
Lip and oral cavity cancer	0 (0 to 0)	0 (0 to 0)	0 (0 to 0)	0 (0 to 0)	0·3 (0·3 to 0·4)	0·4 (0·3 to 0·6)	1 (0·8 to 1·2)	1·2 (1 to 1·6)	2 (1·5 to 2·6)	3·1 (2·3 to 4·1)	4 (3 to 5·1)	6·8 (5 to 9·1)	11·5 (8·7 to 14·9)	14·9 (11·3 to 19·1)	17·6 (13·5 to 22·4)	14·4 (10·8 to 18·2)	10·4 (8·2 to 12·9)	7·3 (5·7 to 9·1)	4·9 (4 to 6·2)	3·4 (2·7 to 4·2)	1·5 (1·2 to 1·8)	0·7 (0·5 to 0·8)	0·2 (0·2 to 0·3)	106
Nasopharynx cancer	0 (0 to 0)	0 (0 to 0)	0 (0 to 0)	0 (0 to 0)	0·4 (0·3 to 0·6)	0·8 (0·6 to 1)	1·5 (1·1 to 2)	1·5 (1·1 to 2·1)	1·7 (1·2 to 2·4)	1·7 (1·2 to 2·3)	1·6 (1·1 to 2·3)	2·8 (2 to 3·9)	4 (3·1 to 5·2)	5 (3·7 to 6·8)	5·6 (4·3 to 7·1)	3·7 (2·7 to 5)	2·5 (1·8 to 3·2)	1·6 (1·2 to 2·1)	0·8 (0·6 to 1·1)	0·5 (0·4 to 0·7)	0·4 (0·3 to 0·5)	0·2 (0·1 to 0·2)	0 (0 to 0·1)	36·5
Other pharynx cancer	0 (0 to 0)	0 (0 to 0)	0 (0 to 0)	0 (0 to 0)	0 (0 to 0)	0 (0 to 0)	0 (0 to 0)	0·6 (0·4 to 0·8)	0·7 (0·5 to 0·9)	1 (0·7 to 1·3)	1·5 (1 to 2·1)	3·1 (2·1 to 4·5)	6·6 (4·9 to 8·7)	8·2 (6·2 to 11)	9·9 (7·5 to 12·9)	7·9 (5·7 to 10·8)	5·2 (3·7 to 7·1)	3·3 (2·4 to 4·5)	1·8 (1·3 to 2·5)	1·2 (0·9 to 1·6)	0·6 (0·4 to 0·8)	0·2 (0·2 to 0·3)	0·1 (0·1 to 0·1)	52·1
Esophageal cancer	0 (0 to 0)	0 (0 to 0)	0 (0 to 0)	0 (0 to 0)	0 (0 to 0)	0 (0 to 0)	0 (0 to 0)	0·8 (0·6 to 1)	1·2 (0·9 to 1·7)	2·4 (1·6 to 3·4)	5·1 (3·6 to 6·8)	11·1 (8·2 to 15·2)	20·9 (16 to 27)	27·9 (21·7 to 35·4)	33·9 (24·8 to 44·3)	28·3 (21 to 37·2)	20·3 (14·7 to 26·7)	14·1 (10·3 to 18·6)	8·4 (6 to 11·3)	5·5 (4·1 to 7·3)	2·6 (2 to 3·4)	1 (0·7 to 1·2)	0·2 (0·2 to 0·3)	184
Stomach cancer	0 (0 to 0)	0 (0 to 0)	0 (0 to 0)	0 (0 to 0)	0 (0 to 0)	0 (0 to 0)	3·9 (3·3 to 4·7)	6·9 (5·3 to 8·7)	16·2 (11·3 to 22·5)	31·9 (23 to 42·9)	35·9 (25·1 to 48·3)	50·2 (37·8 to 63·8)	68·3 (53·9 to 86·4)	88·1 (70·3 to 109)	104 (81·2 to 133)	90·5 (69·1 to 116)	72·8 (55·5 to 94·4)	57·9 (44·2 to 74·9)	41·9 (32 to 54·1)	29·3 (22·5 to 37·8)	15·1 (11·4 to 19·1)	6 (4·4 to 7·4)	1·7 (1·2 to 2)	720
Colon and rectum cancer	0 (0 to 0)	0 (0 to 0)	0 (0 to 0)	0 (0 to 0)	0·8 (0·6 to 1·1)	1 (0·7 to 1·2)	5·5 (4·4 to 6·8)	9 (7 to 11·4)	15·8 (11·3 to 21·5)	30 (23 to 38·7)	32·5 (24·7 to 41·6)	43 (33·9 to 53·4)	62·1 (48·8 to 78)	83·1 (65·5 to 103)	101 (79·7 to 126)	94·2 (75·3 to 117)	75·6 (58 to 94)	60 (47·7 to 74·1)	44·5 (35·4 to 55·6)	32·4 (25·6 to 39·6)	17·1 (13·2 to 20·8)	7·1 (5·5 to 8·6)	2 (1·5 to 2·5)	716
Liver cancer	0·1 (0·1 to 0·2)	0·1 (0·1 to 0·2)	0·7 (0·4 to 1)	1·4 (1 to 1·9)	1·6 (1·2 to 2)	2·4 (1·9 to 2·9)	2 (1·5 to 2·6)	3·7 (2·7 to 5·1)	5·8 (4·1 to 7·9)	7·2 (5·2 to 9·8)	9·9 (7·2 to 13·1)	13·9 (10·4 to 18·4)	20 (14·9 to 26·2)	26·1 (19·2 to 34·4)	33·1 (25·3 to 42·8)	30·5 (23·7 to 39·5)	26·4 (20·5 to 33·1)	21 (16 to 27·1)	14·7 (11·3 to 18·8)	9·2 (7 to 11·7)	3·2 (2·4 to 4·1)	1·1 (0·8 to 1·3)	0·2 (0·2 to 0·3)	234
Liver cancer due to hepatitis B	0 (0 to 0)	0 (0 to 0)	0 (0 to 0)	0 (0 to 0)	0 (0 to 0)	0·6 (0·3 to 0·8)	0·9 (0·6 to 1·3)	2 (1·3 to 2·8)	3·4 (2·1 to 5·2)	4·2 (2·7 to 6·2)	5·4 (3·3 to 7·8)	6·9 (4·1 to 10·1)	8·7 (5 to 13·3)	9·8 (5·5 to 15·9)	11·5 (6·9 to 17·9)	9·2 (5 to 15·3)	6·4 (3·4 to 10·7)	4·2 (2 to 7·4)	2·6 (1·4 to 4·6)	1·5 (0·7 to 2·6)	0·5 (0·2 to 0·8)	0·1 (0·1 to 0·2)	0 (0 to 0·1)	77·9
Liver cancer due to hepatitis C	0 (0 to 0)	0 (0 to 0)	0 (0 to 0)	0 (0 to 0)	0 (0 to 0)	0 (0 to 0)	0 (0 to 0)	0·1 (0 to 0·2)	0·2 (0·1 to 0·4)	0·3 (0·1 to 0·6)	0·6 (0·3 to 1·3)	1·2 (0·6 to 2·2)	2·4 (1·2 to 4·4)	4·1 (2·1 to 6·9)	6 (3 to 10·6)	6 (3 to 10·4)	5·4 (3·1 to 8·7)	4·8 (2·7 to 7·5)	3·9 (2·1 to 6·4)	3 (1·7 to 4·6)	1·2 (0·8 to 1·8)	0·5 (0·3 to 0·7)	0·1 (0·1 to 0·2)	39·9
Liver cancer due to alcohol use	0 (0 to 0)	0 (0 to 0)	0 (0 to 0)	0 (0 to 0)	0 (0 to 0)	0 (0 to 0)	0 (0 to 0·1)	0·3 (0·1 to 0·5)	0·7 (0·3 to 1·4)	1·2 (0·6 to 2·1)	2·2 (1 to 4)	3·6 (1·8 to 6)	5·7 (2·8 to 9·6)	8·1 (4·2 to 13·3)	10·9 (5·9 to 17·2)	11·1 (6·5 to 17·4)	11 (7 to 16·1)	8·9 (5·5 to 13·3)	5·7 (3·5 to 8·4)	3·1 (1·9 to 4·8)	0·9 (0·5 to 1·4)	0·2 (0·1 to 0·4)	0 (0 to 0·1)	73·6
Liver cancer due to NASH	0 (0 to 0)	0 (0 to 0)	0 (0 to 0)	0 (0 to 0)	0 (0 to 0)	0 (0 to 0)	0·4 (0·2 to 0·7)	0·6 (0·3 to 1)	0·6 (0·3 to 1·1)	0·6 (0·3 to 1·1)	0·7 (0·4 to 1·2)	1 (0·5 to 1·7)	1·6 (0·8 to 2·8)	2·2 (1·1 to 3·7)	2·7 (1·4 to 4·6)	2·5 (1·4 to 4·2)	2·3 (1·2 to 4·1)	2·1 (1·2 to 3·6)	1·8 (1 to 2·8)	1·2 (0·7 to 2)	0·4 (0·2 to 0·7)	0·1 (0·1 to 0·2)	0 (0 to 0·1)	20·8
Liver cancer due to other causes	0·1 (0·1 to 0·2)	0·1 (0·1 to 0·2)	0·7 (0·4 to 1)	1·4 (1 to 1·9)	1·6 (1·2 to 2)	1·8 (1·4 to 2·2)	0·6 (0·4 to 0·9)	0·8 (0·5 to 1·4)	0·9 (0·5 to 1·5)	0·9 (0·4 to 1·5)	1 (0·5 to 1·7)	1·2 (0·6 to 2·1)	1·6 (0·9 to 2·8)	1·9 (1 to 3·5)	2·1 (1 to 3·8)	1·6 (0·9 to 3)	1·3 (0·6 to 2·1)	1 (0·5 to 1·7)	0·7 (0·4 to 1·2)	0·5 (0·2 to 0·8)	0·2 (0·1 to 0·3)	0·1 (0 to 0·1)	0 (0 to 0)	22·1
Gallbladder and biliary tract cancer	0 (0 to 0)	0 (0 to 0)	0 (0 to 0)	0 (0 to 0)	0 (0 to 0)	0 (0 to 0)	0 (0 to 0)	0·5 (0·4 to 0·8)	1 (0·8 to 1·6)	1·8 (1·4 to 3)	3 (2·2 to 4·8)	5·2 (3·7 to 8·7)	8·9 (6·4 to 14·1)	13·1 (9·2 to 20·9)	15·6 (11·4 to 25·1)	14·5 (10·9 to 23·5)	11·4 (8·5 to 18·6)	9 (6·6 to 14·9)	6·1 (4·5 to 10·3)	3·8 (2·8 to 6·4)	1·8 (1·3 to 3)	0·7 (0·5 to 1·2)	0·2 (0·1 to 0·3)	96·6
Pancreatic cancer	0 (0 to 0)	0 (0 to 0)	0 (0 to 0)	0 (0 to 0)	0 (0 to 0)	0 (0 to 0)	1·8 (1·5 to 2·2)	2 (1·6 to 2·6)	4·6 (3·2 to 6·3)	10·8 (7·3 to 15·7)	15 (10·1 to 20·9)	26 (18·7 to 34·1)	42·9 (33·8 to 54·5)	55·9 (44·1 to 68·6)	68·4 (52·7 to 88·2)	63 (47·1 to 83·3)	49·6 (37 to 65·9)	39·8 (29·4 to 53)	26·1 (19·2 to 34·5)	17 (12·8 to 22·2)	8·4 (6·1 to 10·7)	3·2 (2·4 to 4·1)	0·9 (0·6 to 1·2)	436
Larynx cancer	0 (0 to 0)	0 (0 to 0)	0 (0 to 0)	0 (0 to 0)	0 (0 to 0)	0 (0 to 0)	0 (0 to 0)	0·9 (0·7 to 1·1)	0·9 (0·7 to 1·1)	1·4 (1·1 to 1·7)	2·8 (2·1 to 3·7)	6·2 (4·7 to 8·3)	12·9 (9·3 to 17·8)	19·5 (15 to 25·4)	24·6 (18·8 to 31·1)	21·4 (17 to 27·1)	15·7 (12·1 to 19·9)	10·3 (7·9 to 13)	5·9 (4·5 to 7·6)	3·8 (2·9 to 4·9)	1·5 (1·1 to 2)	0·5 (0·4 to 0·6)	0·1 (0·1 to 0·1)	129
Tracheal, bronchus, and lung cancer	0 (0 to 0)	0 (0 to 0)	0 (0 to 0)	0 (0 to 0)	0 (0 to 0)	0·7 (0·4 to 1·1)	5 (4·2 to 6)	5·8 (4·4 to 7·6)	8·6 (6·2 to 11·7)	19·6 (14·8 to 25·9)	30 (22 to 39·3)	53·2 (41·1 to 67·6)	94·6 (68·5 to 127)	128 (91·2 to 174)	167 (127 to 220)	161 (125 to 204)	118 (90·3 to 150)	86·8 (68·8 to 110)	51·1 (40·9 to 64·4)	30·9 (24 to 39·1)	13·6 (10·5 to 17·2)	4·5 (3·5 to 5·5)	1·2 (0·9 to 1·4)	979
Malignant skin melanoma	0 (0 to 0)	0 (0 to 0)	0·2 (0·1 to 0·5)	0·6 (0·2 to 1·7)	0·3 (0·3 to 0·4)	0·3 (0·3 to 0·5)	0·7 (0·5 to 1·1)	1·4 (1 to 2·1)	2·3 (1·4 to 3·4)	3 (1·8 to 4·3)	4 (2·8 to 5·7)	3·9 (2·7 to 5·8)	4·2 (2·9 to 6·2)	4·5 (3·1 to 6·7)	4·6 (3·1 to 6·9)	3·3 (2·3 to 4·7)	2·4 (1·7 to 3·4)	1·8 (1·3 to 2·7)	1·1 (0·8 to 1·7)	0·9 (0·7 to 1·5)	0·5 (0·4 to 0·8)	0·2 (0·1 to 0·3)	0·1 (0·1 to 0·1)	40·6
Non-melanoma skin cancer	0 (0 to 0)	0 (0 to 0)	0 (0 to 0)	0 (0 to 0)	0 (0 to 0)	0 (0 to 0)	0 (0 to 0)	1·1 (0·8 to 1·5)	2·4 (1·6 to 3·2)	3 (2 to 4)	2·9 (2 to 4)	4·2 (3·1 to 5·5)	4·4 (3·3 to 5·7)	6 (4·5 to 7·7)	6·2 (4·6 to 8)	5·8 (4·5 to 7·3)	5 (3·9 to 6·4)	4 (3·1 to 5·2)	3·4 (2·7 to 4·3)	3·3 (2·5 to 4)	2·3 (1·8 to 2·9)	1·6 (1·2 to 2·1)	0·7 (0·5 to 1)	56·2
Non-melanoma skin cancer (squamous-cell carcinoma)	0 (0 to 0)	0 (0 to 0)	0 (0 to 0)	0 (0 to 0)	0 (0 to 0)	0 (0 to 0)	0 (0 to 0)	1·1 (0·8 to 1·5)	2·4 (1·6 to 3·2)	3 (2 to 4)	2·9 (2 to 4)	4·2 (3·1 to 5·5)	4·4 (3·3 to 5·7)	6 (4·5 to 7·7)	6·2 (4·6 to 8)	5·8 (4·5 to 7·3)	5 (3·9 to 6·4)	4 (3·1 to 5·2)	3·4 (2·7 to 4·3)	3·3 (2·5 to 4)	2·3 (1·8 to 2·9)	1·6 (1·2 to 2·1)	0·7 (0·5 to 1)	56·2
Non-melanoma skin cancer (basal-cell carcinoma)	0 (0 to 0)	0 (0 to 0)	0 (0 to 0)	0 (0 to 0)	0 (0 to 0)	0 (0 to 0)	0 (0 to 0)	0 (0 to 0)	0 (0 to 0)	0 (0 to 0)	0 (0 to 0)	0 (0 to 0)	0 (0 to 0)	0 (0 to 0)	0 (0 to 0)	0 (0 to 0)	0 (0 to 0)	0 (0 to 0)	0 (0 to 0)	0 (0 to 0)	0 (0 to 0)	0 (0 to 0)	0 (0 to 0)	0
Breast cancer	0 (0 to 0)	0 (0 to 0)	0 (0 to 0)	0 (0 to 0)	0 (0 to 0)	0 (0 to 0)	1·7 (1·4 to 2·1)	2·7 (2 to 3·8)	12·5 (8·8 to 17·5)	41·6 (30·4 to 57·5)	48·8 (35·2 to 64·2)	66·7 (47·9 to 89·3)	95·4 (69·8 to 127)	98·3 (71·6 to 133)	83·4 (60·9 to 112)	60·7 (45·6 to 80)	37 (28·2 to 48·3)	25·6 (19·2 to 33·2)	16·6 (12·7 to 21·7)	10·3 (7·7 to 13·7)	6·6 (4·8 to 8·5)	2·9 (2·1 to 3·7)	1·1 (0·7 to 1·4)	612
Cervical cancer	0 (0 to 0)	0 (0 to 0)	0 (0 to 0)	0 (0 to 0)	0 (0 to 0)	0 (0 to 0)	4·8 (3·4 to 6·3)	15·1 (10·2 to 21·6)	46·9 (30·8 to 68·7)	98·6 (68·3 to 134)	112 (79·8 to 149)	127 (98·9 to 164)	161 (121 to 207)	139 (104 to 176)	107 (80·7 to 138)	74·9 (55·7 to 99·7)	46·7 (35·7 to 59·5)	32·9 (25·1 to 42·6)	20·4 (15·9 to 26·1)	11·7 (8·3 to 15·6)	5·5 (4 to 7·3)	2·4 (1·6 to 3·2)	0·8 (0·6 to 1·2)	1,010
Uterine cancer	0 (0 to 0)	0 (0 to 0)	0 (0 to 0)	0 (0 to 0)	0 (0 to 0)	0 (0 to 0)	0 (0 to 0)	1·8 (1·4 to 2·3)	4·5 (3·3 to 6·1)	9·1 (6·5 to 12·5)	9·6 (6·5 to 13·5)	12·9 (9 to 18·2)	22·3 (15·7 to 29·6)	26·4 (19·1 to 35·9)	26·7 (19·9 to 35·8)	26·6 (19·8 to 34·9)	19·2 (14·7 to 24·6)	13·7 (10·2 to 17·6)	8·3 (6·1 to 10·9)	4·5 (3·3 to 6)	2·1 (1·6 to 2·7)	0·9 (0·7 to 1·2)	0·3 (0·2 to 0·4)	189
Ovarian cancer	0 (0 to 0)	0 (0 to 0)	0 (0 to 0)	0 (0 to 0)	0·7 (0·3 to 1·2)	1·1 (0·6 to 1·9)	3·3 (1·8 to 4·9)	4·3 (2·5 to 6·4)	4·6 (2·8 to 6·8)	6·9 (4 to 9·9)	8·5 (5·6 to 12·2)	12·8 (8·4 to 17·7)	18·3 (11·9 to 24·8)	20·5 (13·3 to 27·2)	19·1 (12·3 to 25·9)	14·9 (9·5 to 20·5)	10·7 (6·9 to 14·6)	6·7 (4·6 to 9·1)	3·6 (2·5 to 4·9)	2·1 (1·4 to 2·8)	1 (0·7 to 1·4)	0·4 (0·3 to 0·6)	0·1 (0·1 to 0·1)	140
Prostate cancer	0 (0 to 0)	0 (0 to 0)	0 (0 to 0)	0 (0 to 0)	0 (0 to 0)	0 (0 to 0)	0 (0 to 0)	0·9 (0·4 to 1·2)	1·9 (0·8 to 2·5)	2·3 (0·9 to 3·2)	2·4 (1·2 to 3·4)	4·8 (2·7 to 7)	13·9 (8·6 to 19·7)	33 (22·1 to 45·9)	64·5 (42·3 to 88)	112 (78·3 to 153)	125 (87·5 to 172)	129 (94·8 to 183)	121 (88·9 to 166)	105 (78·1 to 145)	58·2 (41·7 to 79·9)	23·9 (16·5 to 34·9)	6·2 (4 to 8·8)	803
Testicular cancer	0·1 (0 to 1·7)	0·1 (0 to 0·9)	0·3 (0·1 to 1·5)	0·6 (0·2 to 1·4)	0·7 (0·4 to 1·1)	0·8 (0·4 to 1·3)	2·4 (1·5 to 3·6)	3·7 (2·2 to 5·5)	5·2 (2·9 to 8)	2·9 (1·7 to 4·3)	2·1 (1·4 to 3·1)	1·4 (0·8 to 2)	0·8 (0·5 to 1·2)	0·6 (0·4 to 0·8)	0·4 (0·3 to 0·6)	0·3 (0·2 to 0·5)	0·3 (0·2 to 0·4)	0·2 (0·1 to 0·3)	0·2 (0·1 to 0·3)	0·1 (0·1 to 0·2)	0·1 (0 to 0·1)	0 (0 to 0)	0 (0 to 0)	23·4
Kidney cancer	0·3 (0·2 to 0·4)	0·2 (0·1 to 0·3)	1·8 (1·1 to 2·9)	8·8 (5·7 to 12·9)	6·9 (5·2 to 9·1)	3·3 (2·4 to 4·5)	5·3 (3·8 to 7)	6·5 (4·8 to 8·8)	8·1 (5·8 to 11·2)	9·3 (6 to 13·7)	8·3 (5·7 to 11·6)	11·9 (8·2 to 16·5)	16·9 (12·9 to 22)	20·9 (16·1 to 26·7)	23·8 (16·9 to 31·5)	19·7 (14·6 to 25·8)	14·1 (10·6 to 18·5)	9·8 (7·3 to 13)	5·5 (4 to 7·2)	3·4 (2·4 to 4·5)	1·3 (0·9 to 1·7)	0·5 (0·4 to 0·7)	0·1 (0·1 to 0·2)	187
Bladder cancer	0 (0 to 0)	0 (0 to 0)	0 (0 to 0)	0 (0 to 0)	0 (0 to 0)	0 (0 to 0)	0·4 (0·3 to 0·5)	0·5 (0·4 to 0·6)	0·7 (0·5 to 0·9)	2·1 (1·4 to 3·2)	2·4 (1·6 to 3·3)	3·9 (2·8 to 5·2)	6·4 (4·9 to 8·3)	11 (8·6 to 13·7)	15·2 (11·7 to 19·7)	16·4 (12·7 to 20·6)	15·2 (11·5 to 19·8)	13·8 (10·3 to 18·5)	10·9 (8·3 to 14·1)	8·2 (6·2 to 10·6)	4·6 (3·4 to 6)	2 (1·5 to 2·7)	0·6 (0·4 to 0·8)	114
Brain and central nervous system cancer	1 (0·4 to 1·5)	0·9 (0·3 to 1·5)	5·6 (2·1 to 9·8)	20·1 (8·3 to 31·3)	27·2 (12·9 to 40·9)	21·6 (10 to 32·6)	17·5 (7·1 to 26·6)	16 (6 to 24·7)	18·4 (6·8 to 28·1)	19·7 (7·5 to 28·9)	19·4 (8·1 to 28)	19·8 (8·7 to 28·1)	21·1 (9·4 to 30)	22·1 (10·2 to 31)	21·9 (10·1 to 30·2)	16·1 (7·3 to 22·5)	11·5 (5·1 to 16·2)	7 (3·1 to 9·7)	4 (1·7 to 5·7)	2 (0·8 to 2·9)	0·8 (0·3 to 1·2)	0·3 (0·1 to 0·4)	0·1 (0 to 0·1)	294
Thyroid cancer	0 (0 to 0)	0 (0 to 0)	0 (0 to 0)	0 (0 to 0)	0·3 (0·3 to 0·4)	0·3 (0·3 to 0·4)	0·6 (0·5 to 0·8)	0·8 (0·6 to 1)	1·3 (1 to 1·6)	1·5 (1·2 to 1·9)	1·9 (1·4 to 2·5)	2·2 (1·6 to 2·8)	3·3 (2·5 to 4·3)	4·5 (3·3 to 5·8)	4·6 (3·5 to 6)	3·6 (2·8 to 4·5)	2·7 (2·1 to 3·5)	2·1 (1·6 to 2·7)	1·3 (1 to 1·6)	0·9 (0·7 to 1·1)	0·4 (0·3 to 0·5)	0·2 (0·1 to 0·2)	0 (0 to 0·1)	32·4
Mesothelioma	0 (0 to 0)	0 (0 to 0)	0 (0 to 0)	0 (0 to 0)	0 (0 to 0)	0 (0 to 0)	0 (0 to 0)	1·9 (1·4 to 2·6)	2·6 (1·9 to 3·8)	2·7 (2 to 3·5)	3·9 (2·8 to 5·2)	3·9 (2·9 to 5)	5·8 (4·3 to 7·6)	7 (5·2 to 9)	8·4 (6·5 to 10·7)	3·3 (2·5 to 4·2)	2·1 (1·6 to 2·7)	1·9 (1·5 to 2·4)	1·5 (1·1 to 2)	1·1 (0·8 to 1·4)	0·5 (0·3 to 0·6)	0·1 (0·1 to 0·2)	0 (0 to 0)	46·7
Hodgkin lymphoma	0 (0 to 0)	0 (0 to 0)	0 (0 to 0)	0·4 (0·2 to 0·6)	0·8 (0·6 to 1·1)	1·6 (1·2 to 2·1)	8·8 (6·5 to 11·6)	13·3 (9·6 to 18·3)	13·2 (9·2 to 18·5)	10·6 (7·4 to 14·5)	7·6 (5·4 to 10·2)	6·5 (4·6 to 8·9)	4·8 (3·5 to 6·6)	4·3 (3·1 to 5·9)	4 (2·9 to 5·5)	3·1 (2·4 to 4)	2·4 (1·8 to 3·1)	1·4 (1·1 to 2)	1 (0·7 to 1·3)	0·6 (0·4 to 0·8)	0·3 (0·2 to 0·4)	0·1 (0 to 0·1)	0 (0 to 0)	84·6
Non-Hodgkin lymphoma	0 (0 to 0)	0 (0 to 0)	0 (0 to 0)	6·4 (4·2 to 9·3)	8·2 (5·5 to 11·8)	8·6 (5·7 to 12·6)	16·3 (11·3 to 22·3)	19·1 (13·8 to 25·7)	21·9 (16·5 to 28·5)	22·9 (16·2 to 31)	17·9 (13·5 to 23)	16·4 (12·4 to 21)	19·1 (14·6 to 24·7)	19·6 (15·6 to 24·7)	20·9 (16·2 to 26·9)	16·8 (13·5 to 20·8)	12·8 (9·7 to 16·5)	9·1 (6·9 to 11·9)	5·7 (4·2 to 7·5)	3·1 (2·3 to 4·2)	1·2 (0·9 to 1·5)	0·4 (0·3 to 0·5)	0·1 (0·1 to 0·1)	247
Multiple myeloma	0 (0 to 0)	0 (0 to 0)	0 (0 to 0)	0 (0 to 0)	0 (0 to 0)	0 (0 to 0)	0 (0 to 0)	0·4 (0·2 to 0·5)	0·5 (0·3 to 0·7)	0·8 (0·6 to 1·1)	1·6 (1·1 to 2·2)	3·2 (2·4 to 4·2)	5·8 (4·2 to 7·6)	8·9 (6·9 to 11·3)	11·1 (8·5 to 14·6)	10·4 (8·2 to 13·3)	8·5 (6·6 to 10·8)	6·3 (5 to 8·2)	3·9 (3·1 to 5)	2·3 (1·8 to 3·1)	1 (0·7 to 1·3)	0·3 (0·2 to 0·4)	0·1 (0 to 0·1)	65·2
Leukemia	1·3 (1 to 1·8)	1·4 (1·1 to 1·9)	8·5 (5·6 to 12·3)	32·7 (23·3 to 45·2)	41·9 (31 to 55·3)	39·8 (29·8 to 52·4)	53·5 (41·4 to 66·8)	43·1 (32·4 to 55·5)	41·8 (32·3 to 53·8)	35·3 (26·7 to 44·2)	28 (21·3 to 36·2)	25·5 (19·7 to 32)	27·8 (21·9 to 34·6)	26·2 (20·9 to 32·4)	25·8 (20·2 to 32·1)	21·7 (17·6 to 26·5)	17·2 (13·7 to 21·1)	12·9 (10·3 to 16·1)	8·8 (7·1 to 10·9)	5·8 (4·5 to 7·1)	2·9 (2·2 to 3·6)	1·1 (0·8 to 1·4)	0·3 (0·2 to 0·4)	503
Acute lymphoid leukemia	0·2 (0·1 to 0·3)	0·3 (0·1 to 0·4)	2·4 (1·3 to 3·9)	18·3 (12·4 to 25·8)	24·4 (17·2 to 32·9)	18·9 (13·2 to 25·6)	24·5 (17·9 to 32·3)	11·4 (7·8 to 15·9)	6·9 (4·7 to 9·9)	4·6 (3·1 to 6·5)	3·1 (2·1 to 4·5)	2·4 (1·6 to 3·3)	1·9 (1·3 to 2·7)	2 (1·4 to 2·8)	1·6 (1·1 to 2·3)	1·1 (0·8 to 1·5)	0·9 (0·6 to 1·2)	0·5 (0·4 to 0·8)	0·3 (0·2 to 0·5)	0·2 (0·1 to 0·3)	0·1 (0 to 0·1)	0 (0 to 0)	0 (0 to 0)	126
Chronic lymphoid leukemia	0 (0 to 0)	0 (0 to 0)	0 (0 to 0)	0 (0 to 0)	0 (0 to 0)	0 (0 to 0)	0 (0 to 0)	0·8 (0·4 to 1·2)	0·8 (0·4 to 1·3)	0·6 (0·3 to 1·1)	0·6 (0·3 to 0·9)	0·8 (0·4 to 1·2)	0·6 (0·4 to 1)	1·6 (1·1 to 2·4)	2·5 (1·6 to 3·6)	2·5 (1·7 to 3·6)	2·3 (1·5 to 3·4)	1·6 (1 to 2·3)	1·1 (0·7 to 1·6)	0·7 (0·5 to 1·1)	0·3 (0·2 to 0·5)	0·1 (0·1 to 0·2)	0 (0 to 0)	17
Acute myeloid leukemia	0·2 (0 to 0·5)	0·3 (0·1 to 0·9)	0·8 (0·4 to 1·4)	3·3 (1·9 to 5·3)	3 (1·7 to 4·9)	3·9 (2·3 to 6·1)	5·7 (3·4 to 8·4)	4·5 (2·8 to 6·9)	5·3 (3·2 to 8·1)	3·6 (2·2 to 5·5)	3·3 (2·1 to 5)	2·5 (1·6 to 3·9)	2·9 (1·9 to 4·3)	2·5 (1·7 to 3·6)	2·2 (1·3 to 3·2)	1·6 (1 to 2·4)	1·1 (0·7 to 1·6)	0·7 (0·4 to 1)	0·4 (0·2 to 0·6)	0·2 (0·1 to 0·3)	0·1 (0 to 0·1)	0 (0 to 0)	0 (0 to 0)	48·2





SR Table 2c: Cuba DALYS by cause and age group for both sexes with 95% uncertainty intervals, 2019

Cause	Early Neonatal	Late Neonatal	Post Neonatal	1 to 4	5 to 9	10 to 14	15 to 19	20 to 24	25 to 29	30 to 34	35 to 39	40 to 44	45 to 49	50 to 54	55 to 59	60 to 64	65 to 69	70 to 74	75 to 79	80 to 84	85 to 89	90 to 94	95 plus	Total
All causes	13,600 (10,800 to 16,800)	7,360 (5,880 to 8,990)	16,600 (13,900 to 19,700)	24,300 (19,200 to 30,600)	31,700 (24,100 to 41,400)	38,400 (29,700 to 48,700)	63,200 (50,200 to 78,600)	78,700 (63,500 to 96,700)	99,200 (80,500 to 120,000)	118,000 (96,400 to 143,000)	113,000 (93,400 to 136,000)	145,000 (121,000 to 174,000)	241,000 (200,000 to 289,000)	322,000 (267,000 to 383,000)	363,000 (302,000 to 433,000)	313,000 (262,000 to 369,000)	331,000 (279,000 to 388,000)	336,000 (286,000 to 390,000)	305,000 (261,000 to 351,000)	236,000 (205,000 to 268,000)	155,000 (136,000 to 175,000)	86,800 (77,600 to 96,500)	42,300 (38,800 to 45,800)	3,480,000
Communicable, maternal, neonatal, and nutritional diseases	10,500 (6,690 to 13,300)	4,890 (3,690 to 6,130)	7,140 (5,640 to 8,770)	7,310 (5,470 to 9,800)	7,920 (5,220 to 11,800)	5,290 (3,910 to 7,280)	6,320 (4,770 to 8,450)	7,160 (5,600 to 9,150)	8,850 (7,160 to 11,200)	10,900 (8,960 to 13,600)	9,590 (7,880 to 11,900)	10,400 (8,290 to 13,400)	14,400 (11,600 to 18,000)	16,100 (12,900 to 20,000)	16,300 (13,100 to 20,100)	13,500 (10,700 to 16,700)	14,500 (11,200 to 18,200)	17,300 (13,200 to 22,100)	18,900 (14,600 to 24,300)	16,900 (13,800 to 20,300)	12,800 (10,200 to 15,800)	8,240 (6,410 to 10,100)	4,770 (3,550 to 5,950)	250,000
HIV/AIDS and sexually transmitted infections	0·4 (0·2 to 0·6)	0·2 (0·1 to 0·4)	94·3 (88·4 to 101)	55·3 (48·7 to 69·8)	88·5 (79·6 to 102)	94·5 (84 to 114)	246 (210 to 298)	1,020 (913 to 1,150)	2,010 (1,810 to 2,270)	3,280 (2,970 to 3,650)	2,810 (2,530 to 3,200)	2,530 (2,270 to 2,860)	3,040 (2,720 to 3,420)	2,120 (1,890 to 2,450)	1,410 (1,210 to 1,690)	690 (566 to 875)	483 (388 to 630)	168 (117 to 250)	87 (60·2 to 131)	37·7 (23·7 to 64·6)	16·8 (9·8 to 29·9)	6·5 (3·6 to 11·9)	2·4 (1·3 to 4·4)	20,300
HIV/AIDS	0 (0 to 0·1)	0·1 (0 to 0·3)	94·3 (88·3 to 101)	55·3 (48·7 to 69·8)	88·5 (79·5 to 102)	83·7 (75·4 to 101)	163 (149 to 182)	846 (773 to 934)	1,740 (1,590 to 1,950)	2,930 (2,700 to 3,240)	2,480 (2,270 to 2,780)	2,160 (1,980 to 2,390)	2,600 (2,370 to 2,850)	1,840 (1,690 to 2,050)	1,210 (1,070 to 1,440)	583 (491 to 748)	399 (331 to 524)	103 (74·3 to 157)	42·4 (32·8 to 59·1)	12·5 (10·3 to 16·1)	3·8 (2·7 to 5·7)	1 (0·4 to 1·9)	0·4 (0·2 to 0·7)	17,400
HIV/AIDS - Drug-susceptible Tuberculosis	0 (0 to 0)	0 (0 to 0)	1·2 (0·8 to 1·9)	0·8 (0·5 to 1·1)	1·2 (0·8 to 1·8)	1·1 (0·7 to 1·6)	2·3 (1·6 to 3·4)	12·2 (8·2 to 17·7)	25·1 (16·9 to 36·6)	42 (28·1 to 61·1)	35·9 (24·3 to 52·2)	31·7 (21·4 to 46)	37·7 (25·6 to 54·7)	27·5 (18·9 to 39·7)	18·9 (13·5 to 26·4)	9·7 (7 to 13·2)	6·8 (5 to 9·2)	2 (1·5 to 2·7)	0·8 (0·6 to 1·1)	0·2 (0·2 to 0·3)	0·1 (0·1 to 0·1)	0 (0 to 0)	0 (0 to 0)	257
HIV/AIDS - Multidrug-resistant Tuberculosis without exten	0 (0 to 0)	0 (0 to 0)	0·1 (0 to 0·2)	0 (0 to 0·1)	0·1 (0 to 0·2)	0·1 (0 to 0·2)	0·1 (0 to 0·4)	0·7 (0·1 to 2·3)	1·4 (0·2 to 4·7)	2·4 (0·4 to 7·8)	2 (0·3 to 6·6)	1·8 (0·3 to 5·8)	2·1 (0·3 to 6·9)	1·5 (0·2 to 4·9)	1 (0·2 to 3·1)	0·5 (0·1 to 1·5)	0·3 (0·1 to 1)	0·1 (0 to 0·2)	0 (0 to 0·1)	0 (0 to 0)	0 (0 to 0)	0 (0 to 0)	0 (0 to 0)	14·3
HIV/AIDS - Extensively drug-resistant Tuberculosis	0 (0 to 0)	0 (0 to 0)	0 (0 to 0)	0 (0 to 0)	0 (0 to 0)	0 (0 to 0)	0 (0 to 0·1)	0·1 (0 to 0·4)	0·2 (0 to 0·7)	0·4 (0·1 to 1·3)	0·3 (0·1 to 1·1)	0·3 (0 to 0·9)	0·3 (0·1 to 1·1)	0·2 (0 to 0·8)	0·1 (0 to 0·5)	0·1 (0 to 0·2)	0 (0 to 0·1)	0 (0 to 0)	0 (0 to 0)	0 (0 to 0)	0 (0 to 0)	0 (0 to 0)	0 (0 to 0)	2·2
HIV/AIDS resulting in other diseases	0 (0 to 0·1)	0·1 (0 to 0·3)	92·9 (87 to 99·4)	54·5 (48 to 68·9)	87·2 (78·4 to 101)	82·5 (74·4 to 99·9)	161 (147 to 179)	833 (761 to 921)	1,720 (1,570 to 1,930)	2,880 (2,650 to 3,190)	2,450 (2,230 to 2,740)	2,120 (1,950 to 2,340)	2,550 (2,330 to 2,810)	1,810 (1,660 to 2,030)	1,190 (1,050 to 1,420)	572 (482 to 738)	392 (325 to 516)	100 (72·1 to 154)	41·6 (32 to 58·1)	12·2 (10·1 to 15·9)	3·8 (2·6 to 5·6)	1 (0·4 to 1·8)	0·4 (0·2 to 0·7)	17,200
Sexually transmitted infections excluding HIV	0·4 (0·2 to 0·5)	0·1 (0·1 to 0·2)	0·1 (0 to 0·2)	0 (0 to 0)	0 (0 to 0)	10·8 (6·5 to 18·6)	83 (52·2 to 125)	172 (110 to 267)	263 (158 to 424)	347 (207 to 562)	327 (202 to 525)	373 (233 to 608)	441 (268 to 739)	279 (148 to 513)	198 (104 to 377)	107 (52·5 to 211)	83·9 (40·1 to 171)	65·6 (32·1 to 129)	44·6 (22·9 to 88·9)	25·3 (12·5 to 50·8)	13 (6·4 to 25·6)	5·5 (2·8 to 10·8)	2 (1 to 4)	2,840
Syphilis	0·4 (0·2 to 0·5)	0·1 (0·1 to 0·2)	0·1 (0 to 0·2)	0 (0 to 0)	0 (0 to 0)	1·5 (1·2 to 1·8)	6·8 (4·2 to 10)	4·9 (3 to 7·8)	12·8 (7·7 to 20·5)	19·3 (12·5 to 29·4)	13·9 (9·1 to 19·6)	7·3 (5·1 to 10·6)	16·6 (11·2 to 23·7)	10·1 (7 to 14·3)	5·2 (3·6 to 7·2)	3·9 (2·7 to 5·3)	3·8 (2·7 to 5·2)	3·8 (2·7 to 5·2)	2·5 (1·8 to 3·3)	2 (1·4 to 2·7)	1·1 (0·8 to 1·4)	0·6 (0·5 to 0·9)	0·3 (0·2 to 0·4)	117
Chlamydial infection	0 (0 to 0)	0 (0 to 0)	0 (0 to 0)	0 (0 to 0)	0 (0 to 0)	0·7 (0·5 to 1)	8·8 (5·8 to 13·2)	30 (18 to 48)	42·8 (23·5 to 73·6)	46·3 (24·2 to 78·1)	47·1 (28·2 to 72·4)	55·6 (35·2 to 83·8)	56·6 (34·6 to 86·1)	20·7 (11·4 to 34·7)	10·8 (7·8 to 14·8)	3·9 (2·4 to 6)	1·8 (1·1 to 2·8)	2 (1·2 to 3·2)	1·4 (0·9 to 2·1)	0·9 (0·6 to 1·4)	0·4 (0·2 to 0·6)	0·2 (0·1 to 0·3)	0·1 (0·1 to 0·1)	330
Gonococcal infection	0 (0 to 0)	0 (0 to 0)	0 (0 to 0)	0 (0 to 0)	0 (0 to 0)	2 (0·9 to 4·1)	19·7 (9·1 to 35·6)	33·7 (19·2 to 54·9)	33·4 (19·5 to 51·3)	38·7 (25·9 to 55·8)	38·9 (26·4 to 53·8)	55·1 (36·4 to 79·3)	67·7 (43·3 to 98·2)	30·4 (19·1 to 46·9)	19·6 (13·1 to 28·4)	9·4 (5·6 to 14·6)	9·3 (5·4 to 14·7)	6·8 (4·1 to 10·9)	5 (3·2 to 7·6)	2 (1·3 to 3·1)	1·1 (0·6 to 1·6)	0·4 (0·3 to 0·7)	0·2 (0·1 to 0·2)	373
Trichomoniasis	0 (0 to 0)	0 (0 to 0)	0 (0 to 0)	0 (0 to 0)	0 (0 to 0)	0·3 (0 to 1)	6·3 (1·9 to 15·8)	29·8 (9·7 to 71·1)	62·5 (20·9 to 143)	78·4 (25·3 to 189)	65·2 (21·5 to 156)	68·5 (23·4 to 169)	89 (28·7 to 206)	79·4 (24·6 to 190)	54·1 (17·7 to 133)	27 (9·1 to 64·5)	20·2 (7·1 to 47·2)	14·5 (5·2 to 32·7)	9·2 (3·4 to 20·7)	4·8 (1·8 to 10·5)	2 (0·8 to 4·5)	0·7 (0·2 to 1·6)	0·1 (0 to 0·3)	612
Genital herpes	0 (0 to 0)	0 (0 to 0)	0 (0 to 0)	0 (0 to 0)	0 (0 to 0)	2·5 (0·7 to 6·1)	12·8 (3·9 to 32·4)	28·3 (9·2 to 70·1)	49·1 (15·9 to 119)	67 (22·1 to 162)	62·9 (20·6 to 155)	70·7 (22·4 to 174)	97·7 (30·3 to 248)	100 (30·8 to 246)	84·3 (26·5 to 206)	54·3 (16·2 to 134)	44·6 (13·6 to 109)	35 (10·7 to 86·7)	24·5 (7·3 to 60·3)	14·7 (4·4 to 35·9)	7·8 (2·4 to 19)	3·5 (1·1 to 8·3)	1·3 (0·4 to 3·1)	761
Other sexually transmitted infections	0 (0 to 0)	0 (0 to 0)	0 (0 to 0)	0 (0 to 0)	0 (0 to 0)	3·9 (1·9 to 7·7)	28·7 (17·4 to 45)	45·4 (29·4 to 65·8)	62·1 (40·1 to 94·2)	97·6 (62·7 to 146)	98·8 (66 to 144)	116 (76·8 to 173)	113 (73·6 to 172)	38·3 (22·6 to 59·2)	23·6 (14·9 to 35·8)	8·3 (4·9 to 12·8)	4·2 (2·4 to 6·5)	3·5 (2·1 to 5·6)	2 (1·3 to 3)	0·9 (0·5 to 1·3)	0·6 (0·3 to 0·9)	0·2 (0·1 to 0·3)	0·1 (0 to 0·1)	647
Respiratory infections and tuberculosis	624 (380 to 879)	613 (415 to 830)	2,250 (1,560 to 3,040)	1,740 (1,280 to 2,300)	1,300 (856 to 1,930)	996 (649 to 1,510)	1,170 (773 to 1,720)	1,330 (914 to 1,870)	1,520 (1,070 to 2,050)	1,790 (1,270 to 2,490)	1,710 (1,260 to 2,250)	2,330 (1,690 to 3,110)	4,100 (3,010 to 5,500)	5,730 (4,250 to 7,670)	7,480 (5,680 to 9,540)	7,880 (5,820 to 10,200)	9,530 (6,800 to 12,700)	12,800 (9,430 to 17,100)	15,000 (11,200 to 19,900)	14,200 (11,400 to 17,400)	11,200 (8,670 to 14,000)	7,460 (5,760 to 9,240)	4,450 (3,270 to 5,570)	117,000
Tuberculosis	0 (0 to 0)	0 (0 to 0)	1·9 (1·4 to 2·5)	12·8 (8·1 to 20·5)	20·8 (7·2 to 43·2)	7·2 (4·2 to 11·6)	6·8 (4·7 to 9·5)	48·8 (18·1 to 87)	93·4 (43·2 to 159)	112 (57·2 to 186)	92·4 (48·6 to 150)	107 (62·8 to 169)	137 (81·2 to 210)	181 (121 to 261)	164 (109 to 230)	136 (95 to 193)	113 (79·6 to 157)	116 (82·4 to 158)	99·6 (70·3 to 136)	61·8 (43 to 85·7)	37·7 (26·2 to 51·6)	17·5 (12 to 23·8)	6·7 (5 to 8·3)	1,570
Latent tuberculosis infection	0 (0 to 0)	0 (0 to 0)	0 (0 to 0)	0 (0 to 0)	0 (0 to 0)	0 (0 to 0)	0 (0 to 0)	0 (0 to 0)	0 (0 to 0)	0 (0 to 0)	0 (0 to 0)	0 (0 to 0)	0 (0 to 0)	0 (0 to 0)	0 (0 to 0)	0 (0 to 0)	0 (0 to 0)	0 (0 to 0)	0 (0 to 0)	0 (0 to 0)	0 (0 to 0)	0 (0 to 0)	0 (0 to 0)	0
Drug-susceptible tuberculosis	0 (0 to 0)	0 (0 to 0)	1·8 (1·3 to 2·4)	12·4 (7·9 to 19·7)	20·3 (6·8 to 42·9)	7 (4 to 11·4)	6·5 (4·4 to 9·2)	47·2 (16·8 to 85·2)	90·5 (41·4 to 157)	108 (55·2 to 182)	89·1 (45·7 to 146)	103 (59·4 to 165)	131 (76·4 to 204)	173 (114 to 251)	156 (102 to 223)	129 (89·2 to 183)	107 (73·8 to 150)	110 (77·3 to 150)	94·4 (65·6 to 130)	58·6 (40·5 to 82·5)	35·7 (24·6 to 49·6)	16·6 (11·1 to 22·5)	6·3 (4·5 to 8)	1,500
Multidrug-resistant tuberculosis without extensive drug res	0 (0 to 0)	0 (0 to 0)	0·1 (0 to 0·2)	0·3 (0·1 to 1·1)	0·5 (0·1 to 1·5)	0·2 (0 to 0·6)	0·3 (0 to 0·8)	1·4 (0·2 to 4·2)	2·7 (0·5 to 7·5)	3·3 (0·6 to 9·9)	3 (0·6 to 9)	3·7 (0·7 to 11·3)	5·2 (0·9 to 16·1)	7·3 (1·2 to 20·9)	7 (1·1 to 21·1)	5·9 (1 to 18·4)	5 (0·8 to 16·2)	5·1 (0·9 to 15·5)	4·5 (0·8 to 14·3)	2·8 (0·5 to 8·4)	1·7 (0·3 to 5·2)	0·8 (0·1 to 2·6)	0·3 (0 to 1)	61
Extensively drug-resistant tuberculosis	0 (0 to 0)	0 (0 to 0)	0 (0 to 0)	0 (0 to 0·1)	0 (0 to 0·1)	0 (0 to 0·1)	0 (0 to 0·1)	0·2 (0 to 0·5)	0·3 (0·1 to 0·9)	0·4 (0·1 to 1·2)	0·4 (0·1 to 1·2)	0·5 (0·1 to 1·5)	0·7 (0·1 to 2·2)	1·1 (0·2 to 3·3)	1·1 (0·2 to 3·5)	0·9 (0·1 to 2·8)	0·8 (0·1 to 2·6)	0·8 (0·1 to 2·6)	0·7 (0·1 to 2·2)	0·4 (0·1 to 1·4)	0·3 (0 to 0·8)	0·1 (0 to 0·4)	0 (0 to 0·2)	8·9



G6PD deficiency	0 (0 to 0·1)	0·7 (0·3 to 1·6)	0·7 (0·3 to 1·2)	5·6 (3 to 9·4)	9·9 (4·6 to 16·8)	9·6 (4·5 to 17)	72·7 (30·9 to 135)	47·8 (21·3 to 84·1)	65·1 (33·9 to 104)	79·2 (40·2 to 131)	106 (63·2 to 164)	86·9 (48·7 to 137)	106 (58·2 to 163)	96·7 (58·3 to 148)	88 (51·1 to 137)	47·4 (26·5 to 75)	24·2 (12·5 to 38·7)	14·6 (7·2 to 24·2)	7·5 (3·6 to 12·7)	2·2 (1·1 to 3·5)	1·1 (0·6 to 1·8)	0·3 (0·2 to 0·5)	0·1 (0 to 0·1)	872
G6PD trait	0 (0 to 0)	0 (0 to 0·1)	0 (0 to 0)	0 (0 to 0)	0 (0 to 0)	0 (0 to 0)	6·3 (1·6 to 15·1)	0·1 (0 to 0·3)	0·1 (0 to 0·3)	0·3 (0·1 to 0·4)	6·3 (1·9 to 12·6)	6·6 (1·4 to 14·1)	0·3 (0·1 to 0·6)	0 (0 to 0)	0 (0 to 0)	0 (0 to 0)	0 (0 to 0)	0 (0 to 0)	0 (0 to 0)	0 (0 to 0)	0 (0 to 0)	0 (0 to 0)	0 (0 to 0)	20·1
Other hemoglobinopathies and hemolytic anemias	0 (0 to 0·1)	2·4 (1·1 to 4·2)	14·9 (6·3 to 29·6)	62·6 (25·7 to 124)	97·4 (34·2 to 194)	37·9 (12·5 to 84·6)	83·6 (34·6 to 166)	68·6 (27·8 to 146)	81·7 (38 to 164)	100 (47·1 to 189)	118 (59·2 to 210)	140 (73·6 to 247)	186 (101 to 308)	246 (142 to 393)	266 (167 to 410)	240 (145 to 390)	166 (107 to 250)	150 (103 to 224)	132 (93·1 to 189)	79·7 (52·3 to 120)	73·6 (50·3 to 112)	41·6 (28·1 to 61·3)	18·4 (12·1 to 28·4)	2,410
Endocrine, metabolic, blood, and immune disorders	55·3 (31·2 to 92·9)	93·2 (57·4 to 135)	834 (551 to 1,180)	613 (429 to 839)	525 (365 to 739)	393 (275 to 564)	466 (303 to 694)	490 (317 to 738)	711 (457 to 1,100)	1,000 (634 to 1,560)	1,160 (734 to 1,740)	1,660 (1,040 to 2,520)	2,930 (1,860 to 4,350)	3,770 (2,420 to 5,730)	3,990 (2,540 to 6,100)	3,070 (1,950 to 4,830)	2,860 (1,760 to 4,540)	2,570 (1,590 to 4,030)	2,010 (1,230 to 3,100)	1,230 (752 to 1,930)	664 (413 to 1,120)	307 (196 to 490)	126 (75·5 to 222)	31,500
Oral disorders	0 (0 to 0)	0 (0 to 0)	0 (0 to 0)	279 (156 to 458)	384 (207 to 674)	390 (205 to 693)	636 (346 to 1,110)	1,040 (545 to 1,900)	1,640 (829 to 3,120)	2,240 (1,090 to 4,160)	2,240 (1,060 to 4,220)	2,770 (1,340 to 5,040)	4,420 (2,310 to 7,810)	5,600 (3,050 to 9,550)	6,160 (3,570 to 9,900)	5,320 (3,310 to 7,950)	5,600 (3,600 to 8,210)	5,250 (3,400 to 7,600)	4,100 (2,700 to 5,850)	2,630 (1,760 to 3,700)	1,460 (951 to 2,050)	681 (451 to 959)	273 (177 to 383)	53,100
Caries of deciduous teeth	0 (0 to 0)	0 (0 to 0)	0 (0 to 0)	92·8 (35·1 to 187)	97·7 (40·2 to 218)	4·9 (0·7 to 13·1)	0 (0 to 0)	0 (0 to 0)	0 (0 to 0)	0 (0 to 0)	0 (0 to 0)	0 (0 to 0)	0 (0 to 0)	0 (0 to 0)	0 (0 to 0)	0 (0 to 0)	0 (0 to 0)	0 (0 to 0)	0 (0 to 0)	0 (0 to 0)	0 (0 to 0)	0 (0 to 0)	0 (0 to 0)	195
Caries of permanent teeth	0 (0 to 0)	0 (0 to 0)	0 (0 to 0)	0 (0 to 0)	98·5 (35·4 to 217)	197 (80 to 423)	237 (95·6 to 495)	277 (115 to 561)	298 (120 to 606)	295 (119 to 625)	249 (98 to 510)	252 (107 to 522)	335 (137 to 704)	353 (147 to 730)	307 (121 to 671)	202 (78·6 to 418)	151 (62·7 to 306)	114 (47·6 to 228)	78·4 (33·9 to 154)	46·9 (19·2 to 92·6)	24·4 (9·6 to 49·3)	10·6 (3·9 to 22·5)	3·7 (1·4 to 8·2)	3,530
Periodontal diseases	0 (0 to 0)	0 (0 to 0)	0 (0 to 0)	0 (0 to 0)	0 (0 to 0)	0 (0 to 0)	80·2 (23·4 to 202)	312 (94·5 to 800)	750 (238 to 1,810)	1,210 (410 to 2,740)	1,280 (459 to 2,950)	1,600 (584 to 3,480)	2,370 (909 to 5,030)	2,510 (997 to 5,300)	2,070 (827 to 4,320)	1,250 (500 to 2,610)	948 (369 to 1,940)	714 (284 to 1,430)	503 (198 to 997)	313 (122 to 612)	174 (66·3 to 343)	80 (30·3 to 162)	30·6 (11·4 to 62·2)	16,200
Other oral disorders	0 (0 to 0)	0 (0 to 0)	0 (0 to 0)	187 (110 to 282)	188 (108 to 289)	188 (109 to 289)	319 (193 to 492)	404 (250 to 622)	479 (287 to 719)	526 (314 to 792)	443 (264 to 673)	483 (292 to 721)	679 (411 to 1,010)	714 (443 to 1,070)	615 (369 to 907)	409 (242 to 610)	351 (213 to 528)	267 (162 to 401)	161 (97·7 to 242)	82·1 (50·9 to 124)	36·3 (22·4 to 53·5)	14·9 (9·3 to 21·8)	6·1 (3·8 to 9·2)	6,550
Sudden infant death syndrome	--	40·8 (26·7 to 58)	301 (182 to 458)	--	--	--	--	--	--	--	--	--	--	--	--	--	--	--	--	--	--	--	--	NA
Injuries	165 (96·1 to 240)	119 (86 to 158)	1,140 (831 to 1,550)	2,580 (2,080 to 3,120)	3,950 (3,310 to 4,670)	5,630 (4,710 to 6,650)	13,300 (11,200 to 15,700)	18,200 (15,400 to 21,400)	21,700 (18,500 to 25,200)	23,100 (19,500 to 27,100)	19,200 (15,900 to 23,000)	21,000 (17,400 to 25,300)	27,800 (22,500 to 34,000)	29,200 (23,800 to 35,200)	26,200 (21,400 to 32,100)	18,400 (15,000 to 22,400)	17,500 (14,300 to 21,200)	18,000 (15,000 to 21,600)	18,000 (14,900 to 21,400)	17,500 (14,400 to 20,900)	14,600 (12,000 to 17,300)	9,630 (7,860 to 11,400)	5,070 (4,120 to 5,950)	332,000
Transport injuries	4·5 (2·8 to 6·1)	4·4 (3·1 to 6)	84·9 (59 to 116)	503 (371 to 646)	1,010 (788 to 1,260)	1,450 (1,130 to 1,790)	3,410 (2,560 to 4,380)	4,650 (3,630 to 5,860)	5,760 (4,570 to 7,150)	5,680 (4,520 to 6,940)	4,650 (3,650 to 5,730)	5,110 (4,080 to 6,400)	6,400 (5,040 to 8,010)	6,520 (5,110 to 8,150)	5,780 (4,590 to 7,100)	3,640 (2,910 to 4,450)	3,130 (2,500 to 3,800)	2,510 (2,030 to 3,070)	1,880 (1,530 to 2,270)	1,140 (902 to 1,400)	595 (472 to 725)	265 (208 to 327)	110 (85·8 to 137)	64,300
Road injuries	4·2 (2·6 to 5·7)	3·7 (2·5 to 5·1)	76·4 (51·1 to 106)	458 (328 to 600)	931 (717 to 1,170)	1,340 (1,030 to 1,670)	3,220 (2,400 to 4,160)	4,370 (3,390 to 5,560)	5,430 (4,280 to 6,770)	5,320 (4,230 to 6,540)	4,360 (3,420 to 5,390)	4,730 (3,780 to 5,940)	5,970 (4,700 to 7,490)	6,070 (4,760 to 7,590)	5,330 (4,250 to 6,610)	3,420 (2,730 to 4,190)	2,960 (2,360 to 3,600)	2,350 (1,880 to 2,880)	1,780 (1,430 to 2,150)	1,080 (859 to 1,330)	563 (447 to 688)	249 (196 to 308)	102 (80·1 to 128)	60,100
Pedestrian road injuries	1·2 (0·8 to 1·7)	0·6 (0·4 to 0·9)	12·7 (8·1 to 18·1)	192 (132 to 263)	446 (331 to 583)	525 (383 to 683)	612 (444 to 803)	647 (492 to 819)	795 (627 to 992)	840 (649 to 1,060)	776 (599 to 975)	964 (753 to 1,220)	1,380 (1,060 to 1,790)	1,500 (1,160 to 1,940)	1,510 (1,170 to 1,930)	1,050 (826 to 1,330)	1,040 (818 to 1,300)	938 (739 to 1,180)	784 (617 to 970)	517 (406 to 643)	277 (216 to 341)	119 (92·4 to 146)	49·5 (38·8 to 60·7)	15,000
Cyclist road injuries	0 (0 to 0)	0 (0 to 0)	0 (0 to 0)	45·7 (27·3 to 71·3)	109 (71·2 to 159)	316 (219 to 436)	683 (454 to 1,020)	766 (539 to 1,060)	836 (597 to 1,150)	875 (619 to 1,180)	803 (578 to 1,090)	892 (661 to 1,170)	1,170 (874 to 1,530)	1,330 (970 to 1,720)	1,230 (902 to 1,630)	826 (625 to 1,060)	695 (518 to 892)	541 (403 to 720)	374 (283 to 497)	207 (153 to 271)	101 (71·2 to 135)	44·5 (30·9 to 60·4)	17·4 (12·1 to 23·8)	11,900
Motorcyclist road injuries	0·1 (0·1 to 0·2)	0·2 (0·1 to 0·2)	6·6 (4·3 to 8·9)	25·1 (18·1 to 33·2)	51·8 (36·7 to 70·5)	68·6 (52·5 to 86·7)	455 (336 to 595)	918 (711 to 1,160)	1,290 (1,010 to 1,620)	1,300 (1,030 to 1,630)	943 (733 to 1,180)	820 (647 to 1,040)	1,050 (819 to 1,320)	982 (775 to 1,240)	835 (649 to 1,050)	478 (368 to 609)	397 (301 to 518)	288 (210 to 383)	219 (157 to 296)	143 (100 to 198)	83 (57·7 to 116)	41·3 (28·5 to 57·6)	18 (12·3 to 25·2)	10,400
Motor vehicle road injuries	2·4 (1·4 to 3·2)	2·7 (1·8 to 3·9)	50·7 (33·5 to 70·3)	150 (105 to 200)	263 (188 to 348)	354 (247 to 474)	1,320 (929 to 1,780)	1,780 (1,260 to 2,330)	2,180 (1,620 to 2,810)	1,970 (1,400 to 2,550)	1,540 (1,120 to 1,970)	1,710 (1,280 to 2,230)	1,880 (1,400 to 2,450)	1,790 (1,330 to 2,330)	1,350 (1,020 to 1,720)	823 (614 to 1,040)	600 (451 to 754)	408 (310 to 505)	268 (208 to 334)	146 (111 to 186)	71·8 (54·1 to 93·1)	32·6 (24·6 to 42·1)	13·4 (10·1 to 17·3)	18,700
Other road injuries	0·4 (0·2 to 0·8)	0·2 (0·1 to 0·3)	6·4 (3·3 to 11·7)	44·9 (21·5 to 77·6)	60·4 (33·6 to 100)	74·1 (44·2 to 115)	143 (86 to 234)	264 (163 to 423)	331 (206 to 526)	325 (210 to 508)	300 (199 to 442)	345 (225 to 502)	479 (329 to 711)	467 (319 to 669)	408 (280 to 571)	238 (169 to 320)	232 (165 to 313)	173 (125 to 238)	131 (96·5 to 174)	67·5 (49·4 to 89·2)	30·8 (22·3 to 41·3)	12 (8·5 to 16·1)	4·2 (2·9 to 5·8)	4,140
Other transport injuries	0·3 (0·2 to 0·5)	0·7 (0·5 to 1·1)	8·5 (5·8 to 12·2)	44·7 (30·7 to 63)	76·1 (53·5 to 104)	115 (82·8 to 153)	193 (135 to 270)	275 (190 to 386)	331 (234 to 454)	368 (259 to 508)	292 (205 to 407)	377 (268 to 511)	432 (312 to 585)	453 (327 to 607)	446 (323 to 597)	216 (164 to 281)	166 (127 to 213)	164 (121 to 211)	108 (80·9 to 139)	60·3 (45·4 to 78·8)	31·8 (24 to 41·2)	15·4 (11·5 to 20·1)	7·4 (5·6 to 9·7)	4,180
Unintentional injuries	50·2 (31·3 to 69·1)	95·4 (68·2 to 131)	951 (674 to 1,330)	1,870 (1,460 to 2,350)	2,710 (2,170 to 3,350)	3,440 (2,720 to 4,290)	5,180 (4,100 to 6,530)	5,770 (4,520 to 7,290)	6,860 (5,450 to 8,800)	7,660 (5,990 to 10,000)	6,690 (5,130 to 8,890)	7,870 (6,050 to 10,400)	11,200 (8,660 to 14,700)	13,100 (10,000 to 17,000)	12,400 (9,640 to 16,100)	9,630 (7,500 to 12,400)	10,300 (8,160 to 12,900)	12,100 (9,790 to 14,600)	13,600 (11,200 to 16,400)	14,900 (12,100 to 17,900)	13,200 (10,800 to 15,700)	9,130 (7,450 to 10,900)	4,880 (3,960 to 5,740)	174,000
Falls	1·9 (1·1 to 2·6)	2·1 (1·4 to 2·9)	65·5 (45·8 to 91·4)	204 (154 to 266)	355 (264 to 470)	528 (401 to 696)	935 (702 to 1,230)	1,180 (882 to 1,550)	1,460 (1,100 to 1,980)	1,720 (1,310 to 2,270)	1,730 (1,310 to 2,300)	2,200 (1,680 to 2,890)	3,630 (2,820 to 4,640)	4,810 (3,790 to 6,030)	5,110 (4,000 to 6,430)	4,590 (3,650 to 5,650)	5,830 (4,690 to 7,220)	8,150 (6,660 to 9,950)	10,500 (8,500 to 12,600)	12,600 (10,200 to 15,200)	11,800 (9,610 to 14,000)	8,190 (6,610 to 9,810)	4,350 (3,510 to 5,140)	90,000
Drowning	1·6 (1 to 2·3)	1·5 (1 to 2·2)	43·6 (29·1 to 63·8)	488 (339 to 654)	800 (589 to 1,040)	1,020 (767 to 1,320)	1,360 (996 to 1,810)	1,070 (760 to 1,450)	1,140 (862 to 1,470)	1,030 (796 to 1,320)	727 (555 to 938)	864 (667 to 1,120)	838 (622 to 1,090)	891 (654 to 1,160)	617 (465 to 806)	405 (310 to 522)	283 (220 to 364)	196 (152 to 247)	144 (114 to 180)	64·5 (50·5 to 80·1)	41·9 (32·5 to 52·8)	32·4 (25·7 to 39·5)	20·8 (15·4 to 25·6)	12,100
Fire, heat, and hot substances	0·5 (0·3 to 0·7)	1·1 (0·8 to 1·5)	28·1 (20·2 to 38)	157 (112 to 207)	303 (211 to 435)	362 (241 to 546)	550 (359 to 816)	655 (424 to 998)	816 (535 to 1,220)	1,040 (679 to 1,590)	924 (593 to 1,420)	997 (634 to 1,510)	1,420 (901 to 2,180)	1,520 (984 to 2,310)	1,390 (908 to 2,150)	948 (618 to 1,450)	814 (533 to 1,240)	694 (458 to 1,030)	544 (364 to 803)	371 (253 to 528)	232 (166 to 327)	129 (95·4 to 175)	65·3 (49·6 to 84·3)	14,000
Poisonings	0·3 (0·2 to 0·4)	1·4 (0·9 to 1·9)	11·8 (7·6 to 16·5)	65·5 (42 to 99)	52·7 (33·4 to 79)	60·2 (39·2 to 88·5)	84·5 (56·6 to 121)	96·3 (66·6 to 133)	110 (78 to 152)	112 (78·7 to 157)	92·1 (62·8 to 131)	95·8 (67·4 to 134)	130 (91 to 181)	139 (97·1 to 188)	122 (85·9 to 170)	80·1 (56·2 to 111)	72·5 (51·3 to 97·9)	59·6 (42·9 to 80·7)	45·3 (32·6 to 59·5)	30·4 (22·1 to 39·8)	16·5 (12 to 21·9)	7·6 (5·6 to 10·1)	2·9 (2·1 to 3·8)	1,490
Poisoning by carbon monoxide	0 (0 to 0·1)	0 (0 to 0)	0·9 (0·5 to 1·4)	9·1 (5 to 15·9)	13·1 (8·3 to 20·2)	14·6 (9·7 to 21·9)	23·1 (15·4 to 32·7)	29·4 (20·1 to 39·7)	35·5 (25·3 to 49·3)	31·6 (21·7 to 44·7)	25·3 (17·1 to 35·1)	25·2 (17·3 to 35·6)	33 (22·3 to 46·4)	31·4 (21·3 to 45)	33·1 (22·5 to 47·3)	20·2 (13·9 to 28)	19·6 (13·9 to 27·1)	15 (10·4 to 20·5)	12·4 (8·8 to 16·9)	9·2 (6·7 to 12·1)	4·6 (3·2 to 6·2)	1·9 (1·4 to 2·6)	0·7 (0·5 to 1)	389
Poisoning by other means	0·2 (0·1 to 0·4)	1·4 (0·9 to 1·9)	11 (7·1 to 15·3)	56·5 (35·9 to 86·9)	39·6 (23·6 to 61·6)	45·7 (28 to 71·4)	61·4 (38·3 to 91·4)	66·9 (42·1 to 96·4)	74·8 (48·7 to 109)	79·9 (52·5 to 118)	66·8 (43·8 to 101)	70·7 (47·7 to 102)	97·3 (64·8 to 140)	107 (71·9 to 150)	88·9 (58·6 to 129)	59·8 (40·4 to 85·1)	52·8 (35·5 to 74·1)	44·6 (31·1 to 62·9)	32·8 (22·7 to 45·1)	21·2 (14·5 to 29·1)	11·9 (8·3 to 16·3)	5·7 (4 to 7·8)	2·2 (1·6 to 3)	1,100
Exposure to mechanical forces	1·1 (0·7 to 1·5)	3·2 (2·2 to 4·3)	33·6 (23·4 to 47·6)	235 (171 to 322)	425 (300 to 591)	522 (364 to 754)	835 (589 to 1,160)	1,070 (765 to 1,500)	1,250 (889 to 1,770)	1,460 (1,020 to 2,080)	1,310 (908 to 1,890)	1,530 (1,070 to 2,230)	2,160 (1,520 to 3,120)	2,430 (1,710 to 3,490)	2,210 (1,560 to 3,170)	1,500 (1,040 to 2,160)	1,320 (888 to 1,900)	1,130 (765 to 1,620)	855 (588 to 1,220)	576 (393 to 813)	359 (250 to 500)	213 (154 to 285)	114 (85·8 to 151)	21,500
Unintentional firearm injuries	0·2 (0·1 to 0·3)	0·2 (0·1 to 0·4)	4 (2·6 to 6·4)	21·7 (13·8 to 32·8)	35·6 (23·3 to 54)	53·4 (36·6 to 76)	113 (78·3 to 155)	144 (102 to 200)	153 (109 to 208)	181 (129 to 250)	164 (115 to 224)	195 (135 to 268)	277 (193 to 377)	311 (220 to 417)	282 (198 to 376)	192 (135 to 260)	168 (118 to 228)	145 (102 to 196)	112 (81·3 to 152)	86·9 (64·1 to 115)	64·2 (48·5 to 83·4)	53·9 (40·7 to 68·6)	37 (27·7 to 47·9)	2,790
Other exposure to mechanical forces	0·9 (0·6 to 1·3)	3 (2 to 4)	29·6 (20·3 to 42)	213 (154 to 293)	390 (275 to 550)	468 (324 to 702)	722 (504 to 1,030)	925 (648 to 1,320)	1,090 (770 to 1,580)	1,270 (878 to 1,870)	1,140 (780 to 1,690)	1,330 (926 to 1,980)	1,880 (1,300 to 2,770)	2,120 (1,480 to 3,070)	1,930 (1,330 to 2,790)	1,310 (898 to 1,910)	1,150 (764 to 1,680)	981 (657 to 1,430)	744 (500 to 1,080)	489 (325 to 703)	294 (197 to 420)	159 (110 to 220)	77·4 (55·1 to 107)	18,700
Adverse effects of medical treatment	14 (8·2 to 22·6)	20·8 (14·3 to 29·5)	57·1 (37·4 to 91·5)	56 (36·7 to 83·1)	28·1 (16·8 to 50·3)	21 (12·9 to 38·2)	31·1 (20·4 to 51·9)	60·5 (40·1 to 99·8)	80·4 (54·4 to 122)	103 (70·8 to 145)	86·9 (62·8 to 126)	108 (76·7 to 156)	182 (128 to 255)	231 (163 to 326)	248 (170 to 352)	217 (155 to 301)	199 (142 to 283)	228 (170 to 305)	218 (161 to 303)	139 (100 to 219)	94·2 (67·5 to 152)	46·7 (31·9 to 80·1)	24·3 (16 to 42)	2,490
Animal contact	0·1 (0·1 to 0·2)	0·3 (0·2 to 0·4)	3·7 (2·6 to 5·3)	29 (19·9 to 41·1)	52·9 (34·4 to 78·9)	64·7 (41·2 to 95·9)	91·2 (60·9 to 128)	103 (69·4 to 144)	132 (94·1 to 184)	134 (93·2 to 189)	130 (91·6 to 181)	151 (108 to 208)	235 (172 to 317)	264 (191 to 359)	254 (186 to 336)	197 (144 to 264)	197 (143 to 262)	192 (146 to 248)	184 (140 to 237)	184 (132 to 248)	161 (114 to 223)	170 (120 to 237)	114 (76·2 to 165)	3,040
Venomous animal contact	0·1 (0·1 to 0·1)	0·1 (0·1 to 0·2)	2·1 (1·4 to 3·3)	16·3 (10·2 to 24·9)	33·5 (20 to 53·9)	44 (26·5 to 66·3)	59·9 (37·2 to 87·3)	70·2 (44·5 to 103)	80 (52 to 116)	84·4 (55·3 to 124)	75·6 (48·7 to 111)	82·7 (55·7 to 118)	125 (85·5 to 176)	132 (87·5 to 186)	121 (82·1 to 171)	90·9 (63 to 128)	85·1 (59·7 to 116)	89·7 (65·4 to 118)	103 (76·8 to 134)	125 (85·2 to 177)	124 (83·7 to 177)	143 (99·2 to 203)	97·7 (64·4 to 140)	1,790
Non-venomous animal contact	0·1 (0 to 0·1)	0·2 (0·1 to 0·2)	1·6 (1 to 2·4)	12·7 (8·9 to 18·1)	19·4 (12·5 to 30·5)	20·6 (12·7 to 33·5)	31·3 (19·8 to 47·1)	33·3 (21·7 to 49·3)	52·4 (37·1 to 74·1)	49·9 (32·7 to 73·6)	54·1 (37·2 to 77)	68·2 (46·8 to 95·4)	109 (74·9 to 151)	132 (92·6 to 186)	133 (93·5 to 177)	106 (74·1 to 149)	111 (75·6 to 156)	102 (72·2 to 137)	81·3 (56·2 to 112)	59 (41·1 to 81·8)	37·6 (25·3 to 53·8)	26·2 (16·7 to 39·6)	16·3 (9·9 to 25·5)	1,260
Foreign body	24·8 (14·8 to 34·8)	59·2 (39·3 to 87)	635 (417 to 948)	332 (237 to 437)	174 (134 to 224)	188 (142 to 244)	166 (122 to 223)	200 (148 to 274)	248 (187 to 335)	264 (202 to 345)	235 (177 to 313)	298 (227 to 380)	445 (352 to 567)	573 (439 to 729)	559 (440 to 705)	429 (330 to 550)	443 (348 to 560)	449 (346 to 564)	422 (342 to 511)	371 (290 to 466)	228 (180 to 282)	162 (132 to 193)	97·7 (74·6 to 118)	7,010
Pulmonary aspiration and foreign body in airway	24·6 (14·7 to 34·6)	58·8 (38·8 to 86·5)	627 (408 to 937)	291 (205 to 386)	116 (89·2 to 147)	125 (92·3 to 164)	85·5 (64·7 to 110)	102 (75 to 134)	134 (102 to 174)	141 (107 to 184)	126 (95·1 to 162)	166 (127 to 215)	252 (192 to 326)	378 (269 to 509)	384 (285 to 502)	304 (224 to 406)	313 (234 to 418)	331 (243 to 431)	305 (239 to 383)	266 (196 to 347)	154 (114 to 198)	101 (73·6 to 127)	58·8 (41·2 to 76·3)	4,840
Foreign body in eyes	0 (0 to 0·1)	0·1 (0 to 0·2)	1·8 (0·5 to 3·9)	10·2 (3·1 to 23·2)	18 (5·2 to 42·3)	21·1 (6·4 to 49·5)	31·2 (9·9 to 73·2)	40·7 (13 to 89·4)	49·5 (17·4 to 105)	54·9 (19·2 to 116)	47·8 (18 to 100)	53·4 (22·8 to 108)	72·3 (33·5 to 139)	69·7 (35·9 to 126)	55·8 (32 to 92·4)	37·7 (22·4 to 59·7)	33·8 (20·8 to 51·8)	29·2 (18·6 to 43·4)	22·8 (14·8 to 33·8)	15·1 (9·9 to 22)	8·6 (5·8 to 12·4)	4·2 (2·8 to 6)	1·7 (1·2 to 2·4)	680
Foreign body in other body part	0·2 (0·1 to 0·3)	0·4 (0·2 to 0·6)	6·9 (4·3 to 10·5)	30·3 (20·4 to 44·7)	40·5 (26·8 to 58·2)	41·9 (28·5 to 59)	49·6 (34·5 to 70)	57·4 (40·4 to 80·3)	64·6 (46·2 to 89·6)	68·5 (48·3 to 95·5)	61·8 (43·6 to 85·6)	78·2 (56·5 to 106)	121 (87·7 to 165)	125 (89 to 171)	120 (84·9 to 163)	87·9 (63 to 122)	96·9 (67·8 to 133)	89·3 (65·3 to 118)	93·6 (65·2 to 133)	90 (61 to 127)	65·5 (46 to 92·8)	57·8 (39 to 79·6)	37·1 (24·8 to 52·6)	1,480
Environmental heat and cold exposure	0·2 (0·1 to 0·2)	1·2 (0·8 to 1·9)	5·4 (3·5 to 8)	35·8 (23·3 to 53·5)	71·1 (44·6 to 107)	90·2 (58·2 to 132)	140 (91·7 to 205)	183 (123 to 262)	232 (157 to 335)	276 (186 to 396)	248 (167 to 358)	287 (196 to 412)	419 (285 to 594)	466 (319 to 655)	432 (297 to 603)	315 (217 to 437)	295 (205 to 408)	272 (191 to 374)	224 (158 to 305)	167 (120 to 222)	113 (84·7 to 151)	81·6 (61·5 to 105)	53·1 (39·1 to 72)	4,410
Exposure to forces of nature	0·1 (0·1 to 0·1)	0·3 (0·3 to 0·4)	2·9 (2·6 to 3·1)	15·3 (13·9 to 16·8)	15·9 (14·4 to 17·5)	18·8 (16·9 to 20·7)	22·3 (20·1 to 24·6)	21·7 (19·6 to 24·2)	24·9 (22·4 to 27·6)	21·3 (19·1 to 23·7)	17·2 (15·3 to 19·5)	21·2 (18·9 to 23·8)	25·1 (22·3 to 28·5)	25·4 (22·5 to 28·7)	18·1 (15·9 to 20·6)	13·7 (12·2 to 15·6)	11·2 (9·9 to 12·6)	9·1 (8·1 to 10·3)	6·5 (5·8 to 7·3)	4 (3·6 to 4·5)	2·1 (1·8 to 2·3)	0·9 (0·8 to 1)	0·3 (0·3 to 0·3)	298
Other unintentional injuries	5·6 (3·2 to 8·8)	4·2 (2·7 to 6·5)	64 (47 to 86·3)	253 (185 to 344)	427 (307 to 585)	561 (427 to 744)	963 (723 to 1,270)	1,130 (846 to 1,500)	1,370 (1,050 to 1,770)	1,500 (1,150 to 1,950)	1,190 (908 to 1,560)	1,320 (993 to 1,720)	1,730 (1,280 to 2,270)	1,700 (1,240 to 2,310)	1,460 (1,050 to 1,990)	926 (655 to 1,300)	821 (589 to 1,140)	674 (473 to 954)	521 (366 to 731)	329 (228 to 462)	190 (132 to 268)	90·8 (62·5 to 128)	38·3 (26·7 to 53·8)	17,300
Self-harm and interpersonal violence	110 (59·3 to 178)	19 (11·7 to 29·6)	109 (66·5 to 165)	211 (146 to 327)	233 (183 to 296)	734 (577 to 907)	4,700 (3,690 to 5,900)	7,760 (6,190 to 9,600)	9,120 (7,490 to 11,100)	9,730 (7,890 to 11,900)	7,840 (6,240 to 9,610)	7,990 (6,280 to 10,200)	10,100 (7,790 to 13,100)	9,580 (7,240 to 12,200)	8,000 (6,130 to 10,200)	5,140 (4,010 to 6,550)	4,040 (3,200 to 5,080)	3,440 (2,740 to 4,310)	2,540 (2,000 to 3,190)	1,530 (1,200 to 1,910)	783 (634 to 968)	239 (191 to 286)	76·9 (62·4 to 91·4)	94,100
Self-harm	0 (0 to 0)	0 (0 to 0)	0 (0 to 0)	0 (0 to 0)	0 (0 to 0)	297 (209 to 409)	2,130 (1,600 to 2,760)	3,360 (2,520 to 4,400)	4,070 (3,180 to 5,150)	4,810 (3,820 to 6,040)	4,230 (3,260 to 5,350)	4,780 (3,610 to 6,350)	6,600 (4,900 to 8,760)	6,950 (5,090 to 9,130)	6,070 (4,510 to 7,940)	4,110 (3,130 to 5,360)	3,280 (2,530 to 4,190)	2,870 (2,230 to 3,670)	2,160 (1,660 to 2,770)	1,360 (1,040 to 1,720)	699 (552 to 883)	204 (159 to 249)	59·7 (46·7 to 72·7)	58,000
Self-harm by firearm	0 (0 to 0)	0 (0 to 0)	0 (0 to 0)	0 (0 to 0)	0 (0 to 0)	4·7 (3·1 to 7)	151 (69·5 to 243)	133 (62·2 to 219)	123 (58·5 to 197)	113 (65·7 to 169)	80·5 (47·4 to 123)	83·5 (49·9 to 126)	85·6 (54·3 to 127)	105 (66·6 to 164)	84·9 (55·4 to 126)	57·5 (38·5 to 89)	43·3 (30·2 to 63·6)	46·7 (33·5 to 70·6)	33·5 (25 to 46·6)	25·5 (19 to 36·5)	15·2 (10·9 to 20·9)	1·9 (1·4 to 2·5)	0·7 (0·6 to 1)	1,190
Self-harm by other specified means	0 (0 to 0)	0 (0 to 0)	0 (0 to 0)	0 (0 to 0)	0 (0 to 0)	292 (206 to 404)	1,980 (1,490 to 2,560)	3,230 (2,420 to 4,230)	3,940 (3,080 to 5,010)	4,700 (3,710 to 5,910)	4,140 (3,190 to 5,250)	4,700 (3,550 to 6,240)	6,520 (4,850 to 8,650)	6,850 (5,020 to 9,020)	5,990 (4,450 to 7,840)	4,050 (3,080 to 5,270)	3,240 (2,490 to 4,140)	2,830 (2,190 to 3,630)	2,120 (1,630 to 2,730)	1,330 (1,020 to 1,690)	684 (540 to 867)	202 (157 to 247)	59 (46 to 71·9)	56,900
Interpersonal violence	110 (59·3 to 178)	19 (11·7 to 29·6)	108 (65·5 to 164)	203 (138 to 318)	227 (178 to 291)	432 (329 to 553)	2,560 (1,850 to 3,390)	4,390 (3,390 to 5,640)	5,050 (3,920 to 6,520)	4,920 (3,770 to 6,310)	3,610 (2,760 to 4,630)	3,180 (2,370 to 4,180)	3,490 (2,640 to 4,650)	2,570 (1,990 to 3,340)	1,880 (1,410 to 2,460)	1,010 (766 to 1,290)	746 (578 to 951)	555 (438 to 691)	379 (298 to 487)	168 (132 to 207)	83·4 (66·3 to 104)	34·8 (26·7 to 44·7)	17·1 (13·1 to 22)	35,700
Physical violence by firearm	0·3 (0·2 to 0·5)	0·1 (0·1 to 0·2)	3 (1·8 to 4·7)	10·5 (7·4 to 14·8)	22·1 (16·6 to 28·8)	42·9 (31·5 to 56·9)	246 (160 to 364)	343 (229 to 488)	286 (194 to 411)	267 (182 to 368)	160 (111 to 225)	129 (89·6 to 181)	125 (88·3 to 176)	98·2 (72·4 to 135)	90·6 (65·9 to 126)	50·2 (36·4 to 65·8)	34·4 (26·2 to 44·6)	24·4 (18·6 to 30·6)	16·1 (12 to 21·1)	7·8 (5·8 to 10)	4·3 (3·2 to 5·5)	2 (1·5 to 2·6)	0·9 (0·6 to 1·2)	1,960
Physical violence by sharp object	5·6 (2·8 to 10)	2·2 (1·1 to 4)	7·3 (4·8 to 10·5)	47·5 (32·6 to 73)	59·3 (44·8 to 78·2)	149 (108 to 199)	1,820 (1,260 to 2,480)	3,270 (2,480 to 4,250)	3,850 (2,890 to 5,080)	3,670 (2,730 to 4,770)	2,670 (1,980 to 3,490)	2,240 (1,620 to 3,010)	2,300 (1,670 to 3,140)	1,470 (1,090 to 1,960)	860 (632 to 1,150)	413 (310 to 539)	257 (194 to 334)	182 (139 to 233)	102 (78·2 to 133)	50·1 (38 to 64·8)	25 (18·6 to 32·5)	13·3 (10·1 to 17·5)	6·3 (4·6 to 8·5)	23,500
Sexual violence	0 (0 to 0)	0 (0 to 0)	0 (0 to 0)	3·6 (2·1 to 5·8)	32·1 (19·5 to 50·3)	65·6 (38·3 to 103)	172 (95·5 to 273)	241 (139 to 368)	241 (136 to 387)	236 (131 to 388)	180 (101 to 287)	163 (93·6 to 264)	184 (108 to 310)	149 (84·2 to 242)	100 (58·7 to 160)	62·6 (38·7 to 94·2)	53·1 (33 to 78·3)	43·6 (27·1 to 64·9)	32·2 (20·7 to 47)	21 (13·6 to 30·1)	10·1 (6 to 15·8)	2 (1·2 to 3·1)	0·2 (0·1 to 0·3)	1,990
Physical violence by other means	104 (56·5 to 168)	16·8 (10·3 to 26·4)	97·3 (58·7 to 147)	141 (94·3 to 225)	114 (86·4 to 151)	175 (128 to 231)	319 (233 to 429)	535 (382 to 737)	665 (479 to 913)	745 (525 to 1,010)	598 (425 to 812)	651 (486 to 862)	884 (655 to 1,170)	854 (653 to 1,120)	831 (618 to 1,100)	479 (357 to 629)	402 (304 to 527)	305 (235 to 388)	229 (172 to 304)	88·6 (67·3 to 113)	44 (33·7 to 55·1)	17·5 (13·1 to 23)	9·8 (7·3 to 12·5)	8,300
Conflict and terrorism	0 (0 to 0)	0 (0 to 0)	0 (0 to 0)	0 (0 to 0)	0 (0 to 0)	0 (0 to 0)	0 (0 to 0·1)	0·1 (0 to 0·1)	0·3 (0·2 to 0·6)	0·8 (0·5 to 1·5)	5·6 (3·3 to 10·3)	16·4 (10·2 to 26·9)	40·1 (25·3 to 65·4)	57·8 (36·7 to 93·3)	45 (29·6 to 67·7)	22·4 (15 to 33·8)	13·7 (9 to 20)	7·2 (4·7 to 10·8)	3 (2 to 4·5)	1·3 (0·8 to 1·9)	0·6 (0·4 to 0·8)	0·2 (0·1 to 0·3)	0·1 (0 to 0·1)	214

SR Table 2c: Dominica DALYS by cause and age group for both sexes with 95% uncertainty intervals, 2019

Cause	Early Neonatal	Late Neonatal	Post Neonatal	1 to 4	5 to 9	10 to 14	15 to 19	20 to 24	25 to 29	30 to 34	35 to 39	40 to 44	45 to 49	50 to 54	55 to 59	60 to 64	65 to 69	70 to 74	75 to 79	80 to 84	85 to 89	90 to 94	95 plus	Total
All causes	502 (440 to 1,206)	502 (165 to 367)	1,060 (940 to 1,206)	1,562 (1,304 to 1,987)	1,562 (1,304 to 1,987)	1,562 (1,304 to 1,987)	1,562 (1,304 to 1,987)	1,562 (1,304 to 1,987)	1,562 (1,304 to 1,987)	1,562 (1,304 to 1,987)	1,562 (1,304 to 1,987)	1,562 (1,304 to 1,987)	1,562 (1,304 to 1,987)	1,562 (1,304 to 1,987)	1,562 (1,304 to 1,987)	1,562 (1,304 to 1,987)	1,562 (1,304 to 1,987)	1,562 (1,304 to 1,987)	1,562 (1,304 to 1,987)	1,562 (1,304 to 1,987)	1,562 (1,304 to 1,987)	1,562 (1,304 to 1,987)	35,000
Communicable, maternal, neonatal, and nutritional diseases	502 (440 to 1,206)	502 (165 to 367)	1,060 (940 to 1,206)	1,562 (1,304 to 1,987)	1,562 (1,304 to 1,987)	1,562 (1,304 to 1,987)	1,562 (1,304 to 1,987)	1,562 (1,304 to 1,987)	1,562 (1,304 to 1,987)	1,562 (1,304 to 1,987)	1,562 (1,304 to 1,987)	1,562 (1,304 to 1,987)	1,562 (1,304 to 1,987)	1,562 (1,304 to 1,987)	1,562 (1,304 to 1,987)	1,562 (1,304 to 1,987)	1,562 (1,304 to 1,987)	1,562 (1,304 to 1,987)	1,562 (1,304 to 1,987)	1,562 (1,304 to 1,987)	1,562 (1,304 to 1,987)	1,562 (1,304 to 1,987)	3,330
HIV/AIDS and sexually transmitted infections	20.4 (8.4 to 69)	9.7 (2.7 to 32)	22 (10.2 to 43.9)	4.7 (4.2 to 5.2)	2.1 (1.9 to 2.4)	2.3 (2.2 to 2.6)	4.6 (4.1 to 5.2)	19.4 (16.8 to 22.5)	29.5 (26.4 to 32.4)	41.9 (41.9 to 49)	47.2 (34.4 to 49.5)	39 (36.1 to 42.1)	32.1 (27.5 to 32.4)	21.7 (20 to 23.4)	14.1 (12.8 to 15.4)	9.6 (8.6 to 10.7)	5.7 (4.9 to 6.5)	3.1 (1.8 to 3.5)	0.6 (0.6 to 0.6)	0.4 (0.3 to 0.5)	0.1 (0.1 to 0.2)	0.1 (0.0 to 0.2)	335
HIV/AIDS	0 (0 to 0)	0 (0 to 0)	5.9 (5.6 to 6.2)	4.1 (3.8 to 4.4)	1.7 (1.6 to 2)	2.1 (1.9 to 2.5)	3.7 (3.5 to 4)	17.1 (15.7 to 18.8)	26.7 (26.1 to 28)	39.2 (39.2 to 46.7)	42.8 (39.7 to 47.9)	37.4 (34.7 to 40.1)	30.4 (26.4 to 30.6)	20.3 (19.3 to 21.7)	13.1 (12.3 to 14)	8.9 (8.2 to 9.6)	5.3 (4.6 to 5.9)	2.9 (1.7 to 3.3)	0.5 (0.5 to 0.6)	0.3 (0.3 to 0.4)	0.2 (0.2 to 0.3)	0.1 (0.0 to 0.1)	291
HIV/AIDS - Drug-susceptible Tuberculosis	0 (0 to 0)	0 (0 to 0)	0.8 (0.5 to 1.2)	0.5 (0.3 to 0.8)	0.2 (0.2 to 0.4)	0.4 (0.2 to 0.6)	0.5 (0.3 to 0.7)	2.1 (1.4 to 3)	3.7 (2.4 to 5.4)	5.2 (3.4 to 7.8)	5.9 (3.7 to 8.9)	4.7 (2.9 to 6.9)	4.4 (2.6 to 6.4)	2.5 (1.5 to 3.6)	2.6 (1.6 to 3.7)	1.6 (1 to 2.4)	1.1 (0.6 to 1.7)	0.7 (0.3 to 1)	0.2 (0.1 to 0.3)	0.1 (0.1 to 0.2)	0.1 (0.0 to 0.1)	0.0 (0.0 to 0.1)	32.6
HIV/AIDS - Multidrug-resistant Tuberculosis without extensive dr...	0 (0 to 0)	0 (0 to 0)	0 (0 to 0)	0 (0 to 0)	0 (0 to 0)	0 (0 to 0)	0 (0 to 0)	0 (0 to 0)	0 (0 to 0)	0 (0 to 0)	0 (0 to 0)	0 (0 to 0)	0 (0 to 0)	0 (0 to 0)	0 (0 to 0)	0 (0 to 0)	0 (0 to 0)	0 (0 to 0)	0 (0 to 0)	0 (0 to 0)	0 (0 to 0)	0 (0 to 0)	0 (0 to 0)	0.5
HIV/AIDS - Extensively drug-resistant Tuberculosis	0 (0 to 0)	0 (0 to 0)	0 (0 to 0)	0 (0 to 0)	0 (0 to 0)	0 (0 to 0)	0 (0 to 0)	0 (0 to 0)	0 (0 to 0)	0 (0 to 0)	0 (0 to 0)	0 (0 to 0)	0 (0 to 0)	0 (0 to 0)	0 (0 to 0)	0 (0 to 0)	0 (0 to 0)	0 (0 to 0)	0 (0 to 0)	0 (0 to 0)	0 (0 to 0)	0 (0 to 0)	0 (0 to 0)	0.1
HIV/AIDS resulting in other diseases	20.4 (8.4 to 69)	9.7 (2.7 to 32)	15.1 (4.6 to 34.6)	0.1 (0 to 0.2)	0.2 (0 to 0.3)	0.2 (0 to 0.3)	0.5 (0.2 to 0.8)	2.1 (1 to 3.5)	2.9 (1.3 to 5.1)	3.7 (1.5 to 7.1)	4.3 (1.7 to 8.4)	2.6 (1 to 5.1)	1.7 (0.7 to 3.4)	1.1 (0.4 to 2.2)	0.6 (0.2 to 1.2)	0.4 (0.1 to 0.8)	0.3 (0.1 to 0.6)	0.2 (0.1 to 0.4)	0.1 (0 to 0.2)	0.1 (0 to 0.1)	0.1 (0 to 0.1)	0.0 (0 to 0.1)	227
Sexually transmitted infections excluding HIV	20.4 (8.4 to 69)	9.7 (4.3 to 37.9)	16.1 (6.2 to 41.4)	0.6 (0.2 to 1.4)	0.3 (0.1 to 0.4)	0.2 (0.1 to 0.4)	0.2 (0.1 to 0.5)	0.2 (0.1 to 0.5)	0.2 (0.1 to 0.5)	0.2 (0.1 to 0.5)	0.2 (0.1 to 0.5)	0.2 (0.1 to 0.5)	0.2 (0.1 to 0.5)	0.2 (0.1 to 0.5)	0.2 (0.1 to 0.5)	0.2 (0.1 to 0.5)	0.2 (0.1 to 0.5)	0.2 (0.1 to 0.5)	0.2 (0.1 to 0.5)	0.2 (0.1 to 0.5)	0.2 (0.1 to 0.5)	0.1 (0.0 to 0.2)	74
Syphilis	0 (0 to 0)	0 (0 to 0)	0.6 (0.2 to 1.4)	0.3 (0.1 to 0.8)	0.2 (0 to 0.2)	0.2 (0 to 0.2)	0.2 (0 to 0.2)	0.2 (0 to 0.2)	0.2 (0 to 0.2)	0.2 (0 to 0.2)	0.2 (0 to 0.2)	0.2 (0 to 0.2)	0.2 (0 to 0.2)	0.2 (0 to 0.2)	0.2 (0 to 0.2)	0.2 (0 to 0.2)	0.2 (0 to 0.2)	0.2 (0 to 0.2)	0.2 (0 to 0.2)	0.2 (0 to 0.2)	0.2 (0 to 0.2)	0.1 (0 to 0.2)	60.4
Chlamydial infection	0 (0 to 0)	0 (0 to 0)	0 (0 to 0)	0 (0 to 0)	0 (0 to 0)	0 (0 to 0)	0 (0 to 0)	0 (0 to 0)	0 (0 to 0)	0 (0 to 0)	0 (0 to 0)	0 (0 to 0)	0 (0 to 0)	0 (0 to 0)	0 (0 to 0)	0 (0 to 0)	0 (0 to 0)	0 (0 to 0)	0 (0 to 0)	0 (0 to 0)	0 (0 to 0)	0 (0 to 0)	0 (0 to 0)	1.4
Gonococcal infection	0 (0 to 0)	0 (0 to 0)	0 (0 to 0)	0 (0 to 0)	0 (0 to 0)	0 (0 to 0)	0 (0 to 0)	0 (0 to 0)	0 (0 to 0)	0 (0 to 0)	0 (0 to 0)	0 (0 to 0)	0 (0 to 0)	0 (0 to 0)	0 (0 to 0)	0 (0 to 0)	0 (0 to 0)	0 (0 to 0)	0 (0 to 0)	0 (0 to 0)	0 (0 to 0)	0 (0 to 0)	0 (0 to 0)	1.3
Trichomoniasis	0 (0 to 0)	0 (0 to 0)	0 (0 to 0)	0 (0 to 0)	0 (0 to 0)	0 (0 to 0)	0 (0 to 0)	0 (0 to 0)	0 (0 to 0)	0 (0 to 0)	0 (0 to 0)	0 (0 to 0)	0 (0 to 0)	0 (0 to 0)	0 (0 to 0)	0 (0 to 0)	0 (0 to 0)	0 (0 to 0)	0 (0 to 0)	0 (0 to 0)	0 (0 to 0)	0 (0 to 0)	0 (0 to 0)	3.4
Genital herpes	0 (0 to 0)	0 (0 to 0)	0 (0 to 0)	0 (0 to 0)	0 (0 to 0)	0 (0 to 0)	0 (0 to 0)	0 (0 to 0)	0 (0 to 0)	0 (0 to 0)	0 (0 to 0)	0 (0 to 0)	0 (0 to 0)	0 (0 to 0)	0 (0 to 0)	0 (0 to 0)	0 (0 to 0)	0 (0 to 0)	0 (0 to 0)	0 (0 to 0)	0 (0 to 0)	0 (0 to 0)	0 (0 to 0)	4.1
Other sexually transmitted infections	0 (0 to 0)	0 (0 to 0)	0 (0 to 0)	0 (0 to 0)	0 (0 to 0)	0 (0 to 0)	0 (0 to 0)	0 (0 to 0)	0 (0 to 0)	0 (0 to 0)	0 (0 to 0)	0 (0 to 0)	0 (0 to 0)	0 (0 to 0)	0 (0 to 0)	0 (0 to 0)	0 (0 to 0)	0 (0 to 0)	0 (0 to 0)	0 (0 to 0)	0 (0 to 0)	0 (0 to 0)	0 (0 to 0)	3.4
Respiratory infections and tuberculosis	21.4 (12.3 to 84.9)	19.1 (9.5 to 39.7)	29.5 (20.4 to 53.4)	25.6 (19.5 to 34.1)	17.7 (10.5 to 19.4)	13.7 (11.8 to 21.7)	21.4 (13.1 to 22.5)	13.7 (7.2 to 23.6)	21.4 (13.1 to 22.5)	13.7 (7.2 to 23.6)	21.4 (13.1 to 22.5)	13.7 (7.2 to 23.6)	21.4 (13.1 to 22.5)	13.7 (7.2 to 23.6)	21.4 (13.1 to 22.5)	13.7 (7.2 to 23.6)	21.4 (13.1 to 22.5)	13.7 (7.2 to 23.6)	21.4 (13.1 to 22.5)	13.7 (7.2 to 23.6)	21.4 (13.1 to 22.5)	13.7 (7.2 to 23.6)	778
Tuberculosis	1.5 (0.8 to 2.4)	1.5 (0.8 to 2.4)	1.7 (1.1 to 2.5)	1.1 (0.7 to 1.7)	1.4 (1 to 2.2)	1.4 (1 to 2.2)	3.8 (2.1 to 5.2)	7.2 (4.7 to 10.3)	8.5 (6.1 to 12.1)	7.2 (5.1 to 10.3)	7.3 (4.9 to 10.4)	6.9 (5.4 to 11.8)	8.1 (5.7 to 11.6)	7.4 (5.1 to 10.7)	5.2 (3.5 to 10.5)	5.2 (3.5 to 9.6)	4.6 (2.9 to 8.3)	3.8 (2.5 to 7.3)	2.1 (1.3 to 3.3)	0.6 (0.4 to 0.9)	0.4 (0.3 to 0.6)	0.1 (0.1 to 0.2)	101
Latent tuberculosis infection	0 (0 to 0)	0 (0 to 0)	0 (0 to 0)	0 (0 to 0)	0 (0 to 0)	0 (0 to 0)	0 (0 to 0)	0 (0 to 0)	0 (0 to 0)	0 (0 to 0)	0 (0 to 0)	0 (0 to 0)	0 (0 to 0)	0 (0 to 0)	0 (0 to 0)	0 (0 to 0)	0 (0 to 0)	0 (0 to 0)	0 (0 to 0)	0 (0 to 0)	0 (0 to 0)	0 (0 to 0)	0 (0 to 0)	0
Active tuberculosis	1.5 (0.8 to 2.4)	1.5 (0.8 to 2.4)	1.7 (1.1 to 2.5)	1.1 (0.7 to 1.7)	1.4 (1 to 2.2)	1.4 (1 to 2.2)	3.8 (2.1 to 5.2)	7.2 (4.7 to 10.3)	8.5 (6.1 to 12.1)	7.2 (5.1 to 10.3)	7.3 (4.9 to 10.4)	6.9 (5.4 to 11.8)	8.1 (5.7 to 11.6)	7.4 (5.1 to 10.7)	5.2 (3.5 to 10.5)	5.2 (3.5 to 9.6)	4.6 (2.9 to 8.3)	3.8 (2.5 to 7.3)	2.1 (1.3 to 3.3)	0.6 (0.4 to 0.9)	0.4 (0.3 to 0.6)	0.1 (0.1 to 0.2)	101
Drug-susceptible tuberculosis	1.5 (0.8 to 2.4)	1.5 (0.8 to 2.4)	1.7 (1.1 to 2.5)	1.1 (0.7 to 1.7)	1.4 (1 to 2.2)	1.4 (1 to 2.2)	3.8 (2.1 to 5.1)	7.2 (4.7 to 10.2)	8.5 (6.1 to 12.1)	7.2 (5.1 to 10.3)	7.3 (4.9 to 10.4)	6.9 (5.4 to 11.8)	8.1 (5.7 to 11.6)	7.4 (5.1 to 10.7)	5.2 (3.5 to 10.5)	5.2 (3.5 to 9.6)	4.6 (2.9 to 8.3)	3.8 (2.5 to 7.3)	2.1 (1.3 to 3.3)	0.6 (0.4 to 0.9)	0.4 (0.3 to 0.6)	0.1 (0.1 to 0.2)	99.2
Multidrug-resistant tuberculosis without extensive drug-resistance	0 (0 to 0)	0 (0 to 0)	0 (0 to 0)	0 (0 to 0)	0 (0 to 0)	0 (0 to 0)	0 (0 to 0)	0 (0 to 0)	0 (0 to 0)	0 (0 to 0)	0 (0 to 0)	0 (0 to 0)	0 (0 to 0)	0 (0 to 0)	0 (0 to 0)	0 (0 to 0)	0 (0 to 0)	0 (0 to 0)	0 (0 to 0)	0 (0 to 0)	0 (0 to 0)	0 (0 to 0)	0 (0 to 0)	1.2
Extensively drug-resistant tuberculosis	0 (0 to 0)	0 (0 to 0)	0 (0 to 0)	0 (0 to 0)	0 (0 to 0)	0 (0 to 0)	0 (0 to 0)	0 (0 to 0)	0 (0 to 0)	0 (0 to 0)	0 (0 to 0)	0 (0 to 0)	0 (0 to 0)	0 (0 to 0)	0 (0 to 0)	0 (0 to 0)	0 (0 to 0)	0 (0 to 0)	0 (0 to 0)	0 (0 to 0)	0 (0 to 0)	0 (0 to 0)	0 (0 to 0)	0.2
Lower respiratory infections	21.4 (12.3 to 84.9)	18 (9.4 to 39.6)	28.2 (20.1 to 52.7)	24.5 (19.2 to 33.7)	16.3 (10.1 to 18.1)	12.3 (11.5 to 19.2)	17.6 (12.1 to 20.1)	6.5 (4.2 to 12.1)	12.9 (8.6 to 17.9)	6.5 (4.2 to 12.1)	14 (7.9 to 16.9)	6.5 (4.2 to 12.1)	13.3 (8.5 to 17.8)	6.5 (4.2 to 12.1)	16.3 (10.1 to 18.1)	7.6 (5.1 to 11.5)	16.3 (10.1 to 18.1)	9.8 (6.7 to 15.1)	19.7 (12.9 to 27.9)	12.9 (8.6 to 17.9)	21.4 (13.1 to 22.5)	13.7 (7.2 to 23.6)	760
Upper respiratory infections	0 (0 to 0)	0.1 (0 to 0.1)	1.7 (1 to 2.6)	4.9 (2.6 to 9.7)	0.2 (0.1 to 0.3)	0.2 (0.1 to 0.3)	4.2 (2.4 to 7.4)	4.2 (2.3 to 6.9)	4.2 (2.3 to 6.9)	4.2 (2.3 to 6.9)	4.2 (2.3 to 6.9)	4.2 (2.3 to 6.9)	4.2 (2.3 to 6.9)	4.2 (2.3 to 6.9)	4.2 (2.3 to 6.9)	4.2 (2.3 to 6.9)	4.2 (2.3 to 6.9)	4.2 (2.3 to 6.9)	4.2 (2.3 to 6.9)	4.2 (2.3 to 6.9)	4.2 (2.3 to 6.9)	4.2 (2.3 to 6.9)	59.4
Otitis media	0 (0 to 0)	0 (0 to 0)	0.2 (0.1 to 0.3)	1.7 (0.9 to 3)	2.0 (1.4 to 2.4)	1.9 (1 to 2.3)	1.9 (1 to 2.3)	1.9 (1 to 2.3)	1.9 (1 to 2.3)	1.9 (1 to 2.3)	1.9 (1 to 2.3)	1.9 (1 to 2.3)	1.9 (1 to 2.3)	1.9 (1 to 2.3)	1.9 (1 to 2.3)	1.9 (1 to 2.3)	1.9 (1 to 2.3)	1.9 (1 to 2.3)	1.9 (1 to 2.3)	1.9 (1 to 2.3)	1.9 (1 to 2.3)	1.9 (1 to 2.3)	19.4
Enteric infections	1 (0.5 to 1.7)	2.5 (1.3 to 4.5)	22.4 (12 to 37.4)	8.7 (4.9 to 20)	9 (5.5 to 13.4)	6.6 (4.3 to 9.7)	5.5 (3.5 to 7.5)	3.6 (2.1 to 5.1)	3.6 (2.1 to 5.1)	3.6 (2.1 to 5.1)	3.6 (2.1 to 5.1)	3.6 (2.1 to 5.1)	3.6 (2.1 to 5.1)	3.6 (2.1 to 5.1)	3.6 (2.1 to 5.1)	3.6 (2.1 to 5.1)	3.6 (2.1 to 5.1)	3.6 (2.1 to 5.1)	3.6 (2.1 to 5.1)	3.6 (2.1 to 5.1)	3.6 (2.1 to 5.1)	3.6 (2.1 to 5.1)	170
Diarrheal diseases	1 (0.5 to 1.7)	2.5 (1.3 to 4.5)	22.4 (12 to 37.4)	8.7 (4.9 to 20)	9 (5.5 to 13.4)	6.6 (4.3 to 9.7)	5.5 (3.5 to 7.5)	3.6 (2.1 to 5.1)	3.6 (2.1 to 5.1)	3.6 (2.1 to 5.1)	3.6 (2.1 to 5.1)	3.6 (2.1 to 5.1)	3.6 (2.1 to 5.1)	3.6 (2.1 to 5.1)	3.6 (2.1 to 5.1)	3.6 (2.1 to 5.1)	3.6 (2.1 to 5.1)	3.6 (2.1 to 5.1)	3.6 (2.1 to 5.1)	3.6 (2.1 to 5.1)	3.6 (2.1 to 5.1)	3.6 (2.1 to 5.1)	166
Typhoid and paratyphoid	0 (0 to 0)	0 (0 to 0)	0 (0 to 0)	0 (0 to 0)	0 (0 to 0)	0 (0 to 0)	0 (0 to 0)	0 (0 to 0)	0 (0 to 0)	0 (0 to 0)	0 (0 to 0)	0 (0 to 0)	0 (0 to 0)	0 (0 to 0)	0 (0 to 0)	0 (0 to 0)	0 (0 to 0)	0 (0 to 0)	0 (0 to 0)	0 (0 to 0)	0 (0 to 0)	0 (0 to 0)	0 (0 to 0)	0.5
Typhoid fever	0 (0 to 0)	0 (0 to 0)	0 (0 to 0)	0 (0 to 0)	0 (0 to 0)	0 (0 to 0)	0 (0 to 0)	0 (0 to 0)	0 (0 to 0)	0 (0 to 0)	0 (0 to 0)	0 (0 to 0)	0 (0 to 0)	0 (0 to 0)	0 (0 to 0)	0 (0 to 0)	0 (0 to 0)	0 (0 to 0)	0 (0 to 0)	0 (0 to 0)	0 (0 to 0)	0 (0 to 0)	0 (0 to 0)	0.4
Paratyphoid fever	0 (0 to 0)	0 (0 to 0)	0 (0 to 0)	0 (0 to 0)	0 (0 to 0)	0 (0 to 0)	0 (0 to 0)	0 (0 to 0)	0 (0 to 0)	0 (0 to 0)	0 (0 to 0)	0 (0 to 0)	0 (0 to 0)	0 (0 to 0)	0 (0 to 0)	0 (0 to 0)	0 (0 to 0)	0 (0 to 0)	0 (0 to 0)	0 (0 to 0)	0 (0 to 0)	0 (0 to 0)	0 (0 to 0)	0.1
Invasive Non-typhoidal Salmonella (iNTS)	0 (0 to 0)	0 (0 to 0)	0 (0 to 0)	0 (0 to 0)	0 (0 to 0)	0 (0 to 0)	0 (0 to 0)	0 (0 to 0)	0 (0 to 0)	0 (0 to 0)	0 (0 to 0)	0 (0 to 0)	0 (0 to 0)	0 (0 to 0)	0 (0 to 0)	0 (0 to 0)	0 (0 to 0)	0 (0 to 0)	0 (0 to 0)	0 (0 to 0)	0 (0 to 0)	0 (0 to 0)	0 (0 to 0)	0.8
Other intestinal infectious diseases	0 (0 to 0)	0.1 (0 to 0.2)	0.1 (0 to 0.2)	0.1 (0 to 0.1)	0 (0 to 0.1)	0 (0 to 0.1)	0 (0 to 0.1)	0 (0 to 0.1)	0 (0 to 0.1)	0 (0 to 0.1)	0 (0 to 0.1)	0 (0 to 0.1)	0 (0 to 0.1)	0 (0 to 0.1)	0 (0 to 0.1)	0 (0 to 0.1)	0 (0 to 0.1)	0 (0 to 0.1)	0 (0 to 0.1)	0 (0 to 0.1)	0 (0 to 0.1)	0 (0 to 0.1)	0 (0 to 0.1)	0.4
Neglected tropical diseases and malaria	2.9 (0 to 1)	0.2 (0 to 0.2)	1.6 (1.3 to 2.8)	2.4 (1.8 to 3.2)	2.2 (1.6 to 2.8)	2.9 (1.7 to 4.5)	2.9 (1.7 to 4.5)	3.6 (2 to 5.7)	4.1 (2.2 to 6.5)	4.3 (2.3 to 6.9)	4.3 (2.3 to 6.9)	4.1 (2.2 to 6.5)	4.7 (2.5 to 6.1)	5.6 (3 to 7.2)	6 (3.1 to 10.2)	6.1 (3.3 to 10.7)	5.5 (2.9 to 9.8)	4.8 (2.5 to 8.1)	4.5 (2.3 to 7.5)	3.6 (1.9 to 6.1)	1.9 (0.9 to 3.2)	0.7 (0.3 to 1.2)	78.6
Malaria	0 (0 to 0)	0 (0 to 0)	0 (0 to 0)	0 (0 to 0)	0 (0 to 0)	0 (0 to 0)	0 (0 to 0)	0 (0 to 0)	0 (0 to 0)	0 (0 to 0)	0 (0 to 0)	0 (0 to 0)	0 (0 to 0)	0 (0 to 0)	0 (0 to 0)	0 (0 to 0)	0 (0 to 0)	0 (0 to 0)	0 (0 to 0)	0 (0 to 0)	0 (0 to 0)	0 (0 to 0)	0 (0 to 0)	0
Chagas disease	0 (0 to 0)	0 (0 to 0)	0 (0 to 0)	0 (0 to 0)	0 (0 to 0)	0 (0 to 0)	0 (0 to 0)	0 (0 to 0)	0 (0 to 0)	0 (0 to 0)	0 (0 to 0)	0 (0 to 0)	0 (0 to 0)	0 (0 to 0)	0 (0 to 0)	0 (0 to 0)	0 (0 to 0)	0 (0 to 0)	0 (0 to 0)	0 (0 to 0)	0 (0 to 0)	0 (0 to 0)	0 (0 to 0)	0
Leishmaniasis	0 (0 to 0)	0 (0 to 0)	0 (0 to 0)	0 (0 to 0)	0 (0 to 0)	0 (0 to 0)	0 (0 to 0)	0 (0 to 0)	0 (0 to 0)	0 (0 to 0)	0 (0 to 0)	0 (0 to 0)	0 (0 to 0)	0 (0 to 0)	0 (0 to 0)	0 (0 to 0)	0 (0 to 0)	0 (0 to 0)	0 (0 to 0)	0 (0 to 0)	0 (0 to 0)	0 (0 to 0)	0 (0 to 0)	0
Visceral leishmaniasis	0 (0 to 0)	0 (0 to 0)	0 (0 to 0)	0 (0 to 0)	0 (0 to 0)	0 (0 to 0)	0 (0 to 0)	0 (0 to 0)	0 (0 to 0)	0 (0 to 0)	0 (0 to 0)	0 (0 to 0)	0 (0 to 0)	0 (0 to 0)	0 (0 to 0)	0 (0 to 0)	0 (0 to 0)	0 (0 to 0)	0 (0 to 0)	0 (0 to 0)	0 (0 to 0)	0 (0 to 0)	0 (0 to 0)	0
Cutaneous and mucocutaneous leishmaniasis	0 (0 to 0)	0 (0 to 0)	0 (0 to 0)	0 (0 to 0)	0 (0 to 0)	0 (0 to 0)	0 (0 to 0)	0 (0 to 0)	0 (0 to 0)	0 (0 to 0)	0 (0 to 0)	0 (0 to 0)	0 (0 to 0)	0 (0 to 0)	0 (0 to 0)	0 (0 to 0)	0 (0 to 0)	0 (0 to 0)	0 (0 to 0)	0 (0 to 0)	0 (0 to 0)	0 (0 to 0)	0 (0 to 0)	0
African trypanosomiasis	0 (0 to 0)	0 (0 to 0)	0 (0 to 0)	0 (0 to 0)	0 (0 to 0)	0 (0 to 0)	0 (0 to 0)	0 (0 to 0)	0 (0 to 0)	0 (0 to 0)	0 (0 to 0)	0 (0 to 0)	0 (0 to 0)	0 (0 to 0)	0 (0 to 0)	0 (0 to 0)	0 (0 to 0)	0 (0 to 0)	0 (0 to 0)	0 (0 to 0)	0 (0 to 0)	0 (0 to 0)	0 (0 to 0)	0
Schistosomiasis	0 (0 to 0)	0 (0 to 0)	0 (0 to 0)	0 (0 to 0)	0 (0 to 0)	0 (0 to 0)	0 (0 to 0)	0 (0 to 0)	0 (0 to 0)	0 (0 to 0)	0 (0 to 0)	0 (0 to 0)	0 (0 to 0)	0 (0 to 0)	0 (0 to 0)	0 (0 to 0)	0 (0 to 0)	0 (0 to 0)	0 (0 to 0)	0 (0 to 0)	0 (0 to 0)	0 (0 to 0)	0 (0 to 0)	0
Cysticercosis	0 (0 to 0)	0 (0 to 0)	0 (0 to 0)	0 (0 to 0)	0 (0 to 0)	0 (0 to 0)	0.3 (0 to 1.1)	1.1 (0.3 to 2.4)	1.9 (0.7 to 3.9)	2.3 (0.8 to 4.8)	2.3 (0.8 to 4.8)	2.3 (0.8 to 4.8)	2.3 (0.8 to 4.8)	2.3 (0.8 to 4.8)	2.3 (0.8 to 4.8)	2.3 (0.8 to 4.8)	2.3 (0.8 to 4.8)	2.3 (0.8 to 4.8)	2.3 (0.8 to 4.8)	2.3 (0.8 to 4.8)	2.3 (0.8 to 4.8)	2.3 (0.8 to 4.8)	44.8
Cystic echinococcosis	0 (0 to 0)	0 (0 to 0)	0 (0 to 0)	0 (0 to 0)	0 (0 to 0)	0 (0 to 0)	0 (0 to 0)	0 (0 to 0)	0 (0 to 0)	0 (0 to 0)	0 (0 to 0)	0 (0 to 0)	0 (0 to 0)	0 (0 to 0)	0 (0 to 0)	0 (0 to 0)	0 (0 to 0)	0 (0 to 0)	0 (0 to 0)	0 (0 to 0)	0 (0 to 0)	0 (0 to 0)	0 (0 to 0)	0
Lymphatic filariasis	0 (0 to 0)	0 (0 to 0)	0 (0 to 0)	0 (0 to 0)	0 (0 to 0)	0 (0 to 0)	0 (0 to 0)	0 (0 to 0)	0 (0 to 0)	0 (0 to 0)	0 (0 to 0)	0 (0 to 0)	0 (0 to 0)	0 (0 to 0)	0 (0 to 0)	0 (0 to 0)	0 (0 to 0)	0 (0 to 0)	0 (0 to 0)	0 (0 to 0)	0 (0 to 0)	0 (0 to 0)	0 (0 to 0)	0
Onchocerciasis	0 (0 to 0)	0 (0 to 0)	0 (0 to 0)	0 (0 to 0)	0 (0 to 0)	0 (0 to 0)	0 (0 to 0)	0 (0 to 0)	0 (0 to 0)	0 (0 to 0)	0 (0 to 0)	0 (0 to 0)	0 (0 to 0)	0 (0 to 0)	0 (0 to 0)	0 (0 to 0)	0 (0 to 0)	0 (0 to 0)	0 (0 to 0)	0 (0 to 0)	0 (0 to 0)	0 (0 to 0)	0 (0 to 0)	0
Trachoma	0 (0 to 0)	0 (0 to 0)	0 (0 to 0)	0 (0 to 0)	0 (0 to 0)	0 (0 to 0)	0 (0 to 0)	0 (0 to 0)	0 (0 to 0)	0 (0 to 0)	0 (0 to 0)	0 (0 to 0)	0 (0 to 0)	0 (0 to 0)	0 (0 to 0)	0 (0 to 0)	0 (0 to 0)	0 (0 to 0)	0 (0 to 0)	0 (0 to 0)	0 (0 to 0)	0 (0 to 0)	0 (0 to 0)	0
Dengue	0 (0 to 0)	0 (0 to 0.1)	0.8 (0.2 to 1.9)	0.8 (0.2 to 1.9)	0.8 (0.3 to 2)	0.8 (0.4 to 1.8)	0.8 (0.3 to 1.4)	0.7 (0.3 to 1.2)	0.7 (0.3 to 1.4)	0.5 (0.2 to 1.1)	0.5 (0.2 to 1)	0.4 (0.2 to 0.8)	0.4 (0.2 to 0.8)	0.4 (0.2 to 0.9)	0.4 (0.1 to 0.7)	0.3 (0.1 to 0.6)	0.3 (0.1 to 0.5)	0.3 (0.1 to 0.4)	0.3 (0.1 to 0.4)	0.2 (0.1 to 0.4)	0.2 (0.1 to 0.3)	0.1 (0.0 to 0.1)	9.5
Yellow fever	0 (0 to 0)	0 (0 to 0)	0 (0 to 0)	0 (0 to 0)	0 (0 to 0)	0 (0 to 0)	0 (0 to 0)	0 (0 to 0)	0 (0 to 0)	0 (0 to 0)	0 (0 to 0)	0 (0 to 0)	0 (0 to 0)	0 (0 to 0)	0 (0 to 0)	0 (0 to 0)	0 (0 to 0)	0 (0 to 0)	0 (0 to 0)	0 (0 to 0)	0 (0 to 0)	0 (0 to 0)	0 (0 to 0)	0
Rabies	0 (0 to 0)	0 (0 to 0)	0 (0 to 0)	0 (0 to 0)	0 (0 to 0)	0 (0 to 0)	0 (0 to 0)	0 (0 to 0)	0 (0 to 0)	0 (0 to 0)	0 (0 to 0)	0 (0 to 0)	0 (0 to 0)	0 (0 to 0)	0 (0 to 0)	0 (0 to 0)	0 (0 to 0)	0 (0 to 0)	0 (0 to 0)	0 (0 to 0)	0 (0 to 0)	0 (0 to 0)	0 (0 to 0)	0.2
Intestinal nematode infections	0 (0 to 0)	0 (0 to 0)	0 (0 to 0)	0 (0 to 0)	0 (0 to 0)	0 (0 to 0)	0 (0 to 0.1)	0 (0 to 0.1)	0 (0 to 0.1)	0 (0 to 0.1)	0 (0 to 0.1)	0 (0 to 0.1)	0 (0 to 0.1)	0 (0 to 0.1)	0 (0 to 0.1)	0 (0 to 0.1)	0 (0 to 0.1)	0 (0 to 0.1)	0 (0 to 0.1)	0 (0 to 0.1)	0 (0 to 0.1)	0 (0 to 0.1)	0 (0 to 0.1)	2.8
Ascariasis	0 (0 to 0)	0 (0 to 0)	0 (0 to 0)	0 (0 to 0)	0 (0 to 0)	0 (0 to 0)	0 (0 to 0)	0 (0 to 0)	0 (0 to 0)	0 (0 to 0)	0 (0 to 0)	0 (0 to 0)	0 (0 to 0)



8708

Osteoarthritis other	0 (0 to 0)	0 (0 to 0)	0 (0 to 0)	0 (0 to 0)	0 (0 to 0)	0 (0 to 0)	0 (0 to 0)	0 (0 to 0)	0 (0 to 0)	0 (0 to 0·1)	0·2 (0·1 to 0·4)	0·5 (0·2 to 1·2)	1·2 (0·5 to 2·6)	2·2 (1 to 4·7)	2·9 (1·3 to 6·1)	3·2 (1·5 to 7)	3 (1·4 to 6·2)	2·4 (1·2 to 5·2)	2·3 (1·1 to 4·7)	1·9 (1 to 3·9)	1·1 (0·5 to 2·1)	0·4 (0·2 to 0·9)	0·1 (0·1 to 0·2)	21·4
Low back pain	0 (0 to 0)	0 (0 to 0)	0 (0 to 0)	0 (0 to 0)	2·5 (1·1 to 4·3)	13·4 (7·9 to 20·9)	25·2 (14·7 to 39·4)	28·7 (16·9 to 45)	33·9 (19·9 to 52·7)	39·6 (22·7 to 61·2)	41·5 (25·2 to 64·6)	40·3 (24·2 to 62·1)	48·9 (29·4 to 76·9)	57·8 (35·5 to 89·1)	55·6 (34·5 to 82·8)	49·8 (31·3 to 74·7)	40·1 (25·6 to 62·1)	30·2 (18·8 to 44·7)	25·7 (16 to 38·9)	19·9 (12·7 to 29·8)	9·7 (6 to 14·2)	3·2 (2 to 4·7)	0·8 (0·5 to 1·2)	567
Neck pain	0 (0 to 0)	0 (0 to 0)	0 (0 to 0)	0 (0 to 0)	0·1 (0 to 0·3)	0·9 (0·4 to 1·8)	2·1 (0·9 to 3·9)	3 (1·3 to 6·1)	4·8 (2·2 to 9·5)	7·6 (3·6 to 14·6)	9·3 (4·8 to 16·6)	10·1 (5·1 to 17·8)	12·7 (6·4 to 23)	13·1 (6·8 to 24·2)	11·8 (5·7 to 21·1)	9·9 (5 to 17·3)	7·3 (3·9 to 12·2)	5·2 (2·8 to 9)	4 (2 to 7·4)	2·7 (1·3 to 4·9)	1·3 (0·7 to 2·2)	0·5 (0·2 to 0·8)	0·1 (0·1 to 0·2)	107
Gout	0 (0 to 0)	0 (0 to 0)	0 (0 to 0)	0 (0 to 0)	0 (0 to 0)	0 (0 to 0)	0 (0 to 0)	0·1 (0 to 0·1)	0·2 (0·1 to 0·3)	0·3 (0·1 to 0·6)	0·4 (0·2 to 0·7)	0·4 (0·2 to 0·8)	0·6 (0·3 to 1·1)	0·8 (0·4 to 1·4)	0·7 (0·4 to 1·4)	0·7 (0·3 to 1·4)	0·6 (0·3 to 1·1)	0·5 (0·3 to 0·9)	0·5 (0·3 to 0·8)	0·4 (0·2 to 0·7)	0·2 (0·1 to 0·4)	0·1 (0 to 0·2)	0 (0 to 0)	6·6
Other musculoskeletal disorders	0 (0 to 0)	0 (0 to 0)	0 (0 to 0)	0 (0 to 0)	0·1 (0·1 to 0·2)	1·1 (0·6 to 1·9)	6·5 (3·9 to 10·1)	14·4 (9·6 to 20·6)	24·9 (16 to 37·2)	33·7 (22·3 to 49·4)	32·7 (20·9 to 48)	31·1 (19·2 to 46·8)	36·8 (23·8 to 54·5)	41·5 (25·8 to 63·3)	39·3 (24·4 to 59·1)	33·9 (19·7 to 54·3)	25·5 (15·7 to 38·6)	17·4 (10 to 28)	12·5 (7·3 to 19·1)	7·8 (4 to 13)	4·7 (2·9 to 7)	1·5 (0·9 to 2·4)	0·4 (0·2 to 0·7)	366
Other non-communicable diseases	106 (65·9 to 163)	48·5 (31·8 to 71·9)	151 (98·5 to 216)	63·6 (46·1 to 87·7)	32·6 (26·3 to 39·6)	48·5 (38·3 to 60·7)	57·2 (44·4 to 72·8)	67·9 (51·6 to 89·3)	81·3 (61·4 to 109)	90·2 (66·7 to 121)	87·3 (65·8 to 118)	77·2 (56·6 to 105)	83·7 (61·6 to 112)	89·5 (64·7 to 119)	84·5 (62·1 to 113)	81·1 (60·4 to 108)	71·1 (53 to 94·6)	57·8 (43·5 to 75·4)	51·8 (39·4 to 66·6)	41·8 (32·5 to 52·7)	24·9 (19·8 to 31·1)	10·1 (8 to 12·4)	2·7 (2·1 to 3·6)	1,510
Congenital birth defects	102 (63·8 to 158)	44·1 (28·2 to 65·9)	106 (65·8 to 161)	37·7 (26·1 to 53·9)	14·5 (11·2 to 18·3)	18·9 (14 to 25·1)	15·6 (11·1 to 21·5)	11·3 (8·2 to 15·6)	9·5 (6·8 to 13)	7·6 (5·7 to 10·2)	6·5 (4·9 to 8·5)	4·7 (3·5 to 6·1)	4·8 (3·6 to 6·3)	4·9 (3·6 to 6·4)	4·2 (3·1 to 5·5)	2·7 (2 to 3·5)	1·9 (1·4 to 2·5)	0·5 (0·3 to 0·8)	0·4 (0·2 to 0·6)	0·2 (0·1 to 0·4)	0·1 (0·1 to 0·2)	0 (0 to 0·1)	0 (0 to 0)	399
Neural tube defects	8 (3·3 to 16·3)	2·3 (0·9 to 5)	4·8 (1·8 to 10·8)	4 (1·3 to 9·6)	0·5 (0·3 to 0·7)	1 (0·6 to 1·7)	0·8 (0·5 to 1·4)	0·3 (0·2 to 0·5)	0·4 (0·2 to 0·6)	0·3 (0·2 to 0·5)	0·2 (0·1 to 0·3)	0·1 (0·1 to 0·2)	0·1 (0·1 to 0·1)	0·1 (0 to 0·1)	0·1 (0 to 0·1)	0 (0 to 0·1)	0 (0 to 0·1)	0 (0 to 0)	0 (0 to 0)	0 (0 to 0)	0 (0 to 0)	0 (0 to 0)	0 (0 to 0)	23
Congenital heart anomalies	31·9 (18 to 52·9)	18·1 (10·6 to 28·2)	44·8 (25·1 to 74·3)	13·5 (7·8 to 21·7)	3·9 (2·5 to 5·6)	5·3 (3·3 to 8)	4·3 (2·5 to 6·7)	3 (1·9 to 4·7)	2·6 (1·6 to 4)	1·9 (1·2 to 2·9)	1·7 (1·1 to 2·6)	1·2 (0·8 to 1·7)	1·1 (0·7 to 1·6)	0·9 (0·6 to 1·4)	0·6 (0·4 to 0·9)	0·5 (0·3 to 0·7)	0·3 (0·2 to 0·5)	0 (0 to 0·1)	0 (0 to 0·1)	0 (0 to 0)	0 (0 to 0)	0 (0 to 0)	0 (0 to 0)	136
Orofacial clefts	0·4 (0·1 to 1·1)	0·2 (0·1 to 0·6)	0·6 (0·1 to 1·9)	0·2 (0·1 to 0·4)	0·2 (0·1 to 0·3)	0·2 (0·1 to 0·3)	0·2 (0·1 to 0·3)	0·2 (0·1 to 0·3)	0·2 (0·1 to 0·3)	0·1 (0·1 to 0·3)	0·1 (0·1 to 0·2)	0·1 (0 to 0·2)	0·1 (0·1 to 0·2)	0·1 (0·1 to 0·2)	0·1 (0 to 0·2)	0·1 (0 to 0·2)	0·1 (0 to 0·1)	0 (0 to 0·1)	0 (0 to 0·1)	0 (0 to 0·1)	0 (0 to 0)	0 (0 to 0)	0 (0 to 0)	3·2
Down syndrome	1·1 (0·5 to 2·1)	0·7 (0·4 to 1·3)	4 (1·9 to 7·8)	2·4 (1·2 to 4·5)	0·7 (0·4 to 1·1)	1·1 (0·6 to 1·7)	1·1 (0·7 to 1·8)	1 (0·6 to 1·6)	0·8 (0·5 to 1·2)	0·8 (0·5 to 1·4)	0·8 (0·5 to 1·3)	0·7 (0·4 to 1·1)	0·9 (0·5 to 1·4)	0·9 (0·6 to 1·5)	1 (0·6 to 1·6)	0·5 (0·3 to 0·8)	0·2 (0·1 to 0·4)	0 (0 to 0)	0 (0 to 0)	0 (0 to 0)	0 (0 to 0)	0 (0 to 0)	0 (0 to 0)	18·9
Turner syndrome	0 (0 to 0)	0 (0 to 0)	0 (0 to 0)	0 (0 to 0)	0 (0 to 0)	0 (0 to 0)	0 (0 to 0)	0 (0 to 0)	0 (0 to 0)	0 (0 to 0)	0 (0 to 0)	0 (0 to 0)	0 (0 to 0)	0 (0 to 0)	0 (0 to 0)	0 (0 to 0)	0 (0 to 0)	0 (0 to 0)	0 (0 to 0)	0 (0 to 0)	0 (0 to 0)	0 (0 to 0)	0 (0 to 0)	0·1
Klinefelter syndrome	0 (0 to 0)	0 (0 to 0)	0 (0 to 0)	0 (0 to 0)	0 (0 to 0)	0 (0 to 0)	0 (0 to 0)	0 (0 to 0)	0 (0 to 0)	0 (0 to 0)	0 (0 to 0)	0 (0 to 0)	0 (0 to 0)	0 (0 to 0)	0 (0 to 0)	0 (0 to 0)	0 (0 to 0)	0 (0 to 0)	0 (0 to 0)	0 (0 to 0)	0 (0 to 0)	0 (0 to 0)	0 (0 to 0)	0
Other chromosomal abnormalities	11·1 (5·6 to 20·8)	5·7 (2·9 to 9·9)	12·9 (6·6 to 23·4)	2·5 (1·5 to 4·4)	1·1 (0·7 to 1·5)	1·5 (0·8 to 2·5)	1·5 (0·9 to 2·6)	0·9 (0·6 to 1·5)	0·9 (0·5 to 1·4)	0·5 (0·3 to 0·8)	0·4 (0·2 to 0·7)	0·2 (0·1 to 0·3)	0·1 (0·1 to 0·2)	0·1 (0·1 to 0·2)	0·1 (0 to 0·2)	0 (0 to 0·1)	0 (0 to 0)	0 (0 to 0)	0 (0 to 0)	0 (0 to 0)	0 (0 to 0)	0 (0 to 0)	0 (0 to 0)	39·5
Congenital musculoskeletal and limb anomalies	6·3 (3·3 to 11·9)	2·5 (1·3 to 4·5)	7 (3·9 to 12)	4·3 (2·7 to 6·5)	4 (2·5 to 6)	4·3 (2·7 to 6·3)	3·6 (2·3 to 5·4)	2·4 (1·6 to 3·4)	2·2 (1·4 to 3)	1·7 (1 to 2·5)	1·6 (1·1 to 2·4)	1·3 (0·9 to 1·9)	1·4 (0·9 to 2)	1·5 (1 to 2·3)	1·4 (0·9 to 2·1)	1 (0·6 to 1·5)	0·7 (0·5 to 1)	0·3 (0·2 to 0·5)	0·2 (0·1 to 0·3)	0·1 (0·1 to 0·2)	0 (0 to 0·1)	0 (0 to 0)	0 (0 to 0)	47·9
Urogenital congenital anomalies	0·6 (0·3 to 1·1)	0·2 (0·1 to 0·4)	0·4 (0·2 to 0·6)	0·3 (0·2 to 0·5)	0·2 (0·1 to 0·3)	0·2 (0·1 to 0·3)	0·2 (0·1 to 0·2)	0·1 (0·1 to 0·2)	0·1 (0·1 to 0·2)	0·1 (0·1 to 0·1)	0·1 (0 to 0·1)	0 (0 to 0·1)	0 (0 to 0·1)	0 (0 to 0·1)	0 (0 to 0)	0 (0 to 0)	0 (0 to 0)	0 (0 to 0)	0 (0 to 0)	0 (0 to 0)	0 (0 to 0)	0 (0 to 0)	0 (0 to 0)	2·7
Digestive congenital anomalies	11·7 (5·8 to 21·6)	5·5 (3 to 9·2)	9·1 (4·7 to 16·1)	1·8 (1 to 3)	0·4 (0·3 to 0·7)	0·3 (0·2 to 0·5)	0·2 (0·1 to 0·3)	0·1 (0·1 to 0·1)	0·1 (0 to 0·1)	0·1 (0 to 0·1)	0 (0 to 0)	0 (0 to 0·1)	0 (0 to 0·1)	0 (0 to 0·1)	0 (0 to 0)	0 (0 to 0·1)	0 (0 to 0·1)	0 (0 to 0)	0 (0 to 0)	0 (0 to 0)	0 (0 to 0)	0 (0 to 0)	0 (0 to 0)	29·7
Other congenital birth defects	31 (17·6 to 51·8)	8·8 (5 to 14)	22·8 (12·1 to 38·3)	8·6 (4·8 to 13·8)	3·6 (2·3 to 5·1)	5 (3·1 to 7·3)	3·7 (2·2 to 5·8)	3·3 (2 to 5)	2·3 (1·4 to 3·6)	2 (1·3 to 3·1)	1·5 (0·9 to 2·3)	1·1 (0·7 to 1·6)	1 (0·7 to 1·6)	1·1 (0·7 to 1·8)	0·8 (0·5 to 1·3)	0·5 (0·3 to 0·8)	0·4 (0·3 to 0·7)	0·1 (0 to 0·3)	0·1 (0 to 0·2)	0·1 (0 to 0·2)	0 (0 to 0·1)	0 (0 to 0)	0 (0 to 0)	97·9
Urinary diseases and male infertility	0·1 (0 to 0·2)	0·1 (0·1 to 0·3)	0·9 (0·4 to 1·7)	0·5 (0·3 to 0·7)	0·4 (0·3 to 0·5)	0·6 (0·4 to 0·9)	0·8 (0·6 to 1·1)	1·5 (1 to 2·4)	1·8 (1·1 to 2·9)	2·3 (1·5 to 3·8)	2·6 (1·7 to 3·9)	2·3 (1·6 to 3·4)	2·6 (1·8 to 3·6)	4·2 (2·9 to 6)	6·7 (4·4 to 9·6)	9·4 (6·2 to 13·2)	10·2 (7 to 14·3)	9·7 (6·9 to 13·3)	9·3 (6·5 to 12·9)	7·9 (5·6 to 11·1)	4·3 (3 to 6·2)	1·7 (1·2 to 2·5)	0·4 (0·3 to 0·6)	80·6
Urolithiasis	0 (0 to 0)	0 (0 to 0)	0 (0 to 0)	0 (0 to 0)	0 (0 to 0)	0 (0 to 0)	0 (0 to 0·1)	0·1 (0 to 0·1)	0·1 (0·1 to 0·2)	0·2 (0·1 to 0·4)	0·3 (0·1 to 0·5)	0·3 (0·1 to 0·5)	0·4 (0·2 to 0·7)	0·5 (0·3 to 0·8)	0·6 (0·3 to 0·9)	0·5 (0·2 to 0·7)	0·3 (0·2 to 0·5)	0·2 (0·1 to 0·4)	0·2 (0·1 to 0·3)	0·1 (0 to 0·1)	0 (0 to 0·1)	0 (0 to 0)	0 (0 to 0)	3·8
Benign prostatic hyperplasia	0 (0 to 0)	0 (0 to 0)	0 (0 to 0)	0 (0 to 0)	0 (0 to 0)	0 (0 to 0)	0 (0 to 0)	0 (0 to 0)	0 (0 to 0)	0 (0 to 0)	0 (0 to 0)	0 (0 to 0)	0·2 (0·1 to 0·4)	0·8 (0·4 to 1·5)	2·6 (1·2 to 4·5)	4·7 (2·4 to 8·1)	5·4 (3·1 to 8·5)	4·6 (2·5 to 7·6)	3·8 (2·1 to 6·3)	2·3 (1·3 to 3·7)	0·8 (0·4 to 1·2)	0·2 (0·1 to 0·3)	0 (0 to 0)	25·4
Male infertility	0 (0 to 0)	0 (0 to 0)	0 (0 to 0)	0 (0 to 0)	0 (0 to 0)	0 (0 to 0)	0 (0 to 0)	0·5 (0·1 to 1·3)	0·6 (0·2 to 1·5)	0·7 (0·2 to 1·8)	0·6 (0·2 to 1·5)	0·5 (0·1 to 1·3)	0·1 (0 to 0·2)	0 (0 to 0)	0 (0 to 0)	0 (0 to 0)	0 (0 to 0)	0 (0 to 0)	0 (0 to 0)	0 (0 to 0)	0 (0 to 0)	0 (0 to 0)	0 (0 to 0)	2·9
Other urinary diseases	0 (0 to 0·1)	0·1 (0 to 0·2)	0·2 (0·1 to 0·4)	0·2 (0·1 to 0·3)	0·1 (0·1 to 0·2)	0·2 (0·2 to 0·3)	0·2 (0·1 to 0·3)	0·3 (0·2 to 0·5)	0·2 (0·1 to 0·4)	0·3 (0·2 to 0·5)	0·5 (0·3 to 0·9)	0·4 (0·2 to 0·6)	0·6 (0·3 to 0·9)	0·8 (0·4 to 1·4)	0·9 (0·4 to 1·7)	1·1 (0·5 to 2·1)	1·1 (0·5 to 2·1)	0·9 (0·4 to 1·7)	1 (0·4 to 2)	0·9 (0·4 to 1·9)	0·4 (0·2 to 0·9)	0·2 (0·1 to 0·4)	0 (0 to 0·1)	10·8
Gynecological diseases	0 (0 to 0)	0 (0 to 0)	0 (0 to 0)	0 (0 to 0)	0 (0 to 0)	3·8 (1·9 to 6·7)	10·4 (6 to 17·6)	21 (13·3 to 32·5)	30·3 (19·7 to 44·2)	36·9 (24·3 to 53·3)	35·3 (23·7 to 51·3)	30·6 (19·9 to 43·9)	28·8 (18·8 to 41)	21·8 (13 to 32·8)	12·3 (7·5 to 18·1)	7·8 (4·5 to 12)	5·7 (3·5 to 8·5)	4 (2·5 to 5·7)	2·9 (1·9 to 4·3)	2·1 (1·3 to 3·1)	1·2 (0·8 to 1·8)	0·5 (0·3 to 0·7)	0·2 (0·1 to 0·3)	256
Uterine fibroids	0 (0 to 0)	0 (0 to 0)	0 (0 to 0)	0 (0 to 0)	0 (0 to 0)	0·1 (0 to 0·1)	0·2 (0·1 to 0·3)	0·4 (0·1 to 0·8)	0·9 (0·4 to 1·9)	2 (0·9 to 4·1)	2·9 (1·4 to 5·8)	2·9 (1·4 to 5·2)	3·1 (1·5 to 5·5)	2·3 (1·1 to 4·2)	1·5 (0·7 to 2·7)	0·8 (0·4 to 1·6)	0·5 (0·2 to 0·9)	0·3 (0·1 to 0·5)	0·2 (0·1 to 0·3)	0·1 (0 to 0·2)	0 (0 to 0·1)	0 (0 to 0)	0 (0 to 0)	18
Polycystic ovarian syndrome	0 (0 to 0)	0 (0 to 0)	0 (0 to 0)	0 (0 to 0)	0 (0 to 0)	0·1 (0·1 to 0·3)	0·7 (0·3 to 1·4)	0·7 (0·3 to 1·5)	0·7 (0·3 to 1·4)	0·7 (0·3 to 1·4)	0·6 (0·2 to 1·1)	0·5 (0·2 to 0·9)	0·4 (0·2 to 0·9)	0·1 (0 to 0·3)	0 (0 to 0)	0 (0 to 0)	0 (0 to 0)	0 (0 to 0)	0 (0 to 0)	0 (0 to 0)	0 (0 to 0)	0 (0 to 0)	0 (0 to 0)	4·5
Female infertility	0 (0 to 0)	0 (0 to 0)	0 (0 to 0)	0 (0 to 0)	0 (0 to 0)	0 (0 to 0)	0 (0 to 0)	0·7 (0·1 to 1·9)	1 (0·3 to 2·7)	1·3 (0·3 to 3·7)	1·2 (0·2 to 3·6)	1 (0·1 to 2·7)	0 (0 to 0·2)	0 (0 to 0)	0 (0 to 0)	0 (0 to 0)	0 (0 to 0)	0 (0 to 0)	0 (0 to 0)	0 (0 to 0)	0 (0 to 0)	0 (0 to 0)	0 (0 to 0)	5·2
Endometriosis	0 (0 to 0)	0 (0 to 0)	0 (0 to 0)	0 (0 to 0)	0 (0 to 0)	0 (0 to 0)	0·8 (0·3 to 1·6)	3 (1·4 to 5·5)	3·4 (1·7 to 6·1)	2·9 (1·4 to 5·1)	2·2 (1·1 to 4)	1·9 (0·9 to 3·2)	1·8 (1 to 3)	1 (0·5 to 1·8)	0 (0 to 0)	0 (0 to 0)	0 (0 to 0)	0 (0 to 0)	0 (0 to 0)	0 (0 to 0)	0 (0 to 0)	0 (0 to 0)	0 (0 to 0)	17
Genital prolapse	0 (0 to 0)	0 (0 to 0)	0 (0 to 0)	0 (0 to 0)	0 (0 to 0)	0 (0 to 0)	0·1 (0 to 0·2)	0·1 (0 to 0·3)	0·1 (0·1 to 0·3)	0·2 (0·1 to 0·4)	0·3 (0·1 to 0·6)	0·4 (0·2 to 0·8)	0·6 (0·3 to 1·1)	0·7 (0·3 to 1·3)	0·6 (0·3 to 1·2)	0·5 (0·3 to 1)	0·5 (0·2 to 0·9)	0·4 (0·2 to 0·7)	0·3 (0·1 to 0·6)	0·2 (0·1 to 0·4)	0·1 (0·1 to 0·3)	0·1 (0 to 0·1)	0 (0 to 0)	5·3
Premenstrual syndrome	0 (0 to 0)	0 (0 to 0)	0 (0 to 0)	0 (0 to 0)	0 (0 to 0)	3·4 (1·6 to 6·3)	8·2 (4·1 to 14·9)	9·5 (4·8 to 16·7)	9·5 (5·5 to 15·6)	9·8 (5·1 to 15·8)	9·5 (5·3 to 15·1)	8·1 (4·6 to 13·4)	6·4 (3·7 to 10·7)	2·4 (1·2 to 4·4)	0 (0 to 0)	0 (0 to 0)	0 (0 to 0)	0 (0 to 0)	0 (0 to 0)	0 (0 to 0)	0 (0 to 0)	0 (0 to 0)	0 (0 to 0)	66·8
Other gynecological diseases	0 (0 to 0)	0 (0 to 0)	0 (0 to 0)	0 (0 to 0)	0 (0 to 0)	0·2 (0 to 0·4)	0·6 (0·3 to 1)	6·6 (3·9 to 10·3)	14·6 (8·5 to 22·9)	20·2 (12·2 to 31·3)	18·6 (11·1 to 29·5)	15·9 (8·9 to 25·1)	16·5 (9·4 to 25·2)	15·2 (7·6 to 24·3)	10·2 (5·9 to 15·6)	6·4 (3·4 to 10·4)	4·7 (2·7 to 7·3)	3·3 (2 to 4·9)	2·5 (1·5 to 3·8)	1·8 (1 to 2·8)	1 (0·6 to 1·6)	0·4 (0·2 to 0·7)	0·1 (0·1 to 0·2)	139
Hemoglobinopathies and hemolytic anemias	0·5 (0·3 to 0·7)	0·5 (0·3 to 0·7)	4 (2·5 to 6·5)	8·6 (5·5 to 13)	8·6 (6·1 to 12)	13·7 (9·2 to 19·4)	16·1 (11·4 to 22·3)	16·7 (11·4 to 23·1)	15·6 (10·4 to 22)	12·2 (7·9 to 17·6)	9·2 (6·4 to 12·8)	7·4 (5·2 to 10·3)	7·5 (5·3 to 10·5)	7·2 (5·2 to 10·1)	6·5 (4·7 to 8·7)	6·2 (4·4 to 8·5)	4·5 (3·1 to 6·2)	3·6 (2·6 to 4·8)	3·3 (2·4 to 4·5)	2·8 (2 to 3·7)	2·6 (1·9 to 3·5)	1·1 (0·8 to 1·5)	0·3 (0·2 to 0·4)	159
Thalassemias	0 (0 to 0)	0 (0 to 0)	0 (0 to 0)	0·1 (0 to 0·1)	0 (0 to 0)	0 (0 to 0)	0 (0 to 0)	0 (0 to 0)	0 (0 to 0)	0 (0 to 0)	0 (0 to 0)	0 (0 to 0)	0 (0 to 0)	0 (0 to 0)	0 (0 to 0)	0 (0 to 0)	0 (0 to 0)	0 (0 to 0)	0 (0 to 0)	0 (0 to 0)	0 (0 to 0)	0 (0 to 0)	0 (0 to 0)	0·1
Thalassemias trait	0 (0 to 0)	0 (0 to 0)	0 (0 to 0·1)	0·1 (0 to 0·2)	0·1 (0 to 0·3)	0·1 (0 to 0·2)	0·3 (0·1 to 0·5)	0·3 (0·2 to 0·5)	0·3 (0·2 to 0·5)	0·3 (0·2 to 0·5)	0·3 (0·1 to 0·5)	0·2 (0·1 to 0·4)	0·1 (0 to 0·1)	0·1 (0 to 0·2)	0·1 (0 to 0·2)	0·1 (0 to 0·1)	0 (0 to 0·1)	0 (0 to 0·1)	0 (0 to 0·1)	0 (0 to 0·1)	0 (0 to 0)	0 (0 to 0)	0 (0 to 0)	2·6
Sickle cell disorders	0·4 (0·3 to 0·7)	0·3 (0·2 to 0·6)	3·5 (2 to 5·9)	6·8 (4·1 to 10·8)	6·4 (4·5 to 9·1)	11·8 (7·4 to 17·2)	12·9 (8·6 to 18·9)	10·6 (6·7 to 15·7)	8·3 (5·1 to 12·9)	6·1 (3·7 to 9·1)	4·8 (3 to 7·3)	3·5 (2·1 to 5·6)	3·6 (2·2 to 5·7)	2·3 (1·4 to 3·7)	1·2 (0·7 to 2)	0·5 (0·2 to 0·8)	0·1 (0 to 0·2)	0 (0 to 0)	0 (0 to 0)	0 (0 to 0)	0 (0 to 0)	0 (0 to 0)	0 (0 to 0)	83·3
Sickle cell trait	0 (0 to 0)	0·1 (0 to 0·1)	0·3 (0·2 to 0·5)	0·9 (0·4 to 1·5)	1·1 (0·5 to 2·2)	0·9 (0·3 to 1·7)	0·4 (0·1 to 0·8)	3·5 (0·7 to 7·2)	4·2 (1·2 to 7·8)	3 (0·6 to 6·8)	0·3 (0·1 to 0·7)	0·7 (0·4 to 1·2)	0·8 (0·4 to 1·4)	0·9 (0·5 to 1·6)	0·9 (0·5 to 1·6)	0·7 (0·4 to 1·2)	0·4 (0·2 to 0·8)	0·4 (0·2 to 0·6)	0·3 (0·2 to 0·6)	0·3 (0·1 to 0·5)	0·2 (0·1 to 0·3)	0·1 (0 to 0·1)	0 (0 to 0)	20·5
G6PD deficiency	0 (0 to 0)	0 (0 to 0)	0 (0 to 0·1)	0·3 (0·1 to 0·6)	0·3 (0·1 to 0·7)	0·5 (0·2 to 0·9)	1·4 (0·8 to 2·3)	1·2 (0·5 to 2·4)	1·7 (0·7 to 3)	1·6 (0·7 to 3)	2·2 (1·2 to 3·6)	1·5 (0·8 to 2·4)	1·4 (0·7 to 2·4)	1·8 (1 to 2·9)	1·8 (1 to 2·8)	1·4 (0·8 to 2·1)	0·8 (0·5 to 1·4)	0·5 (0·3 to 0·8)	0·3 (0·1 to 0·5)	0·1 (0·1 to 0·2)	0·1 (0 to 0·1)	0 (0 to 0)	0 (0 to 0)	18·9
G6PD trait	0 (0 to 0)	0 (0 to 0)	0 (0 to 0)	0 (0 to 0)	0 (0 to 0)	0 (0 to 0)	0·1 (0 to 0·1)	0 (0 to 0)	0 (0 to 0)	0 (0 to 0)	0·1 (0 to 0·1)	0·1 (0 to 0·1)	0 (0 to 0)	0 (0 to 0)	0 (0 to 0)	0 (0 to 0)	0 (0 to 0)	0 (0 to 0)	0 (0 to 0)	0 (0 to 0)	0 (0 to 0)	0 (0 to 0)	0 (0 to 0)	0·2
Other hemoglobinopathies and hemolytic anemias	0 (0 to 0)	0 (0 to 0)	0·2 (0·1 to 0·3)	0·5 (0·2 to 0·8)	0·5 (0·2 to 1·1)	0·5 (0·2 to 1)	1·1 (0·5 to 1·8)	1 (0·6 to 1·6)	1·1 (0·6 to 1·9)	1·2 (0·7 to 2)	1·5 (0·9 to 2·3)	1·4 (0·9 to 2·3)	1·6 (1 to 2·5)	2·1 (1·3 to 3·1)	2·6 (1·7 to 3·7)	3·5 (2·5 to 5)	3 (2 to 4·3)	2·7 (1·9 to 3·6)	2·7 (1·9 to 3·7)	2·3 (1·7 to 3·2)	2·3 (1·6 to 3·1)	1 (0·7 to 1·4)	0·3 (0·2 to 0·4)	33·1
Endocrine, metabolic, blood, and immune disorders	2·9 (1·4 to 5·2)	2·7 (1·4 to 4·7)	29·3 (16·1 to 48·8)	14·8 (8·7 to 22·6)	6·4 (4·3 to 9)	8·1 (5·4 to 11·5)	9·1 (6·4 to 12·9)	9·7 (6·8 to 13·6)	13·3 (9·2 to 18·9)	17 (11·7 to 24)	18·8 (12·9 to 26·5)	17·3 (11·9 to 23·9)	21 (14·8 to 28·7)	27·1 (18·7 to 39)	28·4 (19·9 to 39·8)	27·4 (19 to 38·3)	23·4 (16·7 to 33·3)	19·4 (13·6 to 27)	17·8 (12·7 to 24·5)	15·1 (10·7 to 20·3)	9·7 (6·7 to 13·7)	4·2 (2·8 to 5·9)	1·2 (0·8 to 1·8)	344
Oral disorders	0 (0 to 0)	0 (0 to 0)	0 (0 to 0)	2·1 (1·2 to 3·5)	2·8 (1·5 to 4·7)	3·4 (1·8 to 5·9)	5·2 (2·8 to 9)	7·6 (4 to 14·2)	10·8 (5·4 to 20·5)	14·1 (6·7 to 26)	15 (7·2 to 28·2)	14·9 (7·1 to 27·4)	18·9 (9·9 to 34·2)	24·1 (13·1 to 42·1)	26·4 (15·3 to 42·8)	27·6 (16·8 to 44·3)	25·4 (15·3 to 39·8)	20·7 (13 to 31·6)	18 (11·3 to 27·1)	13·7 (8·7 to 20·1)	7 (4·4 to 10·4)	2·6 (1·6 to 3·8)	0·7 (0·4 to 1)	261
Caries of deciduous teeth	0 (0 to 0)	0 (0 to 0)	0 (0 to 0)	0·7 (0·3 to 1·4)	0·7 (0·3 to 1·5)	0 (0 to 0·1)	0 (0 to 0)	0 (0 to 0)	0 (0 to 0)	0 (0 to 0)	0 (0 to 0)	0 (0 to 0)	0 (0 to 0)	0 (0 to 0)	0 (0 to 0)	0 (0 to 0)	0 (0 to 0)	0 (0 to 0)	0 (0 to 0)	0 (0 to 0)	0 (0 to 0)	0 (0 to 0)	0 (0 to 0)	1·5
Caries of permanent teeth	0 (0 to 0)	0 (0 to 0)	0 (0 to 0)	0 (0 to 0)	0·7 (0·2 to 1·5)	1·6 (0·6 to 3·5)	1·8 (0·7 to 3·8)	1·9 (0·8 to 3·9)	1·8 (0·7 to 3·8)	1·7 (0·7 to 3·5)	1·5 (0·6 to 3·2)	1·2 (0·5 to 2·5)	1·3 (0·5 to 2·7)	1·4 (0·6 to 2·8)	1·1 (0·4 to 2·5)	0·9 (0·3 to 1·8)	0·6 (0·2 to 1·2)	0·4 (0·1 to 0·8)	0·3 (0·1 to 0·6)	0·2 (0·1 to 0·4)	0·1 (0 to 0·2)	0 (0 to 0·1)	0 (0 to 0)	18·6
Periodontal diseases	0 (0 to 0)	0 (0 to 0)	0 (0 to 0)	0 (0 to 0)	0 (0 to 0)	0 (0 to 0)	0·7 (0·2 to 1·8)	2·4 (0·7 to 6)	5·1 (1·6 to 12·4)	7·8 (2·7 to 17·8)	8·9 (3·1 to 20·1)	8·9 (3·2 to 19·2)	10·6 (4 to 22·1)	11·5 (4·6 to 23·9)	9·8 (3·9 to 20·2)	7·4 (2·9 to 15·1)	4·9 (1·9 to 9·9)	3·1 (1·2 to 6·2)	2·4 (0·9 to 4·8)	1·7 (0·7 to 3·4)	0·8 (0·3 to 1·7)	0·3 (0·1 to 0·6)	0·1 (0 to 0·2)	86·4
Other oral disorders	0 (0 to 0)	0 (0 to 0)	0 (0 to 0)	1·4 (0·8 to 2·1)	1·4 (0·8 to 2·2)	1·7 (1 to 2·7)	2·7 (1·6 to 4·1)	3 (1·8 to 4·6)	3·2 (1·9 to 4·8)	3·4 (2 to 5)	3 (1·8 to 4·7)	2·6 (1·6 to 4)	3 (1·8 to 4·5)	3·2 (2 to 4·8)	2·8 (1·7 to 4·2)	2·3 (1·4 to 3·5)	1·7 (1·1 to 2·6)	1·1 (0·7 to 1·7)	0·7 (0·5 to 1·1)	0·4 (0·3 to 0·7)	0·2 (0·1 to 0·3)	0·1 (0 to 0·1)	0 (0 to 0)	38
Sudden infant death syndrome	--	1·2 (0·5 to 2·4)	10·1 (3·3 to 21·6)	--	--	--	--	--	--	--	--	--	--	--	--	--	--	--	--	--	--	--	--	NA
Injuries	6·3 (4 to 9·7)	3·6 (2·2 to 5·6)	30·4 (18·6 to 46·7)	61·4 (43·3 to 85·8)	51·3 (42·3 to 61·1)	99·1 (80·7 to 119)	212 (170 to 260)	253 (203 to 313)	260 (209 to 313)	218 (176 to 264)	193 (156 to 237)	134 (108 to 163)	130 (104 to 159)	144 (116 to 178)	127 (103 to 155)	100 (81·3 to 121)	77·6 (63·1 to 93·1)	58 (47·9 to 70)	50·9 (42·7 to 59·9)	44·4 (37·5 to 52·1)	26·1 (21·9 to 30·8)	12 (10 to 14)	3·6 (2·9 to 4·3)	2,290
Transport injuries	0·5 (0·2 to 0·9)	0·3 (0·1 to 0·5)	3 (1·6 to 5·3)	11·5 (6·7 to 17·9)	14·5 (10·2 to 19·7)	32·5 (23·5 to 42·6)	71·4 (50·4 to 98·1)	81·7 (56·7 to 112)	79·8 (54·5 to 106)	66·9 (48·8 to 88·3)	60·7 (44·5 to 80·6)	43·9 (32·5 to 57·9)	42·8 (32·2 to 55·8)	47·8 (35·4 to 63·5)	42·2 (32 to 56·2)	31·5 (24·6 to 40·5)	23·5 (18·1 to 30·2)	15·8 (12·3 to 20·4)	12·5 (9·9 to 15·7)	8·6 (7 to 10·7)	4 (3·1 to 4·9)	1·4 (1·1 to 1·7)	0·4 (0·3 to 0·4)	697
Road injuries	0·4 (0·2 to 0·8)	0·2 (0·1 to 0·4)	2·7 (1·4 to 4·7)	10·7 (6·1 to 16·9)	13·6 (9·6 to 18·6)	30·4 (22·2 to 40·1)	68·3 (47·6 to 94·1)	78·1 (54·7 to 107)	76·3 (52·1 to 102)	63·6 (46·3 to 83·8)	57·9 (42·2 to 76·9)	41·5 (30·9 to 54·5)	40·9 (30·8 to 53·3)	45·6 (33·8 to 60·8)	40 (30·3 to 53·1)	30·1 (23·6 to 39)	22·6 (17·5 to 29·1)	15 (11·7 to 19·6)	11·9 (9·4 to 14·9)	8·2 (6·7 to 10·2)	3·8 (3 to 4·7)	1·3 (1 to 1·6)	0·3 (0·3 to 0·4)	663
Pedestrian road injuries	0·2 (0·1 to 0·4)	0·1 (0 to 0·1)	0·8 (0·4 to 1·6)	5·1 (2·9 to 8·3)	6·1 (4 to 8·8)	11·2 (7·3 to 16·1)	9·1 (5·6 to 14)	8·6 (5·2 to 13·1)	8·7 (5·4 to 13·1)	9·1 (5·9 to 13·3)	9·4 (6·1 to 13·6)	7·8 (5·2 to 11·5)	8·6 (5·8 to 12·6)	10·6 (7·2 to 15·7)	10·5 (7·1 to 15·4)	8·8 (6·2 to 12·5)	7·6 (5·3 to 10·5)	5·7 (4·2 to 7·8)	5·1 (3·8 to 6·9)	3·8 (2·9 to 5)	1·8 (1·4 to 2·4)	0·6 (0·4 to 0·7)	0·1 (0·1 to 0·2)	139
Cyclist road injuries	0 (0 to 0)	0 (0 to 0)	0 (0 to 0)	0·4 (0·2 to 0·8)	0·8 (0·5 to 1·2)	3·4 (2·1 to 5·2)	5·2 (3·4 to 7·8)	4·6 (3·2 to 6·4)	4·6 (3·3 to 6·5)	4·5 (3·3 to 6·3)	4·5 (3·2 to 6·1)	3·7 (2·7 to 4·9)	3·9 (2·8 to 5)	4·7 (3·5 to 6·3)	4·2 (3·1 to 5·6)	3·4 (2·5 to 4·5)	2·5 (1·9 to 3·5)	1·6 (1·2 to 2·2)	1·2 (0·9 to 1·6)	0·8 (0·6 to 1·1)	0·4 (0·3 to 0·5)	0·1 (0·1 to 0·2)	0 (0 to 0)	54·6
Motorcyclist road injuries	0·1 (0 to 0·1)	0 (0 to 0·1)	0·4 (0·2 to 0·8)	0·9 (0·4 to 1·7)	1·4 (0·8 to 2·3)	3·1 (1·7 to 5·4)	20 (12·1 to 32·1)	26·8 (15·9 to 40·6)	28·3 (17·7 to 42·3)	21·6 (14·1 to 30·8)	18·5 (12·3 to 26·2)	11·6 (7·8 to 16·8)	10·4 (7·4 to 14·5)	10·8 (7·5 to 15·4)	8·9 (6 to 12·8)	5·5 (4 to 7·5)	3·7 (2·7 to 5·2)	2 (1·5 to 2·7)	1·5 (1·1 to 2)	1 (0·8 to 1·4)	0·5 (0·3 to 0·7)	0·2 (0·1 to 0·2)	0 (0 to 0·1)	177
Motor vehicle road injuries	0·1 (0·1 to 0·3)	0·1 (0 to 0·2)	1·4 (0·7 to 2·5)	4·1 (2·1 to 6·8)	5·3 (3·4 to 8)	12·4 (8·2 to 17·4)	33·7 (22·2 to 48·9)	37·6 (25·2 to 55·3)	34 (21·6 to 47·6)	27·8 (18·3 to 38·8)	24·9 (16·8 to 35·5)	17·9 (12·1 to 25)	17·3 (12·2 to 23·8)	18·7 (13 to 27)	15·8 (11 to 21·9)	11·8 (8·6 to 16·2)	8·2 (5·9 to 11·5)	5·4 (3·9 to 7·5)	3·8 (2·8 to 5·1)	2·3 (1·8 to 3·1)	1 (0·8 to 1·4)	0·4 (0·3 to 0·5)	0·1 (0·1 to 0·1)	284
Other road injuries	0 (0 to 0)	0 (0 to 0)	0 (0 to 0·1)	0·1 (0·1 to 0·3)	0·1 (0·1 to 0·3)	0·3 (0·2 to 0·4)	0·4 (0·3 to 0·6)	0·6 (0·4 to 0·8)	0·6 (0·4 to 0·9)	0·6 (0·5 to 0·9)	0·6 (0·5 to 0·8)	0·6 (0·4 to 0·8)	0·7 (0·5 to 0·9)	0·8 (0·5 to 1)	0·7 (0·5 to 0·9)	0·6 (0·4 to 0·8)	0·5 (0·3 to 0·6)	0·3 (0·2 to 0·4)	0·3 (0·2 to 0·4)	0·2 (0·1 to 0·2)	0·1 (0·1 to 0·1)	0 (0 to 0)	0 (0 to 0)	8·1
Other transport injuries	0·1 (0 to 0·2)	0·1 (0 to 0·1)	0·4 (0·2 to 0·7)	0·9 (0·5 to 1·5)	0·9 (0·5 to 1·3)	2·1 (1·3 to 3·2)	3·1 (1·8 to 5·1)	3·6 (2·2 to 5·7)	3·5 (2·1 to 5·9)	3·3 (1·9 to 5·1)	2·9 (1·8 to 4·5)	2·4 (1·5 to 3·6)	2 (1·3 to 2·9)	2·2 (1·4 to 3·3)	2·2 (1·4 to 3·4)	1·4 (1 to 2)	0·9 (0·6 to 1·3)	0·8 (0·5 to 1·2)	0·6 (0·4 to 0·8)	0·4 (0·3 to 0·5)	0·2 (0·1 to 0·2)	0·1 (0·1 to 0·1)	0 (0 to 0)	33·9
Unintentional injuries	4·1 (2·5 to 6·3)	3 (1·9 to 4·9)	24·9 (15·1 to 38·8)	45·2 (31·3 to 63·2)	33·4 (26·2 to 41·2)	55·2 (43·9 to 67·6)	73·4 (56·2 to 95·9)	71·1 (55·8 to 89·1)	74·9 (59·3 to 93·6)	69·3 (55·1 to 85·2)	66·8 (53·2 to 82·2)	52·2 (41·5 to 65·1)	54·5 (43·1 to 67·6)	64·6 (51·2 to 79·6)	60·2 (48·2 to 74·1)	52·1 (41·6 to 63·8)	42·3 (34 to 51·5)	34·5 (28·3 to 42)	33·2 (27·6 to 39·3)	32·5 (27·2 to 38·7)	20·7 (17·2 to 24·7)	10·2 (8·4 to 12·1)	3·1 (2·5 to 3·8)	981
Falls	0·1 (0 to 0·1)	0 (0 to 0·1)	0·6 (0·3 to 1·1)	1·5 (0·9 to 2·4)	1·9 (1·4 to 2·6)	3·8 (2·7 to 5·1)	6·3 (4·7 to 8·4)	7 (5·2 to 9·4)	8·1 (6 to 10·8)	8·7 (6·5 to 11·4)	9·5 (7·2 to 12·2)	8·5 (6·5 to 11·1)	10·3 (7·8 to 13·5)	13·9 (10·6 to 18)	13·8 (10·7 to 17·6)	13·1 (10·1 to 16·8)	11·5 (8·8 to 14·5)	10·8 (8·5 to 13·8)	11·5 (9·1 to 14·3)	13·9 (10·9 to 18)	9·9 (7·7 to 12·6)	5·1 (3·9 to 6·5)	1·5 (1·1 to 1·9)	171
Drowning	0·4 (0·2 to 0·6)	0·2 (0·1 to 0·3)	2·9 (1·4 to 5·4)	16 (9 to 26·4)	14·3 (8·9 to 20·7)	24·7 (16·6 to 33·8)	31·9 (18·4 to 48·3)	23·5 (14·8 to 35·4)	21·8 (13·8 to 32·9)	16·4 (10·6 to 23·9)	15·1 (9·5 to 23·1)	9·6 (6·1 to 14·8)	7·8 (4·8 to 11·8)	9·1 (5·9 to 13·6)	7·1 (4·4 to 11·2)	4·7 (3 to 6·9)	3 (2 to 4·5)	1·7 (1·1 to 2·5)	1·2 (0·8 to 1·8)	0·6 (0·4 to 0·9)	0·4 (0·2 to 0·5)	0·2 (0·1 to 0·2)	0·1 (0 to 0·1)	213
Fire, heat, and hot substances	0·2 (0·1 to 0·3)	0·2 (0·1 to 0·3)	2·9 (1·5 to 4·8)	8·1 (4·6 to 12·3)	5 (3·6 to 6·8)	7·2 (5·3 to 9·4)	8·2 (6 to 10·8)	8·8 (6·5 to 11·6)	9·6 (7·3 to 12·4)	10·5 (7·9 to 13·5)	9·6 (7·2 to 12·5)	8·2 (6·2 to 10·7)	8·9 (6·7 to 11·7)	9·5 (7·1 to 12·6)	8·6 (6·5 to 11·6)	7·3 (5·5 to 9·7)	5·5 (4·1 to 7·2)	4·3 (3·2 to 5·8)	3·8 (2·8 to 5)	3·3 (2·4 to 4·5)	2·2 (1·6 to 3)	1·1 (0·7 to 1·5)	0·4 (0·2 to 0·5)	133
Poisonings	0·2 (0·1 to 0·5)	0·4 (0·1 to 0·9)	2·2 (0·8 to 4·4)	6·4 (3 to 12·2)	1·9 (1 to 3·4)	2·2 (1·2 to 4·1)	2·9 (1·6 to 5·6)	3·7 (2 to 7·5)	4·8 (2·6 to 10·3)	4·6 (2·5 to 9·6)	4·1 (2·2 to 9)	2·4 (1·4 to 4·9)	2·1 (1·2 to 4·5)	2·2 (1·2 to 4·5)	1·8 (1·1 to 3·8)	1·4 (0·8 to 2·7)	1 (0·6 to 1·9)	0·8 (0·5 to 1·4)	0·7 (0·4 to 1·2)	0·6 (0·4 to 1)	0·3 (0·2 to 0·5)	0·1 (0·1 to 0·2)	0 (0 to 0)	46·6
Poisoning by carbon monoxide	0 (0 to 0·1)	0 (0 to 0·1)	0·1 (0 to 0·2)	0·5 (0·2 to 1·3)	0·2 (0·1 to 0·3)	0·2 (0·1 to 0·5)	0·5 (0·2 to 1)	0·7 (0·4 to 1·3)	0·7 (0·3 to 1·3)	0·7 (0·3 to 1·2)	0·6 (0·3 to 1·1)	0·4 (0·2 to 0·6)	0·3 (0·1 to 0·5)	0·2 (0·1 to 0·3)	0·3 (0·1 to 0·4)	0·2 (0·1 to 0·4)	0·2 (0·1 to 0·4)	0·1 (0·1 to 0·2)	0·1 (0·1 to 0·3)	0·1 (0 to 0·2)	0 (0 to 0·1)	0 (0 to 0)	0 (0 to 0)	6·2
Poisoning by other means	0·2 (0·1 to 0·4)	0·3 (0·1 to 0·8)	2·1 (0·8 to 4·3)	5·9 (2·8 to 11·6)	1·7 (0·9 to 3·2)	1·9 (1·1 to 3·8)	2·4 (1·2 to 4·8)	3 (1·6 to 6·5)	4·2 (2·2 to 9·4)	3·9 (2 to 8·8)	3·5 (1·9 to 8·1)	2 (1·2 to 4·4)	1·8 (1 to 4·1)	2 (1·1 to 4·3)	1·6 (0·9 to 3·5)	1·1 (0·6 to 2·5)	0·8 (0·5 to 1·6)	0·6 (0·4 to 1·2)	0·5 (0·3 to 1·1)	0·5 (0·3 to 0·9)	0·2 (0·1 to 0·4)	0·1 (0·1 to 0·2)	0 (0 to 0)	40·5
Exposure to mechanical forces	0·1 (0 to 0·4)	0·2 (0 to 1·3)	0·6 (0·2 to 2·3)	2·1 (1·2 to 3·6)	2·7 (1·9 to 3·6)	4·8 (3·5 to 6·7)	9 (6·1 to 13·3)	10·9 (7·8 to 15·3)	11·3 (8·1 to 16)	11 (7·8 to 15·3)	10·4 (7·7 to 14·4)	8·8 (6·4 to 12)	9·4 (6·8 to 12·7)	10·7 (7·9 to 14·5)	9·8 (7·1 to 13·8)	8·1 (5·8 to 11)	5·8 (4·1 to 8)	4 (2·8 to 5·5)	3·3 (2·4 to 4·6)	2·5 (1·8 to 3·5)	1·3 (1 to 1·8)	0·6 (0·4 to 0·8)	0·2 (0·1 to 0·3)	128
Unintentional firearm injuries	0 (0 to 0·1)	0 (0 to 0·2)	0·1 (0 to 0·3)	0·1 (0·1 to 0·3)	0·2 (0·1 to 0·3)	0·7 (0·4 to 1·1)	2·6 (1·4 to 4·8)	3·8 (2 to 6·4)	3·5 (1·8 to 6·2)	2·8 (1·6 to 4·5)	2·4 (1·4 to 4)	1·8 (1·1 to 2·8)	1·6 (1·1 to 2·3)	1·7 (1·1 to 2·5)	1·5 (1 to 2·1)	1·1 (0·8 to 1·5)	0·8 (0·5 to 1)	0·5 (0·4 to 0·6)	0·4 (0·3 to 0·5)	0·3 (0·2 to 0·4)	0·2 (0·1 to 0·2)	0·1 (0·1 to 0·1)	0 (0 to 0·1)	26·2
Other exposure to mechanical forces	0·1 (0 to 0·4)	0·2 (0 to 1·1)	0·6 (0·2 to 2·1)	2 (1·2 to 3·4)	2·5 (1·7 to 3·4)	4·2 (3 to 5·9)	6·3 (4·2 to 9·4)	7·1 (4·8 to 10·5)	7·9 (5·5 to 11·5)	8·2 (5·7 to 11·5)	7·9 (5·7 to 11)	7 (5 to 9·8)	7·8 (5·5 to 10·9)	9 (6·4 to 12·4)	8·3 (5·9 to 12)	7 (4·9 to 9·7)	5·1 (3·5 to 7·1)	3·5 (2·4 to 4·9)	2·9 (2·1 to 4·1)	2·2 (1·6 to 3·1)	1·2 (0·8 to 1·6)	0·5 (0·4 to 0·7)	0·2 (0·1 to 0·2)	102
Adverse effects of medical treatment	1·1 (0·6 to 1·8)	0·8 (0·4 to 1·3)	3·2 (1·8 to 5·5)	1·9 (1·1 to 2·9)	1·1 (0·7 to 1·5)	1·6 (1 to 2·3)	1·8 (1·1 to 2·7)	2·9 (1·8 to 4·2)	3 (2 to 4·4)	2·9 (1·8 to 4·6)	2·9 (1·9 to 4·4)	2·6 (1·7 to 3·8)	3·2 (2·1 to 4·6)	4·3 (2·9 to 6·2)	4·8 (3·2 to 7)	5·2 (3·5 to 7·5)	5·1 (3·5 to 7·2)	4·6 (3·2 to 6·3)	5 (3·6 to 6·9)	4·7 (3·3 to 6·5)	2·8 (2 to 3·9)	1·2 (0·9 to 1·7)	0·3 (0·2 to 0·5)	67·1
Animal contact	0 (0 to 0)	0 (0 to 0)	0·1 (0 to 0·2)	0·3 (0·2 to 0·5)	0·3 (0·2 to 0·5)	0·6 (0·4 to 0·8)	0·6 (0·4 to 0·9)	0·6 (0·4 to 0·9)	0·8 (0·5 to 1)	0·7 (0·5 to 0·9)	0·7 (0·5 to 1)	0·6 (0·4 to 0·9)	0·7 (0·5 to 1)	0·9 (0·6 to 1·2)	0·9 (0·6 to 1·2)	0·8 (0·6 to 1·1)	0·7 (0·5 to 1)	0·6 (0·4 to 0·8)	0·5 (0·3 to 0·8)	0·5 (0·3 to 0·8)	0·4 (0·2 to 0·6)	0·3 (0·1 to 0·5)	0·1 (0 to 0·2)	11·9
Venomous animal contact	0 (0 to 0)	0 (0 to 0)	0·1 (0 to 0·1)	0·2 (0·1 to 0·3)	0·2 (0·1 to 0·3)	0·4 (0·2 to 0·5)	0·4 (0·3 to 0·6)	0·4 (0·3 to 0·6)	0·5 (0·3 to 0·7)	0·4 (0·3 to 0·6)	0·5 (0·3 to 0·7)	0·4 (0·3 to 0·6)	0·4 (0·3 to 0·6)	0·5 (0·4 to 0·7)	0·5 (0·4 to 0·7)	0·5 (0·3 to 0·6)	0·4 (0·3 to 0·5)	0·3 (0·2 to 0·4)	0·3 (0·2 to 0·4)	0·3 (0·2 to 0·4)	0·2 (0·1 to 0·4)	0·2 (0·1 to 0·3)	0·1 (0 to 0·2)	7·2
Non-venomous animal contact	0 (0 to 0)	0 (0 to 0)	0·1 (0 to 0·1)	0·1 (0·1 to 0·3)	0·1 (0·1 to 0·2)	0·2 (0·1 to 0·3)	0·2 (0·1 to 0·3)	0·2 (0·1 to 0·3)	0·3 (0·2 to 0·4)	0·2 (0·1 to 0·3)	0·2 (0·1 to 0·4)	0·2 (0·1 to 0·3)	0·3 (0·2 to 0·4)	0·4 (0·2 to 0·5)	0·4 (0·2 to 0·5)	0·3 (0·2 to 0·5)	0·3 (0·2 to 0·5)	0·3 (0·2 to 0·4)	0·2 (0·1 to 0·4)	0·3 (0·1 to 0·4)	0·2 (0·1 to 0·3)	0·1 (0 to 0·2)	0·1 (0 to 0·1)	4·8
Foreign body	2 (1 to 3·5)	1·1 (0·6 to 2)	11·4 (5·5 to 20·4)	6·1 (3·5 to 9·7)	2·5 (1·6 to 3·6)	4·1 (2·8 to 5·9)	2·4 (1·7 to 3·4)	2·7 (1·8 to 3·7)	3·1 (2·1 to 4·3)	2·7 (1·9 to 3·7)	2·8 (1·9 to 3·9)	2·3 (1·6 to 3·1)	2·4 (1·8 to 3·2)	3·3 (2·3 to 4·4)	3·1 (2·2 to 4·3)	2·9 (2 to 4·1)	2·7 (1·9 to 3·8)	2·3 (1·6 to 3·2)	2·2 (1·6 to 3)	2·1 (1·6 to 3)	1 (0·7 to 1·3)	0·5 (0·3 to 0·6)	0·2 (0·1 to 0·2)	65·7
Pulmonary aspiration and foreign body in airway	1·9 (1 to 3·5)	1·1 (0·6 to 2)	11·3 (5·4 to 20·2)	5·8 (3·2 to 9·3)	2 (1·3 to 3·1)	3·5 (2·2 to 5·2)	1·8 (1·1 to 2·7)	2 (1·3 to 3)	2·3 (1·5 to 3·5)	2 (1·3 to 2·9)	2·1 (1·3 to 3·1)	1·6 (1·1 to 2·3)	1·7 (1·1 to 2·4)	2·5 (1·6 to 3·6)	2·4 (1·6 to 3·6)	2·3 (1·4 to 3·5)	2·1 (1·4 to 3·3)	1·9 (1·2 to 2·8)	1·8 (1·3 to 2·6)	1·8 (1·3 to 2·6)	0·8 (0·5 to 1·1)	0·4 (0·3 to 0·5)	0·1 (0·1 to 0·2)	55·3
Foreign body in eyes	0 (0 to 0)	0 (0 to 0)	0 (0 to 0)	0·1 (0 to 0·2)	0·1 (0 to 0·3)	0·2 (0·1 to 0·5)	0·3 (0·1 to 0·6)	0·3 (0·1 to 0·7)	0·3 (0·1 to 0·7)	0·4 (0·1 to 0·7)	0·3 (0·1 to 0·7)	0·3 (0·1 to 0·6)	0·3 (0·2 to 0·6)	0·3 (0·2 to 0·6)	0·3 (0·2 to 0·4)	0·2 (0·1 to 0·4)	0·2 (0·1 to 0·3)	0·1 (0·1 to 0·2)	0·1 (0·1 to 0·2)	0·1 (0·1 to 0·1)	0 (0 to 0·1)	0 (0 to 0)	0 (0 to 0)	4
Foreign body in other body part	0 (0 to 0)	0 (0 to 0)	0·1 (0 to 0·2)	0·2 (0·2 to 0·3)	0·3 (0·2 to 0·4)	0·4 (0·3 to 0·6)	0·4 (0·3 to 0·5)	0·4 (0·3 to 0·5)	0·4 (0·3 to 0·6)	0·4 (0·3 to 0·5)	0·4 (0·3 to 0·5)	0·4 (0·3 to 0·5)	0·4 (0·3 to 0·6)	0·5 (0·3 to 0·6)	0·5 (0·3 to 0·6)	0·4 (0·3 to 0·5)	0·3 (0·2 to 0·5)	0·3 (0·2 to 0·4)	0·3 (0·2 to 0·4)	0·3 (0·2 to 0·4)	0·1 (0·1 to 0·2)	0·1 (0 to 0·1)	0 (0 to 0)	6·4
Environmental heat and cold exposure	0 (0 to 0)	0 (0 to 0)	0·1 (0·1 to 0·3)	0·4 (0·3 to 0·6)	0·7 (0·5 to 1·1)	1·1 (0·8 to 1·6)	1·8 (1·3 to 2·4)	2·1 (1·5 to 2·8)	2·3 (1·6 to 3·1)	2·5 (1·8 to 3·3)	2·4 (1·7 to 3·2)	2·2 (1·5 to 2·9)	2·5 (1·8 to 3·4)	3 (2·1 to 3·9)	2·9 (2·1 to 3·8)	2·5 (1·8 to 3·3)	2 (1·4 to 2·6)	1·7 (1·2 to 2·2)	1·5 (1·1 to 2)	1·4 (1 to 2)	0·8 (0·6 to 1·1)	0·5 (0·3 to 0·7)	0·2 (0·1 to 0·2)	34·6
Exposure to forces of nature	0 (0 to 0)	0 (0 to 0)	0 (0 to 0)	0·2 (0·2 to 0·4)	0·1 (0·1 to 0·2)	0·2 (0·1 to 0·4)	0·4 (0·3 to 0·6)	0·5 (0·4 to 0·8)	0·6 (0·4 to 1)	0·6 (0·4 to 0·8)	0·7 (0·4 to 1)	0·7 (0·4 to 1)	1 (0·6 to 1·4)	1·3 (0·9 to 2·1)	1·6 (1 to 2·4)	1·8 (1·2 to 2·7)	1·8 (1·1 to 2·7)	1·6 (1 to 2·3)	1·5 (1 to 2·4)	1·4 (0·9 to 2·1)	0·9 (0·6 to 1·3)	0·4 (0·3 to 0·6)	0·2 (0·1 to 0·2)	17·5
Other unintentional injuries	0·2 (0·1 to 0·3)	0·1 (0 to 0·1)	0·7 (0·4 to 1·1)	2·2 (1·3 to 3·7)	2·9 (1·8 to 4·5)	5 (3·2 to 7·8)	8·2 (5 to 13·6)	8·4 (5·4 to 13·4)	9·5 (5·9 to 14·6)	8·8 (5·7 to 13·3)	8·6 (5·5 to 13·6)	6·3 (4·4 to 9·1)	6·3 (4·3 to 9)	6·5 (4·6 to 9)	5·7 (4 to 8·1)	4·3 (3·1 to 6)	3·2 (2·3 to 4·4)	2·2 (1·6 to 3·1)	1·8 (1·3 to 2·5)	1·3 (0·9 to 1·8)	0·7 (0·5 to 0·9)	0·2 (0·2 to 0·3)	0·1 (0 to 0·1)	93·3
Self-harm and interpersonal violence	1·7 (0·8 to 3·1)	0·3 (0·1 to 0·6)	2·5 (1·2 to 4·3)	4·7 (2·5 to 7·9)	3·4 (2·3 to 5·1)	11·4 (7·8 to 15·9)	66·9 (45 to 98·1)	100 (70·4 to 138)	105 (74·5 to 141)	81·4 (57·9 to 113)	65·7 (46·1 to 92·2)	37·8 (26·9 to 51·6)	32·3 (22·7 to 44·6)	31·8 (22·6 to 44·3)	24·4 (17·2 to 33·5)	16·8 (12·2 to 22·2)	11·8 (8·9 to 15·4)	7·7 (5·7 to 10·2)	5·2 (4 to 6·9)	3·4 (2·6 to 4·3)	1·5 (1·1 to 1·9)	0·4 (0·3 to 0·5)	0·1 (0·1 to 0·1)	616
Self-harm	0 (0 to 0)	0 (0 to 0)	0 (0 to 0)	0 (0 to 0)	0 (0 to 0)	1·8 (1·1 to 2·8)	11·9 (7·6 to 18)	19·1 (12·3 to 27·7)	24·7 (16·1 to 34·9)	21·9 (14·2 to 31·3)	18·7 (12 to 27·2)	11·1 (7·5 to 15·8)	9·9 (6·8 to 14·5)	11·5 (7·7 to 16·8)	9·6 (6·5 to 13·8)	7·1 (4·5 to 10·3)	5·3 (3·6 to 7·6)	3·8 (2·5 to 5·4)	2·8 (1·9 to 3·9)	2 (1·4 to 2·9)	0·9 (0·6 to 1·2)	0·2 (0·2 to 0·3)	0 (0 to 0·1)	162
Self-harm by firearm	0 (0 to 0)	0 (0 to 0)	0 (0 to 0)	0 (0 to 0)	0 (0 to 0)	0 (0 to 0·1)	0·5 (0·2 to 1)	0·8 (0·4 to 1·4)	0·8 (0·4 to 1·4)	0·7 (0·4 to 1·2)	0·6 (0·3 to 1·1)	0·4 (0·2 to 0·6)	0·3 (0·2 to 0·6)	0·4 (0·2 to 0·7)	0·3 (0·2 to 0·5)	0·2 (0·1 to 0·4)	0·2 (0·1 to 0·3)	0·1 (0·1 to 0·2)	0·1 (0 to 0·1)	0·1 (0 to 0·1)	0 (0 to 0)	0 (0 to 0)	0 (0 to 0)	5·4
Self-harm by other specified means	0 (0 to 0)	0 (0 to 0)	0 (0 to 0)	0 (0 to 0)	0 (0 to 0)	1·7 (1·1 to 2·7)	11·4 (7·2 to 17·2)	18·3 (11·9 to 26·5)	23·9 (15·5 to 34)	21·2 (13·7 to 30·5)	18·2 (11·5 to 26·5)	10·7 (7·2 to 15·4)	9·6 (6·5 to 14)	11·1 (7·4 to 16)	9·3 (6·2 to 13·4)	6·9 (4·4 to 9·9)	5·2 (3·5 to 7·4)	3·7 (2·4 to 5·3)	2·7 (1·8 to 3·8)	2 (1·3 to 2·8)	0·9 (0·6 to 1·2)	0·2 (0·2 to 0·3)	0 (0 to 0·1)	157
Interpersonal violence	1·7 (0·8 to 3·1)	0·3 (0·1 to 0·6)	2·5 (1·2 to 4·3)	4·6 (2·4 to 7·9)	3·4 (2·2 to 5)	9·6 (6·3 to 13·9)	55 (33·8 to 84·8)	80·9 (53·6 to 116)	80·1 (51·4 to 115)	59·4 (38 to 86·5)	46·6 (29·2 to 70·1)	26·4 (16·6 to 38·2)	22 (14·6 to 32·8)	19·7 (12·6 to 29·8)	14·2 (9·1 to 21·3)	9·1 (6·3 to 12·8)	5·9 (4·1 to 8·3)	3·5 (2·4 to 5·1)	2·4 (1·7 to 3·4)	1·3 (1 to 1·6)	0·6 (0·5 to 0·7)	0·2 (0·1 to 0·2)	0·1 (0 to 0·1)	449
Physical violence by firearm	0 (0 to 0·1)	0 (0 to 0)	0·1 (0 to 0·2)	0·3 (0·1 to 0·7)	0·4 (0·2 to 0·7)	1·9 (0·9 to 3·4)	21·4 (10·7 to 36·6)	32·1 (17·3 to 51·5)	30·7 (16·6 to 50·7)	19·9 (10·1 to 34·1)	14·1 (6·7 to 24·3)	6·7 (3·2 to 11·7)	5·2 (2·7 to 9·3)	4 (1·9 to 7·3)	2·6 (1·3 to 4·7)	1·4 (0·7 to 2·4)	0·8 (0·4 to 1·4)	0·3 (0·2 to 0·6)	0·2 (0·1 to 0·3)	0·1 (0 to 0·1)	0 (0 to 0)	0 (0 to 0)	0 (0 to 0)	142
Physical violence by sharp object	0·1 (0 to 0·3)	0 (0 to 0)	0·2 (0·1 to 0·3)	0·5 (0·2 to 0·9)	0·5 (0·3 to 0·8)	2 (1·1 to 3·4)	22·8 (11·8 to 39·5)	34·7 (19·7 to 56)	34·5 (19·7 to 54·1)	26·9 (15·4 to 43·1)	21·1 (11·5 to 35)	11·8 (6·5 to 18·3)	8·9 (5·3 to 14·1)	7·6 (4·2 to 12·9)	4·7 (2·7 to 7·7)	2·8 (1·8 to 4·5)	1·6 (1 to 2·5)	1 (0·6 to 1·7)	0·6 (0·4 to 1)	0·4 (0·3 to 0·5)	0·2 (0·1 to 0·2)	0·1 (0 to 0·1)	0 (0 to 0)	183
Sexual violence	0 (0 to 0)	0 (0 to 0)	0 (0 to 0)	0 (0 to 0)	0·2 (0·1 to 0·4)	0·6 (0·4 to 0·9)	1·4 (0·8 to 2·3)	1·8 (1 to 2·7)	1·6 (0·9 to 2·6)	1·5 (0·8 to 2·5)	1·2 (0·7 to 2)	0·9 (0·5 to 1·4)	0·8 (0·5 to 1·4)	0·7 (0·4 to 1·1)	0·5 (0·3 to 0·7)	0·4 (0·2 to 0·5)	0·3 (0·2 to 0·4)	0·2 (0·1 to 0·3)	0·1 (0·1 to 0·2)	0·1 (0·1 to 0·2)	0 (0 to 0·1)	0 (0 to 0)	0 (0 to 0)	12·4
Physical violence by other means	1·6 (0·8 to 2·8)	0·3 (0·1 to 0·5)	2·2 (1 to 3·9)	3·8 (1·9 to 6·5)	2·2 (1·4 to 3·5)	5·1 (3·1 to 7·8)	9·4 (5·4 to 15·8)	12·3 (7·3 to 19·9)	13·3 (7·5 to 21)	11·1 (6·6 to 17·9)	10·2 (5·9 to 17·3)	7 (4·2 to 11·2)	7 (4·3 to 10·8)	7·5 (4·6 to 11·7)	6·5 (3·9 to 10·5)	4·5 (2·9 to 6·7)	3·2 (2·1 to 4·7)	1·9 (1·3 to 2·9)	1·5 (1 to 2·2)	0·7 (0·5 to 1)	0·3 (0·3 to 0·4)	0·1 (0·1 to 0·1)	0 (0 to 0)	112
Conflict and terrorism	0 (0 to 0)	0 (0 to 0)	0 (0 to 0)	0 (0 to 0)	0 (0 to 0)	0 (0 to 0)	0 (0 to 0)	0 (0 to 0)	0 (0 to 0)	0·1 (0 to 0·1)	0·4 (0·2 to 0·6)	0·4 (0·2 to 0·6)	0·4 (0·3 to 0·7)	0·6 (0·4 to 0·9)	0·6 (0·4 to 0·9)	0·6 (0·4 to 0·8)	0·6 (0·4 to 0·9)	0·4 (0·2 to 0·5)	0·1 (0 to 0·1)	0 (0 to 0·1)	0 (0 to 0)	0 (0 to 0)	0 (0 to 0)	4·1

SR Table 2c: Dominican Republic DALYS by cause and age group for both sexes with 95% uncertainty intervals, 2019

Cause	Early Neonatal	Late Neonatal	Post Neonatal	1 to 4	5 to 9	10 to 14	15 to 19	20 to 24	25 to 29	30 to 34	35 to 39	40 to 44
All causes	276,000 (198,000 to 380,000)	67,900 (48,800 to 92,700)	113,000 (84,300 to 150,000)	93,400 (75,100 to 114,000)	70,100 (58,100 to 84,100)	78,500 (63,700 to 96,700)	120,000 (98,700 to 147,000)	173,000 (141,000 to 206,000)	185,000 (154,000 to 220,000)	191,000 (160,000 to 227,000)	191,000 (158,000 to 228,000)	196,000 (161,000 to 234,000)
Communicable, maternal, neonatal, and nutritional diseases	247,000 (173,000 to 336,000)	56,400 (39,500 to 77,500)	68,000 (46,700 to 96,100)	41,900 (31,000 to 55,200)	20,900 (16,500 to 26,400)	15,800 (12,400 to 20,100)	17,900 (14,300 to 21,900)	24,500 (19,700 to 29,800)	27,600 (21,900 to 35,000)	29,700 (23,600 to 37,800)	28,700 (22,700 to 37,000)	26,200 (21,300 to 32,900)
HIV/AIDS and sexually transmitted infections	8,660 (2,700 to 18,700)	2,950 (908 to 6,510)	4,660 (1,760 to 9,960)	862 (367 to 2,000)	437 (291 to 597)	355 (218 to 520)	1,220 (665 to 2,270)	3,010 (1,690 to 5,390)	5,900 (3,140 to 11,500)	8,640 (5,120 to 15,200)	10,600 (6,700 to 16,900)	10,500 (7,590 to 15,100)
HIV/AIDS	0 (0 to 0·1)	0·2 (0·1 to 0·2)	581 (308 to 942)	716 (269 to 1,840)	364 (239 to 507)	290 (163 to 444)	1,040 (505 to 2,100)	2,690 (1,400 to 5,100)	5,500 (2,760 to 11,100)	8,210 (4,730 to 14,900)	10,200 (6,340 to 16,500)	10,200 (7,300 to 14,900)
HIV/AIDS - Drug-susceptible Tuberculosis	0 (0 to 0)	0 (0 to 0)	92·2 (57·7 to 146)	112 (70·1 to 172)	55·8 (36·6 to 85·6)	47 (31·1 to 71)	157 (103 to 241)	427 (282 to 651)	779 (506 to 1,180)	1,190 (781 to 1,830)	1,530 (1,000 to 2,360)	1,630 (1,050 to 2,500)
HIV/AIDS - Multidrug-resistant Tuberculosis without exte	0 (0 to 0)	0 (0 to 0)	1·4 (0·1 to 6·8)	1·6 (0·1 to 7·9)	0·8 (0·1 to 3·9)	0·6 (0·1 to 3·2)	2·2 (0·2 to 10·8)	5·9 (0·5 to 27·9)	10·6 (0·9 to 50·2)	16 (1·3 to 78)	20·6 (1·7 to 99·8)	22 (1·8 to 106)
HIV/AIDS - Extensively drug-resistant Tuberculosis	0 (0 to 0)	0 (0 to 0)	0·2 (0 to 1·1)	0·3 (0 to 1·4)	0·1 (0 to 0·6)	0·1 (0 to 0·5)	0·4 (0 to 1·8)	1 (0·1 to 4·8)	1·7 (0·1 to 8·5)	2·6 (0·2 to 12·9)	3·4 (0·2 to 16·6)	3·6 (0·3 to 17·8)
HIV/AIDS resulting in other diseases	0 (0 to 0·1)	0·1 (0·1 to 0·2)	487 (210 to 858)	602 (158 to 1,730)	307 (182 to 450)	242 (116 to 393)	884 (352 to 1,940)	2,260 (978 to 4,700)	4,710 (2,010 to 10,200)	7,000 (3,500 to 13,500)	8,600 (4,820 to 14,900)	8,550 (5,580 to 13,100)
Sexually transmitted infections excluding HIV	8,660 (2,700 to 18,700)	2,950 (908 to 6,510)	4,080 (1,250 to 9,610)	146 (43·4 to 345)	73·6 (23·3 to 161)	64·5 (29·8 to 144)	173 (95 to 295)	325 (186 to 531)	395 (233 to 650)	432 (251 to 707)	421 (233 to 814)	330 (189 to 563)
Syphilis	8,660 (2,700 to 18,700)	2,950 (908 to 6,510)	4,080 (1,250 to 9,610)	146 (43·4 to 345)	73·6 (23·3 to 161)	28·5 (9·8 to 72·5)	46·9 (15·1 to 124)	50·6 (16 to 146)	73·5 (24·5 to 208)	74·4 (25·4 to 186)	102 (25·8 to 364)	44·1 (14·4 to 116)
Chlamydial infection	0 (0 to 0)	0 (0 to 0)	0 (0 to 0)	0 (0 to 0)	0 (0 to 0)	2·9 (1·2 to 7)	13 (7·6 to 21·1)	43·6 (22·7 to 76·3)	49·3 (25·7 to 81·8)	47·2 (24·3 to 80·2)	45·1 (24·3 to 72·7)	39·6 (21·4 to 67·9)
Gonococcal infection	0 (0 to 0)	0 (0 to 0)	0 (0 to 0)	0 (0 to 0)	0 (0 to 0)	7·6 (3·3 to 15·5)	36·4 (16·4 to 67)	70·3 (32·4 to 131)	42·6 (21·2 to 77·5)	39·8 (19·6 to 69·1)	32 (16·8 to 57·7)	30·6 (16·9 to 54·8)
Trichomoniasis	0 (0 to 0)	0 (0 to 0)	0 (0 to 0)	0 (0 to 0)	0 (0 to 0)	0·5 (0 to 1·6)	9·2 (2·8 to 23·4)	43·4 (15·2 to 99·7)	78·7 (26·9 to 181)	83·4 (25·9 to 201)	74·5 (24·3 to 174)	65 (22·2 to 158)
Genital herpes	0 (0 to 0)	0 (0 to 0)	0 (0 to 0)	0 (0 to 0)	0 (0 to 0)	4 (1·3 to 10)	18·5 (5·9 to 44·6)	39·5 (12·2 to 97·3)	60·3 (20 to 144)	71·4 (23·2 to 174)	71·9 (23·2 to 175)	67·2 (21·4 to 168)
Other sexually transmitted infections	0 (0 to 0)	0 (0 to 0)	0 (0 to 0)	0 (0 to 0)	0 (0 to 0)	20·8 (9·5 to 47·7)	48·9 (26·4 to 81·6)	77·5 (43·8 to 129)	90·2 (53·4 to 143)	116 (70·6 to 175)	94·8 (59·4 to 148)	83·4 (49·3 to 133)
Respiratory infections and tuberculosis	3,820 (2,150 to 6,400)	2,560 (1,430 to 4,060)	14,000 (7,000 to 23,300)	7,440 (4,570 to 11,100)	4,430 (3,220 to 5,670)	3,110 (2,290 to 4,060)	3,330 (2,450 to 4,490)	6,060 (4,380 to 8,380)	6,910 (5,050 to 9,540)	7,540 (5,350 to 10,400)	6,200 (4,530 to 8,930)	5,740 (4,140 to 8,140)
Tuberculosis	0 (0 to 0)	0 (0 to 0·1)	775 (416 to 1,310)	911 (514 to 1,460)	583 (398 to 821)	558 (377 to 810)	1,070 (664 to 1,630)	3,480 (2,250 to 5,220)	4,300 (2,900 to 6,470)	4,860 (3,200 to 7,160)	3,750 (2,460 to 5,640)	3,220 (2,080 to 4,940)
Latent tuberculosis infection	0 (0 to 0)	0 (0 to 0)	0 (0 to 0)	0 (0 to 0)	0 (0 to 0)	0 (0 to 0)	0 (0 to 0)	0 (0 to 0)	0 (0 to 0)	0 (0 to 0)	0 (0 to 0)	0 (0 to 0)
Drug-susceptible tuberculosis	0 (0 to 0)	0 (0 to 0·1)	765 (406 to 1,300)	900 (503 to 1,450)	576 (388 to 818)	551 (371 to 802)	1,060 (657 to 1,630)	3,440 (2,230 to 5,140)	4,250 (2,880 to 6,390)	4,800 (3,150 to 7,070)	3,700 (2,390 to 5,580)	3,180 (2,070 to 4,930)
Multidrug-resistant tuberculosis without extensive drug r	0 (0 to 0)	0 (0 to 0)	8·8 (0·7 to 38·7)	9·9 (0·8 to 46·4)	5·8 (0·5 to 26·7)	6 (0·5 to 28·3)	12·2 (1 to 62·6)	37·1 (3·1 to 172)	44·5 (3·8 to 225)	51·4 (4·3 to 257)	39·4 (3·2 to 198)	34·1 (2·9 to 159)
Extensively drug-resistant tuberculosis	0 (0 to 0)	0 (0 to 0)	1·5 (0·1 to 6·6)	1·6 (0·1 to 7·7)	0·9 (0·1 to 4·2)	1 (0·1 to 4·7)	2 (0·1 to 10·1)	6 (0·5 to 29·5)	7·2 (0·6 to 34·9)	8·4 (0·7 to 41·1)	6·5 (0·5 to 30·7)	5·6 (0·4 to 27·4)
Lower respiratory infections	3,820 (2,140 to 6,400)	2,550 (1,420 to 4,050)	12,900 (6,170 to 21,800)	5,090 (2,630 to 8,490)	2,380 (1,380 to 3,310)	1,430 (841 to 1,990)	1,190 (740 to 1,730)	1,580 (1,030 to 2,290)	1,730 (1,140 to 2,530)	1,930 (1,250 to 2,860)	1,780 (1,150 to 2,700)	1,920 (1,240 to 2,910)
Upper respiratory infections	2·4 (1·2 to 4·1)	13·6 (7·5 to 22·6)	255 (145 to 424)	996 (574 to 1,610)	950 (519 to 1,630)	791 (412 to 1,380)	769 (394 to 1,360)	742 (391 to 1,270)	680 (373 to 1,130)	595 (325 to 1,030)	528 (266 to 904)	456 (248 to 803)
Otitis media	0·1 (0·1 to 0·2)	1·1 (0·5 to 2·2)	51·8 (26·6 to 94)	444 (240 to 760)	512 (286 to 845)	322 (171 to 557)	291 (148 to 498)	251 (108 to 492)	204 (97·5 to 370)	158 (67·7 to 306)	144 (65·3 to 275)	140 (63·2 to 256)
Enteric infections	721 (197 to 1,800)	1,620 (509 to 3,950)	15,600 (6,890 to 29,600)	7,990 (4,490 to 13,200)	2,810 (1,820 to 4,160)	1,850 (1,200 to 2,750)	1,310 (879 to 1,890)	1,210 (792 to 1,720)	1,280 (885 to 1,810)	1,300 (920 to 1,820)	1,340 (928 to 1,870)	1,330 (936 to 1,860)
Diarrheal diseases	721 (197 to 1,800)	1,620 (508 to 3,950)	15,500 (6,820 to 29,600)	7,900 (4,430 to 13,100)	2,760 (1,770 to 4,110)	1,810 (1,160 to 2,710)	1,280 (853 to 1,850)	1,180 (765 to 1,690)	1,260 (867 to 1,790)	1,280 (903 to 1,800)	1,320 (917 to 1,860)	1,320 (924 to 1,850)
Typhoid and paratyphoid	0 (0 to 0)	0 (0 to 0)	3·9 (1 to 10·9)	30·8 (7·9 to 81·3)	17·5 (5 to 50·1)	18·2 (5·8 to 43·5)	16·7 (4·8 to 39·6)	15·5 (4·4 to 38·3)	11·1 (2·6 to 27·5)	8·6 (2·5 to 21·3)	7·3 (2·2 to 17·9)	6·7 (2 to 16·9)
Typhoid fever	0 (0 to 0)	0 (0 to 0)	2·9 (0·7 to 8·2)	23·4 (5·6 to 62)	12·8 (3·4 to 37·5)	13 (3·8 to 32·4)	12·2 (3·3 to 30·8)	11·7 (3·2 to 29·5)	8·8 (2 to 22·4)	6·9 (1·9 to 17·8)	5·8 (1·7 to 14·7)	5·2 (1·5 to 13·1)
Paratyphoid fever	0 (0 to 0)	0 (0 to 0)	1 (0·2 to 2·7)	7·4 (1·8 to 21·3)	4·8 (1·2 to 13·9)	5·2 (1·4 to 13·8)	4·5 (1·2 to 11·3)	3·8 (0·9 to 10)	2·3 (0·5 to 6·3)	1·7 (0·4 to 4·8)	1·5 (0·4 to 4·1)	1·5 (0·4 to 4·2)
Invasive Non-typhoidal Salmonella (iNTS)	0 (0 to 0)	0·6 (0·1 to 1·9)	10·7 (2·3 to 30·6)	31·2 (7·3 to 70·9)	26·6 (7·6 to 57·5)	19·7 (4·9 to 47)	13·5 (2·7 to 35·2)	10·7 (1·4 to 32·6)	7 (1·2 to 19·7)	5·4 (1·1 to 15·4)	4·6 (0·7 to 12·2)	4·2 (0·5 to 10·9)
Other intestinal infectious diseases	0 (0 to 0)	0 (0 to 0)	19·5 (1·2 to 54·4)	23 (4·7 to 61)	10·2 (1·9 to 27·6)	7·2 (1·4 to 18·5)	4 (0·7 to 9·7)	4·9 (0·7 to 12·7)	2·2 (0·4 to 5·9)	5·1 (1·1 to 13·4)	2·4 (0·6 to 5·9)	2·4 (0·6 to 5·9)
Neglected tropical diseases and malaria	2 (0·7 to 4·7)	22·9 (13·1 to 39·3)	304 (157 to 585)	535 (302 to 877)	1,330 (733 to 2,240)	1,520 (754 to 2,820)	2,080 (1,050 to 3,800)	2,280 (1,210 to 4,020)	2,400 (1,320 to 4,060)	2,160 (1,230 to 3,670)	1,620 (941 to 2,660)	1,480 (875 to 2,430)
Malaria	0 (0 to 0)	0·3 (0 to 1·3)	1 (0·1 to 3·8)	1·9 (0·6 to 6·2)	3·4 (1·6 to 7·8)	5 (2·6 to 10·6)	50·9 (9·9 to 180)	55·3 (10·4 to 206)	33·2 (7·5 to 120)	24·4 (5·8 to 86·9)	19·5 (4·6 to 68·7)	14·8 (3·7 to 53·3)
Chagas disease	0 (0 to 0)	0 (0 to 0)	0 (0 to 0)	0 (0 to 0)	0 (0 to 0)	0 (0 to 0)	0 (0 to 0·1)	0·1 (0·1 to 0·2)	0·2 (0·1 to 0·4)	0·5 (0·3 to 0·7)	0·6 (0·4 to 1)	0·7 (0·4 to 1·1)
Leishmaniasis	0 (0 to 0)	0 (0 to 0)	0 (0 to 0·1)	0·1 (0 to 0·3)	0·1 (0 to 0·4)	0·1 (0 to 0·4)	0 (0 to 0·3)	0 (0 to 0·3)	0 (0 to 0·3)	0 (0 to 0·2)	0 (0 to 0·2)	0 (0 to 0·2)
Visceral leishmaniasis	0 (0 to 0)	0 (0 to 0)	0 (0 to 0)	0 (0 to 0)	0 (0 to 0)	0 (0 to 0)	0 (0 to 0)	0 (0 to 0)	0 (0 to 0)	0 (0 to 0)	0 (0 to 0)	0 (0 to 0)
Cutaneous and mucocutaneous leishmaniasis	0 (0 to 0)	0 (0 to 0)	0 (0 to 0·1)	0·1 (0 to 0·3)	0·1 (0 to 0·4)	0·1 (0 to 0·4)	0 (0 to 0·3)	0 (0 to 0·3)	0 (0 to 0·3)	0 (0 to 0·2)	0 (0 to 0·2)	0 (0 to 0·2)
African trypanosomiasis	0 (0 to 0)	0 (0 to 0)	0 (0 to 0)	0 (0 to 0)	0 (0 to 0)	0 (0 to 0)	0 (0 to 0)	0 (0 to 0)	0 (0 to 0)	0 (0 to 0)	0 (0 to 0)	0 (0 to 0)
Schistosomiasis	0 (0 to 0)	0 (0 to 0)	0 (0 to 0·1)	60·1 (15·3 to 152)	465 (136 to 1,140)	838 (255 to 1,990)	1,360 (507 to 2,890)	1,430 (540 to 3,010)	1,500 (603 to 3,060)	1,290 (544 to 2,540)	773 (298 to 1,700)	703 (284 to 1,510)
Cysticercosis	0 (0 to 0)	0 (0 to 0)	0 (0 to 0)	1 (0 to 3·3)	6·4 (0·1 to 19·2)	12·9 (2 to 30·4)	55·6 (11 to 134)	170 (50·3 to 386)	267 (97·9 to 564)	277 (98·9 to 552)	268 (99·3 to 571)	273 (101 to 574)
Cystic echinococcosis	0 (0 to 0)	0 (0 to 0)	0 (0 to 0)	0·1 (0 to 0·3)	0·1 (0 to 0·4)	0·1 (0 to 0·3)	0·1 (0 to 0·3)	0·2 (0 to 0·4)	0·2 (0 to 0·6)	0·2 (0 to 0·6)	0·2 (0 to 0·5)	0·2 (0 to 0·5)
Lymphatic filariasis	0 (0 to 0)	0 (0 to 0)	0 (0 to 0)	0 (0 to 0)	334 (169 to 610)	336 (174 to 607)	366 (191 to 666)	393 (203 to 730)	392 (205 to 713)	368 (187 to 687)	334 (168 to 617)	302 (156 to 542)



Other transport injuries	11·9 (3·8 to 28·6)	7·3 (2·9 to 16·1)	42 (19·2 to 89·6)	94·6 (50·9 to 192)	110 (70·6 to 178)	133 (89·1 to 206)	238 (144 to 390)	424 (248 to 711)	425 (251 to 696)	434 (251 to 728)	360 (217 to 622)	323 (190 to 549)	245 (153 to 415)	211 (133 to 334)	170 (111 to 275)	128 (83·1 to 204)	83·1 (53·9 to 123)	67·6 (44·7 to 100)	37·8 (26·8 to 53·2)	19·9 (14·6 to 26·2)	11 (8·3 to 14·2)	4·2 (3·1 to 5·4)	1·4 (1·1 to 1·9)	3,580
Unintentional injuries	1,220 (733 to 1,940)	839 (509 to 1,420)	5,730 (3,250 to 9,000)	8,150 (5,420 to 11,800)	6,790 (5,470 to 8,160)	7,210 (5,850 to 8,850)	8,680 (6,480 to 11,100)	12,400 (9,060 to 16,400)	12,600 (9,360 to 15,900)	12,100 (9,160 to 15,500)	10,900 (8,170 to 13,900)	9,870 (7,500 to 12,600)	8,490 (6,500 to 10,900)	7,820 (6,000 to 10,000)	6,310 (4,950 to 8,110)	5,640 (4,400 to 7,270)	4,300 (3,340 to 5,440)	3,740 (3,000 to 4,620)	2,720 (2,220 to 3,360)	2,390 (1,960 to 2,860)	1,910 (1,520 to 2,420)	852 (666 to 1,090)	288 (213 to 399)	141,000
Falls	32 (13·4 to 68)	13·3 (6·8 to 25·6)	182 (92 to 336)	385 (217 to 601)	468 (341 to 624)	637 (471 to 849)	957 (688 to 1,270)	1,370 (963 to 1,910)	1,500 (1,060 to 2,080)	1,540 (1,120 to 2,100)	1,570 (1,160 to 2,080)	1,550 (1,140 to 2,050)	1,510 (1,140 to 1,980)	1,610 (1,210 to 2,140)	1,410 (1,070 to 1,840)	1,410 (1,050 to 1,860)	1,180 (895 to 1,530)	1,230 (954 to 1,570)	1,030 (811 to 1,280)	1,140 (900 to 1,430)	1,100 (820 to 1,510)	529 (393 to 711)	187 (127 to 286)	22,500
Drowning	86·5 (41·5 to 177)	36·7 (17·3 to 69)	375 (180 to 732)	1,840 (910 to 3,230)	1,710 (1,040 to 2,680)	1,870 (1,190 to 2,750)	2,110 (1,140 to 3,470)	2,260 (1,200 to 3,670)	1,830 (1,010 to 2,920)	1,590 (835 to 2,630)	1,250 (637 to 1,990)	962 (530 to 1,590)	685 (380 to 1,140)	555 (314 to 913)	362 (201 to 614)	308 (177 to 509)	187 (105 to 293)	125 (76·6 to 198)	76·8 (47·5 to 123)	43·6 (25 to 66·4)	51·1 (21 to 80)	21·8 (8·9 to 34)	4·8 (2·5 to 7·2)	18,300
Fire, heat, and hot substances	43·6 (21·8 to 97·8)	51·3 (25·6 to 108)	531 (238 to 1,070)	1,420 (651 to 2,670)	963 (647 to 1,420)	855 (599 to 1,160)	973 (695 to 1,320)	1,260 (894 to 1,690)	1,350 (989 to 1,820)	1,400 (1,000 to 1,880)	1,300 (951 to 1,770)	1,150 (819 to 1,580)	1,030 (756 to 1,400)	916 (668 to 1,240)	747 (540 to 1,030)	621 (458 to 840)	443 (320 to 609)	350 (254 to 479)	231 (166 to 319)	177 (127 to 249)	138 (96·2 to 194)	57 (39·6 to 83·6)	17·4 (11·8 to 28·8)	16,000
Poisonings	52·2 (18 to 114)	66·2 (17·9 to 182)	247 (91·1 to 584)	568 (262 to 1,090)	247 (154 to 420)	194 (119 to 302)	180 (115 to 284)	295 (171 to 493)	289 (170 to 446)	263 (149 to 410)	230 (136 to 370)	190 (114 to 294)	160 (96·8 to 270)	121 (75·6 to 193)	82·1 (54·4 to 122)	68·8 (44·5 to 105)	47·1 (32·2 to 67·3)	38·2 (25·8 to 56·2)	27 (18·2 to 39·9)	21·3 (14 to 32·7)	14·7 (8·7 to 22·3)	5 (2·9 to 7·7)	1·1 (0·7 to 1·7)	3,410
Poisoning by carbon monoxide	6·1 (1·1 to 19·5)	4·4 (0·7 to 15·4)	9·7 (2·5 to 28·3)	62·8 (19·8 to 173)	44·9 (23·2 to 85·2)	44·1 (22·1 to 82·6)	59·2 (29·8 to 109)	109 (50·3 to 196)	96·6 (44·5 to 171)	84·8 (35·5 to 157)	69·7 (31·4 to 130)	64·6 (29·6 to 115)	41·9 (19·9 to 82·2)	25 (13 to 45·7)	19·6 (10·2 to 34·6)	14·3 (7·5 to 24·8)	11·4 (6·7 to 18·7)	9·8 (5·5 to 15·9)	5·3 (2·8 to 9·2)	4 (2·1 to 7·4)	3·2 (1·5 to 6)	1·2 (0·5 to 2·2)	0·2 (0·1 to 0·3)	792
Poisoning by other means	46·1 (14·7 to 104)	61·8 (16·8 to 173)	237 (87·1 to 564)	505 (231 to 996)	202 (123 to 342)	150 (92·2 to 238)	121 (77 to 187)	186 (110 to 304)	192 (115 to 307)	178 (104 to 295)	160 (94·9 to 269)	125 (74·7 to 193)	118 (70·7 to 194)	95·7 (58·9 to 151)	62·5 (41·4 to 95)	54·5 (34·7 to 86·6)	35·7 (23·5 to 52·6)	28·4 (19·3 to 42·5)	21·7 (14·3 to 32·7)	17·3 (11·1 to 27)	11·5 (7·1 to 17·6)	3·9 (2·3 to 6)	0·9 (0·6 to 1·4)	2,610
Exposure to mechanical forces	34·7 (4·7 to 148)	69 (3·3 to 368)	165 (42·7 to 658)	472 (259 to 760)	645 (448 to 895)	766 (547 to 1,030)	1,480 (993 to 2,110)	2,470 (1,570 to 3,830)	2,480 (1,630 to 3,630)	2,420 (1,630 to 3,660)	2,190 (1,510 to 3,120)	2,020 (1,420 to 2,810)	1,730 (1,230 to 2,360)	1,540 (1,110 to 2,120)	1,260 (900 to 1,740)	1,010 (717 to 1,370)	736 (526 to 1,000)	547 (385 to 757)	364 (257 to 506)	247 (175 to 345)	152 (108 to 207)	61·5 (43·8 to 84·8)	21·1 (14·9 to 29·5)	22,900
Unintentional firearm injuries	16 (1·3 to 84·4)	32·6 (0·7 to 191)	72·3 (9·3 to 285)	140 (58·2 to 291)	169 (95·2 to 291)	241 (150 to 361)	770 (416 to 1,330)	1,500 (775 to 2,730)	1,350 (692 to 2,370)	1,220 (660 to 2,150)	1,000 (577 to 1,760)	869 (520 to 1,410)	635 (398 to 980)	517 (341 to 837)	372 (249 to 584)	274 (190 to 405)	173 (120 to 248)	117 (83·8 to 157)	70·9 (51·6 to 94·2)	49·5 (36·4 to 66·8)	35·6 (25·2 to 48·4)	15·3 (11·1 to 20·3)	5·6 (3·9 to 8·1)	9,640
Other exposure to mechanical forces	18·7 (2·1 to 87)	36·5 (1·7 to 218)	92·6 (25·8 to 365)	332 (182 to 539)	476 (314 to 707)	525 (349 to 786)	714 (456 to 1,070)	970 (642 to 1,400)	1,120 (760 to 1,640)	1,200 (809 to 1,780)	1,190 (805 to 1,740)	1,150 (781 to 1,710)	1,090 (749 to 1,580)	1,030 (699 to 1,460)	889 (606 to 1,280)	731 (499 to 1,050)	563 (382 to 807)	431 (292 to 616)	293 (199 to 422)	198 (134 to 284)	116 (79·5 to 167)	46·3 (31·9 to 65·2)	15·5 (10·6 to 22)	13,200
Adverse effects of medical treatment	243 (123 to 398)	160 (81·4 to 283)	552 (262 to 1,000)	416 (237 to 719)	273 (163 to 403)	205 (132 to 308)	220 (131 to 360)	468 (253 to 775)	469 (238 to 789)	492 (255 to 853)	466 (242 to 788)	481 (257 to 852)	487 (269 to 831)	572 (323 to 1,020)	505 (286 to 894)	546 (313 to 918)	434 (252 to 762)	409 (254 to 654)	316 (195 to 493)	252 (162 to 379)	190 (126 to 262)	69·5 (46·8 to 93·8)	19 (12 to 26·5)	8,250
Animal contact	0·5 (0·2 to 1·1)	0·5 (0·3 to 1·2)	6·9 (4·4 to 12·6)	38·8 (25·3 to 55·6)	53·3 (33·8 to 83·6)	70·9 (45·7 to 105)	83·9 (53·3 to 121)	96·8 (62·6 to 139)	97·8 (65·4 to 141)	92·5 (61·1 to 132)	89·1 (58·2 to 129)	83·3 (54·4 to 119)	78·5 (51·5 to 113)	73·5 (49·8 to 104)	65·3 (45 to 93·5)	56·4 (38·9 to 79·6)	45·9 (31·6 to 64·2)	36·4 (25·5 to 50·5)	25·3 (17·6 to 35·8)	18·5 (13 to 26)	11·6 (8·3 to 16·2)	5·4 (3·8 to 8·3)	1·7 (1·2 to 3)	1,130
Venomous animal contact	0·2 (0·1 to 0·5)	0·3 (0·1 to 0·7)	4·6 (2·8 to 8·5)	26·2 (16 to 39·5)	37·5 (22·1 to 61·4)	50·9 (31 to 78·8)	61·1 (36·9 to 90·7)	71·5 (44·9 to 106)	73·3 (48·1 to 106)	68·2 (43·7 to 101)	64·6 (41·2 to 94·3)	59 (37·4 to 85·5)	53·3 (34·6 to 76·6)	49·9 (33·1 to 70·7)	43·8 (29·8 to 63·2)	37·8 (25·7 to 52·6)	30·2 (20·7 to 41·4)	23·6 (16·3 to 32)	16 (11·1 to 22·5)	11·8 (8·2 to 16·4)	7·6 (5·4 to 10·9)	3·7 (2·6 to 6)	1·2 (0·8 to 2·1)	796
Non-venomous animal contact	0·3 (0·1 to 0·7)	0·2 (0·1 to 0·6)	2·2 (1·3 to 4·1)	12·6 (7·6 to 19·2)	15·8 (9·9 to 26·5)	20 (12·2 to 33·1)	22·8 (14·1 to 36·3)	25·3 (15·6 to 39·1)	24·5 (14·5 to 38·7)	24·3 (14·8 to 38·8)	24·5 (15·2 to 40·2)	24·3 (14·9 to 38·4)	25·2 (15·9 to 38·2)	23·6 (15 to 36·2)	21·5 (13·6 to 32·4)	18·6 (12·2 to 28·4)	15·7 (10 to 24)	12·8 (8·3 to 19·3)	9·3 (5·9 to 13·9)	6·7 (4·4 to 10)	4 (2·6 to 6)	1·7 (1·1 to 2·6)	0·6 (0·4 to 0·9)	336
Foreign body	643 (330 to 1,140)	410 (225 to 677)	3,420 (1,560 to 6,120)	2,200 (1,250 to 3,660)	1,290 (854 to 1,890)	1,270 (845 to 1,850)	680 (434 to 988)	1,120 (672 to 1,670)	1,190 (730 to 1,770)	1,090 (658 to 1,590)	987 (608 to 1,500)	969 (589 to 1,460)	824 (513 to 1,220)	836 (510 to 1,260)	656 (406 to 979)	681 (428 to 1,050)	542 (347 to 809)	492 (322 to 703)	315 (218 to 434)	251 (178 to 340)	120 (83·8 to 167)	49 (34·8 to 68·8)	17·7 (12·1 to 25·6)	20,100
Pulmonary aspiration and foreign body in airway	641 (329 to 1,140)	409 (224 to 676)	3,410 (1,550 to 6,100)	2,120 (1,190 to 3,560)	1,190 (772 to 1,790)	1,160 (753 to 1,730)	559 (329 to 861)	973 (552 to 1,510)	1,040 (602 to 1,590)	955 (521 to 1,450)	859 (483 to 1,370)	849 (471 to 1,310)	718 (410 to 1,100)	744 (423 to 1,170)	583 (342 to 910)	617 (367 to 973)	489 (295 to 760)	434 (276 to 640)	269 (180 to 379)	210 (141 to 295)	95·9 (64·8 to 137)	37·9 (24·5 to 55·8)	14 (9 to 21·6)	18,400
Foreign body in eyes	0·1 (0 to 0·2)	0·2 (0·1 to 0·5)	3·8 (1 to 8·3)	19·4 (5·9 to 43·9)	28·3 (8·1 to 66·4)	33·5 (10·4 to 78·9)	44·2 (13·9 to 104)	55·9 (17·9 to 123)	60·4 (21·3 to 128)	58·6 (20·9 to 123)	55·2 (21 to 114)	51·7 (22·3 to 103)	45·3 (21·6 to 86·3)	36·5 (18·6 to 65·2)	27·8 (16·1 to 46·1)	22 (13·2 to 34·7)	17·6 (10·8 to 27)	13·6 (8·8 to 20·4)	9·7 (6·2 to 14·4)	6·6 (4·3 to 9·8)	3·6 (2·4 to 5·2)	1·3 (0·9 to 1·9)	0·4 (0·3 to 0·6)	596
Foreign body in other body part	1·5 (0·5 to 4·3)	0·8 (0·5 to 1·4)	11 (6 to 18·2)	58·5 (33·4 to 96)	70·9 (44·1 to 110)	73·5 (51 to 104)	76·9 (54·9 to 102)	88·6 (63·6 to 120)	83·8 (60·7 to 111)	80·2 (58·2 to 108)	73·2 (53·7 to 100)	67·6 (50·3 to 91·4)	60·9 (45·1 to 81·2)	55·4 (40·3 to 73·6)	45·1 (33·5 to 58·7)	41·6 (30·1 to 56·7)	35·6 (25·8 to 48·4)	44·1 (28 to 68·2)	36·6 (23·7 to 55·1)	34·3 (22 to 52·9)	20 (12·4 to 32·4)	9·8 (6 to 15·7)	3·3 (1·9 to 5·5)	1,070
Environmental heat and cold exposure	1·4 (0·6 to 3)	1·6 (0·8 to 2·9)	17·4 (10·5 to 28·4)	86·9 (58·3 to 125)	146 (95·7 to 210)	187 (126 to 263)	266 (185 to 365)	345 (231 to 470)	380 (263 to 522)	389 (273 to 540)	370 (261 to 510)	355 (250 to 485)	331 (232 to 449)	308 (218 to 412)	269 (191 to 359)	229 (161 to 310)	186 (131 to 250)	154 (108 to 204)	111 (80·4 to 148)	84 (60·9 to 110)	52 (38·1 to 68·3)	21·8 (16 to 29·3)	7·5 (5·2 to 10·1)	4,300
Exposure to forces of nature	0 (0 to 0)	0 (0 to 0)	0 (0 to 0)	0·1 (0·1 to 0·2)	0·5 (0·3 to 0·9)	3·1 (2 to 5)	20·5 (12·5 to 32·7)	32·2 (20·2 to 49·8)	54·4 (34 to 86)	43·7 (27·4 to 68·5)	36·7 (23·7 to 54·9)	34·5 (22 to 51·2)	32·9 (20·9 to 50)	27·4 (17·5 to 40·7)	20·9 (13·5 to 31·4)	15·8 (10·5 to 23·7)	12·2 (8·2 to 18·5)	8·8 (6 to 12·9)	5·8 (3·8 to 8·4)	3·6 (2·3 to 5·1)	1·8 (1·2 to 2·7)	0·6 (0·4 to 0·9)	0·2 (0·1 to 0·3)	356
Other unintentional injuries	85·3 (39·4 to 158)	29·6 (13·4 to 57·1)	227 (119 to 415)	729 (377 to 1,370)	1,000 (587 to 1,590)	1,150 (682 to 1,820)	1,710 (909 to 2,840)	2,710 (1,300 to 4,570)	2,920 (1,500 to 5,050)	2,740 (1,410 to 4,780)	2,390 (1,270 to 4,000)	2,070 (1,130 to 3,300)	1,630 (930 to 2,740)	1,260 (794 to 1,860)	928 (596 to 1,360)	698 (478 to 979)	488 (341 to 679)	346 (240 to 491)	226 (160 to 305)	147 (105 to 198)	83·8 (60·5 to 116)	31 (22·5 to 41·7)	10·1 (7·1 to 14·6)	23,600
Self-harm and interpersonal violence	817 (385 to 1,570)	155 (74·2 to 305)	1,150 (513 to 2,330)	2,080 (946 to 4,060)	1,690 (1,060 to 2,510)	2,990 (2,040 to 4,380)	14,100 (9,350 to 20,800)	27,100 (17,800 to 37,800)	25,200 (17,800 to 34,500)	20,900 (14,600 to 29,100)	15,400 (10,300 to 22,200)	11,400 (7,370 to 17,000)	8,220 (5,560 to 12,300)	6,000 (3,950 to 8,990)	3,900 (2,640 to 5,800)	2,820 (1,960 to 4,030)	1,650 (1,180 to 2,360)	1,090 (796 to 1,550)	588 (433 to 781)	323 (248 to 433)	198 (152 to 267)	53·8 (41·4 to 69·8)	15·1 (10·9 to 23·7)	148,000
Self-harm	0 (0 to 0)	0 (0 to 0)	0 (0 to 0)	0 (0 to 0)	0 (0 to 0)	397 (237 to 609)	2,310 (1,450 to 3,460)	4,580 (2,800 to 6,900)	4,630 (2,870 to 6,940)	4,350 (2,560 to 6,600)	3,240 (1,980 to 5,230)	2,670 (1,610 to 4,390)	2,160 (1,380 to 3,420)	1,910 (1,220 to 3,020)	1,420 (906 to 2,250)	1,230 (782 to 1,860)	762 (494 to 1,170)	549 (367 to 831)	299 (200 to 440)	183 (124 to 284)	118 (81·3 to 182)	27·7 (19·1 to 42·2)	6 (3·4 to 14·8)	30,800
Self-harm by firearm	0 (0 to 0)	0 (0 to 0)	0 (0 to 0)	0 (0 to 0)	0 (0 to 0)	26·6 (14·3 to 53·7)	318 (136 to 674)	796 (343 to 1,560)	777 (349 to 1,470)	688 (304 to 1,320)	509 (223 to 997)	426 (190 to 849)	322 (151 to 618)	278 (127 to 555)	178 (83·4 to 337)	150 (67·9 to 282)	85·5 (41·6 to 165)	60·4 (29·7 to 116)	29·9 (14·9 to 57·9)	18·8 (10 to 37)	12·2 (7 to 21·3)	2·4 (1·2 to 4·5)	0·5 (0·2 to 1·5)	4,680
Self-harm by other specified means	0 (0 to 0)	0 (0 to 0)	0 (0 to 0)	0 (0 to 0)	0 (0 to 0)	370 (222 to 571)	2,000 (1,250 to 2,960)	3,780 (2,310 to 5,700)	3,860 (2,410 to 5,740)	3,660 (2,240 to 5,520)	2,730 (1,650 to 4,300)	2,240 (1,380 to 3,590)	1,840 (1,180 to 2,840)	1,630 (1,040 to 2,620)	1,250 (801 to 1,980)	1,080 (680 to 1,640)	677 (435 to 1,030)	489 (329 to 737)	269 (181 to 389)	164 (110 to 253)	106 (71·6 to 165)	25·3 (17·4 to 38·5)	5·5 (3·1 to 13·7)	26,200
Interpersonal violence	817 (385 to 1,570)	155 (74·2 to 305)	1,150 (512 to 2,320)	2,070 (942 to 4,060)	1,680 (1,050 to 2,500)	2,590 (1,670 to 3,970)	11,800 (7,270 to 18,100)	22,500 (14,000 to 32,600)	20,600 (13,400 to 29,900)	16,600 (10,700 to 24,800)	12,100 (7,510 to 18,700)	8,760 (5,360 to 13,600)	6,050 (3,810 to 9,480)	4,080 (2,490 to 6,510)	2,470 (1,550 to 3,920)	1,590 (1,000 to 2,430)	882 (603 to 1,330)	542 (366 to 794)	288 (207 to 420)	139 (107 to 179)	79·1 (61·3 to 102)	25·9 (19·9 to 32·7)	9·1 (6·7 to 12·3)	117,000
Physical violence by firearm	84 (28·4 to 199)	18·2 (5·8 to 44·3)	125 (41·5 to 301)	285 (102 to 618)	368 (192 to 626)	959 (508 to 1,690)	7,700 (4,220 to 12,700)	15,400 (8,870 to 23,500)	14,100 (8,660 to 21,300)	11,000 (6,590 to 16,900)	7,900 (4,670 to 12,600)	5,390 (2,980 to 9,000)	3,680 (2,010 to 6,320)	2,290 (1,200 to 3,870)	1,280 (663 to 2,140)	794 (423 to 1,360)	384 (209 to 678)	190 (102 to 353)	71·3 (39·3 to 119)	28·7 (17·7 to 45·4)	16·7 (11 to 25)	3·3 (2·2 to 5)	1·1 (0·7 to 1·9)	72,000
Physical violence by sharp object	68·6 (23·9 to 162)	7 (2·4 to 17·5)	45·8 (18·9 to 96·5)	109 (49·7 to 236)	130 (71·5 to 221)	324 (168 to 551)	2,580 (1,310 to 4,640)	4,970 (2,560 to 8,300)	4,470 (2,510 to 7,640)	3,860 (2,010 to 6,650)	2,820 (1,480 to 4,910)	2,200 (1,230 to 3,910)	1,400 (794 to 2,450)	957 (532 to 1,650)	600 (336 to 1,060)	362 (223 to 593)	206 (135 to 328)	145 (92·7 to 220)	76·8 (50 to 121)	38·2 (27·1 to 53·6)	22·6 (15·8 to 31)	10·1 (7·2 to 13·5)	4·4 (2·9 to 6·6)	25,400
Sexual violence	0 (0 to 0)	0 (0 to 0)	0 (0 to 0)	7 (4·1 to 11·1)	51·2 (31·6 to 80)	107 (61·2 to 169)	250 (144 to 399)	343 (200 to 518)	305 (174 to 492)	257 (144 to 417)	210 (119 to 333)	157 (91·3 to 254)	114 (67·3 to 191)	77·7 (43·7 to 126)	49·4 (28·9 to 78·4)	35·9 (21·8 to 54·3)	27·2 (16·7 to 40·8)	20 (12·4 to 29·9)	13·4 (8·6 to 19·6)	9 (5·8 to 13·3)	4·1 (2·4 to 6·5)	0·6 (0·4 to 0·9)	0 (0 to 0·1)	2,040
Physical violence by other means	665 (319 to 1,300)	130 (60·6 to 257)	981 (435 to 1,970)	1,670 (719 to 3,380)	1,130 (653 to 1,760)	1,200 (656 to 1,950)	1,290 (759 to 2,170)	1,830 (1,060 to 2,960)	1,700 (1,030 to 2,740)	1,480 (915 to 2,370)	1,220 (748 to 2,020)	1,010 (587 to 1,640)	857 (546 to 1,380)	763 (481 to 1,230)	548 (353 to 871)	398 (261 to 584)	265 (185 to 394)	187 (132 to 262)	126 (90·8 to 174)	63 (46·1 to 84·4)	35·6 (26·2 to 47·7)	11·9 (8·7 to 15·7)	3·5 (2·5 to 5)	17,600
Conflict and terrorism	0 (0 to 0)	0 (0 to 0)	0 (0 to 0)	0 (0 to 0)	0·1 (0 to 0·1)	0·1 (0 to 0·1)	0·2 (0·1 to 0·3)	0·4 (0·2 to 0·6)	1·1 (0·6 to 1·8)	3·7 (2·2 to 6)	7·5 (4·5 to 12·3)	6 (3·7 to 9·8)	6·1 (3·8 to 9·4)	6 (3·8 to 9·5)	5 (3·1 to 8·1)	2·1 (1·4 to 3·1)	1·3 (0·8 to 2)	1·7 (1·1 to 2·6)	1·1 (0·7 to 1·7)	0·7 (0·4 to 1)	0·7 (0·4 to 1)	0·1 (0·1 to 0·2)	0 (0 to 0·1)	43·7

GBD Table 2c: Malaria's DALYS by place and age: groups for both sexes with 95% uncertainty intervals, 2019

Cause	Early Neonatal	Late Neonatal	Post Neonatal	1 to 4	5 to 9	10 to 14	15 to 19	20 to 24	25 to 29	30 to 34	35 to 39	40 to 44	45 to 49	50 to 54	55 to 59	60 to 64	65 to 69	70 to 74	75 to 79	80 to 84	85 to 89	90 to 94	95 plus	Total
All causes	1.36,000 (1.01,000 to 1.83,000)	43,900 (34,600 to 55,200)	89,000 (74,200 to 107,000)	94,400 (84,400 to 106,000)	129,000 (121,000 to 141,000)	173,000 (164,000 to 184,000)	302,000 (294,000 to 310,000)	360,000 (351,000 to 368,000)	425,000 (414,000 to 436,000)	476,000 (462,000 to 490,000)	470,000 (456,000 to 484,000)	469,000 (454,000 to 484,000)	482,000 (466,000 to 497,000)	501,000 (484,000 to 518,000)	537,000 (520,000 to 554,000)	562,000 (544,000 to 580,000)	572,000 (554,000 to 590,000)	613,000 (594,000 to 632,000)	417,000 (404,000 to 430,000)	293,000 (284,000 to 302,000)	139,000 (134,000 to 144,000)	63,800 (61,500 to 66,200)	5.9,900 (5.0,100 to 7.1,000)	7.750,000
Communicable, maternal, neonatal, and nutritional diseases	86,400 (64,600 to 113,000)	24,600 (20,000 to 30,500)	49,600 (39,200 to 63,000)	84,200 (75,200 to 94,600)	34,100 (31,000 to 37,600)	40,600 (37,600 to 43,900)	66,600 (63,600 to 69,800)	66,100 (62,900 to 69,500)	72,200 (68,600 to 76,000)	77,600 (73,600 to 81,800)	73,600 (69,600 to 77,800)	63,100 (59,400 to 67,000)	56,600 (53,100 to 60,300)	56,500 (52,900 to 60,300)	49,100 (45,900 to 52,500)	73,600 (69,000 to 78,500)	77,700 (72,800 to 82,900)	81,400 (76,200 to 86,900)	62,600 (58,600 to 66,800)	49,200 (46,000 to 52,600)	23,600 (22,000 to 25,300)	11,700 (10,900 to 12,600)	2.040 (1.430,000 to 2.870,000)	1.200.000
HIV/AIDS and sexually transmitted infections	2.710 (2.040 to 3.620)	1.120 (861 to 1.420)	1.150 (932 to 1.560)	1.150 (768 to 1.960)	1.160 (810 to 1.960)	1.160 (663 to 1.999)	1.160 (642 to 1.990)	2.740 (2.270 to 3.240)	5.240 (4.290 to 6.360)	7.740 (6.460 to 9.280)	10.200 (8.730 to 11.900)	14.100 (12.100 to 16.600)	19.200 (16.700 to 23.600)	24.100 (21.400 to 27.300)	29.100 (25.900 to 32.900)	34.000 (30.400 to 38.000)	37.000 (33.100 to 41.200)	39.000 (34.800 to 43.600)	27.000 (24.100 to 30.200)	19.000 (17.000 to 21.200)	8.910 (8.040 to 9.870)	4.210 (3.790 to 4.670)	2.040 (1.430,000 to 2.870,000)	1.200.000
HIV/AIDS	2.710 (2.040 to 3.620)	1.120 (861 to 1.420)	1.150 (932 to 1.560)	1.150 (768 to 1.960)	1.160 (810 to 1.960)	1.160 (663 to 1.999)	1.160 (642 to 1.990)	2.740 (2.270 to 3.240)	5.240 (4.290 to 6.360)	7.740 (6.460 to 9.280)	10.200 (8.730 to 11.900)	14.100 (12.100 to 16.600)	19.200 (16.700 to 23.600)	24.100 (21.400 to 27.300)	29.100 (25.900 to 32.900)	34.000 (30.400 to 38.000)	37.000 (33.100 to 41.200)	39.000 (34.800 to 43.600)	27.000 (24.100 to 30.200)	19.000 (17.000 to 21.200)	8.910 (8.040 to 9.870)	4.210 (3.790 to 4.670)	2.040 (1.430,000 to 2.870,000)	1.200.000
HIV/AIDS - Drug-susceptible Tuberculosis	0 (0 to 0)	0 (0 to 0)	1.150 (864 to 1.560)	1.150 (767 to 1.960)	1.160 (779 to 1.960)	1.160 (777 to 1.960)	1.160 (777 to 1.960)	2.740 (2.270 to 3.240)	5.240 (4.290 to 6.360)	7.740 (6.460 to 9.280)	10.200 (8.730 to 11.900)	14.100 (12.100 to 16.600)	19.200 (16.700 to 23.600)	24.100 (21.400 to 27.300)	29.100 (25.900 to 32.900)	34.000 (30.400 to 38.000)	37.000 (33.100 to 41.200)	39.000 (34.800 to 43.600)	27.000 (24.100 to 30.200)	19.000 (17.000 to 21.200)	8.910 (8.040 to 9.870)	4.210 (3.790 to 4.670)	2.040 (1.430,000 to 2.870,000)	1.200.000
HIV/AIDS - Multidrug resistant Tuberculosis without extensive drug resistance	0 (0 to 0)	0 (0 to 0)	0.1 (0 to 1)	0.1 (0 to 1)	0.1 (0 to 1)	0.1 (0 to 1)	0.1 (0 to 1)	0.1 (0 to 1)	0.1 (0 to 1)	0.1 (0 to 1)	0.1 (0 to 1)	0.1 (0 to 1)	0.1 (0 to 1)	0.1 (0 to 1)	0.1 (0 to 1)	0.1 (0 to 1)	0.1 (0 to 1)	0.1 (0 to 1)	0.1 (0 to 1)	0.1 (0 to 1)	0.1 (0 to 1)	0.1 (0 to 1)	0.1 (0 to 1)	317
HIV/AIDS - Extensively drug-resistant Tuberculosis	0 (0 to 0)	0 (0 to 0)	0 (0 to 0)	0.1 (0 to 1)	0.1 (0 to 1)	0.1 (0 to 1)	0.1 (0 to 1)	0.1 (0 to 1)	0.1 (0 to 1)	0.1 (0 to 1)	0.1 (0 to 1)	0.1 (0 to 1)	0.1 (0 to 1)	0.1 (0 to 1)	0.1 (0 to 1)	0.1 (0 to 1)	0.1 (0 to 1)	0.1 (0 to 1)	0.1 (0 to 1)	0.1 (0 to 1)	0.1 (0 to 1)	0.1 (0 to 1)	0.1 (0 to 1)	69.4
HIV/AIDS resulting in other diseases	0.1 (0.2 to 0.6)	1.3 (0.7 to 2.4)	644 (497 to 862)	0 (0 to 0)	0 (0 to 0)	0 (0 to 0)	0 (0 to 0)	0 (0 to 0)	0 (0 to 0)	0 (0 to 0)	0 (0 to 0)	0 (0 to 0)	0 (0 to 0)	0 (0 to 0)	0 (0 to 0)	0 (0 to 0)	0 (0 to 0)	0 (0 to 0)	0 (0 to 0)	0 (0 to 0)	0 (0 to 0)	0 (0 to 0)	0 (0 to 0)	0 (0 to 0)	1.200
Sexually transmitted infections excluding HIV	2.710 (2.040 to 3.620)	1.120 (861 to 1.420)	1.150 (932 to 1.560)	1.150 (768 to 1.960)	1.160 (810 to 1.960)	1.160 (663 to 1.999)	1.160 (642 to 1.990)	2.740 (2.270 to 3.240)	5.240 (4.290 to 6.360)	7.740 (6.460 to 9.280)	10.200 (8.730 to 11.900)	14.100 (12.100 to 16.600)	19.200 (16.700 to 23.600)	24.100 (21.400 to 27.300)	29.100 (25.900 to 32.900)	34.000 (30.400 to 38.000)	37.000 (33.100 to 41.200)	39.000 (34.800 to 43.600)	27.000 (24.100 to 30.200)	19.000 (17.000 to 21.200)	8.910 (8.040 to 9.870)	4.210 (3.790 to 4.670)	2.040 (1.430,000 to 2.870,000)	1.200.000
Syphilis	0 (0 to 0)	0 (0 to 0)	0 (0 to 0)	0 (0 to 0)	0 (0 to 0)	0 (0 to 0)	0 (0 to 0)	0 (0 to 0)	0 (0 to 0)	0 (0 to 0)	0 (0 to 0)	0 (0 to 0)	0 (0 to 0)	0 (0 to 0)	0 (0 to 0)	0 (0 to 0)	0 (0 to 0)	0 (0 to 0)	0 (0 to 0)	0 (0 to 0)	0 (0 to 0)	0 (0 to 0)	0 (0 to 0)	1.820
Chlamydial infection	0 (0 to 0)	0 (0 to 0)	0 (0 to 0)	0 (0 to 0)	0 (0 to 0)	0 (0 to 0)	0 (0 to 0)	0 (0 to 0)	0 (0 to 0)	0 (0 to 0)	0 (0 to 0)	0 (0 to 0)	0 (0 to 0)	0 (0 to 0)	0 (0 to 0)	0 (0 to 0)	0 (0 to 0)	0 (0 to 0)	0 (0 to 0)	0 (0 to 0)	0 (0 to 0)	0 (0 to 0)	0 (0 to 0)	639
Gonococcal infection	0 (0 to 0)	0 (0 to 0)	0 (0 to 0)	0 (0 to 0)	0 (0 to 0)	0 (0 to 0)	0 (0 to 0)	0 (0 to 0)	0 (0 to 0)	0 (0 to 0)	0 (0 to 0)	0 (0 to 0)	0 (0 to 0)	0 (0 to 0)	0 (0 to 0)	0 (0 to 0)	0 (0 to 0)	0 (0 to 0)	0 (0 to 0)	0 (0 to 0)	0 (0 to 0)	0 (0 to 0)	0 (0 to 0)	486
Trichomoniasis	0 (0 to 0)	0 (0 to 0)	0 (0 to 0)	0 (0 to 0)	0 (0 to 0)	0 (0 to 0)	0 (0 to 0)	0 (0 to 0)	0 (0 to 0)	0 (0 to 0)	0 (0 to 0)	0 (0 to 0)	0 (0 to 0)	0 (0 to 0)	0 (0 to 0)	0 (0 to 0)	0 (0 to 0)	0 (0 to 0)	0 (0 to 0)	0 (0 to 0)	0 (0 to 0)	0 (0 to 0)	0 (0 to 0)	1.200
Genital herpes	0 (0 to 0)	0 (0 to 0)	0 (0 to 0)	0 (0 to 0)	0 (0 to 0)	0 (0 to 0)	0 (0 to 0)	0 (0 to 0)	0 (0 to 0)	0 (0 to 0)	0 (0 to 0)	0 (0 to 0)	0 (0 to 0)	0 (0 to 0)	0 (0 to 0)	0 (0 to 0)	0 (0 to 0)	0 (0 to 0)	0 (0 to 0)	0 (0 to 0)	0 (0 to 0)	0 (0 to 0)	0 (0 to 0)	1.200
Other sexually transmitted infections	0 (0 to 0)	0 (0 to 0)	0 (0 to 0)	0 (0 to 0)	0 (0 to 0)	0 (0 to 0)	0 (0 to 0)	0 (0 to 0)	0 (0 to 0)	0 (0 to 0)	0 (0 to 0)	0 (0 to 0)	0 (0 to 0)	0 (0 to 0)	0 (0 to 0)	0 (0 to 0)	0 (0 to 0)	0 (0 to 0)	0 (0 to 0)	0 (0 to 0)	0 (0 to 0)	0 (0 to 0)	0 (0 to 0)	962
HIV/AIDS resulting in other diseases	0.1 (0.2 to 0.6)	1.3 (0.7 to 2.4)	644 (497 to 862)	0 (0 to 0)	0 (0 to 0)	0 (0 to 0)	0 (0 to 0)	0 (0 to 0)	0 (0 to 0)	0 (0 to 0)	0 (0 to 0)	0 (0 to 0)	0 (0 to 0)	0 (0 to 0)	0 (0 to 0)	0 (0 to 0)	0 (0 to 0)	0 (0 to 0)	0 (0 to 0)	0 (0 to 0)	0 (0 to 0)	0 (0 to 0)	0 (0 to 0)	1.200
Respiratory infections and tuberculosis	2.010 (1.480 to 2.690)	2.660 (1.400 to 4.500)	11.700 (5.700 to 19.900)	5.660 (3.900 to 7.900)	7.770 (6.200 to 9.600)	6.630 (5.200 to 8.200)	5.270 (4.200 to 6.500)	14.200 (11.400 to 17.200)	16.100 (13.000 to 19.600)	20.000 (16.100 to 24.200)	23.000 (18.500 to 27.900)	23.000 (18.500 to 27.900)	26.000 (20.900 to 31.500)	32.000 (25.800 to 38.800)	41.000 (33.000 to 49.700)	56.100 (45.200 to 68.000)	62.000 (49.900 to 75.100)	69.000 (55.500 to 83.600)	53.000 (42.700 to 64.200)	43.000 (34.600 to 52.100)	20.600 (16.600 to 24.900)	10.200 (8.190 to 12.300)	11.700 (11.700 to 23.700)	592.000
Tuberculosis	0 (0 to 0)	370 (220 to 600)	320 (190 to 500)	640 (390 to 1.000)	940 (580 to 1.500)	1.270 (790 to 2.000)	2.280 (1.400 to 3.600)	4.810 (2.900 to 7.600)	6.990 (4.200 to 11.000)	8.920 (5.400 to 14.000)	8.240 (5.000 to 13.000)	8.220 (5.000 to 13.000)	8.270 (5.000 to 13.000)	8.660 (5.200 to 13.700)	9.610 (5.800 to 15.200)	9.640 (5.800 to 15.200)	9.670 (5.800 to 15.300)	9.520 (5.700 to 15.000)	7.230 (4.300 to 11.400)	4.050 (2.400 to 6.400)	1.930 (1.140 to 3.050)	1.000 (0.590 to 1.580)	181.7 (108.1 to 287.1)	45.700
Latent tuberculosis infection	0 (0 to 0)	0 (0 to 0)	0 (0 to 0)	0 (0 to 0)	0 (0 to 0)	0 (0 to 0)	0 (0 to 0)	0 (0 to 0)	0 (0 to 0)	0 (0 to 0)	0 (0 to 0)	0 (0 to 0)	0 (0 to 0)	0 (0 to 0)	0 (0 to 0)	0 (0 to 0)	0 (0 to 0)	0 (0 to 0)	0 (0 to 0)	0 (0 to 0)	0 (0 to 0)	0 (0 to 0)	0 (0 to 0)	0
Active tuberculosis	0 (0 to 0)	370 (220 to 600)	320 (190 to 500)	640 (390 to 1.000)	940 (580 to 1.500)	1.270 (790 to 2.000)	2.280 (1.400 to 3.600)	4.810 (2.900 to 7.600)	6.990 (4.200 to 11.000)	8.920 (5.400 to 14.000)	8.240 (5.000 to 13.000)	8.220 (5.000 to 13.000)	8.270 (5.000 to 13.000)	8.660 (5.200 to 13.700)	9.610 (5.800 to 15.200)	9.640 (5.800 to 15.200)	9.670 (5.800 to 15.300)	9.520 (5.700 to 15.000)	7.230 (4.300 to 11.400)	4.050 (2.400 to 6.400)	1.930 (1.140 to 3.050)	1.000 (0.590 to 1.580)	181.7 (108.1 to 287.1)	45.700
Drug-susceptible tuberculosis	0 (0 to 0)	0 (0 to 0)	0 (0 to 0)	0 (0 to 0)	0 (0 to 0)	0 (0 to 0)	0 (0 to 0)	0 (0 to 0)	0 (0 to 0)	0 (0 to 0)	0 (0 to 0)	0 (0 to 0)	0 (0 to 0)	0 (0 to 0)	0 (0 to 0)	0 (0 to 0)	0 (0 to 0)	0 (0 to 0)	0 (0 to 0)	0 (0 to 0)	0 (0 to 0)	0 (0 to 0)	0 (0 to 0)	0
Multidrug-resistant tuberculosis without extensive drug resistance	0 (0 to 0)	6.6 (3.4 to 11.0)	6.6 (3.4 to 11.0)	11.0 (5.6 to 18.0)	11.0 (5.6 to 18.0)	11.0 (5.6 to 18.0)	11.0 (5.6 to 18.0)	11.0 (5.6 to 18.0)	11.0 (5.6 to 18.0)	11.0 (5.6 to 18.0)	11.0 (5.6 to 18.0)	11.0 (5.6 to 18.0)	11.0 (5.6 to 18.0)	11.0 (5.6 to 18.0)	11.0 (5.6 to 18.0)	11.0 (5.6 to 18.0)	11.0 (5.6 to 18.0)	11.0 (5.6 to 18.0)	11.0 (5.6 to 18.0)	11.0 (5.6 to 18.0)	11.0 (5.6 to 18.0)	11.0 (5.6 to 18.0)	1.870
Extensively drug-resistant tuberculosis	0 (0 to 0)	0 (0 to 0)	0 (0 to 0)	0 (0 to 0)	0 (0 to 0)	0 (0 to 0)	0 (0 to 0)	0 (0 to 0)	0 (0 to 0)	0 (0 to 0)	0 (0 to 0)	0 (0 to 0)	0 (0 to 0)	0 (0 to 0)	0 (0 to 0)	0 (0 to 0)	0 (0 to 0)	0 (0 to 0)	0 (0 to 0)	0 (0 to 0)	0 (0 to 0)	0 (0 to 0)	0 (0 to 0)	0
Lower respiratory infections	2.010 (1.480 to 2.690)	2.660 (1.400 to 4.500)	11.700 (5.700 to 19.900)	5.660 (3.900 to 7.900)	7.770 (6.200 to 9.600)	6.630 (5.200 to 8.200)	5.270 (4.200 to 6.500)	14.200 (11.400 to 17.200)	16.100 (13.000 to 19.600)	20.000 (16.100 to 24.200)	23.000 (18.500 to 27.900)	23.000 (18.500 to 27.900)	26.000 (20.900 to 31.500)	32.000 (25.800 to 38.800)	41.000 (33.000 to 49.700)	56.100 (45.200 to 68.000)	62.000 (49.900 to 75.100)	69.000 (55.500 to 83.600)	53.000 (42.700 to 64.200)	43.000 (34.600 to 52.100)	20.600 (16.600 to 24.900)	10.200 (8.190 to 12.300)	11.700 (11.700 to 23.700)	592.000
Upper respiratory infections	0 (0 to 0.6)	0 (0 to 0)	0 (0 to 0)	0 (0 to 0)	0 (0 to 0)	0 (0 to 0)	0 (0 to 0)	0 (0 to 0)	0 (0 to 0)	0 (0 to 0)	0 (0 to 0)	0 (0 to 0)	0 (0 to 0)	0 (0 to 0)	0 (0 to 0)	0 (0 to 0)	0 (0 to 0)	0 (0 to 0)	0 (0 to 0)	0 (0 to 0)	0 (0 to 0)	0 (0 to 0)	0 (0 to 0)	0
Otitis media	0 (0 to 0)	0 (0 to 0)	0 (0 to 0)	0 (0 to 0)	0 (0 to 0)	0 (0 to 0)	0 (0 to 0)	0 (0 to 0)	0 (0 to 0)	0 (0 to 0)	0 (0 to 0)	0 (0 to 0)	0 (0 to 0)	0 (0 to 0)	0 (0 to 0)	0 (0 to 0)	0 (0 to 0)	0 (0 to 0)	0 (0 to 0)	0 (0 to 0)	0 (0 to 0)	0 (0 to 0)	0 (0 to 0)	0
Enteric infections	1.190 (0.890 to 1.620)	2.960 (1.300 to 7.620)	9.450 (6.200 to 13.300)	8.370 (5.800 to 11.600)	5.030 (3.600 to 6.800)	3.020 (2.100 to 4.200)	2.270 (1.600 to 3.100)	4.270 (3.000 to 5.800)	4.070 (2.900 to 5.600)	4.060 (2.900 to 5.600)	3.990 (2.800 to 5.500)	3.940 (2.800 to 5.400)	3.940 (2.800 to 5.400)	3.740 (2.600 to 5.200)	3.720 (2.600 to 5.100)	3.710 (2.600 to 5.100)	3.670 (2.600 to 5.000)	3.620 (2.600 to 4.900)	3.570 (2.600 to 4.800)	3.520 (2.600 to 4.700)	1.490 (1.200 to 1.800)	592 (486 to 718)	92.1 (72.9 to 114.0)
Diarrheal diseases	1.190 (890 to 1.620)	360 (0.000 to 2.020)	4.660 (2.200 to 7.900)	7.260 (5.200 to 9.800)	3.240 (2.300 to 4.500)	1.910 (1.300 to 2.700)	1.640 (1.100 to 2.300)	2.490 (1.700 to 3.500)	2.290 (1.600 to 3.200)	2.740 (1.900 to 3.800)	2.620 (1.800 to 3.700)	2.640 (1.800 to 3.700)	2.760 (1.900 to 3.800)	3.150 (2.100 to 4.500)	3.650 (2.400 to 5.200)	4.660 (3.000 to 6.600)	5.650 (3.600 to 8.000)	6.660 (4.200 to 9.400)	4.790 (3.000 to 6.800)	3.700 (2.300 to 5.200)	1.660 (1.000 to 2.400)	502 (307 to 1.000)	168 (104 to 240)	69.200
Typhoid and paratyphoid	0 (0 to 0)	20.8 (11.0 to 34.0)	4.660 (2.200 to 7.900)	4.670 (2.200 to 7.900)	4.670 (2.200 to 7.900)	3.670 (1.700 to 6.200)	2.030 (0.900 to 3.400)	1.720 (0.800 to 2.900)	1.660 (0.800 to 2.800)	1.610 (0.800 to 2.700)	1.570 (0.800 to 2.600)	1.540 (0.800 to 2.600)	1.510 (0.800 to 2.500)	1.480 (0.800 to 2.500)	1.450 (0.800 to 2.400)	1.430 (0.800 to 2.400)	1.410 (0.800 to 2.400)	1.390 (0.800 to 2.300)	1.370 (0.800 to 2.300)	1.350 (0.800 to 2.300)	1.340 (0.800 to 2.300)	1.330 (0.800 to 2.300)	22.700
Typhoid fever	0 (0 to 0)	20.8 (10.1 to 35.0)	4.660 (2.200 to 7.900)	4.670 (2.200 to 7.900)	4.670 (2.200 to 7.900)	3.670 (1.700 to 6.200)	2.030 (0.900 to 3.400)	1.720 (0.800 to 2.900)	1.660 (0.800 to 2.800)	1.610 (0.800 to 2.700)	1.570 (0.800 to 2.600)	1.540 (0.800 to 2.600)	1.510 (0.800 to 2.500)	1.480 (0.800 to 2.500)	1.450 (0.800 to 2.400)	1.430 (0.800 to 2.400)	1.410 (0.800 to 2.400)	1.390 (0.800 to 2.300)	1.370 (0.800 to 2.300)	1.350 (0.800 to 2.300)	1.340 (0.800 to 2.300)	1.330 (0.800 to 2.300)	20.400
Paratyphoid fever	0 (0 to 0)	0 (0 to 0)	0 (0 to 0)	0 (0 to 0)	0 (0 to 0)	0 (0 to 0)	0 (0 to 0)	0 (0 to 0)	0 (0 to 0)	0 (0 to 0)	0 (0 to 0)	0 (0 to 0)	0 (0 to 0)	0 (0 to 0)	0 (0 to 0)	0 (0 to 0)	0 (0 to 0)	0 (0 to 0)	0 (0 to 0)	0 (0 to 0)	0 (0 to 0)	0 (0 to 0)	0 (0 to 0)	2.270
Invasive Non-typhoidal Salmonella (iNTS)	0 (0 to 0)	20.8 (10.1 to 35.0)	4.660 (2.200 to 7.900)	4.670 (2.200 to 7.900)	4.670 (2.200 to 7.900)	3.670 (1.700 to 6.200)	2.030 (0.900 to 3.400)	1.720 (0.800 to 2.900)	1.660 (0.800 to 2.800)	1.610 (0.800 to 2.700)	1.570 (0.800 to 2.600)	1.540 (0.800 to 2.600)	1.510 (0.800 to 2.500)	1.480 (0.800 to 2.500)	1.450 (0.800 to 2.400)	1.430 (0.800 to 2.400)	1.410 (0.800 to 2.400)	1.390 (0.800 to 2.300)	1.370 (0.800 to 2.300)	1.350 (0.800 to 2.300)	1.340 (0.800 to 2.300)	1.330 (0.800 to 2.300)	1.140
Other intestinal infectious diseases	0 (0 to 0)	0.6 (1.4 to 26.1)	13.7 (2.3 to 27.1)	6.5 (1.2 to 21.1)	4.4 (1.2 to 11.4)	4.4 (1.2 to 10.4)	4.4 (1.2 to 10.4)	4.1 (1.1 to 9.6)	4.0 (1.1 to 9.5)	3.9 (1.1 to 9.2)	3.8 (1.1 to 9.0)	3.8 (1.1 to 8.9)	3.8 (1.1 to 8.9)	3.8 (1.1 to 8.9)	3.8 (1.1 to 8.9)	3.8 (1.1 to 8.9)	3.8 (1.1 to 8.9)	3.8 (1.1 to 8.9)	3.8 (1.1 to 8.9)	3.8 (1.1 to 8.9)	3.8 (1.1 to 8.9)	3.8 (1.1 to 8.9)	91
Neglected tropical diseases and malaria	82.7 (43.4 to 214.)	1.960 (1.170 to 3.170)	4.020 (2.400 to 6.170)	4.020 (2.400 to 6.170)	4.020 (2.400 to 6



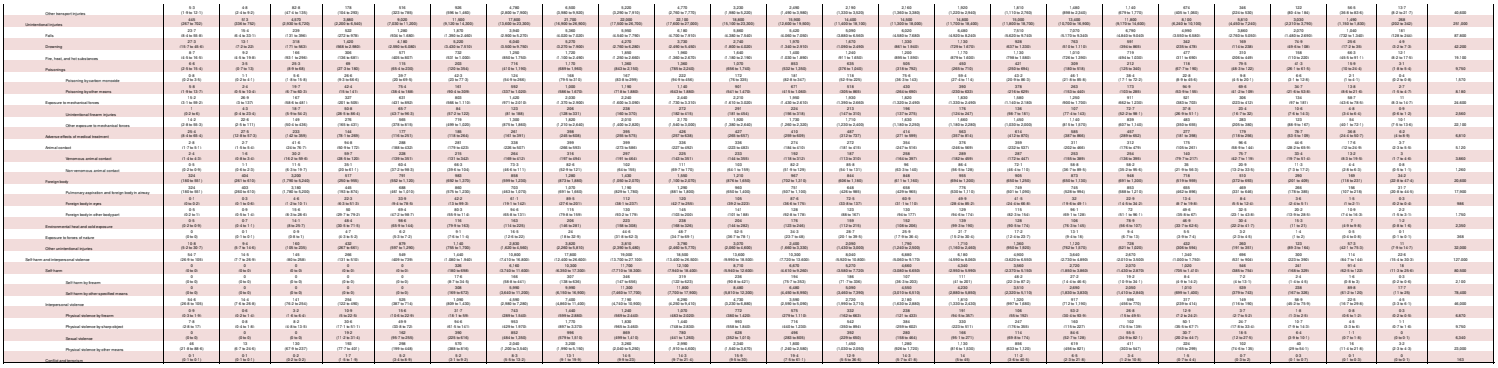

SR Table 2c: Grenada DALYS by cause and age group for both sexes with 95% uncertainty intervals, 2019

Cause	Early Neonatal	Late Neonatal	Post Neonatal	1 to 4	5 to 9	10 to 14	15 to 19	20 to 24	25 to 29	30 to 34	35 to 39	40 to 44	45 to 49	50 to 54	55 to 59	60 to 64	65 to 69	70 to 74	75 to 79	80 to 84	85 to 89	90 to 94	95 plus	Total
All causes	875 (670 to 1,210)	1,291 (126 to 2,892)	1,964 (941 to 4,622)	1,127 (594 to 2,004)	1,000 (382 to 2,422)	1,000 (499 to 2,753)	1,000 (609 to 1,779)	1,000 (1,000 to 1,000)	1,000 (1,000 to 1,000)	1,000 (1,000 to 1,000)	1,000 (1,000 to 1,000)	1,000 (1,000 to 1,000)	1,000 (1,000 to 1,000)	1,000 (1,000 to 1,000)	1,000 (1,000 to 1,000)	1,000 (1,000 to 1,000)	1,000 (1,000 to 1,000)	1,000 (1,000 to 1,000)	1,000 (1,000 to 1,000)	1,000 (1,000 to 1,000)	1,000 (1,000 to 1,000)	1,000 (1,000 to 1,000)	1,000 (1,000 to 1,000)	32,400
Communicable, maternal, neonatal, and nutritional diseases	875 (534 to 1,040)	1,291 (96 to 2,520)	1,964 (1,724 to 3,564)	1,127 (132 to 2,001)	1,000 (104 to 2,114)	1,000 (79 to 2,745)	1,000 (86 to 1,745)	1,000 (114 to 1,999)	1,000 (134 to 1,999)	1,000 (139 to 1,999)	1,000 (139 to 1,999)	1,000 (139 to 1,999)	1,000 (139 to 1,999)	1,000 (139 to 1,999)	1,000 (139 to 1,999)	1,000 (139 to 1,999)	1,000 (139 to 1,999)	1,000 (139 to 1,999)	1,000 (139 to 1,999)	1,000 (139 to 1,999)	1,000 (139 to 1,999)	1,000 (139 to 1,999)	1,000 (139 to 1,999)	3,650
HIV/AIDS and sexually transmitted infections	0.1 (0.1 to 0.2)	0 (0 to 0.1)	2.1 (2 to 2.2)	2.2 (2 to 2.3)	2.1 (2 to 2.2)	1.8 (1.7 to 2)	3.6 (3.1 to 4.2)	13.1 (11.7 to 15)	39.8 (33.4 to 51.2)	39.8 (36.1 to 44.1)	39.4 (32.3 to 48.7)	45.7 (40.3 to 49.7)	41.4 (38.2 to 45.2)	38.6 (34.1 to 39.8)	31.9 (28.4 to 34.7)	19.3 (17.5 to 21.3)	10.2 (9.1 to 11.4)	5.8 (5.1 to 6.6)	2.1 (1.7 to 2.6)	1 (0.8 to 1.2)	0.3 (0.3 to 0.4)	0 (0.1 to 0.2)	266
HIV/AIDS	0 (0 to 0)	0 (0 to 0)	2.2 (2 to 2.3)	2.3 (2 to 2.4)	2.2 (1.9 to 2.4)	1.9 (1.6 to 1.9)	3.7 (2.5 to 2.8)	13.1 (10.1 to 12.2)	39.7 (31.6 to 37.7)	39.7 (32.8 to 40.4)	39.2 (30.2 to 42.1)	45.3 (40.2 to 46.9)	41.1 (36.2 to 42.1)	38.4 (32.1 to 37)	31.7 (27.9 to 32.3)	19.2 (16.9 to 19.6)	10.1 (8.5 to 10.3)	5.8 (5 to 5.9)	2.1 (1.6 to 1.9)	1 (0.8 to 1)	0.3 (0.2 to 0.3)	0 (0 to 0.1)	274
HIV/AIDS - Drug-susceptible Tuberculosis	0 (0 to 0)	0 (0 to 0)	0 (0 to 0)	0 (0 to 0)	0 (0 to 0)	0 (0 to 0)	0 (0 to 0.1)	0.3 (0.2 to 0.4)	0.6 (0.4 to 1.1)	0.9 (0.7 to 1.3)	0.9 (0.6 to 1.4)	1 (0.6 to 1.6)	0.8 (0.6 to 1.1)	0.7 (0.5 to 1)	0.7 (0.5 to 1)	0.5 (0.3 to 0.7)	0.3 (0.2 to 0.4)	0.2 (0.1 to 0.2)	0.1 (0 to 0.1)	0 (0 to 0)	0 (0 to 0)	0 (0 to 0)	0 (0 to 0)	6.4
HIV/AIDS - Multidrug-resistant Tuberculosis without extensive drug resistance	0 (0 to 0)	0 (0 to 0)	0 (0 to 0)	0 (0 to 0)	0 (0 to 0)	0 (0 to 0)	0 (0 to 0)	0 (0 to 0)	0 (0 to 0)	0 (0 to 0)	0 (0 to 0)	0 (0 to 0)	0 (0 to 0)	0 (0 to 0)	0 (0 to 0)	0 (0 to 0)	0 (0 to 0)	0 (0 to 0)	0 (0 to 0)	0 (0 to 0)	0 (0 to 0)	0 (0 to 0)	0 (0 to 0)	0.1
HIV/AIDS - Extensively drug-resistant Tuberculosis	0 (0 to 0)	0 (0 to 0)	0 (0 to 0)	0 (0 to 0)	0 (0 to 0)	0 (0 to 0)	0 (0 to 0)	0 (0 to 0)	0 (0 to 0)	0 (0 to 0)	0 (0 to 0)	0 (0 to 0)	0 (0 to 0)	0 (0 to 0)	0 (0 to 0)	0 (0 to 0)	0 (0 to 0)	0 (0 to 0)	0 (0 to 0)	0 (0 to 0)	0 (0 to 0)	0 (0 to 0)	0 (0 to 0)	0
HIV/AIDS resulting in other diseases	0 (0 to 0)	0 (0 to 0)	2 (1 to 2.1)	2.1 (2 to 2.3)	2 (1.9 to 2.2)	1.9 (1.6 to 1.9)	2.5 (2.4 to 2.7)	13.1 (9.9 to 12.1)	39.6 (30.9 to 36.9)	39.6 (32.8 to 39.5)	40.3 (30.2 to 45.9)	45.2 (39.2 to 45.9)	41.3 (35.5 to 41.1)	38.1 (30.9 to 35.2)	32.7 (27.9 to 31.5)	20.4 (17.6 to 19.1)	10.9 (9.2 to 10)	6.1 (5.2 to 5.7)	2.2 (1.8 to 2)	1.1 (0.8 to 1)	0.4 (0.3 to 0.3)	0.1 (0.1 to 0.1)	268
Sexually transmitted infections excluding HIV	0 (0 to 0.2)	0 (0 to 0.1)	0 (0 to 0.1)	0 (0 to 0.1)	0 (0 to 0.2)	0 (0 to 0.2)	0.2 (0.1 to 0.4)	2 (1 to 3.2)	2.7 (1.5 to 4.2)	3.1 (1.6 to 4.7)	3.7 (1.9 to 5.7)	4.5 (2.4 to 6.8)	3.4 (1.9 to 5.2)	2.5 (1.4 to 3.8)	2.4 (1.3 to 3.6)	1.8 (1 to 2.7)	1.3 (0.7 to 1.9)	0.8 (0.4 to 1.1)	0.4 (0.2 to 0.6)	0.2 (0.1 to 0.3)	0.1 (0 to 0.2)	0 (0 to 0.1)	21.4
Syphilis	0 (0 to 0.2)	0 (0 to 0.1)	0 (0 to 0.1)	0 (0 to 0.1)	0 (0 to 0.2)	0 (0 to 0.2)	0.1 (0 to 0.2)	0.1 (0 to 0.2)	0.1 (0 to 0.2)	0.1 (0 to 0.2)	0.2 (0 to 0.2)	0.2 (0 to 0.2)	0.1 (0 to 0.1)	0.1 (0 to 0.1)	0.2 (0 to 0.2)	0.2 (0 to 0.2)	0.1 (0 to 0.2)	0.1 (0 to 0.1)	0.1 (0 to 0.1)	0.1 (0 to 0.1)	0 (0 to 0)	0 (0 to 0)	0 (0 to 0)	1.9
Chlamydial infection	0 (0 to 0)	0 (0 to 0)	0 (0 to 0)	0 (0 to 0)	0 (0 to 0)	0 (0 to 0)	0 (0 to 0.1)	0.1 (0 to 0.1)	0.3 (0 to 0.5)	0.4 (0.2 to 0.7)	0.4 (0.2 to 0.6)	0.3 (0.2 to 0.5)	0.3 (0.2 to 0.4)	0.3 (0.2 to 0.4)	0.3 (0.2 to 0.4)	0.2 (0.1 to 0.3)	0.2 (0.1 to 0.3)	0.1 (0 to 0.2)	0.1 (0 to 0.1)	0 (0 to 0.1)	0 (0 to 0)	0 (0 to 0)	0 (0 to 0)	2.3
Gonococcal infection	0 (0 to 0)	0 (0 to 0)	0 (0 to 0)	0 (0 to 0)	0 (0 to 0.1)	0 (0 to 0.1)	0.2 (0 to 0.2)	0.2 (0 to 0.4)	0.2 (0 to 0.4)	0.2 (0 to 0.4)	0.2 (0 to 0.3)	0.2 (0 to 0.3)	0.2 (0 to 0.3)	0.1 (0 to 0.2)	0.1 (0 to 0.2)	0.1 (0 to 0.1)	0.1 (0 to 0.1)	0.1 (0 to 0.1)	0 (0 to 0.1)	0 (0 to 0.1)	0 (0 to 0)	0 (0 to 0)	0 (0 to 0)	1.7
Trichomoniasis	0 (0 to 0)	0 (0 to 0)	0 (0 to 0)	0 (0 to 0)	0 (0 to 0)	0 (0 to 0.2)	0 (0 to 0.2)	0.4 (0 to 1.1)	0.7 (0.2 to 1.7)	0.7 (0.2 to 1.7)	0.6 (0.2 to 1.6)	0.6 (0.2 to 1.6)	0.5 (0.2 to 1.2)	0.5 (0.2 to 1.2)	0.5 (0.2 to 1.2)	0.4 (0.2 to 1)	0.3 (0.1 to 0.8)	0.2 (0.1 to 0.6)	0.1 (0 to 0.3)	0 (0 to 0.1)	0 (0 to 0)	0 (0 to 0)	0 (0 to 0)	5.2
Genital herpes	0 (0 to 0)	0 (0 to 0)	0 (0 to 0)	0 (0 to 0)	0 (0 to 0)	0 (0 to 0.1)	0.2 (0 to 0.4)	0.4 (0.1 to 0.9)	0.6 (0.2 to 1.4)	0.6 (0.2 to 1.4)	0.6 (0.2 to 1.4)	0.6 (0.2 to 1.4)	0.5 (0.2 to 1.2)	0.4 (0.2 to 1)	0.4 (0.2 to 1)	0.3 (0.1 to 0.8)	0.2 (0.1 to 0.6)	0.2 (0.1 to 0.5)	0.1 (0 to 0.3)	0 (0 to 0.1)	0 (0 to 0)	0 (0 to 0)	0 (0 to 0)	4.4
Other sexually transmitted infections	0 (0 to 0)	0 (0 to 0)	0 (0 to 0)	0 (0 to 0)	0 (0 to 0)	0 (0 to 0)	0 (0 to 0)	0 (0 to 0)	0 (0 to 0)	0 (0 to 0)	0 (0 to 0)	0 (0 to 0)	0 (0 to 0)	0 (0 to 0)	0 (0 to 0)	0 (0 to 0)	0 (0 to 0)	0 (0 to 0)	0 (0 to 0)	0 (0 to 0)	0 (0 to 0)	0 (0 to 0)	0 (0 to 0)	0
Respiratory infections and tuberculosis	120 (20 to 449.6)	116 (11 to 299.6)	105 (66.4 to 157)	104 (36.4 to 79.6)	74 (16.1 to 56.2)	74 (14.1 to 56.6)	73 (17.8 to 33.7)	77 (24.4 to 45.1)	82 (29.2 to 44)	87 (29.2 to 47.4)	92 (29.2 to 49.6)	97 (24.6 to 49.2)	97 (27.2 to 49.2)	97 (27.2 to 49.2)	97 (27.2 to 49.2)	97 (27.2 to 49.2)	97 (27.2 to 49.2)	97 (27.2 to 49.2)	97 (27.2 to 49.2)	97 (27.2 to 49.2)	97 (27.2 to 49.2)	97 (27.2 to 49.2)	1,200
Tuberculosis	0 (0 to 0)	0 (0 to 0)	0 (0 to 0.2)	0 (0 to 0.3)	0 (0 to 0.4)	0 (0 to 0.4)	0 (0 to 0.6)	0 (1 to 3.4)	0 (2 to 4.9)	0 (1 to 6.4)	0 (1 to 5.2)	0 (1 to 4.2)	0 (1 to 3.4)	0 (1 to 2.7)	0 (1 to 2.4)	0 (1 to 2.1)	0 (1 to 1.8)	0 (1 to 1.7)	0 (1 to 1.6)	0 (1 to 1.2)	0 (0 to 1)	0 (0 to 0.5)	0 (0 to 0.2)	28.6
Latent tuberculosis infection	0 (0 to 0)	0 (0 to 0)	0 (0 to 0)	0 (0 to 0)	0 (0 to 0)	0 (0 to 0)	0 (0 to 0)	0 (0 to 0)	0 (0 to 0)	0 (0 to 0)	0 (0 to 0)	0 (0 to 0)	0 (0 to 0)	0 (0 to 0)	0 (0 to 0)	0 (0 to 0)	0 (0 to 0)	0 (0 to 0)	0 (0 to 0)	0 (0 to 0)	0 (0 to 0)	0 (0 to 0)	0 (0 to 0)	0
Drug-susceptible tuberculosis	0 (0 to 0)	0 (0 to 0)	0 (0 to 0.2)	0 (0 to 0.3)	0 (0 to 0.4)	0 (0 to 0.4)	0 (0 to 0.6)	0 (1 to 3.4)	0 (2 to 4.9)	0 (1 to 6.4)	0 (1 to 5.2)	0 (1 to 4.2)	0 (1 to 3.4)	0 (1 to 2.7)	0 (1 to 2.4)	0 (1 to 2.1)	0 (1 to 1.8)	0 (1 to 1.7)	0 (1 to 1.6)	0 (1 to 1.2)	0 (0 to 1)	0 (0 to 0.5)	0 (0 to 0.2)	28.2
Multidrug-resistant tuberculosis without extensive drug resistance	0 (0 to 0)	0 (0 to 0)	0 (0 to 0)	0 (0 to 0)	0 (0 to 0)	0 (0 to 0)	0 (0 to 0.1)	0 (0 to 0.2)	0 (0 to 0.2)	0 (0 to 0.1)	0 (0 to 0.2)	0 (0 to 0.1)	0 (0 to 0.2)	0 (0 to 0.1)	0 (0 to 0.2)	0 (0 to 0.1)	0 (0 to 0.1)	0 (0 to 0.1)	0 (0 to 0.1)	0 (0 to 0.1)	0 (0 to 0)	0 (0 to 0)	0 (0 to 0)	0.4
Extensively drug-resistant tuberculosis	0 (0 to 0)	0 (0 to 0)	0 (0 to 0)	0 (0 to 0)	0 (0 to 0)	0 (0 to 0)	0 (0 to 0)	0 (0 to 0)	0 (0 to 0)	0 (0 to 0)	0 (0 to 0)	0 (0 to 0)	0 (0 to 0)	0 (0 to 0)	0 (0 to 0)	0 (0 to 0)	0 (0 to 0)	0 (0 to 0)	0 (0 to 0)	0 (0 to 0)	0 (0 to 0)	0 (0 to 0)	0 (0 to 0)	0.1
Lower respiratory infections	120 (20.1 to 449.4)	116 (11.2 to 299.7)	105 (44.1 to 155)	104 (35.7 to 79.2)	74 (9.6 to 56.1)	74 (8.9 to 56.4)	73 (9.4 to 19.4)	77 (9.4 to 29.4)	82 (12.5 to 29.8)	87 (14.1 to 29.7)	92 (17.3 to 32)	97 (17.8 to 34)	97 (20.1 to 35.4)	97 (20.1 to 35.4)	97 (20.1 to 35.4)	97 (20.1 to 35.4)	97 (20.1 to 35.4)	97 (20.1 to 35.4)	97 (20.1 to 35.4)	97 (20.1 to 35.4)	97 (20.1 to 35.4)	97 (20.1 to 35.4)	1,060
Upper respiratory infections	0 (0 to 0)	0 (0 to 0)	1.6 (1.1 to 2.9)	7.1 (4.1 to 11.3)	7.6 (4.2 to 13)	7.2 (3.9 to 12.4)	7.6 (4.3 to 13.4)	7.2 (4.3 to 12.7)	7.2 (3.9 to 11.4)	7.2 (3.9 to 11.4)	7.2 (3.9 to 11.4)	4.7 (2.4 to 7.8)	4.7 (2.5 to 8.2)	4.6 (2.4 to 8.4)	4.7 (2.5 to 8.2)	2.7 (1.4 to 4.2)	1.9 (1 to 3.2)	1.4 (0.8 to 2.2)	0.9 (0.5 to 1.4)	0.6 (0.3 to 1)	0.2 (0.1 to 0.3)	0.1 (0 to 0.1)	82.5
Otitis media	0 (0 to 0)	0 (0 to 0)	0.3 (0.2 to 0.6)	2.6 (1.6 to 4.9)	2.7 (2 to 5.1)	2.7 (1.6 to 4.7)	2.8 (1.4 to 4.5)	2.7 (1.1 to 4.6)	2.7 (1 to 3.9)	2.7 (1 to 4.2)	2.7 (0.9 to 4.2)	1.8 (0.6 to 2.8)	1.8 (0.6 to 2.8)	1.8 (0.6 to 2.8)	1.8 (0.6 to 2.8)	1.1 (0.4 to 1.6)	0.7 (0.2 to 1.1)	0.5 (0.2 to 0.9)	0.3 (0.1 to 0.5)	0.2 (0.1 to 0.4)	0.1 (0 to 0.2)	0 (0 to 0.1)	27
Enteric infections	0.9 (0.5 to 1.4)	1.7 (1 to 2.9)	20.3 (12.4 to 32)	19.5 (13.2 to 28.4)	19.5 (13.2 to 28.4)	15.6 (9.4 to 25.4)	12.4 (7.9 to 19.1)	11.6 (7.3 to 16.9)	11.9 (7.9 to 16.8)	10.7 (7.4 to 14.7)	9.7 (6.7 to 13.3)	10.8 (7.4 to 14.6)	10.8 (7.4 to 14.6)	13 (9 to 18)	13 (9 to 18)	12.9 (8.9 to 18)	12.9 (8.9 to 18)	12.9 (8.9 to 18)	12.9 (8.9 to 18)	12.9 (8.9 to 18)	12.9 (8.9 to 18)	12.9 (8.9 to 18)	12.9 (8.9 to 18)	242
Diarrheal diseases	0.9 (0.5 to 1.4)	1.7 (1 to 2.9)	20.3 (12.6 to 31.9)	19.5 (13.1 to 28.2)	19.5 (13.2 to 28.4)	15.6 (9.4 to 25.4)	12.4 (7.9 to 19)	11.6 (7.3 to 16.9)	11.9 (7.9 to 16.8)	10.7 (7.3 to 14.7)	9.7 (6.7 to 13.3)	10.8 (7.4 to 14.6)	10.8 (7.4 to 14.6)	13 (9.2 to 17.9)	13 (9.2 to 17.9)	12.9 (8.9 to 18)	12.9 (8.9 to 18)	12.9 (8.9 to 18)	12.9 (8.9 to 18)	12.9 (8.9 to 18)	12.9 (8.9 to 18)	12.9 (8.9 to 18)	12.9 (8.9 to 18)	242
Typhoid and paratyphoid	0 (0 to 0)	0 (0 to 0)	0 (0 to 0)	0 (0 to 0)	0 (0 to 0)	0 (0 to 0)	0 (0 to 0)	0 (0 to 0)	0 (0 to 0)	0 (0 to 0)	0 (0 to 0)	0 (0 to 0)	0 (0 to 0)	0 (0 to 0)	0 (0 to 0)	0 (0 to 0)	0 (0 to 0)	0 (0 to 0)	0 (0 to 0)	0 (0 to 0)	0 (0 to 0)	0 (0 to 0)	0 (0 to 0)	0.1
Typhoid fever	0 (0 to 0)	0 (0 to 0)	0 (0 to 0)	0 (0 to 0)	0 (0 to 0)	0 (0 to 0)	0 (0 to 0)	0 (0 to 0)	0 (0 to 0)	0 (0 to 0)	0 (0 to 0)	0 (0 to 0)	0 (0 to 0)	0 (0 to 0)	0 (0 to 0)	0 (0 to 0)	0 (0 to 0)	0 (0 to 0)	0 (0 to 0)	0 (0 to 0)	0 (0 to 0)	0 (0 to 0)	0 (0 to 0)	0
Paratyphoid fever	0 (0 to 0)	0 (0 to 0)	0 (0 to 0)	0 (0 to 0)	0 (0 to 0)	0 (0 to 0)	0 (0 to 0)	0 (0 to 0)	0 (0 to 0)	0 (0 to 0)	0 (0 to 0)	0 (0 to 0)	0 (0 to 0)	0 (0 to 0)	0 (0 to 0)	0 (0 to 0)	0 (0 to 0)	0 (0 to 0)	0 (0 to 0)	0 (0 to 0)	0 (0 to 0)	0 (0 to 0)	0 (0 to 0)	0
Invasive Non-typhoidal Salmonella (iNTS)	0 (0 to 0)	0 (0 to 0)	0 (0 to 0)	0 (0 to 0)	0 (0 to 0)	0 (0 to 0)	0 (0 to 0)	0 (0 to 0)	0 (0 to 0)	0 (0 to 0)	0 (0 to 0)	0 (0 to 0)	0 (0 to 0)	0 (0 to 0)	0 (0 to 0)	0 (0 to 0)	0 (0 to 0)	0 (0 to 0)	0 (0 to 0)	0 (0 to 0)	0 (0 to 0)	0 (0 to 0)	0 (0 to 0)	0.1
Other intestinal infectious diseases	0 (0 to 0)	0 (0 to 0)	0.1 (0 to 0.2)	0.1 (0 to 0.4)	0.1 (0 to 0.4)	0.1 (0 to 0.1)	0.1 (0 to 0.1)	0.1 (0 to 0.1)	0.1 (0 to 0.1)	0.1 (0 to 0.1)	0.1 (0 to 0.1)	0.1 (0 to 0.1)	0.1 (0 to 0.1)	0.1 (0 to 0.1)	0.1 (0 to 0.1)	0.1 (0 to 0.1)	0.1 (0 to 0.1)	0.1 (0 to 0.1)	0.1 (0 to 0.1)	0.1 (0 to 0.1)	0.1 (0 to 0.1)	0.1 (0 to 0.1)	0.1 (0 to 0.1)	0.5
Neglected tropical diseases and malaria	0.1 (0.1 to 0.3)	0.3 (0.2 to 0.5)	2.4 (1.4 to 4.1)	2.7 (1.6 to 4.5)	3 (1.7 to 4.9)	4.1 (2.3 to 6.7)	6 (3.4 to 9.6)	6.2 (3.4 to 10.2)	5.2 (2.8 to 9.1)	5 (2.7 to 8.3)	5.7 (3.1 to 9.6)	5.4 (2.9 to 9.1)	5.7 (3.1 to 9.6)	6.6 (3.6 to 11.1)	7.7 (4.2 to 13.4)	8.3 (4.5 to 13.9)	7.2 (3.9 to 12.8)	6.6 (3.6 to 11.7)	5.3 (2.9 to 9.4)	3.4 (1.9 to 6.1)	1.1 (0.6 to 1.9)	0.5 (0.3 to 0.9)	157
Malaria	0 (0 to 0)	0 (0 to 0)	0 (0 to 0)	0 (0 to 0)	0 (0 to 0)	0 (0 to 0)	0 (0 to 0)	0 (0 to 0)	0 (0 to 0)	0 (0 to 0)	0 (0 to 0)	0 (0 to 0)	0 (0 to 0)	0 (0 to 0)	0 (0 to 0)	0 (0 to 0)	0 (0 to 0)	0 (0 to 0)	0 (0 to 0)	0 (0 to 0)	0 (0 to 0)	0 (0 to 0)	0 (0 to 0)	0
Chagas disease	0 (0 to 0)	0 (0 to 0)	0 (0 to 0)	0 (0 to 0)	0 (0 to 0)	0 (0 to 0)	0 (0 to 0)	0 (0 to 0)	0 (0 to 0)	0 (0 to 0)	0 (0 to 0)	0 (0 to 0)	0 (0 to 0)	0 (0 to 0)	0 (0 to 0)	0 (0 to 0)	0 (0 to 0)	0 (0 to 0)	0 (0 to 0)	0 (0 to 0)	0 (0 to 0)	0 (0 to 0)	0 (0 to 0)	0.2
Leishmaniasis	0 (0 to 0)	0 (0 to 0)	0 (0 to 0)	0 (0 to 0)	0 (0 to 0)	0 (0 to 0)	0 (0 to 0)	0 (0 to 0)	0 (0 to 0)	0 (0 to 0)	0 (0 to 0)	0 (0 to 0)	0 (0 to 0)	0 (0 to 0)	0 (0 to 0)	0 (0 to 0)	0 (0 to 0)	0 (0 to 0)	0 (0 to 0)	0 (0 to 0)	0 (0 to 0)	0 (0 to 0)	0 (0 to 0)	0
Visceral leishmaniasis	0 (0 to 0)	0 (0 to 0)	0 (0 to 0)	0 (0 to 0)	0 (0 to 0)	0 (0 to 0)	0 (0 to 0)	0 (0 to 0)	0 (0 to 0)	0 (0 to 0)	0 (0 to 0)	0 (0 to 0)	0 (0 to 0)	0 (0 to 0)	0 (0 to 0)	0 (0 to 0)	0 (0 to 0)	0 (0 to 0)	0 (0 to 0)	0 (0 to 0)	0 (0 to 0)	0 (0 to 0)	0 (0 to 0)	0
Cutaneous and mucocutaneous leishmaniasis	0 (0 to 0)	0 (0 to 0)	0 (0 to 0)	0 (0 to 0)	0 (0 to 0)	0 (0 to 0)	0 (0 to 0)	0 (0 to 0)	0 (0 to 0)	0 (0 to 0)	0 (0 to 0)	0 (0 to 0)	0 (0 to 0)	0 (0 to 0)	0 (0 to 0)	0 (0 to 0)	0 (0 to 0)	0 (0 to 0)	0 (0 to 0)	0 (0 to 0)	0 (0 to 0)	0 (0 to 0)	0 (0 to 0)	0
African trypanosomiasis	0 (0 to 0)	0 (0 to 0)	0 (0 to 0)	0 (0 to 0)	0 (0 to 0)	0 (0 to 0)	0 (0 to 0)	0 (0 to 0)	0 (0 to 0)	0 (0 to 0)	0 (0 to 0)	0 (0 to 0)	0 (0 to 0)	0 (0 to 0)	0 (0 to 0)	0 (0 to 0)	0 (0 to 0)	0 (0 to 0)	0 (0 to 0)	0 (0 to 0)	0 (0 to 0)	0 (0 to 0)	0 (0 to 0)	0
Schistosomiasis	0 (0 to 0)	0 (0 to 0)	0 (0 to 0)	0 (0 to 0)	0 (0 to 0)	0 (0 to 0)	0 (0 to 0)	0 (0 to 0)	0 (0 to 0)	0 (0 to 0)	0 (0 to 0)	0 (0 to 0)	0 (0 to 0)	0 (0 to 0)	0 (0 to 0)	0 (0 to 0)	0 (0 to 0)	0 (0 to 0)	0 (0 to 0)	0 (0 to 0)	0 (0 to 0)	0 (0 to 0)	0 (0 to 0)	0
Cysticercosis	0 (0 to 0)	0 (0 to 0)	0 (0 to 0)	0 (0 to 0)	0 (0 to 0)	0 (0 to 0.1)	0 (0 to 0.1)	0 (0 to 0.2)	0.2 (0 to 0.5)	0.2 (0 to 0.5)	0.2 (0 to 0.5)	0.2 (0 to 0.5)	0.2 (0 to 0.5)	0.2 (0 to 0.5)	0.2 (0 to 0.5)	0.2 (0 to 0.5)	0.2 (0 to 0.5)	0.2 (0 to 0.5)	0.2 (0 to 0.5)	0.2 (0 to 0.5)	0.1 (0 to 0.3)	0 (0 to 0.1)	0 (0 to 0.1)	0.5
Cystic echinococcosis	0 (0 to 0)	0 (0 to 0)	0 (0 to 0)	0 (0 to 0)	0 (0 to 0)	0 (0 to 0)	0 (0 to 0)	0 (0 to 0)	0 (0 to 0)	0 (0 to 0)	0 (0 to 0)	0 (0 to 0)	0 (0 to 0)	0 (0 to 0)	0 (0 to 0)	0 (0 to 0)	0 (0 to 0)	0 (0 to 0)	0 (0 to 0)	0 (0 to 0)	0 (0 to 0)	0 (0 to 0)	0 (0 to 0)	0
Lymphatic filariasis	0 (0 to 0)	0 (0 to 0)	0 (0 to 0)	0 (0 to 0)	0 (0 to 0)	0 (0 to 0)	0 (0 to 0)	0 (0 to 0)	0 (0 to 0)	0 (0 to 0)	0 (0 to 0)	0 (0 to 0)	0 (0 to 0)	0 (0 to 0)	0 (0 to 0)	0 (0 to 0)	0 (0 to 0)	0 (0 to 0)	0 (0 to 0)	0 (0 to 0)	0 (0 to 0)	0 (0 to 0)	0 (0 to 0)	0
Onchocerciasis	0 (0 to 0)	0 (0 to 0)	0 (0 to 0)	0 (0 to 0)	0 (0 to 0)	0 (0 to 0)	0 (0 to 0)	0 (0 to 0)	0 (0 to 0)	0 (0 to 0)	0 (0 to 0)	0 (0 to 0)	0 (0 to 0)	0 (0 to 0)	0 (0 to 0)	0 (0 to 0)	0 (0 to 0)	0 (0 to 0)	0 (0 to 0)	0 (0 to 0)	0 (0 to 0)	0 (0 to 0)	0 (0 to 0)	0
Trachoma	0 (0 to 0)	0 (0 to 0)	0 (0 to 0)	0 (0 to 0)	0 (0 to 0)	0 (0 to 0)	0 (0 to 0)	0 (0 to 0)	0 (0 to 0)	0 (0 to 0)	0 (0 to 0)	0 (0 to 0)	0 (0 to 0)	0 (0 to 0)	0 (0 to 0)	0 (0 to 0)	0 (0 to 0)	0 (0 to 0)	0 (0 to 0)	0 (0 to 0)	0 (0 to 0)	0 (0 to 0)	0 (0 to 0)	0
Dengue	0 (0 to 0)	0 (0 to 0)	0 (0 to 0.2)	0.6 (0.2 to 1.3)	1.3 (0.5 to 3.1)	1.2 (0.5 to 2.4)	1.4 (0.5 to 3.3)	1.6 (0.6 to 4.2)	1.6 (0.5 to 4.1)	1 (0.4 to 2.5)	0.7 (0.3 to 1.4)	0.7 (0.3 to 1.3)	0.7 (0.3 to 1.2)	0.7 (0.3 to 1.2)	0.7 (0.3 to 1.4)	0.7 (0.3 to 1.4)	0.6 (0.2 to 1.1)	0.3 (0.1 to 0.7)	0.2 (0.1 to 0.5)	0.2 (0.1 to 0.4)	0.2 (0.1 to 0.3)	0 (0 to 0.1)	14.2
Yellow fever	0 (0 to 0)	0 (0 to 0)	0 (0 to 0)	0 (0 to 0)	0 (0 to 0)	0 (0 to 0)	0 (0 to 0)	0 (0 to 0)	0 (0 to 0)	0 (0 to 0)	0 (0 to 0)	0 (0 to 0)	0 (0 to 0)	0 (0 to 0)	0 (0 to 0)	0 (0 to 0)	0 (0 to 0)	0 (0 to 0)	0 (0 to 0)	0 (0 to 0)	0 (0 to 0)	0 (0 to 0)	0 (0 to 0)	0
Rabies	0 (0 to 0)	0 (0 to 0)	0 (0 to 0)	0 (0 to 0)	0 (0 to 0)	0 (0 to 0)	0 (0 to 0)	0 (0 to 0)	0 (0 to 0)	0 (0 to 0)	0 (0 to 0)	0 (0 to 0)	0 (0 to 0)	0 (0 to 0)	0 (0 to 0)	0 (0 to 0)	0 (0 to 0)	0 (0 to 0)	0 (0 to 0)	0 (0 to 0)	0 (0 to 0)	0 (0 to 0)	0 (0 to 0)	0.1
Intestinal nematode infections	0 (0 to 0)	0 (0 to 0)	0 (0 to 0.1)	0.3 (0 to 1.9)	0.6 (0.2 to 2.7)	0.5 (0.1 to 2.1)	0.6 (0.1 to 3.4)	0.7 (0.2 to 4.1)	0.5 (0.2 to 2.9)	0.5 (0.2 to 2.9)	0.5 (0.2 to 2.9)	0.5 (0.2 to 2.9)	0.5 (0.2 to 2.9)	0.5 (0.2 to 2.9)	0.5 (0.2 to 2.9)	0.5 (0.2 to 2.9)	0.5 (0.2 to 2.9)	0.5 (0.2 to 2.9)	0.5 (0.2 to 2.9)	0.5 (0.2 to 2.9)	0.5 (0.2 to 2.9)	0.5 (0.2 to 2.9)	6.3
Ascariasis	0 (0 to 0)	0 (0 to 0)	0 (0 to 0)	0 (0 to 0.1)	0 (0 to 0.3)	0 (0 to 0.2)	0 (0 to 0.2)	0 (0 to 0.1)	0 (0 to 0.1)	0 (0 to 0.1)	0 (0 to 0.1)	0 (0 to 0.1)	0 (0 to 0.1)	0 (0 to 0.1)	0 (0 to 0.1)	0 (0 to 0.1)	0 (0 to 0.1)	0 (0 to 0.1)	0 (0 to 0.1)	0 (0 to 0.1)	0 (0 to 0.1)	0 (0 to 0.1)	0 (0 to 0.1)	0.9
Trichuriasis	0 (0 to 0)	0 (0 to 0)	0 (0 to 0)	0 (0 to 0)	0 (0 to 0)	0 (0 to 0)	0 (0 to 0)	0 (0 to 0)	0 (0 to 0)	0 (0 to 0)	0 (0 to 0)	0 (0 to 0)	0 (0 to 0)	0 (0 to 0)	0 (0 to 0)	0 (0 to 0)	0 (0 to

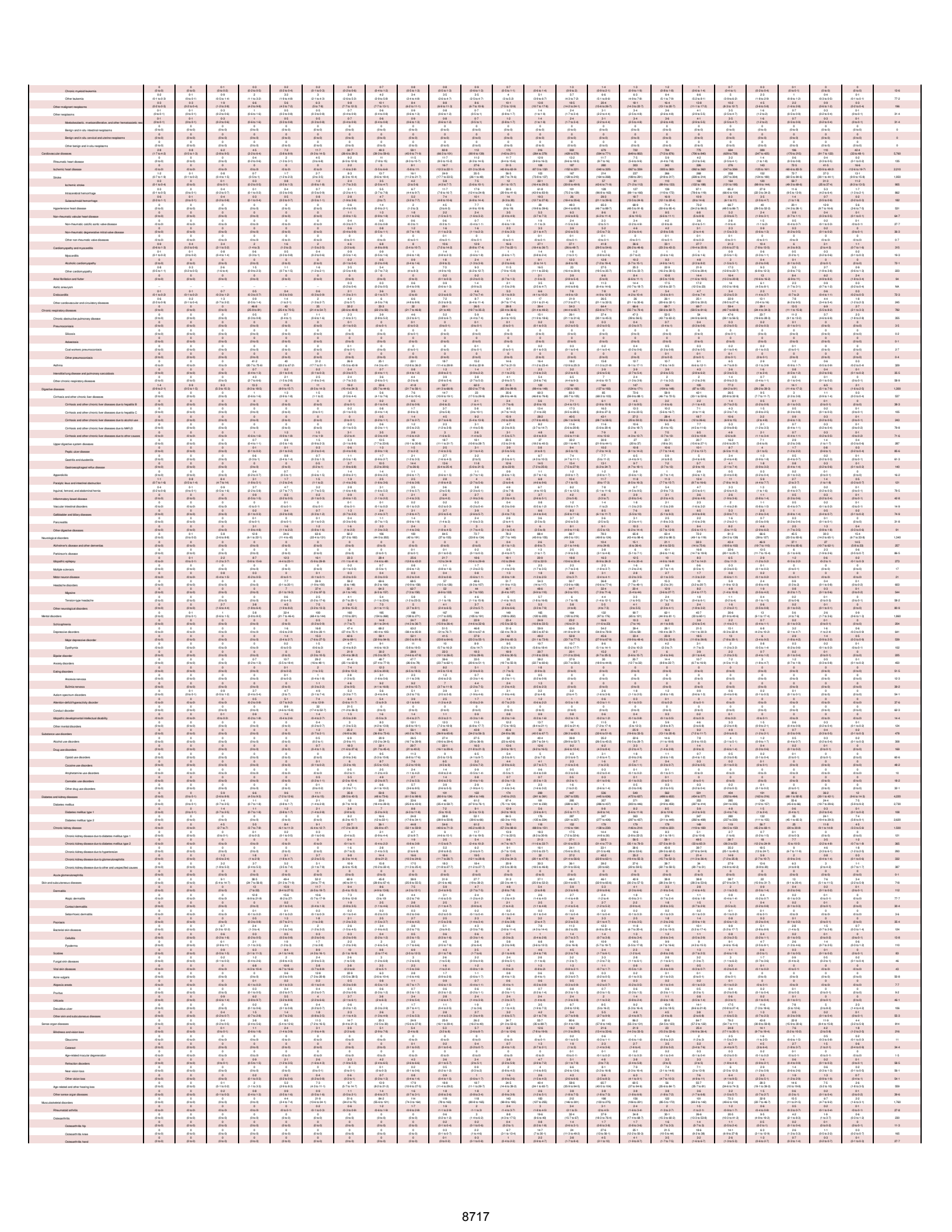

8717

Osteoarthritis other	0 (0 to 0)	0 (0 to 0)	0 (0 to 0)	0 (0 to 0)	0 (0 to 0)	0 (0 to 0)	0 (0 to 0)	0 (0 to 0)	0 (0 to 0)	0 (0 to 0)	0 (0 to 1)	0.2 (0 to 0.4)	0.8 (0 to 1.6)	1.9 (0.6 to 4.2)	3.3 (1.4 to 6.6)	4.1 (1.9 to 8.9)	4 (1.9 to 8.1)	3.6 (1.7 to 7.4)	3.3 (1.6 to 6.8)	2.7 (1.4 to 5.4)	1.4 (0.7 to 2.7)	0.6 (0.3 to 1.3)	0.3 (0.2 to 0.4)	0.1 (0.1 to 0.2)	39.3
Low back pain	0 (0 to 0)	0 (0 to 0)	0 (0 to 0)	0 (0 to 0)	3.6 (1.8 to 6.8)	19.3 (11.2 to 31.4)	37.7 (22.5 to 58.4)	51.6 (33.7 to 69)	60 (38.1 to 85.3)	60 (38.1 to 88.9)	57 (37.1 to 88)	50.2 (34.2 to 68.9)	46.3 (32.5 to 63.1)	42.1 (29.5 to 59.1)	40.1 (28.1 to 57.2)	40.1 (28.1 to 57.2)	41.4 (29.1 to 58.1)	39.5 (27.5 to 55.3)	35.1 (24.5 to 49.2)	30.1 (21.5 to 42.1)	24.6 (17.7 to 34.1)	19.4 (13.9 to 26.7)	14.6 (10.5 to 20.2)	8.5 (6.1 to 11.8)	812
Neck pain	0 (0 to 0)	0 (0 to 0)	0 (0 to 0)	0.3 (0.1 to 0.5)	1.3 (0.6 to 2.6)	3.2 (1.4 to 5.8)	5.5 (2.6 to 11)	8.5 (3.9 to 17)	11 (5.3 to 21.3)	12.7 (6.4 to 22)	12.7 (6.4 to 22)	11.9 (6.3 to 20.6)	10.4 (5.5 to 18.1)	9.4 (5.1 to 16.2)	8.9 (4.8 to 15.3)	9.1 (4.9 to 15.5)	9.1 (4.9 to 15.5)	8.9 (4.8 to 15.3)	8.1 (4.4 to 13.9)	7.1 (3.8 to 12.1)	5.6 (3.1 to 9.5)	4.4 (2.4 to 7.5)	3.4 (1.9 to 5.8)	2.1 (1.2 to 3.5)	154
Gout	0 (0 to 0)	0 (0 to 0)	0 (0 to 0)	0 (0 to 0)	0 (0 to 0)	0 (0 to 0)	0 (0 to 0)	0 (0 to 0)	0 (0 to 0)	0 (0 to 0)	0 (0 to 0)	0 (0 to 0)	0 (0 to 0)	0 (0 to 0)	0 (0 to 0)	0 (0 to 0)	0 (0 to 0)	0 (0 to 0)	0 (0 to 0)	0 (0 to 0)	0 (0 to 0)	0 (0 to 0)	0 (0 to 0)	0 (0 to 0)	0 (0 to 0)	8.7
Other musculoskeletal disorders	0 (0 to 0)	0 (0 to 0)	0 (0 to 0)	0.3 (0.2 to 0.5)	1.2 (0.7 to 2.1)	10.2 (6.4 to 16)	25.6 (16.7 to 36.5)	49.3 (27.8 to 63.9)	69.6 (32.3 to 71.2)	84 (39.1 to 93.4)	94 (44.2 to 76.2)	98.9 (46.1 to 79)	98.7 (46.3 to 79.2)	98.9 (46.1 to 79.2)	97.3 (45.6 to 78.4)	92.6 (45.2 to 74.7)	87.2 (43.1 to 71.2)	81.2 (41.2 to 66.5)	73.4 (38.1 to 61.4)	64.5 (34.5 to 57.4)	53.3 (29.4 to 46.5)	41.6 (23.2 to 36.2)	30.6 (17.2 to 26.4)	19.6 (11.1 to 17)	527
Other non-communicable diseases	67.3 (64.6 to 144)	37.2 (23.8 to 58.3)	144 (97.1 to 209)	49.8 (31.4 to 98.2)	49.2 (36.2 to 66.6)	49.6 (36.2 to 66.6)	72.4 (57.2 to 92.2)	107 (81.4 to 143)	138 (94.9 to 176)	139 (94.4 to 199)	135 (90.3 to 192)	129 (90.5 to 184)	120 (84.9 to 171)	111 (79.1 to 158)	96 (70.1 to 137)	86 (63.1 to 124)	77 (56.1 to 109)	68 (49.8 to 96.5)	59 (43.2 to 83.6)	49 (36.1 to 69.4)	39 (28.7 to 55.2)	30 (22.1 to 42.6)	21 (15.4 to 29.7)	13 (9.6 to 18.4)	1,690
Congenital birth defects	94.2 (62.4 to 145)	33.2 (21.3 to 50.7)	98.9 (65.3 to 146)	36.4 (25.6 to 51.9)	16.3 (12.4 to 20.6)	19.3 (14.7 to 25.9)	16.3 (12.5 to 22.3)	13.9 (9.9 to 19.4)	10 (6.9 to 12.9)	8.1 (5.2 to 10.1)	7 (4.5 to 8.7)	7.5 (4.8 to 9.3)	7.6 (4.9 to 9.4)	7.6 (4.9 to 9.4)	6.3 (4.1 to 7.8)	7.4 (4.9 to 9.2)	7.1 (4.6 to 8.8)	6.5 (4.2 to 8.1)	5.3 (3.4 to 6.6)	4.2 (2.7 to 5.2)	3.1 (2.0 to 3.9)	2.2 (1.4 to 2.8)	1.4 (0.9 to 1.8)	0.8 (0.5 to 1.1)	399
Neural tube defects	7.1 (4.1 to 11.9)	2.2 (1.1 to 3.9)	9.3 (4.5 to 16.7)	2.5 (1.1 to 4.5)	0.6 (0.5 to 0.9)	0.6 (0.4 to 0.9)	0.6 (0.5 to 0.7)	0.5 (0.4 to 0.7)	0.5 (0.3 to 0.5)	0.4 (0.2 to 0.4)	0.3 (0.2 to 0.3)	0.2 (0.1 to 0.3)	0.2 (0.1 to 0.3)	0.2 (0.1 to 0.3)	0.1 (0.1 to 0.2)	0.1 (0.1 to 0.1)	0.1 (0.1 to 0.1)	0.1 (0.1 to 0.1)	0 (0 to 0)	0 (0 to 0)	0 (0 to 0)	0 (0 to 0)	0 (0 to 0)	0 (0 to 0)	0 (0 to 0)	29.3
Congenital heart anomalies	53.8 (34.5 to 89.4)	20.9 (13.1 to 33.1)	61.5 (39.2 to 93.8)	16.8 (10.1 to 28.3)	8.3 (6.1 to 10.9)	9 (6.4 to 11.7)	7.4 (5.7 to 10)	6.9 (4.9 to 9.2)	5.2 (3.5 to 7.2)	4 (2.6 to 5.4)	3.4 (2.1 to 4.5)	2.6 (1.6 to 3.4)	2.6 (1.6 to 3.4)	2.5 (1.6 to 3.3)	1.8 (1.2 to 2.4)	2.1 (1.3 to 2.9)	2 (1.3 to 2.8)	1.8 (1.2 to 2.5)	1.5 (0.9 to 2.1)	1.2 (0.8 to 1.7)	0.9 (0.6 to 1.3)	0.7 (0.4 to 1)	0.5 (0.3 to 0.7)	0.3 (0.2 to 0.5)	206
Orofacial clefts	0 (0 to 1)	0 (0 to 0)	0.1 (0.1 to 0.2)	0.3 (0.1 to 0.4)	0.2 (0.1 to 0.3)	0.2 (0.1 to 0.3)	0.3 (0.1 to 0.5)	0.3 (0.1 to 0.5)	0.3 (0.1 to 0.4)	0.2 (0.1 to 0.3)	0.2 (0.1 to 0.3)	0.2 (0.1 to 0.3)	0.2 (0.1 to 0.3)	0.2 (0.1 to 0.4)	0.2 (0.1 to 0.3)	0.2 (0.1 to 0.3)	0.1 (0.1 to 0.2)	0.1 (0.1 to 0.2)	0.1 (0.1 to 0.1)	0 (0 to 0.1)	0 (0 to 0.1)	0 (0 to 0.1)	0 (0 to 0.1)	0 (0 to 0.1)	0 (0 to 0.1)	3.2
Down syndrome	1.2 (0.7 to 2)	0.5 (0.2 to 0.9)	2.2 (1.4 to 3.4)	1.4 (0.9 to 2.4)	0.7 (0.5 to 1.2)	0.8 (0.6 to 1.3)	1.2 (0.8 to 1.7)	1.3 (0.8 to 1.8)	1 (0.6 to 1.5)	0.8 (0.5 to 1.2)	0.8 (0.5 to 1.2)	0.8 (0.5 to 1.2)	1.1 (0.7 to 1.6)	0.9 (0.6 to 1.4)	1.2 (0.8 to 1.7)	1.4 (0.9 to 2.1)	0.9 (0.6 to 1.4)	0.9 (0.6 to 1.3)	0.7 (0.4 to 1.1)	0.5 (0.3 to 0.8)	0.4 (0.2 to 0.6)	0.3 (0.2 to 0.5)	0.2 (0.1 to 0.3)	0.1 (0.1 to 0.2)	18.7
Turner syndrome	0 (0 to 0)	0 (0 to 0)	0 (0 to 0)	0 (0 to 0)	0 (0 to 0)	0 (0 to 0)	0 (0 to 0)	0 (0 to 0)	0 (0 to 0)	0 (0 to 0)	0 (0 to 0)	0 (0 to 0)	0 (0 to 0)	0 (0 to 0)	0 (0 to 0)	0 (0 to 0)	0 (0 to 0)	0 (0 to 0)	0 (0 to 0)	0 (0 to 0)	0 (0 to 0)	0 (0 to 0)	0 (0 to 0)	0 (0 to 0)	0 (0 to 0)	0.1
Klinefelter syndrome	0 (0 to 0)	0 (0 to 0)	0 (0 to 0)	0 (0 to 0)	0 (0 to 0)	0 (0 to 0)	0 (0 to 0)	0 (0 to 0)	0 (0 to 0)	0 (0 to 0)	0 (0 to 0)	0 (0 to 0)	0 (0 to 0)	0 (0 to 0)	0 (0 to 0)	0 (0 to 0)	0 (0 to 0)	0 (0 to 0)	0 (0 to 0)	0 (0 to 0)	0 (0 to 0)	0 (0 to 0)	0 (0 to 0)	0 (0 to 0)	0 (0 to 0)	0
Other chromosomal abnormalities	6.5 (3.7 to 10.7)	2.9 (1.6 to 5.4)	7 (4.9 to 10.7)	1.9 (1.2 to 2.9)	1.1 (0.7 to 1.6)	1.2 (0.7 to 1.8)	1 (0.7 to 1.5)	0.8 (0.5 to 1)	0.6 (0.3 to 0.8)	0.4 (0.3 to 0.6)	0.3 (0.2 to 0.4)	0.2 (0.1 to 0.2)	0.1 (0.1 to 0.2)	0.1 (0.1 to 0.2)	0.1 (0.1 to 0.1)	0.1 (0.1 to 0.1)	0 (0 to 0.1)	0 (0 to 0.1)	0 (0 to 0.1)	0 (0 to 0.1)	0 (0 to 0.1)	0 (0 to 0.1)	0 (0 to 0.1)	0 (0 to 0.1)	0 (0 to 0.1)	24.4
Congenital musculoskeletal and limb anomalies	2.2 (1.3 to 3.8)	0.7 (0.3 to 1.2)	3.3 (2.1 to 4.9)	4.4 (2.4 to 8.7)	4.5 (2.7 to 7.1)	4.7 (2.8 to 7.2)	4.4 (2.7 to 6.7)	3.5 (2.1 to 5.2)	2.5 (1.5 to 3.8)	2.3 (1.4 to 3.3)	2.3 (1.4 to 3.3)	2 (1.2 to 2.9)	2 (1.2 to 2.9)	2.2 (1.3 to 3.2)	2.2 (1.4 to 3.2)	1.9 (1.2 to 2.8)	1.8 (1.1 to 2.6)	1.5 (0.9 to 2.2)	1.2 (0.7 to 1.8)	0.9 (0.5 to 1.2)	0.7 (0.4 to 1)	0.5 (0.3 to 0.7)	0.3 (0.2 to 0.4)	0.2 (0.1 to 0.3)	46
Urogenital congenital anomalies	1.2 (0.7 to 2.2)	0.4 (0.2 to 0.7)	0.6 (0.4 to 1)	0.5 (0.3 to 0.9)	0.4 (0.2 to 0.6)	0.3 (0.2 to 0.5)	0.3 (0.2 to 0.4)	0.3 (0.2 to 0.5)	0.2 (0.1 to 0.3)	0.1 (0.1 to 0.2)	0.1 (0.1 to 0.1)	0.1 (0.1 to 0.1)	0.1 (0.1 to 0.1)	0.1 (0.1 to 0.1)	0.1 (0.1 to 0.1)	0.1 (0.1 to 0.1)	0 (0 to 0.1)	0 (0 to 0.1)	0 (0 to 0.1)	0 (0 to 0.1)	0 (0 to 0.1)	0 (0 to 0.1)	0 (0 to 0.1)	0 (0 to 0.1)	0 (0 to 0.1)	4.7
Digestive congenital anomalies	8.4 (4.4 to 13.4)	3.6 (1.9 to 6.4)	4.6 (2.3 to 9.4)	0.9 (0.4 to 2)	0.3 (0.2 to 0.4)	0.3 (0.2 to 0.5)	0.3 (0.1 to 0.5)	0.2 (0.1 to 0.3)	0.1 (0.1 to 0.2)	0.1 (0.1 to 0.1)	0 (0 to 0.1)	0 (0 to 0.1)	0 (0 to 0.1)	0 (0 to 0.1)	0 (0 to 0.1)	0 (0 to 0.1)	0 (0 to 0.1)	0 (0 to 0.1)	0 (0 to 0.1)	0 (0 to 0.1)	0 (0 to 0.1)	0 (0 to 0.1)	0 (0 to 0.1)	0 (0 to 0.1)	0 (0 to 0.1)	19.8
Other congenital birth defects	13.2 (8.1 to 21.3)	4.7 (2.4 to 8.4)	14.4 (9.4 to 23.4)	2.7 (1.9 to 3.8)	1.2 (1.0 to 2.1)	1.4 (1.0 to 2.3)	1.1 (0.8 to 2.1)	0.9 (0.6 to 2.6)	0.7 (0.4 to 2.6)	0.5 (0.3 to 2.2)	0.5 (0.3 to 2.1)	0.4 (0.2 to 1.7)	0.4 (0.2 to 1.7)	0.4 (0.2 to 1.7)	0.4 (0.2 to 1.7)	0.4 (0.2 to 1.7)	0.3 (0.2 to 1.6)	0.3 (0.2 to 1.6)	0.3 (0.2 to 1.6)	0.3 (0.2 to 1.6)	0.3 (0.2 to 1.6)	0.3 (0.2 to 1.6)	0.3 (0.2 to 1.6)	0.3 (0.2 to 1.6)	47.5
Urinary diseases and male infertility	0.2 (0.1 to 0.3)	0.2 (0.1 to 0.4)	0.3 (0.1 to 0.7)	1.1 (0.2 to 3.3)	0.7 (0.7 to 1.6)	0.9 (0.4 to 1.1)	1.2 (0.8 to 1.8)	1.3 (0.8 to 2.1)	1.4 (0.9 to 2.5)	1.4 (0.9 to 2.6)	1.4 (0.9 to 2.7)	1.4 (0.9 to 2.7)	1.4 (0.9 to 2.7)	1.4 (0.9 to 2.7)	1.4 (0.9 to 2.7)	1.4 (0.9 to 2.7)	1.4 (0.9 to 2.7)	1.4 (0.9 to 2.7)	1.4 (0.9 to 2.7)	1.4 (0.9 to 2.7)	1.4 (0.9 to 2.7)	1.4 (0.9 to 2.7)	1.4 (0.9 to 2.7)	1.4 (0.9 to 2.7)	190
Urolithiasis	0 (0 to 0)	0 (0 to 0)	0 (0 to 0)	0 (0 to 0.1)	0 (0 to 0.1)	0 (0 to 0.1)	0 (0 to 0.1)	0 (0 to 0.2)	0 (0 to 0.2)	0 (0 to 0.3)	0 (0 to 0.3)	0 (0 to 0.3)	0 (0 to 0.3)	0 (0 to 1.2)	0 (0 to 1.2)	0 (0 to 1.2)	0 (0 to 1.2)	0 (0 to 1.2)	0 (0 to 1.2)	0 (0 to 1.2)	0 (0 to 1.2)	0 (0 to 1.2)	0 (0 to 1.2)	0 (0 to 1.2)	0 (0 to 1.2)	0 (0 to 1.2)	14.9
Benign prostatic hyperplasia	0 (0 to 0)	0 (0 to 0)	0 (0 to 0)	0 (0 to 0)	0 (0 to 0)	0 (0 to 0)	0 (0 to 0)	0 (0 to 0)	0 (0 to 0)	0 (0 to 0)	0 (0 to 0)	0 (0 to 0)	0 (0 to 0)	0 (0 to 0.1)	0 (0 to 0.1)	0 (0 to 0.1)	0 (0 to 0.1)	0 (0 to 0.1)	0 (0 to 0.1)	0 (0 to 0.1)	0 (0 to 0.1)	0 (0 to 0.1)	0 (0 to 0.1)	0 (0 to 0.1)	0 (0 to 0.1)	0 (0 to 0.1)	38.3
Male infertility	0 (0 to 0)	0 (0 to 0)	0 (0 to 0)	0 (0 to 0)	0 (0 to 0)	0 (0 to 0)	0 (0 to 0)	0 (0 to 0.3)	0.2 (0 to 0.7)	0.3 (0 to 0.8)	0.3 (0 to 0.8)	0.2 (0 to 0.7)	0.2 (0 to 0.7)	0.2 (0 to 0.7)	0.1 (0 to 0.4)	0.1 (0 to 0.4)	0 (0 to 0.2)	0 (0 to 0.2)	0 (0 to 0.2)	0 (0 to 0.1)	0 (0 to 0.1)	0 (0 to 0.1)	0 (0 to 0.1)	0 (0 to 0.1)	0 (0 to 0.1)	0 (0 to 0.1)	4.7
Other urinary diseases	0.1 (0 to 0.2)	0.2 (0.1 to 0.3)	0.3 (0.1 to 0.5)	0.3 (0.2 to 0.4)	0.2 (0.2 to 0.5)	0.3 (0.2 to 0.5)	0.7 (0.5 to 1)	0.7 (0.4 to 1)	0.7 (0.4 to 1)	0.7 (0.4 to 1)	0.7 (0.4 to 1)	0.6 (0.4 to 1)	0.6 (0.4 to 1)	0.6 (0.4 to 1)	0.6 (0.4 to 1)	0.6 (0.4 to 1)	0.6 (0.4 to 1)	0.6 (0.4 to 1)	0.6 (0.4 to 1)	0.6 (0.4 to 1)	0.6 (0.4 to 1)	0.6 (0.4 to 1)	0.6 (0.4 to 1)	0.6 (0.4 to 1)	0.6 (0.4 to 1)	22.4
Gynecological diseases	0 (0 to 0)	0 (0 to 0)	0 (0 to 0)	0 (0 to 0)	0.2 (0 to 0.5)	0.7 (0.1 to 2)	2.7 (0.8 to 5.5)	3.5 (1.1 to 7.2)	3.7 (1.2 to 7.5)	3.6 (1.2 to 7.4)	3.5 (1.2 to 7.2)	3.4 (1.1 to 7.1)	3.4 (1.1 to 7.1)	3.4 (1.1 to 7.1)	3.4 (1.1 to 7.1)	3.4 (1.1 to 7.1)	3.4 (1.1 to 7.1)	3.4 (1.1 to 7.1)	3.4 (1.1 to 7.1)	3.4 (1.1 to 7.1)	3.4 (1.1 to 7.1)	3.4 (1.1 to 7.1)	3.4 (1.1 to 7.1)	3.4 (1.1 to 7.1)	3.4 (1.1 to 7.1)	460
Uterine fibroids	0 (0 to 0)	0 (0 to 0)	0 (0 to 0)	0 (0 to 0)	0.1 (0 to 0.2)	0.2 (0.1 to 0.5)	0.8 (0.3 to 1.5)	1.1 (0.4 to 2.1)	1.2 (0.5 to 2.4)	1.2 (0.5 to 2.4)	1.1 (0.5 to 2.3)	1.1 (0.5 to 2.2)	1.1 (0.5 to 2.2)	1.1 (0.5 to 2.2)	1.1 (0.5 to 2.2)	1.1 (0.5 to 2.2)	1.1 (0.5 to 2.2)	1.1 (0.5 to 2.2)	1.1 (0.5 to 2.2)	1.1 (0.5 to 2.2)	1.1 (0.5 to 2.2)	1.1 (0.5 to 2.2)	1.1 (0.5 to 2.2)	1.1 (0.5 to 2.2)	1.1 (0.5 to 2.2)	25.9
Polycystic ovarian syndrome	0 (0 to 0)	0 (0 to 0)	0 (0 to 0)	0 (0 to 0)	0 (0 to 0)	0 (0 to 0)	0 (0 to 0)	0 (0 to 0)	0 (0 to 0)	0 (0 to 0)	0 (0 to 0)	0 (0 to 0)	0 (0 to 0)	0 (0 to 0)	0 (0 to 0)	0 (0 to 0)	0 (0 to 0)	0 (0 to 0)	0 (0 to 0)	0 (0 to 0)	0 (0 to 0)	0 (0 to 0)	0 (0 to 0)	0 (0 to 0)	0 (0 to 0)	0 (0 to 0)	6.2
Female infertility	0 (0 to 0)	0 (0 to 0)	0 (0 to 0)	0 (0 to 0)	0 (0 to 0)	0 (0 to 0)	0 (0 to 0)	0 (0 to 0)	0 (0 to 0)	0 (0 to 0)	0 (0 to 0)	0 (0 to 0)	0 (0 to 0)	0 (0 to 0)	0 (0 to 0)	0 (0 to 0)	0 (0 to 0)	0 (0 to 0)	0 (0 to 0)	0 (0 to 0)	0 (0 to 0)	0 (0 to 0)	0 (0 to 0)	0 (0 to 0)	0 (0 to 0)	0 (0 to 0)	6.2
Endometriosis	0 (0 to 0)	0 (0 to 0)	0 (0 to 0)	0 (0 to 0)	0 (0 to 0)	0.1 (0 to 0.2)	0.4 (0.1 to 1)	0.7 (0.2 to 1.6)	0.9 (0.3 to 2.1)	1 (0.3 to 2.3)	1 (0.3 to 2.3)	1 (0.3 to 2.3)	1 (0.3 to 2.3)	1 (0.3 to 2.3)	1 (0.3 to 2.3)	1 (0.3 to 2.3)	1 (0.3 to 2.3)	1 (0.3 to 2.3)	1 (0.3 to 2.3)	1 (0.3 to 2.3)	1 (0.3 to 2.3)	1 (0.3 to 2.3)	1 (0.3 to 2.3)	1 (0.3 to 2.3)	1 (0.3 to 2.3)	26
Genital prolapse	0 (0 to 0)	0 (0 to 0)	0 (0 to 0)	0 (0 to 0)	0 (0 to 0)	0 (0 to 0)	0 (0 to 0)	0 (0 to 0)	0 (0 to 0)	0 (0 to 0)	0 (0 to 0)	0 (0 to 0)	0 (0 to 0)	0 (0 to 0)	0 (0 to 0)	0 (0 to 0)	0 (0 to 0)	0 (0 to 0)	0 (0 to 0)	0 (0 to 0)	0 (0 to 0)	0 (0 to 0)	0 (0 to 0)	0 (0 to 0)	0 (0 to 0)	0 (0 to 0)	0.2
Premenstrual syndrome	0 (0 to 0)	0 (0 to 0)	0 (0 to 0)	0 (0 to 0)	0 (0 to 0)	0 (0 to 0)	0.2 (0 to 0.6)	1 (0.1 to 2.5)	1.1 (0.2 to 2.8)	1.1 (0.2 to 2.8)	1.1 (0.2 to 2.8)	1.1 (0.2 to 2.8)	1.1 (0.2 to 2.8)	1.1 (0.2 to 2.8)	1.1 (0.2 to 2.8)	1.1 (0.2 to 2.8)	1.1 (0.2 to 2.8)	1.1 (0.2 to 2.8)	1.1 (0.2 to 2.8)	1.1 (0.2 to 2.8)	1.1 (0.2 to 2.8)	1.1 (0.2 to 2.8)	1.1 (0.2 to 2.8)	1.1 (0.2 to 2.8)	1.1 (0.2 to 2.8)	155
Other gynecological diseases	0 (0 to 0)	0 (0 to 0)	0 (0 to 0)	0 (0 to 0)	0.2 (0 to 0.4)	1 (0.1 to 2.7)	11.6 (7.1 to 18.7)	17.8 (10.9 to 28.1)	25.9 (14.8 to 40.7)	29.4 (17.8 to 44.1)	27.6 (17.1 to 42.7)	27.4 (15.4 to 42.5)	27.4 (15.4 to 42.5)	28.4 (14.4 to 43.4)	24.7 (12.2 to 39.1)	15.6 (7.4 to 25.3)	8.7 (4.7 to 13.4)	6.1 (3.3 to 9.4)	4.7 (2.6 to 6.9)	3.3 (1.8 to 4.7)	1.6 (0.9 to 2.4)	0.6 (0.3 to 1.1)	0.4 (0.2 to 0.7)	0.1 (0.1 to 0.3)	258
Hemoglobinopathies and hemolytic anemias	0.4 (0.3 to 0.6)	0.2 (0.2 to 0.3)	4.3 (2.9 to 6.1)	16.9 (7.7 to 15.6)	14.6 (10.5 to 19.8)	17.9 (12.6 to 23)	28.4 (18.1 to 39.4)	19.6 (11.9 to 27.6)	15.4 (10.5 to 22.4)	12 (8.3 to 16.3)	10 (7.5 to 13.4)	10 (7.5 to 13.4)	10 (7.5 to 13.4)	9.7 (7.3 to 13.2)	9.3 (6.9 to 11.9)	7.7 (5.8 to 10.2)	5.5 (4.1 to 7.1)	4.8 (3.7 to 6.2)	3.7 (2.8 to 4.7)	1.7 (1.3 to 2.2)	1.3 (1.0 to 1.7)	0.6 (0.5 to 0.8)	0.2 (0.1 to 0.3)	190
Thalassemias	0 (0 to 0)	0 (0 to 0)	0 (0 to 0)	0 (0 to 0)	0 (0 to 0)	0 (0 to 0)	0 (0 to 0)	0 (0 to 0)	0 (0 to 0)	0 (0 to 0)	0 (0 to 0)	0 (0 to 0)	0 (0 to 0)	0 (0 to 0)	0 (0 to 0)	0 (0 to 0)	0 (0 to 0)	0 (0 to 0)	0 (0 to 0)	0 (0 to 0)	0 (0 to 0)	0 (0 to 0)	0 (0 to 0)	0 (0 to 0)	0 (0 to 0)	0 (0 to 0)	0.1
Thalassemias trait	0 (0 to 0)	0.1 (0 to 0.1)	0.2 (0.2 to 0.4)	0.4 (0.2 to 0.7)	0.5 (0.2 to 0.9)	0.6 (0.2 to 0.9)	0.5 (0.2 to 0.9)	0.4 (0.2 to 0.7)	0.3 (0.1 to 0.5)	0.3 (0.2 to 0.5)	0.3 (0.2 to 0.5)	0.3 (0.2 to 0.5)	0.3 (0.2 to 0.5)	0.1 (0 to 0.2)	0.1 (0 to 0.2)	0.1 (0 to 0.2)	0.1 (0 to 0.1)	0.1 (0 to 0.1)	0.1 (0 to 0.1)	0.1 (0 to 0.1)	0.1 (0 to 0.1)	0.1 (0 to 0.1)	0.1 (0 to 0.1)	0.1 (0 to 0.1)	0.1 (0 to 0.1)	3.9
Sickle cell disorders	0.4 (0.3 to 0.4)	0.3 (0.2 to 0.4)	3.2 (1.4 to 5.2)	6.1 (2.7 to 9.9)	8.3 (6.9 to 11.1)	7.5 (5.5 to 10)	14.1 (10.1 to 19.1)	16.1 (10.7 to 22.5)	12.4 (8.7 to 17.2)	9.4 (6.4 to 13.3)	7.2 (4.9 to 10.4)	6.2 (4.1 to 8.9)	4.9 (3.2 to 7)	3.9 (2.5 to 5.6)	4.6 (2.4 to 6.9)	2.8 (1.4 to 4.2)	1.8 (1 to 2.8)	0.9 (0.5 to 1.4)	0.5 (0.3 to 0.8)	0.1 (0 to 0.2)	0 (0 to 0)	0 (0 to 0)	0 (0 to 0)	0 (0 to 0)	0 (0 to 0)	90.9
Sickle cell trait	0 (0 to 0.3)	0.2 (0 to 0.3)	0.6 (0.3 to 1)	2.6 (1.4 to 4.2)	2.5 (1.8 to 3.4)	4.5 (3.2 to 6.2)	4.1 (2.9 to 5.8)	5.4 (3.5 to 7.5)	4.6 (2.7 to 6.8)	3.3 (1.9 to 5)	2.3 (1.3 to 3.5)	1.8 (1 to 2.8)	1.3 (0.8 to 2.1)	1.1 (0.6 to 1.9)	1.2 (0.5 to 2.1)	0.4 (0.2 to 0.8)	0.2 (0.1 to 0.4)	0.2 (0.1 to 0.3)	0.1 (0 to 0.2)	0.1 (0 to 0.1)	0 (0 to 0)	0 (0 to 0)	0 (0 to 0)	0 (0 to 0)	0 (0 to 0)	32.3
G6PD deficiency	0 (0 to 0)	0 (0 to 0)	0.3 (0.2 to 0.5)	0.5 (0.2 to 0.9)	0.4 (0.2 to 0.6)	1.7 (0.9 to 2.8)	2 (0.9 to 3.4)	3.9 (1.9 to 6.5)	3.2 (1.5 to 5.4)	2.3 (1.1 to 3.9)	1.8 (0.8 to 3.1)	1.4 (0.7 to 2.3)	1.1 (0.5 to 1.9)	0.8 (0.4 to 1.4)	0.8 (0.4 to 1.4)	0.5 (0.2 to 0.9)	0.3 (0.1 to 0.5)	0.2 (0.1 to 0.4)	0.1 (0.1 to 0.2)	0.1 (0.1 to 0.2)	0 (0 to 0.1)	0 (0 to 0.1)	0 (0 to 0.1)	0 (0 to 0.1)	0 (0 to 0.1)	25.2
G6PD trait	0 (0 to 0)	0 (0 to 0)	0 (0 to 0)	0 (0 to 0)	0 (0 to 0)	0 (0 to 0)	0 (0 to 0)	0 (0 to 0)	0 (0 to 0)	0 (0 to 0)	0 (0 to 0)	0 (0 to 0)	0 (0 to 0)	0 (0 to 0)	0 (0 to 0)	0 (0 to 0)	0 (0 to 0)	0 (0 to 0)	0 (0 to 0)	0 (0 to 0)	0 (0 to 0)	0 (0 to 0)	0 (0 to 0)	0 (0 to 0)	0 (0 to 0)	0 (0 to 0)	0.2
Other hemoglobinopathies and hemolytic anemias	0.4 (0.2 to 0.7)	0.2 (0.1 to 0.4)	1.6 (0.8 to 2.7)	0.4 (0.2 to 0.7)	0.4 (0.2 to 0.6)	1.1 (0.6 to 2.2)	1.3 (0.6 to 2.3)	1.4 (0.7 to 2.5)	1.2 (0.7 to 2.1)	1.4 (0.7 to 2.2)	1.7 (0.9 to 2.7)	1.8 (1.1 to 2.9)	2.6 (1.4 to 3.9)	3.5 (1.9 to 5.4)	4.2 (2.5 to 6.4)	3.5 (2.1 to 5.4)	2.5 (1.4 to 3.9)	2.3 (1.4 to 3.5)	2.3 (1.4 to 3.4)	2.3 (1.4 to 3.4)	1.4 (0.9 to 2.1)	1.1 (0.7 to 1.6)	0.6 (0.4 to 0.9)	0.2 (0.1 to 0.2)	27.9
Endocrine, metabolic, blood, and immune disorders	2.5 (1.5 to 4.3)	2.4 (1.5 to 4.4)	29.4 (19.2 to 52.3)	17.9 (11.7 to 28.4)	15.4 (10.4 to 21.1)	7.9 (5.4 to 11.1)	11.2 (7.9 to 15.5)	14.8 (10.5 to 21.4)	19 (12.1 to 28.6)	19 (12.1 to 32.5)	22.6 (14.3 to 38.5)	23.2 (14.9 to 37.5)	17.5 (11.3 to 28.2)	20.3 (13.4 to 32.7)	19.4 (12.8 to 31.2)	22.7 (14.4 to 44.8)	41.3 (26.2 to 84.9)	36.3 (22.2 to 72.3)	29.6 (19.5 to 58.4)	21.5 (15.5 to 39.2)	15.5 (11.2 to 27.5)	10.7 (7.7 to 18.3)	6.9 (4.9 to 11.8)	4.2 (2.9 to 7.1)	440
Oral disorders	7.1 (3.9 to 12.4)	3.4 (1.9 to 6.4)	4.3 (2.3 to 8.7)	2.7 (1.4 to 5.4)	4.9 (2.6 to 9.6)	7.6 (4.1 to 13.6)	9.5 (5.1 to 16.7)	11.6 (7.1 to 18)	13.6 (9.4 to 19.5)	15.1 (10.4 to 21.6)	20.4 (14.1 to 28.5)	20.6 (14.3 to 28.4)	21.1 (14.6 to 29.1)	22.7 (15.4 to 31.2)	27.7 (18.7 to 38.4)	28.4 (19.2 to 39.2)	34.7 (23.5 to 47.8)	31 (21.1 to 42.6)	28.2 (19.2 to 38.8)	22 (15.1 to 30.2)	15.1 (10.4 to 20.7)	9.1 (6.3 to 12.4)	4.4 (3.1 to 6.1)	2.2 (1.5 to 3)	360
Caries of deciduous teeth	0 (0 to 0)	0 (0 to 0)	0 (0 to 0)	0 (0 to 0.2)	0 (0 to 0.2)	0 (0 to 0.2)	0 (0 to 0.2)	0 (0 to 0.2)	0 (0 to 0.2)	0 (0 to 0.2)	0 (0 to 0.2)	0 (0 to 0.2)	0 (0 to 0.2)	0 (0 to 0.2)	0 (0 to 0.2)	0 (0 to 0.2)	0 (0 to 0.2)	0 (0 to 0.2)	0 (0 to 0.2)	0 (0 to 0.2)	0 (0 to 0.2)	0 (0 to 0.2)	0 (0 to 0.2)	0 (0 to 0.2)	0 (0 to 0.2)	0 (

SR Table 2c. Guyana DALYS by cause and sex-cross for both sexes with 95% uncertainty intervals, 2019

Cause	Both Neonatal	Late Neonatal	Post Neonatal	1 to 4	5 to 9	10 to 14	15 to 19	20 to 24	25 to 29	30 to 34	35 to 39	40 to 44	45 to 49	50 to 54	55 to 59	60 to 64	65 to 69	70 to 74	75 to 79	80 to 84	85 to 89	90 to 94	95 plus	Total
All causes	16,800 (11,998 to 20,600)	2,570 (1,830 to 3,200)	5,780 (3,950 to 8,150)	9,780 (6,930 to 12,700)	6,570 (4,570 to 7,280)	6,660 (4,660 to 8,530)	11,890 (8,910 to 15,300)	19,660 (14,300 to 23,100)	19,660 (14,300 to 23,100)	17,590 (14,700 to 20,900)	14,700 (11,900 to 17,900)	20,450 (16,900 to 24,400)	22,150 (17,900 to 27,000)	24,900 (19,900 to 29,900)	26,260 (21,200 to 32,200)	24,700 (20,300 to 29,800)	21,260 (17,900 to 25,200)	19,700 (16,300 to 23,900)	16,800 (13,900 to 20,000)	9,870 (6,960 to 12,900)	3,480 (2,600 to 4,600)	1,780 (1,600 to 1,900)	686 (370 to 920)	309,000
Communicable, maternal, neonatal, and nutritional diseases	15,900 (10,500 to 20,600)	1,970 (1,010 to 2,920)	4,430 (2,010 to 6,620)	2,520 (1,390 to 3,700)	2,070 (1,000 to 2,750)	1,980 (1,010 to 2,660)	1,910 (1,020 to 2,410)	3,150 (2,070 to 3,980)	3,750 (2,350 to 4,710)	3,600 (2,350 to 4,710)	3,490 (2,320 to 4,720)	3,350 (2,210 to 4,760)	2,760 (1,760 to 3,910)	2,350 (1,490 to 3,350)	2,010 (1,260 to 2,900)	1,690 (1,060 to 2,500)	1,330 (799 to 2,000)	949 (556 to 1,500)	723 (397 to 1,170)	556 (289 to 939)	329 (152 to 591)	166 (43 / 74 to 94)	99,600
HIV/AIDS and sexually transmitted infections	117 (91 to 224)	146 (77 to 313)	120 (72 to 197)	960 (642 to 1,320)	751 (61 to 956)	166 (124 to 197)	682 (421 to 1,070)	1,470 (1,070 to 1,960)	1,760 (1,460 to 1,960)	1,670 (1,360 to 1,960)	1,490 (1,210 to 1,960)	1,350 (997 to 1,720)	1,050 (760 to 1,350)	836 (586 to 1,160)	592 (398 to 878)	336 (230 to 490)	139 (78 to 192)	39 (26 / 52 to 61)	19 (11 to 29)	6.6 (5 to 8)	2.6 (2 to 3.5)	0.2 (0 / 0 to 0.5)	0.2 (0 / 0 to 0.5)	10,100
HIV/AIDS	0 (0 to 0)	0.1 (0 to 0.3)	123 (109 to 161)	122 (112 to 137)	964 (861 to 1,020)	877 (814 to 921)	134 (124 to 146)	697 (643 to 753)	1,460 (1,350 to 1,570)	1,760 (1,620 to 1,870)	1,640 (1,500 to 1,760)	1,370 (1,260 to 1,480)	1,050 (960 to 1,130)	822 (748 to 886)	572 (520 to 618)	338 (307 to 365)	132 (119 to 144)	39.6 (35 to 44)	13.6 (12 to 15)	3.6 (3 to 4)	0.6 (0 to 0.7)	0.1 (0 / 0 to 0.1)	0.1 (0 / 0 to 0.1)	9,660
HIV/AIDS - Drug-susceptible Tuberculosis	0 (0 to 0)	0 (0 to 0)	17.9 (12 / 27 to 23)	18.2 (12 to 25)	11.4 (7 to 16)	7.5 (5 to 10)	9.4 (6 to 13)	60.6 (39 to 87)	121 (72 to 175)	219 (132 to 316)	222 (132 to 326)	192 (114 to 286)	154 (91 to 230)	114 (67 to 170)	73.4 (43 to 110)	43.4 (25 to 65)	19.6 (11 to 29)	5.7 (3 to 8)	2.6 (1 to 3.9)	1.1 (0 to 1.7)	0.4 (0 to 0.6)	0.1 (0 to 0.2)	0 (0 to 0)	1,200
HIV/AIDS - Multidrug-resistant Tuberculosis without extensive drug resistance	0 (0 to 0)	0 (0 to 0)	0.2 (0 to 0.3)	0.2 (0 to 0.3)	0.1 (0 to 0.2)	0.1 (0 to 0.1)	0.1 (0 to 0.1)	1.8 (0 to 2.6)	3.6 (0 to 5.1)	5.6 (0 to 7.9)	5.6 (0 to 7.9)	4.8 (0 to 6.8)	3.5 (0 to 5.1)	2.5 (0 to 3.7)	1.6 (0 to 2.4)	0.9 (0 to 1.4)	0.4 (0 to 0.6)	0.1 (0 to 0.2)	0.1 (0 to 0.1)	0 (0 to 0)	0 (0 to 0)	0 (0 to 0)	0 (0 to 0)	22
HIV/AIDS - Extensively drug-resistant Tuberculosis	0 (0 to 0)	0 (0 to 0)	0 (0 to 0)	0 (0 to 0)	0 (0 to 0)	0 (0 to 0)	0 (0 to 0)	0 (0 to 0)	0 (0 to 0)	0 (0 to 0)	0 (0 to 0)	0 (0 to 0)	0 (0 to 0)	0 (0 to 0)	0 (0 to 0)	0 (0 to 0)	0 (0 to 0)	0 (0 to 0)	0 (0 to 0)	0 (0 to 0)	0 (0 to 0)	0 (0 to 0)	0 (0 to 0)	0 (0 to 0)	0
HIV/AIDS resulting in other diseases	0 (0 to 0)	0.1 (0 to 0.2)	125 (115 to 139)	125 (112 to 139)	953 (854 to 1,010)	868 (807 to 912)	118 (110 to 130)	626 (577 to 677)	1,290 (1,190 to 1,390)	1,550 (1,430 to 1,660)	1,450 (1,330 to 1,560)	1,200 (1,100 to 1,300)	930 (850 to 1,000)	726 (664 to 784)	506 (463 to 546)	297 (272 to 321)	117 (107 to 126)	34.9 (32 to 38)	12 (11 to 13)	3.2 (3 to 3.5)	0.6 (0 to 0.6)	0.1 (0 to 0.2)	0 (0 to 0)	8,620
Sexually transmitted infections excluding HIV	117 (91 to 224)	146 (77 to 313)	0.3 (0 to 0.5)	0.3 (0 to 0.5)	0.2 (0 to 0.4)	0.2 (0 to 0.3)	0.2 (0 to 0.4)	0.3 (0 to 0.5)	0.3 (0 to 0.5)	0.3 (0 to 0.5)	0.3 (0 to 0.5)	0.3 (0 to 0.5)	0.3 (0 to 0.5)	0.3 (0 to 0.5)	0.3 (0 to 0.5)	0.3 (0 to 0.5)	0.3 (0 to 0.5)	0.3 (0 to 0.5)	0.3 (0 to 0.5)	0.3 (0 to 0.5)	0.3 (0 to 0.5)	0.2 (0 / 0 to 0.5)	0.2 (0 / 0 to 0.5)	254
Syphilis	1.6 (0.6 to 2.6)	2.9 (1.3 to 7.2)	0.1 (0 to 0.3)	0.1 (0 to 0.1)	0.1 (0 to 0.1)	0.1 (0 to 0.1)	0.1 (0 to 0.1)	0.1 (0 to 0.2)	0.1 (0 to 0.2)	0.1 (0 to 0.2)	0.1 (0 to 0.2)	0.1 (0 to 0.2)	0.1 (0 to 0.2)	0.1 (0 to 0.2)	0.1 (0 to 0.2)	0.1 (0 to 0.2)	0.1 (0 to 0.2)	0.1 (0 to 0.2)	0.1 (0 to 0.2)	0.1 (0 to 0.2)	0.1 (0 to 0.2)	0 (0 / 0 to 0.1)	0 (0 / 0 to 0.1)	2718
Chlamydial infection	0 (0 to 0)	0 (0 to 0)	0 (0 to 0)	0 (0 to 0)	0 (0 to 0)	0.2 (0 to 0.4)	1.1 (0 to 2.7)	4.2 (2 to 6.4)	4.1 (2 to 6.4)	3.3 (1 to 5.2)	2.6 (1 to 4.2)	2.1 (0 to 3.4)	1.7 (0 to 2.7)	1.3 (0 to 2.1)	0.9 (0 to 1.4)	0.6 (0 to 0.9)	0.3 (0 to 0.5)	0.1 (0 to 0.2)	0.1 (0 to 0.1)	0 (0 to 0)	0 (0 to 0)	0 (0 to 0)	0 (0 to 0)	291
Gonococcal infection	0 (0 to 0)	0 (0 to 0)	0 (0 to 0)	0 (0 to 0)	0.4 (0 to 0.8)	2.6 (1 to 5.6)	9.7 (4 to 20)	6.2 (2 to 14)	4.2 (1 to 9.3)	2.6 (1 to 5.9)	1.9 (0 to 4.3)	1.4 (0 to 3.2)	1.1 (0 to 2.5)	0.8 (0 to 1.8)	0.5 (0 to 1.2)	0.3 (0 to 0.7)	0.2 (0 to 0.4)	0.1 (0 to 0.2)	0.1 (0 to 0.1)	0 (0 to 0)	0 (0 to 0)	0 (0 to 0)	0 (0 to 0)	377
Trichomoniasis	0 (0 to 0)	0 (0 to 0)	0 (0 to 0)	0 (0 to 0)	0 (0 to 0)	0.1 (0 to 0.2)	0.7 (0 to 1.7)	2.6 (1 to 3.9)	2.7 (1 to 4.1)	2.3 (0 to 3.5)	1.9 (0 to 2.9)	1.6 (0 to 2.4)	1.2 (0 to 1.8)	0.9 (0 to 1.4)	0.6 (0 to 0.9)	0.4 (0 to 0.6)	0.2 (0 to 0.3)	0.1 (0 to 0.1)	0.1 (0 to 0.1)	0 (0 to 0)	0 (0 to 0)	0 (0 to 0)	0 (0 to 0)	317
Genital herpes	0 (0 to 0)	0 (0 to 0)	0 (0 to 0)	0 (0 to 0)	0 (0 to 0)	0 (0 to 0)	0.1 (0 to 0.2)	0.3 (0 to 0.5)	0.3 (0 to 0.5)	0.3 (0 to 0.5)	0.3 (0 to 0.5)	0.3 (0 to 0.5)	0.3 (0 to 0.5)	0.3 (0 to 0.5)	0.3 (0 to 0.5)	0.3 (0 to 0.5)	0.3 (0 to 0.5)	0.3 (0 to 0.5)	0.3 (0 to 0.5)	0.3 (0 to 0.5)	0.3 (0 to 0.5)	0.2 (0 / 0 to 0.5)	0.2 (0 / 0 to 0.5)	408
Other sexually transmitted infections	0 (0 to 0)	0 (0 to 0)	0 (0 to 0)	0 (0 to 0)	0 (0 to 0)	0.6 (0 to 1.5)	2.8 (2 to 4.1)	4.2 (2 to 10)	4.6 (2 to 9.6)	3.3 (1 to 7.4)	2.6 (1 to 5.6)	1.9 (1 to 4.2)	1.4 (0 to 3.1)	1.1 (0 to 2.4)	0.8 (0 to 1.8)	0.5 (0 to 1.2)	0.3 (0 to 0.7)	0.1 (0 to 0.4)	0.1 (0 to 0.2)	0 (0 to 0)	0 (0 to 0)	0 (0 to 0)	0 (0 to 0)	644
Respiratory infections and tuberculosis	2,180 (1,490 to 2,980)	1,260 (1,100 to 1,360)	322 (1,100 to 1,360)	270 (1,100 to 1,360)	242 (1,100 to 1,360)	302 (1,100 to 1,360)	376 (1,100 to 1,360)	620 (1,100 to 1,360)	766 (1,100 to 1,360)	688 (1,100 to 1,360)	627 (1,100 to 1,360)	603 (1,100 to 1,360)	573 (1,100 to 1,360)	599 (1,100 to 1,360)	706 (1,100 to 1,360)	686 (1,100 to 1,360)	703 (1,100 to 1,360)	729 (1,100 to 1,360)	705 (1,100 to 1,360)	539 (1,100 to 1,360)	239 (1,100 to 1,360)	109 (1,100 to 1,360)	20 (1,100 to 1,360)	11,500
Tuberculosis	0 (0 to 0)	0 (0 to 0)	39.3 (19.2 to 53)	33.2 (23 to 50.7)	32.5 (21.9 to 42.1)	31.4 (21.1 to 39.6)	34.6 (22.9 to 46.1)	236 (158 to 330)	290 (197 to 370)	237 (160 to 305)	216 (149 to 280)	278 (199 to 362)	324 (233 to 419)	235 (169 to 305)	193 (139 to 250)	156 (112 to 202)	112 (80 to 145)	69.7 (49 to 90)	41.1 (29 to 53)	21.6 (15 to 28)	8.1 (5 to 11)	2.1 (1 to 3)	0.4 (0 / 0 to 0.6)	2,070
Latent tuberculosis infection	0 (0 to 0)	0 (0 to 0)	0 (0 to 0)	0 (0 to 0)	0 (0 to 0)	0 (0 to 0)	0 (0 to 0)	0 (0 to 0)	0 (0 to 0)	0 (0 to 0)	0 (0 to 0)	0 (0 to 0)	0 (0 to 0)	0 (0 to 0)	0 (0 to 0)	0 (0 to 0)	0 (0 to 0)	0 (0 to 0)	0 (0 to 0)	0 (0 to 0)	0 (0 to 0)	0 (0 to 0)	0 (0 to 0)	0 (0 to 0)	0
Drug-susceptible Tuberculosis	0 (0 to 0)	39.1 (19.1 to 52.9)	34.8 (16.9 to 50.8)	34.6 (21.6 to 51.6)	31.6 (20.6 to 40.6)	30.6 (20.6 to 38.5)	33.6 (22.3 to 44.7)	229 (153 to 321)	282 (191 to 360)	230 (155 to 296)	210 (145 to 272)	270 (193 to 352)	315 (226 to 408)	228 (164 to 296)	187 (135 to 243)	151 (109 to 196)	109 (77 to 141)	67.6 (47 to 87)	39.9 (28 to 51)	21 (14 to 27)	7.9 (5 to 10)	2 (1 to 2.6)	0.4 (0 / 0 to 0.5)	2,010
Multidrug-resistant tuberculosis without extensive drug resistance	0 (0 to 0)	0.5 (0 to 0.6)	0.4 (0 to 0.5)	0.4 (0 to 0.5)	0.3 (0 to 0.4)	0.3 (0 to 0.4)	1.1 (0 to 1.4)	2.2 (0 to 2.8)	2.5 (0 to 3.1)	2.5 (0 to 3.2)	2.3 (0 to 2.9)	2.3 (0 to 2.9)	2.3 (0 to 2.9)	2.4 (0 to 3.1)	2.4 (0 to 3.1)	2.3 (0 to 2.9)	2 (0 to 2.6)	1.6 (0 to 2.1)	1.4 (0 to 1.8)	1 (0 to 1.3)	0.7 (0 to 0.9)	0.4 (0 / 0 to 0.6)	0.1 (0 / 0 to 0.2)	397
Extensively drug-resistant tuberculosis	0 (0 to 0)	0 (0 to 0)	0 (0 to 0)	0 (0 to 0)	0 (0 to 0)	0 (0 to 0)	0 (0 to 0)	0 (0 to 0)	0 (0 to 0)	0 (0 to 0)	0 (0 to 0)	0 (0 to 0)	0 (0 to 0)	0 (0 to 0)	0 (0 to 0)	0 (0 to 0)	0 (0 to 0)	0 (0 to 0)	0 (0 to 0)	0 (0 to 0)	0 (0 to 0)	0 (0 to 0)	0 (0 to 0)	0 (0 to 0)	0
Lower respiratory infections	690 (261 to 988)	783 (192 to 1,200)	1,200 (242 to 2,000)	286 (98 to 1,000)	170 (39 to 1,000)	122 (21 to 1,000)	164 (21 to 1,000)	398 (21 to 1,000)	291 (21 to 1,000)	297 (21 to 1,000)	312 (21 to 1,000)	396 (22 to 1,000)	394 (23 to 1,000)	399 (23 to 1,000)	648 (23 to 1,000)	679 (23 to 1,000)	598 (23 to 1,000)	676 (23 to 1,000)	632 (23 to 1,000)	988 (23 to 1,000)	247 (23 to 1,000)	272 (23 to 1,000)	103 (23 to 770)	8,090
Upper respiratory infections	0.2 (0 to 0.4)	0.6 (0 to 1.4)	19.7 (12 / 31 to 29)	71.4 (42 to 110)	43.6 (26 to 63)	22.4 (13 to 33)	16.2 (9.6 to 23)	14.8 (8.8 to 21)	14.5 (8.7 to 20)	13.7 (8.2 to 19)	12.7 (7.6 to 17)	12.1 (7.2 to 16)	11.4 (6.8 to 15)	10.8 (6.5 to 14)	9.9 (5.9 to 13)	8.9 (5.3 to 12)	7.7 (4.6 to 10)	6.4 (3.8 to 8.6)	4.9 (2.9 to 6.6)	3.1 (1.8 to 4.2)	1.4 (0.8 to 1.9)	0.4 (0 / 0 to 0.5)	0.1 (0 / 0 to 0.2)	635
Otitis media	0 (0 to 0.1)	1.1 (0 to 3.4)	29.5 (1.9 to 9.9)	33.1 (19.8 to 51.9)	20.5 (9.9 to 40.4)	10.4 (4.4 to 19.5)	7.6 (3.3 to 14.2)	6.9 (3.1 to 12.7)	6.7 (3.1 to 12.1)	6.3 (2.9 to 11.2)	5.9 (2.8 to 10.3)	5.6 (2.7 to 9.7)	5.3 (2.6 to 9.1)	5 (2.5 to 8.6)	4.6 (2.3 to 7.9)	4.1 (2.1 to 7.1)	3.6 (1.8 to 6.2)	3 (1.5 to 5.2)	2.3 (1.1 to 3.9)	1.4 (0.7 to 2.4)	0.6 (0.3 to 1.1)	0.2 (0 / 0 to 0.4)	0 (0 / 0 to 0.1)	342
Sinitic infections	79.2 (39.7 to 139)	91.4 (64.4 to 174)	1,070 (630 to 1,670)	422 (275 to 599)	194 (146 to 258)	126 (78 to 194)	138 (86 to 180)	146 (103 to 196)	146 (101 to 197)	138 (96 to 186)	130 (91 to 177)	126 (87 to 171)	118 (82 to 159)	106 (74 to 143)	96 (67 to 129)	84 (59 to 113)	70 (49 to 94)	53.9 (37 to 72)	39.1 (26 to 52)	23.3 (15 to 31)	9.9 (6 to 13)	3.2 (1 to 4)	0.6 (0 / 0 to 0.8)	4,220
Diarrheal diseases	95.6 (39.7 to 139)	90.6 (64.4 to 174)	1,070 (630 to 1,680)	398 (275 to 593)	192 (146 to 258)	124 (78 to 194)	137 (85 to 178)	139 (101 to 194)	139 (99 to 192)	131 (94 to 182)	123 (89 to 174)	119 (85 to 167)	111 (80 to 156)	100 (72 to 140)	90 (65 to 126)	79 (57 to 111)	66 (47 to 92)	50 (36 to 70)	37 (25 to 51)	22 (14 to 30)	9.3 (6 to 13)	3 (1 to 4)	0.6 (0 / 0 to 0.8)	3,970
Typhoid and paratyphoid	0 (0 to 0)	0 (0 to 0.1)	0.9 (0.4 to 2.1)	0.9 (0.4 to 2.1)	0.6 (0.3 to 1.4)	0.5 (0.2 to 1.1)	0.5 (0.2 to 1.1)	0.5 (0.2 to 1.1)	0.5 (0.2 to 1.1)	0.5 (0.2 to 1.1)	0.5 (0.2 to 1.1)	0.5 (0.2 to 1.1)	0.5 (0.2 to 1.1)	0.5 (0.2 to 1.1)	0.5 (0.2 to 1.1)	0.5 (0.2 to 1.1)	0.5 (0.2 to 1.1)	0.5 (0.2 to 1.1)	0.5 (0.2 to 1.1)	0.5 (0.2 to 1.1)	0.5 (0.2 to 1.1)	0.5 (0.2 to 1.1)	0.5 (0.2 to 1.1)	233
Typhoid fever	0 (0 to 0)	0 (0 to 0)	0.9 (0.4 to 2.1)	0.9 (0.4 to 2.1)	0.6 (0.3 to 1.4)	0.5 (0.2 to 1.1)	0.5 (0.2 to 1.1)	0.5 (0.2 to 1.1)	0.5 (0.2 to 1.1)	0.5 (0.2 to 1.1)	0.5 (0.2 to 1.1)	0.5 (0.2 to 1.1)	0.5 (0.2 to 1.1)	0.5 (0.2 to 1.1)	0.5 (0.2 to 1.1)	0.5 (0.2 to 1.1)	0.5 (0.2 to 1.1)	0.5 (0.2 to 1.1)	0.5 (0.2 to 1.1)	0.5 (0.2 to 1.1)	0.5 (0.2 to 1.1)	0.5 (0.2 to 1.1)	0.5 (0.2 to 1.1)	233
Paratyphoid fever	0 (0 to 0)	0 (0 to 0)	0 (0 to 0)	0 (0 to 0)	0 (0 to 0)	0 (0 to 0)	0 (0 to 0)	0 (0 to 0)	0 (0 to 0)	0 (0 to 0)	0 (0 to 0)	0 (0 to 0)	0 (0 to 0)	0 (0 to 0)	0 (0 to 0)	0 (0 to 0)	0 (0 to 0)	0 (0 to 0)	0 (0 to 0)	0 (0 to 0)	0 (0 to 0)	0 (0 to 0)	0 (0 to 0)	0 (0 to 0)	0
Invasive Non-typhoidal Salmonella (iNTS)	0 (0 to 0)	0 (0 to 0)	0.9 (0 to 2.1)	0.9 (0.4 to 2.1)	0.6 (0.3 to 1.4)	0.5 (0.2 to 1.1)	0.5 (0.2 to 1.1)	0.5 (0.2 to 1.1)	0.5 (0.2 to 1.1)	0.5 (0.2 to 1.1)	0.5 (0.2 to 1.1)	0.5 (0.2 to 1.1)	0.5 (0.2 to 1.1)	0.5 (0.2 to 1.1)	0.5 (0.2 to 1.1)	0.5 (0.2 to 1.1)	0.5 (0.2 to 1.1)	0.5 (0.2 to 1.1)	0.5 (0.2 to 1.1)	0.5 (0.2 to 1.1)	0.5 (0.2 to 1.1)	0.5 (0.2 to 1.1)	0.5 (0.2 to 1.1)	91
Other intestinal infectious diseases	0 (0 to 0)	0 (0 to 0)	1.1 (0 to 2.9)	1.2 (0.3 to 2.3)	0.8 (0.2 to 1.5)	0.6 (0.2 to 1.1)	0.6 (0.2 to 1.1)	0.6 (0.2 to 1.1)	0.6 (0.2 to 1.1)	0.6 (0.2 to 1.1)	0.6 (0.2 to 1.1)	0.6 (0.2 to 1.1)	0.6 (0.2 to 1.1)	0.6 (0.2 to 1.1)	0.6 (0.2 to 1.1)	0.6 (0.2 to 1.1)	0.6 (0.2 to 1.1)	0.6 (0.2 to 1.1)	0.6 (0.2 to 1.1)	0.6 (0.2 to 1.1)	0.6 (0.2 to 1.1)	0.6 (0.2 to 1.1)	0.6 (0.2 to 1.1)	6.6
Neglected tropical diseases and malaria	2.1 (0.7 to 4.1)	16.2 (6.1 to 37.1)	901.1 (377 to 2,270)	1,720 (1,020 to 2,770)	397 (297 to 533)	150 (102 to 208)	69.2 (46 to 96)	68.8 (46 to 96)	68.8 (46 to 96)	68.8 (46 to 96)	68.8 (46 to 96)	68.8 (46 to 96)	68.8 (46 to 96)	68.8 (46 to 96)	68.8 (46 to 96)	68.8 (46 to 96)	68.8 (46 to 96)	68.8 (46 to 96)	68.8 (46 to 96)	68.8 (46 to 96)	68.8 (46 to 96)	68.8 (46 to 96)	68.8 (46 to 96)	6,200
Malaria	0.5 (0 to 0.1)	6.9 (1.1 to 28.7)	227 (61 to 770)	1,060 (324 to 2,660)	288 (39 to 1,160)	108 (17 to 377)	50.6 (8.1 to 162)	50.6 (8.1 to 162)	50.6 (8.1 to 162)	50.6 (8.1 to 162)	50.6 (8.1 to 162)	50.6 (8.1 to 162)	50.6 (8.1 to 162)	50.6 (8.1 to 162)	50.6 (8.1 to 162)	50.6 (8.1 to 162)	50.6 (8.1 to 162)	50.6 (8.1 to 162)	50.6 (8.1 to 162)	50.6 (8.1 to 162)	50.6 (8.1 to 162)	50.6 (8.1 to 162)	50.6 (8.1 to 162)	1,110
Chagas disease	0 (0 to 0)	0 (0 to 0)	0 (0 to 0)	0 (0 to 0)	0 (0 to 0)	0 (0 to 0)	0 (0 to 0)	0 (0 to 0)	0 (0 to 0)	0 (0 to 0)	0 (0 to 0)	0 (0 to 0)	0 (0 to 0)	0 (0 to 0)	0 (0 to 0)	0 (0 to 0)	0 (0 to 0)	0 (0 to 0)	0 (0 to 0)	0 (0 to 0)	0 (0 to 0)	0 (0 to 0)	0 (0 to 0)	0 (0 to 0)	0
Leishmaniasis	0 (0 to 0)	0.1 (0 to 0.6)	0.7 (0 to 2.4)	0.4 (0 to 2.2)	0.2 (0 to 1.2)	0.2 (0 to 1.2)	0.2 (0 to 1.2)	0.2 (0 to 1)	0.2 (0 to 0.9)	0.2 (0 to 0.9)	0.2 (0 to 0.9)	0.2 (0 to 1)	0.2 (0 to 1)	0.2 (0 to 1)	0.2 (0 to 1.2)	0.2 (0 to 1.1)	0.2 (0 to 1)	0.2 (0 to 1)	0.2 (0 to 1)	0.2 (0 to 1)	0.2 (0 to 1)	0.2 (0 to 1)	0.2 (0 to 1)	4.2
Visceral leishmaniasis	0 (0 to 0)	0 (0 to 0)	0 (0 to 0)	0 (0 to 0)	0 (0 to 0)	0 (0 to 0)	0 (0 to 0)	0 (0 to 0)	0 (0 to 0)	0 (0 to 0)	0 (0 to 0)	0 (0 to 0)	0 (0 to 0)	0 (0 to 0)	0 (0 to 0)	0 (0 to 0)	0 (0 to 0)	0 (0 to 0)	0 (0 to 0)	0 (0 to 0)	0 (0 to 0)	0 (0 to 0)	0 (0 to 0)	0 (0 to 0)	0
Cutaneous and mucocutaneous leishmaniasis	0 (0 to 0)	0 (0 to 0)	0.7 (0 to 2.4)	0.4 (0 to 2.2)	0.2 (0 to 1.2)	0.2 (0 to 1.2)	0.2 (0 to 1.2)	0.2 (0 to 1)	0.2 (0 to 0.9)	0.2 (0 to 0.9)	0.2 (0 to 0.9)	0.2 (0 to 1)	0.2 (0 to 1)	0.2 (0 to 1)	0.2 (0 to 1.2)	0.2 (0 to 1.1)	0.2 (0 to 1)	0.2 (0 to 1)	0.2 (0 to 1)	0.2 (0 to 1)	0.2 (0 to 1)	0.2 (0 to 1)	0.2 (0 to 1)	4.2
African trypanosomiasis	0 (0 to 0)	0 (0 to 0)	0 (0 to 0)	0 (0 to 0)	0 (0 to 0)	0 (0 to 0)	0 (0 to 0)	0 (0 to 0)	0 (0 to 0)	0 (0 to 0)	0 (0 to 0)	0 (0 to 0)	0 (0 to 0)	0 (0 to 0)	0 (0 to 0)	0 (0 to 0)	0 (0 to 0)	0 (0 to 0)	0 (0 to 0)	0 (0 to 0)	0 (0 to 0)	0 (0 to 0)	0 (0 to 0)	0 (0 to 0)	0
Schistosomiasis	0 (0 to 0)	0 (0 to 0)	0 (0 to 0)	0 (0 to 0)	0 (0 to 0)	0 (0 to 0)	0 (0 to 0)	0 (0 to 0)	0 (0 to 0)	0 (0 to 0)	0 (0 to 0)	0 (0 to 0)	0 (0 to 0)	0 (0 to 0)	0 (0 to 0)	0 (0 to 0)	0 (0 to 0)	0 (0 to 0)	0 (0 to 0)	0 (0 to 0)	0 (0 to 0)	0 (0 to 0)	0 (0 to 0)	0 (0 to 0)	0
Cysticercosis	0 (0 to 0)	0 (0 to 0)	0 (0 to 0)	0.6 (0 to 0.1)	0.6 (0.6 to 0.6)	2.6 (0.6 to 5.1)	19.4 (4.5 to 39.4)	23.8 (5.7 to 48.3)	22.4 (5.6 to 43.5)	20.3 (5.2 to 39.2)	29.3 (7.5 to 56.5)	31.1 (7.9 to 60.4)	34.6 (8.8 to 66.7)	39 (10 to 75.1)	42 (10.7 to 80.9)	41.2 (10.5 to 79.2)	37 (9.4 to 71.1)	24.8 (6.3 to 47.7)	17.6 (4.5 to 33.7)	10.9 (2.8 to 20.9)	4.6 (1.2 to 8.8)	2 (0.5 to 3.8)	0.5 (0 / 0 to 0.9)	376
Cystic echinococcosis	0 (0 to 0)	0 (0 to 0)	0 (0 to 0)	0 (0 to 0)	0 (0 to 0)	0 (0 to 0)	0 (0 to 0)	0 (0 to 0)	0 (0 to 0)	0 (0 to 0)	0 (0 to 0)	0 (0 to 0)	0 (0 to 0)	0 (0 to 0)	0 (0 to 0)	0 (0 to 0)	0 (0 to 0)	0 (0 to 0)	0 (0 to 0)	0 (0 to 0)	0 (0 to 0)	0 (0 to 0)	0 (0 to 0)	0 (0 to 0)	2.2
Lymphatic filariasis	0 (0 to 0)	0 (0 to 0)	0 (0 to 0)	0 (0 to 0)	0 (0 to 0)	0.4 (0 to 1)	1.6 (0 to 4.1)	2.6 (0 to 6.5)	2.6 (0 to 6.5)	2.6 (0 to 6.5)	2.6 (0 to 6.5)	2.6 (0 to 6.5)	2.6 (0 to 6.5)	2.6 (0 to 6.5)	2.6 (0 to 6.5)	2.6 (0 to 6.5)	2.6 (0 to 6.5)	2.6 (0 to 6.5)	2.6 (0 to 6.5)	2.6 (0 to 6.5)	2.6 (0 to 6.5)	2.6 (0 to 6.5)	2.6 (0 to 6.5)	2,600
Onchocerciasis	0 (0 to 0)	0 (0 to 0)	0 (0 to 0)	0 (0 to 0)	0 (0 to 0)	0 (0 to 0)	0 (0 to 0)	0 (0 to 0)	0 (0 to 0)	0 (0 to 0)	0 (0 to 0)	0 (0 to 0)	0 (0 to 0)	0 (0 to 0)	0 (0 to 0)	0 (0 to 0)	0 (0 to 0)	0 (0 to 0)	0 (0 to 0)	0 (0 to 0)	0 (0 to 0)	0 (0 to 0)	0 (0 to 0)	0 (0 to 0)	0
Trachoma	0 (0 to 0)	0 (0 to 0)	0 (0 to 0)	0 (0 to 0)	0 (0 to 0)	0 (0 to 0)	0 (0 to 0)	0 (0 to 0)	0 (0 to 0)	0 (0 to 0)	0 (0 to 0)	0 (0 to 0)	0 (0 to 0)	0 (0 to 0)	0 (0 to 0)	0 (0 to 0)	0 (0 to 0)	0 (0 to 0)	0 (0 to 0)	0 (0 to 0)	0 (0 to 0)	0 (0 to 0)	0 (0 to 0)	0 (0 to 0)	0
Dengue	0.4 (0 to 1.3)	18.9 (6.7 to 56.1)	255 (72 to 1,020)	279 (119 to 674)	179 (72 to 354)	20.7 (7 to 50)	5.9 (2 to 17)	12.2 (4.1 to 31)	11.1 (3.8 to 28)	11.6 (4 to 29)	9.3 (3.2 to 23)	9.4 (3.3 to 23)	7.7 (2.7 to 19)	7.3 (2.6 to 18)	6.8 (2.4 to 16)	6.1 (2.1 to 14)	4.9 (1.7 to 11)	3.6 (1.2 to 8.2)	2.6 (0.9 to 5.9)	1.6 (0.5 to 3.7)	0.7 (0.2 to 1.6)	0.3 (0 / 0 to 0.6)	0 (0 / 0 to 0.1)	223
Yellow fever	0 (0 to 0)	0 (0 to 0)	0 (0 to 0)	0 (0 to 0)	0 (0 to 0)	0 (0 to 0)	0 (0 to 0)	0 (0 to 0)	0 (0 to 0)	0 (0 to 0)	0 (0 to 0)	0 (0 to 0)	0 (0 to 0)	0 (0 to 0)	0 (0 to 0)	0 (0 to 0)	0 (0 to 0)	0 (0 to 0)	0 (0 to 0)	0 (0 to 0)	0 (0 to 0)	0 (0 to 0)	0 (0 to 0)	0 (0 to 0)	0
Rabies	0 (0 to 0)	0 (0 to 0)	0 (0 to 0)	0 (0 to 0)	0 (0 to 0)	0 (0 to 0)	0 (0 to 0)	0 (0 to 0)	0 (0 to 0)	0 (0 to 0)	0 (0 to 0)	0 (0 to 0)	0 (0 to 0)	0 (0 to 0)	0 (0 to 0)	0 (0 to 0)	0 (0 to 0)	0 (0 to 0)	0 (0 to 0)	0 (0 to 0)	0 (0 to 0)	0 (0 to 0)	0 (0 to 0)	0 (0 to 0)	0
Intestinal nematode infections	0 (0 to 0)	0.1 (0 to 1.3)	1.6 (1.1 to 3.4)	2.6 (1.7 to 4.2)	1.6 (1.1 to 2.6)	11.6 (6.9 to 20.6



SR Table 2c: Haiti DALYS by cause and age group for both sexes with 95% uncertainty intervals, 2019

Cause	Early Neonatal	Late Neonatal	Post Neonatal	1 to 4	5 to 9	10 to 14	15 to 19	20 to 24	25 to 29	30 to 34	35 to 39	40 to 44	45 to 49	50 to 54	55 to 59	60 to 64	65 to 69	70 to 74	75 to 79	80 to 84	85 to 89	90 to 94	95 plus	Total
All causes	613,000 (481,000 to 761,000)	249,000 (196,000 to 308,000)	596,000 (429,000 to 813,000)	597,000 (506,000 to 702,000)	229,000 (189,000 to 266,000)	182,000 (153,000 to 216,000)	223,000 (188,000 to 264,000)	254,000 (212,000 to 296,000)	278,000 (236,000 to 326,000)	304,000 (258,000 to 359,000)	314,000 (261,000 to 375,000)	307,000 (252,000 to 372,000)	279,000 (221,000 to 348,000)	269,000 (216,000 to 339,000)	261,000 (206,000 to 335,000)	253,000 (206,000 to 318,000)	224,000 (184,000 to 280,000)	169,000 (144,000 to 204,000)	122,000 (105,000 to 146,000)	79,700 (69,600 to 91,000)	36,100 (30,800 to 42,700)	11,900 (10,400 to 13,700)	2,700 (2,460 to 2,940)	5,860,000
Communicable, maternal, neonatal, and nutritional diseases	499,000 (383,000 to 631,000)	186,000 (140,000 to 235,000)	426,000 (296,000 to 594,000)	311,000 (240,000 to 410,000)	76,000 (60,200 to 95,200)	43,500 (34,000 to 56,200)	49,700 (37,700 to 66,000)	55,300 (43,900 to 69,600)	69,100 (54,300 to 89,400)	82,600 (65,100 to 107,000)	86,400 (66,500 to 111,000)	78,300 (63,400 to 96,700)	60,300 (49,400 to 74,100)	43,800 (36,500 to 52,700)	31,700 (25,800 to 39,000)	24,100 (19,200 to 30,400)	18,700 (14,100 to 24,300)	14,100 (10,100 to 18,500)	10,700 (7,590 to 14,100)	7,560 (5,230 to 10,100)	3,960 (2,600 to 5,320)	1,390 (900 to 1,840)	344 (230 to 453)	2,180,000
HIV/AIDS and sexually transmitted infections	38,200 (13,500 to 79,000)	11,900 (4,200 to 25,500)	19,100 (9,860 to 34,100)	16,000 (10,900 to 23,100)	8,550 (5,480 to 12,200)	7,980 (5,400 to 11,000)	14,300 (7,350 to 23,100)	13,200 (8,200 to 20,900)	23,200 (13,000 to 39,800)	35,700 (22,600 to 55,300)	44,000 (29,800 to 64,500)	41,900 (31,800 to 54,800)	35,400 (27,700 to 45,400)	23,900 (19,400 to 29,100)	13,400 (10,500 to 16,400)	6,710 (5,100 to 8,600)	3,240 (2,360 to 4,300)	1,360 (956 to 1,860)	614 (420 to 858)	134 (90·6 to 189)	50·6 (34·3 to 71·7)	12·7 (8·6 to 17·9)	2·5 (1·7 to 3·6)	359,000
HIV/AIDS	0·6 (0·4 to 1)	2·2 (1·3 to 3·3)	5,880 (4,160 to 8,390)	15,400 (10,400 to 22,400)	8,290 (5,240 to 12,000)	7,900 (5,300 to 10,900)	14,100 (7,140 to 22,800)	12,900 (7,880 to 20,500)	22,700 (12,600 to 39,300)	35,100 (22,000 to 54,900)	43,400 (29,300 to 63,900)	41,400 (31,500 to 54,400)	35,000 (27,400 to 44,900)	23,700 (19,200 to 28,800)	13,200 (10,400 to 16,200)	6,600 (5,010 to 8,500)	3,150 (2,250 to 4,210)	1,310 (908 to 1,800)	587 (398 to 834)	118 (76 to 171)	43·5 (28·2 to 63·3)	10·7 (7 to 15·3)	2 (1·3 to 2·9)	291,000
HIV/AIDS - Drug-susceptible Tuberculosis	0 (0 to 0)	0·1 (0·1 to 0·2)	375 (226 to 597)	1,330 (804 to 2,110)	781 (480 to 1,220)	665 (410 to 1,040)	977 (601 to 1,530)	831 (521 to 1,280)	1,430 (905 to 2,200)	2,260 (1,430 to 3,480)	2,950 (1,860 to 4,580)	3,080 (1,900 to 4,800)	2,620 (1,630 to 4,090)	1,850 (1,120 to 2,880)	1,050 (651 to 1,640)	530 (330 to 827)	247 (157 to 382)	101 (64·5 to 155)	42·2 (26·6 to 65·4)	8·2 (5·5 to 12·3)	2·6 (1·8 to 3·8)	0·6 (0·4 to 0·9)	0·1 (0·1 to 0·2)	21,100
HIV/AIDS - Multidrug-resistant Tuberculosis without exte	0 (0 to 0)	0 (0 to 0)	4·3 (0·3 to 17·2)	15·1 (1·1 to 60·9)	8·7 (0·7 to 34·9)	7·4 (0·6 to 29·6)	10·9 (0·8 to 43·9)	9 (0·7 to 36·2)	15·1 (1·1 to 61·2)	23·8 (1·8 to 96·3)	30·8 (2·4 to 124)	32·3 (2·5 to 131)	27·7 (2·1 to 112)	19·8 (1·5 to 79·9)	11·3 (0·9 to 45·7)	5·7 (0·4 to 23·2)	2·7 (0·2 to 10·8)	1·1 (0·1 to 4·4)	0·4 (0 to 1·8)	0·1 (0 to 0·3)	0 (0 to 0·1)	0 (0 to 0)	0 (0 to 0)	226
HIV/AIDS - Extensively drug-resistant Tuberculosis	0 (0 to 0)	0 (0 to 0)	0·7 (0·1 to 2·9)	2·5 (0·2 to 10·1)	1·4 (0·1 to 5·7)	1·2 (0·1 to 4·8)	1·8 (0·1 to 7·2)	1·5 (0·1 to 5·8)	2·5 (0·2 to 9·8)	3·9 (0·3 to 15·6)	5 (0·4 to 20·2)	5·3 (0·4 to 21·2)	4·5 (0·3 to 18·2)	3·2 (0·2 to 13)	1·8 (0·1 to 7·4)	0·9 (0·1 to 3·8)	0·4 (0 to 1·7)	0·2 (0 to 0·7)	0·1 (0 to 0·3)	0 (0 to 0·1)	0 (0 to 0)	0 (0 to 0)	0 (0 to 0)	37·1
HIV/AIDS resulting in other diseases	0·6 (0·4 to 1)	2 (1·2 to 3·2)	5,500 (3,750 to 8,040)	14,100 (8,870 to 21,000)	7,500 (4,500 to 11,200)	7,220 (4,740 to 10,200)	13,100 (6,290 to 21,900)	12,000 (7,070 to 19,500)	21,300 (11,300 to 38,100)	32,800 (19,800 to 52,700)	40,400 (26,300 to 61,100)	38,300 (28,000 to 51,300)	32,400 (24,800 to 42,700)	21,900 (17,000 to 27,000)	12,200 (9,360 to 15,300)	6,060 (4,430 to 7,960)	2,900 (2,000 to 3,970)	1,210 (804 to 1,710)	545 (353 to 792)	110 (67·2 to 163)	40·9 (25·3 to 60·7)	10·1 (6·3 to 14·7)	1·9 (1·2 to 2·8)	270,000
Sexually transmitted infections excluding HIV	38,200 (13,500 to 79,000)	11,800 (4,200 to 25,500)	13,200 (4,470 to 27,000)	533 (186 to 1,140)	264 (92·7 to 543)	81·1 (38·1 to 160)	222 (119 to 384)	361 (203 to 620)	453 (267 to 761)	582 (336 to 964)	570 (320 to 986)	482 (273 to 866)	351 (186 to 666)	213 (107 to 436)	150 (74·1 to 291)	108 (50·6 to 231)	94·5 (42·6 to 214)	50·6 (23·6 to 104)	26·7 (12·5 to 52·9)	15·9 (7·5 to 35)	7·1 (3 to 17)	2 (0·8 to 4·9)	0·4 (0·2 to 1)	67,800
Syphilis	38,200 (13,500 to 79,000)	11,800 (4,200 to 25,500)	13,200 (4,470 to 27,000)	533 (186 to 1,140)	264 (92·7 to 543)	35·4 (12·6 to 79·2)	44·1 (18·2 to 88·6)	31·7 (13·4 to 66)	53·9 (23·2 to 115)	74·9 (34·9 to 148)	83 (30·2 to 218)	36·6 (16·1 to 80·1)	48·1 (17·5 to 125)	49·9 (14·3 to 151)	44·7 (10·4 to 122)	36·9 (8·9 to 107)	38·8 (8·9 to 122)	20·4 (5·5 to 56·2)	7·3 (2·2 to 20·6)	4·7 (1·7 to 12·7)	1·7 (0·6 to 4·6)	0·5 (0·2 to 1·2)	0·1 (0 to 0·2)	64,600
Chlamydial infection	0 (0 to 0)	0 (0 to 0)	0 (0 to 0)	0 (0 to 0)	0 (0 to 0)	4·1 (1·8 to 9·1)	19·7 (10·7 to 35·4)	56·4 (29·7 to 104)	58·6 (29·6 to 98·3)	59·8 (32·3 to 97·3)	66·5 (36·3 to 111)	63·5 (34·7 to 114)	39·4 (18·3 to 81·6)	13·8 (6·1 to 29·5)	7·5 (2·8 to 20·4)	4·8 (1·1 to 14·4)	2·4 (0·7 to 7)	1·8 (0·6 to 5·3)	1·2 (0·3 to 3·5)	0·8 (0·2 to 2·1)	0·3 (0·1 to 1)	0·1 (0 to 0·3)	0 (0 to 0·1)	401
Gonococcal infection	0 (0 to 0)	0 (0 to 0)	0 (0 to 0)	0 (0 to 0)	0 (0 to 0)	10·1 (4·5 to 19·3)	53·6 (22·4 to 104)	85·2 (40·2 to 162)	72·2 (31·6 to 151)	92·3 (40·2 to 196)	85·4 (35·4 to 179)	97·3 (41·2 to 224)	68·4 (24·8 to 173)	34·2 (12·3 to 83·9)	20·3 (6·9 to 57·1)	15·4 (4·6 to 40·8)	17·7 (6·1 to 44·2)	8·5 (3·1 to 21·7)	5·2 (1·7 to 13·3)	2·3 (0·8 to 5·9)	1·1 (0·4 to 3)	0·3 (0·1 to 0·7)	0 (0 to 0·1)	670



Other transport injuries	155 (54·1 to 345)	155 (58·1 to 340)	353 (142 to 704)	806 (360 to 1,760)	618 (312 to 1,440)	577 (311 to 1,390)	662 (347 to 1,490)	779 (410 to 1,800)	760 (398 to 1,880)	733 (384 to 1,760)	591 (317 to 1,470)
Unintentional injuries	6,410 (3,680 to 12,500)	7,230 (2,960 to 29,600)	33,100 (14,800 to 54,600)	88,200 (45,300 to 121,000)	40,900 (29,200 to 51,800)	32,700 (25,600 to 41,600)	29,800 (20,900 to 41,400)	34,700 (24,300 to 49,200)	29,100 (20,400 to 40,700)	28,100 (20,400 to 37,800)	25,600 (18,300 to 34,200)
Falls	92·6 (39·3 to 182)	67·5 (20·3 to 145)	1,080 (181 to 2,780)	3,010 (649 to 6,820)	1,470 (763 to 2,390)	1,330 (864 to 1,880)	1,330 (900 to 1,810)	1,460 (1,000 to 2,070)	1,600 (1,150 to 2,130)	1,750 (1,270 to 2,320)	1,810 (1,300 to 2,400)
Drowning	371 (174 to 716)	245 (102 to 469)	4,260 (1,100 to 8,980)	38,100 (13,300 to 62,000)	19,800 (11,000 to 29,000)	11,300 (7,030 to 16,000)	7,050 (3,600 to 12,100)	4,940 (2,440 to 9,140)	4,290 (2,260 to 7,550)	3,730 (2,110 to 6,000)	3,110 (1,710 to 5,010)
Fire, heat, and hot substances	158 (59·5 to 275)	262 (68 to 494)	3,680 (581 to 7,050)	15,200 (2,960 to 25,900)	5,310 (2,250 to 8,300)	3,060 (1,940 to 4,130)	2,590 (1,690 to 3,530)	2,730 (1,820 to 3,780)	3,060 (2,020 to 4,270)	3,080 (2,120 to 4,110)	2,750 (1,930 to 3,660)
Poisonings	200 (68·8 to 565)	312 (76 to 1,060)	1,160 (380 to 2,800)	5,870 (2,640 to 10,900)	1,150 (559 to 2,580)	487 (250 to 1,210)	402 (207 to 952)	515 (257 to 1,390)	638 (305 to 1,880)	638 (302 to 1,980)	532 (255 to 1,610)
Poisoning by carbon monoxide	34·2 (9 to 93·6)	43·2 (6·7 to 158)	81·5 (12·9 to 265)	913 (255 to 2,100)	261 (86·7 to 701)	158 (62·3 to 481)	195 (80 to 539)	258 (106 to 767)	280 (106 to 988)	288 (112 to 1,100)	243 (90·2 to 896)
Poisoning by other means	165 (50·2 to 501)	268 (59·1 to 966)	1,070 (323 to 2,650)	4,960 (2,010 to 9,630)	888 (410 to 1,980)	329 (162 to 804)	207 (102 to 438)	258 (120 to 634)	358 (163 to 956)	350 (156 to 991)	289 (140 to 691)
Exposure to mechanical forces	1,510 (137 to 6,700)	3,240 (54·6 to 24,500)	2,080 (227 to 8,220)	5,070 (1,950 to 9,990)	4,640 (1,790 to 8,220)	3,780 (1,420 to 6,800)	5,550 (1,810 to 12,100)	6,580 (2,300 to 14,400)	6,410 (2,490 to 13,800)	6,170 (2,720 to 12,000)	5,300 (2,460 to 10,000)
Unintentional firearm injuries	824 (52·4 to 4,040)	1,480 (9 to 14,100)	1,250 (58·1 to 5,870)	2,580 (508 to 6,260)	2,310 (584 to 5,440)	2,280 (679 to 5,070)	4,150 (963 to 10,600)	4,960 (1,250 to 13,000)	4,530 (1,180 to 12,100)	4,150 (1,300 to 10,100)	3,340 (1,060 to 8,100)
Other exposure to mechanical forces	684 (21·9 to 3,810)	1,760 (13 to 15,500)	832 (76·8 to 3,570)	2,490 (785 to 5,990)	2,330 (785 to 5,330)	1,490 (636 to 3,180)	1,390 (729 to 3,380)	1,620 (872 to 3,910)	1,880 (1,070 to 4,170)	2,020 (1,190 to 4,000)	1,960 (1,160 to 4,100)
Adverse effects of medical treatment	1,060 (625 to 1,720)	1,020 (505 to 1,730)	3,830 (1,130 to 7,710)	3,290 (1,140 to 5,980)	1,290 (730 to 2,050)	670 (421 to 968)	511 (308 to 756)	845 (498 to 1,320)	876 (514 to 1,330)	963 (547 to 1,530)	879 (514 to 1,380)
Animal contact	12 (4·1 to 22·7)	22·8 (6·7 to 45·4)	161 (36·8 to 328)	637 (163 to 1,300)	292 (148 to 463)	222 (139 to 336)	189 (132 to 266)	186 (126 to 258)	219 (144 to 316)	197 (136 to 277)	201 (134 to 293)
Venomous animal contact	9·8 (3·1 to 20·3)	17·9 (4·7 to 38·1)	106 (24·5 to 233)	436 (111 to 946)	176 (89 to 294)	155 (94 to 238)	131 (88·3 to 195)	131 (89·4 to 184)	158 (102 to 231)	141 (95·8 to 197)	146 (95 to 224)
Non-venomous animal contact	2·1 (0·5 to 4·7)	4·9 (1 to 11·2)	55·2 (4·7 to 137)	201 (22·7 to 482)	116 (34·4 to 221)	66·6 (29·8 to 122)	57·9 (30·5 to 91·2)	55·5 (29·7 to 88·2)	60·3 (31·7 to 102)	56 (31 to 88·4)	54·7 (30·7 to 86·8)
Foreign body	1,870 (964 to 3,320)	1,530 (805 to 2,480)	15,400 (5,890 to 27,900)	12,500 (6,780 to 19,400)	2,730 (1,720 to 4,120)	1,490 (1,010 to 2,090)	564 (390 to 801)	632 (432 to 906)	656 (465 to 909)	619 (448 to 837)	571 (394 to 790)
Pulmonary aspiration and foreign body in airway	1,860 (959 to 3,310)	1,520 (798 to 2,450)	15,200 (5,850 to 27,700)	12,200 (6,480 to 18,800)	2,540 (1,540 to 3,850)	1,320 (857 to 1,910)	408 (260 to 630)	470 (301 to 737)	486 (321 to 725)	452 (302 to 659)	422 (272 to 634)
Foreign body in eyes	0·1 (0 to 0·2)	0·3 (0·1 to 0·7)	5·3 (1·5 to 11·7)	26·9 (8·1 to 60·9)	40 (11·6 to 93·7)	47·3 (15·2 to 111)	55·8 (18 to 131)	63·4 (20·5 to 138)	68·9 (25·5 to 146)	69·1 (24·6 to 145)	62·3 (24·2 to 129)
Foreign body in other body part	12·7 (3·3 to 35·7)	9·5 (3·1 to 25·5)	150 (27 to 563)	332 (89·2 to 1,140)	158 (89·3 to 316)	123 (82·9 to 190)	101 (73·4 to 136)	98·2 (71·8 to 132)	102 (74 to 136)	97·2 (71·4 to 128)	86·6 (63·2 to 115)
Environmental heat and cold exposure	204 (41·8 to 506)	172 (69·7 to 386)	416 (150 to 947)	1,170 (543 to 2,350)	940 (460 to 1,860)	673 (386 to 1,180)	788 (448 to 1,700)	961 (535 to 2,130)	991 (591 to 1,940)	1,070 (638 to 2,000)	946 (577 to 1,790)
Exposure to forces of nature	0 (0 to 0)	0 (0 to 0)	0 (0 to 0)	6·9 (4·1 to 11·4)	824 (503 to 1,290)	7,760 (4,650 to 12,900)	9,130 (5,560 to 14,600)	14,100 (8,480 to 22,300)	8,400 (5,030 to 13,900)	8,020 (4,780 to 12,800)	7,820 (4,570 to 12,100)
Other unintentional injuries	928 (444 to 1,650)	353 (166 to 679)	1,050 (472 to 1,910)	3,250 (1,540 to 6,360)	2,400 (1,110 to 5,290)	1,910 (922 to 4,200)	1,740 (805 to 4,210)	1,750 (897 to 3,750)	1,930 (943 to 4,340)	1,900 (986 to 3,980)	1,690 (877 to 3,670)
Self-harm and interpersonal violence	1,560 (732 to 2,970)	509 (237 to 964)	1,640 (727 to 3,230)	6,480 (2,880 to 12,300)	5,090 (1,640 to 9,350)	8,500 (3,390 to 14,200)	32,300 (14,600 to 49,700)	44,200 (20,200 to 63,800)	41,100 (18,300 to 60,600)	34,800 (15,500 to 51,800)	27,000 (10,500 to 42,500)
Self-harm	0 (0 to 0)	0 (0 to 0)	0 (0 to 0)	0 (0 to 0)	0 (0 to 0)	1,660 (995 to 2,580)	6,750 (4,100 to 10,300)	8,230 (5,040 to 12,600)	7,040 (4,330 to 10,500)	6,860 (4,510 to 10,100)	5,820 (3,560 to 8,810)
Self-harm by firearm	0 (0 to 0)	0 (0 to 0)	0 (0 to 0)	0 (0 to 0)	0 (0 to 0)	35·8 (13·1 to 80·6)	389 (153 to 803)	544 (228 to 1,170)	458 (179 to 1,040)	465 (224 to 930)	344 (168 to 663)
Self-harm by other specified means	0 (0 to 0)	0 (0 to 0)	0 (0 to 0)	0 (0 to 0)	0 (0 to 0)	1,620 (970 to 2,550)	6,360 (3,840 to 9,830)	7,680 (4,610 to 11,700)	6,580 (4,130 to 9,800)	6,390 (4,240 to 9,330)	5,480 (3,380 to 8,250)
Interpersonal violence	1,560 (731 to 2,970)	509 (237 to 964)	1,640 (724 to 3,230)	6,450 (2,850 to 12,200)	5,060 (1,610 to 9,320)	6,810 (1,900 to 12,400)	25,400 (7,260 to 42,600)	35,900 (11,400 to 55,400)	33,900 (10,200 to 53,200)	27,700 (8,400 to 45,200)	21,000 (5,060 to 35,900)
Physical violence by firearm	81·7 (25·8 to 192)	34·3 (10·6 to 89·3)	81·7 (22·9 to 271)	484 (124 to 1,580)	596 (120 to 1,700)	1,300 (215 to 3,200)	11,600 (1,910 to 22,700)	17,700 (3,120 to 31,300)	15,400 (2,710 to 27,700)	11,000 (1,800 to 21,100)	7,140 (950 to 14,800)
Physical violence by sharp object	118 (38·7 to 285)	28·2 (6·1 to 88)	66·6 (21·9 to 214)	382 (119 to 1,280)	450 (125 to 1,570)	854 (224 to 2,350)	6,760 (1,830 to 17,100)	9,380 (2,690 to 23,100)	8,950 (2,550 to 22,800)	7,920 (2,240 to 19,600)	6,080 (1,440 to 15,300)
Sexual violence	0 (0 to 0)	0 (0 to 0)	0 (0 to 0)	14·1 (8·3 to 22·3)	110 (66·1 to 171)	238 (139 to 376)	506 (288 to 807)	629 (363 to 960)	572 (319 to 928)	503 (276 to 827)	395 (215 to 636)
Physical violence by other means	1,360 (624 to 2,640)	447 (206 to 873)	1,490 (644 to 3,020)	5,570 (2,340 to 11,000)	3,910 (1,170 to 7,350)	4,420 (1,080 to 9,020)	6,530 (1,380 to 13,700)	8,180 (1,920 to 17,000)	8,970 (2,150 to 17,700)	8,240 (1,880 to 16,600)	7,400 (1,440 to 15,200)
Conflict and terrorism	0 (0 to 0)	0 (0 to 0)	0 (0 to 0)	2·7 (1·5 to 4·6)	3·2 (1·8 to 5·9)	7·8 (4·5 to 12·9)	60·2 (30·7 to 109)	44·4 (23·5 to 78)	105 (57·7 to 179)	160 (84·2 to 279)	130 (70·5 to 226)

Other transport injuries	542 (297 to 1,380)	355 (203 to 890)	275 (165 to 669)	243 (139 to 654)	155 (94·5 to 388)	98·8 (64·7 to 215)	70·4 (43·6 to 172)	41·2 (27·2 to 99·5)	19·5 (13·6 to 36·6)	8·2 (5·8 to 14·5)	2·7 (2 to 4·5)	0·7 (0·5 to 1·2)	8,000
Unintentional injuries	21,700 (15,800 to 29,100)	16,300 (11,700 to 22,500)	13,100 (9,370 to 17,900)	10,700 (7,840 to 14,600)	8,690 (6,590 to 11,600)	6,560 (4,960 to 8,440)	4,670 (3,660 to 5,980)	3,270 (2,540 to 4,190)	2,260 (1,770 to 2,940)	1,130 (852 to 1,470)	424 (321 to 558)	104 (79·6 to 140)	445,000
Falls	1,710 (1,230 to 2,270)	1,530 (1,100 to 2,060)	1,520 (1,090 to 2,070)	1,380 (981 to 1,860)	1,360 (1,000 to 1,810)	1,200 (879 to 1,600)	1,120 (825 to 1,490)	967 (696 to 1,280)	897 (651 to 1,190)	528 (359 to 703)	210 (145 to 290)	52·6 (35·6 to 77·3)	27,500
Drowning	2,490 (1,400 to 4,120)	1,610 (893 to 2,740)	1,180 (657 to 2,040)	808 (444 to 1,440)	564 (324 to 993)	351 (206 to 610)	167 (99·4 to 287)	94·5 (58·6 to 159)	34·9 (22·1 to 57·3)	16·5 (9·8 to 26·8)	5·6 (3·5 to 8·8)	1·3 (0·8 to 2·1)	105,000
Fire, heat, and hot substances	2,210 (1,570 to 2,950)	1,660 (1,150 to 2,190)	1,290 (876 to 1,740)	1,030 (702 to 1,360)	798 (527 to 1,090)	559 (382 to 762)	380 (234 to 530)	249 (155 to 356)	158 (94·9 to 223)	81·6 (49·8 to 118)	28 (17·5 to 39·2)	6·7 (4·2 to 9)	50,400
Poisonings	386 (186 to 1,150)	273 (127 to 917)	180 (84·9 to 577)	135 (66·6 to 442)	98·2 (47·2 to 344)	68·5 (36·1 to 211)	40·3 (21·4 to 114)	26 (13·9 to 72·4)	15·4 (8 to 48·1)	5·7 (3·1 to 15·4)	1·7 (0·9 to 5·5)	0·3 (0·2 to 0·8)	13,100
Poisoning by carbon monoxide	175 (64·9 to 646)	105 (37 to 475)	57·7 (19·7 to 236)	54·8 (19·8 to 233)	37·9 (13·6 to 153)	29·5 (12·3 to 104)	17·5 (7 to 57·6)	10·1 (3·8 to 34·8)	6·6 (2·3 to 26·6)	2·1 (0·8 to 8·1)	0·5 (0·2 to 2·3)	0·1 (0 to 0·3)	3,250
Poisoning by other means	211 (99·1 to 541)	168 (74·6 to 484)	122 (58·5 to 366)	80·1 (38·2 to 244)	60·3 (29·7 to 185)	39 (19·1 to 117)	22·8 (12·1 to 56·8)	15·9 (7·9 to 41·6)	8·8 (4·4 to 22)	3·5 (1·8 to 8·5)	1·2 (0·6 to 3·5)	0·2 (0·1 to 0·5)	9,880
Exposure to mechanical forces	4,760 (2,160 to 9,420)	3,500 (1,650 to 6,790)	2,840 (1,390 to 5,440)	2,230 (1,120 to 4,390)	1,610 (869 to 2,730)	1,070 (632 to 1,740)	653 (396 to 994)	403 (250 to 592)	229 (146 to 332)	108 (68·5 to 155)	38·2 (23·9 to 54·9)	9·8 (5·6 to 15·4)	67,800
Unintentional firearm injuries	2,970 (918 to 7,260)	2,000 (651 to 5,090)	1,520 (495 to 3,920)	1,140 (383 to 2,990)	736 (275 to 1,770)	429 (180 to 1,010)	238 (106 to 515)	130 (62·5 to 272)	75·1 (37·7 to 143)	37·9 (18·3 to 70·9)	13·6 (6·6 to 24·1)	3·7 (1·8 to 7)	41,200
Other exposure to mechanical forces	1,800 (1,080 to 3,740)	1,490 (882 to 2,950)	1,320 (784 to 2,590)	1,090 (669 to 2,060)	873 (556 to 1,480)	646 (421 to 1,040)	415 (268 to 626)	273 (174 to 406)	154 (102 to 235)	70·4 (46·3 to 104)	24·6 (15·9 to 36·8)	6·2 (3·6 to 10·2)	26,600
Adverse effects of medical treatment	883 (525 to 1,410)	828 (471 to 1,410)	811 (472 to 1,380)	810 (454 to 1,440)	811 (452 to 1,370)	680 (413 to 1,130)	522 (326 to 887)	411 (247 to 695)	262 (156 to 448)	122 (71·1 to 213)	39·2 (23·3 to 71·2)	8·4 (4·9 to 14·8)	21,400
Animal contact	175 (116 to 259)	157 (100 to 251)	136 (89 to 221)	124 (79 to 201)	111 (69·3 to 191)	93·7 (58 to 161)	66·5 (41·2 to 109)	47·1 (27·7 to 80)	30·4 (17·8 to 49·3)	14·6 (8·2 to 24·5)	7·3 (3·6 to 14)	2·1 (1 to 4·9)	3,300
Venomous animal contact	122 (77·7 to 187)	103 (64·2 to 178)	90·6 (57·5 to 161)	81·6 (50·8 to 146)	73·3 (44·3 to 143)	59·3 (35·5 to 119)	40 (24·7 to 75·8)	30·7 (17·5 to 56·4)	20 (11·2 to 34·3)	10·2 (5·6 to 18·4)	5·5 (2·5 to 10·9)	1·6 (0·7 to 3·8)	2,250
Non-venomous animal contact	53·7 (30·2 to 95·5)	54·4 (29·7 to 96·1)	45·5 (25·9 to 75·8)	42·7 (23·8 to 73)	37·7 (20·5 to 68·1)	34·4 (17·9 to 61·2)	26·5 (13 to 48·5)	16·4 (8·8 to 27·7)	10·4 (5·6 to 19·3)	4·4 (2·4 to 8·3)	1·8 (1 to 3·6)	0·6 (0·3 to 1·3)	1,060
Foreign body	524 (379 to 739)	411 (283 to 592)	361 (249 to 519)	302 (210 to 457)	277 (188 to 402)	238 (165 to 347)	174 (120 to 247)	130 (91·7 to 181)	89·3 (63 to 123)	34·2 (23·1 to 48·2)	12·8 (8·9 to 17·5)	3·5 (2·5 to 4·7)	41,100
Pulmonary aspiration and foreign body in airway	394 (259 to 602)	306 (191 to 476)	280 (176 to 434)	236 (148 to 389)	222 (140 to 343)	193 (126 to 298)	142 (95·2 to 210)	107 (70·4 to 155)	73·8 (49·3 to 105)	27·2 (17·4 to 40·1)	10·1 (6·8 to 14·6)	2·7 (1·8 to 3·8)	38,900
Foreign body in eyes	52·6 (22·7 to 105)	40·7 (19·6 to 76·8)	30·4 (16·1 to 53·7)	22·9 (13·3 to 37·2)	18·1 (10·8 to 28·4)	14·1 (8·7 to 21·5)	9·1 (5·8 to 13·5)	6 (3·9 to 8·9)	3·5 (2·3 to 5·1)	1·5 (1 to 2·1)	0·5 (0·3 to 0·7)	0·1 (0·1 to 0·1)	639
Foreign body in other body part	77·2 (56·7 to 103)	64·5 (45·6 to 87·8)	51·2 (37·7 to 69·1)	43·1 (30·9 to 58·4)	37·2 (26·1 to 51·3)	30·9 (21·9 to 43)	22·5 (15·6 to 34)	17·3 (11·7 to 24·6)	12·1 (7·9 to 18·2)	5·5 (3·6 to 8·4)	2·3 (1·4 to 3·5)	0·6 (0·4 to 1)	1,630
Environmental heat and cold exposure	859 (505 to 1,700)	750 (436 to 1,480)	670 (369 to 1,320)	631 (329 to 1,270)	526 (278 to 1,070)	438 (231 to 886)	378 (175 to 870)	278 (129 to 616)	209 (92·6 to 459)	105 (47·3 to 234)	48·6 (20·6 to 112)	13 (5·4 to 30)	13,200
Exposure to forces of nature	6,290 (3,760 to 10,000)	4,550 (2,790 to 7,190)	3,410 (2,060 to 5,340)	2,660 (1,660 to 4,130)	2,110 (1,320 to 3,380)	1,550 (983 to 2,350)	981 (605 to 1,490)	546 (343 to 819)	270 (165 to 429)	89·6 (56·2 to 137)	24·1 (15·3 to 36·8)	4·1 (2·6 to 6·2)	78,600
Other unintentional injuries	1,440 (742 to 2,940)	1,070 (561 to 2,300)	743 (408 to 1,480)	588 (325 to 1,190)	423 (242 to 837)	303 (184 to 541)	180 (112 to 313)	114 (73·4 to 183)	60·5 (40·4 to 89·6)	26·4 (17·9 to 39·2)	8·3 (5·6 to 12·1)	1·8 (1·3 to 2·7)	23,800
Self-harm and interpersonal violence	20,100 (7,690 to 33,900)	13,300 (4,960 to 22,900)	8,850 (3,500 to 15,200)	5,920 (2,350 to 10,100)	3,890 (1,650 to 6,330)	2,370 (1,110 to 3,840)	1,250 (645 to 1,950)	647 (353 to 993)	270 (164 to 384)	103 (64·3 to 145)	22·7 (14·9 to 30·5)	5·3 (3·1 to 8·1)	260,000
Self-harm	4,640 (2,840 to 6,880)	3,280 (1,920 to 5,160)	2,470 (1,450 to 3,740)	1,770 (1,060 to 2,710)	1,310 (780 to 1,960)	896 (506 to 1,360)	519 (300 to 761)	282 (157 to 415)	143 (82·6 to 215)	55 (32·8 to 81·8)	10·8 (6·5 to 15·9)	1·7 (1 to 2·5)	51,700
Self-harm by firearm	279 (131 to 557)	184 (79·7 to 368)	150 (67·9 to 313)	92·2 (40·9 to 198)	68·5 (30·3 to 151)	45·1 (19·4 to 98·2)	26·9 (12·1 to 56·3)	14·5 (6·8 to 30·9)	7·9 (3·7 to 15·9)	2·8 (1·5 to 5·2)	0·4 (0·2 to 0·8)	0·1 (0 to 0·2)	3,110
Self-harm by other specified means	4,360 (2,690 to 6,490)	3,100 (1,820 to 4,840)	2,320 (1,340 to 3,500)	1,680 (995 to 2,580)	1,240 (735 to 1,850)	850 (480 to 1,280)	492 (277 to 722)	268 (147 to 390)	135 (77·3 to 203)	52·2 (30·5 to 77·1)	10·5 (6·2 to 15·4)	1·6 (0·9 to 2·4)	48,600
Interpersonal violence	15,300 (3,590 to 29,000)	9,890 (2,100 to 18,500)	6,310 (1,380 to 12,000)	4,110 (860 to 8,240)	2,560 (584 to 4,770)	1,460 (361 to 2,720)	725 (200 to 1,400)	361 (107 to 672)	126 (51·4 to 201)	47·2 (21·4 to 75·5)	11·7 (6·3 to 17·6)	3·5 (1·5 to 6·3)	207,000
Physical violence by firearm	4,270 (538 to 9,690)	2,450 (260 to 5,670)	1,250 (141 to 3,010)	698 (82·3 to 1,810)	362 (48·9 to 841)	166 (25·1 to 428)	64·7 (11·5 to 156)	20·7 (4·9 to 55)	6·6 (2 to 15·5)	2·6 (0·9 to 5·9)	0·7 (0·2 to 1·4)	0·2 (0·1 to 0·4)	74,800
Physical violence by sharp object	4,440 (961 to 11,100)	2,590 (522 to 7,100)	1,530 (303 to 4,500)	818 (190 to 2,280)	479 (122 to 1,450)	239 (76·2 to 679)	133 (44·4 to 352)	61·2 (23·6 to 153)	25·4 (12·2 to 53·6)	9·6 (5·3 to 19)	3·7 (2 to 6·6)	0·9 (0·5 to 2·1)	51,300
Sexual violence	260 (148 to 426)	165 (96·5 to 270)	101 (57·5 to 165)	63·9 (37·1 to 103)	47·6 (29 to 71·1)	35 (21·5 to 52·1)	21·1 (13·2 to 31·5)	13·1 (8·5 to 19·3)	7·4 (4·8 to 10·9)	2·6 (1·6 to 4·1)	0·3 (0·2 to 0·5)	0 (0 to 0)	3,680
Physical violence by other means	6,340 (1,150 to 13,800)	4,680 (810 to 9,920)	3,430 (598 to 7,420)	2,530 (439 to 5,380)	1,670 (314 to 3,330)	1,020 (207 to 2,130)	506 (110 to 1,040)	266 (61·7 to 536)	86·1 (28·3 to 156)	32·3 (12·3 to 57·2)	6·9 (3·6 to 10·9)	2·4 (0·9 to 4·9)	77,100
Conflict and terrorism	107 (58·7 to 181)	86·4 (47·9 to 147)	61·5 (35·1 to 105)	36·6 (20·8 to 62·6)	21 (12 to 35·8)	11·6 (6·6 to 19·8)	5·7 (3·2 to 9·7)	3 (1·8 to 5·2)	1·5 (0·9 to 2·6)	0·6 (0·3 to 0·9)	0·2 (0·1 to 0·3)	0 (0 to 0·1)	848

SR Table 2c: Jamaica DALYS by cause and age group for both sexes with 95% uncertainty intervals, 2019

Cause	Early Neonatal	Late Neonatal	Post Neonatal	1 to 4	5 to 9	10 to 14	15 to 19	20 to 24	25 to 29	30 to 34	35 to 39	40 to 44	45 to 49	50 to 54	55 to 59	60 to 64	65 to 69	70 to 74	75 to 79	80 to 84	85 to 89	90 to 94	95 plus	Total
All causes	30,900 (21,800 to 42,700)	9,000 (6,400 to 12,400)	6,320 (4,200 to 9,420)	10,800 (8,570 to 13,600)	11,900 (9,370 to 15,000)	15,500 (12,200 to 19,700)	23,400 (18,500 to 29,300)	33,500 (27,500 to 40,400)	39,000 (32,400 to 47,000)	40,800 (34,000 to 49,000)	40,900 (33,900 to 49,200)	41,800 (34,600 to 50,100)	49,100 (40,400 to 59,100)	54,300 (44,600 to 65,100)	59,400 (48,900 to 71,200)	60,700 (50,400 to 72,000)	55,700 (46,900 to 65,500)	54,500 (46,000 to 63,800)	43,300 (36,900 to 50,200)	34,300 (29,700 to 39,200)	24,500 (21,400 to 27,600)	14,200 (12,600 to 15,800)	9,170 (8,420 to 9,940)	763,000
Communicable, maternal, neonatal, and nutritional diseases	27,300 (19,300 to 37,700)	7,350 (5,240 to 10,100)	3,400 (2,270 to 5,200)	4,460 (3,380 to 5,710)	3,480 (2,470 to 4,800)	2,800 (2,130 to 3,620)	3,330 (2,560 to 4,270)	4,430 (3,600 to 5,420)	5,820 (4,950 to 6,880)	6,560 (5,760 to 7,540)	6,810 (6,070 to 7,790)	5,520 (4,840 to 6,410)	4,900 (4,240 to 5,780)	4,060 (3,490 to 4,800)	3,510 (2,950 to 4,230)	2,570 (2,140 to 3,080)	2,120 (1,780 to 2,520)	1,720 (1,350 to 2,130)	1,420 (1,150 to 1,710)	1,230 (962 to 1,540)	1,020 (803 to 1,270)	657 (502 to 800)	473 (348 to 585)	105,000
HIV/AIDS and sexually transmitted infections	4·3 (2·5 to 7·2)	3·1 (1·5 to 5·6)	234 (221 to 247)	294 (279 to 310)	197 (187 to 209)	171 (162 to 181)	363 (334 to 397)	953 (880 to 1,050)	2,290 (2,120 to 2,500)	3,300 (3,100 to 3,550)	3,940 (3,700 to 4,190)	2,980 (2,800 to 3,170)	2,430 (2,280 to 2,590)	1,740 (1,640 to 1,850)	1,210 (1,140 to 1,290)	651 (602 to 702)	561 (521 to 602)	118 (101 to 137)	46 (39 to 54·6)	13·8 (10·8 to 18·4)	6·5 (4·8 to 9·3)	2·7 (1·8 to 4)	1·7 (1·3 to 2·3)	21,500
HIV/AIDS	0 (0 to 0)	0 (0 to 0)	233 (220 to 246)	294 (279 to 310)	197 (187 to 209)	166 (158 to 176)	337 (313 to 364)	900 (836 to 983)	2,210 (2,060 to 2,400)	3,210 (3,020 to 3,450)	3,850 (3,620 to 4,100)	2,900 (2,730 to 3,080)	2,350 (2,210 to 2,500)	1,690 (1,590 to 1,790)	1,180 (1,110 to 1,260)	626 (581 to 671)	544 (506 to 579)	105 (92 to 119)	38·6 (33·5 to 43·7)	7·5 (6·5 to 8·5)	3 (2·4 to 3·7)	0·6 (0·3 to 1)	1 (0·8 to 1·2)	20,900
HIV/AIDS - Drug-susceptible Tuberculosis	0 (0 to 0)	0 (0 to 0)	3 (1·9 to 4·7)	3·9 (2·4 to 6)	2·8 (1·8 to 4·3)	2·3 (1·4 to 3·5)	4·4 (3 to 6·3)	12·4 (8·5 to 18)	30 (20·3 to 43·5)	44·1 (29·4 to 64·7)	53·3 (35·4 to 78·8)	41·3 (27·5 to 60·8)	35·8 (23·8 to 52·6)	26·3 (17·6 to 38·4)	19 (13·1 to 27·4)	11·2 (7·8 to 15·7)	9·2 (6·4 to 13·2)	2·5 (1·8 to 3·2)	0·9 (0·6 to 1·2)	0·2 (0·1 to 0·2)	0·1 (0·1 to 0·1)	0 (0 to 0)	0 (0 to 0)	303
HIV/AIDS - Multidrug-resistant Tuberculosis without extensive	0 (0 to 0)	0 (0 to 0)	0·1 (0 to 0·5)	0·2 (0 to 0·6)	0·1 (0 to 0·4)	0·1 (0 to 0·4)	0·2 (0 to 0·6)	0·4 (0·1 to 1·7)	1·1 (0·1 to 4)	1·6 (0·2 to 5·8)	1·9 (0·2 to 7)	1·4 (0·2 to 5·4)	1·3 (0·2 to 4·7)	0·9 (0·1 to 3·5)	0·7 (0·1 to 2·4)	0·4 (0 to 1·3)	0·3 (0 to 1·1)	0·1 (0 to 0·2)	0 (0 to 0·1)	0 (0 to 0)	0 (0 to 0)	0 (0 to 0)	0 (0 to 0)	10·7
HIV/AIDS - Extensively drug-resistant Tuberculosis	0 (0 to 0)	0 (0 to 0)	0 (0 to 0·1)	0 (0 to 0·1)	0 (0 to 0·1)	0 (0 to 0·1)	0 (0 to 0·1)	0·1 (0 to 0·3)	0·2 (0 to 0·6)	0·2 (0 to 0·9)	0·3 (0 to 1·1)	0·2 (0 to 0·9)	0·2 (0 to 0·8)	0·2 (0 to 0·6)	0·1 (0 to 0·4)	0·1 (0 to 0·2)	0 (0 to 0·2)	0 (0 to 0)	0 (0 to 0)	0 (0 to 0)	0 (0 to 0)	0 (0 to 0)	0 (0 to 0)	1·7
HIV/AIDS resulting in other diseases	0 (0 to 0)	0 (0 to 0)	230 (217 to 243)	289 (274 to 306)	195 (184 to 206)	164 (155 to 173)	332 (308 to 360)	887 (822 to 969)	2,180 (2,030 to 2,360)	3,170 (2,980 to 3,410)	3,800 (3,570 to 4,040)	2,850 (2,690 to 3,040)	2,320 (2,180 to 2,460)	1,660 (1,560 to 1,760)	1,160 (1,090 to 1,240)	614 (570 to 659)	534 (496 to 568)	102 (89·6 to 117)	37·7 (32·6 to 42·8)	7·3 (6·3 to 8·3)	2·9 (2·3 to 3·6)	0·6 (0·3 to 1)	1 (0·8 to 1·1)	20,500
Sexually transmitted infections excluding HIV	4·3 (2·5 to 7·2)	3·1 (1·5 to 5·6)	0·9 (0·3 to 2·2)	0 (0 to 0)	0 (0 to 0)	4·8 (2·9 to 8·1)	25·8 (14·5 to 44)	53·5 (30·1 to 90·7)	75·9 (40·3 to 134)	89·3 (50·3 to 157)	86·2 (49·9 to 151)	82·5 (48·5 to 142)	74 (43·8 to 124)	45·8 (26·3 to 82·2)	31·3 (16·2 to 60·5)	25·3 (14 to 45·6)	17 (9·7 to 30·3)	12·9 (7·7 to 22·3)	7·5 (4·3 to 13·5)	6·3 (3·9 to 10·5)	3·5 (2·1 to 6·1)	2 (1·2 to 3·3)	0·7 (0·4 to 1·3)	653
Syphilis	4·3 (2·5 to 7·2)	3·1 (1·5 to 5·6)	0·9 (0·3 to 2·2)	0 (0 to 0)	0 (0 to 0)	0·7 (0·5 to 1·1)	1·5 (0·9 to 2·3)	1·3 (0·6 to 2·9)	1·7 (0·9 to 3·2)	3·2 (2 to 4·9)	3·3 (2·2 to 4·8)	2·6 (1·6 to 3·8)	4·9 (2·8 to 7·9)	4·4 (2·3 to 7·8)	3·4 (1·6 to 5·7)	3·3 (1·5 to 5·8)	2·3 (1·3 to 3·8)	2·2 (1·3 to 3·8)	0·9 (0·6 to 1·2)	1 (0·7 to 1·4)	0·5 (0·3 to 0·6)	0·4 (0·3 to 0·6)	0·1 (0·1 to 0·2)	46
Chlamydial infection	0 (0 to 0)	0 (0 to 0)	0 (0 to 0)	0 (0 to 0)	0 (0 to 0)	0·3 (0·2 to 0·4)	2·5 (1·6 to 4)	7·8 (3·8 to 13·6)	11·7 (5·4 to 21·8)	11·8 (6·1 to 20·9)	11·4 (6·7 to 18·2)	11·1 (6·8 to 17·7)	8·6 (5·1 to 13·4)	2·8 (1·5 to 5·1)	1·1 (0·8 to 1·6)	1 (0·6 to 1·6)	0·4 (0·2 to 0·7)	0·4 (0·3 to 0·7)	0·3 (0·2 to 0·4)	0·4 (0·3 to 0·7)	0·2 (0·1 to 0·3)	0·2 (0·1 to 0·2)	0 (0 to 0·1)	72·2
Gonococcal infection	0 (0 to 0)	0 (0 to 0)	0 (0 to 0)	0 (0 to 0)	0 (0 to 0)	0·8 (0·4 to 1·7)	5·7 (2 to 11·9)	7·9 (2·9 to 15·7)	5 (2·1 to 10)	6·5 (3·8 to 10)	6·9 (4·5 to 9·9)	9·5 (6·3 to 14·4)	9·1 (6 to 13·7)	4·3 (2·2 to 7·6)	1·8 (1·1 to 2·7)	2·6 (1·6 to 4·1)	2·3 (1·4 to 3·8)	1·7 (1 to 2·6)	1 (0·6 to 1·6)	1·1 (0·7 to 1·6)	0·5 (0·3 to 0·8)	0·4 (0·2 to 0·6)	0·1 (0 to 0·1)	67·1
Trichomoniasis	0 (0 to 0)	0 (0 to 0)	0 (0 to 0)	0 (0 to 0)	0 (0 to 0)	0·1 (0 to 0·4)	2·4 (0·7 to 5·5)	11·8 (3·9 to 28·1)	22·1 (7 to 51·1)	23·2 (7·2 to 54·8)	20·5 (6·7 to 48·9)	17·3 (5·7 to 41·9)	15·4 (5 to 35·4)	11·7 (3·8 to 27)	8 (2·6 to 19·6)	5 (1·7 to 11·7)	3·1 (1·1 to 7·2)	2 (0·7 to 4·5)	1·2 (0·5 to 2·6)	0·7 (0·3 to 1·5)	0·4 (0·1 to 0·8)	0·1 (0 to 0·3)	0 (0 to 0·1)	145
Genital herpes	0 (0 to 0)	0 (0 to 0)	0 (0 to 0)	0 (0 to 0)	0 (0 to 0)	1·2 (0·4 to 2·8)	5·5 (1·7 to 13·6)	12·9 (4·2 to 31·2)	19·8 (6·6 to 48·6)	22·2 (7·6 to 54·5)	21·5 (6·8 to 53·4)	19·3 (6·2 to 47·5)	18·6 (5·8 to 46·2)	16·6 (5·2 to 40·6)	14·1 (4·3 to 34·6)	11 (3·4 to 27·1)	7·7 (2·3 to 19·1)	5·6 (1·7 to 13·6)	3·5 (1·1 to 8·8)	2·4 (0·8 to 5·8)	1·5 (0·5 to 3·7)	0·8 (0·2 to 1·8)	0·4 (0·1 to 1)	184
Other sexually transmitted infections	0 (0 to 0)	0 (0 to 0)	0 (0 to 0)	0 (0 to 0)	0 (0 to 0)	[illegible]	8·3 (4·2 to 14·6)	11·8 (6·8 to 19·3)	15·6 (8·8 to 25·5)	22·6 (13·6 to 34·9)	22·6 (14·7 to 33·9)	22·6 (14·6 to 34·4)	17·5 (10·7 to 27·7)	6·6 (3·6 to 9·1)	2·9 (1·8 to 4·7)	2·4 (1·5 to 3·8)	1·1 (0·7 to 1·8)	1·1 (0·6 to 1·5)	0·6 (0·4 to 0·8)	0·7 (0·4 to 1·2)	0·5 (0·3 to 0·7)	0·2 (0·1 to 0·3)	0·1 (0 to 0·1)	138
Respiratory infections and tuberculosis	464 (282 to 717)	400 (254 to 603)	539 (295 to 904)	596 (415 to 820)	517 (361 to 729)	428 (288 to 628)	437 (299 to 647)	566 (391 to 781)	586 (427 to 789)	563 (401 to 775)	513 (370 to 710)	486 (340 to 681)	526 (376 to 732)	563 (394 to 778)	699 (489 to 981)	641 (458 to 878)	619 (433 to 856)	768 (534 to 1,070)	764 (580 to 987)	747 (530 to 993)	659 (487 to 859)	458 (332 to 578)	349 (240 to 442)	12,900
Tuberculosis	0 (0 to 0)	0 (0 to 0)	1·1 (0·7 to 1·8)	6·9 (4·8 to 9·5)	9 (2·8 to 18·4)	4 (2·3 to 6·4)	8·8 (5·8 to 12·6)	49·1 (30·5 to 75·3)	52·7 (33·9 to 79·8)	41·5 (25·6 to 62·2)	39·9 (25·8 to 57)	34·3 (22·2 to 49·8)	35·9 (22·9 to 53·8)	40·9 (26·5 to 59)	35 (23·2 to 50·5)	30·5 (19·7 to 44)	23·8 (16 to 33·6)	22·4 (15·7 to 30·5)	14·2 (9·9 to 19·8)	8·6 (6 to 11·6)	4·7 (3·3 to 6·5)	1·9 (1·3 to 2·6)	1·1 (0·8 to 1·4)	466





SR Table 2c: Saint Lucia DALYS by cause and age group for both sexes with 95% uncertainty intervals, 2019

Cause	Early Neonatal	Late Neonatal	Post Neonatal	1 to 4	5 to 9	10 to 14	15 to 19	20 to 24	25 to 29	30 to 34	35 to 39	40 to 44
All causes	1,360 (928 to 1,950)	307 (212 to 434)	353 (258 to 482)	619 (483 to 793)	681 (547 to 859)	908 (722 to 1,150)	1,590 (1,310 to 1,930)	2,210 (1,880 to 2,600)	2,580 (2,200 to 3,020)	2,610 (2,210 to 3,060)	2,950 (2,490 to 3,480)	3,520 (3,000 to 4,110)
Communicable, maternal, neonatal, and nutritional diseases	1,180 (803 to 1,680)	239 (163 to 338)	183 (133 to 252)	221 (168 to 286)	194 (139 to 278)	159 (118 to 212)	183 (141 to 234)	216 (177 to 269)	258 (215 to 311)	270 (230 to 325)	284 (237 to 346)	302 (251 to 371)
HIV/AIDS and sexually transmitted infections	1·8 (1 to 3·1)	0·4 (0·2 to 0·8)	2·1 (1·9 to 2·4)	1·9 (1·8 to 2)	2·2 (2·1 to 2·3)	2·2 (2 to 2·4)	5·3 (4·6 to 6·3)	23·3 (21 to 26·2)	48·4 (43·9 to 55·6)	64·1 (58·8 to 72·1)	62·5 (57·3 to 68·9)	69·2 (64·3 to 75·9)
HIV/AIDS	0 (0 to 0)	0 (0 to 0)	1·8 (1·7 to 1·9)	1·8 (1·8 to 2)	2·2 (2 to 2·3)	1·8 (1·7 to 1·9)	3·6 (3·4 to 3·8)	19·8 (18·1 to 21·9)	43·6 (39·8 to 49·6)	58·4 (54·1 to 65·4)	56·1 (52·1 to 61)	62·6 (58·8 to 66·9)
HIV/AIDS - Drug-susceptible Tuberculosis	0 (0 to 0)	0 (0 to 0)	0·2 (0·1 to 0·2)	0·2 (0·1 to 0·3)	0·2 (0·1 to 0·3)	0·2 (0·1 to 0·2)	0·3 (0·2 to 0·5)	2 (1·4 to 2·9)	4·1 (2·8 to 6)	5·8 (3·9 to 8·5)	5·3 (3·5 to 7·7)	6·1 (4 to 9)
HIV/AIDS - Multidrug-resistant Tuberculosis without extensive dru	0 (0 to 0)	0 (0 to 0)	0 (0 to 0)	0 (0 to 0)	0 (0 to 0)	0 (0 to 0)	0 (0 to 0)	0 (0 to 0·1)	0 (0 to 0·2)	0·1 (0 to 0·3)	0·1 (0 to 0·2)	0·1 (0 to 0·3)
HIV/AIDS - Extensively drug-resistant Tuberculosis	0 (0 to 0)	0 (0 to 0)	0 (0 to 0)	0 (0 to 0)	0 (0 to 0)	0 (0 to 0)	0 (0 to 0)	0 (0 to 0)	0 (0 to 0)	0 (0 to 0)	0 (0 to 0)	0 (0 to 0·1)
HIV/AIDS resulting in other diseases	0 (0 to 0)	0 (0 to 0)	1·7 (1·5 to 1·8)	1·6 (1·5 to 1·8)	2 (1·8 to 2·1)	1·7 (1·5 to 1·8)	3·3 (3 to 3·5)	17·8 (15·9 to 19·8)	39·4 (35·3 to 45·5)	52·5 (47·7 to 59·7)	50·8 (46·2 to 56)	56·4 (51·6 to 61·2)
Sexually transmitted infections excluding HIV	1·8 (1 to 3·1)	0·4 (0·2 to 0·8)	0·3 (0·1 to 0·6)	0 (0 to 0·1)	0 (0 to 0)	0·3 (0·2 to 0·5)	1·7 (1·1 to 2·6)	3·4 (2·2 to 5·3)	4·8 (2·9 to 7·7)	5·7 (3·5 to 9·2)	6·4 (4 to 10·2)	6·6 (4·2 to 11)
Syphilis	1·8 (1 to 3·1)	0·4 (0·2 to 0·8)	0·3 (0·1 to 0·6)	0 (0 to 0·1)	0 (0 to 0)	0·1 (0·1 to 0·1)	0·2 (0·1 to 0·3)	0·3 (0·1 to 0·4)	0·4 (0·3 to 0·7)	0·5 (0·3 to 0·7)	0·5 (0·4 to 0·8)	0·3 (0·2 to 0·5)
Chlamydial infection	0 (0 to 0)	0 (0 to 0)	0 (0 to 0)	0 (0 to 0)	0 (0 to 0)	0 (0 to 0)	0·2 (0·1 to 0·2)	0·5 (0·3 to 0·8)	0·7 (0·4 to 1·2)	0·7 (0·4 to 1·2)	0·9 (0·5 to 1·4)	0·9 (0·6 to 1·4)
Gonococcal infection	0 (0 to 0)	0 (0 to 0)	0 (0 to 0)	0 (0 to 0)	0 (0 to 0)	0·1 (0 to 0·1)	0·4 (0·2 to 0·7)	0·6 (0·4 to 1·1)	0·5 (0·3 to 0·8)	0·6 (0·4 to 0·9)	0·7 (0·5 to 0·9)	0·9 (0·6 to 1·3)
Trichomoniasis	0 (0 to 0)	0 (0 to 0)	0 (0 to 0)	0 (0 to 0)	0 (0 to 0)	0 (0 to 0)	0·1 (0 to 0·3)	0·6 (0·2 to 1·5)	1·2 (0·4 to 2·7)	1·3 (0·4 to 3)	1·4 (0·4 to 3·1)	1·3 (0·4 to 3·1)
Genital herpes	0 (0 to 0)	0 (0 to 0)	0 (0 to 0)	0 (0 to 0)	0 (0 to 0)	0·1 (0 to 0·1)	0·3 (0·1 to 0·6)	0·6 (0·2 to 1·4)	0·9 (0·3 to 2·2)	1·1 (0·4 to 2·6)	1·3 (0·4 to 3·1)	1·3 (0·4 to 3·2)
Other sexually transmitted infections	0 (0 to 0)	0 (0 to 0)	0 (0 to 0)	0 (0 to 0)	0 (0 to 0)	0·1 (0·1 to 0·2)	0·5 (0·3 to 0·9)	0·8 (0·5 to 1·2)	1·1 (0·7 to 1·6)	1·5 (1 to 2·2)	1·7 (1·1 to 2·5)	1·9 (1·3 to 2·8)
Respiratory infections and tuberculosis	31·6 (18·8 to 49·7)	18·6 (11·9 to 28·6)	50·1 (30·8 to 75·7)	50·3 (35·6 to 69·9)	29·2 (21·1 to 40·4)	25·1 (17·6 to 35·6)	30·3 (21·7 to 41·6)	42·2 (31·7 to 55·3)	51·2 (39·3 to 66·4)	53·9 (41·9 to 69·8)	58·1 (44·9 to 76)	68·3 (52·7 to 90·1)
Tuberculosis	0 (0 to 0)	0 (0 to 0)	0·7 (0·5 to 1·1)	1·4 (0·9 to 2·2)	1·4 (0·8 to 2·1)	1·4 (1·1 to 1·8)	3·1 (2·2 to 4·3)	9·3 (6·2 to 13)	13·3 (9·7 to 17·8)	13·8 (9·8 to 18·2)	13·7 (9·6 to 18·8)	15·1 (10·7 to 20·9)
Latent tuberculosis infection	0 (0 to 0)	0 (0 to 0)	0 (0 to 0)	0 (0 to 0)	0 (0 to 0)	0 (0 to 0)	0 (0 to 0)	0 (0 to 0)	0 (0 to 0)	0 (0 to 0)	0 (0 to 0)	0 (0 to 0)
Drug-susceptible tuberculosis	0 (0 to 0)	0 (0 to 0)	0·7 (0·4 to 1·1)	1·4 (0·9 to 2·1)	1·4 (0·8 to 2·1)	1·4 (1·1 to 1·8)	3 (2·1 to 4·2)	9·2 (6·2 to 12·9)	13·2 (9·7 to 17·6)	13·7 (9·7 to 18·1)	13·5 (9·5 to 18·5)	14·9 (10·6 to 20·4)
Multidrug-resistant tuberculosis without extensive drug resistanc	0 (0 to 0)	0 (0 to 0)	0 (0 to 0)	0 (0 to 0·1)	0 (0 to 0)	0 (0 to 0·1)	0 (0 to 0·1)	0·1 (0 to 0·3)	0·1 (0 to 0·5)	0·1 (0 to 0·5)	0·1 (0 to 0·5)	0·1 (0 to 0·6)
Extensively drug-resistant tuberculosis	0 (0 to 0)	0 (0 to 0)	0 (0 to 0)	0 (0 to 0)	0 (0 to 0)	0 (0 to 0)	0 (0 to 0)	0 (0 to 0·1)	0 (0 to 0·1)	0 (0 to 0·1)	0 (0 to 0·1)	0 (0 to 0·1)
Lower respiratory infections	31·5 (18·8 to 49·7)	18·5 (11·7 to 28·5)	46·5 (27·2 to 71·7)	35·2 (22·5 to 52)	11·4 (8·1 to 15·6)	8·6 (6·1 to 12·2)	11·3 (7·5 to 16·2)	17·5 (11·6 to 25·9)	23·6 (15·7 to 34)	27·7 (18·9 to 39·4)	31·5 (21·8 to 44·4)	40·8 (26·7 to 59·9)
Upper respiratory infections	0 (0 to 0)	0·1 (0·1 to 0·2)	2·5 (1·5 to 3·7)	9·9 (5·7 to 15·8)	11·1 (6·3 to 18·4)	11 (5·9 to 19)	11·8 (6·2 to 20·6)	11·7 (6·5 to 20)	11·2 (6·2 to 18·5)	10 (5·4 to 16·7)	10·3 (5·2 to 17·1)	9·7 (5·3 to 16·9)
Otitis media	0 (0 to 0)	0 (0 to 0)	0·4 (0·2 to 0·8)	3·8 (2 to 6·6)	5·4 (3 to 8·9)	4·1 (2·2 to 7·1)	4·2 (2·2 to 7)	3·7 (1·6 to 7·5)	3·1 (1·5 to 6)	2·5 (1 to 4·6)	2·6 (1·3 to 4·9)	2·8 (1·3 to 5)
Enteric infections	2·7 (1·5 to 4·4)	5 (2·8 to 8·2)	29·8 (18·5 to 45·2)	32·7 (22·4 to 45·7)	24·8 (15·4 to 37·9)	25·1 (14·7 to 40·5)	19·9 (12·8 to 29)	17·5 (11·5 to 25)	19·9 (13·4 to 27·9)	20·1 (14·1 to 28)	23·1 (16·3 to 31·2)	25·7 (18·3 to 34·3)
Diarrheal diseases	2·7 (1·5 to 4·4)	5 (2·8 to 8·2)	29·7 (18·5 to 45·2)	32·5 (22·3 to 45·6)	24·7 (15·3 to 37·8)	25 (14·6 to 40·3)	19·9 (12·8 to 28·9)	17·4 (11·5 to 24·9)	19·8 (13·4 to 27·8)	20 (13·9 to 27·9)	23 (16·3 to 31·1)	25·6 (18·3 to 34·3)
Typhoid and paratyphoid	0 (0 to 0)	0 (0 to 0)	0 (0 to 0)	0 (0 to 0)	0 (0 to 0)	0 (0 to 0)	0 (0 to 0)	0 (0 to 0)	0 (0 to 0)	0 (0 to 0)	0 (0 to 0)	0 (0 to 0)
Typhoid fever	0 (0 to 0)	0 (0 to 0)	0 (0 to 0)	0 (0 to 0)	0 (0 to 0)	0 (0 to 0)	0 (0 to 0)	0 (0 to 0)	0 (0 to 0)	0 (0 to 0)	0 (0 to 0)	0 (0 to 0)
Paratyphoid fever	0 (0 to 0)	0 (0 to 0)	0 (0 to 0)	0 (0 to 0)	0 (0 to 0)	0 (0 to 0)	0 (0 to 0)	0 (0 to 0)	0 (0 to 0)	0 (0 to 0)	0 (0 to 0)	0 (0 to 0)
Invasive Non-typhoidal Salmonella (iNTS)	0 (0 to 0)	0 (0 to 0)	0 (0 to 0)	0 (0 to 0·1)	0 (0 to 0·1)	0·1 (0 to 0·1)	0 (0 to 0)	0 (0 to 0)	0 (0 to 0)	0 (0 to 0)	0 (0 to 0)	0 (0 to 0·1)
Other intestinal infectious diseases	0 (0 to 0)	0 (0 to 0)	0·1 (0 to 0·1)	0·1 (0 to 0·3)	0·1 (0 to 0·2)	0·1 (0 to 0·2)	0 (0 to 0·1)	0·1 (0 to 0·1)	0 (0 to 0·1)	0·1 (0 to 0·1)	0 (0 to 0·1)	0 (0 to 0·1)
Neglected tropical diseases and malaria	0·2 (0·1 to 0·3)	0·4 (0·2 to 0·6)	2·8 (1·6 to 4·7)	9·6 (5·8 to 15·3)	12·4 (7 to 20·1)	7·8 (4·7 to 11·9)	7·8 (4·8 to 11·6)	9·9 (6·2 to 15·1)	11·1 (7 to 17·6)	11·4 (6·9 to 18·1)	12·9 (7·7 to 20·6)	14·4 (8·4 to 24·2)
Malaria	0 (0 to 0)	0 (0 to 0)	0 (0 to 0)	0 (0 to 0)	0 (0 to 0)	0 (0 to 0)	0 (0 to 0)	0 (0 to 0)	0 (0 to 0)	0 (0 to 0)	0 (0 to 0)	0 (0 to 0)
Chagas disease	0 (0 to 0)	0 (0 to 0)	0 (0 to 0)	0 (0 to 0)	0 (0 to 0)	0 (0 to 0)	0 (0 to 0)	0 (0 to 0)	0 (0 to 0)	0 (0 to 0)	0 (0 to 0)	0 (0 to 0)
Leishmaniasis	0 (0 to 0)	0 (0 to 0)	0 (0 to 0)	0 (0 to 0)	0 (0 to 0)	0 (0 to 0)	0 (0 to 0)	0 (0 to 0)	0 (0 to 0)	0 (0 to 0)	0 (0 to 0)	0 (0 to 0)
Visceral leishmaniasis	0 (0 to 0)	0 (0 to 0)	0 (0 to 0)	0 (0 to 0)	0 (0 to 0)	0 (0 to 0)	0 (0 to 0)	0 (0 to 0)	0 (0 to 0)	0 (0 to 0)	0 (0 to 0)	0 (0 to 0)
Cutaneous and mucocutaneous leishmaniasis	0 (0 to 0)	0 (0 to 0)	0 (0 to 0)	0 (0 to 0)	0 (0 to 0)	0 (0 to 0)	0 (0 to 0)	0 (0 to 0)	0 (0 to 0)	0 (0 to 0)	0 (0 to 0)	0 (0 to 0)
African trypanosomiasis	0 (0 to 0)	0 (0 to 0)	0 (0 to 0)	0 (0 to 0)	0 (0 to 0)	0 (0 to 0)	0 (0 to 0)	0 (0 to 0)	0 (0 to 0)	0 (0 to 0)	0 (0 to 0)	0 (0 to 0)
Schistosomiasis	0 (0 to 0)	0 (0 to 0)	0 (0 to 0)	0 (0 to 0)	0 (0 to 0)	0 (0 to 0)	0 (0 to 0·1)	0 (0 to 0·1)	0 (0 to 0·2)	0 (0 to 0·2)	0·1 (0 to 0·3)	0·1 (0 to 0·4)
Cysticercosis	0 (0 to 0)	0 (0 to 0)	0 (0 to 0)	0 (0 to 0)	0 (0 to 0)	0·1 (0 to 0·2)	0·7 (0·1 to 1·8)	2·5 (0·6 to 6)	4·5 (1·4 to 10·1)	5·2 (1·8 to 11·2)	6·5 (2·3 to 13·7)	7·8 (2·6 to 16·9)
Cystic echinococcosis	0 (0 to 0)	0 (0 to 0)	0 (0 to 0)	0 (0 to 0)	0 (0 to 0)	0 (0 to 0)	0 (0 to 0)	0 (0 to 0)	0 (0 to 0)	0 (0 to 0)	0 (0 to 0)	0 (0 to 0)
Lymphatic filariasis	0 (0 to 0)	0 (0 to 0)	0 (0 to 0)	0 (0 to 0)	0 (0 to 0)	0 (0 to 0)	0 (0 to 0)	0 (0 to 0)	0 (0 to 0)	0 (0 to 0)	0 (0 to 0)	0 (0 to 0)
Onchocerciasis	0 (0 to 0)	0 (0 to 0)	0 (0 to 0)	0 (0 to 0)	0 (0 to 0)	0 (0 to 0)	0 (0 to 0)	0 (0 to 0)	0 (0 to 0)	0 (0 to 0)	0 (0 to 0)	0 (0 to 0)
Trachoma	0 (0 to 0)	0 (0 to 0)	0 (0 to 0)	0 (0 to 0)	0 (0 to 0)	0 (0 to 0)	0 (0 to 0)	0 (0 to 0)	0 (0 to 0)	0 (0 to 0)	0 (0 to 0)	0 (0 to 0)
Dengue	0 (0 to 0)	0·1 (0 to 0·2)	1·2 (0·4 to 2·8)	2·6 (0·9 to 5·5)	4 (1·5 to 8·2)	2·7 (1·1 to 4·8)	2·8 (1·2 to 5·1)	2·6 (1·2 to 4·6)	2·9 (1·4 to 5)	2·3 (1·1 to 4)	2·4 (1·1 to 4·3)	2·6 (1·2 to 4·5)
Yellow fever	0 (0 to 0)	0 (0 to 0)	0 (0 to 0)	0 (0 to 0)	0 (0 to 0)	0 (0 to 0)	0 (0 to 0)	0 (0 to 0)	0 (0 to 0)	0 (0 to 0)	0 (0 to 0)	0 (0 to 0)
Rabies	0 (0 to 0)	0 (0 to 0)	0 (0 to 0)	0 (0 to 0·1)	0·1 (0 to 0·2)	0 (0 to 0·1)	0 (0 to 0·1)	0 (0 to 0)	0 (0 to 0)	0 (0 to 0)	0 (0 to 0)	0 (0 to 0)
Intestinal nematode infections	0 (0 to 0)	0 (0 to 0)	0 (0 to 0·1)	0·4 (0·2 to 0·8)	1·1 (0·6 to 1·8)	0·9 (0·5 to 1·6)	2 (1 to 3·4)	2·3 (1·1 to 4·1)	1·6 (0·8 to 2·9)	1·3 (0·6 to 2·3)	1·4 (0·7 to 2·3)	0·9 (0·5 to 1·6)
Ascariasis	0 (0 to 0)	0 (0 to 0)	0 (0 to 0)	0·2 (0·1 to 0·5)	0·4 (0·2 to 0·7)	0·3 (0·1 to 0·5)	0·3 (0·1 to 0·6)	0·3 (0·1 to 0·5)	0·2 (0·1 to 0·5)	0·2 (0·1 to 0·4)	0·2 (0·1 to 0·5)	0·2 (0·1 to 0·4)
Trichuriasis	0 (0 to 0)	0 (0 to 0)	0 (0 to 0)	0 (0 to 0·1)	0·1 (0 to 0·3)	0·1 (0·1 to 0·3)	0·2 (0·1 to 0·5)	0·2 (0·1 to 0·5)	0·2 (0·1 to 0·4)	0·1 (0 to 0·3)	0·1 (0 to 0·2)	0·1 (0 to 0·2)
Hookworm disease	0 (0 to 0)	0 (0 to 0)	0 (0 to 0)	0·2 (0·1 to 0·3)	0·5 (0·2 to 1)	0·5 (0·2 to 0·9)	1·4 (0·6 to 2·6)	1·8 (0·8 to 3·4)	1·2 (0·5 to 2·2)	0·9 (0·4 to 1·8)	1 (0·5 to 1·8)	0·6 (0·3 to 1·2)
Food-borne trematodiases	0 (0 to 0)	0 (0 to 0)	0 (0 to 0)	0 (0 to 0)	0 (0 to 0)	0 (0 to 0)	0 (0 to 0)	0 (0 to 0)	0 (0 to 0)	0 (0 to 0)	0 (0 to 0)	0 (0 to 0)
Leprosy	0 (0 to 0)	0 (0 to 0)	0 (0 to 0)	0 (0 to 0)	0 (0 to 0)	0 (0 to 0)	0 (0 to 0)	0 (0 to 0)	0 (0 to 0·1)	0 (0 to 0·1)	0·1 (0 to 0·1)	0·1 (0 to 0·2)
Ebola	0 (0 to 0)	0 (0 to 0)	0 (0 to 0)	0 (0 to 0)	0 (0 to 0)	0 (0 to 0)	0 (0 to 0)	0 (0 to 0)	0 (0 to 0)	0 (0 to 0)	0 (0 to 0)	0 (0 to 0)
Zika virus	0 (0 to 0)	0 (0 to 0)	0 (0 to 0·1)	0·2 (0 to 0·8)	0·2 (0 to 1)	0·2 (0 to 1)	0·3 (0 to 1·1)	0·3 (0 to 1·2)	0·3 (0 to 1·2)	0·3 (0 to 1·3)	0·3 (0 to 1·2)	0·2 (0 to 1)
Guinea worm disease	0 (0 to 0)	0 (0 to 0)	0 (0 to 0)	0 (0 to 0)	0 (0 to 0)	0 (0 to 0)	0 (0 to 0)	0 (0 to 0)	0 (0 to 0)	0 (0 to 0)	0 (0 to 0)	0 (0 to 0)
Other neglected tropical diseases	0·2 (0·1 to 0·3)	0·3 (0·2 to 0·5)	1·5 (0·8 to 2·6)	6·3 (3·4 to 11)	7·1 (3·4 to 12·8)	3·9 (1·7 to 7)	2·1 (1 to 3·7)	2·2 (1·1 to 3·8)	1·8 (0·9 to 3)	2·2 (1·1 to 3·9)	2·2 (1·1 to 3·9)	2·7 (1·4 to 4·6)
Other infectious diseases	3·8 (2·4 to 5·6)	4·9 (3 to 7·5)	16·2 (10·5 to 24·1)	22·5 (15·5 to 31·7)	16·1 (12·4 to 21·3)	13·6 (10·6 to 17·4)	15·7 (12·5 to 19·8)	16·8 (13·1 to 21·4)	17·9 (14 to 22·9)	18·4 (14·3 to 23·4)	20 (15·3 to 25·4)	22·5 (16·9 to 28·9)
Meningitis	2·2 (1·3 to 3·5)	3·3 (1·9 to 5·3)	6·9 (3·8 to 11·8)	7·1 (4·5 to 10·5)	4·2 (3·2 to 5·5)	3·4 (2·6 to 4·5)	4 (3 to 5·4)	3·8 (2·8 to 5·2)	3·9 (3 to 5·2)	4·1 (3 to 5·3)	4·1 (3·1 to 5·4)	4·5 (3·4 to 6)
Encephalitis	0·6 (0·3 to 0·9)	0·6 (0·4 to 1·1)	4·5 (2·5 to 8)	9 (5·1 to 15·2)	5·2 (3·5 to 7·5)	4·7 (3·2 to 7)	4·9 (3·4 to 7)	5·2 (3·6 to 7·8)	4·4 (3·1 to 6·3)	4·2 (3 to 5·8)	3·8 (2·8 to 5·3)	4·3 (3·1 to 5·9)
Diphtheria	0 (0 to 0)	0 (0 to 0)	0 (0 to 0)	0 (0 to 0)	0 (0 to 0)	0 (0 to 0)	0 (0 to 0)	0 (0 to 0)	0 (0 to 0)	0 (0 to 0)	0 (0 to 0)	0 (0 to 0)
Tetanus	0·1 (0 to 0·1)	0 (0 to 0·1)	0 (0 to 0·1)	0 (0 to 0·1)	0·1 (0 to 0·4)	0·1 (0 to 0·3)	0·1 (0 to 0·4)	0·2 (0·1 to 0·6)	0·2 (0·1 to 0·5)	0·3 (0·1 to 0·7)	0·3 (0·1 to 0·8)	0·4 (0·1 to 1·1)
Measles	0 (0 to 0)	0 (0 to 0)	0 (0 to 0)	0 (0 to 0)	0 (0 to 0)	0 (0 to 0)	0 (0 to 0)	0 (0 to 0)	0 (0 to 0)	0 (0 to 0)	0 (0 to 0)	0 (0 to 0)
Varicella and herpes zoster	0·3 (0·1 to 0·6)	0·3 (0·1 to 0·7)	0·7 (0·3 to 1·5)	0·4 (0·2 to 0·8)	0·6 (0·4 to 1·2)	0·7 (0·3 to 1·3)	0·5 (0·3 to 0·8)	0·6 (0·3 to 1)	0·7 (0·4 to 1·1)	0·8 (0·5 to 1·3)	1·1 (0·6 to 1·9)	1 (0·6 to 1·6)
Acute hepatitis	0 (0 to 0)	0 (0 to 0)	0 (0 to 0·1)	0·2 (0·1 to 0·4)	0·8 (0·5 to 1·2)	1·1 (0·7 to 1·6)	1·1 (0·7 to 1·7)	1·1 (0·7 to 1·6)	1 (0·7 to 1·4)	0·8 (0·6 to 1·2)	0·8 (0·5 to 1·1)	0·8 (0·5 to 1·1)
Acute hepatitis A	0 (0 to 0)	0 (0 to 0)	0 (0 to 0)	0·2 (0·1 to 0·3)	0·7 (0·4 to 1·1)	0·9 (0·5 to 1·4)	0·9 (0·6 to 1·4)	0·8 (0·5 to 1·2)	0·6 (0·3 to 1)	0·5 (0·3 to 0·8)	0·4 (0·2 to 0·7)	0·3 (0·2 to 0·6)
Acute hepatitis B	0 (0 to 0)	0 (0 to 0)	0 (0 to 0·1)	0 (0 to 0·1)	0 (0 to 0·1)	0·1 (0 to 0·1)	0·1 (0 to 0·2)	0·2 (0·1 to 0·3)	0·3 (0·2 to 0·4)	0·3 (0·2 to 0·4)	0·3 (0·2 to 0·4)	0·3 (0·2 to 0·5)
Acute hepatitis C	0 (0 to 0)	0 (0 to 0)	0 (0 to 0)	0 (0 to 0)	0 (0 to 0)	0 (0 to 0)	0 (0 to 0)	0 (0 to 0)	0 (0 to 0)	0 (0 to 0)	0 (0 to 0)	0 (0 to 0·1)
Acute hepatitis E	0 (0 to 0)	0 (0 to 0)	0 (0 to 0)	0 (0 to 0)	0·1 (0 to 0·1)	0·1 (0 to 0·2)	0·1 (0 to 0·2)	0·1 (0 to 0·2)	0·1 (0·1 to 0·2)	0·1 (0 to 0·1)	0·1 (0 to 0·1)	0·1 (0 to 0·1)
Other unspecified infectious diseases	0·6 (0·3 to 1)	0·6 (0·4 to 1)	2·8 (1·6 to 4·6)	4·9 (2·9 to 7·7)	5 (2·7 to 9)	3·6 (2·2 to 5·8)	5 (3·2 to 7·3)	5·9 (3·7 to 8·9)	7·6 (4·4 to 11·4)	8·2 (4·8 to 12·3)	9·8 (6·2 to 14·5)	11·4 (7 to 17)
Maternal and neonatal disorders	1,140 (777 to 1,610)	208 (142 to 296)	55·8 (37 to 82·5)	45·8 (35·4 to 58·5)	40 (29·7 to 51·5)	45·4 (33·3 to 58·6)	59·4 (46·7 to 75·1)	67·7 (54·3 to 83·7)	69·9 (55·8 to 85·9)	62·9 (50·2 to 76·6)	57·7 (45·7 to 71·4)	47·2 (36·9 to 59·1)
Maternal disorders	0 (0 to 0)	0 (0 to 0)	0 (0 to 0)	0 (0 to 0)	0 (0 to 0)	0·4 (0·3 to 0·5)	11·1 (8·6 to 13·9)	19·4 (15 to 25·1)	22·9 (17·5 to 29·3)	21·3 (16·4 to 27·1)	15·9 (12·3 to 20·2)	8·4 (6·5 to 10·7)
Maternal hemorrhage	0 (0 to 0)	0 (0 to 0)	0 (0 to 0)	0 (0 to 0)	0 (0 to 0)	0 (0 to 0)	1·4 (0·9 to 2·1)	2·8 (1·7 to 4·2)	3·7 (2·2 to 5·5)	3·5 (2·2 to 5·3)	2·6 (1·6 to 3·9)	1·3 (0·8 to 1·9)
Maternal sepsis and other maternal infections	0 (0 to 0)	0 (0 to 0)	0 (0 to 0)	0 (0 to 0)	0 (0 to 0)	0 (0 to 0)	0·4 (0·2 to 0·7)	0·7 (0·4 to 1·1)	0·7 (0·4 to 1·1)	0·6 (0·3 to 1)	0·4 (0·2 to 0·6)	0·2 (0·1 to 0·3)
Maternal hypertensive disorders	0 (0 to 0)	0 (0 to 0)	0 (0 to 0)	0 (0 to 0)	0 (0 to 0)	0·1 (0 to 0·1)	1·5 (1 to 2·1)	2 (1·4 to 2·9)	2·5 (1·6 to 3·4)	2 (1·3 to 2·8)	1·3 (0·9 to 1·8)	0·6 (0·4 to 0·9)
Maternal obstructed labor and uterine rupture	0 (0 to 0)	0 (0 to 0)	0 (0 to 0)	0 (0 to 0)	0 (0 to 0)	0 (0 to 0)	0·6 (0·3 to 1·1)	1·2 (0·6 to 2·1)	1·5 (0·8 to 2·7)	1·5 (0·7 to 2·7)	1·3 (0·7 to 2·4)	0·6 (0·3 to 1·1)
Maternal abortion and miscarriage	0 (0 to 0)	0 (0 to 0)	0 (0 to 0)	0 (0 to 0)	0 (0 to 0)	0 (0 to 0)	0·5 (0·2 to 0·8)	0·8 (0·4 to 1·4)	0·8 (0·4 to 1·4)	0·7 (0·3 to 1·2)	0·5 (0·2 to 0·9)	0·3 (0·2 to 0·6)
Ectopic pregnancy	0 (0 to 0)	0 (0 to 0)	0 (0 to 0)	0 (0 to 0)	0 (0 to 0)	0 (0 to 0)	0·1 (0 to 0·1)	0·2 (0·1 to 0·3)	0·2 (0·1 to 0·3)	0·2 (0·1 to 0·3)	0·1 (0·1 to 0·2)	0·1 (0 to 0·1)
Indirect maternal deaths	--	--	--	--	--	0·1 (0 to 0·1)	1·5 (0·8 to 2·2)	2·6 (1·5 to 4)	2·7 (1·6 to 4·4)	2·2 (1·2 to 3·5)	1·3 (0·7 to 2·2)	0·5 (0·3 to 0·9)
Late maternal deaths	--	--	--	--	--	0 (0 to 0·1)	0·9 (0·5 to 1·3)	1·5 (0·9 to 2·3)	1·7 (1 to 2·8)	1·5 (0·9 to 2·5)	1·1 (0·7 to 1·8)	0·6 (0·3 to 0·9)
Maternal deaths aggravated by HIV/AIDS	--	--	--	--	--	0 (0 to 0)	0 (0 to 0)	0 (0 to 0)	0 (0 to 0)	0 (0 to 0)	0 (0 to 0)	0 (0 to 0)
Neonatal disorders	1,140 (777 to 1,610)	208 (142 to 296)	55·8 (37 to 82·5)	45·8 (35·4 to 58·5)	40 (29·7 to 51·5)	45 (32·9 to 58·2)	48·3 (36·2 to 63·3)	48·3 (36 to 62·7)	47·1 (34·2 to 61·5)	41·6 (30·9 to 53·7)	41·9 (31 to 53·6)	38·8 (28·8 to 50·7)
Neonatal preterm birth	601 (405 to 859)	84·6 (53·8 to 127)	23·7 (15·3 to 35·5)	15·3 (11·4 to 20)	19·1 (13·6 to 25·4)	21·2 (15·3 to 28·4)	22·6 (16 to 30·2)	22·1 (16·3 to 29·4)	21·3 (15·3 to 28·4)	18·6 (13·5 to 24·9)	18·3 (13·4 to 24·8)	16·7 (12·4 to 22·2)
Neonatal encephalopathy due to birth asphyxia and trauma	271 (171 to 407)	30 (18 to 46·5)	9·4 (5·3 to 15·2)	6·4 (4·2 to 9·3)	4·7 (2·8 to 7·2)	5·3 (3·2 to 8·4)	5·8 (3·3 to 8·7)	5·9 (3·4 to 9·1)	5·7 (3·3 to 9)	5·1 (2·9 to 7·9)	5·2 (3 to 8)	4·9 (2·9 to 7·4)
Neonatal sepsis and other neonatal infections	100 (59·1 to 165)	57·8 (36·1 to 87·4)	11·6 (7·7 to 17·3)	10·3 (6·7 to 14·9)	14·4 (9·2 to 21·1)	16·3 (10·2 to 24·1)	17·6 (11·2 to 26·4)	17·9 (11·2 to 27·2)	17·7 (10·8 to 26·8)	15·8 (10 to 23·5)	16·2 (10·1 to 23·6)	15·1 (9·4 to 22·8)
Hemolytic disease and other neonatal jaundice	2·3 (1·1 to 4·1)	0·5 (0·3 to 0·8)	0·4 (0·3 to 0·5)	1·4 (0·9 to 2·1)	1·9 (1·2 to 2·8)	2·1 (1·4 to 3)	2·4 (1·8 to 3·1)	2·4 (1·8 to 3·1)	2·4 (1·8 to 3·1)	2·1 (1·6 to 2·8)	2·2 (1·6 to 2·8)	2·1 (1·5 to 2·7)
Other neonatal disorders	163 (97·4 to 258)	35·3 (22·6 to 52·3)	10·6 (7·1 to 15·8)	12·3 (9·4 to 15·8)	0 (0 to 0)	0 (0 to 0)	0 (0 to 0)	0 (0 to 0)	0 (0 to 0)	0 (0 to 0)	0 (0 to 0)	0 (0 to 0)
Nutritional deficiencies	0·1 (0 to 0·1)	1·6 (0·9 to 2·6)	26·4 (17·9 to 38·9)	58·1 (32·9 to 97·5)	68·8 (32·1 to 132)	40·1 (18·3 to 71·4)	44·6 (21 to 78·9)	38·7 (18·8 to 70·6)	39·1 (20·3 to 69)	39·4 (19·1 to 71·3)	50·2 (26·2 to 87·1)	55 (27·6 to 94·5)
Protein-energy malnutrition	0·1 (0 to 0·1)	0·2 (0·1 to 0·3)	15·3 (9·8 to 24)	15·1 (8·2 to 24·4)	5·4 (3·6 to 7·8)	3·5 (2·3 to 4·9)	4 (2·7 to 5·5)	4·9 (3·3 to 6·8)	5·6 (3·7 to 7·8)	5·8 (4·3 to 7·6)	7·2 (5·2 to 9·6)	7·7 (5·5 to 10·3)
Iodine deficiency	0 (0 to 0)	0 (0 to 0)	0 (0 to 0)	0 (0 to 0)	0·1 (0 to 0·2)	0·3 (0·1 to 0·5)	0·4 (0·2 to 0·7)	0·5 (0·2 to 0·8)	0·5 (0·2 to 0·9)	0·5 (0·3 to 0·9)	0·5 (0·3 to 0·9)	0·5 (0·3 to 0·9)
Vitamin A deficiency	0 (0 to 0)	0·1 (0 to 0·1)	0·3 (0·1 to 0·5)	1·4 (0·7 to 2·4)	1·9 (0·9 to 3·4)	1·3 (0·6 to 2·3)	0·5 (0·2 to 1)	0·5 (0·2 to 0·8)	0·4 (0·2 to 0·7)	0·3 (0·2 to 0·6)	0·3 (0·2 to 0·5)	0·3 (0·1 to 0·5)
Dietary iron deficiency	0 (0 to 0)	1·4 (0·7 to 2·2)	10·3 (4·9 to 19)	40·8 (17·5 to 79·6)	60·7 (24·5 to 121)	34·4 (13 to 65·4)	38·3 (15·4 to 72·1)	31·2 (12·1 to 61·9)	30·5 (12·4 to 59·6)	31·1 (11·8 to 62)	40·3 (17·1 to 76·7)	44·3 (17·8 to 82·3)
Other nutritional deficiencies	0 (0 to 0)	0 (0 to 0)	0·5 (0·3 to 1)	0·8 (0·3 to 1·8)	0·6 (0·4 to 1·1)	0·6 (0·4 to 1)	1·4 (0·9 to 2·1)	1·7 (1 to 2·6)	2·1 (1·4 to 3·2)	1·6 (1·1 to 2·4)	1·9 (1·2 to 2·7)	2·2 (1·4 to 3·2)
Non-communicable diseases	169 (110 to 253)	63 (42·1 to 90·3)	146 (102 to 205)	314 (238 to 405)	380 (296 to 481)	601 (453 to 785)	972 (745 to 1,240)	1,240 (977 to 1,540)	1,510 (1,220 to 1,860)	1,670 (1,360 to 2,040)	2,090 (1,730 to 2,520)	2,670 (2,250 to 3,170)
Neoplasms	1·6 (1 to 2·8)	1·1 (0·7 to 1·7)	4·6 (2·9 to 7)	40·1 (26·1 to 59·8)	43 (35·2 to 52·1)	40·5 (32·5 to 50·5)	57·6 (46·4 to 71·3)	81·9 (66·5 to 101)	116 (94·9 to 141)	167 (137 to 201)	254 (209 to 307)	418 (343 to 511)
Lip and oral cavity cancer	0 (0 to 0)	0 (0 to 0)	0 (0 to 0)	0 (0 to 0)	0·1 (0·1 to 0·2)	0·2 (0·1 to 0·3)	0·4 (0·3 to 0·5)	0·7 (0·5 to 0·9)	1·1 (0·8 to 1·4)	1·9 (1·4 to 2·6)	3·5 (2·5 to 4·7)	8·1 (5·8 to 10·8)
Nasopharynx cancer	0 (0 to 0)	0 (0 to 0)	0 (0 to 0)	0 (0 to 0)	0·2 (0·2 to 0·3)	0·4 (0·3 to 0·5)	0·7 (0·5 to 1)	0·9 (0·7 to 1·3)	1·1 (0·8 to 1·6)	1·1 (0·8 to 1·5)	1·5 (1 to 2)	3·1 (2·2 to 4·4)
Other pharynx cancer	0 (0 to 0)	0 (0 to 0)	0 (0 to 0)	0 (0 to 0)	0 (0 to 0)	0 (0 to 0)	0 (0 to 0)	0·3 (0·2 to 0·4)	0·3 (0·2 to 0·5)	0·5 (0·4 to 0·7)	1·1 (0·8 to 1·6)	3 (2 to 4·2)
Esophageal cancer	0 (0 to 0)	0 (0 to 0)	0 (0 to 0)	0 (0 to 0)	0 (0 to 0)	0 (0 to 0)	0 (0 to 0)	0·4 (0·3 to 0·6)	0·7 (0·5 to 1)	1·5 (1 to 2·1)	4·1 (2·8 to 5·6)	11·5 (8·2 to 15·5)
Stomach cancer	0 (0 to 0)	0 (0 to 0)	0 (0 to 0)	0 (0 to 0)	0 (0 to 0)	0 (0 to 0)	1 (0·8 to 1·2)	2·2 (1·6 to 2·8)	5·5 (3·9 to 7·9)	10·9 (7·8 to 14·7)	17·4 (12·5 to 23·3)	32·1 (23·6 to 42·5)
Colon and rectum cancer	0 (0 to 0)	0 (0 to 0)	0 (0 to 0)	0 (0 to 0)	0·3 (0·2 to 0·4)	0·3 (0·2 to 0·4)	1·3 (1 to 1·7)	2·9 (2·1 to 3·8)	5·4 (3·9 to 7·5)	10·2 (7·7 to 13·1)	15·7 (11·8 to 20·2)	27·1 (20·9 to 34·7)
Liver cancer	0 (0 to 0)	0 (0 to 0)	0·1 (0·1 to 0·2)	0·4 (0·3 to 0·7)	0·4 (0·3 to 0·5)	0·5 (0·4 to 0·7)	0·3 (0·2 to 0·4)	0·8 (0·5 to 1)	1·3 (0·9 to 1·9)	1·7 (1·2 to 2·4)	3 (2·2 to 4·1)	5·4 (3·9 to 7·3)
Liver cancer due to hepatitis B	0 (0 to 0)	0 (0 to 0)	0 (0 to 0)	0 (0 to 0)	0 (0 to 0)	0·1 (0·1 to 0·2)	0·1 (0·1 to 0·2)	0·4 (0·3 to 0·6)	0·8 (0·5 to 1·2)	1 (0·6 to 1·5)	1·6 (0·9 to 2·4)	2·6 (1·5 to 3·9)
Liver cancer due to hepatitis C	0 (0 to 0)	0 (0 to 0)	0 (0 to 0)	0 (0 to 0)	0 (0 to 0)	0 (0 to 0)	0 (0 to 0)	0 (0 to 0)	0 (0 to 0·1)	0·1 (0 to 0·1)	0·2 (0·1 to 0·4)	0·4 (0·2 to 0·8)
Liver cancer due to alcohol use	0 (0 to 0)	0 (0 to 0)	0 (0 to 0)	0 (0 to 0)	0 (0 to 0)	0 (0 to 0)	0 (0 to 0)	0·1 (0 to 0·1)	0·2 (0·1 to 0·4)	0·3 (0·2 to 0·6)	0·8 (0·4 to 1·4)	1·6 (0·8 to 2·7)
Liver cancer due to NASH	0 (0 to 0)	0 (0 to 0)	0 (0 to 0)	0 (0 to 0)	0 (0 to 0)	0 (0 to 0)	0·1 (0 to 0·1)	0·1 (0·1 to 0·2)	0·1 (0·1 to 0·2)	0·1 (0·1 to 0·2)	0·2 (0·1 to 0·3)	0·4 (0·2 to 0·6)
Liver cancer due to other causes	0 (0 to 0)	0 (0 to 0)	0·1 (0·1 to 0·2)	0·4 (0·3 to 0·7)	0·4 (0·3 to 0·5)	0·4 (0·3 to 0·6)	0·1 (0·1 to 0·1)	0·2 (0·1 to 0·2)	0·2 (0·1 to 0·3)	0·2 (0·1 to 0·3)	0·3 (0·1 to 0·5)	0·4 (0·2 to 0·7)
Gallbladder and biliary tract cancer	0 (0 to 0)	0 (0 to 0)	0 (0 to 0)	0 (0 to 0)	0 (0 to 0)	0 (0 to 0)	0 (0 to 0)	0·2 (0·1 to 0·2)	0·3 (0·2 to 0·4)	0·5 (0·4 to 0·8)	1·1 (0·8 to 1·7)	2·3 (1·6 to 3·8)
Pancreatic cancer	0 (0 to 0)	0 (0 to 0)	0 (0 to 0)	0 (0 to 0)	0 (0 to 0)	0 (0 to 0)	0·5 (0·4 to 0·6)	0·7 (0·5 to 0·9)	1·6 (1·1 to 2·3)	4·1 (2·7 to 5·9)	7·9 (5·3 to 11)	17·9 (13 to 24·3)
Larynx cancer	0 (0 to 0)	0 (0 to 0)	0 (0 to 0)	0 (0 to 0)	0 (0 to 0)	0 (0 to 0)	0 (0 to 0)	0·4 (0·3 to 0·5)	0·3 (0·3 to 0·4)	0·6 (0·4 to 0·7)	1·5 (1·1 to 2)	4·3 (3·2 to 5·6)
Tracheal, bronchus, and lung cancer	0 (0 to 0)	0 (0 to 0)	0 (0 to 0)	0 (0 to 0)	0 (0 to 0)	0·2 (0·1 to 0·3)	1·1 (0·8 to 1·3)	1·5 (1·1 to 2)	2·4 (1·7 to 3·3)	5·8 (4·3 to 7·6)	12 (8·8 to 15·9)	27·3 (21 to 35·4)
Malignant skin melanoma	0 (0 to 0)	0 (0 to 0)	0 (0 to 0·1)	0·3 (0·1 to 0·8)	0·1 (0·1 to 0·2)	0·1 (0·1 to 0·2)	0·3 (0·2 to 0·4)	0·8 (0·5 to 1·2)	1·3 (0·9 to 1·8)	1·7 (1·2 to 2·5)	3·3 (2·3 to 4·7)	3·8 (2·7 to 5·3)
Non-melanoma skin cancer	0 (0 to 0)	0 (0 to 0)	0 (0 to 0)	0 (0 to 0)	0 (0 to 0)	0 (0 to 0)	0 (0 to 0)	0·1 (0·1 to 0·2)	0·4 (0·2 to 0·5)	0·5 (0·4 to 0·7)	0·6 (0·4 to 0·8)	1·1 (0·8 to 1·5)
Non-melanoma skin cancer (squamous-cell carcinoma)	0 (0 to 0)	0 (0 to 0)	0 (0 to 0)	0 (0 to 0)	0 (0 to 0)	0 (0 to 0)	0 (0 to 0)	0·1 (0·1 to 0·2)	0·4 (0·2 to 0·5)	0·5 (0·4 to 0·7)	0·6 (0·4 to 0·8)	1·1 (0·8 to 1·5)
Non-melanoma skin cancer (basal-cell carcinoma)	0 (0 to 0)	0 (0 to 0)	0 (0 to 0)	0 (0 to 0)	0 (0 to 0)	0 (0 to 0)	0 (0 to 0)	0 (0 to 0)	0 (0 to 0)	0 (0 to 0)	0 (0 to 0)	0 (0 to 0)
Breast cancer	0 (0 to 0)	0 (0 to 0)	0 (0 to 0)	0 (0 to 0)	0 (0 to 0)	0 (0 to 0)	0·7 (0·5 to 0·8)	1·4 (1 to 2)	6·8 (4·6 to 9·8)	22·1 (16·2 to 29·9)	43·1 (32·4 to 56·2)	76·2 (56·6 to 102)
Cervical cancer	0 (0 to 0)	0 (0 to 0)	0 (0 to 0)	0 (0 to 0)	0 (0 to 0)	0 (0 to 0)	0·8 (0·6 to 1·1)	3·4 (2·2 to 4·9)	11·3 (7·1 to 16·4)	23·7 (15·9 to 33·7)	42·2 (29·6 to 57·7)	58·8 (43·5 to 77·7)
Uterine cancer	0 (0 to 0)	0 (0 to 0)	0 (0 to 0)	0 (0 to 0)	0 (0 to 0)	0 (0 to 0)	0 (0 to 0)	0·5 (0·4 to 0·7)	1·3 (1 to 1·9)	2·6 (1·9 to 3·6)	4·7 (3·2 to 6·7)	8·4 (5·7 to 11·8)
Ovarian cancer	0 (0 to 0)	0 (0 to 0)	0 (0 to 0)	0 (0 to 0)	0·4 (0·2 to 0·6)	0·6 (0·4 to 1)	1·7 (1 to 2·5)	2·8 (1·8 to 4·2)	3·3 (2·1 to 4·8)	5·5 (3·6 to 8)	9·2 (5·9 to 12·8)	17 (11·1 to 23·7)
Prostate cancer	0 (0 to 0)	0 (0 to 0)	0 (0 to 0)	0 (0 to 0)	0 (0 to 0)	0 (0 to 0)	0 (0 to 0)	0·5 (0·3 to 0·6)	1·1 (0·7 to 1·5)	1·5 (0·8 to 1·9)	1·8 (1·2 to 2·4)	4·7 (3·3 to 6·5)
Testicular cancer	0·1 (0 to 1·3)	0 (0 to 0·2)	0·1 (0 to 0·4)	0·3 (0·1 to 0·8)	0·3 (0·2 to 0·5)	0·4 (0·2 to 0·6)	1·3 (0·8 to 2)	2·5 (1·5 to 3·5)	3·8 (2·2 to 5·8)	2·3 (1·4 to 3·5)	2 (1·4 to 2·9)	1·6 (1·1 to 2·5)
Kidney cancer	0·1 (0 to 0·1)	0 (0 to 0)	0·2 (0·1 to 0·3)	1·8 (1·1 to 2·8)	1·6 (1·2 to 2·1)	0·8 (0·5 to 1)	1·1 (0·8 to 1·5)	1·6 (1·1 to 2·3)	2·4 (1·6 to 3·3)	2·7 (1·7 to 4·1)	3·1 (2·1 to 4·4)	5·7 (3·9 to 8·2)
Bladder cancer	0 (0 to 0)	0 (0 to 0)	0 (0 to 0)	0 (0 to 0)	0 (0 to 0)	0 (0 to 0)	0·1 (0·1 to 0·1)	0·2 (0·2 to 0·3)	0·3 (0·2 to 0·4)	1 (0·7 to 1·5)	1·6 (1·1 to 2·2)	3·4 (2·4 to 4·6)
Brain and central nervous system cancer	0·2 (0·1 to 0·4)	0·2 (0·1 to 0·3)	0·7 (0·3 to 1·3)	5 (2 to 9)	6·9 (3·3 to 10·3)	5·5 (2·5 to 8·4)	4 (1·7 to 6)	4·6 (1·8 to 6·9)	5·8 (2·1 to 8·9)	6·6 (2·5 to 9·8)	8·5 (3·4 to 12·5)	11 (4·6 to 15·8)
Thyroid cancer	0 (0 to 0)	0 (0 to 0)	0 (0 to 0)	0 (0 to 0)	0·1 (0·1 to 0·2)	0·1 (0·1 to 0·2)	0·3 (0·2 to 0·4)	0·4 (0·3 to 0·5)	0·7 (0·6 to 1)	0·9 (0·7 to 1·2)	1·6 (1·2 to 2·2)	2·5 (1·9 to 3·4)
Mesothelioma	0 (0 to 0)	0 (0 to 0)	0 (0 to 0)	0 (0 to 0)	0 (0 to 0)	0 (0 to 0)	0 (0 to 0)	0·4 (0·2 to 0·6)	0·3 (0·2 to 0·5)	0·4 (0·3 to 0·5)	0·8 (0·5 to 1·1)	1 (0·7 to 1·5)
Hodgkin lymphoma	0 (0 to 0)	0 (0 to 0)	0 (0 to 0)	0·1 (0·1 to 0·2)	0·3 (0·2 to 0·4)	0·5 (0·3 to 0·6)	2·1 (1·5 to 3)	4 (2·7 to 5·8)	4·6 (3 to 6·7)	3·9 (2·7 to 5·6)	3·6 (2·5 to 5)	3·9 (2·7 to 5·3)
Non-Hodgkin lymphoma	0 (0 to 0)	0 (0 to 0)	0 (0 to 0)	4·4 (2·7 to 7·1)	6·3 (4·2 to 9·1)	6·6 (4·4 to 9·6)	10·4 (7 to 14·6)	15·7 (10·6 to 21·8)	19·5 (14·5 to 25·5)	20·7 (14·9 to 27·7)	22·2 (16·1 to 29·3)	26·2 (18·9 to 35)
Multiple myeloma	0 (0 to 0)	0 (0 to 0)	0 (0 to 0)	0 (0 to 0)	0 (0 to 0)	0 (0 to 0)	0 (0 to 0)	0·5 (0·4 to 0·7)	0·8 (0·6 to 1)	1·3 (1 to 1·7)	3·1 (2·3 to 4·2)	7·8 (5·8 to 10·5)
Leukemia	0·5 (0·3 to 0·7)	0·3 (0·2 to 0·5)	1·4 (0·8 to 2·1)	10·7 (6·8 to 16·2)	14·8 (11 to 19·5)	14 (10 to 18·4)	15·9 (11·8 to 20·9)	16·5 (12·1 to 21·7)	16·8 (12·9 to 21·3)	14·5 (11·1 to 18·5)	16 (12·3 to 21)	19 (14·7 to 24·2)
Acute lymphoid leukemia	0·1 (0 to 0·3)	0·1 (0 to 0·1)	0·4 (0·2 to 0·7)	5·5 (3·4 to 8·6)	8·2 (5·6 to 11·4)	6·3 (4 to 8·9)	7·4 (5 to 10·6)	4·8 (3·1 to 7·4)	2·9 (1·9 to 4·3)	2·2 (1·4 to 3·2)	1·9 (1·2 to 2·8)	2 (1·2 to 2·8)
Chronic lymphoid leukemia	0 (0 to 0)	0 (0 to 0)	0 (0 to 0)	0 (0 to 0)	0 (0 to 0)	0 (0 to 0)	0 (0 to 0)	0·4 (0·2 to 0·7)	0·5 (0·3 to 0·8)	0·4 (0·2 to 0·6)	0·6 (0·3 to 0·9)	1·1 (0·6 to 1·8)
Acute myeloid leukemia	0·1 (0 to 0·1)	0·2 (0·1 to 0·3)	0·4 (0·2 to 0·6)	3·1 (1·7 to 5)	3·4 (2·1 to 5·3)	4·2 (2·8 to 5·9)	4·8 (3·2 to 7)	5 (3·4 to 7·2)	6 (4·3 to 8·2)	4·7 (3·3 to 6·3)	5·4 (3·8 to 7·5)	5·1 (3·6 to 6·9)

Cause	45 to 49	50 to 54	55 to 59	60 to 64	65 to 69	70 to 74	75 to 79	80 to 84	85 to 89	90 to 94	95 plus	Total
All causes	4,280 (3,620 to 5,000)	4,770 (4,040 to 5,550)	4,820 (4,120 to 5,630)	4,640 (3,990 to 5,360)	3,880 (3,370 to 4,460)	4,070 (3,560 to 4,610)	3,200 (2,820 to 3,610)	2,630 (2,340 to 2,910)	1,810 (1,650 to 1,990)	949 (878 to 1,020)	245 (230 to 260)	55,000
Communicable, maternal, neonatal, and nutritional diseases	295 (242 to 361)	279 (228 to 342)	242 (195 to 304)	207 (168 to 256)	164 (131 to 202)	183 (146 to 231)	157 (130 to 190)	147 (117 to 185)	125 (101 to 155)	72·5 (56·5 to 89·6)	23·1 (18·4 to 28)	5,580
HIV/AIDS and sexually transmitted infections	51·9 (47·6 to 56·6)	36·4 (33·7 to 40)	23 (20·8 to 25·7)	12·2 (10·9 to 14)	6·7 (5·8 to 7·9)	3 (2·4 to 3·8)	1·5 (1·2 to 2)	0·9 (0·7 to 1·2)	0·5 (0·4 to 0·6)	0·2 (0·1 to 0·2)	0 (0 to 0·1)	420
HIV/AIDS	45·9 (43 to 49)	32·6 (30·6 to 34·7)	20·4 (18·8 to 22)	10·6 (9·7 to 11·6)	5·5 (4·9 to 6·1)	2·1 (1·8 to 2·4)	0·9 (0·8 to 1·1)	0·5 (0·4 to 0·6)	0·2 (0·2 to 0·3)	0·1 (0 to 0·1)	0 (0 to 0)	371
HIV/AIDS - Drug-susceptible Tuberculosis	4·6 (3 to 6·8)	3·1 (2·1 to 4·6)	1·9 (1·2 to 2·7)	0·9 (0·6 to 1·4)	0·5 (0·3 to 0·7)	0·2 (0·1 to 0·3)	0·1 (0·1 to 0·1)	0 (0 to 0·1)	0 (0 to 0)	0 (0 to 0)	0 (0 to 0)	35·8
HIV/AIDS - Multidrug-resistant Tuberculosis without extensive dru	0·1 (0 to 0·2)	0 (0 to 0·1)	0 (0 to 0·1)	0 (0 to 0)	0 (0 to 0)	0 (0 to 0)	0 (0 to 0)	0 (0 to 0)	0 (0 to 0)	0 (0 to 0)	0 (0 to 0)	0·4
HIV/AIDS - Extensively drug-resistant Tuberculosis	0 (0 to 0)	0 (0 to 0)	0 (0 to 0)	0 (0 to 0)	0 (0 to 0)	0 (0 to 0)	0 (0 to 0)	0 (0 to 0)	0 (0 to 0)	0 (0 to 0)	0 (0 to 0)	0·1
HIV/AIDS resulting in other diseases	41·2 (37·5 to 44·4)	29·4 (27 to 31·7)	18·5 (16·7 to 20·2)	9·6 (8·5 to 10·7)	5 (4·3 to 5·6)	1·9 (1·6 to 2·2)	0·9 (0·7 to 1)	0·4 (0·4 to 0·5)	0·2 (0·2 to 0·2)	0 (0 to 0·1)	0 (0 to 0)	334
Sexually transmitted infections excluding HIV	6 (3·7 to 9·7)	3·8 (2·2 to 6·6)	2·6 (1·4 to 4·7)	1·6 (0·9 to 3)	1·2 (0·7 to 2·2)	0·9 (0·5 to 1·6)	0·6 (0·3 to 1)	0·4 (0·3 to 0·7)	0·3 (0·2 to 0·4)	0·1 (0·1 to 0·2)	0 (0 to 0)	49·1
Syphilis	0·4 (0·3 to 0·7)	0·4 (0·2 to 0·7)	0·3 (0·2 to 0·5)	0·2 (0·1 to 0·4)	0·2 (0·1 to 0·4)	0·2 (0·1 to 0·3)	0·1 (0·1 to 0·1)	0·1 (0·1 to 0·1)	0 (0 to 0·1)	0 (0 to 0)	0 (0 to 0)	6·9
Chlamydial infection	0·7 (0·4 to 1·1)	0·3 (0·1 to 0·4)	0·1 (0·1 to 0·2)	0·1 (0 to 0·1)	0 (0 to 0)	0 (0 to 0)	0 (0 to 0)	0 (0 to 0)	0 (0 to 0)	0 (0 to 0)	0 (0 to 0)	5·2
Gonococcal infection	0·9 (0·6 to 1·3)	0·4 (0·3 to 0·6)	0·2 (0·2 to 0·3)	0·1 (0·1 to 0·2)	0·2 (0·1 to 0·2)	0·1 (0·1 to 0·2)	0·1 (0·1 to 0·1)	0·1 (0 to 0·1)	0 (0 to 0·1)	0 (0 to 0)	0 (0 to 0)	6
Trichomoniasis	1·2 (0·4 to 2·9)	1 (0·3 to 2·2)	0·6 (0·2 to 1·5)	0·4 (0·1 to 0·8)	0·2 (0·1 to 0·5)	0·2 (0·1 to 0·4)	0·1 (0 to 0·2)	0·1 (0 to 0·1)	0 (0 to 0)	0 (0 to 0)	0 (0 to 0)	9·6
Genital herpes	1·3 (0·4 to 3·2)	1·2 (0·4 to 3)	1 (0·3 to 2·4)	0·7 (0·2 to 1·8)	0·5 (0·1 to 1·2)	0·4 (0·1 to 0·9)	0·2 (0·1 to 0·6)	0·2 (0 to 0·4)	0·1 (0 to 0·2)	0 (0 to 0·1)	0 (0 to 0)	11
Other sexually transmitted infections	1·4 (0·9 to 2·2)	0·6 (0·4 to 0·8)	0·3 (0·2 to 0·4)	0·1 (0·1 to 0·2)	0·1 (0·1 to 0·1)	0·1 (0 to 0·1)	0·1 (0 to 0·1)	0·1 (0 to 0·1)	0·1 (0 to 0·1)	0 (0 to 0)	0 (0 to 0)	10·5
Respiratory infections and tuberculosis	78 (58·5 to 103)	83·4 (61·2 to 111)	83·8 (60·2 to 114)	87·9 (63·9 to 116)	79·2 (56·4 to 107)	103 (74·2 to 141)	95·9 (74 to 122)	99·3 (74·1 to 133)	92·4 (71·7 to 117)	56 (42·8 to 71·6)	18·5 (14·2 to 22·5)	1,390
Tuberculosis	15·1 (10·5 to 21·2)	14·4 (10·1 to 20·2)	12·6 (8·7 to 17·6)	10·7 (7·7 to 14·7)	7·5 (5·2 to 10·5)	8 (5·8 to 10·7)	5·6 (4 to 7·7)	4·1 (3 to 5·6)	2·6 (1·8 to 3·6)	1 (0·7 to 1·4)	0·2 (0·2 to 0·3)	155
Latent tuberculosis infection	0 (0 to 0)	0 (0 to 0)	0 (0 to 0)	0 (0 to 0)	0 (0 to 0)	0 (0 to 0)	0 (0 to 0)	0 (0 to 0)	0 (0 to 0)	0 (0 to 0)	0 (0 to 0)	0
Drug-susceptible tuberculosis	14·9 (10·3 to 20·8)	14·2 (10·1 to 20·1)	12·4 (8·5 to 17·3)	10·6 (7·6 to 14·6)	7·4 (5·1 to 10·4)	7·9 (5·8 to 10·5)	5·6 (3·9 to 7·5)	4·1 (2·9 to 5·5)	2·5 (1·8 to 3·5)	1 (0·7 to 1·4)	0·2 (0·2 to 0·3)	153
Multidrug-resistant tuberculosis without extensive drug resistanc	0·1 (0 to 0·6)	0·1 (0 to 0·6)	0·1 (0 to 0·5)	0·1 (0 to 0·4)	0·1 (0 to 0·3)	0·1 (0 to 0·3)	0·1 (0 to 0·2)	0 (0 to 0·2)	0 (0 to 0·1)	0 (0 to 0)	0 (0 to 0)	1·4
Extensively drug-resistant tuberculosis	0 (0 to 0·1)	0 (0 to 0·1)	0 (0 to 0·1)	0 (0 to 0·1)	0 (0 to 0·1)	0 (0 to 0·1)	0 (0 to 0)	0 (0 to 0)	0 (0 to 0)	0 (0 to 0)	0 (0 to 0)	0·2
Lower respiratory infections	50·8 (33·7 to 72·8)	58·1 (38·2 to 84·1)	62·5 (40·5 to 91·5)	70·8 (48·2 to 98·5)	67·4 (45·1 to 95·9)	92·1 (63·5 to 128)	88·2 (66·2 to 113)	93·9 (68·6 to 128)	89·1 (68·6 to 113)	54·7 (41·5 to 70·3)	18·2 (14 to 22·3)	1,050
Upper respiratory infections	9·1 (4·9 to 16)	8·1 (4·5 to 13·5)	6·5 (3·5 to 10·6)	4·8 (2·7 to 8)	3·4 (1·8 to 5·7)	2·6 (1·5 to 4·4)	1·7 (0·9 to 2·7)	1 (0·5 to 1·7)	0·5 (0·3 to 0·8)	0·2 (0·1 to 0·4)	0 (0 to 0·1)	137
Otitis media	3 (1·5 to 5·2)	2·9 (1·3 to 5·3)	2·3 (1·1 to 4)	1·5 (0·7 to 2·9)	0·9 (0·4 to 1·6)	0·6 (0·3 to 1·1)	0·4 (0·2 to 0·7)	0·3 (0·1 to 0·5)	0·2 (0·1 to 0·3)	0·1 (0 to 0·1)	0 (0 to 0)	44·8
Enteric infections	28·6 (20·7 to 38·7)	29·5 (20·8 to 39·8)	27 (19·4 to 36·9)	26·6 (19·4 to 35·6)	26·4 (19·8 to 34·4)	30·1 (22·4 to 39·2)	25·9 (19·7 to 33·1)	21·1 (16·1 to 26·7)	12·8 (9·6 to 16·9)	6·1 (4·5 to 8)	1·6 (1·1 to 2·1)	482
Diarrheal diseases	28·6 (20·7 to 38·7)	29·4 (20·7 to 39·7)	26·9 (19·4 to 36·8)	26·6 (19·4 to 35·6)	26·4 (19·7 to 34·4)	30·1 (22·4 to 39·1)	25·9 (19·7 to 33·1)	21·1 (16·1 to 26·7)	12·8 (9·5 to 16·8)	6·1 (4·5 to 7·9)	1·6 (1·1 to 2·1)	481
Typhoid and paratyphoid	0 (0 to 0)	0 (0 to 0)	0 (0 to 0·1)	0 (0 to 0)	0 (0 to 0)	0 (0 to 0)	0 (0 to 0)	0 (0 to 0)	0 (0 to 0)	0 (0 to 0)	0 (0 to 0)	0·1
Typhoid fever	0 (0 to 0)	0 (0 to 0)	0 (0 to 0)	0 (0 to 0)	0 (0 to 0)	0 (0 to 0)	0 (0 to 0)	0 (0 to 0)	0 (0 to 0)	0 (0 to 0)	0 (0 to 0)	0
Paratyphoid fever	0 (0 to 0)	0 (0 to 0)	0 (0 to 0·1)	0 (0 to 0)	0 (0 to 0)	0 (0 to 0)	0 (0 to 0)	0 (0 to 0)	0 (0 to 0)	0 (0 to 0)	0 (0 to 0)	0·1
Invasive Non-typhoidal Salmonella (iNTS)	0 (0 to 0)	0 (0 to 0)	0 (0 to 0)	0 (0 to 0)	0 (0 to 0)	0 (0 to 0)	0 (0 to 0)	0 (0 to 0)	0 (0 to 0)	0 (0 to 0)	0 (0 to 0)	0·4
Other intestinal infectious diseases	0 (0 to 0·1)	0 (0 to 0·1)	0 (0 to 0)	0 (0 to 0)	0 (0 to 0)	0 (0 to 0)	0 (0 to 0)	0 (0 to 0)	0 (0 to 0)	0 (0 to 0)	0 (0 to 0)	0·8
Neglected tropical diseases and malaria	15·6 (8·8 to 27·4)	16·9 (9·1 to 28·3)	16·5 (9·1 to 27·8)	15·3 (7·8 to 25·9)	12·9 (6·2 to 22·7)	12·6 (6·3 to 21·9)	9·8 (4·7 to 17·2)	7·1 (3·4 to 12·2)	4·1 (2·1 to 6·9)	1·8 (1 to 3)	0·5 (0·2 to 0·8)	214
Malaria	0 (0 to 0)	0 (0 to 0)	0 (0 to 0)	0 (0 to 0)	0 (0 to 0)	0 (0 to 0)	0 (0 to 0)	0 (0 to 0)	0 (0 to 0)	0 (0 to 0)	0 (0 to 0)	0
Chagas disease	0 (0 to 0)	0 (0 to 0)	0 (0 to 0)	0 (0 to 0)	0 (0 to 0)	0 (0 to 0)	0 (0 to 0)	0 (0 to 0)	0 (0 to 0)	0 (0 to 0)	0 (0 to 0)	0
Leishmaniasis	0 (0 to 0)	0 (0 to 0)	0 (0 to 0)	0 (0 to 0)	0 (0 to 0)	0 (0 to 0)	0 (0 to 0)	0 (0 to 0)	0 (0 to 0)	0 (0 to 0)	0 (0 to 0)	0
Visceral leishmaniasis	0 (0 to 0)	0 (0 to 0)	0 (0 to 0)	0 (0 to 0)	0 (0 to 0)	0 (0 to 0)	0 (0 to 0)	0 (0 to 0)	0 (0 to 0)	0 (0 to 0)	0 (0 to 0)	0
Cutaneous and mucocutaneous leishmaniasis	0 (0 to 0)	0 (0 to 0)	0 (0 to 0)	0 (0 to 0)	0 (0 to 0)	0 (0 to 0)	0 (0 to 0)	0 (0 to 0)	0 (0 to 0)	0 (0 to 0)	0 (0 to 0)	0
African trypanosomiasis	0 (0 to 0)	0 (0 to 0)	0 (0 to 0)	0 (0 to 0)	0 (0 to 0)	0 (0 to 0)	0 (0 to 0)	0 (0 to 0)	0 (0 to 0)	0 (0 to 0)	0 (0 to 0)	0
Schistosomiasis	0·1 (0 to 0·5)	0·2 (0 to 0·7)	0·2 (0 to 0·8)	0·2 (0 to 0·7)	0·1 (0 to 0·4)	0·1 (0 to 0·6)	0·1 (0 to 0·4)	0·1 (0 to 0·2)	0 (0 to 0·1)	0 (0 to 0)	0 (0 to 0)	1·3
Cysticercosis	9·5 (3·4 to 20·5)	10·9 (3·7 to 22)	11·7 (4·5 to 21·4)	11·8 (4·7 to 22·2)	10·8 (4·2 to 20·1)	10·4 (4·6 to 19·8)	8·2 (3·2 to 15·5)	6 (2·4 to 11·2)	3·2 (1·4 to 6)	1·3 (0·5 to 2·6)	0·3 (0·1 to 0·5)	111
Cystic echinococcosis	0 (0 to 0)	0 (0 to 0)	0 (0 to 0)	0 (0 to 0)	0 (0 to 0)	0 (0 to 0)	0 (0 to 0)	0 (0 to 0)	0 (0 to 0)	0 (0 to 0)	0 (0 to 0)	0
Lymphatic filariasis	0 (0 to 0)	0 (0 to 0)	0 (0 to 0)	0 (0 to 0)	0 (0 to 0)	0 (0 to 0)	0 (0 to 0)	0 (0 to 0)	0 (0 to 0)	0 (0 to 0)	0 (0 to 0)	0
Onchocerciasis	0 (0 to 0)	0 (0 to 0)	0 (0 to 0)	0 (0 to 0)	0 (0 to 0)	0 (0 to 0)	0 (0 to 0)	0 (0 to 0)	0 (0 to 0)	0 (0 to 0)	0 (0 to 0)	0
Trachoma	0 (0 to 0)	0 (0 to 0)	0 (0 to 0)	0 (0 to 0)	0 (0 to 0)	0 (0 to 0)	0 (0 to 0)	0 (0 to 0)	0 (0 to 0)	0 (0 to 0)	0 (0 to 0)	0
Dengue	2·3 (1·1 to 4)	2·5 (1 to 4·9)	1·8 (0·7 to 3·2)	1·7 (0·8 to 3·1)	1·1 (0·4 to 2·1)	0·9 (0·4 to 1·6)	0·6 (0·2 to 1·2)	0·5 (0·2 to 0·8)	0·3 (0·1 to 0·6)	0·2 (0·1 to 0·3)	0·1 (0 to 0·1)	38·1
Yellow fever	0 (0 to 0)	0 (0 to 0)	0 (0 to 0)	0 (0 to 0)	0 (0 to 0)	0 (0 to 0)	0 (0 to 0)	0 (0 to 0)	0 (0 to 0)	0 (0 to 0)	0 (0 to 0)	0
Rabies	0 (0 to 0·1)	0 (0 to 0·1)	0 (0 to 0)	0 (0 to 0)	0 (0 to 0)	0 (0 to 0)	0 (0 to 0)	0 (0 to 0)	0 (0 to 0)	0 (0 to 0)	0 (0 to 0)	0·3
Intestinal nematode infections	0·5 (0·2 to 0·9)	0·4 (0·2 to 0·8)	0·4 (0·2 to 0·7)	0·3 (0·1 to 0·5)	0·2 (0·1 to 0·3)	0·2 (0·1 to 0·3)	0·1 (0·1 to 0·2)	0·1 (0 to 0·1)	0 (0 to 0·1)	0 (0 to 0)	0 (0 to 0)	14
Ascariasis	0·2 (0·1 to 0·4)	0·2 (0·1 to 0·3)	0·1 (0·1 to 0·3)	0·1 (0 to 0·2)	0·1 (0 to 0·1)	0·1 (0 to 0·1)	0 (0 to 0·1)	0 (0 to 0·1)	0 (0 to 0)	0 (0 to 0)	0 (0 to 0)	3·2
Trichuriasis	0·1 (0 to 0·2)	0·1 (0 to 0·1)	0 (0 to 0·1)	0 (0 to 0·1)	0 (0 to 0)	0 (0 to 0)	0 (0 to 0)	0 (0 to 0)	0 (0 to 0)	0 (0 to 0)	0 (0 to 0)	1·6
Hookworm disease	0·2 (0·1 to 0·4)	0·2 (0·1 to 0·4)	0·2 (0·1 to 0·4)	0·1 (0·1 to 0·3)	0·1 (0 to 0·2)	0·1 (0 to 0·1)	0·1 (0 to 0·1)	0 (0 to 0·1)	0 (0 to 0)	0 (0 to 0)	0 (0 to 0)	9·2
Food-borne trematodiases	0 (0 to 0)	0 (0 to 0)	0 (0 to 0)	0 (0 to 0)	0 (0 to 0)	0 (0 to 0)	0 (0 to 0)	0 (0 to 0)	0 (0 to 0)	0 (0 to 0)	0 (0 to 0)	0
Leprosy	0·1 (0 to 0·2)	0·1 (0 to 0·2)	0·1 (0 to 0·2)	0·1 (0 to 0·2)	0·1 (0 to 0·1)	0·1 (0 to 0·1)	0·1 (0 to 0·1)	0 (0 to 0·1)	0 (0 to 0)	0 (0 to 0)	0 (0 to 0)	0·9
Ebola	0 (0 to 0)	0 (0 to 0)	0 (0 to 0)	0 (0 to 0)	0 (0 to 0)	0 (0 to 0)	0 (0 to 0)	0 (0 to 0)	0 (0 to 0)	0 (0 to 0)	0 (0 to 0)	0
Zika virus	0·2 (0 to 0·7)	0·1 (0 to 0·6)	0·1 (0 to 0·4)	0·1 (0 to 0·3)	0 (0 to 0·1)	0 (0 to 0·1)	0 (0 to 0)	0 (0 to 0)	0 (0 to 0)	0 (0 to 0)	0 (0 to 0)	2·9
Guinea worm disease	0 (0 to 0)	0 (0 to 0)	0 (0 to 0)	0 (0 to 0)	0 (0 to 0)	0 (0 to 0)	0 (0 to 0)	0 (0 to 0)	0 (0 to 0)	0 (0 to 0)	0 (0 to 0)	0
Other neglected tropical diseases	3 (1·6 to 4·7)	2·6 (1·4 to 4·2)	2·3 (1·2 to 3·9)	1·1 (0·6 to 1·8)	0·7 (0·4 to 1·1)	0·9 (0·5 to 1·5)	0·7 (0·4 to 1·3)	0·4 (0·2 to 0·7)	0·4 (0·2 to 0·6)	0·3 (0·1 to 0·4)	0·1 (0 to 0·2)	45
Other infectious diseases	26·3 (19·3 to 35·2)	23·4 (17·2 to 30·3)	18·8 (14·2 to 25)	15·2 (11·3 to 20)	10·4 (7·9 to 13·3)	9·6 (7·4 to 12·5)	5·8 (4·5 to 7·4)	4·1 (3·1 to 5·1)	3·3 (2·3 to 4·4)	1·2 (0·8 to 1·6)	0·3 (0·2 to 0·4)	307
Meningitis	5·1 (3·7 to 6·9)	4·9 (3·6 to 6·5)	3·9 (2·9 to 5·3)	3·5 (2·6 to 4·7)	2·3 (1·8 to 3·1)	2·1 (1·6 to 2·8)	1·5 (1·1 to 2)	1 (0·8 to 1·4)	0·7 (0·5 to 1)	0·2 (0·2 to 0·3)	0 (0 to 0·1)	76·8
Encephalitis	4·2 (3 to 5·8)	3 (2·1 to 4·2)	2·6 (1·9 to 3·8)	2·1 (1·5 to 2·9)	1·4 (1 to 2·1)	1·2 (0·9 to 1·8)	0·7 (0·5 to 1)	0·4 (0·3 to 0·7)	0·2 (0·2 to 0·4)	0·1 (0·1 to 0·1)	0 (0 to 0)	67·5
Diphtheria	0 (0 to 0)	0 (0 to 0)	0 (0 to 0)	0 (0 to 0)	0 (0 to 0)	0 (0 to 0)	0 (0 to 0)	0 (0 to 0)	0 (0 to 0)	0 (0 to 0)	0 (0 to 0)	0
Tetanus	0·6 (0·2 to 1·6)	0·8 (0·3 to 2·5)	0·7 (0·2 to 2·1)	0·5 (0·2 to 1·5)	0·4 (0·1 to 1·2)	0·4 (0·2 to 1·2)	0·3 (0·1 to 0·7)	0·2 (0·1 to 0·4)	0·1 (0 to 0·2)	0 (0 to 0·1)	0 (0 to 0)	5·9
Measles	0 (0 to 0)	0 (0 to 0)	0 (0 to 0)	0 (0 to 0)	0 (0 to 0)	0 (0 to 0)	0 (0 to 0)	0 (0 to 0)	0 (0 to 0)	0 (0 to 0)	0 (0 to 0)	0
Varicella and herpes zoster	1·3 (0·7 to 2·1)	1·1 (0·6 to 1·8)	0·9 (0·5 to 1·4)	0·9 (0·6 to 1·5)	0·6 (0·3 to 0·9)	0·8 (0·5 to 1·4)	0·5 (0·3 to 1)	0·4 (0·2 to 0·7)	0·2 (0·1 to 0·4)	0·1 (0·1 to 0·2)	0 (0 to 0·1)	14·7
Acute hepatitis	0·7 (0·4 to 0·9)	0·6 (0·4 to 0·8)	0·4 (0·3 to 0·5)	0·3 (0·2 to 0·4)	0·2 (0·1 to 0·2)	0·1 (0·1 to 0·2)	0·1 (0·1 to 0·1)	0 (0 to 0·1)	0 (0 to 0·1)	0 (0 to 0)	0 (0 to 0)	10·1
Acute hepatitis A	0·3 (0·1 to 0·5)	0·2 (0·1 to 0·3)	0·1 (0 to 0·2)	0·1 (0 to 0·1)	0 (0 to 0)	0 (0 to 0)	0 (0 to 0)	0 (0 to 0)	0 (0 to 0)	0 (0 to 0)	0 (0 to 0)	5·9
Acute hepatitis B	0·3 (0·2 to 0·4)	0·3 (0·2 to 0·4)	0·2 (0·2 to 0·3)	0·1 (0·1 to 0·2)	0·1 (0·1 to 0·1)	0·1 (0·1 to 0·1)	0 (0 to 0·1)	0 (0 to 0)	0 (0 to 0)	0 (0 to 0)	0 (0 to 0)	2·8
Acute hepatitis C	0 (0 to 0·1)	0 (0 to 0·1)	0 (0 to 0·1)	0 (0 to 0)	0 (0 to 0)	0 (0 to 0)	0 (0 to 0)	0 (0 to 0)	0 (0 to 0)	0 (0 to 0)	0 (0 to 0)	0·4
Acute hepatitis E	0·1 (0 to 0·1)	0 (0 to 0·1)	0 (0 to 0·1)	0 (0 to 0·1)	0 (0 to 0)	0 (0 to 0)	0 (0 to 0)	0 (0 to 0)	0 (0 to 0)	0 (0 to 0)	0 (0 to 0)	0·9
Other unspecified infectious diseases	14·6 (8·7 to 21·9)	13·1 (8·1 to 19·4)	10·3 (6·5 to 15)	7·9 (4·8 to 11·6)	5·5 (3·3 to 7·7)	4·9 (2·9 to 7·1)	2·8 (1·6 to 4)	2 (1·1 to 2·8)	2 (1·1 to 2·9)	0·7 (0·3 to 1·1)	0·1 (0·1 to 0·2)	129
Maternal and neonatal disorders	38·8 (29·4 to 50·1)	31·2 (23 to 40·5)	22·7 (16·6 to 29·6)	14·5 (10·6 to 19)	7·8 (5·9 to 10·6)	4·3 (3 to 5·8)	1·7 (1·2 to 2·5)	0·5 (0·3 to 0·8)	0·1 (0·1 to 0·2)	0 (0 to 0)	0 (0 to 0)	2,020
Maternal disorders	2·3 (1·7 to 3·1)	0·3 (0·2 to 0·3)	0 (0 to 0)	0 (0 to 0)	0 (0 to 0)	0 (0 to 0)	0 (0 to 0)	0 (0 to 0)	0 (0 to 0)	0 (0 to 0)	0 (0 to 0)	102
Maternal hemorrhage	0·2 (0·1 to 0·3)	0 (0 to 0)	0 (0 to 0)	0 (0 to 0)	0 (0 to 0)	0 (0 to 0)	0 (0 to 0)	0 (0 to 0)	0 (0 to 0)	0 (0 to 0)	0 (0 to 0)	15·6
Maternal sepsis and other maternal infections	0 (0 to 0·1)	0 (0 to 0)	0 (0 to 0)	0 (0 to 0)	0 (0 to 0)	0 (0 to 0)	0 (0 to 0)	0 (0 to 0)	0 (0 to 0)	0 (0 to 0)	0 (0 to 0)	3
Maternal hypertensive disorders	0·1 (0·1 to 0·2)	0 (0 to 0)	0 (0 to 0)	0 (0 to 0)	0 (0 to 0)	0 (0 to 0)	0 (0 to 0)	0 (0 to 0)	0 (0 to 0)	0 (0 to 0)	0 (0 to 0)	10·1
Maternal obstructed labor and uterine rupture	0·2 (0·1 to 0·4)	0 (0 to 0)	0 (0 to 0)	0 (0 to 0)	0 (0 to 0)	0 (0 to 0)	0 (0 to 0)	0 (0 to 0)	0 (0 to 0)	0 (0 to 0)	0 (0 to 0)	7
Maternal abortion and miscarriage	0·1 (0·1 to 0·2)	0 (0 to 0)	0 (0 to 0)	0 (0 to 0)	0 (0 to 0)	0 (0 to 0)	0 (0 to 0)	0 (0 to 0)	0 (0 to 0)	0 (0 to 0)	0 (0 to 0)	3·7
Ectopic pregnancy	0 (0 to 0)	0 (0 to 0)	0 (0 to 0)	0 (0 to 0)	0 (0 to 0)	0 (0 to 0)	0 (0 to 0)	0 (0 to 0)	0 (0 to 0)	0 (0 to 0)	0 (0 to 0)	0·9
Indirect maternal deaths	0·1 (0·1 to 0·2)	0 (0 to 0)	--	--	--	--	--	--	--	--	--	NA
Late maternal deaths	0·2 (0·1 to 0·3)	0 (0 to 0)	--	--	--	--	--	--	--	--	--	NA
Maternal deaths aggravated by HIV/AIDS	0 (0 to 0)	0 (0 to 0)	--	--	--	--	--	--	--	--	--	NA
Neonatal disorders	36·5 (27·2 to 47·8)	31 (22·7 to 40·2)	22·7 (16·6 to 29·6)	14·5 (10·6 to 19)	7·8 (5·9 to 10·6)	4·3 (3 to 5·8)	1·7 (1·2 to 2·5)	0·5 (0·3 to 0·8)	0·1 (0·1 to 0·2)	0 (0 to 0)	0 (0 to 0)	1,920
Neonatal preterm birth	15·2 (11 to 20·4)	12·4 (8·9 to 16·7)	8·6 (6·2 to 11·5)	5 (3·6 to 6·7)	2·5 (1·8 to 3·3)	1·3 (1 to 1·7)	0·5 (0·3 to 0·7)	0·1 (0·1 to 0·2)	0 (0 to 0·1)	0 (0 to 0)	0 (0 to 0)	930
Neonatal encephalopathy due to birth asphyxia and trauma	4·7 (2·7 to 7·4)	4 (2·4 to 6·4)	3·1 (1·7 to 4·9)	2·1 (1·2 to 3·3)	1·1 (0·6 to 1·6)	0·4 (0·3 to 0·7)	0·1 (0·1 to 0·2)	0 (0 to 0)	0 (0 to 0)	0 (0 to 0)	0 (0 to 0)	375
Neonatal sepsis and other neonatal infections	14·6 (9·3 to 21·5)	12·8 (8·1 to 18·9)	9·7 (5·9 to 14·5)	6·5 (4·1 to 9·9)	3·8 (2·3 to 6)	2·3 (1·3 to 3·6)	1 (0·5 to 1·7)	0·3 (0·2 to 0·6)	0·1 (0 to 0·1)	0 (0 to 0)	0 (0 to 0)	362
Hemolytic disease and other neonatal jaundice	2 (1·5 to 2·6)	1·8 (1·3 to 2·3)	1·3 (1 to 1·7)	0·9 (0·7 to 1·1)	0·5 (0·4 to 0·7)	0·3 (0·2 to 0·4)	0·1 (0·1 to 0·2)	0 (0 to 0·1)	0 (0 to 0)	0 (0 to 0)	0 (0 to 0)	29·2
Other neonatal disorders	0 (0 to 0)	0 (0 to 0)	0 (0 to 0)	0 (0 to 0)	0 (0 to 0)	0 (0 to 0)	0 (0 to 0)	0 (0 to 0)	0 (0 to 0)	0 (0 to 0)	0 (0 to 0)	221
Nutritional deficiencies	55·8 (29·7 to 92·7)	58·5 (33 to 93·7)	50·4 (28·8 to 82·4)	34·9 (20·6 to 55·1)	20·1 (13·1 to 30·4)	20·4 (13·5 to 30·4)	16·5 (11·5 to 23)	13·9 (9·6 to 19·6)	11·6 (8·1 to 16·1)	7·2 (5·2 to 9·5)	2·3 (1·6 to 3·1)	754
Protein-energy malnutrition	9·2 (6·4 to 12·6)	10 (7·1 to 13·8)	9·8 (7 to 13·2)	9·9 (7·3 to 13·5)	8·6 (6·3 to 11·6)	10·8 (7·3 to 15·4)	9·3 (6·6 to 12·8)	8·3 (5·8 to 11·7)	7·3 (5 to 10·3)	5·1 (3·4 to 7·1)	1·8 (1·3 to 2·6)	165
Iodine deficiency	0·5 (0·3 to 0·8)	0·5 (0·2 to 0·8)	0·4 (0·2 to 0·6)	0·3 (0·1 to 0·4)	0·2 (0·1 to 0·3)	0·1 (0·1 to 0·2)	0·1 (0 to 0·1)	0·1 (0 to 0·1)	0 (0 to 0·1)	0 (0 to 0)	0 (0 to 0)	5·3
Vitamin A deficiency	0·3 (0·1 to 0·4)	0·2 (0·1 to 0·4)	0·2 (0·1 to 0·3)	0·1 (0·1 to 0·2)	0·1 (0 to 0·2)	0·1 (0 to 0·1)	0·1 (0 to 0·1)	0 (0 to 0·1)	0 (0 to 0)	0 (0 to 0)	0 (0 to 0)	8·3
Dietary iron deficiency	43·3 (18·6 to 79·9)	44·8 (20·2 to 79·1)	37·7 (16·6 to 69·8)	22·5 (9·2 to 43)	9·3 (3·3 to 19·1)	7·4 (2·5 to 15·1)	5·5 (2·1 to 11·5)	4·1 (1·4 to 9)	3 (1·1 to 5·8)	1·3 (0·5 to 2·4)	0·2 (0·1 to 0·4)	542
Other nutritional deficiencies	2·5 (1·6 to 3·8)	3 (1·9 to 4·2)	2·4 (1·6 to 3·5)	2·2 (1·4 to 3·1)	2 (1·3 to 2·9)	1·9 (1·2 to 3)	1·5 (0·9 to 2·3)	1·4 (0·8 to 2·2)	1·3 (0·6 to 2·2)	0·9 (0·4 to 1·6)	0·2 (0·1 to 0·4)	32·9
Non-communicable diseases	3,480 (2,940 to 4,100)	4,070 (3,440 to 4,770)	4,260 (3,630 to 4,960)	4,200 (3,600 to 4,830)	3,560 (3,090 to 4,090)	3,740 (3,270 to 4,250)	2,940 (2,590 to 3,320)	2,400 (2,140 to 2,670)	1,640 (1,480 to 1,800)	847 (785 to 915)	214 (200 to 229)	43,200
Neoplasms	635 (512 to 785)	797 (655 to 974)	869 (709 to 1,060)	871 (710 to 1,040)	742 (619 to 886)	794 (660 to 946)	583 (493 to 699)	419 (350 to 497)	264 (220 to 310)	110 (90·1 to 127)	20 (16·5 to 23)	7,330
Lip and oral cavity cancer	15·5 (11·4 to 21·5)	21·8 (16 to 29·4)	23·9 (17·7 to 31·8)	21·8 (15·5 to 29·1)	15·4 (11·8 to 19·9)	15·2 (11·5 to 19·8)	10·2 (7·5 to 13·2)	6·8 (5·3 to 8·6)	3·5 (2·8 to 4·3)	1·6 (1·3 to 1·9)	0·4 (0·3 to 0·4)	152
Nasopharynx cancer	5 (3·5 to 7)	6·7 (4·7 to 9·2)	7 (5 to 9·5)	5·2 (3·7 to 7·1)	3·6 (2·6 to 4·8)	3·3 (2·3 to 4·5)	1·6 (1·2 to 2·2)	1·1 (0·8 to 1·4)	1 (0·7 to 1·4)	0·4 (0·3 to 0·5)	0·1 (0·1 to 0·1)	44
Other pharynx cancer	7·3 (5·1 to 10·2)	10 (7·1 to 14)	11·2 (7·9 to 15·3)	9·8 (6·7 to 13·4)	6·5 (4·5 to 8·9)	5·7 (4 to 7·9)	3·1 (2·2 to 4·2)	1·9 (1·4 to 2·6)	1·1 (0·8 to 1·4)	0·4 (0·3 to 0·6)	0·1 (0·1 to 0·1)	62·3
Esophageal cancer	25·1 (18·1 to 33·7)	35 (26 to 46·8)	40·1 (28·6 to 54)	37·3 (26·6 to 49·3)	26·2 (18·9 to 34·9)	25·3 (18·1 to 34·3)	15·2 (10·9 to 20·5)	9·8 (7·1 to 13·3)	5·4 (4 to 7)	2·1 (1·6 to 2·6)	0·3 (0·2 to 0·4)	240
Stomach cancer	47·4 (34·3 to 64·2)	64·7 (47·1 to 84·3)	73·8 (56·1 to 96·7)	77·1 (57·4 to 101)	62·9 (46·8 to 84·1)	68·1 (50·7 to 89·1)	48·5 (38·1 to 60·5)	33·7 (25·6 to 44·1)	21·3 (16·4 to 26·9)	8·9 (7 to 10·8)	1·6 (1·4 to 1·8)	577
Colon and rectum cancer	42·2 (32·2 to 54·5)	58·1 (44·8 to 74·4)	67·6 (51·6 to 88·5)	72·8 (55·7 to 93·3)	62·6 (47·9 to 81·4)	67·1 (52·5 to 84·2)	50·4 (39·1 to 62·9)	37·1 (29·2 to 46·4)	24·3 (19·3 to 29·2)	11·1 (8·8 to 13·2)	2·1 (1·7 to 2·5)	559
Liver cancer	8·7 (6·3 to 11·9)	12·1 (8·5 to 16·2)	15 (11·1 to 20)	15·8 (11·9 to 20·7)	14 (10·4 to 18·3)	14·9 (10·9 to 20)	10·2 (7·6 to 13·3)	6·1 (4·8 to 7·9)	2·7 (2 to 3·4)	1 (0·8 to 1·2)	0·2 (0·2 to 0·3)	115
Liver cancer due to hepatitis B	3·6 (2·1 to 5·7)	4·4 (2·4 to 7·4)	5 (2·8 to 7·9)	4·6 (2·4 to 7·5)	3·2 (1·6 to 5·5)	2·9 (1·4 to 5)	1·7 (0·9 to 3)	0·9 (0·4 to 1·6)	0·4 (0·2 to 0·6)	0·1 (0·1 to 0·2)	0 (0 to 0)	33·4
Liver cancer due to hepatitis C	0·9 (0·5 to 1·7)	1·7 (0·8 to 2·9)	2·5 (1·2 to 4·3)	2·8 (1·4 to 5)	2·7 (1·5 to 4·4)	3 (1·7 to 4·9)	2·5 (1·4 to 4·2)	1·9 (1·1 to 2·9)	1 (0·7 to 1·5)	0·4 (0·3 to 0·7)	0·1 (0·1 to 0·2)	20·3
Liver cancer due to alcohol use	2·9 (1·4 to 4·9)	4·3 (2·2 to 6·8)	5·7 (3 to 9)	6·6 (3·9 to 9·9)	6·5 (4 to 9·7)	7·2 (4·3 to 10·5)	4·4 (2·8 to 6·2)	2·2 (1·4 to 3·3)	0·8 (0·5 to 1·2)	0·2 (0·1 to 0·4)	0 (0 to 0·1)	43·8
Liver cancer due to NASH	0·6 (0·3 to 1·1)	0·9 (0·4 to 1·5)	1·1 (0·6 to 1·9)	1·1 (0·6 to 2)	1·1 (0·6 to 1·9)	1·3 (0·7 to 2·2)	1·1 (0·6 to 1·8)	0·8 (0·4 to 1·3)	0·4 (0·2 to 0·6)	0·1 (0·1 to 0·2)	0 (0 to 0·1)	9·4
Liver cancer due to other causes	0·6 (0·3 to 1·1)	0·8 (0·4 to 1·4)	0·8 (0·4 to 1·5)	0·7 (0·4 to 1·3)	0·6 (0·3 to 1)	0·6 (0·3 to 1)	0·4 (0·2 to 0·8)	0·3 (0·1 to 0·5)	0·1 (0·1 to 0·2)	0 (0 to 0·1)	0 (0 to 0)	7·7
Gallbladder and biliary tract cancer	4 (2·8 to 6·6)	6 (4·2 to 9·8)	7·1 (5 to 11·7)	7·4 (5·4 to 12·4)	6·4 (4·7 to 10·8)	6·5 (4·8 to 11)	4·5 (3·4 to 7·6)	3 (2·3 to 4·9)	1·7 (1·2 to 2·8)	0·7 (0·5 to 1·1)	0·1 (0·1 to 0·2)	51·8
Pancreatic cancer	31·6 (23 to 42·8)	42·3 (31·2 to 55·9)	50·6 (37·7 to 66·9)	52·9 (39 to 70·3)	44·4 (32·5 to 59·8)	45·2 (32·4 to 59·4)	30 (21·8 to 39·7)	21·1 (15·6 to 27·7)	12·9 (9·9 to 16·5)	5·2 (4 to 6·4)	1 (0·8 to 1·2)	370
Larynx cancer	10·5 (7·3 to 14·9)	17 (12·6 to 22·5)	19·5 (14·4 to 25·7)	19 (14·6 to 23·9)	14 (10·6 to 18)	13·4 (10·3 to 17·2)	7·9 (6 to 10·3)	4·7 (3·5 to 6)	2·2 (1·6 to 2·8)	0·8 (0·6 to 1)	0·1 (0·1 to 0·1)	116
Tracheal, bronchus, and lung cancer	56·7 (42·5 to 76·2)	82 (61·5 to 109)	96·4 (71·3 to 127)	97·1 (72·4 to 123)	78·1 (59·6 to 99·6)	77·8 (61·5 to 98·7)	47·2 (37·5 to 59·6)	28·8 (22·2 to 36·8)	15·6 (12·1 to 19·6)	5·6 (4·4 to 6·7)	1 (0·8 to 1·2)	636
Malignant skin melanoma	4·7 (3·3 to 6·7)	5·2 (3·6 to 7·5)	5 (3·5 to 7·2)	4 (2·7 to 5·6)	3·1 (2·2 to 4·6)	3·2 (2·3 to 4·6)	2·1 (1·5 to 3)	1·7 (1·2 to 2·5)	1·2 (0·9 to 1·8)	0·5 (0·4 to 0·7)	0·2 (0·1 to 0·2)	42·5
Non-melanoma skin cancer	1·3 (1 to 1·8)	1·8 (1·4 to 2·4)	1·9 (1·4 to 2·5)	1·9 (1·5 to 2·5)	1·8 (1·3 to 2·3)	1·9 (1·4 to 2·5)	1·7 (1·3 to 2·1)	1·6 (1·2 to 2)	1·3 (1 to 1·6)	0·9 (0·7 to 1·1)	0·3 (0·2 to 0·4)	19·1
Non-melanoma skin cancer (squamous-cell carcinoma)	1·3 (1 to 1·8)	1·8 (1·4 to 2·4)	1·9 (1·4 to 2·5)	1·9 (1·5 to 2·5)	1·8 (1·3 to 2·3)	1·9 (1·4 to 2·5)	1·7 (1·3 to 2·1)	1·6 (1·2 to 2)	1·3 (1 to 1·6)	0·9 (0·7 to 1·1)	0·3 (0·2 to 0·4)	19·1
Non-melanoma skin cancer (basal-cell carcinoma)	0 (0 to 0)	0 (0 to 0)	0 (0 to 0)	0 (0 to 0)	0 (0 to 0)	0 (0 to 0)	0 (0 to 0)	0 (0 to 0)	0 (0 to 0)	0 (0 to 0)	0 (0 to 0)	0
Breast cancer	106 (76·1 to 143)	121 (87 to 163)	105 (76·4 to 139)	77·8 (57·1 to 102)	55·2 (42·4 to 72·8)	43·6 (32·8 to 57·1)	30·7 (22·8 to 40·8)	23·2 (17 to 30·5)	17·5 (13·3 to 22·3)	8·4 (6·5 to 10·4)	2·2 (1·7 to 2·8)	740
Cervical cancer	74·4 (52·3 to 102)	64·4 (47 to 84·7)	56·2 (41·6 to 77·3)	42·4 (29·9 to 56·4)	32·7 (24·3 to 43·8)	25·3 (19·2 to 33·2)	16·1 (12·2 to 21)	11·3 (8·3 to 15·3)	6·7 (4·9 to 9)	3·1 (2·1 to 4·1)	0·8 (0·5 to 1·1)	473
Uterine cancer	13·8 (9·5 to 19·4)	15·9 (11·2 to 22·2)	16·7 (12 to 23)	19·4 (13·9 to 26·5)	16·3 (12·2 to 21·6)	13·4 (9·8 to 18·1)	8·5 (6·2 to 11·3)	5·7 (4·1 to 7·6)	3·3 (2·5 to 4·2)	1·5 (1·2 to 2)	0·4 (0·3 to 0·5)	132
Ovarian cancer	26·4 (17 to 36·9)	29 (19 to 40·1)	27·9 (18 to 38·6)	21·9 (13·7 to 31)	18·5 (12 to 26·4)	13·8 (9 to 18·9)	8·9 (6 to 12·3)	5·8 (3·7 to 8·1)	3·7 (2·2 to 5)	1·6 (0·9 to 2·1)	0·3 (0·1 to 0·4)	198
Prostate cancer	15·4 (10·4 to 21·7)	40·4 (28·9 to 56·9)	72 (50·4 to 105)	128 (91·8 to 184)	147 (102 to 215)	218 (157 to 309)	196 (143 to 275)	157 (115 to 214)	104 (77 to 138)	41·8 (30·3 to 53·3)	6·2 (4·2 to 8·3)	1,140
Testicular cancer	1 (0·6 to 1·6)	0·8 (0·5 to 1·1)	0·6 (0·4 to 0·9)	0·5 (0·3 to 0·7)	0·4 (0·2 to 0·6)	0·4 (0·3 to 0·6)	0·4 (0·2 to 0·5)	0·2 (0·1 to 0·3)	0·1 (0·1 to 0·2)	0·1 (0 to 0·1)	0 (0 to 0)	19·3
Kidney cancer	9·2 (6·5 to 12·9)	12·2 (8·8 to 16·1)	13·4 (9·5 to 18·3)	12·3 (8·9 to 16·3)	9·3 (6·7 to 12·4)	8·7 (6·3 to 11·6)	5·1 (3·7 to 6·9)	3 (2·2 to 4·1)	1·4 (1 to 1·8)	0·6 (0·4 to 0·8)	0·1 (0·1 to 0·1)	96·4
Bladder cancer	6·1 (4·1 to 8·7)	10·6 (7·5 to 14·4)	14·4 (10·6 to 19·2)	17·7 (13·1 to 22·9)	17·1 (12·8 to 22·6)	20·8 (15·1 to 27·4)	16·9 (12·4 to 22·2)	12·9 (9·5 to 17·1)	8·6 (6·5 to 11·1)	4 (3·1 to 5·1)	0·8 (0·6 to 1)	137
Brain and central nervous system cancer	12·6 (5·3 to 18·5)	13·7 (6 to 20·1)	13·2 (5·7 to 19·5)	10·2 (4·5 to 14·4)	7·5 (3·3 to 10·7)	5·9 (2·5 to 8·4)	3·3 (1·4 to 4·8)	1·7 (0·7 to 2·5)	0·9 (0·4 to 1·3)	0·3 (0·1 to 0·4)	0·1 (0 to 0·1)	128
Thyroid cancer	3·9 (2·8 to 5·4)	5·4 (3·8 to 7·4)	5·5 (4 to 7·3)	4·8 (3·7 to 6·3)	4·2 (3·1 to 5·5)	4 (3·1 to 5·1)	2·7 (2·1 to 3·5)	1·9 (1·5 to 2·5)	1·1 (0·8 to 1·4)	0·5 (0·4 to 0·6)	0·1 (0·1 to 0·1)	40·9
Mesothelioma	1·5 (1 to 2)	1·9 (1·4 to 2·6)	1·9 (1·4 to 2·6)	0·7 (0·5 to 1)	0·5 (0·4 to 0·7)	0·7 (0·5 to 0·9)	0·5 (0·3 to 0·6)	0·3 (0·2 to 0·4)	0·2 (0·1 to 0·2)	0·1 (0 to 0·1)	0 (0 to 0)	11·1
Hodgkin lymphoma	3·3 (2·2 to 4·5)	3·3 (2·2 to 4·7)	2·8 (1·9 to 4)	2·4 (1·7 to 3·3)	1·8 (1·3 to 2·5)	1·5 (1·1 to 2)	1 (0·8 to 1·4)	0·6 (0·4 to 0·8)	0·3 (0·2 to 0·4)	0·1 (0·1 to 0·1)	0 (0 to 0)	40·1
Non-Hodgkin lymphoma	33·7 (23·4 to 45·9)	35·8 (27·2 to 45·8)	36·2 (25·8 to 48·7)	32·8 (24·9 to 41·1)	25·3 (18·7 to 33·2)	24·5 (19 to 30·8)	15·2 (11·3 to 20·2)	9 (6·6 to 11·9)	4·3 (3·3 to 5·5)	1·6 (1·3 to 1·9)	0·3 (0·2 to 0·4)	351
Multiple myeloma	16 (11·6 to 21·8)	25·1 (18·9 to 32·9)	30·6 (22·6 to 40·3)	30·4 (22·5 to 39·4)	27·3 (21·1 to 35·6)	25·7 (20 to 33·1)	17·3 (13·6 to 22·1)	10·3 (7·8 to 13·1)	5·2 (3·9 to 6·5)	1·6 (1·2 to 2)	0·3 (0·2 to 0·3)	203
Leukemia	21·9 (16·9 to 28)	21·3 (16·5 to 27·1)	20·6 (15·9 to 26·2)	18·6 (14·5 to 23·1)	15·4 (12·1 to 19·3)	15·9 (12·6 to 20·2)	10·8 (8·4 to 13·5)	7·6 (6 to 9·4)	4·6 (3·6 to 5·8)	1·9 (1·6 to 2·3)	0·4 (0·3 to 0·4)	279
Acute lymphoid leukemia	1·6 (1 to 2·4)	1·5 (1 to 2·2)	1·2 (0·8 to 1·8)	0·8 (0·5 to 1·2)	0·8 (0·5 to 1·1)	0·7 (0·4 to 1)	0·4 (0·3 to 0·6)	0·3 (0·2 to 0·4)	0·1 (0·1 to 0·2)	0·1 (0 to 0·1)	0 (0 to 0)	49·3
Chronic lymphoid leukemia	0·9 (0·6 to 1·6)	2·5 (1·6 to 3·6)	3·5 (2·3 to 5·2)	3·9 (2·6 to 5·5)	3·7 (2·5 to 5·2)	3·7 (2·4 to 5·4)	2·5 (1·7 to 3·7)	1·8 (1·2 to 2·5)	1·1 (0·7 to 1·6)	0·5 (0·3 to 0·7)	0·1 (0 to 0·1)	27·1
Acute myeloid leukemia	6·8 (5 to 9·3)	5·9 (4·3 to 7·9)	5 (3·7 to 6·6)	4 (2·8 to 5·4)	2·9 (2·1 to 4)	2·6 (1·9 to 3·5)	1·6 (1·1 to 2·2)	0·9 (0·6 to 1·3)	0·4 (0·3 to 0·6)	0·1 (0·1 to 0·2)	0 (0 to 0)	72·7

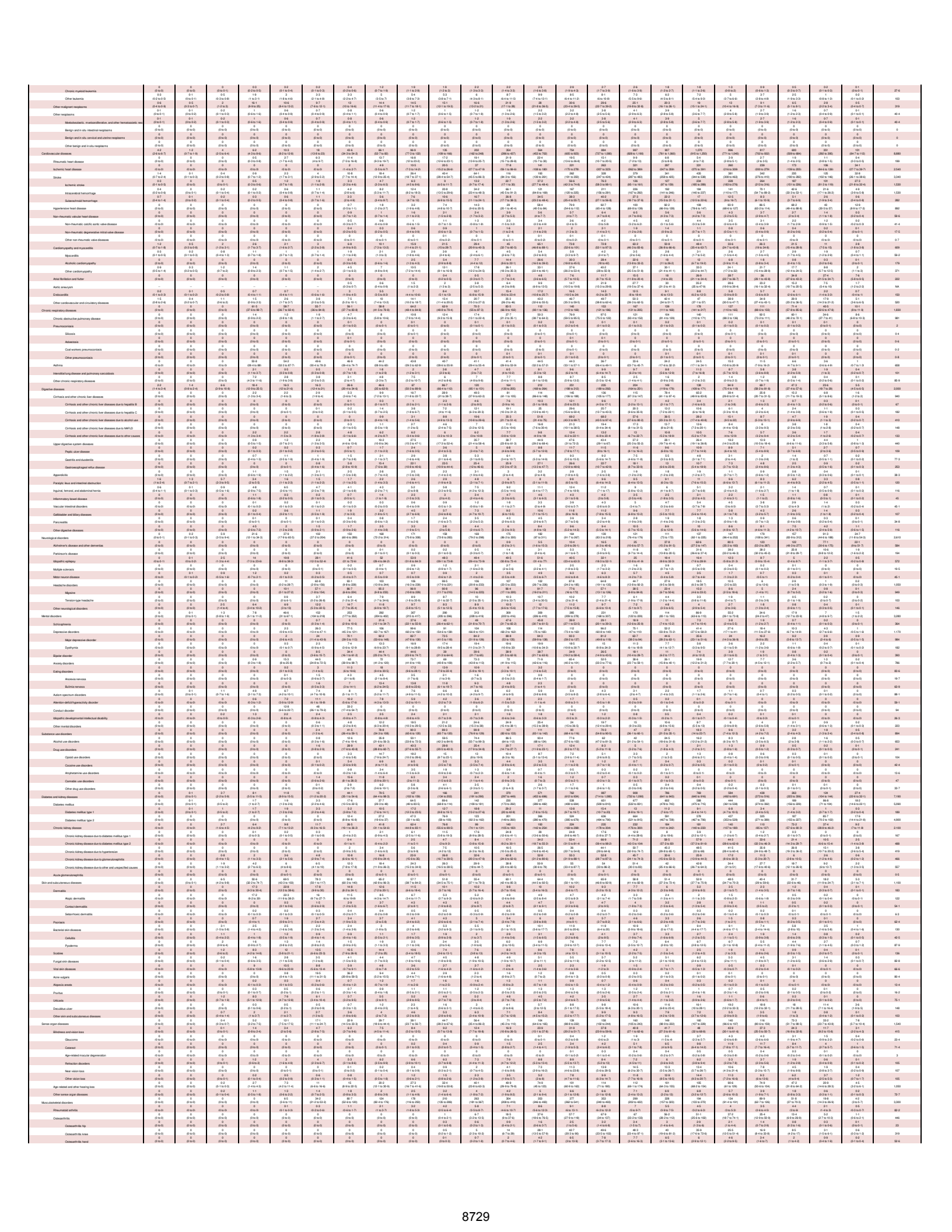

Osteoarthritis other	0 (0 to 0)	0 (0 to 0)	0 (0 to 0)	0 (0 to 0)	0 (0 to 0)	0 (0 to 0)	0 (0 to 0)	0 (0 to 0)	0 (0 to 0)	0·1 (0 to 0·2)	0·5 (0·2 to 1·3)	1·7 (0·7 to 3·9)	3·6 (1·5 to 8·2)	5·9 (2·6 to 12·7)	7·3 (3·4 to 15·7)	7·6 (3·5 to 16·2)	6·6 (3·2 to 14·2)	6·4 (3·1 to 13·2)	5 (2·5 to 10·1)	3·7 (1·9 to 7·4)	2·2 (1·1 to 4·3)	0·9 (0·5 to 1·8)	0·2 (0·1 to 0·4)	51·7
Low back pain	0 (0 to 0)	0 (0 to 0)	0 (0 to 0)	0 (0 to 0)	5·5 (2·6 to 10·1)	30·2 (17·7 to 48·7)	60·5 (36·2 to 97·3)	77·6 (46·1 to 123)	94 (54·7 to 146)	101 (58·2 to 155)	125 (74·3 to 190)	137 (81·3 to 214)	153 (90·8 to 240)	159 (97·9 to 250)	144 (89·4 to 218)	120 (76·6 to 180)	91·3 (58·1 to 141)	78·6 (48·9 to 117)	56·8 (35·1 to 85)	39·9 (25 to 59·5)	19·9 (12·4 to 29·3)	7 (4·3 to 10·4)	1·4 (0·9 to 2·2)	1,500
Neck pain	0 (0 to 0)	0 (0 to 0)	0 (0 to 0)	0 (0 to 0)	0·3 (0·1 to 0·7)	2 (0·9 to 3·8)	5 (2 to 9·3)	8·1 (3·6 to 16·5)	13 (6 to 25·2)	19·1 (9 to 36·4)	27·5 (13·9 to 47·3)	33·7 (17·2 to 60·6)	39 (19·8 to 69·9)	35·4 (18·1 to 67·1)	30·1 (14·7 to 54·4)	23·2 (11·6 to 40·6)	16·4 (8·8 to 27·7)	13·4 (7·1 to 22·8)	8·8 (4·4 to 16·2)	5·2 (2·6 to 9·4)	2·6 (1·4 to 4·4)	1 (0·5 to 1·7)	0·2 (0·1 to 0·4)	284
Gout	0 (0 to 0)	0 (0 to 0)	0 (0 to 0)	0 (0 to 0)	0 (0 to 0)	0 (0 to 0)	0 (0 to 0)	0·2 (0·1 to 0·3)	0·5 (0·1 to 0·9)	0·8 (0·2 to 1·5)	1·2 (0·5 to 2)	1·5 (0·7 to 2·7)	1·8 (0·9 to 3·2)	2 (1 to 3·6)	1·9 (0·9 to 3·3)	1·7 (0·8 to 3)	1·4 (0·7 to 2·4)	1·4 (0·7 to 2·3)	1·1 (0·5 to 1·8)	0·8 (0·4 to 1·4)	0·5 (0·2 to 0·8)	0·2 (0·1 to 0·3)	0 (0 to 0·1)	16·9
Other musculoskeletal disorders	0 (0 to 0)	0 (0 to 0)	0 (0 to 0)	0 (0 to 0)	0·5 (0·3 to 0·8)	1·8 (1 to 3·1)	14·1 (8·4 to 22·4)	36·2 (23·7 to 51·5)	67·2 (43·5 to 98·1)	83·7 (54·9 to 124)	96·9 (63·2 to 141)	105 (67·6 to 158)	114 (73·3 to 166)	113 (71·7 to 171)	100 (63·2 to 149)	79·8 (48·3 to 121)	57 (35·3 to 84·5)	45 (26·5 to 71·6)	26·6 (16 to 41·7)	15 (7·6 to 25)	11 (7·3 to 15·6)	4·3 (2·7 to 6·3)	0·9 (0·5 to 1·4)	972
Other non-communicable diseases	161 (105 to 243)	58·9 (39 to 84·5)	113 (75·8 to 164)	94·9 (68·9 to 131)	67·8 (54·4 to 85·7)	69·5 (54·4 to 87·9)	102 (78·8 to 134)	154 (115 to 209)	199 (147 to 271)	213 (157 to 287)	244 (182 to 334)	257 (187 to 353)	261 (190 to 352)	245 (181 to 322)	216 (158 to 291)	192 (142 to 255)	156 (116 to 205)	150 (113 to 193)	113 (87·6 to 146)	81·6 (63·6 to 103)	55·1 (44·4 to 67)	25·8 (20·9 to 31·4)	6 (4·8 to 7·5)	3,240
Congenital birth defects	157 (102 to 237)	50·5 (33 to 73·9)	71·4 (46·2 to 107)	52·6 (36·4 to 76·6)	27 (21·4 to 33·7)	24·3 (19·1 to 31)	24·6 (19·4 to 30·7)	22·5 (17·5 to 28·3)	20·9 (16·5 to 26·1)	16·8 (13·1 to 21)	16·2 (12·8 to 20·3)	14·8 (11·7 to 18·6)	14·4 (11·2 to 18·3)	12·7 (9·9 to 15·9)	9·8 (7·5 to 12·4)	6 (4·6 to 7·6)	3·7 (2·8 to 4·8)	1·5 (1 to 2·3)	0·9 (0·5 to 1·3)	0·5 (0·3 to 0·8)	0·2 (0·1 to 0·4)	0·1 (0·1 to 0·1)	0 (0 to 0)	548
Neural tube defects	12·7 (7 to 21·5)	4·1 (2 to 7·5)	3·7 (1·7 to 7·3)	3·8 (1·8 to 7·3)	1 (0·7 to 1·4)	1·4 (0·9 to 2·1)	1·2 (0·8 to 1·7)	0·7 (0·5 to 0·9)	0·8 (0·5 to 1·1)	0·7 (0·5 to 1)	0·5 (0·4 to 0·8)	0·5 (0·4 to 0·7)	0·3 (0·2 to 0·4)	0·2 (0·2 to 0·3)	0·2 (0·1 to 0·3)	0·1 (0·1 to 0·1)	0·1 (0·1 to 0·2)	0 (0 to 0)	0 (0 to 0)	0 (0 to 0)	0 (0 to 0)	0 (0 to 0)	0 (0 to 0)	32
Congenital heart anomalies	54·4 (31·1 to 87·5)	21·2 (12·6 to 32·8)	31·9 (19·1 to 50·5)	19·5 (11·9 to 31·3)	7·8 (5·5 to 10·6)	5·9 (4·1 to 8·1)	6·3 (4·5 to 8·4)	5·8 (4 to 8)	5·8 (4·2 to 7·9)	4·2 (3 to 5·7)	4·2 (3 to 5·8)	3·6 (2·6 to 5·1)	3·2 (2·2 to 4·3)	2·5 (1·7 to 3·4)	1·5 (1 to 2·1)	0·9 (0·6 to 1·3)	0·6 (0·4 to 0·8)	0·1 (0 to 0·2)	0·1 (0 to 0·1)	0 (0 to 0·1)	0 (0 to 0·1)	0 (0 to 0)	0 (0 to 0)	180
Orofacial clefts	0 (0 to 0·1)	0 (0 to 0)	0·1 (0·1 to 0·2)	0·3 (0·2 to 0·6)	0·3 (0·1 to 0·6)	0·4 (0·1 to 0·6)	0·4 (0·2 to 0·7)	0·4 (0·2 to 0·7)	0·4 (0·2 to 0·7)	0·3 (0·1 to 0·6)	0·4 (0·2 to 0·7)	0·3 (0·1 to 0·6)	0·3 (0·2 to 0·6)	0·3 (0·1 to 0·6)	0·3 (0·1 to 0·5)	0·2 (0·1 to 0·4)	0·1 (0·1 to 0·3)	0·1 (0 to 0·2)	0·1 (0 to 0·1)	0·1 (0 to 0·1)	0 (0 to 0)	0 (0 to 0)	0 (0 to 0)	5
Down syndrome	2·1 (1·1 to 3·7)	0·8 (0·4 to 1·4)	3·6 (1·9 to 6·3)	3·3 (1·8 to 5·8)	1·2 (0·9 to 1·7)	1·4 (0·9 to 2)	2·2 (1·4 to 3·2)	2·1 (1·4 to 3)	2·1 (1·4 to 3·2)	2·1 (1·3 to 3·1)	2·2 (1·5 to 3·2)	2·3 (1·6 to 3·4)	2·6 (1·8 to 3·8)	2·5 (1·7 to 3·6)	2·3 (1·6 to 3·4)	1·1 (0·7 to 1·6)	0·4 (0·3 to 0·6)	0 (0 to 0)	0 (0 to 0)	0 (0 to 0)	0 (0 to 0)	0 (0 to 0)	0 (0 to 0)	34·4
Turner syndrome	0 (0 to 0)	0 (0 to 0)	0 (0 to 0)	0 (0 to 0)	0 (0 to 0)	0 (0 to 0)	0 (0 to 0)	0 (0 to 0)	0 (0 to 0)	0 (0 to 0)	0 (0 to 0)	0 (0 to 0)	0 (0 to 0)	0 (0 to 0)	0 (0 to 0)	0 (0 to 0)	0 (0 to 0)	0 (0 to 0)	0 (0 to 0)	0 (0 to 0)	0 (0 to 0)	0 (0 to 0)	0 (0 to 0)	0·2
Klinefelter syndrome	0 (0 to 0)	0 (0 to 0)	0 (0 to 0)	0 (0 to 0)	0 (0 to 0)	0 (0 to 0)	0 (0 to 0)	0 (0 to 0)	0 (0 to 0)	0 (0 to 0)	0 (0 to 0)	0 (0 to 0)	0 (0 to 0)	0 (0 to 0)	0 (0 to 0)	0 (0 to 0)	0 (0 to 0)	0 (0 to 0)	0 (0 to 0)	0 (0 to 0)	0 (0 to 0)	0 (0 to 0)	0 (0 to 0)	0
Other chromosomal abnormalities	4·1 (2·1 to 7·1)	2·3 (1·2 to 3·8)	3·3 (2·1 to 5·1)	2 (1·4 to 2·9)	1·1 (0·8 to 1·6)	1 (0·7 to 1·5)	1·1 (0·8 to 1·6)	1 (0·7 to 1·3)	0·8 (0·6 to 1·1)	0·5 (0·4 to 0·7)	0·4 (0·3 to 0·5)	0·3 (0·2 to 0·4)	0·2 (0·1 to 0·3)	0·2 (0·1 to 0·2)	0·1 (0·1 to 0·1)	0 (0 to 0·1)	0 (0 to 0)	0 (0 to 0)	0 (0 to 0)	0 (0 to 0)	0 (0 to 0)	0 (0 to 0)	0 (0 to 0)	18·4
Congenital musculoskeletal and limb anomalies	4·7 (2·2 to 9·3)	1·2 (0·6 to 2·2)	4 (2·5 to 6·4)	5·9 (3·6 to 8·9)	6·4 (3·9 to 9·7)	7 (4·2 to 10·6)	6·7 (4 to 10·3)	5·1 (3·2 to 7·5)	4·8 (3 to 7·2)	4 (2·5 to 6)	4·3 (2·6 to 6·5)	4 (2·5 to 6·2)	4·1 (2·5 to 6·4)	3·9 (2·5 to 5·8)	3·2 (2 to 4·9)	2·4 (1·4 to 3·6)	1·4 (0·9 to 2·2)	0·9 (0·6 to 1·4)	0·5 (0·3 to 0·8)	0·3 (0·1 to 0·4)	0·1 (0·1 to 0·2)	0 (0 to 0·1)	0 (0 to 0)	75
Urogenital congenital anomalies	8·3 (4·5 to 14·6)	2·2 (1·2 to 3·9)	2 (1 to 3·5)	1·3 (0·8 to 1·9)	0·9 (0·6 to 1·2)	0·9 (0·6 to 1·3)	0·6 (0·4 to 0·8)	0·5 (0·3 to 0·8)	0·5 (0·3 to 0·7)	0·4 (0·2 to 0·6)	0·3 (0·2 to 0·4)	0·2 (0·1 to 0·3)	0·3 (0·2 to 0·5)	0·1 (0·1 to 0·2)	0·1 (0·1 to 0·2)	0·1 (0·1 to 0·2)	0·1 (0 to 0·1)	0 (0 to 0)	0 (0 to 0)	0 (0 to 0)	0 (0 to 0)	0 (0 to 0)	0 (0 to 0)	18·7
Digestive congenital anomalies	20·2 (11·7 to 32·5)	8·2 (4·5 to 13·4)	6·6 (3·7 to 11)	3·3 (1·9 to 5·9)	0·9 (0·6 to 1·4)	0·5 (0·3 to 0·7)	0·3 (0·2 to 0·4)	0·2 (0·1 to 0·3)	0·2 (0·1 to 0·2)	0·1 (0·1 to 0·2)	0·1 (0·1 to 0·1)	0·1 (0·1 to 0·2)	0·2 (0·1 to 0·2)	0·1 (0·1 to 0·1)	0·1 (0·1 to 0·2)	0·1 (0·1 to 0·1)	0 (0 to 0)	0 (0 to 0)	0 (0 to 0)	0 (0 to 0)	0 (0 to 0)	0 (0 to 0)	0 (0 to 0)	41·2
Other congenital birth defects	50·3 (31·2 to 77·6)	10·5 (6·3 to 16)	16·2 (9·9 to 25·3)	13·1 (7·8 to 20·7)	7·3 (5·2 to 10)	5·8 (4·1 to 8·1)	5·9 (4·2 to 8·2)	6·8 (4·7 to 9·5)	5·5 (3·8 to 7·8)	4·4 (3 to 6·2)	3·8 (2·6 to 5·5)	3·3 (2·3 to 4·9)	3·2 (2·1 to 4·8)	2·8 (2 to 4·2)	1·9 (1·2 to 3)	1·1 (0·7 to 1·9)	0·8 (0·5 to 1·4)	0·3 (0·1 to 0·8)	0·2 (0·1 to 0·5)	0·1 (0 to 0·4)	0·1 (0 to 0·2)	0 (0 to 0·1)	0 (0 to 0)	143
Urinary diseases and male infertility	0·3 (0·2 to 0·5)	0·4 (0·2 to 0·6)	1·6 (0·8 to 2·7)	1·4 (1 to 2·1)	1·1 (0·8 to 1·5)	1·5 (1·1 to 2·1)	2·4 (1·8 to 3·2)	5·5 (3·9 to 7·9)	7·1 (5 to 10·3)	9 (6·3 to 12·8)	12·2 (8·8 to 16·7)	14·3 (10·4 to 19)	16·7 (12·1 to 22·2)	21·4 (15·3 to 28·3)	26·9 (19·3 to 35·4)	32·9 (23·2 to 43·4)	31·6 (22·7 to 41·4)	39·1 (28·1 to 51·2)	31·7 (21·8 to 41·9)	25 (17·5 to 33·4)	18·3 (13·2 to 24)	9·1 (6·4 to 11·9)	2·1 (1·5 to 2·8)	311
Urolithiasis	0 (0 to 0)	0 (0 to 0)	0 (0 to 0)	0 (0 to 0)	0 (0 to 0·1)	0·1 (0 to 0·1)	0·1 (0·1 to 0·2)	0·3 (0·2 to 0·4)	0·5 (0·3 to 0·7)	0·9 (0·6 to 1·4)	1·4 (0·8 to 2·2)	1·5 (0·9 to 2·4)	2·4 (1·4 to 3·7)	2·2 (1·3 to 3·4)	2·3 (1·4 to 3·5)	1·8 (1·1 to 2·6)	1·4 (0·8 to 2·1)	0·9 (0·6 to 1·4)	0·6 (0·3 to 0·9)	0·3 (0·2 to 0·5)	0·3 (0·1 to 0·5)	0·1 (0·1 to 0·2)	0 (0 to 0·1)	17·1
Benign prostatic hyperplasia	0 (0 to 0)	0 (0 to 0)	0 (0 to 0)	0 (0 to 0)	0 (0 to 0)	0 (0 to 0)	0 (0 to 0)	0 (0 to 0)	0 (0 to 0)	0 (0 to 0)	0 (0 to 0)	0·1 (0 to 0·2)	0·5 (0·2 to 1)	2·1 (1 to 3·7)	6·1 (2·8 to 10·5)	9·8 (5 to 16·9)	11·3 (6·4 to 17·9)	12·5 (6·9 to 20·5)	7·9 (4·4 to 12·7)	4·2 (2·4 to 6·7)	1·5 (0·8 to 2·5)	0·4 (0·2 to 0·7)	0 (0 to 0·1)	56·3
Male infertility	0 (0 to 0)	0 (0 to 0)	0 (0 to 0)	0 (0 to 0)	0 (0 to 0)	0 (0 to 0)	0 (0 to 0)	1·3 (0·3 to 3·3)	1·6 (0·5 to 4)	1·6 (0·5 to 4·6)	1·7 (0·5 to 4·4)	1·6 (0·4 to 4)	0·2 (0 to 0·7)	0 (0 to 0)	0 (0 to 0)	0 (0 to 0)	0 (0 to 0)	0 (0 to 0)	0 (0 to 0)	0 (0 to 0)	0 (0 to 0)	0 (0 to 0)	0 (0 to 0)	8·1
Other urinary diseases	0·2 (0·1 to 0·3)	0·2 (0·1 to 0·4)	0·2 (0·1 to 0·4)	0·4 (0·2 to 0·6)	0·3 (0·2 to 0·5)	0·5 (0·3 to 0·8)	0·7 (0·5 to 1)	1·4 (0·8 to 2)	0·9 (0·5 to 1·3)	1·3 (0·8 to 2)	2·3 (1·3 to 3·7)	2·4 (1·4 to 3·7)	3·5 (1·8 to 5·6)	3·6 (2 to 5·9)	3·4 (1·7 to 5·4)	4·4 (2·4 to 7)	3·5 (1·8 to 5·7)	3·6 (1·7 to 6·2)	3·3 (1·4 to 5·7)	2·6 (1·1 to 4·8)	1·6 (0·7 to 2·9)	0·9 (0·4 to 1·6)	0·2 (0·1 to 0·3)	41·2
Gynecological diseases	0 (0 to 0)	0 (0 to 0)	0 (0 to 0)	0 (0 to 0)	0 (0 to 0)	8·5 (4·2 to 14·8)	24·4 (13·7 to 40·5)	57·1 (36·5 to 87·9)	83·6 (54·2 to 123)	93·4 (60·7 to 135)	106 (71·7 to 154)	104 (68·8 to 152)	90·5 (58·5 to 128)	60·1 (36 to 90·3)	33·1 (20·3 to 48·5)	19·9 (11·5 to 30·8)	13 (7·8 to 19·6)	9·5 (5·9 to 13·7)	6·3 (4 to 9·2)	4·1 (2·5 to 6·2)	2·4 (1·5 to 3·5)	1 (0·6 to 1·6)	0·3 (0·1 to 0·4)	717
Uterine fibroids	0 (0 to 0)	0 (0 to 0)	0 (0 to 0)	0 (0 to 0)	0 (0 to 0)	0·1 (0 to 0·3)	0·3 (0·1 to 0·7)	0·9 (0·4 to 2)	2·4 (1 to 4·9)	4·8 (2·1 to 9·8)	8·6 (3·8 to 16·6)	9·8 (4·8 to 18·2)	9·2 (4·6 to 17·4)	6·4 (3 to 12)	3·9 (1·8 to 7·4)	2·1 (1 to 4·3)	1·1 (0·5 to 2·2)	0·6 (0·3 to 1·3)	0·3 (0·2 to 0·7)	0·2 (0·1 to 0·3)	0·1 (0 to 0·1)	0 (0 to 0)	0 (0 to 0)	51
Polycystic ovarian syndrome	0 (0 to 0)	0 (0 to 0)	0 (0 to 0)	0 (0 to 0)	0 (0 to 0)	0·3 (0·1 to 0·6)	1·5 (0·6 to 3)	1·8 (0·7 to 3·8)	1·7 (0·7 to 3·6)	1·5 (0·6 to 3·2)	1·6 (0·7 to 3·2)	1·5 (0·6 to 3)	1·3 (0·5 to 2·7)	0·3 (0·1 to 0·7)	0 (0 to 0)	0 (0 to 0)	0 (0 to 0)	0 (0 to 0)	0 (0 to 0)	0 (0 to 0)	0 (0 to 0)	0 (0 to 0)	0 (0 to 0)	11·5
Female infertility	0 (0 to 0)	0 (0 to 0)	0 (0 to 0)	0 (0 to 0)	0 (0 to 0)	0 (0 to 0)	0 (0 to 0)	1·9 (0·4 to 5·4)	2·9 (0·7 to 7·7)	3·3 (0·7 to 9·7)	3·7 (0·4 to 10·7)	3·2 (0·4 to 9)	0·1 (0 to 0·4)	0 (0 to 0)	0 (0 to 0)	0 (0 to 0)	0 (0 to 0)	0 (0 to 0)	0 (0 to 0)	0 (0 to 0)	0 (0 to 0)	0 (0 to 0)	0 (0 to 0)	15·1
Endometriosis	0 (0 to 0)	0 (0 to 0)	0 (0 to 0)	0 (0 to 0)	0 (0 to 0)	0 (0 to 0)	1·9 (0·8 to 4)	8·4 (4 to 15·4)	9·7 (4·8 to 16·9)	7·4 (3·6 to 13·3)	6·8 (3·5 to 11·9)	6·5 (3·2 to 11·5)	6 (3·3 to 10·2)	2·8 (1·4 to 4·8)	0 (0 to 0)	0 (0 to 0)	0 (0 to 0)	0 (0 to 0)	0 (0 to 0)	0 (0 to 0)	0 (0 to 0)	0 (0 to 0)	0 (0 to 0)	49·6
Genital prolapse	0 (0 to 0)	0 (0 to 0)	0 (0 to 0)	0 (0 to 0)	0 (0 to 0)	0 (0 to 0)	0 (0 to 0)	0·1 (0 to 0·1)	0·2 (0·1 to 0·4)	0·3 (0·1 to 0·7)	0·6 (0·3 to 1·4)	1 (0·4 to 2·1)	1·4 (0·6 to 2·9)	1·6 (0·6 to 3·1)	1·5 (0·6 to 2·9)	1·2 (0·5 to 2·4)	0·9 (0·4 to 1·8)	0·7 (0·3 to 1·4)	0·5 (0·2 to 1)	0·4 (0·2 to 0·8)	0·2 (0·1 to 0·5)	0·1 (0 to 0·2)	0 (0 to 0·1)	10·7
Premenstrual syndrome	0 (0 to 0)	0 (0 to 0)	0 (0 to 0)	0 (0 to 0)	0 (0 to 0)	7·7 (3·7 to 13·8)	19·6 (9·8 to 34·5)	26·5 (13·5 to 47·5)	26·7 (15·3 to 43·6)	25·2 (13 to 41·2)	29·2 (16·4 to 46·3)	28·1 (16·1 to 45·4)	20·5 (11·2 to 34)	6·8 (3·3 to 12·2)	0 (0 to 0)	0 (0 to 0)	0 (0 to 0)	0 (0 to 0)	0 (0 to 0)	0 (0 to 0)	0 (0 to 0)	0 (0 to 0)	0 (0 to 0)	190
Other gynecological diseases	0 (0 to 0)	0 (0 to 0)	0 (0 to 0)	0 (0 to 0)	0 (0 to 0)	0·4 (0·1 to 0·8)	1 (0·4 to 2)	17·5 (9·8 to 27·5)	40 (22·1 to 63·3)	50·9 (30·1 to 78)	55·4 (32·2 to 87·3)	54·1 (29·9 to 85·7)	52·1 (29·3 to 81)	42·2 (20·6 to 68·1)	27·7 (16·4 to 41·7)	16·5 (8·8 to 26·2)	11 (6·2 to 17)	8·1 (4·9 to 12·1)	5·4 (3·2 to 8·4)	3·6 (2 to 5·6)	2·1 (1·2 to 3·2)	0·9 (0·5 to 1·4)	0·2 (0·1 to 0·4)	389
Hemoglobinopathies and hemolytic anemias	0·7 (0·4 to 1·1)	0·7 (0·5 to 1)	3·8 (2·5 to 5·7)	14·6 (9·5 to 21·7)	20·5 (15 to 27·8)	16·8 (12·1 to 22·4)	24·2 (17·6 to 32·3)	30·5 (20·3 to 42·8)	30·6 (20·7 to 44·1)	24·7 (17·1 to 35)	23·1 (16·9 to 30·7)	23·7 (17 to 31·4)	22·2 (16·1 to 29·3)	19·6 (14·5 to 25·9)	15·5 (11·3 to 20·6)	12·5 (8·9 to 17·2)	7·6 (5·5 to 10·2)	7·1 (5·2 to 9·4)	5·2 (4 to 6·9)	3·9 (2·9 to 5·1)	4·3 (3·3 to 5·6)	2·2 (1·7 to 2·8)	0·5 (0·3 to 0·6)	314
Thalassemias	0 (0 to 0)	0 (0 to 0)	0 (0 to 0)	0·1 (0 to 0·1)	0 (0 to 0·1)	0 (0 to 0)	0 (0 to 0)	0 (0 to 0)	0 (0 to 0)	0 (0 to 0)	0 (0 to 0)	0 (0 to 0)	0 (0 to 0)	0 (0 to 0)	0 (0 to 0)	0 (0 to 0)	0 (0 to 0)	0 (0 to 0)	0 (0 to 0)	0 (0 to 0)	0 (0 to 0)	0 (0 to 0)	0 (0 to 0)	0·2
Thalassemias trait	0 (0 to 0)	0 (0 to 0)	0·1 (0 to 0·1)	0·3 (0·1 to 0·6)	0·5 (0·2 to 0·9)	0·3 (0·1 to 0·6)	0·7 (0·3 to 1·2)	0·8 (0·4 to 1·4)	0·8 (0·4 to 1·4)	0·7 (0·3 to 1·3)	0·7 (0·3 to 1·3)	0·7 (0·3 to 1·2)	0·2 (0·1 to 0·5)	0·3 (0·1 to 0·5)	0·2 (0·1 to 0·5)	0·2 (0·1 to 0·3)	0·1 (0 to 0·2)	0·1 (0 to 0·2)	0·1 (0 to 0·1)	0·1 (0 to 0·1)	0 (0 to 0·1)	0 (0 to 0)	0 (0 to 0)	6·8
Sickle cell disorders	0·7 (0·4 to 1·1)	0·4 (0·2 to 0·7)	2·6 (1·5 to 4·3)	9·5 (5·7 to 15·3)	12·6 (9·1 to 16·4)	11·9 (8·5 to 16·1)	16·6 (11·5 to 22·5)	17·8 (12 to 25·1)	16·3 (11·3 to 22·6)	12·4 (8·4 to 17·7)	12 (7·9 to 17)	11·4 (7·4 to 16·3)	10·2 (6·7 to 15)	6·7 (4·2 to 10·3)	2·9 (1·7 to 4·6)	0·8 (0·4 to 1·4)	0·1 (0·1 to 0·3)	0 (0 to 0)	0 (0 to 0)	0 (0 to 0)	0 (0 to 0)	0 (0 to 0)	0 (0 to 0)	145
Sickle cell trait	0 (0 to 0)	0·2 (0·1 to 0·3)	0·6 (0·3 to 1·1)	2·9 (1·3 to 5)	4·5 (2·1 to 8·2)	2·6 (1·2 to 4·9)	1·4 (0·6 to 2·8)	6·4 (1·3 to 15·2)	7 (1·3 to 16·9)	5·1 (1·2 to 12·1)	1·3 (0·6 to 2·4)	2·1 (1 to 3·6)	2·6 (1·3 to 4·6)	2·7 (1·3 to 4·5)	2·4 (1·3 to 4·2)	1·6 (0·8 to 2·9)	0·9 (0·4 to 1·7)	0·8 (0·3 to 1·5)	0·7 (0·3 to 1·2)	0·5 (0·2 to 0·9)	0·4 (0·2 to 0·6)	0·1 (0·1 to 0·2)	0 (0 to 0)	47
G6PD deficiency	0 (0 to 0)	0 (0 to 0)	0 (0 to 0·1)	0·4 (0·2 to 0·7)	0·6 (0·3 to 1·2)	0·6 (0·3 to 1·3)	2·6 (1·5 to 4·1)	3·1 (1·2 to 6·2)	4 (1·8 to 6·9)	3·9 (1·8 to 6·7)	5·3 (3·1 to 8·5)	4·9 (2·7 to 8·3)	4·8 (2·4 to 7·6)	4·6 (2·6 to 6·9)	4·1 (2·5 to 6)	3 (1·8 to 4·6)	1·5 (0·9 to 2·3)	1·2 (0·6 to 1·8)	0·5 (0·3 to 0·8)	0·2 (0·1 to 0·3)	0·2 (0·1 to 0·2)	0 (0 to 0·1)	0 (0 to 0)	46·1
G6PD trait	0 (0 to 0)	0 (0 to 0)	0 (0 to 0)	0 (0 to 0)	0 (0 to 0)	0 (0 to 0)	0·1 (0 to 0·1)	0 (0 to 0)	0 (0 to 0)	0 (0 to 0)	0·2 (0·1 to 0·3)	0·2 (0·1 to 0·3)	0 (0 to 0)	0 (0 to 0)	0 (0 to 0)	0 (0 to 0)	0 (0 to 0)	0 (0 to 0)	0 (0 to 0)	0 (0 to 0)	0 (0 to 0)	0 (0 to 0)	0 (0 to 0)	0·5
Other hemoglobinopathies and hemolytic anemias	0 (0 to 0)	0 (0 to 0·1)	0·4 (0·2 to 0·7)	1·5 (0·7 to 3)	2·3 (0·9 to 4·4)	1·3 (0·5 to 2·5)	2·7 (1·2 to 5·1)	2·4 (1·2 to 4·4)	2·6 (1·4 to 4·4)	2·6 (1·4 to 4·7)	3·6 (2 to 6·1)	4·1 (2·2 to 6·7)	4·3 (2·5 to 6·7)	5·3 (3·4 to 7·9)	5·8 (3·9 to 8·4)	6·9 (4·6 to 10)	5 (3·5 to 6·8)	5 (3·7 to 6·8)	3·1 (3 to 5·2)	3·1 (2·3 to 4)	3·8 (2·9 to 4·9)	2 (1·5 to 2·6)	0·5 (0·3 to 0·5)	69
Endocrine, metabolic, blood, and immune disorders	3·4 (2 to 5·7)	3·1 (1·7 to 5·5)	19 (11 to 32·5)	21·7 (13·7 to 36·4)	13·1 (9·1 to 18·6)	11 (7·8 to 16·1)	14·6 (10·4 to 20·9)	17·9 (13 to 24·8)	26·6 (19·7 to 36·3)	33·3 (24·7 to 45·2)	42·2 (30·6 to 56·6)	50·4 (35·3 to 70·8)	59·4 (41·9 to 82·3)	65·4 (45·6 to 95·2)	63·1 (44·4 to 90·2)	55 (37·9 to 80·8)	42·7 (29·7 to 64·9)	39·4 (28·3 to 56·6)	29·9 (20·6 to 42·7)	21·3 (14·9 to 30·3)	15·6 (11·3 to 22·1)	7·8 (5·8 to 11·1)	2 (1·4 to 2·9)	658
Oral disorders	0 (0 to 0)	0 (0 to 0)	0 (0 to 0)	4·5 (2·6 to 7·5)	6·1 (3·3 to 10·4)	7·5 (3·9 to 13)	12·2 (6·6 to 21·4)	20·3 (10·8 to 37·4)	29·8 (15·1 to 55·9)	35·5 (16·9 to 66·8)	44·2 (20·7 to 82·5)	49·8 (24 to 90·8)	58·1 (29·8 to 104)	65·4 (35·7 to 114)	67·4 (38·8 to 108)	65·7 (39·4 to 104)	57·1 (34·8 to 88)	53·5 (33·5 to 81·5)	39·4 (24·6 to 58·4)	26·8 (17 to 39·4)	14·2 (8·9 to 20·8)	5·6 (3·5 to 8·3)	1·2 (0·8 to 1·8)	664
Caries of deciduous teeth	0 (0 to 0)	0 (0 to 0)	0 (0 to 0)	1·5 (0·6 to 3)	1·6 (0·6 to 3·5)	0·1 (0 to 0·3)	0 (0 to 0)	0 (0 to 0)	0 (0 to 0)	0 (0 to 0)	0 (0 to 0)	0 (0 to 0)	0 (0 to 0)	0 (0 to 0)	0 (0 to 0)	0 (0 to 0)	0 (0 to 0)	0 (0 to 0)	0 (0 to 0)	0 (0 to 0)	0 (0 to 0)	0 (0 to 0)	0 (0 to 0)	3·2
Caries of permanent teeth	0 (0 to 0)	0 (0 to 0)	0 (0 to 0)	0 (0 to 0)	1·4 (0·5 to 3·2)	3·6 (1·4 to 7·8)	4·3 (1·7 to 9·3)	5 (2·1 to 10·6)	4·5 (1·9 to 9·9)	4·3 (1·8 to 8·7)	4·3 (1·8 to 8·9)	4·1 (1·7 to 8·3)	3·7 (1·6 to 8·3)	3·7 (1·4 to 7·5)	2·9 (1·1 to 6·4)	2 (0·7 to 4·4)	1·2 (0·5 to 2·7)	1 (0·4 to 2)	0·5 (0·3 to 1·2)	0·4 (0·2 to 0·8)	0·2 (0·1 to 0·4)	0·1 (0 to 0·1)	0 (0 to 0)	48·2
Periodontal diseases	0 (0 to 0)	0 (0 to 0)	0 (0 to 0)	0 (0 to 0)	0 (0 to 0)	0 (0 to 0)	1·7 (0·5 to 4·3)	6·5 (1·9 to 16·2)	14·2 (4·5 to 34·5)	19·9 (6·9 to 45·7)	26·4 (9·3 to 59·3)	29·9 (11 to 64·5)	32·6 (12·3 to 68·7)	31·2 (12·2 to 65·8)	24·7 (9·7 to 52·5)	17·2 (6·8 to 35·5)	10·9 (4·2 to 22·7)	8·2 (3·2 to 16·6)	5·2 (2·1 to 10·3)	3·3 (1·3 to 6·5)	1·7 (0·6 to 3·5)	0·6 (0·2 to 1·4)	0·1 (0 to 0·3)	234
Other oral disorders	0 (0 to 0)	0 (0 to 0)	0 (0 to 0)	3 (1·8 to 4·7)	3·1 (1·8 to 4·8)	3·8 (2·2 to 6)	6·3 (3·8 to 9·7)	8 (4·8 to 12·2)	8·7 (5·2 to 13)	8·4 (5 to 12·8)	8·9 (5·3 to 13·6)	8·8 (5·4 to 13·5)	9·1 (5·5 to 13·8)	8·7 (5·4 to 13·2)	7·2 (4·3 to 10·7)	5·5 (3·4 to 8·2)	3·9 (2·3 to 5·9)	2·9 (1·8 to 4·4)	1·6 (1 to 2·4)	0·9 (0·5 to 1·3)	0·4 (0·2 to 0·5)	0·1 (0·1 to 0·2)	0 (0 to 0)	99·2
Sudden infant death syndrome	..	4·3 (2·5 to 6·7)	17·6 (9·4 to 29·3)	..	..	..	..	..	..	..	..	..	..	..	..	..	..	..	..	..	..	..	..	NA
Injuries	12·3 (7·9 to 18·1)	4·3 (2·8 to 6·5)	23·2 (15·1 to 35·1)	84 (59 to 117)	107 (91·5 to 125)	147 (125 to 172)	433 (367 to 509)	751 (648 to 860)	808 (712 to 906)	661 (582 to 755)	581 (499 to 675)	542 (459 to 632)	507 (426 to 604)	415 (348 to 490)	319 (267 to 377)	236 (197 to 278)	158 (133 to 187)	144 (121 to 170)	102 (85·9 to 119)	77·9 (66·8 to 90·6)	54·7 (46·6 to 62·6)	29·3 (24·9 to 33·9)	8 (6·8 to 9·1)	6,210
Transport injuries	0·7 (0·4 to 1)	0·3 (0·2 to 0·5)	2·1 (1·3 to 3·2)	16 (10·4 to 24·3)	29·6 (22·6 to 38·2)	39·9 (31·3 to 51·6)	113 (84·7 to 146)	194 (144 to 247)	196 (154 to 244)	167 (134 to 209)	155 (124 to 193)	151 (121 to 187)	145 (114 to 186)	119 (94·4 to 146)	93·4 (75·9 to 114)	67 (54·8 to 80·4)	43·6 (36·4 to 52·9)	36·5 (29·9 to 43·9)	23·3 (19 to 28·2)	14·3 (11·9 to 17·2)	7·7 (6·2 to 9·2)	3 (2·5 to 3·6)	0·7 (0·6 to 0·8)	1,620
Road injuries	0·5 (0·3 to 0·8)	0·2 (0·1 to 0·3)	1·6 (1 to 2·6)	14·1 (8·9 to 21·9)	27 (20·2 to 35·5)	35·5 (27·1 to 47·1)	103 (76·3 to 135)	178 (131 to 230)	179 (140 to 224)	151 (119 to 192)	141 (111 to 178)	136 (107 to 171)	133 (102 to 171)	109 (85·7 to 136)	84·2 (67·3 to 104)	61·7 (50·1 to 74·5)	40·7 (33·5 to 49·7)	33·2 (27·1 to 40·1)	21·5 (17·4 to 26·1)	13·4 (11 to 16·2)	7·1 (5·8 to 8·6)	2·8 (2·3 to 3·3)	0·6 (0·5 to 0·7)	1,470
Pedestrian road injuries	0·2 (0·1 to 0·3)	0·1 (0 to 0·1)	0·3 (0·2 to 0·5)	4·6 (2·8 to 7·2)	8·7 (6·4 to 11·7)	8·8 (6·6 to 11·9)	9·4 (7 to 12·2)	13 (9·8 to 16·6)	15·5 (12·1 to 19·3)	16 (12·8 to 20·4)	17·4 (13·7 to 22·1)	19·5 (15·2 to 24·7)	21·2 (16·1 to 27·3)	19·7 (15·2 to 24·8)	17·1 (13·5 to 21·6)	13·9 (11 to 17·2)	10·4 (8·4 to 12·7)	9·7 (7·8 to 11·9)	7·1 (5·7 to 8·7)	5 (4 to 6·1)	2·8 (2·3 to 3·5)	1 (0·8 to 1·2)	0·2 (0·2 to 0·3)	221
Cyclist road injuries	0 (0 to 0)	0 (0 to 0)	0 (0 to 0)	0·7 (0·4 to 1·3)	1·7 (1·1 to 2·6)	4·8 (2·9 to 7·6)	9·6 (5·8 to 15·4)	12·4 (8 to 18·9)	12·6 (8·7 to 17·4)	12 (8·5 to 17)	12·6 (8·9 to 17·4)	12·9 (9·4 to 17)	13·1 (9·5 to 17·8)	12·7 (9·4 to 16·5)	10·1 (7·5 to 13·4)	7·7 (5·7 to 10·1)	5·3 (4 to 7)	4·2 (3·1 to 5·6)	2·6 (1·9 to 3·5)	1·6 (1·1 to 2·1)	0·8 (0·6 to 1)	0·3 (0·2 to 0·4)	0·1 (0 to 0·1)	138
Motorcyclist road injuries	0 (0 to 0·1)	0 (0 to 0·1)	0·2 (0·1 to 0·2)	0·7 (0·5 to 1·1)	1·7 (1·2 to 2·4)	2·7 (2 to 3·6)	20·8 (14·5 to 28)	44·8 (32·3 to 58·8)	47·2 (36·1 to 61·1)	37·1 (28·8 to 48·2)	32·1 (25·1 to 41·4)	26·4 (20·7 to 33·8)	24·5 (18·7 to 31·8)	18·2 (14·1 to 23·3)	13·5 (10·5 to 17·1)	8·3 (6·6 to 10·4)	5·3 (4·1 to 6·8)	3·7 (2·7 to 4·9)	2·3 (1·7 to 3)	1·5 (1·1 to 2)	0·8 (0·5 to 1)	0·3 (0·2 to 0·4)	0·1 (0 to 0·1)	292
Motor vehicle road injuries	0·3 (0·2 to 0·4)	0·1 (0·1 to 0·2)	1·1 (0·7 to 1·8)	7·5 (4·7 to 11·9)	14·1 (10·5 to 18·8)	18·5 (13·9 to 24·6)	62·2 (45·2 to 82·2)	105 (77·1 to 137)	101 (78·4 to 128)	83·3 (65·5 to 107)	76 (59·2 to 97·5)	74·5 (57·4 to 94·7)	71·1 (53·1 to 93·9)	55·4 (42·7 to 71)	41·3 (32·5 to 51·2)	30·2 (24·1 to 36·9)	18·5 (15·2 to 22·5)	14·7 (11·9 to 17·9)	8·8 (7·2 to 10·6)	5 (4·1 to 6·1)	2·6 (2·1 to 3·1)	1·1 (0·9 to 1·3)	0·3 (0·2 to 0·3)	792
Other road injuries	0 (0 to 0)	0 (0 to 0)	0 (0 to 0·1)	0·5 (0·2 to 0·9)	0·7 (0·4 to 1·2)	0·7 (0·4 to 1)	1·3 (0·8 to 2·1)	2·4 (1·5 to 3·8)	2·8 (1·8 to 4·2)	2·6 (1·7 to 4)	2·7 (1·9 to 3·9)	2·7 (1·9 to 3·8)	3 (2·1 to 4·1)	2·7 (1·9 to 3·5)	2·2 (1·6 to 3)	1·7 (1·2 to 2·3)	1·3 (0·9 to 1·7)	1 (0·7 to 1·3)	0·7 (0·5 to 0·9)	0·4 (0·3 to 0·5)	0·2 (0·1 to 0·3)	0·1 (0·1 to 0·1)	0 (0 to 0)	29·7
Other transport injuries	0·2 (0·1 to 0·2)	0·1 (0·1 to 0·2)	0·5 (0·3 to 0·7)	1·9 (1·2 to 2·9)	2·7 (1·9 to 3·7)	4·4 (3 to 6·2)	9·3 (5·8 to 14)	16·1 (10·1 to 24·3)	16·8 (10·8 to 25·4)	15·8 (10·4 to 22·6)	14 (9·3 to 21·1)	15·3 (10·7 to 21·5)	12·5 (8·6 to 18·5)	10·4 (7·3 to 14·3)	9·2 (6·7 to 12·6)	5·3 (3·8 to 7·2)	2·9 (2·2 to 3·8)	3·3 (2·4 to 4·5)	1·8 (1·3 to 2·4)	1 (0·7 to 1·2)	0·5 (0·4 to 0·7)	0·3 (0·2 to 0·3)	0·1 (0 to 0·1)	144
Unintentional injuries	6·9 (4·4 to 10·4)	3·4 (2·2 to 5·3)	18·1 (11·2 to 28·2)	57·7 (39·1 to 82·3)	67·1 (53·5 to 82·7)	83·7 (67·2 to 103)	134 (105 to 168)	182 (142 to 230)	190 (151 to 233)	176 (143 to 214)	176 (142 to 215)	182 (147 to 223)	179 (142 to 218)	168 (135 to 209)	140 (112 to 172)	113 (90·6 to 139)	81·8 (65·3 to 101)	80·7 (65·9 to 98·2)	63·1 (52·3 to 75·4)	54·9 (46·5 to 64·9)	42·4 (35·5 to 49·1)	24·9 (21·1 to 28·9)	7 (6 to 8)	2,230
Falls	0·1 (0·1 to 0·2)	0 (0 to 0·1)	0·6 (0·4 to 0·9)	2·2 (1·6 to 3·2)	4 (2·9 to 5·3)	7·2 (5·2 to 9·6)	12·9 (9·8 to 16·9)	18 (13·4 to 23·2)	20·9 (16·1 to 27·2)	22 (17 to 28·3)	25·9 (19·9 to 33·6)	29·1 (22·7 to 37·3)	32·9 (25·4 to 41·9)	35·5 (27·8 to 44·6)	32·6 (25·3 to 41·3)	29·4 (23 to 36·9)	23·6 (18·7 to 29·4)	27·4 (22 to 33·1)	24·4 (19·7 to 29·4)	26·4 (21·8 to 31·6)	23·1 (19 to 27·1)	13·9 (11·7 to 16·3)	3·8 (3·2 to 4·4)	416
Drowning	0·6 (0·4 to 1)	0·2 (0·1 to 0·3)	2·1 (1·3 to 3·5)	21·9 (13·8 to 32·8)	28·5 (21·3 to 37·6)	33·8 (25 to 43·5)	54·3 (38·2 to 73·5)	62·3 (44·2 to 85·6)	56·4 (41·8 to 74)	46 (34·4 to 59·3)	39·7 (30·6 to 50·2)	37·1 (28·8 to 47·2)	30·5 (23·4 to 39·9)	24 (17·9 to 31·3)	16·1 (12·4 to 21)	10·6 (8·2 to 13·5)	5·6 (4·4 to 6·9)	4·1 (3·2 to 5·2)	2·4 (1·8 to 3)	1·1 (0·9 to 1·4)	0·8 (0·6 to 1)	0·5 (0·4 to 0·6)	0·1 (0·1 to 0·2)	479
Fire, heat, and hot substances	0·2 (0·1 to 0·3)	0·2 (0·1 to 0·3)	1·7 (1·1 to 2·7)	8·8 (5·7 to 13·1)	8·8 (6·9 to 11·1)	10 (7·7 to 13)	13·5 (10 to 18·2)	17·7 (13·3 to 23·1)	20·8 (15·9 to 26·9)	22·1 (16·8 to 29·1)	23·2 (17·7 to 30·5)	23·8 (17·9 to 31·3)	24·1 (18·1 to 31·8)	22·3 (16·5 to 29·6)	18·5 (13·9 to 24·7)	14·5 (10·9 to 19·6)	9·8 (7·3 to 13·3)	9 (6·7 to 11·9)	6·3 (4·8 to 8·3)	4·7 (3·6 to 6)	3·4 (2·8 to 4·2)	1·8 (1·5 to 2·3)	0·5 (0·4 to 0·6)	266
Poisonings	0 (0 to 0·1)	0·1 (0 to 0·1)	0·2 (0·1 to 0·3)	1·3 (0·8 to 2)	0·9 (0·6 to 1·2)	1 (0·7 to 1·5)	1·4 (1 to 2)	2 (1·5 to 2·6)	2·5 (1·9 to 3·3)	2·4 (1·8 to 3·1)	2·2 (1·6 to 2·9)	1·9 (1·5 to 2·5)	1·8 (1·3 to 2·4)	1·5 (1·1 to 2)	1·2 (0·9 to 1·6)	0·9 (0·6 to 1·2)	0·6 (0·4 to 0·8)	0·5 (0·4 to 0·7)	0·3 (0·3 to 0·5)	0·2 (0·2 to 0·3)	0·1 (0·1 to 0·2)	0 (0 to 0·1)	0 (0 to 0)	23·3
Poisoning by carbon monoxide	0 (0 to 0)	0 (0 to 0)	0·1 (0 to 0·1)	0·5 (0·2 to 0·8)	0·3 (0·2 to 0·5)	0·3 (0·2 to 0·5)	0·5 (0·4 to 0·8)	1 (0·7 to 1·4)	1·4 (0·9 to 1·9)	1·4 (0·9 to 1·9)	1·2 (0·8 to 1·7)	0·9 (0·7 to 1·3)	0·8 (0·6 to 1·1)	0·6 (0·4 to 0·8)	0·5 (0·3 to 0·6)	0·3 (0·2 to 0·5)	0·2 (0·1 to 0·3)	0·2 (0·1 to 0·2)	0·1 (0·1 to 0·1)	0·1 (0·1 to 0·1)	0 (0 to 0·1)	0 (0 to 0)	0 (0 to 0)	10·5
Poisoning by other means	0 (0 to 0)	0·1 (0 to 0·1)	0·1 (0·1 to 0·2)	0·8 (0·5 to 1·2)	0·6 (0·4 to 0·8)	0·7 (0·4 to 1·1)	0·9 (0·5 to 1·3)	1 (0·6 to 1·5)	1·1 (0·7 to 1·6)	1 (0·7 to 1·4)	1 (0·7 to 1·5)	1 (0·7 to 1·4)	1 (0·7 to 1·4)	0·9 (0·6 to 1·3)	0·7 (0·5 to 1)	0·5 (0·4 to 0·8)	0·4 (0·3 to 0·6)	0·3 (0·2 to 0·5)	0·2 (0·2 to 0·3)	0·2 (0·1 to 0·2)	0·1 (0·1 to 0·1)	0 (0 to 0·1)	0 (0 to 0)	12·7
Exposure to mechanical forces	0·2 (0·1 to 0·4)	0·2 (0·1 to 0·3)	0·8 (0·6 to 1·1)	6·6 (4·6 to 9·3)	9·8 (7·4 to 12·5)	12·6 (9·6 to 16·6)	26·7 (20·2 to 34·3)	44 (33·6 to 56·3)	45·9 (35·1 to 57·4)	42·9 (33·9 to 53·9)	42·7 (33·5 to 54·1)	44·5 (34·6 to 57)	42·6 (32·2 to 55·5)	39·8 (30·1 to 52·6)	32·5 (24·4 to 43·2)	24·3 (17·8 to 32·8)	16·6 (11·9 to 22·8)	14·3 (10·4 to 19·7)	9·6 (6·8 to 13)	6·7 (4·9 to 9)	4·1 (3·1 to 5·4)	2·3 (1·8 to 2·9)	0·7 (0·6 to 0·9)	470
Unintentional firearm injuries	0·1 (0 to 0·1)	0 (0 to 0·1)	0·1 (0·1 to 0·2)	0·8 (0·4 to 1·2)	1·3 (0·9 to 1·9)	2·8 (2 to 3·8)	11·3 (7·6 to 15·5)	22·1 (15·5 to 30·5)	20·3 (14·4 to 27·8)	16·9 (12·1 to 22·5)	14·6 (10·8 to 19)	14·1 (10·4 to 18·7)	11·3 (8·4 to 14·7)	8·5 (6·4 to 10·9)	6·2 (4·8 to 7·8)	4 (3·1 to 5)	2·4 (1·9 to 3·1)	2 (1·6 to 2·5)	1·3 (1 to 1·6)	1·1 (0·8 to 1·4)	0·9 (0·7 to 1·1)	0·7 (0·6 to 0·9)	0·3 (0·2 to 0·4)	143
Other exposure to mechanical forces	0·2 (0·1 to 0·3)	0·2 (0·1 to 0·3)	0·7 (0·5 to 1)	5·9 (4·1 to 8·3)	8·5 (6·3 to 10·9)	9·8 (7·2 to 13·3)	15·4 (11·1 to 21·4)	22 (15·8 to 29·7)	25·6 (18·6 to 33·9)	26 (19·1 to 35·4)	28·1 (20·4 to 38·6)	30·4 (22·3 to 41·2)	31·3 (22·6 to 43·1)	31·3 (22·8 to 43·1)	26·3 (19 to 36·2)	20·3 (14·4 to 28·3)	14·2 (9·9 to 19·7)	12·3 (8·6 to 17·2)	8·3 (5·8 to 11·5)	5·6 (3·9 to 7·7)	3·2 (2·3 to 4·3)	1·6 (1·2 to 2·1)	0·4 (0·3 to 0·6)	327
Adverse effects of medical treatment	1·8 (1·1 to 2·7)	1 (0·6 to 1·6)	2·8 (1·6 to 4·8)	3·2 (1·9 to 5·1)	2 (1·5 to 2·8)	2 (1·4 to 2·7)	2·8 (2 to 3·8)	6·2 (4·3 to 8·5)	7 (4·9 to 10)	6·7 (4·8 to 9·4)	7·2 (5·1 to 9·8)	8·7 (6·2 to 11·9)	10·3 (7·2 to 14·5)	11·2 (8 to 15·7)	10·7 (7·8 to 14·8)	10·2 (7·2 to 14·5)	8·5 (6·3 to 11·5)	9·1 (6·8 to 12·2)	8·1 (6·1 to 10·8)	6·5 (4·8 to 8·4)	5·1 (3·8 to 6·4)	2·7 (2 to 3·5)	0·7 (0·5 to 0·9)	134
Animal contact	0 (0 to 0)	0 (0 to 0)	0·1 (0 to 0·2)	0·6 (0·4 to 0·9)	0·8 (0·6 to 1·1)	1·2 (0·8 to 1·6)	1·5 (1·1 to 2·1)	1·8 (1·3 to 2·4)	2·4 (1·7 to 3)	1·9 (1·4 to 2·5)	2·4 (1·7 to 3·1)	2·5 (1·8 to 3·3)	2·9 (2·1 to 3·9)	2·8 (2·1 to 3·6)	2·5 (1·8 to 3·3)	2·2 (1·7 to 3)	1·7 (1·3 to 2·3)	1·7 (1·3 to 2·3)	1·3 (1 to 1·7)	0·9 (0·7 to 1·2)	0·7 (0·6 to 1)	0·7 (0·5 to 0·9)	0·2 (0·2 to 0·3)	32·9
Venomous animal contact	0 (0 to 0)	0 (0 to 0)	0·1 (0 to 0·1)	0·4 (0·3 to 0·6)	0·6 (0·4 to 0·8)	0·9 (0·6 to 1·3)	1·2 (0·8 to 1·7)	1·4 (1 to 1·8)	1·8 (1·3 to 2·5)	1·4 (1 to 1·9)	1·8 (1·3 to 2·4)	1·8 (1·3 to 2·5)	2·1 (1·6 to 2·9)	2 (1·5 to 2·7)	1·8 (1·3 to 2·4)	1·6 (1·2 to 2·2)	1·2 (0·9 to 1·6)	1·2 (0·8 to 1·6)	0·9 (0·7 to 1·2)	0·6 (0·5 to 0·8)	0·5 (0·4 to 0·7)	0·4 (0·3 to 0·6)	0·2 (0·1 to 0·2)	24
Non-venomous animal contact	0 (0 to 0)	0 (0 to 0)	0 (0 to 0·1)	0·2 (0·1 to 0·3)	0·2 (0·2 to 0·4)	0·3 (0·2 to 0·4)	0·4 (0·2 to 0·5)	0·4 (0·3 to 0·7)	0·5 (0·3 to 0·8)	0·5 (0·3 to 0·7)	0·5 (0·3 to 0·8)	0·6 (0·4 to 1)	0·8 (0·5 to 1·1)	0·8 (0·5 to 1·1)	0·7 (0·5 to 1)	0·6 (0·4 to 0·9)	0·5 (0·3 to 0·7)	0·6 (0·4 to 0·8)	0·4 (0·3 to 0·5)	0·3 (0·2 to 0·5)	0·3 (0·2 to 0·4)	0·2 (0·1 to 0·3)	0·1 (0 to 0·1)	8·9
Foreign body	3·6 (2·2 to 5·6)	1·6 (0·9 to 2·5)	9 (5·2 to 14·9)	9·1 (6 to 13·4)	5·3 (4·2 to 6·5)	6 (4·6 to 7·8)	4·7 (3·5 to 6)	6·9 (5·3 to 9)	8 (6·2 to 10·1)	7·2 (5·6 to 9)	7·4 (5·8 to 9·3)	8·3 (6·6 to 10·4)	8·7 (6·9 to 11)	8·8 (6·7 to 11·4)	7·3 (5·8 to 9·2)	6·7 (5·1 to 8·4)	5·2 (4·1 to 6·5)	5·7 (4·6 to 7)	4·5 (3·5 to 5·8)	3·9 (3 to 5)	2·3 (1·8 to 2·9)	1·5 (1·1 to 1·8)	0·5 (0·4 to 0·5)	132
Pulmonary aspiration and foreign body in airway	3·6 (2·2 to 5·6)	1·6 (0·9 to 2·5)	8·9 (5·1 to 14·8)	8·5 (5·5 to 12·7)	4·4 (3·4 to 5·6)	4·9 (3·6 to 6·5)	3·2 (2·4 to 4·2)	5·2 (3·9 to 6·9)	6·2 (4·7 to 7·9)	5·4 (4 to 7)	5·5 (4·2 to 7)	6·3 (4·9 to 8)	6·7 (5·1 to 8·7)	6·8 (5 to 9·1)	5·7 (4·4 to 7·5)	5·4 (3·9 to 7·1)	4·3 (3·2 to 5·4)	4·8 (3·7 to 6)	3·8 (2·9 to 5)	3·4 (2·5 to 4·4)	2 (1·5 to 2·5)	1·3 (1 to 1·6)	0·4 (0·3 to 0·5)	108
Foreign body in eyes	0 (0 to 0)	0 (0 to 0)	0 (0 to 0)	0·2 (0 to 0·4)	0·3 (0·1 to 0·7)	0·4 (0·1 to 1)	0·6 (0·2 to 1·4)	0·8 (0·3 to 1·8)	0·9 (0·3 to 1·9)	0·9 (0·3 to 1·8)	1 (0·4 to 2)	1 (0·4 to 2)	1 (0·5 to 1·9)	0·9 (0·5 to 1·6)	0·7 (0·4 to 1·1)	0·5 (0·3 to 0·8)	0·4 (0·2 to 0·6)	0·3 (0·2 to 0·5)	0·2 (0·1 to 0·3)	0·2 (0·1 to 0·2)	0·1 (0·1 to 0·1)	0 (0 to 0·1)	0 (0 to 0)	10·3
Foreign body in other body part	0 (0 to 0)	0 (0 to 0)	0·1 (0 to 0·1)	0·4 (0·3 to 0·6)	0·6 (0·4 to 0·8)	0·7 (0·5 to 1)	0·8 (0·6 to 1·1)	0·9 (0·7 to 1·3)	1 (0·7 to 1·3)	0·9 (0·6 to 1·2)	1 (0·7 to 1·3)	1 (0·7 to 1·4)	1·1 (0·8 to 1·5)	1·1 (0·8 to 1·4)	0·9 (0·7 to 1·2)	0·8 (0·6 to 1)	0·6 (0·4 to 0·8)	0·6 (0·4 to 0·7)	0·4 (0·3 to 0·6)	0·4 (0·3 to 0·5)	0·2 (0·2 to 0·3)	0·2 (0·1 to 0·2)	0·1 (0 to 0·1)	13·6
Environmental heat and cold exposure	0 (0 to 0)	0 (0 to 0)	0·1 (0·1 to 0·2)	0·7 (0·5 to 1)	1·4 (1 to 2·1)	2·1 (1·4 to 3·1)	3·3 (2·3 to 4·6)	4·5 (3·1 to 6·2)	5·1 (3·6 to 7·1)	5·3 (3·7 to 7·3)	5·8 (4 to 8·2)	6·2 (4·3 to 8·5)	6·6 (4·7 to 9)	6·7 (4·8 to 9·1)	5·9 (4·2 to 8)	4·9 (3·5 to 6·6)	3·7 (2·6 to 5)	3·5 (2·5 to 4·6)	2·6 (1·9 to 3·4)	2 (1·5 to 2·6)	1·4 (1·1 to 1·7)	0·9 (0·7 to 1·1)	0·3 (0·2 to 0·4)	73
Exposure to forces of nature	0 (0 to 0)	0 (0 to 0)	0 (0 to 0)	0 (0 to 0)	0·1 (0 to 0·1)	0·3 (0·2 to 0·4)	0·4 (0·3 to 0·7)	0·6 (0·4 to 1)	0·5 (0·3 to 0·8)	0·5 (0·3 to 0·8)	0·7 (0·5 to 1·1)	0·8 (0·5 to 1·2)	0·8 (0·5 to 1·2)	1 (0·7 to 1·4)	0·6 (0·4 to 0·9)	0·5 (0·3 to 0·7)	0·4 (0·3 to 0·5)	0·3 (0·2 to 0·4)	0·2 (0·1 to 0·3)	0·1 (0·1 to 0·2)	0·1 (0·1 to 0·1)	0 (0 to 0)	0 (0 to 0)	7·9
Other unintentional injuries	0·2 (0·1 to 0·4)	0·1 (0 to 0·1)	0·6 (0·4 to 0·9)	3·3 (2·3 to 4·5)	5·4 (4 to 7·3)	7·5 (5·7 to 10·1)	12·7 (9·5 to 17)	17·8 (13·5 to 23·5)	20 (15·5 to 25·8)	18·8 (14·5 to 24·4)	18·8 (14·4 to 23·9)	18·5 (14·3 to 23·6)	17·8 (13·4 to 23·4)	14·7 (10·8 to 20·1)	11·8 (8·8 to 16)	8·7 (6·3 to 12)	6·1 (4·3 to 8·5)	5·1 (3·7 to 7·2)	3·5 (2·5 to 4·9)	2·3 (1·7 to 3·3)	1·3 (0·9 to 1·8)	0·5 (0·4 to 0·7)	0·1 (0·1 to 0·2)	196
Self-harm and interpersonal violence	4·8 (2·7 to 7·6)	0·6 (0·3 to 1)	3 (1·7 to 5)	10·3 (5·7 to 17·9)	10·6 (7·8 to 14·8)	23·8 (18·2 to 30·7)	187 (142 to 237)	375 (301 to 456)	422 (352 to 503)	319 (257 to 390)	250 (197 to 318)	210 (162 to 265)	182 (142 to 237)	128 (98·6 to 161)	85·8 (66·5 to 110)	56·3 (44·3 to 70·6)	32·9 (26 to 40·4)	26·6 (21·6 to 32·9)	15·5 (12·7 to 18·8)	8·6 (7·1 to 10·4)	4·6 (3·8 to 5·5)	1·5 (1·2 to 1·7)	0·3 (0·2 to 0·3)	2,360
Self-harm	0 (0 to 0)	0 (0 to 0)	0 (0 to 0)	0 (0 to 0)	0 (0 to 0)	3·3 (2·2 to 4·8)	28 (19·3 to 38·9)	59·4 (43·1 to 81·5)	69·4 (50·5 to 91·2)	67·2 (49·5 to 89·2)	63·4 (46·5 to 82·6)	61·9 (45·8 to 82·5)	56·6 (40·7 to 77·1)	46·7 (34·2 to 61·7)	34·7 (25·6 to 45·5)	25·6 (18·8 to 33·2)	15·6 (11·6 to 20·1)	14·5 (10·9 to 19)	8·6 (6·5 to 11)	5·5 (4·2 to 7)	2·9 (2·3 to 3·7)	0·9 (0·7 to 1·1)	0·1 (0·1 to 0·2)	564
Self-harm by firearm	0 (0 to 0)	0 (0 to 0)	0 (0 to 0)	0 (0 to 0)	0 (0 to 0)	0·1 (0·1 to 0·1)	1·5 (0·8 to 2·7)	2·9 (1·6 to 5·3)	3·1 (1·6 to 5·1)	2·8 (1·6 to 4·6)	2·5 (1·4 to 4·1)	2·5 (1·4 to 4·1)	2·3 (1·2 to 3·8)	2·1 (1·1 to 3·4)	1·4 (0·8 to 2·2)	1·1 (0·6 to 1·7)	0·6 (0·3 to 0·9)	0·5 (0·3 to 0·8)	0·3 (0·2 to 0·5)	0·2 (0·1 to 0·3)	0·1 (0·1 to 0·1)	0 (0 to 0)	0 (0 to 0)	23·9
Self-harm by other specified means	0 (0 to 0)	0 (0 to 0)	0 (0 to 0)	0 (0 to 0)	0 (0 to 0)	3·2 (2·2 to 4·7)	26·5 (18·3 to 36·8)	56·5 (40·7 to 77·6)	66·4 (48·6 to 87·4)	64·5 (47·3 to 85·7)	60·9 (44·8 to 79·5)	59·4 (44·1 to 79·1)	54·3 (39 to 74·3)	44·7 (32·7 to 59·5)	33·4 (24·6 to 43·6)	24·6 (18 to 31·9)	15 (11·2 to 19·3)	13·9 (10·5 to 18·3)	8·2 (6·2 to 10·7)	5·3 (4 to 6·8)	2·8 (2·2 to 3·6)	0·9 (0·7 to 1·1)	0·1 (0·1 to 0·2)	541
Interpersonal violence	[illegible]	[illegible]	[illegible]	[illegible]	[illegible]	[illegible]	[illegible]	[illegible]	[illegible]	[illegible]	[illegible]	[illegible]	[illegible]	[illegible]	[illegible]	[illegible]	[illegible]	[illegible]	[illegible]	[illegible]	[illegible]	[illegible]	[illegible]	1,780
Physical violence by firearm	[illegible]	[illegible]	[illegible]	[illegible]	[illegible]	[illegible]	[illegible]	[illegible]	[illegible]	[illegible]	[illegible]	[illegible]	[illegible]	[illegible]	[illegible]	[illegible]	[illegible]	[illegible]	[illegible]	[illegible]	[illegible]	[illegible]	[illegible]	964
Physical violence by sharp object	[illegible]	[illegible]	[illegible]	[illegible]	[illegible]	[illegible]	[illegible]	[illegible]	[illegible]	[illegible]	[illegible]	[illegible]	[illegible]	[illegible]	[illegible]	[illegible]	[illegible]	[illegible]	[illegible]	[illegible]	[illegible]	[illegible]	[illegible]	541
Sexual violence	[illegible]	[illegible]	[illegible]	[illegible]	[illegible]	[illegible]	[illegible]	[illegible]	[illegible]	[illegible]	[illegible]	[illegible]	[illegible]	[illegible]	[illegible]	[illegible]	[illegible]	[illegible]	[illegible]	[illegible]	[illegible]	[illegible]	[illegible]	33
Physical violence by other means	[illegible]	[illegible]	[illegible]	[illegible]	[illegible]	[illegible]	[illegible]	[illegible]	[illegible]	[illegible]	[illegible]	[illegible]	[illegible]	[illegible]	[illegible]	[illegible]	[illegible]	[illegible]	[illegible]	[illegible]	[illegible]	[illegible]	[illegible]	239
Conflict and terrorism	[illegible]	[illegible]	[illegible]	[illegible]	[illegible]	[illegible]	[illegible]	[illegible]	[illegible]	[illegible]	[illegible]	[illegible]	[illegible]	[illegible]	[illegible]	[illegible]	[illegible]	[illegible]	[illegible]	[illegible]	[illegible]	[illegible]	[illegible]	6·6

SII Table 2c: Saint Vincent and the Grenadines DALYS by cause and age group for both sexes with 95% uncertainty intervals, 2019

Cause	Early Neonatal	Late Neonatal	Post Neonatal	1 to 4	5 to 9	10 to 14	15 to 19	20 to 24	25 to 29	30 to 34	35 to 39	40 to 44	45 to 49	50 to 54	55 to 59	60 to 64	65 to 69	70 to 74	75 to 79	80 to 84	85 plus	Total
All causes	644 (510, 810)	644 (548, 814)	1,107 (972, 1,276)	1,107 (997, 1,247)	1,106 (966, 1,246)	1,106 (969, 1,249)	1,106 (962, 1,250)	1,106 (960, 1,253)	1,106 (961, 1,270)	1,106 (960, 1,264)	1,106 (960, 1,260)	1,106 (960, 1,260)	1,106 (960, 1,260)	1,106 (960, 1,260)	1,106 (960, 1,260)	1,106 (960, 1,260)	1,106 (960, 1,260)	1,106 (960, 1,260)	1,106 (960, 1,260)	1,106 (960, 1,260)	1,106 (960, 1,260)	38,600
Communicable, maternal, neonatal, and nutritional diseases	644 (510, 810)	644 (548, 814)	1,107 (972, 1,276)	1,107 (997, 1,247)	1,106 (966, 1,246)	1,106 (969, 1,249)	1,106 (962, 1,250)	1,106 (960, 1,253)	1,106 (961, 1,270)	1,106 (960, 1,264)	1,106 (960, 1,260)	1,106 (960, 1,260)	1,106 (960, 1,260)	1,106 (960, 1,260)	1,106 (960, 1,260)	1,106 (960, 1,260)	1,106 (960, 1,260)	1,106 (960, 1,260)	1,106 (960, 1,260)	1,106 (960, 1,260)	1,106 (960, 1,260)	4,810
HIV/AIDS and sexually transmitted infections	1.5 (0.4, 2.4)	0.4 (0.2, 0.7)	9.5 (6.9, 12.2)	9.2 (5.9, 12.7)	7.4 (5.2, 9.8)	8.4 (5.9, 11.2)	13.2 (9.3, 17.4)	59.1 (46.4, 74.4)	97 (69.9, 134)	166 (125, 219)	179 (129, 238)	168 (121, 222)	134 (96, 177)	78.6 (53.2, 107)	49.4 (32.9, 67.5)	30.2 (20.2, 42.2)	15.2 (9.7, 21.6)	8.4 (5.2, 12.1)	5.2 (3.2, 7.5)	2.9 (1.8, 4.2)	0.7 (0.4, 1.1)	1,010
HIV/AIDS	1.5 (0.4, 2.4)	0.4 (0.2, 0.7)	9.1 (6.6, 11.8)	9.2 (5.9, 12.7)	7.4 (5.2, 9.8)	8.2 (5.8, 10.9)	12.7 (8.9, 16.8)	58.4 (46.0, 72.9)	94.1 (67.8, 130)	161 (121, 212)	173 (124, 230)	162 (116, 215)	130 (92, 170)	76.3 (51.6, 103)	47.5 (31.9, 64.5)	29 (19.4, 39.2)	14.6 (9.3, 20.6)	8.1 (4.9, 11.6)	5 (3.1, 7.2)	2.8 (1.8, 4.1)	0.6 (0.4, 0.9)	984
HIV/AIDS - Drug-susceptible Tuberculosis	0 (0, 0)	0 (0, 0)	0.3 (0.2, 0.5)	0.3 (0.2, 0.4)	0.3 (0.2, 0.4)	0.4 (0.3, 0.5)	0.6 (0.4, 0.9)	2.5 (1.7, 3.4)	4.8 (3.1, 7.2)	7.4 (5.0, 11.1)	8.6 (5.4, 12.9)	7.2 (4.6, 10.8)	6.8 (4.3, 10.2)	4 (2.4, 6.1)	2.5 (1.4, 3.7)	1.4 (0.9, 2.1)	0.8 (0.5, 1.1)	0.5 (0.2, 0.8)	0.2 (0.1, 0.4)	0.1 (0.1, 0.2)	48.7
HIV/AIDS - Multidrug-resistant Tuberculosis without extensive dr...	0 (0, 0)	0 (0, 0)	0 (0, 0)	0 (0, 0)	0 (0, 0)	0 (0, 0)	0 (0, 0)	0 (0, 0)	0 (0, 0)	0 (0, 0)	0 (0, 0)	0 (0, 0)	0 (0, 0)	0 (0, 0)	0 (0, 0)	0 (0, 0)	0 (0, 0)	0 (0, 0)	0 (0, 0)	0 (0, 0)	0 (0, 0)	0.7
HIV/AIDS - Extensively drug-resistant Tuberculosis	0 (0, 0)	0 (0, 0)	0 (0, 0)	0 (0, 0)	0 (0, 0)	0 (0, 0)	0 (0, 0)	0 (0, 0)	0 (0, 0)	0 (0, 0)	0 (0, 0)	0 (0, 0)	0 (0, 0)	0 (0, 0)	0 (0, 0)	0 (0, 0)	0 (0, 0)	0 (0, 0)	0 (0, 0)	0 (0, 0)	0 (0, 0)	0 (0, 0)	0.1
HIV/AIDS resulting in other diseases	0 (0, 0)	0 (0, 0)	0.4 (0.3, 0.6)	0 (0, 0)	0 (0, 0)	0.1 (0, 0.2)	0.1 (0, 0.2)	0.5 (0.4, 0.7)	1.2 (0.9, 1.6)	2.1 (1.6, 2.8)	3.1 (2.4, 4.1)	3.8 (2.9, 5.1)	4.1 (3.1, 5.5)	3.8 (2.8, 5.1)	3.4 (2.5, 4.6)	2.9 (2.1, 3.9)	2.4 (1.7, 3.2)	1.9 (1.3, 2.6)	1.4 (0.9, 1.9)	0.9 (0.6, 1.3)	0.4 (0.2, 0.6)	30.2
Sexually transmitted infections excluding HIV	1.5 (0.4, 2.4)	0.4 (0.2, 0.7)	0.5 (0.2, 1)	0.1 (0, 0.1)	0.1 (0, 0.1)	0.1 (0.1, 0.2)	0.5 (0.3, 0.7)	0.6 (0.4, 0.9)	2.9 (2.1, 3.9)	5.5 (4.1, 7.3)	6.5 (4.8, 8.7)	5.6 (4.1, 7.5)	3.5 (2.5, 4.8)	2.3 (1.6, 3.2)	1.3 (0.9, 1.8)	0.7 (0.4, 1)	0.4 (0.2, 0.6)	0.2 (0.1, 0.3)	0.1 (0.1, 0.2)	0.1 (0, 0.1)	0.1 (0, 0.1)	30.2
Syphilis	0 (0, 0)	0 (0, 0)	0 (0, 0)	0 (0, 0)	0 (0, 0)	0 (0, 0)	0 (0, 0)	0 (0, 0)	0 (0, 0)	0 (0, 0)	0 (0, 0)	0 (0, 0)	0 (0, 0)	0 (0, 0)	0 (0, 0)	0 (0, 0)	0 (0, 0)	0 (0, 0)	0 (0, 0)	0 (0, 0)	0 (0, 0)	0 (0, 0)	7.1
Chlamydial infection	0 (0, 0)	0 (0, 0)	0 (0, 0)	0 (0, 0)	0 (0, 0)	0 (0, 0)	0 (0, 0)	0 (0, 0)	0 (0, 0)	0 (0, 0)	0 (0, 0)	0 (0, 0)	0 (0, 0)	0 (0, 0)	0 (0, 0)	0 (0, 0)	0 (0, 0)	0 (0, 0)	0 (0, 0)	0 (0, 0)	0 (0, 0)	0 (0, 0)	2.6
Gonococcal infection	0 (0, 0)	0 (0, 0)	0 (0, 0)	0 (0, 0)	0 (0, 0)	0 (0, 0)	0 (0, 0)	0 (0, 0)	0 (0, 0)	0 (0, 0)	0 (0, 0)	0 (0, 0)	0 (0, 0)	0 (0, 0)	0 (0, 0)	0 (0, 0)	0 (0, 0)	0 (0, 0)	0 (0, 0)	0 (0, 0)	0 (0, 0)	0 (0, 0)	2.5
Trichomoniasis	0 (0, 0)	0 (0, 0)	0 (0, 0)	0 (0, 0)	0 (0, 0)	0 (0, 0)	0 (0, 0)	0 (0, 0)	0 (0, 0)	0 (0, 0)	0 (0, 0)	0 (0, 0)	0 (0, 0)	0 (0, 0)	0 (0, 0)	0 (0, 0)	0 (0, 0)	0 (0, 0)	0 (0, 0)	0 (0, 0)	0 (0, 0)	0 (0, 0)	5.6
Genital herpes	0 (0, 0)	0 (0, 0)	0 (0, 0)	0 (0, 0)	0 (0, 0)	0 (0, 0)	0 (0, 0)	0 (0, 0)	0 (0, 0)	0 (0, 0)	0 (0, 0)	0 (0, 0)	0 (0, 0)	0 (0, 0)	0 (0, 0)	0 (0, 0)	0 (0, 0)	0 (0, 0)	0 (0, 0)	0 (0, 0)	0 (0, 0)	0 (0, 0)	4.7
Other sexually transmitted infections	0 (0, 0)	0 (0, 0)	0 (0, 0)	0 (0, 0)	0 (0, 0)	0 (0, 0)	0 (0, 0)	0 (0, 0)	0 (0, 0)	0 (0, 0)	0 (0, 0)	0 (0, 0)	0 (0, 0)	0 (0, 0)	0 (0, 0)	0 (0, 0)	0 (0, 0)	0 (0, 0)	0 (0, 0)	0 (0, 0)	0 (0, 0)	0 (0, 0)	5.8
Respiratory infections and tuberculosis	21.5 (13.4, 33.7)	21.5 (13.9, 32.9)	74.5 (49.3, 113)	46.1 (30.5, 69.3)	29.3 (19.5, 39.1)	19.2 (12.9, 26.5)	27.2 (17.9, 37.4)	31.4 (20.7, 43.6)	37.5 (24.7, 49.9)	33.4 (22.1, 46.2)	33.4 (22.1, 46.2)	32.7 (22.7, 45.7)	32.7 (22.7, 45.7)	32.7 (22.7, 45.7)	32.7 (22.7, 45.7)	32.7 (22.7, 45.7)	32.7 (22.7, 45.7)	32.7 (22.7, 45.7)	32.7 (22.7, 45.7)	32.7 (22.7, 45.7)	32.7 (22.7, 45.7)	1,050
Tuberculosis	0 (0, 0)	0 (0, 0)	0.7 (0.5, 1.1)	0.7 (0.7, 1.1)	0.5 (0.4, 0.8)	0.5 (0.4, 0.8)	0.5 (0.4, 0.8)	0.5 (0.4, 0.7)	0.5 (0.2, 0.9)	0.5 (0.2, 0.9)	0.5 (0.2, 0.9)	0.5 (0.2, 0.9)	0.5 (0.2, 0.9)	0.5 (0.2, 0.9)	0.5 (0.2, 0.9)	0.5 (0.2, 0.9)	0.5 (0.2, 0.9)	0.5 (0.2, 0.9)	0.5 (0.2, 0.9)	0.5 (0.2, 0.9)	0.5 (0.2, 0.9)	98.2
Latent tuberculosis infection	0 (0, 0)	0 (0, 0)	0 (0, 0)	0 (0, 0)	0 (0, 0)	0 (0, 0)	0 (0, 0)	0 (0, 0)	0 (0, 0)	0 (0, 0)	0 (0, 0)	0 (0, 0)	0 (0, 0)	0 (0, 0)	0 (0, 0)	0 (0, 0)	0 (0, 0)	0 (0, 0)	0 (0, 0)	0 (0, 0)	0 (0, 0)	0 (0, 0)	0
Drug-susceptible tuberculosis	0 (0, 0)	0 (0, 0)	0.7 (0.5, 1.1)	1.1 (0.7, 1.6)	0.5 (0.4, 0.8)	0.5 (0.4, 0.8)	0.5 (0.4, 0.8)	0.5 (0.4, 0.7)	0.5 (0.2, 0.9)	0.5 (0.2, 0.9)	0.5 (0.2, 0.9)	0.5 (0.2, 0.9)	0.5 (0.2, 0.9)	0.5 (0.2, 0.9)	0.5 (0.2, 0.9)	0.5 (0.2, 0.9)	0.5 (0.2, 0.9)	0.5 (0.2, 0.9)	0.5 (0.2, 0.9)	0.5 (0.2, 0.9)	0.5 (0.2, 0.9)	96.9
Multidrug-resistant tuberculosis without extensive drug-resistance	0 (0, 0)	0 (0, 0)	0 (0, 0)	0 (0, 0)	0 (0, 0)	0 (0, 0)	0 (0, 0)	0 (0, 0)	0 (0, 0)	0 (0, 0)	0 (0, 0)	0 (0, 0)	0 (0, 0)	0 (0, 0)	0 (0, 0)	0 (0, 0)	0 (0, 0)	0 (0, 0)	0 (0, 0)	0 (0, 0)	0 (0, 0)	0 (0, 0)	1.1
Extensively drug-resistant tuberculosis	0 (0, 0)	0 (0, 0)	0 (0, 0)	0 (0, 0)	0 (0, 0)	0 (0, 0)	0 (0, 0)	0 (0, 0)	0 (0, 0)	0 (0, 0)	0 (0, 0)	0 (0, 0)	0 (0, 0)	0 (0, 0)	0 (0, 0)	0 (0, 0)	0 (0, 0)	0 (0, 0)	0 (0, 0)	0 (0, 0)	0 (0, 0)	0 (0, 0)	0.2
Lower respiratory infections	21.3 (13.4, 33.7)	21.1 (12.9, 32.2)	70.5 (44.8, 107)	36.9 (17.2, 62.4)	9.2 (5, 13.9)	5.6 (2.9, 9.3)	7.5 (3.2, 14)	9.2 (3.5, 17)	11.5 (3.7, 23.7)	10.4 (3.2, 22.7)	10.4 (3.2, 22.7)	9.8 (2.9, 21.5)	9.8 (2.9, 21.5)	9.8 (2.9, 21.5)	9.8 (2.9, 21.5)	9.8 (2.9, 21.5)	9.8 (2.9, 21.5)	9.8 (2.9, 21.5)	9.8 (2.9, 21.5)	9.8 (2.9, 21.5)	9.8 (2.9, 21.5)	824
Upper respiratory infections	0 (0, 0)	0 (0, 0)	2.9 (1.9, 4.2)	4.8 (3.2, 6.7)	8.3 (5.5, 11.7)	8.3 (5.4, 11.6)	8.3 (5.4, 11.5)	8.3 (5.4, 11.5)	8.3 (5.4, 11.5)	8.3 (5.4, 11.5)	8.3 (5.4, 11.5)	8.3 (5.4, 11.5)	8.3 (5.4, 11.5)	8.3 (5.4, 11.5)	8.3 (5.4, 11.5)	8.3 (5.4, 11.5)	8.3 (5.4, 11.5)	8.3 (5.4, 11.5)	8.3 (5.4, 11.5)	8.3 (5.4, 11.5)	8.3 (5.4, 11.5)	94.5
Otitis media	0 (0, 0)	0 (0, 0)	0.3 (0.2, 0.5)	0.2 (1.7, 5.6)	3.1 (2.5, 7.1)	3.7 (1.7, 5.4)	3.7 (1.6, 5.4)	3.7 (1.6, 5.4)	3.7 (1.6, 5.4)	3.7 (1.6, 5.4)	3.7 (1.6, 5.4)	3.7 (1.6, 5.4)	3.7 (1.6, 5.4)	3.7 (1.6, 5.4)	3.7 (1.6, 5.4)	3.7 (1.6, 5.4)	3.7 (1.6, 5.4)	3.7 (1.6, 5.4)	3.7 (1.6, 5.4)	3.7 (1.6, 5.4)	3.7 (1.6, 5.4)	39.4
Enteric infections	2.1 (1.4, 3.3)	6.8 (3.7, 10.9)	46.6 (28.6, 69.3)	28.9 (19.5, 39.4)	16.4 (10.3, 24.9)	16.7 (10.2, 25.5)	11.5 (7.8, 17)	10 (7.2, 14.5)	10.4 (7.3, 14.8)	10.4 (7.3, 14.8)	10.4 (7.3, 14.8)	10.4 (7.3, 14.8)	10.4 (7.3, 14.8)	10.4 (7.3, 14.8)	10.4 (7.3, 14.8)	10.4 (7.3, 14.8)	10.4 (7.3, 14.8)	10.4 (7.3, 14.8)	10.4 (7.3, 14.8)	10.4 (7.3, 14.8)	10.4 (7.3, 14.8)	328
Diarrheal diseases	2.1 (1.4, 3.3)	6.8 (3.7, 10.9)	46.6 (28.6, 69.3)	28.9 (19.5, 39.4)	16.4 (10.3, 24.9)	16.7 (10.2, 25.5)	11.5 (7.8, 17)	10 (7.2, 14.5)	10.4 (7.3, 14.8)	10.4 (7.3, 14.8)	10.4 (7.3, 14.8)	10.4 (7.3, 14.8)	10.4 (7.3, 14.8)	10.4 (7.3, 14.8)	10.4 (7.3, 14.8)	10.4 (7.3, 14.8)	10.4 (7.3, 14.8)	10.4 (7.3, 14.8)	10.4 (7.3, 14.8)	10.4 (7.3, 14.8)	10.4 (7.3, 14.8)	327
Typhoid and paraphoid	0 (0, 0)	0 (0, 0)	0 (0, 0)	0 (0, 0)	0 (0, 0)	0 (0, 0)	0 (0, 0)	0 (0, 0)	0 (0, 0)	0 (0, 0)	0 (0, 0)	0 (0, 0)	0 (0, 0)	0 (0, 0)	0 (0, 0)	0 (0, 0)	0 (0, 0)	0 (0, 0)	0 (0, 0)	0 (0, 0)	0 (0, 0)	0 (0, 0)	0.1
Typhoid fever	0 (0, 0)	0 (0, 0)	0 (0, 0)	0 (0, 0)	0 (0, 0)	0 (0, 0)	0 (0, 0)	0 (0, 0)	0 (0, 0)	0 (0, 0)	0 (0, 0)	0 (0, 0)	0 (0, 0)	0 (0, 0)	0 (0, 0)	0 (0, 0)	0 (0, 0)	0 (0, 0)	0 (0, 0)	0 (0, 0)	0 (0, 0)	0 (0, 0)	0
Paratyphoid fever	0 (0, 0)	0 (0, 0)	0 (0, 0)	0 (0, 0)	0 (0, 0)	0 (0, 0)	0 (0, 0)	0 (0, 0)	0 (0, 0)	0 (0, 0)	0 (0, 0)	0 (0, 0)	0 (0, 0)	0 (0, 0)	0 (0, 0)	0 (0, 0)	0 (0, 0)	0 (0, 0)	0 (0, 0)	0 (0, 0)	0 (0, 0)	0 (0, 0)	0.1
Invasive Non-typhoidal Salmonella (iNTS)	0 (0, 0)	0 (0, 0)	0 (0, 0)	0 (0, 0)	0 (0, 0)	0 (0, 0)	0 (0, 0)	0 (0, 0)	0 (0, 0)	0 (0, 0)	0 (0, 0)	0 (0, 0)	0 (0, 0)	0 (0, 0)	0 (0, 0)	0 (0, 0)	0 (0, 0)	0 (0, 0)	0 (0, 0)	0 (0, 0)	0 (0, 0)	0 (0, 0)	0.5
Other intestinal infectious diseases	0 (0, 0)	0 (0, 0)	0 (0, 0)	0 (0, 0)	0 (0, 0)	0 (0, 0)	0 (0, 0)	0 (0, 0)	0 (0, 0)	0 (0, 0)	0 (0, 0)	0 (0, 0)	0 (0, 0)	0 (0, 0)	0 (0, 0)	0 (0, 0)	0 (0, 0)	0 (0, 0)	0 (0, 0)	0 (0, 0)	0 (0, 0)	0 (0, 0)	0.6
Neglected tropical diseases and malaria	0.1 (0, 0.2)	0.3 (0.2, 0.4)	2 (1.2, 3.2)	6 (2.4, 9.6)	7.8 (3.2, 13.6)	5.4 (2.2, 9.6)	5.1 (2.1, 8.8)	5.7 (2.4, 9.6)	5.9 (2.2, 9.4)	6.4 (2.7, 10.4)	7.3 (3.2, 12)	8.1 (4.6, 12.3)	8.5 (4.7, 12.4)	9.4 (4.7, 14.7)	10.1 (5.4, 15.7)	9.7 (4.9, 17.5)	8.3 (4.1, 14.6)	7.2 (3.7, 12.2)	5.7 (2.8, 9.9)	4.3 (2.2, 7.4)	2.1 (1, 3.6)	126
Malaria	0 (0, 0)	0 (0, 0)	0 (0, 0)	0 (0, 0)	0 (0, 0)	0 (0, 0)	0 (0, 0)	0 (0, 0)	0 (0, 0)	0 (0, 0)	0 (0, 0)	0 (0, 0)	0 (0, 0)	0 (0, 0)	0 (0, 0)	0 (0, 0)	0 (0, 0)	0 (0, 0)	0 (0, 0)	0 (0, 0)	0 (0, 0)	0 (0, 0)	0
Chagas disease	0 (0, 0)	0 (0, 0)	0 (0, 0)	0 (0, 0)	0 (0, 0)	0 (0, 0)	0 (0, 0)	0 (0, 0)	0 (0, 0)	0 (0, 0)	0 (0, 0)	0 (0, 0)	0 (0, 0)	0 (0, 0)	0 (0, 0)	0 (0, 0)	0 (0, 0)	0 (0, 0)	0 (0, 0)	0 (0, 0)	0 (0, 0)	0 (0, 0)	0
Leishmaniasis	0 (0, 0)	0 (0, 0)	0 (0, 0)	0 (0, 0)	0 (0, 0)	0 (0, 0)	0 (0, 0)	0 (0, 0)	0 (0, 0)	0 (0, 0)	0 (0, 0)	0 (0, 0)	0 (0, 0)	0 (0, 0)	0 (0, 0)	0 (0, 0)	0 (0, 0)	0 (0, 0)	0 (0, 0)	0 (0, 0)	0 (0, 0)	0 (0, 0)	0
Visceral leishmaniasis	0 (0, 0)	0 (0, 0)	0 (0, 0)	0 (0, 0)	0 (0, 0)	0 (0, 0)	0 (0, 0)	0 (0, 0)	0 (0, 0)	0 (0, 0)	0 (0, 0)	0 (0, 0)	0 (0, 0)	0 (0, 0)	0 (0, 0)	0 (0, 0)	0 (0, 0)	0 (0, 0)	0 (0, 0)	0 (0, 0)	0 (0, 0)	0 (0, 0)	0
Cutaneous and mucocutaneous leishmaniasis	0 (0, 0)	0 (0, 0)	0 (0, 0)	0 (0, 0)	0 (0, 0)	0 (0, 0)	0 (0, 0)	0 (0, 0)	0 (0, 0)	0 (0, 0)	0 (0, 0)	0 (0, 0)	0 (0, 0)	0 (0, 0)	0 (0, 0)	0 (0, 0)	0 (0, 0)	0 (0, 0)	0 (0, 0)	0 (0, 0)	0 (0, 0)	0 (0, 0)	0
African trypanosomiasis	0 (0, 0)	0 (0, 0)	0 (0, 0)	0 (0, 0)	0 (0, 0)	0 (0, 0)	0 (0, 0)	0 (0, 0)	0 (0, 0)	0 (0, 0)	0 (0, 0)	0 (0, 0)	0 (0, 0)	0 (0, 0)	0 (0, 0)	0 (0, 0)	0 (0, 0)	0 (0, 0)	0 (0, 0)	0 (0, 0)	0 (0, 0)	0 (0, 0)	0
Schistosomiasis	0 (0, 0)	0 (0, 0)	0 (0, 0)	0 (0, 0)	0 (0, 0)	0 (0, 0)	0 (0, 0)	0 (0, 0)	0 (0, 0)	0 (0, 0)	0 (0, 0)	0 (0, 0)	0 (0, 0)	0 (0, 0)	0 (0, 0)	0 (0, 0)	0 (0, 0)	0 (0, 0)	0 (0, 0)	0 (0, 0)	0 (0, 0)	0 (0, 0)	0
Cysticercosis	0 (0, 0)	0 (0, 0)	0 (0, 0)	0 (0, 0)	0 (0, 0)	0 (0, 0)	0 (0, 0)	1.6 (0.4, 3.6)	2.7 (0.7, 5.9)	3.2 (1.1, 6.8)	3.2 (1.1, 6.8)	3.2 (1.1, 6.8)	3.2 (1.1, 6.8)	3.2 (1.1, 6.8)	3.2 (1.1, 6.8)	3.2 (1.1, 6.8)	3.2 (1.1, 6.8)	3.2 (1.1, 6.8)	3.2 (1.1, 6.8)	3.2 (1.1, 6.8)	3.2 (1.1, 6.8)	68.7
Cystic echinococcosis	0 (0, 0)	0 (0, 0)	0 (0, 0)	0 (0, 0)	0 (0, 0)	0 (0, 0)	0 (0, 0)	0 (0, 0)	0 (0, 0)	0 (0, 0)	0 (0, 0)	0 (0, 0)	0 (0, 0)	0 (0, 0)	0 (0, 0)	0 (0, 0)	0 (0, 0)	0 (0, 0)	0 (0, 0)	0 (0, 0)	0 (0, 0)	0 (0, 0)	0
Lymphatic filariasis	0 (0, 0)	0 (0, 0)	0 (0, 0)	0 (0, 0)	0 (0, 0)	0 (0, 0)	0 (0, 0)	0 (0, 0)	0 (0, 0)	0 (0, 0)	0 (0, 0)	0 (0, 0)	0 (0, 0)	0 (0, 0)	0 (0, 0)	0 (0, 0)	0 (0, 0)	0 (0, 0)	0 (0, 0)	0 (0, 0)	0 (0, 0)	0 (0, 0)	0
Onchocerciasis	0 (0, 0)	0 (0, 0)	0 (0, 0)	0 (0, 0)	0 (0, 0)	0 (0, 0)	0 (0, 0)	0 (0, 0)	0 (0, 0)	0 (0, 0)	0 (0, 0)	0 (0, 0)	0 (0, 0)	0 (0, 0)	0 (0, 0)	0 (0, 0)	0 (0, 0)	0 (0, 0)	0 (0, 0)	0 (0, 0)	0 (0, 0)	0 (0, 0)	0
Trachoma	0 (0, 0)	0 (0, 0)	0 (0, 0)	0 (0, 0)	0 (0, 0)	0 (0, 0)	0 (0, 0)	0 (0, 0)	0 (0, 0)	0 (0, 0)	0 (0, 0)	0 (0, 0)	0 (0, 0)	0 (0, 0)	0 (0, 0)	0 (0, 0)	0 (0, 0)	0 (0, 0)	0 (0, 0)	0 (0, 0)	0 (0, 0)	0 (0, 0)	0
Dengue	0 (0, 0)	0 (0, 0)	0 (0, 0)	0.3 (0.1, 0.7)	0.5 (0.2, 1)	1.1 (0.4, 2.2)	1.1 (0.4, 2.2)	1.1 (0.4, 2.2)	0.9 (0.3, 1.7)	0.8 (0.3, 1.5)	0.7 (0.2, 1.5)	0.7 (0.3, 1.4)	0.6 (0.2, 1.2)	0.6 (0.2, 1.2)	0.5 (0.2, 1.1)	0.5 (0.1, 0.7)	0.4 (0.1, 0.6)	0.3 (0.1, 0.5)	0.2 (0.1, 0.4)	0.1 (0, 0.2)	0.1 (0, 0.2)	11.6
Yellow fever	0 (0, 0)	0 (0, 0)	0 (0, 0)	0 (0, 0)	0 (0, 0)	0 (0, 0)	0 (0, 0)	0 (0, 0)	0 (0, 0)	0 (0, 0)	0 (0, 0)	0 (0, 0)	0 (0, 0)	0 (0, 0)	0 (0, 0)	0 (0, 0)	0 (0, 0)	0 (0, 0)	0 (0, 0)	0 (0, 0)	0 (0, 0)	0 (0, 0)	0
Rabies	0 (0, 0)	0 (0, 0)	0 (0, 0)	0 (0, 0)	0 (0, 0)	0 (0, 0)	0 (0, 0)	0 (0, 0)	0 (0, 0)	0 (0, 0)	0 (0, 0)	0 (0, 0)	0 (0, 0)	0 (0, 0)	0 (0, 0)	0 (0, 0)	0 (0, 0)	0 (0, 0)	0 (0, 0)	0 (0, 0)	0 (0, 0)	0 (0, 0)	0.4
Intestinal nematode infections	0 (0, 0)	0 (0, 0)	0 (0, 0.1)	0.2 (0, 0.9)	0.7 (0.2, 1.6)	0.4 (0.2, 0.9)	0.4 (0.2, 0.8)	0.4 (0.2, 0.8)	0.4 (0.2, 0.8)	0.4 (0.2, 0.8)	0.4 (0.2, 0.8)	0.4 (0.2, 0.8)	0.4 (0.2, 0.8)	0.4 (0.2, 0.8)	0.4 (0.2, 0.8)	0.4 (0.2, 0.8)	0.4 (0.2, 0.8)	0.4 (0.2, 0.8)	0.4 (0.2, 0.8)	0.4 (0.2, 0.8)	0.4 (0.2, 0.8)	8.9
Ascariasis	0 (0, 0)	0 (0, 0)	0 (0, 0.1)	0.2 (0, 0.9)	0.7 (0.2, 1.6)	0.4 (0.2, 0.9)	0.4 (0.2, 0.8)	0.4 (0.2, 0.8)	0.4 (0.2, 0.8)	0.4 (0.2, 0.8)	0.4 (0.2, 0.8)	0.4 (0.2, 0.8)	0.4 (0.2, 0.8)	0.4 (0.2, 0.8)	0.4 (0.2, 0.8)	0.4 (0.2, 0.8)	0.4 (0.2, 0.8)	0.4 (0.2, 0.8)	0.4 (0.2, 0.8)	0.4 (0.2, 0.8)	0.4 (0.2, 0.8)	1.1
Trichuriasis	0 (0, 0)	0 (0, 0)	0 (0, 0)	0 (0, 0)	0 (0, 0)	0 (0, 0)	0 (0, 0)	0 (0, 0)	0 (0, 0)	0 (0, 0)	0 (0, 0)	0 (0, 0)	0 (0, 0)	0 (0, 0)	0 (0, 0)	0 (0, 0)	0 (0, 0)	0 (0, 0)	0 (0, 0)	0 (0, 0)	0 (0, 0)	0 (0, 0)	0.1
Hookworm disease	0 (0, 0)	0 (0, 0)	0 (0, 0)	0 (0, 0.1)	0.4 (0, 0.9)	0.2 (0, 0.6)	0.2 (0, 0.5)	0.2 (0, 0.5)	0.2 (0, 0.5)	0.2 (0, 0.5)	0.2 (0, 0.5)	0.2 (0, 0.5)	0.2 (0, 0.5)	0.2 (0, 0.5)	0.2 (0, 0.5)	0.2 (0, 0.5)	0.2 (0, 0.5)	0.2 (0, 0.5)	0.2 (0, 0.5)	0.2 (0, 0.5)	0.2 (0, 0.5)	0.2 (0, 0.5)	7.6
Food-borne trematodiases	0 (0, 0)	0 (0, 0)	0 (0, 0)	0 (0, 0)	0 (0, 0)	0 (0, 0)	0 (0, 0)	0 (0, 0)	0 (0, 0)	0 (0, 0)	0 (0, 0)	0 (0, 0)	0 (0, 0)	0 (0, 0)	0 (0, 0)	0 (0, 0)	0 (0, 0)	0 (0, 0)	0 (0, 0)	0 (0, 0)	0 (0, 0)	0 (0, 0)	0
Leprosy	0 (0, 0)	0 (0, 0)	0 (0, 0)	0 (0, 0)	0 (0, 0)	0 (0, 0)	0 (0, 0)	0 (0, 0)	0 (0, 0)	0 (0, 0)	0 (0, 0)	0 (0, 0)	0 (0, 0)	0 (0, 0)	0 (0, 0)	0 (0, 0)	0 (0, 0)	0 (0, 0)	0 (0, 0)	0 (0, 0)	0 (0, 0)	0 (0, 0)	0.5
Ebola	0 (0, 0)	0 (0, 0)	0 (0, 0)	0 (0, 0)	0 (0, 0)	0 (0, 0)	0 (0, 0)	0 (0, 0)	0 (0, 0)	0 (0, 0)	0 (0, 0)	0 (0, 0)	0 (0, 0)	0 (0, 0)	0 (0, 0)	0 (0, 0)	0 (0, 0)	0 (0, 0)	0 (0, 0)	0 (0, 0)	0 (0, 0)	0 (0, 0)	0
Zika virus	0 (0, 0)	0 (0, 0)	0 (0, 0)	0.2 (0, 0.6)	0.2 (0, 1)	0.3 (0, 1)	0.3 (0, 1)	0.3 (0, 1)	0.3 (0, 1)	0.3 (0, 1)	0.3 (0, 1)	0.3 (0, 1)	0.3 (0, 1)	0.2 (0, 0.7)	0.2 (0, 0.6)	0.1 (0, 0.4)	0.1 (0, 0.3)	0.1 (0, 0.2)	0.1 (0, 0.2)	0.1 (0, 0.2)	0.1 (0, 0.2)	0.1 (0, 0.2)	3.1
Guinea worm disease	0 (0, 0)	0 (0, 0)	0 (0, 0)	0 (0, 0)	0 (0, 0)	0 (0, 0)	0 (0, 0)	0 (0, 0)	0 (0, 0)	0 (0, 0)	0 (0, 0)	0 (0, 0)	0 (0, 0)	0 (0, 0)	0 (0, 0)	0 (0, 0)	0 (0, 0)	0 (0, 0)	0 (0, 0)	0 (0, 0)	0 (0, 0)	0 (0, 0)	0
Other neglected tropical diseases	0.1 (0, 0.2)	0.3 (0.2, 0.4)	1.6 (0.9, 2.4)	5.8 (2.4, 9.4)	5.8 (1.5, 11.6)	3.3 (0.9, 6.9)	1.3 (0.3, 2.8)	1.3 (0.3, 2.7)	1.1 (0.3, 2.4)	1.3 (0.3, 2.7)	1.4 (0.3, 2.9)	1.7 (0.4, 3.5)	1.8 (0.4, 3.8)	1.6 (0.4, 3.3)	1.4 (0.4, 2.9)	1.2 (0.3, 2.4)	0.9 (0.2, 1.9)	0.6 (0.2, 1.3)	0.

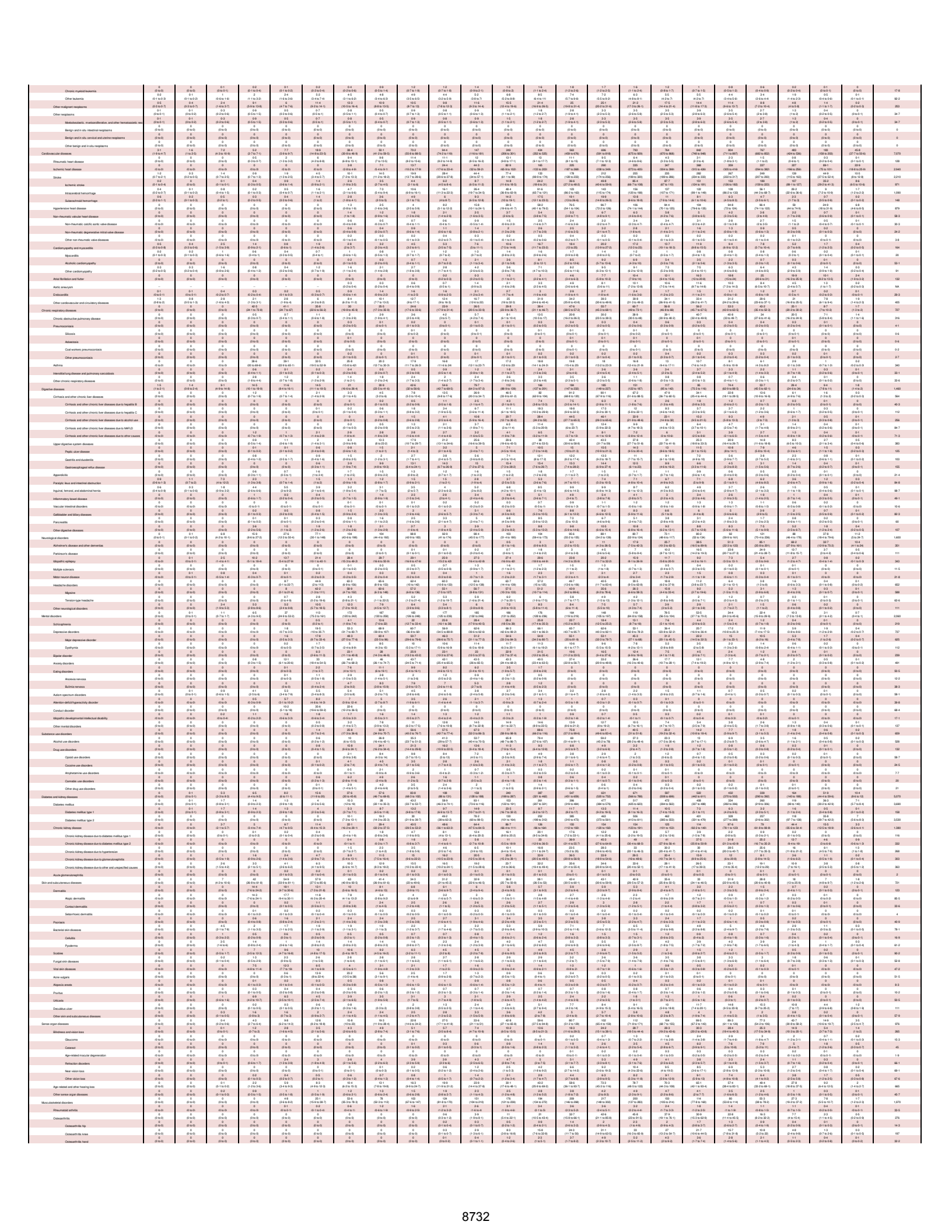

8732

Osteoarthritis other	0 (0 to 0)	0 (0 to 0)	0 (0 to 0)	0 (0 to 0)	0 (0 to 0)	0 (0 to 0)	0 (0 to 0)	0 (0 to 0)	0 (0 to 0)	0 (0 to 0·1)	0·3 (0·1 to 0·8)	1 (0·4 to 2·2)	2 (0·9 to 4·5)	3·4 (1·5 to 7·1)	4·6 (2·1 to 10·2)	5·2 (2·4 to 11)	4·5 (2·1 to 9·5)	3·9 (1·9 to 7·9)	3·1 (1·5 to 6·4)	2·4 (1·2 to 5)	1·3 (0·6 to 2·6)	0·4 (0·2 to 0·8)	0·1 (0 to 0·2)	32·3
Low back pain	0 (0 to 0)	0 (0 to 0)	0 (0 to 0)	0 (0 to 0)	4·3 (2·1 to 7·7)	21·7 (12·8 to 35·2)	39·9 (23·3 to 63·1)	48·2 (28·6 to 76·4)	54·1 (31·5 to 84·1)	59·9 (34·2 to 91)	71·9 (43·5 to 112)	79·7 (48 to 121)	83·7 (50 to 132)	88·4 (54·3 to 138)	88·9 (56 to 133)	80·8 (51·8 to 120)	60·6 (38·9 to 92·6)	46·7 (29·4 to 70·1)	33·9 (21·2 to 50·7)	24·9 (15·7 to 37·4)	11 (6·8 to 16·1)	3 (1·8 to 4·4)	0·6 (0·4 to 0·9)	902
Neck pain	0 (0 to 0)	0 (0 to 0)	0 (0 to 0)	0 (0 to 0)	0·2 (0·1 to 0·6)	1·5 (0·6 to 3)	3·4 (1·5 to 6·1)	5·2 (2·3 to 10·3)	7·7 (3·5 to 14·8)	11·6 (5·6 to 22·6)	16·3 (8·2 to 28·3)	20 (10·3 to 35·7)	22·1 (11·2 to 40)	20·3 (10·4 to 38·3)	19·1 (9·4 to 34·2)	16·1 (8·2 to 28·2)	11·2 (5·9 to 19)	8·2 (4·4 to 14·1)	5·4 (2·6 to 10)	3·4 (1·7 to 6)	1·5 (0·8 to 2·6)	0·4 (0·2 to 0·7)	0·1 (0·1 to 0·2)	174
Gout	0 (0 to 0)	0 (0 to 0)	0 (0 to 0)	0 (0 to 0)	0 (0 to 0)	0 (0 to 0)	0 (0 to 0)	0·1 (0 to 0·2)	0·3 (0·1 to 0·6)	0·4 (0·2 to 0·9)	0·7 (0·3 to 1·2)	0·9 (0·4 to 1·6)	1 (0·5 to 1·8)	1·2 (0·6 to 2·1)	1·2 (0·5 to 2·2)	1·2 (0·6 to 2·2)	1 (0·5 to 1·7)	0·9 (0·4 to 1·4)	0·7 (0·4 to 1·1)	0·5 (0·3 to 0·9)	0·3 (0·2 to 0·5)	0·1 (0·1 to 0·2)	0 (0 to 0)	10·4
Other musculoskeletal disorders	0 (0 to 0)	0 (0 to 0)	0 (0 to 0)	0 (0 to 0)	0·2 (0·2 to 0·4)	1·8 (1 to 2·9)	9·7 (5·7 to 15·2)	23·4 (15·3 to 33·5)	39·4 (26·2 to 57·3)	49·7 (32·6 to 72)	55·8 (36 to 82·4)	61·1 (38·5 to 90·6)	62·4 (40·9 to 91·8)	63·2 (40·1 to 96·6)	61·5 (38·7 to 91·5)	53 (31·6 to 84·1)	37·1 (22·2 to 56·3)	26 (14·9 to 41)	15·7 (9·1 to 24·2)	9·1 (4·4 to 15·1)	5·7 (3·5 to 8·2)	1·6 (1·1 to 2·4)	0·4 (0·2 to 0·6)	577
Other non-communicable diseases	120 (78·2 to 177)	66·3 (44·5 to 96·6)	164 (110 to 242)	80·9 (58·3 to 112)	50·5 (39·5 to 63·6)	67·3 (53·9 to 82·4)	88·4 (68·5 to 115)	109 (83·8 to 147)	132 (102 to 173)	141 (106 to 189)	158 (121 to 215)	168 (127 to 226)	166 (126 to 219)	161 (123 to 211)	154 (117 to 201)	144 (110 to 188)	117 (88·8 to 152)	101 (76·8 to 129)	81·4 (64·5 to 103)	64·6 (52 to 79·6)	38·2 (31·6 to 45·9)	12·7 (10·6 to 15·1)	2·8 (2·2 to 3·5)	2,390
Congenital birth defects	115 (74·7 to 171)	58·9 (39 to 86·5)	108 (70·2 to 160)	41·8 (29·3 to 59·7)	19·2 (15·1 to 24·2)	23·1 (18 to 29)	20·7 (16·2 to 26)	15·5 (12·3 to 19·2)	13·7 (10·8 to 17)	10·6 (8·2 to 13·2)	10·4 (8·2 to 13·1)	9·5 (7·6 to 11·9)	9·4 (7·4 to 11·9)	8·5 (6·8 to 10·6)	6·9 (5·4 to 8·6)	4·3 (3·3 to 5·4)	2·6 (2 to 3·3)	0·9 (0·6 to 1·3)	0·5 (0·3 to 0·8)	0·3 (0·2 to 0·5)	0·1 (0·1 to 0·2)	0 (0 to 0·1)	0 (0 to 0)	480
Neural tube defects	11·3 (6·4 to 18·6)	5·4 (2·8 to 10)	9·3 (4·6 to 18·2)	5·7 (2·8 to 10)	0·9 (0·6 to 1·2)	1·9 (1·2 to 2·8)	1·3 (0·9 to 1·8)	0·6 (0·4 to 0·8)	0·7 (0·5 to 1·1)	0·6 (0·4 to 0·8)	0·4 (0·3 to 0·6)	0·4 (0·3 to 0·5)	0·2 (0·1 to 0·3)	0·1 (0·1 to 0·2)	0·2 (0·1 to 0·2)	0·1 (0·1 to 0·1)	0·1 (0·1 to 0·1)	0 (0 to 0)	0 (0 to 0)	0 (0 to 0)	0 (0 to 0)	0 (0 to 0)	0 (0 to 0)	39·1
Congenital heart anomalies	42·3 (25·9 to 65·8)	27·4 (17·6 to 41·8)	51·1 (31·6 to 78·5)	15 (9 to 23·8)	5·4 (3·7 to 7·5)	6·7 (4·4 to 9·1)	6·1 (4·3 to 8·3)	4·6 (3·3 to 6·3)	4·3 (3 to 5·9)	2·9 (2 to 4·1)	3·2 (2·2 to 4·3)	2·7 (1·9 to 3·5)	2·5 (1·8 to 3·4)	2·1 (1·6 to 2·8)	1·2 (0·8 to 1·7)	0·8 (0·5 to 1·1)	0·5 (0·3 to 0·6)	0·1 (0 to 0·1)	0 (0 to 0·1)	0 (0 to 0·1)	0 (0 to 0)	0 (0 to 0)	0 (0 to 0)	179
Orofacial clefts	0·3 (0·1 to 0·7)	0·1 (0·1 to 0·2)	0·5 (0·2 to 1·2)	0·3 (0·2 to 0·6)	0·3 (0·1 to 0·5)	0·3 (0·1 to 0·5)	0·3 (0·1 to 0·5)	0·3 (0·1 to 0·5)	0·2 (0·1 to 0·4)	0·2 (0·1 to 0·4)	0·2 (0·1 to 0·4)	0·2 (0·1 to 0·4)	0·2 (0·1 to 0·4)	0·2 (0·1 to 0·4)	0·2 (0·1 to 0·3)	0·1 (0·1 to 0·3)	0·1 (0 to 0·2)	0·1 (0 to 0·1)	0·1 (0 to 0·1)	0 (0 to 0·1)	0 (0 to 0)	0 (0 to 0)	0 (0 to 0)	4·2
Down syndrome	1·8 (1 to 3·2)	0·9 (0·5 to 1·6)	4·4 (2·2 to 7·8)	2·3 (1·3 to 3·9)	0·7 (0·5 to 1·1)	1·2 (0·8 to 1·8)	1·9 (1·2 to 2·9)	1·2 (0·8 to 1·8)	1·3 (0·8 to 2)	1·2 (0·7 to 1·8)	1·4 (0·8 to 2·1)	1·4 (0·8 to 2·2)	1·7 (1·1 to 2·5)	1·6 (1 to 2·5)	1·7 (1·1 to 2·5)	0·7 (0·5 to 1·1)	0·3 (0·2 to 0·5)	0 (0 to 0)	0 (0 to 0)	0 (0 to 0)	0 (0 to 0)	0 (0 to 0)	0 (0 to 0)	25·8
Turner syndrome	0 (0 to 0)	0 (0 to 0)	0 (0 to 0)	0 (0 to 0)	0 (0 to 0)	0 (0 to 0)	0 (0 to 0)	0 (0 to 0)	0 (0 to 0)	0 (0 to 0)	0 (0 to 0)	0 (0 to 0)	0 (0 to 0)	0 (0 to 0)	0 (0 to 0)	0 (0 to 0)	0 (0 to 0)	0 (0 to 0)	0 (0 to 0)	0 (0 to 0)	0 (0 to 0)	0 (0 to 0)	0 (0 to 0)	0·1
Klinefelter syndrome	0 (0 to 0)	0 (0 to 0)	0 (0 to 0)	0 (0 to 0)	0 (0 to 0)	0 (0 to 0)	0 (0 to 0)	0 (0 to 0)	0 (0 to 0)	0 (0 to 0)	0 (0 to 0)	0 (0 to 0)	0 (0 to 0)	0 (0 to 0)	0 (0 to 0)	0 (0 to 0)	0 (0 to 0)	0 (0 to 0)	0 (0 to 0)	0 (0 to 0)	0 (0 to 0)	0 (0 to 0)	0 (0 to 0)	0
Other chromosomal abnormalities	3 (1·6 to 5·1)	1·4 (0·8 to 2·3)	2·9 (1·9 to 4·5)	1·4 (0·9 to 1·9)	0·8 (0·5 to 1·1)	0·8 (0·5 to 1·1)	0·8 (0·6 to 1·2)	0·6 (0·4 to 0·8)	0·5 (0·4 to 0·7)	0·3 (0·2 to 0·4)	0·3 (0·2 to 0·3)	0·2 (0·1 to 0·2)	0·1 (0·1 to 0·2)	0·1 (0·1 to 0·1)	0 (0 to 0·1)	0 (0 to 0)	0 (0 to 0)	0 (0 to 0)	0 (0 to 0)	0 (0 to 0)	0 (0 to 0)	0 (0 to 0)	0 (0 to 0)	13·1
Congenital musculoskeletal and limb anomalies	3·2 (1·8 to 5·4)	1·6 (0·9 to 2·8)	4·7 (3 to 7·1)	5·4 (3·3 to 8·2)	5·6 (3·4 to 8·5)	5·7 (3·4 to 8·9)	5 (2·9 to 7·6)	3·4 (2·1 to 4·9)	2·8 (1·8 to 4·2)	2·4 (1·5 to 3·7)	2·5 (1·6 to 3·6)	2·5 (1·5 to 3·6)	2·4 (1·5 to 3·6)	2·2 (1·4 to 3·3)	2 (1·3 to 3)	1·6 (0·9 to 2·3)	1 (0·6 to 1·4)	0·5 (0·3 to 0·8)	0·3 (0·2 to 0·4)	0·1 (0·1 to 0·2)	0·1 (0 to 0·1)	0 (0 to 0)	0 (0 to 0)	54·9
Urogenital congenital anomalies	5·2 (2·7 to 10)	1·8 (1 to 3·2)	2·1 (1·2 to 3·8)	1 (0·6 to 1·5)	0·6 (0·4 to 0·8)	0·6 (0·4 to 0·9)	0·3 (0·2 to 0·5)	0·3 (0·2 to 0·4)	0·3 (0·2 to 0·4)	0·2 (0·1 to 0·3)	0·1 (0·1 to 0·2)	0·1 (0·1 to 0·2)	0·2 (0·1 to 0·3)	0·1 (0·1 to 0·1)	0·1 (0·1 to 0·2)	0·1 (0 to 0·1)	0 (0 to 0·1)	0 (0 to 0)	0 (0 to 0)	0 (0 to 0)	0 (0 to 0)	0 (0 to 0)	0 (0 to 0)	13·2
Digestive congenital anomalies	16·8 (9·7 to 27·9)	9·6 (5·5 to 15·3)	11·6 (6·6 to 19·7)	2·4 (1·5 to 4)	0·7 (0·4 to 1)	0·5 (0·3 to 0·7)	0·3 (0·2 to 0·5)	0·1 (0·1 to 0·2)	0·1 (0·1 to 0·2)	0·1 (0·1 to 0·1)	0·1 (0 to 0·1)	0·1 (0·1 to 0·1)	0·1 (0·1 to 0·2)	0·1 (0·1 to 0·1)	0·1 (0 to 0·1)	0·1 (0·1 to 0·1)	0 (0 to 0·1)	0 (0 to 0)	0 (0 to 0)	0 (0 to 0)	0 (0 to 0)	0 (0 to 0)	0 (0 to 0)	42·7
Other congenital birth defects	31·4 (19 to 49·2)	10·7 (6·5 to 16·9)	20·9 (12·5 to 32·5)	8·3 (5·1 to 12·8)	4·4 (3·1 to 5·9)	5·5 (3·9 to 7·6)	4·6 (3·2 to 6·5)	4·4 (3·1 to 5·9)	3·3 (2·3 to 4·6)	2·6 (1·8 to 3·7)	2·3 (1·6 to 3·3)	2 (1·4 to 3)	2 (1·4 to 3)	2 (1·4 to 2·8)	1·4 (0·9 to 2·1)	0·8 (0·5 to 1·4)	0·6 (0·4 to 1)	0·2 (0·1 to 0·5)	0·1 (0 to 0·4)	0·1 (0 to 0·3)	0 (0 to 0·1)	0 (0 to 0)	0 (0 to 0)	108
Urinary diseases and male infertility	0·2 (0·1 to 0·3)	0·5 (0·3 to 0·8)	2·3 (1·4 to 3·6)	1·2 (0·8 to 1·8)	0·8 (0·6 to 1·1)	1·7 (1·3 to 2·2)	2·2 (1·7 to 2·8)	4·2 (3 to 5·9)	5·1 (3·7 to 7)	6·4 (4·7 to 9)	8·6 (6·2 to 11·4)	10·3 (7·7 to 13·3)	12·3 (9·2 to 16)	16 (12·2 to 20·4)	20·6 (15·5 to 25·9)	25 (18·8 to 32·6)	24·8 (18·9 to 31·8)	25·7 (19·6 to 32·7)	23·8 (17·8 to 31·4)	20·9 (15·9 to 27)	13 (9·8 to 16·7)	4·5 (3·2 to 5·7)	1 (0·7 to 1·3)	231
Urolithiasis	0 (0 to 0)	0 (0 to 0)	0 (0 to 0)	0 (0 to 0)	0 (0 to 0)	0 (0 to 0·1)	0·1 (0 to 0·1)	0·1 (0·1 to 0·2)	0·2 (0·1 to 0·3)	0·3 (0·2 to 0·6)	0·6 (0·3 to 1)	0·7 (0·4 to 1·2)	1·4 (0·8 to 2·2)	1·4 (0·8 to 2·1)	1·6 (0·9 to 2·5)	1·4 (0·8 to 2)	0·9 (0·5 to 1·4)	0·7 (0·4 to 1·1)	0·5 (0·3 to 0·9)	0·2 (0·1 to 0·4)	0·1 (0·1 to 0·2)	0 (0 to 0·1)	0 (0 to 0)	10·4
Benign prostatic hyperplasia	0 (0 to 0)	0 (0 to 0)	0 (0 to 0)	0 (0 to 0)	0 (0 to 0)	0 (0 to 0)	0 (0 to 0)	0 (0 to 0)	0 (0 to 0)	0 (0 to 0)	0 (0 to 0)	0 (0 to 0·1)	0·3 (0·1 to 0·7)	1·3 (0·6 to 2·3)	4·3 (2 to 7·5)	7·6 (3·9 to 13·2)	8·8 (5 to 14·1)	8·5 (4·7 to 13·8)	5·7 (3·2 to 9·2)	3·3 (1·8 to 5·3)	1·2 (0·6 to 1·9)	0·2 (0·1 to 0·4)	0 (0 to 0)	41·3
Male infertility	0 (0 to 0)	0 (0 to 0)	0 (0 to 0)	0 (0 to 0)	0 (0 to 0)	0 (0 to 0)	0 (0 to 0)	0·8 (0·2 to 2·3)	1 (0·3 to 2·4)	1 (0·3 to 2·7)	1 (0·3 to 2·6)	0·9 (0·3 to 2·4)	0·1 (0 to 0·4)	0 (0 to 0)	0 (0 to 0)	0 (0 to 0)	0 (0 to 0)	0 (0 to 0)	0 (0 to 0)	0 (0 to 0)	0 (0 to 0)	0 (0 to 0)	0 (0 to 0)	4·9
Other urinary diseases	0 (0 to 0·1)	0·1 (0·1 to 0·3)	0·1 (0 to 0·1)	0·3 (0·2 to 0·4)	0·2 (0·1 to 0·2)	0·3 (0·2 to 0·4)	0·3 (0·2 to 0·4)	0·3 (0·2 to 0·5)	0·2 (0·2 to 0·4)	0·4 (0·2 to 0·5)	0·6 (0·4 to 0·9)	0·6 (0·4 to 0·9)	0·9 (0·5 to 1·4)	0·8 (0·5 to 1·3)	0·8 (0·5 to 1·2)	1 (0·6 to 1·6)	0·8 (0·4 to 1·4)	0·6 (0·3 to 1)	0·6 (0·3 to 1·1)	0·5 (0·2 to 0·9)	0·3 (0·1 to 0·5)	0·1 (0·1 to 0·2)	0 (0 to 0)	9·9
Gynecological diseases	0 (0 to 0)	0 (0 to 0)	0 (0 to 0)	0 (0 to 0)	0 (0 to 0)	6·3 (3·1 to 11)	20·6 (11·9 to 33·3)	35·7 (22·6 to 54·7)	49·2 (32·5 to 72·1)	57 (37·3 to 82·1)	63·4 (42·4 to 91·1)	62·7 (41·3 to 90)	49·6 (32·4 to 70·3)	33·5 (20·4 to 49·6)	20·2 (12·6 to 29·2)	13·2 (7·6 to 20·2)	8·4 (5·2 to 12·6)	5·6 (3·5 to 8·2)	3·7 (2·3 to 5·5)	2·5 (1·5 to 3·8)	1·2 (0·8 to 1·8)	0·4 (0·3 to 0·6)	0·1 (0·1 to 0·2)	433
Uterine fibroids	0 (0 to 0)	0 (0 to 0)	0 (0 to 0)	0 (0 to 0)	0 (0 to 0)	0·1 (0 to 0·2)	0·2 (0·1 to 0·5)	0·6 (0·3 to 1·2)	1·4 (0·6 to 3)	3 (1·4 to 6)	5·2 (2·4 to 10·2)	6 (3 to 11·3)	5·2 (2·6 to 9·4)	3·6 (1·7 to 6·8)	2·4 (1·1 to 4·4)	1·4 (0·6 to 2·7)	0·7 (0·3 to 1·4)	0·4 (0·2 to 0·7)	0·2 (0·1 to 0·4)	0·1 (0 to 0·2)	0 (0 to 0·1)	0 (0 to 0)	0 (0 to 0)	30·5
Polycystic ovarian syndrome	0 (0 to 0)	0 (0 to 0)	0 (0 to 0)	0 (0 to 0)	0 (0 to 0)	0·2 (0·1 to 0·5)	1 (0·4 to 2·1)	1·2 (0·5 to 2·4)	1 (0·4 to 2·2)	1 (0·4 to 2)	0·9 (0·4 to 1·9)	0·9 (0·4 to 1·8)	0·7 (0·3 to 1·4)	0·2 (0·1 to 0·4)	0 (0 to 0)	0 (0 to 0)	0 (0 to 0)	0 (0 to 0)	0 (0 to 0)	0 (0 to 0)	0 (0 to 0)	0 (0 to 0)	0 (0 to 0)	7·1
Female infertility	0 (0 to 0)	0 (0 to 0)	0 (0 to 0)	0 (0 to 0)	0 (0 to 0)	0 (0 to 0)	0 (0 to 0)	1·2 (0·2 to 3·3)	1·6 (0·4 to 4·4)	2 (0·4 to 5·8)	2·2 (0·3 to 6·6)	1·9 (0·2 to 5·5)	0 (0 to 0·2)	0 (0 to 0)	0 (0 to 0)	0 (0 to 0)	0 (0 to 0)	0 (0 to 0)	0 (0 to 0)	0 (0 to 0)	0 (0 to 0)	0 (0 to 0)	0 (0 to 0)	8·9
Endometriosis	0 (0 to 0)	0 (0 to 0)	0 (0 to 0)	0 (0 to 0)	0 (0 to 0)	0 (0 to 0)	1·3 (0·5 to 2·7)	5·3 (2·5 to 9·9)	5·8 (2·8 to 10·5)	4·6 (2·3 to 8·4)	4·1 (2·2 to 7·4)	4 (2 to 7)	3·3 (1·8 to 5·4)	1·6 (0·8 to 2·7)	0 (0 to 0)	0 (0 to 0)	0 (0 to 0)	0 (0 to 0)	0 (0 to 0)	0 (0 to 0)	0 (0 to 0)	0 (0 to 0)	0 (0 to 0)	30·2
Genital prolapse	0 (0 to 0)	0 (0 to 0)	0 (0 to 0)	0 (0 to 0)	0 (0 to 0)	0 (0 to 0)	0 (0 to 0)	0 (0 to 0·1)	0·1 (0 to 0·2)	0·2 (0·1 to 0·5)	0·5 (0·2 to 0·9)	0·7 (0·3 to 1·6)	0·9 (0·4 to 1·9)	1·1 (0·4 to 2·1)	1·1 (0·5 to 2·1)	1 (0·4 to 1·9)	0·7 (0·3 to 1·4)	0·5 (0·3 to 1)	0·4 (0·2 to 0·7)	0·3 (0·1 to 0·5)	0·1 (0·1 to 0·3)	0·1 (0 to 0·1)	0 (0 to 0)	7·7
Premenstrual syndrome	0 (0 to 0)	0 (0 to 0)	0 (0 to 0)	0 (0 to 0)	0 (0 to 0)	5·7 (2·7 to 10·2)	13 (6·5 to 23·2)	16·2 (8·2 to 29)	15·4 (8·5 to 25·3)	15 (7·7 to 24·6)	17 (9·7 to 26·9)	16·6 (9·4 to 26·4)	11 (6·1 to 18·7)	3·7 (1·8 to 6·8)	0 (0 to 0)	0 (0 to 0)	0 (0 to 0)	0 (0 to 0)	0 (0 to 0)	0 (0 to 0)	0 (0 to 0)	0 (0 to 0)	0 (0 to 0)	114
Other gynecological diseases	0 (0 to 0)	0 (0 to 0)	0 (0 to 0)	0 (0 to 0)	0 (0 to 0)	0·3 (0·1 to 0·7)	5 (2 to 9·6)	11·2 (6·3 to 18)	23·8 (13·7 to 37·4)	31·2 (18·8 to 47·4)	33·5 (20·1 to 52·7)	32·6 (18·5 to 52)	28·5 (16·2 to 44·2)	23·4 (11·6 to 37·4)	16·7 (9·9 to 25·3)	10·8 (5·7 to 17·1)	7 (4 to 10·9)	4·7 (2·8 to 7)	3·1 (1·9 to 4·8)	2·1 (1·2 to 3·3)	1 (0·6 to 1·6)	0·4 (0·2 to 0·6)	0·1 (0 to 0·2)	235
Hemoglobinopathies and hemolytic anemias	0·5 (0·3 to 0·7)	0·7 (0·5 to 1)	4·6 (3 to 6·7)	11·2 (7·5 to 15·9)	13·9 (9·9 to 19·2)	16·9 (12·2 to 22·4)	21·6 (15·2 to 30·6)	23·7 (16·3 to 32·7)	22·5 (15·7 to 30·2)	16·9 (10·8 to 24·7)	14·7 (11 to 19·6)	15 (11·4 to 19·2)	14·4 (10·8 to 18·5)	13·2 (10·1 to 17)	10·9 (8·3 to 14·4)	9·1 (6·7 to 12·3)	5·7 (4·2 to 7·6)	4·7 (3·6 to 6·2)	3·8 (2·9 to 4·9)	3 (2·3 to 3·8)	2·7 (2·1 to 3·5)	0·9 (0·7 to 1·2)	0·2 (0·1 to 0·2)	231
Thalassemias	0 (0 to 0)	0 (0 to 0)	0 (0 to 0)	0·1 (0 to 0·1)	0 (0 to 0)	0 (0 to 0)	0 (0 to 0)	0 (0 to 0)	0 (0 to 0)	0 (0 to 0)	0 (0 to 0)	0 (0 to 0)	0 (0 to 0)	0 (0 to 0)	0 (0 to 0)	0 (0 to 0)	0 (0 to 0)	0 (0 to 0)	0 (0 to 0)	0 (0 to 0)	0 (0 to 0)	0 (0 to 0)	0 (0 to 0)	0·1
Thalassemias trait	0 (0 to 0)	0 (0 to 0)	0·1 (0 to 0·1)	0·3 (0·1 to 0·5)	0·4 (0·2 to 0·8)	0·2 (0·1 to 0·5)	0·6 (0·3 to 1)	0·5 (0·3 to 0·9)	0·5 (0·3 to 0·8)	0·5 (0·3 to 0·8)	0·5 (0·2 to 0·8)	0·5 (0·2 to 0·8)	0·1 (0·1 to 0·3)	0·2 (0·1 to 0·3)	0·2 (0·1 to 0·3)	0·1 (0·1 to 0·2)	0·1 (0 to 0·1)	0·1 (0 to 0·1)	0 (0 to 0·1)	0 (0 to 0·1)	0 (0 to 0)	0 (0 to 0)	0 (0 to 0)	4·9
Sickle cell disorders	0·4 (0·3 to 0·7)	0·4 (0·3 to 0·7)	3·5 (2·1 to 5·6)	6·6 (4·2 to 10·2)	7·2 (5·4 to 9·4)	12·8 (8·8 to 17·7)	13·8 (9·8 to 19)	12·4 (8·8 to 17·1)	11 (7·6 to 15·6)	7·8 (5·2 to 11)	7·8 (5·2 to 11·1)	7·1 (4·8 to 10)	6·4 (4·2 to 9·1)	4·4 (2·6 to 6·5)	1·8 (1·1 to 3)	0·5 (0·3 to 1)	0·1 (0 to 0·2)	0 (0 to 0)	0 (0 to 0)	0 (0 to 0)	0 (0 to 0)	0 (0 to 0)	0 (0 to 0)	104
Sickle cell trait	0 (0 to 0)	0·2 (0·1 to 0·3)	0·6 (0·3 to 1)	2·6 (1·3 to 4·4)	3·8 (1·8 to 6·5)	2·2 (1 to 4)	4·3 (1 to 10·8)	7·5 (2·2 to 14·1)	7·2 (2·1 to 13·1)	4·9 (1 to 10·9)	0·6 (0·2 to 1·2)	1·4 (0·7 to 2·3)	1·6 (0·8 to 2·7)	1·7 (0·9 to 2·8)	1·7 (0·9 to 2·8)	1·2 (0·6 to 2·1)	0·7 (0·3 to 1·3)	0·6 (0·3 to 1)	0·5 (0·2 to 0·8)	0·4 (0·2 to 0·6)	0·2 (0·1 to 0·4)	0·1 (0 to 0·1)	0 (0 to 0)	44
G6PD deficiency	0 (0 to 0)	0 (0 to 0)	0 (0 to 0·1)	0·3 (0·1 to 0·6)	0·3 (0·2 to 0·6)	0·6 (0·2 to 1·1)	1·2 (0·5 to 2·3)	1·6 (0·7 to 2·9)	2·1 (1 to 3·7)	1·9 (0·9 to 3·2)	3·3 (2 to 5)	3·1 (1·8 to 4·8)	3·3 (1·9 to 4·9)	3·2 (1·9 to 4·6)	2·9 (1·8 to 4·2)	2 (1·2 to 2·9)	1·1 (0·6 to 1·5)	0·6 (0·4 to 1)	0·3 (0·2 to 0·5)	0·1 (0·1 to 0·2)	0·1 (0 to 0·1)	0 (0 to 0)	0 (0 to 0)	28·2
G6PD trait	0 (0 to 0)	0 (0 to 0)	0 (0 to 0)	0 (0 to 0)	0 (0 to 0)	0 (0 to 0)	0 (0 to 0)	0 (0 to 0)	0 (0 to 0)	0 (0 to 0)	0·1 (0 to 0·2)	0·1 (0 to 0·2)	0 (0 to 0)	0 (0 to 0)	0 (0 to 0)	0 (0 to 0)	0 (0 to 0)	0 (0 to 0)	0 (0 to 0)	0 (0 to 0)	0 (0 to 0)	0 (0 to 0)	0 (0 to 0)	0·2
Other hemoglobinopathies and hemolytic anemias	0 (0 to 0)	0 (0 to 0·1)	0·4 (0·2 to 0·6)	1·4 (0·6 to 2·6)	2 (0·8 to 3·9)	1·1 (0·5 to 2·1)	1·7 (0·8 to 3·2)	1·6 (0·8 to 2·8)	1·7 (0·9 to 2·9)	1·8 (1 to 2·9)	2·5 (1·4 to 4)	2·9 (1·7 to 4·4)	3 (1·8 to 4·6)	3·8 (2·5 to 5·4)	4·3 (3 to 6·1)	5·3 (3·7 to 7·4)	3·7 (2·7 to 5·1)	3·4 (2·5 to 4·5)	2·9 (2·2 to 3·8)	2·5 (1·9 to 3·1)	2·4 (1·8 to 3)	0·9 (0·7 to 1·1)	0·2 (0·1 to 0·2)	49·2
Endocrine, metabolic, blood, and immune disorders	4·3 (2·6 to 6·9)	4·9 (2·9 to 7·9)	42·1 (25·2 to 66·9)	22·8 (14·2 to 36·9)	11·4 (8 to 15·9)	13·3 (9·7 to 18·9)	14·5 (10·6 to 19·8)	16·5 (12·3 to 22·3)	23·7 (17·7 to 31·9)	27·8 (20·8 to 37·5)	34·8 (26·2 to 45·7)	40·3 (29·7 to 54·8)	46·4 (34·4 to 62·5)	51·8 (38·8 to 69·5)	52 (37·9 to 71·9)	47·1 (33·8 to 67)	36·1 (26·2 to 53)	30·9 (22·6 to 43·7)	25·2 (18·5 to 34·5)	20·5 (15 to 28·5)	12·8 (9·6 to 17·9)	4·4 (3·3 to 6·2)	1 (0·7 to 1·6)	585
Oral disorders	0 (0 to 0)	0 (0 to 0)	0 (0 to 0)	3·9 (2·1 to 6·3)	5·3 (2·8 to 9·2)	6 (3·2 to 10·5)	8·8 (4·8 to 15·2)	13·4 (7 to 25·3)	18 (9 to 34·1)	22 (10·4 to 40·9)	26·6 (12·5 to 50·1)	30·2 (14·5 to 55·2)	33·3 (17·3 to 60·4)	37·9 (20·5 to 66·6)	43 (25 to 69·3)	45·6 (27·5 to 73·1)	39·2 (23·7 to 60·6)	32·7 (20·4 to 50·3)	24·4 (15·2 to 36·4)	17·4 (10·9 to 25·7)	8·2 (5·1 to 12·1)	2·5 (1·5 to 3·6)	0·5 (0·3 to 0·8)	419
Caries of deciduous teeth	0 (0 to 0)	0 (0 to 0)	0 (0 to 0)	1·3 (0·5 to 2·6)	1·4 (0·6 to 3)	0·1 (0 to 0·2)	0 (0 to 0)	0 (0 to 0)	0 (0 to 0)	0 (0 to 0)	0 (0 to 0)	0 (0 to 0)	0 (0 to 0)	0 (0 to 0)	0 (0 to 0)	0 (0 to 0)	0 (0 to 0)	0 (0 to 0)	0 (0 to 0)	0 (0 to 0)	0 (0 to 0)	0 (0 to 0)	0 (0 to 0)	2·8
Caries of permanent teeth	0 (0 to 0)	0 (0 to 0)	0 (0 to 0)	0 (0 to 0)	1·4 (0·5 to 3)	3·1 (1·3 to 6·8)	3·4 (1·4 to 7·3)	3·7 (1·5 to 7·6)	3·4 (1·4 to 7)	3·1 (1·3 to 6·4)	3·2 (1·3 to 6·4)	3 (1·3 to 6)	2·8 (1·2 to 5·8)	2·7 (1·1 to 5·7)	2·3 (0·9 to 5·1)	1·8 (0·7 to 3·9)	1·2 (0·4 to 2·4)	0·8 (0·3 to 1·7)	0·5 (0·2 to 1·1)	0·4 (0·1 to 0·7)	0·2 (0·1 to 0·3)	0 (0 to 0·1)	0 (0 to 0)	37
Periodontal diseases	0 (0 to 0)	0 (0 to 0)	0 (0 to 0)	0 (0 to 0)	0 (0 to 0)	0 (0 to 0)	1·1 (0·3 to 3)	4·1 (1·2 to 10·3)	8·4 (2·7 to 20·2)	12 (4·1 to 27·5)	15·5 (5·5 to 35·1)	17·8 (6·4 to 38·7)	18·5 (7 to 38·7)	17·9 (7 to 37·6)	15·8 (6·3 to 33·3)	12 (4·8 to 24·6)	7·5 (2·9 to 15·5)	5 (2 to 10·1)	3·3 (1·3 to 6·6)	2·2 (0·9 to 4·3)	1 (0·4 to 2·1)	0·3 (0·1 to 0·6)	0·1 (0 to 0·1)	142
Other oral disorders	0 (0 to 0)	0 (0 to 0)	0 (0 to 0)	2·5 (1·5 to 3·9)	2·5 (1·5 to 3·9)	2·8 (1·7 to 4·3)	4·3 (2·6 to 6·7)	5·1 (3·1 to 7·8)	5·2 (3 to 7·8)	5·1 (3·1 to 7·6)	5·2 (3·2 to 7·9)	5·3 (3·3 to 8)	5·2 (3·1 to 7·7)	5 (3·1 to 7·3)	4·5 (2·8 to 6·8)	3·8 (2·3 to 5·7)	2·6 (1·6 to 4)	1·8 (1·1 to 2·7)	1 (0·6 to 1·5)	0·6 (0·3 to 0·8)	0·2 (0·1 to 0·3)	0·1 (0 to 0·1)	0 (0 to 0)	62·6
Sudden infant death syndrome	--	1·3 (0·8 to 2)	7·7 (4·5 to 12·9)	--	--	--	--	--	--	--	--	--	--	--	--	--	--	--	--	--	--	--	--	NA
Injuries	8·8 (5·9 to 12·9)	4·8 (3·2 to 7·1)	33·4 (21 to 49·5)	66·1 (45·2 to 92·5)	61·5 (51·3 to 72·8)	128 (109 to 148)	326 (282 to 374)	422 (369 to 477)	447 (391 to 505)	359 (311 to 412)	350 (298 to 406)	322 (270 to 378)	326 (270 to 384)	270 (228 to 317)	219 (187 to 257)	163 (137 to 192)	116 (98·2 to 136)	91·3 (78·1 to 107)	73·5 (62·8 to 86·1)	61·5 (52·4 to 71)	38·7 (33·4 to 44·4)	14·6 (12·3 to 16·6)	3·2 (2·7 to 3·7)	3,910
Transport injuries	0·2 (0·2 to 0·4)	0·2 (0·1 to 0·3)	1·6 (1·1 to 2·4)	6·4 (4 to 9·8)	9·4 (7·2 to 12·2)	22·5 (17 to 29·6)	54·6 (40·2 to 72·3)	64·3 (48·5 to 82·9)	64·9 (51 to 80·1)	55·1 (43·6 to 68·8)	54·9 (43·6 to 68·7)	54·6 (43·2 to 67·4)	58·6 (45·1 to 72·2)	49·6 (40·1 to 60·5)	40·4 (33·3 to 48·6)	28·8 (23·6 to 34·2)	19·8 (16·3 to 23·8)	14 (11·6 to 16·7)	10 (8·2 to 12)	6·5 (5·2 to 7·8)	3·1 (2·5 to 3·7)	0·8 (0·7 to 1)	0·2 (0·1 to 0·2)	621
Road injuries	0·2 (0·1 to 0·3)	0·1 (0·1 to 0·2)	1·3 (0·8 to 2)	5·7 (3·5 to 9)	8·5 (6·2 to 11·2)	20·2 (15 to 26·8)	50·5 (36·8 to 67·8)	59·3 (44·3 to 77·3)	59·6 (46·4 to 74·6)	50·3 (39·6 to 63·3)	50·1 (39·2 to 62·9)	49·5 (38·9 to 60·9)	53·8 (41·4 to 66·8)	45·5 (36·6 to 55·9)	36·7 (29·9 to 44·1)	26·7 (21·8 to 31·8)	18·6 (15·4 to 22·3)	12·9 (10·6 to 15·4)	9·3 (7·6 to 11·1)	6·1 (4·9 to 7·3)	2·9 (2·3 to 3·5)	0·8 (0·6 to 0·9)	0·1 (0·1 to 0·2)	569
Pedestrian road injuries	0·1 (0·1 to 0·1)	0·1 (0 to 0·1)	0·4 (0·2 to 0·6)	2·5 (1·5 to 4)	3·6 (2·6 to 4·8)	7·1 (4·9 to 9·8)	6·8 (4·9 to 9·4)	7·1 (5·3 to 9·4)	8·1 (6·1 to 10·6)	8·2 (6·1 to 10·9)	9·3 (6·5 to 13·1)	10·1 (7·7 to 13·1)	12·1 (9·4 to 15·2)	11·4 (8·7 to 14·8)	10 (8·1 to 12·2)	7·7 (6·3 to 9·4)	6 (4·8 to 7·4)	4·5 (3·6 to 5·6)	3·7 (3 to 4·5)	2·6 (2·1 to 3·1)	1·3 (1 to 1·6)	0·3 (0·3 to 0·4)	0·1 (0 to 0·1)	123
Cyclist road injuries	0 (0 to 0)	0 (0 to 0)	0 (0 to 0)	0·4 (0·2 to 0·6)	0·7 (0·5 to 1·1)	3·1 (2 to 4·8)	6·6 (4·2 to 9·8)	6·2 (4·1 to 9·2)	6·2 (4·5 to 8·2)	5·9 (4·2 to 8)	6·4 (4·6 to 8·5)	6·6 (4·9 to 8·4)	6·9 (5·1 to 9·3)	6·8 (5·1 to 8·8)	5·8 (4·3 to 7·5)	4·5 (3·4 to 5·8)	3·2 (2·4 to 4)	2·1 (1·6 to 2·7)	1·4 (1 to 1·8)	0·9 (0·6 to 1·2)	0·4 (0·3 to 0·5)	0·1 (0·1 to 0·1)	0 (0 to 0)	74·1
Motorcyclist road injuries	0 (0 to 0)	0 (0 to 0)	0·1 (0·1 to 0·2)	0·3 (0·2 to 0·4)	0·5 (0·4 to 0·7)	1·2 (0·9 to 1·6)	9·1 (5·9 to 13·4)	13·1 (9·4 to 17·4)	14·1 (10 to 18·9)	11·1 (8 to 14·8)	10·1 (7·6 to 13·2)	8·5 (6·5 to 11)	8·8 (6·6 to 11·9)	6·7 (5·2 to 8·4)	5·2 (4·2 to 6·5)	3·4 (2·6 to 4·4)	2·3 (1·7 to 2·9)	1·5 (1·1 to 1·9)	1 (0·7 to 1·3)	0·7 (0·5 to 1)	0·3 (0·2 to 0·5)	0·1 (0·1 to 0·1)	0 (0 to 0)	98·3
Motor vehicle road injuries	0·1 (0·1 to 0·1)	0·1 (0 to 0·1)	0·8 (0·5 to 1·2)	2·4 (1·4 to 3·8)	3·6 (2·6 to 4·8)	8·5 (6 to 11·7)	27·5 (19·3 to 38)	32·2 (23·5 to 42·6)	30·4 (22·4 to 39·9)	24·3 (17·9 to 32·5)	23·5 (17·2 to 30·7)	23·3 (17·4 to 30·2)	24·9 (18·3 to 31·9)	19·6 (15·4 to 24·8)	14·7 (11·9 to 18)	10·2 (8·1 to 12·5)	6·5 (5·3 to 7·9)	4·3 (3·4 to 5·3)	2·9 (2·3 to 3·5)	1·7 (1·4 to 2)	0·8 (0·6 to 0·9)	0·2 (0·2 to 0·3)	0 (0 to 0·1)	263
Other road injuries	0 (0 to 0)	0 (0 to 0)	0 (0 to 0)	0·1 (0·1 to 0·2)	0·1 (0·1 to 0·2)	0·3 (0·2 to 0·4)	0·4 (0·3 to 0·6)	0·6 (0·5 to 0·9)	0·8 (0·6 to 1)	0·8 (0·6 to 1)	0·9 (0·6 to 1·1)	1 (0·7 to 1·3)	1·1 (0·8 to 1·4)	1 (0·8 to 1·4)	1 (0·7 to 1·3)	0·8 (0·6 to 1·1)	0·6 (0·4 to 0·8)	0·4 (0·3 to 0·6)	0·3 (0·2 to 0·4)	0·2 (0·1 to 0·3)	0·1 (0·1 to 0·1)	0 (0 to 0)	0 (0 to 0)	10·6
Other transport injuries	0·1 (0 to 0·1)	0·1 (0 to 0·1)	0·3 (0·2 to 0·5)	0·7 (0·5 to 1·1)	0·9 (0·7 to 1·2)	2·3 (1·8 to 3)	4·1 (2·8 to 6)	5 (3·5 to 7)	5·3 (3·8 to 7·3)	4·8 (3·2 to 6·9)	4·7 (3 to 6·9)	5·1 (3·7 to 7·1)	4·8 (3·1 to 6·8)	4 (2·9 to 5·7)	3·8 (2·7 to 5)	2·1 (1·6 to 2·8)	1·3 (1 to 1·6)	1·2 (0·9 to 1·5)	0·7 (0·6 to 1)	0·4 (0·3 to 0·5)	0·2 (0·2 to 0·2)	0·1 (0·1 to 0·1)	0 (0 to 0)	52
Unintentional injuries	4·6 (3 to 6·7)	3·8 (2·4 to 5·7)	26·3 (15·7 to 40)	50·1 (33·8 to 70·9)	44·4 (35·7 to 55·2)	80·5 (65 to 98·3)	120 (97·1 to 146)	119 (94·3 to 147)	125 (103 to 149)	114 (91·9 to 140)	122 (100 to 147)	127 (104 to 154)	135 (110 to 164)	128 (106 to 156)	114 (93·2 to 138)	93·9 (76·7 to 115)	70·2 (58 to 84·9)	60·4 (50·5 to 73·1)	52·1 (44·1 to 61·7)	48·7 (41 to 57·2)	32·6 (27·9 to 37·5)	13·1 (11·1 to 14·9)	3 (2·5 to 3·4)	1,690
Falls	0·1 (0·1 to 0·2)	0·1 (0·1 to 0·1)	1·2 (0·7 to 1·9)	2·9 (1·9 to 4·4)	3·5 (2·6 to 4·7)	7·4 (5·6 to 9·7)	13·9 (10·6 to 17·9)	15·6 (12·2 to 20)	17·7 (14 to 22·2)	18·3 (14·3 to 22·8)	22·9 (17·9 to 28·5)	26·2 (20·8 to 32·4)	32·1 (25·5 to 39·1)	35·4 (28·4 to 43·9)	34·5 (27·6 to 42·7)	31·4 (25·1 to 38·5)	25·9 (21·1 to 31·6)	25·8 (21 to 31·3)	24·6 (20·3 to 29·8)	27·3 (22·5 to 32·5)	20·2 (16·8 to 23·5)	8·2 (6·8 to 9·5)	1·7 (1·4 to 2)	397
Drowning	0·4 (0·3 to 0·6)	0·3 (0·2 to 0·4)	3·2 (1·8 to 5)	19·2 (12·1 to 28·4)	17·4 (12·8 to 23·2)	34·4 (26·2 to 43·6)	49·8 (37·5 to 64)	35·6 (25·1 to 48)	34·3 (25·7 to 44·8)	26·6 (19·6 to 34·9)	26·2 (20·3 to 32·8)	24·3 (18·4 to 31·9)	23·8 (17·9 to 31·2)	18·7 (13·6 to 24·9)	12·9 (9·3 to 17)	7·9 (6·2 to 10·1)	4·7 (3·6 to 6)	2·7 (2·1 to 3·4)	1·9 (1·5 to 2·4)	0·9 (0·7 to 1·1)	0·5 (0·4 to 0·7)	0·2 (0·2 to 0·2)	0·1 (0 to 0·1)	346
Fire, heat, and hot substances	0·2 (0·1 to 0·3)	0·3 (0·2 to 0·5)	3·3 (2 to 5·1)	9·1 (5·7 to 13·4)	7·2 (5·8 to 8·8)	10·7 (8·5 to 13·4)	12·5 (9·5 to 16)	14·8 (11·3 to 18·7)	16·5 (12·8 to 21·2)	17·1 (13·3 to 22·2)	18 (13·8 to 23·1)	18·4 (14·2 to 24·1)	18·7 (14·6 to 23·7)	17·2 (13·4 to 22·2)	15·3 (11·9 to 19·7)	12·7 (9·7 to 17)	8·6 (6·7 to 11·3)	7 (5·4 to 9·2)	5·5 (4·3 to 7)	4·3 (3·5 to 5·5)	2·8 (2·2 to 3·6)	1·1 (0·9 to 1·3)	0·3 (0·2 to 0·3)	222
Poisonings	0 (0 to 0)	0·1 (0 to 0·1)	0·2 (0·1 to 0·4)	0·8 (0·5 to 1·2)	0·5 (0·3 to 0·8)	0·7 (0·5 to 1·1)	0·9 (0·7 to 1·3)	1·1 (0·8 to 1·4)	1·2 (0·9 to 1·6)	1·2 (0·9 to 1·6)	1·1 (0·8 to 1·6)	1 (0·7 to 1·3)	1 (0·7 to 1·3)	0·8 (0·6 to 1·1)	0·7 (0·5 to 1)	0·6 (0·4 to 0·8)	0·4 (0·3 to 0·5)	0·3 (0·2 to 0·4)	0·2 (0·2 to 0·3)	0·2 (0·1 to 0·2)	0·1 (0·1 to 0·1)	0 (0 to 0)	0 (0 to 0)	13·2
Poisoning by carbon monoxide	0 (0 to 0)	0 (0 to 0)	0 (0 to 0·1)	0·1 (0·1 to 0·2)	0·1 (0·1 to 0·2)	0·2 (0·1 to 0·2)	0·2 (0·2 to 0·4)	0·3 (0·2 to 0·5)	0·4 (0·2 to 0·5)	0·3 (0·2 to 0·5)	0·3 (0·2 to 0·5)	0·3 (0·2 to 0·4)	0·2 (0·1 to 0·3)	0·2 (0·1 to 0·2)	0·2 (0·1 to 0·2)	0·1 (0·1 to 0·2)	0·1 (0·1 to 0·1)	0·1 (0·1 to 0·1)	0·1 (0 to 0·1)	0 (0 to 0·1)	0 (0 to 0)	0 (0 to 0)	0 (0 to 0)	3·3
Poisoning by other means	0 (0 to 0)	0 (0 to 0·1)	0·2 (0·1 to 0·3)	0·7 (0·4 to 1)	0·4 (0·3 to 0·6)	0·6 (0·4 to 0·8)	0·7 (0·5 to 1)	0·8 (0·5 to 1·1)	0·9 (0·7 to 1·2)	0·8 (0·6 to 1·1)	0·8 (0·6 to 1·1)	0·8 (0·5 to 1)	0·8 (0·6 to 1)	0·7 (0·5 to 0·9)	0·6 (0·4 to 0·8)	0·4 (0·3 to 0·6)	0·3 (0·2 to 0·4)	0·2 (0·2 to 0·3)	0·2 (0·1 to 0·2)	0·1 (0·1 to 0·2)	0·1 (0 to 0·1)	0 (0 to 0)	0 (0 to 0)	9·9
Exposure to mechanical forces	0·1 (0·1 to 0·2)	0·2 (0·1 to 0·3)	1 (0·7 to 1·4)	4·3 (3·1 to 5·9)	5·9 (4·6 to 7·7)	11 (8·5 to 13·9)	22·8 (18 to 28·5)	29·2 (22·8 to 36·1)	29·9 (23·5 to 37)	27·4 (21·5 to 34·8)	28·5 (22·3 to 36·4)	29·7 (23·3 to 37·9)	29·8 (23·2 to 38)	27·7 (21·3 to 36·2)	24·4 (18·5 to 32·2)	19·1 (14·2 to 25·8)	13 (9·5 to 17·7)	9·7 (7 to 13·3)	6·8 (5 to 9·3)	4·9 (3·6 to 6·6)	2·6 (1·9 to 3·5)	0·9 (0·7 to 1·2)	0·3 (0·2 to 0·3)	329
Unintentional firearm injuries	0 (0 to 0)	0 (0 to 0)	0·1 (0·1 to 0·2)	0·4 (0·2 to 0·6)	0·6 (0·4 to 0·9)	2·4 (1·6 to 3·4)	10·5 (7·5 to 13·9)	14·8 (10·5 to 19·6)	13·9 (10 to 18·6)	11 (7·8 to 15)	10·4 (7·3 to 13·9)	9·9 (7·3 to 13·2)	8·9 (6·4 to 11·9)	6·7 (4·8 to 8·7)	5·1 (3·9 to 6·5)	3·3 (2·5 to 4·1)	2 (1·5 to 2·6)	1·4 (1·1 to 1·7)	0·9 (0·7 to 1·1)	0·7 (0·5 to 0·9)	0·4 (0·4 to 0·6)	0·2 (0·2 to 0·3)	0·1 (0·1 to 0·1)	104
Other exposure to mechanical forces	0·1 (0·1 to 0·2)	0·2 (0·1 to 0·3)	0·9 (0·6 to 1·2)	3·9 (2·8 to 5·3)	5·3 (4 to 6·9)	8·6 (6·5 to 11·1)	12·3 (9·2 to 16·3)	14·4 (10·5 to 19·5)	16 (12 to 21·3)	16·4 (12·2 to 22·3)	18·1 (13·4 to 24·7)	19·8 (14·6 to 27)	20·9 (15·4 to 28·2)	21·1 (15·5 to 28·9)	19·3 (14 to 26·4)	15·8 (11·2 to 21·9)	11 (7·8 to 15·2)	8·3 (5·9 to 11·6)	5·9 (4·2 to 8·2)	4·2 (3 to 5·8)	2·1 (1·6 to 2·9)	0·7 (0·5 to 1)	0·2 (0·1 to 0·2)	226
Adverse effects of medical treatment	0·9 (0·6 to 1·4)	0·7 (0·5 to 1·1)	2·4 (1·4 to 3·8)	1·7 (1·1 to 2·6)	0·9 (0·7 to 1·2)	1·2 (0·9 to 1·7)	1·6 (1·1 to 2·1)	2·6 (1·8 to 3·5)	2·9 (2 to 3·9)	2·5 (1·8 to 3·5)	3 (2·2 to 4)	3·7 (2·7 to 4·9)	4·5 (3·2 to 6·2)	5·4 (3·8 to 7·4)	5·4 (4 to 7·2)	4·9 (3·5 to 6·7)	4·2 (3·1 to 5·5)	4 (3 to 5·3)	4 (3 to 5·2)	3·5 (2·7 to 4·4)	2·2 (1·7 to 2·7)	0·7 (0·6 to 0·9)	0·2 (0·1 to 0·2)	63
Animal contact	0 (0 to 0)	0 (0 to 0·1)	0·3 (0·1 to 0·4)	0·7 (0·5 to 1)	0·7 (0·5 to 1)	1·1 (0·8 to 1·5)	1·2 (0·9 to 1·7)	1·3 (0·9 to 1·7)	1·6 (1·2 to 2·1)	1·3 (0·9 to 1·7)	1·6 (1·2 to 2·1)	1·7 (1·3 to 2·2)	2·1 (1·6 to 2·7)	2 (1·5 to 2·5)	1·9 (1·5 to 2·5)	1·8 (1·4 to 2·3)	1·4 (1·1 to 1·9)	1·3 (1 to 1·6)	1·2 (0·9 to 1·5)	1·2 (0·8 to 1·6)	0·9 (0·6 to 1·3)	0·6 (0·4 to 0·8)	0·2 (0·2 to 0·3)	26·2
Venomous animal contact	0 (0 to 0)	0 (0 to 0)	0·1 (0 to 0·2)	0·3 (0·2 to 0·5)	0·4 (0·2 to 0·5)	0·7 (0·5 to 1)	0·7 (0·5 to 1·1)	0·7 (0·5 to 1·1)	0·9 (0·7 to 1·3)	0·8 (0·5 to 1)	1 (0·7 to 1·3)	0·9 (0·6 to 1·2)	1 (0·7 to 1·4)	1 (0·7 to 1·3)	1 (0·7 to 1·3)	0·9 (0·6 to 1·2)	0·7 (0·5 to 0·9)	0·5 (0·4 to 0·7)	0·5 (0·4 to 0·7)	0·5 (0·3 to 0·8)	0·4 (0·3 to 0·7)	0·3 (0·2 to 0·5)	0·1 (0·1 to 0·2)	13·5
Non-venomous animal contact	0 (0 to 0)	0 (0 to 0)	0·2 (0·1 to 0·3)	0·4 (0·2 to 0·6)	0·3 (0·2 to 0·5)	0·5 (0·3 to 0·7)	0·5 (0·4 to 0·7)	0·5 (0·4 to 0·7)	0·7 (0·5 to 0·9)	0·5 (0·4 to 0·7)	0·7 (0·5 to 0·9)	0·8 (0·6 to 1·1)	1 (0·7 to 1·4)	1 (0·7 to 1·3)	1 (0·7 to 1·3)	0·9 (0·6 to 1·2)	0·8 (0·5 to 1·1)	0·8 (0·5 to 1)	0·6 (0·4 to 0·9)	0·7 (0·4 to 1)	0·5 (0·3 to 0·7)	0·3 (0·2 to 0·4)	0·1 (0·1 to 0·2)	12·7
Foreign body	2·6 (1·7 to 3·8)	1·9 (1·2 to 3·1)	14 (7·7 to 22·4)	8·3 (5·5 to 12·1)	3·5 (2·7 to 4·5)	6·3 (4·8 to 8)	4·4 (3·4 to 5·5)	4·9 (3·8 to 6·2)	5·7 (4·6 to 7)	5 (3·9 to 6·2)	5·5 (4·1 to 7·2)	6·1 (4·9 to 7·6)	7·1 (5·5 to 9·2)	7·2 (5·6 to 9·1)	6·2 (4·8 to 7·9)	5·5 (4·2 to 7·2)	4·6 (3·7 to 5·6)	4 (3·2 to 5)	3·8 (2·9 to 4·8)	3·3 (2·5 to 4·2)	1·6 (1·3 to 1·9)	0·6 (0·5 to 0·7)	0·2 (0·1 to 0·2)	112
Pulmonary aspiration and foreign body in airway	2·6 (1·6 to 3·8)	1·9 (1·2 to 3·1)	13·8 (7·6 to 22·2)	7·8 (5 to 11·5)	2·8 (2·1 to 3·6)	5·3 (4 to 6·8)	3·4 (2·5 to 4·3)	3·7 (2·8 to 4·8)	4·4 (3·4 to 5·6)	3·8 (2·9 to 4·9)	4·2 (3·1 to 5·8)	4·7 (3·7 to 6)	5·6 (4·2 to 7·5)	5·8 (4·3 to 7·7)	4·9 (3·6 to 6·5)	4·4 (3·3 to 6)	3·7 (2·9 to 4·7)	3·3 (2·5 to 4·2)	3·2 (2·4 to 4·1)	2·8 (2 to 3·6)	1·3 (1·1 to 1·6)	0·5 (0·4 to 0·6)	0·1 (0·1 to 0·2)	94·3
Foreign body in eyes	0 (0 to 0)	0 (0 to 0)	0 (0 to 0·1)	0·1 (0 to 0·3)	0·2 (0·1 to 0·6)	0·3 (0·1 to 0·7)	0·4 (0·1 to 1)	0·5 (0·2 to 1·1)	0·5 (0·2 to 1·1)	0·5 (0·2 to 1·1)	0·6 (0·2 to 1·2)	0·6 (0·3 to 1·2)	0·6 (0·3 to 1·1)	0·5 (0·3 to 0·9)	0·4 (0·2 to 0·7)	0·4 (0·2 to 0·6)	0·3 (0·2 to 0·4)	0·2 (0·1 to 0·3)	0·1 (0·1 to 0·2)	0·1 (0·1 to 0·2)	0·1 (0 to 0·1)	0 (0 to 0)	0 (0 to 0)	6·5
Foreign body in other body part	0 (0 to 0)	0 (0 to 0)	0·1 (0·1 to 0·2)	0·4 (0·3 to 0·6)	0·5 (0·3 to 0·7)	0·7 (0·5 to 0·9)	0·6 (0·4 to 0·8)	0·7 (0·5 to 0·9)	0·8 (0·5 to 1·1)	0·6 (0·5 to 0·9)	0·7 (0·5 to 0·9)	0·8 (0·6 to 1·1)	0·9 (0·7 to 1·2)	0·8 (0·6 to 1·1)	0·8 (0·6 to 1·1)	0·7 (0·5 to 0·9)	0·6 (0·4 to 0·8)	0·5 (0·4 to 0·7)	0·4 (0·3 to 0·6)	0·4 (0·3 to 0·6)	0·2 (0·2 to 0·3)	0·1 (0·1 to 0·1)	0 (0 to 0)	11·3
Environmental heat and cold exposure	0 (0 to 0)	0 (0 to 0)	0·1 (0·1 to 0·2)	0·7 (0·5 to 1)	1·3 (0·8 to 1·9)	1·9 (1·3 to 2·7)	2·8 (2 to 3·8)	3·4 (2·4 to 4·6)	3·6 (2·6 to 5)	3·8 (2·7 to 5·2)	4·2 (3 to 5·7)	4·4 (3·1 to 6)	4·6 (3·4 to 6·2)	4·7 (3·4 to 6·2)	4·6 (3·3 to 6·1)	4 (2·9 to 5·4)	3 (2·2 to 4)	2·5 (1·9 to 3·3)	2 (1·5 to 2·6)	1·6 (1·3 to 2·1)	1 (0·8 to 1·2)	0·4 (0·3 to 0·5)	0·1 (0·1 to 0·2)	54·9
Exposure to forces of nature	0 (0 to 0)	0 (0 to 0)	0 (0 to 0)	0 (0 to 0)	0·1 (0·1 to 0·2)	0·2 (0·1 to 0·3)	0·5 (0·3 to 0·8)	0·5 (0·3 to 0·7)	0·6 (0·4 to 0·9)	0·5 (0·3 to 0·8)	0·5 (0·3 to 0·8)	0·5 (0·4 to 0·8)	0·5 (0·3 to 0·8)	0·5 (0·3 to 0·7)	0·4 (0·3 to 0·6)	0·4 (0·2 to 0·5)	0·3 (0·2 to 0·4)	0·2 (0·1 to 0·2)	0·1 (0·1 to 0·2)	0·1 (0 to 0·1)	0 (0 to 0·1)	0 (0 to 0)	0 (0 to 0)	5·8
Other unintentional injuries	0·1 (0·1 to 0·2)	0·1 (0 to 0·1)	0·6 (0·4 to 0·8)	2·4 (1·6 to 3·2)	3·4 (2·5 to 4·8)	5·6 (4·3 to 7·3)	9·1 (6·9 to 11·7)	9·8 (7·5 to 12·9)	10·8 (8·2 to 14·2)	10·1 (7·6 to 13·1)	10·6 (8·2 to 13·4)	10·5 (8·2 to 13·6)	10·7 (8·2 to 14·2)	8·7 (6·6 to 11·4)	7·5 (5·6 to 10·1)	5·8 (4·2 to 7·9)	4·1 (2·9 to 5·6)	3 (2·1 to 4·2)	2·2 (1·6 to 3)	1·5 (1·1 to 2)	0·7 (0·5 to 1)	0·2 (0·2 to 0·3)	0 (0 to 0·1)	118
Self-harm and interpersonal violence	4 (2·3 to 6·4)	0·8 (0·5 to 1·4)	5·4 (3·1 to 8·9)	9·6 (5·5 to 16·3)	7·6 (5·5 to 10·5)	25·3 (19·5 to 32·3)	152 (122 to 189)	239 (197 to 287)	257 (212 to 305)	190 (153 to 230)	173 (140 to 212)	141 (111 to 179)	133 (101 to 170)	92·3 (73 to 118)	64·9 (51·1 to 82)	40·7 (32·8 to 49·1)	25·5 (20·9 to 31·1)	16·8 (13·8 to 20·6)	11·3 (9·2 to 13·9)	6·3 (5·2 to 7·7)	3 (2·5 to 3·6)	0·7 (0·6 to 0·8)	0·1 (0·1 to 0·1)	1,600
Self-harm	0 (0 to 0)	0 (0 to 0)	0 (0 to 0)	0 (0 to 0)	0 (0 to 0)	2·8 (1·9 to 3·9)	21·1 (15·1 to 28·7)	31·2 (23·2 to 41·7)	38·5 (29·3 to 51)	35·2 (26·2 to 46·1)	35·6 (26·7 to 45·7)	34·3 (25·4 to 45·7)	36·9 (27·2 to 49·3)	31 (23·3 to 40·6)	23·6 (17·7 to 31·4)	16·2 (12·1 to 20·4)	11 (8·5 to 13·9)	8·1 (6·2 to 10·5)	5·8 (4·5 to 7·7)	3·7 (2·8 to 4·8)	1·8 (1·4 to 2·4)	0·4 (0·3 to 0·4)	0 (0 to 0)	337
Self-harm by firearm	0 (0 to 0)	0 (0 to 0)	0 (0 to 0)	0 (0 to 0)	0 (0 to 0)	0 (0 to 0·1)	0·6 (0·4 to 1·1)	0·9 (0·5 to 1·5)	0·9 (0·6 to 1·4)	0·9 (0·6 to 1·3)	0·8 (0·5 to 1·3)	0·8 (0·5 to 1·3)	0·8 (0·5 to 1·3)	0·8 (0·5 to 1·2)	0·5 (0·3 to 0·8)	0·4 (0·3 to 0·6)	0·3 (0·2 to 0·4)	0·2 (0·1 to 0·3)	0·1 (0·1 to 0·2)	0·1 (0·1 to 0·1)	0 (0 to 0·1)	0 (0 to 0)	0 (0 to 0)	8·2
Self-harm by other specified means	0 (0 to 0)	0 (0 to 0)	0 (0 to 0)	0 (0 to 0)	0 (0 to 0)	2·7 (1·9 to 3·9)	20·4 (14·6 to 27·7)	30·3 (22·6 to 40·6)	37·6 (28·6 to 49·8)	34·3 (25·4 to 45·1)	34·8 (26 to 44·7)	33·5 (24·8 to 44·5)	36·1 (26·5 to 48·3)	30·2 (22·7 to 39·8)	23·1 (17·3 to 30·6)	15·8 (11·8 to 19·9)	10·7 (8·3 to 13·6)	7·9 (6 to 10·3)	5·7 (4·4 to 7·5)	3·7 (2·8 to 4·8)	1·8 (1·4 to 2·4)	0·4 (0·3 to 0·4)	0 (0 to 0)	329
Interpersonal violence	4 (2·3 to 6·4)	0·8 (0·5 to 1·4)	5·4 (3·1 to 8·9)	9·5 (5·4 to 16·1)	7·5 (5·5 to 10·4)	22·4 (16·7 to 29·2)	131 (102 to 169)	208 (166 to 253)	217 (175 to 264)	155 (120 to 193)	137 (107 to 174)	106 (79 to 140)	95 (68·9 to 129)	60·9 (44·8 to 82·4)	40·9 (29·9 to 53·2)	23·8 (18·1 to 30·7)	14·2 (10·8 to 18·6)	8·5 (6·5 to 11·1)	5·4 (4 to 6·9)	2·5 (2 to 3·2)	1·2 (0·9 to 1·5)	0·3 (0·2 to 0·4)	0·1 (0·1 to 0·1)	1,260
Physical violence by firearm	0·1 (0·1 to 0·2)	0 (0 to 0·1)	0·4 (0·2 to 0·7)	1·1 (0·5 to 2)	1·3 (0·9 to 1·9)	6·6 (4·8 to 8·7)	70·6 (53·1 to 92·4)	116 (92·4 to 141)	119 (93·9 to 149)	78·4 (58·5 to 99·3)	64·4 (46·2 to 85·5)	44·1 (30·8 to 60·6)	38·5 (27·4 to 53·1)	21·7 (14·3 to 31·5)	13·5 (9·2 to 19·4)	6·7 (4·5 to 9·5)	3·3 (2·3 to 4·7)	1·6 (1·1 to 2·2)	0·6 (0·5 to 0·9)	0·2 (0·2 to 0·3)	0·1 (0·1 to 0·2)	0 (0 to 0)	0 (0 to 0)	588
Physical violence by sharp object	0·3 (0·2 to 0·6)	0 (0 to 0·1)	0·3 (0·2 to 0·6)	1 (0·6 to 1·6)	1·1 (0·8 to 1·5)	4·3 (3·2 to 5·5)	41·8 (29·9 to 57·5)	66·4 (52·2 to 81·5)	70·9 (53·1 to 91·8)	52·9 (38·5 to 69·8)	49·4 (36·9 to 65·5)	39·4 (28·9 to 52·6)	33·3 (23·9 to 45·2)	20·3 (14·9 to 27·8)	12·1 (8·8 to 16)	6·8 (5·1 to 8·8)	3·7 (2·8 to 4·8)	2·5 (1·9 to 3·2)	1·4 (1·1 to 1·8)	0·7 (0·6 to 1)	0·3 (0·2 to 0·4)	0·1 (0·1 to 0·1)	0 (0 to 0)	409
Sexual violence	0 (0 to 0)	0 (0 to 0)	0 (0 to 0)	0 (0 to 0·1)	0·4 (0·3 to 0·7)	1 (0·6 to 1·6)	2·3 (1·3 to 3·7)	3 (1·8 to 4·7)	2·6 (1·5 to 4·2)	2·3 (1·3 to 3·8)	2·1 (1·2 to 3·4)	1·8 (1 to 2·9)	1·4 (0·8 to 2·4)	1 (0·6 to 1·7)	0·7 (0·4 to 1·2)	0·6 (0·4 to 0·9)	0·4 (0·2 to 0·6)	0·3 (0·2 to 0·4)	0·2 (0·1 to 0·3)	0·1 (0·1 to 0·2)	0·1 (0 to 0·1)	0 (0 to 0)	0 (0 to 0)	20·5
Physical violence by other means	3·5 (2 to 5·8)	0·8 (0·4 to 1·2)	4·7 (2·6 to 7·7)	7·4 (4·2 to 12·7)	4·7 (3·3 to 6·7)	10·6 (7·8 to 14·1)	16·2 (12·2 to 21·2)	22·2 (15·7 to 30·5)	24·9 (19·3 to 31·5)	21 (16·2 to 26·4)	21·3 (16·3 to 27·5)	20·7 (15·4 to 27·9)	21·9 (15·9 to 29·5)	17·9 (13·2 to 24·1)	14·5 (10·5 to 19·2)	9·7 (7·2 to 12·7)	6·8 (5 to 9)	4·2 (3·2 to 5·6)	3·1 (2·3 to 4)	1·4 (1·1 to 1·8)	0·7 (0·5 to 0·8)	0·2 (0·1 to 0·2)	0 (0 to 0)	238
Conflict and terrorism	0 (0 to 0)	0 (0 to 0)	0 (0 to 0)	0 (0 to 0)	0 (0 to 0)	0 (0 to 0)	0 (0 to 0)	0 (0 to 0)	0·1 (0·1 to 0·2)	0·1 (0 to 0·1)	0·1 (0·1 to 0·2)	0·2 (0·1 to 0·3)	0·6 (0·4 to 0·9)	0·4 (0·2 to 0·5)	0·3 (0·2 to 0·5)	0·7 (0·4 to 0·9)	0·4 (0·2 to 0·5)	0·2 (0·1 to 0·3)	0·1 (0·1 to 0·1)	0 (0 to 0)	0 (0 to 0)	0 (0 to 0)	0 (0 to 0)	3·1

SR Table 2c: Suriname DALYS by cause and age group for both sexes with 95% uncertainty intervals, 2019

Cause	Early Neonatal	Late Neonatal	Post Neonatal	1 to 4	5 to 9	10 to 14	15 to 19	20 to 24	25 to 29	30 to 34	35 to 39	40 to 44	45 to 49	50 to 54	55 to 59	60 to 64	65 to 69	70 to 74	75 to 79	80 to 84	85 to 89	90 to 94	95 plus	Total
All causes	3,966 (1,626 to 14,709)	2,180 (1,166 to 4,210)	1,966 (1,020 to 3,426)	3,505 (2,630 to 4,850)	1,446 (1,044 to 2,010)	1,344 (1,014 to 1,824)	1,599 (1,190 to 2,133)	2,124 (1,610 to 2,780)	2,599 (1,948 to 3,333)	3,223 (2,408 to 4,179)	3,889 (2,844 to 5,170)	4,722 (3,445 to 6,370)	5,844 (4,259 to 7,993)	7,329 (5,329 to 10,060)	9,139 (6,650 to 12,660)	11,344 (8,258 to 15,859)	14,000 (10,000 to 19,800)	17,000 (12,400 to 24,000)	20,000 (14,600 to 28,400)	23,000 (16,400 to 32,700)	25,000 (17,600 to 36,000)	26,000 (18,000 to 38,000)	192,000 (143,000 to 271,000)
Communicable, maternal, neonatal, and nutritional diseases	3,190 (1,450 to 12,800)	2,430 (1,720 to 3,340)	2,160 (1,200 to 4,270)	3,160 (1,920 to 4,800)	1,130 (643 to 1,800)	889 (670 to 1,190)	826 (728 to 1,170)	1,070 (867 to 1,290)	1,450 (1,220 to 1,800)	1,810 (1,610 to 2,030)	1,730 (1,540 to 1,960)	1,640 (1,390 to 1,770)	1,380 (1,200 to 1,600)	1,290 (1,110 to 1,530)	1,100 (919 to 1,330)	839 (686 to 1,050)	664 (543 to 805)	595 (483 to 707)	598 (488 to 697)	448 (358 to 557)	262 (201 to 360)	150 (99.7 to 190)	42,400 (36,500 to 49,000)
HIV/AIDS and sexually transmitted infections	298 (91.3 to 692)	92.0 (29.2 to 214)	251 (149 to 402)	44.7 (24.4 to 72.2)	9.71 (4.6 to 16.4)	29.7 (20.7 to 38)	89.4 (79.7 to 97.9)	264 (242 to 310)	564 (545 to 635)	947 (928 to 992)	998 (727 to 992)	732 (582)	588 (549 to 626)	418 (382 to 466)	252 (222 to 273)	126 (119 to 137)	70.3 (66.5 to 75.4)	22.2 (20.3 to 24.7)	10.6 (9.7 to 12.4)	6.3 (4.7 to 8.1)	2.2 (2 to 2.7)	0.6 (0.5 to 0.7)	5,830 (5,500 to 6,210)
HIV/AIDS	0 (0 to 0)	0 (0 to 0)	109 (103 to 115)	29.6 (26.3 to 33.2)	49.4 (46.6 to 52.2)	26.4 (22.5 to 30.4)	89.9 (79.2 to 97.2)	274 (254 to 299)	570 (532 to 620)	930 (873 to 994)	972 (919 to 934)	736 (694 to 784)	572 (537 to 608)	409 (380 to 435)	246 (230 to 261)	124 (115 to 132)	67.3 (62.9 to 71.6)	20.2 (18.9 to 21.9)	9.6 (9.2 to 10.7)	4.9 (4.1 to 4.9)	1.9 (1.6 to 2.1)	0.4 (0.3 to 0.5)	5,170
HIV/AIDS - Drug-susceptible Tuberculosis	0 (0 to 0)	0 (0 to 0)	0.4 (0 to 0.9)	0.4 (0.1 to 0.8)	2.9 (1.6 to 4.4)	2.1 (1.1 to 3.2)	7.5 (3.3 to 7.5)	16.5 (10.1 to 24.4)	24.3 (12.4 to 32.4)	32.4 (20.9 to 44.4)	53.7 (34.4 to 79.9)	44 (28.9 to 66.9)	34.4 (22 to 52)	24.7 (15.9 to 37.1)	15 (9.6 to 22.4)	7.6 (5.1 to 11.2)	4.1 (2.9 to 6.1)	1.3 (0.9 to 1.8)	0.6 (0.4 to 0.9)	0.3 (0.2 to 0.4)	0.1 (0.1 to 0.2)	0 (0 to 0)	312
HIV/AIDS - Multidrug-resistant Tuberculosis without extensive drug resistance	0 (0 to 0)	0 (0 to 0)	0.1 (0 to 0.2)	0 (0 to 0.1)	0.1 (0 to 0.1)	0.1 (0 to 0.1)	0.4 (0.2 to 0.5)	0.9 (0.5 to 1.3)	1.3 (0.7 to 1.8)	1.8 (1.2 to 2.5)	2.9 (2 to 4)	2.4 (1.7 to 3.3)	1.9 (1.3 to 2.6)	1.3 (0.9 to 1.8)	0.8 (0.5 to 1.1)	0.4 (0.3 to 0.6)	0.2 (0.1 to 0.3)	0.1 (0 to 0.1)	0 (0 to 0.1)	0 (0 to 0)	0 (0 to 0)	0 (0 to 0)	31
HIV/AIDS - Extensively drug-resistant Tuberculosis	0 (0 to 0)	0 (0 to 0)	0 (0 to 0)	0 (0 to 0)	0 (0 to 0)	0 (0 to 0)	0 (0 to 0)	0 (0 to 0)	0 (0 to 0)	0 (0 to 0)	0 (0 to 0)	0 (0 to 0)	0 (0 to 0)	0 (0 to 0)	0 (0 to 0)	0 (0 to 0)	0 (0 to 0)	0 (0 to 0)	0 (0 to 0)	0 (0 to 0)	0 (0 to 0)	0 (0 to 0)	0 (0 to 0)	0.5
HIV/AIDS resulting in other diseases	0 (0 to 0)	0 (0 to 0)	102 (94.9 to 109)	64.2 (58.4 to 69.2)	49.9 (45.3 to 54.2)	22.3 (20.1 to 24.7)	79.7 (72.7 to 87)	257 (237.2 to 281)	536 (496 to 587)	873 (813 to 939)	918 (850 to 986)	692 (640 to 745)	540 (500 to 574)	387 (357 to 416)	234 (213 to 246)	119 (107 to 125)	63.1 (56.9 to 67.1)	19.8 (17.9 to 20.4)	9 (8.1 to 9.5)	4.2 (3.8 to 4.4)	1.8 (1.6 to 1.9)	0.4 (0.3 to 0.5)	4,890
Sexually transmitted infections excluding HIV	298 (91.3 to 692)	92.0 (29.2 to 214)	142 (39 to 324)	15.1 (1.4 to 37.1)	0.2 (0 to 1.2)	3.6 (0.2 to 8.1)	9.5 (5.4 to 15.4)	9.9 (5.9 to 15.4)	33.9 (19.7 to 52.7)	74.1 (43.2 to 113)	81.2 (47.2 to 129)	39.9 (23.2 to 63.1)	48 (27.9 to 74.6)	29.3 (17 to 45.5)	18 (10.4 to 28)	7.3 (4.2 to 11.3)	6.2 (3.6 to 9.6)	2.9 (1.7 to 4.5)	1.6 (0.9 to 2.5)	0.4 (0.2 to 0.7)	0.1 (0 to 0.1)	0.1 (0 to 0.1)	669
Syphilis	298 (91.3 to 692)	92.0 (29.2 to 214)	142 (39.7 to 324)	15.1 (1.4 to 37.1)	0.2 (0.1 to 0.7)	3.6 (0.2 to 8.1)	9.5 (0.2 to 0.7)	9.9 (0.4 to 1.1)	33.9 (0.9 to 2.5)	74.1 (0.5 to 1.4)	81.2 (0.5 to 2.1)	39.9 (0.3 to 0.8)	48 (0.4 to 1.1)	29.3 (0.4 to 1.2)	18 (0.2 to 0.6)	7.3 (0.1 to 0.5)	6.2 (0.1 to 0.5)	2.9 (0.1 to 0.5)	1.6 (0.1 to 0.5)	0.4 (0 to 0.1)	0.1 (0 to 0.1)	0.1 (0 to 0.1)	544
Chlamydial infection	0 (0 to 0)	0 (0 to 0)	0 (0 to 0)	0 (0 to 0)	0 (0 to 0)	0 (0 to 0)	0 (0 to 0.1)	0 (0 to 0.3)	0 (0 to 0.1)	0 (0 to 0.4)	0 (0 to 0.1)	0 (0 to 0.4)	0 (0 to 0.1)	0 (0 to 0.4)	0 (0 to 0.1)	0 (0 to 0.2)	0 (0 to 0.1)	0 (0 to 0.2)	0 (0 to 0.1)	0 (0 to 0.1)	0 (0 to 0.1)	0 (0 to 0)	13.9
Gonococcal infection	0 (0 to 0)	0 (0 to 0)	0 (0 to 0)	0 (0 to 0)	0 (0 to 0)	0 (0 to 0.4)	0 (0 to 0.2)	0 (0 to 0.3)	0 (0 to 0.2)	0 (0 to 0.4)	0 (0 to 0.2)	0 (0 to 0.4)	0 (0 to 0.2)	0 (0 to 0.4)	0 (0 to 0.2)	0 (0 to 0.2)	0 (0 to 0.1)	0 (0 to 0.2)	0 (0 to 0.1)	0 (0 to 0.1)	0 (0 to 0.1)	0 (0 to 0)	12.4
Trichomoniasis	0 (0 to 0)	0 (0 to 0)	0 (0 to 0)	0 (0 to 0)	0 (0 to 0)	0 (0 to 0.1)	0 (0 to 0.1)	0 (0 to 0.4)	0 (0 to 0.2)	0 (0 to 0.4)	0 (0 to 0.2)	0 (0 to 0.4)	0 (0 to 0.2)	0 (0 to 0.4)	0 (0 to 0.2)	0 (0 to 0.2)	0 (0 to 0.1)	0 (0 to 0.2)	0 (0 to 0.1)	0 (0 to 0.1)	0 (0 to 0.1)	0 (0 to 0)	29.4
Genital herpes	0 (0 to 0)	0 (0 to 0)	0 (0 to 0)	0 (0 to 0)	0 (0 to 0)	0 (0 to 0.1)	0 (0 to 0.2)	0 (0 to 0.4)	0 (0 to 0.2)	0 (0 to 0.4)	0 (0 to 0.2)	0 (0 to 0.4)	0 (0 to 0.2)	0 (0 to 0.4)	0 (0 to 0.2)	0 (0 to 0.2)	0 (0 to 0.1)	0 (0 to 0.2)	0 (0 to 0.1)	0 (0 to 0.1)	0 (0 to 0.1)	0 (0 to 0)	32.9
Other sexually transmitted infections	0 (0 to 0)	0 (0 to 0)	0 (0 to 0)	0 (0 to 0)	0 (0 to 0)	0 (0 to 0.3)	0 (0 to 0.2)	0 (0 to 0.4)	0 (0 to 0.2)	0 (0 to 0.4)	0 (0 to 0.2)	0 (0 to 0.4)	0 (0 to 0.2)	0 (0 to 0.4)	0 (0 to 0.2)	0 (0 to 0.2)	0 (0 to 0.1)	0 (0 to 0.2)	0 (0 to 0.1)	0 (0 to 0.1)	0 (0 to 0.1)	0 (0 to 0)	27.2
Respiratory infections and tuberculosis	204 (139 to 338)	160 (94.5 to 249)	729 (467 to 1,170)	245 (170 to 344)	109 (70 to 146)	125 (80.5 to 173)	127 (84.7 to 166)	164 (109 to 176)	196 (137 to 209)	230 (166 to 240)	295 (199 to 298)	335 (227 to 339)	334 (227 to 339)	337 (227 to 339)	332 (227 to 339)	317 (227 to 339)	286 (227 to 339)	193 (227 to 339)	286 (227 to 339)	193 (227 to 339)	286 (227 to 339)	193 (227 to 339)	5,310
Tuberculosis	0 (0 to 0)	0 (0 to 0)	0.1 (0 to 0.1)	0.1 (0 to 0.1)	0.1 (0 to 0.1)	0.1 (0 to 0.1)	0.1 (0 to 0.1)	0.1 (0 to 0.1)	0.1 (0 to 0.1)	0.1 (0 to 0.1)	0.1 (0 to 0.1)	0.1 (0 to 0.1)	0.1 (0 to 0.1)	0.1 (0 to 0.1)	0.1 (0 to 0.1)	0.1 (0 to 0.1)	0.1 (0 to 0.1)	0.1 (0 to 0.1)	0.1 (0 to 0.1)	0.1 (0 to 0.1)	0.1 (0 to 0.1)	0 (0 to 0)	413
Latent tuberculosis infection	0 (0 to 0)	0 (0 to 0)	0 (0 to 0)	0 (0 to 0)	0 (0 to 0)	0 (0 to 0)	0 (0 to 0)	0 (0 to 0)	0 (0 to 0)	0 (0 to 0)	0 (0 to 0)	0 (0 to 0)	0 (0 to 0)	0 (0 to 0)	0 (0 to 0)	0 (0 to 0)	0 (0 to 0)	0 (0 to 0)	0 (0 to 0)	0 (0 to 0)	0 (0 to 0)	0 (0 to 0)	0 (0 to 0)	0
Drug-susceptible tuberculosis	0 (0 to 0)	0.7 (0 to 1.9)	7.7 (3.9 to 9.8)	9.6 (3.2 to 21.1)	9.8 (4.2 to 20.4)	9.3 (4.1 to 17.4)	11.9 (4.9 to 24.1)	29.3 (14.4 to 54.6)	39.9 (20.2 to 72.3)	41 (20.2 to 64.4)	39.4 (20.2 to 63.7)	39.6 (22.9 to 62.2)	33.1 (22.7 to 47.2)	39 (26.2 to 56.2)	33.8 (22.2 to 46.9)	27.3 (18.1 to 39.3)	20.3 (14.1 to 28.7)	19.6 (13.7 to 22)	12.4 (8.9 to 17.1)	6.1 (3.4 to 11.7)	2.6 (0.9 to 6.1)	1.2 (0.4 to 2.8)	409
Multidrug-resistant tuberculosis without extensive drug resistance	0 (0 to 0)	0 (0 to 0)	0.1 (0 to 0.2)	0.1 (0 to 0.1)	0.1 (0 to 0.2)	0.1 (0 to 0.2)	0.2 (0 to 0.2)	0.5 (0 to 0.7)	0.7 (0 to 1.1)	1.1 (0 to 1.5)	1.6 (0 to 2.2)	1.4 (0 to 2.1)	1.1 (0 to 1.5)	0.8 (0 to 1.2)	0.5 (0 to 0.7)	0.3 (0 to 0.5)	0.2 (0 to 0.3)	0.1 (0 to 0.2)	0.1 (0 to 0.1)	0 (0 to 0.1)	0 (0 to 0.1)	0 (0 to 0)	3.2
Extensively drug-resistant tuberculosis	0 (0 to 0)	0 (0 to 0)	0 (0 to 0)	0 (0 to 0)	0 (0 to 0)	0 (0 to 0)	0 (0 to 0.1)	0 (0 to 0.1)	0 (0 to 0.1)	0 (0 to 0.2)	0 (0 to 0.2)	0 (0 to 0.2)	0 (0 to 0.2)	0 (0 to 0.2)	0 (0 to 0.1)	0 (0 to 0.1)	0 (0 to 0.1)	0 (0 to 0.1)	0 (0 to 0.1)	0 (0 to 0.1)	0 (0 to 0.1)	0 (0 to 0)	0.5
Lower respiratory infections	216 (150 to 338)	164 (99.8 to 249)	731 (467 to 1,170)	191 (113 to 272)	54.9 (29.6 to 86.4)	38.4 (21.6 to 74.3)	40.5 (23.2 to 83)	62.1 (36.7 to 104)	84.5 (52.7 to 136)	135 (72.4 to 196)	127 (69.1 to 172)	130 (68.1 to 172)	153 (108 to 208)	202 (135 to 280)	243 (177 to 332)	247 (178 to 332)	261 (189 to 362)	252 (203 to 327)	322 (233 to 427)	272 (189 to 362)	197 (137 to 272)	86 (60.1 to 112)	4,270
Upper respiratory infections	0 (0.1 to 0.2)	0.4 (0.3 to 1)	11.4 (4.4 to 18.2)	45.5 (29.1 to 74.7)	52.6 (29.5 to 86.4)	45.6 (24.6 to 74.3)	40.6 (20.7 to 71.1)	37.2 (18.9 to 64.3)	32.9 (16.3 to 54.5)	32.3 (17.3 to 55.1)	30.2 (15.2 to 50.9)	29.7 (14.4 to 49.8)	29.4 (13.5 to 47.8)	29.1 (13.4 to 47.2)	23.7 (10.9 to 38.4)	19.4 (9.2 to 32.9)	14 (7.4 to 23.2)	9.6 (5.1 to 16.1)	6.6 (3.4 to 11.1)	4.2 (2.3 to 7.2)	2.5 (1.2 to 4.3)	1.2 (0.6 to 2.1)	463
Otitis media	0 (0 to 0)	0 (0 to 0)	2.1 (1.1 to 3.8)	19.7 (10.2 to 29.6)	29.6 (15.4 to 47.2)	27.1 (14.1 to 43.7)	24.3 (12.4 to 39.7)	11.7 (6.1 to 19.2)	9.1 (4.7 to 15.2)	7.8 (3.9 to 13.2)	7.5 (3.8 to 12.6)	7.1 (3.6 to 12.1)	7.1 (3.6 to 12.1)	8.3 (4.1 to 14.4)	8.6 (4.2 to 15.2)	8.6 (4.2 to 15.2)	7.4 (3.6 to 13.1)	5.1 (2.4 to 9.2)	3.2 (1.5 to 5.8)	2.1 (0.9 to 3.9)	0.7 (0.3 to 1.3)	0.2 (0.1 to 0.4)	156
Enteric infections	1,190 (214 to 79.7)	1,190 (44.7 to 176)	1,190 (292 to 2,940)	1,190 (146 to 3,010)	1,190 (79.6 to 165)	1,190 (66.1 to 160)	1,190 (64.9 to 160)	1,190 (63.6 to 160)	1,190 (63.6 to 161)	1,190 (63.6 to 161)	1,190 (63.6 to 161)	1,190 (63.6 to 161)	1,190 (63.6 to 161)	1,190 (63.6 to 161)	1,190 (63.6 to 142)	1,190 (63.6 to 142)	1,190 (63.6 to 142)	1,190 (63.6 to 142)	1,190 (63.6 to 142)	1,190 (63.6 to 142)	1,190 (63.6 to 142)	1,190 (63.6 to 142)	2,550
Diarrheal diseases	216 (214 to 79.7)	160 (44.6 to 176)	1,190 (291 to 2,940)	336 (140 to 345)	132 (77.9 to 164)	119 (66.6 to 156)	89.1 (64.9 to 160)	88.7 (63.6 to 160)	89.7 (63.6 to 155)	89.7 (63.6 to 155)	89.7 (63.6 to 155)	89.7 (63.6 to 155)	89.7 (63.6 to 155)	89.7 (63.6 to 155)	112 (63.6 to 142)	178 (79.8 to 170)	135 (79.7 to 166)	132 (79.1 to 155)	82.4 (77.9 to 164)	47 (73.6 to 155)	22 (64.7 to 135)	10 (31.9 to 71.6)	2,540
Typhoid and paratyphoid	0 (0 to 0)	0 (0 to 0.2)	0.4 (0.2 to 0.6)	0.4 (0.2 to 1.1)	0.4 (0.1 to 1.1)	0.4 (0.1 to 1)	0.4 (0.1 to 0.7)	0.4 (0.1 to 0.7)	0.4 (0.1 to 0.6)	0.4 (0.1 to 0.6)	0.4 (0.1 to 0.6)	0.4 (0.1 to 0.6)	0.4 (0.1 to 0.6)	0.4 (0.1 to 0.6)	0.4 (0.1 to 0.6)	0.4 (0.1 to 0.6)	0.4 (0.1 to 0.6)	0.4 (0.1 to 0.6)	0.4 (0.1 to 0.6)	0.4 (0.1 to 0.6)	0.4 (0.1 to 0.6)	0 (0 to 0)	4
Typhoid fever	0 (0 to 0)	0 (0 to 0.2)	0 (0 to 0.2)	0 (0.1 to 1.2)	0 (0.1 to 0.7)	0 (0.1 to 0.6)	0 (0.1 to 0.6)	0 (0.1 to 0.6)	0 (0.1 to 0.6)	0 (0.1 to 0.6)	0 (0.1 to 0.6)	0 (0.1 to 0.6)	0 (0.1 to 0.6)	0 (0.1 to 0.6)	0 (0.1 to 0.6)	0 (0.1 to 0.6)	0 (0.1 to 0.6)	0 (0.1 to 0.6)	0 (0.1 to 0.6)	0 (0.1 to 0.6)	0 (0.1 to 0.6)	0 (0 to 0)	3
Paratyphoid fever	0 (0 to 0)	0 (0 to 0.1)	0 (0 to 0.4)	0 (0 to 0.4)	0 (0 to 0.4)	0 (0 to 0.4)	0 (0 to 0.2)	0 (0 to 0.2)	0 (0 to 0.2)	0 (0 to 0.2)	0 (0 to 0.1)	0 (0 to 0.1)	0 (0 to 0.1)	0 (0 to 0.1)	0 (0 to 0.1)	0 (0 to 0.1)	0 (0 to 0.1)	0 (0 to 0.1)	0 (0 to 0.1)	0 (0 to 0.1)	0 (0 to 0.1)	0 (0 to 0)	1.1
Invasive Non-typhoidal Salmonella (iNTS)	0 (0 to 0.1)	0 (0.1 to 0.9)	0.3 (0 to 2.3)	0.3 (0 to 2.2)	0.3 (0 to 2.2)	0.3 (0 to 2.1)	0.3 (0.1 to 1.5)	0.3 (0 to 1.6)	0.3 (0 to 1.6)	0.3 (0 to 1.6)	0.3 (0 to 1.6)	0.3 (0 to 1.6)	0.3 (0 to 1.6)	0.3 (0 to 1.6)	0.3 (0 to 1.6)	0.3 (0 to 1.6)	0.3 (0 to 1.6)	0.3 (0 to 1.6)	0.3 (0 to 1.6)	0.3 (0 to 1.6)	0.3 (0 to 1.6)	0 (0 to 0)	9.6
Other intestinal infectious diseases	0 (0 to 0)	0 (0 to 0)	0.6 (0.3 to 1.4)	0.6 (0.1 to 1.6)	0.4 (0.1 to 1.1)	0.4 (0.1 to 1)	0.2 (0 to 0.4)	0.2 (0 to 0.4)	0.2 (0 to 0.4)	0.2 (0 to 0.4)	0.2 (0 to 0.4)	0.2 (0 to 0.4)	0.2 (0 to 0.4)	0.2 (0 to 0.4)	0.2 (0 to 0.4)	0.2 (0 to 0.4)	0.2 (0 to 0.4)	0.2 (0 to 0.4)	0.2 (0 to 0.4)	0.2 (0 to 0.4)	0.2 (0 to 0.4)	0 (0 to 0)	3.6
Neglected tropical diseases and malaria	0 (0.4 to 2.1)	0 (1.9 to 11.3)	0 (24 to 159)	0 (49.3 to 134)	0 (74.3 to 221)	0 (98.9 to 191)	0 (99.6 to 230)	0 (92.4 to 236)	0 (99.6 to 196)	0 (98.9 to 191)	0 (99.6 to 171)	0 (99.6 to 167)	0 (99.6 to 167)	0 (127 to 196)	0 (127 to 196)	0 (127 to 196)	0 (127 to 196)	0 (127 to 196)	0 (127 to 196)	0 (127 to 196)	0 (127 to 196)	0 (127 to 196)	0 (0 to 0)	994
Malaria	0 (0 to 0)	0 (0 to 0)	0 (0 to 0.4)	0 (0.2 to 1.1)	0 (0.1 to 0.6)	0 (0.1 to 0.6)	0 (0.1 to 0.6)	0 (0.1 to 0.6)	0 (0.1 to 0.6)	0 (0.1 to 0.6)	0 (0.1 to 0.6)	0 (0.1 to 0.6)	0 (0.1 to 0.6)	0 (0.1 to 0.6)	0 (0.1 to 0.6)	0 (0.1 to 0.6)	0 (0.1 to 0.6)	0 (0.1 to 0.6)	0 (0.1 to 0.6)	0 (0.1 to 0.6)	0 (0.1 to 0.6)	0 (0 to 0)	28.9
Chagas disease	0 (0 to 0)	0 (0 to 0)	0 (0 to 0)	0 (0 to 0)	0 (0 to 0)	0 (0 to 0)	0 (0 to 0)	0 (0 to 0)	0 (0 to 0)	0 (0 to 0)	0 (0 to 0)	0 (0 to 0)	0 (0 to 0)	0 (0 to 0)	0 (0 to 0)	0 (0 to 0)	0 (0 to 0)	0 (0 to 0)	0 (0 to 0)	0 (0 to 0)	0 (0 to 0)	0 (0 to 0)	0 (0 to 0)	4.6
Leishmaniasis	0 (0 to 0)	0.6 (0.2 to 1.4)	6.1 (1.6 to 14.9)	6.7 (1.9 to 14.9)	2.9 (0.8 to 7.6)	1.6 (0.7 to 4.4)	1.6 (0.6 to 4)	1.6 (0.6 to 3.9)	1.6 (0.6 to 3.9)	1.6 (0.7 to 3.7)	1.6 (0.7 to 3.7)	1.6 (0.7 to 3.6)	1.6 (0.7 to 3.6)	1.6 (0.9 to 3.6)	2.1 (1.1 to 3.4)	2.2 (1.1 to 3.5)	1.9 (1 to 3)	1.5 (0.8 to 2.3)	1.2 (0.7 to 1.9)	0.7 (0.4 to 1.1)	0.3 (0.2 to 0.5)	0.1 (0 to 0.1)	35.4
Visceral leishmaniasis	0 (0 to 0)	0.3 (0 to 1.3)	3.1 (0.8 to 11.2)	1.9 (0.5 to 7.1)	0.8 (0.2 to 3.4)	0.5 (0.2 to 2.1)	0.4 (0.2 to 1.8)	0.5 (0.2 to 2.2)	0.4 (0.2 to 2.2)	0.4 (0.2 to 2.2)	0.4 (0.2 to 2.2)	0.4 (0.2 to 2.2)	0.4 (0.2 to 2.2)	0.4 (0.2 to 2.2)	0.5 (0.2 to 2.2)	0.5 (0.2 to 2.2)	0.4 (0.2 to 2.2)	0.4 (0.2 to 2.2)	0.3 (0.2 to 2.2)	0.2 (0.1 to 1.2)	0.1 (0 to 0.6)	0 (0 to 0)	9.3
Cutaneous and mucocutaneous leishmaniasis	0 (0 to 0)	0.3 (0.1 to 1.3)	3 (1.4 to 5.4)	3.1 (0.9 to 8.3)	1.7 (0.5 to 5.3)	1.3 (0.4 to 4.4)	1.3 (0.4 to 4)	1.2 (0.4 to 3.5)	1.2 (0.5 to 3.2)	1.2 (0.5 to 3.2)	1.2 (0.5 to 3.2)	1.2 (0.5 to 3.2)	1.2 (0.5 to 3.2)	1.2 (0.5 to 3.2)	1.6 (0.8 to 3.2)	1.6 (0.8 to 3.2)	1.5 (0.8 to 2.3)	1.2 (0.7 to 1.9)	0.9 (0.6 to 1.5)	0.6 (0.3 to 0.9)	0.2 (0.1 to 0.4)	0 (0 to 0)	27.3
African trypanosomiasis	0 (0 to 0)	0 (0 to 0)	0 (0 to 0)	0 (0 to 0)	0 (0 to 0)	0 (0 to 0)	0 (0 to 0)	0 (0 to 0)	0 (0 to 0)	0 (0 to 0)	0 (0 to 0)	0 (0 to 0)	0 (0 to 0)	0 (0 to 0)	0 (0 to 0)	0 (0 to 0)	0 (0 to 0)	0 (0 to 0)	0 (0 to 0)	0 (0 to 0)	0 (0 to 0)	0 (0 to 0)	0 (0 to 0)	0
Schistosomiasis	0 (0 to 0)	0 (0 to 0)	0 (0 to 0)	28 (6.4 to 68.6)	47.6 (14.9 to 117)	68 (25.1 to 160)	71.2 (26.1 to 160)	27.2 (9.6 to 63.5)	19.8 (7.2 to 46.1)	70.6 (29.3 to 156)	53.7 (21.2 to 124)	34.6 (14.7 to 78.3)	37.5 (15.2 to 84.1)	38.4 (14.7 to 78.3)	32.8 (12.3 to 71.1)	24.1 (9.2 to 52.2)	19.1 (4.9 to 33.6)	11.4 (4.9 to 22.6)	7.9 (2.1 to 17.9)	4.6 (0.7 to 10.3)	2.2 (0.2 to 5.1)	0.8 (0 to 2.1)	703
Cysticercosis	0 (0 to 0)	0 (0 to 0)	0 (0 to 0)	0 (0 to 0)	0.3 (0 to 1.6)	0.3 (0 to 1.6)	2.4 (0.7 to 6.6)	7.7 (2.6 to 17.6)	13.2 (4.9 to 27.2)	19.8 (8.9 to 37.2)	19.8 (9.6 to 39.2)	21.1 (11.2 to 46.4)	21.1 (9.5 to 46.2)	22.8 (11.7 to 46.4)	19.4 (9.7 to 35.2)	20.4 (12.9 to 37.4)	20.4 (11.9 to 37.4)	14.6 (8.2 to 26.2)	7.3 (3.4 to 12.7)	2.5 (0.9 to 4.3)	1.2 (0.3 to 2.3)	0.3 (0 to 0.6)	317
Cystic echinococcosis	0 (0 to 0)	0 (0 to 0)	0 (0 to 0)	0 (0 to 0)	0 (0 to 0.1)	0 (0 to 0.1)	0 (0 to 0.1)	0 (0 to 0.1)	0 (0 to 0.1)	0 (0 to 0.1)	0 (0 to 0.1)	0 (0 to 0.1)	0 (0 to 0.1)	0 (0 to 0.1)	0 (0 to 0.1)	0 (0 to 0.1)	0 (0 to 0.1)	0 (0 to 0.1)	0 (0 to 0.1)	0 (0 to 0.1)	0 (0 to 0.1)	0 (0 to 0)	0.4
Lymphatic filariasis	0 (0 to 0)	0 (0 to 0)	0 (0 to 0)	0 (0 to 0)	0 (0 to 0)	0 (0 to 0)	0 (0 to 0)	0 (0 to 0)	0 (0 to 0)	0 (0 to 0)	0 (0 to 0)	0 (0 to 0)	0 (0 to 0)	0 (0 to 0)	0 (0 to 0)	0 (0 to 0)	0 (0 to 0)	0 (0 to 0)	0 (0 to 0)	0 (0

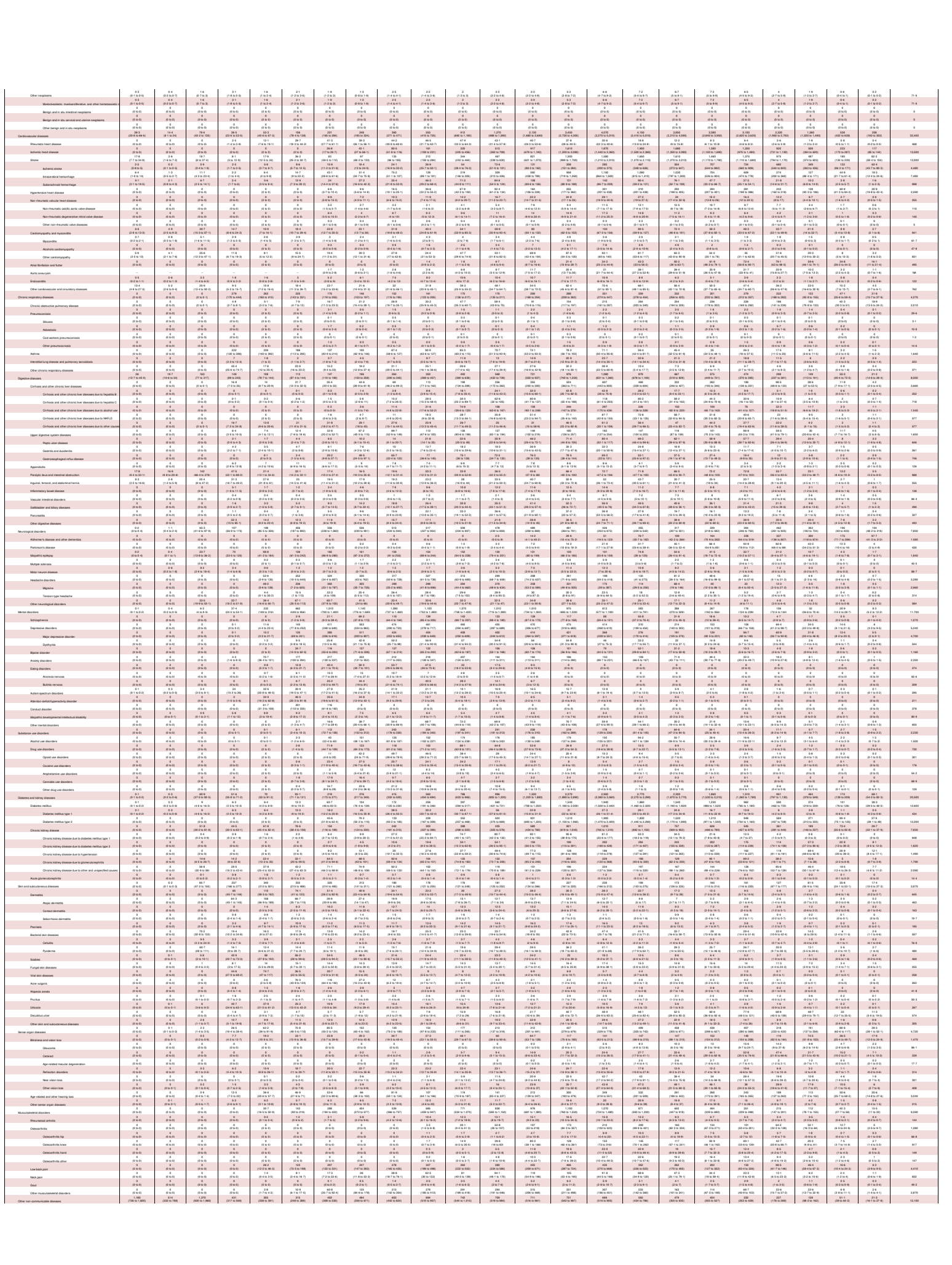



SR Table 2c: Trinidad and Tobago DALYS by cause and age group for both sexes with 95% uncertainty intervals, 2019

Cause	Early Neonatal	Late Neonatal	Post Neonatal	1 to 4	5 to 9	10 to 14	15 to 19	20 to 24	25 to 29	30 to 34	35 to 39	40 to 44	45 to 49	50 to 54	55 to 59	60 to 64	65 to 69	70 to 74	75 to 79	80 to 84	85 to 89	90 to 94	95 plus	Total
All causes	9,370 (6,610 to 13,100)	4,410 (3,120 to 6,140)	4,450 (3,300 to 5,980)	5,450 (4,360 to 6,770)	5,630 (4,430 to 7,150)	6,830 (5,390 to 8,590)	11,000 (8,940 to 13,400)	15,400 (12,600 to 18,400)	19,500 (16,100 to 23,400)	25,400 (21,100 to 30,500)	27,100 (22,100 to 32,600)	26,000 (21,000 to 31,400)	27,700 (22,000 to 34,100)	34,000 (27,000 to 42,000)	44,200 (35,100 to 54,800)	46,500 (37,300 to 57,000)	44,300 (35,900 to 54,000)	37,700 (30,800 to 45,800)	27,800 (23,000 to 33,400)	19,200 (16,100 to 22,600)	11,300 (9,610 to 13,100)	5,370 (4,680 to 6,130)	2,810 (2,540 to 3,100)	461,000
Communicable, maternal, neonatal, and nutritional diseases	7,580 (5,230 to 10,500)	3,240 (2,280 to 4,520)	1,780 (1,250 to 2,490)	1,650 (1,270 to 2,150)	1,560 (1,080 to 2,270)	1,110 (813 to 1,500)	1,170 (900 to 1,500)	1,520 (1,270 to 1,830)	2,470 (2,150 to 2,840)	3,560 (3,140 to 4,060)	3,680 (3,210 to 4,230)	3,000 (2,600 to 3,480)	2,500 (2,180 to 2,900)	2,190 (1,850 to 2,610)	2,000 (1,640 to 2,440)	1,560 (1,260 to 1,940)	1,310 (1,030 to 1,620)	1,060 (809 to 1,350)	834 (650 to 1,050)	690 (512 to 905)	515 (399 to 654)	288 (217 to 371)	178 (131 to 220)	45,400
HIV/AIDS and sexually transmitted infections	0·2 (0·1 to 0·3)	0·1 (0·1 to 0·2)	85·2 (80·3 to 89·9)	114 (108 to 120)	77·3 (72·8 to 82·3)	53·2 (49·9 to 57·2)	129 (120 to 140)	500 (466 to 544)	1,250 (1,170 to 1,360)	1,970 (1,850 to 2,110)	2,010 (1,890 to 2,150)	1,540 (1,450 to 1,650)	1,230 (1,150 to 1,310)	858 (802 to 915)	565 (522 to 608)	296 (272 to 324)	187 (172 to 204)	39·6 (32·7 to 48·2)	15·3 (11·9 to 19·8)	5 (3·7 to 7·1)	2·2 (1·5 to 3·2)	0·7 (0·5 to 1·1)	0·3 (0·2 to 0·4)	10,900
HIV/AIDS	0 (0 to 0)	0 (0 to 0)	85·1 (80·3 to 89·9)	114 (108 to 120)	77·3 (72·8 to 82·3)	51·5 (48·4 to 55·4)	121 (114 to 129)	483 (449 to 522)	1,230 (1,150 to 1,330)	1,930 (1,820 to 2,060)	1,970 (1,850 to 2,090)	1,510 (1,420 to 1,600)	1,200 (1,120 to 1,280)	837 (783 to 890)	547 (510 to 585)	283 (264 to 305)	176 (163 to 189)	33·4 (28·2 to 38·9)	11·6 (9·4 to 13·7)	2·6 (2·2 to 2·9)	0·7 (0·6 to 0·9)	0·1 (0·1 to 0·2)	0·1 (0 to 0·1)	10,700
HIV/AIDS - Drug-susceptible Tuberculosis	0 (0 to 0)	0 (0 to 0)	3·8 (2·4 to 5·9)	5·1 (3·3 to 7·9)	3·5 (2·3 to 5·5)	2·4 (1·5 to 3·6)	5·5 (3·7 to 8·4)	22·9 (15·3 to 34·4)	58·6 (38·9 to 88·3)	92·4 (60·8 to 140)	93·2 (61·1 to 140)	70·1 (45·5 to 106)	54·8 (35·8 to 82·7)	38 (25·1 to 57·3)	24·7 (16·5 to 36·8)	12·9 (8·8 to 19)	8·1 (5·5 to 11·9)	1·6 (1·1 to 2·1)	0·6 (0·4 to 0·7)	0·1 (0·1 to 0·2)	0 (0 to 0)	0 (0 to 0)	0 (0 to 0)	498
HIV/AIDS - Multidrug-resistant Tuberculosis without extensive	0 (0 to 0)	0 (0 to 0)	0·1 (0 to 0·2)	0·1 (0 to 0·3)	0·1 (0 to 0·2)	0 (0 to 0·1)	0·1 (0 to 0·3)	0·3 (0 to 1·3)	0·7 (0·1 to 3·2)	1·2 (0·1 to 5·1)	1·2 (0·1 to 5·1)	0·9 (0·1 to 3·9)	0·7 (0·1 to 3·1)	0·5 (0 to 2·2)	0·3 (0 to 1·4)	0·2 (0 to 0·7)	0·1 (0 to 0·5)	0 (0 to 0·1)	0 (0 to 0)	0 (0 to 0)	0 (0 to 0)	0 (0 to 0)	0 (0 to 0)	6·5
HIV/AIDS - Extensively drug-resistant Tuberculosis	0 (0 to 0)	0 (0 to 0)	0 (0 to 0)	0 (0 to 0·1)	0 (0 to 0)	0 (0 to 0)	0 (0 to 0·1)	0 (0 to 0·2)	0·1 (0 to 0·6)	0·2 (0 to 0·9)	0·2 (0 to 0·9)	0·2 (0 to 0·7)	0·1 (0 to 0·6)	0·1 (0 to 0·4)	0·1 (0 to 0·2)	0 (0 to 0·1)	0 (0 to 0·1)	0 (0 to 0)	0 (0 to 0)	0 (0 to 0)	0 (0 to 0)	0 (0 to 0)	0 (0 to 0)	1·1
HIV/AIDS resulting in other diseases	0 (0 to 0)	0 (0 to 0)	81·2 (76·1 to 86·4)	109 (102 to 115)	73·7 (68·8 to 78·8)	49·1 (45·9 to 53)	115 (107 to 124)	460 (426 to 498)	1,170 (1,080 to 1,270)	1,840 (1,710 to 1,980)	1,870 (1,750 to 2,000)	1,440 (1,340 to 1,540)	1,140 (1,070 to 1,220)	799 (744 to 853)	521 (481 to 561)	270 (249 to 292)	168 (155 to 181)	31·8 (26·5 to 37·1)	11·1 (8·9 to 13·1)	2·5 (2·1 to 2·8)	0·7 (0·5 to 0·8)	0·1 (0·1 to 0·2)	0·1 (0 to 0·1)	10,200
Sexually transmitted infections excluding HIV	0·2 (0·1 to 0·3)	0·1 (0 to 0·2)	0·1 (0 to 0·1)	0 (0 to 0)	0 (0 to 0)	1·7 (1 to 3)	7·9 (4·1 to 14·1)	17·5 (10·3 to 28·6)	27·7 (15·1 to 48·3)	42·7 (23·4 to 73·8)	42·7 (23·3 to 78·3)	37·1 (19·7 to 67·4)	29·1 (15 to 52·8)	21·2 (11 to 40·9)	18·1 (8·6 to 36·3)	12·4 (5·8 to 25·7)	10·9 (5·8 to 20·8)	6·2 (3 to 12·6)	3·7 (1·8 to 7·4)	2·4 (1·3 to 4·5)	1·5 (0·9 to 2·5)	0·6 (0·4 to 1)	0·2 (0·1 to 0·4)	284
Syphilis	0·2 (0·1 to 0·3)	0·1 (0 to 0·2)	0·1 (0 to 0·1)	0 (0 to 0)	0 (0 to 0)	0·2 (0·2 to 0·3)	0·2 (0·1 to 0·3)	0·3 (0·2 to 0·6)	0·5 (0·3 to 0·9)	1·3 (0·8 to 2)	0·9 (0·6 to 1·3)	0·5 (0·4 to 0·8)	0·8 (0·5 to 1·1)	0·8 (0·6 to 1·2)	0·8 (0·5 to 1·2)	0·8 (0·5 to 1·1)	0·8 (0·5 to 1·2)	0·5 (0·3 to 0·7)	0·2 (0·2 to 0·3)	0·2 (0·2 to 0·3)	0·2 (0·1 to 0·3)	0·1 (0·1 to 0·2)	0 (0 to 0·1)	9·5
Chlamydial infection	0 (0 to 0)	0 (0 to 0)	0 (0 to 0)	0 (0 to 0)	0 (0 to 0)	0·1 (0·1 to 0·2)	0·8 (0·5 to 1·3)	2·8 (1·4 to 4·8)	4·5 (2·1 to 8·1)	6 (3 to 10·3)	6 (2·9 to 10·2)	5·2 (2·7 to 8·8)	3·4 (1·7 to 5·9)	1·4 (0·6 to 2·5)	0·7 (0·5 to 1)	0·3 (0·2 to 0·4)	0·3 (0·2 to 0·5)	0·1 (0·1 to 0·2)	0·1 (0·1 to 0·2)	0·1 (0·1 to 0·2)	0·1 (0·1 to 0·2)	0 (0 to 0·1)	0 (0 to 0)	31·8
Gonococcal infection	0 (0 to 0)	0 (0 to 0)	0 (0 to 0)	0 (0 to 0)	0 (0 to 0)	0·3 (0·1 to 0·7)	1·7 (0·4 to 4)	2·8 (1·2 to 5·3)	2 (0·9 to 3·7)	2·9 (1·6 to 4·8)	2·2 (1·4 to 3·2)	2·5 (1·6 to 3·8)	2·1 (1·3 to 3·1)	1·4 (0·9 to 2·2)	1 (0·6 to 1·5)	0·6 (0·3 to 1)	1·6 (0·9 to 2·5)	0·5 (0·2 to 0·8)	0·4 (0·2 to 0·6)	0·3 (0·2 to 0·5)	0·3 (0·2 to 0·4)	0·1 (0·1 to 0·2)	0 (0 to 0)	22·7
Trichomoniasis	0 (0 to 0)	0 (0 to 0)	0 (0 to 0)	0 (0 to 0)	0 (0 to 0)	0·1 (0 to 0·2)	0·8 (0·2 to 2·2)	3·8 (1·3 to 9·4)	8·3 (2·7 to 19·3)	11·7 (3·7 to 27·2)	11·6 (3·8 to 27)	9·3 (3·3 to 22)	7·9 (2·4 to 18·9)	6·7 (2·1 to 15·6)	5·4 (1·7 to 13)	3·4 (1·1 to 7·9)	2·3 (0·8 to 5·4)	1·4 (0·5 to 3·3)	0·8 (0·3 to 1·7)	0·4 (0·1 to 0·9)	0·2 (0·1 to 0·4)	0 (0 to 0·1)	0 (0 to 0)	74·2
Genital herpes	0 (0 to 0)	0 (0 to 0)	0 (0 to 0)	0 (0 to 0)	0 (0 to 0)	0·4 (0·1 to 1)	1·7 (0·5 to 4·3)	3·6 (1·1 to 8·9)	6·5 (2·1 to 15·8)	9·9 (3·2 to 24·2)	11·1 (3·5 to 27·2)	9·6 (3 to 23·9)	8·7 (2·7 to 21·3)	8·5 (2·6 to 21)	8·5 (2·6 to 21·1)	6·8 (2·1 to 17)	5·2 (1·6 to 12·6)	3·5 (1 to 8·8)	2·1 (0·6 to 5·1)	1·2 (0·3 to 2·9)	0·6 (0·2 to 1·4)	0·2 (0·1 to 0·6)	0·1 (0 to 0·2)	88·1
Other sexually transmitted infections	0 (0 to 0)	0 (0 to 0)	0 (0 to 0)	0 (0 to 0)	0 (0 to 0)	0·6 (0·3 to 1·2)	2·6 (1·2 to 5)	4·2 (2·5 to 6·5)	5·9 (3·5 to 9·4)	10·9 (6·4 to 17)	11 (6·6 to 17·2)	9·9 (5·9 to 15·8)	6·3 (3·5 to 10·8)	2·4 (1·3 to 3·8)	1·6 (1·1 to 2·2)	0·6 (0·3 to 0·9)	0·7 (0·4 to 1·1)	0·3 (0·1 to 0·4)	0·1 (0·1 to 0·2)	0·1 (0·1 to 0·2)	0·2 (0·1 to 0·2)	0·1 (0 to 0·1)	0 (0 to 0)	57·4
Respiratory infections and tuberculosis	153 (92·4 to 234)	200 (125 to 306)	511 (324 to 771)	345 (244 to 469)	240 (170 to 337)	192 (133 to 269)	188 (127 to 264)	242 (173 to 336)	313 (226 to 428)	435 (317 to 579)	453 (321 to 630)	463 (317 to 670)	430 (289 to 616)	459 (325 to 645)	523 (363 to 740)	517 (350 to 707)	535 (359 to 782)	538 (370 to 761)	466 (339 to 613)	428 (296 to 597)	351 (254 to 469)	206 (145 to 275)	132 (92·2 to 168)	8,320
Tuberculosis	0 (0 to 0)	0 (0 to 0)	5·8 (3·6 to 9)	6·9 (4·1 to 10·1)	6·6 (2·7 to 12·3)	3·5 (2·3 to 5·1)	2·5 (1·6 to 3·5)	18·4 (11 to 27·7)	33·1 (21·2 to 48·4)	57·3 (38·5 to 80·1)	57·9 (38 to 83·8)	59·3 (37·8 to 86·9)	56·7 (36·1 to 87·5)	69·4 (45·6 to 104)	81·5 (50·4 to 126)	73·5 (47·8 to 108)	56·1 (36·7 to 82·7)	41·5 (28·7 to 58·4)	29·7 (20·8 to 41·8)	19·7 (13·7 to 27·4)	9·4 (6·5 to 12·9)	2·8 (2 to 3·7)	1·2 (0·9 to 1·6)	693
Latent tuberculosis infection	0 (0 to 0)	0 (0 to 0)	0 (0 to 0)	0 (0 to 0)	0 (0 to 0)	0 (0 to 0)	0 (0 to 0)	0 (0 to 0)	0 (0 to 0)	0 (0 to 0)	0 (0 to 0)	0 (0 to 0)	0 (0 to 0)	0 (0 to 0)	0 (0 to 0)	0 (0 to 0)	0 (0 to 0)	0 (0 to 0)	0 (0 to 0)	0 (0 to 0)	0 (0 to 0)	0 (0 to 0)	0 (0 to 0)	0
Drug-susceptible tuberculosis	0 (0 to 0)	0 (0 to 0)	5·8 (3·5 to 8·9)	6·9 (4 to 10·1)	6·5 (2·6 to 12·2)	3·5 (2·3 to 5)	2·4 (1·6 to 3·5)	18·3 (10·9 to 27·5)	32·8 (20·9 to 47·8)	56·7 (38 to 79)	57·2 (37·3 to 83·5)	58·6 (37·3 to 86·4)	56 (35·8 to 86·8)	68·5 (44·8 to 103)	80·4 (49·7 to 123)	72·6 (47·4 to 106)	55·4 (35·8 to 81·1)	41 (28·5 to 58·1)	29·3 (20·5 to 40·7)	19·5 (13·5 to 27·2)	9·2 (6·4 to 12·8)	2·8 (2 to 3·7)	1·2 (0·9 to 1·6)	685
Multidrug-resistant tuberculosis without extensive drug resistar	0 (0 to 0)	0 (0 to 0)	0·1 (0 to 0·3)	0·1 (0 to 0·3)	0 (0 to 0·2)	0 (0 to 0·1)	0 (0 to 0·1)	0·2 (0 to 0·7)	0·3 (0 to 1·2)	0·5 (0 to 2·1)	0·6 (0 to 2·4)	0·6 (0·1 to 2·5)	0·6 (0 to 2·6)	0·7 (0·1 to 3·1)	0·9 (0·1 to 3·7)	0·8 (0·1 to 3·2)	0·6 (0·1 to 2·8)	0·5 (0 to 1·8)	0·3 (0 to 1·4)	0·2 (0 to 0·9)	0·1 (0 to 0·5)	0 (0 to 0·1)	0 (0 to 0·1)	7·2
Extensively drug-resistant tuberculosis	0 (0 to 0)	0 (0 to 0)	0 (0 to 0)	0 (0 to 0)	0 (0 to 0)	0 (0 to 0)	0 (0 to 0)	0 (0 to 0·1)	0 (0 to 0·2)	0·1 (0 to 0·4)	0·1 (0 to 0·4)	0·1 (0 to 0·5)	0·1 (0 to 0·5)	0·1 (0 to 0·6)	0·1 (0 to 0·7)	0·1 (0 to 0·6)	0·1 (0 to 0·5)	0·1 (0 to 0·3)	0·1 (0 to 0·2)	0 (0 to 0·2)	0 (0 to 0·1)	0 (0 to 0)	0 (0 to 0)	1·1
Lower respiratory infections	152 (92·3 to 234)	199 (124 to 305)	484 (297 to 742)	224 (140 to 332)	91 (65·1 to 126)	73·3 (48·3 to 108)	84·6 (55·4 to 131)	133 (80·3 to 202)	184 (112 to 281)	270 (170 to 398)	288 (182 to 439)	315 (188 to 500)	298 (174 to 459)	318 (209 to 473)	371 (223 to 563)	387 (240 to 571)	436 (269 to 671)	469 (304 to 685)	420 (296 to 564)	399 (271 to 567)	337 (240 to 454)	201 (140 to 270)	130 (90·6 to 165)	6,260
Upper respiratory infections	0·2 (0·1 to 0·3)	1 (0·5 to 1·6)	17·8 (9·8 to 29·2)	81·2 (45·5 to 132)	97·6 (53·5 to 167)	86·6 (45 to 148)	77·3 (39·6 to 137)	72·7 (39·3 to 126)	78·4 (43·4 to 131)	89·8 (48·3 to 151)	88·9 (45·5 to 151)	71·6 (37·9 to 126)	59·3 (31·5 to 103)	55·4 (29·9 to 92·4)	55 (29·9 to 91·8)	44·6 (23·9 to 76·4)	35·2 (18 to 59·6)	23·6 (12·6 to 39·9)	13·4 (7·1 to 23)	7·5 (4 to 12·9)	3·7 (2 to 6·1)	1·6 (0·9 to 2·8)	0·8 (0·4 to 1·4)	1,060
Otitis media	0 (0 to 0)	0·1 (0 to 0·1)	3·5 (1·7 to 6·4)	32·9 (17·8 to 57·7)	44·5 (24·2 to 72)	28·7 (15·2 to 50·8)	23·7 (12·4 to 41·9)	18·8 (7·9 to 36)	17·9 (8 to 33·1)	18·3 (8 to 36)	18·7 (9·3 to 35·1)	17 (8·1 to 31·7)	16·2 (7·9 to 28)	16·7 (7·9 to 30·4)	16·1 (7·9 to 28·3)	11·9 (5·2 to 22·7)	7·5 (3·6 to 14)	4·3 (1·9 to 8·5)	2·6 (1·2 to 4·9)	1·7 (0·8 to 3·3)	1 (0·5 to 1·7)	0·5 (0·2 to 0·8)	0·2 (0·1 to 0·4)	303
Enteric infections	9 (5·3 to 14·5)	48·6 (24·4 to 87·8)	249 (146 to 412)	214 (148 to 296)	146 (94·2 to 221)	120 (71·6 to 189)	80·6 (52·6 to 117)	66·2 (43·6 to 97·4)	88·5 (60·5 to 123)	116 (80·3 to 160)	130 (91·1 to 180)	116 (81·8 to 160)	115 (81·9 to 162)	119 (83·3 to 162)	137 (98·9 to 189)	146 (105 to 197)	162 (116 to 215)	159 (115 to 212)	134 (99·6 to 174)	101 (73 to 137)	59·3 (42·9 to 80·7)	31·5 (23·1 to 41·2)	17 (12·5 to 22·6)	2,560
Diarrheal diseases	9 (5·3 to 14·5)	48·6 (24·4 to 87·8)	248 (145 to 411)	212 (148 to 293)	145 (93·9 to 220)	120 (71·5 to 189)	80·3 (52·2 to 117)	65·9 (43·5 to 97·2)	88·3 (60·4 to 123)	116 (80 to 160)	130 (90·8 to 179)	116 (81·6 to 159)	115 (81·7 to 162)	118 (83·1 to 162)	137 (98·8 to 189)	145 (105 to 197)	162 (116 to 215)	159 (115 to 212)	134 (99·5 to 173)	101 (73 to 137)	59·2 (42·8 to 80·6)	31·5 (23·1 to 41·2)	17 (12·5 to 22·6)	2,560
Typhoid and paratyphoid	0 (0 to 0)	0 (0 to 0)	0 (0 to 0)	0 (0 to 0)	0 (0 to 0)	0 (0 to 0)	0 (0 to 0)	0 (0 to 0)	0 (0 to 0)	0 (0 to 0)	0 (0 to 0)	0 (0 to 0)	0 (0 to 0)	0 (0 to 0)	0 (0 to 0)	0 (0 to 0)	0 (0 to 0)	0 (0 to 0)	0 (0 to 0)	0 (0 to 0)	0 (0 to 0)	0 (0 to 0)	0 (0 to 0)	0·1
Typhoid fever	0 (0 to 0)	0 (0 to 0)	0 (0 to 0)	0 (0 to 0)	0 (0 to 0)	0 (0 to 0)	0 (0 to 0)	0 (0 to 0)	0 (0 to 0)	0 (0 to 0)	0 (0 to 0)	0 (0 to 0)	0 (0 to 0)	0 (0 to 0)	0 (0 to 0)	0 (0 to 0)	0 (0 to 0)	0 (0 to 0)	0 (0 to 0)	0 (0 to 0)	0 (0 to 0)	0 (0 to 0)	0 (0 to 0)	0
Paratyphoid fever	0 (0 to 0)	0 (0 to 0)	0 (0 to 0)	0 (0 to 0)	0 (0 to 0)	0 (0 to 0)	0 (0 to 0)	0 (0 to 0)	0 (0 to 0)	0 (0 to 0)	0 (0 to 0)	0 (0 to 0)	0 (0 to 0)	0 (0 to 0)	0 (0 to 0)	0 (0 to 0)	0 (0 to 0)	0 (0 to 0)	0 (0 to 0)	0 (0 to 0)	0 (0 to 0)	0 (0 to 0)	0 (0 to 0)	0·1
Invasive Non-typhoidal Salmonella (iNTS)	0 (0 to 0)	0 (0 to 0)	0 (0 to 0·1)	0·3 (0 to 0·7)	0·1 (0 to 0·1)	0 (0 to 0·1)	0 (0 to 0)	0 (0 to 0)	0 (0 to 0)	0 (0 to 0)	0 (0 to 0)	0 (0 to 0)	0 (0 to 0)	0 (0 to 0)	0 (0 to 0)	0 (0 to 0)	0 (0 to 0)	0 (0 to 0)	0 (0 to 0)	0 (0 to 0)	0 (0 to 0)	0 (0 to 0)	0 (0 to 0)	0·5
Other intestinal infectious diseases	0 (0 to 0)	0 (0 to 0)	0·6 (0 to 1·6)	0·9 (0·2 to 2·5)	0·5 (0·1 to 1·3)	0·4 (0·1 to 1)	0·3 (0 to 0·7)	0·3 (0 to 0·8)	0·2 (0 to 0·4)	0·4 (0·1 to 1·2)	0·2 (0·1 to 0·6)	0·2 (0·1 to 0·5)	0·1 (0 to 0·3)	0·1 (0 to 0·4)	0·1 (0 to 0·3)	0·1 (0 to 0·3)	0·2 (0 to 0·5)	0·1 (0 to 0·3)	0·1 (0 to 0·2)	0·1 (0 to 0·1)	0·1 (0 to 0·2)	0 (0 to 0·1)	0 (0 to 0·1)	5·1
Neglected tropical diseases and malaria	0·2 (0·1 to 0·4)	3·5 (1·7 to 7·1)	21 (11·9 to 34·9)	47·6 (24·7 to 80·8)	87·4 (47·8 to 146)	51·7 (26·6 to 88·7)	56·3 (28·4 to 99·6)	55 (30·1 to 91·3)	74·3 (39·7 to 128)	94·1 (51·3 to 154)	110 (63·3 to 177)	88·2 (50·3 to 147)	80·6 (42·7 to 137)	105 (52·6 to 181)	122 (60·1 to 216)	136 (67·6 to 247)	126 (57·5 to 231)	102 (46·9 to 186)	73·6 (32·8 to 139)	49·3 (21·7 to 94·5)	27·1 (12·5 to 49·8)	11·6 (5·3 to 21·7)	5·5 (2·4 to 10·3)	1,530
Malaria	0 (0 to 0)	0 (0 to 0)	0 (0 to 0)	0 (0 to 0)	0 (0 to 0)	0 (0 to 0)	0 (0 to 0)	0 (0 to 0)	0 (0 to 0)	0 (0 to 0)	0 (0 to 0)	0 (0 to 0)	0 (0 to 0)	0 (0 to 0)	0 (0 to 0)	0 (0 to 0)	0 (0 to 0)	0 (0 to 0)	0 (0 to 0)	0 (0 to 0)	0 (0 to 0)	0 (0 to 0)	0 (0 to 0)	0
Chagas disease	0 (0 to 0)	0 (0 to 0)	0 (0 to 0)	0 (0 to 0)	0 (0 to 0)	0 (0 to 0)	0 (0 to 0)	0 (0 to 0)	0 (0 to 0)	0 (0 to 0)	0 (0 to 0·1)	0 (0 to 0·1)	0 (0 to 0·1)	0 (0 to 0·1)	0 (0 to 0·1)	0 (0 to 0·1)	0 (0 to 0·1)	0 (0 to 0·1)	0 (0 to 0·1)	0 (0 to 0·1)	0 (0 to 0·1)	0 (0 to 0)	0 (0 to 0)	0·4
Leishmaniasis	0 (0 to 0)	0 (0 to 0)	0 (0 to 0)	0 (0 to 0)	0 (0 to 0)	0 (0 to 0)	0 (0 to 0)	0 (0 to 0)	0 (0 to 0)	0 (0 to 0)	0 (0 to 0)	0 (0 to 0)	0 (0 to 0)	0 (0 to 0)	0 (0 to 0)	0 (0 to 0)	0 (0 to 0)	0 (0 to 0)	0 (0 to 0)	0 (0 to 0)	0 (0 to 0)	0 (0 to 0)	0 (0 to 0)	0
Visceral leishmaniasis	0 (0 to 0)	0 (0 to 0)	0 (0 to 0)	0 (0 to 0)	0 (0 to 0)	0 (0 to 0)	0 (0 to 0)	0 (0 to 0)	0 (0 to 0)	0 (0 to 0)	0 (0 to 0)	0 (0 to 0)	0 (0 to 0)	0 (0 to 0)	0 (0 to 0)	0 (0 to 0)	0 (0 to 0)	0 (0 to 0)	0 (0 to 0)	0 (0 to 0)	0 (0 to 0)	0 (0 to 0)	0 (0 to 0)	0
Cutaneous and mucocutaneous leishmaniasis	0 (0 to 0)	0 (0 to 0)	0 (0 to 0)	0 (0 to 0)	0 (0 to 0)	0 (0 to 0)	0 (0 to 0)	0 (0 to 0)	0 (0 to 0)	0 (0 to 0)	0 (0 to 0)	0 (0 to 0)	0 (0 to 0)	0 (0 to 0)	0 (0 to 0)	0 (0 to 0)	0 (0 to 0)	0 (0 to 0)	0 (0 to 0)	0 (0 to 0)	0 (0 to 0)	0 (0 to 0)	0 (0 to 0)	0
African trypanosomiasis	0 (0 to 0)	0 (0 to 0)	0 (0 to 0)	0 (0 to 0)	0 (0 to 0)	0 (0 to 0)	0 (0 to 0)	0 (0 to 0)	0 (0 to 0)	0 (0 to 0)	0 (0 to 0)	0 (0 to 0)	0 (0 to 0)	0 (0 to 0)	0 (0 to 0)	0 (0 to 0)	0 (0 to 0)	0 (0 to 0)	0 (0 to 0)	0 (0 to 0)	0 (0 to 0)	0 (0 to 0)	0 (0 to 0)	0
Schistosomiasis	0 (0 to 0)	0 (0 to 0)	0 (0 to 0)	0 (0 to 0)	0 (0 to 0)	0 (0 to 0)	0 (0 to 0)	0 (0 to 0)	0 (0 to 0)	0 (0 to 0)	0 (0 to 0)	0 (0 to 0)	0 (0 to 0)	0 (0 to 0)	0 (0 to 0)	0 (0 to 0)	0 (0 to 0)	0 (0 to 0)	0 (0 to 0)	0 (0 to 0)	0 (0 to 0)	0 (0 to 0)	0 (0 to 0)	0
Cysticercosis	0 (0 to 0)	0 (0 to 0)	0 (0 to 0)	0 (0 to 0)	0 (0 to 0·1)	0·5 (0·1 to 1·4)	3·4 (0·2 to 9·2)	11·8 (2·8 to 29·7)	24·3 (6·8 to 56·9)	36·7 (10·9 to 86)	42·8 (14·1 to 96·2)	43·6 (14·5 to 95·4)	48·6 (17·1 to 103)	63·4 (23 to 135)	89·3 (31·7 to 183)	100 (34·5 to 213)	103 (39·2 to 205)	87·2 (34 to 170)	63·1 (23·4 to 127)	42·3 (15·6 to 87·1)	21·8 (7·8 to 43·9)	9·2 (3·4 to 18·9)	4·2 (1·4 to 9·1)	796
Cystic echinococcosis	0 (0 to 0)	0 (0 to 0)	0 (0 to 0)	0 (0 to 0)	0 (0 to 0)	0 (0 to 0)	0 (0 to 0)	0 (0 to 0)	0 (0 to 0)	0 (0 to 0)	0 (0 to 0)	0 (0 to 0)	0 (0 to 0)	0 (0 to 0)	0 (0 to 0·1)	0 (0 to 0)	0 (0 to 0)	0 (0 to 0)	0 (0 to 0)	0 (0 to 0)	0 (0 to 0)	0 (0 to 0)	0 (0 to 0)	0·2
Lymphatic filariasis	0 (0 to 0)	0 (0 to 0)	0 (0 to 0)	0 (0 to 0)	0 (0 to 0)	0 (0 to 0)	0 (0 to 0)	0 (0 to 0)	0 (0 to 0)	0 (0 to 0)	0 (0 to 0)	0 (0 to 0)	0 (0 to 0)	0 (0 to 0)	0 (0 to 0)	0 (0 to 0)	0 (0 to 0)	0 (0 to 0)	0 (0 to 0)	0 (0 to 0)	0 (0 to 0)	0 (0 to 0)	0 (0 to 0)	0
Onchocerciasis	0 (0 to 0)	0 (0 to 0)	0 (0 to 0)	0 (0 to 0)	0 (0 to 0)	0 (0 to 0)	0 (0 to 0)	0 (0 to 0)	0 (0 to 0)	0 (0 to 0)	0 (0 to 0)	0 (0 to 0)	0 (0 to 0)	0 (0 to 0)	0 (0 to 0)	0 (0 to 0)	0 (0 to 0)	0 (0 to 0)	0 (0 to 0)	0 (0 to 0)	0 (0 to 0)	0 (0 to 0)	0 (0 to 0)	0
Trachoma	0 (0 to 0)	0 (0 to 0)	0 (0 to 0)	0 (0 to 0)	0 (0 to 0)	0 (0 to 0)	0 (0 to 0)	0 (0 to 0)	0 (0 to 0)	0 (0 to 0)	0 (0 to 0)	0 (0 to 0)	0 (0 to 0)	0 (0 to 0)	0 (0 to 0)	0 (0 to 0)	0 (0 to 0)	0 (0 to 0)	0 (0 to 0)	0 (0 to 0)	0 (0 to 0)	0 (0 to 0)	0 (0 to 0)	0
Dengue	0 (0 to 0)	2 (0·5 to 5·5)	9·1 (3·5 to 21·1)	9·7 (3·6 to 21)	29·9 (10·9 to 58·1)	22·6 (8·1 to 46·2)	33·4 (10·7 to 74·8)	24·8 (8 to 54·7)	34·6 (10·5 to 73·9)	36·8 (12 to 74·1)	42·9 (12·8 to 84·7)	24·6 (8·9 to 49·6)	18·2 (7·5 to 33·2)	25·6 (8·8 to 56·4)	16·8 (7·4 to 32·2)	28·9 (11·3 to 68·3)	18·7 (7·2 to 41·2)	11·5 (5·6 to 22·1)	8·3 (3·6 to 15·5)	5·7 (2·8 to 10)	4·2 (1·8 to 8)	1·8 (0·7 to 3·3)	0·8 (0·3 to 1·7)	411
Yellow fever	0 (0 to 0)	0 (0 to 0)	0 (0 to 0)	0·1 (0 to 0·4)	0·2 (0 to 0·8)	0·2 (0 to 0·6)	0·1 (0 to 0·7)	0·1 (0 to 0·5)	0·1 (0 to 0·6)	0·1 (0 to 0·5)	0·1 (0 to 0·4)	0·1 (0 to 0·3)	0·1 (0 to 0·3)	0·1 (0 to 0·2)	0 (0 to 0·2)	0 (0 to 0·1)	0 (0 to 0·1)	0 (0 to 0)	0 (0 to 0)	0 (0 to 0)	0 (0 to 0)	0 (0 to 0)	0 (0 to 0)	1·3
Rabies	0 (0 to 0)	0 (0 to 0)	0 (0 to 0)	0 (0 to 0)	0 (0 to 0)	0 (0 to 0)	0 (0 to 0)	0 (0 to 0)	0 (0 to 0)	0 (0 to 0)	0 (0 to 0)	0 (0 to 0)	0 (0 to 0)	0 (0 to 0)	0 (0 to 0)	0 (0 to 0)	0 (0 to 0)	0 (0 to 0)	0 (0 to 0)	0 (0 to 0)	0 (0 to 0)	0 (0 to 0)	0 (0 to 0)	0·1
Intestinal nematode infections	0 (0 to 0)	0 (0 to 0)	0·2 (0 to 0·5)	1·6 (0·5 to 3·7)	3·2 (1·3 to 6)	2 (0·8 to 3·7)	7·5 (3·2 to 14·3)	8 (3 to 15·3)	5·7 (2·1 to 11·4)	5·9 (2·1 to 11·9)	7·1 (3·2 to 13·2)	3·5 (1·4 to 6·9)	0·6 (0·3 to 1·1)	0·8 (0·3 to 1·4)	0·9 (0·4 to 1·7)	0·8 (0·4 to 1·4)	0·5 (0·2 to 0·9)	0·4 (0·2 to 0·8)	0·3 (0·1 to 0·5)	0·2 (0·1 to 0·3)	0·1 (0 to 0·2)	0 (0 to 0·1)	0 (0 to 0)	49·3
Ascariasis	0 (0 to 0)	0 (0 to 0)	0·1 (0 to 0·5)	0·7 (0 to 2·6)	0·5 (0 to 1·8)	0·2 (0 to 0·6)	0·1 (0 to 0·4)	0·1 (0 to 0·3)	0·1 (0 to 0·3)	0·1 (0 to 0·4)	0·1 (0 to 0·4)	0·1 (0 to 0·3)	0·1 (0 to 0·2)	0·1 (0 to 0·3)	0·1 (0 to 0·3)	0·2 (0 to 0·6)	0·1 (0 to 0·2)	0·1 (0 to 0·3)	0·1 (0 to 0·2)	0 (0 to 0·1)	0 (0 to 0)	0 (0 to 0)	0 (0 to 0)	2·7
Trichuriasis	0 (0 to 0)	0 (0 to 0)	0 (0 to 0)	0 (0 to 0)	0 (0 to 0)	0 (0 to 0)	0 (0 to 0)	0 (0 to 0)	0 (0 to 0)	0 (0 to 0)	0 (0 to 0)	0 (0 to 0)	0 (0 to 0)	0 (0 to 0)	0 (0 to 0)	0 (0 to 0)	0 (0 to 0)	0 (0 to 0)	0 (0 to 0)	0 (0 to 0)	0 (0 to 0)	0 (0 to 0)	0 (0 to 0)	0·1
Hookworm disease	0 (0 to 0)	0 (0 to 0)	0 (0 to 0·1)	0·9 (0·3 to 2)	2·7 (1·1 to 5·5)	1·8 (0·7 to 3·5)	7·3 (3·1 to 14·2)	7·9 (2·9 to 15·2)	5·6 (2·1 to 11·3)	5·8 (1·9 to 11·6)	7 (3·1 to 13·1)	3·5 (1·4 to 6·7)	0·5 (0·2 to 1·1)	0·7 (0·3 to 1·4)	0·8 (0·3 to 1·5)	0·6 (0·3 to 1·1)	0·4 (0·2 to 0·8)	0·3 (0·1 to 0·6)	0·2 (0·1 to 0·5)	0·1 (0·1 to 0·3)	0·1 (0 to 0·2)	0 (0 to 0·1)	0 (0 to 0)	46·5
Food-borne trematodiases	0 (0 to 0)	0 (0 to 0)	0 (0 to 0)	0 (0 to 0)	0 (0 to 0)	0 (0 to 0)	0 (0 to 0)	0 (0 to 0)	0 (0 to 0)	0 (0 to 0)	0 (0 to 0)	0 (0 to 0)	0 (0 to 0)	0 (0 to 0)	0 (0 to 0)	0 (0 to 0)	0 (0 to 0)	0 (0 to 0)	0 (0 to 0)	0 (0 to 0)	0 (0 to 0)	0 (0 to 0)	0 (0 to 0)	0
Leprosy	0 (0 to 0)	0 (0 to 0)	0 (0 to 0)	0 (0 to 0)	0 (0 to 0)	0 (0 to 0)	0 (0 to 0·1)	0·1 (0 to 0·1)	0·1 (0·1 to 0·2)	0·2 (0·1 to 0·3)	0·2 (0·1 to 0·4)	0·3 (0·2 to 0·4)	0·3 (0·2 to 0·4)	0·3 (0·2 to 0·5)	0·4 (0·3 to 0·7)	0·4 (0·1 to 0·9)	0·4 (0·1 to 0·8)	0·3 (0·1 to 0·6)	0·2 (0·1 to 0·4)	0·1 (0·1 to 0·3)	0·1 (0 to 0·1)	0 (0 to 0·1)	0 (0 to 0)	3·5
Ebola	0 (0 to 0)	0 (0 to 0)	0 (0 to 0)	0 (0 to 0)	0 (0 to 0)	0 (0 to 0)	0 (0 to 0)	0 (0 to 0)	0 (0 to 0)	0 (0 to 0)	0 (0 to 0)	0 (0 to 0)	0 (0 to 0)	0 (0 to 0)	0 (0 to 0)	0 (0 to 0)	0 (0 to 0)	0 (0 to 0)	0 (0 to 0)	0 (0 to 0)	0 (0 to 0)	0 (0 to 0)	0 (0 to 0)	0
Zika virus	0·1 (0 to 0·2)	0·2 (0 to 0·5)	2·7 (0·3 to 8·4)	0·2 (0 to 0·8)	0·2 (0 to 1)	0·2 (0 to 1·1)	0·2 (0 to 1·2)	0·2 (0 to 1·2)	0·3 (0 to 1·2)	0·3 (0 to 1·2)	0·2 (0 to 1·1)	0·2 (0 to 0·9)	0·1 (0 to 0·7)	0·1 (0 to 0·6)	0·1 (0 to 0·4)	0·1 (0 to 0·2)	0 (0 to 0·1)	0 (0 to 0·1)	0 (0 to 0)	0 (0 to 0)	0 (0 to 0)	0 (0 to 0)	0 (0 to 0)	5·4
Guinea worm disease	0 (0 to 0)	0 (0 to 0)	0 (0 to 0)	0 (0 to 0)	0 (0 to 0)	0 (0 to 0)	0 (0 to 0)	0 (0 to 0)	0 (0 to 0)	0 (0 to 0)	0 (0 to 0)	0 (0 to 0)	0 (0 to 0)	0 (0 to 0)	0 (0 to 0)	0 (0 to 0)	0 (0 to 0)	0 (0 to 0)	0 (0 to 0)	0 (0 to 0)	0 (0 to 0)	0 (0 to 0)	0 (0 to 0)	0
Other neglected tropical diseases	0·1 (0 to 0·2)	1·3 (0·7 to 2)	9 (4·3 to 16·2)	36 (15·9 to 67·6)	53·8 (21·5 to 106)	26·2 (9·8 to 53·2)	11·6 (4·6 to 22·1)	9·9 (4·3 to 18)	9·2 (3·6 to 17·1)	14 (5·5 to 26·2)	16·5 (7 to 30·8)	15·9 (7 to 30·9)	12·7 (5·6 to 22·1)	14·5 (6·6 to 25·2)	14·9 (7·3 to 26·7)	5·2 (2·2 to 9·7)	2·5 (1 to 5·1)	2·3 (1·1 to 4·3)	1·7 (0·8 to 3)	1 (0·4 to 1·8)	0·9 (0·4 to 1·6)	0·5 (0·2 to 0·7)	0·3 (0·1 to 0·6)	260
Other infectious diseases	6·7 (3·7 to 12·3)	21·1 (12 to 33·1)	107 (68·9 to 165)	145 (102 to 208)	113 (80·8 to 157)	82·6 (61·3 to 111)	101 (71·7 to 139)	105 (72·6 to 147)	118 (79 to 170)	155 (105 to 217)	160 (108 to 229)	130 (89·6 to 180)	119 (82·9 to 169)	118 (80·4 to 162)	112 (78·3 to 154)	91 (64·7 to 124)	72·7 (53·3 to 98·2)	53·7 (39·4 to 73·7)	33·8 (24·9 to 46)	22·1 (16·6 to 29·1)	15·2 (11·5 to 20·7)	4·7 (3·4 to 6·9)	2·2 (1·6 to 3·2)	1,890
Meningitis	2·5 (1·5 to 4)	12·5 (6·4 to 20·5)	29·9 (16·7 to 48·6)	36·8 (22·7 to 54)	28·9 (20·7 to 38)	20·2 (14·3 to 27·9)	30·2 (19·6 to 44·4)	28·4 (18·3 to 41·6)	30·1 (20·2 to 42·5)	46·9 (30 to 67·8)	40·6 (26·4 to 59)	29·3 (19 to 42·9)	28·9 (18·8 to 44·5)	30·7 (19·9 to 46·2)	24·6 (16·2 to 35·2)	24·4 (15·6 to 35·3)	18·1 (12·1 to 26)	14·7 (9·6 to 21·4)	13·2 (9 to 18·8)	7·8 (5·4 to 11·1)	4·6 (3 to 6·5)	1 (0·7 to 1·4)	0·4 (0·3 to 0·5)	505
Encephalitis	2 (0·9 to 4·6)	4·8 (2·4 to 9·3)	44·1 (23·1 to 83·8)	55·9 (31·3 to 105)	32·6 (20·8 to 59)	24·6 (15·5 to 43·5)	22·3 (14·1 to 36·5)	24·3 (14·9 to 38·3)	21·2 (13·5 to 34·4)	24·4 (15·7 to 39·9)	24·1 (15·6 to 37·9)	18·3 (11·4 to 32·4)	12·8 (7·8 to 26)	12 (7·6 to 22)	17 (10·9 to 27·1)	13·1 (8·4 to 23·5)	9·9 (6·4 to 17·4)	7·4 (4·7 to 13·4)	4 (2·7 to 6·6)	2·9 (1·8 to 4·5)	1·2 (0·8 to 1·8)	0·4 (0·3 to 0·7)	0·2 (0·2 to 0·4)	379
Diphtheria	0 (0 to 0)	0 (0 to 0)	0 (0 to 0·1)	0 (0 to 0)	0 (0 to 0)	0 (0 to 0)	0 (0 to 0)	0 (0 to 0)	0 (0 to 0)	0 (0 to 0)	0 (0 to 0)	0 (0 to 0)	0 (0 to 0)	0 (0 to 0)	0 (0 to 0)	0 (0 to 0)	0 (0 to 0)	0 (0 to 0)	0 (0 to 0)	0 (0 to 0)	0 (0 to 0)	0 (0 to 0)	0 (0 to 0)	0·1
Tetanus	0 (0 to 0)	0 (0 to 0)	0 (0 to 0)	0·1 (0 to 0·3)	0·1 (0 to 0·4)	0·1 (0 to 0·4)	0·1 (0 to 0·4)	0·1 (0 to 0·2)	0·1 (0 to 0·3)	0·1 (0 to 0·5)	0·2 (0 to 0·6)	0·2 (0 to 0·6)	0·2 (0 to 0·6)	0·2 (0 to 0·6)	0·3 (0 to 0·9)	0·3 (0 to 0·7)	0·2 (0 to 0·6)	0·1 (0 to 0·5)	0·1 (0 to 0·3)	0 (0 to 0·2)	0 (0 to 0·1)	0 (0 to 0)	0 (0 to 0)	2·5
Measles	0 (0 to 0)	0 (0 to 0)	0 (0 to 0)	0 (0 to 0)	0 (0 to 0)	0 (0 to 0)	0 (0 to 0)	0 (0 to 0)	0 (0 to 0)	0 (0 to 0)	0 (0 to 0)	0 (0 to 0)	0 (0 to 0)	0 (0 to 0)	0 (0 to 0)	0 (0 to 0)	0 (0 to 0)	0 (0 to 0)	0 (0 to 0)	0 (0 to 0)	0 (0 to 0)	0 (0 to 0)	0 (0 to 0)	0
Varicella and herpes zoster	0·1 (0 to 0·1)	0·1 (0 to 0·2)	0·4 (0·2 to 0·8)	0·7 (0·3 to 1·2)	0·8 (0·5 to 1·4)	1·7 (0·6 to 3)	1·5 (0·7 to 2·7)	1·4 (0·5 to 2·9)	1·9 (0·7 to 3·8)	2·6 (1·2 to 4·8)	2·8 (1·2 to 5·1)	2·5 (1 to 4·8)	2·6 (1·1 to 4·8)	3·3 (1·6 to 5·7)	4·2 (1·9 to 7·2)	4·2 (1·8 to 7·8)	3·8 (1·7 to 7·2)	3 (1·6 to 5·2)	2 (1 to 3·4)	1·7 (0·8 to 2·8)	1·2 (0·5 to 1·8)	0·5 (0·2 to 0·9)	0·3 (0·1 to 0·4)	43·2
Acute hepatitis	0 (0 to 0)	0 (0 to 0)	0·5 (0·2 to 1)	1·9 (1·1 to 3)	6·5 (3·7 to 10·6)	8·1 (5 to 12·7)	7·4 (4·7 to 11·6)	7·8 (5·3 to 10·8)	8·7 (5·9 to 12·2)	9·2 (6·2 to 13·1)	8·6 (5·8 to 12)	7·1 (4·9 to 10)	5·7 (3·9 to 8·2)	5 (3·5 to 7)	4·5 (3 to 6·2)	3 (2 to 4·1)	2·3 (1·7 to 3·1)	1·8 (1·2 to 2·7)	1 (0·7 to 1·4)	0·5 (0·3 to 0·6)	0·3 (0·2 to 0·4)	0·1 (0·1 to 0·1)	0·1 (0 to 0·1)	90
Acute hepatitis A	0 (0 to 0)	0 (0 to 0)	0 (0 to 0·1)	1·3 (0·5 to 2·3)	5·7 (3 to 9·6)	6·8 (4 to 10·8)	6 (3·5 to 9·4)	5·7 (3·5 to 8·4)	4·4 (2·6 to 7)	4·9 (2·8 to 8)	3·6 (1·9 to 6)	2·6 (1·3 to 4·3)	1·9 (1 to 3·3)	1·4 (0·6 to 2·4)	1 (0·4 to 1·9)	0·6 (0·2 to 1·2)	0·8 (0·2 to 1·5)	0·1 (0·1 to 0·4)	0·1 (0 to 0·2)	0·1 (0 to 0·3)	0·1 (0 to 0·1)	0 (0 to 0)	0 (0 to 0)	47·2
Acute hepatitis B	0 (0 to 0)	0 (0 to 0)	0·3 (0·1 to 0·7)	0·3 (0·1 to 0·6)	0·2 (0·1 to 0·5)	0·5 (0·2 to 1)	0·7 (0·3 to 1·3)	1·4 (0·7 to 2·3)	3·1 (1·8 to 4·8)	2·6 (1·4 to 4·6)	4·1 (2·6 to 6·2)	3·4 (2·1 to 5·1)	2·9 (1·8 to 4·3)	2·8 (1·8 to 4·2)	2·5 (1·6 to 3·7)	1·4 (0·9 to 2·2)	1 (0·5 to 1·7)	1·1 (0·6 to 1·7)	0·4 (0·2 to 0·7)	0·2 (0·1 to 0·3)	0·1 (0·1 to 0·2)	0·1 (0 to 0·1)	0 (0 to 0)	29
Acute hepatitis C	0 (0 to 0)	0 (0 to 0)	0·1 (0 to 0·3)	0·3 (0·1 to 0·5)	0·1 (0·1 to 0·3)	0·1 (0·1 to 0·3)	0·1 (0·1 to 0·3)	0·1 (0·1 to 0·4)	0·7 (0·2 to 1·3)	1·1 (0·2 to 2·3)	0·4 (0·2 to 0·8)	0·6 (0·2 to 1·3)	0·5 (0·2 to 1)	0·6 (0·3 to 1·1)	0·6 (0·3 to 1·2)	0·5 (0·2 to 0·9)	0·4 (0·2 to 0·6)	0·4 (0·2 to 0·8)	0·3 (0·1 to 0·6)	0·1 (0 to 0·1)	0 (0 to 0·1)	0 (0 to 0)	0 (0 to 0)	7·3
Acute hepatitis E	0 (0 to 0)	0 (0 to 0)	0 (0 to 0·2)	0·1 (0 to 0·2)	0·4 (0·2 to 0·8)	0·6 (0·1 to 1·4)	0·6 (0·2 to 1·4)	0·6 (0·1 to 1·2)	0·6 (0·3 to 1·1)	0·6 (0·3 to 1·1)	0·5 (0·2 to 0·9)	0·4 (0·2 to 0·6)	0·4 (0·2 to 0·7)	0·3 (0·1 to 0·5)	0·3 (0·1 to 0·5)	0·4 (0·2 to 0·7)	0·2 (0·1 to 0·4)	0·2 (0·1 to 0·3)	0·2 (0·1 to 0·3)	0·1 (0 to 0·1)	0·1 (0 to 0·1)	0 (0 to 0)	0 (0 to 0)	6·5
Other unspecified infectious diseases	2·1 (0·8 to 5·1)	3·7 (1·8 to 7·6)	22·4 (13·1 to 37·7)	38·6 (23 to 61·8)	43 (21·6 to 76·8)	27·7 (15·8 to 45·8)	39·7 (18 to 66·7)	42·4 (17·7 to 74·9)	56·1 (24·5 to 99·1)	71·8 (34·8 to 123)	83·7 (43 to 137)	72·8 (39·3 to 115)	68·8 (39·9 to 110)	66·4 (38·6 to 98·5)	61·3 (39·7 to 89·7)	46 (30 to 67·2)	38·3 (24·9 to 54·3)	26·6 (17·5 to 40·9)	13·4 (8·8 to 20·3)	9·2 (6·2 to 13·8)	7·9 (5·4 to 11·8)	2·6 (1·6 to 4·4)	1·3 (0·8 to 2·2)	846
Maternal and neonatal disorders	7,410 (5,120 to 10,300)	2,960 (2,070 to 4,130)	650 (417 to 972)	365 (280 to 473)	318 (232 to 410)	314 (230 to 411)	329 (252 to 416)	333 (258 to 416)	385 (300 to 490)	468 (364 to 585)	420 (333 to 530)	284 (220 to 357)	215 (162 to 277)	182 (131 to 234)	162 (119 to 211)	110 (80·8 to 144)	64·2 (47·8 to 83·8)	28·7 (21 to 38·8)	10·4 (7·4 to 14·2)	2·6 (1·8 to 3·6)	0·6 (0·4 to 1)	0·2 (0·1 to 0·3)	0·1 (0 to 0·1)	15,000
Maternal disorders	0 (0 to 0)	0 (0 to 0)	0 (0 to 0)	0 (0 to 0)	0 (0 to 0)	1·5 (1·1 to 2)	46·5 (34·7 to 60·3)	70·3 (49·3 to 96·5)	96·8 (63·6 to 138)	142 (94 to 208)	108 (70·2 to 157)	37·7 (26·3 to 52·5)	10·8 (7 to 15·7)	0·3 (0·2 to 0·4)	0 (0 to 0)	0 (0 to 0)	0 (0 to 0)	0 (0 to 0)	0 (0 to 0)	0 (0 to 0)	0 (0 to 0)	0 (0 to 0)	0 (0 to 0)	514
Maternal hemorrhage	0 (0 to 0)	0 (0 to 0)	0 (0 to 0)	0 (0 to 0)	0 (0 to 0)	0·1 (0·1 to 0·2)	7·4 (4·3 to 11·3)	13·7 (7·6 to 21·9)	21·5 (12·9 to 32·6)	30·5 (19·2 to 47)	22·4 (13·2 to 36·2)	7·8 (4·8 to 11·7)	0·6 (0·4 to 1·1)	0 (0 to 0)	0 (0 to 0)	0 (0 to 0)	0 (0 to 0)	0 (0 to 0)	0 (0 to 0)	0 (0 to 0)	0 (0 to 0)	0 (0 to 0)	0 (0 to 0)	104
Maternal sepsis and other maternal infections	0 (0 to 0)	0 (0 to 0)	0 (0 to 0)	0 (0 to 0)	0 (0 to 0)	0·1 (0 to 0·1)	2·2 (1·1 to 3·8)	4 (1·9 to 7·1)	4·7 (2·5 to 8·2)	5·4 (3 to 8·8)	3·7 (2 to 6·4)	1·2 (0·6 to 2·1)	[illegible]	[illegible]	[illegible]	[illegible]	[illegible]	[illegible]	[illegible]	[illegible]	[illegible]	[illegible]	[illegible]	[illegible]
Maternal hypertensive disorders	0 (0 to 0)	0 (0 to 0)	0 (0 to 0)	0 (0 to 0)	0 (0 to 0)	0·2 (0·1 to 0·3)	8·2 (5·2 to 11·7)	11·6 (7·3 to 17·1)	17·6 (10·5 to 27·4)	23·9 (14·6 to 36)	16·9 (10·5 to 24·9)	5·1 (3·1 to 7·6)	[illegible]	[illegible]	[illegible]	[illegible]	[illegible]	[illegible]	[illegible]	[illegible]	[illegible]	[illegible]	[illegible]	[illegible]
Maternal obstructed labor and uterine rupture	0 (0 to 0)	0 (0 to 0)	0 (0 to 0)	0 (0 to 0)	0 (0 to 0)	0 (0 to 0·1)	0·8 (0·5 to 1·3)	1 (0·5 to 1·6)	1·1 (0·6 to 1·9)	1·9 (1·1 to 2·9)	2 (1 to 3·6)	0·8 (0·4 to 1·5)	[illegible]	[illegible]	[illegible]	[illegible]	[illegible]	[illegible]	[illegible]	[illegible]	[illegible]	[illegible]	[illegible]	[illegible]
Maternal abortion and miscarriage	0 (0 to 0)	0 (0 to 0)	0 (0 to 0)	0 (0 to 0)	0 (0 to 0)	0·3 (0·1 to 0·5)	4·1 (2·1 to 6·8)	6·6 (3·4 to 11·3)	8·4 (4·1 to 15·5)	12·2 (5·8 to 22·5)	10·7 (4·8 to 20·8)	3·9 (1·9 to 7·1)	[illegible]	[illegible]	[illegible]	[illegible]	[illegible]	[illegible]	[illegible]	[illegible]	[illegible]	[illegible]	[illegible]	[illegible]
Ectopic pregnancy	0 (0 to 0)	0 (0 to 0)	0 (0 to 0)	0 (0 to 0)	0 (0 to 0)	0 (0 to 0·1)	2·6 (1·6 to 4·2)	4·7 (2·5 to 7·9)	4·6 (2·4 to 8·3)	11·3 (6·1 to 19·6)	7·4 (4 to 12·8)	1·8 (0·9 to 2·9)	[illegible]	[illegible]	[illegible]	[illegible]	[illegible]	[illegible]	[illegible]	[illegible]	[illegible]	[illegible]	[illegible]	[illegible]
Indirect maternal deaths	–	–	–	–	–	0 (0 to 0)	0·6 (0·3 to 1)	0·4 (0·2 to 0·8)	0·8 (0·4 to 1·5)	1·2 (0·6 to 2·3)	1·2 (0·6 to 2)	0·2 (0·1 to 0·4)	[illegible]	[illegible]	[illegible]	[illegible]	[illegible]	[illegible]	[illegible]	[illegible]	[illegible]	[illegible]	[illegible]	[illegible]
Late maternal deaths	–	–	–	–	–	0·1 (0·1 to 0·2)	3·1 (1·8 to 5)	4·2 (2·2 to 7)	5·7 (2·8 to 10·6)	8·9 (4·5 to 15·9)	7 (3·5 to 12·2)	2·4 (1·3 to 4·2)	[illegible]	[illegible]	[illegible]	[illegible]	[illegible]	[illegible]	[illegible]	[illegible]	[illegible]	[illegible]	[illegible]	[illegible]
Maternal deaths aggravated by HIV/AIDS	–	–	–	–	–	0 (0 to 0)	0·1 (0 to 0·1)	0·2 (0·1 to 0·4)	0·6 (0·2 to 1·1)	0·9 (0·4 to 1·6)	0·7 (0·3 to 1·1)	0·2 (0·1 to 0·4)	[illegible]	[illegible]	[illegible]	[illegible]	[illegible]	[illegible]	[illegible]	[illegible]	[illegible]	[illegible]	[illegible]	[illegible]
Neonatal disorders	7,410 (5,120 to 10,300)	2,960 (2,070 to 4,130)	650 (417 to 972)	365 (280 to 473)	318 (232 to 410)	312 (229 to 409)	282 (208 to 369)	262 (194 to 339)	288 (217 to 384)	326 (241 to 427)	312 (232 to 403)	246 (180 to 316)	[illegible]	[illegible]	[illegible]	[illegible]	[illegible]	[illegible]	[illegible]	[illegible]	[illegible]	[illegible]	[illegible]	[illegible]
Neonatal preterm birth	3,320 (2,150 to 4,710)	1,100 (700 to 1,670)	264 (167 to 398)	130 (94·6 to 171)	169 (121 to 222)	166 (118 to 221)	148 (106 to 195)	134 (94·6 to 179)	147 (107 to 197)	164 (118 to 219)	154 (112 to 203)	119 (86·2 to 157)	[illegible]	[illegible]	[illegible]	[illegible]	[illegible]	[illegible]	[illegible]	[illegible]	[illegible]	[illegible]	[illegible]	[illegible]
Neonatal encephalopathy due to birth asphyxia and trauma	1,740 (1,080 to 2,570)	382 (226 to 594)	106 (58·8 to 172)	59·2 (40·3 to 84·8)	39·9 (23·5 to 61·2)	39·4 (22·2 to 60·7)	35·8 (19·9 to 55·3)	34·4 (20·5 to 54·5)	37·4 (20·1 to 57·8)	42·9 (24·2 to 67·8)	41·7 (24·6 to 65·7)	33·2 (18·7 to 51·6)	[illegible]	[illegible]	[illegible]	[illegible]	[illegible]	[illegible]	[illegible]	[illegible]	[illegible]	[illegible]	[illegible]	[illegible]
Neonatal sepsis and other neonatal infections	594 (355 to 918)	672 (415 to 1,020)	117 (72·9 to 177)	63·8 (38·7 to 98·6)	90·1 (53·9 to 136)	88·9 (54 to 137)	81·6 (50 to 128)	77·1 (47·1 to 119)	85·8 (51·9 to 133)	98·4 (59·1 to 153)	95·5 (57·5 to 145)	77·1 (44·8 to 121)	[illegible]	[illegible]	[illegible]	[illegible]	[illegible]	[illegible]	[illegible]	[illegible]	[illegible]	[illegible]	[illegible]	[illegible]
Hemolytic disease and other neonatal jaundice	57·4 (31·1 to 101)	38·3 (20·2 to 63·7)	13·7 (6·5 to 26·4)	14 (8·2 to 20·7)	18·6 (11 to 28·4)	18·5 (11 to 28·6)	17 (10·5 to 25·5)	16·3 (11 to 23)	18·3 (13·6 to 23·6)	21·2 (15·8 to 27·3)	20·7 (15·4 to 26·6)	16·7 (12·4 to 21·4)	[illegible]	[illegible]	[illegible]	[illegible]	[illegible]	[illegible]	[illegible]	[illegible]	[illegible]	[illegible]	[illegible]	[illegible]
Other neonatal disorders	1,710 (1,060 to 2,640)	760 (477 to 1,130)	149 (94·2 to 231)	98·7 (74·9 to 130)	0 (0 to 0)	0 (0 to 0)	0 (0 to 0)	0 (0 to 0)	0 (0 to 0)	0 (0 to 0)	0 (0 to 0)	0 (0 to 0)	[illegible]	[illegible]	[illegible]	[illegible]	[illegible]	[illegible]	[illegible]	[illegible]	[illegible]	[illegible]	[illegible]	[illegible]
Nutritional deficiencies	0·5 (0·3 to 0·9)	13·1 (7·2 to 21·8)	159 (101 to 240)	421 (208 to 765)	579 (237 to 1,090)	294 (122 to 568)	281 (130 to 531)	220 (102 to 392)	237 (115 to 413)	314 (133 to 583)	397 (184 to 699)	380 (185 to 701)	[illegible]	[illegible]	[illegible]	[illegible]	[illegible]	[illegible]	[illegible]	[illegible]	[illegible]	[illegible]	[illegible]	[illegible]
Protein-energy malnutrition	0·4 (0·2 to 0·6)	1·2 (0·7 to 1·7)	64·4 (41·1 to 97·3)	43·1 (25·9 to 66·1)	17·1 (11 to 25·3)	14·4 (8·7 to 22)	16 (10·3 to 23·6)	19·3 (12·2 to 27·7)	22·4 (14·1 to 32·9)	28·5 (19·1 to 40·5)	38·7 (25·9 to 53·6)	34·1 (22·7 to 47·1)	[illegible]	[illegible]	[illegible]	[illegible]	[illegible]	[illegible]	[illegible]	[illegible]	[illegible]	[illegible]	[illegible]	[illegible]
Iodine deficiency	0 (0 to 0)	0 (0 to 0)	0 (0 to 0)	0·2 (0·1 to 0·5)	2·1 (0·7 to 4·1)	4·5 (1·7 to 8·8)	5·7 (2·2 to 10·6)	6·5 (2·6 to 11·9)	8 (3·4 to 14·4)	9·8 (4·3 to 18·6)	10 (4·5 to 18)	8·2 (3·6 to 15)	[illegible]	[illegible]	[illegible]	[illegible]	[illegible]	[illegible]	[illegible]	[illegible]	[illegible]	[illegible]	[illegible]	[illegible]
Vitamin A deficiency	0 (0 to 0·1)	0·4 (0·1 to 0·7)	1·7 (0·9 to 2·9)	10·2 (5·5 to 17·6)	13·3 (6·8 to 22·9)	8·2 (4 to 14·2)	3·4 (1·5 to 6·2)	2·6 (1·2 to 4·8)	2·6 (1·2 to 4·8)	2·7 (1·3 to 4·8)	2·5 (1·3 to 4·4)	1·9 (1 to 3·2)	[illegible]	[illegible]	[illegible]	[illegible]	[illegible]	[illegible]	[illegible]	[illegible]	[illegible]	[illegible]	[illegible]	[illegible]
Dietary iron deficiency	0·1 (0 to 0·4)	11·6 (6 to 19·7)	91·5 (42·5 to 168)	365 (158 to 698)	542 (206 to 1,050)	264 (96·4 to 531)	250 (102 to 489)	185 (72·3 to 348)	195 (78·3 to 366)	265 (89·8 to 521)	337 (129 to 634)	328 (138 to 648)	[illegible]	[illegible]	[illegible]	[illegible]	[illegible]	[illegible]	[illegible]	[illegible]	[illegible]	[illegible]	[illegible]	[illegible]
Other nutritional deficiencies	0 (0 to 0)	0 (0 to 0)	0·9 (0·6 to 1·3)	1·8 (1 to 3·2)	4·6 (2·4 to 6·8)	3·1 (1·7 to 5·1)	6·2 (3·7 to 9·5)	6·7 (3·9 to 10·3)	9·5 (5·3 to 15)	7·8 (4·5 to 12·4)	8·7 (4·9 to 13·7)	8·6 (5·2 to 13)	[illegible]	[illegible]	[illegible]	[illegible]	[illegible]	[illegible]	[illegible]	[illegible]	[illegible]	[illegible]	[illegible]	[illegible]
Non-communicable diseases	1,720 (1,110 to 2,520)	1,100 (724 to 1,570)	2,260 (1,580 to 3,150)	2,950 (2,290 to 3,770)	3,270 (2,530 to 4,130)	4,690 (3,560 to 6,100)	6,460 (5,010 to 8,290)	7,900 (6,240 to 9,990)	10,500 (8,360 to 13,300)	14,900 (11,800 to 18,600)	17,900 (14,300 to 22,100)	19,000 (15,000 to 23,400)	[illegible]	[illegible]	[illegible]	[illegible]	[illegible]	[illegible]	[illegible]	[illegible]	[illegible]	[illegible]	[illegible]	[illegible]
Neoplasms	10·5 (6·4 to 20·8)	13·3 (8·9 to 19·2)	66·4 (42·8 to 97·6)	379 (263 to 536)	395 (299 to 492)	345 (249 to 455)	402 (292 to 551)	538 (389 to 731)	779 (552 to 1,070)	1,340 (934 to 1,840)	1,880 (1,300 to 2,610)	2,320 (1,620 to 3,220)	[illegible]	[illegible]	[illegible]	[illegible]	[illegible]	[illegible]	[illegible]	[illegible]	[illegible]	[illegible]	[illegible]	[illegible]
Lip and oral cavity cancer	0 (0 to 0)	0 (0 to 0)	0 (0 to 0)	0 (0 to 0)	1·4 (1 to 2)	2 (1·3 to 3·3)	3·9 (2·8 to 5·3)	6·2 (4·3 to 8·6)	6·3 (4 to 9·4)	10·6 (6·9 to 15·1)	19·1 (12·3 to 27·6)	26·1 (17·5 to 38·3)	[illegible]	[illegible]	[illegible]	[illegible]	[illegible]	[illegible]	[illegible]	[illegible]	[illegible]	[illegible]	[illegible]	[illegible]
Nasopharynx cancer	0 (0 to 0)	0 (0 to 0)	0 (0 to 0)	0 (0 to 0)	0·9 (0·7 to 1)	3·1 (2·1 to 4·6)	5·2 (3·5 to 7·7)	7·5 (4·8 to 10·9)	8·4 (5·3 to 12·7)	5·3 (3·4 to 8)	4·8 (3 to 7·2)	15·1 (9·8 to 23·6)	[illegible]	[illegible]	[illegible]	[illegible]	[illegible]	[illegible]	[illegible]	[illegible]	[illegible]	[illegible]	[illegible]	[illegible]
Other pharynx cancer	0 (0 to 0)	0 (0 to 0)	0 (0 to 0)	0 (0 to 0)	0 (0 to 0)	0 (0 to 0)	0 (0 to 0)	2·6 (1·6 to 4)	1·8 (1·1 to 2·7)	3·8 (2·5 to 5·6)	8·6 (5·2 to 13·3)	13·8 (8·6 to 21·7)	[illegible]	[illegible]	[illegible]	[illegible]	[illegible]	[illegible]	[illegible]	[illegible]	[illegible]	[illegible]	[illegible]	[illegible]
Esophageal cancer	0 (0 to 0)	0 (0 to 0)	0 (0 to 0)	0 (0 to 0)	0 (0 to 0)	0 (0 to 0)	0 (0 to 0)	2·4 (1·6 to 3·4)	1·8 (1·1 to 2·6)	12·4 (7·6 to 19·3)	19·4 (12·3 to 29·5)	32·2 (20·8 to 48·6)	[illegible]	[illegible]	[illegible]	[illegible]	[illegible]	[illegible]	[illegible]	[illegible]	[illegible]	[illegible]	[illegible]	[illegible]
Stomach cancer	0 (0 to 0)	0 (0 to 0)	0 (0 to 0)	0 (0 to 0)	0 (0 to 0)	0 (0 to 0)	2·9 (2·1 to 3·9)	6 (4·2 to 8·5)	17·9 (10·9 to 27·2)	33·4 (21·5 to 47·8)	51 (31·6 to 77·4)	64 (41·7 to 93·1)	[illegible]	[illegible]	[illegible]	[illegible]	[illegible]	[illegible]	[illegible]	[illegible]	[illegible]	[illegible]	[illegible]	[illegible]
Colon and rectum cancer	0 (0 to 0)	0 (0 to 0)	0 (0 to 0)	0 (0 to 0)	3·1 (2·3 to 4·1)	3 (2·1 to 4·2)	13·5 (9·2 to 19·2)	29·3 (19·9 to 41·4)	50·2 (32 to 75·2)	149 (103 to 209)	198 (129 to 284)	230 (158 to 320)	[illegible]	[illegible]	[illegible]	[illegible]	[illegible]	[illegible]	[illegible]	[illegible]	[illegible]	[illegible]	[illegible]	[illegible]
Liver cancer	0·1 (0 to 0·1)	0·1 (0·1 to 0·2)	1·6 (0·9 to 2·4)	3·9 (2·6 to 5·5)	3·7 (2·9 to 4·6)	5 (3·7 to 6·7)	3·8 (2·5 to 5·5)	6 (3·8 to 8·8)	10·6 (6·5 to 15·8)	19·1 (12·4 to 28·5)	36·6 (23·6 to 53·4)	48·9 (30·6 to 72·7)	[illegible]	[illegible]	[illegible]	[illegible]	[illegible]	[illegible]	[illegible]	[illegible]	[illegible]	[illegible]	[illegible]	[illegible]
Liver cancer due to hepatitis B	0 (0 to 0)	0 (0 to 0)	0 (0 to 0)	0 (0 to 0)	0 (0 to 0)	1 (0·6 to 1·6)	1·6 (0·9 to 2·6)	2·8 (1·7 to 4·4)	6·1 (3·4 to 9·8)	10·7 (6·3 to 16·7)	19·1 (10·6 to 30·1)	23·3 (13 to 38·1)	[illegible]	[illegible]	[illegible]	[illegible]	[illegible]	[illegible]	[illegible]	[illegible]	[illegible]	[illegible]	[illegible]	[illegible]
Liver cancer due to hepatitis C	0 (0 to 0)	0 (0 to 0)	0 (0 to 0)	0 (0 to 0)	0 (0 to 0)	0 (0 to 0·1)	0 (0 to 0·1)	0·1 (0 to 0·3)	0·3 (0·1 to 0·8)	0·9 (0·4 to 1·8)	2·6 (1 to 5·6)	4·6 (2 to 9)	[illegible]	[illegible]	[illegible]	[illegible]	[illegible]	[illegible]	[illegible]	[illegible]	[illegible]	[illegible]	[illegible]	[illegible]
Liver cancer due to alcohol use	0 (0 to 0)	0 (0 to 0)	0 (0 to 0)	0 (0 to 0)	0 (0 to 0)	0 (0 to 0)	0·1 (0 to 0·2)	0·4 (0·2 to 0·8)	1·3 (0·5 to 2·7)	3·1 (1·4 to 5·7)	7·8 (3·5 to 14·9)	12·4 (6·1 to 22·6)	[illegible]	[illegible]	[illegible]	[illegible]	[illegible]	[illegible]	[illegible]	[illegible]	[illegible]	[illegible]	[illegible]	[illegible]
Liver cancer due to NASH	0 (0 to 0)	0 (0 to 0)	0 (0 to 0)	0 (0 to 0)	0 (0 to 0)	0 (0 to 0)	0·9 (0·5 to 1·5)	1·1 (0·6 to 2)	1·2 (0·5 to 2·3)	1·8 (0·8 to 3·4)	3·2 (1·4 to 5·8)	4·1 (1·8 to 7·4)	[illegible]	[illegible]	[illegible]	[illegible]	[illegible]	[illegible]	[illegible]	[illegible]	[illegible]	[illegible]	[illegible]	[illegible]
Liver cancer due to other causes	0·1 (0 to 0·1)	0·1 (0·1 to 0·2)	1·6 (0·9 to 2·4)	3·9 (2·6 to 5·5)	3·7 (2·9 to 4·6)	4 (2·9 to 5·4)	1·1 (0·6 to 1·9)	1·5 (0·8 to 2·5)	1·6 (0·7 to 3·1)	2·4 (1·1 to 4·5)	3·9 (1·9 to 7·3)	4·5 (2·2 to 8·5)	[illegible]	[illegible]	[illegible]	[illegible]	[illegible]	[illegible]	[illegible]	[illegible]	[illegible]	[illegible]	[illegible]	[illegible]
Gallbladder and biliary tract cancer	0 (0 to 0)	0 (0 to 0)	0 (0 to 0)	0 (0 to 0)	0 (0 to 0)	0 (0 to 0)	0 (0 to 0)	0·8 (0·5 to 1·5)	2 (1·2 to 3·5)	5·3 (3·5 to 8·2)	11·9 (7·7 to 18·7)	19·5 (12·1 to 31·8)	[illegible]	[illegible]	[illegible]	[illegible]	[illegible]	[illegible]	[illegible]	[illegible]	[illegible]	[illegible]	[illegible]	[illegible]
Pancreatic cancer	0 (0 to 0)	0 (0 to 0)	0 (0 to 0)	0 (0 to 0)	0 (0 to 0)	0 (0 to 0)	1·5 (1·1 to 2)	3·2 (2·2 to 4·5)	5·8 (3·3 to 9)	21·7 (13·5 to 32)	47·2 (28·7 to 72·8)	92·9 (59·3 to 137)	[illegible]	[illegible]	[illegible]	[illegible]	[illegible]	[illegible]	[illegible]	[illegible]	[illegible]	[illegible]	[illegible]	[illegible]
Larynx cancer	0 (0 to 0)	0 (0 to 0)	0 (0 to 0)	0 (0 to 0)	0 (0 to 0)	0 (0 to 0)	0 (0 to 0)	1·2 (0·8 to 1·7)	3 (2·2 to 4)	2·8 (1·9 to 3·7)	9·5 (6·3 to 13·8)	18·2 (12·1 to 26·9)	[illegible]	[illegible]	[illegible]	[illegible]	[illegible]	[illegible]	[illegible]	[illegible]	[illegible]	[illegible]	[illegible]	[illegible]
Tracheal, bronchus, and lung cancer	0 (0 to 0)	0 (0 to 0)	0 (0 to 0)	0 (0 to 0)	0 (0 to 0)	2·2 (1·3 to 3·7)	12·8 (9·1 to 17·5)	19·4 (13 to 27·9)	29·2 (18·5 to 42·5)	71·5 (47·2 to 102)	115 (74·5 to 169)	185 (122 to 264)	[illegible]	[illegible]	[illegible]	[illegible]	[illegible]	[illegible]	[illegible]	[illegible]	[illegible]	[illegible]	[illegible]	[illegible]
Malignant skin melanoma	0 (0 to 0)	0 (0 to 0)	0·3 (0·1 to 0·7)	1·2 (0·5 to 2·8)	0·9 (0·7 to 1)	0·8 (0·6 to 1)	0·8 (0·6 to 1·2)	1·5 (0·9 to 2·8)	2·6 (1·5 to 4·8)	3·5 (2 to 7·8)	9·2 (5·6 to 15)	10·1 (6·2 to 14·8)	[illegible]	[illegible]	[illegible]	[illegible]	[illegible]	[illegible]	[illegible]	[illegible]	[illegible]	[illegible]	[illegible]	[illegible]
Non-melanoma skin cancer	0 (0 to 0)	0 (0 to 0)	0 (0 to 0)	0 (0 to 0)	0 (0 to 0)	0 (0 to 0)	0 (0 to 0)	0·7 (0·5 to 0·9)	1·6 (1·1 to 2·3)	5 (2·9 to 7·5)	5·4 (3·3 to 8·3)	7·3 (4·6 to 10·9)	[illegible]	[illegible]	[illegible]	[illegible]	[illegible]	[illegible]	[illegible]	[illegible]	[illegible]	[illegible]	[illegible]	[illegible]
Non-melanoma skin cancer (squamous-cell carcinoma)	0 (0 to 0)	0 (0 to 0)	0 (0 to 0)	0 (0 to 0)	0 (0 to 0)	0 (0 to 0)	0 (0 to 0)	0·7 (0·5 to 0·9)	1·6 (1·1 to 2·3)	5 (2·9 to 7·5)	5·4 (3·3 to 8·3)	7·3 (4·6 to 10·9)	[illegible]	[illegible]	[illegible]	[illegible]	[illegible]	[illegible]	[illegible]	[illegible]	[illegible]	[illegible]	[illegible]	[illegible]
Non-melanoma skin cancer (basal-cell carcinoma)	0 (0 to 0)	0 (0 to 0)	0 (0 to 0)	0 (0 to 0)	0 (0 to 0)	0 (0 to 0)	0 (0 to 0)	0 (0 to 0)	0 (0 to 0)	0 (0 to 0)	0 (0 to 0)	0 (0 to 0)	[illegible]	[illegible]	[illegible]	[illegible]	[illegible]	[illegible]	[illegible]	[illegible]	[illegible]	[illegible]	[illegible]	[illegible]
Breast cancer	0 (0 to 0)	0 (0 to 0)	0 (0 to 0)	0 (0 to 0)	0 (0 to 0)	0 (0 to 0)	3·5 (2·6 to 4·7)	11·1 (7 to 16·6)	54·5 (31·6 to 85·6)	223 (135 to 348)	364 (229 to 549)	502 (330 to 740)	[illegible]	[illegible]	[illegible]	[illegible]	[illegible]	[illegible]	[illegible]	[illegible]	[illegible]	[illegible]	[illegible]	[illegible]
Cervical cancer	0 (0 to 0)	0 (0 to 0)	0 (0 to 0)	0 (0 to 0)	0 (0 to 0)	0 (0 to 0)	4·8 (3·3 to 6·6)	20·1 (12·1 to 31·8)	56·1 (29·5 to 95·1)	127 (71·1 to 214)	253 (152 to 405)	287 (181 to 430)	[illegible]	[illegible]	[illegible]	[illegible]	[illegible]	[illegible]	[illegible]	[illegible]	[illegible]	[illegible]	[illegible]	[illegible]
Uterine cancer	0 (0 to 0)	0 (0 to 0)	0 (0 to 0)	0 (0 to 0)	0 (0 to 0)	0 (0 to 0)	0 (0 to 0)	2·2 (1·5 to 3·2)	6 (3·4 to 9·4)	9·9 (5·8 to 15·7)	26·2 (14·7 to 43·4)	34·4 (21 to 51·2)	[illegible]	[illegible]	[illegible]	[illegible]	[illegible]	[illegible]	[illegible]	[illegible]	[illegible]	[illegible]	[illegible]	[illegible]
Ovarian cancer	0 (0 to 0)	0 (0 to 0)	0 (0 to 0)	0 (0 to 0)	3·6 (1·5 to 6·1)	5·2 (2·2 to 8·6)	12·2 (5·2 to 19·4)	24·4 (8·7 to 40·7)	33 (12·2 to 57·7)	49·3 (23·2 to 83·3)	71·7 (37·4 to 122)	121 (54·8 to 193)	[illegible]	[illegible]	[illegible]	[illegible]	[illegible]	[illegible]	[illegible]	[illegible]	[illegible]	[illegible]	[illegible]	[illegible]
Prostate cancer	0 (0 to 0)	0 (0 to 0)	0 (0 to 0)	0 (0 to 0)	0 (0 to 0)	0 (0 to 0)	0 (0 to 0)	1·2 (0·8 to 2·2)	5·3 (3 to 7·3)	4·2 (2·6 to 9·1)	8·7 (5·8 to 12·5)	20·5 (12·3 to 32·1)	[illegible]	[illegible]	[illegible]	[illegible]	[illegible]	[illegible]	[illegible]	[illegible]	[illegible]	[illegible]	[illegible]	[illegible]
Testicular cancer	0·9 (0 to 10·5)	0·5 (0 to 5·2)	1·3 (0·3 to 5·7)	4·1 (1·1 to 9·3)	4·8 (2 to 7·2)	4·5 (1·4 to 7·7)	13·2 (5·5 to 22·3)	14·6 (7 to 23·2)	18·6 (8 to 30·2)	8·8 (4·9 to 13·5)	3·8 (2·2 to 5·7)	3·1 (1·7 to 4·9)	[illegible]	[illegible]	[illegible]	[illegible]	[illegible]	[illegible]	[illegible]	[illegible]	[illegible]	[illegible]	[illegible]	[illegible]
Kidney cancer	0·2 (0·1 to 0·3)	0·2 (0·1 to 0·3)	4 (2·3 to 6·4)	29·3 (19 to 42·2)	15·4 (10·4 to 21·7)	11·1 (7·6 to 15·6)	13·1 (8·7 to 19·1)	17·4 (11·4 to 25·2)	28·5 (18·4 to 41)	39·8 (24·4 to 63·3)	40·9 (25·1 to 61·5)	45·4 (27·4 to 68·8)	[illegible]	[illegible]	[illegible]	[illegible]	[illegible]	[illegible]	[illegible]	[illegible]	[illegible]	[illegible]	[illegible]	[illegible]
Bladder cancer	0 (0 to 0)	0 (0 to 0)	0 (0 to 0)	0 (0 to 0)	0 (0 to 0)	0 (0 to 0)	0·9 (0·6 to 1·2)	2·1 (1·5 to 2·9)	3·1 (2·2 to 4·5)	10·1 (6·3 to 15)	18 (11·6 to 27·3)	20·3 (12·9 to 29·8)	[illegible]	[illegible]	[illegible]	[illegible]	[illegible]	[illegible]	[illegible]	[illegible]	[illegible]	[illegible]	[illegible]	[illegible]
Brain and central nervous system cancer	1·9 (0·5 to 3·8)	1·7 (0·5 to 3·2)	11 (3·1 to 20·3)	66·5 (15·9 to 116)	83·7 (24·2 to 135)	54·9 (17·1 to 91·1)	26·4 (9·9 to 43·4)	23·4 (9·9 to 37·9)	33·7 (12·7 to 54·8)	51·9 (18·9 to 84·6)	67·9 (24·8 to 110)	61·1 (24·6 to 97·5)	[illegible]	[illegible]	[illegible]	[illegible]	[illegible]	[illegible]	[illegible]	[illegible]	[illegible]	[illegible]	[illegible]	[illegible]
Thyroid cancer	0 (0 to 0)	0 (0 to 0)	0 (0 to 0)	0 (0 to 0)	0·9 (0·8 to 1·2)	0·8 (0·6 to 1)	1·6 (1·2 to 2·2)	3·3 (2·3 to 4·6)	3·9 (2·6 to 5·5)	7 (4·7 to 10·1)	12·1 (7·6 to 18·1)	12·8 (8·3 to 18·9)	[illegible]	[illegible]	[illegible]	[illegible]	[illegible]	[illegible]	[illegible]	[illegible]	[illegible]	[illegible]	[illegible]	[illegible]
Mesothelioma	0 (0 to 0)	0 (0 to 0)	0 (0 to 0)	0 (0 to 0)	0 (0 to 0)	0 (0 to 0)	0 (0 to 0)	1 (0·6 to 1·7)	1·5 (0·9 to 2·5)	2 (1·1 to 3·1)	4·1 (2·6 to 6)	4·3 (2·8 to 6·5)	[illegible]	[illegible]	[illegible]	[illegible]	[illegible]	[illegible]	[illegible]	[illegible]	[illegible]	[illegible]	[illegible]	[illegible]
Hodgkin lymphoma	0 (0 to 0)	0 (0 to 0)	0 (0 to 0)	0·7 (0·5 to 1)	0·9 (0·7 to 1)	1·4 (0·7 to 2·4)	9·3 (4·1 to 16·8)	15·9 (8 to 26·9)	23·2 (10·3 to 36·4)	21 (10·9 to 31·9)	19·7 (9·4 to 30·4)	11·7 (6·9 to 18·3)	[illegible]	[illegible]	[illegible]	[illegible]	[illegible]	[illegible]	[illegible]	[illegible]	[illegible]	[illegible]	[illegible]	[illegible]
Non-Hodgkin lymphoma	0 (0 to 0)	0 (0 to 0)	0 (0 to 0)	28 (17·2 to 42·4)	36·2 (23·8 to 52·3)	40·9 (26·6 to 60·5)	59·9 (37·6 to 87·8)	91·6 (58·1 to 138)	119 (76·4 to 177)	148 (96·2 to 213)	161 (102 to 231)	139 (86·6 to 206)	[illegible]	[illegible]	[illegible]	[illegible]	[illegible]	[illegible]	[illegible]	[illegible]	[illegible]	[illegible]	[illegible]	[illegible]
Multiple myeloma	0 (0 to 0)	0 (0 to 0)	0 (0 to 0)	0 (0 to 0)	0 (0 to 0)	0 (0 to 0)	0 (0 to 0)	0·6 (0·3 to 1·8)	1 (0·6 to 2·9)	2·7 (1·6 to 6·3)	13·9 (9 to 20·6)	31·6 (19·8 to 46·3)	[illegible]	[illegible]	[illegible]	[illegible]	[illegible]	[illegible]	[illegible]	[illegible]	[illegible]	[illegible]	[illegible]	[illegible]
Leukemia	3·7 (2·3 to 5·5)	5·2 (3·3 to 7·5)	24·5 (15 to 37·9)	139 (90·7 to 202)	160 (116 to 214)	112 (77·5 to 156)	106 (73·9 to 150)	120 (82·6 to 171)	129 (87 to 184)	140 (94·4 to 193)	131 (88 to 192)	108 (73·2 to 155)	[illegible]	[illegible]	[illegible]	[illegible]	[illegible]	[illegible]	[illegible]	[illegible]	[illegible]	[illegible]	[illegible]	[illegible]
Acute lymphoid leukemia	1 (0·5 to 1·5)	0·4 (0·2 to 1·1)	7 (4 to 11·9)	75·5 (45·6 to 115)	95·1 (66·1 to 133)	55·3 (34·9 to 81·1)	44·9 (28·9 to 69·2)	34·9 (20·7 to 55·4)	28·5 (13·4 to 46·5)	20 (12 to 31·5)	15 (9 to 23)	11·2 (6·9 to 17·7)	[illegible]	[illegible]	[illegible]	[illegible]	[illegible]	[illegible]	[illegible]	[illegible]	[illegible]	[illegible]	[illegible]	[illegible]
Chronic lymphoid leukemia	0 (0 to 0)	0 (0 to 0)	0 (0 to 0)	0 (0 to 0)	0 (0 to 0)	0 (0 to 0)	0 (0 to 0)	0·9 (0·6 to 1·4)	1 (0·6 to 1·4)	1·1 (0·7 to 1·6)	2·2 (1·1 to 3·8)	4·2 (1·2 to 7)	[illegible]	[illegible]	[illegible]	[illegible]	[illegible]	[illegible]	[illegible]	[illegible]	[illegible]	[illegible]	[illegible]	[illegible]
Acute myeloid leukemia	1·4 (0·8 to 2)	4·2 (2·5 to 6·2)	9·5 (5·5 to 15·3)	49 (28·9 to 77·1)	49·5 (31·4 to 71·8)	38·4 (23·7 to 57·8)	43·7 (28 to 63·3)	54·2 (34·7 to 79)	55·5 (35·5 to 81·1)	59·6 (38·7 to 86·3)	78·2 (50·3 to 116)	41·1 (26·2 to 60·7)	[illegible]	[illegible]	[illegible]	[illegible]	[illegible]	[illegible]	[illegible]	[illegible]	[illegible]	[illegible]	[illegible]	[illegible]
Chronic myeloid leukemia	0 (0 to 0·1)	0 (0 to 0·1)	1·1 (0·5 to 2·3)	1·3 (0·7 to 2·4)	1·5 (0·9 to 2·3)	3 (1·6 to 5)	1 (0·6 to 1·6)	4 (2·1 to 8·2)	13·7 (8·1 to 21·1)	17·5 (10·4 to 27·9)	10·8 (6 to 18·6)	11·4 (6·7 to 18·2)	[illegible]	[illegible]	[illegible]	[illegible]	[illegible]	[illegible]	[illegible]	[illegible]	[illegible]	[illegible]	[illegible]	[illegible]
Other leukemia	1·3 (0·8 to 2·1)	0·6 (0·3 to 1·1)	6·9 (3·6 to 11·8)	13·1 (7·4 to 23·1)	13·8 (7·6 to 23·3)	15·1 (8·8 to 24·1)	16·6 (10·2 to 25·9)	26·4 (16·2 to 44·3)	29·9 (18·3 to 46·3)	41·4 (24·9 to 62·2)	25·1 (14·6 to 41·2)	40·4 (26·2 to 59·2)	[illegible]	[illegible]	[illegible]	[illegible]	[illegible]	[illegible]	[illegible]	[illegible]	[illegible]	[illegible]	[illegible]	[illegible]
Other malignant neoplasms	3·7 (2·3 to 5·9)	5·5 (3·6 to 8·1)	23·4 (15 to 35·3)	101 (67·3 to 147)	78 (59·7 to 99·5)	94·7 (63·8 to 129)	105 (69·3 to 151)	99·4 (64·7 to 142)	113 (75 to 160)	143 (97·2 to 202)	140 (90·6 to 202)	134 (87·2 to 193)	[illegible]	[illegible]	[illegible]	[illegible]	[illegible]	[illegible]	[illegible]	[illegible]	[illegible]	[illegible]	[illegible]	[illegible]
Other neoplasms	0 (0 to 0·2)	0 (0 to 0·2)	0·3 (0·1 to 0·8)	5·5 (2·8 to 8·9)	2 (1·1 to 3·4)	3·4 (2 to 5·4)	1·4 (0·8 to 2·8)	2·3 (1 to 3·9)	8·4 (4·3 to 13·9)	5·9 (3·5 to 9·6)	6·4 (3 to 10·5)	17·7 (7·9 to 29·2)	[illegible]	[illegible]	[illegible]	[illegible]	[illegible]	[illegible]	[illegible]	[illegible]	[illegible]	[illegible]	[illegible]	[illegible]
Myelodysplastic, myeloproliferative, and other hematopoietic n	0 (0 to 0·2)	0 (0 to 0·2)	0·3 (0·1 to 0·8)	5·5 (2·8 to 8·9)	2 (1·1 to 3·4)	3·4 (2 to 5·4)	1·4 (0·8 to 2·8)	2·3 (1 to 3·9)	8·4 (4·3 to 13·9)	5·9 (3·5 to 9·6)	6·4 (3 to 10·5)	17·7 (7·9 to 29·2)	[illegible]	[illegible]	[illegible]	[illegible]	[illegible]	[illegible]	[illegible]	[illegible]	[illegible]	[illegible]	[illegible]	[illegible]
Benign and in situ intestinal neoplasms	0 (0 to 0)	0 (0 to 0)	0 (0 to 0)	0 (0 to 0)	0 (0 to 0)	0 (0 to 0)	0 (0 to 0)	0 (0 to 0)	0 (0 to 0)	0 (0 to 0)	0 (0 to 0)	0 (0 to 0)	[illegible]	[illegible]	[illegible]	[illegible]	[illegible]	[illegible]	[illegible]	[illegible]	[illegible]	[illegible]	[illegible]	[illegible]
Benign and in situ cervical and uterine neoplasms	0 (0 to 0)	0 (0 to 0)	0 (0 to 0)	0 (0 to 0)	0 (0 to 0)	0 (0 to 0)	0 (0 to 0)	0 (0 to 0)	0 (0 to 0)	0 (0 to 0)	0 (0 to 0)	0 (0 to 0)	[illegible]	[illegible]	[illegible]	[illegible]	[illegible]	[illegible]	[illegible]	[illegible]	[illegible]	[illegible]	[illegible]	[illegible]
Other benign and in situ neoplasms	0 (0 to 0)	0 (0 to 0)	0 (0 to 0)	0 (0 to 0)	0 (0 to 0)	0 (0 to 0)	0 (0 to 0)	0 (0 to 0)	0 (0 to 0)	0 (0 to 0)	0 (0 to 0)	0 (0 to 0)	[illegible]	[illegible]	[illegible]	[illegible]	[illegible]	[illegible]	[illegible]	[illegible]	[illegible]	[illegible]	[illegible]	[illegible]
Cardiovascular diseases	18·3 (11·6 to 27·6)	10·4 (6·4 to 15·9)	58·7 (36 to 88·7)	69 (50·1 to 92·7)	95·9 (76·3 to 118)	155 (118 to 195)	306 (227 to 395)	458 (340 to 614)	737 (533 to 987)	1,360 (973 to 1,830)	2,100 (1,490 to 2,820)	2,890 (2,070 to 3,930)	[illegible]	[illegible]	[illegible]	[illegible]	[illegible]	[illegible]	[illegible]	[illegible]	[illegible]	[illegible]	[illegible]	[illegible]
Rheumatic heart disease	0 (0 to 0)	0 (0 to 0)	0 (0 to 0)	4·5 (2·7 to 7·1)	21·1 (12·2 to 34·5)	46 (28 to 71·9)	70·3 (45·3 to 107)	83·5 (57 to 120)	110 (76 to 151)	128 (89·3 to 180)	131 (90·5 to 179)	108 (75·5 to 150)	[illegible]	[illegible]	[illegible]	[illegible]	[illegible]	[illegible]	[illegible]	[illegible]	[illegible]	[illegible]	[illegible]	[illegible]



SR Table 2c: Andean Latin America DALYS by cause and age group for both sexes with 95% uncertainty intervals, 2019

Cause	Early Neonatal	Late Neonatal	Post Neonatal	1 to 4	5 to 9	10 to 14	15 to 19	20 to 24	25 to 29	30 to 34	35 to 39	40 to 44	45 to 49	50 to 54	55 to 59	60 to 64	65 to 69	70 to 74	75 to 79	80 to 84	85 to 89	90 to 94	95 plus	Total
All causes	847,000 (646,000 to 1,110,000)	262,000 (200,000 to 338,000)	692,000 (529,000 to 892,000)	563,000 (448,000 to 696,000)	425,000 (353,000 to 513,000)	443,000 (358,000 to 544,000)	635,000 (530,000 to 761,000)	804,000 (678,000 to 951,000)	854,000 (718,000 to 1,020,000)	832,000 (691,000 to 985,000)	843,000 (702,000 to 1,010,000)	857,000 (715,000 to 1,020,000)	868,000 (720,000 to 1,030,000)	901,000 (749,000 to 1,080,000)	939,000 (785,000 to 1,120,000)	943,000 (794,000 to 1,120,000)	917,000 (776,000 to 1,070,000)	848,000 (727,000 to 978,000)	736,000 (638,000 to 838,000)	566,000 (499,000 to 636,000)	402,000 (356,000 to 451,000)	194,000 (173,000 to 215,000)	68,000 (61,600 to 74,500)	15,400,000
Communicable, maternal, neonatal, and nutritional diseases	663,000 (489,000 to 868,000)	203,000 (154,000 to 261,000)	418,000 (316,000 to 537,000)	266,000 (208,000 to 356,000)	128,000 (101,000 to 161,000)	83,400 (67,400 to 102,000)	89,600 (75,000 to 106,000)	115,000 (96,200 to 135,000)	129,000 (109,000 to 158,000)	126,000 (105,000 to 159,000)	119,000 (99,500 to 147,000)	107,000 (89,200 to 130,000)	91,000 (75,400 to 110,000)	79,300 (64,900 to 96,400)	76,000 (62,300 to 92,200)	76,000 (62,600 to 92,000)	76,900 (63,000 to 93,200)	78,900 (65,700 to 95,000)	77,800 (64,700 to 94,100)	66,100 (54,100 to 79,000)	56,400 (44,000 to 67,900)	30,400 (23,200 to 36,600)	12,400 (9,490 to 14,900)	3,170,000
HIV/AIDS and sexually transmitted infections	26,500 (8,280 to 56,600)	9,380 (2,960 to 19,900)	17,700 (6,900 to 39,500)	13,700 (3,490 to 91,800)	2,720 (1,670 to 6,900)	1,770 (1,220 to 3,570)	4,230 (3,170 to 7,730)	14,200 (11,000 to 22,100)	29,900 (22,600 to 56,000)	34,000 (25,200 to 65,200)	29,300 (22,500 to 52,800)	21,700 (16,700 to 38,500)	14,600 (11,400 to 25,700)	8,660 (6,680 to 14,800)	5,610 (4,370 to 9,100)	3,660 (2,740 to 6,940)	2,900 (2,150 to 5,790)	965 (617 to 2,420)	466 (332 to 838)	211 (160 to 290)	118 (87·8 to 161)	52·9 (40 to 70·1)	23·4 (18·4 to 30)	242,000
HIV/AIDS	1·1 (0·6 to 2·4)	3·8 (2·3 to 7·9)	4,830 (2,200 to 23,600)	13,100 (3,090 to 90,100)	2,470 (1,510 to 6,650)	1,620 (1,080 to 3,420)	3,780 (2,770 to 7,220)	13,200 (10,200 to 21,200)	28,400 (21,100 to 54,300)	32,300 (23,700 to 63,900)	27,700 (21,000 to 50,800)	20,200 (15,400 to 37,200)	13,500 (10,500 to 24,400)	7,990 (6,170 to 14,100)	5,120 (3,970 to 8,720)	3,320 (2,480 to 6,560)	2,640 (1,940 to 5,490)	768 (469 to 2,170)	322 (225 to 672)	111 (86·1 to 154)	62·5 (49·1 to 81·7)	29·9 (23·9 to 37·2)	13·9 (11·3 to 16·8)	181,000
HIV/AIDS - Drug-susceptible Tuberculosis	0 (0 to 0)	0·2 (0·1 to 0·3)	458 (259 to 774)	769 (321 to 1,670)	258 (162 to 404)	174 (111 to 269)	462 (295 to 695)	1,760 (1,110 to 2,630)	3,770 (2,390 to 5,680)	4,240 (2,690 to 6,480)	3,660 (2,320 to 5,560)	2,650 (1,680 to 4,020)	1,760 (1,120 to 2,660)	1,060 (674 to 1,610)	673 (426 to 1,020)	421 (276 to 630)	330 (217 to 491)	85·5 (57·8 to 125)	39 (26·7 to 56·3)	13·3 (9·2 to 19·3)	7·2 (5 to 10·4)	3·5 (2·4 to 5·1)	1·8 (1·2 to 2·6)	22,600
HIV/AIDS - Multidrug-resistant Tuberculosis without exten	0 (0 to 0)	0 (0 to 0)	75·7 (23·2 to 176)	125 (33·7 to 347)	43·9 (14·8 to 99)	29·1 (10·1 to 64·4)	78·5 (27·8 to 173)	284 (96·5 to 661)	593 (195 to 1,430)	668 (223 to 1,590)	579 (191 to 1,380)	428 (145 to 989)	293 (101 to 651)	174 (59·3 to 394)	111 (38·3 to 246)	68·4 (23·8 to 155)	53·9 (19 to 122)	12·4 (4·6 to 27)	5·9 (2·2 to 12·8)	2·2 (0·8 to 4·5)	1·2 (0·5 to 2·5)	0·6 (0·2 to 1·3)	0·3 (0·1 to 0·7)	3,630
HIV/AIDS - Extensively drug-resistant Tuberculosis	0 (0 to 0)	0 (0 to 0)	12·5 (3·7 to 29·8)	20·6 (5·3 to 56·1)	7·1 (2·3 to 16·8)	4·7 (1·6 to 10·7)	12·7 (4·1 to 29·1)	45·9 (14·8 to 110)	96 (30·6 to 233)	108 (34·1 to 262)	94 (29·4 to 228)	69·5 (21·9 to 168)	47·8 (15·4 to 112)	28·3 (9 to 67·6)	18 (5·9 to 42·6)	11 (3·6 to 25·4)	8·6 (2·8 to 20·1)	1·9 (0·6 to 4·3)	0·9 (0·3 to 2)	0·3 (0·1 to 0·8)	0·2 (0·1 to 0·4)	0·1 (0 to 0·2)	0·1 (0 to 0·1)	589
HIV/AIDS resulting in other diseases	1·1 (0·6 to 2·4)	3·6 (2·1 to 7·7)	4,280 (1,680 to 23,000)	12,200 (2,460 to 88,800)	2,160 (1,200 to 6,320)	1,410 (869 to 3,200)	3,220 (2,210 to 6,770)	11,100 (7,890 to 19,200)	23,900 (16,300 to 49,000)	27,300 (18,300 to 58,700)	23,400 (16,500 to 46,500)	17,000 (12,100 to 34,500)	11,400 (8,210 to 22,500)	6,720 (4,770 to 12,800)	4,320 (3,140 to 7,950)	2,820 (1,960 to 6,230)	2,240 (1,540 to 5,120)	668 (372 to 2,060)	276 (180 to 622)	95·3 (69·8 to 138)	53·8 (40·2 to 72·8)	25·6 (19·4 to 33)	11·7 (9 to 14·5)	155,000
Sexually transmitted infections excluding HIV	26,500 (8,280 to 56,600)	9,380 (2,960 to 19,900)	12,800 (4,130 to 28,800)	565 (176 to 1,250)	248 (78·4 to 538)	155 (108 to 230)	453 (298 to 725)	962 (569 to 1,580)	1,490 (854 to 2,490)	1,720 (959 to 2,960)	1,630 (891 to 2,950)	1,520 (838 to 2,850)	1,020 (549 to 1,860)	675 (339 to 1,310)	484 (242 to 983)	345 (161 to 684)	267 (135 to 516)	197 (105 to 367)	144 (80·6 to 252)	99·5 (58·2 to 166)	55·4 (31·6 to 90·6)	23 (12·9 to 39)	9·5 (5·4 to 15·3)	60,700
Syphilis	26,500 (8,280 to 56,600)	9,380 (2,960 to 19,900)	12,800 (4,130 to 28,800)	565 (176 to 1,250)	248 (78·4 to 538)	51 (32·1 to 84·1)	48·6 (33·3 to 74·4)	47·2 (26·8 to 85·6)	63·4 (37 to 103)	64·2 (38·6 to 103)	45·7 (28·1 to 77·3)	40·9 (22·9 to 73·7)	33·2 (19 to 57·9)	30·7 (17·6 to 54·7)	22 (13 to 38·2)	29 (15·9 to 54·7)	28·7 (15·4 to 54·2)	22·9 (13·4 to 41·3)	16 (9·2 to 28·3)	15·8 (9·6 to 25)	7·2 (3·9 to 12·5)	4·2 (2·3 to 7·6)	2·3 (1·2 to 4)	50,100
Chlamydial infection	0 (0 to 0)	0 (0 to 0)	0 (0 to 0)	0 (0 to 0)	0 (0 to 0)	12·1 (7·9 to 17·7)	51·7 (34 to 77·6)	147 (84·1 to 234)	220 (126 to 364)	229 (129 to 382)	214 (124 to 338)	198 (117 to 324)	97·8 (60·9 to 151)	38·2 (24·7 to 56·2)	19·6 (12·9 to 28·7)	9·4 (5·2 to 16·4)	5·2 (2·8 to 9·7)	6·6 (3·6 to 12·5)	6·4 (3·1 to 11·3)	6·1 (3·1 to 11·4)	3·7 (1·8 to 6·7)	1·2 (0·6 to 2·4)	1·1 (0·5 to 2)	1,270
Gonococcal infection	0 (0 to 0)	0 (0 to 0)	0 (0 to 0)	0 (0 to 0)	0 (0 to 0)	16·6 (10·1 to 26·6)	60·1 (37·7 to 94)	96·9 (64·2 to 143)	98·6 (64·6 to 146)	103 (69·2 to 146)	86·5 (57 to 126)	101 (66 to 154)	68·9 (41·9 to 111)	38·8 (23·6 to 64·6)	28·8 (16·5 to 49·3)	24·5 (13·2 to 43·2)	29·6 (16·1 to 54·8)	24·4 (13·7 to 44·3)	24·1 (12·6 to 41·7)	15·2 (8·3 to 27·1)	10·2 (5·1 to 18·1)	3·2 (1·6 to 6·3)	1·9 (1 to 3·5)	832
Trichomoniasis	0 (0 to 0)	0 (0 to 0)	0 (0 to 0)	0 (0 to 0)	0 (0 to 0)	2·5 (0·4 to 7·2)	37·2 (11 to 89·9)	171 (58·2 to 413)	330 (112 to 776)	363 (119 to 855)	339 (109 to 805)	300 (100 to 754)	243 (77·4 to 583)	174 (54·6 to 400)	111 (37 to 267)	64·3 (21·6 to 150)	44·1 (14·9 to 102)	28·4 (10·3 to 63·1)	16·8 (6·3 to 37)	8·8 (3·4 to 19)	3·9 (1·4 to 9)	1·1 (0·4 to 2·4)	0·2 (0 to 0·4)	2,240
Genital herpes	0 (0 to 0)	0 (0 to 0)	0 (0 to 0)	0 (0 to 0)	0 (0 to 0)	30·8 (9·8 to 73·4)	134 (43·8 to 324)	274 (91 to 674)	400 (130 to 990)	458 (152 to 1,120)	466 (149 to 1,140)	431 (134 to 1,080)	371 (114 to 944)	313 (97·1 to 778)	256 (77·6 to 628)	195 (59·5 to 480)	144 (44·1 to 353)	101 (31·8 to 248)	65·9 (20·4 to 166)	39·3 (12·3 to 96·7)	21·3 (6·5 to 53·6)	7·9 (2·4 to 19·3)	2·3 (0·7 to 5·5)	3,710
Other sexually transmitted infections	0 (0 to 0)	0 (0 to 0)	0 (0 to 0)	0 (0 to 0)	0 (0 to 0)	41·7 (29·4 to 61·5)	122 (80·2 to 175)	226 (143 to 330)	377 (231 to 574)	506 (320 to 767)	478 (289 to 741)	455 (271 to 741)	206 (132 to 315)	79·3 (49·8 to 120)	47·3 (29·2 to 71·8)	22·8 (12·9 to 39·6)	15·1 (8·5 to 27·2)	14·1 (8·2 to 24·4)	14·8 (8·4 to 24·4)	14·4 (8·1 to 23·9)	9 (4·3 to 17·2)	5·4 (2·2 to 13·1)	1·7 (0·7 to 3·5)	2,640
Respiratory infections and tuberculosis	26,000 (16,500 to 37,200)	27,500 (18,600 to 41,300)	175,000 (122,000 to 236,000)	86,500 (61,100 to 114,000)	34,200 (27,300 to 42,800)	24,000 (19,100 to 30,300)	26,600 (21,000 to 33,000)	36,700 (28,800 to 45,400)	36,300 (28,800 to 44,400)	33,200 (26,100 to 41,800)	33,500 (26,300 to 43,200)	35,000 (26,900 to 45,300)	35,500 (27,100 to 46,200)	38,500 (29,500 to 49,900)	40,700 (31,200 to 53,200)	45,000 (34,800 to 57,500)	48,200 (37,700 to 60,900)	54,200 (42,700 to 68,100)	57,300 (45,700 to 72,400)	51,600 (40,700 to 63,500)	45,400 (34,500 to 56,100)	24,900 (18,500 to 30,600)	10,300 (7,630 to 12,700)	1,030,000
Tuberculosis	0 (0 to 0)	0·1 (0 to 0·2)	4,930 (3,390 to 6,880)	4,870 (3,150 to 6,720)	3,380 (2,600 to 4,320)	3,220 (2,420 to 4,170)	7,040 (5,160 to 9,380)	15,200 (11,100 to 20,800)	15,400 (11,600 to 19,900)	13,800 (10,200 to 18,300)	12,600 (9,010 to 17,100)	12,500 (9,010 to 17,100)	11,700 (8,470 to 16,100)	11,100 (8,040 to 15,300)	10,600 (7,880 to 13,900)	9,560 (7,030 to 12,400)	8,500 (6,250 to 11,300)	7,930 (5,950 to 10,200)	6,120 (4,660 to 7,810)	3,730 (2,830 to 4,770)	1,970 (1,480 to 2,540)	653 (477 to 848)	177 (132 to 228)	165,000



Exposure to forces of nature	6 (1 to 9)	20 (2 - 1 to 29.5)	192 (173 to 213)	935 (848 to 1,033)	469 (179 to 947)	625 (562 to 693)	663 (607 to 1,072)	1,000 (907 to 1,109)	975 (885 to 1,109)	924 (841 to 1,009)	923 (795 to 1,124)	1,010 (819 to 1,284)	1,120 (953 to 1,469)	960 (729 to 1,220)	696 (524 to 964)	594 (458 to 784)	449 (378 to 624)	398 (329 to 515)	255 (208 to 327)	167 (133 to 213)	102 (82.5 to 129)	62.7 (42.7 to 83.6)	17.5 (12.5 to 31.9)	4.4 (2.5 to 5.5)	12,552
Other unintentional injuries	318 (190 to 563)	114 (73.5 to 174)	646 (584 to 1,249)	2,754 (1,995 to 3,913)	4,475 (3,003 to 5,963)	2,562 (2,040 to 3,328)	3,000 (2,615 to 3,555)	3,155 (2,727 to 3,668)	3,111 (2,720 to 3,548)	3,169 (2,772 to 3,608)	3,060 (2,720 to 3,448)	3,472 (2,913 to 4,048)	4,013 (3,278 to 5,169)	3,534 (2,540 to 4,643)	3,410 (2,429 to 7,569)	3,410 (2,588 to 7,243)	3,490 (2,540 to 4,751)	2,492 (1,998 to 3,169)	1,662 (1,220 to 2,152)	1,065 (782 to 1,540)	624 (443 to 798)	288 (202 to 548)	86.7 (75.7 to 138)	104,930
Self-harm and interpersonal violence	779 (480 to 1,359)	211 (132 to 339)	1,782 (1,555 to 2,109)	4,910 (4,337 to 6,233)	3,945 (3,127 to 5,173)	13,450 (12,570 to 14,620)	12,600 (12,020 to 13,500)	15,400 (14,600 to 16,200)	16,000 (15,200 to 16,900)	17,400 (16,500 to 18,400)	18,000 (17,100 to 19,000)	19,100 (18,100 to 20,200)	20,600 (19,500 to 21,800)	21,600 (20,400 to 22,900)	17,600 (16,600 to 18,700)	13,700 (12,900 to 14,500)	9,630 (9,080 to 10,200)	6,280 (5,910 to 6,650)	3,450 (3,240 to 3,670)	1,810 (1,690 to 1,930)	917 (849 to 985)	318 (293 to 343)	67 (58.7 to 76.5)	169,000 (149,000 to 191,000)	419,000
Self-harm	0 (0 to 0)	0 (0 to 0)	0 (0 to 0)	0 (0 to 0)	0 (0 to 0)	1,370 (1,060 to 2,080)	1,970 (1,520 to 2,720)	2,800 (2,220 to 3,530)	3,000 (2,400 to 3,800)	3,300 (2,600 to 4,200)	3,400 (2,700 to 4,300)	3,600 (2,800 to 4,500)	3,900 (3,000 to 4,900)	4,100 (3,200 to 5,200)	3,300 (2,500 to 4,200)	2,600 (1,900 to 3,300)	1,830 (1,400 to 2,300)	1,190 (910 to 1,500)	655 (500 to 830)	344 (263 to 435)	174 (133 to 220)	60.4 (46.2 to 76.4)	26.2 (18.3 to 33.7)	178,000
Self-harm by firearm	0 (0 to 0)	0 (0 to 0)	0 (0 to 0)	0 (0 to 0)	0 (0 to 0)	1,000 (770 to 1,520)	1,440 (1,110 to 1,990)	2,050 (1,620 to 2,580)	2,200 (1,760 to 2,780)	2,420 (1,910 to 3,060)	2,500 (1,980 to 3,160)	2,650 (2,060 to 3,350)	2,870 (2,230 to 3,630)	3,020 (2,350 to 3,810)	2,430 (1,890 to 3,070)	1,910 (1,490 to 2,410)	1,350 (1,050 to 1,700)	876 (681 to 1,100)	482 (375 to 608)	253 (197 to 319)	128 (99.8 to 161)	44.5 (34.7 to 56.2)	19.3 (15 to 24.4)	131,000
Self-harm by other specified means	0 (0 to 0)	0 (0 to 0)	0 (0 to 0)	0 (0 to 0)	0 (0 to 0)	1,340 (1,770 to 715)	1,970 (2,600 to 1,050)	2,740 (3,620 to 1,460)	2,940 (3,880 to 1,560)	3,230 (4,270 to 1,720)	3,330 (4,400 to 1,770)	3,530 (4,660 to 1,880)	3,820 (5,050 to 2,030)	4,020 (5,310 to 2,140)	3,230 (4,270 to 1,720)	2,550 (3,370 to 1,360)	1,800 (2,380 to 960)	1,170 (1,540 to 623)	642 (848 to 342)	337 (445 to 179)	171 (226 to 91)	59.2 (78.2 to 31.5)	25.7 (33.9 to 13.7)	174,000
Interpersonal violence	779 (455 to 1,360)	211 (124 to 339)	1,782 (994 to 2,109)	4,910 (2,740 to 6,233)	3,945 (2,200 to 5,173)	12,100 (6,750 to 14,620)	10,600 (5,920 to 13,500)	12,600 (7,000 to 16,200)	13,000 (7,200 to 16,900)	14,000 (7,800 to 18,400)	14,500 (8,100 to 19,000)	15,500 (8,600 to 20,200)	16,700 (9,300 to 21,800)	17,600 (9,800 to 22,900)	14,100 (7,900 to 18,700)	11,000 (6,200 to 14,500)	7,800 (4,400 to 10,200)	5,090 (2,870 to 6,650)	2,800 (1,580 to 3,670)	1,480 (835 to 1,930)	741 (418 to 965)	259 (146 to 337)	67.9 (38.3 to 88.4)	39.2 (22.1 to 51.3)	223,000
Physical violence by firearm	102 (4.9 to 163)	28 (1.5 to 44.9)	240 (13.5 to 384)	612 (33.1 to 980)	571 (30.9 to 914)	1,280 (69.2 to 2,050)	1,020 (55.2 to 1,630)	1,300 (70.3 to 2,080)	1,340 (72.5 to 2,150)	1,440 (77.9 to 2,300)	1,500 (81.1 to 2,400)	1,600 (86.5 to 2,560)	1,720 (93 to 2,750)	1,820 (98.4 to 2,910)	1,460 (78.9 to 2,340)	1,140 (61.6 to 1,820)	806 (43.6 to 1,290)	526 (28.4 to 842)	289 (15.6 to 462)	153 (8.26 to 245)	76.5 (4.14 to 122)	26.6 (1.44 to 42.5)	7.26 (0.392 to 11.6)	2.32 (0.125 to 3.71)	64,900
Physical violence by sharp object	0 (0 to 0)	0 (0 to 0)	0 (0 to 0)	0 (0 to 0)	0 (0 to 0)	1,000 (770 to 1,520)	1,440 (1,110 to 1,990)	2,050 (1,620 to 2,580)	2,200 (1,760 to 2,780)	2,420 (1,910 to 3,060)	2,500 (1,980 to 3,160)	2,650 (2,060 to 3,350)	2,870 (2,230 to 3,630)	3,020 (2,350 to 3,810)	2,430 (1,890 to 3,070)	1,910 (1,490 to 2,410)	1,350 (1,050 to 1,700)	876 (681 to 1,100)	482 (375 to 608)	253 (197 to 319)	128 (99.8 to 161)	44.5 (34.7 to 56.2)	19.3 (15 to 24.4)	131,000
Sexual violence	0 (0 to 0)	0 (0 to 0)	0 (0 to 0)	0 (0 to 0)	0 (0 to 0)	1,000 (770 to 1,520)	1,440 (1,110 to 1,990)	2,050 (1,620 to 2,580)	2,200 (1,760 to 2,780)	2,420 (1,910 to 3,060)	2,500 (1,980 to 3,160)	2,650 (2,060 to 3,350)	2,870 (2,230 to 3,630)	3,020 (2,350 to 3,810)	2,430 (1,890 to 3,070)	1,910 (1,490 to 2,410)	1,350 (1,050 to 1,700)	876 (681 to 1,100)	482 (375 to 608)	253 (197 to 319)	128 (99.8 to 161)	44.5 (34.7 to 56.2)	19.3 (15 to 24.4)	131,000
Physical violence by other means	620 (362 to 967)	178 (105 to 283)	1,470 (818 to 2,109)	3,670 (1,990 to 5,173)	2,540 (1,410 to 3,670)	3,200 (2,400 to 4,080)	3,240 (2,500 to 4,080)	3,400 (2,600 to 4,200)	3,600 (2,800 to 4,500)	3,800 (2,900 to 4,800)	3,900 (3,000 to 4,900)	4,100 (3,200 to 5,200)	4,300 (3,300 to 5,400)	4,500 (3,500 to 5,600)	3,600 (2,800 to 4,500)	2,800 (2,200 to 3,500)	2,000 (1,500 to 2,500)	1,300 (1,000 to 1,600)	720 (550 to 900)	378 (290 to 470)	191 (146 to 237)	66.1 (50.7 to 82.5)	28.7 (22 to 35.8)	195,000
Conflict and terrorism	0 (0 to 0)	0 (0 to 0)	0 (0 to 0)	0 (0 to 0)	0 (0 to 0)	0 (0 to 0)	0 (0 to 0)	0 (0 to 0)	0 (0 to 0)	0 (0 to 0)	0 (0 to 0)	0 (0 to 0)	0 (0 to 0)	0 (0 to 0)	0 (0 to 0)	0 (0 to 0)	0 (0 to 0)	0 (0 to 0)	0 (0 to 0)	0 (0 to 0)	0 (0 to 0)	0 (0 to 0)	0 (0 to 0)	0 (0 to 0)	0

SR Table 2c: Bolivia (Plurinational State of) DALYS by cause and age group for both sexes with 95% uncertainty intervals, 2019

Cause	Early Neonatal	Late Neonatal	Post Neonatal	1 to 4	5 to 9	10 to 14	15 to 19	20 to 24	25 to 29	30 to 34	35 to 39
All causes	316,000 (254,000 to 392,000)	110,000 (88,800 to 136,000)	260,000 (211,000 to 318,000)	220,000 (138,000 to 297,000)	105,000 (86,100 to 127,000)	90,400 (72,700 to 111,000)	128,000 (104,000 to 154,000)	154,000 (123,000 to 187,000)	163,000 (126,000 to 203,000)	159,000 (119,000 to 199,000)	162,000 (125,000 to 203,000)
Communicable, maternal, neonatal, and nutritional diseases	244,000 (182,000 to 309,000)	89,900 (70,300 to 113,000)	171,000 (133,000 to 219,000)	114,000 (70,800 to 197,000)	34,000 (25,800 to 43,900)	18,800 (14,500 to 24,300)	20,700 (15,800 to 26,500)	27,400 (20,500 to 37,300)	32,000 (21,800 to 59,800)	31,600 (20,400 to 64,700)	29,400 (20,400 to 53,800)
HIV/AIDS and sexually transmitted infections	9,060 (3,120 to 19,200)	3,860 (1,190 to 9,460)	7,670 (1,940 to 26,900)	10,100 (201 to 87,700)	933 (70·2 to 5,160)	504 (42·7 to 2,290)	979 (178 to 4,510)	2,650 (534 to 10,700)	6,020 (720 to 31,600)	6,890 (730 to 38,500)	5,460 (663 to 29,600)
HIV/AIDS	0·2 (0 to 1·3)	0·6 (0 to 4·4)	2,410 (5·3 to 21,300)	9,820 (21·7 to 86,800)	830 (6·5 to 4,970)	468 (13·6 to 2,220)	884 (94·4 to 4,310)	2,450 (342 to 10,500)	5,720 (429 to 31,300)	6,550 (410 to 38,100)	5,150 (398 to 29,400)
HIV/AIDS - Drug-susceptible Tuberculosis	0 (0 to 0)	0·1 (0 to 0·1)	87·6 (2·3 to 287)	352 (9·4 to 1,150)	30·3 (2·9 to 74·6)	24·6 (3 to 48·5)	59·6 (22·6 to 97·5)	161 (81·2 to 250)	354 (122 to 595)	384 (115 to 670)	312 (105 to 537)
HIV/AIDS - Multidrug-resistant Tuberculosis without exte	0 (0 to 0)	0 (0 to 0)	11·3 (0·1 to 59)	45·4 (0·6 to 236)	3·9 (0·1 to 17·5)	3·2 (0·2 to 12)	7·5 (1 to 25·4)	20 (2·8 to 66·9)	44·5 (5 to 159)	48·6 (5·2 to 170)	39·3 (4·3 to 136)
HIV/AIDS - Extensively drug-resistant Tuberculosis	0 (0 to 0)	0 (0 to 0)	1·9 (0 to 9·5)	7·5 (0·1 to 38·5)	0·6 (0 to 2·7)	0·5 (0 to 1·9)	1·2 (0·1 to 4)	3·2 (0·4 to 10·4)	7·2 (0·7 to 24·7)	7·9 (0·8 to 26·4)	6·4 (0·7 to 21·1)
HIV/AIDS resulting in other diseases	0·2 (0 to 1·3)	0·6 (0 to 4·3)	2,310 (2·7 to 21,100)	9,420 (10·8 to 85,900)	795 (2·1 to 4,900)	440 (8·3 to 2,190)	816 (58·8 to 4,260)	2,270 (215 to 10,300)	5,320 (259 to 30,900)	6,110 (259 to 37,700)	4,790 (233 to 29,000)
Sexually transmitted infections excluding HIV	9,060 (3,120 to 19,200)	3,860 (1,190 to 9,460)	5,260 (1,760 to 11,000)	247 (68·7 to 534)	102 (33·6 to 216)	35·4 (19·8 to 63·2)	94·5 (54·9 to 159)	196 (111 to 321)	295 (162 to 496)	332 (188 to 571)	307 (167 to 565)
Syphilis	9,060 (3,120 to 19,200)	3,860 (1,190 to 9,460)	5,260 (1,760 to 11,000)	247 (68·7 to 534)	102 (33·6 to 216)	12·9 (5·1 to 29·1)	11·6 (6 to 22·4)	10·8 (5·1 to 21·8)	14·7 (7·1 to 27·6)	14·6 (6·8 to 27·6)	10·6 (5·4 to 20·3)
Chlamydial infection	0 (0 to 0)	0 (0 to 0)	0 (0 to 0)	0 (0 to 0)	0 (0 to 0)	2·8 (1·4 to 5·5)	10·6 (6·2 to 16·8)	30·6 (14·4 to 54·1)	43·9 (22·1 to 74·8)	44 (23·3 to 76·1)	41·3 (21·4 to 70·9)

Cause	40 to 44	45 to 49	50 to 54	55 to 59	60 to 64	65 to 69	70 to 74	75 to 79	80 to 84	85 to 89	90 to 94	95 plus	Total
All causes	171,000 (136,000 to 212,000)	175,000 (140,000 to 217,000)	188,000 (150,000 to 232,000)	206,000 (168,000 to 253,000)	224,000 (183,000 to 271,000)	226,000 (187,000 to 267,000)	211,000 (180,000 to 243,000)	173,000 (153,000 to 192,000)	115,000 (106,000 to 125,000)	62,500 (56,700 to 69,000)	21,700 (18,500 to 24,900)	5,320 (4,510 to 6,200)	3,640,000
Communicable, maternal, neonatal, and nutritional diseases	26,500 (18,700 to 44,300)	21,400 (15,600 to 33,100)	19,100 (14,300 to 26,300)	19,600 (14,700 to 25,900)	21,000 (15,700 to 28,000)	21,800 (16,500 to 28,300)	22,500 (17,600 to 28,800)	20,000 (15,900 to 24,800)	14,300 (11,300 to 17,700)	9,680 (7,360 to 12,300)	3,570 (2,540 to 4,750)	915 (622 to 1,270)	1,010,000
HIV/AIDS and sexually transmitted infections	4,090 (612 to 20,700)	2,560 (453 to 13,800)	1,490 (315 to 7,580)	862 (158 to 4,660)	700 (113 to 4,000)	549 (80·5 to 3,430)	284 (49·1 to 1,630)	98·6 (28·6 to 448)	28·5 (13·1 to 70·7)	11·4 (5 to 28·5)	3·5 (1·5 to 8·5)	0·9 (0·4 to 2·4)	64,800
HIV/AIDS	3,800 (364 to 20,500)	2,360 (281 to 13,500)	1,370 (202 to 7,500)	770 (79·6 to 4,590)	626 (52·3 to 3,950)	490 (33·3 to 3,350)	239 (14·9 to 1,580)	66 (5·9 to 410)	8·7 (1 to 48·2)	3·6 (0·4 to 20)	1·1 (0·1 to 6)	0·2 (0 to 1·1)	44,000
HIV/AIDS - Drug-susceptible Tuberculosis	257 (95·4 to 434)	171 (75·7 to 282)	111 (55 to 180)	58·6 (20·8 to 105)	46·1 (15 to 92)	34·1 (9·5 to 76·3)	15·1 (4·2 to 33·6)	5 (1·6 to 9·7)	0·7 (0·2 to 1·2)	0·2 (0·1 to 0·4)	0·1 (0 to 0·1)	0 (0 to 0)	2,460
HIV/AIDS - Multidrug-resistant Tuberculosis without exte	32·5 (3·9 to 109)	21·6 (3 to 71·4)	14·1 (2 to 46·3)	7·3 (0·9 to 25·3)	5·7 (0·6 to 20·2)	4·2 (0·4 to 15·1)	1·8 (0·2 to 6·7)	0·6 (0·1 to 2·1)	0·1 (0 to 0·3)	0 (0 to 0·1)	0 (0 to 0)	0 (0 to 0)	312
HIV/AIDS - Extensively drug-resistant Tuberculosis	5·3 (0·6 to 17·1)	3·5 (0·5 to 11·3)	2·3 (0·3 to 7·4)	1·2 (0·1 to 4·1)	0·9 (0·1 to 3·1)	0·7 (0 to 2·5)	0·3 (0 to 1·1)	0·1 (0 to 0·3)	0 (0 to 0)	0 (0 to 0)	0 (0 to 0)	0 (0 to 0)	50·5
HIV/AIDS resulting in other diseases	3,500 (225 to 20,200)	2,170 (170 to 13,300)	1,240 (124 to 7,360)	703 (50·6 to 4,530)	574 (30·9 to 3,880)	451 (19·2 to 3,270)	222 (8·7 to 1,550)	60·3 (3·6 to 403)	7·9 (0·6 to 47·2)	3·4 (0·2 to 19·6)	1 (0·1 to 5·9)	0·2 (0 to 1·1)	41,200
Sexually transmitted infections excluding HIV	291 (160 to 519)	193 (103 to 351)	124 (63·9 to 222)	91·9 (47·6 to 176)	74·2 (34·2 to 142)	59 (29·5 to 114)	44·9 (23·6 to 81·8)	32·6 (16·6 to 60·1)	19·8 (9·9 to 34·9)	7·7 (4 to 14·4)	2·4 (1·2 to 4·5)	0·7 (0·3 to 1·7)	20,700
Syphilis	9·8 (4·5 to 19·7)	7·6 (3·7 to 15)	8·3 (3·7 to 18·6)	5·9 (2·5 to 13·2)	9·9 (3·2 to 25·1)	9·5 (3·3 to 24·9)	7·4 (3·2 to 17·4)	4·8 (2 to 12)	4 (1·8 to 7·9)	1·1 (0·5 to 2·4)	0·5 (0·2 to 1)	0·2 (0·1 to 0·5)	18,700
Chlamydial infection	39·1 (21·6 to 63·9)	20·3 (10·8 to 35·7)	8·1 (4·7 to 14)	4·9 (2·4 to 10·2)	3·3 (0·9 to 9·2)	1·8 (0·6 to 4·3)	2·4 (0·8 to 5·4)	2·1 (0·7 to 5·3)	1·6 (0·5 to 3·9)	0·7 (0·2 to 1·7)	0·2 (0·1 to 0·3)	0·1 (0 to 0·3)	258



Other transport injuries	12·9 (4·3 to 32·3)	10·2 (3·7 to 21·6)	117 (51·6 to 229)	376 (131 to 724)	329 (172 to 566)	229 (139 to 360)	601 (322 to 1,050)	886 (489 to 1,530)	798 (364 to 1,420)	714 (284 to 1,210)	658 (333 to 1,140)	644 (363 to 1,100)	574 (339 to 954)	491 (288 to 792)	425 (254 to 668)	346 (209 to 554)	275 (166 to 440)	195 (126 to 304)	130 (87·1 to 193)	61·1 (41·5 to 89·6)	26·2 (18 to 37·2)	6·2 (4·6 to 8·3)	1·3 (0·9 to 1·7)	7,900
Unintentional injuries	2,700 (1,690 to 4,540)	2,230 (1,320 to 4,240)	19,900 (12,000 to 30,500)	26,300 (13,300 to 35,800)	11,400 (9,050 to 13,900)	8,590 (7,140 to 10,300)	11,200 (8,680 to 13,800)	12,900 (9,690 to 16,300)	12,300 (8,720 to 15,900)	11,200 (7,400 to 14,400)	11,000 (7,900 to 13,800)	11,000 (8,420 to 14,000)	10,300 (8,000 to 13,100)	10,100 (7,830 to 12,700)	9,220 (7,170 to 11,500)	8,570 (6,690 to 10,700)	7,160 (5,570 to 8,770)	5,600 (4,510 to 6,780)	3,950 (3,240 to 4,770)	2,540 (2,080 to 3,060)	1,300 (1,050 to 1,570)	470 (368 to 585)	125 (89·7 to 175)	200,000
Falls	175 (68·4 to 370)	62·3 (29 to 111)	557 (311 to 971)	1,680 (745 to 2,840)	1,360 (982 to 1,820)	1,230 (915 to 1,610)	2,070 (1,540 to 2,800)	2,840 (2,040 to 3,920)	2,960 (2,030 to 4,150)	2,810 (1,990 to 3,860)	2,850 (2,050 to 3,740)	2,990 (2,200 to 4,000)	2,920 (2,200 to 3,830)	3,320 (2,530 to 4,350)	3,180 (2,380 to 4,210)	3,370 (2,500 to 4,460)	3,000 (2,240 to 3,950)	2,560 (1,940 to 3,300)	1,930 (1,510 to 2,480)	1,430 (1,100 to 1,800)	809 (616 to 1,040)	309 (231 to 405)	85·2 (55·9 to 133)	44,500
Drowning	127 (59·9 to 285)	94·5 (49·7 to 175)	1,030 (503 to 1,880)	8,950 (4,030 to 14,300)	2,840 (1,730 to 4,320)	1,850 (1,240 to 2,810)	2,400 (1,320 to 3,990)	2,020 (1,140 to 3,240)	1,440 (696 to 2,440)	1,080 (419 to 1,760)	976 (527 to 1,550)	965 (587 to 1,570)	859 (504 to 1,360)	829 (505 to 1,300)	654 (410 to 1,010)	608 (381 to 912)	447 (279 to 666)	309 (208 to 448)	189 (124 to 270)	85·9 (56·8 to 120)	35·7 (23·2 to 51·8)	8 (5·3 to 11·7)	2·2 (1·4 to 3·3)	27,800
Fire, heat, and hot substances	80·3 (40·5 to 188)	57·3 (30·1 to 98·1)	793 (448 to 1,300)	2,660 (1,210 to 4,250)	1,160 (791 to 1,580)	849 (636 to 1,120)	1,030 (759 to 1,350)	1,190 (873 to 1,570)	1,250 (901 to 1,630)	1,220 (906 to 1,600)	1,200 (878 to 1,600)	1,090 (815 to 1,430)	973 (729 to 1,270)	872 (659 to 1,110)	757 (578 to 990)	643 (481 to 816)	479 (358 to 617)	383 (286 to 495)	276 (209 to 357)	171 (124 to 222)	97·2 (72 to 128)	31·1 (22·5 to 41·8)	8·2 (5·3 to 12·2)	17,300
Poisonings	68·3 (22 to 154)	73·1 (22·1 to 216)	270 (117 to 549)	943 (386 to 1,780)	379 (210 to 632)	298 (185 to 470)	341 (202 to 553)	359 (215 to 569)	305 (168 to 487)	238 (130 to 365)	216 (128 to 327)	208 (125 to 315)	200 (121 to 316)	169 (105 to 268)	158 (93·8 to 251)	127 (78·1 to 204)	93·3 (57·2 to 140)	64·9 (42·7 to 101)	38 (24·9 to 57·3)	19·6 (13·1 to 29·4)	7·5 (5·2 to 10·7)	2·3 (1·5 to 3·4)	0·4 (0·3 to 0·6)	4,580
Poisoning by carbon monoxide	0·8 (0·1 to 3·1)	1·6 (0·2 to 6·9)	33·6 (6·9 to 98)	74·9 (16·7 to 217)	42·8 (15·4 to 99·8)	30·6 (13·4 to 63)	68·6 (27·2 to 137)	79·1 (32·2 to 159)	70·4 (25·2 to 138)	61·6 (22·1 to 116)	41·7 (15·8 to 81·4)	42·5 (17 to 83·3)	40·6 (16·5 to 82·6)	21·2 (9·3 to 42·8)	27·1 (10·9 to 59·4)	20·8 (8·8 to 43·5)	18·3 (8·2 to 37·3)	15·1 (6·7 to 29·7)	8 (3·4 to 15·4)	5·1 (2·3 to 9·7)	1·3 (0·6 to 2·6)	0·8 (0·4 to 1·5)	0 (0 to 0·1)	706
Poisoning by other means	67·6 (21·8 to 153)	71·5 (21·3 to 212)	236 (95·2 to 493)	869 (348 to 1,630)	336 (181 to 568)	267 (160 to 431)	273 (153 to 452)	280 (168 to 457)	234 (133 to 398)	177 (99·9 to 279)	174 (102 to 270)	166 (99·9 to 262)	160 (92·8 to 259)	148 (88·5 to 234)	131 (75·5 to 210)	107 (62·7 to 171)	74·9 (45·6 to 116)	49·8 (30·8 to 79·7)	30 (19·3 to 47·4)	14·4 (8·8 to 22·9)	6·1 (4·1 to 9·2)	1·5 (1 to 2·4)	0·4 (0·2 to 0·6)	3,870
Exposure to mechanical forces	136 (10·7 to 630)	148 (3·5 to 1,320)	336 (47·6 to 1,410)	820 (387 to 1,460)	896 (607 to 1,240)	846 (594 to 1,150)	1,570 (1,030 to 2,320)	2,070 (1,360 to 3,200)	2,120 (1,380 to 3,160)	1,950 (1,280 to 2,850)	1,890 (1,280 to 2,600)	1,840 (1,300 to 2,530)	1,670 (1,230 to 2,280)	1,520 (1,110 to 2,060)	1,340 (965 to 1,800)	1,100 (794 to 1,430)	870 (645 to 1,160)	609 (447 to 788)	391 (287 to 509)	201 (147 to 267)	95·2 (70·2 to 127)	32·2 (23·5 to 43·2)	7·9 (5·7 to 10·8)	22,500
Unintentional firearm injuries	51·2 (1 to 248)	25 (0·2 to 219)	61·2 (4·3 to 335)	186 (61·6 to 406)	255 (123 to 431)	239 (128 to 396)	659 (298 to 1,180)	901 (420 to 1,690)	822 (377 to 1,490)	674 (289 to 1,200)	581 (293 to 1,010)	546 (299 to 908)	440 (241 to 712)	370 (204 to 649)	308 (176 to 509)	165 (104 to 264)	137 (85·3 to 212)	75·9 (51·9 to 109)	45·7 (31·1 to 65·4)	20·6 (15·2 to 27·6)	12·2 (8·8 to 16·4)	4·1 (2·9 to 5·5)	1 (0·7 to 1·4)	6,580
Other exposure to mechanical forces	84·9 (7 to 416)	123 (2·2 to 1,000)	275 (39·7 to 1,190)	634 (286 to 1,160)	641 (412 to 915)	607 (407 to 850)	913 (591 to 1,390)	1,170 (733 to 1,860)	1,300 (834 to 2,010)	1,280 (847 to 1,910)	1,310 (885 to 1,900)	1,290 (909 to 1,870)	1,230 (869 to 1,720)	1,150 (832 to 1,560)	1,040 (738 to 1,400)	934 (678 to 1,230)	733 (535 to 980)	533 (388 to 702)	345 (254 to 455)	180 (131 to 242)	83 (60·3 to 112)	28·1 (20·2 to 37·8)	6·9 (4·9 to 9·4)	15,900
Adverse effects of medical treatment	467 (200 to 1,050)	160 (95·4 to 251)	631 (387 to 1,050)	721 (344 to 1,120)	295 (192 to 419)	178 (115 to 270)	205 (122 to 308)	236 (141 to 370)	231 (125 to 373)	211 (98 to 346)	207 (115 to 323)	231 (138 to 356)	264 (154 to 404)	248 (155 to 379)	243 (149 to 370)	296 (180 to 431)	315 (205 to 443)	277 (185 to 388)	211 (145 to 292)	142 (99·9 to 198)	72·6 (49·9 to 101)	25·5 (16·5 to 36·2)	6·1 (3·7 to 9·1)	5,880
Animal contact	15·7 (4·2 to 40·2)	11·8 (4 to 20·1)	131 (46·5 to 231)	321 (127 to 549)	256 (136 to 396)	176 (112 to 259)	166 (113 to 232)	179 (121 to 254)	168 (112 to 241)	157 (104 to 220)	152 (103 to 213)	144 (99·2 to 197)	144 (98·2 to 202)	170 (108 to 244)	157 (97·3 to 228)	150 (90·7 to 216)	124 (73·6 to 181)	95·7 (55·2 to 139)	62·9 (37·7 to 89·5)	32·4 (18·8 to 45)	14·2 (8·8 to 20)	5 (3 to 6·7)	1·1 (0·7 to 1·5)	2,830
Venomous animal contact	6·4 (2 to 13·3)	9·8 (3·2 to 17·2)	84·1 (27·5 to 157)	216 (80·5 to 385)	186 (95·6 to 306)	131 (81·1 to 198)	121 (80·2 to 170)	136 (91 to 196)	127 (82·1 to 181)	118 (77·3 to 167)	109 (73·4 to 154)	107 (71·3 to 151)	103 (69 to 147)	122 (75·1 to 181)	110 (66·9 to 168)	105 (63·1 to 154)	82·2 (48·3 to 122)	61·6 (35·3 to 93·1)	40·5 (23·3 to 61·6)	21·3 (12 to 32)	10·4 (6·1 to 15·3)	3·7 (2·1 to 5·2)	0·7 (0·5 to 1·1)	2,010
Non-venomous animal contact	9·3 (2·2 to 29·9)	2 (0·6 to 4·5)	46·6 (15·8 to 94·4)	106 (34·7 to 222)	70·1 (30·9 to 134)	45·3 (25 to 79·8)	45 (26 to 73·2)	43·6 (26·3 to 70·4)	40·6 (25·4 to 63·3)	38·9 (23·6 to 60·9)	43 (25·6 to 67·6)	37·3 (23 to 57·2)	40·9 (25·3 to 65·4)	48·4 (27·7 to 76·1)	47·2 (27·1 to 75·3)	44·5 (25·1 to 75·4)	41·5 (22·8 to 66·9)	34·1 (18·5 to 55·9)	22·4 (12·1 to 37·4)	11·1 (6·5 to 17·3)	3·8 (2·5 to 5·5)	1·3 (0·9 to 1·8)	0·3 (0·2 to 0·5)	823
Foreign body	1,510 (748 to 2,890)	1,570 (836 to 3,150)	15,700 (8,400 to 25,600)	8,620 (3,900 to 13,500)	2,620 (1,720 to 3,700)	1,630 (1,170 to 2,260)	1,070 (747 to 1,470)	1,210 (769 to 1,720)	1,090 (642 to 1,560)	1,040 (539 to 1,470)	1,110 (637 to 1,600)	1,230 (804 to 1,740)	1,220 (789 to 1,820)	1,200 (805 to 1,770)	1,150 (751 to 1,720)	1,030 (639 to 1,610)	845 (562 to 1,250)	639 (438 to 926)	404 (286 to 560)	221 (160 to 304)	61·1 (43·6 to 82·5)	19·2 (13·5 to 26·6)	4·2 (2·7 to 5·8)	45,200
Pulmonary aspiration and foreign body in airway	1,500 (737 to 2,860)	1,550 (825 to 3,060)	15,600 (8,350 to 25,400)	8,380 (3,770 to 13,200)	2,440 (1,560 to 3,490)	1,470 (1,030 to 2,100)	896 (577 to 1,320)	1,020 (599 to 1,530)	891 (434 to 1,330)	860 (351 to 1,290)	942 (497 to 1,430)	1,060 (660 to 1,570)	1,070 (651 to 1,660)	1,050 (675 to 1,610)	1,040 (645 to 1,600)	949 (553 to 1,520)	778 (501 to 1,170)	587 (384 to 871)	360 (244 to 507)	196 (138 to 274)	52·1 (35·6 to 72·9)	16·1 (10·4 to 23·7)	3·5 (2·1 to 5)	42,700
Foreign body in eyes	0·1 (0 to 0·2)	0·3 (0·1 to 0·7)	5·3 (1·5 to 11·7)	26·7 (8·1 to 60·4)	37 (10·7 to 86·9)	39·2 (12·5 to 91·7)	48·8 (15·4 to 114)	61 (19·7 to 134)	65·6 (23·3 to 139)	61·5 (21·6 to 128)	57·3 (21·7 to 120)	53·1 (23·1 to 106)	43·8 (20·6 to 83·2)	34·1 (17·9 to 60·3)	26·8 (15·2 to 43·8)	22·3 (13·4 to 35·4)	18 (11·1 to 27·6)	13·5 (8·6 to 20·1)	9·3 (6 to 13·6)	5·2 (3·5 to 7·7)	2·4 (1·6 to 3·5)	0·8 (0·5 to 1·1)	0·2 (0·1 to 0·3)	632
Foreign body in other body part	13·1 (3 to 36·9)	20·8 (5·6 to 73)	83·8 (41·5 to 179)	210 (116 to 384)	143 (95·1 to 201)	123 (85·1 to 173)	122 (86·7 to 170)	127 (88·4 to 172)	132 (94·1 to 184)	116 (81·7 to 159)	112 (80·1 to 149)	115 (81·2 to 156)	100 (69·9 to 146)	112 (75·2 to 171)	86·6 (61·3 to 127)	60·9 (43·7 to 82·4)	48·8 (35·5 to 64·9)	37·9 (27·7 to 49·8)	34·8 (25 to 46·8)	20 (14·2 to 28)	6·6 (4·8 to 8·9)	2·4 (1·7 to 3·2)	0·5 (0·4 to 0·7)	1,830
Environmental heat and cold exposure	4·2 (1·5 to 11·2)	5·8 (2 to 13·8)	69·8 (33·6 to 147)	126 (76·2 to 200)	140 (95·2 to 200)	155 (107 to 214)	227 (160 to 311)	288 (205 to 395)	313 (223 to 425)	323 (229 to 446)	307 (212 to 419)	304 (219 to 405)	275 (200 to 366)	298 (217 to 405)	273 (198 to 368)	237 (166 to 319)	199 (143 to 269)	148 (110 to 194)	104 (77 to 134)	56·9 (41·5 to 74·7)	27·7 (20·5 to 36·9)	10 (7·5 to 13·4)	2·5 (1·8 to 3·3)	3,890
Exposure to forces of nature	3·7 (3·3 to 4)	10·2 (9·3 to 11·2)	84·1 (76·4 to 92·5)	407 (369 to 448)	357 (323 to 393)	369 (333 to 406)	387 (348 to 429)	376 (337 to 419)	345 (307 to 387)	286 (251 to 326)	241 (212 to 276)	200 (175 to 228)	170 (146 to 198)	136 (118 to 156)	108 (94·5 to 124)	88·8 (78·2 to 101)	64·7 (56·7 to 73·8)	46·5 (41·1 to 52·8)	29·2 (25·7 to 33·1)	16·4 (14·5 to 18·5)	6·9 (6·1 to 7·8)	1·8 (1·6 to 2)	0·3 (0·3 to 0·3)	3,730
Other unintentional injuries	108 (50·9 to 241)	41·3 (19·9 to 77·5)	283 (160 to 447)	1,020 (474 to 1,700)	1,130 (668 to 1,820)	1,010 (629 to 1,540)	1,710 (996 to 2,810)	2,140 (1,270 to 3,290)	2,110 (1,170 to 3,460)	1,900 (989 to 2,960)	1,860 (1,100 to 2,800)	1,810 (1,130 to 2,640)	1,650 (1,070 to 2,570)	1,310 (848 to 1,940)	1,200 (789 to 1,740)	919 (622 to 1,330)	719 (493 to 1,020)	473 (333 to 667)	321 (233 to 427)	166 (120 to 221)	74·6 (55·3 to 96·8)	26·2 (19·7 to 34·3)	6·8 (5 to 8·8)	22,000
Self-harm and interpersonal violence	276 (132 to 489)	85·3 (38·2 to 183)	699 (324 to 1,290)	1,790 (646 to 3,450)	992 (643 to 1,530)	2,500 (1,840 to 3,320)	11,100 (7,910 to 14,900)	13,600 (9,140 to 18,800)	10,700 (5,910 to 15,000)	7,860 (3,600 to 11,000)	6,460 (3,840 to 9,080)	5,390 (3,600 to 7,640)	4,430 (3,070 to 6,380)	3,270 (2,300 to 4,660)	2,510 (1,700 to 3,550)	1,960 (1,330 to 2,710)	1,350 (952 to 1,870)	835 (595 to 1,130)	475 (358 to 630)	198 (149 to 256)	78·6 (59·3 to 101)	17·9 (13·5 to 23·1)	4·4 (3·2 to 5·9)	76,700
Self-harm	0 (0 to 0)	0 (0 to 0)	0 (0 to 0)	0 (0 to 0)	0 (0 to 0)	1,270 (788 to 1,910)	5,850 (3,700 to 8,390)	6,120 (3,700 to 9,320)	4,630 (2,270 to 6,980)	3,340 (1,420 to 5,020)	2,870 (1,450 to 4,320)	2,620 (1,610 to 3,960)	2,380 (1,440 to 3,550)	1,950 (1,230 to 2,920)	1,620 (1,000 to 2,460)	1,360 (828 to 2,030)	955 (586 to 1,420)	598 (378 to 880)	329 (215 to 468)	137 (91·2 to 193)	52·9 (34·8 to 74·1)	10·7 (7·2 to 15·2)	2·1 (1·4 to 3·1)	36,100
Self-harm by firearm	0 (0 to 0)	0 (0 to 0)	0 (0 to 0)	0 (0 to 0)	0 (0 to 0)	59·5 (25·9 to 118)	248 (102 to 495)	346 (146 to 699)	267 (100 to 559)	203 (72·1 to 408)	170 (70·5 to 308)	177 (85·2 to 306)	166 (74·8 to 298)	140 (63·4 to 258)	111 (52 to 195)	99·9 (44 to 183)	69·7 (31·2 to 136)	44·7 (19·6 to 83·7)	26·9 (13·5 to 47·4)	11·3 (5·4 to 20·1)	2·8 (1·5 to 5)	0·9 (0·4 to 1·6)	0·3 (0·2 to 0·6)	2,140
Self-harm by other specified means	0 (0 to 0)	0 (0 to 0)	0 (0 to 0)	0 (0 to 0)	0 (0 to 0)	1,210 (751 to 1,830)	5,600 (3,520 to 8,050)	5,780 (3,470 to 8,840)	4,360 (2,130 to 6,620)	3,140 (1,360 to 4,700)	2,700 (1,380 to 4,090)	2,450 (1,480 to 3,720)	2,220 (1,350 to 3,300)	1,810 (1,130 to 2,690)	1,510 (932 to 2,320)	1,260 (768 to 1,890)	886 (538 to 1,330)	553 (353 to 809)	302 (194 to 428)	126 (83·5 to 176)	50 (32·5 to 70·2)	9·8 (6·5 to 14)	1·8 (1·1 to 2·7)	34,000
Interpersonal violence	275 (132 to 489)	85·1 (38 to 183)	695 (321 to 1,290)	1,750 (616 to 3,410)	972 (623 to 1,510)	1,210 (819 to 1,790)	5,200 (3,090 to 8,290)	7,410 (4,430 to 11,200)	6,010 (3,230 to 9,290)	4,460 (2,040 to 6,860)	3,540 (1,980 to 5,450)	2,730 (1,710 to 4,120)	2,020 (1,310 to 3,090)	1,310 (869 to 1,940)	879 (589 to 1,300)	589 (408 to 870)	391 (274 to 563)	235 (166 to 337)	145 (105 to 204)	60·6 (47·2 to 77·3)	25·5 (19·9 to 32·2)	7·1 (5·5 to 9·1)	2·2 (1·6 to 3·1)	40,000
Physical violence by firearm	41 (12·6 to 97·9)	10·3 (3·1 to 31·7)	90·5 (31·8 to 200)	278 (82·3 to 637)	196 (101 to 342)	295 (144 to 541)	2,450 (1,210 to 4,160)	3,670 (1,810 to 6,320)	3,050 (1,330 to 5,250)	2,170 (707 to 3,770)	1,680 (753 to 2,940)	1,240 (630 to 2,130)	901 (468 to 1,580)	547 (297 to 941)	340 (181 to 588)	178 (100 to 313)	97·9 (52·8 to 172)	48 (25 to 87·7)	26·7 (13·7 to 49·5)	5·5 (3·3 to 9·3)	3·1 (1·9 to 5·1)	0·8 (0·5 to 1·2)	0·3 (0·1 to 0·6)	17,300
Physical violence by sharp object	17·7 (5·6 to 40·8)	5·5 (1·4 to 20·3)	46·5 (17·5 to 99·6)	133 (45·6 to 306)	90·2 (47·8 to 157)	134 (71·3 to 238)	1,270 (561 to 2,410)	1,840 (887 to 3,390)	1,410 (614 to 2,590)	1,040 (418 to 1,940)	801 (381 to 1,530)	620 (330 to 1,080)	446 (246 to 774)	311 (181 to 521)	217 (130 to 368)	153 (95·3 to 240)	105 (67·7 to 168)	64·4 (42·2 to 98·4)	39·4 (26·1 to 60·3)	18 (12·5 to 25·9)	7·2 (5·3 to 9·7)	2·3 (1·6 to 3·1)	1 (0·6 to 1·4)	8,770
Sexual violence	0 (0 to 0)	0 (0 to 0)	0 (0 to 0)	11·8 (7 to 18·9)	82·8 (50·3 to 128)	155 (88·5 to 240)	303 (173 to 488)	431 (250 to 654)	457 (258 to 743)	415 (231 to 681)	359 (201 to 577)	301 (171 to 492)	213 (121 to 353)	115 (64·4 to 190)	64·9 (37·7 to 105)	48·5 (30·5 to 73)	37·5 (23·5 to 55·6)	26·6 (16·8 to 39·2)	17·1 (11·1 to 24·9)	9·3 (6·1 to 13·7)	3·6 (2·2 to 5·8)	0·5 (0·3 to 0·8)	0 (0 to 0)	3,050
Physical violence by other means	217 (104 to 394)	69·3 (31·9 to 146)	558 (256 to 1,070)	1,330 (454 to 2,580)	602 (355 to 969)	630 (387 to 986)	1,180 (631 to 2,050)	1,460 (806 to 2,450)	1,090 (559 to 1,820)	834 (373 to 1,380)	704 (391 to 1,180)	567 (332 to 916)	463 (288 to 741)	333 (210 to 523)	257 (164 to 398)	210 (141 to 310)	151 (99·9 to 224)	95·5 (66·5 to 140)	61·8 (41·5 to 89·3)	27·8 (20·2 to 37·7)	11·5 (8·6 to 15)	3·5 (2·6 to 4·7)	0·9 (0·7 to 1·3)	10,900
Conflict and terrorism	0 (0 to 0)	0 (0 to 0)	0 (0 to 0)	0 (0 to 0)	0 (0 to 0)	0 (0 to 0)	0·2 (0·1 to 0·4)	0·4 (0·2 to 0·7)	1·5 (0·9 to 2·5)	3·7 (2·2 to 6·2)	3·2 (1·9 to 5·1)	4·8 (3 to 7·4)	4 (2·5 to 6·3)	3·8 (2·4 to 5·8)	2·8 (1·8 to 4·2)	2 (1·3 to 2·9)	1·1 (0·7 to 1·6)	0·6 (0·4 to 0·9)	0·3 (0·2 to 0·4)	0·1 (0·1 to 0·2)	0 (0 to 0·1)	0 (0 to 0)	0 (0 to 0)	28·5

SR Table 2c: Maldives DALYS by cause and age group for both sexes with 95% uncertainty intervals, 2019

Cause	Early Neonatal	Late Neonatal	Post Neonatal	1 to 4	5 to 9	10 to 14	15 to 19	20 to 24	25 to 29	30 to 34	35 to 39
All causes	6,120 (4,430 to 8,550)	1,110 (824 to 1,520)	3,520 (2,640 to 4,790)	3,150 (2,510 to 3,880)	2,120 (1,700 to 2,650)	1,970 (1,530 to 2,490)	2,590 (2,060 to 3,240)	3,990 (3,220 to 4,870)	6,720 (5,420 to 8,230)	8,520 (6,850 to 10,400)	7,820 (6,310 to 9,500)
Communicable, maternal, neonatal, and nutritional diseases	5,040 (3,660 to 7,010)	833 (613 to 1,160)	1,680 (1,220 to 2,400)	1,340 (1,000 to 1,770)	683 (509 to 913)	395 (303 to 515)	407 (312 to 531)	538 (419 to 689)	831 (644 to 1,050)	938 (731 to 1,180)	791 (632 to 993)
HIV/AIDS and sexually transmitted infections	30·1 (8·7 to 66·7)	8·4 (2·3 to 18·8)	16·3 (6·9 to 33·3)	3·9 (3·1 to 4·8)	2·9 (2·4 to 3·4)	2·1 (1·7 to 2·8)	4 (2·7 to 5·8)	10·8 (7·8 to 15)	25 (18·5 to 33·8)	36·5 (27·9 to 48·9)	31·2 (24·4 to 41·6)
HIV/AIDS	0 (0 to 0)	0 (0 to 0)	3·5 (2·9 to 4·2)	3·4 (2·8 to 4)	2·6 (2·2 to 3·1)	1·3 (1·1 to 1·6)	1·4 (1·2 to 1·7)	4·2 (3·5 to 5)	12 (10·2 to 14·2)	19·4 (16·2 to 22·9)	17·9 (15 to 21·1)
HIV/AIDS - Drug-susceptible Tuberculosis	0 (0 to 0)	0 (0 to 0)	0·6 (0·4 to 1)	0·6 (0·4 to 1)	0·3 (0·2 to 0·5)	0·2 (0·1 to 0·3)	0·3 (0·2 to 0·4)	0·9 (0·6 to 1·2)	2·2 (1·4 to 3·3)	3·2 (2 to 5)	2·8 (1·8 to 4·4)
HIV/AIDS - Multidrug-resistant Tuberculosis without extensive dru	0 (0 to 0)	0 (0 to 0)	0 (0 to 0)	0 (0 to 0)	0 (0 to 0)	0 (0 to 0)	0 (0 to 0)	0 (0 to 0)	0 (0 to 0·1)	0 (0 to 0·2)	0 (0 to 0·1)
HIV/AIDS - Extensively drug-resistant Tuberculosis	0 (0 to 0)	0 (0 to 0)	0 (0 to 0)	0 (0 to 0)	0 (0 to 0)	0 (0 to 0)	0 (0 to 0)	0 (0 to 0)	0 (0 to 0)	0 (0 to 0)	0 (0 to 0)
HIV/AIDS resulting in other diseases	0 (0 to 0)	0 (0 to 0)	2·9 (2·2 to 3·7)	2·8 (2 to 3·5)	2·3 (1·8 to 2·8)	1·1 (0·9 to 1·4)	1·1 (0·9 to 1·4)	3·3 (2·6 to 4·1)	9·8 (7·7 to 12·2)	16·1 (12·4 to 19·9)	15 (11·8 to 18·5)
Sexually transmitted infections excluding HIV	30·1 (8·7 to 66·7)	8·4 (2·3 to 18·8)	12·8 (3·5 to 30·2)	0·5 (0·1 to 1·1)	0·2 (0·1 to 0·5)	0·8 (0·5 to 1·4)	2·6 (1·4 to 4·5)	6·6 (3·6 to 10·8)	13 (7·2 to 21·8)	17·1 (9·2 to 28·6)	13·3 (7·2 to 23·2)
Syphilis	30·1 (8·7 to 66·7)	8·4 (2·3 to 18·8)	12·8 (3·5 to 30·2)	0·5 (0·1 to 1·1)	0·2 (0·1 to 0·5)	0·2 (0·1 to 0·4)	0·2 (0·1 to 0·2)	0·2 (0·2 to 0·3)	0·4 (0·3 to 0·7)	0·5 (0·3 to 0·8)	0·6 (0·3 to 1·3)
Chlamydial infection	0 (0 to 0)	0 (0 to 0)	0 (0 to 0)	0 (0 to 0)	0 (0 to 0)	0 (0 to 0)	0·2 (0·1 to 0·4)	1·1 (0·4 to 2·4)	3·1 (1·2 to 6·3)	3·8 (1·4 to 7·1)	2·7 (1·1 to 5·4)
Gonococcal infection	0 (0 to 0)	0 (0 to 0)	0 (0 to 0)	0 (0 to 0)	0 (0 to 0)	0·2 (0·1 to 0·3)	0·7 (0·2 to 1·4)	1·4 (0·5 to 2·8)	1·6 (0·4 to 3·6)	1·4 (0·3 to 3·2)	0·9 (0·2 to 2·1)
Trichomoniasis	0 (0 to 0)	0 (0 to 0)	0 (0 to 0)	0 (0 to 0)	0 (0 to 0)	0 (0 to 0·1)	0·3 (0·1 to 0·7)	1·1 (0·4 to 2·6)	2·2 (0·7 to 5·2)	2·8 (0·9 to 6·5)	2·4 (0·7 to 5·7)
Genital herpes	0 (0 to 0)	0 (0 to 0)	0 (0 to 0)	0 (0 to 0)	0 (0 to 0)	0·1 (0 to 0·2)	0·4 (0·1 to 1)	1·1 (0·3 to 2·6)	2·4 (0·8 to 5·8)	3·6 (1·2 to 8·9)	3·4 (1·1 to 8·6)
Other sexually transmitted infections	0 (0 to 0)	0 (0 to 0)	0 (0 to 0)	0 (0 to 0)	0 (0 to 0)	0·3 (0·2 to 0·6)	0·9 (0·4 to 1·6)	1·6 (0·8 to 2·8)	3·2 (1·7 to 5·8)	5·1 (2·4 to 8·9)	3·4 (1·7 to 6)
Respiratory infections and tuberculosis	36·9 (21·1 to 60·7)	20·1 (11·5 to 33)	236 (143 to 376)	141 (99·4 to 194)	84·3 (57 to 122)	51·7 (34·7 to 77)	48·1 (31·6 to 73·5)	74·8 (52·3 to 106)	124 (90·5 to 164)	147 (109 to 193)	129 (97·4 to 169)
Tuberculosis	0 (0 to 0)	0 (0 to 0)	13·3 (8 to 21·3)	8·7 (5·6 to 12·9)	7·2 (4·3 to 11·2)	4·2 (2·4 to 6·5)	3·6 (2·4 to 5·2)	15·9 (9·9 to 23·3)	36·3 (24·7 to 51·9)	42 (28·4 to 59·4)	38·9 (26·7 to 53·5)
Latent tuberculosis infection	0 (0 to 0)	0 (0 to 0)	0 (0 to 0)	0 (0 to 0)	0 (0 to 0)	0 (0 to 0)	0 (0 to 0)	0 (0 to 0)	0 (0 to 0)	0 (0 to 0)	0 (0 to 0)
Drug-susceptible tuberculosis	0 (0 to 0)	0 (0 to 0)	13·1 (8 to 21·2)	8·7 (5·6 to 12·9)	7·1 (4·3 to 11·1)	4·2 (2·4 to 6·5)	3·6 (2·4 to 5·2)	15·8 (9·9 to 23)	36 (24·3 to 51·5)	41·6 (28·3 to 59·1)	38·5 (26·6 to 53·1)
Multidrug-resistant tuberculosis without extensive drug resistanc	0 (0 to 0)	0 (0 to 0)	0·1 (0 to 0·5)	0·1 (0 to 0·3)	0 (0 to 0·2)	0 (0 to 0·1)	0 (0 to 0·1)	0·1 (0 to 0·5)	0·3 (0 to 1·1)	0·3 (0 to 1·3)	0·3 (0 to 1·4)
Extensively drug-resistant tuberculosis	0 (0 to 0)	0 (0 to 0)	0 (0 to 0·1)	0 (0 to 0·1)	0 (0 to 0)	0 (0 to 0)	0 (0 to 0)	0 (0 to 0·1)	0 (0 to 0·2)	0·1 (0 to 0·2)	0·1 (0 to 0·2)
Lower respiratory infections	36·8 (21 to 60·5)	19·6 (11·1 to 32·2)	212 (121 to 346)	76·3 (47·2 to 117)	20·5 (14·9 to 27·1)	10·4 (7·6 to 13·8)	10·5 (7·5 to 14·2)	15·5 (11·2 to 21·3)	27·6 (19·6 to 37·7)	40·8 (28·5 to 57·1)	38·4 (27·4 to 53·2)
Upper respiratory infections	0·1 (0 to 0·1)	0·5 (0·3 to 0·8)	9·7 (5·5 to 15·6)	39·6 (22·5 to 66·8)	37·2 (20·3 to 63·3)	27·4 (14·5 to 47·8)	25·5 (13·2 to 44·7)	33·1 (17·7 to 57·3)	46·8 (26·4 to 78·3)	51·8 (27·3 to 86·7)	41·4 (20·9 to 68·3)
Otitis media	0 (0 to 0·1)	0 (0 to 0·1)	1·5 (0·8 to 2·6)	16·5 (8·9 to 27·9)	19·4 (10·4 to 32·6)	9·7 (5 to 17·8)	8·4 (4·3 to 14·5)	10·3 (4·5 to 20·3)	12·9 (5·9 to 24·1)	12·3 (4·9 to 23·5)	10 (4·7 to 18·9)
Enteric infections	4·5 (2·4 to 7·9)	9 (5·5 to 15)	155 (90·7 to 266)	256 (166 to 379)	115 (67·4 to 191)	84·8 (46·3 to 141)	87·1 (43·8 to 156)	76·8 (40·5 to 140)	93·1 (58·3 to 153)	91·6 (61·1 to 137)	71·1 (50·7 to 99·6)
Diarrheal diseases	4·5 (2·4 to 7·9)	8·8 (5·3 to 14·7)	150 (85·3 to 259)	156 (103 to 224)	40·8 (25·4 to 63·6)	19·1 (11·9 to 29·7)	14·9 (9·6 to 21·4)	19·3 (12·5 to 28)	38·3 (25·6 to 54·2)	53·2 (37·2 to 75·8)	51·9 (35·7 to 73·6)
Typhoid and paratyphoid	0 (0 to 0)	0 (0 to 0)	0·7 (0·2 to 1·7)	84·1 (24·9 to 186)	65·6 (22·7 to 143)	61 (23·8 to 118)	67·7 (24·2 to 137)	53·1 (19·5 to 116)	50·1 (19·5 to 108)	34·4 (12·6 to 73·6)	16·6 (6·3 to 33·6)
Typhoid fever	0 (0 to 0)	0 (0 to 0)	0·6 (0·2 to 1·5)	75·4 (22·3 to 167)	58·6 (20·3 to 125)	54·9 (20·7 to 107)	60·3 (21·2 to 122)	47·1 (16·8 to 105)	44·2 (17·1 to 96·3)	30·4 (11 to 67·1)	14·7 (5·7 to 30·5)
Paratyphoid fever	0 (0 to 0)	0 (0 to 0)	0·1 (0 to 0·2)	8·7 (2·2 to 23·1)	7 (2 to 17·4)	6·1 (2 to 13·8)	7·4 (2·3 to 16·9)	6 (1·9 to 14·8)	5·9 (1·8 to 14·2)	3·9 (1·1 to 10)	1·9 (0·6 to 4·7)
Invasive Non-typhoidal Salmonella (iNTS)	0 (0 to 0)	0·2 (0·1 to 0·4)	4·3 (2·2 to 7·6)	14·9 (7·3 to 27·1)	8·1 (3·7 to 15·4)	4·6 (2 to 9·1)	4·5 (1·8 to 9·4)	4·3 (1·6 to 9·7)	4·6 (1·7 to 9·4)	3·8 (1·3 to 7·9)	2·5 (1 to 5·2)
Other intestinal infectious diseases	0 (0 to 0)	0 (0 to 0)	0·5 (0 to 1·5)	0·6 (0·1 to 1·6)	0·2 (0 to 0·6)	0·1 (0 to 0·3)	0·1 (0 to 0·2)	0·1 (0 to 0·2)	0·1 (0 to 0·1)	0·2 (0 to 0·4)	0·1 (0 to 0·2)
Neglected tropical diseases and malaria	0·6 (0·2 to 1·4)	3·8 (1·6 to 9·2)	76·3 (24·9 to 196)	182 (70·2 to 385)	110 (53·4 to 195)	54 (27·6 to 102)	41·1 (20·5 to 81·4)	64·6 (28·9 to 137)	113 (48 to 254)	101 (46·5 to 217)	76·7 (36·5 to 161)
Malaria	0 (0 to 0)	0 (0 to 0)	0 (0 to 0)	0 (0 to 0)	0 (0 to 0)	0 (0 to 0)	0 (0 to 0)	0 (0 to 0)	0 (0 to 0)	0 (0 to 0)	0 (0 to 0)
Chagas disease	0 (0 to 0)	0 (0 to 0)	0 (0 to 0)	0 (0 to 0)	0 (0 to 0)	0 (0 to 0)	0 (0 to 0)	0 (0 to 0)	0 (0 to 0)	0 (0 to 0)	0 (0 to 0)
Leishmaniasis	0 (0 to 0)	0 (0 to 0)	0 (0 to 0)	0 (0 to 0)	0 (0 to 0)	0 (0 to 0)	0 (0 to 0)	0 (0 to 0)	0 (0 to 0)	0 (0 to 0)	0 (0 to 0)
Visceral leishmaniasis	0 (0 to 0)	0 (0 to 0)	0 (0 to 0)	0 (0 to 0)	0 (0 to 0)	0 (0 to 0)	0 (0 to 0)	0 (0 to 0)	0 (0 to 0)	0 (0 to 0)	0 (0 to 0)
Cutaneous and mucocutaneous leishmaniasis	0 (0 to 0)	0 (0 to 0)	0 (0 to 0)	0 (0 to 0)	0 (0 to 0)	0 (0 to 0)	0 (0 to 0)	0 (0 to 0)	0 (0 to 0)	0 (0 to 0)	0 (0 to 0)
African trypanosomiasis	0 (0 to 0)	0 (0 to 0)	0 (0 to 0)	0 (0 to 0)	0 (0 to 0)	0 (0 to 0)	0 (0 to 0)	0 (0 to 0)	0 (0 to 0)	0 (0 to 0)	0 (0 to 0)
Schistosomiasis	0 (0 to 0)	0 (0 to 0)	0 (0 to 0)	0 (0 to 0)	0 (0 to 0)	0 (0 to 0)	0 (0 to 0)	0 (0 to 0)	0 (0 to 0)	0 (0 to 0)	0 (0 to 0)
Cysticercosis	0 (0 to 0)	0 (0 to 0)	0 (0 to 0)	0 (0 to 0)	0 (0 to 0)	0 (0 to 0)	0 (0 to 0)	0 (0 to 0)	0 (0 to 0)	0 (0 to 0)	0 (0 to 0)
Cystic echinococcosis	0 (0 to 0)	0 (0 to 0)	0 (0 to 0)	0 (0 to 0)	0 (0 to 0·1)	0 (0 to 0·1)	0 (0 to 0·1)	0 (0 to 0·1)	0·1 (0 to 0·1)	0·1 (0 to 0·2)	0 (0 to 0·1)
Lymphatic filariasis	0 (0 to 0)	0 (0 to 0)	0 (0 to 0)	0 (0 to 0)	11 (5·7 to 20·7)	9·6 (5 to 17·7)	9·3 (4·7 to 17·1)	12·9 (6·1 to 25·1)	20 (9·2 to 38·8)	23·3 (11·3 to 46·4)	18·8 (9 to 37·3)
Onchocerciasis	0 (0 to 0)	0 (0 to 0)	0 (0 to 0)	0 (0 to 0)	0 (0 to 0)	0 (0 to 0)	0 (0 to 0)	0 (0 to 0)	0 (0 to 0)	0 (0 to 0)	0 (0 to 0)
Trachoma	0 (0 to 0)	0 (0 to 0)	0 (0 to 0)	0 (0 to 0)	0 (0 to 0)	0 (0 to 0)	0 (0 to 0)	0 (0 to 0)	0 (0 to 0)	0 (0 to 0)	0 (0 to 0)
Dengue	0 (0 to 0)	2·6 (0·5 to 7·8)	68·8 (17·5 to 189)	160 (49·6 to 361)	81·6 (26·4 to 169)	38·5 (13·6 to 84)	27·9 (8·7 to 67·2)	48 (14·3 to 122)	88·7 (25·1 to 232)	72 (22·1 to 185)	52·5 (16·2 to 137)
Yellow fever	0 (0 to 0)	0 (0 to 0)	0 (0 to 0)	0 (0 to 0)	0 (0 to 0)	0 (0 to 0)	0 (0 to 0)	0 (0 to 0)	0 (0 to 0)	0 (0 to 0)	0 (0 to 0)
Rabies	0 (0 to 0)	0 (0 to 0)	0 (0 to 0)	0 (0 to 0·2)	0·1 (0 to 0·4)	0·1 (0 to 0·3)	0 (0 to 0·1)	0 (0 to 0·1)	0 (0 to 0·1)	0·1 (0 to 0·3)	0·1 (0 to 0·2)
Intestinal nematode infections	0 (0 to 0)	0 (0 to 0)	0·4 (0 to 1·2)	2 (0·4 to 5·2)	2·4 (0·6 to 5·1)	0·7 (0·2 to 1·4)	1·2 (0·5 to 2·4)	0·8 (0·3 to 1·8)	1·1 (0·4 to 2·5)	0·9 (0·3 to 1·8)	0·6 (0·2 to 1·3)
Ascariasis	0 (0 to 0)	0 (0 to 0)	0·3 (0 to 1·1)	1·2 (0 to 4·4)	1 (0 to 3·5)	0·2 (0 to 0·7)	0·1 (0 to 0·2)	0·1 (0 to 0·2)	0·1 (0 to 0·4)	0·1 (0 to 0·5)	0·1 (0 to 0·5)
Trichuriasis	0 (0 to 0)	0 (0 to 0)	0 (0 to 0)	0 (0 to 0)	0 (0 to 0)	0 (0 to 0)	0 (0 to 0)	0 (0 to 0)	0 (0 to 0)	0 (0 to 0)	0 (0 to 0)
Hookworm disease	0 (0 to 0)	0 (0 to 0)	0 (0 to 0·1)	0·8 (0·3 to 1·5)	1·4 (0·5 to 2·7)	0·5 (0·1 to 1·1)	1·2 (0·4 to 2·3)	0·8 (0·3 to 1·8)	1 (0·3 to 2·4)	0·8 (0·3 to 1·7)	0·5 (0·2 to 1·1)
Food-borne trematodiases	0 (0 to 0)	0 (0 to 0)	0 (0 to 0)	0 (0 to 0)	0 (0 to 0)	0 (0 to 0)	0 (0 to 0)	0 (0 to 0)	0 (0 to 0)	0 (0 to 0)	0 (0 to 0)
Leprosy	0 (0 to 0)	0 (0 to 0)	0 (0 to 0)	0 (0 to 0)	0 (0 to 0)	0 (0 to 0)	0 (0 to 0)	0 (0 to 0)	0 (0 to 0)	0 (0 to 0·1)	0 (0 to 0·1)
Ebola	0 (0 to 0)	0 (0 to 0)	0 (0 to 0)	0 (0 to 0)	0 (0 to 0)	0 (0 to 0)	0 (0 to 0)	0 (0 to 0)	0 (0 to 0)	0 (0 to 0)	0 (0 to 0)
Zika virus	0 (0 to 0)	0 (0 to 0)	0 (0 to 0)	0 (0 to 0)	0 (0 to 0)	0 (0 to 0)	0 (0 to 0)	0 (0 to 0)	0 (0 to 0)	0 (0 to 0)	0 (0 to 0)
Guinea worm disease	0 (0 to 0)	0 (0 to 0)	0 (0 to 0)	0 (0 to 0)	0 (0 to 0)	0 (0 to 0)	0 (0 to 0)	0 (0 to 0)	0 (0 to 0)	0 (0 to 0)	0 (0 to 0)
Other neglected tropical diseases	0·6 (0·2 to 1·4)	1·2 (0·8 to 1·9)	7·2 (3·6 to 12·2)	20·6 (9·9 to 37)	15 (5·8 to 29·8)	5·1 (1·7 to 11·4)	2·6 (1 to 5·4)	2·8 (0·8 to 5·7)	3·4 (1·2 to 6·8)	4·7 (1·9 to 9·3)	4·7 (1·8 to 8·8)
Other infectious diseases	8·4 (4·7 to 14·5)	7·4 (4·6 to 11·3)	187 (91·8 to 378)	232 (121 to 421)	54·5 (36·3 to 81·7)	22·7 (16·5 to 30·3)	19·7 (14·4 to 26·4)	24·7 (18·7 to 32·7)	39·7 (29·5 to 52·6)	53·2 (39·9 to 70·5)	44·5 (33·1 to 57·8)
Meningitis	2·1 (1 to 4·2)	2·4 (1·1 to 4·3)	29·6 (15·4 to 50·9)	14·2 (8·1 to 22·6)	5·4 (4 to 7·5)	3·5 (2·7 to 4·5)	3·1 (2·3 to 4·2)	4·6 (3·4 to 6·3)	7·4 (5·4 to 10)	10·5 (7·5 to 14·8)	8·7 (6·2 to 12)
Encephalitis	1·4 (0·6 to 2·8)	1·2 (0·5 to 2·7)	25·6 (12·3 to 50·8)	33·9 (16·7 to 61·2)	13·2 (7·2 to 22·3)	7·3 (4·4 to 11·3)	6·8 (3·8 to 11·6)	7·9 (4·6 to 13·3)	13·4 (7·4 to 22·2)	18·7 (10·3 to 33·1)	13·6 (7·6 to 23·4)
Diphtheria	0 (0 to 0)	0 (0 to 0)	0·2 (0 to 0·5)	0·2 (0 to 0·7)	0·1 (0 to 0·3)	0 (0 to 0·1)	0 (0 to 0·1)	0 (0 to 0)	0 (0 to 0·1)	0 (0 to 0·1)	0 (0 to 0·1)
Tetanus	0·3 (0·1 to 0·7)	0·4 (0·1 to 1·1)	0·3 (0·1 to 0·6)	0·8 (0·4 to 3·6)	0·3 (0·2 to 0·6)	0·2 (0·2 to 0·4)	0·3 (0·2 to 0·6)	0·4 (0·3 to 0·8)	0·5 (0·4 to 1·2)	0·8 (0·4 to 1·9)	0·7 (0·3 to 1·7)
Measles	0 (0 to 0)	0 (0 to 0)	35·2 (10·2 to 85·8)	80·6 (25·3 to 182)	11·9 (3·9 to 27·8)	2·6 (0·8 to 6·1)	1 (0·3 to 2·5)	0·7 (0·2 to 1·7)	0·5 (0·2 to 1·2)	0·4 (0·1 to 0·9)	0·2 (0·1 to 0·5)
Varicella and herpes zoster	0·1 (0 to 0·2)	0·2 (0·1 to 0·6)	1·8 (0·4 to 4·3)	2·7 (0·7 to 6·4)	1·2 (0·4 to 2·4)	0·6 (0·3 to 1·1)	0·6 (0·3 to 1)	0·9 (0·4 to 1·7)	1·6 (0·7 to 2·9)	2·2 (1·1 to 4)	1·9 (0·9 to 3·4)
Acute hepatitis	0 (0 to 0)	0 (0 to 0)	0·7 (0·3 to 1·3)	1·1 (0·6 to 1·9)	2·5 (1·4 to 3·7)	2·4 (1·4 to 3·6)	2·2 (1·4 to 3·3)	2·8 (1·8 to 4·3)	4·6 (3 to 7)	5·4 (3·2 to 8·3)	4·7 (3 to 6·8)
Acute hepatitis A	0 (0 to 0)	0 (0 to 0)	0·2 (0·1 to 0·4)	0·6 (0·3 to 1·1)	2 (1·1 to 3·1)	2·1 (1·2 to 3·2)	1·9 (1·1 to 2·9)	2·2 (1·3 to 3·5)	2·8 (1·6 to 4·5)	2·5 (1·4 to 4·1)	1·7 (0·8 to 2·8)
Acute hepatitis B	0 (0 to 0)	0 (0 to 0)	0·2 (0·1 to 0·5)	0·2 (0·1 to 0·5)	0·2 (0·1 to 0·4)	0·1 (0 to 0·2)	0·1 (0 to 0·2)	0·3 (0·2 to 0·5)	1·4 (0·7 to 2·5)	2·2 (1 to 4·2)	2·4 (1·2 to 4·1)
Acute hepatitis C	0 (0 to 0)	0 (0 to 0)	0·2 (0·1 to 0·4)	0·2 (0·1 to 0·4)	0·1 (0·1 to 0·4)	0·1 (0 to 0·1)	0·1 (0 to 0·1)	0·1 (0 to 0·3)	0·1 (0·1 to 0·3)	0·3 (0·1 to 0·6)	0·3 (0·2 to 0·7)
Acute hepatitis E	0 (0 to 0)	0 (0 to 0)	0·1 (0·1 to 0·3)	0·1 (0 to 0·3)	0·2 (0·1 to 0·3)	0·2 (0·1 to 0·3)	0·2 (0·1 to 0·3)	0·2 (0·1 to 0·4)	0·3 (0·2 to 0·5)	0·3 (0·2 to 0·5)	0·3 (0·1 to 0·4)
Other unspecified infectious diseases	4·5 (1·8 to 9·7)	3·2 (1·8 to 5·9)	10·9 (5·9 to 22)	15·8 (8·3 to 27·2)	11·5 (5·3 to 21·1)	4·6 (2·2 to 8·7)	5 (3 to 8·2)	6·7 (3·9 to 11)	11 (6·5 to 17·9)	14·6 (8·8 to 23·2)	14·4 (8·8 to 23·3)
Maternal and neonatal disorders	4,960 (3,580 to 6,900)	767 (556 to 1,080)	862 (550 to 1,300)	157 (118 to 206)	105 (76·2 to 141)	87·9 (63·3 to 116)	104 (80·1 to 133)	155 (120 to 195)	240 (188 to 300)	280 (217 to 349)	229 (181 to 287)
Maternal disorders	0 (0 to 0)	0 (0 to 0)	0 (0 to 0)	0 (0 to 0)	0 (0 to 0)	0·6 (0·2 to 1·2)	23·1 (13·8 to 36·6)	49 (33·5 to 70·2)	82·9 (58 to 115)	102 (70·2 to 143)	86·5 (57·3 to 121)
Maternal hemorrhage	0 (0 to 0)	0 (0 to 0)	0 (0 to 0)	0 (0 to 0)	0 (0 to 0)	0·1 (0 to 0·3)	5·1 (2·6 to 9·4)	11·1 (6·4 to 17·3)	20·6 (12·3 to 32·1)	28·4 (16·6 to 45)	26·2 (14·5 to 42·8)
Maternal sepsis and other maternal infections	0 (0 to 0)	0 (0 to 0)	0 (0 to 0)	0 (0 to 0)	0 (0 to 0)	0 (0 to 0)	0·4 (0·2 to 0·7)	1·4 (0·7 to 2·6)	1·9 (1 to 3·3)	1·6 (0·8 to 2·8)	1 (0·5 to 1·8)
Maternal hypertensive disorders	0 (0 to 0)	0 (0 to 0)	0 (0 to 0)	0 (0 to 0)	0 (0 to 0)	0·1 (0 to 0·1)	3·1 (1·8 to 5·1)	6·2 (4·1 to 9·3)	11·1 (7·2 to 16·4)	12·2 (8 to 17·5)	8·6 (5·5 to 12·6)
Maternal obstructed labor and uterine rupture	0 (0 to 0)	0 (0 to 0)	0 (0 to 0)	0 (0 to 0)	0 (0 to 0)	0 (0 to 0)	0·5 (0·2 to 1)	1·3 (0·7 to 2·2)	2·4 (1·3 to 4·1)	3 (1·6 to 5·4)	2·5 (1·3 to 4·7)
Maternal abortion and miscarriage	0 (0 to 0)	0 (0 to 0)	0 (0 to 0)	0 (0 to 0)	0 (0 to 0)	0 (0 to 0·1)	0·8 (0·3 to 1·4)	1·4 (0·7 to 2·5)	1·6 (0·8 to 3)	2·1 (1 to 4)	2 (0·9 to 4)
Ectopic pregnancy	0 (0 to 0)	0 (0 to 0)	0 (0 to 0)	0 (0 to 0)	0 (0 to 0)	0 (0 to 0)	0·2 (0·1 to 0·3)	0·4 (0·2 to 0·6)	0·6 (0·3 to 0·9)	0·6 (0·4 to 1)	0·4 (0·2 to 0·7)
Indirect maternal deaths	--	--	--	--	--	0·1 (0 to 0·3)	5·5 (2·8 to 9·5)	12·5 (7 to 20·2)	19·7 (11·1 to 31·2)	21·8 (12·3 to 35·7)	15·6 (8·7 to 25·6)
Late maternal deaths	--	--	--	--	--	0·1 (0 to 0·1)	1·8 (0·9 to 3·1)	2·8 (1·5 to 4·6)	4 (2·2 to 6·5)	4·9 (2·6 to 8)	4·5 (2·3 to 7·5)
Maternal deaths aggravated by HIV/AIDS	--	--	--	--	--	0 (0 to 0)	0 (0 to 0)	0 (0 to 0)	0 (0 to 0)	0 (0 to 0)	0 (0 to 0)
Neonatal disorders	4,960 (3,580 to 6,900)	767 (556 to 1,080)	862 (550 to 1,300)	157 (118 to 206)	105 (76·2 to 141)	87·4 (62·6 to 115)	81·1 (57·8 to 108)	106 (75·5 to 140)	157 (116 to 208)	178 (128 to 234)	143 (104 to 190)
Neonatal preterm birth	1,790 (1,140 to 2,640)	193 (113 to 305)	308 (176 to 494)	52·1 (38·5 to 68·6)	50·3 (35·9 to 67)	41·5 (30 to 56)	37·8 (26·6 to 50·9)	48·2 (35·3 to 63·6)	70·4 (51·7 to 92·1)	78·8 (55·4 to 106)	62·7 (44·3 to 84·3)
Neonatal encephalopathy due to birth asphyxia and trauma	1,290 (813 to 1,950)	159 (96·6 to 250)	183 (99·9 to 305)	18·8 (11·6 to 29·9)	8·8 (4·5 to 15·2)	7·5 (3·7 to 12·3)	7 (3·9 to 11·4)	9 (4·7 to 14·6)	12·9 (6·9 to 21·8)	14·6 (7·4 to 24)	11·9 (6·5 to 19·3)
Neonatal sepsis and other neonatal infections	315 (146 to 616)	169 (97·7 to 283)	128 (66·6 to 227)	40·1 (24·5 to 62·7)	43·8 (25·6 to 69)	36·7 (21·8 to 58·1)	34·7 (20·5 to 53·2)	46·8 (27·2 to 71·7)	70·5 (41·8 to 109)	81 (45·9 to 124)	65·2 (38·9 to 97·7)
Hemolytic disease and other neonatal jaundice	19·2 (9·8 to 34·3)	10 (4·6 to 18·1)	3 (1·2 to 7·3)	2·9 (2 to 5)	2 (1·5 to 2·7)	1·7 (1·3 to 2·2)	1·6 (1·2 to 2·1)	2·1 (1·5 to 2·7)	3·1 (2·2 to 4)	3·5 (2·5 to 4·5)	2·8 (2 to 3·7)
Other neonatal disorders	1,550 (993 to 2,320)	236 (145 to 369)	240 (121 to 420)	43 (31·8 to 56·8)	0 (0 to 0)	0 (0 to 0)	0 (0 to 0)	0 (0 to 0)	0 (0 to 0)	0 (0 to 0)	0 (0 to 0)
Nutritional deficiencies	1·7 (1·1 to 2·6)	16·4 (10·3 to 24·1)	149 (94·9 to 215)	371 (224 to 571)	212 (107 to 370)	91·5 (47·4 to 162)	103 (54·5 to 174)	132 (72·7 to 212)	197 (114 to 310)	228 (134 to 355)	210 (126 to 322)
Protein-energy malnutrition	1·3 (0·8 to 1·9)	3·9 (2·6 to 5·7)	70·3 (46·9 to 99·2)	162 (107 to 232)	43·5 (25·1 to 68·6)	29·7 (15·9 to 48)	30·5 (16·9 to 48·6)	45·4 (26·5 to 71·8)	75·4 (43·5 to 120)	92·4 (55·9 to 145)	77·8 (46·6 to 118)
Iodine deficiency	0 (0 to 0)	0 (0 to 0)	0 (0 to 0)	0 (0 to 0·1)	0·2 (0·1 to 0·5)	0·6 (0·3 to 1·1)	1·1 (0·6 to 1·9)	2·2 (1·1 to 4·2)	3·9 (1·8 to 7)	4·8 (2·4 to 8·3)	4 (2 to 6·9)
Vitamin A deficiency	0 (0 to 0·1)	0·9 (0·4 to 1·8)	3·3 (1·5 to 6·1)	10·8 (4·8 to 21·5)	7·4 (3·1 to 14·3)	2·6 (1 to 5·5)	0·3 (0·1 to 0·6)	0·3 (0·1 to 0·7)	0·4 (0·2 to 0·9)	0·5 (0·2 to 0·8)	0·4 (0·2 to 0·8)
Dietary iron deficiency	0·3 (0·1 to 0·8)	11·6 (7 to 17·7)	66·6 (31·3 to 120)	188 (81·2 to 353)	150 (55·4 to 299)	50 (15·7 to 113)	56·6 (20·2 to 117)	60·3 (16·2 to 125)	68 (20 to 137)	91·4 (29·9 to 185)	94·7 (34·1 to 180)
Other nutritional deficiencies	0 (0 to 0)	0 (0 to 0)	9·3 (4·7 to 17·3)	10·1 (6·5 to 14·9)	10·8 (6·5 to 16·7)	8·7 (5 to 14)	14·3 (8·1 to 22·7)	23·3 (13·7 to 36·8)	49 (28·2 to 77·6)	39·3 (24·1 to 61·4)	33·1 (20·2 to 49·7)
Non-communicable diseases	1,050 (660 to 1,560)	258 (176 to 381)	1,560 (1,080 to 2,160)	1,340 (1,040 to 1,700)	1,170 (878 to 1,500)	1,370 (1,010 to 1,810)	1,770 (1,320 to 2,350)	2,730 (2,050 to 3,500)	4,760 (3,640 to 6,040)	6,370 (4,890 to 7,990)	6,120 (4,830 to 7,590)
Neoplasms	5·5 (3 to 9·6)	2·8 (1·6 to 5)	38 (22·3 to 60·4)	151 (98·9 to 225)	100 (75·6 to 133)	65·4 (49·6 to 84·7)	77·7 (58·7 to 107)	110 (86·4 to 151)	207 (167 to 263)	316 (262 to 388)	390 (319 to 473)
Lip and oral cavity cancer	0 (0 to 0)	0 (0 to 0)	0 (0 to 0)	0 (0 to 0)	0·3 (0·2 to 0·5)	0·3 (0·2 to 0·5)	0·5 (0·3 to 0·8)	1 (0·7 to 1·6)	2·8 (1·8 to 4·2)	5·8 (3·9 to 8·3)	8·5 (6 to 11·8)
Nasopharynx cancer	0 (0 to 0)	0 (0 to 0)	0 (0 to 0)	0 (0 to 0)	0·2 (0·2 to 0·3)	0·2 (0·2 to 0·2)	0·4 (0·2 to 0·6)	0·6 (0·3 to 1)	0·8 (0·5 to 1·4)	1·4 (0·9 to 2·4)	2·1 (1·3 to 3·2)
Other pharynx cancer	0 (0 to 0)	0 (0 to 0)	0 (0 to 0)	0 (0 to 0)	0 (0 to 0)	0 (0 to 0)	0 (0 to 0)	0·4 (0·3 to 0·4)	0·5 (0·4 to 0·6)	1 (0·6 to 1·5)	2·5 (1·4 to 4·1)
Esophageal cancer	0 (0 to 0)	0 (0 to 0)	0 (0 to 0)	0 (0 to 0)	0 (0 to 0)	0 (0 to 0)	0 (0 to 0)	0·6 (0·4 to 1)	1·4 (0·9 to 2·1)	3·1 (2·1 to 4·4)	5·6 (3·7 to 8·1)
Stomach cancer	0 (0 to 0)	0 (0 to 0)	0 (0 to 0)	0 (0 to 0)	0 (0 to 0)	0 (0 to 0)	0·6 (0·4 to 0·8)	1·3 (0·9 to 1·8)	4 (2·8 to 5·4)	10·3 (7·3 to 14·1)	13·1 (9·1 to 18·5)
Colon and rectum cancer	0 (0 to 0)	0 (0 to 0)	0 (0 to 0)	0 (0 to 0)	0·3 (0·2 to 0·4)	0·4 (0·2 to 0·6)	1·1 (0·7 to 1·7)	2·9 (2 to 4)	9·7 (6·7 to 14·2)	24·7 (16·4 to 36·4)	34·3 (22·6 to 49·6)
Liver cancer	0·3 (0·1 to 0·6)	0·1 (0·1 to 0·3)	1·1 (0·5 to 2·2)	2 (1·2 to 3·5)	1·3 (0·9 to 1·9)	1·3 (0·9 to 1·9)	0·8 (0·4 to 1·5)	1·8 (1 to 3·1)	8·1 (4·2 to 14·4)	20·2 (10·3 to 35·9)	30 (14·9 to 55·7)
Liver cancer due to hepatitis B	0 (0 to 0)	0 (0 to 0)	0 (0 to 0)	0 (0 to 0)	0 (0 to 0)	0·3 (0·1 to 0·6)	0·5 (0·3 to 1)	1·4 (0·7 to 2·4)	6·5 (3·3 to 11·7)	16 (7·9 to 28·4)	22·4 (10·8 to 42·8)
Liver cancer due to hepatitis C	0 (0 to 0)	0 (0 to 0)	0 (0 to 0)	0 (0 to 0)	0 (0 to 0)	0 (0 to 0)	0 (0 to 0)	0 (0 to 0·1)	0·2 (0·1 to 0·5)	0·7 (0·2 to 1·6)	1·5 (0·5 to 3·4)
Liver cancer due to alcohol use	0 (0 to 0)	0 (0 to 0)	0 (0 to 0)	0 (0 to 0)	0 (0 to 0)	0 (0 to 0)	0 (0 to 0)	0·1 (0 to 0·2)	0·5 (0·2 to 1·2)	1·8 (0·6 to 4)	3·8 (1·1 to 9)
Liver cancer due to NASH	0 (0 to 0)	0 (0 to 0)	0 (0 to 0)	0 (0 to 0)	0 (0 to 0)	0 (0 to 0)	0·1 (0·1 to 0·3)	0·2 (0·1 to 0·4)	0·5 (0·2 to 1·2)	1 (0·4 to 2·3)	1·4 (0·6 to 3·3)
Liver cancer due to other causes	0·3 (0·1 to 0·6)	0·1 (0·1 to 0·3)	1·1 (0·5 to 2·2)	2 (1·2 to 3·5)	1·3 (0·9 to 1·9)	1 (0·6 to 1·4)	0·1 (0 to 0·2)	0·1 (0·1 to 0·3)	0·4 (0·1 to 0·8)	0·7 (0·3 to 1·6)	0·9 (0·4 to 2)
Gallbladder and biliary tract cancer	0 (0 to 0)	0 (0 to 0)	0 (0 to 0)	0 (0 to 0)	0 (0 to 0)	0 (0 to 0)	0 (0 to 0)	0·4 (0·3 to 0·4)	0·5 (0·4 to 0·6)	1 (0·6 to 1·5)	2 (1·3 to 3)
Pancreatic cancer	0 (0 to 0)	0 (0 to 0)	0 (0 to 0)	0 (0 to 0)	0 (0 to 0)	0 (0 to 0)	0·3 (0·2 to 0·4)	0·6 (0·4 to 1)	2·6 (1·7 to 4)	9·1 (6·2 to 13)	14·5 (10 to 20)
Larynx cancer	0 (0 to 0)	0 (0 to 0)	0 (0 to 0)	0 (0 to 0)	0 (0 to 0)	0 (0 to 0)	0 (0 to 0)	0·4 (0·3 to 0·6)	0·7 (0·5 to 1·1)	1·4 (0·9 to 2·1)	2 (1·2 to 3·3)
Tracheal, bronchus, and lung cancer	0 (0 to 0)	0 (0 to 0)	0 (0 to 0)	0 (0 to 0)	0 (0 to 0)	0·3 (0·2 to 0·5)	1·7 (0·9 to 2·9)	3·5 (1·9 to 5·8)	8·6 (5·1 to 13·8)	17·9 (11·1 to 27·5)	26·1 (16·8 to 38·7)
Malignant skin melanoma	0 (0 to 0)	0 (0 to 0)	0·1 (0 to 0·2)	0·3 (0·2 to 0·6)	0·3 (0·2 to 0·5)	0·2 (0·2 to 0·4)	0·5 (0·3 to 0·9)	0·8 (0·4 to 1·5)	1·7 (0·9 to 3·3)	3 (1·7 to 5·5)	3 (1·8 to 5·4)
Non-melanoma skin cancer	0 (0 to 0)	0 (0 to 0)	0 (0 to 0)	0 (0 to 0)	0 (0 to 0)	0 (0 to 0)	0 (0 to 0)	0·4 (0·3 to 0·5)	0·8 (0·5 to 1·3)	1·4 (0·9 to 2·2)	1·7 (1·1 to 2·6)
Non-melanoma skin cancer (squamous-cell carcinoma)	0 (0 to 0)	0 (0 to 0)	0 (0 to 0)	0 (0 to 0)	0 (0 to 0)	0 (0 to 0)	0 (0 to 0)	0·4 (0·3 to 0·5)	0·8 (0·5 to 1·3)	1·4 (0·9 to 2·2)	1·7 (1·1 to 2·6)
Non-melanoma skin cancer (basal-cell carcinoma)	0 (0 to 0)	0 (0 to 0)	0 (0 to 0)	0 (0 to 0)	0 (0 to 0)	0 (0 to 0)	0 (0 to 0)	0 (0 to 0)	0 (0 to 0)	0 (0 to 0)	0 (0 to 0)
Breast cancer	0 (0 to 0)	0 (0 to 0)	0 (0 to 0)	0 (0 to 0)	0 (0 to 0)	0 (0 to 0)	1·1 (0·6 to 1·9)	2·3 (1·5 to 3·6)	8·2 (5·2 to 12·2)	30 (18·8 to 44·3)	53·9 (37·1 to 77·4)
Cervical cancer	0 (0 to 0)	0 (0 to 0)	0 (0 to 0)	0 (0 to 0)	0 (0 to 0)	0 (0 to 0)	0·5 (0·2 to 1)	1·1 (0·6 to 2)	3·2 (1·8 to 5·4)	9·8 (5·5 to 15·8)	17·2 (10·1 to 27)
Uterine cancer	0 (0 to 0)	0 (0 to 0)	0 (0 to 0)	0 (0 to 0)	0 (0 to 0)	0 (0 to 0)	0 (0 to 0)	0·2 (0·1 to 0·3)	0·4 (0·2 to 0·8)	1 (0·5 to 1·8)	1·6 (0·9 to 2·6)
Ovarian cancer	0 (0 to 0)	0 (0 to 0)	0 (0 to 0)	0 (0 to 0)	1 (0·5 to 1·8)	1·4 (0·8 to 2·2)	2·9 (1·5 to 4·7)	4·6 (2·6 to 7·5)	7·6 (4·4 to 12·1)	12·7 (7·8 to 19·4)	18·6 (11·7 to 27·5)
Prostate cancer	0 (0 to 0)	0 (0 to 0)	0 (0 to 0)	0 (0 to 0)	0 (0 to 0)	0 (0 to 0)	0 (0 to 0)	0·5 (0·3 to 0·8)	1·5 (1·1 to 2·1)	1·7 (1·1 to 2·4)	1·7 (1 to 2·6)
Testicular cancer	0 (0 to 0)	0 (0 to 0)	0·1 (0 to 0·1)	0·3 (0·1 to 0·5)	0·1 (0·1 to 0·2)	0·1 (0·1 to 0·2)	0·2 (0·1 to 0·4)	0·5 (0·3 to 0·9)	1 (0·6 to 1·7)	0·9 (0·5 to 1·4)	0·5 (0·3 to 0·9)
Kidney cancer	0·2 (0·1 to 0·6)	0·1 (0 to 0·2)	1·9 (0·9 to 3·5)	4·1 (2·2 to 7·5)	1·4 (0·9 to 2)	0·6 (0·4 to 1)	0·5 (0·3 to 0·9)	0·8 (0·4 to 1·3)	2·4 (1·4 to 3·8)	4·1 (2·5 to 6·5)	6·2 (3·7 to 9·9)
Bladder cancer	0 (0 to 0)	0 (0 to 0)	0 (0 to 0)	0 (0 to 0)	0 (0 to 0)	0 (0 to 0)	0·3 (0·3 to 0·4)	0·4 (0·3 to 0·5)	0·7 (0·5 to 1·1)	1·8 (1·1 to 2·8)	2·1 (1·3 to 3·2)
Brain and central nervous system cancer	1 (0·4 to 2·3)	0·6 (0·2 to 1·4)	7·3 (3·4 to 13·2)	24·8 (13·4 to 42·8)	25·5 (16·5 to 37·1)	14·4 (9·7 to 21·2)	10·1 (6·4 to 15·8)	13·2 (8·5 to 20·5)	25·9 (16·5 to 40·3)	35·4 (22·3 to 55·4)	34·9 (22 to 56·2)
Thyroid cancer	0 (0 to 0)	0 (0 to 0)	0 (0 to 0)	0 (0 to 0)	0·5 (0·3 to 1)	0·5 (0·3 to 0·7)	0·6 (0·3 to 0·9)	0·8 (0·4 to 1·3)	1·7 (0·9 to 3·1)	2·9 (1·5 to 5·5)	3·1 (1·8 to 5·4)
Mesothelioma	0 (0 to 0)	0 (0 to 0)	0 (0 to 0)	0 (0 to 0)	0 (0 to 0)	0 (0 to 0)	0 (0 to 0)	2 (0·8 to 4·3)	4·2 (1·7 to 8·7)	4·1 (2 to 7·2)	5·2 (2·2 to 11·1)
Hodgkin lymphoma	0 (0 to 0)	0 (0 to 0)	0 (0 to 0)	0·7 (0·3 to 1·7)	1 (0·4 to 1·9)	0·8 (0·3 to 1·6)	3·2 (1·4 to 6·1)	5·4 (2·6 to 9·6)	8·8 (4·7 to 15·2)	7·2 (4·4 to 11)	6·1 (3·9 to 8·9)
Non-Hodgkin lymphoma	0 (0 to 0)	0 (0 to 0)	0 (0 to 0)	10·6 (6 to 18)	7·8 (4·7 to 11·8)	4·8 (3·1 to 7·2)	7·6 (4·9 to 12)	11·3 (7 to 17)	19·8 (13·2 to 30·1)	23·4 (15·4 to 34·8)	19·7 (13·3 to 28·4)
Multiple myeloma	0 (0 to 0)	0 (0 to 0)	0 (0 to 0)	0 (0 to 0)	0 (0 to 0)	0 (0 to 0)	0 (0 to 0)	0·4 (0·3 to 0·8)	0·9 (0·5 to 1·5)	1·8 (1·1 to 3)	2·9 (1·7 to 4·4)
Leukemia	2·3 (0·9 to 5·5)	0·9 (0·4 to 2)	16·3 (7·7 to 29·5)	66·8 (39 to 108)	40·4 (26·6 to 57·9)	24·7 (16·2 to 35·1)	24·3 (14·6 to 40)	24·9 (15·5 to 43·6)	39·3 (24·8 to 66·1)	38·8 (24·9 to 61·1)	34 (22·6 to 55·9)
Acute lymphoid leukemia	0·3 (0·1 to 0·9)	0·1 (0 to 0·4)	3·4 (1·3 to 7·1)	12·9 (5·4 to 24·3)	9·9 (4·3 to 17·7)	7·5 (3·6 to 12·1)	5·3 (2·3 to 10·6)	5·6 (2·6 to 11·5)	8·3 (4·1 to 15·5)	5·2 (2·4 to 9·6)	3·6 (1·8 to 6·9)
Chronic lymphoid leukemia	0 (0 to 0)	0 (0 to 0)	0 (0 to 0)	0 (0 to 0)	0 (0 to 0)	0 (0 to 0)	0 (0 to 0)	0·5 (0·2 to 0·8)	0·7 (0·4 to 1·4)	0·6 (0·3 to 1)	0·5 (0·3 to 1)
Acute myeloid leukemia	0·6 (0·2 to 1·7)	0·3 (0·1 to 0·7)	6·8 (2·1 to 15·4)	33·3 (17 to 59·1)	17·9 (9·9 to 29·4)	11·1 (6·2 to 17·5)	14·5 (7·7 to 25·9)	13·7 (7·5 to 26·3)	22·5 (12·8 to 42·2)	24·1 (13·8 to 42·9)	20·9 (12·2 to 40)

Cause	40 to 44	45 to 49	50 to 54	55 to 59	60 to 64	65 to 69	70 to 74	75 to 79	80 to 84	85 to 89	90 to 94	95 plus	Total
All causes	6,290 (5,130 to 7,630)	5,570 (4,590 to 6,710)	5,260 (4,370 to 6,280)	5,100 (4,290 to 6,020)	4,750 (4,050 to 5,500)	3,560 (3,070 to 4,080)	3,140 (2,710 to 3,580)	3,420 (2,970 to 3,860)	3,230 (2,850 to 3,630)	1,990 (1,770 to 2,210)	679 (609 to 748)	178 (164 to 192)	90,800
Communicable, maternal, neonatal, and nutritional diseases	544 (427 to 678)	398 (316 to 499)	301 (241 to 370)	245 (200 to 304)	213 (175 to 260)	157 (129 to 190)	141 (114 to 170)	161 (130 to 195)	163 (130 to 203)	108 (83·8 to 132)	40 (31·3 to 48·5)	11 (8 to 13·8)	16,000
HIV/AIDS and sexually transmitted infections	20·1 (15·6 to 27·1)	14·4 (10·9 to 19·8)	9·2 (7·1 to 12·5)	7·3 (5·8 to 9·7)	5·5 (4·5 to 7·2)	2·5 (1·9 to 3·2)	0·7 (0·4 to 1·2)	0·5 (0·3 to 0·9)	0·3 (0·2 to 0·6)	0·2 (0·1 to 0·3)	0·1 (0 to 0·1)	0 (0 to 0)	232
HIV/AIDS	11·4 (9·4 to 13·5)	8·2 (6·9 to 9·9)	5·6 (4·7 to 6·7)	4·9 (4·1 to 5·9)	4 (3·4 to 4·8)	1·6 (1·4 to 1·9)	0·1 (0·1 to 0·1)	0·1 (0·1 to 0·1)	0 (0 to 0)	0 (0 to 0)	0 (0 to 0)	0 (0 to 0)	102
HIV/AIDS - Drug-susceptible Tuberculosis	1·9 (1·2 to 2·9)	1·3 (0·8 to 2)	0·9 (0·6 to 1·3)	0·8 (0·5 to 1·2)	0·6 (0·4 to 1)	0·3 (0·2 to 0·4)	0 (0 to 0)	0 (0 to 0)	0 (0 to 0)	0 (0 to 0)	0 (0 to 0)	0 (0 to 0)	17·1
HIV/AIDS - Multidrug-resistant Tuberculosis without extensive dru	0 (0 to 0·1)	0 (0 to 0·1)	0 (0 to 0)	0 (0 to 0)	0 (0 to 0)	0 (0 to 0)	0 (0 to 0)	0 (0 to 0)	0 (0 to 0)	0 (0 to 0)	0 (0 to 0)	0 (0 to 0)	0·2
HIV/AIDS - Extensively drug-resistant Tuberculosis	0 (0 to 0)	0 (0 to 0)	0 (0 to 0)	0 (0 to 0)	0 (0 to 0)	0 (0 to 0)	0 (0 to 0)	0 (0 to 0)	0 (0 to 0)	0 (0 to 0)	0 (0 to 0)	0 (0 to 0)	0
HIV/AIDS resulting in other diseases	9·4 (7·3 to 11·6)	6·9 (5·4 to 8·6)	4·8 (3·7 to 5·8)	4·1 (3·2 to 5·1)	3·4 (2·6 to 4·2)	1·4 (1·1 to 1·7)	0·1 (0·1 to 0·1)	0 (0 to 0·1)	0 (0 to 0)	0 (0 to 0)	0 (0 to 0)	0 (0 to 0)	84·5
Sexually transmitted infections excluding HIV	8·8 (4·6 to 15·4)	6·2 (3·2 to 11·1)	3·6 (1·8 to 6·9)	2·3 (1·1 to 4·6)	1·5 (0·7 to 3)	0·8 (0·4 to 1·6)	0·6 (0·3 to 1·1)	0·5 (0·2 to 0·8)	0·3 (0·2 to 0·6)	0·2 (0·1 to 0·3)	0 (0 to 0·1)	0 (0 to 0)	130
Syphilis	0·2 (0·1 to 0·4)	0·2 (0·1 to 0·4)	0·2 (0·1 to 0·4)	0·1 (0 to 0·2)	0·2 (0·1 to 0·5)	0·1 (0 to 0·3)	0·1 (0 to 0·3)	0·1 (0 to 0·2)	0 (0 to 0·1)	0 (0 to 0·1)	0 (0 to 0)	0 (0 to 0)	55·3
Chlamydial infection	1·6 (0·6 to 3·2)	0·9 (0·4 to 1·8)	0·3 (0·1 to 0·7)	0·1 (0·1 to 0·2)	0 (0 to 0·1)	0 (0 to 0)	0 (0 to 0)	0 (0 to 0)	0 (0 to 0)	0 (0 to 0)	0 (0 to 0)	0 (0 to 0)	14
Gonococcal infection	0·6 (0·2 to 1·3)	0·4 (0·1 to 0·8)	0·2 (0·1 to 0·4)	0·1 (0·1 to 0·3)	0·1 (0 to 0·2)	0·1 (0 to 0·1)	0 (0 to 0·1)	0·1 (0 to 0·1)	0 (0 to 0·1)	0 (0 to 0)	0 (0 to 0)	0 (0 to 0)	7·8
Trichomoniasis	1·8 (0·6 to 4·3)	1·4 (0·4 to 3·3)	1 (0·3 to 2·4)	0·7 (0·2 to 1·6)	0·4 (0·1 to 0·9)	0·2 (0·1 to 0·4)	0·1 (0 to 0·2)	0·1 (0 to 0·2)	0 (0 to 0·1)	0 (0 to 0)	0 (0 to 0)	0 (0 to 0)	14·4
Genital herpes	2·5 (0·8 to 6·5)	1·9 (0·6 to 4·8)	1·5 (0·4 to 3·6)	1·1 (0·3 to 2·7)	0·7 (0·2 to 1·8)	0·4 (0·1 to 1)	0·2 (0·1 to 0·6)	0·2 (0·1 to 0·5)	0·1 (0 to 0·3)	0·1 (0 to 0·1)	0 (0 to 0)	0 (0 to 0)	19·8
Other sexually transmitted infections	2 (1·1 to 3·3)	1·3 (0·7 to 2·2)	0·4 (0·2 to 0·7)	0·2 (0·1 to 0·3)	0·1 (0 to 0·2)	0 (0 to 0·1)	0 (0 to 0·1)	0·1 (0 to 0·1)	0 (0 to 0·1)	0 (0 to 0·1)	0 (0 to 0)	0 (0 to 0)	18·8
Respiratory infections and tuberculosis	95·6 (73·3 to 125)	84 (64·5 to 108)	81·6 (62·7 to 106)	77·7 (59·8 to 99·3)	87 (66·4 to 111)	74·8 (57·8 to 95·6)	75·8 (58·8 to 97·1)	90·8 (68·4 to 118)	98·3 (73 to 130)	66·7 (48·9 to 85·5)	25·1 (18·6 to 31·9)	6·4 (4·5 to 8·2)	1,960
Tuberculosis	29·7 (20·9 to 40·6)	28·3 (19·7 to 39·2)	29·4 (19·9 to 42)	26·7 (18·1 to 37·9)	32·2 (22·4 to 44·6)	30·1 (20·9 to 41·9)	25·8 (18·5 to 35·6)	27·9 (19·8 to 38·9)	26·5 (18·4 to 37·6)	17 (11·8 to 23)	5·9 (4·1 to 8·1)	1·4 (0·9 to 1·9)	451
Latent tuberculosis infection	0 (0 to 0)	0 (0 to 0)	0 (0 to 0)	0 (0 to 0)	0 (0 to 0)	0 (0 to 0)	0 (0 to 0)	0 (0 to 0)	0 (0 to 0)	0 (0 to 0)	0 (0 to 0)	0 (0 to 0)	0
Drug-susceptible tuberculosis	29·4 (20·4 to 40·3)	28 (19·6 to 38·6)	29·1 (19·7 to 41·5)	26·5 (17·9 to 37·5)	31·9 (22·3 to 44·1)	29·8 (20·9 to 41·9)	25·6 (18·4 to 35·3)	27·6 (19·5 to 38·2)	26·2 (18·3 to 37·4)	16·8 (11·6 to 22·7)	5·8 (4 to 8)	1·3 (0·9 to 1·9)	447
Multidrug-resistant tuberculosis without extensive drug resistanc	0·2 (0 to 1)	0·2 (0 to 1)	0·3 (0 to 1·2)	0·2 (0 to 1)	0·3 (0 to 1·2)	0·3 (0 to 1·2)	0·2 (0 to 1)	0·2 (0 to 1·1)	0·2 (0 to 1·1)	0·2 (0 to 0·6)	0·1 (0 to 0·3)	0 (0 to 0·1)	3·8
Extensively drug-resistant tuberculosis	0 (0 to 0·2)	0 (0 to 0·2)	0 (0 to 0·2)	0 (0 to 0·2)	0·1 (0 to 0·2)	0 (0 to 0·2)	0 (0 to 0·2)	0 (0 to 0·2)	0 (0 to 0·2)	0 (0 to 0·1)	0 (0 to 0)	0 (0 to 0)	0·7
Lower respiratory infections	31·5 (22·2 to 42·6)	31·5 (22·2 to 42·6)	34·3 (23·8 to 47·1)	37·8 (26·1 to 53·2)	46 (31·8 to 63·4)	40·1 (28 to 55·9)	47·1 (32·6 to 64·7)	60·7 (41·7 to 84·4)	70·3 (49·7 to 97·4)	49 (34·4 to 66·6)	19 (13·3 to 25·1)	5 (3·4 to 6·7)	980
Upper respiratory infections	27 (14·5 to 47·2)	18·4 (9·8 to 31·7)	13·3 (7·3 to 23·2)	9·9 (5·3 to 16·9)	6·7 (3·6 to 11·2)	3·7 (1·9 to 6·4)	2·3 (1·3 to 3·8)	1·8 (0·9 to 2·9)	1·1 (0·6 to 2)	0·6 (0·3 to 0·9)	0·2 (0·1 to 0·3)	0 (0 to 0·1)	398
Otitis media	7·4 (3·4 to 13·6)	5·7 (2·8 to 10·3)	4·5 (2·1 to 8·3)	3·3 (1·6 to 6)	2 (0·9 to 4)	0·9 (0·5 to 1·7)	0·5 (0·2 to 1)	0·4 (0·2 to 0·8)	0·3 (0·1 to 0·6)	0·2 (0·1 to 0·3)	0·1 (0 to 0·1)	0 (0 to 0)	126
Enteric infections	50·3 (36·7 to 70·4)	41·9 (30·5 to 58·7)	35·5 (25·7 to 49)	32·2 (23 to 44·5)	32·9 (24·2 to 45·7)	29·8 (22·1 to 40·8)	29·1 (21·3 to 40)	35·9 (25·5 to 50·1)	35·8 (25·3 to 49·8)	21·7 (14·7 to 31·4)	7·9 (5·1 to 11·5)	2·2 (1·3 to 3·5)	1,400
Diarrheal diseases	40·5 (28·1 to 56·6)	35·4 (25·1 to 50·4)	31·1 (21·8 to 44·4)	28·5 (19·7 to 40·3)	30·4 (21·9 to 42·3)	28·4 (20·7 to 39·1)	28·1 (20·3 to 38·9)	35 (24·8 to 49)	35·2 (24·6 to 49·1)	21·4 (14·4 to 31·2)	7·9 (5 to 11·4)	2·2 (1·3 to 3·5)	880
Typhoid and paratyphoid	8·1 (3·2 to 17)	5·2 (1·9 to 11·4)	3·4 (1·3 to 7·8)	2·5 (0·9 to 6)	1·5 (0·5 to 3·5)	0·7 (0·3 to 1·5)	0·4 (0·2 to 0·9)	0·3 (0·1 to 0·6)	0·2 (0·1 to 0·4)	0·1 (0 to 0·2)	0 (0 to 0)	0 (0 to 0)	456
Typhoid fever	7·3 (2·9 to 15·4)	4·7 (1·7 to 10·3)	3·1 (1·1 to 7·1)	2·3 (0·8 to 5·4)	1·4 (0·5 to 3·2)	0·6 (0·2 to 1·4)	0·4 (0·1 to 0·8)	0·3 (0·1 to 0·5)	0·2 (0·1 to 0·4)	0·1 (0 to 0·1)	0 (0 to 0)	0 (0 to 0)	406
Paratyphoid fever	0·8 (0·3 to 2)	0·5 (0·2 to 1·4)	0·3 (0·1 to 0·8)	0·2 (0·1 to 0·6)	0·1 (0 to 0·3)	0·1 (0 to 0·2)	0 (0 to 0·1)	0 (0 to 0·1)	0 (0 to 0)	0 (0 to 0)	0 (0 to 0)	0 (0 to 0)	49·3
Invasive Non-typhoidal Salmonella (iNTS)	1·6 (0·7 to 3·1)	1·2 (0·5 to 2·3)	1 (0·5 to 2)	1·1 (0·5 to 2·1)	1 (0·5 to 1·9)	0·7 (0·3 to 1·3)	0·6 (0·3 to 1)	0·5 (0·2 to 1)	0·4 (0·2 to 0·8)	0·2 (0·1 to 0·3)	0 (0 to 0·1)	0 (0 to 0)	60·3
Other intestinal infectious diseases	0·1 (0 to 0·1)	0 (0 to 0·1)	0 (0 to 0·1)	0 (0 to 0)	0 (0 to 0)	0 (0 to 0)	0 (0 to 0)	0 (0 to 0)	0 (0 to 0)	0 (0 to 0)	0 (0 to 0)	0 (0 to 0)	2·1
Neglected tropical diseases and malaria	50·6 (25·4 to 99·9)	34·5 (17·4 to 64·8)	21·9 (11·8 to 39)	16·4 (9·1 to 29·6)	11·3 (5·8 to 23·9)	5·7 (3·1 to 10·5)	4·1 (2·4 to 6·9)	3·8 (2·1 to 7·8)	3·1 (1·7 to 6·1)	2·2 (1 to 5·7)	0·7 (0·3 to 2·3)	0·3 (0·1 to 1·1)	979
Malaria	0 (0 to 0)	0 (0 to 0)	0 (0 to 0)	0 (0 to 0)	0 (0 to 0)	0 (0 to 0)	0 (0 to 0)	0 (0 to 0)	0 (0 to 0)	0 (0 to 0)	0 (0 to 0)	0 (0 to 0)	0
Chagas disease	0 (0 to 0)	0 (0 to 0)	0 (0 to 0)	0 (0 to 0)	0 (0 to 0)	0 (0 to 0)	0 (0 to 0)	0 (0 to 0)	0 (0 to 0)	0 (0 to 0)	0 (0 to 0)	0 (0 to 0)	0
Leishmaniasis	0 (0 to 0)	0 (0 to 0)	0 (0 to 0)	0 (0 to 0)	0 (0 to 0)	0 (0 to 0)	0 (0 to 0)	0 (0 to 0)	0 (0 to 0)	0 (0 to 0)	0 (0 to 0)	0 (0 to 0)	0
Visceral leishmaniasis	0 (0 to 0)	0 (0 to 0)	0 (0 to 0)	0 (0 to 0)	0 (0 to 0)	0 (0 to 0)	0 (0 to 0)	0 (0 to 0)	0 (0 to 0)	0 (0 to 0)	0 (0 to 0)	0 (0 to 0)	0
Cutaneous and mucocutaneous leishmaniasis	0 (0 to 0)	0 (0 to 0)	0 (0 to 0)	0 (0 to 0)	0 (0 to 0)	0 (0 to 0)	0 (0 to 0)	0 (0 to 0)	0 (0 to 0)	0 (0 to 0)	0 (0 to 0)	0 (0 to 0)	0
African trypanosomiasis	0 (0 to 0)	0 (0 to 0)	0 (0 to 0)	0 (0 to 0)	0 (0 to 0)	0 (0 to 0)	0 (0 to 0)	0 (0 to 0)	0 (0 to 0)	0 (0 to 0)	0 (0 to 0)	0 (0 to 0)	0
Schistosomiasis	0 (0 to 0)	0 (0 to 0)	0 (0 to 0)	0 (0 to 0)	0 (0 to 0)	0 (0 to 0)	0 (0 to 0)	0 (0 to 0)	0 (0 to 0)	0 (0 to 0)	0 (0 to 0)	0 (0 to 0)	0
Cysticercosis	0 (0 to 0)	0 (0 to 0)	0 (0 to 0)	0 (0 to 0)	0 (0 to 0)	0 (0 to 0)	0 (0 to 0)	0 (0 to 0)	0 (0 to 0)	0 (0 to 0)	0 (0 to 0)	0 (0 to 0)	0
Cystic echinococcosis	0 (0 to 0·1)	0 (0 to 0·1)	0 (0 to 0·1)	0 (0 to 0·1)	0 (0 to 0·1)	0 (0 to 0)	0 (0 to 0)	0 (0 to 0)	0 (0 to 0)	0 (0 to 0)	0 (0 to 0)	0 (0 to 0)	0·4
Lymphatic filariasis	12·7 (6·3 to 25·3)	9·1 (4·5 to 17·5)	6·8 (3·4 to 12·6)	5·1 (2·7 to 9·8)	3·6 (1·9 to 6·8)	2 (1 to 3·7)	1·3 (0·7 to 2·3)	1 (0·6 to 2)	0·7 (0·4 to 1·4)	0·4 (0·2 to 0·7)	0·1 (0·1 to 0·2)	0 (0 to 0·1)	148
Onchocerciasis	0 (0 to 0)	0 (0 to 0)	0 (0 to 0)	0 (0 to 0)	0 (0 to 0)	0 (0 to 0)	0 (0 to 0)	0 (0 to 0)	0 (0 to 0)	0 (0 to 0)	0 (0 to 0)	0 (0 to 0)	0
Trachoma	0 (0 to 0)	0 (0 to 0)	0 (0 to 0)	0 (0 to 0)	0 (0 to 0)	0 (0 to 0)	0 (0 to 0)	0 (0 to 0)	0 (0 to 0)	0 (0 to 0)	0 (0 to 0)	0 (0 to 0)	0
Dengue	32·1 (10·1 to 84·6)	22·5 (6·6 to 50·5)	13 (4·5 to 28·4)	9·4 (3·4 to 21·5)	6·7 (2·1 to 17·9)	3·2 (1·1 to 8·2)	2·2 (0·9 to 4·9)	2·4 (0·8 to 6·2)	1·9 (0·7 to 4·8)	1·5 (0·5 to 4·9)	0·5 (0·1 to 2)	0·2 (0·1 to 0·9)	736
Yellow fever	0 (0 to 0)	0 (0 to 0)	0 (0 to 0)	0 (0 to 0)	0 (0 to 0)	0 (0 to 0)	0 (0 to 0)	0 (0 to 0)	0 (0 to 0)	0 (0 to 0)	0 (0 to 0)	0 (0 to 0)	0
Rabies	0·1 (0 to 0·1)	0 (0 to 0·1)	0 (0 to 0·1)	0 (0 to 0·1)	0 (0 to 0)	0 (0 to 0)	0 (0 to 0)	0 (0 to 0)	0 (0 to 0)	0 (0 to 0)	0 (0 to 0)	0 (0 to 0)	0·8
Intestinal nematode infections	1·8 (0·8 to 3·2)	0·2 (0·1 to 0·4)	0·2 (0·1 to 0·5)	0·2 (0·1 to 0·4)	0·2 (0 to 0·4)	0·1 (0 to 0·2)	0·1 (0 to 0·2)	0·1 (0 to 0·2)	0·1 (0 to 0·1)	0 (0 to 0·1)	0 (0 to 0)	0 (0 to 0)	12·9
Ascariasis	0·1 (0 to 0·2)	0·1 (0 to 0·2)	0·1 (0 to 0·2)	0 (0 to 0·2)	0·1 (0 to 0·3)	0 (0 to 0·1)	0 (0 to 0·1)	0 (0 to 0·1)	0 (0 to 0·1)	0 (0 to 0)	0 (0 to 0)	0 (0 to 0)	3·6
Trichuriasis	0 (0 to 0)	0 (0 to 0)	0 (0 to 0)	0 (0 to 0)	0 (0 to 0)	0 (0 to 0)	0 (0 to 0)	0 (0 to 0)	0 (0 to 0)	0 (0 to 0)	0 (0 to 0)	0 (0 to 0)	0
Hookworm disease	1·7 (0·7 to 3·2)	0·2 (0·1 to 0·3)	0·2 (0·1 to 0·4)	0·1 (0·1 to 0·3)	0·1 (0 to 0·2)	0·1 (0 to 0·1)	0 (0 to 0·1)	0 (0 to 0·1)	0 (0 to 0·1)	0 (0 to 0)	0 (0 to 0)	0 (0 to 0)	9·3
Food-borne trematodiases	0 (0 to 0)	0 (0 to 0)	0 (0 to 0)	0 (0 to 0)	0 (0 to 0)	0 (0 to 0)	0 (0 to 0)	0 (0 to 0)	0 (0 to 0)	0 (0 to 0)	0 (0 to 0)	0 (0 to 0)	0
Leprosy	0 (0 to 0·1)	0 (0 to 0)	0 (0 to 0)	0 (0 to 0)	0 (0 to 0)	0 (0 to 0)	0 (0 to 0)	0 (0 to 0)	0 (0 to 0)	0 (0 to 0)	0 (0 to 0)	0 (0 to 0)	0·3
Ebola	0 (0 to 0)	0 (0 to 0)	0 (0 to 0)	0 (0 to 0)	0 (0 to 0)	0 (0 to 0)	0 (0 to 0)	0 (0 to 0)	0 (0 to 0)	0 (0 to 0)	0 (0 to 0)	0 (0 to 0)	0
Zika virus	0 (0 to 0)	0 (0 to 0)	0 (0 to 0)	0 (0 to 0)	0 (0 to 0)	0 (0 to 0)	0 (0 to 0)	0 (0 to 0)	0 (0 to 0)	0 (0 to 0)	0 (0 to 0)	0 (0 to 0)	0
Guinea worm disease	0 (0 to 0)	0 (0 to 0)	0 (0 to 0)	0 (0 to 0)	0 (0 to 0)	0 (0 to 0)	0 (0 to 0)	0 (0 to 0)	0 (0 to 0)	0 (0 to 0)	0 (0 to 0)	0 (0 to 0)	0
Other neglected tropical diseases	3·9 (1·8 to 7·2)	2·5 (1·1 to 4·9)	1·8 (0·7 to 3·5)	1·6 (0·7 to 3)	0·7 (0·3 to 1·4)	0·4 (0·2 to 0·7)	0·5 (0·2 to 1·1)	0·4 (0·1 to 0·8)	0·4 (0·2 to 1·1)	0·2 (0·1 to 0·5)	0·1 (0 to 0·2)	0 (0 to 0·1)	80·5
Other infectious diseases	31 (23·6 to 40·3)	24·4 (18·6 to 32·5)	18·2 (13·7 to 23·3)	15·2 (11·6 to 19·9)	12·3 (9·3 to 16·1)	7·6 (5·8 to 9·9)	7·1 (5·2 to 9·9)	7 (4·9 to 9·5)	5·2 (3·5 to 7·5)	3·7 (2·5 to 5·4)	1 (0·7 to 1·4)	0·3 (0·2 to 0·4)	827
Meningitis	5·8 (4·2 to 7·8)	4·4 (3·2 to 6·1)	2·9 (2·2 to 3·9)	2·5 (1·8 to 3·5)	2 (1·4 to 2·7)	1·3 (0·8 to 1·8)	1·2 (0·8 to 1·8)	1·3 (0·9 to 1·9)	1·2 (0·8 to 1·8)	0·9 (0·6 to 1·4)	0·3 (0·2 to 0·4)	0·1 (0 to 0·1)	115
Encephalitis	9·6 (5·8 to 15·7)	8·1 (4·7 to 13·6)	6·3 (3·9 to 9·6)	5·4 (3·4 to 8·2)	5·1 (3·1 to 7·9)	3·1 (2 to 4·8)	3·6 (2·2 to 5·9)	3·4 (1·9 to 5·9)	2·3 (1·1 to 4·2)	1·8 (0·8 to 3·2)	0·4 (0·2 to 0·7)	0·1 (0·1 to 0·2)	192
Diphtheria	0 (0 to 0·1)	0 (0 to 0·1)	0 (0 to 0·1)	0 (0 to 0)	0 (0 to 0)	0 (0 to 0)	0 (0 to 0)	0 (0 to 0)	0 (0 to 0)	0 (0 to 0)	0 (0 to 0)	0 (0 to 0)	0·7
Tetanus	0·5 (0·2 to 1·3)	0·5 (0·2 to 1·2)	0·3 (0·1 to 0·8)	0·3 (0·1 to 0·7)	0·2 (0·1 to 0·6)	0·2 (0·1 to 0·4)	0·1 (0·1 to 0·3)	0·1 (0·1 to 0·3)	0·1 (0 to 0·2)	0·1 (0 to 0·1)	0 (0 to 0)	0 (0 to 0)	7·3
Measles	0·1 (0 to 0·2)	0·1 (0 to 0·1)	0 (0 to 0·1)	0 (0 to 0·1)	0 (0 to 0)	0 (0 to 0)	0 (0 to 0)	0 (0 to 0)	0 (0 to 0)	0 (0 to 0)	0 (0 to 0)	0 (0 to 0)	133
Varicella and herpes zoster	1·4 (0·6 to 2·5)	1·2 (0·6 to 2·2)	1·2 (0·6 to 2)	1·2 (0·6 to 2·1)	1 (0·5 to 1·8)	0·7 (0·4 to 1·2)	0·5 (0·3 to 0·8)	0·5 (0·3 to 0·8)	0·5 (0·2 to 0·8)	0·4 (0·2 to 0·8)	0·2 (0·1 to 0·3)	0·1 (0 to 0·2)	22·6
Acute hepatitis	3·4 (2·1 to 5)	2·4 (1·5 to 3·5)	2 (1·3 to 3·1)	1·7 (1 to 2·7)	1·4 (0·9 to 2·4)	0·8 (0·4 to 1·3)	0·6 (0·3 to 1·1)	0·7 (0·3 to 1·4)	0·5 (0·2 to 0·9)	0·2 (0·1 to 0·3)	0 (0 to 0·1)	0 (0 to 0)	40·1
Acute hepatitis A	1 (0·5 to 1·7)	0·5 (0·2 to 0·8)	0·3 (0·1 to 0·5)	0·3 (0·1 to 0·5)	0·1 (0 to 0·2)	0 (0 to 0·1)	0 (0 to 0·1)	0·1 (0 to 0·3)	0·1 (0 to 0·2)	0 (0 to 0)	0 (0 to 0)	0 (0 to 0)	18·3
Acute hepatitis B	1·8 (1 to 3·1)	1·5 (0·9 to 2·4)	1·4 (0·8 to 2·3)	1·2 (0·7 to 2)	1·1 (0·6 to 2)	0·6 (0·3 to 1·1)	0·5 (0·3 to 0·9)	0·5 (0·2 to 1)	0·3 (0·1 to 0·7)	0·1 (0·1 to 0·2)	0 (0 to 0·1)	0 (0 to 0)	16·2
Acute hepatitis C	0·3 (0·1 to 0·5)	0·3 (0·1 to 0·6)	0·2 (0·1 to 0·5)	0·2 (0·1 to 0·4)	0·2 (0·1 to 0·4)	0·1 (0 to 0·2)	0·1 (0 to 0·1)	0·1 (0 to 0·2)	0 (0 to 0·1)	0 (0 to 0)	0 (0 to 0)	0 (0 to 0)	3
Acute hepatitis E	0·3 (0·1 to 0·5)	0·1 (0·1 to 0·2)	0·1 (0 to 0·1)	0·1 (0 to 0·1)	0 (0 to 0·1)	0 (0 to 0)	0 (0 to 0)	0 (0 to 0·1)	0 (0 to 0)	0 (0 to 0)	0 (0 to 0)	0 (0 to 0)	2·5
Other unspecified infectious diseases	10 (6 to 15·3)	7·6 (4·9 to 11·5)	5·3 (3·2 to 8·1)	4 (2·6 to 6)	2·6 (1·7 to 3·8)	1·5 (1 to 2·3)	1·1 (0·7 to 1·7)	0·9 (0·6 to 1·4)	0·6 (0·4 to 1)	0·4 (0·2 to 0·6)	0·1 (0·1 to 0·2)	0 (0 to 0·1)	136
Maternal and neonatal disorders	143 (109 to 182)	91·3 (65·9 to 123)	50·5 (36·2 to 66·2)	35·2 (25·5 to 46·8)	21·8 (15·6 to 28·9)	9·7 (7 to 12·9)	4·5 (3·1 to 6)	2·1 (1·5 to 3)	0·7 (0·4 to 1)	0·1 (0·1 to 0·2)	0 (0 to 0)	0 (0 to 0)	8,310
Maternal disorders	47·1 (28·7 to 73)	22·9 (11 to 41·6)	1·2 (0·5 to 2·5)	0 (0 to 0)	0 (0 to 0)	0 (0 to 0)	0 (0 to 0)	0 (0 to 0)	0 (0 to 0)	0 (0 to 0)	0 (0 to 0)	0 (0 to 0)	416
Maternal hemorrhage	15 (8·1 to 24·9)	7·1 (3·1 to 13·5)	0·1 (0 to 0·2)	0 (0 to 0)	0 (0 to 0)	0 (0 to 0)	0 (0 to 0)	0 (0 to 0)	0 (0 to 0)	0 (0 to 0)	0 (0 to 0)	0 (0 to 0)	114
Maternal sepsis and other maternal infections	0·5 (0·3 to 0·8)	0·2 (0·1 to 0·5)	0 (0 to 0)	0 (0 to 0)	0 (0 to 0)	0 (0 to 0)	0 (0 to 0)	0 (0 to 0)	0 (0 to 0)	0 (0 to 0)	0 (0 to 0)	0 (0 to 0)	7·1
Maternal hypertensive disorders	4·1 (2·5 to 6·3)	2·2 (1 to 3·9)	0·1 (0 to 0·2)	0 (0 to 0)	0 (0 to 0)	0 (0 to 0)	0 (0 to 0)	0 (0 to 0)	0 (0 to 0)	0 (0 to 0)	0 (0 to 0)	0 (0 to 0)	47·8
Maternal obstructed labor and uterine rupture	1·4 (0·7 to 2·8)	0·9 (0·3 to 1·9)	0 (0 to 0·1)	0 (0 to 0)	0 (0 to 0)	0 (0 to 0)	0 (0 to 0)	0 (0 to 0)	0 (0 to 0)	0 (0 to 0)	0 (0 to 0)	0 (0 to 0)	12
Maternal abortion and miscarriage	1·3 (0·6 to 2·8)	0·9 (0·3 to 1·9)	0·1 (0 to 0·1)	0 (0 to 0)	0 (0 to 0)	0 (0 to 0)	0 (0 to 0)	0 (0 to 0)	0 (0 to 0)	0 (0 to 0)	0 (0 to 0)	0 (0 to 0)	10·2
Ectopic pregnancy	0·2 (0·1 to 0·3)	0 (0 to 0·1)	0 (0 to 0)	0 (0 to 0)	0 (0 to 0)	0 (0 to 0)	0 (0 to 0)	0 (0 to 0)	0 (0 to 0)	0 (0 to 0)	0 (0 to 0)	0 (0 to 0)	2·3
Indirect maternal deaths	6·6 (3·4 to 11·5)	2·2 (0·9 to 4·4)	0·1 (0 to 0·2)	--	--	--	--	--	--	--	--	--	NA
Late maternal deaths	2·5 (1·3 to 4·3)	1·3 (0·6 to 2·5)	0·1 (0 to 0·2)	--	--	--	--	--	--	--	--	--	NA
Maternal deaths aggravated by HIV/AIDS	0 (0 to 0)	0 (0 to 0)	0 (0 to 0)	--	--	--	--	--	--	--	--	--	NA
Neonatal disorders	96·2 (69·6 to 127)	68·3 (48·4 to 91·3)	49·3 (35·4 to 65·4)	35·2 (25·5 to 46·8)	21·8 (15·6 to 28·9)	9·7 (7 to 12·9)	4·5 (3·1 to 6)	2·1 (1·5 to 3)	0·7 (0·4 to 1)	0·1 (0·1 to 0·2)	0 (0 to 0)	0 (0 to 0)	7,890
Neonatal preterm birth	42·2 (30 to 55·2)	29·6 (21·1 to 40·1)	21·1 (15·3 to 27·8)	14·6 (10·6 to 19·3)	8·7 (6·3 to 11·5)	3·7 (2·7 to 4·8)	1·6 (1·2 to 2)	0·7 (0·5 to 0·9)	0·2 (0·1 to 0·2)	0 (0 to 0·1)	0 (0 to 0)	0 (0 to 0)	2,850
Neonatal encephalopathy due to birth asphyxia and trauma	8·3 (4·5 to 13·6)	6·1 (3·3 to 9·8)	4·6 (2·5 to 7·5)	3·5 (2·1 to 5·5)	2·3 (1·4 to 3·6)	1 (0·6 to 1·5)	0·4 (0·2 to 0·6)	0·1 (0·1 to 0·2)	0 (0 to 0·1)	0 (0 to 0)	0 (0 to 0)	0 (0 to 0)	1,750
Neonatal sepsis and other neonatal infections	43·7 (25·5 to 66·4)	31·2 (18·3 to 47·4)	22·6 (13·8 to 34·6)	16·3 (9·5 to 24·9)	10·3 (6·2 to 15·7)	4·9 (2·8 to 7·6)	2·4 (1·4 to 3·8)	1·3 (0·7 to 2·1)	0·5 (0·3 to 0·8)	0·1 (0 to 0·2)	0 (0 to 0)	0 (0 to 0)	1,160
Hemolytic disease and other neonatal jaundice	1·9 (1·4 to 2·5)	1·4 (1 to 1·8)	1 (0·7 to 1·3)	0·7 (0·5 to 0·9)	0·5 (0·3 to 0·6)	0·2 (0·2 to 0·3)	0·1 (0·1 to 0·1)	0·1 (0 to 0·1)	0 (0 to 0)	0 (0 to 0)	0 (0 to 0)	0 (0 to 0)	57·9
Other neonatal disorders	0 (0 to 0)	0 (0 to 0)	0 (0 to 0)	0 (0 to 0)	0 (0 to 0)	0 (0 to 0)	0 (0 to 0)	0 (0 to 0)	0 (0 to 0)	0 (0 to 0)	0 (0 to 0)	0 (0 to 0)	2,070
Nutritional deficiencies	153 (92·1 to 240)	107 (66 to 170)	84·5 (50·5 to 128)	61 (38·2 to 93·6)	42·5 (26·8 to 63·9)	27·2 (17·8 to 40·2)	19·8 (13·3 to 29·1)	20·4 (14·1 to 28·4)	19·6 (13·8 to 27·3)	13·3 (9·2 to 18·2)	5·2 (3·8 to 7·1)	1·7 (1·2 to 2·4)	2,270
Protein-energy malnutrition	54·6 (33·4 to 81·6)	41 (25·5 to 61·9)	31·8 (19·9 to 47·5)	25·5 (16·3 to 37·5)	19·7 (13·1 to 28·1)	12·4 (8·3 to 17·4)	9·8 (6·8 to 13·7)	11 (7·8 to 15)	11 (7·6 to 15·2)	7·2 (4·9 to 10·2)	3 (2 to 4·3)	0·9 (0·6 to 1·4)	860
Iodine deficiency	2·6 (1·3 to 4·6)	1·8 (0·9 to 3·4)	1·3 (0·7 to 2·4)	1 (0·5 to 1·7)	0·7 (0·3 to 1·2)	0·3 (0·2 to 0·6)	0·2 (0·1 to 0·4)	0·2 (0·1 to 0·3)	0·1 (0·1 to 0·2)	0·1 (0 to 0·1)	0 (0 to 0)	0 (0 to 0)	25·3
Vitamin A deficiency	0·3 (0·1 to 0·7)	0·3 (0·1 to 0·6)	0·2 (0·1 to 0·5)	0·2 (0·1 to 0·3)	0·1 (0·1 to 0·2)	0·1 (0 to 0·1)	0·1 (0 to 0·1)	0 (0 to 0·1)	0 (0 to 0·1)	0 (0 to 0)	0 (0 to 0)	0 (0 to 0)	28·5
Dietary iron deficiency	73·1 (30·4 to 144)	49·7 (20 to 98·8)	35·7 (12·8 to 73·2)	22·5 (8·2 to 47·8)	14 (4·7 to 30·9)	9 (3·3 to 19·7)	6 (1·9 to 12·3)	4·8 (1·4 to 10·6)	4·1 (1·3 to 8·8)	2·8 (0·9 to 5·7)	0·8 (0·2 to 1·6)	0·2 (0·1 to 0·5)	1,060
Other nutritional deficiencies	22·7 (14·3 to 33·7)	14·2 (9·1 to 21·1)	15·5 (10·1 to 22·8)	11·8 (7·7 to 17)	8 (5·3 to 11·2)	5·4 (3·8 to 7·6)	3·8 (2·6 to 5·3)	4·4 (2·9 to 6·4)	4·3 (2·8 to 6·8)	3·1 (1·9 to 4·9)	1·4 (0·8 to 2·2)	0·5 (0·3 to 0·9)	293
Non-communicable diseases	5,140 (4,150 to 6,290)	4,730 (3,850 to 5,700)	4,620 (3,820 to 5,510)	4,570 (3,840 to 5,410)	4,310 (3,670 to 4,990)	3,260 (2,810 to 3,740)	2,880 (2,500 to 3,300)	3,140 (2,740 to 3,560)	2,970 (2,610 to 3,330)	1,820 (1,620 to 2,020)	616 (553 to 678)	161 (147 to 174)	66,700
Neoplasms	424 (344 to 517)	502 (404 to 627)	586 (474 to 717)	642 (516 to 798)	618 (507 to 746)	451 (368 to 541)	375 (305 to 445)	383 (314 to 455)	309 (244 to 369)	163 (129 to 197)	42·9 (32·6 to 50·9)	8·1 (5·8 to 9·9)	5,970
Lip and oral cavity cancer	10·6 (7·1 to 15·9)	14·6 (9·7 to 21·2)	17·2 (11·8 to 24·4)	19·2 (13·2 to 26·5)	20·2 (14·1 to 28)	15·5 (11·3 to 21·3)	13·7 (9·7 to 18·9)	16·6 (11·6 to 23·2)	14·3 (9·9 to 20·2)	8·1 (5·5 to 11·4)	2·7 (1·8 to 3·7)	0·6 (0·4 to 0·8)	172
Nasopharynx cancer	2·3 (1·5 to 3·6)	2·6 (1·6 to 4)	2·6 (1·6 to 3·8)	2·5 (1·6 to 3·9)	2 (1·3 to 3)	1·3 (0·8 to 2)	1 (0·6 to 1·5)	0·7 (0·4 to 1)	0·5 (0·3 to 0·8)	0·2 (0·1 to 0·4)	0·1 (0 to 0·1)	0 (0 to 0)	21·4
Other pharynx cancer	3·9 (2·2 to 6·3)	6·3 (3·7 to 10)	8·2 (5·1 to 12·5)	9·1 (5·5 to 14·7)	8·2 (5 to 13·2)	5·3 (3·3 to 8·1)	4·1 (2·6 to 6·3)	3·2 (2 to 4·8)	2·6 (1·6 to 3·9)	1·1 (0·7 to 1·7)	0·4 (0·2 to 0·6)	0 (0 to 0·1)	56·7
Esophageal cancer	8·3 (5·6 to 12·3)	13·5 (9·4 to 19·4)	17·8 (12·4 to 24·5)	20·6 (14·7 to 28·3)	19 (13·6 to 25·5)	13·3 (9·5 to 18·1)	10·6 (7·5 to 14·4)	10·8 (7·8 to 14·6)	7·7 (5·3 to 10·7)	4·1 (2·9 to 5·5)	1·1 (0·7 to 1·4)	0·2 (0·1 to 0·2)	138
Stomach cancer	15·7 (11·5 to 21·1)	18·2 (12·9 to 25·1)	21 (15·2 to 27·9)	23·5 (17·2 to 31·6)	24·2 (17·9 to 32·1)	19·4 (14·5 to 25·3)	17·7 (13·1 to 23·1)	19·8 (15 to 25·4)	17·8 (13·1 to 23·6)	10·7 (7·8 to 13·8)	2·5 (1·8 to 3·3)	0·4 (0·3 to 0·6)	220
Colon and rectum cancer	37·3 (25·3 to 53·6)	47 (33 to 64·5)	57·5 (40·4 to 77·7)	64·4 (47·1 to 86)	65·8 (48·5 to 88·1)	51·7 (38·5 to 68·5)	45·6 (34·1 to 59·5)	50·6 (37·8 to 66·1)	43·4 (30·7 to 56·7)	21·9 (15·1 to 29·5)	5·2 (3·7 to 6·9)	1 (0·7 to 1·5)	565
Liver cancer	35·3 (18·1 to 63)	41·3 (21·2 to 76·1)	53·6 (30 to 89·5)	61·5 (34·8 to 98·2)	57·1 (35·9 to 87·7)	38·3 (24·9 to 56·2)	27·7 (18·6 to 39)	27·4 (18·5 to 38·9)	21·6 (14·7 to 30·2)	10·1 (6·5 to 14·8)	2·3 (1·4 to 3·4)	0·4 (0·2 to 0·6)	444
Liver cancer due to hepatitis B	24·4 (12·3 to 43·9)	25·9 (12 to 49·1)	29·9 (15 to 53)	30·9 (16·7 to 54·3)	25·1 (13·1 to 43·4)	14·2 (6·8 to 24·1)	8·8 (4·4 to 15·2)	7·7 (4·1 to 12·8)	5·4 (2·5 to 9·6)	2·3 (1·1 to 4)	0·5 (0·2 to 0·9)	0·1 (0 to 0·2)	222
Liver cancer due to hepatitis C	2·6 (1 to 5·9)	4·3 (1·6 to 8·9)	7·6 (3·4 to 15)	11 (4·7 to 20·7)	12·1 (5·4 to 22·9)	9·1 (4·6 to 15)	7·8 (4·3 to 12·9)	9·1 (4·6 to 15·1)	8·5 (4·8 to 12·9)	4·5 (2·7 to 7·2)	1·1 (0·6 to 1·8)	0·2 (0·1 to 0·4)	80·3
Liver cancer due to alcohol use	5·4 (2 to 12·2)	7·5 (2·7 to 17·3)	11 (4·1 to 21·9)	13·4 (5·7 to 25·2)	14·1 (6·5 to 25·6)	10·8 (5·4 to 18·4)	7·7 (4 to 13·1)	6·6 (3·6 to 10·9)	4·4 (2·3 to 7·2)	1·8 (0·9 to 3)	0·3 (0·2 to 0·7)	0 (0 to 0·1)	89·1
Liver cancer due to NASH	1·8 (0·8 to 4·1)	2·5 (1 to 5·4)	3·6 (1·6 to 7·2)	4·5 (2 to 8·9)	4·5 (2·1 to 8·3)	3·3 (1·7 to 6·3)	2·9 (1·5 to 5·1)	3·4 (1·8 to 5·9)	2·9 (1·5 to 5·1)	1·3 (0·7 to 2·3)	0·3 (0·1 to 0·5)	0 (0 to 0·1)	34·5
Liver cancer due to other causes	1·1 (0·4 to 2·3)	1·2 (0·5 to 2·6)	1·5 (0·6 to 3·1)	1·6 (0·7 to 3·1)	1·4 (0·6 to 2·7)	0·8 (0·4 to 1·6)	0·6 (0·3 to 1·1)	0·6 (0·3 to 1·1)	0·5 (0·2 to 0·9)	0·2 (0·1 to 0·4)	0 (0 to 0·1)	0 (0 to 0)	17·6
Gallbladder and biliary tract cancer	2·6 (1·8 to 3·9)	3·5 (2·4 to 5)	5·4 (3·7 to 7·6)	6·3 (4·2 to 8·7)	7·4 (5·2 to 10·3)	5·7 (4 to 7·9)	5 (3·5 to 7)	5·2 (3·6 to 7·1)	4·2 (2·8 to 5·8)	2·1 (1·4 to 2·9)	0·5 (0·3 to 0·7)	0·1 (0 to 0·1)	51·8
Pancreatic cancer	17·7 (12·5 to 24·5)	23·8 (16·7 to 33·4)	30·5 (21·4 to 41·8)	37·3 (26·9 to 50·8)	40·3 (29·6 to 53·6)	31·1 (23·3 to 41·2)	26·8 (19·3 to 35)	25·3 (18·5 to 33·3)	18·8 (13·1 to 25·8)	8·8 (6·1 to 11·8)	2·2 (1·5 to 2·9)	0·4 (0·2 to 0·5)	290
Larynx cancer	3·1 (1·6 to 5·7)	5 (3 to 8·2)	6·6 (4 to 10·3)	7·7 (4·9 to 11·1)	7·7 (5 to 11·2)	5·8 (3·8 to 8·5)	4·5 (3·1 to 6·6)	4·2 (2·7 to 6)	3·7 (2·4 to 5·4)	2 (1·3 to 3)	0·5 (0·3 to 0·7)	0·1 (0·1 to 0·2)	55·4
Tracheal, bronchus, and lung cancer	32·3 (22·1 to 45·3)	46·8 (32·1 to 65·3)	61·9 (44·7 to 83·9)	76·8 (53·9 to 104)	85·1 (62·2 to 113)	69·8 (51·4 to 96·8)	57·8 (43·6 to 74·6)	57·4 (43·7 to 75·6)	41·9 (30 to 57·4)	24·8 (16·8 to 34·5)	6 (4 to 8·6)	1 (0·7 to 1·4)	620
Malignant skin melanoma	3·6 (2 to 6·1)	2·4 (1·4 to 4·1)	2·2 (1·4 to 3·5)	2·5 (1·5 to 4·1)	1·8 (1·1 to 2·6)	1·4 (0·9 to 2·2)	1·1 (0·7 to 1·7)	1·2 (0·7 to 1·8)	1·1 (0·7 to 1·8)	0·7 (0·4 to 1·2)	0·2 (0·1 to 0·4)	0 (0 to 0·1)	28·5
Non-melanoma skin cancer	1·7 (1·1 to 2·7)	1·9 (1·2 to 2·9)	2 (1·3 to 3)	2·1 (1·4 to 3)	2·4 (1·6 to 3·5)	1·9 (1·2 to 2·8)	1·6 (1·1 to 2·3)	1·8 (1·2 to 2·5)	2 (1·3 to 2·8)	1·3 (0·9 to 1·9)	0·5 (0·3 to 0·8)	0·1 (0·1 to 0·2)	23·5
Non-melanoma skin cancer (squamous-cell carcinoma)	1·7 (1·1 to 2·7)	1·9 (1·2 to 2·9)	2 (1·3 to 3)	2·1 (1·4 to 3)	2·4 (1·6 to 3·5)	1·9 (1·2 to 2·8)	1·6 (1·1 to 2·3)	1·8 (1·2 to 2·5)	2 (1·3 to 2·8)	1·3 (0·9 to 1·9)	0·5 (0·3 to 0·8)	0·1 (0·1 to 0·2)	23·5
Non-melanoma skin cancer (basal-cell carcinoma)	0 (0 to 0)	0 (0 to 0)	0 (0 to 0)	0 (0 to 0)	0 (0 to 0)	0 (0 to 0)	0 (0 to 0)	0 (0 to 0)	0 (0 to 0)	0 (0 to 0)	0 (0 to 0)	0 (0 to 0)	0
Breast cancer	69·2 (48·4 to 93·7)	84 (60 to 113)	89·7 (63·7 to 121)	90·3 (65·3 to 121)	68·1 (49·6 to 91·1)	40·2 (29·1 to 54·5)	31·2 (22·4 to 41·6)	28·2 (19·8 to 38)	18·4 (12·8 to 25·7)	7·9 (5·2 to 11·1)	2 (1·3 to 2·9)	0·4 (0·2 to 0·6)	625
Cervical cancer	22·9 (13·8 to 35·1)	23·5 (14·7 to 34·5)	25·8 (16·4 to 38)	24·9 (16·2 to 37·4)	18·7 (12·1 to 27·4)	11·6 (7·5 to 16·9)	9·3 (6 to 13·4)	7·9 (5·1 to 11·4)	5·5 (3·4 to 8·2)	2·6 (1·6 to 3·8)	0·6 (0·3 to 0·8)	0·1 (0·1 to 0·2)	185
Uterine cancer	2·3 (1·3 to 3·8)	4 (2·4 to 6·3)	5·8 (3·4 to 9·5)	6·8 (4·1 to 10·8)	7·3 (4·4 to 11·6)	4·6 (2·8 to 7)	3·6 (2·2 to 5·6)	2·7 (1·7 to 4)	1·8 (1·1 to 2·8)	0·7 (0·4 to 1)	0·2 (0·1 to 0·3)	0 (0 to 0·1)	42·9
Ovarian cancer	23·1 (15 to 34·1)	35·5 (22·2 to 52·6)	39·9 (25·6 to 58·5)	35·3 (22·3 to 53)	30·5 (19·9 to 43·7)	17 (11·1 to 24·1)	12·8 (8·5 to 18·4)	9·7 (6·3 to 14·8)	6 (3·6 to 9·5)	2·7 (1·5 to 4·5)	0·7 (0·4 to 1·1)	0·1 (0 to 0·2)	262
Prostate cancer	1·7 (1 to 2·6)	3·7 (2·3 to 5·4)	6·6 (4·1 to 9·9)	11·5 (7·1 to 16·9)	18·7 (12·7 to 27·3)	18·4 (12·4 to 26·7)	20·1 (13·5 to 28·6)	28 (19·3 to 41)	31·2 (21·6 to 44·6)	17·6 (11·7 to 27·1)	5·7 (3·7 to 8·8)	1·2 (0·6 to 2)	170
Testicular cancer	0·3 (0·2 to 0·6)	0·1 (0·1 to 0·2)	0·1 (0 to 0·1)	0·1 (0 to 0·1)	0·1 (0 to 0·1)	0 (0 to 0·1)	0 (0 to 0·1)	0·1 (0 to 0·1)	0·1 (0 to 0·1)	0 (0 to 0)	0 (0 to 0)	0 (0 to 0)	4·6
Kidney cancer	6·2 (4 to 9·3)	8·5 (5·5 to 13)	10·3 (6·8 to 15·4)	11·2 (7·2 to 16·5)	11·1 (7·3 to 15·8)	7·8 (5·2 to 11·1)	5·6 (3·7 to 7·7)	5·4 (3·8 to 7·6)	3·8 (2·5 to 5·3)	2 (1·3 to 2·9)	0·5 (0·3 to 0·7)	0·1 (0 to 0·1)	94·8
Bladder cancer	3·1 (2 to 4·6)	4·1 (2·7 to 6)	6·1 (4·1 to 8·7)	8 (5·4 to 11·7)	10·1 (6·8 to 14·2)	9·2 (6·3 to 13)	8·7 (6·1 to 11·9)	12·3 (8·7 to 16·9)	12·7 (8·9 to 17·5)	8·4 (5·7 to 11·7)	2·5 (1·7 to 3·5)	0·6 (0·3 to 0·8)	91·2
Brain and central nervous system cancer	28·7 (18·2 to 44·6)	24·1 (15·1 to 37·4)	23·1 (14·6 to 34·9)	21·6 (14 to 31·4)	18 (12·4 to 25·6)	11·6 (8·1 to 15·9)	8·2 (5·5 to 11·4)	7·1 (4·5 to 10·6)	5 (2·8 to 7·9)	2·4 (1·3 to 3·9)	0·6 (0·3 to 1)	0·1 (0·1 to 0·2)	344
Thyroid cancer	3·3 (2 to 5·4)	4·4 (2·7 to 6·7)	6 (3·8 to 9·1)	6·8 (4·4 to 10·1)	7·7 (5·1 to 10·8)	5·5 (3·9 to 7·8)	4·7 (3·3 to 6·5)	4·7 (3·2 to 6·8)	4 (2·6 to 6)	2·2 (1·4 to 3·4)	0·6 (0·4 to 0·9)	0·1 (0 to 0·2)	60·2
Mesothelioma	4·7 (2·1 to 9·1)	4·7 (2·5 to 8·2)	4·2 (2·6 to 6·2)	5·1 (3 to 7·8)	1 (0·6 to 1·7)	0·7 (0·4 to 1·2)	0·4 (0·2 to 0·7)	1·3 (0·8 to 1·9)	1·2 (0·8 to 1·8)	0·6 (0·4 to 0·9)	0·2 (0·1 to 0·3)	0 (0 to 0·1)	39·4
Hodgkin lymphoma	5·6 (3·5 to 8·3)	3·8 (2·5 to 5·6)	4·1 (2·7 to 6)	2·9 (2 to 4·3)	2·8 (1·8 to 4·2)	1·9 (1·3 to 2·8)	1·4 (0·9 to 2·1)	1·4 (0·8 to 2·1)	0·8 (0·5 to 1·3)	0·3 (0·2 to 0·5)	0·1 (0 to 0·1)	0 (0 to 0)	58·2
Non-Hodgkin lymphoma	18·8 (13·1 to 26·9)	16·6 (11·4 to 23·8)	18·8 (13·1 to 26·1)	19·9 (14·1 to 28·5)	19·6 (13·7 to 26·5)	14·6 (10·4 to 19·8)	12 (8·6 to 16·1)	9·7 (7·1 to 12·8)	6·9 (4·8 to 9·7)	3·3 (2·2 to 4·6)	1 (0·6 to 1·4)	0·2 (0·1 to 0·2)	246
Multiple myeloma	4·4 (2·7 to 6·7)	5·5 (3·6 to 8·1)	7·6 (5·2 to 10·6)	9·2 (6·3 to 12·5)	9·8 (6·9 to 13·2)	7·4 (5·1 to 9·9)	6 (4·2 to 8)	4·9 (3·3 to 6·7)	3·7 (2·4 to 5·3)	1·4 (0·9 to 2·2)	0·3 (0·2 to 0·5)	0·1 (0 to 0·1)	66·3
Leukemia	25·3 (16·7 to 38·2)	23·5 (16·2 to 35·7)	21·2 (14·7 to 29·6)	23 (16 to 32·8)	22·6 (16·1 to 30·5)	16·2 (11·6 to 22·3)	13·5 (9·5 to 18·8)	13·9 (9·9 to 19·1)	10·9 (7·4 to 15·8)	6·3 (3·8 to 9·4)	1·7 (1·1 to 2·6)	0·4 (0·2 to 0·6)	491
Acute lymphoid leukemia	1·8 (0·9 to 3·4)	1·8 (0·9 to 3·2)	1·3 (0·7 to 2·2)	1 (0·5 to 1·8)	1 (0·5 to 1·7)	0·7 (0·4 to 1·3)	0·5 (0·3 to 0·8)	0·4 (0·2 to 0·7)	0·5 (0·3 to 0·9)	0·4 (0·2 to 0·8)	0·1 (0 to 0·2)	0 (0 to 0)	71·5
Chronic lymphoid leukemia	0·5 (0·2 to 1)	0·7 (0·3 to 1·3)	0·9 (0·5 to 1·7)	1·2 (0·6 to 2·2)	1·5 (0·7 to 2·8)	1·3 (0·7 to 2·3)	0·9 (0·5 to 1·5)	1·2 (0·6 to 2)	1·1 (0·6 to 2)	0·5 (0·2 to 0·9)	0·2 (0·1 to 0·3)	0 (0 to 0)	12·3
Acute myeloid leukemia	14·9 (8·8 to 26·2)	13·6 (8·5 to 22·9)	11·4 (7·2 to 17·4)	11·6 (7·2 to 18·2)	10·2 (6·3 to 15·4)	6·9 (4·3 to 10·4)	5·2 (3·2 to 7·8)	4·9 (2·9 to 7·6)	4 (2·3 to 7)	2 (1 to 3·8)	0·4 (0·2 to 0·9)	0·1 (0 to 0·3)	251



Osteoarthritis other	0 (0 to 0)	0 (0 to 0)	0 (0 to 0)	0 (0 to 0)	0 (0 to 0)	0 (0 to 0)	0 (0 to 0)	0 (0 to 0)	0 (0 to 0)	0·3 (0·1 to 0·8)	2·1 (0·7 to 5)	4·7 (1·8 to 10·6)	7·5 (3·1 to 16·4)	9·7 (4·2 to 21·9)	11·3 (5·1 to 25·5)	10·8 (4·9 to 22·9)	7·5 (3·5 to 16·2)	5·8 (2·9 to 11·8)	5·5 (2·7 to 11·3)	4·4 (2·2 to 8·9)	2·4 (1·2 to 5)	0·9 (0·4 to 1·7)	0·2 (0·1 to 0·4)	73
Low back pain	0 (0 to 0)	0 (0 to 0)	0 (0 to 0)	0 (0 to 0)	24·6 (12·1 to 41·4)	86·4 (51·7 to 138)	123 (71·6 to 194)	203 (120 to 318)	389 (229 to 609)	532 (303 to 809)	527 (320 to 809)	428 (259 to 657)	357 (212 to 553)	307 (187 to 483)	258 (159 to 389)	202 (126 to 303)	126 (80·6 to 189)	90 (56·4 to 136)	80·7 (50·8 to 122)	65·1 (41·9 to 95·1)	33·7 (21·2 to 48·3)	10·2 (6·4 to 14·8)	2·3 (1·5 to 3·4)	3,850
Neck pain	0 (0 to 0)	0 (0 to 0)	0 (0 to 0)	0 (0 to 0)	2·5 (0·8 to 5·8)	12·3 (5·9 to 23·4)	26·9 (12·2 to 49·6)	60·7 (28 to 119)	147 (69·7 to 280)	272 (133 to 509)	303 (160 to 517)	260 (137 to 448)	235 (118 to 411)	183 (91 to 345)	141 (69·5 to 258)	101 (51·1 to 176)	58·2 (30·9 to 98·7)	38·7 (21·6 to 64·4)	29·7 (15·7 to 52·2)	17·5 (8·9 to 31·3)	7·3 (3·8 to 12·5)	1·8 (1 to 3·1)	0·4 (0·2 to 0·6)	1,900
Gout	0 (0 to 0)	0 (0 to 0)	0 (0 to 0)	0 (0 to 0)	0 (0 to 0)	0 (0 to 0)	0·1 (0 to 0·1)	0·7 (0·4 to 1·2)	4 (1·3 to 7·8)	9·7 (4·1 to 17·4)	12·8 (6·4 to 22·3)	12·4 (5·8 to 22)	11·6 (6 to 19)	10·5 (5·3 to 18)	9·7 (5·3 to 16·6)	8·3 (4·2 to 14·1)	5·5 (3·1 to 8·9)	4·1 (2·2 to 6·8)	3·6 (2 to 5·5)	2·7 (1·4 to 4·5)	1·4 (0·8 to 2·3)	0·5 (0·3 to 0·8)	0·1 (0·1 to 0·2)	97·5
Other musculoskeletal disorders	0 (0 to 0)	0 (0 to 0)	0 (0 to 0)	0 (0 to 0)	1·2 (0·6 to 1·9)	6·6 (2·8 to 12·1)	39 (22·6 to 61·2)	108 (67·7 to 165)	269 (167 to 408)	402 (249 to 616)	365 (229 to 546)	277 (167 to 429)	223 (140 to 340)	186 (112 to 285)	157 (98·5 to 237)	119 (71·6 to 182)	67·6 (43 to 101)	43·6 (26·4 to 68·4)	32·1 (19·3 to 48·4)	19 (10·2 to 30·4)	7·7 (4·4 to 12·1)	1·8 (0·8 to 3·1)	0·2 (0·1 to 0·6)	2,320
Other non-communicable diseases	1,020 (637 to 1,520)	241 (160 to 361)	1,240 (828 to 1,740)	531 (390 to 721)	265 (189 to 364)	174 (127 to 234)	202 (148 to 276)	322 (232 to 454)	536 (386 to 744)	671 (480 to 933)	622 (448 to 878)	472 (341 to 658)	361 (260 to 489)	293 (215 to 403)	254 (186 to 349)	211 (155 to 283)	145 (109 to 192)	113 (86·4 to 147)	109 (84·6 to 141)	91·8 (71·7 to 116)	52·6 (41·2 to 66·1)	18·6 (14·3 to 23·5)	5 (3·8 to 6·5)	7,950
Congenital birth defects	996 (619 to 1,500)	207 (129 to 316)	915 (583 to 1,340)	306 (207 to 432)	102 (75 to 130)	63·3 (47 to 83·1)	49·5 (34·8 to 67·9)	53·1 (38·2 to 74)	71·9 (50·6 to 100)	72·5 (49·1 to 104)	55·8 (38·4 to 81·9)	37·7 (25·5 to 54·5)	24·8 (16·3 to 36·7)	17·6 (11·4 to 26·9)	13·7 (8·9 to 20·6)	9·6 (6·3 to 14·3)	5·3 (3·5 to 7·8)	2·5 (1·4 to 4·2)	2 (1·1 to 3·2)	1·3 (0·7 to 2·2)	0·6 (0·3 to 1·1)	0·2 (0·1 to 0·3)	0 (0 to 0·1)	3,010
Neural tube defects	50·8 (16·9 to 115)	5·7 (2·1 to 12)	28·1 (10·4 to 64·4)	20·1 (5·7 to 56·8)	1·3 (0·9 to 1·8)	1·1 (0·7 to 1·4)	1·1 (0·8 to 1·5)	1·3 (0·9 to 1·7)	1·6 (1·1 to 2·2)	1·6 (1·1 to 2)	1·1 (0·7 to 1·4)	0·7 (0·5 to 0·9)	0·4 (0·3 to 0·5)	0·3 (0·2 to 0·4)	0·2 (0·1 to 0·3)	0·1 (0·1 to 0·2)	0·1 (0 to 0·1)	0 (0 to 0)	0 (0 to 0)	0 (0 to 0)	0 (0 to 0)	0 (0 to 0)	0 (0 to 0)	115
Congenital heart anomalies	345 (201 to 556)	95·8 (55·2 to 156)	439 (249 to 682)	125 (75·4 to 196)	34·7 (22·5 to 48·9)	20·7 (13·4 to 29·7)	13·8 (8·3 to 20·8)	12·3 (7·6 to 18·9)	17·8 (11·7 to 26·7)	13·7 (9·2 to 19·5)	10·4 (7·1 to 14·3)	7·6 (5·2 to 10·8)	3·4 (2·1 to 4·9)	2·2 (1·3 to 3·3)	2 (1·3 to 2·8)	1·5 (1 to 2·1)	0·8 (0·5 to 1·2)	0·2 (0·1 to 0·3)	0·1 (0 to 0·3)	0·1 (0 to 0·2)	0 (0 to 0·1)	0 (0 to 0)	0 (0 to 0)	1,150
Orofacial clefts	2·8 (0·8 to 7·8)	0·9 (0·3 to 2·5)	3·4 (0·9 to 10·8)	1·4 (0·8 to 2·3)	0·8 (0·3 to 1·4)	0·6 (0·3 to 1·1)	0·6 (0·2 to 1)	0·8 (0·3 to 1·4)	1·1 (0·4 to 2·1)	1·3 (0·5 to 2·6)	1 (0·4 to 2)	0·7 (0·3 to 1·4)	0·5 (0·2 to 0·9)	0·4 (0·1 to 0·7)	0·3 (0·1 to 0·5)	0·2 (0·1 to 0·4)	0·1 (0·1 to 0·2)	0·1 (0 to 0·1)	0·1 (0 to 0·1)	0 (0 to 0·1)	0 (0 to 0)	0 (0 to 0)	0 (0 to 0)	17
Down syndrome	58·1 (23·8 to 114)	12·1 (5·9 to 21·8)	120 (49·3 to 238)	41·2 (18·8 to 76·7)	11·3 (5·5 to 19·3)	5·5 (3·2 to 8·9)	4·3 (2·1 to 7·8)	5·1 (2·7 to 8·7)	7·3 (4·2 to 12·7)	6·1 (3·5 to 9·9)	4·3 (2·6 to 6·7)	2·5 (1·5 to 3·9)	1·4 (0·9 to 2·3)	0·7 (0·4 to 1·2)	0·3 (0·2 to 0·6)	0·2 (0·1 to 0·3)	0·1 (0 to 0·2)	0 (0 to 0)	0 (0 to 0)	0 (0 to 0)	0 (0 to 0)	0 (0 to 0)	0 (0 to 0)	281
Turner syndrome	0 (0 to 0)	0 (0 to 0)	0 (0 to 0)	0 (0 to 0·1)	0 (0 to 0·1)	0 (0 to 0·1)	0 (0 to 0·1)	0 (0 to 0·1)	0 (0 to 0·1)	0 (0 to 0·1)	0 (0 to 0·1)	0 (0 to 0)	0 (0 to 0)	0 (0 to 0)	0 (0 to 0)	0 (0 to 0)	0 (0 to 0)	0 (0 to 0)	0 (0 to 0)	0 (0 to 0)	0 (0 to 0)	0 (0 to 0)	0 (0 to 0)	0·4
Klinefelter syndrome	0 (0 to 0)	0 (0 to 0)	0 (0 to 0)	0 (0 to 0)	0 (0 to 0)	0 (0 to 0)	0 (0 to 0)	0 (0 to 0)	0 (0 to 0)	0 (0 to 0)	0 (0 to 0)	0 (0 to 0)	0 (0 to 0)	0 (0 to 0)	0 (0 to 0)	0 (0 to 0)	0 (0 to 0)	0 (0 to 0)	0 (0 to 0)	0 (0 to 0)	0 (0 to 0)	0 (0 to 0)	0 (0 to 0)	0·1
Other chromosomal abnormalities	153 (15·5 to 304)	39·1 (5·9 to 74·9)	77·9 (13·2 to 165)	10·5 (4·6 to 18·5)	2·6 (1·5 to 4·3)	1·4 (0·9 to 2·1)	1·3 (0·9 to 1·9)	1·3 (0·8 to 1·8)	1·5 (1 to 2·1)	1 (0·7 to 1·4)	0·8 (0·5 to 1·1)	0·3 (0·2 to 0·5)	0·2 (0·1 to 0·2)	0·1 (0·1 to 0·1)	0 (0 to 0·1)	0 (0 to 0)	0 (0 to 0)	0 (0 to 0)	0 (0 to 0)	0 (0 to 0)	0 (0 to 0)	0 (0 to 0)	0 (0 to 0)	291
Congenital musculoskeletal and limb anomalies	10·7 (5·2 to 21·4)	2·1 (1·1 to 3·9)	15·6 (9·1 to 24·2)	18·4 (10·7 to 28·3)	12·2 (7·3 to 19·2)	10 (5·8 to 15·8)	8·9 (5·2 to 14·1)	9·2 (5·2 to 14·3)	12·7 (7·1 to 19·7)	14·6 (8·2 to 22·5)	11·9 (6·6 to 19·1)	8·1 (4·4 to 13·1)	6 (3·4 to 9·3)	4·5 (2·6 to 7)	3·5 (2 to 5·5)	2·3 (1·4 to 3·7)	1·1 (0·7 to 1·8)	0·6 (0·3 to 1)	0·4 (0·2 to 0·6)	0·2 (0·1 to 0·3)	0·1 (0 to 0·2)	0 (0 to 0)	0 (0 to 0)	153
Urogenital congenital anomalies	19·3 (9·1 to 36·1)	1·5 (0·8 to 2·8)	4·4 (2·1 to 8·7)	3·1 (1·9 to 5)	1·9 (1·1 to 3)	1·1 (0·7 to 1·6)	1 (0·6 to 1·4)	1 (0·7 to 1·5)	1·3 (0·9 to 1·8)	1·2 (0·8 to 1·8)	0·8 (0·5 to 1·2)	0·5 (0·3 to 0·7)	0·3 (0·2 to 0·4)	0·2 (0·1 to 0·2)	0·1 (0·1 to 0·2)	0·1 (0 to 0·1)	0 (0 to 0·1)	0 (0 to 0)	0 (0 to 0)	0 (0 to 0)	0 (0 to 0)	0 (0 to 0)	0 (0 to 0)	37·7
Digestive congenital anomalies	63·2 (29·8 to 121)	15·6 (7·5 to 28·1)	83·5 (44·1 to 147)	23 (11·8 to 37·9)	3·3 (1·8 to 5·5)	1·7 (0·9 to 3)	0·4 (0·2 to 0·6)	0·2 (0·1 to 0·3)	0·2 (0·1 to 0·3)	0·2 (0·1 to 0·4)	0·1 (0·1 to 0·2)	0·1 (0 to 0·1)	0·1 (0 to 0·1)	0·1 (0 to 0·1)	0·1 (0 to 0·1)	0 (0 to 0·1)	0 (0 to 0·1)	0 (0 to 0)	0 (0 to 0)	0 (0 to 0)	0 (0 to 0)	0 (0 to 0)	0 (0 to 0)	192
Other congenital birth defects	293 (150 to 562)	34 (14·6 to 69·3)	143 (70·7 to 282)	63·3 (36 to 109)	33·4 (20·1 to 52·3)	21·3 (12 to 34·4)	18·3 (10·3 to 29·4)	21·9 (12 to 36·9)	28·3 (13·7 to 50·4)	32·7 (15·1 to 59·4)	25·4 (12·2 to 46·7)	17·2 (8·1 to 31·8)	12·6 (6·2 to 22·9)	9·3 (4·3 to 17·2)	7·2 (3·4 to 12·9)	5·2 (2·5 to 9·3)	3 (1·5 to 5·2)	1·7 (0·7 to 3·1)	1·4 (0·6 to 2·6)	1 (0·4 to 1·8)	0·5 (0·2 to 0·9)	0·2 (0·1 to 0·3)	0 (0 to 0·1)	774
Urinary diseases and male infertility	0·1 (0 to 0·2)	0·1 (0·1 to 0·2)	3·8 (1·9 to 7)	2·4 (1·5 to 3·8)	1·5 (1 to 2·5)	1·2 (0·8 to 2)	1·5 (1 to 2·2)	6·4 (3·5 to 11·7)	15 (7·7 to 29·2)	24·6 (14·1 to 46·6)	23·1 (13·4 to 40)	18·9 (12·1 to 29·9)	16·2 (11 to 22·6)	20·4 (14·4 to 28·6)	27·3 (18·2 to 38·9)	31·9 (21·4 to 45·9)	27·5 (18·8 to 38·5)	23·9 (16·1 to 33·5)	25 (17 to 33·9)	23·2 (15·7 to 32·8)	14·2 (9·2 to 19·7)	5·4 (3·4 to 7·6)	1·5 (0·9 to 2·2)	315
Urolithiasis	0 (0 to 0)	0 (0 to 0)	0 (0 to 0)	0 (0 to 0·1)	0 (0 to 0·1)	0·1 (0 to 0·1)	0·1 (0·1 to 0·2)	0·4 (0·2 to 0·7)	1·3 (0·7 to 2·4)	2·8 (1·2 to 5·6)	3·3 (0·9 to 6·7)	3 (1 to 6·1)	2·8 (1·1 to 5·6)	2·6 (1·1 to 4·7)	2·1 (0·9 to 3·8)	1·5 (0·7 to 2·7)	0·9 (0·5 to 1·5)	0·5 (0·3 to 0·9)	0·4 (0·2 to 0·7)	0·3 (0·1 to 0·5)	0·1 (0·1 to 0·2)	0 (0 to 0·1)	0 (0 to 0)	22·4
Benign prostatic hyperplasia	0 (0 to 0)	0 (0 to 0)	0 (0 to 0)	0 (0 to 0)	0 (0 to 0)	0 (0 to 0)	0 (0 to 0)	0 (0 to 0)	0 (0 to 0)	0 (0 to 0)	0 (0 to 0)	0·6 (0·1 to 1·4)	3 (1·2 to 6·1)	7 (3·3 to 13·2)	13 (6·4 to 22·1)	17·1 (8·7 to 29·4)	15·7 (8·7 to 25·1)	13·1 (7·2 to 21·5)	11·2 (6·3 to 18·3)	7·8 (4·4 to 12·5)	3·4 (1·8 to 5·6)	0·8 (0·4 to 1·4)	0·2 (0·1 to 0·3)	92·9
Male infertility	0 (0 to 0)	0 (0 to 0)	0 (0 to 0)	0 (0 to 0)	0 (0 to 0)	0 (0 to 0)	0 (0 to 0)	3·4 (0·9 to 8·8)	8·7 (2·3 to 22·3)	12·4 (3·3 to 33·5)	10·2 (2·7 to 26·3)	6·6 (1·9 to 17)	0·7 (0·1 to 2·2)	0 (0 to 0)	0 (0 to 0)	0 (0 to 0)	0 (0 to 0)	0 (0 to 0)	0 (0 to 0)	0 (0 to 0)	0 (0 to 0)	0 (0 to 0)	0 (0 to 0)	42
Other urinary diseases	0 (0 to 0·1)	0 (0 to 0·1)	0·6 (0·1 to 1·6)	0·5 (0·2 to 0·8)	0·3 (0·1 to 0·6)	0·3 (0·2 to 0·5)	0·3 (0·2 to 0·6)	0·7 (0·4 to 1·4)	0·9 (0·5 to 1·4)	2·4 (1·4 to 3·7)	2·7 (1·4 to 4·6)	2 (1·2 to 3·3)	3 (1·7 to 4·8)	2·4 (1·3 to 4·1)	3·2 (1·6 to 5·5)	3·3 (1·6 to 6)	2·6 (1·2 to 5·1)	2·5 (1 to 4·5)	2·5 (0·7 to 5·1)	4·4 (1·7 to 8·1)	2·8 (1 to 5·4)	1·5 (0·6 to 2·7)	0·4 (0·1 to 0·7)	39·3
Gynecological diseases	0 (0 to 0)	0 (0 to 0)	0 (0 to 0)	0 (0 to 0)	0 (0 to 0)	23·8 (12·2 to 40·3)	57·4 (33·8 to 94·4)	114 (70·5 to 179)	193 (126 to 283)	238 (156 to 350)	213 (144 to 315)	159 (105 to 236)	100 (66·5 to 145)	51·2 (31·5 to 76·6)	23·8 (14·2 to 35·6)	15·6 (9·2 to 24·9)	8·1 (4·9 to 12)	5 (3·1 to 7·3)	4·1 (2·5 to 6·2)	3·1 (1·9 to 4·9)	1·8 (1·1 to 2·9)	0·5 (0·3 to 0·8)	0·1 (0·1 to 0·2)	1,210
Uterine fibroids	0 (0 to 0)	0 (0 to 0)	0 (0 to 0)	0 (0 to 0)	0 (0 to 0)	0·2 (0·1 to 0·5)	0·8 (0·3 to 1·8)	1·7 (0·7 to 3·5)	6·3 (2·5 to 12·1)	7·5 (3·3 to 15)	9·3 (4 to 18·6)	7·8 (3·6 to 14·7)	5·4 (2·4 to 10·4)	3·7 (1·7 to 7·1)	2·1 (0·9 to 4·1)	1·2 (0·6 to 2·4)	0·5 (0·2 to 0·9)	0·2 (0·1 to 0·4)	0·1 (0 to 0·2)	0·1 (0 to 0·1)	0 (0 to 0·1)	0 (0 to 0)	0 (0 to 0)	46·9
Polycystic ovarian syndrome	0 (0 to 0)	0 (0 to 0)	0 (0 to 0)	0 (0 to 0)	0 (0 to 0)	1·7 (0·7 to 3·6)	6·4 (2·6 to 13·2)	9·7 (4 to 20)	11·4 (4·7 to 23·2)	11·9 (4·8 to 24·6)	9·9 (4 to 20)	7·1 (2·9 to 14·6)	5·3 (2·2 to 10·9)	1 (0·4 to 2)	0 (0 to 0)	0 (0 to 0)	0 (0 to 0)	0 (0 to 0)	0 (0 to 0)	0 (0 to 0)	0 (0 to 0)	0 (0 to 0)	0 (0 to 0)	64·4
Female infertility	0 (0 to 0)	0 (0 to 0)	0 (0 to 0)	0 (0 to 0)	0 (0 to 0)	0 (0 to 0)	0 (0 to 0)	3·6 (0·3 to 11)	10·3 (2·2 to 29·1)	15·5 (3·5 to 46·2)	14·8 (2·5 to 42·1)	11·5 (2·4 to 32·3)	0·5 (0 to 2·7)	0 (0 to 0)	0 (0 to 0)	0 (0 to 0)	0 (0 to 0)	0 (0 to 0)	0 (0 to 0)	0 (0 to 0)	0 (0 to 0)	0 (0 to 0)	0 (0 to 0)	56·3
Endometriosis	0 (0 to 0)	0 (0 to 0)	0 (0 to 0)	0 (0 to 0)	0 (0 to 0)	0 (0 to 0)	3·2 (1·3 to 6·5)	20 (9·6 to 35·8)	32·3 (16·9 to 54·4)	32·1 (15·6 to 57·6)	26·8 (14·1 to 46·9)	18·3 (9·4 to 30·8)	12·2 (6·6 to 19·6)	4·8 (2·5 to 7·9)	0 (0 to 0)	0 (0 to 0)	0 (0 to 0)	0 (0 to 0)	0 (0 to 0)	0 (0 to 0)	0 (0 to 0)	0 (0 to 0)	0 (0 to 0)	150
Genital prolapse	0 (0 to 0)	0 (0 to 0)	0 (0 to 0)	0 (0 to 0)	0 (0 to 0)	0·1 (0 to 0·3)	0·7 (0·2 to 1·8)	0·6 (0·2 to 1·6)	0·5 (0·1 to 1·7)	1 (0·3 to 2·7)	1·1 (0·4 to 2·8)	1·4 (0·6 to 3)	1·6 (0·7 to 3·1)	1·9 (0·9 to 3·6)	1·4 (0·6 to 2·7)	1·3 (0·6 to 2·6)	0·7 (0·3 to 1·4)	0·5 (0·2 to 0·9)	0·4 (0·2 to 0·8)	0·3 (0·1 to 0·6)	0·1 (0·1 to 0·3)	0 (0 to 0·1)	0 (0 to 0)	13·6
Premenstrual syndrome	0 (0 to 0)	0 (0 to 0)	0 (0 to 0)	0 (0 to 0)	0 (0 to 0)	20·9 (9·8 to 36·8)	43·5 (22·1 to 77·9)	59·6 (29·6 to 106)	72·6 (41·5 to 119)	81 (42·2 to 131)	78·3 (43·7 to 125)	60·3 (33·8 to 97·9)	36·7 (20·5 to 61·4)	11·2 (5·6 to 20)	0 (0 to 0)	0 (0 to 0)	0 (0 to 0)	0 (0 to 0)	0 (0 to 0)	0 (0 to 0)	0 (0 to 0)	0 (0 to 0)	0 (0 to 0)	464
Other gynecological diseases	0 (0 to 0)	0 (0 to 0)	0 (0 to 0)	0 (0 to 0)	0 (0 to 0)	0·8 (0·2 to 2)	2·8 (1·2 to 5·3)	18·3 (10 to 29·1)	59·9 (31·6 to 101)	89·1 (49·9 to 144)	72·5 (40·5 to 116)	53 (28·5 to 84·8)	38·8 (21·7 to 62)	28·6 (14 to 47)	20·3 (11·5 to 31·4)	13·1 (7·1 to 21·4)	6·9 (4 to 10·6)	4·3 (2·5 to 6·6)	3·6 (2·2 to 5·6)	2·8 (1·7 to 4·5)	1·6 (0·9 to 2·8)	0·4 (0·3 to 0·7)	0·1 (0·1 to 0·2)	417
Hemoglobinopathies and hemolytic anemias	2·6 (1·7 to 3·9)	4·3 (2·8 to 6·5)	46·7 (30·3 to 68·7)	121 (69·6 to 196)	107 (54·8 to 180)	41·7 (20·2 to 74·6)	41·1 (23·4 to 65·7)	65·7 (38·6 to 106)	93·7 (52·9 to 155)	98·7 (59·6 to 155)	83 (49·1 to 144)	46·2 (27·8 to 72·9)	33·8 (20 to 54·8)	28·6 (16·7 to 46·4)	23·4 (14·7 to 36·5)	19·4 (12·4 to 29·6)	14·3 (9·5 to 21·3)	12·2 (8·6 to 16·8)	12·2 (8·4 to 16·6)	11 (8 to 15·2)	7·4 (5·3 to 9·9)	2·5 (1·8 to 3·3)	0·7 (0·5 to 0·9)	917
Thalassemias	2·3 (1·4 to 3·6)	0·8 (0·5 to 1·3)	16·5 (9·2 to 27·4)	21·1 (13·9 to 31·7)	12·5 (8·7 to 17·4)	9·1 (6·2 to 12·7)	8·4 (5·4 to 12·5)	8·6 (5·7 to 13)	11·7 (7·6 to 17·8)	12·1 (7·6 to 19·3)	9·4 (6 to 14)	7·4 (4·9 to 10·6)	6·4 (4·3 to 9·1)	6·2 (4 to 9·2)	4·8 (2·9 to 7·2)	2 (1 to 3·3)	0·4 (0·2 to 0·6)	0·1 (0 to 0·1)	0 (0 to 0)	0 (0 to 0)	0 (0 to 0)	0 (0 to 0)	0 (0 to 0)	139
Thalassemias trait	0·2 (0·1 to 0·4)	3 (1·8 to 4·7)	27·4 (15·2 to 44·3)	92·2 (48·4 to 158)	87·4 (40·4 to 156)	29·8 (10·9 to 59·7)	25·2 (11·4 to 44·9)	50·4 (26·1 to 86·5)	72·4 (35·9 to 129)	75·6 (39·6 to 128)	64·4 (34·2 to 124)	28·7 (15 to 49·6)	22·2 (11 to 38·6)	17·4 (7·6 to 32·9)	12·2 (5·4 to 23)	8·3 (3·4 to 15·7)	5·8 (2·7 to 10·7)	4·6 (2·1 to 8·1)	4·3 (2 to 7·5)	3·5 (1·7 to 5·9)	2·2 (1·1 to 3·5)	0·7 (0·3 to 1·1)	0·2 (0·1 to 0·3)	638
Sickle cell disorders	0 (0 to 0)	0 (0 to 0)	0 (0 to 0·1)	0 (0 to 0·1)	0 (0 to 0)	0 (0 to 0)	0 (0 to 0)	0 (0 to 0)	0 (0 to 0)	0 (0 to 0)	0 (0 to 0)	0 (0 to 0)	0 (0 to 0)	0 (0 to 0)	0 (0 to 0)	0 (0 to 0)	0 (0 to 0)	0 (0 to 0)	0 (0 to 0)	0 (0 to 0)	0 (0 to 0)	0 (0 to 0)	0 (0 to 0)	0·1
Sickle cell trait	0 (0 to 0)	0·1 (0 to 0·1)	0·3 (0·1 to 0·5)	1 (0·4 to 1·8)	0·9 (0·4 to 1·8)	0·3 (0·1 to 0·7)	0·9 (0·4 to 1·9)	0·4 (0·1 to 1)	0·7 (0·2 to 1·6)	0·7 (0·2 to 1·5)	0·4 (0·1 to 0·8)	1·2 (0·5 to 2·2)	0·1 (0 to 0·2)	0·2 (0 to 0·3)	0·1 (0 to 0·3)	0·1 (0 to 0·2)	0·1 (0 to 0·1)	0 (0 to 0·1)	0 (0 to 0·1)	0 (0 to 0·1)	0 (0 to 0)	0 (0 to 0)	0 (0 to 0)	7·6
G6PD deficiency	0 (0 to 0)	0 (0 to 0)	0·1 (0·1 to 0·2)	0·3 (0·1 to 0·5)	0·4 (0·1 to 0·7)	0·6 (0·3 to 1·1)	2·5 (1·4 to 4·3)	2·2 (1 to 4·2)	3·9 (1·7 to 6·8)	3·9 (1·6 to 7·5)	2·4 (1 to 4·7)	3·3 (1·9 to 5·1)	1·3 (0·6 to 2·5)	1·6 (0·7 to 2·9)	2·5 (1·2 to 4·2)	2·9 (1·5 to 4·8)	2 (1·1 to 3·3)	1·2 (0·6 to 2)	0·8 (0·4 to 1·3)	0·4 (0·2 to 0·7)	0·2 (0·1 to 0·3)	0 (0 to 0·1)	0 (0 to 0)	32·5
G6PD trait	0 (0 to 0)	0 (0 to 0)	0 (0 to 0)	0 (0 to 0)	0 (0 to 0)	0 (0 to 0)	0·4 (0·1 to 0·7)	0 (0 to 0)	0 (0 to 0)	0 (0 to 0)	0 (0 to 0·1)	0·4 (0·2 to 0·7)	0·1 (0 to 0·2)	0 (0 to 0)	0 (0 to 0)	0 (0 to 0)	0 (0 to 0)	0 (0 to 0)	0 (0 to 0)	0 (0 to 0)	0 (0 to 0)	0 (0 to 0)	0 (0 to 0)	0·9
Other hemoglobinopathies and hemolytic anemias	0 (0 to 0)	0·4 (0·2 to 0·6)	2·4 (1·1 to 4·4)	6·8 (3 to 12·9)	5·5 (2 to 11·1)	1·9 (0·6 to 4·2)	3·6 (1·5 to 7·2)	4 (1·5 to 7·8)	4·9 (1·9 to 9·4)	6·4 (2·5 to 12)	6·5 (2·8 to 12)	5·3 (2·5 to 9·8)	3·6 (1·6 to 6·9)	3·2 (1·6 to 5·6)	3·8 (2·3 to 5·9)	6·1 (4·1 to 8·8)	6·1 (4·2 to 8·6)	6·3 (4·5 to 8·8)	7 (5 to 9·3)	7·1 (4·9 to 9·6)	5·1 (3·6 to 7)	1·8 (1·3 to 2·4)	0·5 (0·3 to 0·7)	98·4
Endocrine, metabolic, blood, and immune disorders	21·2 (10·1 to 38)	10·7 (6·2 to 18·4)	164 (83 to 283)	82 (48·5 to 132)	34·4 (23·8 to 49·2)	24·1 (17·1 to 32·7)	28·3 (19·8 to 39)	40·8 (28·2 to 57·1)	87·7 (61·8 to 122)	137 (93·5 to 199)	151 (103 to 213)	129 (86·7 to 189)	111 (73·3 to 156)	99·9 (69·4 to 144)	89·7 (62 to 131)	66·3 (45·9 to 93·6)	42 (30·4 to 56·8)	31·8 (22·8 to 43·1)	30·7 (21·8 to 41)	26·2 (17·9 to 37·1)	14·7 (9·6 to 21·9)	5·4 (3·4 to 8)	1·6 (0·9 to 2·5)	1,430
Oral disorders	0 (0 to 0)	0 (0 to 0)	0 (0 to 0)	19·5 (10·9 to 32·4)	20·9 (11·5 to 35·7)	20 (10·5 to 34·7)	24·2 (13·3 to 40·3)	42·1 (24·2 to 69·4)	74·3 (41·1 to 121)	99·5 (56·1 to 164)	96 (52·1 to 164)	80·7 (43·2 to 144)	75·3 (42 to 131)	75·1 (41·7 to 128)	76 (43·8 to 124)	68·7 (40·7 to 112)	48 (28·5 to 76·1)	37·8 (23·2 to 59·4)	35·3 (21·7 to 53·6)	26·8 (16·6 to 39·8)	13·9 (8·5 to 20·9)	4·6 (2·8 to 6·8)	1·1 (0·7 to 1·7)	940
Caries of deciduous teeth	0 (0 to 0)	0 (0 to 0)	0 (0 to 0)	6·2 (2·2 to 12·6)	5·6 (2·3 to 12·4)	0·3 (0 to 0·7)	0 (0 to 0)	0 (0 to 0)	0 (0 to 0)	0 (0 to 0)	0 (0 to 0)	0 (0 to 0)	0 (0 to 0)	0 (0 to 0)	0 (0 to 0)	0 (0 to 0)	0 (0 to 0)	0 (0 to 0)	0 (0 to 0)	0 (0 to 0)	0 (0 to 0)	0 (0 to 0)	0 (0 to 0)	12·1
Caries of permanent teeth	0 (0 to 0)	0 (0 to 0)	0 (0 to 0)	0 (0 to 0)	4·4 (1·6 to 9·6)	9·7 (3·9 to 21·1)	9·6 (3·8 to 20)	13·5 (5·8 to 27·2)	19 (7·8 to 37·9)	20·1 (8·3 to 41·9)	16·4 (6·6 to 34·4)	10·6 (4·2 to 21·6)	7·1 (2·9 to 15·2)	5·2 (2·1 to 11·3)	4·1 (1·5 to 9·1)	3 (1·1 to 6·7)	1·7 (0·7 to 3·5)	1·1 (0·5 to 2·3)	0·9 (0·4 to 1·8)	0·6 (0·2 to 1·2)	0·2 (0·1 to 0·5)	0·1 (0 to 0·1)	0 (0 to 0)	127
Periodontal diseases	0 (0 to 0)	0 (0 to 0)	0 (0 to 0)	0 (0 to 0)	0 (0 to 0)	0 (0 to 0)	0·6 (0·2 to 1·6)	2·4 (0·7 to 6·3)	8·3 (2·4 to 20·5)	17·8 (5·2 to 46·9)	24·3 (7·5 to 65·9)	26·2 (7·9 to 66·3)	27·4 (8·9 to 68)	27 (9·5 to 63·2)	24·5 (8·8 to 54·9)	18·6 (7 to 39)	10·7 (4 to 22·8)	6·9 (2·7 to 14·1)	5·6 (2·2 to 11·5)	3·8 (1·5 to 7·7)	1·9 (0·7 to 3·9)	0·6 (0·2 to 1·3)	0·1 (0 to 0·3)	207
Other oral disorders	0 (0 to 0)	0 (0 to 0)	0 (0 to 0)	13·3 (7·9 to 20·5)	10·9 (6·4 to 17·1)	10·1 (5·8 to 15·7)	14·1 (8·5 to 21·7)	22·4 (13·8 to 34·6)	36·1 (21·5 to 54·6)	43·6 (25·6 to 66·4)	36·3 (21·4 to 56)	25·7 (15·3 to 38·7)	19·4 (11·7 to 29·6)	14·9 (9·2 to 22·5)	11·6 (6·8 to 17·3)	8·1 (5 to 12·2)	4·5 (2·7 to 6·8)	2·7 (1·6 to 4·1)	1·8 (1·1 to 2·7)	1 (0·6 to 1·5)	0·4 (0·2 to 0·6)	0·1 (0·1 to 0·2)	0 (0 to 0)	277
Sudden infant death syndrome	--	18·7 (7·9 to 43·7)	112 (50·2 to 225)	--	--	--	--	--	--	--	--	--	--	--	--	--	--	--	--	--	--	--	--	NA
Injuries	30·1 (18·8 to 45)	17·8 (11 to 28·4)	279 (171 to 423)	464 (318 to 655)	271 (216 to 329)	207 (170 to 246)	410 (340 to 486)	723 (615 to 846)	1,130 (990 to 1,310)	1,210 (1,030 to 1,420)	904 (763 to 1,060)	601 (503 to 723)	444 (365 to 542)	340 (279 to 412)	284 (233 to 344)	226 (187 to 277)	146 (121 to 176)	113 (93·3 to 135)	113 (94 to 135)	101 (82·9 to 120)	64·7 (52·2 to 77·7)	22·9 (18·3 to 27·8)	6·2 (4·8 to 7·7)	8,120
Transport injuries	1·2 (0·5 to 2·5)	0·7 (0·3 to 1·2)	11·9 (6·7 to 21)	35·7 (21·7 to 55·9)	35·8 (24·8 to 50·4)	32·6 (24 to 44·7)	111 (77·3 to 154)	204 (146 to 278)	273 (198 to 368)	263 (196 to 343)	186 (144 to 242)	122 (93·1 to 155)	91·3 (71·9 to 115)	71·1 (55·6 to 87·7)	58·7 (46·2 to 73·3)	44·3 (35·2 to 55·3)	27·7 (21·6 to 34·6)	19·8 (15·7 to 24·8)	17·6 (13·8 to 21·8)	13·6 (10·9 to 16·7)	7·1 (5·6 to 8·8)	2·1 (1·6 to 2·6)	0·5 (0·4 to 0·7)	1,630
Road injuries	1·1 (0·5 to 2·3)	0·6 (0·3 to 1·2)	11·1 (6·1 to 19·8)	32·6 (19·3 to 52·2)	32·6 (22·4 to 46·5)	29·5 (21·6 to 41)	104 (71·9 to 145)	191 (137 to 261)	253 (183 to 342)	242 (179 to 318)	170 (131 to 222)	112 (84·8 to 143)	84·5 (66·1 to 105)	66·1 (51·7 to 81·6)	55·1 (43·2 to 68·9)	41·6 (32·6 to 51·9)	26 (20·3 to 32·5)	18·7 (14·7 to 23·3)	16·5 (12·9 to 20·4)	12·6 (10·2 to 15·6)	6·5 (5·1 to 8·1)	1·9 (1·4 to 2·3)	0·5 (0·4 to 0·6)	1,510
Pedestrian road injuries	0·4 (0·2 to 1)	0·2 (0·1 to 0·5)	3·9 (1·9 to 7·4)	11·9 (6 to 20)	12·2 (7·3 to 19)	8·4 (5·2 to 12·6)	12·3 (6·3 to 19·8)	21 (10·4 to 37·6)	26·7 (14·6 to 43·4)	32·7 (19·4 to 52·5)	24·9 (15·6 to 37·6)	16·9 (11·3 to 24·2)	15·1 (10·3 to 21·5)	13 (8·9 to 18)	10·9 (7·7 to 15)	10 (7·3 to 13·4)	6·2 (4·5 to 8·4)	4·9 (3·7 to 6·5)	5·7 (4·2 to 7·7)	4·5 (3·4 to 5·9)	2·2 (1·7 to 3)	0·5 (0·4 to 0·7)	0·1 (0·1 to 0·2)	245
Cyclist road injuries	0 (0 to 0)	0 (0 to 0)	0 (0 to 0)	2·6 (1·3 to 5·1)	3·1 (1·8 to 5·3)	3·1 (1·9 to 5)	5·2 (3·1 to 7·8)	9·2 (5·4 to 13·4)	14·4 (9 to 20·7)	20·2 (13 to 28·4)	15·9 (11·2 to 21·6)	11·4 (8 to 15·3)	10·6 (7·4 to 14·4)	8·8 (6·3 to 11·9)	7·3 (5·2 to 9·9)	6 (4·4 to 8·1)	3·9 (2·8 to 5·2)	2·7 (2 to 3·7)	1·6 (1·2 to 2·2)	1·3 (1 to 1·8)	0·8 (0·6 to 1·1)	0·2 (0·2 to 0·3)	0 (0 to 0·1)	129
Motorcyclist road injuries	0·4 (0·1 to 0·8)	0·1 (0 to 0·2)	3·4 (1·5 to 7·1)	9 (4·4 to 17·2)	8·2 (4·2 to 15·1)	10·5 (6·2 to 16·8)	50·6 (29·8 to 79·8)	88·6 (54·9 to 140)	115 (71·5 to 182)	103 (66·8 to 157)	72·5 (50·8 to 110)	48·7 (33·6 to 71·6)	35·8 (25·4 to 50·8)	28 (20·5 to 38·7)	24 (17·3 to 31·8)	16·2 (11·8 to 21·6)	10·4 (7·6 to 13·8)	7 (5·2 to 9·2)	5·6 (4·1 to 7·4)	4·3 (3·1 to 5·7)	2·2 (1·6 to 2·9)	0·7 (0·5 to 0·9)	0·2 (0·1 to 0·2)	644
Motor vehicle road injuries	0·3 (0·1 to 0·6)	0·3 (0·1 to 0·6)	3·6 (1·7 to 7·1)	8·7 (4·3 to 15·6)	8·7 (5·1 to 13·9)	7·1 (4·5 to 10·9)	34·3 (14·5 to 54·3)	68·6 (24·3 to 107)	93 (35·1 to 144)	81·5 (36 to 122)	54 (27·5 to 79·8)	32·7 (18·5 to 46·5)	21·3 (13·9 to 29·5)	14·8 (10·5 to 20·4)	11·8 (8·5 to 16·2)	8·5 (6·2 to 11·6)	5·1 (3·8 to 6·9)	3·6 (2·6 to 4·8)	3·1 (2·3 to 4·3)	2·3 (1·7 to 3)	1·1 (0·8 to 1·5)	0·4 (0·3 to 0·5)	0·1 (0·1 to 0·1)	465
Other road injuries	0 (0 to 0·1)	0 (0 to 0)	0·2 (0·1 to 0·4)	0·5 (0·3 to 1)	0·4 (0·2 to 0·8)	0·4 (0·2 to 0·8)	1·7 (0·7 to 3·4)	3·2 (1·3 to 6·1)	4·3 (1·9 to 7·7)	4·5 (2·5 to 7·3)	3·2 (1·9 to 5·1)	2·2 (1·4 to 3·4)	1·7 (1·1 to 2·5)	1·4 (1 to 2)	1·1 (0·8 to 1·6)	0·8 (0·5 to 1·1)	0·5 (0·3 to 0·7)	0·3 (0·2 to 0·5)	0·4 (0·3 to 0·6)	0·3 (0·2 to 0·5)	0·1 (0·1 to 0·2)	0 (0 to 0·1)	0 (0 to 0)	27·4
Other transport injuries	0·1 (0 to 0·2)	0 (0 to 0·1)	0·8 (0·5 to 1·4)	3 (2 to 4·6)	3·2 (2·1 to 4·7)	3·1 (2 to 4·6)	7·2 (4·2 to 12·4)	13·4 (7·5 to 23·5)	20·5 (11·8 to 33·1)	20·9 (12·7 to 33·5)	15·4 (9·8 to 23·3)	9·8 (6·5 to 14·3)	6·8 (4·7 to 9·5)	4·9 (3·6 to 6·8)	3·7 (2·7 to 4·9)	2·8 (2 to 3·8)	1·7 (1·2 to 2·4)	1·1 (0·8 to 1·6)	1·1 (0·8 to 1·5)	0·9 (0·7 to 1·3)	0·6 (0·4 to 0·9)	0·2 (0·2 to 0·3)	0·1 (0 to 0·1)	121
Unintentional injuries	27·2 (16·6 to 40·7)	16·8 (10·2 to 27·6)	263 (159 to 404)	417 (282 to 600)	225 (175 to 275)	157 (127 to 189)	201 (156 to 250)	304 (246 to 378)	498 (413 to 598)	560 (460 to 681)	456 (368 to 559)	325 (265 to 408)	254 (201 to 319)	206 (163 to 255)	181 (144 to 222)	151 (124 to 188)	102 (83·2 to 124)	81·5 (66·9 to 98·2)	86·5 (71·2 to 104)	80·5 (65·4 to 97)	53·7 (42·9 to 65·5)	19·7 (15·7 to 24·1)	5·4 (4·1 to 6·8)	4,670
Falls	2·1 (1 to 3·8)	0·7 (0·4 to 1·4)	16·1 (8·1 to 29·6)	45·9 (26·4 to 77·7)	31·3 (22·6 to 42)	27·5 (20·9 to 36)	46·6 (33·4 to 64·2)	80·7 (57·7 to 119)	143 (103 to 207)	173 (130 to 238)	160 (117 to 222)	120 (89·8 to 171)	96·5 (71·2 to 132)	88·2 (66·8 to 114)	80·2 (61·3 to 104)	73·3 (57·1 to 93·3)	50·9 (40·3 to 64·8)	44·4 (35 to 55·9)	49·4 (38·9 to 61·8)	48·9 (38·1 to 61·3)	32·9 (25·1 to 42·4)	12·6 (9·7 to 16·1)	3·5 (2·5 to 4·6)	1,430
Drowning	2·6 (1·3 to 4·9)	0·7 (0·4 to 1·3)	25·7 (12·2 to 48·9)	214 (125 to 336)	113 (74·6 to 153)	69·8 (48 to 95·1)	72·1 (42 to 113)	80·5 (49·6 to 125)	117 (74·2 to 177)	128 (85·3 to 186)	94·6 (62·9 to 136)	60·6 (41 to 89·5)	43·8 (29·1 to 65·4)	30·1 (20·4 to 44·4)	23 (15·1 to 34·3)	16·7 (11·8 to 23·8)	11 (7·5 to 15·9)	7·4 (5·1 to 10·5)	6·5 (4·6 to 9)	5 (3·3 to 7)	3·4 (2·1 to 5·1)	0·8 (0·5 to 1·1)	0·2 (0·1 to 0·3)	1,130
Fire, heat, and hot substances	0·6 (0·3 to 1)	0·3 (0·2 to 0·5)	10·5 (5·5 to 18·7)	28·7 (16·4 to 48·6)	12 (8·4 to 17·2)	9·5 (6·7 to 13·2)	14·5 (9·8 to 20·9)	25·8 (17·1 to 39)	40·7 (27·9 to 59·8)	47·9 (34·4 to 67·9)	37 (26·4 to 52·5)	26 (18·6 to 36·3)	19·5 (13·9 to 27·2)	15·2 (10·9 to 21·2)	12·4 (8·9 to 17·2)	9·9 (7·2 to 13·7)	6·8 (5 to 9·2)	4·5 (3·3 to 6)	4·5 (3·3 to 6)	4·1 (3 to 5·7)	3·1 (2·2 to 4·2)	1 (0·7 to 1·4)	0·2 (0·2 to 0·4)	335
Poisonings	0·1 (0·1 to 0·3)	0 (0 to 0·1)	0·5 (0·2 to 0·9)	2 (1 to 3·5)	0·9 (0·5 to 1·4)	1·1 (0·6 to 1·6)	1·6 (1 to 2·3)	2·6 (1·7 to 3·8)	4·5 (2·9 to 6·8)	4·7 (3·2 to 6·9)	3·8 (2·5 to 5·5)	2·4 (1·6 to 3·4)	1·6 (1·1 to 2·3)	1·1 (0·7 to 1·5)	0·8 (0·5 to 1·1)	0·6 (0·4 to 0·8)	0·4 (0·2 to 0·5)	0·2 (0·2 to 0·3)	0·2 (0·1 to 0·3)	0·2 (0·1 to 0·3)	0·1 (0·1 to 0·1)	0 (0 to 0)	0 (0 to 0)	29·4
Poisoning by carbon monoxide	0 (0 to 0·1)	0 (0 to 0)	0·1 (0 to 0·3)	0·6 (0·2 to 1·2)	0·4 (0·2 to 0·6)	0·3 (0·2 to 0·5)	0·6 (0·4 to 1·1)	1 (0·6 to 1·8)	1·6 (0·8 to 2·6)	1·8 (0·9 to 3·1)	1·3 (0·7 to 2·2)	0·9 (0·5 to 1·4)	0·5 (0·3 to 0·8)	0·3 (0·2 to 0·4)	0·2 (0·1 to 0·3)	0·1 (0·1 to 0·2)	0·1 (0·1 to 0·1)	0·1 (0 to 0·1)	0·1 (0 to 0·1)	0·1 (0 to 0·1)	0 (0 to 0·1)	0 (0 to 0)	0 (0 to 0)	10·1
Poisoning by other means	0·1 (0 to 0·2)	0 (0 to 0·1)	0·3 (0·1 to 0·7)	1·4 (0·7 to 2·6)	0·6 (0·3 to 1)	0·7 (0·4 to 1·1)	1 (0·6 to 1·4)	1·6 (1 to 2·4)	2·9 (1·8 to 4·6)	3 (1·9 to 4·4)	2·5 (1·6 to 3·6)	1·5 (1 to 2·2)	1·1 (0·7 to 1·6)	0·8 (0·5 to 1·1)	0·6 (0·4 to 0·9)	0·5 (0·3 to 0·7)	0·3 (0·2 to 0·4)	0·2 (0·1 to 0·2)	0·1 (0·1 to 0·2)	0·1 (0·1 to 0·2)	0·1 (0 to 0·1)	0 (0 to 0)	0 (0 to 0)	19·3
Exposure to mechanical forces	0·8 (0·1 to 3·9)	1·7 (0·1 to 9·4)	9·6 (1·7 to 43·2)	19·6 (9·8 to 39·9)	15·9 (11 to 22·6)	12 (8·5 to 16·8)	17·5 (12·3 to 24·4)	32·1 (23 to 43·7)	51·4 (36·5 to 71·4)	60·8 (43 to 83·8)	50·5 (35·3 to 71·2)	36·8 (26·2 to 51·3)	30·3 (21·9 to 42·6)	24·4 (17·3 to 34)	21·3 (15·4 to 29·5)	16·1 (11·7 to 22·4)	9·6 (6·8 to 13·3)	6·8 (4·8 to 9·2)	6 (4·4 to 8·1)	4·6 (3·4 to 6·2)	2·4 (1·8 to 3·2)	0·8 (0·6 to 1·1)	0·2 (0·2 to 0·3)	431
Unintentional firearm injuries	0 (0 to 0·2)	0·2 (0 to 1)	0·5 (0·1 to 2·6)	1·3 (0·6 to 2·8)	1 (0·6 to 1·7)	1·2 (0·7 to 1·8)	1·6 (1 to 2·5)	3 (1·8 to 5)	4·8 (3·1 to 7·6)	5·9 (4 to 8·7)	5·3 (3·7 to 7·6)	3·9 (2·8 to 5·3)	3·1 (2·2 to 4·3)	2·5 (1·7 to 3·4)	2 (1·4 to 2·7)	1·5 (1·1 to 2)	0·9 (0·6 to 1·1)	0·6 (0·4 to 0·7)	0·4 (0·3 to 0·6)	0·3 (0·2 to 0·4)	0·2 (0·1 to 0·2)	0·1 (0 to 0·1)	0 (0 to 0)	40·1
Other exposure to mechanical forces	0·8 (0·1 to 3·7)	1·4 (0·1 to 8·5)	9·1 (1·5 to 41·3)	18·3 (9·2 to 37·8)	14·8 (10·1 to 21·4)	10·9 (7·6 to 15·1)	15·9 (11 to 22·2)	29·1 (20·8 to 39·7)	46·6 (32·5 to 65·9)	54·9 (38·1 to 76·4)	45·2 (31·3 to 64·8)	33 (23·2 to 47)	27·2 (19·3 to 38·7)	22 (15·5 to 30·7)	19·2 (13·7 to 26·7)	14·6 (10·5 to 20·6)	8·7 (6·1 to 12·2)	6·2 (4·4 to 8·5)	5·6 (4 to 7·6)	4·3 (3·1 to 5·8)	2·3 (1·6 to 3)	0·8 (0·6 to 1)	0·2 (0·2 to 0·3)	391
Adverse effects of medical treatment	4·6 (2·4 to 7·5)	2·6 (1·5 to 4·2)	22·8 (12·1 to 39·2)	15·8 (9·5 to 24·9)	7·3 (4·5 to 10·6)	4·9 (3·3 to 7·2)	4·9 (3·2 to 7·1)	8·6 (5·8 to 12·5)	11·3 (7·6 to 15·9)	14·7 (9·5 to 21·5)	12·8 (8·4 to 18·7)	10·8 (7·1 to 15·3)	11·3 (7·3 to 16·8)	8·5 (5·6 to 12·6)	9·7 (6·5 to 14)	9·3 (6·2 to 13·1)	6·5 (4·5 to 9·1)	5·2 (3·6 to 7·1)	5·4 (3·7 to 7·6)	4·6 (3·1 to 6·5)	2·6 (1·7 to 3·6)	0·9 (0·6 to 1·2)	0·2 (0·1 to 0·3)	185
Animal contact	0·1 (0·1 to 0·2)	0·1 (0 to 0·1)	2 (1·1 to 3·4)	6·7 (3·7 to 11·5)	5·2 (3·2 to 7·7)	3 (2 to 4·5)	2·9 (2 to 4·1)	4·1 (2·9 to 6·1)	6·5 (4·5 to 9·4)	7·3 (5·1 to 10·6)	6·7 (4·5 to 9·8)	4·5 (3·1 to 6·4)	3·7 (2·5 to 5·4)	3·5 (2·5 to 5)	2·9 (2 to 4·2)	2·3 (1·6 to 3·1)	1·4 (1 to 1·9)	1·1 (0·7 to 1·5)	1 (0·7 to 1·4)	0·8 (0·5 to 1·1)	0·5 (0·3 to 0·7)	0·2 (0·1 to 0·2)	0 (0 to 0·1)	66·4
Venomous animal contact	0·1 (0 to 0·1)	0 (0 to 0·1)	1·1 (0·5 to 2·1)	4·4 (2·2 to 7·9)	3·2 (1·9 to 5·3)	1·7 (1 to 2·7)	1·6 (1 to 2·4)	2·2 (1·4 to 3·5)	2·9 (1·8 to 4·7)	3·1 (1·8 to 4·9)	2·6 (1·6 to 4)	1·8 (1·1 to 2·8)	1·4 (0·8 to 2·1)	1·3 (0·8 to 2)	1·2 (0·7 to 1·8)	0·9 (0·6 to 1·4)	0·6 (0·3 to 0·8)	0·4 (0·2 to 0·6)	0·3 (0·2 to 0·5)	0·2 (0·1 to 0·3)	0·1 (0·1 to 0·2)	0 (0 to 0)	0 (0 to 0)	31·2
Non-venomous animal contact	0·1 (0 to 0·1)	0 (0 to 0·1)	0·8 (0·4 to 1·5)	2·3 (1 to 4·6)	1·9 (1·1 to 3·2)	1·3 (0·8 to 2)	1·3 (0·8 to 2·1)	1·9 (1·2 to 3)	3·6 (2·1 to 5·5)	4·2 (2·7 to 6·3)	4·1 (2·7 to 6·3)	2·7 (1·7 to 4)	2·4 (1·5 to 3·6)	2·2 (1·5 to 3·3)	1·7 (1·1 to 2·5)	1·4 (0·9 to 2)	0·8 (0·6 to 1·2)	0·7 (0·4 to 1)	0·7 (0·4 to 1)	0·6 (0·4 to 0·9)	0·4 (0·2 to 0·5)	0·1 (0·1 to 0·2)	0 (0 to 0·1)	35·2
Foreign body	15 (7·5 to 26·2)	10·4 (5·7 to 17·2)	168 (89·1 to 279)	62·3 (37·6 to 97·2)	21·4 (14·7 to 30·3)	13·2 (9·3 to 18·5)	9·4 (6·8 to 12·8)	15·9 (11·2 to 22·3)	25·4 (18·6 to 34·6)	28·2 (21·4 to 37·3)	20·5 (15·1 to 27·5)	15·6 (11·8 to 20·6)	12 (8·9 to 15·8)	10·4 (7·8 to 13·3)	10·1 (7·6 to 13·1)	9·1 (6·8 to 11·7)	6·4 (4·8 to 8·3)	6·4 (4·7 to 8·4)	8·7 (6 to 11·9)	8·9 (6·3 to 12·3)	6·9 (4·6 to 9·8)	2·9 (2 to 4)	0·9 (0·6 to 1·2)	488
Pulmonary aspiration and foreign body in airway	14·9 (7·5 to 26·2)	10·3 (5·7 to 17·1)	167 (88·6 to 278)	60·5 (36·2 to 94·8)	19·9 (13·3 to 28·6)	11·7 (8·1 to 16·9)	7·6 (5·2 to 10·8)	12·8 (8·7 to 18·1)	19·9 (13·9 to 28)	21·1 (15·1 to 29·6)	14·3 (10·1 to 20·1)	11·1 (7·8 to 15·7)	8·5 (6 to 12)	7·7 (5·5 to 10·5)	7·8 (5·5 to 10·9)	7·3 (5·2 to 9·9)	5·3 (3·9 to 7·2)	5·6 (3·9 to 7·6)	7·9 (5·3 to 11·1)	8·3 (5·7 to 11·6)	6·5 (4·3 to 9·4)	2·8 (1·8 to 3·8)	0·9 (0·5 to 1·2)	440
Foreign body in eyes	0 (0 to 0)	0 (0 to 0)	0·1 (0 to 0·2)	0·4 (0·1 to 0·8)	0·5 (0·1 to 1·1)	0·5 (0·2 to 1·2)	0·7 (0·2 to 1·6)	1·4 (0·4 to 3)	2·6 (0·9 to 5·5)	3·4 (1·1 to 7·2)	2·8 (1 to 6)	1·9 (0·8 to 3·7)	1·3 (0·6 to 2·5)	0·9 (0·5 to 1·6)	0·6 (0·4 to 1·1)	0·5 (0·3 to 0·7)	0·3 (0·2 to 0·4)	0·2 (0·1 to 0·3)	0·2 (0·1 to 0·2)	0·1 (0·1 to 0·2)	0·1 (0 to 0·1)	0 (0 to 0)	0 (0 to 0)	18·2
Foreign body in other body part	0 (0 to 0·1)	0 (0 to 0)	0·7 (0·3 to 1·7)	1·4 (0·8 to 2·5)	1 (0·7 to 1·4)	1 (0·7 to 1·4)	1·1 (0·8 to 1·6)	1·7 (1·1 to 2·4)	2·8 (2 to 3·9)	3·7 (2·6 to 5·2)	3·4 (2·4 to 4·8)	2·6 (1·8 to 3·6)	2·1 (1·5 to 3)	1·8 (1·3 to 2·5)	1·6 (1·2 to 2·2)	1·3 (1 to 1·8)	0·8 (0·6 to 1·1)	0·6 (0·4 to 0·8)	0·6 (0·4 to 0·8)	0·5 (0·4 to 0·7)	0·3 (0·2 to 0·4)	0·1 (0·1 to 0·2)	0 (0 to 0)	29·4
Environmental heat and cold exposure	0 (0 to 0·1)	0 (0 to 0)	0·4 (0·2 to 0·8)	0·7 (0·5 to 1·2)	0·8 (0·6 to 1·1)	0·8 (0·6 to 1·2)	1·1 (0·8 to 1·6)	1·9 (1·3 to 2·7)	3·1 (2·1 to 4·3)	3·9 (2·7 to 5·4)	3·3 (2·2 to 4·6)	2·4 (1·6 to 3·4)	2 (1·4 to 2·7)	1·6 (1·1 to 2·2)	1·3 (0·9 to 1·8)	1 (0·7 to 1·4)	0·6 (0·4 to 0·8)	0·5 (0·3 to 0·6)	0·4 (0·3 to 0·6)	0·3 (0·2 to 0·5)	0·2 (0·1 to 0·3)	0·1 (0·1 to 0·1)	0 (0 to 0)	26·5
Exposure to forces of nature	0 (0 to 0)	0 (0 to 0)	0 (0 to 0)	0 (0 to 0)	0 (0 to 0)	0 (0 to 0)	4·3 (2·3 to 7·3)	7·2 (4·1 to 11·7)	25·5 (15·2 to 41·4)	16·6 (9·2 to 28·2)	14 (8·1 to 22·3)	11·4 (6·3 to 18·5)	7·9 (4·4 to 13·3)	5·2 (2·8 to 8·3)	4·1 (2·3 to 6·7)	3·1 (1·8 to 5)	2·1 (1·2 to 3·4)	1·4 (0·8 to 2·1)	1·2 (0·7 to 1·9)	0·7 (0·4 to 1·1)	0·4 (0·2 to 0·6)	0·1 (0·1 to 0·2)	0 (0 to 0)	105
Other unintentional injuries	1·2 (0·6 to 2·1)	0·3 (0·2 to 0·6)	7 (4 to 12·1)	20·6 (12·3 to 33·7)	18 (11·4 to 27)	14·9 (10 to 21·6)	25·5 (15·8 to 40·9)	44·9 (29·2 to 70·6)	68·8 (44·9 to 105)	74·6 (48·6 to 109)	52·3 (35·3 to 75·6)	34·3 (24·5 to 48·4)	25·5 (17·6 to 36·2)	18·2 (12·9 to 24·9)	14·8 (10·5 to 20·6)	10 (7·1 to 14·1)	6 (4·2 to 8·3)	3·7 (2·6 to 5)	3·1 (2·3 to 4·3)	2·2 (1·6 to 3)	1·2 (0·9 to 1·6)	0·4 (0·3 to 0·6)	0·1 (0·1 to 0·1)	448
Self-harm and interpersonal violence	1·7 (0·8 to 3·4)	0·3 (0·2 to 0·6)	4·8 (2·4 to 9·2)	11·7 (6 to 21·6)	9·5 (6·8 to 13·5)	18·1 (13·4 to 23·2)	97·9 (69·1 to 133)	215 (161 to 286)	364 (280 to 472)	391 (296 to 505)	263 (203 to 335)	154 (118 to 200)	98·6 (73·8 to 130)	62·9 (48·5 to 80·6)	45 (34·9 to 58)	30·4 (23·6 to 39·2)	17·2 (13·3 to 22·4)	11·5 (8·8 to 14·6)	9·4 (7·2 to 12·1)	6·8 (5 to 8·8)	3·9 (2·7 to 5·3)	1·1 (0·7 to 1·4)	0·3 (0·2 to 0·4)	1,820
Self-harm	0 (0 to 0)	0 (0 to 0)	0 (0 to 0)	0 (0 to 0)	0 (0 to 0)	4·6 (2·8 to 7·5)	47 (30 to 71·8)	114 (73·8 to 163)	211 (146 to 299)	240 (160 to 345)	158 (110 to 220)	88·8 (60·8 to 125)	54·6 (36·9 to 79·3)	34·1 (23·5 to 48·3)	24·4 (16·7 to 34·7)	16·9 (11·6 to 24·2)	10 (6·8 to 14·2)	6·9 (4·9 to 9·4)	5·7 (3·9 to 8·2)	4·8 (3 to 6·7)	3 (1·8 to 4·3)	0·8 (0·5 to 1·1)	0·2 (0·1 to 0·3)	1,020
Self-harm by firearm	0 (0 to 0)	0 (0 to 0)	0 (0 to 0)	0 (0 to 0)	0 (0 to 0)	0·2 (0·1 to 0·4)	1 (0·4 to 2·3)	3·1 (1·4 to 6·7)	5·3 (2·5 to 10·8)	5·3 (2·3 to 10)	3·3 (1·5 to 5·8)	2 (1 to 3·5)	1·6 (0·8 to 3)	0·8 (0·4 to 1·5)	0·7 (0·3 to 1·2)	0·4 (0·2 to 0·6)	0·2 (0·1 to 0·3)	0·1 (0·1 to 0·2)	0·1 (0·1 to 0·2)	0·1 (0·1 to 0·2)	0·1 (0 to 0·1)	0 (0 to 0)	0 (0 to 0)	24·4
Self-harm by other specified means	0 (0 to 0)	0 (0 to 0)	0 (0 to 0)	0 (0 to 0)	0 (0 to 0)	4·4 (2·7 to 7·1)	46 (29·4 to 70·5)	110 (71·5 to 157)	206 (142 to 293)	235 (157 to 336)	155 (108 to 216)	86·8 (59·8 to 123)	52·9 (35·9 to 76·4)	33·3 (23 to 47·1)	23·8 (16·3 to 33·6)	16·5 (11·3 to 23·7)	9·8 (6·7 to 14)	6·8 (4·8 to 9·3)	5·6 (3·8 to 8·1)	4·7 (2·9 to 6·5)	2·9 (1·7 to 4·2)	0·8 (0·5 to 1·1)	0·2 (0·1 to 0·3)	1,000
Interpersonal violence	1·7 (0·8 to 3·4)	0·3 (0·2 to 0·6)	4·7 (2·3 to 9·1)	11·4 (5·7 to 21·3)	9·3 (6·5 to 13·2)	13·3 (9·5 to 17·8)	50·6 (31·4 to 79·3)	101 (62·6 to 153)	152 (100 to 226)	150 (103 to 212)	104 (71·5 to 147)	65·4 (45·6 to 91·3)	43·9 (32·6 to 59·4)	28·6 (21·5 to 37·6)	20·5 (15 to 27·8)	13·5 (10·3 to 17·4)	7·2 (5·5 to 9·4)	4·5 (3·4 to 5·8)	3·6 (2·7 to 4·7)	2 (1·6 to 2·6)	0·9 (0·7 to 1·2)	0·3 (0·2 to 0·4)	0·1 (0·1 to 0·1)	789
Physical violence by firearm	0 (0 to 0·1)	0 (0 to 0)	0·1 (0·1 to 0·3)	0·6 (0·3 to 1·2)	0·4 (0·2 to 0·7)	0·5 (0·3 to 1)	3·9 (1·8 to 7·8)	8·5 (3·8 to 17)	10·3 (5 to 19·2)	10·9 (5·5 to 20·9)	7·2 (3·7 to 13·4)	4·7 (2·6 to 8·1)	2·6 (1·5 to 4·5)	1·8 (1·1 to 3)	1·2 (0·7 to 1·8)	0·7 (0·5 to 1)	0·3 (0·2 to 0·5)	0·2 (0·1 to 0·3)	0·1 (0·1 to 0·2)	0·1 (0·1 to 0·1)	0 (0 to 0·1)	0 (0 to 0)	0 (0 to 0)	54·6
Physical violence by sharp object	0·3 (0·1 to 0·8)	0 (0 to 0·1)	0·3 (0·1 to 0·9)	1·7 (0·6 to 4)	1·1 (0·6 to 1·9)	1·6 (0·9 to 2·9)	20·4 (8·9 to 38·8)	44 (21·8 to 79·1)	68·7 (37·4 to 118)	60·2 (32·5 to 101)	37·8 (21·3 to 63)	21·6 (12·2 to 36)	14·3 (8·5 to 23·6)	7·8 (4·8 to 12·1)	5·5 (3·4 to 8·5)	3·3 (2·1 to 4·9)	1·8 (1·1 to 2·8)	1 (0·6 to 1·5)	0·7 (0·5 to 1·1)	0·4 (0·3 to 0·6)	0·2 (0·1 to 0·3)	0·1 (0 to 0·1)	0 (0 to 0)	293
Sexual violence	0 (0 to 0)	0 (0 to 0)	0 (0 to 0)	0·3 (0·2 to 0·5)	2·3 (1·4 to 3·7)	4·8 (2·8 to 7·6)	9·2 (5·2 to 14·6)	13 (7·6 to 19·7)	16·5 (9·4 to 26·7)	17·5 (9·8 to 28·3)	13·6 (7·7 to 22)	8·9 (5·2 to 14·5)	6·1 (3·6 to 10·1)	3·8 (2·1 to 6·2)	2 (1·1 to 3·3)	1·2 (0·7 to 1·8)	0·6 (0·4 to 1)	0·4 (0·3 to 0·6)	0·3 (0·2 to 0·5)	0·2 (0·2 to 0·3)	0·1 (0·1 to 0·1)	0 (0 to 0)	0 (0 to 0)	101
Physical violence by other means	1·3 (0·6 to 2·5)	0·3 (0·1 to 0·5)	4·3 (2 to 8·4)	8·8 (4·2 to 16·7)	5·4 (3·4 to 8·5)	6·3 (4 to 9·2)	17 (9·4 to 30·4)	35·1 (19·1 to 57·1)	56·4 (33·1 to 89·9)	61·5 (37·1 to 93·5)	45·6 (29·3 to 69)	30·1 (20·1 to 43·8)	20·8 (14·6 to 28·9)	15·3 (11 to 20·8)	11·9 (8·4 to 16·4)	8·3 (6·2 to 11)	4·5 (3·4 to 6)	2·9 (2·2 to 3·8)	2·4 (1·7 to 3·1)	1·3 (1 to 1·7)	0·6 (0·5 to 0·8)	0·2 (0·1 to 0·2)	0 (0 to 0·1)	340
Conflict and terrorism	0 (0 to 0)	0 (0 to 0)	0 (0 to 0)	0 (0 to 0)	0 (0 to 0)	0 (0 to 0)	0 (0 to 0)	0 (0 to 0)	0 (0 to 0·1)	0·1 (0 to 0·1)	0·1 (0 to 0·1)	0 (0 to 0·1)	0 (0 to 0)	0 (0 to 0)	0 (0 to 0)	0 (0 to 0)	0 (0 to 0)	0 (0 to 0)	0 (0 to 0)	0 (0 to 0)	0 (0 to 0)	0 (0 to 0)	0 (0 to 0)	0·3

SR Table 2c: Ecuador DALYS by cause and age group for both sexes with 95% uncertainty intervals, 2019

Cause	Early Neonatal	Late Neonatal	Post Neonatal	1 to 4	5 to 9	10 to 14	15 to 19	20 to 24	25 to 29	30 to 34	35 to 39	40 to 44	45 to 49	50 to 54	55 to 59	60 to 64	65 to 69	70 to 74	75 to 79	80 to 84	85 to 89	90 to 94	95 plus	Total
All causes	181,000 (118,000 to 268,000)	58,400 (40,200 to 82,900)	156,000 (109,000 to 218,000)	118,000 (94,600 to 148,000)	108,000 (90,400 to 129,000)	134,000 (109,000 to 164,000)	211,000 (174,000 to 255,000)	275,000 (228,000 to 328,000)	270,000 (227,000 to 321,000)	258,000 (216,000 to 304,000)	254,000 (210,000 to 306,000)	245,000 (202,000 to 297,000)	248,000 (201,000 to 304,000)	257,000 (209,000 to 316,000)	277,000 (225,000 to 339,000)	272,000 (224,000 to 329,000)	258,000 (214,000 to 311,000)	238,000 (199,000 to 285,000)	205,000 (173,000 to 244,000)	163,000 (140,000 to 190,000)	115,000 (101,000 to 132,000)	56,500 (50,900 to 62,500)	11,000 (9,900 to 12,300)	4,370,000
Communicable, maternal, neonatal, and nutritional diseases	140,000 (90,000 to 207,000)	42,300 (28,600 to 60,300)	91,200 (62,300 to 131,000)	47,600 (35,900 to 63,400)	24,200 (19,500 to 29,500)	18,700 (15,400 to 22,900)	21,000 (17,400 to 24,900)	28,700 (24,100 to 34,300)	33,200 (28,400 to 39,000)	33,000 (28,100 to 38,200)	30,100 (25,700 to 35,400)	24,600 (21,200 to 28,900)	19,500 (16,200 to 23,300)	16,800 (13,800 to 20,300)	15,600 (12,800 to 19,200)	14,600 (11,900 to 18,300)	14,300 (11,600 to 17,700)	14,200 (11,300 to 18,000)	14,100 (11,200 to 17,600)	12,700 (10,000 to 15,700)	11,100 (8,910 to 13,900)	6,660 (5,420 to 8,190)	1,570 (1,270 to 1,890)	675,000
HIV/AIDS and sexually transmitted infections	8,150 (2,250 to 19,200)	2,620 (788 to 5,750)	4,930 (2,270 to 9,700)	1,080 (863 to 1,370)	685 (557 to 827)	459 (384 to 551)	1,230 (1,020 to 1,480)	5,460 (4,540 to 6,630)	12,200 (10,200 to 14,800)	13,500 (11,200 to 16,200)	11,900 (9,760 to 14,400)	8,360 (6,900 to 10,100)	5,040 (4,220 to 6,100)	3,240 (2,640 to 3,990)	2,000 (1,660 to 2,400)	1,200 (998 to 1,460)	911 (739 to 1,130)	262 (211 to 326)	132 (105 to 167)	47·7 (36 to 65·7)	21·3 (16·1 to 30·1)	8·1 (6·3 to 10·8)	2·2 (1·8 to 2·8)	83,500
HIV/AIDS	0 (0 to 0·1)	0·1 (0 to 0·3)	1,230 (1,010 to 1,480)	910 (748 to 1,080)	611 (506 to 732)	416 (343 to 504)	1,100 (905 to 1,340)	5,190 (4,270 to 6,310)	11,800 (9,750 to 14,300)	13,100 (10,800 to 15,700)	11,400 (9,310 to 14,000)	7,960 (6,490 to 9,730)	4,780 (3,970 to 5,760)	3,070 (2,470 to 3,780)	1,870 (1,540 to 2,250)	1,110 (915 to 1,360)	847 (681 to 1,060)	215 (174 to 263)	98·8 (78·6 to 123)	26·5 (21·6 to 32·3)	11·3 (9·3 to 13·6)	4·4 (3·6 to 5·3)	1·3 (1·1 to 1·6)	65,800
HIV/AIDS - Drug-susceptible Tuberculosis	0 (0 to 0)	0 (0 to 0)	216 (118 to 344)	120 (66·1 to 190)	107 (59·7 to 168)	72·5 (41·3 to 112)	188 (110 to 288)	912 (509 to 1,390)	2,080 (1,180 to 3,210)	2,290 (1,290 to 3,560)	1,990 (1,150 to 3,090)	1,380 (780 to 2,140)	825 (459 to 1,290)	528 (304 to 828)	323 (182 to 498)	193 (113 to 294)	147 (82·5 to 223)	37·3 (22·9 to 55·1)	17·2 (10·5 to 25·5)	4·7 (2·8 to 6·9)	2 (1·3 to 3)	0·8 (0·5 to 1·2)	0·2 (0·1 to 0·3)	11,400
HIV/AIDS - Multidrug-resistant Tuberculosis without exte	0 (0 to 0)	0 (0 to 0)	31·2 (4·4 to 99·1)	17·3 (2·4 to 54·9)	15·1 (2·2 to 48·4)	10 (1·4 to 31·8)	25·2 (3·7 to 78·9)	121 (17·7 to 388)	273 (39·3 to 865)	301 (43·2 to 950)	262 (37·6 to 827)	184 (26·4 to 585)	111 (16 to 356)	72 (10·3 to 231)	43·4 (6·3 to 139)	25·7 (3·8 to 81·2)	19·6 (2·9 to 61·8)	4·7 (0·7 to 14·7)	2·2 (0·3 to 6·9)	0·6 (0·1 to 1·9)	0·3 (0 to 0·8)	0·1 (0 to 0·3)	0 (0 to 0·1)	1,520
HIV/AIDS - Extensively drug-resistant Tuberculosis	0 (0 to 0)	0 (0 to 0)	5·1 (0·7 to 15·3)	2·8 (0·4 to 8·4)	2·5 (0·3 to 7·3)	1·6 (0·2 to 4·8)	4 (0·6 to 11·9)	19·4 (2·7 to 57·2)	44 (6·1 to 129)	48·6 (6·8 to 143)	42·4 (5·9 to 125)	29·8 (4·2 to 87·9)	18 (2·5 to 53·2)	11·6 (1·6 to 34·5)	7 (1 to 20·6)	4·1 (0·6 to 12·1)	3·1 (0·4 to 9·2)	0·7 (0·1 to 2·1)	0·3 (0 to 1)	0·1 (0 to 0·3)	0 (0 to 0·1)	0 (0 to 0)	0 (0 to 0)	245
HIV/AIDS resulting in other diseases	0 (0 to 0·1)	0·1 (0 to 0·2)	976 (728 to 1,240)	769 (596 to 956)	486 (370 to 615)	332 (244 to 426)	879 (669 to 1,130)	4,140 (3,140 to 5,250)	9,440 (7,020 to 12,100)	10,400 (7,820 to 13,200)	9,130 (6,960 to 11,800)	6,370 (4,670 to 8,270)	3,820 (2,930 to 4,890)	2,460 (1,790 to 3,230)	1,500 (1,140 to 1,900)	892 (676 to 1,140)	678 (496 to 905)	172 (128 to 220)	79·1 (58·4 to 103)	21·2 (15·7 to 27)	9 (6·7 to 11·2)	3·5 (2·7 to 4·4)	1 (0·8 to 1·3)	52,600
Sexually transmitted infections excluding HIV	8,150 (2,250 to 19,200)	2,620 (788 to 5,750)	3,700 (1,110 to 8,380)	168 (46·9 to 404)	73·6 (20·8 to 169)	43 (28·5 to 64·6)	132 (83·5 to 210)	269 (155 to 471)	393 (215 to 678)	453 (249 to 794)	440 (236 to 808)	403 (213 to 752)	265 (130 to 506)	173 (82·8 to 345)	129 (59·9 to 266)	89·2 (41·3 to 181)	64·5 (29·5 to 132)	47·9 (23·4 to 95·5)	32·8 (16·7 to 64·4)	21·2 (11·6 to 38·1)	10 (5·4 to 18·2)	3·6 (2·1 to 6·3)	0·9 (0·6 to 1·5)	17,700
Syphilis	8,150 (2,250 to 19,200)	2,620 (788 to 5,750)	3,700 (1,110 to 8,380)	168 (46·9 to 404)	73·6 (20·8 to 169)	13·3 (8·3 to 21·5)	12·9 (8·9 to 19·1)	11·5 (6·1 to 22)	13·7 (7·8 to 25·7)	13·9 (8·6 to 23·7)	10·7 (6·7 to 19·5)	7·7 (4·4 to 14·3)	6·5 (4 to 10·9)	5·9 (3·7 to 9·5)	4·2 (2·6 to 7)	6·2 (3·6 to 11)	4·7 (2·9 to 7·8)	4·2 (2·6 to 6·8)	2·7 (1·8 to 4·1)	2·6 (1·6 to 4·2)	0·9 (0·6 to 1·4)	0·6 (0·4 to 0·8)	0·2 (0·2 to 0·4)	14,800
Chlamydial infection	0 (0 to 0)	0 (0 to 0)	0 (0 to 0)	0 (0 to 0)	0 (0 to 0)	3·7 (2·4 to 5·6)	15·9 (10·4 to 23·1)	41·3 (18·7 to 69·9)	58·4 (29·7 to 101)	60·9 (31·3 to 104)	59 (29·7 to 99·4)	53·9 (29 to 91·8)	25·5 (13·5 to 46·1)	9·3 (6·1 to 13·8)	4·9 (3·4 to 6·8)	2·1 (1·1 to 3·4)	0·9 (0·5 to 1·4)	1·1 (0·6 to 2)	1 (0·6 to 1·7)	1 (0·5 to 1·7)	0·6 (0·3 to 0·9)	0·2 (0·1 to 0·3)	0·1 (0·1 to 0·2)	340
Gonococcal infection	0 (0 to 0)	0 (0 to 0)	0 (0 to 0)	0 (0 to 0)	0 (0 to 0)	4·6 (2·7 to 7·5)	16 (10·1 to 24·2)	22·6 (15·6 to 32·8)	21·1 (13·9 to 30·9)	23·2 (15·4 to 33·3)	20·5 (13·2 to 29·9)	22·1 (14·7 to 32·7)	13·8 (8·5 to 21·8)	8·4 (4·9 to 13)	7 (4 to 11)	5·3 (2·8 to 8·8)	4·8 (2·7 to 8)	4·2 (2·4 to 7·1)	3·8 (2·2 to 6·3)	2·4 (1·4 to 4)	1·4 (0·9 to 2·4)	0·5 (0·3 to 0·8)	0·2 (0·1 to 0·4)	182
Trichomoniasis	0 (0 to 0)	0 (0 to 0)	0 (0 to 0)	0 (0 to 0)	0 (0 to 0)	0·8 (0 to 2·5)	11·3 (3·1 to 28·6)	50·3 (16·1 to 120)	90·6 (30 to 215)	98·4 (31·9 to 223)	91·7 (29·6 to 215)	79·9 (26·8 to 200)	65·7 (21·2 to 158)	46·8 (14·6 to 108)	30·7 (10 to 73·8)	17·5 (5·8 to 39)	12 (4·1 to 26·8)	7·9 (2·8 to 17·9)	4·7 (1·8 to 10)	2·4 (0·9 to 5)	1 (0·4 to 2·2)	0·2 (0·1 to 0·5)	0 (0 to 0)	612
Genital herpes	0 (0 to 0)	0 (0 to 0)	0 (0 to 0)	0 (0 to 0)	0 (0 to 0)	9 (2·8 to 21·3)	40·1 (12·1 to 98·8)	79·9 (24·9 to 194)	109 (35·8 to 263)	124 (40·6 to 305)	126 (39·5 to 315)	114 (36·2 to 289)	99 (30·6 to 247)	83·7 (25·7 to 209)	70·7 (21·5 to 176)	53·2 (16·4 to 133)	39·7 (11·7 to 96·6)	28·1 (8·9 to 70)	18·3 (5·5 to 46)	10·6 (3·2 to 26·2)	5·2 (1·5 to 12·8)	1·6 (0·5 to 4)	0·2 (0·1 to 0·5)	1,010
Other sexually transmitted infections	0 (0 to 0)	0 (0 to 0)	0 (0 to 0)	0 (0 to 0)	0 (0 to 0)	11·5 (8·2 to 17)	35·8 (20·5 to 58·1)	63·8 (36·5 to 102)	99·7 (58·8 to 154)	133 (81·8 to 213)	133 (75·4 to 211)	125 (70·9 to 210)	54 (28·6 to 94·1)	18·5 (10 to 29·8)	11·5 (8·1 to 15·5)	4·9 (2·7 to 7·9)	2·4 (1·4 to 3·9)	2·4 (1·4 to 4)	2·2 (1·4 to 3·5)	2·2 (1·2 to 3·8)	0·9 (0·6 to 1·5)	0·5 (0·3 to 0·9)	0·1 (0·1 to 0·2)	701
Respiratory infections and tuberculosis	4,130 (2,420 to 6,750)	4,110 (2,560 to 6,220)	34,300 (22,000 to 53,300)	17,500 (12,100 to 24,700)	7,690 (6,050 to 9,870)	6,260 (4,870 to 7,960)	6,740 (5,240 to 8,610)	9,180 (7,060 to 11,900)	8,250 (6,330 to 10,700)	7,410 (5,670 to 9,460)	7,310 (5,540 to 9,570)	6,840 (5,240 to 9,010)	6,780 (5,170 to 8,990)	7,200 (5,300 to 9,780)	7,650 (5,750 to 10,400)	8,030 (5,960 to 10,700)	8,280 (6,300 to 11,000)	8,980 (6,830 to 12,000)	9,520 (7,300 to 12,500)	9,180 (7,010 to 11,900)	8,360 (6,520 to 10,800)	5,120 (4,030 to 6,400)	1,200 (942 to 1,490)	200,000
Tuberculosis	0 (0 to 0)	0 (0 to 0)	473 (272 to 766)	539 (349 to 771)	449 (307 to 646)	558 (413 to 727)	1,210 (858 to 1,680)	3,200 (2,280 to 4,490)	2,980 (2,160 to 4,120)	2,650 (1,960 to 3,530)	2,290 (1,630 to 3,110)	2,170 (1,580 to 2,980)	1,970 (1,410 to 2,770)	1,810 (1,270 to 2,500)	1,910 (1,310 to 2,670)	1,700 (1,230 to 2,250)	1,430 (1,030 to 1,950)	1,290 (970 to 1,710)	1,050 (802 to 1,380)	681 (511 to 896)	368 (273 to 486)	135 (102 to 171)	24·8 (19·1 to 32)	28,900
Latent tuberculosis infection	0 (0 to 0)	0 (0 to 0)	0 (0 to 0)	0 (0 to 0)	0 (0 to 0)	0 (0 to 0)	0 (0 to 0)	0 (0 to 0)	0 (0 to 0)	0 (0 to 0)	0 (0 to 0)	0 (0 to 0)	0 (0 to 0)	0 (0 to 0)	0 (0 to 0)	0 (0 to 0)	0 (0 to 0)	0 (0 to 0)	0 (0 to 0)	0 (0 to 0)	0 (0 to 0)	0 (0 to 0)	0 (0 to 0)	0
Drug-susceptible tuberculosis	0 (0 to 0)	0 (0 to 0)	416 (222 to 693)	479 (282 to 707)	403 (256 to 606)	498 (330 to 683)	1,080 (673 to 1,530)	2,860 (1,790 to 4,190)	2,670 (1,760 to 3,780)	2,380 (1,600 to 3,300)	2,050 (1,330 to 2,880)	1,940 (1,250 to 2,750)	1,750 (1,110 to 2,550)	1,610 (1,040 to 2,250)	1,690 (1,080 to 2,470)	1,510 (976 to 2,060)	1,260 (823 to 1,790)	1,150 (742 to 1,570)	932 (623 to 1,260)	602 (391 to 817)	325 (214 to 436)	119 (81·1 to 157)	21·8 (14·5 to 29·6)	25,700
Multidrug-resistant tuberculosis without extensive drug r	0 (0 to 0)	0 (0 to 0)	48·4 (7·3 to 162)	51·6 (7·6 to 170)	40·3 (6·3 to 128)	51·5 (8·2 to 164)	117 (19·5 to 341)	292 (47·8 to 890)	270 (42·7 to 874)	239 (37·8 to 764)	211 (32 to 676)	203 (31·2 to 652)	190 (28·7 to 598)	175 (27·9 to 568)	188 (29·3 to 602)	168 (26·1 to 549)	141 (21·8 to 455)	126 (18·8 to 397)	104 (16·6 to 326)	67·6 (10·3 to 212)	36·8 (5·6 to 117)	13·6 (2·1 to 42·2)	2·5 (0·4 to 7·8)	2,730
Extensively drug-resistant tuberculosis	0 (0 to 0)	0 (0 to 0)	7·9 (1·1 to 28)	8·1 (1·2 to 26·1)	6·1 (0·9 to 19·7)	8 (1·2 to 24·8)	18·6 (3 to 59)	45·4 (7·2 to 140)	42·3 (6·5 to 129)	37·5 (5·8 to 116)	33·6 (4·9 to 106)	32·3 (4·8 to 101)	30·5 (4·7 to 92·2)	27·9 (4·3 to 88·6)	30·3 (4·6 to 97·1)	27 (4·1 to 86·1)	22·8 (3·4 to 70·5)	20·2 (3 to 63·8)	16·6 (2·5 to 51·1)	10·8 (1·7 to 34·1)	5·9 (0·9 to 19·1)	2·2 (0·3 to 6·8)	0·4 (0·1 to 1·3)	435
Lower respiratory infections	4,130 (2,410 to 6,750)	4,060 (2,530 to 6,160)	33,100 (20,900 to 51,800)	14,400 (9,150 to 21,200)	4,480 (3,400 to 5,810)	3,560 (2,740 to 4,580)	3,520 (2,580 to 4,830)	4,120 (2,860 to 5,710)	3,700 (2,570 to 5,240)	3,450 (2,400 to 4,810)	3,810 (2,670 to 5,280)	3,620 (2,580 to 5,020)	3,920 (2,740 to 5,420)	4,640 (3,240 to 6,660)	5,120 (3,560 to 7,280)	5,870 (4,160 to 8,070)	6,520 (4,740 to 8,830)	7,450 (5,560 to 10,200)	8,320 (6,240 to 11,100)	8,410 (6,370 to 11,000)	7,940 (6,160 to 10,300)	4,970 (3,890 to 6,250)	1,170 (915 to 1,460)	150,000



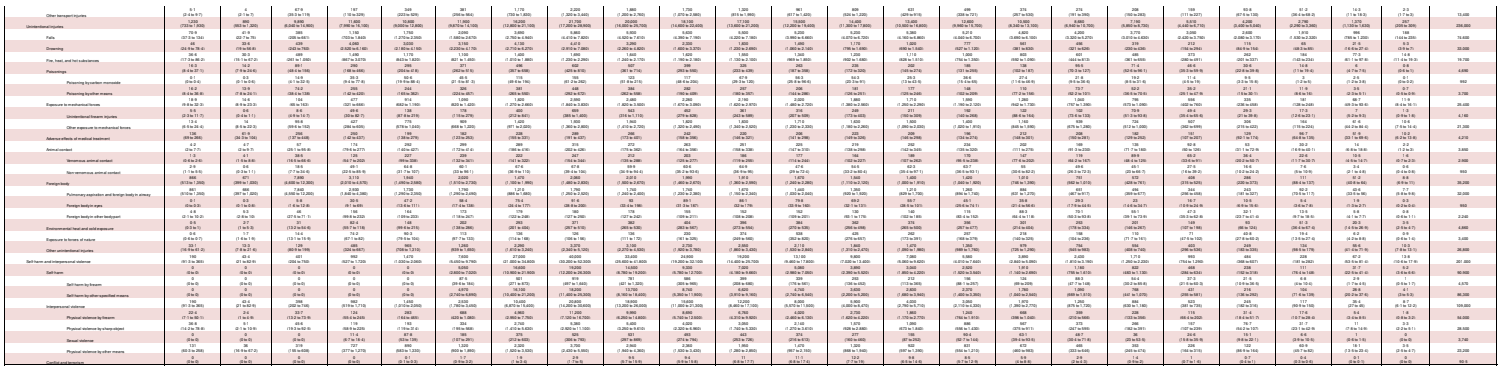

SR Table 2c: Peru DALYS by cause and age group for both sexes with 95% uncertainty intervals, 2019

Cause	Early Neonatal	Late Neonatal	Post Neonatal	1 to 4	5 to 9	10 to 14	15 to 19	20 to 24	25 to 29	30 to 34	35 to 39
All causes	349,000 (247,000 to 485,000)	92,900 (66,300 to 129,000)	277,000 (199,000 to 379,000)	225,000 (160,000 to 294,000)	212,000 (172,000 to 259,000)	218,000 (174,000 to 270,000)	297,000 (241,000 to 366,000)	376,000 (306,000 to 459,000)	420,000 (346,000 to 512,000)	415,000 (339,000 to 503,000)	427,000 (346,000 to 524,000)
Communicable, maternal, neonatal, and nutritional diseases	279,000 (195,000 to 388,000)	71,000 (49,400 to 98,600)	156,000 (106,000 to 219,000)	105,000 (73,600 to 141,000)	70,300 (53,600 to 92,000)	45,800 (36,300 to 58,400)	47,900 (39,500 to 57,600)	58,800 (48,500 to 70,300)	64,100 (53,300 to 76,200)	61,600 (51,600 to 73,400)	59,000 (48,800 to 70,800)
HIV/AIDS and sexually transmitted infections	9,250 (2,720 to 21,100)	2,910 (858 to 6,760)	5,060 (2,290 to 10,500)	2,560 (2,120 to 3,070)	1,100 (929 to 1,300)	809 (686 to 956)	2,020 (1,710 to 2,390)	6,060 (5,020 to 7,240)	11,600 (9,570 to 14,300)	13,600 (11,000 to 16,800)	12,000 (9,860 to 14,500)
HIV/AIDS	0·9 (0·5 to 1·6)	3·1 (2·1 to 4·6)	1,190 (966 to 1,420)	2,410 (1,980 to 2,870)	1,030 (868 to 1,220)	733 (613 to 875)	1,800 (1,510 to 2,150)	5,560 (4,570 to 6,720)	10,800 (8,760 to 13,300)	12,600 (10,200 to 15,800)	11,100 (9,070 to 13,600)
HIV/AIDS - Drug-susceptible Tuberculosis	0 (0 to 0)	0·1 (0·1 to 0·2)	154 (93·2 to 237)	297 (182 to 453)	121 (76·3 to 183)	77·4 (49·1 to 117)	214 (131 to 327)	682 (425 to 1,030)	1,340 (840 to 2,010)	1,560 (978 to 2,380)	1,350 (842 to 2,060)
HIV/AIDS - Multidrug-resistant Tuberculosis without exte	0 (0 to 0)	0 (0 to 0)	33·3 (11·3 to 72·3)	62·9 (21·5 to 136)	24·9 (8·6 to 53·7)	15·9 (5·5 to 34·2)	45·7 (15·7 to 98·9)	142 (49·2 to 307)	275 (95·7 to 595)	319 (111 to 690)	277 (96·7 to 601)
HIV/AIDS - Extensively drug-resistant Tuberculosis	0 (0 to 0)	0 (0 to 0)	5·5 (1·8 to 13·1)	10·3 (3·4 to 24·6)	4 (1·3 to 9·6)	2·6 (0·9 to 6·1)	7·5 (2·5 to 17·8)	23·2 (7·7 to 55·1)	44·8 (14·8 to 106)	52 (17·1 to 124)	45·2 (14·9 to 108)
HIV/AIDS resulting in other diseases	0·9 (0·5 to 1·5)	3 (2 to 4·4)	996 (763 to 1,230)	2,040 (1,600 to 2,510)	881 (711 to 1,070)	637 (510 to 779)	1,530 (1,200 to 1,900)	4,710 (3,600 to 5,900)	9,160 (7,040 to 11,700)	10,700 (8,180 to 13,800)	9,440 (7,270 to 11,900)
Sexually transmitted infections excluding HIV	9,250 (2,720 to 21,100)	2,900 (854 to 6,760)	3,870 (1,120 to 9,310)	151 (37·6 to 372)	72·4 (21·7 to 159)	76·3 (45·7 to 127)	227 (140 to 370)	496 (290 to 820)	802 (450 to 1,320)	938 (506 to 1,610)	882 (467 to 1,590)
Syphilis	9,250 (2,720 to 21,100)	2,900 (854 to 6,760)	3,870 (1,120 to 9,310)	151 (37·6 to 372)	72·4 (21·7 to 159)	24·7 (12·1 to 48·6)	24·2 (13·8 to 46·5)	24·9 (12·6 to 52·5)	35·1 (16·9 to 64·4)	35·7 (18 to 66·1)	24·4 (13·3 to 43·6)
Chlamydial infection	0 (0 to 0)	0 (0 to 0)	0 (0 to 0)	0 (0 to 0)	0 (0 to 0)	5·6 (3·1 to 9·8)	25·2 (15·3 to 40·3)	75·1 (34·4 to 134)	118 (59·4 to 199)	124 (61 to 216)	114 (59 to 192)

Cause	40 to 44	45 to 49	50 to 54	55 to 59	60 to 64	65 to 69	70 to 74	75 to 79	80 to 84	85 to 89	90 to 94	95 plus	Total
All causes	442,000 (360,000 to 537,000)	444,000 (357,000 to 543,000)	456,000 (362,000 to 561,000)	456,000 (362,000 to 559,000)	446,000 (358,000 to 547,000)	433,000 (351,000 to 526,000)	400,000 (325,000 to 483,000)	358,000 (293,000 to 431,000)	288,000 (240,000 to 342,000)	224,000 (189,000 to 263,000)	116,000 (99,600 to 133,000)	51,700 (46,300 to 57,400)	7,420,000
Communicable, maternal, neonatal, and nutritional diseases	55,800 (45,700 to 67,600)	50,000 (40,500 to 60,500)	43,400 (34,500 to 54,900)	40,800 (32,000 to 51,800)	40,500 (31,700 to 51,200)	40,800 (31,800 to 51,800)	42,200 (32,700 to 54,100)	43,800 (33,600 to 57,700)	39,100 (29,700 to 50,100)	35,700 (26,300 to 46,000)	20,100 (14,700 to 25,800)	9,870 (7,360 to 12,200)	1,480,000
HIV/AIDS and sexually transmitted infections	9,240 (7,620 to 11,200)	6,960 (5,620 to 8,420)	3,930 (3,230 to 4,800)	2,740 (2,250 to 3,330)	1,760 (1,410 to 2,140)	1,440 (1,150 to 1,770)	419 (308 to 567)	236 (176 to 320)	135 (97·2 to 183)	85·2 (62·3 to 118)	41·3 (30·4 to 55·6)	20·2 (15·5 to 26·4)	94,000
HIV/AIDS	8,410 (6,960 to 10,200)	6,390 (5,190 to 7,780)	3,550 (2,910 to 4,250)	2,480 (2,020 to 2,990)	1,580 (1,280 to 1,900)	1,300 (1,030 to 1,590)	314 (231 to 419)	157 (117 to 201)	76 (57·7 to 96·7)	47·5 (36 to 60·7)	24·4 (18·9 to 30·4)	12·4 (9·9 to 15·1)	71,700
HIV/AIDS - Drug-susceptible Tuberculosis	1,020 (627 to 1,550)	769 (477 to 1,170)	422 (263 to 640)	291 (183 to 441)	182 (116 to 274)	150 (96·4 to 225)	33·1 (23·3 to 46·5)	16·8 (11·7 to 24·1)	8 (5·5 to 11·6)	4·9 (3·4 to 7·1)	2·6 (1·8 to 3·9)	1·6 (1 to 2·3)	8,700
HIV/AIDS - Multidrug-resistant Tuberculosis without exte	211 (73 to 456)	160 (55·3 to 347)	88·1 (30·4 to 190)	60·5 (20·9 to 130)	37 (13 to 79·3)	30·2 (10·6 to 64·5)	5·8 (2·2 to 12)	3·1 (1·1 to 6·3)	1·5 (0·5 to 3·1)	0·9 (0·3 to 1·9)	0·5 (0·2 to 1·1)	0·3 (0·1 to 0·7)	1,790
HIV/AIDS - Extensively drug-resistant Tuberculosis	34·4 (11·3 to 81·8)	26·3 (8·6 to 62·4)	14·4 (4·7 to 34·1)	9·8 (3·2 to 23·3)	6 (2 to 14·1)	4·8 (1·6 to 11·4)	0·9 (0·3 to 2)	0·5 (0·2 to 1·1)	0·2 (0·1 to 0·5)	0·1 (0 to 0·3)	0·1 (0 to 0·2)	0·1 (0 to 0·1)	293
HIV/AIDS resulting in other diseases	7,150 (5,550 to 9,060)	5,440 (4,200 to 6,940)	3,030 (2,390 to 3,750)	2,120 (1,610 to 2,630)	1,350 (1,030 to 1,690)	1,110 (832 to 1,420)	274 (192 to 378)	137 (96·3 to 182)	66·3 (47 to 87·3)	41·5 (30·1 to 54·6)	21·1 (15·5 to 27·4)	10·5 (7·8 to 13·3)	60,900
Sexually transmitted infections excluding HIV	831 (447 to 1,540)	563 (297 to 1,020)	378 (181 to 743)	263 (124 to 543)	181 (78 to 376)	143 (67·3 to 286)	105 (50·7 to 203)	78·5 (40·6 to 142)	58·5 (30·8 to 102)	37·7 (19·6 to 65·5)	16·9 (8·4 to 31)	7·8 (4 to 13·3)	22,300
Syphilis	23·4 (10·6 to 51·3)	19·1 (9·3 to 39·1)	16·6 (7·4 to 37·2)	11·9 (5·7 to 24·5)	12·9 (5·5 to 26·7)	14·4 (6·1 to 33·1)	11·4 (5·2 to 23·1)	8·5 (3·7 to 18·4)	9·2 (4·3 to 17·3)	5·1 (2·2 to 10·3)	3·1 (1·4 to 6·3)	1·8 (0·8 to 3·5)	16,600
Chlamydial infection	105 (55·6 to 179)	52 (28·9 to 83·7)	20·7 (12·7 to 32)	9·7 (5·8 to 16·2)	4 (1·5 to 9·5)	2·5 (0·9 to 5·8)	3·1 (1·1 to 7·5)	3·2 (1 to 7·1)	3·5 (1·2 to 8)	2·5 (0·9 to 5·4)	0·9 (0·3 to 2)	0·9 (0·3 to 1·8)	670



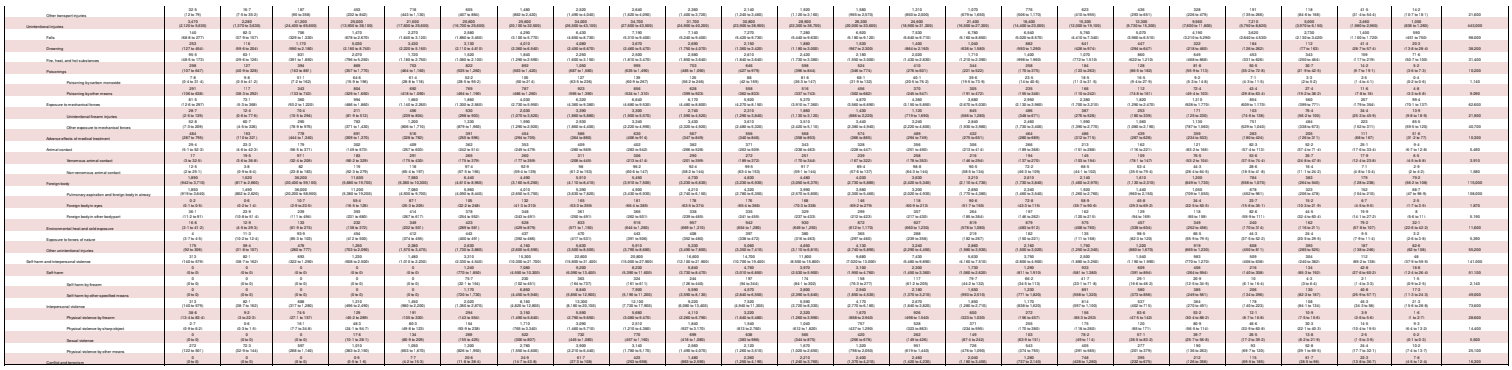

SR Table 2c: Central Latin America DALYS by cause and age group for both sexes with 95% uncertainty intervals, 2019

Cause	Early Neonatal	Late Neonatal	Post Neonatal	1 to 4	5 to 9	10 to 14	15 to 19	20 to 24	25 to 29	30 to 34	35 to 39	40 to 44	45 to 49	50 to 54	55 to 59	60 to 64	65 to 69	70 to 74	75 to 79	80 to 84	85 to 89	90 to 94	95 plus	Total
All causes	2,060,000 (1,640,000 to 2,550,000)	869,000 (692,000 to 1,080,000)	1,890,000 (1,380,000 to 2,560,000)	1,550,000 (1,280,000 to 1,850,000)	1,230,000 (1,010,000 to 1,490,000)	1,580,000 (1,280,000 to 1,960,000)	2,810,000 (2,390,000 to 3,350,000)	3,730,000 (3,220,000 to 4,370,000)	3,920,000 (3,380,000 to 4,600,000)	3,850,000 (3,310,000 to 4,530,000)	3,970,000 (3,400,000 to 4,670,000)	4,100,000 (3,520,000 to 4,800,000)	4,320,000 (3,720,000 to 5,050,000)	4,650,000 (4,000,000 to 5,390,000)	4,820,000 (4,160,000 to 5,590,000)	4,810,000 (4,190,000 to 5,550,000)	4,360,000 (3,840,000 to 5,000,000)	3,860,000 (3,420,000 to 4,370,000)	3,180,000 (2,840,000 to 3,570,000)	2,490,000 (2,250,000 to 2,760,000)	1,580,000 (1,430,000 to 1,730,000)	773,000 (708,000 to 840,000)	313,000 (292,000 to 336,000)	66,700,000
Communicable, maternal, neonatal, and nutritional diseases	1,590,000 (1,230,000 to 1,980,000)	631,000 (495,000 to 789,000)	1,020,000 (725,000 to 1,380,000)	622,000 (508,000 to 748,000)	332,000 (268,000 to 412,000)	241,000 (196,000 to 293,000)	255,000 (214,000 to 300,000)	313,000 (270,000 to 362,000)	366,000 (322,000 to 418,000)	364,000 (322,000 to 410,000)	353,000 (311,000 to 403,000)	324,000 (285,000 to 368,000)	287,000 (251,000 to 326,000)	258,000 (225,000 to 295,000)	237,000 (206,000 to 271,000)	215,000 (190,000 to 246,000)	192,000 (170,000 to 218,000)	175,000 (154,000 to 198,000)	155,000 (138,000 to 175,000)	136,000 (118,000 to 154,000)	101,000 (84,900 to 114,000)	52,400 (43,100 to 59,300)	23,600 (18,100 to 27,000)	8,240,000
HIV/AIDS and sexually transmitted infections	3,140 (1,580 to 5,800)	1,310 (696 to 2,280)	11,700 (10,800 to 12,900)	8,350 (7,740 to 9,200)	4,840 (4,640 to 5,080)	4,870 (4,630 to 5,130)	12,500 (11,400 to 13,800)	48,700 (45,100 to 53,700)	97,400 (90,800 to 107,000)	111,000 (103,000 to 121,000)	101,000 (93,700 to 109,000)	84,300 (78,800 to 92,100)	67,200 (62,800 to 73,000)	44,700 (41,500 to 49,000)	30,400 (28,100 to 33,500)	18,800 (17,300 to 20,900)	11,900 (10,900 to 13,300)	3,670 (3,100 to 4,460)	1,750 (1,430 to 2,230)	737 (575 to 1,020)	382 (300 to 524)	135 (103 to 186)	69·5 (58·3 to 86·1)	668,000
HIV/AIDS	0·5 (0·3 to 1)	1·8 (1·1 to 3·3)	10,300 (9,860 to 10,700)	8,290 (7,690 to 9,140)	4,820 (4,610 to 5,060)	4,450 (4,280 to 4,650)	10,600 (9,930 to 11,400)	44,500 (41,700 to 48,000)	90,700 (85,600 to 98,000)	103,000 (97,600 to 110,000)	93,000 (88,100 to 99,300)	77,100 (73,200 to 81,600)	61,300 (58,400 to 64,600)	41,000 (38,900 to 43,200)	27,800 (26,200 to 29,500)	17,100 (16,000 to 18,200)	10,500 (9,820 to 11,200)	2,680 (2,400 to 2,990)	1,110 (983 to 1,250)	323 (288 to 357)	143 (125 to 163)	50·6 (42·7 to 58·8)	43·5 (39 to 47·6)	609,000
HIV/AIDS - Drug-susceptible Tuberculosis	0 (0 to 0)	0·1 (0·1 to 0·1)	1,080 (677 to 1,660)	1,000 (605 to 1,540)	505 (326 to 768)	431 (279 to 652)	998 (665 to 1,460)	4,230 (2,870 to 6,160)	8,390 (5,600 to 12,300)	9,360 (6,160 to 13,900)	8,490 (5,560 to 12,600)	6,900 (4,530 to 10,200)	5,430 (3,580 to 8,010)	3,630 (2,390 to 5,310)	2,390 (1,580 to 3,490)	1,500 (1,010 to 2,170)	914 (621 to 1,320)	224 (159 to 314)	94·4 (67·2 to 132)	27·3 (18·9 to 38·4)	10·8 (7·7 to 15·1)	3·9 (2·8 to 5·4)	3·4 (2·2 to 4·9)	55,600
HIV/AIDS - Multidrug-resistant Tuberculosis with	0 (0 to 0)	0 (0 to 0)	81·6 (24·5 to 209)	75·1 (22·5 to 191)	37·4 (11·4 to 93·1)	31·7 (9·4 to 76·2)	71·6 (23·7 to 167)	307 (103 to 730)	611 (204 to 1,460)	683 (220 to 1,610)	618 (198 to 1,450)	501 (159 to 1,180)	398 (126 to 937)	264 (86·8 to 609)	176 (57·1 to 405)	109 (36·1 to 250)	65·8 (21 to 150)	15 (5·4 to 33)	6·1 (2·2 to 13·7)	1·8 (0·6 to 4)	0·7 (0·2 to 1·6)	0·3 (0·1 to 0·6)	0·2 (0·1 to 0·6)	4,050
HIV/AIDS - Extensively drug-resistant Tuberculo	0 (0 to 0)	0 (0 to 0)	13·5 (3·9 to 33·8)	12·4 (3·5 to 30·8)	6·1 (1·8 to 14·7)	5·2 (1·5 to 13·2)	11·6 (3·6 to 28·5)	49·6 (16 to 120)	99 (32·1 to 237)	111 (35·5 to 264)	100 (31·7 to 245)	81·3 (25·5 to 202)	64·6 (19·8 to 162)	42·8 (13·2 to 105)	28·3 (8·8 to 68·4)	17·5 (5·5 to 42·2)	10·5 (3·2 to 25·7)	2·3 (0·8 to 5·3)	0·9 (0·3 to 2·2)	0·3 (0·1 to 0·7)	0·1 (0 to 0·3)	0 (0 to 0·1)	0 (0 to 0·1)	657
HIV/AIDS resulting in other diseases	0·5 (0·3 to 1)	1·7 (1 to 3·2)	9,130 (8,380 to 9,760)	7,200 (6,520 to 8,000)	4,270 (3,950 to 4,570)	3,990 (3,710 to 4,230)	9,490 (8,730 to 10,300)	39,900 (36,700 to 43,600)	81,600 (75,200 to 88,800)	93,200 (85,800 to 101,000)	83,800 (77,500 to 90,400)	69,600 (64,500 to 74,800)	55,400 (51,400 to 59,400)	37,000 (34,300 to 39,500)	25,200 (23,200 to 27,000)	15,400 (14,200 to 16,600)	9,500 (8,670 to 10,300)	2,430 (2,150 to 2,740)	1,010 (886 to 1,150)	294 (258 to 330)	132 (114 to 150)	46·4 (38·7 to 54·5)	39·8 (35·1 to 44·1)	549,000
Sexually transmitted infections excluding HIV	3,140 (1,580 to 5,800)	1,310 (695 to 2,280)	1,350 (645 to 2,490)	55·7 (27·3 to 103)	22 (10·9 to 41·6)	416 (308 to 589)	1,890 (1,260 to 2,880)	4,280 (2,530 to 7,370)	6,690 (3,700 to 11,800)	7,520 (4,010 to 13,800)	7,610 (4,180 to 13,600)	7,180 (3,940 to 13,300)	5,960 (3,330 to 10,800)	3,760 (1,970 to 7,260)	2,590 (1,350 to 4,850)	1,780 (960 to 3,420)	1,390 (821 to 2,510)	994 (600 to 1,750)	644 (399 to 1,120)	414 (269 to 699)	239 (165 to 377)	84 (55·9 to 135)	26 (17·1 to 41·3)	59,300
Syphilis	3,140 (1,580 to 5,800)	1,310 (695 to 2,280)	1,350 (645 to 2,490)	55·7 (27·3 to 103)	22 (10·9 to 41·6)	104 (88·4 to 123)	152 (124 to 190)	135 (98·5 to 208)	267 (208 to 353)	297 (238 to 374)	303 (248 to 381)	221 (172 to 280)	275 (223 to 342)	240 (187 to 306)	204 (154 to 270)	184 (140 to 243)	182 (138 to 236)	156 (121 to 200)	95·2 (73·1 to 122)	75·6 (58·9 to 95·4)	44·7 (35 to 56·7)	20·1 (15·7 to 25·4)	6·7 (5 to 8·6)	8,840
Chlamydial infection	0 (0 to 0)	0 (0 to 0)	0 (0 to 0)	0 (0 to 0)	0 (0 to 0)	29·6 (22·1 to 39·9)	174 (121 to 252)	516 (351 to 772)	733 (448 to 1,120)	752 (442 to 1,210)	812 (508 to 1,210)	784 (509 to 1,140)	561 (383 to 835)	202 (143 to 282)	98·7 (76 to 125)	56·1 (46·6 to 67·1)	36 (29·8 to 43·1)	36·6 (30·8 to 43·5)	26·5 (22·1 to 31·4)	24·4 (20 to 29·1)	15·8 (12·6 to 18·9)	4 (3·1 to 4·9)	1·2 (0·9 to 1·4)	4,860
Gonococcal infection	0 (0 to 0)	0 (0 to 0)	0 (0 to 0)	0 (0 to 0)	0 (0 to 0)	58·2 (39·1 to 89·4)	351 (251 to 510)	540 (388 to 745)	527 (400 to 684)	439 (343 to 554)	448 (359 to 552)	529 (433 to 647)	521 (431 to 635)	253 (207 to 308)	164 (135 to 197)	141 (117 to 170)	196 (163 to 234)	130 (110 to 155)	97·2 (81·1 to 115)	56·5 (46·5 to 67·5)	42 (33·6 to 50·3)	10·4 (7·9 to 12·7)	2·1 (1·6 to 2·5)	4,510
Trichomoniasis	0 (0 to 0)	0 (0 to 0)	0 (0 to 0)	0 (0 to 0)	0 (0 to 0)	13·1 (3·7 to 34·5)	274 (84·6 to 655)	1,460 (510 to 3,440)	2,900 (980 to 6,730)	3,170 (1,060 to 7,400)	2,940 (955 to 6,730)	2,600 (891 to 6,090)	2,120 (677 to 4,770)	1,480 (471 to 3,450)	898 (297 to 2,100)	506 (178 to 1,190)	331 (119 to 766)	218 (82·8 to 495)	130 (51 to 290)	71·3 (27·9 to 158)	30·4 (12 to 68·2)	8·9 (3·2 to 19·2)	1·5 (0·5 to 3·6)	19,200
Genital herpes	0 (0 to 0)	0 (0 to 0)	0 (0 to 0)	0 (0 to 0)	0 (0 to 0)	87·8 (28·9 to 207)	395 (131 to 970)	817 (268 to 2,040)	1,200 (409 to 2,940)	1,440 (486 to 3,530)	1,540 (506 to 3,770)	1,480 (478 to 3,700)	1,360 (432 to 3,450)	1,190 (374 to 2,930)	990 (305 to 2,420)	770 (235 to 1,880)	549 (164 to 1,320)	382 (115 to 952)	247 (75·8 to 606)	153 (47 to 373)	77·7 (23·7 to 189)	31·1 (9·6 to 75·6)	10·2 (3·1 to 24·6)	12,700
Other sexually transmitted infections	0 (0 to 0)	0 (0 to 0)	0 (0 to 0)	0 (0 to 0)	0 (0 to 0)	124 (85·1 to 180)	542 (397 to 741)	811 (589 to 1,090)	1,060 (729 to 1,490)	1,420 (953 to 2,070)	1,570 (1,050 to 2,260)	1,560 (1,020 to 2,320)	1,120 (760 to 1,710)	395 (290 to 534)	233 (181 to 299)	126 (105 to 151)	91·9 (76·9 to 110)	71·6 (60·6 to 85·6)	48·5 (40·6 to 57·3)	33·1 (26·5 to 41)	28·2 (21·5 to 35·6)	9·5 (6·4 to 14·2)	4·3 (2 to 6·6)	9,250
Respiratory infections and tuberculosis	63,400 (48,300 to 81,600)	69,600 (52,700 to 88,800)	397,000 (275,000 to 556,000)	192,000 (148,000 to 242,000)	73,400 (56,700 to 96,400)	58,000 (43,100 to 79,200)	63,100 (49,200 to 83,200)	75,300 (61,300 to 93,200)	82,600 (69,600 to 101,000)	79,900 (67,200 to 96,100)	84,700 (71,100 to 101,000)	88,600 (74,900 to 105,000)	89,800 (76,000 to 108,000)	93,900 (79,700 to 110,000)	95,000 (81,200 to 111,000)	95,100 (81,900 to 111,000)	91,000 (78,700 to 106,000)	90,700 (79,400 to 106,000)	85,600 (75,000 to 98,200)	79,300 (66,400 to 91,600)	59,700 (48,500 to 69,000)	31,500 (24,800 to 36,300)	14,300 (10,500 to 16,800)	2,150,000
Tuberculosis	0 (0 to 0)	0·1 (0·1 to 0·2)	3,330 (2,280 to 4,640)	4,480 (3,420 to 5,800)	2,420 (1,950 to 3,040)	2,560 (2,130 to 3,090)	5,920 (4,890 to 7,090)	13,600 (11,100 to 16,700)	17,100 (14,300 to 20,500)	16,600 (14,000 to 19,900)	17,300 (14,500 to 20,600)	17,700 (14,600 to 21,400)	18,200 (15,100 to 22,000)	18,400 (15,300 to 22,100)	16,900 (14,000 to 20,300)	15,400 (12,900 to 18,500)	13,600 (11,500 to 16,200)	11,900 (10,200 to 14,000)	8,670 (7,320 to 10,100)	5,080 (4,240 to 5,890)	2,390 (1,890 to 2,860)	811 (622 to 964)	273 (202 to 323)	213,000
Latent tuberculosis infection	0 (0 to 0)	0 (0 to 0)	0 (0 to 0)	0 (0 to 0)	0 (0 to 0)	0 (0 to 0)	0 (0 to 0)	0 (0 to 0)	0 (0 to 0)	0 (0 to 0)	0 (0 to 0)	0 (0 to 0)	0 (0 to 0)	0 (0 to 0)	0 (0 to 0)	0 (0 to 0)	0 (0 to 0)	0 (0 to 0)	0 (0 to 0)	0 (0 to 0)	0 (0 to 0)	0 (0 to 0)	0 (0 to 0)	0
Drug-susceptible tuberculosis	0 (0 to 0)	0·1 (0·1 to 0·2)	3,100 (2,110 to 4,330)	4,190 (3,200 to 5,480)	2,280 (1,800 to 2,900)	2,410 (1,980 to 2,920)	5,540 (4,500 to 6,730)	12,800 (10,200 to 15,800)	16,100 (13,300 to 19,500)	15,600 (13,000 to 18,900)	16,200 (13,300 to 19,800)	16,600 (13,400 to 20,200)	17,000 (13,800 to 20,700)	17,200 (13,900 to 20,900)	15,700 (12,900 to 19,100)	14,400 (11,800 to 17,300)	12,700 (10,400 to 15,200)	11,100 (9,350 to 13,300)	8,090 (6,720 to 9,590)	4,740 (3,860 to 5,570)	2,230 (1,740 to 2,680)	757 (579 to 916)	255 (185 to 308)	199,000
Multidrug-resistant tuberculosis without extensiv	0 (0 to 0)	0 (0 to 0)	195 (64·3 to 430)	248 (87·7 to 523)	121 (47·7 to 255)	135 (49·5 to 293)	328 (115 to 744)	695 (256 to 1,590)	876 (315 to 2,010)	868 (298 to 2,030)	923 (319 to 2,220)	960 (334 to 2,280)	1,010 (330 to 2,410)	1,030 (345 to 2,550)	951 (313 to 2,280)	868 (307 to 2,000)	778 (267 to 1,800)	676 (241 to 1,550)	495 (179 to 1,070)	294 (105 to 640)	142 (47·7 to 309)	47·1 (16·3 to 102)	15·8 (5·3 to 35·2)	11,700

SR Table 2c: Colombia DALYS by cause and age group for both sexes with 95% uncertainty intervals, 2019

Cause	Early Neonatal	Late Neonatal	Post Neonatal	1 to 4	5 to 9	10 to 14	15 to 19	20 to 24	25 to 29	30 to 34	35 to 39	40 to 44	45 to 49	50 to 54	55 to 59	60 to 64	65 to 69	70 to 74	75 to 79	80 to 84	85 to 89	90 to 94	95 plus	Total
All causes	344,000 (233,000 to 486,000)	134,000 (91,200 to 189,000)	287,000 (198,000 to 406,000)	245,000 (199,000 to 301,000)	202,000 (167,000 to 240,000)	262,000 (209,000 to 328,000)	499,000 (409,000 to 610,000)	730,000 (605,000 to 872,000)	770,000 (640,000 to 916,000)	696,000 (579,000 to 830,000)	687,000 (567,000 to 828,000)	618,000 (507,000 to 745,000)	637,000 (512,000 to 774,000)	732,000 (593,000 to 893,000)	785,000 (634,000 to 957,000)	803,000 (655,000 to 974,000)	741,000 (610,000 to 891,000)	677,000 (562,000 to 809,000)	589,000 (493,000 to 698,000)	508,000 (430,000 to 592,000)	347,000 (296,000 to 400,000)	189,000 (164,000 to 215,000)	89,700 (80,700 to 98,700)	11,600,000
Communicable, maternal, neonatal, and nutritional diseases	262,000 (173,000 to 373,000)	94,200 (62,300 to 134,000)	155,000 (101,000 to 226,000)	92,300 (74,400 to 113,000)	50,900 (41,300 to 63,200)	39,200 (31,300 to 48,400)	43,600 (35,700 to 52,500)	55,100 (46,100 to 65,400)	66,000 (56,500 to 76,800)	65,300 (56,400 to 75,400)	61,700 (52,300 to 72,700)	51,200 (43,600 to 59,700)	46,300 (39,400 to 54,300)	43,400 (36,200 to 52,800)	41,800 (34,600 to 50,500)	36,000 (29,500 to 43,700)	30,800 (24,900 to 37,700)	27,300 (21,400 to 34,100)	23,900 (18,900 to 30,300)	20,400 (16,100 to 25,200)	15,400 (11,700 to 19,700)	8,510 (6,330 to 10,900)	4,500 (3,090 to 5,750)	1,330,000
HIV/AIDS and sexually transmitted infections	614 (350 to 1,010)	309 (141 to 586)	2,130 (1,800 to 2,570)	1,530 (1,330 to 1,730)	757 (656 to 868)	577 (498 to 660)	2,140 (1,830 to 2,510)	10,400 (8,980 to 12,000)	22,500 (19,600 to 25,900)	24,800 (21,300 to 28,700)	21,500 (18,600 to 24,800)	17,500 (15,100 to 20,200)	14,300 (12,500 to 16,400)	10,100 (8,690 to 11,800)	8,300 (7,150 to 9,630)	4,840 (4,210 to 5,560)	2,780 (2,400 to 3,230)	948 (781 to 1,160)	373 (292 to 492)	183 (135 to 262)	103 (76·5 to 150)	44·3 (33·1 to 62·6)	24·4 (19·8 to 31·2)	147,000
HIV/AIDS	0 (0 to 0)	0 (0 to 0·1)	1,800 (1,560 to 2,050)	1,520 (1,320 to 1,720)	756 (654 to 867)	501 (434 to 574)	1,780 (1,540 to 2,070)	9,530 (8,220 to 10,900)	21,100 (18,400 to 24,400)	23,400 (20,000 to 26,900)	20,100 (17,300 to 23,100)	16,200 (14,000 to 18,600)	13,200 (11,600 to 15,000)	9,310 (8,090 to 10,800)	7,720 (6,610 to 8,930)	4,450 (3,880 to 5,090)	2,490 (2,160 to 2,890)	744 (627 to 868)	240 (201 to 279)	82·9 (70 to 96·1)	46·6 (38·5 to 55·1)	20·8 (17·3 to 24·4)	16·7 (14 to 19·4)	135,000
HIV/AIDS - Drug-susceptible Tuberculosis	0 (0 to 0)	0 (0 to 0)	101 (60·2 to 156)	86·7 (51·5 to 134)	45·9 (27·3 to 70·7)	29 (17·4 to 44·6)	104 (65·8 to 157)	632 (400 to 949)	1,430 (900 to 2,170)	1,570 (944 to 2,380)	1,400 (878 to 2,120)	1,020 (640 to 1,550)	810 (506 to 1,230)	564 (354 to 853)	449 (286 to 673)	274 (178 to 408)	154 (100 to 227)	47 (31·4 to 68·3)	15·2 (10·3 to 21·5)	5·3 (3·6 to 7·7)	3 (2 to 4·2)	1·4 (1 to 2·1)	1·1 (0·7 to 1·6)	8,750
HIV/AIDS - Multidrug-resistant Tuberculosis without exte	0 (0 to 0)	0 (0 to 0)	11·8 (1·9 to 36)	10·1 (1·6 to 30·8)	5·3 (0·8 to 16·2)	3·3 (0·5 to 10·1)	11·5 (1·9 to 34·4)	68 (11·2 to 204)	152 (25·1 to 459)	169 (27·7 to 509)	150 (24·6 to 452)	111 (18 to 334)	88·5 (14·4 to 267)	61·5 (10 to 185)	48·2 (8 to 144)	28·9 (4·9 to 87·6)	16·1 (2·7 to 49·3)	4·7 (0·8 to 14·4)	1·5 (0·2 to 4·4)	0·5 (0·1 to 1·6)	0·3 (0 to 0·9)	0·1 (0 to 0·4)	0·1 (0 to 0·4)	941
HIV/AIDS - Extensively drug-resistant Tuberculosis	0 (0 to 0)	0 (0 to 0)	2 (0·3 to 6)	1·7 (0·2 to 5·1)	0·9 (0·1 to 2·7)	0·5 (0·1 to 1·7)	1·8 (0·3 to 5·7)	11 (1·7 to 33·8)	24·7 (3·8 to 75·8)	27·4 (4·2 to 84·2)	24·3 (3·8 to 74·7)	18 (2·8 to 55·4)	14·4 (2·2 to 44·4)	10 (1·5 to 30·8)	7·7 (1·2 to 23·9)	4·6 (0·7 to 14·2)	2·5 (0·4 to 7·8)	0·7 (0·1 to 2·2)	0·2 (0 to 0·7)	0·1 (0 to 0·3)	0 (0 to 0·1)	0 (0 to 0·1)	0 (0 to 0·1)	152
HIV/AIDS resulting in other diseases	0 (0 to 0)	0 (0 to 0·1)	1,680 (1,440 to 1,940)	1,420 (1,220 to 1,630)	704 (602 to 818)	468 (394 to 539)	1,660 (1,410 to 1,960)	8,820 (7,460 to 10,300)	19,500 (16,800 to 22,700)	21,600 (18,100 to 25,100)	18,500 (15,600 to 21,600)	15,000 (12,800 to 17,400)	12,300 (10,700 to 14,200)	8,680 (7,410 to 10,100)	7,210 (6,060 to 8,400)	4,150 (3,550 to 4,800)	2,320 (1,970 to 2,720)	692 (573 to 819)	223 (183 to 262)	76·9 (63·7 to 90·1)	43·3 (35·3 to 51·6)	19·2 (15·8 to 22·6)	15·4 (12·8 to 18·2)	125,000
Sexually transmitted infections excluding HIV	614 (349 to 1,010)	309 (141 to 586)	330 (128 to 721)	11·5 (3·8 to 27)	1·4 (0·8 to 2·2)	75·9 (49·7 to 119)	362 (212 to 612)	881 (493 to 1,560)	1,350 (731 to 2,480)	1,410 (729 to 2,620)	1,440 (748 to 2,620)	1,290 (698 to 2,440)	1,070 (573 to 2,020)	790 (398 to 1,580)	580 (283 to 1,150)	384 (192 to 781)	289 (150 to 561)	204 (107 to 386)	133 (72·4 to 253)	100 (57·5 to 177)	56·6 (33·3 to 103)	23·5 (13·6 to 40·9)	7·7 (4·4 to 13·5)	11,700
Syphilis	614 (349 to 1,010)	309 (141 to 586)	330 (128 to 721)	11·5 (3·8 to 27)	1·4 (0·8 to 2·2)	18·3 (11·9 to 27·6)	28·1 (17·2 to 42·9)	35·5 (20·8 to 59·7)	63·8 (40·1 to 94·1)	62·7 (42·7 to 88·7)	73·5 (49·4 to 109)	50·1 (33·9 to 70·6)	54·7 (39·6 to 75·2)	55·8 (38 to 78·1)	51·5 (35·4 to 72·1)	43·5 (30·3 to 60·7)	43·4 (28·4 to 65·2)	35·8 (23·9 to 53·7)	21·7 (15·4 to 30·1)	18·1 (12·8 to 25)	10 (7·2 to 13·5)	5 (3·6 to 6·7)	1·8 (1·2 to 2·4)	1,940
Chlamydial infection	0 (0 to 0)	0 (0 to 0)	0 (0 to 0)	0 (0 to 0)	0 (0 to 0)	4·9 (3·2 to 7)	31 (20·4 to 46·2)	100 (52·7 to 172)	142 (72·2 to 245)	136 (68·4 to 239)	143 (72·5 to 231)	130 (72·9 to 208)	85·3 (46·9 to 140)	35·3 (22·6 to 52)	16·8 (11·7 to 23·5)	6·2 (3·9 to 9·4)	3·4 (2 to 5·2)	3·3 (1·9 to 5·3)	2·1 (1·3 to 3·4)	3·6 (2·1 to 5·8)	2·2 (1·3 to 3·6)	0·7 (0·4 to 1·1)	0·2 (0·1 to 0·2)	846



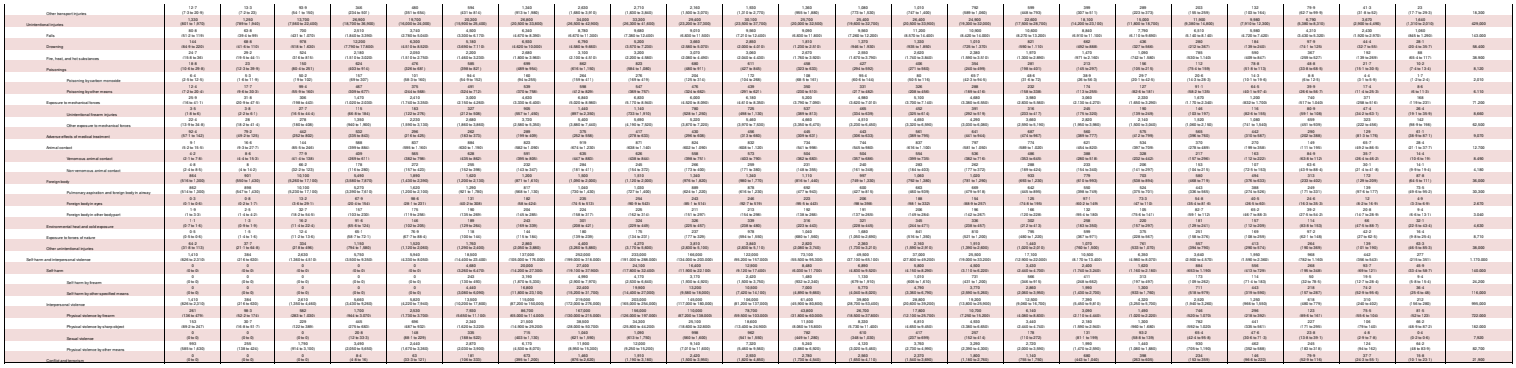

SR Table 2c: Costa Rica DALYS by cause and age group for both sexes with 95% uncertainty intervals, 2019

Cause	Early Neonatal	Late Neonatal	Post Neonatal	1 to 4	5 to 9	10 to 14	15 to 19	20 to 24	25 to 29	30 to 34	35 to 39	40 to 44	45 to 49	50 to 54	55 to 59	60 to 64	65 to 69	70 to 74	75 to 79	80 to 84	85 to 89	90 to 94	95 plus	Total
All causes	23,600 (16,900 to 32,500)	6,210 (4,470 to 8,480)	11,600 (8,820 to 15,200)	14,400 (11,700 to 17,700)	16,500 (12,800 to 20,800)	22,900 (17,700 to 29,400)	37,600 (30,400 to 46,600)	55,000 (45,200 to 66,700)	62,800 (51,900 to 75,500)	67,500 (55,200 to 81,900)	66,200 (53,800 to 80,500)	64,700 (52,800 to 78,300)	66,400 (53,800 to 80,900)	78,900 (63,700 to 96,000)	87,900 (71,200 to 107,000)	89,200 (73,100 to 108,000)	79,900 (66,000 to 95,700)	69,800 (57,700 to 83,000)	58,600 (49,200 to 69,300)	47,300 (40,100 to 55,000)	33,900 (29,100 to 39,000)	18,400 (16,100 to 20,900)	10,200 (9,250 to 11,200)	1,090,000
Communicable, maternal, neonatal, and nutritional diseases	16,500 (11,400 to 22,500)	3,750 (2,570 to 5,160)	4,700 (3,300 to 6,650)	4,270 (3,280 to 5,430)	3,780 (2,710 to 5,280)	2,770 (2,120 to 3,570)	2,710 (2,120 to 3,470)	3,490 (2,760 to 4,410)	4,400 (3,630 to 5,420)	4,650 (3,810 to 5,740)	4,480 (3,670 to 5,520)	3,970 (3,300 to 4,940)	3,440 (2,830 to 4,210)	3,700 (3,040 to 4,470)	3,510 (2,810 to 4,290)	3,170 (2,560 to 3,930)	2,590 (2,050 to 3,210)	2,230 (1,760 to 2,820)	2,070 (1,600 to 2,600)	1,770 (1,390 to 2,170)	1,430 (1,070 to 1,810)	844 (613 to 1,090)	540 (372 to 691)	84,800
HIV/AIDS and sexually transmitted infections	23·6 (13·4 to 38·6)	14·7 (7 to 27·3)	141 (122 to 161)	122 (107 to 139)	95·5 (83·1 to 109)	163 (141 to 185)	209 (178 to 244)	507 (432 to 616)	1,140 (965 to 1,320)	1,260 (1,060 to 1,480)	1,220 (1,030 to 1,440)	1,030 (896 to 1,210)	786 (662 to 929)	735 (630 to 852)	482 (413 to 567)	332 (284 to 387)	186 (160 to 219)	58·5 (45·6 to 78)	30·5 (23 to 42·4)	12·1 (8·1 to 19·1)	5·2 (3·2 to 8·7)	3·1 (2·2 to 4·6)	0·8 (0·5 to 1·4)	8,570
HIV/AIDS	0 (0 to 0)	0 (0 to 0)	134 (117 to 154)	122 (107 to 139)	94·9 (82·4 to 109)	156 (134 to 178)	183 (158 to 211)	430 (369 to 498)	1,010 (865 to 1,170)	1,120 (954 to 1,300)	1,080 (913 to 1,270)	908 (788 to 1,050)	684 (583 to 793)	658 (563 to 752)	417 (360 to 480)	295 (254 to 339)	154 (134 to 175)	33·4 (27·2 to 39·6)	16·1 (12·8 to 19·5)	3 (2·4 to 3·8)	0·6 (0·3 to 1)	1 (0·7 to 1·2)	0·1 (0·1 to 0·2)	7,500
HIV/AIDS - Drug-susceptible Tuberculosis	0 (0 to 0)	0 (0 to 0)	6·1 (3·7 to 9·6)	5·5 (3·4 to 8·7)	4·4 (2·7 to 6·9)	7 (4·3 to 11)	8·3 (5·5 to 12·7)	20 (13 to 30·5)	47 (30·4 to 72·1)	52 (33·7 to 79·8)	49·9 (32·2 to 76·4)	41·7 (26·9 to 64)	31·4 (20·4 to 48·2)	30·3 (19·6 to 46·4)	19·1 (12·6 to 29·1)	13·7 (9·1 to 20·7)	7·2 (4·8 to 10·7)	1·6 (1·2 to 2·2)	0·8 (0·6 to 1·1)	0·1 (0·1 to 0·2)	0 (0 to 0)	0 (0 to 0·1)	0 (0 to 0)	347
HIV/AIDS - Multidrug-resistant Tuberculosis without extensive	0 (0 to 0)	0 (0 to 0)	0·3 (0 to 1·2)	0·3 (0 to 1·1)	0·2 (0 to 0·9)	0·4 (0 to 1·4)	0·4 (0·1 to 1·6)	1 (0·1 to 3·8)	2·4 (0·3 to 9)	2·7 (0·3 to 9·9)	2·6 (0·3 to 9·4)	2·2 (0·3 to 7·9)	1·6 (0·2 to 6)	1·6 (0·2 to 5·8)	1 (0·1 to 3·6)	0·7 (0·1 to 2·6)	0·4 (0 to 1·3)	0·1 (0 to 0·3)	0 (0 to 0·1)	0 (0 to 0)	0 (0 to 0)	0 (0 to 0)	0 (0 to 0)	18
HIV/AIDS - Extensively drug-resistant Tuberculosis	0 (0 to 0)	0 (0 to 0)	0·1 (0 to 0·2)	0·1 (0 to 0·2)	0 (0 to 0·1)	0·1 (0 to 0·2)	0·1 (0 to 0·2)	0·2 (0 to 0·6)	0·4 (0 to 1·4)	0·4 (0·1 to 1·6)	0·4 (0 to 1·5)	0·4 (0 to 1·3)	0·3 (0 to 1)	0·3 (0 to 0·9)	0·2 (0 to 0·6)	0·1 (0 to 0·4)	0·1 (0 to 0·2)	0 (0 to 0)	0 (0 to 0)	0 (0 to 0)	0 (0 to 0)	0 (0 to 0)	0 (0 to 0)	2·9
HIV/AIDS resulting in other diseases	0 (0 to 0)	0 (0 to 0)	128 (111 to 147)	116 (100 to 134)	90·1 (77·4 to 104)	148 (126 to 172)	174 (149 to 202)	408 (349 to 479)	960 (817 to 1,120)	1,060 (901 to 1,250)	1,030 (855 to 1,220)	863 (739 to 1,010)	651 (551 to 763)	625 (530 to 719)	397 (338 to 460)	280 (239 to 323)	146 (126 to 167)	31·7 (25·6 to 38)	15·2 (12·1 to 18·6)	2·9 (2·2 to 3·7)	0·6 (0·2 to 1)	0·9 (0·7 to 1·1)	0·1 (0 to 0·2)	7,130
Sexually transmitted infections excluding HIV	23·6 (13·4 to 38·6)	14·7 (7 to 27·2)	6·3 (2·2 to 13·8)	0 (0 to 0)	0·7 (0·3 to 1·4)	6·7 (4·5 to 10·4)	26·1 (13·8 to 47·2)	77·6 (41·4 to 141)	127 (64·8 to 236)	145 (70·9 to 279)	142 (75·5 to 263)	127 (67·9 to 245)	101 (53·2 to 188)	77·9 (40·2 to 149)	64·8 (35·6 to 118)	37·6 (18·6 to 74·4)	32·5 (18·5 to 58·4)	25·1 (15·3 to 43·7)	14·4 (8·6 to 24·7)	9 (5·3 to 15·6)	4·5 (2·7 to 8)	2·1 (1·3 to 3·6)	0·7 (0·4 to 1·3)	1,070
Syphilis	23·6 (13·4 to 38·6)	14·7 (7 to 27·2)	6·3 (2·2 to 13·8)	0 (0 to 0)	0·7 (0·3 to 1·4)	1·5 (1 to 2·2)	0·8 (0·5 to 1·4)	2·9 (1·6 to 5·1)	4 (2·7 to 5·9)	3·6 (2·4 to 5·1)	7 (4·5 to 10·6)	7·8 (3·5 to 12·9)	6 (4 to 8·7)	7·5 (4·3 to 11·7)	11 (4·7 to 18·3)	4·4 (3 to 6·3)	7·2 (3·9 to 11·8)	6·5 (3·4 to 11·1)	2·9 (1·9 to 4·1)	2 (1·3 to 2·9)	0·8 (0·6 to 1·1)	0·5 (0·3 to 0·6)	0·2 (0·1 to 0·2)	122
Chlamydial infection	0 (0 to 0)	0 (0 to 0)	0 (0 to 0)	0 (0 to 0)	0 (0 to 0)	0·4 (0·3 to 0·5)	2·3 (1·4 to 3·8)	8·1 (3·5 to 15·3)	13·1 (6·6 to 22·8)	14·1 (6·8 to 25·5)	13·9 (7·3 to 23·7)	12·1 (6·6 to 20·8)	8·3 (4·4 to 14·3)	3·5 (2·2 to 5·1)	1·8 (1·2 to 2·5)	0·6 (0·4 to 1)	0·4 (0·2 to 0·7)	0·6 (0·4 to 1)	0·4 (0·2 to 0·6)	0·2 (0·1 to 0·4)	0·1 (0·1 to 0·2)	0·1 (0 to 0·1)	0 (0 to 0)	80·1
Gonococcal infection	0 (0 to 0)	0 (0 to 0)	0 (0 to 0)	0 (0 to 0)	0 (0 to 0)	0·8 (0·4 to 1·5)	3·6 (0·8 to 8·6)	7·1 (2·8 to 13·8)	6·9 (4·5 to 10·3)	5·3 (3·5 to 7·7)	6 (4·3 to 8·5)	6·1 (4·1 to 8·5)	5·9 (4 to 8·8)	3·5 (2·3 to 5·4)	3 (2 to 4·4)	1·6 (1 to 2·5)	2·8 (1·7 to 4·2)	2·7 (1·6 to 4·2)	1·5 (0·9 to 2·3)	0·7 (0·4 to 1)	0·4 (0·2 to 0·6)	0·2 (0·1 to 0·2)	0 (0 to 0)	58·1
Trichomoniasis	0 (0 to 0)	0 (0 to 0)	0 (0 to 0)	0 (0 to 0)	0 (0 to 0)	0·2 (0 to 0·8)	5·3 (1·6 to 13·1)	29·9 (10 to 69·8)	58·7 (19·8 to 132)	64·4 (20·6 to 148)	55·6 (17·8 to 127)	46·5 (15·9 to 111)	36·8 (11·7 to 87·6)	28·9 (9·1 to 68·4)	19 (6·4 to 46·2)	10·6 (3·6 to 25·1)	7 (2·5 to 15·9)	4·4 (1·6 to 10·1)	2·6 (1 to 5·8)	1·5 (0·6 to 3·2)	0·7 (0·3 to 1·5)	0·2 (0·1 to 0·5)	0·1 (0 to 0·1)	372
Genital herpes	0 (0 to 0)	0 (0 to 0)	0 (0 to 0)	0 (0 to 0)	0 (0 to 0)	1·7 (0·6 to 4·2)	7·9 (2·5 to 19·9)	17·8 (5·5 to 45·3)	27 (8·6 to 66·4)	33·8 (10·9 to 82·4)	34·1 (11 to 82·1)	31·1 (9·9 to 75·9)	27·8 (8·7 to 69)	27·3 (8·3 to 67·6)	24·4 (7·6 to 60·2)	18·9 (5·7 to 47)	13·4 (4·1 to 33·4)	9 (2·7 to 22·7)	5·7 (1·8 to 14·2)	3·6 (1·1 to 8·9)	2 (0·6 to 4·9)	0·9 (0·3 to 2·1)	0·4 (0·1 to 0·9)	287
Other sexually transmitted infections	0 (0 to 0)	0 (0 to 0)	0 (0 to 0)	0 (0 to 0)	0 (0 to 0)	2 (1·2 to 3·3)	6·2 (3·1 to 11·2)	11·8 (6·2 to 19·5)	17·4 (10·1 to 27·6)	24 (13·5 to 38·9)	25·7 (15·7 to 40·8)	23·6 (14·3 to 40·2)	16·4 (9·8 to 26·5)	7·2 (4·2 to 11·8)	5·6 (3·8 to 7·6)	1·5 (0·9 to 2·3)	1·7 (1 to 2·5)	1·8 (1·1 to 2·9)	1·4 (0·8 to 2·1)	1·1 (0·5 to 2)	0·5 (0·3 to 0·8)	0·3 (0·2 to 0·6)	0·1 (0 to 0·1)	148
Respiratory infections and tuberculosis	258 (161 to 395)	267 (164 to 417)	1,470 (921 to 2,310)	1,100 (784 to 1,480)	729 (474 to 1,090)	579 (362 to 895)	622 (421 to 918)	740 (517 to 1,030)	840 (611 to 1,160)	924 (673 to 1,240)	931 (682 to 1,250)	1,020 (745 to 1,400)	1,100 (793 to 1,520)	1,330 (987 to 1,790)	1,420 (1,040 to 1,900)	1,440 (1,040 to 1,980)	1,180 (851 to 1,590)	1,120 (816 to 1,510)	1,170 (843 to 1,550)	1,070 (806 to 1,390)	910 (647 to 1,190)	575 (388 to 766)	395 (257 to 526)	21,200
Tuberculosis	0 (0 to 0)	0 (0 to 0)	9·4 (5·7 to 14·6)	14·8 (10·8 to 19·3)	11 (7·4 to 16·2)	12·2 (8·6 to 17·1)	19·1 (12·8 to 27·6)	56·6 (34 to 85·9)	94·2 (60·9 to 135)	103 (69·8 to 144)	108 (70·9 to 155)	115 (76·3 to 170)	115 (74·7 to 170)	143 (94·3 to 209)	151 (97·1 to 221)	152 (97·1 to 225)	115 (75 to 171)	106 (73·3 to 151)	78·7 (54·1 to 108)	57·1 (39·3 to 80·2)	32 (21·2 to 46·9)	13·2 (8·4 to 18·3)	6 (4·2 to 7·9)	1,510
Latent tuberculosis infection	0 (0 to 0)	0 (0 to 0)	0 (0 to 0)	0 (0 to 0)	0 (0 to 0)	0 (0 to 0)	0 (0 to 0)	0 (0 to 0)	0 (0 to 0)	0 (0 to 0)	0 (0 to 0)	0 (0 to 0)	0 (0 to 0)	0 (0 to 0)	0 (0 to 0)	0 (0 to 0)	0 (0 to 0)	0 (0 to 0)	0 (0 to 0)	0 (0 to 0)	0 (0 to 0)	0 (0 to 0)	0 (0 to 0)	0
Drug-susceptible tuberculosis	0 (0 to 0)	0 (0 to 0)	9 (5·3 to 14)	14·2 (10·2 to 18·8)	10·6 (7·2 to 15·8)	11·7 (8·1 to 16·1)	18·2 (12 to 26·3)	54·4 (32 to 83)	90·3 (56·9 to 131)	98·8 (65·8 to 140)	103 (66·6 to 149)	110 (70·6 to 163)	110 (71·1 to 164)	137 (88 to 203)	144 (92 to 209)	145 (93 to 217)	109 (68·7 to 160)	101 (68·5 to 143)	75 (50·8 to 103)	54·4 (35·6 to 76·7)	30·5 (19·9 to 45·1)	12·5 (7·9 to 17·5)	5·8 (3·9 to 7·6)	1,440
Multidrug-resistant tuberculosis without extensive drug resistar	0 (0 to 0)	0 (0 to 0)	0·4 (0 to 1·4)	0·5 (0·1 to 2)	0·3 (0 to 1·2)	0·4 (0·1 to 1·5)	0·8 (0·1 to 2·8)	2 (0·2 to 7·6)	3·4 (0·4 to 12·5)	3·7 (0·5 to 13·9)	4·1 (0·5 to 15)	4·4 (0·5 to 16)	4·6 (0·6 to 17·7)	5·7 (0·7 to 20·8)	6·2 (0·7 to 23·9)	6·2 (0·8 to 24·2)	4·7 (0·5 to 19·1)	4·3 (0·5 to 15·5)	3·2 (0·4 to 11·6)	2·4 (0·3 to 9·1)	1·3 (0·2 to 5)	0·6 (0·1 to 2·1)	0·3 (0 to 0·9)	59·4
Extensively drug-resistant tuberculosis	0 (0 to 0)	0 (0 to 0)	0·1 (0 to 0·2)	0·1 (0 to 0·3)	0 (0 to 0·2)	0·1 (0 to 0·2)	0·1 (0 to 0·5)	0·3 (0 to 1·1)	0·5 (0·1 to 1·8)	0·6 (0·1 to 2·1)	0·6 (0·1 to 2·2)	0·7 (0·1 to 2·5)	0·7 (0·1 to 2·8)	0·9 (0·1 to 3·5)	1 (0·1 to 3·7)	1 (0·1 to 3·8)	0·8 (0·1 to 3)	0·7 (0·1 to 2·5)	0·5 (0·1 to 1·9)	0·4 (0 to 1·4)	0·2 (0 to 0·8)	0·1 (0 to 0·3)	0 (0 to 0·2)	9·5
Lower respiratory infections	258 (161 to 394)	263 (161 to 413)	1,370 (839 to 2,200)	611 (408 to 866)	147 (109 to 194)	98·6 (68·6 to 137)	170 (111 to 252)	253 (164 to 382)	333 (217 to 485)	437 (288 to 615)	479 (328 to 692)	619 (400 to 906)	744 (487 to 1,090)	949 (669 to 1,330)	1,060 (715 to 1,500)	1,140 (779 to 1,640)	963 (655 to 1,340)	946 (659 to 1,300)	1,050 (735 to 1,400)	987 (732 to 1,300)	862 (604 to 1,130)	554 (372 to 743)	385 (247 to 517)	14,700
Upper respiratory infections	0·7 (0·4 to 1·1)	4·1 (2·4 to 6·7)	74·3 (42·4 to 121)	331 (189 to 541)	385 (213 to 653)	339 (179 to 588)	316 (163 to 567)	332 (179 to 573)	327 (181 to 551)	312 (171 to 531)	277 (142 to 456)	226 (121 to 399)	183 (94·8 to 321)	175 (94·5 to 297)	155 (84·7 to 256)	118 (62·1 to 200)	85·1 (43·7 to 147)	57·7 (31·6 to 96·5)	36·5 (19·4 to 61·9)	22·7 (12 to 37·6)	12·5 (7 to 21·1)	6 (3·4 to 9·9)	2·8 (1·5 to 5)	3,780
Otitis media	0 (0 to 0·1)	0·3 (0·2 to 0·6)	15·3 (7·6 to 27·9)	139 (73 to 240)	185 (102 to 303)	129 (68·6 to 223)	117 (62·7 to 205)	98·4 (43·5 to 197)	85·1 (40·1 to 157)	72·2 (31·1 to 142)	66·7 (31·4 to 120)	62·9 (28·8 to 115)	59·1 (29·2 to 107)	60·7 (26·9 to 110)	51·4 (25·6 to 91)	36·8 (17·1 to 71·9)	21·4 (10·7 to 40)	12·4 (5·5 to 23·9)	8·4 (4 to 15·5)	6 (2·5 to 11·4)	3·8 (1·7 to 6·7)	1·9 (0·8 to 3·5)	0·9 (0·4 to 1·7)	1,230
Enteric infections	12·3 (7·5 to 18·5)	42·8 (27·4 to 64·6)	642 (396 to 1,010)	956 (672 to 1,310)	786 (491 to 1,240)	453 (269 to 721)	263 (172 to 389)	217 (142 to 311)	252 (170 to 353)	287 (201 to 392)	316 (227 to 424)	305 (218 to 415)	286 (206 to 397)	353 (258 to 476)	398 (289 to 528)	391 (289 to 518)	443 (328 to 582)	444 (319 to 599)	418 (307 to 553)	369 (276 to 475)	277 (194 to 383)	152 (103 to 209)	87·2 (59·8 to 122)	8,150
Diarrheal diseases	12·3 (7·5 to 18·5)	42·7 (27·4 to 64·6)	640 (393 to 1,010)	952 (667 to 1,310)	784 (490 to 1,240)	451 (269 to 719)	262 (171 to 389)	215 (142 to 309)	252 (170 to 352)	286 (200 to 389)	316 (226 to 424)	304 (218 to 415)	286 (206 to 397)	353 (258 to 475)	397 (289 to 527)	391 (288 to 517)	443 (328 to 582)	444 (319 to 598)	417 (307 to 553)	369 (276 to 475)	277 (194 to 382)	152 (102 to 209)	87·1 (59·7 to 122)	8,130
Typhoid and paratyphoid	0 (0 to 0)	0 (0 to 0)	0 (0 to 0)	0 (0 to 0)	0 (0 to 0)	0 (0 to 0·1)	0 (0 to 0·1)	0 (0 to 0)	0 (0 to 0)	0 (0 to 0)	0 (0 to 0)	0 (0 to 0)	0 (0 to 0)	0 (0 to 0)	0 (0 to 0)	0 (0 to 0)	0 (0 to 0)	0 (0 to 0)	0 (0 to 0)	0 (0 to 0)	0 (0 to 0·1)	0 (0 to 0·1)	0 (0 to 0)	0·3
Typhoid fever	0 (0 to 0)	0 (0 to 0)	0 (0 to 0)	0 (0 to 0)	0 (0 to 0)	0 (0 to 0)	0 (0 to 0)	0 (0 to 0)	0 (0 to 0)	0 (0 to 0)	0 (0 to 0)	0 (0 to 0)	0 (0 to 0)	0 (0 to 0)	0 (0 to 0)	0 (0 to 0)	0 (0 to 0)	0 (0 to 0)	0 (0 to 0)	0 (0 to 0)	0 (0 to 0)	0 (0 to 0·1)	0 (0 to 0)	0·1
Paratyphoid fever	0 (0 to 0)	0 (0 to 0)	0 (0 to 0)	0 (0 to 0)	0 (0 to 0)	0 (0 to 0)	0 (0 to 0·1)	0 (0 to 0)	0 (0 to 0)	0 (0 to 0)	0 (0 to 0)	0 (0 to 0)	0 (0 to 0)	0 (0 to 0)	0 (0 to 0)	0 (0 to 0)	0 (0 to 0)	0 (0 to 0)	0 (0 to 0)	0 (0 to 0)	0 (0 to 0·1)	0 (0 to 0·1)	0 (0 to 0)	0·2
Invasive Non-typhoidal Salmonella (iNTS)	0 (0 to 0)	0 (0 to 0·1)	0·2 (0·1 to 0·5)	0·6 (0·1 to 1·6)	0·5 (0·2 to 1·1)	0·7 (0·3 to 1·2)	0·1 (0 to 0·1)	0·1 (0 to 0·2)	0·1 (0 to 0·2)	0 (0 to 0)	0 (0 to 0)	0 (0 to 0)	0 (0 to 0·1)	0 (0 to 0·1)	0 (0 to 0·1)	0 (0 to 0)	0 (0 to 0·1)	0 (0 to 0·1)	0 (0 to 0·1)	0 (0 to 0)	0 (0 to 0)	0 (0 to 0)	0 (0 to 0)	2·4
Other intestinal infectious diseases	0 (0 to 0)	0 (0 to 0)	1·4 (0·1 to 4·1)	2·8 (1 to 6)	1·7 (0·6 to 3·5)	1·3 (0·4 to 3·1)	0·8 (0·2 to 2)	0·9 (0·1 to 2·4)	0·5 (0·1 to 1·2)	1·1 (0·3 to 2·8)	0·5 (0·1 to 1·2)	0·5 (0·2 to 1·1)	0·3 (0·1 to 0·7)	0·3 (0·1 to 0·7)	0·2 (0·1 to 0·6)	0·2 (0 to 0·5)	0·3 (0·1 to 0·7)	0·2 (0 to 0·5)	0·1 (0 to 0·3)	0·1 (0 to 0·3)	0·2 (0 to 0·5)	0·1 (0 to 0·2)	0·1 (0 to 0·2)	13·5
Neglected tropical diseases and malaria	6·2 (2·9 to 12·2)	3·8 (1·9 to 6·5)	37·5 (21·9 to 59)	138 (79·5 to 217)	209 (117 to 343)	140 (85·7 to 221)	174 (100 to 275)	259 (148 to 433)	286 (160 to 487)	286 (160 to 480)	259 (143 to 450)	229 (122 to 402)	224 (117 to 401)	267 (135 to 483)	304 (153 to 567)	306 (147 to 552)	282 (138 to 514)	237 (120 to 415)	184 (91·5 to 324)	134 (64·5 to 241)	84·9 (43·9 to 150)	42·6 (21·8 to 75·1)	21·7 (10·8 to 38·2)	4,120
Malaria	0 (0 to 0)	0 (0 to 0)	0 (0 to 0)	0 (0 to 0)	0 (0 to 0)	0 (0 to 0)	0 (0 to 0)	0 (0 to 0)	0 (0 to 0)	0 (0 to 0)	0 (0 to 0)	0 (0 to 0)	0 (0 to 0)	0 (0 to 0)	0 (0 to 0)	0 (0 to 0)	0 (0 to 0)	0 (0 to 0)	0 (0 to 0)	0 (0 to 0)	0 (0 to 0)	0 (0 to 0)	0 (0 to 0)	0
Chagas disease	0 (0 to 0)	0 (0 to 0)	0 (0 to 0)	0 (0 to 0·1)	0·3 (0·2 to 0·4)	1·4 (0·9 to 2·3)	3·5 (2 to 5·4)	6·1 (2·5 to 11·8)	8·3 (2·9 to 16·4)	13·4 (5·8 to 23·9)	15·2 (7·4 to 25·8)	16·1 (8·5 to 25·8)	17·3 (9·2 to 27·5)	21·1 (12 to 32·6)	23·2 (13·5 to 36)	24·2 (14·1 to 37·8)	22·6 (14 to 33·6)	19·6 (12·2 to 29)	15·2 (9·3 to 22·9)	12·1 (7·1 to 18·3)	9·5 (5·6 to 14·4)	5·3 (2·5 to 9·3)	2·8 (1 to 5·6)	237
Leishmaniasis	0 (0 to 0)	0 (0 to 0)	2·9 (0·7 to 6·2)	20·8 (5·4 to 44·9)	16·6 (3·9 to 37·6)	10·6 (2·5 to 23·7)	9·3 (2·1 to 21·2)	9·7 (2·1 to 23·1)	10·1 (2·4 to 23·4)	10·7 (2·3 to 24·7)	10·2 (2·5 to 22·7)	10·1 (2·6 to 22·4)	10·6 (2·5 to 24·1)	12·6 (3·2 to 28)	14·2 (3·7 to 30·8)	13·6 (3·9 to 29·5)	12·1 (3·4 to 26·7)	9·9 (2·7 to 21·8)	7·5 (2·1 to 16·6)	4·9 (1·3 to 10·9)	2·5 (0·7 to 5·6)	1 (0·3 to 2·2)	0·4 (0·1 to 0·8)	200
Visceral leishmaniasis	0 (0 to 0)	0 (0 to 0)	0·3 (0 to 2·1)	2·8 (0 to 20·7)	1·7 (0 to 18·7)	0·9 (0 to 8·8)	0·6 (0 to 5·3)	0·6 (0 to 4·3)	0·7 (0 to 4·8)	0·7 (0 to 4·2)	0·5 (0 to 3·2)	0·4 (0 to 2·1)	0·3 (0 to 1·3)	0·2 (0 to 1)	0·2 (0 to 0·9)	0·2 (0 to 0·6)	0·1 (0 to 0·4)	0·1 (0 to 0·3)	0 (0 to 0·1)	0 (0 to 0·1)	0 (0 to 0)	0 (0 to 0)	0 (0 to 0)	10·3
Cutaneous and mucocutaneous leishmaniasis	0 (0 to 0)	0 (0 to 0)	2·5 (0·6 to 5·6)	18·1 (4·8 to 40·1)	14·8 (3·5 to 33·6)	9·7 (2·2 to 22·8)	8·7 (2 to 20·5)	9·1 (2 to 22)	9·4 (2·1 to 22·1)	10 (2 to 24·5)	9·7 (2·1 to 22·1)	9·7 (2·1 to 21·9)	10·3 (2·3 to 24)	12·4 (3·1 to 27·7)	14 (3·6 to 30·7)	13·4 (3·7 to 29·5)	12 (3·3 to 26·4)	9·9 (2·6 to 21·8)	7·5 (2 to 16·6)	4·9 (1·3 to 10·9)	2·5 (0·7 to 5·6)	1 (0·3 to 2·2)	0·4 (0·1 to 0·8)	190
African trypanosomiasis	0 (0 to 0)	0 (0 to 0)	0 (0 to 0)	0 (0 to 0)	0 (0 to 0)	0 (0 to 0)	0 (0 to 0)	0 (0 to 0)	0 (0 to 0)	0 (0 to 0)	0 (0 to 0)	0 (0 to 0)	0 (0 to 0)	0 (0 to 0)	0 (0 to 0)	0 (0 to 0)	0 (0 to 0)	0 (0 to 0)	0 (0 to 0)	0 (0 to 0)	0 (0 to 0)	0 (0 to 0)	0 (0 to 0)	0
Schistosomiasis	0 (0 to 0)	0 (0 to 0)	0 (0 to 0)	0 (0 to 0)	0 (0 to 0)	0 (0 to 0)	0 (0 to 0)	0 (0 to 0)	0 (0 to 0)	0 (0 to 0)	0 (0 to 0)	0 (0 to 0)	0 (0 to 0)	0 (0 to 0)	0 (0 to 0)	0 (0 to 0)	0 (0 to 0)	0 (0 to 0)	0 (0 to 0)	0 (0 to 0)	0 (0 to 0)	0 (0 to 0)	0 (0 to 0)	0
Cysticercosis	0 (0 to 0)	0 (0 to 0)	0 (0 to 0)	0·1 (0 to 0·4)	0·9 (0·1 to 2·4)	5·3 (1·3 to 13·6)	31·4 (7·2 to 77)	95 (27·5 to 232)	137 (45·1 to 319)	141 (49·1 to 312)	136 (43·5 to 312)	133 (41·4 to 292)	142 (49·5 to 311)	180 (58·3 to 395)	219 (82·8 to 478)	232 (84·9 to 473)	219 (83·8 to 453)	184 (72·3 to 367)	144 (56·2 to 278)	106 (41·6 to 209)	64·8 (25·7 to 131)	31·7 (11·9 to 64·8)	15·3 (5·4 to 31·7)	2,220
Cystic echinococcosis	0 (0 to 0)	0 (0 to 0)	0 (0 to 0)	0 (0 to 0·1)	0 (0 to 0·1)	0·1 (0 to 0·1)	0·1 (0 to 0·2)	0·1 (0 to 0·2)	0·1 (0 to 0·3)	0·1 (0 to 0·3)	0·1 (0 to 0·3)	0·1 (0 to 0·3)	0·1 (0 to 0·3)	0·1 (0 to 0·3)	0·1 (0 to 0·3)	0·1 (0 to 0·3)	0·1 (0 to 0·2)	0·1 (0 to 0·2)	0 (0 to 0·1)	0 (0 to 0·1)	0 (0 to 0·1)	0 (0 to 0)	0 (0 to 0)	1·4
Lymphatic filariasis	0 (0 to 0)	0 (0 to 0)	0 (0 to 0)	0 (0 to 0)	0 (0 to 0)	0 (0 to 0)	0 (0 to 0)	0 (0 to 0)	0 (0 to 0)	0 (0 to 0)	0 (0 to 0)	0 (0 to 0)	0 (0 to 0)	0 (0 to 0)	0 (0 to 0)	0 (0 to 0)	0 (0 to 0)	0 (0 to 0)	0 (0 to 0)	0 (0 to 0)	0 (0 to 0)	0 (0 to 0)	0 (0 to 0)	0
Onchocerciasis	0 (0 to 0)	0 (0 to 0)	0 (0 to 0)	0 (0 to 0)	0 (0 to 0)	0 (0 to 0)	0 (0 to 0)	0 (0 to 0)	0 (0 to 0)	0 (0 to 0)	0 (0 to 0)	0 (0 to 0)	0 (0 to 0)	0 (0 to 0)	0 (0 to 0)	0 (0 to 0)	0 (0 to 0)	0 (0 to 0)	0 (0 to 0)	0 (0 to 0)	0 (0 to 0)	0 (0 to 0)	0 (0 to 0)	0
Trachoma	0 (0 to 0)	0 (0 to 0)	0 (0 to 0)	0 (0 to 0)	0 (0 to 0)	0 (0 to 0)	0 (0 to 0)	0 (0 to 0)	0 (0 to 0)	0 (0 to 0)	0 (0 to 0)	0 (0 to 0)	0 (0 to 0)	0 (0 to 0)	0 (0 to 0)	0 (0 to 0)	0 (0 to 0)	0 (0 to 0)	0 (0 to 0)	0 (0 to 0)	0 (0 to 0)	0 (0 to 0)	0 (0 to 0)	0
Dengue	0 (0 to 0)	0·2 (0·1 to 0·4)	7·9 (3·1 to 15·5)	17 (5·4 to 35·3)	34·4 (10·6 to 70·6)	38·8 (12·5 to 82·5)	38·1 (13·8 to 81·4)	42·4 (13·8 to 98·3)	41·7 (14·5 to 94·4)	38·3 (12·3 to 88·9)	32·5 (11·2 to 71·6)	26·9 (10 to 59·2)	22·9 (8·3 to 52·6)	23·4 (8·8 to 49)	20 (6·9 to 44·6)	17·8 (6·2 to 34·6)	15 (5·8 to 30·9)	13·3 (6·1 to 23·9)	9·9 (4·5 to 18·2)	6·1 (2·9 to 11·9)	4·1 (1·9 to 8·1)	2·8 (1·2 to 5·5)	2·5 (0·9 to 4·7)	456
Yellow fever	0 (0 to 0)	0 (0 to 0)	0 (0 to 0)	0 (0 to 0)	0 (0 to 0)	0 (0 to 0)	0 (0 to 0)	0 (0 to 0)	0 (0 to 0)	0 (0 to 0)	0 (0 to 0)	0 (0 to 0)	0 (0 to 0)	0 (0 to 0)	0 (0 to 0)	0 (0 to 0)	0 (0 to 0)	0 (0 to 0)	0 (0 to 0)	0 (0 to 0)	0 (0 to 0)	0 (0 to 0)	0 (0 to 0)	0
Rabies	0 (0 to 0)	0 (0 to 0)	0 (0 to 0)	0 (0 to 0)	0 (0 to 0)	0 (0 to 0·1)	0 (0 to 0)	0 (0 to 0)	0 (0 to 0)	0 (0 to 0)	0 (0 to 0)	0 (0 to 0)	0 (0 to 0)	0 (0 to 0)	0 (0 to 0)	0 (0 to 0)	0 (0 to 0)	0 (0 to 0)	0 (0 to 0)	0 (0 to 0)	0 (0 to 0)	0 (0 to 0)	0 (0 to 0)	0·1
Intestinal nematode infections	0 (0 to 0)	0 (0 to 0)	1·9 (0·7 to 4)	35·9 (18 to 60·7)	78·9 (39·3 to 141)	56·7 (28·8 to 99·7)	83·7 (38 to 157)	92·9 (43·2 to 184)	73·9 (32·4 to 138)	64·1 (30·4 to 122)	43·5 (22·5 to 78·5)	25·3 (13·1 to 44·2)	19·7 (9·7 to 35·1)	18·6 (9·5 to 32·2)	17 (8·6 to 30·5)	13·8 (7·3 to 24·1)	9·5 (5 to 16·6)	7·1 (3·6 to 12·7)	5·2 (2·6 to 8·9)	3·3 (1·8 to 5·7)	1·9 (1 to 3·2)	0·8 (0·4 to 1·4)	0·3 (0·2 to 0·6)	654
Ascariasis	0 (0 to 0)	0 (0 to 0)	1·4 (0·3 to 3·4)	23·1 (10·6 to 42·2)	41·7 (19·3 to 76·7)	23·8 (11·2 to 44·4)	17 (7·6 to 31·8)	16·3 (7·3 to 31·7)	15·9 (7·3 to 30·1)	15·1 (6·7 to 28·1)	13·8 (6 to 25·8)	11·3 (5·1 to 21·6)	8·9 (3·8 to 16·9)	8·2 (3·4 to 15·7)	7·2 (3·2 to 13·8)	5·9 (2·8 to 10·9)	3·9 (1·8 to 7·6)	2·9 (1·3 to 5·4)	2·1 (0·9 to 3·8)	1·3 (0·5 to 2·3)	0·7 (0·3 to 1·2)	0·3 (0·1 to 0·7)	0·2 (0 to 0·3)	221





SR Table 2c: El Salvador DALYS by cause and age group for both sexes with 95% uncertainty intervals, 2019

Cause	Early Neonatal	Late Neonatal	Post Neonatal	1 to 4	5 to 9	10 to 14	15 to 19	20 to 24	25 to 29	30 to 34	35 to 39	40 to 44	45 to 49	50 to 54	55 to 59	60 to 64	65 to 69	70 to 74	75 to 79	80 to 84	85 to 89	90 to 94	95 plus	Total
All causes	27,100 (25,600 to 28,200)	14,200 (12,700 to 21,400)	41,700 (37,600 to 48,400)	29,200 (27,200 to 36,100)	32,900 (29,900 to 41,700)	41,400 (38,400 to 52,100)	63,700 (58,800 to 78,200)	110,000 (101,000 to 134,000)	135,000 (123,000 to 165,000)	151,000 (138,000 to 182,000)	156,000 (142,000 to 189,000)	170,000 (154,000 to 205,000)	211,000 (191,000 to 257,000)	264,000 (241,000 to 321,000)	315,000 (289,000 to 384,000)	370,000 (339,000 to 452,000)	432,000 (396,000 to 528,000)	502,000 (459,000 to 614,000)	566,000 (518,000 to 692,000)	636,000 (581,000 to 778,000)	697,000 (637,000 to 853,000)	748,000 (684,000 to 915,000)	1,740,000 (1,590,000 to 2,130,000)
Communicable, maternal, neonatal, and nutritional diseases	24,200 (17,500 to 27,900)	13,600 (7,200 to 19,500)	26,400 (16,200 to 37,700)	10,600 (6,600 to 15,400)	6,660 (4,360 to 10,400)	5,770 (4,320 to 7,400)	6,620 (4,410 to 9,690)	7,290 (4,990 to 9,870)	8,770 (7,070 to 10,900)	9,770 (7,980 to 12,200)	9,980 (7,990 to 12,700)	7,850 (6,060 to 9,700)	7,340 (5,850 to 9,400)	6,340 (5,070 to 7,980)	6,330 (4,970 to 8,060)	6,230 (4,880 to 8,060)	5,990 (4,680 to 7,890)	6,330 (4,880 to 8,090)	6,710 (5,020 to 8,760)	6,690 (4,980 to 8,880)	4,810 (3,470 to 6,790)	2,370 (1,660 to 3,630)	193,000 (1,380 to 1,980)
HIV/AIDS and sexually transmitted infections	472 (397 to 571)	130 (94 to 184)	743 (577 to 1,000)	52 (39 to 70)	166 (126 to 220)	109 (81 to 144)	286 (214 to 380)	1,200 (1,000 to 1,450)	2,920 (2,540 to 3,370)	3,450 (2,990 to 3,980)	3,180 (2,750 to 3,670)	2,420 (2,090 to 2,790)	1,920 (1,650 to 2,210)	1,490 (1,270 to 1,710)	1,220 (1,040 to 1,400)	994 (847 to 1,140)	837 (712 to 962)	710 (604 to 816)	613 (521 to 705)	512 (435 to 589)	329 (280 to 378)	151 (128 to 174)	21,900
HIV/AIDS	(0.0 to 0.0)	(0.1 to 0.4)	377 (302 to 484)	202 (163 to 264)	133 (103 to 186)	114 (77.2 to 121)	273 (212 to 351)	1,170 (1,000 to 1,350)	2,900 (2,600 to 3,300)	3,430 (2,760 to 3,740)	3,160 (2,810 to 3,460)	2,400 (2,080 to 2,680)	1,910 (1,670 to 2,140)	1,480 (1,640 to 1,650)	1,210 (976 to 1,340)	987 (826 to 1,090)	831 (700 to 923)	705 (610 to 824)	608 (517 to 712)	507 (434 to 603)	326 (276 to 388)	150 (127 to 179)	19,300
HIV/AIDS - Drug-susceptible Tuberculosis	0.0 (0.0 to 0.0)	0.0 (0.0 to 0.0)	0.0 (0.0 to 0.0)





GBD Table 2c: Guatemala DALYS by cause and age, sexes for both, sexes with 95% uncertainty intervals, 2013

Cause	Early Neonatal	Late Neonatal	Post Neonatal	1 to 4	5 to 9	10 to 14	15 to 19	20 to 24	25 to 29	30 to 34	35 to 39	40 to 44	45 to 49	50 to 54	55 to 59	60 to 64	65 to 69	70 to 74	75 to 79	80 to 84	85 to 89	90 to 94	95 plus	Total
All causes	144,000 (132,000 to 153,000)	118,000 (93,000 to 143,000)	314,000 (232,000 to 423,000)	226,000 (183,000 to 287,000)	137,000 (113,000 to 169,000)	141,000 (113,000 to 179,000)	256,000 (207,000 to 329,000)	389,000 (320,000 to 484,000)	397,000 (329,000 to 489,000)	396,000 (329,000 to 488,000)	344,000 (286,000 to 419,000)	344,000 (286,000 to 419,000)	306,000 (254,000 to 374,000)	267,000 (219,000 to 323,000)	253,000 (203,000 to 309,000)	248,000 (202,000 to 301,000)	242,000 (195,000 to 291,000)	233,000 (184,000 to 282,000)	186,000 (139,000 to 234,000)	160,000 (113,000 to 214,000)	103,000 (68,000 to 154,000)	56,000 (32,000 to 102,000)	9,800 (3,570 to 21,100)	6,130,000
Communicable, maternal, neonatal, and nutritional diseases	130,000 (119,000 to 139,000)	96,000 (69,000 to 122,000)	231,000 (157,000 to 337,000)	149,000 (107,000 to 208,000)	50,000 (36,000 to 68,000)	32,000 (23,000 to 44,000)	34,000 (25,000 to 47,000)	41,000 (30,000 to 56,000)	44,000 (32,000 to 60,000)	39,000 (28,000 to 54,000)	36,000 (26,000 to 50,000)	30,000 (21,000 to 42,000)	24,000 (17,000 to 34,000)	21,000 (15,000 to 29,000)	21,000 (15,000 to 29,000)	21,000 (15,000 to 29,000)	21,000 (15,000 to 29,000)	19,000 (13,000 to 26,000)	14,000 (9,000 to 20,000)	9,000 (5,000 to 14,000)	6,000 (3,000 to 9,900)	3,000 (1,000 to 6,000)	620 (210 to 1,500)	1,150,000
HIV/AIDS and sexually transmitted infections	0 (0 to 0)	0 (0 to 0)	1,700 (1,100 to 2,500)	1,700 (1,000 to 2,600)	1,700 (1,000 to 2,600)	1,700 (1,000 to 2,600)	2,200 (1,400 to 3,300)	3,100 (2,000 to 4,600)	4,000 (2,600 to 6,000)	4,400 (2,900 to 6,600)	4,500 (2,900 to 6,700)	4,500 (2,900 to 6,800)	4,200 (2,700 to 6,300)	3,700 (2,400 to 5,600)	3,200 (2,000 to 4,900)	2,600 (1,600 to 3,900)	1,900 (1,200 to 2,900)	1,300 (800 to 2,000)	800 (500 to 1,200)	500 (300 to 800)	300 (200 to 500)	200 (100 to 400)	100 (30 to 200)	42,000
HIV/AIDS	0 (0 to 0)	0 (0 to 0)	1,700 (1,100 to 2,500)	1,700 (1,000 to 2,600)	1,700 (1,000 to 2,600)	1,700 (1,000 to 2,600)	2,200 (1,400 to 3,300)	3,100 (2,000 to 4,600)	4,000 (2,600 to 6,000)	4,400 (2,900 to 6,600)	4,500 (2,900 to 6,700)	4,500 (2,900 to 6,800)	4,200 (2,700 to 6,300)	3,700 (2,400 to 5,600)	3,200 (2,000 to 4,900)	2,600 (1,600 to 3,900)	1,900 (1,200 to 2,900)	1,300 (800 to 2,000)	800 (500 to 1,200)	500 (300 to 800)	300 (200 to 500)	200 (100 to 400)	100 (30 to 200)	38,000
HIV/AIDS - Drug-susceptible Tuberculosis	0 (0 to 0)	0 (0 to 0)	1,700 (1,100 to 2,500)	1,700 (1,000 to 2,600)	1,700 (1,000 to 2,600)	1,700 (1,000 to 2,600)	2,200 (1,400 to 3,300)	3,100 (2,000 to 4,600)	4,000 (2,600 to 6,000)	4,400 (2,900 to 6,600)	4,500 (2,900 to 6,700)	4,500 (2,900 to 6,800)	4,200 (2,700 to 6,300)	3,700 (2,400 to 5,600)	3,200 (2,000 to 4,900)	2,600 (1,600 to 3,900)	1,900 (1,200 to 2,900)	1,300 (800 to 2,000)	800 (500 to 1,200)	500 (300 to 800)	300 (200 to 500)	200 (100 to 400)	100 (30 to 200)	38,000
HIV/AIDS - Multidrug-resistant Tuberculosis without extensive drug resistance	0 (0 to 0)	0 (0 to 0)	0 (0 to 0)	0 (0 to 0)	0 (0 to 0)	0 (0 to 0)	0 (0 to 0)	0 (0 to 0)	0 (0 to 0)	0 (0 to 0)	0 (0 to 0)	0 (0 to 0)	0 (0 to 0)	0 (0 to 0)	0 (0 to 0)	0 (0 to 0)	0 (0 to 0)	0 (0 to 0)	0 (0 to 0)	0 (0 to 0)	0 (0 to 0)	0 (0 to 0)	0 (0 to 0)	0 (0 to 0)	0
HIV/AIDS - Extensively drug-resistant Tuberculosis	0 (0 to 0)	0 (0 to 0)	0 (0 to 0)	0 (0 to 0)	0 (0 to 0)	0 (0 to 0)	0 (0 to 0)	0 (0 to 0)	0 (0 to 0)	0 (0 to 0)	0 (0 to 0)	0 (0 to 0)	0 (0 to 0)	0 (0 to 0)	0 (0 to 0)	0 (0 to 0)	0 (0 to 0)	0 (0 to 0)	0 (0 to 0)	0 (0 to 0)	0 (0 to 0)	0 (0 to 0)	0 (0 to 0)	0 (0 to 0)	0
HIV/AIDS resulting in other diseases	0 (0 to 0)	0 (0 to 0)	0 (0 to 0)	0 (0 to 0)	0 (0 to 0)	0 (0 to 0)	0 (0 to 0)	0 (0 to 0)	0 (0 to 0)	0 (0 to 0)	0 (0 to 0)	0 (0 to 0)	0 (0 to 0)	0 (0 to 0)	0 (0 to 0)	0 (0 to 0)	0 (0 to 0)	0 (0 to 0)	0 (0 to 0)	0 (0 to 0)	0 (0 to 0)	0 (0 to 0)	0 (0 to 0)	0 (0 to 0)	0
Sexually transmitted infections, excluding HIV	0 (0 to 0)	0 (0 to 0)	0 (0 to 0)	0 (0 to 0)	0 (0 to 0)	0 (0 to 0)	0 (0 to 0)	0 (0 to 0)	0 (0 to 0)	0 (0 to 0)	0 (0 to 0)	0 (0 to 0)	0 (0 to 0)	0 (0 to 0)	0 (0 to 0)	0 (0 to 0)	0 (0 to 0)	0 (0 to 0)	0 (0 to 0)	0 (0 to 0)	0 (0 to 0)	0 (0 to 0)	0 (0 to 0)	0 (0 to 0)	0
Syphilis	0 (0 to 0)	0 (0 to 0)	0 (0 to 0)	0 (0 to 0)	0 (0 to 0)	0 (0 to 0)	0 (0 to 0)	0 (0 to 0)	0 (0 to 0)	0 (0 to 0)	0 (0 to 0)	0 (0 to 0)	0 (0 to 0)	0 (0 to 0)	0 (0 to 0)	0 (0 to 0)	0 (0 to 0)	0 (0 to 0)	0 (0 to 0)	0 (0 to 0)	0 (0 to 0)	0 (0 to 0)	0 (0 to 0)	0 (0 to 0)	0
Chlamydial infection	0 (0 to 0)	0 (0 to 0)	0 (0 to 0)	0 (0 to 0)	0 (0 to 0)	0 (0 to 0)	0 (0 to 0)	0 (0 to 0)	0 (0 to 0)	0 (0 to 0)	0 (0 to 0)	0 (0 to 0)	0 (0 to 0)	0 (0 to 0)	0 (0 to 0)	0 (0 to 0)	0 (0 to 0)	0 (0 to 0)	0 (0 to 0)	0 (0 to 0)	0 (0 to 0)	0 (0 to 0)	0 (0 to 0)	0 (0 to 0)	0
Gonococcal infection	0 (0 to 0)	0 (0 to 0)	0 (0 to 0)	0 (0 to 0)	0 (0 to 0)	0 (0 to 0)	0 (0 to 0)	0 (0 to 0)	0 (0 to 0)	0 (0 to 0)	0 (0 to 0)	0 (0 to 0)	0 (0 to 0)	0 (0 to 0)	0 (0 to 0)	0 (0 to 0)	0 (0 to 0)	0 (0 to 0)	0 (0 to 0)	0 (0 to 0)	0 (0 to 0)	0 (0 to 0)	0 (0 to 0)	0 (0 to 0)	0
Trichomoniasis	0 (0 to 0)	0 (0 to 0)	0 (0 to 0)	0 (0 to 0)	0 (0 to 0)	0 (0 to 0)	0 (0 to 0)	0 (0 to 0)	0 (0 to 0)	0 (0 to 0)	0 (0 to 0)	0 (0 to 0)	0 (0 to 0)	0 (0 to 0)	0 (0 to 0)	0 (0 to 0)	0 (0 to 0)	0 (0 to 0)	0 (0 to 0)	0 (0 to 0)	0 (0 to 0)	0 (0 to 0)	0 (0 to 0)	0 (0 to 0)	0
Genital herpes	0 (0 to 0)	0 (0 to 0)	0 (0 to 0)	0 (0 to 0)	0 (0 to 0)	0 (0 to 0)	0 (0 to 0)	0 (0 to 0)	0 (0 to 0)	0 (0 to 0)	0 (0 to 0)	0 (0 to 0)	0 (0 to 0)	0 (0 to 0)	0 (0 to 0)	0 (0 to 0)	0 (0 to 0)	0 (0 to 0)	0 (0 to 0)	0 (0 to 0)	0 (0 to 0)	0 (0 to 0)	0 (0 to 0)	0 (0 to 0)	0
Other sexually transmitted infections	0 (0 to 0)	0 (0 to 0)	0 (0 to 0)	0 (0 to 0)	0 (0 to 0)	0 (0 to 0)	0 (0 to 0)	0 (0 to 0)	0 (0 to 0)	0 (0 to 0)	0 (0 to 0)	0 (0 to 0)	0 (0 to 0)	0 (0 to 0)	0 (0 to 0)	0 (0 to 0)	0 (0 to 0)	0 (0 to 0)	0 (0 to 0)	0 (0 to 0)	0 (0 to 0)	0 (0 to 0)	0 (0 to 0)	0 (0 to 0)	0
Upper respiratory infections	9,700 (5,600 to 22,000)	15,000 (7,000 to 32,000)	136,000 (67,000 to 280,000)	61,000 (32,000 to 120,000)	14,000 (10,000 to 19,000)	10,000 (8,000 to 13,000)	11,000 (8,000 to 14,000)	13,000 (9,000 to 17,000)	12,000 (8,000 to 16,000)	12,000 (8,000 to 16,000)	12,000 (8,000 to 16,000)	10,000 (7,000 to 14,000)	10,000 (7,000 to 13,000)	10,000 (7,000 to 13,000)	10,000 (7,000 to 13,000)	10,000 (7,000 to 13,000)	10,000 (7,000 to 13,000)	10,000 (7,000 to 13,000)	10,000 (7,000 to 13,000)	10,000 (7,000 to 13,000)	10,000 (7,000 to 13,000)	10,000 (7,000 to 13,000)	10,000 (7,000 to 13,000)	427,000
Tuberculosis	0 (0 to 0)	0 (0 to 0)	0 (0 to 0)	0 (0 to 0)	0 (0 to 0)	0 (0 to 0)	0 (0 to 0)	0 (0 to 0)	0 (0 to 0)	0 (0 to 0)	0 (0 to 0)	0 (0 to 0)	0 (0 to 0)	0 (0 to 0)	0 (0 to 0)	0 (0 to 0)	0 (0 to 0)	0 (0 to 0)	0 (0 to 0)	0 (0 to 0)	0 (0 to 0)	0 (0 to 0)	0 (0 to 0)	0 (0 to 0)	0
Latent tuberculosis infection	0 (0 to 0)	0 (0 to 0)	0 (0 to 0)	0 (0 to 0)	0 (0 to 0)	0 (0 to 0)	0 (0 to 0)	0 (0 to 0)	0 (0 to 0)	0 (0 to 0)	0 (0 to 0)	0 (0 to 0)	0 (0 to 0)	0 (0 to 0)	0 (0 to 0)	0 (0 to 0)	0 (0 to 0)	0 (0 to 0)	0 (0 to 0)	0 (0 to 0)	0 (0 to 0)	0 (0 to 0)	0 (0 to 0)	0 (0 to 0)	0
Drug-susceptible tuberculosis	0 (0 to 0)	0 (0 to 0)	0 (0 to 0)	0 (0 to 0)	0 (0 to 0)	0 (0 to 0)	0 (0 to 0)	0 (0 to 0)	0 (0 to 0)	0 (0 to 0)	0 (0 to 0)	0 (0 to 0)	0 (0 to 0)	0 (0 to 0)	0 (0 to 0)	0 (0 to 0)	0 (0 to 0)	0 (0 to 0)	0 (0 to 0)	0 (0 to 0)	0 (0 to 0)	0 (0 to 0)	0 (0 to 0)	0 (0 to 0)	0
Multidrug-resistant tuberculosis without extensive drug resistance	0 (0 to 0)	0 (0 to 0)	0 (0 to 0)	0 (0 to 0)	0 (0 to 0)	0 (0 to 0)	0 (0 to 0)	0 (0 to 0)	0 (0 to 0)	0 (0 to 0)	0 (0 to 0)	0 (0 to 0)	0 (0 to 0)	0 (0 to 0)	0 (0 to 0)	0 (0 to 0)	0 (0 to 0)	0 (0 to 0)	0 (0 to 0)	0 (0 to 0)	0 (0 to 0)	0 (0 to 0)	0 (0 to 0)	0 (0 to 0)	0
Extensively drug-resistant tuberculosis	0 (0 to 0)	0 (0 to 0)	0 (0 to 0)	0 (0 to 0)	0 (0 to 0)	0 (0 to 0)	0 (0 to 0)	0 (0 to 0)	0 (0 to 0)	0 (0 to 0)	0 (0 to 0)	0 (0 to 0)	0 (0 to 0)	0 (0 to 0)	0 (0 to 0)	0 (0 to 0)	0 (0 to 0)	0 (0 to 0)	0 (0 to 0)	0 (0 to 0)	0 (0 to 0)	0 (0 to 0)	0 (0 to 0)	0 (0 to 0)	0
Tuberculosis resulting in other diseases	0 (0 to 0)	0 (0 to 0)	0 (0 to 0)	0 (0 to 0)	0 (0 to 0)	0 (0 to 0)	0 (0 to 0)	0 (0 to 0)	0 (0 to 0)	0 (0 to 0)	0 (0 to 0)	0 (0 to 0)	0 (0 to 0)	0 (0 to 0)	0 (0 to 0)	0 (0 to 0)	0 (0 to 0)	0 (0 to 0)	0 (0 to 0)	0 (0 to 0)	0 (0 to 0)	0 (0 to 0)	0 (0 to 0)	0 (0 to 0)	0
Respiratory infections and tuberculosis	9,700 (5,600 to 22,000)	15,000 (7,000 to 32,000)	136,000 (67,000 to 280,000)	61,000 (32,000 to 120,000)	14,000 (10,000 to 19,000)	10,000 (8,000 to 13,000)	11,000 (8,000 to 14,000)	13,000 (9,000 to 17,000)	12,000 (8,000 to 16,000)	12,000 (8,000 to 16,000)	12,000 (8,000 to 16,000)	10,000 (7,000 to 14,000)	10,000 (7,000 to 13,000)	10,000 (7,000 to 13,000)	10,000 (7,000 to 13,000)	10,000 (7,000 to 13,000)	10,000 (7,000 to 13,000)	10,000 (7,000 to 13,000)	10,000 (7,000 to 13,000)	10,000 (7,000 to 13,000)	10,000 (7,000 to 13,000)	10,000 (7,000 to 13,000)	10,000 (7,000 to 13,000)	427,000
Tuberculosis	0 (0 to 0)	0 (0 to 0)	0 (0 to 0)	0 (0 to 0)	0 (0 to 0)	0 (0 to 0)	0 (0 to 0)	0 (0 to 0)	0 (0 to 0)	0 (0 to 0)	0 (0 to 0)	0 (0 to 0)	0 (0 to 0)	0 (0 to 0)	0 (0 to 0)	0 (0 to 0)	0 (0 to 0)	0 (0 to 0)	0 (0 to 0)	0 (0 to 0)	0 (0 to 0)	0 (0 to 0)	0 (0 to 0)	0 (0 to 0)	0
Latent tuberculosis infection	0 (0 to 0)	0 (0 to 0)	0 (0 to 0)	0 (0 to 0)	0 (0 to 0)	0 (0 to 0)	0 (0 to 0)	0 (0 to 0)	0 (0 to 0)	0 (0 to 0)	0 (0 to 0)	0 (0 to 0)	0 (0 to 0)	0 (0 to 0)	0 (0 to 0)	0 (0 to 0)	0 (0 to 0)	0 (0 to 0)	0 (0 to 0)	0 (0 to 0)	0 (0 to 0)	0 (0 to 0)	0 (0 to 0)	0 (0 to 0)	0
Drug-susceptible tuberculosis	0 (0 to 0)	0 (0 to 0)	0 (0 to 0)	0 (0 to 0)	0 (0 to 0)	0 (0 to 0)	0 (0 to 0)	0 (0 to 0)	0 (0 to 0)	0 (0 to 0)	0 (0 to 0)	0 (0 to 0)	0 (0 to 0)	0 (0 to 0)	0 (0 to 0)	0 (0 to 0)	0 (0 to 0)	0 (0 to 0)	0 (0 to 0)	0 (0 to 0)	0 (0 to 0)	0 (0 to 0)	0 (0 to 0)	0 (0 to 0)	0
Multidrug-resistant tuberculosis without extensive drug resistance	0 (0 to 0)	0 (0 to 0)	0 (0 to 0)	0 (0 to 0)	0 (0 to 0)	0 (0 to 0)	0 (0 to 0)	0 (0 to 0)	0 (0 to 0)	0 (0 to 0)	0 (0 to 0)	0 (0 to 0)	0 (0 to 0)	0 (0 to 0)	0 (0 to 0)	0 (0 to 0)	0 (0 to 0)	0 (0 to 0)	0 (0 to 0)	0 (0 to 0)	0 (0 to 0)	0 (0 to 0)	0 (0 to 0)	0 (0 to 0)	0
Extensively drug-resistant tuberculosis	0 (0 to 0)	0 (0 to 0)	0 (0 to 0)	0 (0 to 0)	0 (0 to 0)	0 (0 to 0)	0 (0 to 0)	0 (0 to 0)	0 (0 to 0)	0 (0 to 0)	0 (0 to 0)	0 (0 to 0)	0 (0 to 0)	0 (0 to 0)	0 (0 to 0)	0 (0 to 0)	0 (0 to 0)	0 (0 to 0)	0 (0 to 0)	0 (0 to 0)	0 (0 to 0)	0 (0 to 0)	0 (0 to 0)	0 (0 to 0)	0
Tuberculosis resulting in other diseases	0 (0 to 0)	0 (0 to 0)	0 (0 to 0)	0 (0 to 0)	0 (0 to 0)	0 (0 to 0)	0 (0 to 0)	0 (0 to 0)	0 (0 to 0)	0 (0 to 0)	0 (0 to 0)	0 (0 to 0)	0 (0 to 0)	0 (0 to 0)	0 (0 to 0)	0 (0 to 0)	0 (0 to 0)	0 (0 to 0)	0 (0 to 0)	0 (0 to 0)	0 (0 to 0)	0 (0 to 0)	0 (0 to 0)	0 (0 to 0)	0
Otitis media	0 (0 to 0)	0 (0 to 0)	0 (0 to 0)	0 (0 to 0)	0 (0 to 0)	0 (0 to 0)	0 (0 to 0)	0 (0 to 0)	0 (0 to 0)	0 (0 to 0)	0 (0 to 0)	0 (0 to 0)	0 (0 to 0)	0 (0 to 0)	0 (0 to 0)	0 (0 to 0)	0 (0 to 0)	0 (0 to 0)	0 (0 to 0)	0 (0 to 0)	0 (0 to 0)	0 (0 to 0)	0 (0 to 0)	0 (0 to 0)	0
Enteric infections	1,700 (1,100 to 2,500)	1,000 (600 to 1,700)	42,000 (24,000 to 74,000)	24,000 (14,000 to 42,000)	7,000 (5,000 to 10,000)	5,000 (3,000 to 7,000)	5,000 (3,000 to 7,000)	6,000 (4,000 to 9,000)	6,000 (4,000 to 9,000)	5,000 (3,000 to 8,000)	5,000 (3,000 to 8,000)	4,000 (3,000 to 6,000)	4,000 (3,000 to 6,000)	4,000 (3,000 to 6,000)	3,000 (2,000 to 5,000)	3,000 (2,000 to 5,000)	3,000 (2,000 to 5,000)	3,000 (2,000 to 4,000)	2,000 (1,000 to 3,000)	2,000 (1,000 to 3,000)	1,000 (600 to 2,000)	1,000 (400 to 1,000)	200 (100 to 400)	170,000
Diarrheal diseases	329 (197 to 589)	1,000 (469 to 1,800)	41,000 (24,000 to 73,000)	24,000 (14,000 to 42,000)	7,000 (5,000 to 10,000)	5,000 (3,000 to 7,000)	5,000 (3,000 to 7,000)	6,000 (4,000 to 9,000)	6,000 (4,000 to 9,000)	5,000 (3,000 to 8,000)	5,000 (3,000 to 8,000)	4,000 (3,000 to 6,000)	4,000 (3,000 to 6,000)	4,000 (3,000 to 6,000)	3,000 (2,000 to 5,000)	3,000 (2,000 to 5,000)	3,000 (2,000 to 5,000)	3,000 (2,000 to 4,000)	2,000 (1,000 to 3,000)	2,000 (1,000 to 3,000)	1,000 (600 to 2,000)	1,000 (400 to 1,000)	200 (100 to 400)	166,000
Typhoid and paratyphoid	0 (0 to 0)	0 (0 to 0)	0 (0 to 0)	0 (0 to 0)	0 (0 to 0)	0 (0 to 0)	0 (0 to 0)	0 (0 to 0)	0 (0 to 0)	0 (0 to 0)	0 (0 to 0)	0 (0 to 0)	0 (0 to 0)	0 (0 to 0)	0 (0 to 0)	0 (0 to 0)	0 (0 to 0)	0 (0 to 0)	0 (0 to 0)	0 (0 to 0)	0 (0 to 0)	0 (0 to 0)	0 (0 to 0)	0 (0 to 0)	0
Invasive non-typhoidal Salmonella (iNTS)	0 (0 to 0)	0 (0 to 0)	0 (0 to 0)	0 (0 to 0)	0 (0 to 0)	0 (0 to 0)	0 (0 to 0)	0 (0 to 0)	0 (0 to 0)	0 (0 to 0)	0 (0 to 0)	0 (0 to 0)	0 (0 to 0)	0 (0 to 0)	0 (0 to 0)	0 (0 to 0)	0 (0 to 0)	0 (0 to 0)	0 (0 to 0)	0 (0 to 0)	0 (0 to 0)	0 (0 to 0)	0 (0 to 0)	0 (0 to 0)	0
Other intestinal infectious diseases	0 (0 to 0)	0 (0 to 0)	0 (0 to 0)	0 (0 to 0)	0 (0 to 0)	0 (0 to 0)	0 (0 to 0)	0 (0 to 0)	0 (0 to 0)	0 (0 to 0)	0 (0 to 0)	0 (0 to 0)	0 (0 to 0)	0 (0 to 0)	0 (0 to 0)	0 (0 to 0)	0 (0 to 0)	0 (0 to 0)	0 (0 to 0)	0 (0 to 0)	0 (0 to 0)	0 (0 to 0)	0 (0 to 0)	0 (0 to 0)	0
Meningitis	1,700 (1,100 to 2,500)	1,000 (600 to 1,700)	1,000 (600 to 1,700)	600 (400 to 1,000)	500 (300 to 700)	400 (300 to 500)	400 (300 to 500)	400 (300 to 500)	400 (300 to 500)	400 (300 to 500)	400 (300 to 500)	400 (300 to 500)	400 (300 to 500)	400 (300 to 500)	400 (300 to 500)	400 (300 to 500)	400 (300 to 500)	400 (300 to 500)	400 (300 to 500)	400 (300 to 500)	400 (300 to 500)	400 (300 to 500)	400 (300 to 500)	12,000
Encephalitis	64 (38 to 98)	99 (46 to 189)	1,100 (600 to 2,000)	600 (400 to 1,000)	400 (300 to 700)	300 (200 to 500)	300 (200 to 500)	300 (200 to 500)	300 (200 to 500)	300 (200 to 500)	300 (200 to 500)	300 (200 to 500)	300 (200 to 500)	300 (200 to 500)	300 (200 to 500)	300 (200 to 500)	300 (200 to 500)	300 (200 to 500)	300 (200 to 500)	300 (200 to 500)	300 (200 to 500)	300 (200 to 500)	300 (200 to 500)	9,000
Diphtheria	0 (0 to 0)	0 (0 to 0)	0 (0 to 0)	0 (0 to 0)	0 (0 to 0)	0 (0 to 0)	0 (0 to 0)	0 (0 to 0)	0 (0 to 0)	0 (0 to 0)	0 (0 to 0)	0 (0 to 0)	0 (0 to 0)	0 (0 to 0)	0 (0 to 0)	0 (0 to 0)	0 (0 to 0)	0 (0 to 0)	0 (0 to 0)	0 (0 to 0)	0 (0 to 0)	0 (0 to 0)	0 (0 to 0)	0 (0 to 0)	0
Tetanus	0 (0 to 0.8)	0 (0 to 0.1)	0 (0 to 0)	0 (0 to 0)	0 (0 to 0)	0 (0 to 0)	0 (0 to 0)	0 (0 to 0)	0 (0 to 0)	0 (0 to 0)	0 (0 to 0)	0 (0 to 0)	0 (0 to 0)	0 (0 to 0)	0 (0 to 0)	0 (0 to 0)	0 (0 to 0)	0 (0 to 0)	0 (0 to 0)	0 (0 to 0)	0 (0 to 0)	0 (0 to 0)	0 (0 to 0)	0 (0 to 0)	0
Pertussis	0 (0 to 0)	0 (0 to 0)	0 (0 to 0)	0 (0 to 0)	0 (0 to 0)	0 (0 to 0)	0 (0 to 0)	0 (0 to 0)	0 (0 to 0)	0 (0 to 0)	0 (0 to 0)	0 (0 to 0)	0 (0 to 0)	0 (0 to 0)	0 (0 to 0)	0 (0 to 0)	0 (0 to 0)	0 (0 to 0)	0 (0 to 0)	0 (0 to 0)	0 (0 to 0)	0 (0 to 0)	0 (0 to 0)	0 (0 to 0)	0
Measles	0 (0 to 0)	0 (0 to 0)	0 (0 to 0)	0 (0 to 0)	0 (0 to 0)	0 (0 to 0)	0 (0 to 0)	0 (0 to 0)	0 (0 to 0)	0 (0 to 0)	0 (0 to 0)	0 (0 to 0)	0 (0 to 0)	0 (0 to 0)	0 (0 to 0)	0 (0 to 0)	0 (0 to 0)	0 (0 to 0)	0 (0 to 0)	0 (0 to 0)	0 (0 to 0)	0 (0 to 0)	0 (0 to 0)	0 (0 to 0)	0
Varicella and herpes zoster	0 (0 to 0)	0 (0 to 0)	0 (0 to 0)	0 (0 to 0)	0 (0 to 0)	0 (0 to 0)	0 (0 to 0)	0 (0 to 0)	0 (0 to 0)	0 (0 to 0)	0 (0 to 0)	0 (0 to 0)	0 (0 to 0)	0 (0 to 0)	0 (0 to 0)	0 (0 to 0)	0 (0 to 0)	0 (0 to 0)	0 (0 to 0)	0 (0 to 0)	0 (0 to 0)	0 (0 to 0)	0 (0 to 0)	0 (0 to 0)	0
Acute hepatitis	0 (0 to 0)	0 (0 to 0)	100 (60 to 200)	100 (60 to 200)	100 (60 to 200)	100 (60 to 200)	100 (60 to 200)	100 (60 to 200)	100 (60 to 200)	100 (60 to 200)	100 (60 to 200)	100 (60 to 200)	100 (60 to 200)	100 (60 to 200)	100 (60 to 200)	100 (60 to 200)	100 (60 to 200)	100 (60 to 200)	100 (60 to 200)	100 (60 to 200)	100 (60 to 200)	100 (60 to 200)	100 (60 to 200)	1,600
Acute hepatitis A	0 (0 to 0)	0 (0 to 0)	90 (20 to 330)	60 (20 to 180)	60 (20 to 180)	60 (20 to 180)	60 (20 to 180)	60 (20 to 180)	60 (20 to 180)	60 (20 to 180)	60 (20 to 180)	60 (20 to 180)	60 (20 to 180)	60 (20 to 180)	60 (20 to 180)	60 (20 to 180)	60 (20 to 180)	60 (20 to 180)	60 (20 to 180)	60 (20 to 180)	60 (20 to 180)	60 (20 to 180)	60 (20 to 180)	1,000
Acute hepatitis B	0 (0 to 0)	0 (0 to 0)	0 (0 to 0)	0 (0 to 0)	0 (0 to 0)	0 (0 to 0)	0 (0 to 0)	0 (0 to 0)	0 (0 to 0)	0 (0 to 0)	0 (0 to 0)	0 (0 to 0)	0 (0 to 0)	0 (0 to 0)	0 (0 to 0)	0 (0 to 0)	0 (0 to 0)	0 (0 to 0)	0 (0 to 0)	0 (0 to 0)	0 (0 to 0)	0 (0 to 0)	0 (0 to 0)	0 (0 to 0)	0
Acute hepatitis C	0 (0 to 0)	0 (0 to 0)	0 (0 to 0)	0 (0 to 0)	0 (0 to 0)	0 (0 to 0)	0 (0 to 0)	0 (0 to 0)	0 (0 to 0)	0 (0 to 0)	0 (0 to 0)	0 (0 to 0)	0 (0 to 0)	0 (0 to 0)	0 (0 to 0)	0 (0 to 0)	0 (0 to 0)	0 (0 to 0)	0 (0 to 0)	0 (0 to 0)	0 (0 to 0)	0 (0 to 0)	0 (0 to 0)	0 (0 to 0)	0
Other unspecified infectious diseases	167 (84 to 347)	282 (120 to 629)	1,600 (1,000 to 2,600)	1,200 (800 to 1,900)	600 (400 to 1,000)	500 (300 to 700)	500 (300 to 700)	600 (400 to 1,000)	600 (400 to 1,000)	600 (400 to 1,000)	600 (400 to 1,000)	600 (400 to 1,000)	600 (400 to 1,000)	600 (400 to 1,000)	600 (400 to 1,000)	600 (400 to 1,000)	600 (400 to 1,000)	600 (400 to 1,000)	600 (400 to 1,000)	600 (400 to 1,000)	600 (400 to 1,000)	600 (400 to 1,000)	600 (400 to 1,000)	21,000
Maternal and neonatal disorders	130,000 (119,000 to 139,000)	96,000 (69,000 to 122,000)	33,000 (23,000 to 47,000)	6,120 (3,000 to 12,000)	4,000 (3,000 to 5,000)	4,000 (3,000 to 5,000)	4,000 (3,000 to 5,000)	4,000 (3,000 to 5,000)	4,000 (3,000 to 5,000)	4,000 (3,000 to 5,000)	4,000 (3,000 to 5,000)	4,000 (3,000 to 5,000)	4,000 (3,000 to 5,000)	4,000 (3,000 to 5,000)	4,000 (3,000 to 5,000)	4,000 (3,000 to 5,000)	4,000 (3,000 to 5,000)	4,000 (3,000 to 5,000)	4,000 (3,000 to 5,000)	4,000 (3,000 to 5,000)	4,000 (3,000 to 5,000)	4,000 (3,000 to 5,000)	4,000 (3,000 to 5,000)	314,000
Maternal disorders	0 (0 to 0)	0 (0 to 0)	0 (0 to 0)	0 (0 to 0)	0 (0 to 0)	0 (0 to 0)	0 (0 to 0)	0 (0 to 0)	0 (0 to 0)	0 (0 to 0)	0 (0 to 0)	0 (0 to 0)	0 (0 to 0)	0 (0 to 0)	0 (0 to 0)	0 (0 to 0)	0 (0 to 0)	0 (0 to 0)	0 (0 to 0)	0 (0 to 0)	0 (0 to 0)	0 (0 to 0)	0 (0 to 0)	0 (0 to 0)	0
Maternal hemorrhage	0 (0 to 0)	0 (0 to 0)	0 (0 to 0)	0 (0 to 0)	0 (0 to 0)	0 (0 to 0)	0 (0 to 0)	0 (0 to 0)	0 (0 to 0)	0 (0 to 0)	0 (0 to 0)	0 (0 to 0)	0 (0 to 0)	0 (0 to 0)	0 (0 to 0)	0 (0 to 0)	0 (0 to 0)	0 (0 to 0)	0 (0 to 0)	0 (0 to 0)	0 (0 to 0)	0 (0 to 0)	0 (0 to 0)	0 (0 to 0)	0
Maternal sepsis and other maternal infections	0 (0 to 0)	0 (0 to 0)	0 (0 to 0)	0 (0 to 0)	0 (0 to 0)	0 (0 to 0)	0 (0 to 0)	0 (0 to 0)	0 (0 to 0)	0 (0 to 0)	0 (0 to 0)	0 (0 to 0)	0 (0 to 0)	0 (0 to 0)	0 (0 to 0)	0 (0 to 0)	0 (0 to 0)	0 (0 to 0)	0 (0 to 0)	0 (0 to 0)	0 (0 to 0)	0 (0 to 0)	0 (0 to 0)	0 (0 to 0)	0
Maternal hypertensive disorders	0 (0 to 0)	0 (0 to 0)	0 (0 to 0)	0 (0 to 0)	0 (0 to 0)	0 (0 to 0)	0 (0 to 0)	0 (0 to 0)	0 (



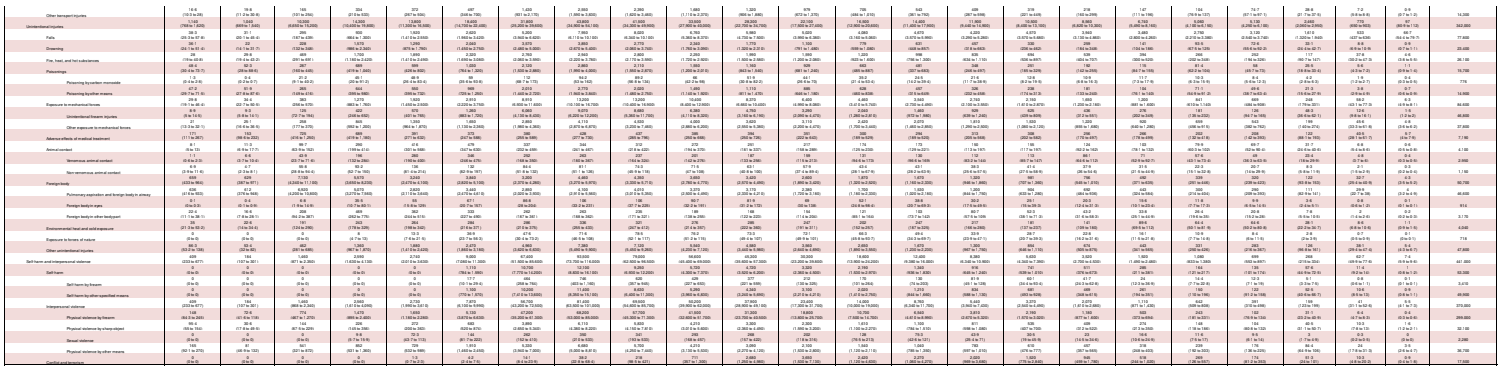

SR Table 2c: Honduras DALYS by cause and age group for both sexes with 95% uncertainty intervals, 2019

Cause	Early Neonatal	Late Neonatal	Post Neonatal	1 to 4	5 to 9	10 to 14	15 to 19	20 to 24	25 to 29	30 to 34	35 to 39	40 to 44	45 to 49	50 to 54	55 to 59	60 to 64	65 to 69	70 to 74	75 to 79	80 to 84	85 to 89	90 to 94	95 plus	Total
All causes	142,000 (111,000 to 177,000)	50,200 (39,500 to 62,600)	94,200 (75,600 to 116,000)	99,200 (82,600 to 118,000)	73,000 (59,400 to 89,200)	81,000 (65,200 to 102,000)	127,000 (104,000 to 155,000)	147,000 (114,000 to 184,000)	142,000 (107,000 to 180,000)	133,000 (99,900 to 170,000)	134,000 (102,000 to 170,000)	144,000 (111,000 to 182,000)	150,000 (118,000 to 187,000)	154,000 (125,000 to 189,000)	164,000 (139,000 to 196,000)	166,000 (147,000 to 192,000)	158,000 (144,000 to 178,000)	146,000 (136,000 to 161,000)	117,000 (110,000 to 127,000)	78,300 (73,500 to 83,500)	38,000 (35,800 to 40,500)	13,100 (12,300 to 14,100)	3,250 (3,040 to 3,510)	2,550,000
Communicable, maternal, neonatal, and nutritional diseases	115,000 (88,200 to 146,000)	37,200 (27,200 to 48,800)	58,200 (38,700 to 79,900)	43,700 (32,800 to 56,600)	23,900 (18,600 to 31,600)	14,000 (11,000 to 18,100)	13,200 (10,500 to 16,600)	14,500 (11,000 to 18,300)	14,300 (10,800 to 18,600)	13,000 (9,670 to 17,300)	12,400 (9,080 to 16,200)	11,400 (8,570 to 15,000)	9,660 (7,350 to 12,600)	8,560 (6,560 to 11,000)	8,390 (6,600 to 10,800)	8,190 (6,470 to 10,400)	7,960 (6,310 to 10,200)	7,710 (6,130 to 9,730)	6,290 (4,930 to 8,190)	4,340 (3,320 to 5,740)	2,410 (1,810 to 3,110)	831 (617 to 1,110)	233 (162 to 311)	436,000
HIV/AIDS and sexually transmitted infections	1,130 (331 to 2,640)	401 (115 to 966)	505 (151 to 1,130)	451 (75·2 to 1,200)	44·3 (23·8 to 76)	42 (30·2 to 59·5)	219 (144 to 322)	937 (690 to 1,220)	1,340 (888 to 1,810)	1,170 (828 to 1,550)	982 (645 to 1,360)	841 (621 to 1,120)	578 (436 to 783)	383 (292 to 507)	210 (140 to 312)	187 (123 to 288)	141 (91·2 to 207)	82 (52·9 to 122)	38 (23·5 to 57·8)	12·2 (6·8 to 20·5)	8·9 (4·2 to 18·2)	3·6 (1·2 to 9·7)	1·2 (0·3 to 3·6)	9,710
HIV/AIDS	0 (0 to 0)	0 (0 to 0·1)	105 (15 to 283)	436 (62·5 to 1,180)	36·9 (18·4 to 67·3)	18·8 (11·6 to 28·9)	126 (73·5 to 212)	727 (518 to 959)	1,050 (643 to 1,400)	879 (596 to 1,180)	714 (423 to 1,000)	601 (432 to 794)	391 (299 to 510)	274 (217 to 352)	133 (82·4 to 207)	139 (86·1 to 222)	91·7 (57·1 to 137)	45·5 (26 to 71·2)	14·8 (8·6 to 23·2)	1·2 (0·6 to 2·9)	0·5 (0·3 to 1·2)	0·2 (0·1 to 0·4)	0 (0 to 0·1)	5,790
HIV/AIDS - Drug-susceptible Tuberculosis	0 (0 to 0)	0 (0 to 0)	40·5 (6 to 109)	168 (24·8 to 453)	14·2 (6·8 to 25·7)	6·5 (3·9 to 10)	47·6 (27 to 75·9)	282 (189 to 379)	403 (234 to 547)	334 (213 to 455)	270 (151 to 383)	229 (153 to 308)	149 (108 to 200)	105 (77·2 to 137)	45·9 (27·8 to 73·4)	45·9 (27·8 to 76·1)	28·9 (19 to 42·8)	14·5 (9·3 to 21·5)	4·9 (2·9 to 8·1)	0·4 (0·2 to 1)	0·2 (0·1 to 0·4)	0·1 (0 to 0·1)	0 (0 to 0)	2,190
HIV/AIDS - Multidrug-resistant Tuberculosis without exte	0 (0 to 0)	0 (0 to 0)	2·8 (0·1 to 13·8)	11·5 (0·6 to 57·3)	0·9 (0·1 to 3·4)	0·4 (0·1 to 1·4)	3·2 (0·4 to 11·5)	18·7 (2·5 to 61·8)	26·5 (3·5 to 90·7)	21·9 (2·9 to 75·4)	17·5 (2·3 to 58·9)	14·8 (2 to 49·6)	9·7 (1·3 to 33·3)	6·8 (0·9 to 24·1)	2·8 (0·3 to 9·5)	2·8 (0·4 to 9·1)	1·7 (0·3 to 5·4)	0·8 (0·1 to 2·5)	0·3 (0 to 0·9)	0 (0 to 0·1)	0 (0 to 0)	0 (0 to 0)	0 (0 to 0)	143
HIV/AIDS - Extensively drug-resistant Tuberculosis	0 (0 to 0)	0 (0 to 0)	0·5 (0 to 2·3)	1·9 (0·1 to 9·6)	0·2 (0 to 0·5)	0·1 (0 to 0·2)	0·5 (0·1 to 1·8)	3·1 (0·4 to 9·4)	4·3 (0·5 to 14·1)	3·6 (0·4 to 11·8)	2·8 (0·3 to 10)	2·4 (0·3 to 8·4)	1·6 (0·2 to 5·1)	1·1 (0·1 to 3·7)	0·4 (0·1 to 1·5)	0·4 (0·1 to 1·4)	0·2 (0 to 0·8)	0·1 (0 to 0·4)	0 (0 to 0·1)	0 (0 to 0)	0 (0 to 0)	0 (0 to 0)	0 (0 to 0)	23·3
HIV/AIDS resulting in other diseases	0 (0 to 0)	0 (0 to 0·1)	61 (8·4 to 187)	254 (34·9 to 776)	21·6 (10·9 to 39·8)	11·9 (7·1 to 19)	74·4 (42·5 to 141)	424 (303 to 571)	619 (381 to 864)	520 (354 to 720)	424 (253 to 595)	355 (254 to 472)	230 (176 to 297)	161 (126 to 207)	84·3 (48·4 to 133)	89·9 (49·3 to 147)	60·9 (31·2 to 100)	30·1 (13·6 to 51·9)	9·6 (4·9 to 15·7)	0·8 (0·4 to 2)	0·3 (0·2 to 0·9)	0·1 (0·1 to 0·3)	0 (0 to 0·1)	3,430
Sexually transmitted infections excluding HIV	1,130 (331 to 2,640)	400 (115 to 966)	400 (93·9 to 972)	15·8 (3·8 to 38·7)	7·4 (2·1 to 17·4)	23·2 (14·5 to 38·3)	92·7 (48·5 to 165)	209 (106 to 395)	292 (144 to 546)	290 (143 to 561)	268 (138 to 509)	240 (122 to 471)	187 (98·5 to 343)	109 (55 to 212)	76·8 (37·8 to 149)	48·6 (23 to 97·2)	48·8 (24·7 to 90·4)	36·5 (19·3 to 65·1)	23·2 (11·7 to 41·9)	10·9 (6 to 19)	8·4 (3·8 to 17·8)	3·4 (1 to 9·6)	1·2 (0·2 to 3·5)	3,920
Syphilis	1,130 (331 to 2,640)	400 (115 to 966)	400 (93·9 to 972)	15·8 (3·8 to 38·7)	7·4 (2·1 to 17·4)	4·8 (3 to 9·8)	4·7 (2·8 to 8·6)	3·9 (2·2 to 6·7)	6·1 (3·4 to 12·4)	8·1 (4·2 to 16·5)	9·3 (4·9 to 20·2)	6·2 (4·2 to 9·1)	8·2 (5·1 to 13·2)	6·2 (4·1 to 9·3)	5·2 (3·5 to 8·1)	4·9 (3·1 to 8·6)	5·4 (3·3 to 8·7)	5·5 (3·3 to 9·8)	3·2 (1·9 to 5·7)	2 (1·2 to 3·5)	1·8 (0·7 to 4·6)	0·9 (0·2 to 2·3)	0·3 (0·1 to 0·7)	2,040
Chlamydial infection	0 (0 to 0)	0 (0 to 0)	0 (0 to 0)	0 (0 to 0)	0 (0 to 0)	1·3 (0·8 to 2·2)	7·6 (4·4 to 12·2)	20·9 (9·5 to 38·6)	28·1 (13·3 to 50·1)	26·3 (12·8 to 46·6)	25·4 (12 to 44·6)	23·9 (11·9 to 39·3)	16·9 (8·8 to 29·1)	5·8 (3·3 to 9·8)	3·3 (1·7 to 6·7)	1·1 (0·3 to 2·8)	1·9 (0·5 to 4·6)	1·9 (0·6 to 4·5)	1·3 (0·4 to 3·4)	0·6 (0·2 to 1·3)	0·5 (0·2 to 1·2)	0·2 (0 to 0·4)	0·1 (0 to 0·1)	167
Gonococcal infection	0 (0 to 0)	0 (0 to 0)	0 (0 to 0)	0 (0 to 0)	0 (0 to 0)	[illegible]	[illegible]	[illegible]	[illegible]	[illegible]	[illegible]	[illegible]	[illegible]	[illegible]	[illegible]	[illegible]	[illegible]	[illegible]	[illegible]	[illegible]	[illegible]	[illegible]	[illegible]	[illegible]
Trichomoniasis	0 (0 to 0)	0 (0 to 0)	0 (0 to 0)	0 (0 to 0)	0 (0 to 0)	[illegible]	[illegible]	[illegible]	[illegible]	[illegible]	[illegible]	[illegible]	[illegible]	[illegible]	[illegible]	[illegible]	[illegible]	[illegible]	[illegible]	[illegible]	[illegible]	[illegible]	[illegible]	[illegible]
Genital herpes	0 (0 to 0)	0 (0 to 0)	0 (0 to 0)	0 (0 to 0)	0 (0 to 0)	[illegible]	[illegible]	[illegible]	[illegible]	[illegible]	[illegible]	[illegible]	[illegible]	[illegible]	[illegible]	[illegible]	[illegible]	[illegible]	[illegible]	[illegible]	[illegible]	[illegible]	[illegible]	[illegible]
Other sexually transmitted infections	0 (0 to 0)	0 (0 to 0)	0 (0 to 0)	0 (0 to 0)	0 (0 to 0)	[illegible]	[illegible]	[illegible]	[illegible]	[illegible]	[illegible]	[illegible]	[illegible]	[illegible]	[illegible]	[illegible]	[illegible]	[illegible]	[illegible]	[illegible]	[illegible]	[illegible]	[illegible]	[illegible]
Respiratory infections and tuberculosis	4,340 (2,370 to 7,070)	4,160 (2,070 to 6,610)	9,470 (4,010 to 17,200)	5,930 (3,240 to 9,190)	3,010 (2,070 to 4,370)	[illegible]	[illegible]	[illegible]	[illegible]	[illegible]	[illegible]	[illegible]	[illegible]	[illegible]	[illegible]	[illegible]	[illegible]	[illegible]	[illegible]	[illegible]	[illegible]	[illegible]	[illegible]	[illegible]
Tuberculosis	0 (0 to 0)	0 [illegible]	212 [illegible]	325 [illegible]	178 [illegible]	[illegible]	[illegible]	[illegible]	[illegible]	[illegible]	[illegible]	[illegible]	[illegible]	[illegible]	[illegible]	[illegible]	[illegible]	[illegible]	[illegible]	[illegible]	[illegible]	[illegible]	[illegible]	[illegible]
Latent tuberculosis infection	0 (0 to 0)	[illegible]	[illegible]	[illegible]	[illegible]	[illegible]	[illegible]	[illegible]	[illegible]	[illegible]	[illegible]	[illegible]	[illegible]	[illegible]	[illegible]	[illegible]	[illegible]	[illegible]	[illegible]	[illegible]	[illegible]	[illegible]	[illegible]	[illegible]
Drug-susceptible tuberculosis	0 (0 to 0)	[illegible]	[illegible]	[illegible]	[illegible]	[illegible]	[illegible]	[illegible]	[illegible]	[illegible]	[illegible]	[illegible]	[illegible]	[illegible]	[illegible]	[illegible]	[illegible]	[illegible]	[illegible]	[illegible]	[illegible]	[illegible]	[illegible]	[illegible]
Multidrug-resistant tuberculosis without extensive drug r	0 (0 to 0)	[illegible]	[illegible]	[illegible]	[illegible]	[illegible]	[illegible]	[illegible]	[illegible]	[illegible]	[illegible]	[illegible]	[illegible]	[illegible]	[illegible]	[illegible]	[illegible]	[illegible]	[illegible]	[illegible]	[illegible]	[illegible]	[illegible]	[illegible]
Extensively drug-resistant tuberculosis	0 (0 to 0)	[illegible]	[illegible]	[illegible]	[illegible]	[illegible]	[illegible]	[illegible]	[illegible]	[illegible]	[illegible]	[illegible]	[illegible]	[illegible]	[illegible]	[illegible]	[illegible]	[illegible]	[illegible]	[illegible]	[illegible]	[illegible]	[illegible]	[illegible]
Lower respiratory infections	4,320 (2,350 to 7,060)	[illegible]	[illegible]	[illegible]	[illegible]	[illegible]	[illegible]	[illegible]	[illegible]	[illegible]	[illegible]	[illegible]	[illegible]	[illegible]	[illegible]	[illegible]	[illegible]	[illegible]	[illegible]	[illegible]	[illegible]	[illegible]	[illegible]	[illegible]
Upper respiratory infections	15 (3·7 to 40·7)	[illegible]	[illegible]	[illegible]	[illegible]	[illegible]	[illegible]	[illegible]	[illegible]	[illegible]	[illegible]	[illegible]	[illegible]	[illegible]	[illegible]	[illegible]	[illegible]	[illegible]	[illegible]	[illegible]	[illegible]	[illegible]	[illegible]	[illegible]
Otitis media	0·1 (0·1 to 0·2)	[illegible]	[illegible]	[illegible]	[illegible]	[illegible]	[illegible]	[illegible]	[illegible]	[illegible]	[illegible]	[illegible]	[illegible]	[illegible]	[illegible]	[illegible]	[illegible]	[illegible]	[illegible]	[illegible]	[illegible]	[illegible]	[illegible]	[illegible]
Enteric infections	1,240 (517 to 2,500)	[illegible]	[illegible]	[illegible]	[illegible]	[illegible]	[illegible]	[illegible]	[illegible]	[illegible]	[illegible]	[illegible]	[illegible]	[illegible]	[illegible]	[illegible]	[illegible]	[illegible]	[illegible]	[illegible]	[illegible]	[illegible]	[illegible]	[illegible]
Diarrheal diseases	1,240 (517 to 2,500)	[illegible]	[illegible]	[illegible]	[illegible]	[illegible]	[illegible]	[illegible]	[illegible]	[illegible]	[illegible]	[illegible]	[illegible]	[illegible]	[illegible]	[illegible]	[illegible]	[illegible]	[illegible]	[illegible]	[illegible]	[illegible]	[illegible]	[illegible]
Typhoid and paratyphoid	0 (0 to 0)	[illegible]	[illegible]	[illegible]	[illegible]	[illegible]	[illegible]	[illegible]	[illegible]	[illegible]	[illegible]	[illegible]	[illegible]	[illegible]	[illegible]	[illegible]	[illegible]	[illegible]	[illegible]	[illegible]	[illegible]	[illegible]	[illegible]	[illegible]
Typhoid fever	0 (0 to 0)	[illegible]	[illegible]	[illegible]	[illegible]	[illegible]	[illegible]	[illegible]	[illegible]	[illegible]	[illegible]	[illegible]	[illegible]	[illegible]	[illegible]	[illegible]	[illegible]	[illegible]	[illegible]	[illegible]	[illegible]	[illegible]	[illegible]	[illegible]
Paratyphoid fever	0 (0 to 0)	[illegible]	[illegible]	[illegible]	[illegible]	[illegible]	[illegible]	[illegible]	[illegible]	[illegible]	[illegible]	[illegible]	[illegible]	[illegible]	[illegible]	[illegible]	[illegible]	[illegible]	[illegible]	[illegible]	[illegible]	[illegible]	[illegible]	[illegible]
Invasive Non-typhoidal Salmonella (iNTS)	0 (0 to 0)	[illegible]	[illegible]	[illegible]	[illegible]	[illegible]	[illegible]	[illegible]	[illegible]	[illegible]	[illegible]	[illegible]	[illegible]	[illegible]	[illegible]	[illegible]	[illegible]	[illegible]	[illegible]	[illegible]	[illegible]	[illegible]	[illegible]	[illegible]
Other intestinal infectious diseases	0 (0 to 0)	[illegible]	[illegible]	[illegible]	[illegible]	[illegible]	[illegible]	[illegible]	[illegible]	[illegible]	[illegible]	[illegible]	[illegible]	[illegible]	[illegible]	[illegible]	[illegible]	[illegible]	[illegible]	[illegible]	[illegible]	[illegible]	[illegible]	[illegible]
Neglected tropical diseases and malaria	212 (47·2 to 508)	[illegible]	[illegible]	[illegible]	[illegible]	[illegible]	[illegible]	[illegible]	[illegible]	[illegible]	[illegible]	[illegible]	[illegible]	[illegible]	[illegible]	[illegible]	[illegible]	[illegible]	[illegible]	[illegible]	[illegible]	[illegible]	[illegible]	[illegible]
Malaria	0 (0 to 0·1)	[illegible]	[illegible]	[illegible]	[illegible]	[illegible]	[illegible]	[illegible]	[illegible]	[illegible]	[illegible]	[illegible]	[illegible]	[illegible]	[illegible]	[illegible]	[illegible]	[illegible]	[illegible]	[illegible]	[illegible]	[illegible]	[illegible]	[illegible]
Chagas disease	0 (0 to 0)	[illegible]	[illegible]	[illegible]	[illegible]	[illegible]	[illegible]	[illegible]	[illegible]	[illegible]	[illegible]	[illegible]	[illegible]	[illegible]	[illegible]	[illegible]	[illegible]	[illegible]	[illegible]	[illegible]	[illegible]	[illegible]	[illegible]	[illegible]
Leishmaniasis	0 (0 to 0)	[illegible]	[illegible]	[illegible]	[illegible]	[illegible]	[illegible]	[illegible]	[illegible]	[illegible]	[illegible]	[illegible]	[illegible]	[illegible]	[illegible]	[illegible]	[illegible]	[illegible]	[illegible]	[illegible]	[illegible]	[illegible]	[illegible]	[illegible]
Visceral leishmaniasis	0 (0 to 0)	[illegible]	[illegible]	[illegible]	[illegible]	[illegible]	[illegible]	[illegible]	[illegible]	[illegible]	[illegible]	[illegible]	[illegible]	[illegible]	[illegible]	[illegible]	[illegible]	[illegible]	[illegible]	[illegible]	[illegible]	[illegible]	[illegible]	[illegible]
Cutaneous and mucocutaneous leishmaniasis	0 (0 to 0)	[illegible]	[illegible]	[illegible]	[illegible]	[illegible]	[illegible]	[illegible]	[illegible]	[illegible]	[illegible]	[illegible]	[illegible]	[illegible]	[illegible]	[illegible]	[illegible]	[illegible]	[illegible]	[illegible]	[illegible]	[illegible]	[illegible]	[illegible]
African trypanosomiasis	0 (0 to 0)	[illegible]	[illegible]	[illegible]	[illegible]	[illegible]	[illegible]	[illegible]	[illegible]	[illegible]	[illegible]	[illegible]	[illegible]	[illegible]	[illegible]	[illegible]	[illegible]	[illegible]	[illegible]	[illegible]	[illegible]	[illegible]	[illegible]	[illegible]
Schistosomiasis	0 (0 to 0)	[illegible]	[illegible]	[illegible]	[illegible]	[illegible]	[illegible]	[illegible]	[illegible]	[illegible]	[illegible]	[illegible]	[illegible]	[illegible]	[illegible]	[illegible]	[illegible]	[illegible]	[illegible]	[illegible]	[illegible]	[illegible]	[illegible]	[illegible]
Cysticercosis	0 (0 to 0)	[illegible]	[illegible]	[illegible]	[illegible]	[illegible]	[illegible]	[illegible]	[illegible]	[illegible]	[illegible]	[illegible]	[illegible]	[illegible]	[illegible]	[illegible]	[illegible]	[illegible]	[illegible]	[illegible]	[illegible]	[illegible]	[illegible]	[illegible]
Cystic echinococcosis	0 (0 to 0)	[illegible]	[illegible]	[illegible]	[illegible]	[illegible]	[illegible]	[illegible]	[illegible]	[illegible]	[illegible]	[illegible]	[illegible]	[illegible]	[illegible]	[illegible]	[illegible]	[illegible]	[illegible]	[illegible]	[illegible]	[illegible]	[illegible]	[illegible]
Lymphatic filariasis	0 (0 to 0)	[illegible]	[illegible]	[illegible]	[illegible]	[illegible]	[illegible]	[illegible]	[illegible]	[illegible]	[illegible]	[illegible]	[illegible]	[illegible]	[illegible]	[illegible]	[illegible]	[illegible]	[illegible]	[illegible]	[illegible]	[illegible]	[illegible]	[illegible]
Onchocerciasis	0 (0 to 0)	[illegible]	[illegible]	[illegible]	[illegible]	[illegible]	[illegible]	[illegible]	[illegible]	[illegible]	[illegible]	[illegible]	[illegible]	[illegible]	[illegible]	[illegible]	[illegible]	[illegible]	[illegible]	[illegible]	[illegible]	[illegible]	[illegible]	[illegible]
Trachoma	0 (0 to 0)	[illegible]	[illegible]	[illegible]	[illegible]	[illegible]	[illegible]	[illegible]	[illegible]	[illegible]	[illegible]	[illegible]	[illegible]	[illegible]	[illegible]	[illegible]	[illegible]	[illegible]	[illegible]	[illegible]	[illegible]	[illegible]	[illegible]	[illegible]
Dengue	0 (0 to 0)	[illegible]	[illegible]	[illegible]	[illegible]	[illegible]	[illegible]	[illegible]	[illegible]	[illegible]	[illegible]	[illegible]	[illegible]	[illegible]	[illegible]	[illegible]	[illegible]	[illegible]	[illegible]	[illegible]	[illegible]	[illegible]	[illegible]	[illegible]
Yellow fever	0 (0 to 0)	[illegible]	[illegible]	[illegible]	[illegible]	[illegible]	[illegible]	[illegible]	[illegible]	[illegible]	[illegible]	[illegible]	[illegible]	[illegible]	[illegible]	[illegible]	[illegible]	[illegible]	[illegible]	[illegible]	[illegible]	[illegible]	[illegible]	[illegible]
Rabies	0 (0 to 0)	[illegible]	[illegible]	[illegible]	[illegible]	[illegible]	[illegible]	[illegible]	[illegible]	[illegible]	[illegible]	[illegible]	[illegible]	[illegible]	[illegible]	[illegible]	[illegible]	[illegible]	[illegible]	[illegible]	[illegible]	[illegible]	[illegible]	[illegible]
Intestinal nematode infections	0 (0 to 0)	[illegible]	[illegible]	[illegible]	[illegible]	[illegible]	[illegible]	[illegible]	[illegible]	[illegible]	[illegible]	[illegible]	[illegible]	[illegible]	[illegible]	[illegible]	[illegible]	[illegible]	[illegible]	[illegible]	[illegible]	[illegible]	[illegible]	[illegible]
Ascariasis	0 (0 to 0)	[illegible]	[illegible]	[illegible]	[illegible]	[illegible]	[illegible]	[illegible]	[illegible]	[illegible]	[illegible]	[illegible]	[illegible]	[illegible]	[illegible]	[illegible]	[illegible]	[illegible]	[illegible]	[illegible]	[illegible]	[illegible]	[illegible]	[illegible]
Trichuriasis	0 (0 to 0)	[illegible]	[illegible]	[illegible]	[illegible]	[illegible]	[illegible]	[illegible]	[illegible]	[illegible]	[illegible]	[illegible]	[illegible]	[illegible]	[illegible]	[illegible]	[illegible]	[illegible]	[illegible]	[illegible]	[illegible]	[illegible]	[illegible]	[illegible]
Hookworm disease	0 (0 to 0)	[illegible]	[illegible]	[illegible]	[illegible]	[illegible]	[illegible]	[illegible]	[illegible]	[illegible]	[illegible]	[illegible]	[illegible]	[illegible]	[illegible]	[illegible]	[illegible]	[illegible]	[illegible]	[illegible]	[illegible]	[illegible]	[illegible]	[illegible]
Food-borne trematodiases	0 (0 to 0)	[illegible]	[illegible]	[illegible]	[illegible]	[illegible]	[illegible]	[illegible]	[illegible]	[illegible]	[illegible]	[illegible]	[illegible]	[illegible]	[illegible]	[illegible]	[illegible]	[illegible]	[illegible]	[illegible]	[illegible]	[illegible]	[illegible]	[illegible]
Leprosy	0 (0 to 0)	[illegible]	[illegible]	[illegible]	[illegible]	[illegible]	[illegible]	[illegible]	[illegible]	[illegible]	[illegible]	[illegible]	[illegible]	[illegible]	[illegible]	[illegible]	[illegible]	[illegible]	[illegible]	[illegible]	[illegible]	[illegible]	[illegible]	[illegible]
Ebola	0 (0 to 0)	[illegible]	[illegible]	[illegible]	[illegible]	[illegible]	[illegible]	[illegible]	[illegible]	[illegible]	[illegible]	[illegible]	[illegible]	[illegible]	[illegible]	[illegible]	[illegible]	[illegible]	[illegible]	[illegible]	[illegible]	[illegible]	[illegible]	[illegible]
Zika virus	0 (0 to 0·1)	[illegible]	[illegible]	[illegible]	[illegible]	[illegible]	[illegible]	[illegible]	[illegible]	[illegible]	[illegible]	[illegible]	[illegible]	[illegible]	[illegible]	[illegible]	[illegible]	[illegible]	[illegible]	[illegible]	[illegible]	[illegible]	[illegible]	[illegible]
Guinea worm disease	0 (0 to 0)	[illegible]	[illegible]	[illegible]	[illegible]	[illegible]	[illegible]	[illegible]	[illegible]	[illegible]	[illegible]	[illegible]	[illegible]	[illegible]	[illegible]	[illegible]	[illegible]	[illegible]	[illegible]	[illegible]	[illegible]	[illegible]	[illegible]	[illegible]
Other neglected tropical diseases	212 (47·1 to 508)	[illegible]	[illegible]	[illegible]	[illegible]	[illegible]	[illegible]	[illegible]	[illegible]	[illegible]	[illegible]	[illegible]	[illegible]	[illegible]	[illegible]	[illegible]	[illegible]	[illegible]	[illegible]	[illegible]	[illegible]	[illegible]	[illegible]	[illegible]
Other infectious diseases	969 (451 to 1,620)	[illegible]	[illegible]	[illegible]	[illegible]	[illegible]	[illegible]	[illegible]	[illegible]	[illegible]	[illegible]	[illegible]	[illegible]	[illegible]	[illegible]	[illegible]	[illegible]	[illegible]	[illegible]	[illegible]	[illegible]	[illegible]	[illegible]	[illegible]
Meningitis	296 (138 to 549)	[illegible]	[illegible]	[illegible]	[illegible]	[illegible]	[illegible]	[illegible]	[illegible]	[illegible]	[illegible]	[illegible]	[illegible]	[illegible]	[illegible]	[illegible]	[illegible]	[illegible]	[illegible]	[illegible]	[illegible]	[illegible]	[illegible]	[illegible]
Encephalitis	240 (36·6 to 557)	[illegible]	[illegible]	[illegible]	[illegible]	[illegible]	[illegible]	[illegible]	[illegible]	[illegible]	[illegible]	[illegible]	[illegible]	[illegible]	[illegible]	[illegible]	[illegible]	[illegible]	[illegible]	[illegible]	[illegible]	[illegible]	[illegible]	[illegible]
Diphtheria	0 (0 to 0)	[illegible]	[illegible]	[illegible]	[illegible]	[illegible]	[illegible]	[illegible]	[illegible]	[illegible]	[illegible]	[illegible]	[illegible]	[illegible]	[illegible]	[illegible]	[illegible]	[illegible]	[illegible]	[illegible]	[illegible]	[illegible]	[illegible]	[illegible]
Tetanus	37·9 (10 to 146)	[illegible]	[illegible]	[illegible]	[illegible]	[illegible]	[illegible]	[illegible]	[illegible]	[illegible]	[illegible]	[illegible]	[illegible]	[illegible]	[illegible]	[illegible]	[illegible]	[illegible]	[illegible]	[illegible]	[illegible]	[illegible]	[illegible]	[illegible]
Measles	0 (0 to 0)	[illegible]	[illegible]	[illegible]	[illegible]	[illegible]	[illegible]	[illegible]	[illegible]	[illegible]	[illegible]	[illegible]	[illegible]	[illegible]	[illegible]	[illegible]	[illegible]	[illegible]	[illegible]	[illegible]	[illegible]	[illegible]	[illegible]	[illegible]
Varicella and herpes zoster	9·7 (2·2 to 22·6)	[illegible]	[illegible]	[illegible]	[illegible]	[illegible]	[illegible]	[illegible]	[illegible]	[illegible]	[illegible]	[illegible]	[illegible]	[illegible]	[illegible]	[illegible]	[illegible]	[illegible]	[illegible]	[illegible]	[illegible]	[illegible]	[illegible]	[illegible]
Acute hepatitis	0 (0 to 0·1)	[illegible]	[illegible]	[illegible]	[illegible]	[illegible]	[illegible]	[illegible]	[illegible]	[illegible]	[illegible]	[illegible]	[illegible]	[illegible]	[illegible]	[illegible]	[illegible]	[illegible]	[illegible]	[illegible]	[illegible]	[illegible]	[illegible]	[illegible]
Acute hepatitis A	0 (0 to 0)	[illegible]	[illegible]	[illegible]	[illegible]	[illegible]	[illegible]	[illegible]	[illegible]	[illegible]	[illegible]	[illegible]	[illegible]	[illegible]	[illegible]	[illegible]	[illegible]	[illegible]	[illegible]	[illegible]	[illegible]	[illegible]	[illegible]	[illegible]
Acute hepatitis B	0 (0 to 0)	[illegible]	[illegible]	[illegible]	[illegible]	[illegible]	[illegible]	[illegible]	[illegible]	[illegible]	[illegible]	[illegible]	[illegible]	[illegible]	[illegible]	[illegible]	[illegible]	[illegible]	[illegible]	[illegible]	[illegible]	[illegible]	[illegible]	[illegible]
Acute hepatitis C	0 (0 to 0·1)	[illegible]	[illegible]	[illegible]	[illegible]	[illegible]	[illegible]	[illegible]	[illegible]	[illegible]	[illegible]	[illegible]	[illegible]	[illegible]	[illegible]	[illegible]	[illegible]	[illegible]	[illegible]	[illegible]	[illegible]	[illegible]	[illegible]	[illegible]
Acute hepatitis E	0 (0 to 0)	[illegible]	[illegible]	[illegible]	[illegible]	[illegible]	[illegible]	[illegible]	[illegible]	[illegible]	[illegible]	[illegible]	[illegible]	[illegible]	[illegible]	[illegible]	[illegible]	[illegible]	[illegible]	[illegible]	[illegible]	[illegible]	[illegible]	[illegible]
Other unspecified infectious diseases	386 (166 to 865)	[illegible]	[illegible]	[illegible]	[illegible]	[illegible]	[illegible]	[illegible]	[illegible]	[illegible]	[illegible]	[illegible]	[illegible]	[illegible]	[illegible]	[illegible]	[illegible]	[illegible]	[illegible]	[illegible]	[illegible]	[illegible]	[illegible]	[illegible]
Maternal and neonatal disorders	107,000 (81,300 to 137,000)	[illegible]	[illegible]	[illegible]	[illegible]	[illegible]	[illegible]	[illegible]	[illegible]	[illegible]	[illegible]	[illegible]	[illegible]	[illegible]	[illegible]	[illegible]	[illegible]	[illegible]	[illegible]	[illegible]	[illegible]	[illegible]	[illegible]	[illegible]
Maternal disorders	0 (0 to 0)	[illegible]	[illegible]	[illegible]	[illegible]	[illegible]	[illegible]	[illegible]	[illegible]	[illegible]	[illegible]	[illegible]	[illegible]	[illegible]	[illegible]	[illegible]	[illegible]	[illegible]	[illegible]	[illegible]	[illegible]	[illegible]	[illegible]	[illegible]
Maternal hemorrhage	0 (0 to 0)	[illegible]	[illegible]	[illegible]	[illegible]	[illegible]	[illegible]	[illegible]	[illegible]	[illegible]	[illegible]	[illegible]	[illegible]	[illegible]	[illegible]	[illegible]	[illegible]	[illegible]	[illegible]	[illegible]	[illegible]	[illegible]	[illegible]	[illegible]
Maternal sepsis and other maternal infections	0 (0 to 0)	[illegible]	[illegible]	[illegible]	[illegible]	[illegible]	[illegible]	[illegible]	[illegible]	[illegible]	[illegible]	[illegible]	[illegible]	[illegible]	[illegible]	[illegible]	[illegible]	[illegible]	[illegible]	[illegible]	[illegible]	[illegible]	[illegible]	[illegible]
Maternal hypertensive disorders	0 (0 to 0)	[illegible]	[illegible]	[illegible]	[illegible]	[illegible]	[illegible]	[illegible]	[illegible]	[illegible]	[illegible]	[illegible]	[illegible]	[illegible]	[illegible]	[illegible]	[illegible]	[illegible]	[illegible]	[illegible]	[illegible]	[illegible]	[illegible]	[illegible]
Maternal obstructed labor and uterine rupture	0 (0 to 0)	[illegible]	[illegible]	[illegible]	[illegible]	[illegible]	[illegible]	[illegible]	[illegible]	[illegible]	[illegible]	[illegible]	[illegible]	[illegible]	[illegible]	[illegible]	[illegible]	[illegible]	[illegible]	[illegible]	[illegible]	[illegible]	[illegible]	[illegible]
Maternal abortion and miscarriage	0 (0 to 0)	[illegible]	[illegible]	[illegible]	[illegible]	[illegible]	[illegible]	[illegible]	[illegible]	[illegible]	[illegible]	[illegible]	[illegible]	[illegible]	[illegible]	[illegible]	[illegible]	[illegible]	[illegible]	[illegible]	[illegible]	[illegible]	[illegible]	[illegible]
Ectopic pregnancy	0 (0 to 0)	[illegible]	[illegible]	[illegible]	[illegible]	[illegible]	[illegible]	[illegible]	[illegible]	[illegible]	[illegible]	[illegible]	[illegible]	[illegible]	[illegible]	[illegible]	[illegible]	[illegible]	[illegible]	[illegible]	[illegible]	[illegible]	[illegible]	[illegible]
Indirect maternal deaths	--	[illegible]	[illegible]	[illegible]	[illegible]	[illegible]	[illegible]	[illegible]	[illegible]	[illegible]	[illegible]	[illegible]	[illegible]	[illegible]	[illegible]	[illegible]	[illegible]	[illegible]	[illegible]	[illegible]	[illegible]	[illegible]	[illegible]	[illegible]
Late maternal deaths	--	[illegible]	[illegible]	[illegible]	[illegible]	[illegible]	[illegible]	[illegible]	[illegible]	[illegible]	[illegible]	[illegible]	[illegible]	[illegible]	[illegible]	[illegible]	[illegible]	[illegible]	[illegible]	[illegible]	[illegible]	[illegible]	[illegible]	[illegible]
Maternal deaths aggravated by HIV/AIDS	--	[illegible]	[illegible]	[illegible]	[illegible]	[illegible]	[illegible]	[illegible]	[illegible]	[illegible]	[illegible]	[illegible]	[illegible]	[illegible]	[illegible]	[illegible]	[illegible]	[illegible]	[illegible]	[illegible]	[illegible]	[illegible]	[illegible]	[illegible]
Neonatal disorders	107,000 (81,300 to 137,000)	[illegible]	[illegible]	[illegible]	[illegible]	[illegible]	[illegible]	[illegible]	[illegible]	[illegible]	[illegible]	[illegible]	[illegible]	[illegible]	[illegible]	[illegible]	[illegible]	[illegible]	[illegible]	[illegible]	[illegible]	[illegible]	[illegible]	[illegible]
Neonatal preterm birth	58,700 (40,900 to 79,200)	[illegible]	[illegible]	[illegible]	[illegible]	[illegible]	[illegible]	[illegible]	[illegible]	[illegible]	[illegible]	[illegible]	[illegible]	[illegible]	[illegible]	[illegible]	[illegible]	[illegible]	[illegible]	[illegible]	[illegible]	[illegible]	[illegible]	[illegible]
Neonatal encephalopathy due to birth asphyxia and trau	16,600 (9,490 to 25,100)	[illegible]	[illegible]	[illegible]	[illegible]	[illegible]	[illegible]	[illegible]	[illegible]	[illegible]	[illegible]	[illegible]	[illegible]	[illegible]	[illegible]	[illegible]	[illegible]	[illegible]	[illegible]	[illegible]	[illegible]	[illegible]	[illegible]	[illegible]
Neonatal sepsis and other neonatal infections	16,700 (8,530 to 29,700)	[illegible]	[illegible]	[illegible]	[illegible]	[illegible]	[illegible]	[illegible]	[illegible]	[illegible]	[illegible]	[illegible]	[illegible]	[illegible]	[illegible]	[illegible]	[illegible]	[illegible]	[illegible]	[illegible]	[illegible]	[illegible]	[illegible]	[illegible]
Hemolytic disease and other neonatal jaundice	772 (431 to 1,240)	[illegible]	[illegible]	[illegible]	[illegible]	[illegible]	[illegible]	[illegible]	[illegible]	[illegible]	[illegible]	[illegible]	[illegible]	[illegible]	[illegible]	[illegible]	[illegible]	[illegible]	[illegible]	[illegible]	[illegible]	[illegible]	[illegible]	[illegible]
Other neonatal disorders	14,500 (7,400 to 24,800)	[illegible]	[illegible]	[illegible]	[illegible]	[illegible]	[illegible]	[illegible]	[illegible]	[illegible]	[illegible]	[illegible]	[illegible]	[illegible]	[illegible]	[illegible]	[illegible]	[illegible]	[illegible]	[illegible]	[illegible]	[illegible]	[illegible]	[illegible]
Nutritional deficiencies	6 (2·6 to 13·2)	[illegible]	[illegible]	[illegible]	[illegible]	[illegible]	[illegible]	[illegible]	[illegible]	[illegible]	[illegible]	[illegible]	[illegible]	[illegible]	[illegible]	[illegible]	[illegible]	[illegible]	[illegible]	[illegible]	[illegible]	[illegible]	[illegible]	[illegible]
Protein-energy malnutrition	2 (1 to 3·2)	[illegible]	[illegible]	[illegible]	[illegible]	[illegible]	[illegible]	[illegible]	[illegible]	[illegible]	[illegible]	[illegible]	[illegible]	[illegible]	[illegible]	[illegible]	[illegible]	[illegible]	[illegible]	[illegible]	[illegible]	[illegible]	[illegible]	[illegible]
Iodine deficiency	0 (0 to 0)	[illegible]	[illegible]	[illegible]	[illegible]	[illegible]	[illegible]	[illegible]	[illegible]	[illegible]	[illegible]	[illegible]	[illegible]	[illegible]	[illegible]	[illegible]	[illegible]	[illegible]	[illegible]	[illegible]	[illegible]	[illegible]	[illegible]	[illegible]
Vitamin A deficiency	1·5 (0·4 to 4·3)	[illegible]	[illegible]	[illegible]	[illegible]	[illegible]	[illegible]	[illegible]	[illegible]	[illegible]	[illegible]	[illegible]	[illegible]	[illegible]	[illegible]	[illegible]	[illegible]	[illegible]	[illegible]	[illegible]	[illegible]	[illegible]	[illegible]	[illegible]
Dietary iron deficiency	2·6 (0·2 to 8)	[illegible]	[illegible]	[illegible]	[illegible]	[illegible]	[illegible]	[illegible]	[illegible]	[illegible]	[illegible]	[illegible]	[illegible]	[illegible]	[illegible]	[illegible]	[illegible]	[illegible]	[illegible]	[illegible]	[illegible]	[illegible]	[illegible]	[illegible]
Other nutritional deficiencies	0 (0 to 0)	[illegible]	[illegible]	[illegible]	[illegible]	[illegible]	[illegible]	[illegible]	[illegible]	[illegible]	[illegible]	[illegible]	[illegible]	[illegible]	[illegible]	[illegible]	[illegible]	[illegible]	[illegible]	[illegible]	[illegible]	[illegible]	[illegible]	[illegible]
Non-communicable diseases	23,600 (12,800 to 39,800)	[illegible]	[illegible]	[illegible]	[illegible]	[illegible]	[illegible]	[illegible]	[illegible]	[illegible]	[illegible]	[illegible]	[illegible]	[illegible]	[illegible]	[illegible]	[illegible]	[illegible]	[illegible]	[illegible]	[illegible]	[illegible]	[illegible]	[illegible]
Neoplasms	1,300 (235 to 2,880)	[illegible]	[illegible]	[illegible]	[illegible]	[illegible]	[illegible]	[illegible]	[illegible]	[illegible]	[illegible]	[illegible]	[illegible]	[illegible]	[illegible]	[illegible]	[illegible]	[illegible]	[illegible]	[illegible]	[illegible]	[illegible]	[illegible]	[illegible]
Lip and oral cavity cancer	0 (0 to 0)	[illegible]	[illegible]	[illegible]	[illegible]	[illegible]	[illegible]	[illegible]	[illegible]	[illegible]	[illegible]	[illegible]	[illegible]	[illegible]	[illegible]	[illegible]	[illegible]	[illegible]	[illegible]	[illegible]	[illegible]	[illegible]	[illegible]	[illegible]
Nasopharynx cancer	0 (0 to 0)	[illegible]	[illegible]	[illegible]	[illegible]	[illegible]	[illegible]	[illegible]	[illegible]	[illegible]	[illegible]	[illegible]	[illegible]	[illegible]	[illegible]	[illegible]	[illegible]	[illegible]	[illegible]	[illegible]	[illegible]	[illegible]	[illegible]	[illegible]
Other pharynx cancer	0 (0 to 0)	[illegible]	[illegible]	[illegible]	[illegible]	[illegible]	[illegible]	[illegible]	[illegible]	[illegible]	[illegible]	[illegible]	[illegible]	[illegible]	[illegible]	[illegible]	[illegible]	[illegible]	[illegible]	[illegible]	[illegible]	[illegible]	[illegible]	[illegible]
Esophageal cancer	0 (0 to 0)	[illegible]	[illegible]	[illegible]	[illegible]	[illegible]	[illegible]	[illegible]	[illegible]	[illegible]	[illegible]	[illegible]	[illegible]	[illegible]	[illegible]	[illegible]	[illegible]	[illegible]	[illegible]	[illegible]	[illegible]	[illegible]	[illegible]	[illegible]
Stomach cancer	0 (0 to 0)	[illegible]	[illegible]	[illegible]	[illegible]	[illegible]	[illegible]	[illegible]	[illegible]	[illegible]	[illegible]	[illegible]	[illegible]	[illegible]	[illegible]	[illegible]	[illegible]	[illegible]	[illegible]	[illegible]	[illegible]	[illegible]	[illegible]	[illegible]
Colon and rectum cancer	0 (0 to 0)	[illegible]	[illegible]	[illegible]	[illegible]	[illegible]	[illegible]	[illegible]	[illegible]	[illegible]	[illegible]	[illegible]	[illegible]	[illegible]	[illegible]	[illegible]	[illegible]	[illegible]	[illegible]	[illegible]	[illegible]	[illegible]	[illegible]	[illegible]
Liver cancer	10 (3·2 to 24·9)	[illegible]	[illegible]	[illegible]	[illegible]	[illegible]	[illegible]	[illegible]	[illegible]	[illegible]	[illegible]	[illegible]	[illegible]	[illegible]	[illegible]	[illegible]	[illegible]	[illegible]	[illegible]	[illegible]	[illegible]	[illegible]	[illegible]	[illegible]
Liver cancer due to hepatitis B	0 (0 to 0)	[illegible]	[illegible]	[illegible]	[illegible]	[illegible]	[illegible]	[illegible]	[illegible]	[illegible]	[illegible]	[illegible]	[illegible]	[illegible]	[illegible]	[illegible]	[illegible]	[illegible]	[illegible]	[illegible]	[illegible]	[illegible]	[illegible]	[illegible]
Liver cancer due to hepatitis C	0 (0 to 0)	[illegible]	[illegible]	[illegible]	[illegible]	[illegible]	[illegible]	[illegible]	[illegible]	[illegible]	[illegible]	[illegible]	[illegible]	[illegible]	[illegible]	[illegible]	[illegible]	[illegible]	[illegible]	[illegible]	[illegible]	[illegible]	[illegible]	[illegible]
Liver cancer due to alcohol use	0 (0 to 0)	[illegible]	[illegible]	[illegible]	[illegible]	[illegible]	[illegible]	[illegible]	[illegible]	[illegible]	[illegible]	[illegible]	[illegible]	[illegible]	[illegible]	[illegible]	[illegible]	[illegible]	[illegible]	[illegible]	[illegible]	[illegible]	[illegible]	[illegible]
Liver cancer due to NASH	0 (0 to 0)	[illegible]	[illegible]	[illegible]	[illegible]	[illegible]	[illegible]	[illegible]	[illegible]	[illegible]	[illegible]	[illegible]	[illegible]	[illegible]	[illegible]	[illegible]	[illegible]	[illegible]	[illegible]	[illegible]	[illegible]	[illegible]	[illegible]	[illegible]
Liver cancer due to other causes	10 (3·2 to 24·9)	[illegible]	[illegible]	[illegible]	[illegible]	[illegible]	[illegible]	[illegible]	[illegible]	[illegible]	[illegible]	[illegible]	[illegible]	[illegible]	[illegible]	[illegible]	[illegible]	[illegible]	[illegible]	[illegible]	[illegible]	[illegible]	[illegible]	[illegible]
Gallbladder and biliary tract cancer	0 (0 to 0)	[illegible]	[illegible]	[illegible]	[illegible]	[illegible]	[illegible]	[illegible]	[illegible]	[illegible]	[illegible]	[illegible]	[illegible]	[illegible]	[illegible]	[illegible]	[illegible]	[illegible]	[illegible]	[illegible]	[illegible]	[illegible]	[illegible]	[illegible]
Pancreatic cancer	0 (0 to 0)	[illegible]	[illegible]	[illegible]	[illegible]	[illegible]	[illegible]	[illegible]	[illegible]	[illegible]	[illegible]	[illegible]	[illegible]	[illegible]	[illegible]	[illegible]	[illegible]	[illegible]	[illegible]	[illegible]	[illegible]	[illegible]	[illegible]	[illegible]
Larynx cancer	0 (0 to 0)	[illegible]	[illegible]	[illegible]	[illegible]	[illegible]	[illegible]	[illegible]	[illegible]	[illegible]	[illegible]	[illegible]	[illegible]	[illegible]	[illegible]	[illegible]	[illegible]	[illegible]	[illegible]	[illegible]	[illegible]	[illegible]	[illegible]	[illegible]
Tracheal, bronchus, and lung cancer	0 (0 to 0)	[illegible]	[illegible]	[illegible]	[illegible]	[illegible]	[illegible]	[illegible]	[illegible]	[illegible]	[illegible]	[illegible]	[illegible]	[illegible]	[illegible]	[illegible]	[illegible]	[illegible]	[illegible]	[illegible]	[illegible]	[illegible]	[illegible]	[illegible]
Malignant skin melanoma	0·1 (0 to 0·1)	[illegible]	[illegible]	[illegible]	[illegible]	[illegible]	[illegible]	[illegible]	[illegible]	[illegible]	[illegible]	[illegible]	[illegible]	[illegible]	[illegible]	[illegible]	[illegible]	[illegible]	[illegible]	[illegible]	[illegible]	[illegible]	[illegible]	[illegible]
Non-melanoma skin cancer	0 (0 to 0)	[illegible]	[illegible]	[illegible]	[illegible]	[illegible]	[illegible]	[illegible]	[illegible]	[illegible]	[illegible]	[illegible]	[illegible]	[illegible]	[illegible]	[illegible]	[illegible]	[illegible]	[illegible]	[illegible]	[illegible]	[illegible]	[illegible]	[illegible]
Non-melanoma skin cancer (squamous-cell carcinoma	0 (0 to 0)	[illegible]	[illegible]	[illegible]	[illegible]	[illegible]	[illegible]	[illegible]	[illegible]	[illegible]	[illegible]	[illegible]	[illegible]	[illegible]	[illegible]	[illegible]	[illegible]	[illegible]	[illegible]	[illegible]	[illegible]	[illegible]	[illegible]	[illegible]
Non-melanoma skin cancer (basal-cell carcinoma)	0 (0 to 0)	[illegible]	[illegible]	[illegible]	[illegible]	[illegible]	[illegible]	[illegible]	[illegible]	[illegible]	[illegible]	[illegible]	[illegible]	[illegible]	[illegible]	[illegible]	[illegible]	[illegible]	[illegible]	[illegible]	[illegible]	[illegible]	[illegible]	[illegible]
Breast cancer	0 (0 to 0)	[illegible]	[illegible]	[illegible]	[illegible]	[illegible]	[illegible]	[illegible]	[illegible]	[illegible]	[illegible]	[illegible]	[illegible]	[illegible]	[illegible]	[illegible]	[illegible]	[illegible]	[illegible]	[illegible]	[illegible]	[illegible]	[illegible]	[illegible]
Cervical cancer	0 (0 to 0)	[illegible]	[illegible]	[illegible]	[illegible]	[illegible]	[illegible]	[illegible]	[illegible]	[illegible]	[illegible]	[illegible]	[illegible]	[illegible]	[illegible]	[illegible]	[illegible]	[illegible]	[illegible]	[illegible]	[illegible]	[illegible]	[illegible]	[illegible]
Uterine cancer	0 (0 to 0)	[illegible]	[illegible]	[illegible]	[illegible]	[illegible]	[illegible]	[illegible]	[illegible]	[illegible]	[illegible]	[illegible]	[illegible]	[illegible]	[illegible]	[illegible]	[illegible]	[illegible]	[illegible]	[illegible]	[illegible]	[illegible]	[illegible]	[illegible]
Ovarian cancer	0 (0 to 0)	[illegible]	[illegible]	[illegible]	[illegible]	[illegible]	[illegible]	[illegible]	[illegible]	[illegible]	[illegible]	[illegible]	[illegible]	[illegible]	[illegible]	[illegible]	[illegible]	[illegible]	[illegible]	[illegible]	[illegible]	[illegible]	[illegible]	[illegible]
Prostate cancer	0 (0 to 0)	[illegible]	[illegible]	[illegible]	[illegible]	[illegible]	[illegible]	[illegible]	[illegible]	[illegible]	[illegible]	[illegible]	[illegible]	[illegible]	[illegible]	[illegible]	[illegible]	[illegible]	[illegible]	[illegible]	[illegible]	[illegible]	[illegible]	[illegible]
Testicular cancer	1·3 (0·6 to 2·2)	[illegible]	[illegible]	[illegible]	[illegible]	[illegible]	[illegible]	[illegible]	[illegible]	[illegible]	[illegible]	[illegible]	[illegible]	[illegible]	[illegible]	[illegible]	[illegible]	[illegible]	[illegible]	[illegible]	[illegible]	[illegible]	[illegible]	[illegible]
Kidney cancer	46·6 (13·3 to 127)	[illegible]	[illegible]	[illegible]	[illegible]	[illegible]	[illegible]	[illegible]	[illegible]	[illegible]	[illegible]	[illegible]	[illegible]	[illegible]	[illegible]	[illegible]	[illegible]	[illegible]	[illegible]	[illegible]	[illegible]	[illegible]	[illegible]	[illegible]
Bladder cancer	0 (0 to 0)	[illegible]	[illegible]	[illegible]	[illegible]	[illegible]	[illegible]	[illegible]	[illegible]	[illegible]	[illegible]	[illegible]	[illegible]	[illegible]	[illegible]	[illegible]	[illegible]	[illegible]	[illegible]	[illegible]	[illegible]	[illegible]	[illegible]	[illegible]
Brain and central nervous system cancer	285 (14·9 to 891)	[illegible]	[illegible]	[illegible]	[illegible]	[illegible]	[illegible]	[illegible]	[illegible]	[illegible]	[illegible]	[illegible]	[illegible]	[illegible]	[illegible]	[illegible]	[illegible]	[illegible]	[illegible]	[illegible]	[illegible]	[illegible]	[illegible]	[illegible]
Thyroid cancer	0 (0 to 0)	[illegible]	[illegible]	[illegible]	[illegible]	[illegible]	[illegible]	[illegible]	[illegible]	[illegible]	[illegible]	[illegible]	[illegible]	[illegible]	[illegible]	[illegible]	[illegible]	[illegible]	[illegible]	[illegible]	[illegible]	[illegible]	[illegible]	[illegible]
Mesothelioma	0 (0 to 0)	[illegible]	[illegible]	[illegible]	[illegible]	[illegible]	[illegible]	[illegible]	[illegible]	[illegible]	[illegible]	[illegible]	[illegible]	[illegible]	[illegible]	[illegible]	[illegible]	[illegible]	[illegible]	[illegible]	[illegible]	[illegible]	[illegible]	[illegible]
Hodgkin lymphoma	0 (0 to 0)	[illegible]	[illegible]	[illegible]	[illegible]	[illegible]	[illegible]	[illegible]	[illegible]	[illegible]	[illegible]	[illegible]	[illegible]	[illegible]	[illegible]	[illegible]	[illegible]	[illegible]	[illegible]	[illegible]	[illegible]	[illegible]	[illegible]	[illegible]
Non-Hodgkin lymphoma	0 (0 to 0)	[illegible]	[illegible]	[illegible]	[illegible]	[illegible]	[illegible]	[illegible]	[illegible]	[illegible]	[illegible]	[illegible]	[illegible]	[illegible]	[illegible]	[illegible]	[illegible]	[illegible]	[illegible]	[illegible]	[illegible]	[illegible]	[illegible]	[illegible]
Multiple myeloma	0 (0 to 0)	[illegible]	[illegible]	[illegible]	[illegible]	[illegible]	[illegible]	[illegible]	[illegible]	[illegible]	[illegible]	[illegible]	[illegible]	[illegible]	[illegible]	[illegible]	[illegible]	[illegible]	[illegible]	[illegible]	[illegible]	[illegible]	[illegible]	[illegible]
Leukemia	505 (46·7 to 1,630)	[illegible]	[illegible]	[illegible]	[illegible]	[illegible]	[illegible]	[illegible]	[illegible]	[illegible]	[illegible]	[illegible]	[illegible]	[illegible]	[illegible]	[illegible]	[illegible]	[illegible]	[illegible]	[illegible]	[illegible]	[illegible]	[illegible]	[illegible]
Acute lymphoid leukemia	159 (13·6 to 601)	[illegible]	[illegible]	[illegible]	[illegible]	[illegible]	[illegible]	[illegible]	[illegible]	[illegible]	[illegible]	[illegible]	[illegible]	[illegible]	[illegible]	[illegible]	[illegible]	[illegible]	[illegible]	[illegible]	[illegible]	[illegible]	[illegible]	[illegible]
Chronic lymphoid leukemia	0 (0 to 0)	[illegible]	[illegible]	[illegible]	[illegible]	[illegible]	[illegible]	[illegible]	[illegible]	[illegible]	[illegible]	[illegible]	[illegible]	[illegible]	[illegible]	[illegible]	[illegible]	[illegible]	[illegible]	[illegible]	[illegible]	[illegible]	[illegible]	[illegible]
Acute myeloid leukemia	78·7 (6 to 287)	[illegible]	[illegible]	[illegible]	[illegible]	[illegible]	[illegible]	[illegible]	[illegible]	[illegible]	[illegible]	[illegible]	[illegible]	[illegible]	[illegible]	[illegible]	[illegible]	[illegible]	[illegible]	[illegible]	[illegible]	[illegible]	[illegible]	[illegible]
Chronic myeloid leukemia	9·8 (0·3 to 54)	[illegible]	[illegible]	[illegible]	[illegible]	[illegible]	[illegible]	[illegible]	[illegible]	[illegible]	[illegible]	[illegible]	[illegible]	[illegible]	[illegible]	[illegible]	[illegible]	[illegible]	[illegible]	[illegible]	[illegible]	[illegible]	[illegible]	[illegible]
Other leukemia	257 (24·3 to 926)	[illegible]	[illegible]	[illegible]	[illegible]	[illegible]	[illegible]	[illegible]	[illegible]	[illegible]	[illegible]	[illegible]	[illegible]	[illegible]	[illegible]	[illegible]	[illegible]	[illegible]	[illegible]	[illegible]	[illegible]	[illegible]	[illegible]	[illegible]
Other malignant neoplasms	443 (102 to 962)	[illegible]	[illegible]	[illegible]	[illegible]	[illegible]	[illegible]	[illegible]	[illegible]	[illegible]	[illegible]	[illegible]	[illegible]	[illegible]	[illegible]	[illegible]	[illegible]	[illegible]	[illegible]	[illegible]	[illegible]	[illegible]	[illegible]	[illegible]
Other neoplasms	3·8 (1·7 to 6·8)	[illegible]	[illegible]	[illegible]	[illegible]	[illegible]	[illegible]	[illegible]	[illegible]	[illegible]	[illegible]	[illegible]	[illegible]	[illegible]	[illegible]	[illegible]	[illegible]	[illegible]	[illegible]	[illegible]	[illegible]	[illegible]	[illegible]	[illegible]
Myelodysplastic, myeloproliferative, and other hematopo	3·8 (1·7 to 6·8)	[illegible]	[illegible]	[illegible]	[illegible]	[illegible]	[illegible]	[illegible]	[illegible]	[illegible]	[illegible]	[illegible]	[illegible]	[illegible]	[illegible]	[illegible]	[illegible]	[illegible]	[illegible]	[illegible]	[illegible]	[illegible]	[illegible]	[illegible]
Benign and in situ intestinal neoplasms	0 (0 to 0)	[illegible]	[illegible]	[illegible]	[illegible]	[illegible]	[illegible]	[illegible]	[illegible]	[illegible]	[illegible]	[illegible]	[illegible]	[illegible]	[illegible]	[illegible]	[illegible]	[illegible]	[illegible]	[illegible]	[illegible]	[illegible]	[illegible]	[illegible]
Benign and in situ cervical and uterine neoplasms	0 (0 to 0)	[illegible]	[illegible]	[illegible]	[illegible]	[illegible]	[illegible]	[illegible]	[illegible]	[illegible]	[illegible]	[illegible]	[illegible]	[illegible]	[illegible]	[illegible]	[illegible]	[illegible]	[illegible]	[illegible]	[illegible]	[illegible]	[illegible]	[illegible]
Other benign and in situ neoplasms	0 (0 to 0)	[illegible]	[illegible]	[illegible]	[illegible]	[illegible]	[illegible]	[illegible]	[illegible]	[illegible]	[illegible]	[illegible]	[illegible]	[illegible]	[illegible]	[illegible]	[illegible]	[illegible]	[illegible]	[illegible]	[illegible]	[illegible]	[illegible]	[illegible]
Cardiovascular diseases	421 (215 to 786)	[illegible]	[illegible]	[illegible]	[illegible]	[illegible]	[illegible]	[illegible]	[illegible]	[illegible]	[illegible]	[illegible]	[illegible]	[illegible]	[illegible]	[illegible]	[illegible]	[illegible]	[illegible]	[illegible]	[illegible]	[illegible]	[illegible]	[illegible]
Rheumatic heart disease	0 (0 to 0)	[illegible]	[illegible]	[illegible]	[illegible]	[illegible]	[illegible]	[illegible]	[illegible]	[illegible]	[illegible]	[illegible]	[illegible]	[illegible]	[illegible]	[illegible]	[illegible]	[illegible]	[illegible]	[illegible]	[illegible]	[illegible]	[illegible]	[illegible]
Ischemic heart disease	0 (0 to 0)	[illegible]	[illegible]	[illegible]	[illegible]	[illegible]	[illegible]	[illegible]	[illegible]	[illegible]	[illegible]	[illegible]	[illegible]	[illegible]	[illegible]	[illegible]	[illegible]	[illegible]	[illegible]	[illegible]	[illegible]	[illegible]	[illegible]	[illegible]
Stroke	332 (149 to 658)	[illegible]	[illegible]	[illegible]	[illegible]	[illegible]	[illegible]	[illegible]	[illegible]	[illegible]	[illegible]	[illegible]	[illegible]	[illegible]	[illegible]	[illegible]	[illegible]	[illegible]	[illegible]	[illegible]	[illegible]	[illegible]	[illegible]	[illegible]
Ischemic stroke	76 (25·2 to 190)	[illegible]	[illegible]	[illegible]	[illegible]	[illegible]	[illegible]	[illegible]	[illegible]	[illegible]	[illegible]	[illegible]	[illegible]	[illegible]	[illegible]	[illegible]	[illegible]	[illegible]	[illegible]	[illegible]	[illegible]	[illegible]	[illegible]	[illegible]
Intracerebral hemorrhage	49·5 (15·6 to 121)	[illegible]	[illegible]	[illegible]	[illegible]	[illegible]	[illegible]	[illegible]	[illegible]	[illegible]	[illegible]	[illegible]	[illegible]	[illegible]	[illegible]	[illegible]	[illegible]	[illegible]	[illegible]	[illegible]	[illegible]	[illegible]	[illegible]	[illegible]
Subarachnoid hemorrhage	207 (89·5 to 405)	[illegible]	[illegible]	[illegible]	[illegible]	[illegible]	[illegible]	[illegible]	[illegible]	[illegible]	[illegible]	[illegible]	[illegible]	[illegible]	[illegible]	[illegible]	[illegible]	[illegible]	[illegible]	[illegible]	[illegible]	[illegible]	[illegible]	[illegible]
Hypertensive heart disease	0 (0 to 0)	[illegible]	[illegible]	[illegible]	[illegible]	[illegible]	[illegible]	[illegible]	[illegible]	[illegible]	[illegible]	[illegible]	[illegible]	[illegible]	[illegible]	[illegible]	[illegible]	[illegible]	[illegible]	[illegible]	[illegible]	[illegible]	[illegible]	[illegible]
Non-rheumatic valvular heart disease	0 (0 to 0)	[illegible]	[illegible]	[illegible]	[illegible]	[illegible]	[illegible]	[illegible]	[illegible]	[illegible]	[illegible]	[illegible]	[illegible]	[illegible]	[illegible]	[illegible]	[illegible]	[illegible]	[illegible]	[illegible]	[illegible]	[illegible]	[illegible]	[illegible]
Non-rheumatic calcific aortic valve disease	0 (0 to 0)	[illegible]	[illegible]	[illegible]	[illegible]	[illegible]	[illegible]	[illegible]	[illegible]	[illegible]	[illegible]	[illegible]	[illegible]	[illegible]	[illegible]	[illegible]	[illegible]	[illegible]	[illegible]	[illegible]	[illegible]	[illegible]	[illegible]	[illegible]
Non-rheumatic degenerative mitral valve disease	0 (0 to 0)	[illegible]	[illegible]	[illegible]	[illegible]	[illegible]	[illegible]	[illegible]	[illegible]	[illegible]	[illegible]	[illegible]	[illegible]	[illegible]	[illegible]	[illegible]	[illegible]	[illegible]	[illegible]	[illegible]	[illegible]	[illegible]	[illegible]	[illegible]
Other non-rheumatic valve diseases	0 (0 to 0)	[illegible]	[illegible]	[illegible]	[illegible]	[illegible]	[illegible]	[illegible]	[illegible]	[illegible]	[illegible]	[illegible]	[illegible]	[illegible]	[illegible]	[illegible]	[illegible]	[illegible]	[illegible]	[illegible]	[illegible]	[illegible]	[illegible]	[illegible]
Cardiomyopathy and myocarditis	41·6 (10·7 to 112)	[illegible]	[illegible]	[illegible]	[illegible]	[illegible]	[illegible]	[illegible]	[illegible]	[illegible]	[illegible]	[illegible]	[illegible]	[illegible]	[illegible]	[illegible]	[illegible]	[illegible]	[illegible]	[illegible]	[illegible]	[illegible]	[illegible]	[illegible]
Myocarditis	1·8 (0·4 to 5·5)	[illegible]	[illegible]	[illegible]	[illegible]	[illegible]	[illegible]	[illegible]	[illegible]	[illegible]	[illegible]	[illegible]	[illegible]	[illegible]	[illegible]	[illegible]	[illegible]	[illegible]	[illegible]	[illegible]	[illegible]	[illegible]	[illegible]	[illegible]
Alcoholic cardiomyopathy	0 (0 to 0)	[illegible]	[illegible]	[illegible]	[illegible]	[illegible]	[illegible]	[illegible]	[illegible]	[illegible]	[illegible]	[illegible]	[illegible]	[illegible]	[illegible]	[illegible]	[illegible]	[illegible]	[illegible]	[illegible]	[illegible]	[illegible]	[illegible]	[illegible]
Other cardiomyopathy	39·8 (10 to 108)	[illegible]	[illegible]	[illegible]	[illegible]	[illegible]	[illegible]	[illegible]	[illegible]	[illegible]	[illegible]	[illegible]	[illegible]	[illegible]	[illegible]	[illegible]	[illegible]	[illegible]	[illegible]	[illegible]	[illegible]	[illegible]	[illegible]	[illegible]
Atrial fibrillation and flutter	0 (0 to 0)	[illegible]	[illegible]	[illegible]	[illegible]	[illegible]	[illegible]	[illegible]	[illegible]	[illegible]	[illegible]	[illegible]	[illegible]	[illegible]	[illegible]	[illegible]	[illegible]	[illegible]	[illegible]	[illegible]	[illegible]	[illegible]	[illegible]	[illegible]
Aortic aneurysm	--	[illegible]	[illegible]	[illegible]	[illegible]	[illegible]	[illegible]	[illegible]	[illegible]	[illegible]	[illegible]	[illegible]	[illegible]	[illegible]	[illegible]	[illegible]	[illegible]	[illegible]	[illegible]	[illegible]	[illegible]	[illegible]	[illegible]	[illegible]
Endocarditis	0·7 (0·2 to 1·8)	[illegible]	[illegible]	[illegible]	[illegible]	[illegible]	[illegible]	[illegible]	[illegible]	[illegible]	[illegible]	[illegible]	[illegible]	[illegible]	[illegible]	[illegible]	[illegible]	[illegible]	[illegible]	[illegible]	[illegible]	[illegible]	[illegible]	[illegible]



Other transport injuries	17·7 (6·9 to 37·1)	14·3 (6·1 to 27·9)	45·3 (20·4 to 96·1)	263 (139 to 506)	215 (146 to 333)	257 (194 to 355)	510 (376 to 751)	615 (441 to 884)	589 (389 to 933)	531 (341 to 859)	467 (298 to 744)	505 (315 to 811)	363 (244 to 554)	285 (195 to 432)	215 (152 to 324)	148 (106 to 217)	110 (78·1 to 164)	82·4 (59·1 to 123)	45·1 (33·1 to 62·8)	19·8 (15·3 to 26)	8·7 (6·7 to 11·4)	3 (2·3 to 4·1)	0·9 (0·6 to 1·2)	5,310
Unintentional injuries	1,190 (606 to 1,920)	835 (430 to 1,830)	3,550 (1,880 to 7,060)	6,100 (3,910 to 9,670)	6,360 (4,950 to 7,900)	7,910 (6,390 to 9,760)	10,200 (7,620 to 13,100)	11,000 (7,960 to 14,800)	9,520 (6,850 to 12,900)	8,620 (6,270 to 11,700)	8,140 (5,830 to 10,900)	8,270 (6,060 to 11,200)	8,230 (6,140 to 10,900)	7,360 (5,650 to 9,650)	6,720 (5,250 to 8,510)	5,580 (4,410 to 6,940)	4,510 (3,600 to 5,590)	3,760 (3,060 to 4,550)	2,590 (2,110 to 3,150)	1,600 (1,300 to 1,910)	740 (589 to 904)	250 (193 to 311)	63·2 (46·9 to 83·1)	123,000
Falls	52·5 (13·4 to 137)	37 (9·3 to 92·9)	437 (113 to 1,190)	987 (396 to 2,210)	1,110 (689 to 1,650)	1,260 (869 to 1,770)	1,690 (1,130 to 2,390)	1,870 (1,270 to 2,650)	1,740 (1,180 to 2,430)	1,590 (1,120 to 2,240)	1,610 (1,140 to 2,250)	1,660 (1,170 to 2,250)	1,620 (1,150 to 2,200)	1,710 (1,230 to 2,320)	1,610 (1,190 to 2,160)	1,510 (1,170 to 1,970)	1,280 (994 to 1,640)	1,120 (885 to 1,380)	797 (611 to 1,010)	574 (413 to 831)	277 (192 to 460)	99·3 (65·1 to 164)	22·8 (14·3 to 43·3)	24,700
Drowning	64·3 (24·4 to 156)	10·3 (3·8 to 22·8)	76·7 (21·3 to 231)	569 (186 to 2,510)	543 (251 to 1,630)	965 (556 to 1,870)	1,840 (967 to 3,230)	1,450 (679 to 2,640)	935 (451 to 1,700)	551 (252 to 1,080)	510 (251 to 1,020)	600 (303 to 1,070)	778 (409 to 1,340)	616 (326 to 1,040)	448 (238 to 763)	363 (206 to 578)	325 (173 to 504)	242 (128 to 389)	123 (66·4 to 199)	52·5 (28·7 to 82·8)	46·8 (14·1 to 84·2)	18 (3·6 to 30·3)	6·9 (1·1 to 12·6)	11,100
Fire, heat, and hot substances	12 (5·6 to 27·1)	11·1 (5·3 to 24·1)	143 (44·9 to 336)	572 (291 to 1,030)	932 (644 to 1,310)	1,160 (800 to 1,620)	1,290 (901 to 1,770)	1,280 (896 to 1,730)	1,140 (799 to 1,540)	988 (704 to 1,350)	893 (635 to 1,210)	803 (574 to 1,080)	654 (472 to 894)	530 (386 to 708)	429 (317 to 579)	334 (242 to 451)	249 (183 to 338)	189 (138 to 256)	136 (96·9 to 185)	88 (59·1 to 123)	40·4 (26·7 to 56·5)	12·5 (8·6 to 17·1)	3·1 (2 to 4·6)	11,900
Poisonings	52·3 (19·4 to 132)	22·3 (6·3 to 55·6)	50·8 (10·9 to 203)	215 (86·3 to 596)	223 (128 to 373)	280 (183 to 419)	396 (227 to 684)	331 (196 to 533)	250 (142 to 414)	211 (128 to 337)	191 (115 to 307)	198 (115 to 311)	198 (115 to 339)	196 (110 to 337)	168 (93·3 to 291)	127 (70·8 to 221)	76·7 (44·9 to 121)	82·2 (44·7 to 145)	86·9 (35·2 to 164)	50·5 (18·6 to 101)	22·3 (7·9 to 42)	4 (1·9 to 7·1)	0·8 (0·4 to 1·4)	3,440
Poisoning by carbon monoxide	1 (0·2 to 3·7)	0·3 (0·1 to 1·3)	3·2 (0·6 to 13·2)	19·6 (5·9 to 59·3)	23·3 (11·1 to 49·9)	28·8 (14·8 to 60·7)	70·3 (27·5 to 170)	50·3 (21·5 to 108)	37·4 (16·5 to 76·2)	27·6 (12·4 to 56·9)	26·3 (12·8 to 53·9)	30·6 (13·7 to 62·3)	39·4 (13·3 to 96·5)	30·3 (11 to 68·1)	25·5 (9·4 to 55·6)	15·8 (6·4 to 35·5)	8·3 (4 to 16·8)	11·2 (4·6 to 24)	12·7 (3·5 to 32·3)	11 (2 to 27·6)	8·3 (0·7 to 21·6)	1·8 (0·2 to 4·2)	0·3 (0 to 0·8)	484
Poisoning by other means	51·3 (19 to 130)	21·9 (6·2 to 55·1)	47·5 (9·7 to 196)	196 (75·6 to 546)	200 (112 to 330)	252 (164 to 377)	326 (191 to 559)	280 (167 to 458)	213 (124 to 349)	184 (112 to 291)	165 (98·7 to 263)	167 (96·8 to 260)	159 (91·5 to 269)	166 (93·4 to 288)	143 (80·5 to 241)	111 (61·7 to 193)	68·5 (39·3 to 108)	71 (38·6 to 126)	74·1 (30·8 to 143)	39·5 (16·3 to 79·2)	14 (6·3 to 27·4)	2·2 (1·1 to 4·4)	0·5 (0·2 to 1)	2,950
Exposure to mechanical forces	44·1 (4·8 to 228)	144 (3 to 1,040)	170 (36·6 to 648)	639 (321 to 1,110)	953 (644 to 1,390)	1,140 (782 to 1,570)	1,710 (1,120 to 2,470)	1,980 (1,300 to 2,890)	1,780 (1,200 to 2,530)	1,520 (1,030 to 2,160)	1,480 (1,020 to 2,060)	1,490 (1,050 to 2,100)	1,420 (1,020 to 2,060)	1,190 (858 to 1,650)	1,080 (769 to 1,530)	860 (626 to 1,170)	625 (444 to 852)	448 (330 to 605)	299 (220 to 406)	172 (123 to 230)	84·2 (59·2 to 117)	31·3 (20·9 to 44·6)	9·8 (5·6 to 15)	19,300
Unintentional firearm injuries	9·9 (0·5 to 54·1)	36·3 (0·2 to 256)	35·3 (2·7 to 160)	104 (28·6 to 250)	149 (64·2 to 294)	251 (118 to 440)	590 (247 to 1,080)	708 (312 to 1,340)	548 (235 to 1,050)	416 (195 to 788)	401 (182 to 747)	402 (198 to 756)	369 (174 to 680)	275 (127 to 535)	235 (111 to 478)	169 (84·8 to 334)	98·1 (52·7 to 181)	59·3 (35·1 to 97·4)	38·6 (23·1 to 62·6)	21·3 (13·4 to 33·5)	10·3 (6·6 to 16·6)	4·5 (2·7 to 7·3)	1·8 (0·9 to 3·7)	4,930
Other exposure to mechanical forces	34·1 (3·5 to 162)	108 (2·2 to 699)	134 (29·7 to 497)	535 (271 to 931)	804 (535 to 1,190)	893 (603 to 1,280)	1,130 (748 to 1,660)	1,270 (839 to 1,880)	1,240 (827 to 1,790)	1,100 (761 to 1,600)	1,080 (759 to 1,540)	1,090 (753 to 1,550)	1,050 (720 to 1,550)	918 (643 to 1,300)	843 (586 to 1,220)	691 (488 to 947)	527 (377 to 720)	388 (277 to 531)	260 (187 to 358)	150 (108 to 205)	73·9 (51·4 to 102)	26·8 (17·7 to 38·5)	8 (4·7 to 12·3)	14,300
Adverse effects of medical treatment	296 (37 to 645)	164 (36 to 325)	351 (144 to 813)	343 (181 to 739)	171 (92·8 to 315)	186 (84·5 to 320)	248 (76·9 to 488)	308 (84·7 to 684)	278 (84·1 to 590)	308 (79 to 691)	394 (106 to 837)	507 (127 to 1,070)	527 (142 to 1,130)	468 (145 to 974)	454 (166 to 929)	374 (164 to 729)	313 (152 to 572)	362 (163 to 674)	268 (123 to 527)	169 (79·1 to 305)	77·3 (38 to 137)	20·8 (10·7 to 33·6)	3·5 (1·4 to 5·5)	6,590
Animal contact	13·9 (3·1 to 32·3)	5 (2·5 to 10·5)	26 (13·9 to 58·9)	125 (74·8 to 215)	221 (147 to 338)	246 (168 to 357)	218 (147 to 308)	201 (136 to 276)	161 (106 to 228)	134 (89·2 to 189)	127 (83·2 to 179)	138 (94·6 to 192)	145 (96·5 to 208)	120 (84·6 to 166)	140 (89·4 to 210)	134 (82·8 to 214)	127 (74·6 to 202)	121 (65·9 to 195)	80·2 (43·6 to 137)	47·3 (25·3 to 77·1)	28·8 (12·3 to 49·9)	9 (3·7 to 14·5)	2·2 (1 to 3·5)	2,570
Venomous animal contact	10·8 (2·4 to 25·7)	3·7 (1·6 to 7·8)	20·1 (10·4 to 48·6)	94·7 (54·4 to 166)	160 (106 to 243)	179 (120 to 258)	159 (104 to 228)	149 (97 to 211)	119 (77·1 to 174)	97·6 (63·3 to 139)	91·8 (59·5 to 130)	98·5 (65·6 to 141)	106 (69·7 to 157)	87 (59·7 to 120)	104 (63·2 to 160)	96·9 (57·8 to 160)	85·5 (48·5 to 137)	85·8 (43·5 to 142)	54·9 (27·4 to 96·1)	34·6 (16·7 to 59)	21·1 (8 to 38)	6·1 (2·1 to 10·6)	1·5 (0·6 to 2·6)	1,870
Non-venomous animal contact	3·1 (0·6 to 8·5)	1·3 (0·5 to 3·4)	5·9 (3·1 to 13)	30 (16·6 to 52·7)	61·5 (34·5 to 106)	66·6 (39·9 to 108)	59 (36·3 to 93·2)	51·6 (30·9 to 78·4)	41·9 (25 to 68)	36·6 (21·8 to 59·7)	35·3 (21·4 to 57·2)	39·5 (24·6 to 62·7)	38·9 (24·6 to 60·6)	33·4 (21·9 to 51·7)	35·7 (22 to 57·5)	37·2 (22·4 to 62·9)	41·8 (23·5 to 74·6)	35 (19·3 to 61·2)	25·3 (13·6 to 47·2)	12·7 (7·6 to 21)	7·7 (4 to 13·5)	2·9 (1·5 to 4·8)	0·7 (0·4 to 1·1)	703
Foreign body	609 (305 to 1,070)	427 (197 to 833)	2,210 (766 to 5,640)	2,270 (1,010 to 4,310)	1,540 (840 to 2,450)	1,670 (1,100 to 2,440)	1,010 (626 to 1,550)	1,080 (631 to 1,760)	919 (527 to 1,490)	854 (474 to 1,440)	924 (520 to 1,500)	1,050 (630 to 1,680)	1,150 (717 to 1,790)	1,190 (746 to 1,760)	1,210 (764 to 1,820)	1,090 (677 to 1,650)	896 (560 to 1,350)	770 (496 to 1,140)	520 (340 to 773)	290 (184 to 437)	94·5 (60·3 to 142)	32·7 (20·9 to 46·9)	8·7 (5·2 to 12·8)	21,800
Pulmonary aspiration and foreign body in airway	608 (304 to 1,070)	427 (196 to 832)	2,200 (760 to 5,630)	2,200 (959 to 4,210)	1,440 (760 to 2,340)	1,560 (987 to 2,310)	886 (512 to 1,430)	948 (501 to 1,650)	802 (407 to 1,370)	753 (378 to 1,330)	829 (429 to 1,390)	963 (539 to 1,580)	1,070 (634 to 1,680)	1,120 (681 to 1,690)	1,150 (700 to 1,730)	1,040 (642 to 1,600)	857 (530 to 1,310)	737 (466 to 1,100)	495 (315 to 738)	276 (173 to 421)	89·2 (55·7 to 136)	31 (19·3 to 44·9)	8·3 (4·8 to 12·3)	20,500
Foreign body in eyes	0·1 (0 to 0·2)	0·2 (0·1 to 0·5)	3·9 (1·1 to 8·5)	20·1 (6 to 45·4)	31 (9·2 to 72·5)	38·1 (11·7 to 89·9)	48·4 (15·1 to 114)	56·3 (17·8 to 123)	54 (19·5 to 116)	47·4 (17·2 to 99·7)	42·7 (16·9 to 89·5)	39·1 (16·7 to 77·5)	31·8 (15·2 to 60·3)	23·6 (12·3 to 42·1)	18 (10·4 to 29·6)	14·5 (8·8 to 22·8)	11·6 (7·1 to 18)	9 (5·8 to 13·5)	6·3 (4·2 to 9·3)	3·7 (2·4 to 5·5)	1·6 (1·1 to 2·3)	0·5 (0·3 to 0·7)	0·1 (0·1 to 0·2)	502
Foreign body in other body part	0·7 (0·3 to 1·8)	0·6 (0·3 to 1·3)	8 (4 to 17·3)	50·3 (28·6 to 81·4)	70·4 (46·7 to 99·3)	79·9 (56·7 to 113)	74·3 (54·1 to 101)	70·9 (50·4 to 95·9)	62·6 (44·7 to 85·6)	53·7 (39 to 72·2)	52·1 (37·1 to 69·2)	51·5 (36·5 to 69·4)	50·5 (34·1 to 73)	46·6 (31·5 to 69·2)	47 (31·6 to 68·3)	32·5 (22·3 to 46·4)	26·9 (18·6 to 40·6)	24·1 (16·1 to 37·8)	19·1 (12·8 to 30·7)	9·8 (6·8 to 14·7)	3·8 (2·6 to 5·3)	1·2 (0·9 to 1·7)	0·3 (0·2 to 0·5)	837
Environmental heat and cold exposure	2·8 (0·5 to 8·2)	0·7 (0·3 to 1·3)	6·9 (3·7 to 14·3)	31·9 (21·7 to 45·6)	57 (39·5 to 80·1)	71·4 (49·3 to 98·3)	87·4 (61·9 to 120)	94·5 (64·5 to 131)	89 (63·1 to 123)	81·4 (57 to 111)	75·7 (53 to 103)	72·8 (51·6 to 97·3)	67·3 (48·2 to 90·2)	61·1 (43·6 to 83)	55·4 (39·3 to 73·8)	46·6 (32·9 to 61·7)	40·9 (28·9 to 55·2)	35·9 (25·5 to 48·1)	27·4 (19·5 to 36·6)	19·2 (13·4 to 26·5)	11 (7·4 to 15·7)	4·2 (2·8 to 6·1)	1·1 (0·7 to 1·7)	1,040
Exposure to forces of nature	0 (0 to 0)	0 (0 to 0)	0 (0 to 0)	0·4 (0·3 to 0·7)	1·7 (1·1 to 2·8)	9·6 (5·9 to 15·4)	14·5 (9 to 22·8)	435 (261 to 704)	521 (311 to 826)	911 (559 to 1,490)	559 (333 to 905)	385 (232 to 614)	373 (218 to 576)	323 (195 to 517)	238 (145 to 369)	176 (104 to 280)	128 (79·6 to 195)	94·8 (60·3 to 152)	59·3 (37·9 to 90)	33·7 (20·6 to 49·9)	12·8 (7·9 to 19·2)	3·8 (2·4 to 5·7)	0·8 (0·5 to 1·2)	4,280
Other unintentional injuries	38·7 (16·2 to 87·5)	13 (5·2 to 28·8)	78·2 (32·5 to 233)	350 (190 to 705)	612 (360 to 970)	909 (574 to 1,410)	1,680 (938 to 2,930)	2,020 (1,050 to 3,440)	1,710 (956 to 2,960)	1,470 (811 to 2,430)	1,380 (770 to 2,340)	1,370 (781 to 2,300)	1,290 (733 to 2,160)	957 (566 to 1,530)	882 (502 to 1,470)	573 (359 to 896)	447 (284 to 669)	295 (192 to 469)	193 (128 to 270)	102 (69 to 140)	44·5 (30·4 to 62·1)	14·3 (9·8 to 20)	3·6 (2·5 to 5)	16,400
Self-harm and interpersonal violence	1,540 (731 to 2,960)	293 (133 to 590)	1,770 (706 to 3,770)	3,730 (1,540 to 7,120)	2,880 (1,710 to 4,610)	5,400 (3,530 to 7,760)	26,600 (18,900 to 35,800)	33,400 (21,200 to 49,000)	27,800 (16,300 to 42,400)	22,600 (13,100 to 35,400)	19,600 (11,300 to 30,500)	17,200 (10,500 to 26,200)	13,700 (8,940 to 20,600)	9,240 (6,390 to 13,400)	6,350 (4,300 to 8,910)	3,900 (2,760 to 5,280)	2,430 (1,760 to 3,300)	1,440 (1,060 to 1,930)	819 (600 to 1,130)	369 (289 to 472)	161 (124 to 202)	51·5 (36·7 to 67·6)	19·3 (12 to 26·8)	201,000
Self-harm	0 (0 to 0)	0 (0 to 0)	0 (0 to 0)	0 (0 to 0)	0 (0 to 0)	163 (85·2 to 383)	1,300 (682 to 2,600)	1,630 (768 to 3,160)	1,270 (594 to 2,430)	988 (477 to 1,840)	830 (425 to 1,610)	831 (438 to 1,570)	836 (467 to 1,520)	781 (483 to 1,330)	636 (408 to 1,130)	455 (290 to 844)	323 (207 to 603)	221 (148 to 381)	135 (88·8 to 219)	81·9 (54·1 to 115)	52·2 (25·3 to 76·1)	18·8 (6·3 to 30·1)	7·2 (1·8 to 12·2)	10,600
Self-harm by firearm	0 (0 to 0)	0 (0 to 0)	0 (0 to 0)	0 (0 to 0)	0 (0 to 0)	8·4 (3 to 23·1)	144 (51·1 to 368)	221 (75·9 to 554)	162 (60·6 to 427)	126 (48 to 303)	100 (42·3 to 241)	111 (46·8 to 277)	108 (49 to 253)	109 (49 to 243)	101 (50·3 to 228)	71·8 (36 to 154)	57·2 (27·8 to 121)	38·6 (19·6 to 75·6)	26·5 (13·1 to 49·7)	15·9 (7·3 to 27·6)	9·8 (3 to 18·9)	3 (0·7 to 6·2)	1·1 (0·2 to 2·5)	1,420
Self-harm by other specified means	0 (0 to 0)	0 (0 to 0)	0 (0 to 0)	0 (0 to 0)	0 (0 to 0)	155 (80·6 to 369)	1,160 (606 to 2,290)	1,410 (671 to 2,720)	1,110 (528 to 2,100)	862 (415 to 1,590)	730 (371 to 1,380)	719 (376 to 1,320)	728 (418 to 1,310)	673 (412 to 1,130)	536 (338 to 909)	384 (247 to 691)	266 (171 to 486)	182 (119 to 315)	109 (69·9 to 177)	66 (43·5 to 94·5)	42·4 (21·1 to 63·1)	15·8 (5·6 to 25·2)	6 (1·5 to 10·1)	9,150
Interpersonal violence	1,540 (731 to 2,960)	293 (133 to 590)	1,760 (705 to 3,770)	3,720 (1,540 to 7,110)	2,870 (1,700 to 4,600)	5,230 (3,370 to 7,550)	25,300 (17,700 to 34,400)	31,800 (20,000 to 47,200)	26,500 (15,200 to 40,600)	21,500 (12,300 to 34,000)	18,700 (10,700 to 29,300)	16,300 (9,850 to 25,200)	12,900 (8,140 to 19,700)	8,420 (5,600 to 12,300)	5,680 (3,690 to 8,150)	3,430 (2,370 to 4,770)	2,100 (1,460 to 2,880)	1,210 (853 to 1,680)	680 (474 to 964)	285 (213 to 378)	108 (81·6 to 140)	32·5 (24·9 to 42·1)	12·1 (8·3 to 17·7)	190,000
Physical violence by firearm	199 (67·1 to 450)	42·1 (12·4 to 102)	391 (112 to 947)	1,010 (337 to 2,170)	1,050 (514 to 1,830)	2,440 (1,280 to 3,980)	16,100 (10,200 to 22,700)	20,200 (12,100 to 31,200)	16,500 (8,900 to 26,100)	13,100 (6,800 to 21,500)	11,200 (5,860 to 18,600)	9,450 (5,180 to 15,600)	7,160 (3,920 to 11,700)	4,510 (2,660 to 7,230)	2,760 (1,450 to 4,560)	1,440 (832 to 2,260)	754 (434 to 1,240)	345 (192 to 587)	163 (86·1 to 295)	44·6 (26 to 74·1)	14·7 (9 to 22·7)	3·8 (2·4 to 6·2)	2·1 (1 to 4·3)	109,000
Physical violence by sharp object	176 (59·5 to 423)	20 (6·2 to 50·7)	155 (50·7 to 356)	314 (131 to 621)	332 (180 to 582)	768 (368 to 1,400)	4,770 (2,370 to 8,710)	6,250 (3,130 to 11,100)	5,190 (2,400 to 9,540)	4,360 (2,230 to 7,930)	3,740 (1,850 to 6,750)	3,310 (1,740 to 5,580)	2,690 (1,500 to 4,510)	1,880 (1,100 to 3,100)	1,330 (806 to 2,150)	868 (550 to 1,300)	569 (359 to 892)	344 (229 to 519)	187 (123 to 293)	89·5 (62·4 to 126)	32·4 (23·1 to 44·8)	10·7 (7·7 to 14·4)	4·4 (3 to 6·9)	37,400
Sexual violence	0 (0 to 0)	0 (0 to 0)	0 (0 to 0)	6·5 (3·6 to 10·2)	49·2 (30·1 to 76·5)	104 (59·7 to 163)	207 (117 to 331)	273 (162 to 417)	256 (142 to 418)	219 (123 to 357)	185 (104 to 291)	149 (85·3 to 244)	98·8 (57 to 164)	54 (31·2 to 87·6)	31 (18·1 to 50·2)	21·3 (12·8 to 31·9)	16·2 (9·8 to 24·3)	11·8 (7·4 to 17·6)	7·7 (5 to 11·4)	4·4 (2·8 to 6·5)	1·5 (0·9 to 2·4)	0·2 (0·1 to 0·3)	0 (0 to 0)	1,690
Physical violence by other means	1,160 (537 to 2,260)	231 (106 to 467)	1,220 (471 to 2,620)	2,390 (955 to 4,870)	1,450 (789 to 2,440)	1,920 (1,150 to 3,040)	4,230 (2,490 to 6,740)	5,020 (2,800 to 8,220)	4,580 (2,450 to 7,830)	3,870 (2,090 to 6,490)	3,580 (1,970 to 6,030)	3,400 (1,940 to 5,750)	2,920 (1,810 to 4,680)	1,980 (1,250 to 3,060)	1,560 (1,010 to 2,330)	1,100 (751 to 1,560)	756 (513 to 1,080)	509 (358 to 715)	322 (226 to 451)	146 (106 to 201)	59·6 (43·2 to 77·5)	17·8 (13·5 to 23·4)	5·5 (3·7 to 8·1)	42,400
Conflict and terrorism	0 (0 to 0)	0 (0 to 0)	0 (0 to 0)	0·1 (0 to 0·1)	0·7 (0·4 to 1·4)	1·1 (0·6 to 2)	11·8 (6·9 to 20·5)	10·5 (6·3 to 17·6)	17·1 (10·4 to 27·6)	23·4 (14·6 to 37·6)	36·1 (23 to 57·8)	33 (21 to 50·4)	27·8 (17·3 to 43·1)	24·1 (15·5 to 36·8)	19·4 (12·9 to 29·1)	13 (8·7 to 18·9)	7·4 (5 to 10·9)	4·3 (3 to 6·3)	2·1 (1·4 to 3)	1·1 (0·7 to 1·6)	0·4 (0·2 to 0·5)	0·1 (0·1 to 0·2)	0 (0 to 0)	234

SR Table 2c: Mexico DALYS by cause and age group for both sexes with 95% uncertainty intervals, 2019

Cause	Early Neonatal	Late Neonatal	Post Neonatal	1 to 4	5 to 9	10 to 14	15 to 19	20 to 24	25 to 29	30 to 34	35 to 39	40 to 44	45 to 49	50 to 54	55 to 59	60 to 64	65 to 69	70 to 74	75 to 79	80 to 84	85 to 89	90 to 94	95 plus	Total
All causes	976,000 (753 000 to 1 260 000)	403,000 (312 000 to 520 000)	891,000 (612 000 to 1 270 000)	688,000 (578 000 to 809 000)	577,000 (471 000 to 703 000)	759,000 (614 000 to 940 000)	1,280,000 (1 090 000 to 1 530 000)	1,710,000 (1 480 000 to 2 000 000)	1,850,000 (1 590 000 to 2 160 000)	1,910,000 (1 630 000 to 2 230 000)	2,020,000 (1 740 000 to 2 370 000)	2,220,000 (1 910 000 to 2 580 000)	2,420,000 (2 070 000 to 2 820 000)	2,570,000 (2 200 000 to 2 980 000)	2,610,000 (2 240 000 to 3 030 000)	2,570,000 (2 230 000 to 2 950 000)	2,270,000 (1 990 000 to 2 580 000)	2,010,000 (1 780 000 to 2 280 000)	1,670,000 (1 480 000 to 1 870 000)	1,250,000 (1 120 000 to 1 380 000)	805,000 (733 000 to 884 000)	379,000 (349 000 to 411 000)	134,000 (125 000 to 143 000)	34,000,000
Communicable, maternal, neonatal, and nutritional diseases	735,000 (543 000 to 963 000)	283,000 (213 000 to 367 000)	408,000 (275 000 to 585 000)	221,000 (183 000 to 262 000)	142,000 (112 000 to 179 000)	104,000 (82 900 to 129 000)	103,000 (85 600 to 123 000)	132,000 (114 000 to 155 000)	160,000 (141 000 to 184 000)	164,000 (146 000 to 186 000)	164,000 (146 000 to 188 000)	159,000 (140 000 to 183 000)	145,000 (127 000 to 166 000)	127,000 (111 000 to 145 000)	114,000 (99 100 to 131 000)	102,000 (89 600 to 117 000)	88,200 (78 000 to 101 000)	80,100 (70 100 to 91 600)	73,300 (64 500 to 82 500)	60,800 (53 100 to 68 900)	48,000 (40 500 to 54 200)	26,500 (21 800 to 29 800)	11,700 (9 270 to 13 100)	3,650,000
HIV/AIDS and sexually transmitted infections	93·8 (68·2 to 125)	59·8 (43·6 to 78·6)	4,180 (4 040 to 4 320)	3,010 (2 920 to 3 120)	2,110 (2 030 to 2 190)	2,540 (2 440 to 2 660)	5,500 (5 060 to 6 130)	21,100 (19 400 to 23 200)	41,900 (38 900 to 46 300)	49,000 (46 000 to 53 500)	45,700 (42 500 to 49 700)	38,700 (36 100 to 42 400)	31,100 (29 100 to 33 900)	19,100 (17 800 to 21 000)	12,100 (11 200 to 13 300)	8,060 (7 480 to 8 910)	5,320 (4 900 to 5 860)	1,480 (1 240 to 1 830)	777 (642 to 996)	307 (236 to 433)	164 (128 to 222)	46 (34·7 to 64·8)	15·5 (12·6 to 20·2)	292,000
HIV/AIDS	0·2 (0·1 to 0·3)	0·6 (0·4 to 1·1)	4,110 (3 970 to 4 250)	3,010 (2 910 to 3 110)	2,100 (2 030 to 2 190)	2,350 (2 270 to 2 430)	4,660 (4 370 to 5 050)	19,100 (18 000 to 20 600)	38,700 (36 600 to 41 900)	45,200 (43 100 to 48 300)	41,800 (39 600 to 44 200)	34,800 (33 300 to 36 700)	27,800 (26 700 to 28 900)	17,100 (16 400 to 17 900)	10,800 (10 300 to 11 300)	7,150 (6 810 to 7 510)	4,630 (4 380 to 4 880)	971 (882 to 1 080)	437 (398 to 479)	97·3 (89·2 to 105)	40·6 (36·6 to 45·1)	9·6 (8·1 to 11·2)	6·2 (5·7 to 6·8)	265,000
HIV/AIDS - Drug-susceptible Tuberculosis	0 (0 to 0)	0 (0 to 0·1)	388 (240 to 595)	300 (185 to 461)	202 (127 to 309)	216 (135 to 330)	423 (270 to 628)	1,790 (1 150 to 2 670)	3,620 (2 320 to 5 450)	4,200 (2 690 to 6 330)	3,910 (2 510 to 5 900)	3,260 (2 080 to 4 910)	2,590 (1 650 to 3 910)	1,590 (1 020 to 2 390)	990 (636 to 1 490)	655 (422 to 972)	417 (271 to 613)	84·2 (57·1 to 120)	38·1 (25·6 to 55·3)	8·4 (5·6 to 12·3)	3·4 (2·3 to 4·9)	0·8 (0·6 to 1·1)	0·5 (0·4 to 0·8)	24,700
HIV/AIDS - Multidrug-resistant Tuberculosis without	0 (0 to 0)	0 (0 to 0)	31 (5 to 98·7)	23·9 (3·9 to 74·8)	15·9 (2·6 to 50·4)	17 (2·8 to 51·2)	31·9 (5·3 to 96·5)	132 (22·1 to 408)	265 (44·2 to 839)	310 (52·4 to 985)	290 (48·8 to 902)	245 (40·4 to 758)	197 (32 to 610)	121 (19·2 to 374)	75·5 (12·3 to 229)	49·4 (8 to 154)	31·1 (5·2 to 96·8)	5·8 (1 to 18)	2·7 (0·5 to 8·3)	0·6 (0·1 to 1·9)	0·2 (0 to 0·7)	0·1 (0 to 0·2)	0 (0 to 0·1)	1,850
HIV/AIDS - Extensively drug-resistant Tuberculosis	0 (0 to 0)	0 (0 to 0)	5·1 (0·8 to 16·1)	3·9 (0·6 to 12·7)	2·6 (0·4 to 8·2)	2·8 (0·4 to 8·6)	5·1 (0·8 to 16·1)	21·3 (3·5 to 66·7)	42·8 (7 to 133)	50·1 (8·2 to 158)	47 (7·6 to 152)	39·7 (6·5 to 130)	32 (5·1 to 105)	19·7 (3·2 to 62·7)	12·2 (2 to 39)	7·9 (1·3 to 24·9)	5 (0·8 to 15·6)	0·9 (0·2 to 2·7)	0·4 (0·1 to 1·3)	0·1 (0 to 0·3)	0 (0 to 0·1)	0 (0 to 0)	0 (0 to 0)	299
HIV/AIDS resulting in other diseases	0·2 (0·1 to 0·3)	0·6 (0·3 to 1)	3,690 (3 430 to 3 910)	2,680 (2 490 to 2 840)	1,880 (1 750 to 1 990)	2,110 (1 970 to 2 220)	4,200 (3 870 to 4 600)	17,200 (15 700 to 18 700)	34,800 (32 100 to 38 300)	40,600 (37 700 to 43 900)	37,500 (34 500 to 40 400)	31,300 (29 100 to 33 400)	24,900 (23 100 to 26 500)	15,400 (14 400 to 16 300)	9,700 (9 040 to 10 300)	6,430 (5 990 to 6 840)	4,170 (3 850 to 4 450)	880 (784 to 981)	396 (355 to 438)	88·2 (79·2 to 96·7)	36·9 (32·6 to 41·4)	8·7 (7·2 to 10·4)	5·6 (5·1 to 6·2)	238,000
Sexually transmitted infections excluding HIV	93·6 (67·9 to 125)	59·1 (42·9 to 78)	67·5 (41·4 to 99·9)	7·6 (5·4 to 10·6)	3·3 (2·6 to 4·1)	198 (144 to 286)	837 (578 to 1 230)	1,920 (1 160 to 3 240)	3,150 (1 760 to 5 480)	3,800 (2 070 to 6 980)	3,920 (2 160 to 6 940)	3,870 (2 200 to 6 930)	3,360 (1 960 to 5 930)	1,960 (1 080 to 3 730)	1,290 (693 to 2 380)	911 (520 to 1 660)	695 (429 to 1 190)	511 (324 to 857)	340 (225 to 546)	210 (144 to 328)	123 (87·8 to 179)	36·4 (25·8 to 54·4)	9·3 (6·7 to 13·8)	27,400
Syphilis	93·6 (67·9 to 125)	59·1 (42·9 to 78)	67·5 (41·4 to 99·9)	7·6 (5·4 to 10·6)	3·3 (2·6 to 4·1)	54·3 (46·3 to 63·5)	68·9 (58·3 to 81·7)	52·7 (40·2 to 74)	121 (94·9 to 154)	147 (117 to 182)	139 (114 to 170)	101 (79·8 to 127)	145 (118 to 180)	110 (86·1 to 141)	82·5 (60·7 to 111)	78·8 (58·8 to 105)	76·3 (58·3 to 100)	69·3 (53·7 to 90·9)	44·9 (34 to 58·5)	38·2 (30·3 to 47·7)	23·3 (18·5 to 29·2)	9·5 (7·4 to 11·7)	2·8 (2·1 to 3·5)	1,600
Chlamydial infection	0 (0 to 0)	0 (0 to 0)	0 (0 to 0)	0 (0 to 0)	0 (0 to 0)	16·1 (12·2 to 21·5)	80·8 (56·8 to 116)	244 (172 to 359)	361 (229 to 552)	394 (233 to 631)	443 (286 to 663)	450 (300 to 663)	347 (236 to 518)	119 (86·6 to 163)	59·7 (46·5 to 75)	41·1 (33·3 to 51)	25·4 (20·4 to 31·1)	26 (21·1 to 31·8)	19·7 (16·1 to 23·7)	17·2 (14·1 to 20·9)	10·8 (8·6 to 13)	2·4 (1·8 to 2·8)	0·7 (0·5 to 0·8)	2,660
Gonococcal infection	0 (0 to 0)	0 (0 to 0)	0 (0 to 0)	0 (0 to 0)	0 (0 to 0)	30·8 (18·7 to 56·5)	174 (118 to 268)	284 (194 to 429)	285 (208 to 388)	247 (183 to 327)	261 (204 to 333)	338 (266 to 424)	358 (287 to 456)	173 (137 to 220)	110 (86·8 to 139)	104 (83·3 to 128)	136 (110 to 167)	90·2 (73·5 to 110)	71·2 (58·2 to 85·5)	39 (31·9 to 47·2)	28·1 (22·6 to 34)	6 (4·7 to 7·2)	1·2 (0·9 to 1·4)	2,740
Trichomoniasis	0 (0 to 0)	0 (0 to 0)	0 (0 to 0)	0 (0 to 0)	0 (0 to 0)	5·4 (1·5 to 14·3)	111 (33·7 to 269)	635 (214 to 1 530)	1,380 (468 to 3 170)	1,650 (554 to 3 860)	1,550 (517 to 3 570)	1,420 (483 to 3 330)	1,180 (379 to 2 680)	791 (251 to 1 840)	470 (152 to 1 110)	267 (92·2 to 645)	169 (60·2 to 400)	114 (42·8 to 255)	67·6 (26·2 to 149)	35·2 (13·7 to 78·9)	14·5 (5·7 to 33)	3·8 (1·4 to 8·4)	0·5 (0·2 to 1·2)	9,870
Genital herpes	0 (0 to 0)	0 (0 to 0)	0 (0 to 0)	0 (0 to 0)	0 (0 to 0)	29·6 (9·6 to 72·9)	134 (43·9 to 323)	291 (96·3 to 699)	459 (154 to 1 140)	591 (198 to 1 450)	650 (208 to 1 610)	658 (212 to 1 650)	625 (197 to 1 560)	531 (166 to 1 320)	426 (132 to 1 070)	330 (99·5 to 810)	227 (68·3 to 561)	163 (50·4 to 409)	106 (32·7 to 263)	61·7 (18·6 to 153)	30·5 (8·9 to 75)	10·9 (3·2 to 26·7)	2·8 (0·9 to 6·9)	5,330
Other sexually transmitted infections	0 (0 to 0)	0 (0 to 0)	0 (0 to 0)	0 (0 to 0)	0 (0 to 0)	61·7 (38·2 to 106)	267 (191 to 372)	411 (298 to 579)	547 (376 to 778)	764 (508 to 1 100)	870 (587 to 1 250)	909 (606 to 1 330)	705 (481 to 1 080)	238 (177 to 318)	138 (107 to 176)	90·8 (73·4 to 112)	61·6 (49·8 to 75·2)	47·6 (39 to 57·8)	30·5 (25·2 to 36·4)	18·4 (15 to 22·7)	15·9 (12·7 to 19·1)	3·9 (3 to 4·6)	1·3 (0·9 to 1·5)	5,180
Respiratory infections and tuberculosis	27,000 (19 800 to 35 700)	27,400 (20 800 to 35 200)	146,000 (94 400 to 211 000)	62,900 (49 200 to 77 600)	29,600 (21 500 to 40 900)	24,700 (17 800 to 35 500)	26,900 (20 400 to 36 900)	33,900 (27 300 to 43 000)	38,700 (32 500 to 46 400)	39,700 (33 300 to 47 900)	43,100 (36 100 to 51 500)	47,600 (39 800 to 56 900)	48,700 (40 600 to 58 600)	49,100 (40 900 to 58 400)	47,900 (40 400 to 57 100)	45,700 (39 100 to 53 300)	40,900 (35 400 to 47 200)	39,500 (34 000 to 45 500)	37,400 (32 300 to 42 400)	32,000 (27 300 to 36 400)	25,700 (21 200 to 29 200)	14,300 (11 500 to 16 200)	6,080 (4 760 to 6 910)	934,000
Tuberculosis	0 (0 to 0)	0 (0 to 0·1)	864 (561 to 1 280)	1,240 (995 to 1 520)	812 (649 to 1 020)	957 (828 to 1 110)	2,410 (2 060 to 2 800)	6,100 (5 100 to 7 280)	8,170 (6 840 to 9 710)	8,170 (6 890 to 9 670)	8,770 (7 380 to 10 400)	9,290 (7 630 to 11 200)	9,750 (7 950 to 11 800)	9,440 (7 870 to 11 300)	8,270 (6 820 to 10 100)	7,200 (5 970 to 8 640)	5,670 (4 770 to 6 680)	4,850 (4 140 to 5 630)	3,440 (2 920 to 4 000)	1,960 (1 630 to 2 270)	895 (730 to 1 050)	274 (219 to 318)	73·4 (56·9 to 85·4)	98,600
Latent tuberculosis infection	0 (0 to 0)	0 (0 to 0)	0 (0 to 0)	0 (0 to 0)	0 (0 to 0)	0 (0 to 0)	0 (0 to 0)	0 (0 to 0)	0 (0 to 0)	0 (0 to 0)	0 (0 to 0)	0 (0 to 0)	0 (0 to 0)	0 (0 to 0)	0 (0 to 0)	0 (0 to 0)	0 (0 to 0)	0 (0 to 0)	0 (0 to 0)	0 (0 to 0)	0 (0 to 0)	0 (0 to 0)	0 (0 to 0)	0
Drug-susceptible tuberculosis	0 (0 to 0)	0 (0 to 0·1)	803 (509 to 1 190)	1,160 (901 to 1 460)	765 (588 to 988)	895 (719 to 1 060)	2,240 (1 810 to 2 670)	5,720 (4 580 to 6 990)	7,670 (6 110 to 9 220)	7,660 (6 220 to 9 210)	8,200 (6 610 to 9 880)	8,680 (6 810 to 10 600)	9,090 (7 100 to 11 200)	8,800 (6 950 to 10 800)	7,710 (6 090 to 9 460)	6,710 (5 330 to 8 170)	5,280 (4 280 to 6 360)	4,520 (3 690 to 5 390)	3,200 (2 620 to 3 790)	1,820 (1 430 to 2 160)	833 (658 to 1 000)	256 (196 to 302)	68·3 (51·2 to 81·9)	92,100
Multidrug-resistant tuberculosis without extensive d	0 (0 to 0)	0 (0 to 0)	51·8 (8·9 to 160)	70·7 (11·6 to 217)	41·1 (7·2 to 124)	53·7 (9·1 to 156)	141 (23·5 to 414)	326 (54·8 to 1 020)	435 (78·7 to 1 320)	444 (76·5 to 1 380)	486 (84·8 to 1 520)	526 (90·4 to 1 640)	563 (95·3 to 1 720)	550 (92·1 to 1 670)	486 (82·2 to 1 450)	423 (72 to 1 290)	335 (57·3 to 995)	283 (49·9 to 854)	201 (35·6 to 585)	115 (19·9 to 350)	52·9 (9·4 to 161)	16·2 (2·8 to 48·5)	4·3 (0·8 to 13·5)	5,610
Extensively drug-resistant tuberculosis	0 (0 to 0)	0 (0 to 0)	8·5 (1·4 to 25·4)	11·2 (1·8 to 33·3)	6·1 (1 to 17·5)	8·5 (1·4 to 25·6)	22·9 (3·8 to 69·6)	50·2 (8·6 to 152)	67·4 (11·4 to 212)	69·7 (11·6 to 217)	77·2 (12·7 to 229)	84 (13·8 to 256)	90·6 (15 to 273)	88·6 (14·5 to 271)	78·5 (13 to 236)	68·4 (11·5 to 200)	54·2 (8·8 to 161)	45·4 (7·6 to 135)	32 (5·2 to 94·3)	18·4 (3 to 55·3)	8·5 (1·4 to 25·9)	2·6 (0·4 to 7·6)	0·7 (0·1 to 2·1)	893
Lower respiratory infections	26,800 (19 600 to 35 500)	26,900 (20 400 to 34 600)	139,000 (89 700 to 203 000)	45,700 (35 300 to 57 200)	9,970 (8 590 to 11 400)	7,810 (6 900 to 8 780)	10,100 (8 650 to 11 700)	15,400 (12 800 to 18 000)	19,600 (16 700 to 22 700)	21,700 (18 500 to 25 100)	25,200 (21 300 to 29 300)	30,000 (25 000 to 35 600)	31,600 (25 800 to 37 900)	33,600 (27 700 to 40 100)	34,900 (29 200 to 41 700)	34,900 (29 500 to 41 000)	32,800 (28 000 to 38 100)	32,800 (28 000 to 38 200)	32,700 (28 200 to 37 300)	29,300 (24 700 to 33 500)	24,500 (20 100 to 27 900)	13,900 (11 200 to 15 800)	5,950 (4 650 to 6 760)	685,000
Upper respiratory infections	178 (124 to 239)	469 (356 to 611)	5,010 (3 490 to 6 980)	11,300 (6 870 to 18 000)	12,400 (6 890 to 20 700)	11,100 (5 950 to 18 700)	10,300 (5 510 to 18 000)	9,660 (5 260 to 16 300)	8,710 (4 900 to 14 400)	8,040 (4 410 to 13 500)	7,480 (3 890 to 12 400)	6,600 (3 660 to 11 300)	5,650 (3 060 to 9 620)	4,670 (2 600 to 7 840)	3,710 (2 080 to 6 010)	2,840 (1 600 to 4 610)	2,030 (1 120 to 3 380)	1,510 (870 to 2 430)	1,010 (580 to 1 590)	600 (351 to 967)	308 (195 to 471)	140 (95·9 to 207)	51·3 (36·9 to 73·7)	114,000



SR Table 2c: Nicaragua DALYs by cause and age group for both sexes with 95% uncertainty intervals, 2019

Cause	Early Neonatal	Late Neonatal	Post Neonatal	1 to 4	5 to 9	10 to 14	15 to 19	20 to 24	25 to 29	30 to 34	35 to 39	40 to 44	45 to 49	50 to 54	55 to 59	60 to 64	65 to 69	70 to 74	75 to 79	80 to 84	85 to 89	90 to 94	95 plus	Total
All causes	52,000 (39,600 to 67,000)	23,000 (17,800 to 29,600)	10,300 (8,100 to 13,300)	49,600 (39,000 to 64,000)	29,900 (23,300 to 39,000)	24,200 (18,900 to 31,600)	43,100 (33,900 to 56,000)	53,900 (42,200 to 69,000)	62,000 (48,900 to 80,000)	72,200 (56,900 to 92,000)	84,000 (66,000 to 107,000)	92,400 (72,400 to 118,000)	96,700 (75,600 to 123,000)	101,000 (78,900 to 129,000)	104,000 (81,000 to 133,000)	104,000 (81,000 to 133,000)	99,000 (77,000 to 126,000)	94,100 (73,300 to 120,000)	86,700 (67,100 to 111,000)	69,000 (53,600 to 88,000)	47,000 (36,500 to 60,000)	27,400 (21,300 to 35,000)	9,700 (7,500 to 12,400)	2,710 (2,100 to 3,500)	1,491,000
Communicable, maternal, neonatal, and nutritional diseases	39,500 (29,000 to 51,200)	17,900 (13,500 to 23,000)	32,900 (25,300 to 42,300)	21,000 (16,100 to 27,000)	6,900 (5,200 to 9,000)	4,100 (3,100 to 5,400)	7,200 (5,400 to 9,500)	7,800 (5,900 to 10,200)	8,900 (6,800 to 11,600)	8,900 (6,800 to 11,600)	7,000 (5,300 to 9,100)	5,700 (4,300 to 7,500)	4,900 (3,700 to 6,400)	3,900 (2,900 to 5,100)	3,000 (2,200 to 3,900)	2,600 (1,900 to 3,400)	2,300 (1,700 to 3,000)	2,000 (1,500 to 2,700)	1,600 (1,200 to 2,200)	1,100 (800 to 1,500)	427 (300 to 600)	139 (98 to 195)	196,000
HIV/AIDS and sexually transmitted infections	433 (346 to 546)	150 (98 to 228)	239 (162 to 366)	1,100 (1,000 to 1,200)	1,000 (900 to 1,100)	1,000 (900 to 1,100)	2,000 (1,800 to 2,200)	2,400 (2,200 to 2,700)	2,600 (2,300 to 2,900)	2,600 (2,300 to 2,900)	2,300 (2,100 to 2,600)	1,900 (1,600 to 2,100)	1,600 (1,400 to 1,900)	1,300 (1,100 to 1,500)	1,000 (800 to 1,200)	800 (600 to 1,000)	600 (500 to 800)	500 (400 to 700)	400 (300 to 500)	300 (200 to 400)	200 (100 to 300)	100 (50 to 170)	31,000
HIV/AIDS	(0 to 0.1)	(0.1 to 0.4)	(199 to 299)	(141 to 184)	(87.2 to 114)	(90.6 to 92.8)	(265 to 348)	(1,320 to 1,790)	(2,170 to 2,850)	(2,660 to 3,670)	(2,070 to 2,730)	(1,390 to 1,870)	(822 to 1,130)	(440 to 606)	(320 to 474)	(189 to 262)	(132 to 188)	(81.1 to 98)	(8.8 to 13)	(0.9 to 1.4)	(0.5 to 0.7)	(0.3 to 0.5)	14,200
HIV/AIDS - Drug-susceptible Tuberculosis	0 (0 to 0)	0 (0 to 0)	4.7 (0.6 to 13.4)	3.9 (0.7 to 8.9)	2.7 (0.9 to 5.4)	(1.1 to 4)	11.9 (7.6 to 17.6)	50.9 (32.7 to 78.6)	72.1 (48.4 to 109)	79.7 (53.9 to 120)	69.3 (47.2 to 104)	48 (32.6 to 73.4)	34.1 (23.9 to 51.7)	20.2 (13.9 to 30.6)	17.4 (11.2 to 26.3)	7.5 (4.9 to 12.3)	7.4 (4.6 to 12.6)	1.6 (1 to 2.3)	(0.1 to 0.3)	(0 to 0.1)	(0 to 0)	(0 to 0)	433
HIV/AIDS - Multidrug-resistant Tuberculosis without extensi	0 (0 to 0)	0 (0 to 0)	0.1 (0 to 0.4)	0.1 (0 to 0.2)	0.1 (0 to 0.1)	0.1 (0 to 0.1)	0.3 (0.2 to 0.5)	1.3 (0.8 to 2)	1.8 (1.2 to 2.8)	2 (1.3 to 3.1)	1.7 (1.2 to 2.6)	1.2 (0.8 to 1.8)	0.9 (0.6 to 1.3)	0.5 (0.4 to 0.8)	0.4 (0.3 to 0.6)	0.2 (0.1 to 0.3)	0.2 (0.1 to 0.3)	0 (0 to 0.1)	(0 to 0)	(0 to 0)	(0 to 0)	(0 to 0)	23.7
HIV/AIDS - Extensively drug-resistant Tuberculosis	0 (0 to 0)	0 (0 to 0)	0 (0 to 0.2)	0 (0 to 0.1)	0 (0 to 0.1)	0 (0 to 0.1)	0.1 (0 to 0.2)	0.4 (0.2 to 0.6)	0.6 (0.3 to 0.9)	0.6 (0.3 to 0.9)	0.5 (0.3 to 0.8)	0.4 (0.2 to 0.6)	0.3 (0.2 to 0.4)	0.2 (0.1 to 0.3)	0.1 (0.1 to 0.2)	0.1 (0 to 0.2)	0.1 (0 to 0.2)	0 (0 to 0.1)	(0 to 0)	(0 to 0)	(0 to 0)	(0 to 0)	2.4
HIV/AIDS resulting in other diseases	0.1 (0 to 0.2)	0.2 (0 to 0.5)	219 (166 to 303)	155 (124 to 178)	92.6 (76.9 to 109)	88.8 (68.2 to 107)	256 (197 to 330)	1,080 (1,000 to 1,200)	2,350 (2,200 to 2,500)	3,000 (2,800 to 3,200)	2,290 (2,100 to 2,500)	1,850 (1,600 to 2,100)	1,700 (1,500 to 1,900)	1,400 (1,200 to 1,600)	1,100 (900 to 1,300)	1,000 (800 to 1,200)	800 (600 to 1,000)	700 (500 to 900)	600 (400 to 800)	400 (300 to 500)	300 (200 to 400)	200 (100 to 300)	13,700
Sexually transmitted infections excluding HIV	433 (346 to 546)	150 (98 to 228)	219 (162 to 366)	4 (3 to 5)	13.6 (9.1 to 20.2)	69.1 (46.2 to 103)	123 (82.1 to 184)	119 (79.5 to 178)	191 (127 to 285)	186 (124 to 278)	172 (115 to 257)	151 (101 to 226)	139 (93 to 207)	(53.7 to 144)	(46.1 to 123)	(29.8 to 79.5)	(29.8 to 79.5)	13.6 (9.1 to 20.2)	8.6 (5.7 to 12.8)	3.3 (2.2 to 4.9)	1.1 (0.7 to 1.7)	0.6 (0.4 to 0.9)	2,000
Syphilis	(189 to 366)	(99.6 to 228)	(99.3 to 183)	(2.9 to 21.3)	(1.2 to 9)	(27.3 to 62)	(74.6 to 154)	(76.5 to 157)	(27.7 to 56.9)	(27.7 to 56.9)	(27.7 to 56.9)	(29.6 to 61)	(27.7 to 57)	(23.5 to 48.5)	(19.9 to 41.1)	(17.8 to 32.6)	(11.6 to 26)	(5.1 to 21)	(0.7 to 1.3)	(0.5 to 0.9)	(0.1 to 0.1)	(0.1 to 0.1)	858
Chlamydial infection	(0 to 0)	(0 to 0)	(0 to 0)	(0 to 0)	(0 to 0)	(0.6 to 1)	(2.4 to 6.7)	(9.2 to 26)	(9.6 to 26)	(9.7 to 26)	(9.1 to 25.7)	(7.7 to 29.6)	(4.5 to 19.2)	(2.6 to 11.6)	(0.4 to 1.6)	(0.2 to 0.9)	(0.2 to 0.7)	(0.2 to 0.8)	(0.1 to 0.3)	(0.1 to 0.3)	(0 to 0)	(0 to 0)	104
Gonococcal infection	(0 to 0)	(0 to 0)	(0 to 0)	(0 to 0)	(0 to 0)	(0.6 to 1)	(1.6 to 4.4)	(2.9 to 8.2)	(2.9 to 8.2)	(2.9 to 8.2)	(2.9 to 8.2)	(2.9 to 8.2)	(2.9 to 8.2)	(2.9 to 8.2)	(2.9 to 8.2)	(2.9 to 8.2)	(2.9 to 8.2)	(2.9 to 8.2)	(0.1 to 0.3)	(0.1 to 0.3)	(0 to 0)	(0 to 0)	54.9
Trichomoniasis	(0 to 0)	(0 to 0)	(0 to 0)	(0 to 0)	(0 to 0)	(0.6 to 1)	(1.6 to 4.4)	(2.9 to 8.2)	(2.9 to 8.2)	(2.9 to 8.2)	(2.9 to 8.2)	(2.9 to 8.2)	(2.9 to 8.2)	(2.9 to 8.2)	(2.9 to 8.2)	(2.9 to 8.2)	(2.9 to 8.2)	(2.9 to 8.2)	(0.1 to 0.3)	(0.1 to 0.3)	(0 to 0)	(0 to 0)	54.9
Genital herpes	(0 to 0)	(0 to 0)	(0 to 0)	(0 to 0)	3.3 (1.9 to 5.1)	(1.9 to 5.1)	14 (4.1 to 34.4)	27.9 (8.4 to 68.6)	39.4 (11.9 to 96.7)	49.7 (14.9 to 121)	(14.1 to 111)	49 (14.7 to 120)	59.1 (17.7 to 145)	32.6 (9.7 to 80.1)	27.6 (8.2 to 67.7)	22 (6.5 to 54)	16.4 (4.9 to 40.3)	11.6 (3.4 to 28.5)	7.8 (2.3 to 19.2)	(1.6 to 4.2)	2.7 (0.8 to 6.6)	1.1 (0.3 to 2.7)	339
Other sexually transmitted infections	(0 to 0)	(0 to 0)	(0 to 0)	(0 to 0)	4.3 (2.6 to 6.6)	(2.6 to 6.6)	11.5 (7.1 to 17.7)	(2.6 to 6.6)	19 (11.7 to 29.2)	20.1 (12.4 to 30.9)	17.4 (10.7 to 26.8)	29.6 (18.2 to 45.6)	(11.9 to 41.5)	19.8 (12.2 to 30.5)	(7.4 to 25.8)	(4.4 to 15.4)	(3.1 to 10.8)	(2.2 to 7.7)	(1.5 to 5.3)	(0.8 to 2.8)	(0.2 to 0.8)	(0.1 to 0.3)	181
Respiratory infections and tuberculosis	2,700 (1,700 to 4,000)	1,300 (1,000 to 1,700)	6,400 (4,900 to 8,200)	4,100 (3,200 to 5,200)	1,100 (900 to 1,400)	1,100 (900 to 1,400)	1,300 (1,000 to 1,600)	1,500 (1,200 to 1,900)	1,500 (1,200 to 1,900)	1,500 (1,200 to 1,900)	1,300 (1,000 to 1,600)	1,000 (800 to 1,300)	1,000 (800 to 1,300)	1,000 (800 to 1,300)	1,000 (800 to 1,300)	1,000 (800 to 1,300)	1,000 (800 to 1,300)	1,000 (800 to 1,300)	1,000 (800 to 1,300)	900 (700 to 1,200)	700 (500 to 900)	400 (300 to 500)	67,900
Tuberculosis	(0 to 0)	(0 to 0)	(81.6 to 242)	(149 to 310)	(60.7 to 130)	(63.4 to 132)	(121 to 252)	(276 to 573)	(242 to 503)	(239 to 497)	(228 to 481)	(223 to 421)	(220 to 414)	(226 to 428)	(260 to 506)	(269 to 522)	(230 to 421)	(207 to 398)	(152 to 297)	(81.9 to 162)	(34.2 to 67.6)	(14.2 to 27.7)	5,620
Latent tuberculosis infection	(0 to 0)	(0 to 0)	(0 to 0)	(0 to 0)	(0 to 0)	(0 to 0)	(0 to 0)	(0 to 0)	(0 to 0)	(0 to 0)	(0 to 0)	(0 to 0)	(0 to 0)	(0 to 0)	(0 to 0)	(0 to 0)	(0 to 0)	(0 to 0)	(0 to 0)	(0 to 0)	(0 to 0)	(0 to 0)	(0 to 0)	(0 to 0)
Drug-susceptible tuberculosis	(0 to 0)	(0 to 0)	(80.3 to 237)	(147 to 307)	(59.4 to 128)	(62.1 to 130)	(119 to 248)	(271 to 564)	(238 to 495)	(235 to 489)	(224 to 473)	(219 to 414)	(216 to 407)	(222 to 421)	(255 to 498)	(264 to 513)	(226 to 414)	(203 to 391)	(149 to 292)	(80.4 to 159)	(33.6 to 66.4)	(14 to 27.2)	5,520
Multidrug-resistant tuberculosis without extensive drug-res	(0 to 0)	(0 to 0)	(0.6 to 1.7)	(1.1 to 2.3)	(0.4 to 0.9)	(0.5 to 1)	(0.9 to 2.1)	(2.1 to 4.7)	(1.9 to 4.3)	(1.9 to 4.3)	(1.8 to 4.1)	(1.7 to 3.8)	(1.7 to 3.8)	(1.8 to 4.1)	(2.1 to 4.6)	(2.1 to 4.8)	(1.8 to 4.1)	(1.6 to 3.7)	(1.2 to 2.8)	(0.6 to 1.4)	(0.3 to 0.6)	(0.1 to 0.3)	44
Extensively drug-resistant tuberculosis	(0 to 0)	(0 to 0)	(0.1 to 0.4)	(0.2 to 0.5)	(0.1 to 0.2)	(0.1 to 0.2)	(0.2 to 0.4)	(0.4 to 0.9)	(0.4 to 0.8)	(0.4 to 0.8)	(0.3 to 0.8)	(0.3 to 0.7)	(0.3 to 0.7)	(0.3 to 0.7)	(0.4 to 0.8)	(0.4 to 0.8)	(0.3 to 0.7)	(0.3 to 0.6)	(0.2 to 0.5)	(0.1 to 0.3)	(0 to 0.1)	(0 to 0)	7.3
Lower respiratory infections	2,700 (1,700 to 4,000)	1,300 (1,000 to 1,700)	6,200 (4,800 to 8,000)	3,900 (3,000 to 5,000)	1,000 (800 to 1,300)	1,000 (800 to 1,300)	1,100 (900 to 1,400)	1,200 (900 to 1,500)	1,200 (900 to 1,500)	1,200 (900 to 1,500)	1,100 (800 to 1,400)	900 (700 to 1,200)	900 (700 to 1,200)	900 (700 to 1,200)	900 (700 to 1,200)	900 (700 to 1,200)	900 (700 to 1,200)	900 (700 to 1,200)	900 (700 to 1,200)	900 (700 to 1,200)	800 (600 to 1,000)	400 (300 to 500)	44,800
Upper respiratory infections	(0 to 1.6)	(3.7 to 11)	(10.3 to 20.6)	(9.8 to 20.6)	(3.3 to 9.6)	(3.3 to 9.6)	(4.5 to 11)	(5.5 to 13)	(5.5 to 13)	(5.5 to 13)	(5.5 to 13)	(5.5 to 13)	(5.5 to 13)	(5.5 to 13)	(5.5 to 13)	(5.5 to 13)	(5.5 to 13)	(5.5 to 13)	(5.5 to 13)	(5.5 to 13)	(5.5 to 13)	(5.5 to 13)	4,760
Otitis media	(0 to 0)	(0.3 to 1.3)	(19.6 to 58.9)	(160 to 364)	(224 to 508)	(157 to 351)	(122 to 426)	(62.6 to 206)	(27.9 to 210)	(19.3 to 134)	(16.9 to 248)	(16.8 to 217)	(17.2 to 221)	(18.6 to 196)	(22.1 to 185)	(24.6 to 157)	(19.1 to 96)	(11.7 to 44)	(4.9 to 16.9)	(0.9 to 3.4)	(0.3 to 1.1)	(0.1 to 0.4)	2,300
Enteric infections	89.3 (47.4 to 139)	286 (132 to 580)	1,700 (1,000 to 2,900)	1,100 (1,000 to 1,400)	1,100 (1,000 to 1,200)	1,100 (1,000 to 1,200)	1,100 (1,000 to 1,200)	1,100 (1,000 to 1,200)	1,100 (1,000 to 1,200)	1,100 (1,000 to 1,200)	1,100 (1,000 to 1,200)	1,100 (1,000 to 1,200)	1,100 (1,000 to 1,200)	1,100 (1,000 to 1,200)	1,100 (1,000 to 1,200)	1,100 (1,000 to 1,200)	1,100 (1,000 to 1,200)	1,100 (1,000 to 1,200)	1,100 (1,000 to 1,200)	1,100 (1,000 to 1,200)	1,100 (1,000 to 1,200)	1,100 (1,000 to 1,200)	19,300
Cholera	(0 to 0)	(0 to 0)	(0 to 0)	(0 to 0)	(0 to 0)	(0 to 0)	(0 to 0)	(0 to 0)	(0 to 0)	(0 to 0)	(0 to 0)	(0 to 0)	(0 to 0)	(0 to 0)	(0 to 0)	(0 to 0)	(0 to 0)	(0 to 0)	(0 to 0)	(0 to 0)	(0 to 0)	(0 to 0)	(0 to 0)	(0 to 0)
Diarrheal diseases	(81.6 to 139)	(132 to 580)	(1,700 to 2,900)	(1,100 to 1,400)	(1,100 to 1,200)	(1,100 to 1,200)	(1,100 to 1,200)	(1,100 to 1,200)	(1,100 to 1,200)	(1,100 to 1,200)	(1,100 to 1,200)	(1,100 to 1,200)	(1,100 to 1,200)	(1,100 to 1,200)	(1,100 to 1,200)	(1,100 to 1,200)	(1,100 to 1,200)	(1,100 to 1,200)	(1,100 to 1,200)	(1,100 to 1,200)	(1,100 to 1,200)	(1,100 to 1,200)	19,300
Typhoid and paratyphoid	(0 to 0)	(0 to 0.1)	(0 to 0.2)	(0 to 0.1)	(0 to 0.1)	(0 to 0.1)	(0 to 0.1)	(0 to 0.1)	(0 to 0.1)	(0 to 0.1)	(0 to 0.1)	(0 to 0.1)	(0 to 0.1)	(0 to 0.1)	(0 to 0.1)	(0 to 0.1)	(0 to 0.1)	(0 to 0.1)	(0 to 0.1)	(0 to 0.1)	(0 to 0.1)	(0 to 0.1)	(0 to 0.1)	27.2
Typhoid fever	(0 to 0)	(0 to 0.1)	(0 to 0.2)	(0 to 0.1)	(0 to 0.1)	(0 to 0.1)	(0 to 0.1)	(0 to 0.1)	(0 to 0.1)	(0 to 0.1)	(0 to 0.1)	(0 to 0.1)	(0 to 0.1)	(0 to 0.1)	(0 to 0.1)	(0 to 0.1)	(0 to 0.1)	(0 to 0.1)	(0 to 0.1)	(0 to 0.1)	(0 to 0.1)	(0 to 0.1)	(0 to 0.1)	27.1
Paratyphoid fever	(0 to 0)	(0 to 0)	(0 to 0)	(0 to 0)	(0 to 0)	(0 to 0)	(0 to 0)	(0 to 0)	(0 to 0)	(0 to 0)	(0 to 0)	(0 to 0)	(0 to 0)	(0 to 0)	(0 to 0)	(0 to 0)	(0 to 0)	(0 to 0)	(0 to 0)	(0 to 0)	(0 to 0)	(0 to 0)	(0 to 0)	0
Invasive Non-typhoidal Salmonella (iNTS)	3.4 (0.6 to 8.7)	2.7 (0.6 to 7.2)	27.9 (9.7 to 56)	19.6 (9.6 to 33.4)	7.5 (3.6 to 13.6)	11.6 (5.7 to 21.5)	6.3 (1.1 to 18.4)	2.6 (1 to 12.2)	2.6 (0.9 to 7.9)	2.6 (0.9 to 7.9)	2.6 (0.9 to 7.2)	2.6 (0.9 to 7.2)	2.6 (0.9 to 7.2)	2.6 (0.9 to 7.2)	2.6 (0.9 to 7.2)	2.6 (0.9 to 7.2)	2.6 (0.9 to 7.2)	2.6 (0.9 to 7.2)	2.6 (0.9 to 7.2)	2.6 (0.9 to 7.2)	2.6 (0.9 to 7.2)	2.6 (0.9 to 7.2)	129
Other intestinal infectious diseases	(0 to 0)	(0.6 to 2.3)	(3 to 39.5)	(12.5 to 50.1)	(3.9 to 9.7)	(3.9 to 9.7)	(3.9 to 9.7)	(3.9 to 9.7)	(3.9 to 9.7)	(3.9 to 9.7)	(3.9 to 9.7)	(3.9 to 9.7)	(3.9 to 9.7)	(3.9 to 9.7)	(3.9 to 9.7)	(3.9 to 9.7)	(3.9 to 9.7)	(3.9 to 9.7)	(3.9 to 9.7)	(3.9 to 9.7)	(3.9 to 9.7)	(3.9 to 9.7)	(3.9 to 9.7)	41
Neglected tropical diseases and malaria	0.1 (0 to 0.1)	0.1 (0 to 0.1)	0.4 (0.1 to 1.1)	0.5 (0.1 to 1.1)	0.3 (0.1 to 0.7)	0.3 (0.1 to 0.7)	0.3 (0.1 to 0.7)	0.3 (0.1 to 0.7)	0.3 (0.1 to 0.7)	0.3 (0.1 to 0.7)	0.3 (0.1 to 0.7)	0.3 (0.1 to 0.7)	0.3 (0.1 to 0.7)	0.3 (0.1 to 0.7)	0.3 (0.1 to 0.7)	0.3 (0.1 to 0.7)	0.3 (0.1 to 0.7)	0.3 (0.1 to 0.7)	0.3 (0.1 to 0.7)	0.3 (0.1 to 0.7)	0.3 (0.1 to 0.7)	0.3 (0.1 to 0.7)	6.3
Malaria	(0 to 0)	(0 to 0)	(0 to 0)	(0 to 0)	(0 to 0)	(0 to 0)	(0 to 0)	(0 to 0)	(0 to 0)	(0 to 0)	(0 to 0)	(0 to 0)	(0 to 0)	(0 to 0)	(0 to 0)	(0 to 0)	(0 to 0)	(0 to 0)	(0 to 0)	(0 to 0)	(0 to 0)	(0 to 0)	(0 to 0)	309
Chagas disease	(0 to 0)	(0 to 0)	(0 to 0)	(0 to 0)	(0 to 0)	(0 to 0)	(0 to 0)	(0 to 0)	(0 to 0)	(0 to 0)	(0 to 0)	(0 to 0)	(0 to 0)	(0 to 0)	(0 to 0)	(0 to 0)	(0 to 0)	(0 to 0)	(0 to 0)	(0 to 0)	(0 to 0)	(0 to 0)	(0 to 0)	0
Leishmaniasis	(0 to 0)	(0 to 0)	(0 to 0)	(0 to 0)	(0 to 0)	(0 to 0)	(0 to 0)	(0 to 0)	(0 to 0)	(0 to 0)	(0 to 0)	(0 to 0)	(0 to 0)	(0 to 0)	(0 to 0)	(0 to 0)	(0 to 0)	(0 to 0)	(0 to 0)	(0 to 0)	(0 to 0)	(0 to 0)	(0 to 0)	0
Visceral leishmaniasis	(0 to 0)	(0 to 0)	(0 to 0)	(0 to 0)	(0 to 0)	(0 to 0)	(0 to 0)	(0 to 0)	(0 to 0)	(0 to 0)	(0 to 0)	(0 to 0)	(0 to 0)	(0 to 0)	(0 to 0)	(0 to 0)	(0 to 0)	(0 to 0)	(0 to 0)	(0 to 0)	(0 to 0)	(0 to 0)	(0 to 0)	0
Cutaneous and mucocutaneous leishmaniasis	(0 to 0)	(0 to 0)	(0 to 0)	(0 to 0)	(0 to 0)	(0 to 0)	(0 to 0)	(0 to 0)	(0 to 0)	(0 to 0)	(0 to 0)	(0 to 0)	(0 to 0)	(0 to 0)	(0 to 0)	(0 to 0)	(0 to 0)	(0 to 0)	(0 to 0)	(0 to 0)	(0 to 0)	(0 to 0)	(0 to 0)	0
African trypanosomiasis	(0 to 0)	(0 to 0)	(0 to 0)	(0 to 0)	(0 to 0)	(0 to 0)	(0 to 0)	(0 to 0)	(0 to 0)	(0 to 0)	(0 to 0)	(0 to 0)	(0 to 0)	(0 to 0)	(0 to 0)	(0 to 0)	(0 to 0)	(0 to 0)	(0 to 0)	(0 to 0)	(0 to 0)	(0 to 0)	(0 to 0)	0
Schistosomiasis	(0 to 0)	(0 to 0)	(0 to 0)	(0 to 0)	(0 to 0)	(0 to 0)	(0 to 0)	(0 to 0)	(0 to 0)	(0 to 0)	(0 to 0)	(0 to 0)	(0 to 0)	(0 to 0)	(0 to 0)	(0 to 0)	(0 to 0)	(0 to 0)	(0 to 0)	(0 to 0)	(0 to 0)	(0 to 0)	(0 to 0)	0
Cysticercosis	(0 to 0)	(0 to 0)	(0 to 0)	(0.5 to 1.7)	(0.5 to 1.1)	(0.5 to 1.1)	1.3 (0.5 to 3.1)	2.9 (1.1 to 7.5)	3.6 (1.4 to 9.1)	3.6 (1.4 to 9.1)	3.3 (1.3 to 8.4)	2.9 (1.1 to 7.5)	2.9 (1.1 to 7.5)	2.9 (1.1 to 7.5)	2.9 (1.1 to 7.5)	2.9 (1.1 to 7.5)	2.9 (1.1 to 7.5)	2.9 (1.1 to 7.5)	2.9 (1.1 to 7.5)	2.9 (1.1 to 7.5)	2.9 (1.1 to 7.5)	2.9 (1.1 to 7.5)	76
Cystic echinococcosis	(0 to 0)	(0 to 0)	(0 to 0)	(0 to 0.4)	(0 to 0.6)	(0 to 0.6)	(0 to 0.6)	(0 to 0.6)	(0 to 0.6)	(0 to 0.6)	(0 to 0.6)	(0 to 0.6)	(0 to 0.6)	(0 to 0.6)	(0 to 0.6)	(0 to 0.6)	(0 to 0.6)	(0 to 0.6)	(0 to 0.6)	(0 to 0.6)	(0 to 0.6)	(0 to 0.6)	(0 to 0.6)	3
Lymphatic filariasis	(0 to 0)	(0 to 0)	(0 to 0)	(0 to 0)	(0 to 0)	(0 to 0)	(0 to 0)	(0 to 0)	(0 to 0)	(0 to 0)	(0 to 0)	(0 to 0)	(0 to 0)	(0 to 0)	(0 to 0)	(0 to 0)	(0 to 0)	(0 to 0)	(0 to 0)	(0 to 0)	(0 to 0)	(0 to 0)	(0 to 0)	0
Onchocerciasis	(0 to 0)	(0 to 0)	(0 to 0)	(0 to 0)	(0 to 0)	(0 to 0)	(0 to 0)	(0 to 0)	(0 to 0)	(0 to 0)	(0 to 0)	(0 to 0)	(0 to 0)	(0 to 0)	(0 to 0)	(0 to 0)	(0 to 0)	(0 to 0)	(0 to 0)	(0 to 0)	(0 to 0)	(0 to 0)	(0 to 0)	0
Trachoma	(0 to 0)	(0 to 0)	(0 to 0)	(0 to 0)	(0 to 0)	(0 to 0)	(0 to 0)	(0 to 0)	(0 to 0)	(0 to 0)	(0 to 0)	(0 to 0)	(0 to 0)	(0 to 0)	(0 to 0)	(0 to 0)	(0 to 0)	(0 to 0)	(0 to 0)	(0 to 0)	(0 to 0)	(0 to 0)	(0 to 0)	0
Dengue	(0 to 0.1)	(0 to 0.1)	(69.6 to 143)	(77.4 to 167)	(27.1 to 59.1)	(10.5 to 23.6)	(10.5 to 23.6)	(10.5 to 23.6)	(10.5 to 23.6)	(10.5 to 23.6)	(10.5 to 23.6)	(10.5 to 23.6)	(10.5 to 23.6)	(10.5 to 23.6)	(10.5 to 23.6)	(10.5 to 23.6)	(10.5 to 23.6)	(10.5 to 23.6)	(10.5 to 23.6)	(10.5 to 23.6)	(10.5 to 23.6)	(10.5 to 23.6)	2,770
Yellow fever	(0 to 0)	(0 to 0)	(0 to 0)	(0 to 0)	(0 to 0)	(0 to 0)	(0 to 0)	(0 to 0)	(0 to 0)	(0 to 0)	(0 to 0)	(0 to 0)	(0 to 0)	(0 to 0)	(0 to 0)	(0 to 0)	(0 to 0)	(0 to 0)	(0 to 0)	(0 to 0)	(0 to 0)	(0 to 0)	(0 to 0)	0
Rabies	(0 to 0)	(0 to 0)	(0 to 0)	(0 to 0.2)	(0 to 0)	(0 to 0.1)	(0 to 0.1)	(0 to 0)	(0 to 0)	(0 to 0)	(0 to 0)	(0 to 0)	(0 to 0)	(0 to 0)	(0 to 0)	(0 to 0)	(0 to 0)	(0 to 0)	(0 to 0)	(0 to 0)	(0 to 0)	(0 to 0)	(0 to 0)	0.2
Intestinal nematode infections	0 (0 to 0)	11.4 (4.6 to 24.1)	118 (59.9 to 192)	807 (560 to 1,100)	159 (93.2 to 237)	176 (104 to 263)	179 (104 to 277)	134 (77.7 to 207)	119 (69.1 to 184)	99 (57.5 to 153)	85 (49.3 to 131)	69 (39.9 to 106)	57 (33.1 to 87.5)	46.7 (27.1 to 71.8)	36.3 (21.1 to 55.8)	28.3 (16.4 to 43.5)	21.6 (12.5 to 33.2)	16.2 (9.4 to 24.9)	11.6 (6.7 to 17.8)	8.2 (4.8 to 12.6)	5.6 (3.2 to 8.6)	3.4 (1.9 to 5.2)	1,100
Ascariasis	(0 to 0)	(0 to 0)	49.4 (19.9 to 101)	49.4 (19.9 to 100)	14.4 (5.8 to 29.5)	14.4 (5.8 to 29.5)	14.4 (5.8 to 29.5)	14.4 (5.8 to 29.5)	14.4 (5.8 to 29.5)	14.4 (5.8 to 29.5)	14.4 (5.8 to 29.5)	14.4 (5.8 to 29.5)	14.4 (5.8 to 29.5)	14.4 (5.8 to 29.5)	14.4 (5.8 to 29.5)	14.4 (5.8 to 29.5)	14.4 (5.8 to 29.5)	14.4 (5.8 to 29.5)	14.4 (5.8 to 29.5)	14.4 (5.8 to 29.5)	14.4 (5.8 to 29.5)	14.4 (5.8 to 29.5)	207
Hookworm disease	(0 to 0)	(0 to 0)	69.4 (34.6 to 114)	69.4 (34.6 to 114)	69.4 (34.6 to 114





DALYs by disease and sex across both sexes with 95% uncertainty intervals, 2019

Cause	Early Neonatal	Late Neonatal	Post Neonatal	1 to 4	5 to 9	10 to 14	15 to 19	20 to 24	25 to 29	30 to 34	35 to 39	40 to 44	45 to 49	50 to 54	55 to 59	60 to 64	65 to 69	70 to 74	75 to 79	80 to 84	85 to 89	90 to 94	95 plus	Total
All causes	1,420,000 (1,220,000–1,630,000)	336,000 (287,000–390,000)	1,250,000 (1,060,000–1,470,000)	773,000 (657,000–904,000)	451,000 (384,000–527,000)	449,000 (382,000–524,000)	460,000 (392,000–537,000)	765,000 (652,000–887,000)	795,000 (677,000–926,000)	801,000 (683,000–933,000)	841,000 (717,000–979,000)	939,000 (800,000–1,090,000)	1,060,000 (904,000–1,230,000)	1,170,000 (1,000,000–1,360,000)	1,310,000 (1,120,000–1,520,000)	1,390,000 (1,190,000–1,620,000)	1,430,000 (1,220,000–1,660,000)	1,290,000 (1,100,000–1,500,000)	1,020,000 (867,000–1,190,000)	762,000 (647,000–887,000)	580,000 (491,000–675,000)	329,000 (277,000–383,000)	29,500 (24,900–34,300)	
Communicable, maternal, neonatal, and nutritional diseases	1,270,000 (1,020,000–1,770,000)	299,000 (239,000–416,000)	796,000 (631,000–1,070,000)	384,000 (304,000–515,000)	174,000 (138,000–233,000)	113,000 (89,000–151,000)	109,000 (86,000–146,000)	170,000 (134,000–228,000)	181,000 (143,000–243,000)	186,000 (147,000–250,000)	174,000 (138,000–234,000)	186,000 (147,000–250,000)	198,000 (157,000–266,000)	197,000 (156,000–265,000)	193,000 (153,000–259,000)	183,000 (145,000–246,000)	164,000 (130,000–221,000)	129,000 (102,000–173,000)	86,400 (68,500–116,000)	55,100 (43,700–74,000)	31,600 (25,000–42,500)	9,220 (7,310–12,400)	4,990,000 (4,230,000–5,930,000)
HIV/AIDS and sexually transmitted infections	2,450 (1,740–3,270)	2,170 (1,540–2,900)	14,100 (10,000–18,900)	11,700 (8,310–15,700)	3,210 (2,280–4,300)	3,210 (2,280–4,300)	6,110 (4,340–8,190)	19,600 (13,900–26,200)	27,400 (19,400–36,600)	30,600 (21,700–40,900)	30,600 (21,700–40,900)	29,400 (20,800–39,300)	27,400 (19,400–36,600)	24,500 (17,400–32,800)	20,600 (14,600–27,500)	16,800 (11,900–22,500)	13,400 (9,500–17,900)	10,200 (7,220–13,600)	7,350 (5,210–9,820)	4,900 (3,470–6,540)	2,940 (2,080–3,920)	1,470 (1,040–1,960)	329,000 (233,000–440,000)
HIV/AIDS	2,410 (1,740–3,210)	2,170 (1,540–2,900)	13,900 (9,910–18,600)	11,600 (8,240–15,500)	3,210 (2,280–4,300)	3,210 (2,280–4,300)	6,110 (4,340–8,190)	19,600 (13,900–26,200)	27,400 (19,400–36,600)	30,600 (21,700–40,900)	30,600 (21,700–40,900)	29,400 (20,800–39,300)	27,400 (19,400–36,600)	24,500 (17,400–32,800)	20,600 (14,600–27,500)	16,800 (11,900–22,500)	13,400 (9,500–17,900)	10,200 (7,220–13,600)	7,350 (5,210–9,820)	4,900 (3,470–6,540)	2,940 (2,080–3,920)	1,470 (1,040–1,960)	328,000 (233,000–439,000)
HIV/AIDS - Drug-susceptible Tuberculosis	0 (0–0)	0 (0–0)	2,750 (1,930–3,660)	940 (660–1,250)	2,120 (1,500–2,840)	2,450 (1,730–3,280)	4,090 (2,900–5,480)	4,660 (3,300–6,240)	4,660 (3,300–6,240)	4,660 (3,300–6,240)	4,660 (3,300–6,240)	4,660 (3,300–6,240)	4,660 (3,300–6,240)	4,660 (3,300–6,240)	4,660 (3,300–6,240)	4,660 (3,300–6,240)	4,660 (3,300–6,240)	4,660 (3,300–6,240)	4,660 (3,300–6,240)	4,660 (3,300–6,240)	4,660 (3,300–6,240)	2,330 (1,650–3,120)	69,900 (49,500–93,600)
HIV/AIDS - Multidrug-resistant Tuberculosis without extensive drug resistance	0 (0–0)	0 (0–0)	1,450 (1,020–1,930)	1,450 (1,020–1,930)	1,450 (1,020–1,930)	1,450 (1,020–1,930)	1,450 (1,020–1,930)	1,450 (1,020–1,930)	1,450 (1,020–1,930)	1,450 (1,020–1,930)	1,450 (1,020–1,930)	1,450 (1,020–1,930)	1,450 (1,020–1,930)	1,450 (1,020–1,930)	1,450 (1,020–1,930)	1,450 (1,020–1,930)	1,450 (1,020–1,930)	1,450 (1,020–1,930)	1,450 (1,020–1,930)	1,450 (1,020–1,930)	1,450 (1,020–1,930)	725 (510–965)	21,800 (15,300–29,000)
HIV/AIDS - Extensively drug-resistant Tuberculosis	0 (0–0)	0 (0–0)	1,450 (1,020–1,930)	1,450 (1,020–1,930)	1,450 (1,020–1,930)	1,450 (1,020–1,930)	1,450 (1,020–1,930)	1,450 (1,020–1,930)	1,450 (1,020–1,930)	1,450 (1,020–1,930)	1,450 (1,020–1,930)	1,450 (1,020–1,930)	1,450 (1,020–1,930)	1,450 (1,020–1,930)	1,450 (1,020–1,930)	1,450 (1,020–1,930)	1,450 (1,020–1,930)	1,450 (1,020–1,930)	1,450 (1,020–1,930)	1,450 (1,020–1,930)	1,450 (1,020–1,930)	725 (510–965)	21,800 (15,300–29,000)
HIV/AIDS resulting in other diseases	41 (41–41)	0 (0–0)	4,240 (3,110–5,560)	660 (480–870)	6,120 (4,490–8,030)	6,050 (4,440–7,940)	6,050 (4,440–7,940)	12,200 (8,970–16,000)	14,200 (10,400–18,700)	15,200 (11,200–20,000)	15,200 (11,200–20,000)	15,200 (11,200–20,000)	15,200 (11,200–20,000)	15,200 (11,200–20,000)	15,200 (11,200–20,000)	15,200 (11,200–20,000)	15,200 (11,200–20,000)	15,200 (11,200–20,000)	15,200 (11,200–20,000)	15,200 (11,200–20,000)	15,200 (11,200–20,000)	7,600 (5,580–10,100)	232,000 (170,000–308,000)
Sexually transmitted infections, excluding HIV	24,900 (17,900–33,000)	1,730 (1,240–2,310)	14,700 (10,600–19,600)	310 (223–414)	1.6 (1.2–2.1)	1.6 (1.2–2.1)	467 (337–623)	893 (643–1,190)	1,370 (987–1,830)	1,140 (821–1,520)	1,010 (727–1,350)	645 (464–860)	457 (329–610)	344 (248–459)	242 (174–323)	171 (123–228)	117 (84.1–156)	69.4 (49.9–92.6)	27.5 (19.8–36.7)	8.4 (6.1–11.2)	2.1 (1.5–2.8)	0.4 (0.3–0.5)	52,100 (37,500–69,500)
Syphilis	7,660 (5,500–10,200)	1,730 (1,240–2,310)	1,110 (797–1,480)	1.6 (1.2–2.1)	1.6 (1.2–2.1)	1.6 (1.2–2.1)	467 (337–623)	893 (643–1,190)	1,370 (987–1,830)	1,140 (821–1,520)	1,010 (727–1,350)	645 (464–860)	457 (329–610)	344 (248–459)	242 (174–323)	171 (123–228)	117 (84.1–156)	69.4 (49.9–92.6)	27.5 (19.8–36.7)	8.4 (6.1–11.2)	2.1 (1.5–2.8)	0.4 (0.3–0.5)	42,300 (30,400–56,400)
Chlamydial infection	0 (0–0)	0 (0–0)	0 (0–0)	0 (0–0)	0 (0–0)	0 (0–0)	0 (0–0)	0 (0–0)	0 (0–0)	0 (0–0)	0 (0–0)	0 (0–0)	0 (0–0)	0 (0–0)	0 (0–0)	0 (0–0)	0 (0–0)	0 (0–0)	0 (0–0)	0 (0–0)	0 (0–0)	0 (0–0)	0 (0–0)	0 (0–0)
Gonorrhoeae infection	0 (0–0)	0 (0–0)	0 (0–0)	0 (0–0)	0 (0–0)	0 (0–0)	0 (0–0)	0 (0–0)	0 (0–0)	0 (0–0)	0 (0–0)	0 (0–0)	0 (0–0)	0 (0–0)	0 (0–0)	0 (0–0)	0 (0–0)	0 (0–0)	0 (0–0)	0 (0–0)	0 (0–0)	0 (0–0)	0 (0–0)	0 (0–0)
Trichomoniasis	24,900 (17,900–33,000)	1,730 (1,240–2,310)	14,700 (10,600–19,600)	310 (223–414)	1.6 (1.2–2.1)	1.6 (1.2–2.1)	467 (337–623)	893 (643–1,190)	1,370 (987–1,830)	1,140 (821–1,520)	1,010 (727–1,350)	645 (464–860)	457 (329–610)	344 (248–459)	242 (174–323)	171 (123–228)	117 (84.1–156)	69.4 (49.9–92.6)	27.5 (19.8–36.7)	8.4 (6.1–11.2)	2.1 (1.5–2.8)	0.4 (0.3–0.5)	52,100 (37,500–69,500)
Other sexually transmitted infections	0 (0–0)	0 (0–0)	0 (0–0)	0 (0–0)	0 (0–0)	0 (0–0)	0 (0–0)	0 (0–0)	0 (0–0)	0 (0–0)	0 (0–0)	0 (0–0)	0 (0–0)	0 (0–0)	0 (0–0)	0 (0–0)	0 (0–0)	0 (0–0)	0 (0–0)	0 (0–0)	0 (0–0)	0 (0–0)	0 (0–0)	0 (0–0)
Respiratory infections and tuberculosis	69,400 (54,700–86,600)	16,400 (12,900–20,600)	20,400 (16,100–25,600)	9,660 (7,610–12,100)	7,090 (5,590–8,900)	11,100 (8,750–13,900)	26,200 (20,700–32,800)	54,900 (43,300–68,700)	51,900 (40,900–64,900)	47,600 (37,500–59,500)	43,600 (34,400–54,700)	44,600 (35,200–55,900)	45,000 (35,500–56,400)	43,400 (34,200–54,300)	41,400 (32,600–51,900)	39,600 (31,200–49,600)	36,700 (28,900–46,000)	32,600 (25,700–40,900)	24,600 (19,400–30,800)	16,300 (12,900–20,400)	9,410 (7,420–11,800)	2,700 (2,130–3,380)	1,010,000 (796,000–1,270,000)
Tuberculosis	0 (0–0)	0 (0–0)	14,100 (10,000–18,900)	6,060 (4,770–7,590)	3,760 (2,960–4,710)	6,770 (5,330–8,470)	16,900 (13,300–21,200)	34,900 (27,500–43,700)	32,200 (25,400–40,300)	28,200 (22,200–35,300)	24,200 (19,100–30,300)	25,000 (19,700–31,300)	25,700 (20,200–32,100)	24,500 (19,300–30,600)	23,000 (18,100–28,800)	21,600 (17,000–27,000)	19,700 (15,500–24,600)	17,400 (13,700–21,800)	13,100 (10,300–16,400)	8,660 (6,810–10,800)	4,980 (3,920–6,230)	1,430 (1,130–1,790)	536,000 (422,000–671,000)
Latent tuberculosis infection	0 (0–0)	0 (0–0)	0 (0–0)	0 (0–0)	0 (0–0)	0 (0–0)	0 (0–0)	0 (0–0)	0 (0–0)	0 (0–0)	0 (0–0)	0 (0–0)	0 (0–0)	0 (0–0)	0 (0–0)	0 (0–0)	0 (0–0)	0 (0–0)	0 (0–0)	0 (0–0)	0 (0–0)	0 (0–0)	0 (0–0)	0 (0–0)
Drug-susceptible tuberculosis	0 (0–0)	0 (0–0)	25,500 (18,600–33,500)	4,600 (3,450–6,050)	3,070 (2,300–4,060)	5,670 (4,250–7,500)	15,000 (11,200–19,800)	33,200 (24,900–43,800)	30,600 (22,900–40,400)	26,600 (19,900–35,100)	22,600 (16,900–29,800)	23,400 (17,500–30,900)	24,000 (17,900–31,700)	22,900 (17,100–30,200)	21,500 (16,000–28,400)	20,100 (15,000–26,600)	18,200 (13,600–24,100)	16,000 (11,900–21,200)	12,000 (8,940–15,900)	7,990 (5,950–10,600)	4,600 (3,420–6,080)	1,320 (982–1,750)	494,000 (367,000–653,000)
Multidrug-resistant tuberculosis without extensive drug resistance	0 (0–0)	0 (0–0)	1,450 (1,020–1,930)	1,450 (1,020–1,930)	1,450 (1,020–1,930)	1,450 (1,020–1,930)	1,450 (1,020–1,930)	1,450 (1,020–1,930)	1,450 (1,020–1,930)	1,450 (1,020–1,930)	1,450 (1,020–1,930)	1,450 (1,020–1,930)	1,450 (1,020–1,930)	1,450 (1,020–1,930)	1,450 (1,020–1,930)	1,450 (1,020–1,930)	1,450 (1,020–1,930)	1,450 (1,020–1,930)	1,450 (1,020–1,930)	1,450 (1,020–1,930)	1,450 (1,020–1,930)	725 (510–965)	21,800 (15,300–29,000)
Extensively drug-resistant tuberculosis	0 (0–0)	0 (0–0)	1,450 (1,020–1,930)	1,450 (1,020–1,930)	1,450 (1,020–1,930)	1,450 (1,020–1,930)	1,450 (1,020–1,930)	1,450 (1,020–1,930)	1,450 (1,020–1,930)	1,450 (1,020–1,930)	1,450 (1,020–1,930)	1,450 (1,020–1,930)	1,450 (1,020–1,930)	1,450 (1,020–1,930)	1,450 (1,020–1,930)	1,450 (1,020–1,930)	1,450 (1,020–1,930)	1,450 (1,020–1,930)	1,450 (1,020–1,930)	1,450 (1,020–1,930)	1,450 (1,020–1,930)	725 (510–965)	21,800 (15,300–29,000)
Latent tuberculosis infection	0 (0–0)	0 (0–0)	0 (0–0)	0 (0–0)	0 (0–0)	0 (0–0)	0 (0–0)	0 (0–0)	0 (0–0)	0 (0–0)	0 (0–0)	0 (0–0)	0 (0–0)	0 (0–0)	0 (0–0)	0 (0–0)	0 (0–0)	0 (0–0)	0 (0–0)	0 (0–0)	0 (0–0)	0 (0–0)	0 (0–0)	0 (0–0)
Drug-susceptible tuberculosis	0 (0–0)	0 (0–0)	25,500 (18,600–33,500)	4,600 (3,450–6,050)	3,070 (2,300–4,060)	5,670 (4,250–7,500)	15,000 (11,200–19,800)	33,200 (24,900–43,800)	30,600 (22,900–40,400)	26,600 (19,900–35,100)	22,600 (16,900–29,800)	23,400 (17,500–30,900)	24,000 (17,900–31,700)	22,900 (17,100–30,200)	21,500 (16,000–28,400)	20,100 (15,000–26,600)	18,200 (13,600–24,100)	16,000 (11,900–21,200)	12,000 (8,940–15,900)	7,990 (5,950–10,600)	4,600 (3,420–6,080)	1,320 (982–1,750)	494,000 (367,000–653,000)
Multidrug-resistant tuberculosis without extensive drug resistance	0 (0–0)	0 (0–0)	1,450 (1,020–1,930)	1,450 (1,020–1,930)	1,450 (1,020–1,930)	1,450 (1,020–1,930)	1,450 (1,020–1,930)	1,450 (1,020–1,930)	1,450 (1,020–1,930)	1,450 (1,020–1,930)	1,450 (1,020–1,930)	1,450 (1,020–1,930)	1,450 (1,020–1,930)	1,450 (1,020–1,930)	1,450 (1,020–1,930)	1,450 (1,020–1,930)	1,450 (1,020–1,930)	1,450 (1,020–1,930)	1,450 (1,020–1,930)	1,450 (1,020–1,930)	1,450 (1,020–1,930)	725 (510–965)	21,800 (15,300–29,000)
Extensively drug-resistant tuberculosis	0 (0–0)	0 (0–0)	1,450 (1,020–1,930)	1,450 (1,020–1,930)	1,450 (1,020–1,930)	1,450 (1,020–1,930)	1,450 (1,020–1,930)	1,450 (1,020–1,930)	1,450 (1,020–1,930)	1,450 (1,020–1,930)	1,450 (1,020–1,930)	1,450 (1,020–1,930)	1,450 (1,020–1,930)	1,450 (1,020–1,930)	1,450 (1,020–1,930)	1,450 (1,020–1,930)	1,450 (1,020–1,930)	1,450 (1,020–1,930)	1,450 (1,020–1,930)	1,450 (1,020–1,930)	1,450 (1,020–1,930)	725 (510–965)	21,800 (15,300–29,000)
Lower respiratory infections	19,100 (14,900–24,000)	15,900 (12,500–20,000)	19,300 (15,200–24,300)	8,940 (7,050–11,200)	3,330 (2,630–4,190)	4,340 (3,430–5,460)	10,900 (8,610–13,700)	20,000 (15,800–25,200)	18,300 (14,500–23,100)	16,000 (12,700–20,200)	13,900 (11,000–17,500)	13,600 (10,800–17,100)	13,400 (10,600–16,900)	12,800 (10,100–16,100)	12,000 (9,470–15,100)	11,100 (8,750–14,000)	10,000 (7,880–12,600)	8,660 (6,810–10,900)	6,660 (5,240–8,390)	4,660 (3,670–5,870)	2,800 (2,200–3,530)	1,400 (1,100–1,760)	229,000 (180,000–288,000)
Upper respiratory infections	1.9 (0.3 to 7.1)	67.1 (27.7 to 114)	1,550 (979 to 2,370)	2,240 (1,240 to 3,630)	2,140 (1,190 to 3,460)	2,220 (1,230 to 3,600)	2,220 (1,230 to 3,600)	2,220 (1,230 to 3,600)	2,220 (1,230 to 3,600)	2,220 (1,230 to 3,600)	2,220 (1,230 to 3,600)	2,220 (1,230 to 3,600)	2,220 (1,230 to 3,600)	2,220 (1,230 to 3,600)	2,220 (1,230 to 3,600)	1,520 (820 to 2,520)	1,210 (650 to 2,000)	894 (477 to 1,480)	664 (354 to 1,100)	477 (254 to 790)	317 (169 to 525)	158 (84.4 to 262)	45,300 (21.7 to 72.3)
Otitis media	0 (0–0)	0 (0–0)	1,270 (1,210–1,330)	1,270 (1,210–1,330)	1,270 (1,210–1,330)	1,270 (1,210–1,330)	1,270 (1,210–1,330)	1,270 (1,210–1,330)	1,270 (1,210–1,330)	1,270 (1,210–1,330)	1,270 (1,210–1,330)	1,270 (1,210–1,330)	1,270 (1,210–1,330)	1,270 (1,210–1,330)	1,270 (1,210–1,330)	1,270 (1,210–1,330)	1,270 (1,210–1,330)	1,270 (1,210–1,330)	1,270 (1,210–1,330)	1,270 (1,210–1,330)	1,270 (1,210–1,330)	635 (605–665)	19,100 (18,200–20,000)
Sepsis	4,150 (2,740–5,980)	11,600 (8,900–15,000)	11,100 (8,530–14,300)	5,120 (3,940–6,610)	1,910 (1,470–2,470)	2,490 (1,910–3,210)	6,240 (4,800–8,060)	11,400 (8,810–14,700)	10,500 (8,110–13,500)	9,160 (7,080–11,800)	7,960 (6,150–10,300)	7,800 (6,020–10,100)	7,670 (5,920–9,900)	7,330 (5,660–9,460)	6,870 (5,310–8,870)	6,350 (4,910–8,200)	5,730 (4,430–7,400)	4,960 (3,830–6,410)	3,810 (2,940–4,920)	2,670 (2,060–3,450)	1,600 (1,240–2,070)	801 (619–1,040)	129,000 (99,600–167,000)
Bronchitis	0 (0–0)	0 (0–0)	0 (0–0)	0 (0–0)	0 (0–0)	0 (0–0)	0 (0–0)	0 (0–0)	0 (0–0)	0 (0–0)	0 (0–0)	0 (0–0)	0 (0–0)	0 (0–0)	0 (0–0)	0 (0–0)	0 (0–0)	0 (0–0)	0 (0–0)	0 (0–0)	0 (0–0)	0 (0–0)	0 (0–0)	0 (0–0)
Pneumonia	19,100 (14,900–24,000)	15,900 (12,500–20,000)	19,300 (15,200–24,300)	8,940 (7,050–11,200)	3,330 (2,630–4,190)	4,340 (3,430–5,460)	10,900 (8,610–13,700)	20,000 (15,800–25,200)	18,300 (14,500–23,100)	16,000 (12,700–20,200)	13,900 (11,000–17,500)	13,600 (10,800–17,100)	13,400 (10,600–16,900)	12,800 (10,100–16,100)	12,000 (9,470–15,100)	11,100 (8,750–14,000)	10,000 (7,880–12,600)	8,660 (6,810–10,900)	6,660 (5,240–8,390)	4,660 (3,670–5,870)	2,800 (2,200–3,530)	1,400 (1,100–1,760)	229,000 (180,000–288,000)
Neglected tropical diseases and malaria	1,010 (1,010–1,010)	0 (0–0)	1,010 (1,010–1,010)	1,010 (1,010–1,010)	1,010 (1,010–1,010)	1,010 (1,010–1,010)	1,010 (1,010–1,010)	1,010 (1,010–1,010)	1,010 (1,010–1,010)	1,010 (1,010–1,010)	1,010 (1,010–1,010)	1,010 (1,010–1,010)	1,010 (1,010–1,010)	1,010 (1,010–1,010)	1,010 (1,010–1,010)	1,010 (1,010–1,010)	1,010 (1,010–1,010)	1,010 (1,010–1,010)	1,010 (1,010–1,010)	1,010 (1,010–1,010)	1,010 (1,010–1,010)	505 (505–505)	15,200 (15,200–15,200)
Malaria	0 (0–0)	0 (0–0)	0 (0–0)	0 (0–0)	0 (0–0)	0 (0–0)	0 (0–0)	0 (0–0)	0 (0–0)	0 (0–0)	0 (0–0)	0 (0–0)	0 (0–0)	0 (0–0)	0 (0–0)	0 (0–0)	0 (0–0)	0 (0–0)	0 (0–0)	0 (0–0)	0 (0–0)	0 (0–0)	0 (0–0)	0 (0–0)
Chagas disease	0 (0–0)	0 (0–0)	0 (0–0)	0 (0–0)	0 (0–0)	0 (0–0)	0 (0–0)	0 (0–0)	0 (0–0)	0 (0–0)	0 (0–0)	0 (0–0)	0 (0–0)	0 (0–0)	0 (0–0)	0 (0–0)	0 (0–0)	0 (0–0)	0 (0–0)	0 (0–0)	0 (0–0)	0 (0–0)	0 (0–0)	0 (0–0)
Leishmaniasis	0 (0–0)	0 (0–0)	0 (0–0)	0 (0–0)	0 (0–0)	0 (0–0)	0 (0–0)	0 (0–0)	0 (0–0)	0 (0–0)	0 (0–0)	0 (0–0)	0 (0–0)	0 (0–0)	0 (0–0)	0 (0–0)	0 (0–0)	0 (0–0)	0 (0–0)	0 (0–0)	0 (0–0)	0 (0–0)	0 (0–0)	0 (0–0)
Visceral leishmaniasis	0 (0–0)	0 (0–0)	0 (0–0)	0 (0–0)	0 (0–0)	0 (0–0)	0 (0–0)	0 (0–0)	0 (0–0)	0 (0–0)	0 (0–0)	0 (0–0)	0 (0–0)	0 (0–0)	0 (0–0)	0 (0–0)	0 (0–0)	0 (0–0)	0 (0–0)	0 (0–0)	0 (0–0)	0 (0–0)	0 (0–0)	0 (0–0)
Cutaneous and mucocutaneous leishmaniasis	0 (0–0)	0 (0–0)	0 (0–0)	0 (0–0)	0 (0–0)	0 (0–0)	0 (0–0)	0 (0–0)	0 (0–0)	0 (0–0)	0 (0–0)	0 (0–0)	0 (0–0)	0 (0–0)	0 (0–0)	0 (0–0)	0 (0–0)	0 (0–0)	0 (0–0)	0 (0–0)	0 (0–0)	0 (0–0)	0 (0–0)	0 (0–0)
African trypanosomiasis	0 (0–0)	0 (0–0)	0 (0–0)	0 (0–0)	0 (0–0)	0 (0–0)	0 (0–0)	0 (0–0)	0 (0–0)	0 (0–0)	0 (0–0)	0 (0–0)	0 (0–0)	0 (0–0)	0 (0–0)	0 (0–0)	0 (0–0)	0 (0–0)	0 (0–0)	0 (0–0)	0 (0–0)	0 (0–0)	0 (0–0)	0 (0–0)
Schistosomiasis	0 (0–0)	0 (0–0)	0 (0–0)	0 (0–0)	0 (0–0)	0 (0–0)	0 (0–0)	0 (0–0)	0 (0–0)	0 (0–0)	0 (0–0)	0 (0–0)	0 (0–0)	0 (0–0)	0 (0–0)	0 (0–0)	0 (0–0)	0 (0–0)	0 (0–0)	0 (0–0)	0 (0–0)	0 (0–0)	0 (0–0)	0 (0–0)
Cysticercosis	0 (0–0)	0 (0–0)	0 (0–0)	0 (0–0)	0 (0–0)	0 (0–0)	0 (0–0)	0 (0–0)	0 (0–0)	0 (0–0)	0 (0–0)	0 (0–0)	0 (0–0)	0 (0–0)	0 (0–0)	0 (0–0)	0 (0–0)	0 (0–0)	0 (0–0)	0 (0–0)	0 (0–0)	0 (0–0)	0 (0–0)	0 (0–0)
Cystic echinococcosis	0 (0–0)	0 (0–0)	0 (0–0)	0 (0–0)	0 (0–0)	0 (0–0)	0 (0–0)	0 (0–0)	0 (0–0)	0 (0–0)	0 (0–0)	0 (0–0)	0 (0–0)	0 (0–0)	0 (0–0)	0 (0–0)	0 (0–0)	0 (0–0)	0 (0–0)	0 (0–0)	0 (0–0)	0 (0–0)	0 (0–0)	0 (0–0)
Lymphatic filariasis	0 (0–0)	0 (0–0)	0 (0–0)	0 (0–0)	0 (0–0)	0 (0–0)	0 (0–0)	0 (0–0)	0 (0–0)	0 (0–0)	0 (0–0)	0 (0–0)	0 (0–0)	0 (0–0)	0 (0–0)	0 (0–0)	0 (0–0)	0 (0–0)	0 (0–0)	0 (0–0)	0 (0–0)	0 (0–0)	0 (0–0)	0 (0–0)
Onchocerciasis	0 (0–0)	0 (0–0)	0 (0–0)	0 (0–0)	0 (0–0)	0 (0–0)	0 (0–0)	0 (0–0)	0 (0–0)	0 (0–0)	0 (0–0)	0 (0–0)	0 (0–0)	0 (0–0)	0 (0–0)	0 (0–0)	0 (0–0)	0 (0–0)	0 (0–0)	0 (0–0)	0 (0–0)	0 (0–0)	0 (0–0)	0 (0–0)
Trachoma	0 (0–0)	0 (0–0)	0 (0–0)	0 (0–0)	0 (0–0)	0 (0–0)	0 (0–0)	0 (0–0)	0 (0–0)	0 (0–0)	0 (0–0)	0 (0–0)	0 (0–0)	0 (0–0)	0 (0–0)	0 (0–0)	0 (0–0)	0 (0–0)	0 (0–0)	0 (0–0)	0 (0–0)	0 (0–0)	0 (0–0)	0 (0–0)
Dengue	0 (0–0)	770 (1,000 to 2,010)	8,990 (1,000 to 18,900)	8,990 (2,000 to 18,900)	3,850 (1,000 to 8,090)	1,870 (1,000 to 2,870)	3,850 (1,000 to 8,090)	1,930 (1,000 to 2,870)	3,850 (1,000 to 8,090)	1,930 (1,000 to 2,870)	1,930 (1,000 to 2,870)	1,930 (1,000 to 2,870)	1,930 (1,000 to 2,870)	1,930 (1,000 to 2,870)	1,930 (1,000 to 2,870)	1,930 (1,000 to 2,870)	1,930 (1,000 to 2,870)	1,930 (1,000 to 2,870)	1,930 (1,000 to 2,870)	1,930 (1,000 to 2,870)	1,930 (1,000 to 2,870)	965 (1,000 to 1,000)	28,900 (15,000 to 58,900)
Yellow fever	0 (0–0)	0 (0–0)	0 (0–0)	0 (0–0)	0 (0–0)	0 (0–0)	0 (0–0)	0 (0–0)	0 (0–0)	0 (0–0)	0 (0–0)	0 (0–0)	0 (0–0)	0 (0–0)	0 (0–0)	0 (0–0)	0 (0–0)	0 (0–0)	0 (0–0)	0 (0–0)	0 (0–0)	0 (0–0)	0 (0–0)	0 (0–0)
Rabies	0 (0–0)	0 (0–0)	1,120 (452 to 2,040)	1,120 (452 to 2,040)	1,120 (452 to 2,040)	1,120 (452 to 2,040)	1,120 (452 to 2,040)	1,120 (452 to 2,040)	1,120 (452 to 2,040)	1,120 (452 to 2,040)	1,120 (452 to 2,040)	1,120 (452 to 2,040)	1,120 (452 to 2,040)	1,120 (452 to 2,040)	1,120 (452 to 2,040)	1,120 (452 to 2,040)	1,120 (452 to 2,040)	1,120 (452 to 2,040)	1,120 (452 to 2,040)	1,120 (452 to 2,040)	1,120 (452 to 2,040)	560 (452 to 1,000)	16,800 (6,780 to 30,600)
Intestinal nematode infections	0 (0–0)	0 (0–0)	0 (0–0)	0 (0–0)	0 (0–0)	0 (0–0)	0 (0–0)	0 (0–0)	0 (0–0)	0 (0–0)	0 (0–0)	0 (0–0)	0 (0–0)	0 (0–0)	0 (0–0)	0 (0–0)	0 (0–0)	0 (0–0)	0 (0–0)	0 (0–0)	0 (0–0)	0 (0–0)	0 (0–0)	0 (0–0)
Ascariasis	0 (0–0)	220 (0 to 1,000)	1,990 (0 to 5,000)	552 (0 to 1,000)	180 (0 to 552)	1,190 (0 to 2,000)	960 (0 to 2,000)	894 (0 to 2,000)	789 (0 to 1,000)	783 (0 to 1,000)	692 (0 to 1,000)	626 (0 to 1,000)	493 (0 to 1,000)	399 (0 to 1,000)	283 (0 to 1,000)	192 (0 to 1,000)	117 (0 to 1,000)	70.7 (0 to 1,000)	30.6 (0 to 1,000)	8.3 (0 to 1,000)	1.1 (0 to 1,000)	0.1 (0 to 1,000)	13,200 (0 to 30,000)
Trichuriasis	0 (0–0)	0 (0–0)	0 (0–0)	0 (0–0)	0 (0–0)	0 (0–0)	0 (0–0)	0 (0–0)	0 (0–0)	0 (0–0)	0 (0–0)	0 (0–0)	0 (0–0)	0 (0–0)	0 (0–0)	0 (0–0)	0 (0–0)	0 (0–0)	0 (0–0)	0 (0–0)	0 (0–0)	0 (0–0)	0 (0–0)	0 (0–0)
Hookworm disease	0 (0–0)	0 (0–0)	0 (0–0)	0 (0–0)	0 (0–0)	0 (0–0)	0 (0–0)	0 (0–0)	0 (0–0)	0 (0–0)	0 (0–0)	0 (0–0)	0 (0–0)	0 (0–0)	0 (0–0)	0 (0–0)	0 (0–0)	0 (0–0)	0 (0–0)	0 (0–0)	0 (0–0)	0 (0–0)	0 (0–0)	0 (0–0)
Food-borne trematodiases	0 (0–0)	0 (0–0)	0 (0–0)	0 (0–0)	0 (0–0)	0 (0–0)	0 (0–0)	0 (0–0)	0 (0–0)	0 (0–0)	0 (0–0)	0 (0–0)	0 (0–0)	0 (0–0)	0 (0–0)	0 (0–0)	0 (0–0)	0 (0–0)	0 (0–0)	0 (0–0)	0 (0–0)	0 (0–0)	0 (0–0)	0 (0–0)
Leprosy	0 (0–0)	0 (0–0)	0 (0–0)	0 (0–0)	0 (0–0)	0 (0–0)	0 (0–0)	0 (0–0)	0 (0–0)	0 (0–0)	0 (0–0)	0 (0–0)	0 (0–0)	0 (0–0)	0 (0–0)	0 (0–0)	0 (0–0)	0 (0–0)	0 (0–0)	0 (0–0)	0 (0–0)	0 (0–0)	0 (0–0)	0 (0–0)
Ebola	0 (0–0)	0 (0–0)	0 (0–0)	0 (0–0)	0 (0–0)	0 (0–0)	0 (0–0)	0 (0–0)	0 (0–0)	0 (0–0)	0 (0–0)	0 (0–0)	0 (0–0)	0 (0–0)	0 (0–0)	0 (0–0)	0 (0–0)	0 (0–0)	0 (0–0)	0 (0–0)	0 (0–0)	0 (0–0)	0 (0–0)	0 (0–0)
Zika virus	0 (0–0)	0 (0–0)	0 (0–0)	0 (0–0)	0 (0–0)	0 (0–0)	0 (0–0)	0 (0–0)	0 (0–0)	0 (0–0)	0 (0–0)	0 (0–0)	0 (0–0)	0 (0–0)	0 (0–0)	0 (0–0)	0 (0–0)	0 (0–0)	0 (0–0)	0 (0–0)	0 (0–0)	0 (0–0)	0 (0–0)	0



SR Table 2c: Panama DALYS by cause and sex group for both sexes with 95% uncertainty intervals, 2019

Cause	Both Neonatal	Late Neonatal	Post Neonatal	1 to 4	5 to 9	10 to 14	15 to 19	20 to 24	25 to 29	30 to 34	35 to 39	40 to 44	45 to 49	50 to 54	55 to 59	60 to 64	65 to 69	70 to 74	75 to 79	80 to 84	85 to 89	90 to 94	95 plus	Total
All causes	39,200 (37,900 to 41,000)	13,000 (9,660 to 17,400)	29,600 (23,200 to 36,600)	31,200 (25,700 to 36,900)	20,900 (17,600 to 24,300)	20,600 (20,600 to 22,400)	41,200 (33,700 to 48,900)	43,800 (41,600 to 46,100)	44,100 (41,900 to 46,100)	44,100 (41,900 to 46,300)	44,100 (42,200 to 46,100)	42,700 (40,700 to 44,700)	44,100 (41,900 to 46,500)	44,100 (41,900 to 46,500)	42,200 (39,700 to 44,800)	40,600 (37,200 to 43,900)	44,100 (40,900 to 47,200)	44,100 (40,700 to 48,000)	41,700 (37,900 to 45,600)	39,400 (35,400 to 43,600)	29,800 (27,900 to 29,900)	14,700 (12,900 to 16,700)	1,661,000 (1,599 to 1,670)
Communicable, maternal, neonatal, and nutritional diseases	23,300 (19,800 to 26,900)	8,630 (6,120 to 11,800)	17,700 (12,600 to 24,300)	19,000 (14,600 to 24,000)	9,660 (6,360 to 13,300)	4,120 (3,200 to 5,160)	5,000 (3,900 to 6,420)	6,080 (4,920 to 7,560)	7,930 (6,200 to 10,300)	10,600 (7,960 to 13,300)	8,760 (6,720 to 10,900)	7,870 (5,900 to 9,990)	6,970 (5,300 to 8,990)	6,490 (4,940 to 7,940)	5,360 (3,920 to 6,910)	4,350 (3,230 to 5,710)	3,370 (2,700 to 4,110)	2,950 (2,360 to 3,630)	2,950 (2,360 to 3,510)	2,360 (1,930 to 2,960)	1,970 (1,530 to 2,540)	1,460 (1,120 to 1,770)	498 (384 to 611)	164 (126 to 208)	193,000
HIV/AIDS and sexually transmitted infections	213 (127 to 324.2)	12.8 (8 to 20)	418 (266 to 641)	272 (229 to 327)	121 (106 to 139)	114 (99 to 131)	664 (572 to 765)	3,600 (3,120 to 4,220)	6,010 (5,170 to 6,900)	6,060 (5,600 to 6,620)	5,320 (3,220 to 7,260)	3,710 (2,700 to 5,060)	3,120 (2,460 to 3,970)	2,960 (2,360 to 3,770)	2,000 (1,740 to 2,270)	1,310 (1,050 to 1,660)	793 (600 to 1,060)	499 (367 to 667)	139 (119 to 166)	61.9 (42.9 to 83)	21.1 (14.6 to 27.1)	7.6 (5.6 to 10.4)	0.6 (0.5 to 1.3)	29,800
HIV/AIDS	0 (0 to 0)	0.1 (0 to 0.3)	407 (259 to 640)	272 (229 to 327)	121 (106 to 139)	108 (91 to 126)	664 (566 to 761)	3,530 (3,060 to 4,150)	5,900 (5,070 to 6,800)	4,270 (3,960 to 4,620)	3,590 (2,410 to 5,060)	3,220 (2,370 to 4,540)	2,970 (2,360 to 3,880)	1,940 (1,570 to 2,480)	1,170 (1,000 to 1,390)	678 (566 to 792)	339 (281 to 392)	122 (102 to 141)	41.6 (34.6 to 48)	14.2 (11.8 to 16.3)	4.1 (3.4 to 4.8)	0.6 (0.5 to 0.8)	29,000
HIV/AIDS - Drug-susceptible Tuberculosis	0 (0 to 0)	0 (0 to 0)	0.8 (0.5 to 1.2)	0.4 (0.3 to 0.5)	0.1 (0.1 to 0.2)	0.1 (0 to 0.1)	0.6 (0.5 to 0.8)	3.3 (2.8 to 4.1)	5.7 (4.9 to 6.7)	4.1 (3.8 to 4.5)	3.4 (2.3 to 4.8)	3.1 (2.3 to 4.3)	2.8 (2.2 to 3.7)	1.8 (1.5 to 2.4)	1.1 (0.9 to 1.3)	0.6 (0.5 to 0.8)	0.3 (0.2 to 0.4)	0.1 (0.1 to 0.2)	0 (0 to 0.1)	0 (0 to 0)	0 (0 to 0)	0 (0 to 0)	2,500
HIV/AIDS - Multidrug-resistant Tuberculosis without extensive	0 (0 to 0)	0 (0 to 0)	0.2 (0.2 to 0.3)	0.1 (0.1 to 0.2)	0 (0 to 0.1)	0 (0 to 0.1)	0.2 (0.2 to 0.3)	1.1 (0.9 to 1.3)	1.7 (1.5 to 2)	1.2 (1.1 to 1.4)	1 (0.7 to 1.4)	0.9 (0.7 to 1.3)	0.8 (0.6 to 1.1)	0.5 (0.4 to 0.7)	0.3 (0.3 to 0.4)	0.2 (0.2 to 0.3)	0.1 (0.1 to 0.2)	0 (0 to 0.1)	0 (0 to 0.1)	0 (0 to 0)	0 (0 to 0)	0 (0 to 0)	160
HIV/AIDS - Extensively drug-resistant Tuberculosis	0 (0 to 0)	0 (0 to 0)	0.4 (0 to 1.4)	0.2 (0 to 1)	0.1 (0 to 0.4)	0.1 (0 to 0.4)	0.4 (0 to 1.5)	2.2 (0.6 to 6.9)	3.5 (1 to 10.2)	2.5 (0.8 to 7.6)	2.1 (0.6 to 6.1)	1.9 (0.6 to 5.6)	1.7 (0.5 to 5.1)	1.1 (0.3 to 3.2)	0.7 (0.2 to 2.1)	0.4 (0.1 to 1.3)	0.2 (0 to 0.7)	0.1 (0 to 0.5)	0 (0 to 0.2)	0 (0 to 0.1)	0 (0 to 0)	0 (0 to 0)	24.3
HIV/AIDS resulting in other diseases	0 (0 to 0.1)	0.1 (0 to 0.2)	3 (2.1 to 4.5)	0.2 (0.1 to 0.3)	0.1 (0.1 to 0.2)	0.1 (0.1 to 0.2)	0.1 (0.1 to 0.2)	0.2 (0.1 to 0.3)	0.2 (0.1 to 0.3)	0.2 (0.1 to 0.3)	0.2 (0.1 to 0.3)	0.2 (0.1 to 0.3)	0.2 (0.1 to 0.3)	0.2 (0.1 to 0.3)	0.2 (0.1 to 0.3)	0.2 (0.1 to 0.3)	0.2 (0.1 to 0.3)	0.2 (0.1 to 0.3)	0.2 (0.1 to 0.3)	0.2 (0.1 to 0.3)	0.2 (0.1 to 0.3)	0.2 (0.1 to 0.3)	29,200
Sexually transmitted infections excluding HIV	213 (127 to 324.2)	12.8 (8 to 20)	10.6 (6.6 to 17.1)	0 (0 to 0)	0 (0 to 0)	2.2 (1.5 to 3.5)	63.4 (37.2 to 96.4)	70.1 (41.1 to 106)	44.1 (25.7 to 67.2)	43.9 (25.7 to 66.8)	29.6 (17.3 to 45.1)	18.6 (10.9 to 28.3)	14.9 (8.7 to 22.7)	13.5 (7.9 to 20.5)	8.1 (4.7 to 12.3)	4.7 (2.7 to 7.2)	2.6 (1.5 to 4)	1.7 (1 to 2.6)	1.2 (0.7 to 1.8)	0.6 (0.3 to 0.9)	0.2 (0.1 to 0.3)	0 (0 to 0)	367
Syphilis	213 (127 to 324.2)	12.8 (8 to 20)	9.6 (5.6 to 17.6)	0 (0 to 0)	0 (0 to 0)	2.2 (1.5 to 3.5)	3.6 (1.5 to 7.8)	2.1 (1.1 to 3.8)	1.6 (0.9 to 3.1)	1.2 (0.5 to 2.6)	0.8 (0.3 to 1.8)	0.6 (0.2 to 1.4)	0.5 (0.2 to 1.2)	0.4 (0.2 to 0.9)	0.3 (0.1 to 0.7)	0.2 (0.1 to 0.5)	0.1 (0.1 to 0.3)	0.1 (0 to 0.2)	0 (0 to 0.1)	0 (0 to 0.1)	0 (0 to 0.1)	0 (0 to 0.1)	863
Chlamydial infection	0 (0 to 0)	0 (0 to 0)	0 (0 to 0)	0 (0 to 0)	0 (0 to 0)	0.6 (0.4 to 0.8)	2.7 (1.3 to 5.1)	7.2 (3.3 to 13.9)	11.2 (5.4 to 19.5)	11.2 (5.3 to 20.5)	10.8 (5.4 to 19.5)	11.2 (5.2 to 19.2)	7.7 (3.4 to 13.3)	3.6 (1.4 to 6.9)	0.8 (0.3 to 1.5)	0.3 (0.1 to 0.6)	0.1 (0 to 0.3)	0.1 (0 to 0.2)	0.2 (0.1 to 0.3)	0.1 (0 to 0.2)	0.2 (0.1 to 0.3)	0 (0 to 0)	68
Gonococcal infection	0 (0 to 0)	0 (0 to 0)	0 (0 to 0)	0 (0 to 0)	0 (0 to 0)	1.1 (0.6 to 1.6)	4.8 (1.9 to 11)	6 (2.2 to 13)	7.2 (2.9 to 15.1)	6.9 (2.9 to 15.2)	6.6 (2.9 to 14.3)	6.6 (2.8 to 14.3)	4.4 (2.1 to 9.7)	1.4 (0.6 to 3.1)	0.4 (0.2 to 0.9)	0.2 (0.1 to 0.4)	0.1 (0 to 0.2)	0.1 (0 to 0.2)	0.1 (0 to 0.2)	0.1 (0 to 0.2)	0 (0 to 0.1)	0 (0 to 0)	39
Trichomoniasis	0 (0 to 0)	0 (0 to 0)	0 (0 to 0)	0 (0 to 0)	0 (0 to 0)	0.3 (0.1 to 0.5)	5.1 (2.4 to 9.1)	28.7 (14.6 to 49.1)	54 (28.4 to 89.1)	49.6 (26.2 to 82.2)	42 (19.5 to 74.1)	37.6 (18.2 to 67.1)	31.7 (15.1 to 57.1)	22.1 (10.2 to 41.2)	13.4 (5.8 to 27.1)	7.3 (2.9 to 15.6)	3.1 (1.2 to 6.7)	2.2 (0.9 to 4.8)	0.7 (0.3 to 1.5)	0.4 (0.2 to 0.8)	0.2 (0.1 to 0.4)	0 (0 to 0.1)	386
Genital herpes	0 (0 to 0)	0 (0 to 0)	0 (0 to 0)	0 (0 to 0)	0 (0 to 0)	0 (0 to 0.1)	0.2 (0.1 to 0.4)	1.7 (0.7 to 3.7)	3.4 (1.4 to 7.2)	3.2 (1.3 to 6.9)	2.7 (1.1 to 5.7)	2.2 (0.9 to 4.7)	1.7 (0.7 to 3.6)	1.2 (0.5 to 2.6)	0.7 (0.3 to 1.6)	0.4 (0.2 to 0.9)	0.2 (0.1 to 0.5)	0.1 (0 to 0.3)	0 (0 to 0.2)	0 (0 to 0.1)	0 (0 to 0.1)	0 (0 to 0)	232
Other sexually transmitted infections	0 (0 to 0)	0 (0 to 0)	0 (0 to 0)	0 (0 to 0)	0 (0 to 0)	0.2 (0.1 to 0.3)	1.7 (0.9 to 3.1)	5.6 (2.9 to 10)	9.2 (4.9 to 16.1)	9.2 (4.9 to 16.1)	8.7 (4.4 to 15.7)	9.2 (4.3 to 15.9)	6.4 (3.1 to 12.4)	2.9 (1.2 to 6.2)	0.7 (0.3 to 1.5)	0.3 (0.1 to 0.7)	0.1 (0 to 0.3)	0.1 (0 to 0.2)	0 (0 to 0.1)	0 (0 to 0.1)	0 (0 to 0)	0 (0 to 0)	121
Respiratory infections and tuberculosis	779 (519 to 1,120)	602 (369 to 1,220)	1,760 (1,150 to 2,740)	1,010 (540 to 2,060)	619 (3,660 to 9,990)	1,720 (1,720 to 1,720)	1,250 (821 to 1,800)	1,260 (1,020 to 1,600)	1,270 (1,020 to 1,700)	1,260 (979 to 1,700)	1,260 (973 to 1,700)	1,260 (973 to 1,700)	1,260 (977 to 1,700)	1,260 (1,060 to 1,670)	1,260 (1,070 to 2,000)	1,260 (1,020 to 1,810)	1,260 (1,070 to 1,940)	1,260 (1,060 to 1,870)	1,260 (977 to 1,880)	686 (727 to 1,240)	450 (448 to 821)	273 (275 to 561)	37,900
Tuberculosis	0 (0 to 0)	0 (0 to 0)	277 (203 to 482)	492 (339 to 873)	775 (122 to 396)	1,720 (179 to 233)	1,250 (206 to 493)	1,260 (264 to 794)	1,270 (612 to 971)	1,260 (999 to 984)	1,260 (980 to 984)	1,260 (983 to 984)	1,260 (342 to 736)	1,260 (361 to 827)	1,260 (362 to 836)	1,260 (327 to 750)	1,260 (332 to 840)	1,260 (362 to 872)	1,260 (254 to 697)	686 (186 to 334)	450 (102 to 202)	273 (69.9 to 168.8)	7,990
Latent tuberculosis infection	0 (0 to 0)	0 (0 to 0)	0 (0 to 0)	0 (0 to 0)	0 (0 to 0)	0 (0 to 0)	0 (0 to 0)	0 (0 to 0)	0 (0 to 0)	0 (0 to 0)	0 (0 to 0)	0 (0 to 0)	0 (0 to 0)	0 (0 to 0)	0 (0 to 0)	0 (0 to 0)	0 (0 to 0)	0 (0 to 0)	0 (0 to 0)	0 (0 to 0)	0 (0 to 0)	0 (0 to 0)	0 (0 to 0)	0
Drug-susceptible Tuberculosis	0 (0 to 0)	0 (0 to 0)	299 (194 to 484)	495 (310 to 842)	195 (111 to 277)	161 (101 to 230)	295 (197 to 423)	323 (211 to 459)	662 (431 to 955)	599 (389 to 864)	536 (349 to 765)	477 (310 to 686)	420 (273 to 597)	337 (219 to 474)	272 (177 to 383)	205 (133 to 287)	226 (147 to 317)	139 (90.1 to 196)	69.7 (45.1 to 97.5)	29.6 (19.1 to 41.9)	10.7 (6.9 to 15.1)	7,190
Multidrug-resistant tuberculosis without extensive drug-resistan	0 (0 to 0)	0 (0 to 0)	19.4 (11.4 to 32)	23.2 (13.4 to 38.1)	7.6 (3.6 to 27.4)	7.7 (3.6 to 28.6)	10.8 (3.6 to 28.6)	22.6 (7.2 to 59.1)	29.1 (9.2 to 77.1)	29.4 (9.3 to 78.1)	29.1 (9.2 to 77.1)	22.6 (7.2 to 59.1)	23.7 (7.5 to 62.7)	29.6 (9.4 to 78.1)	23.9 (7.6 to 63.3)	20.9 (6.6 to 55.4)	19.6 (6.2 to 51.7)	19.7 (6.3 to 52.1)	11.1 (3.5 to 29.4)	6.8 (2.1 to 18.1)	1.3 (0.3 to 3.5)	0.5 (0.1 to 1.3)	305
Extensively drug-resistant tuberculosis	0 (0 to 0)	0 (0 to 0)	2.5 (0.2 to 9.7)	0.6 (0 to 2.4)	1.2 (0.1 to 4.5)	1.2 (0.1 to 4.5)	2.4 (0.2 to 9.1)	5.5 (0.5 to 21)	8.1 (0.8 to 31)	8.2 (0.8 to 31)	8.1 (0.8 to 30.9)	6.3 (0.6 to 24.2)	6.6 (0.6 to 25.3)	8.2 (0.8 to 31.4)	6.6 (0.6 to 25.3)	5.8 (0.6 to 22.3)	5.4 (0.5 to 20.7)	5.5 (0.5 to 21.1)	3.1 (0.3 to 11.9)	1.9 (0.2 to 7.3)	0.4 (0 to 1.4)	0.1 (0 to 0.3)	59.2
Lower respiratory infections	779 (519 to 1,120)	626 (540 to 1,190)	1,500 (1,000 to 2,500)	516 (378 to 1,000)	511 (3,550 to 9,730)	566 (566 to 566)	401 (624 to 1,000)	468 (721 to 1,000)	608 (1,000 to 1,000)	653 (1,000 to 1,000)	708 (1,000 to 1,000)	781 (1,000 to 1,000)	837 (1,000 to 1,000)	1,000 (1,000 to 1,000)	1,000 (1,000 to 1,000)	1,000 (1,000 to 1,000)	1,000 (1,000 to 1,000)	1,000 (1,000 to 1,000)	1,000 (1,000 to 1,000)	1,000 (1,000 to 1,000)	1,000 (1,000 to 1,000)	1,000 (1,000 to 1,000)	1,000 (1,000 to 1,000)	29,100
Upper respiratory infections	0 (0 to 0)	0 (0 to 0)	0 (0 to 0)	0 (0 to 0)	0 (0 to 0)	0 (0 to 0)	0 (0 to 0)	0 (0 to 0)	0 (0 to 0)	0 (0 to 0)	0 (0 to 0)	0 (0 to 0)	0 (0 to 0)	0 (0 to 0)	0 (0 to 0)	0 (0 to 0)	0 (0 to 0)	0 (0 to 0)	0 (0 to 0)	0 (0 to 0)	0 (0 to 0)	0 (0 to 0)	0 (0 to 0)	0
Otitis media	0.4 (0 to 0.7)	0.4 (0.2 to 0.7)	12.2 (6.6 to 22.3)	7.2 (3.8 to 12.9)	3.7 (1.7 to 7.1)	3.2 (1.5 to 6.2)	1.7 (0.8 to 3.4)	1.6 (0.7 to 3.2)	1.6 (0.7 to 3.2)	1.6 (0.7 to 3.2)	1.6 (0.7 to 3.2)	1.6 (0.7 to 3.2)	1.6 (0.7 to 3.2)	1.6 (0.7 to 3.2)	1.6 (0.7 to 3.2)	1.6 (0.7 to 3.2)	1.6 (0.7 to 3.2)	1.6 (0.7 to 3.2)	1.6 (0.7 to 3.2)	1.6 (0.7 to 3.2)	1.6 (0.7 to 3.2)	1.6 (0.7 to 3.2)	1,090
Enteric infections	629 (37.6 to 150)	133 (64.1 to 263)	3,200 (1,960 to 5,370)	3,570 (2,620 to 5,230)	1,200 (607 to 1,770)	152 (612 to 1,360)	699 (643 to 879)	1,010 (777 to 940)	1,010 (643 to 884)	1,010 (262 to 926)	1,010 (260 to 927)	1,010 (260 to 927)	1,010 (260 to 927)	1,010 (260 to 927)	1,010 (260 to 930)	1,010 (262 to 926)	1,010 (262 to 926)	1,010 (272 to 1,490)	1,010 (276 to 1,490)	1,010 (276 to 1,490)	1,010 (276 to 1,490)	1,010 (276 to 1,490)	1,010 (276 to 1,490)	19,200
Diarrheal diseases	629 (37.6 to 150)	133 (64.1 to 263)	3,200 (1,950 to 5,300)	3,570 (2,620 to 5,230)	1,200 (603 to 1,760)	152 (609 to 1,360)	699 (643 to 879)	1,010 (777 to 939)	1,010 (261 to 884)	1,010 (261 to 926)	1,010 (260 to 927)	1,010 (260 to 927)	1,010 (260 to 927)	1,010 (260 to 927)	1,010 (260 to 930)	1,010 (262 to 926)	1,010 (262 to 926)	1,010 (272 to 1,490)	1,010 (276 to 1,490)	1,010 (276 to 1,490)	1,010 (276 to 1,490)	1,010 (276 to 1,490)	1,010 (276 to 1,490)	19,100
Typhoid and paratyphoid	0 (0 to 0)	0 (0 to 0)	0 (0 to 0)	0 (0 to 0.1)	0 (0 to 0)	0 (0 to 0)	0 (0 to 0)	0 (0 to 0)	0 (0 to 0)	0 (0 to 0)	0 (0 to 0)	0 (0 to 0)	0 (0 to 0)	0 (0 to 0)	0 (0 to 0)	0 (0 to 0)	0 (0 to 0)	0 (0 to 0)	0 (0 to 0)	0 (0 to 0)	0 (0 to 0)	0 (0 to 0)	0 (0 to 0)	0.2
Typhoid fever	0 (0 to 0)	0 (0 to 0)	0 (0 to 0)	0 (0 to 0.1)	0 (0 to 0)	0 (0 to 0)	0 (0 to 0)	0 (0 to 0)	0 (0 to 0)	0 (0 to 0)	0 (0 to 0)	0 (0 to 0)	0 (0 to 0)	0 (0 to 0)	0 (0 to 0)	0 (0 to 0)	0 (0 to 0)	0 (0 to 0)	0 (0 to 0)	0 (0 to 0)	0 (0 to 0)	0 (0 to 0)	0 (0 to 0)	0.1
Paratyphoid fever	0 (0 to 0)	0 (0 to 0)	0 (0 to 0)	0 (0 to 0.1)	0 (0 to 0)	0 (0 to 0)	0 (0 to 0)	0 (0 to 0)	0 (0 to 0)	0 (0 to 0)	0 (0 to 0)	0 (0 to 0)	0 (0 to 0)	0 (0 to 0)	0 (0 to 0)	0 (0 to 0)	0 (0 to 0)	0 (0 to 0)	0 (0 to 0)	0 (0 to 0)	0 (0 to 0)	0 (0 to 0)	0 (0 to 0)	0
Invasive Non-typhoidal Salmonella (iNTS)	0 (0 to 0)	0.1 (0 to 0.1)	1.5 (1.1 to 2.4)	1.2 (0.7 to 2.2)	1.9 (0.7 to 3.7)	2.6 (0.9 to 4.9)	1.6 (0.6 to 3.1)	1.1 (0.4 to 2.1)	0.9 (0.3 to 1.7)	0.8 (0.3 to 1.5)	0.7 (0.2 to 1.3)	0.6 (0.2 to 1.2)	0.5 (0.2 to 1)	0.4 (0.1 to 0.8)	0.3 (0.1 to 0.6)	0.2 (0.1 to 0.4)	0.2 (0.1 to 0.3)	0.1 (0 to 0.3)	0.1 (0 to 0.2)	0 (0 to 0.1)	0 (0 to 0.1)	0 (0 to 0)	9.6
Other intestinal infectious diseases	0 (0 to 0)	0 (0 to 0)	4.2 (2.9 to 6.2)	6.7 (4.3 to 10.9)	2.5 (1.7 to 3.7)	1.6 (1.1 to 2.4)	1.1 (0.8 to 1.6)	0.9 (0.6 to 1.4)	0.8 (0.5 to 1.2)	0.8 (0.5 to 1.2)	0.8 (0.5 to 1.2)	0.8 (0.5 to 1.2)	0.8 (0.5 to 1.2)	0.8 (0.5 to 1.2)	0.8 (0.5 to 1.2)	0.8 (0.5 to 1.2)	0.8 (0.5 to 1.2)	0.8 (0.5 to 1.2)	0.8 (0.5 to 1.2)	0.8 (0.5 to 1.2)	0.8 (0.5 to 1.2)	0.8 (0.5 to 1.2)	21
Neglected tropical diseases and malaria	64.6 (38.9 to 96.4)	14.6 (8.6 to 23.2)	197 (119 to 312)	164 (99.1 to 259)	141 (85.1 to 223)	249 (150 to 395)	153 (92.2 to 243)	262 (158 to 415)	263 (159 to 417)	263 (159 to 417)	263 (159 to 417)	259 (156 to 411)	227 (137 to 360)	229 (138 to 363)	188 (113 to 298)	141 (85.1 to 223)	84.1 (50.8 to 133)	48.9 (29.5 to 77.5)	23.5 (14.2 to 37.2)	8.4 (5.1 to 13.3)	4,090
Malaria	0 (0 to 0)	0 (0 to 0)	0.2 (0.1 to 1.6)	0.2 (0.1 to 1.3)	0.2 (0.1 to 1.6)	0.2 (0.1 to 1.6)	0.2 (0.1 to 1.6)	0.2 (0.1 to 1.6)	0.2 (0.1 to 1.6)	0.2 (0.1 to 1.6)	0.2 (0.1 to 1.6)	0.2 (0.1 to 1.6)	0.2 (0.1 to 1.6)	0.2 (0.1 to 1.6)	0.2 (0.1 to 1.6)	0.2 (0.1 to 1.6)	0.2 (0.1 to 1.6)	0.1 (0.1 to 1.6)	0.1 (0.1 to 1.6)	0.1 (0.1 to 1.6)	0.1 (0.1 to 1.6)	0.1 (0.1 to 1.6)	39.6
Chagas disease	0 (0 to 0)	0 (0 to 0)	0.2 (0.1 to 0.5)	0.2 (0.1 to 0.4)	0.1 (0.1 to 0.2)	0.2 (0.1 to 0.3)	0.2 (0.2 to 0.4)	0.4 (0.2 to 0.8)	0.4 (0.2 to 0.8)	0.4 (0.2 to 0.8)	0.4 (0.2 to 0.8)	0.4 (0.2 to 0.8)	0.3 (0.2 to 0.7)	0.3 (0.2 to 0.6)	0.2 (0.1 to 0.5)	0.2 (0.1 to 0.4)	0.2 (0.1 to 0.4)	0.1 (0.1 to 0.3)	0.1 (0.1 to 0.2)	0.1 (0 to 0.2)	0 (0 to 0.1)	0 (0 to 0.1)	208
Leishmaniasis	0 (0 to 0)	0 (0 to 0)	0.4 (0 to 1.6)	1.1 (0.4 to 4.2)	1.1 (0.4 to 4.3)	0.8 (0.3 to 3.3)	0.7 (0.2 to 2.6)	0.6 (0.2 to 2.4)	0.5 (0.2 to 2.1)	0.5 (0.2 to 2.1)	0.5 (0.2 to 2.1)	0.5 (0.2 to 2.1)	0.5 (0.2 to 2.1)	0.5 (0.2 to 2.1)	0.5 (0.2 to 2.1)	0.5 (0.2 to 2.1)	0.5 (0.2 to 2.1)	0.5 (0.2 to 2.1)	0.5 (0.2 to 2.1)	0.5 (0.2 to 2.1)	0.5 (0.2 to 2.1)	0.5 (0.2 to 2.1)	137
Visceral leishmaniasis	0 (0 to 0)	0 (0 to 0)	0 (0 to 0)	0 (0 to 0)	0 (0 to 0)	0 (0 to 0)	0 (0 to 0)	0 (0 to 0)	0 (0 to 0)	0 (0 to 0)	0 (0 to 0)	0 (0 to 0)	0 (0 to 0)	0 (0 to 0)	0 (0 to 0)	0 (0 to 0)	0 (0 to 0)	0 (0 to 0)	0 (0 to 0)	0 (0 to 0)	0 (0 to 0)	0 (0 to 0)	0 (0 to 0)	0
Cutaneous and mucocutaneous leishmaniasis	0 (0 to 0)	0 (0 to 0)	0.4 (0.4 to 1.6)	1.1 (0.4 to 4.2)	1.1 (0.4 to 4.3)	0.8 (0.3 to 3.3)	0.7 (0.2 to 2.6)	0.6 (0.2 to 2.4)	0.5 (0.2 to 2.1)	0.5 (0.2 to 2.1)	0.5 (0.2 to 2.1)	0.5 (0.2 to 2.1)	0.5 (0.2 to 2.1)	0.5 (0.2 to 2.1)	0.5 (0.2 to 2.1)	0.5 (0.2 to 2.1)	0.5 (0.2 to 2.1)	0.5 (0.2 to 2.1)	0.5 (0.2 to 2.1)	0.5 (0.2 to 2.1)	0.5 (0.2 to 2.1)	0.5 (0.2 to 2.1)	137
African trypanosomiasis	0 (0 to 0)	0 (0 to 0)	0 (0 to 0)	0 (0 to 0)	0 (0 to 0)	0 (0 to 0)	0 (0 to 0)	0 (0 to 0)	0 (0 to 0)	0 (0 to 0)	0 (0 to 0)	0 (0 to 0)	0 (0 to 0)	0 (0 to 0)	0 (0 to 0)	0 (0 to 0)	0 (0 to 0)	0 (0 to 0)	0 (0 to 0)	0 (0 to 0)	0 (0 to 0)	0 (0 to 0)	0 (0 to 0)	0
Schistosomiasis	0 (0 to 0)	0 (0 to 0)	0 (0 to 0)	0 (0 to 0)	0 (0 to 0)	0 (0 to 0)	0 (0 to 0)	0 (0 to 0)	0 (0 to 0)	0 (0 to 0)	0 (0 to 0)	0 (0 to 0)	0 (0 to 0)	0 (0 to 0)	0 (0 to 0)	0 (0 to 0)	0 (0 to 0)	0 (0 to 0)	0 (0 to 0)	0 (0 to 0)	0 (0 to 0)	0 (0 to 0)	0 (0 to 0)	0
Cysticercosis	0 (0 to 0)	0 (0 to 0)	0.6 (0.4 to 1.6)	2.3 (1.3 to 3.7)	7.2 (3.3 to 17.3)	23.3 (9.6 to 51.6)	67 (28.2 to 156)	108 (47.7 to 257)	127 (57.3 to 307)	129 (57.3 to 307)	131 (57.3 to 312)	130 (57.3 to 312)	123 (55.5 to 297)	160 (68.4 to 387)	179 (80.2 to 431)	199 (87.3 to 476)	180 (80.1 to 434)	193 (85.1 to 463)	132 (58.5 to 320)	65.4 (28.5 to 160)	22.3 (9.5 to 54.5)	19.1 (8.2 to 46.7)	1,500
Cystic echinococcosis	0 (0 to 0)	0 (0 to 0)	0.1 (0 to 0.4)	0.1 (0 to 0.3)	0.1 (0 to 0.4)	0.1 (0 to 0.4)	0.1 (0 to 0.4)	0.1 (0 to 0.4)	0.1 (0 to 0.4)	0.1 (0 to 0.4)	0.1 (0 to 0.4)	0.1 (0 to 0.4)	0.1 (0 to 0.4)	0.1 (0 to 0.4)	0.1 (0 to 0.4)	0.1 (0 to 0.4)	0.1 (0 to 0.4)	0.1 (0 to 0.4)	0.1 (0 to 0.4)	0.1 (0 to 0.4



8781



All Table 2c. Venezuela (Bolivarian Republic of) DALYS by cause and age group for both sexes with 95% uncertainty intervals, 2021

Cause	Early Neonatal	Late Neonatal	Post-Neonatal	1 to 4	5 to 9	10 to 14	15 to 19	20 to 24	25 to 29	30 to 34	35 to 39	40 to 44	45 to 49	50 to 54	55 to 59	60 to 64	65 to 69	70 to 74	75 to 79	80 to 84	85 to 89	90 to 94	95 plus	Total
All causes	270,000 (191,000 to 373,000)	194,000 (74,100 to 344,000)	187,000 (120,000 to 283,000)	186,000 (118,000 to 281,000)	130,000 (80,000 to 191,000)	146,000 (100,000 to 202,000)	377,000 (271,000 to 491,000)	491,000 (370,000 to 636,000)	490,000 (370,000 to 636,000)	492,000 (370,000 to 642,000)	479,000 (360,000 to 623,000)	500,000 (383,000 to 656,000)	526,000 (401,000 to 693,000)	594,000 (470,000 to 757,000)	647,000 (523,000 to 822,000)	672,000 (542,000 to 833,000)	634,000 (519,000 to 773,000)	622,000 (509,000 to 751,000)	594,000 (506,000 to 704,000)	556,000 (472,000 to 664,000)	498,000 (422,000 to 597,000)	94,200 (80,000 to 112,000)	10,900 (9,200 to 12,900)	8,330,000
Communicable, maternal, neonatal, and nutritional diseases	219,000 (153,000 to 305,000)	176,000 (66,200 to 312,000)	69,700 (42,000 to 109,000)	39,000 (24,000 to 58,000)	22,600 (13,000 to 34,000)	22,600 (13,000 to 34,000)	45,400 (27,000 to 68,000)	49,600 (30,000 to 74,000)	49,600 (30,000 to 74,000)	52,100 (32,000 to 78,000)	50,000 (31,000 to 75,000)	49,800 (31,000 to 74,000)	49,700 (31,000 to 74,000)	39,100 (25,000 to 57,000)	34,200 (22,000 to 50,000)	31,100 (20,000 to 45,000)	28,600 (19,000 to 41,000)	24,100 (16,000 to 34,000)	19,600 (13,000 to 28,000)	14,800 (10,000 to 20,000)	9,700 (7,000 to 13,000)	2,000 (1,500 to 2,600)	1,560,000
HIV/AIDS and sexually transmitted infections	(227 to 489)	(107 to 444)	(1,100 to 1,490)	4970 (4,070 to 6,070)	4991 (4,110 to 6,090)	4229 (3,520 to 5,200)	(1,620 to 2,200)	(4,740 to 6,350)	(10,600 to 13,900)	(14,600 to 19,200)	(13,900 to 18,100)	(12,600 to 16,600)	(10,100 to 13,500)	(7,090 to 10,100)	(4,600 to 6,740)	(2,600 to 3,370)	(1,950 to 2,670)	1693 (1,460 to 2,000)	(219 to 334)	697 (for 1,103	101 to 170	(16 to 39)	(1 to 25)	152,000
HIV/AIDS	(144 to 311)	(67 to 282)	(697 to 945)	3151 (2,580 to 3,850)	3163 (2,610 to 3,860)	2680 (2,230 to 3,300)	(1,030 to 1,390)	(3,000 to 4,030)	(6,720 to 8,810)	(9,250 to 12,200)	(8,810 to 11,500)	(7,990 to 10,500)	(6,400 to 8,560)	(4,490 to 6,400)	(2,910 to 4,270)	(1,650 to 2,140)	(1,230 to 1,690)	(1,070 to 1,470)	(1,240 to 1,580)	(138 to 211)	(64 to 106)	(10 to 24)	(1 to 16)	96,400
HIV/AIDS - Drug-susceptible Tuberculosis	(9 to 20)	(4 to 18)	(44 to 60)	199 (163 to 243)	200 (165 to 244)	169 (141 to 208)	(65 to 88)	(190 to 255)	(424 to 555)	(584 to 771)	(556 to 724)	(504 to 663)	(404 to 540)	(284 to 404)	(184 to 270)	(104 to 135)	(78 to 107)	(68 to 94)	(78 to 100)	(8 to 13)	(4 to 7)	(1 to 3)	(1 to 2)	(0 to 1)	6,080
HIV/AIDS - Multidrug-resistant Tuberculosis without extensive drug resistance	(0 to 0)	(0 to 0)	(0 to 0)	0 (0 to 0)	0 (0 to 0)	0 (0 to 0)	0 (0 to 0)	0 (0 to 0)	0 (0 to 0)	0 (0 to 0)	0 (0 to 0)	0 (0 to 0)	0 (0 to 0)	0 (0 to 0)	0 (0 to 0)	0 (0 to 0)	0 (0 to 0)	0 (0 to 0)	0 (0 to 0)	0 (0 to 0)	0 (0 to 0)	0 (0 to 0)	0 (0 to 0)	0 (0 to 0)	0
HIV/AIDS - Extensively drug-resistant Tuberculosis	(0 to 0)	(0 to 0)	(0 to 0)	(0 to 0)	(0 to 0)	(0 to 0)	(0 to 0)	(0 to 0)	(0 to 0)	(0 to 0)	(0 to 0)	(0 to 0)	(0 to 0)	(0 to 0)	(0 to 0)	(0 to 0)	(0 to 0)	(0 to 0)	(0 to 0)	(0 to 0)	(0 to 0)	(0 to 0)	(0 to 0)	(0 to 0)	0
HIV/AIDS resulting in other diseases	(0 to 0)	(0 to 0)	(871 to 1,210)	(976 to 997)	(597 to 777)	(597 to 777)	(1,260 to 1,790)	(3,600 to 5,010)	(8,610 to 12,180)	(12,200 to 16,900)	(11,900 to 15,600)	(10,900 to 14,700)	(8,570 to 11,700)	(6,170 to 8,860)	(3,720 to 5,310)	(1,960 to 2,800)	(1,170 to 1,680)	(913 to 1,310)	(1,120 to 1,270)	(130 to 183)	(60 to 90)	(9 to 24)	(1 to 1.24)	69,800
Sexually transmitted infections, excluding HIV	(227 to 489)	(107 to 444)	(403 to 563)	1819 (1,490 to 2,220)	1828 (1,510 to 2,230)	1549 (1,290 to 1,910)	(595 to 804)	(1,740 to 2,330)	(3,880 to 5,110)	(5,350 to 7,050)	(5,090 to 6,640)	(4,610 to 6,060)	(3,700 to 4,940)	(2,600 to 3,700)	(1,680 to 2,470)	(954 to 1,240)	(711 to 978)	(619 to 849)	(718 to 914)	(80 to 122)	(37 to 61)	(6 to 14)	(0 to 9)	55,600
Syphilis	(0 to 0)	(0 to 0)	(0 to 0)	(0 to 0)	(0 to 0)	(0 to 0)	(0 to 0)	(0 to 0)	(0 to 0)	(0 to 0)	(0 to 0)	(0 to 0)	(0 to 0)	(0 to 0)	(0 to 0)	(0 to 0)	(0 to 0)	(0 to 0)	(0 to 0)	(0 to 0)	(0 to 0)	(0 to 0)	(0 to 0)	(0 to 0)	0
Chlamydial infection	(0 to 0)	(0 to 0)	(0 to 0)	(0 to 0)	(0 to 0)	2 (1 to 3)	19 (12 to 29)	55 (29 to 92)	77 (41 to 128)	80 (43 to 132)	69 (37 to 114)	64 (34 to 106)	52 (28 to 86)	39 (21 to 64)	31 (16 to 51)	24 (12 to 39)	18 (9 to 29)	14 (7 to 22)	11 (5 to 17)	8 (3 to 12)	5 (2 to 8)	2 (0 to 3)	0 (0 to 1)	502
Gonococcal infection	(0 to 0)	(0 to 0)	(0 to 0)	(0 to 0)	(0 to 0)	(0 to 0)	(0 to 0)	(0 to 0)	(0 to 0)	(0 to 0)	(0 to 0)	(0 to 0)	(0 to 0)	(0 to 0)	(0 to 0)	(0 to 0)	(0 to 0)	(0 to 0)	(0 to 0)	(0 to 0)	(0 to 0)	(0 to 0)	(0 to 0)	(0 to 0)	0
Trichomoniasis	(0 to 0)	(0 to 0)	(0 to 0)	(0 to 0)	(0 to 0)	1 (0 to 2)	32 (20 to 47)	107 (56 to 179)	148 (79 to 246)	154 (82 to 255)	133 (71 to 220)	123 (66 to 204)	100 (54 to 166)	75 (40 to 124)	60 (32 to 98)	42 (22 to 69)	29 (15 to 48)	23 (12 to 38)	18 (9 to 30)	12 (5 to 20)	7 (3 to 12)	3 (1 to 5)	0 (0 to 1)	966
Genital herpes	(0 to 0)	(0 to 0)	(0 to 0)	(0 to 0)	(0 to 0)	(0 to 0)	(0 to 0)	(0 to 0)	(0 to 0)	(0 to 0)	(0 to 0)	(0 to 0)	(0 to 0)	(0 to 0)	(0 to 0)	(0 to 0)	(0 to 0)	(0 to 0)	(0 to 0)	(0 to 0)	(0 to 0)	(0 to 0)	(0 to 0)	(0 to 0)	0
Other sexually transmitted infections	(0 to 0)	(0 to 0)	(0 to 0)	(0 to 0)	(0 to 0)	(0 to 0)	(0 to 0)	(0 to 0)	(0 to 0)	(0 to 0)	(0 to 0)	(0 to 0)	(0 to 0)	(0 to 0)	(0 to 0)	(0 to 0)	(0 to 0)	(0 to 0)	(0 to 0)	(0 to 0)	(0 to 0)	(0 to 0)	(0 to 0)	(0 to 0)	0
Respiratory infections and tuberculosis	9,650 (6,630 to 14,000)	8,540 (5,130 to 12,900)	27,600 (17,000 to 40,000)	17,700 (10,700 to 25,500)	7,250 (4,370 to 10,600)	6,350 (3,850 to 9,280)	7,370 (4,460 to 10,600)	8,360 (5,060 to 12,000)	8,060 (4,870 to 11,700)	10,000 (6,050 to 14,500)	9,970 (6,030 to 14,600)	11,900 (7,190 to 17,200)	11,900 (7,190 to 17,200)	11,900 (7,190 to 17,200)	11,900 (7,190 to 17,200)	11,100 (6,690 to 16,000)	10,200 (6,230 to 14,700)	9,690 (5,940 to 13,900)	8,510 (5,220 to 12,200)	6,420 (3,940 to 9,190)	3,720 (2,280 to 5,330)	2,330 (1,430 to 3,340)	222,000
Tuberculosis	(0 to 0)	(0 to 0)	4,020 (2,480 to 5,780)	2,580 (1,560 to 3,680)	1,060 (640 to 1,520)	927 (560 to 1,330)	1,080 (650 to 1,550)	1,220 (740 to 1,750)	1,180 (710 to 1,700)	1,460 (880 to 2,100)	1,460 (880 to 2,100)	1,740 (1,050 to 2,500)	1,740 (1,050 to 2,500)	1,740 (1,050 to 2,500)	1,740 (1,050 to 2,500)	1,620 (980 to 2,340)	1,490 (900 to 2,140)	1,420 (860 to 2,040)	1,240 (760 to 1,780)	939 (570 to 1,350)	544 (330 to 780)	341 (207 to 490)	32,500
Latent tuberculosis infection	(0 to 0)	(0 to 0)	(0 to 0)	(0 to 0)	(0 to 0)	(0 to 0)	(0 to 0)	(0 to 0)	(0 to 0)	(0 to 0)	(0 to 0)	(0 to 0)	(0 to 0)	(0 to 0)	(0 to 0)	(0 to 0)	(0 to 0)	(0 to 0)	(0 to 0)	(0 to 0)	(0 to 0)	(0 to 0)	(0 to 0)	(0 to 0)	0
Drug-susceptible tuberculosis	(0 to 0)	(0 to 0)	3,870 (2,390 to 5,560)	2,480 (1,500 to 3,540)	1,020 (616 to 1,460)	892 (539 to 1,280)	1,040 (625 to 1,490)	1,170 (711 to 1,680)	1,130 (683 to 1,630)	1,400 (846 to 2,020)	1,400 (846 to 2,020)	1,670 (1,010 to 2,400)	1,670 (1,010 to 2,400)	1,670 (1,010 to 2,400)	1,670 (1,010 to 2,400)	1,560 (943 to 2,250)	1,430 (864 to 2,060)	1,370 (827 to 1,970)	1,190 (720 to 1,710)	903 (545 to 1,300)	523 (316 to 752)	328 (198 to 472)	31,200
Multidrug-resistant tuberculosis without extensive drug resistance	(0 to 0)	(0 to 0)	(1 to 2)	(1 to 2)	(0 to 0)	(0 to 0)	(0 to 0)	(0 to 0)	(0 to 0)	(0 to 0)	(0 to 0)	(0 to 0)	(0 to 0)	(0 to 0)	(0 to 0)	(0 to 0)	(0 to 0)	(0 to 0)	(0 to 0)	(0 to 0)	(0 to 0)	(0 to 0)	(0 to 0)	(0 to 0)	3
Extensively drug-resistant tuberculosis	(0 to 0)	(0 to 0)	(0 to 0)	(0 to 0)	(0 to 0)	(0 to 0)	(0 to 0)	(0 to 0)	(0 to 0)	(0 to 0)	(0 to 0)	(0 to 0)	(0 to 0)	(0 to 0)	(0 to 0)	(0 to 0)	(0 to 0)	(0 to 0)	(0 to 0)	(0 to 0)	(0 to 0)	(0 to 0)	(0 to 0)	(0 to 0)	0
Chronic respiratory diseases	1,180 (1,000 to 1,400)	1,180 (1,000 to 1,400)	1,180 (1,000 to 1,400)



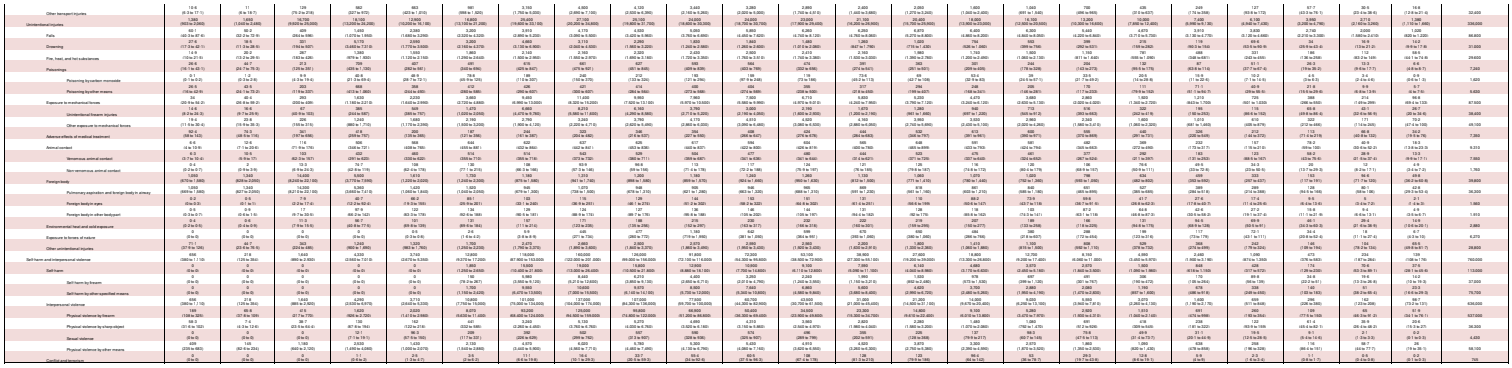

Table 2c. Tropical Latin America DALYS by cause and sex share for both sexes with 95% uncertainty intervals, 2019

Cause	Early Neonatal	Late Neonatal	Post Neonatal	1 to 4	5 to 9	10 to 14	15 to 19	20 to 24	25 to 29	30 to 34	35 to 39	40 to 44	45 to 49	50 to 54	55 to 59	60 to 64	65 to 69	70 to 74	75 to 79	80 to 84	85 to 89	90 to 94	95 plus	Total
All causes	2,399,000 to 2,924,000	429,000 to 574,000	1,944,000 to 2,824,000	989,000 to 1,313,000	851,000 to 1,013,000	1,180,000 to 1,564,000	2,299,000 to 3,116,000	2,990,000 to 3,940,000	3,590,000 to 4,648,000	3,993,000 to 5,148,000	4,263,000 to 5,448,000	4,276,000 to 5,413,000	4,048,000 to 5,083,000	4,276,000 to 5,413,000	4,166,000 to 5,720,000	4,166,000 to 5,720,000	4,256,000 to 5,743,000	4,744,000 to 6,429,000	4,936,000 to 6,729,000	4,232,000 to 5,679,000	1,456,000 to 1,950,000	750,000 to 757,000	297,000 to 321,000	61,100,000
Communicable, maternal, neonatal, and nutritional diseases	2,399,000 to 2,924,000	429,000 to 574,000	1,944,000 to 2,824,000	989,000 to 1,313,000	851,000 to 1,013,000	1,180,000 to 1,564,000	2,299,000 to 3,116,000	2,990,000 to 3,940,000	3,590,000 to 4,648,000	3,993,000 to 5,148,000	4,263,000 to 5,448,000	4,276,000 to 5,413,000	4,048,000 to 5,083,000	4,276,000 to 5,413,000	4,166,000 to 5,720,000	4,166,000 to 5,720,000	4,256,000 to 5,743,000	4,744,000 to 6,429,000	4,936,000 to 6,729,000	4,232,000 to 5,679,000	1,456,000 to 1,950,000	750,000 to 757,000	297,000 to 321,000	61,100,000
HIV/AIDS and sexually transmitted infections	6,458	1,464	27,450	6,369	2,450	7,660	19,540	43,550	69,560	108,000	167,000	231,000	288,000	351,000	414,000	464,000	503,000	527,000	537,000	527,000	502,000	459,000	398,000	9,115,000
HIV/AIDS	6,214	1,407	26,400	6,123	2,356	7,366	18,790	41,880	66,920	103,900	161,000	222,000	277,000	338,000	398,000	446,000	484,000	507,000	516,000	507,000	483,000	441,000	383,000	8,765,000
HIV/AIDS - Drug-susceptible Tuberculosis	40 to 44	9 to 10	170 to 190	39 to 44	15 to 17	47 to 53	120 to 140	270 to 310	430 to 490	670 to 760	1,040 to 1,180	1,430 to 1,630	1,790 to 2,040	2,180 to 2,480	2,570 to 2,930	2,880 to 3,280	3,120 to 3,560	3,270 to 3,730	3,330 to 3,800	3,270 to 3,730	3,230 to 3,690	2,840 to 3,240	2,470 to 2,810	56,500
HIV/AIDS - Multidrug-resistant Tuberculosis without extensive drug resistance	0	0	0	0	0	0	0	0	0	0	0	0	0	0	0	0	0	0	0	0	0	0	0	0
HIV/AIDS - Multidrug-resistant Tuberculosis with extensive drug resistance	0	0	0	0	0	0	0	0	0	0	0	0	0	0	0	0	0	0	0	0	0	0	0	0
HIV/AIDS resistance	0 to 0	0 to 0	0 to 0	0 to 0	0 to 0	0 to 0	0 to 0	0 to 0	0 to 0	0 to 0	0 to 0	0 to 0	0 to 0	0 to 0	0 to 0	0 to 0	0 to 0	0 to 0	0 to 0	0 to 0	0 to 0	0 to 0	0 to 0	0 to 0	0
HIV/AIDS resolving syndrome	0 to 0	0 to 0	0 to 0	0 to 0	0 to 0	0 to 0	0 to 0	0 to 0	0 to 0	0 to 0	0 to 0	0 to 0	0 to 0	0 to 0	0 to 0	0 to 0	0 to 0	0 to 0	0 to 0	0 to 0	0 to 0	0 to 0	0 to 0	0 to 0	0
HIV/AIDS resulting in other diseases	0 to 0	0 to 0	0 to 0	0 to 0	0 to 0	0 to 0	0 to 0	0 to 0	0 to 0	0 to 0	0 to 0	0 to 0	0 to 0	0 to 0	0 to 0	0 to 0	0 to 0	0 to 0	0 to 0	0 to 0	0 to 0	0 to 0	0 to 0	0 to 0	0
Sexually transmitted infections excluding HIV	21,000	5,400	91,000	246	45	294	750	1,670	2,640	4,100	6,340	8,770	10,900	13,300	15,700	17,600	19,100	20,000	20,400	20,000	19,100	17,400	15,100	346,000
Syphilis	13,500 to 17,700	3,470 to 4,480	58,600 to 73,600	148 to 186	28 to 35	177 to 222	452 to 567	1,010 to 1,270	1,590 to 2,000	2,470 to 3,100	3,820 to 4,800	5,280 to 6,630	6,560 to 8,240	8,010 to 10,100	9,460 to 11,900	10,600 to 13,300	11,500 to 14,500	12,100 to 15,200	12,300 to 15,400	12,100 to 15,200	11,500 to 14,500	10,500 to 13,200	9,090 to 11,400	209,000
Chlamydial infection	0 to 0	0 to 0	0 to 0	0 to 0	0 to 0	0 to 0	0 to 0	0 to 0	0 to 0	0 to 0	0 to 0	0 to 0	0 to 0	0 to 0	0 to 0	0 to 0	0 to 0	0 to 0	0 to 0	0 to 0	0 to 0	0 to 0	0 to 0	0 to 0	0
Gonococcal infection	0 to 0	0 to 0	0 to 0	0 to 0	0 to 0	0 to 0	0 to 0	0 to 0	0 to 0	0 to 0	0 to 0	0 to 0	0 to 0	0 to 0	0 to 0	0 to 0	0 to 0	0 to 0	0 to 0	0 to 0	0 to 0	0 to 0	0 to 0	0 to 0	0
Trichomoniasis	0 to 0	0 to 0	0 to 0	0 to 0	0 to 0	0 to 0	0 to 0	0 to 0	0 to 0	0 to 0	0 to 0	0 to 0	0 to 0	0 to 0	0 to 0	0 to 0	0 to 0	0 to 0	0 to 0	0 to 0	0 to 0	0 to 0	0 to 0	0 to 0	0
Genital herpes	0 to 0	0 to 0	0 to 0	0 to 0	0 to 0	0 to 0	0 to 0	0 to 0	0 to 0	0 to 0	0 to 0	0 to 0	0 to 0	0 to 0	0 to 0	0 to 0	0 to 0	0 to 0	0 to 0	0 to 0	0 to 0	0 to 0	0 to 0	0 to 0	0
Other sexually transmitted infections	0 to 0	0 to 0	0 to 0	0 to 0	0 to 0	0 to 0	0 to 0	0 to 0	0 to 0	0 to 0	0 to 0	0 to 0	0 to 0	0 to 0	0 to 0	0 to 0	0 to 0	0 to 0	0 to 0	0 to 0	0 to 0	0 to 0	0 to 0	0 to 0	0
Respiratory infections and tuberculosis	171,000 to 199,000	23,000 to 31,000	252,000 to 410,000	291,000 to 348,000	46,000 to 54,000	27,000 to 36,000	29,000 to 40,000	33,000 to 46,000	41,000 to 57,000	49,000 to 68,000	59,000 to 82,000	70,000 to 97,000	82,000 to 113,000	97,000 to 134,000	114,000 to 157,000	134,000 to 184,000	154,000 to 211,000	174,000 to 239,000	191,000 to 263,000	205,000 to 282,000	214,000 to 294,000	217,000 to 298,000	214,000 to 294,000	3,259,000
Tuberculosis	40 to 44	9 to 10	3,500 to 7,310	2,480 to 3,190	1,210 to 1,570	1,210 to 1,570	1,210 to 1,570	1,210 to 1,570	1,210 to 1,570	1,210 to 1,570	1,210 to 1,570	1,210 to 1,570	1,210 to 1,570	1,210 to 1,570	1,210 to 1,570	1,210 to 1,570	1,210 to 1,570	1,210 to 1,570	1,210 to 1,570	1,210 to 1,570	1,210 to 1,570	1,210 to 1,570	1,210 to 1,570	49,000
Latent tuberculosis infection	0	5,960	2,490	1,600	4,270	7,020	10,600	13,500	17,100	20,900	24,500	27,700	30,600	33,200	35,500	37,500	39,200	40,600	41,700	42,500	43,000	43,200	43,200	0
Drug-susceptible tuberculosis	0 to 0.2	14,000 to 1,800	6,200 to 9,730	1,080 to 2,470	2,020 to 3,230	3,550 to 5,060	5,540 to 7,530	7,900 to 10,500	11,100 to 14,600	14,500 to 18,700	18,300 to 23,600	22,400 to 28,600	26,000 to 33,000	29,500 to 37,300	32,700 to 41,200	35,400 to 44,500	37,600 to 47,200	39,200 to 49,100	40,200 to 50,300	40,800 to 51,000	41,000 to 51,200	40,900 to 51,000	40,800 to 50,900	1,000,000
Multidrug-resistant tuberculosis without extensive drug resistance	0 to 0	0 to 0	0 to 0	0 to 0	0 to 0	0 to 0	0 to 0	0 to 0	0 to 0	0 to 0	0 to 0	0 to 0	0 to 0	0 to 0	0 to 0	0 to 0	0 to 0	0 to 0	0 to 0	0 to 0	0 to 0	0 to 0	0 to 0	0 to 0	0
Extensively drug-resistant tuberculosis	0	0	0	0	0	0	0	0	0	0	0	0	0	0	0	0	0	0	0	0	0	0	0	0
Lower respiratory infections	169,000 to 197,000	23,000 to 31,000	249,000 to 398,000	289,000 to 345,000	45,000 to 53,000	25,000 to 33,000	27,000 to 37,000	31,000 to 43,000	38,000 to 53,000	46,000 to 64,000	56,000 to 78,000	66,000 to 92,000	77,000 to 107,000	91,000 to 127,000	107,000 to 149,000	126,000 to 174,000	145,000 to 200,000	164,000 to 226,000	180,000 to 249,000	193,000 to 267,000	202,000 to 278,000	205,000 to 282,000	202,000 to 278,000	3,080,000
Upper respiratory infections	264 to 140	27 to 621	1,500 to 1,500	1,500 to 1,500	1,500 to 1,500	1,500 to 1,500	1,500 to 1,500	1,500 to 1,500	1,500 to 1,500	1,500 to 1,500	1,500 to 1,500	1,500 to 1,500	1,500 to 1,500	1,500 to 1,500	1,500 to 1,500	1,500 to 1,500	1,500 to 1,500	1,500 to 1,500	1,500 to 1,500	1,500 to 1,500	1,500 to 1,500	1,500 to 1,500	1,500 to 1,500	49,000
Otitis media	17.1	84.2	1,500	7,060	9,110	8,000	5,910	4,650	3,670	2,930	2,620	2,480	2,460	2,500	2,560	2,600	2,620	2,620	2,600	2,550	2,450	2,270	2,060	91,000
Sepsis and other infectious diseases	1,180 to 1,450	1,180 to 1,450	1,180 to 1,450	1,180 to 1,450	1,180 to 1,450	1,180 to 1,450	1,180 to 1,450	1,180 to 1,450	1,180 to 1,450	1,180 to 1,450	1,180 to 1,450	1,180 to 1,450	1,180 to 1,450	1,180 to 1,450	1,180 to 1,450	1,180 to 1,450	1,180 to 1,450	1,180 to 1,450	1,180 to 1,450	1,180 to 1,450	1,180 to 1,450	1,180 to 1,450	1,180 to 1,450	51,000
Enteric infections	882 to 1,400	2,490 to 4,500	11,000 to 18,000	44,000 to 78,000	23,000 to 33,000	17,000 to 25,000	13,000 to 20,000	11,000 to 17,000	11,000 to 17,000	11,000 to 17,000	11,000 to 17,000	11,000 to 17,000	11,000 to 17,000	11,000 to 17,000	11,000 to 17,000	11,000 to 17,000	11,000 to 17,000	11,000 to 17,000	11,000 to 17,000	11,000 to 17,000	11,000 to 17,000	11,000 to 17,000	11,000 to 17,000	1,000,000
Diarrheal diseases	882 to 1,400	2,490 to 4,500	11,000 to 18,000	44,000 to 78,000	23,000 to 33,000	17,000 to 25,000	13,000 to 20,000	11,000 to 17,000	11,000 to 17,000	11,000 to 17,000	11,000 to 17,000	11,000 to 17,000	11,000 to 17,000	11,000 to 17,000	11,000 to 17,000	11,000 to 17,000	11,000 to 17,000	11,000 to 17,000	11,000 to 17,000	11,000 to 17,000	11,000 to 17,000	11,000 to 17,000	11,000 to 17,000	1,000,000
Typhoid and paratyphoid	0 to 0	0 to 0	0 to 0	0 to 0	0 to 0	0 to 0	0 to 0	0 to 0	0 to 0	0 to 0	0 to 0	0 to 0	0 to 0	0 to 0	0 to 0	0 to 0	0 to 0	0 to 0	0 to 0	0 to 0	0 to 0	0 to 0	0 to 0	0 to 0	0
Typhoid fever	0 to 0	0 to 0	0 to 0	0 to 0	0 to 0	0 to 0	0 to 0	0 to 0	0 to 0	0 to 0	0 to 0	0 to 0	0 to 0	0 to 0	0 to 0	0 to 0	0 to 0	0 to 0	0 to 0	0 to 0	0 to 0	0 to 0	0 to 0	0 to 0	0
Paratyphoid fever	0 to 0	0 to 0	0 to 0	0 to 0	0 to 0	0 to 0	0 to 0	0 to 0	0 to 0	0 to 0	0 to 0	0 to 0	0 to 0	0 to 0	0 to 0	0 to 0	0 to 0	0 to 0	0 to 0	0 to 0	0 to 0	0 to 0	0 to 0	0 to 0	0
Invasive Non-typhoidal Salmonella (iNTS)	0 to 0	0 to 0	0 to 0	0 to 0	0 to 0	0 to 0	0 to 0	0 to 0	0 to 0	0 to 0	0 to 0	0 to 0	0 to 0	0 to 0	0 to 0	0 to 0	0 to 0	0 to 0	0 to 0	0 to 0	0 to 0	0 to 0	0 to 0	0 to 0	0
Other intestinal infectious diseases	0 to 0	0 to 0	0 to 0	0 to 0	0 to 0	0 to 0	0 to 0	0 to 0	0 to 0	0 to 0	0 to 0	0 to 0	0 to 0	0 to 0	0 to 0	0 to 0	0 to 0	0 to 0	0 to 0	0 to 0	0 to 0	0 to 0	0 to 0	0 to 0	0
Neglected tropical diseases and malaria	1,000 to 2,880	1,000 to 1,000	1,000 to 1,000	1,000 to 1,000	1,000 to 1,000	1,000 to 1,000	1,000 to 1,000	1,000 to 1,000	1,000 to 1,000	1,000 to 1,000	1,000 to 1,000	1,000 to 1,000	1,000 to 1,000	1,000 to 1,000	1,000 to 1,000	1,000 to 1,000	1,000 to 1,000	1,000 to 1,000	1,000 to 1,000	1,000 to 1,000	1,000 to 1,000	1,000 to 1,000	1,000 to 1,000	49,000
Malaria	0 to 0	0 to 0	0 to 0	0 to 0	0 to 0	0 to 0	0 to 0	0 to 0	0 to 0	0 to 0	0 to 0	0 to 0	0 to 0	0 to 0	0 to 0	0 to 0	0 to 0	0 to 0	0 to 0	0 to 0	0 to 0	0 to 0	0 to 0	0 to 0	0
Chagas disease	0 to 0	0 to 0	0 to 0	0 to 0	0 to 0	0 to 0	0 to 0	0 to 0	0 to 0	0 to 0	0 to 0	0 to 0	0 to 0	0 to 0	0 to 0	0 to 0	0 to 0	0 to 0	0 to 0	0 to 0	0 to 0	0 to 0	0 to 0	0 to 0	0
Leishmaniasis	40 to 141	9 to 35	39 to 98	1,500 to 1,500	1,500 to 1,500	1,500 to 1,500	1,500 to 1,500	1,500 to 1,500	1,500 to 1,500	1,500 to 1,500	1,500 to 1,500	1,500 to 1,500	1,500 to 1,500	1,500 to 1,500	1,500 to 1,500	1,500 to 1,500	1,500 to 1,500	1,500 to 1,500	1,500 to 1,500	1,500 to 1,500	1,500 to 1,500	1,500 to 1,500	1,500 to 1,500	1,500 to 1,500	49,000
Visceral leishmaniasis	0 to 0	0 to 0	0 to 0	0 to 0	0 to 0	0 to 0	0 to 0	0 to 0	0 to 0	0 to 0	0 to 0	0 to 0	0 to 0	0 to 0	0 to 0	0 to 0	0 to 0	0 to 0	0 to 0	0 to 0	0 to 0	0 to 0	0 to 0	0 to 0	0
Cutaneous and mucocutaneous leishmaniasis	0 to 0	0 to 0	0 to 0	0 to 0	0 to 0	0 to 0	0 to 0	0 to 0	0 to 0	0 to 0	0 to 0	0 to 0	0 to 0	0 to 0	0 to 0	0 to 0	0 to 0	0 to 0	0 to 0	0 to 0	0 to 0	0 to 0	0 to 0	0 to 0	0
African trypanosomiasis	0 to 0	0 to 0	0 to 0	0 to 0	0 to 0	0 to 0	0 to 0	0 to 0	0 to 0	0 to 0	0 to 0	0 to 0	0 to 0	0 to 0	0 to 0	0 to 0	0 to 0	0 to 0	0 to 0	0 to 0	0 to 0	0 to 0	0 to 0	0 to 0	0
Schistosomiasis	0 to 0	0 to 0	0 to 0	0 to 0	0 to 0	0 to 0	0 to 0	0 to 0	0 to 0	0 to 0	0 to 0	0 to 0	0 to 0	0 to 0	0 to 0	0 to 0	0 to 0	0 to 0	0 to 0	0 to 0	0 to 0	0 to 0	0 to 0	0 to 0	0
Cysticercosis	0 to 0	0 to 0	0 to 0	0 to 0	0 to 0	0 to 0	0 to 0	0 to 0	0 to 0	0 to 0	0 to 0	0 to 0	0 to 0	0 to 0	0 to 0	0 to 0	0 to 0	0 to 0	0 to 0	0 to 0	0 to 0	0 to 0	0 to 0	0 to 0	0
Cystic echinococcosis	0 to 0	0 to 0	0 to 0	0 to 0	0 to 0	0 to 0	0 to 0	0 to 0	0 to 0	0 to 0	0 to 0	0 to 0	0 to 0	0 to 0	0 to 0	0 to 0	0 to 0	0 to 0	0 to 0	0 to 0	0 to 0	0 to 0	0 to 0	0 to 0	0
Lymphatic filariasis	0 to 0	0 to 0	0 to 0	0 to 0	0 to 0	0 to 0	0 to 0	0 to 0	0 to 0	0 to 0	0 to 0	0 to 0	0 to 0	0 to 0	0 to 0	0 to 0	0 to 0	0 to 0	0 to 0	0 to 0	0 to 0	0 to 0	0 to 0	0 to 0	0
Onchocerciasis	0 to 0	0 to 0	0 to 0	0 to 0	0 to 0	0 to 0	0 to 0	0 to 0	0 to 0	0 to 0	0 to 0	0 to 0	0 to 0	0 to 0	0 to 0	0 to 0	0 to 0	0 to 0	0 to 0	0 to 0	0 to 0	0 to 0	0 to 0	0 to 0	0
Trachoma	0 to 0	0 to 0	0 to 0	0 to 0	0 to 0	0 to 0	0 to 0	0 to 0	0 to 0	0 to 0	0 to 0	0 to 0	0 to 0	0 to 0	0 to 0	0 to 0	0 to 0	0 to 0	0 to 0	0 to 0	0 to 0	0 to 0	0 to 0	0 to 0	0
Dengue	40 to 44	9 to 10	1,500 to 1,500	1,500 to 1,500	1,500 to 1,500	1,500 to 1,500	1,500 to 1,500	1,500 to 1,500	1,500 to 1,500	1,500 to 1,500	1,500 to 1,500	1,500 to 1,500	1,500 to 1,500	1,500 to 1,500	1,500 to 1,500	1,500 to 1,500	1,500 to 1,500	1,500 to 1,500	1,500 to 1,500	1,500 to 1,500	1,500 to 1,500	1,500 to 1,500	1,500 to 1,500	1,500 to 1,500	49,000
Yellow fever	0 to 0	0 to 0	0 to 0	0 to 0	0 to 0	0 to 0	0 to 0	0 to 0	0 to 0	0 to 0	0 to 0	0 to 0	0 to 0	0 to 0	0 to 0	0 to 0	0 to 0	0 to 0	0 to 0	0 to 0	0 to 0	0 to 0	0 to 0	0 to 0	0
Rabies	0 to 0	0 to 0	0 to 0	0 to 0	0 to 0	0 to 0	0 to 0	0 to 0	0 to 0	0 to 0	0 to 0	0 to 0	0 to 0	0 to 0	0 to 0	0 to 0	0 to 0	0 to 0	0 to 0	0 to 0	0 to 0	0 to 0	0 to 0	0 to 0	0
Intestinal nematode infections	0 to 0	0 to 0	0 to 0	0 to 0	0 to 0	0 to 0	0 to 0	0 to 0	0 to 0	0 to 0	0 to 0	0 to 0	0 to 0	0 to 0	0 to 0	0 to 0	0 to 0	0 to 0	0 to 0	0 to 0	0 to 0	0 to 0	0 to 0	0 to 0	0
Ascariasis	0 to 0	0 to 0	0 to 0	0 to 0	0 to 0	0 to 0	0 to 0	0 to 0	0 to 0	0 to 0	0 to 0	0 to 0	0 to 0	0 to 0	0 to 0	0 to 0	0 to 0	0 to 0	0 to 0	0 to 0	0 to 0	0 to 0	0 to 0	0 to 0	0
Trichuriasis	0 to 0	0 to 0	0 to 0	0 to 0	0 to 0	0 to 0	0 to 0	0 to 0	0 to 0	0 to 0	0 to 0	0 to 0	0 to 0	0 to 0	0 to 0	0 to 0	0 to 0	0 to 0	0 to 0	0 to 0	0 to 0	0 to 0	0 to 0	0 to 0	0
Hookworm disease	0 to 0	0 to 0	0 to 0	0 to 0	0 to 0	0 to 0	0 to 0	0 to 0	0 to 0	0 to 0	0 to 0	0 to 0	0 to 0	0 to 0	0 to 0	0 to 0	0 to 0	0 to 0	0 to 0	0 to 0	0 to 0	0 to 0	0 to 0	0 to 0	0
Food-borne trematodiases	0 to 0	0 to 0	0 to 0	0 to 0	0 to 0	0 to 0	0 to 0	0 to 0	0 to 0	0 to 0	0 to 0	0 to 0	0 to 0	0 to 0	0 to 0	0 to 0	0 to 0	0 to 0	0 to 0	0 to 0	0 to 0	0 to 0	0 to 0	0 to 0	0
Leprosy	0 to 0	0 to 0	0 to 0	0 to 0	0 to 0	0 to 0	0 to 0	0 to 0	0 to 0	0 to 0	0 to 0	0 to 0	0 to 0	0 to 0	0 to 0	0 to 0	0 to 0	0 to 0	0 to 0	0 to 0	0 to 0	0 to 0	0 to 0	0 to 0	0
Ebola	0 to 0	0 to 0	0 to 0	0 to 0	0 to 0	0 to 0	0 to 0	0 to 0	0 to 0	0 to 0	0 to 0	0 to 0	0 to 0	0 to 0	0 to 0	0 to 0	0 to 0	0 to 0	0 to 0	0 to 0	0 to 0	0 to 0	0 to 0	0 to 0	0
Zika virus	0 to 0	0 to 0	0 to 0	0 to 0	0 to 0	0 to 0	0 to 0	0 to 0	0 to 0	0 to 0	0 to 0	0 to 0	0 to 0	0 to 0	0 to 0	0 to 0	0 to 0	0 to 0	0 to 0	0 to 0	0 to 0	0 to 0	0 to 0	0 to 0	0
Guinea worm disease	0 to 0	0 to 0	0 to 0	0 to 0	0 to 0	0 to 0	0 to 0	0 to 0	0 to 0	0 to 0	0 to 0	0 to 0	0 to 0	0 to 0	0 to 0	0 to 0	0 to 0	0 to 0	0 to 0	0 to 0	0 to 0	0 to 0	0 to 0	0 to 0	0
Other neglected tropical diseases	1,000	1,000	1,000	1,000	1,000	1,000	1,000	1,000	1,000	1,000	1,000	1,000	1,000	1,000	1,000	1,000	1,000	1,000	1,000	1,000	1,000	1,000	1,000	49,000
Other infectious diseases	1,000 to 1,000	1,000 to 1,000	1,000 to 1,000	1,000 to 1,000	1,000 to 1,000	1,000 to 1,000	1,000 to 1,000	1,000 to 1,000	1,000 to 1,000	1,000 to 1,000	1,000 to 1,000	1,000 to 1,000	1,000 to 1,000	1,000 to 1,000	1,000 to 1,000	1,000 to 1,000	1,000 to 1,000	1,000 to 1,000	1,000 to 1,000	1,000 to 1,000	1,000 to 1,000	1,000 to 1,000	1,000 to 1,000	49,000
Meningitis	450	1,490	39,500	13,400	9,900	7,550	6,520	6,179	5,930	5,750	5,610	5,510	5,450	5,420	5,400	5,400	5,400	5,400	5,400	5,400	5,400	5,400	5,400	220,000
Encephalitis	1,180 to 1,450	1,180 to 1,450	47,000 to 49,000	11,000 to 13,000	6,160 to 6,160	4,160 to 4,160	3,160 to 3,160	2,660 to 2,660	2,410 to 2,410	2,290 to 2,290	2,230 to 2,230	2,210 to 2,210	2,210 to 2,210	2,230 to 2,230	2,290 to 2,290	2,410 to 2,410	2,660 to 2,660	3,160 to 3,160	4,160 to 4,160	6,160 to 6,160	9,900 to 11,000	13,000 to 15,000	17,000 to 19,000	220,000
Encephalitis	1,180 to 1,450	1,180 to 1,450	47,000 to 49,000	11,000 to 13,000	6,160 to 6,160	4,160 to 4,160	3,160 to 3,160	2,660 to 2,660	2,410 to 2,410	2,290 to 2,290	2,230 to 2,230	2,210 to 2,210	2,210 to 2,210	2,230 to 2,230	2,290 to 2,290	2,410 to 2,410	2,660 to 2,660	3,160 to 3,160	4,160 to 4,160	6,160 to 6,160	9,900 to 11,000	13,000 to 15,000	17,000 to 19,000	220,000
Cysticercosis	0 to 0	0 to 0	0 to 0	0 to 0	0 to 0	0 to 0	0 to 0	0 to 0	0 to 0	0 to 0	0 to 0	0 to 0	0 to 0	0 to 0	0 to 0	0 to 0	0 to 0	0 to 0	0 to 0	0 to 0	0 to 0	0 to 0	0 to 0	0 to 0	0





Table_3c_Boys2-20_YS by upper and axe areas for both sexes with 95% expectation intervals, 2019

Areas	Early Neonatal	Late Neonatal	Post Neonatal	1 to 4	5 to 9	10 to 14	15 to 19	20 to 24	25 to 29	30 to 34	35 to 39	40 to 44	45 to 49	50 to 54	55 to 59	60 to 64	65 to 69	70 to 74	75 to 79	80 to 84	85 to 89	90 to 94	95 plus	Total
All causes	2,349,000 to 2,650,000	452,900 to 505,300	2,236,000 to 2,764,000 to 2,724,000	1,224,000 to 2,224,000	1,464,000 to 1,824,000	1,396,000 to 1,764,000	2,210,000 to 2,724,000	2,944,000 to 3,640,000	3,464,000 to 4,284,000	3,764,000 to 4,644,000	3,764,000 to 4,644,000	3,464,000 to 4,284,000	2,944,000 to 3,640,000	2,210,000 to 2,724,000	1,464,000 to 1,824,000	1,224,000 to 2,224,000	1,396,000 to 1,764,000	1,464,000 to 1,824,000	1,224,000 to 2,224,000	1,224,000 to 2,224,000	1,224,000 to 2,224



SR Table 2c: Paraguay DALYS by cause and age group for both sexes with 95% uncertainty intervals, 2019

Cause	Early Neonatal	Late Neonatal	Post Neonatal	1 to 4	5 to 9	10 to 14	15 to 19	20 to 24	25 to 29	30 to 34	35 to 39	40 to 44	45 to 49	50 to 54	55 to 59	60 to 64	65 to 69	70 to 74	75 to 79	80 to 84	85 to 89	90 to 94	95 plus	Total
All causes	142,000 (96,000 to 196,100)	4,600 (3,100 to 6,700)	76,400 (51,400 to 106,000)	24,000 (16,600 to 33,900)	28,100 (20,000 to 37,900)	32,300 (21,400 to 46,700)	44,400 (29,900 to 59,600)	106,000 (69,100 to 147,600)	106,900 (67,800 to 156,000)	109,300 (66,300 to 177,000)	121,000 (69,100 to 193,000)	97,900 (52,900 to 159,000)	96,300 (49,900 to 164,000)	129,600 (70,700 to 213,000)	151,000 (79,600 to 229,000)	177,000 (93,000 to 263,000)	177,000 (94,000 to 262,000)	197,000 (102,000 to 289,000)	197,000 (97,000 to 289,000)	173,000 (83,000 to 255,000)	53,000 (23,000 to 80,000)	33,100 (12,000 to 52,000)	9,400 (3,000 to 16,000)	1,660,000 (1,000,000 to 2,500,000)
Communicable, maternal, neonatal, and nutritional diseases	49,700 (29,100 to 86,700)	1,600 (1,000 to 2,600)	49,100 (27,800 to 81,600)	11,100 (7,900 to 15,300)	10,500 (7,600 to 13,900)	7,670 (5,600 to 10,100)	8,490 (6,070 to 10,700)	9,700 (7,600 to 12,200)	11,200 (8,100 to 15,000)	11,300 (8,000 to 15,700)	10,800 (8,000 to 14,000)	8,300 (6,000 to 10,900)	7,500 (5,100 to 9,100)	8,370 (5,200 to 12,000)	8,370 (5,400 to 11,900)	8,760 (5,600 to 12,700)	4,900 (3,000 to 6,900)	4,330 (2,600 to 6,600)	4,000 (2,100 to 6,000)	3,520 (2,010 to 5,270)	2,980 (1,600 to 4,700)	1,060 (580 to 1,660)	1,060 (580 to 1,660)	220,000
HIV/AIDS and sexually transmitted infections	10,100 (7,700 to 13,800)	320 (240 to 440)	6,070 (4,600 to 8,300)	350 (270 to 480)	350 (270 to 480)	1,190 (920 to 1,630)	3,980 (3,000 to 5,400)	1,090 (830 to 1,490)	2,400 (1,800 to 3,300)	2,400 (1,800 to 3,300)	2,700 (2,000 to 3,700)	1,900 (1,400 to 2,600)	1,900 (1,400 to 2,600)	1,900 (1,400 to 2,600)	1,700 (1,300 to 2,300)	1,700 (1,300 to 2,300)	1,400 (1,100 to 1,900)	1,400 (1,100 to 1,900)	1,100 (800 to 1,500)	1,100 (800 to 1,500)	700 (500 to 1,000)	300 (200 to 400)	100 (100 to 200)	36,600
HIV/AIDS	0 (0.1 to 0.2)	0 (0.0 to 0.7)	0 (0.0 to 0.5)	0 (0.0 to 0.6)	0 (0.0 to 0.6)	0 (0.0 to 0.6







8793

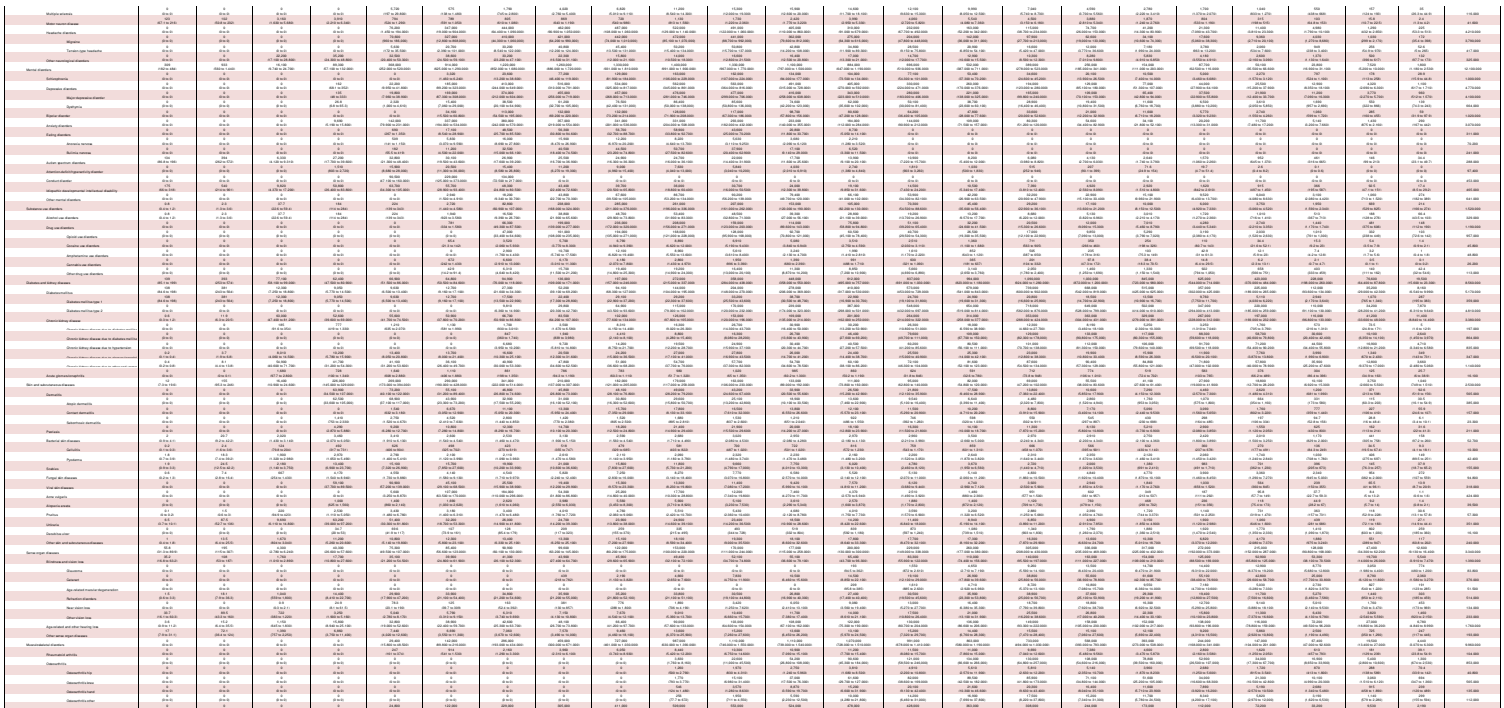

GBD Table 2c: Alberta DALYs by cause and age across for both sexes with 95% uncertainty intervals, 2019

Cause	Early Neonatal	Late Neonatal	Post Neonatal	1 to 4	5 to 9	10 to 14	15 to 19	20 to 24	25 to 29	30 to 34	35 to 39	40 to 44	45 to 49	50 to 54	55 to 59	60 to 64	65 to 69	70 to 74	75 to 79	80 to 84	85 to 89	90 to 94	95 plus	Total
All causes	7% 000 (6% 000 to 8% 000)	1% 000 (1% 000 to 2% 000)	4% 000 (3% 000 to 5% 000)	2% 000 (2% 000 to 3% 000)	2% 000 (2% 000 to 3% 000)	2% 000 (2% 000 to 3% 000)	3% 000 (3% 000 to 4% 000)	4% 000 (3% 000 to 5% 000)	5% 000 (4% 000 to 6% 000)	6% 000 (5% 000 to 7% 000)	6% 000 (5% 000 to 7% 000)	6% 000 (5% 000 to 7% 000)	6% 000 (5% 000 to 7% 000)	6% 000 (5% 000 to 7% 000)	6% 000 (5% 000 to 7% 000)	6% 000 (5% 000 to 7% 000)	6% 000 (5% 000 to 7% 000)	5% 000 (4% 000 to 6% 000)	4% 000 (3% 000 to 5% 000)	3% 000 (2% 000 to 4% 000)	2% 000 (1% 000 to 3% 000)	1% 000 (1% 000 to 2% 000)	1% 000 (1% 000 to 2% 000)	10,150,000
Communicable, maternal, neonatal, and nutritional diseases	597,000 (497,000 to 722,000)	178,000 (151,000 to 211,000)	196,000 (161,000 to 237,000)	120,000 (77,000 to 180,000)	66,000 (42,000 to 97,000)	39,000 (25,000 to 57,000)	34,000 (22,000 to 49,000)	36,000 (23,000 to 52,000)	41,000 (26,000 to 59,000)	45,000 (29,000 to 65,000)	43,000 (28,000 to 62,000)	39,000 (25,000 to 56,000)	37,000 (24,000 to 53,000)	37,000 (24,000 to 53,000)	37,000 (24,000 to 53,000)	37,000 (24,000 to 53,000)	37,000 (24,000 to 53,000)	37,000 (24,000 to 53,000)	37,000 (24,000 to 53,000)	37,000 (24,000 to 53,000)	37,000 (24,000 to 53,000)	24,000 (15,000 to 34,000)	1,486,000
HIV/AIDS and sexually transmitted infections	1,200 (k 9,000)	1,000 (k 2,000)	1,000 (k 5,000)	1,000 (k 11,000)	1,000 (k 12,000)	1,000 (k 13,000)	1,000 (k 13,000)	2,000 (k 14,000)	2,000 (k 14,000)	2,000 (k 14,000)	2,000 (k 14,000)	2,000 (k 14,000)	2,000 (k 14,000)	2,000 (k 14,000)	2,000 (k 14,000)	2,000 (k 14,000)	2,000 (k 14,000)	2,000 (k 14,000)	2,000 (k 14,000)	2,000 (k 14,000)	2,000 (k 14,000)	2,000 (k 14,000)	2,000 (k 14,000)	2,000 (k 14,000)
HIV/AIDS	0 (0 to 0)	0 (0 to 0)	0 (0 to 0)	0 (0 to 0)	0 (0 to 0)	0 (0 to 0)	0 (0 to 0)	0 (0 to 0)	0 (0 to 0)	0 (0 to 0)	0 (0 to 0)	0 (0 to 0)	0 (0 to 0)	0 (0 to 0)	0 (0 to 0)	0 (0 to 0)	0 (0 to 0)	0 (0 to 0)	0 (0 to 0)	0 (0 to 0)	0 (0 to 0)	0 (0 to 0)	0 (0 to 0)	0 (0 to 0)
HIV/AIDS - Drug-susceptible Tuberculosis	0 (0 to 0)	0 (0 to 0)	0 (0 to 0)	0 (0 to 0)	0 (0 to 0)	0 (0 to 0)	0 (0 to 0)	0 (0 to 0)	0 (0 to 0)	0 (0 to 0)	0 (0 to 0)	0 (0 to 0)	0 (0 to 0)	0 (0 to 0)	0 (0 to 0)	0 (0 to 0)	0 (0 to 0)	0 (0 to 0)	0 (0 to 0)	0 (0 to 0)	0 (0 to 0)	0 (0 to 0)	0 (0 to 0)	0 (0 to 0)
HIV/AIDS - Multidrug-resistant Tuberculosis without extensive drug resistance	0 (0 to 0)	0 (0 to 0)	0 (0 to 0)	0 (0 to 0)	0 (0 to 0)	0 (0 to 0)	0 (0 to 0)	0 (0 to 0)	0 (0 to 0)	0 (0 to 0)	0 (0 to 0)	0 (0 to 0)	0 (0 to 0)	0 (0 to 0)	0 (0 to 0)	0 (0 to 0)	0 (0 to 0)	0 (0 to 0)	0 (0 to 0)	0 (0 to 0)	0 (0 to 0)	0 (0 to 0)	0 (0 to 0)	0 (0 to 0)
HIV/AIDS - Extensively drug-resistant Tuberculosis	0 (0 to 0)	0 (0 to 0)	0 (0 to 0)	0 (0 to 0)	0 (0 to 0)	0 (0 to 0)	0 (0 to 0)	0 (0 to 0)	0 (0 to 0)	0 (0 to 0)	0 (0 to 0)	0 (0 to 0)	0 (0 to 0)	0 (0 to 0)	0 (0 to 0)	0 (0 to 0)	0 (0 to 0)	0 (0 to 0)	0 (0 to 0)	0 (0 to 0)	0 (0 to 0)	0 (0 to 0)	0 (0 to 0)	0 (0 to 0)
HIV/AIDS resulting in other diseases	0 (0 to 0)	0 (0 to 1)	0 (0 to 0)	0 (0 to 0)	0 (0 to 0)	0 (0 to 0)	0 (0 to 0)	0 (0 to 0)	0 (0 to 0)	0 (0 to 0)	0 (0 to 0)	0 (0 to 0)	0 (0 to 0)	0 (0 to 0)	0 (0 to 0)	0 (0 to 0)	0 (0 to 0)	0 (0 to 0)	0 (0 to 0)	0 (0 to 0)	0 (0 to 0)	0 (0 to 0)	0 (0 to 0)	0 (0 to 0)
Sexually transmitted infections, excluding HIV	1,000 (k 9,000)	1,000 (k 2,000)	1,000 (k 5,000)	1,000 (k 11,000)	1,000 (k 12,000)	1,000 (k 13,000)	1,000 (k 13,000)	2,000 (k 14,000)	2,000 (k 14,000)	2,000 (k 14,000)	2,000 (k 14,000)	2,000 (k 14,000)	2,000 (k 14,000)	2,000 (k 14,000)	2,000 (k 14,000)	2,000 (k 14,000)	2,000 (k 14,000)	2,000 (k 14,000)	2,000 (k 14,000)	2,000 (k 14,000)	2,000 (k 14,000)	2,000 (k 14,000)	2,000 (k 14,000)	2,000 (k 14,000)
Syphilis	0 (0 to 0)	0 (0 to 0)	0 (0 to 0)	0 (0 to 0)	0 (0 to 0)	0 (0 to 0)	0 (0 to 0)	0 (0 to 0)	0 (0 to 0)	0 (0 to 0)	0 (0 to 0)	0 (0 to 0)	0 (0 to 0)	0 (0 to 0)	0 (0 to 0)	0 (0 to 0)	0 (0 to 0)	0 (0 to 0)	0 (0 to 0)	0 (0 to 0)	0 (0 to 0)	0 (0 to 0)	0 (0 to 0)	0 (0 to 0)
Chlamydial infection	0 (0 to 0)	0 (0 to 0)	0 (0 to 0)	0 (0 to 0)	0 (0 to 0)	0 (0 to 0)	0 (0 to 0)	0 (0 to 0)	0 (0 to 0)	0 (0 to 0)	0 (0 to 0)	0 (0 to 0)	0 (0 to 0)	0 (0 to 0)	0 (0 to 0)	0 (0 to 0)	0 (0 to 0)	0 (0 to 0)	0 (0 to 0)	0 (0 to 0)	0 (0 to 0)	0 (0 to 0)	0 (0 to 0)	0 (0 to 0)
Gonococcal infection	0 (0 to 0)	0 (0 to 0)	0 (0 to 0)	0 (0 to 0)	0 (0 to 0)	0 (0 to 0)	0 (0 to 0)	0 (0 to 0)	0 (0 to 0)	0 (0 to 0)	0 (0 to 0)	0 (0 to 0)	0 (0 to 0)	0 (0 to 0)	0 (0 to 0)	0 (0 to 0)	0 (0 to 0)	0 (0 to 0)	0 (0 to 0)	0 (0 to 0)	0 (0 to 0)	0 (0 to 0)	0 (0 to 0)	0 (0 to 0)
Trichomoniasis	0 (0 to 0)	0 (0 to 0)	0 (0 to 0)	0 (0 to 0)	0 (0 to 0)	0 (0 to 0)	0 (0 to 0)	0 (0 to 0)	0 (0 to 0)	0 (0 to 0)	0 (0 to 0)	0 (0 to 0)	0 (0 to 0)	0 (0 to 0)	0 (0 to 0)	0 (0 to 0)	0 (0 to 0)	0 (0 to 0)	0 (0 to 0)	0 (0 to 0)	0 (0 to 0)	0 (0 to 0)	0 (0 to 0)	0 (0 to 0)
Genital herpes	0 (0 to 0)	0 (0 to 0)	0 (0 to 0)	0 (0 to 0)	0 (0 to 0)	0 (0 to 0)	0 (0 to 0)	0 (0 to 0)	0 (0 to 0)	0 (0 to 0)	0 (0 to 0)	0 (0 to 0)	0 (0 to 0)	0 (0 to 0)	0 (0 to 0)	0 (0 to 0)	0 (0 to 0)	0 (0 to 0)	0 (0 to 0)	0 (0 to 0)	0 (0 to 0)	0 (0 to 0)	0 (0 to 0)	0 (0 to 0)
Other sexually transmitted infections	0 (0 to 0)	0 (0 to 0)	0 (0 to 0)	0 (0 to 0)	0 (0 to 0)	0 (0 to 0)	0 (0 to 0)	0 (0 to 0)	0 (0 to 0)	0 (0 to 0)	0 (0 to 0)	0 (0 to 0)	0 (0 to 0)	0 (0 to 0)	0 (0 to 0)	0 (0 to 0)	0 (0 to 0)	0 (0 to 0)	0 (0 to 0)	0 (0 to 0)	0 (0 to 0)	0 (0 to 0)	0 (0 to 0)	0 (0 to 0)
Respiratory infections and tuberculosis	8,710 (6,270 to 10,980)	9,660 (6,920 to 12,180)	47,190 (34,600 to 59,360)	11,600 (7,430 to 16,180)	6,630 (4,250 to 9,250)	7,000 (4,490 to 9,770)	6,540 (4,190 to 9,120)	9,530 (6,110 to 13,290)	10,550 (6,760 to 14,720)	10,700 (6,860 to 14,930)	9,560 (6,130 to 13,340)	8,370 (5,360 to 11,670)	8,250 (5,290 to 11,510)	8,160 (5,230 to 11,390)	8,770 (5,620 to 12,240)	9,200 (5,900 to 12,830)	8,780 (5,630 to 12,250)	10,300 (6,610 to 14,370)	10,700 (6,860 to 14,930)	11,600 (7,430 to 16,180)	9,650 (6,190 to 13,460)	251 (161 to 350)	208,000
Tuberculosis	0 (0 to 0)	0 (0 to 0)	0 (0 to 0)	0 (0 to 0)	0 (0 to 0)	0 (0 to 0)	0 (0 to 0)	0 (0 to 0)	0 (0 to 0)	0 (0 to 0)	0 (0 to 0)	0 (0 to 0)	0 (0 to 0)	0 (0 to 0)	0 (0 to 0)	0 (0 to 0)	0 (0 to 0)	0 (0 to 0)	0 (0 to 0)	0 (0 to 0)	0 (0 to 0)	0 (0 to 0)	0 (0 to 0)	0 (0 to 0)
Latent tuberculosis infection	0 (0 to 0)	0 (0 to 0)	0 (0 to 0)	0 (0 to 0)	0 (0 to 0)	0 (0 to 0)	0 (0 to 0)	0 (0 to 0)	0 (0 to 0)	0 (0 to 0)	0 (0 to 0)	0 (0 to 0)	0 (0 to 0)	0 (0 to 0)	0 (0 to 0)	0 (0 to 0)	0 (0 to 0)	0 (0 to 0)	0 (0 to 0)	0 (0 to 0)	0 (0 to 0)	0 (0 to 0)	0 (0 to 0)	0 (0 to 0)
Drug-susceptible tuberculosis	0 (0 to 0)	0 (0 to 0)	0 (0 to 0)	0 (0 to 0)	0 (0 to 0)	0 (0 to 0)	0 (0 to 0)	0 (0 to 0)	0 (0 to 0)	0 (0 to 0)	0 (0 to 0)	0 (0 to 0)	0 (0 to 0)	0 (0 to 0)	0 (0 to 0)	0 (0 to 0)	0 (0 to 0)	0 (0 to 0)	0 (0 to 0)	0 (0 to 0)	0 (0 to 0)	0 (0 to 0)	0 (0 to 0)	0 (0 to 0)
Multidrug-resistant tuberculosis without extensive drug resistance	0 (0 to 0)	0 (0 to 0)	0 (0 to 0)	0 (0 to 0)	0 (0 to 0)	0 (0 to 0)	0 (0 to 0)	0 (0 to 0)	0 (0 to 0)	0 (0 to 0)	0 (0 to 0)	0 (0 to 0)	0 (0 to 0)	0 (0 to 0)	0 (0 to 0)	0 (0 to 0)	0 (0 to 0)	0 (0 to 0)	0 (0 to 0)	0 (0 to 0)	0 (0 to 0)	0 (0 to 0)	0 (0 to 0)	0 (0 to 0)
Extensively drug-resistant tuberculosis	0 (0 to 0)	0 (0 to 0)	0 (0 to 0)	0 (0 to 0)	0 (0 to 0)	0 (0 to 0)	0 (0 to 0)	0 (0 to 0)	0 (0 to 0)	0 (0 to 0)	0 (0 to 0)	0 (0 to 0)	0 (0 to 0)	0 (0 to 0)	0 (0 to 0)	0 (0 to 0)	0 (0 to 0)	0 (0 to 0)	0 (0 to 0)	0 (0 to 0)	0 (0 to 0)	0 (0 to 0)	0 (0 to 0)	0 (0 to 0)
Lower respiratory infections	8,710 (6,270 to 10,980)	9,660 (6,920 to 12,180)	47,190 (34,600 to 59,360)	11,600 (7,430 to 16,180)	6,630 (4,250 to 9,250)	7,000 (4,490 to 9,770)	6,540 (4,190 to 9,120)	9,530 (6,110 to 13,290)	10,550 (6,760 to 14,720)	10,700 (6,860 to 14,930)	9,560 (6,130 to 13,340)	8,370 (5,360 to 11,670)	8,250 (5,290 to 11,510)	8,160 (5,230 to 11,390)	8,770 (5,620 to 12,240)	9,200 (5,900 to 12,830)	8,780 (5,630 to 12,250)	10,300 (6,610 to 14,370)	10,700 (6,860 to 14,930)	11,600 (7,430 to 16,180)	9,650 (6,190 to 13,460)	251 (161 to 350)	208,000
Upper respiratory infections	0 (0 to 14)	0 (0 to 0)	0 (0 to 0)	0 (0 to 0)	0 (0 to 0)	0 (0 to 0)	0 (0 to 0)	0 (0 to 0)	0 (0 to 0)	0 (0 to 0)	0 (0 to 0)	0 (0 to 0)	0 (0 to 0)	0 (0 to 0)	0 (0 to 0)	0 (0 to 0)	0 (0 to 0)	0 (0 to 0)	0 (0 to 0)	0 (0 to 0)	0 (0 to 0)	0 (0 to 0)	0 (0 to 0)	0 (0 to 0)
Otitis media	0 (0 to 0)	0 (0 to 0)	0 (0 to 0)	0 (0 to 0)	0 (0 to 0)	0 (0 to 0)	0 (0 to 0)	0 (0 to 0)	0 (0 to 0)	0 (0 to 0)	0 (0 to 0)	0 (0 to 0)	0 (0 to 0)	0 (0 to 0)	0 (0 to 0)	0 (0 to 0)	0 (0 to 0)	0 (0 to 0)	0 (0 to 0)	0 (0 to 0)	0 (0 to 0)	0 (0 to 0)	0 (0 to 0)	0 (0 to 0)
Enteric infections	1,540 (961 to 2,130)	1,960 (1,130 to 2,900)	18,700 (11,000 to 26,600)	16,900 (11,000 to 23,900)	10,700 (6,610 to 15,900)	9,120 (5,900 to 13,000)	5,060 (3,230 to 7,230)	5,230 (3,350 to 7,450)	5,630 (3,610 to 8,020)	6,040 (3,870 to 8,620)	6,210 (3,980 to 8,830)	6,210 (3,980 to 8,830)	6,260 (4,010 to 8,900)	6,190 (3,970 to 8,810)	6,260 (4,010 to 8,900)	6,260 (4,010 to 8,900)	6,260 (4,010 to 8,900)	6,260 (4,010 to 8,900)	6,260 (4,010 to 8,900)	6,260 (4,010 to 8,900)	6,260 (4,010 to 8,900)	6,260 (4,010 to 8,900)	196,000
Diarrheal diseases	1,540 (961 to 2,130)	1,960 (1,130 to 2,900)	18,700 (11,000 to 26,600)	16,900 (11,000 to 23,900)	10,700 (6,610 to 15,900)	9,120 (5,900 to 13,000)	5,060 (3,230 to 7,230)	5,230 (3,350 to 7,450)	5,630 (3,610 to 8,020)	6,040 (3,870 to 8,620)	6,210 (3,980 to 8,830)	6,210 (3,980 to 8,830)	6,260 (4,010 to 8,900)	6,190 (3,970 to 8,810)	6,260 (4,010 to 8,900)	6,260 (4,010 to 8,900)	6,260 (4,010 to 8,900)	6,260 (4,010 to 8,900)	6,260 (4,010 to 8,900)	6,260 (4,010 to 8,900)	6,260 (4,010 to 8,900)	6,260 (4,010 to 8,900)	196,000
Typhoid and paratyphoid	0 (0 to 0)	0 (0 to 0)	0 (0 to 0)	0 (0 to 0)	0 (0 to 0)	0 (0 to 0)	0 (0 to 0)	0 (0 to 0)	0 (0 to 0)	0 (0 to 0)	0 (0 to 0)	0 (0 to 0)	0 (0 to 0)	0 (0 to 0)	0 (0 to 0)	0 (0 to 0)	0 (0 to 0)	0 (0 to 0)	0 (0 to 0)	0 (0 to 0)	0 (0 to 0)	0 (0 to 0)	0 (0 to 0)	0 (0 to 0)
Invasive Non-typhoidal Salmonella (iNTS)	0 (0 to 0)	0 (0 to 0)	0 (0 to 0)	0 (0 to 0)	0 (0 to 0)	0 (0 to 0)	0 (0 to 0)	0 (0 to 0)	0 (0 to 0)	0 (0 to 0)	0 (0 to 0)	0 (0 to 0)	0 (0 to 0)	0 (0 to 0)	0 (0 to 0)	0 (0 to 0)	0 (0 to 0)	0 (0 to 0)	0 (0 to 0)	0 (0 to 0)	0 (0 to 0)	0 (0 to 0)	0 (0 to 0)	0 (0 to 0)
Other intestinal infectious diseases	0 (0 to 0)	0 (0 to 0)	0 (0 to 0)	0 (0 to 0)	0 (0 to 0)	0 (0 to 0)	0 (0 to 0)	0 (0 to 0)	0 (0 to 0)	0 (0 to 0)	0 (0 to 0)	0 (0 to 0)	0 (0 to 0)	0 (0 to 0)	0 (0 to 0)	0 (0 to 0)	0 (0 to 0)	0 (0 to 0)	0 (0 to 0)	0 (0 to 0)	0 (0 to 0)	0 (0 to 0)	0 (0 to 0)	0 (0 to 0)
Neglected tropical diseases and malaria	0 (0 to 0)	0 (0 to 0)	0 (0 to 0)	0 (0 to 0)	0 (0 to 0)	0 (0 to 0)	0 (0 to 0)	0 (0 to 0)	0 (0 to 0)	0 (0 to 0)	0 (0 to 0)	0 (0 to 0)	0 (0 to 0)	0 (0 to 0)	0 (0 to 0)	0 (0 to 0)	0 (0 to 0)	0 (0 to 0)	0 (0 to 0)	0 (0 to 0)	0 (0 to 0)	0 (0 to 0)	0 (0 to 0)	0 (0 to 0)
Malaria	0 (0 to 0)	0 (0 to 0)	0 (0 to 0)	0 (0 to 0)	0 (0 to 0)	0 (0 to 0)	0 (0 to 0)	0 (0 to 0)	0 (0 to 0)	0 (0 to 0)	0 (0 to 0)	0 (0 to 0)	0 (0 to 0)	0 (0 to 0)	0 (0 to 0)	0 (0 to 0)	0 (0 to 0)	0 (0 to 0)	0 (0 to 0)	0 (0 to 0)	0 (0 to 0)	0 (0 to 0)	0 (0 to 0)	0 (0 to 0)
Chagas disease	0 (0 to 0)	0 (0 to 0)	0 (0 to 0)	0 (0 to 0)	0 (0 to 0)	0 (0 to 0)	0 (0 to 0)	0 (0 to 0)	0 (0 to 0)	0 (0 to 0)	0 (0 to 0)	0 (0 to 0)	0 (0 to 0)	0 (0 to 0)	0 (0 to 0)	0 (0 to 0)	0 (0 to 0)	0 (0 to 0)	0 (0 to 0)	0 (0 to 0)	0 (0 to 0)	0 (0 to 0)	0 (0 to 0)	0 (0 to 0)
Leishmaniasis	0 (0 to 0)	0 (0 to 0)	0 (0 to 0)	0 (0 to 0)	0 (0 to 0)	0 (0 to 0)	0 (0 to 0)	0 (0 to 0)	0 (0 to 0)	0 (0 to 0)	0 (0 to 0)	0 (0 to 0)	0 (0 to 0)	0 (0 to 0)	0 (0 to 0)	0 (0 to 0)	0 (0 to 0)	0 (0 to 0)	0 (0 to 0)	0 (0 to 0)	0 (0 to 0)	0 (0 to 0)	0 (0 to 0)	0 (0 to 0)
Visceral leishmaniasis	0 (0 to 0)	0 (0 to 0)	0 (0 to 0)	0 (0 to 0)	0 (0 to 0)	0 (0 to 0)	0 (0 to 0)	0 (0 to 0)	0 (0 to 0)	0 (0 to 0)	0 (0 to 0)	0 (0 to 0)	0 (0 to 0)	0 (0 to 0)	0 (0 to 0)	0 (0 to 0)	0 (0 to 0)	0 (0 to 0)	0 (0 to 0)	0 (0 to 0)	0 (0 to 0)	0 (0 to 0)	0 (0 to 0)	0 (0 to 0)
Cutaneous and mucocutaneous leishmaniasis	0 (0 to 0)	0 (0 to 0)	0 (0 to 0)	0 (0 to 0)	0 (0 to 0)	0 (0 to 0)	0 (0 to 0)	0 (0 to 0)	0 (0 to 0)	0 (0 to 0)	0 (0 to 0)	0 (0 to 0)	0 (0 to 0)	0 (0 to 0)	0 (0 to 0)	0 (0 to 0)	0 (0 to 0)	0 (0 to 0)	0 (0 to 0)	0 (0 to 0)	0 (0 to 0)	0 (0 to 0)	0 (0 to 0)	0 (0 to 0)
African trypanosomiasis	0 (0 to 0)	0 (0 to 0)	0 (0 to 0)	0 (0 to 0)	0 (0 to 0)	0 (0 to 0)	0 (0 to 0)	0 (0 to 0)	0 (0 to 0)	0 (0 to 0)	0 (0 to 0)	0 (0 to 0)	0 (0 to 0)	0 (0 to 0)	0 (0 to 0)	0 (0 to 0)	0 (0 to 0)	0 (0 to 0)	0 (0 to 0)	0 (0 to 0)	0 (0 to 0)	0 (0 to 0)	0 (0 to 0)	0 (0 to 0)
Schistosomiasis	0 (0 to 0)	0 (0 to 0)	0 (0 to 0)	0 (0 to 0)	0 (0 to 0)	0 (0 to 0)	0 (0 to 0)	0 (0 to 0)	0 (0 to 0)	0 (0 to 0)	0 (0 to 0)	0 (0 to 0)	0 (0 to 0)	0 (0 to 0)	0 (0 to 0)	0 (0 to 0)	0 (0 to 0)	0 (0 to 0)	0 (0 to 0)	0 (0 to 0)	0 (0 to 0)	0 (0 to 0)	0 (0 to 0)	0 (0 to 0)
Cysticercosis	0 (0 to 0)	0 (0 to 0)	0 (0 to 0)	0 (0 to 0)	0 (0 to 0)	0 (0 to 0)	0 (0 to 0)	0 (0 to 0)	0 (0 to 0)	0 (0 to 0)	0 (0 to 0)	0 (0 to 0)	0 (0 to 0)	0 (0 to 0)	0 (0 to 0)	0 (0 to 0)	0 (0 to 0)	0 (0 to 0)	0 (0 to 0)	0 (0 to 0)	0 (0 to 0)	0 (0 to 0)	0 (0 to 0)	0 (0 to 0)
Cystic echinococcosis	0 (0 to 0)	0 (0 to 0)	64 (0 to 174)	150 (0 to 417)	129 (0 to 371)	170 (0 to 484)	223 (0 to 614)	274 (0 to 774)	289 (0 to 811)	261 (0 to 743)	244 (0 to 687)	215 (0 to 612)	184 (0 to 521)	170 (0 to 484)	146 (0 to 417)	139 (0 to 397)	119 (0 to 341)	97 (0 to 279)	61 (0 to 176)	33 (0 to 95)	11 (0 to 32)	2 (0 to 6)	2,600
Lymphatic filariasis	0 (0 to 0)	0 (0 to 0)	0 (0 to 0)	0 (0 to 0)	0 (0 to 0)	0 (0 to 0)	0 (0 to 0)	0 (0 to 0)	0 (0 to 0)	0 (0 to 0)	0 (0 to 0)	0 (0 to 0)	0 (0 to 0)	0 (0 to 0)	0 (0 to 0)	0 (0 to 0)	0 (0 to 0)	0 (0 to 0)	0 (0 to 0)	0 (0 to 0)	0 (0 to 0)	0 (0 to 0)	0 (0 to 0)	0 (0 to 0)
Onchocerciasis	0 (0 to 0)	0 (0 to 0)	0 (0 to 0)	0 (0 to 0)	0 (0 to 0)	0 (0 to 0)	0 (0 to 0)	0 (0 to 0)	0 (0 to 0)	0 (0 to 0)	0 (0 to 0)	0 (0 to 0)	0 (0 to 0)	0 (0 to 0)	0 (0 to 0)	0 (0 to 0)	0 (0 to 0)	0 (0 to 0)	0 (0 to 0)	0 (0 to 0)	0 (0 to 0)	0 (0 to 0)	0 (0 to 0)	0 (0 to 0)
Trachoma	0 (0 to 0)	0 (0 to 0)	0 (0 to 0)	0 (0 to 0)	0 (0 to 0)	0 (0 to 0)	0 (0 to 0)	0 (0 to 0)	0 (0 to 0)	0 (0 to 0)	0 (0 to 0)	0 (0 to 0)	0 (0 to 0)	0 (0 to 0)	0 (0 to 0)	0 (0 to 0)	0 (0 to 0)	0 (0 to 0)	0 (0 to 0)	0 (0 to 0)	0 (0 to 0)	0 (0 to 0)	0 (0 to 0)	0 (0 to 0)
Dengue	0 (0 to 0)	0 (0 to 0)	0 (0 to 0)	0 (0 to 0)	0 (0 to 0)	0 (0 to 0)	0 (0 to 0)	0 (0 to 0)	0 (0 to 0)	0 (0 to 0)	0 (0 to 0)	0 (0 to 0)	0 (0 to 0)	0 (0 to 0)	0 (0 to 0)	0 (0 to 0)	0 (0 to 0)	0 (0 to 0)	0 (0 to 0)	0 (0 to 0)	0 (0 to 0)	0 (0 to 0)	0 (0 to 0)	0 (0 to 0)
Yellow fever	0 (0 to 0)	0 (0 to 0)	0 (0 to 0)	0 (0 to 0)	0 (0 to 0)	0 (0 to 0)	0 (0 to 0)	0 (0 to 0)	0 (0 to 0)	0 (0 to 0)	0 (0 to 0)	0 (0 to 0)	0 (0 to 0)	0 (0 to 0)	0 (0 to 0)	0 (0 to 0)	0 (0 to 0)	0 (0 to 0)	0 (0 to 0)	0 (0 to 0)	0 (0 to 0)	0 (0 to 0)	0 (0 to 0)	0 (0 to 0)
Rabies	0 (0 to 0)	0 (0 to 1)	0 (0 to 0)	0 (0 to 0)	0 (0 to 0)	0 (0 to 0)	0 (0 to 0)	0 (0 to 0)	0 (0 to 0)	0 (0 to 0)	0 (0 to 0)	0 (0 to 0)	0 (0 to 0)	0 (0 to 0)	0 (0 to 0)	0 (0 to 0)	0 (0 to 0)	0 (0 to 0)	0 (0 to 0)	0 (0 to 0)	0 (0 to 0)	0 (0 to 0)	0 (0 to 0)	0 (0 to 0)
Intestinal nematode infections	0 (0 to 0)	0 (0 to 0)	0 (0 to 0)	0 (0 to 0)	0 (0 to 0)	0 (0 to 0)	0 (0 to 0)	0 (0 to 0)	0 (0 to 0)	0 (0 to 0)	0 (0 to 0)	0 (0 to 0)	0 (0 to 0)	0 (0 to 0)	0 (0 to 0)	0 (0 to 0)	0 (0 to 0)	0 (0 to 0)	0 (0 to 0)	0 (0 to 0)	0 (0 to 0)	0 (0 to 0)	0 (0 to 0)	0 (0 to 0)
Ascariasis	0 (0 to 0)	0 (0 to 0)	0 (0 to 0)	0 (0 to 0)	0 (0 to 0)	0 (0 to 0)	0 (0 to 0)	0 (0 to 0)	0 (0 to 0)	0 (0 to 0)	0 (0 to 0)	0 (0 to 0)	0 (0 to 0)	0 (0 to 0)	0 (0 to 0)	0 (0 to 0)	0 (0 to 0)	0 (0 to 0)	0 (0 to 0)	0 (0 to 0)	0 (0 to 0)	0 (0 to 0)	0 (0 to 0)	0 (0 to 0)
Trichuriasis	0 (0 to 0)	0 (0 to 0)	0 (0 to 0)	0 (0 to 0)	0 (0 to 0)	0 (0 to 0)	0 (0 to 0)	0 (0 to 0)	0 (0 to 0)	0 (0 to 0)	0 (0 to 0)	0 (0 to 0)	0 (0 to 0)	0 (0 to 0)	0 (0 to 0)	0 (0 to 0)	0 (0 to 0)	0 (0 to 0)	0 (0 to 0)	0 (0 to 0)	0 (0 to 0)	0 (0 to 0)	0 (0 to 0)	0 (0 to 0)
Hookworm disease	0 (0 to 0)	0 (0 to 0)	12 (0 to 32)	26 (0 to 71)	17 (0 to 47)	20 (0 to 56)	28 (0 to 77)	36 (0 to 100)	38 (0 to 104)	34 (0 to 93)	32 (0 to 88)	28 (0 to 77)	24 (0 to 66)	22 (0 to 61)	19 (0 to 52)	18 (0 to 50)	15 (0 to 42)	13 (0 to 36)	8 (0 to 22)	4 (0 to 12)	1 (0 to 3)	0 (0 to 1)	0 (0 to 0)	349
Food-borne trematodiases	0 (0 to 0)	0 (0 to 0)	0 (0 to 0)	0 (0 to 0)	0 (0 to 0)	0 (0 to 0)	0 (0 to 0)	0 (0 to 0)	0 (0 to 0)	0 (0 to 0)	0 (0 to 0)	0 (0 to 0)	0 (0 to 0)	0 (0 to 0)	0 (0 to 0)	0 (0 to 0)	0 (0 to 0)	0 (0 to 0)	0 (0 to 0)	0 (0 to 0)	0 (0 to 0)	0 (0 to 0)	0 (0 to 0)	0 (0 to 0)
Leprosy	0 (0 to 0)	0 (0 to 0)	0 (0 to 0)	0 (0 to 0)	0 (0 to 0)	0 (0 to 0)	0 (0 to 0)	0 (0 to 0)	0 (0 to 0)	0 (0 to 0)	0 (0 to 0)	0 (0 to 0)	0 (0 to 0)	0 (0 to 0)	0 (0 to 0)	0 (0 to 0)	0 (0 to 0)	0 (0 to 0)	0 (0 to 0)	0 (0 to 0)	0 (0 to 0)	0 (0 to 0)	0 (0 to 0)	0 (0 to 0)
Ebola	0 (0 to 0)	0 (0 to 0)	0 (0 to 0)	0 (0 to 0)	0 (0 to 0)	0 (0 to 0)	0 (0 to 0)	0 (0 to 0)	0 (0 to 0)	0 (0 to 0)	0 (0 to 0)	0 (0 to 0)	0 (0 to 0)	0 (0 to 0)	0 (0 to 0)	0 (0 to 0)	0 (0 to 0)	0 (0 to 0)	0 (0 to 0)	0 (0 to 0)	0 (0 to 0)	0 (0 to 0)	0 (0 to 0)	0 (0 to 0)
Zika virus	0 (0 to 0)	0 (0 to 0)	0 (0 to 0)	0 (0 to 0)	0 (0 to 0)	0 (0 to 0)	0 (0 to 0)	0 (0 to 0)	0 (0 to 0)	0 (0 to 0)	0 (0 to 0)	0 (0 to 0)	0 (0 to 0)	0 (0 to 0)	0 (0 to 0)	0 (0 to 0)	0 (0 to 0)	0 (0 to 0)	0 (0 to 0)	0 (0 to 0)	0 (0 to 0)	0 (0 to 0)	0 (0 to 0)	0 (0 to 0)
Guinea worm disease	0 (0 to 0)	0 (0 to 0)	0 (0 to 0)	0 (0 to 0)	0 (0 to 0)	0 (0 to 0)	0 (0 to 0)	0 (0 to 0)	0 (0 to 0)	0 (0 to 0)	0 (0 to 0)



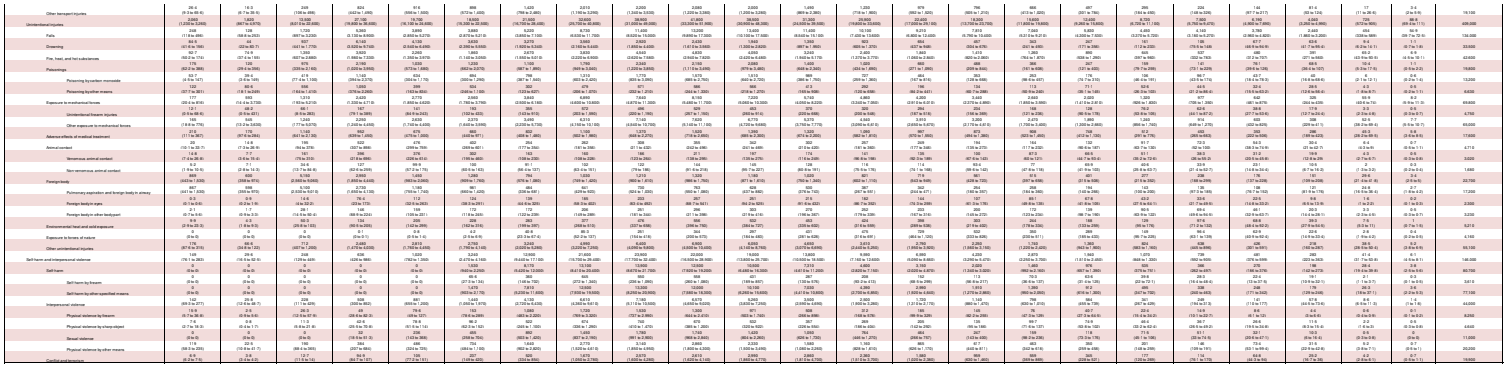

SR Table 2c: Bahrain DALYS by cause and age group for both sexes with 95% uncertainty intervals, 2019

Cause	Early Neonatal	Late Neonatal	Post Neonatal	1 to 4	5 to 9	10 to 14	15 to 19	20 to 24	25 to 29	30 to 34	35 to 39	40 to 44	45 to 49	50 to 54	55 to 59	60 to 64	65 to 69	70 to 74	75 to 79	80 to 84	85 to 89	90 to 94	95 plus	Total
All causes	1,438 (1,438 to 1,438)	1,139 (1,139 to 1,139)	1,939 (1,939 to 1,939)	2,364 (2,364 to 2,364)	2,229 (2,229 to 2,229)	2,229 (2,229 to 2,229)	2,229 (2,229 to 2,229)	2,229 (2,229 to 2,229)	2,229 (2,229 to 2,229)	2,229 (2,229 to 2,229)	2,229 (2,229 to 2,229)	2,229 (2,229 to 2,229)	2,229 (2,229 to 2,229)	2,229 (2,229 to 2,229)	2,229 (2,229 to 2,229)	2,229 (2,229 to 2,229)	2,229 (2,229 to 2,229)	2,229 (2,229 to 2,229)	2,229 (2,229 to 2,229)	2,229 (2,229 to 2,229)	2,229 (2,229 to 2,229)	2,229 (2,229 to 2,229)	266,002
Communicable, maternal, neonatal, and nutritional diseases	1,139 (875 to 1,419)	620 (458 to 834)	670 (1,226 to 2,233)	1,060 (822 to 1,460)	1,008 (729 to 1,418)	765 (585 to 995)	815 (610 to 1,109)	709 (521 to 992)	801 (621 to 1,059)	1,160 (893 to 1,581)	1,859 (1,460 to 2,350)	1,846 (1,203 to 1,996)	1,715 (872 to 1,439)	825 (608 to 1,099)	710 (479 to 979)	592 (487 to 731)	419 (326 to 526)	301 (237 to 377)	272 (210 to 347)	107 (79 to 138)	29.1 (19.7 to 39.6)	2.4 (1.7 to 3.2)	17,660
HIV/AIDS and sexually transmitted infections	66 (19.6 to 149)	21.2 (6.3 to 49.8)	37.9 (7.5 to 72.4)	8.5 (4.1 to 11.7)	7.1 (4.5 to 11.4)	11.4 (8.4 to 15.8)	9.3 (6.4 to 12.7)	14.6 (11.4 to 22.8)	28.9 (20.7 to 52.7)	39.6 (28.3 to 53.9)	102 (67.7 to 160)	129 (86.9 to 193)	88.9 (64.5 to 131)	51.1 (32.1 to 78.9)	48.2 (27.5 to 84.2)	16.5 (12.1 to 22.2)	5.1 (3.4 to 7.3)	1 (0.6 to 1.6)	0.8 (0.4 to 1.5)	0.5 (0.2 to 1.1)	0.2 (0.1 to 0.5)	0.1 (0.0 to 0.2)	790
HIV/AIDS	0 (0 to 0)	0 (0 to 0)	0.9 (0.4 to 1.5)	7.2 (2.8 to 12.4)	6.5 (2.6 to 10.4)	9.6 (4.9 to 15.1)	8.7 (2.8 to 14.6)	9.6 (4.5 to 7.6)	22 (7.9 to 42.6)	36.6 (21.2 to 57.3)	96.2 (71.0 to 123)	88.2 (56.0 to 132)	68.2 (32.5 to 107)	49.6 (23.5 to 82.7)	40.7 (21.1 to 72.3)	13 (9.7 to 17.3)	2.3 (2.0 to 2.7)	0.3 (0.2 to 0.4)	0.1 (0.1 to 0.2)	0 (0 to 0)	0 (0 to 0)	0 (0 to 0)	486
HIV/AIDS - Drug-susceptible Tuberculosis	0 (0 to 0)	0 (0 to 0)	0.4 (0.2 to 0.6)	0.3 (0.2 to 0.4)	0.5 (0.3 to 0.6)	0.2 (0.2 to 0.3)	0.4 (0.3 to 0.6)	1.3 (0.9 to 1.7)	3.3 (2.1 to 5.1)	5.6 (3.6 to 8.4)	9.2 (5.1 to 15.1)	3.1 (1.4 to 5.6)	0.4 (0.2 to 0.7)	2.6 (1.4 to 3.9)	2.2 (1.4 to 3.1)	1.4 (1.0 to 1.7)	0.3 (0.1 to 0.5)	0 (0 to 0)	0 (0 to 0)	0 (0 to 0)	0 (0 to 0)	0 (0 to 0)	27.1
HIV/AIDS - Multidrug-resistant Tuberculosis without extensive drug resistance	0 (0 to 0)	0 (0 to 0)	0 (0 to 0.1)	0 (0 to 0.1)	0 (0 to 0.1)	0 (0 to 0)	0 (0 to 0)	0.1 (0 to 0.2)	0.2 (0 to 0.5)	0.4 (0.1 to 1.2)	1.1 (0.3 to 3.1)	0.4 (0.1 to 1.2)	0.3 (0.1 to 0.6)	0.2 (0 to 0.5)	0.1 (0 to 0.3)	0.1 (0 to 0.2)	0 (0 to 0)	0 (0 to 0)	0 (0 to 0)	0 (0 to 0)	0 (0 to 0)	0 (0 to 0)	0 (0 to 0)	2
HIV/AIDS - Extensively drug-resistant Tuberculosis	0 (0 to 0)	0 (0 to 0)	0 (0 to 0)	0 (0 to 0)	0 (0 to 0)	0 (0 to 0)	0 (0 to 0)	0 (0 to 0)	0 (0 to 0)	0 (0 to 0)	0 (0 to 0)	0 (0 to 0)	0 (0 to 0)	0 (0 to 0)	0 (0 to 0)	0 (0 to 0)	0 (0 to 0)	0 (0 to 0)	0 (0 to 0)	0 (0 to 0)	0 (0 to 0)	0 (0 to 0)	0 (0 to 0)	0.1
HIV/AIDS resulting in other diseases	0 (0 to 0)	0 (0 to 0)	9.4 (4.4 to 15.4)	8.6 (3.9 to 13.6)	6.2 (3.3 to 9.5)	2.4 (1.3 to 3.6)	0.5 (0.2 to 0.8)	20.4 (12.2 to 29.6)	52.4 (29.8 to 77.3)	99.3 (66.4 to 133)	88.9 (66.4 to 119)	64.7 (48.5 to 86.4)	43.8 (32.9 to 61.2)	39.3 (29.4 to 53.6)	13.2 (8.9 to 18.4)	2 (1.2 to 3)	0.3 (0.2 to 0.4)	0 (0 to 0)	0 (0 to 0)	0 (0 to 0)	0 (0 to 0)	0 (0 to 0)	456
Sexually transmitted infections excluding HIV	66 (19.6 to 149)	21.2 (6.3 to 49.8)	28.9 (7.5 to 72.4)	1.4 (0.5 to 2.5)	0.6 (0.2 to 1.2)	1.8 (0.5 to 3.6)	0.8 (0.2 to 2.1)	5.2 (2.9 to 8.1)	23.6 (16.6 to 32.5)	43.4 (32.2 to 57.3)	13.3 (9.3 to 19.1)	34.4 (25.1 to 47.3)	20.7 (14.2 to 29.4)	11.5 (6.4 to 20.2)	35.1 (21.1 to 57.7)	14.5 (11.2 to 18.2)	4.8 (3.4 to 6.5)	1 (0.6 to 1.6)	0.8 (0.4 to 1.5)	0.5 (0.2 to 1.1)	0.2 (0.1 to 0.5)	0.1 (0.0 to 0.2)	354
Syphilis	0 (0 to 0)	0 (0 to 0)	0.2 (0.2 to 0.3)	0.2 (0.2 to 0.3)	0.2 (0.2 to 0.3

Congenital birth defects	6036 (391 to 635)	281 (193 to 399)	1,280 (893 to 1,790)	473 (360 to 639)	201 (157 to 251)	140 (108 to 180)	116 (89 to 150)	97 (75 to 126)	94 (72 to 120)	116 (95 to 151)	175 (132 to 231)	135 (93 to 171)	89 (64 to 119)	61 (43 to 84)	49 (35 to 66)	29 (21 to 40)	14 (10 to 19)	4 (2 to 5)	1 (1 to 2)	0 (0 to 1)	0 (0 to 0)	0 (0 to 0)	0 (0 to 0)	3,940
Neural tube defects	664 (51 to 137)	29 (9 to 39)	94 (31 to 134)	60 (11 to 161)	7 (4 to 16)	7 (4 to 12)	5 (3 to 8)	5 (3 to 8)	4 (2 to 6)	6 (3 to 8)	8 (5 to 13)	6 (3 to 9)	3 (2 to 4)	2 (1 to 3)	1 (0 to 2)	1 (0 to 1)	0 (0 to 1)	0 (0 to 0)	0 (0 to 0)	0 (0 to 0)	0 (0 to 0)	0 (0 to 0)	0 (0 to 0)	282
Congenital heart anomalies	1,114 (44 to 171)	51 (71 to 105)	237 (357 to 770)	87 (62 to 242)	37 (33 to 74)	26 (19 to 44)	21 (16 to 30)	18 (11 to 27)	17 (12 to 25)	21 (16 to 32)	32 (23 to 50)	25 (16 to 37)	16 (10 to 23)	11 (6 to 16)	9 (6 to 13)	5 (4 to 7)	3 (2 to 4)	1 (1 to 2)	0 (0 to 1)	0 (0 to 0)	0 (0 to 0)	0 (0 to 0)	0 (0 to 0)	1,200
Orofacial clefts	1 (0 to 2)	0 (0 to 1)	0 (1 to 3)	0 (1 to 6)	0 (0 to 2)	0 (0 to 2)	0 (0 to 2)	0 (0 to 2)	0 (0 to 2)	0 (0 to 2)	1 (0 to 2)	0 (0 to 2)	0 (0 to 2)	0 (0 to 2)	0 (0 to 2)	0 (0 to 2)	0 (0 to 2)	0 (0 to 2)	0 (0 to 2)	0 (0 to 2)	0 (0 to 2)	0 (0 to 2)	0 (0 to 2)	87.2
Down syndrome	12 (9 to 21)	0 (1 to 1)	3 (5 to 14)	0 (2 to 9)	0 (2 to 12)	0 (2 to 7)	0 (1 to 6)	0 (1 to 5)	0 (1 to 4)	0 (1 to 4)	0 (1 to 4)	0 (1 to 4)	0 (1 to 4)	0 (1 to 4)	0 (1 to 4)	0 (1 to 4)	0 (1 to 4)	0 (1 to 4)	0 (1 to 4)	0 (1 to 4)	0 (1 to 4)	0 (1 to 4)	0 (1 to 4)	177
Turner syndrome	0 (0 to 0)	0 (0 to 0)	0 (0 to 0)	0 (0 to 0)	0 (0 to 0)	0 (0 to 0)	0 (0 to 0)	0 (0 to 0)	0 (0 to 0)	0 (0 to 0)	0 (0 to 0)	0 (0 to 0)	0 (0 to 0)	0 (0 to 0)	0 (0 to 0)	0 (0 to 0)	0 (0 to 0)	0 (0 to 0)	0 (0 to 0)	0 (0 to 0)	0 (0 to 0)	0 (0 to 0)	0 (0 to 0)	1-1
Klinefelter syndrome	0 (0 to 0)	0 (0 to 0)	0 (0 to 0)	0 (0 to 0)	0 (0 to 0)	0 (0 to 0)	0 (0 to 0)	0 (0 to 0)	0 (0 to 0)	0 (0 to 0)	0 (0 to 0)	0 (0 to 0)	0 (0 to 0)	0 (0 to 0)	0 (0 to 0)	0 (0 to 0)	0 (0 to 0)	0 (0 to 0)	0 (0 to 0)	0 (0 to 0)	0 (0 to 0)	0 (0 to 0)	0 (0 to 0)	0-1
Other chromosomal abnormalities	73 (27 to 119)	39 (16 to 66)	157 (82 to 269)	56 (15 to 58)	21 (10 to 33)	15 (5 to 31)	14 (7 to 22)	9 (4 to 17)	5 (2 to 7)	6 (3 to 7)	7 (2 to 11)	4 (2 to 6)	3 (2 to 4)	2 (1 to 3)	1 (0 to 2)	1 (0 to 1)	0 (0 to 1)	0 (0 to 1)	0 (0 to 1)	0 (0 to 0)	0 (0 to 0)	0 (0 to 0)	0 (0 to 0)	370
Congenital musculoskeletal and limb anomalies	44 (17 to 77)	4 (5 to 17)	19 (29 to 77)	9 (31 to 91)	1 (3 to 18)	2 (2 to 14)	2 (2 to 9)	2 (2 to 7)	2 (2 to 7)	2 (2 to 7)	4 (2 to 9)	2 (2 to 6)	2 (2 to 5)	1 (0 to 3)	1 (0 to 2)	0 (0 to 1)	0 (0 to 1)	0 (0 to 1)	0 (0 to 1)	0 (0 to 1)	0 (0 to 0)	0 (0 to 0)	0 (0 to 0)	709
Urogenital congenital anomalies	33 (14 to 61)	3 (2 to 16)	23 (52 to 85)	7 (13 to 40)	3 (7 to 18)	2 (2 to 8)	2 (2 to 6)	2 (2 to 5)	2 (2 to 5)	2 (2 to 5)	3 (2 to 8)	2 (1 to 4)	1 (1 to 3)	1 (0 to 2)	0 (0 to 1)	0 (0 to 1)	0 (0 to 1)	0 (0 to 1)	0 (0 to 1)	0 (0 to 1)	0 (0 to 0)	0 (0 to 0)	0 (0 to 0)	116
Digestive congenital anomalies	13 (10 to 61)	9 (5 to 32)	9 (33 to 153)	3 (31 to 214)	1 (4 to 27)	1 (2 to 14)	1 (1 to 24)	0 (0 to 14)	0 (0 to 11)	0 (0 to 14)	1 (1 to 24)	0 (0 to 12)	0 (0 to 7)	0 (0 to 5)	0 (0 to 4)	0 (0 to 3)	0 (0 to 2)	0 (0 to 1)	0 (0 to 1)	0 (0 to 0)	0 (0 to 0)	0 (0 to 0)	0 (0 to 0)	139
Other congenital birth defects	238 (78 to 358)	12 (36 to 120)	51 (187 to 490)	19 (99 to 163)	8 (29 to 53)	5 (12 to 39)	4 (10 to 29)	3 (8 to 21)	2 (6 to 15)	2 (6 to 13)	3 (6 to 22)	2 (4 to 16)	1 (3 to 9)	1 (2 to 6)	0 (1 to 4)	0 (1 to 3)	0 (0 to 2)	0 (0 to 1)	0 (0 to 1)	0 (0 to 0)	0 (0 to 0)	0 (0 to 0)	0 (0 to 0)	869
Urinary diseases and male infertility	0.3 (0 to 0.9)	1 (0 to 1.9)	0.9 (2 to 5)	0.3 (3 to 7.3)	1.4 (1 to 3)	0.6 (0 to 1.6)	0.1 (0 to 1.3)	0.1 (0 to 1.2)	0.1 (0 to 1.2)	0.1 (0 to 1.2)	0.4 (0 to 1.5)	0.2 (0 to 1.2)	0.2 (0 to 1.2)	0.1 (0 to 1.2)	0.1 (0 to 1.2)	0.1 (0 to 1.2)	0.1 (0 to 1.2)	0.1 (0 to 1.2)	0.1 (0 to 1.2)	0.1 (0 to 1.2)	0.1 (0 to 1.2)	0.1 (0 to 1.2)	986
Urolithiasis	0 (0 to 0)	0 (0 to 0)	0 (0 to 0)	0 (0 to 0.2)	0 (0 to 0.3)	0 (0 to 0.3)	0 (0 to 0.3)	0 (0 to 0.3)	0 (0 to 0.3)	0 (0 to 0.3)	0 (0 to 0.3)	0 (0 to 0.3)	0 (0 to 0.3)	0 (0 to 0.3)	0 (0 to 0.3)	0 (0 to 0.3)	0 (0 to 0.3)	0 (0 to 0.3)	0 (0 to 0.3)	0 (0 to 0.3)	0 (0 to 0.3)	0 (0 to 0.3)	0 (0 to 0.3)	74.4
Benign prostatic hyperplasia	0 (0 to 0)	0 (0 to 0)	0 (0 to 0)	0 (0 to 0)	0 (0 to 0)	0 (0 to 0)	0 (0 to 0)	0 (0 to 0)	0 (0 to 0)	0 (0 to 0)	0 (0 to 0)	0 (0 to 0)	0 (0 to 0)	0 (0 to 0)	0 (0 to 0)	0 (0 to 0)	0 (0 to 0)	0 (0 to 0)	0 (0 to 0)	0 (0 to 0)	0 (0 to 0)	0 (0 to 0)	0 (0 to 0)	127
Male infertility	0 (0 to 0)	0 (0 to 0)	0 (0 to 0)	0 (0 to 0)	0 (0 to 0)	0 (0 to 0)	0 (0 to 0)	0 (0 to 0)	0 (1.6 to 17.8)	0 (2.2 to 19.9)	0 (1.9 to 20.5)	0 (1.6 to 20.5)	0 (1.4 to 20.5)	0 (1.2 to 20.5)	0 (1.1 to 20.5)	0 (1 to 20.5)	0 (0.9 to 20.5)	0 (0.8 to 20.5)	0 (0.8 to 20.5)	0 (0.8 to 20.5)	0 (0.8 to 20.5)	0 (0.8 to 20.5)	0 (0.8 to 20.5)	85.9
Other urinary diseases	0.1 (0 to 0.4)	0.9 (0 to 1.7)	2.9 (1.6 to 4.9)	2.8 (1.6 to 4.9)	3.4 (4 to 7.5)	5.4 (3 to 7.3)	4.1 (2.5 to 6.4)	3.6 (2.5 to 6.1)	3.7 (2.5 to 6.1)	4.2 (2.9 to 6.1)	5.4 (3.9 to 8.1)	4.2 (2.9 to 6.1)	3.6 (2.5 to 5.4)	2.9 (1.9 to 4.4)	2.2 (1.4 to 3.4)	1.7 (1.1 to 2.6)	1.1 (0.7 to 1.7)	0.7 (0.4 to 1.1)	0.4 (0.2 to 0.7)	0.2 (0.1 to 0.4)	0.1 (0 to 0.2)	0.1 (0 to 0.2)	0.1 (0 to 0.2)	539
Gynecological diseases	0 (0 to 0)	0 (0 to 0)	0 (0 to 0)	0 (0 to 0)	0 (0 to 0)	0 (0 to 0)	0 (0 to 0)	0 (0 to 0)	1,882 (99 to 2,934)	0 (0 to 0)	0 (0 to 0)	1,220 (0 to 3,180)	0 (0 to 0)	0 (0 to 0)	0 (0 to 0)	0 (0 to 0)	0 (0 to 0)	0 (0 to 0)	0 (0 to 0)	0 (0 to 0)	0 (0 to 0)	0 (0 to 0)	0 (0 to 0)	7,830
Uterine fibroids	0 (0 to 0)	0 (0 to 0)	0 (0 to 0)	0 (0 to 0)	0 (0 to 0)	0 (0 to 0)	0 (0 to 0)	0 (0 to 0)	0 (0 to 0)	0 (0 to 0)	0 (0 to 0)	0 (0 to 0)	0 (0 to 0)	0 (0 to 0)	0 (0 to 0)	0 (0 to 0)	0 (0 to 0)	0 (0 to 0)	0 (0 to 0)	0 (0 to 0)	0 (0 to 0)	0 (0 to 0)	0 (0 to 0)	110
Polycystic ovarian syndrome	0 (0 to 0)	0 (0 to 0)	0 (0 to 0)	0 (0 to 0)	0 (0 to 0)	0 (0 to 0)	3.7 (1.4 to 7.9)	19.2 (9.6 to 36.9)	19.3 (7.7 to 37.2)	19.9 (9.7 to 38.9)	26.1 (13.7 to 42.3)	20 (9.7 to 36.1)	14.2 (6.8 to 28.6)	6.9 (3.1 to 16.1)	2.6 (1.2 to 6.7)	0 (0 to 5)	0 (0 to 5)	0 (0 to 5)	0 (0 to 5)	0 (0 to 5)	0 (0 to 5)	0 (0 to 5)	0 (0 to 5)	164
Female infertility	0 (0 to 0)	0 (0 to 0)	0 (0 to 0)	0 (0 to 0)	0 (0 to 0)	0 (0 to 0)	0 (0 to 0)	0 (0 to 0)	0 (0 to 0)	0 (0 to 0)	0 (0 to 0)	0 (0 to 0)	0 (0 to 0)	0 (0 to 0)	0 (0 to 0)	0 (0 to 0)	0 (0 to 0)	0 (0 to 0)	0 (0 to 0)	0 (0 to 0)	0 (0 to 0)	0 (0 to 0)	0 (0 to 0)	59
Endometriosis	0 (0 to 0)	0 (0 to 0)	0 (0 to 0)	0 (0 to 0)	0 (0 to 0)	0 (0 to 0)	13.9 (2.6 to 29.9)	68.9 (28.6 to 113)	77.6 (27.9 to 135)	79.9 (38.6 to 141)	82 (42.5 to 142)	53.1 (22.1 to 103)	33.4 (21.4 to 64.4)	16 (8.1 to 27.2)	0 (0 to 5)	0 (0 to 5)	0 (0 to 5)	0 (0 to 5)	0 (0 to 5)	0 (0 to 5)	0 (0 to 5)	0 (0 to 5)	0 (0 to 5)	426
Genital prolapse	0 (0 to 0)	0 (0 to 0)	0 (0 to 0)	0 (0 to 0)	0 (0 to 0)	0.3 (0 to 0.8)	0.1 (0 to 0.5)	0.1 (0 to 0.5)	0.1 (0 to 0.5)	0.2 (0 to 0.6)	0.2 (0 to 0.7)	1.2 (0 to 2.7)	0.4 (0 to 1.3)	1.2 (0 to 3.3)	0.6 (0 to 2.3)	1.1 (0 to 3.3)	0.6 (0 to 2.3)	0.8 (0 to 2.3)	0.5 (0 to 2.3)	0.2 (0 to 2.3)	0.1 (0 to 2.3)	0.2 (0 to 2.3)	0.2 (0 to 2.3)	60.8
Premenstrual syndrome	0 (0 to 0)	0 (0 to 0)	0 (0 to 0)	0 (0 to 0)	0 (0 to 0)	0 (0 to 0)	42.9 (20.4 to 77.1)	99.9 (48.6 to 193)	121 (47 to 233)	135 (68.9 to 239)	192 (98.9 to 339)	242 (108.9 to 469)	213 (118.9 to 449)	135 (75.7 to 222)	39.7 (19.5 to 79.2)	0 (0 to 5)	0 (0 to 5)	0 (0 to 5)	0 (0 to 5)	0 (0 to 5)	0 (0 to 5)	0 (0 to 5)	0 (0 to 5)	1,240
Other gynecological diseases	0 (0 to 0)	0 (0 to 0)	0 (0 to 0)	0 (0 to 0)	2.7 (0.4 to 9.1)	0.4 (0 to 1.7)	9.2 (1.1 to 31.5)	7.9 (1.1 to 30.1)	197 (10.6 to 364)	573 (33.5 to 981)	954 (599 to 1,386)	1,258 (779 to 1,870)	982 (463 to 1,450)	742 (361 to 1,113)	529 (192 to 1,192)	311 (161 to 466)	138 (77 to 214)	58.4 (22.6 to 91.1)	24.7 (14.4 to 37.7)	11.2 (4.7 to 16.4)	5.2 (2.4 to 8.4)	1.9 (1 to 3)	0.3 (0 to 0.5)	5,780
Hemoglobinopathies and hemolytic anemias	0.6 (0.2 to 0.8)	0 (0 to 0.1)	31 (19 to 43.2)	116 (99 to 132)	184 (170 to 201)	139 (87 to 191)	318 (235 to 407)	527 (373 to 712)	479 (342 to 631)	687 (526 to 870)	786 (538 to 1,115)	699 (369 to 1,085)	288 (211 to 386)	153 (108 to 211)	106 (75 to 150)	60.7 (40 to 87)	47.9 (33.7 to 66.1)	28.9 (20.1 to 39.1)	17.9 (12.5 to 23.9)	12 (8.5 to 16.1)	7.5 (5.3 to 9.6)	3.2 (2 to 4)	1.2 (0.9 to 1.5)	4,170
Thalassemias	0 (0 to 0.2)	0 (0 to 0.2)	0 (1 to 3)	0.6 (4 to 14.7)	1.2 (2 to 3)	0.7 (0.4 to 1.2)	2.6 (1.4 to 4.2)	3.6 (2 to 5.6)	3.4 (2 to 5.2)	3.6 (1.9 to 5.7)	3.4 (1.9 to 5.1)	2.9 (1.5 to 4.9)	2.1 (1.1 to 3.6)	1.4 (0.7 to 2.4)	0.9 (0.4 to 1.7)	0.5 (0.2 to 1.1)	0.3 (0.1 to 0.6)	0.2 (0.1 to 0.4)	0.1 (0 to 0.2)	0.1 (0 to 0.2)	0 (0 to 0.1)	0 (0 to 0.1)	0 (0 to 0.1)	54
Thalassemias trait	0 (0 to 0.1)	0.6 (0.4 to 1.4)	3.9 (4.3 to 15.9)	13.1 (17.7 to 72.9)	23.3 (29.3 to 105)	17.5 (9.8 to 49.6)	40.3 (26.6 to 61.7)	66.8 (46.3 to 93.2)	60.7 (42.9 to 86.1)	87 (66.6 to 122)	99.6 (68.1 to 141)	88.6 (44.6 to 221)	27 (22.4 to 82)	19.4 (13.5 to 61.7)	12.5 (9.3 to 39.3)	7.4 (5.5 to 17.8)	3.8 (2.8 to 9.2)	2.3 (1.7 to 5.6)	1.4 (1 to 3.4)	0.7 (0.5 to 1.7)	0.3 (0.2 to 0.8)	0.1 (0.1 to 0.3)	0.1 (0 to 0.2)	599
Sickle cell disorders	0 (0.1 to 0.4)	4 (0.2 to 3.2)	9 (5.3 to 13)	27 (17 to 49.9)	58 (41.9 to 77.7)	69.6 (47.4 to 99.4)	204 (159 to 266)	333 (232 to 455)	344 (248 to 466)	229 (247 to 452)	495 (328 to 629)	344 (258 to 502)	199 (143 to 275)	81.2 (62.6 to 122)	68.4 (41.9 to 91.5)	40 (24 to 59.2)	12.1 (9.5 to 20.7)	6 (3.9 to 9.2)	2.1 (0.9 to 3.4)	0.9 (0.9 to 1.5)	0.3 (0.9 to 0.9)	0.1 (0 to 0.3)	0.1 (0 to 0.3)	2,610
Sickle cell trait	0.1 (0.9 to 2.2)	2.4 (1.2 to 4)	7.6 (2.9 to 13.2)	13.7 (19.5 to 58.2)	49.7 (22.9 to 68)	21.6 (7.6 to 43.3)	26.1 (12.2 to 34.4)	62 (36.2 to 157)	39.3 (20.6 to 82.2)	116 (48.3 to 220)	185 (98.9 to 314)	214 (109.5 to 68)	113.7 (72.4 to 214)	52.4 (34.9 to 82.4)	22.8 (7.8 to 41.3)	7 (2.2 to 14.7)	2.7 (0.7 to 6.9)	0.7 (0.1 to 2.1)	0.2 (0.1 to 1.4)	0.1 (0.1 to 0.4)	0.1 (0.1 to 0.2)	0.1 (0 to 0.2)	0.1 (0 to 0.2)	670
G6PD deficiency	0 (0 to 0)	0.1 (0 to 0.1)	0.6 (0.2 to 0.7)	1.9 (0.8 to 2.5)	4.2 (2.1 to 6.7)	2.7 (3.4 to 12.4)	6.4 (1.6 to 48.9)	12.7 (1.8 to 62)	8.6 (1.8 to 52)	17.4 (1.5 to 69.9)	25.6 (1.5 to 97)	17.9 (1.4 to 72)	9.8 (1.2 to 39.3)	5.9 (1.2 to 23.5)	2.5 (1.1 to 9.6)	1.3 (0.6 to 5)	0.6 (0.3 to 2.3)	0.3 (0.1 to 1.1)	0.2 (0.1 to 0.6)	0.1 (0.1 to 0.3)	0 (0 to 0.2)	0 (0 to 0.1)	0 (0 to 0.1)	250
G6PD trait	0 (0 to 0)	0 (0 to 0)	0 (0 to 0)	0 (0 to 0)	0 (0 to 0)	0 (0 to 0)	1.6 (0.7 to 3.3)	2.3 (0 to 5)	0 (0 to 0)	0 (0 to 0)	2.4 (0 to 5)	4.3 (0 to 11)	0.5 (0 to 6.1)	0.6 (0 to 1.1)	0 (0 to 0)	0 (0 to 0)	0 (0 to 0)	0 (0 to 0)	0 (0 to 0)	0 (0 to 0)	0 (0 to 0)	0 (0 to 0)	0 (0 to 0)	4.7
Other hemoglobinopathies and hemolytic anemias	0 (0 to 0)	0.2 (0.1 to 0.4)	1.9 (0.7 to 3.4)	7.2 (2.9 to 15.3)	9.4 (3.3 to 19.7)	4.4 (1.6 to 9.4)	12.5 (6.5 to 24.4)	10.4 (5.7 to 17.8)	12.1 (6.4 to 23.9)	16 (8.9 to 27.4)	27.1 (14.1 to 41.8)	19.8 (14.6 to 45.9)	8.4 (2.2 to 29.1)	4.2 (1.4 to 7.7)	1.6 (0.2 to 14.4)	0.4 (0.1 to 14.4)	0.1 (0.1 to 14.4)	0.1 (0.1 to 14.4)	0.1 (0.1 to 14.4)	0.1 (0.1 to 14.4)	0.1 (0.1 to 14.4)	0.1 (0.1 to 14.4)	0.1 (0.1 to 14.4)	239
Endocrine, metabolic, blood, and immune disorders	8.9 (4.3 to 20.7)	10.4 (8.7 to 28.3)	194 (104 to 242)	232 (163 to 275)	232 (159 to 329)	194 (138 to 266)	175 (116 to 260)	164 (113 to 255)	223 (129 to 357)	164 (232 to 611)	225 (432 to 1,070)	676 (461 to 1,030)	439 (332 to 644)	330 (266 to 507)	240 (261 to 392)	198 (287 to 488)	87.7 (163 to 438)	41.7 (89.3 to 210)	21.2 (51.8 to 143)	9.2 (31.6 to 109)	3.2 (19.9 to 47.4)	1.2 (12.5 to 29.9)	0.4 (8.1 to 19.6)	5,670
Oral disorders	0 (0 to 0)	0 (0 to 0)	0 (0 to 0)	0 (0 to 50.1)	0 (29.1 to 71.9)	0 (29.4 to 57.5)	0 (21.4 to 139)	0 (22.2 to 164)	0 (22.1 to 172)	0 (22.1 to 172)	0 (22.1 to 172)	0 (22.1 to 172)	0 (22.1 to 172)	0 (22.1 to 172)	0 (22.1 to 172)	0 (22.1 to 172)	0 (22.1 to 172)	0 (22.1 to 172)	0 (22.1 to 172)	0 (22.1 to 172)	0 (22.1 to 172)	0 (22.1 to 172)	0 (22.1 to 172)	5,000
Caries of deciduous teeth	0 (0 to 0)	0 (0 to 0)	0 (0 to 0)	0 (0 to 50.1)	0 (29.1 to 71.9)	0 (29.4 to 57.5)	0 (21.4 to 139)	0 (22.2 to 164)	0 (22.1 to 172)	0 (22.1 to 172)	0 (22.1 to 172)	0 (22.1 to 172)	0 (22.1 to 172)	0 (22.1 to 172)	0 (22.1 to 172)	0 (22.1 to 172)	0 (22.1 to 172)	0 (22.1 to 172)	0 (22.1 to 172)	0 (22.1 to 172)	0 (22.1 to 172)	0 (22.1 to 172)	0 (22.1 to 172)	23.5
Caries of permanent teeth	0 (0 to 0)	0 (0 to 0)	0 (0 to 0)	14.9 (5.4 to 32.1)	29 (11.9 to 61.7)	20.6 (9.2 to 43.9)	20.1 (7.6 to 42.9)	32.8 (12.9 to 68.1)	68.6 (19.6 to 171)	84.3 (34.1 to 167)	120.5 (59.5 to 231)	42.9 (19.2 to 97.2)	31 (16.9 to 62.2)	23.7 (9.3 to 52.9)	16.5 (6.1 to 39.4)	8.7 (2.5 to 17.6)	3.7 (1.5 to 7.5)	1.8 (0.6 to 3.2)	0.9 (0.3 to 1.5)	0.3 (0.1 to 0.6)	0.1 (0 to 0.2)	0.1 (0 to 0.2)	0.1 (0 to 0.2)	485
Periodontal diseases	0 (0 to 0)	0 (0 to 0)	0 (0 to 0)	0 (0 to 0)	0 (0 to 0)	0 (0 to 0)	0 (0 to 0)	0 (0 to 0)	0 (0 to 0)	0 (0 to 0)	0 (0 to 0)	0 (0 to 0)	0 (0 to 0)	0 (0 to 0)	0 (0 to 0)	0 (0 to 0)	0 (0 to 0)	0 (0 to 0)	0 (0 to 0)	0 (0 to 0)	0 (0 to 0)	0 (0 to 0)	0 (0 to 0)	1,620
Other oral disorders	0 (0 to 0)	0 (0 to 0)	23.6 (13.7 to 34)	24 (14.6 to 37.4)	24 (15.2 to 41.5)	39.2 (26.2 to 56.4)	49.1 (34.2 to 67.4)	99.7 (69.1 to 139)	84.4 (53.6 to 136)	160.3 (97.4 to 221)	164 (94.5 to 176)	117 (64.5 to 174)	87.3 (53.7 to 131)	69.6 (47.2 to 102)	52.6 (29.5 to 81.2)	35 (20.8 to 53)	17.7 (11.2 to 24.4)	6.8 (4.2 to 10.2)	3 (1.6 to 4.4)	1.4 (0.6 to 2.2)	0.6 (0.2 to 0.9)	0.2 (0 to 0.3)	0.1 (0 to 0.2)	839
Sudden infant death syndrome	– –	7 (3.1 to 13.2)	122 (67.6 to 227)	– –	– –	– –	– –	– –	– –	– –	– –	– –	– –	– –	– –	– –	– –	– –	– –	– –	– –	– –	– –	NA
Injuries	10.4 (9.4 to 14.8)	10.4 (9.4 to 19.3)	121 (84.4 to 149)	446 (347 to 574)	633 (547 to 774)	661 (557 to 795)	1,590 (1,226 to 1,990)	2,670 (2,210 to 3,200)	2,580 (2,210 to 3,090)	2,060 (1,670 to 2,470)	4,850 (4,070 to 5,850)	3,065 (2,600 to 4,290)	2,450 (1,900 to 3,230)	1,810 (1,400 to 2,290)	1,440 (1,150 to 1,790)	1,010 (802 to 1,260)	587 (464 to 729)	291 (228 to 346)	167 (134 to 202)	113 (92 to 133)	49.6 (40.4 to 59.2)	9.8 (7.2 to 12.3)	0.8 (0.4 to 0.9)	26,100
Transport injuries	1.3 (0.9 to 3.1)	2 (0.9 to 4.2)	32.3 (28.1 to 52.4)	207 (31 to 282)	334 (262 to 414)	263 (223 to 308)	810 (686 to 1,030)	1,370 (1,220 to 1,790)	1,010 (753 to 1,330)	1,030 (784 to 1,320)	1,760 (1,370 to 2,240)	1,220 (914 to 1,620)	863 (639 to 1,190)	632 (479 to 846)	527 (384 to 706)	371 (270 to 498)	227 (166 to 301)	108 (80 to 147)	61.1 (45 to 83.6)	27.7 (20.4 to 38)	10.4 (7.1 to 14.2)	2.4 (1.6 to 3.2)	0.2 (0.2 to 0.3)	11,000
Road injuries	1.2 (0.9 to 2.3)	1.9 (0.9 to 3.7)	29.4 (27.1 to 51.3)	192 (30 to 273)	301 (239 to 399)	240 (220 to 283)	761 (664 to 1,000)	1,340 (1,220 to 1,760)	976 (729 to 1,310)	1,010 (751 to 1,320)	1,670 (1,360 to 2,190)	1,170 (871 to 1,560)	821 (597 to 1,130)	596 (444 to 811)	494 (362 to 672)	356 (259 to 479)	229 (162 to 321)	108 (79 to 143)	59.6 (44 to 81.4)	27.4 (20.2 to 36.9)	10.3 (7.1 to 14.1)	2.3 (1.5 to 3.2)	0.2 (0.2 to 0.3)	10,600
Pedestrian road injuries	0.4 (0.1 to 1)	0.2 (0.1 to 0.4)	1.7 (2.4 to 11.9)	22.6 (1.9 to 54.7)	38.7 (22.1 to 59.1)	32.4 (20.4 to 50.2)	97 (46.8 to 154)	167 (74 to 309)	141 (72.3 to 277)	147 (72.5 to 289)	288 (98.6 to 314)	189 (103 to 325)	143 (103 to 345)	118 (69.3 to 254)	91.7 (69.3 to 191)	74.4 (49.6 to 128)	49.6 (39.3 to 83.2)	23.3 (30.3 to 59.2)	14.7 (14.1 to 39.4)	6.6 (9.3 to 24)	2.5 (5.6 to 9.6)	0.7 (0.4 to 0.9)	0.1 (0.5 to 0.7)	1,720
Cyclist road injuries	0 (0 to 0)	0 (0 to 0)	0 (0 to 0)	0 (1.7 to 9.5)	0 (8 to 19.9)	0 (9.3 to 23.9)	0.3 (12.4 to 27.8)	2.4 (9.4 to 39.4)	2.6 (9.3 to 39.9)	2.6 (9.3 to 40.1)	4.2 (29.2 to 59.3)	3.4 (10.1 to 161)

Risk Factor, by, Based, 50%, 95, by cause, and, sets, access, for, both, sexes, with, 95% uncertainty intervals, 2019,

Cause	Early Neonatal	Late Neonatal	Post Neonatal	1 to 4	5 to 9	10 to 14	15 to 19	20 to 24	25 to 29	30 to 34	35 to 39	40 to 44	45 to 49	50 to 54	55 to 59	60 to 64	65 to 69	70 to 74	75 to 79	80 to 84	85 to 89	90 to 94	95 plus	Total
All causes	497,000 (521,000 to 473,000)	152,000 (164,000 to 140,000)	1,250,000 (1,360,000 to 1,150,000)	854,000 (1,000,000 to 722,000)	700,000 (1,000,000 to 492,000)	1,000,000 (1,000,000 to 1,000,000)	1,000,000 (1,000,000 to 1,000,000)	1,000,000 (1,000,000 to 1,000,000)	1,000,000 (1,000,000 to 1,000,000)	1,000,000 (1,000,000 to 1,000,000)	1,000,000 (1,000,000 to 1,000,000)	1,000,000 (1,000,000 to 1,000,000)	1,000,000 (1,000,000 to 1,000,000)	1,000,000 (1,000,000 to 1,000,000)	1,000,000 (1,000,000 to 1,000,000)	1,000,000 (1,000,000 to 1,000,000)	1,000,000 (1,000,000 to 1,000,000)	1,000,000 (1,000,000 to 1,000,000)	1,000,000 (1,000,000 to 1,000,000)	1,000,000 (1,000,000 to 1,000,000)	1,000,000 (1,000,000 to 1,000,000)	1,000,000 (1,000,000 to 1,000,000)	1,000,000 (1,000,000 to 1,000,000)	29,400,000
Communicable, maternal, neonatal, and nutritional diseases	249,000 (262,000 to 237,000)	61,200 (64,400 to 58,000)	373,000 (393,000 to 354,000)	203,000 (214,000 to 192,000)	23,000,000 (19,000,000 to 28,000,000)	152,000 (159,000 to 145,000)	114,000 (120,000 to 108,000)	108,000 (113,000 to 102,000)	122,000 (128,000 to 116,000)	160,000 (167,000 to 152,000)	93,000 (98,000 to 88,000)	78,000 (82,000 to 74,000)	72,000 (76,000 to 68,000)	74,000 (78,000 to 70,000)	68,000 (72,000 to 65,000)	63,000 (67,000 to 60,000)	59,000 (62,000 to 56,000)	58,000 (61,000 to 55,000)	56,000 (59,000 to 53,000)	54,000 (57,000 to 51,000)	52,000 (55,000 to 49,000)	50,000 (53,000 to 47,000)	3,510,000
HIV/AIDS and sexually transmitted infections	11,000 (11,000 to 11,000)	4,610 (4,610 to 4,610)	7,660 (7,660 to 7,660)	4,210 (4,210 to 4,210)	1,870 (1,870 to 1,870)	3,660 (3,660 to 3,660)	6,630 (6,630 to 6,630)	11,700 (11,700 to 11,700)	17,600 (17,600 to 17,600)	24,100 (24,100 to 24,100)	29,400 (29,400 to 29,400)	32,800 (32,800 to 32,800)	34,000 (34,000 to 34,000)	33,800 (33,800 to 33,800)	32,800 (32,800 to 32,800)	30,900 (30,900 to 30,900)	28,400 (28,400 to 28,400)	25,700 (25,700 to 25,700)	22,900 (22,900 to 22,900)	19,900 (19,900 to 19,900)	16,900 (16,900 to 16,900)	13,900 (13,900 to 13,900)	414,000
HIV/AIDS	0 (0 to 0)	0 (0 to 0)	0 (0 to 0)	0 (0 to 0)	0 (0 to 0)	0 (0 to 0)	0 (0 to 0)	0 (0 to 0)	0 (0 to 0)	0 (0 to 0)	0 (0 to 0)	0 (0 to 0)	0 (0 to 0)	0 (0 to 0)	0 (0 to 0)	0 (0 to 0)	0 (0 to 0)	0 (0 to 0)	0 (0 to 0)	0 (0 to 0)	0 (0 to 0)	0 (0 to 0)	0 (0 to 0)	0
HIV/AIDS - Drug-susceptible Tuberculosis	0 (0 to 0)	0 (0 to 0)	0 (0 to 0)	0 (0 to 0)	0 (0 to 0)	0 (0 to 0)	0 (0 to 0)	0 (0 to 0)	0 (0 to 0)	0 (0 to 0)	0 (0 to 0)	0 (0 to 0)	0 (0 to 0)	0 (0 to 0)	0 (0 to 0)	0 (0 to 0)	0 (0 to 0)	0 (0 to 0)	0 (0 to 0)	0 (0 to 0)	0 (0 to 0)	0 (0 to 0)	0 (0 to 0)	0
HIV/AIDS - Multidrug-resistant Tuberculosis without extensive drug resistance	0 (0 to 0)	0 (0 to 0)	0 (0 to 0)	0 (0 to 0)	0 (0 to 0)	0 (0 to 0)	0 (0 to 0)	0 (0 to 0)	0 (0 to 0)	0 (0 to 0)	0 (0 to 0)	0 (0 to 0)	0 (0 to 0)	0 (0 to 0)	0 (0 to 0)	0 (0 to 0)	0 (0 to 0)	0 (0 to 0)	0 (0 to 0)	0 (0 to 0)	0 (0 to 0)	0 (0 to 0)	0 (0 to 0)	0
HIV/AIDS - Extensively drug-resistant Tuberculosis	0 (0 to 0)	0 (0 to 0)	0 (0 to 0)	0 (0 to 0)	0 (0 to 0)	0 (0 to 0)	0 (0 to 0)	0 (0 to 0)	0 (0 to 0)	0 (0 to 0)	0 (0 to 0)	0 (0 to 0)	0 (0 to 0)	0 (0 to 0)	0 (0 to 0)	0 (0 to 0)	0 (0 to 0)	0 (0 to 0)	0 (0 to 0)	0 (0 to 0)	0 (0 to 0)	0 (0 to 0)	0 (0 to 0)	0
HIV/AIDS resulting in other diseases	0 (0 to 0)	0 (0 to 0)	0 (0 to 0)	0 (0 to 0)	0 (0 to 0)	0 (0 to 0)	0 (0 to 0)	0 (0 to 0)	0 (0 to 0)	0 (0 to 0)	0 (0 to 0)	0 (0 to 0)	0 (0 to 0)	0 (0 to 0)	0 (0 to 0)	0 (0 to 0)	0 (0 to 0)	0 (0 to 0)	0 (0 to 0)	0 (0 to 0)	0 (0 to 0)	0 (0 to 0)	0 (0 to 0)	0
Sexually transmitted infections, excluding HIV	11,000 (11,000 to 11,000)	4,610 (4,610 to 4,610)	7,660 (7,660 to 7,660)	4,210 (4,210 to 4,210)	1,870 (1,870 to 1,870)	3,660 (3,660 to 3,660)	6,630 (6,630 to 6,630)	11,700 (11,700 to 11,700)	17,600 (17,600 to 17,600)	24,100 (24,100 to 24,100)	29,400 (29,400 to 29,400)	32,800 (32,800 to 32,800)	34,000 (34,000 to 34,000)	33,800 (33,800 to 33,800)	32,800 (32,800 to 32,800)	30,900 (30,900 to 30,900)	28,400 (28,400 to 28,400)	25,700 (25,700 to 25,700)	22,900 (22,900 to 22,900)	19,900 (19,900 to 19,900)	16,900 (16,900 to 16,900)	13,900 (13,900 to 13,900)	414,000
Syphilis	1,000 (1,000 to 1,000)	1,000 (1,000 to 1,000)	1,000 (1,000 to 1,000)





8803



Yue Yuan, Yu, Pichiguina Elo,[3] Its cause and low stress for both sex-specific 50th percentile by income, 2019

Cause	Early Neonatal	Late Neonatal	Post Neonatal	1 to 4	5 to 9	10 to 14	15 to 19	20 to 24	25 to 29	30 to 34	35 to 39	40 to 44	45 to 49	50 to 54	55 to 59	60 to 64	65 to 69	70 to 74	75 to 79	80 to 84	85 to 89	90 to 94	95 plus	Total
All causes	1,800,000	1,800,000	1,800,000	7,200,000	7,200,000	7,200,000	7,200,000	7,200,000	7,200,000	7,200,000	7,200,000	7,200,000	7,200,000	7,200,000	7,200,000	7,200,000	7,200,000	7,200,000	7,200,000	7,200,000	7,200,000	7,200,000	7,200,000	52,700,000
Communicable, maternal, neonatal, and nutritional diseases	1,800,000 (1,800,000 to 2,200,000)	591,000 (597,000 to 620,000)	1,200,000 (1,600,000 to 1,700,000)	769,000 (800,000 to 1,200,000)	453,000 (599,000 to 638,000)	295,000 (320,000 to 357,000)	228,000 (213,000 to 255,000)	228,000 (206,000 to 251,000)	228,000 (206,000 to 251,000)	228,000 (206,000 to 251,000)	228,000 (206,000 to 251,000)	228,000 (206,000 to 251,000)	228,000 (206,000 to 251,000)	228,000 (206,000 to 251,000)	228,000 (206,000 to 251,000)	228,000 (206,000 to 251,000)	228,000 (206,000 to 251,000)	228,000 (206,000 to 251,000)	228,000 (206,000 to 251,000)	228,000 (206,000 to 251,000)	228,000 (206,000 to 251,000)	228,000 (206,000 to 251,000)	6,400,000 (6,400,000 to 6,400,000)
HIV/AIDS and sexually transmitted infections	(16,900 to 132,000)	(4,800 to 41,400)	(27,300 to 43,300)	(32,900 to 52,300)	(10,400 to 17,400)	(10,600 to 17,000)	(19,900 to 31,600)	(19,900 to 31,600)	(19,900 to 31,600)	(19,900 to 31,600)	(19,900 to 31,600)	(19,900 to 31,600)	(19,900 to 31,600)	(19,900 to 31,600)	(19,900 to 31,600)	(19,900 to 31,600)	(19,900 to 31,600)	(19,900 to 31,600)	(19,900 to 31,600)	(19,900 to 31,600)	(19,900 to 31,600)	(19,900 to 31,600)	(19,900 to 31,600)	440,000 (440,000 to 440,000)
HIV/AIDS	0.0 (0.0 to 0.0)	12.0 (0.0 to 0.0)	29,700 (29,700 to 29,700)	30,800 (30,800 to 30,800)	3,000 (3,000 to 3,000)	11,900 (11,900 to 11,900)	20,900 (20,900 to 20,900)	37,600 (37,600 to 37,600)	65,100 (65,100 to 65,100)	96,400 (96,400 to 96,400)	124,000 (124,000 to 124,000)	151,000 (151,000 to 151,000)	181,000 (181,000 to 181,000)	208,000 (208,000 to 208,000)	230,000 (230,000 to 230,000)	246,000 (246,000 to 246,000)	257,000 (257,000 to 257,000)	261,000 (261,000 to 261,000)	260,000 (260,000 to 260,000)	254,000 (254,000 to 254,000)	245,000 (245,000 to 245,000)	233,000 (233,000 to 233,000)	3,500,000 (3,500,000 to 3,500,000)
HIV/AIDS - Drug susceptible Tuberculosis	(0 to 0.1)	(0.1 to 0.2)	(333 to 445)	(325 to 773)	(1,024 to 3,681)	(1,171 to 3,999)	(327 to 851)	(302 to 887)	(372 to 1,169)	(397 to 954)	(548 to 923)	(331 to 591)	(195 to 455)	(129 to 298)	(90.1 to 217)	(72.1 to 181)	(57.5 to 159)	(51.3 to 2.7)	(53.4 to 7.1)	(53.4 to 7)	(53.4 to 7)	(53.4 to 7)	(53.4 to 7)	5,300
HIV/AIDS - Drug-resistant Tuberculosis	0.0 (0.0 to 0.0)	0.0 (0.0 to 0.0)	(0.0 to 0.0)	(0.0 to 0.0)	(0.0 to 0.0)	(0.0 to 0.0)	(0.0 to 0.0)	(0.0 to 0.0)	(0.0 to 0.0)	(0.0 to 0.0)	(0.0 to 0.0)	(0.0 to 0.0)	(0.0 to 0.0)	(0.0 to 0.0)	(0.0 to 0.0)	(0.0 to 0.0)	(0.0 to 0.0)	(0.0 to 0.0)	(0.0 to 0.0)	(0.0 to 0.0)	(0.0 to 0.0)	(0.0 to 0.0)	(0.0 to 0.0)	0.0
HIV/AIDS - Multidrug-resistant Tuberculosis without extensive drug resistance	0.0 (0.0 to 0.0)	0.0 (0.0 to 0.0)	(0.0 to 0.0)	(0.0 to 0.0)	(0.0 to 0.0)	(0.0 to 0.0)	(0.0 to 0.0)	(0.0 to 0.0)	(0.0 to 0.0)	(0.0 to 0.0)	(0.0 to 0.0)	(0.0 to 0.0)	(0.0 to 0.0)	(0.0 to 0.0)	(0.0 to 0.0)	(0.0 to 0.0)	(0.0 to 0.0)	(0.0 to 0.0)	(0.0 to 0.0)	(0.0 to 0.0)	(0.0 to 0.0)	(0.0 to 0.0)	(0.0 to 0.0)	0.0
HIV/AIDS - Extensively drug-resistant Tuberculosis	0.0 (0.0 to 0.0)	0.0 (0.0 to 0.0)	4.4 (4.4 to 4.4)	4.9 (4.9 to 4.9)	0.1 (0.1 to 0.1)	0.6 (0.6 to 0.6)	0.4 (0.4 to 0.4)	7.2 (7.2 to 7.2)	9.5 (9.5 to 9.5)	6.1 (6.1 to 6.1)	1.7 (1.7 to 1.7)	0.1 (0.1 to 0.1)	(0.0 to 0.0)	2.6 (2.6 to 2.6)	1.9 (1.9 to 1.9)	1.1 (1.1 to 1.1)	0.0 (0.0 to 0.0)	0.0 (0.0 to 0.0)	0.0 (0.0 to 0.0)	0.0 (0.0 to 0.0)	0.0 (0.0 to 0.0)	0.0 (0.0 to 0.0)	0.0 (0.0 to 0.0)	69.4
HIV/AIDS resulting in other diseases	(1.7 to 7.1)	(5.8 to 24.0)	(16,700 to 21,100)	(20,100 to 31,300)	(19,500 to 14,000)	(11,000 to 11,500)	(18,000 to 22,200)	(30,400 to 41,600)	(58,900 to 81,900)	(94,100 to 48,100)	(129,000 to 63,900)	(157,000 to 77,800)	(180,000 to 89,400)	(198,000 to 98,400)	(211,000 to 104,000)	(217,000 to 107,000)	(219,000 to 108,000)	(216,000 to 106,000)	(208,000 to 102,000)	(196,000 to 96,900)	(182,000 to 89,900)	(167,000 to 82,600)	(153,000 to 75,600)	325,000
Sexually transmitted infections excluding HIV	(16,900 to 132,000)	(4,800 to 41,400)	(27,300 to 43,300)	(32,900 to 52,300)	(10,400 to 17,400)	(10,600 to 17,000)	(19,900 to 31,600)	(19,900 to 31,600)	(19,900 to 31,600)	(19,900 to 31,600)	(19,900 to 31,600)	(19,900 to 31,600)	(19,900 to 31,600)	(19,900 to 31,600)	(19,900 to 31,600)	(19,900 to 31,600)	(19,900 to 31,600)	(19,900 to 31,600)	(19,900 to 31,600)	(19,900 to 31,600)	(19,900 to 31,600)	(19,900 to 31,600)	(19,900 to 31,600)	114,000 (114,000 to 114,000)
Respiratory infections and tuberculosis	1,800,000 (1,800,000 to 2,200,000)	591,000 (597,000 to 620,000)	1,200,000 (1,600,000 to 1,700,000)	737,000 (800,000 to 1,200,000)	447,000 (599,000 to 638,000)	283,000 (320,000 to 357,000)	208,000 (213,000 to 255,000)	190,000 (206,000 to 251,000)	128,000 (206,000 to 251,000)	132,000 (206,000 to 251,000)	104,000 (206,000 to 251,000)	77,000 (206,000 to 251,000)	47,000 (206,000 to 251,000)	21,000 (206,000 to 251,000)	28,000 (206,000 to 251,000)	34,000 (206,000 to 251,000)	28,000 (206,000 to 251,000)	28,000 (206,000 to 251,000)	28,000 (206,000 to 251,000)	28,000 (206,000 to 251,000)	28,000 (206,000 to 251,000)	28,000 (206,000 to 251,000)	28,000 (206,000 to 251,000)	5,200,000 (5,200,000 to 5,200,000)
Tuberculosis	61 (61 to 0.2)	2.4 (1.2 to 3.6)	33,900 (33,900 to 33,900)	39,900 (39,900 to 39,900)	23,400 (23,400 to 23,400)	17,400 (17,400 to 17,400)	33,900 (33,700 to 34,000)	69,900 (69,700 to 70,000)	79,500 (79,300 to 79,600)	81,500 (81,300 to 81,700)	82,600 (82,500 to 82,800)	82,700 (82,500 to 82,900)	77,900 (77,700 to 78,000)	70,500 (70,300 to 70,600)	62,100 (61,900 to 62,200)	53,700 (53,600 to 53,800)	46,400 (46,300 to 46,500)	39,100 (39,000 to 39,200)	32,700 (32,600 to 32,800)	26,100 (26,000 to 26,200)	20,500 (20,400 to 20,600)	17,600 (17,600 to 17,600)	490 (490 to 490)	1,100,000 (1,100,000 to 1,100,000)
Latent tuberculosis infection	0 (0 to 0)	0 (0 to 0)	0 (0 to 0)	0 (0 to 0)	0 (0 to 0)	0 (0 to 0)	0 (0 to 0)	0 (0 to 0)	0 (0 to 0)	0 (0 to 0)	0 (0 to 0)	0 (0 to 0)	0 (0 to 0)	0 (0 to 0)	0 (0 to 0)	0 (0 to 0)	0 (0 to 0)	0 (0 to 0)	0 (0 to 0)	0 (0 to 0)	0 (0 to 0)	0 (0 to 0)	0 (0 to 0)	0
Drug-susceptible tuberculosis	2.3 (0.1 to 0.2)	2.3 (1.2 to 3.6)	33,900 (33,900 to 33,900)	34,700 (28,900 to 34,900)	21,600 (20,200 to 22,200)	16,000 (15,600 to 24,100)	31,900 (23,400 to 35,900)	62,700 (56,700 to 76,600)	70,900 (67,400 to 86,600)	72,900 (67,100 to 88,600)	74,000 (68,200 to 90,000)	74,000 (68,200 to 90,000)	69,900 (64,200 to 84,900)	63,400 (58,200 to 77,000)	56,000 (51,600 to 68,000)	48,400 (44,500 to 58,800)	41,900 (38,500 to 50,900)	35,400 (32,600 to 43,000)	29,600 (27,200 to 35,900)	23,800 (21,800 to 28,900)	18,600 (17,100 to 22,600)	15,900 (14,600 to 19,300)	440 (404 to 534)	1,000,000 (1,000,000 to 1,000,000)
Multidrug-resistant tuberculosis without extensive drug resistance	0.0 (0.0 to 0.0)	0.0 (0.0 to 0.0)	(327 to 1,700)	(328 to 1,600)	(324 to 1,600)	(324 to 1,600)	(324 to 1,600)	(327 to 1,700)	(327 to 1,700)	(327 to 1,700)	(327 to 1,700)	(327 to 1,700)	(327 to 1,700)	(327 to 1,700)	(327 to 1,700)	(327 to 1,700)	(327 to 1,700)	(327 to 1,700)	(327 to 1,700)	(327 to 1,700)	(327 to 1,700)	(327 to 1,700)	(327 to 1,700)	16,000 (16,000 to 16,000)
Extensively drug-resistant tuberculosis	0.0 (0.0 to 0.0)	0.0 (0.0 to 0.0)	354 (354 to 354)	354 (354 to 354)	354 (354 to 354)	354 (354 to 354)	354 (354 to 354)	627 (627 to 627)	591 (591 to 591)	764 (764 to 764)	764 (764 to 764)	602 (602 to 602)	602 (602 to 602)	602 (602 to 602)	602 (602 to 602)	602 (602 to 602)	602 (602 to 602)	602 (602 to 602)	602 (602 to 602)	602 (602 to 602)	602 (602 to 602)	602 (602 to 602)	602 (602 to 602)	11,000 (11,000 to 11,000)
Lower respiratory infections	1,800,000 (59,500 to 181,000)	591,000 (59,500 to 80,700)	1,200,000 (1,500,000 to 1,600,000)	737,000 (1,500,000 to 1,600,000)	447,000 (1,700,000 to 1,900,000)	283,000 (1,700,000 to 1,900,000)	208,000 (1,500,000 to 1,600,000)	190,000 (1,500,000 to 1,600,000)	128,000 (1,500,000 to 1,600,000)	132,000 (1,500,000 to 1,600,000)	104,000 (1,500,000 to 1,600,000)	77,000 (1,500,000 to 1,600,000)	47,000 (1,500,000 to 1,600,000)	21,000 (1,500,000 to 1,600,000)	28,000 (1,500,000 to 1,600,000)	34,000 (1,500,000 to 1,600,000)	28,000 (1,500,000 to 1,600,000)	28,000 (1,500,000 to 1,600,000)	28,000 (1,500,000 to 1,600,000)	28,000 (1,500,000 to 1,600,000)	28,000 (1,500,000 to 1,600,000)	28,000 (1,500,000 to 1,600,000)	28,000 (1,500,000 to 1,600,000)	5,200,000 (5,200,000 to 5,200,000)
Upper respiratory infections	(14.4 to 21.7)	(14.4 to 21.7)	(14.4 to 21.7)	(14.4 to 21.7)	(14.4 to 21.7)	(14.4 to 21.7)	(14.4 to 21.7)	(14.4 to 21.7)	(14.4 to 21.7)	(14.4 to 21.7)	(14.4 to 21.7)	(14.4 to 21.7)	(14.4 to 21.7)	(14.4 to 21.7)	(14.4 to 21.7)	(14.4 to 21.7)	(14.4 to 21.7)	(14.4 to 21.7)	(14.4 to 21.7)	(14.4 to 21.7)	(14.4 to 21.7)	(14.4 to 21.7)	(14.4 to 21.7)	310 (310 to 310)
Otitis media	10.8 (10.8 to 10.8)	10.8 (10.8 to 10.8)	10.8 (10.8 to 10.8)



GBD Table 2a: Iraq DALYS by cause and age group for both sexes with 95% uncertainty intervals, 2019

Cause	Early Neonatal	Late Neonatal	Post Neonatal	1 to 4	5 to 9	10 to 14	15 to 19	20 to 24	25 to 29	30 to 34	35 to 39	40 to 44	45 to 49	50 to 54	55 to 59	60 to 64	65 to 69	70 to 74	75 to 79	80 to 84	85 to 89	90 to 94	95 plus	Total
All causes	621,000 (555,000 to 687,000)	144,000 (130,000 to 158,000)	279,000 (270,000 to 289,000)	397,000 (350,000 to 453,000)	350,000 (299,000 to 421,000)	370,000 (316,000 to 452,000)	440,000 (377,000 to 533,000)	446,000 (381,000 to 543,000)	791,000 (687,000 to 919,000)	648,000 (562,000 to 764,000)	682,000 (572,000 to 814,000)	615,000 (514,000 to 764,000)	715,000 (597,000 to 879,000)	640,000 (531,000 to 808,000)	612,000 (506,000 to 739,000)	597,000 (492,000 to 737,000)	542,000 (441,000 to 632,000)	443,000 (352,000 to 515,000)	321,000 (251,000 to 385,000)	210,000 (164,000 to 253,000)	119,000 (92,000 to 134,000)	47,700 (36,000 to 52,000)	14,000 (10,000 to 15,000)	10,300,000
Communicable, maternal, neonatal, and nutritional diseases	499,000 (435,000 to 564,000)	136,000 (122,000 to 150,000)	199,000 (191,000 to 208,000)	199,000 (157,000 to 247,000)	84,200 (62,000 to 111,000)	61,000 (44,000 to 84,000)	68,000 (50,000 to 93,000)	61,000 (45,000 to 84,000)	69,100 (51,000 to 93,000)	61,000 (45,000 to 83,000)	59,000 (43,000 to 80,000)	52,000 (38,000 to 71,000)	59,000 (43,000 to 79,000)	51,000 (37,000 to 69,000)	47,000 (34,000 to 64,000)	43,000 (31,000 to 59,000)	37,000 (27,000 to 51,000)	29,000 (21,000 to 40,000)	21,000 (15,000 to 28,000)	13,000 (9,000 to 17,000)	7,900 (5,000 to 10,000)	3,200 (2,000 to 4,000)	1,727 (1,000 to 2,000)	2,376,000 (2,099,000 to 2,679,000)
HIV/AIDS and sexually transmitted infections	11,700 to 13,100	1527 to 1,420	3,200	4900 to 4,700	4900 to 1,910	1,700	1970 to 4500	4,100	4,700 to 8,800	4,600	4,600	4,600	4,600	4,600	4,600	4,600	4,600	4,600	4,600	4,600	4,600	4,600	4,600	4,600
HIV/AIDS	11,700 to 13,100	1527 to 1,420	3,200	4900 to 4,700	4900 to 1,910	1,700	1970 to 4500	4,100	4,700 to 8,800	4,600	4,600	4,600	4,600	4,600	4,600	4,600	4,600	4,600	4,600	4,600	4,600	4,600	4,600	4,600
HIV/AIDS - Drug-susceptible Tuberculosis	0 to 0	0 to 0	0 to 0	0 to 0	0 to 0	0 to 0	0 to 0	0 to 0	0 to 0	0 to 0	0 to 0	0 to 0	0 to 0	0 to 0	0 to 0	0 to 0	0 to 0	0 to 0	0 to 0	0 to 0	0 to 0	0 to 0	0 to 0	0 to 0
HIV/AIDS - Multidrug-resistant Tuberculosis without extensive drug resistance	0 to 0	0 to 0	0 to 0	0 to 0	0 to 0	0 to 0	0 to 0	0 to 0	0 to 0	0 to 0	0 to 0	0 to 0	0 to 0	0 to 0	0 to 0	0 to 0	0 to 0	0 to 0	0 to 0	0 to 0	0 to 0	0 to 0	0 to 0	0 to 0
HIV/AIDS - Extensively drug-resistant Tuberculosis	0 to 0	0 to 0	0 to 0	0 to 0	0 to 0	0 to 0	0 to 0	0 to 0	0 to 0	0 to 0	0 to 0	0 to 0	0 to 0	0 to 0	0 to 0	0 to 0	0 to 0	0 to 0	0 to 0	0 to 0	0 to 0	0 to 0	0 to 0	0 to 0
HIV/AIDS resulting in other diseases	0 to 0	0 to 0	0 to 0	0 to 0	0 to 0	0 to 0	0 to 0	0 to 0	0 to 0	0 to 0	0 to 0	0 to 0	0 to 0	0 to 0	0 to 0	0 to 0	0 to 0	0 to 0	0 to 0	0 to 0	0 to 0	0 to 0	0 to 0	0 to 0
Sexually transmitted infections, excluding HIV	11,700 to 13,100	1527 to 1,420	3,200	4900 to 4,700	4900 to 1,910	1,700	1970 to 4500	4,100	4,700 to 8,800	4,600	4,600	4,600	4,600	4,600	4,600	4,600	4,600	4,600	4,600	4,600	4,600	4,600	4,600	4,600
Syphilis	9,600 (7,700 to 11,700)	1,600 (1,000 to 2,400)	1900 (1,200 to 2,900)	200 (200 to 200)	200 (0 to 1,700)	200 (0 to 1,700)	200 (0 to 1,700)	200 (0 to 1,700)	200 (0 to 1,700)	200 (0 to 1,700)	200 (0 to 1,700)	200 (0 to 1,700)	200 (0 to 1,700)	200 (0 to 1,700)	200 (0 to 1,700)	200 (0 to 1,700)	200 (0 to 1,700)	200 (0 to 1,700)	200 (0 to 1,700)	200 (0 to 1,700)	200 (0 to 1,700)	200 (0 to 1,700)	200 (0 to 1,700)	9,760
Chlamydial infection	0 to 0	0 to 0	0 to 0	0 to 0	0 to 0	0 to 0	0 to 0	0 to 0	0 to 0	0 to 0	0 to 0	0 to 0	0 to 0	0 to 0	0 to 0	0 to 0	0 to 0	0 to 0	0 to 0	0 to 0	0 to 0	0 to 0	0 to 0	0 to 0	0 to 0
Gonococcal infection	0 to 0	0 to 0	0 to 0	0 to 0	0 to 0	0 to 0	0 to 0	0 to 0	0 to 0	0 to 0	0 to 0	0 to 0	0 to 0	0 to 0	0 to 0	0 to 0	0 to 0	0 to 0	0 to 0	0 to 0	0 to 0	0 to 0	0 to 0	0 to 0	0 to 0
Trichomoniasis	0 to 0	0 to 0	0 to 0	0 to 0	0 to 0	0 to 0	0 to 0	0 to 0	0 to 0	0 to 0	0 to 0	0 to 0	0 to 0	0 to 0	0 to 0	0 to 0	0 to 0	0 to 0	0 to 0	0 to 0	0 to 0	0 to 0	0 to 0	0 to 0	0 to 0
Genital herpes	0 to 0	0 to 0	0 to 0	0 to 0	0 to 0	0 to 0	0 to 0	0 to 0	0 to 0	0 to 0	0 to 0	0 to 0	0 to 0	0 to 0	0 to 0	0 to 0	0 to 0	0 to 0	0 to 0	0 to 0	0 to 0	0 to 0	0 to 0	0 to 0	0 to 0
Other sexually transmitted infections	2,100 (1,700 to 2,500)	0 to 0	0 to 0	0 to 0	0 to 0	0 to 0	0 to 0	0 to 0	0 to 0	0 to 0	0 to 0	0 to 0	0 to 0	0 to 0	0 to 0	0 to 0	0 to 0	0 to 0	0 to 0	0 to 0	0 to 0	0 to 0	0 to 0	0 to 0	1,900
Respiratory infections and tuberculosis	14,000 (13,000 to 15,000)	12,000 (11,000 to 13,000)	32,000 (30,000 to 34,000)	37,000 (31,000 to 44,000)	14,000 (11,000 to 17,000)	11,000 (9,000 to 13,000)	10,000 (8,000 to 12,000)	12,000 (10,000 to 14,000)	11,000 (9,000 to 13,000)	9,000 (8,000 to 11,000)	9,000 (8,000 to 11,000)	8,000 (7,000 to 10,000)	10,000 (8,000 to 12,000)	8,000 (7,000 to 10,000)	7,000 (6,000 to 9,000)	6,000 (5,000 to 8,000)	6,000 (5,000 to 8,000)	4,000 (3,000 to 5,000)	3,000 (2,000 to 4,000)	2,000 (1,000 to 3,000)	1,000 (1,000 to 2,000)	700 (500 to 900)	243 (183 to 308)	247,000
Tuberculosis	0 to 0	0 to 0	668 (0 to 2,000)	1,000 (0 to 3,000)	1,000 (0 to 3,000)	1,000 (0 to 3,000)	1,000 (0 to 3,000)	3,000 (0 to 8,000)	3,000 (0 to 8,000)	3,000 (0 to 8,000)	3,000 (0 to 8,000)	3,000 (0 to 8,000)	3,000 (0 to 8,000)	3,000 (0 to 8,000)	2,000 (0 to 6,000)	2,000 (0 to 6,000)	2,000 (0 to 6,000)	1,000 (0 to 3,000)	1,000 (0 to 3,000)	1,000 (0 to 3,000)	1,000 (0 to 3,000)	0 to 0	0 to 0	20,000 (13,000 to 28,000)
Latent tuberculosis infection	0 to 0	0 to 0	0 to 0	0 to 0	0 to 0	0 to 0	0 to 0	0 to 0	0 to 0	0 to 0	0 to 0	0 to 0	0 to 0	0 to 0	0 to 0	0 to 0	0 to 0	0 to 0	0 to 0	0 to 0	0 to 0	0 to 0	0 to 0	0 to 0	0
Drug-susceptible tuberculosis	0 to 0	0 to 0	668 (0 to 2,000)	1,000 (0 to 3,000)	1,000 (0 to 3,000)	1,000 (0 to 3,000)	1,000 (0 to 3,000)	3,000 (0 to 8,000)	3,000 (0 to 8,000)	3,000 (0 to 8,000)	3,000 (0 to 8,000)	3,000 (0 to 8,000)	3,000 (0 to 8,000)	3,000 (0 to 8,000)	2,000 (0 to 6,000)	2,000 (0 to 6,000)	2,000 (0 to 6,000)	1,000 (0 to 3,000)	1,000 (0 to 3,000)	1,000 (0 to 3,000)	1,000 (0 to 3,000)	0 to 0	0 to 0	20,000 (13,000 to 28,000)
Multidrug-resistant tuberculosis without extensive drug resistance	0 to 0	0 to 0	0 to 0	0 to 0	0 to 0	0 to 0	0 to 0	0 to 0	0 to 0	0 to 0	0 to 0	0 to 0	0 to 0	0 to 0	0 to 0	0 to 0	0 to 0	0 to 0	0 to 0	0 to 0	0 to 0	0 to 0	0 to 0	0 to 0	0
Extensively drug-resistant tuberculosis	0 to 0	0 to 0	0 to 0	0 to 0	0 to 0	0 to 0	0 to 0	0 to 0	0 to 0	0 to 0	0 to 0	0 to 0	0 to 0	0 to 0	0 to 0	0 to 0	0 to 0	0 to 0	0 to 0	0 to 0	0 to 0	0 to 0	0 to 0	0 to 0	0
Lower respiratory infections	13,000 (12,000 to 14,000)	12,000 (11,000 to 13,000)	32,000 (30,000 to 34,000)	36,000 (30,000 to 43,000)	13,000 (10,000 to 17,000)	10,000 (8,000 to 12,000)	9,000 (7,000 to 11,000)	10,000 (8,000 to 12,000)	10,000 (8,000 to 12,000)	8,000 (7,000 to 10,000)	8,000 (7,000 to 10,000)	7,000 (6,000 to 9,000)	9,000 (7,000 to 11,000)	7,000 (6,000 to 9,000)	6,000 (5,000 to 8,000)	5,000 (4,000 to 7,000)	5,000 (4,000 to 7,000)	3,000 (2,000 to 4,000)	2,000 (2,000 to 3,000)	1,000 (1,000 to 2,000)	1,000 (1,000 to 2,000)	600 (400 to 800)	224 (158 to 298)	240,000 (209,000 to 274,000)
Upper respiratory infections	0 (0 to 24.4)	0 (0 to 0)	0 (0 to 0)	1,000 (0 to 2,000)	0 (0 to 0)	0 (0 to 0)	0 (0 to 0)	0 (0 to 0)	0 (0 to 0)	0 (0 to 0)	0 (0 to 0)	0 (0 to 0)	0 (0 to 0)	0 (0 to 0)	0 (0 to 0)	0 (0 to 0)	0 (0 to 0)	0 (0 to 0)	0 (0 to 0)	0 (0 to 0)	0 (0 to 0)	0 (0 to 0)	0 (0 to 0)	0 (0 to 0)	0
Otitis media	0 (0 to 0)	0 (0 to 0)	0 (0 to 0)	0 (0 to 0)	0 (0 to 0)	0 (0 to 0)	0 (0 to 0)	0 (0 to 0)	0 (0 to 0)	0 (0 to 0)	0 (0 to 0)	0 (0 to 0)	0 (0 to 0)	0 (0 to 0)	0 (0 to 0)	0 (0 to 0)	0 (0 to 0)	0 (0 to 0)	0 (0 to 0)	0 (0 to 0)	0 (0 to 0)	0 (0 to 0)	0 (0 to 0)	0
Enteric infections	3,700 (3,000 to 4,500)	4,600 (3,000 to 6,500)	20,000 (17,000 to 23,000)	20,000 (15,000 to 26,000)	10,000 (7,000 to 13,000)	11,000 (8,000 to 15,000)	9,000 (6,000 to 12,000)	9,000 (6,000 to 12,000)	9,000 (6,000 to 12,000)	8,000 (5,000 to 11,000)	8,000 (5,000 to 11,000)	7,000 (4,000 to 10,000)	8,000 (5,000 to 11,000)	7,000 (4,000 to 10,000)	6,000 (3,000 to 8,000)	5,000 (3,000 to 7,000)	5,000 (3,000 to 7,000)	3,000 (2,000 to 5,000)	3,000 (2,000 to 4,000)	2,000 (1,000 to 3,000)	1,000 (1,000 to 2,000)	600 (400 to 800)	207 (147 to 281)	172,000
Diarrheal diseases	3,700 (3,000 to 4,500)	4,600 (3,000 to 6,500)	20,000 (17,000 to 23,000)	19,000 (15,000 to 25,000)	9,000 (6,000 to 12,000)	9,000 (6,000 to 12,000)	8,000 (5,000 to 11,000)	8,000 (5,000 to 11,000)	8,000 (5,000 to 11,000)	7,000 (4,000 to 10,000)	7,000 (4,000 to 10,000)	6,000 (3,000 to 9,000)	7,000 (4,000 to 10,000)	6,000 (3,000 to 9,000)	5,000 (3,000 to 7,000)	4,000 (2,000 to 6,000)	4,000 (2,000 to 6,000)	3,000 (1,000 to 4,000)	2,000 (1,000 to 3,000)	1,000 (1,000 to 2,000)	1,000 (0 to 1,000)	500 (300 to 700)	167 (117 to 228)	150,000
Typhoid and paratyphoid	0 (0 to 0)	0 (0 to 0)	1,000 (0 to 2,000)	1,000 (0 to 2,000)	1,000 (0 to 2,000)	1,000 (0 to 2,000)	1,000 (0 to 2,000)	1,000 (0 to 2,000)	1,000 (0 to 2,000)	1,000 (0 to 2,000)	1,000 (0 to 2,000)	1,000 (0 to 2,000)	1,000 (0 to 2,000)	1,000 (0 to 2,000)	1,000 (0 to 2,000)	1,000 (0 to 2,000)	1,000 (0 to 2,000)	1,000 (0 to 2,000)	1,000 (0 to 2,000)	1,000 (0 to 2,000)	1,000 (0 to 2,000)	0 to 0	0 to 0	7,200
Typhoid fever	0 (0 to 0)	0 (0 to 0)	1,000 (0 to 2,000)	1,000 (0 to 2,000)	1,000 (0 to 2,000)	1,000 (0 to 2,000)	1,000 (0 to 2,000)	1,000 (0 to 2,000)	1,000 (0 to 2,000)	1,000 (0 to 2,000)	1,000 (0 to 2,000)	1,000 (0 to 2,000)	1,000 (0 to 2,000)	1,000 (0 to 2,000)	1,000 (0 to 2,000)	1,000 (0 to 2,000)	1,000 (0 to 2,000)	1,000 (0 to 2,000)	1,000 (0 to 2,000)	1,000 (0 to 2,000)	1,000 (0 to 2,000)	0 to 0	0 to 0	7,100
Paratyphoid fever	0 (0 to 0)	0 (0 to 0)	0 (0 to 0)	0 (0 to 0)	0 (0 to 0)	0 (0 to 0)	0 (0 to 0)	0 (0 to 0)	0 (0 to 0)	0 (0 to 0)	0 (0 to 0)	0 (0 to 0)	0 (0 to 0)	0 (0 to 0)	0 (0 to 0)	0 (0 to 0)	0 (0 to 0)	0 (0 to 0)	0 (0 to 0)	0 (0 to 0)	0 (0 to 0)	0 (0 to 0)	0 (0 to 0)	0
Invasive Non-typhoidal Salmonella (iNTS)	0 (0 to 0)	0 (0 to 0)	0 (0 to 0)	0 (0 to 0)	0 (0 to 0)	0 (0 to 0)	0 (0 to 0)	0 (0 to 0)	0 (0 to 0)	0 (0 to 0)	0 (0 to 0)	0 (0 to 0)	0 (0 to 0)	0 (0 to 0)	0 (0 to 0)	0 (0 to 0)	0 (0 to 0)	0 (0 to 0)	0 (0 to 0)	0 (0 to 0)	0 (0 to 0)	0 (0 to 0)	0 (0 to 0)	0
Other intestinal infectious diseases	0 (0 to 0)	0 (0 to 0)	0 (0 to 0)	0 (0 to 0)	0 (0 to 0)	0 (0 to 0)	0 (0 to 0)	0 (0 to 0)	0 (0 to 0)	0 (0 to 0)	0 (0 to 0)	0 (0 to 0)	0 (0 to 0)	0 (0 to 0)	0 (0 to 0)	0 (0 to 0)	0 (0 to 0)	0 (0 to 0)	0 (0 to 0)	0 (0 to 0)	0 (0 to 0)	0 (0 to 0)	0 (0 to 0)	0
Neglected tropical diseases and malaria	277 (0 to 1,100)	66.3 (0 to 264)	2,600 (1,000 to 5,000)	6,000 (2,000 to 13,000)	4,010 (1,000 to 10,000)	4,700 (1,000 to 12,000)	6,000 (1,000 to 15,000)	6,700 (1,000 to 17,000)	6,700 (1,000 to 17,000)	6,000 (1,000 to 15,000)	5,000 (1,000 to 13,000)	4,000 (1,000 to 11,000)	4,000 (1,000 to 11,000)	3,000 (1,000 to 8,000)	3,000 (1,000 to 8,000)	2,000 (1,000 to 6,000)	2,000 (1,000 to 5,000)	1,000 (1,000 to 3,000)	1,000 (1,000 to 3,000)	1,000 (1,000 to 2,000)	1,000 (1,000 to 2,000)	1,000 (1,000 to 2,000)	1,000 (1,000 to 2,000)	204,000 (49,000 to 492,000)
Malaria	0 (0 to 0)	0 (0 to 0)	0 (0 to 0)	0 (0 to 0)	0 (0 to 0)	0 (0 to 0)	0 (0 to 0)	0 (0 to 0)	0 (0 to 0)	0 (0 to 0)	0 (0 to 0)	0 (0 to 0)	0 (0 to 0)	0 (0 to 0)	0 (0 to 0)	0 (0 to 0)	0 (0 to 0)	0 (0 to 0)	0 (0 to 0)	0 (0 to 0)	0 (0 to 0)	0 (0 to 0)	0 (0 to 0)	0
Chagas disease	0 (0 to 0)	0 (0 to 0)	0 (0 to 0)	0 (0 to 0)	0 (0 to 0)	0 (0 to 0)	0 (0 to 0)	0 (0 to 0)	0 (0 to 0)	0 (0 to 0)	0 (0 to 0)	0 (0 to 0)	0 (0 to 0)	0 (0 to 0)	0 (0 to 0)	0 (0 to 0)	0 (0 to 0)	0 (0 to 0)	0 (0 to 0)	0 (0 to 0)	0 (0 to 0)	0 (0 to 0)	0 (0 to 0)	0
Leishmaniasis	0 (0 to 0)	0 (0 to 0)	0 (0 to 0)	0 (0 to 0)	0 (0 to 0)	0 (0 to 0)	0 (0 to 0)	0 (0 to 0)	0 (0 to 0)	0 (0 to 0)	0 (0 to 0)	0 (0 to 0)	0 (0 to 0)	0 (0 to 0)	0 (0 to 0)	0 (0 to 0)	0 (0 to 0)	0 (0 to 0)	0 (0 to 0)	0 (0 to 0)	0 (0 to 0)	0 (0 to 0)	0 (0 to 0)	0
Visceral leishmaniasis	0 (0 to 0)	0 (0 to 0)	0 (0 to 0)	0 (0 to 0)	0 (0 to 0)	0 (0 to 0)	0 (0 to 0)	0 (0 to 0)	0 (0 to 0)	0 (0 to 0)	0 (0 to 0)	0 (0 to 0)	0 (0 to 0)	0 (0 to 0)	0 (0 to 0)	0 (0 to 0)	0 (0 to 0)	0 (0 to 0)	0 (0 to 0)	0 (0 to 0)	0 (0 to 0)	0 (0 to 0)	0 (0 to 0)	0
Cutaneous and mucocutaneous leishmaniasis	0 (0 to 0)	0 (0 to 13.3)	0 (0 to 620)	0 (0 to 1,000)	0 (0 to 1,000)	0 (0 to 1,000)	0 (0 to 1,000)	0 (0 to 1,000)	0 (0 to 1,000)	0 (0 to 1,000)	0 (0 to 1,000)	0 (0 to 1,000)	0 (0 to 1,000)	0 (0 to 1,000)	0 (0 to 1,000)	0 (0 to 1,000)	0 (0 to 1,000)	0 (0 to 1,000)	0 (0 to 1,000)	0 (0 to 1,000)	0 (0 to 1,000)	0 (0 to 1,000)	0 (0 to 1,000)	0 (0 to 1,000)	7,260
African trypanosomiasis	0 (0 to 0)	0 (0 to 0)	0 (0 to 0)	0 (0 to 0)	0 (0 to 0)	0 (0 to 0)	0 (0 to 0)	0 (0 to 0)	0 (0 to 0)	0 (0 to 0)	0 (0 to 0)	0 (0 to 0)	0 (0 to 0)	0 (0 to 0)	0 (0 to 0)	0 (0 to 0)	0 (0 to 0)	0 (0 to 0)	0 (0 to 0)	0 (0 to 0)	0 (0 to 0)	0 (0 to 0)	0 (0 to 0)	0 (0 to 0)	0
Schistosomiasis	0 (0 to 0)	0 (0 to 0)	0 (0 to 0)	0 (0 to 0)	0 (0 to 0)	0 (0 to 0)	0 (0 to 0)	0 (0 to 0)	0 (0 to 0)	0 (0 to 0)	0 (0 to 0)	0 (0 to 0)	0 (0 to 0)	0 (0 to 0)	0 (0 to 0)	0 (0 to 0)	0 (0 to 0)	0 (0 to 0)	0 (0 to 0)	0 (0 to 0)	0 (0 to 0)	0 (0 to 0)	0 (0 to 0)	0 (0 to 0)	0
Cysticercosis	0 (0 to 0)	0 (0 to 0)	0 (0 to 0)	0 (0 to 0)	0 (0 to 0)	0 (0 to 0)	0 (0 to 0)	0 (0 to 0)	0 (0 to 0)	0 (0 to 0)	0 (0 to 0)	0 (0 to 0)	0 (0 to 0)	0 (0 to 0)	0 (0 to 0)	0 (0 to 0)	0 (0 to 0)	0 (0 to 0)	0 (0 to 0)	0 (0 to 0)	0 (0 to 0)	0 (0 to 0)	0 (0 to 0)	0 (0 to 0)	0
Cystic echinococcosis	0 (0 to 0)	0 (0 to 0)	66.3 (0 to 127)	133 (28.1 to 340)	165 (32 to 424)	266 (52 to 680)	312 (61 to 797)	312 (61 to 797)	274 (54 to 700)	218 (43 to 557)	166 (33 to 424)	166 (33 to 424)	149 (29 to 380)	117 (23 to 299)	107 (21 to 273)	77.5 (15 to 198)	61.7 (12 to 158)	38.5 (7.6 to 98)	14.1 (2.8 to 36)	7.9 (1.6 to 20)	2.6 (0.5 to 6.6)	0.6 (0.1 to 1.7)	0.4 (0.1 to 1.1)	2,400
Lymphatic filariasis	0 (0 to 0)	0 (0 to 0)	0 (0 to 0)	0 (0 to 0)	0 (0 to 0)	0 (0 to 0)	0 (0 to 0)	0 (0 to 0)	0 (0 to 0)	0 (0 to 0)	0 (0 to 0)	0 (0 to 0)	0 (0 to 0)	0 (0 to 0)	0 (0 to 0)	0 (0 to 0)	0 (0 to 0)	0 (0 to 0)	0 (0 to 0)	0 (0 to 0)	0 (0 to 0)	0 (0 to 0)	0 (0 to 0)	0 (0 to 0)	0
Onchocerciasis	0 (0 to 0)	0 (0 to 0)	0 (0 to 0)	0 (0 to 0)	0 (0 to 0)	0 (0 to 0)	0 (0 to 0)	0 (0 to 0)	0 (0 to 0)	0 (0 to 0)	0 (0 to 0)	0 (0 to 0)	0 (0 to 0)	0 (0 to 0)	0 (0 to 0)	0 (0 to 0)	0 (0 to 0)	0 (0 to 0)	0 (0 to 0)	0 (0 to 0)	0 (0 to 0)	0 (0 to 0)	0 (0 to 0)	0 (0 to 0)	0
Trachoma	0 (0 to 0)	0 (0 to 0)	0 (0 to 0)	0 (0 to 0)	0 (0 to 0)	0 (0 to 0)	0 (0 to 0)	0 (0 to 0)	0 (0 to 0)	0 (0 to 0)	0 (0 to 0)	0 (0 to 0)	0 (0 to 0)	0 (0 to 0)	0 (0 to 0)	0 (0 to 0)	0 (0 to 0)	0 (0 to 0)	0 (0 to 0)	0 (0 to 0)	0 (0 to 0)	0 (0 to 0)	0 (0 to 0)	0 (0 to 0)	0
Dengue	0 (0 to 0)	0 (0 to 0)	0 (0 to 0)	0 (0 to 0)	0 (0 to 0)	0 (0 to 0)	0 (0 to 0)	0 (0 to 0)	0 (0 to 0)	0 (0 to 0)	0 (0 to 0)	0 (0 to 0)	0 (0 to 0)	0 (0 to 0)	0 (0 to 0)	0 (0 to 0)	0 (0 to 0)	0 (0 to 0)	0 (0 to 0)	0 (0 to 0)	0 (0 to 0)	0 (0 to 0)	0 (0 to 0)	0 (0 to 0)	0
Yellow fever	0 (0 to 0)	0 (0 to 0)	0 (0 to 0)	0 (0 to 0)	0 (0 to 0)	0 (0 to 0)	0 (0 to 0)	0 (0 to 0)	0 (0 to 0)	0 (0 to 0)	0 (0 to 0)	0 (0 to 0)	0 (0 to 0)	0 (0 to 0)	0 (0 to 0)	0 (0 to 0)	0 (0 to 0)	0 (0 to 0)	0 (0 to 0)	0 (0 to 0)	0 (0 to 0)	0 (0 to 0)	0 (0 to 0)	0 (0 to 0)	0
Rabies	0 (0 to 0)	0 (0 to 33.3)	0 (0 to 130)	0 (0 to 230)	0 (0 to 0)	0 (0 to 82.9)	0 (0 to 142)	0 (0 to 71)	0 (0 to 119)	0 (0 to 71)	0 (0 to 119)	0 (0 to 71)	0 (0 to 119



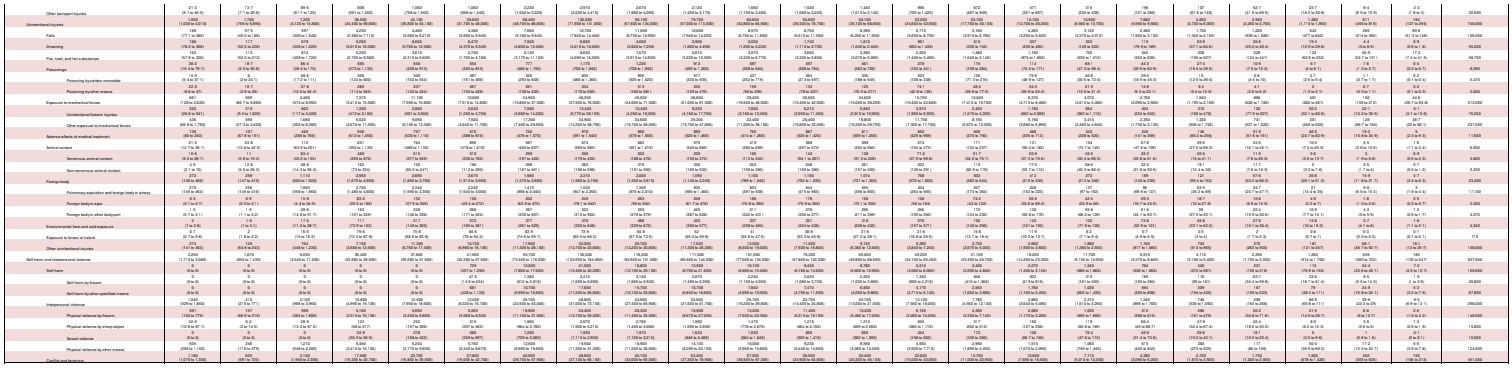

SR Table 2c: Jordan DALYS by cause and age group for both sexes with 80% uncertainty intervals, 2019

Cause	Early Neonatal	Late Neonatal	Post Neonatal	1 to 4	5 to 9	10 to 14	15 to 19	20 to 24	25 to 29	30 to 34	35 to 39	40 to 44	45 to 49	50 to 54	55 to 59	60 to 64	65 to 69	70 to 74	75 to 79	80 to 84	85 to 89	90 to 94	95 plus	Total
All causes	147,000 (135,000 to 159,000)	46,900 (34,300 to 60,100)	96,200 (74,400 to 121,000)	72,700 (56,700 to 91,600)	15,600 (12,000 to 19,600)	66,100 (51,400 to 84,000)	111,000 (85,200 to 141,000)	116,000 (89,200 to 148,000)	116,000 (89,100 to 148,000)	120,000 (91,700 to 154,000)	126,000 (96,000 to 161,000)	126,000 (96,000 to 161,000)	137,000 (104,000 to 175,000)	156,000 (119,000 to 199,000)	195,000 (149,000 to 251,000)	246,000 (189,000 to 316,000)	314,000 (243,000 to 403,000)	424,000 (329,000 to 543,000)	604,000 (469,000 to 774,000)	901,000 (699,000 to 1,150,000)	1,350,000 (1,050,000 to 1,730,000)	2,060,000 (1,600,000 to 2,650,000)	2,160,000 (1,210,000 to 3,900,000)	3,630,000
Communicable, maternal, neonatal, and nutritional diseases	101,000 (71,000 to 132,000)	30,100 (21,000 to 41,000)	44,900 (28,000 to 64,000)	29,000 (20,000 to 39,000)	5,600 (3,900 to 7,600)	13,000 (9,000 to 18,000)	11,000 (7,700 to 15,000)	10,000 (7,000 to 13,000)	9,000 (6,000 to 12,000)	8,000 (5,000 to 11,000)	8,000 (5,000 to 11,000)	8,000 (5,000 to 10,000)	8,000 (5,000 to 11,000)	8,000 (5,000 to 11,000)	9,000 (6,000 to 12,000)	10,000 (7,000 to 14,000)	12,000 (8,000 to 16,000)	14,000 (9,000 to 19,000)	17,000 (11,000 to 24,000)	21,000 (14,000 to 30,000)	29,000 (19,000 to 42,000)	41,000 (27,000 to 59,000)	58,000 (38,000 to 83,000)	330,000
HIV/AIDS and sexually transmitted infections	1,900 (1,600 to 2,400)	610 (510 to 730)	620 (510 to 750)	390 (320 to 480)	200 (160 to 250)	170 (140 to 210)	170 (140 to 210)	160 (130 to 200)	200 (160 to 250)	230 (180 to 290)	270 (210 to 340)	250 (200 to 320)	270 (210 to 340)	260 (200 to 330)	250 (190 to 320)	230 (180 to 290)	210 (160 to 270)	190 (140 to 240)	170 (120 to 210)	140 (100 to 180)	110 (80 to 140)	80 (60 to 110)	50 (30 to 70)	6,430
HIV/AIDS	(0 to 0)	(0 to 0)	(978 to 229)	(71 to 152)	(60 to 99)	(39.0 to 61.9)	(28.6 to 52.6)	(29.6 to 52.9)	(29.6 to 56.9)	(30.7 to 60.2)	(29.5 to 128)	(29.5 to 128)	(30.6 to 119)	(30.6 to 119)	(30.5 to 72.8)	(27.6 to 55.2)	(20.6 to 39.2)	(13.6 to 32.6)	(9.5 to 19.2)	(7.4 to 13.2)	(5.9 to 9.2)	(5.1 to 7.1)	(5.1 to 7.1)	888
HIV/AIDS - Drug-susceptible Tuberculosis	(0 to 0)	(0 to 0)	(1.2 to 3.9)	2.3 (0.9 to 2.9)	1.7 (0.6 to 1.9)	3.1 (0.9 to 1.9)	0.9 (0.3 to 1.1)	0.7 (0.4 to 1.1)	0.7 (0.4 to 1.1)	0.8 (0.5 to 1.2)	1.2 (0.7 to 2)	1.7 (1 to 2.7)	1.7 (0.9 to 2.4)	1.8 (0.9 to 2.4)	1 (0.4 to 1.6)	0.7 (0.3 to 1.1)	0.7 (0.3 to 0.9)	0.6 (0.2 to 0.8)	0.5 (0.2 to 0.6)	0.4 (0.1 to 0.5)	0.3 (0.1 to 0.4)	0.2 (0.1 to 0.3)	0.1 (0 to 0.2)	19.4
HIV/AIDS - Multidrug-resistant Tuberculosis without extens	(0 to 0)	(0 to 0)	(0.1 to 0.1)	(0.1 to 0.1)	(0.1 to 0.1)	(0.1 to 0.1)	(0.1 to 0.1)	(0.1 to 0.1)	(0.1 to 0.1)	(0.1 to 0.1)	(0.1 to 0.1)	(0.1 to 0.1)	(0.1 to 0.1)	(0.1 to 0.1)	(0.1 to 0.1)	(0.1 to 0.1)	(0.1 to 0.1)	(0.1 to 0.1)	(0.1 to 0.1)	(0.1 to 0.1)	(0.1 to 0.1)	(0.1 to 0.1)	(0.1 to 0.1)	1.5
HIV/AIDS - Extensively drug-resistant Tuberculosis	(0 to 0)	(0 to 0)	(0 to 0.1)	(0 to 0)	(0 to 0)	(0 to 0)	(0 to 0)	(0 to 0)	(0 to 0)	(0 to 0)	(0 to 0)	(0 to 0)	(0 to 0)	(0 to 0)	(0 to 0)	(0 to 0)	(0 to 0)	(0 to 0)	(0 to 0)	(0 to 0)	(0 to 0)	(0 to 0)	(0 to 0)	(0 to 0)	0.1
HIV/AIDS resulting in other diseases	(0 to 0)	(0 to 0)	(983 to 232)	(70.9 to 150)	(58.6 to 97.7)	62.9 (38.6 to 86.8)	46 (28.2 to 67.8)	57.8 (27.8 to 92.1)	48.6 (26.1 to 84)	47 (26.7 to 83.6)	46.7 (26.1 to 83.6)	46.7 (26.1 to 83.6)	50.2 (28.3 to 79.5)	38 (21.4 to 60.2)	(20.2 to 35.7)	32.7 (17.7 to 57.1)	17.7 (10.3 to 29.2)	11.2 (6.6 to 18.6)	7.6 (4.4 to 12.2)	4.8 (2.7 to 7.6)	2.1 (1.2 to 3.3)	0.7 (0.4 to 1.1)	0.2 (0.1 to 0.3)	871
Sexually transmitted infections excluding HIV	1,900 (1,600 to 2,400)	610 (510 to 730)	770 (570 to 1,000)	390.9 (320 to 480)	17 (9.6 to 27)	23.5 (14.2 to 36.2)	73.9 (45.1 to 110)	134 (82.3 to 207)	199 (122 to 307)	247 (151 to 381)	277 (170 to 427)	177 (109 to 273)	160 (98.2 to 247)	150 (92.1 to 231)	140 (86.1 to 216)	120 (73.8 to 185)	98 (60.2 to 151)	74 (45.6 to 114)	48 (29.6 to 74)	28 (17.2 to 43)	15 (9.2 to 23)	6.8 (4.2 to 10.5)	2.1 (1.3 to 3.2)	4,560
Syphilis	1,900 (600 to 4,690)	610 (178 to 1,530)	770 (227 to 1,900)	390.9 (116 to 961)	17 (4.9 to 43.1)	23.5 (6.9 to 58.7)	73.9 (21.8 to 185)	134 (39.5 to 336)	199 (58.8 to 498)	247 (73.1 to 618)	277 (81.9 to 693)	177 (52.3 to 443)	160 (47.3 to 400)	150 (44.5 to 375)	140 (41.6 to 350)	120 (35.7 to 298)	98 (29.1 to 243)	74 (22.0 to 184)	48 (14.3 to 120)	28 (8.3 to 69.9)	15 (4.4 to 37.1)	6.8 (2.0 to 17)	2.1 (0.6 to 5.3)	3,470
Chlamydial infection	(0 to 0)	(0 to 0)	(0 to 0)	(0 to 0)	(0 to 0)	1.3 (0.6 to 1.9)	0.9 (0.5 to 1.4)	1.2 (0.6 to 2)	1.2 (0.6 to 2)	1.2 (0.6 to 2)	1.2 (0.6 to 2)	1.2 (0.6 to 2)	1.2 (0.6 to 2)	1.2 (0.6 to 2)	1.2 (0.6 to 2)	1.2 (0.6 to 2)	1.2 (0.6 to 2)	1.2 (0.6 to 2)	1.2 (0.6 to 2)	1.2 (0.6 to 2)	1.2 (0.6 to 2)	1.2 (0.6 to 2)	1.2 (0.6 to 2)	152
Gonococcal infection	(0 to 0)	(0 to 0)	(0 to 0)	(0 to 0)	(0 to 0)	(0 to 0)	(0 to 0)	(0 to 0)	(0 to 0)	(0 to 0)	(0 to 0)	(0 to 0)	(0 to 0)	(0 to 0)	(0 to 0)	(0 to 0)	(0 to 0)	(0 to 0)	(0 to 0)	(0 to 0)	(0 to 0)	(0 to 0)	(0 to 0)	(0 to 0)	111
Trichomoniasis	(0 to 0)	(0 to 0)	(0 to 0)	(0 to 0)	(0 to 0)	(0 to 1.6)	(1.6 to 1.6)	(1.6 to 1.6)	(1.6 to 1.6)	(1.6 to 1.6)	(1.6 to 1.6)	(1.6 to 1.6)	(1.6 to 1.6)	(1.6 to 1.6)	(1.6 to 1.6)	(1.6 to 1.6)	(1.6 to 1.6)	(1.6 to 1.6)	(1.6 to 1.6)	(1.6 to 1.6)	(1.6 to 1.6)	(1.6 to 1.6)	(1.6 to 1.6)	78.6
Genital herpes	(0 to 0)	(0 to 0)	(0 to 0)	(0 to 0)	(0 to 0)	3.3 (0.9 to 7.6)	14.2 (3.9 to 32.6)	29.9 (8.1 to 69.1)	(10.1 to 69.1)	34.6 (10.1 to 69.1)	(10.1 to 69.1)	36.6 (11.3 to 69.1)	(11.3 to 69.1)	39.7 (11.3 to 69.1)	(11.3 to 69.1)	39.6 (11.3 to 69.1)	(11.3 to 69.1)	39 (11.3 to 69.1)	(11.3 to 69.1)	38 (11.3 to 69.1)	(11.3 to 69.1)	3.6 (1.1 to 6.9)	(0.2 to 1.1)	306
Other sexually transmitted infections	(0 to 0)	(0 to 0)	(0 to 0)	(0 to 0)	(0 to 0)	8.8 (2.4 to 20.1)	20.8 (5.7 to 47.6)	37.6 (10.3 to 85.9)	(27.8 to 92.1)	43.5 (28.1 to 92.1)	(28.1 to 92.1)	46.1 (29.8 to 92.1)	(29.8 to 92.1)	50.2 (32.4 to 92.1)	(32.4 to 92.1)	49.8 (32.4 to 92.1)	(32.4 to 92.1)	49.1 (32.4 to 92.1)	(32.4 to 92.1)	48 (32.4 to 92.1)	(32.4 to 92.1)	4.6 (3.1 to 8.8)	(0.3 to 1.4)	387
Respiratory infections and tuberculosis	3,110 (2,420 to 3,790)	3,040 (1,960 to 4,460)	11,100 (7,500 to 15,000)	9,020 (6,000 to 12,000)	1,760 (1,180 to 2,450)	2,020 (1,350 to 2,810)	2,020 (1,350 to 2,810)	2,060 (1,380 to 2,870)	2,060 (1,380 to 2,870)	2,060 (1,380 to 2,870)	2,060 (1,380 to 2,870)	2,060 (1,380 to 2,870)	2,060 (1,380 to 2,870)	2,060 (1,380 to 2,870)	2,060 (1,380 to 2,870)	2,060 (1,380 to 2,870)	2,060 (1,380 to 2,870)	2,060 (1,380 to 2,870)	2,060 (1,380 to 2,870)	2,060 (1,380 to 2,870)	2,060 (1,380 to 2,870)	2,060 (1,380 to 2,870)	2,060 (1,380 to 2,870)	98,900
Tuberculosis	(0 to 0)	(0 to 0)	(4.9 to 19.2)	(13.4 to 36.3)	(2.9 to 10.1)	(11.4 to 29.8)	(13.6 to 29.8)	(23 to 56.2)	(23.1 to 126)	(40.3 to 101)	(41.6 to 91.2)	(39.2 to 109)	(39.1 to 109)	(38 to 109)	(37.7 to 111)	(37.7 to 122)	(37.7 to 122)	(36.9 to 122)	(36.9 to 122)	(36.9 to 122)	(36.9 to 122)	(36.9 to 122)	(36.9 to 122)	1,070
Latent tuberculosis infection	(0 to 0)	(0 to 0)	(0 to 0)	(0 to 0)	(0 to 0)	(0 to 0)	(0 to 0)	(0 to 0)	(0 to 0)	(0 to 0)	(0 to 0)	(0 to 0)	(0 to 0)	(0 to 0)	(0 to 0)	(0 to 0)	(0 to 0)	(0 to 0)	(0 to 0)	(0 to 0)	(0 to 0)	(0 to 0)	(0 to 0)	(0 to 0)	(0 to 0)
Drug-susceptible tuberculosis	(0 to 0)	(0 to 0)	(4.9 to 19.2)	(13.4 to 36.3)	(2.9 to 10.1)	(11.4 to 29.8)	(13.6 to 29.8)	(23 to 56.2)	(23.1 to 126)	(40.3 to 101)	(41.6 to 91.2)	(39.2 to 109)	(39.1 to 109)	(38 to 109)	(37.7 to 111)	(37.7 to 122)	(37.7 to 122)	(36.9 to 122)	(36.9 to 122)	(36.9 to 122)	(36.9 to 122)	(36.9 to 122)	(36.9 to 122)	1,070
Multidrug-resistant tuberculosis without extensive drug-res	(0 to 0)	(0 to 0)	(0.1 to 0.2)	0.1 (0.2 to 0.4)	0.1 (0.4 to 0.9)	0.1 (0.4 to 0.9)	0.1 (0.4 to 0.9)	0.2 (0.4 to 0.9)	0.2 (0.4 to 0.9)	0.2 (0.4 to 0.9)	0.3 (0.4 to 0.9)	0.3 (0.1 to 1.2)	0.3 (0.1 to 1.2)	0.4 (0.1 to 1.2)	0.4 (0.1 to 1.2)	0.4 (0.1 to 1.2)	0.4 (0.1 to 1.2)	0.4 (0.1 to 1.2)	0.4 (0.1 to 1.2)	0.4 (0.1 to 1.2)	0.4 (0.1 to 1.2)	0.4 (0.1 to 1.2)	0.4 (0.1 to 1.2)	9.6
Extensively drug-resistant tuberculosis	(0 to 0)	(0 to 0)	(0 to 0)	(0 to 0)	(0 to 0)	(0 to 0)	(0 to 0)	(0 to 0)	(0 to 0)	(0 to 0)	(0 to 0)	(0 to 0)	(0 to 0)	(0 to 0)	(0 to 0)	(0 to 0)	(0 to 0)	(0 to 0)	(0 to 0)	(0 to 0)	(0 to 0)	(0 to 0)	(0 to 0)	(0 to 0)	0.1
Lower respiratory infections	3,110 (2,420 to 3,790)	3,040 (1,960 to 4,460)	10,900 (7,300 to 14,900)	8,720 (5,800 to 12,000)	1,760 (1,180 to 2,450)	2,020 (1,350 to 2,810)	1,920 (1,280 to 2,670)	1,850 (1,240 to 2,580)	1,850 (1,240 to 2,580)	1,850 (1,240 to 2,580)	1,850 (1,240 to 2,580)	1,850 (1,240 to 2,580)	1,850 (1,240 to 2,580)	1,850 (1,240 to 2,580)	1,850 (1,240 to 2,580)	1,850 (1,240 to 2,580)	1,850 (1,240 to 2,580)	1,850 (1,240 to 2,580)	1,850 (1,240 to 2,580)	1,850 (1,240 to 2,580)	1,850 (1,240 to 2,580)	1,850 (1,240 to 2,580)	1,850 (1,240 to 2,580)	96,800
Upper respiratory infections	(0.9 to 2.9)	(9.7 to 17.9)	(189 to 324)	(492 to 1,220)	(496 to 1,060)	(676 to 1,470)	(562 to 1,210)	(363 to 1,170)	(335 to 1,020)	(271 to 886)	(234 to 764)	(196 to 672)	(167 to 641)	(132 to 468)	(99.9 to 373)	(81.5 to 163)	(39.7 to 112)	(29.7 to 61.4)	(19.1 to 49.1)	(9.6 to 23.6)	(2.6 to 7.4)	(0.6 to 2.4)	(0.2 to 0.7)	7,130
Otitis media	(0.1 to 0.2)	(2.3 to 4.6)	(28.8 to 109)	(229 to 879)	(96 to 509)	(186 to 960)	(186 to 1,000)	(140 to 660)	(131 to 624)	(98.9 to 376)	(87 to 302)	(68 to 235)	(67 to 209)	(48.1 to 166)	(37 to 128)	(30.2 to 110)	(13.6 to 54.1)	(7.2 to 32.4)	(5.2 to 19.3)	(2.4 to 10.2)	(0.7 to 3.2)	(0.2 to 0.8)	(0.1 to 0.3)	496
Enteric infections	146 (69.9 to 253)	213 (100 to 406)	1,090 (1,060 to 5,640)	1,060 (1,030 to 5,450)	1,030 (1,000 to 5,300)	1,000 (1,000 to 5,300)	1,000 (1,000 to 5,300)	1,000 (1,000 to 5,300)	1,000 (1,000 to 5,300)	1,000 (1,000 to 5,300)	1,000 (1,000 to 5,300)	1,000 (1,000 to 5,300)	1,000 (1,000 to 5,300)	1,000 (1,000 to 5,300)	1,000 (1,000 to 5,300)	1,000 (1,000 to 5,300)	1,000 (1,000 to 5,300)	1,000 (1,000 to 5,300)	1,000 (1,000 to 5,300)	1,000 (1,000 to 5,300)	1,000 (1,000 to 5,300)	1,000 (1,000 to 5,300)	1,000 (1,000 to 5,300)	24,000
Diarrheal diseases	146 (69.9 to 253)	213 (100 to 406)	1,090 (1,060 to 5,640)	1,060 (1,030 to 5,450)	1,030 (1,000 to 5,300)	1,000 (1,000 to 5,300)	1,000 (1,000 to 5,300)	1,000 (1,000 to 5,300)	1,000 (1,000 to 5,300)	1,000 (1,000 to 5,300)	1,000 (1,000 to 5,300)	1,000 (1,000 to 5,300)	1,000 (1,000 to 5,300)	1,000 (1,000 to 5,300)	1,000 (1,000 to 5,300)	1,000 (1,000 to 5,300)	1,000 (1,000 to 5,300)	1,000 (1,000 to 5,300)	1,000 (1,000 to 5,300)	1,000 (1,000 to 5,300)	1,000 (1,000 to 5,300)	1,000 (1,000 to 5,300)	1,000 (1,000 to 5,300)	24,000
Shigellosis	(0 to 0)	3.6 (1.2 to 9.2)	267 (74.9 to 464)	324 (77.2 to 787)	199 (49.5 to 443)	220 (58.5 to 476)	193 (51.6 to 418)	162 (43.1 to 351)	137 (36.4 to 297)	118 (31.4 to 256)	99.9 (26.6 to 216)	84.6 (22.5 to 183)	72.1 (19.2 to 156)	59.4 (15.8 to 129)	48.1 (12.8 to 104)	38.1 (10.1 to 82.6)	29.1 (7.7 to 63.1)	21.3 (5.7 to 46.2)	15.1 (4 to 32.7)	9.8 (2.6 to 21.2)	5.6 (1.5 to 12.1)	2.6 (0.7 to 5.6)	0.8 (0.2 to 1.7)	2,210
Typhoid and paratyphoid	(0 to 0)	3.6 (1.2 to 9.2)	267 (74.9 to 464)	324 (77.2 to 787)	199 (49.5 to 443)	220 (58.5 to 476)	193 (51.6 to 418)	162 (43.1 to 351)	137 (36.4 to 297)	118 (31.4 to 256)	99.9 (26.6 to 216)	84.6 (22.5 to 183)	72.1 (19.2 to 156)	59.4 (15.8 to 129)	48.1 (12.8 to 104)	38.1 (10.1 to 82.6)	29.1 (7.7 to 63.1)	21.3 (5.7 to 46.2)	15.1 (4 to 32.7)	9.8 (2.6 to 21.2)	5.6 (1.5 to 12.1)	2.6 (0.7 to 5.6)	0.8 (0.2 to 1.7)	2,210
Paratyphoid fever	(0 to 0)	(0 to 0)	(0 to 0)	(2 to 19)	(1.9 to 19)	(2.3 to 19)	(2.3 to 19)	(2.3 to 19)	(2.3 to 19)	(2.3 to 19)	(2.3 to 19)	(2.3 to 19)	(2.3 to 19)	(2.3 to 19)	(2.3 to 19)	(2.3 to 19)	(2.3 to 19)	(2.3 to 19)	(2.3 to 19)	(2.3 to 19)	(2.3 to 19)	(2.3 to 19)	(2.3 to 19)	(2.3 to 19)	301
Invasive Non-typhoidal Salmonella (iNTS)	2.8 (0 to 0)	2.8 (1.2 to 6.1)	1,100 (19.1 to 62.3)	1,100 (61.8 to 242)	1,100 (16.6 to 39)	1,100 (47.8 to 106)	1,100 (39.8 to 78.1)	1,100 (32.7 to 68.3)	1,100 (10.7 to 47.8)	1,100 (7.4 to 30.3)	1,100 (8.8 to 39.1)	1,100 (8.8 to 39.6)	1,100 (8.8 to 39.6)	1,100 (8.8 to 39.6)	1,100 (8.8 to 39.6)	1,100 (8.8 to 39.6)	1,100 (8.8 to 39.6)	1,100 (8.8 to 39.6)	1,100 (8.8 to 39.6)	1,100 (8.8 to 39.6)	1,100 (8.8 to 39.6)	1,100 (8.8 to 39.6)	1,100 (8.8 to 39.6)	682
Other intestinal infectious diseases	(0 to 0)	(0 to 0)	0.5 (0.9 to 20.2)	11.9 (3.9 to 26)	0.9 (2.1 to 23.2)	1.4 (2.4 to 23)	0.9 (1 to 5.1)	0.8 (0.8 to 3.9)	0.9 (0.8 to 4.1)	0.9 (0.9 to 3.8)	0.9 (0.9 to 1.9)	0.9 (0.9 to 1.9)	0.9 (0.4 to 2)	0.9 (0.4 to 2)	0.9 (0.4 to 1.3)	0.9 (0.4 to 1.3)	0.9 (0.4 to 1.3)	0.9 (0.4 to 1.3)	0.9 (0.4 to 1.3)	0.9 (0.4 to 1.3)	0.9 (0.4 to 1.3)	0.9 (0.4 to 1.3)	0.9 (0.4 to 1.3)	49.6
Neglected tropical diseases and malaria	(0.1 to 0.4)	(0.3 to 0.9)	(3.6 to 12.2)	(10.6 to 30.2)	(2.1 to 6.1)	(2.1 to 6.1)	(2.1 to 6.1)	(2.1 to 6.1)	(2.1 to 6.1)	(2.1 to 6.1)	(2.1 to 6.1)	(2.1 to 6.1)	(2.1 to 6.1)	(2.1 to 6.1)	(2.1 to 6.1)	(2.1 to 6.1)	(2.1 to 6.1)	(2.1 to 6.1)	(2.1 to 6.1)	(2.1 to 6.1)	(2.1 to 6.1)	(2.1 to 6.1)	(2.1 to 6.1)	74
Malaria	(0 to 0)	(0 to 0)	(0 to 0)	(0 to 0)	(0 to 0)	(0 to 0)	(0 to 0)	(0 to 0)	(0 to 0)	(0 to 0)	(0 to 0)	(0 to 0)	(0 to 0)	(0 to 0)	(0 to 0)	(0 to 0)	(0 to 0)	(0 to 0)	(0 to 0)	(0 to 0)	(0 to 0)	(0 to 0)	(0 to 0)	(0 to 0)	(0 to 0)
Chagas disease	(0 to 0)	(0 to 0)	(0 to 0)	(0 to 0)	(0 to 0)	(0 to 0)	(0 to 0)	(0 to 0)	(0 to 0)	(0 to 0)	(0 to 0)	(0 to 0)	(0 to 0)	(0 to 0)	(0 to 0)	(0 to 0)	(0 to 0)	(0 to 0)	(0 to 0)	(0 to 0)	(0 to 0)	(0 to 0)	(0 to 0)	(0 to 0)	(0 to 0)
Leishmaniasis	(0 to 0)	1.1 (0.4 to 2.6)	9.3 (2.6 to 20.1)	10.6 (3.7 to 23.1)	7.2 (2.5 to 15.6)	4.8 (1.7 to 10.4)	5.3 (1.8 to 11.5)	4.7 (1.6 to 10.2)	3.6 (1.2 to 7.8)	2.4 (0.8 to 5.2)	1.6 (0.5 to 3.5)	1.4 (0.5 to 3)	1.3 (0.4 to 2.8)	1.1 (0.4 to 2.4)	0.9 (0.3 to 2)	0.8 (0.3 to 1.7)	0.6 (0.2 to 1.3)	0.5 (0.2 to 1.1)	0.4 (0.1 to 0.8)	0.3 (0.1 to 0.6)	0.2 (0.1 to 0.4)	0.1 (0 to 0.3)	0.1 (0 to 0.2)	52.7
Visceral leishmaniasis	(0 to 0)	(0 to 0.9)	(0 to 99.1)	(0 to 99.7)	(0 to 29.1)	(0 to 15.5)	(0 to 15.5)	(0 to 15.5)	(0 to 9.9)	(0 to 7.2)	(0 to 4.9)	(0 to 3.4)	(0 to 2.6)	(0 to 1.9)	(0 to 1.5)	(0 to 1.1)	(0 to 0.8)	(0 to 0.6)	(0 to 0.4)	(0 to 0.3)	(0 to 0.2)	(0 to 0.1)	(0 to 0.1)	(0 to 0.1)	21.2
Cutaneous and mucocutaneous leishmaniasis	(0 to 0)	(0 to 0)	(0.1 to 0.4)	2.7 (1.1 to 6.1)	1.8 (1.6 to 14.2)	1.3 (1.6 to 11.8)	1.6 (0.6 to 7.7)	1.4 (0.4 to 5.1)	1.2 (0.4 to 4.2)	1.2 (0.4 to 3.4)	1.2 (0.4 to 3.4)	1.1 (0.4 to 3.3)	1.1 (0.3 to 3.3)	1.1 (0.3 to 3.3)	1.1 (0.3 to 3.3)	1.1 (0.3 to 3.3)	1.1 (0.3 to 3.3)	1.1 (0.3 to 3.3)	1.1 (0.3 to 3.3)	1.1 (0.3 to 3.3)	1.1 (0.3 to 3.3)	1.1 (0.3 to 3.3)	1.1 (0.3 to 3.3)	31.6
African trypanosomiasis	(0 to 0)	(0 to 0)	(0 to 0)	(0 to 0)	(0 to 0)	(0 to 0)	(0 to 0)	(0 to 0)	(0 to 0)	(0 to 0)	(0 to 0)	(0 to 0)	(0 to 0)	(0 to 0)	(0 to 0)	(0 to 0)	(0 to 0)	(0 to 0)	(0 to 0)	(0 to 0)	(0 to 0)	(0 to 0)	(0 to 0)	(0 to 0)	0
Schistosomiasis	(0 to 0)	(0 to 0)	(0 to 0.4)	(1.4 to 20.6)	(1.3 to 7.4)	(1.3 to 7.4)	(1.3 to 7.4)	(1.3 to 7.4)	(1.3 to 7.4)	(1.3 to 7.4)	(1.3 to 7.4)	(1.3 to 7.4)	(1.3 to 7.4)	(1.3 to 7.4)	(1.3 to 7.4)	(1.3 to 7.4)	(1.3 to 7.4)	(1.3 to 7.4)	(1.3 to 7.4)	(1.3 to 7.4)	(1.3 to 7.4)	(1.3 to 7.4)	(1.3 to 7.4)	(1.3 to 7.4)	0
Cysticercosis	(0 to 0)	(0 to 0)	(0 to 0)	(0 to 0)	(0 to 0)	(0 to 0)	(0 to 0)	(0 to 0)	(0 to 0)	(0 to 0)	(0 to 0)	(0 to 0)	(0 to 0)	(0 to 0)	(0 to 0)	(0 to 0)	(0 to 0)	(0 to 0)	(0 to 0)	(0 to 0)	(0 to 0)	(0 to 0)	(0 to 0)	(0 to 0)	0
Cystic echinococcosis	(0 to 0)	(0 to 0)	6.9 (0.3 to 26.7)	20.3 (4.2 to 52.2)	20.4 (7.5 to 46.4)	49 (17.6 to 98.4)	43.6 (16.2 to 77.2)	37.3 (14.3 to 67.1)	32.6 (13.3 to 56.8)	31.8 (11.9 to 52.4)	29.1 (11.7 to 47.6)	27.7 (10.7 to 45.1)	27.7 (10.7 to 45.1)	28.3 (10.7 to 45.1)	27.2 (9.7 to 45.1)	16 (2.9 to 45.1)	11.5 (2.9 to 22.3)	8.7 (2.9 to 18.3)	2.9 (0.4 to 7.3)	1.2 (0.4 to 2.6)	0.4 (0.1 to 1.1)	0.1 (0 to 0.3)	398
Lymphatic filariasis	(0 to 0)	(0 to 0)	(0 to 0)	(0 to 0)	(0 to 0)	(0 to 0)	(0 to 0)	(0 to 0)	(0 to 0)	(0 to 0)	(0 to 0)	(0 to 0)	(0 to 0)	(0 to 0)	(0 to 0)	(0 to 0)	(0 to 0)	(0 to 0)	(0 to 0)	(0 to 0)	(0 to 0)	(0 to 0)	(0 to 0)	(0 to 0)	0
Onchocerciasis	(0 to 0)	(0 to 0)	(0 to 0)	(0 to 0)	(0 to 0)	(0 to 0)	(0 to 0)	(0 to 0)	(0 to 0)	(0 to 0)	(0 to 0)	(0 to 0)	(0 to 0)	(0 to 0)	(0 to 0)	(0 to 0)	(0 to 0)	(0 to 0)	(0 to 0)	(0 to 0)	(0 to 0)	(0 to 0)	(0 to 0)	(0 to 0)	0
Trachoma	(0 to 0)	(0 to 0)	(0 to 0)	(0 to 0)	(0 to 0)	(0 to 0)	(0 to 0)	(0 to 0)	(0 to 0)	(0 to 0)	(0 to 0)	(0 to 0)	(0 to 0)	(0 to 0)	(0 to 0)	(0 to 0)	(0 to 0)	(0 to 0)	(0 to 0)	(0 to 0)	(0 to 0)	(0 to 0)	(0 to 0)	(0 to 0)	0
Dengue	(0 to 0)	(0 to 0)	(0.1 to 0.3)	(0.1 to 0.3)	(0 to 0.1)	(0.1 to 0.1)	(0.1 to 0.1)	(0.1 to 0.1)	(0.1 to 0.1)	(0.1 to 0.1)	(0.1 to 0.1)	(0.1 to 0.1)	(0.1 to 0.1)	(0.1 to 0.1)	(0.1 to 0.1)	(0.1 to 0.1)	(0.1 to 0.1)	(0.1 to 0.1)	(0.1 to 0.1)	(0.1 to 0.1)	(0.1 to 0.1)	(0.1 to 0.1)	(0.1 to 0.1)	(0.1 to 0.1)	0.4
Yellow fever	(0 to 0)	(0 to 0)	(0 to 0)	(0 to 0)	(0 to 0)	(0 to 0)	(0 to 0)	(0 to 0)	(0 to 0)	(0 to 0)	(0 to 0)	(0 to 0)	(0 to 0)	(0 to 0)	(0 to 0)	(0 to 0)	(0 to 0)	(0 to 0)	(0 to 0)	(0 to 0)	(0 to 0)	(0 to 0)	(0 to 0)	(0 to 0)	(0 to 0)
Rabies	(0 to 0)	(0 to 0)	(0 to 0)	0.6 (0.2 to 1.5)	0.2 (0.1 to 0.4)	0.2 (0.1 to 0.4)	0.1 (0.1 to 0.4)	0.1 (0.1 to 0.4)	0.1 (0.1 to 0.4)	0.1 (0.1 to 0.4)	0.1 (0.1 to 0.4)	0.1 (0.1 to 0.4)	0.1 (0.1 to 0.4)	0.1 (0.1 to 0.4)	0.1 (0.1 to 0.4)	0.1 (0.1 to 0.4)	0.1 (0.1 to 0.4)	0.1 (0.1 to 0.4)	0.1 (0.1 to 0.4)	0.1 (0.1 to 0.4)	0.1 (0.1 to 0.4)	0.1 (0.1 to 0.4)	0.1 (0.1 to 0.4)	1.2
Intestinal nematode infections	(0 to 0)	(0 to 0)	2.3 (0.4 to 9.7)	23 (20.6 to 57.2)	43.7 (20.6 to 57.2)	28.5 (20.6 to 57.2)	41.2 (20.6 to 57.2)	59.2 (31.1 to 57.2)	73.5 (31.1 to 57.2)	84.5 (31.1 to 57.2)	94.4 (31.1 to 57.2)	104.3 (31.1 to 57.2)	114.2 (31.1 to 57.2)	124.1 (31.1 to 57.2)	134 (31.1 to 57.2)	143.9 (31.1 to 57.2)	153.8 (31.1 to 57.2)	163.7 (31.1 to 57.2)	173.6 (31.1 to 57.2)	183.5 (31.1 to 57.2)	193.4 (31.1 to 57.2)	203.3 (31.1 to 57.2)	213.2 (31.1 to 57.2)	296
Ascariasis	(0 to 0)	(0 to 0)	(0.3 to 4.7)	19.7 (2.9 to 57.2)	29.6 (7.4 to 57.2)	19.2 (6.2 to 32.4)	28.2 (6.2 to 32.4)	40.2 (12.7 to 32.4)	49.5 (12.7 to 32.4)	57.1 (12.7 to 32.4)	63.5 (12.7 to 32.4)	70.1 (12.7 to 32.4)	76.8 (12.7 to 32.4)	83.4 (12.7 to 32.4)	90.1 (12.7 to 32.4)	96.7 (12.7 to 32.4)	103.4 (12.7 to 32.4)	110 (12.7 to 32.4)	116.7 (12.7 to 32.4)	123.3 (12.7 to 32.4)	130 (12.7 to 32.4)	136.7 (12.7 to 32.4)	143.3 (12.7 to 32.4)	164
Trichuriasis	(0 to 0)	(0 to 0)	(0 to 0.3)	(0.6 to 9.2)	(0.4 to 9.2)	(0.4 to 9.2)	(0.4 to 9.2)	(0.4 to 9.2)	(0.4 to 9.2)	(0.4 to 9.2)	(0.4 to 9.2)	(0.4 to 9.2)	(0.4 to 9.2)	(0.4 to 9.2)	(0.4 to 9.2)	(0.4 to 9.2)	(0.4 to 9.2)	(0.4 to 9.2)	(0.4 to 9.2)	(0.4 to 9.2)	(0.4 to 9.2)	(0.4 to 9.2)	(0.4 to 9.2)	9.8
Hookworm disease	(0 to 0)	(0 to 0)	(0.1 to 0.4)	1.2 (0.3 to 8.1)	1.2 (0.3 to 8.1)	1.2 (0.3 to 8.1)	1.2 (0.3 to 8.1)	1.2 (0.3 to 8.1)	1.2 (0.3 to 8.1)	1.2 (0.3 to 8.1)	1.2 (0.3 to 8.1)	1.2 (0.3 to 8.1)	1.2 (0.3 to 8.1)	1.2 (0.3 to 8.1)	1.2 (0.3 to 8.1)	1.2 (0.3 to 8.1)	1.2 (0.3 to 8.1)	1.2 (0.3 to 8.1)	1.2 (0.3 to 8.1)	1.2 (0.3 to



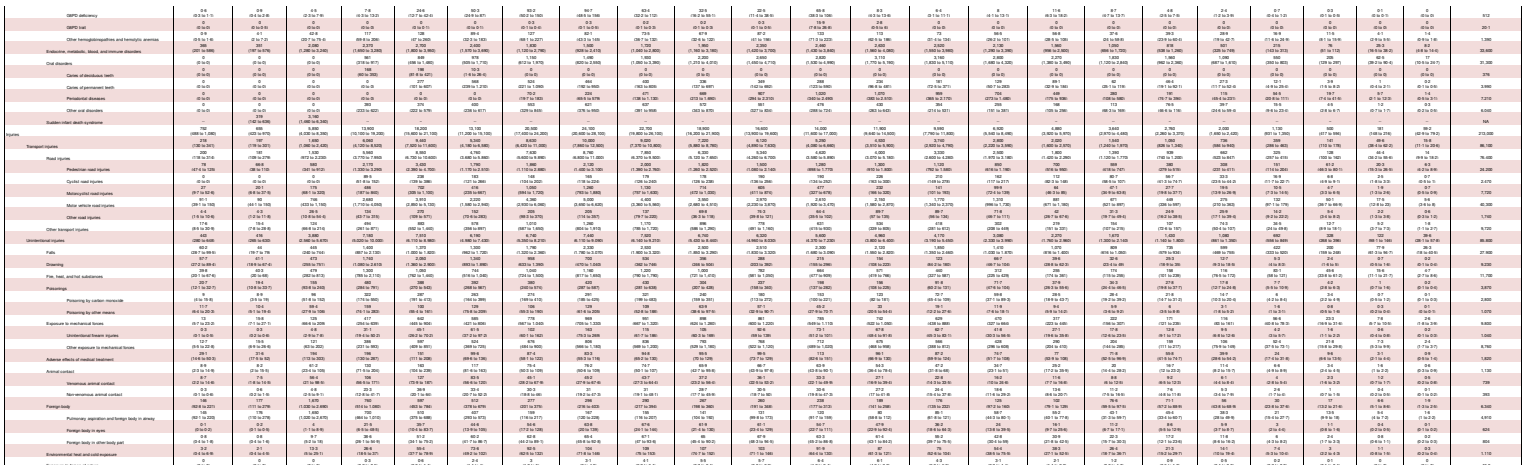

SR Table 2c. Kuwait DALYS by cause and age group for both sexes with 95% uncertainty intervals, 2019

Cause	Early Neonatal	Late Neonatal	Post Neonatal	1 to 4	5 to 9	10 to 14	15 to 19	20 to 24	25 to 29	30 to 34	35 to 39	40 to 44	45 to 49	50 to 54	55 to 59	60 to 64	65 to 69	70 to 74	75 to 79	80 to 84	85 to 89	90 to 94	95 plus	Total
All causes	21,902 (19,898 to 23,955)	9,290 (7,900 to 10,184)	19,640 (13,850 to 19,564)	14,660 (11,790 to 17,299)	10,640 (8,660 to 12,466)	17,090 (13,980 to 20,606)	27,660 (19,960 to 31,208)	32,160 (25,260 to 39,606)	39,640 (28,800 to 52,509)	39,460 (31,980 to 47,604)	41,960 (30,300 to 52,095)	45,790 (34,770 to 56,395)	70,400 (57,300 to 83,600)	63,600 (52,200 to 75,900)	47,200 (39,300 to 56,100)	38,700 (32,700 to 45,900)	29,100 (23,300 to 35,300)	25,900 (20,900 to 30,800)	16,900 (14,100 to 19,900)	13,900 (12,200 to 15,800)	12,900 (11,600 to 14,400)	6,100 (5,600 to 6,700)	2,220 (2,070 to 2,356)	769,900
Communicable, maternal, neonatal, and nutritional diseases	13,100 (11,600 to 15,300)	5,770 (3,960 to 6,770)	9,990 (4,690 to 7,630)	6,190 (3,230 to 5,320)	4,050 (2,010 to 5,640)	2,890 (2,000 to 3,900)	2,150 (1,190 to 2,900)	2,910 (1,780 to 3,900)	3,910 (2,200 to 5,400)	5,190 (3,370 to 6,900)	6,970 (3,700 to 9,690)	4,200 (2,190 to 5,960)	2,920 (1,560 to 3,900)	2,490 (1,350 to 3,200)	1,620 (1,000 to 2,280)	1,340 (1,070 to 1,660)	1,080 (850 to 1,360)	1,490 (1,060 to 1,900)	1,220 (1,010 to 1,520)	1,210 (912 to 1,590)	1,290 (1,010 to 1,660)	624 (431 to 800)	211 (189 to 229)	70,500
HIV/AIDS and sexually transmitted infections	0.1 (0.1 to 0.1)	0 (0 to 0.1)	0 (0 to 0.1)	0 (0 to 0.1)	0.5 (0.1 to 1.1)	9.6 (7.3 to 13.1)	19.5 (9.3 to 35.4)	39.5 (23.7 to 63.1)	62.6 (38.7 to 101)	102 (66.2 to 152)	147 (90.4 to 222)	232 (141 to 339)	281 (174 to 426)	329 (205 to 479)	318 (198 to 472)	301 (187 to 450)	253 (153 to 383)	179 (109 to 270)	114 (71 to 174)	67 (42 to 102)	29 (18 to 44)	9.2 (5 to 15)	0.1 (0 to 0.1)	765
HIV/AIDS	0 (0 to 0)	0 (0 to 0)	0 (0 to 0)	0 (0 to 0.1)	0.4 (0 to 1.1)	9.4 (7.2 to 12.9)	19.2 (9.2 to 34.8)	38.8 (23.3 to 62.1)	61.6 (38.1 to 100)	101 (65.2 to 150)	145 (89.1 to 219)	229 (139 to 334)	277 (172 to 420)	324 (202 to 472)	313 (195 to 465)	296 (184 to 443)	249 (151 to 377)	176 (107 to 266)	112 (70 to 171)	66 (41 to 100)	28 (18 to 43)	9.1 (5 to 15)	0 (0 to 0)	752
HIV/AIDS - Drug-susceptible Tuberculosis	0 (0 to 0)	0 (0 to 0)	0 (0 to 0.1)	0 (0 to 0.1)	0.3 (0 to 0.8)	6.6 (5.1 to 9.2)	13.5 (6.5 to 24.5)	27.3 (16.4 to 44.2)	43.3 (26.8 to 71.1)	71.1 (46.6 to 106)	102 (63.7 to 156)	161 (98.9 to 235)	195 (121 to 296)	228 (142 to 332)	220 (137 to 327)	208 (129 to 312)	175 (106 to 265)	124 (75 to 187)	79 (49 to 120)	46 (29 to 70)	20 (12 to 31)	6.4 (3 to 10)	0 (0 to 0)	528
HIV/AIDS - Multidrug-resistant Tuberculosis without extensive drug resistance	0 (0 to 0)	0 (0 to 0)	0 (0 to 0.1)	0 (0 to 0.1)	0 (0 to 0.1





SR Table 2c: Lebanon DALYS by cause and age group for both sexes with 95% uncertainty intervals, 2019

Cause	Early Neonatal	Late Neonatal	Post Neonatal	1 to 4	5 to 9	10 to 14	15 to 19	20 to 24	25 to 29	30 to 34	35 to 39	40 to 44	45 to 49	50 to 54	55 to 59	60 to 64	65 to 69	70 to 74	75 to 79	80 to 84	85 to 89	90 to 94	95 plus	Total
All causes	21,000 (22,400 to 20,100)	4,700 (5,600 to 4,000)	31,000 (33,000 to 30,000)	24,700 (26,000 to 23,600)	23,000 (24,300 to 22,000)	21,100 (22,300 to 20,000)	21,000 (22,100 to 20,000)	27,000 (28,400 to 25,800)	49,000 (51,000 to 47,000)	69,000 (72,000 to 66,000)	94,000 (98,000 to 90,000)	124,000 (129,000 to 119,000)	160,000 (166,000 to 154,000)	201,000 (209,000 to 193,000)	246,000 (256,000 to 236,000)	301,000 (313,000 to 289,000)	371,000 (386,000 to 356,000)	439,000 (457,000 to 421,000)	504,000 (524,000 to 484,000)	559,000 (581,000 to 537,000)	599,000 (623,000 to 576,000)	627,000 (652,000 to 603,000)	643,000 (669,000 to 618,000)	1,300,000
Communicable, maternal, neonatal, and nutritional diseases	22,000 (14,100 to 30,000)	4,600 (2,900 to 6,700)	14,100 (9,980 to 18,900)	11,100 (8,000 to 14,400)	6,100 (4,000 to 8,410)	4,138 (2,200 to 6,270)	3,970 (2,700 to 5,390)	5,680 (3,770 to 8,040)	6,800 (4,500 to 9,770)	6,900 (4,600 to 9,850)	7,200 (4,700 to 10,100)	8,200 (5,150 to 11,600)	9,300 (6,000 to 13,200)	10,600 (6,900 to 14,900)	12,000 (7,900 to 16,600)	13,600 (9,000 to 18,800)	15,600 (10,400 to 21,400)	17,600 (11,900 to 23,900)	19,000 (12,900 to 25,600)	20,000 (13,900 to 26,600)	20,000 (14,000 to 26,600)	19,000 (13,500 to 25,600)	18,000 (12,900 to 24,000)	123,000
HIV/AIDS and sexually transmitted infections	399 (361 to 444)	102 (92 to 115)	623 (564 to 697)	1,300 (1,170 to 1,450)	1,100 (1,000 to 1,220)	890 (800 to 1,000)	2,700 (2,400 to 3,000)	5,900 (5,300 to 6,600)	9,600 (8,600 to 10,700)	12,000 (10,800 to 13,400)	13,000 (11,700 to 14,500)	13,000 (11,700 to 14,500)	12,000 (10,800 to 13,400)	10,000 (9,000 to 11,200)	8,000 (7,200 to 8,900)	6,000 (5,400 to 6,700)	4,000 (3,600 to 4,500)	2,700 (2,400 to 3,000)	1,800 (1,600 to 2,000)	1,200 (1,100 to 1,300)	800 (700 to 900)	500 (400 to 600)	400 (300 to 500)	6,660
HIV/AIDS	0 (0 to 0)	0 (0 to 0)	0 (0 to 0.780)	0 (0 to 0.630)	0 (0 to 0.497)	0 (0 to 0.394)	0 (0 to 0.296)	0 (0 to 0.296)	0 (0 to 0.296)	0 (0 to 0.296)	0 (0 to 0.296)	0 (0 to 0.296)	0 (0 to 0.296)	0 (0 to 0.296)	0 (0 to 0.296)	0 (0 to 0.296)	0 (0 to 0.296)	0 (0 to 0.296)	0 (0 to 0.296)	0 (0 to 0.296)	0 (0 to 0.296)	0 (0 to 0.296)	0 (0 to 0.296)	0 (0 to 0.296)	5,470
HIV/AIDS - Drug-susceptible Tuberculosis	0 (0 to 0)	0 (0 to 0)	0 (0 to 13.1)	0 (0 to 10.6)	0 (0 to 8.38)	0 (0 to 6.64)	0 (0 to 5.00)	0 (0 to 5.00)	0 (0 to 5.00)	0 (0 to 5.00)	0 (0 to 5.00)	0 (0 to 5.00)	0 (0 to 5.00)	0 (0 to 5.00)	0 (0 to 5.00)	0 (0 to 5.00)	0 (0 to 5.00)	0 (0 to 5.00)	0 (0 to 5.00)	0 (0 to 5.00)	0 (0 to 5.00)	0 (0 to 5.00)	0 (0 to 5.00)	0 (0 to 5.00)	102
HIV/AIDS - Multidrug-resistant Tuberculosis without extensi	0 (0 to 0)	0 (0 to 0)	0 (0 to 1.70)	0 (0 to 1.37)	0 (0 to 1.08)	0 (0 to 0.861)	0 (0 to 0.649)	0 (0 to 0.649)	0 (0 to 0.649)	0 (0 to 0.649)	0 (0 to 0.649)	0 (0 to 0.649)	0 (0 to 0.649)	0 (0 to 0.649)	0 (0 to 0.649)	0 (0 to 0.649)	0 (0 to 0.649)	0 (0 to 0.649)	0 (0 to 0.649)	0 (0 to 0.649)	0 (0 to 0.649)	0 (0 to 0.649)	0 (0 to 0.649)	0 (0 to 0.649)	0
HIV/AIDS - Extensively drug-resistant Tuberculosis	0 (0 to 0)	0 (0 to 0)	0 (0 to 0.414)	0 (0 to 0.335)	0 (0 to 0.265)	0 (0 to 0.210)	0 (0 to 0.158)	0 (0 to 0.158)	0 (0 to 0.158)	0 (0 to 0.158)	0 (0 to 0.158)	0 (0 to 0.158)	0 (0 to 0.158)	0 (0 to 0.158)	0 (0 to 0.158)	0 (0 to 0.158)	0 (0 to 0.158)	0 (0 to 0.158)	0 (0 to 0.158)	0 (0 to 0.158)	0 (0 to 0.158)	0 (0 to 0.158)	0 (0 to 0.158)	0 (0 to 0.158)	0.6
HIV/AIDS resulting in other diseases	0 (0 to 0)	0 (0 to 0)	0 (0 to 0.000)	0 (0 to 0.000)	0 (0 to 0.000)	0 (0 to 0.000)	0 (0 to 0.000)	0 (0 to 0.000)	0 (0 to 0.000)	0 (0 to 0.000)	0 (0 to 0.000)	0 (0 to 0.000)	0 (0 to 0.000)	0 (0 to 0.000)	0 (0 to 0.000)	0 (0 to 0.000)	0 (0 to 0.000)	0 (0 to 0.000)	0 (0 to 0.000)	0 (0 to 0.000)	0 (0 to 0.000)	0 (0 to 0.000)	0 (0 to 0.000)	0 (0 to 0.000)	0
Respiratory infections and tuberculosis	2,900 (2,600 to 3,200)	1,600 (1,400 to 1,800)	2,200 (1,900 to 2,500)	1,700 (1,500 to 1,900)	1,200 (1,000 to 1,400)	1,000 (900 to 1,200)	1,000 (900 to 1,200)	1,200 (1,000 to 1,400)	1,500 (1,300 to 1,700)	1,800 (1,600 to 2,000)	2,100 (1,900 to 2,400)	2,500 (2,200 to 2,800)	3,000 (2,700 to 3,400)	3,600 (3,200 to 4,000)	4,200 (3,800 to 4,700)	5,000 (4,500 to 5,600)	6,000 (5,400 to 6,700)	7,000 (6,300 to 7,800)	8,000 (7,200 to 8,900)	8,900 (8,000 to 9,900)	9,500 (8,600 to 10,600)	9,900 (8,900 to 11,000)	9,900 (8,900 to 11,000)	25,700
Tuberculosis	2,900 (2,600 to 3,200)	1,600 (1,400 to 1,800)	2,200 (1,900 to 2,500)	1,700 (1,500 to 1,900)	1,200 (1,000 to 1,400)	1,000 (900 to 1,200)	1,000 (900 to 1,200)	1,200 (1,000 to 1,400)	1,500 (1,300 to 1,700)	1,800 (1,600 to 2,000)	2,100 (1,900 to 2,400)	2,500 (2,200 to 2,800)	3,000 (2,700 to 3,400)	3,600 (3,200 to 4,000)	4,200 (3,800 to 4,700)	5,000 (4,500 to 5,600)	6,000 (5,400 to 6,700)	7,000 (6,300 to 7,800)	8,000 (7,200 to 8,900)	8,900 (8,000 to 9,900)	9,500 (8,600 to 10,600)	9,900 (8,900 to 11,000)	9,900 (8,900 to 11,000)	25,700
Latent tuberculosis infection	0 (0 to 0)	0 (0 to 0)	0 (0 to 0)	0 (0 to 0)	0 (0 to 0)	0 (0 to 0)	0 (0 to 0)	0 (0 to 0)	0 (0 to 0)	0 (0 to 0)	0 (0 to 0)	0 (0 to 0)	0 (0 to 0)	0 (0 to 0)	0 (0 to 0)	0 (0 to 0)	0 (0 to 0)	0 (0 to 0)	0 (0 to 0)	0 (0 to 0)	0 (0 to 0)	0 (0 to 0)	0 (0 to 0)	0 (0 to 0)	0
Drug-susceptible tuberculosis	2,900 (2,600 to 3,200)	1,600 (1,400 to 1,800)	2,200 (1,900 to 2,500)	1,700 (1,500 to 1,900)	1,200 (1,000 to 1,400)	1,000 (900 to 1,200)	1,000 (900 to 1,200)	1,200 (1,000 to 1,400)	1,500 (1,300 to 1,700)	1,800 (1,600 to 2,000)	2,100 (1,900 to 2,400)	2,500 (2,200 to 2,800)	3,000 (2,700 to 3,400)	3,600 (3,200 to 4,000)	4,200 (3,800 to 4,700)	5,000 (4,500 to 5,600)	6,000 (5,400 to 6,700)	7,000 (6,300 to 7,800)	8,000 (7,200 to 8,900)	8,900 (8,000 to 9,900)	9,500 (8,600 to 10,600)	9,900 (8,900 to 11,000)	9,900 (8,900 to 11,000)	25,700
Multidrug-resistant tuberculosis without extensive drug-re	0 (0 to 0)	0 (0 to 0)	0 (0 to 0)	0 (0 to 0.28)	0 (0 to 0.21)	0 (0 to 0.17)	0 (0 to 0.13)	0 (0 to 0.13)	0 (0 to 0.13)	0 (0 to 0.13)	0 (0 to 0.13)	0 (0 to 0.13)	0 (0 to 0.13)	0 (0 to 0.13)	0 (0 to 0.13)	0 (0 to 0.13)	0 (0 to 0.13)	0 (0 to 0.13)	0 (0 to 0.13)	0 (0 to 0.13)	0 (0 to 0.13)	0 (0 to 0.13)	0 (0 to 0.13)	0 (0 to 0.13)	0
Extensively drug-resistant tuberculosis	0 (0 to 0)	0 (0 to 0)	0 (0 to 0.01)	0 (0 to 0.01)	0 (0 to 0.01)	0 (0 to 0.01)	0 (0 to 0.01)	0 (0 to 0.01)	0 (0 to 0.01)	0 (0 to 0.01)	0 (0 to 0.01)	0 (0 to 0.01)	0 (0 to 0.01)	0 (0 to 0.01)	0 (0 to 0.01)	0 (0 to 0.01)	0 (0 to 0.01)	0 (0 to 0.01)	0 (0 to 0.01)	0 (0 to 0.01)	0 (0 to 0.01)	0 (0 to 0.01)	0 (0 to 0.01)	0 (0 to 0.01)	3.6
Lower respiratory infections	299 (169 to 509)	436 (246 to 742)	2,250 (1,270 to 3,830)	541 (305 to 921)	392 (221 to 667)	234 (132 to 398)	226 (127 to 384)	263 (148 to 447)	324 (183 to 551)	382 (216 to 650)	419 (237 to 713)	498 (281 to 847)	612 (345 to 1,040)	753 (425 to 1,280)	923 (521 to 1,570)	1,200 (677 to 2,040)	1,540 (869 to 2,620)	2,110 (1,190 to 3,590)	2,800 (1,580 to 4,760)	3,600 (2,030 to 6,120)	4,400 (2,480 to 7,480)	5,000 (2,820 to 8,500)	5,300 (2,990 to 9,010)	18,800
Upper respiratory infections	0.3 (0.0 to 1.7)	0.4 (0.0 to 1.9)	4.0 (0.0 to 19.4)	0.9 (0.0 to 4.4)	0.5 (0.0 to 2.6)	0.3 (0.0 to 1.6)	0.3 (0.0 to 1.5)	0.3 (0.0 to 1.6)	0.4 (0.0 to 1.8)	0.4 (0.0 to 2.0)	0.5 (0.0 to 2.3)	0.6 (0.0 to 2.8)	0.7 (0.0 to 3.4)	0.8 (0.0 to 4.0)	0.9 (0.0 to 4.6)	1.0 (0.0 to 5.4)	1.2 (0.0 to 6.5)	1.4 (0.0 to 7.8)	1.5 (0.0 to 9.2)	1.6 (0.0 to 10.4)	1.6 (0.0 to 11.2)	1.6 (0.0 to 11.6)	1.6 (0.0 to 11.8)	3.6
Otitis media	0 (0 to 0)	0 (0 to 0)	0 (0.0 to 0.06)	0 (0 to 0.05)	0 (0 to 0.04)	0 (0 to 0.03)	0 (0 to 0.03)	0 (0 to 0.03)	0 (0 to 0.03)	0 (0 to 0.03)	0 (0 to 0.03)	0 (0 to 0.03)	0 (0 to 0.03)	0 (0 to 0.03)	0 (0 to 0.03)	0 (0 to 0.03)	0 (0 to 0.03)	0 (0 to 0.03)	0 (0 to 0.03)	0 (0 to 0.03)	0 (0 to 0.03)	0 (0 to 0.03)	0 (0 to 0.03)	0 (0 to 0.03)	0
Enteric infections	161 (91 to 154)	139 (79 to 250)	1,400 (800 to 2,500)	1,200 (675 to 2,000)	1,100 (599 to 2,010)	1,000 (572 to 1,800)	1,000 (567 to 1,800)	1,100 (620 to 1,900)	1,200 (677 to 2,100)	1,300 (727 to 2,200)	1,400 (787 to 2,400)	1,500 (842 to 2,500)	1,600 (876 to 2,700)	1,700 (940 to 2,800)	1,800 (1,000 to 3,000)	1,900 (1,000 to 3,200)	2,000 (1,100 to 3,300)	2,000 (1,100 to 3,400)	2,000 (1,100 to 3,400)	2,000 (1,100 to 3,400)	2,000 (1,100 to 3,400)	2,000 (1,100 to 3,400)	2,000 (1,100 to 3,400)	13,200
Diarrheal diseases	161 (91 to 154)	139 (79 to 250)	1,400 (800 to 2,500)	1,200 (675 to 2,000)	1,100 (599 to 2,010)	1,000 (572 to 1,800)	1,000 (567 to 1,800)	1,100 (620 to 1,900)	1,200 (677 to 2,100)	1,300 (727 to 2,200)	1,400 (787 to 2,400)	1,500 (842 to 2,500)	1,600 (876 to 2,700)	1,700 (940 to 2,800)	1,800 (1,000 to 3,000)	1,900 (1,000 to 3,200)	2,000 (1,100 to 3,300)	2,000 (1,100 to 3,400)	2,000 (1,100 to 3,400)	2,000 (1,100 to 3,400)	2,000 (1,100 to 3,400)	2,000 (1,100 to 3,400)	2,000 (1,100 to 3,400)	13,200
Typhoid and paratyphoid	0 (0 to 0)	0 (0 to 0)	1.7 (0.5 to 4.1)	102 (31 to 270)	104 (32 to 276)	178 (55 to 469)	137 (42 to 363)	79.6 (24 to 211)	66.1 (20 to 175)	57.5 (17 to 153)	49.8 (15 to 132)	43.3 (13 to 115)	37.5 (11 to 99.4)	32.6 (9.9 to 86.4)	28.4 (8.6 to 75.3)	24.8 (7.5 to 65.8)	21.7 (6.6 to 57.5)	19.0 (5.8 to 50.4)	16.7 (5.1 to 44.2)	14.7 (4.5 to 38.9)	13.0 (4.0 to 34.4)	11.5 (3.5 to 30.4)	10.2 (3.1 to 27.0)	834
Typhoid fever	0 (0 to 0)	0 (0 to 0)	1.7 (0.5 to 4.1)	102 (31 to 270)	104 (32 to 276)	178 (55 to 469)	137 (42 to 363)	79.6 (24 to 211)	66.1 (20 to 175)	57.5 (17 to 153)	49.8 (15 to 132)	43.3 (13 to 115)	37.5 (11 to 99.4)	32.6 (9.9 to 86.4)	28.4 (8.6 to 75.3)	24.8 (7.5 to 65.8)	21.7 (6.6 to 57.5)	19.0 (5.8 to 50.4)	16.7 (5.1 to 44.2)	14.7 (4.5 to 38.9)	13.0 (4.0 to 34.4)	11.5 (3.5 to 30.4)	10.2 (3.1 to 27.0)	822
Paratyphoid fever	0 (0 to 0)	0 (0 to 0)	0 (0 to 0.04)	0 (0 to 0.03)	0 (0 to 0.03)	0 (0 to 0.03)	0 (0 to 0.03)	0 (0 to 0.03)	0 (0 to 0.03)	0 (0 to 0.03)	0 (0 to 0.03)	0 (0 to 0.03)	0 (0 to 0.03)	0 (0 to 0.03)	0 (0 to 0.03)	0 (0 to 0.03)	0 (0 to 0.03)	0 (0 to 0.03)	0 (0 to 0.03)	0 (0 to 0.03)	0 (0 to 0.03)	0 (0 to 0.03)	0 (0 to 0.03)	0 (0 to 0.03)	11.1
Invasive Non-typhoidal Salmonella (iNTS)	1.2 (0.6 to 2.9)	2.2 (0.9 to 5.4)	48.2 (20.7 to 120)	29.9 (12.8 to 74.6)	2.9 (1.3 to 7.2)	1.9 (0.8 to 4.7)	1.5 (0.6 to 3.8)	2.1 (0.9 to 5.2)	2.7 (1.1 to 6.8)	3.4 (1.4 to 8.4)	4.1 (1.7 to 10.2)	4.9 (2.1 to 12.2)	5.7 (2.4 to 14.2)	6.6 (2.8 to 16.4)	7.7 (3.3 to 19.2)	8.8 (3.7 to 22.0)	9.9 (4.2 to 24.8)	10.9 (4.6 to 27.4)	11.7 (4.9 to 29.4)	12.3 (5.2 to 30.9)	12.7 (5.4 to 32.0)	12.9 (5.4 to 32.4)	12.9 (5.4 to 32.4)	331
Other intestinal infectious diseases	0 (0 to 0)	0 (0 to 0)	0.3 (0.0 to 0.9)	2.0 (0.8 to 5.0)	1.9 (0.8 to 4.8)	1.5 (0.6 to 3.9)	1.5 (0.6 to 3.8)	1.8 (0.8 to 4.5)	2.3 (1.0 to 5.8)	2.8 (1.2 to 7.0)	3.4 (1.4 to 8.5)	4.1 (1.7 to 10.2)	4.8 (2.0 to 12.0)	5.5 (2.3 to 13.8)	6.4 (2.7 to 16.0)	7.3 (3.1 to 18.4)	8.2 (3.5 to 20.6)	9.1 (3.8 to 22.9)	9.7 (4.1 to 24.4)	10.2 (4.3 to 25.7)	10.6 (4.5 to 26.8)	10.8 (4.5 to 27.0)	10.8 (4.5 to 27.0)	20
Neglected tropical diseases and malaria	0 (0 to 0)	0 (0 to 0)	0 (0 to 0)	0 (0 to 0)	0 (0 to 0)	0 (0 to 0)	0 (0 to 0)	0 (0 to 0)	0 (0 to 0)	0 (0 to 0)	0 (0 to 0)	0 (0 to 0)	0 (0 to 0)	0 (0 to 0)	0 (0 to 0)	0 (0 to 0)	0 (0 to 0)	0 (0 to 0)	0 (0 to 0)	0 (0 to 0)	0 (0 to 0)	0 (0 to 0)	0 (0 to 0)	0 (0 to 0)	1,200
Malaria	0 (0 to 0)	0 (0 to 0)	0 (0 to 0)	0 (0 to 0)	0 (0 to 0)	0 (0 to 0)	0 (0 to 0)	0 (0 to 0)	0 (0 to 0)	0 (0 to 0)	0 (0 to 0)	0 (0 to 0)	0 (0 to 0)	0 (0 to 0)	0 (0 to 0)	0 (0 to 0)	0 (0 to 0)	0 (0 to 0)	0 (0 to 0)	0 (0 to 0)	0 (0 to 0)	0 (0 to 0)	0 (0 to 0)	0 (0 to 0)	0
Chagas disease	0 (0 to 0)	0 (0 to 0)	0 (0 to 0)	0 (0 to 0)	0 (0 to 0)	0 (0 to 0)	0 (0 to 0)	0 (0 to 0)	0 (0 to 0)	0 (0 to 0)	0 (0 to 0)	0 (0 to 0)	0 (0 to 0)	0 (0 to 0)	0 (0 to 0)	0 (0 to 0)	0 (0 to 0)	0 (0 to 0)	0 (0 to 0)	0 (0 to 0)	0 (0 to 0)	0 (0 to 0)	0 (0 to 0)	0 (0 to 0)	0
Leishmaniasis	0 (0 to 0)	0.6 (0.3 to 1.4)	9.1 (4.5 to 21.0)	4.6 (2.3 to 10.6)	2.2 (1.1 to 5.1)	1.9 (0.9 to 4.4)	1.6 (0.8 to 3.7)	2.1 (1.0 to 4.8)	2.5 (1.2 to 5.8)	3.0 (1.5 to 7.0)	3.5 (1.7 to 8.1)	4.1 (2.0 to 9.6)	4.8 (2.3 to 11.2)	5.5 (2.7 to 12.8)	6.4 (3.1 to 14.9)	7.3 (3.6 to 17.0)	8.2 (4.0 to 19.1)	9.1 (4.5 to 21.2)	9.7 (4.8 to 22.6)	10.2 (5.0 to 23.8)	10.6 (5.2 to 24.7)	10.8 (5.3 to 25.1)	10.8 (5.3 to 25.1)	239
Visceral leishmaniasis	0 (0 to 0)	0 (0 to 0)	0 (0 to 0.61)	0 (0 to 0.57)	0 (0 to 0.27)	0 (0 to 0.20)	0 (0 to 0.19)	0 (0 to 0.19)	0 (0 to 0.19)	0 (0 to 0.19)	0 (0 to 0.19)	0 (0 to 0.19)	0 (0 to 0.19)	0 (0 to 0.19)	0 (0 to 0.19)	0 (0 to 0.19)	0 (0 to 0.19)	0 (0 to 0.19)	0 (0 to 0.19)	0 (0 to 0.19)	0 (0 to 0.19)	0 (0 to 0.19)	0 (0 to 0.19)	0 (0 to 0.19)	23.6
Cutaneous and mucocutaneous leishmaniasis	0 (0 to 0)	0 (0 to 0)	0 (0 to 0)	0 (0 to 0)	0 (0 to 0)	0 (0 to 0)	0 (0 to 0)	0 (0 to 0)	0 (0 to 0)	0 (0 to 0)	0 (0 to 0)	0 (0 to 0)	0 (0 to 0)	0 (0 to 0)	0 (0 to 0)	0 (0 to 0)	0 (0 to 0)	0 (0 to 0)	0 (0 to 0)	0 (0 to 0)	0 (0 to 0)	0 (0 to 0)	0 (0 to 0)	0 (0 to 0)	0.1
African trypanosomiasis	0 (0 to 0)	0 (0 to 0)	0 (0 to 0)	0 (0 to 0)	0 (0 to 0)	0 (0 to 0)	0 (0 to 0)	0 (0 to 0)	0 (0 to 0)	0 (0 to 0)	0 (0 to 0)	0 (0 to 0)	0 (0 to 0)	0 (0 to 0)	0 (0 to 0)	0 (0 to 0)	0 (0 to 0)	0 (0 to 0)	0 (0 to 0)	0 (0 to 0)	0 (0 to 0)	0 (0 to 0)	0 (0 to 0)	0 (0 to 0)	0
Schistosomiasis	0 (0 to 0)	0 (0 to 0)	0 (0 to 0)	0 (0 to 0.01)	0 (0 to 0.01)	0 (0 to 0.01)	0 (0 to 0.01)	0 (0 to 0.01)	0 (0 to 0.01)	0 (0 to 0.01)	0 (0 to 0.01)	0 (0 to 0.01)	0 (0 to 0.01)	0 (0 to 0.01)	0 (0 to 0.01)	0 (0 to 0.01)	0 (0 to 0.01)	0 (0 to 0.01)	0 (0 to 0.01)	0 (0 to 0.01)	0 (0 to 0.01)	0 (0 to 0.01)	0 (0 to 0.01)	0 (0 to 0.01)	0.2
Cysticercosis	0 (0 to 0)	0 (0 to 0)	0 (0 to 0)	0 (0 to 0.01)	0 (0 to 0.01)	0 (0 to 0.01)	0 (0 to 0.01)	0.1 (0.0 to 0.3)	0.1 (0.0 to 0.3)	0.1 (0.0 to 0.3)	0.1 (0.0 to 0.3)	0.1 (0.0 to 0.3)	0.1 (0.0 to 0.3)	0.1 (0.0 to 0.3)	0.1 (0.0 to 0.3)	0.1 (0.0 to 0.3)	0.1 (0.0 to 0.3)	0.1 (0.0 to 0.3)	0.1 (0.0 to 0.3)	0.1 (0.0 to 0.3)	0.1 (0.0 to 0.3)	0.1 (0.0 to 0.3)	0.1 (0.0 to 0.3)	0.1 (0.0 to 0.3)	0.2
Cystic echinococcosis	0 (0 to 0)	0 (0 to 0)	0 (0 to 0)	2.1 (0.7 to 7.6)	7.3 (2.5 to 27.1)	12.6 (4.1 to 46.2)	22 (6.9 to 80.6)	29.4 (9.2 to 107)	36.3 (11.4 to 132)	37.6 (11.8 to 137)	33.6 (10.7 to 123)	28 (8.9 to 101)	25.1 (7.7 to 90.6)	21.9 (6.9 to 79.1)	20.2 (6.4 to 72.7)	18.6 (5.9 to 66.6)	17.2 (5.5 to 61.5)	15.9 (5.1 to 56.7)	14.8 (4.7 to 52.6)	13.9 (4.4 to 49.3)	13.1 (4.2 to 46.3)	12.5 (4.0 to 44.1)	12.1 (3.9 to 42.7)	321
Lymphatic filariasis	0 (0 to 0)	0 (0 to 0)	0 (0 to 0)	0 (0 to 0)	0 (0 to 0)	0 (0 to 0)	0 (0 to 0)	0 (0 to 0)	0 (0 to 0)	0 (0 to 0)	0 (0 to 0)	0 (0 to 0)	0 (0 to 0)	0 (0 to 0)	0 (0 to 0)	0 (0 to 0)	0 (0 to 0)	0 (0 to 0)	0 (0 to 0)	0 (0 to 0)	0 (0 to 0)	0 (0 to 0)	0 (0 to 0)	0 (0 to 0)	0
Onchocerciasis	0 (0 to 0)	0 (0 to 0)	0 (0 to 0)	0 (0 to 0)	0 (0 to 0)	0 (0 to 0)	0 (0 to 0)	0 (0 to 0)	0 (0 to 0)	0 (0 to 0)	0 (0 to 0)	0 (0 to 0)	0 (0 to 0)	0 (0 to 0)	0 (0 to 0)	0 (0 to 0)	0 (0 to 0)	0 (0 to 0)	0 (0 to 0)	0 (0 to 0)	0 (0 to 0)	0 (0 to 0)	0 (0 to 0)	0 (0 to 0)	0
Trachoma	0 (0 to 0)	0 (0 to 0)	0 (0 to 0)	0 (0 to 0)	0 (0 to 0)	0 (0 to 0)	0 (0 to 0)	0 (0 to 0)	0 (0 to 0)	0 (0 to 0)	0 (0 to 0)	0 (0 to 0)	0 (0 to 0)	0 (0 to 0)	0 (0 to 0)	0 (0 to 0)	0 (0 to 0)	0 (0 to 0)	0 (0 to 0)	0 (0 to 0)	0 (0 to 0)	0 (0 to 0)	0 (0 to 0)	0 (0 to 0)	0
Dengue	0 (0 to 0)	0 (0 to 0)	0 (0 to 0.19)	0 (0 to 0.17)	0 (0 to 0.13)	0 (0 to 0.10)	0 (0 to 0.08)	0 (0 to 0.08)	0 (0 to 0.08)	0 (0 to 0.08)	0 (0 to 0.08)	0 (0 to 0.08)	0 (0 to 0.08)	0 (0 to 0.08)	0 (0 to 0.08)	0 (0 to 0.08)	0 (0 to 0.08)	0 (0 to 0.08)	0 (0 to 0.08)	0 (0 to 0.08)	0 (0 to 0.08)	0 (0 to 0.08)	0 (0 to 0.08)	0 (0 to 0.08)	0
Yellow fever	0 (0 to 0)	0 (0 to 0)	0 (0 to 0)	0 (0 to 0)	0 (0 to 0)	0 (0 to 0)	0 (0 to 0)	0 (0 to 0)	0 (0 to 0)	0 (0 to 0)	0 (0 to 0)	0 (0 to 0)	0 (0 to 0)	0 (0 to 0)	0 (0 to 0)	0 (0 to 0)	0 (0 to 0)	0 (0 to 0)	0 (0 to 0)	0 (0 to 0)	0 (0 to 0)	0 (0 to 0)	0 (0 to 0)	0 (0 to 0)	0
Rabies	0 (0 to 0)	0 (0 to 0)	0.2 (0.0 to 0.6)	0.1 (0.0 to 0.3)	0.0 (0.0 to 0.2)	0.0 (0.0 to 0.1)	0.0 (0.0 to 0.1)	0.0 (0.0 to 0.1)	0.0 (0.0 to 0.1)	0.0 (0.0 to 0.1)	0.0 (0.0 to 0.1)	0.0 (0.0 to 0.1)	0.0 (0.0 to 0.1)	0.0 (0.0 to 0.1)	0.0 (0.0 to 0.1)	0.0 (0.0 to 0.1)	0.0 (0.0 to 0.1)	0.0 (0.0 to 0.1)	0.0 (0.0 to 0.1)	0.0 (0.0 to 0.1)	0.0 (0.0 to 0.1)	0.0 (0.0 to 0.1)	0.0 (0.0 to 0.1)	0.0 (0.0 to 0.1)	9.6
Intestinal nematode infections	0 (0 to 0)	0 (0 to 0)	0.6 (0.3 to 1.4)	2.2 (1.1 to 5.1)	0.8 (0.4 to 1.9)	1.3 (0.6 to 3.1)	1.6 (0.8 to 3.8)	2.3 (1.1 to 5.4)	3.1 (1.5 to 7.3)	3.9 (1.9 to 9.1)	4.7 (2.3 to 11.0)	5.5 (2.7 to 12.9)	6.3 (3.1 to 14.7)	7.1 (3.5 to 16.6)	7.8 (3.8 to 18.2)	8.4 (4.1 to 19.6)	8.9 (4.4 to 20.8)	9.3 (4.6 to 21.7)	9.6 (4.7 to 22.4)	9.8 (4.8 to 22.9)	9.9 (4.9 to 23.1)	10.0 (4.9 to 23.3)	10.0 (4.9 to 23.3)	24.3
Ascariasis	0 (0 to 0)	0 (0 to 0)	0 (0 to 1.6)	0 (0 to 0.9)	0 (0 to 0.7)	0 (0 to 1.0)	0 (0 to 1.2)	0 (0 to 1.7)	0 (0 to 2.3)	0 (0 to 2.9)	0 (0 to 3.5)	0 (0 to 4.2)	0 (0 to 4.8)	0 (0 to 5.4)	0 (0 to 6.0)	0 (0 to 6.6)	0 (0 to 7.1)	0 (0 to 7.5)	0 (0 to 7.8)	0 (0 to 8.0)	0 (0 to 8.2)	0 (0 to 8.3)	0 (0 to 8.3)	0 (0 to 8.3)	6
Trichuriasis	0 (0 to 0)	0 (0 to 0)	0 (0 to 0)	0 (0 to 0)	0 (0 to 0)	0 (0 to 0)	0 (0 to 0)	0 (0 to 0)	0 (0 to 0)	0 (0 to 0)	0 (0 to 0)	0 (0 to 0)	0 (0 to 0)	0 (0 to 0)	0 (0 to 0)	0 (0 to 0)	0 (0 to 0)	0 (0 to 0)	0 (0 to 0)	0 (0 to 0)	0 (0 to 0)	0 (0 to 0)	0 (0 to 0)	0 (0 to 0)	0
Hookworm disease	0 (0 to 0)	0 (0 to 0)	0 (0 to 0.01)	0 (0 to 0.01)	0 (0 to 0.01)	0 (0 to 0.01)	0 (0 to 0.01)	0.1 (0.0 to 0.2)	0.1 (0.0 to 0.2)	0.1 (0.0 to 0.2)	0.1 (0.0 to 0.2)	0.1 (0.0 to 0.2)	0.1 (0.0 to 0.2)	0.1 (0.0 to 0.2)	0.1 (0.0 to 0.2)	0.1 (0.0 to 0.2)	0.1 (0.0 to 0.2)	0.1 (0.0 to 0.2)	0.1 (0.0 to 0.2)	0.1 (0.0 to 0.2)	0.1 (0.0 to 0.2)	0.1 (0.0 to 0.2)	0.1 (0.0 to 0.2)	0.1 (0.0 to 0.2)	10.3
Food-borne trematodiases	0 (0 to 0)	0 (0 to 0)	0 (0 to 0)	0 (0 to 0)	0 (0 to 0)	0 (0 to 0)	0 (0 to 0)	0 (0 to 0)	0 (0 to 0)	0 (0 to 0)	0 (0 to 0)	0 (0 to 0)	0 (0 to 0)	0 (0 to 0)	0 (0 to 0)	0 (0 to 0)	0 (0 to 0)	0 (0 to 0)	0 (0 to 0)	0 (0 to 0)	0 (0 to 0)	0 (0 to 0)	0 (0 to 0)	0 (0 to 0)	0
Leprosy	0 (0 to 0)	0 (0 to 0)	0 (0 to 0)	0 (0 to 0)	0 (0 to 0)	0 (0 to 0)	0 (0 to 0)	0 (0 to 0.1)	0 (0 to 0.1)	0 (0 to 0.1)	0 (0 to 0.1)	0.1 (0.1 to 0.2)	0.1 (0.1 to 0.2)	0.1 (0.1 to 0.2)	0.1 (0.1 to 0.2)	0.1 (0.1 to 0.2)	0.1 (0.1 to 0.2)	0.1 (0.1 to 0.2

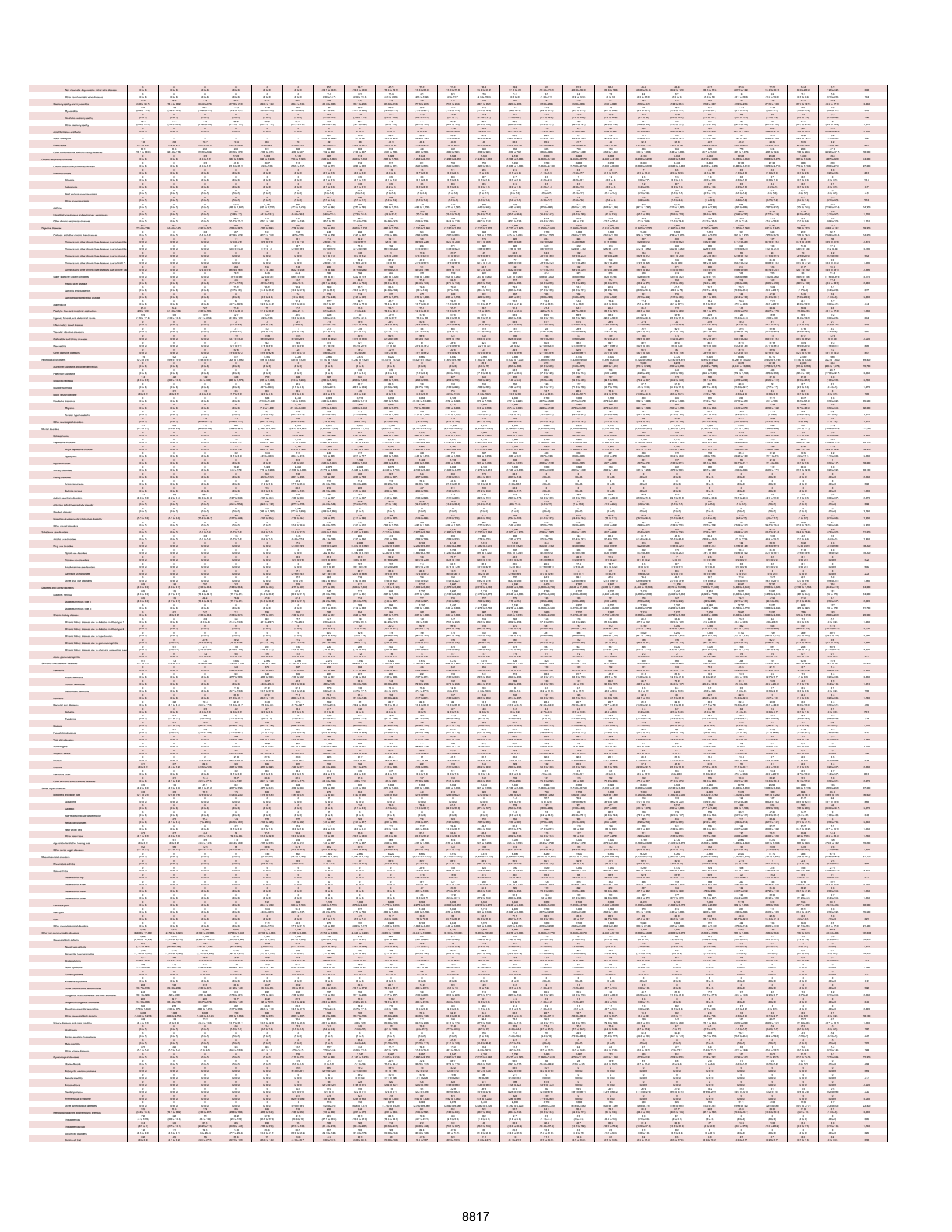

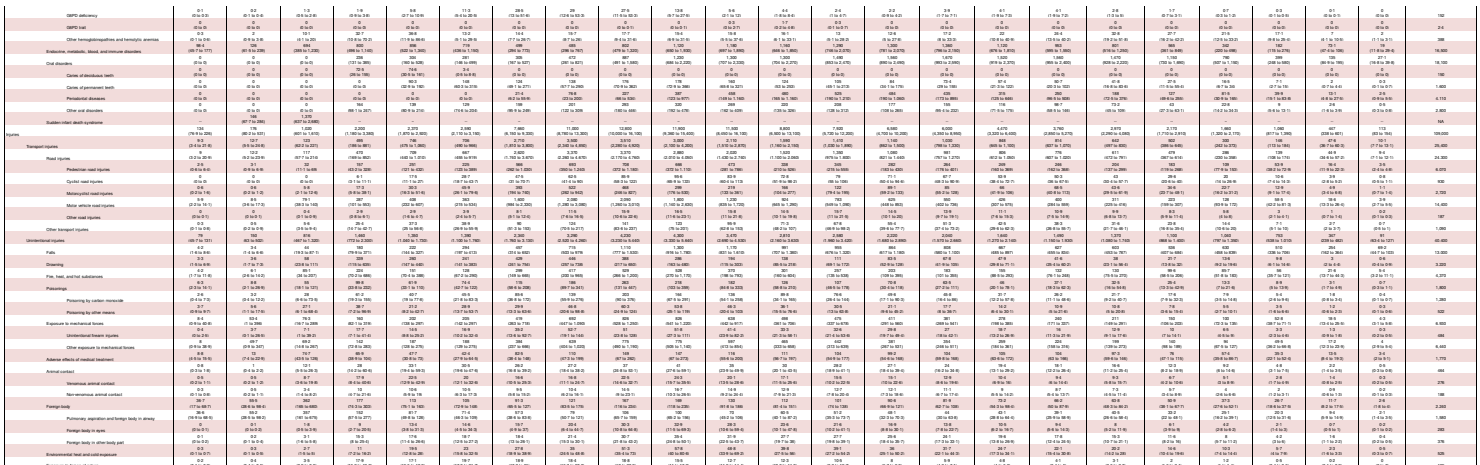

SR Table 2c: Libya DALYS by cause and age group for both sexes with 95% uncertainty intervals, 2019

Cause	Early Neonatal	Late Neonatal	Post Neonatal	1 to 4	5 to 9	10 to 14	15 to 19	20 to 24	25 to 29	30 to 34	35 to 39	40 to 44	45 to 49	50 to 54	55 to 59	60 to 64	65 to 69	70 to 74	75 to 79	80 to 84	85 to 89	90 to 94	95 plus	Total
All causes	26,200 (21,600 to 30,900)	21,100 (16,700 to 26,400)	49,600 (39,900 to 60,100)	35,900 (28,400 to 43,100)	24,600 (19,600 to 29,900)	19,400 (15,400 to 23,800)	19,200 (15,400 to 23,400)	20,400 (16,400 to 24,900)	22,100 (17,800 to 26,900)	24,000 (19,500 to 29,000)	25,900 (21,000 to 31,200)	28,000 (22,800 to 33,800)	29,900 (24,500 to 36,000)	32,000 (26,200 to 38,400)	34,000 (27,900 to 41,000)	36,000 (29,600 to 43,400)	38,000 (31,100 to 45,900)	39,000 (31,900 to 47,000)	39,000 (31,900 to 47,000)	38,000 (31,000 to 46,000)	36,000 (29,400 to 43,400)	33,000 (26,900 to 39,900)	29,000 (23,900 to 34,900)	4,700 (3,700 to 5,900)	1,710,000
Communicable, maternal, neonatal, and nutritional diseases	19,500 (13,600 to 26,200)	7,490 (5,370 to 9,870)	8,730 (6,640 to 11,400)	12,400 (9,220 to 17,000)	7,370 (5,330 to 10,400)	4,310 (3,220 to 5,600)	4,660 (3,470 to 6,180)	5,220 (3,880 to 6,980)	6,090 (4,510 to 8,280)	6,920 (5,060 to 9,380)	8,200 (6,100 to 11,000)	9,760 (7,260 to 13,300)	11,200 (8,270 to 15,300)	12,900 (9,470 to 17,800)	14,600 (10,600 to 20,200)	16,400 (11,900 to 22,800)	18,200 (13,200 to 25,200)	19,200 (13,900 to 26,600)	19,400 (14,000 to 26,900)	19,200 (13,900 to 26,700)	18,000 (13,000 to 25,000)	16,000 (11,600 to 22,300)	2,600 (1,900 to 3,600)	728,000
HIV/AIDS and sexually transmitted infections	356 (311 to 407)	110 (97 to 126)	202 (177 to 232)	423 (367 to 483)	314 (271 to 361)	229 (197 to 264)	439 (378 to 504)	1,010 (870 to 1,160)	1,870 (1,610 to 2,150)	3,160 (2,720 to 3,630)	4,610 (3,970 to 5,300)	6,260 (5,390 to 7,190)	8,060 (6,940 to 9,260)	9,920 (8,540 to 11,400)	11,800 (10,200 to 13,600)	13,600 (11,700 to 15,600)	15,400 (13,300 to 17,700)	16,200 (13,900 to 18,600)	16,300 (14,000 to 18,700)	15,900 (13,700 to 18,300)	14,800 (12,800 to 17,000)	13,200 (11,400 to 15,200)	2,100 (1,800 to 2,400)	5,680
HIV/AIDS	0 (0 to 0.1)	0 (0 to 0.2)	0 (0.1 to 0.1)	0 (0.2 to 0.3)	0 (0.2 to 0.3)	0 (0.1 to 0.2)	0 (0.1 to 0.2)	0 (0.2 to 0.3)	0 (0.2 to 0.4)	0 (0.2 to 0.4)	0 (0.2 to 0.4)	0 (0.2 to 0.4)	0 (0.2 to 0.4)	0 (0.2 to 0.4)	0 (0.2 to 0.4)	0 (0.2 to 0.4)	0 (0.2 to 0.4)	0 (0.2 to 0.4)	0 (0.2 to 0.4)	0 (0.2 to 0.4)	0 (0.2 to 0.4)	0 (0.2 to 0.4)	0 (0.2 to 0.4)	4,090
HIV/AIDS - Drug-susceptible Tuberculosis	0 (0 to 0)	0 (0 to 0)	0 (0.3 to 39.3)	0 (0.5 to 61.6)	0 (0.1 to 9.7)	0 (0.2 to 4.6)	0 (1.7 to 37.8)	0 (1.8 to 46.3)	0 (1.2 to 62.7)	0 (1.3 to 59.4)	0 (1.6 to 72.1)	0 (2.3 to 73)	0 (3.2 to 99.7)	0 (3.9 to 99.7)	0 (3.9 to 99.7)	0 (3.9 to 99.7)	0 (3.9 to 99.7)	0 (3.9 to 99.7)	0 (3.9 to 99.7)	0 (3.9 to 99.7)	0 (3.9 to 99.7)	0 (3.9 to 99.7)	0 (3.9 to 99.7)	425
HIV/AIDS - Multidrug-resistant Tuberculosis without extreme drug resistance	0 (0 to 0)	0 (0 to 0)	0 (0 to 0)



GBD Table 2a: Morocco DALYS by gender and age group for both sexes with 95% uncertainty intervals, 2019

Cause	Early Neonatal	Late Neonatal	Post Neonatal	1 to 4	5 to 9	10 to 14	15 to 19	20 to 24	25 to 29	30 to 34	35 to 39	40 to 44	45 to 49	50 to 54	55 to 59	60 to 64	65 to 69	70 to 74	75 to 79	80 to 84	85 plus	Total
All causes	436,000 (326,000 to 564,000)	146,000 (72,300 to 212,000)	270,000 (152,000 to 409,000)	316,000 (196,000 to 398,000)	260,000 (158,000 to 350,000)	241,000 (146,000 to 323,000)	297,000 (201,000 to 401,000)	402,000 (320,000 to 504,000)	446,000 (353,000 to 568,000)	481,000 (378,000 to 613,000)	506,000 (410,000 to 619,000)	581,000 (481,000 to 707,000)	648,000 (514,000 to 811,000)	742,000 (599,000 to 908,000)	876,000 (674,000 to 1,050,000)	918,000 (705,000 to 1,080,000)	760,000 (600,000 to 936,000)	617,000 (461,000 to 784,000)	507,000 (361,000 to 659,000)	376,000 (255,000 to 505,000)	196,000 (116,000 to 313,000)	37,300 (19,600 to 71,000)	22,900 (11,600 to 47,700)	19,100,000 (18,300,000 to 19,900,000)
Communicable, maternal, neonatal, and nutritional diseases	287,000 (208,000 to 384,000)	126,000 (61,700 to 189,000)	151,000 (77,000 to 251,000)	171,000 (91,000 to 261,000)	60,600 (32,000 to 96,000)	45,000 (23,000 to 69,000)	49,000 (27,000 to 73,000)	44,000 (27,000 to 67,000)	47,000 (29,000 to 71,000)	49,000 (31,000 to 73,000)	49,000 (32,000 to 73,000)	49,000 (32,000 to 73,000)	49,000 (32,000 to 73,000)	39,000 (25,000 to 57,000)	39,000 (24,000 to 57,000)	29,000 (17,000 to 43,000)	23,000 (13,000 to 35,000)	17,000 (9,000 to 27,000)	11,000 (5,000 to 18,000)	6,000 (2,000 to 11,000)	1,000 (400 to 2,000)	1,420,000
HIV/AIDS and sexually transmitted infections	2,000 (1,000 to 3,000)	1,000 (1,000 to 2,000)	2,000 (1,000 to 3,000)	3,000 (2,000 to 4,000)	2,000 (1,000 to 3,000)	2,000 (1,000 to 3,000)	3,000 (2,000 to 4,000)	4,000 (3,000 to 5,000)	5,000 (4,000 to 6,000)	6,000 (5,000 to 8,000)	7,000 (5,000 to 9,000)	8,000 (6,000 to 10,000)	9,000 (7,000 to 12,000)	9,000 (7,000 to 12,000)	9,000 (7,000 to 12,000)	8,000 (6,000 to 11,000)	6,000 (4,000 to 8,000)	4,000 (3,000 to 6,000)	3,000 (2,000 to 4,000)	2,000 (1,000 to 3,000)	1,000 (500 to 1,000)	62,700
HIV/AIDS	2,000 (1,000 to 3,000)	1,000 (1,000 to 2,000)	2,000 (1,000 to 3,000)	3,000 (2,000 to 4,000)	2,000 (1,000 to 3,000)	2,000 (1,000 to 3,000)	3,000 (2,000 to 4,000)	4,000 (3,000 to 5,000)	5,000 (4,000 to 6,000)	6,000 (5,000 to 8,000)	7,000 (5,000 to 9,000)	8,000 (6,000 to 10,000)	9,000 (7,000 to 12,000)	9,000 (7,000 to 12,000)	9,000 (7,000 to 12,000)	8,000 (6,000 to 11,000)	6,000 (4,000 to 8,000)	4,000 (3,000 to 6,000)	3,000 (2,000 to 4,000)	2,000 (1,000 to 3,000)	1,000 (500 to 1,000)	62,700
HIV/AIDS - Drug-susceptible Tuberculosis	0 (0 to 0)	0 (0 to 0)	100 (0 to 500)	922 (11 to 2,200)	1,000 (134 to 2,100)	996 (134 to 2,100)	2,000 (247 to 3,900)	2,000 (344 to 4,000)	2,000 (354 to 4,000)	2,000 (354 to 4,000)	2,000 (354 to 4,000)	2,000 (354 to 4,000)	2,000 (354 to 4,000)	2,000 (354 to 4,000)	2,000 (354 to 4,000)	1,000 (177 to 2,000)	1,000 (177 to 2,000)	1,000 (177 to 2,000)	1,000 (177 to 2,000)	1,000 (177 to 2,000)	1,000 (177 to 2,000)	3,870
HIV/AIDS - Multidrug-resistant Tuberculosis without extensive drug resistance	0 (0 to 0)	0 (0 to 0)	7 (0 to 32)	32 (0 to 78)	6 (0 to 20)	4 (0 to 14)	7 (0 to 24)	10 (0 to 34)	12 (0 to 41)	16 (0 to 54)	20 (0 to 68)	22 (0 to 74)	22 (0 to 74)	20 (0 to 68)	16 (0 to 54)	12 (0 to 41)	8 (0 to 27)	5 (0 to 17)	3 (0 to 10)	2 (0 to 7)	1 (0 to 3)	214
HIV/AIDS - Extensively drug-resistant Tuberculosis	0 (0 to 0)	0 (0 to 0)	0 (0 to 1)	0 (0 to 2)	0 (0 to 1)	0 (0 to 1)	0 (0 to 1)	0 (0 to 2)	0 (0 to 3)	0 (0 to 3)	0 (0 to 4)	0 (0 to 4)	0 (0 to 4)	0 (0 to 4)	0 (0 to 4)	0 (0 to 3)	0 (0 to 2)	0 (0 to 1)	0 (0 to 1)	0 (0 to 1)	0 (0 to 0)	19
HIV/AIDS resulting in other diseases	0 (0 to 0)	0 (0 to 0)	6 (0 to 17,200)	6 (0 to 18,600)	4 (0 to 4,000)	3 (0 to 3,700)	3 (0 to 3,200)	3 (0 to 2,900)	3 (0 to 2,800)	3 (0 to 2,800)	3 (0 to 2,800)	3 (0 to 2,800)	3 (0 to 2,800)	3 (0 to 2,800)	3 (0 to 2,800)	3 (0 to 2,800)	3 (0 to 2,800)	3 (0 to 2,800)	3 (0 to 2,800)	3 (0 to 2,800)	3 (0 to 2,800)	23,600
Sexually transmitted infections, excluding HIV	1,000 (1,000 to 2,000)	1,000 (1,000 to 2,000)	1,000 (1,000 to 2,000)



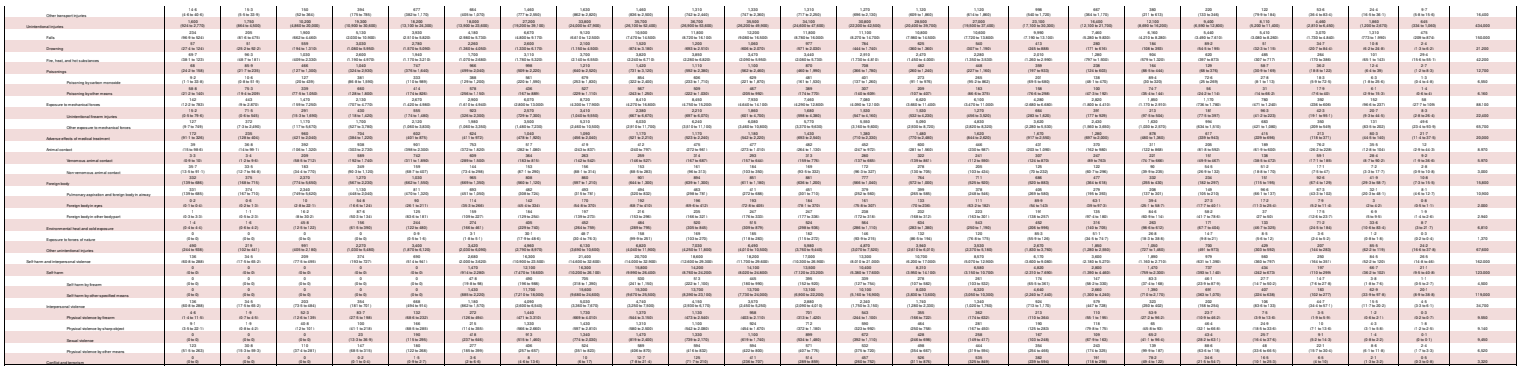

SR Table 2c. Palestine DALYS by cause and sex group for both sexes with 95% uncertainty intervals, 2019

Cause	Both Remainder	Late Neonatal	Post Neonatal	1 to 4	5 to 9	10 to 14	15 to 19	20 to 24	25 to 29	30 to 34	35 to 39	40 to 44	45 to 49	50 to 54	55 to 59	60 to 64	65 to 69	70 to 74	75 to 79	80 to 84	85 to 89	90 to 94	95 plus	Total
All causes	27,900 (26,700 to 29,200)	22,600 (17,300 to 28,200)	46,300 (36,700 to 56,900)	16,600 (12,200 to 21,700)	12,200 (9,000 to 16,000)	10,200 (7,500 to 13,400)	10,200 (7,500 to 13,400)	10,200 (7,500 to 13,400)	10,200 (7,500 to 13,400)	10,200 (7,500 to 13,400)	10,200 (7,500 to 13,400)	10,200 (7,500 to 13,400)	10,200 (7,500 to 13,400)	10,200 (7,500 to 13,400)	10,200 (7,500 to 13,400)	10,200 (7,500 to 13,400)	10,200 (7,500 to 13,400)	10,200 (7,500 to 13,400)	10,200 (7,500 to 13,400)	10,200 (7,500 to 13,400)	4,700 (3,300 to 6,200)	1,200 (1,100 to 1,300)	966,000
Communicable, maternal, neonatal, and nutritional diseases	27,900 (26,500 to 29,200)	19,900 (17,000 to 22,300)	23,900 (17,300 to 31,000)	12,400 (9,600 to 15,600)	9,400 (7,000 to 12,700)	6,410 (4,900 to 8,400)	4,720 (3,630 to 6,000)	4,670 (3,640 to 5,970)	4,310 (3,410 to 5,370)	3,740 (2,970 to 4,720)	3,060 (2,330 to 3,910)	2,810 (2,020 to 3,800)	2,530 (2,020 to 3,210)	2,090 (1,640 to 2,650)	1,960 (1,500 to 2,600)	1,630 (1,270 to 2,050)	1,630 (1,260 to 1,970)	1,630 (1,260 to 1,960)	1,630 (1,120 to 1,950)	1,250 (850 to 1,650)	900 (700 to 1,180)	667 (531 to 833)	239 (196 to 309)	669 (47 to 99.6)	142,000
HIV/AIDS and sexually transmitted infections	633 (152 to 1,160)	177 (68 to 381)	276 (77 to 615)	61.1 (16.6 to 134)	29.4 (7.9 to 71.1)	19.6 (4.6 to 38.1)	61.4 (42.2 to 86.7)	73.9 (53.9 to 96)	110 (77.7 to 153)	157 (111 to 222)	166 (117 to 233)	122 (84.5 to 182)	101 (70.1 to 153)	69.2 (47.7 to 110)	46.6 (31.9 to 74.1)	31.3 (21.3 to 50.1)	19.7 (13.2 to 31.9)	9.2 (6.1 to 15.3)	3.6 (2.4 to 7.1)	1.6 (1.0 to 3.6)	0.8 (0.4 to 1.9)	0.3 (0.1 to 0.8)	0.1 (0 to 0.1)	1,940
HIV/AIDS	0 (0 to 0)	0 (0 to 0)	60 (40.2 to 90.1)	37.4 (23.7 to 48.6)	22.6 (15.2 to 27.9)	6.6 (4.3 to 7.9)	17.6 (11.6 to 20.9)	22.4 (15.2 to 26.8)	33.1 (24.2 to 38.7)	39.9 (28.9 to 46.3)	49.3 (35.2 to 58.1)	42.7 (30.2 to 50.1)	38.7 (27.6 to 45.5)	28.6 (20.1 to 33.8)	18.9 (13.2 to 22.5)	12.4 (8.7 to 14.9)	7.6 (5.1 to 9.2)	1.6 (1.1 to 2.1)	0.6 (0.4 to 0.8)	0.1 (0 to 0.1)	0 (0 to 0)	0 (0 to 0)	0 (0 to 0)	648
HIV/AIDS - Drug-susceptible Tuberculosis	0 (0 to 0)	0 (0 to 0)	2.3 (1.2 to 3.7)	1.2 (0.7 to 1.8)	0.6 (0.3 to 0.9)	0.2 (0.1 to 0.3)	0.7 (0.3 to 1.1)	1.6 (0.7 to 2.5)	2.7 (1.2 to 4.2)	3.7 (1.6 to 5.7)	4.7 (2.1 to 7.2)	4.1 (1.8 to 6.3)	3.7 (1.6 to 5.7)	2.7 (1.2 to 4.2)	1.8 (0.8 to 2.8)	1.2 (0.5 to 1.8)	0.7 (0.3 to 1.1)	0.2 (0.1 to 0.3)	0.1 (0 to 0.1)	0 (0 to 0)	0 (0 to 0)	0 (0 to 0)	0 (0 to 0)	39.2
HIV/AIDS - Multidrug-resistant Tuberculosis without extensive drug resistance	0 (0 to 0)	0 (0 to 0)	0 (0 to 0.6)	0 (0 to 0.3)	0 (0 to 0.1)	0 (0 to 0.1)	0 (0 to 0.2)	0 (0 to 0.3)	0 (0 to 0.5)	0 (0 to 0.6)	0 (0 to 0.6)	0 (0 to 0.6)	0 (0 to 0.5)	0 (0 to 0.5)	0 (0 to 0.4)	0 (0 to 0.3)	0 (0 to 0.2)	0 (0 to 0.1)	0 (0 to 0.1)	0 (0 to 0)	0 (0 to 0)	0 (0 to 0)	0 (0 to 0)	1
HIV/AIDS - Extensively drug-resistant Tuberculosis	0 (0 to 0)	0 (0 to 0)	0 (0 to 0)	0 (0 to 0)	0 (0 to 0)	0 (0 to 0)	0 (0 to 0)	0 (0 to 0)	0 (0 to 0)	0 (0 to 0)	0 (0 to 0)	0 (0 to 0)	0 (0 to 0)	0 (0 to 0)	0 (0 to 0)	0 (0 to 0)	0 (0 to 0)	0 (0 to 0)	0 (0 to 0)	0 (0 to 0)	0 (0 to 0)	0 (0 to 0)	0 (0 to 0)	0.1
HIV/AIDS resulting in other diseases	0 (0 to 0)	0 (0 to 0)	57.6 (37.6 to 87.9)	36.1 (20.2 to 49.4)	21.8 (12.3 to 29.7)	6.4 (3.6 to 8.7)	16.9 (9.5 to 23.1)	21.5 (12.1 to 29.4)	31.8 (17.9 to 43.5)	38.3 (21.5 to 52.4)	47.3 (26.6 to 64.7)	41 (23.1 to 56.1)	37.1 (20.9 to 50.8)	27.5 (15.5 to 37.6)	18.1 (10.2 to 24.8)	11.9 (6.7 to 16.3)	7.3 (4.1 to 10)	1.5 (0.9 to 2.1)	0.6 (0.3 to 0.8)	0.1 (0 to 0.1)	0 (0 to 0)	0 (0 to 0)	0 (0 to 0)	627
Sexually transmitted infections excluding HIV	633 (152 to 1,160)	177 (68 to 381)	216 (39.7 to 615)	24.1 (4.9 to 71.1)	6.8 (1.6 to 21.1)	13 (2.9 to 38.1)	43.8 (10.6 to 127)	51.5 (12.9 to 153)	77.3 (19.4 to 222)	117 (29.1 to 333)	117 (29.1 to 333)	80.2 (20.1 to 228)	63.3 (15.9 to 180)	41.6 (10.4 to 118)	28.7 (7.1 to 81.6)	19.4 (4.8 to 55.1)	12.4 (3.1 to 35.2)	7.7 (1.9 to 21.9)	3 (0.7 to 8.5)	1.4 (0.3 to 4)	0.7 (0.2 to 2)	0.3 (0.1 to 0.8)	0.1 (0 to 0.1)	1,300
Syphilis	0 (0 to 0)	0 (0 to 0)	0 (0 to 0)	0 (0 to 0)	0 (0 to 0)	0 (0 to 0)	0 (0 to 0)	0 (0 to 0)	0 (0 to 0)	0 (0 to 0)	0 (0 to 0)	0 (0 to 0)	0 (0 to 0)	0 (0 to 0)	0 (0 to 0)	0 (0 to 0)	0 (0 to 0)	0 (0 to 0)	0 (0 to 0)	0 (0 to 0)	0 (0 to 0)	0 (0 to 0)	0 (0 to 0)	0 (0 to 0)	0
Chlamydial infection	0 (0 to 0)	0 (0 to 0)	0 (0 to 0)	0 (0 to 0)	0 (0 to 0)	0 (0 to 0)	0 (0 to 0)	0 (0 to 0)	0 (0 to 0)	0 (0 to 0)	0 (0 to 0)	0 (0 to 0)	0 (0 to 0)	0 (0 to 0)	0 (0 to 0)	0 (0 to 0)	0 (0 to 0)	0 (0 to 0)	0 (0 to 0)	0 (0 to 0)	0 (0 to 0)	0 (0 to 0)	0 (0 to 0)	0 (0 to 0)	0
Gonococcal infection	0 (0 to 0)	0 (0 to 0)	0 (0 to 0)	0 (0 to 0)	0 (0 to 0)	0 (0 to 0)	0 (0 to 0)	0 (0 to 0)	0 (0 to 0)	0 (0 to 0)	0 (0 to 0)	0 (0 to 0)	0 (0 to 0)	0 (0 to 0)	0 (0 to 0)	0 (0 to 0)	0 (0 to 0)	0 (0 to 0)	0 (0 to 0)	0 (0 to 0)	0 (0 to 0)	0 (0 to 0)	0 (0 to 0)	0 (0 to 0)	0
Trichomoniasis	0 (0 to 0)	0 (0 to 0)	0 (0 to 0)	0 (0 to 0)	0 (0 to 0)	0 (0 to 0)	0 (0 to 0)	0 (0 to 0)	0 (0 to 0)	0 (0 to 0)	0 (0 to 0)	0 (0 to 0)	0 (0 to 0)	0 (0 to 0)	0 (0 to 0)	0 (0 to 0)	0 (0 to 0)	0 (0 to 0)	0 (0 to 0)	0 (0 to 0)	0 (0 to 0)	0 (0 to 0)	0 (0 to 0)	0 (0 to 0)	0
Genital herpes	0 (0 to 0)	0 (0 to 0)	0 (0 to 0)	0 (0 to 0)	0 (0 to 0)	0 (0 to 0)	0 (0 to 0)	0 (0 to 0)	0 (0 to 0)	0 (0 to 0)	0 (0 to 0)	0 (0 to 0)	0 (0 to 0)	0 (0 to 0)	0 (0 to 0)	0 (0 to 0)	0 (0 to 0)	0 (0 to 0)	0 (0 to 0)	0 (0 to 0)	0 (0 to 0)	0 (0 to 0)	0 (0 to 0)	0 (0 to 0)	0
Other sexually transmitted infections	297 (160 to 498)	432 (245 to 630)	2,200 (1,430 to 3,310)	1,090 (1,020 to 1,200)	1,230 (1,020 to 1,490)	1,090 (1,060 to 1,120)	1,230 (991 to 1,770)	1,090 (1,070 to 1,120)	1,230 (1,020 to 1,730)	1,090 (994 to 1,190)	1,090 (907 to 1,540)	1,090 (1,040 to 1,150)	727 (561 to 1,030)	727 (562 to 1,040)	727 (718 to 1,010)	727 (704 to 1,000)	727 (689 to 1,060)	727 (766 to 1,400)	727 (777 to 1,800)	727 (777 to 1,800)	727 (777 to 1,800)	727 (777 to 1,800)	727 (777 to 1,800)	173
Respiratory infections and tuberculosis	1,010 (1,000 to 1,020)	2,180 (1,980 to 2,370)	3,210 (2,980 to 3,450)	1,020 (1,000 to 1,040)	1,020 (1,000 to 1,040)	1,020 (1,000 to 1,040)	1,020 (1,000 to 1,040)	1,020 (1,000 to 1,040)	1,020 (1,000 to 1,040)	1,020 (1,000 to 1,040)	1,020 (1,000 to 1,040)	1,020 (1,000 to 1,040)	1,020 (1,000 to 1,040)	1,020 (1,000 to 1,040)	1,020 (1,000 to 1,040)	1,020 (1,000 to 1,040)	1,020 (1,000 to 1,040)	1,020 (1,000 to 1,040)	1,020 (1,000 to 1,040)	1,020 (977 to 1,060)	1,020 (989 to 1,060)	1,020 (1,000 to 1,040)	1,020 (1,000 to 1,040)	23,500
Tuberculosis	0 (0 to 0)	0 (0 to 0)	28 (19.6 to 49.6)	38.5 (24.6 to 67.5)	39.6 (29.4 to 68.6)	29 (20.3 to 41.4)	31.2 (20.6 to 44.2)	31.2 (22.6 to 43.2)	31.2 (22.5 to 43.1)	31.2 (22.5 to 43.1)	31.2 (22.5 to 43.1)	31.2 (22.5 to 43.1)	31.2 (22.5 to 43.1)	31.2 (22.5 to 43.1)	31.2 (22.5 to 43.1)	31.2 (22.5 to 43.1)	31.2 (22.5 to 43.1)	31.2 (22.5 to 43.1)	31.2 (22.5 to 43.1)	31.2 (22.5 to 43.1)	31.2 (22.5 to 43.1)	31.2 (22.5 to 43.1)	31.2 (22.5 to 43.1)	1,040
Latent tuberculosis infection	0 (0 to 0)	0 (0 to 0)	0 (0 to 0)	0 (0 to 0)	0 (0 to 0)	0 (0 to 0)	0 (0 to 0)	0 (0 to 0)	0 (0 to 0)	0 (0 to 0)	0 (0 to 0)	0 (0 to 0)	0 (0 to 0)	0 (0 to 0)	0 (0 to 0)	0 (0 to 0)	0 (0 to 0)	0 (0 to 0)	0 (0 to 0)	0 (0 to 0)	0 (0 to 0)	0 (0 to 0)	0 (0 to 0)	0 (0 to 0)	0
Drug-susceptible Tuberculosis	0 (0 to 0)	0 (0 to 0)	28 (19.6 to 49.6)	38.5 (24.6 to 67.5)	39.6 (29.4 to 68.6)	29 (20.3 to 41.4)	31.2 (20.6 to 44.2)	31.2 (22.6 to 43.2)	31.2 (22.5 to 43.1)	31.2 (22.5 to 43.1)	31.2 (22.5 to 43.1)	31.2 (22.5 to 43.1)	31.2 (22.5 to 43.1)	31.2 (22.5 to 43.1)	31.2 (22.5 to 43.1)	31.2 (22.5 to 43.1)	31.2 (22.5 to 43.1)	31.2 (22.5 to 43.1)	31.2 (22.5 to 43.1)	31.2 (22.5 to 43.1)	31.2 (22.5 to 43.1)	31.2 (22.5 to 43.1)	31.2 (22.5 to 43.1)	1,040
Multidrug-resistant tuberculosis without extensive drug resistance	0 (0 to 0)	0 (0 to 0)	0 (0 to 0)	0 (0 to 0)	0 (0 to 0)	0 (0 to 0)	0 (0 to 0)	0 (0 to 0)	0 (0 to 0)	0 (0 to 0)	0 (0 to 0)	0 (0 to 0)	0 (0 to 0)	0 (0 to 0)	0 (0 to 0)	0 (0 to 0)	0 (0 to 0)	0 (0 to 0)	0 (0 to 0)	0 (0 to 0)	0 (0 to 0)	0 (0 to 0)	0 (0 to 0)	0 (0 to 0)	0
Extensively drug-resistant tuberculosis	0 (0 to 0)	0 (0 to 0)	0.1 (0 to 0.1)	0 (0 to 0)	0 (0 to 0)	0 (0 to 0)	0 (0 to 0)	0 (0 to 0)	0 (0 to 0)	0 (0 to 0)	0 (0 to 0)	0 (0 to 0)	0 (0 to 0)	0 (0 to 0)	0 (0 to 0)	0 (0 to 0)	0 (0 to 0)	0 (0 to 0)	0 (0 to 0)	0 (0 to 0)	0 (0 to 0)	0 (0 to 0)	0 (0 to 0)	0 (0 to 0)	2.9
Lower respiratory infections	286 (181 to 400)	384 (228 to 569)	1,470 (1,230 to 1,710)	1,170 (1,080 to 1,260)	817 (637 to 1,080)	737 (620 to 877)	691 (529 to 897)	737 (620 to 877)	691 (529 to 897)	737 (620 to 877)	691 (529 to 897)	737 (620 to 877)	691 (529 to 897)	737 (620 to 877)	691 (529 to 897)	737 (620 to 877)	691 (529 to 897)	737 (620 to 877)	691 (529 to 897)	737 (620 to 877)	691 (529 to 897)	737 (620 to 877)	691 (529 to 897)	16,500
Upper respiratory infections	1.2 (0 to 4.2)	7.4 (0.2 to 31)	139 (79.7 to 220)	207 (144 to 280)	424 (344 to 506)	424 (344 to 506)	227 (177 to 283)	372 (294 to 460)	274 (214 to 346)	274 (214 to 346)	274 (214 to 346)	274 (214 to 346)	274 (214 to 346)	274 (214 to 346)	274 (214 to 346)	274 (214 to 346)	274 (214 to 346)	274 (214 to 346)	274 (214 to 346)	274 (214 to 346)	274 (214 to 346)	274 (214 to 346)	274 (214 to 346)	4,200
Otitis media	0 (0 to 0.1)	0 (0 to 1.2)	2.6 (1.3 to 5.4)	0.7 (0.4 to 1.2)	0.7 (0.4 to 1.2)	0.7 (0.4 to 1.2

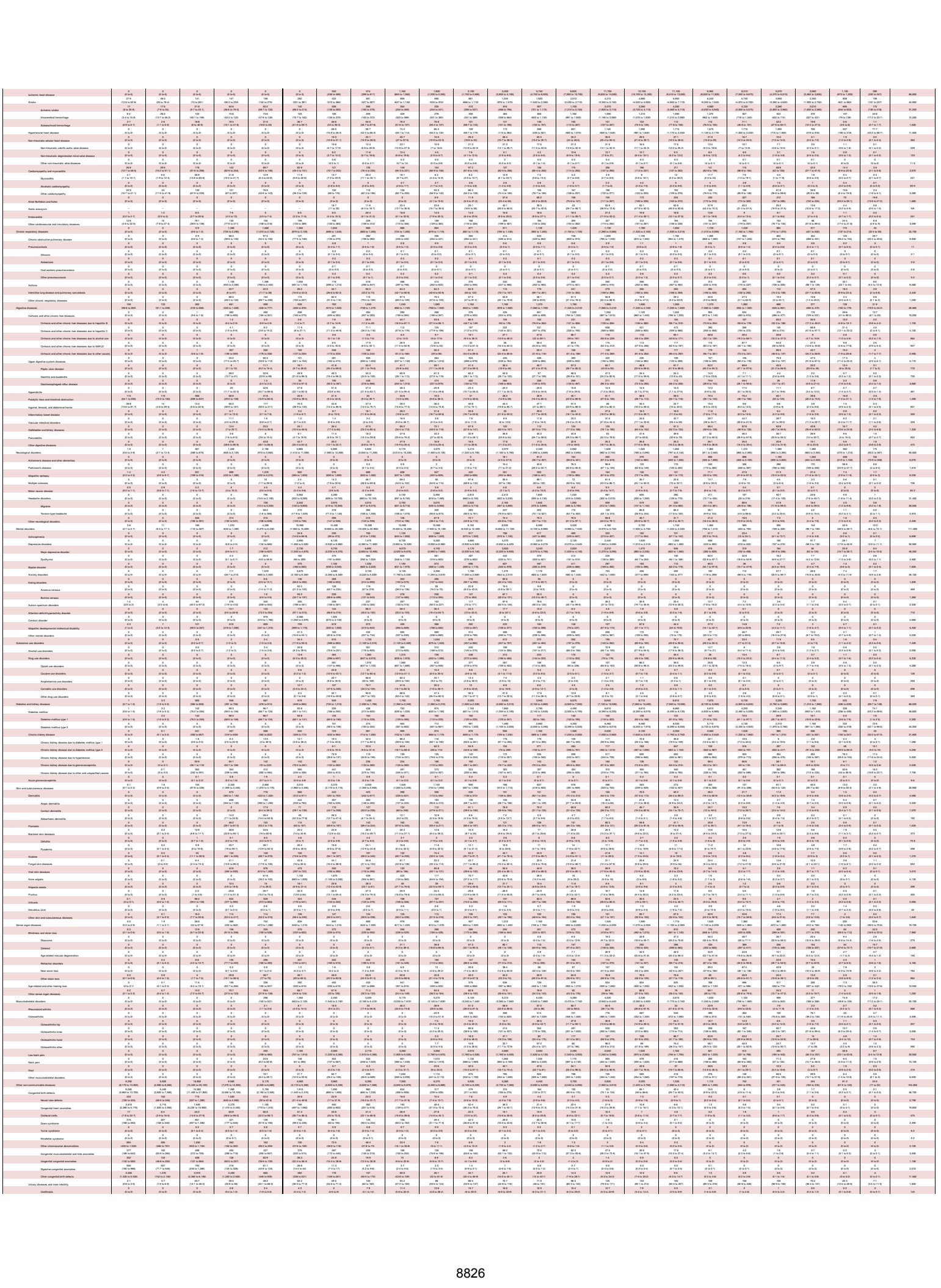

| | | |

SR Table 2c: Oman DALYS by cause and age arouse for both sexes with 95% uncertainty intervals, 2019

Cause	Birth Neonatal	Late Neonatal	Post Neonatal	1 to 4	5 to 9	10 to 14	15 to 19	20 to 24	25 to 29	30 to 34	35 to 39	40 to 44	45 to 49	50 to 54	55 to 59	60 to 64	65 to 69	70 to 74	75 to 79	80 to 84	85 to 89	90 to 94	95 above	Total
All causes	25,400 (21,798 to 29,355)	11,400 (9,909 to 13,300)	20,700 (19,770 to 26,300)	26,600 (21,300 to 30,200)	20,200 (17,900 to 27,200)	21,600 (17,200 to 26,900)	22,600 (21,000 to 26,100)	40,600 (32,200 to 51,200)	61,200 (51,200 to 73,200)	102,000 (89,900 to 118,000)	163,000 (142,000 to 179,000)	253,000 (222,000 to 284,000)	410,000 (372,000 to 452,000)	630,000 (569,000 to 703,000)	1,010,000 (914,000 to 1,120,000)	1,610,000 (1,460,000 to 1,800,000)	2,270 (2,060 to 2,500)	2,760 (2,500 to 3,050)	1,910 (1,730 to 2,120)	1,760 (1,600 to 2,000)	1,660 (1,500 to 2,000)	1,660 (1,500 to 2,000)	1,450 (1,300 to 1,770)	997 (897 to 1,200)	2,370 (2,050 to 2,950)	396 (328 to 563)	369,000
Communicable, maternal, neonatal, and nutritional diseases	19,200 (15,000 to 21,700)	7,770 (6,090 to 9,300)	10,400 (8,050 to 12,900)	9,020 (7,070 to 12,300)	4,010 (3,060 to 5,870)	3,160 (2,480 to 4,120)	2,900 (2,310 to 3,700)	4,150 (3,260 to 5,350)	6,400 (5,060 to 7,960)	7,300 (5,890 to 8,990)	9,700 (8,060 to 11,600)	13,000 (10,900 to 15,300)	17,000 (14,500 to 20,000)	23,000 (19,800 to 26,900)	33,000 (28,600 to 38,500)	48,000 (41,900 to 55,500)	65,000 (57,000 to 75,000)	84,000 (73,000 to 97,000)	107,000 (93,000 to 124,000)	135,000 (117,000 to 156,000)	167,000 (144,000 to 193,000)	207,000 (179,000 to 240,000)	1,410 (1,220 to 1,650)	997 (864 to 1,200)	3117 (2650 to 4022)	1166 (1010 to 1,500)	231,000
HIV/AIDS and sexually transmitted infections	0 (0 to 0)	0 (0 to 0)	0 (0 to 0)	19.4 (16.4 to 23.0)	26.4 (22.3 to 31.3)	9.4 (7.9 to 11.2)	17.6 (14.9 to 20.9)	19.5 (16.5 to 23.2)	66.7 (56.4 to 79.1)	272 (230 to 323)	539 (456 to 640)	990 (838 to 1,180)	2,020 (1,710 to 2,400)	3,660 (3,090 to 4,350)	6,750 (5,710 to 8,010)	12,300 (10,400 to 14,600)	20,000 (16,900 to 23,700)	29,000 (24,500 to 34,400)	40,000 (33,800 to 47,500)	52,000 (44,000 to 61,800)	63,000 (53,300 to 74,800)	73,000 (61,800 to 86,700)	84,000 (71,000 to 100,000)	1,010 (854 to 1,200)	1,010 (854 to 1,200)	1,010 (854 to 1,200)	1,010 (854 to 1,200)	3,130
HIV/AIDS	0 (0 to 0)	0 (0 to 0)	0 (0 to 0)	19.4 (16.4 to 23.0)	26.4 (22.3 to 31.3)	9.4 (7.9 to 11.2)	17.6 (14.9 to 20.9)	19.5 (16.5 to 23.2)	66.7 (56.4 to 79.1)	272 (230 to 323)	539 (456 to 640)	990 (838 to 1,180)	2,020 (1,710 to 2,400)	3,660 (3,090 to 4,350)	6,750 (5,710 to 8,010)	12,300 (10,400 to 14,600)	20,000 (16,900 to 23,700)	29,000 (24,500 to 34,400)	40,000 (33,800 to 47,500)	52,000 (44,000 to 61,800)	63,000 (53,300 to 74,800)	73,000 (61,800 to 86,700)	84,000 (71,000 to 100,000)	1,010 (854 to 1,200)	1,010 (854 to 1,200)	1,010 (854 to 1,200)	1,010 (854 to 1,200)	2,390
HIV/AIDS - Drug-susceptible Tuberculosis	0 (0 to 0)	0 (0 to 0)	0 (0 to 0)	0.4 (0.3 to 0.5)	0.7 (0.5 to 0.9)	0.2 (0.2 to 0.3)	0.4 (0.3 to 0.5)	0.4 (0.3 to 0.5)	1.4 (1.1 to 1.7)	5.7 (4.7 to 6.9)	11 (9.4 to 14)	21 (17 to 25)	42 (35 to 51)	77 (64 to 93)	140 (117 to 170)	260 (220 to 310)	420 (350 to 500)	610 (510 to 730)	840 (700 to 1,000)	1,100 (920 to 1,300)	1,300 (1,100 to 1,600)	1,500 (1,300 to 1,800)	1,800 (1,500 to 2,100)	21 (18 to 25)	21 (18 to 25)	21 (18 to 25)	21 (18 to 25)	41.4
HIV/AIDS - Multidrug-resistant Tuberculosis without extensive d	0 (0 to 0)	0 (0 to 0)	0 (0 to 0)	0 (0 to 0)	0 (0 to 0)	0 (0 to 0)	0 (0 to 0)	0 (0 to 0)	0 (0 to 0)	0.1 (0 to 0.1)	0.2 (0.2 to 0.3)	0.4 (0.3 to 0.5)	0.8 (0.7 to 1)	1.5 (1.2 to 1.8)	2.7 (2.2 to 3.3)	4.9 (4 to 5.9)	8 (6.6 to 9.6)	12 (9.7 to 14)	16 (13 to 19)	21 (17 to 25)	25 (20 to 30)	29 (24 to 35)	34 (28 to 41)	0.4 (0.3 to 0.5)	0.4 (0.3 to 0.5)	0.4 (0.3 to 0.5)	0.4 (0.3 to 0.5)	2
HIV/AIDS - Extensively drug-resistant Tuberculosis	0 (0 to 0)	0 (0 to 0)	0 (0 to 0)	0 (0 to 0)	0 (0 to 0)	0 (0 to 0)	0 (0 to 0)	0 (0 to 0)	0 (0 to 0)





SR Table 2c: Qatar DALYS by cause and age group for both sexes with 95% uncertainty intervals, 2019

Cause	Early Neonatal	Late Neonatal	Post-Neonatal	1 to 4	5 to 9	10 to 14	15 to 19	20 to 24	25 to 29	30 to 34	35 to 39	40 to 44	45 to 49	50 to 54	55 to 59	60 to 64	65 to 69	70 to 74	75 to 79	80 to 84	85 to 89	90 to 94	95 plus	Total
All causes	7,629 (5,850 to 9,809)	2,963 (2,356 to 3,733)	9,340 (6,786 to 11,966)	6,288 (5,109 to 7,782)	2,991 (2,505 to 3,585)	4,009 (3,362 to 4,809)	11,928 (9,940 to 14,250)	29,940 (26,550 to 34,100)	49,990 (43,660 to 57,200)	69,990 (60,900 to 79,600)	69,990 (60,900 to 80,000)	69,990 (59,000 to 82,000)	69,990 (58,000 to 83,000)	69,990 (58,000 to 83,000)	69,990 (58,000 to 83,000)	69,990 (58,000 to 83,000)	69,990 (58,000 to 83,000)	69,990 (58,000 to 83,000)	69,990 (58,000 to 83,000)	777 (650 to 968)	113 (100 to 127)	19.6 (9.1 to 17.9)	490,000
Communicable, maternal, neonatal, and nutritional diseases	6,640 (5,060 to 8,960)	1,700 (1,280 to 2,250)	2,150 (1,560 to 2,890)	1,950 (1,490 to 2,570)	1,060 (840 to 1,360)	1,030 (789 to 1,360)	893 (687 to 1,060)	1,960 (1,630 to 2,440)	3,320 (2,810 to 4,120)	3,390 (2,820 to 4,250)	2,690 (2,090 to 3,630)	1,890 (1,470 to 2,630)	1,390 (1,050 to 1,720)	948 (664 to 1,560)	662 (520 to 962)	462 (370 to 671)	297 (234 to 376)	240 (186 to 338)	141 (112 to 196)	87.6 (66.7 to 116)	29.9 (22.4 to 39.1)	9.6 (4.9 to 21)	0.6 (0.5 to 0.9)	31,100
HIV/AIDS and sexually transmitted infections	101 (29.4 to 272)	39.6 (11 to 99.7)	94.8 (17.6 to 322)	9.6 (3.5 to 23)	4.6 (2.2 to 8.2)	9.1 (3.8 to 18)	8.8 (3.7 to 16.8)	44 (24 to 67.8)	118 (80 to 174)	129 (80.6 to 194)	98.6 (58.6 to 139)	72 (49.4 to 107)	37 (21.6 to 61.9)	31.1 (20.1 to 52.4)	19.6 (11.6 to 32)	10.4 (5.9 to 20.1)	6.6 (3.6 to 12)	3.7 (2.3 to 7.2)	2.2 (1.1 to 4.6)	0.9 (0 to 2)	0 (0 to 0)	0 (0 to 0)	798
HIV/AIDS	0 (0 to 0)	0 (0 to 0)	3.6 (2.7 to 5)	3.4 (2.5 to 4.7)	3.4 (2.5 to 4.6)	3 (1.9 to 4.6)	1.9 (1.1 to 3.1)	9.6 (7.2 to 12.7)	17.5 (13.1 to 23.1)	37.3 (27.7 to 48.2)	37.3 (28.5 to 50.2)	29.7 (19.3 to 39.4)	29.6 (19.3 to 39.4)	28.1 (18.2 to 38.4)	19.6 (12.6 to 28.4)	9.9 (7.3 to 13.1)	11.6 (8.4 to 16.5)	6.3 (4.5 to 9.1)	6.1 (4.3 to 8.9)	0.3 (0 to 0)	0 (0 to 0)	0 (0 to 0)	222
HIV/AIDS - Drug-susceptible Tuberculosis	0 (0 to 0)	0 (0 to 0)	0 (0 to 0.1)	0 (0 to 0.1)	0 (0 to 0.1)	0 (0 to 0.1)	0 (0 to 0)	0 (0 to 0)	0 (0 to 0)	0 (0 to 0)	0 (0 to 0)	0 (0 to 0)	0 (0 to 0)	0 (0 to 0)	0 (0 to 0)	0 (0 to 0)	0 (0 to 0)	0 (0 to 0)	0 (0 to 0)	0 (0 to 0)	0 (0 to 0)	0 (0 to 0)	0 (0 to 0)	2.4
HIV/AIDS - Multidrug-resistant Tuberculosis without extensive	0 (0 to 0)	0 (0 to 0)	0 (0 to 0)	0 (0 to 0)	0 (0 to 0)	0 (0 to 0)	0 (0 to 0)	0 (0 to 0)	0 (0 to 0)	0 (0 to 0)	0 (0 to 0)	0 (0 to 0)	0 (0 to 0)	0 (0 to 0)	0 (0 to 0)	0 (0 to 0)	0 (0 to 0)	0 (0 to 0)	0 (0 to 0)	0 (0 to 0)	0 (0 to 0)	0 (0 to 0)	0 (0 to 0)	0.1
HIV/AIDS - Extensively drug-resistant Tuberculosis	0 (0 to 0)	0 (0 to 0)	0 (0 to 0)	0 (0 to 0)	0 (0 to 0)	0 (0 to 0)	0 (0 to 0)	0 (0 to 0)	0 (0 to 0)	0 (0 to 0)	0 (0 to 0)	0 (0 to 0)	0 (0 to 0)	0 (0 to 0)	0 (0 to 0)	0 (0 to 0)	0 (0 to 0)	0 (0 to 0)	0 (0 to 0)	0 (0 to 0)	0 (0 to 0)	0 (0 to 0)	0 (0 to 0)	0
HIV/AIDS resulting in other diseases	0 (0 to 0)	0 (0 to 0)	0 (0 to 0.1)	0 (0 to 0.1)	0 (0 to 0.1)	0 (0 to 0.1)	0 (0 to 0.2)	0 (0 to 0.2)	0 (0 to 0.3)	0 (0 to 0.3)	0 (0 to 0.3)	0 (0 to 0.3)	0 (0 to 0.3)	0 (0 to 0.3)	0 (0 to 0.3)	0 (0 to 0.3)	0 (0 to 0.3)	0 (0 to 0.3)	0 (0 to 0.3)	0 (0 to 0.3)	0 (0 to 0.3)	0 (0 to 0.3)	0 (0 to 0.3)	0.2
Sexually transmitted infections excluding HIV	101 (29.4 to 272)	39.6 (11 to 99.7)	90.8 (14 to 319)	2.1 (0.6 to 5.6)	1.1 (0.3 to 3.6)	6.4 (2.5 to 13.6)	6.8 (2.7 to 13.8)	34.4 (16 to 57.6)	100.5 (64.1 to 151)	91.7 (56.6 to 139)	60.9 (34.1 to 103)	42.3 (23.9 to 73.3)	7.8 (3.1 to 20.6)	3.1 (1.1 to 9.6)	0.9 (0.3 to 3.2)	0.5 (0.2 to 2.1)	0.3 (0.1 to 1.2)	0.2 (0.1 to 0.7)	0.1 (0 to 0.3)	0 (0 to 0.1)	0 (0 to 0)	0 (0 to 0)	227
Syphilis	0 (0 to 0)	0 (0 to 0)	0 (0 to 0)	0 (0 to 0)	0 (0 to 0)	0 (0 to 0)	0 (0 to 0)	0 (0 to 0)	0 (0 to 0)	0 (0 to 0)	0 (0 to 0)	0 (0 to 0)	0 (0 to 0)	0 (0 to 0)	0 (0 to 0)	0 (0 to 0)	0 (0 to 0)	0 (0 to 0)	0 (0 to 0)	0 (0 to 0)	0 (0 to 0)	0 (0 to 0)	0 (0 to 0)	0
Chlamydial infection	0 (0 to 0)	0 (0 to 0)	0 (0 to 0)	0 (0 to 0)	0 (0 to 0)	0.1 (0 to 0.2)	0.7 (0.1 to 2.2)	6.6 (1.4 to 14.9)	19.1 (6.3 to 42.7)	21.6 (7.2 to 48.3)	15.2 (5.4 to 37.9)	10 (3.4 to 26.8)	6.8 (1.4 to 19.1)	1.4 (0.7 to 2.3)	0.3 (0.2 to 0.6)	0.2 (0.1 to 0.5)	0.1 (0 to 0.3)	0 (0 to 0.1)	0 (0 to 0.1)	0 (0 to 0)	0 (0 to 0)	0 (0 to 0)	0 (0 to 0)	82.2
Gonococcal infection	0 (0 to 0)	0 (0 to 0)	0 (0 to 0)	0 (0 to 0)	0 (0 to 0)	0.2 (0.2 to 0.7)	0.3 (0.1 to 0.8)	0.8 (0.3 to 2.2)	0.8 (0.3 to 2.2)	0.8 (0.4 to 2.2)	0.4 (0.2 to 1.2)	0.7 (0.1 to 2.6)	1.4 (0.2 to 5.2)	0.7 (0.1 to 3.2)	0.3 (0.1 to 1.5)	0.2 (0.1 to 1.1)	0 (0 to 0.3)	0 (0 to 0.2)	0 (0 to 0.1)	0 (0 to 0)	0 (0 to 0)	0 (0 to 0)	0 (0 to 0)	37.4
Trichomoniasis	0 (0 to 0)	0 (0 to 0)	0 (0 to 0)	0 (0 to 0)	0 (0 to 0)	0.2 (0.2 to 0.6)	0.6 (0.2 to 1.6)	2.7 (0.7 to 6.6)	7.5 (2.1 to 17.5)	10.1 (2.8 to 23.6)	8.7 (2.4 to 20.5)	6.4 (1.7 to 16.1)	3.9 (1.1 to 9.9)	2.1 (0.7 to 5.3)	1.1 (0.4 to 2.9)	0.6 (0.2 to 1.6)	0.2 (0.1 to 0.6)	0.1 (0 to 0.3)	0 (0 to 0.2)	0 (0 to 0)	0 (0 to 0)	0 (0 to 0)	44
Genital herpes	0 (0 to 0)	0 (0 to 0)	0 (0 to 0)	0 (0 to 0)	0 (0 to 0)	0 (0 to 0)	0 (0 to 0)	0.2 (0 to 0.5)	1.2 (0.3 to 3.2)	1.6 (0.4 to 4.2)	1.2 (0.3 to 3.2)	0.9 (0.2 to 2.7)	0.5 (0.1 to 1.7)	0.2 (0 to 0.8)	0.1 (0 to 0.4)	0 (0 to 0.2)	0 (0 to 0.1)	0 (0 to 0.1)	0 (0 to 0.1)	0 (0 to 0)	0 (0 to 0)	0 (0 to 0)	0 (0 to 0)	7.2
Other sexually transmitted infections	0 (0 to 0)	0 (0 to 0)	0 (0 to 0)	0 (0 to 0)	0 (0 to 0)	0 (0 to 0.1)	0 (0 to 1.6)	0 (0 to 1.5)	0 (0 to 1.6)	0 (0 to 1.5)	0 (0 to 1.5)	0 (0 to 1.5)	0 (0 to 1.5)	0 (0 to 1.5)	0 (0 to 1.5)	0 (0 to 1.5)	0 (0 to 1.5)	0 (0 to 1.5)	0 (0 to 1.5)	0 (0 to 1.5)	0 (0 to 0)	0 (0 to 0)	0 (0 to 0)	119
Respiratory infections and tuberculosis	2,810 (77 to 6,490)	212 (19 to 484)	2,020 (200 to 4,990)	297 (186 to 427)	124 (72 to 183)	226 (133 to 327)	197 (112 to 281)	534 (308 to 770)	797 (468 to 1,130)	1,030 (618 to 1,450)	749 (441 to 1,060)	441 (247 to 641)	229 (122 to 347)	231 (122 to 350)	234 (118 to 355)	194 (100 to 293)	147 (72 to 220)	106 (50 to 156)	76.2 (33 to 112)	28.4 (11.9 to 39.7)	9.9 (3.5 to 16.9)	0.6 (0.4 to 0.9)	9,870
Tuberculosis	0 (0 to 0)	0 (0 to 0)	2.5 (1.6 to 3.9)	6.6 (3.5 to 9.6)	6.6 (4.7 to 10.4)	6.6 (4.3 to 9.6)	28.6 (19.9 to 38.1)	89.3 (61.6 to 131)	73.6 (42.7 to 121)	79.2 (49.3 to 109)	61.2 (31.9 to 79.9)	44 (27.7 to 60)	28 (20.2 to 38.6)	29 (17.7 to 40.8)	28.1 (17.9 to 42.2)	19.8 (13.9 to 23.3)	13.2 (10.4 to 15.6)	8.3 (6.8 to 11.6)	5.3 (4.1 to 7.1)	2.2 (1.7 to 3.6)	0.3 (0.2 to 0.4)	0.2 (0 to 0.5)	522
Latent tuberculosis infection	0 (0 to 0)	0 (0 to 0)	0 (0 to 0)	0 (0 to 0)	0 (0 to 0)	0 (0 to 0)	0 (0 to 0)	0 (0 to 0)	0 (0 to 0)	0 (0 to 0)	0 (0 to 0)	0 (0 to 0)	0 (0 to 0)	0 (0 to 0)	0 (0 to 0)	0 (0 to 0)	0 (0 to 0)	0 (0 to 0)	0 (0 to 0)	0 (0 to 0)	0 (0 to 0)	0 (0 to 0)	0 (0 to 0)	0
Drug-susceptible Tuberculosis	0 (0 to 0)	0 (0 to 0)	2.5 (1.6 to 3.9)	6.6 (3.5 to 9.6)	6.6 (4.7 to 10.4)	6.6 (4.3 to 9.6)	28.6 (19.9 to 38.1)	89.3 (61.6 to 131)	73.6 (42.7 to 121)	79.2 (49.3 to 109)	61.2 (31.9 to 79.9)	44 (27.7 to 60)	28 (20.2 to 38.6)	29 (17.7 to 40.8)	28.1 (17.9 to 42.2)	19.8 (13.9 to 23.3)	13.2 (10.4 to 15.6)	8.3 (6.8 to 11.6)	5.3 (4.1 to 7.1)	2.2 (1.7 to 3.6)	0.3 (0.2 to 0.4)	0.2 (0 to 0.5)	522
Multidrug-resistant tuberculosis without extensive drug-resistar	0 (0 to 0)	0 (0 to 0)	0 (0 to 0)	0 (0 to 0)	0 (0 to 0)	0 (0 to 0)	0 (0 to 0)	0 (0 to 0)	0 (0 to 0)	0 (0 to 0)	0 (0 to 0)	0 (0 to 0)	0 (0 to 0)	0 (0 to 0)	0 (0 to 0)	0 (0 to 0)	0 (0 to 0)	0 (0 to 0)	0 (0 to 0)	0 (0 to 0)	0 (0 to 0)	0 (0 to 0)	0 (0 to 0)	0
Extensively drug-resistant tuberculosis	0 (0 to 0)	0 (0 to 0)	0 (0 to 0)	0 (0 to 0)	0 (0 to 0)	0 (0 to 0)	0 (0 to 0)	0 (0 to 0)	0 (0 to 0)	0 (0 to 0)	0 (0 to 0)	0 (0 to 0)	0 (0 to 0)	0 (0 to 0)	0 (0 to 0)	0 (0 to 0)	0 (0 to 0)	0 (0 to 0)	0 (0 to 0)	0 (0 to 0)	0 (0 to 0)	0 (0 to 0)	0 (0 to 0)	1.3
Lower respiratory infections	28.6 (19.7 to 46.1)	29.4 (17.3 to 48.1)	274 (107 to 598)	108 (69.3 to 168)	19 (8.8 to 32)	71.6 (35.1 to 122)	70.2 (29.5 to 128)	133 (57.1 to 230)	247 (107 to 395)	190 (78.5 to 306)	223 (91.2 to 358)	137 (56.1 to 220)	108 (44.1 to 176)	164 (66.9 to 264)	120 (48.9 to 193)	89.8 (36.6 to 144)	128 (52.2 to 205)	89.6 (36.5 to 144)	106 (43.2 to 170)	132 (53.8 to 212)	51 (21.1 to 82)	4.8 (1.9 to 7.7)	2,720
Upper respiratory infections	0.3 (0 to 0.6)	1.6 (0.4 to 3.7)	29.4 (7.1 to 68.9)	131 (79.4 to 196)	78 (44.1 to 117)	93 (52.5 to 140)	24 (13.6 to 36.2)	266 (150.1 to 401)	266 (150.1 to 401)	266 (150.1 to 401)	266 (150.1 to 401)	192 (108.3 to 289)	107 (60.3 to 161)	69.4 (39.2 to 104)	42.3 (23.9 to 63.6)	27.6 (15.6 to 41.5)	29.4 (16.6 to 44.2)	11.7 (6.6 to 17.6)	7.1 (4 to 10.7)	3.6 (2 to 5.4)	0.3 (0.2 to 0.5)	0.1 (0 to 0.2)	2,330
Otitis media	0 (0 to 0)	0.1 (0.1 to 0.3)	3.1 (2.6 to 12)	53.4 (29.3 to 120)	19.1 (9.4 to 43.1)	20.1 (9.8 to 46.9)	4.1 (2.1 to 9.6)	47.6 (23.4 to 111)	39.9 (19.6 to 92.8)	28.2 (13.8 to 65.9)	21.4 (10.5 to 49.9)	13.2 (6.5 to 30.8)	8.2 (4.1 to 19.2)	8.1 (3.9 to 19.1)	4.5 (2.2 to 10.6)	2.7 (1.3 to 6.4)	2.8 (1.4 to 6.6)	1.1 (0.5 to 2.6)	0.7 (0.3 to 1.6)	0.3 (0.1 to 0.8)	0 (0 to 0)	0 (0 to 0)	498
Enteric infections	19 (3.6 to 59.5)	19.7 (10.6 to 35.3)	228 (109 to 532)	379 (286 to 549)	137 (102 to 187)	229 (163 to 332)	139 (103 to 201)	283 (199 to 387)	419 (270 to 560)	426 (290 to 601)	394 (252 to 529)	231 (141 to 356)	197 (109 to 333)	133 (68 to 192)	77.6 (52.6 to 112)	60.1 (38 to 78.3)	58.2 (27.6 to 92)	24 (10.9 to 37.7)	20.7 (9.1 to 33.1)	6.4 (1.8 to 33.5)	0.4 (0 to 0.7)	0.1 (0 to 0.3)	3,460
Diarrheal diseases	19.6 (3.6 to 59.5)	19.6 (10.6 to 35.1)	228 (109 to 527)	334 (253 to 491)	137 (102 to 187)	179 (122 to 269)	139 (99.7 to 193)	214 (139 to 309)	299 (227 to 387)	296 (203 to 392)	394 (252 to 529)	231 (140 to 355)	197 (109 to 332)	133 (68 to 192)	77.6 (52.6 to 112)	60.1 (38 to 78.4)	58.2 (27.6 to 92)	24 (10.9 to 37.7)	20.7 (9.1 to 33.1)	6.4 (1.8 to 33.5)	0.4 (0 to 0.7)	0.1 (0 to 0.3)	3,060
Typhoid and paratyphoid	0 (0 to 0)	0 (0 to 0)	0.1 (0.1 to 1.2)	0.1 (0.2 to 77.7)	0.1 (0 to 0.2)	0.1 (0 to 0.2)	0.1 (0 to 0.2)	0.1 (0 to 0.2)	0.1 (0 to 0.2)	0.1 (0 to 0.2)	0.1 (0 to 0.2)	0.1 (0 to 0.2)	0.1 (0 to 0.2)	0.1 (0 to 0.2)	0.1 (0 to 0.2)	0.1 (0 to 0.2)	0.1 (0 to 0.2)	0.1 (0 to 0.2)	0.1 (0 to 0.2)	0.1 (0 to 0.2)	0 (0 to 0)	0 (0 to 0)	0.4
Typhoid fever	0 (0 to 0)	0 (0 to 0)	0 (0 to 0)	0 (0 to 0)	0 (0 to 0)	0 (0 to 0)	0 (0 to 0)	0 (0 to 0)	0 (0 to 0)	0 (0 to 0)	0 (0 to 0)	0 (0 to 0)	0 (0 to 0)	0 (0 to 0)	0 (0 to 0)	0 (0 to 0)	0 (0 to 0)	0 (0 to 0)	0 (0 to 0)	0 (0 to 0)	0 (0 to 0)	0 (0 to 0)	0 (0 to 0)	0
Paratyphoid fever	0 (0 to 0)	0 (0 to 0)	0.1 (0.1 to 1.1)	0.1 (0.2 to 77.7)	0.1 (0 to 0.2)	0.1 (0 to 0.2)	0.1 (0 to 0.2)	0.1 (0 to 0.2)	0.1 (0 to 0.2)	0.1 (0 to 0.2)	0.1 (0 to 0.2)	0.1 (0 to 0.2)	0.1 (0 to 0.2)	0.1 (0 to 0.2)	0.1 (0 to 0.2)	0.1 (0 to 0.2)	0.1 (0 to 0.2)	0.1 (0 to 0.2)	0.1 (0 to 0.2)	0.1 (0 to 0.2)	0 (0 to 0)	0 (0 to 0)	0.4
Invasive Non-typhoidal Salmonella (iNTS)	0 (0 to 0)	0.2 (0.1 to 0.4)	2.5 (1.7 to 6.1)	10.1 (6.1 to 26.9)	13.2 (7.5 to 19.7)	7.3 (3.9 to 15.7)	3.9 (2.1 to 9.6)	10.4 (5.2 to 22.9)	9.8 (5.4 to 20.1)	9.2 (5.1 to 19.3)	8.6 (4.7 to 17.5)	5.5 (3 to 11.6)	3.5 (1.7 to 7.6)	2.6 (1.3 to 5.6)	1.9 (0.9 to 4.1)	1.1 (0.5 to 2.3)	0.9 (0.4 to 2.1)	0.3 (0.1 to 0.8)	0.2 (0 to 0.5)	0.1 (0 to 0.3)	0 (0 to 0)	0 (0 to 0)	87.6
Other intestinal infectious diseases	0 (0 to 0)	0.6 (0.1 to 1.4)	1 (0.4 to 2)	4.3 (1.9 to 8.1)	0.7 (0.3 to 0.9)	0.4 (0.1 to 0.6)	0.2 (0 to 0.3)	0.3 (0.1 to 0.5)	0.4 (0.1 to 0.6)	0.3 (0.1 to 0.5)	0.3 (0.1 to 0.5)	0.2 (0.1 to 0.4)	0.1 (0 to 0.3)	0.1 (0 to 0.2)	0.1 (0 to 0.2)	0.1 (0 to 0.2)	0.1 (0 to 0.2)	0.1 (0 to 0.2)	0.1 (0 to 0.2)	0.1 (0 to 0.2)	0 (0 to 0)	0 (0 to 0)	5.7
Neglected tropical diseases and malaria	0 (0 to 0)	1.2 (0.1 to 2.2)	9.6 (2.6 to 22)	23.6 (7.5 to 52.7)	22.6 (7.5 to 46.6)	16.3 (5.1 to 34.6)	9.1 (2.9 to 20.1)	8.7 (2.8 to 17.2)	15 (5.4 to 28.2)	16.6 (5.9 to 29.8)	20 (7.2 to 33.8)	20.7 (8.2 to 31.8)	15.7 (6.1 to 27.6)	11.2 (4.3 to 21.6)	8.1 (3.1 to 15.7)	4.7 (1.8 to 9.1)	3.8 (1.5 to 7.3)	1.3 (0.5 to 2.5)	0.6 (0.2 to 1.2)	0.2 (0 to 0.5)	0 (0 to 0)	0 (0 to 0)	185
Malaria	0 (0 to 0)	0 (0 to 0)	0 (0 to 0)	0 (0 to 0)	0 (0 to 0)	0 (0 to 0)	0 (0 to 0)	0 (0 to 0)	0 (0 to 0)	0 (0 to 0)	0 (0 to 0)	0 (0 to 0)	0 (0 to 0)	0 (0 to 0)	0 (0 to 0)	0 (0 to 0)	0 (0 to 0)	0 (0 to 0)	0 (0 to 0)	0 (0 to 0)	0 (0 to 0)	0 (0 to 0)	0 (0 to 0)	0
Chagas disease	0 (0 to 0)	0 (0 to 0)	0 (0 to 0)	0 (0 to 0)	0 (0 to 0)	0 (0 to 0)	0 (0 to 0)	0 (0 to 0)	0 (0 to 0)	0 (0 to 0)	0 (0 to 0)	0 (0 to 0)	0 (0 to 0)	0 (0 to 0)	0 (0 to 0)	0 (0 to 0)	0 (0 to 0)	0 (0 to 0)	0 (0 to 0)	0 (0 to 0)	0 (0 to 0)	0 (0 to 0)	0 (0 to 0)	0
Leishmaniasis	0 (0 to 0)	0 (0 to 0)	0 (0 to 0)	0 (0 to 0)	0 (0 to 0)	0 (0 to 0)	0 (0 to 0)	0 (0 to 0)	0 (0 to 0)	0 (0 to 0)	0 (0 to 0)	0 (0 to 0)	0 (0 to 0)	0 (0 to 0)	0 (0 to 0)	0 (0 to 0)	0 (0 to 0)	0 (0 to 0)	0 (0 to 0)	0 (0 to 0)	0 (0 to 0)	0 (0 to 0)	0 (0 to 0)	0
Visceral leishmaniasis	0 (0 to 0)	0 (0 to 0)	0 (0 to 0)	0 (0 to 0)	0 (0 to 0)	0 (0 to 0)	0 (0 to 0)	0 (0 to 0)	0 (0 to 0)	0 (0 to 0)	0 (0 to 0)	0 (0 to 0)	0 (0 to 0)	0 (0 to 0)	0 (0 to 0)	0 (0 to 0)	0 (0 to 0)	0 (0 to 0)	0 (0 to 0)	0 (0 to 0)	0 (0 to 0)	0 (0 to 0)	0 (0 to 0)	0
Cutaneous and mucocutaneous leishmaniasis	0 (0 to 0)	0 (0 to 0)	0 (0 to 0)	0 (0 to 0)	0 (0 to 0)	0 (0 to 0)	0 (0 to 0)	0 (0 to 0)	0 (0 to 0)	0 (0 to 0)	0 (0 to 0)	0 (0 to 0)	0 (0 to 0)	0 (0 to 0)	0 (0 to 0)	0 (0 to 0)	0 (0 to 0)	0 (0 to 0)	0 (0 to 0)	0 (0 to 0)	0 (0 to 0)	0 (0 to 0)	0 (0 to 0)	0
African trypanosomiasis	0 (0 to 0)	0 (0 to 0)	0 (0 to 0)	0 (0 to 0)	0 (0 to 0)	0 (0 to 0)	0 (0 to 0)	0 (0 to 0)	0 (0 to 0)	0 (0 to 0)	0 (0 to 0)	0 (0 to 0)	0 (0 to 0)	0 (0 to 0)	0 (0 to 0)	0 (0 to 0)	0 (0 to 0)	0 (0 to 0)	0 (0 to 0)	0 (0 to 0)	0 (0 to 0)	0 (0 to 0)	0 (0 to 0)	0
Schistosomiasis	0 (0 to 0)	0 (0 to 0)	0 (0 to 0)	0 (0 to 0)	0 (0 to 0)	0 (0 to 0)	0 (0 to 0)	0 (0 to 0)	0 (0 to 0)	0 (0 to 0)	0 (0 to 0)	0 (0 to 0)	0 (0 to 0)	0 (0 to 0)	0 (0 to 0)	0 (0 to 0)	0 (0 to 0)	0 (0 to 0)	0 (0 to 0)	0 (0 to 0)	0 (0 to 0)	0 (0 to 0)	0 (0 to 0)	0
Cysticercosis	0 (0 to 0)	0 (0 to 0)	0 (0 to 0)	0 (0 to 0)	0 (0 to 0)	0 (0 to 0)	0 (0 to 0)	0 (0 to 0)	0 (0 to 0)	0 (0 to 0)	0 (0 to 0)	0 (0 to 0)	0 (0 to 0)	0 (0 to 0)	0 (0 to 0)	0 (0 to 0)	0 (0 to 0)	0 (0 to 0)	0 (0 to 0)	0 (0 to 0)	0 (0 to 0)	0 (0 to 0)	0 (0 to 0)	0
Cystic echinococcosis	0 (0 to 0)	0 (0 to 0)	0.1 (0 to 0.1)	0.4 (0.2 to 0.7)	0.7 (0.3 to 1.2)	0.7 (0.3 to 1.2)	2.3 (1.1 to 3.9)	3.9 (2.1 to 6.6)	2.1 (1.1 to 3.7)	2.9 (1.5 to 5.1)	2.1 (1.1 to 3.7)	1.6 (0.8 to 2.9)	1.3 (0.6 to 2.5)	0.9 (0.4 to 1.6)	0.6 (0.3 to 1.1)	0.3 (0.1 to 0.6)	0.3 (0.1 to 0.5)	0.1 (0 to 0.3)	0.1 (0 to 0.2)	0 (0 to 0.1)	0 (0 to 0)	0 (0 to 0)	21.3
Lymphatic filariasis	0 (0 to 0)	0 (0 to 0)	0 (0 to 0)	0 (0 to 0)	0 (0 to 0)	0 (0 to 0)	0 (0 to 0)	0 (0 to 0)	0 (0 to 0)	0 (0 to 0)	0 (0 to 0)	0 (0 to 0)	0 (0 to 0)	0 (0 to 0)	0 (0 to 0)	0 (0 to 0)	0 (0 to 0)	0 (0 to 0)	0 (0 to 0)	0 (0 to 0)	0 (0 to 0)	0 (0 to 0)	0 (0 to 0)	0
Onchocerciasis	0 (0 to 0)	0 (0 to 0)	0 (0 to 0)	0 (0 to 0)	0 (0 to 0)	0 (0 to 0)	0 (0 to 0)	0 (0 to 0)	0 (0 to 0)	0 (0 to 0)	0 (0 to 0)	0 (0 to 0)	0 (0 to 0)	0 (0 to 0)	0 (0 to 0)	0 (0 to 0)	0 (0 to 0)	0 (0 to 0)	0 (0 to 0)	0 (0 to 0)	0 (0 to 0)	0 (0 to 0)	0 (0 to 0)	0
Trachoma	0 (0 to 0)	0 (0 to 0)	0 (0 to 0)	0 (0 to 0)	0 (0 to 0)	0 (0 to 0)	0 (0 to 0)	0 (0 to 0)	0 (0 to 0)	0 (0 to 0)	0 (0 to 0)	0 (0 to 0)	0 (0 to 0)	0 (0 to 0)	0 (0 to 0)	0 (0 to 0)	0 (0 to 0)	0 (0 to 0)	0 (0 to 0



Edit Table 2c: Saudi Arabia DALYS by cause and age group for both sexes with 95% uncertainty intervals, 2019

Cause	Early Neonatal	Late Neonatal	Post Neonatal	1 to 5	6 to 9	10 to 14	15 to 19	20 to 24	25 to 29	30 to 34	35 to 39	40 to 44	45 to 49	50 to 54	55 to 59	60 to 64	65 to 69	70 to 74	75 to 79	80 to 84	85 to 89	90 to 94	95 plus	Total
All causes	72,000 (67,000 to 77,000)	34,000 (27,000 to 41,000)	84,000 (69,000 to 100,000)	100,000 (80,000 to 124,000)	104,000 (81,700 to 130,000)	110,000 (11,600 to 197,000)	291,000 (229,000 to 354,000)	468,000 (403,000 to 537,000)	674,000 (564,000 to 800,000)	990,000 (771,000 to 1,260,000)	990,000 (800,000 to 1,230,000)	993,000 (800,000 to 1,220,000)	997,000 (799,000 to 1,240,000)	994,000 (797,000 to 1,230,000)	968,000 (775,000 to 1,210,000)	954,000 (766,000 to 1,190,000)	944,000 (756,000 to 1,180,000)	941,000 (753,000 to 1,180,000)	141,000 (127,000 to 156,000)	62,700 (53,200 to 73,100)	37,100 (30,000 to 45,000)	6,640 (5,000 to 8,760)	6,320,000
Communicable, maternal, neonatal, and nutritional diseases	52,600 (47,000 to 58,000)	22,000 (16,000 to 28,000)	23,000 (16,000 to 31,000)	35,000 (27,000 to 45,000)	23,000 (17,000 to 30,000)	19,000 (13,000 to 26,000)	22,000 (17,000 to 27,000)	27,000 (21,000 to 33,000)	43,000 (34,000 to 53,000)	69,000 (54,000 to 87,000)	69,000 (54,000 to 87,000)	64,000 (50,000 to 81,000)	44,000 (34,000 to 56,000)	35,000 (27,000 to 45,000)	26,000 (19,000 to 33,000)	21,000 (15,000 to 28,000)	16,000 (12,000 to 21,000)	11,000 (8,000 to 15,000)	7,000 (5,000 to 9,000)	3,000 (2,000 to 4,000)	1,000 (1,000 to 2,000)	1,000 (1,000 to 2,000)	621,000
HIV/AIDS and sexually transmitted infections	472 (160 to 1,400)	212 (62 to 695)	242 (100 to 550)	87 (18 to 302)	122 (53 to 326)	212 (80 to 561)	1,160 (291 to 3,610)	2,770 (1,060 to 7,560)	5,260 (2,060 to 13,900)	5,290 (3,010 to 8,950)	3,920 (2,160 to 6,540)	2,930 (1,630 to 4,860)	2,140 (1,190 to 3,560)	1,660 (922 to 2,770)	1,220 (677 to 2,030)	933 (518 to 1,550)	673 (373 to 1,120)	441 (245 to 734)	39.5 (21.9 to 65.8)	8.7 (2.9 to 21.1)	0.9 (0.3 to 2.2)	0.1 (0.0 to 0.3)	26,600
HIV/AIDS	37 (9 to 140)	29 (8 to 110)	79 (19 to 310)	61 (16 to 240)	89 (23 to 350)	160 (42 to 630)	1,060 (277 to 4,170)	2,660 (696 to 10,500)	5,060 (1,320 to 19,900)	5,090 (1,330 to 20,000)	3,770 (986 to 14,800)	2,810 (735 to 11,100)	2,060 (539 to 8,110)	1,600 (418 to 6,290)	1,170 (306 to 4,610)	898 (235 to 3,530)	647 (169 to 2,550)	424 (111 to 1,670)	38.0 (9.9 to 149)	8.4 (2.2 to 33.1)	0.9 (0.2 to 3.4)	0.1 (0.0 to 0.3)	20,900
HIV/AIDS - Drug-susceptible Tuberculosis	0 (0 to 0)	0 (0 to 0)	1 (0 to 4)	23 (4 to 91)	47 (9 to 180)	83 (16 to 320)	230 (45 to 880)	561 (109 to 2,150)	1,060 (206 to 4,060)	1,060 (206 to 4,060)	793 (154 to 3,040)	590 (115 to 2,260)	433 (84 to 1,660)	336 (65 to 1,290)	246 (48 to 944)	189 (37 to 724)	136 (26 to 521)	89 (17 to 341)	8.0 (1.6 to 30.6)	1.8 (0.4 to 6.9)	0.2 (0.0 to 0.7)	0.0 (0.0 to 0.0)	2,820
HIV/AIDS - Multidrug-resistant Tuberculosis without extensive drug resistance	0 (0 to 0)	0 (0 to 0)	0.7 (0.1 to 2.7)	2.2 (0.3 to 8.5)	0.6 (0.1 to 2.3)	0.6 (0.1 to 2.3)	2 (0.3 to 7.7)	7 (1.1 to 27)	18 (2.9 to 69)	39.2 (6.4 to 150)	49.5 (8.2 to 190)	41.1 (6.8 to 158)	28.7 (4.8 to 110)	19.8 (3.4 to 76)	11.6 (2.0 to 44)	6.2 (1.0 to 23)	3.2 (0.5 to 12)	1.5 (0.3 to 5.6)	0.2 (0.0 to 0.8)	0.0 (0.0 to 0.1)	0.0 (0.0 to 0.0)	0.0 (0.0 to 0.0)	217
HIV/AIDS - Extensively drug-resistant Tuberculosis	0 (0 to 0)	0 (0 to 0)	0 (0 to 0.2)	0 (0 to 0.1)	0 (0 to 0.1)	0 (0 to 0.1)	0 (0 to 0.1)	0.1 (0 to 0.3)	0.3 (0 to 1.2)	0.7 (0 to 2.9)	0.9 (0 to 3.6)	0.8 (0 to 3.2)	0.6 (0 to 2.3)	0.4 (0 to 1.7)	0.3 (0 to 1.2)	0.2 (0 to 0.7)	0.1 (0 to 0.4)	0 (0 to 0.2)	0 (0 to 0.1)	0 (0 to 0)	0 (0 to 0)	0 (0 to 0)	0 (0 to 0)	3.9
HIV/AIDS resulting in other diseases	0 (0 to 0)	0 (0 to 0)	0 (0 to 0)	0 (0 to 0)	0 (0 to 0)	0 (0 to 0)	0 (0 to 0)	0 (0 to 0)	0 (0 to 0)	0 (0 to 0)	0 (0 to 0)	0 (0 to 0)	0 (0 to 0)	0 (0 to 0)	0 (0 to 0)	0 (0 to 0)	0 (0 to 0)	0 (0 to 0)	0 (0 to 0)	0 (0 to 0)	0 (0 to 0)	0 (0 to 0)	0 (0 to 0)	0
Sexually transmitted infections, excluding HIV	472 (160 to 1,400)	212 (62 to 695)	162 (81 to 240)	13 (3 to 39)	8.5 (2 to 27)	19 (5 to 57)	8.5 (2 to 27)	13 (3 to 41)	19 (5 to 58)	29.5 (7 to 94)	23.5 (5 to 74)	14.2 (3 to 45)	8.6 (2 to 28)	5.6 (1 to 17)	3.8 (1 to 12)	2.6 (0 to 8)	1.7 (0 to 5)	1.2 (0 to 4)	0.5 (0 to 1)	0.2 (0 to 0.7)	0.1 (0 to 0.2)	0.0 (0 to 0.1)	0.0 (0 to 0.1)	1,040
Syphilis	472 (160 to 1,400)	212 (62 to 695)	162 (81 to 240)	13 (3 to 39)	8.5 (2 to 27)	19 (5 to 57)	8.5 (2 to 27)	13 (3 to 41)	19 (5 to 58)	29.5 (7 to 94)	23.5 (5 to 74)	14.2 (3 to 45)	8.6 (2 to 28)	5.6 (1 to 17)	3.8 (1 to 12)	2.6 (0 to 8)	1.7 (0 to 5)	1.2 (0 to 4)	0.5 (0 to 1)	0.2 (0 to 0.7)	0.1 (0 to 0.2)	0.0 (0 to 0.1)	0.0 (0 to 0.1)	1,040
Chlamydial infection	0 (0 to 0)	0 (0 to 0)	0 (0 to 0)	0 (0 to 0)	0 (0 to 0)	0 (0 to 0)	0 (0 to 0)	0 (0 to 0)	0 (0 to 0)	0 (0 to 0)	0 (0 to 0)	0 (0 to 0)	0 (0 to 0)	0 (0 to 0)	0 (0 to 0)	0 (0 to 0)	0 (0 to 0)	0 (0 to 0)	0 (0 to 0)	0 (0 to 0)	0 (0 to 0)	0 (0 to 0)	0 (0 to 0)	0
Gonococcal infection	0 (0 to 0)	0 (0 to 0)	0 (0 to 0)	0 (0 to 0)	0 (0 to 0)	0 (0 to 0)	0 (0 to 0)	0 (0 to 0)	0 (0 to 0)	0 (0 to 0)	0 (0 to 0)	0 (0 to 0)	0 (0 to 0)	0 (0 to 0)	0 (0 to 0)	0 (0 to 0)	0 (0 to 0)	0 (0 to 0)	0 (0 to 0)	0 (0 to 0)	0 (0 to 0)	0 (0 to 0)	0 (0 to 0)	0
Trichomoniasis	0 (0 to 0)	0 (0 to 0)	0 (0 to 0)	0 (0 to 0)	0 (0 to 0)	0 (0 to 0)	0 (0 to 0)	0 (0 to 0)	0 (0 to 0)	0 (0 to 0)	0 (0 to 0)	0 (0 to 0)	0 (0 to 0)	0 (0 to 0)	0 (0 to 0)	0 (0 to 0)	0 (0 to 0)	0 (0 to 0)	0 (0 to 0)	0 (0 to 0)	0 (0 to 0)	0 (0 to 0)	0 (0 to 0)	0
Genital herpes	0 (0 to 0)	0 (0 to 0)	0 (0 to 0)	0 (0 to 0)	0 (0 to 0)	0 (0 to 0)	0 (0 to 0)	0 (0 to 0)	0 (0 to 0)	0 (0 to 0)	0 (0 to 0)	0 (0 to 0)	0 (0 to 0)	0 (0 to 0)	0 (0 to 0)	0 (0 to 0)	0 (0 to 0)	0 (0 to 0)	0 (0 to 0)	0 (0 to 0)	0 (0 to 0)	0 (0 to 0)	0 (0 to 0)	0
Other sexually transmitted infections	0 (0 to 0)	0 (0 to 0)	0 (0 to 0)	0 (0 to 0)	0 (0 to 0)	0 (0 to 0)	0 (0 to 0)	0 (0 to 0)	0 (0 to 0)	0 (0 to 0)	0 (0 to 0)	0 (0 to 0)	0 (0 to 0)	0 (0 to 0)	0 (0 to 0)	0 (0 to 0)	0 (0 to 0)	0 (0 to 0)	0 (0 to 0)	0 (0 to 0)	0 (0 to 0)	0 (0 to 0)	0 (0 to 0)	0
HIV/AIDS resulting in other diseases	0 (0 to 0)	0 (0 to 0)	0 (0 to 0)	0 (0 to 0)	0 (0 to 0)	0 (0 to 0)	0 (0 to 0)	0 (0 to 0)	0 (0 to 0)	0 (0 to 0)	0 (0 to 0)	0 (0 to 0)	0 (0 to 0)	0 (0 to 0)	0 (0 to 0)	0 (0 to 0)	0 (0 to 0)	0 (0 to 0)	0 (0 to 0)	0 (0 to 0)	0 (0 to 0)	0 (0 to 0)	0 (0 to 0)	0
Respiratory infections and tuberculosis	7,900 (7,600 to 8,200)	170 (130 to 220)	2,200 (1,900 to 2,600)	5,000 (4,510 to 5,600)	2,900 (2,600 to 3,200)	2,900 (2,600 to 3,200)	3,000 (2,700 to 3,400)	3,200 (2,900 to 3,600)	3,500 (3,200 to 3,900)	4,000 (3,600 to 4,500)	4,000 (3,600 to 4,500)	3,900 (3,500 to 4,400)	3,800 (3,400 to 4,300)	3,700 (3,300 to 4,200)	3,600 (3,200 to 4,100)	3,500 (3,100 to 4,000)	3,400 (3,000 to 3,900)	3,300 (2,900 to 3,800)	2,200 (1,900 to 2,500)	1,100 (1,000 to 1,300)	600 (500 to 700)	200 (100 to 300)	248,000
Tuberculosis	0 (0 to 0)	0 (0 to 0)	104 (82 to 132)	273 (215 to 345)	275 (217 to 348)	629 (496 to 795)	1,360 (1,070 to 1,720)	1,920 (1,510 to 2,430)	2,310 (1,820 to 2,920)	2,660 (2,100 to 3,360)	2,660 (2,100 to 3,360)	2,660 (2,100 to 3,360)	2,630 (2,070 to 3,320)	2,630 (2,070 to 3,320)	2,590 (2,040 to 3,270)	2,540 (2,000 to 3,210)	2,490 (1,960 to 3,150)	2,440 (1,920 to 3,080)	1,610 (1,270 to 2,040)	802 (631 to 1,010)	372 (293 to 470)	143 (112 to 181)	44.2 (34.8 to 55.8)	66,700
Latent tuberculosis infection	0 (0 to 0)	0 (0 to 0)	0 (0 to 0)	0 (0 to 0)	0 (0 to 0)	0 (0 to 0)	0 (0 to 0)	0 (0 to 0)	0 (0 to 0)	0 (0 to 0)	0 (0 to 0)	0 (0 to 0)	0 (0 to 0)	0 (0 to 0)	0 (0 to 0)	0 (0 to 0)	0 (0 to 0)	0 (0 to 0)	0 (0 to 0)	0 (0 to 0)	0 (0 to 0)	0 (0 to 0)	0 (0 to 0)	0
Active tuberculosis	0 (0 to 0)	0 (0 to 0)	104 (82 to 132)	273 (215 to 345)	275 (217 to 348)	629 (496 to 795)	1,360 (1,070 to 1,720)	1,920 (1,510 to 2,430)	2,310 (1,820 to 2,920)	2,660 (2,100 to 3,360)	2,660 (2,100 to 3,360)	2,660 (2,100 to 3,360)	2,630 (2,070 to 3,320)	2,630 (2,070 to 3,320)	2,590 (2,040 to 3,270)	2,540 (2,000 to 3,210)	2,490 (1,960 to 3,150)	2,440 (1,920 to 3,080)	1,610 (1,270 to 2,040)	802 (631 to 1,010)	372 (293 to 470)	143 (112 to 181)	44.2 (34.8 to 55.8)	66,700
Drug-susceptible tuberculosis	0 (0 to 0)	0 (0 to 0)	104 (82 to 132)	273 (215 to 345)	275 (217 to 348)	629 (496 to 795)	1,360 (1,070 to 1,720)	1,920 (1,510 to 2,430)	2,310 (1,820 to 2,920)	2,660 (2,100 to 3,360)	2,660 (2,100 to 3,360)	2,660 (2,100 to 3,360)	2,630 (2,070 to 3,320)	2,630 (2,070 to 3,320)	2,590 (2,040 to 3,270)	2,540 (2,000 to 3,210)	2,490 (1,960 to 3,150)	2,440 (1,920 to 3,080)	1,610 (1,270 to 2,040)	802 (631 to 1,010)	372 (293 to 470)	143 (112 to 181)	44.2 (34.8 to 55.8)	66,700
Multidrug-resistant tuberculosis without extensive drug resistance	0 (0 to 0)	0 (0 to 0)	0 (0 to 0)	0 (0 to 0)	0 (0 to 0)	0 (0 to 0)	0 (0 to 0)	0 (0 to 0)	0 (0 to 0)	0 (0 to 0)	0 (0 to 0)	0 (0 to 0)	0 (0 to 0)	0 (0 to 0)	0 (0 to 0)	0 (0 to 0)	0 (0 to 0)	0 (0 to 0)	0 (0 to 0)	0 (0 to 0)	0 (0 to 0)	0 (0 to 0)	0 (0 to 0)	0
Extensively drug-resistant tuberculosis	0 (0 to 0)	0 (0 to 0)	0 (0 to 0)	0 (0 to 0)	0 (0 to 0)	0 (0 to 0)	0 (0 to 0)	0 (0 to 0)	0 (0 to 0)	0 (0 to 0)	0 (0 to 0)	0 (0 to 0)	0 (0 to 0)	0 (0 to 0)	0 (0 to 0)	0 (0 to 0)	0 (0 to 0)	0 (0 to 0)	0 (0 to 0)	0 (0 to 0)	0 (0 to 0)	0 (0 to 0)	0 (0 to 0)	0
Diarrheal diseases	3,500 (3,200 to 3,800)	2,200 (1,900 to 2,500)	6,010 (5,510 to 6,600)	5,010 (3,900 to 7,200)	2,000 (1,700 to 2,400)	1,700 (1,400 to 2,000)	1,600 (1,300 to 1,900)	1,600 (1,300 to 1,900)	1,600 (1,300 to 1,900)	1,600 (1,300 to 1,900)	1,600 (1,300 to 1,900)	1,600 (1,300 to 1,900)	1,600 (1,300 to 1,900)	1,600 (1,300 to 1,900)	1,600 (1,300 to 1,900)	1,600 (1,300 to 1,900)	1,600 (1,300 to 1,900)	1,600 (1,300 to 1,900)	1,600 (1,300 to 1,900)	1,600 (1,300 to 1,900)	1,600 (1,300 to 1,900)	1,600 (1,300 to 1,900)	248,000
Typhoid and paratyphoid	0 (0 to 0)	0 (0 to 0)	0 (0 to 0)	0 (0 to 0)	0 (0 to 0)	0 (0 to 0)	0 (0 to 0)	0 (0 to 0)	0 (0 to 0)	0 (0 to 0)	0 (0 to 0)	0 (0 to 0)	0 (0 to 0)	0 (0 to 0)	0 (0 to 0)	0 (0 to 0)	0 (0 to 0)	0 (0 to 0)	0 (0 to 0)	0 (0 to 0)	0 (0 to 0)	0 (0 to 0)	0 (0 to 0)	0
Invasive Non-typhoidal Salmonella (iNTS)	0 (0 to 0)	0 (0 to 0)	0 (0 to 0)	0 (0 to 0)	0 (0 to 0)	0 (0 to 0)	0 (0 to 0)	0 (0 to 0)	0 (0 to 0)	0 (0 to 0)	0 (0 to 0)	0 (0 to 0)	0 (0 to 0)	0 (0 to 0)	0 (0 to 0)	0 (0 to 0)	0 (0 to 0)	0 (0 to 0)	0 (0 to 0)	0 (0 to 0)	0 (0 to 0)	0 (0 to 0)	0 (0 to 0)	0
Other intestinal infectious diseases	3,500 (3,200 to 3,800)	2,200 (1,900 to 2,500)	6,010 (5,510 to 6,600)	5,010 (3,900 to 7,200)	2,000 (1,700 to 2,400)	1,700 (1,400 to 2,000)	1,600 (1,300 to 1,900)	1,600 (1,300 to 1,900)	1,600 (1,300 to 1,900)	1,600 (1,300 to 1,900)	1,600 (1,300 to 1,900)	1,600 (1,300 to 1,900)	1,600 (1,300 to 1,900)	1,600 (1,300 to 1,900)	1,600 (1,300 to 1,900)	1,600 (1,300 to 1,900)	1,600 (1,300 to 1,900)	1,600 (1,300 to 1,900)	1,600 (1,300 to 1,900)	1,600 (1,300 to 1,900)	1,600 (1,300 to 1,900)	1,600 (1,300 to 1,900)	248,000
Whooping cough	0 (0 to 0)	0 (0 to 0)	0 (0 to 0)	0 (0 to 0)	0 (0 to 0)	0 (0 to 0)	0 (0 to 0)	0 (0 to 0)	0 (0 to 0)	0 (0 to 0)	0 (0 to 0)	0 (0 to 0)	0 (0 to 0)	0 (0 to 0)	0 (0 to 0)	0 (0 to 0)	0 (0 to 0)	0 (0 to 0)	0 (0 to 0)	0 (0 to 0)	0 (0 to 0)	0 (0 to 0)	0 (0 to 0)	0
Tetanus	0 (0 to 0)	0 (0 to 0)	0 (0 to 0)	0 (0 to 0)	0 (0 to 0)	0 (0 to 0)	0 (0 to 0)	0 (0 to 0)	0 (0 to 0)	0 (0 to 0)	0 (0 to 0)	0 (0 to 0)	0 (0 to 0)	0 (0 to 0)	0 (0 to 0)	0 (0 to 0)	0 (0 to 0)	0 (0 to 0)	0 (0 to 0)	0 (0 to 0)	0 (0 to 0)	0 (0 to 0)	0 (0 to 0)	0
Measles	0 (0 to 0)	0 (0 to 0)	0 (0 to 0)	0 (0 to 0)	0 (0 to 0)	0 (0 to 0)	0 (0 to 0)	0 (0 to 0)	0 (0 to 0)	0 (0 to 0)	0 (0 to 0)	0 (0 to 0)	0 (0 to 0)	0 (0 to 0)	0 (0 to 0)	0 (0 to 0)	0 (0 to 0)	0 (0 to 0)	0 (0 to 0)	0 (0 to 0)	0 (0 to 0)	0 (0 to 0)	0 (0 to 0)	0
Varicella and herpes zoster	0 (0 to 0)	0 (0 to 0)	0 (0 to 0)	0 (0 to 0)	0 (0 to 0)	0 (0 to 0)	0 (0 to 0)	0 (0 to 0)	0 (0 to 0)	0 (0 to 0)	0 (0 to 0)	0 (0 to 0)	0 (0 to 0)	0 (0 to 0)	0 (0 to 0)	0 (0 to 0)	0 (0 to 0)	0 (0 to 0)	0 (0 to 0)	0 (0 to 0)	0 (0 to 0)	0 (0 to 0)	0 (0 to 0)	0
Malaria	0 (0 to 0)	0 (0 to 0)	0 (0 to 0)	0 (0 to 0)	0 (0 to 0)	0 (0 to 0)	0 (0 to 0)	0 (0 to 0)	0 (0 to 0)	0 (0 to 0)	0 (0 to 0)	0 (0 to 0)	0 (0 to 0)	0 (0 to 0)	0 (0 to 0)	0 (0 to 0)	0 (0 to 0)	0 (0 to 0)	0 (0 to 0)	0 (0 to 0)	0 (0 to 0)	0 (0 to 0)	0 (0 to 0)	0
Chagas disease	0 (0 to 0)	0 (0 to 0)	0 (0 to 0)	0 (0 to 0)	0 (0 to 0)	0 (0 to 0)	0 (0 to 0)	0 (0 to 0)	0 (0 to 0)	0 (0 to 0)	0 (0 to 0)	0 (0 to 0)	0 (0 to 0)	0 (0 to 0)	0 (0 to 0)	0 (0 to 0)	0 (0 to 0)	0 (0 to 0)	0 (0 to 0)	0 (0 to 0)	0 (0 to 0)	0 (0 to 0)	0 (0 to 0)	0
Leishmaniasis	0 (0 to 0)	0 (0 to 0)	0 (0 to 0)	0 (0 to 0)	0 (0 to 0)	0 (0 to 0)	0 (0 to 0)	0 (0 to 0)	0 (0 to 0)	0 (0 to 0)	0 (0 to 0)	0 (0 to 0)	0 (0 to 0)	0 (0 to 0)	0 (0 to 0)	0 (0 to 0)	0 (0 to 0)	0 (0 to 0)	0 (0 to 0)	0 (0 to 0)	0 (0 to 0)	0 (0 to 0)	0 (0 to 0)	0
Visceral leishmaniasis	0 (0 to 0)	0 (0 to 0)	0 (0 to 0)	0 (0 to 0)	0 (0 to 0)	0 (0 to 0)	0 (0 to 0)	0 (0 to 0)	0 (0 to 0)	0 (0 to 0)	0 (0 to 0)	0 (0 to 0)	0 (0 to 0)	0 (0 to 0)	0 (0 to 0)	0 (0 to 0)	0 (0 to 0)	0 (0 to 0)	0 (0 to 0)	0 (0 to 0)	0 (0 to 0)	0 (0 to 0)	0 (0 to 0)	0
Cutaneous and mucocutaneous leishmaniasis	0 (0 to 0)	0 (0 to 0)	0 (0 to 0)	0 (0 to 0)	0 (0 to 0)	0 (0 to 0)	0 (0 to 0)	0 (0 to 0)	0 (0 to 0)	0 (0 to 0)	0 (0 to 0)	0 (0 to 0)	0 (0 to 0)	0 (0 to 0)	0 (0 to 0)	0 (0 to 0)	0 (0 to 0)	0 (0 to 0)	0 (0 to 0)	0 (0 to 0)	0 (0 to 0)	0 (0 to 0)	0 (0 to 0)	0
African trypanosomiasis	0 (0 to 0)	0 (0 to 0)	0 (0 to 0)	0 (0 to 0)	0 (0 to 0)	0 (0 to 0)	0 (0 to 0)	0 (0 to 0)	0 (0 to 0)	0 (0 to 0)	0 (0 to 0)	0 (0 to 0)	0 (0 to 0)	0 (0 to 0)	0 (0 to 0)	0 (0 to 0)	0 (0 to 0)	0 (0 to 0)	0 (0 to 0)	0 (0 to 0)	0 (0 to 0)	0 (0 to 0)	0 (0 to 0)	0
Schistosomiasis	0 (0 to 0)	0 (0 to 0)	0 (0 to 0)	0 (0 to 0)	0 (0 to 0)	0 (0 to 0)	0 (0 to 0)	0 (0 to 0)	0 (0 to 0)	0 (0 to 0)	0 (0 to 0)	0 (0 to 0)	0 (0 to 0)	0 (0 to 0)	0 (0 to 0)	0 (0 to 0)	0 (0 to 0)	0 (0 to 0)	0 (0 to 0)	0 (0 to 0)	0 (0 to 0)	0 (0 to 0)	0 (0 to 0)	0
Cysticercosis	0 (0 to 0)	0 (0 to 0)	0 (0 to 0)	0 (0 to 0)	0 (0 to 0)	0 (0 to 0)	0 (0 to 0)	0 (0 to 0)	0 (0 to 0)	0 (0 to 0)	0 (0 to 0)	0 (0 to 0)	0 (0 to 0)	0 (0 to 0)	0 (0 to 0)	0 (0 to 0)	0 (0 to 0)	0 (0 to 0)	0 (0 to 0)	0 (0 to 0)	0 (0 to 0)	0 (0 to 0)	0 (0 to 0)	0
Cystic echinococcosis	0 (0 to 0)	0 (0 to 0)	3.1 (0.1 to 9.6)	11.4 (1.1 to 32.0)	29.6 (6.1 to 74.6)	69.3 (14.1 to 174)	67.7 (13.9 to 167)	119 (24.6 to 295)	132 (27.4 to 327)	133 (27.5 to 331)	109 (22.1 to 269)	82.7 (17.1 to 203)	57.2 (11.9 to 139)	42.9 (8.9 to 104)	29.7 (6.2 to 72.9)	17.8 (3.7 to 43.7)	10.3 (2.1 to 25.2)	4.8 (1.0 to 11.8)	2.2 (0.5 to 5.6)	1.1 (0.2 to 2.8)	0.4 (0.1 to 1.1)	0.1 (0.0 to 0.2)	917
Lymphatic filariasis	0 (0 to 0)	0 (0 to 0)	0 (0 to 0)	0 (0 to 0)	0 (0 to 0)	0 (0 to 0)	0 (0 to 0)	0 (0 to 0)	0 (0 to 0)	0 (0 to 0)	0 (0 to 0)	0 (0 to 0)	0 (0 to 0)	0 (0 to 0)	0 (0 to 0)	0 (0 to 0)	0 (0 to 0)	0 (0 to 0)	0 (0 to 0)	0 (0 to 0)	0 (0 to 0)	0 (0 to 0)	0 (0 to 0)	0
Onchocerciasis	0 (0 to 0)	0 (0 to 0)	0 (0 to 0)	0 (0 to 0)	0 (0 to 0)	0 (0 to 0)	0 (0 to 0)	0 (0 to 0)	0 (0 to 0)	0 (0 to 0)	0 (0 to 0)	0 (0 to 0)	0 (0 to 0)	0 (0 to 0)	0 (0 to 0)	0 (0 to 0)	0 (0 to 0)	0 (0 to 0)	0 (0 to 0)	0 (0 to 0)	0 (0 to 0)	0 (0 to 0)	0 (0 to 0)	0
Trachoma	0 (0 to 0)	0 (0 to 0)	0 (0 to 0)	0 (0 to 0)	0 (0 to 0)	0 (0 to 0)	0 (0 to 0)	0 (0 to 0)	0 (0 to 0)	0 (0 to 0)	0 (0 to 0)	0 (0 to 0)	0 (0 to 0)	0 (0 to 0)	0 (0 to 0)	0 (0 to 0)	0 (0 to 0)	0 (0 to 0)	0 (0 to 0)	0 (0 to 0)	0 (0 to 0)	0 (0 to 0)	0 (0 to 0)	0
Dengue	0 (0 to 0)	0 (0 to 1.1)	1.9 (0 to 5.9)	30.2 (1.5 to 108)	75.0 (3.5 to 248)	75.0 (3.5 to 248)	75.0 (3.5 to 247)	90.6 (3.5 to 323)	94.6 (3.5 to 338)	101 (3.5 to 358)	98 (3.5 to 346)	88 (3.5 to 311)	77 (3.5 to 271)	67.3 (3.2 to 234)	58.7 (3.1 to 207)	47.3 (2.9 to 164)	35.7 (2.6 to 123)	23.6 (2.2 to 80.9)	14.6 (2.0 to 49.9)	6.8 (1.6 to 23.1)	2.7 (1.0 to 8.9)	0.8 (0.3 to 2.6)	1,160
Yellow fever	0 (0 to 0)	0 (0 to 0)	0 (0 to 0)	0 (0 to 0)	0 (0 to 0)	0 (0 to 0)	0 (0 to 0)	0 (0 to 0)	0 (0 to 0)	0 (0 to 0)	0 (0 to 0)	0 (0 to 0)	0 (0 to 0)	0 (0 to 0)	0 (0 to 0)	0 (0 to 0)	0 (0 to 0)	0 (0 to 0)	0 (0 to 0)	0 (0 to 0)	0 (0 to 0)	0 (0 to 0)	0 (0 to 0)	0
Rabies	0 (0 to 0)	0 (0 to 0)	0 (0 to 0.1)	0.1 (0 to 0.3)	0.1 (0 to 0.3)	0.1 (0 to 0.3



Other transport injuries	1·7 (0·7 to 4·1)	2·4 (1·2 to 5)	32·3 (17·9 to 59·1)	175 (99·4 to 293)	217 (147 to 328)	280 (194 to 391)	1,170 (725 to 1,840)	2,620 (1,630 to 4,310)	3,260 (2,000 to 5,530)	3,780 (2,230 to 6,270)	4,140 (2,430 to 7,020)	3,340 (1,990 to 5,680)	2,430 (1,420 to 3,930)	1,420 (867 to 2,340)	1,010 (580 to 1,600)	641 (374 to 1,020)	411 (227 to 719)	234 (137 to 380)	105 (63·2 to 170)	37·6 (25·5 to 55·7)	15·9 (11 to 23·6)	9·1 (6·2 to 13·7)	2·3 (1·5 to 3·4)	25,300
Unintentional injuries	104 (47·3 to 249)	141 (70·4 to 285)	1,760 (999 to 3,180)	9,790 (6,320 to 14,900)	8,750 (6,800 to 10,800)	12,100 (9,570 to 15,100)	29,900 (23,900 to 37,000)	68,000 (54,000 to 87,100)	95,400 (74,500 to 124,000)	126,000 (96,600 to 167,000)	132,000 (98,300 to 176,000)	117,000 (89,000 to 152,000)	81,500 (62,400 to 105,000)	52,000 (40,000 to 67,200)	34,600 (26,300 to 43,900)	23,700 (17,900 to 30,200)	15,000 (11,300 to 19,200)	9,830 (7,530 to 12,600)	5,110 (4,050 to 6,440)	2,930 (2,360 to 3,590)	1,620 (1,300 to 2,020)	871 (675 to 1,100)	201 (148 to 267)	829,000
Falls	42·5 (10·2 to 142)	35·2 (11·8 to 92·5)	635 (229 to 1,610)	3,530 (1,640 to 7,340)	2,860 (2,040 to 3,910)	4,430 (3,290 to 6,040)	11,700 (8,600 to 16,000)	28,700 (21,500 to 37,900)	43,700 (32,100 to 58,200)	60,400 (45,100 to 80,000)	68,200 (49,700 to 91,100)	61,600 (45,900 to 80,400)	44,800 (33,400 to 58,300)	31,600 (23,300 to 41,900)	21,700 (15,900 to 28,100)	16,000 (11,800 to 21,000)	10,400 (7,610 to 13,600)	7,250 (5,470 to 9,560)	3,920 (3,040 to 4,970)	2,370 (1,850 to 2,930)	1,310 (1,030 to 1,650)	719 (551 to 921)	165 (120 to 223)	426,000
Drowning	3·2 (1·7 to 6·2)	4·2 (2·2 to 7·5)	97·2 (48·2 to 189)	1,800 (968 to 3,150)	1,400 (810 to 2,240)	1,720 (1,070 to 2,500)	3,070 (1,900 to 4,910)	4,890 (3,070 to 7,720)	5,390 (3,280 to 8,610)	5,790 (3,500 to 9,420)	5,410 (3,340 to 9,040)	4,300 (2,580 to 6,720)	2,720 (1,600 to 4,210)	1,550 (925 to 2,320)	834 (509 to 1,280)	423 (272 to 604)	265 (157 to 400)	150 (92·4 to 227)	46·5 (29·9 to 69·9)	17·7 (11·8 to 25·4)	9·4 (6·1 to 14·3)	3·4 (2·3 to 6·2)	0·8 (0·6 to 1·5)	39,900
Fire, heat, and hot substances	5·9 (1 to 22·6)	7·8 (1·9 to 24·1)	155 (44·5 to 486)	829 (324 to 1,980)	547 (269 to 985)	610 (362 to 1,000)	1,790 (1,130 to 2,920)	3,830 (2,330 to 6,440)	5,070 (2,960 to 8,310)	6,630 (3,760 to 11,400)	6,180 (3,370 to 10,500)	5,360 (3,050 to 8,810)	3,590 (1,940 to 6,010)	2,070 (1,200 to 3,290)	1,280 (787 to 1,930)	848 (537 to 1,280)	465 (311 to 676)	312 (213 to 445)	153 (104 to 215)	93·2 (66·2 to 130)	58·1 (40·9 to 83)	29·2 (19·9 to 41·9)	7·5 (5 to 10·9)	39,900
Poisonings	3·6 (1·4 to 8·6)	5·1 (1·5 to 14)	56·8 (22 to 128)	370 (168 to 737)	267 (135 to 465)	391 (218 to 636)	665 (377 to 1,140)	1,400 (823 to 2,280)	1,990 (1,200 to 3,260)	2,130 (1,240 to 3,560)	2,290 (1,330 to 3,840)	1,800 (1,060 to 2,920)	1,230 (687 to 2,020)	570 (326 to 916)	336 (203 to 539)	143 (91·8 to 225)	70·1 (46·1 to 103)	34·6 (22·4 to 50·4)	16·1 (10·4 to 24·7)	5·5 (3·6 to 8·6)	3·3 (2·2 to 5·5)	1·3 (0·8 to 2·4)	0·3 (0·2 to 0·6)	13,800
Poisoning by carbon monoxide	1·7 (0·4 to 4·6)	2 (0·4 to 6·6)	27·7 (8·6 to 75·8)	169 (61 to 367)	136 (66 to 263)	195 (99·1 to 351)	513 (260 to 931)	1,140 (619 to 1,900)	1,680 (948 to 2,800)	1,730 (948 to 3,000)	1,910 (1,040 to 3,310)	1,480 (813 to 2,490)	1,020 (516 to 1,790)	487 (247 to 815)	288 (151 to 482)	118 (70·5 to 193)	56·6 (35·5 to 87·1)	25·9 (16·3 to 39)	12 (7·2 to 18·8)	3·3 (1·9 to 5·3)	1·9 (1·1 to 3·5)	0·7 (0·4 to 1·6)	0·1 (0·1 to 0·3)	11,000
Poisoning by other means	1·9 (0·5 to 4·9)	3·1 (0·8 to 8·4)	29·1 (8·3 to 69·5)	201 (71·5 to 457)	132 (56 to 253)	196 (98 to 342)	152 (76 to 284)	257 (134 to 476)	312 (155 to 614)	400 (185 to 809)	378 (170 to 772)	320 (140 to 705)	213 (91·9 to 457)	82·9 (39·4 to 178)	48 (24·5 to 95·3)	25·4 (14·2 to 45·7)	13·5 (7·8 to 23·5)	8·7 (5·2 to 15·4)	4·1 (2·4 to 7·2)	2·2 (1·3 to 3·6)	1·4 (0·8 to 2·2)	0·6 (0·3 to 0·9)	0·2 (0·1 to 0·3)	2,780
Exposure to mechanical forces	8·9 (1·2 to 26·3)	30·9 (2 to 162)	193 (43·9 to 604)	746 (408 to 1,320)	868 (597 to 1,230)	1,220 (863 to 1,740)	3,710 (2,400 to 5,790)	9,620 (5,560 to 14,800)	13,000 (7,860 to 21,500)	17,000 (10,500 to 26,900)	16,700 (10,300 to 25,200)	14,300 (9,030 to 21,900)	10,000 (6,610 to 14,900)	6,120 (4,170 to 9,010)	3,950 (2,660 to 5,720)	2,270 (1,570 to 3,180)	1,360 (924 to 1,940)	790 (559 to 1,100)	371 (268 to 505)	171 (124 to 231)	83·3 (61·3 to 110)	41·3 (30·1 to 54·7)	10 (7·2 to 13·5)	103,000
Unintentional firearm injuries	1 (0·1 to 5·7)	5·3 (0·2 to 29·5)	38·9 (5 to 183)	141 (50·2 to 387)	116 (60·1 to 216)	214 (117 to 389)	1,000 (457 to 1,930)	2,700 (1,160 to 5,290)	3,060 (1,200 to 6,890)	3,740 (1,550 to 7,850)	3,380 (1,380 to 7,200)	2,560 (1,160 to 5,410)	1,650 (790 to 3,260)	936 (439 to 1,900)	573 (278 to 1,200)	215 (122 to 382)	121 (70·8 to 222)	60·4 (35·4 to 107)	35·8 (21 to 61·7)	11·9 (7·9 to 18·3)	4·3 (2·9 to 7·4)	3·2 (2 to 5·1)	1·1 (0·6 to 1·7)	20,600
Other exposure to mechanical forces	7·9 (1 to 24)	25·6 (1·6 to 136)	154 (33·7 to 477)	605 (325 to 1,070)	752 (502 to 1,060)	1,010 (686 to 1,430)	2,700 (1,650 to 4,400)	6,920 (3,760 to 11,000)	9,920 (5,530 to 16,400)	13,300 (7,880 to 21,100)	13,300 (7,970 to 20,800)	11,800 (7,190 to 17,800)	8,340 (5,270 to 12,600)	5,190 (3,430 to 7,650)	3,370 (2,240 to 4,880)	2,050 (1,390 to 2,920)	1,240 (834 to 1,770)	730 (510 to 1,030)	335 (236 to 462)	159 (115 to 215)	78·9 (58·1 to 105)	38·1 (27·8 to 50·4)	8·9 (6·3 to 12·2)	82,000
Adverse effects of medical treatment	11·2 (3·5 to 35·8)	16·1 (7 to 39·1)	145 (70·5 to 316)	303 (184 to 484)	196 (128 to 288)	207 (140 to 289)	455 (272 to 709)	868 (475 to 1,420)	1,250 (692 to 1,980)	1,660 (896 to 2,850)	1,890 (950 to 3,350)	2,080 (1,140 to 3,530)	1,600 (834 to 2,760)	1,150 (581 to 1,910)	853 (474 to 1,400)	630 (384 to 1,000)	377 (241 to 590)	215 (141 to 301)	95·3 (60·1 to 141)	50·2 (31·3 to 73)	29·5 (17·5 to 45·1)	14·9 (8·8 to 22·5)	3·6 (1·9 to 6·1)	14,100
Animal contact	0·6 (0·3 to 1·3)	1 (0·6 to 1·8)	17·3 (9·9 to 34·2)	101 (58·6 to 174)	115 (73 to 176)	149 (97 to 212)	167 (118 to 228)	202 (141 to 279)	245 (169 to 338)	339 (234 to 469)	304 (211 to 436)	305 (213 to 442)	176 (125 to 246)	137 (95 to 189)	89·2 (63·2 to 127)	73·8 (50·9 to 104)	51·5 (36·5 to 71)	39·3 (25·2 to 56·4)	21·2 (13 to 30·5)	11 (7·1 to 15·8)	4·5 (3·2 to 6·1)	3 (2·1 to 4·1)	0·7 (0·5 to 1)	2,550
Venomous animal contact	0·4 (0·2 to 1)	0·6 (0·3 to 1·1)	11 (6·1 to 22·8)	65·3 (37 to 121)	85·7 (52·1 to 136)	113 (70·8 to 166)	117 (81·5 to 167)	132 (87·7 to 188)	161 (109 to 227)	233 (155 to 337)	190 (129 to 265)	204 (133 to 294)	97·4 (67·1 to 138)	80·4 (55·1 to 115)	50·7 (35 to 73·1)	48·4 (32·9 to 70·4)	33·5 (22·4 to 46·9)	28·3 (16·3 to 42·6)	14·3 (8·1 to 21·4)	7·2 (4·2 to 10·9)	2·5 (1·7 to 3·6)	1·7 (1·2 to 2·5)	0·4 (0·3 to 0·6)	1,680
Non-venomous animal contact	0·2 (0·1 to 0·4)	0·4 (0·2 to 0·8)	6·3 (3·6 to 12)	35·2 (20 to 64·6)	29·5 (17·1 to 49·8)	36·6 (22·3 to 59·5)	49·1 (31 to 74·8)	70·1 (44·4 to 105)	84·5 (53 to 131)	106 (68 to 164)	114 (73·9 to 179)	101 (64·5 to 159)	78·6 (49·4 to 120)	56·6 (35·8 to 84·3)	38·5 (25 to 58·6)	25·4 (15·8 to 39·5)	18 (11·7 to 27·3)	11 (7 to 16·8)	6·9 (4·4 to 10·4)	3·7 (2·4 to 5·6)	2 (1·3 to 2·9)	1·2 (0·8 to 1·8)	0·3 (0·2 to 0·4)	875
Foreign body	10·7 (5·7 to 19·1)	21·1 (12·5 to 34·5)	208 (109 to 357)	523 (315 to 819)	500 (342 to 712)	643 (451 to 864)	581 (419 to 805)	1,020 (734 to 1,420)	1,410 (1,020 to 1,970)	1,740 (1,240 to 2,420)	1,710 (1,190 to 2,360)	1,640 (1,180 to 2,210)	1,170 (842 to 1,580)	973 (724 to 1,300)	645 (479 to 842)	501 (359 to 688)	291 (204 to 391)	171 (121 to 228)	79·6 (59·3 to 103)	35·7 (27·2 to 46·7)	22·6 (16·9 to 29·7)	11·3 (8·5 to 14·6)	2·6 (2 to 3·4)	13,900
Pulmonary aspiration and foreign body in airway	10·4 (5·3 to 18·8)	20·1 (11·6 to 33·6)	189 (92·9 to 335)	417 (226 to 684)	351 (219 to 543)	455 (298 to 641)	329 (236 to 461)	638 (439 to 932)	917 (625 to 1,360)	1,110 (746 to 1,670)	1,050 (685 to 1,570)	1,050 (671 to 1,540)	735 (503 to 1,070)	695 (478 to 996)	459 (308 to 649)	376 (248 to 553)	211 (135 to 307)	124 (79·5 to 177)	55·5 (37·3 to 78·6)	23·6 (16·5 to 33·4)	16·5 (11·5 to 23·5)	8·2 (5·7 to 11·3)	1·9 (1·3 to 2·7)	9,240
Foreign body in eyes	0·1 (0 to 0·3)	0·4 (0·1 to 1)	7·6 (2·1 to 16·8)	41 (12·3 to 92·7)	67·5 (19·6 to 158)	85·8 (26·8 to 202)	123 (38·2 to 290)	192 (60·8 to 420)	256 (90·8 to 544)	314 (109 to 658)	325 (122 to 682)	285 (121 to 574)	199 (93·7 to 383)	116 (59·6 to 211)	71·6 (40·7 to 118)	46·5 (27·2 to 74·1)	29·7 (18·1 to 46·1)	17·6 (11·3 to 26·3)	8·9 (5·8 to 13·2)	4·4 (2·9 to 6·5)	2·1 (1·4 to 3)	1 (0·7 to 1·5)	0·2 (0·2 to 0·3)	2,200
Foreign body in other body part	0·2 (0·1 to 0·4)	0·6 (0·3 to 1)	10·6 (5·7 to 18·9)	64·9 (37·5 to 105)	81·1 (51·5 to 123)	102 (67·8 to 151)	129 (88·9 to 188)	186 (131 to 267)	239 (169 to 338)	309 (217 to 425)	334 (232 to 459)	303 (213 to 417)	234 (166 to 324)	162 (114 to 225)	114 (80·5 to 156)	78·5 (55·2 to 108)	50·4 (35·6 to 69·9)	30 (21 to 41·2)	15·2 (10·7 to 21)	7·7 (5·5 to 10·7)	3·9 (2·8 to 5·5)	2·1 (1·4 to 2·9)	0·5 (0·3 to 0·7)	2,460
Environmental heat and cold exposure	0·2 (0·1 to 0·4)	0·4 (0·3 to 0·7)	8·5 (5·9 to 12)	54·3 (36 to 77·8)	101 (65·2 to 149)	147 (94 to 212)	223 (152 to 324)	343 (234 to 492)	453 (308 to 638)	569 (381 to 813)	580 (396 to 835)	502 (342 to 722)	374 (266 to 523)	268 (186 to 370)	178 (123 to 249)	118 (81·7 to 163)	73·9 (51·3 to 103)	47·1 (32·8 to 64·6)	22·7 (15·8 to 31·4)	12 (8·2 to 16·9)	6·2 (4·4 to 8·6)	3·3 (2·4 to 4·6)	0·7 (0·5 to 1)	4,090
Exposure to forces of nature	0·4 (0·4 to 0·5)	1·1 (1·1 to 1·3)	9·6 (8·7 to 10·5)	47·2 (42·9 to 52·1)	47·8 (43·4 to 52·9)	60·3 (54·3 to 66·9)	75·1 (66·8 to 85·6)	102 (87·7 to 123)	122 (103 to 148)	125 (105 to 150)	122 (102 to 148)	96·2 (78·8 to 120)	66·8 (54 to 83·7)	42 (34·3 to 53·8)	25·8 (21·4 to 31·7)	16·3 (13·6 to 19·7)	8·9 (7·4 to 10·6)	5 (4·2 to 6)	2·3 (1·9 to 2·7)	1·1 (0·9 to 1·3)	0·6 (0·5 to 0·7)	0·2 (0·2 to 0·3)	0·1 (0 to 0·1)	977
Other unintentional injuries	17 (7·4 to 53·9)	17·6 (8·8 to 37·8)	235 (130 to 432)	1,480 (792 to 2,610)	1,840 (1,120 to 2,810)	2,540 (1,610 to 3,800)	7,490 (4,570 to 11,700)	17,100 (9,580 to 26,300)	22,700 (12,900 to 35,800)	29,400 (17,500 to 47,300)	29,000 (17,000 to 48,300)	25,200 (15,400 to 40,400)	15,800 (10,100 to 24,600)	7,560 (5,280 to 10,500)	4,720 (3,240 to 6,660)	2,680 (1,860 to 3,770)	1,640 (1,120 to 2,270)	810 (581 to 1,130)	381 (268 to 513)	172 (124 to 232)	84·9 (60·3 to 116)	43·5 (31·3 to 60·1)	9·7 (6·9 to 13·3)	171,000
Self-harm and interpersonal violence	25·1 (8 to 50·4)	7·4 (3·2 to 13·6)	93·8 (37·4 to 185)	302 (148 to 549)	421 (304 to 555)	895 (685 to 1,130)	5,910 (4,360 to 8,010)	15,600 (11,100 to 21,400)	21,800 (15,800 to 30,000)	24,700 (17,400 to 35,800)	23,400 (16,100 to 34,400)	18,000 (12,700 to 25,800)	10,500 (7,590 to 14,700)	5,580 (4,040 to 7,550)	3,090 (2,300 to 4,070)	1,710 (1,270 to 2,320)	921 (670 to 1,220)	449 (337 to 575)	184 (141 to 240)	79·7 (61·2 to 101)	36·9 (28·9 to 47)	15 (11·8 to 18·8)	3·7 (2·8 to 4·7)	134,000
Self-harm	0 (0 to 0)	0 (0 to 0)	0 (0 to 0)	0 (0 to 0)	0 (0 to 0)	193 (122 to 300)	3,450 (2,230 to 5,250)	10,300 (6,670 to 15,400)	15,200 (10,100 to 22,300)	17,300 (10,800 to 26,700)	16,800 (10,500 to 26,300)	13,200 (8,590 to 19,800)	7,640 (5,020 to 11,400)	4,100 (2,680 to 5,830)	2,270 (1,510 to 3,220)	1,270 (812 to 1,850)	665 (412 to 954)	314 (202 to 433)	121 (78·1 to 172)	53·4 (36·7 to 72·5)	24·5 (17·2 to 33·6)	9·3 (6·8 to 12·6)	2·3 (1·6 to 3·2)	93,000
Self-harm by firearm	0 (0 to 0)	0 (0 to 0)	0 (0 to 0)	0 (0 to 0)	0 (0 to 0)	19 (7·5 to 40)	186 (77·8 to 349)	563 (250 to 1,100)	728 (345 to 1,310)	966 (459 to 1,790)	958 (450 to 1,790)	753 (325 to 1,380)	480 (220 to 902)	257 (104 to 456)	176 (72·1 to 312)	77 (29·3 to 140)	52·2 (23·7 to 89·8)	23·9 (14·6 to 37·1)	9·2 (5·4 to 15·3)	4·3 (2·6 to 7)	2·4 (1·4 to 4)	0·7 (0·4 to 1·3)	0·2 (0·1 to 0·4)	5,260
Self-harm by other specified means	0 (0 to 0)	0 (0 to 0)	0 (0 to 0)	0 (0 to 0)	0 (0 to 0)	174 (108 to 269)	3,260 (2,120 to 4,820)	9,750 (6,290 to 14,600)	14,400 (9,550 to 21,500)	16,400 (10,200 to 25,400)	15,800 (9,850 to 25,000)	12,500 (8,110 to 18,500)	7,160 (4,670 to 10,600)	3,840 (2,530 to 5,500)	2,090 (1,400 to 2,960)	1,190 (767 to 1,730)	612 (384 to 890)	290 (184 to 401)	111 (70·5 to 160)	49 (33·3 to 67·1)	22·1 (15·3 to 30·7)	8·6 (6·2 to 11·7)	2·1 (1·5 to 3)	87,700
Interpersonal violence	25·1 (8 to 50·4)	7·4 (3·2 to 13·6)	90·6 (34 to 181)	282 (130 to 526)	376 (265 to 510)	657 (482 to 864)	2,360 (1,590 to 3,350)	5,090 (3,400 to 7,530)	6,400 (4,260 to 9,610)	7,000 (4,700 to 10,500)	6,240 (4,200 to 9,560)	4,480 (3,090 to 6,560)	2,700 (1,930 to 3,840)	1,370 (996 to 1,890)	757 (567 to 1,030)	413 (320 to 531)	240 (187 to 305)	127 (99·4 to 162)	60·1 (47·7 to 75·7)	24·8 (19·3 to 31·7)	11·5 (8·7 to 14·8)	5·1 (3·9 to 6·7)	1·2 (0·9 to 1·6)	38,700
Physical violence by firearm	0·7 (0·2 to 1·8)	0·4 (0·2 to 0·8)	6·9 (3·4 to 12·3)	26·3 (14·4 to 47·1)	28·9 (18·3 to 42·9)	39·1 (25·7 to 57·3)	294 (128 to 564)	683 (297 to 1,480)	803 (344 to 1,750)	938 (409 to 2,010)	856 (382 to 1,830)	549 (254 to 1,330)	321 (145 to 740)	129 (66·3 to 275)	78·7 (44·1 to 159)	33·5 (20·9 to 65·7)	16·4 (10·8 to 26·9)	8·1 (5·6 to 12·5)	3·7 (2·5 to 5·8)	1·4 (1 to 2)	0·7 (0·5 to 0·9)	0·3 (0·2 to 0·4)	0·1 (0·1 to 0·1)	4,820
Physical violence by sharp object	1·6 (0·4 to 3·9)	0·3 (0·2 to 0·6)	6·6 (3·2 to 11·7)	27·4 (14·7 to 48·3)	37·5 (23·1 to 55·4)	51·3 (33 to 75·7)	277 (144 to 507)	550 (271 to 1,090)	670 (347 to 1,290)	734 (377 to 1,390)	597 (316 to 1,180)	369 (218 to 706)	212 (138 to 372)	124 (78·9 to 206)	67·7 (47 to 101)	38·5 (27·2 to 53·1)	23·4 (16·9 to 31·6)	14 (10·2 to 18·9)	7·5 (5·4 to 10·2)	3·7 (2·7 to 5)	1·9 (1·3 to 2·6)	1·1 (0·7 to 1·4)	0·4 (0·2 to 0·5)	3,810
Sexual violence	0 (0 to 0)	0 (0 to 0)	0 (0 to 0)	17·1 (9·9 to 27·5)	140 (85 to 218)	305 (173 to 473)	737 (418 to 1,180)	1,390 (801 to 2,100)	1,770 (986 to 2,890)	1,870 (1,040 to 3,020)	1,590 (909 to 2,550)	1,180 (713 to 1,940)	713 (416 to 1,190)	334 (192 to 546)	150 (86·6 to 242)	78·9 (48·5 to 118)	46·5 (29 to 69·7)	25·2 (16 to 37·4)	11·9 (7·7 to 17·4)	5·9 (3·8 to 8·7)	2·5 (1·4 to 3·9)	0·5 (0·3 to 0·8)	0 (0 to 0)	10,400
Physical violence by other means	22·7 (7·2 to 45·8)	6·7 (2·7 to 12·6)	77·1 (26·7 to 157)	212 (80·9 to 419)	169 (102 to 262)	262 (175 to 371)	1,060 (587 to 1,710)	2,470 (1,400 to 4,000)	3,160 (1,780 to 5,390)	3,460 (1,990 to 5,810)	3,190 (1,850 to 5,320)	2,380 (1,450 to 3,690)	1,450 (949 to 2,220)	784 (540 to 1,130)	461 (330 to 650)	262 (193 to 352)	153 (114 to 203)	80·1 (59·5 to 105)	37 (27·6 to 48·8)	13·8 (9·7 to 19)	6·5 (4·6 to 9)	3·2 (2·3 to 4·4)	0·7 (0·5 to 1)	19,700
Conflict and terrorism	0 (0 to 0)	0 (0 to 0)	0 (0 to 0)	3·6 (1·9 to 7·4)	23·3 (11·4 to 46·6)	18·6 (9·2 to 37·5)	48·7 (26·6 to 86·4)	69·6 (39·6 to 124)	108 (64·1 to 189)	125 (76 to 205)	137 (85·2 to 225)	92·4 (58·1 to 152)	58 (36·9 to 91·5)	31·4 (20·6 to 50·3)	18·2 (12·1 to 28·6)	9·5 (6·3 to 14·3)	5 (3·2 to 7·7)	2·4 (1·6 to 3·7)	1·1 (0·7 to 1·6)	0·5 (0·3 to 0·8)	0·4 (0·2 to 0·6)	0·2 (0·1 to 0·4)	0·1 (0 to 0·1)	753

8837



Other transport injuries	1·1 (0·6 to 2·1)	1·4 (0·8 to 2·4)	17·9 (11·1 to 27·1)	83·2 (54·4 to 122)	141 (96·7 to 202)	182 (125 to 260)	509 (286 to 910)	863 (458 to 1,480)	765 (425 to 1,310)	507 (320 to 763)	375 (259 to 580)	306 (218 to 445)	277 (194 to 394)	259 (186 to 357)	233 (173 to 313)	212 (157 to 287)	194 (140 to 259)	164 (116 to 232)	94·3 (67·8 to 129)	60·5 (43·1 to 82·1)	37·5 (23·7 to 54·3)	15·9 (9·9 to 23·2)	6·8 (3·6 to 10·4)	5,300
Unintentional injuries	243 (154 to 360)	297 (192 to 446)	3,150 (1,830 to 5,020)	5,800 (4,150 to 8,010)	7,560 (6,070 to 9,230)	8,560 (6,780 to 10,800)	16,400 (12,600 to 21,400)	22,500 (17,100 to 28,800)	20,800 (16,600 to 25,800)	18,400 (14,800 to 22,500)	20,400 (15,900 to 25,800)	19,200 (15,000 to 24,200)	18,400 (14,100 to 23,800)	18,000 (14,000 to 23,100)	17,500 (13,600 to 22,100)	16,900 (13,300 to 21,100)	16,400 (13,000 to 20,400)	14,200 (11,200 to 17,300)	10,400 (8,310 to 12,800)	7,920 (6,300 to 9,820)	5,310 (4,170 to 6,470)	2,280 (1,760 to 2,800)	655 (504 to 801)	271,000
Falls	39 (21·6 to 68)	28·7 (16·5 to 49·1)	336 (178 to 584)	1,140 (694 to 1,800)	1,650 (1,190 to 2,200)	1,910 (1,440 to 2,550)	3,330 (2,380 to 4,580)	4,790 (3,410 to 6,440)	5,220 (3,790 to 6,820)	5,400 (4,020 to 7,090)	7,240 (5,350 to 9,700)	7,420 (5,460 to 9,840)	7,500 (5,490 to 10,100)	8,470 (6,290 to 11,100)	8,580 (6,400 to 11,100)	9,120 (6,830 to 11,700)	9,110 (6,950 to 11,700)	8,570 (6,640 to 10,700)	6,840 (5,250 to 8,640)	5,640 (4,350 to 7,200)	3,980 (2,990 to 4,980)	1,800 (1,320 to 2,260)	516 (381 to 648)	109,000
Drowning	22·8 (13 to 35·5)	15·6 (8·9 to 25·9)	197 (104 to 349)	1,880 (1,160 to 2,990)	2,400 (1,640 to 3,430)	2,680 (1,810 to 3,850)	5,340 (3,300 to 8,070)	6,210 (3,880 to 9,160)	4,210 (2,660 to 6,100)	3,320 (2,170 to 4,820)	3,490 (2,300 to 5,010)	3,050 (1,960 to 4,420)	2,660 (1,690 to 3,960)	2,010 (1,280 to 3,000)	1,710 (1,110 to 2,460)	1,210 (818 to 1,780)	1,220 (824 to 1,730)	934 (672 to 1,330)	604 (428 to 832)	394 (279 to 535)	290 (200 to 402)	77·2 (55·8 to 100)	18·4 (13 to 25·2)	43,900
Fire, heat, and hot substances	8·8 (3·6 to 23·6)	12·8 (5·2 to 32·2)	170 (71·9 to 409)	520 (224 to 1,240)	545 (352 to 876)	645 (438 to 951)	1,450 (1,010 to 2,090)	2,120 (1,430 to 3,160)	1,970 (1,340 to 2,940)	1,810 (1,210 to 2,660)	1,690 (1,170 to 2,480)	1,460 (1,020 to 2,180)	1,330 (919 to 1,920)	1,210 (864 to 1,730)	1,120 (781 to 1,600)	1,030 (722 to 1,460)	1,030 (737 to 1,450)	746 (540 to 1,040)	523 (369 to 741)	380 (267 to 546)	259 (187 to 362)	91·1 (65·5 to 126)	22·8 (16·3 to 30·4)	20,200
Poisonings	10·6 (5·8 to 18·1)	7·9 (4·2 to 14·5)	39·6 (21 to 71·5)	158 (92·9 to 261)	119 (78 to 179)	157 (99·1 to 250)	296 (195 to 467)	426 (274 to 663)	374 (237 to 618)	271 (175 to 448)	285 (187 to 503)	246 (160 to 432)	208 (127 to 387)	162 (103 to 311)	135 (85·7 to 240)	123 (79·8 to 203)	108 (72·9 to 159)	75·9 (52·5 to 110)	43·4 (30·7 to 61·6)	43·9 (31·4 to 60·3)	26·9 (18·5 to 39)	9·3 (6·6 to 12·4)	3 (2·2 to 4·1)	3,330
Poisoning by carbon monoxide	3·5 (1·5 to 6·9)	2·1 (0·8 to 4·8)	10·2 (3·8 to 21·9)	48·7 (18·5 to 95·7)	38·4 (19·2 to 70·6)	38·7 (19·9 to 70·9)	136 (74·7 to 240)	148 (71·6 to 298)	120 (59·5 to 252)	105 (53·1 to 228)	90·3 (42·9 to 219)	93 (43·6 to 240)	69·3 (30·3 to 199)	57·3 (27·4 to 140)	51·4 (27·3 to 117)	44·9 (23·7 to 88·1)	38·4 (21·3 to 68·7)	28·2 (16·5 to 47·8)	17·3 (10·4 to 28·1)	17·5 (10·5 to 27·5)	12·5 (7·3 to 20·1)	4·9 (2·9 to 7·7)	1·8 (1·1 to 2·7)	1,180
Poisoning by other means	7·2 (2·8 to 13)	5·8 (3 to 10·7)	29·4 (14·5 to 54·1)	110 (56·9 to 188)	80·4 (49·5 to 122)	119 (71·6 to 191)	160 (92·6 to 259)	278 (161 to 427)	253 (146 to 406)	166 (94·4 to 264)	194 (115 to 313)	153 (87·5 to 235)	139 (81·4 to 220)	105 (62·7 to 176)	83·5 (50·5 to 135)	77·9 (48·2 to 131)	69·4 (45·1 to 101)	47·7 (31·5 to 70·8)	26·1 (17·5 to 38)	26·4 (17 to 37·6)	14·4 (9 to 22)	4·3 (2·4 to 7·2)	1·2 (0·5 to 2·1)	2,150
Exposure to mechanical forces	6·9 (3·5 to 12·8)	9·4 (5·8 to 14·9)	107 (62 to 177)	434 (286 to 657)	779 (570 to 1,040)	841 (622 to 1,160)	1,560 (1,080 to 2,220)	2,620 (1,730 to 3,820)	2,460 (1,740 to 3,450)	2,240 (1,630 to 3,110)	2,300 (1,730 to 3,050)	2,030 (1,500 to 2,710)	1,980 (1,450 to 2,640)	1,910 (1,420 to 2,570)	1,910 (1,410 to 2,550)	1,700 (1,260 to 2,270)	1,460 (1,080 to 1,940)	1,100 (824 to 1,440)	673 (504 to 874)	403 (302 to 522)	206 (155 to 269)	78·4 (60·3 to 99·8)	25·3 (18·8 to 32·7)	26,800
Unintentional firearm injuries	0·6 (0·1 to 2)	1·1 (0·2 to 3·7)	9·7 (3·3 to 24·2)	46·9 (26 to 85·1)	60·3 (36·8 to 101)	95 (57·9 to 163)	319 (138 to 617)	796 (280 to 1,610)	590 (211 to 1,200)	483 (214 to 905)	482 (241 to 855)	365 (206 to 615)	346 (206 to 585)	260 (167 to 418)	227 (152 to 333)	200 (131 to 289)	163 (115 to 232)	119 (82·4 to 174)	62·5 (44·6 to 85·2)	55·6 (32·6 to 84·8)	37·2 (20·4 to 57·5)	17·8 (8·8 to 27·5)	7 (3·1 to 11·5)	4,740
Other exposure to mechanical forces	6·3 (3·1 to 12)	8·3 (4·5 to 13·7)	97·5 (54·6 to 166)	387 (250 to 595)	718 (523 to 977)	746 (539 to 1,040)	1,240 (848 to 1,800)	1,830 (1,170 to 2,750)	1,880 (1,280 to 2,650)	1,760 (1,280 to 2,480)	1,810 (1,300 to 2,460)	1,660 (1,200 to 2,240)	1,630 (1,140 to 2,250)	1,650 (1,210 to 2,240)	1,690 (1,220 to 2,280)	1,500 (1,100 to 2,040)	1,300 (950 to 1,740)	982 (727 to 1,300)	610 (458 to 795)	347 (258 to 453)	169 (126 to 223)	60·6 (45·1 to 79·3)	18·2 (13·3 to 23·7)	22,100
Adverse effects of medical treatment	23·4 (11·6 to 44·1)	24·5 (14·6 to 40·1)	147 (74·1 to 253)	153 (98·3 to 232)	147 (104 to 199)	140 (94·7 to 198)	188 (118 to 280)	322 (210 to 485)	275 (174 to 409)	268 (178 to 393)	303 (196 to 451)	308 (199 to 464)	382 (233 to 575)	357 (222 to 553)	453 (283 to 684)	519 (323 to 799)	566 (350 to 871)	468 (283 to 719)	299 (187 to 461)	192 (127 to 282)	95·2 (63·6 to 134)	37 (24·2 to 51·3)	10·5 (6·9 to 14·2)	5,680
Animal contact	2·6 (1·3 to 4·6)	4·4 (2·1 to 8·9)	53·9 (27·9 to 102)	187 (107 to 319)	350 (223 to 560)	315 (203 to 478)	337 (213 to 526)	386 (245 to 568)	380 (255 to 573)	356 (233 to 520)	438 (289 to 644)	384 (260 to 565)	413 (272 to 628)	462 (296 to 683)	396 (267 to 593)	353 (240 to 529)	304 (203 to 446)	273 (187 to 407)	168 (114 to 247)	102 (67·3 to 152)	58 (39·1 to 84·6)	21·2 (14·4 to 30·7)	6·2 (3·8 to 10·2)	5,750
Venomous animal contact	1 (0·4 to 2·2)	1·7 (0·7 to 4)	36·9 (17·6 to 72·7)	141 (72·1 to 246)	265 (159 to 439)	227 (134 to 360)	229 (133 to 360)	270 (162 to 427)	214 (131 to 343)	205 (120 to 327)	247 (146 to 402)	232 (144 to 363)	227 (129 to 378)	243 (141 to 373)	214 (132 to 340)	184 (108 to 290)	155 (94·3 to 245)	119 (71·1 to 191)	57 (33·4 to 95·8)	30 (16·6 to 49·9)	13·2 (7·4 to 22·6)	3·7 (2 to 6·6)	1 (0·5 to 1·7)	3,320
Non-venomous animal contact	1·6 (0·8 to 3)	2·7 (1·3 to 5·6)	17 (7·9 to 32·8)	46·9 (24 to 88·7)	85·2 (46·9 to 153)	88·8 (50·1 to 148)	107 (55·9 to 184)	116 (66·4 to 195)	167 (94·4 to 275)	152 (87·1 to 249)	192 (115 to 302)	152 (93·5 to 244)	186 (109 to 303)	218 (135 to 333)	182 (116 to 291)	169 (103 to 267)	149 (91·7 to 231)	153 (98·7 to 231)	111 (70·9 to 171)	71·8 (45·1 to 109)	44·8 (29·5 to 67·3)	17·5 (11·6 to 24·9)	5·3 (3·3 to 8·6)	2,430
Foreign body	105 (61·1 to 164)	180 (105 to 280)	1,930 (992 to 3,380)	767 (488 to 1,140)	625 (465 to 808)	647 (461 to 892)	652 (468 to 886)	1,130 (790 to 1,590)	1,000 (728 to 1,380)	841 (605 to 1,140)	837 (605 to 1,130)	807 (586 to 1,060)	769 (546 to 1,070)	809 (577 to 1,110)	816 (587 to 1,120)	813 (588 to 1,090)	796 (588 to 1,050)	743 (543 to 1,000)	527 (390 to 719)	342 (251 to 454)	187 (141 to 244)	86·4 (65·4 to 111)	30·8 (23·1 to 39·6)	15,400
Pulmonary aspiration and foreign body in airway	102 (60·1 to 161)	178 (103 to 278)	1,780 (908 to 3,080)	569 (342 to 892)	505 (366 to 674)	490 (329 to 692)	495 (340 to 701)	940 (618 to 1,380)	828 (567 to 1,170)	631 (422 to 899)	591 (398 to 842)	565 (376 to 794)	581 (384 to 851)	583 (376 to 857)	626 (414 to 903)	600 (400 to 859)	646 (446 to 893)	617 (428 to 870)	405 (281 to 569)	262 (181 to 363)	110 (74·4 to 156)	46·6 (30·9 to 66·4)	15·3 (9·6 to 22·5)	12,200
Foreign body in eyes	0 (0 to 0·1)	0·1 (0 to 0·3)	2·5 (0·7 to 5·6)	13·7 (3·9 to 31·4)	22·7 (6·3 to 52·7)	29·6 (9·1 to 69·8)	38·6 (11·8 to 89·6)	48·6 (15 to 109)	56·1 (19·6 to 118)	60·1 (20·7 to 128)	66·7 (24·7 to 143)	63·1 (26·3 to 127)	56·7 (25·9 to 107)	50·5 (26·4 to 90·9)	43·6 (24·8 to 74·1)	38 (21·9 to 60·4)	32 (19·5 to 49·5)	22·4 (14·2 to 33·6)	14 (9·1 to 20·4)	7·8 (5·2 to 11·5)	3·6 (2·5 to 5·2)	1·2 (0·8 to 1·7)	0·3 (0·2 to 0·4)	672
Foreign body in other body part	2·6 (0·6 to 7·7)	2·4 (1 to 5·4)	151 (39·6 to 397)	184 (70·4 to 384)	96·5 (64·7 to 148)	127 (77·9 to 231)	118 (83·1 to 165)	137 (95·5 to 199)	121 (87·9 to 169)	151 (99·5 to 236)	179 (117 to 267)	179 (119 to 261)	131 (96·3 to 174)	176 (119 to 260)	147 (107 to 203)	175 (116 to 266)	119 (86·3 to 158)	103 (73 to 143)	109 (75·3 to 163)	72·1 (49·8 to 106)	73·3 (46·2 to 108)	38·6 (25 to 54·2)	15·2 (9·9 to 21·5)	2,610
Environmental heat and cold exposure	1·4 (0·6 to 2·5)	1·3 (0·7 to 2·3)	18·5 (9·7 to 34·7)	47 (29·8 to 70·4)	70·4 (47·9 to 98·8)	91·6 (62 to 127)	137 (96 to 188)	189 (133 to 261)	189 (129 to 265)	202 (136 to 282)	226 (153 to 315)	229 (155 to 329)	247 (155 to 357)	267 (165 to 395)	232 (151 to 329)	224 (150 to 323)	187 (131 to 260)	149 (104 to 215)	87·6 (62·4 to 123)	56·1 (39·3 to 90)	31·2 (20·8 to 56·2)	12·5 (8 to 22·7)	3·6 (2·3 to 6·2)	2,900
Exposure to forces of nature	0 (0 to 0)	0 (0 to 0)	0 (0 to 0)	4·2 (2·6 to 6·7)	22·1 (13·3 to 35·3)	38·1 (25 to 57·5)	860 (529 to 1,340)	898 (564 to 1,400)	1,780 (1,110 to 2,800)	978 (601 to 1,560)	1,030 (650 to 1,560)	1,170 (708 to 1,830)	1,020 (613 to 1,640)	814 (478 to 1,240)	788 (459 to 1,220)	736 (453 to 1,150)	690 (431 to 1,080)	484 (304 to 742)	308 (184 to 480)	149 (91·2 to 227)	70·7 (43 to 109)	20·8 (12·9 to 30·9)	4·9 (3·1 to 7·3)	11,900
Other unintentional injuries	22·5 (11·6 to 40·3)	11·5 (6·6 to 19·3)	147 (91·7 to 220)	506 (357 to 700)	856 (624 to 1,140)	1,100 (790 to 1,470)	2,210 (1,280 to 3,530)	3,450 (1,980 to 5,650)	2,950 (1,790 to 4,660)	2,700 (1,700 to 4,030)	2,560 (1,690 to 3,790)	2,090 (1,370 to 3,100)	1,860 (1,200 to 2,670)	1,560 (1,090 to 2,190)	1,410 (966 to 1,970)	1,110 (778 to 1,520)	946 (673 to 1,280)	608 (446 to 795)	370 (273 to 486)	212 (157 to 276)	115 (85·6 to 150)	44·2 (33 to 57·3)	13·3 (10·1 to 17·3)	26,800
Self-harm and interpersonal violence	151 (111 to 225)	70·1 (59·3 to 86·6)	322 (241 to 459)	1,750 (1,530 to 2,060)	1,650 (1,420 to 1,940)	5,640 (4,480 to 7,340)	25,300 (19,700 to 32,400)	43,800 (33,200 to 56,100)	40,300 (30,800 to 51,300)	36,200 (28,400 to 46,100)	34,500 (26,500 to 45,200)	28,100 (21,400 to 37,600)	24,400 (18,300 to 32,900)	20,000 (14,900 to 26,500)	15,800 (11,800 to 21,000)	12,000 (8,970 to 15,900)	9,590 (7,230 to 12,700)	6,850 (5,140 to 9,080)	3,700 (2,820 to 4,950)	2,080 (1,590 to 2,700)	1,170 (861 to 1,570)	325 (245 to 416)	77·8 (60 to 96·7)	314,000
Self-harm	0 (0 to 0)	0 (0 to 0)	0 (0 to 0)	0 (0 to 0)	0 (0 to 0)	1,750 (1,100 to 2,680)	17,700 (12,700 to 24,200)	31,000 (22,100 to 42,100)	27,500 (19,300 to 36,400)	22,800 (16,100 to 31,200)	21,300 (14,700 to 30,400)	16,600 (11,100 to 24,500)	14,600 (9,660 to 21,100)	11,700 (7,530 to 17,400)	9,430 (6,190 to 13,800)	7,450 (4,880 to 10,800)	6,420 (4,430 to 9,300)	4,900 (3,360 to 6,920)	2,640 (1,830 to 3,760)	1,610 (1,130 to 2,210)	974 (661 to 1,360)	257 (179 to 347)	56·7 (40 to 75·1)	199,000
Self-harm by firearm	0 (0 to 0)	0 (0 to 0)	0 (0 to 0)	0 (0 to 0)	0 (0 to 0)	16·5 (8 to 32·5)	70·7 (30·2 to 152)	204 (85·4 to 404)	132 (64·6 to 257)	86 (44·1 to 166)	75·7 (39·2 to 161)	67·2 (34 to 142)	63·8 (31·4 to 150)	36·7 (19·7 to 78·1)	35·8 (19·3 to 76·8)	25·1 (14·7 to 44·7)	16·4 (10 to 27·8)	18·8 (11·1 to 30·4)	9·8 (6·2 to 15·6)	5·9 (3·5 to 11·4)	5·1 (2·9 to 9)	2·4 (1·2 to 4·3)	0·4 (0·2 to 0·8)	873
Self-harm by other specified means	0 (0 to 0)	0 (0 to 0)	0 (0 to 0)	0 (0 to 0)	0 (0 to 0)	1,730 (1,100 to 2,660)	17,600 (12,700 to 24,100)	30,800 (21,900 to 41,800)	27,300 (19,200 to 36,200)	22,700 (16,100 to 31,100)	21,200 (14,700 to 30,300)	16,500 (11,000 to 24,400)	14,500 (9,620 to 21,100)	11,700 (7,490 to 17,300)	9,390 (6,150 to 13,800)	7,420 (4,860 to 10,700)	6,400 (4,410 to 9,280)	4,880 (3,350 to 6,900)	2,630 (1,830 to 3,750)	1,600 (1,130 to 2,210)	969 (658 to 1,350)	255 (177 to 344)	56·3 (39·6 to 74·7)	198,000
Interpersonal violence	58·1 (20·3 to 131)	18·5 (9 to 33·9)	145 (68·4 to 279)	354 (181 to 659)	607 (418 to 837)	1,090 (775 to 1,460)	4,050 (2,550 to 6,190)	7,070 (4,390 to 11,200)	6,650 (4,310 to 9,710)	5,930 (3,900 to 8,830)	5,680 (3,700 to 8,360)	4,510 (3,130 to 6,460)	3,610 (2,510 to 5,030)	2,820 (2,060 to 4,010)	2,210 (1,580 to 3,060)	1,740 (1,310 to 2,290)	1,360 (1,020 to 1,850)	953 (709 to 1,280)	553 (409 to 756)	208 (161 to 265)	88·4 (68·5 to 112)	25·5 (19·4 to 33·1)	7·4 (5·3 to 10·4)	49,700
Physical violence by firearm	5·2 (1·4 to 13·3)	2·8 (0·8 to 6·1)	21·7 (7·5 to 47·2)	65·7 (21·7 to 153)	86·7 (41 to 161)	153 (68·2 to 288)	1,440 (667 to 2,740)	2,460 (1,130 to 4,690)	2,040 (1,020 to 3,590)	1,820 (872 to 3,340)	1,540 (728 to 2,790)	1,100 (545 to 1,920)	559 (274 to 1,040)	397 (202 to 757)	264 (126 to 486)	178 (99·3 to 309)	106 (61 to 178)	49·7 (29·7 to 82·3)	35·9 (19 to 67·8)	11 (6·8 to 18·5)	8·1 (4·8 to 13·4)	2 (1·3 to 3·2)	0·8 (0·5 to 1·4)	12,300
Physical violence by sharp object	5·7 (1·7 to 14·3)	0·9 (0·4 to 2·4)	7·9 (3·7 to 16·4)	39·9 (19·8 to 77·4)	84·5 (50·4 to 139)	107 (62·2 to 182)	927 (430 to 1,770)	2,360 (1,210 to 4,210)	2,410 (1,330 to 3,970)	2,050 (1,130 to 3,380)	1,970 (1,100 to 3,260)	1,450 (850 to 2,340)	1,170 (717 to 1,880)	821 (508 to 1,290)	592 (373 to 888)	444 (300 to 642)	385 (255 to 581)	275 (181 to 408)	163 (105 to 249)	42·5 (30·1 to 59)	15·7 (11·2 to 21)	4·7 (3·4 to 6·4)	1·6 (1 to 2·5)	15,300
Sexual violence	0 (0 to 0)	0 (0 to 0)	0 (0 to 0)	11·9 (6·9 to 19·4)	110 (64·9 to 173)	278 (160 to 439)	548 (312 to 869)	564 (328 to 853)	466 (269 to 756)	428 (241 to 690)	434 (243 to 695)	382 (219 to 620)	324 (189 to 537)	245 (139 to 406)	153 (87·7 to 250)	111 (67·5 to 168)	88·9 (55·3 to 135)	60·3 (37·9 to 89·6)	35·6 (23 to 51·8)	19·6 (12·7 to 29·1)	7·5 (4·5 to 11·8)	1·1 (0·7 to 1·7)	0·1 (0 to 0·1)	4,270
Physical violence by other means	47·3 (16·5 to 106)	14·8 (7·1 to 27·6)	116 (53·5 to 233)	237 (112 to 445)	326 (211 to 490)	551 (343 to 831)	1,130 (672 to 1,910)	1,680 (916 to 2,930)	1,730 (1,020 to 2,810)	1,640 (999 to 2,640)	1,750 (1,080 to 2,750)	1,580 (1,070 to 2,420)	1,560 (1,040 to 2,280)	1,360 (949 to 1,890)	1,200 (849 to 1,620)	1,010 (731 to 1,360)	784 (574 to 1,070)	568 (413 to 778)	319 (230 to 439)	135 (101 to 178)	57·1 (42·3 to 74·2)	17·7 (13 to 23·7)	4·9 (3·4 to 7)	17,800
Conflict and terrorism	92·6 (84 to 102)	51·6 (46·8 to 57)	174 (158 to 193)	1,380 (1,250 to 1,530)	1,030 (923 to 1,150)	2,790 (1,960 to 4,310)	3,550 (2,770 to 4,870)	5,570 (4,330 to 7,520)	6,060 (4,480 to 8,720)	7,450 (5,280 to 11,400)	7,530 (5,060 to 11,500)	6,920 (4,620 to 10,800)	6,240 (4,190 to 9,610)	5,430 (3,680 to 8,280)	4,140 (2,800 to 6,290)	2,810 (1,930 to 4,210)	1,800 (1,230 to 2,700)	997 (684 to 1,490)	512 (356 to 763)	262 (185 to 369)	111 (78·1 to 156)	41·8 (27·6 to 60·8)	13·7 (9·7 to 19)	65,000

GBD Table 2c: Sudan Arab Republic DALYS by cause and age group for both sexes with 95% uncertainty intervals, 2019

Cause	Early Neonatal	Late Neonatal	Post Neonatal	1 to 4	5 to 9	10 to 14	15 to 19	20 to 24	25 to 29	30 to 34	35 to 39	40 to 44	45 to 49	50 to 54	55 to 59	60 to 64	65 to 69	70 to 74	75 to 79	80 to 84	85 to 89	90 to 94	95 plus	Total
All causes	111,000 (92,200 to 133,000)	28,100 (24,200 to 32,700)	69,700 (59,600 to 84,500)	122,000 (101,000 to 145,000)	107,000 (88,200 to 131,000)	164,000 (135,000 to 200,000)	239,000 (199,000 to 287,000)	256,000 (199,000 to 324,000)	190,000 (139,000 to 259,000)	152,000 (103,000 to 220,000)	123,000 (84,100 to 180,000)	149,000 (101,000 to 212,000)	203,000 (141,000 to 283,000)	271,000 (210,000 to 353,000)	300,000 (237,000 to 392,000)	306,000 (239,000 to 410,000)	306,000 (238,000 to 413,000)	299,000 (232,000 to 403,000)	299,000 (229,000 to 413,000)	291,000 (216,000 to 403,000)	140,000 (103,000 to 194,000)	96,200 (77,000 to 120,000)	3,500,000 (2,900,000 to 4,300,000)
Communicable, maternal, neonatal, and nutritional diseases	72,600 (60,000 to 87,000)	16,900 (14,200 to 20,600)	57,200 (48,600 to 69,000)	97,400 (82,000 to 116,000)	59,400 (49,000 to 72,000)	59,100 (48,600 to 72,000)	76,200 (62,000 to 93,000)	77,700 (61,000 to 98,000)	71,200 (53,000 to 94,000)	71,600 (52,000 to 96,000)	67,200 (48,000 to 93,000)	77,000 (55,000 to 106,000)	97,000 (70,000 to 132,000)	111,000 (82,000 to 149,000)	111,000 (82,000 to 150,000)	110,000 (81,000 to 150,000)	110,000 (81,000 to 150,000)	107,000 (79,000 to 146,000)	107,000 (79,000 to 146,000)	104,000 (77,000 to 142,000)	63,000 (46,000 to 86,000)	42,500 (31,000 to 58,000)	1,700,000 (1,400,000 to 2,100,000)
HIV/AIDS and sexually transmitted infections	1,020 (994 to 2,060)	331 (92 to 650)	464 (129 to 1,000)	1,040 (289 to 2,260)	554 (154 to 1,200)	1,040 (290 to 2,250)	2,060 (573 to 4,460)	2,840 (790 to 6,150)	2,820 (783 to 6,110)	2,620 (728 to 5,670)	2,270 (631 to 4,910)	2,080 (578 to 4,500)	2,000 (556 to 4,330)	2,000 (556 to 4,330)	2,000 (556 to 4,330)	2,000 (556 to 4,330)	2,000 (556 to 4,330)	2,000 (556 to 4,330)	2,000 (556 to 4,330)	2,000 (556 to 4,330)	1,000 (278 to 2,170)	417 (116 to 903)	33,000 (9,200 to 71,000)
HIV/AIDS	0 (0 to 0)	0 (0 to 0)	0 (0 to 0)	0 (0 to 0)	0 (0 to 0)	0 (0 to 0)	0 (0 to 0)	0 (0 to 0)	0 (0 to 0)	0 (0 to 0)	0 (0 to 0)	0 (0 to 0)	0 (0 to 0)	0 (0 to 0)	0 (0 to 0)	0 (0 to 0)	0 (0 to 0)	0 (0 to 0)	0 (0 to 0)	0 (0 to 0)	0 (0 to 0)	0 (0 to 0)	0 (0 to 0)	0 (0 to 0)
HIV/AIDS - Drug-susceptible Tuberculosis	1 (1 to 3)	1 (1 to 3)	2 (1 to 4)	4 (2 to 7)	2 (1 to 4)	3 (1 to 6)	3 (1 to 6)	3 (1 to 6)	3 (1 to 6)	3 (1 to 6)	3 (1 to 6)	3 (1 to 6)	3 (1 to 6)	3 (1 to 6)	3 (1 to 6)	3 (1 to 6)	3 (1 to 6)	3 (1 to 6)	3 (1 to 6)	3 (1 to 6)	3 (1 to 6)	2 (0 to 4)	1 (0 to 2)	42
HIV/AIDS - Multidrug-resistant Tuberculosis without extensive drug resistance	0 (0 to 0)	0 (0 to 0)	0 (0 to 0)	0 (0 to 1)	0 (0 to 0)	0 (0 to 0)	0 (0 to 0)	0 (0 to 0)	0 (0 to 0)	0 (0 to 0)	0 (0 to 0)	0 (0 to 0)	0 (0 to 0)	0 (0 to 0)	0 (0 to 0)	0 (0 to 0)	0 (0 to 0)	0 (0 to 0)	0 (0 to 0)	0 (0 to 0)	0 (0 to 0)	0 (0 to 0)	0 (0 to 0)	0 (0 to 0)
HIV/AIDS - Extensively drug-resistant Tuberculosis	0 (0 to 0)	0 (0 to 0)	0 (0 to 0)	0 (0 to 0)	0 (0 to 0)	0 (0 to 0)	0 (0 to 0)	0 (0 to 0)	0 (0 to 0)	0 (0 to 0)	0 (0 to 0)	0 (0 to 0)	0 (0 to 0)	0 (0 to 0)	0 (0 to 0)	0 (0 to 0)	0 (0 to 0)	0 (0 to 0)	0 (0 to 0)	0 (0 to 0)	0 (0 to 0)	0 (0 to 0)	0 (0 to 0)	0 (0 to 0)
HIV/AIDS resulting in other diseases	1 (0 to 2)	0 (0 to 0)	0 (0 to 0)	1 (0 to 2)	0 (0 to 0)	0 (0 to 0)	0 (0 to 0)	0 (0 to 0)	0 (0 to 0)	0 (0 to 0)	0 (0 to 0)	0 (0 to 0)	0 (0 to 0)	0 (0 to 0)	0 (0 to 0)	0 (0 to 0)	0 (0 to 0)	0 (0 to 0)	0 (0 to 0)	0 (0 to 0)	0 (0 to 0)	0 (0 to 0)	0 (0 to 0)	0 (0 to 0)
HIV/AIDS resulting in other illnesses	1 (0 to 2)	0 (0 to 0)	0 (0 to 0)	1 (0 to 2)	0 (0 to 0)	0 (0 to 0)	0 (0 to 0)	0 (0 to 0)	0 (0 to 0)	0 (0 to 0)	0 (0 to 0)	0 (0 to 0)	0 (0 to 0)	0 (0 to 0)	0 (0 to 0)	0 (0 to 0)	0 (0 to 0)	0 (0 to 0)	0 (0 to 0)	0 (0 to 0)	0 (0 to 0)	0 (0 to 0)	0 (0 to 0)	0 (0 to 0)
Sexually transmitted infections, excluding HIV	1,020 (994 to 2,060)	331 (92 to 650)	464 (129 to 1,000)	1,040 (289 to 2,260)	554 (154 to 1,200)	1,040 (290 to 2,250)	2,060 (573 to 4,460)	2,840 (790 to 6,150)	2,820 (783 to 6,110)	2,620 (728 to 5,670)	2,270 (631 to 4,910)	2,080 (578 to 4,500)	2,000 (556 to 4,330)	2,000 (556 to 4,330)	2,000 (556 to 4,330)	2,000 (556 to 4,330)	2,000 (556 to 4,330)	2,000 (556 to 4,330)	2,000 (556 to 4,330)	2,000 (556 to 4,330)	1,000 (278 to 2,170)	417 (116 to 903)	33,000 (9,200 to 71,000)
Syphilis	0 (0 to 0)	0 (0 to 0)	0 (0 to 0)	0 (0 to 0)	0 (0 to 0)	0 (0 to 0)	0 (0 to 0)	0 (0 to 0)	0 (0 to 0)	0 (0 to 0)	0 (0 to 0)	0 (0 to 0)	0 (0 to 0)	0 (0 to 0)	0 (0 to 0)	0 (0 to 0)	0 (0 to 0)	0 (0 to 0)	0 (0 to 0)	0 (0 to 0)	0 (0 to 0)	0 (0 to 0)	0 (0 to 0)	0 (0 to 0)
Chlamydial infection	0 (0 to 0)	0 (0 to 0)	0 (0 to 0)	0 (0 to 0)	0 (0 to 0)	0 (0 to 0)	0 (0 to 0)	0 (0 to 0)	0 (0 to 0)	0 (0 to 0)	0 (0 to 0)	0 (0 to 0)	0 (0 to 0)	0 (0 to 0)	0 (0 to 0)	0 (0 to 0)	0 (0 to 0)	0 (0 to 0)	0 (0 to 0)	0 (0 to 0)	0 (0 to 0)	0 (0 to 0)	0 (0 to 0)	0 (0 to 0)
Gonococcal infection	0 (0 to 0)	0 (0 to 0)	0 (0 to 0)	0 (0 to 0)	0 (0 to 0)	0 (0 to 0)	0 (0 to 0)	0 (0 to 0)	0 (0 to 0)	0 (0 to 0)	0 (0 to 0)	0 (0 to 0)	0 (0 to 0)	0 (0 to 0)	0 (0 to 0)	0 (0 to 0)	0 (0 to 0)	0 (0 to 0)	0 (0 to 0)	0 (0 to 0)	0 (0 to 0)	0 (0 to 0)	0 (0 to 0)	0 (0 to 0)
Trichomoniasis	0 (0 to 0)	0 (0 to 0)	0 (0 to 0)	0 (0 to 0)	0 (0 to 0)	0 (0 to 0)	0 (0 to 0)	0 (0 to 0)	0 (0 to 0)	0 (0 to 0)	0 (0 to 0)	0 (0 to 0)	0 (0 to 0)	0 (0 to 0)	0 (0 to 0)	0 (0 to 0)	0 (0 to 0)	0 (0 to 0)	0 (0 to 0)	0 (0 to 0)	0 (0 to 0)	0 (0 to 0)	0 (0 to 0)	0 (0 to 0)
Genital herpes	0 (0 to 0)	0 (0 to 0)	0 (0 to 0)	0 (0 to 0)	0 (0 to 0)	0 (0 to 0)	0 (0 to 0)	0 (0 to 0)	0 (0 to 0)	0 (0 to 0)	0 (0 to 0)	0 (0 to 0)	0 (0 to 0)	0 (0 to 0)	0 (0 to 0)	0 (0 to 0)	0 (0 to 0)	0 (0 to 0)	0 (0 to 0)	0 (0 to 0)	0 (0 to 0)	0 (0 to 0)	0 (0 to 0)	0 (0 to 0)
Other sexually transmitted infections	0 (0 to 0)	0 (0 to 0)	0 (0 to 0)	0 (0 to 0)	0 (0 to 0)	0 (0 to 0)	0 (0 to 0)	0 (0 to 0)	0 (0 to 0)	0 (0 to 0)	0 (0 to 0)	0 (0 to 0)	0 (0 to 0)	0 (0 to 0)	0 (0 to 0)	0 (0 to 0)	0 (0 to 0)	0 (0 to 0)	0 (0 to 0)	0 (0 to 0)	0 (0 to 0)	0 (0 to 0)	0 (0 to 0)	0 (0 to 0)
Respiratory infections and tuberculosis	9,020 (8,754 to 9,662)	607 (469 to 1,000)	5,010 (4,860 to 5,370)	18,900 (18,300 to 20,200)	7,220 (6,920 to 7,560)	5,270 (4,990 to 5,600)	6,250 (5,770 to 6,720)	6,510 (5,980 to 7,050)	5,660 (5,060 to 6,300)	5,660 (4,980 to 6,450)	5,660 (4,900 to 6,550)	5,660 (4,900 to 6,550)	5,660 (4,900 to 6,550)	5,660 (4,900 to 6,550)	5,660 (4,900 to 6,550)	5,660 (4,900 to 6,550)	5,660 (4,900 to 6,550)	5,660 (4,900 to 6,550)	5,660 (4,900 to 6,550)	5,660 (4,900 to 6,550)	5,660 (4,900 to 6,550)	2,560 (2,220 to 2,960)	166,000 (144,000 to 192,000)
Tuberculosis	0 (0 to 0)	0 (0 to 0)	0 (0 to 0)	0 (0 to 0)	0 (0 to 0)	0 (0 to 0)	0 (0 to 0)	0 (0 to 0)	0 (0 to 0)	0 (0 to 0)	0 (0 to 0)	0 (0 to 0)	0 (0 to 0)	0 (0 to 0)	0 (0 to 0)	0 (0 to 0)	0 (0 to 0)	0 (0 to 0)	0 (0 to 0)	0 (0 to 0)	0 (0 to 0)	0 (0 to 0)	0 (0 to 0)	0 (0 to 0)
Latent tuberculosis infection	0 (0 to 0)	0 (0 to 0)	0 (0 to 0)	0 (0 to 0)	0 (0 to 0)	0 (0 to 0)	0 (0 to 0)	0 (0 to 0)	0 (0 to 0)	0 (0 to 0)	0 (0 to 0)	0 (0 to 0)	0 (0 to 0)	0 (0 to 0)	0 (0 to 0)	0 (0 to 0)	0 (0 to 0)	0 (0 to 0)	0 (0 to 0)	0 (0 to 0)	0 (0 to 0)	0 (0 to 0)	0 (0 to 0)	0 (0 to 0)
Active tuberculosis	0 (0 to 0)	0 (0 to 0)	0 (0 to 0)	0 (0 to 0)	0 (0 to 0)	0 (0 to 0)	0 (0 to 0)	0 (0 to 0)	0 (0 to 0)	0 (0 to 0)	0 (0 to 0)	0 (0 to 0)	0 (0 to 0)	0 (0 to 0)	0 (0 to 0)	0 (0 to 0)	0 (0 to 0)	0 (0 to 0)	0 (0 to 0)	0 (0 to 0)	0 (0 to 0)	0 (0 to 0)	0 (0 to 0)	0 (0 to 0)
Drug-susceptible tuberculosis	0 (0 to 0)	0 (0 to 0)	0 (0 to 0)	0 (0 to 0)	0 (0 to 0)	0 (0 to 0)	0 (0 to 0)	0 (0 to 0)	0 (0 to 0)	0 (0 to 0)	0 (0 to 0)	0 (0 to 0)	0 (0 to 0)	0 (0 to 0)	0 (0 to 0)	0 (0 to 0)	0 (0 to 0)	0 (0 to 0)	0 (0 to 0)	0 (0 to 0)	0 (0 to 0)	0 (0 to 0)	0 (0 to 0)	0 (0 to 0)
Multidrug-resistant tuberculosis without extensive drug resistance	0 (0 to 0)	0 (0 to 0)	0 (0 to 0)	0 (0 to 0)	0 (0 to 0)	0 (0 to 0)	0 (0 to 0)	0 (0 to 0)	0 (0 to 0)	0 (0 to 0)	0 (0 to 0)	0 (0 to 0)	0 (0 to 0)	0 (0 to 0)	0 (0 to 0)	0 (0 to 0)	0 (0 to 0)	0 (0 to 0)	0 (0 to 0)	0 (0 to 0)	0 (0 to 0)	0 (0 to 0)	0 (0 to 0)	0 (0 to 0)
Extensively drug-resistant tuberculosis	0 (0 to 0)	0 (0 to 0)	0 (0 to 0)	0 (0 to 0)	0 (0 to 0)	0 (0 to 0)	0 (0 to 0)	0 (0 to 0)	0 (0 to 0)	0 (0 to 0)	0 (0 to 0)	0 (0 to 0)	0 (0 to 0)	0 (0 to 0)	0 (0 to 0)	0 (0 to 0)	0 (0 to 0)	0 (0 to 0)	0 (0 to 0)	0 (0 to 0)	0 (0 to 0)	0 (0 to 0)	0 (0 to 0)	0 (0 to 0)
Lower respiratory infections	8,740 (8,480 to 9,400)	497 (379 to 896)	4,870 (4,720 to 5,230)	18,600 (18,000 to 19,900)	6,900 (6,610 to 7,240)	4,960 (4,690 to 5,290)	5,900 (5,430 to 6,370)	6,150 (5,630 to 6,690)	5,310 (4,730 to 5,950)	5,310 (4,630 to 6,100)	5,310 (4,550 to 6,200)	5,310 (4,550 to 6,200)	5,310 (4,550 to 6,200)	5,310 (4,550 to 6,200)	5,310 (4,550 to 6,200)	5,310 (4,550 to 6,200)	5,310 (4,550 to 6,200)	5,310 (4,550 to 6,200)	5,310 (4,550 to 6,200)	5,310 (4,550 to 6,200)	5,310 (4,550 to 6,200)	2,400 (2,060 to 2,800)	156,000 (134,000 to 182,000)
Otitis media	280 (212 to 371)	110 (74 to 165)	350 (264 to 463)	520 (393 to 688)	320 (242 to 424)	204 (154 to 270)	350 (265 to 463)	360 (272 to 476)	279 (211 to 370)	279 (211 to 370)	279 (211 to 370)	279 (211 to 370)	279 (211 to 370)	279 (211 to 370)	279 (211 to 370)	279 (211 to 370)	279 (211 to 370)	279 (211 to 370)	279 (211 to 370)	279 (211 to 370)	279 (211 to 370)	126 (95 to 167)	8,200 (6,200 to 10,900)
Sinitis infections	180 (112 to 280)	207 (127 to 320)	1,220 (1,020 to 1,570)	2,810 (2,350 to 3,610)	4,090 (3,420 to 5,260)	3,050 (2,550 to 3,920)	1,910 (1,600 to 2,460)	780 (652 to 1,000)	878 (734 to 1,130)	1,160 (970 to 1,490)	1,660 (1,390 to 2,130)	1,660 (1,390 to 2,130)	1,660 (1,390 to 2,130)	673 (563 to 865)	624 (522 to 802)	668 (559 to 859)	671 (561 to 863)	1,660 (1,390 to 2,130)	670 (560 to 861)	664 (555 to 854)	280 (234 to 360)	49.2 (41.1 to 63.3)	33,900 (28,300 to 43,600)
Diarrheal diseases	150 (69 to 262)	272 (132 to 523)	2,040 (1,020 to 3,570)	4,690 (2,340 to 8,200)	2,730 (1,360 to 4,770)	3,210 (1,600 to 5,610)	2,050 (1,020 to 3,580)	1,660 (826 to 2,900)	1,660 (826 to 2,900)	1,660 (826 to 2,900)	1,660 (826 to 2,900)	1,660 (826 to 2,900)	1,660 (826 to 2,900)	668 (332 to 1,170)	607 (302 to 1,060)	777 (387 to 1,360)	824 (410 to 1,440)	1,660 (826 to 2,900)	868 (432 to 1,520)	660 (329 to 1,150)	278 (138 to 486)	47.6 (23.7 to 83.2)	26,200 (13,000 to 45,800)
Typhoid and paratyphoid	0 (0 to 0)	0 (0 to 0)	0 (0 to 0)	0 (0 to 0)	0 (0 to 0)	0 (0 to 0)	0 (0 to 0)	0 (0 to 0)	0 (0 to 0)	0 (0 to 0)	0 (0 to 0)	0 (0 to 0)	0 (0 to 0)	0 (0 to 0)	0 (0 to 0)	0 (0 to 0)	0 (0 to 0)	0 (0 to 0)	0 (0 to 0)	0 (0 to 0)	0 (0 to 0)	0 (0 to 0)	0 (0 to 0)	0 (0 to 0)
Intestinal infections	150 (69 to 262)	272 (132 to 523)	2,040 (1,020 to 3,570)	4,690 (2,340 to 8,200)	2,730 (1,360 to 4,770)	3,210 (1,600 to 5,610)	2,050 (1,020 to 3,580)	1,660 (826 to 2,900)	1,660 (826 to 2,900)	1,660 (826 to 2,900)	1,660 (826 to 2,900)	1,660 (826 to 2,900)	1,660 (826 to 2,900)	668 (332 to 1,170)	607 (302 to 1,060)	777 (387 to 1,360)	824 (410 to 1,440)	1,660 (826 to 2,900)	868 (432 to 1,520)	660 (329 to 1,150)	278 (138 to 486)	47.6 (23.7 to 83.2)	26,200 (13,000 to 45,800)
Typhoid fever	0 (0 to 0)	0 (0 to 0)	0 (0 to 0)	0 (0 to 0)	0 (0 to 0)	0 (0 to 0)	0 (0 to 0)	0 (0 to 0)	0 (0 to 0)	0 (0 to 0)	0 (0 to 0)	0 (0 to 0)	0 (0 to 0)	0 (0 to 0)	0 (0 to 0)	0 (0 to 0)	0 (0 to 0)	0 (0 to 0)	0 (0 to 0)	0 (0 to 0)	0 (0 to 0)	0 (0 to 0)	0 (0 to 0)	0 (0 to 0)
Paratyphoid fever	0 (0 to 0)	0 (0 to 0)	0 (0 to 0)	0 (0 to 0)	0 (0 to 0)	0 (0 to 0)	0 (0 to 0)	0 (0 to 0)	0 (0 to 0)	0 (0 to 0)	0 (0 to 0)	0 (0 to 0)	0 (0 to 0)	0 (0 to 0)	0 (0 to 0)	0 (0 to 0)	0 (0 to 0)	0 (0 to 0)	0 (0 to 0)	0 (0 to 0)	0 (0 to 0)	0 (0 to 0)	0 (0 to 0)	0 (0 to 0)
Invasive Non-typhoidal Salmonella (iNTS)	86.2 (28.8 to 6.4)	0 (0 to 0)	0 (0 to 0)	0 (0 to 0)	0 (0 to 0)	0 (0 to 0)	0 (0 to 0)	0 (0 to 0)	0 (0 to 0)	0 (0 to 0)	0 (0 to 0)	0 (0 to 0)	0 (0 to 0)	0 (0 to 0)	0 (0 to 0)	0 (0 to 0)	0 (0 to 0)	0 (0 to 0)	0 (0 to 0)	0 (0 to 0)	0 (0 to 0)	0 (0 to 0)	0 (0 to 0)	0 (0 to 0)
Other intestinal infectious diseases	0 (0 to 0)	0 (0 to 0)	0 (0 to 0)	0 (0 to 0)	0 (0 to 0)	0 (0 to 0)	0 (0 to 0)	0 (0 to 0)	0 (0 to 0)	0 (0 to 0)	0 (0 to 0)	0 (0 to 0)	0 (0 to 0)	0 (0 to 0)	0 (0 to 0)	0 (0 to 0)	0 (0 to 0)	0 (0 to 0)	0 (0 to 0)	0 (0 to 0)	0 (0 to 0)	0 (0 to 0)	0 (0 to 0)	0 (0 to 0)
Neglected tropical diseases and malaria	24.0 (9.6 to 46.2)	13.6 (5.4 to 26.2)	150 (60.4 to 288)	1,010 (406 to 1,940)	2,040 (821 to 3,920)	2,040 (821 to 3,920)	1,010 (406 to 1,940)	926 (373 to 1,780)	926 (373 to 1,780)	926 (373 to 1,780)	926 (373 to 1,780)	926 (373 to 1,780)	926 (373 to 1,780)	926 (373 to 1,780)	926 (373 to 1,780)	926 (373 to 1,780)	926 (373 to 1,780)	926 (373 to 1,780)	926 (373 to 1,780)	926 (373 to 1,780)	926 (373 to 1,780)	463 (186 to 890)	21,300 (8,600 to 40,900)
Malaria	0 (0 to 0)	0 (0 to 0)	0 (0 to 0)	0 (0 to 0)	0 (0 to 0)	0 (0 to 0)	0 (0 to 0)	0 (0 to 0)	0 (0 to 0)	0 (0 to 0)	0 (0 to 0)	0 (0 to 0)	0 (0 to 0)	0 (0 to 0)	0 (0 to 0)	0 (0 to 0)	0 (0 to 0)	0 (0 to 0)	0 (0 to 0)	0 (0 to 0)	0 (0 to 0)	0 (0 to 0)	0 (0 to 0)	0 (0 to 0)
Chagas disease	0 (0 to 0)	0 (0 to 0)	0 (0 to 0)	0 (0 to 0)	0 (0 to 0)	0 (0 to 0)	0 (0 to 0)	0 (0 to 0)	0 (0 to 0)	0 (0 to 0)	0 (0 to 0)	0 (0 to 0)	0 (0 to 0)	0 (0 to 0)	0 (0 to 0)	0 (0 to 0)	0 (0 to 0)	0 (0 to 0)	0 (0 to 0)	0 (0 to 0)	0 (0 to 0)	0 (0 to 0)	0 (0 to 0)	0 (0 to 0)
Leishmaniasis	24.0 (9.6 to 46.2)	13.6 (5.4 to 26.2)	150 (60.4 to 288)	1,010 (406 to 1,940)	2,040 (821 to 3,920)	2,040 (821 to 3,920)	1,010 (406 to 1,940)	926 (373 to 1,780)	926 (373 to 1,780)	926 (373 to 1,780)	926 (373 to 1,780)	926 (373 to 1,780)	926 (373 to 1,780)	926 (373 to 1,780)	926 (373 to 1,780)	926 (373 to 1,780)	926 (373 to 1,780)	926 (373 to 1,780)	926 (373 to 1,780)	926 (373 to 1,780)	926 (373 to 1,780)	463 (186 to 890)	21,300 (8,600 to 40,900)
Schistosomiasis	0 (0 to 0)	0 (0 to 0)	0 (0 to 0)	0 (0 to 0)	0 (0 to 0)	0 (0 to 0)	0 (0 to 0)	0 (0 to 0)	0 (0 to 0)	0 (0 to 0)	0 (0 to 0)	0 (0 to 0)	0 (0 to 0)	0 (0 to 0)	0 (0 to 0)	0 (0 to 0)	0 (0 to 0)	0 (0 to 0)	0 (0 to 0)	0 (0 to 0)	0 (0 to 0)	0 (0 to 0)	0 (0 to 0)	0 (0 to 0)
Cysticercosis	0 (0 to 0)	0 (0 to 0)	0 (0 to 0)	0 (0 to 0)	0 (0 to 0)	0 (0 to 0)	0 (0 to 0)	0 (0 to 0)	0 (0 to 0)	0 (0 to 0)	0 (0 to 0)	0 (0 to 0)	0 (0 to 0)	0 (0 to 0)	0 (0 to 0)	0 (0 to 0)	0 (0 to 0)	0 (0 to 0)	0 (0 to 0)	0 (0 to 0)	0 (0 to 0)	0 (0 to 0)	0 (0 to 0)	0 (0 to 0)
Cystic echinococcosis	0 (0 to 0)	0 (0 to 0)	22.9 (4.1 to 69.4)	39.7 (14.4 to 97.1)	72.6 (26.5 to 178.2)	108 (39.4 to 264.2)	91.6 (33.4 to 224.1)	69.1 (25.2 to 169.1)	51.5 (18.8 to 126.1)	79.8 (29.1 to 195.1)	79.7 (29.1 to 194.9)	79.8 (29.1 to 195.1)	82.6 (30.1 to 202.1)	77.9 (28.4 to 190.5)	69.4 (25.3 to 169.8)	51.3 (18.7 to 125.5)	28.0 (10.2 to 68.7)	11.7 (4.3 to 28.7)	1.2 (0.4 to 2.9)	0.2 (0.1 to 0.6)	0 (0 to 0)	1,010 (369 to 2,470)
Lymphatic filariasis	0 (0 to 0)	0 (0 to 0)	0 (0 to 0)	0 (0 to 0)	0 (0 to 0)	0 (0 to 0)	0 (0 to 0)	0 (0 to 0)	0 (0 to 0)	0 (0 to 0)	0 (0 to 0)	0 (0 to 0)	0 (0 to 0)	0 (0 to 0)	0 (0 to 0)	0 (0 to 0)	0 (0 to 0)	0 (0 to 0)	0 (0 to 0)	0 (0 to 0)	0 (0 to 0)	0 (0 to 0)	0 (0 to 0)	0 (0 to 0)
Onchocerciasis	0 (0 to 0)	0 (0 to 0)	0 (0 to 0)	0 (0 to 0)	0 (0 to 0)	0 (0 to 0)	0 (0 to 0)	0 (0 to 0)	0 (0 to 0)	0 (0 to 0)	0 (0 to 0)	0 (0 to 0)	0 (0 to 0)	0 (0 to 0)	0 (0 to 0)	0 (0 to 0)	0 (0 to 0)	0 (0 to 0)	0 (0 to 0)	0 (0 to 0)	0 (0 to 0)	0 (0 to 0)	0 (0 to 0)	0 (0 to 0)
Trachoma	0 (0 to 0)	0 (0 to 0)	0 (0 to 0)	0 (0 to 0)	0 (0 to 0)	0 (0 to 0)	0 (0 to 0)	0 (0 to 0)	0 (0 to 0)	0 (0 to 0)	0 (0 to 0)	0 (0 to 0)	0 (0 to 0)	0 (0 to 0)	0 (0 to 0)	0 (0 to 0)	0 (0 to 0)	0 (0 to 0)	0 (0 to 0)	0 (0 to 0)	0 (0 to 0)	0 (0 to 0)	0 (0 to 0)	0 (0 to 0)
Dengue	0 (0 to 0)	3.6 (0.4 to 12.3)	12.6 (1.4 to 43.4)	29.1 (3.3 to 100)	49.1 (5.7 to 169)	47.3 (5.5 to 163)	28.8 (3.3 to 99.2)	12.6 (1.4 to 43.5)	12.6 (1.4 to 43.5)	19.7 (2.3 to 67.9)	17.0 (2.0 to 58.7)	19.0 (2.2 to 65.5)	16.6 (1.9 to 57.1)	16 (1.8 to 55.2)	12.5 (1.4 to 43.1)	9.6 (1.1 to 33.2)	6.6 (0.8 to 22.9)	2.9 (0.3 to 10.1)	1.4 (0.2 to 4.9)	0.3 (0 to 1.2)	0 (0 to 0)	305 (35 to 1,050)
Yellow fever	0 (0 to 0)	0 (0 to 0)	0 (0 to 0)	0 (0 to 0)	0 (0 to 0)	0 (0 to 0)	0 (0 to 0)	0 (0 to 0)	0 (0 to 0)	0 (0 to 0)	0 (0 to 0)	0 (0 to 0)	0 (0 to 0)	0 (0 to 0)	0 (0 to 0)	0 (0 to 0)	0 (0 to 0)	0 (0 to 0)	0 (0 to 0)	0 (0 to 0)	0 (0 to 0)	0 (0 to 0)	0 (0 to 0)	0 (0 to 0)
Rabies	0 (0 to 0)	0 (0 to 0)	10.6 (4.1 to 24.1)	10.6 (4.1 to 24.1)	0 (0 to 0)	0 (0 to 0)	0 (0 to 0)	0 (0 to 0)	0 (0 to 0)	0 (0 to 0)	0 (0 to 0)	0 (0 to 0)	0 (0 to 0)	0 (0 to 0)	0 (0 to 0)	0 (0 to 0)	0 (0 to 0)	0 (0 to 0)	0 (0 to 0)	0 (0 to 0)	0 (0 to 0)	0 (0 to 0)	0 (0 to 0)	0 (0 to 0)
Intestinal nematode infections	0 (0 to 0)	0 (0 to 0)	0 (0 to 0)	0 (0 to 0)	0 (0 to 0)	0 (0 to 0)	0 (0 to 0)	0 (0 to 0)	0 (0 to 0)	0 (0 to 0)	0 (0 to 0)	0 (0 to 0)	0 (0 to 0)	0 (0 to 0)	0 (0 to 0)	0 (0 to 0)	0 (0 to 0)	0 (0 to 0)	0 (0 to 0)	0 (0 to 0)	0 (0 to 0)	0 (0 to 0)	0 (0 to 0)	0 (0 to 0)
Ascariasis	0 (0 to 0)	0 (0 to 0)	0 (0 to 0)	0 (0 to 0)	0 (0 to 0)	0 (0 to 0)	0 (0 to 0)	0 (0 to 0)	0 (0 to 0)	0 (0 to 0)	0 (0 to 0)	0 (0 to 0)	0 (0 to 0)	0 (0 to 0)	0 (0 to 0)	0 (0 to 0)	0 (0 to 0)	0 (0 to 0)	0 (0 to 0)	0 (0 to 0)	0 (0 to 0)	0 (0 to 0)	0 (0 to 0)	0 (0 to 0)
Trichuriasis	0 (0 to 0)	0 (0 to 0)	0 (0 to 0)	0 (0 to 0)	0 (0 to 0)	0 (0 to 0)	0 (0 to 0)	0 (0 to 0)	0 (0 to 0)	0 (0 to 0)	0 (0 to 0)	0 (0 to 0)	0 (0 to 0)	0 (0 to 0)	0 (0 to 0)	0 (0 to 0)	0 (0 to 0)	0 (0 to 0)	0 (0 to 0)	0 (0 to 0)	0 (0 to 0)	0 (0 to 0)	0 (0 to 0)	0 (0 to 0)
Hookworm disease	0 (0 to 0)	0 (0 to 0)	0.4 (0 to 2.2)	1.2 (0.1 to 6.4)	12.5 (1.2 to 67.8)	70.4 (6.9 to 378)	21.4 (2.1 to 115)	2.2 (0.2 to 11.9)	7.8 (0.8 to 42.1)	7.9 (0.8 to 42.5)	7.9 (0.8 to 42.5)	22.8 (2.2 to 122)	6.6 (0.6 to 35.6)	7.3 (0.7 to 39.4)	2.4 (0.2 to 13.1)	2.4 (0.2 to 13.1)	1.6 (0.2 to 8.6)	1.2 (0.1 to 6.4)	0.8 (0.1 to 4.2)	0.2 (0 to 1.1)	0 (0 to 0)	160 (15 to 860)
Food-borne trematodiases	0 (0 to 0)	0 (0 to 0)	0 (0 to 0)	0 (0 to 0)	0 (0 to 0)	0 (0 to 0)	0 (0 to 0)	0 (0 to 0)	0 (0 to 0)	0 (0 to 0)	0 (0 to 0)	0 (0 to 0)	0 (0 to 0)	0 (0 to 0)	0 (0 to 0)	0 (0 to 0)	0 (0 to 0)	0 (0 to 0)	0 (0 to 0)	0 (0 to 0)	0 (0 to 0)	0 (0 to 0)	0 (0 to 0)	0 (0 to 0)
Leprosy	0 (0 to 0)	0 (0 to 0)	0 (0 to 0)	0 (0 to 0)	0 (0 to 0)	0 (0 to 0)	0.1 (0 to 0.3)	0.1 (0 to 0.3)	0.1 (0 to 0.3)	0.1 (0 to 0.3)	0.1 (0 to 0.3)	0.1 (0 to 0.3)	0.1 (0 to 0.3)	0.1 (0 to 0.3)	0.1 (0 to 0.3)	0.1 (0 to 0.3)	0.1 (0 to 0.3)	0.1 (0 to 0.3)	0.1 (0 to 0.3)	0.1 (0 to 0.3)	0.1 (0 to 0.3)



Other transport injuries	0·8 (0·3 to 1·8)	1 (0·5 to 1·7)	11·6 (6·9 to 19·8)	117 (65 to 201)	158 (102 to 253)	251 (162 to 393)	435 (268 to 699)	344 (211 to 542)	158 (102 to 243)	157 (107 to 236)	253 (166 to 392)	260 (174 to 385)	273 (187 to 417)	244 (168 to 350)	204 (141 to 297)	154 (105 to 218)	111 (79 to 156)	67·1 (47·5 to 93·7)	43·2 (31·2 to 57·3)	24·3 (17·5 to 32·5)	11·1 (8·2 to 14·8)	2·3 (1·6 to 3·1)	0·4 (0·3 to 0·6)	3,280
Unintentional injuries	120 (81·4 to 190)	106 (66·6 to 183)	819 (465 to 1,430)	7,130 (5,060 to 9,630)	5,640 (4,710 to 6,770)	8,580 (6,910 to 10,400)	11,200 (8,790 to 14,300)	8,850 (6,890 to 11,100)	4,270 (3,350 to 5,430)	4,890 (3,780 to 6,370)	7,580 (5,810 to 9,840)	7,980 (6,030 to 10,300)	8,050 (6,090 to 10,400)	7,930 (6,060 to 10,100)	6,920 (5,280 to 8,830)	5,770 (4,470 to 7,320)	4,480 (3,470 to 5,640)	3,220 (2,510 to 4,050)	2,400 (1,870 to 2,980)	1,660 (1,300 to 2,020)	993 (780 to 1,180)	191 (150 to 232)	28·9 (21·5 to 36·9)	109,000
Falls	10·1 (4·1 to 21·7)	7·2 (3·2 to 14·1)	101 (42·6 to 200)	1,300 (770 to 2,010)	1,230 (927 to 1,600)	2,120 (1,530 to 2,850)	3,400 (2,460 to 4,620)	3,300 (2,440 to 4,420)	1,750 (1,280 to 2,380)	2,190 (1,610 to 2,990)	3,560 (2,620 to 4,870)	3,790 (2,780 to 5,180)	3,830 (2,800 to 5,180)	3,810 (2,810 to 5,110)	3,310 (2,470 to 4,460)	2,690 (2,010 to 3,530)	2,120 (1,590 to 2,770)	1,570 (1,200 to 2,040)	1,230 (943 to 1,580)	935 (715 to 1,170)	535 (406 to 668)	105 (77·3 to 134)	16·1 (11 to 22·4)	42,900
Drowning	3·1 (1·4 to 7·4)	2·2 (1·1 to 4·6)	37·8 (15·3 to 79·2)	1,300 (696 to 2,150)	1,030 (671 to 1,500)	1,630 (1,040 to 2,440)	1,890 (1,130 to 3,010)	831 (519 to 1,240)	253 (164 to 368)	193 (127 to 278)	237 (155 to 347)	221 (149 to 328)	198 (128 to 298)	188 (121 to 289)	160 (106 to 228)	140 (94·7 to 198)	119 (78·1 to 171)	82·3 (56·4 to 116)	48·3 (32·1 to 67·5)	29·4 (20·6 to 39·9)	22·5 (16·3 to 30·2)	2·8 (2·1 to 3·6)	0·2 (0·2 to 0·4)	8,620
Fire, heat, and hot substances	9·2 (5·5 to 16·2)	9·1 (4·6 to 16·6)	110 (47·6 to 225)	1,160 (647 to 2,110)	597 (414 to 850)	681 (484 to 942)	1,090 (749 to 1,520)	884 (596 to 1,300)	416 (288 to 604)	433 (306 to 619)	572 (412 to 785)	566 (408 to 773)	526 (370 to 738)	470 (331 to 667)	404 (283 to 555)	355 (249 to 491)	232 (157 to 330)	174 (119 to 249)	123 (84·5 to 171)	93·5 (67·8 to 130)	63·3 (47·5 to 86·2)	11·8 (8·4 to 17·3)	1·8 (1·1 to 3·2)	8,980
Poisonings	19·6 (8 to 40·8)	14·7 (4·5 to 37·4)	85·2 (30·7 to 186)	759 (379 to 1,390)	352 (222 to 504)	572 (353 to 820)	394 (259 to 575)	242 (157 to 464)	104 (64·2 to 229)	83·2 (53·9 to 178)	123 (75·5 to 280)	109 (67·6 to 237)	111 (69·3 to 240)	108 (69·6 to 176)	115 (74·3 to 174)	120 (79·2 to 182)	117 (71·3 to 177)	106 (60·8 to 155)	103 (54·2 to 149)	63 (31·6 to 91)	47·1 (22·1 to 66·2)	7·3 (2·6 to 10·4)	0·9 (0·3 to 1·4)	3,760
Poisoning by carbon monoxide	14·3 (5·7 to 31·8)	10·9 (3·2 to 30)	67·4 (24·2 to 152)	602 (290 to 1,120)	298 (185 to 435)	421 (250 to 640)	323 (204 to 494)	194 (118 to 399)	82·4 (46 to 196)	60 (35·1 to 150)	89·7 (48·6 to 243)	78·2 (44·1 to 201)	80·2 (44·5 to 202)	80·5 (47·9 to 144)	91·8 (55 to 147)	98·9 (61·5 to 154)	102 (59·7 to 158)	93·2 (48 to 139)	92·9 (43·5 to 139)	54·7 (24·2 to 81·1)	43·4 (17·3 to 62·7)	6·8 (2 to 9·9)	0·8 (0·2 to 1·3)	2,990
Poisoning by other means	5·3 (0·8 to 13·9)	3·8 (0·7 to 11·9)	17·8 (3·6 to 51·2)	157 (53·1 to 344)	54·4 (26·9 to 97·7)	151 (78 to 270)	70·9 (43·7 to 115)	47·9 (29·3 to 74·9)	21·8 (13·4 to 34)	23·1 (13·6 to 36·6)	33·3 (20·6 to 49·8)	30·7 (19·9 to 45·1)	30·7 (19·4 to 45·2)	27·1 (17·8 to 39·2)	23·6 (15·7 to 34·9)	20·8 (13·4 to 31·3)	15 (9·5 to 22·8)	12·8 (7·6 to 21·9)	10 (5·3 to 21·5)	8·4 (3·8 to 21·6)	3·7 (1·6 to 10·1)	0·5 (0·2 to 1·4)	0·1 (0 to 0·2)	769
Exposure to mechanical forces	22 (17·8 to 31·8)	15·1 (4·8 to 77·6)	57·9 (22·7 to 157)	381 (223 to 613)	560 (412 to 750)	885 (627 to 1,200)	1,460 (1,010 to 2,100)	1,270 (903 to 1,770)	575 (423 to 778)	662 (488 to 892)	1,040 (759 to 1,450)	1,110 (805 to 1,550)	1,160 (830 to 1,600)	1,140 (839 to 1,570)	988 (724 to 1,340)	740 (536 to 997)	550 (406 to 744)	358 (265 to 481)	235 (175 to 316)	133 (101 to 176)	66·3 (51·7 to 84·5)	13·1 (10·2 to 16·7)	2·1 (1·6 to 2·8)	13,400
Unintentional firearm injuries	0·6 (0·1 to 2·8)	1·9 (0·1 to 13)	8·1 (1·8 to 32·5)	48 (23·4 to 98·7)	56·2 (31·9 to 87·9)	94·1 (57·8 to 157)	287 (140 to 577)	248 (116 to 500)	70·3 (39·2 to 131)	79·8 (47·8 to 137)	132 (73·8 to 228)	141 (83·5 to 241)	130 (84·4 to 207)	120 (79·2 to 184)	97·3 (66·7 to 139)	55·5 (39·1 to 75·4)	39·3 (28·2 to 52·5)	23·7 (16·9 to 32·2)	16·2 (11·5 to 22·1)	8·7 (6·2 to 11·8)	4·1 (2·9 to 5·8)	0·9 (0·6 to 1·3)	0·2 (0·1 to 0·3)	1,660
Other exposure to mechanical forces	21·4 (17·6 to 29·9)	13·2 (4·6 to 65·6)	49·7 (20·4 to 131)	333 (194 to 538)	504 (365 to 677)	790 (546 to 1,100)	1,180 (784 to 1,720)	1,020 (705 to 1,410)	504 (368 to 686)	582 (426 to 794)	910 (653 to 1,300)	966 (671 to 1,340)	1,030 (728 to 1,450)	1,020 (736 to 1,430)	890 (645 to 1,220)	685 (497 to 931)	511 (375 to 694)	334 (244 to 451)	219 (162 to 296)	125 (93·9 to 164)	62·2 (48·4 to 79·8)	12·2 (9·6 to 15·7)	1·9 (1·4 to 2·6)	11,800
Adverse effects of medical treatment	13·8 (5·5 to 32·3)	14·1 (6·3 to 31·8)	84·9 (38·4 to 182)	271 (159 to 435)	207 (143 to 286)	271 (184 to 380)	325 (224 to 461)	236 (156 to 344)	127 (84·3 to 192)	135 (87·6 to 196)	205 (139 to 297)	261 (177 to 374)	309 (199 to 469)	338 (219 to 505)	360 (220 to 545)	399 (252 to 604)	343 (215 to 525)	241 (148 to 357)	176 (105 to 263)	119 (70·7 to 177)	82·4 (43·7 to 125)	15·1 (8·2 to 22·8)	2·5 (1·3 to 4·1)	4,530
Animal contact	1·7 (0·9 to 3·1)	0·9 (0·6 to 2)	11·1 (6·5 to 21·1)	126 (78·7 to 205)	155 (106 to 220)	214 (147 to 304)	172 (117 to 238)	129 (88·2 to 184)	62·3 (43 to 89·1)	73·3 (49·3 to 103)	114 (76·2 to 162)	119 (82·3 to 170)	119 (80·1 to 166)	124 (87·7 to 170)	105 (73·2 to 145)	85·3 (60·1 to 118)	65·7 (46·4 to 90·8)	44·5 (32 to 60·6)	29·3 (21·3 to 40·3)	16·2 (11·8 to 21·6)	7·6 (5·6 to 10)	1·5 (1·1 to 2·1)	0·2 (0·2 to 0·4)	1,780
Venomous animal contact	1·5 (0·7 to 2·9)	0·5 (0·3 to 1·1)	7 (3·8 to 14·6)	94·5 (56·2 to 158)	113 (76·8 to 165)	137 (94 to 196)	99·5 (66·5 to 142)	74·8 (48·9 to 110)	35·6 (23·4 to 52·8)	40·7 (26·8 to 59·1)	60·8 (39·2 to 89)	60·8 (41·5 to 85·8)	58·2 (38·4 to 83·3)	58·3 (40·9 to 79·5)	47·3 (32·2 to 67·9)	38·2 (26·3 to 52·4)	28·8 (19·6 to 39·8)	23·9 (16·9 to 32·9)	14·2 (10 to 19·6)	7·6 (5·3 to 10·4)	3·2 (2·1 to 4·3)	0·5 (0·3 to 0·8)	0 (0 to 0·1)	1,010
Non-venomous animal contact	0·2 (0·1 to 0·6)	0·4 (0·2 to 0·9)	4·1 (2·3 to 7·4)	31·9 (19·9 to 52·7)	41·7 (26·2 to 64·4)	76·3 (49 to 117)	72·8 (46·3 to 107)	54·2 (34 to 81·6)	26·7 (16·8 to 40·8)	32·6 (20·9 to 50·7)	53·2 (33·9 to 83·9)	58·1 (37·6 to 89·8)	60·3 (38·1 to 90·6)	65·6 (43·9 to 95·5)	57·5 (38·2 to 84·1)	47 (31 to 68·7)	36·9 (24·3 to 54·2)	20·6 (13·2 to 31)	15·1 (9·9 to 22)	8·7 (5·8 to 12·5)	4·4 (3 to 6·2)	1 (0·7 to 1·4)	0·2 (0·1 to 0·3)	770
Foreign body	27·3 (14 to 63·1)	34·3 (19·8 to 65·2)	258 (112 to 575)	1,080 (615 to 1,750)	602 (443 to 835)	828 (581 to 1,180)	538 (389 to 728)	410 (295 to 555)	210 (151 to 285)	235 (168 to 317)	365 (269 to 498)	411 (307 to 543)	430 (319 to 581)	470 (339 to 636)	412 (308 to 553)	424 (312 to 578)	334 (239 to 448)	264 (187 to 354)	199 (146 to 268)	128 (91·9 to 169)	97·7 (72·9 to 127)	19·7 (14·4 to 25·5)	2·8 (1·9 to 3·8)	7,780
Pulmonary aspiration and foreign body in airway	27·1 (13·7 to 62·5)	33·6 (19·2 to 64·5)	247 (104 to 563)	998 (567 to 1,630)	504 (363 to 720)	671 (445 to 1,040)	341 (237 to 497)	244 (169 to 359)	128 (90·3 to 185)	133 (89·9 to 199)	200 (142 to 286)	236 (166 to 332)	251 (168 to 370)	301 (197 to 448)	272 (187 to 396)	315 (214 to 456)	251 (167 to 364)	212 (138 to 300)	163 (110 to 227)	106 (71·4 to 147)	86 (62·1 to 115)	17·3 (12·2 to 23)	2·4 (1·5 to 3·3)	5,740
Foreign body in eyes	0·1 (0 to 0·2)	0·2 (0·1 to 0·5)	3·8 (1·1 to 8·5)	20·3 (6·1 to 45·9)	34·8 (10 to 81·6)	59·4 (18·2 to 140)	83·1 (26·5 to 195)	75 (23·2 to 163)	37·2 (13·5 to 79·3)	44·1 (15·7 to 92·9)	70 (26·6 to 148)	73 (31·1 to 147)	70·2 (33·2 to 134)	59·7 (30·3 to 108)	45·3 (26·1 to 75)	33·6 (20·1 to 53)	25·5 (15·6 to 39·2)	16·3 (10·5 to 24·2)	11·1 (7·2 to 16·4)	6·2 (4·1 to 9·1)	2·8 (1·8 to 4)	0·5 (0·4 to 0·7)	0·1 (0·1 to 0·1)	773
Foreign body in other body part	0·2 (0·1 to 0·5)	0·5 (0·3 to 0·8)	7·1 (3·8 to 12)	64·8 (39 to 107)	63·4 (43·4 to 89·6)	97·4 (68·1 to 136)	114 (82·7 to 160)	92 (66·1 to 127)	44·7 (31·4 to 60·3)	57·6 (41·2 to 77·3)	94·5 (68 to 127)	102 (74·8 to 138)	109 (79·3 to 147)	109 (80·1 to 148)	94·8 (69·3 to 127)	75·2 (54·7 to 101)	57·2 (41·8 to 76·4)	36·5 (26 to 49)	25·1 (18·1 to 33·6)	15·3 (11·1 to 20·8)	8·9 (6·3 to 12·5)	1·8 (1·3 to 2·6)	0·3 (0·2 to 0·5)	1,270
Environmental heat and cold exposure	1·9 (0·6 to 4·6)	1·4 (0·6 to 2·7)	11·7 (5·5 to 24)	57 (32·9 to 97·6)	71·1 (46·3 to 114)	115 (78·1 to 160)	172 (120 to 243)	149 (102 to 212)	74·9 (53·3 to 105)	93·4 (67·1 to 130)	150 (107 to 205)	161 (117 to 218)	185 (133 to 254)	206 (145 to 297)	164 (117 to 231)	129 (90·7 to 182)	94·6 (68 to 130)	69·3 (50·1 to 97·2)	44·7 (33 to 60·6)	27·8 (20·2 to 41·3)	15·4 (10·7 to 23·6)	3·1 (2·2 to 5·2)	0·5 (0·3 to 0·8)	2,000
Exposure to forces of nature	0 (0 to 0)	0 (0 to 0)	0 (0 to 0)	0 (0 to 0)	0·1 (0·1 to 0·2)	0·1 (0·1 to 0·2)	1·6 (1 to 2·5)	3·5 (2·1 to 5·6)	3·9 (2·5 to 6)	6·5 (3·9 to 10·3)	8 (4·8 to 12·7)	8·5 (5·1 to 13·3)	8·9 (5·3 to 14)	7·2 (4·3 to 11·2)	6·2 (3·7 to 9·6)	4·5 (2·8 to 6·8)	2·7 (1·7 to 4·2)	1·5 (1 to 2·2)	0·9 (0·6 to 1·4)	0·5 (0·3 to 0·7)	0·2 (0·1 to 0·3)	0 (0 to 0·1)	0 (0 to 0)	64·9
Other unintentional injuries	10·9 (4·4 to 21·3)	6·8 (3·7 to 11·8)	62·1 (36·9 to 97·6)	690 (389 to 1,140)	830 (569 to 1,120)	1,260 (883 to 1,710)	1,790 (1,240 to 2,480)	1,400 (961 to 1,940)	691 (479 to 972)	784 (549 to 1,080)	1,200 (831 to 1,670)	1,220 (851 to 1,710)	1,180 (812 to 1,640)	1,070 (734 to 1,510)	900 (610 to 1,250)	677 (467 to 957)	509 (354 to 718)	313 (218 to 441)	209 (145 to 294)	116 (82·4 to 162)	55 (39·6 to 75·7)	11·2 (8·1 to 15)	1·8 (1·3 to 2·4)	15,000
Self-harm and interpersonal violence	11,100 (10,100 to 12,200)	2,430 (2,200 to 2,680)	4,320 (3,940 to 4,760)	11,400 (9,930 to 13,800)	19,900 (13,800 to 32,600)	24,800 (17,800 to 37,600)	37,200 (28,500 to 51,000)	33,800 (26,300 to 46,700)	18,700 (14,600 to 26,400)	18,300 (14,300 to 25,100)	25,100 (19,600 to 33,700)	24,200 (19,200 to 32,300)	24,300 (20,000 to 31,100)	26,900 (22,800 to 33,300)	27,400 (23,500 to 33,400)	26,500 (23,000 to 31,300)	24,300 (21,200 to 28,400)	18,600 (16,400 to 21,500)	15,200 (13,400 to 17,500)	11,300 (9,940 to 13,000)	7,530 (6,690 to 8,540)	1,840 (1,650 to 2,050)	184 (163 to 209)	415,000
Self-harm	0 (0 to 0)	0 (0 to 0)	0 (0 to 0)	0 (0 to 0)	0 (0 to 0)	263 (156 to 423)	2,420 (1,580 to 3,630)	2,600 (1,690 to 3,780)	1,240 (851 to 1,760)	1,170 (796 to 1,650)	1,710 (1,160 to 2,430)	1,640 (1,090 to 2,450)	1,410 (926 to 2,090)	1,160 (762 to 1,710)	833 (546 to 1,260)	569 (378 to 817)	354 (238 to 508)	198 (134 to 272)	101 (70·3 to 141)	55·2 (40·5 to 75·5)	28·1 (21·1 to 37·7)	4·4 (3·1 to 6·4)	0·8 (0·5 to 1·3)	15,700
Self-harm by firearm	0 (0 to 0)	0 (0 to 0)	0 (0 to 0)	0 (0 to 0)	0 (0 to 0)	31·1 (10·9 to 67·3)	191 (68 to 406)	147 (60 to 279)	43·2 (23·1 to 75·5)	44·7 (22·9 to 77·3)	67·2 (36·8 to 122)	83·9 (36·4 to 155)	62·9 (32·9 to 115)	45 (24·8 to 90·8)	41·3 (22·7 to 79·8)	25·5 (14·2 to 52·5)	23·7 (12·7 to 45·3)	13·9 (8·1 to 24·2)	9·3 (5·6 to 15·9)	6 (3·6 to 9·5)	3·5 (2 to 5·6)	0·4 (0·2 to 0·8)	0·1 (0 to 0·2)	840
Self-harm by other specified means	0 (0 to 0)	0 (0 to 0)	0 (0 to 0)	0 (0 to 0)	0 (0 to 0)	231 (134 to 387)	2,230 (1,460 to 3,360)	2,450 (1,600 to 3,580)	1,200 (813 to 1,690)	1,120 (760 to 1,570)	1,640 (1,110 to 2,350)	1,550 (1,040 to 2,310)	1,340 (880 to 1,970)	1,110 (732 to 1,630)	792 (520 to 1,190)	544 (358 to 782)	331 (217 to 471)	184 (123 to 252)	91·5 (63·6 to 127)	49·3 (35·4 to 67)	24·6 (18·1 to 33)	4 (2·8 to 5·7)	0·7 (0·4 to 1·1)	14,900
Interpersonal violence	35 (17·7 to 67·1)	10·3 (5·4 to 18·9)	79·2 (35·3 to 160)	434 (221 to 749)	594 (407 to 869)	1,270 (855 to 1,830)	3,950 (2,400 to 6,170)	3,540 (2,340 to 5,280)	1,470 (1,010 to 2,130)	1,400 (990 to 1,950)	1,890 (1,320 to 2,650)	1,660 (1,150 to 2,330)	1,490 (1,050 to 2,080)	1,220 (856 to 1,720)	911 (641 to 1,310)	654 (470 to 940)	488 (345 to 686)	291 (208 to 399)	209 (147 to 293)	84·3 (62·8 to 110)	44·3 (32·3 to 58·1)	9·6 (6·5 to 13·2)	2·4 (1·4 to 4·1)	21,700
Physical violence by firearm	1·7 (1·3 to 2·4)	0·6 (0·4 to 1)	5·8 (2·8 to 12)	42·5 (18·4 to 91·6)	127 (61·2 to 243)	454 (228 to 782)	1,970 (996 to 3,470)	1,640 (859 to 2,850)	585 (325 to 990)	553 (321 to 928)	712 (388 to 1,210)	551 (283 to 965)	473 (244 to 811)	295 (145 to 575)	277 (140 to 500)	186 (98·6 to 357)	77·7 (40·6 to 139)	55 (29·4 to 102)	36·6 (20·3 to 62·1)	13·5 (7·9 to 21·6)	8·4 (4·9 to 12·9)	1·4 (0·7 to 2·5)	0·2 (0·1 to 0·5)	8,070
Physical violence by sharp object	3 (1·6 to 6·4)	0·5 (0·3 to 0·9)	4·7 (2·2 to 9·9)	26·2 (12·6 to 57·7)	39·1 (22·2 to 86·1)	59·5 (33·9 to 145)	577 (246 to 1,230)	593 (282 to 1,090)	297 (154 to 518)	240 (136 to 402)	330 (187 to 546)	311 (174 to 546)	318 (178 to 535)	338 (183 to 570)	212 (103 to 374)	161 (75·7 to 280)	139 (77·4 to 224)	67·5 (33·9 to 110)	47·6 (27·1 to 78·9)	24·4 (16·1 to 36·4)	11·4 (7·4 to 17·6)	3·2 (2 to 5·3)	1·4 (0·6 to 2·6)	3,810
Sexual violence	0 (0 to 0)	0 (0 to 0)	0 (0 to 0)	8·5 (4·9 to 13·6)	73·6 (44·6 to 114)	219 (125 to 339)	543 (306 to 865)	638 (367 to 970)	324 (181 to 528)	340 (190 to 559)	428 (242 to 683)	367 (217 to 603)	296 (173 to 491)	192 (110 to 314)	105 (60·6 to 169)	62·4 (38·5 to 92·9)	44·8 (28 to 67·3)	27 (17·1 to 40)	16·9 (11 to 24·7)	8·6 (5·5 to 12·6)	2·8 (1·6 to 4·4)	0·2 (0·1 to 0·3)	0 (0 to 0)	3,700
Physical violence by other means	30·3 (14·6 to 59·7)	9·2 (4·7 to 17·4)	68·8 (29·2 to 139)	357 (172 to 624)	355 (229 to 549)	536 (312 to 868)	863 (428 to 1,550)	668 (386 to 1,150)	268 (162 to 428)	262 (172 to 387)	417 (275 to 608)	429 (287 to 630)	402 (279 to 580)	393 (278 to 562)	318 (228 to 433)	245 (178 to 339)	226 (156 to 330)	142 (101 to 199)	108 (74·5 to 152)	37·8 (27·6 to 50·4)	21·8 (15·6 to 29·5)	4·8 (3·2 to 6·6)	0·8 (0·5 to 1·3)	6,160
Conflict and terrorism	11,000 (10,000 to 12,100)	2,420 (2,190 to 2,670)	4,230 (3,840 to 4,680)	10,700 (9,230 to 13,000)	19,100 (13,000 to 31,900)	22,900 (15,900 to 35,300)	29,400 (21,400 to 43,000)	26,300 (19,200 to 39,200)	15,300 (11,200 to 22,700)	15,100 (11,100 to 22,100)	20,700 (15,500 to 29,200)	20,300 (15,500 to 28,500)	20,900 (16,700 to 27,600)	23,800 (19,900 to 30,100)	25,000 (21,200 to 30,900)	24,700 (21,200 to 29,400)	22,900 (19,900 to 27,000)	17,700 (15,500 to 20,500)	14,600 (12,800 to 16,800)	10,900 (9,540 to 12,500)	7,240 (6,430 to 8,220)	1,760 (1,580 to 1,970)	174 (154 to 198)	367,000

Cell Table 2c. Tunisia DALYs by cause and age group for both sexes with 95% uncertainty intervals, 2019

Cause	Early Neonatal	Late Neonatal	Post Neonatal	1 to 5	5 to 9	10 to 14	15 to 19	20 to 24	25 to 29	30 to 34	35 to 39	40 to 44	45 to 49	50 to 54	55 to 59	60 to 64	65 to 69	70 to 74	75 to 79	80 to 84	85 to 89	90 to 94	95 plus	Total
All causes	68,200 (49,500 to 72,300)	22,700 (13,700 to 30,000)	42,900 (32,500 to 52,300)	69,300 (49,600 to 83,500)	47,900 (33,200 to 57,900)	69,600 (48,100 to 77,100)	78,200 (57,500 to 87,000)	96,100 (74,300 to 104,500)	124,000 (99,500 to 135,000)	154,000 (126,200 to 163,000)	170,000 (137,500 to 214,000)	170,000 (142,000 to 214,000)	170,000 (137,000 to 213,000)	174,000 (138,000 to 220,000)	196,000 (156,000 to 252,000)	224,000 (181,000 to 289,000)	249,000 (201,000 to 324,000)	272,000 (216,000 to 354,000)	291,000 (226,000 to 381,000)	291,000 (216,000 to 387,000)	54,700 (32,700 to 74,000)	10,700 (5,570 to 17,900)	2,670,000
Communicable, maternal, neonatal, and nutritional diseases	42,900 (29,900 to 46,000)	20,000 (12,000 to 26,000)	19,600 (14,800 to 24,000)	17,900 (13,200 to 21,000)	5,000 (3,600 to 6,000)	4,200 (3,000 to 5,000)	6,700 (4,900 to 8,000)	7,900 (5,900 to 9,000)	9,800 (7,400 to 11,000)	9,600 (7,200 to 11,000)	10,100 (7,600 to 12,000)	9,600 (7,200 to 11,000)	7,700 (5,800 to 9,000)	7,500 (5,600 to 9,000)	7,500 (5,600 to 9,000)	7,500 (5,600 to 9,000)	6,700 (4,900 to 8,000)	6,600 (4,900 to 8,000)	6,600 (4,900 to 8,000)	6,600 (4,900 to 8,000)	3,700 (2,700 to 4,500)	1,070 (700 to 1,500)	260,000
HIV/AIDS and sexually transmitted infections	370 (170 to 1,200)	210 (60 to 870)	320 (140 to 1,100)	220 (110 to 1,100)	60 (30 to 300)	50 (30 to 300)	200 (110 to 1,100)	600 (270 to 2,200)	1,000 (510 to 3,400)	1,200 (550 to 3,500)	1,200 (550 to 3,600)	1,200 (550 to 3,600)	1,100 (500 to 3,400)	1,100 (500 to 3,400)	1,100 (500 to 3,400)	1,100 (500 to 3,400)	1,000 (450 to 3,100)	1,000 (450 to 3,100)	1,000 (450 to 3,100)	1,000 (450 to 3,100)	560 (250 to 1,700)	160 (70 to 500)	16,000
HIV/AIDS	370 (170 to 1,200)	210 (60 to 870)	320 (140 to 1,100)	220 (110 to 1,100)	60 (30 to 300)	50 (30 to 300)	200 (110 to 1,100)	600 (270 to 2,200)	1,000 (510 to 3,400)	1,200 (550 to 3,500)	1,200 (550 to 3,600)	1,200 (550 to 3,600)	1,100 (500 to 3,400)	1,100 (500 to 3,400)	1,100 (500 to 3,400)	1,100 (500 to 3,400)	1,000 (450 to 3,100)	1,000 (450 to 3,100)	1,000 (450 to 3,100)	1,000 (450 to 3,100)	560 (250 to 1,700)	160 (70 to 500)	16,000
HIV/AIDS - Drug-susceptible Tuberculosis	0 (0 to 0)	0 (0 to 0)	0 (0 to 0)	1 (0 to 1)	1 (0 to 1)	1 (0 to 1)	1 (0 to 1)	1 (0 to 1)	1 (0 to 1)	1 (0 to 1)	1 (0 to 1)	1 (0 to 1)	1 (0 to 1)	1 (0 to 1)	1 (0 to 1)	1 (0 to 1)	1 (0 to 1)	1 (0 to 1)	1 (0 to 1)	1 (0 to 1)	1 (0 to 1)	0 (0 to 0)	0 (0 to 0)	7,000
HIV/AIDS - Multidrug-resistant Tuberculosis without extensive drug resistance	0 (0 to 0)	0 (0 to 0)	0 (0 to 0)	0 (0 to 1)	0 (0 to 0)	0 (0 to 0)	0 (0 to 0)	0 (0 to 0)	0 (0 to 0)	0 (0 to 0)	0 (0 to 0)	0 (0 to 0)	0 (0 to 0)	0 (0 to 0)	0 (0 to 0)	0 (0 to 0)	0 (0 to 0)	0 (0 to 0)	0 (0 to 0)	0 (0 to 0)	0 (0 to 0)	0 (0 to 0)	0 (0 to 0)	200
HIV/AIDS - Extensively drug-resistant Tuberculosis	0 (0 to 0)	0 (0 to 0)	0 (0 to 0)	0 (0 to 0)	0 (0 to 0)	0 (0 to 0)	0 (0 to 0)	0 (0 to 0)	0 (0 to 0)	0 (0 to 0)	0 (0 to 0)	0 (0 to 0)	0 (0 to 0)	0 (0 to 0)	0 (0 to 0)	0 (0 to 0)	0 (0 to 0)	0 (0 to 0)	0 (0 to 0)	0 (0 to 0)	0 (0 to 0)	0 (0 to 0)	0 (0 to 0)	30
HIV/AIDS resulting in other diseases	0 (0 to 0)	0 (0 to 0)	0 (0 to 0)	0 (0 to 0)	0 (0 to 0)	0 (0 to 0)	0 (0 to 0)	0 (0 to 0)	0 (0 to 0)	0 (0 to 0)	0 (0 to 0)	0 (0 to 0)	0 (0 to 0)	0 (0 to 0)	0 (0 to 0)	0 (0 to 0)	0 (0 to 0)	0 (0 to 0)	0 (0 to 0)	0 (0 to 0)	0 (0 to 0)	0 (0 to 0)	0 (0 to 0)	0.4
Sexually transmitted infections excluding HIV	370 (170 to 1,200)	210 (60 to 870)	320 (140 to 1,100)	220 (110 to 1,100)	60 (30 to 300)	50 (30 to 300)	200 (110 to 1,100)	600 (270 to 2,200)	1,000 (510 to 3,400)	1,200 (550 to 3,500)	1,200 (550 to 3,600)	1,200 (550 to 3,600)	1,100 (500 to 3,400)	1,100 (500 to 3,400)	1,100 (500 to 3,400)	1,100 (500 to 3,400)	1,000 (450 to 3,100)	1,000 (450 to 3,100)	1,000 (450 to 3,100)	1,000 (450 to 3,100)	560 (250 to 1,700)	160 (70 to 500)	16,000
Syphilis	0 (0 to 0)	0 (0 to 0)	0 (0 to 0)	0 (0 to 0)	0 (0 to 0)	0 (0 to 0)	0 (0 to 0)	0 (0 to 0)	0 (0 to 0)	0 (0 to 0)	0 (0 to 0)	0 (0 to 0)	0 (0 to 0)	0 (0 to 0)	0 (0 to 0)	0 (0 to 0)	0 (0 to 0)	0 (0 to 0)	0 (0 to 0)	0 (0 to 0)	0 (0 to 0)	0 (0 to 0)	0 (0 to 0)	0
Chlamydial infection	0 (0 to 0)	0 (0 to 0)	0 (0 to 0)	0 (0 to 0)	0 (0 to 0)	0 (0 to 0)	0 (0 to 0)	0 (0 to 0)	0 (0 to 0)	0 (0 to 0)	0 (0 to 0)	0 (0 to 0)	0 (0 to 0)	0 (0 to 0)	0 (0 to 0)	0 (0 to 0)	0 (0 to 0)	0 (0 to 0)	0 (0 to 0)	0 (0 to 0)	0 (0 to 0)	0 (0 to 0)	0 (0 to 0)	0
Gonococcal infection	0 (0 to 0)	0 (0 to 0)	0 (0 to 0)	0 (0 to 0)	0 (0 to 0)	0 (0 to 0)	0 (0 to 0)	0 (0 to 0)	0 (0 to 0)	0 (0 to 0)	0 (0 to 0)	0 (0 to 0)	0 (0 to 0)	0 (0 to 0)	0 (0 to 0)	0 (0 to 0)	0 (0 to 0)	0 (0 to 0)	0 (0 to 0)	0 (0 to 0)	0 (0 to 0)	0 (0 to 0)	0 (0 to 0)	0
Trichomoniasis	0 (0 to 0)	0 (0 to 0)	0 (0 to 0)	0 (0 to 0)	0 (0 to 0)	0 (0 to 0)	0 (0 to 0)	0 (0 to 0)	0 (0 to 0)	0 (0 to 0)	0 (0 to 0)	0 (0 to 0)	0 (0 to 0)	0 (0 to 0)	0 (0 to 0)	0 (0 to 0)	0 (0 to 0)	0 (0 to 0)	0 (0 to 0)	0 (0 to 0)	0 (0 to 0)	0 (0 to 0)	0 (0 to 0)	0
Genital herpes	0 (0 to 0)	0 (0 to 0)	0 (0 to 0)	0 (0 to 0)	0 (0 to 0)	0 (0 to 0)	0 (0 to 0)	0 (0 to 0)	0 (0 to 0)	0 (0 to 0)	0 (0 to 0)	0 (0 to 0)	0 (0 to 0)	0 (0 to 0)	0 (0 to 0)	0 (0 to 0)	0 (0 to 0)	0 (0 to 0)	0 (0 to 0)	0 (0 to 0)	0 (0 to 0)	0 (0 to 0)	0 (0 to 0)	0
Other sexually transmitted infections	0 (0 to 0)	0 (0 to 0)	0 (0 to 0)	0 (0 to 0)	0 (0 to 0)	0 (0 to 0)	0 (0 to 0)	0 (0 to 0)	0 (0 to 0)	0 (0 to 0)	0 (0 to 0)	0 (0 to 0)	0 (0 to 0)	0 (0 to 0)	0 (0 to 0)	0 (0 to 0)	0 (0 to 0)	0 (0 to 0)	0 (0 to 0)	0 (0 to 0)	0 (0 to 0)	0 (0 to 0)	0 (0 to 0)	0
Respiratory infections and tuberculosis	669 (569 to 1,800)	1,600 (599 to 2,700)	2,700 (2,000 to 3,900)	2,400 (1,700 to 3,200)	1,600 (1,100 to 2,100)	1,500 (1,000 to 2,000)	1,200 (1,000 to 1,400)	1,200 (1,000 to 1,400)	2,100 (1,800 to 2,400)	2,500 (2,100 to 2,800)	3,200 (2,600 to 3,600)	3,400 (2,800 to 3,800)	3,200 (2,600 to 3,600)	3,000 (2,500 to 3,400)	3,000 (2,500 to 3,400)	3,000 (2,500 to 3,400)	2,700 (2,200 to 3,000)	2,700 (2,200 to 3,000)	2,600 (2,100 to 2,900)	2,600 (2,100 to 2,900)	2,000 (1,600 to 2,200)	1,160 (900 to 1,300)	397 (320 to 440)	98,600
Tuberculosis	0 (0 to 0)	0 (0 to 0)	0 (0 to 0)	0 (0 to 0)	0 (0 to 0)	0 (0 to 0)	0 (0 to 0)	0 (0 to 0)	0 (0 to 0)	0 (0 to 0)	0 (0 to 0)	0 (0 to 0)	0 (0 to 0)	0 (0 to 0)	0 (0 to 0)	0 (0 to 0)	0 (0 to 0)	0 (0 to 0)	0 (0 to 0)	0 (0 to 0)	0 (0 to 0)	0 (0 to 0)	0 (0 to 0)	0
Latent tuberculosis infection	0 (0 to 0)	0 (0 to 0)	0 (0 to 0)	0 (0 to 0)	0 (0 to 0)	0 (0 to 0)	0 (0 to 0)	0 (0 to 0)	0 (0 to 0)	0 (0 to 0)	0 (0 to 0)	0 (0 to 0)	0 (0 to 0)	0 (0 to 0)	0 (0 to 0)	0 (0 to 0)	0 (0 to 0)	0 (0 to 0)	0 (0 to 0)	0 (0 to 0)	0 (0 to 0)	0 (0 to 0)	0 (0 to 0)	0
Drug-susceptible tuberculosis	0 (0 to 0)	0 (0 to 0)	0 (0 to 0)	0 (0 to 0)	0 (0 to 0)	0 (0 to 0)	0 (0 to 0)	0 (0 to 0)	0 (0 to 0)	0 (0 to 0)	0 (0 to 0)	0 (0 to 0)	0 (0 to 0)	0 (0 to 0)	0 (0 to 0)	0 (0 to 0)	0 (0 to 0)	0 (0 to 0)	0 (0 to 0)	0 (0 to 0)	0 (0 to 0)	0 (0 to 0)	0 (0 to 0)	0
Multidrug-resistant tuberculosis without extensive drug resistance	0 (0 to 0)	0 (0 to 0)	1 (0 to 2)	1 (0 to 2)	0 (0 to 0)	0 (0 to 0)	0 (0 to 0)	0 (0 to 0)	0 (0 to 0)	0 (0 to 0)	0 (0 to 0)	0 (0 to 0)	0 (0 to 0)	0 (0 to 0)	0 (0 to 0)	0 (0 to 0)	0 (0 to 0)	0 (0 to 0)	0 (0 to 0)	0 (0 to 0)	0 (0 to 0)	0 (0 to 0)	0 (0 to 0)	100
Extensively drug-resistant tuberculosis	0 (0 to 0)	0 (0 to 0)	0 (0 to 0)	0 (0 to 0)	0 (0 to 0)	0 (0 to 0)	0 (0 to 0)	0 (0 to 0)	0 (0 to 0)	0 (0 to 0)	0 (0 to 0)	0 (0 to 0)	0 (0 to 0)	0 (0 to 0)	0 (0 to 0)	0 (0 to 0)	0 (0 to 0)	0 (0 to 0)	0 (0 to 0)	0 (0 to 0)	0 (0 to 0)	0 (0 to 0)	0 (0 to 0)	7
Lower respiratory infections	663 (563 to 1,800)	1,600 (593 to 2,700)	2,700 (1,900 to 3,900)	2,300 (1,600 to 3,100)	1,600 (1,100 to 2,100)	1,500 (1,000 to 2,000)	1,200 (1,000 to 1,400)	1,200 (1,000 to 1,400)	2,100 (1,800 to 2,400)	2,500 (2,100 to 2,800)	3,200 (2,600 to 3,600)	3,400 (2,800 to 3,800)	3,200 (2,600 to 3,600)	3,000 (2,500 to 3,400)	3,000 (2,500 to 3,400)	3,000 (2,500 to 3,400)	2,700 (2,200 to 3,000)	2,700 (2,200 to 3,000)	2,600 (2,100 to 2,900)	2,600 (2,100 to 2,900)	2,000 (1,600 to 2,200)	1,160 (900 to 1,300)	394 (320 to 440)	41,700
Upper respiratory infections	6 (4 to 7)	5 (4 to 10)	100 (20 to 290)	200 (40 to 540)	200 (40 to 560)	200 (40 to 570)	100 (30 to 270)	100 (30 to 270)	100 (30 to 270)	100 (30 to 270)	100 (30 to 270)	100 (30 to 270)	100 (30 to 270)	100 (30 to 270)	100 (30 to 270)	100 (30 to 270)	100 (30 to 270)	100 (30 to 270)	100 (30 to 270)	100 (30 to 270)	100 (30 to 270)	100 (30 to 270)	100 (30 to 270)	9,000
Otitis media	0 (0 to 0)	0 (0 to 0)	0 (0 to 0)	0 (0 to 0)	0 (0 to 0)	0 (0 to 0)	0 (0 to 0)	0 (0 to 0)	0 (0 to 0)	0 (0 to 0)	0 (0 to 0)	0 (0 to 0)	0 (0 to 0)	0 (0 to 0)	0 (0 to 0)	0 (0 to 0)	0 (0 to 0)	0 (0 to 0)	0 (0 to 0)	0 (0 to 0)	0 (0 to 0)	0 (0 to 0)	0 (0 to 0)	0
Enteric infections	27 (16 to 126)	29 (9 to 48)	2,900 (1,900 to 4,000)	2,400 (1,600 to 3,200)	1,200 (800 to 1,600)	1,000 (700 to 1,300)	1,000 (700 to 1,300)	1,000 (700 to 1,300)	1,000 (700 to 1,300)	1,000 (700 to 1,300)	1,100 (700 to 1,400)	1,100 (700 to 1,400)	1,000 (700 to 1,400)	1,000 (700 to 1,400)	1,000 (700 to 1,400)	1,000 (700 to 1,400)	1,000 (700 to 1,400)	1,000 (700 to 1,400)	1,000 (700 to 1,400)	1,000 (700 to 1,400)	1,000 (700 to 1,400)	560 (390 to 720)	36,000
Diarrheal diseases	26 (16 to 126)	29 (9 to 48)	2,900 (1,900 to 4,000)	2,400 (1,600 to 3,200)	1,200 (800 to 1,600)	1,000 (700 to 1,300)	1,000 (700 to 1,300)	1,000 (700 to 1,300)	1,000 (700 to 1,300)	1,000 (700 to 1,300)	1,100 (700 to 1,400)	1,100 (700 to 1,400)	1,000 (700 to 1,400)	1,000 (700 to 1,400)	1,000 (700 to 1,400)	1,000 (700 to 1,400)	1,000 (700 to 1,400)	1,000 (700 to 1,400)	1,000 (700 to 1,400)	1,000 (700 to 1,400)	1,000 (700 to 1,400)	560 (390 to 720)	36,000
Typhoid and paratyphoid	0 (0 to 0)	0 (0 to 0)	0 (0 to 0)	0 (0 to 0)	0 (0 to 0)	0 (0 to 0)	0 (0 to 0)	0 (0 to 0)	0 (0 to 0)	0 (0 to 0)	0 (0 to 0)	0 (0 to 0)	0 (0 to 0)	0 (0 to 0)	0 (0 to 0)	0 (0 to 0)	0 (0 to 0)	0 (0 to 0)	0 (0 to 0)	0 (0 to 0)	0 (0 to 0)	0 (0 to 0)	0 (0 to 0)	0
Invasive Non-typhoidal Salmonella (iNTS)	0 (0 to 0)	0 (0 to 0)	0 (0 to 0)	0 (0 to 0)	0 (0 to 0)	0 (0 to 0)	0 (0 to 0)	0 (0 to 0)	0 (0 to 0)	0 (0 to 0)	0 (0 to 0)	0 (0 to 0)	0 (0 to 0)	0 (0 to 0)	0 (0 to 0)	0 (0 to 0)	0 (0 to 0)	0 (0 to 0)	0 (0 to 0)	0 (0 to 0)	0 (0 to 0)	0 (0 to 0)	0 (0 to 0)	0
Other intestinal infectious diseases	0 (0 to 0)	0 (0 to 0)	0 (0 to 0)	0 (0 to 0)	0 (0 to 0)	0 (0 to 0)	0 (0 to 0)	0 (0 to 0)	0 (0 to 0)	0 (0 to 0)	0 (0 to 0)	0 (0 to 0)	0 (0 to 0)	0 (0 to 0)	0 (0 to 0)	0 (0 to 0)	0 (0 to 0)	0 (0 to 0)	0 (0 to 0)	0 (0 to 0)	0 (0 to 0)	0 (0 to 0)	0 (0 to 0)	0
Neglected tropical diseases and malaria	0 (0 to 0)	0 (0 to 0)	0 (0 to 0)	0 (0 to 0)	0 (0 to 0)	0 (0 to 0)	0 (0 to 0)	0 (0 to 0)	0 (0 to 0)	0 (0 to 0)	0 (0 to 0)	0 (0 to 0)	0 (0 to 0)	0 (0 to 0)	0 (0 to 0)	0 (0 to 0)	0 (0 to 0)	0 (0 to 0)	0 (0 to 0)	0 (0 to 0)	0 (0 to 0)	0 (0 to 0)	0 (0 to 0)	0
Malaria	0 (0 to 0)	0 (0 to 0)	0 (0 to 0)	0 (0 to 0)	0 (0 to 0)	0 (0 to 0)	0 (0 to 0)	0 (0 to 0)	0 (0 to 0)	0 (0 to 0)	0 (0 to 0)	0 (0 to 0)	0 (0 to 0)	0 (0 to 0)	0 (0 to 0)	0 (0 to 0)	0 (0 to 0)	0 (0 to 0)	0 (0 to 0)	0 (0 to 0)	0 (0 to 0)	0 (0 to 0)	0 (0 to 0)	0
Chagas disease	0 (0 to 0)	0 (0 to 0)	0 (0 to 0)	0 (0 to 0)	0 (0 to 0)	0 (0 to 0)	0 (0 to 0)	0 (0 to 0)	0 (0 to 0)	0 (0 to 0)	0 (0 to 0)	0 (0 to 0)	0 (0 to 0)	0 (0 to 0)	0 (0 to 0)	0 (0 to 0)	0 (0 to 0)	0 (0 to 0)	0 (0 to 0)	0 (0 to 0)	0 (0 to 0)	0 (0 to 0)	0 (0 to 0)	0
Leishmaniasis	0 (0 to 0)	0 (0 to 0)	0 (0 to 0)	0 (0 to 0)	0 (0 to 0)	0 (0 to 0)	0 (0 to 0)	0 (0 to 0)	0 (0 to 0)	0 (0 to 0)	0 (0 to 0)	0 (0 to 0)	0 (0 to 0)	0 (0 to 0)	0 (0 to 0)	0 (0 to 0)	0 (0 to 0)	0 (0 to 0)	0 (0 to 0)	0 (0 to 0)	0 (0 to 0)	0 (0 to 0)	0 (0 to 0)	0
Visceral leishmaniasis	0 (0 to 0)	0 (0 to 0)	0 (0 to 0)	0 (0 to 0)	0 (0 to 0)	0 (0 to 0)	0 (0 to 0)	0 (0 to 0)	0 (0 to 0)	0 (0 to 0)	0 (0 to 0)	0 (0 to 0)	0 (0 to 0)	0 (0 to 0)	0 (0 to 0)	0 (0 to 0)	0 (0 to 0)	0 (0 to 0)	0 (0 to 0)	0 (0 to 0)	0 (0 to 0)	0 (0 to 0)	0 (0 to 0)	0
Cutaneous and mucocutaneous leishmaniasis	0 (0 to 0)	0 (0 to 0)	0 (0 to 0)	0 (0 to 0)	0 (0 to 0)	0 (0 to 0)	0 (0 to 0)	0 (0 to 0)	0 (0 to 0)	0 (0 to 0)	0 (0 to 0)	0 (0 to 0)	0 (0 to 0)	0 (0 to 0)	0 (0 to 0)	0 (0 to 0)	0 (0 to 0)	0 (0 to 0)	0 (0 to 0)	0 (0 to 0)	0 (0 to 0)	0 (0 to 0)	0 (0 to 0)	0
African trypanosomiasis	0 (0 to 0)	0 (0 to 0)	0 (0 to 0)	0 (0 to 0)	0 (0 to 0)	0 (0 to 0)	0 (0 to 0)	0 (0 to 0)	0 (0 to 0)	0 (0 to 0)	0 (0 to 0)	0 (0 to 0)	0 (0 to 0)	0 (0 to 0)	0 (0 to 0)	0 (0 to 0)	0 (0 to 0)	0 (0 to 0)	0 (0 to 0)	0 (0 to 0)	0 (0 to 0)	0 (0 to 0)	0 (0 to 0)	0
Schistosomiasis	0 (0 to 0)	0 (0 to 0)	0 (0 to 0)	0 (0 to 0)	0 (0 to 0)	0 (0 to 0)	0 (0 to 0)	0 (0 to 0)	0 (0 to 0)	0 (0 to 0)	0 (0 to 0)	0 (0 to 0)	0 (0 to 0)	0 (0 to 0)	0 (0 to 0)	0 (0 to 0)	0 (0 to 0)	0 (0 to 0)	0 (0 to 0)	0 (0 to 0)	0 (0 to 0)	0 (0 to 0)	0 (0 to 0)	0
Cysticercosis	0 (0 to 0)	0 (0 to 0)	0 (0 to 0)	0 (0 to 0)	0 (0 to 0)	0 (0 to 0)	0 (0 to 0)	0 (0 to 0)	0 (0 to 0)	0 (0 to 0)	0 (0 to 0)	0 (0 to 0)	0 (0 to 0)	0 (0 to 0)	0 (0 to 0)	0 (0 to 0)	0 (0 to 0)	0 (0 to 0)	0 (0 to 0)	0 (0 to 0)	0 (0 to 0)	0 (0 to 0)	0 (0 to 0)	0
Cystic echinococcosis	0 (0 to 0)	0 (0 to 0)	7 (1 to 23)	19 (7 to 49)	26 (9 to 66)	43 (16 to 107)	52 (19 to 127)	64 (23 to 156)	73 (27 to 178)	73 (27 to 178)	66 (25 to 161)	57 (21 to 139)	47 (17 to 115)	37 (13 to 90)	29 (10 to 71)	19 (6 to 46)	13 (4 to 32)	7 (2 to 17)	3 (1 to 8)	2 (0 to 4)	1 (0 to 2)	0 (0 to 1)	763
Lymphatic filariasis	0 (0 to 0)	0 (0 to 0)	0 (0 to 0)	0 (0 to 0)	0 (0 to 0)	0 (0 to 0)	0 (0 to 0)	0 (0 to 0)	0 (0 to 0)	0 (0 to 0)	0 (0 to 0)	0 (0 to 0)	0 (0 to 0)	0 (0 to 0)	0 (0 to 0)	0 (0 to 0)	0 (0 to 0)	0 (0 to 0)	0 (0 to 0)	0 (0 to 0)	0 (0 to 0)	0 (0 to 0)	0 (0 to 0)	0
Onchocerciasis	0 (0 to 0)	0 (0 to 0)	0 (0 to 0)	0 (0 to 0)	0 (0 to 0)	0 (0 to 0)	0 (0 to 0)	0 (0 to 0)	0 (0 to 0)	0 (0 to 0)	0 (0 to 0)	0 (0 to 0)	0 (0 to 0)	0 (0 to 0)	0 (0 to 0)	0 (0 to 0)	0 (0 to 0)	0 (0 to 0)	0 (0 to 0)	0 (0 to 0)	0 (0 to 0)	0 (0 to 0)	0 (0 to 0)	0
Trachoma	0 (0 to 0)	0 (0 to 0)	0 (0 to 0)	0 (0 to 0)	0 (0 to 0)	0 (0 to 0)	0 (0 to 0)	0 (0 to 0)	0 (0 to 0)	0 (0 to 0)	0 (0 to 0)	0 (0 to 0)	0 (0 to 0)	0 (0 to 0)	0 (0 to 0)	0 (0 to 0)	0 (0 to 0)	0 (0 to 0)	0 (0 to 0)	0 (0 to 0)	0 (0 to 0)	0 (0 to 0)	0 (0 to 0)	0
Dengue	0 (0 to 0)	0 (0 to 0)	0 (0 to 0)	0 (0 to 0)	0 (0 to 0)	0 (0 to 0)	0 (0 to 0)	0 (0 to 0)	0 (0 to 0)	0 (0 to 0)	0 (0 to 0)	0 (0 to 0)	0 (0 to 0)	0 (0 to 0)	0 (0 to 0)	0 (0 to 0)	0 (0 to 0)	0 (0 to 0)	0 (0 to 0)	0 (0 to 0)	0 (0 to 0)	0 (0 to 0)	0 (0 to 0)	0
Yellow fever	0 (0 to 0)	0 (0 to 0)	0 (0 to 0)	0 (0 to 0)	0 (0 to 0)	0 (0 to 0)	0 (0 to 0)	0 (0 to 0)	0 (0 to 0)	0 (0 to 0)	0 (0 to 0)	0 (0 to 0)	0 (0 to 0)	0 (0 to 0)	0 (0 to 0)	0 (0 to 0)	0 (0 to 0)	0 (0 to 0)	0 (0 to 0)	0 (0 to 0)	0 (0 to 0)	0 (0 to 0)	0 (0 to 0)	0
Rabies	0 (0 to 0)	0 (0 to 0)	1 (0 to 1)	1 (0 to 1)	0 (0 to 0)	0 (0 to 0)	0 (0 to 0)	0 (0 to 0)	0 (0 to 0)	0 (0 to 0)	0 (0 to 0)	0 (0 to 0)	0 (0 to 0)	0 (0 to 0)	0 (0 to 0)	0 (0 to 0)	0 (0 to 0)	0 (0 to 0)	0 (0 to 0)	0 (0 to 0)	0 (0 to 0)	0 (0 to 0)	0 (0 to 0)	13
Intestinal nematode infections	0 (0 to 0)	0 (0 to 0)	0 (0 to 0)	0 (0 to 0)	0 (0 to 0)	0 (0 to 0)	0 (0 to 0)	0 (0 to 0)	0 (0 to 0)	0 (0 to 0)	0 (0 to 0)	0 (0 to 0)	0 (0 to 0)	0 (0 to 0)	0 (0 to 0)	0 (0 to 0)	0 (0 to 0)	0 (0 to 0)	0 (0 to 0)	0 (0 to 0)	0 (0 to 0)	0 (0 to 0)	0 (0 to 0)	135
Ascariasis	0 (0 to 0)	0 (0 to 0)	0 (0 to 0)	0 (0 to 0)	0 (0 to 0)	0 (0 to 0)	0 (0 to 0)	0 (0 to 0)	0 (0 to 0)	0 (0 to 0)	0 (0 to 0)	0 (0 to 0)	0 (0 to 0)	0 (0 to 0)	0 (0 to 0)	0 (0 to 0)	0 (0 to 0)	0 (0 to 0)	0 (0 to 0)	0 (0 to 0)	0 (0 to 0)	0 (0 to 0)	0 (0 to 0)	50.0
Trichuriasis	0 (0 to 0)	0 (0 to 0)	0 (0 to 0)	0 (0 to 0)	0 (0 to 0)	0 (0 to 0)	0 (0 to 0)	0 (0 to 0)	0 (0 to 0)	0 (0 to 0)	0 (0 to 0)	0 (0 to 0)	0 (0 to 0)	0 (0 to 0)	0 (0 to 0)	0 (0 to 0)	0 (0 to 0)	0 (0 to 0)	0 (0 to 0)	0 (0 to 0)	0 (0 to 0)	0 (0 to 0)	0 (0 to 0)	1.6
Hookworm disease	0 (0 to 0)	0 (0 to 0)	1 (0 to 1)	1 (0 to 3)	0 (0 to 1)	0 (0 to 1)	0 (0 to 1)	0 (0 to 1)	0 (0 to 1)	0 (0 to 1)	0 (0 to 1)	0 (0 to 1)	0 (0 to 1)	0 (0 to 1)	0 (0 to 1)	0 (0 to 1)	0 (0 to 1)	0 (0 to 1)	0 (0 to 1)	0 (0 to 1)	0 (0 to 1)	0 (0 to 1)	0 (0 to 1)	63.5
Food-borne trematodiases	0 (0 to 0)	0 (0 to 0)	0 (0 to 0)	0 (0 to 0)	0 (0 to 0)	0 (0 to 0)	0 (0 to 0)	0 (0 to 0)	0 (0 to 0)	0 (0 to 0)	0 (0 to 0)	0 (0 to 0)	0 (0 to 0)	0 (0 to 0)	0 (0 to 0)	0 (0 to 0)	0 (0 to 0)	0 (0 to 0)	0 (0 to 0)	0 (0 to 0)	0 (0 to 0)	0 (0 to 0)	0 (0 to 0)	0
Leprosy	0 (0 to 0)	0 (0 to 0)	0 (0 to 0)	0 (0 to 0)	0 (0 to 0)	0 (0 to 1)	0 (0 to 1)	0 (0 to 1)	0 (0 to 1)	0 (0 to 0)	0 (0 to 0)	0 (0 to 0)	0 (0 to 0)	0 (0 to 0)	0 (0 to 0)	0 (0 to 0)	0 (0 to 0)	0 (0 to 0)	0 (0 to 0)	0 (0 to 0)	0 (0 to 0)	0 (0 to 0)	0 (0 to 0)	4
Ebola	0 (0 to 0)	0 (0 to 0)	0 (0 to 0)	0 (0 to 0)	0 (0 to 0)	0 (0 to 0)	0 (0 to 0)	0 (0 to 0)	0 (0 to 0)	0 (0 to 0)	0 (0 to 0)	0 (0 to 0)	0 (0 to 0)	0 (0 to 0)	0 (0 to 0)	0 (0 to 0)	0 (0 to 0)	0 (0 to 0)	0 (0 to 0)	0 (0 to 0)	0 (0 to 0)	0 (0 to 0)	0 (0 to 0)	0
Zika virus	0 (0 to 0)	0 (0 to 0)	0 (0 to 0)	0 (0 to 0)	0 (0 to 0)	0 (0 to 0)	0 (0 to 0)	0 (0 to 0)	0 (0 to 0)	0 (0 to 0)	0 (0 to 0)	0 (0 to 0)	0 (0 to 0)	0 (0 to 0)	0 (0 to 0)	0 (0 to 0)	0 (0 to 0)	0 (0 to 0)	0 (0 to 0)	0 (0 to 0)	0 (0 to 0)	0 (0 to 0)	0 (0 to 0)	0
Guinea worm disease	0 (0 to 0)	0 (0 to 0)	0 (0 to 0)	0 (0 to 0)	0 (0 to 0)	0 (0 to 0)	0 (0 to 0)	0 (0 to 0)	0 (0 to 0)	0 (0 to 0)	0 (0 to 0)	0 (0 to 0)	0 (0 to 0)	0 (0 to 0)	0 (0 to 0)	0 (0 to 0)	0 (0 to 0)	0 (0 to 0)	0 (0 to 0)	0 (0 to 0)	0 (0 to 0)	0 (0 to 0)	0 (0 to 0)	0
Other neglected tropical diseases	0 (0 to 0)	0 (0 to 0)	0 (0 to 0)	0 (0 to 0)	0 (0 to 0)	0 (0 to 0)	0 (0 to 0)	0 (0 to 0)	0 (0 to 0)	0 (0 to 0)	0 (0 to 0)	0 (0 to 0)	0 (0 to 0)	0 (0 to 0)	0 (0 to 0)	0 (0 to 0)	0 (0 to 0)	0 (0 to 0)	0 (0 to 0)	0 (0 to 0)	0 (0 to 0)	0 (0 to 0)	0 (0 to 0)	0
Other infectious diseases	21



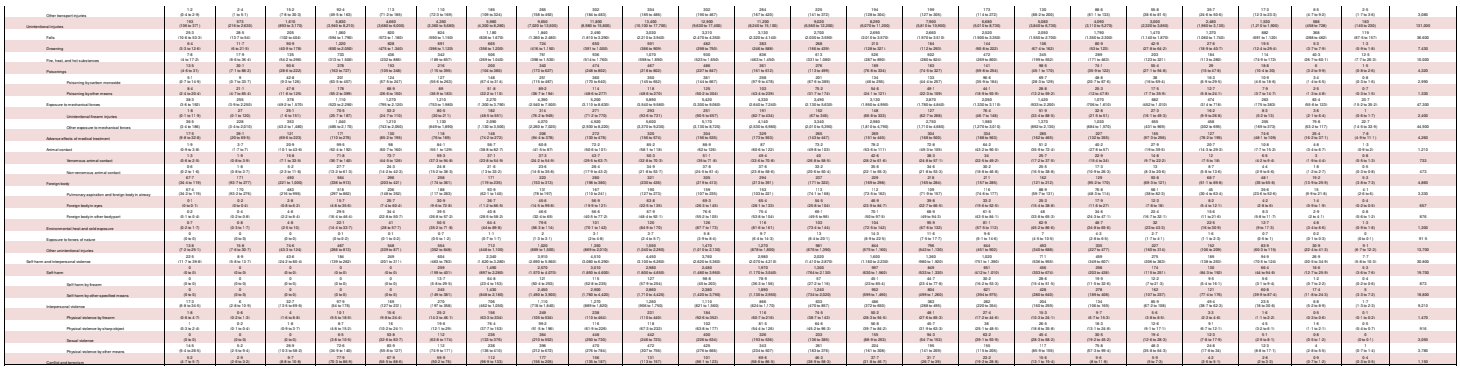

Cell Table.3cc: Turbo's DALY.3cc cause and sex arrays for both sexes with 95% uncertainty intervals, 2019.

Cause	Early Neonatal	Late Neonatal	Post Neonatal	1 to 4	5 to 9	10 to 14	15 to 19	20 to 24	25 to 29	30 to 34	35 to 39	40 to 44	45 to 49	50 to 54	55 to 59	60 to 64	65 to 69	70 to 74	75 to 79	80 to 84	85 to 89	90 plus	Total
All causes	1567243	1423303	3813281	3952545	2884283	2881295	3008	3008	3008	3008	3008	3008	3008	3008	3008	3008	3008	3008	3008	3008	3008	3008	3008
	(1554.0 to 1580.0)	(1411.0 to 1435.0)	(3781.0 to 3845.0)	(3918.0 to 3986.0)	(2859.0 to 2909.0)	(2856.0 to 2906.0)	(2981.0 to 3035.0)	(2981.0 to 3035.0)	(2981.0 to 3035.0)	(2981.0 to 3035.0)	(2981.0 to 3035.0)	(2981.0 to 3035.0)	(2981.0 to 3035.0)	(2981.0 to 3035.0)	(2981.0 to 3035.0)	(2981.0 to 3035.0)	(2981.0 to 3035.0)	(2981.0 to 3035.0)	(2981.0 to 3035.0)	(2981.0 to 3035.0)	(2981.0 to 3035.0)	(2981.0 to 3035.0)	(2981.0 to 3035.0)
Communicable, maternal, neonatal, and nutritional diseases	1554.0	1435.0	3845.0	3986.0	2909.0	2906.0	3035.0	3035.0	3035.0	3035.0	3035.0	3035.0	3035.0	3035.0	3035.0	3035.0	3035.0	3035.0	3035.0	3035.0	3035.0	3035.0	1,800,000
	(1554.0 to 1580.0)	(1411.0 to 1435.0)	(3781.0 to 3845.0)	(3918.0 to 3986.0)	(2859.0 to 2909.0)	(2856.0 to 2906.0)	(2981.0 to 3035.0)	(2981.0 to 3035.0)	(2981.0 to 3035.0)	(2981.0 to 3035.0)	(2981.0 to 3035.0)	(2981.0 to 3035.0)	(2981.0 to 3035.0)	(2981.0 to 3035.0)	(2981.0 to 3035.0)	(2981.0 to 3035.0)	(2981.0 to 3035.0)	(2981.0 to 3035.0)	(2981.0 to 3035.0)	(2981.0 to 3035.0)	(2981.0 to 3035.0)	(2981.0 to 3035.0)	(2981.0 to 3035.0)
HIV/AIDS and sexually transmitted infections	1554.0	1435.0	3845.0	3986.0	2909.0	2906.0	3035.0	3035.0	3035.0	3035.0	3035.0	3035.0	3035.0	3035.0	3035.0	3035.0	3035.0	3035.0	3035.0	3035.0	3035.0	3035.0	3035.0
	(1554.0 to 1580.0)	(1411.0 to 1435.0)	(3781.0 to 3845.0)	(3918.0 to 3986.0)	(2859.0 to 2909.0)	(2856.0 to 2906.0)	(2981.0 to 3035.0)	(2981.0 to 3035.0)	(2981.0 to 3035.0)	(2981.0 to 3035.0)	(2981.0 to 3035.0)	(2981.0 to 3035.0)	(2981.0 to 3035.0)	(2981.0 to 3035.0)	(2981.0 to 3035.0)	(2981.0 to 3035.0)	(2981.0 to 3035.0)	(2981.0 to 3035.0)	(2981.0 to 3035.0)	(2981.0 to 3035.0)	(2981.0 to 3035.0)	(2981.0 to 3035.0)	(2981.0 to 3035.0)
HIV/AIDS	0.0	0.0	0.0	0.0	0.0	0.0	0.0	0.0	0.0	0.0	0.0	0.0	0.0	0.0	0.0	0.0	0.0	0.0	0.0	0.0	0.0	0.0	0.0
	(0.0 to 0.0)	(0.0 to 0.0)	(0.0 to 0.0)	(0.0 to 0.0)	(0.0 to 0.0)	(0.0 to 0.0)	(0.0 to 0.0)	(0.0 to 0.0)	(0.0 to 0.0)	(0.0 to 0.0)	(0.0 to 0.0)	(0.0 to 0.0)	(0.0 to 0.0)	(0.0 to 0.0)	(0.0 to 0.0)	(0.0 to 0.0)	(0.0 to 0.0)	(0.0 to 0.0)	(0.0 to 0.0)	(0.0 to 0.0)	(0.0 to 0.0)	(0.0 to 0.0)	(0.0 to 0.0)
HIV/AIDS - Drug-susceptible Tuberculosis	0.0	0.0	0.0	0.0	0.0	0.0	0.0	0.0	0.0	0.0	0.0	0.0	0.0	0.0	0.0	0.0	0.0	0.0	0.0	0.0	0.0	0.0	0.0
	(0.0 to 0.0)	(0.0 to 0.0)	(0.0 to 0.0)	(0.0 to 0.0)	(0.0 to 0.0)	(0.0 to 0.0)	(0.0 to 0.0)	(0.0 to 0.0)	(0.0 to 0.0)	(0.0 to 0.0)	(0.0 to 0.0)	(0.0 to 0.0)	(0.0 to 0.0)	(0.0 to 0.0)	(0.0 to 0.0)	(0.0 to 0.0)	(0.0 to 0.0)	(0.0 to 0.0)	(0.0 to 0.0)	(0.0 to 0.0)	(0.0 to 0.0)	(0.0 to 0.0)	(0.0 to 0.0)
HIV/AIDS - Multidrug-resistant Tuberculosis without extensive drug resistance	0.0	0.0	0.0	0.0	0.0	0.0	0.0	0.0	0.0	0.0	0.0	0.0	0.0	0.0	0.0	0.0	0.0	0.0	0.0	0.0	0.0	0.0	0.0
	(0.0 to 0.0)	(0.0 to 0.0)	(0.0 to 0.0)	(0.0 to 0.0)	(0.0 to 0.0)	(0.0 to 0.0)	(0.0 to 0.0)	(0.0 to 0.0)	(0.0 to 0.0)	(0.0 to 0.0)	(0.0 to 0.0)	(0.0 to 0.0)	(0.0 to 0.0)	(0.0 to 0.0)	(0.0 to 0.0)	(0.0 to 0.0)	(0.0 to 0.0)	(0.0 to 0.0)	(0.0 to 0.0)	(0.0 to 0.0)	(0.0 to 0.0)	(0.0 to 0.0)	(0.0 to 0.0)
HIV/AIDS - Extensively drug-resistant Tuberculosis	0.0	0.0	0.0	0.0	0.0	0.0	0.0	0.0	0.0	0.0	0.0	0.0	0.0	0.0	0.0	0.0	0.0	0.0	0.0	0.0	0.0	0.0	0.0
	(0.0 to 0.0)	(0.0 to 0.0)	(0.0 to 0.0)	(0.0 to 0.0)	(0.0 to 0.0)	(0.0 to 0.0)	(0.0 to 0.0)	(0.0 to 0.0)	(0.0 to 0.0)	(0.0 to 0.0)	(0.0 to 0.0)	(0.0 to 0.0)	(0.0 to 0.0)	(0.0 to 0.0)	(0.0 to 0.0)	(0.0 to 0.0)	(0.0 to 0.0)	(0.0 to 0.0)	(0.0 to 0.0)	(0.0 to 0.0)	(0.0 to 0.0)	(0.0 to 0.0)	(0.0 to 0.0)
HIV/AIDS resulting in other diseases	0.0	0.0	0.0	0.0	0.0	0.0	0.0	0.0	0.0	0.0	0.0	0.0	0.0	0.0	0.0	0.0	0.0	0.0	0.0	0.0	0.0	0.0	0.0
	(0.0 to 0.0)	(0.0 to 0.0)	(0.0 to 0.0)	(0.0 to 0.0)	(0.0 to 0.0)	(0.0 to 0.0)	(0.0 to 0.0)	(0.0 to 0.0)	(0.0 to 0.0)	(0.0 to 0.0)	(0.0 to 0.0)	(0.0 to 0.0)	(0.0 to 0.0)	(0.0 to 0.0)	(0.0 to 0.0)	(0.0 to 0.0)	(0.0 to 0.0)	(0.0 to 0.0)	(0.0 to 0.0)	(0.0 to 0.0)	(0.0 to 0.0)	(0.0 to 0.0)	(0.0 to 0.0)
Sexually transmitted infections, excluding HIV	2.0	0.0	1.0	16.0	23.0	30.7	39.0	74.0	1,000	1,000	1,000	1,000	1,000	1,000	1,000	1,000	1,000	1,000	1,000	1,000	1,000	1,000	13,000
	(0.0 to 0.0)	(0.0 to 0.0)	(0.0 to 0.0)	(0.0 to 0.0)	(0.0 to 0.0)	(0.0 to 0.0)	(0.0 to 0.0)	(0.0 to 0.0)	(0.0 to 0.0)	(0.0 to 0.0)	(0.0 to 0.0)	(0.0 to 0.0)	(0.0 to 0.0)	(0.0 to 0.0)	(0.0 to 0.0)	(0.0 to 0.0)	(0.0 to 0.0)	(0.0 to 0.0)	(0.0 to 0.0)	(0.0 to 0.0)	(0.0 to 0.0)	(0.0 to 0.0)	(0.0 to 0.0)
Syphilis	0.0	0.0	0.0	0.0	0.0	0.0	0.0	0.0	0.0	0.0	0.0	0.0	0.0	0.0	0.0	0.0	0.0	0.0	0.0	0.0	0.0	0.0	0.0
	(0.0 to 0.0)	(0.0 to 0.0)	(0.0 to 0.0)	(0.0 to 0.0)	(0.0 to 0.0)	(0.0 to 0.0)	(0.0 to 0.0)	(0.0 to 0.0)	(0.0 to 0.0)	(0.0 to 0.0)	(0.0 to 0.0)	(0.0 to 0.0)	(0.0 to 0.0)	(0.0 to 0.0)	(0.0 to 0.0)	(0.0 to 0.0)	(0.0 to 0.0)	(0.0 to 0.0)	(0.0 to 0.0)	(0.0 to 0.0)	(0.0 to 0.0)	(0.0 to 0.0)	(0.0 to 0.0)
Chlamydial infection	0.0	0.0	0.0	0.0	0.0	17.2	26.0	58.0	130	130	130	130	130	130	130	130	130	130	130	130	130	130	1,300
	(0.0 to 0.0)	(0.0 to 0.0)	(0.0 to 0.0)	(0.0 to 0.0)	(0.0 to 0.0)	(9.1 to 28.7)	(14.0 to 40.8)	(32.0 to 94.0)	(71.0 to 210.0)	(71.0 to 210.0)	(71.0 to 210.0)	(71.0 to 210.0)	(71.0 to 210.0)	(71.0 to 210.0)	(71.0 to 210.0)	(71.0 to 210.0)	(71.0 to 210.0)	(71.0 to 210.0)	(71.0 to 210.0)	(71.0 to 210.0)	(71.0 to 210.0)	(71.0 to 210.0)	(710.0 to 2100.0)
Gonococcal infection	0.0	0.0	0.0	0.0	0.0	2.1	3.2	7.1	16.0	16.0	16.0	16.0	16.0	16.0	16.0	16.0	16.0	16.0	16.0	16.0	16.0	16.0	160
	(0.0 to 0.0)	(0.0 to 0.0)	(0.0 to 0.0)	(0.0 to 0.0)	(0.0 to 0.0)	(1.1 to 3.5)	(1.7 to 5.0)	(3.9 to 11.5)	(8.8 to 25.8)	(8.8 to 25.8)	(8.8 to 25.8)	(8.8 to 25.8)	(8.8 to 25.8)	(8.8 to 25.8)	(8.8 to 25.8)	(8.8 to 25.8)	(8.8 to 25.8)	(8.8 to 25.8)	(8.8 to 25.8)	(8.8 to 25.8)	(8.8 to 25.8)	(8.8 to 25.8)	(88.0 to 258.0)
Syphilis	0.0	0.0	0.0	0.0	0.0	0.0	0.0	0.0	0.0	0.0	0.0	0.0	0.0	0.0	0.0	0.0	0.0	0.0	0.0	0.0	0.0	0.0	0.0
	(0.0 to 0.0)	(0.0 to 0.0)	(0.0 to 0.0)	(0.0 to 0.0)	(0.0 to 0.0)	(0.0 to 0.0)	(0.0 to 0.0)	(0.0 to 0.0)	(0.0 to 0.0)	(0.0 to 0.0)	(0.0 to 0.0)	(0.0 to 0.0)	(0.0 to 0.0)	(0.0 to 0.0)	(0.0 to 0.0)	(0.0 to 0.0)	(0.0 to 0.0)	(0.0 to 0.0)	(0.0 to 0.0)	(0.0 to 0.0)	(0.0 to 0.0)	(0.0 to 0.0)	(0.0 to 0.0)
Trichomoniasis	0.0	0.0	0.0	0.0	0.0	0.0	0.0	0.0	0.0	0.0	0.0	0.0	0.0	0.0	0.0	0.0	0.0	0.0	0.0	0.0	0.0	0.0	0.0
	(0.0 to 0.0)	(0.0 to 0.0)	(0.0 to 0.0)	(0.0 to 0.0)	(0.0 to 0.0)	(0.0 to 0.0)	(0.0 to 0.0)	(0.0 to 0.0)	(0.0 to 0.0)	(0.0 to 0.0)	(0.0 to 0.0)	(0.0 to 0.0)	(0.0 to 0.0)	(0.0 to 0.0)	(0.0 to 0.0)	(0.0 to 0.0)	(0.0 to 0.0)	(0.0 to 0.0)	(0.0 to 0.0)	(0.0 to 0.0)	(0.0 to 0.0)	(0.0 to 0.0)	(0.0 to 0.0)
Genital herpes	0.0	0.0	0.0	0.0	0.0	0.0	0.0	0.0	0.0	0.0	0.0	0.0	0.0	0.0	0.0	0.0	0.0	0.0	0.0	0.0	0.0	0.0	0.0
	(0.0 to 0.0)	(0.0 to 0.0)	(0.0 to 0.0)	(0.0 to 0.0)	(0.0 to 0.0)	(0.0 to 0.0)	(0.0 to 0.0)	(0.0 to 0.0)	(0.0 to 0.0)	(0.0 to 0.0)	(0.0 to 0.0)	(0.0 to 0.0)	(0.0 to 0.0)	(0.0 to 0.0)	(0.0 to 0.0)	(0.0 to 0.0)	(0.0 to 0.0)	(0.0 to 0.0)	(0.0 to 0.0)	(0.0 to 0.0)	(0.0 to 0.0)	(0.0 to 0.0)	(0.0 to 0.0)
Other sexually transmitted infections	0.0	0.0	0.0	0.0	0.0	22.2	31.4	67.0	154	154	154	154	154	154	154	154	154	154	154	154	154	154	1,500
	(0.0 to 0.0)	(0.0 to 0.0)	(0.0 to 0.0)	(0.0 to 0.0)	(0.0 to 0.0)	(12.0 to 34.4)	(17.0 to 48.9)	(37.0 to 113.0)	(85.0 to 252.0)	(85.0 to 252.0)	(85.0 to 252.0)	(85.0 to 252.0)	(85.0 to 252.0)	(85.0 to 252.0)	(85.0 to 252.0)	(85.0 to 252.0)	(85.0 to 252.0)	(85.0 to 252.0)	(85.0 to 252.0)	(85.0 to 252.0)	(85.0 to 252.0)	(85.0 to 252.0)	(850.0 to 2520.0)
Respiratory infections and tuberculosis	1,000,000	1,000,000	1,000,000	1,000,000	1,000,000	1,000,000	1,000,000	1,000,000	1,000,000	1,000,000	1,000,000	1,000,000	1,000,000	1,000,000	1,000,000	1,000,000	1,000,000	1,000,000	1,000,000	1,000,000	1,000,000	1,000,000	1,000,000
	(1,000,000 to 1,000,000)	(1,000,000 to 1,000,000)	(1,000,000 to 1,000,000)



SR Table 2c: United Arab Emirates DALYS by cause and age group for both sexes with 95% uncertainty intervals, 2019

Cause	Early Neonatal	Late Neonatal	Post Neonatal	1 to 4	5 to 9	10 to 14	15 to 19	20 to 24	25 to 29	30 to 34	35 to 39	40 to 44	45 to 49	50 to 54	55 to 59	60 to 64	65 to 69	70 to 74	75 to 79	80 to 84	85 to 89	90 to 94	95 plus	Total
All causes	9,000 (8,764 to 10,200)	3,600 (2,670 to 5,290)	7,950 (6,350 to 10,300)	15,800 (12,400 to 20,000)	22,000 (17,500 to 27,400)	27,300 (21,300 to 34,700)	29,700 (23,000 to 38,100)	44,100 (34,000 to 57,000)	63,800 (49,000 to 81,700)	89,200 (69,000 to 114,000)	122,000 (93,900 to 157,000)	170,000 (129,000 to 219,000)	269,000 (204,000 to 345,000)	429,000 (325,000 to 553,000)	676,000 (513,000 to 869,000)	1,060,000 (807,000 to 1,360,000)	1,660,000 (1,270,000 to 2,130,000)	2,600 (1,980 to 3,340)	4,150 (3,160 to 5,340)	6,750 (5,160 to 8,680)	2,580 (1,980 to 3,320)	667 (509 to 858)	49.3 (38.3 to 63.5)	3,140,000
Communicable, maternal, neonatal, and nutritional diseases	4,690 (3,900 to 7,020)	1,870 (1,180 to 3,260)	3,010 (2,000 to 4,230)	6,470 (3,900 to 7,360)	6,060 (3,530 to 9,560)	4,890 (2,230 to 8,060)	3,330 (1,670 to 6,450)	3,420 (2,060 to 5,870)	3,670 (2,040 to 5,710)	4,170 (2,320 to 6,230)	76,300 (71,400 to 81,300)	19,900 (14,400 to 26,100)	16,400 (12,200 to 20,600)	16,800 (12,700 to 21,400)	16,200 (12,200 to 20,600)	6,970 (5,270 to 9,310)	4,390 (3,330 to 5,750)	2,330 (1,670 to 3,280)	1,220 (920 to 1,760)	1,060 (691 to 1,560)	664 (389 to 1,190)	278 (139 to 568)	76.1 (38.3 to 162)	132,000
HIV/AIDS and sexually transmitted infections	69.4 (51.6 to 102)	21.6 (11.3 to 47.6)	89.4 (47.1 to 202)	34.1 (18.2 to 73.2)	34.3 (18.3 to 74.1)	30.1 (16.1 to 64.7)	69.7 (37.1 to 149)	196 (104 to 420)	377 (201 to 809)	1,010 (539 to 2,170)	2,060 (1,100 to 4,420)	3,440 (1,840 to 7,400)	4,660 (2,490 to 10,000)	5,060 (2,700 to 10,900)	4,920 (2,630 to 10,600)	4,210 (2,250 to 9,050)	3,120 (1,670 to 6,710)	1,760 (941 to 3,790)	1,010 (539 to 2,170)	599 (320 to 1,290)	317 (169 to 683)	104 (55.4 to 224)	8.673 (4.63 to 18.7)	39,700
HIV/AIDS	(0 to 0)	(0 to 0.1)	(0.2 to 2.27)	(1.3 to 1.239)	(1.2 to 186)	(1 to 126)	(2.3 to 496)	(9.2 to 868)	(21 to 1,113)	(48.6 to 1,719)	(98.4 to 2,488)	(164.9 to 10,880)	(249.1 to 15,880)	(376.1 to 21,700)	(529.6 to 29,800)	(737.7 to 41,110)	1,128 (1.3 to 2,836)	1,128 (1.3 to 2,836)	1,128 (1.3 to 2,836)	1,128 (1.3 to 2,836)	1,128 (1.3 to 2,836)	1,128 (1.3 to 2,836)	1,128 (1.3 to 2,836)	7,302
HIV/AIDS - Drug-susceptible Tuberculosis	(0 to 0)	(0 to 0)	(0 to 0.1)	(0.5 to 11.9)	(0.5 to 9.8)	(0.4 to 7.1)	(0.2 to 5.6)	(1.2 to 27.1)	(1.7 to 44.4)	(2.1 to 53.1)	(2.6 to 68.4)	(3.9 to 89.6)	(3.3 to 54.9)	(3.9 to 66.1)	(4.9 to 82.2)	(5.4 to 90.1)	(7.7 to 2.3)	(3.9 to 1.16)	(2.8 to 77)	(2.9 to 3.39)	(3 to 0)	(3 to 0)	(3 to 0)	177
HIV/AIDS - Multidrug-resistant Tuberculosis without extensi	(0 to 0)	(0 to 0)	(0 to 0)	(0 to 0.1)	(0 to 0.1)	(0 to 0.1)	(0 to 0.1)	(0 to 0.2)	(0 to 0.4)	(0 to 0.7)	(0 to 1.1)	(0 to 1.7)	(0 to 2.7)	(0 to 3.7)	(0 to 5.1)	(0 to 6.7)	(0 to 8.5)	(0 to 10.3)	(0 to 12.1)	(0 to 13.8)	(0 to 15.3)	(0 to 16.4)	(0 to 17.1)	67
HIV/AIDS - Extensively drug-resistant Tuberculosis	(0 to 0)	(0 to 0)	(0 to 0)	(0 to 0)	(0 to 0)	(0 to 0)	(0 to 0)	(0 to 0)	(0 to 0.1)	(0 to 0.1)	(0 to 0.2)	(0 to 0.3)	(0 to 0.4)	(0 to 0.5)	(0 to 0.6)	(0 to 0.7)	(0 to 0.8)	(0 to 0.9)	(0 to 1)	(0 to 1)	(0 to 1)	(0 to 1)	(0 to 1)	(0 to 1)	6.6
HIV/AIDS resulting in other diseases	(0 to 0)	(0 to 0)	(0 to 0)	(0 to 0)	(0 to 0)	(0 to 0)	(0 to 0)	(0 to 0)	(0 to 0)	(0 to 0)	(0 to 0)	(0 to 0)	(0 to 0)	(0 to 0)	(0 to 0)	(0 to 0)	(0 to 0)	(0 to 0)	(0 to 0)	(0 to 0)	(0 to 0)	(0 to 0)	(0 to 0)	(0 to 0)	0
Sexually transmitted infections excluding HIV	69.4 (51.6 to 102)	21.6 (11.3 to 47.6)	89.7 (47.1 to 202)	1.12 (0.7 to 2.26)	0.7 (0.4 to 1.41)	7.3 (3.9 to 17.2)	22.6 (12.2 to 49.2)	132 (70.6 to 294)	356 (189 to 800)	1,010 (539 to 2,170)	2,060 (1,100 to 4,420)	3,440 (1,840 to 7,400)	4,660 (2,490 to 10,000)	5,060 (2,700 to 10,900)	4,920 (2,630 to 10,600)	4,210 (2,250 to 9,050)	3,120 (1,670 to 6,710)	1,760 (941 to 3,790)	1,010 (539 to 2,170)	599 (320 to 1,290)	317 (169 to 683)	104 (55.4 to 224)	8.673 (4.63 to 18.7)	1,360
Syphilis	68.4 (51 to 102)	21.5 (9.7 to 47.5)	89.7 (41 to 202)	1.12 (0.4 to 2.26)	0.7 (0.2 to 1.4)	7.3 (1.3 to 17.2)	22.6 (3.2 to 51.3)	132 (9.6 to 313)	356 (26.9 to 814)	1,010 (89.2 to 2,306)	2,060 (193.5 to 4,703)	3,440 (329.2 to 7,850)	4,660 (441.5 to 10,700)	5,060 (479.1 to 11,600)	4,920 (466.1 to 11,300)	4,210 (398.5 to 9,660)	3,120 (295.6 to 7,160)	1,760 (166.7 to 4,040)	1,010 (95.9 to 2,320)	599 (56.8 to 1,370)	317 (29.9 to 725)	104 (9.8 to 23.8)	8.673 (0.82 to 19.9)	174
Chlamydial infection	(0 to 0)	(0 to 0)	(0 to 0)	(0 to 0)	(0 to 0)	(0.3 to 0.9)	2.2 (1.3 to 3.6)	19.6 (9.9 to 13.6)	72.2 (36.6 to 30)	179 (91.1 to 141)	379 (193.6 to 340)	646 (329.2 to 1,140)	1,020 (517.4 to 1,930)	1,530 (774.9 to 3,060)	2,210 (1,120 to 4,600)	3,110 (1,570 to 6,610)	4,210 (2,130 to 9,010)	5,660 (2,870 to 12,200)	7,450 (3,770 to 16,100)	9,450 (4,780 to 20,500)	11,400 (5,770 to 24,800)	12,900 (6,530 to 28,200)	13,800 (6,980 to 30,200)	296
Gonococcal infection	(0 to 0)	(0 to 0)	(0 to 0)	(0 to 0)	(0 to 0)	(0.3 to 0.9)	2.2 (1.3 to 3.6)	19.6 (9.9 to 13.6)	72.2 (36.6 to 30)	179 (91.1 to 141)	379 (193.6 to 340)	646 (329.2 to 1,140)	1,020 (517.4 to 1,930)	1,530 (774.9 to 3,060)	2,210 (1,120 to 4,600)	3,110 (1,570 to 6,610)	4,210 (2,130 to 9,010)	5,660 (2,870 to 12,200)	7,450 (3,770 to 16,100)	9,450 (4,780 to 20,500)	11,400 (5,770 to 24,800)	12,900 (6,530 to 28,200)	13,800 (6,980 to 30,200)	994
Trichomoniasis	(0 to 0)	(0 to 0)	(0 to 0)	(0 to 0)	(0 to 0)	(0 to 0.1)	0.1 (0 to 0.2)	0.7 (0.2 to 1.6)	2.7 (0.7 to 6.4)	6.7 (1.7 to 16.1)	14.2 (3.6 to 34.1)	24.2 (6.1 to 58.1)	38.2 (9.7 to 91.6)	57.3 (14.5 to 137)	82.8 (20.9 to 198)	116 (29.3 to 278)	157 (39.8 to 377)	212 (53.6 to 508)	279 (70.6 to 669)	354 (89.4 to 848)	427 (108 to 1,020)	483 (122 to 1,160)	517 (131 to 1,240)	197
Genital herpes	(0 to 0)	(0 to 0)	(0 to 0)	(0 to 0)	(0 to 0)	(0 to 0)	(0 to 0)	(0 to 0)	(0 to 0)	(0 to 0)	(0 to 0)	(0 to 0)	(0 to 0)	(0 to 0)	(0 to 0)	(0 to 0)	(0 to 0)	(0 to 0)	(0 to 0)	(0 to 0)	(0 to 0)	(0 to 0)	(0 to 0)	(0 to 0)	0
Other sexually transmitted infections	(0 to 0)	(0 to 0)	(0 to 0)	(0 to 0)	(0 to 0)	(0 to 0)	(0 to 0)	(0 to 0)	(0 to 0)	(0 to 0)	(0 to 0)	(0 to 0)	(0 to 0)	(0 to 0)	(0 to 0)	(0 to 0)	(0 to 0)	(0 to 0)	(0 to 0)	(0 to 0)	(0 to 0)	(0 to 0)	(0 to 0)	(0 to 0)	386
Respiratory infections and tuberculosis	2,810 (2,730 to 3,210)	354 (346 to 364)	1,160 (1,140 to 1,180)	1,980 (1,940 to 2,020)	1,110 (1,090 to 1,130)	1,040 (1,020 to 1,060)	1,010 (987 to 1,030)	1,120 (1,100 to 1,140)	1,210 (1,190 to 1,230)	1,310 (1,290 to 1,340)	1,420 (1,390 to 1,450)	1,570 (1,540 to 1,600)	1,740 (1,710 to 1,770)	1,940 (1,900 to 1,970)	2,140 (2,100 to 2,180)	2,350 (2,310 to 2,390)	2,560 (2,520 to 2,610)	2,770 (2,720 to 2,820)	2,980 (2,930 to 3,040)	3,190 (3,130 to 3,250)	3,400 (3,330 to 3,460)	3,600 (3,530 to 3,670)	3,780 (3,700 to 3,850)	34,700
Tuberculosis	(0 to 0)	(0 to 0.9)	(0 to 0)	89.1 (10.6 to 22.9)	33.4 (3.6 to 69.6)	22.4 (2.1 to 48.1)	22.1 (1.9 to 47.5)	213 (19.2 to 213)	229 (20.9 to 229)	239 (21.9 to 239)	247 (22.7 to 247)	257 (23.7 to 257)	269 (24.9 to 269)	282 (26.2 to 282)	299 (27.8 to 299)	320 (29.8 to 320)	342 (31.9 to 342)	365 (34 to 365)	388 (36.2 to 388)	409 (38.2 to 409)	429 (40 to 429)	446 (41.6 to 446)	459 (42.8 to 459)	6,400
Latent tuberculosis infection	(0 to 0)	(0 to 0)	(0 to 0)	(0 to 0)	(0 to 0)	(0 to 0)	(0 to 0)	(0 to 0)	(0 to 0)	(0 to 0)	(0 to 0)	(0 to 0)	(0 to 0)	(0 to 0)	(0 to 0)	(0 to 0)	(0 to 0)	(0 to 0)	(0 to 0)	(0 to 0)	(0 to 0)	(0 to 0)	(0 to 0)	(0 to 0)	0
Drug-susceptible tuberculosis	89.1 (7.1 to 94)	33.4 (1.7 to 71.1)	22.4 (1.1 to 47.5)	22.1 (1.1 to 47.5)	213 (10.6 to 213)	229 (11.4 to 229)	239 (11.9 to 239)	247 (12.3 to 247)	257 (12.8 to 257)	269 (13.4 to 269)	282 (14 to 282)	299 (14.9 to 299)	320 (15.9 to 320)	342 (17 to 342)	365 (18.1 to 365)	388 (19.3 to 388)	409 (20.3 to 409)	429 (21.3 to 429)	446 (22.2 to 446)	459 (22.8 to 459)	6,100
Multidrug-resistant tuberculosis without extensive drug-res	(0 to 0)	(0 to 0)	(0 to 0)	0.1 (0 to 0.1)	1.3 (0.1 to 3.1)	1 (0.1 to 2.3)	1.7 (0.1 to 3.9)	4.6 (0.4 to 10.7)	7.3 (0.7 to 17)	10.3 (0.9 to 23.6)	14.2 (1.3 to 32.5)	18.6 (1.7 to 42.5)	24.1 (2.2 to 55)	30.9 (2.8 to 70.4)	39.1 (3.6 to 89)	48.8 (4.5 to 111)	59.9 (5.5 to 136)	72.4 (6.7 to 165)	86.1 (8 to 196)	100 (9.3 to 228)	113 (10.4 to 258)	123 (11.4 to 281)	128 (11.9 to 292)	238
Extensively drug-resistant tuberculosis	(0 to 0)	(0 to 0)	(0 to 0)	(0 to 0)	(0 to 0)	0.1 (0 to 0.2)	0.1 (0 to 0.2)	0.3 (0 to 0.8)	0.5 (0 to 1.2)	0.7 (0.1 to 1.7)	1 (0.1 to 2.3)	1.3 (0.1 to 3.1)	1.7 (0.2 to 4)	2.2 (0.2 to 5.1)	2.8 (0.3 to 6.5)	3.5 (0.3 to 8.1)	4.3 (0.4 to 9.9)	5.2 (0.5 to 12)	6.2 (0.6 to 14.2)	7.2 (0.7 to 16.5)	8.1 (0.8 to 18.6)	8.9 (0.8 to 20.4)	9.2 (0.9 to 21.1)	17.1
Lower respiratory infections	26 (17.2 to 37.1)	320 (211 to 456)	1,150 (760 to 1,640)	1,790 (1,180 to 2,550)	892 (589 to 1,270)	695 (459 to 991)	664 (438 to 947)	818 (540 to 1,170)	1,000 (660 to 1,420)	1,220 (806 to 1,740)	1,500 (990 to 2,130)	1,850 (1,220 to 2,630)	2,250 (1,490 to 3,200)	1,300 (1,300 to 1,300)	1,300 (1,300 to 1,300)	1,300 (1,300 to 1,300)	1,300 (1,300 to 1,300)	1,300 (1,300 to 1,300)	1,300 (1,300 to 1,300)	1,300 (1,300 to 1,300)	1,300 (1,300 to 1,300)	1,300 (1,300 to 1,300)	1,300 (1,300 to 1,300)	19,300
Upper respiratory infections	2.8 (0.3 to 9.6)	33.4 (1.6 to 9.7)	1,150 (29.3 to 183)	1,790 (179 to 529)	892 (227 to 749)	695 (183 to 599)	664 (152 to 576)	818 (127 to 666)	1,000 (183 to 982)	1,220 (289 to 1,280)	1,500 (387 to 2,180)	1,850 (476 to 2,430)	2,250 (579 to 2,430)	1,300 (609 to 2,430)	1,300 (349 to 1,320)	1,300 (399 to 627)	1,300 (89.9 to 276)	1,300 (49.6 to 140)	1,300 (19.9 to 64.6)	1,300 (6.6 to 20.6)	1,300 (1.9 to 6.1)	1,300 (0.3 to 0.9)	1,300 (0.1 to 0.2)	7,350
Otitis media	(0 to 0)	(0 to 0.9)	46.1 (6.2 to 183)	286 (42.1 to 249)	167 (27.1 to 749)	121 (18.6 to 599)	114 (18.1 to 576)	116 (20.2 to 130)	201 (31.2 to 130)	192 (34.2 to 172)	223 (39.5 to 200)	270 (48.1 to 243)	328 (59.6 to 295)	198 (89.8 to 295)	198 (89.6 to 181)	198 (82.2 to 96.8)	198 (20.1 to 24.5)	198 (7.6 to 9.3)	198 (3.1 to 3.8)	198 (0.5 to 0.6)	198 (0.1 to 0.1)	198 (0 to 0)	198 (0 to 0)	1,159
Enteric infections	23.1 (11.1 to 41.6)	11.4 (5.4 to 49.7)	2230 (1.1 to 4,020)	4449 to 1,479 (764 to 1,920)	1,200 (468 to 1,920)	623 (220 to 998)	4177 to 998	1,660 (590 to 998)	1,660 (589 to 760)	1,660 (589 to 760)	1,660 (589 to 760)	1,660 (589 to 760)	1,660 (1,330 to 2,660)	1,660 (1,660 to 3,320)	1,660 (1,660 to 3,320)	1,660 (1,660 to 3,320)	1,660 (1,660 to 3,320)	1,660 (1,660 to 3,320)	1,660 (1,660 to 3,320)	1,660 (1,660 to 3,320)	1,660 (1,660 to 3,320)	1,660 (1,660 to 3,320)	1,660 (1,660 to 3,320)	15,200
Cholera	(0 to 0)	(0 to 0)	(0 to 0)	(0 to 0)	(0 to 0)	(0 to 0)	(0 to 0)	(0 to 0)	(0 to 0)	(0 to 0)	(0 to 0)	(0 to 0)	(0 to 0)	(0 to 0)	(0 to 0)	(0 to 0)	(0 to 0)	(0 to 0)	(0 to 0)	(0 to 0)	(0 to 0)	(0 to 0)	(0 to 0)	(0 to 0)	0
Typhoid and paratyphoid	0.6 (0 to 1.7)	0.6 (0 to 1.7)	661 (0.1 to 1,180)	337 (84.3 to 561)	154 (43.6 to 423)	118 (29.6 to 307)	80.6 (20.5 to 203)	63.6 (16.5 to 156)	210 (53.2 to 500)	272 (68.5 to 646)	337 (84.7 to 800)	427 (107.5 to 1,010)	531 (133.7 to 1,260)	721 (181.7 to 1,710)	977 (246.1 to 2,310)	1,310 (330.1 to 3,100)	1,750 (441.1 to 4,140)	2,310 (582.1 to 5,460)	3,010 (758.2 to 7,110)	3,870 (974.9 to 9,150)	4,870 (1,230 to 11,500)	5,980 (1,510 to 14,100)	6,900 (1,740 to 16,300)	1,140
Typhoid fever	(0 to 0)	(0 to 1.6)	660 (0.1 to 1,180)	336 (84.2 to 561)	154 (43.6 to 423)	118 (29.6 to 307)	80.6 (20.5 to 203)	63.6 (16.5 to 156)	210 (53.2 to 500)	272 (68.5 to 646)	337 (84.7 to 800)	427 (107.5 to 1,010)	531 (133.7 to 1,260)	721 (181.7 to 1,710)	977 (246.1 to 2,310)	1,310 (330.1 to 3,100)	1,750 (441.1 to 4,140)	2,310 (582.1 to 5,460)	3,010 (758.2 to 7,110)	3,870 (974.9 to 9,150)	4,870 (1,230 to 11,500)	5,980 (1,510 to 14,100)	6,900 (1,740 to 16,300)	1,130
Paratyphoid fever	(0 to 0)	(0 to 0)	(0 to 0)	(0 to 0.4)	(0 to 0.4)	(0 to 0.3)	(0 to 0.2)	(0 to 0.2)	(0 to 0.2)	(0 to 0.2)	(0 to 0.2)	(0 to 0.2)	(0 to 0.2)	(0 to 0.2)	(0 to 0.2)	(0 to 0.2)	(0 to 0.2)	(0 to 0.2)	(0 to 0.2)	(0 to 0.2)	(0 to 0.2)	(0 to 0.2)	(0 to 0.2)	(0 to 0.2)	12.2
Invasive Non-typhoidal Salmonella (iNTS)	0.6 (0 to 0.9)	0.6 (0.2 to 0.8)	1.1 (0.7 to 1.7)	2.1 (1.3 to 3.1)	2.7 (1.7 to 3.9)	3.7 (2.3 to 5.2)	5.2 (3.2 to 7.3)	7.4 (4.5 to 10.3)	10.2 (6.3 to 14.3)	14.1 (8.7 to 19.7)	19.4 (12 to 26.9)	26.6 (16.5 to 36.8)	36.6 (22.7 to 50.6)	50.4 (31.2 to 69.6)	69.4 (43 to 95.8)	95.5 (59.2 to 131)	131 (81.2 to 180)	179 (111 to 247)	245 (152 to 337)	333 (207 to 459)	452 (280 to 623)	612 (379 to 844)	786 (487 to 1,080)	3,960
Other intestinal infectious diseases	(0 to 0)	(0 to 0)	(0 to 0)	(1.2 to 4.6)	(0.6 to 3.9)	(0.7 to 5.6)	(1.5 to 2.2)	(2.2 to 2.2)	(2.2 to 1.5)	(1.6 to 19.3)	(1.1 to 8.6)	(1.1 to 8.6)	(1.1 to 8.6)	(1.1 to 8.6)	(1.1 to 8.6)	(1.1 to 8.6)	(1.1 to 8.6)	(1.1 to 8.6)	(1.1 to 8.6)	(1.1 to 8.6)	(1.1 to 8.6)	(1.1 to 8.6)	(1.1 to 8.6)	204
Neglected tropical diseases and malaria	(0 to 0)	(0 to 0)	(0 to 0)	(0 to 0)	(0 to 0)	(0 to 0)	(0 to 0)	(0 to 0)	(0 to 0)	(0 to 0)	(0 to 0)	(0 to 0)	(0 to 0)	(0 to 0)	(0 to 0)	(0 to 0)	(0 to 0)	(0 to 0)	(0 to 0)	(0 to 0)	(0 to 0)	(0 to 0)	(0 to 0)	(0 to 0)	0
Chagas disease	(0 to 0)	(0 to 0)	(0 to 0)	(0 to 0)	(0 to 0)	(0 to 0)	(0 to 0)	(0 to 0)	(0 to 0)	(0 to 0)	(0 to 0)	(0 to 0)	(0 to 0)	(0 to 0)	(0 to 0)	(0 to 0)	(0 to 0)	(0 to 0)	(0 to 0)	(0 to 0)	(0 to 0)	(0 to 0)	(0 to 0)	(0 to 0)	0
Leishmaniasis	(0 to 0)	(0 to 0)	(0 to 0)	(0 to 0)	(0 to 0)	(0 to 0)	(0 to 0)	(0 to 0)	(0 to 0)	(0 to 0)	(0 to 0)	(0 to 0)	(0 to 0)	(0 to 0)	(0 to 0)	(0 to 0)	(0 to 0)	(0 to 0)	(0 to 0)	(0 to 0)	(0 to 0)	(0 to 0)	(0 to 0)	(0 to 0)	0
Visceral leishmaniasis	(0 to 0)	(0 to 0)	(0 to 0)	(0 to 0)	(0 to 0)	(0 to 0)	(0 to 0)	(0 to 0)	(0 to 0)	(0 to 0)	(0 to 0)	(0 to 0)	(0 to 0)	(0 to 0)	(0 to 0)	(0 to 0)	(0 to 0)	(0 to 0)	(0 to 0)	(0 to 0)	(0 to 0)	(0 to 0)	(0 to 0)	(0 to 0)	0
Cutaneous and mucocutaneous leishmaniasis	(0 to 0)	(0 to 0)	(0 to 0)	(0 to 0)	(0 to 0)	(0 to 0)	(0 to 0)	(0 to 0)	(0 to 0)	(0 to 0)	(0 to 0)	(0 to 0)	(0 to 0)	(0 to 0)	(0 to 0)	(0 to 0)	(0 to 0)	(0 to 0)	(0 to 0)	(0 to 0)	(0 to 0)	(0 to 0)	(0 to 0)	(0 to 0)	0
African trypanosomiasis	(0 to 0)	(0 to 0)	(0 to 0)	(0 to 0)	(0 to 0)	(0 to 0)	(0 to 0)	(0 to 0)	(0 to 0)	(0 to 0)	(0 to 0)	(0 to 0)	(0 to 0)	(0 to 0)	(0 to 0)	(0 to 0)	(0 to 0)	(0 to 0)	(0 to 0)	(0 to 0)	(0 to 0)	(0 to 0)	(0 to 0)	(0 to 0)	0
Schistosomiasis	(0 to 0)	(0 to 0)	(0 to 0)	(0 to 0)	(0 to 0)	(0 to 0)	(0 to 0)	(0 to 0)	(0 to 0)	(0 to 0)	(0 to 0)	(0 to 0)	(0 to 0)	(0 to 0)	(0 to 0)	(0 to 0)	(0 to 0)	(0 to 0)	(0 to 0)	(0 to 0)	(0 to 0)	(0 to 0)	(0 to 0)	(0 to 0)	0
Cysticercosis	(0 to 0)	(0 to 0)	(0 to 0)	(0 to 0)	(0 to 0)	(0 to 0)	(0 to 0)	(0 to 0)	(0 to 0)	(0 to 0)	(0 to 0)	(0 to 0)	(0 to 0)	(0 to 0)	(0 to 0)	(0 to 0)	(0 to 0)	(0 to 0)	(0 to 0)	(0 to 0)	(0 to 0)	(0 to 0)	(0 to 0)	(0 to 0)	0
Cystic echinococcosis	(0 to 0)	(0 to 0)	(0 to 0.1)	0.6 (0.1 to 1.3)	1.6 (0.4 to 3.9)	3.1 (0.7 to 8.2)	5.6 (1.4 to 15)	4.3 (1.1 to 11.4)	7.6 (1.9 to 20.1)	19.2 (4.8 to 50.8)	19.1 (4.8 to 50.7)	15.9 (3.9 to 42.1)	13 (3.2 to 33.3)	9.7 (2.4 to 24.5)	7.4 (1.8 to 18.5)	5.9 (1.4 to 14.7)	4.8 (1.2 to 11.9)	3.9 (0.9 to 9.6)	3.1 (0.8 to 7.7)	2.5 (0.6 to 6.1)	2 (0.5 to 4.9)	1.6 (0.4 to 3.9)	1.3 (0.3 to 3.2)	887
Lymphatic filariasis	(0 to 0)	(0 to 0)	(0 to 0)	(0 to 0)	(0 to 0)	(0 to 0)	(0 to 0)	(0 to 0)	(0 to 0)	(0 to 0)	(0 to 0)	(0 to 0)	(0 to 0)	(0 to 0)	(0 to 0)	(0 to 0)	(0 to 0)	(0 to 0)	(0 to 0)	(0 to 0)	(0 to 0)	(0 to 0)	(0 to 0)	(0 to 0)	0
Onchocerciasis	(0 to 0)	(0 to 0)	(0 to 0)	(0 to 0)	(0 to 0)	(0 to 0)	(0 to 0)	(0 to 0)	(0 to 0)	(0 to 0)	(0 to 0)	(0 to 0)	(0 to 0)	(0 to 0)	(0 to 0)	(0 to 0)	(0 to 0)	(0 to 0)	(0 to 0)	(0 to 0)	(0 to 0)	(0 to 0)	(0 to 0)	(0 to 0)	0
Trachoma	(0 to 0)	(0 to 0)	(0 to 0)	(0 to 0)	(0 to 0)	(0 to 0)	(0 to 0)	(0 to 0)	(0 to 0)	(0 to 0)	(0 to 0)	(0 to 0)	(0 to 0)	(0 to 0)	(0 to 0)	(0 to 0)	(0 to 0)	(0 to 0)	(0 to 0)	(0 to 0)	(0 to 0)	(0 to 0)	(0 to 0)	(0 to 0)	0
Dengue	(0 to 0)	(0 to 0)	(0 to 0)	(0 to 0)	(0 to 0)	(0 to 0)	(0 to 0)	(0 to 0)	(0 to 0)	(0 to 0)	(0 to 0)	(0 to 0)	(0 to 0)	(0 to 0)	(0 to 0)	(0 to 0)	(0 to 0)	(0 to 0)	(0 to 0)	(0 to 0)	(0 to 0)	(0 to 0)	(0 to 0)	(0 to 0)	0
Yellow fever	(0 to 0)	(0 to 0)	(0 to 0)	(0 to 0)	(0 to 0)	(0 to 0)	(0 to 0)	(0 to 0)	(0 to 0)	(0 to 0)	(0 to 0)	(0 to 0)	(0 to 0)	(0 to 0)	(0 to 0)	(0 to 0)	(0 to 0)	(0 to 0)	(0 to 0)	(0 to 0)	(0 to 0)	(0 to 0)	(0 to 0)	(0 to 0)	0
Rabies	(0 to 0)	(0 to 0)	0.2 (0 to 0.6)	(0 to 0.9)	0.6 (0 to 2.8)	0.6 (0 to 2.8)	0.6 (0 to 2.8)	1 (0 to 5.6)	2.1 (0 to 12.6)	2.6 (0 to 15.1)	4.9 (0 to 29.2)	12 (0 to 69.7)	6.1 (0 to 22.3)	6.1 (0 to 22.3)	3.1 (0 to 11.1)	2.2 (0 to 10.3)	1.4 (0 to 6.6)	0.9 (0 to 4.1)	0.6 (0 to 2.6)	0.4 (0 to 1.7)	0.3 (0 to 1.1)	0.2 (0 to 0.7)	0.1 (0 to 0.4)	384
Intestinal nematode infections	(0 to 0)	(0 to 0)	1.1 (0 to 3.6)	3.6 (1.1 to 12)	1.7 (0.7 to 4.2)	1.7 (0.7 to 4.2)	1.7 (0.7 to 4.2)	3.2 (1.3 to 8.1)	6.6 (2.6 to 16.7)	7.4 (2.9 to 18.8)	8.6 (3.4 to 21.8)	9.8 (3.9 to 24.8)	11.2 (4.4 to 28.3)	12.8 (5.1 to 32.4)	14.6 (5.8 to 36.9)	16.6 (6.6 to 42)	18.9 (7.5 to 47.8)	21.5 (8.6 to 54.4)	24.5 (9.8 to 62)	27.9 (11.1 to 70.6)	31.8 (12.7 to 80.4)	36.2 (14.4 to 91.5)	41.2 (16.4 to 104)	799
Ascariasis	(0 to 0)	(0 to 0)	(0 to 0)	(0 to 0.1)	(0 to 0.1)	(0 to 0.1)	(0 to 0.1)	(0 to 0.1)	(0 to 0.1)	(0 to 0.1)	(0 to 0.1)	(0 to 0.1)	(0 to 0.1)	(0 to 0.1)	(0 to 0.1)	(0 to 0.1)	(0 to 0.1)	(0 to 0.1)	(0 to 0.1)	(0 to 0.1)	(0 to 0.1)	(0 to 0.1)	(0 to 0.1)	(0 to 0.1)	7.1
Trichuriasis	(0 to 0)	(0 to 0)	(0 to 0)	(0 to 0)	(0 to 0)	(0 to 0)	(0 to 0)	(0 to 0)	(0 to 0)	(0 to 0)	(0 to 0)	(0 to 0)	(0 to 0)	(0 to 0)	(0 to 0)	(0 to 0)	(0 to 0)	(0 to 0)	(0 to 0)	(0 to 0)	(0 to 0)	(0 to 0)	(0 to 0)	(0 to 0)	0
Hookworm disease	(0 to 0)	(0 to 0)	(0 to 0)	2.6 (0.3 to 1.6)	0.9 (0.7 to 5.1)	1.2 (0.4 to 2.6)	4.7 (1.4 to 9.6)	10.2 (4.2 to 19.7)	18.1 (8.6 to 31)	29.5 (14.1 to 49.3)	43.5 (20.3 to 69.9)	59.5 (28.1 to 93.6)	78.1 (37.2 to 120)	100 (48.1 to 151)	126 (61.2 to 186)	156 (76.6 to 227)	191 (94.3 to 273)	230 (114.1 to 321)	272 (135.5 to 372)	316 (158.1 to 424)	361 (181.2 to 476)	403 (203.1 to 520)	437 (221.1 to 554)	774
Food-borne trematodiases	(0 to 0)	(0 to 0)	(0 to 0)	(0 to 0)	(0 to 0)	(0 to 0)	(0 to 0)	(0 to 0)	(0 to 0)	(0 to 0)	(0 to 0)	(0 to 0)	(0 to 0)	(0 to 0)	(0 to 0)	(0 to 0)	(0 to 0)	(0 to 0)	(0 to 0)	(0 to 0)	(0 to 0)	(0 to 0)	(0 to 0)	(0 to 0)	0
Leprosy	(0 to 0)	(0 to 0)	(0 to 0)	(0 to 0)	(0 to 0)	0.1 (0.1 to 0.2)	0.1 (0.1 to 0.2)	0.2 (0.1 to 0.4)	0.3 (0.1 to 0.6)	0.4 (0.2 to 0.8)	0.5 (0.2 to 1)	0.6 (0.3 to 1.2)	0.8 (0.4 to 1.5)	0.9 (0.4 to 1.8)	1.1 (0.5 to 2.2)	1.3 (0.6 to 2.6)	1.5 (0.7 to 3)	1.7 (0.8 to 3.4)	1.9 (0.9 to 3.8)	2.1 (1 to 4.2)	2.3 (1.1 to 4.6)	2.5 (1.2 to 5)	2.6 (1.2 to 5.2)	17
Malaria	(0 to 0)	(0 to 0)	(0 to 0)	(0 to 0)	(0 to 0)	(0 to 0)	(0 to 0)	(0 to 0)	(0 to 0)	(0 to 0)	(0 to 0)	(0 to 0)	(0 to 0)	(0 to 0)	(0 to 0)	(0 to 0)	(0 to 0)	(0 to 0)	(0 to 0)	(0 to 0)	(0 to 0)	(0 to 0)	(0 to 0)	(0 to 0)	0
Zika virus	(0 to 0)	(0 to 0)	(0 to 0)	(0 to 0)	(0 to 0)	(0 to 0)	(0 to 0)	(0 to 0)	(0 to 0)	(0 to 0)	(0 to 0)	(0 to 0)	(0 to 0)	(0 to 0)	(0 to 0)	(0 to 0)	(0 to 0)	(0 to 0)	(0 to 0)	(0 to 0)	(0 to 0)	(0 to 0)	(0 to 0)	(0 to 0)	0
Guinea worm disease	(0 to 0)	(0 to 0)	(0 to 0)	(0 to 0)	(0 to 0)	(0 to 0)	(0 to 0)	(0 to 0)	(0 to 0)	(0 to 0)	(0 to 0)	(0 to 0)	(0 to 0)	(0 to 0)	(0 to 0)	(0 to 0)	(0 to 0)	(0 to 0)	(0 to 0)	(0 to 0)	(0 to 0)	(0 to 0)	(0 to 0)	(0 to 0)	0
Other neglected tropical diseases	0.9 (0.7 to 1.7)	3.9 (1.7 to 7.1)	67.7 (18.9 to



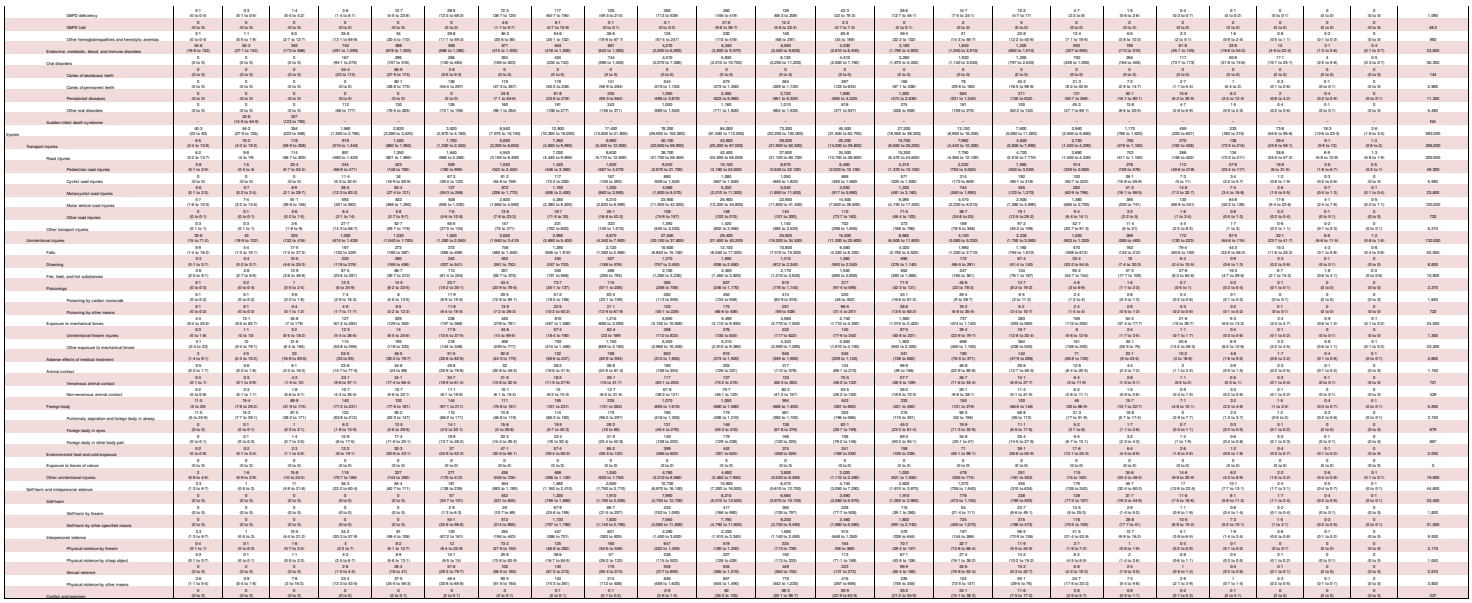

Cell Table 2c. Yemen (UL) by cause and age group for both sexes with 95% uncertainty intervals, 2019

Cause	Early Neonatal	Late Neonatal	Post Neonatal	1 to 4	5 to 9	10 to 14	15 to 19	20 to 24	25 to 29	30 to 34	35 to 39	40 to 44	45 to 49	50 to 54	55 to 59	60 to 64	65 to 69	70 to 74	75 to 79	80 to 84	85 to 89	90 to 94	95 plus	Total
All causes	2,480,000 (1,210,000 to 3,760,000)	421,000 (349,000 to 500,000)	1,330,000 (1,050,000 to 1,700,000)	989,000 (892,000 to 1,130,000)	648,000 (589,000 to 716,000)	469,000 (423,000 to 524,000)	415,000 (371,000 to 464,000)	462,000 (404,000 to 530,000)	521,000 (454,000 to 597,000)	622,000 (541,000 to 714,000)	660,000 (573,000 to 759,000)	623,000 (540,000 to 723,000)	424,000 (348,000 to 510,000)	393,000 (317,000 to 489,000)	364,000 (279,000 to 469,000)	363,000 (268,000 to 483,000)	367,000 (268,000 to 484,000)	313,000 (219,000 to 440,000)	226,000 (154,000 to 324,000)	136,000 (82,000 to 192,000)	69,700 (40,000 to 114,000)	22,000 (20,000 to 25,100)	9,660 (9,000 to 9,990)	11,600,000
Communicable, maternal, neonatal, and nutritional diseases	2,230,000 (1,060,000 to 3,500,000)	322,000 (254,000 to 398,000)	769,000 (512,000 to 1,130,000)	613,000 (522,000 to 727,000)	164,000 (132,000 to 201,000)	82,400 (66,000 to 102,000)	140,000 (112,000 to 174,000)	129,000 (101,000 to 164,000)	109,000 (77,000 to 147,000)	109,000 (77,000 to 147,000)	89,200 (62,000 to 123,000)	75,000 (52,000 to 103,000)	47,100 (32,000 to 65,000)	37,100 (25,000 to 51,000)	31,400 (21,000 to 43,000)	27,100 (18,000 to 37,000)	22,400 (15,000 to 31,000)	22,600 (15,000 to 31,000)	11,600 (8,000 to 16,000)	6,870 (4,000 to 10,000)	3,540 (2,000 to 5,000)	1,060 (1,070 to 1,050)	427 (427 to 427)	4,690,000
HIV/AIDS and sexually transmitted infections	6,400 (4,400 to 13,600)	6,800 (1,600 to 13,600)	6,570 (2,100 to 22,000)	6,120 (131 to 27,000)	837 (120 to 2,210)	1,200 (174 to 1,310)	2,220 (239 to 5,640)	3,270 (434 to 7,440)	4,200 (617 to 9,620)	5,270 (697 to 14,180)	5,230 (623 to 14,180)	4,200 (599 to 9,600)	2,630 (230 to 6,960)	2,630 (117 to 5,910)	2,630 (82 to 1,820)	2,630 (48 to 1,749)	2,630 (19 to 1,650)	2,630 (13 to 116)	2,630 (5 to 34.9)	2,630 (1 to 13.8)	2,630 (0 to 5.9)	2,630 (0 to 2.6)	2,630 (0 to 1.1)	64,000
HIV/AIDS	6,400 (4,400 to 13,600)	6,800 (1,600 to 13,600)	6,570 (2,100 to 22,000)	6,120 (131 to 27,000)	837 (120 to 2,210)	1,200 (174 to 1,310)	2,220 (239 to 5,640)	3,270 (434 to 7,440)	4,200 (617 to 9,620)	5,270 (697 to 14,180)	5,230 (623 to 14,180)	4,200 (599 to 9,600)	2,630 (230 to 6,960)	2,630 (117 to 5,910)	2,630 (82 to 1,820)	2,630 (48 to 1,749)	2,630 (19 to 1,650)	2,630 (13 to 116)	2,630 (5 to 34.9)	2,630 (1 to 13.8)	2,630 (0 to 5.9)	2,630 (0 to 2.6)	2,630 (0 to 1.1)	27,000
HIV/AIDS - Drug-susceptible Tuberculosis	0 (0 to 0)	0 (0 to 0)	0 (0 to 0)	0 (0 to 0)	0 (0 to 0)	0 (0 to 0)	0 (0 to 0)	0 (0 to 0)	0 (0 to 0)	0 (0 to 0)	0 (0 to 0)	0 (0 to 0)	0 (0 to 0)	0 (0 to 0)	0 (0 to 0)	0 (0 to 0)	0 (0 to 0)	0 (0 to 0)	0 (0 to 0)	0 (0 to 0)	0 (0 to 0)	0 (0 to 0)	0 (0 to 0)	0
HIV/AIDS - Multidrug-resistant Tuberculosis without extensive drug resistance	0 (0 to 0)	0 (0 to 0)	0 (0 to 0)	0 (0 to 0)	0 (0 to 0)	0 (0 to 0)	0 (0 to 0)	0 (0 to 0)	0 (0 to 0)	0 (0 to 0)	0 (0 to 0)	0 (0 to 0)	0 (0 to 0)	0 (0 to 0)	0 (0 to 0)	0 (0 to 0)	0 (0 to 0)	0 (0 to 0)	0 (0 to 0)	0 (0 to 0)	0 (0 to 0)	0 (0 to 0)	0 (0 to 0)	0
HIV/AIDS - Extensively drug-resistant Tuberculosis	0 (0 to 0)	0 (0 to 0)	0 (0 to 0)	0 (0 to 0)	0 (0 to 0)	0 (0 to 0)	0 (0 to 0)	0 (0 to 0)	0 (0 to 0)	0 (0 to 0)	0 (0 to 0)	0 (0 to 0)	0 (0 to 0)	0 (0 to 0)	0 (0 to 0)	0 (0 to 0)	0 (0 to 0)	0 (0 to 0)	0 (0 to 0)	0 (0 to 0)	0 (0 to 0)	0 (0 to 0)	0 (0 to 0)	0
HIV/AIDS resulting in other diseases	0 (0 to 0)	0 (0 to 0)	0 (0 to 0)	0 (0 to 0)	0 (0 to 0)	0 (0 to 0)	0 (0 to 0)	0 (0 to 0)	0 (0 to 0)	0 (0 to 0)	0 (0 to 0)	0 (0 to 0)	0 (0 to 0)	0 (0 to 0)	0 (0 to 0)	0 (0 to 0)	0 (0 to 0)	0 (0 to 0)	0 (0 to 0)	0 (0 to 0)	0 (0 to 0)	0 (0 to 0)	0 (0 to 0)	0
Sexually transmitted infections, excluding HIV	23,000 (6,670 to 48,100)	6,800 (1,600 to 13,600)	2,180 (1,990 to 15,800)	260 (60.7 to 643)	166 (37.7 to 421)	15.3 (3.57 to 43.6)	5.6 (1.30 to 16.1)	8.6 (1.99 to 24.5)	16.9 (3.94 to 48.1)	16.9 (3.94 to 48.1)	12.6 (2.94 to 35.8)	12.6 (2.94 to 35.8)	7.9 (1.84 to 22.5)	7.9 (1.84 to 22.5)	7.9 (1.84 to 22.5)	7.9 (1.84 to 22.5)	7.9 (1.84 to 22.5)	7.9 (1.84 to 22.5)	7.9 (1.84 to 22.5)	7.9 (1.84 to 22.5)	7.9 (1.84 to 22.5)	7.9 (1.84 to 22.5)	7.9 (1.84 to 22.5)	300
Syphilis	23,000 (6,670 to 48,100)	6,800 (1,600 to 13,600)	2,180 (1,990 to 15,800)	260 (60.7 to 643)	166 (37.7 to 421)	15.3 (3.57 to 43.6)	5.6 (1.30 to 16.1)	8.6 (1.99 to 24.5)	16.9 (3.94 to 48.1)	16.9 (3.94 to 48.1)	12.6 (2.94 to 35.8)	12.6 (2.94 to 35.8)	7.9 (1.84 to 22.5)	7.9 (1.84 to 22.5)	7.9 (1.84 to 22.5)	7.9 (1.84 to 22.5)	7.9 (1.84 to 22.5)	7.9 (1.84 to 22.5)	7.9 (1.84 to 22.5)	7.9 (1.84 to 22.5)	7.9 (1.84 to 22.5)	7.9 (1.84 to 22.5)	7.9 (1.84 to 22.5)	35,000
Chlamydial infection	0 (0 to 0)	0 (0 to 0)	0 (0 to 0)	0 (0 to 0)	0 (0 to 0)	0 (0 to 0)	0 (0 to 0)	0 (0 to 0)	0 (0 to 0)	0 (0 to 0)	0 (0 to 0)	0 (0 to 0)	0 (0 to 0)	0 (0 to 0)	0 (0 to 0)	0 (0 to 0)	0 (0 to 0)	0 (0 to 0)	0 (0 to 0)	0 (0 to 0)	0 (0 to 0)	0 (0 to 0)	0 (0 to 0)	0 (0 to 0)	0
Gonococcal infection	0 (0 to 0)	0 (0 to 0)	0 (0 to 0)	0 (0 to 0)	0 (0 to 0)	0 (0 to 0)	0 (0 to 0)	0 (0 to 0)	0 (0 to 0)	0 (0 to 0)	0 (0 to 0)	0 (0 to 0)	0 (0 to 0)	0 (0 to 0)	0 (0 to 0)	0 (0 to 0)	0 (0 to 0)	0 (0 to 0)	0 (0 to 0)	0 (0 to 0)	0 (0 to 0)	0 (0 to 0)	0 (0 to 0)	0 (0 to 0)	0
Trichomoniasis	0 (0 to 0)	0 (0 to 0)	0 (0 to 0)	0 (0 to 0)	0 (0 to 0)	0 (0 to 0)	0 (0 to 0)	0 (0 to 0)	0 (0 to 0)	0 (0 to 0)	0 (0 to 0)	0 (0 to 0)	0 (0 to 0)	0 (0 to 0)	0 (0 to 0)	0 (0 to 0)	0 (0 to 0)	0 (0 to 0)	0 (0 to 0)	0 (0 to 0)	0 (0 to 0)	0 (0 to 0)	0 (0 to 0)	0 (0 to 0)	0
Genital herpes	0 (0 to 0)	0 (0 to 0)	0 (0 to 0)	0 (0 to 0)	0 (0 to 0)	0 (0 to 0)	0 (0 to 0)	0 (0 to 0)	0 (0 to 0)	0 (0 to 0)	0 (0 to 0)	0 (0 to 0)	0 (0 to 0)	0 (0 to 0)	0 (0 to 0)	0 (0 to 0)	0 (0 to 0)	0 (0 to 0)	0 (0 to 0)	0 (0 to 0)	0 (0 to 0)	0 (0 to 0)	0 (0 to 0)	0 (0 to 0)	0
Other sexually transmitted infections	0 (0 to 0)	0 (0 to 0)	0 (0 to 0)	0 (0 to 0)	0 (0 to 0)	0 (0 to 0)	0 (0 to 0)	0 (0 to 0)	0 (0 to 0)	0 (0 to 0)	0 (0 to 0)	0 (0 to 0)	0 (0 to 0)	0 (0 to 0)	0 (0 to 0)	0 (0 to 0)	0 (0 to 0)	0 (0 to 0)	0 (0 to 0)	0 (0 to 0)	0 (0 to 0)	0 (0 to 0)	0 (0 to 0)	0 (0 to 0)	0
Respiratory infections and tuberculosis	39,800 (19,600 to 63,000)	19,600 (11,500 to 31,600)	109,000 (62,000 to 181,000)	62,000 (34,000 to 104,000)	24,000 (14,000 to 39,000)	15,000 (9,000 to 24,000)	11,000 (6,000 to 18,000)	12,700 (7,000 to 20,000)	13,000 (7,000 to 21,000)	13,700 (7,000 to 22,000)	14,000 (7,000 to 23,000)	12,200 (6,000 to 20,000)	9,040 (4,000 to 16,000)	8,010 (3,000 to 14,000)	6,720 (2,000 to 13,000)	5,120 (1,000 to 11,000)	4,290 (1,000 to 9,000)	3,660 (1,000 to 8,000)	2,720 (1,000 to 6,000)	1,940 (1,000 to 4,000)	1,040 (1,000 to 2,000)	292 (1,000 to 1,000)	0	523,000
Tuberculosis	3,310 (1,660 to 5,250)	2,090 (1,020 to 3,450)	2,260 (1,020 to 4,000)	1,030 (1,020 to 1,040)	664 (1,020 to 1,040)	1,040 (1,020 to 1,040)	1,040 (1,020 to 1,040)	1,040 (1,020 to 1,040)	1,040 (1,020 to 1,040)	1,040 (1,020 to 1,040)	1,040 (1,020 to 1,040)	1,040 (1,020 to 1,040)	1,040 (1,020 to 1,040)	1,040 (1,020 to 1,040)	1,040 (1,020 to 1,040)	1,040 (1,020 to 1,040)	1,040 (1,020 to 1,040)	1,040 (1,020 to 1,040)	1,040 (1,020 to 1,040)	1,040 (1,020 to 1,040)	1,040 (1,020 to 1,040)	1,040 (1,020 to 1,040)	1,040 (1,020 to 1,040)	27,000
Latent tuberculosis infection	0 (0 to 0)	0 (0 to 0)	0 (0 to 0)	0 (0 to 0)	0 (0 to 0)	0 (0 to 0)	0 (0 to 0)	0 (0 to 0)	0 (0 to 0)	0 (0 to 0)	0 (0 to 0)	0 (0 to 0)	0 (0 to 0)	0 (0 to 0)	0 (0 to 0)	0 (0 to 0)	0 (0 to 0)	0 (0 to 0)	0 (0 to 0)	0 (0 to 0)	0 (0 to 0)	0 (0 to 0)	0 (0 to 0)	0 (0 to 0)	0
Drug-susceptible tuberculosis	0 (0 to 0)	0 (0 to 0)	0 (0 to 0)	0 (0 to 0)	0 (0 to 0)	0 (0 to 0)	0 (0 to 0)	0 (0 to 0)	0 (0 to 0)	0 (0 to 0)	0 (0 to 0)	0 (0 to 0)	0 (0 to 0)	0 (0 to 0)	0 (0 to 0)	0 (0 to 0)	0 (0 to 0)	0 (0 to 0)	0 (0 to 0)	0 (0 to 0)	0 (0 to 0)	0 (0 to 0)	0 (0 to 0)	0 (0 to 0)	0
Multidrug-resistant tuberculosis without extensive drug resistance	1,110 (317 to 2,460)	740 (167 to 1,660)	1,010 (167 to 2,460)	1,010 (167 to 2,460)	1,010 (167 to 2,460



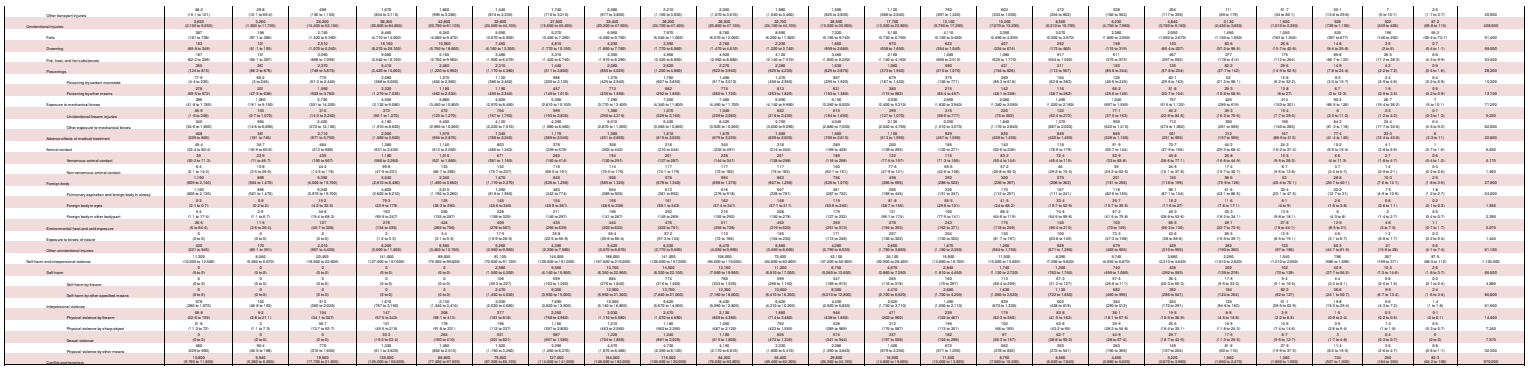

Cause	Row 1 Number	Row 2 Number	Row 3 Number	Col 4	Col 5	Col 6	Col 7	Col 8	Col 9	Col 10	Col 11	Col 12	Col 13	Col 14	Col 15	Col 16	Col 17	Col 18	Col 19	Col 20	Col 21	Col 22	Col 23	Col 24	Col 25	Col 26	Col 27	Col 28	Col 29	Col 30	Col 31	Total
All causes	714,999,999 (714,999,999–714,999,999)	714,999,999 (714,999,999–714,999,999)	714,999,999 (714,999,999–714,999,999)	714,999,999 (714,999,999–714,999,999)	714,999,999 (714,999,999–714,999,999)	714,999,999 (714,999,999–714,999,999)	714,999,999 (714,999,999–714,999,999)	714,999,999 (714,999,999–714,999,999)	48,999,999 (48,999,999–48,999,999)	48,999,999 (48,999,999–48,999,999)	48,999,999 (48,999,999–48



04 Table 3c: Staphylococcus CMLTS by cause and age across Tier facts epoch with 80% uncertainty intervals, 2019

Cause	Early Neonatal	Late Neonatal	Post-Neonatal	1 to 4	5 to 9	10 to 14	15 to 19	20 to 24	25 to 29	30 to 34	35 to 39	40 to 44	45 to 49	50 to 54	55 to 59	60 to 64	65 to 69	70 to 74	75 to 79	80 to 84	85 to 89	90 to 94	95 plus	Total
All causes	2,420,000 (2,000,000–2,900,000)	868,000 (624,000–1,200,000)	2,730,000 (2,200,000–3,400,000)	1,350,000 (964,000–1,900,000)	699,000 (494,000–1,000,000)	598,000 (420,000–850,000)	703,000 (500,000–1,000,000)	870,000 (620,000–1,200,000)	955,000 (680,000–1,300,000)	926,000 (660,000–1,300,000)	826,000 (590,000–1,200,000)	679,000 (480,000–960,000)	662,000 (466,000–940,000)	651,000 (460,000–920,000)	660,000 (465,000–930,000)	670,000 (475,000–950,000)	665,000 (470,000–940,000)	645,000 (455,000–910,000)	620,000 (435,000–880,000)	592,000 (415,000–840,000)	553,000 (387,000–790,000)	513,000 (359,000–730,000)	21,900,000 (14,700,000–30,600,000)
Communicable, maternal, neonatal, and nutritional diseases	1,900,000 (1,540,000 to 2,370,000)	707,000 (570,000 to 880,000)	2,090,000 (1,710,000 to 2,600,000)	1,030,000 (733,000 to 1,450,000)	530,000 (368,000 to 748,000)	443,000 (309,000 to 627,000)	527,000 (367,000 to 744,000)	654,000 (456,000 to 923,000)	716,000 (501,000 to 1,010,000)	694,000 (485,000 to 980,000)	619,000 (433,000 to 874,000)	509,000 (356,000 to 719,000)	496,000 (347,000 to 701,000)	488,000 (341,000 to 690,000)	495,000 (346,000 to 699,000)	502,000 (351,000 to 709,000)	499,000 (349,000 to 705,000)	484,000 (339,000 to 684,000)	465,000 (326,000 to 657,000)	444,000 (311,000 to 628,000)	415,000 (290,000 to 586,000)	385,000 (269,000 to 544,000)	16,500,000 (11,100,000 to 23,100,000)
HIV/AIDS and sexually transmitted infections	4,170,000 (3,210,000–5,400,000)	1,520,000 (1,170,000–1,970,000)	4,800,000 (3,700,000–6,200,000)	2,370,000 (1,820,000–3,070,000)	1,230,000 (944,000–1,590,000)	1,040,000 (797,000–1,350,000)	1,230,000 (943,000–1,590,000)	1,530,000 (1,170,000–1,980,000)	1,670,000 (1,280,000–2,160,000)	1,620,000 (1,240,000–2,100,000)	1,440,000 (1,110,000–1,870,000)	1,190,000 (913,000–1,540,000)	1,160,000 (890,000–1,500,000)	1,140,000 (875,000–1,480,000)	1,150,000 (885,000–1,490,000)	1,170,000 (900,000–1,520,000)	1,160,000 (892,000–1,510,000)	1,130,000 (869,000–1,470,000)	1,080,000 (831,000–1,400,000)	1,040,000 (797,000–1,350,000)	968,000 (742,000–1,260,000)	898,000 (689,000–1,170,000)	38,300,000 (29,400,000–49,800,000)
HIV/AIDS	4,170,000 (3,210,000–5,400,000)	1,520,000 (1,170,000–1,970,000)	4,800,000 (3,700,000–6,200,000)	2,370,000 (1,820,000–3,070,000)	1,230,000 (944,000–1,590,000)	1,040,000 (797,000–1,350,000)	1,230,000 (943,000–1,590,000)	1,530,000 (1,170,000–1,980,000)	1,670,000 (1,280,000–2,160,000)	1,620,000 (1,240,000–2,100,000)	1,440,000 (1,110,000–1,870,000)	1,190,000 (913,000–1,540,000)	1,160,000 (890,000–1,500,000)	1,140,000 (875,000–1,480,000)	1,150,000 (885,000–1,490,000)	1,170,000 (900,000–1,520,000)	1,160,000 (892,000–1,510,000)	1,130,000 (869,000–1,470,000)	1,080,000 (831,000–1,400,000)	1,040,000 (797,000–1,350,000)	968,000 (742,000–1,260,000)	898,000 (689,000–1,170,000)	38,300,000 (29,400,000–49,800,000)
HIV/AIDS - Drug-susceptible Tuberculosis	0	0	0	62.2 (0.0–1,000.0)	3.7 (0.0–59.0)	1.5 (0.0–24.0)	14.7 (0.0–235.0)	21.5 (0.0–343.0)	22.2 (0.0–355.0)	17.0 (0.0–272.0)	12.4 (0.0–198.0)	10.8 (0.0–173.0)	14.6 (0.0–233.0)	16.2 (0.0–259.0)	19.1 (0.0–305.0)	20.2 (0.0–323.0)	21.7 (0.0–347.0)	21.7 (0.0–347.0)	21.6 (0.0–346.0)	21.1 (0.0–338.0)	20.4 (0.0–326.0)	19.4 (0.0–310.0)	233 (0.0–3,700.0)
HIV/AIDS - Drug-resistant Tuberculosis	0	0	0	0	0	0	0	0	0	0	0	0	0	0	0	0	0	0	0	0	0	0	0	0
HIV/AIDS - Multidrug-resistant Tuberculosis without extensive drug resistance	0 (0 to 0)	0 (0 to 0)	0 (0 to 0)	0.1 (0.0–0.9)	0 (0.0–0.0)	0.2 (0.0–1.7)	0.2 (0.0–1.7)	0.2 (0.0–1.7)	0.2 (0.0–1.7)	0.2 (0.0–1.7)	0.2 (0.0–1.7)	0.2 (0.0–1.7)	0.2 (0.0–1.7)	0.2 (0.0–1.7)	0.2 (0.0–1.7)	0.2 (0.0–1.7)	0.2 (0.0–1.7)	0.2 (0.0–1.7)	0.2 (0.0–1.7)	0.2 (0.0–1.7)	0.2 (0.0–1.7)	0.2 (0.0–1.7)	2.4 (0.0–20.0)
HIV/AIDS - Extensively drug-resistant Tuberculosis	0 (0 to 0)	0 (0 to 0)	0 (0 to 0)	0 (0.0–0.0)	0 (0.0–0.0)	0 (0.0–0.0)	0 (0.0–0.0)	0 (0.0–0.0)	0 (0.0–0.0)	0 (0.0–0.0)	0 (0.0–0.0)	0 (0.0–0.0)	0 (0.0–0.0)	0 (0.0–0.0)	0 (0.0–0.0)	0 (0.0–0.0)	0 (0.0–0.0)	0 (0.0–0.0)	0 (0.0–0.0)	0 (0.0–0.0)	0 (0.0–0.0)	0 (0.0–0.0)	0 (0.0–0.0)	0 (0.0–0.0)
HIV/AIDS resulting in other diseases	0 (0 to 0)	0 (0 to 0)	0 (0 to 0)	0 (0.0–0.0)	0 (0.0–0.0)	0 (0.0–0.0)	0 (0.0–0.0)	0 (0.0–0.0)	0 (0.0–0.0)	0 (0.0–0.0)	0 (0.0–0.0)	0 (0.0–0.0)	0 (0.0–0.0)	0 (0.0–0.0)	0 (0.0–0.0)	0 (0.0–0.0)	0 (0.0–0.0)	0 (0.0–0.0)	0 (0.0–0.0)	0 (0.0–0.0)	0 (0.0–0.0)	0 (0.0–0.0)	0 (0.0–0.0)	0 (0.0–0.0)
Diarrheal, lower respiratory, and other common infectious diseases	1,900,000 (1,540,000–2,370,000)	707,000 (570,000–880,000)	2,090,000 (1,710,000–2,600,000)	1,030,000 (733,000–1,450,000)	530,000 (368,000–748,000)	443,000 (309,000–627,000)	527,000 (367,000–744,000)	654,000 (456,000–923,000)	716,000 (501,000–1,010,000)	694,000 (485,000–980,000)	619,000 (433,000–874,000)	509,000 (356,000–719,000)	496,000 (347,000–701,000)	488,000 (341,000–690,000)	495,000 (346,000–699,000)	502,000 (351,000–709,000)	499,000 (349,000–705,000)	484,000 (339,000–684,000)	465,000 (326,000–657,000)	444,000 (311,000–628,000)	415,000 (290,000–586,000)	385,000 (269,000–544,000)	16,500,000 (11,100,000–23,100,000)
Respiratory infections and tuberculosis	1,900,000 (1,540,000–2,370,000)	707,000 (570,000–880,000)	2,090,000 (1,710,000–2,600,000)	1,030,000 (733,000–1,450,000)	530,000 (368,000–748,000)	443,000 (309,000–627,000)	527,000 (367,000–744,000)	654,000 (456,000–923,000)	716,000 (501,000–1,010,000)	694,000 (485,000–980,000)	619,000 (433,000–874,000)	509,000 (356,000–719,000)	496,000 (347,000–701,000)	488,000 (341,000–690,000)	495,000 (346,000–699,000)	502,000 (351,000–709,000)	499,000 (349,000–705,000)	484,000 (339,000–684,000)	465,000 (326,000–657,000)	444,000 (311,000–628,000)	415,000 (290,000–586,000)	385,000 (269,000–544,000)	16,500,000 (11,100,000–23,100,000)
Tuberculosis	19,400 (14,000–26,600)	6,250 (4,500–8,600)	24,000 (18,000–33,000)	245 (177–337)	110 (79–151)	105 (76–144)	151 (109–207)	309 (223–424)	499 (360–685)	644 (465–885)	672 (485–923)	606 (437–833)	606 (437–833)	592 (427–814)	604 (436–830)	611 (441–839)	606 (437–833)	586 (423–806)	565 (407–776)	540 (389–742)	504 (363–692)	469 (338–644)	438 (316–602)	6,900 (4,900–9,500)
Latent tuberculosis infection	0 (0 to 0)	0 (0 to 0)	0 (0 to 0)	0 (0 to 0)	0 (0 to 0)	0 (0 to 0)	0 (0 to 0)	0 (0 to 0)	0 (0 to 0)	0 (0 to 0)	0 (0 to 0)	0 (0 to 0)	0 (0 to 0)	0 (0 to 0)	0 (0 to 0)	0 (0 to 0)	0 (0 to 0)	0 (0 to 0)	0 (0 to 0)	0 (0 to 0)	0 (0 to 0)	0 (0 to 0)	0 (0 to 0)	0 (0 to 0)
Drug-susceptible tuberculosis	19,400 (14,000–26,600)	6,250 (4,500–8,600)	24,000 (18,000–33,000)	245 (177–337)	110 (79–151)	105 (76–144)	151 (109–207)	309 (223–424)	499 (360–685)	644 (465–885)	672 (485–923)	606 (437–833)	606 (437–833)	592 (427–814)	604 (436–830)	611 (441–839)	606 (437–833)	586 (423–806)	565 (407–776)	540 (389–742)	504 (363–692)	469 (338–644)	438 (316–602)	6,900 (4,900–9,500)
Multidrug-resistant tuberculosis without extensive drug resistance	0 (0 to 0)	0 (0 to 0)	0 (0 to 0)	0 (0 to 0)	0 (0 to 0)	0 (0 to 0)	0 (0 to 0)	0 (0 to 0)	0 (0 to 0)	0 (0 to 0)	0 (0 to 0)	0 (0 to 0)	0 (0 to 0)	0 (0 to 0)	0 (0 to 0)	0 (0 to 0)	0 (0 to 0)	0 (0 to 0)	0 (0 to 0)	0 (0 to 0)	0 (0 to 0)	0 (0 to 0)	0 (0 to 0)	0 (0 to 0)
Extensively drug-resistant tuberculosis	127 (0 to 0)	127 (0 to 0)	84.6 (0.0–1,000.0)	42.2 (0.0–500.0)	26.4 (0.0–312.0)	28.1 (0.0–332.0)	43.7 (0.0–516.0)	117 (0.0–1,000.0)	142 (0.0–1,000.0)	90.3 (0.0–1,000.0)	46.7 (0.0–552.0)	29.3 (0.0–346.0)	115 (0.0–1,000.0)	87.2 (0.0–1,000.0)	44 (0.0–520.0)	30.8 (0.0–364.0)	33.3 (0.0–394.0)	24.9 (0.0–294.0)	21.7 (0.0–256.0)	19.7 (0.0–233.0)	17.4 (0.0–206.0)	1.4 (0.0–16.0)	1,160 (0.0–13,700.0)
Lower respiratory infections	1,880,000 (1,520,000–2,350,000)	701,000 (564,000–873,000)	2,060,000 (1,690,000–2,560,000)	1,020,000 (724,000–1,430,000)	524,000 (363,000–739,000)	438,000 (305,000–620,000)	520,000 (362,000–734,000)	645,000 (450,000–911,000)	706,000 (494,000–997,000)	684,000 (478,000–966,000)	610,000 (427,000–862,000)	502,000 (351,000–709,000)	489,000 (342,000–691,000)	481,000 (336,000–679,000)	488,000 (341,000–689,000)	495,000 (346,000–699,000)	493,000 (344,000–696,000)	477,000 (334,000–674,000)	459,000 (321,000–648,000)	438,000 (306,000–619,000)	409,000 (286,000–578,000)	380,000 (265,000–537,000)	16,300,000 (11,000,000–22,800,000)
Upper respiratory infections	29,200 (10.0 to 82.7)	9,400 (3.0 to 26.6)	6,480 (2.0 to 18.4)	5,470 (1.0 to 15.5)	4,290 (1.0 to 12.1)	3,880 (1.0 to 11.0)	3,170 (1.0 to 9.0)	2,630 (1.0 to 7.4)	1,990 (1.0 to 5.6)	1,560 (0.0 to 4.4)	1,240 (0.0 to 3.5)	1,060 (0.0 to 3.0)	1,060 (0.0 to 3.0)	1,160 (0.0 to 3.3)	1,290 (0.0 to 3.6)	1,340 (0.0 to 3.8)	1,360 (0.0 to 3.8)	1,310 (0.0 to 3.7)	1,210 (0.0 to 3.4)	1,100 (0.0 to 3.1)	1,000 (0.0 to 2.8)	894 (0.0 to 2.5)	34,400 (97.0 to 97.0)
Otitis media	29,200 (10.0 to 82.7)	9,400 (3.0 to 26.6)	6,480 (2.0 to 18.4)	5,470 (1.0 to 15.5)	4,290 (1.0 to 12.1)	3,880 (1.0 to 11.0)	3,170 (1.0 to 9.0)	2,630 (1.0 to 7.4)	1,990 (1.0 to 5.6)	1,560 (0.0 to 4.4)	1,240 (0.0 to 3.5)	1,060 (0.0 to 3.0)	1,060 (0.0 to 3.0)	1,160 (0.0 to 3.3)	1,290 (0.0 to 3.6)	1,340 (0.0 to 3.8)	1,360 (0.0 to 3.8)	1,310 (0.0 to 3.7)	1,210 (0.0 to 3.4)	1,100 (0.0 to 3.1)	1,000 (0.0 to 2.8)	894 (0.0 to 2.5)	34,400 (97.0 to 97.0)
Sepsis	19,400 (14,000–26,600)	6,250 (4,500–8,600)	24,000 (18,000–33,000)	245 (177–337)	110 (79–151)	105 (76–144)	151 (109–207)	309 (223–424)	499 (360–685)	644 (465–885)	672 (485–923)	606 (437–833)	606 (437–833)	592 (427–814)	604 (436–830)	611 (441–839)	606 (437–833)	586 (423–806)	565 (407–776)	540 (389–742)	504 (363–692)	469 (338–644)	438 (316–602)	6,900 (4,900–9,500)
Other sexually transmitted infections	0 (0 to 0)	0 (0 to 0)	0 (0 to 0)	0 (0 to 0)	0 (0 to 0)	40.1 (0.0–534.0)	176 (0.0–2,000.0)	255 (0.0–2,000.0)	161 (0.0–2,000.0)	114 (0.0–1,000.0)	112 (0.0–1,000.0)	109 (0.0–1,000.0)	109 (0.0–1,000.0)	110 (0.0–1,000.0)	113 (0.0–1,000.0)	115 (0.0–1,000.0)	116 (0.0–1,000.0)	116 (0.0–1,000.0)	115 (0.0–1,000.0)	113 (0.0–1,000.0)	110 (0.0–1,000.0)	106 (0.0–1,000.0)	96.1 (0.0–1,000.0)	1,360 (0.0–18,000.0)
Respiratory infections and tuberculosis	1,880,000 (1,520,000–2,350,000)	701,000 (564,000–873,000)	2,060,000 (1,690,000–2,560,000)	1,020,000 (724,000–1,430,000)	524,000 (363,000–739,000)	438,000 (305,000–620,000)	520,000 (362,000–734,000)	645,000 (450,000–911,000)	706,000 (494,000–997,000)	684,000 (478,000–966,000)	610,000 (427,000–862,000)	502,000 (351,000–709,000)	489,000 (342,000–691,000)	481,000 (336,000–679,000)	488,000 (341,000–689,000)	495,000 (346,000–699,000)	493,000 (344,000–696,000)	477,000 (334,000–674,000)	459,000 (321,000–648,000)	438,000 (306,000–619,000)	409,000 (286,000–578,000)	380,000 (265,000–537,000)	16,300,000 (11,000,000–22,800,000)
Tuberculosis	19,400 (14,000–26,600)	6,250 (4,500–8,600)	24,000 (18,000–33,000)	245 (177–337)	110 (79–151)	105 (76–144)	151 (109–207)	309 (223–424)	499 (360–685)	644 (465–885)	672 (485–923)	606 (437–833)	606 (437–833)	592 (427–814)	604 (436–830)	611 (441–839)	606 (437–833)	586 (423–806)	565 (407–776)	540 (389–742)	504 (363–692)	469 (338–644)	438 (316–602)	6,900 (4,900–9,500)
Latent tuberculosis infection	0 (0 to 0)	0 (0 to 0)	0 (0 to 0)	0 (0 to 0)	0 (0 to 0)	0 (0 to 0)	0 (0 to 0)	0 (0 to 0)	0 (0 to 0)	0 (0 to 0)	0 (0 to 0)	0 (0 to 0)	0 (0 to 0)	0 (0 to 0)	0 (0 to 0)	0 (0 to 0)	0 (0 to 0)	0 (0 to 0)	0 (0 to 0)	0 (0 to 0)	0 (0 to 0)	0 (0 to 0)	0 (0 to 0)	0 (0 to 0)
Drug-susceptible tuberculosis	19,400 (14,000–26,600)	6,250 (4,500–8,600)	24,000 (18,000–33,000)	245 (177–337)	110 (79–151)	105 (76–144)	151 (109–207)	309 (223–424)	499 (360–685)	644 (465–885)	672 (485–923)	606 (437–833)	606 (437–833)	592 (427–814)	604 (436–830)	611 (441–839)	606 (437–833)	586 (423–806)	565 (407–776)	540 (389–742)	504 (363–692)	469 (338–644)	438 (316–602)	6,900 (4,900–9,500)
Multidrug-resistant tuberculosis without extensive drug resistance	0 (0 to 0)	0 (0 to 0)	0 (0 to 0)	0 (0 to 0)	0 (0 to 0)	0 (0 to 0)	0 (0 to 0)	0 (0 to 0)	0 (0 to 0)	0 (0 to 0)	0 (0 to 0)	0 (0 to 0)	0 (0 to 0)	0 (0 to 0)	0 (0 to 0)	0 (0 to 0)	0 (0 to 0)	0 (0 to 0)	0 (0 to 0)	0 (0 to 0)	0 (0 to 0)	0 (0 to 0)	0 (0 to 0)	0 (0 to 0)
Extensively drug-resistant tuberculosis	127 (0 to 0)	127 (0 to 0)	84.6 (0.0–1,000.0)	42.2 (0.0–500.0)	26.4 (0.0–312.0)	28.1 (0.0–332.0)	43.7 (0.0–516.0)	117 (0.0–1,000.0)	142 (0.0–1,000.0)	90.3 (0.0–1,000.0)	46.7 (0.0–552.0)	29.3 (0.0–346.0)	115 (0.0–1,000.0)	87.2 (0.0–1,000.0)	44 (0.0–520.0)	30.8 (0.0–364.0)	33.3 (0.0–394.0)	24.9 (0.0–294.0)	21.7 (0.0–256.0)	19.7 (0.0–233.0)	17.4 (0.0–206.0)	1.4 (0.0–16.0)	1,160 (0.0–13,700.0)
Lower respiratory infections	1,880,000 (1,520,000–2,350,000)	701,000 (564,000–873,000)	2,060,000 (1,690,000–2,560,000)	1,020,000 (724,000–1,430,000)	524,000 (363,000–739,000)	438,000 (305,000–620,000)	520,000 (362,000–734,000)	645,000 (450,000–911,000)	706,000 (494,000–997,000)	684,000 (478,000–966,000)	610,000 (427,000–862,000)	502,000 (351,000–709,000)	489,000 (342,000–691,000)	481,000 (336,000–679,000)	488,000 (341,000–689,000)	495,000 (346,000–699,000)	493,000 (344,000–696,000)	477,000 (334,000–674,000)	459,000 (321,000–648,000)	438,000 (306,000–619,000)	409,000 (286,000–578,000)	380,000 (265,000–537,000)	16,300,000 (11,000,000–22,800,000)
Upper respiratory infections	29,200 (10.0 to 82.7)	9,400 (3.0 to 26.6)	6,480 (2.0 to 18.4)	5,470 (1.0 to 15.5)	4,290 (1.0 to 12.1)	3,880 (1.0 to 11.0)	3,170 (1.0 to 9.0)	2,630 (1.0 to 7.4)	1,990 (1.0 to 5.6)	1,560 (0.0 to 4.4)	1,240 (0.0 to 3.5)	1,060 (0.0 to 3.0)	1,060 (0.0 to 3.0)	1,160 (0.0 to 3.3)	1,290 (0.0 to 3.6)	1,340 (0.0 to 3.8)	1,360 (0.0 to 3.8)	1,310 (0.0 to 3.7)	1,210 (0.0 to 3.4)	1,100 (0.0 to 3.1)	1,000 (0.0 to 2.8)	894 (0.0 to 2.5)	34,400 (97.0 to 97.0)
Otitis media	29,200 (10.0 to 82.7)	9,400 (3.0 to 26.6)	6,480 (2.0 to 18.4)	5,470 (1.0 to 15.5)	4,290 (1.0 to 12.1)	3,880 (1.0 to 11.0)	3,170 (1.0 to 9.0)	2,630 (1.0 to 7.4)	1,990 (1.0 to 5.6)	1,560 (0.0 to 4.4)	1,240 (0.0 to 3.5)	1,060 (0.0 to 3.0)	1,060 (0.0 to 3.0)	1,160 (0.0 to 3.3)	1,290 (0.0 to 3.6)	1,340 (0.0 to 3.8)	1,360 (0.0 to 3.8)	1,310 (0.0 to 3.7)	1,210 (0.0 to 3.4)	1,100 (0.0 to 3.1)	1,000 (0.0 to 2.8)	894 (0.0 to 2.5)	34,400 (97.0 to 97.0)
Sepsis	19,400 (14,000–26,600)	6,250 (4,500–8,600)	24,000 (18,000–33,000)	245 (177–337)	110 (79–151)	105 (76–144)	151 (109–207)	309 (223–424)	499 (360–685)	644 (465–885)	672 (485–923)	606 (437–833)	606 (437–833)	592 (427–814)	604 (436–830)	611 (441–839)	606 (437–833)	586 (423–806)	565 (407–776)	540 (389–742)	504 (363–692)	469 (338–644)	438 (316–602)	6,900 (4,900–9,500)
Other sexually transmitted infections	0 (0 to 0)	0 (0 to 0)	0 (0 to 0)	0 (0 to 0)	0 (0 to 0)	40.1 (0.0–534.0)	176 (0.0–2,000.0)	255 (0.0–2,000.0)	161 (0.0–2,000.0)	114 (0.0–1,000.0)	112 (0.0–1,000.0)	109 (0.0–1,000.0)	109 (0.0–1,000.0)	110 (0.0–1,000.0)	113 (0.0–1,000.0)	115 (0.0–1,000.0)	116 (0.0–1,000.0)	116 (0.0–1,000.0)	115 (0.0–1,000.0)	113 (0.0–1,000.0)	110 (0.0–1,000.0)	106 (0.0–1,000.0)	96.1 (0.0–1,000.0)	1,360 (0.0–18,000.0)
Diarrheal diseases	16,900 (14,300–20,000)	28,600 (24,000–34,000)	159,000 (133,000–189,000)	150,000 (125,000–179,000)	45,000 (37,000–54,000)	12,000 (9,900–14,000)	8,400 (6,900–9,900)	8,200 (6,800–9,800)	7,900 (6,500–9,400)	7,600 (6,300–9,100)	7,400 (6,100–8,800)	7,200 (5,900–8,600)	7,000 (5,800–8,400)	6,900 (5,700–8,200)	6,800 (5,600–8,100)	6,700 (5,500–8,000)	6,600 (5,400–7,900)	6,500 (5,300–7,800)	6,400 (5,200–7,700)	6,300 (5,200–7,500)	6,200 (5,100–7,400)	6,100 (5,000–7,300)	460,000 (380,000–550,000)
Intestinal infectious diseases	16,900 (14,300–20,000)	28,600 (24,000–34,000)	159,000 (133,000–189,000)	150,000 (125,000–179,000)	45,000 (37,000–54,000)	12,000 (9,900–14,000)	8,400 (6,900–9,900)	8,200 (6,800–9,800)	7,900 (6,500–9,400)	7,600 (6,300–9,100)	7,400 (6,100–8,800)	7,200 (5,900–8,600)	7,000 (5,800–8,400)	6,900 (5,700–8,200)	6,800 (5,600–8,100)	6,700 (5,500–8,000)	6,600 (5,400–7,900)	6,500 (5,300–7,800)	6,400 (5,200–7,700)	6,300 (5,200–7,500)	6,200 (5,100–7,400)	6,100 (5,000–7,300)	460,000 (380,000–550,000)
Salmonella	16,900 (14,300–20,000)	28,600 (24,000–34,000)	159,000 (133,000–189,000)	150,000 (125,000–179,000)	45,000 (37,000–54,000)	12,000 (9,900–14,000)	8,400 (6,900–9,900)	8,200 (6,800–9,800)	7,900 (6,500–9,400)	7,600 (6,300–9,100)	7,400 (6,100–8,800)	7,200 (5,900–8,600)	7,000 (5,800–8,400)	6,900 (5,700–8,200)	6,800 (5,600–8,100)	6,700 (5,500–8,000)	6,600 (5,400–7,900)	6,500 (5,300–7,800)	6,400 (5,200–7,700)	6,300 (5,200–7,500)	6,200 (5,100–7,400)	6,100 (5,000–7,300)	460,000 (380,000–550,000)
Shigella	0 (0 to 0)	0 (0 to 0)	0 (0 to 0)	0 (0 to 0)	0 (0 to 0)	0 (0 to 0)	0 (0 to 0)	0 (0 to 0)	0 (0 to 0)	0 (0 to 0)	0 (0 to 0)	0 (0 to 0)	0 (0 to 0)	0 (0 to 0)	0 (0 to 0)	0 (0 to 0)	0 (0 to 0)	0 (0 to 0)	0 (0 to 0)	0 (0 to 0)	0 (0 to 0)	0 (0 to 0)	0 (0 to 0)	0 (0 to 0)
Escherichia coli	0 (0 to 0)	0 (0 to 0)	0 (0 to 0)	0 (0 to 0)	0 (0 to 0)	0 (0 to 0)	0 (0 to 0)	0 (0 to 0)	0 (0 to 0)	0 (0 to 0)	0 (0 to 0)	0 (0 to 0)	0 (0 to 0)	0 (0 to 0)	0 (0 to 0)	0 (0 to 0)	0 (0 to 0)	0 (0 to 0)	0 (0 to 0)	0 (0 to 0)	0 (0 to 0)	0 (0 to 0)	0 (0 to 0)	0 (0 to 0)
Cholera	0 (0 to 0)	0 (0 to 0)	0 (0 to 0)	0 (0 to 0)	0 (0 to 0)	0 (0 to 0)	0 (0 to 0)	0 (0 to 0)	0 (0 to 0)	0 (0 to 0)	0 (0 to 0)	0 (0 to 0)	0 (0 to 0)	0 (0 to 0)	0 (0 to 0)	0 (0 to 0)	0 (0 to 0)	0 (0 to 0)	0 (0 to 0)	0 (0 to 0)	0 (0 to 0)	0 (0 to 0)	0 (0 to 0)	0 (0 to 0)
Other diarrheal diseases	16,900 (14,300–20,000)	28,600 (24,000–34,000)	159,000 (133,000–189,000)	150,000 (125,000–179,000)	45,000 (37,000–54,000)	12,000 (9,900–14,000)	8,400 (6,900–9,900)	8,200 (6,800–9,800)	7,900 (6,500–9,400)	7,600 (6,300–9,100)	7,400 (6,100–8,800)	7,200 (5,900–8,600)	7,000 (5,800–8,400)	6,900 (5,700–8,200)	6,800 (5,600–8,100)	6,700 (5,500–8,000)	6,600 (5,400–7,900)	6,500 (5,300–7,800)	6,400 (5,200–7,700)	6,300 (5,200–7,500)	6,200 (5,100–7,400)	6,100 (5,000–7,300)	460,000 (380,000–550,000)
Neglected tropical diseases and malaria	2,070 (1,710–2,500)	1,180 (940–1,510)	4,260 (3,400–5,400)	3,040 (2,400–3,900)	2,490 (1,900–3,200)	2,540 (1,900–3,300)	2,540 (1,900–3,300)	2,540 (1,900–3,300)	2,540 (1,900–3,300)	2,540 (1,900–3,300)	2,540 (1,900–3,300)	2,540 (1,900–3,300)	2,540 (1,900–3,300)	2,540 (1,900–3,300)	2,540 (1,900–3,300)	2,540 (1,900–3,300)	2,540 (1,900–3,300)	2,540 (1,900–3,300)	2,540 (1,900–3,300)	2,540 (1,900–3,300)	2,540 (1,900–3,300)	2,540 (1,900–3,300)	72,000 (57,000–91,000)
Malaria	2,070 (1,710–2,500)	1,180 (940–1,510)	4,260 (3,400–5,400)	3,040 (2,400–3,900)	2,490 (1,900–3,200)	2,540 (1,900–3,300)	2,540 (1,900–3,300)	2,540 (1,900–3,300)	2,540 (1,900–3,300)	2,540 (1,900–3,300)	2,540 (1,900–3,300)	2,540 (1,900–3,300)	2,540 (1,900–3,300)	2,540 (1,900–3,300)	2,540 (1,900–3,300)	2,540 (1,900–3,300)	2,540 (1,900–3,300)	2,540 (1,900–3,300)	2,540 (1,900–3,300)	2,540 (1,900–3,300)	2,540 (1,900–3,300)	2,540 (1,900–3,300)	72,000 (57,000–91,000)
Chagas disease	0 (0 to 0)	0 (0 to 0)	0 (0 to 0)	0 (0 to 0)	0 (0 to 0)	0 (0 to 0)	0 (0 to 0)	0 (0 to 0)	0 (0 to 0)	0 (0 to 0)	0 (0 to 0)	0 (0 to 0)	0 (0 to 0)	0 (0 to 0)	0 (0 to 0)	0 (0 to 0)	0 (0 to 0)	0 (0 to 0)	0 (0 to 0)	0 (0 to 0)	0 (0 to 0)	0 (0 to 0)	0 (0 to 0)	0 (0 to 0)
Leishmaniasis	0 (0 to 0)	0 (0 to 0)	0 (0 to 0)	0 (0 to 0)	0 (0 to 0)	0 (0 to 0)	0 (0 to 0)	0 (0 to 0)	0 (0 to 0)	0 (0 to 0)	0 (0 to 0)	0 (0 to 0)	0 (0 to 0)	0 (0 to 0)	0 (0 to 0)	0 (0 to 0)	0 (0 to 0)	0 (0 to 0)	0 (0 to 0)	0 (0 to 0)	0 (0 to 0)	0 (0 to 0)	0 (0 to 0)	0 (0 to 0)
African trypanosomiasis	0 (0 to 0)	0 (0 to 0)	0 (0 to 0)	0 (0 to 0)	0 (0 to 0)	0 (0 to 0)	0 (0 to 0)	0 (0 to 0)	0 (0 to 0)	0 (0 to 0)	0 (0 to 0)	0 (0 to 0)	0 (0 to 0)	0 (0 to 0)	0 (0 to 0)	0 (0 to 0)	0 (0 to 0)	0 (0 to 0)	0 (0 to 0)	0 (0 to 0)	0 (0 to 0)	0 (0 to 0)	0 (0 to 0)	0 (0 to 0)
Cysticercosis and human-bovine tuberculosis	0 (0 to 0)	0 (0 to 0)	19.3 (2.4–47.7)	2.610 (0.0–1,000.0)	1.980 (0.0–1,000.0)	16.050 (0.0–1,000.0)	16.050 (0.0–1,000.0)	16.050 (0.0–1,000.0)	16.050 (0.0–1,000.0)	16.050 (0.0–1,000.0)	16.050 (0.0–1,000.0)	4.530 (0.0–1,000.0)	12.120 (0.0–1,000.0)	11.400 (0.0–1,000.0)	11.350 (0.0–1,000.0)	11.560 (0.0–1,000.0)	12.080 (0.0–1,000.0)	10.750 (0.0–1,000.0)	9.020 (0.0–1,000.0)	5.030 (0.0–1,000.0)	2.160 (0.0–1,000.0)	1.160 (0.0–1,000.0)	174.000 (0.0–1,000.0)
Schistosomiasis	0 (0 to 0)	0 (0 to 0)	0 (0 to 0)	0 (0 to 0)	0 (0 to 0)	0 (0 to 0)	0 (0 to 0)	0 (0 to 0)	0 (0 to 0)	0 (0 to 0)	0 (0 to 0)	0 (0 to 0)	0 (0 to 0)	0 (0 to 0)	0 (0 to 0)	0 (0 to 0)	0 (0 to 0)	0 (0 to 0)	0 (0 to 0)	0 (0 to 0)	0 (0 to 0)	0 (0 to 0)	0 (0 to 0)	0 (0 to 0)
Cysticercosis	0 (0 to 0)	0 (0 to 0)	0 (0 to 0)	0 (0 to 0)	0 (0 to 0)	0 (0 to 0)	0 (0 to 0)	0 (0 to 0)	0 (0 to 0)	0 (0 to 0)	0 (0 to 0)	0 (0 to 0)	0 (0 to 0)	0 (0 to 0)	0 (0 to 0)	0 (0 to 0)	0 (0 to 0)	0 (0 to 0)	0 (0 to 0)	0 (0 to 0)	0 (0 to 0)	0 (0 to 0)	0 (0 to 0)	0 (0 to 0)
Cystic echinococcosis	0 (0 to 0)	0 (0 to 0)	0 (0 to 0)	224 (0.0–1,000.0)	299 (0.0–1,000.0)	986 (0.0–1,000.0)	192 (0.0–1,000.0)	190 (



Exposure to forces of nature	1,260 (1,162 to 1,410)	440 (418 to 527)	1,420 (1,256 to 1,662)	622 (562 to 696)	282 (227 to 349)	420 (323 to 552)	523 (454 to 1,383)	1,759 (1,350 to 2,553)	1,650 (1,349 to 2,782)	1,450 (1,240 to 2,022)	1,670 (1,324 to 2,662)	1,823 (1,545 to 2,529)	2,140 (1,728 to 3,223)	1,446 (1,270 to 1,969)	699 (482 to 799)	321 (253 to 410)	533 (27 to 613)	286 (226 to 351)	196 (163 to 238)	110 (83 to 132)	43.4 (27 to 53.9)	12 (10.1 to 14)	2.7 (2.3 to 3)	26,183
Other unintentional injuries	2,900 (2,614 to 3,358)	764 (720 to 1,710)	3,980 (3,560 to 14,820)	1,100 (1,000 to 12,200)	1,400 (1,200 to 12,200)	1,700 (1,500 to 12,200)	2,600 (2,400 to 11,700)	3,600 (3,400 to 20,300)	3,400 (1,900 to 20,300)	3,600 (3,400 to 19,700)	3,900 (3,600 to 19,700)	7,900 (3,700 to 11,900)	8,400 (5,200 to 12,900)	4,900 (3,200 to 6,900)	1,900 (1,300 to 2,600)	919 (641 to 1,300)	627 (396 to 1,100)	540 (345 to 901)	356 (245 to 501)	217 (180 to 267)	84.1 (66.7 to 106)	29.6 (22 to 39.7)	6.1 (4.9 to 8)	134,000
Self-harm and interpersonal violence	24,000 (22,000 to 27,000)	87,600 (86,000 to 90,400)	279,000 (270,000 to 290,000)	143,000 (137,000 to 153,000)	75,300 (69,700 to 81,800)	45,000 (40,700 to 50,700)	69,700 (63,200 to 77,000)	257,000 (238,000 to 277,000)	262,000 (248,000 to 277,000)	251,000 (238,000 to 265,000)	216,000 (201,000 to 232,000)	125,000 (116,000 to 134,000)	129,000 (120,000 to 138,000)	69,100 (64,100 to 74,200)	150,000 (140,000 to 160,000)	114,000 (106,000 to 122,000)	57,300 (52,200 to 62,600)	34,500 (27,200 to 43,000)	36,900 (30,100 to 45,900)	30,500 (27,200 to 34,200)	24,200 (22,000 to 26,600)	10,000 (9,000 to 11,100)	2,200 (1,900 to 2,600)	1,990 (1,700 to 2,310)	448 (380 to 520)	2,210,000
Self-harm	11,000 (9 to 0)	0 (0 to 0)	0 (0 to 0)	0 (0 to 0)	0 (0 to 0)	1,900 (899 to 3,240)	1,900 (0 to 5,900)	6,900 (3,100 to 15,300)	17,000 (10,000 to 26,100)	11,000 (7,000 to 17,100)	10,000 (5,700 to 17,000)	8,400 (4,900 to 11,900)	7,900 (4,900 to 11,400)	2,400 (2,000 to 2,700)	1,900 (1,200 to 2,600)	862 (599 to 1,200)	748 (551 to 1,000)	442 (326 to 616)	339 (270 to 446)	134 (73.5 to 197)	44.5 (23.1 to 61.5)	11.4 (6 to 12.3)	1.1 (1.1 to 2.3)	89,800
Self-harm by firearm	0 (0 to 0)	0 (0 to 0)	0 (0 to 0)	0 (0 to 0)	0 (0 to 0)	0 (0 to 0)	0 (0 to 0)	0 (0 to 0)	0 (0 to 0)	0 (0 to 0)	0 (0 to 0)	0 (0 to 0)	0 (0 to 0)	0 (0 to 0)	0 (0 to 0)	0 (0 to 0)	0 (0 to 0)	0 (0 to 0)	0 (0 to 0)	0 (0 to 0)	0 (0 to 0)	0 (0 to 0)	0 (0 to 0)	6,300
Self-harm by other specified means	0 (0 to 0)	0 (0 to 0)	0 (0 to 0)	0 (0 to 0)	0 (0 to 0)	1,700 (670 to 3,200)	1,700 (0.810 to 14,200)	6,100 (3,000 to 14,700)	15,900 (9,400 to 24,600)	10,500 (6,610 to 16,600)	9,400 (5,200 to 12,100)	8,400 (4,900 to 12,000)	7,400 (4,600 to 11,100)	2,400 (2,000 to 2,700)	1,700 (1,100 to 2,400)	806 (577 to 1,210)	708 (479 to 1,000)	417 (296 to 592)	318 (179 to 418)	130 (69.7 to 193)	42.1 (20.7 to 59.1)	11.3 (5.6 to 11.3)	1.1 (1 to 2.1)	82,700
Interpersonal violence	2,700 (1,900 to 3,980)	764 (744 to 1,720)	2,770 (1,920 to 13,600)	1,000 (1,000 to 11,600)	1,300 (1,100 to 11,600)	1,200 (1,100 to 11,600)	2,000 (1,900 to 10,700)	5,000 (4,800 to 19,300)	4,900 (4,800 to 19,300)	4,900 (4,800 to 18,600)	4,900 (4,800 to 18,600)	4,900 (4,800 to 18,600)	4,900 (4,800 to 18,600)	2,400 (2,300 to 2,500)	1,300 (1,200 to 1,400)	1,210 (1,200 to 1,300)	1,210 (1,200 to 1,300)	1,200 (1,200 to 1,300)	1,200 (1,200 to 1,300)	1,200 (1,200 to 1,300)	1,200 (1,200 to 1,300)	1,200 (1,200 to 1,300)	1,200 (1,200 to 1,300)	324,000
Physical violence by firearm	113 (14.1 to 26.9)	8.3 (5.6 to 8)	36.6 (34.9 to 73.4)	24.5 (23.6 to 7.23)	1.8 (82.5 to 169)	161 (65.4 to 1.58)	2,000 (769 to 7.139)	2,000 (2.056 to 15.300)	2,000 (2.056 to 13.700)	2,000 (1.530 to 10.500)	2,000 (999 to 6.650)	2,000 (992 to 6.990)	1,900 (548 to 2.570)	916 (159 to 2.660)	248 (57.1 to 372)	147 (19.9 to 139)	47.8 (13.1 to 82.4)	47.4 (9.4 to 35)	15.6 (5.9 to 9.3)	5.1 (3.3 to 9.9)	5.1 (3.3 to 9.9)	5.1 (1.6 to 4.1)	5.1 (3.3 to 7.1)	5.1 (3.3 to 9.9)	25,700
Physical violence by sharp object	1,100 (1,000 to 1,100)	1,100 (1,000 to 1,100)	1,100 (1,000 to 1,100)	1,100 (1,000 to 1,100)	1,100 (1,000 to 1,100)	1,100 (1,000 to 1,100)	1,100 (1,000 to 1,100)	1,100 (1,000 to 1,100)	1,100 (1,000 to 1,100)	1,100 (1,000 to 1,100)	1,100 (1,000 to 1,100)	1,100 (1,000 to 1,100)	1,100 (1,000 to 1,100)	1,100 (1,000 to 1,100)	1,100 (1,000 to 1,100)	1,100 (1,000 to 1,100)	1,100 (1,000 to 1,100)	1,100 (1,000 to 1,100)	1,100 (1,000 to 1,100)	1,100 (1,000 to 1,100)	1,100 (1,000 to 1,100)	1,100 (1,000 to 1,100)	1,100 (1,000 to 1,100)	27,700
Sexual violence	0 (0 to 0)	0 (0 to 0)	0 (0 to 0)	0 (28 to 79.9)	0 (23 to 648)	0 (588 to 1,860)	0 (662 to 2,050)	0 (1,000 to 2,470)	0 (948 to 2,410)	0 (920 to 1,530)	0 (920 to 1,530)	0 (920 to 1,530)	0 (920 to 1,530)	0 (920 to 1,530)	0 (920 to 1,530)	0 (750 to 1,090)	0 (52.2 to 1.42)	0 (32 to 90.5)	0 (32.2 to 52.1)	0 (19.6 to 38.4)	0 (10.7 to 24.1)	0 (5.5 to 9)	0 (5.5 to 9)	0 (5.5 to 9)	8,960
Physical violence by other means	2,700 (1,900 to 3,980)	764 (744 to 1,720)	2,700 (2,900 to 13,400)	10,800 (9,100 to 11,600)	7,740 (7,100 to 11,100)	9,200 (5,200 to 11,600)	26,200 (20,000 to 27,900)	23,500 (21,900 to 25,700)	26,700 (25,900 to 27,900)	25,200 (24,400 to 26,000)	19,600 (18,800 to 20,400)	14,700 (14,100 to 15,300)	17,400 (16,700 to 18,100)	6,370 (6,100 to 6,650)	2,390 (1,900 to 2,700)	1,650 (1,600 to 1,700)	669 (641 to 698)	528 (506 to 550)	456 (437 to 475)	84.1 (80.7 to 87.1)	32.5 (24.7 to 39.1)	14.5 (11.1 to 16.1)	2.4 (1.8 to 2.8)	262,000
Conflict and terrorism	1,400 (910 to 2,000)	1,400 (1,400 to 1,400)	1,400 (1,400 to 1,400)	1,400 (1,400 to 1,400)	1,400 (1,400 to 1,400)	1,400 (1,400 to 1,400)	1,400 (1,400 to 1,400)	1,400 (1,400 to 1,400)	1,400 (1,400 to 1,400)	1,400 (1,400 to 1,400)	1,400 (1,400 to 1,400)	1,400 (1,400 to 1,400)	1,400 (1,400 to 1,400)	1,400 (1,400 to 1,400)	1,400 (1,400 to 1,400)	1,400 (1,400 to 1,400)	1,400 (1,400 to 1,400)	1,400 (1,400 to 1,400)	1,400 (1,400 to 1,400)	1,400 (1,400 to 1,400)	1,400 (1,400 to 1,400)	1,400 (1,400 to 1,400)	1,400 (1,400 to 1,400)	1,400 (1,400 to 1,400)	1,700,000



Table 2c. Standardised DALYS by cause and sex above 1st birth woven with 90% uncertainty intervals, 2019

Cause	Early Neonatal	Late Neonatal	Post Neonatal	1 to 4	5 to 9	10 to 14	15 to 19	20 to 24	25 to 29	30 to 34	35 to 39	40 to 44	45 to 49	50 to 54	55 to 59	60 to 64	65 to 69	70 to 74	75 to 79	80 to 84	85 to 89	90 to 94	95 plus	Total
All causes	2,999,000 to 3,850,000	1,740,000 to 2,460,000	1,240,000 to 1,830,000	1,020,000 to 1,560,000	1,020,000 to 1,750,000	1,270,000 to 1,900,000	2,110,000 to 2,970,000	2,700,000 to 3,810,000	3,270,000 to 4,440,000	3,660,000 to 4,930,000	3,750,000 to 5,030,000	3,670,000 to 4,710,000	3,660,000 to 4,660,000	3,770,000 to 4,770,000	3,880,000 to 4,850,000	3,770,000 to 4,710,000	3,660,000 to 4,550,000	3,510,000 to 4,370,000	3,290,000 to 4,080,000	2,940,000 to 3,650,000	2,500,000 to 3,110,000	1,940,000 to 2,440,000	1,160,000 to 1,460,000	1,740,000 to 2,190,000	1,740,000 to 2,190,000	1,740,000 to 2,190,000	1,740,000 to 2,190,000	1,740,000 to 2,190,000	43,100,000
Communicable, maternal, neonatal, and nutritional diseases	2,999,000 to 3,850,000	1,740,000 to 2,460,000	1,240,000 to 1,830,000	1,020,000 to 1,560,000	1,020,000 to 1,750,000	1,270,000 to 1,900,000	2,110,000 to 2,970,000	2,700,000 to 3,810,000	3,270,000 to 4,440,000	3,660,000 to 4,930,000	3,750,000 to 5,030,000	3,670,000 to 4,710,000	3,660,000 to 4,660,000	3,770,000 to 4,770,000	3,880,000 to 4,850,000	3,770,000 to 4,710,000	3,660,000 to 4,550,000	3,510,000 to 4,370,000	3,290,000 to 4,080,000	2,940,000 to 3,650,000	2,500,000 to 3,110,000	1,940,000 to 2,440,000	1,160,000 to 1,460,000	1,740,000 to 2,190,000	1,740,000 to 2,190,000	1,740,000 to 2,190,000	1,740,000 to 2,190,000	1,740,000 to 2,190,000	43,100,000
HIV/AIDS and sexually transmitted infections	47,000	29,700	53,400	4,390	2,240	766	1,990	2,800	5,440	7,540	9,470	9,470	8,980	8,470	8,020	7,540	6,980	6,420	5,740	4,970	4,060	3,020	1,940	1,160	1,160	1,160	1,160	1,160	266,000
	31,100 to 64,900	19,600 to 39,800	35,400 to 72,900	2,900 to 6,000	1,480 to 3,080	507 to 1,050	1,320 to 2,720	1,850 to 3,830	3,600 to 7,450	4,990 to 10,400	6,260 to 13,100	6,260 to 13,100	5,940 to 12,400	5,600 to 11,700	5,300 to 11,100	4,980 to 10,400	4,610 to 9,650	4,240 to 8,870	3,790 to 7,940	3,280 to 6,870	2,680 to 5,620	1,990 to 4,180	1,280 to 2,680	765 to 1,600	765 to 1,600	765 to 1,600	765 to 1,600	765 to 1,600	176,000 to 369,000
HIV/AIDS	43,400	27,400	49,300	4,050	2,060	704	1,830	2,580	5,020	6,960	8,740	8,740	8,290	7,820	7,400	6,960	6,440	5,930	5,300	4,590	3,750	2,790	1,790	1,070	1,070	1,070	1,070	1,070	246,000
	28,700 to 59,900	18,100 to 36,800	32,700 to 67,300	2,680 to 5,540	1,370 to 2,840	467 to 969	1,220 to 2,510	1,710 to 3,540	3,320 to 6,880	4,610 to 9,600	5,780 to 12,100	5,780 to 12,100	5,490 to 11,400	5,170 to 10,800	4,890 to 10,200	4,610 to 9,600	4,260 to 8,910	3,920 to 8,190	3,500 to 7,330	3,030 to 6,340	2,480 to 5,190	1,840 to 3,860	1,180 to 2,480	707 to 1,480	707 to 1,480	707 to 1,480	707 to 1,480	707 to 1,480	163,000 to 341,000
Sexually transmitted infections excluding HIV	3,700	2,300	4,100	340	177	61	157	222	420	582	730	730	692	653	618	582	538	495	442	384	314	233	150	89	89	89	89	89	20,600
	2,430 to 5,020	1,510 to 3,080	2,740 to 5,640	224 to 464	114 to 238	39 to 81	101 to 210	143 to 297	277 to 576	385 to 803	483 to 1,010	483 to 1,010	457 to 952	431 to 902	408 to 853	385 to 803	355 to 746	326 to 690	292 to 614	253 to 531	207 to 434	154 to 323	99 to 208	59 to 124	59 to 124	59 to 124	59 to 124	59 to 124	13,600 to 28,600
Syphilis	490	298	532	44	23	8	20	29	54	75	94	94	89	84	80	75	69	64	57	50	41	30	19	12	12	12	12	12	2,670
	315 to 651	196 to 399	355 to 731	29 to 60	15 to 31	5 to 10	13 to 27	19 to 38	36 to 75	50 to 104	63 to 131	63 to 131	59 to 123	56 to 117	53 to 111	50 to 104	46 to 97	42 to 89	38 to 80	33 to 69	27 to 56	20 to 42	13 to 27	8 to 16	8 to 16	8 to 16	8 to 16	8 to 16	1,730 to 3,710
Chlamydial infection	1,200	744	1,330	110	57	20	51	72	136	189	236	236	224	211	200	189	174	160	143	124	102	75	48	29	29	29	29	29	6,670
	788 to 1,630	489 to 1,000	890 to 1,830	72 to 150	37 to 77	13 to 26	33 to 68	47 to 97	89 to 186	123 to 255	153 to 318	153 to 318	145 to 302	137 to 285	130 to 270	123 to 255	113 to 235	104 to 216	93 to 193	81 to 167	66 to 138	49 to 101	31 to 65	19 to 39	19 to 39	19 to 39	19 to 39	19 to 39	4,330 to 8,980
Gonococcal infection	1,100	682	1,220	101	52	18	47	66	124	173	216	216	205	193	183	173	159	147	131	114	93	69	44	27	27	27	27	27	6,110
	722 to 1,490	448 to 917	816 to 1,680	66 to 138	34 to 71	12 to 24	30 to 63	43 to 89	82 to 171	113 to 234	141 to 292	141 to 292	134 to 277	126 to 261	120 to 248	113 to 234	104 to 215	96 to 198	86 to 177	75 to 154	61 to 127	45 to 93	29 to 60	18 to 36	18 to 36	18 to 36	18 to 36	18 to 36	4,030 to 8,260
Trichomoniasis	0	0	0	0	0	0	0	0	0	0	0	0	0	0	0	0	0	0	0	0	0	0	0	0	0	0	0	0	0
	0 to 0	0 to 0	0 to 0	0 to 0	0 to 0	0 to 0	0 to 0	0 to 0	0 to 0	0 to 0	0 to 0	0 to 0	0 to 0	0 to 0	0 to 0	0 to 0	0 to 0	0 to 0	0 to 0	0 to 0	0 to 0	0 to 0	0 to 0	0 to 0	0 to 0	0 to 0	0 to 0	0 to 0	0 to 0	0
Other sexually transmitted infections	1,400	893	1,600	132	68	24	61	87	163	227	283	283	269	253	240	227	209	192	172	149	122	90	57	35	35	35	35	35	8,010
	946 to 1,960	588 to 1,200	1,070 to 2,200	87 to 181	45 to 93	16 to 31	40 to 82	57 to 117	107 to 224	149 to 306	186 to 382	186 to 382	177 to 364	166 to 342	158 to 325	149 to 306	137 to 282	126 to 259	113 to 232	98 to 201	80 to 165	59 to 121	37 to 77	23 to 47	23 to 47	23 to 47	23 to 47	23 to 47	5,270 to 10,800
Respiratory musculoskeletal tuberculosis	109,000 to 140,000	109,000 to 140,000	109,000 to 140,000	109,000 to 140,000	109,000 to 140,000	114,000 to 147,000	114,000 to 147,000	114,000 to 147,000	114,000 to 147,000	114,000 to 147,000	114,000 to 147,000	114,000 to 147,000	114,000 to 147,000	114,000 to 147,000	114,000 to 147,000	114,000 to 147,000	114,000 to 147,000	114,000 to 147,000	114,000 to 147,000	114,000 to 147,000	114,000 to 147,000	114,000 to 147,000	114,000 to 147,000	114,000 to 147,000	114,000 to 147,000	114,000 to 147,000	114,000 to 147,000	2,520,000
	109,000 to 140,000	109,000 to 140,000	109,000 to 140,000	109,000 to 140,000	109,000 to 140,000	114,000 to 147,000	114,000 to 147,000	114,000 to 147,000	114,000 to 147,000	114,000 to 147,000	114,000 to 147,000	114,000 to 147,000	114,000 to 147,000	114,000 to 147,000	114,000 to 147,000	114,000 to 147,000	114,000 to 147,000	114,000 to 147,000	114,000 to 147,000	114,000 to 147,000	114,000 to 147,000	114,000 to 147,000	114,000 to 147,000	114,000 to 147,000	114,000 to 147,000	114,000 to 147,000	114,000 to 147,000	2,520,000
Tuberculosis	43.9 to 1.0	41,400 to 55,500	109,000 to 140,000	114,000 to 147,000	114,000 to 147,000	114,000 to 147,000	114,000 to 147,000	114,000 to 147,000	114,000 to 147,000	114,000 to 147,000	114,000 to 147,000	114,000 to 147,000	114,000 to 147,000	114,000 to 147,000	114,000 to 147,000	114,000 to 147,000	114,000 to 147,000	114,000 to 147,000	114,000 to 147,000	114,000 to 147,000	114,000 to 147,000	114,000 to 147,000	114,000 to 147,000	114,000 to 147,000	114,000 to 147,000	114,000 to 147,000	114,000 to 147,000	2,520,000
	43.9 to 1.0	41,400 to 55,500	109,000 to 140,000	114,000 to 147,000	114,000 to 147,000	114,000 to 147,000	114,000 to 147,000	114,000 to 147,000	114,000 to 147,000	114,000 to 147,000	114,000 to 147,000	114,000 to 147,000	114,000 to 147,000	114,000 to 147,000	114,000 to 147,000	114,000 to 147,000	114,000 to 147,000	114,000 to 147,000	114,000 to 147,000	114,000 to 147,000	114,000 to 147,000	114,000 to 147,000	114,000 to 147,000	114,000 to 147,000	114,000 to 147,000	114,000 to 147,000	114,000 to 147,000	2,520,000
Latent tuberculosis infection	0	0	0	0	0	0	0	0	0	0	0	0	0	0	0	0	0	0	0	0	0	0	0	0	0	0	0	0	0
	0 to 0	0 to 0	0 to 0	0 to 0	0 to 0	0 to 0	0 to 0	0 to 0	0 to 0	0 to 0	0 to 0	0 to 0	0 to 0	0 to 0	0 to 0	0 to 0	0 to 0	0 to 0	0 to 0	0 to 0	0 to 0	0 to 0	0 to 0	0 to 0	0 to 0	0 to 0	0 to 0	0 to 0	0
Drug-susceptible tuberculosis	43.9 to 1.0	41,400 to 55,500	109,000 to 140,000	114,000 to 147,000	114,000 to 147,000	114,000 to 147,000	114,000 to 147,000	114,000 to 147,000	114,000 to 147,000	114,000 to 147,000	114,000 to 147,000	114,000 to 147,000	114,000 to 147,000	114,000 to 147,000	114,000 to 147,000	114,000 to 147,000	114,000 to 147,000	114,000 to 147,000	114,000 to 147,000	114,000 to 147,000	114,000 to 147,000	114,000 to 147,000	114,000 to 147,000	114,000 to 147,000	114,000 to 147,000	114,000 to 147,000	114,000 to 147,000	2,520,000
Multidrug-resistant tuberculosis without extensive drug resistance	0 to 0	0 to 0	0 to 0	0 to 0	0 to 0	0 to 0	0 to 0	0 to 0	0 to 0	0 to 0	0 to 0	0 to 0	0 to 0	0 to 0	0 to 0	0 to 0	0 to 0	0 to 0	0 to 0	0 to 0	0 to 0	0 to 0	0 to 0	0 to 0	0 to 0	0 to 0	0 to 0	0 to 0	0
	0 to 0	0 to 0	0 to 0	0 to 0	0 to 0	0 to 0	0 to 0	0 to 0	0 to 0	0 to 0	0 to 0	0 to 0	0 to 0	0 to 0	0 to 0	0 to 0	0 to 0	0 to 0	0 to 0	0 to 0	0 to 0	0 to 0	0 to 0	0 to 0	0 to 0	0 to 0	0 to 0	0 to 0	0
Extensively drug-resistant tuberculosis	0	0	0	0	0	0	0	0	0	0	0	0	0	0	0	0	0	0	0	0	0	0	0	0	0	0	0	0	0
	0 to 0	0 to 0	0 to 0	0 to 0	0 to 0	0 to 0	0 to 0	0 to 0	0 to 0	0 to 0	0 to 0	0 to 0	0 to 0	0 to 0	0 to 0	0 to 0	0 to 0	0 to 0	0 to 0	0 to 0	0 to 0	0 to 0	0 to 0	0 to 0	0 to 0	0 to 0	0 to 0	0 to 0	0
Diarrhoeal diseases	1,140,000	1,170,000	1,170,000	1,170,000	1,170,000	1,170,000	1,170,000	1,170,000	1,170,000	1,170,000	1,170,000	1,170,000	1,170,000	1,170,000	1,170,000	1,170,000	1,170,000	1,170,000	1,170,000	1,170,000	1,170,000	1,170,000	1,170,000	1,170,000	1,170,000	1,170,000	1,170,000	1,170,000	33,400,000
	1,140,000 to 1,140,000	1,170,000 to 1,170,000	1,170,000 to 1,170,000	1,170,000 to 1,170



SR Table 2c: Bhutan DALYS by cause and age group for both sexes with 95% uncertainty intervals, 2019

Cause	Early Neonatal	Late Neonatal	Post Neonatal	1 to 4	5 to 9	10 to 14	15 to 19	20 to 24	25 to 29	30 to 34	35 to 39	40 to 44	45 to 49	50 to 54	55 to 59	60 to 64	65 to 69	70 to 74	75 to 79	80 to 84	85 to 89	90 to 94	95 plus	Total
All causes	19,800 (16,600 to 23,100)	4,000 (3,600 to 4,300)	5,200 (3,900 to 6,400)	5,400 (3,400 to 10,400)	4,300 (2,600 to 8,200)	4,000 (2,500 to 7,900)	4,200 (2,600 to 8,200)	4,600 (2,800 to 9,100)	5,100 (3,100 to 10,000)	5,400 (3,300 to 10,600)	5,600 (3,400 to 11,000)	5,900 (3,600 to 11,400)	6,200 (3,800 to 12,000)	6,600 (4,000 to 12,800)	7,000 (4,200 to 13,600)	7,400 (4,400 to 14,500)	7,800 (4,600 to 15,400)	8,200 (4,800 to 16,300)	8,600 (5,000 to 17,200)	9,000 (5,200 to 18,100)	9,400 (5,400 to 19,000)	9,800 (5,600 to 19,900)	10,200 (5,800 to 20,800)	10,600 (6,000 to 21,700)	11,000 (6,200 to 22,600)	11,400 (6,400 to 23,500)	11,800 (6,600 to 24,400)	12,200 (6,800 to 25,300)	12,600 (7,000 to 26,200)	13,000 (7,200 to 27,100)	13,400 (7,400 to 28,000)	13,800 (7,600 to 28,900)	14,200 (7,800 to 29,800)	14,600 (8,000 to 30,700)	15,000 (8,200 to 31,600)	15,400 (8,400 to 32,500)	15,800 (8,600 to 33,400)	16,200 (8,800 to 34,300)	16,600 (9,000 to 35,200)	17,000 (9,200 to 36,100)	17,400 (9,400 to 37,000)	17,800 (9,600 to 37,900)	18,200 (9,800 to 38,800)	18,600 (10,000 to 39,700)	19,000 (10,200 to 40,600)	19,400 (10,400 to 41,500)	19,800 (10,600 to 42,400)	20,200 (10,800 to 43,300)	20,600 (11,000 to 44,200)	21,000 (11,200 to 45,100)	21,400 (11,400 to 46,000)	21,800 (11,600 to 46,900)	22,200 (11,800 to 47,800)	22,600 (12,000 to 48,700)	23,000 (12,200 to 49,600)	23,400 (12,400 to 50,500)	23,800 (12,600 to 51,400)	24,200 (12,800 to 52,300)	24,600 (13,000 to 53,200)	25,000 (13,200 to 54,100)	25,400 (13,400 to 55,000)	25,800 (13,600 to 55,900)	26,200 (13,800 to 56,800)	26,600 (14,000 to 57,700)	27,000 (14,200 to 58,600)	27,400 (14,400 to 59,500)	27,800 (14,600 to 60,400)	28,200 (14,800 to 61,300)	28,600 (15,000 to 62,200)	29,000 (15,200 to 63,100)	29,400 (15,400 to 64,000)	29,800 (15,600 to 64,900)	30,200 (15,800 to 65,800)	30,600 (16,000 to 66,700)	31,000 (16,200 to 67,600)	31,400 (16,400 to 68,500)	31,800 (16,600 to 69,400)	32,200 (16,800 to 70,300)	32,600 (17,000 to 71,200)	33,000 (17,200 to 72,100)	33,400 (17,400 to 73,000)	33,800 (17,600 to 73,900)	34,200 (17,800 to 74,800)	34,600 (18,000 to 75,700)	35,000 (18,200 to 76,600)	35,400 (18,400 to 77,500)	35,800 (18,600 to 78,400)	36,200 (18,800 to 79,300)	36,600 (19,000 to 80,200)	37,000 (19,200 to 81,100)	37,400 (19,400 to 82,000)	37,800 (19,600 to 82,900)	38,200 (19,800 to 83,800)	38,600 (20,000 to 84,700)	39,000 (20,200 to 85,600)	39,400 (20,400 to 86,500)	39,800 (20,600 to 87,400)	40,200 (20,800 to 88,300)	40,600 (21,000 to 89,200)	41,000 (21,200 to 90,100)	41,400 (21,400 to 91,000)	41,800 (21,600 to 91,900)	42,200 (21,800 to 92,800)	42,600 (22,000 to 93,700)	43,000 (22,200 to 94,600)	43,400 (22,400 to 95,500)	43,800 (22,600 to 96,400)	44,200 (22,800 to 97,300)	44,600 (23,000 to 98,200)	45,000 (23,200 to 99,100)	45,400 (23,400 to 100,000)	45,800 (23,600 to 100,900)	46,200 (23,800 to 101,800)	46,600 (24,000 to 102,700)	47,000 (24,200 to 103,600)	47,400 (24,400 to 104,500)	47,800 (24,600 to 105,400)	48,200 (24,800 to 106,300)	48,600 (25,000 to 107,200)	49,000 (25,200 to 108,100)	49,400 (25,400 to 109,000)	49,800 (25,600 to 109,900)	50,200 (25,800 to 110,800)	50,600 (26,000 to 111,700)	51,000 (26,200 to 112,600)	51,400 (26,400 to 113,500)	51,800 (26,600 to 114,400)	52,200 (26,800 to 115,300)	52,600 (27,000 to 116,200)	53,000 (27,200 to 117,100)	53,400 (27,400 to 118,000)	53,800 (27,600 to 118,900)	54,200 (27,800 to 119,800)	54,600 (28,000 to 120,700)	55,000 (28,200 to 121,600)	55,400 (28,400 to 122,500)	55,800 (28,600 to 123,400)	56,200 (28,800 to 124,300)	56,600 (29,000 to 125,200)	57,000 (29,200 to 126,100)	57,400 (29,400 to 127,000)	57,800 (29,600 to 127,900)	58,200 (29,800 to 128,800)	58,600 (30,000 to 129,700)	59,000 (30,200 to 130,600)	59,400 (30,400 to 131,500)	59,800 (30,600 to 132,400)	60,200 (30,800 to 133,300)	60,600 (31,000 to 134,200)	61,000 (31,200 to 135,100)	61,400 (31,400 to 136,000)	61,800 (31,600 to 136,900)	62,200 (31,800 to 137,800)	62,600 (32,000 to 138,700)	63,000 (32,200 to 139,600)	63,400 (32,400 to 140,500)	63,800 (32,600 to 141,400)	64,200 (32,800 to 142,300)	64,600 (33,000 to 143,200)	65,000 (33,200 to 144,100)	65,400 (33,400 to 145,000)	65,800 (33,600 to 145,900)	66,200 (33,800 to 146,800)	66,600 (34,000 to 147,700)	67,000 (34,200 to 148,600)	67,400 (34,400 to 149,500)	67,800 (34,600 to 150,400)	68,200 (34,800 to 151,300)	68,600 (35,000 to 152,200)	69,000 (35,200 to 153,100)	69,400 (35,400 to 154,000)	69,800 (35,600 to 154,900)	70,200 (35,800 to 155,800)	70,600 (36,000 to 156,700)	71,000 (36,200 to 157,600)	71,400 (36,400 to 158,500)	71,800 (36,600 to 159,400)	72,200 (36,800 to 160,300)	72,600 (37,000 to 161,200)	73,000 (37,200 to 162,100)	73,400 (37,400 to 163,000)	73,800 (37,600 to 163,900)	74,200 (37,800 to 164,800)	74,600 (38,000 to 165,700)	75,000 (38,200 to 166,600)	75,400 (38,400 to 167,500)	75,800 (38,600 to 168,400)	76,200 (38,800 to 169,300)	76,600 (39,000 to 170,200)	77,000 (39,200 to 171,100)	77,400 (39,400 to 172,000)	77,800 (39,600 to 172,900)	78,200 (39,800 to 173,800)	78,600 (40,000 to 174,700)	79,000 (40,200 to 175,600)	79,400 (40,400 to 176,500)	79,800 (40,600 to 177,400)	80,200 (40,800 to 178,300)	80,600 (41,000 to 179,200)	81,000 (41,200 to 180,100)	81,400 (41,400 to 181,000)	81,800 (41,600 to 181,900)	82,200 (41,800 to 182,800)	82,600 (42,000 to 183,700)	83,000 (42,200 to 184,600)	83,400 (42,400 to 185,500)	83,800 (42,600 to 186,400)	84,200 (42,800 to 187,300)	84,600 (43,000 to 188,200)	85,000 (43,200 to 189,100)	85,400 (43,400 to 190,000)	85,800 (43,600 to 190,900)	86,200 (43,800 to 191,800)	86,600 (44,000 to 192,700)	87,000 (44,200 to 193,600)	87,400 (44,400 to 194,500)	87,800 (44,600 to 195,400)	88,200 (44,800 to 196,300)	88,600 (45,000 to 197,200)	89,000 (45,200 to 198,100)	89,400 (45,400 to 199,000)	89,800 (45,600 to 199,900)	90,200 (45,800 to 200,800)	90,600 (46,000 to 201,700)	91,000 (46,200 to 202,600)	91,400 (46,400 to 203,500)	91,800 (46,600 to 204,400)	92,200 (46,800 to 205,300)	92,600 (47,000 to 206,200)	93,000 (47,200 to 207,100)	93,400 (47,400 to 208,000)	93,800 (47,600 to 208,900)	94,200 (47,800 to 209,800)	94,600 (48,000 to 210,700)	95,000 (48,200 to 211,600)	95,400 (48,400 to 212,500)	95,800 (48,600 to 213,400)	96,200 (48,800 to 214,300)	96,600 (49,000 to 215,200)	97,000 (49,200 to 216,100)	97,400 (49,400 to 217,000)	97,800 (49,600 to 217,900)	98,200 (49,800 to 218,800)	98,600 (50,000 to 219,700)	99,000 (50,200 to 220,600)	99,400 (50,400 to 221,500)	99,800 (50,600 to 222,400)	100,200 (50,800 to 223,300)	100,600 (51,000 to 224,200)	101,000 (51,200 to 225,100)	101,400 (51,400 to 226,000)	101,800 (51,600 to 226,900)	102,200 (51,800 to 227,800)	102,600 (52,000 to 228,700)	103,000 (52,200 to 229,600)	103,400 (52,400 to 230,500)	103,800 (52,600 to 231,400)	104,200 (52,800 to 232,300)	104,600 (53,000 to 233,200)	105,000 (53,200 to 234,100)	105,400 (53,400 to 235,000)	105,800 (53,600 to 235,900)	106,200 (53,800 to 236,800)	106,600 (54,000 to 237,700)	107,000 (54,200 to 238,600)	107,400 (54,400 to 239,500)	107,800 (54,600 to 240,400)	108,200 (54,800 to 241,300)	108,600 (55,000 to 242,200)	109,000 (55,200 to 243,100)	109,400 (55,400 to 244,000)	109,800 (55,600 to 244,900)	110,200 (55,800 to 245,800)	110,600 (56,000 to 246,700)	111,000 (56,200 to 247,600)	111,400 (56,400 to 248,500)	111,800 (56,600 to 249,400)	112,200 (56,800 to 250,300)	112,600 (57,000 to 251,200)	113,000 (57,200 to 252,100)	113,400 (57,400 to 253,000)	113,800 (57,600 to 253,900)	114,200 (57,800 to 254,800)	114,600 (58,000 to 255,700)	115,000 (58,200 to 256,600)	115,400 (58,400 to 257,500)	115,800 (58,600 to 258,400)	116,200 (58,800 to 259,300)	116,600 (59,000 to 260,200)	117,000 (59,200 to 261,100)	117,400 (59,400 to 262,000)	117,800 (59,600 to 262,900)	118,200 (59,800 to 263,800)	118,600 (60,000 to 264,700)	119,000 (60,200 to 265,600)	119,400 (60,400 to 266,500)	119,800 (60,600 to 267,400)	120,200 (60,800 to 268,300)	120,600 (61,000 to 269,200)	121,000 (61,200 to 270,100)	121,400 (61,400 to 271,000)	121,800 (61,600 to 271,900)	122,200 (61,800 to 272,800)	122,600 (62,000 to 273,700)	123,000 (62,200 to 274,600)	123,400 (62,400 to 275,500)	123,800 (62,600 to 276,400)	124,200 (62,800 to 277,300)	124,600 (63,000 to 278,200)	125,000 (63,200 to 279,100)	125,400 (63,400 to 280,000)	125,800 (63,600 to 280,900)	126,200 (63,800 to 281,800)	126,600 (64,000 to 282,700)	127,000 (64,200 to 283,600)	127,400 (64,400 to 284,500)	127,800 (64,600 to 285,400)	128,200 (64,800 to 286,300)	128,600 (65,000 to 287,200)	129,000 (65,200 to 288,100)	129,400 (65,400 to 289,000)	129,800 (65,600 to 289,900)	130,200 (65,800 to 290,800)	130,600 (66,000 to 291,700)	131,000 (66,200 to 292,600)	131,400 (66,400 to 293,500)	131,800 (66,600 to 294,400)	132,200 (66,800 to 295,300)	132,600 (67,000 to 296,200)	133,000 (67,200 to 297,100)	133,400 (67,400 to 298,000)	133,800 (67,600 to 298,900)	134,200 (67,800 to 299,800)	134,600 (68,000 to 300,700)	135,000 (68,200 to 301,600)	135,400 (68,400 to 302,500)	135,800 (68,600 to 303,400)	136,200 (68,800 to 304,300)	136,600 (69,000 to 305,200)	137,000 (69,200 to 306,100)	137,400 (69,400 to 307,000)	137,800 (69,600 to 307,900)	138,200 (69,800 to 308,800)	138,600 (70,000 to 309,700)	139,000 (70,200 to 310,600)	139,400 (70,400 to 311,500)	139,800 (70,600 to 312,400)	140,200 (70,800 to 313,300)	140,600 (71,000 to 314,200)	141,000 (71,200 to 315,100)	141,400 (71,400 to 316,000)	141,800 (71,600 to 316,900)	142,200 (71,800 to 317,800)	142,600 (72,000 to 318,700)	143,000 (72,200 to 319,600)	143,400 (72,400 to 320,500)	143,800 (72,600 to 321,400)	144,200 (72,800 to 322,300)	144,600 (73,000 to 323,200)	145,000 (73,200 to 324,100)	145,400 (73,400 to 325,000)	145,800 (73,600 to 325,900)	146,200 (73,800 to 326,800)	146,600 (74,000 to 327,700)	147,000 (74,200 to 328,600)	147,400 (74,400 to 329,500)	147,800 (74,600 to 330,400)	148,200 (74,800 to 331,300)	148,600 (75,000 to 332,200)	149,000 (75,200 to 333,100)	149,400 (75,400 to 334,000)	149,800 (75,600 to 334,900)	150,200 (75,800 to 335,800)	150,600 (76,000 to 336,700)	151,000 (76,200 to 337,600)	151,400 (76,400 to 338,500)	151,800 (76,600 to 339,400)	152,200 (76,800 to 340,300)	152,600 (77,000 to 341,200)	153,000 (77,200 to 342,100)	153,400 (77,400 to 343,000)	153,800 (77,600 to 343,900)	154,200 (77,800 to 344,800)	154,600 (78,000 to 345,700)	155,000 (78,200 to 346,600)	155,400 (78,400 to 347,500)	155,800 (78,600 to 348,400)	156,200 (78,800 to 349,300)	156,600 (79,000 to 350,200)	157,000 (79,200 to 351,100)	157,400 (79,400 to 352,000)	157,800 (79,600 to 352,900)	158,200 (79,800 to 353,800)	158,600 (80,000 to 354,700)	159,000 (80,200 to 355,600)	159,400 (80,400 to 356,500)	159,800 (80,600 to 357,400)	160,200 (80,800 to 358,300)	160,600 (81,000 to 359,200)	161,000 (81,200 to 360,100)	161,400 (81,400 to 361,000)	161,800 (81,600 to 361,900)	162,200 (81,800 to 362,800)	162,600 (82,000 to 363,700)	163,000 (82,200 to 364,600)	163,400 (82,400 to 365,500)	163,800 (82,600 to 366,400)	164,200 (82,800 to 367,300)	164,600 (83,000 to 368,200)	165,000 (83,200 to 369,100)	165,400 (83,400 to 370,000)	165,800 (83,600 to 370,900)	166,200 (83,800 to 371,800)	166,600 (84,000 to 372,700)	167,000 (84,200 to 373,600)	167,400 (84,400 to 374,500)	167,800 (84,600 to 375,400)	168,200 (84,800 to 376,300)	168,600 (85,000 to 377,200)	169,000 (85,200 to 378,100)	169,400 (85,400 to 379,000)	169,800 (85,600 to 379,900)	170,200 (85,800 to 380,800)	170,600 (86,000 to 381,700)	171,000 (86,200 to 382,600)	171,400 (86,400 to 383,500)	171,800 (86,600 to 384,400)	172,200 (86,800 to 385,300)	172,600 (87,000 to 386,200)	173,000 (87,200 to 387,100)	173,400 (87,400 to 388,000)	173,800 (87,600 to 388,900)	174,200 (87,800 to 389,800)	174,600 (88,000 to 390,700)	175,000 (88,200 to 391,600)	175,400 (88,400 to 392,500)	175,800 (88,600 to 393,400)	176,200 (88,800 to 394,300)	176,600 (89,000 to 395,200)	177,000 (89,200 to 396,100)	177,400 (89,400 to 397,000)	177,800 (89,600 to 397,900)	178,200 (89,800 to 398,800)	178,600 (90,000 to 399,700)	179,000 (90,200 to 400,600)	179,400 (90,400 to 401,500)	179,800 (90,600 to 402,400)	180,200 (90,800 to 403,300)	180,600 (91,000 to 404,200)	181,000 (91,200 to 405,100)	181,400 (91,400 to 406,000)	181,800 (91,600 to 406,900)	182,200 (91,800 to 407,800)	182,600 (92,000 to 408,700)	183,000 (92,200 to 409,600)	183,400 (92,400 to 410,500)	183,800 (92,600 to 411,400)	184,200 (92,800 to 412,300)	184,600 (93,000 to 413,200)	185,000 (93,200 to 414,100)	185,400 (93,400 to 415,000)	185,800 (93,600 to 415,900)	186,200 (93,800 to 416,800)	186,600 (94,000 to 417,700)	187,000 (94,200 to 418,600)	187,400 (94,400 to 419,500)	187,800 (94,600 to 420,400)	188,200 (94,800 to 421,300)	188,600 (95,000 to 422,200)	189,000 (95,200 to 423,100)	189,400 (95,400 to 424,000)	189,800 (95,600 to 424,900)	190,200 (95,800 to 425,800)	190,600 (96,000 to 426,700)	191,000 (96,200 to 427,600)	191,400 (96,400 to 428,500)	191,800 (96,600 to 429,400)	192,200 (96,800 to 430,300)	192,600 (97,000 to 431,200)	193,000 (97,200 to 432,100)	193,400 (97,400 to 433,000)	193,800 (97,600 to 433,900)	194,200 (97,800 to 434,800)	194,600 (98,000 to 435,700)	195,000 (98,200 to 436,600)	195,400 (98,400 to 437,500)	195,800 (98,600 to 438,400)	196,200 (98,800 to 439,300)	196,600 (99,000 to 440,200)	197,000 (99,200 to 441,100)	197,400 (99,400 to 442,000)	197,800 (99,600 to 442,900)	198,200 (99,800 to 443,800)	198,600 (100,000 to 444,700)	199,000 (100,200 to 445,600)	199,400 (100,400 to 446,500)	199,800 (100,600 to 447,400)	200,200 (100,800 to 448,300)	200,600 (101,000 to 449,200)	201,000 (101,200 to 450,100)	201,400 (101,400 to 451,000)	201,800 (101,600 to 451,900)	202,200 (101,800 to 452,800)	202,600 (102,000 to 453,700)	203,000 (102,200 to 454,600)	203,400 (102,400 to 455,500)	203,800 (102,600 to 456,400)	204,200 (102,800 to 457,300)	204,600 (103,000 to 458,200)	205,000 (103,200 to 459,100)	205,400 (103,400 to 460,000)	205,800 (103,600 to 460,900)	206,200 (103,800 to 461,800)	206,600 (104,000 to 462,700)	207,000 (104,200 to 463,600)	207,400 (104,400 to 464,500)	207,800 (104,600 to 465,400)	208,200 (104,800 to 466,300)	208,600 (105,000 to 467,200)	209,000 (105,200 to 468,100)	209,400 (105,400 to 469,000)	209,800 (105,600 to 469,900)	210,200 (105,800 to 470,800)	210,600 (106,000 to 471,700)	211,000 (106,200 to 472,600)	211,400 (106,400 to 473,500)	211,800 (106,600 to 474,400)	212,200 (106,800 to 475,300)	212,600 (107,000 to 476,200)	213,000 (107,200 to 477,100)	213,400 (107,400 to 478,000)	213,800 (107,600 to 478,900)	214,200 (107,800 to 479,800)	214,600 (108,000 to 480,700)	215,000 (108,200 to 481,600)	215,400 (108,400 to 482,500)	215,800 (108,600 to 483,400)	216,200 (108,800 to 484,300)	216,600 (109,000 to 485,200)	217,000 (109,200 to 486,100)	217,400 (109,400 to 487,000)	217,800 (109,600 to 487,900)	218,200 (109,800 to 488,800)	218,600 (110,000 to 489,700)	219,000 (110,200 to 490,600)	219,400 (110,400 to 491,500)	219,800 (110,600 to 492,400)	220,200 (110,800 to 493,300)	220,600 (111,000 to 494,200)	221,000 (111,200 to 495,100)	221,400 (111,400 to 496,000)	221,800 (111,600 to 496,900)	222,200 (111,800 to 497,800)	222,600 (112,000 to 498,700)	223,000 (112,200 to 499,600)	223,400 (112,400 to 500,500)	223,800 (112,600 to 501,400)	224,200 (112,800 to 502,300)	224,600 (113,000 to 503,200)	225,000 (113,200 to 504,100)	225,400 (113,400 to 505,000)	225,800 (113,600 to 505,900)	226,200 (113,800 to 506,800)	226,600 (114,000 to 507,700)	227,000 (114,200 to 508,600)	227,400 (114,400 to 509,500)	227,800 (114,600 to 510,400)	228,200 (114,800 to 511,300)	228,600 (115,000 to 512,200)	229,000 (115,200 to 513,100)	229,400 (115,400 to 514,000)	229,800 (115,600 to 514,900)	230,200 (115,800 to 515,800)	230,600 (116,000 to 516,700)	231,000 (116,200 to 517,600)	231,400 (116,400 to 518,500)	231,800 (116,600 to 519,400)	232,200 (116,800 to 520,300)	232,600 (117,000 to 521,200)	233,000 (117,200 to 522,100)	233,400 (117,400 to 523,000)	233,800 (117,600 to 523,900)	234,200 (117,800 to 524,800)	234,600 (118,000 to 525,700)	235,000 (118,200 to 526,600)	235,400 (118,400 to 527,500)	235,800 (118,600 to 528,400)	236,200 (118,800 to 529,300)	236,600 (119,000 to 530,200)	237,000 (119,200 to 531,100)	237,400 (119,400 to 532,000)	237,800 (119,600 to 532,900)	238,200 (119,800 to 533,800)	238,600 (120,000 to 534,700)	239,000 (120,200 to 535,600)	239,400 (120,400 to 536,500)	239,800 (120,600 to 537,400)	240,200 (120,800 to 538,300)	240,600 (121,000 to 539,200)	241,000 (121,200 to 540,100)	241,400 (121,400 to 541,000)	241,800 (121,600 to 541,900)	242,200 (121,800 to 542,800)	242,600 (122,000 to 543,700)	243,000 (122,200 to 544,600)	243,400 (122,400 to 545,500)	243,800 (122,600 to 546,400)	244,200 (122,800 to 547,300)	244,600 (123,000 to 548,200)	245,000 (123,200 to 549,100)	245,400 (123,400 to 550,000)	245,800 (123,600 to 550,900)	246,200 (123,800 to 551,800)	246,600 (124,000 to 552,700)	247,000 (124,200 to 553,600)	247,400 (124,400 to 554,500)	247,800 (124,600 to 555,400)	248,200 (124,800 to 556,300)	248,600 (125,000 to 557,200)	249,000 (125,200 to 558,100)	249,400 (125,400 to 559,000)	249,800 (125,600 to 559,900)	250,200 (125,800 to 560,800)	250,600 (126,000 to 561,700)	251,000 (126,200 to 562,600)	251,400 (126,400 to 563,500)	251,800 (126,600 to 564,400)	252,200 (126,800 to 565,300)	252,600 (127,000 to 566,200)	253,000 (127,200 to 567,100)	253,400 (127,400 to 568,000)	253,800 (127,600 to 568,900)	254,200 (127,800 to 569,800)	254,600 (128,000 to 570,700)	255,000 (128,200 to 571,600)	255,400 (128,400 to 572,500)	255,800 (128,600 to 573,400)	256,200 (128,800 to 574,300)	256,600 (129,000 to 575,200)	257,000 (129,200 to 576,100)	257,400 (129,400 to 577,000)	257,800 (129,600 to 577,900)	258,200 (129,800 to 578,800)	258,600 (130,000 to 579,700)	259,000 (130,200 to 580,600)	259,400 (130,400 to 581,500)	259,800 (130,600 to 582,400)	260,200 (130,800 to 583,300)	260,600 (131,000 to 584,200)	261,000 (131,200 to 585,100)	261,400 (131,400 to 586,000)	261,800 (131,600 to 586,900)	262,200 (131,800 to 587,800)	262,600 (132,000 to 588,700)	263,000 (132,200 to 589,600)	263,400 (132,400 to 590,500)	263,800 (132,600 to 591,400)	264,200 (132,800 to 592,300)	264,600 (133,000 to 593,200)	265,000 (133,200 to 594,100)	265,400 (133,400 to 595,000)	265,800 (133,600 to 595,900)	266,200 (133,800 to 596,800)	266,600 (134,000 to 597,700)	267,000 (134,200 to 598,600)	267,400 (134,400 to 599,500)	267,800 (134,600 to 600,400)	268,200 (134,800 to 601,300)	268,600 (135,000 to 602,200)	269,000 (135,200 to 603,100)	269,400 (135,400 to 604,000)	269,800 (135,600 to 604,900)	270,200 (135,800 to 605,800)	270,600 (136,000 to 606,700)	271,000 (136,200 to 607,600)	271,400 (136,400 to 608,500)	271,800 (136,600 to 609,400)	272,200 (136,800 to 610,300)	272,600 (137,000 to 611,200)	273,000 (137,200 to 612,100)	273,400 (137,400 to 613,000)	273,800 (137,600 to 613,900)	274,200 (137,800 to 614,800)	274,600 (138,000 to 615,700)	275,000 (138,200 to 616,600)	275,400 (138,400 to 617,500)	275,800 (138,600 to 618,400)	276,200 (138,800 to 619,300)	276,600 (139,000 to 620,200)	277,000 (139,200 to 621,100)	277,400 (139,400 to 622,000)	277,800 (139,600 to 622,900)	278,200 (139,800 to 623,800)	278,600 (140,000 to 624,700)	279,000 (140,200 to 625,600)	279,400 (140,400 to 626,500)	279,800 (140,600 to 627,400)	280,200 (140,800 to 628,300)	280,600 (141,000 to 629,200)	281,000 (141,200 to 630,100)	281,400 (141,400 to 631,000)	281,800 (141,600 to 631,900)	282,200 (141,800 to 632,800)	282,600 (142,000 to 633,700)	283,000 (142,200 to 634,600)	283,400 (142,400 to 635,500)	283,800 (142,600 to 636,400)	284,200 (142,800 to 637,300)	284,600 (143,000 to 638,200)	285,000 (143,200 to 639,100)	285,400 (143,400 to 640,000)	285,800 (143,600 to 640,900)	286,200 (143,800 to 641,800)	286,600 (144,000 to 642,700)	287,000 (144,200 to 643,600)	287,400 (144,400 to 644,500)	287,800 (144,600 to 645,400)	288,200 (144,800 to 646,300)	288,600 (145,000 to 647,200)	289,000 (145,200 to 648,100)	289,400 (145,400 to 649,000)	289,800 (145,600 to 649,900)	290,200 (145,800 to 650,800)	290,600 (146,000 to 651,700)	291,000 (146,200 to 652,600)	291,400 (146,400 to 653,500)	291,800 (146,600 to 654,400)	292,200 (146,800 to 655,300)	292,600 (147,000 to 656,200)	293,000 (147,200 to 657,100)	293,400 (147,400 to 658,000)	293,800 (147,600 to 658,900)	294,200 (147,800 to 659,800)	294,600 (148,000 to 660,700)	295,000 (148,200 to 661,600)	295,400 (148,400 to 662,500)	295,800 (148,600 to 663,400)	296,200 (148,800 to 664,300)	296,600 (149,000 to 665,200)	297,000 (149,200 to 666,100)	297,400 (149,400 to 667,000)	297,800 (149,600 to 667,900)	298,200 (149,800 to 668,800)	298,600 (150,000 to 669,700)	299,000 (150,200 to 670,600)	299,400 (150,400 to 671,500)	299,800 (150,600 to 672,400)	300,200 (150,800 to 673,300)	300,600 (151,000 to 674,200)	301,000 (151,200 to 675,100)	301,400 (151,400 to 676,000)	301,800 (151,600 to 676,900)	302,200 (151,800 to 677,800)	302,600 (152,000 to 678,700)	303,000 (152,200 to 679,600)	303,400 (152,400 to 680,500)	303,800 (152,600 to 681,400)	304,200 (152,800 to 682,300)	304,600 (153,000 to 683,200)	305,000 (153,200 to 684,100)	305,400 (153,400 to 685,000)	305,800 (153,600 to 685,900)	306,200 (153,800 to 686,800)	306,600 (154,000 to 687,700)	307,000 (154,200 to 688,600)	307,400 (154,400 to 689,500)	307,800 (154,600 to 690,400)	308,200 (154,800 to 691,300)	308,600 (155,000 to 692,200)	309,000 (155,200 to 693,100)	309,400 (155,400 to 694,000)	309,800 (155,600 to 694,900)	310,200 (155,800 to 695,800)	310,600 (156,000 to 696,700)	311,000 (156,200 to 697,600)	311,400 (156,400 to 698,500)	311,800 (156,600 to 699,400)	312,200 (156,800 to 700,300)	312,600 (157,000 to 701,200)	313,000 (157,200 to 702,100)	313,400 (157,400 to 703,000)	313,800 (157,600 to 703,900)	314,200 (157,800 to 704,800)	314,600 (158,000 to 705,700)	315,000 (158,200 to 706,600)	315,400 (158,400 to 707,500)	315,800 (158,600 to 708,400)	316,200 (158,800 to 709,300)	316,600 (159,000 to 710,200)	317,000 (159,200 to 711,100)	317,400 (159,400 to 712,000)	317,800 (159,600 to 712,900)	318,200 (159,800 to 713,800)	318,600 (160,000 to 714,700)	319,000 (160,200 to 715,600)	319,400 (160,400 to 716,500)	319,800 (160,600 to 717,400)	320,200 (160,800 to 718,300)	320,600 (161,000 to 719,200)	321,000 (161,200 to 720,100)	321,400 (161,400 to 721,000)	321,800 (161,600 to 721,900)	322,200 (161,800 to 722,800)	322,600 (162,000 to 723,700)	323,000 (162,200 to 724,600)	323,400 (162,400 to 725,500)	323,800 (162,600 to 726,400)	324,200 (162,800 to 727,300)	324,600 (163,000 to 728,200)	325,000 (163,200 to 729,100)	325,400 (163,400 to 730,000)	325,800 (163,600 to 730,900)	326,200 (163,800 to 731,800)	326,600 (164,000 to 732,700)	327,000 (164,200 to 733,600)	327,400 (164,400 to 734,500)	327,800 (164,600 to 735,400)	328,200 (164,800 to 736,300)	328,600 (165,000 to 737,200)	329,000 (165,200 to 738,100)	329,400 (165,400 to 739,000)	329,800 (165,600 to 739,900)	330,200 (165,800 to 740,800)	330,600 (166,000 to 741,700)	331,000 (166,200 to 742,600)	331,400 (166,400 to 743,500)	331,800 (166,600 to 744,400)	332,200 (166,800 to 745,300)	332,600 (167,000 to 746,200)	333,000 (167,200 to 747,100)	333,400 (167,400 to 748,000)	333,800 (167,600 to 748,900)	334,200 (167,800 to 749,800)	334,600 (168,000 to 750,700)	335,000 (168,200 to 751,600)	335,400 (168,400 to 752,500)	335,800 (168,600 to 753,400)	336,200 (168,800 to 754,300)	336,600 (169,000 to 755,200)	337,000 (169,200 to 756,100)	337,400 (169,400 to 757,000)	337,800 (169,600 to 757,900)	338,200 (169,800 to 758,800)	338,600 (170,000 to 759,700)	339,000 (170,200 to 760,600)	339,400 (170,400 to 761,500)	339,800 (170,600 to 762,400)	340,200 (170,800 to 763,300)	340,600 (171,000 to 764,200)	341,000 (171,200 to 765,100)	341,400 (171,400 to 766,000)	341,800 (171,600 to 766,900)	342,200 (171,800 to 767,800)	342,600 (172,000 to 768,700)	343,000 (172,200 to 769,600)	343,400 (172,400 to 770,500)	343,800 (172,600 to 771,400)	344,200 (172,800 to 772,300)	344,600 (173,000 to 773,200)	345,000 (173,200 to 774,100)	345,400 (173,400 to 775,000)	345,800 (173,600 to 775,900)	346,200 (173,800 to 776,800)	346,600 (174,000 to 777,700)	347,000 (174,200 to 778,600)	347,400 (174,400 to 779,500)	347,800 (174,600 to 780,400)	348,200 (174,800 to 781,300)	348,600 (175,000 to 782,200)	349,000 (175,200 to 783,100)	349,400 (175,400 to 784,000)	349,800 (175,600 to 784,900)	350,200 (175,800 to 785,800)	350,600 (176,000 to 786,700)	351,000 (176,200 to 787,600)	351,400 (176,400 to 788,500)	351,800 (176,600 to 789,400)	352,200 (176,800 to 790,300)	352,600 (177,000 to 791,200)	353,000 (177,200 to 792,100)	353,400 (177,400 to 793,000)	353,800 (177,600 to 793,900)	354,200 (177,800 to 794,800)	354,600 (178,000 to 795,700)	355,000 (178,200 to 796,600)	355,400 (178,400 to 797,500)	355,800 (178,600 to 798,400)	356,200 (178,800 to 799,300)	356,600 (179,000 to 800,200)	357,000 (179,200 to 801,100)	357,400 (179,400 to 802,000)	357,800 (179,600 to 802,900)	358,200 (179,800 to 803,800)	358,600 (180,000 to 804,700)	359,000 (180,200 to 805,600)	359,400 (180,400 to 806,500)	359,800 (180,600 to 807,400)	360,200 (180,800 to 808,300)	360,600 (181,000 to 809,200)	361,000 (181,200 to 810,100)	361,400 (181,400 to 811,000)	361,800 (181,600 to 811,900)	362,200 (181,800 to 812,800)	362,600 (182,000 to 813,700)	363,000 (182,200 to 814,600)	363,400 (182,400 to 815,500)	363,800 (182,600 to 816,400)	364,200 (182,800 to 817,300)	364,600 (183,000 to 818,200)	365,000 (183,200 to 819,100)	365,400 (183,400 to 820,000)	365,800 (183,600 to 820,900)	366,200 (183,800 to 821,800)	366,600 (184,000 to 822,700)	367,000 (184,200 to 823,600)	367,400 (184,400 to 824,500)	367,800 (184,600 to 825,400)	368,200 (184,800 to 826,300)	368,600 (185,000 to 827,200)	369,000 (185,200 to 828,100)	369,400 (185,400 to 829,000)	369,800 (185,600 to 829,900)	370,200 (185,800 to 830,800)	370



Congenital birth defects	1,280 (938 to 2,300)	539 (355 to 940)	1,340 (743 to 2,160)	691 (384 to 1,070)	166 (113 to 245)	129 (90 to 192)	89-9 (62 to 135)	89 (57 to 124)	74-9 (48 to 113)	92-6 (59 to 71-9)	92-3 (59 to 72-9)	93 (59 to 72-9)	44-5 (30 to 62-4)	19-3 (13 to 27-9)	19-6 (15 to 32-9)	12-7 (9 to 19-5)	11-1 (7 to 19-4)	8-9 (4 to 12-4)	2-4 (2 to 4-5)	2-1 (1 to 3-4)	1-2 (0 to 2)	0-6 (0 to 0-9)	0-5 (0 to 0-8)	0-2 (0 to 0-3)	0 (0 to 0)	4,900
Neural tube defects	239 (161 to 526)	44-6 (19-1 to 109)	72-2 (20 to 179)	36-5 (10 to 137)	9-8 (4 to 31-2)	7 (2 to 21)	4-9 (2 to 9-6)	4-1 (2 to 9-4)	3-9 (2 to 8-1)	2-5 (1 to 6-3)	2 (1 to 5-4)	1-7 (1 to 3-9)	0-7 (0 to 1-7)	0-5 (0 to 1-1)	0 (0 to 0-7)	0 (0 to 0-5)	0-3 (0 to 0-9)	0 (0 to 0-3)	0 (0 to 0)	0 (0 to 0)	0 (0 to 0)	0 (0 to 0)	0 (0 to 0)	0 (0 to 0)	0 (0 to 0)	439
Congenital heart anomalies	1,020 (722 to 1,560)	495 (338 to 697)	1,270 (727 to 1,310)	655 (383 to 922)	157 (101 to 182)	122 (82 to 162)	84-5 (48 to 113)	84 (55 to 112)	70-4 (45 to 93)	87-2 (56 to 116)	87-5 (56 to 116)	88 (56 to 116)	41-9 (26 to 56)	18 (12 to 24)	18-6 (12 to 26)	12 (8 to 16)	10-5 (7 to 14)	8-4 (4 to 11)	2-3 (1 to 3)	2 (1 to 3)	1-1 (0 to 1-5)	0-6 (0 to 0-8)	0-5 (0 to 0-7)	0-2 (0 to 0-3)	0 (0 to 0)	2,260
Cardiac defects	14-1 (9-5 to 19-5)	4-7 (2-3 to 9-4)	13-4 (4 to 19-7)	7 (1 to 13)	4-7 (2 to 9-5)	4-6 (2 to 9-1)	4-6 (2 to 9-2)	5-2 (2 to 9-7)	5-1 (2 to 9-3)	4-6 (2 to 7-5)	4-6 (2 to 9-3)	4-6 (2 to 7-5)	2 (1 to 3-5)	2-4 (1 to 3-9)	2-5 (1 to 3-4)	1-6 (0 to 2-7)	1-3 (0 to 2-1)	0-7 (0 to 1-3)	0-3 (0 to 0-5)	0-3 (0 to 0-5)	0-1 (0 to 0-3)	0-1 (0 to 0-2)	0-1 (0 to 0-2)	0 (0 to 0-1)	0 (0 to 0)	89-3
Down syndrome	22-3 (7-9 to 50-6)	9-9 (2-9 to 21-4)	49-6 (10-2 to 99)	23-9 (6-6 to 52-6)	3-8 (2-1 to 7)	3-2 (1-5 to 7-2)	3-4 (2 to 5-2)	3-7 (2-1 to 6-3)	4-5 (2 to 8-3)	3-1 (1-5 to 5-7)	3-8 (1-6 to 7-2)	3 (2 to 5-1)	1-4 (0-7 to 2-5)	1-5 (0-7 to 2-6)	0-9 (0-4 to 1-6)	0-7 (0-3 to 1-3)	0-3 (0-1 to 0-7)	0 (0 to 0)	0 (0 to 0)	0 (0 to 0)	0 (0 to 0)	0 (0 to 0)	0 (0 to 0)	0 (0 to 0)	0 (0 to 0)	139
Turner syndrome	0 (0 to 0)	0 (0 to 0)	0 (0 to 0-1)	0-1 (0 to 0-3)	0 (0 to 0)	0-1 (0 to 0-2)	0-2 (0-1 to 0-3)	0-1 (0 to 0-3)	0-1 (0 to 0-2)	0 (0 to 0)	0 (0 to 0)	0 (0 to 0)	0 (0 to 0-1)	0 (0 to 0)	0 (0 to 0)	0 (0 to 0)	0 (0 to 0)	0 (0 to 0)	0 (0 to 0)	0 (0 to 0)	0 (0 to 0)	0 (0 to 0)	0 (0 to 0)	0 (0 to 0)	0 (0 to 0)	0 (0 to 0)	1
Klinefelter syndrome	0 (0 to 0)	0 (0 to 0)	0 (0 to 0)	0 (0 to 0)	0 (0 to 0)	0 (0 to 0)	0 (0 to 0)	0 (0 to 0)	0 (0 to 0)	0 (0 to 0)	0 (0 to 0)	0 (0 to 0)	0 (0 to 0)	0 (0 to 0)	0 (0 to 0)	0 (0 to 0)	0 (0 to 0)	0 (0 to 0)	0 (0 to 0)	0 (0 to 0)	0 (0 to 0)	0 (0 to 0)	0 (0 to 0)	0 (0 to 0)	0 (0 to 0)	0
Other chromosomal abnormalities	68-4 (16 to 113)	22-4 (9-1 to 47)	49-4 (19-5 to 108)	13-6 (4-6 to 29-2)	3-8 (2-4 to 6)	2-2 (2 to 3)	2 (2 to 2)	2-7 (1-7 to 3-9)	3 (1-9 to 5-4)	1-3 (0-6 to 2)	1-3 (0-7 to 2-5)	1-3 (0-9 to 1-7)	0-9 (0-5 to 1-7)	0-3 (0-2 to 0-4)	0-2 (0-1 to 0-2)	0-1 (0-1 to 0-2)	0-1 (0-1 to 0-1)	0-1 (0-0 to 0-1)	0 (0 to 0)	0 (0 to 0)	0 (0 to 0)	0 (0 to 0)	0 (0 to 0)	0 (0 to 0)	0 (0 to 0)	154
Congenital musculoskeletal and limb anomalies	43-3 (14-3 to 91-4)	9-9 (4-3 to 19-2)	27-7 (12-3 to 69-4)	18-6 (10-7 to 29-9)	10-7 (6-3 to 19-9)	10-4 (6 to 16-5)	9-6 (5-7 to 15-1)	7-9 (4-9 to 12-3)	7-3 (4-4 to 11-4)	6-3 (4-1 to 9-2)	5-9 (4-1 to 8-7)	4-5 (2-9 to 6-7)	2-3 (1-6 to 3-2)	2-7 (1-6 to 4-2)	1-3 (0-8 to 2)	2-2 (1-4 to 3-1)	1-6 (1 to 2-7)	1-3 (0-7 to 1-9)	0-6 (0-4 to 0-9)	0-3 (0-1 to 0-2)	0-1 (0-1 to 0-2)	0-1 (0-0 to 0-1)	0 (0 to 0)	0 (0 to 0)	0 (0 to 0)	174
Congenital anomalies of kidney	55-8 (20-1 to 116)	11-3 (4-7 to 29-1)	19 (7-1 to 51-3)	10-5 (5-6 to 17-7)	3 (2-2 to 5-5)	2-7 (2-2 to 3-4)	3 (2-2 to 4)	2-9 (1-9 to 5)	2-6 (1-5 to 4-2)	1-5 (1-1 to 2-3)	1-9 (1-1 to 3)	1-5 (1-1 to 2-3)	0-9 (0-6 to 1-4)	0-5 (0-3 to 0-8)	0-3 (0-2 to 0-5)	0-2 (0-1 to 0-3)	0-2 (0-1 to 0-3)	0-1 (0-1 to 0-2)	0 (0 to 0)	0 (0 to 0)	0 (0 to 0)	0 (0 to 0)	0 (0 to 0)	0 (0 to 0)	0 (0 to 0)	117
Digestive congenital anomalies	89-2 (57-4 to 273)	29-1 (20-1 to 77)	69-1 (32-1 to 177)	24-9 (10-1 to 49-1)	7-4 (3-1 to 16)	5-4 (2-7 to 12)	5-1 (2-6 to 11)	5-5 (2-8 to 12)	5-6 (2-8 to 12)	5-3 (2-7 to 11)	5-3 (2-7 to 11)	5-2 (2-7 to 11)	2-5 (1-3 to 5)	2-5 (1-3 to 5)	2-5 (1-3 to 5)	2-5 (1-3 to 5)	2-5 (1-3 to 5)	2-5 (1-3 to 5)	2-5 (1-3 to 5)	2-5 (1-3 to 5)	2-5 (1-3 to 5)	2-5 (1-3 to 5)	2-5 (1-3 to 5)	2-5 (1-3 to 5)	2-5 (1-3 to 5)	308
Other congenital birth defects	499 (377 to 991)	132 (93-6 to 196)	377 (229 to 979)	192 (98-2 to 299)	55 (19-9 to 94-5)	39-5 (14-2 to 58-9)	29-1 (12 to 39-7)	28-8 (10-4 to 33-1)	26 (10-6 to 35-5)	26-5 (7-6 to 28-5)	26-6 (9-8 to 34-5)	26-7 (9-7 to 35-4)	12-4 (4-7 to 16-4)	12-6 (4-7 to 17-2)	9-7 (3-2 to 13-4)	6-3 (2-5 to 10-9)	3-7 (1-6 to 7-4)	3-2 (1-7 to 6-1)	1-6 (0-5 to 3-7)	1-6 (0-5 to 3-7)	0-7 (0-2 to 1-3)	0-5 (0-2 to 1-1)	0-3 (0-1 to 0-6)	0-2 (0-1 to 0-5)	0-1 (0-0 to 0-3)	1,230
Urinary diseases and male infertility	6-6 (2-1 to 9-6)	4-5 (2 to 9-3)	24-1 (16-7 to 64-2)	43 (21-6 to 71-4)	14-3 (6-4 to 23-1)	13-4 (5-2 to 22-3)	23-5 (11-7 to 44-4)	45 (28-1 to 72-7)	29-8 (16-3 to 47-2)	47-3 (29-1 to 73-3)	47-6 (29-6 to 74-4)	47-6 (29-6 to 72-7)	46-5 (28-6 to 72-7)	47-4 (29-5 to 72-7)	47-6 (28-5 to 88-9)	47-7 (29-3 to 107)	47-3 (29-5 to 122)	47-2 (29-4 to 104)	47-5 (29-1 to 122)	47-5 (29-1 to 122)	47-5 (29-1 to 122)	47-5 (29-1 to 122)	47-5 (29-1 to 122)	47-5 (29-1 to 122)	47-5 (29-1 to 122)	1,030
Urolithiasis	0 (0 to 0)	0 (0 to 0)	0 (0 to 0)	0 (0 to 0-1)	0 (0 to 0-3)	0 (0 to 0-3)	0 (0 to 0-3)	0 (0 to 0-4)	0 (0 to 0-3)	0 (0 to 0-4)	0 (0 to 0-4)	0 (0 to 0-4)	0 (0 to 0-4)	0 (0 to 0-4)	0 (0 to 0-4)	0 (0 to 0-4)	0 (0 to 0-4)	0 (0 to 0-4)	0 (0 to 0-4)	0 (0 to 0-4)	0 (0 to 0-4)	0 (0 to 0-4)	0 (0 to 0-4)	0 (0 to 0-4)	0 (0 to 0-4)	0 (0 to 0-4)	49-4
Benign prostatic hyperplasia	0 (0 to 0)	0 (0 to 0)	0 (0 to 0)	0 (0 to 0)	0 (0 to 0)	0 (0 to 0)	0 (0 to 0)	0 (0 to 0)	0 (0 to 0)	0 (0 to 0)	0 (0 to 0)	0 (0 to 0)	0 (0 to 0)	0 (0 to 0)	0 (0 to 0)	0 (0 to 0)	0 (0 to 0)	0 (0 to 0)	0 (0 to 0)	0 (0 to 0)	0 (0 to 0)	0 (0 to 0)	0 (0 to 0)	0 (0 to 0)	0 (0 to 0)	0 (0 to 0)	130
Male infertility	0 (0 to 0)	0 (0 to 0)	0 (0 to 0)	0 (0 to 0)	0 (0 to 0)	0 (0 to 0)	0 (0 to 0)	4 (1-1 to 10-4)	4 (1-4 to 12)	4 (1-1 to 10-7)	4 (1-1 to 10-7)	4 (0-9 to 7-1)	1-7 (0-5 to 4-6)	0-1 (0 to 0-4)	0 (0 to 0)	0 (0 to 0)	0 (0 to 0)	0 (0 to 0)	0 (0 to 0)	0 (0 to 0)	0 (0 to 0)	0 (0 to 0)	0 (0 to 0)	0 (0 to 0)	0 (0 to 0)	0 (0 to 0)	17-7
Other urinary diseases	2-8 (1-2 to 5-4)	1-7 (0-6 to 3-9)	9-5 (1-6 to 13-2)	11-5 (5-2 to 22)	3-1 (1-2 to 5-9)	2-2 (1-5 to 3-6)	2-2 (1-4 to 4-1)	2-4 (1-3 to 4-3)	2-4 (1-3 to 4-3)	2-5 (1-3 to 4-5)	2-5 (1-3 to 4-5)	2-5 (1-3 to 4-5)	2-1 (1-1 to 3-5)	2-1 (1-1 to 3-5)	2-1 (1-1 to 3-5)	2-1 (1-1 to 3-5)	2-1 (1-1 to 3-5)	2-1 (1-1 to 3-5)	2-1 (1-1 to 3-5)	2-1 (1-1 to 3-5)	2-1 (1-1 to 3-5)	2-1 (1-1 to 3-5)	2-1 (1-1 to 3-5)	2-1 (1-1 to 3-5)	2-1 (1-1 to 3-5)	131
Gynecological diseases	0 (0 to 0)	0 (0 to 0)	0 (0 to 0)	0 (0 to 0)	0 (0 to 0)	0 (0 to 0)	0 (0 to 0)	27-9 (16-9 to 46-8)	27-5 (17-5 to 44-1)	28-2 (17-5 to 44-1)	28-5 (17-5 to 44-1)	28-5 (17-5 to 44-1)	14-1 (8-6 to 22-1)	14-1 (8-6 to 22-1)	14-1 (8-6 to 22-1)	14-1 (8-6 to 22-1)	14-1 (8-6 to 22-1)	14-1 (8-6 to 22-1)	14-1 (8-6 to 22-1)	14-1 (8-6 to 22-1)	14-1 (8-6 to 22-1)	14-1 (8-6 to 22-1)	14-1 (8-6 to 22-1)	14-1 (8-6 to 22-1)	14-1 (8-6 to 22-1)	3,000
Uterine fibroids	0 (0 to 0)	0 (0 to 0)	0 (0 to 0)	0 (0 to 0)	0 (0 to 0)	0 (0 to 0)	0 (0 to 0)	0 (0 to 0-1)	0 (0 to 0-1)	0 (0 to 0-1)	0 (0 to 0-1)	0 (0 to 0-1)	0 (0 to 0-1)	0 (0 to 0-1)	0 (0 to 0-1)	0 (0 to 0-1)	0 (0 to 0-1)	0 (0 to 0-1)	0 (0 to 0-1)	0 (0 to 0-1)	0 (0 to 0-1)	0 (0 to 0-1)	0 (0 to 0-1)	0 (0 to 0-1)	0 (0 to 0-1)	0 (0 to 0-1)	120
Polycystic ovarian syndrome	0 (0 to 0)	0 (0 to 0)	0 (0 to 0)	0 (0 to 0)	0 (0 to 0)	0 (0 to 0)	0 (0 to 0)	4-6 (2-5 to 9-3)	4-6 (2-5 to 9-3)	4-6 (2-5 to 9-3)	4-6 (2-5 to 9-3)	4-6 (2-5 to 9-3)	2-7 (1-5 to 5-6)	2-7 (1-5 to 5-6)	2-7 (1-5 to 5-6)	2-7 (1-5 to 5-6)	2-7 (1-5 to 5-6)	2-7 (1-5 to 5-6)	2-7 (1-5 to 5-6)	2-7 (1-5 to 5-6)	2-7 (1-5 to 5-6)	2-7 (1-5 to 5-6)	2-7 (1-5 to 5-6)	2-7 (1-5 to 5-6)	2-7 (1-5 to 5-6)	36-2
Female infertility	0 (0 to 0)	0 (0 to 0)	0 (0 to 0)	0 (0 to 0)	0 (0 to 0)	0 (0 to 0)	0 (0 to 0)	9-7 (5-2 to 22-9)	10-9 (5-3 to 23-2)	9-3 (5-3 to 20-2)	9-2 (5-1 to 19-7)	9-1 (5-1 to 19-7)	4-5 (2-5 to 9-6)	4-5 (2-5 to 9-6)	4-5 (2-5 to 9-6)	4-5 (2-5 to 9-6)	4-5 (2-5 to 9-6)	4-5 (2-5 to 9-6)	4-5 (2-5 to 9-6)	4-5 (2-5 to 9-6)	4-5 (2-5 to 9-6)	4-5 (2-5 to 9-6)	4-5 (2-5 to 9-6)	4-5 (2-5 to 9-6)	4-5 (2-5 to 9-6)	33-7
Endometriosis	0 (0 to 0)	0 (0 to 0)	0 (0 to 0)	0 (0 to 0)	0 (0 to 0)	0 (0 to 0)	0 (0 to 0)	8 (3-6 to 17-4)	7-9 (3-7 to 16)	8 (3-6 to 17-4)	8 (3-6 to 17-4)	8 (3-6 to 17-4)	3-9 (1-8 to 8-1)	3-9 (1-8 to 8-1)	3-9 (1-8 to 8-1)	3-9 (1-8 to 8-1)	3-9 (1-8 to 8-1)	3-9 (1-8 to 8-1)	3-9 (1-8 to 8-1)	3-9 (1-8 to 8-1)	3-9 (1-8 to 8-1)	3-9 (1-8 to 8-1)	3-9 (1-8 to 8-1)	3-9 (1-8 to 8-1)	3-9 (1-8 to 8-1)	227
Genital prolapse	0 (0 to 0)	0 (0 to 0)	0 (0 to 0)	0 (0 to 0)	0 (0 to 0)	1-6 (0-4 to 3-7)	2-2 (0-9 to 7-1)	2-7 (0-9 to 7-9)	2-8 (1-1 to 8-4)	2-8 (1-1 to 8-1)	2-8 (1-1 to 8-1)	2-8 (1-1 to 8-1)	1-4 (0-6 to 4-1)	1-4 (0-6 to 4-1)	1-4 (0-6 to 4-1)	1-4 (0-6 to 4-1)	1-4 (0-6 to 4-1)	1-4 (0-6 to 4-1)	1-4 (0-6 to 4-1)	1-4 (0-6 to 4-1)	1-4 (0-6 to 4-1)	1-4 (0-6 to 4-1)	1-4 (0-6 to 4-1)	1-4 (0-6 to 4-1)	1-4 (0-6 to 4-1)	73-3
Premenstrual syndrome	0 (0 to 0)	0 (0 to 0)	0 (0 to 0)	0 (0 to 0)	0 (0 to 0)	0 (0 to 0)	0 (0 to 0)	0-3 (0-2 to 0-7)	0-3 (0-2 to 0-7)	0-3 (0-2 to 0-7)	0-3 (0-2 to 0-7)	0-3 (0-2 to 0-7)	0-2 (0-1 to 0-4)	0-2 (0-1 to 0-4)	0-2 (0-1 to 0-4)	0-2 (0-1 to 0-4)	0-2 (0-1 to 0-4)	0-2 (0-1 to 0-4)	0-2 (0-1 to 0-4)	0-2 (0-1 to 0-4)	0-2 (0-1 to 0-4)	0-2 (0-1 to 0-4)	0-2 (0-1 to 0-4)	0-2 (0-1 to 0-4)	0-2 (0-1 to 0-4)	869
Other gynecological diseases	0 (0 to 0)	0 (0 to 0)	0 (0 to 0)	0 (0 to 0)	0 (0 to 0)	7-6 (2-3 to 14-7)	9-3 (3-1 to 17)	11-1 (3-6 to 20-1)	10-9 (3-6 to 20-1)	10-9 (3-6 to 20-1)	10-9 (3-6 to 20-1)	10-9 (3-6 to 20-1)	5-4 (1-8 to 10-1)	5-4 (1-8 to 10-1)	5-4 (1-8 to 10-1)	5-4 (1-8 to 10-1)	5-4 (1-8 to 10-1)	5-4 (1-8 to 10-1)	5-4 (1-8 to 10-1)	5-4 (1-8 to 10-1)	5-4 (1-8 to 10-1)	5-4 (1-8 to 10-1)	5-4 (1-8 to 10-1)	5-4 (1-8 to 10-1)	5-4 (1-8 to 10-1)	1,840
Hemoglobinopathies and hemolytic anemias	4 (1-9 to 8-6)	4 (1-8 to 8-2)	167 (101 to 209)	165 (109 to 239)	153 (98-1 to 196)	69-9 (38-1 to 102)	62 (32 to 92)	58-5 (28-6 to 92)	77-3 (40-9 to 112)	76 (40-1 to 110)	69-1 (36-5 to 100)	68-1 (35-9 to 98-9)	41-9 (22-1 to 60)	23-9 (12-6 to 34-7)	19-4 (10-2 to 28)	21-2 (11-2 to 30-7)	31 (16-4 to 44-9)	19-1 (10-1 to 27-7)	23-3 (12-3 to 33-7)	19-1 (10-1 to 27-7)	10-5 (5-5 to 15-2)	9-8 (5-2 to 14-2)	6-5 (3-4 to 9-4)	3-7 (1-9 to 5-4)	2-1 (1-1 to 3-1)	1,900
Thalassemias	1-4 (0-8 to 2-6)	1-4 (0-8 to 2-6)	24-1 (9-1 to 32-1)	12-4 (5-2 to 18-3)	4-3 (2-1 to 7-1)	3-6 (1-9 to 5-7)	3-5 (1-8 to 5-1)	3-4 (1-8 to 5-4)	3-4 (1-8 to 5-2)	3-4 (1-8 to 5-2)	3-4 (1-8 to 5-2)	3-4 (1-8 to 5-2)	2 (1-1 to 3-1)	2 (1-1 to 3-1)	2 (1-1 to 3-1)	2 (1-1 to 3-1)	2 (1-1 to 3-1)	2 (1-1 to 3-1)	2 (1-1 to 3-1)	2 (1-1 to 3-1)	2 (1-1 to 3-1)	2 (1-1 to 3-1)	2 (1-1 to 3-1)	2 (1-1 to 3-1)	2 (1-1 to 3-1)	62-3
Thalassemias trait	0-1 (0-1 to 0-4)	0 (0 to 0-2)	1-7 (0-5 to 4-6)	1-7 (0-9 to 4-1)	0-6 (0-3 to 1-4)	0-5 (0-3 to 1-1)	0-5 (0-3 to 1-1)	0-5 (0-3 to 1-1)	0-5 (0-3 to 1-1)	0-5 (0-3 to 1-1)	0-5 (0-3 to 1-1)	0-5 (0-3 to 1-1)	0-3 (0-2 to 0-7)	0-3 (0-2 to 0-7)	0-3 (0-2 to 0-7)	0-3 (0-2 to 0-7)	0-3 (0-2 to 0-7)	0-3 (0-2 to 0-7)	0-3 (0-2 to 0-7)	0-3 (0-2 to 0-7)	0-3 (0-2 to 0-7)	0-3 (0-2 to 0-7)	0-3 (0-2 to 0-7)	0-3 (0-2 to 0-7)	0-3 (0-2 to 0-7)	1,720
Sickle cell disorders	0 (0 to 0)	0 (0 to 0)	0 (0 to 0-2)	0 (0 to 0-1)	0 (0 to 0-1)	0 (0 to 0-2)	0 (0 to 0-2)	0-3 (0 to 1-1)	0-3 (0 to 1-1)	0-3 (0 to 1-1)	0-3 (0 to 1-1)	0-3 (0 to 1-1)	0-2 (0 to 0-6)	0-2 (0 to 0-6)	0-2 (0 to 0-6)	0-2 (0 to 0-6)	0-2 (0 to 0-6)	0-2 (0 to 0-6)	0-2 (0 to 0-6)	0-2 (0 to 0-6)	0-2 (0 to 0-6)	0-2 (0 to 0-6)	0-2 (0 to 0-6)	0-2 (0 to 0-6)	0-2 (0 to 0-6)	0-2 (0 to 0-6)	2-6
Sickle cell trait	0-1 (0 to 0-2)	0 (0 to 0-2)	0-4 (0 to 1-4)	0-4 (0 to 0-9)	0-3 (0 to 0-7)	0-3 (0 to 0-9)	0-3 (0 to 0-8)	0-3 (0 to 0-8)	0-3 (0 to 0-8)	0-3 (0 to 0-8)	0-3 (0 to 0-8)	0-3 (0 to 0-8)	0-2 (0 to 0-5)	0-2 (0 to 0-5)	0-2 (0 to 0-5)	0-2 (0 to 0-5)	0-2 (0 to 0-5)	0-2 (0 to 0-5)	0-2 (0 to 0-5)	0-2 (0 to 0-5)	0-2 (0 to 0-5)	0-2 (0 to 0-5)	0-2 (0 to 0-5)	0-2 (0 to 0-5)	0-2 (0 to 0-5)	0-2 (0 to 0-5)	89-1
G6PD deficiency	0-1 (0 to 0-2)	0 (0 to 0-4)	0-7 (0 to 2-1)	1-7 (0 to 3-2)	0-9 (0 to 2)	1-1 (0 to 3-3)	1-4 (0 to 3-5)	7-4 (4 to 12-2)	6-5 (2 to 9-3)	6-5 (2 to 11-2)	6-5 (2 to 11-2)	6-5 (2 to 11-2)	3-3 (2 to 7-6)	2-6 (1 to 3-9)	1-8 (1 to 2-6)	1-1 (0 to 1-6)	1-3 (0 to 1-8)	0-9 (0 to 1-2)	0-6 (0 to 0-9)	0-4 (0 to 0-5)	0-3 (0 to 0-5)	0-2 (0 to 0-5)	0-2 (0 to 0-5)	0-2 (0 to 0-5)	0-2 (0 to 0-5)	0-2 (0 to 0-5)	75
G6PD trait	0 (0 to 0)	0 (0 to 0)	0 (0 to 0)	0 (0 to 0)	0 (0 to 0)	0 (0 to 0)	0 (0 to 0)	0-3 (0 to 0-8)	0-3 (0 to 0-8)	0-3 (0 to 0-8)	0-3 (0 to 0-8)	0-3 (0 to 0-8)	0-2 (0 to 0-5)	0-2 (0 to 0-5)	0-2 (0 to 0-5)	0-2 (0 to 0-5)	0-2 (0 to 0-5)	0-2 (0 to 0-5)	0-2 (0 to 0-5)	0-2 (0 to 0-5)	0-2 (0 to 0-5)	0-2 (0 to 0-5)	0-2 (0 to 0-5)	0-2 (0 to 0-5)	0-2 (0 to 0-5)	0-2 (0 to 0-5)	4
Other hemoglobinopathies and hemolytic anemias	0-2 (0-2 to 0-4)	0 (0-1 to 0-1)	12-8 (9-1 to 19)	46-8 (30-2 to 72-5)	64-9 (39-9 to 99)	32 (17-9 to 51-4)	21-1 (10-9 to 35-2)	19-3 (9-9 to 34-4)	19-5 (10-3 to 33)	19-5 (10-4 to 29-9)	19-5 (10-4 to 29-9)	19-5 (10-4 to 29-9)	10-4 (5-7 to 17)	7-4 (4-1 to 12-1)	5-7 (3-1 to 9-1)	4-2 (2-3 to 6-5)	3-2 (1-7 to 5-1)	2-5 (1-4 to 4-1)	1-8 (1-1 to 3-1)	1-6 (1-1 to 2-6)	1-4 (0-9 to 2-3)	1-2 (0-8 to 2-1)	1-1 (0-7 to 1-9)	0-9 (0-6 to 1-6)	0-7 (0-4 to 1-2)	408
Endocrine, metabolic, blood, and immune disorders	12-1 (9-9 to 23-4)	11-1 (5-7 to 19-2)	159 (92-9 to 249)	159 (79-6 to 192)	114 (49-9 to 170)	79-9 (32-4 to 109)	77-1 (32 to 120)	146 (62-9 to 172)	141 (59-5 to 172)	139 (58-7 to 207)	139 (58-7 to 207)	139 (58-7 to 207)	72-5 (30-4 to 106)	72-5 (30-4 to 106)	72-5 (30-4 to 106)	72-5 (30-4 to 106)	72-5 (30-4 to 106)	72-5 (30-4 to 106)	72-5 (30-4 to 106)	72-5 (30-4 to 106)	72-5 (30-4 to 106)	72-5 (30-4 to 106)	72-5 (30-4 to 106)	72-5 (30-4 to 106)	72-5 (30-4 to 106)	1,900
Oral disorders	0 (0 to 0)	0 (0 to 0)	0 (0 to 0)	0 (0 to 0)	0 (0 to 0)	0 (0 to 0)	0 (0 to 0)	0 (0 to 0)	0 (0 to 0)	0 (0 to 0)	0 (0 to 0)	0 (0 to 0)	0 (0 to 0)	0 (0 to 0)	0 (0 to 0)	0 (0 to 0)	0 (0 to 0)	0 (0 to 0)	0 (0 to 0)	0 (0 to 0)	0 (0 to 0)	0 (0 to 0)	0 (0 to 0)	0 (0 to 0)	0 (0 to 0)	0 (0 to 0)	0
Caries of deciduous teeth	0 (0 to 0)	0 (0 to 0)	0 (0 to 0)	0 (0 to 0)	0 (0 to 0)	0 (0 to 0)	0 (0 to 0)	0 (0 to 0)	0 (0 to 0)	0 (0 to 0)	0 (0 to 0)	0 (0 to 0)	0 (0 to 0)	0 (0 to 0)	0 (0 to 0)	0 (0 to 0)	0 (0 to 0)	0 (0 to 0)	0 (0 to 0)	0 (0 to 0)	0 (0 to 0)	0 (0 to 0)	0 (0 to 0)	0 (0 to 0)	0 (0 to 0)	0 (0 to 0)	19-4
Caries of permanent teeth	0 (0 to 0)	0 (0 to 0)	0 (0 to 0)	7-3 (2-4 to 19-3)	2-1 (0-9 to 4-9)	2-3 (1-1 to 5-2)	2-7 (1-1 to 5-3)	3-4 (1-5 to 6-9)	3-4 (1-5 to 6-9)	3-4 (1-5 to 6-9)	3-4 (1-5 to 6-9)	3-4 (1-5 to 6-9)	1-8 (0-8 to 3-5)	1-8 (0-8 to 3-5)	1-8 (0-8 to 3-5)	1-8 (0-8 to 3-5)	1-8 (0-8 to 3-5)	1-8 (0-8 to 3-5)	1-8 (0-8 to 3-5)	1-8 (0-8 to 3-5)	1-8 (0-8 to 3-5)	1-8 (0-8 to 3-5)	1-8 (0-8 to 3-5)	1-8 (0-8 to 3-5)	1-8 (0-8 to 3-5)	202
Periodontal diseases	0 (0 to 0)	0 (0 to 0)	0 (0 to 0)	0 (0 to 0)	0 (0 to 0)	0 (0 to 0)	0 (0 to 0)	8-7 (2-2 to 22-4)	28-1 (10-4 to 66-1)	75-9 (22-2 to 192)	102 (36-1 to 239)	107 (36-1 to 239)	119 (42-9 to 265)	112 (40-2 to 238)	97-3 (36-9 to 203)	82-9 (32-5 to 177)	68-4 (27-3 to 145)	54-5 (21-5 to 113)	42-2 (16-3 to 89-5)	29-4 (11-7 to 66)	19-6 (7-3 to 39-5)	9-6 (2-7 to 21)	1-2 (0-5 to 4-6)	0-3 (0-1 to 0-9)	0-1 (0-1 to 0-2)	862
Other oral disorders	0 (0 to 0)	0 (0 to 0)	0 (0 to 0)	21 (12-9 to 32)	19-2 (10-4 to 29-2)	21-2 (12-4 to 31-1)	22-9 (12-5 to 32-7)	43-6 (26-6 to 67-4)	46-9 (28-6 to 68-1)	49-1 (27-4 to 69-5)	49-1 (27-4 to 69-5)	49-1 (27-4 to 69-5)	29-7 (16-7 to 39-8)	31-9 (18-9 to 47-9)	26-1 (15-7 to 38-9)	17-7 (10-2 to 32-1)	16-1 (9-6 to 27-3)	11-2 (6-9 to 19-7)	7-3 (4-4 to 11)	4-6 (2-6 to 6-9)	1-8 (1-1 to 2-7)	0-6 (0-3 to 0-9)	0-2 (0-1 to 0-3)	0 (0 to 0)	0 (0 to 0)	405
Sudden infant death syndrome	-- (-- to --)	21-9 (4-2 to 59-7)	190 (66-1 to 428)	-- (-- to --)	-- (-- to --)	-- (-- to --)	-- (-- to --)	-- (-- to --)	-- (-- to --)	-- (-- to --)	-- (-- to --)	-- (-- to --)	-- (-- to --)	-- (-- to --)	-- (-- to --)	-- (-- to --)	-- (-- to --)	-- (-- to --)	-- (-- to --)	-- (-- to --)	-- (-- to --)	-- (-- to --)	-- (-- to --)	-- (-- to --)	-- (-- to --)	NA
Injuries	118 (99-5 to 365)	97-7 (29-1 to 320)	632 (253 to 1,640)	1,250 (742 to 2,140)	588 (441 to 788)	647 (491 to 901)	1,430 (1,056 to 1,760)	1,660 (1,490 to 2,690)	1,910 (1,350 to 3,020)	1,910 (1,350 to 3,020)	1,670 (1,080 to 2,240)	1,540 (1,070 to 2,033)	1,260 (940 to 1,940)	1,260 (939 to 1,940)	1,120 (839 to 1,420)	992 (760 to 1,210)	892 (669 to 1,040)	839 (622 to 992)	789 (591 to 968)	707 (561 to 905)	633 (484 to 771)	434 (324 to 565)	324 (244 to 395)	224 (164 to 285)	77-9 (58-2 to 103)	20 (14-9 to 28-9)	20,000
Transport injuries	3-2 (1-3 to 7)	2-1 (0-7 to 4)	26-5 (13 to 49)	169 (87-9 to 293)	137 (88-7 to 211)	167 (117 to 231)	157 (107 to 222)	632 (329 to 693)	720 (479 to 1,010)	672 (453 to 912)	663 (368 to 761)	568 (351 to 874)	319 (211 to 487)	403 (251 to 574)	393 (268 to 555)	360 (232 to 449)	352 (232 to 444)	359 (231 to 445)	366 (227 to 531)	223 (132 to 372)	170 (73 to 276)	118 (61 to 192)	67-2 (31 to 107)	27-3 (11 to 46)	9 (4 to 15)	6,810
Road injuries	1-2 (0-4 to 4-2)	0-5 (0-9 to 2-9)	25 (11 to 49-9)	159 (81 to 272)	170 (97 to 249)	229 (133 to 315)



| Footer | Header | Header | Header



Top Table No. Thailand DALYs for women and men across both sexes with 95% uncertainty intervals, 2019.

Cause	Early Neonatal	Late Neonatal	Post-Neonatal	1 to 4	5 to 9	10 to 14	15 to 19	20 to 24	25 to 29	30 to 34	35 to 39	40 to 44	45 to 49	50 to 54	55 to 59	60 to 64	65 to 69	70 to 74	75 to 79	80 to 84	85 to 89	90 to 94	95 plus	Total
All causes	0 (0,0)	57 (42,73)	1,169 (1,019,1,324)	11,142 (9,881,12,603)	4,614 (4,091,5,180)	3,854 (3,417,4,330)	4,629 (4,104,5,190)	5,511 (4,887,6,190)	7,124 (6,324,8,000)	8,724 (7,744,9,800)	9,877 (8,772,11,100)	11,100 (9,861,12,500)	12,700 (11,300,14,300)	14,600 (13,000,16,400)	16,900 (15,000,19,000)	19,400 (17,200,21,800)	22,200 (19,700,24,900)	25,200 (22,400,28,300)	28,500 (25,300,32,000)	32,200 (28,600,36,200)	36,400 (32,300,40,900)	41,100 (36,500,46,200)	46,400 (41,200,52,100)	23,400,000
Communicable, maternal, neonatal, and nutritional diseases	89,900 (79,600,101,000)	61,400 (51,900,72,000)	67,000 (57,700,78,000)	73,200 (63,500,84,000)	26,000 (22,500,30,000)	20,400 (17,600,23,600)	26,200 (22,600,30,000)	36,200 (31,200,41,800)	47,000 (40,500,54,000)	59,000 (50,800,68,000)	71,000 (61,000,82,000)	84,000 (72,000,97,000)	100,000 (86,000,116,000)	120,000 (103,000,140,000)	140,000 (120,000,160,000)	160,000 (140,000,190,000)	190,000 (160,000,220,000)	220,000 (190,000,260,000)	260,000 (220,000,300,000)	300,000 (260,000,350,000)	350,000 (300,000,410,000)	410,000 (350,000,480,000)	2,400,000
HIV/AIDS and sexually transmitted infections	1,900 (1,400,2,400)	1,100 (740,1,500)	2,100 (1,500,2,800)	2,100 (1,500,2,800)	1,200 (1,000,1,500)	1,200 (1,000,1,500)	2,000 (1,700,2,400)	3,000 (2,500,3,600)	4,000 (3,400,4,800)	5,000 (4,200,6,000)	6,000 (5,000,7,200)	7,000 (5,900,8,400)	8,000 (6,700,9,600)	9,000 (7,500,11,000)	10,000 (8,400,12,000)	11,000 (9,200,13,000)	12,000 (10,000,14,000)	13,000 (11,000,15,000)	14,000 (12,000,16,000)	15,000 (13,000,17,000)	16,000 (14,000,18,000)	17,000 (15,000,19,000)	147,000
HIV/AIDS	0 (0,0)	0 (0,0)	2,000 (1,400,2,700)	2,000 (1,400,2,700)	1,200 (1,000,1,500)	1,200 (1,000,1,500)	2,000 (1,700,2,400)	3,000 (2,500,3,600)	4,000 (3,400,4,800)	5,000 (4,200,6,000)	6,000 (5,000,7,200)	7,000 (5,900,8,400)	8,000 (6,700,9,600)	9,000 (7,500,11,000)	10,000 (8,400,12,000)	11,000 (9,200,13,000)	12,000 (10,000,14,000)	13,000 (11,000,15,000)	14,000 (12,000,16,000)	15,000 (13,000,17,000)	16,000 (14,000,18,000)	17,000 (15,000,19,000)	147,000
HIV/AIDS - Drug-susceptible Tuberculosis	0 (0,0)	0 (0,0)	0 (0,0)	0 (0,0)	0 (0,0)	0 (0,0)	0 (0,0)	0 (0,0)	0 (0,0)	0 (0,0)	0 (0,0)	0 (0,0)	0 (0,0)	0 (0,0)	0 (0,0)	0 (0,0)	0 (0,0)	0 (0,0)	0 (0,0)	0 (0,0)	0 (0,0)	0 (0,0)	0 (0,0)	0
HIV/AIDS - Multidrug-resistant Tuberculosis without extensive drug resistance	0 (0,0)	0 (0,0)	0 (0,0)	0 (0,0)	0 (0,0)	0 (0,0)	0 (0,0)	0 (0,0)	0 (0,0)	0 (0,0)	0 (0,0)	0 (0,0)	0 (0,0)	0 (0,0)	0 (0,0)	0 (0,0)	0 (0,0)	0 (0,0)	0 (0,0)	0 (0,0)	0 (0,0)	0 (0,0)	0 (0,0)	0
HIV/AIDS - Extensively drug-resistant Tuberculosis	0 (0,0)	0 (0,0)	0 (0,0)	0 (0,0)	0 (0,0)	0 (0,0)	0 (0,0)	0 (0,0)	0 (0,0)	0 (0,0)	0 (0,0)	0 (0,0)	0 (0,0)	0 (0,0)	0 (0,0)	0 (0,0)	0 (0,0)	0 (0,0)	0 (0,0)	0 (0,0)	0 (0,0)	0 (0,0)	0 (0,0)	0
HIV/AIDS resulting in other diseases	0 (0,0)	0 (0,0)	0 (0,0)	0 (0,0)	0 (0,0)	0 (0,0)	0 (0,0)	0 (0,0)	0 (0,0)	0 (0,0)	0 (0,0)	0 (0,0)	0 (0,0)	0 (0,0)	0 (0,0)	0 (0,0)	0 (0,0)	0 (0,0)	0 (0,0)	0 (0,0)	0 (0,0)	0 (0,0)	0 (0,0)	0
Tuberculosis	1,000 (0,0)	600 (0,0)	1,000 (0,0)	1,000 (0,0)	1,000 (0,0)	1,000 (0,0)	1,000 (0,0)	1,000 (0,0)	1,000 (0,0)	1,000 (0,0)	1,000 (0,0)	1,000 (0,0)	1,000 (0,0)	1,000 (0,0)	1,000 (0,0)	1,000 (0,0)	1,000 (0,0)	1,000 (0,0)	1,000 (0,0)	1,000 (0,0)	1,000 (0,0)	1,000 (0,0)	1,000 (0,0)	1,000
Sexually transmitted infections excluding HIV	1,900 (1,400,2,400)	1,100 (740,1,500)	1,100 (740,1,500)	1,100 (740,1,500)	200 (140,270)	200 (140,270)	300 (210,410)	500 (350,680)	700 (490,950)	900 (630,1,200)	1,100 (770,1,500)	1,400 (980,1,900)	1,600 (1,100,2,200)	1,900 (1,300,2,600)	2,200 (1,500,3,000)	2,500 (1,700,3,400)	2,800 (1,900,3,800)	3,200 (2,200,4,300)	3,600 (2,500,4,900)	4,000 (2,800,5,400)	4,500 (3,100,6,100)	5,000 (3,500,6,800)	36,000
Syphilis	1,000 (0,0)	600 (0,0)	1,000 (0,0)	1,000 (0,0)	1,000 (0,0)	1,000 (0,0)	1,000 (0,0)	1,000 (0,0)	1,000 (0,0)	1,000 (0,0)	1,000 (0,0)	1,000 (0,0)	1,000 (0,0)	1,000 (0,0)	1,000 (0,0)	1,000 (0,0)	1,000 (0,0)	1,000 (0,0)	1,000 (0,0)	1,000 (0,0)	1,000 (0,0)	1,000 (0,0)	1,000 (0,0)	1,000
Gonococcal infection	0 (0,0)	0 (0,0)	0 (0,0)	0 (0,0)	0 (0,0)	0 (0,0)	0 (0,0)	0 (0,0)	0 (0,0)	0 (0,0)	0 (0,0)	0 (0,0)	0 (0,0)	0 (0,0)	0 (0,0)	0 (0,0)	0 (0,0)	0 (0,0)	0 (0,0)	0 (0,0)	0 (0,0)	0 (0,0)	0 (0,0)	0
Chlamydial infection	0 (0,0)	0 (0,0)	0 (0,0)	0 (0,0)	0 (0,0)	0 (0,0)	0 (0,0)	0 (0,0)	0 (0,0)	0 (0,0)	0 (0,0)	0 (0,0)	0 (0,0)	0 (0,0)	0 (0,0)	0 (0,0)	0 (0,0)	0 (0,0)	0 (0,0)	0 (0,0)	0 (0,0)	0 (0,0)	0 (0,0)	0
Trichomoniasis	0 (0,0)	0 (0,0)	0 (0,0)	0 (0,0)	0 (0,0)	0 (0,0)	0 (0,0)	0 (0,0)	0 (0,0)	0 (0,0)	0 (0,0)	0 (0,0)	0 (0,0)	0 (0,0)	0 (0,0)	0 (0,0)	0 (0,0)	0 (0,0)	0 (0,0)	0 (0,0)	0 (0,0)	0 (0,0)	0 (0,0)	0
Genital herpes	0 (0,0)	0 (0,0)	0 (0,0)	0 (0,0)	0 (0,0)	0 (0,0)	0 (0,0)	0 (0,0)	0 (0,0)	0 (0,0)	0 (0,0)	0 (0,0)	0 (0,0)	0 (0,0)	0 (0,0)	0 (0,0)	0 (0,0)	0 (0,0)	0 (0,0)	0 (0,0)	0 (0,0)	0 (0,0)	0 (0,0)	0
Other sexually transmitted infections	0 (0,0)	0 (0,0)	0 (0,0)	0 (0,0)	0 (0,0)	0 (0,0)	0 (0,0)	0 (0,0)	0 (0,0)	0 (0,0)	0 (0,0)	0 (0,0)	0 (0,0)	0 (0,0)	0 (0,0)	0 (0,0)	0 (0,0)	0 (0,0)	0 (0,0)	0 (0,0)	0 (0,0)	0 (0,0)	0 (0,0)	0
Respiratory infections and tuberculosis	11,000 (9,000,13,000)	1,000 (0,0)	1,000 (0,0)	1,000 (0,0)	1,000 (0,0)	1,000 (0,0)	1,000 (0,0)	1,000 (0,0)	1,000 (0,0)	1,000 (0,0)	1,000 (0,0)	1,000 (0,0)	1,000 (0,0)	1,000 (0,0)	1,000 (0,0)	1,000 (0,0)	1,000 (0,0)	1,000 (0,0)	1,000 (0,0)	1,000 (0,0)	1,000 (0,0)	1,000 (0,0)	1,000 (0,0)	29,000
Tuberculosis	0 (0,0)	600 (0,0)	648 (0,0)	692 (0,0)	692 (0,0)	692 (0,0)	692 (0,0)	3,100 (2,700,3,500)	5,100 (4,500,5,800)	6,500 (5,700,7,400)	7,700 (6,800,8,700)	8,100 (7,100,9,100)	10,000 (8,700,11,000)	11,000 (9,600,12,000)	12,000 (10,000,13,000)	13,000 (11,000,15,000)	14,000 (12,000,16,000)	15,000 (13,000,17,000)	16,000 (14,000,18,000)	16,000 (14,000,18,000)	16,000 (14,000,18,000)	16,000 (14,000,18,000)	16,000 (14,000,18,000)	1,150
Latent tuberculosis infection	0 (0,0)	0 (0,0)	0 (0,0)	0 (0,0)	0 (0,0)	0 (0,0)	0 (0,0)	0 (0,0)	0 (0,0)	0 (0,0)	0 (0,0)	0 (0,0)	0 (0,0)	0 (0,0)	0 (0,0)	0 (0,0)	0 (0,0)	0 (0,0)	0 (0,0)	0 (0,0)	0 (0,0)	0 (0,0)	0 (0,0)	0
Active tuberculosis	0 (0,0)	627 (0,0)	614 (0,0)	692 (0,0)	692 (0,0)	692 (0,0)	692 (0,0)	3,100 (2,700,3,500)	5,100 (4,500,5,800)	6,500 (5,700,7,400)	7,700 (6,800,8,700)	8,100 (7,100,9,100)	10,000 (8,700,11,000)	11,000 (9,600,12,000)	12,000 (10,000,13,000)	13,000 (11,000,15,000)	14,000 (12,000,16,000)	15,000 (13,000,17,000)	16,000 (14,000,18,000)	16,000 (14,000,18,000)	16,000 (14,000,18,000)	16,000 (14,000,18,000)	16,000 (14,000,18,000)	1,150
Drug-susceptible tuberculosis	0 (0,0)	0 (0,0)	627 (0,0)	692 (0,0)	692 (0,0)	692 (0,0)	692 (0,0)	3,100 (2,700,3,500)	5,100 (4,500,5,800)	6,500 (5,700,7,400)	7,700 (6,800,8,700)	8,100 (7,100,9,100)	10,000 (8,700,11,000)	11,000 (9,600,12,000)	12,000 (10,000,13,000)	13,000 (11,000,15,000)	14,000 (12,000,16,000)	15,000 (13,000,17,000)	16,000 (14,000,18,000)	16,000 (14,000,18,000)	16,000 (14,000,18,000)	16,000 (14,000,18,000)	16,000 (14,000,18,000)	1,150
Multidrug-resistant tuberculosis without extensive drug resistance	0 (0,0)	0 (0,0)	0 (0,0)	0 (0,0)	0 (0,0)	0 (0,0)	0 (0,0)	0 (0,0)	0 (0,0)	0 (0,0)	0 (0,0)	0 (0,0)	0 (0,0)	0 (0,0)	0 (0,0)	0 (0,0)	0 (0,0)	0 (0,0)	0 (0,0)	0 (0,0)	0 (0,0)	0 (0,0)	0 (0,0)	0
Extensively drug-resistant tuberculosis	0 (0,0)	0 (0,0)	0 (0,0)	0 (0,0)	0 (0,0)	0 (0,0)	0 (0,0)	0 (0,0)	0 (0,0)	0 (0,0)	0 (0,0)	0 (0,0)	0 (0,0)	0 (0,0)	0 (0,0)	0 (0,0)	0 (0,0)	0 (0,0)	0 (0,0)	0 (0,0)	0 (0,0)	0 (0,0)	0 (0,0)	0
Diarrheal diseases	1,000 (0,0)	1,000 (0,0)	1,000 (0,0)	1,000 (0,0)	1,000 (0,0)	1,000 (0,0)	1,000 (0,0)	1,000 (0,0)	1,000 (0,0)	1,000 (0,0)	1,000 (0,0)	1,000 (0,0)	1,000 (0,0)	1,000 (0,0)	1,000 (0,0)	1,000 (0,0)	1,000 (0,0)	1,000 (0,0)	1,000 (0,0)	1,000 (0,0)	1,000 (0,0)	1,000 (0,0)	1,000 (0,0)	29,000
Typhoid and paratyphoid	0 (0,0)	0 (0,0)	0 (0,0)	0 (0,0)	0 (0,0)	0 (0,0)	0 (0,0)	0 (0,0)	0 (0,0)	0 (0,0)	0 (0,0)	0 (0,0)	0 (0,0)	0 (0,0)	0 (0,0)	0 (0,0)	0 (0,0)	0 (0,0)	0 (0,0)	0 (0,0)	0 (0,0)	0 (0,0)	0 (0,0)	0
Invasive Non-typhoidal Salmonella (iNTS)	0 (0,0)	0 (0,0)	0 (0,0)	0 (0,0)	0 (0,0)	0 (0,0)	0 (0,0)	0 (0,0)	0 (0,0)	0 (0,0)	0 (0,0)	0 (0,0)	0 (0,0)	0 (0,0)	0 (0,0)	0 (0,0)	0 (0,0)	0 (0,0)	0 (0,0)	0 (0,0)	0 (0,0)	0 (0,0)	0 (0,0)	0
Other intestinal infectious diseases	0 (0,0)	0 (0,0)	0 (0,0)	0 (0,0)	0 (0,0)	0 (0,0)	0 (0,0)	0 (0,0)	0 (0,0)	0 (0,0)	0 (0,0)	0 (0,0)	0 (0,0)	0 (0,0)	0 (0,0)	0 (0,0)	0 (0,0)	0 (0,0)	0 (0,0)	0 (0,0)	0 (0,0)	0 (0,0)	0 (0,0)	0
Neglected tropical diseases and malaria	0 (0,0)	0 (0,0)	0 (0,0)	0 (0,0)	0 (0,0)	0 (0,0)	0 (0,0)	0 (0,0)	0 (0,0)	0 (0,0)	0 (0,0)	0 (0,0)	0 (0,0)	0 (0,0)	0 (0,0)	0 (0,0)	0 (0,0)	0 (0,0)	0 (0,0)	0 (0,0)	0 (0,0)	0 (0,0)	0 (0,0)	0
Malaria	0 (0,0)	0 (0,0)	0 (0,0)	0 (0,0)	0 (0,0)	0 (0,0)	0 (0,0)	0 (0,0)	0 (0,0)	0 (0,0)	0 (0,0)	0 (0,0)	0 (0,0)	0 (0,0)	0 (0,0)	0 (0,0)	0 (0,0)	0 (0,0)	0 (0,0)	0 (0,0)	0 (0,0)	0 (0,0)	0 (0,0)	0
Chagas disease	0 (0,0)	0 (0,0)	0 (0,0)	0 (0,0)	0 (0,0)	0 (0,0)	0 (0,0)	0 (0,0)	0 (0,0)	0 (0,0)	0 (0,0)	0 (0,0)	0 (0,0)	0 (0,0)	0 (0,0)	0 (0,0)	0 (0,0)	0 (0,0)	0 (0,0)	0 (0,0)	0 (0,0)	0 (0,0)	0 (0,0)	0
Leishmaniasis	0 (0,0)	0 (0,0)	0 (0,0)	0 (0,0)	0 (0,0)	0 (0,0)	0 (0,0)	0 (0,0)	0 (0,0)	0 (0,0)	0 (0,0)	0 (0,0)	0 (0,0)	0 (0,0)	0 (0,0)	0 (0,0)	0 (0,0)	0 (0,0)	0 (0,0)	0 (0,0)	0 (0,0)	0 (0,0)	0 (0,0)	0
Visceral leishmaniasis	0 (0,0)	0 (0,0)	0 (0,0)	0 (0,0)	0 (0,0)	0 (0,0)	0 (0,0)	0 (0,0)	0 (0,0)	0 (0,0)	0 (0,0)	0 (0,0)	0 (0,0)	0 (0,0)	0 (0,0)	0 (0,0)	0 (0,0)	0 (0,0)	0 (0,0)	0 (0,0)	0 (0,0)	0 (0,0)	0 (0,0)	0
Cutaneous and mucocutaneous leishmaniasis	0 (0,0)	0 (0,0)	0 (0,0)	0 (0,0)	0 (0,0)	0 (0,0)	0 (0,0)	0 (0,0)	0 (0,0)	0 (0,0)	0 (0,0)	0 (0,0)	0 (0,0)	0 (0,0)	0 (0,0)	0 (0,0)	0 (0,0)	0 (0,0)	0 (0,0)	0 (0,0)	0 (0,0)	0 (0,0)	0 (0,0)	0
African trypanosomiasis	0 (0,0)	0 (0,0)	0 (0,0)	0 (0,0)	0 (0,0)	0 (0,0)	0 (0,0)	0 (0,0)	0 (0,0)	0 (0,0)	0 (0,0)	0 (0,0)	0 (0,0)	0 (0,0)	0 (0,0)	0 (0,0)	0 (0,0)	0 (0,0)	0 (0,0)	0 (0,0)	0 (0,0)	0 (0,0)	0 (0,0)	0
Schistosomiasis	0 (0,0)	0 (0,0)	0 (0,0)	0 (0,0)	0 (0,0)	0 (0,0)	0 (0,0)	0 (0,0)	0 (0,0)	0 (0,0)	0 (0,0)	0 (0,0)	0 (0,0)	0 (0,0)	0 (0,0)	0 (0,0)	0 (0,0)	0 (0,0)	0 (0,0)	0 (0,0)	0 (0,0)	0 (0,0)	0 (0,0)	0
Cysticercosis	0 (0,0)	0 (0,0)	0 (0,0)	0 (0,0)	0 (0,0)	0 (0,0)	0 (0,0)	0 (0,0)	0 (0,0)	0 (0,0)	0 (0,0)	0 (0,0)	0 (0,0)	0 (0,0)	0 (0,0)	0 (0,0)	0 (0,0)	0 (0,0)	0 (0,0)	0 (0,0)	0 (0,0)	0 (0,0)	0 (0,0)	0
Cystic echinococcosis	0 (0,0)	0 (0,0)	0 (0,0)	0 (0,0)	0 (0,0)	0 (0,0)	0 (0,0)	0 (0,0)	0 (0,0)	0 (0,0)	0 (0,0)	0 (0,0)	0 (0,0)	0 (0,0)	0 (0,0)	0 (0,0)	0 (0,0)	0 (0,0)	0 (0,0)	0 (0,0)	0 (0,0)	0 (0,0)	0 (0,0)	0
Lymphatic filariasis	0 (0,0)	0 (0,0)	0 (0,0)	0 (0,0)	0 (0,0)	0 (0,0)	0 (0,0)	0 (0,0)	0 (0,0)	0 (0,0)	0 (0,0)	0 (0,0)	0 (0,0)	0 (0,0)	0 (0,0)	0 (0,0)	0 (0,0)	0 (0,0)	0 (0,0)	0 (0,0)	0 (0,0)	0 (0,0)	0 (0,0)	0
Onchocerciasis	0 (0,0)	0 (0,0)	0 (0,0)	0 (0,0)	0 (0,0)	0 (0,0)	0 (0,0)	0 (0,0)	0 (0,0)	0 (0,0)	0 (0,0)	0 (0,0)	0 (0,0)	0 (0,0)	0 (0,0)	0 (0,0)	0 (0,0)	0 (0,0)	0 (0,0)	0 (0,0)	0 (0,0)	0 (0,0)	0 (0,0)	0
Trachoma	0 (0,0)	0 (0,0)	0 (0,0)	0 (0,0)	0 (0,0)	0 (0,0)	0 (0,0)	0 (0,0)	0 (0,0)	0 (0,0)	0 (0,0)	0 (0,0)	0 (0,0)	0 (0,0)	0 (0,0)	0 (0,0)	0 (0,0)	0 (0,0)	0 (0,0)	0 (0,0)	0 (0,0)	0 (0,0)	0 (0,0)	0
Dengue	0 (0,0)	0 (0,0)	0 (0,0)	0 (0,0)	0 (0,0)	0 (0,0)	0 (0,0)	0 (0,0)	0 (0,0)	0 (0,0)	0 (0,0)	0 (0,0)	0 (0,0)	0 (0,0)	0 (0,0)	0 (0,0)	0 (0,0)	0 (0,0)	0 (0,0)	0 (0,0)	0 (0,0)	0 (0,0)	0 (0,0)	0
Yellow fever	0 (0,0)	0 (0,0)	0 (0,0)	0 (0,0)	0 (0,0)	0 (0,0)	0 (0,0)	0 (0,0)	0 (0,0)	0 (0,0)	0 (0,0)	0 (0,0)	0 (0,0)	0 (0,0)	0 (0,0)	0 (0,0)	0 (0,0)	0 (0,0)	0 (0,0)	0 (0,0)	0 (0,0)	0 (0,0)	0 (0,0)	0
Rabies	0 (0,0)	0 (0,0)	0 (0,0)	0 (0,0)	0 (0,0)	0 (0,0)	0 (0,0)	0 (0,0)	0 (0,0)	0 (0,0)	0 (0,0)	0 (0,0)	0 (0,0)	0 (0,0)	0 (0,0)	0 (0,0)	0 (0,0)	0 (0,0)	0 (0,0)	0 (0,0)	0 (0,0)	0 (0,0)	0 (0,0)	0
Intestinal nematode infections	0 (0,0)	0 (0,0)	0 (0,0)	0 (0,0)	0 (0,0)	0 (0,0)	0 (0,0)	0 (0,0)	0 (0,0)	0 (0,0)	0 (0,0)	0 (0,0)	0 (0,0)	0 (0,0)	0 (0,0)	0 (0,0)	0 (0,0)	0 (0,0)	0 (0,0)	0 (0,0)	0 (0,0)	0 (0,0)	0 (0,0)	0
Ascariasis	0 (0,0)	0 (0,0)	0 (0,0)	0 (0,0)	0 (0,0)	0 (0,0)	0 (0,0)	0 (0,0)	0 (0,0)	0 (0,0)	0 (0,0)	0 (0,0)	0 (0,0)	0 (0,0)	0 (0,0)	0 (0,0)	0 (0,0)	0 (0,0)	0 (0,0)	0 (0,0)	0 (0,0)	0 (0,0)	0 (0,0)	0
Trichuriasis	0 (0,0)	0 (0,0)	0 (0,0)	0 (0,0)	0 (0,0)	0 (0,0)	0 (0,0)	0 (0,0)	0 (0,0)	0 (0,0)	0 (0,0)	0 (0,0)	0 (0,0)	0 (0,0)	0 (0,0)	0 (0,0)	0 (0,0)	0 (0,0)	0 (0,0)	0 (0,0)	0 (0,0)	0 (0,0)	0 (0,0)	0
Hookworm disease	0 (0,0)	0 (0,0)	0 (0,0)	0 (0,0)	0 (0,0)	0 (0,0)	0 (0,0)	0 (0,0)	0 (0,0)	0 (0,0)	0 (0,0)	0 (0,0)	0 (0,0)	0 (0,0)	0 (0,0)	0 (0,0)	0 (0,0)	0 (0,0)	0 (0,0)	0 (0,0)	0 (0,0)	0 (0,0)	0 (0,0)	0
Food-borne trematodiases	0 (0,0)	0 (0,0)	0 (0,0)	0 (0,0)	0 (0,0)	0 (0,0)	0 (0,0)	0 (0,0)	0 (0,0)	0 (0,0)	0 (0,0)	0 (0,0)	0 (0,0)	0 (0,0)	0 (0,0)	0 (0,0)	0 (0,0)	0 (0,0)	0 (0,0)	0 (0,0)	0 (0,0)	0 (0,0)	0 (0,0)	0
Leprosy	0 (0,0)	0 (0,0)	0 (0,0)	0 (0,0)	0 (0,0)	0 (0,0)	0 (0,0)	0 (0,0)	0 (0,0)	0 (0,0)	0 (0,0)	0 (0,0)	0 (0,0)	0 (0,0)	0 (0,0)	0 (0,0)	0 (0,0)	0 (0,0)	0 (0,0)	0 (0,0)	0 (0,0)	0 (0,0)	0 (0,0)	0
Ebola	0 (0,0)	0 (0,0)	0 (0,0)	0 (0,0)	0 (0,0)	0 (0,0)	0 (0,0)	0 (0,0)	0 (0,0)	0 (0,0)	0 (0,0)	0 (0,0)	0 (0,0)	0 (0,0)	0 (0,0)	0 (0,0)	0 (0,0)	0 (0,0)	0 (0,0)	0 (0,0)	0 (0,0)	0 (0,0)	0 (0,0)	0
Zika virus	0 (0,0)	0 (0,0)	0 (0,0)	0 (0,0)	0 (0,0)	0 (0,0)	0 (0,0)	0 (0,0)	0 (0,0)	0 (0,0)	0 (0,0)	0 (0,0)	0 (0,0)	0 (0,0)	0 (0,0)	0 (0,0)	0 (0,0)	0 (0,0)	0 (0,0)	0 (0,0)	0 (0,0)	0 (0,0)	0 (0,0)	0
Guinea worm disease	0 (0,0)	0 (0,0)	0 (0,0)	0 (0,0)	0 (0,0)	0 (0,0)	0 (0,0)	0 (0,0)	0 (0,0)	0 (0,0)	0 (0,0)	0 (0,0)	0 (0,0)	0 (0,0)	0 (0,0)	0 (0,0)	0 (0,0)	0 (0,0)	0 (0,0)	0 (0,0)	0 (0,0)	0 (0,0)	0 (0,0)	0
Other neglected tropical diseases	100 (0,0)	100 (0,0)	100 (0,0)	100 (0,0)	100 (0,0)	100 (0,0)	100 (0,0)	100 (0,0)	100 (0,0)	100 (0,0)	100 (0,0)	100 (0,0)	100 (0,0)	100 (0,0)	100 (0,0)	100 (0,0)	100 (0,0)	100 (0,0)	100 (0,0)	100 (0,0)	100 (0,0)	100 (0,0)	100 (0,0)	1,500
Other infectious diseases	4,000 (3,000,5,000)	2,000 (1,500,2,600)	2,000 (1,500,2,600)	2,000 (1,500,2,600)	1,000 (800,1,300)	1,000 (800,1,300)	1,000 (800,1,300)	1,000 (800,1,300)	1,000 (800,1,300)	1,000 (800,1,300)	1,000 (800,1,300)	1,000 (800,1,300)	1,000 (800,1,300)	1,000 (800,1,300)	1,000 (800,1,300)	1,000 (800,1,300)	1,000 (800,1,300)	1,000 (800,1,300)	1,000 (800,1,300)	1,000 (800,1,300)	1,000 (800,1,300)	1,000 (800,1,300)	1,000 (800,1,300)	29,000
Meningitis	3,000 (2,000,4,000)	1,000 (800,1,300)	1,000 (800,1,300)	1,000 (800,1,300)	1,000 (800,1,300)	1,000 (800,1,300)	1,000 (800,1,300)	1,000 (800,1,300)	1,000 (800,1,300)	1,000 (800,1,300)	1,000 (800,1,300)	1,000 (800,1,300)	1,000 (800,1,300)	1,000 (800,1,300)	1,000 (800,1,300)	1,000 (800,1,300)	1,000 (800,1,300)	1,000 (800,1,300)	1,000 (800,1,300)	1,000 (800,1,300)	1,000 (800,1,300)	1,000 (800,1,300)	1,000 (800,1,300)	29,000
Encephalitis	0 (0,0)	0 (0,0)	0 (0,0)	0 (0,0)	0 (0,0)	0 (0,0)	0 (0,0)	0 (0,0)	0 (0,0)	0 (0,0)	0 (0,0)	0 (0,0)	0 (0,0)	0 (0,0)	0 (0,0)	0 (0,0)	0 (0,0)	0 (0,0)	0 (0,0)	0 (0,0)	0 (0,0)	0 (0,0)	0 (0,0)	0
Diphtheria	0 (0,0)	0 (0,0)	0 (0,0)	0 (0,0)	0 (0,0)	0 (0,0)	0 (0,0)	0 (0,0)	0 (0,0)	0 (0,0)	0 (0,0)	0 (0,0)	0 (0,0)	0 (0,0)	0 (0,0)	0 (0,0)	0 (0,0)	0 (0,0)	0 (0,0)	0 (0,0)	0 (0,0)	0 (0,0)	0 (0,0)	0
Tetanus	0 (0,0)	0 (0,0)	0 (0,0)	0 (0,0)	0 (0,0)	0 (0,0)	0 (0,0)	0 (0,0)	0 (0,0)	0 (0,0)	0 (0,0)	0 (0,0)	0 (0,0)	0 (0,0)	0 (0,0)	0 (0,0)	0 (0,0)	0 (0,0)	0 (0,0)	0 (0,0)	0 (0,0)	0 (0,0)	0 (0,0)	0
Measles	0 (0,0)	0 (0,0)	0 (0,0)	0 (0,0)	0 (0,0)	0 (0,0)	0 (0,0)	0 (0,0)	0 (0,0)	0 (0,0)	0 (0,0)	0 (0,0)	0 (0,0)	0 (0,0)	0 (0,0)	0 (0,0)	0 (0,0)	0 (0,0)	0 (0,0)	0 (0,0)	0 (0,0)	0 (0,0)	0 (0,0)	0
Varicella and herpes zoster	0 (0,0)	0 (0,0)	0 (0,0)	0 (0,0)	0 (0,0)	0 (0,0)	0 (0,0)	0 (0,0)	0 (0,0)	0 (0,0)	0 (0,0)	0 (0,0)	0 (0,0)	0 (0,0)	0 (0,0)	0 (0,0)	0 (0,0)	0 (0,0)	0 (0,0)	0 (0,0)	0 (0,0)	0 (0,0)	0 (0,0)	0
Acute hepatitis	0 (0,0)	0 (0,0)	0 (0,0)	0 (0,0)	0 (0,0)	0 (0,0)	0 (0,0)	0 (0,0)	0 (0,0)	0 (0,0)	0 (0,0)	0 (0,0)	0 (0,0)	0 (0,0)	0 (0,0)	0 (0,0)	0 (0,0)	0 (0,0)	0 (0,0)	0 (0,0)	0 (0,0)	0 (0,0)	0 (0,0)	0
Acute hepatitis A	0 (0,0)	0 (0,0)	0 (0,0)	0 (0,0)	0 (0,0)	0 (0,0)	0 (0,0)	0 (0,0)	0 (0,0)	0 (0,0)	0 (0,0)	0 (0,0)	0 (0,0)	0 (0,0)	0 (0,0)	0 (0,0)	0 (0,0)	0 (0,0)	0 (0,0)	0 (0,0)	0 (0,0)	0 (0,0)	0 (0,0)	0
Acute hepatitis B	0 (0,0)	0 (0,0)	0 (0,0)	0 (0,0)	0 (0,0)	0 (0,0)	0 (0,0)	0 (0,0)	0 (0,0)	0 (0,0)	0 (0,0)	0 (0,0)	0 (0,0)	0 (0,0)	0 (0,0)	0 (0,0)	0 (0,0)	0 (0,0)	0 (0,0)	0 (0,0)	0 (0,0)	0 (0,0)	0 (0,0)	0
Acute hepatitis C	0 (0,0)	0 (0,0)	0 (0,0)	0 (0,0)	0 (0,0)	0 (0,0)	0 (0,0)	0 (0,0)	0 (0,0)	0 (0,0)	0 (0,0)	0 (0,0)	0 (0,0)	0 (0,0)	0 (0,0)	0 (0,0)	0 (0,0)	0 (0,0)	0 (0,0)	0 (0,0)	0 (0,0)	0 (0,0)	0 (0,0)	0
Acute hepatitis E	0 (0,0)	0 (0,0)	0 (0,0)	0 (0,0)	0 (0,0)	0 (0,0)	0 (0,0)	0 (0,0)	0 (0



GBD Table 2c: Neonal DALYS by cause, and age groups for both sexes with 95% uncertainty intervals, 2019

Cause	Early Neonatal	Late Neonatal	Post Neonatal	1 to 4	5 to 9	10 to 14	15 to 19	20 to 24	25 to 29	30 to 34	35 to 39	40 to 44	45 to 49	50 to 54	55 to 59	60 to 64	65 to 69	70 to 74	75 to 79	80 to 84	85 to 89	90 plus	Total
All causes	832,000 (680,000 to 998,000)	196,000 (156,000 to 239,000)	375,000 (299,000 to 459,000)	298,000 (237,000 to 365,000)	245,000 (195,000 to 299,000)	266,000 (213,000 to 327,000)	428,000 (331,000 to 492,000)	428,000 (335,000 to 502,000)	428,000 (334,000 to 502,000)	414,000 (325,000 to 479,000)	430,000 (337,000 to 494,000)	441,000 (345,000 to 509,000)	501,000 (401,000 to 574,000)	563,000 (459,000 to 642,000)	600,000 (494,000 to 710,000)	647,000 (534,000 to 760,000)	664,000 (548,000 to 788,000)	585,000 (482,000 to 698,000)	449,000 (364,000 to 538,000)	282,000 (222,000 to 355,000)	133,000 (101,000 to 171,000)	43,000 (32,000 to 57,000)	11,900 (9,000 to 15,000)	9,070,000
Communicable, maternal, neonatal, and nutritional diseases	752,000 (607,000 to 902,000)	170,000 (134,000 to 208,000)	266,000 (211,000 to 326,000)	200,000 (159,000 to 246,000)	139,000 (110,000 to 171,000)	89,000 (71,000 to 107,000)	87,000 (70,000 to 104,000)	89,000 (72,000 to 107,000)	89,000 (72,000 to 107,000)	89,000 (72,000 to 107,000)	89,000 (72,000 to 107,000)	89,000 (72,000 to 107,000)	89,000 (72,000 to 107,000)	89,000 (72,000 to 107,000)	89,000 (72,000 to 107,000)	89,000 (72,000 to 107,000)	89,000 (72,000 to 107,000)	89,000 (72,000 to 107,000)	89,000 (72,000 to 107,000)	89,000 (72,000 to 107,000)	89,000 (72,000 to 107,000)	89,000 (72,000 to 107,000)	2,248,000 (1,818,000 to 2,700,000)	2,700,000
HIV/AIDS and sexually transmitted infections	27,000 (9,000 to 46,000)	6,200 (1,900 to 13,000)	9,600 (3,000 to 26,000)	5,200 (1,600 to 11,000)	1,210 (370 to 2,600)	2,810 (860 to 6,000)	3,250 (1,000 to 6,900)	4,250 (1,300 to 9,000)	4,250 (1,300 to 9,000)	4,250 (1,300 to 9,000)	4,250 (1,300 to 9,000)	4,250 (1,300 to 9,000)	4,250 (1,300 to 9,000)	4,250 (1,300 to 9,000)	4,250 (1,300 to 9,000)	4,250 (1,300 to 9,000)	4,250 (1,300 to 9,000)	4,250 (1,300 to 9,000)	4,250 (1,300 to 9,000)	4,250 (1,300 to 9,000)	4,250 (1,300 to 9,000)	4,250 (1,300 to 9,000)	107,000 (33,000 to 230,000)	110,000
HIV/AIDS	26,000 (8,000 to 45,000)	6,000 (1,800 to 13,000)	9,000 (2,900 to 25,000)	4,900 (1,500 to 10,000)	1,140 (350 to 2,500)	2,650 (810 to 5,700)	3,050 (940 to 6,500)	4,000 (1,200 to 8,500)	4,000 (1,200 to 8,500)	4,000 (1,200 to 8,500)	4,000 (1,200 to 8,500)	4,000 (1,200 to 8,500)	4,000 (1,200 to 8,500)	4,000 (1,200 to 8,500)	4,000 (1,200 to 8,500)	4,000 (1,200 to 8,500)	4,000 (1,200 to 8,500)	4,000 (1,200 to 8,500)	4,000 (1,200 to 8,500)	4,000 (1,200 to 8,500)	4,000 (1,200 to 8,500)	4,000 (1,200 to 8,500)	101,000 (31,000 to 220,000)	104,000
HIV/AIDS - Drug-susceptible Tuberculosis	0 (0 to 0)	0 (0 to 0)	1 (0 to 2)	2 (0 to 5)	1 (0 to 2)	3 (1 to 6)	4 (1 to 8)	5 (1 to 10)	5 (1 to 10)	5 (1 to 10)	5 (1 to 10)	5 (1 to 10)	5 (1 to 10)	5 (1 to 10)	5 (1 to 10)	5 (1 to 10)	5 (1 to 10)	5 (1 to 10)	5 (1 to 10)	5 (1 to 10)	5 (1 to 10)	5 (1 to 10)	5 (1 to 10)	100 (30 to 220)	100
HIV/AIDS - Multidrug resistant Tuberculosis without extensive drug resistance	0 (0 to 0)	0 (0 to 0)	0 (0 to 0)	0 (0 to 0)	0 (0 to 0)	0 (0 to 0)	0 (0 to 0)	0 (0 to 0)	0 (0 to 0)	0 (0 to 0)	0 (0 to 0)	0 (0 to 0)	0 (0 to 0)	0 (0 to 0)	0 (0 to 0)	0 (0 to 0)	0 (0 to 0)	0 (0 to 0)	0 (0 to 0)	0 (0 to 0)	0 (0 to 0)	0 (0 to 0)	0 (0 to 0)	0 (0 to 0)	0
HIV/AIDS - Extensively drug-resistant Tuberculosis	0 (0 to 0)	0 (0 to 0)	0 (0 to 0)	0 (0 to 0)	0 (0 to 0)	0 (0 to 0)	0 (0 to 0)	0 (0 to 0)	0 (0 to 0)	0 (0 to 0)	0 (0 to 0)	0 (0 to 0)	0 (0 to 0)	0 (0 to 0)	0 (0 to 0)	0 (0 to 0)	0 (0 to 0)	0 (0 to 0)	0 (0 to 0)	0 (0 to 0)	0 (0 to 0)	0 (0 to 0)	0 (0 to 0)	0 (0 to 0)	0
HIV/AIDS resulting in other diseases	1 (0 to 1)	0 (0 to 0)	0 (0 to 0)	0 (0 to 0)	0 (0 to 0)	0 (0 to 0)	0 (0 to 0)	0 (0 to 0)	0 (0 to 0)	0 (0 to 0)	0 (0 to 0)	0 (0 to 0)	0 (0 to 0)	0 (0 to 0)	0 (0 to 0)	0 (0 to 0)	0 (0 to 0)	0 (0 to 0)	0 (0 to 0)	0 (0 to 0)	0 (0 to 0)	0 (0 to 0)	0 (0 to 0)	0 (0 to 0)	0
Sexually transmitted infections, excluding HIV	1,000 (600 to 1,600)	200 (110 to 400)	600 (300 to 1,100)	300 (170 to 600)	70 (40 to 130)	160 (90 to 300)	200 (110 to 370)	250 (140 to 460)	250 (140 to 460)	250 (140 to 460)	250 (140 to 460)	250 (140 to 460)	250 (140 to 460)	250 (140 to 460)	250 (140 to 460)	250 (140 to 460)	250 (140 to 460)	250 (140 to 460)	250 (140 to 460)	250 (140 to 460)	250 (140 to 460)	250 (140 to 460)	6,000 (3,400 to 11,000)	10,000
Syphilis	27,000 (9,000 to 46,000)	6,000 (2,000 to 13,000)	9,000 (3,000 to 26,000)	4,900 (1,600 to 10,000)	1,140 (370 to 2,500)	2,650 (860 to 5,700)	3,050 (1,000 to 6,500)	4,000 (1,300 to 8,500)	4,000 (1,300 to 8,500)	4,000 (1,300 to 8,500)	4,000 (1,300 to 8,500)	4,000 (1,300 to 8,500)	4,000 (1,300 to 8,500)	4,000 (1,300 to 8,500)	4,000 (1,300 to 8,500)	4,000 (1,300 to 8,500)	4,000 (1,300 to 8,500)	4,000 (1,300 to 8,500)	4,000 (1,300 to 8,500)	4,000 (1,300 to 8,500)	4,000 (1,300 to 8,500)	4,000 (1,300 to 8,500)	101,000 (31,000 to 220,000)	104,000
Chlamydial infection	0 (0 to 0)	0 (0 to 0)	0 (0 to 0)	0 (0 to 0)	0 (0 to 0)	0 (0 to 0)	0 (0 to 0)	0 (0 to 0)	0 (0 to 0)	0 (0 to 0)	0 (0 to 0)	0 (0 to 0)	0 (0 to 0)	0 (0 to 0)	0 (0 to 0)	0 (0 to 0)	0 (0 to 0)	0 (0 to 0)	0 (0 to 0)	0 (0 to 0)	0 (0 to 0)	0 (0 to 0)	0 (0 to 0)	0 (0 to 0)	0
Gonococcal infection	0 (0 to 0)	0 (0 to 0)	0 (0 to 0)	0 (0 to 0)	0 (0 to 0)	0 (0 to 0)	0 (0 to 0)	0 (0 to 0)	0 (0 to 0)	0 (0 to 0)	0 (0 to 0)	0 (0 to 0)	0 (0 to 0)	0 (0 to 0)	0 (0 to 0)	0 (0 to 0)	0 (0 to 0)	0 (0 to 0)	0 (0 to 0)	0 (0 to 0)	0 (0 to 0)	0 (0 to 0)	0 (0 to 0)	0 (0 to 0)	0
Trichomoniasis	0 (0 to 0)	0 (0 to 0)	0 (0 to 0)	0 (0 to 0)	0 (0 to 0)	0 (0 to 0)	0 (0 to 0)	0 (0 to 0)	0 (0 to 0)	0 (0 to 0)	0 (0 to 0)	0 (0 to 0)	0 (0 to 0)	0 (0 to 0)	0 (0 to 0)	0 (0 to 0)	0 (0 to 0)	0 (0 to 0)	0 (0 to 0)	0 (0 to 0)	0 (0 to 0)	0 (0 to 0)	0 (0 to 0)	0 (0 to 0)	0
Genital herpes	0 (0 to 0)	0 (0 to 0)	0 (0 to 0)	0 (0 to 0)	0 (0 to 0)	0 (0 to 0)	0 (0 to 0)	0 (0 to 0)	0 (0 to 0)	0 (0 to 0)	0 (0 to 0)	0 (0 to 0)	0 (0 to 0)	0 (0 to 0)	0 (0 to 0)	0 (0 to 0)	0 (0 to 0)	0 (0 to 0)	0 (0 to 0)	0 (0 to 0)	0 (0 to 0)	0 (0 to 0)	0 (0 to 0)	0 (0 to 0)	0
Other sexually transmitted infections	0 (0 to 0)	0 (0 to 0)	0 (0 to 0)	0 (0 to 0)	0 (0 to 0)	0 (0 to 0)	0 (0 to 0)	0 (0 to 0)	0 (0 to 0)	0 (0 to 0)	0 (0 to 0)	0 (0 to 0)	0 (0 to 0)	0 (0 to 0)	0 (0 to 0)	0 (0 to 0)	0 (0 to 0)	0 (0 to 0)	0 (0 to 0)	0 (0 to 0)	0 (0 to 0)	0 (0 to 0)	0 (0 to 0)	0 (0 to 0)	0
Respiratory infections and tuberculosis	86,000 (54,000 to 124,000)	62,000 (42,000 to 79,000)	36,000 (22,000 to 51,000)	15,000 (10,000 to 20,000)	11,000 (8,000 to 15,000)	11,000 (8,000 to 15,000)	14,000 (10,000 to 19,000)	17,000 (12,000 to 23,000)	20,000 (14,000 to 28,000)	21,000 (15,000 to 29,000)	25,000 (18,000 to 34,000)	29,000 (21,000 to 39,000)	29,700 (21,000 to 40,000)	31,000 (22,000 to 42,000)	31,000 (22,000 to 42,000)	30,000 (21,000 to 41,000)	34,000 (24,000 to 46,000)	34,000 (24,000 to 46,000)	26,000 (18,000 to 35,000)	17,000 (12,000 to 23,000)	7,000 (5,000 to 9,000)	2,000 (1,000 to 2,000)	713,000 (496,000 to 964,000)	713,000
Tuberculosis	0 (0 to 0)	6,000 (4,000 to 9,000)	2,000 (1,000 to 3,000)	3,000 (2,000 to 4,000)	3,000 (2,000 to 4,000)	6,000 (4,000 to 8,000)	11,000 (8,000 to 15,000)	11,000 (8,000 to 15,000)	15,000 (11,000 to 20,000)	16,000 (12,000 to 22,000)	19,000 (14,000 to 26,000)	23,000 (17,000 to 31,000)	24,000 (18,000 to 33,000)	25,000 (19,000 to 34,000)	25,000 (19,000 to 34,000)	25,000 (19,000 to 34,000)	25,000 (19,000 to 34,000)	25,000 (19,000 to 34,000)	19,000 (14,000 to 26,000)	12,000 (9,000 to 17,000)	5,000 (3,000 to 7,000)	1,000 (1,000 to 2,000)	529 (396,000 to 685,000)	529
Latent tuberculosis infection	0 (0 to 0)	0 (0 to 0)	0 (0 to 0)	0 (0 to 0)	0 (0 to 0)	0 (0 to 0)	0 (0 to 0)	0 (0 to 0)	0 (0 to 0)	0 (0 to 0)	0 (0 to 0)	0 (0 to 0)	0 (0 to 0)	0 (0 to 0)	0 (0 to 0)	0 (0 to 0)	0 (0 to 0)	0 (0 to 0)	0 (0 to 0)	0 (0 to 0)	0 (0 to 0)	0 (0 to 0)	0 (0 to 0)	0 (0 to 0)	0
Drug-susceptible tuberculosis	0 (0 to 0)	6,000 (4,000 to 9,000)	2,000 (1,000 to 3,000)	3,000 (2,000 to 4,000)	3,000 (2,000 to 4,000)	6,000 (4,000 to 8,000)	11,000 (8,000 to 15,000)	11,000 (8,000 to 15,000)	15,000 (11,000 to 20,000)	16,000 (12,000 to 22,000)	19,000 (14,000 to 26,000)	23,000 (17,000 to 31,000)	24,000 (18,000 to 33,000)	25,000 (19,000 to 34,000)	25,000 (19,000 to 34,000)	25,000 (19,000 to 34,000)	25,000 (19,000 to 34,000)	25,000 (19,000 to 34,000)	19,000 (14,000 to 26,000)	12,000 (9,000 to 17,000)	5,000 (3,000 to 7,000)	1,000 (1,000 to 2,000)	529 (396,000 to 685,000)	529
Multidrug-resistant tuberculosis without extensive drug resistance	0 (0 to 0)	81 (61 to 104)	29 (22 to 37)	29 (21 to 37)	29 (21 to 37)	29 (21 to 37)	29 (21 to 37)	29 (21 to 37)	29 (21 to 37)	29 (21 to 37)	29 (21 to 37)	29 (21 to 37)	29 (21 to 37)	29 (21 to 37)	29 (21 to 37)	29 (21 to 37)	29 (21 to 37)	29 (21 to 37)	29 (21 to 37)	29 (21 to 37)	29 (21 to 37)	29 (21 to 37)	29 (21 to 37)	23,900
Extensively drug-resistant tuberculosis	0 (0 to 0)	0 (0 to 0)	0 (0 to 0)	0 (0 to 0)	0 (0 to 0)	0 (0 to 0)	0 (0 to 0)	0 (0 to 0)	0 (0 to 0)	0 (0 to 0)	0 (0 to 0)	0 (0 to 0)	0 (0 to 0)	0 (0 to 0)	0 (0 to 0)	0 (0 to 0)	0 (0 to 0)	0 (0 to 0)	0 (0 to 0)	0 (0 to 0)	0 (0 to 0)	0 (0 to 0)	0 (0 to 0)	0
Lower respiratory infections	86,000 (54,000 to 124,000)	62,000 (42,000 to 79,000)	36,000 (22,000 to 51,000)	15,000 (10,000 to 20,000)	8,000 (5,000 to 11,000)	5,000 (3,000 to 7,000)	3,000 (2,000 to 4,000)	6,000 (4,000 to 8,000)	5,000 (3,000 to 7,000)	5,000 (3,000 to 7,000)	6,000 (4,000 to 8,000)	6,000 (4,000 to 8,000)	5,700 (4,000 to 8,000)	6,000 (4,000 to 8,000)	6,000 (4,000 to 8,000)	5,000 (3,000 to 7,000)	9,000 (6,000 to 12,000)	9,000 (6,000 to 12,000)	7,000 (4,000 to 9,000)	5,000 (3,000 to 7,000)	2,000 (1,000 to 3,000)	1,000 (1,000 to 1,000)	189,000 (129,000 to 260,000)	189,000
Upper respiratory infections	0 (0 to 0)	0 (0 to 0)	0 (0 to 0)	0 (0 to 0)	0 (0 to 0)	0 (0 to 0)	0 (0 to 0)	0 (0 to 0)	0 (0 to 0)	0 (0 to 0)	0 (0 to 0)	0 (0 to 0)	0 (0 to 0)	0 (0 to 0)	0 (0 to 0)	0 (0 to 0)	0 (0 to 0)	0 (0 to 0)	0 (0 to 0)	0 (0 to 0)	0 (0 to 0)	0 (0 to 0)	0 (0 to 0)	0 (0 to 0)	0
Otitis media	0 (0 to 0)	0 (0 to 1)	0 (0 to 0)	0 (0 to 0)	0 (0 to 0)	0 (0 to 0)	0 (0 to 0)	0 (0 to 0)	0 (0 to 0)	0 (0 to 0)	0 (0 to 0)	0 (0 to 0)	0 (0 to 0)	0 (0 to 0)	0 (0 to 0)	0 (0 to 0)	0 (0 to 0)	0 (0 to 0)	0 (0 to 0)	0 (0 to 0)	0 (0 to 0)	0 (0 to 0)	0 (0 to 0)	1
Enteric infections	9,000 (5,000 to 13,000)	9,000 (7,000 to 11,000)	36,000 (25,000 to 49,000)	42,000 (29,000 to 56,000)	37,000 (25,000 to 50,000)	33,000 (23,000 to 45,000)	23,000 (15,000 to 32,000)	14,000 (9,000 to 20,000)	10,000 (7,000 to 14,000)	8,000 (5,000 to 11,000)	7,000 (4,000 to 9,000)	7,000 (4,000 to 9,000)	7,000 (4,000 to 9,000)	6,000 (4,000 to 8,000)	6,000 (4,000 to 8,000)	6,000 (4,000 to 8,000)	6,000 (4,000 to 8,000)	6,000 (4,000 to 8,000)	5,000 (3,000 to 7,000)	4,000 (2,000 to 5,000)	2,000 (1,000 to 3,000)	1,000 (1,000 to 1,000)	239,000 (167,000 to 326,000)	239,000
Diarrheal diseases	4,000 (2,000 to 6,000)	5,000 (3,000 to 7,000)	26,000 (18,000 to 36,000)	35,000 (24,000 to 46,000)	32,000 (22,000 to 43,000)	29,000 (20,000 to 39,000)	20,000 (13,000 to 28,000)	12,000 (8,000 to 17,000)	8,000 (5,000 to 11,000)	7,000 (4,000 to 9,000)	6,000 (3,000 to 8,000)	6,000 (3,000 to 8,000)	6,000 (3,000 to 8,000)	5,000 (3,000 to 7,000)	5,000 (3,000 to 7,000)	5,000 (3,000 to 7,000)	5,000 (3,000 to 7,000)	5,000 (3,000 to 7,000)	4,000 (2,000 to 5,000)	3,000 (2,000 to 4,000)	1,000 (1,000 to 2,000)	1,000 (1,000 to 1,000)	207,000 (142,000 to 283,000)	207,000
Typhoid and paratyphoid	0 (0 to 0)	0 (0 to 0)	76 (50 to 110)	95 (63 to 130)	20 (13 to 28)	11 (7 to 15)	5 (3 to 7)	3 (2 to 4)	2 (1 to 3)	2 (1 to 2)	1 (1 to 2)	1 (1 to 2)	1 (1 to 2)	1 (1 to 2)	1 (1 to 2)	1 (1 to 2)	1 (1 to 2)	1 (1 to 2)	1 (1 to 2)	1 (1 to 2)	1 (1 to 2)	1 (1 to 2)	1 (1 to 2)	364 (251 to 502)	364
Typhoid fever	0 (0 to 0)	0 (0 to 0)	76 (50 to 110)	95 (63 to 130)	20 (13 to 28)	11 (7 to 15)	5 (3 to 7)	3 (2 to 4)	2 (1 to 3)	2 (1 to 2)	1 (1 to 2)	1 (1 to 2)	1 (1 to 2)	1 (1 to 2)	1 (1 to 2)	1 (1 to 2)	1 (1 to 2)	1 (1 to 2)	1 (1 to 2)	1 (1 to 2)	1 (1 to 2)	1 (1 to 2)	1 (1 to 2)	364 (251 to 502)	364
Paratyphoid fever	0 (0 to 0)	0 (0 to 0)	0 (0 to 0)	0 (0 to 0)	0 (0 to 0)	0 (0 to 0)	0 (0 to 0)	0 (0 to 0)	0 (0 to 0)	0 (0 to 0)	0 (0 to 0)	0 (0 to 0)	0 (0 to 0)	0 (0 to 0)	0 (0 to 0)	0 (0 to 0)	0 (0 to 0)	0 (0 to 0)	0 (0 to 0)	0 (0 to 0)	0 (0 to 0)	0 (0 to 0)	0 (0 to 0)	0 (0 to 0)	0
Invasive Non-typhoidal Salmonella (iNTS)	0 (0 to 0)	0 (0 to 0)	0 (0 to 0)	0 (0 to 0)	0 (0 to 0)	0 (0 to 0)	0 (0 to 0)	0 (0 to 0)	0 (0 to 0)	0 (0 to 0)	0 (0 to 0)	0 (0 to 0)	0 (0 to 0)	0 (0 to 0)	0 (0 to 0)	0 (0 to 0)	0 (0 to 0)	0 (0 to 0)	0 (0 to 0)	0 (0 to 0)	0 (0 to 0)	0 (0 to 0)	0 (0 to 0)	0 (0 to 0)	0
Other intestinal infectious diseases	0 (0 to 0)	0 (0 to 0)	0 (0 to 0)	0 (0 to 0)	0 (0 to 0)	0 (0 to 0)	0 (0 to 0)	0 (0 to 0)	0 (0 to 0)	0 (0 to 0)	0 (0 to 0)	0 (0 to 0)	0 (0 to 0)	0 (0 to 0)	0 (0 to 0)	0 (0 to 0)	0 (0 to 0)	0 (0 to 0)	0 (0 to 0)	0 (0 to 0)	0 (0 to 0)	0 (0 to 0)	0 (0 to 0)	0 (0 to 0)	0
Neglected tropical diseases and malaria	5,000 (2,000 to 9,000)	1,000 (600 to 2,000)	2,000 (1,000 to 4,000)	1,000 (600 to 2,000)	1,000 (600 to 2,000)	1,000 (600 to 2,000)	1,000 (600 to 2,000)	1,000 (600 to 2,000)	1,000 (600 to 2,000)	1,000 (600 to 2,000)	1,000 (600 to 2,000)	1,000 (600 to 2,000)	1,000 (600 to 2,000)	1,000 (600 to 2,000)	1,000 (600 to 2,000)	1,000 (600 to 2,000)	1,000 (600 to 2,000)	1,000 (600 to 2,000)	1,000 (600 to 2,000)	1,000 (600 to 2,000)	1,000 (600 to 2,000)	1,000 (600 to 2,000)	23,000 (14,000 to 36,000)	23,000
Malaria	0 (0 to 0)	0 (0 to 0)	0 (0 to 0)	0 (0 to 0)	0 (0 to 0)	0 (0 to 0)	0 (0 to 0)	0 (0 to 0)	0 (0 to 0)	0 (0 to 0)	0 (0 to 0)	0 (0 to 0)	0 (0 to 0)	0 (0 to 0)	0 (0 to 0)	0 (0 to 0)	0 (0 to 0)	0 (0 to 0)	0 (0 to 0)	0 (0 to 0)	0 (0 to 0)	0 (0 to 0)	0 (0 to 0)	0 (0 to 0)	0
Chagas disease	0 (0 to 0)	0 (0 to 0)	0 (0 to 0)	0 (0 to 0)	0 (0 to 0)	0 (0 to 0)	0 (0 to 0)	0 (0 to 0)	0 (0 to 0)	0 (0 to 0)	0 (0 to 0)	0 (0 to 0)	0 (0 to 0)	0 (0 to 0)	0 (0 to 0)	0 (0 to 0)	0 (0 to 0)	0 (0 to 0)	0 (0 to 0)	0 (0 to 0)	0 (0 to 0)	0 (0 to 0)	0 (0 to 0)	0 (0 to 0)	0
Leishmaniasis	0 (0 to 0)	0 (0 to 0)	0 (0 to 0)	0 (0 to 0)	0 (0 to 0)	0 (0 to 0)	0 (0 to 0)	0 (0 to 0)	0 (0 to 0)	0 (0 to 0)	0 (0 to 0)	0 (0 to 0)	0 (0 to 0)	0 (0 to 0)	0 (0 to 0)	0 (0 to 0)	0 (0 to 0)	0 (0 to 0)	0 (0 to 0)	0 (0 to 0)	0 (0 to 0)	0 (0 to 0)	0 (0 to 0)	0 (0 to 0)	0
Visceral leishmaniasis	0 (0 to 0)	0 (0 to 0)	0 (0 to 0)	0 (0 to 0)	0 (0 to 0)	0 (0 to 0)	0 (0 to 0)	0 (0 to 0)	0 (0 to 0)	0 (0 to 0)	0 (0 to 0)	0 (0 to 0)	0 (0 to 0)	0 (0 to 0)	0 (0 to 0)	0 (0 to 0)	0 (0 to 0)	0 (0 to 0)	0 (0 to 0)	0 (0 to 0)	0 (0 to 0)	0 (0 to 0)	0 (0 to 0)	0 (0 to 0)	0
Cutaneous and mucocutaneous leishmaniasis	0 (0 to 0)	0 (0 to 0)	0 (0 to 0)	0 (0 to 0)	0 (0 to 0)	0 (0 to 0)	0 (0 to 0)	0 (0 to 0)	0 (0 to 0)	0 (0 to 0)	0 (0 to 0)	0 (0 to 0)	0 (0 to 0)	0 (0 to 0)	0 (0 to 0)	0 (0 to 0)	0 (0 to 0)	0 (0 to 0)	0 (0 to 0)	0 (0 to 0)	0 (0 to 0)	0 (0 to 0)	0 (0 to 0)	0 (0 to 0)	0
African trypanosomiasis	0 (0 to 0)	0 (0 to 0)	0 (0 to 0)	0 (0 to 0)	0 (0 to 0)	0 (0 to 0)	0 (0 to 0)	0 (0 to 0)	0 (0 to 0)	0 (0 to 0)	0 (0 to 0)	0 (0 to 0)	0 (0 to 0)	0 (0 to 0)	0 (0 to 0)	0 (0 to 0)	0 (0 to 0)	0 (0 to 0)	0 (0 to 0)	0 (0 to 0)	0 (0 to 0)	0 (0 to 0)	0 (0 to 0)	0 (0 to 0)	0
Schistosomiasis	0 (0 to 0)	0 (0 to 0)	0 (0 to 0)	0 (0 to 0)	0 (0 to 0)	0 (0 to 0)	0 (0 to 0)	0 (0 to 0)	0 (0 to 0)	0 (0 to 0)	0 (0 to 0)	0 (0 to 0)	0 (0 to 0)	0 (0 to 0)	0 (0 to 0)	0 (0 to 0)	0 (0 to 0)	0 (0 to 0)	0 (0 to 0)	0 (0 to 0)	0 (0 to 0)	0 (0 to 0)	0 (0 to 0)	0 (0 to 0)	0
Cysticercosis	0 (0 to 0)	0 (0 to 0)	0 (0 to 0)	0 (0 to 0)	0 (0 to 0)	0 (0 to 0)	0 (0 to 0)	0 (0 to 0)	0 (0 to 0)	0 (0 to 0)	0 (0 to 0)	0 (0 to 0)	0 (0 to 0)	0 (0 to 0)	0 (0 to 0)	0 (0 to 0)	0 (0 to 0)	0 (0 to 0)	0 (0 to 0)	0 (0 to 0)	0 (0 to 0)	0 (0 to 0)	0 (0 to 0)	0 (0 to 0)	0
Cystic echinococcosis	0 (0 to 0)	0 (0 to 0)	39 (0 to 110)	77 (0 to 220)	64 (0 to 180)	36 (0 to 100)	42 (0 to 120)	61 (0 to 170)	62 (0 to 180)	62 (0 to 180)	62 (0 to 180)	61 (0 to 170)	60 (0 to 170)	60 (0 to 170)	60 (0 to 170)	54 (0 to 150)	42 (0 to 120)	37 (0 to 100)	22 (0 to 60)	12 (0 to 30)	6 (0 to 15)	2 (0 to 5)	1 (0 to 2)	680 (0 to 1,900)	680
Lymphatic filariasis	0 (0 to 0)	0 (0 to 0)	1,000 (0 to 2,000)	1,000 (0 to 2,000)	1,000 (0 to 2,000



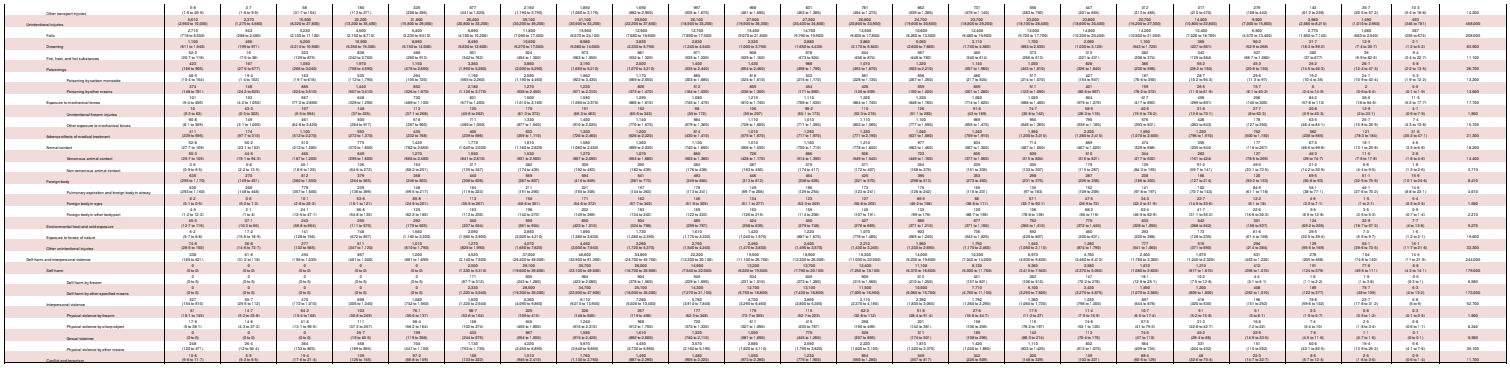

Cell Tukey_by_Pebibyte (GiB,TB by cause and year scope for both sexes with 95% uncertainty intervals, 2024

Name	Pan Diamond	Lab Diamond	Pan Diamond	1 to 4	5 to 9	10 to 14	15 to 19	20 to 24	25 to 29	30 to 34	35 to 39	40 to 44	45 to 49	50 to 54	55 to 59	60 to 64	65 to 69	70 to 74	75 to 79	80 to 84	85 to 89	90 to 94	95 plus	Total
All causes	23,500,000 to 23,700,000	4,600,000 to 4,700,000	28,100,000 to 28,400,000	4,440,000 to 4,520,000	3,090,000 to 3,200,000	3,520,000 to 3,650,000	4,450,000 to 4,750,000	5,140,000 to 5,410,000	5,610,000 to 5,900,000	6,040,000 to 6,360,000	6,110,000 to 6,450,000	6,250,000 to 6,580,000	6,360,000 to 6,690,000	6,550,000 to 6,870,000	6,550,000 to 6,850,000	6,550,000 to 6,850,000	6,550,000 to 6,850,000	6,550,000 to 6,850,000	6,550,000 to 6,850,000	6,220,000 to 6,520,000	4,930,000 to 5,160,000	1,770,000 to 1,850,000	467,000 to 579,000	193,000 to 193,000	64,900 to 67,600	64,900 to 67,600	323,000 to 336,000
Communicable, maternal, neonatal, and nutritional diseases	2,730,000 to 2,780,000	2,730,000 to 2,780,000	5,460,000 to 5,570,000	2,060,000 to 2,110,000	1,160,000 to 1,170,000	413,000 to 1,490,000	655,000 to 1,660,000	1,060,000 to 1,730,000	1,210,000 to 1,870,000	1,270,000 to 1,970,000	1,250,000 to 1,940,000	1,220,000 to 1,910,000	1,170,000 to 1,870,000	1,090,000 to 1,790,000	1,010,000 to 1,700,000	1,010,000 to 1,700,000	1,010,000 to 1,700,000	1,010,000 to 1,700,000	1,010,000 to 1,700,000	1,010,000 to 1,700,000	1,010,000 to 1,700,000	1,010,000 to 1,700,000	1,010,000 to 1,700,000	1,010,000 to 1,700,000	1,010,000 to 1,700,000	1,010,000 to 1,700,000
HIV/AIDS and sexually transmitted infections	662,000 to 1,000,000	151,000 to 151,000	813,000 to 1,150,000	19,000 to 19,000	15,000 to 15,000	5,400 to 5,400	1,900 to 1,900	6,200 to 6,200	19,000 to 19,000	27,000 to 27,000	40,000 to 40,000	53,000 to 53,000	63,000 to 63,000	73,000 to 73,000	81,000 to 81,000	81,000 to 81,000	81,000 to 81,000	81,000 to 81,000	81,000 to 81,000	81,000 to 81,000	81,000 to 81,000	81,000 to 81,000	81,000 to 81,000	81,000 to 81,000	81,000 to 81,000	81,000 to 81,000
HIV/AIDS	43 to 71	10.6 to 10.6	53 to 81	19 to 19	15 to 15	5.3 to 5.3	1.9 to 1.9	6.2 to 6.2	19 to 19	27 to 27	40 to 40	53 to 53	63 to 63	73 to 73	81 to 81	81 to 81	81 to 81	81 to 81	81 to 81	81 to 81	81 to 81	81 to 81	81 to 81	81 to 81	81 to 81	81 to 81	81 to 81
HIV/AIDS - Drug-susceptible Tuberculosis	42.9 to 42.9	10.5 to 10.5	53 to 53	19 to 19	15 to 15	5.3 to 5.3	1.9 to 1.9	6.2 to 6.2	19 to 19	27 to 27	40 to 40	53 to 53	63 to 63	73 to 73	81 to 81	81 to 81	81 to 81	81 to 81	81 to 81	81 to 81	81 to 81	81 to 81	81 to 81	81 to 81	81 to 81	81 to 81	81 to 81
HIV/AIDS - Multidrug-resistant Tuberculosis without extensive drug resistance	0	0.1	0.1	0	0	0	0	0	0	0	0	0	0	0	0	0	0	0	0	0	0	0	0	0	0	0
HIV/AIDS - Extensively drug-resistant Tuberculosis	0	0	0	0	0	0	0	0	0	0	0	0	0	0	0	0	0	0	0	0	0	0	0	0	0	0
HIV/AIDS resulting in other diseases	0 to 0.1	0 to 0	0 to 0.1	0 to 0	0 to 0	0 to 0	0 to 0	0 to 0	0 to 0	0 to 0	0 to 0	0 to 0	0 to 0	0 to 0	0 to 0	0 to 0	0 to 0	0 to 0	0 to 0	0 to 0	0 to 0	0 to 0	0 to 0	0 to 0	0 to 0	0 to 0	0 to 0
Sexually transmitted infections excluding HIV	662,000 to 1,000,000	151,000 to 151,000	813,000 to 1,150,000	19,000 to 19,000	15,000 to 15,000	5,400 to 5,400	1,900 to 1,900	6,200 to 6,200	19,000 to 19,000	27,000 to 27,000	40,000 to 40,000	53,000 to 53,000	63,000 to 63,000	73,000 to 73,000	81,000 to 81,000	81,000 to 81,000	81,000 to 81,000	81,000 to 81,000	81,000 to 81,000	81,000 to 81,000	81,000 to 81,000	81,000 to 81,000	81,000 to 81,000	81,000 to 81,000	81,000 to 81,000	81,000 to 81,000
Syphilis	69,000 to 457,000	21,000 to 120,000	91,000 to 578,000	8,017 to 8,050	8,017 to 8,050	2,000 to 2,000	1,000 to 1,000	3,000 to 3,000	11,000 to 11,000	17,000 to 17,000	27,000 to 27,000	37,000 to 37,000	46,000 to 46,000	54,000 to 54,000	60,000 to 60,000	60,000 to 60,000	60,000 to 60,000	60,000 to 60,000	60,000 to 60,000	60,000 to 60,000	60,000 to 60,000	60,000 to 60,000	60,000 to 60,000	60,000 to 60,000	60,000 to 60,000	60,000 to 60,000
Chlamydial infection	0 to 0	0 to 0	0 to 0	0 to 0	0 to 0	0 to 0	0 to 0	0 to 0	0 to 0	0 to 0	0 to 0	0 to 0	0 to 0	0 to 0	0 to 0	0 to 0	0 to 0	0 to 0	0 to 0	0 to 0	0 to 0	0 to 0	0 to 0	0 to 0	0 to 0	0 to 0	0 to 0
Gonococcal infection	0 to 0	0 to 0	0 to 0	0 to 0	0 to 0	0 to 0	0 to 0	0 to 0	0 to 0	0 to 0	0 to 0	0 to 0	0 to 0	0 to 0	0 to 0	0 to 0	0 to 0	0 to 0	0 to 0	0 to 0	0 to 0	0 to 0	0 to 0	0 to 0	0 to 0	0 to 0	0 to 0
Trichomoniasis	0 to 0	0 to 0	0 to 0	0 to 0	0 to 0	0 to 0	0 to 0	0 to 0	0 to 0	0 to 0	0 to 0	0 to 0	0 to 0	0 to 0	0 to 0	0 to 0	0 to 0	0 to 0	0 to 0	0 to 0	0 to 0	0 to 0	0 to 0	0 to 0	0 to 0	0 to 0	0 to 0
Genital herpes	0 to 0	0 to 0	0 to 0	0 to 0	0 to 0	0 to 0	0 to 0	0 to 0	0 to 0	0 to 0	0 to 0	0 to 0	0 to 0	0 to 0	0 to 0	0 to 0	0 to 0	0 to 0	0 to 0	0 to 0	0 to 0	0 to 0	0 to 0	0 to 0	0 to 0	0 to 0	0 to 0
Other sexually transmitted infections	0 to 0	0 to 0	0 to 0	0 to 0	0 to 0	0 to 0	0 to 0	0 to 0	0 to 0	0 to 0	0 to 0	0 to 0	0 to 0	0 to 0	0 to 0	0 to 0	0 to 0	0 to 0	0 to 0	0 to 0	0 to 0	0 to 0	0 to 0	0 to 0	0 to 0	0 to 0	0 to 0
Respiratory infections and tuberculosis	640,000 to 664,000	211,000 to 215,000	849,000 to 879,000	2,060,000 to 2,110,000	1,160,000 to 1,170,000	413,000 to 1,490,000	655,000 to 1,660,000	1,060,000 to 1,730,000	1,210,000 to 1,870,000	1,270,000 to 1,970,000	1,250,000 to 1,940,000	1,220,000 to 1,910,000	1,170,000 to 1,870,000	1,090,000 to 1,790,000	1,010,000 to 1,700,000	1,010,000 to 1,700,000	1,010,000 to 1,700,000	1,010,000 to 1,700,000	1,010,000 to 1,700,000	1,010,000 to 1,700,000	1,010,000 to 1,700,000	1,010,000 to 1,700,000	1,010,000 to 1,700,000	1,010,000 to 1,700,000	1,010,000 to 1,700,000	1,010,000 to 1,700,000
Tuberculosis	61.1 to 63	15.8 to 15.9	77 to 78	1,700,000 to 1,720,000	1,160,000 to 1,170,000	413,000 to 1,490,000	655,000 to 1,660,000	1,060,000 to 1,730,000	1,210,000 to 1,870,000	1,270,000 to 1,970,000	1,250,000 to 1,940,000	1,220,000 to 1,910,000	1,170,000 to 1,870,000	1,090,000 to 1,790,000	1,010,000 to 1,700,000	1,010,000 to 1,700,000	1,010,000 to 1,700,000	1,010,000 to 1,700,000	1,010,000 to 1,700,000	1,010,000 to 1,700,000	1,010,000 to 1,700,000	1,010,000 to 1,700,000	1,010,000 to 1,700,000	1,010,000 to 1,700,000	1,010,000 to 1,700,000	1,010,000 to 1,700,000
Latent tuberculosis infection	0	0	0	0	0	0	0	0	0	0	0	0	0	0	0	0	0	0	0	0	0	0	0	0	0	0
Drug-susceptible tuberculosis	61.1 to 63	15.8 to 15.9	77 to 78	1,700,000 to 1,720,000	1,160,000 to 1,170,000	413,000 to 1,490,000	655,000 to 1,660,000	1,060,000 to 1,730,000	1,210,000 to 1,870,000	1,270,000 to 1,970,000	1,250,000 to 1,940,000	1,220,000 to 1,910,000	1,170,000 to 1,870,000	1,090,000 to 1,790,000	1,010,000 to 1,700,000	1,010,000 to 1,700,000	1,010,000 to 1,700,000	1,010,000 to 1,700,000	1,010,000 to 1,700,000	1,010,000 to 1,700,000	1,010,000 to 1,700,000	1,010,000 to 1,700,000	1,010,000 to 1,700,000	1,010,000 to 1,700,000	1,010,000 to 1,700,000	1,010,000 to 1,700,000
Multidrug-resistant tuberculosis without extensive drug resistance	0.1 to 0.2	0 to 0	0.1 to 0.2	0 to 0	0 to 0	0 to 0	0 to 0	0 to 0	0 to 0	0 to 0	0 to 0	0 to 0	0 to 0	0 to 0	0 to 0	0 to 0	0 to 0	0 to 0	0 to 0	0 to 0	0 to 0	0 to 0	0 to 0	0 to 0	0 to 0	0 to 0	0 to 0
Extensively drug-resistant tuberculosis	0	0	0	0	0	0	0	0	0	0	0	0	0	0	0	0	0	0	0	0	0	0	0	0	0	0
Lower respiratory infections	448,000 to 463,000	197,000 to 201,000	645,000 to 664,000	2,060,000 to 2,110,000	1,160,000 to 1,170,000	413,000 to 1,490,000	655,000 to 1,660,000	1,060,000 to 1,730,000	1,210,000 to 1,870,000	1,270,000 to 1,970,000	1,250,000 to 1,940,000	1,220,000 to 1,910,000	1,170,000 to 1,870,000	1,090,000 to 1,790,000	1,010,000 to 1,700,000	1,010,000 to 1,700,000	1,010,000 to 1,700,000	1,010,000 to 1,700,000	1,010,000 to 1,700,000	1,010,000 to 1,700,000	1,010,000 to 1,700,000	1,010,000 to 1,700,000	1,010,000 to 1,700,000	1,010,000 to 1,700,000	1,010,000 to 1,700,000	1,010,000 to 1,700,000
Upper respiratory infections	451 to 1,660	207 to 1,660	658 to 3,320	2,060,000 to 2,110,000	1,160,000 to 1,170,000	413,000 to 1,490,000	655,000 to 1,660,000	1,060,000 to 1,730,000	1,210,000 to 1,870,000	1,270,000 to 1,970,000	1,250,000 to 1,940,000	1,220,000 to 1,910,000	1,170,000 to 1,870,000	1,090,000 to 1,790,000	1,010,000 to 1,700,000	1,010,000 to 1,700,000	1,010,000 to 1,700,000	1,010,000 to 1,700,000	1,010,000 to 1,700,000	1,010,000 to 1,700,000	1,010,000 to 1,700,000	1,010,000 to 1,700,000	1,010,000 to 1,700,000	1,010,000 to 1,700,000	1,010,000 to 1,700,000	1,010,000 to 1,700,000
Otitis media	14.7	89.9	2,164	19,000	15,000	5,400	1,900	6,200	19,000	27,000	40,000	53,000	63,000	73,000	81,000	81,000	81,000	81,000	81,000	81,000	81,000	81,000	81,000	81,000	81,000	81,000
Enteric infections	42,000 to 124,000	14,000 to 41,000	56,000 to 165,000	1,400,000 to 1,400,000	1,160,000 to 1,170,000	413,000 to 1,490,000	655,000 to 1,660,000	1,060,000 to 1,730,000	1,210,000 to 1,870,000	1,270,000 to 1,970,000	1,250,000 to 1,940,000	1,220,000 to 1,910,000	1,170,000 to 1,870,000	1,090,000 to 1,790,000	1,010,000 to 1,700,000	1,010,000 to 1,700,000	1,010,000 to 1,700,000	1,010,000 to 1,700,000	1,010,000 to 1,700,000	1,010,000 to 1,700,000	1,010,000 to 1,700,000	1,010,000 to 1,700,000	1,010,000 to 1,700,000	1,010,000 to 1,700,000	1,010,000 to 1,700,000	1,010,000 to 1,700,000
Diarrheal diseases	40,000 to 120,000	14,000 to 41,000	53,000 to 161,000	1,400,000 to 1,400,000	1,160,000 to 1,170,000	413,000 to 1,490,000	655,000 to 1,660,000	1,060,000 to 1,730,000	1,210,000 to 1,870,000	1,270,000 to 1,970,000	1,250,000 to 1,940,000	1,220,000 to 1,910,000	1,170,000 to 1,870,000	1,090,000 to 1,790,000	1,010,000 to 1,700,000	1,010,000 to 1,700,000	1,010,000 to 1,700,000	1,010,000 to 1,700,000	1,010,000 to 1,700,000	1,010,000 to 1,700,000	1,010,000 to 1,700,000	1,010,000 to 1,700,000	1,010,000 to 1,700,000	1,010,000 to 1,700,000	1,010,000 to 1,700,000	1,010,000 to 1,700,000
Typhoid and paratyphoid	0 to 0	0 to 0	1,900 to 1,900	240,000 to 240,000	470,000 to 470,000	207,000 to 207,000	259,000 to 259,000	131,000 to 131,000	70,000 to 70,000	46,700 to 46,700	15,000 to 15,000	12,000 to 12,000	9,270 to 9,270	6,870 to 6,870	4,570 to 4,570	2,530 to 2,530	1,410 to 1,410	1,410 to 1,410	1,410 to 1,410	1,410 to 1,410	1,410 to 1,410	1,410 to 1,410	1,410 to 1,410	1,410 to 1,410	1,410 to 1,410	1,410 to 1,410
Typhoid fever	0 to 0	0 to 0	1,900 to 1,900	240,000 to 240,000	470,000 to 470,000	207,000 to 207,000	259,000 to 259,000	131,000 to 131,000	70,000 to 70,000	46,700 to 46,700	15,000 to 15,000	12,000 to 12,000	9,270 to 9,270	6,870 to 6,870	4,570 to 4,570	2,530 to 2,530	1,410 to 1,410	1,410 to 1,410	1,410 to 1,410	1,410 to 1,410	1,410 to 1,410	1,410 to 1,410	1,410 to 1,410	1,410 to 1,410	1,410 to 1,410	1,410 to 1,410
Paratyphoid fever	0 to 0	0 to 0	0 to 0	0 to 0	0 to 0	0 to 0	0 to 0	0 to 0	0 to 0	0 to 0	0 to 0	0 to 0	0 to 0	0 to 0	0 to 0	0 to 0	0 to 0	0 to 0	0 to 0	0 to 0	0 to 0	0 to 0	0 to 0	0 to 0	0 to 0	0 to 0	0 to 0
Invasive Non-typhoidal Salmonella (iNTS)	0 to 0	0 to 0	0 to 0	0 to 0	0 to 0	0 to 0	0 to 0	0 to 0	0 to 0	0 to 0	0 to 0	0 to 0	0 to 0	0 to 0	0 to 0	0 to 0	0 to 0	0 to 0	0 to 0	0 to 0	0 to 0	0 to 0	0 to 0	0 to 0	0 to 0	0 to 0	0 to 0
Other intestinal infectious diseases	0 to 0	0 to 0	0 to 0	0 to 0	0 to 0	0 to 0	0 to 0	0 to 0	0 to 0	0 to 0	0 to 0	0 to 0	0 to 0	0 to 0	0 to 0	0 to 0	0 to 0	0 to 0	0 to 0	0 to 0	0 to 0	0 to 0	0 to 0	0 to 0	0 to 0	0 to 0	0 to 0
Neglected tropical diseases and malaria	1,000 to 1,000	0 to 0	1,000 to 1,000	0 to 0	0 to 0	0 to 0	0 to 0	0 to 0	0 to 0	0 to 0	0 to 0	0 to 0	0 to 0	0 to 0	0 to 0	0 to 0	0 to 0	0 to 0	0 to 0	0 to 0	0 to 0	0 to 0	0 to 0	0 to 0	0 to 0	0 to 0	0 to 0
Malaria	0 to 0	0 to 0	0 to 0	0 to 0	0 to 0	0 to 0	0 to 0	0 to 0	0 to 0	0 to 0	0 to 0	0 to 0	0 to 0	0 to 0	0 to 0	0 to 0	0 to 0	0 to 0	0 to 0	0 to 0	0 to 0	0 to 0	0 to 0	0 to 0	0 to 0	0 to 0	0 to 0
Chagas disease	0 to 0	0 to 0	0 to 0	0 to 0	0 to 0	0 to 0	0 to 0	0 to 0	0 to 0	0 to 0	0 to 0	0 to 0	0 to 0	0 to 0	0 to 0	0 to 0	0 to 0	0 to 0	0 to 0	0 to 0	0 to 0	0 to 0	0 to 0	0 to 0	0 to 0	0 to 0	0 to 0
Leishmaniasis	0 to 0	0 to 0	0 to 0	0 to 0	0 to 0	0 to 0	0 to 0	0 to 0	0 to 0	0 to 0	0 to 0	0 to 0	0 to 0	0 to 0	0 to 0	0 to 0	0 to 0	0 to 0	0 to 0	0 to 0	0 to 0	0 to 0	0 to 0	0 to 0	0 to 0	0 to 0	0 to 0
African trypanosomiasis	0 to 0	0 to 0	0 to 0	0 to 0	0 to 0	0 to 0	0 to 0	0 to 0	0 to 0	0 to 0	0 to 0	0 to 0	0 to 0	0 to 0	0 to 0	0 to 0	0 to 0	0 to 0	0 to 0	0 to 0	0 to 0	0 to 0	0 to 0	0 to 0	0 to 0	0 to 0	0 to 0
Schistosomiasis	0 to 0	0 to 0	0 to 0	0 to 0	0 to 0	0 to 0	0 to 0	0 to 0	0 to 0	0 to 0	0 to 0	0 to 0	0 to 0	0 to 0	0 to 0	0 to 0	0 to 0	0 to 0	0 to 0	0 to 0	0 to 0	0 to 0	0 to 0	0 to 0	0 to 0	0 to 0	0 to 0
Cysticercosis	0 to 0	0 to 0	0 to 0	0 to 0	0 to 0	0 to 0	0 to 0	0 to 0	0 to 0	0 to 0	0 to 0	0 to 0	0 to 0	0 to 0	0 to 0	0 to 0	0 to 0	0 to 0	0 to 0	0 to 0	0 to 0	0 to 0	0 to 0	0 to 0	0 to 0	0 to 0	0 to 0
Cystic echinococcosis	0 to 0	0 to 0	0 to 0	0 to 0	0 to 0	0 to 0	0 to 0	0 to 0	0 to 0	0 to 0	0 to 0	0 to 0	0 to 0	0 to 0	0 to 0	0 to 0	0 to 0	0 to 0	0 to 0	0 to 0	0 to 0	0 to 0	0 to 0	0 to 0	0 to 0	0 to 0	0 to 0
Lymphatic filariasis	0 to 0	0 to 0	0 to 0	0 to 0	0 to 0	0 to 0	0 to 0	0 to 0	0 to 0	0 to 0	0 to 0	0 to 0	0 to 0	0 to 0	0 to 0	0 to 0	0 to 0	0 to 0	0 to 0	0 to 0	0 to 0	0 to 0	0 to 0	0 to 0	0 to 0	0 to 0	0 to 0
Onchocerciasis	0 to 0	0 to 0	0 to 0	0 to 0	0 to 0	0 to 0	0 to 0	0 to 0	0 to 0	0 to 0	0 to 0	0 to 0	0 to 0	0 to 0	0 to 0	0 to 0	0 to 0	0 to 0	0 to 0	0 to 0	0 to 0	0 to 0	0 to 0	0 to 0	0 to 0	0 to 0	0 to 0
Trachoma	0 to 0	0 to 0	0 to 0	0 to 0	0 to 0	0 to 0	0 to 0	0 to 0	0 to 0	0 to 0	0 to 0	0 to 0	0 to 0	0 to 0	0 to 0	0 to 0	0 to 0	0 to 0	0 to 0	0 to 0	0 to 0	0 to 0	0 to 0	0 to 0	0 to 0	0 to 0	0 to 0
Dengue	0 to 0	754 to 1,000	754 to 1,000	0 to 0	0 to 0	0 to 0	0 to 0	0 to 0	0 to 0	0 to 0	0 to 0	0 to 0	0 to 0	0 to 0	0 to 0	0 to 0	0 to 0	0 to 0	0 to 0	0 to 0	0 to 0	0 to 0	0 to 0	0 to 0	0 to 0	0 to 0	0 to 0
Yellow fever	0 to 0	0 to 0	0 to 0	0 to 0	0 to 0	0 to 0	0 to 0	0 to 0	0 to 0	0 to 0	0 to 0	0 to 0	0 to 0	0 to 0	0 to 0	0 to 0	0 to 0	0 to 0	0 to 0	0 to 0	0 to 0	0 to 0	0 to 0	0 to 0	0 to 0	0 to 0	0 to 0
Rabies	0 to 0	0 to 0	0 to 0	0 to 0	0 to 0	0 to 0	0 to 0	0 to 0	0 to 0	0 to 0	0 to 0	0 to 0	0 to 0	0 to 0	0 to 0	0 to 0	0 to 0	0 to 0	0 to 0	0 to 0	0 to 0	0 to 0	0 to 0	0 to 0	0 to 0	0 to 0	0 to 0
Intestinal nematode infections	0 to 0	0 to 0	0 to 0	0 to 0	0 to 0	0 to 0	0 to 0	0 to 0	0 to 0	0 to 0	0 to 0	0 to 0	0 to 0	0 to 0	0 to 0	0 to 0	0 to 0	0 to 0	0 to 0	0 to 0	0 to 0	0 to 0	0 to 0	0 to 0	0 to 0	0 to 0	0 to 0
Ascariasis	0 to 0	0 to 0	0 to 0	0 to 0	0 to 0	0 to 0	0 to 0	0 to 0	0 to 0	0 to 0	0 to 0	0 to 0	0 to 0	0 to 0	0 to 0	0 to 0	0 to 0	0 to 0	0 to 0	0 to 0	0 to 0	0 to 0	0 to 0	0 to 0	0 to 0	0 to 0	0 to 0
Trichuriasis	0 to 0	0 to 0	0 to 0	0 to 0	0 to 0	0 to 0	0 to 0	0 to 0	0 to 0	0 to 0	0 to 0	0 to 0	0 to 0	0 to 0	0 to 0	0 to 0	0 to 0	0 to 0	0 to 0	0 to 0	0 to 0	0 to 0	0 to 0	0 to 0	0 to 0	0 to 0	0 to 0
Hookworm disease	0 to 0	0 to 0	0 to 0	0 to 0	0 to 0	0 to 0	0 to 0	0 to 0	0 to 0	0 to 0	0 to 0	0 to 0	0 to 0	0 to 0	0 to 0	0 to 0	0 to 0	0 to 0	0 to 0	0 to 0	0 to 0	0 to 0	0 to 0	0 to 0	0 to 0	0 to 0	0 to 0
Food-borne trematodiases	0 to 0	0 to 0	0 to 0	0 to 0	0 to 0	0 to 0	0 to 0	0 to 0	0 to 0	0 to 0	0 to 0	0 to 0	0 to 0	0 to 0	0 to 0	0 to 0	0 to 0	0 to 0	0 to 0	0 to 0	0 to 0	0 to 0	0 to 0	0 to 0	0 to 0	0 to 0	0 to 0
Leprosy	0 to 0	0 to 0	0 to 0	0.1 to 0.1	0.1 to 0.1	0 to 0	0 to 0	0 to 0	0 to 0	0 to 0	0 to 0	0 to 0	0 to 0	0 to 0	0 to 0	0 to 0	0 to 0	0 to 0	0 to 0	0 to 0	0 to 0	0 to 0	0 to 0	0 to 0	0 to 0	0 to 0	0 to 0
Ebola	0 to 0	0 to 0	0 to 0	0 to 0	0 to 0	0 to 0	0 to 0	0 to 0	0 to 0	0 to 0	0 to 0	0 to 0	0 to 0	0 to 0	0 to 0	0 to 0	0 to 0	0 to 0	0 to 0	0 to 0	0 to 0	0 to 0	0 to 0	0 to 0	0 to 0	0 to 0	0 to 0
Zika virus	0 to 0	0 to 0	0 to 0	0 to 0	0 to 0	0 to 0	0 to 0	0 to 0	0 to 0	0 to 0	0 to 0	0 to 0	0 to 0	0 to 0	0 to 0	0 to 0	0 to 0	0 to 0	0 to 0	0 to 0	0 to 0	0 to 0	0 to 0	0 to 0	0 to 0	0 to 0	0 to 0
Guinea worm disease	0 to 0	0 to 0	0 to 0	0 to 0	0 to 0	0 to 0	0 to 0	0 to 0	0 to 0	0 to 0	0 to 0	0 to 0	0 to 0	0 to 0	0 to 0	0 to 0	0 to 0	0 to 0	0 to 0	0 to 0	0 to 0	0 to 0	0 to 0	0 to 0	0 to 0	0 to 0	0 to 0
Other neglected tropical diseases	1,000 to 1,000	0 to 0	1,000 to 1,000	0 to 0	0 to 0	0 to 0	0 to 0	0 to 0	0 to 0	0 to 0	0 to 0	0 to 0	0 to 0	0 to 0	0 to 0	0 to 0	0 to 0	0 to 0	0 to 0	0 to 0	0 to 0	0 to 0	0 to 0	0 to 0	0 to 0	0 to 0	0 to 0
Other infectious diseases	47,000 to 47,000	11,000 to 11,000	58,000 to 58,000	1,700,000 to 1,720,000	1,160,000 to 1,170,000	413,000 to 1,490,000	655,000 to 1,660,000	1,060,000 to 1,730,000	1,210,000 to 1,870,000	1,270,000 to 1,970,000	1,250,000 to 1,940,000	1,220,000 to 1,910,000	1,170,000 to 1,870,000	1,090,000 to 1,790,000	1,010,000 to 1,700,000	1,010,000 to 1,700,000	1,010,000 to 1,700,000	1,010,000 to 1,700,000	1,010,000 to 1,700,000	1,010,000 to 1,700,000	1,010,000 to 1,700,000	1,010,000 to 1,700,000	1,010,000 to 1,700,000	1,010,000 to 1,700,000	1,010,000 to 1,700,000	1,010,000 to 1,700,000
Meningitis	47,000 to 47,000	11,000 to 11,000	58,000 to 58,000	1,700,000 to 1,720,000	1,160,000 to 1,170,000	413,000 to 1,490,000	655,000 to 1,660,000	1,060,000 to 1,730,000	1,210,000 to 1,870,000	1,270,000 to 1,970,000	1,250,000 to 1,940,000	1,220,000 to 1,910,000	1,170,000 to 1,870,000	1,090,000 to 1,790,000	1,010,000 to 1,700,000	1,010,000 to 1,700,000	1,010,000 to 1,700,000	1,010,000 to 1,700,000	1,010,000 to 1,700,000	1,010,000 to 1,700,000	1,010,000 to 1,700,000	1,010,000 to 1,700,000	1,010,000 to 1,700,000	1,010,000 to 1,700,000	1,010,000 to 1,700,000	1,010,000 to 1,700,000
Encephalitis	0 to 0	0 to 0	0 to 0	0 to 0	0 to 0	0 to 0	0 to 0	0 to 0	0 to 0	0 to 0	0 to 0	0 to 0	0 to 0	0 to 0	0 to 0	0 to 0	0 to 0	0 to 0	0 to 0	0 to 0	0 to 0	0 to 0	0 to 0	0 to 0	0 to 0	0 to 0	0 to 0
Diphtheria	0 to 0	0 to 0	0 to 0	0 to 0	0 to 0	0 to 0	0 to 0	0 to 0	0 to 0	0 to 0	0 to 0	0 to 0	0 to 0	0 to 0	0 to 0	0 to 0	0 to 0	0 to 0	0 to 0	0 to 0	0 to 0	0 to 0	0 to 0	0 to 0	0 to 0	0 to 0	0 to 0
Tetanus	0 to 0	0 to 0	0 to 0	0 to 0	0 to 0	0 to 0	0 to 0	0 to 0	0 to 0	0 to 0	0 to 0	0



Table Three Two Hundred Forty Nine Thousand Four Hundred Ninety Seven Point Nine Hundred Ninety Three Million Three Hundred Ninety Nine Thousand Two Hundred Ninety Nine



Causes	Early Neonatal	Late Neonatal	Post Neonatal	1 to 4	5 to 9	10 to 14	15 to 19	20 to 24	25 to 29	30 to 34	35 to 39	40 to 44	45 to 49	50 to 54	55 to 59	60 to 64	65 to 69	70 to 74	75 to 79	80 to 84	85 to 89	90 to 94	95 plus	Total
All causes	7,200,000 (6,300,000 to 8,000,000)	2,600,000 (1,900,000 to 3,200,000)	2,500,000 (1,900,000 to 3,200,000)	7,670,000 (6,620,000 to 8,720,000)	2,600,000 (2,200,000 to 3,000,000)	1,700,000 (1,500,000 to 1,900,000)	2,010,000 (1,700,000 to 2,300,000)	2,100,000 (1,800,000 to 2,400,000)	2,200,000 (1,900,000 to 2,500,000)	2,200,000 (1,900,000 to 2,500,000)	2,200,000 (1,900,000 to 2,500,000)	2,200,000 (1,900,000 to 2,500,000)	2,200,000 (1,900,000 to 2,500,000)	2,200,000 (1,900,000 to 2,500,000)	2,200,000 (1,900,000 to 2,500,000)	2,200,000 (1,900,000 to 2,500,000)	1,900,000 (1,600,000 to 2,200,000)	1,700,000 (1,400,000 to 1,900,000)	1,100,000 (900,000 to 1,300,000)	800,000 (600,000 to 1,000,000)	510,000 (370,000 to 650,000)	250,000 (170,000 to 350,000)	79,000 (49,000 to 120,000)	61,100 (37,700 to 92,000)	57,100,000
Communicable, maternal, neonatal, and nutritional diseases	11,400,000 to 7,900,000 (9,600,000 to 13,000,000)	1,200,000 (1,000,000 to 1,300,000)	2,100,000 (1,700,000 to 2,500,000)	6,100,000 (5,400,000 to 6,800,000)	2,000,000 (1,700,000 to 2,300,000)	1,300,000 (1,100,000 to 1,500,000)	1,500,000 (1,300,000 to 1,700,000)	1,600,000 (1,400,000 to 1,800,000)	1,700,000 (1,500,000 to 1,900,000)	1,700,000 (1,500,000 to 1,900,000)	1,700,000 (1,500,000 to 1,900,000)	1,700,000 (1,500,000 to 1,900,000)	1,700,000 (1,500,000 to 1,900,000)	1,700,000 (1,500,000 to 1,900,000)	1,700,000 (1,500,000 to 1,900,000)	1,700,000 (1,500,000 to 1,900,000)	1,500,000 (1,300,000 to 1,700,000)	1,300,000 (1,100,000 to 1,500,000)	1,000,000 (800,000 to 1,200,000)	700,000 (500,000 to 900,000)	400,000 (300,000 to 500,000)	200,000 (120,000 to 300,000)	60,000 (30,000 to 100,000)	46,000 (23,000 to 76,000)	43,000,000 (37,000,000 to 49,000,000)
HIV/AIDS and sexually transmitted infections	130,000 to 470,000 (0 to 1,100,000)	1,000 (0 to 3,000)	110,000 to 410,000 (0 to 1,000,000)	110,000 to 420,000 (0 to 1,000,000)	69,000 to 260,000 (0 to 610,000)	62,000 to 76,000 (0 to 180,000)	110,000 to 140,000 (0 to 330,000)	170,000 to 210,000 (0 to 490,000)	220,000 to 270,000 (0 to 630,000)	230,000 to 280,000 (0 to 650,000)	230,000 to 280,000 (0 to 650,000)	230,000 to 280,000 (0 to 650,000)	230,000 to 280,000 (0 to 650,000)	230,000 to 280,000 (0 to 650,000)	230,000 to 280,000 (0 to 650,000)	230,000 to 280,000 (0 to 650,000)	190,000 to 230,000 (0 to 540,000)	170,000 to 210,000 (0 to 490,000)	120,000 to 150,000 (0 to 350,000)	80,000 to 100,000 (0 to 230,000)	50,000 to 60,000 (0 to 140,000)	20,000 to 30,000 (0 to 70,000)	5,000 to 10,000 (0 to 20,000)	4,000 to 8,000 (0 to 20,000)	2,490,000 (0 to 6,900,000)
HIV/AIDS	0 (0 to 0.1)	0 (0 to 0)	0 (0 to 0)	0 (0 to 0)	0 (0 to 0)	0 (0 to 0)	0 (0 to 0)	0 (0 to 0)	0 (0 to 0)	0 (0 to 0)	0 (0 to 0)	0 (0 to 0)	0 (0 to 0)	0 (0 to 0)	0 (0 to 0)	0 (0 to 0)	0 (0 to 0)	0 (0 to 0)	0 (0 to 0)	0 (0 to 0)	0 (0 to 0)	0 (0 to 0)	0 (0 to 0)	2,210,000 (0 to 6,900,000)
HIV/AIDS - Drug-susceptible Tuberculosis	0 (0 to 1.1)	0 (0 to 1.1)	0 (0 to 0)	0 (0 to 0)	0 (0 to 0)	0 (0 to 0)	0 (0 to 0)	0 (0 to 0)	0 (0 to 0)	0 (0 to 0)	0 (0 to 0)	0 (0 to 0)	0 (0 to 0)	0 (0 to 0)	0 (0 to 0)	0 (0 to 0)	0 (0 to 0)	0 (0 to 0)	0 (0 to 0)	0 (0 to 0)	0 (0 to 0)	0 (0 to 0)	0 (0 to 0)	0 (0 to 0)
HIV/AIDS - Multidrug-resistant Tuberculosis without extensive drug resistance	0 (0 to 0.4)	0 (0 to 0.4)	0 (0 to 0)	0 (0 to 0)	0 (0 to 0)	0 (0 to 0)	0 (0 to 0)	0 (0 to 0)	0 (0 to 0)	0 (0 to 0)	0 (0 to 0)	0 (0 to 0)	0 (0 to 0)	0 (0 to 0)	0 (0 to 0)	0 (0 to 0)	0 (0 to 0)	0 (0 to 0)	0 (0 to 0)	0 (0 to 0)	0 (0 to 0)	0 (0 to 0)	0 (0 to 0)	0 (0 to 0)
HIV/AIDS - Extensively drug-resistant Tuberculosis	0 (0 to 0)	0 (0 to 0)	0 (0 to 0)	0 (0 to 0)	0 (0 to 0)	0 (0 to 0)	0 (0 to 0)	0 (0 to 0)	0 (0 to 0)	0 (0 to 0)	0 (0 to 0)	0 (0 to 0)	0 (0 to 0)	0 (0 to 0)	0 (0 to 0)	0 (0 to 0)	0 (0 to 0)	0 (0 to 0)	0 (0 to 0)



GBD Table 2c: Arcsin(√(k/n)) to cause and sex arcsin for both sexes with 95% uncertainty intervals, 2019

Cause	Early Neonatal	Late Neonatal	Post Neonatal	1 to 4	5 to 9	10 to 14	15 to 19	20 to 24	25 to 29	30 to 34	35 to 39	40 to 44	45 to 49	50 to 54	55 to 59	60 to 64	65 to 69	70 to 74	75 to 79	80 to 84	85 to 89	90 to 94	95 plus	Total
All causes	1,600,000 (1,560,000 to 1,640,000)	291,000 (280,000 to 309,000)	1,550,000 (1,220,000 to 1,930,000)	7,710,000 (7,270,000 to 8,210,000)	979,000 (927,000 to 1,040,000)	443,000 (422,000 to 468,000)	607,000 (578,000 to 641,000)	669,000 (638,000 to 707,000)	689,000 (655,000 to 728,000)	697,000 (662,000 to 736,000)	697,000 (662,000 to 736,000)	694,000 (659,000 to 734,000)	677,000 (639,000 to 720,000)	694,000 (654,000 to 737,000)	699,000 (658,000 to 743,000)	699,000 (658,000 to 743,000)	699,000 (658,000 to 743,000)	699,000 (658,000 to 743,000)	699,000 (658,000 to 743,000)	699,000 (658,000 to 743,000)	699,000 (658,000 to 743,000)	699,000 (658,000 to 743,000)	12,000,000 (11,200,000 to 13,000,000)
Communicable, maternal, neonatal, and nutritional diseases	1,600,000 (1,560,000 to 1,640,000)	248,000 (236,000 to 261,000)	1,060,000 (1,020,000 to 1,100,000)	1,060,000 (1,020,000 to 1,100,000)	277,000 (262,000 to 293,000)	174,000 (164,000 to 184,000)	158,000 (150,000 to 167,000)	157,000 (149,000 to 166,000)	157,000 (149,000 to 166,000)	157,000 (149,000 to 166,000)	157,000 (149,000 to 166,000)	157,000 (149,000 to 166,000)	157,000 (149,000 to 166,000)	157,000 (149,000 to 166,000)	157,000 (149,000 to 166,000)	157,000 (149,000 to 166,000)	157,000 (149,000 to 166,000)	157,000 (149,000 to 166,000)	157,000 (149,000 to 166,000)	157,000 (149,000 to 166,000)	157,000 (149,000 to 166,000)	157,000 (149,000 to 166,000)	7,200,000
HIV/AIDS and sexually transmitted infections	58,700 to 58,000	13,500 to 77,600	47,700 to 1 49,000	29,500 to 69,100	17,900 to 17,100	13,600 to 28,800	14,300 to 32,600	27,600 to 61,900	39,100 to 89,000	48,600 to 22,000	58,900 to 27,200	67,200 to 75,000	63,700 to 33,000	61,100 to 70,700	57,600 to 38,000	54,000 to 17,000	50,500 to 12,100	46,900 to 8,300	43,300 to 5,300	39,800 to 3,600	36,200 to 2,500	32,700 to 1,800	1,130,000
HIV/AIDS	1 to 4	4 to 4	4 to 4	4 to 4	4 to 4	4 to 4	4 to 4	4 to 4	4 to 4	4 to 4	4 to 4	4 to 4	4 to 4	4 to 4	4 to 4	4 to 4	4 to 4	4 to 4	4 to 4	4 to 4	4 to 4	4 to 4	4 to 4	914,000
HIV/AIDS - Drug-susceptible Tuberculosis	4,540 (2,720 to 7,260)	3,540 (1,910 to 6,110)	8,990 (4,760 to 15,900)	9,910 (5,860 to 15,900)	6,910 (3,900 to 10,400)	2,990 (1,660 to 4,940)	4,460 (2,700 to 7,000)	7,420 (4,620 to 11,400)	11,900 (7,400 to 18,000)	21,900 (13,100 to 33,400)	21,900 (13,100 to 33,400)	16,700 (9,900 to 25,100)	11,700 (6,910 to 17,600)	8,590 (5,060 to 12,900)	4,630 (2,660 to 7,040)	2,090 (1,140 to 3,260)	982 (514 to 1,610)	371 (193 to 661)	172 (89 to 317)	79.2 (39 to 154)	30.3 (14 to 61)	14.1 (6 to 30)	139,000
HIV/AIDS - Multidrug-resistant Tuberculosis without extensive drug resistance	0 (0 to 0)	0 (0 to 0)	391 (57 to 1,290)	660 (97 to 2,170)	413 (61 to 1,360)	242 (35 to 800)	397 (58 to 1,310)	666 (98 to 2,190)	1,010 (147 to 3,330)	1,760 (258 to 5,800)	1,660 (243 to 5,460)	1,660 (243 to 5,460)	1,660 (243 to 5,460)	1,660 (243 to 5,460)	1,660 (243 to 5,460)	1,660 (243 to 5,460)	1,660 (243 to 5,460)	1,660 (243 to 5,460)	1,660 (243 to 5,460)	1,660 (243 to 5,460)	1,660 (243 to 5,460)	1,660 (243 to 5,460)	11,200
HIV/AIDS - Extensively drug-resistant Tuberculosis	0 (0 to 0)	0 (0 to 0)	0 (0 to 0)	0 (0 to 0)	0 (0 to 0)	0 (0 to 0)	0 (0 to 0)	0 (0 to 0)	0 (0 to 0)	0 (0 to 0)	0 (0 to 0)	0 (0 to 0)	0 (0 to 0)	0 (0 to 0)	0 (0 to 0)	0 (0 to 0)	0 (0 to 0)	0 (0 to 0)	0 (0 to 0)	0 (0 to 0)	0 (0 to 0)	0 (0 to 0)	0 (0 to 0)	151
HIV/AIDS resulting in other diseases	1.6 (0.9 to 2.5)	0.4 (0.2 to 0.8)	24,200 (13,500 to 39,100)	24,200 (13,500 to 39,100)	15,900 (8,900 to 25,600)	6,230 (3,480 to 10,100)	10,300 (5,740 to 16,600)	18,600 (10,400 to 30,000)	28,000 (15,600 to 45,200)	44,000 (24,600 to 70,900)	44,000 (24,600 to 70,900)	32,000 (17,900 to 51,600)	20,000 (11,200 to 32,300)	12,000 (6,740 to 19,400)	6,560 (3,670 to 10,600)	3,220 (1,800 to 5,190)	1,460 (816 to 2,350)	628 (351 to 1,010)	268 (150 to 432)	109 (61 to 176)	44 (24 to 71)	17 (9 to 28)	192,000
Sexually transmitted infections, excluding HIV	14,000 (8,700 to 21,000)	33,900 (17,000 to 77,000)	17,400 (9,660 to 27,400)	2,170 (1,210 to 3,420)	926 (515 to 1,460)	71.9 (40 to 113)	116.7 (65 to 183)	76.1 (42 to 120)	113 (63 to 178)	122 (68 to 192)	127 (71 to 200)	109 (61 to 172)	88.9 (49 to 140)	93.7 (52 to 148)	89.5 (50 to 141)	85.2 (47 to 134)	81.1 (45 to 128)	77.2 (43 to 121)	73.5 (41 to 116)	70.1 (39 to 110)	67.2 (37 to 106)	64.5 (36 to 102)	212,000
Syphilis	1,520 (1,060 to 2,110)	1,520 (1,060 to 2,110)	2,170 (1,520 to 3,010)	926 (649 to 1,290)	71.9 (50 to 100)	116.7 (82 to 162)	76.1 (53 to 106)	113 (79 to 157)	122 (85 to 170)	127 (89 to 176)	109 (76 to 151)	88.9 (62 to 123)	93.7 (66 to 130)	89.5 (63 to 124)	85.2 (60 to 118)	81.1 (57 to 113)	77.2 (54 to 107)	73.5 (52 to 102)	70.1 (49 to 97.2)	67.2 (47 to 93.2)	64.5 (45 to 89.4)	62.2 (44 to 86.2)	209,000
Chlamydial infection	0 (0 to 0)	0 (0 to 0)	0 (0 to 0)	0 (0 to 0)	0 (0 to 0)	0 (0 to 0)	0 (0 to 0)	0 (0 to 0)	0 (0 to 0)	0 (0 to 0)	0 (0 to 0)	0 (0 to 0)	0 (0 to 0)	0 (0 to 0)	0 (0 to 0)	0 (0 to 0)	0 (0 to 0)	0 (0 to 0)	0 (0 to 0)	0 (0 to 0)	0 (0 to 0)	0 (0 to 0)	0 (0 to 0)	741
Gonococcal infection	0 (0 to 0)	0 (0 to 0)	0 (0 to 0)	0 (0 to 0)	0 (0 to 0)	0 (0 to 0)	0 (0 to 0)	0 (0 to 0)	0 (0 to 0)	0 (0 to 0)	0 (0 to 0)	0 (0 to 0)	0 (0 to 0)	0 (0 to 0)	0 (0 to 0)	0 (0 to 0)	0 (0 to 0)	0 (0 to 0)	0 (0 to 0)	0 (0 to 0)	0 (0 to 0)	0 (0 to 0)	0 (0 to 0)	1,070
Trichomoniasis	0 (0 to 0)	0 (0 to 0)	0 (0 to 0)	0 (0 to 0)	0 (0 to 0)	0 (0 to 0)	0 (0 to 0)	0 (0 to 0)	0 (0 to 0)	0 (0 to 0)	0 (0 to 0)	0 (0 to 0)	0 (0 to 0)	0 (0 to 0)	0 (0 to 0)	0 (0 to 0)	0 (0 to 0)	0 (0 to 0)	0 (0 to 0)	0 (0 to 0)	0 (0 to 0)	0 (0 to 0)	0 (0 to 0)	1,060
Genital herpes	0 (0 to 0)	0 (0 to 0)	0 (0 to 0)	0 (0 to 0)	0 (0 to 0)	0 (0 to 0)	0 (0 to 0)	0 (0 to 0)	0 (0 to 0)	0 (0 to 0)	0 (0 to 0)	0 (0 to 0)	0 (0 to 0)	0 (0 to 0)	0 (0 to 0)	0 (0 to 0)	0 (0 to 0)	0 (0 to 0)	0 (0 to 0)	0 (0 to 0)	0 (0 to 0)	0 (0 to 0)	0 (0 to 0)	1,710
Other sexually transmitted infections	14 (8.6 to 22)	34 (20 to 52)	17,200 (9,560 to 27,100)	1,230 (681 to 1,940)	837 (465 to 1,320)	72.2 (40 to 114)	116.7 (65 to 183)	76.1 (42 to 120)	113 (63 to 178)	122 (68 to 192)	127 (71 to 200)	109 (61 to 172)	88.9 (49 to 140)	93.7 (52 to 148)	89.5 (50 to 141)	85.2 (47 to 134)	81.1 (45 to 128)	77.2 (43 to 121)	73.5 (41 to 116)	70.1 (39 to 110)	67.2 (37 to 106)	64.5 (36 to 102)	1,070
Respiratory infections and tuberculosis	52,600 (48,900 to 56,500)	32,600 (30,400 to 34,900)	266,000 (248,000 to 285,000)	229,000 (213,000 to 246,000)	60,900 (56,600 to 65,400)	31,200 (29,100 to 33,500)	47,300 (44,000 to 50,800)	66,800 (62,100 to 71,700)	68,200 (63,400 to 73,200)	69,200 (64,300 to 74,300)	69,200 (64,300 to 74,300)	69,200 (64,300 to 74,300)	69,200 (64,300 to 74,300)	69,200 (64,300 to 74,300)	69,200 (64,300 to 74,300)	69,200 (64,300 to 74,300)	69,200 (64,300 to 74,300)	69,200 (64,300 to 74,300)	69,200 (64,300 to 74,300)	69,200 (64,300 to 74,300)	69,200 (64,300 to 74,300)	69,200 (64,300 to 74,300)	1,300,000
Tuberculosis	1 to 4 (0 to 0)	4 to 4 (0 to 0)	65,700 (61,700 to 69,900)	69,000 (64,800 to 73,400)	19,100 (17,900 to 20,300)	11,900 (11,200 to 12,700)	17,300 (16,200 to 18,400)	27,200 (25,500 to 28,900)	32,900 (30,900 to 35,000)	41,900 (39,300 to 44,500)	44,900 (42,100 to 47,700)	42,700 (40,000 to 45,400)	40,700 (38,200 to 43,300)	40,000 (37,500 to 42,500)	39,100 (36,700 to 41,600)	37,700 (35,400 to 40,100)	35,900 (33,700 to 38,200)	34,000 (31,900 to 36,200)	31,900 (29,900 to 33,900)	29,800 (27,900 to 31,700)	27,800 (26,000 to 29,500)	25,900 (24,300 to 27,500)	978,000
Latent tuberculosis infection	0 (0 to 0)	0 (0 to 0)	0 (0 to 0)	0 (0 to 0)	0 (0 to 0)	0 (0 to 0)	0 (0 to 0)	0 (0 to 0)	0 (0 to 0)	0 (0 to 0)	0 (0 to 0)	0 (0 to 0)	0 (0 to 0)	0 (0 to 0)	0 (0 to 0)	0 (0 to 0)	0 (0 to 0)	0 (0 to 0)	0 (0 to 0)	0 (0 to 0)	0 (0 to 0)	0 (0 to 0)	0 (0 to 0)	0
Drug-susceptible tuberculosis	1 to 4 (0 to 0)	4 to 4 (0 to 0)	65,700 (61,700 to 69,900)	69,000 (64,800 to 73,400)	19,100 (17,900 to 20,300)	11,900 (11,200 to 12,700)	17,300 (16,200 to 18,400)	27,200 (25,500 to 28,900)	32,900 (30,900 to 35,000)	41,900 (39,300 to 44,500)	44,900 (42,100 to 47,700)	42,700 (40,000 to 45,400)	40,700 (38,200 to 43,300)	40,000 (37,500 to 42,500)	39,100 (36,700 to 41,600)	37,700 (35,400 to 40,100)	35,900 (33,700 to 38,200)	34,000 (31,900 to 36,200)	31,900 (29,900 to 33,900)	29,800 (27,900 to 31,700)	27,800 (26,000 to 29,500)	25,900 (24,300 to 27,500)	978,000
Multidrug-resistant tuberculosis without extensive drug resistance	0 (0 to 0)	0 (0 to 0)	0 (0 to 0)	0 (0 to 0)	0 (0 to 0)	0 (0 to 0)	0 (0 to 0)	0 (0 to 0)	0 (0 to 0)	0 (0 to 0)	0 (0 to 0)	0 (0 to 0)	0 (0 to 0)	0 (0 to 0)	0 (0 to 0)	0 (0 to 0)	0 (0 to 0)	0 (0 to 0)	0 (0 to 0)	0 (0 to 0)	0 (0 to 0)	0 (0 to 0)	0 (0 to 0)	0
Extensively drug-resistant tuberculosis	0 (0 to 0)	0 (0 to 0)	0 (0 to 0)	0 (0 to 0)	0 (0 to 0)	0 (0 to 0)	0 (0 to 0)	0 (0 to 0)	0 (0 to 0)	0 (0 to 0)	0 (0 to 0)	0 (0 to 0)	0 (0 to 0)	0 (0 to 0)	0 (0 to 0)	0 (0 to 0)	0 (0 to 0)	0 (0 to 0)	0 (0 to 0)	0 (0 to 0)	0 (0 to 0)	0 (0 to 0)	0 (0 to 0)	0
Tuberculosis resulting in other diseases	52,600 (48,900 to 56,500)	32,600 (30,400 to 34,900)	266,000 (248,000 to 285,000)	229,000 (213,000 to 246,000)	60,900 (56,600 to 65,400)	31,200 (29,100 to 33,500)	47,300 (44,000 to 50,800)	66,800 (62,100 to 71,700)	68,200 (63,400 to 73,200)	69,200 (64,300 to 74,300)	69,200 (64,300 to 74,300)	69,200 (64,300 to 74,300)	69,200 (64,300 to 74,300)	69,200 (64,300 to 74,300)	69,200 (64,300 to 74,300)	69,200 (64,300 to 74,300)	69,200 (64,300 to 74,300)	69,200 (64,300 to 74,300)	69,200 (64,300 to 74,300)	69,200 (64,300 to 74,300)	69,200 (64,300 to 74,300)	69,200 (64,300 to 74,300)	1,300,000
Tuberculosis	1 to 4 (0 to 0)	4 to 4 (0 to 0)	65,700 (61,700 to 69,900)	69,000 (64,800 to 73,400)	19,100 (17,900 to 20,300)	11,900 (11,200 to 12,700)	17,300 (16,200 to 18,400)	27,200 (25,500 to 28,900)	32,900 (30,900 to 35,000)	41,900 (39,300 to 44,500)	44,900 (42,100 to 47,700)	42,700 (40,000 to 45,400)	40,700 (38,200 to 43,300)	40,000 (37,500 to 42,500)	39,100 (36,700 to 41,600)	37,700 (35,400 to 40,100)	35,900 (33,700 to 38,200)	34,000 (31,900 to 36,200)	31,900 (29,900 to 33,900)	29,800 (27,900 to 31,700)	27,800 (26,000 to 29,500)	25,900 (24,300 to 27,500)	978,000
Latent tuberculosis infection	0 (0 to 0)	0 (0 to 0)	0 (0 to 0)	0 (0 to 0)	0 (0 to 0)	0 (0 to 0)	0 (0 to 0)	0 (0 to 0)	0 (0 to 0)	0 (0 to 0)	0 (0 to 0)	0 (0 to 0)	0 (0 to 0)	0 (0 to 0)	0 (0 to 0)	0 (0 to 0)	0 (0 to 0)	0 (0 to 0)	0 (0 to 0)	0 (0 to 0)	0 (0 to 0)	0 (0 to 0)	0 (0 to 0)	0
Drug-susceptible tuberculosis	1 to 4 (0 to 0)	4 to 4 (0 to 0)	65,700 (61,700 to 69,900)	69,000 (64,800 to 73,400)	19,100 (17,900 to 20,300)	11,900 (11,200 to 12,700)	17,300 (16,200 to 18,400)	27,200 (25,500 to 28,900)	32,900 (30,900 to 35,000)	41,900 (39,300 to 44,500)	44,900 (42,100 to 47,700)	42,700 (40,000 to 45,400)	40,700 (38,200 to 43,300)	40,000 (37,500 to 42,500)	39,100 (36,700 to 41,600)	37,700 (35,400 to 40,100)	35,900 (33,700 to 38,200)	34,000 (31,900 to 36,200)	31,900 (29,900 to 33,900)	29,800 (27,900 to 31,700)	27,800 (26,000 to 29,500)	25,900 (24,300 to 27,500)	978,000
Multidrug-resistant tuberculosis without extensive drug resistance	0 (0 to 0)	0 (0 to 0)	0 (0 to 0)	0 (0 to 0)	0 (0 to 0)	0 (0 to 0)	0 (0 to 0)	0 (0 to 0)	0 (0 to 0)	0 (0 to 0)	0 (0 to 0)	0 (0 to 0)	0 (0 to 0)	0 (0 to 0)	0 (0 to 0)	0 (0 to 0)	0 (0 to 0)	0 (0 to 0)	0 (0 to 0)	0 (0 to 0)	0 (0 to 0)	0 (0 to 0)	0 (0 to 0)	0
Extensively drug-resistant tuberculosis	0 (0 to 0)	0 (0 to 0)	0 (0 to 0)	0 (0 to 0)	0 (0 to 0)	0 (0 to 0)	0 (0 to 0)	0 (0 to 0)	0 (0 to 0)	0 (0 to 0)	0 (0 to 0)	0 (0 to 0)	0 (0 to 0)	0 (0 to 0)	0 (0 to 0)	0 (0 to 0)	0 (0 to 0)	0 (0 to 0)	0 (0 to 0)	0 (0 to 0)	0 (0 to 0)	0 (0 to 0)	0 (0 to 0)	0
Tuberculosis resulting in other diseases	52,600 (48,900 to 56,500)	32,600 (30,400 to 34,900)	266,000 (248,000 to 285,000)	229,000 (213,000 to 246,000)	60,900 (56,600 to 65,400)	31,200 (29,100 to 33,500)	47,300 (44,000 to 50,800)	66,800 (62,100 to 71,700)	68,200 (63,400 to 73,200)	69,200 (64,300 to 74,300)	69,200 (64,300 to 74,300)	69,200 (64,300 to 74,300)	69,200 (64,300 to 74,300)	69,200 (64,300 to 74,300)	69,200 (64,300 to 74,300)	69,200 (64,300 to 74,300)	69,200 (64,300 to 74,300)	69,200 (64,300 to 74,300)	69,200 (64,300 to 74,300)	69,200 (64,300 to 74,300)	69,200 (64,300 to 74,300)	69,200 (64,300 to 74,300)	1,300,000
Enteric infections	28,000 (26,900 to 29,100)	22,600 (21,700 to 23,500)	27,000 (25,900 to 28,000)	256,000 (246,000 to 266,000)	67,900 (65,200 to 70,600)	23,900 (22,900 to 24,900)	19,600 (18,800 to 20,400)	21,100 (20,200 to 21,900)	19,100 (18,300 to 19,900)	18,600 (17,800 to 19,400)	18,600 (17,800 to 19,400)	18,600 (17,800 to 19,400)	18,600 (17,800 to 19,400)	18,600 (17,800 to 19,400)	18,600 (17,800 to 19,400)	18,700 (17,900 to 19,500)	18,700 (17,900 to 19,500)	18,700 (17,900 to 19,500)	18,700 (17,900 to 19,500)	18,700 (17,900 to 19,500)	18,700 (17,900 to 19,500)	18,700 (17,900 to 19,500)	492,000
Diarrheal diseases	1 (0.8 to 1.2)	20,000 (17,000 to 23,000)	268,000 (228,000 to 312,000)	249,000 (214,000 to 290,000)	48,700 (41,600 to 56,900)	19,600 (16,800 to 22,900)	17,300 (14,800 to 20,200)	18,600 (16,000 to 21,800)	16,800 (14,400 to 19,600)	16,300 (14,000 to 19,100)	16,300 (14,000 to 19,100)	16,300 (14,000 to 19,100)	16,300 (14,000 to 19,100)	16,300 (14,000 to 19,100)	16,300 (14,000 to 19,100)	16,300 (14,000 to 19,100)	16,300 (14,000 to 19,100)	16,300 (14,000 to 19,100)	16,300 (14,000 to 19,100)	16,300 (14,000 to 19,100)	16,300 (14,000 to 19,100)	16,300 (14,000 to 19,100)	428,000
Typhoid and paratyphoid	0 (0 to 0)	264 (111 to 484)	2,570 (1,080 to 4,710)	2,440 (1,030 to 4,470)	1,870 (787 to 3,430)	1,010 (425 to 1,850)	699 (294 to 1,280)	545 (229 to 1,000)	443 (186 to 812)	379 (159 to 695)	379 (159 to 695)	379 (159 to 695)	379 (159 to 695)	379 (159 to 695)	379 (159 to 695)	379 (159 to 695)	379 (159 to 695)	379 (159 to 695)	379 (159 to 695)	379 (159 to 695)	379 (159 to 695)	379 (159 to 695)	9,020
Typhoid fever	0 (0 to 0)	264 (111 to 484)	2,570 (1,080 to 4,710)	2,440 (1,030 to 4,470)	1,870 (787 to 3,430)	1,010 (425 to 1,850)	699 (294 to 1,280)	545 (229 to 1,000)	443 (186 to 812)	379 (159 to 695)	379 (159 to 695)	379 (159 to 695)	379 (159 to 695)	379 (159 to 695)	379 (159 to 695)	379 (159 to 695)	379 (159 to 695)	379 (159 to 695)	379 (159 to 695)	379 (159 to 695)	379 (159 to 695)	379 (159 to 695)	9,020
Paratyphoid fever	0 (0 to 0)	0 (0 to 0)	0 (0 to 0)	0 (0 to 0)	0 (0 to 0)	0 (0 to 0)	0 (0 to 0)	0 (0 to 0)	0 (0 to 0)	0 (0 to 0)	0 (0 to 0)	0 (0 to 0)	0 (0 to 0)	0 (0 to 0)	0 (0 to 0)	0 (0 to 0)	0 (0 to 0)	0 (0 to 0)	0 (0 to 0)	0 (0 to 0)	0 (0 to 0)	0 (0 to 0)	0 (0 to 0)	0
Invasive Non-typhoidal Salmonella (iNTS)	0 (0 to 0)	600 (320 to 1,020)	2,520 (1,320 to 4,350)	2,560 (1,360 to 4,360)	1,930 (1,020 to 3,270)	1,040 (550 to 1,760)	720 (381 to 1,220)	562 (297 to 952)	457 (242 to 774)	391 (207 to 663)	391 (207 to 663)	391 (207 to 663)	391 (207 to 663)	391 (207 to 663)	391 (207 to 663)	391 (207 to 663)	391 (207 to 663)	391 (207 to 663)	391 (207 to 663)	391 (207 to 663)	391 (207 to 663)	391 (207 to 663)	9,300
Other intestinal infectious diseases	0 (0 to 0)	32.6 (29.2 to 37.1)	414 (371 to 471)	107 (96.1 to 122)	69.9 (62.7 to 79.6)	29.2 (26.2 to 33.2)	27.2 (24.4 to 31.0)	31.0 (27.8 to 35.3)	31.0 (27.8 to 35.3)	31.0 (27.8 to 35.3)	31.0 (27.8 to 35.3)	31.0 (27.8 to 35.3)	31.0 (27.8 to 35.3)	31.0 (27.8 to 35.3)	31.0 (27.8 to 35.3)	31.0 (27.8 to 35.3)	31.0 (27.8 to 35.3)	31.0 (27.8 to 35.3)	31.0 (27.8 to 35.3)	31.0 (27.8 to 35.3)	31.0 (27.8 to 35.3)	31.0 (27.8 to 35.3)	1,200
Neglected tropical diseases and malaria	60.6 (22.7 to 109)	25,600 (9,600 to 46,000)	207,000 (77,500 to 372,000)	721,000 (270,000 to 1,300,000)	170,000 (63,600 to 306,000)	82,000 (30,700 to 147,000)	47,000 (17,600 to 84,500)	20,300 (7,610 to 36,500)	13,200 (4,940 to 23,800)	9,170 (3,430 to 16,500)	6,660 (2,490 to 12,000)	4,850 (1,810 to 8,720)	3,530 (1,320 to 6,350)	2,570 (961 to 4,620)	1,870 (700 to 3,360)	1,360 (509 to 2,450)	990 (370 to 1,780)	720 (270 to 1,300)	524 (196 to 943)	382 (143 to 687)	278 (104 to 500)	202 (75.6 to 364)	916,000
Malaria	0 (0 to 0)	25,600 (9,600 to 46,000)	207,000 (77,500 to 372,000)	721,000 (270,000 to 1,300,000)	170,000 (63,600 to 306,000)	82,000 (30,700 to 147,000)	47,000 (17,600 to 84,500)	20,300 (7,610 to 36,500)	13,200 (4,940 to 23,800)	9,170 (3,430 to 16,500)	6,660 (2,490 to 12,000)	4,850 (1,810 to 8,720)	3,530 (1,320 to 6,350)	2,570 (961 to 4,620)	1,870 (700 to 3,360)	1,360 (509 to 2,450)	990 (370 to 1,780)	720 (270 to 1,300)	524 (196 to 943)	382 (143 to 687)	278 (104 to 500)	202 (75.6 to 364)	916,000
Chagas disease	0 (0 to 0)	0 (0 to 0)	0 (0 to 0)	0 (0 to 0)	0 (0 to 0)	0 (0 to 0)	0 (0 to 0)	0 (0 to 0)	0 (0 to 0)	0 (0 to 0)	0 (0 to 0)	0 (0 to 0)	0 (0 to 0)	0 (0 to 0)	0 (0 to 0)	0 (0 to 0)	0 (0 to 0)	0 (0 to 0)	0 (0 to 0)	0 (0 to 0)	0 (0 to 0)	0 (0 to 0)	0 (0 to 0)	0
Leishmaniasis	0 (0 to 0)	0 (0 to 0)	267 (114 to 487)	2,660 (1,200 to 4,930)	2,320 (1,010 to 4,310)	1,250 (543 to 2,330)	870 (378 to 1,620)	675 (293 to 1,260)	547 (238 to 1,020)	470 (204 to 876)	470 (204 to 876)	470 (204 to 876)	470 (204 to 876)	470 (204 to 876)	470 (204 to 876)	470 (204 to 876)	470 (204 to 876)	470 (204 to 876)	470 (204 to 876)	470 (204 to 876)	470 (204 to 876)	470 (204 to 876)	470 (204 to 876)	11,200
Visceral leishmaniasis	0 (0 to 0)	0 (0 to 0)	267 (114 to 487)	2,660 (1,200 to 4,930)	2,320 (1,010 to 4,310)	1,250 (543 to 2,330)	870 (378 to 1,620)	675 (293 to 1,260)	547 (238 to 1,020)	470 (204 to 876)	470 (204 to 876)	470 (204 to 876)	470 (204 to 876)	470 (204 to 876)	470 (204 to 876)	470 (204 to 876)	470 (204 to 876)	470 (204 to 876)	470 (204 to 876)	470 (204 to 876)	470 (204 to 876)	470 (204 to 876)	470 (204 to 876)	11,200
Cutaneous and mucocutaneous leishmaniasis	0 (0 to 0)	0 (0 to 0)	0 (0 to 0)	0 (0 to 0)	0 (0 to 0)	0 (0 to 0)	0 (0 to 0)	0 (0 to 0)	0 (0 to 0)	0 (0 to 0)	0 (0 to 0)	0 (0 to 0)	0 (0 to 0)	0 (0 to 0)	0 (0 to 0)	0 (0 to 0)	0 (0 to 0)	0 (0 to 0)	0 (0 to 0)	0 (0 to 0)	0 (0 to 0)	0 (0 to 0)	0 (0 to 0)	0
African trypanosomiasis	0 (0 to 0)	0 (0 to 0)	66.1 (0 to 195)	66.1 (0 to 195)	66.9 (0 to 209)	33.9 (0 to 109)	27.6 (0 to 94.6)	31.6 (0 to 104)	31.6 (0 to 104)	31.6 (0 to 104)	31.6 (0 to 104)	31.6 (0 to 104)	31.6 (0 to 104)	31.6 (0 to 104)	31.6 (0 to 104)	31.6 (0 to 104)	31.6 (0 to 104)	31.6 (0 to 104)	31.6 (0 to 104)	31.6 (0 to 104)	31.6 (0 to 104)	31.6 (0 to 104)	31.6 (0 to 104)	675
Schistosomiasis	0 (0 to 0)	0 (0 to 0)	0 (0 to 0)	0 (0 to 0)	0 (0 to 0)	0 (0 to 0)	0 (0 to 0)	0 (0 to 0)	0 (0 to 0)	0 (0 to 0)	0 (0 to 0)	0 (0 to 0)	0 (0 to 0)	0 (0 to 0)	0 (0 to 0)	0 (0 to 0)	0 (0 to 0)	0 (0 to 0)	0 (0 to 0)	0 (0 to 0)	0 (0 to 0)	0 (0 to 0)	0 (0 to 0)	0
Cysticercosis	0 (0 to 0)	0 (0 to 0)	0 (0 to 0)	0 (0 to 0)	0 (0 to 0)	0 (0 to 0)	0 (0 to 0)	0 (0 to 0)	0 (0 to 0)	0 (0 to 0)	0 (0 to 0)	0 (0 to 0)	0 (0 to 0)	0 (0 to 0)	0 (0 to 0)	0 (0 to 0)	0 (0 to 0)	0 (0 to 0)	0 (0 to 0)	0 (0 to 0)	0 (0 to 0)	0 (0 to 0)	0 (0 to 0)	0
Cystic echinococcosis	0 (0 to 0)	0 (0 to 0)	103 (0 to 321)	91 (0 to 284)	38.6 (0 to 120)	34.6 (0 to 108)	34.6 (0 to 108)	34.6 (0 to 108)	34.6 (0 to 108)	34.6 (0 to 108)	34.6 (0 to 108)	34.6 (0 to 108)	34.6 (0 to 108)	34.6 (0 to 108)	34.6 (0 to 108)	34.6 (0 to 108)	34.6 (0 to 108)	34.6 (0 to 108)	34.6 (0 to 108)	34.6 (0 to 108)	34.6 (0 to 108)	34.6 (0 to 108)	34.6 (0 to 108)	457
Lymphatic filariasis	0 (0 to 0)	0 (0 to 0)	1,900 (1,000 to 3,200)	1,900 (1,000 to 3,200)	1,270 (667 to 2,140)	677 (356 to 1,140)	1,220 (641 to 2,060)	1,060 (557 to 1,790)	965 (507 to 1,630)	851 (447 to 1,440)	795 (418 to 1,340)	795 (418 to 1,340)	795 (418 to 1,340)	795 (418 to 1,340)	795 (418 to 1,340)	795 (418 to 1,340)	795 (418 to 1,340)	795 (418 to 1,340)	795 (418 to 1,340)	795 (418 to 1,340)	795 (418 to 1,340)	795 (418 to 1,340)	19,400
Onchocerciasis	0 (0 to 0)	0 (0 to 0)	0 (0 to 0)	0 (0 to 0)	0 (0 to 0)	0 (0 to 0)	0 (0 to 0)	0 (0 to 0)	0 (0 to 0)	0 (0 to 0)	0 (0 to 0)	0 (0 to 0)	0 (0 to 0)	0 (0 to 0)	0 (0 to 0)	0 (0 to 0)	0 (0 to 0)	0 (0 to 0)	0 (0 to 0)	0 (0 to 0)	0 (0 to 0)	0 (0 to 0)	0 (0 to 0)	0
Trachoma	0 (0 to 0)	0 (0 to 0)	0 (0 to 0)	0 (0 to 0)	0 (0 to 0)	0 (0 to 0)	0 (0 to 0)	0 (0 to 0)	0 (0 to 0)	0 (0 to 0)	0 (0 to 0)	0 (0 to 0)	0 (0 to 0)	0 (0 to 0)	0 (0 to 0)	0 (0 to 0)	0 (0 to 0)	0 (0 to 0)	0 (0 to 0)	0 (0 to 0)	0 (0 to 0)	0 (0 to 0)	0 (0 to 0)	0
Dengue	0 (0 to 0)	0 (0 to 0)	56 (0 to 192)	196 (0 to 592)	282 (0 to 1,000)	217 (0 to 1,000)	196 (0 to 1,000)	124 (0 to 1,000)	102 (0 to 1,000)	80.5 (0 to 1,000)	69.6 (0 to 1,000)	64.9 (0 to 1,000)	60.7 (0 to 1,000)	56.9 (0 to 1,000)	53.5 (0 to 1,000)	50.5 (0 to 1,000)	47.8 (0 to 1,000)	45.4 (0 to 1,000)	43.2 (0 to 1,000)	41.2 (0 to 1,000)	39.5 (0 to 1,000)	37.9 (0 to 1,000)	36.5 (0 to 1,000)	1,200
Yellow fever	0 (0 to 0)	0 (0 to 0)	2,660 (1,200 to 4,930)	2,660 (1,200 to



Other transport injuries	59·2 (20·7 to 153)	27·8 (9·8 to 72·1)	433 (195 to 832)	2,630 (1,120 to 5,540)	1,630 (775 to 2,940)	1,420 (812 to 2,390)	2,280 (1,210 to 4,110)	2,660 (1,440 to 4,420)	2,080 (1,110 to 3,540)	1,750 (946 to 3,100)	1,370 (744 to 2,380)	1,260 (695 to 2,260)	977 (551 to 1,680)	790 (468 to 1,280)	564 (337 to 955)	357 (227 to 577)	232 (143 to 384)	111 (74·5 to 169)	71·7 (48 to 116)	28·6 (19·8 to 43)	10·3 (7·5 to 15·2)	3·2 (2·4 to 4·7)	0·8 (0·6 to 1·2)	20,700
Unintentional injuries	4,150 (2,670 to 7,270)	3,290 (851 to 17,300)	21,700 (13,300 to 35,700)	75,600 (48,200 to 115,000)	30,700 (18,800 to 43,100)	21,700 (15,600 to 27,900)	18,300 (13,700 to 23,100)	18,800 (13,800 to 23,400)	15,700 (11,800 to 19,200)	14,500 (11,000 to 17,500)	13,000 (9,990 to 16,300)	13,300 (10,100 to 16,800)	12,100 (9,280 to 15,400)	11,800 (9,240 to 15,100)	10,300 (8,080 to 13,000)	8,760 (6,900 to 11,000)	6,920 (5,670 to 8,440)	4,310 (3,590 to 5,200)	3,700 (3,060 to 4,430)	2,060 (1,720 to 2,450)	960 (782 to 1,160)	333 (261 to 418)	77·6 (59·9 to 100)	312,000
Falls	518 (248 to 1,040)	95·9 (40·8 to 192)	1,530 (683 to 3,150)	4,650 (2,040 to 9,460)	4,980 (2,730 to 8,710)	4,190 (2,750 to 6,130)	2,500 (1,810 to 3,340)	2,710 (1,960 to 3,530)	2,550 (1,880 to 3,290)	2,520 (1,910 to 3,290)	2,550 (1,910 to 3,330)	2,790 (2,080 to 3,670)	2,610 (1,960 to 3,430)	3,150 (2,370 to 4,190)	2,950 (2,230 to 3,830)	2,740 (2,090 to 3,550)	2,370 (1,840 to 3,000)	1,720 (1,340 to 2,200)	1,750 (1,360 to 2,200)	1,150 (904 to 1,440)	596 (456 to 769)	216 (159 to 287)	49·2 (35·2 to 68·7)	50,900
Drowning	278 (150 to 512)	74·4 (31·6 to 155)	2,230 (1,030 to 4,300)	29,700 (15,800 to 52,800)	8,830 (4,370 to 14,800)	5,400 (3,170 to 8,220)	2,810 (1,590 to 4,480)	2,120 (1,200 to 3,400)	1,440 (855 to 2,260)	1,160 (703 to 1,730)	902 (550 to 1,370)	888 (530 to 1,380)	711 (432 to 1,090)	629 (396 to 990)	509 (320 to 788)	370 (227 to 562)	272 (175 to 404)	148 (91·5 to 231)	97·6 (58·7 to 151)	39·1 (23·4 to 59·1)	13·1 (7·2 to 21·1)	2·8 (1·7 to 4·2)	0·5 (0·3 to 0·8)	58,700
Fire, heat, and hot substances	327 (194 to 582)	187 (83·2 to 372)	3,450 (1,580 to 7,090)	10,900 (5,230 to 22,900)	3,030 (1,490 to 5,630)	1,840 (1,200 to 2,740)	1,890 (1,280 to 2,660)	2,060 (1,380 to 2,990)	1,880 (1,340 to 2,620)	1,800 (1,310 to 2,450)	1,640 (1,190 to 2,240)	1,600 (1,150 to 2,200)	1,420 (1,030 to 2,000)	1,330 (957 to 1,860)	1,090 (790 to 1,520)	892 (620 to 1,270)	757 (547 to 1,090)	450 (324 to 646)	353 (252 to 502)	172 (120 to 243)	65 (45·4 to 90·5)	17·1 (12·1 to 23·4)	3·5 (2·3 to 5·1)	37,200
Poisonings	284 (113 to 629)	170 (36·2 to 562)	2,750 (1,060 to 5,660)	5,950 (2,720 to 12,100)	1,660 (712 to 3,060)	1,190 (604 to 2,030)	1,120 (588 to 1,980)	1,260 (667 to 2,090)	1,100 (602 to 1,780)	1,040 (581 to 1,700)	999 (561 to 1,640)	1,180 (679 to 1,940)	1,170 (647 to 1,890)	1,190 (649 to 2,060)	1,040 (599 to 1,780)	826 (455 to 1,380)	588 (335 to 1,010)	299 (180 to 499)	197 (114 to 323)	84·2 (49·4 to 135)	25·6 (15·6 to 40·9)	5·9 (3·6 to 9·3)	0·9 (0·5 to 1·6)	24,100
Poisoning by carbon monoxide	55 (14·7 to 143)	26·6 (4·1 to 101)	422 (81·3 to 1,370)	716 (132 to 2,980)	384 (123 to 940)	250 (98·3 to 525)	496 (215 to 1,010)	526 (229 to 1,020)	409 (166 to 800)	442 (204 to 815)	407 (186 to 770)	506 (226 to 916)	525 (237 to 933)	472 (212 to 904)	429 (199 to 783)	394 (186 to 743)	301 (150 to 549)	152 (82·6 to 250)	110 (58·7 to 190)	45·3 (24·4 to 75·1)	15·9 (8·8 to 26·3)	4·1 (2·3 to 6·6)	0·6 (0·3 to 1·1)	7,090
Poisoning by other means	229 (86·1 to 543)	143 (30·7 to 443)	2,330 (899 to 4,850)	5,230 (2,290 to 10,500)	1,270 (547 to 2,410)	942 (457 to 1,680)	624 (306 to 1,120)	735 (362 to 1,340)	692 (362 to 1,180)	600 (305 to 1,020)	591 (300 to 1,020)	676 (360 to 1,210)	646 (311 to 1,160)	716 (349 to 1,250)	615 (304 to 1,130)	432 (202 to 816)	287 (138 to 534)	148 (75·3 to 269)	86·7 (41·1 to 158)	38·8 (19·2 to 70·8)	9·8 (4·8 to 17·2)	1·8 (0·9 to 3·5)	0·3 (0·1 to 0·5)	17,000
Exposure to mechanical forces	836 (85·7 to 3,480)	2,040 (35 to 15,700)	2,260 (375 to 9,860)	4,180 (1,860 to 8,470)	2,640 (1,570 to 4,060)	2,060 (1,350 to 2,870)	2,840 (1,820 to 4,140)	3,090 (1,920 to 4,490)	2,650 (1,750 to 3,740)	2,360 (1,610 to 3,250)	2,030 (1,390 to 2,830)	1,920 (1,330 to 2,700)	1,780 (1,250 to 2,500)	1,490 (1,060 to 2,080)	1,150 (826 to 1,550)	881 (647 to 1,200)	651 (472 to 867)	359 (274 to 487)	291 (215 to 388)	146 (109 to 201)	63·1 (46·6 to 84·1)	23·7 (16·9 to 32·7)	6·4 (4·1 to 9·8)	35,800
Unintentional firearm injuries	175 (4·8 to 829)	215 (1·3 to 1,950)	598 (41·6 to 3,570)	923 (276 to 2,370)	520 (229 to 1,050)	430 (222 to 795)	905 (409 to 1,680)	934 (408 to 1,770)	859 (384 to 1,560)	666 (332 to 1,190)	512 (256 to 960)	510 (269 to 879)	472 (258 to 838)	300 (162 to 532)	240 (138 to 412)	232 (134 to 386)	175 (103 to 292)	103 (62·3 to 167)	92·2 (56·9 to 144)	45·5 (27·2 to 72·9)	21·5 (13·1 to 33·9)	9·5 (5·8 to 15·4)	3 (1·6 to 5·4)	8,940
Other exposure to mechanical forces	661 (64·8 to 2,820)	1,830 (28·1 to 14,300)	1,660 (256 to 7,970)	3,260 (1,400 to 6,560)	2,120 (1,260 to 3,310)	1,630 (1,080 to 2,290)	1,930 (1,210 to 2,850)	2,150 (1,310 to 3,210)	1,790 (1,160 to 2,680)	1,690 (1,130 to 2,350)	1,520 (1,030 to 2,180)	1,410 (960 to 1,990)	1,310 (907 to 1,910)	1,190 (813 to 1,670)	909 (654 to 1,240)	649 (462 to 869)	476 (335 to 651)	256 (187 to 347)	199 (143 to 271)	100 (72·4 to 137)	41·7 (29·5 to 57·5)	14·2 (9·8 to 19·8)	3·4 (2·2 to 5)	26,800
Adverse effects of medical treatment	740 (451 to 1,220)	365 (179 to 720)	4,220 (2,230 to 7,330)	6,160 (2,190 to 11,300)	1,530 (832 to 2,480)	939 (566 to 1,400)	851 (492 to 1,290)	976 (576 to 1,500)	864 (514 to 1,300)	880 (521 to 1,490)	740 (424 to 1,240)	787 (460 to 1,340)	778 (454 to 1,430)	738 (441 to 1,280)	761 (438 to 1,320)	687 (413 to 1,200)	550 (332 to 965)	331 (205 to 562)	261 (163 to 488)	126 (74·7 to 237)	52·5 (31·7 to 100)	16·9 (9·6 to 32·2)	4 (2·2 to 8·3)	23,400
Animal contact	99 (54·4 to 194)	42·9 (18·1 to 98·1)	998 (415 to 2,450)	4,890 (2,060 to 11,800)	2,740 (1,140 to 6,040)	1,590 (811 to 3,110)	961 (559 to 1,620)	876 (508 to 1,470)	786 (468 to 1,300)	765 (441 to 1,280)	733 (435 to 1,210)	848 (490 to 1,460)	881 (490 to 1,580)	1,080 (625 to 1,790)	1,050 (601 to 1,890)	876 (508 to 1,520)	650 (395 to 1,030)	364 (222 to 589)	234 (138 to 378)	95·9 (57·2 to 161)	31 (19·6 to 49·8)	7·7 (5 to 11·7)	1·7 (1·1 to 2·6)	20,600
Venomous animal contact	29·7 (10·6 to 71·5)	6·1 (2 to 16·8)	245 (63·2 to 811)	1,530 (348 to 5,970)	1,030 (316 to 2,970)	634 (255 to 1,450)	340 (163 to 670)	315 (143 to 638)	313 (150 to 611)	307 (133 to 608)	312 (142 to 591)	366 (161 to 736)	395 (176 to 778)	565 (262 to 1,050)	581 (287 to 1,120)	533 (268 to 967)	402 (207 to 715)	227 (111 to 401)	134 (68·7 to 249)	51·6 (25·7 to 95·2)	15·4 (7·6 to 29·6)	3·6 (1·9 to 6·3)	0·8 (0·4 to 1·5)	8,340
Non-venomous animal contact	69·3 (35·4 to 133)	36·8 (15 to 87·3)	753 (312 to 1,760)	3,360 (1,420 to 7,490)	1,710 (708 to 3,690)	958 (453 to 1,840)	620 (336 to 1,100)	561 (305 to 1,030)	473 (248 to 823)	458 (248 to 753)	421 (229 to 735)	482 (233 to 853)	486 (245 to 905)	518 (273 to 928)	467 (237 to 877)	344 (166 to 640)	248 (121 to 440)	137 (69·3 to 248)	99·9 (50·1 to 183)	44·3 (22·9 to 80·4)	15·7 (8·9 to 27·4)	4·1 (2·5 to 6·5)	0·9 (0·6 to 1·5)	12,300
Foreign body	749 (382 to 1,310)	224 (120 to 415)	3,020 (1,420 to 6,050)	4,470 (2,540 to 8,660)	2,110 (1,360 to 3,210)	1,740 (1,210 to 2,410)	2,130 (1,470 to 2,990)	2,490 (1,640 to 3,670)	1,810 (1,280 to 2,400)	1,590 (1,150 to 2,100)	1,390 (981 to 1,890)	1,360 (966 to 1,880)	1,160 (864 to 1,560)	898 (662 to 1,230)	725 (537 to 972)	622 (470 to 838)	468 (355 to 601)	286 (216 to 373)	229 (171 to 301)	113 (85·6 to 147)	52·6 (38·9 to 72·2)	19·8 (13·9 to 28)	5·5 (3·6 to 8)	27,700
Pulmonary aspiration and foreign body in airway	692 (362 to 1,190)	211 (112 to 385)	2,760 (1,260 to 5,490)	3,280 (1,630 to 6,810)	1,290 (687 to 2,180)	1,010 (590 to 1,540)	1,430 (859 to 2,170)	1,790 (1,040 to 2,830)	1,190 (726 to 1,730)	982 (611 to 1,420)	811 (489 to 1,220)	782 (474 to 1,190)	712 (457 to 1,060)	523 (340 to 781)	422 (269 to 628)	387 (259 to 561)	294 (203 to 408)	186 (130 to 260)	149 (103 to 211)	75·9 (52·4 to 104)	37·8 (25·6 to 54·7)	14·6 (9·2 to 22·5)	4·3 (2·5 to 6·6)	19,000
Foreign body in eyes	0·3 (0·1 to 0·6)	0·8 (0·2 to 1·8)	13·8 (3·8 to 30·5)	71 (21 to 162)	107 (31·9 to 241)	112 (34·1 to 258)	111 (35·6 to 256)	117 (37 to 262)	113 (41 to 234)	104 (37·9 to 216)	89·2 (33·5 to 186)	84·3 (35·8 to 170)	64·6 (30·6 to 122)	48·7 (26 to 86·7)	35 (20 to 56·8)	24·5 (14·8 to 38·6)	17·7 (10·8 to 26·7)	9·6 (6·2 to 14·3)	7 (4·5 to 10·2)	3·1 (2 to 4·6)	1·2 (0·8 to 1·7)	0·4 (0·2 to 0·5)	0·1 (0·1 to 0·1)	1,130
Foreign body in other body part	56·8 (16·7 to 158)	12·2 (5·5 to 25·7)	242 (98 to 570)	1,110 (454 to 2,540)	710 (444 to 1,120)	617 (414 to 923)	594 (398 to 853)	576 (394 to 838)	514 (362 to 720)	506 (360 to 704)	486 (351 to 661)	489 (346 to 671)	383 (275 to 533)	326 (240 to 439)	267 (195 to 358)	211 (152 to 294)	157 (115 to 215)	90·8 (64·5 to 125)	73·1 (52·6 to 101)	34·1 (23·8 to 47)	13·6 (9·4 to 20·3)	4·8 (3·2 to 7·7)	1·2 (0·8 to 1·9)	7,480
Environmental heat and cold exposure	55·4 (23·3 to 113)	21·3 (7·7 to 51·4)	337 (123 to 895)	1,090 (459 to 2,470)	684 (364 to 1,290)	555 (349 to 878)	815 (475 to 1,370)	877 (506 to 1,490)	683 (400 to 1,150)	599 (366 to 958)	517 (323 to 832)	492 (293 to 838)	418 (255 to 667)	322 (199 to 536)	246 (157 to 386)	214 (123 to 358)	156 (92·9 to 255)	97·2 (59·4 to 156)	87·7 (53·1 to 141)	37·9 (22·5 to 61)	17·2 (10·2 to 29·8)	7 (3·9 to 11·6)	1·8 (1 to 3·4)	8,330
Exposure to forces of nature	3 (2·7 to 3·3)	8·3 (7·5 to 9·1)	67·4 (61·2 to 74·2)	328 (297 to 361)	319 (289 to 353)	314 (280 to 349)	258 (228 to 294)	227 (197 to 268)	194 (167 to 226)	153 (130 to 181)	117 (100 to 139)	95·3 (81·2 to 113)	69·9 (60 to 83·5)	55·9 (48·3 to 65·8)	40·9 (35·2 to 48·2)	29·6 (25·4 to 35)	18·9 (16 to 22·8)	11·3 (9·7 to 13·3)	7·1 (6 to 8·4)	3 (2·6 to 3·6)	1 (0·8 to 1·2)	0·2 (0·2 to 0·3)	0 (0 to 0)	2,320
Other unintentional injuries	257 (140 to 439)	59 (27·4 to 112)	809 (466 to 1,370)	3,280 (1,740 to 6,000)	2,120 (1,220 to 3,540)	1,890 (1,140 to 2,890)	2,160 (1,260 to 3,460)	2,170 (1,290 to 3,340)	1,770 (1,090 to 2,590)	1,590 (1,040 to 2,360)	1,350 (861 to 2,060)	1,300 (857 to 1,880)	1,110 (725 to 1,690)	915 (610 to 1,350)	699 (471 to 1,010)	618 (405 to 913)	443 (303 to 651)	245 (168 to 350)	199 (140 to 286)	98·2 (70·7 to 139)	43·1 (30·4 to 59·2)	15·2 (11 to 20·8)	3·9 (2·7 to 5·4)	23,200
Self-harm and interpersonal violence	597 (289 to 1,070)	109 (40·9 to 231)	1,620 (621 to 3,200)	6,730 (2,250 to 13,700)	2,870 (1,500 to 4,770)	7,770 (5,190 to 11,100)	19,800 (13,000 to 27,800)	30,600 (21,400 to 42,100)	28,000 (20,000 to 36,900)	25,900 (18,700 to 34,200)	25,500 (18,400 to 33,800)	25,000 (18,500 to 33,700)	19,500 (14,500 to 25,800)	16,600 (12,200 to 21,900)	12,200 (9,260 to 15,700)	7,730 (5,940 to 10,000)	4,880 (3,770 to 6,340)	2,360 (1,840 to 3,130)	1,480 (1,130 to 1,890)	602 (459 to 783)	192 (147 to 248)	44·2 (34·3 to 56·1)	9 (6·8 to 11·5)	240,000
Self-harm	0 (0 to 0)	0 (0 to 0)	0 (0 to 0)	0 (0 to 0)	0 (0 to 0)	4,360 (2,520 to 7,050)	8,300 (5,030 to 12,700)	11,100 (6,480 to 17,400)	10,200 (6,170 to 16,000)	8,670 (5,340 to 13,100)	7,540 (4,860 to 11,300)	7,720 (5,030 to 11,100)	6,930 (4,530 to 10,300)	6,710 (4,430 to 9,930)	5,440 (3,690 to 7,970)	4,010 (2,710 to 5,830)	2,960 (2,060 to 4,220)	1,610 (1,160 to 2,250)	1,070 (752 to 1,470)	450 (320 to 609)	142 (99·8 to 192)	30·8 (22·1 to 41)	6·3 (4·4 to 8·7)	87,300
Self-harm by firearm	0 (0 to 0)	0 (0 to 0)	0 (0 to 0)	0 (0 to 0)	0 (0 to 0)	148 (53·9 to 329)	604 (249 to 1,220)	779 (320 to 1,600)	631 (270 to 1,190)	528 (236 to 1,010)	418 (197 to 772)	454 (225 to 832)	391 (188 to 710)	379 (175 to 710)	307 (154 to 546)	217 (108 to 401)	163 (77·1 to 298)	77·3 (39·7 to 139)	49·1 (24·9 to 91·4)	19·6 (10·1 to 36·6)	6·4 (3·4 to 11·5)	1·6 (0·9 to 2·7)	0·5 (0·3 to 1)	5,170
Self-harm by other specified means	0 (0 to 0)	0 (0 to 0)	0 (0 to 0)	0 (0 to 0)	0 (0 to 0)	4,210 (2,410 to 6,840)	7,700 (4,690 to 11,800)	10,300 (6,030 to 16,300)	9,590 (5,790 to 15,100)	8,150 (4,930 to 12,500)	7,130 (4,570 to 10,600)	7,270 (4,670 to 10,500)	6,540 (4,290 to 9,860)	6,330 (4,170 to 9,310)	5,140 (3,470 to 7,560)	3,800 (2,580 to 5,460)	2,800 (1,940 to 3,930)	1,530 (1,090 to 2,140)	1,020 (717 to 1,400)	430 (303 to 582)	136 (94·8 to 185)	29·2 (20·8 to 39)	5·8 (4 to 7·9)	82,100
Interpersonal violence	582 (275 to 1,050)	101 (32·8 to 223)	1,580 (583 to 3,170)	6,480 (2,000 to 13,400)	2,680 (1,310 to 4,580)	3,250 (2,010 to 4,990)	11,000 (6,360 to 17,800)	14,000 (8,380 to 22,200)	10,500 (6,410 to 16,600)	7,570 (4,910 to 11,400)	5,260 (3,370 to 7,900)	3,840 (2,490 to 5,700)	2,340 (1,540 to 3,520)	1,540 (1,030 to 2,370)	877 (595 to 1,360)	472 (347 to 663)	267 (198 to 375)	115 (87·3 to 150)	69·2 (54·1 to 91·7)	25·5 (19·9 to 31·5)	8·4 (6·6 to 10·6)	2 (1·6 to 2·5)	0·4 (0·3 to 0·6)	72,500
Physical violence by firearm	74·8 (26·4 to 165)	10 (2·7 to 25·8)	163 (46·8 to 415)	696 (173 to 1,950)	311 (109 to 676)	300 (117 to 644)	1,610 (613 to 3,750)	2,100 (811 to 5,010)	1,460 (605 to 3,250)	1,130 (513 to 2,290)	699 (303 to 1,460)	521 (240 to 1,140)	276 (115 to 622)	205 (97·6 to 429)	145 (65 to 299)	67·5 (37·6 to 125)	24·1 (12·3 to 51·9)	9·2 (4·7 to 17·9)	4·7 (2·4 to 9·3)	1·7 (0·9 to 3·5)	0·5 (0·2 to 0·9)	0·1 (0·1 to 0·2)	0 (0 to 0·1)	9,810
Physical violence by sharp object	68 (17·9 to 170)	11·6 (2·4 to 30·5)	217 (52·1 to 517)	1,570 (304 to 3,780)	531 (153 to 1,140)	706 (225 to 1,340)	4,950 (1,840 to 9,540)	6,590 (2,430 to 11,900)	4,650 (1,810 to 8,700)	3,230 (1,370 to 5,600)	2,160 (904 to 3,800)	1,530 (687 to 2,670)	912 (436 to 1,550)	611 (294 to 1,010)	290 (150 to 508)	161 (89·8 to 240)	80·5 (49·8 to 125)	35·3 (24·2 to 48·6)	22·3 (15·7 to 31·2)	7·8 (5·5 to 10·4)	2·8 (2 to 3·7)	0·8 (0·6 to 1)	0·2 (0·1 to 0·3)	28,300
Sexual violence	0 (0 to 0)	0 (0 to 0)	0 (0 to 0)	48·4 (29·1 to 76·8)	380 (231 to 590)	725 (418 to 1,120)	1,290 (744 to 2,050)	1,650 (981 to 2,520)	1,510 (847 to 2,440)	1,200 (665 to 1,980)	844 (480 to 1,350)	657 (378 to 1,080)	398 (230 to 659)	219 (123 to 361)	122 (70·6 to 196)	76·7 (47·6 to 117)	53·3 (33·1 to 80·8)	28 (17·5 to 41·9)	19 (12·2 to 28)	7·9 (5·2 to 11·6)	2·4 (1·5 to 3·7)	0·3 (0·2 to 0·5)	0 (0 to 0)	9,240
Physical violence by other means	440 (212 to 795)	79·2 (26·2 to 177)	1,200 (449 to 2,420)	4,160 (1,300 to 9,220)	1,460 (621 to 2,750)	1,520 (823 to 2,670)	3,140 (1,480 to 6,220)	3,670 (1,760 to 7,260)	2,840 (1,470 to 5,380)	2,020 (1,040 to 3,730)	1,550 (847 to 2,670)	1,130 (613 to 1,990)	751 (425 to 1,300)	505 (303 to 851)	320 (193 to 547)	167 (109 to 268)	109 (72·4 to 164)	42·1 (29·3 to 62·4)	23·3 (16·6 to 33·5)	8·1 (5·9 to 10·9)	2·8 (2 to 3·7)	0·8 (0·6 to 1)	0·2 (0·1 to 0·2)	25,100
Conflict and terrorism	14·9 (13·5 to 16·4)	8·2 (7·5 to 9·1)	26·9 (24·4 to 29·7)	198 (177 to 222)	136 (117 to 161)	122 (101 to 152)	480 (333 to 704)	5,430 (3,220 to 8,920)	7,290 (4,350 to 11,900)	9,640 (5,790 to 15,000)	12,600 (7,830 to 19,300)	13,400 (8,510 to 19,900)	10,200 (6,570 to 15,300)	8,290 (5,500 to 12,100)	5,860 (3,920 to 8,430)	3,240 (2,180 to 4,610)	1,650 (1,130 to 2,370)	633 (422 to 920)	340 (223 to 497)	127 (82·1 to 186)	42 (26·9 to 61)	11·3 (7·3 to 16·8)	2·2 (1·4 to 3·3)	79,800

GBD Table 2c: Central African Republic, DALYS by cause and age group for both sexes with 95% uncertainty intervals, 2019

Cause	Early Neonatal	Late Neonatal	Post Neonatal	1 to 4	5 to 9	10 to 14	15 to 19	20 to 24	25 to 29	30 to 34	35 to 39	40 to 44	45 to 49	50 to 54	55 to 59	60 to 64	65 to 69	70 to 74	75 to 79	80 to 84	85 to 89	90 to 94	95 plus	Total
All causes	515,000 (427,000 to 609,000)	149,000 (74,300 to 214,000)	715,000 (575,000 to 850,000)	743,000 (612,000 to 863,000)	142,000 (116,000 to 162,000)	120,000 (78,500 to 139,000)	146,000 (116,000 to 174,000)	175,000 (140,000 to 214,000)	141,000 (112,000 to 180,000)	146,000 (116,000 to 206,000)	142,000 (112,000 to 204,000)	197,000 (152,000 to 244,000)	241,000 (189,000 to 294,000)	240,000 (189,000 to 294,000)	245,000 (194,000 to 292,000)	234,000 (183,000 to 282,000)	224,000 (173,000 to 272,000)	192,000 (143,000 to 240,000)	159,000 (115,000 to 203,000)	114,000 (76,500 to 155,000)	62,000 (33,000 to 92,000)	32,600 (14,400 to 52,000)	5,050 (1,810 to 9,000)	387 (161 to 672)	5,360,000
Communicable, maternal, neonatal, and nutritional diseases	477,000 (397,000 to 564,000)	139,000 (69,000 to 199,000)	643,000 (509,000 to 765,000)	671,000 (553,000 to 783,000)	115,000 (93,000 to 132,000)	89,000 (57,000 to 104,000)	77,000 (57,000 to 94,000)	79,000 (60,000 to 101,000)	61,000 (46,000 to 84,000)	61,000 (46,000 to 87,000)	57,000 (43,000 to 86,000)	74,000 (56,000 to 96,000)	87,000 (66,000 to 113,000)	84,000 (64,000 to 109,000)	77,000 (59,000 to 99,000)	69,000 (53,000 to 89,000)	59,000 (45,000 to 77,000)	47,000 (35,000 to 61,000)	34,000 (25,000 to 44,000)	23,000 (16,000 to 30,000)	12,000 (6,000 to 18,000)	6,000 (2,000 to 10,000)	1,000 (489 to 1,800)	2,990,000
HIV/AIDS and sexually transmitted infections	20,000 (9,640 to 49,700)	2,000 (1,020 to 10,700)	16,000 (9,060 to 22,000)	5,000 (3,700 to 11,000)	1,000 (1,000 to 2,000)	1,000 (1,000 to 2,000)	2,000 (1,000 to 3,000)	4,000 (2,000 to 7,000)	4,000 (2,000 to 7,000)	5,000 (2,000 to 9,000)	5,000 (2,000 to 9,000)	6,000 (3,000 to 10,000)	6,000 (3,000 to 10,000)	5,000 (2,000 to 9,000)	4,000 (2,000 to 8,000)	3,000 (1,000 to 6,000)	2,000 (1,000 to 4,000)	1,000 (1,000 to 3,000)	1,000 (1,000 to 2,000)	1,000 (1,000 to 2,000)	1,000 (1,000 to 2,000)	1,000 (1,000 to 2,000)	1,000 (1,000 to 2,000)	322,000
HIV/AIDS	20,000 (9,640 to 49,700)	2,000 (1,020 to 10,700)	16,000 (9,060 to 22,000)	5,000 (3,700 to 11,000)	1,000 (1,000 to 2,000)	1,000 (1,000 to 2,000)	2,000 (1,000 to 3,000)	4,000 (2,000 to 7,000)	4,000 (2,000 to 7,000)	5,000 (2,000 to 9,000)	5,000 (2,000 to 9,000)	6,000 (3,000 to 10,000)	6,000 (3,000 to 10,000)	5,000 (2,000 to 9,000)	4,000 (2,000 to 8,000)	3,000 (1,000 to 6,000)	2,000 (1,000 to 4,000)	1,000 (1,000 to 3,000)	1,000 (1,000 to 2,000)	1,000 (1,000 to 2,000)	1,000 (1,000 to 2,000)	1,000 (1,000 to 2,000)	1,000 (1,000 to 2,000)	322,000
HIV/AIDS - Drug-susceptible Tuberculosis	0 (0 to 1)	0 (0 to 0)	1,760 (1,190 to 2,740)	3,690 (2,660 to 4,630)	2,670 (1,710 to 3,940)	2,420 (1,670 to 3,530)	6,900 (3,870 to 10,700)	8,990 (3,930 to 15,600)	10,600 (4,620 to 18,600)	14,700 (6,650 to 23,600)	17,600 (7,550 to 27,400)	17,600 (7,550 to 27,400)	18,400 (7,720 to 28,700)	16,900 (7,010 to 26,600)	15,270 (6,690 to 24,000)	12,400 (5,660 to 19,500)	980 (480 to 1,450)	1,760 (1,000 to 2,600)	1,760 (1,000 to 2,600)	1,760 (1,000 to 2,600)	1,760 (1,000 to 2,600)	1,760 (1,000 to 2,600)	1,760 (1,000 to 2,600)	114,000
HIV/AIDS - Multidrug-resistant Tuberculosis without extensive drug resistance	0 (0 to 0)	0 (0 to 0)	76 (0 to 282)	131 (0 to 426)	139 (12 to 440)	154 (14 to 484)	352 (32 to 1,100)	561 (52 to 1,750)	577 (54 to 1,800)	925 (86 to 2,880)	973 (90 to 3,030)	997 (93 to 3,100)	925 (86 to 2,880)	812 (77 to 2,530)	681 (64 to 2,120)	551 (52 to 1,720)	391 (37 to 1,220)	309 (29 to 963)	309 (29 to 963)	309 (29 to 963)	309 (29 to 963)	309 (29 to 963)	309 (29 to 963)	6,680
HIV/AIDS - Extensively drug-resistant Tuberculosis	0 (0 to 0)	0 (0 to 0)	0 (0 to 3.6)	0 (0 to 4.6)	0 (0 to 4.6)	0 (0 to 4.6)	0 (0 to 12.2)	0 (0 to 17.1)	0 (0 to 17.6)	0 (0 to 29.1)	0 (0 to 30.7)	0 (0 to 30.7)	0 (0 to 29.1)	0 (0 to 26.1)	0 (0 to 23.2)	0 (0 to 20.3)	0 (0 to 17.4)	0 (0 to 14.5)	0 (0 to 14.5)	0 (0 to 14.5)	0 (0 to 14.5)	0 (0 to 14.5)	0 (0 to 14.5)	62.3
HIV/AIDS resulting in other diseases	0 (0 to 0.6)	1 (0 to 6.6)	2,200 (1,020 to 5,640)	2,200 (1,020 to 5,640)	1,100 (0 to 3,220)	1,100 (0 to 3,220)	2,200 (0 to 6,440)	2,200 (0 to 6,440)	2,200 (0 to 6,440)	2,200 (0 to 6,440)	2,200 (0 to 6,440)	2,200 (0 to 6,440)	2,200 (0 to 6,440)	2,200 (0 to 6,440)	2,200 (0 to 6,440)	2,200 (0 to 6,440)	1,100 (0 to 3,220)	1,100 (0 to 3,220)	1,100 (0 to 3,220)	1,100 (0 to 3,220)	1,100 (0 to 3,220)	1,100 (0 to 3,220)	1,100 (0 to 3,220)	157,000
Sexually transmitted infections, excluding HIV	20,000 (9,640 to 49,700)	2,000 (1,020 to 10,700)	14,000 (8,040 to 19,700)	2,000 (1,000 to 5,000)	1,000 (1,000 to 2,000)	1,000 (1,000 to 2,000)	2,000 (1,000 to 3,000)	3,000 (1,000 to 5,000)	3,000 (1,000 to 5,000)	3,000 (1,000 to 5,000)	3,000 (1,000 to 5,000)	3,000 (1,000 to 5,000)	3,000 (1,000 to 5,000)	3,000 (1,000 to 5,000)	2,000 (1,000 to 4,000)	2,000 (1,000 to 4,000)	1,000 (1,000 to 2,000)	1,000 (1,000 to 2,000)	1,000 (1,000 to 2,000)	1,000 (1,000 to 2,000)	1,000 (1,000 to 2,000)	1,000 (1,000 to 2,000)	1,000 (1,000 to 2,000)	42,000
Syphilis	0 (0 to 0)	0 (0 to 0)	1,000 (1,000 to 1,000)	1,000 (1,000 to 1,000)	1,000 (1,000 to 1,000



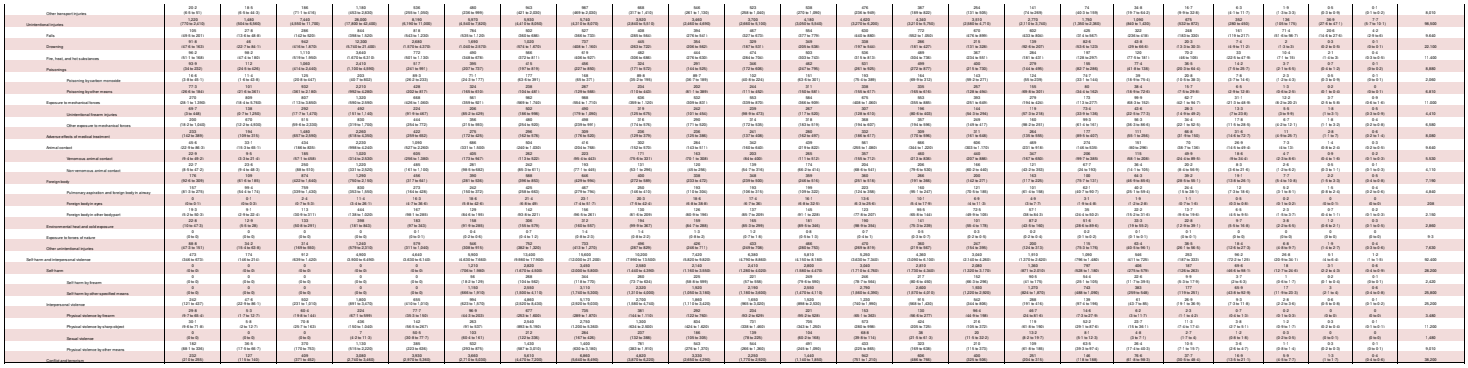

SR Table 2c: Congo DALYS by cause and age group for both sexes with 95% uncertainty intervals, 2019

Cause	Both Neonatal	Late Neonatal	Post Neonatal	1 to 4	5 to 9	10 to 14	15 to 19	20 to 24	25 to 29	30 to 34	35 to 39	40 to 44	45 to 49	50 to 54	55 to 59	60 to 64	65 to 69	70 to 74	75 to 79	80 to 84	85 to 89	90 to 94	95 plus	Total
All causes	184,000 (164,000 to 207,000)	42,900 (32,900 to 57,700)	126,000 (101,000 to 159,000)	176,000 (128,000 to 241,000)	77,600 (66,700 to 90,500)	67,900 (56,100 to 81,900)	64,600 (49,600 to 83,000)	63,900 (49,600 to 84,000)	65,900 (49,600 to 88,000)	69,000 (49,600 to 94,000)	73,000 (49,600 to 100,000)	77,000 (49,600 to 106,000)	82,000 (49,600 to 113,000)	88,000 (49,600 to 122,000)	95,000 (49,600 to 131,000)	103,000 (49,600 to 142,000)	112,000 (49,600 to 154,000)	122,000 (49,600 to 168,000)	133,000 (49,600 to 183,000)	145,000 (49,600 to 200,000)	158,000 (49,600 to 218,000)	172,000 (49,600 to 237,000)	186,000 (49,600 to 257,000)	2,619,000
Communicable, maternal, neonatal, and nutritional diseases	177,000 (149,000 to 210,000)	34,600 (28,900 to 41,100)	109,000 (90,000 to 133,000)	142,000 (100,000 to 192,000)	39,900 (34,000 to 46,900)	29,900 (24,400 to 36,900)	28,000 (20,700 to 36,600)	26,900 (19,900 to 36,400)	27,900 (19,900 to 38,000)	29,900 (19,900 to 41,000)	32,000 (19,900 to 44,000)	34,000 (19,900 to 48,000)	36,000 (19,900 to 52,000)	38,000 (19,900 to 57,000)	41,000 (19,900 to 63,000)	44,000 (19,900 to 70,000)	47,000 (19,900 to 78,000)	50,000 (19,900 to 87,000)	53,000 (19,900 to 97,000)	56,000 (19,900 to 108,000)	59,000 (19,900 to 120,000)	62,000 (19,900 to 132,000)	64,000 (19,900 to 145,000)	1,035,000
HIV/AIDS and sexually transmitted infections	9,970 (7,520 to 12,900)	2,700 (1,940 to 3,660)	14,000 (9,740 to 19,700)	19,000 (11,700 to 29,000)	6,470 (4,660 to 8,760)	5,190 (3,660 to 7,190)	16,400 (11,600 to 22,800)	22,400 (15,600 to 31,400)	23,400 (16,000 to 33,000)	23,600 (16,000 to 33,000)	23,600 (16,000 to 33,000)	23,600 (16,000 to 33,000)	23,600 (16,000 to 33,000)	23,600 (16,000 to 33,000)	23,600 (16,000 to 33,000)	23,600 (16,000 to 33,000)	23,600 (16,000 to 33,000)	23,600 (16,000 to 33,000)	23,600 (16,000 to 33,000)	23,600 (16,000 to 33,000)	23,600 (16,000 to 33,000)	23,600 (16,000 to 33,000)	23,600 (16,000 to 33,000)	396,000
HIV/AIDS	9,970 (7,520 to 12,900)	2,700 (1,940 to 3,660)	14,000 (9,740 to 19,700)	19,000 (11,700 to 29,000)	6,470 (4,660 to 8,760)	5,190 (3,660 to 7,190)	16,400 (11,600 to 22,800)	22,400 (15,600 to 31,400)	23,400 (16,000 to 33,000)	23,600 (16,000 to 33,000)	23,600 (16,000 to 33,000)	23,600 (16,000 to 33,000)	23,600 (16,000 to 33,000)	23,600 (16,000 to 33,000)	23,600 (16,000 to 33,000)	23,600 (16,000 to 33,000)	23,600 (16,000 to 33,000)	23,600 (16,000 to 33,000)	23,600 (16,000 to 33,000)	23,600 (16,000 to 33,000)	23,600 (16,000 to 33,000)	23,600 (16,000 to 33,000)	23,600 (16,000 to 33,000)	396,000
HIV/AIDS - Drug-susceptible Tuberculosis	0 (0 to 0)	0 (0 to 0)	0 (0 to 0)	0 (0 to 0)	0 (0 to 0)	0 (0 to 0)	0 (0 to 0)	0 (0 to 0)	0 (0 to 0)	0 (0 to 0)	0 (0 to 0)	0 (0 to 0)	0 (0 to 0)	0 (0 to 0)	0 (0 to 0)	0 (0 to 0)	0 (0 to 0)	0 (0 to 0)	0 (0 to 0)	0 (0 to 0)	0 (0 to 0)	0 (0 to 0)	0 (0 to 0)	0 (0 to 0)	0
HIV/AIDS - Multidrug-resistant Tuberculosis without extensi	0 (0 to 0)	0 (0 to 0)	0 (0 to 0)	0 (0 to 0)	0 (0 to 0)	0 (0 to 0)	0 (0 to 0)	0 (0 to 0)	0 (0 to 0)	0 (0 to 0)	0 (0 to 0)	0 (0 to 0)	0 (0 to 0)	0 (0 to 0)	0 (0 to 0)	0 (0 to 0)	0 (0 to 0)	0 (0 to 0)	0 (0 to 0)	0 (0 to 0)	0 (0 to 0)	0 (0 to 0)	0 (0 to 0)	0 (0 to 0)	0
HIV/AIDS - Extensively drug-resistant Tuberculosis	0 (0 to 0)	0 (0 to 0)	0 (0 to 0)	0 (0 to 0)	0 (0 to 0)	0 (0 to 0)	0 (0 to 0)	0 (0 to 0)	0 (0 to 0)	0 (0 to 0)	0 (0 to 0)	0 (0 to 0)	0 (0 to 0)	0 (0 to 0)	0 (0 to 0)	0 (0 to 0)	0 (0 to 0)	0 (0 to 0)	0 (0 to 0)	0 (0 to 0)	0 (0 to 0)	0 (0 to 0)	0 (0 to 0)	0 (0 to 0)	0
HIV/AIDS resulting in other diseases	0 (0 to 0)	0 (0 to 0)	0 (0 to 0)	0 (0 to 0)	0 (0 to 0)	0 (0 to 0)	0 (0 to 0)	0 (0 to 0)	0 (0 to 0)	0 (0 to 0)	0 (0 to 0)	0 (0 to 0)	0 (0 to 0)	0 (0 to 0)	0 (0 to 0)	0 (0 to 0)	0 (0 to 0)	0 (0 to 0)	0 (0 to 0)	0 (0 to 0)	0 (0 to 0)	0 (0 to 0)	0 (0 to 0)	0 (0 to 0)	0
Sexually transmitted infections excluding HIV	9,970 (7,520 to 12,900)	2,700 (1,940 to 3,660)	3,960 (2,740 to 5,560)	719 (444 to 1,110)	69.8 (44.1 to 107)	24.1 (15.2 to 37.2)	79.7 (50.2 to 123)	133 (83.7 to 205)	197 (124 to 304)	334 (210 to 515)	559 (352 to 862)	1,020 (643 to 1,570)	1,940 (1,220 to 2,990)	3,940 (2,480 to 6,070)	7,960 (5,010 to 12,300)	15,900 (10,000 to 24,500)	31,800 (20,000 to 49,000)	63,600 (40,000 to 98,000)	127,000 (80,000 to 196,000)	254,000 (160,000 to 392,000)	509,000 (320,000 to 784,000)	1,020,000 (641,000 to 1,570,000)	1,020,000 (641,000 to 1,570,000)	16,900
Syphilis	0 (0 to 0)	0 (0 to 0)	0 (0 to 0)	0 (0 to 0)	0 (0 to 0)	0 (0 to 0)	0 (0 to 0)	0 (0 to 0)	0 (0 to 0)	0 (0 to 0)	0 (0 to 0)	0 (0 to 0)	0 (0 to 0)	0 (0 to 0)	0 (0 to 0)	0 (0 to 0)	0 (0 to 0)	0 (0 to 0)	0 (0 to 0)	0 (0 to 0)	0 (0 to 0)	0 (0 to 0)	0 (0 to 0)	0 (0 to 0)	0
Chlamydial infection	0 (0 to 0)	0 (0 to 0)	0 (0 to 0)	0 (0 to 0)	0 (0 to 0)	1.5 (0.7 to 2.6)	5.8 (3.4 to 9.3)	19.4 (11.7 to 29.2)	39.4 (24.1 to 59.9)	77.1 (47.9 to 116)	151 (94.1 to 227)	296 (184 to 444)	579 (361 to 867)	1,140 (712 to 1,710)	2,260 (1,410 to 3,390)	4,510 (2,810 to 6,770)	9,010 (5,620 to 13,500)	18,000 (11,200 to 27,000)	36,000 (22,400 to 54,000)	72,000 (44,800 to 108,000)	144,000 (89,600 to 216,000)	288,000 (179,000 to 432,000)	288,000 (179,000 to 432,000)	109
Gonococcal infection	0 (0 to 0)	0 (0 to 0)	0 (0 to 0)	0 (0 to 0)	0 (0 to 0)	0 (0 to 0)	0 (0 to 0)	0 (0 to 0)	0 (0 to 0)	0 (0 to 0)	0 (0 to 0)	0 (0 to 0)	0 (0 to 0)	0 (0 to 0)	0 (0 to 0)	0 (0 to 0)	0 (0 to 0)	0 (0 to 0)	0 (0 to 0)	0 (0 to 0)	0 (0 to 0)	0 (0 to 0)	0 (0 to 0)	0 (0 to 0)	0
Trichomoniasis	0 (0 to 0)	0 (0 to 0)	0 (0 to 0)	0 (0 to 0)	0 (0 to 0)	0.7 (0.3 to 1.2)	2.7 (1.6 to 4.3)	9.0 (5.4 to 13.5)	18.3 (11.2 to 27.8)	35.8 (22.3 to 53.6)	70.1 (43.7 to 105)	137 (85.4 to 206)	269 (168 to 403)	529 (330 to 793)	1,050 (655 to 1,570)	2,090 (1,300 to 3,140)	4,180 (2,610 to 6,270)	8,360 (5,220 to 12,500)	16,700 (10,400 to 25,100)	33,400 (20,800 to 50,100)	66,800 (41,600 to 100,000)	134,000 (83,100 to 201,000)	134,000 (83,100 to 201,000)	50
Sexually transmitted infections resulting in other diseases	1 (0 to 1.1)	3.3 (2.4 to 4.5)	6,450 (4,320 to 9,260)	13,920 (8,220 to 23,600)	6,370 (3,170 to 12,300)	4,970 (2,480 to 9,600)	13,800 (6,870 to 26,600)	16,500 (8,220 to 31,900)	16,500 (8,220 to 31,900)	22,400 (11,200 to 43,200)	27,300 (13,600 to 52,800)	26,900 (13,400 to 52,000)	23,200 (11,600 to 44,800)	15,900 (7,920 to 30,700)	7,290 (3,630 to 14,100)	3,060 (1,520 to 5,900)	1,410 (702 to 2,720)	666 (331 to 1,290)	292 (145 to 564)	121 (60.2 to 234)	49.8 (24.8 to 96.2)	19.7 (9.8 to 38.1)	3.4 (2.5 to 4.6)	266,000
Respiratory infections and tuberculosis	9,970 (7,520 to 12,900)	3,700 (2,940 to 4,660)	3,960 (2,740 to 5,560)	719 (444 to 1,110)	69.8 (44.1 to 107)	24.1 (15.2 to 37.2)	79.7 (50.2 to 123)	133 (83.7 to 205)	197 (124 to 304)	334 (210 to 515)	559 (352 to 862)	1,020 (643 to 1,570)	1,940 (1,220 to 2,990)	3,940 (2,480 to 6,070)	7,960 (5,010 to 12,300)	15,900 (10,000 to 24,500)	31,800 (20,000 to 49,000)	63,600 (40,000 to 98,000)	127,000 (80,000 to 196,000)	254,000 (160,000 to 392,000)	509,000 (320,000 to 784,000)	1,020,000 (641,000 to 1,570,000)	1,020,000 (641,000 to 1,570,000)	16,900
Tuberculosis	0 (0 to 0)	0 (0 to 0)	2,260 (1,200 to 4,200)	7,440 (2,770 to 17,400)	2,660 (923 to 6,290)	1,170 (373 to 3,170)	2,990 (1,040 to 7,310)	3,410 (1,210 to 8,270)	3,720 (1,320 to 9,050)	4,060 (1,440 to 9,900)	4,440 (1,570 to 10,800)	4,870 (1,720 to 11,900)	5,410 (1,910 to 13,200)	6,070 (2,140 to 14,800)	6,970 (2,460 to 17,000)	8,170 (2,890 to 19,900)	9,660 (3,410 to 23,500)	11,500 (4,060 to 28,000)	13,800 (4,880 to 33,600)	16,500 (5,830 to 40,200)	19,600 (6,930 to 47,800)	23,100 (8,170 to 56,300)	26,900 (9,510 to 65,600)	297,000
Latent tuberculosis infection	0 (0 to 0)	0 (0 to 0)	0 (0 to 0)	0 (0 to 0)	0 (0 to 0)	0 (0 to 0)	0 (0 to 0)	0 (0 to 0)	0 (0 to 0)	0 (0 to 0)	0 (0 to 0)	0 (0 to 0)	0 (0 to 0)	0 (0 to 0)	0 (0 to 0)	0 (0 to 0)	0 (0 to 0)	0 (0 to 0)	0 (0 to 0)	0 (0 to 0)	0 (0 to 0)	0 (0 to 0)	0 (0 to 0)	0 (0 to 0)	0
Drug-susceptible tuberculosis	9,970 (7,520 to 12,900)	2,260 (1,600 to 3,220)	1,700 (1,070 to 2,660)	719 (444 to 1,110)	69.8 (44.1 to 107)	24.1 (15.2 to 37.2)	79.7 (50.2 to 123)	133 (83.7 to 205)	197 (124 to 304)	334 (210 to 515)	559 (352 to 862)	1,020 (643 to 1,570)	1,940 (1,220 to 2,990)	3,940 (2,480 to 6,070)	7,960 (5,010 to 12,300)	15,900 (10,000 to 24,500)	31,800 (20,000 to 49,000)	63,600 (40,000 to 98,000)	127,000 (80,000 to 196,000)	254,000 (160,000 to 392,000)	509,000 (320,000 to 784,000)	1,020,000 (641,000 to 1,570,000)	1,020,000 (641,000 to 1,570,000)	16,700
Multidrug-resistant tuberculosis without extensive drug-res	0 (0 to 0)	1.02 (0.7 to 1.4)	567 (377 to 798)	67.6 (18.4 to 211)	69.1 (18.4 to 211)	24.1 (18.4 to 211)	79.7 (18.4 to 211)	133 (18.4 to 211)	197 (18.4 to 211)	334 (18.4 to 211)	559 (18.4 to 211)	1,020 (18.4 to 211)	1,940 (18.4 to 211)	3,940 (18.4 to 211)	7,960 (18.4 to 211)	15,900 (18.4 to 211)	31,800 (18.4 to 211)	63,600 (18.4 to 211)	127,000 (18.4 to 211)	254,000 (18.4 to 211)	509,000 (18.4 to 211)	1,020,000 (18.4 to 211)	1,020,000 (18.4 to 211)	3,690
Extensively drug-resistant tuberculosis	0 (0 to 0)	1.6 (1.2 to 2.2)	2.9 (1.9 to 4.3)	0.7 (0.4 to 1.1)	0.6 (0.4 to 1.1)	1.2 (0.8 to 1.9)	2.4 (1.6 to 3.7)	5.0 (3.3 to 7.7)	9.2 (6.1 to 14.2)	17.1 (11.4 to 26.4)	31.8 (21.2 to 49.1)	59.2 (39.5 to 91.4)	110 (73.4 to 170)	205 (137 to 317)	382 (255 to 590)	712 (475 to 1,100)	1,330 (886 to 2,050)	2,470 (1,650 to 3,820)	4,600 (3,070 to 7,110)	8,570 (5,720 to 13,200)	15,900 (10,600 to 24,600)	29,600 (19,800 to 45,800)	29,600 (19,800 to 45,800)	93
Lower respiratory infections	6,270 (5,410 to 7,350)	3,810 (3,270 to 4,450)	10,900 (9,180 to 13,000)	6,940 (5,180 to 9,360)	2,560 (1,900 to 3,440)	1,540 (1,140 to 2,080)	1,660 (1,230 to 2,230)	1,920 (1,430 to 2,580)	1,970 (1,470 to 2,650)	2,160 (1,610 to 2,900)	2,460 (1,830 to 3,300)	3,020 (2,250 to 4,060)	3,660 (2,730 to 4,920)	4,370 (3,260 to 5,870)	5,220 (3,890 to 7,010)	6,220 (4,640 to 8,360)	7,450 (5,560 to 10,000)	8,900 (6,640 to 12,000)	10,600 (7,900 to 14,200)	12,600 (9,400 to 16,900)	15,000 (11,200 to 20,200)	17,800 (13,300 to 23,900)	21,100 (15,700 to 28,300)	77,500
Upper respiratory infections	0 (1.6 to 7.4)	1.9 (0.9 to 29.1)	356 (162 to 629)	229 (109 to 1,360)	113 (41.3 to 1,290)	33 (12.3 to 1,033)	49.5 (18.4 to 1,099)	39 (14.5 to 1,033)	39 (14.5 to 1,033)	39 (14.5 to 1,033)	39 (14.5 to 1,033)	39 (14.5 to 1,033)	39 (14.5 to 1,033)	39 (14.5 to 1,033)	39 (14.5 to 1,033)	39 (14.5 to 1,033)	39 (14.5 to 1,033)	39 (14.5 to 1,033)	39 (14.5 to 1,033)	39 (14.5 to 1,033)	39 (14.5 to 1,033)	39 (14.5 to 1,033)	39 (14.5 to 1,033)	6,290
Otitis media	0 (0 to 0)	0 (0 to 0)	0 (0 to 0)	0 (0 to 0)	0 (0 to 0)	0 (0 to 0)	0 (0 to 0)	0 (0 to 0)	0 (0 to 0)	0 (0 to 0)	0 (0 to 0)	0 (0 to 0)	0 (0 to 0)	0 (0 to 0)	0 (0 to 0)	0 (0 to 0)	0 (0 to 0)	0 (0 to 0)	0 (0 to 0)	0 (0 to 0)	0 (0 to 0)	0 (0 to 0)	0 (0 to 0)	0 (0 to 0)	0
Enteric infections	2,390 (923 to 5,110)	4,450 (1,760 to 9,360)	38,100 (13,700 to 84,000)	44,000 (12,600 to 99,000)	8,260 (2,220 to 18,800)	2,210 (1,020 to 4,120)	2,320 (1,020 to 4,120)	2,320 (1,020 to 4,120)	2,320 (1,020 to 4,120)	2,320 (1,020 to 4,120)	2,460 (1,060 to 4,360)	2,760 (1,060 to 4,360)	3,270 (1,060 to 4,360)	3,930 (1,060 to 4,360)	4,760 (1,060 to 4,360)	5,880 (1,060 to 4,360)	7,380 (1,060 to 4,360)	9,360 (1,110 to 4,360)	11,900 (1,110 to 4,360)	15,100 (1,110 to 4,360)	19,200 (1,110 to 4,360)	24,400 (1,110 to 4,360)	30,900 (1,110 to 4,360)	196,000
Diarrheal diseases	2,390 (923 to 5,110)	4,450 (1,760 to 9,360)	38,100 (13,700 to 84,000)	44,000 (12,600 to 99,000)	8,260 (2,220 to 18,800)	2,210 (1,020 to 4,120)	2,320 (1,020 to 4,120)	2,320 (1,020 to 4,120)	2,320 (1,020 to 4,120)	2,320 (1,020 to 4,120)	2,460 (1,060 to 4,360)	2,760 (1,060 to 4,360)	3,270 (1,060 to 4,360)	3,930 (1,060 to 4,360)	4,760 (1,060 to 4,360)	5,880 (1,060 to 4,360)	7,380 (1,060 to 4,360)	9,360 (1,110 to 4,360)	11,900 (1,110 to 4,360)	15,100 (1,110 to 4,360)	19,200 (1,110 to 4,360)	24,400 (1,110 to 4,360)	30,900 (1,110 to 4,360)	197,000
Cholera	0 (0 to 0)	0 (0 to 0)	0 (0 to 0)	0 (0 to 0)	0 (0 to 0)	0 (0 to 0)	0 (0 to 0)	0 (0 to 0)	0 (0 to 0)	0 (0 to 0)	0 (0 to 0)	0 (0 to 0)	0 (0 to 0)	0 (0 to 0)	0 (0 to 0)	0 (0 to 0)	0 (0 to 0)	0 (0 to 0)	0 (0 to 0)	0 (0 to 0)	0 (0 to 0)	0 (0 to 0)	0 (0 to 0)	0 (0 to 0)	0
Other diarrheal diseases	2,390 (923 to 5,110)	4,450 (1,760 to 9,360)	38,100 (13,700 to 84,000)	44,000 (12,600 to 99,000)	8,260 (2,220 to 18,800)	2,210 (1,020 to 4,120)	2,320 (1,020 to 4,120)	2,320 (1,020 to 4,120)	2,320 (1,020 to 4,120)	2,320 (1,020 to 4,120)	2,460 (1,060 to 4,360)	2,760 (1,060 to 4,360)	3,270 (1,060 to 4,360)	3,930 (1,060 to 4,360)	4,760 (1,060 to 4,360)	5,880 (1,060 to 4,360)	7,380 (1,060 to 4,360)	9,360 (1,110 to 4,360)	11,900 (1,110 to 4,360)	15,100 (1,110 to 4,360)	19,200 (1,110 to 4,360)	24,400 (1,110 to 4,360)	30,900 (1,110 to 4,360)	197,000
Malaria	1.9 (0.9 to 4.2)	6,960 (1,180 to 26,900)	19,900 (3,140 to 76,100)	41,600 (4,630 to 154,000)	9,530 (1,060 to 35,700)	6,290 (1,060 to 23,600)	6,700 (1,060 to 25,000)	6,840 (1,060 to 25,600)	6,900 (1,060 to 25,800)	6,920 (1,060 to 25,900)	6,920 (1,060 to 25,900)	6,920 (1,060 to 25,900)	6,920 (1,060 to 25,900)	6,920 (1,060 to 25,900)	6,920 (1,060 to 25,900)	6,920 (1,060 to 25,900)	6,920 (1,060 to 25,900)	6,920 (1,060 to 25,900)	6,920 (1,060 to 25,900)	6,920 (1,060 to 25,900)	6,920 (1,060 to 25,900)	6,920 (1,060 to 25,900)	6,920 (1,060 to 25,900)	6,920 (1,060 to 25,900)	137,000
Chagas disease	0 (0 to 0)	0 (0 to 0)	0 (0 to 0)	0 (0 to 0)	0 (0 to 0)	0 (0 to 0)	0 (0 to 0)	0 (0 to 0)	0 (0 to 0)	0 (0 to 0)	0 (0 to 0)	0 (0 to 0)	0 (0 to 0)	0 (0 to 0)	0 (0 to 0)	0 (0 to 0)	0 (0 to 0)	0 (0 to 0)	0 (0 to 0)	0 (0 to 0)	0 (0 to 0)	0 (0 to 0)	0 (0 to 0)	0 (0 to 0)	0
Leishmaniasis	0 (0 to 0)	0 (0 to 0)	0 (0 to 0)	0 (0 to 0)	0 (0 to 0)	0 (0 to 0)	0 (0 to 0)	0 (0 to 0)	0 (0 to 0)	0 (0 to 0)	0 (0 to 0)	0 (0 to 0)	0 (0 to 0)	0 (0 to 0)	0 (0 to 0)	0 (0 to 0)	0 (0 to 0)	0 (0 to 0)	0 (0 to 0)	0 (0 to 0)	0 (0 to 0)	0 (0 to 0)	0 (0 to 0)	0 (0 to 0)	0
Visceral leishmaniasis	0 (0 to 0)	0 (0 to 0)	0 (0 to 0)	0 (0 to 0)	0 (0 to 0)	0 (0 to 0)	0 (0 to 0)	0 (0 to 0)	0 (0 to 0)	0 (0 to 0)	0 (0 to 0)	0 (0 to 0)	0 (0 to 0)	0 (0 to 0)	0 (0 to 0)	0 (0 to 0)	0 (0 to 0)	0 (0 to 0)	0 (0 to 0)	0 (0 to 0)	0 (0 to 0)	0 (0 to 0)	0 (0 to 0)	0 (0 to 0)	0
Cutaneous and mucocutaneous leishmaniasis	0 (0 to 0)	0 (0 to 0)	0 (0 to 0)	0 (0 to 0)	0 (0 to 0)	0 (0 to 0)	0 (0 to 0)	0 (0 to 0)	0 (0 to 0)	0 (0 to 0)	0 (0 to 0)	0 (0 to 0)	0 (0 to 0)	0 (0 to 0)	0 (0 to 0)	0 (0 to 0)	0 (0 to 0)	0 (0 to 0)	0 (0 to 0)	0 (0 to 0)	0 (0 to 0)	0 (0 to 0)	0 (0 to 0)	0 (0 to 0)	0
African trypanosomiasis	0 (0 to 0)	0 (0 to 0)	13 (0 to 69)	49.6 (0.9 to 367)	58.3 (0.9 to 367)	24.1 (0.9 to 367)	79.7 (0.9 to 367)	133 (0.9 to 367)	197 (0.9 to 367)	334 (0.9 to 367)	559 (0.9 to 367)	1,020 (0.9 to 367)	1,940 (0.9 to 367)	3,940 (0.9 to 367)	7,960 (0.9 to 367)	15,900 (0.9 to 367)	31,800 (0.9 to 367)	63,600 (0.9 to 367)	127,000 (0.9 to 367)	254,000 (0.9 to 367)	509,000 (0.9 to 367)	1,020,000 (0.9 to 367)	1,020,000 (0.9 to 367)	472
Schistosomiasis	0 (0 to 0)	0 (0 to 0)	0 (0 to 1.1)	0 (0 to 7.14)	0 (0 to 7.14)	0 (0 to 7.14)	0 (0 to 7.14)	0 (0 to 7.14)	0 (0 to 7.14)	0 (0 to 7.14)	0 (0 to 7.14)	0 (0 to 7.14)	0 (0 to 7.14)	0 (0 to 7.14)	0 (0 to 7.14)	0 (0 to 7.14)	0 (0 to 7.14)	0 (0 to 7.14)	0 (0 to 7.14)	0 (0 to 7.14)	0 (0 to 7.14)	0 (0 to 7.14)	0 (0 to 7.14)	0 (0 to 7.14)	0
Cysticercosis	0 (0 to 0)	0 (0 to 0)	2.1 (0.7 to 7.7)	0 (0 to 14.3)	19.6 (0.9 to 143)	69.5 (0.9 to 143)	152 (0.9 to 143)	291 (0.9 to 143)	299 (0.9 to 143)	294 (0.9 to 143)	286 (0.9 to 143)	297 (0.9 to 143)	297 (129 to 561)	275 (129 to 512)	262 (129 to 512)	239 (129 to 512)	204 (129 to 512)	164 (129 to 256)	120 (73 to 256)	84.7 (23.5 to 256)	59.5 (16.1 to 256)	22.5 (6.1 to 256)	6.4 (1.6 to 256)	2,930
Cystic echinococcosis	0 (0 to 0)	0 (0 to 0)	1.4 (0.7 to 4.2)	1.4 (0.7 to 2.1)	1.4 (0.7 to 2.1)	1.4 (0.7 to 2.1)	1.4 (0.7 to 2.1)	2.1 (1.1 to 3.2)	2.1 (1.1 to 3.2)	2.1 (1.1 to 3.2)	1.7 (0.9 to 2.6)	1.5 (0.8 to 2.3)	1.2 (0.6 to 1.9)	1.1 (0.5 to 1.7)	0.9 (0.5 to 1.4)	0.8 (0.4 to 1.2)	0.7 (0.3 to 1.1)	0.6 (0.3 to 0.9)	0.5 (0.2 to 0.8)	0.4 (0.2 to 0.6)	0.3 (0.1 to 0.5)	0.2 (0.1 to 0.4)	0.1 (0.1 to 0.2)	21.6
Lymphatic filariasis	0 (0 to 0)	0 (0 to 0)	0 (0 to 0)	0 (0 to 0)	1.7 (0.4 to 4.9)	1.7 (0.4 to 4.9)	1.7 (0.4 to 4.9)	1.7 (0.4 to 4.9)	1.7 (0.4 to 4.9)	1.7 (0.4 to 4.9)	1.7 (0.4 to 4.9)	1.7 (0.4 to 4.9)	1.7 (0.4 to 4.9)	1.7 (0.4 to 4.9)	1.7 (0.4 to 4.9)	1.7 (0.4 to 4.9)	1.7 (0.4 to 4.9)	1.7 (0.4 to 4.9)	1.7 (0.4 to 4.9)	1.7 (0.4 to 4.9)	1.7 (0.4 to 4.9)	1.7 (0.4 to 4.9)	1.7 (0.4 to 4.9)	1,840
Onchocerciasis	0 (0 to 0)	0 (0 to 0)	0 (0 to 0)	0 (0 to 0)	0 (0 to 0)	0 (0 to 0)	0 (0 to 0)	0 (0 to 0)	0 (0 to 0)	0 (0 to 0)	0 (0 to 0)	0 (0 to 0)	0 (0 to 0)	0 (0 to 0)	0 (0 to 0)	0 (0 to 0)	0 (0 to 0)	0 (0 to 0)	0 (0 to 0)	0 (0 to 0)	0 (0 to 0)	0 (0 to 0)	0 (0 to 0)	0 (0 to 0)	0
Trachoma	0 (0 to 0)	0 (0 to 0)	0 (0 to 0)	49.6 (0.9 to 367)	58.3 (0.9 to 367)	24.1 (0.9 to 367)	79.7 (0.9 to 367)	133 (0.9 to 367)	197 (0.9 to 367)	334 (0.9 to 367)	559 (0.9 to 367)	1,020 (0.9 to 367)	1,940 (0.9 to 367)	3,940 (0.9 to 367)	7,960 (0.9 to 367)	15,900 (0.9 to 367)	31,800 (0.9 to 367)	63,600 (0.9 to 367)	127,000 (0.9 to 367)	254,000 (0.9 to 367)	509,000 (0.9 to 367)	1,020,000 (0.9 to 367)	1,020,000 (0.9 to 367)	472
Dengue	0 (0 to 0)	0 (0 to 0)	4.5 (0.4 to 13.1)	0 (0 to 14.1)	0 (0 to 14.1)	0 (0 to 14.1)	0 (0 to 14.1)	0 (0 to 14.1)	0 (0 to 14.1)	0 (0 to 14.1)	0 (0 to 14.1)	0 (0 to 14.1)	0 (0 to 14.1)	0 (0 to 14.1)	0 (0 to 14.1)	0 (0 to 14.1)	0 (0 to 14.1)	0 (0 to 14.1)	0 (0 to 14.1)	0 (0 to 14.1)	0 (0 to 14.1)	0 (0 to 14.1)	0 (0 to 14.1)	0 (0 to 14.1)	164
Yellow fever	0 (0.2 to 0.2)	0 (0 to 0.2)	1.4 (0.7 to 2.1)	400 (211 to 1,340)	395 (98.3 to 1,340)	319 (98.3 to 1,340)	299 (98.3 to 1,340)	210 (98.3 to 1,340)	192 (98.3 to 1,340)	144 (98.3 to 1,340)	117 (98.3 to 1,340)	99.8 (98.3 to 1,340)	99.0 (98.3 to 1,340)	98.7 (98.3 to 1,340)	98.6 (98.3 to 1,340)	98.6 (98.3 to 1,340)	98.6 (98.3 to 1,340)	98.6 (98.3 to 1,340)	98.6 (98.3 to 1,340)	98.6 (98.3 to 1,340)	98.6 (98.3 to 1,340)	98.6 (98.3 to 1,340)	98.6 (98.3 to 1,340)	98.6 (98.3 to 1,340)	2,440
Rabies	0 (0 to 0)	0 (0 to 0)	0.8 (0.1 to 2.4)	0.7 (0.4 to 1.1)	0.6 (0.4 to 1.1)	0.6 (0.4 to 1.1)	0.6

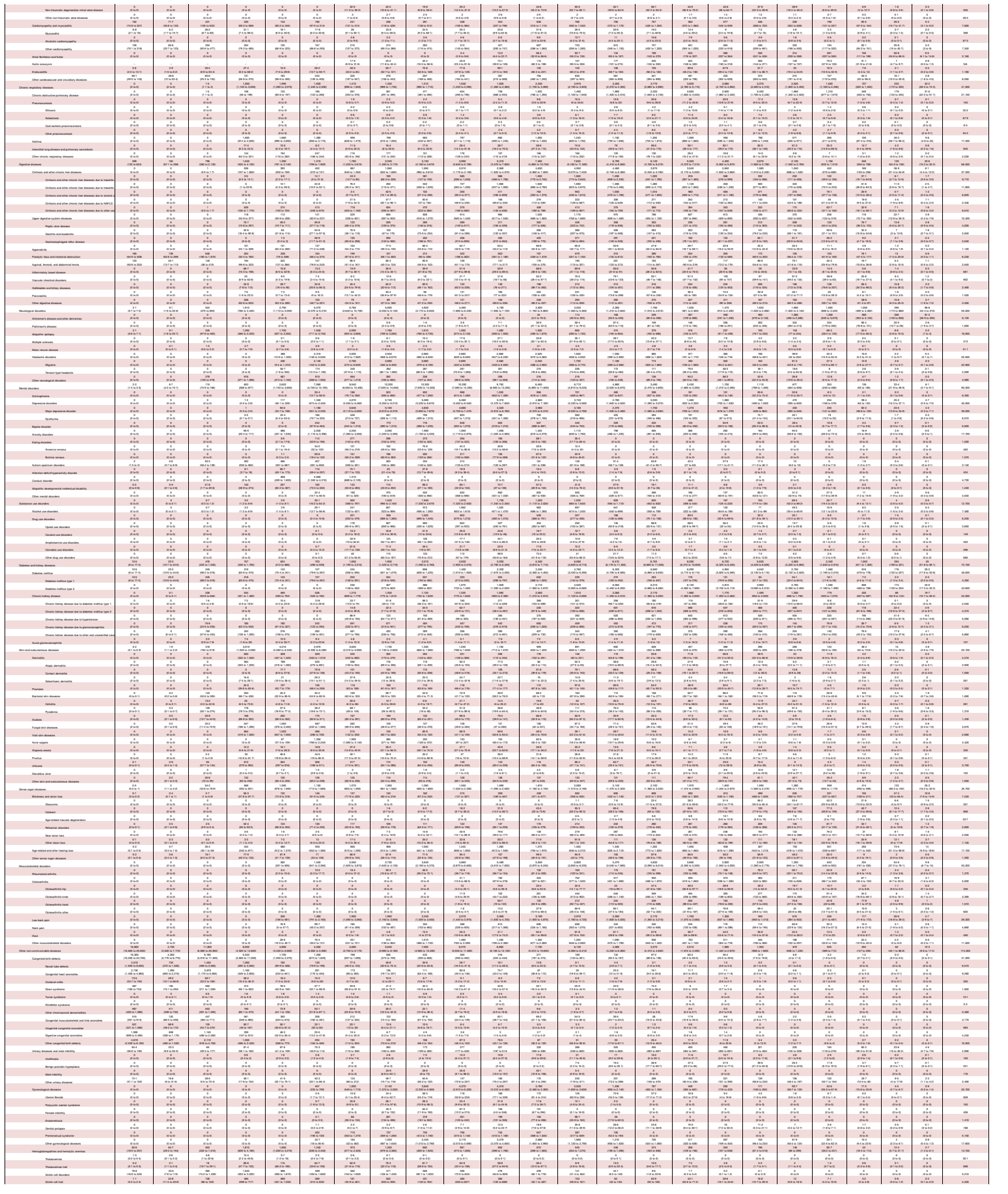

G6PD deficiency	2-1 (0.0 to 6.9)	1-0 (0.0 to 6.7)	10-6 (2.6 to 22.1)	37-1 (10.1 to 139)	49-6 (13.4 to 199)	68-2 (19.6 to 233)	77-3 (19.9 to 290)	92-3 (22.8 to 379)	98-9 (22.8 to 438)	89-9 (19.7 to 459)	79-7 (16.6 to 456)	128 (27.1to 472)	172 (40.0 to 462)	198 (42.0 to 468)	172 (39.6 to 441)	130 (28.7 to 426)	89-8 (19.6 to 397)	91-2 (17.1 to 483)	272 (54.6 to 58.2)	9-2 (1.9 to 38.4)	2-4 (0.5 to 9.8)	0-0 (0.0 to 7.4)	0 (0.0 to 6.1)	1,470
G6PD bat	45-0-0 (0.0 to 0.0)	45-0-0 (0.0 to 0.0)	45-0-0 (0.0 to 0.1)	45-0-0 (0.0 to 0.1)	45-0-0 (0.0 to 0.1

Cause	Early Neonatal	Late Neonatal	Post Neonatal	1 to 4	5 to 9	10 to 14	15 to 19	20 to 24	25 to 29	30 to 34	35 to 39	40 to 44	45 to 49	50 to 54	55 to 59	60 to 64	65 to 69	70 to 74	75 to 79	80 to 84	85 to 89	90 to 94	95 plus	Total
All causes	6,724,000 (5,961,000–7,488,000)	864,000 (627,000–1,124,000)	4,058,000 (3,484,000–4,650,000)	3,922,000 (3,481,000–4,369,000)	1,600,000 (1,418,000–1,788,000)	1,446,000 (1,282,000–1,618,000)	1,580,000 (1,400,000–1,762,000)	1,882,000 (1,668,000–2,100,000)	1,724,000 (1,529,000–1,923,000)	1,636,000 (1,451,000–1,824,000)	1,520,000 (1,348,000–1,695,000)	1,526,000 (1,354,000–1,703,000)	1,636,000 (1,451,000–1,824,000)	1,636,000 (1,451,000–1,824,000)	1,460,000 (1,295,000–1,629,000)	1,206,000 (1,069,000–1,345,000)	1,060,000 (940,000–1,182,000)	784,000 (695,000–874,000)	489,000 (433,000–545,000)	356,000 (316,000–397,000)	189,000 (168,000–211,000)	98,000 (87,000–109,000)	57,400,000
Communicable, maternal, neonatal, and nutritional diseases	3,230,000 (2,440,000–4,120,000)	643,000 (398,000–919,000)	2,220,000 (1,620,000–2,870,000)	1,550,000 (1,090,000–2,060,000)	659,000 (439,000–902,000)	438,000 (284,000–624,000)	426,000 (276,000–604,000)	466,000 (303,000–662,000)	470,000 (307,000–667,000)	463,000 (302,000–657,000)	422,000 (274,000–599,000)	391,000 (254,000–555,000)	380,000 (247,000–539,000)	351,000 (228,000–497,000)	317,000 (206,000–450,000)	274,000 (178,000–389,000)	246,000 (160,000–349,000)	194,000 (126,000–275,000)	141,000 (92,000–200,000)	94,000 (61,000–133,000)	58,000 (38,000–82,000)	14,000 (9,000–20,000)	13,900,000
HIV/AIDS and sexually transmitted infections	19,000 (14,000–24,000)	42,000 (32,000–53,000)	151,000 (117,000–189,000)	27,000 (21,000–34,000)	2,000 (1,000–2,000)	2,000 (1,000–3,000)	10,000 (7,000–13,000)	29,000 (22,000–36,000)	39,000 (30,000–49,000)	43,000 (33,000–54,000)	43,000 (33,000–54,000)	43,000 (33,000–54,000)	43,000 (33,000–54,000)	43,000 (33,000–54,000)	39,000 (30,000–49,000)	34,000 (26,000–43,000)	27,000 (21,000–34,000)	19,000 (15,000–24,000)	12,000 (9,000–15,000)	7,000 (5,000–9,000)	4,000 (3,000–5,000)	1,000 (1,000–2,000)	1,000,000
HIV/AIDS	1,000 (1,000–1,000)	15,000 (11,000–19,000)	29,000 (22,000–36,000)	22,000 (17,000–28,000)	2,000 (1,000–2,000)	2,000 (1,000–2,000)	9,000 (6,000–11,000)	28,000 (21,000–35,000)	38,000 (29,000–48,000)	42,000 (32,000–53,000)	42,000 (32,000–53,000)	42,000 (32,000–53,000)	42,000 (32,000–53,000)	42,000 (32,000–53,000)	38,000 (29,000–48,000)	33,000 (25,000–42,000)	26,000 (20,000–33,000)	18,000 (14,000–23,000)	11,000 (8,000–14,000)	6,000 (4,000–8,000)	3,000 (2,000–4,000)	1,000 (1,000–1,000)	401,000
HIV/AIDS - Drug-susceptible Tuberculosis	0 (0.0–0.0)	0 (0–0)	1 (0.800–1.000)	1 (0.400–2.000)	0 (0.000–0.000)	0 (0.000–0.000)	0 (0.000–0.000)	0 (0.000–0.000)	0 (0.000–0.000)	0 (0.000–0.000)	0 (0.000–0.000)	0 (0.000–0.000)	0 (0.000–0.000)	0 (0.000–0.000)	0 (0.000–0.000)	0 (0.000–0.000)	0 (0.000–0.000)	0 (0.000–0.000)	0 (0.000–0.000)	0 (0.000–0.000)	0 (0.000–0.000)	0 (0.000–0.000)	0 (0.000–0.000)	3,000
HIV/AIDS - Multidrug-resistant Tuberculosis without extensive drug resistance	0 (0–0)	0 (0–0)	0 (0.000–0.000)	0 (0.000–0.000)	0 (0.000–0.000)	0 (0.000–0.000)	0 (0.000–0.000)	0 (0.000–0.000)	0 (0.000–0.000)	0 (0.000–0.000)	0 (0.000–0.000)	0 (0.000–0.000)	0 (0.000–0.000)	0 (0.000–0.000)	0 (0.000–0.000)	0 (0.000–0.000)	0 (0.000–0.000)	0 (0.000–0.000)	0 (0.000–0.000)	0 (0.000–0.000)	0 (0.000–0.000)	0 (0.000–0.000)	0 (0.000–0.000)	0
HIV/AIDS - Extensively drug-resistant Tuberculosis	0 (0–0)	0 (0–0)	0 (0.000–0.000)	0 (0.000–0.000)	0 (0.000–0.000)	0 (0.000–0.000)	0 (0.000–0.000)	0 (0.000–0.000)	0 (0.000–0.000)	0 (0.000–0.000)	0 (0.000–0.000)	0 (0.000–0.000)	0 (0.000–0.000)	0 (0.000–0.000)	0 (0.000–0.000)	0 (0.000–0.000)	0 (0.000–0.000)	0 (0.000–0.000)	0 (0.000–0.000)	0 (0.000–0.000)	0 (0.000–0.000)	0 (0.000–0.000)	0 (0.000–0.000)	0
HIV/AIDS resulting in other diseases	18,000 (14,000–23,000)	27,000 (21,000–33,000)	121,000 (94,000–149,000)	5,000 (4,000–6,000)	0 (0.000–0.000)	0 (0.000–0.000)	1,000 (0.000–1,000)	1,000 (0.000–1,000)	1,000 (0.000–1,000)	1,000 (0.000–1,000)	1,000 (0.000–1,000)	1,000 (0.000–1,000)	1,000 (0.000–1,000)	1,000 (0.000–1,000)	1,000 (0.000–1,000)	1,000 (0.000–1,000)	1,000 (0.000–1,000)	1,000 (0.000–1,000)	1,000 (0.000–1,000)	1,000 (0.000–1,000)	1,000 (0.000–1,000)	0 (0.000–0.000)	367,000
Sexually transmitted infections, excluding HIV	17,000 (12,000–22,000)	42,000 (32,000–53,000)	22,000 (16,000–29,000)	1,000 (0.000–1,000)	0 (0.000–0.000)	0 (0.000–0.000)	0 (0.000–0.000)	0 (0.000–0.000)	0 (0.000–0.000)	0 (0.000–0.000)	0 (0.000–0.000)	0 (0.000–0.000)	0 (0.000–0.000)	0 (0.000–0.000)	0 (0.000–0.000)	0 (0.000–0.000)	0 (0.000–0.000)	0 (0.000–0.000)	0 (0.000–0.000)	0 (0.000–0.000)	0 (0.000–0.000)	0 (0.000–0.000)	0 (0.000–0.000)	101,000
Syphilis	1,000 (0.000–1,000)	2,000 (1,000–3,000)	1,000 (0.000–1,000)	0 (0.000–0.000)	0 (0.000–0.000)	0 (0.000–0.000)	0 (0.000–0.000)	0 (0.000–0.000)	0 (0.000–0.000)	0 (0.000–0.000)	0 (0.000–0.000)	0 (0.000–0.000)	0 (0.000–0.000)	0 (0.000–0.000)	0 (0.000–0.000)	0 (0.000–0.000)	0 (0.000–0.000)	0 (0.000–0.000)	0 (0.000–0.000)	0 (0.000–0.000)	0 (0.000–0.000)	0 (0.000–0.000)	0 (0.000–0.000)	4,000
Chlamydial infection	0 (0–0)	0 (0–0)	0 (0.000–0.000)	0 (0.000–0.000)	0 (0.000–0.000)	0 (0.000–0.000)	0 (0.000–0.000)	0 (0.000–0.000)	0 (0.000–0.000)	0 (0.000–0.000)	0 (0.000–0.000)	0 (0.000–0.000)	0 (0.000–0.000)	0 (0.000–0.000)	0 (0.000–0.000)	0 (0.000–0.000)	0 (0.000–0.000)	0 (0.000–0.000)	0 (0.000–0.000)	0 (0.000–0.000)	0 (0.000–0.000)	0 (0.000–0.000)	0 (0.000–0.000)	2,000
Gonococcal infection	0 (0–0)	0 (0–0)	0 (0.000–0.000)	0 (0.000–0.000)	0 (0.000–0.000)	0 (0.000–0.000)	0 (0.000–0.000)	0 (0.000–0.000)	0 (0.000–0.000)	0 (0.000–0.000)	0 (0.000–0.000)	0 (0.000–0.000)	0 (0.000–0.000)	0 (0.000–0.000)	0 (0.000–0.000)	0 (0.000–0.000)	0 (0.000–0.000)	0 (0.000–0.000)	0 (0.000–0.000)	0 (0.000–0.000)	0 (0.000–0.000)	0 (0.000–0.000)	0 (0.000–0.000)	0
Trichomoniasis	0 (0–0)	0 (0–0)	0 (0.000–0.000)	0 (0.000–0.000)	0 (0.000–0.000)	0 (0.000–0.000)	0 (0.000–0.000)	0 (0.000–0.000)	0 (0.000–0.000)	0 (0.000–0.000)	0 (0.000–0.000)	0 (0.000–0.000)	0 (0.000–0.000)	0 (0.000–0.000)	0 (0.000–0.000)	0 (0.000–0.000)	0 (0.000–0.000)	0 (0.000–0.000)	0 (0.000–0.000)	0 (0.000–0.000)	0 (0.000–0.000)	0 (0.000–0.000)	0 (0.000–0.000)	0
Genital herpes	0 (0–0)	0 (0–0)	0 (0.000–0.000)	0 (0.000–0.000)	0 (0.000–0.000)	0 (0.000–0.000)	0 (0.000–0.000)	0 (0.000–0.000)	0 (0.000–0.000)	0 (0.000–0.000)	0 (0.000–0.000)	0 (0.000–0.000)	0 (0.000–0.000)	0 (0.000–0.000)	0 (0.000–0.000)	0 (0.000–0.000)	0 (0.000–0.000)	0 (0.000–0.000)	0 (0.000–0.000)	0 (0.000–0.000)	0 (0.000–0.000)	0 (0.000–0.000)	0 (0.000–0.000)	0
Syphilis	0 (0–0)	0 (0–0)	0 (0.000–0.000)	0 (0.000–0.000)	0 (0.000–0.000)	0 (0.000–0.000)	0 (0.000–0.000)	0 (0.000–0.000)	0 (0.000–0.000)	0 (0.000–0.000)	0 (0.000–0.000)	0 (0.000–0.000)	0 (0.000–0.000)	0 (0.000–0.000)	0 (0.000–0.000)	0 (0.000–0.000)	0 (0.000–0.000)	0 (0.000–0.000)	0 (0.000–0.000)	0 (0.000–0.000)	0 (0.000–0.000)	0 (0.000–0.000)	0 (0.000–0.000)	0
Chancroid	0 (0–0)	0 (0–0)	0 (0.000–0.000)	0 (0.000–0.000)	0 (0.000–0.000)	0 (0.000–0.000)	0 (0.000–0.000)	0 (0.000–0.000)	0 (0.000–0.000)	0 (0.000–0.000)	0 (0.000–0.000)	0 (0.000–0.000)	0 (0.000–0.000)	0 (0.000–0.000)	0 (0.000–0.000)	0 (0.000–0.000)	0 (0.000–0.000)	0 (0.000–0.000)	0 (0.000–0.000)	0 (0.000–0.000)	0 (0.000–0.000)	0 (0.000–0.000)	0 (0.000–0.000)	0
Other sexually transmitted infections	0 (0–0)	0 (0–0)	0 (0.000–0.000)	0 (0.000–0.000)	0 (0.000–0.000)	0 (0.000–0.000)	0 (0.000–0.000)	0 (0.000–0.000)	0 (0.000–0.000)	0 (0.000–0.000)	0 (0.000–0.000)	0 (0.000–0.000)	0 (0.000–0.000)	0 (0.000–0.000)	0 (0.000–0.000)	0 (0.000–0.000)	0 (0.000–0.000)	0 (0.000–0.000)	0 (0.000–0.000)	0 (0.000–0.000)	0 (0.000–0.000)	0 (0.000–0.000)	0 (0.000–0.000)	0
Respiratory infections and tuberculosis	1,000,000 (811,000–1,192,000)	107,000 (71,000–147,000)	1,000,000 (811,000–1,192,000)	1,000,000 (811,000–1,192,000)	1,000,000 (811,000–1,192



SR Table 2c. Equatorial Guinea DALYS by cause and age group for both sexes with 95% uncertainty intervals, 2019

Cause	Birth Neonatal	Late Neonatal	Post Neonatal	1 to 4	5 to 9	10 to 14	15 to 19	20 to 24	25 to 29	30 to 34	35 to 39	40 to 44	45 to 49	50 to 54	55 to 59	60 to 64	65 to 69	70 to 74	75 to 79	80 to 84	85 to 89	90 to 94	95 plus	Total
All causes	21,000 (26,700 to 17,100)	9,080 (9,650 to 12,800)	26,700 (24,000 to 30,600)	28,900 (26,100 to 33,600)	21,600 (19,600 to 24,200)	20,200 (18,300 to 22,700)	20,900 (19,100 to 23,500)	27,100 (24,800 to 30,000)	29,900 (27,500 to 33,000)	29,900 (27,700 to 33,000)	29,900 (27,700 to 33,000)	29,200 (26,900 to 32,000)	24,900 (22,600 to 27,600)	19,400 (17,300 to 22,000)	13,900 (12,100 to 16,000)	12,700 (11,000 to 14,600)	12,700 (11,200 to 14,500)	9,070 (8,000 to 10,400)	6,390 (5,660 to 7,400)	3,490 (3,090 to 4,060)	1,460 (1,290 to 1,710)	253 (222 to 299)	499,000
Communicable, maternal, neonatal, and nutritional diseases	18,700 (23,800 to 15,200)	8,100 (8,560 to 11,300)	21,500 (20,200 to 23,600)	22,600 (20,600 to 23,900)	13,600 (12,600 to 17,200)	10,300 (9,370 to 12,600)	12,900 (11,900 to 15,200)	14,100 (12,900 to 16,200)	20,500 (19,000 to 22,500)	24,900 (23,100 to 27,000)	23,500 (21,600 to 25,700)	17,600 (16,200 to 19,400)	12,900 (11,800 to 14,300)	8,590 (7,770 to 9,660)	5,490 (4,930 to 6,300)	3,930 (3,430 to 4,560)	2,890 (2,530 to 3,450)	2,000 (1,690 to 2,410)	1,490 (1,190 to 1,900)	839 (679 to 1,040)	498 (379 to 659)	139 (97 to 190)	424 (261 to 615)	294,000
HIV/AIDS and sexually transmitted infections	8,220 (2,860 to 17,800)	1,940 (750 to 3,850)	6,190 (2,360 to 12,900)	7,100 (2,360 to 14,200)	3,800 (1,300 to 8,040)	3,260 (1,110 to 7,120)	5,360 (1,820 to 11,200)	8,020 (2,720 to 16,600)	11,700 (4,000 to 23,700)	14,100 (4,490 to 29,000)	13,200 (4,200 to 27,000)	9,870 (3,140 to 20,200)	6,600 (2,100 to 13,600)	4,430 (1,400 to 9,000)	2,690 (840 to 5,560)	1,280 (397 to 2,800)	669 (207 to 1,600)	393 (120 to 1,020)	193 (57 to 524)	24.6 (7.4 to 68.8)	8.7 (2.6 to 23.3)	2.2 (0.6 to 6.3)	0.4 (0.0 to 0.9)	129,000
HIV/AIDS	0.4 (0.1 to 1.1)	1.3 (0.4 to 3.4)	3,200 (1,000 to 8,090)	7,020 (2,330 to 15,900)	3,750 (1,250 to 8,470)	3,060 (1,020 to 7,100)	5,000 (1,660 to 11,200)	7,360 (2,450 to 16,400)	10,900 (3,630 to 24,000)	13,900 (4,630 to 30,000)	12,900 (4,300 to 28,000)	9,440 (3,140 to 20,600)	6,340 (2,110 to 13,800)	4,260 (1,420 to 9,280)	2,690 (900 to 5,860)	1,270 (423 to 2,770)	663 (221 to 1,450)	291 (97 to 636)	151 (50 to 329)	23.4 (7.8 to 51)	8.1 (2.7 to 17.7)	2 (0.7 to 4.4)	0.4 (0.1 to 0.9)	118,000
HIV/AIDS - Drug-susceptible Tuberculosis	0 (0 to 0)	0 (0 to 0)	0 (0 to 316)	0 (0 to 2,096)	0 (0 to 1,296)	0 (0 to 1,169)	0 (0 to 1,922)	0 (0 to 2,676)	0 (0 to 3,783)	0 (0 to 4,387)	0 (0 to 4,167)	0 (0 to 3,166)	0 (0 to 2,180)	0 (0 to 1,442)	0 (0 to 927)	0 (0 to 457)	0 (0 to 258)	0 (0 to 132)	0 (0 to 80.9)	0 (0 to 9.4)	0 (0 to 3.2)	0 (0 to 0.7)	0 (0 to 0.1)	6,660
HIV/AIDS - Multidrug-resistant Tuberculosis without extensive drug resistance	0 (0 to 0)	0 (0 to 0)	13.8 (1.5 to 46)	21.6 (2.2 to 111)	14.7 (1.7 to 58.9)	13.6 (1.6 to 57.3)	21.6 (2.6 to 91.7)	32 (3.9 to 137)	46 (5.9 to 187)	60.2 (6.6 to 263)	56 (7.6 to 241)	41 (5.7 to 174)	28.1 (3.9 to 123)	18.7 (2.7 to 81.6)	11.9 (1.8 to 52.6)	5.5 (0.9 to 24.7)	2.9 (0.5 to 13.1)	1.3 (0.2 to 5.9)	0.7 (0.1 to 2.9)	0.1 (0 to 0.5)	0 (0 to 0.1)	0 (0 to 0)	496
HIV/AIDS - Extensively drug-resistant Tuberculosis	0 (0 to 0)	0 (0 to 0)	0 (0 to 1.6)	0 (0 to 9.6)	0 (0 to 5.7)	0 (0 to 5.1)	0 (0 to 8.1)	0 (0 to 11.2)	0 (0 to 15.7)	0 (0 to 18.1)	0 (0 to 17.3)	0 (0 to 13.1)	0 (0 to 9.1)	0 (0 to 6.1)	0 (0 to 3.8)	0 (0 to 1.9)	0 (0 to 1.1)	0 (0 to 0.5)	0 (0 to 0.3)	0 (0 to 0)	0 (0 to 0)	0 (0 to 0)	0 (0 to 0)	9.1
HIV/AIDS resulting in other diseases	8.1 (2.8 to 17.5)	1.9 (0.5 to 3.9)	3,030 (1,260 to 6,060)	6,900 (2,960 to 13,600)	3,600 (1,500 to 7,070)	2,850 (1,180 to 5,600)	4,480 (1,860 to 8,860)	6,470 (2,680 to 12,800)	10,200 (4,230 to 20,100)	13,200 (5,470 to 26,000)	12,200 (5,050 to 24,100)	8,960 (3,710 to 17,600)	6,010 (2,490 to 11,800)	4,040 (1,670 to 7,940)	2,550 (1,060 to 5,010)	1,190 (493 to 2,350)	619 (257 to 1,220)	272 (112 to 537)	141 (57 to 278)	21.8 (8.9 to 43.3)	7.7 (3.1 to 15.3)	1.9 (0.8 to 3.8)	0.4 (0.2 to 0.8)	104,500
Sexually transmitted infections excluding HIV	8,220 (2,860 to 17,800)	1,940 (750 to 3,850)	2,980 (960 to 6,480)	80.6 (19.5 to 253)	49.7 (12.3 to 151)	47.7 (11.7 to 147)	47.2 (11.7 to 146)	47.2 (11.7 to 146)	47.2 (11.7 to 146)	47.2 (11.7 to 146)	47.2 (11.7 to 146)	47.2 (11.7 to 146)	47.2 (11.7 to 146)	47.2 (11.7 to 146)	47.2 (11.7 to 146)	47.2 (11.7 to 146)	47.2 (11.7 to 146)	47.2 (11.7 to 146)	47.2 (11.7 to 146)	47.2 (11.7 to 146)	47.2 (11.7 to 146)	47.2 (11.7 to 146)	47.2 (11.7 to 146)	13,300
Syphilis	0 (0 to 0)	0 (0 to 0)	0 (0 to 0)	0 (0 to 0)	0 (0 to 0)	0.3 (0.2 to 0.5)	1.7 (1.2 to 2.4)	4.9 (3.4 to 6.9)	9.6 (6.7 to 13.5)	9.6 (6.7 to 13.5)	4.9 (3.4 to 6.9)	3.7 (2.6 to 5.3)	2.3 (1.6 to 3.3)	1.7 (1.2 to 2.4)	0.9 (0.6 to 1.3)	0.4 (0.3 to 0.6)	0.2 (0.2 to 0.3)	0.2 (0.1 to 0.2)	0.1 (0 to 0.1)	0 (0 to 0)	0 (0 to 0)	0 (0 to 0)	0 (0 to 0)	0
Chlamydial infection	0 (0 to 0)	0 (0 to 0)	0 (0 to 0)	0 (0 to 0)	0 (0 to 0)	0.3 (0.2 to 0.5)	1.7 (1.2 to 2.4)	4.9 (3.4 to 6.9)	9.6 (6.7 to 13.5)	9.6 (6.7 to 13.5)	4.9 (3.4 to 6.9)	3.7 (2.6 to 5.3)	2.3 (1.6 to 3.3)	1.7 (1.2 to 2.4)	0.9 (0.6 to 1.3)	0.4 (0.3 to 0.6)	0.2 (0.2 to 0.3)	0.2 (0.1 to 0.2)	0.1 (0 to 0.1)	0 (0 to 0)	0 (0 to 0)	0 (0 to 0)	0 (0 to 0)	31.1
Gonococcal infection	0 (0 to 0)	0 (0 to 0)	0 (0 to 0)	0 (0 to 0)	0 (0 to 0)	0.3 (0.2 to 0.5)	1.7 (1.2 to 2.4)	4.9 (3.4 to 6.9)	9.6 (6.7 to 13.5)	9.6 (6.7 to 13.5)	4.9 (3.4 to 6.9)	3.7 (2.6 to 5.3)	2.3 (1.6 to 3.3)	1.7 (1.2 to 2.4)	0.9 (0.6 to 1.3)	0.4 (0.3 to 0.6)	0.2 (0.2 to 0.3)	0.2 (0.1 to 0.2)	0.1 (0 to 0.1)	0 (0 to 0)	0 (0 to 0)	0 (0 to 0)	0 (0 to 0)	397
Trichomoniasis	0 (0 to 0)	0 (0 to 0)	0 (0 to 0)	0 (0 to 0)	0 (0 to 0)	0.3 (0.2 to 0.5)	1.7 (1.2 to 2.4)	4.9 (3.4 to 6.9)	9.6 (6.7 to 13.5)	9.6 (6.7 to 13.5)	4.9 (3.4 to 6.9)	3.7 (2.6 to 5.3)	2.3 (1.6 to 3.3)	1.7 (1.2 to 2.4)	0.9 (0.6 to 1.3)	0.4 (0.3 to 0.6)	0.2 (0.2 to 0.3)	0.2 (0.1 to 0.2)	0.1 (0 to 0.1)	0 (0 to 0)	0 (0 to 0)	0 (0 to 0)	0 (0 to 0)	491
Genital herpes	0 (0 to 0)	0 (0 to 0)	0 (0 to 0)	0 (0 to 0)	0 (0 to 0)	0.3 (0.2 to 0.5)	1.7 (1.2 to 2.4)	4.9 (3.4 to 6.9)	9.6 (6.7 to 13.5)	9.6 (6.7 to 13.5)	4.9 (3.4 to 6.9)	3.7 (2.6 to 5.3)	2.3 (1.6 to 3.3)	1.7 (1.2 to 2.4)	0.9 (0.6 to 1.3)	0.4 (0.3 to 0.6)	0.2 (0.2 to 0.3)	0.2 (0.1 to 0.2)	0.1 (0 to 0.1)	0 (0 to 0)	0 (0 to 0)	0 (0 to 0)	0 (0 to 0)	823
Other sexually transmitted infections	0 (0 to 0)	0 (0 to 0)	0 (0 to 0)	0 (0 to 0)	0 (0 to 0)	1.6 (1 to 3.6)	1.6 (1 to 3.6)	2.9 (1.9 to 4.3)	4.6 (3 to 6.8)	4.7 (3 to 7)	4.6 (3 to 6.8)	3.2 (2.1 to 4.8)	2.1 (1.4 to 3.2)	1.6 (1 to 2.4)	1.1 (0.7 to 1.7)	0.7 (0.4 to 1.1)	0.4 (0.2 to 0.7)	0.3 (0.1 to 0.4)	0.2 (0.1 to 0.3)	0.1 (0 to 0.1)	0 (0 to 0)	0 (0 to 0)	0 (0 to 0)	729
Respiratory infections and tuberculosis	1,990 (622 to 3,990)	431 (227 to 1,140)	1,040 (1,040 to 6,370)	600 (614 to 3,260)	339 (613 to 1,360)	286 (486 to 1,090)	1,060 (786 to 1,470)	1,200 (876 to 2,090)	1,200 (875 to 2,430)	1,200 (836 to 2,320)	1,200 (796 to 2,340)	1,190 (686 to 2,660)	1,190 (596 to 2,860)	1,190 (497 to 3,140)	1,200 (383 to 3,360)	1,200 (297 to 3,520)	1,200 (221 to 3,580)	1,200 (164 to 3,710)	1,200 (120 to 3,710)	1,200 (428 to 3,710)	1,200 (271 to 3,710)	1,200 (161 to 3,710)	1,200 (97 to 3,710)	29,100
Tuberculosis	0 (0 to 0)	0 (0 to 0)	430 (334 to 897)	600 (219 to 839)	339 (117 to 330)	286 (81 to 292)	1,060 (251 to 419)	1,200 (424 to 1,270)	1,200 (329 to 1,610)	1,200 (368 to 1,990)	1,200 (349 to 1,990)	1,190 (360 to 1,990)	1,190 (361 to 1,990)	1,190 (329 to 1,930)	1,200 (287 to 1,940)	1,200 (239 to 1,940)	1,200 (199 to 1,940)	1,200 (159 to 1,940)	1,200 (120 to 1,940)	1,200 (159 to 1,940)	1,200 (139 to 1,940)	1,200 (79.4 to 2,020)	1,200 (39 to 2,020)	6,810
Latent tuberculosis infection	0 (0 to 0)	0 (0 to 0)	0 (0 to 0)	0 (0 to 0)	0 (0 to 0)	0 (0 to 0)	0 (0 to 0)	0 (0 to 0)	0 (0 to 0)	0 (0 to 0)	0 (0 to 0)	0 (0 to 0)	0 (0 to 0)	0 (0 to 0)	0 (0 to 0)	0 (0 to 0)	0 (0 to 0)	0 (0 to 0)	0 (0 to 0)	0 (0 to 0)	0 (0 to 0)	0 (0 to 0)	0 (0 to 0)	0 (0 to 0)	0
Drug-susceptible Tuberculosis	0 (0 to 0)	0 (0 to 0)	430 (189 to 899)	600 (196 to 2,210)	339 (79.7 to 342)	286 (73.7 to 342)	1,060 (215 to 987)	1,200 (344 to 1,200)	1,200 (277 to 1,530)	1,200 (344 to 1,900)	1,200 (329 to 1,900)	1,190 (344 to 1,900)	1,190 (345 to 1,900)	1,190 (313 to 1,840)	1,200 (273 to 1,850)	1,200 (227 to 1,850)	1,200 (189 to 1,850)	1,200 (151 to 1,850)	1,200 (114 to 1,850)	1,200 (151 to 1,850)	1,200 (132 to 1,850)	1,200 (75.6 to 1,920)	1,200 (37.8 to 1,920)	6,440
Multidrug-resistant tuberculosis without extensive drug resistance	0 (0 to 0)	0 (0 to 0)	25.6 (2.4 to 93.5)	22.6 (2.6 to 123)	8.9 (1.1 to 46.1)	7.4 (0.9 to 37.6)	23.2 (2.9 to 116)	29.9 (3.8 to 144)	49.6 (6.4 to 177)	64 (7.9 to 243)	61.1 (7.6 to 241)	53.6 (6.8 to 191)	39.6 (5.2 to 136)	30.4 (4.1 to 104)	20.9 (2.9 to 73.6)	13.6 (2.1 to 48.3)	7.9 (1.3 to 28.4)	4.1 (0.7 to 15.1)	1.8 (0.3 to 6.8)	0.7 (0.1 to 2.6)	0.2 (0 to 0.8)	0.1 (0 to 0.2)	496
Extensively drug-resistant tuberculosis	0 (0 to 0)	0 (0 to 0)	0.3 (0 to 1.1)	0.1 (0 to 0.4)	0.1 (0 to 0.6)	0.1 (0 to 0.5)	0.7 (0.1 to 2.6)	0.5 (0.1 to 2.4)	0.7 (0.2 to 2.6)	0.5 (0.1 to 2.2)	0.3 (0.1 to 1.6)	0.2 (0 to 1.1)	0.1 (0 to 0.7)	0.1 (0 to 0.4)	0.1 (0 to 0.3)	0 (0 to 0.2)	0 (0 to 0.1)	0 (0 to 0.1)	0 (0 to 0.1)	0 (0 to 0)	0 (0 to 0)	0 (0 to 0)	0 (0 to 0)	9.2
Lower respiratory infections	1,990 (641 to 3,990)	427 (227 to 1,140)	1,030 (1,040 to 6,370)	577 (614 to 3,260)	330 (613 to 1,360)	279 (486 to 1,090)	1,040 (786 to 1,470)	1,170 (876 to 2,090)	1,150 (875 to 2,430)	1,140 (836 to 2,320)	1,140 (796 to 2,340)	1,140 (686 to 2,660)	1,140 (596 to 2,860)	1,140 (497 to 3,140)	1,150 (383 to 3,360)	1,150 (297 to 3,520)	1,150 (221 to 3,580)	1,150 (164 to 3,710)	1,150 (120 to 3,710)	1,150 (428 to 3,710)	1,150 (271 to 3,710)	1,150 (161 to 3,710)	1,150 (97 to 3,710)	28,300
Upper respiratory infections	0.6 (0.2 to 1.4)	3.6 (1.9 to 9.6)	3.6 (3.6 to 22)	23.1 (23.6 to 125)	9.2 (16.9 to 37.5)	6.8 (11.9 to 26.6)	20.5 (15.5 to 28.9)	29.6 (21.6 to 51.6)	49.2 (34.6 to 72.1)	63.1 (44.5 to 92.2)	60.1 (42.4 to 87.7)	52.8 (37.6 to 77.1)	39.1 (27.8 to 57.1)	30.1 (21.4 to 43.9)	20.8 (14.8 to 30.4)	13.6 (9.7 to 19.8)	7.9 (5.6 to 11.5)	4.1 (2.9 to 5.9)	1.8 (1.3 to 2.6)	0.7 (0.5 to 1)	0.2 (0.1 to 0.3)	0.1 (0 to 0.1)	0 (0 to 0)	1,460
Otitis media	0.2 (0 to 1)	0.1 (0.1 to 1.1)	0.6 (0.6 to 16.4)	48.2 (48.9 to 321)	47.5 (26.3 to 116)	38.4 (19.6 to 88.9)	0.1 (0 to 0.3)	0.1 (0 to 0.3)	0.1 (0 to 0.3)	0.1 (0 to 0.3)	0.1 (0 to 0.3)	0.1 (0 to 0.3)	0.1 (0 to 0.3)	0.1 (0 to 0.3)	0.1 (0 to 0.3)	0.1 (0 to 0.3)	0.1 (0 to 0.3)	0.1 (0 to 0.3)	0.1 (0 to 0.3)	0.1 (0 to 0.3)	0.1 (0 to 0.3)	0.1 (0 to 0.3)	0.1 (0 to 0.3)	349
Enteric infections	398 (99 to 2,002)	188 (61 to 994)	2,230 (1,010 to 5,640)	1,870 (921 to 5,060)	628 (301 to 1,710)	423 (230 to 1,130)	230 (121 to 730)	200 (105 to 677)	200 (105 to 677)	200 (105 to 677)	200 (105 to 677)	200 (105 to 677)	200 (105 to 677)	200 (105 to 677)	229 (120 to 777)	229 (120 to 777)	229 (120 to 777)	229 (120 to 777)	229 (120 to 777)	229 (120 to 777)	229 (120 to 777)	229 (120 to 777)	229 (120 to 777)	9,890
Diarrheal diseases	398 (99 to 2,002)	172 (61 to 994)	2,230 (977 to 5,640)	1,870 (790 to 5,060)	628 (429 to 1,710)	423 (267 to 970)	230 (180 to 530)	200 (131 to 467)	200 (130 to 467)	200 (130 to 467)	200 (130 to 467)	200 (130 to 467)	200 (130 to 467)	200 (130 to 467)	229 (130 to 777)	229 (130 to 777)	229 (130 to 777)	229 (130 to 777)	229 (130 to 777)	229 (130 to 777)	229 (130 to 777)	229 (130 to 777)	229 (130 to 777)	8,710
Typhoid and paratyphoid	0 (0 to 0)	0 (0 to 0)	0 (0 to 216)	0 (0 to 1,570)	0 (0 to 1,160)	0 (0 to 1,060)	0 (0 to 1,730)	0 (0 to 2,390)	0 (0 to 3,370)	0 (0 to 3,910)	0 (0 to 3,710)	0 (0 to 2,820)	0 (0 to 1,940)	0 (0 to 1,280)	0 (0 to 826)	0 (0 to 407)	0 (0 to 230)	0 (0 to 118)	0 (0 to 71.9)	0 (0 to 8.4)	0 (0 to 2.9)	0 (0 to 0.6)	0 (0 to 0.1)	0 (0 to 0)	239
Typhoid fever	0 (0 to 0)	0 (0 to 0)	0 (0 to 216)	0 (0 to 1,570)	0 (0 to 1,160)	0 (0 to 1,060)	0 (0 to 1,730)	0 (0 to 2,390)	0 (0 to 3,370)	0 (0 to 3,910)	0 (0 to 3,710)	0 (0 to 2,820)	0 (0 to 1,940)	0 (0 to 1,280)	0 (0 to 826)	0 (0 to 407)	0 (0 to 230)	0 (0 to 118)	0 (0 to 71.9)	0 (0 to 8.4)	0 (0 to 2.9)	0 (0 to 0.6)	0 (0 to 0.1)	0 (0 to 0)	238
Paratyphoid fever	0 (0 to 0)	0 (0 to 0)	0 (0 to 0)	0 (0 to 0)	0 (0 to 0)	0 (0 to 0)	0 (0 to 0)	0 (0 to 0)	0 (0 to 0)	0 (0 to 0)	0 (0 to 0)	0 (0 to 0)	0 (0 to 0)	0 (0 to 0)	0 (0 to 0)	0 (0 to 0)	0 (0 to 0)	0 (0 to 0)	0 (0 to 0)	0 (0 to 0)	0 (0 to 0)	0 (0 to 0)	0 (0 to 0)	0 (0 to 0)	0
Invasive Non-typhoidal Salmonella (iNTS)	0 (0 to 0)	19.9 (7.3 to 37.8)	260 (139 to 548)	975 (262 to 1,280)	247 (61 to 661)	50.6 (21.5 to 137)	9.01 (1.95 to 28)	4.62 (0.98 to 14.5)	4.62 (0.98 to 14.5)	4.62 (0.98 to 14.5)	4.62 (0.98 to 14.5)	4.62 (0.98 to 14.5)	4.62 (0.98 to 14.5)	4.62 (0.98 to 14.5)	4.62 (0.98 to 14.5)	4.62 (0.98 to 14.5)	4.62 (0.98 to 14.5)	4.62 (0.98 to 14.5)	4.62 (0.98 to 14.5)	4.62 (0.98 to 14.5)	4.62 (0.98 to 14.5)	4.62 (0.98 to 14.5)	4.62 (0.98 to 14.5)	1,930
Other intestinal infectious diseases	0 (0 to 0)	0 (0 to 0)	3.6 (0 to 16)	4.3 (0 to 20)	1.4 (0 to 3.3)	0.9 (0 to 2.3)	0.6 (0 to 1.5)	0.6 (0 to 1.5)	0.6 (0 to 1.5)	0.6 (0 to 1.5)	0.6 (0 to 1.5)	0.6 (0 to 1.5)	0.6 (0 to 1.5)	0.6 (0 to 1.5)	0.6 (0 to 1.5)	0.6 (0 to 1.5)	0.6 (0 to 1.5)	0.6 (0 to 1.5)	0.6 (0 to 1.5)	0.6 (0 to 1.5)	0.6 (0 to 1.5)	0.6 (0 to 1.5)	0.6 (0 to 1.5)	13.9
Neglected tropical diseases and malaria	2,060 (691 to 4,140)	1,130 (1,130 to 1,130)	13,500 (12,200 to 14,900)	19,500 (17,600 to 21,000)	4,640 (4,640 to 4,640)	3,810 (3,810 to 3,810)	2,260 (2,260 to 2,260)	1,960 (1,960 to 1,960)	1,510 (1,510 to 1,510)	1,410 (1,410 to 1,410)	1,420 (1,420 to 1,420)	1,120 (1,120 to 1,120)	1,120 (1,120 to 1,120)	1,120 (1,120 to 1,120)	1,120 (1,120 to 1,120)	1,120 (1,120 to 1,120)	1,120 (1,120 to 1,120)	1,120 (1,120 to 1,120)	1,120 (1,120 to 1,120)	1,120 (1,120 to 1,120)	1,120 (1,120 to 1,120)	1,120 (1,120 to 1,120)	1,120 (1,120 to 1,120)	61,400
Malaria	0.4 (0 to 2.3)	0.1 (0 to 0.6)	669 (669 to 4,660)	15,900 (15,900 to 23,400)	3,760 (3,760 to 3,760)	3,090 (3,090 to 3,090)	1,830 (1,830 to 1,830)	1,590 (1,590 to 1,590)	1,220 (1,220 to 1,220)	1,140 (1,140 to 1,140)	1,150 (1,150 to 1,150)	907 (907 to 907)	907 (907 to 907)	907 (907 to 907)	907 (907 to 907)	907 (907 to 907)	907 (907 to 907)	907 (907 to 907)	907 (907 to 907)	907 (907 to 907)	907 (907 to 907)	907 (907 to 907)	907 (907 to 907)	907 (907 to 907)	55,800
Chagas disease	0 (0 to 0)	0 (0 to 0)	0 (0 to 0)	0 (0 to 0)	0 (0 to 0)	0 (0 to 0)	0 (0 to 0)	0 (0 to 0)	0 (0 to 0)	0 (0 to 0)	0 (0 to 0)	0 (0 to 0)	0 (0 to 0)	0 (0 to 0)	0 (0 to 0)	0 (0 to 0)	0 (0 to 0)	0 (0 to 0)	0 (0 to 0)	0 (0 to 0)	0 (0 to 0)	0 (0 to 0)	0 (0 to 0)	0 (0 to 0)	0
Leishmaniasis	0 (0 to 0)	0 (0 to 0)	0 (0 to 0)	0 (0 to 0)	0 (0 to 0)	0 (0 to 0)	0 (0 to 0)	0 (0 to 0)	0 (0 to 0)	0 (0 to 0)	0 (0 to 0)	0 (0 to 0)	0 (0 to 0)	0 (0 to 0)	0 (0 to 0)	0 (0 to 0)	0 (0 to 0)	0 (0 to 0)	0 (0 to 0)	0 (0 to 0)	0 (0 to 0)	0 (0 to 0)	0 (0 to 0)	0 (0 to 0)	0
Visceral leishmaniasis	0 (0 to 0)	0 (0 to 0)	0 (0 to 0)	0 (0 to 0)	0 (0 to 0)	0 (0 to 0)	0 (0 to 0)	0 (0 to 0)	0 (0 to 0)	0 (0 to 0)	0 (0 to 0)	0 (0 to 0)	0 (0 to 0)	0 (0 to 0)	0 (0 to 0)	0 (0 to 0)	0 (0 to 0)	0 (0 to 0)	0 (0 to 0)	0 (0 to 0)	0 (0 to 0)	0 (0 to 0)	0 (0 to 0)	0 (0 to 0)	0
Cutaneous and mucocutaneous leishmaniasis	0 (0 to 0)	0 (0 to 0)	0 (0 to 0)	0 (0 to 0)	0 (0 to 0)	0 (0 to 0)	0 (0 to 0)	0 (0 to 0)	0 (0 to 0)	0 (0 to 0)	0 (0 to 0)	0 (0 to 0)	0 (0 to 0)	0 (0 to 0)	0 (0 to 0)	0 (0 to 0)	0 (0 to 0)	0 (0 to 0)	0 (0 to 0)	0 (0 to 0)	0 (0 to 0)	0 (0 to 0)	0 (0 to 0)	0 (0 to 0)	0
African trypanosomiasis	0 (0 to 0)	0 (0 to 0)	10.3 (2.7 to 31.6)	27.6 (7.4 to 91.6)	9.02 (2.4 to 29.6)	6.72 (1.8 to 22.1)	4.49 (1.2 to 14.8)	3.34 (0.9 to 11)	2.49 (0.67 to 8.2)	1.85 (0.5 to 6.1)	1.38 (0.37 to 4.55)	1.03 (0.28 to 3.39)	0.76 (0.21 to 2.51)	0.57 (0.15 to 1.88)	0.42 (0.11 to 1.39)	0.31 (0.08 to 1.03)	0.23 (0.06 to 0.76)	0.17 (0.05 to 0.57)	0.13 (0.03 to 0.42)	0.09 (0.02 to 0.31)	0.07 (0.02 to 0.23)	0.05 (0.01 to 0.17)	0.01 (0 to 0.04)	629
Schistosomiasis	0 (0 to 0)	0 (0 to 0)	2.9 (2 to 19.6)	19.1 (12.7 to 131)	17.3 (11.3 to 120)	13.6 (8.9 to 93.2)	11.1 (7.3 to 76.1)	9.21 (6 to 63.1)	7.64 (4.9 to 52.4)	6.33 (4.1 to 43.4)	5.25 (3.4 to 36)	4.35 (2.8 to 29.8)	3.61 (2.3 to 24.7)	2.99 (1.9 to 20.5)	2.48 (1.6 to 17)	2.05 (1.3 to 14.1)	1.7 (1.1 to 11.7)	1.41 (0.9 to 9.67)	1.17 (0.75 to 8.02)	0.97 (0.62 to 6.65)	0.8 (0.51 to 5.51)	0.66 (0.42 to 4.57)	0.54 (0.34 to 3.72)	167
Cysticercosis	0 (0 to 0)	0 (0 to 0)	0.3 (0 to 1.7)	1.4 (0.4 to 6.9)	0.6 (0.2 to 2.8)	0.5 (0.1 to 2.3)	0.4 (0.1 to 1.8)	0.3 (0.1 to 1.4)	0.3 (0.1 to 1.2)	0.2 (0.1 to 1)	0.2 (0 to 0.8)	0.1 (0 to 0.6)	0.1 (0 to 0.5)	0.1 (0 to 0.4)	0.1 (0 to 0.3)	0 (0 to 0.2)	0 (0 to 0.2)	0 (0 to 0.1)	0 (0 to 0.1)	0 (0 to 0.1)	0 (0 to 0.1)	0 (0 to 0.1)	0 (0 to 0)	0 (0 to 0)	611
Cystic echinococcosis	0 (0 to 0)	0 (0 to 0)	0 (0 to 0)	0 (0 to 0)	0 (0 to 0)	0 (0 to 0)	0 (0 to 0)	0 (0 to 0)	0 (0 to 0)	0 (0 to 0)	0 (0 to 0)	0 (0 to 0)	0 (0 to 0)	0 (0 to 0)	0 (0 to 0)	0 (0 to 0)	0 (0 to 0)	0 (0 to 0)	0 (0 to 0)	0 (0 to 0)	0 (0 to 0)	0 (0 to 0)	0 (0 to 0)	0 (0 to 0)	1
Lymphatic filariasis	0 (0 to 0)	0 (0 to 0)	0 (0 to 0)	0 (0 to 0)	40 (20.8 to 117)	67.6 (33.9 to 129)	0.2 (0 to 0.6)	0.2 (0 to 0.6)	0.2 (0 to 0.6)	0.2 (0 to 0.6)	0.2 (0 to 0.6)	0.2 (0 to 0.6)	0.2 (0 to 0.6)	0.2 (0 to 0.6)	0.2 (0 to 0.6)	0.2 (0 to 0.6)	0.2 (0 to 0.6)	0.2 (0 to 0.6)	0.2 (0 to 0.6)	0.2 (0 to 0.6)	0.2 (0 to 0.6)	0.2 (0 to 0.6)	0.2 (0 to 0.6)	0.2 (0 to 0.6)	466
Onchocerciasis	0 (0 to 0)	0 (0 to 0)	0 (0 to 0)	111 (60.6 to 173)	175 (104 to 260)	166 (106 to 239)	256 (176 to 376)	176 (124 to 247)	166 (104 to 246)	166 (107 to 245)	166 (104 to 246)	166 (107 to 245)	166 (104 to 246)	166 (107 to 245)	166 (104 to 246)	166 (107 to 245)	166 (104 to 246)	166 (107 to 245)	166 (104 to 246)	166 (107 to 245)	166 (104 to 246)	166 (107 to 245)	166 (104 to 246)	166 (107 to 245)	2,890
Trachoma	0 (0 to 0)	0 (0 to 0)	0 (0 to 0)	0 (0 to 0)	0 (0 to 0)	0 (0 to 0)	0 (0 to 0)	0 (0 to 0)	0 (0 to 0)	0 (0 to 0)	0 (0 to 0)	0 (0 to 0)	0 (0 to 0)	0 (0 to 0)	0 (0 to 0)	0 (0 to 0)	0 (0 to 0)	0 (0 to 0)	0 (0 to 0)	0 (0 to 0)	0 (0 to 0)	0 (0 to 0)	0 (0 to 0)	0 (0 to 0)	0
Dengue	0 (0 to 0)	0 (0 to 0)	1.7 (0 to 11.6)	0.9 (0 to 6.9)	0.3 (0 to 2.6)	0.2 (0 to 1.8)	0.2 (0 to 1.6)	0.2 (0 to 1.5)	0.2 (0 to 1.5)	0.2 (0 to 1.5)	0.2 (0 to 1.5)	0.2 (0 to 1.5)	0.2 (0 to 1.5)	0.2 (0 to 1.5)	0.2 (0 to 1.5)	0.2 (0 to 1.5)	0.2 (0 to 1.5)	0.2 (0 to 1.5)	0.2 (0 to 1.5)	0.2 (0 to 1.5)	0.2 (0 to 1.5)	0.2 (0 to 1.5)	0.2 (0 to 1.5)	0.2 (0 to 1.5)	90
Yellow fever	0 (0 to 0)	0 (0 to 0)	0 (0 to 0)	0 (0 to 0)	0 (0 to 0)	0 (0 to 0)	0 (0 to 0)	0 (0 to 0)	0 (0 to 0)	0 (0 to 0)	0 (0 to 0)	0 (0 to 0)	0 (0 to 0)	0 (0 to 0)	0 (0 to 0)	0 (0 to 0)	0 (0 to 0)	0 (0 to 0)	0 (0 to 0)	0 (0 to 0)	0 (0 to 0)	0 (0 to 0)	0 (0 to 0)	0 (0 to 0)	0
Rabies	0 (0 to 0)	0 (0 to 0)	0





SB Table 2c. Gabon DALYS by cause and age group for both sexes with 95% uncertainty intervals, 2019

Cause	Early Neonatal	Late Neonatal	Post Neonatal	1 to 4	5 to 9	10 to 14	15 to 19	20 to 24	25 to 29	30 to 34	35 to 39	40 to 44	45 to 49	50 to 54	55 to 59	60 to 64	65 to 69	70 to 74	75 to 79	80 to 84	85 to 89	90 to 94	95 plus	Total
All causes	28,769 (26,998 to 30,255)	11,249 (9,559 to 12,900)	26,250 (23,900 to 28,395)	34,490 (27,259 to 40,496)	16,250 (13,750 to 20,385)	14,202 (12,000 to 16,795)	29,650 (25,600 to 33,295)	33,800 (29,900 to 38,695)	34,700 (29,900 to 40,495)	29,700 (25,600 to 34,495)	27,650 (23,900 to 32,495)	28,100 (23,900 to 33,295)	22,600 (19,200 to 26,795)	20,200 (17,000 to 24,095)	20,600 (17,400 to 24,695)	20,400 (17,200 to 24,295)	22,100 (18,700 to 26,495)	21,200 (17,900 to 25,295)	17,900 (14,900 to 21,695)	12,700 (10,400 to 15,695)	6,690 (5,080 to 8,795)	2,130 (1,500 to 2,990)	590 (350 to 930)	620,000
Communicable, maternal, neonatal, and nutritional diseases	23,900 (21,300 to 26,200)	9,590 (8,750 to 10,300)	20,300 (17,100 to 23,700)	26,700 (19,600 to 33,900)	10,900 (8,300 to 13,900)	8,150 (6,280 to 10,200)	9,220 (7,130 to 11,700)	10,400 (7,960 to 13,900)	12,600 (9,330 to 17,400)	14,300 (10,600 to 19,100)	15,700 (11,900 to 20,900)	19,600 (15,400 to 25,000)	14,400 (11,400 to 18,300)	12,600 (9,960 to 16,600)	10,100 (7,770 to 13,300)	7,980 (5,960 to 10,700)	6,760 (4,940 to 9,460)	3,700 (2,700 to 5,410)	2,720 (1,930 to 4,040)	1,760 (1,190 to 2,270)	950 (574 to 1,350)	340 (201 to 493)	103 (71 to 139)	240,000
HIV/AIDS and sexually transmitted infections	2,210 (961 to 5,060)	636 (189 to 1,580)	3,030 (1,540 to 4,980)	1,560 (1,020 to 2,410)	677 (274 to 1,170)	1,100 (729 to 1,480)	1,670 (917 to 2,660)	2,670 (1,660 to 4,600)	4,600 (2,640 to 8,000)	7,200 (4,200 to 11,900)	8,960 (5,280 to 13,800)	8,100 (5,770 to 11,800)	7,330 (4,960 to 10,300)	6,300 (3,910 to 9,740)	5,100 (2,950 to 7,930)	3,500 (1,710 to 5,890)	2,980 (970 to 5,320)	1,490 (399 to 3,260)	698 (84 to 2,040)	304 (21 to 1,040)	93 (6 to 316)	19 (2 to 61)	3.6 (0 to 9)	67,000 (51,000 to 86,000)
HIV/AIDS	67 (24 to 212)	5 (2 to 16)	2,930 (1,480 to 4,880)	1,550 (1,010 to 2,400)	662 (261 to 1,170)	1,100 (729 to 1,480)	1,640 (900 to 2,650)	2,620 (1,630 to 4,600)	4,560 (2,610 to 8,000)	7,130 (4,200 to 11,900)	8,920 (5,260 to 13,800)	8,080 (5,750 to 11,800)	7,280 (4,950 to 10,300)	6,260 (3,900 to 9,730)	5,060 (2,930 to 7,920)	3,480 (1,700 to 5,880)	2,960 (960 to 5,310)	1,480 (396 to 3,250)	694 (84 to 2,040)	302 (21 to 1,040)	92 (6 to 316)	19 (2 to 61)	3.6 (0 to 9)	66,300 (50,600 to 85,000)
HIV/AIDS - Drug-susceptible Tuberculosis	0 (0 to 0)	0 (0 to 0)	599 (162 to 1,570)	1,120 (700 to 1,810)	514 (170 to 1,010)	899 (597 to 1,230)	1,360 (746 to 2,210)	2,190 (1,340 to 3,770)	3,770 (2,160 to 6,610)	5,970 (3,480 to 9,850)	7,370 (4,350 to 11,500)	6,660 (4,730 to 9,690)	5,990 (4,070 to 8,490)	5,150 (3,210 to 8,000)	4,160 (2,420 to 6,520)	2,870 (1,400 to 4,840)	2,430 (789 to 4,370)	1,220 (326 to 2,680)	571 (69 to 1,670)	248 (17 to 854)	75 (5 to 259)	16 (1 to 53)	3 (0 to 7)	54,600 (41,600 to 70,000)
HIV/AIDS - Multidrug-resistant Tuberculosis without extensive drug-resistance	40 (14 to 151)	4 (1 to 15)	2 (0 to 180)	0.4 (0 to 1.6)	0.2 (0 to 0.8)	0.2 (0 to 0.8)	0.2 (0 to 0.8)	0.2 (0 to 0.8)	0.2 (0 to 0.8)	0.2 (0 to 0.8)	0.2 (0 to 0.8)	0.2 (0 to 0.8)	0.2 (0 to 0.8)	0.2 (0 to 0.8)	0.2 (0 to 0.8)	0.2 (0 to 0.8)	0.2 (0 to 0.8)	0.2 (0 to 0.8)	0.2 (0 to 0.8)	0.2 (0 to 0.8)	0.2 (0 to 0.8)	0.2 (0 to 0.8)	0.2 (0 to 0.8)	889
HIV/AIDS - Extensively drug-resistant Tuberculosis	0 (0 to 0)	0 (0 to 0)	0.4 (0 to 2.4)	0.4 (0 to 1.6)	0.2 (0 to 0.8)	0.2 (0 to 1)	0.2 (0 to 1)	0.2 (0 to 1)	0.2 (0 to 1)	0.2 (0 to 1)	0.2 (0 to 0.8)	0.2 (0 to 0.8)	0.2 (0 to 0.8)	0.2 (0 to 0.8)	0.2 (0 to 0.8)	0.2 (0 to 0.8)	0.2 (0 to 0.8)	0.2 (0 to 0.8)	0.2 (0 to 0.8)	0 (0 to 0)	0 (0 to 0)	0 (0 to 0)	0 (0 to 0)	12
HIV/AIDS resulting in other diseases	0.1 (0 to 0.2)	0 (0 to 0)	1,770 (0 to 3,700)	1,190 (600 to 2,000)	502 (227 to 890)	1,090 (483 to 1,360)	1,220 (678 to 2,270)	2,050 (969 to 4,100)	3,970 (1,900 to 8,400)	6,930 (3,300 to 14,600)	8,290 (3,900 to 17,400)	7,950 (3,900 to 16,600)	7,080 (3,300 to 15,000)	6,050 (2,810 to 12,900)	4,900 (2,220 to 10,600)	3,270 (1,320 to 7,220)	2,750 (732 to 6,860)	1,400 (322 to 4,090)	577 (121 to 2,090)	234 (32 to 1,010)	70 (9 to 317)	15 (1 to 64)	2.9 (0 to 8)	50,100
Sexually transmitted infections excluding HIV	2,210 (961 to 5,060)	636 (189 to 1,580)	100 (0 to 1,200)	20.1 (0 to 96.3)	15.9 (0 to 51.9)	1.6 (0 to 6.4)	9.6 (1 to 9.6)	9.6 (2 to 11.4)	9.6 (2 to 11.4)	7.2 (1 to 7.2)	7.2 (1 to 7.2)	7.2 (1 to 7.2)	7.2 (1 to 7.2)	7.2 (1 to 7.2)	7.2 (1 to 7.2)	7.2 (1 to 7.2)	7.2 (1 to 7.2)	7.2 (1 to 7.2)	7.2 (1 to 7.2)	7.2 (1 to 7.2)	7.2 (1 to 7.2)	7.2 (1 to 7.2)	7.2 (1 to 7.2)	3,660
Syphilis	0 (0 to 0)	0 (0 to 0)	0 (0 to 0)	0 (0 to 0)	0 (0 to 0)	0.3 (0 to 2.4)	1.6 (0 to 6.4)	2.4 (0 to 6)	2.4 (0 to 6)	2.4 (0 to 6)	2.4 (0 to 6)	2.4 (0 to 6)	2.4 (0 to 6)	2.4 (0 to 6)	2.4 (0 to 6)	2.4 (0 to 6)	2.4 (0 to 6)	2.4 (0 to 6)	2.4 (0 to 6)	2.4 (0 to 6)	2.4 (0 to 6)	2.4 (0 to 6)	2.4 (0 to 6)	2.4 (0 to 6)	1,660
Chlamydial infection	0 (0 to 0)	0 (0 to 0)	0 (0 to 0)	0 (0 to 0)	0 (0 to 0)	0.3 (0 to 2.4)	1.6 (1 to 2.4)	2.4 (0 to 6)	2.4 (0 to 6)	2.4 (0 to 6)	2.4 (0 to 6)	2.4 (0 to 6)	2.4 (0 to 6)	2.4 (0 to 6)	2.4 (0 to 6)	2.4 (0 to 6)	2.4 (0 to 6)	2.4 (0 to 6)	2.4 (0 to 6)	2.4 (0 to 6)	2.4 (0 to 6)	2.4 (0 to 6)	2.4 (0 to 6)	2.4 (0 to 6)	43.9
Gonococcal infection	0 (0 to 0)	0 (0 to 0)	0 (0 to 0)	0 (0 to 0)	0 (0 to 0)	0.3 (0 to 2.4)	1.6 (0 to 6.4)	2.4 (0 to 6)	2.4 (0 to 6)	2.4 (0 to 6)	2.4 (0 to 6)	2.4 (0 to 6)	2.4 (0 to 6)	2.4 (0 to 6)	2.4 (0 to 6)	2.4 (0 to 6)	2.4 (0 to 6)	2.4 (0 to 6)	2.4 (0 to 6)	2.4 (0 to 6)	2.4 (0 to 6)	2.4 (0 to 6)	2.4 (0 to 6)	2.4 (0 to 6)	43.9
Trichomoniasis	0 (0 to 0)	0 (0 to 0)	0 (0 to 0)	0 (0 to 0)	0 (0 to 0)	0.2 (0 to 1.6)	0.8 (0 to 3.2)	1.2 (0 to 3)	1.2 (0 to 3)	1.2 (0 to 3)	1.2 (0 to 3)	1.2 (0 to 3)	1.2 (0 to 3)	1.2 (0 to 3)	1.2 (0 to 3)	1.2 (0 to 3)	1.2 (0 to 3)	1.2 (0 to 3)	1.2 (0 to 3)	1.2 (0 to 3)	1.2 (0 to 3)	1.2 (0 to 3)	1.2 (0 to 3)	1.2 (0 to 3)	79.3
Genital herpes	0 (0 to 0)	0 (0 to 0)	0 (0 to 0)	0 (0 to 0)	0 (0 to 0)	0.2 (0 to 1.6)	0.8 (0 to 3.2)	1.2 (0 to 3)	1.2 (0 to 3)	1.2 (0 to 3)	1.2 (0 to 3)	1.2 (0 to 3)	1.2 (0 to 3)	1.2 (0 to 3)	1.2 (0 to 3)	1.2 (0 to 3)	1.2 (0 to 3)	1.2 (0 to 3)	1.2 (0 to 3)	1.2 (0 to 3)	1.2 (0 to 3)	1.2 (0 to 3)	1.2 (0 to 3)	1.2 (0 to 3)	126
Other sexually transmitted infections	0 (0 to 0)	0 (0 to 0)	0 (0 to 0)	0 (0 to 0)	0 (0 to 0)	1.6 (1 to 3.2)	3.2 (3 to 10.2)	5.6 (3 to 9.6)	5.6 (3 to 9.6)	5.6 (3 to 9.6)	5.6 (3 to 9.6)	5.6 (3 to 9.6)	5.6 (3 to 9.6)	5.6 (3 to 9.6)	5.6 (3 to 9.6)	5.6 (3 to 9.6)	5.6 (3 to 9.6)	5.6 (3 to 9.6)	5.6 (3 to 9.6)	5.6 (3 to 9.6)	5.6 (3 to 9.6)	5.6 (3 to 9.6)	5.6 (3 to 9.6)	106
Respiratory infections and tuberculosis	1,230 (1,090 to 2,890)	1,230 (1,090 to 2,890)	2,460 (1,920 to 3,000)	1,090 (1,090 to 1,090)	782 (782 to 1,090)	1,090 (687 to 1,090)	1,090 (687 to 1,090)	1,710 (1,170 to 2,330)	2,330 (1,400 to 3,110)	2,330 (1,560 to 3,280)	2,330 (1,630 to 3,600)	2,490 (1,700 to 3,760)	2,490 (2,000 to 3,230)	2,490 (2,110 to 3,230)	2,490 (2,190 to 3,480)	2,490 (2,190 to 3,480)	2,490 (2,190 to 3,480)	1,210 (1,210 to 2,330)	970 (970 to 1,090)	970 (970 to 1,090)	970 (970 to 1,090)	970 (970 to 1,090)	970 (970 to 1,090)	220,000
Tuberculosis	0 (0 to 0)	0 (0 to 0)	0 (169 to 972)	666 (367 to 1,160)	666 (169 to 999)	666 (177 to 275)	666 (269 to 675)	666 (329 to 1,160)	666 (367 to 1,160)	666 (368 to 1,160)	666 (368 to 1,160)	1,660 (1,020 to 2,600)	1,660 (1,020 to 2,600)	1,660 (1,160 to 2,760)	1,660 (1,720 to 2,600)	1,660 (1,720 to 2,600)	1,660 (1,660 to 2,600)	1,660 (1,660 to 2,600)	1,660 (1,660 to 2,600)	1,660 (718 to 1,960)	1,660 (462 to 1,960)	1,660 (320 to 1,960)	1,660 (196 to 1,960)	16,500
Latent tuberculosis infection	0 (0 to 0)	0 (0 to 0)	0 (0 to 0)	0 (0 to 0)	0 (0 to 0)	0 (0 to 0)	0 (0 to 0)	0 (0 to 0)	0 (0 to 0)	0 (0 to 0)	0 (0 to 0)	0 (0 to 0)	0 (0 to 0)	0 (0 to 0)	0 (0 to 0)	0 (0 to 0)	0 (0 to 0)	0 (0 to 0)	0 (0 to 0)	0 (0 to 0)	0 (0 to 0)	0 (0 to 0)	0 (0 to 0)	0 (0 to 0)	0
Drug-susceptible Tuberculosis	0 (0 to 0)	0 (0 to 0)	338 (169 to 1,160)	664 (334 to 1,160)	242 (169 to 999)	178 (177 to 275)	227 (269 to 675)	167 (329 to 1,160)	1,260 (367 to 1,160)	1,430 (368 to 1,160)	1,660 (368 to 1,160)	1,670 (1,020 to 2,600)	1,660 (1,020 to 2,600)	1,660 (1,160 to 2,760)	1,660 (1,720 to 2,600)	1,660 (1,720 to 2,600)	1,660 (1,660 to 2,600)	1,660 (1,660 to 2,600)	1,660 (1,660 to 2,600)	1,660 (718 to 1,960)	1,660 (462 to 1,960)	1,660 (320 to 1,960)	1,660 (196 to 1,960)	17,400
Multidrug-resistant tuberculosis without extensive drug-resistance	0 (0 to 0)	0 (0 to 0)	22.7 (0 to 96.3)	41.9 (0 to 172)	13.6 (0 to 51.9)	11.3 (0 to 43.8)	27.4 (1 to 102)	66 (4 to 256)	66.2 (4 to 256)	66.2 (4 to 256)	66.1 (4 to 256)	101 (10 to 378)	116 (10 to 416)	112 (10 to 417)	106 (11 to 396)	94.6 (11 to 352)	72.9 (7 to 282)	42.5 (3 to 165)	27.4 (2 to 114)	13.9 (1 to 58)	4.9 (0 to 22)	2.6 (0 to 12)	0.5 (0 to 2)	1,130
Extensively drug-resistant tuberculosis	0 (0 to 0)	0 (0 to 0)	0.3 (0 to 2.4)	0.6 (0 to 2.2)	0.2 (0 to 0.8)	0.2 (0 to 0.8)	0.4 (0 to 1.6)	0.9 (0 to 3.6)	0.9 (0 to 3.6)	0.9 (0 to 3.6)	0.9 (0 to 3.6)	1.3 (0 to 5.1)	1.4 (0 to 5.6)	1.5 (0 to 5.6)	1.4 (0 to 5.6)	1.2 (0 to 4.8)	0.9 (0 to 3.6)	0.6 (0 to 2.4)	0.4 (0 to 1.6)	0.2 (0 to 0.8)	0.1 (0 to 0.4)	0 (0 to 0.2)	0 (0 to 0.1)	19.2
Lower respiratory infections	1,230 (1,090 to 2,890)	1,230 (687 to 1,090)	2,410 (1,780 to 2,960)	1,020 (687 to 1,090)	691 (687 to 1,090)	370 (177 to 687)	463 (269 to 687)	518 (329 to 687)	679 (329 to 1,160)	963 (368 to 1,160)	997 (368 to 1,160)	826 (368 to 1,160)	1,040 (1,020 to 1,160)	1,200 (1,020 to 1,160)	1,460 (1,160 to 1,720)	1,620 (1,160 to 1,720)	1,670 (1,660 to 1,720)	1,190 (1,190 to 1,660)	1,170 (1,170 to 1,660)	923 (718 to 1,660)	633 (462 to 1,660)	764 (320 to 1,660)	627 (196 to 1,660)	22,400
Upper respiratory infections	0 (0 to 0)	0 (0 to 0)	49.6 (2 to 194)	194 (107 to 1,160)	91.2 (27 to 999)	108 (103 to 275)	196 (96 to 675)	149 (96 to 675)	586 (96 to 1,160)	467 (96 to 1,160)	333 (96 to 1,160)	844 (96 to 1,160)	1,040 (96 to 1,160)	1,200 (96 to 1,160)	1,460 (96 to 1,160)	1,620 (96 to 1,160)	1,670 (96 to 1,660)	1,190 (96 to 1,660)	1,170 (96 to 1,660)	923 (96 to 1,660)	633 (96 to 1,660)	764 (96 to 1,660)	627 (96 to 1,660)	1,660
Otitis media	0.8 (0 to 3)	2.4 (0 to 9)	19.4 (9 to 174)	72.6 (40 to 134)	49.6 (27 to 71)	0.8 (0 to 3)	0.8 (0 to 3)	0.8 (0 to 3)	0.8 (0 to 3)	0.8 (0 to 3)	0.8 (0 to 3)	0.8 (0 to 3)	0.8 (0 to 3)	0.8 (0 to 3)	0.8 (0 to 3)	0.8 (0 to 3)	0.8 (0 to 3)	0.8 (0 to 3)	0.8 (0 to 3)	0.8 (0 to 3)	0.8 (0 to 3)	0.8 (0 to 3)	0.8 (0 to 3)	0.8 (0 to 3)	1,660
Enteric infections	67 (0 to 476)	67 (0 to 476)	4,000 (1,570 to 6,620)	3,810 (1,470 to 7,760)	733 (424 to 1,260)	418 (258 to 664)	477 (249 to 764)	415 (244 to 823)	477 (247 to 912)	477 (260 to 1,260)	477 (260 to 1,430)	477 (260 to 1,690)	477 (260 to 1,570)	477 (260 to 1,530)	477 (260 to 1,530)	477 (260 to 1,560)	477 (260 to 1,560)	477 (260 to 1,560)	477 (260 to 1,560)	477 (125 to 1,560)	477 (125 to 1,560)	477 (71 to 1,560)	477 (28 to 1,560)	16,900
Diarrheal diseases	194 (67 to 476)	194 (143 to 1,060)	4,000 (1,560 to 6,430)	3,810 (1,260 to 7,760)	733 (424 to 1,260)	418 (182 to 664)	477 (161 to 886)	415 (204 to 772)	477 (216 to 783)	477 (230 to 784)	477 (230 to 784)	477 (227 to 880)	477 (260 to 896)	477 (260 to 896)	477 (260 to 1,560)	477 (260 to 1,560)	477 (260 to 1,560)	477 (260 to 1,560)	477 (176 to 754)	477 (125 to 887)	477 (71 to 313)	477 (28 to 139)	477 (6 to 37)	16,900
Typhoid and paratyphoid	0 (0 to 0)	0 (0 to 0)	0 (0 to 2.4)	0 (0 to 1.6)	0 (0 to 0.8)	0 (0 to 0.8)	0 (0 to 0.8)	0 (0 to 0.8)	0 (0 to 0.8)	0 (0 to 0.8)	0 (0 to 0.8)	0 (0 to 0.8)	0 (0 to 0.8)	0 (0 to 0.8)	0 (0 to 0.8)	0 (0 to 0.8)	0 (0 to 0.8)	0 (0 to 0.8)	0 (0 to 0.8)	0 (0 to 0.8)	0 (0 to 0.8)	0 (0 to 0.8)	0 (0 to 0.8)	0 (0 to 0.8)	311
Typhoid fever	0 (0 to 0)	0 (0 to 0)	0 (0 to 2.4)	0 (0 to 1.6)	0 (0 to 0.8)	0 (0 to 0.8)	0 (0 to 0.8)	0 (0 to 0.8)	0 (0 to 0.8)	0 (0 to 0.8)	0 (0 to 0.8)	0 (0 to 0.8)	0 (0 to 0.8)	0 (0 to 0.8)	0 (0 to 0.8)	0 (0 to 0.8)	0 (0 to 0.8)	0 (0 to 0.8)	0 (0 to 0.8)	0 (0 to 0.8)	0 (0 to 0.8)	0 (0 to 0.8)	0 (0 to 0.8)	0 (0 to 0.8)	311
Paratyphoid fever	0 (0 to 0)	0 (0 to 0)	0 (0 to 0)	0 (0 to 0.7)	0.2 (0 to 0.8)	0.2 (0 to 0.8)	0.1 (0 to 0.8)	0.1 (0 to 0.8)	0.1 (0 to 0.8)	0.1 (0 to 0.8)	0.1 (0 to 0.8)	0 (0 to 0)	0 (0 to 0)	0 (0 to 0)	0 (0 to 0)	0 (0 to 0)	0 (0 to 0)	0 (0 to 0)	0 (0 to 0)	0 (0 to 0)	0 (0 to 0)	0 (0 to 0)	0 (0 to 0)	0 (0 to 0)	1
Invasive Non-typhoidal Salmonella (iNTS)	0 (0 to 0)	67 (2 to 476)	66.6 (0 to 476)	213 (0 to 1,060)	72.6 (0 to 260)	29.6 (0 to 143)	16.6 (0 to 81.1)	16.6 (0 to 81.1)	16.6 (0 to 81.1)	16.3 (0 to 79.3)	13.7 (0 to 66.6)	11 (0 to 53.2)	8.6 (0 to 41.6)	6.6 (0 to 31.9)	5.3 (0 to 25.7)	4.1 (0 to 19.9)	2.9 (0 to 14.1)	1.8 (0 to 8.8)	1.1 (0 to 5.2)	0.6 (0 to 2.8)	0.3 (0 to 1.2)	0.1 (0 to 0.5)	0 (0 to 0.2)	528
Other intestinal infectious diseases	0 (0 to 0)	0 (0 to 0)	0.6 (0 to 1.6)	1.6 (0 to 6.4)	1.2 (0 to 4.8)	0.8 (0 to 3.2)	0.8 (0 to 3.2)	0.4 (0 to 1.6)	0.4 (0 to 1.6)	0.4 (0 to 1.6)	0.4 (0 to 1.6)	0.4 (0 to 1.6)	0.3 (0 to 1.2)	0.3 (0 to 1.2)	0.2 (0 to 0.8)	0.2 (0 to 0.8)	0.1 (0 to 0.4)	0.1 (0 to 0.4)	0.1 (0 to 0.4)	0.1 (0 to 0.4)	0.1 (0 to 0.4)	0.1 (0 to 0.4)	0 (0 to 0.2)	177
Neglected tropical diseases and malaria	2,310 (1,330 to 3,300)	2,230 (1,330 to 3,300)	7,660 (5,300 to 10,000)	10,800 (7,400 to 14,200)	5,420 (3,420 to 7,420)	2,150 (1,350 to 2,950)	3,270 (2,060 to 4,480)	2,660 (1,680 to 3,650)	2,490 (1,570 to 3,410)	2,290 (1,440 to 3,140)	2,400 (1,510 to 3,290)	2,290 (1,440 to 3,140)	2,400 (1,510 to 3,290)	2,290 (1,440 to 3,140)	2,400 (1,510 to 3,290)	2,290 (1,440 to 3,140)	2,290 (1,440 to 3,140)	1,980 (1,250 to 2,710)	994 (626 to 1,360)	527 (332 to 722)	121 (76 to 166)	29.5 (18 to 40)	8.7 (5 to 12)	54,100
Malaria	2,310 (0.9 to 2.2)	2,230 (838 to 5,640)	7,660 (3,070 to 19,400)	10,800 (4,640 to 28,200)	5,420 (1,170 to 13,300)	2,150 (809 to 5,170)	3,270 (876 to 8,200)	2,660 (767 to 6,860)	2,490 (619 to 6,300)	2,290 (569 to 5,420)	2,400 (681 to 6,760)	2,290 (638 to 6,600)	2,400 (620 to 6,660)	2,290 (620 to 6,660)	2,400 (670 to 6,660)	2,290 (647 to 6,660)	2,290 (619 to 6,660)	1,980 (536 to 5,600)	994 (268 to 2,800)	527 (176 to 1,750)	121 (31 to 1,750)	29.5 (4 to 224)	8.7 (0.1 to 64.9)	55,100
Chagas disease	0 (0 to 0)	0 (0 to 0)	0 (0 to 0)	0 (0 to 0)	0 (0 to 0)	0 (0 to 0)	0 (0 to 0)	0 (0 to 0)	0 (0 to 0)	0 (0 to 0)	0 (0 to 0)	0 (0 to 0)	0 (0 to 0)	0 (0 to 0)	0 (0 to 0)	0 (0 to 0)	0 (0 to 0)	0 (0 to 0)	0 (0 to 0)	0 (0 to 0)	0 (0 to 0)	0 (0 to 0)	0 (0 to 0)	0
Leishmaniasis	0 (0 to 0)	0 (0 to 0)	0 (0 to 0)	0 (0 to 0)	0 (0 to 0)	0 (0 to 0)	0 (0 to 0)	0 (0 to 0)	0 (0 to 0)	0 (0 to 0)	0 (0 to 0)	0 (0 to 0)	0 (0 to 0)	0 (0 to 0)	0 (0 to 0)	0 (0 to 0)	0 (0 to 0)	0 (0 to 0)	0 (0 to 0)	0 (0 to 0)	0 (0 to 0)	0 (0 to 0)	0 (0 to 0)	0
Visceral leishmaniasis	0 (0 to 0)	0 (0 to 0)	0 (0 to 0)	0 (0 to 0)	0 (0 to 0)	0 (0 to 0)	0 (0 to 0)	0 (0 to 0)	0 (0 to 0)	0 (0 to 0)	0 (0 to 0)	0 (0 to 0)	0 (0 to 0)	0 (0 to 0)	0 (0 to 0)	0 (0 to 0)	0 (0 to 0)	0 (0 to 0)	0 (0 to 0)	0 (0 to 0)	0 (0 to 0)	0 (0 to 0)	0 (0 to 0)	0
Cutaneous and mucocutaneous leishmaniasis	0 (0 to 0)	0 (0 to 0)	0 (0 to 0)	0 (0 to 0)	0 (0 to 0)	0 (0 to 0)	0 (0 to 0)	0 (0 to 0)	0 (0 to 0)	0 (0 to 0)	0 (0 to 0)	0 (0 to 0)	0 (0 to 0)	0 (0 to 0)	0 (0 to 0)	0 (0 to 0)	0 (0 to 0)	0 (0 to 0)	0 (0 to 0)	0 (0 to 0)	0 (0 to 0)	0 (0 to 0)	0 (0 to 0)	0
African trypanosomiasis	0 (0 to 0)	0 (0 to 0)	49.7 (2 to 226)	134 (32 to 566)	159 (76 to 460)	196 (97 to 460)	179 (72 to 460)	196 (72 to 460)	179 (72 to 460)	196 (74 to 476)	132 (32 to 352)	97.7 (32 to 352)	63.1 (32 to 176)	61.6 (32 to 176)	49.2 (32 to 176)	29.4 (32 to 176)	17.3 (7 to 64)	7.6 (2 to 32)	6.4 (2 to 32)	2.3 (0 to 16)	0.9 (0 to 7)	0.2 (0 to 1)	0 (0 to 0)	1,640
Schistosomiasis	0 (0 to 0)	0 (0 to 0)	44.9 (11 to 125)	288 (99 to 1,060)	237 (126 to 494)	222 (126 to 494)	482 (126 to 1,060)	483 (126 to 1,060)	494 (126 to 1,060)	409 (126 to 1,060)	363 (126 to 1,060)	235 (126 to 494)	220 (126 to 494)	160 (80 to 352)	140 (80 to 352)	110 (80 to 352)	79.6 (32 to 352)	49.2 (16 to 176)	28.7 (16 to 88)	14.9 (4 to 71)	7.1 (1 to 32)	1.6 (0 to 11)	0.3 (0 to 2)	3,920
Cysticercosis	0 (0 to 0)	0 (0 to 0)	0.4 (0 to 1.6)	1.6 (0 to 6.4)	0.8 (0 to 3.2)	17.2 (7 to 44)	69 (29 to 176)	69 (29 to 176)	70.7 (29 to 176)	70.7 (29 to 176)	70.7 (29 to 176)	61.7 (29 to 176)	62 (29 to 176)	61.8 (29 to 176)	57.6 (29 to 176)	47.8 (29 to 176)	39.1 (29 to 176)	28.1 (16 to 88)	20.3 (12 to 64)	10.2 (4 to 44)	4.6 (1 to 22)	1.2 (0 to 8)	0.2 (0 to 1)	1,060
Cystic echinococcosis	0 (0 to 0)	0 (0 to 0)	0.3 (0 to 2.4)	0.3 (0 to 1.6)	0.2 (0 to 0.8)	0.2 (0 to 0.8)	0.7 (0 to 3.2)	0.9 (0 to 3.6)	0.9 (0 to 3.6)	0.9 (0 to 3.6)	0.9 (0 to 3.6)	0.9 (0 to 3.6)	0.9 (0 to 3.6)	0.9 (0 to 3.6)	0.9 (0 to 3.6)	0.9 (0 to 3.6)	0.9 (0 to 3.6)	0.9 (0 to 3.6)	0.9 (0 to 3.6)	0.9 (0 to 3.6)	0.9 (0 to 3.6)	0.9 (0 to 3.6)	0.9 (0 to 3.6)	9.9
Lymphatic filariasis	0 (0 to 0)	0 (0 to 0)	0 (0 to 0)	0.2 (0 to 0.8)	0.2 (0 to 0.8)	0.2 (0 to 0.8)	0.2 (0 to 0.8)	0.2 (0 to 0.8)	0.2 (0 to 0.8)	0.2 (0 to 0.8)	0.2 (0 to 0.8)	0.2 (0 to 0.8)	0.2 (0 to 0.8)	0.2 (0 to 0.8)	0.2 (0 to 0.8)	0.2 (0 to 0.8)	0.2 (0 to 0.8)	0.2 (0 to 0.8)	0.2 (0 to 0.8)	0.2 (0 to 0.8)	0.2 (0 to 0.8)	0.2 (0 to 0.8





SR Table 2c: Timor-Leste DALYS by cause and age group for both sexes with 95% uncertainty intervals, 2019

Cause	Early Neonatal	Late Neonatal	Post Neonatal	1 to 4	5 to 9	10 to 14	15 to 19	20 to 24	25 to 29	30 to 34	35 to 39	40 to 44	45 to 49	50 to 54	55 to 59	60 to 64	65 to 69	70 to 74	75 to 79	80 to 84	85 to 89	90 to 94	95 plus	Total
All causes	47,400 (38,300 to 58,300)	5,590 (4,550 to 6,860)	36,600 (26,400 to 47,000)	26,700 (9,820 to 43,700)	13,400 (9,990 to 17,400)	13,300 (10,100 to 17,000)	19,200 (14,600 to 24,100)	19,600 (13,700 to 25,500)	17,000 (10,500 to 24,300)	14,600 (8,800 to 21,100)	13,600 (8,000 to 20,200)	16,100 (9,230 to 23,700)	18,900 (11,800 to 26,100)	18,000 (13,400 to 23,100)	17,700 (14,200 to 21,700)	24,500 (20,000 to 28,900)	28,400 (23,500 to 32,600)	23,200 (19,900 to 26,000)	15,100 (13,400 to 16,400)	9,070 (8,210 to 9,720)	4,930 (4,370 to 5,320)	1,350 (1,150 to 1,490)	282 (240 to 313)	405,000
Communicable, maternal, neonatal, and nutritional diseases	41,600 (33,300 to 51,900)	4,560 (3,630 to 5,600)	28,700 (20,100 to 38,800)	18,200 (6,120 to 35,000)	5,730 (4,000 to 8,420)	3,670 (2,660 to 5,540)	3,980 (2,780 to 7,120)	4,270 (2,520 to 9,140)	4,280 (1,900 to 11,300)	3,540 (1,460 to 9,850)	3,240 (1,380 to 9,070)	3,450 (1,520 to 10,200)	3,440 (1,730 to 10,100)	2,480 (1,520 to 5,960)	2,080 (1,350 to 3,820)	2,880 (1,990 to 5,070)	3,450 (2,390 to 5,830)	2,940 (2,160 to 4,150)	2,040 (1,570 to 2,620)	1,370 (1,070 to 1,680)	816 (615 to 1,010)	243 (178 to 311)	55·5 (41·4 to 70·1)	147,000
HIV/AIDS and sexually transmitted infections	646 (195 to 1,460)	165 (50·7 to 359)	1,240 (105 to 7,870)	2,940 (18·5 to 18,100)	432 (10·8 to 2,800)	318 (9·1 to 1,950)	554 (29·7 to 3,740)	907 (50·5 to 5,780)	1,360 (52·7 to 8,260)	1,230 (44·1 to 7,560)	1,140 (37·3 to 6,930)	1,210 (37·8 to 7,830)	1,110 (33 to 7,650)	569 (20·4 to 3,900)	315 (11 to 1,880)	324 (12 to 2,240)	336 (10·4 to 2,820)	164 (5·6 to 1,350)	49·5 (2·6 to 384)	10·6 (0·9 to 71·9)	4·4 (0·4 to 29·3)	1·1 (0·1 to 6·9)	0·2 (0 to 1·1)	15,000
HIV/AIDS	0·1 (0 to 0·6)	0·3 (0 to 2·1)	1,010 (2·2 to 7,620)	2,930 (8·8 to 18,100)	427 (6·1 to 2,800)	314 (4·8 to 1,950)	539 (15·7 to 3,730)	884 (28·1 to 5,770)	1,330 (26·2 to 8,240)	1,210 (22 to 7,540)	1,120 (18·1 to 6,910)	1,190 (19·3 to 7,820)	1,090 (18·4 to 7,640)	560 (11·8 to 3,900)	310 (5·3 to 1,880)	318 (5·5 to 2,240)	331 (4·6 to 2,810)	160 (2·1 to 1,340)	47·4 (0·9 to 382)	9·8 (0·2 to 71)	4 (0·1 to 28·5)	0·9 (0 to 6·8)	0·2 (0 to 1·1)	13,800
HIV/AIDS - Drug-susceptible Tuberculosis	0 (0 to 0)	0 (0 to 0)	17 (0·5 to 33·8)	51·4 (2 to 98·7)	7·4 (1·3 to 12·4)	5·5 (1·3 to 9·1)	10·6 (3·7 to 17)	16·2 (6·6 to 25·7)	21·4 (6·1 to 35·9)	18·6 (5 to 32·2)	17·6 (4·3 to 30·9)	20·1 (5·8 to 35·6)	19·6 (5·3 to 34·5)	11·4 (3·3 to 19·3)	6·1 (1·2 to 10·9)	6·5 (1·3 to 11·7)	6·2 (1·1 to 11·9)	2·9 (0·4 to 5·8)	0·9 (0·2 to 1·7)	0·2 (0 to 0·3)	0·1 (0 to 0·1)	0 (0 to 0)	0 (0 to 0)	240
HIV/AIDS - Multidrug-resistant Tuberculosis without extensive	0 (0 to 0)	0 (0 to 0)	0·2 (0 to 1)	0·7 (0 to 3·1)	0·1 (0 to 0·4)	0·1 (0 to 0·3)	0·1 (0 to 0·6)	0·2 (0 to 0·9)	0·3 (0 to 1·2)	0·2 (0 to 1)	0·2 (0 to 1)	0·2 (0 to 1·1)	0·2 (0 to 1·1)	0·1 (0 to 0·6)	0·1 (0 to 0·4)	0·1 (0 to 0·4)	0·1 (0 to 0·4)	0 (0 to 0·2)	0 (0 to 0·1)	0 (0 to 0)	0 (0 to 0)	0 (0 to 0)	0 (0 to 0)	3
HIV/AIDS - Extensively drug-resistant Tuberculosis	0 (0 to 0)	0 (0 to 0)	0 (0 to 0·2)	0·1 (0 to 0·6)	0 (0 to 0·1)	0 (0 to 0·1)	0 (0 to 0·1)	0 (0 to 0·2)	0 (0 to 0·2)	0 (0 to 0·2)	0 (0 to 0·2)	0 (0 to 0·2)	0 (0 to 0·2)	0 (0 to 0·1)	0 (0 to 0·1)	0 (0 to 0·1)	0 (0 to 0·1)	0 (0 to 0)	0 (0 to 0)	0 (0 to 0)	0 (0 to 0)	0 (0 to 0)	0 (0 to 0)	0·6
HIV/AIDS resulting in other diseases	0·1 (0 to 0·6)	0·3 (0 to 2·1)	997 (1·2 to 7,600)	2,880 (5·6 to 18,100)	419 (3·6 to 2,790)	308 (2·9 to 1,940)	529 (9·7 to 3,710)	868 (18·5 to 5,750)	1,310 (15·8 to 8,210)	1,190 (14·1 to 7,520)	1,100 (11·7 to 6,880)	1,170 (11·6 to 7,800)	1,070 (11·4 to 7,620)	549 (7·9 to 3,880)	304 (3·6 to 1,870)	312 (3·8 to 2,230)	325 (3·2 to 2,800)	157 (1·4 to 1,340)	46·5 (0·5 to 380)	9·6 (0·1 to 70·7)	3·9 (0 to 28·4)	0·9 (0 to 6·8)	0·2 (0 to 1·1)	13,600
Sexually transmitted infections excluding HIV	646 (195 to 1,460)	165 (49·8 to 358)	228 (70·1 to 524)	8·6 (1·1 to 21)	5 [illegible]	4·2 [illegible]	14·5 [illegible]	23·3 [illegible]	25·2 [illegible]	22·2 [illegible]	17·9 [illegible]	16·5 [illegible]	14·5 [illegible]	8·2 [illegible]	5·6 [illegible]	5·9 [illegible]	5·4 [illegible]	4·2 [illegible]	2·1 [illegible]	0·9 [illegible]	0·5 [illegible]	0·1 [illegible]	0 [illegible]	[illegible]
Syphilis	646 (195 to 1,460)	165 (49·8 to 358)	228 (70·1 to 524)	8·6 (1·1 to 21)	[illegible]	[illegible]	[illegible]	[illegible]	[illegible]	[illegible]	[illegible]	[illegible]	[illegible]	[illegible]	[illegible]	[illegible]	[illegible]	[illegible]	[illegible]	[illegible]	[illegible]	[illegible]	[illegible]	[illegible]
Chlamydial infection	0 (0 to 0)	0 (0 to 0)	0 (0 to 0)	0 (0 to 0)	[illegible]	[illegible]	[illegible]	[illegible]	[illegible]	[illegible]	[illegible]	[illegible]	[illegible]	[illegible]	[illegible]	[illegible]	[illegible]	[illegible]	[illegible]	[illegible]	[illegible]	[illegible]	[illegible]	[illegible]
Gonococcal infection	0 (0 to 0)	0 (0 to 0)	0 (0 to 0)	0 (0 to 0)	[illegible]	[illegible]	[illegible]	[illegible]	[illegible]	[illegible]	[illegible]	[illegible]	[illegible]	[illegible]	[illegible]	[illegible]	[illegible]	[illegible]	[illegible]	[illegible]	[illegible]	[illegible]	[illegible]	[illegible]
Trichomoniasis	0 (0 to 0)	0 (0 to 0)	0 (0 to 0)	0 (0 to 0)	[illegible]	[illegible]	[illegible]	[illegible]	[illegible]	[illegible]	[illegible]	[illegible]	[illegible]	[illegible]	[illegible]	[illegible]	[illegible]	[illegible]	[illegible]	[illegible]	[illegible]	[illegible]	[illegible]	[illegible]
Genital herpes	0 (0 to 0)	0 (0 to 0)	0 (0 to 0)	0 (0 to 0)	[illegible]	[illegible]	[illegible]	[illegible]	[illegible]	[illegible]	[illegible]	[illegible]	[illegible]	[illegible]	[illegible]	[illegible]	[illegible]	[illegible]	[illegible]	[illegible]	[illegible]	[illegible]	[illegible]	[illegible]
Other sexually transmitted infections	0 (0 to 0)	[illegible]	[illegible]	[illegible]	[illegible]	[illegible]	[illegible]	[illegible]	[illegible]	[illegible]	[illegible]	[illegible]	[illegible]	[illegible]	[illegible]	[illegible]	[illegible]	[illegible]	[illegible]	[illegible]	[illegible]	[illegible]	[illegible]	[illegible]
Respiratory infections and tuberculosis	2,580 (1,550 to [illegible])	[illegible]	[illegible]	[illegible]	[illegible]	[illegible]	[illegible]	[illegible]	[illegible]	[illegible]	[illegible]	[illegible]	[illegible]	[illegible]	[illegible]	[illegible]	[illegible]	[illegible]	[illegible]	[illegible]	[illegible]	[illegible]	[illegible]	[illegible]
Tuberculosis	0 (0 to 0)	[illegible]	[illegible]	[illegible]	[illegible]	[illegible]	[illegible]	[illegible]	[illegible]	[illegible]	[illegible]	[illegible]	[illegible]	[illegible]	[illegible]	[illegible]	[illegible]	[illegible]	[illegible]	[illegible]	[illegible]	[illegible]	[illegible]	[illegible]
Latent tuberculosis infection	0 (0 to 0)	[illegible]	[illegible]	[illegible]	[illegible]	[illegible]	[illegible]	[illegible]	[illegible]	[illegible]	[illegible]	[illegible]	[illegible]	[illegible]	[illegible]	[illegible]	[illegible]	[illegible]	[illegible]	[illegible]	[illegible]	[illegible]	[illegible]	[illegible]
Drug-susceptible tuberculosis	0 (0 to 0)	[illegible]	[illegible]	[illegible]	[illegible]	[illegible]	[illegible]	[illegible]	[illegible]	[illegible]	[illegible]	[illegible]	[illegible]	[illegible]	[illegible]	[illegible]	[illegible]	[illegible]	[illegible]	[illegible]	[illegible]	[illegible]	[illegible]	[illegible]
Multidrug-resistant tuberculosis without extensive drug resistar	0 (0 to 0)	[illegible]	[illegible]	[illegible]	[illegible]	[illegible]	[illegible]	[illegible]	[illegible]	[illegible]	[illegible]	[illegible]	[illegible]	[illegible]	[illegible]	[illegible]	[illegible]	[illegible]	[illegible]	[illegible]	[illegible]	[illegible]	[illegible]	[illegible]
Extensively drug-resistant tuberculosis	0 (0 to 0)	[illegible]	[illegible]	[illegible]	[illegible]	[illegible]	[illegible]	[illegible]	[illegible]	[illegible]	[illegible]	[illegible]	[illegible]	[illegible]	[illegible]	[illegible]	[illegible]	[illegible]	[illegible]	[illegible]	[illegible]	[illegible]	[illegible]	[illegible]
Lower respiratory infections	2,580 (1,550 to [illegible])	[illegible]	[illegible]	[illegible]	[illegible]	[illegible]	[illegible]	[illegible]	[illegible]	[illegible]	[illegible]	[illegible]	[illegible]	[illegible]	[illegible]	[illegible]	[illegible]	[illegible]	[illegible]	[illegible]	[illegible]	[illegible]	[illegible]	[illegible]
Upper respiratory infections	0·4 (0·2 to [illegible])	[illegible]	[illegible]	[illegible]	[illegible]	[illegible]	[illegible]	[illegible]	[illegible]	[illegible]	[illegible]	[illegible]	[illegible]	[illegible]	[illegible]	[illegible]	[illegible]	[illegible]	[illegible]	[illegible]	[illegible]	[illegible]	[illegible]	[illegible]
Otitis media	0·5 (0·1 to [illegible])	[illegible]	[illegible]	[illegible]	[illegible]	[illegible]	[illegible]	[illegible]	[illegible]	[illegible]	[illegible]	[illegible]	[illegible]	[illegible]	[illegible]	[illegible]	[illegible]	[illegible]	[illegible]	[illegible]	[illegible]	[illegible]	[illegible]	[illegible]
Enteric infections	66 (24·4 to [illegible])	[illegible]	[illegible]	[illegible]	[illegible]	[illegible]	[illegible]	[illegible]	[illegible]	[illegible]	[illegible]	[illegible]	[illegible]	[illegible]	[illegible]	[illegible]	[illegible]	[illegible]	[illegible]	[illegible]	[illegible]	[illegible]	[illegible]	[illegible]
Diarrheal diseases	66 (24·4 to [illegible])	[illegible]	[illegible]	[illegible]	[illegible]	[illegible]	[illegible]	[illegible]	[illegible]	[illegible]	[illegible]	[illegible]	[illegible]	[illegible]	[illegible]	[illegible]	[illegible]	[illegible]	[illegible]	[illegible]	[illegible]	[illegible]	[illegible]	[illegible]
Typhoid and paratyphoid	0 (0 to 0)	[illegible]	[illegible]	[illegible]	[illegible]	[illegible]	[illegible]	[illegible]	[illegible]	[illegible]	[illegible]	[illegible]	[illegible]	[illegible]	[illegible]	[illegible]	[illegible]	[illegible]	[illegible]	[illegible]	[illegible]	[illegible]	[illegible]	[illegible]
Typhoid fever	0 (0 to 0)	[illegible]	[illegible]	[illegible]	[illegible]	[illegible]	[illegible]	[illegible]	[illegible]	[illegible]	[illegible]	[illegible]	[illegible]	[illegible]	[illegible]	[illegible]	[illegible]	[illegible]	[illegible]	[illegible]	[illegible]	[illegible]	[illegible]	[illegible]
Paratyphoid fever	0 (0 to 0)	[illegible]	[illegible]	[illegible]	[illegible]	[illegible]	[illegible]	[illegible]	[illegible]	[illegible]	[illegible]	[illegible]	[illegible]	[illegible]	[illegible]	[illegible]	[illegible]	[illegible]	[illegible]	[illegible]	[illegible]	[illegible]	[illegible]	[illegible]
Invasive Non-typhoidal Salmonella (iNTS)	0 (0 to 0)	[illegible]	[illegible]	[illegible]	[illegible]	[illegible]	[illegible]	[illegible]	[illegible]	[illegible]	[illegible]	[illegible]	[illegible]	[illegible]	[illegible]	[illegible]	[illegible]	[illegible]	[illegible]	[illegible]	[illegible]	[illegible]	[illegible]	[illegible]
Other intestinal infectious diseases	0 (0 to 0)	[illegible]	[illegible]	[illegible]	[illegible]	[illegible]	[illegible]	[illegible]	[illegible]	[illegible]	[illegible]	[illegible]	[illegible]	[illegible]	[illegible]	[illegible]	[illegible]	[illegible]	[illegible]	[illegible]	[illegible]	[illegible]	[illegible]	[illegible]
Neglected tropical diseases and malaria	1·6 (0·7 to [illegible])	[illegible]	[illegible]	[illegible]	[illegible]	[illegible]	[illegible]	[illegible]	[illegible]	[illegible]	[illegible]	[illegible]	[illegible]	[illegible]	[illegible]	[illegible]	[illegible]	[illegible]	[illegible]	[illegible]	[illegible]	[illegible]	[illegible]	[illegible]
Malaria	0 (0 to 0)	[illegible]	[illegible]	[illegible]	[illegible]	[illegible]	[illegible]	[illegible]	[illegible]	[illegible]	[illegible]	[illegible]	[illegible]	[illegible]	[illegible]	[illegible]	[illegible]	[illegible]	[illegible]	[illegible]	[illegible]	[illegible]	[illegible]	[illegible]
Chagas disease	0 (0 to 0)	[illegible]	[illegible]	[illegible]	[illegible]	[illegible]	[illegible]	[illegible]	[illegible]	[illegible]	[illegible]	[illegible]	[illegible]	[illegible]	[illegible]	[illegible]	[illegible]	[illegible]	[illegible]	[illegible]	[illegible]	[illegible]	[illegible]	[illegible]
Leishmaniasis	0 (0 to 0)	[illegible]	[illegible]	[illegible]	[illegible]	[illegible]	[illegible]	[illegible]	[illegible]	[illegible]	[illegible]	[illegible]	[illegible]	[illegible]	[illegible]	[illegible]	[illegible]	[illegible]	[illegible]	[illegible]	[illegible]	[illegible]	[illegible]	[illegible]
Visceral leishmaniasis	0 (0 to 0)	[illegible]	[illegible]	[illegible]	[illegible]	[illegible]	[illegible]	[illegible]	[illegible]	[illegible]	[illegible]	[illegible]	[illegible]	[illegible]	[illegible]	[illegible]	[illegible]	[illegible]	[illegible]	[illegible]	[illegible]	[illegible]	[illegible]	[illegible]
Cutaneous and mucocutaneous leishmaniasis	0 (0 to 0)	[illegible]	[illegible]	[illegible]	[illegible]	[illegible]	[illegible]	[illegible]	[illegible]	[illegible]	[illegible]	[illegible]	[illegible]	[illegible]	[illegible]	[illegible]	[illegible]	[illegible]	[illegible]	[illegible]	[illegible]	[illegible]	[illegible]	[illegible]
African trypanosomiasis	0 (0 to 0)	[illegible]	[illegible]	[illegible]	[illegible]	[illegible]	[illegible]	[illegible]	[illegible]	[illegible]	[illegible]	[illegible]	[illegible]	[illegible]	[illegible]	[illegible]	[illegible]	[illegible]	[illegible]	[illegible]	[illegible]	[illegible]	[illegible]	[illegible]
Schistosomiasis	0 (0 to 0)	[illegible]	[illegible]	[illegible]	[illegible]	[illegible]	[illegible]	[illegible]	[illegible]	[illegible]	[illegible]	[illegible]	[illegible]	[illegible]	[illegible]	[illegible]	[illegible]	[illegible]	[illegible]	[illegible]	[illegible]	[illegible]	[illegible]	[illegible]
Cysticercosis	0 (0 to 0)	[illegible]	[illegible]	[illegible]	[illegible]	[illegible]	[illegible]	[illegible]	[illegible]	[illegible]	[illegible]	[illegible]	[illegible]	[illegible]	[illegible]	[illegible]	[illegible]	[illegible]	[illegible]	[illegible]	[illegible]	[illegible]	[illegible]	[illegible]
Cystic echinococcosis	0 (0 to 0)	[illegible]	[illegible]	[illegible]	[illegible]	[illegible]	[illegible]	[illegible]	[illegible]	[illegible]	[illegible]	[illegible]	[illegible]	[illegible]	[illegible]	[illegible]	[illegible]	[illegible]	[illegible]	[illegible]	[illegible]	[illegible]	[illegible]	[illegible]
Lymphatic filariasis	0 (0 to 0)	[illegible]	[illegible]	[illegible]	[illegible]	[illegible]	[illegible]	[illegible]	[illegible]	[illegible]	[illegible]	[illegible]	[illegible]	[illegible]	[illegible]	[illegible]	[illegible]	[illegible]	[illegible]	[illegible]	[illegible]	[illegible]	[illegible]	[illegible]
Onchocerciasis	0 (0 to 0)	[illegible]	[illegible]	[illegible]	[illegible]	[illegible]	[illegible]	[illegible]	[illegible]	[illegible]	[illegible]	[illegible]	[illegible]	[illegible]	[illegible]	[illegible]	[illegible]	[illegible]	[illegible]	[illegible]	[illegible]	[illegible]	[illegible]	[illegible]
Trachoma	0 (0 to 0)	[illegible]	[illegible]	[illegible]	[illegible]	[illegible]	[illegible]	[illegible]	[illegible]	[illegible]	[illegible]	[illegible]	[illegible]	[illegible]	[illegible]	[illegible]	[illegible]	[illegible]	[illegible]	[illegible]	[illegible]	[illegible]	[illegible]	[illegible]
Dengue	0 (0 to 0)	[illegible]	[illegible]	[illegible]	[illegible]	[illegible]	[illegible]	[illegible]	[illegible]	[illegible]	[illegible]	[illegible]	[illegible]	[illegible]	[illegible]	[illegible]	[illegible]	[illegible]	[illegible]	[illegible]	[illegible]	[illegible]	[illegible]	[illegible]
Yellow fever	0 (0 to 0)	[illegible]	[illegible]	[illegible]	[illegible]	[illegible]	[illegible]	[illegible]	[illegible]	[illegible]	[illegible]	[illegible]	[illegible]	[illegible]	[illegible]	[illegible]	[illegible]	[illegible]	[illegible]	[illegible]	[illegible]	[illegible]	[illegible]	[illegible]
Rabies	0 (0 to 0)	[illegible]	[illegible]	[illegible]	[illegible]	[illegible]	[illegible]	[illegible]	[illegible]	[illegible]	[illegible]	[illegible]	[illegible]	[illegible]	[illegible]	[illegible]	[illegible]	[illegible]	[illegible]	[illegible]	[illegible]	[illegible]	[illegible]	[illegible]
Intestinal nematode infections	0 (0 to 0)	[illegible]	[illegible]	[illegible]	[illegible]	[illegible]	[illegible]	[illegible]	[illegible]	[illegible]	[illegible]	[illegible]	[illegible]	[illegible]	[illegible]	[illegible]	[illegible]	[illegible]	[illegible]	[illegible]	[illegible]	[illegible]	[illegible]	[illegible]
Ascariasis	0 (0 to 0)	[illegible]	[illegible]	[illegible]	[illegible]	[illegible]	[illegible]	[illegible]	[illegible]	[illegible]	[illegible]	[illegible]	[illegible]	[illegible]	[illegible]	[illegible]	[illegible]	[illegible]	[illegible]	[illegible]	[illegible]	[illegible]	[illegible]	[illegible]
Trichuriasis	0 (0 to 0)	[illegible]	[illegible]	[illegible]	[illegible]	[illegible]	[illegible]	[illegible]	[illegible]	[illegible]	[illegible]	[illegible]	[illegible]	[illegible]	[illegible]	[illegible]	[illegible]	[illegible]	[illegible]	[illegible]	[illegible]	[illegible]	[illegible]	[illegible]
Hookworm disease	0 (0 to 0)	[illegible]	[illegible]	[illegible]	[illegible]	[illegible]	[illegible]	[illegible]	[illegible]	[illegible]	[illegible]	[illegible]	[illegible]	[illegible]	[illegible]	[illegible]	[illegible]	[illegible]	[illegible]	[illegible]	[illegible]	[illegible]	[illegible]	[illegible]
Food-borne trematodiases	0 (0 to 0)	[illegible]	[illegible]	[illegible]	[illegible]	[illegible]	[illegible]	[illegible]	[illegible]	[illegible]	[illegible]	[illegible]	[illegible]	[illegible]	[illegible]	[illegible]	[illegible]	[illegible]	[illegible]	[illegible]	[illegible]	[illegible]	[illegible]	[illegible]
Leprosy	0 (0 to 0)	[illegible]	[illegible]	[illegible]	[illegible]	[illegible]	[illegible]	[illegible]	[illegible]	[illegible]	[illegible]	[illegible]	[illegible]	[illegible]	[illegible]	[illegible]	[illegible]	[illegible]	[illegible]	[illegible]	[illegible]	[illegible]	[illegible]	[illegible]
Ebola	0 (0 to 0)	[illegible]	[illegible]	[illegible]	[illegible]	[illegible]	[illegible]	[illegible]	[illegible]	[illegible]	[illegible]	[illegible]	[illegible]	[illegible]	[illegible]	[illegible]	[illegible]	[illegible]	[illegible]	[illegible]	[illegible]	[illegible]	[illegible]	[illegible]
Zika virus	0 (0 to 0)	[illegible]	[illegible]	[illegible]	[illegible]	[illegible]	[illegible]	[illegible]	[illegible]	[illegible]	[illegible]	[illegible]	[illegible]	[illegible]	[illegible]	[illegible]	[illegible]	[illegible]	[illegible]	[illegible]	[illegible]	[illegible]	[illegible]	[illegible]
Guinea worm disease	0 (0 to 0)	[illegible]	[illegible]	[illegible]	[illegible]	[illegible]	[illegible]	[illegible]	[illegible]	[illegible]	[illegible]	[illegible]	[illegible]	[illegible]	[illegible]	[illegible]	[illegible]	[illegible]	[illegible]	[illegible]	[illegible]	[illegible]	[illegible]	[illegible]
Other neglected tropical diseases	1·6 (0·7 to [illegible])	[illegible]	[illegible]	[illegible]	[illegible]	[illegible]	[illegible]	[illegible]	[illegible]	[illegible]	[illegible]	[illegible]	[illegible]	[illegible]	[illegible]	[illegible]	[illegible]	[illegible]	[illegible]	[illegible]	[illegible]	[illegible]	[illegible]	[illegible]
Other infectious diseases	179 (80·5 to [illegible])	[illegible]	[illegible]	[illegible]	[illegible]	[illegible]	[illegible]	[illegible]	[illegible]	[illegible]	[illegible]	[illegible]	[illegible]	[illegible]	[illegible]	[illegible]	[illegible]	[illegible]	[illegible]	[illegible]	[illegible]	[illegible]	[illegible]	[illegible]
Meningitis	39·3 (19·6 to [illegible])	[illegible]	[illegible]	[illegible]	[illegible]	[illegible]	[illegible]	[illegible]	[illegible]	[illegible]	[illegible]	[illegible]	[illegible]	[illegible]	[illegible]	[illegible]	[illegible]	[illegible]	[illegible]	[illegible]	[illegible]	[illegible]	[illegible]	[illegible]
Encephalitis	4·7 (2·1 to [illegible])	[illegible]	[illegible]	[illegible]	[illegible]	[illegible]	[illegible]	[illegible]	[illegible]	[illegible]	[illegible]	[illegible]	[illegible]	[illegible]	[illegible]	[illegible]	[illegible]	[illegible]	[illegible]	[illegible]	[illegible]	[illegible]	[illegible]	[illegible]
Diphtheria	0 (0 to 0)	[illegible]	[illegible]	[illegible]	[illegible]	[illegible]	[illegible]	[illegible]	[illegible]	[illegible]	[illegible]	[illegible]	[illegible]	[illegible]	[illegible]	[illegible]	[illegible]	[illegible]	[illegible]	[illegible]	[illegible]	[illegible]	[illegible]	[illegible]
Tetanus	109 (26 to [illegible])	[illegible]	[illegible]	[illegible]	[illegible]	[illegible]	[illegible]	[illegible]	[illegible]	[illegible]	[illegible]	[illegible]	[illegible]	[illegible]	[illegible]	[illegible]	[illegible]	[illegible]	[illegible]	[illegible]	[illegible]	[illegible]	[illegible]	[illegible]
Measles	0 (0 to 0)	[illegible]	[illegible]	[illegible]	[illegible]	[illegible]	[illegible]	[illegible]	[illegible]	[illegible]	[illegible]	[illegible]	[illegible]	[illegible]	[illegible]	[illegible]	[illegible]	[illegible]	[illegible]	[illegible]	[illegible]	[illegible]	[illegible]	[illegible]
Varicella and herpes zoster	2·7 (0·6 to [illegible])	[illegible]	[illegible]	[illegible]	[illegible]	[illegible]	[illegible]	[illegible]	[illegible]	[illegible]	[illegible]	[illegible]	[illegible]	[illegible]	[illegible]	[illegible]	[illegible]	[illegible]	[illegible]	[illegible]	[illegible]	[illegible]	[illegible]	[illegible]
Acute hepatitis	0 (0 to 0)	[illegible]	[illegible]	[illegible]	[illegible]	[illegible]	[illegible]	[illegible]	[illegible]	[illegible]	[illegible]	[illegible]	[illegible]	[illegible]	[illegible]	[illegible]	[illegible]	[illegible]	[illegible]	[illegible]	[illegible]	[illegible]	[illegible]	[illegible]
Acute hepatitis A	0 (0 to 0)	[illegible]	[illegible]	[illegible]	[illegible]	[illegible]	[illegible]	[illegible]	[illegible]	[illegible]	[illegible]	[illegible]	[illegible]	[illegible]	[illegible]	[illegible]	[illegible]	[illegible]	[illegible]	[illegible]	[illegible]	[illegible]	[illegible]	[illegible]
Acute hepatitis B	0 (0 to 0)	[illegible]	[illegible]	[illegible]	[illegible]	[illegible]	[illegible]	[illegible]	[illegible]	[illegible]	[illegible]	[illegible]	[illegible]	[illegible]	[illegible]	[illegible]	[illegible]	[illegible]	[illegible]	[illegible]	[illegible]	[illegible]	[illegible]	[illegible]
Acute hepatitis C	0 (0 to 0)	[illegible]	[illegible]	[illegible]	[illegible]	[illegible]	[illegible]	[illegible]	[illegible]	[illegible]	[illegible]	[illegible]	[illegible]	[illegible]	[illegible]	[illegible]	[illegible]	[illegible]	[illegible]	[illegible]	[illegible]	[illegible]	[illegible]	[illegible]
Acute hepatitis E	0 (0 to 0)	[illegible]	[illegible]	[illegible]	[illegible]	[illegible]	[illegible]	[illegible]	[illegible]	[illegible]	[illegible]	[illegible]	[illegible]	[illegible]	[illegible]	[illegible]	[illegible]	[illegible]	[illegible]	[illegible]	[illegible]	[illegible]	[illegible]	[illegible]
Other unspecified infectious diseases	22·6 (8·1 to [illegible])	[illegible]	[illegible]	[illegible]	[illegible]	[illegible]	[illegible]	[illegible]	[illegible]	[illegible]	[illegible]	[illegible]	[illegible]	[illegible]	[illegible]	[illegible]	[illegible]	[illegible]	[illegible]	[illegible]	[illegible]	[illegible]	[illegible]	[illegible]
Maternal and neonatal disorders	38,100 (30,300 to [illegible])	[illegible]	[illegible]	[illegible]	[illegible]	[illegible]	[illegible]	[illegible]	[illegible]	[illegible]	[illegible]	[illegible]	[illegible]	[illegible]	[illegible]	[illegible]	[illegible]	[illegible]	[illegible]	[illegible]	[illegible]	[illegible]	[illegible]	[illegible]
Maternal disorders	0 (0 to 0)	[illegible]	[illegible]	[illegible]	[illegible]	[illegible]	[illegible]	[illegible]	[illegible]	[illegible]	[illegible]	[illegible]	[illegible]	[illegible]	[illegible]	[illegible]	[illegible]	[illegible]	[illegible]	[illegible]	[illegible]	[illegible]	[illegible]	[illegible]
Maternal hemorrhage	0 (0 to 0)	[illegible]	[illegible]	[illegible]	[illegible]	[illegible]	[illegible]	[illegible]	[illegible]	[illegible]	[illegible]	[illegible]	[illegible]	[illegible]	[illegible]	[illegible]	[illegible]	[illegible]	[illegible]	[illegible]	[illegible]	[illegible]	[illegible]	[illegible]
Maternal sepsis and other maternal infections	0 (0 to 0)	[illegible]	[illegible]	[illegible]	[illegible]	[illegible]	[illegible]	[illegible]	[illegible]	[illegible]	[illegible]	[illegible]	[illegible]	[illegible]	[illegible]	[illegible]	[illegible]	[illegible]	[illegible]	[illegible]	[illegible]	[illegible]	[illegible]	[illegible]
Maternal hypertensive disorders	0 (0 to 0)	[illegible]	[illegible]	[illegible]	[illegible]	[illegible]	[illegible]	[illegible]	[illegible]	[illegible]	[illegible]	[illegible]	[illegible]	[illegible]	[illegible]	[illegible]	[illegible]	[illegible]	[illegible]	[illegible]	[illegible]	[illegible]	[illegible]	[illegible]
Maternal obstructed labor and uterine rupture	0 (0 to 0)	[illegible]	[illegible]	[illegible]	[illegible]	[illegible]	[illegible]	[illegible]	[illegible]	[illegible]	[illegible]	[illegible]	[illegible]	[illegible]	[illegible]	[illegible]	[illegible]	[illegible]	[illegible]	[illegible]	[illegible]	[illegible]	[illegible]	[illegible]
Maternal abortion and miscarriage	0 (0 to 0)	[illegible]	[illegible]	[illegible]	[illegible]	[illegible]	[illegible]	[illegible]	[illegible]	[illegible]	[illegible]	[illegible]	[illegible]	[illegible]	[illegible]	[illegible]	[illegible]	[illegible]	[illegible]	[illegible]	[illegible]	[illegible]	[illegible]	[illegible]
Ectopic pregnancy	0 (0 to 0)	[illegible]	[illegible]	[illegible]	[illegible]	[illegible]	[illegible]	[illegible]	[illegible]	[illegible]	[illegible]	[illegible]	[illegible]	[illegible]	[illegible]	[illegible]	[illegible]	[illegible]	[illegible]	[illegible]	[illegible]	[illegible]	[illegible]	[illegible]
Indirect maternal deaths	--	[illegible]	[illegible]	[illegible]	[illegible]	[illegible]	[illegible]	[illegible]	[illegible]	[illegible]	[illegible]	[illegible]	[illegible]	[illegible]	[illegible]	[illegible]	[illegible]	[illegible]	[illegible]	[illegible]	[illegible]	[illegible]	[illegible]	[illegible]
Late maternal deaths	--	[illegible]	[illegible]	[illegible]	[illegible]	[illegible]	[illegible]	[illegible]	[illegible]	[illegible]	[illegible]	[illegible]	[illegible]	[illegible]	[illegible]	[illegible]	[illegible]	[illegible]	[illegible]	[illegible]	[illegible]	[illegible]	[illegible]	[illegible]
Maternal deaths aggravated by HIV/AIDS	--	[illegible]	[illegible]	[illegible]	[illegible]	[illegible]	[illegible]	[illegible]	[illegible]	[illegible]	[illegible]	[illegible]	[illegible]	[illegible]	[illegible]	[illegible]	[illegible]	[illegible]	[illegible]	[illegible]	[illegible]	[illegible]	[illegible]	[illegible]
Neonatal disorders	38,100 (30,300 to [illegible])	[illegible]	[illegible]	[illegible]	[illegible]	[illegible]	[illegible]	[illegible]	[illegible]	[illegible]	[illegible]	[illegible]	[illegible]	[illegible]	[illegible]	[illegible]	[illegible]	[illegible]	[illegible]	[illegible]	[illegible]	[illegible]	[illegible]	[illegible]
Neonatal preterm birth	19,700 (13,800 to [illegible])	[illegible]	[illegible]	[illegible]	[illegible]	[illegible]	[illegible]	[illegible]	[illegible]	[illegible]	[illegible]	[illegible]	[illegible]	[illegible]	[illegible]	[illegible]	[illegible]	[illegible]	[illegible]	[illegible]	[illegible]	[illegible]	[illegible]	[illegible]
Neonatal encephalopathy due to birth asphyxia and trauma	10,500 (6,820 to [illegible])	[illegible]	[illegible]	[illegible]	[illegible]	[illegible]	[illegible]	[illegible]	[illegible]	[illegible]	[illegible]	[illegible]	[illegible]	[illegible]	[illegible]	[illegible]	[illegible]	[illegible]	[illegible]	[illegible]	[illegible]	[illegible]	[illegible]	[illegible]
Neonatal sepsis and other neonatal infections	3,800 (1,820 to [illegible])	[illegible]	[illegible]	[illegible]	[illegible]	[illegible]	[illegible]	[illegible]	[illegible]	[illegible]	[illegible]	[illegible]	[illegible]	[illegible]	[illegible]	[illegible]	[illegible]	[illegible]	[illegible]	[illegible]	[illegible]	[illegible]	[illegible]	[illegible]
Hemolytic disease and other neonatal jaundice	267 (146 to [illegible])	[illegible]	[illegible]	[illegible]	[illegible]	[illegible]	[illegible]	[illegible]	[illegible]	[illegible]	[illegible]	[illegible]	[illegible]	[illegible]	[illegible]	[illegible]	[illegible]	[illegible]	[illegible]	[illegible]	[illegible]	[illegible]	[illegible]	[illegible]
Other neonatal disorders	3,830 (1,750 to [illegible])	[illegible]	[illegible]	[illegible]	[illegible]	[illegible]	[illegible]	[illegible]	[illegible]	[illegible]	[illegible]	[illegible]	[illegible]	[illegible]	[illegible]	[illegible]	[illegible]	[illegible]	[illegible]	[illegible]	[illegible]	[illegible]	[illegible]	[illegible]
Nutritional deficiencies	9·2 (6 to [illegible])	[illegible]	[illegible]	[illegible]	[illegible]	[illegible]	[illegible]	[illegible]	[illegible]	[illegible]	[illegible]	[illegible]	[illegible]	[illegible]	[illegible]	[illegible]	[illegible]	[illegible]	[illegible]	[illegible]	[illegible]	[illegible]	[illegible]	[illegible]
Protein-energy malnutrition	7·4 (4·8 to [illegible])	[illegible]	[illegible]	[illegible]	[illegible]	[illegible]	[illegible]	[illegible]	[illegible]	[illegible]	[illegible]	[illegible]	[illegible]	[illegible]	[illegible]	[illegible]	[illegible]	[illegible]	[illegible]	[illegible]	[illegible]	[illegible]	[illegible]	[illegible]
Iodine deficiency	0 (0 to 0)	[illegible]	[illegible]	[illegible]	[illegible]	[illegible]	[illegible]	[illegible]	[illegible]	[illegible]	[illegible]	[illegible]	[illegible]	[illegible]	[illegible]	[illegible]	[illegible]	[illegible]	[illegible]	[illegible]	[illegible]	[illegible]	[illegible]	[illegible]
Vitamin A deficiency	0·5 (0·2 to [illegible])	[illegible]	[illegible]	[illegible]	[illegible]	[illegible]	[illegible]	[illegible]	[illegible]	[illegible]	[illegible]	[illegible]	[illegible]	[illegible]	[illegible]	[illegible]	[illegible]	[illegible]	[illegible]	[illegible]	[illegible]	[illegible]	[illegible]	[illegible]
Dietary iron deficiency	1·2 (0·5 to [illegible])	[illegible]	[illegible]	[illegible]	[illegible]	[illegible]	[illegible]	[illegible]	[illegible]	[illegible]	[illegible]	[illegible]	[illegible]	[illegible]	[illegible]	[illegible]	[illegible]	[illegible]	[illegible]	[illegible]	[illegible]	[illegible]	[illegible]	[illegible]
Other nutritional deficiencies	0 (0 to 0)	[illegible]	[illegible]	[illegible]	[illegible]	[illegible]	[illegible]	[illegible]	[illegible]	[illegible]	[illegible]	[illegible]	[illegible]	[illegible]	[illegible]	[illegible]	[illegible]	[illegible]	[illegible]	[illegible]	[illegible]	[illegible]	[illegible]	[illegible]
Non-communicable diseases	5,690 (3,560 to [illegible])	[illegible]	[illegible]	[illegible]	[illegible]	[illegible]	[illegible]	[illegible]	[illegible]	[illegible]	[illegible]	[illegible]	[illegible]	[illegible]	[illegible]	[illegible]	[illegible]	[illegible]	[illegible]	[illegible]	[illegible]	[illegible]	[illegible]	[illegible]
Neoplasms	18·8 (10·8 to [illegible])	[illegible]	[illegible]	[illegible]	[illegible]	[illegible]	[illegible]	[illegible]	[illegible]	[illegible]	[illegible]	[illegible]	[illegible]	[illegible]	[illegible]	[illegible]	[illegible]	[illegible]	[illegible]	[illegible]	[illegible]	[illegible]	[illegible]	[illegible]
Lip and oral cavity cancer	0 (0 to 0)	[illegible]	[illegible]	[illegible]	[illegible]	[illegible]	[illegible]	[illegible]	[illegible]	[illegible]	[illegible]	[illegible]	[illegible]	[illegible]	[illegible]	[illegible]	[illegible]	[illegible]	[illegible]	[illegible]	[illegible]	[illegible]	[illegible]	[illegible]
Nasopharynx cancer	0 (0 to 0)	[illegible]	[illegible]	[illegible]	[illegible]	[illegible]	[illegible]	[illegible]	[illegible]	[illegible]	[illegible]	[illegible]	[illegible]	[illegible]	[illegible]	[illegible]	[illegible]	[illegible]	[illegible]	[illegible]	[illegible]	[illegible]	[illegible]	[illegible]
Other pharynx cancer	0 (0 to 0)	[illegible]	[illegible]	[illegible]	[illegible]	[illegible]	[illegible]	[illegible]	[illegible]	[illegible]	[illegible]	[illegible]	[illegible]	[illegible]	[illegible]	[illegible]	[illegible]	[illegible]	[illegible]	[illegible]	[illegible]	[illegible]	[illegible]	[illegible]
Esophageal cancer	0 (0 to 0)	[illegible]	[illegible]	[illegible]	[illegible]	[illegible]	[illegible]	[illegible]	[illegible]	[illegible]	[illegible]	[illegible]	[illegible]	[illegible]	[illegible]	[illegible]	[illegible]	[illegible]	[illegible]	[illegible]	[illegible]	[illegible]	[illegible]	[illegible]
Stomach cancer	0 (0 to 0)	[illegible]	[illegible]	[illegible]	[illegible]	[illegible]	[illegible]	[illegible]	[illegible]	[illegible]	[illegible]	[illegible]	[illegible]	[illegible]	[illegible]	[illegible]	[illegible]	[illegible]	[illegible]	[illegible]	[illegible]	[illegible]	[illegible]	[illegible]
Colon and rectum cancer	0 (0 to 0)	[illegible]	[illegible]	[illegible]	[illegible]	[illegible]	[illegible]	[illegible]	[illegible]	[illegible]	[illegible]	[illegible]	[illegible]	[illegible]	[illegible]	[illegible]	[illegible]	[illegible]	[illegible]	[illegible]	[illegible]	[illegible]	[illegible]	[illegible]
Liver cancer	0·5 (0·2 to [illegible])	[illegible]	[illegible]	[illegible]	[illegible]	[illegible]	[illegible]	[illegible]	[illegible]	[illegible]	[illegible]	[illegible]	[illegible]	[illegible]	[illegible]	[illegible]	[illegible]	[illegible]	[illegible]	[illegible]	[illegible]	[illegible]	[illegible]	[illegible]
Liver cancer due to hepatitis B	0 (0 to 0)	[illegible]	[illegible]	[illegible]	[illegible]	[illegible]	[illegible]	[illegible]	[illegible]	[illegible]	[illegible]	[illegible]	[illegible]	[illegible]	[illegible]	[illegible]	[illegible]	[illegible]	[illegible]	[illegible]	[illegible]	[illegible]	[illegible]	[illegible]
Liver cancer due to hepatitis C	0 (0 to 0)	[illegible]	[illegible]	[illegible]	[illegible]	[illegible]	[illegible]	[illegible]	[illegible]	[illegible]	[illegible]	[illegible]	[illegible]	[illegible]	[illegible]	[illegible]	[illegible]	[illegible]	[illegible]	[illegible]	[illegible]	[illegible]	[illegible]	[illegible]
Liver cancer due to alcohol use	0 (0 to 0)	[illegible]	[illegible]	[illegible]	[illegible]	[illegible]	[illegible]	[illegible]	[illegible]	[illegible]	[illegible]	[illegible]	[illegible]	[illegible]	[illegible]	[illegible]	[illegible]	[illegible]	[illegible]	[illegible]	[illegible]	[illegible]	[illegible]	[illegible]
Liver cancer due to NASH	0 (0 to 0)	[illegible]	[illegible]	[illegible]	[illegible]	[illegible]	[illegible]	[illegible]	[illegible]	[illegible]	[illegible]	[illegible]	[illegible]	[illegible]	[illegible]	[illegible]	[illegible]	[illegible]	[illegible]	[illegible]	[illegible]	[illegible]	[illegible]	[illegible]
Liver cancer due to other causes	0·5 (0·2 to [illegible])	[illegible]	[illegible]	[illegible]	[illegible]	[illegible]	[illegible]	[illegible]	[illegible]	[illegible]	[illegible]	[illegible]	[illegible]	[illegible]	[illegible]	[illegible]	[illegible]	[illegible]	[illegible]	[illegible]	[illegible]	[illegible]	[illegible]	[illegible]
Gallbladder and biliary tract cancer	0 (0 to 0)	[illegible]	[illegible]	[illegible]	[illegible]	[illegible]	[illegible]	[illegible]	[illegible]	[illegible]	[illegible]	[illegible]	[illegible]	[illegible]	[illegible]	[illegible]	[illegible]	[illegible]	[illegible]	[illegible]	[illegible]	[illegible]	[illegible]	[illegible]
Pancreatic cancer	0 (0 to 0)	[illegible]	[illegible]	[illegible]	[illegible]	[illegible]	[illegible]	[illegible]	[illegible]	[illegible]	[illegible]	[illegible]	[illegible]	[illegible]	[illegible]	[illegible]	[illegible]	[illegible]	[illegible]	[illegible]	[illegible]	[illegible]	[illegible]	[illegible]
Larynx cancer	0 (0 to 0)	[illegible]	[illegible]	[illegible]	[illegible]	[illegible]	[illegible]	[illegible]	[illegible]	[illegible]	[illegible]	[illegible]	[illegible]	[illegible]	[illegible]	[illegible]	[illegible]	[illegible]	[illegible]	[illegible]	[illegible]	[illegible]	[illegible]	[illegible]
Tracheal, bronchus, and lung cancer	0 (0 to 0)	[illegible]	[illegible]	[illegible]	[illegible]	[illegible]	[illegible]	[illegible]	[illegible]	[illegible]	[illegible]	[illegible]	[illegible]	[illegible]	[illegible]	[illegible]	[illegible]	[illegible]	[illegible]	[illegible]	[illegible]	[illegible]	[illegible]	[illegible]
Malignant skin melanoma	0 (0 to 0)	[illegible]	[illegible]	[illegible]	[illegible]	[illegible]	[illegible]	[illegible]	[illegible]	[illegible]	[illegible]	[illegible]	[illegible]	[illegible]	[illegible]	[illegible]	[illegible]	[illegible]	[illegible]	[illegible]	[illegible]	[illegible]	[illegible]	[illegible]
Non-melanoma skin cancer	0 (0 to 0)	[illegible]	[illegible]	[illegible]	[illegible]	[illegible]	[illegible]	[illegible]	[illegible]	[illegible]	[illegible]	[illegible]	[illegible]	[illegible]	[illegible]	[illegible]	[illegible]	[illegible]	[illegible]	[illegible]	[illegible]	[illegible]	[illegible]	[illegible]
Non-melanoma skin cancer (squamous-cell carcinoma)	0 (0 to 0)	[illegible]	[illegible]	[illegible]	[illegible]	[illegible]	[illegible]	[illegible]	[illegible]	[illegible]	[illegible]	[illegible]	[illegible]	[illegible]	[illegible]	[illegible]	[illegible]	[illegible]	[illegible]	[illegible]	[illegible]	[illegible]	[illegible]	[illegible]
Non-melanoma skin cancer (basal-cell carcinoma)	0 (0 to 0)	[illegible]	[illegible]	[illegible]	[illegible]	[illegible]	[illegible]	[illegible]	[illegible]	[illegible]	[illegible]	[illegible]	[illegible]	[illegible]	[illegible]	[illegible]	[illegible]	[illegible]	[illegible]	[illegible]	[illegible]	[illegible]	[illegible]	[illegible]
Breast cancer	0 (0 to 0)	[illegible]	[illegible]	[illegible]	[illegible]	[illegible]	[illegible]	[illegible]	[illegible]	[illegible]	[illegible]	[illegible]	[illegible]	[illegible]	[illegible]	[illegible]	[illegible]	[illegible]	[illegible]	[illegible]	[illegible]	[illegible]	[illegible]	[illegible]
Cervical cancer	0 (0 to 0)	[illegible]	[illegible]	[illegible]	[illegible]	[illegible]	[illegible]	[illegible]	[illegible]	[illegible]	[illegible]	[illegible]	[illegible]	[illegible]	[illegible]	[illegible]	[illegible]	[illegible]	[illegible]	[illegible]	[illegible]	[illegible]	[illegible]	[illegible]
Uterine cancer	0 (0 to 0)	[illegible]	[illegible]	[illegible]	[illegible]	[illegible]	[illegible]	[illegible]	[illegible]	[illegible]	[illegible]	[illegible]	[illegible]	[illegible]	[illegible]	[illegible]	[illegible]	[illegible]	[illegible]	[illegible]	[illegible]	[illegible]	[illegible]	[illegible]
Ovarian cancer	0 (0 to 0)	[illegible]	[illegible]	[illegible]	[illegible]	[illegible]	[illegible]	[illegible]	[illegible]	[illegible]	[illegible]	[illegible]	[illegible]	[illegible]	[illegible]	[illegible]	[illegible]	[illegible]	[illegible]	[illegible]	[illegible]	[illegible]	[illegible]	[illegible]
Prostate cancer	0 (0 to 0)	[illegible]	[illegible]	[illegible]	[illegible]	[illegible]	[illegible]	[illegible]	[illegible]	[illegible]	[illegible]	[illegible]	[illegible]	[illegible]	[illegible]	[illegible]	[illegible]	[illegible]	[illegible]	[illegible]	[illegible]	[illegible]	[illegible]	[illegible]
Testicular cancer	0·2 (0·1 to [illegible])	[illegible]	[illegible]	[illegible]	[illegible]	[illegible]	[illegible]	[illegible]	[illegible]	[illegible]	[illegible]	[illegible]	[illegible]	[illegible]	[illegible]	[illegible]	[illegible]	[illegible]	[illegible]	[illegible]	[illegible]	[illegible]	[illegible]	[illegible]
Kidney cancer	0·8 (0·3 to [illegible])	[illegible]	[illegible]	[illegible]	[illegible]	[illegible]	[illegible]	[illegible]	[illegible]	[illegible]	[illegible]	[illegible]	[illegible]	[illegible]	[illegible]	[illegible]	[illegible]	[illegible]	[illegible]	[illegible]	[illegible]	[illegible]	[illegible]	[illegible]
Bladder cancer	0 (0 to 0)	[illegible]	[illegible]	[illegible]	[illegible]	[illegible]	[illegible]	[illegible]	[illegible]	[illegible]	[illegible]	[illegible]	[illegible]	[illegible]	[illegible]	[illegible]	[illegible]	[illegible]	[illegible]	[illegible]	[illegible]	[illegible]	[illegible]	[illegible]
Brain and central nervous system cancer	3·2 (1·3 to [illegible])	[illegible]	[illegible]	[illegible]	[illegible]	[illegible]	[illegible]	[illegible]	[illegible]	[illegible]	[illegible]	[illegible]	[illegible]	[illegible]	[illegible]	[illegible]	[illegible]	[illegible]	[illegible]	[illegible]	[illegible]	[illegible]	[illegible]	[illegible]
Thyroid cancer	0 (0 to 0)	[illegible]	[illegible]	[illegible]	[illegible]	[illegible]	[illegible]	[illegible]	[illegible]	[illegible]	[illegible]	[illegible]	[illegible]	[illegible]	[illegible]	[illegible]	[illegible]	[illegible]	[illegible]	[illegible]	[illegible]	[illegible]	[illegible]	[illegible]
Mesothelioma	0 (0 to 0)	[illegible]	[illegible]	[illegible]	[illegible]	[illegible]	[illegible]	[illegible]	[illegible]	[illegible]	[illegible]	[illegible]	[illegible]	[illegible]	[illegible]	[illegible]	[illegible]	[illegible]	[illegible]	[illegible]	[illegible]	[illegible]	[illegible]	[illegible]
Hodgkin lymphoma	0 (0 to 0)	[illegible]	[illegible]	[illegible]	[illegible]	[illegible]	[illegible]	[illegible]	[illegible]	[illegible]	[illegible]	[illegible]	[illegible]	[illegible]	[illegible]	[illegible]	[illegible]	[illegible]	[illegible]	[illegible]	[illegible]	[illegible]	[illegible]	[illegible]
Non-Hodgkin lymphoma	0 (0 to 0)	[illegible]	[illegible]	[illegible]	[illegible]	[illegible]	[illegible]	[illegible]	[illegible]	[illegible]	[illegible]	[illegible]	[illegible]	[illegible]	[illegible]	[illegible]	[illegible]	[illegible]	[illegible]	[illegible]	[illegible]	[illegible]	[illegible]	[illegible]
Multiple myeloma	0 (0 to 0)	[illegible]	[illegible]	[illegible]	[illegible]	[illegible]	[illegible]	[illegible]	[illegible]	[illegible]	[illegible]	[illegible]	[illegible]	[illegible]	[illegible]	[illegible]	[illegible]	[illegible]	[illegible]	[illegible]	[illegible]	[illegible]	[illegible]	[illegible]
Leukemia	7·8 (2·7 to [illegible])	[illegible]	[illegible]	[illegible]	[illegible]	[illegible]	[illegible]	[illegible]	[illegible]	[illegible]	[illegible]	[illegible]	[illegible]	[illegible]	[illegible]	[illegible]	[illegible]	[illegible]	[illegible]	[illegible]	[illegible]	[illegible]	[illegible]	[illegible]
Acute lymphoid leukemia	1·5 (0·3 to [illegible])	[illegible]	[illegible]	[illegible]	[illegible]	[illegible]	[illegible]	[illegible]	[illegible]	[illegible]	[illegible]	[illegible]	[illegible]	[illegible]	[illegible]	[illegible]	[illegible]	[illegible]	[illegible]	[illegible]	[illegible]	[illegible]	[illegible]	[illegible]
Chronic lymphoid leukemia	0 (0 to 0)	[illegible]	[illegible]	[illegible]	[illegible]	[illegible]	[illegible]	[illegible]	[illegible]	[illegible]	[illegible]	[illegible]	[illegible]	[illegible]	[illegible]	[illegible]	[illegible]	[illegible]	[illegible]	[illegible]	[illegible]	[illegible]	[illegible]	[illegible]
Acute myeloid leukemia	1 (0·1 to [illegible])	[illegible]	[illegible]	[illegible]	[illegible]	[illegible]	[illegible]	[illegible]	[illegible]	[illegible]	[illegible]	[illegible]	[illegible]	[illegible]	[illegible]	[illegible]	[illegible]	[illegible]	[illegible]	[illegible]	[illegible]	[illegible]	[illegible]	[illegible]
Chronic myeloid leukemia	0·1 (0 to 0·6)	[illegible]	[illegible]	[illegible]	[illegible]	[illegible]	[illegible]	[illegible]	[illegible]	[illegible]	[illegible]	[illegible]	[illegible]	[illegible]	[illegible]	[illegible]	[illegible]	[illegible]	[illegible]	[illegible]	[illegible]	[illegible]	[illegible]	[illegible]
Other leukemia	5·2 (1·6 to [illegible])	[illegible]	[illegible]	[illegible]	[illegible]	[illegible]	[illegible]	[illegible]	[illegible]	[illegible]	[illegible]	[illegible]	[illegible]	[illegible]	[illegible]	[illegible]	[illegible]	[illegible]	[illegible]	[illegible]	[illegible]	[illegible]	[illegible]	[illegible]
Other malignant neoplasms	6·2 (2·9 to [illegible])	[illegible]	[illegible]	[illegible]	[illegible]	[illegible]	[illegible]	[illegible]	[illegible]	[illegible]	[illegible]	[illegible]	[illegible]	[illegible]	[illegible]	[illegible]	[illegible]	[illegible]	[illegible]	[illegible]	[illegible]	[illegible]	[illegible]	[illegible]
Other neoplasms	0·1 (0·1 to [illegible])	[illegible]	[illegible]	[illegible]	[illegible]	[illegible]	[illegible]	[illegible]	[illegible]	[illegible]	[illegible]	[illegible]	[illegible]	[illegible]	[illegible]	[illegible]	[illegible]	[illegible]	[illegible]	[illegible]	[illegible]	[illegible]	[illegible]	[illegible]
Myelodysplastic, myeloproliferative, and other hematopoietic n	0·1 (0·1 to [illegible])	[illegible]	[illegible]	[illegible]	[illegible]	[illegible]	[illegible]	[illegible]	[illegible]	[illegible]	[illegible]	[illegible]	[illegible]	[illegible]	[illegible]	[illegible]	[illegible]	[illegible]	[illegible]	[illegible]	[illegible]	[illegible]	[illegible]	[illegible]
Benign and in situ intestinal neoplasms	0 (0 to 0)	[illegible]	[illegible]	[illegible]	[illegible]	[illegible]	[illegible]	[illegible]	[illegible]	[illegible]	[illegible]	[illegible]	[illegible]	[illegible]	[illegible]	[illegible]	[illegible]	[illegible]	[illegible]	[illegible]	[illegible]	[illegible]	[illegible]	[illegible]
Benign and in situ cervical and uterine neoplasms	0 (0 to 0)	[illegible]	[illegible]	[illegible]	[illegible]	[illegible]	[illegible]	[illegible]	[illegible]	[illegible]	[illegible]	[illegible]	[illegible]	[illegible]	[illegible]	[illegible]	[illegible]	[illegible]	[illegible]	[illegible]	[illegible]	[illegible]	[illegible]	[illegible]
Other benign and in situ neoplasms	0 (0 to 0)	[illegible]	[illegible]	[illegible]	[illegible]	[illegible]	[illegible]	[illegible]	[illegible]	[illegible]	[illegible]	[illegible]	[illegible]	[illegible]	[illegible]	[illegible]	[illegible]	[illegible]	[illegible]	[illegible]	[illegible]	[illegible]	[illegible]	[illegible]
Cardiovascular diseases	42·9 (22 to [illegible])	[illegible]	[illegible]	[illegible]	[illegible]	[illegible]	[illegible]	[illegible]	[illegible]	[illegible]	[illegible]	[illegible]	[illegible]	[illegible]	[illegible]	[illegible]	[illegible]	[illegible]	[illegible]	[illegible]	[illegible]	[illegible]	[illegible]	[illegible]
Rheumatic heart disease	0 (0 to 0)	[illegible]	[illegible]	[illegible]	[illegible]	[illegible]	[illegible]	[illegible]	[illegible]	[illegible]	[illegible]	[illegible]	[illegible]	[illegible]	[illegible]	[illegible]	[illegible]	[illegible]	[illegible]	[illegible]	[illegible]	[illegible]	[illegible]	[illegible]





8898



All Table 2c: Burundi DALYS by cause and age groups for both sexes with 95% uncertainty intervals, 2016

Cause	Early Neonatal	Late Neonatal	Post Neonatal	1 to 4	5 to 9	10 to 14	15 to 19	20 to 24	25 to 29	30 to 34	35 to 39	40 to 44	45 to 49	50 to 54	55 to 59	60 to 64	65 to 69	70 to 74	75 to 79	80 to 84	85 to 89	90 to 94	95 plus	Total
All causes	731,000 (672,000 to 878,000)	254,000 (231,000 to 301,000)	609,000 (497,000 to 1,060,000)	673,000 (602,000 to 1,190,000)	249,000 (224,000 to 311,000)	190,000 (168,000 to 253,000)	203,000 (180,000 to 261,000)	209,000 (203,000 to 225,000)	209,000 (193,000 to 253,000)	209,000 (192,000 to 257,000)	209,000 (192,000 to 257,000)	217,000 (179,000 to 289,000)	214,000 (179,000 to 289,000)	191,000 (154,000 to 257,000)	190,000 (149,000 to 262,000)	190,000 (148,000 to 262,000)	190,000 (148,000 to 262,000)	190,000 (148,000 to 262,000)	191,000 (148,000 to 262,000)	189,000 (147,000 to 262,000)	189,000 (147,000 to 262,000)	189,000 (147,000 to 262,000)	6,328 (4,760 to 8,960)	1,550 (1,020 to 2,460)	9,480,000
Communicable, maternal, neonatal, and nutritional diseases	664,000 (609,000 to 797,000)	228,000 (208,000 to 271,000)	515,000 (420,000 to 896,000)	533,000 (477,000 to 943,000)	167,000 (156,000 to 189,000)	104,000 (72,000 to 153,000)	91,000 (59,000 to 140,000)	79,000 (64,000 to 109,000)	69,000 (51,000 to 104,000)	62,000 (44,000 to 94,000)	55,000 (39,000 to 84,000)	49,000 (34,000 to 73,000)	43,000 (29,000 to 64,000)	35,000 (23,000 to 53,000)	29,000 (19,000 to 43,000)	24,000 (15,000 to 35,000)	19,000 (12,000 to 28,000)	15,000 (9,000 to 22,000)	11,000 (6,000 to 16,000)	7,000 (4,000 to 10,000)	4,000 (2,000 to 6,000)	2,000 (1,000 to 3,000)	1,000 (1,000 to 1,000)	3,630,000
HIV/AIDS and sexually transmitted infections	1,130 to 7,430	(511 to 2,160)	8,360 to 11,800	4,560 to 17,000	2,920 to 9,900	4,200 to 13,500	6,900 to 18,500	16,200 to 31,300	14,870 to 11,400	13,400 to 13,600	12,200 to 16,100	11,000 to 19,500	9,660 to 19,500	8,720 to 19,500	7,100 to 13,400	5,400 to 9,970	3,210 to 6,460	1,270 to 3,210	430 to 1,270	150 to 430	49 to 150	17 to 49	3 to 17	0 to 2.81	132,000
HIV/AIDS	1,130 (514 to 7,430)	(511 to 2,160)	8,360 (4,240 to 11,800)	4,560 (2,310 to 17,000)	2,920 (1,480 to 9,900)	4,200 (2,130 to 13,500)	6,900 (3,500 to 18,500)	16,200 (8,220 to 31,300)	14,870 (7,540 to 11,400)	13,400 (6,800 to 13,600)	12,200 (6,190 to 16,100)	11,000 (5,580 to 19,500)	9,660 (4,900 to 19,500)	8,720 (4,420 to 19,500)	7,100 (3,600 to 13,400)	5,400 (2,740 to 9,970)	3,210 (1,630 to 6,460)	1,270 (644 to 3,210)	430 (218 to 1,270)	150 (76 to 430)	49 (25 to 150)	17 (8 to 49)	3 (1 to 17)	0 (0 to 2.81)	131,000
HIV/AIDS - Drug-susceptible Tuberculosis	0 (0 to 0)	0 (0 to 0)	2,480 (1,670 to 3,660)	3,210 (2,570 to 4,830)	2,540 (1,950 to 3,620)	3,700 (2,820 to 5,740)	4,570 (3,620 to 7,140)	5,240 (4,220 to 8,240)	3,990 (3,220 to 6,270)	3,660 (2,950 to 5,740)	3,290 (2,650 to 5,160)	4,230 (3,410 to 6,650)	3,660 (2,950 to 5,740)	4,780 (3,850 to 7,510)	4,070 (3,280 to 6,400)	3,960 (3,190 to 6,230)	2,870 (2,310 to 4,510)	1,260 (1,020 to 1,980)	600 (480 to 940)	190 (150 to 300)	65 (52 to 102)	14 (11 to 22)	0 (0 to 0)	0 (0 to 0)	49,600
HIV/AIDS - Multidrug resistant Tuberculosis without extensive drug resistance	0 (0 to 0)	0 (0 to 0)	268 (29 to 1,040)	397 (38 to 1,530)	232 (23 to 791)	325 (38 to 1,130)	407 (42 to 1,360)	266 (34 to 1,060)	267 (27 to 879)	278 (31 to 892)	268 (27 to 879)	266 (28 to 1,040)	266 (28 to 1,040)	376 (40 to 1,470)	319 (34 to 1,250)	212 (22 to 834)	108 (11 to 424)	43 (4 to 169)	14 (1 to 55)	5 (0 to 18)	1 (0 to 4)	0 (0 to 1)	0 (0 to 0)	0 (0 to 0)	4,270
HIV/AIDS - Extensively drug-resistant Tuberculosis	0 (0 to 0)	0 (0 to 0)	0 (0 to 0)	0 (0 to 0)	0 (0 to 0)	0 (0 to 0)	0 (0 to 0)	0 (0 to 0)	0 (0 to 0)	0 (0 to 0)	0 (0 to 0)	0 (0 to 0)	0 (0 to 0)	0 (0 to 0)	0 (0 to 0)	0 (0 to 0)	0 (0 to 0)	0 (0 to 0)	0 (0 to 0)	0 (0 to 0)	0 (0 to 0)	0 (0 to 0)	0 (0 to 0)	0 (0 to 0)	98.9
HIV/AIDS resulting in other diseases	1,130 (514 to 7,430)	(511 to 2,160)	8,090 (4,060 to 9,820)	4,560 (2,310 to 17,000)	2,920 (1,480 to 9,900)	4,200 (2,130 to 13,500)	6,900 (3,500 to 18,500)	16,200 (8,220 to 31,300)	14,870 (7,540 to 11,400)	13,400 (6,800 to 13,600)	12,200 (6,190 to 16,100)	11,000 (5,580 to 19,500)	9,660 (4,900 to 19,500)	8,720 (4,420 to 19,500)	7,100 (3,600 to 13,400)	5,400 (2,740 to 9,970)	3,210 (1,630 to 6,460)	1,270 (644 to 3,210)	430 (218 to 1,270)	150 (76 to 430)	49 (25 to 150)	17 (8 to 49)	3 (1 to 17)	0 (0 to 2.81)	67,500
Sexually transmitted infections excluding HIV	1,130 to 7,430	(511 to 2,160)	270 (170 to 1,220)	1,350 (1,130 to 1,790)	680 (570 to 1,010)	3,500 (2,690 to 4,810)	6,330 (4,990 to 8,810)	16,000 (12,300 to 22,000)	14,800 (11,400 to 20,400)	13,400 (10,300 to 18,400)	12,200 (9,400 to 16,800)	11,000 (8,460 to 15,100)	9,660 (7,430 to 13,300)	8,720 (6,710 to 12,000)	7,100 (5,460 to 9,770)	5,400 (4,150 to 7,430)	3,210 (2,470 to 4,420)	1,270 (977 to 1,750)	430 (331 to 592)	150 (115 to 207)	49 (38 to 68)	17 (13 to 23)	3 (2 to 4)	0 (0 to 0)	1,500
Syphilis	3,040 (1,130 to 7,430)	670 (511 to 2,160)	670 (488 to 3,040)	820 (597 to 1,910)	47 (19 to 99.7)	70.5 (29 to 151)	66.5 (27 to 144)	49.1 (20 to 107)	98.1 (40 to 211)	142 (59 to 305)	71.9 (29 to 154)	69.1 (28 to 147)	49.1 (20 to 106)	91.7 (37 to 196)	106 (43 to 227)	67.2 (27 to 144)	38.6 (16 to 82.7)	17 (7 to 36.5)	6.8 (3 to 14.5)	2.4 (1 to 5.1)	0.7 (0 to 1.6)	0.2 (0 to 0.5)	0 (0 to 0)	0 (0 to 0)	1,100
Chlamydial infection	0 (0 to 0)	0 (0 to 0)	0 (0 to 0)	0 (0 to 0)	0 (0 to 0)	0.7 (0 to 1.6)	39 (19 to 81)	60.2 (33 to 124)	76.6 (43 to 154)	95.9 (54 to 190)	94.8 (54 to 187)	93.7 (53 to 187)	77.7 (44 to 154)	114 (64 to 227)	114 (64 to 227)	74.4 (41 to 148)	41.7 (23 to 83.1)	18.4 (10 to 36.7)	7.4 (4 to 14.7)	2.6 (1 to 5.2)	0.8 (0 to 1.6)	0.2 (0 to 0.5)	0 (0 to 0)	0 (0 to 0)	373
Gonococcal infection	0 (0 to 0)	0 (0 to 0)	0 (0 to 0)	0 (0 to 0)	0 (0 to 0)	1.5 (0 to 3.4)	82.4 (41 to 170)	126 (69 to 260)	161 (91 to 324)	200 (114 to 399)	199 (114 to 394)	197 (112 to 394)	163 (93 to 324)	240 (136 to 477)	240 (136 to 477)	156 (88 to 312)	87.7 (49 to 175)	38.6 (21 to 77.2)	15.5 (8 to 30.9)	5.5 (3 to 10.9)	1.7 (1 to 3.4)	0.4 (0 to 1.1)	0 (0 to 0)	0 (0 to 0)	939
Trichomoniasis	0 (0 to 0)	0 (0 to 0)	0 (0 to 0)	0 (0 to 0)	0 (0 to 0)	0.4 (0 to 0.9)	21 (10 to 43)	32.4 (18 to 67)	41.3 (23 to 83)	51.6 (29 to 102)	51.1 (29 to 101)	50.5 (29 to 101)	41.9 (24 to 83)	61.6 (35 to 122)	61.6 (35 to 122)	40.1 (23 to 80)	22.5 (13 to 44.7)	9.9 (6 to 19.8)	4 (2 to 7.9)	1.4 (1 to 2.8)	0.4 (0 to 0.9)	0.1 (0 to 0.3)	0 (0 to 0)	0 (0 to 0)	252
Genital herpes	0 (0 to 0)	0 (0 to 0)	0 (0 to 0)	0 (0 to 0)	0 (0 to 0)	0 (0 to 0)	0 (0 to 0)	0 (0 to 0)	0 (0 to 0)	0 (0 to 0)	0 (0 to 0)	0 (0 to 0)	0 (0 to 0)	0 (0 to 0)	0 (0 to 0)	0 (0 to 0)	0 (0 to 0)	0 (0 to 0)	0 (0 to 0)	0 (0 to 0)	0 (0 to 0)	0 (0 to 0)	0 (0 to 0)	0 (0 to 0)	0
Other sexually transmitted infections	0 (0 to 0)	0 (0 to 0)	0 (0 to 0)	0 (0 to 0)	0 (0 to 0)	49.5 (19 to 106)	77 (30 to 164)	132 (52 to 281)	176 (77 to 376)	194 (87 to 416)	176 (79 to 376)	113 (51 to 241)	75.3 (34 to 161)	114 (52 to 243)	114 (52 to 243)	69.4 (32 to 148)	38.6 (18 to 82.4)	16.9 (8 to 36.1)	6.6 (3 to 14.1)	2.3 (1 to 4.9)	0.7 (0 to 1.5)	0.2 (0 to 0.4)	0 (0 to 0)	0 (0 to 0)	962
Respiratory infections and tuberculosis	30,400 (16,600 to 61,000)	24,000 (13,000 to 51,000)	127,000 (62,000 to 333,000)	98,900 (42,000 to 256,000)	29,000 (17,000 to 46,000)	16,500 (9,870 to 26,000)	27,100 (16,600 to 43,000)	26,600 (16,600 to 43,000)	41,300 (25,000 to 66,000)	44,000 (26,600 to 70,000)	44,000 (26,600 to 70,000)	47,000 (28,000 to 74,000)	50,000 (29,000 to 79,000)	50,000 (29,000 to 79,000)	47,000 (27,000 to 74,000)	37,000 (21,000 to 59,000)	25,000 (14,000 to 40,000)	17,000 (9,000 to 27,000)	11,000 (5,000 to 18,000)	7,000 (3,000 to 11,000)	3,000 (1,000 to 5,000)	1,000 (1,000 to 2,000)	1,110 (1,000 to 1,000)	719 (370 to 1,000)	753,000
Tuberculosis	0 (0 to 0)	0 (0 to 0)	20,000 (10,000 to 46,000)	19,000 (9,000 to 44,000)	17,000 (8,000 to 39,000)	9,000 (4,000 to 21,000)	15,000 (7,000 to 34,000)	15,000 (7,000 to 34,000)	23,000 (11,000 to 53,000)	25,000 (12,000 to 57,000)	25,000 (12,000 to 57,000)	27,000 (13,000 to 62,000)	28,000 (14,000 to 65,000)	28,000 (14,000 to 65,000)	27,000 (13,000 to 62,000)	21,000 (10,000 to 48,000)	14,000 (7,000 to 33,000)	10,000 (5,000 to 23,000)	6,000 (3,000 to 14,000)	4,000 (2,000 to 9,000)	2,000 (1,000 to 4,000)	1,000 (1,000 to 1,000)	1,000 (1,000 to 1,000)	402 (201 to 1,000)	397,000
Latent tuberculosis infection	0 (0 to 0)	0 (0 to 0)	0 (0 to 0)	0 (0 to 0)	0 (0 to 0)	0 (0 to 0)	0 (0 to 0)	0 (0 to 0)	0 (0 to 0)	0 (0 to 0)	0 (0 to 0)	0 (0 to 0)	0 (0 to 0)	0 (0 to 0)	0 (0 to 0)	0 (0 to 0)	0 (0 to 0)	0 (0 to 0)	0 (0 to 0)	0 (0 to 0)	0 (0 to 0)	0 (0 to 0)	0 (0 to 0)	0 (0 to 0)	0
Drug-susceptible tuberculosis	0 (0 to 0)	0 (0 to 0)	19,000 (9,000 to 44,000)	18,000 (8,000 to 42,000)	16,000 (7,000 to 37,000)	8,000 (3,000 to 19,000)	14,000 (6,000 to 32,000)	14,000 (6,000 to 32,000)	22,000 (10,000 to 50,000)	24,000 (11,000 to 54,000)	24,000 (11,000 to 54,000)	25,000 (12,000 to 58,000)	26,000 (13,000 to 61,000)	26,000 (13,000 to 61,000)	25,000 (12,000 to 58,000)	20,000 (9,000 to 45,000)	13,000 (6,000 to 31,000)	9,000 (4,000 to 21,000)	5,000 (2,000 to 12,000)	3,000 (1,000 to 7,000)	1,000 (1,000 to 3,000)	1,000 (1,000 to 1,000)	1,000 (1,000 to 1,000)	379 (189 to 1,000)	381,000
Multidrug-resistant tuberculosis without extensive drug resistance	0 (0 to 0)	0 (0 to 0)	470 (46 to 3,000)	1,000 (145 to 5,210)	429 (63 to 1,610)	561 (79 to 2,060)	1,100 (161 to 3,780)	1,000 (161 to 3,780)	1,000 (161 to 3,780)	1,000 (161 to 3,780)	1,000 (161 to 3,780)	2,000 (289 to 7,530)	2,000 (289 to 7,530)	2,070 (289 to 7,530)	1,900 (289 to 7,530)	1,900 (289 to 7,530)	1,900 (289 to 7,530)	1,900 (289 to 7,530)	940 (145 to 3,560)	489 (72 to 1,850)	277 (41 to 1,050)	262 (38 to 1,000)	106 (13 to 394)	27.5 (1 to 110)	29,700
Rifampicin-resistance tuberculosis without extensive drug resistance	0 (0 to 0)	0 (0 to 0)	19.0 (1.9 to 76.1)	19.0 (1.9 to 76.1)	6.6 (0.7 to 26.1)	4.6 (0.5 to 18.2)	15.7 (1.6 to 61.8)	25.6 (2.6 to 101)	33 (3.3 to 130)	33.5 (3.4 to 132)	33.5 (3.4 to 132)	27.6 (2.8 to 109)	25 (2.5 to 98.4)	27.6 (2.8 to 109)	27.6 (2.8 to 109)	19.8 (2 to 78.1)	12.8 (1.3 to 50.4)	6.1 (0.6 to 24.1)	2.5 (0.3 to 9.9)	1.5 (0.2 to 5.9)	0.4 (0 to 1.4)	0.1 (0 to 0.3)	0 (0 to 0)	305
Lower respiratory infections	30,400 (16,600 to 61,000)	24,000 (13,000 to 51,000)	108,000 (56,700 to 330,000)	79,900 (39,700 to 251,000)	12,000 (6,000 to 19,000)	8,150 (4,000 to 13,000)	12,000 (6,000 to 19,000)	11,600 (6,000 to 19,000)	18,300 (9,000 to 29,000)	19,000 (9,000 to 30,000)	19,000 (9,000 to 30,000)	20,000 (9,000 to 32,000)	24,000 (11,000 to 38,000)	22,000 (10,000 to 35,000)	19,000 (9,000 to 30,000)	17,000 (8,000 to 27,000)	12,000 (6,000 to 19,000)	8,000 (4,000 to 13,000)	6,000 (3,000 to 9,000)	4,000 (2,000 to 6,000)	2,000 (1,000 to 3,000)	1,000 (1,000 to 1,000)	1,000 (1,000 to 1,000)	1,000 (1,000 to 1,000)	354,000
Upper respiratory infections	2,000 (2.3 to 16.4)	2,000 (7.7 to 283)	2,000 (349 to 10,900)	5,000 (1,010 to 16,600)	1,000 (723 to 2,870)	1,000 (958 to 1,750)	1,000 (47.9 to 1,400)	1,000 (49.1 to 1,400)	1,000 (49.1 to 1,400)	1,000 (49.1 to 1,400)	1,000 (49.1 to 1,400)	1,000 (49.1 to 1,400)	1,000 (49.1 to 1,400)	1,000 (49.1 to 1,400)	1,000 (49.1 to 1,400)	1,000 (49.1 to 1,400)	1,000 (49.1 to 1,400)	1,000 (49.1 to 1,400)	1,000 (49.1 to 1,400)	1,000 (49.1 to 1,400)	1,000 (49.1 to 1,400)	1,000 (49.1 to 1,400)	1,000 (49.1 to 1,400)	1,000 (49.1 to 1,400)	14,600
Otitis media	0 (0 to 0)	0 (0 to 0)	0 (0 to 0)	0 (0 to 0)	0 (0 to 0)	0 (0 to 0)	0 (0 to 0)	0 (0 to 0)	0 (0 to 0)	0 (0 to 0)	0 (0 to 0)	0 (0 to 0)	0 (0 to 0)	0 (0 to 0)	0 (0 to 0)	0 (0 to 0)	0 (0 to 0)	0 (0 to 0)	0 (0 to 0)	0 (0 to 0)	0 (0 to 0)	0 (0 to 0)	0 (0 to 0)	0 (0 to 0)	0
Enteric infections	32,000 (2,020 to 72,700)	32,000 (27,000 to 43,000)	220,000 (27,000 to 430,000)	244,000 (68,000 to 436,000)	40,000 (28,000 to 56,000)	17,700 (11,000 to 26,000)	14,000 (8,000 to 20,000)	7,000 (4,000 to 10,000)	5,000 (3,000 to 7,000)	4,000 (2,000 to 6,000)	3,000 (2,000 to 5,000)	3,000 (2,000 to 5,000)	3,000 (2,000 to 5,000)	3,000 (2,000 to 5,000)	3,000 (2,000 to 5,000)	3,000 (2,000 to 5,000)	3,000 (2,000 to 5,000)	3,000 (2,000 to 5,000)	3,000 (2,000 to 5,000)	3,000 (2,000 to 5,000)	3,000 (2,000 to 5,000)	3,000 (2,000 to 5,000)	3,000 (2,000 to 5,000)	3,000 (2,000 to 5,000)	747 (747 to 2,210)	696,000
Diarrheal diseases	32,000 (2,020 to 72,700)	32,000 (27,000 to 43,000)	220,000 (27,000 to 430,000)	237,000 (62,000 to 430,000)	38,000 (28,000 to 56,000)	13,000 (8,000 to 20,000)	14,000 (8,000 to 20,000)	7,000 (4,000 to 10,000)	5,000 (3,000 to 7,000)	4,000 (2,000 to 6,000)	3,000 (2,000 to 5,000)	3,000 (2,000 to 5,000)	3,000 (2,000 to 5,000)	3,000 (2,000 to 5,000)	3,000 (2,000 to 5,000)	3,000 (2,000 to 5,000)	3,000 (2,000 to 5,000)	3,000 (2,000 to 5,000)	3,000 (2,000 to 5,000)	3,000 (2,000 to 5,000)	3,000 (2,000 to 5,000)	3,000 (2,000 to 5,000)	3,000 (2,000 to 5,000)	3,000 (2,000 to 5,000)	674,000
Typhoid and paratyphoid	0 (0 to 0)	0 (0 to 0)	0 (0 to 0)	5,810 (1,000 to 14,000)	4,760 (1,000 to 11,000)	3,060 (1,000 to 7,000)	1,960 (1,000 to 4,000)	979 (1,000 to 2,000)	699 (1,000 to 1,000)	559 (1,000 to 1,000)	419 (1,000 to 1,000)	349 (1,000 to 1,000)	279 (1,000 to 1,000)	209 (1,000 to 1,000)	139 (1,000 to 1,000)	70 (1,000 to 1,000)	70 (1,000 to 1,000)	70 (1,000 to 1,000)	70 (1,000 to 1,000)	70 (1,000 to 1,000)	70 (1,000 to 1,000)	70 (1,000 to 1,000)	70 (1,000 to 1,000)	70 (1,000 to 1,000)	16,600
Typhoid fever	0 (0 to 0)	0 (0 to 0)	0 (0 to 0)	4,770 (1,000 to 11,000)	3,900 (1,000 to 9,000)	2,510 (1,000 to 5,730)	1,610 (1,000 to 3,690)	803 (1,000 to 1,840)	573 (1,000 to 1,000)	459 (1,000 to 1,000)	344 (1,000 to 1,000)	287 (1,000 to 1,000)	229 (1,000 to 1,000)	172 (1,000 to 1,000)	115 (1,000 to 1,000)	57.4 (1,000 to 1,000)	57.4 (1,000 to 1,000)	57.4 (1,000 to 1,000)	57.4 (1,000 to 1,000)	57.4 (1,000 to 1,000)	57.4 (1,000 to 1,000)	57.4 (1,000 to 1,000)	57.4 (1,000 to 1,000)	57.4 (1,000 to 1,000)	13,600
Paratyphoid fever	0 (0 to 0)	0 (0 to 0)	0 (0 to 0)	1,040 (0 to 3,010)	860 (0 to 2,480)	554 (0 to 1,580)	355 (0 to 1,020)	177 (0 to 508)	126 (0 to 362)	101 (0 to 290)	75.6 (0 to 217)	63.2 (0 to 181)	50.4 (0 to 145)	37.8 (0 to 109)	25.2 (0 to 72.4)	12.6 (0 to 36.2)	12.6 (0 to 36.2)	12.6 (0 to 36.2)	12.6 (0 to 36.2)	12.6 (0 to 36.2)	12.6 (0 to 36.2)	12.6 (0 to 36.2)	12.6 (0 to 36.2)	12.6 (0 to 36.2)	2,990
Intestinal Nematode Infections	0 (0 to 0)	0 (0 to 0)	0 (0 to 0)	0 (0 to 0)	0 (0 to 0)	0 (0 to 0)	0 (0 to 0)	0 (0 to 0)	0 (0 to 0)	0 (0 to 0)	0 (0 to 0)	0 (0 to 0)	0 (0 to 0)	0 (0 to 0)	0 (0 to 0)	0 (0 to 0)	0 (0 to 0)	0 (0 to 0)	0 (0 to 0)	0 (0 to 0)	0 (0 to 0)	0 (0 to 0)	0 (0 to 0)	0 (0 to 0)	0
Ascariasis	0 (0 to 0)	0 (0 to 0)	0 (0 to 0)	0 (0 to 0)	0 (0 to 0)	0 (0 to 0)	0 (0 to 0)	0 (0 to 0)	0 (0 to 0)	0 (0 to 0)	0 (0 to 0)	0 (0 to 0)	0 (0 to 0)	0 (0 to 0)	0 (0 to 0)	0 (0 to 0)	0 (0 to 0)	0 (0 to 0)	0 (0 to 0)	0 (0 to 0)	0 (0 to 0)	0 (0 to 0)	0 (0 to 0)	0 (0 to 0)	0
Trichuriasis	0 (0 to 0)	0 (0 to 0)	0 (0 to 0)	0 (0 to 0)	0 (0 to 0)	0 (0 to 0)	0 (0 to 0)	0 (0 to 0)	0 (0 to 0)	0 (0 to 0)	0 (0 to 0)	0 (0 to 0)	0 (0 to 0)	0 (0 to 0)	0 (0 to 0)	0 (0 to 0)	0 (0 to 0)	0 (0 to 0)	0 (0 to 0)	0 (0 to 0)	0 (0 to 0)	0 (0 to 0)	0 (0 to 0)	0 (0 to 0)	0
Hookworm disease	0 (0 to 0)	0 (0 to 0)	0 (0 to 0)	0 (0 to 0)	0 (0 to 0)	0 (0 to 0)	0 (0 to 0)	0 (0 to 0)	0 (0 to 0)	0 (0 to 0)	0 (0 to 0)	0 (0 to 0)	0 (0 to 0)	0 (0 to 0)	0 (0 to 0)	0 (0 to 0)	0 (0 to 0)	0 (0 to 0)	0 (0 to 0)	0 (0 to 0)	0 (0 to 0)	0 (0 to 0)	0 (0 to 0)	0 (0 to 0)	0
Food-borne trematodiases	0 (0 to 0)	0 (0 to 0)	0 (0 to 0)	0 (0 to 0)	0 (0 to 0)	0 (0 to 0)	0 (0 to 0)	0 (0 to 0)	0 (0 to 0)	0 (0 to 0)	0 (0 to 0)	0 (0 to 0)	0 (0 to 0)	0 (0 to 0)	0 (0 to 0)	0 (0 to 0)	0 (0 to 0)	0 (0 to 0)	0 (0 to 0)	0 (0 to 0)	0 (0 to 0)	0 (0 to 0)	0 (0 to 0)	0 (0 to 0)	0
Leprosy	0 (0 to 0)	0 (0 to 0)	0 (0 to 0)	0 (0 to 0)	0 (0 to 0)	0.1 (0 to 0.1)	0.6 (0 to 1.4)	0.6 (0 to 1.4)	1.2 (0 to 2.7)	1.2 (0 to 2.7)	1.2 (0 to 2.7)	1.2 (0 to 2.7)	1.2 (0 to 2.7)	1.2 (0 to 2.7)	1.2 (0 to 2.7)	1.2 (0 to 2.7)	1.2 (0 to 2.7)	1.2 (0 to 2.7)	1.2 (0 to 2.7)	1.2 (0 to 2.7)	1.2 (0 to 2.7)	1.2 (0 to 2.7)	1.2 (0 to 2.7)	1.2 (0 to 2.7)	133
Rabies	0 (0 to 0)	0 (0 to 0)	0 (0 to 0)	0 (0 to 0)	0 (0 to 0)	0 (0 to 0)	0 (0 to 0)	0 (0 to 0)	0 (0 to 0)	0 (0 to 0)	0 (0 to 0)	0 (0 to 0)	0 (0 to 0)	0 (0 to 0)	0 (0 to 0)	0 (0 to 0)	0 (0 to 0)	0 (0 to 0)	0 (0 to 0)	0 (0 to 0)	0 (0 to 0)	0 (0 to 0)	0 (0 to 0)	0 (0 to 0)	0
Zika virus	0 (0 to 0)	0 (0 to 0)	0 (0 to 0)	0 (0 to 0)	0 (0 to 0)	0 (0 to 0)	0 (0 to 0)	0 (0 to 0)	0 (0 to 0)	0 (0 to 0)	0 (0 to 0)	0 (0 to 0)	0 (0 to 0)	0 (0 to 0)	0 (0 to 0)	0 (0 to 0)	0 (0 to 0)	0 (0 to 0)	0 (0 to 0)	0 (0 to 0)	0 (0 to 0)	0 (0 to 0)	0 (0 to 0)	0 (0 to 0)	0
Guinea worm disease	0 (0 to 0)	0 (0 to 0)	0 (0 to 0)	0 (0 to 0)	0 (0 to 0)	0 (0 to 0)	0 (0 to 0)	0 (0 to 0)	0 (0 to 0)	0 (0 to 0)	0 (0 to 0)	0 (0 to 0)	0 (0 to 0)	0 (0 to 0)	0 (0 to 0)	0 (0 to 0)	0 (0 to 0)	0 (0 to 0)	0 (0 to 0)	0 (0 to 0)	0 (0 to 0)	0 (0 to 0)	0 (0 to 0)	0 (0 to 0)	0
Other neglected tropical diseases	0 (0 to 0)	0 (0 to 0)	1,370 (398 to 3,120)	1,400 (397 to 3,200)	1,000 (283 to 2,280)	955 (270 to 2,180)	1,000 (283 to 2,280)	1,000 (283 to 2,280)	1,000 (283 to 2,280)	1,000 (283 to 2,280)	1,000 (283 to 2,280)	1,000 (283 to 2,280)	1,000 (283 to 2,280)	1,000 (283 to 2,280)	1,000 (283 to 2,280)	1,000 (283 to 2,280)	1,000 (283 to 2,280)	1,000 (283 to 2,280)	1,000 (283 to 2,280)	1,000 (283 to 2,280)	1,000 (283 to 2,280)	1,000 (283 to 2,280)	1,000 (283 to 2,280)	1,000 (283 to 2,280)	5,320
Other infectious diseases	7,600 (4,400 to 15,400)	6,010 (3,310 to 13,400)	37,900 (17,900 to 79,900)	24,000 (12,600 to 51,900)	12,000 (6,210 to 25,400)	8,010 (4,150 to 16,900)	12,000 (6,210 to 25,400)	11,600 (6,210 to 25,400)	18,300 (9,670 to 38,600)	19,000 (9,670 to 38,600)	19,000 (9,670 to 38,600)	20,000 (9,670 to 42,200)	24,000 (12,100 to 50,600)	22,000 (11,000 to 46,000)	19,000 (9,670 to 38,600)	17,000 (8,000 to 35,000)	12,000 (6,210 to 25,400)	8,000 (4,000 to 16,900)	6,000 (3,000 to 12,000)	4,000 (2,000 to 8,000)	2,000 (1,000 to 4,000)	1,000 (1,000 to 2,000)	1,000 (1,000 to 1,000)	1,000 (1,000 to 1,000)	170,000
Meningitis	0 (0 to 0)	0 (0 to 0)	0 (0 to 0)	0 (0 to 0)	0 (0 to 0)	0 (0 to 0)	0 (0 to 0)	0 (0 to 0)	0 (0 to 0)	0 (0 to 0)	0 (0 to 0)	0 (0 to 0)	0 (0 to 0)	0 (0 to 0)	0 (0 to 0)	0 (0 to 0)	0 (0 to 0)	0 (0 to 0)	0 (0 to 0)	0 (0 to 0)	0 (0 to 0)	0 (0 to 0)	0 (0 to 0)	0 (0 to 0)	0
Encephalitis	764 (214 to 2,890)	556 (155 to 2,090)	699 (197 to 2,640)	347 (100 to 1,310)	216 (62 to 815)	195 (56 to 736)	210 (59 to 793)	210 (59 to 793)	141 (39 to 532)	107 (30 to 403)	106 (30 to 403)	79.2 (22 to 299)	79.2 (22 to 299)	139 (39 to 524)	69.8 (20 to 263)	57.6 (16 to 217)	51.6 (14 to 195)	24.6 (7 to 92.9)	19.8 (6 to 74.8)	12.2 (3 to 46.1)	4.7 (1 to 17.8)	2.4 (1 to 9.1)	0.6 (0 to 2.3)	0 (0 to 0)	3,990
Diphtheria	0 (0 to 0)	0 (0 to 0)	23.6 (7.2 to 52.2)	42.3 (12.9 to 93.7)	19 (5.8 to 42.2)	0 (0 to 0)	0 (0 to 0)	0 (0 to 0)	0 (0 to 0)	0 (0 to 0)	0 (0 to 0)	0 (0 to 0)	0 (0 to 0)	0 (0 to 0)	0 (0 to 0)	0 (0 to 0)	0 (0 to 0)	0 (0 to 0)	0 (0 to 0)	0 (0 to 0)	0 (0 to 0)	0 (0 to 0)	0 (0 to 0)	0 (0 to 0)	117
Tetanus	2,600 (1,130 to 7,430)	3,020 (1,130 to 7,430)	820 (511 to 3,040)	880 (597 to 1,910)	928 (19 to 99.7)	927 (29 to 151)	764 (27 to 144)	1,000 (20 to 107)	985 (40 to 211)	1,000 (59 to 305)	1,000 (29 to 154)	987 (28 to 147)	1,000 (20 to 106)	1,000 (37 to 196)	1,000 (43 to 227)	1,000 (27 to 144)	1,000 (16 to 82.7)	1,000 (7 to 36.5)	1,000 (3 to 14.5)	1,000 (1 to 5.1)	1,000 (0 to 1.6)	1,000 (0 to 0.5)	1,000 (0 to 0)	1,000 (0 to 0)	13,600
Measles	0 (0 to 0)	0 (0 to 0)	6,170 (1,290 to 14,000)	1,310 (2,660 to 33,000)	2,000 (569 to 5,220)	402 (139 to 1,100)	135 (39 to 350)	50.2 (15 to 131)	27 (8.1 to 70.6)	11.4 (3.2 to 29.5)	8.1 (1 to 19.5)	2.4 (0.3 to 5.7)	0.6 (0.1 to 1.4)	0.3 (0 to 0.8)	0.3 (0 to 0.8)	0.3 (0 to 0.8)	0.3 (0 to 0.8)	0.3 (0 to 0.8)	0.3 (0 to 0.8)	0.3 (0 to 0.8)	0.3 (0 to 0.8)	0.3 (0 to 0.8)	0.3 (0 to 0.8)	0.3 (0 to 0.8)	20,600
Varicella and herpes zoster	0 (0 to 0)	0 (0 to 0)	579 (144 to 1,530)	966 (241 to 2,550)	624 (156 to 1,650)	479 (120 to 1,260)	479 (120 to 1,260)	649 (162 to 1,710)	651 (163 to 1,720)	1,000 (250 to 2,640)	862 (216 to 2,280)	774 (194 to 2,040)	761 (191 to 2,010)	649 (162



Other transport injuries	14·1 (4·4 to 34·8)	14·7 (5·5 to 33·8)	167 (53·9 to 376)	771 (186 to 1,980)	803 (338 to 1,440)	631 (348 to 999)	955 (477 to 1,810)	1,130 (618 to 2,090)	900 (496 to 1,520)	807 (443 to 1,440)	701 (371 to 1,300)	534 (297 to 977)	357 (199 to 644)	303 (172 to 555)	219 (132 to 399)	144 (91·7 to 250)	94·9 (60·8 to 159)	46 (30·9 to 79·5)	28·7 (19·2 to 51·2)	14·7 (10·3 to 23·3)	6·1 (4·4 to 9·2)	1·9 (1·4 to 2·9)	0·6 (0·4 to 0·8)	8,650
Unintentional injuries	2,130 (1,310 to 4,320)	3,070 (786 to 20,200)	12,400 (6,250 to 25,200)	30,100 (14,900 to 55,600)	18,000 (12,900 to 23,800)	12,400 (9,590 to 15,700)	11,400 (8,760 to 15,300)	11,300 (8,860 to 15,000)	9,090 (7,150 to 12,400)	8,290 (6,360 to 11,400)	7,960 (6,000 to 11,200)	7,060 (5,250 to 10,100)	6,200 (4,460 to 9,140)	5,860 (4,310 to 8,230)	5,280 (3,860 to 7,500)	5,020 (3,750 to 6,940)	3,790 (2,930 to 5,150)	2,410 (1,910 to 3,140)	1,760 (1,420 to 2,240)	1,180 (973 to 1,450)	563 (451 to 702)	183 (146 to 227)	43·4 (34 to 55·5)	165,000
Falls	243 (118 to 500)	55·2 (24·6 to 111)	543 (246 to 1,090)	1,190 (573 to 2,330)	2,160 (1,480 to 3,160)	1,950 (1,420 to 2,660)	1,320 (1,010 to 1,700)	1,400 (1,060 to 1,830)	1,310 (1,000 to 1,700)	1,320 (1,020 to 1,720)	1,360 (1,020 to 1,790)	1,250 (942 to 1,630)	1,110 (830 to 1,430)	1,270 (946 to 1,670)	1,230 (910 to 1,630)	1,250 (925 to 1,680)	1,030 (777 to 1,360)	764 (587 to 972)	672 (518 to 846)	550 (428 to 697)	303 (231 to 392)	106 (78·3 to 136)	24·8 (17·8 to 33·3)	22,400
Drowning	156 (84·2 to 281)	76·8 (36·8 to 151)	1,010 (405 to 2,240)	8,980 (3,750 to 20,500)	4,490 (2,510 to 7,540)	2,780 (1,720 to 4,210)	1,270 (713 to 2,150)	922 (545 to 1,510)	576 (363 to 953)	467 (286 to 786)	413 (241 to 728)	368 (215 to 645)	292 (168 to 552)	272 (164 to 481)	251 (149 to 426)	218 (138 to 355)	172 (112 to 287)	105 (69 to 162)	65·6 (44·2 to 96·1)	34·7 (22·7 to 49·6)	12·6 (8·5 to 18·8)	2·6 (1·7 to 3·9)	0·5 (0·3 to 0·7)	22,900
Fire, heat, and hot substances	168 (103 to 283)	166 (89·9 to 308)	1,970 (911 to 4,090)	4,860 (2,220 to 10,000)	2,040 (1,340 to 2,970)	1,410 (1,020 to 1,890)	1,560 (1,140 to 2,130)	1,610 (1,190 to 2,130)	1,450 (1,100 to 1,900)	1,410 (1,080 to 1,820)	1,330 (992 to 1,770)	1,100 (821 to 1,520)	904 (658 to 1,310)	818 (593 to 1,160)	669 (490 to 924)	592 (417 to 857)	473 (336 to 658)	285 (202 to 387)	191 (138 to 263)	114 (81·7 to 156)	43·6 (31·4 to 59·6)	10·7 (7·8 to 14·5)	2·2 (1·5 to 3)	23,200
Poisonings	142 (56·4 to 313)	161 (37·6 to 500)	2,150 (674 to 5,600)	3,170 (1,160 to 7,680)	1,230 (621 to 2,190)	768 (431 to 1,330)	713 (384 to 1,290)	766 (415 to 1,370)	622 (363 to 1,150)	559 (314 to 1,020)	591 (326 to 1,140)	627 (342 to 1,210)	594 (304 to 1,180)	581 (302 to 1,080)	536 (274 to 957)	490 (257 to 934)	333 (177 to 581)	181 (103 to 313)	101 (58·3 to 173)	53·3 (29·7 to 89·2)	17·1 (10·3 to 28·1)	3·7 (2·2 to 6)	0·6 (0·3 to 1)	14,400
Poisoning by carbon monoxide	34·3 (9·4 to 92·3)	19·3 (3·2 to 74)	269 (38·8 to 1,200)	242 (38·8 to 1,050)	197 (67·1 to 494)	108 (44·6 to 238)	258 (110 to 541)	263 (109 to 557)	182 (75·3 to 419)	199 (82·8 to 413)	197 (83·1 to 456)	228 (91·6 to 540)	233 (87·5 to 555)	197 (82·9 to 446)	198 (83·2 to 417)	220 (97 to 463)	162 (77·2 to 319)	91·4 (45·9 to 169)	59 (30 to 107)	30 (14·8 to 53·8)	11·2 (6 to 18·8)	2·7 (1·5 to 4·4)	0·4 (0·2 to 0·7)	3,400
Poisoning by other means	108 (40·9 to 244)	142 (32·5 to 437)	1,880 (631 to 4,500)	2,930 (1,110 to 7,160)	1,030 (505 to 1,910)	660 (363 to 1,150)	455 (237 to 780)	503 (268 to 884)	439 (255 to 779)	360 (186 to 653)	394 (212 to 749)	398 (211 to 761)	361 (179 to 720)	384 (191 to 733)	338 (166 to 609)	270 (129 to 530)	171 (79·8 to 323)	89·4 (44·2 to 172)	42·2 (20·9 to 80·7)	23·3 (10·7 to 44·4)	5·9 (2·8 to 10·9)	1 (0·5 to 1·9)	0·2 (0·1 to 0·3)	11,000
Exposure to mechanical forces	538 (46·6 to 2,530)	2,050 (36·9 to 19,200)	1,560 (199 to 7,300)	2,040 (815 to 5,080)	1,730 (1,020 to 3,110)	1,250 (808 to 2,100)	1,940 (1,220 to 3,430)	2,040 (1,280 to 3,490)	1,650 (1,030 to 2,880)	1,450 (940 to 2,500)	1,360 (873 to 2,280)	1,120 (706 to 1,920)	1,050 (647 to 1,870)	869 (532 to 1,550)	682 (418 to 1,240)	580 (387 to 937)	420 (275 to 695)	243 (163 to 370)	172 (116 to 262)	108 (73·3 to 166)	50·8 (34·1 to 79·7)	17·9 (11·9 to 27·2)	4·8 (3 to 8·3)	22,900
Unintentional firearm injuries	99·1 (3·5 to 600)	195 (0·9 to 1,420)	490 (28·9 to 2,910)	599 (167 to 1,590)	489 (198 to 1,010)	364 (163 to 713)	808 (324 to 1,560)	823 (333 to 1,610)	723 (295 to 1,400)	565 (244 to 1,100)	487 (212 to 959)	422 (183 to 839)	382 (156 to 761)	235 (99·3 to 476)	191 (77·6 to 398)	210 (97·3 to 379)	149 (68·3 to 276)	92·9 (44·8 to 164)	69 (34·8 to 115)	42·2 (21·7 to 72·9)	20·8 (11·1 to 36·2)	8·3 (4·7 to 14·1)	2·5 (1·3 to 4·9)	7,470
Other exposure to mechanical forces	439 (33·1 to 2,060)	1,860 (29·6 to 14,600)	1,070 (125 to 5,420)	1,440 (547 to 3,880)	1,240 (672 to 2,350)	888 (555 to 1,550)	1,130 (641 to 2,170)	1,220 (642 to 2,430)	932 (523 to 1,860)	880 (522 to 1,670)	877 (513 to 1,660)	696 (414 to 1,330)	665 (365 to 1,330)	634 (350 to 1,260)	491 (285 to 972)	371 (229 to 651)	271 (167 to 489)	150 (95·6 to 250)	103 (66·5 to 165)	66·3 (42·9 to 104)	29·9 (19·2 to 47·4)	9·6 (6 to 15·2)	2·3 (1·4 to 4·1)	15,500
Adverse effects of medical treatment	355 (190 to 740)	288 (140 to 666)	2,500 (1,140 to 5,360)	3,140 (1,240 to 6,320)	1,110 (621 to 2,070)	635 (343 to 1,370)	600 (299 to 1,480)	622 (315 to 1,450)	508 (261 to 1,150)	466 (223 to 1,130)	419 (199 to 1,030)	399 (188 to 1,040)	379 (160 to 1,030)	358 (152 to 996)	397 (161 to 1,050)	399 (165 to 1,070)	326 (135 to 945)	203 (86·9 to 565)	147 (60·1 to 414)	89·5 (37·4 to 256)	37·8 (15·4 to 112)	11·4 (4·6 to 32·7)	2·7 (1·1 to 8·2)	13,400
Animal contact	57 (31·7 to 103)	35·8 (17·5 to 74·7)	589 (231 to 1,410)	2,410 (969 to 5,150)	2,010 (1,090 to 3,530)	1,140 (624 to 1,890)	773 (455 to 1,290)	675 (389 to 1,160)	568 (349 to 947)	537 (319 to 944)	554 (332 to 976)	553 (306 to 1,010)	540 (289 to 979)	654 (378 to 1,110)	674 (349 to 1,180)	649 (354 to 1,130)	458 (254 to 791)	272 (157 to 468)	154 (90·5 to 263)	80·2 (46·6 to 132)	27·1 (16·5 to 44)	6·1 (4·1 to 9)	1·4 (0·9 to 2)	13,400
Venomous animal contact	28·9 (12·3 to 59·7)	10·7 (3·9 to 25·9)	257 (75·4 to 709)	1,150 (349 to 3,150)	1,180 (570 to 2,290)	709 (354 to 1,300)	422 (210 to 762)	380 (186 to 670)	331 (174 to 580)	314 (163 to 570)	335 (175 to 603)	340 (153 to 657)	352 (168 to 676)	465 (237 to 807)	504 (242 to 903)	498 (248 to 885)	355 (180 to 615)	213 (106 to 364)	114 (57·9 to 201)	58·5 (29·3 to 101)	18·7 (9·4 to 32·5)	4 (2·1 to 6·3)	0·9 (0·5 to 1·4)	8,040
Non-venomous animal contact	28·1 (12 to 52·5)	25·1 (11·2 to 53·7)	332 (120 to 780)	1,260 (419 to 2,860)	830 (323 to 1,640)	430 (195 to 815)	351 (169 to 661)	295 (150 to 577)	237 (120 to 439)	223 (110 to 455)	219 (105 to 453)	212 (95·1 to 452)	188 (85·7 to 430)	189 (89·6 to 408)	171 (75·3 to 416)	151 (66·3 to 358)	103 (48·3 to 223)	59 (28·1 to 135)	39·5 (19·3 to 88·9)	21·7 (10·8 to 48·2)	8·5 (4·7 to 16·2)	2·2 (1·3 to 3·7)	0·5 (0·3 to 0·9)	5,370
Foreign body	256 (137 to 454)	143 (81 to 240)	1,170 (528 to 2,300)	1,680 (828 to 3,410)	1,000 (677 to 1,410)	729 (531 to 954)	991 (701 to 1,370)	1,030 (729 to 1,460)	727 (542 to 962)	615 (455 to 821)	572 (418 to 785)	478 (346 to 659)	386 (271 to 534)	289 (209 to 402)	248 (177 to 338)	247 (181 to 335)	184 (137 to 256)	120 (91·4 to 155)	86·7 (64·7 to 118)	55·6 (41·8 to 72·2)	27·3 (19·6 to 37)	9·7 (6·9 to 13·6)	2·6 (1·8 to 3·7)	11,100
Pulmonary aspiration and foreign body in airway	204 (105 to 353)	123 (65·8 to 213)	937 (373 to 1,940)	869 (331 to 1,980)	521 (292 to 823)	376 (217 to 575)	575 (350 to 895)	589 (322 to 998)	346 (188 to 552)	259 (142 to 416)	220 (116 to 375)	179 (91·9 to 311)	169 (82·7 to 290)	122 (66·4 to 205)	106 (58·4 to 180)	114 (61·1 to 189)	88·5 (49·3 to 145)	60·5 (35·3 to 92)	43·3 (24·6 to 71·7)	29 (17·4 to 44·9)	15·7 (8·6 to 24·1)	5·7 (3 to 9·1)	1·7 (0·9 to 2·6)	5,950
Foreign body in eyes	0·1 (0 to 0·3)	0·3 (0·1 to 0·8)	5·8 (1·6 to 12·7)	28·4 (8·3 to 64·7)	39·5 (11·7 to 89·1)	42·7 (13 to 98·8)	45·5 (14·3 to 105)	47·3 (15·1 to 106)	45·5 (16·5 to 94·9)	43·9 (16·1 to 91·8)	40 (15·2 to 83)	32·5 (13·7 to 65·4)	24·5 (11·5 to 46·4)	18·8 (9·9 to 33·6)	14·4 (8·2 to 23·4)	11·1 (6·6 to 17·1)	7·7 (4·8 to 11·9)	4·4 (2·9 to 6·6)	2·8 (1·8 to 4)	1·6 (1 to 2·3)	0·7 (0·4 to 0·9)	0·2 (0·1 to 0·3)	0 (0 to 0·1)	458
Foreign body in other body part	52·3 (16 to 128)	19·5 (7·5 to 43·3)	228 (72·6 to 593)	788 (319 to 1,740)	444 (266 to 723)	310 (196 to 465)	371 (230 to 592)	393 (226 to 661)	336 (202 to 522)	312 (212 to 442)	312 (210 to 451)	267 (170 to 405)	192 (120 to 288)	149 (97·8 to 224)	127 (84 to 186)	122 (78·1 to 187)	87·5 (54·2 to 136)	54·7 (34·3 to 79·7)	40·5 (25·7 to 60·5)	25 (15·4 to 38)	11 (6·7 to 16·8)	3·8 (2·3 to 6)	0·9 (0·6 to 1·6)	4,650
Environmental heat and cold exposure	42·8 (17·3 to 100)	22·6 (8·9 to 52·6)	225 (74·2 to 594)	582 (250 to 1,380)	487 (258 to 890)	359 (213 to 636)	635 (343 to 1,190)	686 (358 to 1,260)	477 (250 to 895)	394 (220 to 688)	369 (200 to 655)	317 (163 to 620)	257 (135 to 489)	174 (93·6 to 324)	142 (78·1 to 266)	156 (74·8 to 304)	110 (58·5 to 199)	71·6 (38·4 to 123)	62·6 (33·6 to 109)	29·4 (16·4 to 50)	13·4 (7·7 to 22·2)	5·2 (3 to 8·9)	1·2 (0·7 to 2·3)	5,620
Exposure to forces of nature	1 (0·9 to 1·1)	2·7 (2·5 to 3)	22 (20 to 24·2)	102 (92·3 to 112)	101 (90·7 to 112)	106 (94·8 to 118)	97·4 (84 to 115)	76 (65·7 to 89·4)	66·3 (57·1 to 78·2)	55·4 (47·3 to 65·9)	42·7 (36·3 to 51)	30·1 (25·7 to 35·8)	21·5 (18·4 to 25·8)	17·5 (15·2 to 20·7)	14·2 (12·1 to 16·9)	11 (9·4 to 13·4)	6·8 (5·6 to 8·5)	3·9 (3·3 to 4·7)	2·1 (1·8 to 2·6)	1·1 (0·9 to 1·3)	0·3 (0·3 to 0·4)	0·1 (0·1 to 0·1)	0 (0 to 0)	781
Other unintentional injuries	173 (85·4 to 340)	65·1 (28·6 to 144)	623 (258 to 1,590)	1,960 (766 to 5,360)	1,590 (841 to 3,390)	1,280 (716 to 2,490)	1,550 (842 to 3,200)	1,450 (854 to 2,690)	1,130 (662 to 2,100)	1,020 (569 to 2,050)	948 (502 to 2,050)	826 (435 to 1,780)	677 (350 to 1,480)	554 (294 to 1,180)	430 (237 to 915)	427 (238 to 821)	280 (168 to 517)	157 (97·3 to 277)	108 (68 to 171)	66·9 (45·7 to 101)	29·8 (20·2 to 42·7)	9·9 (7·1 to 14·5)	2·6 (1·8 to 3·7)	15,400
Self-harm and interpersonal violence	134 (105 to 181)	58·3 (47·2 to 76·5)	336 (209 to 578)	1,750 (1,270 to 2,590)	1,520 (1,200 to 1,960)	4,260 (3,150 to 5,730)	17,000 (12,200 to 23,500)	27,300 (19,200 to 40,100)	29,200 (20,000 to 43,800)	26,000 (17,700 to 38,000)	25,600 (17,500 to 37,400)	20,200 (14,100 to 28,800)	13,800 (9,940 to 18,900)	9,360 (6,990 to 12,500)	6,310 (4,770 to 8,250)	4,150 (3,110 to 5,480)	2,530 (1,910 to 3,290)	1,310 (1,000 to 1,710)	729 (561 to 966)	374 (286 to 484)	130 (101 to 170)	30·2 (22·7 to 39·3)	6·9 (5·2 to 9·1)	192,000
Self-harm	0 (0 to 0)	0 (0 to 0)	0 (0 to 0)	0 (0 to 0)	0 (0 to 0)	2,350 (1,410 to 3,760)	4,370 (2,770 to 6,360)	4,940 (3,200 to 7,410)	4,080 (2,650 to 6,100)	3,350 (2,200 to 4,960)	3,220 (2,030 to 4,980)	2,930 (1,850 to 4,590)	2,530 (1,580 to 3,970)	2,440 (1,580 to 3,830)	2,130 (1,400 to 3,200)	1,780 (1,170 to 2,680)	1,250 (857 to 1,840)	712 (493 to 1,020)	410 (280 to 599)	214 (147 to 304)	72·4 (51·1 to 105)	15·3 (10·3 to 21·6)	3·6 (2·5 to 4·9)	36,800
Self-harm by firearm	0 (0 to 0)	0 (0 to 0)	0 (0 to 0)	0 (0 to 0)	0 (0 to 0)	90·6 (32·8 to 209)	384 (146 to 830)	537 (207 to 1,310)	401 (158 to 873)	309 (131 to 708)	261 (113 to 611)	236 (105 to 523)	183 (78 to 385)	161 (71·2 to 336)	135 (62·4 to 262)	103 (45·4 to 206)	74·5 (34·3 to 152)	35·8 (17·6 to 65·7)	19·3 (9·4 to 37·6)	9·7 (4·8 to 18·7)	3·5 (1·8 to 6·5)	0·9 (0·4 to 1·6)	0·3 (0·1 to 0·6)	2,950
Self-harm by other specified means	0 (0 to 0)	0 (0 to 0)	0 (0 to 0)	0 (0 to 0)	0 (0 to 0)	2,260 (1,370 to 3,630)	3,980 (2,530 to 5,720)	4,400 (2,840 to 6,630)	3,680 (2,410 to 5,450)	3,050 (2,040 to 4,460)	2,960 (1,900 to 4,530)	2,690 (1,720 to 4,180)	2,340 (1,500 to 3,630)	2,280 (1,480 to 3,570)	1,990 (1,320 to 2,980)	1,680 (1,100 to 2,490)	1,180 (794 to 1,730)	676 (468 to 975)	391 (268 to 566)	205 (139 to 292)	68·9 (48·7 to 99·7)	14·5 (9·7 to 20·6)	3·3 (2·3 to 4·5)	33,900
Interpersonal violence	61 (33 to 108)	18·4 (8·1 to 35·1)	203 (77·4 to 449)	688 (231 to 1,570)	569 (325 to 892)	683 (464 to 992)	1,860 (1,180 to 2,860)	2,250 (1,470 to 3,450)	1,750 (1,140 to 2,630)	1,340 (906 to 1,980)	967 (655 to 1,380)	631 (428 to 930)	371 (262 to 537)	243 (175 to 343)	150 (111 to 209)	98·4 (76·1 to 128)	61·7 (48·2 to 78·2)	32·3 (25·3 to 39·8)	19·4 (15·1 to 24·4)	9·9 (7·8 to 12·4)	4 (3·1 to 5·1)	1·1 (0·8 to 1·4)	0·2 (0·2 to 0·3)	12,000
Physical violence by firearm	15·3 (5·8 to 33·2)	3·5 (1·2 to 8·2)	41·3 (11·7 to 105)	144 (35·3 to 363)	88·2 (33·2 to 180)	78·3 (30·9 to 162)	322 (136 to 691)	407 (178 to 812)	279 (118 to 583)	231 (99·7 to 475)	137 (55 to 273)	110 (47·1 to 227)	42 (18·5 to 89·9)	33·4 (15·2 to 63·5)	25·1 (11·8 to 51·5)	9·8 (5·7 to 16·4)	3·8 (2·1 to 6·6)	1·7 (1 to 2·8)	1 (0·6 to 1·7)	0·3 (0·2 to 0·5)	0·1 (0·1 to 0·1)	0 (0 to 0)	0 (0 to 0)	1,970
Physical violence by sharp object	13·9 (9·9 to 22·1)	4·5 (2·4 to 8·4)	51·7 (25·1 to 108)	212 (75·1 to 483)	125 (61·1 to 225)	138 (76·6 to 241)	470 (283 to 792)	637 (377 to 1,120)	500 (293 to 827)	338 (209 to 547)	218 (139 to 342)	147 (92·3 to 243)	98·1 (62·1 to 164)	66·5 (44·2 to 107)	36·2 (26·6 to 51·4)	30·1 (21·3 to 43·8)	17·6 (12·7 to 25)	9·8 (7·5 to 12·7)	6·3 (4·7 to 8·4)	2·9 (2·2 to 3·8)	1·3 (1 to 1·8)	0·4 (0·3 to 0·6)	0·1 (0·1 to 0·1)	3,120
Sexual violence	0 (0 to 0)	0 (0 to 0)	0 (0 to 0)	18·8 (11·2 to 30·5)	136 (83 to 214)	273 (157 to 422)	496 (286 to 787)	582 (343 to 878)	526 (294 to 851)	450 (254 to 725)	328 (183 to 517)	211 (121 to 343)	128 (74 to 215)	70·8 (40·2 to 115)	40·2 (23·1 to 65·2)	28·1 (17·3 to 42·4)	18·5 (11·5 to 27·7)	10·2 (6·4 to 14·9)	6 (3·9 to 8·9)	3·3 (2·2 to 4·8)	1·1 (0·7 to 1·7)	0·2 (0·1 to 0·2)	0 (0 to 0)	3,330
Physical violence by other means	31·8 (14·2 to 59·9)	10·3 (4 to 21·9)	110 (36 to 248)	314 (91·6 to 742)	219 (105 to 382)	193 (113 to 315)	575 (273 to 1,070)	628 (319 to 1,130)	445 (237 to 772)	323 (176 to 594)	284 (150 to 496)	163 (91·2 to 281)	103 (61·7 to 173)	72·6 (46·1 to 114)	48·2 (32·8 to 71)	30·3 (22 to 41·7)	21·7 (15·7 to 29·6)	10·6 (7·9 to 13·8)	6·1 (4·5 to 8)	3·4 (2·5 to 4·5)	1·5 (1·1 to 2)	0·5 (0·3 to 0·6)	0·1 (0·1 to 0·2)	3,590
Conflict and terrorism	72·5 (65·8 to 79·8)	39·9 (36·2 to 44·1)	129 (117 to 143)	965 (854 to 1,100)	866 (684 to 1,130)	1,150 (829 to 1,650)	10,600 (6,470 to 16,700)	19,900 (12,200 to 31,900)	23,100 (14,200 to 36,800)	21,200 (12,800 to 32,700)	21,200 (13,400 to 33,300)	16,500 (10,400 to 24,600)	10,800 (7,110 to 15,600)	6,590 (4,450 to 9,370)	3,970 (2,730 to 5,630)	2,240 (1,510 to 3,190)	1,200 (806 to 1,750)	556 (373 to 798)	295 (196 to 425)	147 (96·5 to 220)	53·3 (33·7 to 79·5)	13·6 (8·4 to 19·9)	3 (1·8 to 4·5)	141,000

SB Table 2c: Comoros DALYS by cause and sex group for both sexes with 95% uncertainty intervals, 2019

Cause	Both Neonatal	Post Neonatal	1 to 4	5 to 9	10 to 14	15 to 19	20 to 24	25 to 29	30 to 34	35 to 39	40 to 44	45 to 49	50 to 54	55 to 59	60 to 64	65 to 69	70 to 74	75 to 79	80 to 84	85 to 89	90 to 94	95 plus	Total
All causes	25,300 (21,600 to 29,600)	9,660 (3,650 to 17,200)	19,200 (16,300 to 22,700)	16,400 (13,100 to 20,000)	9,630 (6,650 to 11,200)	9,860 (6,390 to 11,700)	10,300 (6,610 to 12,400)	11,000 (6,930 to 13,400)	11,400 (6,960 to 13,800)	11,400 (6,930 to 13,900)	12,000 (6,780 to 14,700)	12,600 (6,900 to 15,700)	13,200 (6,900 to 16,300)	12,600 (6,700 to 15,700)	12,600 (6,550 to 15,500)	11,600 (5,980 to 14,500)	12,100 (5,980 to 15,000)	9,940 (4,870 to 12,600)	6,600 (3,200 to 8,530)	3,170 (1,560 to 3,940)	1,190 (1,060 to 1,340)	291 (264 to 340)	256,000
Communicable, maternal, neonatal, and nutritional diseases	22,400 (20,800 to 24,100)	9,190 (4,050 to 16,900)	15,400 (12,100 to 19,300)	12,900 (10,100 to 16,000)	6,500 (4,500 to 8,290)	5,090 (2,300 to 6,950)	3,560 (2,060 to 5,300)	3,690 (2,060 to 5,840)	3,910 (2,020 to 6,010)	3,950 (2,020 to 6,400)	3,470 (2,080 to 5,230)	3,340 (2,060 to 4,990)	3,260 (2,050 to 4,990)	2,970 (2,020 to 4,500)	2,670 (2,020 to 3,930)	2,190 (1,980 to 3,080)	2,260 (1,970 to 3,170)	1,850 (1,480 to 2,300)	1,260 (1,100 to 1,470)	660 (547 to 860)	266 (205 to 352)	99.9 (85.1 to 119)	117,000
HIV/AIDS and sexually transmitted infections	786 (231 to 1,980)	200 (62 to 668)	266 (72 to 868)	21.2 (5.7 to 74.5)	8.9 (2.4 to 31.6)	9.6 (2.7 to 31.3)	20.5 (5.1 to 58.5)	43.1 (12.2 to 99.4)	69.6 (20.1 to 154)	88.6 (27.1 to 192)	97.1 (17.4 to 114)	27.2 (3.4 to 70.1)	19 (0.7 to 42.1)	18.5 (0.6 to 46.7)	11.9 (0.4 to 37.1)	3.6 (0.1 to 7.2)	3.6 (0.1 to 8.4)	1.4 (0.0 to 3.4)	0.7 (0.0 to 1.7)	0.3 (0.0 to 0.7)	0.2 (0.1 to 0.5)	1,800
HIV/AIDS	0 (0 to 0)	0 (0 to 0)	1.6 (0 to 11.1)	6.1 (0.2 to 58.3)	6.6 (0.1 to 61.6)	0.4 (0 to 3.1)	1.7 (0.1 to 9.3)	9.9 (0.4 to 46.2)	28.2 (0.7 to 130)	29.1 (0.7 to 131)	29.6 (1.5 to 130)	13.3 (0.6 to 58.1)	6.7 (0.3 to 28.2)	2.2 (0.1 to 9.4)	0.6 (0.0 to 2.6)	0.1 (0 to 0.5)	0.2 (0 to 0.8)	0.1 (0 to 0.3)	0 (0 to 0.1)	0 (0 to 0.1)	0 (0 to 0)	0 (0 to 0)	130
HIV/AIDS - Drug-susceptible Tuberculosis	0 (0 to 0)	0 (0 to 0)	0.4 (0 to 3.1)	1.6 (0.1 to 15.3)	1.7 (0.1 to 16.1)	0.1 (0 to 0.8)	0.4 (0 to 2.4)	2.6 (0.1 to 12.1)	7.4 (0.2 to 34.1)	7.7 (0.2 to 34.5)	7.8 (0.4 to 34.2)	3.5 (0.2 to 15.3)	1.8 (0.1 to 7.4)	0.6 (0 to 2.5)	0.2 (0 to 0.7)	0 (0 to 0.1)	0.1 (0 to 0.2)	0 (0 to 0.1)	0 (0 to 0)	0 (0 to 0)	0 (0 to 0)	0 (0 to 0)	34.4
HIV/AIDS - Multidrug-resistant Tuberculosis without extensive d	0 (0 to 0)	0 (0 to 0)	0 (0 to 0.4)	0.1 (0 to 0.8)	0.1 (0 to 0.9)	0 (0 to 0.1)	0 (0 to 0.1)	0.1 (0 to 0.4)	0.3 (0 to 1.2)	0.3 (0 to 1.2)	0.3 (0 to 1.2)	0.1 (0 to 0.5)	0.1 (0 to 0.2)	0 (0 to 0.1)	0 (0 to 0.1)	0 (0 to 0)	0 (0 to 0)	0 (0 to 0)	0 (0 to 0)	0 (0 to 0)	0 (0 to 0)	0 (0 to 0)	0.7
HIV/AIDS - Extensively drug-resistant Tuberculous	0 (0 to 0)	0 (0 to 0)	0 (0 to 0)	0 (0 to 0)	0 (0 to 0)	0 (0 to 0)	0 (0 to 0)	0 (0 to 0)	0 (0 to 0)	0 (0 to 0)	0 (0 to 0)	0 (0 to 0)	0 (0 to 0)	0 (0 to 0)	0 (0 to 0)	0 (0 to 0)	0 (0 to 0)	0 (0 to 0)	0 (0 to 0)	0 (0 to 0)	0 (0 to 0)	0 (0 to 0)	0.1
HIV/AIDS resulting in other diseases	0 (0 to 0)	0 (0 to 0)	0 (0 to 7.7)	0 (0 to 31.9)	0 (0 to 31.1)	0 (0 to 2.5)	0 (0 to 6.6)	0 (0 to 23.1)	0 (0 to 89)	0 (0 to 132)	0 (0 to 132)	0 (0 to 71.1)	0 (0 to 36.2)	0 (0 to 19.9)	0 (0 to 6.1)	0 (0 to 2.1)	0 (0 to 0.6)	0 (0 to 0.2)	0 (0 to 0.1)	0 (0 to 0)	0 (0 to 0)	0 (0 to 0)	69.3
Sexually transmitted infections excluding HIV	786 (231 to 1,980)	200 (62 to 668)	264 (72 to 868)	14.5 (3.6 to 74.5)	1.9 (0.4 to 7.9)	9.2 (2.7 to 31.3)	18.8 (4.9 to 58.5)	33.2 (9.8 to 99.4)	41.4 (12.9 to 154)	58.5 (17.1 to 192)	67.5 (14.4 to 114)	13.9 (2.9 to 70.1)	12.3 (0.7 to 42.1)	16.3 (0.6 to 46.7)	11.3 (0.4 to 37.1)	3.5 (0.1 to 7.2)	3.4 (0.1 to 8.4)	1.3 (0.0 to 3.4)	0.7 (0.0 to 1.7)	0.3 (0.0 to 0.7)	0.2 (0.1 to 0.5)	1,700
Syphilis	0 (0 to 0)	0 (0 to 0)	0.2 (0 to 1.7)	0.4 (0 to 3.4)	0.4 (0 to 3.5)	0.1 (0 to 0.6)	0.3 (0 to 1.4)	1.1 (0.1 to 4.1)	2.8 (0.2 to 10.1)	3.1 (0.2 to 11.1)	3.1 (0.2 to 11.1)	1.4 (0.1 to 5.1)	0.8 (0 to 2.8)	0.3 (0 to 1.1)	0.1 (0 to 0.4)	0 (0 to 0.1)	0 (0 to 0.1)	0 (0 to 0.1)	0 (0 to 0)	0 (0 to 0)	0 (0 to 0)	0 (0 to 0)	13.2
Chlamydial infection	0 (0 to 0)	0 (0 to 0)	0 (0 to 0)	0 (0 to 0)	0 (0 to 0)	0.2 (0 to 0.8)	1.1 (0.1 to 3.2)	4.7 (0.4 to 12.3)	4.8 (0.4 to 12.3)	3.6 (0.2 to 9.5)	3.6 (0.6 to 8.5)	2.7 (0.4 to 6.5)	2.2 (0.3 to 5.2)	0.7 (0.1 to 1.6)	0.3 (0 to 0.8)	0.1 (0 to 0.1)	0.1 (0 to 0.3)	0 (0 to 0.1)	0 (0 to 0.1)	0 (0 to 0)	0 (0 to 0)	0 (0 to 0)	29.5
Gonococcal infection	0 (0 to 0)	0 (0 to 0)	0 (0 to 0)	0 (0 to 0)	0 (0 to 0)	0.6 (0 to 2.4)	3.5 (0.2 to 12.1)	9.9 (0.5 to 32.9)	9.8 (0.5 to 33.1)	7.7 (0.3 to 26.1)	7.7 (1.3 to 23.3)	2.3 (0.3 to 7.8)	1.5 (0.2 to 5.1)	0.6 (0.1 to 2.1)	0.2 (0 to 0.8)	0 (0 to 0.2)	0 (0 to 0.1)	0 (0 to 0.1)	0 (0 to 0)	0 (0 to 0)	0 (0 to 0)	0 (0 to 0)	32.5
Trichomoniasis	0 (0 to 0)	0 (0 to 0)	0 (0 to 0)	0.3 (0 to 2.5)	0.3 (0 to 2.5)	1.1 (0.1 to 7.6)	3.2 (0.2 to 20.7)	7.1 (0.4 to 39.4)	8.4 (0.4 to 43.1)	6.4 (0.3 to 32.8)	6.4 (1.1 to 29.3)	2.3 (0.3 to 10.1)	1.4 (0.2 to 6.1)	0.6 (0.1 to 2.5)	0.2 (0 to 0.9)	0.1 (0 to 0.2)	0.1 (0 to 0.3)	0 (0 to 0.1)	0 (0 to 0.1)	0 (0 to 0)	0 (0 to 0)	0 (0 to 0)	41.4
Genital herpes	0 (0 to 0)	0 (0 to 0)	0 (0 to 0)	0 (0 to 0)	0 (0 to 0)	0.1 (0 to 0.5)	0.3 (0 to 1.7)	0.8 (0 to 4.2)	1.1 (0 to 5.6)	0.9 (0 to 4.5)	0.9 (0 to 4.5)	0.3 (0 to 1.6)	0.2 (0 to 1.1)	0.1 (0 to 0.5)	0 (0 to 0.2)	0 (0 to 0.1)	0 (0 to 0.1)	0 (0 to 0.1)	0 (0 to 0)	0 (0 to 0)	0 (0 to 0)	0 (0 to 0)	16.1
Other sexually transmitted infections	0 (0 to 0)	0 (0 to 0)	0 (0 to 0)	0 (0 to 0)	0 (0 to 0)	7.4 (0.7 to 21.6)	2.4 (0.1 to 7.3)	1.7 (0.1 to 5.4)	2.1 (0.1 to 6.4)	1.8 (0.1 to 5.7)	1.8 (0.6 to 5.2)	0.7 (0.2 to 2.1)	0.4 (0.1 to 1.2)	0.2 (0 to 0.6)	0.1 (0 to 0.3)	0 (0 to 0.1)	0 (0 to 0.1)	0 (0 to 0.1)	0 (0 to 0.1)	0 (0 to 0.1)	0 (0 to 0.1)	0 (0 to 0.1)	58.2
Respiratory infections and tuberculosis	2,600 (1,300 to 4,990)	1,900 (940 to 1,930)	1,600 (1,300 to 1,720)	1,200 (1,060 to 1,290)	631 (517 to 1,170)	1,170 (393 to 1,700)	1,170 (247 to 1,590)	1,200 (249 to 1,640)	1,200 (249 to 1,640)	1,200 (751 to 1,650)	1,200 (839 to 1,660)	1,200 (875 to 1,660)	1,200 (1,060 to 1,660)	1,200 (1,020 to 1,660)	1,200 (1,040 to 1,610)	1,200 (1,020 to 1,660)	1,200 (861 to 1,660)	1,200 (1,060 to 1,660)	1,200 (1,060 to 1,660)	1,200 (1,060 to 1,660)	1,200 (1,060 to 1,660)	1,200 (1,060 to 1,660)	31,700
Tuberculosis	0 (0 to 0)	0 (0 to 0)	339 (189 to 633)	298 (169 to 423)	144 (83 to 229)	133 (79 to 209)	109 (62 to 169)	104 (60 to 160)	96 (52 to 149)	1,000 (600 to 1,540)	1,000 (607 to 1,470)	1,000 (629 to 1,500)	1,000 (634 to 1,480)	1,000 (649 to 1,500)	1,000 (766 to 1,500)	1,000 (689 to 1,440)	1,000 (623 to 1,500)	743 (383 to 1,500)	535 (323 to 887)	423 (267 to 677)	321 (213 to 531)	12,000 (11,900 to 12,100)
Latent tuberculosis infection	0 (0 to 0)	0 (0 to 0)	0 (0 to 0)	0 (0 to 0)	0 (0 to 0)	0 (0 to 0)	0 (0 to 0)	0 (0 to 0)	0 (0 to 0)	0 (0 to 0)	0 (0 to 0)	0 (0 to 0)	0 (0 to 0)	0 (0 to 0)	0 (0 to 0)	0 (0 to 0)	0 (0 to 0)	0 (0 to 0)	0 (0 to 0)	0 (0 to 0)	0 (0 to 0)	0 (0 to 0)	0 (0 to 0)
Drug-susceptible Tuberculosis	0 (0 to 0)	0 (0 to 0)	339 (189 to 633)	298 (169 to 423)	144 (83 to 229)	133 (79 to 209)	109 (62 to 169)	104 (60 to 160)	96 (52 to 149)	1,000 (600 to 1,540)	1,000 (607 to 1,470)	1,000 (629 to 1,500)	1,000 (634 to 1,480)	1,000 (649 to 1,500)	1,000 (766 to 1,500)	1,000 (689 to 1,440)	1,000 (623 to 1,500)	743 (383 to 1,500)	535 (323 to 887)	423 (267 to 677)	321 (213 to 531)	12,000 (11,900 to 12,100)
Multidrug-resistant tuberculosis without extensive drug-resista	0 (0 to 0)	0 (0 to 0)	0 (0 to 0)	0 (0 to 0)	0 (0 to 0)	0 (0 to 0)	0 (0 to 0)	0 (0 to 0)	0 (0 to 0)	0 (0 to 0)	0 (0 to 0)	0 (0 to 0)	0 (0 to 0)	0 (0 to 0)	0 (0 to 0)	0 (0 to 0)	0 (0 to 0)	0 (0 to 0)	0 (0 to 0)	0 (0 to 0)	0 (0 to 0)	0 (0 to 0)	0 (0 to 0)
Extensively drug-resistant tuberculosis	0 (0 to 0)	0 (0 to 0)	0 (0 to 0)	0 (0 to 0)	0 (0 to 0)	0 (0 to 0)	0 (0 to 0)	0 (0 to 0)	0 (0 to 0)	0 (0 to 0)	0 (0 to 0)	0 (0 to 0)	0 (0 to 0)	0 (0 to 0)	0 (0 to 0)	0 (0 to 0)	0 (0 to 0)	0 (0 to 0)	0 (0 to 0)	0 (0 to 0)	0 (0 to 0)	0 (0 to 0)	0 (0 to 0)
Lower respiratory infections	2,600 (1,300 to 4,990)	1,900 (940 to 1,930)	1,300 (1,100 to 1,500)	902 (744 to 1,100)	487 (434 to 1,000)	1,000 (314 to 1,500)	1,000 (186 to 1,500)	1,000 (186 to 1,500)	1,000 (186 to 1,500)	1,000 (751 to 1,500)	1,000 (839 to 1,500)	1,000 (875 to 1,500)	1,000 (1,060 to 1,500)	1,000 (1,020 to 1,500)	1,000 (1,040 to 1,500)	1,000 (1,020 to 1,500)	1,000 (861 to 1,500)	1,000 (1,060 to 1,500)	1,000 (1,060 to 1,500)	1,000 (1,060 to 1,500)	1,000 (1,060 to 1,500)	1,000 (1,060 to 1,500)	19,700
Upper respiratory infections	0 (0 to 0)	0 (0 to 0)	0 (0 to 0)	0 (0 to 0)	0 (0 to 0)	0 (0 to 0)	0 (0 to 0)	0 (0 to 0)	0 (0 to 0)	0 (0 to 0)	0 (0 to 0)	0 (0 to 0)	0 (0 to 0)	0 (0 to 0)	0 (0 to 0)	0 (0 to 0)	0 (0 to 0)	0 (0 to 0)	0 (0 to 0)	0 (0 to 0)	0 (0 to 0)	0 (0 to 0)	0 (0 to 0)	0
Otitis media	0 (0 to 178)	0 (0 to 214)	0.2 (0 to 2.3)	36.3 (20.5 to 61.9)	37.7 (24.6 to 70.1)	0.3 (0 to 0.9)	0.3 (0 to 1.1)	0.3 (0 to 1.2)	0.3 (0 to 1.2)	0.3 (0 to 1.2)	0.3 (0 to 1.2)	0.3 (0 to 1.2)	0.3 (0 to 1.2)	0.3 (0 to 1.2)	0.3 (0 to 1.2)	0.3 (0 to 1.2)	0.3 (0 to 1.2)	0.3 (0 to 1.2)	0.3 (0 to 1.2)	0.3 (0 to 1.2)	0.3 (0 to 1.2)	0.3 (0 to 1.2)	338
Enteric infections	218 (97 to 637)	600 (157 to 998)	3,700 (1,900 to 5,400)	3,200 (1,600 to 4,700)	1,100 (1,100 to 1,600)	991 (997 to 1,500)	697 (220 to 1,000)	529 (220 to 842)	475 (220 to 760)	430 (244 to 745)	430 (244 to 760)	429 (262 to 760)	423 (262 to 760)	429 (247 to 752)	429 (259 to 771)	429 (259 to 760)	429 (259 to 760)	429 (259 to 760)	429 (259 to 760)	429 (259 to 760)	429 (259 to 760)	429 (259 to 760)	14,600
Diarrheal diseases	218 (97 to 637)	600 (157 to 998)	3,700 (1,900 to 5,400)	3,200 (1,270 to 4,700)	1,100 (1,100 to 1,600)	994 (493 to 1,500)	697 (220 to 842)	529 (783 to 739)	475 (219 to 842)	430 (220 to 760)	430 (249 to 760)	429 (262 to 760)	423 (263 to 760)	429 (247 to 752)	429 (259 to 771)	429 (259 to 760)	429 (259 to 760)	429 (259 to 760)	429 (259 to 760)	429 (259 to 760)	429 (259 to 760)	429 (259 to 760)	14,600
Typhoid and paratyphoid	0 (0 to 0)	0 (0 to 0)	0.6 (0 to 3.4)	0.6 (0 to 3.6)	0.6 (0 to 3.6)	0.6 (0 to 3.6)	0.6 (0 to 3.6)	0.6 (0 to 3.6)	0.6 (0 to 3.6)	0.6 (0 to 3.6)	0.6 (0 to 3.6)	0.6 (0 to 3.6)	0.6 (0 to 3.6)	0.6 (0 to 3.6)	0.6 (0 to 3.6)	0.6 (0 to 3.6)	0.6 (0 to 3.6)	0.6 (0 to 3.6)	0.6 (0 to 3.6)	0.6 (0 to 3.6)	0.6 (0 to 3.6)	0.6 (0 to 3.6)	22
Typhoid fever	0 (0 to 0)	0 (0 to 0)	0.6 (0 to 3.4)	0.6 (0 to 3.6)	0.6 (0 to 3.6)	0.6 (0 to 3.6)	0.6 (0 to 3.6)	0.6 (0 to 3.6)	0.6 (0 to 3.6)	0.6 (0 to 3.6)	0.6 (0 to 3.6)	0.6 (0 to 3.6)	0.6 (0 to 3.6)	0.6 (0 to 3.6)	0.6 (0 to 3.6)	0.6 (0 to 3.6)	0.6 (0 to 3.6)	0.6 (0 to 3.6)	0.6 (0 to 3.6)	0.6 (0 to 3.6)	0.6 (0 to 3.6)	0.6 (0 to 3.6)	22
Paratyphoid fever	0 (0 to 0)	0 (0 to 0)	0 (0 to 0)	0 (0 to 0)	0 (0 to 0)	0 (0 to 0)	0 (0 to 0)	0 (0 to 0)	0 (0 to 0)	0 (0 to 0)	0 (0 to 0)	0 (0 to 0)	0 (0 to 0)	0 (0 to 0)	0 (0 to 0)	0 (0 to 0)	0 (0 to 0)	0 (0 to 0)	0 (0 to 0)	0 (0 to 0)	0 (0 to 0)	0 (0 to 0)	0
Invasive Non-typhoidal Salmonella (iNTS)	0.6 (0.2 to 1.4)	0.6 (0.2 to 1.4)	21.2 (13.9 to 58.1)	19.1 (12.5 to 52.3)	2.6 (1.7 to 7.1)	2.6 (1.7 to 7.1)	2.2 (1.4 to 6.1)	2.2 (1.4 to 6.1)	2.5 (1.6 to 6.8)	2.4 (1.6 to 6.6)	2.4 (1.6 to 6.6)	2.1 (1.4 to 5.8)	2.1 (1.4 to 5.8)	1.9 (1.3 to 5.2)	1.8 (1.2 to 5.1)	1.7 (1.1 to 4.7)	1.7 (1.1 to 4.7)	1.6 (1.1 to 4.4)	1.5 (1.0 to 4.2)	1.4 (0.9 to 3.9)	1.3 (0.9 to 3.6)	1.3 (0.9 to 3.6)	169
Other intestinal infectious diseases	0 (0 to 0)	0 (0 to 0)	4.8 (0 to 13.4)	6.6 (0.4 to 20.4)	2.3 (0.1 to 7.4)	1.3 (0 to 4.1)	0.6 (0 to 1.7)	0.6 (0 to 1.7)	0.6 (0 to 1.7)	0.6 (0 to 1.7)	0.6 (0 to 1.7)	0.5 (0 to 1.5)	0.5 (0 to 1.4)	0.4 (0 to 1.2)	0.4 (0 to 1.1)	0.3 (0 to 1)	0.3 (0 to 1)	0.3 (0 to 0.9)	0.3 (0 to 0.8)	0.2 (0 to 0.7)	0.2 (0 to 0.6)	0.2 (0 to 0.6)	19.4
Neglected tropical diseases and malaria	0.6 (0.2 to 1.4)	0.6 (0.2 to 1.4)	599 (21.2 to 1,700)	648 (13.9 to 1,700)	327 (2.6 to 1,000)	607 (1.7 to 1,000)	1,100 (1.7 to 1,000)	1,200 (1.7 to 1,000)	1,200 (1.7 to 1,000)	1,200 (1.7 to 1,000)	1,200 (1.7 to 1,000)	1,200 (1.7 to 1,000)	1,200 (1.7 to 1,000)	1,200 (1.7 to 1,000)	1,200 (1.7 to 1,000)	1,200 (1.7 to 1,000)	1,200 (1.7 to 1,000)	1,200 (1.7 to 1,000)	1,200 (1.7 to 1,000)	1,200 (1.7 to 1,000)	1,200 (1.7 to 1,000)	1,200 (1.7 to 1,000)	10,700
Malaria	0 (0 to 0)	0 (0 to 167)	172 (1.2 to 1,810)	186 (0.6 to 1,340)	154 (0.6 to 1,000)	142 (0.6 to 1,000)	139 (0.6 to 1,000)	140 (0.6 to 1,000)	140 (0.6 to 1,000)	140 (0.6 to 1,000)	140 (0.6 to 1,000)	140 (0.6 to 1,000)	140 (0.6 to 1,000)	140 (0.6 to 1,000)	140 (0.6 to 1,000)	140 (0.6 to 1,000)	140 (0.6 to 1,000)	140 (0.6 to 1,000)	140 (0.6 to 1,000)	140 (0.6 to 1,000)	140 (0.6 to 1,000)	140 (0.6 to 1,000)	9,160
Chagas disease	0 (0 to 0)	0 (0 to 0)	0 (0 to 0)	0 (0 to 0)	0 (0 to 0)	0 (0 to 0)	0 (0 to 0)	0 (0 to 0)	0 (0 to 0)	0 (0 to 0)	0 (0 to 0)	0 (0 to 0)	0 (0 to 0)	0 (0 to 0)	0 (0 to 0)	0 (0 to 0)	0 (0 to 0)	0 (0 to 0)	0 (0 to 0)	0 (0 to 0)	0 (0 to 0)	0 (0 to 0)	0 (0 to 0)	0
Leishmaniasis	0 (0 to 0)	0 (0 to 0)	0 (0 to 0)	0 (0 to 0)	0 (0 to 0)	0 (0 to 0)	0 (0 to 0)	0 (0 to 0)	0 (0 to 0)	0 (0 to 0)	0 (0 to 0)	0 (0 to 0)	0 (0 to 0)	0 (0 to 0)	0 (0 to 0)	0 (0 to 0)	0 (0 to 0)	0 (0 to 0)	0 (0 to 0)	0 (0 to 0)	0 (0 to 0)	0 (0 to 0)	0 (0 to 0)	0
Visceral leishmaniasis	0 (0 to 0)	0 (0 to 0)	0 (0 to 0)	0 (0 to 0)	0 (0 to 0)	0 (0 to 0)	0 (0 to 0)	0 (0 to 0)	0 (0 to 0)	0 (0 to 0)	0 (0 to 0)	0 (0 to 0)	0 (0 to 0)	0 (0 to 0)	0 (0 to 0)	0 (0 to 0)	0 (0 to 0)	0 (0 to 0)	0 (0 to 0)	0 (0 to 0)	0 (0 to 0)	0 (0 to 0)	0 (0 to 0)	0
Cutaneous and mucocutaneous leishmaniasis	0 (0 to 0)	0 (0 to 0)	0 (0 to 0)	0 (0 to 0)	0 (0 to 0)	0 (0 to 0)	0 (0 to 0)	0 (0 to 0)	0 (0 to 0)	0 (0 to 0)	0 (0 to 0)	0 (0 to 0)	0 (0 to 0)	0 (0 to 0)	0 (0 to 0)	0 (0 to 0)	0 (0 to 0)	0 (0 to 0)	0 (0 to 0)	0 (0 to 0)	0 (0 to 0)	0 (0 to 0)	0 (0 to 0)	0
African trypanosomiasis	0 (0 to 0)	0 (0 to 0)	0 (0 to 0)	0 (0 to 0)	0 (0 to 0)	0 (0 to 0)	0 (0 to 0)	0 (0 to 0)	0 (0 to 0)	0 (0 to 0)	0 (0 to 0)	0 (0 to 0)	0 (0 to 0)	0 (0 to 0)	0 (0 to 0)	0 (0 to 0)	0 (0 to 0)	0 (0 to 0)	0 (0 to 0)	0 (0 to 0)	0 (0 to 0)	0 (0 to 0)	0 (0 to 0)	0
Schistosomiasis	0 (0 to 0)	0 (0 to 0)	0 (0 to 0)	0 (0 to 0)	0 (0 to 0)	0 (0 to 0)	0 (0 to 0)	0 (0 to 0)	0 (0 to 0)	0 (0 to 0)	0 (0 to 0)	0 (0 to 0)	0 (0 to 0)	0 (0 to 0)	0 (0 to 0)	0 (0 to 0)	0 (0 to 0)	0 (0 to 0)	0 (0 to 0)	0 (0 to 0)	0 (0 to 0)	0 (0 to 0)	0 (0 to 0)	0
Cysticercosis	0 (0 to 0)	0 (0 to 0)	0 (0 to 0)	0.1 (0 to 0.4)	0.1 (0 to 0.4)	0.2 (0 to 0.6)	0.2 (0 to 0.7)	0.3 (0 to 1)	0.3 (0 to 1)	0.3 (0 to 0.9)	0.3 (0 to 0.9)	0.2 (0 to 0.8)	0.2 (0 to 0.6)	0.1 (0 to 0.4)	0.1 (0 to 0.3)	0 (0 to 0.2)	0 (0 to 0.1)	0 (0 to 0.1)	0 (0 to 0.1)	0 (0 to 0)	0 (0 to 0)	0 (0 to 0)	3.1
Cystic echinococcosis	0 (0 to 0)	0 (0 to 0)	0 (0 to 0)	0 (0 to 0)	0 (0 to 0)	0 (0 to 0.1)	0 (0 to 0.1)	0 (0 to 0.1)	0 (0 to 0.1)	0 (0 to 0.1)	0 (0 to 0.1)	0 (0 to 0.1)	0 (0 to 0.1)	0 (0 to 0.1)	0 (0 to 0.1)	0 (0 to 0.1)	0 (0 to 0.1)	0 (0 to 0.1)	0 (0 to 0.1)	0 (0 to 0.1)	0 (0 to 0.1)	0 (0 to 0.1)	0 (0 to 0.1)	1
Lymphatic filariasis	0 (0 to 0)	0 (0 to 0)	0 (0 to 0)	0 (0 to 0)	0 (0 to 0)	0 (0 to 0)	0 (0 to 0)	0 (0 to 0)	0 (0 to 0)	0 (0 to 0)	0 (0 to 0)	0 (0 to 0)	0 (0 to 0)	0 (0 to 0)	0 (0 to 0)	0 (0 to 0)	0 (0 to 0)	0 (0 to 0)	0 (0 to 0)	0 (0 to 0)	0 (0 to 0)	0 (0 to 0)	0 (0 to 0)	872
Onchocerciasis	0 (0 to 0)	0 (0 to 0)	0 (0 to 0)	0 (0 to 0)	0 (0 to 0)	0 (0 to 0)	0 (0 to 0)	0 (0 to 0)	0 (0 to 0)	0 (0 to 0)	0 (0 to 0)	0 (0 to 0)	0 (0 to 0)	0 (0 to 0)	0 (0 to 0)	0 (0 to 0)	0 (0 to 0)	0 (0 to 0)	0 (0 to 0)	0 (0 to 0)	0 (0 to 0)	0 (0 to 0)	0 (0 to 0)	0
Trachoma	0 (0 to 0)	0 (0 to 0)	0 (0 to 0)	0 (0 to 0)	0 (0 to 0)	0 (0 to 0)	0 (0 to 0)	0 (0 to 0)	0 (0 to 0)	0 (0 to 0)	0 (0 to 0)	0 (0 to 0)	0 (0 to 0)	0 (0 to 0)	0 (0 to 0)	0 (0 to 0)	0 (0 to 0)	0 (0 to 0)	0 (0 to 0)	0 (0 to 0)	0 (0 to 0)	0 (0 to 0)	0 (0 to 0)	0
Dengue	0 (0 to 0)	0 (0 to 0)	2.4 (0 to 9.6)	2.4 (0 to 9.6)	0.5 (0 to 1.9)	0.5 (0 to 1.9)	0.5 (0 to 1.9)	0.5 (0 to 1.9)	0.5 (0 to 1.9)	0.5 (0 to 1.9)	0.5 (0 to 1.9)	0.5 (0 to 1.9)	0.5 (0 to 1.9)	0.5 (0 to 1.9)	0.5 (0 to 1.9)	0.5 (0 to 1.9)	0.5 (0 to 1.9)	0.5 (0 to 1.9)	0.5 (0 to 1.9)	0.5 (0 to 1.9)	0.5 (0 to 1.9)	0.5 (0 to 1.9)	22
Yellow fever	0 (0 to 0)	0 (0 to 0)	0 (0 to 0)	0 (0 to 0)	0 (0 to 0)	0 (0 to 0)	0 (0 to 0)	0 (0 to 0)	0 (0 to 0)	0 (0 to 0)	0 (0 to 0)	0 (0 to 0)	0 (0 to 0)	0 (0 to 0)	0 (0 to 0)	0 (0 to 0)	0 (0 to 0)	0 (0 to 0)	0 (0 to 0)	0 (0 to 0)	0 (0 to 0)	0 (0 to 0)	0 (0 to 0)	0
Rabies	0 (0 to 0)	0 (0 to 0)	0.6 (0 to 2.9)	0.6 (0 to 2.9)	0.6 (0 to 2.9





SR Table 2c. Dibodi DALYS by cause and sex cross for both sexes with 95% uncertainty intervals, 2019

Cause	Both Neonatal	Late Neonatal	Post Neonatal	1 to 4	5 to 9	10 to 14	15 to 19	20 to 24	25 to 29	30 to 34	35 to 39	40 to 44	45 to 49	50 to 54	55 to 59	60 to 64	65 to 69	70 to 74	75 to 79	80 to 84	85 to 89	90 to 94	95 plus	Total
All causes	33,000 (32,200 to 41,000)	15,500 (9,600 to 19,800)	49,000 (33,700 to 62,400)	64,000 (57,200 to 69,400)	19,200 (17,000 to 19,900)	19,900 (17,800 to 19,900)	19,700 (17,900 to 23,000)	22,900 (21,000 to 27,000)	27,000 (24,700 to 27,600)	29,400 (26,200 to 29,400)	27,000 (24,700 to 29,400)	27,000 (24,900 to 29,400)	28,000 (25,700 to 29,400)	28,800 (26,700 to 29,400)	27,600 (25,200 to 29,400)	18,900 (16,900 to 22,000)	19,600 (17,700 to 19,900)	12,600 (11,000 to 14,700)	7,900 (7,000 to 9,000)	4,470 (4,190 to 4,890)	1,800 (1,700 to 2,000)	603 (577 to 629)	137 (133 to 159)	668,000
Communicable, maternal, neonatal, and nutritional diseases	28,100 (26,700 to 34,100)	10,600 (9,610 to 13,700)	30,800 (23,700 to 41,000)	30,400 (25,900 to 32,200)	8,660 (8,280 to 11,200)	9,070 (8,660 to 9,610)	8,160 (7,800 to 8,550)	8,960 (8,560 to 9,400)	9,210 (8,810 to 9,630)	13,400 (12,800 to 13,900)	19,300 (17,100 to 21,100)	14,100 (12,800 to 16,600)	11,600 (10,600 to 13,600)	8,240 (7,530 to 9,220)	5,780 (5,190 to 6,660)	4,160 (3,730 to 5,060)	2,690 (2,320 to 3,370)	2,430 (1,990 to 3,170)	1,500 (1,280 to 1,950)	899 (750 to 1,080)	298 (253 to 381)	124 (107 to 160)	344 (293 to 439)	242,000
HIV/AIDS and sexually transmitted infections	1,360 (424 to 2,880)	631 (196 to 916)	1,160 (536 to 2,020)	701 (299 to 1,310)	695 (272 to 1,400)	702 (262 to 1,350)	1,990 (826 to 3,460)	5,370 (2,860 to 8,200)	8,360 (5,770 to 10,600)	8,280 (5,960 to 10,200)	8,660 (5,980 to 10,600)	8,270 (5,870 to 10,200)	8,490 (5,930 to 10,600)	8,700 (6,080 to 10,600)	7,780 (5,240 to 9,880)	6,260 (3,970 to 8,170)	5,230 (2,970 to 7,210)	4,150 (2,180 to 6,230)	3,170 (1,660 to 5,110)	2,170 (1,130 to 3,660)	1,010 (524 to 1,710)	373 (194 to 629)	90 (47 to 152)	48,100
HIV/AIDS	0 (0 to 0)	0 (0 to 0)	272 (127 to 486)	499 (239 to 1,000)	492 (239 to 1,000)	718 (348 to 1,460)	1,660 (812 to 3,380)	5,200 (2,800 to 8,060)	8,160 (5,630 to 10,400)	8,060 (5,810 to 10,300)	8,460 (5,830 to 10,400)	8,220 (5,720 to 10,400)	8,440 (5,790 to 10,400)	8,660 (5,920 to 10,400)	7,740 (5,110 to 9,820)	6,220 (3,870 to 8,130)	5,200 (2,900 to 7,180)	4,120 (2,130 to 6,200)	3,150 (1,620 to 5,080)	2,150 (1,100 to 3,640)	1,000 (512 to 1,700)	369 (189 to 624)	89 (46 to 151)	46,900
HIV/AIDS - Drug-susceptible Tuberculosis	0 (0 to 0)	0 (0 to 0)	0 (0 to 0)	0 (0 to 0)	0 (0 to 0)	0 (0 to 0)	0 (0 to 0)	0 (0 to 0)	0 (0 to 0)	0 (0 to 0)	0 (0 to 0)	0 (0 to 0)	0 (0 to 0)	0 (0 to 0)	0 (0 to 0)	0 (0 to 0)	0 (0 to 0)	0 (0 to 0)	0 (0 to 0)	0 (0 to 0)	0 (0 to 0)	0 (0 to 0)	0 (0 to 0)	0
HIV/AIDS - Multidrug-resistant Tuberculosis without extensive drug resistance	0 (0 to 0)	0 (0 to 0)	0 (0 to 0)	0 (0 to 0)	0 (0 to 0)	0 (0 to 0)	0 (0 to 0)	0 (0 to 0)	0 (0 to 0)	0 (0 to 0)	0 (0 to 0)	0 (0 to 0)	0 (0 to 0)	0 (0 to 0)	0 (0 to 0)	0 (0 to 0)	0 (0 to 0)	0 (0 to 0)	0 (0 to 0)	0 (0 to 0)	0 (0 to 0)	0 (0 to 0)	0 (0 to 0)	0
HIV/AIDS - Multidrug-resistant Tuberculosis without extensive drug resistance	0 (0 to 0)	0 (0 to 0)	0 (0 to 0)	0 (0 to 0)	0 (0 to 0)	0 (0 to 0)	0 (0 to 0)	0 (0 to 0)	0 (0 to 0)	0 (0 to 0)	0 (0 to 0)	0 (0 to 0)	0 (0 to 0)	0 (0 to 0)	0 (0 to 0)	0 (0 to 0)	0 (0 to 0)	0 (0 to 0)	0 (0 to 0)	0 (0 to 0)	0 (0 to 0)	0 (0 to 0)	0 (0 to 0)	0
HIV/AIDS - Extensively drug-resistant Tuberculosis	0 (0 to 0)	0 (0 to 0)	0 (0 to 0)	0 (0 to 0)	0 (0 to 0)	0 (0 to 0)	0 (0 to 0)	0 (0 to 0)	0 (0 to 0)	0 (0 to 0)	0 (0 to 0)	0 (0 to 0)	0 (0 to 0)	0 (0 to 0)	0 (0 to 0)	0 (0 to 0)	0 (0 to 0)	0 (0 to 0)	0 (0 to 0)	0 (0 to 0)	0 (0 to 0)	0 (0 to 0)	0 (0 to 0)	0
HIV/AIDS resulting in other diseases	0 (0 to 0)	0 (0 to 0)	1 (0 to 1)	227 (109 to 487)	209 (104 to 447)	1,060 (467 to 2,230)	1,760 (827 to 3,670)	2,720 (1,220 to 5,600)	5,540 (2,600 to 9,960)	5,460 (2,550 to 9,810)	5,740 (2,700 to 12,000)	5,580 (2,630 to 11,700)	5,730 (2,700 to 11,900)	5,780 (2,720 to 12,000)	5,180 (2,420 to 10,800)	4,210 (1,960 to 8,760)	3,470 (1,610 to 7,220)	2,760 (1,280 to 5,740)	2,110 (980 to 4,390)	1,440 (667 to 3,000)	670 (309 to 1,400)	247 (114 to 515)	59 (27 to 124)	31,300
Sexually transmitted infections excluding HIV	1,360 (424 to 2,880)	631 (196 to 916)	888 (314 to 1,540)	202 (81 to 369)	16 (6 to 36)	16 (6 to 36)	16 (6 to 36)	16 (6 to 36)	16 (6 to 36)	16 (6 to 36)	16 (6 to 36)	16 (6 to 36)	16 (6 to 36)	16 (6 to 36)	16 (6 to 36)	16 (6 to 36)	16 (6 to 36)	16 (6 to 36)	16 (6 to 36)	16 (6 to 36)	16 (6 to 36)	16 (6 to 36)	16 (6 to 36)	2,900
Syphilis	0 (0 to 0)	0 (0 to 0)	0 (0 to 0)	0 (0 to 0)	0 (0 to 0)	0 (0 to 0)	0 (0 to 0)	0 (0 to 0)	0 (0 to 0)	0 (0 to 0)	0 (0 to 0)	0 (0 to 0)	0 (0 to 0)	0 (0 to 0)	0 (0 to 0)	0 (0 to 0)	0 (0 to 0)	0 (0 to 0)	0 (0 to 0)	0 (0 to 0)	0 (0 to 0)	0 (0 to 0)	0 (0 to 0)	0
Chlamydial infection	0 (0 to 0)	0 (0 to 0)	0 (0 to 0)	0 (0 to 0)	0 (0 to 0)	0 (0 to 0)	0 (0 to 0)	0 (0 to 0)	0 (0 to 0)	0 (0 to 0)	0 (0 to 0)	0 (0 to 0)	0 (0 to 0)	0 (0 to 0)	0 (0 to 0)	0 (0 to 0)	0 (0 to 0)	0 (0 to 0)	0 (0 to 0)	0 (0 to 0)	0 (0 to 0)	0 (0 to 0)	0 (0 to 0)	0
Gonococcal infection	0 (0 to 0)	0 (0 to 0)	0 (0 to 0)	0 (0 to 0)	0 (0 to 0)	0 (0 to 0)	0 (0 to 0)	0 (0 to 0)	0 (0 to 0)	0 (0 to 0)	0 (0 to 0)	0 (0 to 0)	0 (0 to 0)	0 (0 to 0)	0 (0 to 0)	0 (0 to 0)	0 (0 to 0)	0 (0 to 0)	0 (0 to 0)	0 (0 to 0)	0 (0 to 0)	0 (0 to 0)	0 (0 to 0)	0
Trichomoniasis	0 (0 to 0)	0 (0 to 0)	0 (0 to 0)	0 (0 to 0)	0 (0 to 0)	0 (0 to 0)	0 (0 to 0)	0 (0 to 0)	0 (0 to 0)	0 (0 to 0)	0 (0 to 0)	0 (0 to 0)	0 (0 to 0)	0 (0 to 0)	0 (0 to 0)	0 (0 to 0)	0 (0 to 0)	0 (0 to 0)	0 (0 to 0)	0 (0 to 0)	0 (0 to 0)	0 (0 to 0)	0 (0 to 0)	0
Genital herpes	0 (0 to 0)	0 (0 to 0)	0 (0 to 0)	0 (0 to 0)	0 (0 to 0)	0 (0 to 1)	0 (0 to 1)	0 (0 to 1)	0 (0 to 1)	0 (0 to 1)	0 (0 to 1)	0 (0 to 1)	0 (0 to 1)	0 (0 to 1)	0 (0 to 1)	0 (0 to 1)	0 (0 to 1)	0 (0 to 1)	0 (0 to 1)	0 (0 to 1)	0 (0 to 1)	0 (0 to 1)	0 (0 to 1)	0
Other sexually transmitted infections	0 (0 to 0)	0 (0 to 0)	0 (0 to 0)	0 (0 to 0)	0 (0 to 0)	0 (0 to 0)	0 (0 to 0)	0 (0 to 0)	0 (0 to 0)	0 (0 to 0)	0 (0 to 0)	0 (0 to 0)	0 (0 to 0)	0 (0 to 0)	0 (0 to 0)	0 (0 to 0)	0 (0 to 0)	0 (0 to 0)	0 (0 to 0)	0 (0 to 0)	0 (0 to 0)	0 (0 to 0)	0 (0 to 0)	0
Respiratory infections and tuberculosis	1,060 (1,060 to 4,890)	1,060 (1,020 to 4,890)	1,060 (1,020 to 4,890)	1,060 (1,020 to 4,890)	407 (96 to 1,470)	1,060 (262 to 3,270)	1,060 (1,060 to 3,270)	1,060 (1,060 to 3,270)	1,060 (1,060 to 3,270)	1,060 (1,060 to 3,270)	1,060 (1,060 to 3,270)	1,060 (1,020 to 3,270)	1,060 (1,060 to 3,270)	1,060 (1,060 to 3,270)	1,060 (1,060 to 3,270)	1,060 (1,060 to 3,270)	1,060 (1,060 to 3,270)	1,060 (1,060 to 3,270)	1,060 (1,060 to 3,270)	1,060 (1,060 to 3,270)	1,060 (1,060 to 3,270)	1,060 (1,060 to 3,270)	78,400
Tuberculosis	0 (0 to 0)	0 (0 to 0)	0 (0 to 0)	0 (0 to 0)	0 (0 to 0)	0 (0 to 0)	0 (0 to 0)	0 (0 to 0)	0 (0 to 0)	0 (0 to 0)	0 (0 to 0)	0 (0 to 0)	0 (0 to 0)	0 (0 to 0)	0 (0 to 0)	0 (0 to 0)	0 (0 to 0)	0 (0 to 0)	0 (0 to 0)	0 (0 to 0)	0 (0 to 0)	0 (0 to 0)	0 (0 to 0)	0
Latent tuberculosis infection	0 (0 to 0)	0 (0 to 0)	0 (0 to 0)	0 (0 to 0)	0 (0 to 0)	0 (0 to 0)	0 (0 to 0)	0 (0 to 0)	0 (0 to 0)	0 (0 to 0)	0 (0 to 0)	0 (0 to 0)	0 (0 to 0)	0 (0 to 0)	0 (0 to 0)	0 (0 to 0)	0 (0 to 0)	0 (0 to 0)	0 (0 to 0)	0 (0 to 0)	0 (0 to 0)	0 (0 to 0)	0 (0 to 0)	0
Drug-susceptible Tuberculosis	0 (0 to 0)	0 (0 to 0)	0 (0 to 0)	0 (0 to 0)	0 (0 to 0)	0 (0 to 0)	0 (0 to 0)	0 (0 to 0)	0 (0 to 0)	0 (0 to 0)	0 (0 to 0)	0 (0 to 0)	0 (0 to 0)	0 (0 to 0)	0 (0 to 0)	0 (0 to 0)	0 (0 to 0)	0 (0 to 0)	0 (0 to 0)	0 (0 to 0)	0 (0 to 0)	0 (0 to 0)	0 (0 to 0)	0
Multidrug-resistant tuberculosis without extensive drug resistance	0 (0 to 0)	0 (0 to 0)	0 (0 to 0)	0 (0 to 0)	0 (0 to 0)	0 (0 to 0)	0 (0 to 0)	0 (0 to 0)	0 (0 to 0)	0 (0 to 0)	0 (0 to 0)	0 (0 to 0)	0 (0 to 0)	0 (0 to 0)	0 (0 to 0)	0 (0 to 0)	0 (0 to 0)	0 (0 to 0)	0 (0 to 0)	0 (0 to 0)	0 (0 to 0)	0 (0 to 0)	0 (0 to 0)	0
Extensively drug-resistant tuberculosis	0 (0 to 0)	1 (0 to 4)	6 (1 to 14)	6 (1 to 14)	6 (1 to 14)	6 (1 to 14)	6 (1 to 14)	6 (1 to 14)	6 (1 to 14)	6 (1 to 14)	6 (1 to 14)	6 (1 to 14)	6 (1 to 14)	6 (1 to 14)	6 (1 to 14)	6 (1 to 14)	6 (1 to 14)	6 (1 to 14)	6 (1 to 14)	6 (1 to 14)	6 (1 to 14)	6 (1 to 14)	6 (1 to 14)	300
Lower respiratory infections	2,780 (1,930 to 4,890)	1,670 (999 to 2,810)	10,300 (5,770 to 16,300)	6,530 (4,660 to 10,100)	928 (722 to 1,470)	892 (696 to 1,470)	720 (696 to 1,470)	696 (696 to 1,470)	697 (696 to 1,470)	692 (696 to 1,470)	696 (696 to 1,470)	697 (696 to 1,470)	704 (696 to 1,470)	708 (696 to 1,470)	822 (696 to 1,470)	990 (696 to 1,470)	1,140 (696 to 1,470)	875 (696 to 1,470)	827 (696 to 1,470)	623 (696 to 1,470)	383 (696 to 1,470)	198 (696 to 1,470)	53.2 (696 to 1,470)	35,900
Upper respiratory infections	0 (0 to 2.2)	0 (0 to 1.4)	0 (0 to 1.4)	0 (0 to 1.4)	0 (0 to 1.4)	0 (0 to 1.4)	0 (0 to 1.4)	0 (0 to 1.4)	0 (0 to 1.4)	0 (0 to 1.4)	0 (0 to 1.4)	0 (0 to 1.4)	0 (0 to 1.4)	0 (0 to 1.4)	0 (0 to 1.4)	0 (0 to 1.4)	0 (0 to 1.4)	0 (0 to 1.4)	0 (0 to 1.4)	0 (0 to 1.4)	0 (0 to 1.4)	0 (0 to 1.4)	0 (0 to 1.4)	0
Otitis media	17 (9.1 to 49.9)	12 (6.2 to 34.2)	53 (9.7 to 271.1)	71 (40.9 to 125)	21 (11.4 to 44.2)	22 (11.9 to 46.6)	22 (11.9 to 46.6)	22 (11.9 to 46.6)	22 (11.9 to 46.6)	22 (11.9 to 46.6)	22 (11.9 to 46.6)	22 (11.9 to 46.6)	22 (11.9 to 46.6)	22 (11.9 to 46.6)	22 (11.9 to 46.6)	22 (11.9 to 46.6)	22 (11.9 to 46.6)	22 (11.9 to 46.6)	22 (11.9 to 46.6)	22 (11.9 to 46.6)	22 (11.9 to 46.6)	22 (11.9 to 46.6)	470
Enteric infections	257 (78.7 to 651)	119 (73.3 to 160)	4,060 (1,720 to 10,900)	6,970 (2,610 to 16,900)	1,710 (662 to 3,940)	639 (477 to 1,300)	547 (397 to 1,120)	1,020 (734 to 2,160)	1,140 (816 to 2,440)	1,140 (816 to 2,440)	1,140 (816 to 2,440)	1,140 (816 to 2,440)	1,140 (816 to 2,440)	1,140 (816 to 2,440)	1,140 (816 to 2,440)	1,140 (816 to 2,440)	1,140 (816 to 2,440)	1,140 (816 to 2,440)	1,140 (816 to 2,440)	1,140 (816 to 2,440)	1,140 (816 to 2,440)	1,140 (816 to 2,440)	1,140 (816 to 2,440)	21,600
Diarrheal diseases	257 (78.7 to 651)	119 (73.3 to 160)	1,660 (1,070 to 6,690)	1,230 (2,610 to 16,900)	603 (639 to 3,940)	639 (963 to 1,300)	547 (547 to 1,120)	1,020 (963 to 2,160)	1,140 (976 to 976)	1,140 (963 to 2,440)	1,140 (963 to 2,440)	1,140 (963 to 2,440)	1,140 (963 to 2,440)	1,140 (963 to 2,440)	1,140 (963 to 2,440)	1,140 (963 to 2,440)	1,140 (963 to 2,440)	1,140 (963 to 2,440)	1,140 (963 to 2,440)	1,140 (963 to 2,440)	1,140 (963 to 2,440)	1,140 (963 to 2,440)	1,140 (963 to 2,440)	19,900
Typhoid and paratyphoid	0 (0 to 0)	0 (0 to 0)	0 (0 to 0)	0 (0 to 0)	0 (0 to 0)	0 (0 to 0)	0 (0 to 0)	0 (0 to 0)	0 (0 to 0)	0 (0 to 0)	0 (0 to 0)	0 (0 to 0)	0 (0 to 0)	0 (0 to 0)	0 (0 to 0)	0 (0 to 0)	0 (0 to 0)	0 (0 to 0)	0 (0 to 0)	0 (0 to 0)	0 (0 to 0)	0 (0 to 0)	0 (0 to 0)	0
Invasive Non-typhoidal Salmonella (iNTS)	0 (0 to 0)	0 (0 to 0)	0 (0 to 0)	0 (0 to 0)	0 (0 to 0)	0 (0 to 0)	0 (0 to 0)	0 (0 to 0)	0 (0 to 0)	0 (0 to 0)	0 (0 to 0)	0 (0 to 0)	0 (0 to 0)	0 (0 to 0)	0 (0 to 0)	0 (0 to 0)	0 (0 to 0)	0 (0 to 0)	0 (0 to 0)	0 (0 to 0)	0 (0 to 0)	0 (0 to 0)	0 (0 to 0)	0
Other intestinal infectious diseases	0 (0 to 0)	0 (0 to 0)	0 (0 to 0)	0 (0 to 0)	0 (0 to 0)	0 (0 to 0)	0 (0 to 0)	0 (0 to 0)	0 (0 to 0)	0 (0 to 0)	0 (0 to 0)	0 (0 to 0)	0 (0 to 0)	0 (0 to 0)	0 (0 to 0)	0 (0 to 0)	0 (0 to 0)	0 (0 to 0)	0 (0 to 0)	0 (0 to 0)	0 (0 to 0)	0 (0 to 0)	0 (0 to 0)	0
Neglected tropical diseases and malaria	19.3 (6.4 to 41.1)	6.1 (2.1 to 13.4)	1,460 (1,060 to 2,020)	767 (599 to 1,020)	273 (213 to 364)	605 (472 to 805)	1,020 (797 to 1,360)	1,020 (797 to 1,360)	1,020 (797 to 1,360)	1,020 (797 to 1,360)	1,020 (797 to 1,360)	1,020 (797 to 1,360)	1,020 (797 to 1,360)	1,020 (797 to 1,360)	1,020 (797 to 1,360)	1,020 (797 to 1,360)	1,020 (797 to 1,360)	1,020 (797 to 1,360)	1,020 (797 to 1,360)	1,020 (797 to 1,360)	1,020 (797 to 1,360)	1,020 (797 to 1,360)	1,020 (797 to 1,360)	7,830
Malaria	0 (0 to 0.6)	0 (0 to 0.6)	0 (0 to 0.6)



SR Table 2c: Entries DALYS by cause and age-group for both sexes with 95% uncertainty intervals, 2019

Cause	Early Neonatal	Late Neonatal	Post Neonatal	1 to 4	5 to 9	10 to 14	15 to 19	20 to 24	25 to 29	30 to 34	35 to 39	40 to 44	45 to 49	50 to 54	55 to 59	60 to 64	65 to 69	70 to 74	75 to 79	80 to 84	85 to 89	90 to 94	95 plus	Total
All causes	275,000 (196,000 to 381,000)	60,900 (46,100 to 80,400)	229,000 (166,000 to 309,000)	350,000 (229,000 to 503,000)	160,000 (93,700 to 251,000)	151,000 (73,700 to 271,000)	191,000 (109,000 to 342,000)	245,000 (139,000 to 443,000)	249,000 (139,000 to 454,000)	246,000 (138,000 to 444,000)	249,000 (139,000 to 444,000)	252,000 (140,000 to 452,000)	256,000 (142,000 to 460,000)	260,000 (143,000 to 469,000)	262,000 (143,000 to 472,000)	272,000 (148,000 to 490,000)	285,000 (155,000 to 513,000)	297,000 (161,000 to 535,000)	307,000 (166,000 to 553,000)	314,000 (169,000 to 566,000)	318,000 (171,000 to 573,000)	320,000 (172,000 to 577,000)	327 (186 to 496)	2,490,000
Communicable, maternal, neonatal, and nutritional diseases	261,000 (181,000 to 369,000)	57,900 (42,100 to 78,900)	181,000 (120,000 to 266,000)	299,000 (175,000 to 464,000)	66,200 (31,700 to 122,000)	29,400 (11,600 to 59,700)	33,600 (13,400 to 69,600)	41,600 (17,600 to 86,200)	42,200 (18,000 to 86,900)	42,900 (18,400 to 87,900)	43,600 (18,800 to 89,300)	44,200 (19,200 to 90,500)	44,900 (19,500 to 91,900)	45,600 (19,900 to 93,200)	46,000 (20,100 to 94,000)	47,800 (20,900 to 97,600)	50,000 (21,900 to 102,000)	52,000 (22,600 to 106,000)	53,800 (23,400 to 110,000)	55,000 (23,900 to 112,000)	55,800 (24,200 to 114,000)	56,100 (24,300 to 114,000)	57 (32 to 86)	436,000 (189 to 945)
HIV/AIDS and sexually transmitted infections	4,790 (1,930 to 10,400)	1,260 (497 to 2,800)	4,540 (1,800 to 9,980)	4,670 (1,850 to 10,300)	1,740 (677 to 3,870)	2,180 (835 to 4,870)	3,430 (1,310 to 7,660)	4,470 (1,710 to 9,980)	5,790 (2,210 to 12,900)	7,130 (2,720 to 15,900)	8,260 (3,150 to 18,400)	9,260 (3,530 to 20,600)	10,600 (4,040 to 23,600)	9,760 (3,720 to 21,800)	8,940 (3,410 to 19,900)	7,990 (3,050 to 17,800)	7,400 (2,820 to 16,500)	7,020 (2,680 to 15,600)	6,740 (2,570 to 15,000)	6,560 (2,500 to 14,600)	6,450 (2,460 to 14,400)	6,420 (2,450 to 14,300)	7 (4 to 19)	84,200 (32,100 to 187,000)
HIV/AIDS	0 (0 to 0.3)	0 (0 to 1.2)	1,960 (733 to 4,610)	4,630 (1,720 to 10,800)	1,650 (649 to 3,700)	2,110 (1,210 to 3,280)	3,240 (2,480 to 4,660)	4,160 (2,930 to 5,890)	5,490 (3,950 to 7,540)	6,770 (4,770 to 9,350)	7,410 (5,070 to 10,600)	8,270 (5,610 to 11,900)	9,470 (6,460 to 13,400)	8,670 (5,770 to 12,500)	8,100 (5,230 to 11,900)	7,060 (4,430 to 10,600)	6,470 (3,980 to 9,870)	6,120 (3,740 to 9,410)	5,850 (3,560 to 9,000)	5,690 (3,460 to 8,770)	5,600 (3,410 to 8,650)	5,570 (3,400 to 8,610)	6 (3 to 16)	73,000 (44,500 to 113,000)
HIV/AIDS - Drug-susceptible Tuberculosis	0 (0 to 0.3)	0 (0 to 0.3)	527 (204 to 1,220)	1,260 (489 to 2,920)	516 (207 to 1,150)	699 (334 to 970)	1,060 (844 to 1,290)	1,360 (1,000 to 1,810)	1,800 (1,290 to 2,460)	2,220 (1,560 to 3,060)	2,690 (1,830 to 3,710)	3,030 (2,060 to 4,180)	3,100 (2,120 to 4,270)	2,850 (1,900 to 3,920)	2,660 (1,720 to 3,660)	2,320 (1,460 to 3,200)	2,120 (1,310 to 2,900)	2,010 (1,230 to 2,760)	1,920 (1,170 to 2,640)	1,870 (1,140 to 2,570)	1,840 (1,120 to 2,530)	1,830 (1,120 to 2,520)	2 (1 to 5)	20,900 (12,900 to 31,500)
HIV/AIDS - Multidrug-resistant Tuberculosis without extensi	0 (0 to 0)	0 (0 to 0)	0 (0 to 0)	0 (0 to 0)	0 (0 to 0)	0 (0 to 0)	0 (0 to 0)	0 (0 to 0)	0 (0 to 0)	0 (0 to 0)	0 (0 to 0)	0 (0 to 0)	0 (0 to 0)	0 (0 to 0)	0 (0 to 0)	0 (0 to 0)	0 (0 to 0)	0 (0 to 0)	0 (0 to 0)	0 (0 to 0)	0 (0 to 0)	0 (0 to 0)	0 (0 to 0)	0 (0 to 0)
HIV/AIDS - Extensively drug-resistant Tuberculosis	0 (0 to 0)	0 (0 to 0)	0.6 (0.2 to 1.5)	2.1 (0.8 to 5.1)	0.7 (0.3 to 1.7)	0.9 (0.5 to 1.3)	1.6 (1.2 to 2.2)	1.9 (1.4 to 2.6)	2.2 (1.6 to 3.1)	2.6 (1.9 to 3.6)	2.9 (2.1 to 4.1)	3.1 (2.2 to 4.4)	3.5 (2.5 to 4.9)	3.2 (2.2 to 4.5)	3.1 (2.1 to 4.4)	2.7 (1.8 to 3.8)	2.5 (1.6 to 3.5)	2.3 (1.5 to 3.2)	2.2 (1.4 to 3.1)	2.1 (1.4 to 3.0)	2.1 (1.4 to 3.0)	2.1 (1.4 to 3.0)	0 (0 to 0)	30 (19 to 42)
HIV/AIDS resulting in other diseases	0 (0 to 0.3)	0 (0 to 1.1)	1,410 (517 to 3,390)	3,320 (1,160 to 7,790)	1,130 (423 to 2,630)	1,400 (867 to 2,060)	2,070 (1,600 to 2,660)	2,800 (2,140 to 3,570)	3,690 (2,800 to 4,810)	4,550 (3,470 to 5,900)	5,370 (3,900 to 6,980)	6,070 (4,550 to 7,900)	6,870 (5,060 to 8,900)	6,470 (4,850 to 8,400)	6,050 (4,460 to 7,900)	5,020 (3,660 to 6,600)	4,620 (3,270 to 6,200)	4,370 (3,060 to 5,900)	4,180 (2,900 to 5,600)	4,060 (2,810 to 5,500)	4,000 (2,770 to 5,400)	3,980 (2,760 to 5,400)	4 (2 to 11)	49,800 (31,100 to 72,000)
Sexually transmitted infections excluding HIV	4,790 (1,930 to 10,400)	1,260 (497 to 2,800)	2,580 (1,040 to 5,770)	747 (277 to 1,790)	111 (44 to 253)	68.6 (27 to 156)	212 (84 to 481)	339 (135 to 765)	367 (146 to 829)	398 (158 to 898)	392 (156 to 885)	359 (143 to 810)	176 (70 to 397)	159 (63 to 359)	147 (58 to 332)	114 (45 to 257)	97.2 (38 to 219)	84.3 (33 to 190)	74.2 (29 to 167)	67.1 (26 to 151)	61.7 (24 to 139)	58.5 (23 to 132)	0.1 (0 to 0.3)	11,200 (4,450 to 25,400)
Syphilis	4,790 (1,930 to 10,400)	1,260 (497 to 2,800)	2,580 (1,040 to 5,770)	747 (277 to 1,790)	111 (44 to 253)	68.6 (27 to 156)	212 (84 to 481)	339 (135 to 765)	367 (146 to 829)	398 (158 to 898)	392 (156 to 885)	359 (143 to 810)	176 (70 to 397)	159 (63 to 359)	147 (58 to 332)	114 (45 to 257)	97.2 (38 to 219)	84.3 (33 to 190)	74.2 (29 to 167)	67.1 (26 to 151)	61.7 (24 to 139)	58.5 (23 to 132)	0.1 (0 to 0.3)	11,200 (4,450 to 25,400)
Chlamydial infection	0 (0 to 0)	0 (0 to 0)	0 (0 to 0)	0 (0 to 0)	0 (0 to 0)	0 (1.3 to 8.6)	0 (9.4 to 39.8)	0 (22.1 to 91.2)	0 (28.6 to 78.7)	0 (28.4 to 72.3)	0 (27.1 to 67.6)	0 (22.3 to 56.2)	0 (9.6 to 32)	0 (3 to 12)	0 (2.3 to 17.9)	0 (0.7 to 6.1)	0 (0.1 to 0.6)	0 (0.4 to 3.6)	0 (0.1 to 0.6)	0 (0.4 to 3.6)	0 (0.1 to 0.6)	0 (0.4 to 3.6)	0 (0 to 0.1)	257 (0 to 1,100)
Gonococcal infection	0 (0 to 0)	0 (0 to 0)	0 (0 to 0)	0 (0 to 0)	0 (0 to 0)	0 (0.9 to 13.7)	0 (19.1 to 86.6)	0 (28 to 135)	0 (23.9 to 133)	0 (17.9 to 73.8)	0 (13.6 to 56.6)	0 (11 to 39.6)	0 (5.1 to 21.6)	0 (4.6 to 20.2)	0 (3.7 to 16.5)	0 (3.4 to 15.2)	0 (3.2 to 14.5)	0 (3.2 to 14.5)	0 (3.2 to 14.5)	0 (3.2 to 14.5)	0 (3.2 to 14.5)	0 (3.2 to 14.5)	0 (0 to 0.1)	380 (0 to 1,700)
Trichomoniasis	0 (0 to 0)	0 (0 to 0)	0 (0 to 0)	0 (0 to 0)	0 (0 to 0)	0 (1.5 to 9.1)	0 (11.7 to 51.1)	0 (28.1 to 124)	0 (34.1 to 104)	0 (29.7 to 85.6)	0 (24.7 to 70.6)	0 (18.9 to 53.1)	0 (7.3 to 21.6)	0 (2.3 to 6.9)	0 (1.7 to 5.1)	0 (0.5 to 1.6)	0 (0.1 to 0.4)	0 (0.3 to 1.1)	0 (0.1 to 0.4)	0 (0.3 to 1.1)	0 (0.1 to 0.4)	0 (0.3 to 1.1)	0 (0 to 0)	0 (0 to 0)
Genital herpes	0 (0 to 0)	0 (0 to 0)	0 (0 to 0)	0 (0 to 0)	0 (0 to 0)	0 (1.5 to 10.1)	0 (20.2 to 91.4)	0 (47.7 to 232)	0 (72.7 to 223)	0 (63.5 to 191)	0 (52.6 to 150)	0 (40.1 to 113)	0 (15.5 to 46.3)	0 (4.9 to 14.7)	0 (3.6 to 10.9)	0 (1.1 to 3.4)	0 (0.2 to 0.8)	0 (0.7 to 2.4)	0 (0.2 to 0.8)	0 (0.7 to 2.4)	0 (0.2 to 0.8)	0 (0.7 to 2.4)	0 (0 to 0)	332 (0 to 1,100)
Other sexually transmitted infections	0 (0 to 0)	0 (0 to 0)	0 (0 to 0)	0 (0 to 0)	0 (0 to 0)	0 (1.5 to 10.1)	0 (20.2 to 91.4)	0 (47.7 to 232)	0 (72.7 to 223)	0 (63.5 to 191)	0 (52.6 to 150)	0 (40.1 to 113)	0 (15.5 to 46.3)	0 (4.9 to 14.7)	0 (3.6 to 10.9)	0 (1.1 to 3.4)	0 (0.2 to 0.8)	0 (0.7 to 2.4)	0 (0.2 to 0.8)	0 (0.7 to 2.4)	0 (0.2 to 0.8)	0 (0.7 to 2.4)	0 (0 to 0)	332 (0 to 1,100)
Respiratory infections and tuberculosis	16,400 (9,440 to 26,900)	6,710 (3,870 to 10,700)	54,900 (32,000 to 83,100)	65,900 (38,600 to 100,000)	7,260 (3,940 to 12,400)	3,290 (1,810 to 5,870)	2,640 (1,440 to 4,650)	3,020 (1,650 to 5,320)	3,240 (1,770 to 5,700)	3,420 (1,870 to 6,020)	3,600 (1,970 to 6,330)	3,800 (2,080 to 6,690)	4,000 (2,190 to 7,040)	4,200 (2,300 to 7,390)	4,390 (2,400 to 7,720)	4,610 (2,520 to 8,110)	4,850 (2,650 to 8,530)	5,060 (2,770 to 8,900)	5,230 (2,860 to 9,200)	5,350 (2,930 to 9,410)	5,420 (2,970 to 9,540)	5,440 (2,980 to 9,570)	6 (3 to 16)	444,000 (243,000 to 781,000)
Tuberculosis	16,400 (9,440 to 26,900)	6,710 (3,870 to 10,700)	54,900 (32,000 to 83,100)	65,900 (38,600 to 100,000)	7,260 (3,940 to 12,400)	3,290 (1,810 to 5,870)	2,640 (1,440 to 4,650)	3,020 (1,650 to 5,320)	3,240 (1,770 to 5,700)	3,420 (1,870 to 6,020)	3,600 (1,970 to 6,330)	3,800 (2,080 to 6,690)	4,000 (2,190 to 7,040)	4,200 (2,300 to 7,390)	4,390 (2,400 to 7,720)	4,610 (2,520 to 8,110)	4,850 (2,650 to 8,530)	5,060 (2,770 to 8,900)	5,230 (2,860 to 9,200)	5,350 (2,930 to 9,410)	5,420 (2,970 to 9,540)	5,440 (2,980 to 9,570)	6 (3 to 16)	444,000 (243,000 to 781,000)
Latent tuberculosis infection	0 (0 to 0)	0 (0 to 0)	0 (0 to 0)	0 (0 to 0)	0 (0 to 0)	0 (0 to 0)	0 (0 to 0)	0 (0 to 0)	0 (0 to 0)	0 (0 to 0)	0 (0 to 0)	0 (0 to 0)	0 (0 to 0)	0 (0 to 0)	0 (0 to 0)	0 (0 to 0)	0 (0 to 0)	0 (0 to 0)	0 (0 to 0)	0 (0 to 0)	0 (0 to 0)	0 (0 to 0)	0 (0 to 0)	0 (0 to 0)	0 (0 to 0)
Drug-susceptible tuberculosis	0.7 (0.3 to 1.6)	0.1 (0 to 0.3)	3,280 (1,920 to 5,000)	9,430 (5,520 to 14,300)	2,240 (1,220 to 3,830)	1,010 (556 to 1,800)	1,140 (621 to 2,010)	1,300 (711 to 2,290)	1,400 (765 to 2,460)	1,480 (809 to 2,600)	1,550 (848 to 2,730)	1,640 (897 to 2,880)	1,730 (947 to 3,040)	1,810 (990 to 3,180)	1,890 (1,030 to 3,330)	1,990 (1,090 to 3,500)	2,090 (1,140 to 3,680)	2,180 (1,190 to 3,840)	2,260 (1,230 to 3,970)	2,310 (1,260 to 4,060)	2,340 (1,280 to 4,120)	2,350 (1,280 to 4,130)	2 (1 to 6)	133,000 (72,600 to 234,000)
Multidrug-resistant tuberculosis without extensive drug-res	0 (0 to 0)	0 (0 to 0)	447 (162 to 1,060)	1,527 (554 to 3,610)	561 (204 to 1,330)	773 (280 to 1,830)	619 (224 to 1,470)	1,160 (421 to 2,750)	1,510 (548 to 3,580)	1,790 (649 to 4,250)	1,970 (714 to 4,680)	2,060 (747 to 4,890)	2,080 (754 to 4,940)	2,090 (759 to 4,970)	2,080 (754 to 4,940)	2,060 (747 to 4,890)	2,020 (732 to 4,800)	1,960 (711 to 4,650)	1,880 (681 to 4,460)	1,790 (649 to 4,250)	1,690 (612 to 4,020)	1,600 (580 to 3,800)	1 (0 to 3)	33,000 (12,000 to 78,300)
Extensively drug-resistant tuberculosis	0 (0 to 0)	0 (0 to 0)	0 (0 to 0)	0 (0 to 0)	0 (0 to 0)	0 (0 to 0)	0 (0 to 0)	0 (0 to 0)	0 (0 to 0)	0 (0 to 0)	0 (0 to 0)	0 (0 to 0)	0 (0 to 0)	0 (0 to 0)	0 (0 to 0)	0 (0 to 0)	0 (0 to 0)	0 (0 to 0)	0 (0 to 0)	0 (0 to 0)	0 (0 to 0)	0 (0 to 0)	0 (0 to 0)	0 (0 to 0)	0 (0 to 0)
Lower respiratory infections	16,000 (9,210 to 26,300)	6,640 (3,830 to 10,600)	48,400 (28,200 to 73,300)	55,200 (32,300 to 84,000)	4,610 (2,500 to 7,880)	2,010 (1,110 to 3,580)	1,260 (691 to 2,220)	1,360 (744 to 2,400)	1,490 (814 to 2,630)	1,630 (892 to 2,870)	1,770 (968 to 3,120)	1,910 (1,040 to 3,370)	2,050 (1,120 to 3,610)	2,190 (1,200 to 3,850)	2,320 (1,270 to 4,080)	2,460 (1,350 to 4,330)	2,610 (1,430 to 4,590)	2,750 (1,510 to 4,840)	2,870 (1,570 to 5,050)	2,940 (1,610 to 5,170)	2,980 (1,630 to 5,240)	2,990 (1,640 to 5,260)	3 (1 to 8)	223,000 (122,000 to 392,000)
Upper respiratory infections	0.4 (1.6 to 17.3)	0.1 (0.6 to 71.6)	1,490 (339 to 2,920)	2,020 (473 to 4,170)	1,170 (270 to 1,410)	1,270 (290 to 1,790)	1,370 (324 to 1,720)	1,470 (350 to 1,840)	1,610 (385 to 2,020)	1,750 (419 to 2,190)	1,900 (456 to 2,380)	2,050 (492 to 2,570)	2,210 (532 to 2,770)	2,360 (568 to 2,960)	2,510 (604 to 3,150)	2,660 (641 to 3,340)	2,810 (676 to 3,530)	2,960 (713 to 3,720)	3,090 (744 to 3,880)	3,170 (764 to 3,980)	3,210 (774 to 4,030)	3,220 (776 to 4,040)	3 (1 to 7)	7,710 (1,850 to 9,670)
Otitis media	0 (0 to 0)	0 (0 to 0)	298 (119 to 1,300)	514 (209 to 1,980)	178 (69 to 766)	256 (98 to 1,110)	118 (45 to 508)	118 (45 to 508)	118 (45 to 508)	118 (45 to 508)	118 (45 to 508)	118 (45 to 508)	118 (45 to 508)	118 (45 to 508)	118 (45 to 508)	118 (45 to 508)	118 (45 to 508)	118 (45 to 508)	118 (45 to 508)	118 (45 to 508)	118 (45 to 508)	118 (45 to 508)	118 (45 to 508)	0 (0 to 0)	3,030 (1,220 to 13,100)
Enteric infections	2,740 (1,660 to 4,660)	1,170 (679 to 1,960)	68,700 (34,400 to 116,000)	15,000 (10,400 to 20,300)	1,720 (1,190 to 2,330)	1,200 (832 to 1,620)	1,200 (832 to 1,620)	1,200 (832 to 1,620)	1,200 (832 to 1,620)	1,200 (832 to 1,620)	1,200 (832 to 1,620)	1,200 (832 to 1,620)	1,200 (832 to 1,620)	1,200 (832 to 1,620)	1,200 (832 to 1,620)	1,200 (832 to 1,620)	1,200 (832 to 1,620)	1,200 (832 to 1,620)	1,200 (832 to 1,620)	1,200 (832 to 1,620)	1,200 (832 to 1,620)	1,200 (832 to 1,620)	1 (0 to 3)	143,000 (99,100 to 198,000)
Shigellosis	0.4 (0.1 to 1.1)	0.1 (0 to 0.2)	1,010 (277 to 2,450)	2,610 (1,000 to 5,350)	1,000 (384 to 2,050)	1,000 (384 to 2,050)	1,000 (384 to 2,050)	1,000 (384 to 2,050)	1,000 (384 to 2,050)	1,000 (384 to 2,050)	1,000 (384 to 2,050)	1,000 (384 to 2,050)	1,000 (384 to 2,050)	1,000 (384 to 2,050)	1,000 (384 to 2,050)	1,000 (384 to 2,050)	1,000 (384 to 2,050)	1,000 (384 to 2,050)	1,000 (384 to 2,050)	1,000 (384 to 2,050)	1,000 (384 to 2,050)	1,000 (384 to 2,050)	1 (0 to 3)	27,000 (10,400 to 55,400)
Cholera	0 (0 to 0)	0 (0 to 0)	0 (0 to 0)	0 (0 to 0)	0 (0 to 0)	0 (0 to 0)	0 (0 to 0)	0 (0 to 0)	0 (0 to 0)	0 (0 to 0)	0 (0 to 0)	0 (0 to 0)	0 (0 to 0)	0 (0 to 0)	0 (0 to 0)	0 (0 to 0)	0 (0 to 0)	0 (0 to 0)	0 (0 to 0)	0 (0 to 0)	0 (0 to 0)	0 (0 to 0)	0 (0 to 0)	0 (0 to 0)	0 (0 to 0)
Other diarrhoeal diseases	2,740 (1,660 to 4,660)	1,170 (679 to 1,960)	67,700 (34,400 to 116,000)	12,400 (9,660 to 16,200)	720 (190 to 1,330)	200 (-68 to 620)	200 (-68 to 620)	200 (-68 to 620)	200 (-68 to 620)	200 (-68 to 620)	200 (-68 to 620)	200 (-68 to 620)	200 (-68 to 620)	200 (-68 to 620)	200 (-68 to 620)	200 (-68 to 620)	200 (-68 to 620)	200 (-68 to 620)	200 (-68 to 620)	200 (-68 to 620)	200 (-68 to 620)	200 (-68 to 620)	0 (0 to 2)	116,000 (89,500 to 147,000)
Typhoid and paratyphoid	0 (0 to 0)	0 (0 to 0)	261 (74 to 641)	1,040 (279 to 2,570)	1,010 (271 to 2,490)	1,060 (284 to 2,610)	914 (245 to 2,250)	861 (231 to 2,120)	744 (200 to 1,830)	662 (178 to 1,630)	601 (161 to 1,480)	547 (147 to 1,350)	497 (133 to 1,220)	451 (121 to 1,110)	409 (110 to 1,010)	371 (99.6 to 913)	336 (90.2 to 828)	305 (81.9 to 751)	276 (74.1 to 680)	250 (67.1 to 616)	227 (61 to 559)	206 (55.3 to 507)	0 (0 to 0)	9,460 (2,540 to 23,300)
Typhoid fever	0 (0 to 0)	0 (0 to 0)	232 (73 to 570)	1,020 (274 to 2,520)	1,000 (268 to 2,470)	1,040 (279 to 2,560)	897 (241 to 2,210)	845 (227 to 2,080)	730 (196 to 1,800)	649 (175 to 1,600)	590 (158 to 1,450)	537 (144 to 1,320)	488 (131 to 1,200)	443 (119 to 1,090)	401 (108 to 987)	364 (97.8 to 896)	330 (88.5 to 812)	299 (80.3 to 737)	271 (72.7 to 667)	245 (65.8 to 604)	222 (59.6 to 547)	202 (54.3 to 498)	0 (0 to 0)	9,280 (2,490 to 22,900)
Paratyphoid fever	0 (0 to 0)	0 (0 to 0)	29 (0.9 to 71)	20 (1.2 to 133)	10 (0.4 to 91)	16 (0.6 to 52)	17 (0.7 to 52)	16 (0.6 to 52)	14 (0.5 to 52)	13 (0.5 to 52)	11 (0.4 to 52)	10 (0.4 to 52)	9.1 (0.3 to 52)	8.2 (0.3 to 52)	7.4 (0.3 to 52)	6.7 (0.2 to 52)	6.1 (0.2 to 52)	5.5 (0.2 to 52)	5 (0.2 to 52)	4.6 (0.2 to 52)	4.2 (0.1 to 52)	3.8 (0.1 to 52)	0 (0 to 0)	193 (6.9 to 1,100)
Invasive Non-typhoidal Salmonella (iNTS)	0 (0 to 0)	0 (0 to 0)	113 (9.9 to 312)	208 (19.1 to 574)	166 (18.1 to 455)	178 (19.5 to 484)	214 (23.6 to 582)	212 (23.6 to 580)	212 (23.6 to 580)	212 (23.6 to 580)	212 (23.6 to 580)	212 (23.6 to 580)	212 (23.6 to 580)	212 (23.6 to 580)	212 (23.6 to 580)	212 (23.6 to 580)	212 (23.6 to 580)	212 (23.6 to 580)	212 (23.6 to 580)	212 (23.6 to 580)	212 (23.6 to 580)	212 (23.6 to 580)	0 (0 to 0)	1,660 (184 to 4,550)
Other intestinal infectious diseases	0 (0 to 0)	0 (0 to 0)	111 (9.2 to 309)	178 (14.8 to 491)	25.4 (1.9 to 69.8)	19.9 (1.5 to 54.7)	25.4 (1.9 to 69.8)	25.4 (1.9 to 69.8)	25.4 (1.9 to 69.8)	25.4 (1.9 to 69.8)	25.4 (1.9 to 69.8)	25.4 (1.9 to 69.8)	25.4 (1.9 to 69.8)	25.4 (1.9 to 69.8)	25.4 (1.9 to 69.8)	25.4 (1.9 to 69.8)	25.4 (1.9 to 69.8)	25.4 (1.9 to 69.8)	25.4 (1.9 to 69.8)	25.4 (1.9 to 69.8)	25.4 (1.9 to 69.8)	25.4 (1.9 to 69.8)	0 (0 to 0)	323 (24.7 to 889)
Neglected tropical diseases and malaria	23.5 (9.9 to 49.6)	5.5 (2.3 to 11.7)	4,530 (1,900 to 9,560)	13,900 (5,850 to 29,300)	2,660 (1,120 to 5,610)	1,190 (500 to 2,510)	1,190 (500 to 2,510)	1,190 (500 to 2,510)	1,190 (500 to 2,510)	1,190 (500 to 2,510)	1,190 (500 to 2,510)	1,190 (500 to 2,510)	1,190 (500 to 2,510)	1,190 (500 to 2,510)	1,190 (500 to 2,510)	1,190 (500 to 2,510)	1,190 (500 to 2,510)	1,190 (500 to 2,510)	1,190 (500 to 2,510)	1,190 (500 to 2,510)	1,190 (500 to 2,510)	1,190 (500 to 2,510)	0 (0 to 0)	43,700 (18,400 to 92,200)
Malaria	0.4 (0.1 to 1.1)	0.1 (0 to 0.2)	822 (194 to 2,360)	2,610 (699 to 6,830)	1,000 (279 to 2,440)	1,000 (281 to 2,450)	1,000 (282 to 2,450)	1,000 (282 to 2,450)	1,000 (282 to 2,450)	1,000 (282 to 2,450)	1,000 (282 to 2,450)	1,000 (282 to 2,450)	1,000 (282 to 2,450)	1,000 (282 to 2,450)	1,000 (282 to 2,450)	1,000 (282 to 2,450)	1,000 (282 to 2,450)	1,000 (282 to 2,450)	1,000 (282 to 2,450)	1,000 (282 to 2,450)	1,000 (282 to 2,450)	1,000 (282 to 2,450)	1 (0 to 3)	27,000 (6,810 to 65,900)
Chagas disease	0 (0 to 0)	0 (0 to 0)	0 (0 to 0)	0 (0 to 0)	0 (0 to 0)	0 (0 to 0)	0 (0 to 0)	0 (0 to 0)	0 (0 to 0)	0 (0 to 0)	0 (0 to 0)	0 (0 to 0)	0 (0 to 0)	0 (0 to 0)	0 (0 to 0)	0 (0 to 0)	0 (0 to 0)	0 (0 to 0)	0 (0 to 0)	0 (0 to 0)	0 (0 to 0)	0 (0 to 0)	0 (0 to 0)	0 (0 to 0)	0 (0 to 0)
Leishmaniasis	0 (0 to 0)	0 (0 to 0)	91 (19 to 197)	1,100 (227 to 2,380)	666 (138 to 1,440)	666 (138 to 1,440)	216 (45 to 468)	142 (29 to 307)	119 (24 to 257)	99.5 (20 to 215)	84.4 (17 to 182)	73.1 (15 to 158)	63.6 (13 to 137)	57.2 (12 to 124)	51.4 (11 to 111)	46.2 (9.5 to 100)	41.5 (8.6 to 89.8)	37.3 (7.7 to 80.7)	33.5 (6.9 to 72.5)	30.1 (6.2 to 65.1)	27.1 (5.6 to 58.6)	24.4 (5 to 52.7)	0 (0 to 0)	3,200 (660 to 6,920)
Visceral leishmaniasis	0 (0 to 0)	0 (0 to 0)	89 (19 to 197)	1,100 (227 to 2,380)	666 (138 to 1,440)	666 (138 to 1,440)	216 (45 to 468)	137 (28 to 296)	112 (23 to 242)	92.6 (19 to 200)	78.1 (16 to 169)	67.4 (14 to 146)	58.6 (12 to 127)	52.7 (11 to 114)	47.4 (9.8 to 103)	42.6 (8.8 to 92.3)	38.3 (7.9 to 82.9)	34.4 (7.1 to 74.5)	30.9 (6.4 to 66.9)	27.8 (5.7 to 60.2)	25 (5.2 to 54.1)	22.5 (4.6 to 48.7)	0 (0 to 0)	3,110 (644 to 6,730)
Cutaneous and mucocutaneous leishmaniasis	0 (0 to 0)	0 (0 to 0)	1.7 (0.3 to 3.6)	0.5 (0.1 to 2.6)	1.7 (0.4 to 7.6)	0.5 (0.1 to 2.6)	0.5 (0.1 to 2.6)	4.7 (0.8 to 9.8)	7 (1.2 to 14.7)	7 (1.2 to 14.7)	7 (1.2 to 14.7)	7 (1.2 to 14.7)	7 (1.2 to 14.7)	7 (1.2 to 14.7)	7 (1.2 to 14.7)	7 (1.2 to 14.7)	7 (1.2 to 14.7)	7 (1.2 to 14.7)	7 (1.2 to 14.7)	7 (1.2 to 14.7)	7 (1.2 to 14.7)	7 (1.2 to 14.7)	0 (0 to 0)	87 (15 to 183)
African trypanosomiasis	0 (0 to 0)	0 (0 to 0)	0 (0 to 0)	0 (0 to 0)	0 (0 to 0)	0 (0 to 0)	0 (0 to 0)	0 (0 to 0)	0 (0 to 0)	0 (0 to 0)	0 (0 to 0)	0 (0 to 0)	0 (0 to 0)	0 (0 to 0)	0 (0 to 0)	0 (0 to 0)	0 (0 to 0)	0 (0 to 0)	0 (0 to 0)	0 (0 to 0)	0 (0 to 0)	0 (0 to 0)	0 (0 to 0)	0 (0 to 0)	0 (0 to 0)
Schistosomiasis	0 (0 to 0)	0 (0 to 0)	0.2 (0 to 221)	0.1 (0 to 221)	0.1 (0 to 221)	0.1 (0 to 221)	0.1 (0 to 221)	0.1 (0 to 221)	0.1 (0 to 221)	0.1 (0 to 221)	0.1 (0 to 221)	0.1 (0 to 221)	0.1 (0 to 221)	0.1 (0 to 221)	0.1 (0 to 221)	0.1 (0 to 221)	0.1 (0 to 221)	0.1 (0 to 221)	0.1 (0 to 221)	0.1 (0 to 221)	0.1 (0 to 221)	0.1 (0 to 221)	0.1 (0 to 221)	0 (0 to 0)	0 (0 to 0)
Cysticercosis	0 (0 to 0)	0 (0 to 0)	0 (0 to 0)	0 (0 to 0)	0 (0 to 0)	0 (0 to 0)	0 (0 to 0)	0 (0 to 0)	0 (0 to 0)	0 (0 to 0)	0 (0 to 0)	0 (0 to 0)	0 (0 to 0)	0 (0 to 0)	0 (0 to 0)	0 (0 to 0)	0 (0 to 0)	0 (0 to 0)	0 (0 to 0)	0 (0 to 0)	0 (0 to 0)	0 (0 to 0)	0 (0 to 0)	0 (0 to 0)	0 (0 to 0)
Cystic echinococcosis	0 (0 to 0)	0 (0 to 0)	32.3 (4.9 to 80.5)	13.4 (2.1 to 33.4)	9.4 (1.7 to 24.7)	6.2 (1.1 to 16.2)	6.9 (1.1 to 18.1)	7.1 (1.1 to 18.7)	8.1 (1.2 to 21.2)	9.4 (1.4 to 24.7)	10.9 (1.7 to 28.6)	12.6 (1.9 to 33.1)	14.6 (2.2 to 38.3)	16.9 (2.6 to 44.3)	19.6 (3 to 51.4)	22.7 (3.5 to 59.5)	26.3 (4 to 68.9)	30.4 (4.6 to 79.7)	35.2 (5.4 to 92.3)	40.7 (6.2 to 107)	47.1 (7.2 to 123)	54.5 (8.3 to 143)	0 (0 to 0)	134 (20.5 to 351)
Lymphatic filariasis	0 (0 to 0)	0 (0 to 0)	0 (0 to 0)	0 (0 to 0)	0 (0 to 0)	0 (0 to 0)	0 (0 to 0)	0 (0 to 0)	0 (0 to 0)	0 (0 to 0)	0 (0 to 0)	0 (0 to 0)	0 (0 to 0)	0 (0 to 0)	0 (0 to 0)	0 (0 to 0)	0 (0 to 0)	0 (0 to 0)	0 (0 to 0)	0 (0 to 0)	0 (0 to 0)	0 (0 to 0)	0 (0 to 0)	0 (0 to 0)	0 (0 to 0)
Onchocerciasis	0 (0 to 0)	0 (0 to 0)	0 (0 to 0)	0 (0 to 0)	0 (0 to 0)	0 (0 to 0)	0 (0 to 0)	0 (0 to 0)	0 (0 to 0)	0 (0 to 0)	0 (0 to 0)	0 (0 to 0)	0 (0 to 0)	0 (0 to 0)	0 (0 to 0)	0 (0 to 0)	0 (0 to 0)	0 (0 to 0)	0 (0 to 0)

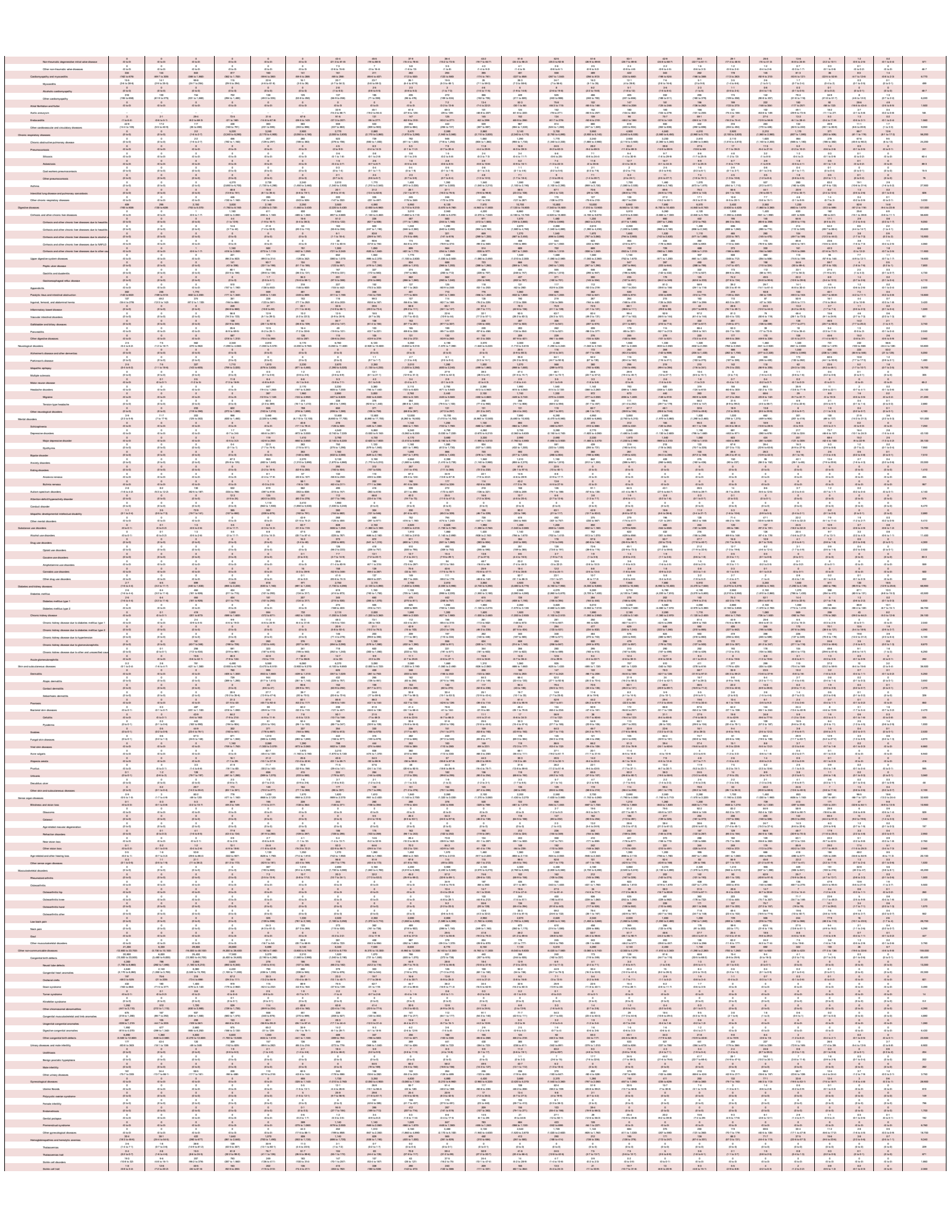

GBPD deficiency	2 (1.1 to 4.0)	3 (1.6 to 5.6)	27 (17 to 40)	182 (93.9 to 320)	176 (99.2 to 293)	371 (91.2 to 287)	209 (117 to 362)	187 (93.3 to 299)	137 (71.6 to 245)	129 (66.2 to 199)	99.0 (59.4 to 164)	68.0 (39.9 to 107)	101 (57.1 to 160)	137 (67.3 to 248)	753 (391.6 to 1,123)	606 (330.7 to 99.3)	329 (156.5 to 57.6)	219 (112.2 to 43.3)	97 (51.9 to 19.3)	9.5 (2.3 to 71)	1.5 (0.6 to 3)	0.3 (0.1 to 2.7)	0 (0 to 0.1)	0 (0 to 0)	1,600
GBPD trait	45 (34 to 61)	45 (34 to 61)	45 (34 to 61)	45 (34 to 61)	45 (34 to 61)	45 (34 to 61)	45 (34 to 61)	45 (34 to 61)	45 (34 to 61)	45 (34 to 61)	45 (34 to 61)	45 (34 to 61)	45 (34 to 61)	45 (34 to 61)	45 (34 to 61)	45 (34 to 61)	45 (34 to 61)	45 (34 to 61)	45 (34 to 61)	45 (34 to 61)	45 (34 to 61)	45 (34 to 61)	45 (34 to 61)	45 (34 to 61)	45 (34 to 61)	16,1
Other hemoglobinopathies and hemolytic anemias	2 (1.6 to 2.3)	7 (6 to 11)	927 (824 to 1,061)	303 (189 to 500)	996 (212 to 638)	264 (138 to 477)	264 (119 to 460)	133 (67.7 to 206)	117 (58.9 to 213)	116 (58.9 to 207)	99 (49 to 166)	60 (32 to 102)	91.5 (52.7 to 153)	133 (78.7 to 213)	112 (67.6 to 178)	114 (75.6 to 178)	119 (72.6 to 193)	103 (62.8 to 159)	71 (49.1 to 107)	60.7 (38.6 to 95.1)	23.1 (7.69 to 51.4)	14.2 (6.9 to 27.9)	3.5 (1.1 to 9.2)	0.7 (0.1 to 2.3)	2,892
Endocrine, metabolic, blood, and immune disorders	667 (37 to 153)	56.2 (29.3 to 118)	477 (259 to 855)	886 (599 to 1,360)	886 (642 to 1,350)	534 (460 to 1,170)	534 (429 to 1,120)	668 (286 to 1,090)	764 (90 to 1,270)	663 (79 to 1,063)	1,010 (588 to 1,660)	1,092 (987 to 1,890)	1,092 (627 to 1,668)	1,092 (627 to 1,668)	663 (551 to 1,960)	649 (519 to 1,360)	137 (489 to 1,190)	698 (216 to 767)	238 (149 to 380)	156 (39.7 to 90.3)	87.9 (16.2 to 239)	27.6 (14.6 to 53.3)	4 (1.9 to 9.8)	0.6 (0.4 to 0.9)	12,900
Oral disorders	0 (0 to 0)	0 (0 to 0)	0 (0 to 0)	268 (0 to 268)	1,076 (268 to 1,076)	680 (268 to 1,200)	768 (470 to 1,130)	1,090 (268 to 1,610)	1,300 (804 to 1,930)	1,300 (804 to 1,930)	1,370 (804 to 2,040)	1,090 (804 to 1,940)	1,090 (804 to 1,940)	1,070 (537 to 1,940)	663 (537 to 1,810)	623 (0 to 1,240)	530 (0 to 1,060)	530 (0 to 1,060)	530 (0 to 1,060)	530 (0 to 1,060)	530 (0 to 1,060)	530 (0 to 1,060)	530 (0 to 1,060)	530 (0 to 1,060)	530 (0 to 1,060)	12,700
Caries of deciduous teeth	0 (0 to 0)	0 (0 to 0)	0 (0 to 0)	128 (0 to 268)	127 (0 to 277)	6.7 (0 to 19.2)	0 (0 to 0)	0 (0 to 0)	0 (0 to 0)	0 (0 to 0)	0 (0 to 0)	0 (0 to 0)	0 (0 to 0)	0 (0 to 0)	0 (0 to 0)	0 (0 to 0)	0 (0 to 0)	0 (0 to 0)	0 (0 to 0)	0 (0 to 0)	0 (0 to 0)	0 (0 to 0)	0 (0 to 0)	0 (0 to 0)	0 (0 to 0)	268
Caries of permanent teeth	0 (0 to 0)	0 (0 to 0)	0 (0 to 0)	0 (0 to 0)	129 (0 to 0)	233 (0 to 0)	268 (120 to 457)	272 (111 to 513)	222 (69 to 401)	195 (79.6 to 378)	170 (48.1 to 333)	170 (67.6 to 279)	107 (0 to 0)	272 (0 to 0)	57.7 (13.7 to 79.4)	24.7 (9.9 to 68.7)	0 (0 to 0)	3.6 (0.5 to 18.9)	0 (0 to 0)	3.6 (0.5 to 18.9)	1.1 (1 to 7.4)	0 (0 to 0)	0.2 (0 to 0.6)	0 (0 to 0)	0 (0 to 0)	2,040
Periodontal diseases	0 (0 to 0)	0 (0 to 0)	0 (0 to 0)	0 (0 to 0)	0 (0 to 0)	0 (0 to 0)	0 (0 to 0)	0 (0 to 0)	0 (0 to 0)	0 (0 to 0)	0 (0 to 0)	0 (0 to 0)	0 (0 to 0)	0 (0 to 0)	0 (0 to 0)	0 (0 to 0)	0 (0 to 0)	0 (0 to 0)	0 (0 to 0)	0 (0 to 0)	0 (0 to 0)	0 (0 to 0)	0 (0 to 0)	0 (0 to 0)	0 (0 to 0)	6,450
Other oral disorders	0 (0 to 0)	0 (0 to 0)	0 (0 to 0)	268 (173 to 461)	399 (160 to 659)	263 (153 to 389)	394 (212 to 580)	279 (229 to 514)	364 (211 to 529)	312 (187 to 497)	268 (162 to 398)	218 (123 to 350)	176 (109 to 268)	137 (48 to 257)	72.6 (42.4 to 114)	42.3 (14.7 to 113)	0 (0 to 0)	0 (0 to 0)	0 (0 to 0)	0 (0 to 0)	0 (0 to 0)	0 (0 to 0)	0 (0 to 0)	0 (0 to 0)	0 (0 to 0)	3,290
Sudden infant death syndrome	–	786 (509 to 991)	3,260 (702 to 10,700)	–	–	–	–	–	–	–	–	–	–	–	–	–	–	–	–	–	–	–	–	–	–	185
Injuries	1,190 (940 to 2,220)	1,120 (2,220 to 900)	5,970 (5,220 to 7,300)	23,500 (11,200 to 38,100)	11,600 (7,020 to 18,600)	24,100 (15,200 to 37,100)	25,800 (16,600 to 40,600)	21,960 (21,300 to 22,400)	29,600 (17,200 to 46,200)	25,400 (16,100 to 39,700)	23,000 (14,600 to 35,600)	22,400 (16,500 to 30,600)	19,100 (14,300 to 25,900)	19,600 (12,400 to 29,600)	22,700 (9,300 to 39,100)	21,900 (7,870 to 39,600)	20,300 (6,260 to 38,600)	19,600 (5,670 to 37,200)	19,600 (5,670 to 37,200)	2,900 (1,000 to 5,630)	1,190 (1,190 to 1,630)	436 (364 to 535)	99.6 (99.6 to 120)	14.2 (14.2 to 14.2)	276,000
Transport injuries	126 (97.0 to 277)	94.1 (29.9 to 114)	615 (439 to 1,600)	4,760 (2,640 to 7,710)	2,230 (2,480 to 6,140)	5,260 (2,900 to 9,500)	5,010 (5,420 to 13,120)	10,300 (6,130 to 15,900)	9,310 (5,420 to 12,100)	9,300 (5,790 to 9,080)	9,300 (3,770 to 7,960)	6,370 (3,640 to 7,300)	4,330 (2,580 to 5,790)	4,330 (2,580 to 5,790)	3,210 (2,580 to 4,490)	3,210 (1,930 to 3,360)	3,210 (1,930 to 3,310)	3,210 (1,930 to 3,310)	1,200 (629 to 1,200)	1,200 (629 to 1,200)	784 (298 to 914)	784 (238 to 377)	784 (98 to 1,159)	784 (123 to 21.5)	74,900
Road injuries	120 (67.2 to 209	54.6 (29.4 to 108	326 (439 to 1,140	4,010 (2,440 to 7,360	3,790 (2,270 to 6,790	3,090 (2,360 to 6,090	7,920 (6,060 to 12,100	8,360 (6,420 to 14,700	6,940 (4,200 to 11,100	5,330 (3,480 to 8,110	4,950 (3,360 to 7,220	4,670 (3,360 to 6,670	4,270 (3,060 to 5,900	4,070 (2,900 to 5,910	3,280 (2,470 to 4,330	2,470 (1,670 to 3,260	1,920 (1,420 to 2,850	1,220 (1,420 to 2,850	697 (933 to 1,310	694 (923 to 999	259 (229 to 309	89.5 (98.4 to 199	19.6 (12.6 to 20.6	2.7 (2 to 2.6	69,900
Pedestrian road injuries	53.5 (19.9 to 124	23 (18.6 to 69.3	329 (163 to 641)	1,490 (669 to 3,390)	1,490 (979 to 2,660)	1,430 (886 to 2,290)	1,410 (1,060 to 2,550)	2,510 (2,160 to 4,600)	3,360 (1,600 to 4,630)	2,500 (1,390 to 3,730)	2,230 (1,360 to 3,330)	2,230 (1,320 to 3,670)	1,990 (1,320 to 3,670)	1,870 (1,260 to 2,690)	1,700 (1,030 to 1,960)	1,490 (799 to 1,490)	1,290 (621 to 1,130)	847 (549 to 1,130)	273 (549 to 878)	228 (261 to 431)	144 (139 to 187)	43.1 (32.9 to 99.2)	8.4 (8.6 to 18.6)	1.1 (1 to 1.9)	29,800
Cyclist road injuries	10.3 (0 to 0)	0 (0 to 0)	0 (0 to 0)	179 (0 to 358)	358 (179 to 358)	272 (179 to 358)	272 (179 to 777)	272 (179 to 777)	272 (179 to 777)	272 (179 to 777)	272 (179 to 777)	272 (179 to 777)	272 (179 to 777)	272 (179 to 777)	272 (179 to 777)	272 (179 to 777)	272 (179 to 777)	272 (179 to 777)	272 (179 to 777)	272 (179 to 777)	272 (179 to 777)	272 (179 to 777)	272 (179 to 777)	272 (179 to 777)	272 (179 to 777)	6,450
Motorcyclist road injuries	7.9 (2.4 to 19.6)	0 (1.2 to 12.3)	59.7 (11.5 to 156)	272 (113 to 605)	272 (127 to 605)	260 (130 to 488)	271 (130 to 488)	626 (222 to 1,120)	790 (429 to 1,490)	626 (229 to 1,280)	476 (229 to 923)	436 (271 to 709)	365 (247 to 667)	364 (247 to 672)	338 (221 to 511)	271 (196 to 399)	266 (142 to 327)	190 (117 to 229)	90.1 (89.7 to 109)	91.3 (57.7 to 89.3)	28.1 (19.6 to 39.7)	7.9 (9.1 to 22.1)	1.6 (1.2 to 2.1)	0.3 (0.2 to 0.3)	5,740
Motor vehicle road injuries	58.5 (21.9 to 137)	27.4 (12.1 to 67.4)	425 (163 to 874)	2,060 (990 to 3,900)	1,710 (936 to 2,870)	1,520 (861 to 2,290)	3,450 (2,060 to 7,100)	3,960 (1,610 to 6,890)	2,780 (1,610 to 4,890)	2,090 (1,190 to 3,490)	1,860 (1,110 to 2,990)	1,760 (1,110 to 2,760)	1,590 (1,030 to 2,420)	1,570 (1,030 to 2,270)	1,260 (827 to 1,830)	827 (621 to 1,230)	732 (486 to 995)	372 (243 to 505)	202 (243 to 505)	96.9 (98.9 to 137)	28.2 (18.4 to 39.6)	4.7 (2.6 to 6.6)	0.6 (0.4 to 1.3)	28,500
Other road injuries	0.6 (0.1 to 1.6)	0.4 (0.1 to 1.1)	7.1 (1.4 to 23.7)	31.7 (8.7 to 75.5)	31.7 (10.1 to 87.4)	31.7 (14.4 to 87.4)	67.2 (24.2 to 87.4)	59.7 (25.1 to 136)	59.7 (25.1 to 136)	59.7 (25.1 to 136)	59.7 (25.1 to 136)	59.7 (25.1 to 136)	59.7 (25.1 to 136)	27.4 (11.2 to 59.6)	27.4 (11.2 to 59.6)	27.4 (11.2 to 59.6)	27.4 (11.2 to 59.6)	27.4 (11.2 to 59.6)	27.4 (11.2 to 59.6)	27.4 (11.2 to 59.6)	27.4 (11.2 to 59.6)	27.4 (11.2 to 59.6)	27.4 (11.2 to 59.6)	27.4 (11.2 to 59.6)	616
Other transport injuries	0.4 (0.1 to 1.6)	0.2 (0.1 to 1.6)	1.7 (0.1 to 16.9)	8.1 (0.9 to 70.9)	8.1 (0.9 to 70.9)	8.1 (0.9 to 70

Net Yards, by, Womens, DALYs by cause and age groups for both sexes with 95% uncertainty intervals, 2019

Cause	Early Neonatal	Late Neonatal	Post Neonatal	1 to 4	5 to 9	10 to 14	15 to 19	20 to 24	25 to 29	30 to 34	35 to 39	40 to 44	45 to 49	50 to 54	55 to 59	60 to 64	65 to 69	70 to 74	75 to 79	80 to 84	85 to 89	90 to 94	95 plus	Total
All causes	5,630,000 (5,220,000 to 6,050,000)	1,890,000 (1,350,000 to 2,500,000)	2,070,000 (1,610,000 to 2,560,000)	6,660,000 (5,980,000 to 7,360,000)	1,530,000 (1,150,000 to 1,960,000)	1,250,000 (1,000,000 to 1,540,000)	1,700,000 (1,350,000 to 2,060,000)	1,740,000 (1,400,000 to 2,110,000)	1,740,000 (1,400,000 to 2,110,000)	1,740,000 (1,400,000 to 2,110,000)	1,890,000 (1,500,000 to 2,300,000)	2,050,000 (1,630,000 to 2,500,000)	2,270,000 (1,800,000 to 2,770,000)	2,470,000 (1,960,000 to 3,000,000)	2,670,000 (2,110,000 to 3,250,000)	2,870,000 (2,270,000 to 3,500,000)	3,060,000 (2,420,000 to 3,730,000)	3,240,000 (2,560,000 to 3,950,000)	3,400,000 (2,690,000 to 4,140,000)	3,540,000 (2,800,000 to 4,310,000)	3,650,000 (2,890,000 to 4,450,000)	3,730,000 (2,950,000 to 4,540,000)	3,780,000 (2,990,000 to 4,600,000)	3,800,000 (3,010,000 to 4,630,000)	3,800,000 (3,010,000 to 4,630,000)	3,800,000 (3,010,000 to 4,630



S4 Table 3c. Kenya DALYs by cause and age groups for both sexes with 95% uncertainty intervals, 2019

Cause	Early Neonatal	Late Neonatal	Post Neonatal	1 to 4	5 to 9	10 to 14	15 to 19	20 to 24	25 to 29	30 to 34	35 to 39	40 to 44	45 to 49	50 to 54	55 to 59	60 to 64	65 to 69	70 to 74	75 to 79	80 to 84	85 to 89	90 to 94	95 plus	Total
All causes	1,750,000 (1,440,000 to 2,110,000)	450,000 (337,000 to 586,000)	1,060,000 (1,010,000 to 1,120,000)	1,250,000 (1,070,000 to 1,450,000)	612,000 (521,000 to 713,000)	518,000 (424,000 to 624,000)	552,000 (453,000 to 666,000)	768,000 (629,000 to 930,000)	1,020,000 (836,000 to 1,230,000)	1,150,000 (944,000 to 1,390,000)	1,150,000 (1,000,000 to 1,330,000)	1,170,000 (1,000,000 to 1,370,000)	1,060,000 (900,000 to 1,230,000)	906,000 (768,000 to 1,060,000)	752,000 (632,000 to 880,000)	599,000 (502,000 to 707,000)	491,000 (407,000 to 587,000)	352,000 (287,000 to 427,000)	213,000 (170,000 to 266,000)	107,000 (82,000 to 138,000)	46,000 (34,000 to 61,000)	9,500 (6,900 to 13,000)	16,000,000 (15,600,000 to 16,400,000)
Communicable, maternal, neonatal, and nutritional diseases	1,650,000 (1,330,000 to 2,030,000)	410,000 (290,000 to 565,000)	1,040,000 (990,000 to 1,100,000)	1,040,000 (870,000 to 1,230,000)	377,000 (324,000 to 437,000)	286,000 (240,000 to 339,000)	247,000 (200,000 to 304,000)	326,000 (260,000 to 408,000)	405,000 (320,000 to 503,000)	472,000 (373,000 to 593,000)	464,000 (367,000 to 589,000)	443,000 (350,000 to 559,000)	368,000 (287,000 to 467,000)	305,000 (237,000 to 388,000)	243,000 (189,000 to 309,000)	183,000 (142,000 to 233,000)	135,000 (104,000 to 174,000)	93,000 (71,000 to 120,000)	53,000 (40,000 to 69,000)	25,000 (19,000 to 33,000)	9,000 (6,700 to 12,000)	2,000 (1,400 to 2,700)	8,100,000 (7,900,000 to 8,300,000)
HIV/AIDS and sexually transmitted infections	14,000 (9,000 to 20,000)	4,000 (2,000 to 7,000)	28,000 (24,000 to 33,000)	32,000 (27,000 to 38,000)	5,000 (3,000 to 8,000)	4,000 (2,000 to 6,000)	10,000 (6,000 to 15,000)	27,000 (18,000 to 39,000)	47,000 (32,000 to 66,000)	68,000 (47,000 to 94,000)	84,000 (59,000 to 116,000)	94,000 (66,000 to 129,000)	97,000 (68,000 to 134,000)	96,000 (67,000 to 132,000)	91,000 (64,000 to 126,000)	84,000 (59,000 to 116,000)	74,000 (52,000 to 102,000)	61,000 (43,000 to 84,000)	45,000 (32,000 to 62,000)	29,000 (20,000 to 40,000)	16,000 (11,000 to 22,000)	5,000 (3,000 to 7,000)	1,000 (600 to 1,400)	1,000,000 (900,000 to 1,100,000)
HIV/AIDS	7 (4 to 11)	27 (17 to 37)	79,000 (76,000 to 83,000)	12,000 (8,000 to 16,000)	53,000 (48,000 to 58,000)	69,000 (62,000 to 77,000)	159,000 (139,000 to 182,000)	157,000 (139,000 to 178,000)	228,000 (200,000 to 259,000)	249,000 (220,000 to 284,000)	257,000 (227,000 to 294,000)	257,000 (228,000 to 293,000)	257,000 (228,000 to 293,000)	257,000 (228,000 to 293,000)	257,000 (228,000 to 293,000)	257,000 (227,000 to 292,000)	257,000 (227,000 to 292,000)	257,000 (227,000 to 292,000)	257,000 (227,000 to 292,000)	257,000 (227,000 to 292,000)	257,000 (227,000 to 292,000)	257,000 (227,000 to 292,000)	2,900,000 (2,600,000 to 3,200,000)
HIV/AIDS - Drug-susceptible Tuberculosis	0 (0 to 0)	0 (0 to 0)	0 (0 to 0)	0 (0 to 0)	0 (0 to 0)	0 (0 to 0)	0 (0 to 0)	0 (0 to 0)	0 (0 to 0)	0 (0 to 0)	0 (0 to 0)	0 (0 to 0)	0 (0 to 0)	0 (0 to 0)	0 (0 to 0)	0 (0 to 0)	0 (0 to 0)	0 (0 to 0)	0 (0 to 0)	0 (0 to 0)	0 (0 to 0)	0 (0 to 0)	0 (0 to 0)	0
HIV/AIDS - Multidrug-resistant Tuberculosis	0 (0 to 0)	0 (0 to 0)	0 (0 to 0)	0 (0 to 0)	0 (0 to 0)	0 (0 to 0)	0 (0 to 0)	0 (0 to 0)	0 (0 to 0)	0 (0 to 0)	0 (0 to 0)	0 (0 to 0)	0 (0 to 0)	0 (0 to 0)	0 (0 to 0)	0 (0 to 0)	0 (0 to 0)	0 (0 to 0)	0 (0 to 0)	0 (0 to 0)	0 (0 to 0)	0 (0 to 0)	0 (0 to 0)	0
HIV/AIDS - Multidrug-resistant Tuberculosis without extensive drug resistance	0 (0 to 0)	0 (0 to 0)	0 (0 to 0)	0 (0 to 0)	0 (0 to 0)	0 (0 to 0)	0 (0 to 0)	0 (0 to 0)	0 (0 to 0)	0 (0 to 0)	0 (0 to 0)	0 (0 to 0)	0 (0 to 0)	0 (0 to 0)	0 (0 to 0)	0 (0 to 0)	0 (0 to 0)	0 (0 to 0)	0 (0 to 0)	0 (0 to 0)	0 (0 to 0)	0 (0 to 0)	0 (0 to 0)	0
HIV/AIDS - Extensively drug-resistant Tuberculosis	0 (0 to 0)	0 (0 to 0)	0 (0 to 0)	0 (0 to 0)	0 (0 to 0)	0 (0 to 0)	0 (0 to 0)	0 (0 to 0)	0 (0 to 0)	0 (0 to 0)	0 (0 to 0)	0 (0 to 0)	0 (0 to 0)	0 (0 to 0)	0 (0 to 0)	0 (0 to 0)	0 (0 to 0)	0 (0 to 0)	0 (0 to 0)	0 (0 to 0)	0 (0 to 0)	0 (0 to 0)	0 (0 to 0)	0
HIV/AIDS resulting in other diseases	7 (4 to 11)	28 (18 to 37)	79,000 (76,000 to 83,000)	12,000 (8,000 to 16,000)	53,000 (48,000 to 58,000)	69,000 (62,000 to 77,000)	159,000 (139,000 to 182,000)	157,000 (139,000 to 178,000)	228,000 (200,000 to 259,000)	249,000 (220,000 to 284,000)	257,000 (227,000 to 294,000)	257,000 (228,000 to 293,000)	257,000 (228,000 to 293,000)	257,000 (228,000 to 293,000)	257,000 (228,000 to 293,000)	257,000 (227,000 to 292,000)	257,000 (227,000 to 292,000)	257,000 (227,000 to 292,000)	257,000 (227,000 to 292,000)	257,000 (227,000 to 292,000)	257,000 (227,000 to 292,000)	257,000 (227,000 to 292,000)	2,900,000
Sexually transmitted infections, excluding HIV	14,000 (9,000 to 20,000)	4,000 (2,000 to 7,000)	28,000 (24,000 to 33,000)	32,000 (27,000 to 38,000)	5,000 (3,000 to 8,000)	4,000 (2,000 to 6,000)	10,000 (6,000 to 15,000)	27,000 (18,000 to 39,000)	47,000 (32,000 to 66,000)	68,000 (47,000 to 94,000)	84,000 (59,000 to 116,000)	94,000 (66,000 to 129,000)	97,000 (68,000 to 134,000)	96,000 (67,000 to 132,000)	91,000 (64,000 to 126,000)	84,000 (59,000 to 116,000)	74,000 (52,000 to 102,000)	61,000 (43,000 to 84,000)	45,000 (32,000 to 62,000)	29,000 (20,000 to 40,000)	16,000 (11,000 to 22,000)	5,000 (3,000 to 7,000)	1,000 (600 to 1,400)	96,100
Syphilis	1,000 (600 to 1,600)	2,000 (1,000 to 3,000)	16,000 (14,000 to 18,000)	3,000 (2,000 to 4,000)	1,000 (600 to 1,600)	1,000 (600 to 1,600)	1,000 (600 to 1,600)	1,000 (600 to 1,600)	1,000 (600 to 1,600)	1,000 (600 to 1,600)	1,000 (600 to 1,600)	1,000 (600 to 1,600)	1,000 (600 to 1,600)	1,000 (600 to 1,600)	1,000 (600 to 1,600)	1,000 (600 to 1,600)	1,000 (600 to 1,600)	1,000 (600 to 1,600)	1,000 (600 to 1,600)	1,000 (600 to 1,600)	1,000 (600 to 1,600)	1,000 (600 to 1,600)	1,000 (600 to 1,600)	41,000
Chlamydial infection	0 (0 to 0)	0 (0 to 0)	0 (0 to 0)	0 (0 to 0)	0 (0 to 0)	0 (0 to 0)	0 (0 to 0)	0 (0 to 0)	0 (0 to 0)	0 (0 to 0)	0 (0 to 0)	0 (0 to 0)	0 (0 to 0)	0 (0 to 0)	0 (0 to 0)	0 (0 to 0)	0 (0 to 0)	0 (0 to 0)	0 (0 to 0)	0 (0 to 0)	0 (0 to 0)	0 (0 to 0)	0 (0 to 0)	0 (0 to 0)	0
Gonococcal infection	0 (0 to 0)	0 (0 to 0)	0 (0 to 0)	0 (0 to 0)	0 (0 to 0)	0 (0 to 0)	0 (0 to 0)	0 (0 to 0)	0 (0 to 0)	0 (0 to 0)	0 (0 to 0)	0 (0 to 0)	0 (0 to 0)	0 (0 to 0)	0 (0 to 0)	0 (0 to 0)	0 (0 to 0)	0 (0 to 0)	0 (0 to 0)	0 (0 to 0)	0 (0 to 0)	0 (0 to 0)	0 (0 to 0)	0
Trichomoniasis	0 (0 to 0)	0 (0 to 0)	0 (0 to 0)	0 (0 to 0)	0 (0 to 0)	0 (0 to 0)	0 (0 to 0)	0 (0 to 0)	0 (0 to 0)	0 (0 to 0)	0 (0 to 0)	0 (0 to 0)	0 (0 to 0)	0 (0 to 0)	0 (0 to 0)	0 (0 to 0)	0 (0 to 0)	0 (0 to 0)	0 (0 to 0)	0 (0 to 0)	0 (0 to 0)	0 (0 to 0)	0 (0 to 0)	0
Genital herpes	0 (0 to 0)	0 (0 to 0)	0 (0 to 0)	0 (0 to 0)	0 (0 to 0)	0 (0 to 0)	0 (0 to 0)	0 (0 to 0)	0 (0 to 0)	0 (0 to 0)	0 (0 to 0)	0 (0 to 0)	0 (0 to 0)	0 (0 to 0)	0 (0 to 0)	0 (0 to 0)	0 (0 to 0)	0 (0 to 0)	0 (0 to 0)	0 (0 to 0)	0 (0 to 0)	0 (0 to 0)	0 (0 to 0)	0
Other sexually transmitted infections	0 (0 to 0)	0 (0 to 0)	0 (0 to 0)	0 (0 to 0)	0 (0 to 0)	0 (0 to 0)	0 (0 to 0)	0 (0 to 0)	0 (0 to 0)	0 (0 to 0)	0 (0 to 0)	0 (0 to 0)	0 (0 to 0)	0 (0 to 0)	0 (0 to 0)	0 (0 to 0)	0 (0 to 0)	0 (0 to 0)	0 (0 to 0)	0 (0 to 0)	0 (0 to 0)	0 (0 to 0)	0 (0 to 0)	0
Respiratory infections and tuberculosis	151,000 (119,000 to 179,000)	39,000 (30,000 to 50,000)	152,000 (142,000 to 162,000)	191,000 (165,000 to 220,000)	28,000 (24,000 to 33,000)	20,000 (17,000 to 24,000)	19,000 (16,000 to 23,000)	25,000 (20,000 to 31,000)	31,000 (25,000 to 38,000)	37,000 (30,000 to 45,000)	41,000 (33,000 to 50,000)	46,000 (37,000 to 57,000)	47,000 (37,000 to 59,000)	47,000 (37,000 to 59,000)	46,000 (36,000 to 58,000)	44,000 (34,000 to 56,000)	41,000 (32,000 to 52,000)	36,000 (28,000 to 46,000)	29,000 (22,000 to 37,000)	20,000 (15,000 to 26,000)	12,000 (9,000 to 16,000)	5,000 (3,000 to 7,000)	1,000 (600 to 1,400)	1,900,000
Tuberculosis	0 (0 to 0)	0 (0 to 0)	13,000 (11,000 to 15,000)	6,000 (4,000 to 8,000)	6,000 (4,000 to 8,000)	6,000 (4,000 to 8,000)	7,000 (5,000 to 9,000)	8,000 (6,000 to 10,000)	9,000 (7,000 to 12,000)	10,000 (8,000 to 13,000)	11,000 (8,000 to 14,000)	12,000 (9,000 to 15,000)	12,000 (9,000 to 15,000)	12,000 (9,000 to 15,000)	11,000 (8,000 to 14,000)	10,000 (7,000 to 13,000)	9,000 (7,000 to 12,000)	8,000 (6,000 to 10,000)	6,000 (5,000 to 8,000)	5,000 (4,000 to 6,000)	3,000 (2,000 to 4,000)	1,000 (1,000 to 2,000)	1,000 (600 to 1,400)	220,000
Drug-susceptible tuberculosis	0 (0 to 0.1)	0 (0 to 0)	6,000 (4,000 to 8,000)	4,000 (3,000 to 5,000)	4,000 (3,000 to 5,000)	4,000 (3,000 to 5,000)	5,000 (3,000 to 6,000)	5,000 (4,000 to 7,000)	6,000 (4,000 to 8,000)	7,000 (5,000 to 9,000)	8,000 (6,000 to 10,000)	9,000 (7,000 to 11,000)	9,000 (7,000 to 11,000)	9,000 (7,000 to 11,000)	9,000 (7,000 to 11,000)	8,000 (6,000 to 10,000)	7,000 (5,000 to 9,000)	6,000 (5,000 to 8,000)	5,000 (4,000 to 6,000)	4,000 (3,000 to 5,000)	3,000 (2,000 to 4,000)	1,000 (1,000 to 2,000)	1,000 (600 to 1,400)	174,000
Multidrug-resistant tuberculosis without extensive drug resistance	0 (0 to 0)	0 (0 to 0)	1,000 (1,000 to 2,000)	1,000 (1,000 to 2,000)	1,000 (1,000 to 2,000



Exposure to forces of nature	0 (0 to 0)	0 (0 to 0)	0 (0 to 0)	4.4 (2.5 to 7.4)	10.5 (6.4 to 20)	48.9 (32.8 to 76)	60 (42.1 to 103)	97.8 (81.9 to 127)	69.4 (59.8 to 140)	56 (47.3 to 103)	79.9 (62.5 to 111)	64.4 (47.7 to 94)	49.7 (32.2 to 86.8)	33.7 (23.1 to 67.4)	26 (14.5 to 57)	21.2 (12.7 to 50.1)	16 (10.9 to 33.4)	10.7 (7.1 to 19.3)	6.2 (4.3 to 9.6)	3 (2.2 to 2.2)	1.2 (0.9 to 1.4)	0.3 (0.2 to 0.3)	0.1 (0 to 0.1)	723
Other unintentional injuries	498 (377 to 636)	101 (69.9 to 215)	617 (393 to 1,425)	2,670 (1,750 to 3,535)	2,983 (2,170 to 4,166)	3,475 (2,533 to 4,955)	3,540 (2,650 to 7,540)	6,060 (3,658 to 7,373)	4,200 (3,010 to 5,666)	3,643 (2,750 to 5,560)	3,540 (2,555 to 5,435)	3,146 (2,220 to 4,956)	2,794 (1,915 to 4,356)	2,149 (1,365 to 3,333)	1,668 (1,126 to 2,455)	1,542 (1,119 to 2,243)	1,159 (838 to 1,935)	769 (605 to 1,283)	392 (283 to 705)	225 (206 to 364)	156 (124 to 176)	39.4 (22.2 to 59.1)	14.1 (3.7 to 24.2)	48,988
Self-harm and interpersonal violence	1,205 (1,010 to 1,686)	369 (276 to 479)	2,322 (1,610 to 2,773)	4,999 (3,327 to 6,900)	4,366 (3,100 to 5,786)	12,150 (9,420 to 15,200)	23,600 (19,600 to 28,600)	49,500 (43,600 to 53,600)	69,600 (62,000 to 76,600)	44,600 (40,000 to 49,000)	28,900 (26,000 to 31,800)	30,400 (27,000 to 33,800)	25,200 (19,800 to 30,600)	23,000 (18,000 to 28,000)	17,300 (13,600 to 21,000)	13,000 (10,400 to 15,600)	10,200 (8,000 to 12,400)	4,800 (3,800 to 5,800)	3,740 (2,940 to 4,540)	1,540 (1,210 to 1,870)	621 (488 to 754)	125 (98 to 152)	24.5 (19.2 to 29.8)	414,000
Self-harm	0 (0 to 0)	0 (0 to 0)	0 (0 to 0)	0 (0 to 0)	0 (0 to 0)	2,600 (3,270 to 6,830)	12,600 (9,610 to 17,200)	31,200 (27,600 to 34,200)	57,600 (51,600 to 63,600)	31,000 (27,600 to 34,400)	13,300 (11,800 to 14,800)	15,000 (13,400 to 16,700)	12,600 (9,900 to 15,300)	12,400 (9,700 to 15,100)	8,900 (6,900 to 10,900)	8,300 (6,500 to 10,100)	6,900 (5,400 to 8,400)	3,200 (2,500 to 3,900)	2,500 (1,930 to 3,070)	1,040 (800 to 1,280)	398 (308 to 488)	87.1 (67.1 to 106.9)	8.6 (2.7 to 14.5)	135,000
Self-harm by firearm	0 (0 to 0)	0 (0 to 0)	0 (0 to 0)	0 (0 to 0)	0 (0 to 0)	0 (0 to 0)	1,400 (1,080 to 1,720)	4,000 (3,800 to 4,200)	6,600 (6,200 to 7,000)	4,000 (3,800 to 4,200)	1,600 (1,500 to 1,700)	1,900 (1,800 to 2,000)	1,600 (1,500 to 1,700)	1,600 (1,500 to 1,700)	1,100 (1,000 to 1,200)	1,000 (900 to 1,100)	800 (700 to 900)	400 (300 to 500)	300 (200 to 400)	130 (100 to 160)	50 (40 to 60)	11 (7 to 15)	0.7 (0.2 to 1.2)	9,000
Self-harm by other specified means	0 (0 to 0)	0 (0 to 0)	0 (0 to 0)	0 (0 to 0)	0 (0 to 0)	2,600 (3,150 to 6,670)	11,600 (8,790 to 15,200)	27,200 (23,800 to 30,600)	51,000 (45,400 to 56,700)	27,000 (23,800 to 30,200)	11,700 (10,300 to 13,100)	13,100 (11,700 to 14,500)	11,000 (8,500 to 13,500)	10,800 (7,700 to 13,900)	7,800 (5,900 to 9,700)	7,300 (5,600 to 9,000)	6,100 (4,600 to 7,600)	2,800 (2,200 to 3,400)	2,200 (1,700 to 2,700)	910 (690 to 1,130)	348 (267 to 429)	76.1 (58.9 to 93.3)	7.7 (2.4 to 13.1)	126,000
Interpersonal violence	1,366 (1,145 to 1,840)	344 (257 to 450)	2,213 (1,535 to 2,643)	4,149 (2,760 to 5,729)	3,852 (2,736 to 5,092)	9,259 (7,180 to 11,590)	20,000 (16,600 to 23,400)	49,800 (46,200 to 53,400)	37,948 (35,200 to 40,700)	30,430 (28,200 to 32,600)	24,700 (22,900 to 26,500)	19,430 (17,900 to 20,900)	13,500 (12,400 to 14,600)	12,600 (11,500 to 13,700)	8,714 (7,900 to 9,528)	6,690 (6,050 to 7,330)	4,686 (4,230 to 5,142)	2,650 (2,390 to 2,910)	1,366 (1,230 to 1,502)	439 (396 to 482)	156 (141 to 171)	36.7 (33.1 to 40.3)	19.2 (17.3 to 21.1)	283,000
Physical violence by firearm	498 (383 to 647)	76.3 (55.9 to 104)	648 (518 to 810)	1,440 (1,050 to 1,830)	799 (592 to 1,000)	1,590 (1,210 to 2,040)	3,600 (2,800 to 4,400)	10,200 (7,400 to 13,000)	11,000 (8,000 to 14,000)	7,600 (5,600 to 9,600)	7,000 (5,100 to 8,900)	5,400 (3,900 to 6,900)	4,000 (2,900 to 5,100)	3,600 (2,600 to 4,600)	2,500 (1,800 to 3,200)	1,900 (1,400 to 2,400)	1,300 (900 to 1,700)	600 (400 to 800)	400 (300 to 500)	200 (100 to 270)	60 (40 to 80)	5.6 (3.6 to 7.5)	1.3 (0.3 to 2.3)	81,500
Physical violence by sharp object	0 (0 to 0)	0 (0 to 0)	0 (0 to 0)	1,110 (1,110 to 1,110)	1,110 (1,110 to 1,110)	1,110 (1,110 to 1,110)	1,110 (1,110 to 1,110)	1,110 (1,110 to 1,110)	6,710 (6,710 to 6,710)	1,110 (1,110 to 1,110)	1,110 (1,110 to 1,110)	1,110 (1,110 to 1,110)	1,110 (1,110 to 1,110)	1,110 (1,110 to 1,110)	1,110 (1,110 to 1,110)	1,110 (1,110 to 1,110)	1,110 (1,110 to 1,110)	1,110 (1,110 to 1,110)	1,110 (1,110 to 1,110)	1,110 (1,110 to 1,110)	1,110 (1,110 to 1,110)	82.5 (82.5 to 82.5)	4.5 (4.5 to 4.5)	62,700
Sexual violence	0 (0 to 0)	0 (0 to 0)	0 (0 to 0)	59.2 (59.2 to 59.2)	499 (387 to 722)	1,010 (772 to 1,360)	1,910 (1,500 to 2,610)	2,590 (1,920 to 3,960)	2,900 (1,480 to 4,770)	2,260 (1,260 to 3,260)	1,730 (970 to 2,750)	1,230 (728 to 1,950)	774 (441 to 1,260)	455 (251 to 850)	215 (127 to 354)	165 (89.7 to 278)	99.6 (52.1 to 168)	65.2 (31 to 99)	39.5 (20.7 to 58.3)	15.2 (12.5 to 26.2)	6.2 (5.4 to 9.7)	0.9 (0.9 to 1.4)	0.1 (0 to 0.1)	15,600
Physical violence by other means	848 (591 to 1,140)	21.1 (14.7 to 28)	1,060 (1,060 to 1,060)	1,970 (1,320 to 2,610)	1,910 (1,910 to 1,910)	2,060 (1,720 to 2,060)	1,170 (1,170 to 1,170)	1,170 (1,170 to 1,170)	1,170 (1,170 to 1,170)	1,170 (1,170 to 1,170)	1,170 (1,170 to 1,170)	1,170 (1,170 to 1,170)	1,170 (1,170 to 1,170)	1,170 (1,170 to 1,170)	1,170 (1,170 to 1,170)	1,170 (1,170 to 1,170)	1,170 (1,170 to 1,170)	1,170 (1,170 to 1,170)	1,170 (1,170 to 1,170)	1,170 (1,170 to 1,170)	1,170 (1,170 to 1,170)	167 (167 to 167)	12.2 (12.2 to 12.2)	2.9 (2.9 to 2.9)	104,000
Conflict and terrorism	0 (0 to 0.6)	0 (0 to 0)	0 (0 to 0)	0 (0 to 0)	0 (0 to 0)	0 (0 to 0)	0 (0 to 0)	0 (0 to 0)	0 (0 to 0)	0 (0 to 0)	0 (0 to 0)	0 (0 to 0)	0 (0 to 0)	0 (0 to 0)	0 (0 to 0)	0 (0 to 0)	0 (0 to 0)	0 (0 to 0)	0 (0 to 0)	0 (0 to 0)	0 (0 to 0)	0 (0 to 0)	0 (0 to 0)	0 (0 to 0)	0

Cell Table 2c: Madagascar: DALYS by cause and age group for both sexes with 95% uncertainty intervals, 2019

Cause	Early Neonatal	Late Neonatal	Post Neonatal	1 to 4	5 to 9	10 to 14	15 to 19	20 to 24	25 to 29	30 to 34	35 to 39	40 to 44	45 to 49	50 to 54	55 to 59	60 to 64	65 to 69	70 to 74	75 to 79	80 to 84	85 plus	Total
All causes	1,400,000 (1,230,000 to 1,550,000)	344,000 (279,000 to 420,000)	1,420,000 (1,150,000 to 1,710,000)	1,290,000 (1,050,000 to 1,550,000)	491,000 (391,000 to 592,000)	370,000 (304,000 to 439,000)	466,000 (388,000 to 553,000)	602,000 (514,000 to 699,000)	629,000 (541,000 to 724,000)	602,000 (516,000 to 692,000)	489,000 (417,000 to 564,000)	467,000 (397,000 to 540,000)	465,000 (395,000 to 537,000)	467,000 (396,000 to 542,000)	465,000 (395,000 to 539,000)	443,000 (375,000 to 513,000)	406,000 (337,000 to 480,000)	307,000 (246,000 to 373,000)	230,000 (166,000 to 299,000)	160,000 (103,000 to 226,000)	90,700 (60,400 to 130,000)	43,300 (27,000 to 66,000)	14,900 (2,190 to 34,900)	3,030 (1,240 to 5,810)	10,700,000
Communicable, maternal, neonatal, and nutritional diseases	1,270,000 (1,020,000 to 1,490,000)	306,000 (247,000 to 369,000)	1,220,000 (960,000 to 1,490,000)	1,060,000 (833,000 to 1,290,000)	329,000 (260,000 to 400,000)	193,000 (151,000 to 236,000)	171,000 (132,000 to 214,000)	196,000 (151,000 to 245,000)	192,000 (147,000 to 242,000)	197,000 (151,000 to 247,000)	177,000 (135,000 to 224,000)	152,000 (115,000 to 194,000)	129,000 (97,000 to 166,000)	107,000 (80,000 to 139,000)	87,000 (64,000 to 113,000)	67,000 (49,000 to 89,000)	50,000 (36,000 to 68,000)	32,000 (23,000 to 43,000)	19,000 (13,000 to 26,000)	9,000 (6,000 to 13,000)	3,660 (2,500 to 5,060)	1,020 (696 to 1,430)	6,070,000
HIV/AIDS and sexually transmitted infections	4,600 (3,600 to 5,800)	2,000 (1,200 to 3,000)	12,000 (8,000 to 17,000)	21,000 (14,000 to 30,000)	4,000 (2,900 to 5,200)	2,200 (1,700 to 2,900)	1,900 (1,500 to 2,500)	4,100 (3,200 to 5,200)	4,100 (3,200 to 5,100)	4,100 (3,200 to 5,200)	3,700 (2,900 to 4,800)	3,200 (2,500 to 4,200)	2,800 (2,200 to 3,600)	2,400 (1,900 to 3,100)	2,100 (1,600 to 2,700)	1,800 (1,400 to 2,300)	1,400 (1,100 to 1,900)	1,000 (800 to 1,400)	700 (500 to 1,000)	400 (300 to 600)	207 (147 to 287)	51.1 (36.4 to 70.8)	0.9 (0.6 to 1.3)	360,000
HIV/AIDS	4.1 (3.2 to 5.3)	1.8 (0.9 to 2.8)	10,000 (6,000 to 14,000)	19,000 (12,000 to 27,000)	3,000 (2,100 to 4,000)	1,700 (1,300 to 2,200)	1,500 (1,100 to 2,000)	3,800 (2,900 to 4,900)	3,800 (2,900 to 4,900)	3,800 (2,900 to 4,900)	3,400 (2,600 to 4,400)	2,900 (2,200 to 3,900)	2,500 (1,900 to 3,300)	2,100 (1,600 to 2,800)	1,800 (1,400 to 2,400)	1,500 (1,200 to 2,000)	1,200 (900 to 1,600)	900 (700 to 1,300)	600 (400 to 900)	400 (300 to 600)	207 (147 to 287)	51.1 (36.4 to 70.8)	0.9 (0.6 to 1.3)	101,000
HIV/AIDS - Drug-susceptible Tuberculosis	0 (0 to 0)	0 (0 to 0)	260 (130 to 440)	540 (220 to 930)	130 (51 to 190)	80.6 (33.5 to 124)	70.1 (27.6 to 107)	210 (89.9 to 321)	260 (109 to 397)	260 (109 to 397)	240 (101 to 364)	220 (92.7 to 337)	190 (79.1 to 289)	160 (67.1 to 245)	140 (58.1 to 213)	120 (49.7 to 182)	90 (37.1 to 137)	70 (28.4 to 106)	40 (16.3 to 60.4)	20 (8.2 to 30.1)	7.1 (2.9 to 10.8)	1.8 (0.7 to 2.7)	0.1 (0.0 to 0.1)	2,400
HIV/AIDS - Multidrug-resistant Tuberculosis without extensive drug resistance	0 (0 to 0)	0 (0 to 0)	22.4 (7.7 to 43.2)	42 (15.6 to 82.4)	9.6 (3.5 to 18.4)	6.1 (2.2 to 11.6)	5.3 (1.9 to 10.2)	13.2 (4.8 to 25.6)	19.8 (7.1 to 38.4)	19.8 (7.1 to 38.4)	18.2 (6.5 to 35.1)	16.6 (5.9 to 32.1)	14.3 (5.1 to 27.8)	12.1 (4.3 to 23.5)	10.7 (3.8 to 20.7)	9.1 (3.2 to 17.6)	6.8 (2.4 to 13.2)	5.3 (1.9 to 10.3)	3.1 (1.1 to 6.0)	1.5 (0.5 to 2.9)	0.5 (0.2 to 1.0)	0.1 (0.0 to 0.3)	0.0 (0.0 to 0.1)	490
HIV/AIDS - Extensively drug-resistant Tuberculosis	0 (0 to 0)	0 (0 to 0)	0.1 (0 to 0.2)	0.2 (0 to 0.4)	0 (0 to 0)	0 (0 to 0)	0 (0 to 0)	0 (0 to 0)	0 (0 to 0)	0 (0 to 0)	0 (0 to 0)	0 (0 to 0)	0 (0 to 0)	0 (0 to 0)	0 (0 to 0)	0 (0 to 0)	0 (0 to 0)	0 (0 to 0)	0 (0 to 0)	0 (0 to 0)	0 (0 to 0)	0 (0 to 0)	0 (0 to 0)	0 (0 to 0)	6.6
HIV/AIDS - Other sexually transmitted infections	0.7 (0.5 to 1.2)	0.2 (0.1 to 0.4)	1.6 (0.8 to 2.8)	2.5 (1.2 to 4.2)	0.7 (0.4 to 1.1)	0.4 (0.2 to 0.6)	0.3 (0.2 to 0.5)	0.3 (0.2 to 0.5)	0.3 (0.2 to 0.5)	0.3 (0.2 to 0.5)	0.3 (0.2 to 0.5)	0.3 (0.2 to 0.5)	0.3 (0.2 to 0.5)	0.3 (0.2 to 0.5)	0.3 (0.2 to 0.5)	0.3 (0.2 to 0.5)	0.3 (0.2 to 0.5)	0.3 (0.2 to 0.5)	0.3 (0.2 to 0.5)	0.3 (0.2 to 0.5)	0.3 (0.2 to 0.5)	0.3 (0.2 to 0.5)	0.3 (0.2 to 0.5)	2,210
HIV/AIDS resulting in other diseases	0.3 (0.2 to 0.4)	0.1 (0.1 to 0.2)	0.8 (0.4 to 1.4)	1.3 (0.6 to 2.1)	0.3 (0.2 to 0.5)	0.2 (0.1 to 0.3)	0.2 (0.1 to 0.3)	0.2 (0.1 to 0.3)	0.2 (0.1 to 0.3)	0.2 (0.1 to 0.3)	0.2 (0.1 to 0.3)	0.2 (0.1 to 0.3)	0.2 (0.1 to 0.3)	0.2 (0.1 to 0.3)	0.2 (0.1 to 0.3)	0.2 (0.1 to 0.3)	0.2 (0.1 to 0.3)	0.2 (0.1 to 0.3)	0.2 (0.1 to 0.3)	0.2 (0.1 to 0.3)	0.2 (0.1 to 0.3)	0.2 (0.1 to 0.3)	0.2 (0.1 to 0.3)	2,210
Sexually transmitted infections, excluding HIV	1,100 (1,000 to 1,200)	1,000 (1,000 to 1,000)	1,000 (1,000 to 1,000)	1,000 (1,000 to 1,000



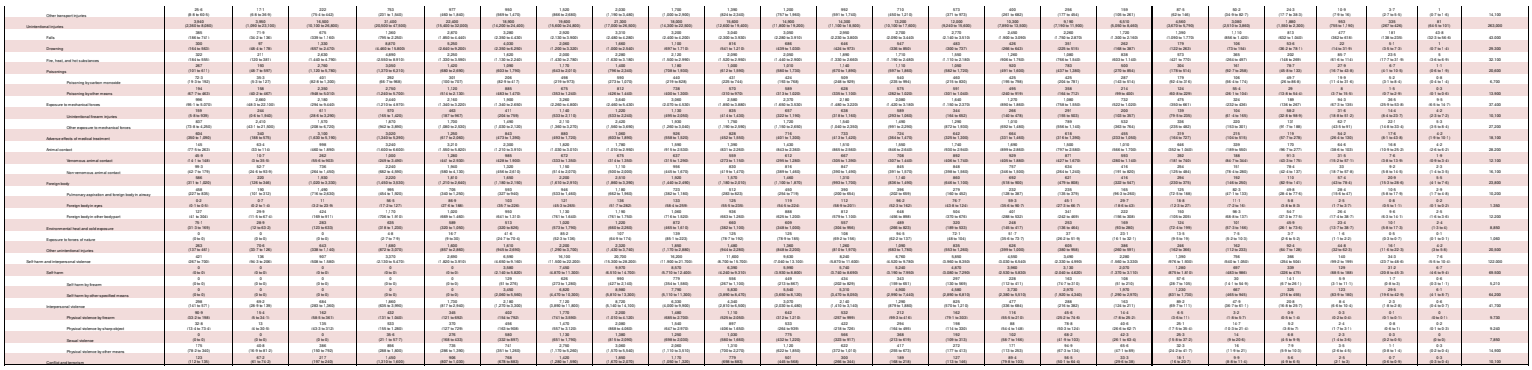

All Table 2c: Malmö 2045 to become mid and non areas for both sexes with 95% uncertainty intervals, 2029

Cause	Early Neonatal	Late Neonatal	Post Neonatal	1 to 5	5 to 9	10 to 14	15 to 19	20 to 24	25 to 29	30 to 34	35 to 39	40 to 44	45 to 49	50 to 54	55 to 59	60 to 64	65 to 69	70 to 74	75 to 79	80 to 84	85 to 89	90 to 94	95 plus	Total
All causes	976,000 (761,000 to 1,200,000)	228,000 (177,000 to 286,000)	763,000 (593,000 to 950,000)	653,000 (510,000 to 1,150,000)	348,000 (269,000 to 432,000)	330,000 (274,000 to 393,000)	379,000 (307,000 to 454,000)	393,000 (316,000 to 474,000)	341,000 (266,000 to 420,000)	379,000 (309,000 to 453,000)	379,000 (314,000 to 449,000)	364,000 (311,000 to 420,000)	337,000 (282,000 to 395,000)	375,000 (314,000 to 439,000)	337,000 (281,000 to 396,000)	334,000 (282,000 to 389,000)	339,000 (286,000 to 396,000)	339,000 (286,000 to 396,000)	339,000 (286,000 to 396,000)	339,000 (286,000 to 396,000)	339,000 (286,000 to 396,000)	339,000 (286,000 to 396,000)	7,930,000
Communicable, maternal, neonatal, and nutritional diseases	464,000 (361,000 to 570,000)	108,000 (84,000 to 133,000)	364,000 (283,000 to 447,000)	310,000 (242,000 to 381,000)	166,000 (129,000 to 204,000)	157,000 (122,000 to 193,000)	180,000 (140,000 to 221,000)	187,000 (145,000 to 230,000)	162,000 (126,000 to 199,000)	180,000 (140,000 to 221,000)	180,000 (140,000 to 221,000)	173,000 (135,000 to 213,000)	160,000 (125,000 to 197,000)	178,000 (139,000 to 219,000)	160,000 (125,000 to 197,000)	159,000 (124,000 to 195,000)	161,000 (126,000 to 198,000)	161,000 (126,000 to 198,000)	161,000 (126,000 to 198,000)	161,000 (126,000 to 198,000)	161,000 (126,000 to 198,000)	161,000 (126,000 to 198,000)	3,770,000
HIV/AIDS and sexually transmitted infections	42,000 (32,000 to 52,000)	9,000 (7,000 to 11,000)	33,000 (25,000 to 41,000)	28,000 (22,000 to 35,000)	15,000 (11,000 to 19,000)	14,000 (11,000 to 17,000)	16,000 (12,000 to 20,000)	17,000 (13,000 to 21,000)	15,000 (11,000 to 18,000)	16,000 (12,000 to 20,000)	16,000 (13,000 to 20,000)	15,000 (12,000 to 19,000)	14,000 (11,000 to 17,000)	16,000 (12,000 to 20,000)	14,000 (11,000 to 17,000)	14,000 (11,000 to 17,000)	14,000 (11,000 to 17,000)	14,000 (11,000 to 17,000)	14,000 (11,000 to 17,000)	14,000 (11,000 to 17,000)	14,000 (11,000 to 17,000)	14,000 (11,000 to 17,000)	340,000
HIV/AIDS	41,000 (31,000 to 51,000)	9,000 (6,000 to 11,000)	32,000 (24,000 to 40,000)	27,000 (21,000 to 34,000)	14,000 (10,000 to 18,000)	13,000 (10,000 to 16,000)	15,000 (11,000 to 19,000)	16,000 (12,000 to 20,000)	14,000 (10,000 to 18,000)	15,000 (11,000 to 19,000)	15,000 (12,000 to 19,000)	14,000 (11,000 to 18,000)	13,000 (10,000 to 16,000)	15,000 (11,000 to 19,000)	13,000 (10,000 to 16,000)	13,000 (10,000 to 16,000)	13,000 (10,000 to 16,000)	13,000 (10,000 to 16,000)	13,000 (10,000 to 16,000)	13,000 (10,000 to 16,000)	13,000 (10,000 to 16,000)	13,000 (10,000 to 16,000)	320,000
HIV/AIDS - Drug-susceptible Tuberculosis	2,000 (1,000 to 3,000)	500 (400 to 700)	1,000 (1,000 to 2,000)	1,000 (1,000 to 2,000)	700 (500 to 900)	700 (500 to 900)	800 (600 to 1,000)	900 (700 to 1,000)	800 (600 to 1,000)	800 (600 to 1,000)	800 (600 to 1,000)	800 (600 to 1,000)	700 (500 to 900)	800 (600 to 1,000)	700 (500 to 900)	700 (500 to 900)	700 (500 to 900)	700 (500 to 900)	700 (500 to 900)	700 (500 to 900)	700 (500 to 900)	700 (500 to 900)	700 (500 to 900)	16,000
HIV/AIDS - Multidrug-resistant Tuberculosis without extensive drug resistance	0 (0 to 0)	0 (0 to 0)	0 (0 to 0)	0 (0 to 0)	0 (0 to 0)	0 (0 to 0)	0 (0 to 0)	0 (0 to 0)	0 (0 to 0)	0 (0 to 0)	0 (0 to 0)	0 (0 to 0)	0 (0 to 0)	0 (0 to 0)	0 (0 to 0)	0 (0 to 0)	0 (0 to 0)	0 (0 to 0)	0 (0 to 0)	0 (0 to 0)	0 (0 to 0)	0 (0 to 0)	0 (0 to 0)	0
HIV/AIDS - Extensively drug-resistant Tuberculosis	0 (0 to 0)	0 (0 to 0)	0 (0 to 0)	0 (0 to 0)	0 (0 to 0)	0 (0 to 0)	0 (0 to 0)	0 (0 to 0)	0 (0 to 0)	0 (0 to 0)	0 (0 to 0)	0 (0 to 0)	0 (0 to 0)	0 (0 to 0)	0 (0 to 0)	0 (0 to 0)	0 (0 to 0)	0 (0 to 0)	0 (0 to 0)	0 (0 to 0)	0 (0 to 0)	0 (0 to 0)	0 (0 to 0)	0
HIV/AIDS resulting in other diseases	1 (1 to 2)	0 (0 to 0)	1 (1 to 1)	1 (1 to 1)	0 (0 to 0)	0 (0 to 0)	0 (0 to 0)	0 (0 to 0)	0 (0 to 0)	0 (0 to 0)	0 (0 to 0)	0 (0 to 0)	0 (0 to 0)	0 (0 to 0)	0 (0 to 0)	0 (0 to 0)	0 (0 to 0)	0 (0 to 0)	0 (0 to 0)	0 (0 to 0)	0 (0 to 0)	0 (0 to 0)	0 (0 to 0)	0
Sexually transmitted infections, excluding HIV	1,000 (1,000 to 1,000)	200 (200 to 300)	1,000 (1,000 to 1,000)	1,000 (1,000 to 1,000)	500 (400 to 600)	500 (400 to 600)	600 (500 to 700)	600 (500 to 700)	500 (400 to 600)	600 (500 to 700)	600 (500 to 700)	600 (500 to 700)	500 (400 to 600)	600 (500 to 700)	500 (400 to 600)	500 (400 to 600)	500 (400 to 600)	500 (400 to 600)	500 (400 to 600)	500 (400 to 600)	500 (400 to 600)	500 (400 to 600)	500 (400 to 600)	12,000
Syphilis	500 (200 to 1,000)	100 (0 to 200)	500 (200 to 1,000)	400 (200 to 800)	200 (100 to 400)	200 (100 to 400)	200 (100 to 400)	200 (100 to 400)	200 (100 to 400)	200 (100 to 400)	200 (100 to 400)	200 (100 to 400)	200 (100 to 400)	200 (100 to 400)	200 (100 to 400)	200 (100 to 400)	200 (100 to 400)	200 (100 to 400)	200 (100 to 400)	200 (100 to 400)	200 (100 to 400)	200 (100 to 400)	200 (100 to 400)	4,000
Chlamydial infection	0 (0 to 0)	0 (0 to 0)	0 (0 to 0)	0 (0 to 0)	0 (0 to 0)	0 (0 to 0)	0 (0 to 0)	0 (0 to 0)	0 (0 to 0)	0 (0 to 0)	0 (0 to 0)	0 (0 to 0)	0 (0 to 0)	0 (0 to 0)	0 (0 to 0)	0 (0 to 0)	0 (0 to 0)	0 (0 to 0)	0 (0 to 0)	0 (0 to 0)	0 (0 to 0)	0 (0 to 0)	0 (0 to 0)	0
Gonococcal infection	0 (0 to 0)	0 (0 to 0)	0 (0 to 0)	0 (0 to 0)	0 (0 to 0)	0 (0 to 0)	0 (0 to 0)	0 (0 to 0)	0 (0 to 0)	0 (0 to 0)	0 (0 to 0)	0 (0 to 0)	0 (0 to 0)	0 (0 to 0)	0 (0 to 0)	0 (0 to 0)	0 (0 to 0)	0 (0 to 0)	0 (0 to 0)	0 (0 to 0)	0 (0 to 0)	0 (0 to 0)	0 (0 to 0)	0
Trichomoniasis	0 (0 to 0)	0 (0 to 0)	0 (0 to 0)	0 (0 to 0)	0 (0 to 0)	0 (0 to 0)	0 (0 to 0)	0 (0 to 0)	0 (0 to 0)	0 (0 to 0)	0 (0 to 0)	0 (0 to 0)	0 (0 to 0)	0 (0 to 0)	0 (0 to 0)	0 (0 to 0)	0 (0 to 0)	0 (0 to 0)	0 (0 to 0)	0 (0 to 0)	0 (0 to 0)	0 (0 to 0)	0 (0 to 0)	0
Genital herpes	0 (0 to 0)	0 (0 to 0)	0 (0 to 0)	0 (0 to 0)	0 (0 to 0)	0 (0 to 0)	0 (0 to 0)	0 (0 to 0)	0 (0 to 0)	0 (0 to 0)	0 (0 to 0)	0 (0 to 0)	0 (0 to 0)	0 (0 to 0)	0 (0 to 0)	0 (0 to 0)	0 (0 to 0)	0 (0 to 0)	0 (0 to 0)	0 (0 to 0)	0 (0 to 0)	0 (0 to 0)	0 (0 to 0)	0
Other sexually transmitted infections	1 (0 to 2)	0 (0 to 0)	1 (0 to 1)	1 (0 to 1)	0 (0 to 0)	0 (0 to 0)	0 (0 to 0)	0 (0 to 0)	0 (0 to 0)	0 (0 to 0)	0 (0 to 0)	0 (0 to 0)	0 (0 to 0)	0 (0 to 0)	0 (0 to 0)	0 (0 to 0)	0 (0 to 0)	0 (0 to 0)	0 (0 to 0)	0 (0 to 0)	0 (0 to 0)	0 (0 to 0)	0 (0 to 0)	0
HIV/AIDS resulting in other diseases	1 (1 to 2)	0 (0 to 0)	1 (1 to 1)	1 (1 to 1)	0 (0 to 0)	0 (0 to 0)	0 (0 to 0)	0 (0 to 0)	0 (0 to 0)	0 (0 to 0)	0 (0 to 0)	0 (0 to 0)	0 (0 to 0)	0 (0 to 0)	0 (0 to 0)	0 (0 to 0)	0 (0 to 0)	0 (0 to 0)	0 (0 to 0)	0 (0 to 0)	0 (0 to 0)	0 (0 to 0)	0 (0 to 0)	0
Respiratory infections and tuberculosis	56,000 (34,000 to 87,000)	25,000 (17,000 to 35,000)	146,000 (100,000 to 196,000)	103,000 (69,000 to 139,000)	36,000 (18,000 to 59,000)	17,000 (7,000 to 31,000)	23,000 (10,000 to 40,000)	31,000 (14,000 to 52,000)	38,000 (17,000 to 63,000)	39,000 (18,000 to 65,000)	42,000 (20,000 to 68,000)	42,000 (20,000 to 68,000)	42,000 (20,000 to 68,000)	51,000 (24,000 to 83,000)	42,000 (20,000 to 68,000)	42,000 (20,000 to 68,000)	42,000 (20,000 to 68,000)	42,000 (20,000 to 68,000)	42,000 (20,000 to 68,000)	42,000 (20,000 to 68,000)	42,000 (20,000 to 68,000)	42,000 (20,000 to 68,000)	880,000
Tuberculosis	0 (0 to 0)	0 (0 to 0)	9,000 (6,000 to 13,000)	13,000 (9,000 to 18,000)	6,000 (4,000 to 8,000)	5,000 (3,000 to 7,000)	7,000 (5,000 to 10,000)	9,000 (6,000 to 12,000)	10,000 (7,000 to 14,000)	11,000 (8,000 to 15,000)	12,000 (8,000 to 16,000)	12,000 (9,000 to 16,000)	11,000 (8,000 to 15,000)	13,000 (9,000 to 18,000)	11,000 (8,000 to 15,000)	11,000 (8,000 to 15,000)	11,000 (8,000 to 15,000)	11,000 (8,000 to 15,000)	11,000 (8,000 to 15,000)	11,000 (8,000 to 15,000)	11,000 (8,000 to 15,000)	11,000 (8,000 to 15,000)	247,000
Latent tuberculosis infection	0 (0 to 0)	0 (0 to 0)	0 (0 to 0)	0 (0 to 0)	0 (0 to 0)	0 (0 to 0)	0 (0 to 0)	0 (0 to 0)	0 (0 to 0)	0 (0 to 0)	0 (0 to 0)	0 (0 to 0)	0 (0 to 0)	0 (0 to 0)	0 (0 to 0)	0 (0 to 0)	0 (0 to 0)	0 (0 to 0)	0 (0 to 0)	0 (0 to 0)	0 (0 to 0)	0 (0 to 0)	0 (0 to 0)	0
Drug-susceptible tuberculosis	0 (0 to 0)	0 (0 to 0)	0 (0 to 0)	0 (0 to 0)	0 (0 to 0)	0 (0 to 0)	0 (0 to 0)	0 (0 to 0)	0 (0 to 0)	0 (0 to 0)	0 (0 to 0)	0 (0 to 0)	0 (0 to 0)	0 (0 to 0)	0 (0 to 0)	0 (0 to 0)	0 (0 to 0)	0 (0 to 0)	0 (0 to 0)	0 (0 to 0)	0 (0 to 0)	0 (0 to 0)	0 (0 to 0)	0
Multidrug-resistant tuberculosis without extensive drug resistance	0 (0 to 0)	0 (0 to 0)	0 (0 to 0)	0 (0 to 0)	0 (0 to 0)	0 (0 to 0)	0 (0 to 0)	0 (0 to 0)	0 (0 to 0)	0 (0 to 0)	0 (0 to 0)	0 (0 to 0)	0 (0 to 0)	0 (0 to 0)	0 (0 to 0)	0 (0 to 0)	0 (0 to 0)	0 (0 to 0)	0 (0 to 0)	0 (0 to 0)	0 (0 to 0)	0 (0 to 0)	0 (0 to 0)	0
Extensively drug-resistant tuberculosis	0 (0 to 0)	0 (0 to 0)	0 (0 to 0)	0 (0 to 0)	0 (0 to 0)	0 (0 to 0)	0 (0 to 0)	0 (0 to 0)	0 (0 to 0)	0 (0 to 0)	0 (0 to 0)	0 (0 to 0)	0 (0 to 0)	0 (0 to 0)	0 (0 to 0)	0 (0 to 0)	0 (0 to 0)	0 (0 to 0)	0 (0 to 0)	0 (0 to 0)	0 (0 to 0)	0 (0 to 0)	0 (0 to 0)	0
Tuberculosis resulting in other diseases	0 (0 to 0)	0 (0 to 0)	0 (0 to 0)	0 (0 to 0)	0 (0 to 0)	0 (0 to 0)	0 (0 to 0)	0 (0 to 0)	0 (0 to 0)	0 (0 to 0)	0 (0 to 0)	0 (0 to 0)	0 (0 to 0)	0 (0 to 0)	0 (0 to 0)	0 (0 to 0)	0 (0 to 0)	0 (0 to 0)	0 (0 to 0)	0 (0 to 0)	0 (0 to 0)	0 (0 to 0)	0 (0 to 0)	0
Lower respiratory infections	55,000 (33,000 to 86,000)	25,000 (17,000 to 35,000)	137,000 (94,000 to 185,000)	90,000 (60,000 to 122,000)	30,000 (14,000 to 52,000)	12,000 (5,000 to 23,000)	16,000 (7,000 to 29,000)	22,000 (9,000 to 39,000)	28,000 (12,000 to 48,000)	28,000 (12,000 to 48,000)	30,000 (14,000 to 51,000)	30,000 (14,000 to 51,000)	31,000 (14,000 to 53,000)	38,000 (17,000 to 65,000)	31,000 (14,000 to 53,000)	31,000 (14,000 to 53,000)	31,000 (14,000 to 53,000)	31,000 (14,000 to 53,000)	31,000 (14,000 to 53,000)	31,000 (14,000 to 53,000)	31,000 (14,000 to 53,000)	31,000 (14,000 to 53,000)	517,000
Otitis media	0 (0 to 0)	0 (0 to 0)	0 (0 to 0)	0 (0 to 0)	0 (0 to 0)	0 (0 to 0)	0 (0 to 0)	0 (0 to 0)	0 (0 to 0)	0 (0 to 0)	0 (0 to 0)	0 (0 to 0)	0 (0 to 0)	0 (0 to 0)	0 (0 to 0)	0 (0 to 0)	0 (0 to 0)	0 (0 to 0)	0 (0 to 0)	0 (0 to 0)	0 (0 to 0)	0 (0 to 0)	0 (0 to 0)	0
Upper respiratory infections	1,000 (1,000 to 1,000)	200 (100 to 300)	9,000 (6,000 to 12,000)	13,000 (9,000 to 18,000)	6,000 (4,000 to 8,000)	5,000 (3,000 to 7,000)	7,000 (5,000 to 10,000)	9,000 (6,000 to 12,000)	10,000 (7,000 to 14,000)	11,000 (8,000 to 15,000)	12,000 (8,000 to 16,000)	12,000 (9,000 to 16,000)	11,000 (8,000 to 15,000)	13,000 (9,000 to 18,000)	11,000 (8,000 to 15,000)	11,000 (8,000 to 15,000)	11,000 (8,000 to 15,000)	11,000 (8,000 to 15,000)	11,000 (8,000 to 15,000)	11,000 (8,000 to 15,000)	11,000 (8,000 to 15,000)	11,000 (8,000 to 15,000)	247,000
Otitis media	0 (0 to 0)	0 (0 to 0)	0 (0 to 0)	0 (0 to 0)	0 (0 to 0)	0 (0 to 0)	0 (0 to 0)	0 (0 to 0)	0 (0 to 0)	0 (0 to 0)	0 (0 to 0)	0 (0 to 0)	0 (0 to 0)	0 (0 to 0)	0 (0 to 0)	0 (0 to 0)	0 (0 to 0)	0 (0 to 0)	0 (0 to 0)	0 (0 to 0)	0 (0 to 0)	0 (0 to 0)	0 (0 to 0)	0
Enteric infections	4,000 (3,000 to 5,000)	1,000 (1,000 to 1,000)	4,000 (3,000 to 5,000)	3,000 (2,000 to 4,000)	2,000 (1,000 to 2,000)	2,000 (1,000 to 2,000)	2,000 (1,000 to 2,000)	2,000 (1,000 to 2,000)	2,000 (1,000 to 2,000)	2,000 (1,000 to 2,000)	2,000 (1,000 to 2,000)	2,000 (1,000 to 2,000)	2,000 (1,000 to 2,000)	2,000 (1,000 to 2,000)	2,000 (1,000 to 2,000)	2,000 (1,000 to 2,000)	2,000 (1,000 to 2,000)	2,000 (1,000 to 2,000)	2,000 (1,000 to 2,000)	2,000 (1,000 to 2,000)	2,000 (1,000 to 2,000)	2,000 (1,000 to 2,000)	46,000
Diarrheal diseases	4,000 (3,000 to 5,000)	1,000 (1,000 to 1,000)	4,000 (3,000 to 5,000)	3,000 (2,000 to 4,000)	2,000 (1,000 to 2,000)	2,000 (1,000 to 2,000)	2,000 (1,000 to 2,000)	2,000 (1,000 to 2,000)	2,000 (1,000 to 2,000)	2,000 (1,000 to 2,000)	2,000 (1,000 to 2,000)	2,000 (1,000 to 2,000)	2,000 (1,000 to 2,000)	2,000 (1,000 to 2,000)	2,000 (1,000 to 2,000)	2,000 (1,000 to 2,000)	2,000 (1,000 to 2,000)	2,000 (1,000 to 2,000)	2,000 (1,000 to 2,000)	2,000 (1,000 to 2,000)	2,000 (1,000 to 2,000)	2,000 (1,000 to 2,000)	46,000
Typhoid and paratyphoid	0 (0 to 0)	0 (0 to 0)	0 (0 to 0)	0 (0 to 0)	0 (0 to 0)	0 (0 to 0)	0 (0 to 0)	0 (0 to 0)	0 (0 to 0)	0 (0 to 0)	0 (0 to 0)	0 (0 to 0)	0 (0 to 0)	0 (0 to 0)	0 (0 to 0)	0 (0 to 0)	0 (0 to 0)	0 (0 to 0)	0 (0 to 0)	0 (0 to 0)	0 (0 to 0)	0 (0 to 0)	0 (0 to 0)	0
Typhoid fever	0 (0 to 0)	0 (0 to 0)	0 (0 to 0)	0 (0 to 0)	0 (0 to 0)	0 (0 to 0)	0 (0 to 0)	0 (0 to 0)	0 (0 to 0)	0 (0 to 0)	0 (0 to 0)	0 (0 to 0)	0 (0 to 0)	0 (0 to 0)	0 (0 to 0)	0 (0 to 0)	0 (0 to 0)	0 (0 to 0)	0 (0 to 0)	0 (0 to 0)	0 (0 to 0)	0 (0 to 0)	0 (0 to 0)	0
Paratyphoid fever	0 (0 to 0)	0 (0 to 0)	0 (0 to 0)	0 (0 to 0)	0 (0 to 0)	0 (0 to 0)	0 (0 to 0)	0 (0 to 0)	0 (0 to 0)	0 (0 to 0)	0 (0 to 0)	0 (0 to 0)	0 (0 to 0)	0 (0 to 0)	0 (0 to 0)	0 (0 to 0)	0 (0 to 0)	0 (0 to 0)	0 (0 to 0)	0 (0 to 0)	0 (0 to 0)	0 (0 to 0)	0 (0 to 0)	0
Invasive Non-typhoidal Salmonellae (iNTS)	600 (497 to 1,000)	100 (84 to 200)	500 (2,963 to 1,000)	500 (2,703 to 1,000)	300 (2,000 to 500)	300 (2,000 to 500)	300 (2,000 to 500)	300 (2,000 to 500)	300 (2,000 to 500)	300 (2,000 to 500)	300 (2,000 to 500)	300 (2,000 to 500)	300 (2,000 to 500)	300 (2,000 to 500)	300 (2,000 to 500)	300 (2,000 to 500)	300 (2,000 to 500)	300 (2,000 to 500)	300 (2,000 to 500)	300 (2,000 to 500)	300 (2,000 to 500)	300 (2,000 to 500)	300 (2,000 to 500)	6,000
Other intestinal infectious diseases	0 (0 to 0)	0 (0 to 0)	200 (0 to 1,000)	400 (0 to 1,000)	200 (0 to 400)	200 (0 to 400)	200 (0 to 400)	200 (0 to 400)	200 (0 to 400)	200 (0 to 400)	200 (0 to 400)	200 (0 to 400)	200 (0 to 400)	200 (0 to 400)	200 (0 to 400)	200 (0 to 400)	200 (0 to 400)	200 (0 to 400)	200 (0 to 400)	200 (0 to 400)	200 (0 to 400)	200 (0 to 400)	200 (0 to 400)	4,000
Neglected tropical diseases and malaria	19,000 (12,000 to 28,000)	4,000 (2,000 to 5,000)	13,000 (9,000 to 18,000)	10,000 (7,000 to 14,000)	5,000 (3,000 to 7,000)	5,000 (3,000 to 7,000)	6,000 (4,000 to 8,000)	6,000 (4,000 to 8,000)	5,000 (3,000 to 7,000)	6,000 (4,000 to 8,000)	6,000 (4,000 to 8,000)	6,000 (4,000 to 8,000)	5,000 (3,000 to 7,000)	6,000 (4,000 to 8,000)	5,000 (3,000 to 7,000)	5,000 (3,000 to 7,000)	5,000 (3,000 to 7,000)	5,000 (3,000 to 7,000)	5,000 (3,000 to 7,000)	5,000 (3,000 to 7,000)	5,000 (3,000 to 7,000)	5,000 (3,000 to 7,000)	122,000
Malaria	0 (0 to 0)	0 (0 to 0)	0 (0 to 0)	0 (0 to 0)	0 (0 to 0)	0 (0 to 0)	0 (0 to 0)	0 (0 to 0)	0 (0 to 0)	0 (0 to 0)	0 (0 to 0)	0 (0 to 0)	0 (0 to 0)	0 (0 to 0)	0 (0 to 0)	0 (0 to 0)	0 (0 to 0)	0 (0 to 0)	0 (0 to 0)	0 (0 to 0)	0 (0 to 0)	0 (0 to 0)	0 (0 to 0)	0
Chagas disease	0 (0 to 0)	0 (0 to 0)	0 (0 to 0)	0 (0 to 0)	0 (0 to 0)	0 (0 to 0)	0 (0 to 0)	0 (0 to 0)	0 (0 to 0)	0 (0 to 0)	0 (0 to 0)	0 (0 to 0)	0 (0 to 0)	0 (0 to 0)	0 (0 to 0)	0 (0 to 0)	0 (0 to 0)	0 (0 to 0)	0 (0 to 0)	0 (0 to 0)	0 (0 to 0)	0 (0 to 0)	0 (0 to 0)	0
Leishmaniasis	0 (0 to 0)	0 (0 to 0)	0 (0 to 0)	0 (0 to 0)	0 (0 to 0)	0 (0 to 0)	0 (0 to 0)	0 (0 to 0)	0 (0 to 0)	0 (0 to 0)	0 (0 to 0)	0 (0 to 0)	0 (0 to 0)	0 (0 to 0)	0 (0 to 0)	0 (0 to 0)	0 (0 to 0)	0 (0 to 0)	0 (0 to 0)	0 (0 to 0)	0 (0 to 0)	0 (0 to 0)	0 (0 to 0)	0
Visceral leishmaniasis	0 (0 to 0)	0 (0 to 0)	0 (0 to 0)	0 (0 to 0)	0 (0 to 0)	0 (0 to 0)	0 (0 to 0)	0 (0 to 0)	0 (0 to 0)	0 (0 to 0)	0 (0 to 0)	0 (0 to 0)	0 (0 to 0)	0 (0 to 0)	0 (0 to 0)	0 (0 to 0)	0 (0 to 0)	0 (0 to 0)	0 (0 to 0)	0 (0 to 0)	0 (0 to 0)	0 (0 to 0)	0 (0 to 0)	0
Cutaneous and mucocutaneous leishmaniasis	0 (0 to 0)	0 (0 to 0)	0 (0 to 0)	0 (0 to 0)	0 (0 to 0)	0 (0 to 0)	0 (0 to 0)	0 (0 to 0)	0 (0 to 0)	0 (0 to 0)	0 (0 to 0)	0 (0 to 0)	0 (0 to 0)	0 (0 to 0)	0 (0 to 0)	0 (0 to 0)	0 (0 to 0)	0 (0 to 0)	0 (0 to 0)	0 (0 to 0)	0 (0 to 0)	0 (0 to 0)	0 (0 to 0)	0
African trypanosomiasis	0 (0 to 0)	0 (0 to 0)	0 (0 to 0)	0 (0 to 0)	0 (0 to 0)	0 (0 to 0)	0 (0 to 0)	0 (0 to 0)	0 (0 to 0)	0 (0 to 0)	0 (0 to 0)	0 (0 to 0)	0 (0 to 0)	0 (0 to 0)	0 (0 to 0)	0 (0 to 0)	0 (0 to 0)	0 (0 to 0)	0 (0 to 0)	0 (0 to 0)	0 (0 to 0)	0 (0 to 0)	0 (0 to 0)	0
Schistosomiasis	0 (0 to 0)	0 (0 to 0)	0 (0 to 0)	0 (0 to 0)	0 (0 to 0)	0 (0 to 0)	0 (0 to 0)	0 (0 to 0)	0 (0 to 0)	0 (0 to 0)	0 (0 to 0)	0 (0 to 0)	0 (0 to 0)	0 (0 to 0)	0 (0 to 0)	0 (0 to 0)	0 (0 to 0)	0 (0 to 0)	0 (0 to 0)	0 (0 to 0)	0 (0 to 0)	0 (0 to 0)	0 (0 to 0)	0
Cysticercosis	0 (0 to 0)	0 (0 to 0)	0 (0 to 0)	0 (0 to 0)	0 (0 to 0)	0 (0 to 0)	0 (0 to 0)	0 (0 to 0)	0 (0 to 0)	0 (0 to 0)	0 (0 to 0)	0 (0 to 0)	0 (0 to 0)	0 (0 to 0)	0 (0 to 0)	0 (0 to 0)	0 (0 to 0)	0 (0 to 0)	0 (0 to 0)	0 (0 to 0)	0 (0 to 0)	0 (0 to 0)	0 (0 to 0)	0
Cystic echinococcosis	0 (0 to 0)	0 (0 to 0)	0 (0 to 0)	0 (0 to 0)	0 (0 to 0)	0 (0 to 0)	0 (0 to 0)	0 (0 to 0)	0 (0 to 0)	0 (0 to 0)	0 (0 to 0)	0 (0 to 0)	0 (0 to 0)	0 (0 to 0)	0 (0 to 0)	0 (0 to 0)	0 (0 to 0)	0 (0 to 0)	0 (0 to 0)	0 (0 to 0)	0 (0 to 0)	0 (0 to 0)	0 (0 to 0)	0
Lymphatic filariasis	0 (0 to 0)	0 (0 to 0)	0 (0 to 0)	0 (0 to 0)	0 (0 to 0)	0 (0 to 0)	0 (0 to 0)	0 (0 to 0)	0 (0 to 0)	0 (0 to 0)	0 (0 to 0)	0 (0 to 0)	0 (0 to 0)	0 (0 to 0)	0 (0 to 0)	0 (0 to 0)	0 (0 to 0)	0 (0 to 0)	0 (0 to 0)	0 (0 to 0)	0 (0 to 0)	0 (0 to 0)	0 (0 to 0)	0
Onchocerciasis	0 (0 to 0)	0 (0 to 0)	0 (0 to 0)	0 (0 to 0)	0 (0 to 0)	0 (0 to 0)	0 (0 to 0)	0 (0 to 0)	0 (0 to 0)	0 (0 to 0)	0 (0 to 0)	0 (0 to 0)	0 (0 to 0)	0 (0 to 0)	0 (0 to 0)	0 (0 to 0)	0 (0 to 0)	0 (0 to 0)	0 (0 to 0)	0 (0 to 0)	0 (0 to 0)	0 (0 to 0)	0 (0 to 0)	0
Trachoma	0 (0 to 0)	0 (0 to 0)	0 (0 to 0)	0 (0 to 0)	0 (0 to 0)	0 (0 to 0)	0 (0 to 0)	0 (0 to 0)	0 (0 to 0)	0 (0 to 0)	0 (0 to 0)	0 (0 to 0)	0 (0 to 0)	0 (0 to 0)	0 (0 to 0)	0 (0 to 0)	0 (0 to 0)	0 (0 to 0)	0 (0 to 0)	0 (0 to 0)	0 (0 to 0)	0 (0 to 0)	0 (0 to 0)	0
Dengue	0 (0 to 0)	0 (0 to 0)	0 (0 to 0)	0 (0 to 0)	0 (0 to 0)	0 (0 to 0)	0 (0 to 0)	0 (0 to 0)	0 (0 to 0)	0 (0 to 0)	0 (0 to 0)	0 (0 to 0)	0 (0 to 0)	0 (0 to 0)	0 (0 to 0)	0 (0 to 0)	0 (0 to 0)	0 (0 to 0)	0 (0 to 0)	0 (0 to 0)	0 (0 to 0)	0 (0 to 0)	0 (0 to 0)	0
Yellow fever	0 (0 to 0)	0 (0 to 0)	0 (0 to 0)	0 (0 to 0)	0 (0 to 0)	0 (0 to 0)	0 (0 to 0)	0 (0 to 0)	0 (0 to 0)	0 (0 to 0)	0 (0 to 0)	0 (0 to 0)	0 (0 to 0)	0 (0 to 0)	0 (0 to 0)	0 (0 to 0)	0 (0 to 0)	0 (0 to 0)	0 (0 to 0)	0 (0 to 0)	0 (0 to 0)	0 (0 to 0)	0 (0 to 0)	0
Rabies	0 (0 to 0)	0 (0 to 0)	0 (0 to 0)	0 (0 to 0)	0 (0 to 0)	0 (0 to 0)	0 (0 to 0)	0 (0 to 0)	0 (0 to 0)	0 (0 to 0)	0 (0 to 0)	0 (0 to 0)	0 (0 to 0)	0 (0 to 0)	0 (0 to 0)	0 (0 to 0)	0 (0 to 0)	0 (0 to 0)	0 (0 to 0)	0 (0 to 0)	0 (0 to 0)	0 (0 to 0)	0 (0 to 0)	0
Intestinal nematode infections	0 (0 to 0)	0 (0 to 0)	0 (0 to 0)	0 (0 to 0)	0 (0 to 0)	0 (0 to 0)	0 (0 to 0)	0 (0 to 0)	0 (0 to 0)	0 (0 to 0)	0 (0 to 0)	0 (0 to 0)	0 (0 to 0)	0 (0 to 0)	0 (0 to 0)	0 (0 to 0)	0 (0 to 0)	0 (0 to 0)	0 (0 to 0)	0 (0 to 0)	0 (0 to 0)	0 (0 to 0)	0 (0 to 0)	0
Ascariasis	0 (0 to 0)	0 (0 to 0)	0 (0 to 0)	0 (0 to 0)	0 (0 to 0)	0 (0 to 0)	0 (0 to 0)	0 (0 to 0)	0 (0 to 0)	0 (0 to 0)	0 (0 to 0)	0 (0 to 0)	0 (0 to 0)	0 (0 to 0)	0 (0 to 0)	0 (0 to 0)	0 (0 to 0)	0 (0 to 0)	0 (0 to 0)	0 (0 to 0)	0 (0 to 0)	0 (0 to 0)	0 (0 to 0)	0
Trichuriasis	0 (0 to 0)	0 (0 to 0)	0 (0 to 0)	0 (0 to 0)	0 (0 to 0)	0 (0 to 0)	0 (0 to 0)	0 (0 to 0)	0 (0 to 0)	0 (0 to 0)	0 (0 to 0)



Other transport injuries	14·7 (4·8 to 36·2)	11·7 (4·4 to 25·7)	153 (52·6 to 299)	861 (209 to 1,780)	671 (333 to 1,210)	702 (418 to 1,150)	1,290 (659 to 2,480)	1,450 (789 to 2,730)	1,090 (607 to 1,950)	970 (558 to 1,800)	804 (470 to 1,440)	623 (356 to 1,080)	441 (266 to 750)	309 (185 to 557)	201 (129 to 330)	144 (93·9 to 246)	118 (79·4 to 206)	71·6 (49·5 to 120)	42·9 (29·4 to 71·9)	19·9 (14·1 to 31·6)	8·9 (6·4 to 13·2)	3·6 (2·6 to 5·1)	1·3 (0·9 to 1·9)	10,000
Unintentional injuries	2,330 (1,500 to 3,900)	2,190 (733 to 10,000)	12,000 (7,640 to 20,300)	37,000 (24,400 to 55,100)	16,400 (11,700 to 23,300)	14,700 (11,400 to 19,000)	15,800 (12,000 to 20,400)	14,600 (11,100 to 19,100)	11,000 (8,590 to 14,000)	9,950 (7,680 to 12,500)	9,250 (7,190 to 11,700)	8,380 (6,480 to 10,600)	7,620 (5,870 to 9,700)	6,280 (4,890 to 7,850)	5,330 (4,240 to 6,730)	5,620 (4,450 to 7,030)	5,310 (4,340 to 6,590)	4,380 (3,660 to 5,340)	3,280 (2,770 to 3,980)	2,070 (1,700 to 2,530)	1,090 (866 to 1,340)	464 (362 to 588)	132 (103 to 166)	195,000
Falls	319 (166 to 613)	62·1 (30 to 119)	691 (365 to 1,190)	1,900 (1,030 to 3,310)	2,700 (1,790 to 4,240)	3,160 (2,200 to 4,310)	2,520 (1,870 to 3,300)	2,510 (1,850 to 3,300)	2,190 (1,660 to 2,850)	2,180 (1,650 to 2,790)	2,190 (1,650 to 2,810)	2,050 (1,570 to 2,600)	1,850 (1,440 to 2,370)	1,790 (1,370 to 2,240)	1,590 (1,230 to 2,020)	1,770 (1,370 to 2,310)	1,790 (1,420 to 2,250)	1,700 (1,350 to 2,130)	1,490 (1,190 to 1,850)	1,110 (875 to 1,410)	664 (509 to 868)	301 (224 to 395)	83·4 (61·5 to 111)	36,600
Drowning	178 (97·9 to 320)	60·9 (31·2 to 107)	953 (464 to 1,920)	10,800 (5,670 to 19,200)	3,660 (1,930 to 6,250)	2,810 (1,730 to 4,440)	1,630 (905 to 2,800)	1,150 (643 to 1,870)	656 (388 to 1,050)	512 (322 to 770)	435 (269 to 655)	395 (239 to 619)	336 (214 to 503)	264 (169 to 396)	219 (146 to 326)	209 (141 to 303)	206 (143 to 294)	160 (114 to 224)	99·6 (70·1 to 136)	47·8 (33 to 68·1)	18·9 (12·7 to 27·3)	4·8 (3·2 to 6·8)	1·1 (0·7 to 1·6)	24,900
Fire, heat, and hot substances	190 (109 to 344)	140 (74·9 to 264)	1,950 (999 to 3,860)	5,930 (3,070 to 11,000)	1,600 (944 to 2,790)	1,200 (815 to 1,740)	1,540 (1,010 to 2,320)	1,500 (994 to 2,260)	1,250 (853 to 1,820)	1,260 (857 to 1,850)	1,200 (792 to 1,730)	1,050 (720 to 1,510)	927 (632 to 1,340)	759 (532 to 1,110)	608 (436 to 850)	617 (438 to 879)	639 (470 to 870)	503 (370 to 685)	347 (257 to 470)	193 (142 to 255)	79·2 (58·4 to 106)	24·7 (18·5 to 33·1)	6 (4·3 to 8)	23,500
Poisonings	168 (63·4 to 355)	129 (30·7 to 399)	1,960 (752 to 4,310)	3,610 (1,660 to 7,020)	997 (488 to 1,850)	833 (474 to 1,460)	979 (520 to 1,680)	978 (534 to 1,660)	755 (439 to 1,280)	671 (382 to 1,090)	668 (377 to 1,130)	728 (422 to 1,200)	724 (413 to 1,280)	616 (358 to 987)	524 (288 to 907)	517 (300 to 857)	447 (261 to 783)	303 (191 to 474)	174 (110 to 267)	81·3 (47·3 to 129)	26·8 (16·7 to 40·7)	7·1 (4·4 to 11·2)	1·3 (0·7 to 2·5)	15,900
Poisoning by carbon monoxide	40·6 (11 to 102)	19·9 (3·7 to 69·5)	275 (59 to 812)	320 (80·5 to 1,100)	214 (77 to 497)	164 (69·2 to 358)	452 (184 to 868)	438 (191 to 843)	290 (133 to 544)	298 (137 to 510)	284 (129 to 515)	329 (156 to 614)	352 (156 to 663)	260 (118 to 457)	234 (113 to 417)	275 (138 to 486)	254 (136 to 443)	174 (99·5 to 286)	110 (63·6 to 178)	49·7 (25·8 to 81·7)	18·8 (10·8 to 30·8)	5·5 (3·2 to 9)	1 (0·5 to 2)	4,860
Poisoning by other means	127 (46·6 to 289)	109 (25·6 to 347)	1,680 (653 to 3,660)	3,290 (1,520 to 6,300)	783 (373 to 1,510)	669 (370 to 1,180)	527 (262 to 951)	541 (268 to 992)	466 (253 to 807)	374 (194 to 678)	385 (200 to 694)	399 (201 to 708)	372 (193 to 682)	356 (179 to 620)	290 (144 to 539)	242 (108 to 451)	192 (91·8 to 358)	128 (66·2 to 219)	63·4 (31·2 to 114)	31·7 (14·9 to 58·7)	7·9 (4 to 13·9)	1·5 (0·8 to 2·9)	0·3 (0·1 to 0·6)	11,000
Exposure to mechanical forces	408 (56·8 to 1,600)	1,290 (28·5 to 9,300)	1,060 (199 to 4,540)	2,160 (966 to 4,450)	1,390 (887 to 2,120)	1,330 (902 to 1,910)	2,380 (1,520 to 3,760)	2,310 (1,440 to 3,560)	1,730 (1,130 to 2,770)	1,470 (979 to 2,120)	1,320 (902 to 1,910)	1,110 (754 to 1,640)	1,060 (735 to 1,540)	742 (519 to 1,070)	557 (394 to 839)	527 (381 to 734)	463 (340 to 639)	340 (258 to 457)	245 (183 to 322)	142 (105 to 194)	72·5 (53·3 to 101)	33·7 (24·3 to 45·9)	10·7 (7 to 15·7)	22,100
Unintentional firearm injuries	64·9 (4 to 324)	156 (0·6 to 1,360)	301 (23·4 to 1,360)	622 (183 to 1,540)	315 (137 to 622)	289 (138 to 540)	835 (360 to 1,680)	747 (307 to 1,530)	619 (285 to 1,210)	449 (206 to 834)	356 (169 to 691)	331 (160 to 622)	299 (146 to 544)	145 (71·1 to 272)	116 (60·1 to 205)	149 (83·5 to 248)	131 (73·7 to 232)	105 (62·1 to 163)	84·2 (51·2 to 128)	47·1 (27·7 to 75·2)	26 (15·7 to 42)	14·3 (8·7 to 22·4)	5·2 (2·6 to 8·7)	6,210
Other exposure to mechanical forces	343 (42 to 1,510)	1,130 (27·2 to 8,310)	761 (133 to 3,520)	1,530 (691 to 3,210)	1,070 (683 to 1,600)	1,050 (723 to 1,510)	1,550 (951 to 2,430)	1,560 (955 to 2,410)	1,110 (686 to 1,700)	1,020 (659 to 1,480)	968 (654 to 1,430)	777 (526 to 1,130)	763 (522 to 1,150)	596 (417 to 878)	441 (310 to 644)	378 (260 to 522)	331 (234 to 465)	234 (169 to 318)	161 (116 to 214)	95·4 (69·7 to 131)	46·6 (33·3 to 65·9)	19·4 (13·7 to 26·8)	5·5 (3·5 to 8)	15,900
Adverse effects of medical treatment	420 (242 to 791)	255 (136 to 515)	2,590 (1,420 to 4,770)	3,990 (1,850 to 6,650)	993 (545 to 1,870)	729 (354 to 1,570)	817 (341 to 1,970)	802 (348 to 1,840)	617 (291 to 1,460)	592 (266 to 1,380)	496 (231 to 1,140)	469 (208 to 1,080)	459 (206 to 1,120)	380 (169 to 932)	391 (173 to 945)	439 (197 to 1,100)	435 (206 to 1,120)	347 (169 to 861)	251 (116 to 624)	140 (63·6 to 350)	64·4 (29·6 to 174)	24·7 (10·8 to 68·5)	7·3 (3·1 to 20·3)	15,700
Animal contact	66·2 (38·5 to 115)	31·5 (16·7 to 57·9)	602 (302 to 1,300)	3,050 (1,560 to 6,330)	1,780 (963 to 3,260)	1,340 (807 to 2,290)	1,090 (700 to 1,720)	891 (544 to 1,420)	705 (464 to 1,060)	655 (419 to 994)	645 (422 to 965)	637 (403 to 992)	632 (391 to 988)	652 (417 to 976)	618 (398 to 1,000)	641 (394 to 1,040)	564 (369 to 852)	422 (289 to 623)	234 (159 to 343)	110 (73·1 to 159)	40·3 (28·2 to 57·6)	12·1 (8·6 to 16·6)	3·2 (2·3 to 4·4)	15,400
Venomous animal contact	22·4 (9·4 to 49)	5·3 (2 to 12·5)	178 (52·8 to 481)	1,040 (315 to 3,090)	711 (303 to 1,450)	565 (271 to 1,000)	388 (217 to 675)	328 (178 to 595)	280 (154 to 494)	260 (134 to 459)	260 (143 to 445)	261 (135 to 474)	273 (144 to 482)	325 (178 to 548)	331 (177 to 570)	369 (201 to 630)	333 (183 to 539)	257 (156 to 417)	131 (75·6 to 209)	58 (31·4 to 98·1)	19·1 (10·5 to 31·2)	5·2 (2·9 to 8·3)	1·4 (0·7 to 2·2)	6,400
Non-venomous animal contact	43·9 (22·2 to 77·1)	26·2 (13·6 to 47·7)	424 (209 to 899)	2,010 (966 to 3,920)	1,060 (495 to 2,040)	773 (420 to 1,400)	704 (402 to 1,170)	563 (331 to 931)	425 (257 to 658)	395 (247 to 640)	385 (237 to 617)	375 (215 to 629)	359 (201 to 603)	327 (189 to 548)	287 (155 to 502)	272 (147 to 482)	231 (125 to 393)	166 (89·7 to 292)	103 (60·7 to 172)	51·5 (30·1 to 85·8)	21·2 (13·3 to 33·7)	6·9 (4·5 to 10·6)	1·9 (1·2 to 2·7)	9,020
Foreign body	374 (192 to 641)	150 (88 to 241)	1,410 (728 to 2,450)	2,440 (1,480 to 3,790)	1,240 (858 to 1,750)	1,230 (886 to 1,610)	1,870 (1,310 to 2,500)	1,860 (1,290 to 2,580)	1,270 (924 to 1,700)	1,080 (805 to 1,410)	967 (704 to 1,290)	823 (613 to 1,080)	690 (523 to 900)	453 (342 to 587)	355 (271 to 453)	380 (285 to 488)	337 (263 to 428)	277 (212 to 345)	194 (148 to 249)	112 (86·5 to 144)	59·3 (43·1 to 79·8)	27 (19·4 to 38·1)	9·6 (6·6 to 13·7)	17,600
Pulmonary aspiration and foreign body in airway	297 (148 to 529)	127 (72·4 to 209)	1,110 (530 to 2,030)	1,220 (579 to 2,130)	468 (242 to 827)	433 (232 to 677)	852 (440 to 1,380)	913 (481 to 1,540)	503 (242 to 849)	362 (188 to 600)	300 (154 to 491)	242 (113 to 423)	244 (120 to 400)	153 (81·6 to 244)	124 (68·6 to 198)	150 (84·1 to 235)	142 (84·2 to 213)	129 (77 to 193)	93·2 (53 to 142)	56·8 (33·6 to 87·2)	33·9 (19·3 to 53·4)	16·1 (8·8 to 26·4)	6·2 (3·5 to 9·8)	7,970
Foreign body in eyes	0·1 (0 to 0·3)	0·4 (0·1 to 0·9)	7 (2 to 15·2)	37·1 (11·5 to 83·6)	63 (20·5 to 136)	80·2 (28·9 to 179)	93·5 (34·9 to 203)	91·4 (35·8 to 188)	84·3 (36·8 to 162)	83·7 (36·4 to 160)	77·5 (35·7 to 145)	69·4 (35·7 to 125)	56·4 (31·7 to 97·1)	39·9 (22·5 to 63·2)	29·9 (17·9 to 45·2)	26·1 (16·3 to 38·3)	21·9 (13·8 to 31·9)	15·5 (10·1 to 22·4)	9·3 (6·2 to 13·3)	4·8 (3·2 to 6·9)	2·1 (1·4 to 3)	0·8 (0·5 to 1·1)	0·2 (0·1 to 0·3)	894
Foreign body in other body part	77 (25·2 to 188)	21·8 (8·4 to 46·5)	292 (120 to 632)	1,180 (617 to 2,010)	710 (449 to 1,080)	714 (472 to 1,010)	921 (599 to 1,430)	853 (533 to 1,340)	684 (448 to 1,010)	633 (433 to 866)	589 (405 to 851)	512 (355 to 716)	389 (264 to 562)	260 (183 to 359)	202 (143 to 271)	204 (137 to 296)	173 (118 to 246)	132 (89·1 to 189)	91·7 (61·1 to 131)	50·1 (33·5 to 72)	23·2 (15·4 to 34·6)	10·2 (6·5 to 16·1)	3·2 (2 to 5·5)	8,730
Environmental heat and cold exposure	35·5 (16·7 to 72·1)	15·6 (6·7 to 31·2)	173 (72·3 to 371)	578 (287 to 1,180)	360 (199 to 643)	345 (213 to 562)	703 (385 to 1,230)	716 (380 to 1,320)	459 (247 to 805)	363 (206 to 622)	326 (188 to 542)	280 (153 to 493)	241 (139 to 399)	144 (84·4 to 243)	108 (67·7 to 172)	128 (70·8 to 223)	114 (68·2 to 186)	94·1 (57·6 to 147)	81·8 (50·2 to 129)	37·2 (21·3 to 61·8)	19·4 (11·2 to 33·2)	10 (5·5 to 18·4)	3·2 (1·7 to 5·8)	5,330
Exposure to forces of nature	5·4 (4·9 to 6)	15 (13·6 to 16·5)	122 (111 to 134)	562 (511 to 619)	523 (474 to 575)	578 (521 to 638)	512 (459 to 569)	398 (359 to 441)	328 (294 to 363)	260 (232 to 291)	212 (187 to 241)	164 (144 to 191)	108 (95·5 to 124)	77·2 (68·3 to 87·2)	57·3 (50·3 to 64·8)	47·5 (42 to 53·9)	36·4 (32·2 to 41·3)	27·4 (24·4 to 31)	17·6 (15·7 to 20)	9·9 (8·8 to 11·1)	3·9 (3·4 to 4·4)	0·9 (0·8 to 1·1)	0·2 (0·1 to 0·2)	4,070
Other unintentional injuries	168 (90·7 to 299)	45·3 (23·2 to 83·9)	484 (265 to 831)	1,960 (990 to 3,790)	1,130 (633 to 2,020)	1,160 (687 to 1,950)	1,710 (949 to 3,090)	1,520 (870 to 2,470)	1,060 (640 to 1,660)	902 (547 to 1,390)	782 (481 to 1,240)	685 (423 to 1,120)	588 (358 to 927)	410 (276 to 609)	296 (195 to 437)	338 (214 to 503)	284 (189 to 425)	207 (138 to 306)	150 (103 to 214)	85·5 (59·8 to 122)	42·2 (29·1 to 61·3)	18·1 (12·9 to 25·8)	6 (4·2 to 8·9)	14,000
Self-harm and interpersonal violence	168 (72·9 to 325)	45·8 (14·7 to 95·8)	576 (147 to 1,240)	2,200 (540 to 4,650)	1,160 (549 to 2,060)	4,840 (3,150 to 7,150)	12,400 (8,350 to 18,100)	14,000 (9,400 to 19,900)	10,400 (7,250 to 14,400)	7,890 (5,460 to 11,000)	6,620 (4,680 to 9,250)	5,560 (3,780 to 8,030)	4,640 (3,210 to 6,690)	3,620 (2,470 to 5,120)	2,760 (1,920 to 3,980)	2,430 (1,690 to 3,410)	2,130 (1,550 to 2,860)	1,470 (1,090 to 1,970)	822 (622 to 1,090)	366 (268 to 481)	123 (90·7 to 163)	30·7 (22·5 to 40·2)	9·5 (6·5 to 13)	84,200
Self-harm	0 (0 to 0)	0 (0 to 0)	0 (0 to 0)	0 (0 to 0)	0 (0 to 0)	3,190 (1,790 to 5,280)	6,880 (4,190 to 10,500)	8,020 (4,520 to 12,300)	6,340 (3,930 to 9,550)	5,000 (3,140 to 7,480)	4,560 (2,920 to 6,800)	4,180 (2,600 to 6,290)	3,840 (2,520 to 5,750)	3,150 (2,070 to 4,520)	2,490 (1,670 to 3,670)	2,240 (1,510 to 3,190)	1,980 (1,410 to 2,710)	1,380 (1,000 to 1,880)	769 (571 to 1,040)	345 (247 to 459)	115 (81·9 to 154)	28·3 (20·4 to 37·7)	8·9 (6 to 12·5)	54,500
Self-harm by firearm	0 (0 to 0)	0 (0 to 0)	0 (0 to 0)	0 (0 to 0)	0 (0 to 0)	115 (38·6 to 291)	663 (242 to 1,510)	885 (305 to 2,080)	640 (245 to 1,360)	474 (191 to 998)	378 (158 to 777)	351 (154 to 733)	296 (128 to 588)	233 (102 to 484)	173 (78·8 to 342)	144 (67·8 to 279)	127 (61·2 to 238)	73·6 (37·3 to 136)	38·2 (19·6 to 69·8)	16·7 (8·6 to 30·6)	6 (3·2 to 10·9)	1·8 (1 to 3·2)	1 (0·4 to 1·9)	4,620
Self-harm by other specified means	0 (0 to 0)	0 (0 to 0)	0 (0 to 0)	0 (0 to 0)	0 (0 to 0)	3,080 (1,740 to 5,080)	6,210 (3,740 to 9,460)	7,130 (4,070 to 10,900)	5,700 (3,530 to 8,590)	4,520 (2,860 to 6,900)	4,180 (2,680 to 6,270)	3,830 (2,390 to 5,720)	3,550 (2,290 to 5,240)	2,920 (1,900 to 4,200)	2,320 (1,560 to 3,420)	2,100 (1,410 to 3,010)	1,850 (1,320 to 2,540)	1,310 (944 to 1,770)	730 (539 to 986)	329 (235 to 440)	109 (78·1 to 147)	26·5 (19 to 35·2)	7·9 (5·3 to 11·2)	49,900
Interpersonal violence	168 (72·9 to 325)	45·8 (14·7 to 95·8)	571 (143 to 1,230)	2,170 (511 to 4,620)	1,130 (520 to 2,030)	1,610 (967 to 2,550)	5,480 (3,210 to 9,450)	5,950 (3,590 to 9,740)	4,030 (2,600 to 6,240)	2,870 (1,870 to 4,360)	2,040 (1,340 to 3,040)	1,370 (891 to 2,170)	784 (519 to 1,180)	470 (318 to 702)	268 (187 to 406)	184 (135 to 252)	146 (107 to 203)	91·3 (70·1 to 122)	52·8 (40·3 to 69·1)	20·7 (16·3 to 26·3)	8·1 (6·3 to 10·4)	2·3 (1·8 to 2·9)	0·6 (0·4 to 0·7)	29,500
Physical violence by firearm	51·2 (19·1 to 109)	10·8 (2·9 to 25·8)	142 (31 to 351)	543 (107 to 1,350)	216 (59·7 to 492)	268 (87 to 618)	1,340 (526 to 2,820)	1,470 (621 to 2,870)	917 (394 to 1,760)	711 (334 to 1,450)	427 (195 to 831)	351 (157 to 720)	140 (58·8 to 276)	104 (50·5 to 204)	72·4 (36·1 to 145)	30·3 (16·3 to 52·1)	14·6 (7·4 to 25·8)	7·9 (4·2 to 14·5)	4·6 (2·4 to 8·7)	1 (0·6 to 1·8)	0·3 (0·2 to 0·4)	0·1 (0·1 to 0·1)	0 (0 to 0·1)	6,830
Physical violence by sharp object	15·8 (5·5 to 40)	7·8 (2 to 19·7)	104 (21·7 to 256)	589 (118 to 1,390)	214 (64·5 to 465)	265 (101 to 563)	910 (357 to 1,980)	1,140 (489 to 2,360)	753 (335 to 1,500)	441 (201 to 870)	267 (129 to 511)	201 (98·9 to 375)	149 (80·4 to 266)	96·2 (52 to 167)	41·7 (24·9 to 70·9)	45·9 (27·6 to 77·1)	35·2 (21·2 to 60·7)	25·6 (16·7 to 37·5)	17 (10·9 to 25·3)	4·8 (3·4 to 7·1)	2·1 (1·5 to 2·9)	0·7 (0·5 to 1)	0·2 (0·1 to 0·3)	5,320
Sexual violence	0 (0 to 0)	0 (0 to 0)	0 (0 to 0)	28·6 (16·5 to 44·8)	254 (155 to 389)	602 (348 to 931)	1,250 (745 to 1,900)	1,420 (887 to 2,060)	1,210 (725 to 1,840)	974 (571 to 1,490)	701 (414 to 1,050)	467 (282 to 721)	263 (158 to 428)	123 (70·6 to 200)	67 (38·6 to 108)	53·3 (33·8 to 79·8)	42 (26·1 to 62·7)	28·3 (17·9 to 41·8)	16·3 (10·7 to 24)	8·2 (5·3 to 12·2)	3·1 (1·8 to 4·8)	0·5 (0·3 to 0·8)	0 (0 to 0·1)	7,510
Physical violence by other means	101 (40·5 to 207)	27·2 (8·3 to 56·3)	325 (81·1 to 707)	1,010 (222 to 2,250)	444 (153 to 935)	475 (206 to 918)	1,970 (907 to 3,800)	1,930 (924 to 3,640)	1,160 (593 to 2,060)	746 (385 to 1,330)	645 (346 to 1,160)	353 (189 to 644)	232 (138 to 413)	146 (85·8 to 248)	87 (55·6 to 140)	54·8 (37·4 to 80·1)	54 (37·1 to 78·7)	29·5 (21 to 42·3)	14·9 (10·9 to 20·2)	6·6 (4·9 to 8·8)	2·7 (2 to 3·6)	1 (0·7 to 1·3)	0·3 (0·2 to 0·4)	9,810
Conflict and terrorism	0 (0 to 0)	0 (0 to 0)	0 (0 to 0)	0·9 (0·5 to 1·6)	4·3 (2·2 to 8·1)	3·7 (1·9 to 6·9)	4·8 (2·5 to 8·4)	5·2 (2·9 to 9·2)	5·9 (3·4 to 10)	5·5 (3·3 to 8·9)	4 (2·4 to 6·5)	3·1 (1·8 to 4·9)	2·3 (1·4 to 3·7)	1·5 (0·9 to 2·3)	1 (0·6 to 1·5)	0·6 (0·4 to 1)	0·4 (0·3 to 0·7)	0·3 (0·2 to 0·4)	0·1 (0·1 to 0·2)	0·1 (0·1 to 0·1)	0·1 (0 to 0·1)	0 (0 to 0)	0 (0 to 0)	43·9

SR Table 2c. Mauritius DALYs by cause and sex group for both sexes with 95% uncertainty intervals, 2019

Cause	Both Reversed	Low Reversed	Pad Reversed	1 to 4	5 to 9	10 to 14	15 to 19	20 to 24	25 to 29	30 to 34	35 to 39	40 to 44	45 to 49	50 to 54	55 to 59	60 to 64	65 to 69	70 to 74	75 to 79	80 to 84	85 to 89	90 to 94	95 plus	Total
All causes	6,000 (5,600 to 6,200)	2,600 (2,700 to 2,500)	3,100 (2,900 to 3,300)	4,000 (3,270 to 4,900)	3,470 (2,710 to 4,300)	3,200 (2,600 to 3,700)	4,600 (3,900 to 12,200)	13,700 (13,000 to 15,300)	15,700 (13,000 to 18,600)	15,900 (13,200 to 19,000)	21,200 (17,900 to 25,300)	25,800 (21,400 to 30,500)	27,900 (23,100 to 33,100)	29,800 (24,900 to 35,400)	33,600 (28,300 to 40,000)	40,200 (34,000 to 47,700)	49,200 (42,000 to 58,700)	56,700 (48,000 to 68,000)	59,200 (50,000 to 70,700)	57,200 (47,000 to 68,000)	51,100 (39,000 to 62,000)	9,295 (5,700 to 13,400)	6,143 (1,970 to 11,310)	622,000
Communicable, maternal, neonatal, and nutritional diseases	6,600 (5,600 to 8,000)	2,200 (1,670 to 2,900)	1,700 (1,300 to 2,200)	1,890 (730 to 3,480)	1,130 (720 to 1,680)	902 (600 to 1,370)	1,210 (800 to 1,700)	1,490 (1,000 to 2,270)	1,960 (1,300 to 2,900)	2,020 (1,360 to 2,900)	2,460 (1,660 to 3,700)	2,900 (2,000 to 4,200)	2,980 (1,710 to 4,600)	2,990 (1,720 to 4,280)	3,020 (1,720 to 4,280)	3,020 (1,720 to 4,280)	3,060 (1,720 to 4,280)	3,110 (1,720 to 4,280)	3,110 (1,720 to 4,280)	2,980 (1,720 to 4,280)	2,610 (1,720 to 4,280)	1,720 (1,720 to 4,280)	1,720 (1,720 to 4,280)	36,700
HIV/AIDS and sexually transmitted infections	0 (0 to 0)	0 (0 to 0)	14.2 (7.7 to 19.9)	24.2 (20.1 to 29.1)	7.6 (6.3 to 8.9)	13.6 (11.1 to 16.2)	33.9 (27.6 to 40.8)	160 (129 to 194)	450 (367 to 550)	636 (509 to 765)	831 (669 to 993)	984 (786 to 1,180)	984 (785 to 1,180)	984 (785 to 1,180)	816 (638 to 993)	636 (479 to 795)	519 (367 to 679)	409 (276 to 552)	326 (214 to 452)	226 (141 to 324)	141 (77 to 216)	62 (27 to 105)	21 (7 to 43)	6,490
HIV/AIDS	0 (0 to 0)	0 (0 to 0)	14.1 (7.7 to 19.8)	24.2 (20 to 29.1)	7.6 (6.3 to 8.9)	12 (9.9 to 14.6)	30.9 (25.1 to 37.4)	148 (119 to 177)	422 (341 to 513)	614 (492 to 739)	808 (650 to 966)	947 (759 to 1,140)	948 (759 to 1,140)	948 (759 to 1,140)	789 (632 to 950)	599 (479 to 720)	436 (347 to 524)	317 (254 to 381)	228 (183 to 274)	144 (115 to 173)	77 (61 to 93)	32 (25 to 38)	9.1 (7.3 to 11)	6,935
HIV/AIDS - Drug-susceptible Tuberculosis	0 (0 to 0)	0 (0 to 0)	0.4 (0.2 to 0.5)	0.8 (0.7 to 1)	0.2 (0.1 to 0.3)	0.7 (0.6 to 0.8)	2.1 (1.7 to 2.5)	9.2 (7.4 to 11)	26 (21 to 31)	38 (31 to 46)	50 (40 to 60)	59 (47 to 71)	59 (47 to 71)	59 (47 to 71)	49 (39 to 59)	37 (30 to 45)	27 (21 to 33)	20 (16 to 24)	14 (11 to 17)	8.9 (7.1 to 11)	4.8 (3.8 to 5.8)	2 (1.6 to 2.4)	0.6 (0.5 to 0.7)	416
HIV/AIDS - Multidrug-resistant Tuberculosis without extensive	0 (0 to 0)	0 (0 to 0)	0 (0 to 0)	0 (0 to 0)	0 (0 to 0)	0 (0 to 0)	0 (0 to 0)	0 (0 to 0)	0 (0 to 0)	0 (0 to 0)	0 (0 to 0)	0 (0 to 0)	0 (0 to 0)	0 (0 to 0)	0 (0 to 0)	0 (0 to 0)	0 (0 to 0)	0 (0 to 0)	0 (0 to 0)	0 (0 to 0)	0 (0 to 0)	0 (0 to 0)	0 (0 to 0)	0
HIV/AIDS - Extensively drug-resistant Tuberculosis	0 (0 to 0)	0 (0 to 0)	0 (0 to 0)	0 (0 to 0)	0 (0 to 0)	0 (0 to 0)	0 (0 to 0)	0 (0 to 0)	0 (0 to 0)	0 (0 to 0)	0 (0 to 0)	0 (0 to 0)	0 (0 to 0)	0 (0 to 0)	0 (0 to 0)	0 (0 to 0)	0 (0 to 0)	0 (0 to 0)	0 (0 to 0)	0 (0 to 0)	0 (0 to 0)	0 (0 to 0)	0 (0 to 0)	0
HIV/AIDS resulting in other diseases	0 (0 to 0)	0 (0 to 0)	11.6 (6.3 to 16.9)	19.6 (16.5 to 23.5)	6.1 (5 to 7.2)	9.9 (8.1 to 12)	24.7 (20.1 to 29.9)	122 (98 to 147)	350 (283 to 426)	509 (406 to 613)	670 (537 to 800)	787 (630 to 941)	787 (630 to 941)	787 (630 to 941)	654 (510 to 793)	497 (386 to 597)	362 (278 to 439)	263 (199 to 320)	189 (142 to 230)	119 (89 to 145)	64 (48 to 78)	26 (19 to 32)	7.6 (5.6 to 9.2)	5,768
Sexually transmitted infections excluding HIV	0 (0 to 0)	0 (0 to 0)	0.1 (0 to 0.2)	0.1 (0 to 0.2)	0.1 (0 to 0.2)	0.2 (0.2 to 0.2)	0.2 (0.2 to 0.3)	0.4 (0.3 to 0.5)	0.6 (0.4 to 0.8)	0.8 (0.5 to 1.1)	0.9 (0.6 to 1.3)	0.9 (0.6 to 1.3)	0.9 (0.6 to 1.3)	0.9 (0.6 to 1.3)	0.9 (0.6 to 1.3)	0.9 (0.6 to 1.3)	0.9 (0.6 to 1.3)	0.9 (0.6 to 1.3)	0.9 (0.6 to 1.3)	0.9 (0.6 to 1.3)	0.9 (0.6 to 1.3)	0.9 (0.6 to 1.3)	0.9 (0.6 to 1.3)	2.6
Syphilis	0 (0 to 0)	0 (0 to 0)	0 (0 to 0)	0 (0 to 0)	0 (0 to 0)	0 (0 to 0)	0 (0 to 0)	0 (0 to 0)	0 (0 to 0)	0 (0 to 0)	0 (0 to 0)	0 (0 to 0)	0 (0 to 0)	0 (0 to 0)	0 (0 to 0)	0 (0 to 0)	0 (0 to 0)	0 (0 to 0)	0 (0 to 0)	0 (0 to 0)	0 (0 to 0)	0 (0 to 0)	0 (0 to 0)	0
Chlamydial infection	0 (0 to 0)	0 (0 to 0)	0 (0 to 0)	0 (0 to 0)	0 (0 to 0)	0.1 (0 to 0.1)	0.6 (0.4 to 1.1)	2.3 (1.7 to 2.9)	4.1 (3.1 to 5.2)	7.2 (5.4 to 9.2)	9.9 (7.5 to 12.6)	13.6 (10.4 to 17.3)	13.6 (10.4 to 17.3)	13.6 (10.4 to 17.3)	11.2 (8.6 to 14.2)	8.6 (6.6 to 10.9)	6.1 (4.7 to 7.8)	4.3 (3.3 to 5.5)	3.1 (2.4 to 3.9)	2.1 (1.6 to 2.7)	1.2 (0.9 to 1.5)	0.5 (0.4 to 0.7)	0.1 (0.1 to 0.2)	22.6
Gonococcal infection	0 (0 to 0)	0 (0 to 0)	0 (0 to 0)	0 (0 to 0)	0 (0 to 0)	0.1 (0 to 0.1)	1.7 (1.1 to 2.5)	2.6 (1.8 to 3.6)	2.6 (1.8 to 3.6)	1.2 (0.8 to 1.7)	1.2 (0.8 to 1.7)	1.3 (0.9 to 1.8)	1.1 (0.7 to 1.5)	0.8 (0.5 to 1.1)	0.7 (0.5 to 1)	0.5 (0.3 to 0.7)	0.3 (0.2 to 0.5)	0.2 (0.1 to 0.3)	0.2 (0.1 to 0.3)	0.1 (0.1 to 0.2)	0.1 (0 to 0.2)	0 (0 to 0.1)	0 (0 to 0.1)	13.7
Trichomoniasis	0 (0 to 0)	0 (0 to 0)	0 (0 to 0)	0 (0 to 0)	0 (0 to 0)	0.1 (0 to 0.1)	0.6 (0.4 to 1.1)	3.3 (2.4 to 4.2)	6.4 (4.9 to 8.2)	9.2 (7.1 to 11.8)	9.6 (7.4 to 12.3)	9.1 (7 to 11.7)	9.2 (7.1 to 11.7)	9.2 (7.1 to 11.7)	7.6 (5.9 to 9.8)	5.7 (4.4 to 7.4)	4.1 (3.2 to 5.3)	2.9 (2.2 to 3.7)	2.1 (1.6 to 2.7)	1.4 (1.1 to 1.8)	0.8 (0.6 to 1)	0.3 (0.2 to 0.4)	0.1 (0 to 0.1)	47.7
Genital herpes	0 (0 to 0)	0 (0 to 0)	0 (0 to 0)	0 (0 to 0)	0 (0 to 0)	0 (0 to 0)	0.1 (0 to 0.1)	0.3 (0.2 to 0.4)	0.6 (0.4 to 0.8)	0.9 (0.6 to 1.2)	1.2 (0.8 to 1.7)	1.6 (1.1 to 2.2)	1.6 (1.1 to 2.2)	1.6 (1.1 to 2.2)	1.4 (0.9 to 1.9)	1.1 (0.7 to 1.5)	0.8 (0.5 to 1.1)	0.6 (0.4 to 0.8)	0.4 (0.3 to 0.6)	0.3 (0.2 to 0.4)	0.2 (0.1 to 0.3)	0.1 (0 to 0.2)	0 (0 to 0.1)	57.2
Other sexually transmitted infections	0 (0 to 0)	0 (0 to 0)	0 (0 to 0)	0 (0 to 0)	0 (0 to 0)	0 (0 to 0)	2.3 (0.9 to 4.5)	2.3 (0.9 to 4.5)	2.4 (0.9 to 4.7)	2.5 (1 to 5)	2.5 (1 to 5)	2.5 (1 to 5)	2.5 (1 to 5)	2.5 (1 to 5)	2.5 (0.9 to 5)	2.5 (0.9 to 5)	2.5 (0.9 to 5)	2.5 (0.9 to 5)	2.5 (0.9 to 5)	2.5 (0.9 to 5)	2.5 (0.9 to 5)	2.5 (0.9 to 5)	2.5 (0.9 to 5)	33.4
Respiratory infections and tuberculosis	469 (419 to 532)	467 (417 to 530)	477 (426 to 539)	276 (265 to 288)	162 (155 to 170)	161 (153 to 170)	240 (231 to 251)	284 (272 to 297)	338 (324 to 352)	396 (380 to 412)	458 (439 to 477)	536 (511 to 559)	598 (570 to 623)	664 (633 to 693)	744 (709 to 776)	849 (809 to 885)	1,000 (953 to 1,040)	1,160 (1,110 to 1,210)	1,310 (1,250 to 1,370)	1,420 (1,350 to 1,480)	1,450 (1,380 to 1,510)	1,400 (1,330 to 1,460)	1,120 (1,060 to 1,170)	7,520
Tuberculosis	0 (0 to 0)	0 (0 to 0)	1.5 (1.3 to 1.8)	3.2 (1.9 to 5.1)	2.6 (2.3 to 2.9)	3.7 (3.4 to 3.9)	3.7 (3.4 to 3.9)	3.7 (3.4 to 3.9)	3.8 (3.5 to 4.1)	3.9 (3.6 to 4.2)	4.1 (3.8 to 4.4)	4.4 (4.1 to 4.8)	4.6 (4.2 to 4.9)	4.8 (4.4 to 5.1)	5.1 (4.7 to 5.4)	5.4 (5 to 5.8)	5.7 (5.2 to 6.1)	6.1 (5.6 to 6.5)	6.4 (5.9 to 6.9)	6.7 (6.2 to 7.2)	6.9 (6.3 to 7.4)	7 (6.4 to 7.5)	4.4 (4 to 4.8)	609
Latent tuberculosis infection	0 (0 to 0)	0 (0 to 0)	1.5 (1.3 to 1.8)	3.2 (1.9 to 5.1)	2.6 (2.3 to 2.9)	3.7 (3.4 to 3.9)	3.7 (3.4 to 3.9)	3.7 (3.4 to 3.9)	3.8 (3.5 to 4.1)	3.9 (3.6 to 4.2)	4.1 (3.8 to 4.4)	4.4 (4.1 to 4.8)	4.6 (4.2 to 4.9)	4.8 (4.4 to 5.1)	5.1 (4.7 to 5.4)	5.4 (5 to 5.8)	5.7 (5.2 to 6.1)	6.1 (5.6 to 6.5)	6.4 (5.9 to 6.9)	6.7 (6.2 to 7.2)	6.9 (6.3 to 7.4)	7 (6.4 to 7.5)	4.4 (4 to 4.8)	609
Drug-susceptible Tuberculosis	0 (0 to 0)	0 (0 to 0)	0.2 (0.1 to 0.4)	0.6 (0.4 to 1)	0.5 (0.3 to 0.7)	0.8 (0.6 to 1)	0.8 (0.6 to 1)	0.8 (0.6 to 1)	0.8 (0.6 to 1)	0.8 (0.6 to 1)	0.8 (0.6 to 1)	0.8 (0.6 to 1)	0.8 (0.6 to 1)	0.8 (0.6 to 1)	0.8 (0.6 to 1)	0.8 (0.6 to 1)	0.8 (0.6 to 1)	0.8 (0.6 to 1)	0.8 (0.6 to 1)	0.8 (0.6 to 1)	0.8 (0.6 to 1)	0.8 (0.6 to 1)	0.8 (0.6 to 1)	0.8 (0.6 to 1)	2.6
Multidrug-resistant tuberculosis without extensive drug-resistar	0 (0 to 0)	0 (0 to 0)	0 (0 to 0)	0 (0 to 0)	0 (0 to 0)	0 (0 to 0)	0 (0 to 0)	0 (0 to 0)	0 (0 to 0)	0 (0 to 0)	0 (0 to 0)	0 (0 to 0)	0 (0 to 0)	0 (0 to 0)	0 (0 to 0)	0 (0 to 0)	0 (0 to 0)	0 (0 to 0)	0 (0 to 0)	0 (0 to 0)	0 (0 to 0)	0 (0 to 0)	0 (0 to 0)	0 (0 to 0)	0
Extensively drug-resistant tuberculosis	0 (0 to 0)	0 (0 to 0)	0 (0 to 0)	0 (0 to 0)	0 (0 to 0)	0 (0 to 0)	0 (0 to 0)	0 (0 to 0)	0 (0 to 0)	0 (0 to 0)	0 (0 to 0)	0 (0 to 0)	0 (0 to 0)	0 (0 to 0)	0 (0 to 0)	0 (0 to 0)	0 (0 to 0)	0 (0 to 0)	0 (0 to 0)	0 (0 to 0)	0 (0 to 0)	0 (0 to 0)	0 (0 to 0)	0 (0 to 0)	0
Lower respiratory infections	41.6 (39.5 to 44.2)	68.5 (67.2 to 70.1)	288 (266 to 309)	182 (169 to 208)	67.8 (64.1 to 71.5)	49.8 (46.1 to 53.6)	91.6 (87.1 to 96.1)	112 (106 to 117)	141 (134 to 148)	189 (180 to 198)	241 (230 to 252)	280 (267 to 293)	291 (278 to 305)	299 (285 to 313)	299 (285 to 313)	299 (285 to 313)	299 (285 to 313)	299 (285 to 313)	299 (285 to 313)	299 (285 to 313)	299 (285 to 313)	299 (285 to 313)	299 (285 to 313)	6,070
Upper respiratory infections	0 (0 to 0.2)	0 (0 to 0.1)	0.2 (0 to 1.3)	60.4 (39.9 to 84.1)	0.2 (0 to 1.2)	0.2 (0 to 1.2)	0.2 (0 to 1.2







Cause	Early Neonatal	Late Neonatal	Post Neonatal	1 to 4	5 to 9	10 to 14	15 to 19	20 to 24	25 to 29	30 to 34	35 to 39	40 to 44	45 to 49	50 to 54	55 to 59	60 to 64	65 to 69	70 to 74	75 to 79	80 to 84	85 to 89	90 to 94	95 plus	Total
All causes	2,143,624 (1,752,000–2,600,000)	477,600 (324,000–664,000)	2,592,000 (1,990,000–3,300,000)	1,990,000 (1,650,000–2,400,000)	761,000 (620,000–923,000)	551,000 (427,000–699,000)	553,000 (434,000–698,000)	727,000 (564,000–930,000)	896,000 (704,000–1,150,000)	908,000 (702,000–1,170,000)	908,000 (702,000–1,170,000)	908,000 (701,000–1,170,000)	908,000 (706,000–1,170,000)	745,000 (574,000–960,000)	615,000 (473,000–793,000)	517,000 (396,000–666,000)	443,000 (339,000–570,000)	395,000 (302,000–508,000)	377,000 (287,000–485,000)	310,000 (236,000–399,000)	177,000 (134,000–228,000)	91,200 (69,000–117,000)	18,200 (13,800–23,400)	17,600,000
Communicable, maternal, neonatal, and nutritional diseases	1,870,000 (1,630,000 to 2,130,000)	354,000 (293,000 to 426,000)	1,900,000 (1,550,000 to 2,320,000)	1,570,000 (1,270,000 to 1,940,000)	529,000 (430,000 to 649,000)	328,000 (265,000 to 399,000)	479,000 (389,000 to 579,000)	538,000 (438,000 to 658,000)	620,000 (504,000 to 758,000)	620,000 (504,000 to 758,000)	620,000 (504,000 to 758,000)	620,000 (504,000 to 758,000)	620,000 (504,000 to 758,000)	550,000 (447,000 to 673,000)	458,000 (372,000 to 560,000)	381,000 (310,000 to 466,000)	314,000 (255,000 to 384,000)	264,000 (214,000 to 323,000)	211,000 (171,000 to 258,000)	140,000 (114,000 to 171,000)	72,000 (58,000 to 88,000)	15,000 (12,000 to 18,000)	13,600,000
HIV/AIDS and sexually transmitted infections	64,000 (47,000–85,000)	15,000 (11,000–19,000)	180,000 (130,000–240,000)	421,000 (301,000–560,000)	127,000 (90,000–170,000)	75,000 (54,000–101,000)	146,000 (104,000–196,000)	228,000 (163,000–305,000)	311,000 (223,000–417,000)	311,000 (223,000–417,000)	311,000 (223,000–417,000)	311,000 (223,000–417,000)	311,000 (223,000–417,000)	277,000 (198,000–372,000)	212,000 (152,000–285,000)	161,000 (115,000–216,000)	107,000 (77,000–144,000)	82,000 (59,000–110,000)	61,000 (44,000–82,000)	37,000 (27,000–50,000)	18,000 (13,000–24,000)	3,600 (2,600–4,800)	4,250,000
HIV/AIDS	53.2 (41.9–66.8)	105 (85.3 to 127)	268,000 (180,000 to 370,000)	569,000 (400,000 to 761,000)	164,000 (120,000 to 209,000)	106,000 (79,000 to 134,000)	209,000 (147,000 to 281,000)	320,000 (229,000 to 430,000)	414,000 (299,000 to 556,000)	429,000 (307,000 to 582,000)	429,000 (305,000 to 579,000)	429,000 (305,000 to 579,000)	429,000 (306,000 to 579,000)	371,000 (264,000 to 501,000)	272,000 (191,000 to 370,000)	192,000 (134,000 to 260,000)	124,000 (86,000 to 169,000)	82,000 (57,000 to 111,000)	57,000 (39,000 to 77,000)	34,000 (23,000 to 46,000)	17,000 (11,000 to 23,000)	3,600 (2,500 to 4,800)	4,250,000
HIV/AIDS - Drug-susceptible Tuberculosis	0.1 (0.1–0.2)	0.2 (0.1–0.3)	76,000 (53,000–103,000)	209,000 (147,000–283,000)	69,000 (48,000–93,000)	39,000 (27,000–53,000)	69,000 (48,000–93,000)	103,000 (72,000–140,000)	136,000 (95,000–184,000)	137,000 (96,000–186,000)	136,000 (95,000–184,000)	136,000 (95,000–184,000)	136,000 (95,000–184,000)	93,000 (65,000–126,000)	59,000 (41,000–80,000)	29,750 (21,000–40,000)	15,000 (10,000–20,000)	7,010 (4,900–9,500)	3,000 (2,100–4,100)	1,400 (980–1,900)	198 (140–270)	64.3 (45.0–87.0)	0.3 (0.2–0.4)	1,050,000
HIV/AIDS - Multidrug-resistant Tuberculosis without extensive drug resistance	0 (0–0)	0 (0–0)	0.4 (0.2–0.6)	36,000 (22,000–52,000)	8,000 (5,000–12,000)	3,000 (2,000–5,000)	5,000 (3,000–8,000)	8,000 (5,000–12,000)	10,000 (6,000–15,000)	10,000 (6,000–15,000)	10,000 (6,000–15,000)	10,000 (6,000–15,000)	10,000 (6,000–15,000)	8,000 (5,000–12,000)	5,000 (3,000–7,000)	2,000 (1,000–3,000)	1,000 (600–1,500)	500 (300–700)	200 (100–300)	100 (60–150)	14 (8–20)	4.5 (2.8–6.4)	0 (0–0)	202,000
HIV/AIDS - Extensively drug-resistant Tuberculosis	0 (0–0)	0 (0–0)	0.1 (0.1–0.2)	1,000 (1,000–2,000)	1,000 (1,000–2,000)	1,000 (1,000–2,000



Exposure to forces of nature	67.7 (62.3 to 82.5)	162 (143 to 178)	1,260 (1,180 to 1,410)	6,040 (5,680 to 6,660)	6,300 (5,760 to 6,980)	6,990 (6,550 to 7,710)	6,480 (5,960 to 7,020)	4,105 (3,745 to 4,540)	3,170 (2,880 to 3,500)	2,430 (2,160 to 2,690)	1,850 (1,648 to 2,040)	1,560 (1,380 to 1,720)	1,210 (920 to 1,320)	788 (664 to 891)	638 (536 to 722)	468 (394 to 529)	402 (339 to 454)	267 (223 to 302)	190 (171 to 213)	108 (87.7 to 120)	52.6 (47.0 to 58.4)	17.7 (16 to 19.7)	4.5 (4 to 5)	0.8 (0.7 to 0.9)	42,660
Other unintentional injuries	268 (189 to 563)	90.7 (65.8 to 171)	1,960 (1,680 to 3,050)	2,960 (1,280 to 5,530)	2,260 (1,120 to 4,240)	1,960 (1,040 to 3,260)	2,560 (1,500 to 4,360)	2,760 (1,550 to 4,960)	1,960 (1,110 to 3,240)	1,540 (909 to 2,390)	1,460 (891 to 2,270)	1,250 (741 to 2,220)	1,250 (733 to 2,340)	916 (563 to 1,690)	1,060 (654 to 1,930)	1,060 (655 to 1,920)	1,020 (632 to 1,850)	932 (586 to 1,790)	896 (559 to 1,650)	456 (279 to 868)	161 (106 to 318)	69.6 (45.9 to 135)	24.4 (17.1 to 37.1)	6 (5.3 to 11.6)	26,480
Self-harm and interpersonal violence	1,160 (1,040 to 1,300)	369 (331 to 413)	5,240 (4,690 to 5,850)	11,130 (9,770 to 12,500)	5,780 (5,120 to 6,220)	11,150 (7,210 to 12,500)	22,650 (20,600 to 24,500)	20,540 (27,100 to 29,500)	26,140 (26,100 to 28,500)	20,900 (19,200 to 22,500)	25,300 (19,100 to 27,300)	19,300 (18,100 to 20,900)	15,600 (13,900 to 16,800)	11,200 (10,200 to 12,100)	9,460 (8,600 to 10,200)	8,340 (7,560 to 9,000)	6,710 (6,080 to 7,260)	5,540 (5,020 to 5,990)	3,550 (3,220 to 3,710)	1,930 (1,760 to 2,020)	1,000 (911 to 1,060)	483 (438 to 508)	270 (245 to 285)	68 (62 to 71.6)	77.5 (70.4 to 81.2)	268,660
Self-harm	214 (0 to 0)	74.6 (0 to 0)	1,080 (0 to 0)	2,750 (0 to 0)	1,760 (0 to 0)	2,750 (2,010 to 4,260)	11,750 (7,620 to 17,700)	10,440 (9,100 to 22,500)	12,750 (7,540 to 19,600)	10,460 (6,630 to 15,100)	9,960 (6,650 to 14,900)	9,960 (6,180 to 13,100)	8,960 (6,320 to 13,600)	8,960 (4,800 to 11,700)	7,960 (4,620 to 9,150)	6,960 (3,140 to 8,060)	5,970 (3,140 to 6,720)	4,970 (2,400 to 5,130)	2,980 (1,760 to 3,600)	2,070 (998 to 2,210)	1,490 (480 to 1656)	994 (158 to 271)	496 (39.5 to 51.3)	99.3 (8.1 to 11.1)	106,890
Self-harm by firearm	0 (0 to 0)	0 (0 to 0)	0 (0 to 0)	0 (0 to 0)	0 (0 to 0)	0 (0 to 1,750)	4,470 (2,410 to 7,180)	4,470 (2,410 to 7,180)	4,470 (2,410 to 7,180)	4,470 (2,410 to 7,180)	4,470 (2,410 to 7,180)	4,470 (2,410 to 7,180)	4,470 (2,410 to 7,180)	4,470 (2,410 to 7,180)	4,470 (2,410 to 7,180)	4,470 (2,410 to 7,180)	4,470 (2,410 to 7,180)	4,470 (2,410 to 7,180)	4,470 (2,410 to 7,180)	4,470 (2,410 to 7,180)	4,470 (2,410 to 7,180)	4,470 (2,410 to 7,180)	4,470 (2,410 to 7,180)	4,470 (2,410 to 7,180)	6,660
Self-harm by other specified means	0 (0 to 0)	0 (0 to 0)	0 (0 to 0)	0 (0 to 0)	0 (0 to 0)	0 (0 to 1,750)	7,280 (5,200 to 10,500)	5,970 (7,980 to 21,100)	8,280 (5,130 to 12,400)	6,490 (4,220 to 10,200)	5,490 (3,740 to 9,000)	5,490 (3,300 to 8,200)	4,490 (3,440 to 8,000)	4,490 (2,390 to 6,450)	3,490 (1,730 to 5,310)	2,490 (1,500 to 4,160)	1,490 (1,500 to 3,230)	497 (1,500 to 2,600)	0 (1,500 to 2,600)	0 (1,500 to 2,600)	0 (1,500 to 2,600)	0 (1,500 to 2,600)	0 (1,500 to 2,600)	0 (1,500 to 2,600)	99,560
Interpersonal violence	1,060 (1,040 to 1,300)	295 (331 to 413)	4,060 (4,690 to 5,850)	9,350 (9,770 to 12,500)	4,910 (5,120 to 6,220)	5,290 (7,210 to 12,500)	20,150 (20,600 to 24,500)	15,130 (19,100 to 22,500)	24,000 (19,200 to 28,500)	19,130 (19,200 to 22,500)	15,200 (19,100 to 27,300)	8,190 (18,100 to 20,900)	6,290 (13,900 to 16,800)	4,110 (10,200 to 12,100)	2,900 (8,600 to 10,200)	1,830 (7,560 to 9,000)	1,040 (6,080 to 7,260)	638 (5,020 to 5,990)	325 (3,220 to 3,710)	150 (1,760 to 2,020)	62.6 (911 to 1,060)	19.7 (438 to 508)	4.5 (245 to 285)	1.4 (7.1 to 8.1)	121,890
Physical violence by firearm	242 (129 to 541)	84.3 (92.2 to 146)	1,260 (681 to 2,590)	2,230 (559 to 5,030)	1,370 (423 to 2,210)	1,260 (455 to 2,560)	6,250 (3,690 to 12,500)	7,370 (5,080 to 13,600)	8,950 (6,200 to 15,700)	5,450 (1,600 to 9,520)	2,450 (1,080 to 4,560)	2,450 (1,100 to 4,560)	2,450 (1,080 to 4,560)	1,080 (466 to 2,200)	466 (164 to 1,160)	842 (326 to 1,760)	555 (131 to 398)	99.1 (48.6 to 179)	44.1 (22.6 to 91)	41.7 (19 to 83.2)	8.3 (2.7 to 19.5)	1.4 (0.7 to 1.9)	0.3 (0.2 to 0.5)	0.1 (0.1 to 0.3)	39,680
Physical violence by sharp object	242 (129 to 541)	84.3 (92.2 to 146)	1,260 (681 to 2,590)	2,230 (559 to 5,030)	1,370 (423 to 2,210)	1,260 (455 to 2,560)	6,250 (3,690 to 12,500)	7,370 (5,080 to 13,600)	8,950 (6,200 to 15,700)	5,450 (1,600 to 9,520)	2,450 (1,080 to 4,560)	2,450 (1,100 to 4,560)	2,450 (1,080 to 4,560)	1,080 (466 to 2,200)	466 (164 to 1,160)	842 (326 to 1,760)	555 (131 to 398)	99.1 (48.6 to 179)	44.1 (22.6 to 91)	41.7 (19 to 83.2)	8.3 (2.7 to 19.5)	1.4 (0.7 to 1.9)	0.3 (0.2 to 0.5)	0.1 (0.1 to 0.3)	39,680
Physical violence by other means	0 (0 to 0.271)	0 (0 to 0.13)	0 (0 to 0)	0 (0 to 0)	0 (0 to 0)	0 (0 to 0)	0 (0 to 0)	0 (0 to 0)	0 (0 to 0)	0 (0 to 0)	0 (0 to 0)	0 (0 to 0)	0 (0 to 0)	0 (0 to 0)	0 (0 to 0)	0 (0 to 0)	0 (0 to 0)	0 (0 to 0)	0 (0 to 0)	0 (0 to 0)	0 (0 to 0)	0 (0 to 0)	0 (0 to 0)	0 (0 to 0)	0 (0 to 0)	27,550
Sexual violence	0 (0 to 0)	0 (0 to 0)	0 (0 to 0)	48.5 (27.3 to 74)	89.5 (54 to 150)	276 (168 to 1,850)	679 (760 to 1,850)	1,250 (760 to 1,850)	1,500 (860 to 2,260)	1,500 (750 to 2,160)	1,500 (920 to 1,910)	672 (920 to 1,910)	724 (920 to 1,560)	503 (920 to 962)	343 (167 to 579)	176 (67.1 to 295)	78.1 (19 to 129)	65.6 (40 to 97.6)	47.6 (26.7 to 71.3)	31.5 (20 to 46.2)	17.5 (11.5 to 25.3)	6.9 (5.6 to 13.2)	2.8 (1.7 to 4.3)	0.4 (0.3 to 0.7)	0 (0 to 0)	8,140
Physical violence by other means	632 (307 to 1,220)	172 (77.1 to 307)	2,940 (1,290 to 5,760)	6,340 (1,420 to 13,700)	3,110 (1,110 to 5,700)	6,340 (1,110 to 13,700)	16,410 (4,110 to 31,700)	9,670 (4,970 to 21,500)	6,560 (3,110 to 15,600)	3,620 (1,110 to 9,270)	3,540 (1,110 to 8,270)	2,450 (1,110 to 5,170)	1,620 (1,110 to 3,750)	1,060 (564 to 2,450)	699 (259 to 1,620)	348 (111 to 699)	206 (51.2 to 455)	124 (31.7 to 277)	51.9 (26.1 to 116)	24.5 (10.4 to 54.6)	7.7 (3.2 to 17.2)	2.1 (1.1 to 4.7)	0.5 (0.3 to 1.1)	49,860
Conflict and terrorism	1,060 (121 to 3,471)	295 (68.3 to 948.8)	4,060 (512 to 3656)	9,350 (1,510 to 1,640)	4,910 (1,020 to 1,290)	5,290 (910 to 1,320)	20,150 (1,650 to 1,960)	15,130 (1,650 to 2,260)	24,000 (1,130 to 1,450)	19,130 (1,130 to 1,450)	15,200 (1,360 to 3,270)	8,190 (3,080 to 9,500)	6,290 (2,220 to 7,690)	4,110 (2,220 to 6,280)	2,900 (2,110 to 6,280)	1,830 (1,730 to 5,550)	1,040 (1,160 to 4,280)	638 (1,160 to 3,660)	325 (1,160 to 3,660)	150 (1,160 to 3,660)	62.6 (1,160 to 3,660)	19.7 (438 to 508)	4.5 (245 to 285)	1.4 (7.2 to 27.8)	121,890 57,560

All Table 2c: Rwanda DALYS by cause and age group for both sexes with 95% uncertainty intervals, 2019

Cause	Early Neonatal	Late Neonatal	Post Neonatal	1 to 4	5 to 9	10 to 14	15 to 19	20 to 24	25 to 29	30 to 34	35 to 39	40 to 44	45 to 49	50 to 54	55 to 59	60 to 64	65 to 69	70 to 74	75 to 79	80 to 84	85 to 89	90 to 94	95 plus	Total
All causes	476,000 (398,000 to 563,000)	142,000 (118,000 to 174,000)	488,000 (397,000 to 609,000)	440,000 (370,000 to 519,000)	196,000 (137,000 to 264,000)	147,000 (100,000 to 199,000)	140,000 (100,000 to 202,000)	208,000 (150,000 to 283,000)	202,000 (150,000 to 263,000)	202,000 (150,000 to 261,000)	207,000 (153,000 to 274,000)	207,000 (153,000 to 267,000)	191,000 (140,000 to 254,000)	190,000 (140,000 to 239,000)	191,000 (140,000 to 239,000)	193,000 (140,000 to 239,000)	193,000 (140,000 to 239,000)	193,000 (140,000 to 239,000)	193,000 (140,000 to 239,000)	87,600 (64,400 to 116,000)	37,200 (26,200 to 54,000)	9,213 (6,468 to 13,000)	3,048 (2,060 to 4,220)	4,290,000
Communicable, maternal, neonatal, and nutritional diseases	423,000 (350,000 to 503,000)	129,000 (106,000 to 157,000)	378,000 (306,000 to 469,000)	329,000 (260,000 to 403,000)	79,700 (52,000 to 111,000)	62,000 (40,000 to 87,000)	65,000 (43,000 to 93,000)	69,000 (46,000 to 97,000)	64,000 (43,000 to 89,000)	75,000 (51,000 to 103,000)	75,000 (51,000 to 103,000)	65,000 (44,000 to 90,000)	56,000 (38,000 to 77,000)	47,000 (32,000 to 65,000)	41,000 (28,000 to 57,000)	37,000 (25,000 to 51,000)	33,000 (22,000 to 46,000)	18,000 (12,000 to 25,000)	11,000 (7,000 to 15,000)	5,621 (3,668 to 7,800)	1,960 (1,268 to 2,750)	562 (360 to 783)	2,050,000
HIV/AIDS and sexually transmitted infections	4,190 (4,190 to 4,190)	1,340 (1,340 to 1,340)	17,000 (17,000 to 17,000)	12,000 (12,000 to 12,000)	1,130 (1,130 to 1,130)	2,130 (2,130 to 2,130)	12,000 (12,000 to 12,000)	29,000 (29,000 to 29,000)	29,000 (29,000 to 29,000)	29,000 (29,000 to 29



Other transport injuries	11·8 (3·7 to 28·8)	11·6 (4·5 to 25·5)	135 (49·9 to 295)	839 (217 to 1,780)	648 (314 to 1,260)	666 (361 to 1,200)	1,310 (602 to 3,190)	1,700 (760 to 4,060)	1,290 (605 to 2,810)	1,240 (599 to 2,630)	1,020 (511 to 2,060)	722 (377 to 1,500)	501 (264 to 1,080)	417 (224 to 934)	322 (186 to 695)	230 (137 to 470)	160 (97·8 to 338)	80·6 (49·8 to 161)	50·3 (31·6 to 101)	25·7 (17·3 to 49·1)	10·3 (7·2 to 17·8)	3·5 (2·4 to 5·4)	0·9 (0·6 to 1·4)	11,400
Unintentional injuries	1,100 (718 to 1,970)	1,550 (497 to 6,940)	7,280 (3,650 to 13,900)	22,200 (13,300 to 37,600)	9,270 (6,610 to 13,500)	7,900 (6,060 to 10,300)	8,330 (6,340 to 10,800)	8,950 (6,690 to 11,700)	7,230 (5,520 to 9,220)	7,600 (5,850 to 9,650)	7,060 (5,450 to 8,930)	5,820 (4,460 to 7,440)	4,920 (3,860 to 6,390)	4,860 (3,850 to 6,130)	4,620 (3,710 to 5,850)	4,670 (3,750 to 5,810)	3,950 (3,250 to 4,870)	2,720 (2,270 to 3,310)	2,180 (1,830 to 2,590)	1,590 (1,310 to 1,920)	810 (648 to 1,010)	295 (232 to 364)	66·2 (50·5 to 83·8)	125,000
Falls	158 (75·9 to 315)	41·5 (19·6 to 82·4)	447 (175 to 981)	1,270 (639 to 2,570)	1,590 (1,030 to 2,550)	1,770 (1,270 to 2,420)	1,460 (1,070 to 1,950)	1,660 (1,220 to 2,180)	1,530 (1,140 to 1,980)	1,740 (1,320 to 2,230)	1,750 (1,310 to 2,270)	1,510 (1,150 to 1,970)	1,280 (981 to 1,660)	1,460 (1,110 to 1,890)	1,440 (1,120 to 1,860)	1,540 (1,190 to 1,950)	1,380 (1,110 to 1,730)	1,080 (854 to 1,370)	1,000 (789 to 1,270)	858 (677 to 1,090)	496 (372 to 645)	193 (144 to 254)	43·1 (31·2 to 58)	25,700
Drowning	76·9 (43·1 to 130)	39·5 (19·9 to 70·9)	509 (219 to 1,080)	6,070 (3,000 to 11,600)	1,970 (1,110 to 3,390)	1,520 (916 to 2,460)	848 (472 to 1,410)	679 (388 to 1,110)	435 (261 to 690)	401 (243 to 619)	335 (201 to 527)	261 (162 to 404)	200 (125 to 316)	192 (124 to 294)	184 (125 to 270)	170 (119 to 245)	152 (106 to 211)	100 (71·1 to 145)	69·2 (48·2 to 94·3)	39·5 (26·9 to 54·7)	15·3 (10·2 to 21·9)	3·5 (2·4 to 5)	0·6 (0·4 to 0·9)	14,300
Fire, heat, and hot substances	88·9 (52·4 to 156)	93·8 (50·4 to 173)	1,250 (476 to 3,090)	3,860 (1,840 to 8,560)	997 (561 to 1,790)	704 (468 to 1,050)	898 (595 to 1,370)	1,000 (652 to 1,520)	864 (587 to 1,260)	1,010 (665 to 1,510)	954 (656 to 1,390)	765 (511 to 1,120)	635 (429 to 939)	616 (426 to 871)	560 (401 to 764)	536 (384 to 738)	500 (361 to 684)	331 (237 to 470)	240 (175 to 332)	154 (113 to 214)	61·6 (44·1 to 83)	16·5 (12·1 to 22·4)	3·1 (2·3 to 4·5)	16,100
Poisonings	74 (29·9 to 168)	81·9 (19·9 to 247)	1,150 (379 to 2,830)	2,210 (959 to 4,530)	578 (298 to 1,110)	454 (253 to 747)	500 (270 to 880)	576 (315 to 970)	474 (261 to 785)	488 (268 to 789)	488 (273 to 809)	461 (255 to 786)	409 (230 to 678)	424 (241 to 678)	410 (237 to 651)	392 (223 to 636)	299 (173 to 484)	172 (103 to 270)	108 (65·7 to 171)	59·1 (34·7 to 91·7)	19·8 (12 to 30·3)	4·5 (2·7 to 7·2)	0·6 (0·3 to 1·1)	9,820
Poisoning by carbon monoxide	16·4 (4·7 to 41·9)	10·1 (1·7 to 33·4)	152 (26·6 to 610)	193 (38·9 to 866)	106 (39·9 to 260)	74·3 (32·7 to 151)	192 (83·5 to 399)	215 (92·7 to 416)	151 (65·5 to 303)	187 (80·3 to 355)	177 (81·1 to 344)	182 (88·7 to 353)	173 (70·8 to 323)	158 (76·2 to 285)	160 (77·5 to 299)	184 (92·7 to 331)	151 (74·8 to 270)	89 (48·3 to 154)	62·3 (33·7 to 109)	33 (17·1 to 56·4)	12·8 (7 to 21·7)	3·3 (1·8 to 5·3)	0·4 (0·2 to 0·8)	2,680
Poisoning by other means	57·7 (21·8 to 137)	71·8 (16·8 to 222)	995 (327 to 2,320)	2,010 (896 to 3,970)	472 (241 to 887)	380 (208 to 626)	308 (155 to 571)	361 (189 to 621)	322 (172 to 545)	302 (163 to 519)	311 (165 to 529)	279 (145 to 476)	236 (122 to 419)	266 (141 to 454)	250 (136 to 415)	208 (103 to 375)	147 (74·6 to 270)	82·7 (45·2 to 140)	45·8 (23·6 to 80·5)	26·1 (13·7 to 45·1)	7 (3·7 to 12·3)	1·2 (0·6 to 2·3)	0·2 (0·1 to 0·3)	7,140
Exposure to mechanical forces	223 (26·2 to 1,000)	970 (24·9 to 6,160)	939 (186 to 4,250)	1,570 (751 to 3,230)	907 (600 to 1,390)	814 (585 to 1,140)	1,390 (957 to 2,020)	1,560 (1,060 to 2,310)	1,270 (861 to 1,860)	1,260 (839 to 1,870)	1,110 (771 to 1,590)	838 (590 to 1,250)	724 (505 to 1,030)	604 (430 to 854)	506 (366 to 705)	467 (343 to 620)	363 (265 to 480)	218 (163 to 288)	166 (125 to 219)	110 (79·7 to 148)	53·4 (38·1 to 71·5)	20·9 (15 to 29·6)	5·2 (3·4 to 7·5)	16,100
Unintentional firearm injuries	30·8 (1·4 to 194)	110 (0·3 to 819)	235 (11·6 to 1,170)	357 (101 to 927)	171 (74·3 to 354)	146 (71·6 to 278)	387 (178 to 774)	409 (177 to 789)	374 (157 to 707)	318 (150 to 626)	247 (117 to 461)	204 (100 to 366)	171 (85 to 312)	103 (54·8 to 187)	89·1 (49·4 to 155)	111 (60·2 to 186)	90·9 (52·2 to 153)	59·3 (33·8 to 97·3)	51·4 (29·8 to 80·2)	32·8 (18·4 to 55·6)	17·7 (10·1 to 28·4)	8·2 (4·7 to 13·5)	2·3 (1·2 to 3·9)	3,730
Other exposure to mechanical forces	193 (22·3 to 867)	860 (23·5 to 6,040)	704 (155 to 3,350)	1,210 (550 to 2,590)	736 (472 to 1,120)	668 (466 to 938)	1,010 (667 to 1,440)	1,150 (759 to 1,690)	893 (582 to 1,330)	938 (635 to 1,400)	863 (572 to 1,270)	634 (441 to 935)	553 (384 to 801)	501 (351 to 720)	417 (296 to 588)	357 (254 to 482)	273 (195 to 364)	159 (115 to 217)	115 (82·5 to 155)	77·3 (55·4 to 105)	35·7 (25·6 to 48·3)	12·7 (8·7 to 17·8)	2·9 (1·9 to 4·3)	12,400
Adverse effects of medical treatment	186 (112 to 334)	161 (92·6 to 305)	1,440 (688 to 2,780)	2,300 (1,000 to 3,930)	555 (317 to 971)	378 (214 to 686)	425 (210 to 897)	493 (233 to 1,000)	397 (203 to 775)	428 (209 to 896)	364 (182 to 743)	315 (155 to 646)	292 (146 to 612)	285 (142 to 609)	323 (159 to 714)	346 (175 to 746)	298 (165 to 646)	206 (112 to 431)	156 (81·7 to 347)	101 (53 to 228)	44·3 (22·8 to 97)	14·3 (7·4 to 32·3)	3·2 (1·5 to 7·5)	9,510
Animal contact	30·8 (17·6 to 53·1)	20·5 (11·8 to 38·4)	369 (146 to 860)	2,000 (919 to 4,930)	1,080 (582 to 2,050)	749 (454 to 1,210)	583 (362 to 911)	556 (357 to 857)	466 (296 to 720)	502 (320 to 763)	488 (320 to 738)	440 (275 to 661)	406 (256 to 620)	493 (318 to 750)	518 (326 to 792)	505 (322 to 755)	409 (267 to 615)	252 (169 to 373)	150 (100 to 218)	83·5 (55·4 to 123)	30 (19·9 to 44·2)	7·9 (5·5 to 10·9)	1·6 (1·2 to 2·3)	10,100
Venomous animal contact	11·1 (4·7 to 23·6)	4 (1·5 to 9·2)	115 (30·8 to 365)	747 (189 to 2,610)	471 (201 to 1,020)	344 (174 to 633)	228 (121 to 385)	220 (119 to 388)	194 (112 to 327)	209 (116 to 363)	208 (115 to 353)	195 (99·2 to 337)	189 (102 to 328)	262 (143 to 428)	289 (155 to 485)	304 (169 to 505)	251 (142 to 401)	157 (95 to 252)	87·1 (49·3 to 140)	46 (24 to 74·3)	15·1 (8 to 25·6)	3·6 (2 to 5·8)	0·8 (0·4 to 1·2)	4,550
Non-venomous animal contact	19·7 (10 to 35·2)	16·5 (9·1 to 30)	253 (102 to 576)	1,250 (548 to 2,710)	613 (288 to 1,210)	405 (210 to 717)	355 (201 to 617)	336 (191 to 563)	272 (153 to 471)	292 (175 to 474)	280 (167 to 457)	246 (142 to 402)	217 (124 to 370)	231 (135 to 385)	228 (126 to 398)	201 (109 to 338)	157 (83·3 to 278)	94·3 (52·1 to 159)	62·7 (34·9 to 104)	37·5 (21·8 to 63·5)	14·8 (9·1 to 23)	4·2 (2·7 to 6·3)	0·9 (0·6 to 1·4)	5,590
Foreign body	172 (94·4 to 293)	101 (65·9 to 149)	792 (356 to 1,580)	1,430 (808 to 2,330)	718 (500 to 1,040)	672 (494 to 902)	945 (679 to 1,270)	1,060 (719 to 1,510)	775 (571 to 1,030)	769 (572 to 1,010)	692 (513 to 896)	547 (410 to 713)	435 (330 to 567)	353 (276 to 453)	314 (245 to 398)	322 (244 to 412)	257 (199 to 325)	179 (139 to 224)	135 (103 to 175)	88·7 (66 to 117)	45·3 (33 to 63·2)	17·4 (12·2 to 24·4)	4·5 (3·1 to 6·4)	10,800
Pulmonary aspiration and foreign body in airway	143 (77·2 to 248)	89·4 (57·4 to 134)	645 (257 to 1,360)	791 (367 to 1,450)	302 (165 to 532)	243 (139 to 386)	429 (239 to 698)	523 (269 to 875)	327 (174 to 526)	287 (164 to 458)	238 (135 to 381)	182 (96·4 to 300)	164 (91·9 to 253)	126 (74·3 to 192)	115 (71·6 to 176)	136 (83·1 to 208)	115 (75·7 to 166)	89·2 (56·9 to 128)	69·5 (43·5 to 104)	48·4 (29·4 to 72·5)	27·1 (16·6 to 42·3)	10·7 (6·2 to 16·9)	3 (1·7 to 4·8)	5,110
Foreign body in eyes	0·1 (0 to 0·2)	0·3 (0·1 to 0·6)	4·5 (1·3 to 9·9)	23·7 (7·3 to 53·1)	38·3 (12·3 to 83·1)	48·2 (17·4 to 106)	57·4 (21·5 to 126)	64·7 (25 to 133)	61·2 (26·1 to 119)	68·2 (30·8 to 130)	63·7 (30·1 to 120)	52·8 (27·3 to 96·1)	40·9 (22·8 to 69·4)	34·3 (19·7 to 55·5)	29·2 (17·6 to 44·4)	24·3 (14·8 to 35·6)	18·2 (11·4 to 26·6)	10·6 (7 to 15·2)	6·7 (4·5 to 9·6)	3·9 (2·6 to 5·7)	1·6 (1·1 to 2·3)	0·5 (0·3 to 0·7)	0·1 (0·1 to 0·1)	654
Foreign body in other body part	28·4 (8·7 to 69·8)	11 (4·9 to 24·2)	143 (56·7 to 353)	616 (304 to 1,100)	378 (244 to 546)	381 (253 to 543)	459 (309 to 677)	472 (302 to 707)	387 (266 to 561)	414 (298 to 566)	390 (274 to 541)	312 (219 to 432)	230 (161 to 315)	193 (143 to 258)	170 (123 to 223)	161 (116 to 220)	124 (89·4 to 174)	78·8 (55·3 to 107)	58·4 (40·3 to 80·4)	36·3 (24·5 to 52)	16·5 (10·7 to 25·5)	6·2 (4·1 to 9·8)	1·4 (0·9 to 2·4)	5,070
Environmental heat and cold exposure	14·9 (6·5 to 29·8)	9·2 (4·2 to 19·5)	99·8 (35·7 to 247)	354 (158 to 789)	201 (112 to 352)	180 (114 to 289)	352 (197 to 601)	394 (218 to 697)	282 (155 to 518)	265 (155 to 444)	232 (139 to 389)	179 (103 to 304)	143 (85·5 to 231)	103 (64·9 to 165)	88·6 (56·9 to 138)	100 (56·9 to 174)	77·9 (45·8 to 125)	53·7 (33·5 to 85·7)	49·4 (29·6 to 80)	26·9 (15·6 to 44·6)	13·5 (8 to 23·6)	5·8 (3·3 to 10)	1·4 (0·7 to 2·5)	3,230
Exposure to forces of nature	0 (0 to 0)	0 (0 to 0)	0 (0 to 0)	2·9 (1·7 to 4·6)	7 (3·8 to 12·4)	18·4 (11·1 to 30·6)	26·5 (16·3 to 42·8)	33·6 (20·7 to 53·7)	34·3 (21·3 to 52·9)	35·2 (21·9 to 51·9)	28·2 (17·7 to 40·8)	22 (14·3 to 32·7)	15·1 (9·8 to 22·1)	12 (8 to 17·6)	10·4 (7·2 to 15·2)	8·8 (6·1 to 12·8)	6·4 (4·4 to 9·2)	3·7 (2·5 to 5·3)	2·2 (1·5 to 3·2)	1·2 (0·8 to 1·8)	0·5 (0·3 to 0·7)	0·1 (0·1 to 0·2)	0 (0 to 0)	268
Other unintentional injuries	74·3 (40·1 to 128)	29·8 (15·2 to 54·5)	277 (127 to 538)	1,160 (560 to 2,300)	656 (358 to 1,170)	639 (391 to 1,060)	900 (487 to 1,620)	939 (556 to 1,500)	709 (450 to 1,110)	710 (435 to 1,130)	619 (388 to 1,010)	481 (299 to 747)	379 (242 to 619)	319 (202 to 468)	265 (177 to 401)	285 (185 to 441)	210 (140 to 317)	126 (84·1 to 190)	96·6 (67·2 to 139)	63·7 (43 to 91·1)	30·2 (20·4 to 43·1)	11·1 (7·5 to 16·3)	2·7 (1·9 to 3·9)	8,980
Self-harm and interpersonal violence	181 (93·5 to 329)	56·3 (27·4 to 105)	613 (218 to 1,310)	2,330 (910 to 4,970)	1,020 (598 to 1,740)	3,160 (2,180 to 4,520)	8,830 (5,950 to 12,900)	12,100 (7,920 to 17,800)	23,000 (15,700 to 33,500)	23,500 (15,600 to 34,900)	19,200 (13,200 to 28,900)	13,500 (9,290 to 19,900)	9,260 (6,490 to 13,200)	7,370 (5,310 to 10,100)	5,950 (4,390 to 8,080)	4,590 (3,390 to 6,170)	3,250 (2,470 to 4,280)	1,830 (1,400 to 2,360)	1,110 (865 to 1,410)	613 (471 to 790)	235 (178 to 308)	65·2 (48·8 to 85·6)	14·2 (10·5 to 19·1)	142,000
Self-harm	0 (0 to 0)	0 (0 to 0)	0 (0 to 0)	0 (0 to 0)	0 (0 to 0)	1,670 (963 to 2,750)	3,630 (2,260 to 5,500)	4,640 (2,650 to 7,300)	3,900 (2,350 to 6,100)	3,560 (2,120 to 5,470)	3,170 (1,950 to 4,840)	2,520 (1,510 to 3,980)	2,090 (1,300 to 3,220)	2,080 (1,320 to 3,130)	1,840 (1,200 to 2,690)	1,610 (1,050 to 2,360)	1,250 (857 to 1,820)	754 (529 to 1,070)	466 (326 to 671)	259 (178 to 365)	93·5 (62·9 to 133)	22 (15 to 32·1)	5·4 (3·4 to 8·1)	33,600
Self-harm by firearm	0 (0 to 0)	0 (0 to 0)	0 (0 to 0)	0 (0 to 0)	0 (0 to 0)	54·3 (20·3 to 114)	277 (107 to 571)	428 (152 to 1,010)	321 (126 to 681)	279 (114 to 575)	217 (92·3 to 463)	176 (78 to 372)	131 (55·8 to 257)	121 (52·1 to 245)	102 (47·6 to 196)	79·1 (37·6 to 158)	62·3 (30 to 117)	31·8 (15·4 to 60)	18·7 (9 to 34·6)	10·2 (4·9 to 19·2)	4 (2 to 7·4)	1·1 (0·5 to 2·2)	0·4 (0·2 to 0·9)	2,310
Self-harm by other specified means	0 (0 to 0)	0 (0 to 0)	0 (0 to 0)	0 (0 to 0)	0 (0 to 0)	1,610 (927 to 2,660)	3,360 (2,100 to 5,100)	4,220 (2,430 to 6,710)	3,580 (2,150 to 5,620)	3,280 (1,960 to 4,950)	2,950 (1,820 to 4,470)	2,350 (1,420 to 3,670)	1,960 (1,220 to 3,010)	1,960 (1,250 to 2,910)	1,740 (1,130 to 2,530)	1,530 (994 to 2,230)	1,190 (817 to 1,730)	722 (508 to 1,030)	447 (312 to 640)	249 (171 to 353)	89·5 (60·5 to 129)	20·9 (14·3 to 30·4)	4·9 (3·1 to 7·5)	31,300
Interpersonal violence	180 (92·8 to 328)	55·8 (27 to 104)	608 (214 to 1,300)	2,290 (881 to 4,930)	975 (558 to 1,700)	1,280 (840 to 1,920)	4,960 (2,840 to 8,310)	6,610 (3,770 to 10,900)	4,880 (3,010 to 7,480)	4,030 (2,550 to 6,130)	2,830 (1,810 to 4,320)	1,700 (1,140 to 2,530)	936 (632 to 1,360)	647 (434 to 961)	398 (278 to 586)	251 (182 to 349)	155 (117 to 207)	72·9 (56·7 to 95·9)	40·7 (31·5 to 52·4)	19 (15 to 23·5)	7 (5·4 to 8·8)	1·8 (1·4 to 2·2)	0·4 (0·3 to 0·5)	32,900
Physical violence by firearm	48·8 (20·7 to 99)	11·4 (3·9 to 23·9)	132 (39·7 to 313)	515 (163 to 1,180)	186 (83·5 to 370)	237 (97·2 to 472)	1,220 (543 to 2,290)	1,710 (770 to 3,300)	1,260 (599 to 2,260)	1,180 (568 to 2,190)	653 (297 to 1,220)	475 (218 to 862)	179 (83·1 to 341)	149 (70·9 to 279)	112 (54·8 to 204)	44·6 (25 to 72·1)	15·8 (8·6 to 26·5)	6·2 (3·3 to 11·2)	3·4 (1·8 to 6)	1·1 (0·6 to 1·8)	0·3 (0·2 to 0·4)	0·1 (0 to 0·1)	0 (0 to 0·1)	8,140
Physical violence by sharp object	14·5 (5·7 to 32·2)	7·8 (2·9 to 17·3)	96·5 (27 to 238)	557 (178 to 1,300)	180 (80·8 to 352)	235 (115 to 436)	831 (370 to 1,620)	1,240 (556 to 2,370)	991 (488 to 1,780)	702 (348 to 1,260)	406 (208 to 743)	283 (151 to 482)	186 (102 to 324)	135 (78 to 224)	61·8 (38·5 to 103)	64·9 (39·7 to 107)	37 (23·5 to 60·5)	20·4 (14·1 to 30·8)	12·9 (8·7 to 18·6)	4·9 (3·4 to 6·9)	2·1 (1·5 to 2·8)	0·6 (0·4 to 0·8)	0·1 (0·1 to 0·2)	6,070
Sexual violence	0 (0 to 0)	0 (0 to 0)	0 (0 to 0)	15·4 (9 to 24·6)	125 (76 to 194)	277 (160 to 421)	502 (304 to 779)	613 (371 to 911)	533 (315 to 815)	518 (305 to 785)	409 (245 to 626)	279 (169 to 439)	174 (105 to 285)	93·2 (53·1 to 150)	55·7 (32·8 to 89·1)	42·4 (26 to 63·5)	29·7 (18·4 to 45)	17 (10·6 to 25·8)	10·2 (6·6 to 15)	5·6 (3·6 to 8·2)	1·9 (1·1 to 3)	0·3 (0·2 to 0·4)	0 (0 to 0)	3,700
Physical violence by other means	117 (58·5 to 222)	36·5 (17·6 to 68·5)	380 (127 to 849)	1,200 (419 to 2,660)	483 (235 to 890)	533 (294 to 916)	2,410 (1,200 to 4,600)	3,040 (1,470 to 5,640)	2,100 (1,060 to 3,490)	1,630 (893 to 2,770)	1,360 (770 to 2,260)	665 (376 to 1,160)	397 (241 to 634)	269 (160 to 433)	169 (109 to 258)	99·1 (68·2 to 146)	72·5 (51·2 to 104)	29·3 (21·6 to 40·4)	14·2 (10·5 to 19·2)	7·4 (5·6 to 9·9)	2·8 (2·1 to 3·6)	0·8 (0·6 to 1·1)	0·2 (0·1 to 0·3)	15,000
Conflict and terrorism	0·8 (0·7 to 0·9)	0·4 (0·4 to 0·5)	1·4 (1·3 to 1·6)	15·8 (12·5 to 21·1)	32·2 (19·4 to 56)	195 (107 to 348)	223 (125 to 401)	855 (437 to 1,530)	14,200 (8,040 to 23,900)	15,900 (8,440 to 26,800)	13,200 (7,610 to 22,100)	9,280 (5,640 to 15,000)	6,210 (3,800 to 9,750)	4,620 (2,860 to 7,040)	3,700 (2,350 to 5,530)	2,720 (1,780 to 4,060)	1,830 (1,200 to 2,690)	1,000 (680 to 1,440)	604 (419 to 872)	333 (227 to 469)	135 (90·2 to 193)	41·4 (26·8 to 60)	8·5 (5·5 to 12·4)	75,100

SR Table 2c: Seychelles DALYS by cause and age group for both sexes with 95% uncertainty intervals, 2019

Cause	Early Neonatal	Late Neonatal	Post Neonatal	1 to 4	5 to 9	10 to 14	15 to 19	20 to 24	25 to 29	30 to 34	35 to 39	40 to 44	45 to 49	50 to 54	55 to 59	60 to 64	65 to 69	70 to 74	75 to 79	80 to 84	85 to 89	90 to 94	95 plus	Total
All causes	1,782 (1,589 to 2,013)	1,623 (1,196 to 2,117)	2,666 (2,143 to 3,327)	3,021 (2,510 to 3,660)	1,284 (946 to 1,666)	1,004 (737 to 1,363)	1,284 (1,021 to 1,663)	1,880 (1,515 to 2,360)	2,265 (1,885 to 2,753)	2,722 (2,265 to 3,260)	3,260 (2,685 to 3,950)	3,844 (3,150 to 4,680)	4,607 (3,810 to 5,600)	5,615 (4,670 to 6,790)	6,907 (5,550 to 8,490)	8,405 (6,750 to 10,300)	9,977 (8,050 to 12,200)	11,600 (9,350 to 14,200)	13,200 (10,600 to 16,200)	14,600 (11,700 to 18,000)	15,600 (12,200 to 19,400)	16,400 (12,600 to 20,400)	31,900
Communicable, maternal, neonatal, and nutritional diseases	1,782 (1,589 to 2,013)	1,623 (1,196 to 2,117)	2,666 (2,143 to 3,327)	3,021 (2,510 to 3,660)	1,284 (946 to 1,666)	1,004 (737 to 1,363)	1,284 (1,021 to 1,663)	1,880 (1,515 to 2,360)	2,265 (1,885 to 2,753)	2,722 (2,265 to 3,260)	3,260 (2,685 to 3,950)	3,844 (3,150 to 4,680)	4,607 (3,810 to 5,600)	5,615 (4,670 to 6,790)	6,907 (5,550 to 8,490)	8,405 (6,750 to 10,300)	9,977 (8,050 to 12,200)	11,600 (9,350 to 14,200)	13,200 (10,600 to 16,200)	14,600 (11,700 to 18,000)	15,600 (12,200 to 19,400)	16,400 (12,600 to 20,400)	31,900
HIV/AIDS and sexually transmitted infections	0 (0 to 0)	0 (0 to 0)	0 (0 to 0)	0 (0 to 0)	0 (0 to 0)	0 (0 to 0)	0 (0 to 0)	0 (0 to 0)	0 (0 to 0)	0 (0 to 0)	0 (0 to 0)	0 (0 to 0)	0 (0 to 0)	0 (0 to 0)	0 (0 to 0)	0 (0 to 0)	0 (0 to 0)	0 (0 to 0)	0 (0 to 0)	0 (0 to 0)	0 (0 to 0)	0 (0 to 0)	0 (0 to 0)	0
HIV/AIDS	0 (0 to 0)	0 (0 to 0)	0 (0 to 0)	0 (0 to 0)	0 (0 to 0)	0 (0 to 0)	0 (0 to 0)	0 (0 to 0)	0 (0 to 0)	0 (0 to 0)	0 (0 to 0)	0 (0 to 0)	0 (0 to 0)	0 (0 to 0)	0 (0 to 0)	0 (0 to 0)	0 (0 to 0)	0 (0 to 0)	0 (0 to 0)	0 (0 to 0)	0 (0 to 0)	0 (0 to 0)	0 (0 to 0)	0
HIV/AIDS - Drug-susceptible Tuberculosis	0 (0 to 0)	0 (0 to 0)	0 (0 to 0)	0 (0 to 0)	0 (0 to 0)	0 (0 to 0)	0 (0 to 0)	0 (0 to 0)	0 (0 to 0)	0 (0 to 0)	0 (0 to 0)	0 (0 to 0)	0 (0 to 0)	0 (0 to 0)	0 (0 to 0)	0 (0 to 0)	0 (0 to 0)	0 (0 to 0)	0 (0 to 0)	0 (0 to 0)	0 (0 to 0)	0 (0 to 0)	0 (0 to 0)	0
HIV/AIDS - Multidrug-resistant Tuberculosis without extensive drug resistance	0 (0 to 0)	0 (0 to 0)	0 (0 to 0)	0 (0 to 0)	0 (0 to 0)	0 (0 to 0)	0 (0 to 0)	0 (0 to 0)	0 (0 to 0)	0 (0 to 0)	0 (0 to 0)	0 (0 to 0)	0 (0 to 0)	0 (0 to 0)	0 (0 to 0)	0 (0 to 0)	0 (0 to 0)	0 (0 to 0)	0 (0 to 0)	0 (0 to 0)	0 (0 to 0)	0 (0 to 0)	0 (0 to 0)	0
HIV/AIDS - Extensively drug-resistant Tuberculosis	0 (0 to 0)	0 (0 to 0)	0 (0 to 0)	0 (0 to 0)	0 (0 to 0)	0 (0 to 0)	0 (0 to 0)	0 (0 to 0)	0 (0 to 0)	0 (0 to 0)	0 (0 to 0)	0 (0 to 0)	0 (0 to 0)	0 (0 to 0)	0 (0 to 0)	0 (0 to 0)	0 (0 to 0)	0 (0 to 0)	0 (0 to 0)	0 (0 to 0)	0 (0 to 0)	0 (0 to 0)	0 (0 to 0)	0
HIV/AIDS resulting in other diseases	0 (0 to 0)	0 (0 to 0)	0 (0 to 0)	0 (0 to 0)	0 (0 to 0)	0 (0 to 0)	0 (0 to 0)	0 (0 to 0)	0 (0 to 0)	0 (0 to 0)	0 (0 to 0)	0 (0 to 0)	0 (0 to 0)	0 (0 to 0)	0 (0 to 0)	0 (0 to 0)	0 (0 to 0)	0 (0 to 0)	0 (0 to 0)	0 (0 to 0)	0 (0 to 0)	0 (0 to 0)	0 (0 to 0)	0
Sexually transmitted infections excluding HIV	0 (0 to 0)	0 (0 to 0)	0 (0 to 0)	0 (0 to 0)	0 (0 to 0)	0 (0 to 0)	0 (0 to 0)	0 (0 to 0)	0 (0 to 0)	0 (0 to 0)	0 (0 to 0)	0 (0 to 0)	0 (0 to 0)	0 (0 to 0)	0 (0 to 0)	0 (0 to 0)	0 (0 to 0)	0 (0 to 0)	0 (0 to 0)	0 (0 to 0)	0 (0 to 0)	0 (0 to 0)	0 (0 to 0)	0
Syphilis	0 (0 to 0)	0 (0 to 0)	0 (0 to 0)	0 (0 to 0)	0 (0 to 0)	0 (0 to 0)	0 (0 to 0)	0 (0 to 0)	0 (0 to 0)	0 (0 to 0)	0 (0 to 0)	0 (0 to 0)	0 (0 to 0)	0 (0 to 0)	0 (0 to 0)	0 (0 to 0)	0 (0 to 0)	0 (0 to 0)	0 (0 to 0)	0 (0 to 0)	0 (0 to 0)	0 (0 to 0)	0 (0 to 0)	0
Chlamydial infection	0 (0 to 0)	0 (0 to 0)	0 (0 to 0)	0 (0 to 0)	0 (0 to 0)	0 (0 to 0)	0 (0 to 0)	0 (0 to 0)	0 (0 to 0)	0 (0 to 0)	0 (0 to 0)	0 (0 to 0)	0 (0 to 0)	0 (0 to 0)	0 (0 to 0)	0 (0 to 0)	0 (0 to 0)	0 (0 to 0)	0 (0 to 0)	0 (0 to 0)	0 (0 to 0)	0 (0 to 0)	0 (0 to 0)	0
Gonococcal infection	0 (0 to 0)	0 (0 to 0)	0 (0 to 0)	0 (0 to 0)	0 (0 to 0)	0 (0 to 0)	0 (0 to 0)	0 (0 to 0)	0 (0 to 0)	0 (0 to 0)	0 (0 to 0)	0 (0 to 0)	0 (0 to 0)	0 (0 to 0)	0 (0 to 0)	0 (0 to 0)	0 (0 to 0)	0 (0 to 0)	0 (0 to 0)	0 (0 to 0)	0 (0 to 0)	0 (0 to 0)	0 (0 to 0)	0
Trichomoniasis	0 (0 to 0)	0 (0 to 0)	0 (0 to 0)	0 (0 to 0)	0 (0 to 0)	0 (0 to 0)	0 (0 to 0)	0 (0 to 0)	0 (0 to 0)	0 (0 to 0)	0 (0 to 0)	0 (0 to 0)	0 (0 to 0)	0 (0 to 0)	0 (0 to 0)	0 (0 to 0)	0 (0 to 0)	0 (0 to 0)	0 (0 to 0)	0 (0 to 0)	0 (0 to 0)	0 (0 to 0)	0 (0 to 0)	0
Genital herpes	0 (0 to 0)	0 (0 to 0)	0 (0 to 0)	0 (0 to 0)	0 (0 to 0)	0 (0 to 0)	0 (0 to 0)	0 (0 to 0)	0 (0 to 0)	0 (0 to 0)	0 (0 to 0)	0 (0 to 0)	0 (0 to 0)	0 (0 to 0)	0 (0 to 0)	0 (0 to 0)	0 (0 to 0)	0 (0 to 0)	0 (0 to 0)	0 (0 to 0)	0 (0 to 0)	0 (0 to 0)	0 (0 to 0)	0
Other sexually transmitted infections	0 (0 to 0)	0 (0 to 0)	0 (0 to 0)	0 (0 to 0)	0 (0 to 0)	0 (0 to 0)	0 (0 to 0)	0 (0 to 0)	0 (0 to 0)	0 (0 to 0)	0 (0 to 0)	0 (0 to 0)	0 (0 to 0)	0 (0 to 0)	0 (0 to 0)	0 (0 to 0)	0 (0 to 0)	0 (0 to 0)	0 (0 to 0)	0 (0 to 0)	0 (0 to 0)	0 (0 to 0)	0 (0 to 0)	0
Respiratory infections and tuberculosis	46 (12 to 209)	46 (12 to 209)	45 (12 to 202)	68 (18 to 304)	29 (8 to 128)	26 (7 to 116)	29 (8 to 129)	40 (10 to 177)	46 (12 to 203)	52 (14 to 230)	66 (17 to 293)	78 (20 to 346)	93 (24 to 414)	114 (29 to 506)	140 (36 to 622)	170 (44 to 756)	202 (52 to 898)	235 (61 to 1,045)	268 (69 to 1,191)	296 (77 to 1,316)	316 (82 to 1,406)	331 (86 to 1,472)	646
Tuberculosis	0 (0 to 0)	0 (0 to 0)	0 (0 to 0)	0 (0 to 0)	0 (0 to 0)	0 (0 to 0)	0 (0 to 0)	0 (0 to 0)	0 (0 to 0)	0 (0 to 0)	0 (0 to 0)	0 (0 to 0)	0 (0 to 0)	0 (0 to 0)	0 (0 to 0)	0 (0 to 0)	0 (0 to 0)	0 (0 to 0)	0 (0 to 0)	0 (0 to 0)	0 (0 to 0)	0 (0 to 0)	0 (0 to 0)	0
Latent tuberculosis infection	0 (0 to 0)	0 (0 to 0)	0 (0 to 0)	0 (0 to 0)	0 (0 to 0)	0 (0 to 0)	0 (0 to 0)	0 (0 to 0)	0 (0 to 0)	0 (0 to 0)	0 (0 to 0)	0 (0 to 0)	0 (0 to 0)	0 (0 to 0)	0 (0 to 0)	0 (0 to 0)	0 (0 to 0)	0 (0 to 0)	0 (0 to 0)	0 (0 to 0)	0 (0 to 0)	0 (0 to 0)	0 (0 to 0)	0
Drug-susceptible tuberculosis	0 (0 to 0)	0 (0 to 0)	0 (0 to 0)	0 (0 to 0)	0 (0 to 0)	0 (0 to 0)	0 (0 to 0)	0 (0 to 0)	0 (0 to 0)	0 (0 to 0)	0 (0 to 0)	0 (0 to 0)	0 (0 to 0)	0 (0 to 0)	0 (0 to 0)	0 (0 to 0)	0 (0 to 0)	0 (0 to 0)	0 (0 to 0)	0 (0 to 0)	0 (0 to 0)	0 (0 to 0)	0 (0 to 0)	0
Multidrug-resistant tuberculosis without extensive drug resistance	0 (0 to 0)	0 (0 to 0)	0 (0 to 0)	0 (0 to 0)	0 (0 to 0)	0 (0 to 0)	0 (0 to 0)	0 (0 to 0)	0 (0 to 0)	0 (0 to 0)	0 (0 to 0)	0 (0 to 0)	0 (0 to 0)	0 (0 to 0)	0 (0 to 0)	0 (0 to 0)	0 (0 to 0)	0 (0 to 0)	0 (0 to 0)	0 (0 to 0)	0 (0 to 0)	0 (0 to 0)	0 (0 to 0)	0
Extensively drug-resistant tuberculosis	0 (0 to 0)	0 (0 to 0)	0 (0 to 0)	0 (0 to 0)	0 (0 to 0)	0 (0 to 0)	0 (0 to 0)	0 (0 to 0)	0 (0 to 0)	0 (0 to 0)	0 (0 to 0)	0 (0 to 0)	0 (0 to 0)	0 (0 to 0)	0 (0 to 0)	0 (0 to 0)	0 (0 to 0)	0 (0 to 0)	0 (0 to 0)	0 (0 to 0)	0 (0 to 0)	0 (0 to 0)	0 (0 to 0)	0
Lower respiratory infections	20 (12 to 29.3)	23 (12 to 32.9)	34 (20.4 to 49.2)	34 (20.4 to 49.2)	10 (5.9 to 14.6)	10 (5.7 to 13.7)	17 (10.1 to 23.2)	25 (14.5 to 33.8)	32 (18.2 to 44.2)	39 (22.5 to 54.8)	54 (30.5 to 75.1)	69 (40.1 to 91.4)	89 (51.5 to 118)	109 (62.4 to 142)	134 (74.9 to 180)	164 (92.4 to 222)	194 (107.7 to 261)	228 (121.9 to 322)	259 (131.9 to 386)	286 (135.1 to 446)	305 (130.6 to 475)	319 (124.9 to 498)	1,760
Upper respiratory infections	0 (0 to 0)	0 (0 to 0)	0 (0 to 0)	0 (0 to 0)	0 (0 to 0)	0 (0 to 0)	0 (0 to 0)	0 (0 to 0)	0 (0 to 0)	0 (0 to 0)	0 (0 to 0)	0 (0 to 0)	0 (0 to 0)	0 (0 to 0)	0 (0 to 0)	0 (0 to 0)	0 (0 to 0)	0 (0 to 0)	0 (0 to 0)	0 (0 to 0)	0 (0 to 0)	0 (0 to 0)	0 (0 to 0)	0
Otitis media	0 (0 to 0)	0 (0 to 0)	0 (0 to 0)	0 (0 to 0)	0 (0 to 0)	0 (0 to 0)	0 (0 to 0)	0 (0 to 0)	0 (0 to 0)	0 (0 to 0)	0 (0 to 0)	0 (0 to 0)	0 (0 to 0)	0 (0 to 0)	0 (0 to 0)	0 (0 to 0)	0 (0 to 0)	0 (0 to 0)	0 (0 to 0)	0 (0 to 0)	0 (0 to 0)	0 (0 to 0)	0 (0 to 0)	0
Enteric infections	0.7 (0.4 to 1.1)	1.8 (1 to 3)	7.4 (4.1 to 11.9)	27.7 (15.6 to 44.3)	27.7 (15.6 to 44.3)	20.6 (10.9 to 35.3)	16.3 (9.2 to 27.9)	12.3 (7.4 to 20.9)	14.1 (7.9 to 23.9)	12.1 (7.3 to 20.5)	10.8 (7.6 to 15.3)	9.5 (6.5 to 13.7)	9.4 (6.3 to 13.5)	10.1 (6.9 to 14.3)	10.5 (7.1 to 14.9)	10.9 (7.3 to 15.5)	11.4 (7.6 to 16.2)	11.7 (7.7 to 16.7)	11.7 (7.7 to 16.7)	11.7 (7.7 to 16.7)	11.7 (7.7 to 16.7)	11.7 (7.7 to 16.7)	316
Diarrheal diseases	0.7 (0.4 to 1.1)	1.8 (1 to 3)	7.4 (4.1 to 11.9)	27.7 (15.6 to 44.3)	27.7 (15.6 to 44.3)	20.6 (10.9 to 35.3)	16.3 (9.2 to 27.9)	12.3 (7.4 to 20.9)	14.1 (7.9 to 23.9)	12.1 (7.3 to 20.5)	10.8 (7.6 to 15.3)	9.5 (6.5 to 13.7)	9.4 (6.3 to 13.5)	10.1 (6.9 to 14.3)	10.5 (7.1 to 14.9)	10.9 (7.3 to 15.5)	11.4 (7.6 to 16.2)	11.7 (7.7 to 16.7)	11.7 (7.7 to 16.7)	11.7 (7.7 to 16.7)	11.7 (7.7 to 16.7)	11.7 (7.7 to 16.7)	316
Typhoid and paratyphoid	0 (0 to 0)	0 (0 to 0)	0 (0 to 0)	0 (0 to 0)	0 (0 to 0)	0 (0 to 0)	0 (0 to 0)	0 (0 to 0)	0 (0 to 0)	0 (0 to 0)	0 (0 to 0)	0 (0 to 0)	0 (0 to 0)	0 (0 to 0)	0 (0 to 0)	0 (0 to 0)	0 (0 to 0)	0 (0 to 0)	0 (0 to 0)	0 (0 to 0)	0 (0 to 0)	0 (0 to 0)	0 (0 to 0)	0
Typhoid fever	0 (0 to 0)	0 (0 to 0)	0 (0 to 0)	0 (0 to 0)	0 (0 to 0)	0 (0 to 0)	0 (0 to 0)	0 (0 to 0)	0 (0 to 0)	0 (0 to 0)	0 (0 to 0)	0 (0 to 0)	0 (0 to 0)	0 (0 to 0)	0 (0 to 0)	0 (0 to 0)	0 (0 to 0)	0 (0 to 0)	0 (0 to 0)	0 (0 to 0)	0 (0 to 0)	0 (0 to 0)	0 (0 to 0)	0
Paratyphoid fever	0 (0 to 0)	0 (0 to 0)	0 (0 to 0)	0 (0 to 0)	0 (0 to 0)	0 (0 to 0)	0 (0 to 0)	0 (0 to 0)	0 (0 to 0)	0 (0 to 0)	0 (0 to 0)	0 (0 to 0)	0 (0 to 0)	0 (0 to 0)	0 (0 to 0)	0 (0 to 0)	0 (0 to 0)	0 (0 to 0)	0 (0 to 0)	0 (0 to 0)	0 (0 to 0)	0 (0 to 0)	0 (0 to 0)	0
Invasive Non-typhoidal Salmonella (iNTS)	0 (0 to 0)	0 (0 to 0)	0 (0 to 0)	0 (0 to 0)	0 (0 to 0)	0 (0 to 0)	0 (0 to 0)	0 (0 to 0)	0 (0 to 0)	0 (0 to 0)	0 (0 to 0)	0 (0 to 0)	0 (0 to 0)	0 (0 to 0)	0 (0 to 0)	0 (0 to 0)	0 (0 to 0)	0 (0 to 0)	0 (0 to 0)	0 (0 to 0)	0 (0 to 0)	0 (0 to 0)	0 (0 to 0)	0
Other intestinal infectious diseases	0.7 (0.4 to 1.1)	1.8 (1 to 3)	7.4 (4.1 to 11.9)	27.7 (15.6 to 44.3)	27.7 (15.6 to 44.3)	20.6 (10.9 to 35.3)	16.3 (9.2 to 27.9)	12.3 (7.4 to 20.9)	14.1 (7.9 to 23.9)	12.1 (7.3 to 20.5)	10.8 (7.6 to 15.3)	9.5 (6.5 to 13.7)	9.4 (6.3 to 13.5)	10.1 (6.9 to 14.3)	10.5 (7.1 to 14.9)	10.9 (7.3 to 15.5)	11.4 (7.6 to 16.2)	11.7 (7.7 to 16.7)	11.7 (7.7 to 16.7)	11.7 (7.7 to 16.7)	11.7 (7.7 to 16.7)	11.7 (7.7 to 16.7)	316
Meningitis	0.7 (0.4 to 1.1)	1.8 (1 to 3)	3.9 (4.8 to 9.2)	3.3 (2.4 to 8.4)	1.7 (1.2 to 3.7)	1.3 (1.8 to 3.5)	2.5 (1.4 to 5.1)	3.4 (2.1 to 7.3)	5.5 (3.4 to 11.3)	5.3 (3.4 to 11.3)	5.4 (3.9 to 10.9)	5.3 (3.9 to 10.9)	5.4 (3.9 to 10.9)	5.4 (3.9 to 10.9)	5.4 (3.9 to 10.9)	5.4 (3.9 to 10.9)	5.4 (3.9 to 10.9)	5.4 (3.9 to 10.9)	5.4 (3.9 to 10.9)	5.4 (3.9 to 10.9)	5.4 (3.9 to 10.9)	5.4 (3.9 to 10.9)	94.6
Encephalitis	0.1 (0.1 to 0.2)	0.2 (0.1 to 0.3)	1.6 (0.9 to 2.7)	2.2 (1.3 to 3.4)	1.3 (0.8 to 2.2)	1.3 (0.8 to 2.2)	1.8 (1.2 to 2.7)	2.2 (1.5 to 3.4)	3.3 (2.2 to 4.8)	3.3 (2.2 to 4.8)	3.4 (2.4 to 5.2)	3.4 (2.4 to 5.2)	3.4 (2.4 to 5.2)	3.4 (2.4 to 5.2)	3.4 (2.4 to 5.2)	3.4 (2.4 to 5.2)	3.4 (2.4 to 5.2)	3.4 (2.4 to 5.2)	3.4 (2.4 to 5.2)	3.4 (2.4 to 5.2)	3.4 (2.4 to 5.2)	3.4 (2.4 to 5.2)	35.1
Diphtheria	0 (0 to 0)	0 (0 to 0)	0 (0 to 0)	0 (0 to 0)	0 (0 to 0)	0 (0 to 0)	0 (0 to 0)	0 (0 to 0)	0 (0 to 0)	0 (0 to 0)	0 (0 to 0)	0 (0 to 0)	0 (0 to 0)	0 (0 to 0)	0 (0 to 0)	0 (0 to 0)	0 (0 to 0)	0 (0 to 0)	0 (0 to 0)	0 (0 to 0)	0 (0 to 0)	0 (0 to 0)	0 (0 to 0)	0
Tetanus	0 (0 to 0)	0 (0 to 0)	0 (0 to 0)	0 (0 to 0)	0 (0 to 0)	0 (0 to 0)	0 (0 to 0)	0 (0 to 0)	0 (0 to 0)	0 (0 to 0)	0 (0 to 0)	0 (0 to 0)	0 (0 to 0)	0 (0 to 0)	0 (0 to 0)	0 (0 to 0)	0 (0 to 0)	0 (0 to 0)	0 (0 to 0)	0 (0 to 0)	0 (0 to 0)	0 (0 to 0)	0 (0 to 0)	0
Measles	0 (0 to 0)	0 (0 to 0)	0 (0 to 0)	0 (0 to 0)	0 (0 to 0)	0 (0 to 0)	0 (0 to 0)	0 (0 to 0)	0 (0 to 0)	0 (0 to 0)	0 (0 to 0)	0 (0 to 0)	0 (0 to 0)	0 (0 to 0)	0 (0 to 0)	0 (0 to 0)	0 (0 to 0)	0 (0 to 0)	0 (0 to 0)	0 (0 to 0)	0 (0 to 0)	0 (0 to 0)	0 (0 to 0)	0
Varicella and herpes zoster	0 (0 to 0)	0 (0 to 0)	0 (0 to 0)	0 (0 to 0)	0 (0 to 0)	0 (0 to 0)	0 (0 to 0)	0 (0 to 0)	0 (0 to 0)	0 (0 to 0)	0 (0 to 0)	0 (0 to 0)	0 (0 to 0)	0 (0 to 0)	0 (0 to 0)	0 (0 to 0)	0 (0 to 0)	0 (0 to 0)	0 (0 to 0)	0 (0 to 0)	0 (0 to 0)	0 (0 to 0)	0 (0 to 0)	0
Acute hepatitis	0 (0 to 0)	0 (0 to 0)	0 (0 to 0)	0 (0 to 0)	0 (0 to 0)	0 (0 to 0)	0 (0 to 0)	0 (0 to 0)	0 (0 to 0)	0 (0 to 0)	0 (0 to 0)	0 (0 to 0)	0 (0 to 0)	0 (0 to 0)	0 (0 to 0)	0 (0 to 0)	0 (0 to 0)	0 (0 to 0)	0 (0 to 0)	0 (0 to 0)	0 (0 to 0)	0 (0 to 0)	0 (0 to 0)	0
Acute hepatitis A	0 (0 to 0)	0 (0 to 0)	0 (0 to 0)	0 (0 to 0)	0 (0 to 0)	0 (0 to 0)	0 (0 to 0)	0 (0 to 0)	0 (0 to 0)	0 (0 to 0)	0 (0 to 0)	0 (0 to 0)	0 (0 to 0)	0 (0 to 0)	0 (0 to 0)	0 (0 to 0)	0 (0 to 0)	0 (0 to 0)	0 (0 to 0)	0 (0 to 0)	0 (0 to 0)	0 (0 to 0)	0 (0 to 0)	0
Acute hepatitis B	0 (0 to 0)	0 (0 to 0)	0 (0 to 1)	0 (0 to 0)	0 (0 to 0)	0 (0 to 0)	0 (0 to 0)	0 (0 to 0)	0 (0 to 0)	0 (0 to 0)	0 (0 to 0)	0 (0 to 0)	0 (0 to 0)	0 (0 to 0)	0 (0 to 0)	0 (0 to 0)	0 (0 to 0)	0 (0 to 0)	0 (0 to 0)	0 (0 to 0)	0 (0 to 0)	0 (0 to 0)	0 (0 to 0)	0
Acute hepatitis C	0 (0 to 0)	0 (0 to 0)	0 (0 to 0)	0 (0 to 0)	0 (0 to 0)	0 (0 to 0)	0 (0 to 0)	0 (0 to 0)	0 (0 to 0)	0 (0 to 0)	0 (0 to 0)	0 (0 to 0)	0 (0 to 0)	0 (0 to 0)	0 (0 to 0)	0 (0 to 0)	0 (0 to 0)	0 (0 to 0)	0 (0 to 0)	0 (0 to 0)	0 (0 to 0)	0 (0 to 0)	0 (0 to 0)	0
Acute hepatitis E	0 (0 to 0)	0 (0 to 0)	0 (0 to 0)	0 (0 to 0)	0 (0 to 0)	0 (0 to 0)	0 (0 to 0)	0 (0 to 0)	0 (0 to 0)	0 (0 to 0)	0 (0 to 0)	0 (0 to 0)	0 (0 to 0)	0 (0 to 0)	0 (0 to 0)	0 (0 to 0)	0 (0 to 0)	0 (0 to 0)	0 (0 to 0)	0 (0 to 0)	0 (0 to 0)	0 (0 to 0)	0 (0 to 0)	0
Other unspecified infectious diseases	3 (1.4 to 5.1)	3.4 (1.4 to 4.4)	4.5 (2.4 to 7.4)	3.5 (2.1 to 5.6)	2.2 (2.2 to 5.6)	2.2 (1.4 to 3.4)	2.2 (2.9 to 7.4)	2.2 (1.4 to 3.4)	2.2 (6.5 to 21.5)	2.2 (9.3 to 33.9)	2.2 (13.1 to 49.2)	2.2 (12.9 to 48.9)	2.2 (13.3 to 50.2)	2.2 (14 to 53.7)	2.2 (14.5 to 55.2)	2.2 (15.3 to 57.9)	2.2 (15.6 to 58.9)	2.2 (15.3 to 57.9)	2.2 (14.9 to 56.2)	2.2 (14.4 to 54.2)	2.2 (13.8 to 52.1)	2.2 (12.8 to 48.4)	249
Maternal and neonatal disorders	466 (360 to 657)	466 (101 to 1,185)	47.5 (32.6 to 66.8)	32 (23.9 to 43.4)	28 (19.6 to 39.8)	28 (21.2 to 38.3)	32 (24.5 to 41.1)	30 (21.9 to 41.1)	32 (22.9 to 46.7)	32 (22.9 to 46.7)	32 (22.9 to 46.7)	32 (22.9 to 46.7)	30 (23.2 to 44.1)	29 (23.2 to 44.1)	28 (19.1 to 39.8)	24 (16.7 to 33.8)	22 (15.1 to 31.2)	21 (14.5 to 30.2)	19 (12.7 to 27.5)	18 (12.2 to 26.4)	17 (11.5 to 25.1)	16 (10.8 to 23.5)	1,040
Maternal disorders	0 (0 to 0)	0 (0 to 0)	0 (0 to 0)	0 (0 to 0)	0 (0 to 0)	0 (0 to 0)	0 (0 to 0)	0 (0 to 0)	0 (0 to 0)	0 (0 to 0)	0 (0 to 0)	0 (0 to 0)	0 (0 to 0)	0 (0 to 0)	0 (0 to 0)	0 (0 to 0)	0 (0 to 0)	0 (0 to 0)	0 (0 to 0)	0 (0 to 0)	0 (0 to 0)	0 (0 to 0)	0 (0 to 0)	0
Maternal hemorrhage	0 (0 to 0)	0 (0 to 0)	0 (0 to 0)	0 (0 to 0)	0 (0 to 0)	0 (0 to 0)	0 (0 to 0)	0 (0 to 0)	0 (0 to 0)	0 (0 to 0)	0 (0 to 0)	0 (0 to 0)	0 (0 to 0)	0 (0 to 0)	0 (0 to 0)	0 (0 to 0)	0 (0 to 0)	0 (0 to 0)	0 (0 to 0)	0 (0 to 0)	0 (0 to 0)	0 (0 to 0)	0 (0 to 0)	0
Maternal sepsis and other maternal infections	0 (0 to 0)	0 (0 to 0)	0 (0 to 0)	0 (0 to 0)	0 (0 to 0)	0 (0 to 0)	0 (0 to 0)	0 (0 to 0)	0 (0 to 0)	0 (0 to 0)	0 (0 to 0)	0 (0 to 0)	0 (0 to 0)	0 (0 to 0)	0 (0 to 0)	0 (0 to 0)	0 (0 to 0)	0 (0 to 0)	0 (0 to 0)	0 (0 to 0)	0 (0 to 0)	0 (0 to 0)	0 (0 to 0)	0
Maternal hypertensive disorders	0 (0 to 0)	0 (0 to 0)	0 (0 to 0)	0 (0 to 0)	0 (0 to 0)	0 (0 to 0)	0 (0 to 0)	0 (0 to 0)	0 (0 to 0)	0 (0 to 0)	0 (0 to 0)	0 (0 to 0)	0 (0 to 0)	0 (0 to 0)	0 (0 to 0)	0 (0 to 0)	0 (0 to 0)	0 (0 to 0)	0 (0 to 0)	0 (0 to 0)	0 (0 to 0)	0 (0 to 0)	0 (0 to 0)	0
Maternal obstructed labor and uterine rupture	0 (0 to 0)	0 (0 to 0)	0 (0 to 0)	0 (0 to 0)	0 (0 to 0)	0 (0 to 0)	0 (0 to 0)	0 (0 to 0)	0 (0 to 0)	0 (0 to 0)	0 (0 to 0)	0 (0 to 0)	0 (0 to 0)	0 (0 to 0)	0 (0 to 0)	0 (0 to 0)	0 (0 to 0)	0 (0 to 0)	0 (0 to 0)	0 (0 to 0)	0 (0 to 0)	0 (0 to 0)	0 (0 to 0)	0
Maternal abortion and miscarriage	0 (0 to 0)	0 (0 to 0)	0 (0 to 0)	0 (0 to 0)	0 (0 to 0)	0 (0 to 0)	0 (0 to 0)	0 (0 to 0)	0 (0 to 0)	0 (0 to 0)	0 (0 to 0)	0 (0 to 0)	0 (0 to 0)	0 (0 to 0)	0 (0 to 0)	0 (0 to 0)	0 (0 to 0)	0 (0 to 0)	0 (0 to 0)	0 (0 to 0)	0 (0 to 0)	0 (0 to 0)	0 (0 to 0)	0
Ectopic pregnancy	0 (0 to 0)	0 (0 to 0)	0 (0 to 0)	0 (0 to 0)	0 (0 to 0)	0 (0 to 0)	0 (0 to 0)	0 (0 to 0)	0 (0 to 0)	0 (0 to 0)	0 (0 to 0)	0 (0 to 0)	0 (0 to 0)	0 (0 to 0)	0 (0 to 0)	0 (0 to 0)	0 (0 to 0)	0 (0 to 0)	0 (0 to 0)	0 (0 to 0)	0 (0 to 0)	0 (0 to 0)	0 (0 to 0)	0
Indirect maternal deaths	0 (0 to 0)	0 (0 to 0)	0 (0 to 0)	0 (0 to 0)	0 (0 to 0)	0 (0 to 0)	0 (0 to 0)	0 (0 to 0)	0 (0 to 0)	0 (0 to 0)	0 (0 to 0)	0 (0 to 0)	0 (0 to 0)	0 (0 to 0)	0 (0 to 0)	0 (0 to 0)	0 (0 to 0)	0 (0 to 0)	0 (0 to 0)	0 (0 to 0)	0 (0 to 0)	0 (0 to 0)	0 (0 to 0)	NA
Late maternal deaths	—	—	—	—	—	—	—	—	—	—	—	—	—	—	—	—	—	—	—	—	—	—	—	NA
Maternal deaths aggravated by HIV/AIDS	—	—	—	—	—	—	—	—	—	—	—	—	—	—	—	—	—	—	—	—	—	—	—	NA
Neonatal disorders	466 (360 to 657)	139 (101 to 185)	47.5 (32.6 to 66.8)	32 (23.9 to 43.4)	27.2 (19.6 to 39.8)	20.7 (14.9 to 30.3)	24.6 (18.1 to 33.6)	29.1 (21.9 to 39.6)	29.1 (19.6 to 44.2)	29 (19.5 to 44.2)	29.9 (19.9 to 44.2)	29.9 (20.1 to 44.2)	29.2 (17.1 to 44.2)	29.2 (15.2 to 44.2)	29.9 (15.2 to 44.2)	17.3 (9.4 to 27.9)	13.2 (6.9 to 21.5)	9.3 (4.6 to 15.2)	3.8 (2.7 to 5.2)	1.7 (1.1 to 2.4)	0.7 (0.5 to 1.1)	0.2 (0.1 to 0.3)	982

8935

Osteoarthritis other	0 (0 to 0)	0 (0 to 0)	0 (0 to 0)

Cell Table 2c. Sporadic GAS, by cancer and case age group for both years with 95% uncertainty intervals, 2019

Cancer	Early Neonatal	Late Neonatal	Post Neonatal	1 to 4	5 to 9	10 to 14	15 to 19	20 to 24	25 to 29	30 to 34	35 to 39	40 to 44	45 to 49	50 to 54	55 to 59	60 to 64	65 to 69	70 to 74	75 to 79	80 to 84	85 to 89	90 plus	Total
All cancers	2,600,000 (1,270,000 to 3,150,000)	728,000 (569,000 to 942,000)	2,030,000 (1,560,000 to 2,630,000)	2,340,000 (1,800,000 to 3,050,000)	572,000 (451,000 to 699,000)	338,000 (268,000 to 413,000)	407,000 (322,000 to 500,000)	606,000 (479,000 to 743,000)	439,000 (346,000 to 539,000)	397,000 (314,000 to 488,000)	445,000 (352,000 to 545,000)	514,000 (410,000 to 628,000)	424,000 (336,000 to 520,000)	440,000 (349,000 to 539,000)	460,000 (365,000 to 563,000)	519,000 (412,000 to 635,000)	460,000 (365,000 to 563,000)	195,000 (154,000 to 239,000)	109,000 (84,400 to 135,000)	54,000 (41,500 to 67,000)	19,800 (15,200 to 24,500)	6,260 (4,770 to 7,800)	13,000,000 (10,000,000 to 16,000,000)
Communicable, maternal, neonatal, and nutritional diseases	2,600,000 (1,720,000 to 3,150,000)	728,000 (569,000 to 942,000)	2,030,000 (1,560,000 to 2,630,000)	1,960,000 (1,500,000 to 2,550,000)	372,000 (283,000 to 482,000)	137,000 (103,000 to 177,000)	107,000 (80,600 to 139,000)	117,000 (87,200 to 151,000)	106,000 (79,200 to 137,000)	104,000 (77,500 to 134,000)	122,000 (92,000 to 158,000)	146,000 (109,000 to 189,000)	122,000 (91,000 to 158,000)	134,000 (100,000 to 173,000)	147,000 (110,000 to 190,000)	177,000 (132,000 to 229,000)	169,000 (126,000 to 219,000)	83,000 (62,000 to 107,000)	50,000 (37,500 to 64,500)	27,000 (20,100 to 34,900)	9,760 (7,260 to 12,600)	3,460 (2,570 to 4,460)	8,990,000 (6,690,000 to 11,600,000)
HIV/AIDS and sexually transmitted infections	230,000 to 1,770,000) (0 to 0)	17,600 (9,620 to 30,700)	47,200 (19,400 to 77,400)	25,000 (12,500 to 34,100)	7,750 (4,760 to 11,700)	7,210 (4,180 to 9,600)	14,200 (8,710 to 20,200)	15,400 (7,310 to 1,600)	13,700 (6,480 to 21,500)	14,200 (7,000 to 26,200)	27,700 (14,200 to 41,000)	36,000 (22,400 to 55,000)	31,200 (19,400 to 47,000)	34,000 (21,000 to 52,000)	41,000 (25,000 to 63,000)	47,000 (29,000 to 73,000)	43,000 (26,000 to 66,000)	22,000 (13,500 to 7,000)	14,000 (8,600 to 21,000)	7,200 (4,600 to 11,000)	2,700 (1,700 to 4,100)	1,000 (600 to 1,500)	399,000 (0 to 0)
HIV/AIDS	(0 to 0)	(0 to 0)	(0 to 0)	(0 to 0)	(0 to 0)	(0 to 0)	(0 to 0)	(0 to 0)	(0 to 0)	(0 to 0)	(0 to 0)	(0 to 0)	(0 to 0)	(0 to 0)	(0 to 0)	(0 to 0)	(0 to 0)	(0 to 0)	(0 to 0)	(0 to 0)	(0 to 0)	(0 to 0)	(0 to 0)	(0 to 0)
HIV/AIDS - Drug-susceptible Tuberculosis	0.1 (0 to 0.1)	0.04 (0 to 0.2)	0.940 (0.040 to 4.600)	4,710 (3,500 to 6,700)	2,520 (1,400 to 3,900)	2,210 (1,200 to 3,270)	4,320 (2,350 to 6,640)	2,330 (1,200 to 3,600)	2,090 (1,070 to 3,230)	4,620 (2,610 to 7,200)	7,900 (4,000 to 12,200)	9,310 (5,020 to 14,600)	8,660 (4,610 to 13,500)	2,660 (1,400 to 4,100)	1,480 (774 to 2,300)	760 (395 to 1,200)	395 (204 to 614)	156 (81 to 250)	66 (34 to 114)	4.8 (1 to 9.6)	1.4 (0.2 to 3.5)	0.1 (0 to 0.1)	58,000 (0 to 0)
HIV/AIDS - Multidrug-resistant Tuberculosis without extensive drug resistance	0.04 (0 to 0)	0.01 (0 to 0.2)	609 (0 to 2.900)	1,270 (290 to 3,700)	643 (119 to 1,300)	426 (97 to 1,200)	870 (200 to 2,270)	447 (108 to 1,270)	667 (159 to 1,720)	909 (220 to 2,430)	1,510 (357 to 4,050)	1,890 (447 to 5,060)	1,220 (289 to 3,250)	562 (129 to 1,530)	292 (66 to 826)	159 (35 to 516)	76.6 (17 to 264)	37.4 (7 to 154)	13.7 (2 to 61)	2.3 (0 to 14.7)	0.3 (0 to 1.8)	0.1 (0 to 0.6)	11,900 (0 to 0)
HIV/AIDS - Extensively drug-resistant Tuberculosis	0 (0 to 0)	0 (0 to 0)	0.1 (0 to 0.5)	0.780 (0.160 to 2.100)	0.6 (0.1 to 1.7)	0.5 (0.1 to 1.2)	1.1 (0.2 to 2.8)	0.6 (0.1 to 1.7)	0.5 (0.1 to 1.6)	1.2 (0.2 to 3.2)	2.1 (0.4 to 5.4)	2.5 (0.5 to 6.7)	2.1 (0.4 to 5.6)	0.7 (0.1 to 2.1)	0.4 (0.1 to 1.2)	0.2 (0 to 0.7)	0.1 (0 to 0.3)	0.04 (0 to 0.2)	0.01 (0 to 0.1)	0 (0 to 0)	0 (0 to 0)	0 (0 to 0)	163 (0 to 0)
HIV/AIDS resulting in other diseases	230,000 (0 to 1,770,000)	17,600 (9,620 to 30,700)	46,600 (19,000 to 76,800)	23,700 (11,900 to 32,400)	7,100 (4,360 to 10,800)	6,780 (3,980 to 9,020)	13,300 (8,360 to 18,900)	14,800 (7,110 to 20,000)	13,000 (6,410 to 20,400)	13,600 (6,810 to 24,900)	25,800 (13,800 to 38,200)	33,100 (21,900 to 50,000)	29,000 (18,800 to 44,000)	33,300 (20,600 to 51,000)	40,500 (25,000 to 62,000)	46,200 (28,600 to 72,000)	42,600 (25,800 to 65,000)	21,800 (13,400 to 6,900)	14,000 (8,600 to 20,000)	7,200 (4,600 to 11,000)	2,700 (1,700 to 4,100)	1,000 (600 to 1,500)	137,000 (0 to 0)
Sexually transmitted infections, excluding HIV	96,000 (20,900 to 171,000)	17,600 (9,610 to 30,700)	46,600 (19,000 to 76,800)	2,180 (1,170 to 3,200)	640 (379 to 1,200)	279 (164 to 500)	270 (159 to 500)	270 (159 to 500)	270 (159 to 500)	270 (159 to 500)	269 (159 to 500)	270 (159 to 500)	270 (159 to 500)	270 (159 to 500)	270 (159 to 500)	264 (154 to 500)	257 (149 to 500)	249 (144 to 500)	239 (139 to 500)	2.5 (0.5 to 7.1)	0.3 (0.2 to 0.8)	0.1 (0 to 0.2)	1,110,000 (0 to 0)
Syphilis	96,000 (20,900 to 171,000)	17,600 (9,610 to 30,700)	46,600 (19,000 to 76,800)	2,180 (1,170 to 3,200)	640 (379 to 1,200)	279 (164 to 500)	270 (159 to 500)	270 (159 to 500)	270 (159 to 500)	270 (159 to 500)	269 (159 to 500)	270 (159 to 500)	270 (159 to 500)	270 (159 to 500)	270 (159 to 500)	264 (154 to 500)	257 (149 to 500)	249 (144 to 500)	239 (139 to 500)	2.5 (0.5 to 7.1)	0.3 (0.2 to 0.8)	0.1 (0 to 0.2)	1,110,000 (0 to 0)
Chlamydial infection	0 (0 to 0)	0 (0 to 0)	0 (0 to 0)	0 (0 to 0)	0 (0 to 0)	0 (0 to 0)	0 (0 to 0)	0 (0 to 0)	0 (0 to 0)	0 (0 to 0)	0 (0 to 0)	0 (0 to 0)	0 (0 to 0)	0 (0 to 0)	0 (0 to 0)	0 (0 to 0)	0 (0 to 0)	0 (0 to 0)	0 (0 to 0)	0 (0 to 0)	0 (0 to 0)	0 (0 to 0)	0 (0 to 0)	602 (0 to 0)
Gonococcal infection	0 (0 to 0)	0 (0 to 0)	0 (0 to 0)	0 (0 to 0)	0 (0 to 0)	0 (0 to 0)	394 (0 to 1,200)	796 (0 to 2,400)	793 (0 to 2,400)	794 (0 to 2,400)	791 (0 to 2,400)	793 (0 to 2,400)	793 (0 to 2,400)	793 (0 to 2,400)	793 (0 to 2,400)	774 (0 to 2,400)	751 (0 to 2,400)	727 (0 to 2,400)	700 (0 to 2,400)	7.2 (0 to 21)	0.8 (0 to 2.4)	0.2 (0 to 0.7)	1,340 (0 to 0)
Trichomoniasis	0 (0 to 0)	0 (0 to 0)	0 (0 to 0)	0 (0 to 0)	0 (0 to 0)	0 (0 to 0)	11.6 (3 to 35.3)	23.5 (6 to 71.3)	23.4 (6 to 71.2)	23.4 (6 to 71.2)	23.3 (6 to 71.2)	23.4 (6 to 71.2)	23.4 (6 to 71.2)	23.4 (6 to 71.2)	23.4 (6 to 71.2)	22.8 (6 to 71.2)	22.2 (6 to 71.2)	21.4 (5 to 71.2)	20.6 (5 to 71.2)	0.2 (0 to 0.6)	0.02 (0 to 0.1)	0 (0 to 0)	1,420 (0 to 0)
Genital herpes	0 (0 to 0)	0 (0 to 0)	0 (0 to 0)	0 (0 to 0)	0 (0 to 0)	0 (0 to 0)	0 (0 to 0)	0 (0 to 0)	0 (0 to 0)	0 (0 to 0)	0 (0 to 0)	0 (0 to 0)	0 (0 to 0)	0 (0 to 0)	0 (0 to 0)	0 (0 to 0)	0 (0 to 0)	0 (0 to 0)	0 (0 to 0)	0 (0 to 0)	0 (0 to 0)	0 (0 to 0)	0 (0 to 0)	821 (0 to 0)
Other sexually transmitted infections	0 (0 to 0)	0 (0 to 0)	0 (0 to 0)	0 (0 to 0)	0 (0 to 0)	0 (0 to 0)	0 (0 to 0)	0 (0 to 0)	0 (0 to 0)	0 (0 to 0)	0 (0 to 0)	0 (0 to 0)	0 (0 to 0)	0 (0 to 0)	0 (0 to 0)	0 (0 to 0)	0 (0 to 0)	0 (0 to 0)	0 (0 to 0)	0 (0 to 0)	0 (0 to 0)	0 (0 to 0)	0 (0 to 0)	2,290 (0 to 0)
Respiratory infections and tuberculosis	127,000 (74,800 to 200,000)	127,000 (89,000 to 1,150,000)	793,000 (549,000 to 1,150,000)	439,000 (304,000 to 633,000)	61,900 (43,900 to 85,700)	34,600 (24,000 to 46,900)	23,800 (16,900 to 32,700)	46,900 (32,900 to 63,700)	46,900 (32,900 to 63,700)	46,900 (32,900 to 63,700)	46,900 (32,900 to 63,700)	46,900 (32,900 to 63,700)	46,900 (32,900 to 63,700)	46,900 (32,900 to 63,700)	46,900 (32,900 to 63,700)	46,900 (32,900 to 63,700)	46,900 (32,900 to 63,700)	46,900 (32,900 to 63,700)	46,900 (32,900 to 63,700)	46,900 (32,900 to 63,700)	46,900 (32,900 to 63,700)	46,900 (32,900 to 63,700)	2,550,000 (1,800,000 to 3,550,000)
Tuberculosis	0.1 (0.1 to 0.2)	0.2 (0.1 to 0.3)	97,900 (68,900 to 137,000)	66,200 (46,900 to 92,800)	10,700 (7,560 to 15,000)	10,900 (7,710 to 15,300)	10,200 (7,210 to 14,300)	44,300 (31,300 to 62,000)	44,300 (31,300 to 62,000)	44,300 (31,300 to 62,000)	44,300 (31,300 to 62,000)	44,300 (31,300 to 62,000)	44,300 (31,300 to 62,000)	44,300 (31,300 to 62,000)	44,300 (31,300 to 62,000)	44,300 (31,300 to 62,000)	44,300 (31,300 to 62,000)	44,300 (31,300 to 62,000)	44,300 (31,300 to 62,000)	44,300 (31,300 to 62,000)	44,300 (31,300 to 62,000)	44,300 (31,300 to 62,000)	997,000 (704,000 to 1,400,000)
Latent tuberculosis infection	0 (0 to 0)	0 (0 to 0)	0 (0 to 0)	0 (0 to 0)	0 (0 to 0)	0 (0 to 0)	0 (0 to 0)	0 (0 to 0)	0 (0 to 0)	0 (0 to 0)	0 (0 to 0)	0 (0 to 0)	0 (0 to 0)	0 (0 to 0)	0 (0 to 0)	0 (0 to 0)	0 (0 to 0)	0 (0 to 0)	0 (0 to 0)

Other cardiovascular and circulatory diseases	264 (60.5 to 450)	264 (60.5 to 456)	238 (49.1 to 398)	1,499 (1,000 to 2,000)	2,010 (1,500 to 2,500)	1,720 (997 to 2,000)	2,110 (1,270 to 2,670)	1,690 (993 to 2,000)	1,690 (1,110 to 2,000)	1,690 (1,010 to 2,000)	1,940 (1,220 to 2,000)	1,940 (1,220 to 2,000)	963 (633 to 1,210)	1,200 (803 to 1,500)	2,670 (1,720 to 3,000)	2,670 (1,720 to 3,000)	2,670 (1,720 to 3,000)	2,670 (1,720 to 3,000)	2,670 (1,720 to 3,000)	964 (644 to 1,200)	990 (643 to 1,360)	281 (180 to 400)	99.7 (64.1 to 139)	24 (7.24 to 70.3)	24 (7.24 to 70.3)	4 (2.14 to 10)	39,960
Chronic respiratory diseases	0 (0 to 0)	0 (0 to 0)	6.1 (4.3 to 11.1)	70 (50 to 100)	100 (7,000 to 13,000)	100 (8,870 to 20,000)	100 (7,000 to 14,000)	100 (7,000 to 14,000)	100 (7,000 to 14

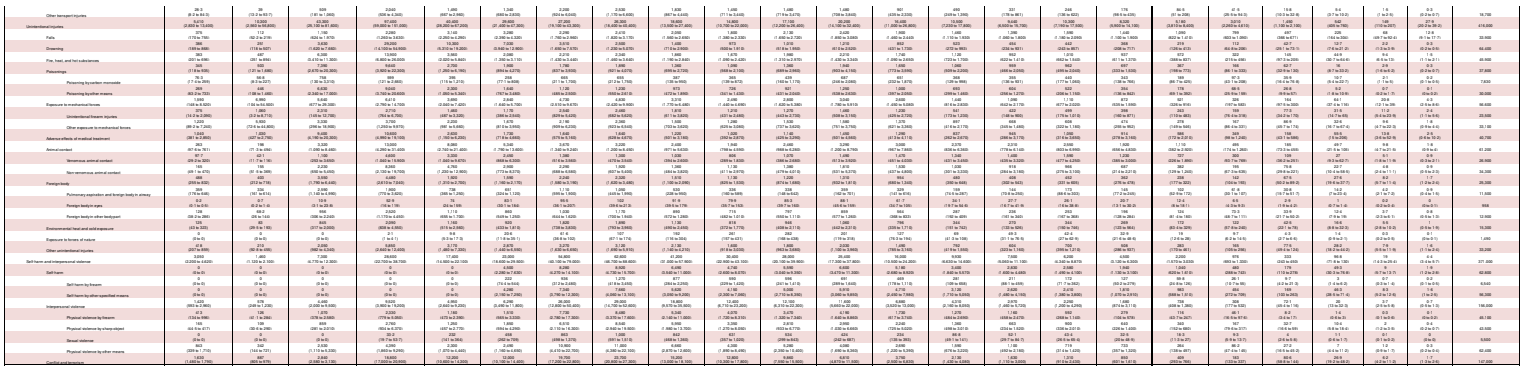

Table 3c: Global Burden of Tuberculosis, 2019, by cause and age group for both sexes with 95% uncertainty intervals, 2019

Cause	Early Neonatal	Late Neonatal	Post Neonatal	1 to 4	5 to 9	10 to 14	15 to 19	20 to 24	25 to 29	30 to 34	35 to 39	40 to 44	45 to 49	50 to 54	55 to 59	60 to 64	65 to 69	70 to 74	75 to 79	80 to 84	85 to 89	90 to 94	95 plus	Total
All causes	3,640,000 (3,460,000–3,830,000)	797,000 (757,000–838,000)	3,110,000 (2,960,000–3,270,000)	5,230,000 (4,970,000–5,500,000)	967,000 (919,000–1,020,000)	764,000 (727,000–804,000)	909,000 (865,000–956,000)	1,060,000 (1,010,000–1,120,000)	1,220,000 (1,160,000–1,280,000)	1,320,000 (1,260,000–1,390,000)	1,430,000 (1,360,000–1,500,000)	1,530,000 (1,460,000–1,610,000)	1,660,000 (1,580,000–1,750,000)	1,800,000 (1,710,000–1,890,000)	1,900,000 (1,810,000–2,000,000)	1,990,000 (1,890,000–2,090,000)	2,060,000 (1,960,000–2,170,000)	2,110,000 (2,000,000–2,220,000)	2,150,000 (2,040,000–2,260,000)	2,190,000 (2,080,000–2,300,000)	2,220,000 (2,110,000–2,330,000)	2,240,000 (2,130,000–2,350,000)	2,250,000 (2,140,000–2,360,000)	57,600,000 (54,800,000–60,500,000)	15,800 (15,000–16,600)	57,600 (54,800–60,500)	15,800 (15,000–16,600)	57,600 (54,800–60,500)	15,800 (15,000–16,600)	23,200,000 (22,000,000–24,400,000)
Communicable, maternal, neonatal, and nutritional diseases	3,350,000 (3,170,000 to 3,530,000)	644,000 (609,000 to 680,000)	2,290,000 (1,770,000 to 2,550,000)	3,290,000 (1,850,000 to 3,670,000)	703,000 (434,000 to 713,000)	574,000 (384,000 to 609,000)	674,000 (501,000 to 681,000)	784,000 (627,000 to 773,000)	907,000 (729,000 to 891,000)	1,000,000 (816,000 to 1,010,000)	1,110,000 (922,000 to 1,120,000)	1,210,000 (1,020,000 to 1,230,000)	1,340,000 (1,150,000 to 1,360,000)	1,480,000 (1,290,000 to 1,500,000)	1,590,000 (1,400,000 to 1,610,000)	1,690,000 (1,500,000 to 1,710,000)	1,770,000 (1,580,000 to 1,790,000)	1,830,000 (1,640,000 to 1,850,000)	1,880,000 (1,690,000 to 1,900,000)	1,920,000 (1,730,000 to 1,940,000)	1,950,000 (1,760,000 to 1,970,000)	1,970,000 (1,780,000 to 1,990,000)	1,980,000 (1,790,000 to 2,000,000)	43,000,000 (38,900,000–47,100,000)	10,900 (9,600–12,200)	43,000 (38,900–47,100)	10,900 (9,600–12,200)	43,000 (38,900–47,100)	10,900 (9,600–12,200)	13,300,000
HIV/AIDS and sexually transmitted infections	42,100 (31,000–53,200)	11,600 (7,000–16,200)	120,000 (69,000–171,000)	191,000 (91,700–290,000)	20,000 (9,000–31,000)	20,000 (9,000–31,000)	43,000 (20,000–66,000)	82,000 (39,000–126,000)	124,000 (59,000–189,000)	164,000 (78,000–250,000)	204,000 (97,000–312,000)	244,000 (116,000–373,000)	286,000 (136,000–437,000)	327,000 (156,000–500,000)	367,000 (175,000–561,000)	406,000 (194,000–621,000)	444,000 (212,000–679,000)	480,000 (229,000–734,000)	514,000 (245,000–786,000)	546,000 (260,000–835,000)	575,000 (274,000–879,000)	602,000 (287,000–921,000)	627,000 (299,000–959,000)	4,860,000 (2,320,000–7,430,000)	1,230 (590–1,880)	4,860,000 (2,320,000–7,430,000)	1,230 (590–1,880)	4,860,000 (2,320,000–7,430,000)	1,230 (590–1,880)	1,500,000
HIV/AIDS	32,000 (24,000–40,000)	10,700 (6,400–15,000)	116,000 (67,000–165,000)	187,000 (89,000–285,000)	19,000 (8,500–30,000)	19,000 (8,500–30,000)	42,000 (19,000–64,000)	81,000 (38,000–124,000)	123,000 (58,000–187,000)	163,000 (77,000–248,000)	203,000 (96,000–309,000)	243,000 (115,000–370,000)	285,000 (135,000–433,000)	326,000 (155,000–496,000)	366,000 (174,000–557,000)	405,000 (193,000–616,000)	443,000 (211,000–675,000)	479,000 (228,000–730,000)	513,000 (244,000–781,000)	545,000 (259,000–830,000)	574,000 (273,000–874,000)	601,000 (286,000–916,000)	626,000 (298,000–954,000)	4,850,000 (2,310,000–7,390,000)	1,230 (590–1,870)	4,850,000 (2,310,000–7,390,000)	1,230 (590–1,870)	4,850,000 (2,310,000–7,390,000)	1,230 (590–1,870)	1,500,000
HIV/AIDS - Drug-susceptible Tuberculosis	0.4 (0.3–0.5)	0.1 (0.1–0.2)	1.1 (0.6–1.5)	1.7 (0.8–2.6)	0.2 (0.1–0.3)	0.2 (0.1–0.3)	0.4 (0.2–0.6)	0.7 (0.3–1.1)	1.1 (0.5–1.7)	1.5 (0.7–2.3)	1.9 (0.9–2.9)	2.3 (1.1–3.4)	2.7 (1.3–4.0)	3.1 (1.5–4.6)	3.5 (1.7–5.2)	3.8 (1.8–5.6)	4.2 (2.0–6.2)	4.5 (2.2–6.6)	4.8 (2.3–7.0)	5.1 (2.4–7.4)	5.3 (2.5–7.7)	5.5 (2.6–8.0)	5.7 (2.7–8.3)	44.2 (21.0–64.5)	0.0 (0.0–0.0)	44.2 (21.0–64.5)	0.0 (0.0–0.0)	44.2 (21.0–64.5)	0.0 (0.0–0.0)	13,600
HIV/AIDS - Multidrug-resistant Tuberculosis (MDR-TB)	0.0 (0.0–0.0)	0.0 (0.0–0.0)	0.0 (0.0–0.0



Exposure to forces of nature	0 (0 to 0)	0 (0 to 0)	0 (0 to 0)	1 (0.0 to 1.0)	5.0 (0.1 to 9.9)	12.0 (1.1 to 22.9)	21.1 (10.3 to 32.0)	27.1 (16.5 to 37.7)	28.2 (18 to 38.4)	28.3 (18.8 to 38.9)	28.1 (18.7 to 37.5)	23.1 (13.3 to 32.9)	19 (10.1 to 28)	14.5 (7.2 to 21.8)	13.7 (6.9 to 20.5)	9.9 (4.9 to 14.7)	7.5 (3.2 to 11.7)	5.1 (0.9 to 9)	3.4 (0.3 to 6.5)	2 (1.1 to 3.8)	0.9 (0.4 to 1.3)	0.3 (0.2 to 0.4)	0.1 (0 to 0.1)	282
Other unintentional injuries	694 (362 to 1,173)	164 (91.1 to 256)	2,712 (1,485 to 5,059)	9,913 (5,703 to 17,000)	3,702 (1,943 to 6,400)	3,189 (1,663 to 5,956)	3,715 (2,008 to 6,130)	3,946 (2,088 to 6,955)	4,478 (1,783 to 8,568)	5,466 (1,920 to 9,779)	6,150 (1,963 to 11,489)	5,948 (1,955 to 9,916)	5,962 (1,958 to 9,934)	5,548 (1,881 to 9,215)	5,992 (1,988 to 10,000)	5,548 (1,799 to 9,297)	5,992 (1,829 to 10,155)	6,015 (1,829 to 10,200)	5,962 (1,829 to 10,094)	5,548 (1,829 to 9,268)	5,992 (1,829 to 10,155)	6,015 (1,829 to 10,200)	5,962 (1,829 to 10,094)	84,414 (72.5 to 97.3)
Self-harm and interpersonal violence	2,504 (1,172 to 4,628)	643 (311 to 1,173)	8,660 (4,119 to 15,858)	27,566 (12,753 to 51,169)	8,833 (3,772 to 16,163)	16,458 (7,116 to 30,120)	49,466 (22,178 to 91,420)	61,283 (28,140 to 108,659)	48,855 (23,127 to 86,729)	36,200 (17,599 to 63,779)	29,591 (14,553 to 51,662)	22,700 (11,222 to 39,128)	17,120 (8,554 to 29,468)	14,500 (7,316 to 24,759)	10,340 (5,284 to 17,550)	7,900 (4,088 to 13,009)	6,420 (3,329 to 10,409)	4,890 (2,538 to 7,903)	3,870 (2,008 to 6,220)	2,998 (1,557 to 4,809)	1,970 (1,024 to 3,159)	939 (489 to 1,508)	0.05 (0.03 to 0.08)	364,717 (251,000 to 511,000)	579,000
Self-harm	0 (0 to 0)	0 (0 to 0)	0 (0 to 0)	0 (0 to 0)	0 (0 to 0)	8,458 (4,738 to 15,736)	34,752 (19,466 to 65,000)	41,338 (23,268 to 76,800)	31,377 (18,000 to 57,792)	19,436 (11,200 to 35,600)	11,441 (6,589 to 20,736)	7,452 (4,292 to 13,600)	4,842 (2,788 to 8,800)	3,052 (1,758 to 5,600)	2,042 (1,176 to 3,700)	1,405 (809 to 2,600)	1,045 (602 to 1,900)	744 (428 to 1,400)	548 (315 to 1,000)	406 (234 to 740)	300 (173 to 550)	208 (120 to 380)	106 (61 to 190)	31,412 (25.4 to 37.8)	139,000
Self-harm by firearm	0 (0 to 0)	0 (0 to 0)	0 (0 to 0)	0 (0 to 0)	0 (0 to 0)	1,152 (592 to 2,100)	4,733 (2,433 to 8,600)	5,630 (2,900 to 10,300)	4,272 (2,242 to 7,800)	2,647 (1,400 to 4,800)	1,558 (824 to 2,800)	1,015 (537 to 1,900)	659 (349 to 1,200)	416 (220 to 760)	278 (147 to 500)	191 (101 to 350)	142 (75 to 260)	101 (53 to 190)	75 (39 to 140)	55 (29 to 100)	41 (21 to 75)	28 (15 to 52)	14 (7.4 to 26)	4,277 (3.4 to 5.1)	19,000
Self-harm by other specified means	0 (0 to 0)	0 (0 to 0)	0 (0 to 0)	0 (0 to 0)	0 (0 to 0)	7,306 (3,588 to 13,136)	30,020 (16,778 to 56,400)	35,708 (20,368 to 66,500)	27,105 (15,758 to 50,992)	16,789 (9,800 to 31,600)	9,883 (5,765 to 18,536)	6,437 (3,755 to 12,000)	4,183 (2,439 to 7,900)	2,636 (1,538 to 4,900)	1,764 (1,029 to 3,300)	1,214 (708 to 2,300)	903 (527 to 1,700)	643 (375 to 1,200)	473 (276 to 900)	351 (204 to 660)	259 (151 to 480)	180 (105 to 340)	91 (53 to 170)	27,135 (21.9 to 32.6)	120,000
Interpersonal violence	2,466 (1,172 to 4,628)	643 (311 to 1,173)	8,660 (4,119 to 15,858)	27,136 (12,753 to 51,169)	8,833 (3,772 to 16,163)	9,756 (4,528 to 18,020)	34,752 (19,466 to 65,000)	42,400 (23,268 to 77,400)	32,855 (18,000 to 59,792)	22,789 (13,200 to 41,600)	17,549 (10,153 to 32,000)	15,685 (9,065 to 28,600)	12,278 (7,115 to 22,400)	11,448 (6,598 to 20,800)	8,250 (4,776 to 15,000)	6,495 (3,793 to 11,800)	5,903 (3,402 to 10,800)	4,789 (2,763 to 8,700)	3,322 (1,730 to 6,000)	2,592 (1,329 to 4,800)	1,670 (794 to 3,000)	845 (416 to 1,500)	0.05 (0.03 to 0.08)	332,717 (230,000 to 466,000)	459,000
Physical violence by firearm	778 (368 to 1,479)	199 (100 to 344)	2,748 (1,309 to 4,800)	8,810 (4,000 to 15,400)	2,824 (1,360 to 5,000)	2,436 (1,200 to 4,300)	10,758 (5,688 to 20,000)	13,130 (6,420 to 24,400)	10,164 (4,800 to 17,500)	6,768 (3,200 to 12,000)	5,382 (2,500 to 9,900)	4,686 (2,200 to 8,600)	3,662 (1,800 to 6,500)	3,376 (1,600 to 6,000)	2,388 (1,100 to 4,200)	1,880 (900 to 3,200)	1,662 (800 to 2,900)	1,350 (650 to 2,300)	1,000 (480 to 1,700)	780 (370 to 1,300)	503 (240 to 850)	254 (120 to 430)	126 (61 to 210)	0.01 (0 to 0.02)	100,000 (69,000 to 140,000)	139,000
Physical violence by sharp object	0 (0 to 0)	0 (0 to 0)	0 (0 to 0)	0 (0 to 0)	0 (0 to 0)	1,268 (588 to 2,400)	5,004 (2,400 to 9,400)	6,270 (2,900 to 11,700)	4,851 (2,200 to 9,000)	3,384 (1,600 to 6,300)	2,630 (1,200 to 4,900)	2,348 (1,100 to 4,400)	1,839 (850 to 3,400)	1,688 (780 to 3,100)	1,238 (570 to 2,300)	975 (450 to 1,800)	886 (410 to 1,600)	715 (330 to 1,300)	500 (230 to 940)	390 (180 to 730)	252 (120 to 470)	127 (59 to 240)	63 (29 to 120)	0.01 (0 to 0.02)	50,000 (35,000 to 70,000)	70,000
Sexual violence	0 (0 to 0)	0 (0 to 0)	0 (0 to 0)	0 (0 to 0)	0 (0 to 0)	81.7 (33 to 154)	473 (220 to 1,000)	1,058 (480 to 2,400)	2,480 (1,100 to 5,600)	3,080 (1,400 to 7,000)	2,680 (1,200 to 6,000)	2,190 (1,000 to 4,900)	1,750 (800 to 4,000)	1,200 (530 to 2,800)	799 (350 to 1,900)	439 (190 to 1,000)	255 (110 to 600)	146 (63 to 340)	113 (49 to 260)	72.5 (31 to 170)	49.5 (21 to 110)	27.5 (12 to 64)	9.6 (4.2 to 22)	0.1 (0 to 0.2)	17,000 (12,000 to 24,000)	17,000
Physical violence by other means	1,460 (631 to 2,719)	364 (157 to 705)	5,110 (2,210 to 9,900)	16,968 (8,400 to 32,600)	5,950 (2,600 to 11,700)	5,960 (2,700 to 11,400)	24,000 (11,700 to 46,000)	31,000 (15,000 to 59,000)	25,000 (12,000 to 47,000)	17,000 (8,400 to 32,000)	13,000 (6,400 to 24,000)	11,000 (5,400 to 21,000)	8,900 (4,400 to 17,000)	8,200 (4,000 to 15,000)	6,000 (2,900 to 11,000)	4,700 (2,300 to 8,900)	4,300 (2,100 to 8,200)	3,500 (1,700 to 6,600)	2,500 (1,200 to 4,800)	1,900 (920 to 3,600)	1,200 (590 to 2,300)	610 (300 to 1,200)	300 (150 to 580)	0.01 (0 to 0.02)	240,000 (170,000 to 340,000)	340,000
Conflict and terrorism	1.4 (0.3 to 18.9)	0.4 (0.1 to 5.2)	5.1 (0.9 to 33.2)	17.2 (2.7 to 92.1)	5.5 (1.1 to 25)	6.1 (1.2 to 25.1)	24.1 (5.1 to 92.1)	30.1 (6.4 to 114)	23.1 (5.1 to 85.1)	16.1 (3.5 to 59.1)	12.1 (2.7 to 43.1)	10.1 (2.2 to 36.1)	8.1 (1.8 to 28.1)	7.6 (1.7 to 26.1)	5.6 (1.2 to 19.1)	4.4 (0.9 to 15.1)	4 (0.8 to 13.1)	3.2 (0.7 to 10.1)	2.3 (0.5 to 7.1)	1.8 (0.4 to 5.1)	1.1 (0.2 to 3.1)	0.6 (0.1 to 1.6)	0.1 (0 to 0.2)	1,600

Cause	Early Neonatal	Late Neonatal	Post Neonatal	1 to 4	5 to 9	10 to 14	15 to 19	20 to 24	25 to 29	30 to 34	35 to 39	40 to 44	45 to 49	50 to 54	55 to 59	60 to 64	65 to 69	70 to 74	75 to 79	80 to 84	85 to 89	90 plus	Total
All causes	2,966,000 (2,629,000 to 3,306,000)	629,000 (514,000 to 770,000)	2,270,000 (1,930,000 to 2,770,000)	2,480,000 (2,150,000 to 2,970,000)	724,000 (597,000 to 896,000)	645,000 (532,000 to 793,000)	765,000 (620,000 to 956,000)	815,000 (674,000 to 1,000,000)	707,000 (578,000 to 867,000)	707,000 (587,000 to 859,000)	667,000 (549,000 to 811,000)	614,000 (513,000 to 739,000)	667,000 (552,000 to 805,000)	699,000 (582,000 to 844,000)	647,000 (540,000 to 781,000)	615,000 (514,000 to 744,000)	629,000 (527,000 to 760,000)	469,000 (396,000 to 561,000)	417,000 (353,000 to 501,000)	368,000 (311,000 to 433,000)	319,000 (264,000 to 385,000)	199,000 (220,000 to 290,000)	160,000 (131,000 to 192,000)	65,800 (53,900 to 77,000)	23,600 (21,000 to 26,000)	17,600,000 (16,900,000 to 18,400,000)
Communicable, maternal, neonatal, and nutritional diseases	2,730,000 (2,420,000 to 3,050,000)	562,000 (461,000 to 690,000)	1,560,000 (1,330,000 to 1,900,000)	2,060,000 (1,790,000 to 2,470,000)	563,000 (464,000 to 697,000)	457,000 (377,000 to 566,000)	453,000 (372,000 to 561,000)	437,000 (359,000 to 542,000)	377,000 (309,000 to 467,000)	372,000 (305,000 to 462,000)	332,000 (272,000 to 412,000)	283,000 (232,000 to 350,000)	297,000 (243,000 to 367,000)	290,000 (237,000 to 359,000)	253,000 (207,000 to 313,000)	227,000 (185,000 to 281,000)	213,000 (174,000 to 264,000)	153,000 (125,000 to 190,000)	113,000 (92,700 to 140,000)	72,400 (59,600 to 89,700)	41,700 (34,600 to 51,600)	16,200 (13,500 to 20,000)	6,120 (5,080 to 7,580)	10,400,000 (10,400,000 to 10,400,000)
HIV/AIDS and sexually transmitted infections	21,100 (17,000 to 27,300)	7,020 (5,650 to 10,000)	17,000 (13,000 to 22,000)	15,200 (12,000 to 19,000)	2,220 (1,750 to 2,800)	1,730 (1,360 to 2,200)	5,190 (4,060 to 6,600)	11,200 (8,800 to 14,200)	14,000 (11,000 to 17,800)	14,000 (11,000 to 17,800)	14,000 (11,000 to 17,800)	14,000 (11,000 to 17,800)	14,000 (11,000 to 17,800)	14,000 (11,000 to 17,800)	14,000 (11,000 to 17,800)	14,000 (11,000 to 17,800)	14,000 (11,000 to 17,800)	14,000 (11,000 to 17,800)	14,000 (11,000 to 17,800)	14,000 (11,000 to 17,800)	14,000 (11,000 to 17,800)	14,000 (11,000 to 17,800)	14,000 (11,000 to 17,800)	14,000 (11,000 to 17,800)	14,000 (11,000 to 17,800)	1,250,000 (1,250,000 to 1,250,000)
HIV/AIDS	21,100 (17,000 to 27,300)	7,020 (5,650 to 10,000)	17,000 (13,000 to 22,000)	15,200 (12,000 to 19,000)	2,220 (1,750 to 2,800)	1,730 (1,360 to 2,200)	5,190 (4,060 to 6,600)	11,200 (8,800 to 14,200)	14,000 (11,000 to 17,800)	14,000 (11,000 to 17,800)	14,000 (11,000 to 17,800)	14,000 (11,000 to 17,800)	14,000 (11,000 to 17,800)	14,000 (11,000 to 17,800)	14,000 (11,000 to 17,800)	14,000 (11,000 to 17,800)	14,000 (11,000 to 17,800)	14,000 (11,000 to 17,800)	14,000 (11,000 to 17,800)	14,000 (11,000 to 17,800)	14,000 (11,000 to 17,800)	14,000 (11,000 to 17,800)	14,000 (11,000 to 17,800)	14,000 (11,000 to 17,800)	14,000 (11,000 to 17,800)	1,250,000 (1,250,000 to 1,250,000)
HIV/AIDS - Drug-susceptible Tuberculosis	0 (0 to 0)	0 (0 to 0)	0 (0 to 0)	0 (0 to 0)	0 (0 to 0)	0 (0 to 0)	0 (0 to 0)	0 (0 to 0)	0 (0 to 0)	0 (0 to 0)	0 (0 to 0)	0 (0 to 0)	0 (0 to 0)	0 (0 to 0)	0 (0 to 0)	0 (0 to 0)	0 (0 to 0)	0 (0 to 0)	0 (0 to 0)	0 (0 to 0)	0 (0 to 0)	0 (0 to 0)	0 (0 to 0)	0 (0 to 0)	0 (0 to 0)	0 (0 to 0)	0
HIV/AIDS - Multidrug resistant Tuberculosis without extensive drug resistance	0 (0 to 0)	0 (0 to 0)	0 (0 to 0)	0 (0 to 0)	0 (0 to 0)	0 (0 to 0)	0 (0 to 0)	0 (0 to 0)	0 (0 to 0)	0 (0 to 0)	0 (0 to 0)	0 (0 to 0)	0 (0 to 0)	0 (0 to 0)	0 (0 to 0)	0 (0 to 0)	0 (0 to 0)	0 (0 to 0)	0 (0 to 0)	0 (0 to 0)	0 (0 to 0)	0 (0 to 0)	0 (0 to 0)	0 (0 to 0)	0 (0 to 0)	0 (0 to 0)	0
HIV/AIDS - Extensively drug-resistant Tuberculosis	0 (0 to 0)	0 (0 to 0)	0 (0 to 0)	0 (0 to 0)	0 (0 to 0)	0 (0 to 0)	0 (0 to 0)	0 (0 to 0)	0 (0 to 0)	0 (0 to 0)	0 (0 to 0)	0 (0 to 0)	0 (0 to 0)	0 (0 to 0)	0 (0 to 0)	0 (0 to 0)	0 (0 to 0)	0 (0 to 0)	0 (0 to 0)	0 (0 to 0)	0 (0 to 0)	0 (0 to 0)	0 (0 to 0)	0 (0 to 0)	0 (0 to 0)	0 (0 to 0)	0
HIV/AIDS resulting in other diseases	21,100 (17,000 to 27,300)	7,020 (5,650 to 10,000)	17,000 (13,000 to 22,000)	15,200 (12,000 to 19,000)	2,220 (1,750 to 2,800)	1,730 (1,360 to 2,200)	5,190 (4,060 to 6,600)	11,200 (8,800 to 14,200)	14,000 (11,000 to 17,800)	14,000 (11,000 to 17,800)	14,000 (11,000 to 17,800)	14,000 (11,000 to 17,800)	14,000 (11,000 to 17,800)	14,000 (11,000 to 17,800)	14,000 (11,000 to 17,800)	14,000 (11,000 to 17,800)	14,000 (11,000 to 17,800)	14,000 (11,000 to 17,800)	14,000 (11,000 to 17,800)	14,000 (11,000 to 17,800)	14,000 (11,000 to 17,800)	14,000 (11,000 to 17,800)	14,000 (11,000 to 17,800)	14,000 (11,000 to 17,800)	14,000 (11,000 to 17,800)	1,250,000 (1,250,000 to 1,250,000)
Sexually transmitted infections, excluding HIV	261,000 (170,000 to 372,000)	77,000 (50,000 to 110,000)	147,000 (96,000 to 209,000)	8,400 (5,500 to 12,000)	2,000 (1,300 to 2,800)	170 (110 to 240)	239 (156 to 341)	149 (97 to 213)	171 (111 to 244)	233 (152 to 333)	113 (74 to 161)	79 (51 to 113)	76.0 (49.4 to 108)	67.5 (43.9 to 96.4)	59 (38 to 84)	47 (30 to 67)	37 (24 to 53)	24 (15 to 34)	16.1 (10.5 to 23.0)	8.5 (5.5 to 12.1)	2.7 (1.8 to 3.9)	2.1 (1.4 to 3.0)	0.7 (0.5 to 1.0)	0.3 (0.2 to 0.4)	0.1 (0.1 to 0.2)	526,000 (341,000 to 751,000)
Syphilis	0 (0 to 0)	0 (0 to 0)	0 (0 to 0)	0 (0 to 0)	0 (0 to 0)	0 (0 to 0)	0 (0 to 0)	0 (0 to 0)	0 (0 to 0)	0 (0 to 0)	0 (0 to 0)	0 (0 to 0)	0 (0 to 0)	0 (0 to 0)	0 (0 to 0)	0 (0 to 0)	0 (0 to 0)	0 (0 to 0)	0 (0 to 0)	0 (0 to 0)	0 (0 to 0)	0 (0 to 0)	0 (0 to 0)	0 (0 to 0)	0 (0 to 0)	0 (0 to 0)	0
Chlamydial infection	0 (0 to 0)	0 (0 to 0)	0 (0 to 0)	0 (0 to 0)	0 (0 to 0)	16.6 (6 to 35)	104 (37 to 196)	229 (77 to 429)	217 (73 to 407)	197 (66 to 369)	139 (47 to 260)	92.9 (31 to 174)	89.7 (30 to 168)	79.7 (27 to 149)	69 (23 to 129)	55.7 (19 to 104)	43.7 (15 to 82)	28.1 (9.5 to 52.7)	18.9 (6.4 to 35.4)	9.9 (3.4 to 18.6)	3.2 (1.1 to 6.0)	2.5 (0.8 to 4.7)	0.8 (0.3 to 1.5)	0.4 (0.1 to 0.7)	0.1 (0 to 0.2)	0.1 (0 to 0.2)	1,370
Gonococcal infection	0 (0 to 0)	0 (0 to 0)	0 (0 to 0)	0 (0 to 0)	0 (0 to 0)	69.3 (23 to 146)	320 (107 to 602)	453 (151 to 848)	312 (104 to 584)	266 (89 to 498)	172 (57 to 322)	114 (38 to 214)	73.4 (24 to 137)	73.7 (24 to 138)	48 (16 to 90)	32.7 (11 to 61)	24.5 (8.2 to 46)	14.7 (4.9 to 27.5)	9.6 (3.2 to 18.0)	4.9 (1.6 to 9.2)	1.6 (0.5 to 3.0)	1.3 (0.4 to 2.4)	0.4 (0.1 to 0.8)	0.2 (0.1 to 0.4)	0.1 (0 to 0.1)	1,710
Trichomoniasis	0 (0 to 0)	0 (0 to 0)	0 (0 to 0)	0 (0 to 0)	0 (0 to 0)	214 (72 to 474)	578 (189 to 1,240)	1,040 (339 to 2,220)	1,040 (339 to 2,220)	1,040 (339 to 2,220)	1,040 (339 to 2,220)	1,040 (339 to 2,220)	1,040 (339 to 2,220)	1,040 (339 to 2,220)	1,040 (339 to 2,220)	1,040 (339 to 2,220)	1,040 (339 to 2,220)	1,040 (339 to 2,220)	1,040 (339 to 2,220)	1,040 (339 to 2,220)	1,040 (339 to 2,220)	1,040 (339 to 2,220)	1,040 (339 to 2,220)	1,040 (339 to 2,220)	1,040 (339 to 2,220)	1,040 (339 to 2,220)	2,760
Genital herpes	0 (0 to 0)	0 (0 to 0)	0 (0 to 0)	0 (0 to 0)	0 (0 to 0)	0 (0 to 0)	0 (0 to 0)	0 (0 to 0)	0 (0 to 0)	0 (0 to 0)	0 (0 to 0)	0 (0 to 0)	0 (0 to 0)	0 (0 to 0)	0 (0 to 0)	0 (0 to 0)	0 (0 to 0)	0 (0 to 0)	0 (0 to 0)	0 (0 to 0)	0 (0 to 0)	0 (0 to 0)	0 (0 to 0)	0 (0 to 0)	0 (0 to 0)	0 (0 to 0)	0
Other sexually transmitted infections	261,000 (170,000 to 372,000)	77,000 (50,000 to 110,000)	147,000 (96,000 to 209,000)	8,400 (5,500 to 12,000)	2,000 (1,300 to 2,800)	170 (110 to 240)	239 (156 to 341)	149 (97 to 213)	171 (111 to 244)	233 (152 to 333)	113 (74 to 161)	79 (51 to 113)	76.0 (49.4 to 108)	67.5 (43.9 to 96.4)	59 (38 to 84)	47 (30 to 67)	37 (24 to 53)	24 (15 to 34)	16.1 (10.5 to 23.0)	8.5 (5.5 to 12.1)	2.7 (1.8 to 3.9)	2.1 (1.4 to 3.0)	0.7 (0.5 to 1.0)	0.3 (0.2 to 0.4)	0.1 (0.1 to 0.2)	526,000 (341,000 to 751,000)
Respiratory infections and tuberculosis	85,500 (51,900 to 136,000)	44,700 (26,300 to 69,700)	332,000 (196,000 to 515,000)	244,000 (142,000 to 376,000)	69,000 (42,700 to 104,000)	27,400 (17,600 to 40,700)	27,000 (16,100 to 40,600)	27,200 (16,500 to 40,800)	27,700 (16,600 to 42,000)	29,900 (18,000 to 45,000)	32,000 (19,200 to 48,100)	34,400 (20,600 to 51,600)	47,200 (28,100 to 71,000)	46,000 (27,400 to 69,000)	51,000 (30,400 to 76,800)	51,000 (30,400 to 76,800)	57,200 (34,000 to 86,000)	37,200 (22,000 to 56,000)	38,200 (22,700 to 57,700)	31,100 (18,600 to 46,900)	27,100 (16,200 to 40,900)	17,100 (10,200 to 25,800)	8,210 (4,900 to 12,400)	3,610 (2,160 to 5,450)	1,250 (746 to 1,890)	1,040,000 (989,000 to 1,090,000)
Tuberculosis	0.1 (0 to 0.2)	28,900 (17,500 to 43,900)	43,100 (25,500 to 65,400)	12,000 (7,100 to 18,200)	9,588 (5,670 to 14,500)	20,600 (12,200 to 31,200)	24,000 (14,200 to 36,400)	24,000 (14,200 to 36,400)	24,000 (14,200 to 36,400)	24,000 (14,200 to 36,400)	24,000 (14,200 to 36,400)	24,000 (14,200 to 36,400)	24,000 (14,200 to 36,400)	24,000 (14,200 to 36,400)	24,000 (14,200 to 36,400)	24,000 (14,200 to 36,400)	24,000 (14,200 to 36,400)	24,000 (14,200 to 36,400)	24,000 (14,200 to 36,400)	24,000 (14,200 to 36,400)	24,000 (14,200 to 36,400)	24,000 (14,200 to 36,400)	24,000 (14,200 to 36,400)	24,000 (14,200 to 36,400)	24,000 (14,200 to 36,400)	670,000 (670,000 to 670,000)
Latent tuberculosis infection	0 (0 to 0)	0 (0 to 0)	0 (0 to 0)	0 (0 to 0)	0 (0 to 0)	0 (0 to 0)	0 (0 to 0)	0 (0 to 0)	0 (0 to 0)	0 (0 to 0)	0 (0 to 0)	0 (0 to 0)	0 (0 to 0)	0 (0 to 0)	0 (0 to 0)	0 (0 to 0)	0 (0 to 0)	0 (0 to 0)	0 (0 to 0)	0 (0 to 0)	0 (0 to 0)	0 (0 to 0)	0 (0 to 0)	0 (0 to 0)	0 (0 to 0)	0 (0 to 0)	0
Drug-susceptible tuberculosis	0.1 (0 to 0.2)	28,900 (17,500 to 43,900)	43,100 (25,500 to 65,400)	12,000 (7,100 to 18,200)	9,588 (5,670 to 14,500)	20,600 (12,200 to 31,200)	24,000 (14,200 to 36,400)	24,000 (14,200 to 36,400)	24,000 (14,200 to 36,400)	24,000 (14,200 to 36,400)	24,000 (14,200 to 36,400)	24,000 (14,200 to 36,400)	24,000 (14,200 to 36,400)	24,000 (14,200 to 36,400)	24,000 (14,200 to 36,400)	24,000 (14,200 to 36,400)	24,000 (14,200 to 36,400)	24,000 (14,200 to 36,400)	24,000 (14,200 to 36,400)	24,000 (14,200 to 36,400)	24,000 (14,200 to 36,400)	24,000 (14,200 to 36,400)	24,000 (14,200 to 36,400)	24,000 (14,200 to 36,400)	24,000 (14,200 to 36,400)	670,000 (670,000 to 670,000)
Multidrug-resistant tuberculosis without extensive drug resistance	0 (0 to 0)	0 (0 to 0)	0 (0 to 0)	0 (0 to 0)	0 (0 to 0)	0 (0 to 0)	0 (0 to 0)	0 (0 to 0)	0 (0 to 0)	0 (0 to 0)	0 (0 to 0)	0 (0 to 0)	0 (0 to 0)	0 (0 to 0)	0 (0 to 0)	0 (0 to 0)	0 (0 to 0)	0 (0 to 0)	0 (0 to 0)	0 (0 to 0)	0 (0 to 0)	0 (0 to 0)	0 (0 to 0)	0 (0 to 0)	0 (0 to 0)	0 (0 to 0)	0
Extensively drug-resistant tuberculosis	0 (0 to 0)	0 (0 to 0)	0 (0 to 0)	0 (0 to 0)	0 (0 to 0)	0 (0 to 0)	0 (0 to 0)	0 (0 to 0)	0 (0 to 0)	0 (0 to 0)	0 (0 to 0)	0 (0 to 0)	0 (0 to 0)	0 (0 to 0)	0 (0 to 0)	0 (0 to 0)	0 (0 to 0)	0 (0 to 0)	0 (0 to 0)	0 (0 to 0)	0 (0 to 0)	0 (0 to 0)	0 (0 to 0)	0 (0 to 0)	0 (0 to 0)	0 (0 to 0)	0
Cutaneous and mucocutaneous leishmaniasis	0.1 (0 to 0.2)	0.1 (0 to 0.2)	1.3 (0.5 to 2.7)	13.7 (5.1 to 29.1)	11.1 (4.1 to 23.7)	20.5 (7.6 to 43.6)	20.5 (7.6 to 43.6)	19.5 (7.2 to 41.5)	19.5 (7.2 to 41.5)	19.5 (7.2 to 41.5)	11.9 (4.4 to 25.3)	9.3 (3.4 to 19.8)	7.5 (2.8 to 16.0)	7.5 (2.8 to 16.0)	4.9 (1.8 to 10.4)	3.5 (1.3 to 7.4)	2.8 (1.0 to 5.9)	1.5 (0.6 to 3.2)	1.1 (0.4 to 2.3)	0.6 (0.2 to 1.2)	0.2 (0.1 to 0.4)	0.1 (0 to 0.2)	0.1 (0 to 0.2)	0 (0 to 0.1)	0 (0 to 0.1)	164
Visceral leishmaniasis	0 (0 to 0)	0 (0 to 0)	0 (0 to 0)	0 (0 to 0)	0 (0 to 0)	0 (0 to 0)	0 (0 to 0)	0 (0 to 0)	0 (0 to 0)	0 (0 to 0)	0 (0 to 0)	0 (0 to 0)	0 (0 to 0)	0 (0 to 0)	0 (0 to 0)	0 (0 to 0)	0 (0 to 0)	0 (0 to 0)	0 (0 to 0)	0 (0 to 0)	0 (0 to 0)	0 (0 to 0)	0 (0 to 0)	0 (0 to 0)	0 (0 to 0)	0 (0 to 0)	0
African trypanosomiasis	0 (0 to 0)	0 (0 to 0)	0 (0 to 0)	0 (0 to 0)	0 (0 to 0)	0 (0 to 0)	0 (0 to 0)	0 (0 to 0)	0 (0 to 0)	0 (0 to 0)	0 (0 to 0)	0 (0 to 0)	0 (0 to 0)	0 (0 to 0)	0 (0 to 0)	0 (0 to 0)	0 (0 to 0)	0 (0 to 0)	0 (0 to 0)	0 (0 to 0)	0 (0 to 0)	0 (0 to 0)	0 (0 to 0)	0 (0 to 0)	0 (0 to 0)	0 (0 to 0)	0
Schistosomiasis	0 (0 to 0)	0 (0 to 0)	0 (0 to 0)	0 (0 to 0)	0 (0 to 0)	0 (0 to 0)	0 (0 to 0)	0 (0 to 0)	0 (0 to 0)	0 (0 to 0)	0 (0 to 0)	0 (0 to 0)	0 (0 to 0)	0 (0 to 0)	0 (0 to 0)	0 (0 to 0)	0 (0 to 0)	0 (0 to 0)	0 (0 to 0)	0 (0 to 0)	0 (0 to 0)	0 (0 to 0)	0 (0 to 0)	0 (0 to 0)	0 (0 to 0)	0 (0 to 0)	0
Cysticercosis	0 (0 to 0)	0 (0 to 0)	0 (0 to 0)	0 (0 to 0)	0 (0 to 0)	0 (0 to 0)	0 (0 to 0)	0 (0 to 0)	0 (0 to 0)	0 (0 to 0)	0 (0 to 0)	0 (0 to 0)	0 (0 to 0)	0 (0 to 0)	0 (0 to 0)	0 (0 to 0)	0 (0 to 0)	0 (0 to 0)	0 (0 to 0)	0 (0 to 0)	0 (0 to 0)	0 (0 to 0)	0 (0 to 0)	0 (0 to 0)	0 (0 to 0)	0 (0 to 0)	0
Cystic echinococcosis	0 (0 to 0)	0 (0 to 0)	0 (0 to 0)	0 (0 to 0)	0 (0 to 0)	0 (0 to 0)	0 (0 to 0)	0 (0 to 0)	0 (0 to 0)	0 (0 to 0)	0 (0 to 0)	0 (0 to 0)	0 (0 to 0)	0 (0 to 0)	0 (0 to 0)	0 (0 to 0)	0 (0 to 0)	0 (0 to 0)	0 (0 to 0)	0 (0 to 0)	0 (0 to 0)	0 (0 to 0)	0 (0 to 0)	0 (0 to 0)	0 (0 to 0)	0 (0 to 0)	0
Other neglected infectious diseases	0 (0 to 0)	0 (0 to 0)	0 (0 to 0)	0 (0 to 0)	0 (0 to 0)	0 (0 to 0)	0 (0 to 0)	0 (0 to 0)	0 (0 to 0)	0 (0 to 0)	0 (0 to 0)	0 (0 to 0)	0 (0 to 0)	0 (0 to 0)	0 (0 to 0)	0 (0 to 0)	0 (0 to 0)	0 (0 to 0)	0 (0 to 0)	0 (0 to 0)	0 (0 to 0)	0 (0 to 0)	0 (0 to 0)	0 (0 to 0)	0 (0 to 0)	0 (0 to 0)	0
Malaria	29 (4 to 109)	29,400 (4,180,000)	29,000 (1,750,000)	23,000 (1,370,000)	69,400 (16,000)	30,700 (15,000)	15,000 (7,000)	12,000 (5,000)	12,000 (5,000)	12,000 (5,000)	12,000 (5,000)	12,000 (5,000)	12,000 (5,000)	12,000 (5,000)	12,000 (5,000)	12,000 (5,000)	12,000 (5,000)	12,000 (5,000)	12,000 (5,000)	12,000 (5,000)	12,000 (5,000)	12,000 (5,000)	12,000 (5,000)	12,000 (5,000)	12,000 (5,000)	12,000 (5,000)	1,900,000 (1,900,000 to 1,900,000)
Chagas disease	0 (0 to 0)	0 (0 to 0)	0 (0 to 0)	0 (0 to 0)	0 (0 to 0)	0 (0 to 0)	0 (0 to 0)	0 (0 to 0)	0 (0 to 0)	0 (0 to 0)	0 (0 to 0)	0 (0 to 0)	0 (0 to 0)	0 (0 to 0)	0 (0 to 0)	0 (0 to 0)	0 (0 to 0)	0 (0 to 0)	0 (0 to 0)	0 (0 to 0)	0 (0 to 0)	0 (0 to 0)	0 (0 to 0)	0 (0 to 0)	0 (0 to 0)	0 (0 to 0)	0
Leishmaniasis	0 (0 to 0)	0 (0 to 0)	0.3 (0 to 0.6)	2.7 (0.9 to 5.7)	2.2 (0.8 to 4.7)	4.1 (1.5 to 8.7)	4.1 (1.5 to 8.7)	3.9 (1.4 to 8.3)	3.9 (1.4 to 8.3)	3.9 (1.4 to 8.3)	2.4 (0.9 to 5.1)	1.9 (0.7 to 4.0)	1.5 (0.6 to 3.2)	1.5 (0.6 to 3.2)	1 (0.4 to 2.1)	0.7 (0.3 to 1.5)	0.6 (0.2 to 1.2)	0.3 (0.1 to 0.6)	0.2 (0.1 to 0.5)	0.1 (0 to 0.2)	0 (0 to 0.1)	0 (0 to 0.1)	0 (0 to 0.1)	0 (0 to 0.1)	0 (0 to 0.1)	0 (0 to 0.1)	33
Leprosy	0 (0 to 0)	0 (0 to 0)	0 (0 to 0)	0 (0 to 0)	0 (0 to 0)	0 (0 to 0)	0 (0 to 0)	0 (0 to 0)	0 (0 to 0)	0 (0 to 0)	0 (0 to 0)	0 (0 to 0)	0 (0 to 0)	0 (0 to 0)	0 (0 to 0)	0 (0 to 0)	0 (0 to 0)	0 (0 to 0)	0 (0 to 0)	0 (0 to 0)	0 (0 to 0)	0 (0 to 0)	0 (0 to 0)	0 (0 to 0)	0 (0 to 0)	0 (0 to 0)	0
Rabies	0 (0 to 0)	0 (0 to 0)	0 (0 to 0)	0 (0 to 0)	0 (0 to 0)	0 (0 to 0)	0 (0 to 0)	0 (0 to 0)	0 (0 to 0)	0 (0 to 0)	0 (0 to 0)	0 (0 to 0)	0 (0 to 0)	0 (0 to 0)	0 (0 to 0)	0 (0 to 0)	0 (0 to 0)	0 (0 to 0)	0 (0 to 0)	0 (0 to 0)	0 (0 to 0)	0 (0 to 0)	0 (0 to 0)	0 (0 to 0)	0 (0 to 0)	0 (0 to 0)	0
Zika virus	0 (0 to 0)	0 (0 to 0)	0 (0 to 0)	0 (0 to 0)	0 (0 to 0)	0 (0 to 0)	0 (0 to 0)	0 (0 to 0)	0 (0 to 0)	0 (0 to 0)	0 (0 to 0)	0 (0 to 0)	0 (0 to 0)	0 (0 to 0)	0 (0 to 0)	0 (0 to 0)	0 (0 to 0)	0 (0 to 0)	0 (0 to 0)	0 (0 to 0)	0 (0 to 0)	0 (0 to 0)	0 (0 to 0)	0 (0 to 0)	0 (0 to 0)	0 (0 to 0)	0
Guinea worm disease	0 (0 to 0)	0 (0 to 0)	0 (0 to 0)	0 (0 to 0)	0 (0 to 0)	0 (0 to 0)	0 (0 to 0)	0 (0 to 0)	0 (0 to 0)	0 (0 to 0)	0 (0 to 0)	0 (0 to 0)	0 (0 to 0)	0 (0 to 0)	0 (0 to 0)	0 (0 to 0)	0 (0 to 0)	0 (0 to 0)	0 (0 to 0)	0 (0 to 0)	0 (0 to 0)	0 (0 to 0)	0 (0 to 0)	0 (0 to 0)	0 (0 to 0)	0 (0 to 0)	0
Other neglected tropical diseases	64.2 (16.1 to 167)	113 (28.2 to 287)	1,790 (466 to 4,650)	5,400 (1,400 to 14,000)	5,400 (1,400 to 14,000)	2,040 (530 to 5,300)	322 (84 to 836)	194 (50 to 504)	110 (28 to 286)	125 (32 to 325)	113 (29 to 293)	90.1 (23 to 234)	92.1 (24 to 239)	107 (28 to 278)	84.1 (22 to 218)	66.1 (17 to 172)	52.6 (14 to 137)	32.1 (8.3 to 83.4)	20.1 (5.2 to 52.2)	9.6 (2.5 to 25.0)	3.1 (0.8 to 8.1)	2.4 (0.6 to 6.2)	0.8 (0.2 to 2.1)	0.4 (0.1 to 1.0)	0.1 (0 to 0.3)	16,200 (4,200 to 42,100)
Other infectious diseases	17,400 (4,600 to 47,200)	2,100 (1,100 to 36,000)	12,000 (6,000 to 20,000)	8,000 (4,000 to 13,000)	796,000 (398,000 to 1,330,000)	28,200 (14,000 to 47,000)	17,000 (8,400 to 28,000)	14,000 (6,900 to 23,000)	13,000 (6,600 to 21,000)	12,000 (6,000 to 20,000)	11,000 (5,400 to 18,000)	9,400 (4,600 to 15,000)	9,000 (4,400 to 15,000)	8,400 (4,100 to 14,000)	7,800 (3,800 to 13,000)	7,200 (3,500 to 12,000)	6,600 (3,200 to 11,000)	4,200 (2,000 to 7,000)	3,600 (1,700 to 6,000)	2,900 (1,400 to 4,800)	2,300 (1,100 to 3,800)	1,700 (800 to 2,800)	1,100 (500 to 1,900)	500 (200 to 800)	200 (100 to 300)	42,000 (20,000 to 70,000)
Meningitis	1,900 (1,400 to 2,500)	1,900 (1,400 to 2,500)	1,900 (1,400 to 2,500)



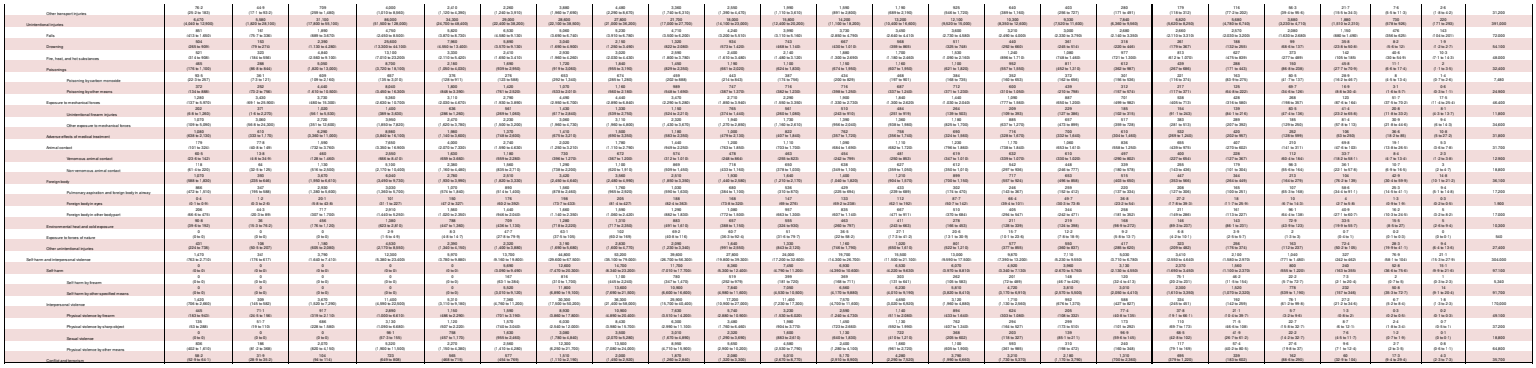

SB Table 2c: Zambia DALYs become and see arous for both sexes with 95% uncertainty intervals, 2019

Cause	Early Neonatal	Late Neonatal	Post Neonatal	1 to 4	5 to 9	10 to 14	15 to 19	20 to 24	25 to 29	30 to 34	35 to 39	40 to 44	45 to 49	50 to 54	55 to 59	60 to 64	65 to 69	70 to 74	75 to 79	80 to 84	85 to 89	90 to 94	95 plus	Total
All causes	167,000 (146,000 to 189,000)	243,000 (167,000 to 378,000)	432,000 (303,000 to 1,070,000)	899,000 (736,000 to 1,150,000)	329,000 (272,000 to 396,000)	317,000 (263,000 to 384,000)	384,000 (329,000 to 453,000)	424,000 (356,000 to 499,000)	424,000 (352,000 to 510,000)	424,000 (349,000 to 507,000)	441,000 (367,000 to 520,000)	439,000 (371,000 to 515,000)	394,000 (332,000 to 466,000)	394,000 (329,000 to 467,000)	329,000 (260,000 to 401,000)	275,000 (227,000 to 329,000)	229,000 (186,000 to 279,000)	169,000 (137,000 to 205,000)	120,000 (97,000 to 150,000)	72,000 (57,000 to 90,000)	53,000 (39,000 to 70,000)	9,000 (6,000 to 13,000)	3,000 (2,000 to 4,000)	7,625,000
Communicable, maternal, neonatal, and nutritional diseases	829,000 (707,000 to 1,000,000)	211,000 (147,000 to 329,000)	427,000 (299,000 to 1,060,000)	714,000 (583,000 to 913,000)	209,000 (172,000 to 252,000)	179,000 (145,000 to 220,000)	186,000 (150,000 to 228,000)	260,000 (214,000 to 312,000)	216,000 (177,000 to 262,000)	248,000 (203,000 to 299,000)	267,000 (220,000 to 321,000)	255,000 (210,000 to 306,000)	191,000 (157,000 to 231,000)	164,000 (134,000 to 199,000)	96,000 (78,000 to 117,000)	66,000 (53,000 to 81,000)	41,000 (32,000 to 51,000)	26,000 (20,000 to 33,000)	14,000 (11,000 to 17,000)	6,000 (4,000 to 8,000)	2,000 (1,000 to 3,000)	0	4,760,000
HIV/AIDS and sexually transmitted infections	22,000 (16,000 to 29,000)	17,000 (12,000 to 24,000)	104,000 (74,000 to 149,000)	106,000 (76,000 to 149,000)	22,000 (16,000 to 30,000)	20,000 (15,000 to 28,000)	19,000 (14,000 to 26,000)	77,000 (57,000 to 103,000)	67,000 (49,000 to 92,000)	113,000 (82,000 to 154,000)	144,000 (104,000 to 196,000)	159,000 (115,000 to 217,000)	112,000 (81,000 to 153,000)	117,000 (84,000 to 160,000)	78,000 (56,000 to 107,000)	60,000 (43,000 to 82,000)	42,000 (30,000 to 57,000)	25,000 (18,000 to 34,000)	15,000 (11,000 to 21,000)	6,000 (4,000 to 8,000)	2,000 (1,000 to 3,000)	0	1,030,000
HIV/AIDS	21,000 (15,000 to 28,000)	17,000 (12,000 to 24,000)	104,000 (74,000 to 149,000)	106,000 (76,000 to 149,000)	22,000 (16,000 to 30,000)	20,000 (15,000 to 28,000)	19,000 (14,000 to 26,000)	77,000 (57,000 to 103,000)	67,000 (49,000 to 92,000)	113,000 (82,000 to 154,000)	144,000 (104,000 to 196,000)	159,000 (115,000 to 217,000)	112,000 (81,000 to 153,000)	117,000 (84,000 to 160,000)	78,000 (56,000 to 107,000)	60,000 (43,000 to 82,000)	42,000 (30,000 to 57,000)	25,000 (18,000 to 34,000)	15,000 (11,000 to 21,000)	6,000 (4,000 to 8,000)	2,000 (1,000 to 3,000)	0	1,030,000
HIV/AIDS - Drug-susceptible Tuberculosis	0 (0 to 1)	0 (0 to 1)	28,000 (11,000 to 1,000)	62,000 (27,000 to 97,000)	17,000 (7,000 to 31,000)	14,000 (6,000 to 24,000)	24,000 (10,000 to 39,000)	28,000 (12,000 to 43,000)	36,000 (16,000 to 56,000)	47,000 (20,000 to 73,000)	53,000 (23,000 to 82,000)	53,000 (23,000 to 82,000)	40,000 (17,000 to 63,000)	28,000 (12,000 to 43,000)	19,000 (8,000 to 30,000)	7,000 (3,000 to 11,000)	3,000 (1,000 to 5,000)	1,000 (0 to 2,000)	622 (270 to 975)	126 (54 to 197)	49 (21 to 77)	0	410,000
HIV/AIDS - Multidrug-resistant Tuberculosis without extensive drug resistance	0 (0 to 0)	0 (0 to 0)	0 (0 to 0)	0 (0 to 0)	0 (0 to 0)	0 (0 to 0)	0 (0 to 0)	0 (0 to 0)	0 (0 to 0)	0 (0 to 0)	0 (0 to 0)	0 (0 to 0)	0 (0 to 0)	0 (0 to 0)	0 (0 to 0)	0 (0 to 0)	0 (0 to 0)	0 (0 to 0)	0 (0 to 0)	0 (0 to 0)	0 (0 to 0)	0 (0 to 0)	0	0
HIV/AIDS - Extensively drug-resistant Tuberculosis	0 (0 to 0)	0 (0 to 0)	0 (0 to 0)	0 (0 to 0)	0 (0 to 0)	0 (0 to 0)	0 (0 to 0)	0 (0 to 0)	0 (0 to 0)	0 (0 to 0)	0 (0 to 0)	0 (0 to 0)	0 (0 to 0)	0 (0 to 0)	0 (0 to 0)	0 (0 to 0)	0 (0 to 0)	0 (0 to 0)	0 (0 to 0)	0 (0 to 0)	0 (0 to 0)	0 (0 to 0)	0	0
HIV/AIDS resulting in other diseases	1,000 (0 to 1,000)	0 (0 to 0)	0 (0 to 0)	44,000 (29,000 to 63,000)	5,000 (3,000 to 8,000)	5,000 (3,000 to 8,000)	5,000 (3,000 to 8,000)	5,000 (3,000 to 8,000)	4,000 (2,000 to 6,000)	4,000 (2,000 to 6,000)	4,000 (2,000 to 6,000)	4,000 (2,000 to 6,000)	3,000 (2,000 to 5,000)	3,000 (2,000 to 5,000)	3,000 (2,000 to 5,000)	3,000 (2,000 to 5,000)	3,000 (2,000 to 5,000)	2,000 (1,000 to 3,000)	1,000 (1,000 to 2,000)	1,000 (0 to 1,000)	0 (0 to 0)	0 (0 to 0)	0	111,000
Sexually transmitted infections, excluding HIV	1,000 (0 to 1,000)	0 (0 to 0)	0 (0 to 0)	1,000 (0 to 1,000)	0 (0 to 0)	0 (0 to 0)	0 (0 to 0)	0 (0 to 0)	0 (0 to 0)	0 (0 to 0)	0 (0 to 0)	0 (0 to 0)	0 (0 to 0)	0 (0 to 0)	0 (0 to 0)	0 (0 to 0)	0 (0 to 0)	0 (0 to 0)	0 (0 to 0)	0 (0 to 0)	0 (0 to 0)	0 (0 to 0)	0	1,000
Syphilis	0 (0 to 0)	0 (0 to 0)	0 (0 to 0)	0 (0 to 0)	0 (0 to 0)	0 (0 to 0)	0 (0 to 0)	0 (0 to 0)	0 (0 to 0)	0 (0 to 0)	0 (0 to 0)	0 (0 to 0)	0 (0 to 0)	0 (0 to 0)	0 (0 to 0)	0 (0 to 0)	0 (0 to 0)	0 (0 to 0)	0 (0 to 0)	0 (0 to 0)	0 (0 to 0)	0 (0 to 0)	0	0
Chlamydial infection	0 (0 to 0)	0 (0 to 0)	0 (0 to 0)	0 (0 to 0)	0 (0 to 0)	0 (0 to 0)	0 (0 to 0)	0 (0 to 0)	0 (0 to 0)	0 (0 to 0)	0 (0 to 0)	0 (0 to 0)	0 (0 to 0)	0 (0 to 0)	0 (0 to 0)	0 (0 to 0)	0 (0 to 0)	0 (0 to 0)	0 (0 to 0)	0 (0 to 0)	0 (0 to 0)	0 (0 to 0)	0	0
Gonococcal infection	0 (0 to 0)	0 (0 to 0)	0 (0 to 0)	0 (0 to 0)	0 (0 to 0)	0 (0 to 0)	0 (0 to 0)	0 (0 to 0)	0 (0 to 0)	0 (0 to 0)	0 (0 to 0)	0 (0 to 0)	0 (0 to 0)	0 (0 to 0)	0 (0 to 0)	0 (0 to 0)	0 (0 to 0)	0 (0 to 0)	0 (0 to 0)	0 (0 to 0)	0 (0 to 0)	0 (0 to 0)	0	0
Trichomoniasis	0 (0 to 0)	0 (0 to 0)	0 (0 to 0)	0 (0 to 0)	0 (0 to 0)	0 (0 to 0)	0 (0 to 0)	0 (0 to 0)	0 (0 to 0)	0 (0 to 0)	0 (0 to 0)	0 (0 to 0)	0 (0 to 0)	0 (0 to 0)	0 (0 to 0)	0 (0 to 0)	0 (0 to 0)	0 (0 to 0)	0 (0 to 0)	0 (0 to 0)	0 (0 to 0)	0 (0 to 0)	0	0
Genital herpes	0 (0 to 0)	0 (0 to 0)	0 (0 to 0)	0 (0 to 0)	0 (0 to 0)	0 (0 to 0)	0 (0 to 0)	0 (0 to 0)	0 (0 to 0)	0 (0 to 0)	0 (0 to 0)	0 (0 to 0)	0 (0 to 0)	0 (0 to 0)	0 (0 to 0)	0 (0 to 0)	0 (0 to 0)	0 (0 to 0)	0 (0 to 0)	0 (0 to 0)	0 (0 to 0)	0 (0 to 0)	0	0
Other sexually transmitted infections	0 (0 to 0)	0 (0 to 0)	0 (0 to 0)	0 (0 to 0)	0 (0 to 0)	0 (0 to 0)	0 (0 to 0)	0 (0 to 0)	0 (0 to 0)	0 (0 to 0)	0 (0 to 0)	0 (0 to 0)	0 (0 to 0)	0 (0 to 0)	0 (0 to 0)	0 (0 to 0)	0 (0 to 0)	0 (0 to 0)	0 (0 to 0)	0 (0 to 0)	0 (0 to 0)	0 (0 to 0)	0	0
Respiratory infections and tuberculosis	56,000 (52,000 to 60,000)	28,000 (14,000 to 56,000)	114,000 (61,000 to 280,000)	104,000 (66,000 to 160,000)	20,000 (14,000 to 28,000)	14,000 (10,000 to 19,000)	21,000 (16,000 to 28,000)	29,000 (22,000 to 38,000)	43,000 (33,000 to 56,000)	44,000 (34,000 to 57,000)	43,000 (33,000 to 56,000)	40,000 (31,000 to 52,000)	37,000 (28,000 to 47,000)	36,000 (28,000 to 46,000)	30,000 (23,000 to 38,000)	29,000 (22,000 to 37,000)	17,000 (13,000 to 22,000)	17,000 (13,000 to 22,000)	13,000 (10,000 to 17,000)	8,000 (6,000 to 10,000)	4,000 (3,000 to 5,000)	1,000 (0 to 1,000)	0	809,000
Tuberculosis	0 (0 to 0)	0 (0 to 0)	11,000 (5,000 to 25,000)	12,000 (7,000 to 18,000)	4,000 (2,000 to 6,000)	3,000 (2,000 to 5,000)	5,000 (3,000 to 7,000)	7,000 (4,000 to 10,000)	10,000 (6,000 to 14,000)	11,000 (7,000 to 16,000)	11,000 (7,000 to 16,000)	10,000 (6,000 to 15,000)	9,000 (6,000 to 13,000)	9,000 (6,000 to 13,000)	8,000 (5,000 to 11,000)	7,000 (5,000 to 10,000)	5,000 (3,000 to 7,000)	4,000 (3,000 to 6,000)	3,000 (2,000 to 4,000)	2,000 (1,000 to 3,000)	1,000 (0 to 2,000)	0 (0 to 0)	0	131,000
Latent tuberculosis infection	0 (0 to 0)	0 (0 to 0)	0 (0 to 0)	0 (0 to 0)	0 (0 to 0)	0 (0 to 0)	0 (0 to 0)	0 (0 to 0)	0 (0 to 0)	0 (0 to 0)	0 (0 to 0)	0 (0 to 0)	0 (0 to 0)	0 (0 to 0)	0 (0 to 0)	0 (0 to 0)	0 (0 to 0)	0 (0 to 0)	0 (0 to 0)	0 (0 to 0)	0 (0 to 0)	0 (0 to 0)	0	0
Active tuberculosis	0 (0 to 0)	0 (0 to 0)	11,000 (5,000 to 25,000)	12,000 (7,000 to 18,000)	4,000 (2,000 to 6,000)	3,000 (2,000 to 5,000)	5,000 (3,000 to 7,000)	7,000 (4,000 to 10,000)	10,000 (6,000 to 14,000)	11,000 (7,000 to 16,000)	11,000 (7,000 to 16,000)	10,000 (6,000 to 15,000)	9,000 (6,000 to 13,000)	9,000 (6,000 to 13,000)	8,000 (5,000 to 11,000)	7,000 (5,000 to 10,000)	5,000 (3,000 to 7,000)	4,000 (3,000 to 6,000)	3,000 (2,000 to 4,000)	2,000 (1,000 to 3,000)	1,000 (0 to 2,000)	0 (0 to 0)	0	131,000
Enteric infections	9,000 (6,000 to 13,000)	3,000 (2,000 to 5,000)	79,000 (54,000 to 186,000)	164,000 (98,000 to 253,000)	20,000 (12,000 to 31,000)	14,000 (8,000 to 22,000)	14,000 (8,000 to 22,000)	14,000 (8,000 to 22,000)	14,000 (8,000 to 22,000)	14,000 (8,000 to 22,000)	14,000 (8,000 to 22,000)	14,000 (8,000 to 22,000)	13,000 (8,000 to 21,000)	13,000 (8,000 to 21,000)	12,000 (7,000 to 19,000)	11,000 (7,000 to 18,000)	9,000 (5,000 to 14,000)	8,000 (5,000 to 13,000)	6,000 (4,000 to 10,000)	4,000 (2,000 to 6,000)	2,000 (1,000 to 3,000)	0 (0 to 0)	0	437,000
Diarrheal diseases	8,000 (6,000 to 12,000)	3,000 (2,000 to 5,000)	77,000 (53,000 to 184,000)	158,000 (95,000 to 246,000)	20,000 (12,000 to 31,000)	14,000 (8,000 to 22,000)	14,000 (8,000 to 22,000)	14,000 (8,000 to 22,000)	14,000 (8,000 to 22,000)	14,000 (8,000 to 22,000)	14,000 (8,000 to 22,000)	14,000 (8,000 to 22,000)	13,000 (8,000 to 21,000)	13,000 (8,000 to 21,000)	12,000 (7,000 to 19,000)	11,000 (7,000 to 18,000)	9,000 (5,000 to 14,000)	8,000 (5,000 to 13,000)	6,000 (4,000 to 10,000)	4,000 (2,000 to 6,000)	2,000 (1,000 to 3,000)	0 (0 to 0)	0	429,000
Typhoid and paratyphoid	0 (0 to 0)	0 (0 to 0)	79 (0 to 1,000)	1,000 (0 to 2,000)	0 (0 to 0)	0 (0 to 0)	0 (0 to 0)	0 (0 to 0)	0 (0 to 0)	0 (0 to 0)	0 (0 to 0)	0 (0 to 0)	0 (0 to 0)	0 (0 to 0)	0 (0 to 0)	0 (0 to 0)	0 (0 to 0)	0 (0 to 0)	0 (0 to 0)	0 (0 to 0)	0 (0 to 0)	0 (0 to 0)	0	1,000
Invasive Non-typhoidal Salmonella (iNTS)	1,000 (0 to 1,000)	0 (0 to 0)	1,000 (0 to 2,000)	5,000 (3,000 to 8,000)	1,000 (0 to 1,000)	0 (0 to 0)	0 (0 to 0)	0 (0 to 0)	0 (0 to 0)	0 (0 to 0)	0 (0 to 0)	0 (0 to 0)	0 (0 to 0)	0 (0 to 0)	0 (0 to 0)	0 (0 to 0)	0 (0 to 0)	0 (0 to 0)	0 (0 to 0)	0 (0 to 0)	0 (0 to 0)	0 (0 to 0)	0	8,000
Other intestinal infectious diseases	0 (0 to 0)	0 (0 to 0)	178 (0 to 1,000)	315 (0 to 1,000)	68 (0 to 200)	31 (0 to 100)	17 (0 to 50)	6.6 (0 to 20)	3.3 (0 to 10)	1.6 (0 to 5.1)	0.8 (0 to 2.5)	0.4 (0 to 1.3)	0.2 (0 to 0.7)	0.1 (0 to 0.4)	0.1 (0 to 0.2)	0 (0 to 0.1)	0 (0 to 0)	0 (0 to 0)	0 (0 to 0)	0 (0 to 0)	0 (0 to 0)	0 (0 to 0)	0	664
Malaria	43,000 (41,000 to 45,000)	4,000 (2,000 to 8,000)	4,000 (2,000 to 8,000)	4,000 (2,000 to 8



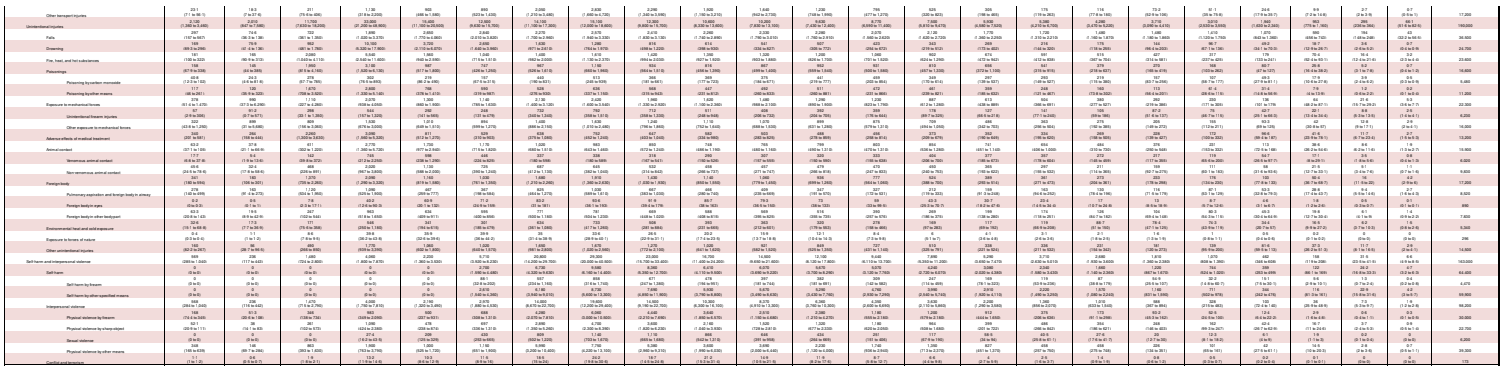

Tab Yards, By, Southern Sub Reliance, Above, Bills, To, be, under, and, war, grass, by, both, secure, with, 3D, Low, Holds, Ultimately, 2019

Causes	Early Neonatal	Late Neonatal	Post Neonatal	1 to 4	5 to 9	10 to 14	15 to 19	20 to 24	25 to 29	30 to 34	35 to 39	40 to 44	45 to 49	50 to 54	55 to 59	60 to 64	65 to 69	70 to 74	75 to 79	80 to 84	85 to 89	90 to 94	95 plus	Total
All causes	2,050,000 (2,022,000–2,078,000)	556,000 (547,000–565,000)	1,370,000 (1,350,000–1,390,000)	3,040,000 (2,990,000–3,090,000)	894,000 (879,000–908,000)	607,000 (597,000–617,000)	1,090,000 (1,070,000–1,110,000)	1,900,000 (1,870,000–1,940,000)	2,790,000 (2,740,000–2,840,000)	3,440,000 (3,380,000–3,500,000)	3,440,000 (3,380,000–3,500,000)	3,720,000 (3,650,000–3,780,000)	3,810,000 (3,740,000–3,870,000)	3,810,000 (3,740,000–3,870,000)	3,690,000 (3,620,000–3,750,000)	3,690,000 (3,620,000–3,750,000)	3,770,000 (3,700,000–3,830,000)	3,830,000 (3,760,000–3,890,000)	3,870,000 (3,800,000–3,930,000)	3,870,000 (3,800,000–3,930,000)	4,030,000 (3,960,000–4,090,000)	4,030,000 (3,960,000–4,090,000)	4,030,000 (3,960,000–4,090,000)	57,900,000
Communicable, maternal, neonatal, and nutritional diseases	11,900,000 (11,700,000–12,100,000)	1,900,000 (1,870,000–1,930,000)	1,900,000 (1,870,000–1,930,000)	1,900,000 (1,870,000–1,930



SR Table 2c: Botswana DALYS by cause and age group for both sexes with 95% uncertainty intervals, 2019

Cause	Early Neonatal	Late Neonatal	Post Neonatal	1 to 4	5 to 9	10 to 14	15 to 19	20 to 24	25 to 29	30 to 34	35 to 39	40 to 44	45 to 49	50 to 54	55 to 59	60 to 64	65 to 69	70 to 74	75 to 79	80 to 84	85 to 89	90 to 94	95 plus	Total
All causes	75,300 (54,000 to 107,000)	13,000 (10,400 to 16,000)	42,200 (31,300 to 57,000)	90,000 (41,700 to 169,000)	24,100 (19,900 to 29,200)	23,200 (19,300 to 27,700)	18,700 (15,600 to 22,400)	19,700 (16,400 to 23,800)	22,300 (18,600 to 26,900)	25,900 (21,600 to 31,000)	30,600 (25,500 to 36,600)	36,000 (30,000 to 43,000)	43,000 (35,800 to 51,400)	52,000 (43,300 to 62,000)	63,000 (52,300 to 75,300)	77,000 (64,000 to 92,000)	94,000 (78,000 to 112,000)	114,000 (95,000 to 136,000)	137,000 (114,000 to 163,000)	164,000 (136,000 to 195,000)	196,000 (163,000 to 233,000)	233,000 (194,000 to 278,000)	278,000 (232,000 to 332,000)	332,000 (277,000 to 396,000)	396,000 (331,000 to 473,000)	473,000 (396,000 to 564,000)	564,000 (473,000 to 673,000)	673,000 (564,000 to 803,000)	803,000 (673,000 to 958,000)	958,000 (803,000 to 1,140,000)	1,140,000 (958,000 to 1,360,000)	1,139,000 (960,000 to 1,360,000)
Communicable, maternal, neonatal, and nutritional diseases	76,300 (55,000 to 108,000)	11,600 (9,200 to 14,400)	39,800 (29,400 to 54,000)	87,500 (37,800 to 165,000)	11,600 (9,300 to 14,600)	8,160 (6,600 to 10,000)	5,960 (4,600 to 7,700)	7,130 (5,600 to 9,000)	8,610 (6,900 to 10,800)	10,200 (8,200 to 12,800)	12,200 (9,800 to 15,200)	14,600 (11,800 to 18,000)	17,600 (14,200 to 21,800)	21,600 (17,400 to 26,800)	27,000 (21,800 to 33,600)	33,600 (27,000 to 41,700)	41,600 (33,600 to 51,600)	50,000 (40,000 to 62,000)	60,000 (48,000 to 74,000)	71,000 (57,000 to 88,000)	84,000 (67,000 to 104,000)	98,000 (78,000 to 122,000)	114,000 (91,000 to 142,000)	132,000 (106,000 to 165,000)	153,000 (123,000 to 191,000)	176,000 (142,000 to 220,000)	203,000 (164,000 to 254,000)	233,000 (189,000 to 292,000)	265,000 (216,000 to 332,000)	301,000 (246,000 to 377,000)	340,000 (278,000 to 426,000)	381,000 (312,000 to 477,000)
HIV/AIDS and sexually transmitted infections	3,640 (1,930 to 6,670)	1,070 (544 to 2,040)	13,160 (7,040 to 24,400)	1,290 (1,040 to 1,600)	1,040 (840 to 1,290)	1,040 (840 to 1,290)	1,120 (900 to 1,400)	1,600 (1,290 to 2,000)	2,020 (1,630 to 2,500)	2,490 (2,000 to 3,100)	3,000 (2,410 to 3,700)	3,600 (2,900 to 4,500)	4,300 (3,500 to 5,300)	5,200 (4,200 to 6,400)	6,300 (5,100 to 7,800)	7,600 (6,100 to 9,400)	9,100 (7,300 to 11,300)	10,900 (8,700 to 13,500)	12,900 (10,300 to 16,000)	15,000 (12,000 to 18,600)	17,000 (13,600 to 21,000)	19,000 (15,200 to 23,500)	21,000 (16,800 to 26,000)	23,000 (18,400 to 28,500)	24,000 (19,200 to 29,700)	25,000 (20,000 to 30,900)	25,000 (20,000 to 31,000)	25,000 (20,000 to 31,000)	24,000 (19,200 to 29,700)	23,000 (18,400 to 28,500)	21,000 (16,800 to 26,000)	19,000 (15,200 to 23,500)	288,000 (230,000 to 356,000)
HIV/AIDS	0 (0 to 0.1)	0 (0 to 0.1)	2,960 (980 to 6,420)	1,190 (789 to 1,790)	1,000 (659 to 1,500)	1,000 (669 to 2,190)	1,080 (714 to 1,620)	1,540 (1,020 to 2,310)	1,940 (1,290 to 2,910)	2,400 (1,590 to 3,600)	2,890 (1,910 to 4,330)	3,460 (2,290 to 5,190)	4,140 (2,740 to 6,210)	5,000 (3,310 to 7,500)	6,060 (4,010 to 9,090)	7,310 (4,840 to 10,900)	8,760 (5,800 to 13,100)	10,500 (6,950 to 15,700)	12,400 (8,210 to 18,600)	14,400 (9,530 to 21,600)	16,500 (10,900 to 24,800)	18,600 (12,300 to 27,900)	20,800 (13,800 to 31,200)	22,900 (15,200 to 34,400)	24,000 (15,900 to 36,000)	25,000 (16,600 to 37,500)	25,000 (16,600 to 37,500)	24,000 (15,900 to 36,000)	23,000 (15,200 to 34,400)	21,000 (13,800 to 31,200)	19,000 (12,300 to 27,900)	19,000 (12,300 to 27,900)	281,000 (186,000 to 422,000)
HIV/AIDS - Drug-susceptible Tuberculosis	0 (0 to 0)	0 (0 to 0)	270 (108 to 651)	283 (158 to 491)	259 (156 to 406)	309 (206 to 573)	1,710 (987 to 2,750)	3,230 (1,870 to 5,160)	5,290 (3,060 to 8,160)	8,560 (5,020 to 13,700)	11,900 (7,120 to 18,400)	11,900 (7,040 to 18,300)	11,900 (7,030 to 18,200)	8,990 (5,290 to 13,700)	6,040 (3,670 to 9,660)	4,090 (2,320 to 6,100)	2,700 (1,320 to 3,260)	979 (527 to 1,850)	356 (245 to 581)	150 (90 to 233)	54 (29 to 87)	8.7 (3.7 to 15.9)	2.1 (0.9 to 3.9)	67,600 (39,700 to 104,000)
HIV/AIDS - Multidrug-resistant Tuberculosis without extensi	0 (0 to 0)	0 (0 to 0)	0.6 (0 to 2.5)	0.6 (0.1 to 1.9)	0.6 (0.1 to 1.8)	0.7 (0.1 to 2.1)	3.3 (0.5 to 10.3)	6.3 (0.9 to 19.8)	9.3 (1.4 to 29.2)	15.0 (2.2 to 46.9)	19.9 (2.9 to 62.1)	19.9 (2.9 to 62.1)	19.6 (2.9 to 61.2)	14.6 (2.1 to 45.7)	10.9 (1.6 to 34.1)	6.8 (1.0 to 21.1)	3.6 (0.5 to 11.2)	1.6 (0.2 to 5.1)	0.6 (0.1 to 2.1)	0.2 (0 to 0.8)	0.1 (0 to 0.3)	0 (0 to 0.1)	0 (0 to 0.1)	116 (16 to 363)
HIV/AIDS - Extensively drug-resistant Tuberculosis	0 (0 to 0)	0 (0 to 0)	0 (0 to 0.1)	0 (0 to 0.1)	0 (0 to 0.1)	0 (0 to 0.1)	0.1 (0 to 0.3)	0.1 (0 to 0.3)	0.2 (0 to 0.6)	0.3 (0 to 0.9)	0.4 (0 to 1.2)	0.4 (0 to 1.2)	0.4 (0 to 1.2)	0.3 (0 to 0.9)	0.2 (0 to 0.7)	0.1 (0 to 0.5)	0.1 (0 to 0.3)	0 (0 to 0.2)	0 (0 to 0.1)	0 (0 to 0.1)	0 (0 to 0)	0 (0 to 0)	0 (0 to 0)	0 (0 to 0)	3 (0 to 9)
HIV/AIDS resulting in other diseases	0 (0 to 0.1)	0 (0 to 0)	2,690 (988 to 5,220)	1,062 (661 to 1,670)	1,738 (1,060 to 2,660)	1,730 (1,060 to 2,660)	1,730 (1,060 to 2,660)	1,730 (1,060 to 2,660)	1,730 (1,060 to 2,660)	1,730 (1,060 to 2,660)	1,730 (1,060 to 2,660)	1,730 (1,060 to 2,660)	1,730 (1,060 to 2,660)	1,730 (1,060 to 2,660)	1,730 (1,060 to 2,660)	1,730 (1,060 to 2,660)	1,730 (1,060 to 2,660)	1,730 (1,060 to 2,660)	1,730 (1,060 to 2,660)	1,730 (1,060 to 2,660)	1,730 (1,060 to 2,660)	1,730 (1,060 to 2,660)	1,730 (1,060 to 2,660)	1,730 (1,060 to 2,660)	205,000 (126,000 to 312,000)
Sexually transmitted infections excluding HIV	3,640 (1,930 to 6,670)	1,070 (544 to 2,040)	1,400 (497 to 3,000)	99.2 (39.9 to 220)	39.4 (16.1 to 90.4)	19.2 (7.8 to 44.1)	28.1 (11.4 to 64.5)	61.9 (25.1 to 142)	139 (56.3 to 319)	191 (77.4 to 438)	214 (86.7 to 491)	213 (86.4 to 490)	209 (84.7 to 480)	203 (82.3 to 466)	201 (81.4 to 461)	214 (86.7 to 491)	211 (85.5 to 484)	209 (84.7 to 480)	203 (82.3 to 466)	201 (81.4 to 461)	214 (86.7 to 491)	211 (85.5 to 484)	209 (84.7 to 480)	203 (82.3 to 466)	7,360
Syphilis	2,640 (1,100 to 6,670)	1,070 (544 to 2,040)	1,270 (497 to 3,000)	99.2 (39.9 to 220)	39.4 (16.1 to 90.4)	19.2 (7.8 to 44.1)	1.8 (0.7 to 4.1)	1.8 (0.7 to 4.1)	1.8 (0.7 to 4.1)	1.8 (0.7 to 4.1)	1.8 (0.7 to 4.1)	1.8 (0.7 to 4.1)	1.8 (0.7 to 4.1)	1.8 (0.7 to 4.1)	1.8 (0.7 to 4.1)	1.8 (0.7 to 4.1)	1.8 (0.7 to 4.1)	1.8 (0.7 to 4.1)	1.8 (0.7 to 4.1)	1.8 (0.7 to 4.1)	1.8 (0.7 to 4.1)	1.8 (0.7 to 4.1)	1.8 (0.7 to 4.1)	1.8 (0.7 to 4.1)	6,980
Chlamydial infection	0 (0 to 0)	0 (0 to 0)	0 (0 to 0)	0 (0 to 0)	0 (0 to 0)	0 (0 to 0)	1.9 (0.5 to 4.1)	7.9 (1.8 to 18.1)	14.2 (3.4 to 33.2)	19.1 (4.6 to 45.4)	19.1 (4.6 to 45.4)	19.1 (4.6 to 45.4)	19.1 (4.6 to 45.4)	19.1 (4.6 to 45.4)	19.1 (4.6 to 45.4)	19.1 (4.6 to 45.4)	19.1 (4.6 to 45.4)	19.1 (4.6 to 45.4)	19.1 (4.6 to 45.4)	19.1 (4.6 to 45.4)	19.1 (4.6 to 45.4)	19.1 (4.6 to 45.4)	19.1 (4.6 to 45.4)	19.1 (4.6 to 45.4)	704
Gonococcal infection	0 (0 to 0)	0 (0 to 0)	0 (0 to 0)	0 (0 to 0)	0 (0 to 0)	0 (0 to 0)	0.1 (0 to 0.3)	0.4 (0 to 1.1)	0.8 (0 to 2.2)	1.1 (0 to 3.1)	1.1 (0 to 3.1)	1.1 (0 to 3.1)	1.1 (0 to 3.1)	1.1 (0 to 3.1)	1.1 (0 to 3.1)	1.1 (0 to 3.1)	1.1 (0 to 3.1)	1.1 (0 to 3.1)	1.1 (0 to 3.1)	1.1 (0 to 3.1)	1.1 (0 to 3.1)	1.1 (0 to 3.1)	1.1 (0 to 3.1)	1.1 (0 to 3.1)	582
Trichomoniasis	0 (0 to 0)	0 (0 to 0)	0 (0 to 0)	0 (0 to 0)	0 (0 to 0)	0 (0 to 0)	0.1 (0 to 0.2)	0.4 (0 to 0.9)	0.7 (0 to 1.6)	0.9 (0 to 2.1)	0.9 (0 to 2.1)	0.9 (0 to 2.1)	0.9 (0 to 2.1)	0.9 (0 to 2.1)	0.9 (0 to 2.1)	0.9 (0 to 2.1)	0.9 (0 to 2.1)	0.9 (0 to 2.1)	0.9 (0 to 2.1)	0.9 (0 to 2.1)	0.9 (0 to 2.1)	0.9 (0 to 2.1)	0.9 (0 to 2.1)	0.9 (0 to 2.1)	263
Genital herpes	0 (0 to 0)	0 (0 to 0)	0 (0 to 0)	0 (0 to 0)	0 (0 to 0)	0 (0 to 0)	1.8 (0.4 to 4.2)	6.9 (2 to 16.7)	13.6 (3.4 to 32.2)	22.7 (5.6 to 53.6)	28.7 (7.2 to 67.7)	27.9 (6.9 to 65.8)	27.4 (6.7 to 64.7)	19.7 (4.9 to 46.4)	11.3 (2.8 to 26.6)	5.9 (1.4 to 13.9)	2.5 (0.6 to 5.9)	1.4 (0.3 to 3.3)	0.7 (0.2 to 1.6)	0.3 (0.1 to 0.7)	0.1 (0 to 0.3)	0 (0 to 0.1)	0 (0 to 0.1)	0 (0 to 0.1)	175
Other sexually transmitted infections	0 (0 to 0)	0 (0 to 0)	0 (0 to 0)	0 (0 to 0)	0 (0 to 0)	0 (0 to 0)	10.6 (7.7 to 14.5)	34.1 (24.6 to 46.6)	79 (57.3 to 108)	107 (77.5 to 146)	129 (93.4 to 176)	129 (93.4 to 176)	129 (93.4 to 176)	129 (93.4 to 176)	129 (93.4 to 176)	129 (93.4 to 176)	129 (93.4 to 176)	129 (93.4 to 176)	129 (93.4 to 176)	129 (93.4 to 176)	129 (93.4 to 176)	129 (93.4 to 176)	129 (93.4 to 176)	129 (93.4 to 176)	183
Respiratory infections and tuberculosis	2,600 (1,900 to 3,600)	1,660 (1,300 to 2,100)	5,400 (3,900 to 7,600)	5,240 (3,200 to 8,200)	1,220 (1,000 to 1,500)	1,220 (1,000 to 1,500)	1,220 (1,000 to 1,500

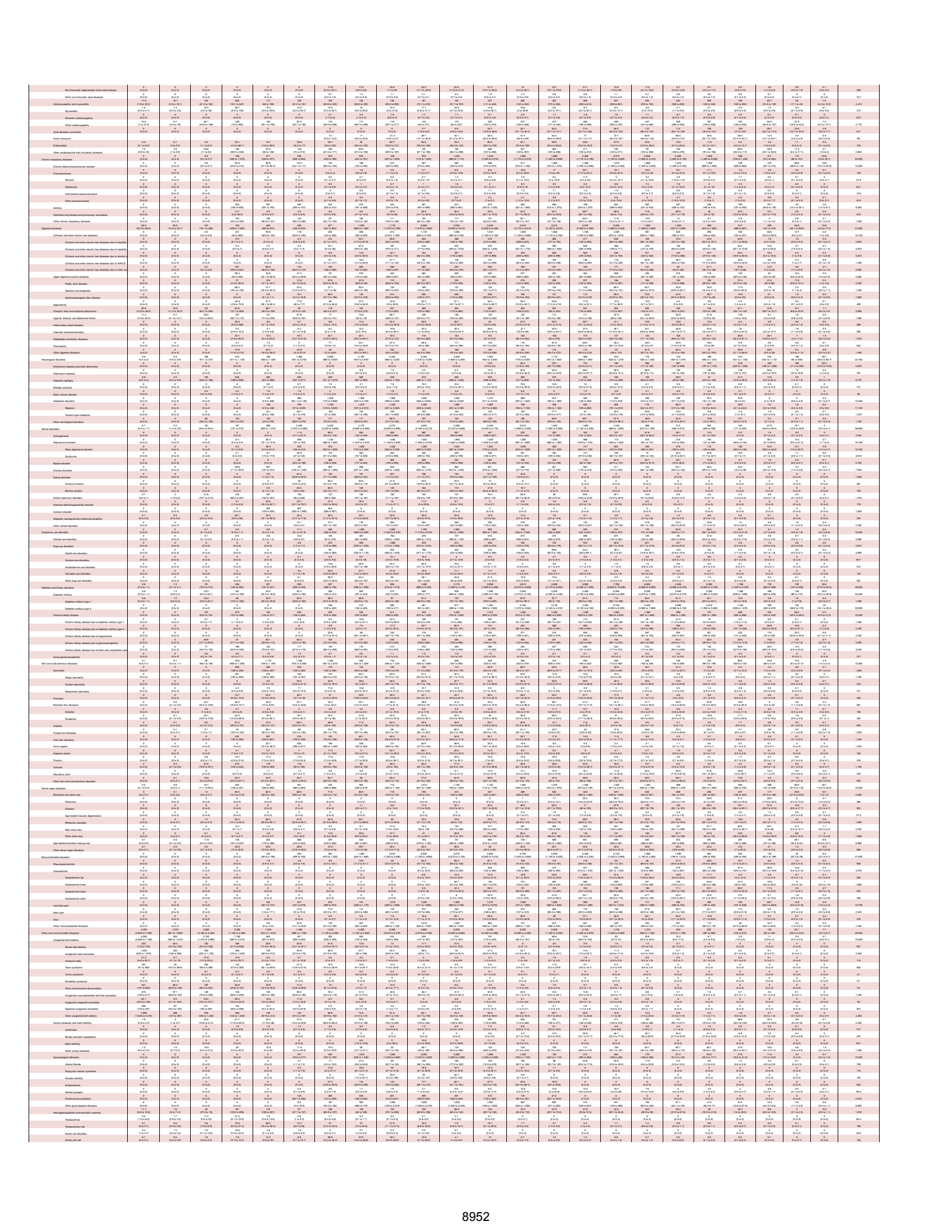

G6PD deficiency	2 (1.0 to 5.1)	2 (1.1 to 3.6)	9 (4.9 to 19.1)	39 (11.4 to 91)	39 (19.6 to 80)	29.2 (19.6 to 46)	31.9 (18.1 to 60.6)	44.7 (26.7 to 76.7)	49.2 (34.4 to 73.4)	53.6 (37.7 to 82.2)	55.7 (39.6 to 89.7)	56.1 (39.9 to 98.7)	64.6 (37.6 to 154)	41.3 (22.2 to 89.6)	24.5 (13.4 to 60.3)	23.2 (12.7 to 39.8)	13.6 (7.6 to 27.9)	10.5 (4.9 to 17.7)	7.4 (1.7 to 12.3)	3.6 (1.1 to 9.2)	1.3 (0.6 to 2.3)	0.3 (0.1 to 0.8)	0 (0 to 0.1)	0 (0 to 0)	564
G6PD bet	0 (0 to 0)	0 (0 to 0)	0 (0 to 0)	0 (0 to 0)	0 (0 to 0)	0 (0 to 0)	0 (0 to 0)	0 (0 to 0)	0 (0 to 0.1)	0 (0 to 0.1)	0 (0 to 0.1)	0 (0 to 0)	0 (0 to 0)	0 (0 to 0.1)	0 (0 to 0.1)	0 (0 to 0)	0 (0 to 0)	0 (0 to 0)	0 (0 to 0)	0 (0 to 0)	0 (0 to 0)	0 (0 to 0)	0 (0 to 0)	0 (0 to 0)	0 (0 to 0)	0 (0 to 0)	5.6
Other hemoglobinopathies and hemolytic anemias	3 (1.6 to 5.2)	1.7 (1 to 2.8)	11.9 (6.1 to 20.8)	48.7 (23.6 to 78.7)	39.3 (22.6 to 71)	45.1 (18.7 to 74.3)	40.1 (12.3 to 86.9)	38.5 (10.9 to 81)	31.5 (11 to 67.7)	24.4 (10.4 to 56.1)	20.4 (10.4 to 51.9)	21.5 (11.6 to 54.2)	29.1 (20.6 to 63.4)	29 (14.4 to 49.3)	22.8 (12.9 to 39.8)	24.9 (14.6 to 39.8)	28.3 (17.5 to 46.3)	21.4 (10.1 to 49.8)	24.4 (10.7 to 39.8)	19.7 (12.6 to 29.8)	9.2 (6.1 to 15)	2.9 (2 to 4.1)	0.6 (0.5 to 1.1)	984
Endocrine, metabolic, blood, and immune disorders	60.6 (49.9 to 71)	70.4 (60.2 to 101)	139 (70.7 to 210)	293 (161 to 442)	368 (249 to 571)	436 (270 to 668)	370 (270 to 664)	377 (282 to 705)	693 (495 to 1,073)	937 (648 to 1,465)	1,092 (669 to 1,830)	1,169 (764 to 1,715)	1,520 (869 to 1,900)	1,020 (679 to 1,500)	687 (397 to 1,270)	697 (342 to 1,270)	764 (499 to 1,173)	599 (365 to 988)	342 (220 to 567)	162 (101 to 286)	97.6 (59.9 to 143)	29.6 (23.5 to 39.1)	9.2 (6.6 to 12.9)	1.1 (0 to 2.7)	10,900
Oral disorders	0 (0 to 0)	0 (0 to 0)	0 (0 to 0)	112 (60.6 to 179)	132 (72 to 225)	120 (72 to 183)	201 (111 to 366)	156 (77 to 306)	306 (174 to 534)	405 (230 to 770)	1,045 (597 to 1,772)	1,045 (597 to 1,772)	1,045 (597 to 1,772)	1,045 (597 to 1,772)	1,045 (597 to 1,772)	1,045 (597 to 1,772)	1,045 (597 to 1,772)	1,045 (597 to 1,772)	1,045 (597 to 1,772)	1,045 (597 to 1,772)	1,045 (597 to 1,772)	1,045 (597 to 1,772)	1,045 (597 to 1,772)	1,045 (597 to 1,772)	1,045 (597 to 1,772)	7,763
Caries of deciduous teeth	0 (0 to 0)	0 (0 to 0)	0 (0 to 0)	29.7 (14.6 to 68.7)	29.7 (12.1 to 72.5)	29.7 (12.5 to 61.9)	29.7 (12.5 to 61.9)	29.7 (12.5 to 61.9

SR Table 2c: Lesotho DALYS by cause and age group for both sexes with 95% uncertainty intervals, 2019

Cause	Early Neonatal	Late Neonatal	Post Neonatal	1 to 4	5 to 9	10 to 14	15 to 19	20 to 24	25 to 29	30 to 34	35 to 39	40 to 44	45 to 49	50 to 54	55 to 59	60 to 64	65 to 69	70 to 74	75 to 79	80 to 84	85 to 89	90 to 94	95 plus	Total
All causes	46,000 (46,000 to 46,000)	20,000 (14,100 to 26,100)	52,000 (31,700 to 75,000)	63,100 (53,100 to 74,600)	36,500 (32,100 to 40,900)	32,900 (29,300 to 37,100)	42,900 (38,600 to 47,600)	67,200 (59,800 to 74,900)	76,200 (68,800 to 84,000)	77,000 (69,100 to 85,000)	106,000 (94,900 to 117,000)	140,000 (123,000 to 158,000)	177,000 (153,000 to 204,000)	192,000 (165,000 to 224,000)	184,000 (155,000 to 218,000)	179,000 (150,000 to 213,000)	167,000 (140,000 to 199,000)	144,000 (120,000 to 172,000)	116,000 (96,200 to 139,000)	75,000 (61,900 to 90,400)	44,700 (36,200 to 54,300)	17,000 (13,500 to 20,900)	4,000 (3,100 to 4,900)	1,600,000
Communicable, maternal, neonatal, and nutritional diseases	46,000 (46,000 to 46,000)	19,800 (13,700 to 26,700)	43,000 (26,100 to 62,000)	52,900 (44,600 to 62,700)	24,000 (19,700 to 28,900)	16,400 (13,900 to 19,500)	29,600 (25,400 to 34,400)	44,500 (37,400 to 52,000)	49,600 (42,200 to 57,200)	46,000 (38,700 to 53,800)	59,000 (49,200 to 69,000)	69,200 (56,200 to 82,800)	74,000 (59,400 to 91,000)	66,800 (52,600 to 84,000)	52,000 (39,900 to 67,000)	39,100 (29,200 to 51,700)	28,000 (20,600 to 38,000)	18,200 (12,900 to 25,000)	11,800 (8,080 to 16,200)	4,600 (3,070 to 6,430)	2,000 (1,300 to 2,900)	1,040 (670 to 1,570)	428 (270 to 650)	994,000
HIV/AIDS and sexually transmitted infections	3,290 (3,290 to 3,290)	968 (661 to 1,340)	1,600 (1,000 to 2,400)	20,900 (16,900 to 25,600)	6,340 (5,210 to 7,660)	7,390 (6,170 to 8,870)	19,000 (15,900 to 22,400)	29,600 (24,800 to 34,800)	33,200 (28,000 to 38,700)	30,000 (25,400 to 35,000)	39,400 (33,200 to 45,900)	43,000 (36,400 to 50,000)	39,300 (33,200 to 45,800)	28,200 (23,800 to 33,000)	20,800 (17,600 to 24,400)	13,700 (11,600 to 16,000)	8,920 (7,540 to 10,400)	5,640 (4,770 to 6,600)	3,170 (2,680 to 3,700)	1,270 (1,070 to 1,480)	397 (335 to 463)	166 (140 to 194)	419 (354 to 490)	441,000
HIV/AIDS	1.2 (0.9 to 1.7)	2 (2.8 to 3.4)	13,200 (7,910 to 19,600)	19,900 (16,800 to 23,600)	5,270 (4,270 to 6,500)	7,210 (5,850 to 8,900)	18,200 (15,400 to 21,400)	28,200 (24,200 to 32,600)	32,000 (28,000 to 36,400)	29,000 (25,000 to 33,400)	38,000 (32,800 to 43,600)	42,000 (36,300 to 48,200)	38,200 (33,000 to 44,000)	27,500 (23,800 to 31,600)	20,200 (17,600 to 23,300)	13,400 (11,600 to 15,500)	8,670 (7,540 to 9,940)	5,540 (4,770 to 6,350)	3,120 (2,680 to 3,600)	1,270 (1,070 to 1,480)	396 (335 to 458)	166 (140 to 192)	419 (354 to 486)	349,000
HIV/AIDS - Drug-susceptible Tuberculosis	0 (0 to 0)	0.2 (0.1 to 0.4)	4,200 (2,790 to 6,070)	8,700 (6,790 to 11,000)	3,190 (2,550 to 4,160)	2,770 (2,220 to 3,510)	6,500 (5,000 to 8,370)	11,000 (8,660 to 13,900)	21,900 (17,000 to 28,000)	20,400 (15,900 to 26,100)	34,400 (27,000 to 41,600)	29,000 (23,000 to 37,000)	21,200 (16,800 to 26,800)	14,700 (12,000 to 17,900)	9,090 (7,310 to 11,200)	4,770 (3,850 to 5,810)	2,920 (2,350 to 3,600)	1,370 (1,070 to 1,760)	671 (497 to 892)	198 (160 to 269)	43.4 (35.1 to 57.6)	4.6 (3.8 to 6.2)	0.6 (0.5 to 0.8)	209,000
HIV/AIDS - Multidrug-resistant Tuberculosis without extensi	0 (0 to 0)	0 (0 to 0)	0 (0 to 0)	0 (0 to 0)	0 (0 to 0)	0 (0 to 0)	0 (0 to 0)	0 (0 to 0)	0 (0 to 0)	0 (0 to 0)	0 (0 to 0)	0 (0 to 0)	0 (0 to 0)	0 (0 to 0)	0 (0 to 0)	0 (0 to 0)	0 (0 to 0)	0 (0 to 0)	0 (0 to 0)	0 (0 to 0)	0 (0 to 0)	0 (0 to 0)	0 (0 to 0)	0
HIV/AIDS - Extensively drug-resistant Tuberculosis	0 (0 to 0)	0 (0 to 0)	7.7 (2.1 to 19.3)	19.6 (5.4 to 49.1)	9.9 (2.6 to 24.8)	4.6 (1.2 to 12.0)	21.5 (5.9 to 52.7)	13.6 (3.8 to 33.6)	38.1 (10.6 to 93.7)	18.5 (5.1 to 46.4)	57.9 (16.1 to 139.0)	46.5 (12.9 to 112.0)	33.6 (9.4 to 80.6)	23.3 (6.5 to 55.9)	14.6 (4.1 to 35.0)	7.6 (2.1 to 18.1)	4.7 (1.3 to 10.9)	2.1 (0.6 to 5.1)	0.9 (0.2 to 2.1)	0.2 (0.1 to 0.5)	0 (0 to 0)	0 (0 to 0)	0 (0 to 0)	342
HIV/AIDS resulting in other diseases	1.2 (0.9 to 1.7)	2.7 (2.4 to 3)	11,900 (6,940 to 17,900)	11,900 (8,990 to 15,600)	4,710 (3,560 to 6,200)	4,720 (3,560 to 6,230)	10,700 (8,060 to 13,900)	16,100 (12,200 to 20,800)	29,400 (22,200 to 38,000)	27,000 (20,300 to 34,800)	43,400 (32,800 to 55,200)	37,900 (28,600 to 48,200)	28,800 (21,700 to 36,600)	19,800 (14,900 to 25,100)	12,600 (9,500 to 16,000)	7,320 (5,500 to 9,310)	4,560 (3,430 to 5,800)	2,110 (1,590 to 2,680)	1,020 (770 to 1,300)	210 (158 to 267)	79.9 (60.2 to 101)	18.6 (14.0 to 23.7)	3.4 (2.6 to 4.3)	310,000
Sexually transmitted infections excluding HIV	3,290 (3,290 to 3,290)	968 (661 to 1,340)	1,300 (1,000 to 1,700)	924 (710 to 1,200)	1,170 (900 to 1,500)	4,690 (3,600 to 6,000)	489 (375 to 625)	1,400 (1,100 to 1,800)	731 (562 to 935)	137 (105 to 175)	156 (120 to 200)	159 (122 to 204)	111 (85 to 142)	400 (308 to 512)	429 (330 to 549)	299 (230 to 383)	179 (138 to 229)	104 (80 to 133)	73.1 (56 to 93)	33.3 (25 to 42)	14.6 (11 to 19)	3.3 (2 to 4)	1.6 (1 to 2)	6,890
Syphilis	0 (0 to 0)	0.1 (0 to 0.2)	1,200 (470 to 2,660)	1,200 (177 to 1,940)	0.1 (0 to 0.2)	0.7 (0 to 1.4)	3.4 (1 to 7.4)	2.4 (0.7 to 5.2)	2.4 (0.7 to 5.2)	2.4 (0.7 to 5.1)	2.4 (0.7 to 5.1)	2.4 (0.7 to 5.1)	2.4 (0.7 to 5.1)	2.4 (0.7 to 5.1)	2.4 (0.7 to 5.1)	2.4 (0.7 to 5.1)	2.4 (0.7 to 5.1)	2.4 (0.7 to 5.1)	2.4 (0.7 to 5.1)	2.4 (0.7 to 5.1)	2.4 (0.7 to 5.1)	2.4 (0.7 to 5.1)	2.4 (0.7 to 5.1)	5,600
Chlamydial infection	0 (0 to 0)	0 (0 to 0)	0 (0 to 0)	0 (0 to 0)	0 (0 to 0)	0 (0 to 0)	0 (0 to 0)	0 (0 to 0)	0 (0 to 0)	0 (0 to 0)	0 (0 to 0)	0 (0 to 0)	0 (0 to 0)	0 (0 to 0)	0 (0 to 0)	0 (0 to 0)	0 (0 to 0)	0 (0 to 0)	0 (0 to 0)	0 (0 to 0)	0 (0 to 0)	0 (0 to 0)	0 (0 to 0)	0 (0 to 0)	69.3
Gonococcal infection	0 (0 to 0)	0 (0 to 0)	0 (0 to 0)	0 (0 to 0)	0 (0 to 0)	0 (0 to 0)	0 (0 to 0)	0 (0 to 0)	0 (0 to 0)	0 (0 to 0)	0 (0 to 0)	0 (0 to 0)	0 (0 to 0)	0 (0 to 0)	0 (0 to 0)	0 (0 to 0)	0 (0 to 0)	0 (0 to 0)	0 (0 to 0)	0 (0 to 0)	0 (0 to 0)	0 (0 to 0)	0 (0 to 0)	0 (0 to 0)	0
Trichomoniasis	0 (0 to 0)	0 (0 to 0)	0 (0 to 0)	0 (0 to 0)	0 (0 to 0)	0 (0 to 0)	0 (0 to 0)	0 (0 to 0)	0 (0 to 0)	0 (0 to 0)	0 (0 to 0)	0 (0 to 0)	0 (0 to 0)	0 (0 to 0)	0 (0 to 0)	0 (0 to 0)	0 (0 to 0)	0 (0 to 0)	0 (0 to 0)	0 (0 to 0)	0 (0 to 0)	0 (0 to 0)	0 (0 to 0)	0 (0 to 0)	0
Genital herpes	0 (0 to 0)	0 (0 to 0)	0 (0 to 0)	0 (0 to 0)	0 (0 to 0)	0 (0 to 0)	0 (0 to 0)	0 (0 to 0)	0 (0 to 0)	0 (0 to 0)	0 (0 to 0)	0 (0 to 0)	0 (0 to 0)	0 (0 to 0)	0 (0 to 0)	0 (0 to 0)	0 (0 to 0)	0 (0 to 0)	0 (0 to 0)	0 (0 to 0)	0 (0 to 0)	0 (0 to 0)	0 (0 to 0)	0 (0 to 0)	160
Other sexually transmitted infections	0 (0 to 0)	0 (0 to 0)	0 (0 to 0)	0 (0 to 0)	0 (0 to 0)	0 (0 to 0)	0 (0 to 0)	0 (0 to 0)	0 (0 to 0)	0 (0 to 0)	0 (0 to 0)	0 (0 to 0)	0 (0 to 0)	0 (0 to 0)	0 (0 to 0)	0 (0 to 0)	0 (0 to 0)	0 (0 to 0)	0 (0 to 0)	0 (0 to 0)	0 (0 to 0)	0 (0 to 0)	0 (0 to 0)	0 (0 to 0)	194
Respiratory infections and tuberculosis	6,040 (3,330 to 9,980)	2,990 (1,900 to 4,770)	12,000 (5,600 to 20,000)	5,200 (3,220 to 7,600)	1,740 (1,210 to 2,480)	1,210 (850 to 1,710)	1,530 (1,080 to 2,130)	2,110 (1,490 to 2,900)	2,610 (1,850 to 3,600)	3,110 (2,210 to 4,300)	4,160 (2,960 to 5,800)	5,200 (3,700 to 7,200)	6,200 (4,400 to 8,600)	6,200 (4,400 to 8,600)	6,200 (4,400 to 8,600)	6,200 (4,400 to 8,600)	5,160 (3,660 to 7,200)	3,720 (2,640 to 5,160)	2,480 (1,760 to 3,440)	1,240 (880 to 1,720)	372 (264 to 516)	124 (88 to 172)	25 (18 to 35)	92,100
Tuberculosis	6,040 (3,330 to 9,980)	2,990 (1,900 to 4,770)	12,000 (5,600 to 20,000)	5,200 (3,220 to 7,600)	1,740 (1,210 to 2,480)	1,210 (850 to 1,710)	1,530 (1,080 to 2,130)	2,110 (1,490 to 2,900)	2,610 (1,850 to 3,600)	3,110 (2,210 to 4,300)	4,160 (2,960 to 5,800)	5,200 (3,700 to 7,200)	6,200 (4,400 to 8,600)	6,200 (4,400 to 8,600)	6,200 (4,400 to 8,600)	6,200 (4,400 to 8,600)	5,160 (3,660 to 7,200)	3,720 (2,640 to 5,160)	2,480 (1,760 to 3,440)	1,240 (880 to 1,720)	372 (264 to 516)	124 (88 to 172)	25 (18 to 35)	117,000
Latent tuberculosis infection	0 (0 to 0)	0 (0 to 0)	0 (0 to 0)	0 (0 to 0)	0 (0 to 0)	0 (0 to 0)	0 (0 to 0)	0 (0 to 0)	0 (0 to 0)	0 (0 to 0)	0 (0 to 0)	0 (0 to 0)	0 (0 to 0)	0 (0 to 0)	0 (0 to 0)	0 (0 to 0)	0 (0 to 0)	0 (0 to 0)	0 (0 to 0)	0 (0 to 0)	0 (0 to 0)	0 (0 to 0)	0 (0 to 0)	0 (0 to 0)	0
Active tuberculosis	6,040 (3,330 to 9,980)	2,990 (1,900 to 4,770)	12,000 (5,600 to 20,000)	5,200 (3,220 to 7,600)	1,740 (1,210 to 2,480)	1,210 (850 to 1,710)	1,530 (1,080 to 2,130)	2,110 (1,490 to 2,900)	2,610 (1,850 to 3,600)	3,110 (2,210 to 4,300)	4,160 (2,960 to 5,800)	5,200 (3,700 to 7,200)	6,200 (4,400 to 8,600)	6,200 (4,400 to 8,600)	6,200 (4,400 to 8,600)	6,200 (4,400 to 8,600)	5,160 (3,660 to 7,200)	3,720 (2,640 to 5,160)	2,480 (1,760 to 3,440)	1,240 (880 to 1,720)	372 (264 to 516)	124 (88 to 172)	25 (18 to 35)	117,000
Drug-susceptible tuberculosis	4,240 (2,330 to 7,010)	2,100 (1,340 to 3,350)	8,400 (3,940 to 14,000)	3,650 (2,260 to 5,340)	1,220 (850 to 1,740)	850 (600 to 1,200)	1,070 (760 to 1,500)	1,480 (1,040 to 2,030)	1,830 (1,300 to 2,530)	2,180 (1,550 to 3,020)	2,920 (2,080 to 4,060)	3,650 (2,600 to 5,050)	4,350 (3,090 to 6,040)	4,350 (3,090 to 6,040)	4,350 (3,090 to 6,040)	4,350 (3,090 to 6,040)	3,620 (2,570 to 5,040)	2,610 (1,850 to 3,620)	1,740 (1,240 to 2,420)	870 (620 to 1,210)	261 (185 to 362)	87 (62 to 121)	17 (12 to 24)	82,000
Multidrug-resistant tuberculosis without extensive drug-res	0 (0 to 0)	628 (164 to 1,650)	226 (117 to 1,080)	209 (49 to 660)	174 (47 to 431)	209 (57 to 511)	307 (227 to 2,000)	421 (167 to 1,640)	521 (227 to 2,000)	1,250 (311 to 3,060)	1,360 (341 to 3,330)	1,170 (293 to 2,880)	964 (241 to 2,360)	797 (199 to 1,950)	627 (157 to 1,540)	517 (129 to 1,270)	393 (98 to 965)	258 (64 to 633)	124 (31 to 305)	74.6 (18.6 to 183)	29.4 (7.3 to 72.1)	6.6 (1.6 to 16.2)	1.4 (0.3 to 3.4)	10,700
Extensively drug-resistant tuberculosis	0 (0 to 0)	8.6 (2 to 21.1)	5.7 (1.4 to 14.1)	2.3 (0.6 to 7.6)	0.7 (0.2 to 2.3)	0.7 (0.2 to 2.3)	0.7 (0.2 to 2.3)	0.7 (0.2 to 2.3)	0.7 (0.2 to 2.3)	0.7 (0.2 to 2.3)	0.7 (0.2 to 2.3)	0.7 (0.2 to 2.3)	0.7 (0.2 to 2.3)	0.7 (0.2 to 2.3)	0.7 (0.2 to 2.3)	0.7 (0.2 to 2.3)	0.7 (0.2 to 2.3)	0.7 (0.2 to 2.3)	0.7 (0.2 to 2.3)	0.7 (0.2 to 2.3)	0.7 (0.2 to 2.3)	0.7 (0.2 to 2.3)	0.7 (0.2 to 2.3)	144
Lower respiratory infections	6,000 (3,300 to 9,960)	2,980 (1,900 to 4,760)	8,900 (4,000 to 15,000)	2,070 (1,280 to 3,020)	1,040 (720 to 1,480)	1,020 (720 to 1,440)	1,460 (1,030 to 2,060)	2,060 (1,450 to 2,900)	2,600 (1,840 to 3,660)	3,090 (2,200 to 4,350)	4,130 (2,940 to 5,800)	5,200 (3,700 to 7,300)	6,200 (4,400 to 8,700)	6,200 (4,400 to 8,700)	6,200 (4,400 to 8,700)	6,200 (4,400 to 8,700)	5,160 (3,660 to 7,200)	3,720 (2,640 to 5,160)	2,480 (1,760 to 3,440)	1,240 (880 to 1,720)	372 (264 to 516)	124 (88 to 172)	25 (18 to 35)	39,900
Upper respiratory infections	2.3 (0.7 to 5.2)	1.4 (0.5 to 3.4)	1.4 (0.6 to 3.2)	136 (113 to 329)	136 (106 to 326)	136 (106 to 326)	136 (102 to 318)	136 (101 to 316)	136 (102 to 317)	134 (97.9 to 318)	134 (97.9 to 318)	134 (93.6 to 318)	134 (93.6 to 318)	134 (93.6 to 318)	134 (93.6 to 318)	134 (93.6 to 318)	134 (93.6 to 318)	134 (93.6 to 318)	134 (93.6 to 318)	134 (93.6 to 318)	134 (93.6 to 318)	134 (93.6 to 318)	134 (93.6 to 318)	1,970
Otitis media	0 (0 to 0)	0.4 (0.2 to 0.9)	12.6 (6.6 to 22.6)	139 (107 to 179)	139 (107 to 179)	139 (107 to 179)	139 (104 to 184)	139 (104 to 184)	139 (104 to 184)	139 (104 to 184)	139 (104 to 184)	139 (104 to 184)	139 (104 to 184)	139 (104 to 184)	139 (104 to 184)	139 (104 to 184)	139 (104 to 184)	139 (104 to 184)	139 (104 to 184)	139 (104 to 184)	139 (104 to 184)	139 (104 to 184)	139 (104 to 184)	887
Enteric infections	198 (79 to 471)	1,660 (1,150 to 2,600)	2,200 (1,060 to 3,600)	2,660 (1,910 to 3,600)	2,660 (1,910 to 3,600)	2,660 (1,920 to 3,600)	2,660 (1,920 to 3,600)	2,660 (1,920 to 3,600)	2,660 (1,920 to 3,600)	2,660 (1,920 to 3,600)	2,660 (1,920 to 3,600)	2,660 (1,920 to 3,600)	2,660 (1,920 to 3,600)	2,660 (1,920 to 3,600)	2,660 (1,920 to 3,600)	2,660 (1,920 to 3,600)	2,660 (1,920 to 3,600)	2,660 (1,920 to 3,600)	2,660 (1,920 to 3,600)	2,660 (1,920 to 3,600)	2,660 (1,920 to 3,600)	2,660 (1,920 to 3,600)	2,660 (1,920 to 3,600)	73,900
Cholera	0 (0 to 0)	0 (0 to 0)	0 (0 to 0)	0 (0 to 0)	0 (0 to 0)	0 (0 to 0)	0 (0 to 0)	0 (0 to 0)	0 (0 to 0)	0 (0 to 0)	0 (0 to 0)	0 (0 to 0)	0 (0 to 0)	0 (0 to 0)	0 (0 to 0)	0 (0 to 0)	0 (0 to 0)	0 (0 to 0)	0 (0 to 0)	0 (0 to 0)	0 (0 to 0)	0 (0 to 0)	0 (0 to 0)	0 (0 to 0)	0
Other salmonella	0 (0 to 0)	0 (0 to 0)	0 (0 to 0)	0 (0 to 0)	0 (0 to 0)	0 (0 to 0)	0 (0 to 0)	0 (0 to 0)	0 (0 to 0)	0 (0 to 0)	0 (0 to 0)	0 (0 to 0)	0 (0 to 0)	0 (0 to 0)	0 (0 to 0)	0 (0 to 0)	0 (0 to 0)	0 (0 to 0)	0 (0 to 0)	0 (0 to 0)	0 (0 to 0)	0 (0 to 0)	0 (0 to 0)	0 (0 to 0)	0
Shigellosis	0 (0 to 0)	0 (0 to 0)	0 (0 to 0)	0 (0 to 0)	0 (0 to 0)	0 (0 to 0)	0 (0 to 0)	0 (0 to 0)	0 (0 to 0)	0 (0 to 0)	0 (0 to 0)	0 (0 to 0)	0 (0 to 0)	0 (0 to 0)	0 (0 to 0)	0 (0 to 0)	0 (0 to 0)	0 (0 to 0)	0 (0 to 0)	0 (0 to 0)	0 (0 to 0)	0 (0 to 0)	0 (0 to 0)	0 (0 to 0)	0
Cysticercosis	0 (0 to 0)	0 (0 to 0)	0.6 (0 to 2.8)	0.7 (0 to 3.4)	0.6 (0 to 2.8)	0.6 (0 to 2.8)	0.6 (0 to 2.8)	0.6 (0 to 2.8)	0.6 (0 to 2.8)	0.6 (0 to 2.8)	0.6 (0 to 2.8)	0.6 (0 to 2.8)	0.6 (0 to 2.8)	0.6 (0 to 2.8)	0.6 (0 to 2.8)	0.6 (0 to 2.8)	0.6 (0 to 2.8)	0.6 (0 to 2.8)	0.6 (0 to 2.8)	0.6 (0 to 2.8)	0.6 (0 to 2.8)	0.6 (0 to 2.8)	0.6 (0 to 2.8)	0
Cystic echinococcosis	0 (0 to 0)	0 (0 to 0)	2.1 (0 to 4.4)	2.4 (0 to 4.7)	2.4 (0 to 4.7)	2.4 (0 to 4.7)	1.2 (0 to 2.4)	1.8 (0 to 3.6)	3.4 (0 to 7.6)	4.4 (0 to 10.4)	4.4 (0 to 10.4)	4.4 (0 to 10.4)	3.1 (0 to 7.4)	2 (0 to 4.7)	1.7 (0 to 4.1)	1.4 (0 to 3.4)	1.1 (0 to 2.6)	0.8 (0 to 1.9)	0.6 (0 to 1.4)	0.4 (0 to 1.0)	0.2 (0 to 0.5)	0.1 (0 to 0.2)	0 (0 to 0)	32.6
Lymphatic filariasis	0 (0 to 0)	0 (0 to 0)	0 (0 to 0)	0 (0 to 0)	0 (0 to 0)	0 (0 to 0)	0 (0 to 0)	0 (0 to 0)	0 (0 to 0)	0 (0 to 0)	0 (0 to 0)	0 (0 to 0)	0 (0 to 0)	0 (0 to 0)	0 (0 to 0)	0 (0 to 0)	0 (0 to 0)	0 (0 to 0)	0 (0 to 0)	0 (0 to 0)	0 (0 to 0)	0 (0 to 0)	0 (0 to 0)	0 (0 to 0)	0
Onchocerciasis	0 (0 to 0)	0 (0 to 0)	0 (0 to 0)	0 (0 to 0)	0 (0 to 0)	0 (0 to 0)	0 (0 to 0)	0 (0 to 0)	0 (0 to 0)	0 (0 to 0)	0 (0 to 0)	0 (0 to 0)	0 (0 to 0)	0 (0 to 0)	0 (0 to 0)	0 (0 to 0)	0 (0 to 0)	0 (0 to 0)	0 (0 to 0)	0 (0 to 0)	0 (0 to 0)	0 (0 to 0)	0 (0 to 0)	0 (0 to 0)	0
Trachoma	0 (0 to 0)	0 (0 to 0)	0 (0 to 0)	0 (0 to 0)	0 (0 to 0)	0 (0 to 0)	0 (0 to 0)	0 (0 to 0)	0 (0 to 0)	0 (0 to 0)	0 (0 to 0)	0 (0 to 0)	0 (0 to 0)	0 (0 to 0)	0 (0 to 0)	0 (0 to 0)	0 (0 to 0)	0 (0 to 0)	0 (0 to 0)	0 (0 to 0)	0 (0 to 0)	0 (0 to 0)	0 (0 to 0)	0 (0 to 0)	0
Dengue	0 (0 to 0)	0 (0 to 0)	0 (0 to 0)	0 (0 to 0)	0 (0 to 0)	0 (0 to 0)	0 (0 to 0)	0 (0 to 0)	0 (0 to 0)	0 (0 to 0)	0 (0 to 0)	0 (0 to 0)	0 (0 to 0)	0 (0 to 0)	0 (0 to 0)	0 (0 to 0)	0 (0 to 0)	0 (0 to 0)	0 (0 to 0)	0 (0 to 0)	0 (0 to 0)	0 (0 to 0)	0 (0 to 0)	0 (0 to 0)	7.4
Yellow fever	0 (0 to 0)	0 (0 to 0)	0 (0 to 0)	0 (0 to 0)	0 (0 to 0)	0 (0 to 0)	0 (0 to 0)	0 (0 to 0)	0 (0 to 0)	0 (0 to 0)	0 (0 to 0)	0 (0 to 0)	0 (0 to 0)	0 (0 to 0)	0 (0 to 0)	0 (0 to 0)	0 (0 to 0)	0 (0 to 0)	0 (0 to 0)	0 (0 to 0)	0 (0 to 0)	0 (0 to 0)	0 (0 to 0)	0 (0 to 0)	0
Rabies	0 (0 to 0)	0 (0 to 0)	0.6 (0.4 to 0.7)	33.9 (7.7 to 79)	32.5 (7.4 to 75.8)	6.6 (1.5 to 15.3)	2.6 (0.6 to 6)	2.6 (0.6 to 6)	2 (0.4 to 4.6)	2.4 (0.6 to 5.5)	2.4 (0.6 to 5.5)	2.7 (0.6 to 6.3)	2.6 (0.6 to 6.1)	2.6 (0.6 to 6.1)	2.6 (0.6 to 6.1)	2.6 (0.6 to 6.1)	2.6 (0.6 to 6.1)	2.6 (0.6 to 6.1)	2.6 (0.6 to 6.1)	2.6 (0.6 to 6.1)	2.6 (0.6 to 6.1)	2.6 (0.6 to 6.1)	2.6 (0.6 to 6.1)	104
Intestinal nematode infections	0 (0 to 0)	0.1 (0 to 0.2)	29.9 (14.4 to 47.7)	22.6 (15.4 to 32.2)	43.6 (29.5 to 62.1)	1.9 (1.3 to 2.7)	38.3 (25.9 to 54.6)	19.5 (13.2 to 27.8)	19.5 (13.2 to 27.8)	19.5 (13.2 to 27.8)	19.5 (13.2 to 27.8)	19.5 (13.2 to 27.8)	6.1 (4.1 to 8.7)	2.5 (1.7 to 3.6)	2.5 (1.7 to 3.6)	1.3 (0.9 to 1.8)	0.8 (0.5 to 1.1)	0.4 (0.3 to 0.6)	0.2 (0.1 to 0.3)	0.1 (0 to 0.1)	0 (0 to 0)	0 (0 to 0)	0 (0 to 0)	219
Ascariasis	0 (0 to 0)	0 (0 to 0)	3.6 (0.9 to 9.6)	3.6 (0.9 to 9.6)	1.8 (0.5 to 4.8)	1.8 (0.5 to 4.8)	1.8 (0.5 to 4.8)	1.8 (0.5 to 4.8)	1.8 (0.5 to 4.8)	1.8 (0.5 to 4.8)	1.8 (0.5 to 4.8)	1.8 (0.5 to 4.8)	1.8 (0.5 to 4.8)	1.8 (0.5 to 4.8)	1.8 (0.5 to 4.8)	1.8 (0.5 to 4.8)	1.8 (0.5 to 4.8)	1.8 (0.5 to 4.8)	1.8 (0.5 to 4.8)	1.8 (0.5 to 4.8)	1.8 (0.5 to 4.8)	1.8 (0.5 to 4.8)	1.8 (0.5 to 4.8)	34
Trichuriasis	0 (0 to 0)	0 (0 to 0)	0.9 (0 to 2.8)	0.9 (0 to 2.8)	0.6 (0 to 1.9)	0.6 (0 to 1.9)	0.6 (0 to 1.9)	0.6 (0 to 1.9)	0.6 (0 to 1.9)	0.6 (0 to 1.9)	0.6 (0 to 1.9)	0.6 (0 to 1.9)	0.6 (0 to 1.9)	0.6 (0 to 1.9)	0.6 (0 to 1.9)	0.6 (0 to 1.9)	0.6 (0 to 1.9)	0.6 (0 to 1.9)	0.6 (0 to 1.9)	0.6 (0 to 1.9)	0.6 (0 to 1.9)	0.6 (0 to 1.9)	0.6 (0 to 1.9)	26
Hookworm disease	0 (0 to 0)	0.3 (0.1 to 0.9)	4.7 (1.1 to 13)	19.6 (4.6 to 53.2)	17.8 (4.2 to 48.3)	3.4 (0.8 to 9.2)	29.7 (7.1 to 80.5)	15.1 (3.6 to 40.9)	11.5 (2.8 to 31.2)	9.6 (2.3 to 26.1)	9.6 (2.3 to 26.1)	9.6 (2.3 to 26.1)	25.1 (6 to 68)	9.6 (2.3 to 26.1)	9.6 (2.3 to 26.1)	9.6 (2.3 to 26.1)	9.6 (2.3 to 26.1)	9.6 (2.3 to 26.1)	9.6 (2.3 to 26.1)	9.6 (2.3 to 26.1)	9.6 (2.3 to 26.1)	9.6 (2.3 to 26.1)	9.6 (2.3 to 26.1)	150
Food-borne trematodiases	0 (0 to 0)	0 (0 to 0)	0 (0 to 0)	0 (0 to 0)	0 (0 to 0)	0 (0 to 0)	0 (0 to 0)	0 (0 to 0)	0 (0 to 0)	0 (0 to 0)	0 (0 to 0)	0 (0 to 0)	0 (0 to 0)	0 (0 to 0)	0 (0 to 0)	0 (0 to 0)	0 (0 to 0)	0 (0 to 0)	0 (0 to 0)	0 (0 to 0)	0 (0 to 0)	0 (0 to 0)	0 (0 to 0)	0 (0 to 0)	0
Leprosy	0 (0 to 0)	0 (0 to 0)	0 (0 to 0)	0 (0 to 0)	0 (0 to 0)	0 (0 to 0)	0.3 (0 to 0.8)	0.4 (0 to 1.1)	0.4 (0 to 1.1)	0.4 (0 to 1.2)	0.4 (0 to 1.2)	0.6 (0 to 1.2)	0.6 (0 to 1.2)	0.7 (0 to 1.6)	0.7 (0 to 1.6)	0.6 (0 to 1.5)	0.6 (0 to 1.5)	0.5 (0 to 1.3)	0.4 (0 to 1.1)	0.3 (0 to 0.8)	0.2 (0 to 0.5)	0.1 (0 to 0.4)	0 (0 to 0)	0 (0 to 0)	8
Malaria	0 (0 to 0)	0 (0 to 0)	0 (0 to 0)	0 (0 to 0)	0 (0 to 0)	0 (0 to 0)	0 (0 to 0)	0 (0 to 0)	0 (0 to 0)	0 (0 to 0)	0 (0 to 0)	0 (0 to 0)	0 (0 to 0)	0 (0 to 0)	0 (0 to 0)	0 (0 to 0)	0 (0 to 0)	0 (0 to 0)	0 (0 to 0)	0 (0 to 0)	0 (0 to 0)	0 (0 to 0)	0 (0 to 0)	0 (0 to 0)	0
Zika virus	0 (0 to 0)	0 (0 to 0)	0 (0 to 0)	0 (0 to 0)	0 (0 to 0)	0 (0 to 0)	0 (0 to 0)	0 (0 to 0)	0 (0 to 0)	0 (0 to 0)	0 (0 to 0)	0 (0 to 0)	0 (0 to 0)	0 (0 to 0)	0 (0 to 0)	0 (0 to 0)	0 (0 to 0)	0 (0 to 0)	0 (0 to 0)	0 (0 to 0)	0 (0 to 0)	0 (0 to 0)	0 (0 to 0)	0 (0 to 0)	0
Guinea worm disease	0 (0 to 0)	0 (0 to 0)	0 (0 to 0)	0 (0 to 0)	0 (0 to 0)	0 (0 to 0)	0 (0 to 0)	0 (0 to 0)	0 (0 to 0)	0 (0 to 0)	0 (0 to 0)	0 (0 to 0)	0 (0 to 0)	0 (0 to 0)	0 (0 to 0)	0 (0 to 0)	0 (0 to 0)	0 (0 to 0)	0 (0 to 0)	0 (0 to 0)	0 (0 to 0)	0 (0 to 0)	0 (0 to 0)	0 (0 to 0)	0
Other neglected tropical diseases	4.6 (0.9 to 11)	5.1 (0.9 to 9.3)	54.4 (30.2 to 89.6)	179 (113 to 277)	227 (139 to 360)	100 (61 to 163)	18.1 (9.6 to 33.1)	13.2 (6.9 to 25.6)	11.2 (5.9 to 22)	9.1 (4.8 to 18.4)	8.3 (4.4 to 16.6)	16.2 (8.1 to 34.7)	9.4 (4.5 to 20.6)	10.4 (5.1 to 21.7)	9.4 (4.6 to 19.3)	8.4 (4.2 to 17.2)	3.3 (1.7 to 6.



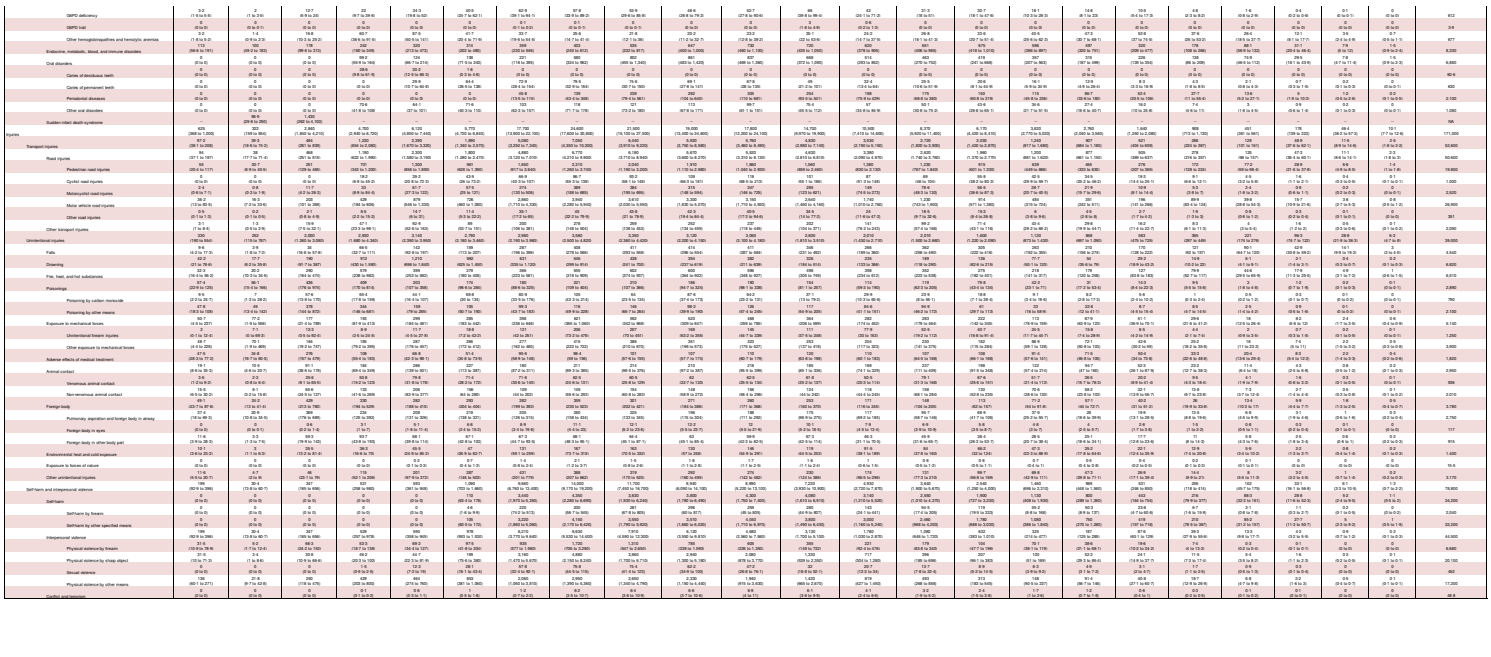

GBD Table 2c: Cosesta DALYS by cause and age groups for both sexes with 95% uncertainty intervals, 2019

Cause	Early Neonatal	Late Neonatal	Post Neonatal	1 to 4	5 to 9	10 to 14	15 to 19	20 to 24	25 to 29	30 to 34	35 to 39	40 to 44	45 to 49	50 to 54	55 to 59	60 to 64	65 to 69	70 to 74	75 to 79	80 to 84	85 to 89	90 to 94	95 plus	Total
All causes	475,000 (429,000 to 523,000)	190,000 (161,000 to 228,000)	426,000 (382,000 to 471,000)	527,000 (429,000 to 642,000)	176,000 (137,000 to 224,000)	146,000 (112,000 to 177,000)	202,000 (171,000 to 239,000)	244,000 (210,000 to 281,000)	249,000 (220,000 to 283,000)	246,000 (220,000 to 274,000)	262,000 (234,000 to 291,000)	326,000 (294,000 to 358,000)	329,000 (296,000 to 358,000)	330,000 (301,000 to 361,000)	312,000 (285,000 to 339,000)	279,000 (255,000 to 306,000)	217,000 (197,000 to 238,000)	174,000 (158,000 to 190,000)	110,000 (97,000 to 124,000)	60,000 (47,000 to 76,000)	26,000 (18,000 to 36,000)	5,670 (2,970 to 9,600)	6,450,000 (6,170,000 to 6,730,000)
Communicable, maternal, neonatal, and nutritional diseases	459,000 (413,000 to 507,000)	182,000 (153,000 to 220,000)	409,000 (365,000 to 454,000)	506,000 (407,000 to 621,000)	75,000 (49,000 to 106,000)	47,000 (30,000 to 67,000)	69,000 (44,000 to 97,000)	69,000 (44,000 to 97,000)	73,000 (47,000 to 102,000)	62,000 (39,000 to 89,000)	67,000 (43,000 to 95,000)	81,000 (53,000 to 113,000)	67,000 (43,000 to 95,000)	58,000 (38,000 to 82,000)	47,000 (30,000 to 68,000)	37,000 (24,000 to 53,000)	27,000 (17,000 to 39,000)	17,000 (11,000 to 25,000)	11,000 (7,000 to 16,000)	6,000 (3,000 to 9,000)	2,000 (1,000 to 3,000)	1,000 (1,000 to 2,000)	2,189,000 (2,012,000 to 2,369,000)
HIV/AIDS and sexually transmitted infections	19,000 to 112,000)	16,000 to 31,000)	71,000 to 96,000)	11,000 to 37,000)	4,000 to 9,000)	2,000 to 6,000)	2,000 to 13,000)	2,000 to 23,000)	3,000 to 40,000)	3,000 to 53,000)	3,000 to 62,000)	3,000 to 66,000)	3,000 to 73,000)	3,000 to 77,000)	3,000 to 81,000)	3,000 to 83,000)	2,000 to 84,000)	2,000 to 85,000)	1,000 to 86,000)	1,000 to 87,000)	1,000 to 87,000)	0 to 87,000)	0 to 87,000)	376,000
HIV/AIDS	0 to 0)	0 to 0)	0 to 0)	0 to 0)	0 to 0)	0 to 0)	0 to 0)	0 to 0)	0 to 0)	0 to 0)	0 to 0)	0 to 0)	0 to 0)	0 to 0)	0 to 0)	0 to 0)	0 to 0)	0 to 0)	0 to 0)	0 to 0)	0 to 0)	0 to 0)	0 to 0)	0 to 0)
HIV/AIDS - Drug-susceptible Tuberculosis	0 to 0)	0 to 0)	0 to 0)	0 to 0)	0 to 0)	0 to 0)	0 to 0)	0 to 0)	0 to 0)	0 to 0)	0 to 0)	0 to 0)	0 to 0)	0 to 0)	0 to 0)	0 to 0)	0 to 0)	0 to 0)	0 to 0)	0 to 0)	0 to 0)	0 to 0)	0 to 0)	0 to 0)
HIV/AIDS - Multidrug resistant Tuberculosis without extensive drug resistance	0 to 0)	0 to 0)	0 to 0)	0 to 0)	0 to 0)	0 to 0)	0 to 0)	0 to 0)	0 to 0)	0 to 0)	0 to 0)	0 to 0)	0 to 0)	0 to 0)	0 to 0)	0 to 0)	0 to 0)	0 to 0)	0 to 0)	0 to 0)	0 to 0)	0 to 0)	0 to 0)	0 to 0)
HIV/AIDS - Extensively drug-resistant Tuberculosis	0 to 0)	0 to 0)	0 to 0)	0 to 0)	0 to 0)	0 to 0)	0 to 0)	0 to 0)	0 to 0)	0 to 0)	0 to 0)	0 to 0)	0 to 0)	0 to 0)	0 to 0)	0 to 0)	0 to 0)	0 to 0)	0 to 0)	0 to 0)	0 to 0)	0 to 0)	0 to 0)	0 to 0)
HIV/AIDS resulting in other diseases	0 to 0)	0 to 0)	0 to 0)	0 to 0)	0 to 0)	0 to 0)	0 to 0)	0 to 0)	0 to 0)	0 to 0)	0 to 0)	0 to 0)	0 to 0)	0 to 0)	0 to 0)	0 to 0)	0 to 0)	0 to 0)	0 to 0)	0 to 0)	0 to 0)	0 to 0)	0 to 0)	0 to 0)
Sexually transmitted infections, excluding HIV	19,000 to 112,000)	16,000 to 31,000)	71,000 to 96,000)	11,000 to 37,000)	4,000 to 9,000)	2,000 to 6,000)	2,000 to 13,000)	2,000 to 23,000)	3,000 to 40,000)	3,000 to 53,000)	3,000 to 62,000)	3,000 to 66,000)	3,000 to 73,000)	3,000 to 77,000)	3,000 to 81,000)	3,000 to 83,000)	2,000 to 84,000)	2,000 to 85,000)	1,000 to 86,000)	1,000 to 87,000)	1,000 to 87,000)	0 to 87,000)	0 to 87,000)	376,000
Syphilis	19,000 to 112,000)	16,000 to 31,000)	71,000 to 96,000)	11,000 to 37,000)	4,000 to 9,000)	2,000 to 6,000)	2,000 to 13,000)	2,000 to 23,000)	3,000 to 40,000)	3,000 to 53,000)	3,000 to 62,000)	3,000 to 66,000)	3,000 to 73,000)	3,000 to 77,000)	3,000 to 81,000)	3,000 to 83,000)	2,000 to 84,000)	2,000 to 85,000)	1,000 to 86,000)	1,000 to 87,000)	1,000 to 87,000)	0 to 87,000)	0 to 87,000)	376,000
Chlamydial infection	0 to 0)	0 to 0)	0 to 0)	0 to 0)	0 to 0)	0 to 0)	0 to 0)	0 to 0)	0 to 0)	0 to 0)	0 to 0)	0 to 0)	0 to 0)	0 to 0)	0 to 0)	0 to 0)	0 to 0)	0 to 0)	0 to 0)	0 to 0)	0 to 0)	0 to 0)	0 to 0)	0 to 0)
Gonococcal infection	0 to 0)	0 to 0)	0 to 0)	0 to 0)	0 to 0)	0 to 0)	0 to 0)	0 to 0)	0 to 0)	0 to 0)	0 to 0)	0 to 0)	0 to 0)	0 to 0)	0 to 0)	0 to 0)	0 to 0)	0 to 0)	0 to 0)	0 to 0)	0 to 0)	0 to 0)	0 to 0)	0 to 0)
Trichomoniasis	0 to 0)	0 to 0)	0 to 0)	0 to 0)	0 to 0)	0 to 0)	0 to 0)	0 to 0)	0 to 0)	0 to 0)	0 to 0)	0 to 0)	0 to 0)	0 to 0)	0 to 0)	0 to 0)	0 to 0)	0 to 0)	0 to 0)	0 to 0)	0 to 0)	0 to 0)	0 to 0)	0 to 0)
Genital herpes	0 to 0)	0 to 0)	0 to 0)	0 to 0)	0 to 0)	0 to 0)	0 to 0)	0 to 0)	0 to 0)	0 to 0)	0 to 0)	0 to 0)	0 to 0)	0 to 0)	0 to 0)	0 to 0)	0 to 0)	0 to 0)	0 to 0)	0 to 0)	0 to 0)	0 to 0)	0 to 0)	0 to 0)
Other sexually transmitted infections	0 to 0)	0 to 0)	0 to 0)	0 to 0)	0 to 0)	0 to 0)	0 to 0)	0 to 0)	0 to 0)	0 to 0)	0 to 0)	0 to 0)	0 to 0)	0 to 0)	0 to 0)	0 to 0)	0 to 0)	0 to 0)	0 to 0)	0 to 0)	0 to 0)	0 to 0)	0 to 0)	0 to 0)
Respiratory infections and tuberculosis	96,000 (84,000 to 111,000)	90,000 (78,000 to 104,000)	249,000 (219,000 to 282,000)	155,000 (129,000 to 183,000)	13,000 (9,000 to 18,000)	7,000 (5,000 to 10,000)	9,000 (6,000 to 13,000)	14,000 (10,000 to 19,000)	14,000 (10,000 to 19,000)	12,000 (9,000 to 16,000)	12,000 (9,000 to 16,000)	12,000 (9,000 to 16,000)	11,000 (8,000 to 15,000)	10,000 (7,000 to 13,000)	11,000 (8,000 to 14,000)	11,000 (8,000 to 14,000)	9,000 (7,000 to 12,000)	7,000 (5,000 to 9,000)	5,000 (3,000 to 7,000)	3,000 (2,000 to 4,000)	1,000 (1,000 to 2,000)	270 (170 to 400)	672 (572 to 811)	886,000
Tuberculosis	0 to 0)	0 to 0)	0 to 0)	0 to 0)	0 to 0)	0 to 0)	0 to 0)	0 to 0)	0 to 0)	0 to 0)	0 to 0)	0 to 0)	0 to 0)	0 to 0)	0 to 0)	0 to 0)	0 to 0)	0 to 0)	0 to 0)	0 to 0)	0 to 0)	0 to 0)	0 to 0)	0 to 0)
Latent tuberculosis infection	0 to 0)	0 to 0)	0 to 0)	0 to 0)	0 to 0)	0 to 0)	0 to 0)	0 to 0)	0 to 0)	0 to 0)	0 to 0)	0 to 0)	0 to 0)	0 to 0)	0 to 0)	0 to 0)	0 to 0)	0 to 0)	0 to 0)	0 to 0)	0 to 0)	0 to 0)	0 to 0)	0 to 0)
Active tuberculosis	0 to 0)	0 to 0)	0 to 0)	0 to 0)	0 to 0)	0 to 0)	0 to 0)	0 to 0)	0 to 0)	0 to 0)	0 to 0)	0 to 0)	0 to 0)	0 to 0)	0 to 0)	0 to 0)	0 to 0)	0 to 0)	0 to 0)	0 to 0)	0 to 0)	0 to 0)	0 to 0)	0 to 0)
Drug-susceptible tuberculosis	0 to 0)	0 to 0)	0 to 0)	0 to 0)	0 to 0)	0 to 0)	0 to 0)	0 to 0)	0 to 0)	0 to 0)	0 to 0)	0 to 0)	0 to 0)	0 to 0)	0 to 0)	0 to 0)	0 to 0)	0 to 0)	0 to 0)	0 to 0)	0 to 0)	0 to 0)	0 to 0)	0 to 0)
Multidrug resistant tuberculosis without extensive drug resistance	0 to 0)	0 to 0)	0 to 0)	0 to 0)	0 to 0)	0 to 0)	0 to 0)	0 to 0)	0 to 0)	0 to 0)	0 to 0)	0 to 0)	0 to 0)	0 to 0)	0 to 0)	0 to 0)	0 to 0)	0 to 0)	0 to 0)	0 to 0)	0 to 0)	0 to 0)	0 to 0)	0 to 0)
Extensively drug-resistant tuberculosis	0 to 0)	0 to 0)	0 to 0)	0 to 0)	0 to 0)	0 to 0)	0 to 0)	0 to 0)	0 to 0)	0 to 0)	0 to 0)	0 to 0)	0 to 0)	0 to 0)	0 to 0)	0 to 0)	0 to 0)	0 to 0)	0 to 0)	0 to 0)	0 to 0)	0 to 0)	0 to 0)	0 to 0)
Lower respiratory infections	96,000 (84,000 to 111,000)	90,000 (78,000 to 104,000)	249,000 (219,000 to 282,000)	155,000 (129,000 to 183,000)	13,000 (9,000 to 18,000)	7,000 (5,000 to 10,000)	9,000 (6,000 to 13,000)	14,000 (10,000 to 19,000)	14,000 (10,000 to 19,000)	12,000 (9,000 to 16,000)	12,000 (9,000 to 16,000)	12,000 (9,000 to 16,000)	11,000 (8,000 to 15,000)	10,000 (7,000 to 13,000)	11,000 (8,000 to 14,000)	11,000 (8,000 to 14,000)	9,000 (7,000 to 12,000)	7,000 (5,000 to 9,000)	5,000 (3,000 to 7,000)	3,000 (2,000 to 4,000)	1,000 (1,000 to 2,000)	270 (170 to 400)	672 (572 to 811)	886,000
Upper respiratory infections	(2.4 to 7.7)	(14.6 to 46)	(957 to 761)	(922 to 3,010)	(769 to 2,560)	(555 to 1,750)	(685 to 1,760)	(483 to 1,340)	(440 to 1,260)	(285 to 1,130)	(331 to 992)	(257 to 912)	(199 to 648)	(159 to 499)	(114 to 359)	(77 to 227)	(52 to 166)	(33 to 104)	(17.2 to 52.6)	(6.9 to 20.2)	(2.1 to 6.3)	(0.3 to 0.9)	(0.1 to 0.3)	13,100
Otitis media	(0.4 to 1.1)	(0.9 to 2.5)	(0.1 to 0.3)	(0.1 to 0.4)	(0.1 to 0.3)	(0.1 to 0.3)	(0.1 to 0.3)	(0.1 to 0.3)	(0.1 to 0.3)	(0.1 to 0.3)	(0.1 to 0.3)	(0.1 to 0.3)	(0.1 to 0.3)	(0.1 to 0.3)	(0.1 to 0.3)	(0.1 to 0.3)	(0.1 to 0.3)	(0.1 to 0.3)	(0.1 to 0.3)	(0.1 to 0.3)	(0.1 to 0.3)	(0 to 0.1)	(0 to 0.1)	1,610
Enteric infections	3,000 (1,600 to 5,400)	9,000 (5,000 to 16,000)	59,000 (35,000 to 94,000)	86,000 (43,000 to 153,000)	19,000 (10,000 to 33,000)	12,000 (6,000 to 21,000)	9,000 (5,000 to 16,000)	9,000 (5,000 to 15,000)	7,000 (4,000 to 13,000)	6,000 (3,000 to 11,000)	6,000 (3,000 to 11,000)	6,000 (3,000 to 11,000)	6,000 (3,000 to 11,000)	7,000 (3,000 to 12,000)	6,000 (3,000 to 11,000)	6,000 (3,000 to 11,000)	5,000 (2,000 to 9,000)	3,000 (2,000 to 6,000)	3,000 (1,000 to 5,000)	2,000 (1,000 to 3,000)	1,000 (0 to 2,000)	270 (170 to 400)	672 (572 to 811)	294,000
Diarrheal diseases	3,000 (1,600 to 5,400)	9,000 (5,000 to 16,000)	59,000 (35,000 to 94,000)	86,000 (43,000 to 153,000)	19,000 (10,000 to 33,000)	12,000 (6,000 to 21,000)	9,000 (5,000 to 16,000)	9,000 (5,000 to 15,000)	7,000 (4,000 to 13,000)	6,000 (3,000 to 11,000)	6,000 (3,000 to 11,000)	6,000 (3,000 to 11,000)	6,000 (3,000 to 11,000)	7,000 (3,000 to 12,000)	6,000 (3,000 to 11,000)	6,000 (3,000 to 11,000)	5,000 (2,000 to 9,000)	3,000 (2,000 to 6,000)	3,000 (1,000 to 5,000)	2,000 (1,000 to 3,000)	1,000 (0 to 2,000)	270 (170 to 400)	672 (572 to 811)	294,000
Typhoid and paratyphoid	(0.4 to 1.1)	(0.9 to 2.5)	(0.1 to 0.3)	(0.1 to 0.4)	(0.1 to 0.3)	(0.1 to 0.3)	(0.1 to 0.3)	(0.1 to 0.3)	(0.1 to 0.3)	(0.1 to 0.3)	(0.1 to 0.3)	(0.1 to 0.3)	(0.1 to 0.3)	(0.1 to 0.3)	(0.1 to 0.3)	(0.1 to 0.3)	(0.1 to 0.3)	(0.1 to 0.3)	(0.1 to 0.3)	(0.1 to 0.3)	(0.1 to 0.3)	(0 to 0.1)	(0 to 0.1)	1,610
Typhoid fever	0 to 0)	0 to 0)	0 to 0)	0 to 0)	0 to 0)	0 to 0)	0 to 0)	0 to 0)	0 to 0)	0 to 0)	0 to 0)	0 to 0)	0 to 0)	0 to 0)	0 to 0)	0 to 0)	0 to 0)	0 to 0)	0 to 0)	0 to 0)	0 to 0)	0 to 0)	0 to 0)	0 to 0)
Paratyphoid fever	(0.4 to 1.1)	(0.9 to 2.5)	(0.1 to 0.3)	(0.1 to 0.4)	(0.1 to 0.3)	(0.1 to 0.3)	(0.1 to 0.3)	(0.1 to 0.3)	(0.1 to 0.3)	(0.1 to 0.3)	(0.1 to 0.3)	(0.1 to 0.3)	(0.1 to 0.3)	(0.1 to 0.3)	(0.1 to 0.3)	(0.1 to 0.3)	(0.1 to 0.3)	(0.1 to 0.3)	(0.1 to 0.3)	(0.1 to 0.3)	(0.1 to 0.3)	(0 to 0.1)	(0 to 0.1)	1,610
Invasive Non-typhoidal Salmonella (iNTS)	0 to 0)	(0.1 to 16.5)	(179 to 324)	(1,865 to 3,699)	(1,258 to 2,554)	(704 to 1,774)	(1,154 to 2,752)	(2,704 to 6,442)	(2,716 to 6,471)	(2,716 to 6,471)	(2,716 to 6,471)	(2,716 to 6,471)	(2,716 to 6,471)	(2,716 to 6,471)	(2,716 to 6,471)	(2,716 to 6,471)	(2,716 to 6,471)	(2,716 to 6,471)	(2,716 to 6,471)	(2,716 to 6,471)	(2,716 to 6,471)	(2,716 to 6,471)	(2,716 to 6,471)	3,440
Other intestinal infectious diseases	0 to 0)	0 to 0)	193 to 209)	209 to 1,209)	44 to 1,044)	25 to 725)	12 to 6,616)	12 to 6,616)	12 to 6,616)	12 to 6,616)	12 to 6,616)	12 to 6,616)	12 to 6,616)	12 to 6,616)	12 to 6,616)	12 to 6,616)	12 to 6,616)	12 to 6,616)	12 to 6,616)	12 to 6,616)	12 to 6,616)	12 to 6,616)	12 to 6,616)	12 to 6,616)	672
Neglected tropical diseases and malaria	(0.1 to 0.1)	(0.1 to 0.1)	10,000 (7,000 to 13,000)	10,000 (7,000 to 13,000)	6,000 (4,000 to 8,000)	7,000 (5,000 to 9,000)	10,000 (7,000 to 13,000)	11,000 (8,000 to 14,000)	10,000 (7,000 to 13,000)	9,000 (6,000 to 12,000)	8,000 (5,000 to 11,000)	7,000 (4,000 to 10,000)	6,000 (3,000 to 9,000)	5,000 (3,000 to 8,000)	4,000 (2,000 to 7,000)	3,000 (2,000 to 5,000)	2,000 (1,000 to 4,000)	1,000 (1,000 to 3,000)	1,000 (0 to 2,000)	0 to 1,000)	0 to 1,000)	0 to 1,000)	0 to 1,000)	131,000
Malaria	0 to 0)	0 to 0)	0 to 0)	0 to 0)	0 to 0)	0 to 0)	0 to 0)	0 to 0)	0 to 0)	0 to 0)	0 to 0)	0 to 0)	0 to 0)	0 to 0)	0 to 0)	0 to 0)	0 to 0)	0 to 0)	0 to 0)	0 to 0)	0 to 0)	0 to 0)	0 to 0)	0 to 0)
Chagas disease	0 to 0)	0 to 0)	0 to 0)	0 to 0)	0 to 0)	0 to 0)	0 to 0)	0 to 0)	0 to 0)	0 to 0)	0 to 0)	0 to 0)	0 to 0)	0 to 0)	0 to 0)	0 to 0)	0 to 0)	0 to 0)	0 to 0)	0 to 0)	0 to 0)	0 to 0)	0 to 0)	0 to 0)
Leishmaniasis	0 to 0)	0 to 0)	0 to 0)	0 to 0)	0 to 0)	0 to 0)	0 to 0)	0 to 0)	0 to 0)	0 to 0)	0 to 0)	0 to 0)	0 to 0)	0 to 0)	0 to 0)	0 to 0)	0 to 0)	0 to 0)	0 to 0)	0 to 0)	0 to 0)	0 to 0)	0 to 0)	0 to 0)
Visceral leishmaniasis	0 to 0)	0 to 0)	0 to 0)	0 to 0)	0 to 0)	0 to 0)	0 to 0)	0 to 0)	0 to 0)	0 to 0)	0 to 0)	0 to 0)	0 to 0)	0 to 0)	0 to 0)	0 to 0)	0 to 0)	0 to 0)	0 to 0)	0 to 0)	0 to 0)	0 to 0)	0 to 0)	0 to 0)
Cutaneous and mucocutaneous leishmaniasis	0 to 0)	0 to 0)	0 to 0)	0 to 0)	0 to 0)	0 to 0)	0 to 0)	0 to 0)	0 to 0)	0 to 0)	0 to 0)	0 to 0)	0 to 0)	0 to 0)	0 to 0)	0 to 0)	0 to 0)	0 to 0)	0 to 0)	0 to 0)	0 to 0)	0 to 0)	0 to 0)	0 to 0)
African trypanosomiasis	0 to 0)	0 to 0)	0 to 0)	0 to 0)	0 to 0)	0 to 0)	0 to 0)	0 to 0)	0 to 0)	0 to 0)	0 to 0)	0 to 0)	0 to 0)	0 to 0)	0 to 0)	0 to 0)	0 to 0)	0 to 0)	0 to 0)	0 to 0)	0 to 0)	0 to 0)	0 to 0)	0 to 0)
Schistosomiasis	0 to 0)	0 to 0)	0 to 0)	0 to 0)	0 to 0)	0 to 0)	0 to 0)	0 to 0)	0 to 0)	0 to 0)	0 to 0)	0 to 0)	0 to 0)	0 to 0)	0 to 0)	0 to 0)	0 to 0)	0 to 0)	0 to 0)	0 to 0)	0 to 0)	0 to 0)	0 to 0)	0 to 0)
Cysticercosis	0 to 0)	0 to 0)	0 to 0)	0 to 0)	0 to 0)	0 to 0)	0 to 0)	0 to 0)	0 to 0)	0 to 0)	0 to 0)	0 to 0)	0 to 0)	0 to 0)	0 to 0)	0 to 0)	0 to 0)	0 to 0)	0 to 0)	0 to 0)	0 to 0)	0 to 0)	0 to 0)	0 to 0)
Cystic echinococcosis	0 to 0)	0 to 0)	0 to 0)	0 to 0)	0 to 0)	0 to 0)	0 to 0)	0 to 0)	0 to 0)	0 to 0)	0 to 0)	0 to 0)	0 to 0)	0 to 0)	0 to 0)	0 to 0)	0 to 0)	0 to 0)	0 to 0)	0 to 0)	0 to 0)	0 to 0)	0 to 0)	0 to 0)
Lymphatic filariasis	0 to 0)	0 to 0)	0 to 0)	0 to 0)	0 to 0)	0 to 0)	0 to 0)	0 to 0)	0 to 0)	0 to 0)	0 to 0)	0 to 0)	0 to 0)	0 to 0)	0 to 0)	0 to 0)	0 to 0)	0 to 0)	0 to 0)	0 to 0)	0 to 0)	0 to 0)	0 to 0)	0 to 0)
Onchocerciasis	0 to 0)	0 to 0)	0 to 0)	0 to 0)	0 to 0)	0 to 0)	0 to 0)	0 to 0)	0 to 0)	0 to 0)	0 to 0)	0 to 0)	0 to 0)	0 to 0)	0 to 0)	0 to 0)	0 to 0)	0 to 0)	0 to 0)	0 to 0)	0 to 0)	0 to 0)	0 to 0)	0 to 0)
Trachoma	0 to 0)	0 to 0)	0 to 0)	0 to 0)	0 to 0)	0 to 0)	0 to 0)	0 to 0)	0 to 0)	0 to 0)	0 to 0)	0 to 0)	0 to 0)	0 to 0)	0 to 0)	0 to 0)	0 to 0)	0 to 0)	0 to 0)	0 to 0)	0 to 0)	0 to 0)	0 to 0)	0 to 0)
Dengue	0 to 0)	0 to 0)	0 to 0)	0 to 0)	0 to 0)	0 to 0)	0 to 0)	0 to 0)	0 to 0)	0 to 0)	0 to 0)	0 to 0)	0 to 0)	0 to 0)	0 to 0)	0 to 0)	0 to 0)	0 to 0)	0 to 0)	0 to 0)	0 to 0)	0 to 0)	0 to 0)	0 to 0)
Yellow fever	0 to 0)	0 to 0)	0 to 0)	0 to 0)	0 to 0)	0 to 0)	0 to 0)	0 to 0)	0 to 0)	0 to 0)	0 to 0)	0 to 0)	0 to 0)	0 to 0)	0 to 0)	0 to 0)	0 to 0)	0 to 0)	0 to 0)	0 to 0)	0 to 0)	0 to 0)	0 to 0)	0 to 0)
Rabies	0 to 0)	0 to 0)	(0.4 to 62.8)	(0.6 to 28.2)	0 to 0)	0 to 0)	(0.1 to 2.6)	(0.4 to 23.4)	(0.4 to 54.6)	(0.1 to 54.6)	(0.1 to 54.6)	(0.1 to 54.6)	(0.4 to 7.2)	(0.2 to 6.9)	(0.1 to 6.9)	(0.1 to 6.9)	(0.1 to 6.9)	(0.1 to 6.9)	(0.1 to 6.9)	(0.1 to 6.9)	(0.1 to 6.9)	(0.1 to 6.9)	(0.1 to 6.9)	69
Intestinal nematode infections	0 to 0)	0 to 0)	177 to 1,460)	1,460 to 4,600)	2,000 to 5,170)	1,660 to 5,130)	2,010 to 5,990)	1,660 to 5,130)	1,660 to 5,130)	1,660 to 5,130)	1,660 to 5,130)	1,660 to 5,130)	1,660 to 5,130)	1,660 to 5,130)	1,660 to 5,130)	1,660 to 5,130)	1,660 to 5,130)	1,660 to 5,130)	1,660 to 5,130)	1,660 to 5,130)	1,660 to 5,130)	1,660 to 5,130)	1,660 to 5,130)	37,000
Ascariasis	0 to 0)	0 to 0)	0 to 0)	20 to 81)	31 to 73)	79 to 79)	667 to 667)	667 to 667)	667 to 667)	667 to 667)	667 to 667)	667 to 667)	667 to 667)	667 to 667)	667 to 667)	667 to 667)	667 to 667)	667 to 667)	667 to 667)	667 to 667)	667 to 667)	667 to 667)	667 to 667)	2,000
Trichuriasis	0 to 0)	(0.5 to 1.4)	(2.2 to 24.7)	(1.4 to 1.4)	(1.4 to 1.4)	(1.4 to 1.4)	(1.4 to 1.4)	(1.4 to 1.4)	(1.4 to 1.4)	(1.4 to 1.4)	(1.4 to 1.4)	(1.4 to 1.4)	(1.4 to 1.4)	(1.4 to 1.4)	(1.4 to 1.4)	(1.4 to 1.4)	(1.4 to 1.4)	(1.4 to 1.4)	(1.4 to 1.4)	(1.4 to 1.4)	(1.4 to 1.4)	(1.4 to 1.4)	(1.4 to 1.4)	935
Hookworm disease	0 to 0)	39 to 64)	697 to 1,460)	1,460 to 1,460)	1,610 to 1,610)	1,670 to 1,670)	1,640 to 1,640)	1,640 to 1,640)	1,640 to 1,640)	1,260 to 1,260)	663 to 663)	660 to 660)	169 to 169)	276 to 276)	205 to 205)	166 to 166)	129 to 129)	61 to 61)	57 to 57)	32 to 32)	19 to 19)	3 to 3)	0 to 0)	12,700
Food-borne trematodiases	0 to 0)	0 to 0)	0 to 0)	0 to 0)	0 to 0)	0 to 0)	0 to 0)	0 to 0)	0 to 0)	0 to 0)	0 to 0)	0 to 0)	0 to 0)	0 to 0)	0 to 0)	0 to 0)	0 to 0)	0 to 0)	0 to 0)	0 to 0)	0 to 0)	0 to 0)	0 to 0)	0 to 0)
Leprosy	0 to 0)	0 to 0)	0 to 0)	(0 to 0.1)	(0 to 0.2)	(0 to 0.2)	(0 to 16)	(0 to 27)	(0 to 28.6)	(0 to 28.6)	(0 to 28.6)	(0 to 28.6)	(0 to 28.6)	(0 to 28.6)	(0 to 28.6)	(0 to 28.6)	(0 to 28.6)	(0 to 28.6)	(0 to 28.6)	(0 to 28.6)	(0 to 28.6)	(0 to 28.6)	(0 to 28.6)	197
Measles	0 to 0)	0 to 0)	0 to 0)	0 to 0)	0 to 0)	0 to 0)	0 to 0)	0 to 0)	0 to 0)	0 to 0)	0 to 0)	0 to 0)	0 to 0)	0 to 0)	0 to 0)	0 to 0)	0 to 0)	0 to 0)	0 to 0)	0 to 0)	0 to 0)	0 to 0)	0 to 0)	0 to 0)
Zika virus	0 to 0)	0 to 0)	0 to 0)	0 to 0)	0 to 0)	0 to 0)	0 to 0)	0 to 0)	0 to 0)	0 to 0)	0 to 0)	0 to 0)	0 to 0)	0 to 0)	0 to 0)	0 to 0)	0 to 0)	0 to 0)	0 to 0)	0 to 0)	0 to 0)	0 to 0)	0 to 0)	0 to 0)
Guinea worm disease	0 to 0)	0 to 0)	0 to 0)	0 to 0)	0 to 0)	0 to 0)	0 to 0)	0 to 0)	0 to 0)	0 to 0)	0 to 0)	0 to 0)	0 to 0)	0 to 0)	0 to 0)	0 to 0)	0 to 0)	0 to 0)	0 to 0)	0 to 0)	0 to 0)	0 to 0)	0 to 0)	0 to 0)
Other neglected tropical diseases	(1.1 to 4.1)	(3.6 to 9.1)	(1,564 to 1,979)	(967 to 2,160)	(1,974 to 2,660)	(1,561 to 1,561)	(1,561 to 1,561)	(1,561 to 1,561)	(1,561 to 1,561)	(1,561 to 1,561)	(1,561 to 1,561)	(1,561 to 1,561)	(1,561 to 1,561)	(1,561 to 1,561)	(1,561 to 1,561)	(1,561 to 1,561)	(1,561 to 1,561)	(1,561 to 1,561)	(1,561 to 1,561)	(1,561 to 1,561)	(1,561 to 1,561)	(1,561 to 1,561)	(1,561 to 1,561)	5,730
Malaria	0 to 0)	0 to 0)	0 to 0)	0 to 0)	0 to 0)	0 to 0)	0 to 0)	0 to 0)	0 to 0)	0 to 0)	0 to 0)	0 to 0)	0 to 0)	0 to 0)	0 to 0)	0 to 0)	0 to 0)	0 to 0)	0 to 0)	0 to 0)	0 to 0)	0 to 0)	0 to 0)	0 to 0)
Other infectious diseases	(1.2 to 4.1)	(2.6 to 6.2)	(1,564 to 1,979)	(967 to 2,160)	(1,974 to 2,660)	(1,561 to 1,561)	(1,561 to 1,561)	(1,561 to 1,561)	(1,561 to 1,561)	(1,561 to 1,561)	(1,561 to 1,561)	(1,561 to 1,561)	(1,561 to 1,561)	(1,561 to 1,561)	(1,561 to 1,561)	(1,561 to 1,561)	(1,561 to 1,561)	(1,561 to 1,561)	(1,561 to 1,561)	(1,561 to 1,561)	(1,561 to 1,561)	(1,561 to 1,561)	(1,561 to 1,561)	5,730
Meningitis	40,000 (34,000 to 47,000)	19,000 (16,000 to 23,000)	77,000 (66,000 to 89,000)	77,000 (66,000 to 89,000)	13,000 (10,000 to 17,000)	9,000 (7,000 to 12,000)	10,000 (8,000 to 13,000)	10,000 (8,000 to 13,000)	10,000 (8,000 to 13,000)	9,000 (7,000 to 12,000)	9,000 (7,000 to 12,000)	9,000 (7,000 to 12,000)	8,000 (6,000 to 11,000)	8,000 (6,000 to 11,000)	8,000 (6,000 to 11,000)	8,000 (6,000 to 11,000)	7,000 (5,000 to 9,000)	6,000 (4,000 to 8,000)	4,000 (3,000 to 6,000)	3,000 (2,000 to 4,000)	1,000 (1,000 to 2,000)	270 (170 to 400)	672 (572 to 811)	386,000
Encephalitis	40,000 (34,000 to 47,000)	19,000 (16,000 to 23,000)	77,000 (66,000 to 89,000)	77,000 (66,000 to 89,000)	13,000 (10,000 to 17,000)	9,000 (7,000 to 12,000)	10,000 (8,000 to 13,000)	10,000 (8,000 to 13,000)	10,000 (8,000 to 13,000)	9,000 (7,000 to 12,000)	9,000 (7,000 to 12,000)	9,000 (7,000 to 12,000)	8,000 (6,000 to 11,000)	8,000 (6,000 to 11,000)	8,000 (6,000 to 11,000)	8,000 (6,000 to 11,000)	7,000 (5,000 to 9,000)	6,000 (4,000 to 8,000)	4,000 (3,000 to 6,000)	3,000 (2,000 to 4,000)	1,000 (1,000 to 2,000)	270 (170 to 400)	672 (572 to 811)	386,000
Diphtheria	0 to 0)	0 to 0)	1,000 (1,000 to 1,000)	2,000 (1,000 to 2,000)	750 (500 to 1,000)	26 (17 to 36)	0 to 0)	0



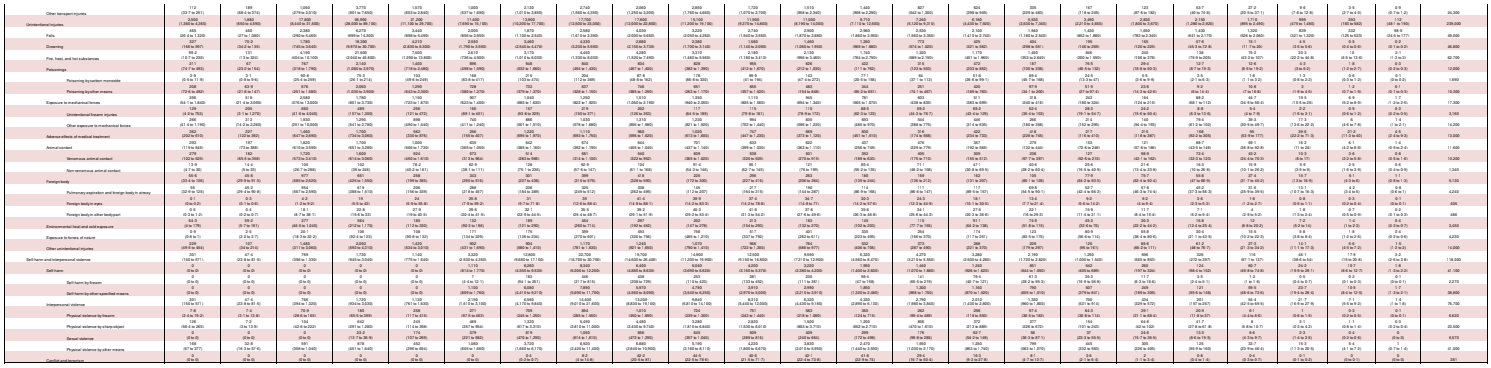

SR Table 2c: Namibia DALYS by cause and age group for both sexes with 95% uncertainty intervals, 2019

Cause	Early Neonatal	Late Neonatal	Post Neonatal	1 to 4	5 to 9	10 to 14	15 to 19	20 to 24	25 to 29	30 to 34	35 to 39
All causes	75,100 (57,700 to 98,600)	14,600 (9,770 to 22,300)	61,900 (49,200 to 78,600)	52,400 (43,000 to 64,600)	27,900 (22,200 to 33,700)	28,000 (23,300 to 33,300)	44,800 (37,500 to 52,700)	50,100 (39,900 to 59,900)	56,300 (44,200 to 69,600)	63,900 (51,400 to 78,400)	69,100 (56,500 to 84,800)
Communicable, maternal, neonatal, and nutritional diseases	69,700 (53,700 to 92,500)	13,000 (8,720 to 19,800)	52,700 (41,800 to 66,900)	42,100 (33,900 to 52,800)	15,900 (12,400 to 19,600)	13,200 (10,600 to 16,100)	20,000 (16,300 to 24,400)	19,100 (15,100 to 23,400)	23,800 (17,300 to 32,000)	32,100 (24,300 to 41,400)	38,100 (30,000 to 48,200)
HIV/AIDS and sexually transmitted infections	3,370 (1,090 to 7,210)	1,020 (325 to 2,140)	8,170 (5,630 to 11,300)	13,400 (8,870 to 19,200)	3,420 (2,210 to 4,940)	5,240 (3,780 to 6,980)	11,400 (8,500 to 15,300)	9,260 (6,770 to 12,400)	13,800 (8,290 to 20,300)	22,300 (15,500 to 30,500)	28,400 (21,300 to 38,000)
HIV/AIDS	0·7 (0·4 to 1)	2·4 (1·6 to 3·4)	6,540 (4,640 to 9,160)	13,300 (8,780 to 19,100)	3,390 (2,190 to 4,910)	5,230 (3,770 to 6,980)	11,400 (8,470 to 15,200)	9,160 (6,630 to 12,300)	13,600 (8,160 to 20,200)	22,200 (15,400 to 30,400)	28,300 (21,200 to 37,900)
HIV/AIDS - Drug-susceptible Tuberculosis	0 (0 to 0)	0·2 (0·1 to 0·3)	1,620 (927 to 2,510)	3,280 (1,880 to 5,050)	814 (493 to 1,220)	1,350 (824 to 2,010)	2,700 (1,580 to 4,120)	2,090 (1,250 to 3,210)	3,040 (1,860 to 4,630)	5,020 (3,100 to 7,650)	6,540 (4,020 to 9,840)
HIV/AIDS - Multidrug-resistant Tuberculosis without extensive d	0 (0 to 0)	0 (0 to 0)	313 (92·9 to 734)	626 (187 to 1,440)	146 (44·7 to 334)	237 (72·4 to 539)	495 (148 to 1,160)	370 (111 to 868)	509 (149 to 1,190)	820 (243 to 1,910)	1,030 (305 to 2,400)
HIV/AIDS - Extensively drug-resistant Tuberculosis	0 (0 to 0)	0 (0 to 0)	4·3 (1·2 to 10·7)	8·5 (2·3 to 21·3)	2 (0·5 to 4·8)	3·2 (0·9 to 7·8)	6·7 (1·8 to 17)	5 (1·4 to 12·6)	6·8 (1·9 to 17·8)	11 (3 to 28·7)	13·8 (4 to 35·9)
HIV/AIDS resulting in other diseases	0·7 (0·4 to 1)	2·2 (1·4 to 3·1)	4,600 (2,680 to 7,350)	9,400 (5,070 to 15,100)	2,430 (1,290 to 3,900)	3,640 (2,230 to 5,460)	8,180 (5,170 to 12,300)	6,700 (4,170 to 9,890)	10,100 (5,060 to 16,700)	16,300 (9,770 to 24,700)	20,700 (13,400 to 30,200)
Sexually transmitted infections excluding HIV	3,370 (1,090 to 7,210)	1,020 (322 to 2,130)	1,630 (502 to 3,630)	70·6 (16·3 to 175)	33 (9·7 to 75·4)	10·5 (5·8 to 17·7)	44·6 (24·4 to 73)	92·8 (51·7 to 164)	127 (67·6 to 221)	128 (68·2 to 227)	110 (58·6 to 200)
Syphilis	3,370 (1,090 to 7,210)	1,020 (322 to 2,130)	1,630 (502 to 3,630)	70·6 (16·3 to 175)	33 (9·7 to 75·4)	2·6 (1·2 to 5·4)	3·5 (1·8 to 6·9)	3·4 (1·5 to 7)	5·7 (2·1 to 14·5)	7·2 (2·5 to 20·3)	9·3 (2·6 to 25·8)
Chlamydial infection	0 (0 to 0)	0 (0 to 0)	0 (0 to 0)	0 (0 to 0)	0 (0 to 0)	0·5 (0·3 to 1·1)	3 (1·8 to 4·9)	8·3 (4·2 to 14·4)	11·8 (6 to 20·1)	11·3 (6·1 to 19·2)	9·8 (5·5 to 16·4)
Gonococcal infection	0 (0 to 0)	0 (0 to 0)	0 (0 to 0)	0 (0 to 0)	0 (0 to 0)	1·6 (0·7 to 3·3)	9·4 (3·6 to 18·6)	14·5 (7 to 27·3)	12·2 (5·8 to 21·3)	9·2 (4·7 to 15·7)	7·2 (3·8 to 12·3)
Trichomoniasis	0 (0 to 0)	0 (0 to 0)	0 (0 to 0)	0 (0 to 0)	0 (0 to 0)	0·6 (0·1 to 1·4)	9·1 (3 to 22·2)	34·3 (12·2 to 78·5)	50 (17·6 to 113)	46·1 (15·8 to 108)	38·2 (13·3 to 86·2)
Genital herpes	0 (0 to 0)	0 (0 to 0)	0 (0 to 0)	0 (0 to 0)	0 (0 to 0)	1·8 (0·4 to 4·8)	7·3 (2·4 to 18)	15 (5 to 37·5)	22·2 (7·7 to 54)	24·1 (8·2 to 58·2)	21·3 (6·7 to 52·7)
Other sexually transmitted infections	0 (0 to 0)	0 (0 to 0)	0 (0 to 0)	0 (0 to 0)	0 (0 to 0)	3·4 (1·8 to 6·2)	12·4 (6·1 to 22·1)	17·5 (10·1 to 27·5)	24·8 (15·2 to 39·1)	29·7 (17·8 to 45·7)	24·2 (14·5 to 38·6)
Respiratory infections and tuberculosis	2,540 (1,450 to 4,110)	1,520 (731 to 2,680)	16,800 (10,300 to 25,200)	7,000 (3,460 to 10,900)	3,030 (2,090 to 4,020)	1,980 (1,320 to 2,630)	3,310 (2,380 to 4,500)	4,520 (2,860 to 6,210)	4,510 (2,740 to 6,640)	4,550 (2,660 to 6,940)	5,000 (2,950 to 7,550)
Tuberculosis	0 (0 to 0)	0 (0 to 0)	2,200 (1,290 to 3,420)	2,100 (1,030 to 3,250)	1,110 (729 to 1,590)	717 (423 to 1,020)	1,790 (1,200 to 2,570)	2,840 (1,720 to 4,150)	2,800 (1,610 to 4,170)	2,730 (1,520 to 4,300)	2,860 (1,590 to 4,640)
Latent tuberculosis infection	0 (0 to 0)	0 (0 to 0)	0 (0 to 0)	0 (0 to 0)	0 (0 to 0)	0 (0 to 0)	0 (0 to 0)	0 (0 to 0)	0 (0 to 0)	0 (0 to 0)	0 (0 to 0)
Drug-susceptible tuberculosis	0 (0 to 0)	0 (0 to 0)	1,910 (1,080 to 3,070)	1,840 (917 to 2,880)	992 (645 to 1,420)	636 (370 to 921)	1,590 (1,040 to 2,260)	2,520 (1,490 to 3,720)	2,480 (1,410 to 3,840)	2,420 (1,310 to 3,880)	2,530 (1,370 to 4,080)
Multidrug-resistant tuberculosis without extensive drug resistar	0 (0 to 0)	0 (0 to 0)	292 (86·9 to 653)	250 (67·8 to 583)	119 (39·2 to 260)	79·7 (24·8 to 173)	198 (64·8 to 446)	311 (104 to 736)	311 (93·3 to 706)	304 (89·7 to 704)	332 (99·4 to 782)
Extensively drug-resistant tuberculosis	0 (0 to 0)	0 (0 to 0)	4 (1·1 to 9·5)	3·2 (0·8 to 7·9)	1·5 (0·4 to 3·4)	1 (0·3 to 2·4)	2·5 (0·7 to 5·8)	3·9 (1·2 to 9·3)	4 (1·1 to 9·7)	4 (1·1 to 10·1)	4·4 (1·3 to 11·1)
Lower respiratory infections	2,540 (1,440 to 4,100)	1,510 (724 to 2,680)	14,400 (8,610 to 21,800)	4,510 (1,900 to 7,550)	1,520 (880 to 2,270)	961 (553 to 1,420)	1,230 (748 to 1,860)	1,410 (722 to 2,300)	1,470 (723 to 2,580)	1,640 (833 to 2,820)	1,980 (1,020 to 3,350)
Upper respiratory infections	2 (1 to 4·3)	8·2 (3·8 to 18·4)	139 (67 to 290)	266 (155 to 426)	256 (143 to 431)	224 (121 to 373)	206 (109 to 357)	194 (108 to 329)	180 (104 to 283)	153 (86·9 to 248)	125 (67·4 to 200)
Otitis media	0 (0 to 0·1)	0·3 (0·2 to 0·7)	15·1 (7·8 to 26·9)	130 (71·5 to 226)	142 (76·7 to 235)	81·9 (43·6 to 143)	79·8 (42·5 to 135)	72·4 (32·8 to 144)	57·7 (27·1 to 109)	39·7 (17·7 to 75·1)	32·5 (15·7 to 60·1)
Enteric infections	87·7 (32·1 to 222)	705 (256 to 1,810)	12,900 (5,640 to 24,500)	4,870 (1,710 to 11,600)	2,150 (1,230 to 3,660)	1,200 (704 to 2,050)	1,110 (655 to 1,880)	1,460 (761 to 2,680)	1,660 (830 to 3,190)	1,630 (802 to 3,350)	1,470 (719 to 2,940)
Diarrheal diseases	87·7 (32·1 to 222)	695 (247 to 1,800)	12,700 (5,420 to 24,300)	4,320 (1,430 to 11,100)	2,000 (1,120 to 3,510)	1,150 (661 to 2,010)	1,080 (625 to 1,850)	1,430 (741 to 2,660)	1,630 (806 to 3,160)	1,610 (781 to 3,320)	1,450 (711 to 2,920)
Typhoid and paratyphoid	0 (0 to 0)	0 (0 to 0)	0·7 (0·2 to 1·6)	15·2 (3·9 to 36·2)	9·8 (3 to 23·2)	8·2 (2·6 to 18·7)	5·6 (1·8 to 13·2)	2·7 (0·9 to 6·5)	1·5 (0·5 to 3·5)	0·9 (0·3 to 2)	0·5 (0·2 to 1·2)
Typhoid fever	0 (0 to 0)	0 (0 to 0)	0·7 (0·2 to 1·6)	14·6 (3·8 to 35)	9·5 (2·9 to 22·4)	7·9 (2·5 to 18)	5·5 (1·8 to 12·7)	2·6 (0·9 to 6·2)	1·5 (0·5 to 3·4)	0·9 (0·3 to 1·9)	0·5 (0·2 to 1·2)
Paratyphoid fever	0 (0 to 0)	0 (0 to 0)	0 (0 to 0·1)	0·6 (0·1 to 1·6)	0·4 (0·1 to 1)	0·3 (0·1 to 0·7)	0·2 (0 to 0·5)	0·1 (0 to 0·2)	0 (0 to 0·1)	0 (0 to 0·1)	0 (0 to 0)
Invasive Non-typhoidal Salmonella (iNTS)	0 (0 to 0)	10·3 (4·8 to 19·6)	196 (92·5 to 359)	519 (163 to 1,140)	138 (53·4 to 290)	40·4 (13 to 87)	29·7 (9·6 to 66·9)	30 (9·8 to 70·5)	25·6 (7 to 63·5)	19·1 (5·9 to 45·1)	15·2 (4·8 to 34·7)
Other intestinal infectious diseases	0 (0 to 0)	0 (0 to 0)	13·1 (0·3 to 40·2)	15 (1·2 to 45·8)	5 (0·4 to 14·9)	3 (0·3 to 8·8)	2·2 (0·2 to 5·9)	2 (0·3 to 5·3)	0·8 (0·2 to 2·4)	1·7 (0·4 to 4·6)	0·9 (0·2 to 2·3)
Neglected tropical diseases and malaria	4·7 (1·1 to 11)	44·8 (9 to 222)	1,400 (140 to 7,850)	5,140 (678 to 19,500)	1,850 (797 to 5,030)	1,760 (700 to 4,510)	1,630 (686 to 3,980)	1,500 (660 to 3,870)	1,600 (661 to 4,590)	1,470 (612 to 4,400)	1,260 (503 to 3,860)
Malaria	0·2 (0 to 1·4)	36·4 (1·8 to 212)	1,320 (58·8 to 7,750)	4,750 (321 to 18,900)	848 (83·3 to 3,860)	832 (87·5 to 3,620)	597 (74·3 to 2,850)	606 (71·5 to 3,050)	724 (73·4 to 3,730)	679 (62 to 3,540)	589 (51·1 to 3,140)
Chagas disease	0 (0 to 0)	0 (0 to 0)	0 (0 to 0)	0 (0 to 0)	0 (0 to 0)	0 (0 to 0)	0 (0 to 0)	0 (0 to 0)	0 (0 to 0)	0 (0 to 0)	0 (0 to 0)
Leishmaniasis	0 (0 to 0)	0 (0 to 0)	0 (0 to 0)	0 (0 to 0)	0 (0 to 0·1)	0 (0 to 0·1)	0 (0 to 0·1)	0 (0 to 0·1)	0 (0 to 0·1)	0 (0 to 0·1)	0 (0 to 0·1)
Visceral leishmaniasis	0 (0 to 0)	0 (0 to 0)	0 (0 to 0)	0 (0 to 0)	0 (0 to 0)	0 (0 to 0)	0 (0 to 0)	0 (0 to 0)	0 (0 to 0)	0 (0 to 0)	0 (0 to 0)
Cutaneous and mucocutaneous leishmaniasis	0 (0 to 0)	0 (0 to 0)	0 (0 to 0)	0 (0 to 0)	0 (0 to 0·1)	0 (0 to 0·1)	0 (0 to 0·1)	0 (0 to 0·1)	0 (0 to 0·1)	0 (0 to 0·1)	0 (0 to 0·1)
African trypanosomiasis	0 (0 to 0)	0 (0 to 0)	0 (0 to 0)	0 (0 to 0)	0 (0 to 0)	0 (0 to 0)	0 (0 to 0)	0 (0 to 0)	0 (0 to 0)	0 (0 to 0)	0 (0 to 0)
Schistosomiasis	0 (0 to 0)	0 (0 to 0)	0 (0 to 0·1)	93·9 (23·8 to 221)	468 (180 to 954)	606 (243 to 1,270)	810 (263 to 1,670)	656 (297 to 1,280)	665 (298 to 1,300)	582 (272 to 1,140)	487 (209 to 966)
Cysticercosis	0 (0 to 0)	0 (0 to 0)	0 (0 to 0)	0·6 (0 to 2)	2·6 (0 to 8·3)	5·3 (1 to 12·3)	24·1 (5·5 to 54·5)	66·1 (20·2 to 152)	101 (37·6 to 203)	108 (41·4 to 205)	110 (43·1 to 213)
Cystic echinococcosis	0 (0 to 0)	0 (0 to 0)	0 (0 to 0)	0·4 (0 to 1·5)	0·4 (0 to 1·5)	0·2 (0 to 0·8)	0·2 (0 to 0·8)	0·3 (0 to 0·9)	0·3 (0 to 1·2)	0·3 (0 to 1·2)	0·3 (0 to 1·2)
Lymphatic filariasis	0 (0 to 0)	0 (0 to 0)	0 (0 to 0)	0 (0 to 0)	0 (0 to 0)	0 (0 to 0)	0 (0 to 0)	0 (0 to 0)	0 (0 to 0)	0 (0 to 0)	0 (0 to 0)
Onchocerciasis	0 (0 to 0)	0 (0 to 0)	0 (0 to 0)	0 (0 to 0)	0 (0 to 0)	0 (0 to 0)	0 (0 to 0)	0 (0 to 0)	0 (0 to 0)	0 (0 to 0)	0 (0 to 0)
Trachoma	0 (0 to 0)	0 (0 to 0)	0 (0 to 0)	0 (0 to 0)	0 (0 to 0)	0 (0 to 0)	0 (0 to 0)	0 (0 to 0)	0 (0 to 0)	0 (0 to 0)	0 (0 to 0)
Dengue	0 (0 to 0)	0 (0 to 0)	0 (0 to 0)	0 (0 to 0)	0 (0 to 0)	0 (0 to 0)	0 (0 to 0)	0 (0 to 0)	0 (0 to 0)	0 (0 to 0)	0 (0 to 0)
Yellow fever	0 (0 to 0)	0 (0 to 0)	0 (0 to 0)	0 (0 to 0)	0 (0 to 0)	0 (0 to 0)	0 (0 to 0)	0 (0 to 0)	0 (0 to 0)	0 (0 to 0)	0 (0 to 0)
Rabies	0 (0 to 0)	0 (0 to 0)	0 (0 to 0)	7·7 (1·5 to 21·7)	24·2 (6 to 71·3)	21·6 (4·3 to 70·2)	4·5 (1 to 12·7)	1·7 (0·3 to 5·7)	1·2 (0·3 to 3·5)	1·4 (0·3 to 3·9)	1·4 (0·3 to 4)
Intestinal nematode infections	0 (0 to 0)	0 (0 to 0)	5 (2·3 to 9·6)	93·4 (52·8 to 149)	225 (129 to 376)	185 (101 to 314)	178 (90·2 to 327)	158 (82·3 to 265)	99·1 (54·5 to 168)	87·2 (47 to 144)	58·7 (31·4 to 100)
Ascariasis	0 (0 to 0)	0 (0 to 0)	1·4 (0 to 5·6)	6·2 (0 to 23·7)	3·3 (0 to 11·8)	0·7 (0 to 2·7)	0·5 (0 to 1·9)	0·3 (0 to 1·2)	0·2 (0 to 1)	0·2 (0 to 1)	0·2 (0 to 0·8)
Trichuriasis	0 (0 to 0)	0 (0 to 0)	0 (0 to 0)	0 (0 to 0)	0 (0 to 0)	0 (0 to 0)	0 (0 to 0)	0 (0 to 0)	0 (0 to 0)	0 (0 to 0)	0 (0 to 0)
Hookworm disease	0 (0 to 0)	0 (0 to 0)	3·6 (2 to 6·1)	87·3 (50·2 to 144)	222 (125 to 376)	184 (99·8 to 314)	177 (90·2 to 325)	158 (82·1 to 265)	98·9 (54·1 to 168)	87 (46·7 to 144)	58·5 (31 to 100)
Food-borne trematodiases	0 (0 to 0)	0 (0 to 0)	0 (0 to 0)	0 (0 to 0)	0 (0 to 0)	0 (0 to 0)	0 (0 to 0)	0 (0 to 0)	0 (0 to 0)	0 (0 to 0)	0 (0 to 0)
Leprosy	0 (0 to 0)	0 (0 to 0)	0 (0 to 0)	0 (0 to 0)	0 (0 to 0)	0 (0 to 0)	0·1 (0·1 to 0·1)	0·2 (0·1 to 0·2)	0·2 (0·1 to 0·3)	0·2 (0·2 to 0·4)	0·3 (0·2 to 0·4)
Ebola	0 (0 to 0)	0 (0 to 0)	0 (0 to 0)	0 (0 to 0)	0 (0 to 0)	0 (0 to 0)	0 (0 to 0)	0 (0 to 0)	0 (0 to 0)	0 (0 to 0)	0 (0 to 0)
Zika virus	0 (0 to 0)	0 (0 to 0)	0 (0 to 0)	0 (0 to 0)	0 (0 to 0)	0 (0 to 0)	0 (0 to 0)	0 (0 to 0)	0 (0 to 0)	0 (0 to 0)	0 (0 to 0)
Guinea worm disease	0 (0 to 0)	0 (0 to 0)	0 (0 to 0)	0 (0 to 0)	0 (0 to 0)	0 (0 to 0)	0 (0 to 0)	0 (0 to 0)	0 (0 to 0)	0 (0 to 0)	0 (0 to 0)
Other neglected tropical diseases	4·5 (0·9 to 10·9)	8·4 (4·6 to 13·9)	78·5 (44·3 to 125)	204 (118 to 321)	279 (156 to 447)	107 (46·1 to 203)	16·2 (8·3 to 29·9)	10·8 (5·2 to 19·4)	11·4 (5·2 to 21·1)	13 (6·3 to 23·5)	10·8 (5·5 to 19·4)
Other infectious diseases	453 (244 to 842)	364 (179 to 691)	3,060 (1,310 to 6,310)	2,800 (927 to 6,140)	997 (628 to 1,400)	631 (393 to 866)	601 (390 to 905)	487 (303 to 728)	441 (258 to 673)	438 (257 to 657)	425 (254 to 664)
Meningitis	86·2 (42·8 to 156)	107 (49·6 to 200)	1,000 (520 to 1,740)	656 (226 to 1,240)	460 (262 to 693)	403 (234 to 609)	437 (258 to 705)	330 (187 to 523)	269 (143 to 452)	255 (135 to 411)	257 (139 to 432)
Encephalitis	4 (1·8 to 7·6)	7·1 (2·5 to 14·7)	72·3 (31·2 to 148)	41·1 (14·4 to 82·9)	40·2 (20·8 to 69)	33·1 (18·9 to 50·9)	34·1 (20·7 to 53·5)	36·2 (20·8 to 57·2)	43·2 (23·4 to 72·6)	39·6 (22 to 69·4)	30·3 (17·6 to 48·9)
Diphtheria	0 (0 to 0)	0 (0 to 0)	2·2 (0·3 to 6·2)	3·7 (0·4 to 10·8)	1·7 (0·2 to 5·1)	0·7 (0·1 to 2·1)	0·4 (0 to 1·2)	0·2 (0 to 0·6)	0·2 (0 to 0·6)	0·2 (0 to 0·5)	0·2 (0 to 0·6)
Tetanus	7·2 (2·2 to 18·6)	12·4 (2·1 to 36·8)	6 (2·1 to 14·6)	7·5 (2·1 to 36·7)	3·5 (1·8 to 9)	3·2 (1·7 to 6·2)	3·5 (1·8 to 9·5)	2·8 (1·4 to 5·8)	2·1 (0·9 to 5)	2·5 (1 to 5·7)	2·6 (1·1 to 5·7)
Measles	0 (0 to 0)	0 (0 to 0)	19·5 (3·8 to 60·7)	51·2 (8 to 155)	7·5 (1·4 to 21·9)	1·7 (0·3 to 5)	0·6 (0·1 to 1·8)	0·3 (0·1 to 0·8)	0·1 (0 to 0·4)	0·1 (0 to 0·2)	0 (0 to 0·1)
Varicella and herpes zoster	2·9 (0·6 to 7)	8·6 (1·9 to 21·5)	70 (15·2 to 168)	115 (21·4 to 293)	40·9 (9·3 to 94·3)	13·6 (4·2 to 29·2)	8·3 (3·3 to 17·2)	7·9 (3·2 to 14·4)	8·1 (3·3 to 14·9)	8·9 (3·6 to 18·1)	7·2 (3·4 to 13·8)
Acute hepatitis	0 (0 to 0)	0 (0 to 0)	11·3 (4·4 to 25·1)	44·8 (18·2 to 93·6)	33·3 (19·6 to 53·1)	21·1 (12·1 to 32·7)	22·5 (13·3 to 36·4)	22·7 (12·1 to 40·6)	24·5 (12·5 to 48·7)	27·5 (12·9 to 57·6)	28·7 (13·2 to 59·2)
Acute hepatitis A	0 (0 to 0)	0 (0 to 0)	2·9 (0·7 to 8·5)	40 (15·9 to 83·8)	28·3 (16·3 to 46·5)	16·8 (9·2 to 27·5)	12·9 (6·7 to 22·1)	9·5 (4·2 to 18·4)	7·5 (3·1 to 16·3)	5·6 (2 to 13·9)	4·8 (1·5 to 12·7)
Acute hepatitis B	0 (0 to 0)	0 (0 to 0)	6·2 (1·8 to 14·8)	2·4 (0·4 to 9)	2 (0·5 to 5·5)	1·7 (0·7 to 3·7)	6·4 (2·8 to 12)	10·6 (4·8 to 20·3)	15·1 (7 to 31·2)	20·2 (8·6 to 44·4)	22·3 (9·6 to 47·3)
Acute hepatitis C	0 (0 to 0)	0 (0 to 0)	0·8 (0·3 to 2·3)	1·7 (0·6 to 4·8)	1·2 (0·4 to 3·9)	0·7 (0·3 to 1·7)	1·4 (0·4 to 3·7)	1·1 (0·3 to 3·1)	0·9 (0·3 to 2·3)	0·8 (0·2 to 2·4)	0·8 (0·2 to 2·4)
Acute hepatitis E	0 (0 to 0)	0 (0 to 0)	1·4 (0·2 to 4·2)	0·6 (0·2 to 2)	1·7 (0·9 to 3·1)	1·8 (0·5 to 3·9)	1·8 (0·9 to 3·3)	1·4 (0·7 to 2·9)	1·1 (0·5 to 2·2)	0·8 (0·4 to 1·8)	0·7 (0·3 to 1·6)
Other unspecified infectious diseases	353 (167 to 735)	229 (89·7 to 527)	402 (166 to 958)	262 (139 to 545)	254 (158 to 392)	129 (75·1 to 207)	84·1 (52·6 to 133)	80·7 (43·6 to 138)	90·1 (44 to 171)	102 (48·1 to 195)	97·1 (49·9 to 180)
Maternal and neonatal disorders	63,200 (48,200 to 83,600)	9,230 (5,890 to 14,300)	5,280 (3,010 to 8,670)	1,730 (1,330 to 2,210)	1,240 (936 to 1,600)	1,140 (863 to 1,460)	1,500 (1,130 to 1,920)	1,580 (1,150 to 2,160)	1,570 (1,090 to 2,220)	1,330 (917 to 1,940)	1,150 (768 to 1,710)
Maternal disorders	0 (0 to 0)	0 (0 to 0)	0 (0 to 0)	0 (0 to 0)	0 (0 to 0)	31·3 (9·3 to 81·6)	575 (293 to 935)	786 (432 to 1,300)	893 (457 to 1,530)	810 (422 to 1,390)	772 (413 to 1,330)
Maternal hemorrhage	0 (0 to 0)	0 (0 to 0)	0 (0 to 0)	0 (0 to 0)	0 (0 to 0)	3 (1 to 7·7)	63·9 (31·9 to 111)	102 (52·5 to 179)	116 (58·8 to 207)	117 (61·7 to 217)	107 (50·9 to 202)
Maternal sepsis and other maternal infections	0 (0 to 0)	0 (0 to 0)	0 (0 to 0)	0 (0 to 0)	0 (0 to 0)	2·4 (0·9 to 6)	45·5 (21·9 to 84·2)	61·6 (30·9 to 112)	63 (27·6 to 124)	48·4 (20·8 to 100)	44·2 (20·6 to 87·8)
Maternal hypertensive disorders	0 (0 to 0)	0 (0 to 0)	0 (0 to 0)	0 (0 to 0)	0 (0 to 0)	6·8 (2·1 to 18)	116 (56·6 to 197)	136 (75·4 to 223)	159 (83·5 to 273)	114 (60·1 to 196)	88·8 (49·7 to 152)
Maternal obstructed labor and uterine rupture	0 (0 to 0)	0 (0 to 0)	0 (0 to 0)	0 (0 to 0)	0 (0 to 0)	1·3 (0·4 to 3·4)	22·2 (10·8 to 41·2)	40·2 (19·6 to 70·3)	56·6 (29·7 to 93·6)	64·3 (32·4 to 110)	59·5 (32·4 to 102)
Maternal abortion and miscarriage	0 (0 to 0)	0 (0 to 0)	0 (0 to 0)	0 (0 to 0)	0 (0 to 0)	1·9 (0·5 to 5·3)	27·7 (10·6 to 58·5)	36·9 (14·9 to 73·7)	41·2 (17·7 to 81·8)	38·4 (14·2 to 81·4)	39 (16·2 to 80·9)
Ectopic pregnancy	0 (0 to 0)	0 (0 to 0)	0 (0 to 0)	0 (0 to 0)	0 (0 to 0)	2·4 (0·6 to 7)	38·1 (16 to 74·5)	50·5 (21·9 to 96·1)	55·6 (24 to 112)	49·3 (20·1 to 101)	47·4 (22·3 to 87·6)
Indirect maternal deaths	--	--	--	--	--	4·7 (1 to 13·4)	90·4 (36·7 to 173)	121 (52·9 to 230)	130 (51·9 to 264)	120 (50·4 to 243)	122 (54·7 to 234)
Late maternal deaths	--	--	--	--	--	1·2 (0·3 to 3·4)	23·4 (9·9 to 44·3)	31·1 (13·2 to 58·9)	35·6 (14·2 to 71·2)	32·1 (13·1 to 64·5)	31·6 (14 to 63·5)
Maternal deaths aggravated by HIV/AIDS	--	--	--	--	--	0·4 (0·1 to 1)	9·3 (3·4 to 18·2)	21·3 (8·6 to 40·8)	35·4 (13 to 68·9)	42·3 (17·4 to 81·7)	47·3 (21·5 to 87·7)
Neonatal disorders	63,200 (48,200 to 83,600)	9,230 (5,890 to 14,300)	5,280 (3,010 to 8,670)	1,730 (1,330 to 2,210)	1,240 (936 to 1,600)	1,110 (828 to 1,420)	928 (704 to 1,190)	790 (588 to 1,030)	680 (505 to 867)	521 (385 to 675)	374 (279 to 484)
Neonatal preterm birth	21,300 (13,800 to 31,800)	1,640 (807 to 2,910)	1,750 (959 to 3,040)	913 (690 to 1,180)	907 (671 to 1,190)	802 (604 to 1,040)	662 (491 to 857)	549 (410 to 731)	468 (350 to 613)	348 (256 to 459)	242 (179 to 318)
Neonatal encephalopathy due to birth asphyxia and trauma	16,400 (10,500 to 24,600)	834 (390 to 1,600)	682 (313 to 1,310)	210 (128 to 320)	175 (98·9 to 274)	158 (85·9 to 254)	139 (77·8 to 225)	124 (69·6 to 196)	110 (61·4 to 176)	89·5 (47·3 to 147)	69·4 (36·2 to 115)
Neonatal sepsis and other neonatal infections	5,870 (2,830 to 10,800)	3,720 (1,980 to 6,270)	1,130 (476 to 2,190)	117 (65·2 to 189)	134 (71·6 to 229)	123 (60·8 to 204)	107 (54·3 to 176)	98·1 (53 to 165)	86 (45·2 to 145)	70·2 (36·5 to 119)	53·3 (26·7 to 89·3)
Hemolytic disease and other neonatal jaundice	663 (368 to 1,080)	120 (64·2 to 212)	53·7 (20·1 to 129)	28·1 (21 to 36·4)	26·1 (19·1 to 33·6)	23·8 (17·7 to 30·8)	21 (15·6 to 27·1)	18·9 (13·8 to 24·4)	16·6 (12·3 to 21·6)	13·3 (9·8 to 17·3)	10 (7·3 to 12·9)
Other neonatal disorders	19,000 (11,700 to 28,800)	2,910 (1,520 to 5,030)	1,660 (779 to 3,060)	460 (352 to 592)	0 (0 to 0)	0 (0 to 0)	0 (0 to 0)	0 (0 to 0)	0 (0 to 0)	0 (0 to 0)	0 (0 to 0)
Nutritional deficiencies	4·2 (2·2 to 7·5)	78 (44·3 to 120)	5,080 (2,980 to 8,210)	7,190 (4,060 to 10,800)	3,220 (1,930 to 5,080)	1,230 (588 to 2,270)	382 (226 to 624)	289 (187 to 438)	270 (174 to 393)	344 (216 to 507)	320 (206 to 468)
Protein-energy malnutrition	2 (1·2 to 3·1)	5·9 (3·6 to 8·8)	4,380 (2,240 to 7,570)	5,190 (2,180 to 8,600)	401 (226 to 652)	148 (79·7 to 232)	88·7 (53·4 to 139)	93 (55·7 to 145)	107 (59·8 to 175)	138 (74·3 to 230)	154 (83·5 to 260)
Iodine deficiency	0 (0 to 0)	0 (0 to 0)	0 (0 to 0)	1·4 (0·5 to 2·8)	9·4 (4·1 to 16·7)	19·5 (7·9 to 35·5)	25·3 (10·6 to 47·6)	27·8 (12·2 to 50·9)	28·4 (13·1 to 52·2)	25·9 (12·8 to 45·9)	21·8 (11·1 to 38·4)
Vitamin A deficiency	0·8 (0·2 to 1·8)	7·7 (3·1 to 15·6)	29·7 (14 to 56·1)	123 (61·6 to 213)	114 (56·9 to 204)	55·8 (26·7 to 104)	13·4 (5·6 to 24·6)	11·2 (4·5 to 21·4)	10·4 (4·2 to 19·3)	8·8 (3·7 to 16·3)	7·4 (3·2 to 13·3)
Dietary iron deficiency	1·4 (0·2 to 3·8)	64·4 (35·8 to 102)	652 (370 to 1,030)	1,850 (1,020 to 2,950)	2,690 (1,440 to 4,500)	1,000 (392 to 2,010)	241 (108 to 483)	142 (62·6 to 263)	105 (47 to 202)	159 (70·9 to 280)	124 (58·6 to 226)
Other nutritional deficiencies	0 (0 to 0)	0 (0 to 0)	12·8 (7·1 to 23·1)	30·6 (17·9 to 51·9)	10 (5·7 to 16·3)	9 (5 to 14·9)	13·6 (7·9 to 21·2)	14·8 (8·8 to 22·9)	18·9 (11·2 to 29·5)	13·2 (7·6 to 21·5)	12·8 (7·8 to 19·7)
Non-communicable diseases	5,030 (3,180 to 7,790)	1,400 (728 to 2,530)	6,990 (4,240 to 11,200)	6,240 (4,160 to 8,440)	7,670 (5,730 to 9,690)	11,000 (8,190 to 14,200)	14,800 (11,200 to 18,900)	17,300 (13,100 to 22,100)	20,100 (15,200 to 25,800)	21,200 (16,000 to 26,900)	21,700 (16,600 to 27,400)
Neoplasms	38·7 (23·3 to 61·7)	34·1 (16·1 to 73·4)	192 (115 to 303)	474 (181 to 779)	737 (458 to 1,010)	693 (420 to 973)	893 (607 to 1,250)	930 (567 to 1,340)	1,160 (648 to 1,710)	1,710 (960 to 2,610)	2,480 (1,460 to 3,750)
Lip and oral cavity cancer	0 (0 to 0)	0 (0 to 0)	0 (0 to 0)	0 (0 to 0)	5 (2·5 to 9·4)	7·7 (4·1 to 12·2)	23·3 (12·6 to 39·1)	29·9 (15·7 to 49·6)	49·4 (23·4 to 81·3)	74·2 (35·3 to 125)	108 (56·3 to 178)
Nasopharynx cancer	0 (0 to 0)	0 (0 to 0)	0 (0 to 0)	0 (0 to 0)	3·1 (1·8 to 4·8)	5·6 (2·9 to 10·1)	7·7 (4 to 13)	8 (4 to 14·2)	8·7 (4·2 to 15·5)	13·5 (6·6 to 22·8)	21·1 (10·8 to 36)
Other pharynx cancer	0 (0 to 0)	0 (0 to 0)	0 (0 to 0)	0 (0 to 0)	0 (0 to 0)	0 (0 to 0)	0 (0 to 0)	4·3 (2·1 to 7·6)	6·4 (3 to 11·1)	12·6 (6·1 to 21·7)	25·7 (13 to 43·8)
Esophageal cancer	0 (0 to 0)	0 (0 to 0)	0 (0 to 0)	0 (0 to 0)	0 (0 to 0)	0 (0 to 0)	0 (0 to 0)	2·8 (1·5 to 4·5)	4·9 (2·5 to 8·4)	11·6 (5·9 to 19·5)	28·1 (14·2 to 46·1)
Stomach cancer	0 (0 to 0)	0 (0 to 0)	0 (0 to 0)	0 (0 to 0)	0 (0 to 0)	0 (0 to 0)	3·5 (2·1 to 5·1)	7·9 (4·5 to 12·1)	15·3 (7·8 to 25)	31·1 (15·9 to 50)	55·1 (30·2 to 86·6)
Colon and rectum cancer	0 (0 to 0)	0 (0 to 0)	0 (0 to 0)	0 (0 to 0)	6·8 (3·5 to 11·4)	6·1 (3·2 to 9·2)	12·8 (7·2 to 20·9)	23·8 (13·3 to 36)	41·1 (21 to 64·7)	73·5 (38·4 to 118)	112 (59 to 181)
Liver cancer	9 (2·2 to 26·6)	6·6 (1·4 to 19·5)	11·3 (4·5 to 23·3)	9·3 (3·1 to 17·9)	9·7 (5·2 to 14·8)	12·5 (6·7 to 20·1)	11 (5·7 to 19·4)	16·3 (8·3 to 27·4)	29 (13·2 to 53·3)	49·9 (21·6 to 90·3)	79 (37·2 to 150)
Liver cancer due to hepatitis B	0 (0 to 0)	0 (0 to 0)	0 (0 to 0)	0 (0 to 0)	0 (0 to 0)	4·5 (1·8 to 9·6)	5·6 (2·6 to 10·3)	9·8 (4·7 to 16·9)	19·5 (8·6 to 37·2)	33·4 (13·7 to 63·5)	49·6 (22·2 to 95·4)
Liver cancer due to hepatitis C	0 (0 to 0)	0 (0 to 0)	0 (0 to 0)	0 (0 to 0)	0 (0 to 0)	0·1 (0 to 0·3)	0·2 (0 to 0·4)	0·5 (0·2 to 1·1)	1·2 (0·4 to 2·8)	2·9 (1 to 6·5)	6·4 (2·2 to 15·1)
Liver cancer due to alcohol use	0 (0 to 0)	0 (0 to 0)	0 (0 to 0)	0 (0 to 0)	0 (0 to 0)	0 (0 to 0)	0·2 (0·1 to 0·5)	0·9 (0·3 to 1·9)	2·5 (0·8 to 6)	6·1 (2·1 to 13·6)	13·1 (4·2 to 29)
Liver cancer due to NASH	0 (0 to 0)	0 (0 to 0)	0 (0 to 0)	0 (0 to 0)	0 (0 to 0)	0 (0 to 0)	2·3 (1 to 4·4)	2·3 (1 to 4·7)	2·6 (0·9 to 5·3)	3·4 (1·2 to 7·2)	4·7 (1·8 to 10·2)
Liver cancer due to other causes	9 (2·2 to 26·6)	6·6 (1·4 to 19·5)	11·3 (4·5 to 23·3)	9·3 (3·1 to 17·9)	9·7 (5·2 to 14·8)	7·9 (4·2 to 12·3)	2·8 (1·1 to 5·7)	2·8 (1·2 to 5·5)	3·2 (1·2 to 6·9)	4·1 (1·4 to 8·8)	5·1 (2·1 to 11·3)
Gallbladder and biliary tract cancer	0 (0 to 0)	0 (0 to 0)	0 (0 to 0)	0 (0 to 0)	0 (0 to 0)	0 (0 to 0)	0 (0 to 0)	1·8 (1·1 to 2·5)	1·5 (0·8 to 2·4)	3·1 (1·5 to 5·6)	5·8 (3 to 9·8)
Pancreatic cancer	0 (0 to 0)	0 (0 to 0)	0 (0 to 0)	0 (0 to 0)	0 (0 to 0)	0 (0 to 0)	2·3 (1·6 to 3·4)	3 (1·5 to 5·1)	7·7 (3·8 to 13·2)	19·2 (9·8 to 31·8)	33·6 (18·9 to 54·1)
Larynx cancer	0 (0 to 0)	0 (0 to 0)	0 (0 to 0)	0 (0 to 0)	0 (0 to 0)	0 (0 to 0)	0 (0 to 0)	5·2 (2·9 to 8·8)	6·7 (3·2 to 11·5)	13·7 (6·6 to 23·4)	32·8 (15·4 to 59·3)
Tracheal, bronchus, and lung cancer	0 (0 to 0)	0 (0 to 0)	0 (0 to 0)	0 (0 to 0)	0 (0 to 0)	5·1 (2·6 to 8·9)	5·4 (2·7 to 9·9)	8·6 (4 to 16·2)	15·9 (7 to 29·7)	35·6 (17·8 to 58·2)	71·2 (34·2 to 127)
Malignant skin melanoma	0·2 (0·1 to 0·5)	0·2 (0·1 to 0·4)	2·8 (1·3 to 6·4)	12·8 (4·2 to 27·1)	5·2 (2·7 to 8·7)	8·1 (4 to 13·5)	19·1 (10·2 to 32)	39·8 (18·8 to 70)	63 (29·6 to 111)	95·8 (44·6 to 164)	115 (57·9 to 193)
Non-melanoma skin cancer	0 (0 to 0)	0 (0 to 0)	0 (0 to 0)	0 (0 to 0)	0 (0 to 0)	0 (0 to 0)	0 (0 to 0)	2·5 (1·3 to 4·2)	3·5 (1·6 to 6·5)	6·2 (2·8 to 11·1)	7·1 (3·7 to 11·7)
Non-melanoma skin cancer (squamous-cell carcinoma)	0 (0 to 0)	0 (0 to 0)	0 (0 to 0)	0 (0 to 0)	0 (0 to 0)	0 (0 to 0)	0 (0 to 0)	2·5 (1·3 to 4·2)	3·5 (1·6 to 6·5)	6·2 (2·8 to 11·1)	7·1 (3·7 to 11·7)
Non-melanoma skin cancer (basal-cell carcinoma)	0 (0 to 0)	0 (0 to 0)	0 (0 to 0)	0 (0 to 0)	0 (0 to 0)	0 (0 to 0)	0 (0 to 0)	0 (0 to 0)	0 (0 to 0)	0 (0 to 0)	0 (0 to 0)
Breast cancer	0 (0 to 0)	0 (0 to 0)	0 (0 to 0)	0 (0 to 0)	0 (0 to 0)	0 (0 to 0)	6·6 (3·3 to 11·9)	22·1 (11 to 37)	98·3 (46·5 to 171)	325 (165 to 548)	603 (316 to 1,030)
Cervical cancer	0 (0 to 0)	0 (0 to 0)	0 (0 to 0)	0 (0 to 0)	0 (0 to 0)	0 (0 to 0)	6·4 (2·7 to 12·9)	33·3 (14·1 to 65·1)	106 (44·5 to 208)	245 (112 to 467)	408 (200 to 722)
Uterine cancer	0 (0 to 0)	0 (0 to 0)	0 (0 to 0)	0 (0 to 0)	0 (0 to 0)	0 (0 to 0)	0 (0 to 0)	1·2 (0·5 to 2·3)	2·1 (0·8 to 4·3)	5·1 (2 to 10·9)	10·5 (4·9 to 20·7)
Ovarian cancer	0 (0 to 0)	0 (0 to 0)	0 (0 to 0)	0 (0 to 0)	7·5 (3·2 to 14·7)	7 (3·3 to 11·7)	11·6 (5·5 to 21·2)	16·6 (7·5 to 30·6)	21·4 (9·5 to 39·4)	32·3 (14·9 to 57)	42·1 (21·4 to 72·5)
Prostate cancer	0 (0 to 0)	0 (0 to 0)	0 (0 to 0)	0 (0 to 0)	0 (0 to 0)	0 (0 to 0)	0 (0 to 0)	2·9 (1·6 to 4·4)	3·4 (1·8 to 6·1)	4 (2 to 7·4)	6·6 (3·4 to 11·1)
Testicular cancer	0·4 (0·2 to 0·5)	0·4 (0·2 to 0·8)	2·9 (1·4 to 5)	14·9 (6·2 to 25·9)	4·1 (2 to 7·5)	4·3 (1·9 to 8·2)	15·1 (6·7 to 30)	31·1 (14·8 to 57·4)	40·1 (18·1 to 72·5)	33·8 (15·1 to 63·3)	24·4 (10·4 to 45·2)
Kidney cancer	1·8 (0·6 to 4·4)	1·2 (0·4 to 2·9)	9·9 (4·7 to 19·4)	33·8 (11 to 67·4)	26 (14 to 42·1)	7·1 (3·6 to 11·9)	5·2 (2·7 to 9·2)	5·8 (2·8 to 10·1)	8·6 (4 to 15·1)	12·7 (5·8 to 21·8)	20·9 (10·4 to 36·6)
Bladder cancer	0 (0 to 0)	0 (0 to 0)	0 (0 to 0)	0 (0 to 0)	0 (0 to 0)	0 (0 to 0)	2·4 (1·6 to 3·2)	2·1 (1·2 to 3·2)	3·5 (1·7 to 6·2)	5·8 (2·8 to 9·8)	9·1 (4·8 to 15·5)
Brain and central nervous system cancer	6 (2·4 to 12·9)	4·2 (1·4 to 11·7)	35·6 (16·8 to 67·4)	67·8 (23·2 to 135)	157 (89·8 to 242)	110 (60 to 169)	76·3 (42·8 to 122)	63·1 (34·2 to 102)	69·4 (34·9 to 111)	70·7 (36·2 to 114)	78 (41·4 to 126)
Thyroid cancer	0 (0 to 0)	0 (0 to 0)	0 (0 to 0)	0 (0 to 0)	2·9 (1·8 to 3·8)	3 (1·7 to 4·4)	5·2 (2·6 to 8·9)	9·2 (3·9 to 18·1)	10·6 (4·1 to 21·7)	12 (5·3 to 22·1)	13·8 (6·5 to 25·9)
Mesothelioma	0 (0 to 0)	0 (0 to 0)	0 (0 to 0)	0 (0 to 0)	0 (0 to 0)	0 (0 to 0)	0 (0 to 0)	2·8 (0·8 to 6·6)	4 (1·2 to 9·5)	4·5 (1·6 to 9·7)	7 (2·1 to 16·6)
Hodgkin lymphoma	0 (0 to 0)	0 (0 to 0)	0 (0 to 0)	4 (1·1 to 11)	19·5 (9·2 to 41·3)	25·5 (11·9 to 49·2)	41 (22 to 70·7)	41·6 (22 to 71·7)	50·4 (25·6 to 84·6)	40·7 (20·5 to 68·5)	35·3 (18·3 to 59·6)
Non-Hodgkin lymphoma	0 (0 to 0)	0 (0 to 0)	0 (0 to 0)	41·9 (14·6 to 74·3)	58·7 (32 to 95·9)	55·6 (30·7 to 94·2)	86·8 (49·6 to 137)	89·6 (43·5 to 161)	124 (51·6 to 247)	164 (66·7 to 325)	187 (85·2 to 331)
Multiple myeloma	0 (0 to 0)	0 (0 to 0)	0 (0 to 0)	0 (0 to 0)	0 (0 to 0)	0 (0 to 0)	0 (0 to 0)	2 (1·2 to 3·1)	2·8 (1·3 to 4·8)	7·3 (3·6 to 13·1)	14·1 (7·4 to 23·7)
Leukemia	6·4 (2·5 to 16·7)	3·3 (1·1 to 9·1)	40·7 (19·5 to 80·1)	89·3 (31·2 to 178)	164 (88·4 to 258)	133 (73·5 to 207)	135 (80·7 to 209)	101 (56·6 to 156)	85·5 (43·9 to 140)	70·8 (35·5 to 116)	73·5 (41·2 to 117)
Acute lymphoid leukemia	1 (0·3 to 2·9)	0·5 (0·1 to 1·6)	10·5 (4·7 to 24·1)	34·8 (11·9 to 68·3)	54·6 (23·6 to 99·6)	38·4 (16·9 to 68·9)	33·1 (15·9 to 60·3)	21·8 (9·2 to 40·6)	14·7 (5·8 to 29·7)	8·9 (3·5 to 18·4)	7·5 (2·8 to 14·6)
Chronic lymphoid leukemia	0 (0 to 0)	0 (0 to 0)	0 (0 to 0)	0 (0 to 0)	0 (0 to 0)	0 (0 to 0)	0 (0 to 0)	2·3 (1·1 to 3·8)	2 (0·8 to 3·9)	2·4 (0·9 to 4·9)	6·9 (2·7 to 13·6)
Acute myeloid leukemia	0·7 (0·1 to 2·6)	0·7 (0·1 to 2·4)	6·9 (2·9 to 14·8)	22·7 (7 to 53·6)	23·9 (10·2 to 48·9)	22·1 (10·7 to 39·3)	31·1 (14·5 to 57·9)	25 (11·8 to 45·6)	24·6 (10·2 to 45·8)	20·3 (8·1 to 39·6)	18·3 (8·4 to 33·2)
Chronic myeloid leukemia	0·1 (0 to 0·3)	0·1 (0 to 0·6)	1·3 (0·6 to 2·8)	3·2 (1 to 6·6)	5·8 (2·8 to 10·4)	4·8 (2·2 to 9·1)	4 (2 to 7·2)	3·7 (1·5 to 7·9)	4 (1·4 to 9)	3·5 (1·1 to 7·5)	3·9 (1·4 to 8·4)
Other leukemia	4·5 (1·6 to 12·4)	1·9 (0·5 to 5·7)	22 (8·8 to 46)	28·6 (8·8 to 60·1)	80 (38·5 to 140)	67·4 (33·4 to 116)	66·8 (35·7 to 107)	47·8 (23·1 to 84·3)	40·2 (18·6 to 71·2)	35·7 (16·9 to 62·8)	36·9 (18·6 to 63·7)
Other malignant neoplasms	14·5 (8·1 to 26·7)	18·2 (6·3 to 48)	86·9 (48·1 to 154)	197 (70·5 to 333)	263 (163 to 379)	299 (173 to 466)	413 (258 to 628)	348 (201 to 530)	268 (144 to 405)	229 (123 to 353)	243 (136 to 383)
Other neoplasms	0·5 (0·2 to 0·9)	0·1 (0 to 0·1)	1·3 (0·6 to 2·4)	3·6 (1·9 to 5·5)	4·3 (2·7 to 6·2)	3·7 (2·2 to 6)	3·3 (2·2 to 5·2)	4·1 (2·3 to 6·9)	6·5 (2·9 to 11·8)	7·4 (3·5 to 13·3)	8·2 (4 to 14·5)
Myelodysplastic, myeloproliferative, and other hematopoietic n	0·5 (0·2 to 0·9)	0·1 (0 to 0·1)	1·3 (0·6 to 2·4)	3·6 (1·9 to 5·5)	4·3 (2·7 to 6·2)	3·7 (2·2 to 6)	3·3 (2·2 to 5·2)	4·1 (2·3 to 6·9)	6·5 (2·9 to 11·8)	7·4 (3·5 to 13·3)	8·2 (4 to 14·5)
Benign and in situ intestinal neoplasms	0 (0 to 0)	0 (0 to 0)	0 (0 to 0)	0 (0 to 0)	0 (0 to 0)	0 (0 to 0)	0 (0 to 0)	0 (0 to 0)	0 (0 to 0)	0 (0 to 0)	0 (0 to 0)
Benign and in situ cervical and uterine neoplasms	0 (0 to 0)	0 (0 to 0)	0 (0 to 0)	0 (0 to 0)	0 (0 to 0)	0 (0 to 0)	0 (0 to 0)	0 (0 to 0)	0 (0 to 0)	0 (0 to 0)	0 (0 to 0)
Other benign and in situ neoplasms	0 (0 to 0)	0 (0 to 0)	0 (0 to 0)	0 (0 to 0)	0 (0 to 0)	0 (0 to 0)	0 (0 to 0)	0 (0 to 0)	0 (0 to 0)	0 (0 to 0)	0 (0 to 0)
Cardiovascular diseases	29·1 (15·7 to 50·3)	14·7 (7·2 to 28·2)	219 (113 to 382)	389 (170 to 668)	415 (287 to 560)	590 (402 to 805)	1,020 (713 to 1,430)	1,020 (654 to 1,450)	1,080 (687 to 1,600)	1,340 (824 to 2,070)	2,030 (1,190 to 3,200)
Rheumatic heart disease	0 (0 to 0)	0 (0 to 0)	0 (0 to 0)	28·3 (13·2 to 49·7)	95·9 (61 to 146)	205 (123 to 316)	272 (172 to 412)	259 (164 to 390)	238 (151 to 353)	210 (136 to 311)	184 (121 to 266)

Cause	40 to 44	45 to 49	50 to 54	55 to 59	60 to 64	65 to 69	70 to 74	75 to 79	80 to 84	85 to 89	90 to 94	95 plus	Total
All causes	72,200 (60,800 to 87,200)	68,800 (57,900 to 83,100)	62,100 (52,200 to 75,900)	51,900 (43,400 to 63,500)	45,300 (38,000 to 54,700)	40,800 (34,400 to 48,300)	35,100 (30,200 to 39,900)	29,800 (26,200 to 33,100)	19,600 (17,900 to 21,500)	9,990 (9,090 to 10,900)	3,460 (3,130 to 3,910)	989 (898 to 1,120)	984,000
Communicable, maternal, neonatal, and nutritional diseases	40,100 (33,800 to 48,700)	35,700 (30,200 to 42,900)	28,200 (23,600 to 34,000)	18,700 (15,700 to 22,500)	12,500 (10,300 to 15,000)	9,020 (7,300 to 11,100)	6,530 (5,240 to 7,880)	4,950 (3,970 to 6,010)	3,180 (2,550 to 3,880)	1,630 (1,260 to 2,040)	566 (434 to 727)	184 (135 to 243)	501,000
HIV/AIDS and sexually transmitted infections	30,100 (25,100 to 37,100)	25,900 (21,200 to 31,600)	19,600 (15,900 to 24,100)	11,000 (8,850 to 13,600)	5,620 (4,360 to 7,130)	2,800 (2,100 to 3,710)	1,350 (981 to 1,830)	657 (484 to 883)	135 (97·7 to 182)	54·3 (39·7 to 72·6)	15·8 (11·8 to 21·1)	3·6 (2·7 to 4·7)	217,000
HIV/AIDS	30,000 (25,100 to 37,000)	25,800 (21,100 to 31,600)	19,600 (15,900 to 24,100)	11,000 (8,830 to 13,600)	5,600 (4,340 to 7,110)	2,790 (2,080 to 3,690)	1,340 (970 to 1,820)	650 (476 to 876)	132 (95·1 to 180)	52·4 (38·2 to 70·1)	15·3 (11·2 to 20·5)	3·5 (2·6 to 4·5)	210,000
HIV/AIDS - Drug-susceptible Tuberculosis	7,110 (4,330 to 10,700)	6,140 (3,700 to 9,310)	4,770 (2,860 to 7,140)	2,690 (1,630 to 4,000)	1,380 (850 to 2,060)	688 (426 to 1,010)	343 (224 to 484)	168 (111 to 234)	31·2 (21·7 to 43)	11·3 (7·8 to 15·7)	3 (2·1 to 4)	0·7 (0·5 to 0·9)	49,800
HIV/AIDS - Multidrug-resistant Tuberculosis without extensive d	1,100 (326 to 2,570)	955 (281 to 2,240)	752 (223 to 1,750)	428 (125 to 990)	219 (64·9 to 505)	109 (33·8 to 249)	52·8 (16·5 to 117)	25·5 (8·1 to 57·2)	4·8 (1·5 to 10·8)	1·7 (0·5 to 3·8)	0·4 (0·1 to 0·9)	0·1 (0 to 0·2)	8,200
HIV/AIDS - Extensively drug-resistant Tuberculosis	14·8 (4·2 to 37·8)	12·8 (3·5 to 33·1)	10·1 (2·8 to 25·6)	5·8 (1·6 to 14·2)	2·9 (0·8 to 7·3)	1·5 (0·4 to 3·6)	0·7 (0·2 to 1·7)	0·3 (0·1 to 0·8)	0·1 (0 to 0·1)	0 (0 to 0·1)	0 (0 to 0)	0 (0 to 0)	110
HIV/AIDS resulting in other diseases	21,700 (15,800 to 29,100)	18,700 (13,000 to 24,800)	14,100 (9,870 to 18,900)	7,880 (5,530 to 10,700)	4,000 (2,690 to 5,610)	1,990 (1,310 to 2,940)	940 (620 to 1,410)	456 (303 to 687)	96 (61·2 to 144)	39·4 (25·9 to 57·5)	11·9 (8 to 16·9)	2·7 (1·9 to 3·8)	152,000
Sexually transmitted infections excluding HIV	92 (48·9 to 173)	60·2 (30·4 to 113)	40·4 (19·8 to 73·7)	25·6 (13·5 to 46·7)	16·7 (7·9 to 32·1)	11·7 (5·9 to 22)	9·2 (4·5 to 16·8)	6·7 (3·3 to 12·3)	3·3 (1·7 to 5·9)	1·9 (1 to 3·6)	0·6 (0·3 to 1)	0·1 (0·1 to 0·2)	6,900
Syphilis	7·8 (2·3 to 22·8)	6·6 (1·9 to 17·8)	7·8 (2 to 23)	4·7 (1·2 to 13·1)	3·7 (0·9 to 10·2)	1·8 (0·5 to 5)	1·8 (0·5 to 5)	1 (0·3 to 2·7)	0·5 (0·2 to 1·1)	0·3 (0·1 to 0·7)	0·1 (0 to 0·2)	0 (0 to 0·1)	6,190
Chlamydial infection	8·2 (4·4 to 13·5)	3·9 (2 to 7·1)	1·6 (0·8 to 3)	1 (0·4 to 2·2)	0·5 (0·1 to 1·4)	0·3 (0·1 to 0·8)	0·4 (0·1 to 1)	0·4 (0·1 to 1)	0·2 (0·1 to 0·6)	0·1 (0 to 0·4)	0 (0 to 0·1)	0 (0 to 0)	61·5
Gonococcal infection	7·4 (3·8 to 14·2)	4·7 (2·1 to 8·8)	3·9 (1·6 to 8·2)	2·8 (1·1 to 6·2)	1·6 (0·5 to 4)	1·9 (0·7 to 4·4)	1·6 (0·6 to 3·7)	1·4 (0·5 to 3·7)	0·6 (0·2 to 1·3)	0·4 (0·1 to 1)	0·1 (0 to 0·3)	0 (0 to 0)	80·6
Trichomoniasis	30·6 (10·6 to 73·5)	20·7 (6·8 to 48·5)	10·9 (3·5 to 25·6)	5·7 (2 to 13·1)	3·4 (1·1 to 7·4)	2·3 (0·8 to 5·3)	1·5 (0·5 to 3·4)	0·9 (0·3 to 2)	0·4 (0·2 to 1)	0·2 (0·1 to 0·4)	0 (0 to 0·1)	0 (0 to 0)	255
Genital herpes	17·8 (5·6 to 45)	14·2 (4·4 to 35·5)	10·8 (3·4 to 26·5)	8·1 (2·5 to 20·3)	6 (1·8 to 14·9)	4·4 (1·3 to 10·5)	2·9 (0·9 to 7·1)	1·9 (0·6 to 4·7)	1 (0·3 to 2·5)	0·4 (0·1 to 1·1)	0·1 (0 to 0·3)	0 (0 to 0·1)	159
Other sexually transmitted infections	20·3 (11·6 to 33·5)	10·2 (5·3 to 18·2)	5·4 (2·5 to 11)	3·3 (1·5 to 6·7)	1·6 (0·5 to 3·8)	1 (0·4 to 2·2)	1 (0·3 to 2·1)	1 (0·3 to 2·2)	0·5 (0·2 to 1·1)	0·5 (0·2 to 1·1)	0·1 (0 to 0·2)	0 (0 to 0·1)	157
Respiratory infections and tuberculosis	5,730 (3,580 to 8,500)	5,960 (4,070 to 8,700)	5,600 (3,930 to 7,800)	5,120 (3,650 to 7,100)	4,840 (3,520 to 6,560)	4,360 (3,150 to 5,850)	3,410 (2,520 to 4,410)	2,870 (2,090 to 3,770)	2,040 (1,540 to 2,640)	1,070 (786 to 1,410)	373 (267 to 490)	117 (81 to 161)	96,200
Tuberculosis	3,220 (1,810 to 4,920)	3,260 (2,070 to 4,870)	2,930 (1,920 to 4,270)	2,590 (1,700 to 3,760)	1,830 (1,240 to 2,600)	1,720 (1,190 to 2,430)	1,100 (737 to 1,550)	714 (477 to 1,010)	400 (277 to 559)	173 (125 to 243)	46·7 (32·5 to 66)	13·4 (9·1 to 19·6)	37,100
Latent tuberculosis infection	0 (0 to 0)	0 (0 to 0)	0 (0 to 0)	0 (0 to 0)	0 (0 to 0)	0 (0 to 0)	0 (0 to 0)	0 (0 to 0)	0 (0 to 0)	0 (0 to 0)	0 (0 to 0)	0 (0 to 0)	0
Drug-susceptible tuberculosis	2,850 (1,580 to 4,420)	2,880 (1,830 to 4,430)	2,580 (1,660 to 3,840)	2,280 (1,470 to 3,400)	1,610 (1,040 to 2,350)	1,510 (973 to 2,130)	967 (636 to 1,400)	629 (416 to 892)	350 (239 to 491)	151 (104 to 211)	40·7 (27·6 to 57·7)	11·7 (7·6 to 17·2)	32,800
Multidrug-resistant tuberculosis without extensive drug resistar	367 (110 to 858)	374 (110 to 849)	342 (110 to 795)	307 (95·1 to 675)	219 (70·7 to 471)	209 (65 to 449)	131 (40·4 to 287)	83·8 (26·1 to 188)	50 (15·7 to 114)	21·7 (7 to 48·3)	5·9 (1·8 to 12·6)	1·7 (0·5 to 3·6)	4,310
Extensively drug-resistant tuberculosis	4·9 (1·4 to 11·9)	5·1 (1·4 to 12·1)	4·6 (1·4 to 10·9)	4·2 (1·2 to 9·3)	3 (0·9 to 6·8)	2·8 (0·9 to 6·5)	1·8 (0·5 to 4·1)	1·1 (0·3 to 2·7)	0·7 (0·2 to 1·6)	0·3 (0·1 to 0·7)	0·1 (0 to 0·2)	0 (0 to 0·1)	57·1
Lower respiratory infections	2,380 (1,290 to 3,950)	2,590 (1,570 to 4,190)	2,590 (1,630 to 3,990)	2,470 (1,560 to 3,770)	2,960 (1,970 to 4,380)	2,600 (1,690 to 3,770)	2,290 (1,550 to 3,230)	2,140 (1,440 to 3,000)	1,630 (1,190 to 2,200)	888 (623 to 1,210)	324 (226 to 440)	103 (69·6 to 145)	56,200
Upper respiratory infections	99 (55·5 to 162)	76·9 (44·8 to 127)	60·1 (34·3 to 94·8)	47·6 (27·7 to 75·2)	35·7 (20·7 to 58·3)	29 (16·8 to 46·6)	19·3 (11·6 to 30·6)	14·5 (8·2 to 22·9)	8·4 (4·5 to 14·6)	4 (2·1 to 7·2)	1·6 (0·8 to 3·1)	0·6 (0·2 to 1·3)	2,150
Otitis media	29·3 (14·2 to 54·8)	24·9 (12·4 to 44·1)	20·1 (9·7 to 35·9)	14·7 (7·6 to 26·1)	10·1 (4·6 to 19·2)	6·1 (3 to 11·6)	3·6 (1·7 to 7)	2·6 (1·3 to 4·7)	1·6 (0·7 to 2·9)	0·7 (0·4 to 1·3)	0·2 (0·1 to 0·5)	0·1 (0 to 0·1)	766
Enteric infections	1,410 (678 to 2,680)	1,430 (692 to 2,690)	1,320 (638 to 2,550)	1,240 (594 to 2,400)	1,020 (505 to 1,920)	1,030 (519 to 1,950)	1,050 (542 to 1,960)	911 (475 to 1,610)	672 (341 to 1,210)	353 (180 to 652)	123 (61·2 to 238)	42·8 (20·2 to 88·7)	39,900
Diarrheal diseases	1,400 (667 to 2,660)	1,420 (682 to 2,680)	1,310 (628 to 2,540)	1,240 (588 to 2,390)	1,010 (497 to 1,910)	1,020 (513 to 1,950)	1,050 (538 to 1,950)	908 (473 to 1,610)	670 (340 to 1,210)	353 (179 to 651)	123 (61 to 238)	42·7 (20·1 to 88·7)	38,700
Typhoid and paratyphoid	0·3 (0·1 to 0·8)	0·3 (0·1 to 0·6)	0·2 (0·1 to 0·4)	0·1 (0 to 0·3)	0·1 (0 to 0·2)	0 (0 to 0·1)	0 (0 to 0·1)	0 (0 to 0)	0 (0 to 0)	0 (0 to 0)	0 (0 to 0)	0 (0 to 0)	46·2
Typhoid fever	0·3 (0·1 to 0·7)	0·3 (0·1 to 0·6)	0·2 (0 to 0·4)	0·1 (0 to 0·3)	0·1 (0 to 0·2)	0 (0 to 0·1)	0 (0 to 0·1)	0 (0 to 0)	0 (0 to 0)	0 (0 to 0)	0 (0 to 0)	0 (0 to 0)	44·6
Paratyphoid fever	0 (0 to 0)	0 (0 to 0)	0 (0 to 0)	0 (0 to 0)	0 (0 to 0)	0 (0 to 0)	0 (0 to 0)	0 (0 to 0)	0 (0 to 0)	0 (0 to 0)	0 (0 to 0)	0 (0 to 0)	1·6
Invasive Non-typhoidal Salmonella (iNTS)	11·8 (4 to 26)	9 (3·1 to 19)	7·7 (2·8 to 16·5)	7·3 (2·7 to 14·8)	7 (2·4 to 15·1)	5·9 (1·9 to 12·6)	3·9 (1·4 to 8·4)	2·4 (0·8 to 5·2)	1·9 (0·7 to 3·9)	0·7 (0·2 to 1·4)	0·2 (0 to 0·4)	0 (0 to 0·1)	1,080
Other intestinal infectious diseases	0·9 (0·2 to 2·4)	0·5 (0·1 to 1·4)	0·4 (0·1 to 1·1)	0·3 (0 to 0·7)	0·2 (0 to 0·6)	0·3 (0 to 0·9)	0·2 (0 to 0·6)	0·1 (0 to 0·4)	0·1 (0 to 0·3)	0·1 (0 to 0·3)	0 (0 to 0·1)	0 (0 to 0)	46·9
Neglected tropical diseases and malaria	1,190 (462 to 3,940)	1,030 (384 to 3,570)	781 (327 to 2,510)	621 (261 to 1,970)	433 (202 to 1,130)	343 (164 to 899)	268 (131 to 715)	154 (88·4 to 293)	85·7 (50·8 to 151)	35·7 (21·5 to 54·2)	11·5 (7 to 18·1)	3·3 (1·9 to 5)	22,600
Malaria	605 (45·1 to 3,400)	537 (32·7 to 3,090)	378 (22·6 to 2,230)	283 (16·5 to 1,680)	158 (9·8 to 900)	121 (7 to 662)	94·1 (5 to 540)	26·2 (1·9 to 134)	12·2 (0·8 to 61·7)	1·7 (0·1 to 9·6)	0·3 (0 to 1·2)	0·1 (0 to 0·3)	13,200
Chagas disease	0 (0 to 0)	0 (0 to 0)	0 (0 to 0)	0 (0 to 0)	0 (0 to 0)	0 (0 to 0)	0 (0 to 0)	0 (0 to 0)	0 (0 to 0)	0 (0 to 0)	0 (0 to 0)	0 (0 to 0)	0
Leishmaniasis	0 (0 to 0·1)	0 (0 to 0)	0 (0 to 0)	0 (0 to 0)	0 (0 to 0)	0 (0 to 0)	0 (0 to 0)	0 (0 to 0)	0 (0 to 0)	0 (0 to 0)	0 (0 to 0)	0 (0 to 0)	0·2
Visceral leishmaniasis	0 (0 to 0)	0 (0 to 0)	0 (0 to 0)	0 (0 to 0)	0 (0 to 0)	0 (0 to 0)	0 (0 to 0)	0 (0 to 0)	0 (0 to 0)	0 (0 to 0)	0 (0 to 0)	0 (0 to 0)	0
Cutaneous and mucocutaneous leishmaniasis	0 (0 to 0·1)	0 (0 to 0)	0 (0 to 0)	0 (0 to 0)	0 (0 to 0)	0 (0 to 0)	0 (0 to 0)	0 (0 to 0)	0 (0 to 0)	0 (0 to 0)	0 (0 to 0)	0 (0 to 0)	0·2
African trypanosomiasis	0 (0 to 0)	0 (0 to 0)	0 (0 to 0)	0 (0 to 0)	0 (0 to 0)	0 (0 to 0)	0 (0 to 0)	0 (0 to 0)	0 (0 to 0)	0 (0 to 0)	0 (0 to 0)	0 (0 to 0)	0
Schistosomiasis	408 (184 to 779)	328 (155 to 590)	255 (123 to 483)	199 (87 to 383)	150 (63 to 293)	107 (48·8 to 203)	78·6 (32·9 to 156)	53·1 (20·4 to 108)	28·2 (10 to 57·6)	13·1 (4·7 to 28)	4·1 (1·5 to 8·7)	1·1 (0·4 to 2·2)	5,990
Cysticercosis	115 (45·5 to 208)	117 (49·4 to 216)	113 (45·6 to 201)	110 (50·1 to 199)	104 (49·5 to 180)	98·6 (43·1 to 173)	80·8 (38·8 to 138)	63·9 (29·5 to 112)	38·2 (17·6 to 66·4)	17·8 (8·7 to 31)	6·2 (3 to 10·8)	1·9 (0·8 to 3·4)	1,280
Cystic echinococcosis	0·3 (0 to 1·1)	0·3 (0 to 1)	0·3 (0 to 0·9)	0·2 (0 to 0·7)	0·2 (0 to 0·6)	0·2 (0 to 0·5)	0·1 (0 to 0·4)	0·1 (0 to 0·3)	0·1 (0 to 0·2)	0 (0 to 0·1)	0 (0 to 0)	0 (0 to 0)	4·4
Lymphatic filariasis	0 (0 to 0)	0 (0 to 0)	0 (0 to 0)	0 (0 to 0)	0 (0 to 0)	0 (0 to 0)	0 (0 to 0)	0 (0 to 0)	0 (0 to 0)	0 (0 to 0)	0 (0 to 0)	0 (0 to 0)	0
Onchocerciasis	0 (0 to 0)	0 (0 to 0)	0 (0 to 0)	0 (0 to 0)	0 (0 to 0)	0 (0 to 0)	0 (0 to 0)	0 (0 to 0)	0 (0 to 0)	0 (0 to 0)	0 (0 to 0)	0 (0 to 0)	0
Trachoma	0 (0 to 0)	0 (0 to 0)	0 (0 to 0)	0 (0 to 0)	0 (0 to 0)	0 (0 to 0)	0 (0 to 0)	0 (0 to 0)	0 (0 to 0)	0 (0 to 0)	0 (0 to 0)	0 (0 to 0)	0
Dengue	0 (0 to 0)	0 (0 to 0)	0 (0 to 0)	0 (0 to 0)	0 (0 to 0)	0 (0 to 0)	0 (0 to 0)	0 (0 to 0)	0 (0 to 0)	0 (0 to 0)	0 (0 to 0)	0 (0 to 0)	0
Yellow fever	0 (0 to 0)	0 (0 to 0)	0 (0 to 0)	0 (0 to 0)	0 (0 to 0)	0 (0 to 0)	0 (0 to 0)	0 (0 to 0)	0 (0 to 0)	0 (0 to 0)	0 (0 to 0)	0 (0 to 0)	0
Rabies	1·5 (0·4 to 3·9)	2 (0·6 to 5·9)	1·4 (0·4 to 3·8)	1·5 (0·4 to 4)	1·2 (0·3 to 3)	0·3 (0·1 to 0·7)	0·4 (0·1 to 1·1)	0·1 (0 to 0·3)	0·2 (0·1 to 0·5)	0 (0 to 0·1)	0 (0 to 0)	0 (0 to 0)	72·1
Intestinal nematode infections	42·5 (22·6 to 70·4)	29·1 (15·4 to 49·5)	23·6 (12·8 to 39·5)	19·3 (10·6 to 32·4)	15·2 (8·2 to 25·2)	11·6 (6·4 to 19·4)	8·7 (4·8 to 14·4)	6·6 (3·6 to 10·7)	3·6 (2 to 6)	1·5 (0·9 to 2·5)	0·4 (0·2 to 0·7)	0·1 (0·1 to 0·2)	1,250
Ascariasis	0·2 (0 to 0·7)	0·1 (0 to 0·5)	0·1 (0 to 0·5)	0·1 (0 to 0·4)	0·2 (0 to 0·6)	0·1 (0 to 0·2)	0·1 (0 to 0·3)	0·1 (0 to 0·3)	0 (0 to 0·2)	0 (0 to 0·1)	0 (0 to 0·1)	0 (0 to 0)	14·1
Trichuriasis	0 (0 to 0)	0 (0 to 0)	0 (0 to 0)	0 (0 to 0)	0 (0 to 0)	0 (0 to 0)	0 (0 to 0)	0 (0 to 0)	0 (0 to 0)	0 (0 to 0)	0 (0 to 0)	0 (0 to 0)	0
Hookworm disease	42·3 (22·4 to 70·4)	28·9 (15·2 to 49·4)	23·5 (12·7 to 39·5)	19·2 (10·4 to 32·3)	15 (7·9 to 25·1)	11·5 (6·3 to 19·3)	8·6 (4·7 to 14·3)	6·5 (3·6 to 10·7)	3·5 (2 to 5·9)	1·5 (0·8 to 2·5)	0·4 (0·2 to 0·7)	0·1 (0 to 0·1)	1,240
Food-borne trematodiases	0 (0 to 0)	0 (0 to 0)	0 (0 to 0)	0 (0 to 0)	0 (0 to 0)	0 (0 to 0)	0 (0 to 0)	0 (0 to 0)	0 (0 to 0)	0 (0 to 0)	0 (0 to 0)	0 (0 to 0)	0
Leprosy	0·3 (0·2 to 0·5)	0·3 (0·2 to 0·5)	0·3 (0·2 to 0·4)	0·3 (0·2 to 0·4)	0·2 (0·1 to 0·5)	0·2 (0·1 to 0·4)	0·2 (0·1 to 0·3)	0·1 (0·1 to 0·3)	0·1 (0 to 0·2)	0 (0 to 0·1)	0 (0 to 0)	0 (0 to 0)	3·1
Ebola	0 (0 to 0)	0 (0 to 0)	0 (0 to 0)	0 (0 to 0)	0 (0 to 0)	0 (0 to 0)	0 (0 to 0)	0 (0 to 0)	0 (0 to 0)	0 (0 to 0)	0 (0 to 0)	0 (0 to 0)	0
Zika virus	0 (0 to 0)	0 (0 to 0)	0 (0 to 0)	0 (0 to 0)	0 (0 to 0)	0 (0 to 0)	0 (0 to 0)	0 (0 to 0)	0 (0 to 0)	0 (0 to 0)	0 (0 to 0)	0 (0 to 0)	0
Guinea worm disease	0 (0 to 0)	0 (0 to 0)	0 (0 to 0)	0 (0 to 0)	0 (0 to 0)	0 (0 to 0)	0 (0 to 0)	0 (0 to 0)	0 (0 to 0)	0 (0 to 0)	0 (0 to 0)	0 (0 to 0)	0
Other neglected tropical diseases	15·8 (6·5 to 28·4)	15·9 (8·7 to 26·5)	9·9 (5·1 to 17·3)	7·7 (4·1 to 12·9)	3·9 (2·1 to 6·6)	4·3 (2·1 to 7·1)	5·2 (2·5 to 9·3)	4·1 (1·9 to 7·4)	3 (1·4 to 5·6)	1·4 (0·7 to 2·5)	0·4 (0·2 to 0·8)	0·1 (0·1 to 0·3)	815
Other infectious diseases	419 (254 to 654)	403 (261 to 591)	319 (214 to 472)	278 (192 to 399)	204 (144 to 285)	187 (132 to 261)	171 (121 to 236)	132 (94 to 182)	89·1 (64·4 to 119)	43·2 (30 to 60·5)	14·5 (10 to 21)	5·9 (3·7 to 9)	13,000
Meningitis	257 (146 to 421)	253 (143 to 401)	177 (105 to 280)	148 (89·5 to 225)	107 (64·2 to 161)	91·3 (55·5 to 140)	90·1 (55·8 to 137)	72·5 (44·3 to 114)	50·1 (31·6 to 73)	23·8 (15·2 to 36·2)	7·6 (4·9 to 11·6)	3 (1·8 to 4·4)	5,540
Encephalitis	25·8 (15·3 to 42·1)	20·1 (12 to 32·7)	16 (9·5 to 25·8)	13·3 (8 to 21·3)	8·7 (5·4 to 13·4)	8·1 (5 to 12·5)	8·4 (5 to 12·9)	6 (3·8 to 9·4)	4 (2·5 to 6·2)	1·6 (1 to 2·6)	0·5 (0·3 to 0·8)	0·2 (0·1 to 0·3)	494
Diphtheria	0·2 (0 to 0·7)	0·3 (0 to 1)	0·2 (0 to 0·7)	0·1 (0 to 0·4)	0 (0 to 0)	0 (0 to 0)	0 (0 to 0)	0 (0 to 0)	0 (0 to 0)	0 (0 to 0)	0 (0 to 0)	0 (0 to 0)	10·3
Tetanus	3 (1·3 to 6·2)	3·3 (1·3 to 7·3)	3 (1·4 to 6·2)	2·5 (1·2 to 4·9)	1·8 (0·8 to 3·8)	1·9 (0·8 to 3·9)	1 (0·4 to 2·1)	0·9 (0·3 to 1·9)	0·4 (0·1 to 0·9)	0·1 (0 to 0·3)	0 (0 to 0·1)	0 (0 to 0)	71·5
Measles	0 (0 to 0·1)	0 (0 to 0)	0 (0 to 0)	0 (0 to 0)	0 (0 to 0)	0 (0 to 0)	0 (0 to 0)	0 (0 to 0)	0 (0 to 0)	0 (0 to 0)	0 (0 to 0)	0 (0 to 0)	81·1
Varicella and herpes zoster	5·5 (2·4 to 9·9)	5·4 (2·5 to 9·6)	5·2 (2·6 to 9·3)	5·1 (2·6 to 9)	5 (2·5 to 9)	6·2 (2·9 to 12·3)	5·1 (2·3 to 9·3)	6 (2·3 to 12·6)	6 (1·8 to 13·9)	4·8 (1·3 to 11·1)	2·5 (0·6 to 6·2)	1·2 (0·3 to 3)	349
Acute hepatitis	32·2 (13·6 to 68·5)	30·4 (12·6 to 63·8)	28·2 (10·8 to 61·8)	21·5 (8·7 to 47·4)	16·1 (7 to 32·5)	15·8 (6·2 to 32·2)	15·2 (6·2 to 29·4)	11·4 (4·4 to 22·4)	7·1 (2·9 to 14·2)	3 (1·2 to 5·6)	0·8 (0·4 to 1·6)	0·2 (0·1 to 0·5)	418
Acute hepatitis A	5·8 (1·6 to 16)	4·1 (1·1 to 11·8)	4·6 (1·1 to 14·6)	3·9 (0·8 to 11·4)	3 (0·8 to 9·5)	3·6 (0·9 to 10·4)	3·1 (0·7 to 8·8)	2·8 (0·6 to 7·7)	1·9 (0·4 to 5·2)	0·7 (0·2 to 2)	0·2 (0·1 to 0·6)	0·1 (0 to 0·2)	162
Acute hepatitis B	24·4 (9·7 to 51·5)	24 (9·3 to 49·8)	21·4 (7·6 to 48·5)	15·3 (6 to 34·1)	10·2 (4 to 21·3)	9·4 (3·5 to 20·5)	10 (3·8 to 21·1)	7·3 (2·5 to 15·5)	4·3 (1·4 to 9·1)	1·8 (0·6 to 3·8)	0·5 (0·2 to 1)	0·1 (0 to 0·2)	216
Acute hepatitis C	1·2 (0·4 to 3·6)	1·4 (0·4 to 3·9)	1·3 (0·4 to 3·8)	1·3 (0·4 to 3·7)	2 (0·6 to 5·3)	1·9 (0·5 to 5·2)	1·1 (0·3 to 3·2)	0·7 (0·2 to 1·9)	0·4 (0·1 to 1·1)	0·3 (0·1 to 1)	0·1 (0 to 0·2)	0 (0 to 0·1)	21·3
Acute hepatitis E	0·8 (0·3 to 1·8)	0·9 (0·3 to 2·5)	0·9 (0·2 to 2·6)	0·9 (0·2 to 2·9)	1 (0·3 to 2·9)	0·9 (0·2 to 2·5)	0·9 (0·2 to 2·8)	0·7 (0·1 to 2·1)	0·4 (0·1 to 1·4)	0·2 (0·1 to 0·6)	0·1 (0 to 0·2)	0 (0 to 0·1)	19
Other unspecified infectious diseases	93·6 (51·5 to 171)	89·9 (53·7 to 144)	88·9 (49·7 to 155)	86·3 (49·8 to 142)	65·3 (36·9 to 107)	63·5 (35·5 to 111)	51·6 (28·7 to 92·3)	35·1 (20·1 to 61)	21·6 (11·9 to 38·2)	9·9 (5·4 to 18·6)	3·1 (1·6 to 6·1)	1·4 (0·7 to 2·7)	2,690
Maternal and neonatal disorders	846 (547 to 1,330)	563 (335 to 914)	138 (102 to 185)	68·2 (51 to 88·4)	41·1 (30·1 to 54)	22·5 (16·9 to 29·3)	10·5 (7·6 to 14·3)	5·2 (3·6 to 7·4)	1·3 (0·7 to 1·9)	0·5 (0·3 to 0·8)	0·1 (0·1 to 0·2)	0 (0 to 0·1)	90,700
Maternal disorders	588 (289 to 1,060)	392 (171 to 741)	32·9 (14·1 to 76)	2·8 (0·5 to 5·9)	1·6 (0·1 to 3·6)	1 (0 to 2·5)	0·6 (0·3 to 1)	0·4 (0·2 to 0·6)	0·2 (0·1 to 0·3)	0·1 (0 to 0·1)	0 (0 to 0)	0 (0 to 0)	4,890
Maternal hemorrhage	84·1 (38 to 162)	50·1 (19 to 109)	3·8 (1·2 to 9·4)	0 (0 to 0)	0 (0 to 0)	0 (0 to 0)	0 (0 to 0)	0 (0 to 0)	0 (0 to 0)	0 (0 to 0)	0 (0 to 0)	0 (0 to 0)	646
Maternal sepsis and other maternal infections	30·2 (12·7 to 62)	19 (7·6 to 41)	1·4 (0·6 to 3·6)	0 (0 to 0)	0 (0 to 0)	0 (0 to 0)	0 (0 to 0)	0 (0 to 0)	0 (0 to 0)	0 (0 to 0)	0 (0 to 0)	0 (0 to 0)	316
Maternal hypertensive disorders	60·6 (29·8 to 113)	40·9 (16·2 to 79·5)	2·6 (0·8 to 6·6)	0 (0 to 0)	0 (0 to 0)	0 (0 to 0)	0 (0 to 0)	0 (0 to 0)	0 (0 to 0)	0 (0 to 0)	0 (0 to 0)	0 (0 to 0)	725
Maternal obstructed labor and uterine rupture	44·3 (24 to 77·3)	28·4 (13·6 to 53·3)	6·1 (2·4 to 11·4)	2·8 (0·5 to 5·9)	1·6 (0·1 to 3·6)	1 (0 to 2·5)	0·6 (0·3 to 1)	0·4 (0·2 to 0·6)	0·2 (0·1 to 0·3)	0·1 (0 to 0·1)	0 (0 to 0)	0 (0 to 0)	329
Maternal abortion and miscarriage	32·5 (11·9 to 68·5)	31·1 (9·9 to 70·3)	2·4 (0·6 to 6·4)	0 (0 to 0)	0 (0 to 0)	0 (0 to 0)	0 (0 to 0)	0 (0 to 0)	0 (0 to 0)	0 (0 to 0)	0 (0 to 0)	0 (0 to 0)	251
Ectopic pregnancy	34·4 (14·6 to 69·8)	21·2 (8·1 to 44·1)	1·8 (0·5 to 4·9)	0 (0 to 0)	0 (0 to 0)	0 (0 to 0)	0 (0 to 0)	0 (0 to 0)	0 (0 to 0)	0 (0 to 0)	0 (0 to 0)	0 (0 to 0)	301
Indirect maternal deaths	93 (40·7 to 184)	62·8 (24·1 to 129)	4 (1·2 to 10·5)	--	--	--	--	--	--	--	--	--	NA
Late maternal deaths	21·2 (8·3 to 43·9)	10·4 (3·8 to 21)	0·6 (0·2 to 1·4)	--	--	--	--	--	--	--	--	--	NA
Maternal deaths aggravated by HIV/AIDS	38·3 (16·6 to 72·9)	26·1 (10·4 to 52·9)	1·7 (0·5 to 4·3)	--	--	--	--	--	--	--	--	--	NA
Neonatal disorders	259 (190 to 338)	171 (125 to 220)	105 (75·5 to 139)	65·4 (48·6 to 85·2)	39·5 (28·7 to 52·4)	21·6 (15·9 to 28·5)	9·9 (7·1 to 13·5)	4·8 (3·3 to 7·1)	1·1 (0·6 to 1·7)	0·4 (0·2 to 0·7)	0·1 (0·1 to 0·2)	0 (0 to 0·1)	85,800
Neonatal preterm birth	158 (114 to 210)	99·4 (72·4 to 130)	57·5 (42·1 to 76·4)	33·8 (25·1 to 43·6)	18·9 (13·9 to 25·7)	10·6 (7·3 to 14·9)	5·7 (3·6 to 8·3)	3·4 (2 to 5·3)	0·9 (0·4 to 1·5)	0·4 (0·2 to 0·7)	0·1 (0·1 to 0·2)	0 (0 to 0·1)	30,000
Neonatal encephalopathy due to birth asphyxia and trauma	53·1 (27·7 to 85·6)	37·8 (19 to 61·7)	24·7 (12·3 to 41·4)	16·8 (8·1 to 28·7)	11·4 (5·8 to 19·1)	5·7 (3·2 to 9·3)	1·8 (0·9 to 2·9)	0·4 (0·2 to 0·8)	0 (0 to 0·1)	0 (0 to 0)	0 (0 to 0)	0 (0 to 0)	19,100
Neonatal sepsis and other neonatal infections	40·1 (20·5 to 70·9)	28·6 (15·5 to 48·6)	19·2 (10·4 to 32·7)	12·6 (6·7 to 21·2)	7·9 (4·6 to 12·8)	4·5 (2·7 to 7·4)	2·2 (1·3 to 3·4)	0·9 (0·5 to 1·5)	0·2 (0·1 to 0·3)	0 (0 to 0)	0 (0 to 0)	0 (0 to 0)	11,600
Hemolytic disease and other neonatal jaundice	7·4 (5·4 to 9·6)	5·2 (3·8 to 6·7)	3·4 (2·5 to 4·5)	2·2 (1·6 to 2·9)	1·3 (1 to 1·8)	0·8 (0·5 to 1)	0·3 (0·2 to 0·5)	0·1 (0·1 to 0·2)	0 (0 to 0)	0 (0 to 0)	0 (0 to 0)	0 (0 to 0)	1,020
Other neonatal disorders	0 (0 to 0)	0 (0 to 0)	0 (0 to 0)	0 (0 to 0)	0 (0 to 0)	0 (0 to 0)	0 (0 to 0)	0 (0 to 0)	0 (0 to 0)	0 (0 to 0)	0 (0 to 0)	0 (0 to 0)	24,000
Nutritional deficiencies	479 (263 to 755)	494 (320 to 716)	375 (252 to 554)	329 (221 to 467)	298 (198 to 436)	280 (178 to 413)	274 (184 to 387)	224 (153 to 325)	156 (105 to 215)	80·2 (53·4 to 114)	28·6 (18·8 to 40·3)	10·7 (6·8 to 16·1)	21,400
Protein-energy malnutrition	188 (109 to 302)	188 (110 to 313)	194 (111 to 323)	177 (109 to 287)	173 (101 to 287)	167 (97·4 to 278)	153 (89·3 to 240)	137 (85·5 to 209)	101 (62·7 to 153)	54 (32·8 to 81·2)	20·2 (12·4 to 30·3)	9 (5·5 to 14·1)	12,300
Iodine deficiency	18·1 (8·7 to 32·8)	14·7 (7·2 to 24·9)	11·3 (5·6 to 21)	8·7 (4 to 15·5)	6·4 (3·1 to 11·6)	4·7 (2·4 to 8·2)	3·1 (1·6 to 5·2)	2 (1·1 to 3·5)	1·1 (0·5 to 1·8)	0·4 (0·2 to 0·7)	0·1 (0·1 to 0·2)	0 (0 to 0)	230
Vitamin A deficiency	6·1 (2·5 to 11·7)	5·2 (2·2 to 9·4)	4·3 (1·9 to 7·9)	3·6 (1·7 to 6·3)	2·8 (1·3 to 4·9)	2·1 (0·9 to 3·7)	1·4 (0·6 to 2·5)	0·9 (0·5 to 1·6)	0·5 (0·3 to 0·8)	0·2 (0·1 to 0·3)	0·1 (0 to 0·1)	0 (0 to 0)	409
Dietary iron deficiency	253 (80·5 to 499)	273 (136 to 467)	152 (73·8 to 273)	128 (63·3 to 220)	107 (53·6 to 184)	96 (39·6 to 174)	101 (48·3 to 179)	69·2 (32·2 to 124)	43·4 (19·7 to 76·1)	20·6 (9·2 to 36·4)	6·3 (2·4 to 12·1)	1 (0·4 to 2·3)	8,280
Other nutritional deficiencies	14·1 (8·5 to 21·7)	12·3 (7·6 to 20)	13·2 (7·9 to 21·1)	12·2 (7·3 to 19·3)	9·6 (5·5 to 15·4)	10·2 (5·8 to 17)	15·7 (7·7 to 29·2)	14·6 (7·4 to 27·1)	9·6 (5 to 17·1)	5 (2·4 to 9·3)	2 (1 to 3·8)	0·6 (0·3 to 1·3)	255
Non-communicable diseases	24,100 (18,500 to 30,900)	26,800 (21,100 to 34,000)	29,000 (22,800 to 36,700)	29,700 (23,600 to 37,600)	30,600 (24,900 to 37,600)	30,100 (25,000 to 36,100)	27,300 (23,200 to 31,400)	23,900 (20,700 to 26,800)	15,900 (14,200 to 17,600)	8,080 (7,270 to 8,870)	2,810 (2,470 to 3,180)	778 (687 to 890)	382,000
Neoplasms	3,580 (2,190 to 5,440)	4,510 (2,990 to 6,740)	5,200 (3,620 to 7,340)	5,350 (3,890 to 7,540)	5,020 (3,760 to 6,690)	4,640 (3,610 to 5,890)	3,850 (3,080 to 4,680)	2,900 (2,370 to 3,430)	1,510 (1,270 to 1,780)	594 (477 to 718)	147 (114 to 185)	28·5 (21·6 to 36·7)	46,700
Lip and oral cavity cancer	203 (109 to 342)	307 (182 to 485)	378 (242 to 572)	340 (218 to 503)	285 (196 to 406)	208 (144 to 289)	129 (89·3 to 176)	85·7 (60·5 to 115)	43·4 (31·6 to 58·3)	20·6 (14·6 to 27·3)	5·8 (4·2 to 8·1)	1·5 (0·9 to 2·1)	2,300
Nasopharynx cancer	33·9 (18·7 to 55)	44·3 (26·5 to 71·1)	44·5 (28·1 to 68·7)	38·3 (24·7 to 58·1)	28·4 (18·6 to 42·7)	19·8 (12·9 to 29·2)	12·5 (8·2 to 17·8)	5·9 (3·9 to 8·6)	2·5 (1·6 to 3·6)	0·7 (0·5 to 1·2)	0·1 (0·1 to 0·2)	0 (0 to 0·1)	299
Other pharynx cancer	59·4 (31·7 to 101)	100 (56·1 to 159)	125 (77·2 to 196)	122 (74·8 to 185)	95·3 (59·8 to 144)	64·2 (42·2 to 95·1)	37·3 (25 to 53·4)	19 (13·1 to 26·6)	7·2 (4·9 to 10·5)	2·8 (1·9 to 3·8)	0·6 (0·4 to 0·9)	0·1 (0·1 to 0·2)	681
Esophageal cancer	67·6 (35·2 to 115)	121 (69·7 to 190)	167 (105 to 250)	177 (115 to 271)	162 (111 to 231)	127 (87·4 to 177)	86·9 (62·6 to 118)	58 (42·5 to 78·6)	27·1 (19·2 to 36·3)	11 (8·2 to 14·5)	2·2 (1·5 to 3·1)	0·4 (0·3 to 0·6)	1,050
Stomach cancer	79·6 (46·6 to 125)	103 (65·4 to 158)	124 (81·8 to 178)	133 (88·9 to 195)	129 (89·2 to 177)	133 (97·5 to 178)	123 (92·8 to 161)	115 (87·7 to 148)	70·5 (54·1 to 91·9)	32·8 (24·4 to 43·3)	8·6 (6 to 12)	1·6 (1·1 to 2·3)	1,170
Colon and rectum cancer	165 (93·4 to 265)	239 (148 to 384)	302 (200 to 455)	326 (223 to 473)	330 (221 to 467)	337 (240 to 466)	292 (216 to 380)	257 (194 to 337)	160 (119 to 208)	65·9 (47·8 to 89·4)	16·6 (11·4 to 23·3)	3·1 (2 to 4·6)	2,770
Liver cancer	116 (56·2 to 213)	150 (77·7 to 262)	187 (105 to 319)	187 (109 to 292)	152 (95·6 to 228)	146 (96·3 to 211)	111 (75·8 to 156)	82·5 (57·2 to 115)	42·9 (31·3 to 57·9)	14·5 (9·9 to 20·2)	3·2 (2·1 to 4·5)	0·6 (0·4 to 1)	1,440
Liver cancer due to hepatitis B	67 (29·2 to 129)	77·9 (34 to 152)	85·7 (41·6 to 161)	76·1 (37·5 to 135)	50·9 (25·1 to 87·2)	40·3 (19·4 to 71·3)	25·7 (12 to 46·8)	16·3 (8·8 to 28·8)	7·2 (3·4 to 12·4)	2·1 (1·1 to 3·7)	0·4 (0·2 to 0·7)	0·1 (0 to 0·2)	572
Liver cancer due to hepatitis C	12·4 (4·9 to 26)	21·4 (8·4 to 43·4)	34·3 (15·9 to 68·4)	41·2 (18·4 to 77·1)	41·7 (19·5 to 75·8)	43·3 (23·4 to 70)	37 (19·8 to 60·6)	32·1 (18 to 50·6)	19·7 (11·7 to 30)	7·7 (4·7 to 11·8)	1·9 (1·1 to 2·7)	0·4 (0·2 to 0·7)	304
Liver cancer due to alcohol use	23 (8·5 to 50·4)	33·6 (12 to 72·1)	46 (19·6 to 93)	48·2 (21·2 to 94·1)	40·4 (18·9 to 70·8)	44 (23·6 to 75·4)	33·2 (18 to 56·1)	20·9 (11·9 to 32·7)	8·8 (4·8 to 14·2)	2·3 (1·3 to 3·6)	0·4 (0·2 to 0·7)	0·1 (0 to 0·1)	324
Liver cancer due to NASH	6·7 (2·6 to 13·8)	9·4 (3·9 to 19·5)	12·6 (5·8 to 25·6)	13·4 (6·1 to 25)	12·5 (5·7 to 23·6)	12·9 (6·8 to 23·5)	11·1 (5·7 to 19·8)	9·9 (5·3 to 17·2)	5·5 (2·9 to 9·8)	1·8 (0·9 to 3·1)	0·4 (0·2 to 0·7)	0·1 (0 to 0·2)	112
Liver cancer due to other causes	6·5 (2·7 to 12·9)	7·7 (3·2 to 15·8)	8·8 (4 to 17·5)	8·1 (3·5 to 15)	6·5 (3·1 to 12·4)	5·6 (2·6 to 10)	4·2 (1·9 to 7·4)	3·2 (1·6 to 5·8)	1·7 (0·8 to 3)	0·5 (0·3 to 1)	0·1 (0·1 to 0·2)	0 (0 to 0)	125
Gallbladder and biliary tract cancer	9·7 (5·3 to 16)	16 (9·4 to 26·5)	22·5 (14·1 to 34·8)	27·4 (17·5 to 41·1)	29·9 (18·9 to 45)	29·8 (19·7 to 42)	27·7 (18·7 to 38·7)	23·8 (16·2 to 33·1)	13·3 (9·2 to 18·9)	5·1 (3·5 to 7·2)	1·3 (0·8 to 1·9)	0·3 (0·2 to 0·4)	219
Pancreatic cancer	61·6 (35·4 to 98·5)	96·1 (60·1 to 150)	133 (82·7 to 202)	163 (107 to 241)	184 (125 to 268)	184 (127 to 254)	166 (118 to 225)	120 (86·7 to 164)	67·3 (48·9 to 90·3)	25·1 (17·9 to 34·3)	5·6 (3·8 to 7·8)	0·9 (0·6 to 1·4)	1,270
Larynx cancer	84·2 (44·4 to 154)	145 (81 to 242)	181 (114 to 285)	194 (126 to 297)	173 (115 to 248)	135 (90·7 to 193)	92·7 (63·2 to 133)	51·9 (36·7 to 73·3)	22 (15·7 to 30·5)	7·2 (5 to 10·1)	1·3 (0·9 to 1·9)	0·2 (0·1 to 0·3)	1,150
Tracheal, bronchus, and lung cancer	135 (75·6 to 218)	231 (145 to 349)	316 (205 to 470)	385 (259 to 553)	405 (287 to 571)	403 (270 to 568)	345 (258 to 451)	245 (182 to 319)	112 (80·8 to 147)	35·4 (24·6 to 46·2)	7·6 (4·8 to 11)	1·2 (0·8 to 1·7)	2,760
Malignant skin melanoma	146 (80 to 242)	146 (84·4 to 240)	161 (97·3 to 249)	137 (86·9 to 212)	125 (79·7 to 188)	105 (65·6 to 161)	81·2 (52·8 to 124)	62·3 (39·2 to 104)	36 (21·3 to 62·6)	14·8 (8·3 to 26·5)	3·5 (1·9 to 6·3)	0·8 (0·4 to 1·4)	1,380
Non-melanoma skin cancer	9·3 (5·2 to 15·6)	12·6 (7·4 to 20·1)	16·9 (10·1 to 26·7)	20·3 (13·4 to 30·3)	19·4 (12·5 to 28·3)	21·4 (14·2 to 32·3)	23·5 (15·5 to 34·5)	21·6 (14·5 to 31·8)	14·9 (9·8 to 21·2)	8·8 (5·7 to 12·9)	3·5 (2·1 to 5·8)	0·8 (0·4 to 1·3)	192
Non-melanoma skin cancer (squamous-cell carcinoma)	9·3 (5·1 to 15·6)	12·6 (7·4 to 20·1)	16·9 (10·1 to 26·7)	20·3 (13·4 to 30·3)	19·4 (12·5 to 28·3)	21·4 (14·1 to 32·3)	23·5 (15·4 to 34·5)	21·6 (14·5 to 31·8)	14·9 (9·8 to 21·2)	8·8 (5·7 to 12·9)	3·5 (2·1 to 5·8)	0·8 (0·4 to 1·3)	192
Non-melanoma skin cancer (basal-cell carcinoma)	0 (0 to 0)	0 (0 to 0)	0 (0 to 0)	0 (0 to 0)	0 (0 to 0)	0 (0 to 0)	0 (0 to 0)	0 (0 to 0)	0 (0 to 0)	0 (0 to 0)	0 (0 to 0)	0 (0 to 0)	0·1
Breast cancer	928 (536 to 1,550)	1,130 (664 to 1,860)	1,170 (722 to 1,830)	1,110 (697 to 1,790)	852 (555 to 1,250)	666 (452 to 952)	541 (361 to 748)	331 (231 to 460)	173 (122 to 238)	71·7 (49·2 to 99·3)	20·4 (13·8 to 29·5)	4·7 (2·9 to 7·1)	8,060
Cervical cancer	570 (290 to 995)	617 (349 to 1,020)	619 (332 to 1,050)	522 (304 to 865)	433 (258 to 693)	353 (215 to 541)	270 (170 to 400)	177 (110 to 255)	80·8 (51·1 to 122)	32·9 (21·9 to 48·7)	6·7 (3·9 to 10·5)	1·8 (1·1 to 2·9)	4,480
Uterine cancer	20·1 (10 to 38·5)	29·5 (15 to 52·1)	40·4 (20·6 to 70·7)	54·4 (28·9 to 93·9)	70·6 (39·5 to 116)	70 (39·6 to 111)	59·8 (33·7 to 95·2)	37·6 (21·5 to 59·3)	19·1 (11·4 to 30·8)	8·3 (5 to 12·9)	2·2 (1·3 to 3·5)	0·4 (0·2 to 0·7)	431
Ovarian cancer	67·3 (35·5 to 116)	96·1 (53·1 to 164)	124 (70·3 to 208)	130 (75·4 to 217)	120 (71·8 to 185)	95 (57·7 to 148)	71·5 (45·5 to 110)	45·4 (28 to 69·7)	21·3 (13·1 to 33·9)	8·6 (4·9 to 13·5)	1·9 (1·1 to 3·1)	0·3 (0·2 to 0·6)	920
Prostate cancer	18·5 (10·4 to 31·4)	65·2 (39·3 to 106)	172 (109 to 277)	315 (195 to 495)	576 (363 to 870)	738 (429 to 1,100)	735 (451 to 1,050)	674 (404 to 962)	331 (241 to 444)	125 (87·3 to 177)	32·1 (20·9 to 46·6)	5·2 (2·9 to 8·4)	3,800
Testicular cancer	17·1 (8 to 32·2)	9·5 (4·6 to 17·4)	5·2 (2·8 to 9·6)	2·9 (1·5 to 5·5)	1·8 (0·9 to 3·2)	1·2 (0·6 to 2·4)	0·8 (0·4 to 1·5)	0·5 (0·2 to 1·1)	0·3 (0·1 to 0·7)	0·1 (0·1 to 0·2)	0 (0 to 0·1)	0 (0 to 0)	211
Kidney cancer	35·3 (19·1 to 60·3)	59·2 (33·3 to 96·7)	75·3 (46 to 121)	96·7 (59·9 to 150)	84·1 (54 to 124)	80·8 (54 to 118)	60·2 (41·8 to 84·7)	43·7 (30 to 61·7)	21·5 (14·9 to 30·6)	8·1 (5·5 to 11·7)	1·6 (1·1 to 2·4)	0·3 (0·2 to 0·4)	700
Bladder cancer	19·6 (11·2 to 32·2)	33 (20·7 to 51·4)	47·5 (30·9 to 70·3)	61·2 (40·8 to 89·3)	75·7 (50·2 to 111)	83·6 (58·6 to 117)	76·8 (56 to 102)	66·7 (49·4 to 87·8)	38·7 (28·9 to 51·1)	17·3 (12·7 to 23·4)	4·5 (3·1 to 6·1)	0·9 (0·6 to 1·2)	549
Brain and central nervous system cancer	87·2 (49 to 146)	88·9 (54·1 to 137)	89·5 (52·5 to 139)	88·5 (56·2 to 135)	72·6 (48·5 to 107)	62·4 (42·2 to 87·6)	42·7 (28·5 to 59·7)	27·2 (17·9 to 38·9)	12·6 (8·1 to 18·9)	3·6 (2·2 to 5·4)	0·8 (0·5 to 1·1)	0·1 (0·1 to 0·2)	1,310
Thyroid cancer	16·3 (8·6 to 27·3)	18·3 (10·6 to 29·6)	20·6 (12·5 to 32)	22·5 (13·7 to 36·2)	19·4 (12·5 to 29·3)	18·6 (12·4 to 27·4)	15·6 (10·5 to 21·8)	11·5 (7·4 to 16·7)	6·1 (3·9 to 8·8)	2·4 (1·5 to 3·7)	0·6 (0·3 to 0·9)	0·1 (0·1 to 0·2)	208
Mesothelioma	17·1 (6·1 to 38·2)	28·3 (11·7 to 54·7)	48·1 (22 to 86·8)	61 (28·1 to 103)	57·9 (24·3 to 98·1)	58·3 (23·7 to 99·1)	42·7 (18·2 to 72·5)	29·8 (14·3 to 48·1)	15·2 (7·3 to 26·2)	4·7 (2·2 to 8·3)	0·8 (0·4 to 1·3)	0·1 (0 to 0·2)	382
Hodgkin lymphoma	28·6 (16·3 to 46·6)	21·7 (13·7 to 34·2)	17·2 (10·9 to 26·5)	15·5 (10 to 24·2)	12·1 (7·9 to 17·7)	10 (6·6 to 14·8)	8·4 (5·7 to 11·6)	5·6 (3·8 to 7·7)	2·3 (1·4 to 3·4)	0·9 (0·5 to 1·3)	0·1 (0 to 0·2)	0 (0 to 0)	380
Non-Hodgkin lymphoma	198 (104 to 337)	181 (104 to 298)	176 (106 to 274)	161 (95·4 to 250)	122 (78·5 to 179)	115 (78·4 to 162)	95·2 (65·4 to 130)	69·1 (49·9 to 94·6)	43·4 (30·4 to 59·3)	17·8 (12·1 to 25·4)	4 (2·7 to 5·8)	0·8 (0·5 to 1·3)	1,990
Multiple myeloma	26·1 (14·9 to 41·3)	40·2 (25·3 to 61·8)	50·7 (31·6 to 78·7)	59·6 (38·3 to 90·7)	61·5 (41·3 to 90·1)	57·8 (40·4 to 79·5)	48·2 (34·5 to 64·4)	35·6 (25·8 to 47·6)	17·1 (12·1 to 23)	6·3 (4·2 to 9·1)	1·2 (0·8 to 1·7)	0·2 (0·1 to 0·2)	431
Leukemia	77·4 (44·4 to 124)	86·6 (54·5 to 132)	88·2 (56·4 to 132)	100 (67 to 153)	92·9 (61·6 to 137)	92·7 (63·9 to 131)	77·1 (53·1 to 105)	58·4 (41·5 to 79)	29·3 (20·1 to 40·2)	11·5 (7·4 to 16·4)	2·7 (1·8 to 4)	0·5 (0·3 to 0·7)	1,620
Acute lymphoid leukemia	5·9 (2·4 to 11·6)	4·3 (2 to 7·9)	3·6 (1·7 to 6·9)	3·5 (1·6 to 6·2)	2·5 (1·1 to 4·8)	2·5 (1·1 to 4·8)	1·6 (0·7 to 3)	0·5 (0·2 to 1·1)	0·2 (0·1 to 0·5)	0·1 (0 to 0·1)	0 (0 to 0)	0 (0 to 0)	251
Chronic lymphoid leukemia	15·7 (7·4 to 29·8)	25·3 (13·5 to 43·7)	32·7 (18·4 to 54·6)	41·3 (24·5 to 70·4)	43·8 (26·3 to 70·1)	45·1 (27·8 to 69·5)	40·9 (25·1 to 60·8)	32·9 (20·8 to 47·7)	17·1 (10·5 to 26·1)	7 (4 to 11)	1·8 (1·1 to 3)	0·3 (0·2 to 0·6)	318
Acute myeloid leukemia	18·4 (8·8 to 34·8)	17·2 (9·1 to 30·8)	12·4 (6·1 to 21·9)	11·4 (5·3 to 21·4)	7·9 (3·6 to 15·2)	6·1 (2·9 to 11·9)	3·5 (1·6 to 6·7)	1·6 (0·7 to 3·2)	0·6 (0·3 to 1·3)	0·2 (0·1 to 0·4)	0 (0 to 0·1)	0 (0 to 0)	276
Chronic myeloid leukemia	4·1 (1·6 to 9)	4·1 (1·8 to 8·3)	3·7 (1·7 to 7·2)	3·7 (1·6 to 7·6)	2·7 (1·1 to 5·6)	3·1 (1·4 to 6)	1·9 (0·8 to 4)	1·5 (0·6 to 3·3)	0·5 (0·2 to 1·1)	0·1 (0 to 0·3)	0 (0 to 0·1)	0 (0 to 0)	59·9
Other leukemia	33·3 (17·1 to 58·9)	35·8 (20·1 to 58·7)	35·8 (20·5 to 57·6)	40·1 (23·4 to 63)	36 (21·7 to 56·4)	35·9 (22·3 to 55)	29·2 (18·2 to 44·2)	21·9 (14·2 to 32·5)	10·8 (6·7 to 16·5)	4·2 (2·5 to 6·4)	0·8 (0·5 to 1·2)	0·1 (0 to 0·2)	716
Other malignant neoplasms	274 (164 to 425)	280 (184 to 424)	283 (189 to 412)	275 (191 to 394)	237 (166 to 331)	207 (154 to 277)	158 (116 to 206)	122 (90·2 to 159)	61·3 (45·6 to 80·6)	23·8 (16·6 to 32)	6·1 (4·3 to 8·4)	1·3 (0·9 to 1·9)	4,310
Other neoplasms	11 (5·8 to 19·6)	11·7 (6·3 to 21·5)	15·8 (9·3 to 27·7)	19·9 (12·1 to 34)	17·1 (10·4 to 28·1)	21·7 (14·4 to 35·9)	22·8 (13·8 to 37·6)	21·2 (13·3 to 36·1)	16·1 (9·9 to 25·9)	6·2 (3·8 to 9·7)	1·9 (1 to 3·1)	0·3 (0·2 to 0·5)	208
Myelodysplastic, myeloproliferative, and other hematopoietic n	11 (5·8 to 19·6)	11·7 (6·3 to 21·5)	15·8 (9·3 to 27·7)	19·9 (12·1 to 34)	17·1 (10·4 to 28·1)	21·7 (14·4 to 35·9)	22·8 (13·8 to 37·6)	21·2 (13·3 to 36·1)	16·1 (9·9 to 25·9)	6·2 (3·8 to 9·7)	1·9 (1 to 3·1)	0·3 (0·2 to 0·5)	208
Benign and in situ intestinal neoplasms	0 (0 to 0)	0 (0 to 0)	0 (0 to 0)	0 (0 to 0)	0 (0 to 0)	0 (0 to 0)	0 (0 to 0)	0 (0 to 0)	0 (0 to 0)	0 (0 to 0)	0 (0 to 0)	0 (0 to 0)	0
Benign and in situ cervical and uterine neoplasms	0 (0 to 0)	0 (0 to 0)	0 (0 to 0)	0 (0 to 0)	0 (0 to 0)	0 (0 to 0)	0 (0 to 0)	0 (0 to 0)	0 (0 to 0)	0 (0 to 0)	0 (0 to 0)	0 (0 to 0)	0
Other benign and in situ neoplasms	0 (0 to 0)	0 (0 to 0)	0 (0 to 0)	0 (0 to 0)	0 (0 to 0)	0 (0 to 0)	0 (0 to 0)	0 (0 to 0)	0 (0 to 0)	0 (0 to 0)	0 (0 to 0)	0 (0 to 0)	0
Cardiovascular diseases	3,370 (2,090 to 5,070)	5,090 (3,350 to 7,590)	6,870 (4,840 to 9,880)	8,000 (5,790 to 11,000)	9,810 (7,370 to 13,100)	10,400 (8,090 to 13,300)	10,000 (7,960 to 12,400)	9,620 (7,830 to 11,400)	6,920 (5,720 to 8,160)	3,670 (2,970 to 4,350)	1,300 (1,010 to 1,610)	365 (278 to 452)	83,600
Rheumatic heart disease	168 (114 to 243)	147 (100 to 213)	117 (80·9 to 164)	102 (70·1 to 146)	95·1 (63·8 to 136)	83·2 (55·7 to 120)	61·4 (41·5 to 85·1)	50·4 (32·2 to 70·5)	29·5 (20 to 41·6)	13·5 (8·8 to 19·4)	4·2 (2·8 to 6·1)	1 (0·6 to 1·4)	2,370





Cause	Early Neonatal	Late Neonatal	Post Neonatal	1 to 4	5 to 9	10 to 14	15 to 19	20 to 24	25 to 29	30 to 34	35 to 39	40 to 44	45 to 49	50 to 54	55 to 59	60 to 64	65 to 69	70 to 74	75 to 79	80 to 84	85 to 89	90 to 94	95 plus	Total
All causes	1,504,000 (1,212,000–1,850,000)	296,000 (222,000–387,000)	1,040,000 (801,000–1,330,000)	1,527,000 (1,180,000–1,950,000)	524,000 (407,000–667,000)	1,010,000 (777,000–1,310,000)	1,760,000 (1,350,000–2,290,000)	1,510,000 (1,150,000–1,980,000)	1,210,000 (911,000–1,600,000)	1,090,000 (820,000–1,450,000)	1,010,000 (753,000–1,360,000)	1,010,000 (748,000–1,370,000)	1,020,000 (753,000–1,380,000)	1,050,000 (771,000–1,440,000)	1,110,000 (811,000–1,530,000)	1,040,000 (750,000–1,450,000)	1,060,000 (759,000–1,490,000)	870,000 (614,000–1,240,000)	1,060,000 (746,000–1,530,000)	526,000 (357,000–774,000)	1,020,000 (697,000–1,500,000)	1,020,000 (697,000–1,500,000)	20,400,000
Communicable, maternal, neonatal, and nutritional diseases	1,210,000 (1,110,000–1,330,000)	286,000 (257,000–324,000)	899,000 (807,000–1,000,000)	1,400,000 (1,260,000–1,560,000)	453,000 (407,000–504,000)	847,000 (762,000–941,000)	1,450,000 (1,300,000–1,610,000)	1,230,000 (1,100,000–1,370,000)	1,000,000 (894,000–1,120,000)	1,000,000 (894,000–1,120,000)	1,000,000 (894,000–1,120,000)	1,000,000 (894,000–1,120,000)	1,000,000 (894,000–1,120,000)	1,050,000 (939,000–1,180,000)	1,110,000 (992,000–1,240,000)	1,040,000 (929,000–1,160,000)	1,060,000 (948,000–1,190,000)	870,000 (778,000–974,000)	1,060,000 (947,000–1,190,000)	526,000 (470,000–589,000)	1,020,000 (912,000–1,140,000)	1,020,000 (912,000–1,140,000)	19,600,000
HIV/AIDS and sexually transmitted infections	42,600 (31,400–58,200)	8,020 (5,910–10,900)	49,500 (36,500–67,600)	107,000 (79,000–146,000)	19,900 (14,700–27,200)	19,900 (14,700–27,200)	19,900 (14,700–27,200)	19,900 (14,700–27,200)	19,900 (14,700–27,200)	19,900 (14,700–27,200)	19,900 (14,700–27,200)	19,900 (14,700–27,200)	19,900 (14,700–27,200)	19,900 (14,700–27,200)	19,900 (14,700–27,200)	19,900 (14,700–27,200)	19,900 (14,700–27,200)	19,900 (14,700–27,200)	19,900 (14,700–27,200)	19,900 (14,700–27,200)	19,900 (14,700–27,200)	19,900 (14,700–27,200)	773,000 (569,000–1,020,000)
HIV/AIDS	24.2 (17.8–32.7)	73,000 (53,800–98,500)	517,000 (380,000–697,000)	1,000,000 (740,000–1,350,000)	84,600 (62,300–114,000)	217,000 (160,000–293,000)	1,000,000 (740,000–1,350,000)	1,000,000 (740,000–1,350,000)	764,000 (562,000–1,030,000)	1,000,000 (740,000–1,350,000)	1,000,000 (740,000–1,350,000)	1,000,000 (740,000–1,350,000)	1,000,000 (740,000–1,350,000)	1,000,000 (740,000–1,350,000)	1,000,000 (740,000–1,350,000)	1,000,000 (740,000–1,350,000)	1,000,000 (740,000–1,350,000)	1,000,000 (740,000–1,350,000)	1,000,000 (740,000–1,350,000)	1,000,000 (740,000–1,350,000)	1,000,000 (740,000–1,350,000)	1,000,000 (740,000–1,350,000)	7,510,000
HIV/AIDS - Drug-susceptible Tuberculosis	22.1 (16.3–29.9)	11.5 (8.48–15.6)	11,600 (8,550–15,700)	119,000 (87,800–161,000)	14,600 (10,800–19,700)	37,500 (27,600–50,800)	165,000 (122,000–223,000)	153,000 (113,000–207,000)	120,000 (88,300–162,000)	119,000 (87,800–161,000)	119,000 (87,800–161,000)	119,000 (87,800–161,000)	119,000 (87,800–161,000)	119,000 (87,800–161,000)	119,000 (87,800–161,000)	119,000 (87,800–161,000)	119,000 (87,800–161,000)	119,000 (87,800–161,000)	119,000 (87,800–161,000)	119,000 (87,800–161,000)	119,000 (87,800–161,000)	119,000 (87,800–161,000)	1,920,000
HIV/AIDS - Multidrug-resistant Tuberculosis without extensive drug resistance	0 (0–0)	0 (0–0.04)	1,980 (1,460–2,690)	20,400 (15,000–27,700)	2,480 (1,840–3,360)	6,370 (4,690–8,650)	28,100 (20,700–38,200)	26,000 (19,200–35,300)	20,400 (15,000–27,700)	20,400 (15,000–27,700)	20,400 (15,000–27,700)	20,400 (15,000–27,700)	20,400 (15,000–27,700)	20,400 (15,000–27,700)	20,400 (15,000–27,700)	20,400 (15,000–27,700)	20,400 (15,000–27,700)	20,400 (15,000–27,700)	20,400 (15,000–27,700)	20,400 (15,000–27,700)	20,400 (15,000–27,700)	20,400 (15,000–27,700)	327,000 (241,000–444,000)
HIV/AIDS - Extensively drug-resistant Tuberculosis	0 (0–0)	0 (0–0)	25 (18–34)	264 (195–358)	32 (24–43)	82 (61–111)	364 (268–494)	337 (248–457)	259 (191–351)	259 (191–351)	259 (191–351)	259 (191–351)	259 (191–351)	259 (191–351)	259 (191–351)	259 (191–351)	259 (191–351)	259 (191–351)	259 (191–351)	259 (191–351)	259 (191–351)	259 (191–351)	259 (191–351)	4,230
HIV/AIDS resulting in other diseases	18.5 (14.1–24.3)	13.7 (10.4–18.1)	107 (83.6–137)	160 (126–202)	19 (15.1–24.2)	43 (34.2–54.8)	179 (142–228)	169 (134–215)	139 (110–177)	139 (110–177)	139 (110–177)	139 (110–177)	139 (110–177)	139 (110–177)	139 (110–177)	139 (110–177)	139 (110–177)	139 (110–177)	139 (110–177)	139 (110–177)	139 (110–177)	139 (110–177)	139 (110–177)	2,260
Sexually transmitted infections, excluding HIV	42,600 (31,400–58,200)	8,020 (5,910–10,900)	11,500 (8,480–15,600)	19,900 (14,700–27,200)	19,900 (14,700–27,200)	19,900 (14,700–27,200)	19,900 (14,700–27,200)	19,900 (14,700–27,200)	19,900 (14,700–27,200)	19,900 (14,700–27,200)	19,900 (14,700–27,200)	19,900 (14,700–27,200)	19,900 (14,700–27,200)	19,900 (14,700–27,200)	19,900 (14,700–27,200)	19,900 (14,700–27,200)	19,900 (14,700–27,200)	19,900 (14,700–27,200)	19,900 (14,700–27,200)	19,900 (14,700–27,200)	19,900 (14,700–27,200)	19,900 (14,700–27,200)	373,000 (275,000–507,000)
Syphilis	42,600 (31,400–58,200)	8,020 (5,910–10,900)	11,500 (8,480–15,600)	19,900 (14,700–27,200)	19,900 (14,700–27,200)	19,900 (14,700–27,200)	19,900 (14,700–27,200)	19,900 (14,700–27,200)	19,900 (14,700–27,200)	19,900 (14,700–27,200)	19,900 (14,700–27,200)	19,900 (14,700–27,200)	19,900 (14,700–27,200)	19,900 (14,700–27,200)	19,900 (14,700–27,200)	19,900 (14,700–27,200)	19,900 (14,700–27,200)	19,900 (14,700–27,200)	19,900 (14,700–27,200)	19,900 (14,700–27,200)	19,900 (14,700–27,200)	19,900 (14,700–27,200)	373,000 (275,000–507,000)
Chlamydial infection	0 (0–0)	0 (0–0)	0 (0–0)	0 (0–0)	0 (0–0)	0 (0–0)	0 (0–0)	0 (0–0)	0 (0–0)	0 (0–0)	0 (0–0)	0 (0–0)	0 (0–0)	0 (0–0)	0 (0–0)	0 (0–0)	0 (0–0)	0 (0–0)	0 (0–0)	0 (0–0)	0 (0–0)	0 (0–0)	0 (0–0)	0 (0–0)
Gonococcal infection	0 (0–0)	0 (0–0)	0 (0–0)	0 (0–0)	0 (0–0)	0 (0–0)	0 (0–0)	0 (0–0)	0 (0–0)	0 (0–0)	0 (0–0)	0 (0–0)	0 (0–0)	0 (0–0)	0 (0–0)	0 (0–0)	0 (0–0)	0 (0–0)	0 (0–0)	0 (0–0)	0 (0–0)	0 (0–0)	0 (0–0)	0 (0–0)
Trichomoniasis	0 (0–0)	0 (0–0)	0 (0–0)	0 (0–0)	0 (0–0)	0 (0–0)	0 (0–0)	0 (0–0)	0 (0–0)	0 (0–0)	0 (0–0)	0 (0–0)	0 (0–0)	0 (0–0)	0 (0–0)	0 (0–0)	0 (0–0)	0 (0–0)	0 (0–0)	0 (0–0)	0 (0–0)	0 (0–0)	0 (0–0)	0 (0–0)
Genital herpes	0 (0–0)	0 (0–0)	0 (0–0)	0 (0–0)	0 (0–0)	27.8 (19.1–40.4)	115 (79.1–167)	98 (67.1–142)	77.1 (52.8–112)	77.1 (52.8–112)	77.1 (52.8–112)	77.1 (52.8–112)	77.1 (52.8–112)	77.1 (52.8–112)	77.1 (52.8–112)	77.1 (52.8–112)	77.1 (52.8–112)	77.1 (52.8–112)	77.1 (52.8–112)	77.1 (52.8–112)	77.1 (52.8–112)	77.1 (52.8–112)	77.1 (52.8–112)	1,290
Syphilis	0 (0–0)	0 (0–0)	0 (0–0)	0 (0–0)	0 (0–0)	0 (0–0)	0 (0–0)	0 (0–0)	0 (0–0)	0 (0–0)	0 (0–0)	0 (0–0)	0 (0–0)	0 (0–0)	0 (0–0)	0 (0–0)	0 (0–0)	0 (0–0)	0 (0–0)	0 (0–0)	0 (0–0)	0 (0–0)	0 (0–0)	0 (0–0)
Other sexually transmitted infections	42,600 (31,400–58,200)	8,020 (5,910–10,900)	11,500 (8,480–15,600)	19,900 (14,700–27,200)	19,900 (14,700–27,200)	19,900 (14,700–27,200)	19,900 (14,700–27,200)	19,900 (14,700–27,200)	19,900 (14,700–27,200)	19,900 (14,700–27,200)	19,900 (14,700–27,200)	19,900 (14,700–27,200)	19,900 (14,700–27,200)	19,900 (14,700–27,200)	19,900 (14,700–27,200)	19,900 (14,700–27,200)	19,900 (14,700–27,200)	19,900 (14,700–27,200)	19,900 (14,700–27,200)	19,900 (14,700–27,200)	19,900 (14,700–27,200)	19,900 (14,700–27,200)	373,000 (275,000–507,000)
Respiratory infections and tuberculosis	1,180,000 (1,080,000–1,290,000)	285,000 (256,000–322,000)	1,160,000 (1,040,000–1,300,000)	1,870,000 (1,690,000–2,080,000)	427,000 (384,000–475,000)	1,040,000 (937,000–1,150,000)	1,870,000 (1,690,000–2,080,000)	1,870,000 (1,690,000–2,080,000)	1,870,000 (1,690,000–2,080,000)	1,870,000 (1,690,000–2,080,000)	1,870,000 (1,690,000–2,080,000)	1,870,000 (1,690,000–2,080,000)	1,870,000 (1,690,000–2,080,000)	1,870,000 (1,690,000–2,080,000)	1,870,000 (1,690,000–2,080,000)	1,870,000 (1,690,000–2,080,000)	1,870,000 (1,690,000–2,080,000)	1,870,000 (1,690,000–2,080,000)	1,870,000 (1,690,000–2,080,000)	1,870,000 (1,690,000–2,080,000)	1,870,000 (1,690,000–2,080,000)	1,870,000 (1,690,000–2,080,000)	31,800,000
Tuberculosis	0 (0–0)	0 (0–1.2)	53,600 (37,600–74,600)	27,600 (19,400–38,400)	24,600 (17,400–34,200)	8,050 (5,660–11,200)	25,600 (18,000–35,600)	19,600 (13,800–27,300)	17,900 (12,600–24,900)	16,500 (11,600–23,000)	16,500 (11,600–23,000)	16,500 (11,600–23,000)	16,500 (11,600–23,000)	16,500 (11,600–23,000)	16,500 (11,600–23,000)	16,500 (11,600–23,000)	16,500 (11,600–23,000)	16,500 (11,600–23,000)	16,500 (11,600–23,000)	16,500 (11,600–23,000)	16,500 (11,600–23,000)	16,500 (11,600–23,000)	471,000 (331,000–655,000)
Latent tuberculosis infection	0 (0–0)	0 (0–0)	0 (0–0)	0 (0–0)	0 (0–0)	0 (0–0)	0 (0–0)	0 (0–0)	0 (0–0)	0 (0–0)	0 (0–0)	0 (0–0)	0 (0–0)	0 (0–0)	0 (0–0)	0 (0–0)	0 (0–0)	0 (0–0)	0 (0–0)	0 (0–0)	0 (0–0)	0 (0–0)	0 (0–0)	0
Drug-susceptible tuberculosis	0 (0–0)	0 (0–1.1)	22,500 (15,600–31,600)	11,600 (8,120–16,200)	10,100 (7,160–14,200)	3,780 (2,650–5,260)	17,100 (12,000–24,000)	13,600 (9,540–19,100)	12,400 (8,730–17,400)	11,200 (7,880–15,800)	11,200 (7,880–15,800)	11,200 (7,880–15,800)	11,200 (7,880–15,800)	11,200 (7,880–15,800)	11,200 (7,880–15,800)	11,200 (7,880–15,800)	11,200 (7,880–15,800)	11,200 (7,880–15,800)	11,200 (7,880–15,800)	11,200 (7,880–15,800)	11,200 (7,880–15,800)	11,200 (7,880–15,800)	324,000 (228,000–454,000)
Multidrug-resistant tuberculosis without extensive drug resistance	0 (0–0)	0 (0–0)	1,980 (1,460–2,690)	20,400 (15,000–27,700)	2,480 (1,840–3,360)	6,370 (4,690–8,650)	28,100 (20,700–38,200)	26,000 (19,200–35,300)	20,400 (15,000–27,700)	20,400 (15,000–27,700)	20,400 (15,000–27,700)	20,400 (15,000–27,700)	20,400 (15,000–27,700)	20,400 (15,000–27,700)	20,400 (15,000–27,700)	20,400 (15,000–27,700)	20,400 (15,000–27,700)	20,400 (15,000–27,700)	20,400 (15,000–27,700)	20,400 (15,000–27,700)	20,400 (15,000–27,700)	20,400 (15,000–27,700)	327,000 (241,000–444,000)
Extensively drug-resistant tuberculosis	0 (0–0)	0 (0–0)	25 (18–34)	264 (195–358)	32 (24–43)	82 (61–111)	364 (268–494)	337 (248–457)	259 (191–351)	259 (191–351)	259 (191–351)	259 (191–351)	259 (191–351)	259 (191–351)	259 (191–351)	259 (191–351)	259 (191–351)	259 (191–351)	259 (191–351)	259 (191–351)	259 (191–351)	259 (191–351)	259 (191–351)	4,230
Lower respiratory infections	58,300 (42,900–80,600)	11,900 (8,720–16,000)	1,160,000 (1,040,000–1,300,000)	1,870,000 (1,690,000–2,080,000)	427,000 (384,000–475,000)	1,040,000 (937,000–1,150,000)	1,870,000 (1,690,000–2,080,000)	1,870,000 (1,690,000–2,080,000)	1,870,000 (1,690,000–2,080,000)	1,870,000 (1,690,000–2,080,000)	1,870,000 (1,690,000–2,080,000)	1,870,000 (1,690,000–2,080,000)	1,870,000 (1,690,000–2,080,000)	1,870,000 (1,690,000–2,080,000)	1,870,000 (1,690,000–2,080,000)	1,870,000 (1,690,000–2,080,000)	1,870,000 (1,690,000–2,080,000)	1,870,000 (1,690,000–2,080,000)	1,870,000 (1,690,000–2,080,000)	1,870,000 (1,690,000–2,080,000)	1,870,000 (1,690,000–2,080,000)	1,870,000 (1,690,000–2,080,000)	31,800,000 (23,900,000–42,200,000)
Upper respiratory infections	0 (0–0)	0 (0–0)	0 (0–0)	0 (0–0)	0 (0–0)	0 (0–0)	0 (0–0)	0 (0–0)	0 (0–0)	0 (0–0)	0 (0–0)	0 (0–0)	0 (0–0)	0 (0–0)	0 (0–0)	0 (0–0)	0 (0–0)	0 (0–0)	0 (0–0)	0 (0–0)	0 (0–0)	0 (0–0)	0 (0–0)	0 (0–0)
Otitis media	0 (0–0)	7.9 (5.7–11.1)	317 (229–443)	2,870 (2,080–4,020)	1,060 (768–1,480)	2,660 (1,930–3,720)	4,490 (3,250–6,280)	3,760 (2,720–5,260)	3,060 (2,220–4,280)	2,560 (1,850–3,580)	2,560 (1,850–3,580)	2,560 (1,850–3,580)	2,560 (1,850–3,580)	2,560 (1,850–3,580)	2,560 (1,850–3,580)	2,560 (1,850–3,580)	2,560 (1,850–3,580)	2,560 (1,850–3,580)	2,560 (1,850–3,580)	2,560 (1,850–3,580)	2,560 (1,850–3,580)	2,560 (1,850–3,580)	43,600 (31,600–61,000)
Biliary infections	1,200 (1,000–1,400)	10,200 (8,500–12,000)	249,000 (207,000–293,000)	60,300 (50,200–71,000)	29,200 (24,300–34,400)	9,550 (7,950–11,200)	13,200 (11,000–15,600)	20,300 (16,900–23,900)	16,900 (14,100–19,900)	36,200 (30,100–42,600)	29,200 (24,300–34,400)	23,000 (19,100–27,100)	21,300 (17,700–25,100)	20,700 (17,200–24,400)	22,200 (18,500–26,200)	21,000 (17,500–24,800)	20,400 (17,000–24,000)	19,900 (16,600–23,500)	19,200 (16,000–22,600)	15,500 (12,900–18,300)	4,540 (3,780–5,350)	4,540 (3,780–5,350)	1,040,000 (865,000–1,230,000)
Diarrheal diseases	457,000 (362,000–574,000)	49,200 (39,000–62,000)	169,000 (134,000–213,000)	72,900 (57,800–91,900)	17,600 (13,900–22,200)	9,660 (7,650–12,200)	17,400 (13,800–21,900)	14,700 (11,600–18,500)	12,900 (10,200–16,200)	12,400 (9,790–15,600)	12,400 (9,790–15,600)	12,400 (9,790–15,600)	12,400 (9,790–15,600)	12,400 (9,790–15,600)	12,400 (9,790–15,600)	12,400 (9,790–15,600)	12,400 (9,790–15,600)	12,400 (9,790–15,600)	12,400 (9,790–15,600)	12,400 (9,790–15,600)	12,400 (9,790–15,600)	12,400 (9,790–15,600)	1,020,000 (805,000–1,290,000)
Typhoid and paratyphoid	0 (0–0)	0 (0–0)	0 (0–0)	0 (0–0)	0 (0–0)	0 (0–0)	0 (0–0)	0 (0–0)	0 (0–0)	0 (0–0)	0 (0–0)	0 (0–0)	0 (0–0)	0 (0–0)	0 (0–0)	0 (0–0)	0 (0–0)	0 (0–0)	0 (0–0)	0 (0–0)	0 (0–0)	0 (0–0)	0 (0–0)	0
Typhoid fever	0 (0–0)	0 (0–0)	0 (0–0)	0 (0–0)	0 (0–0)	0 (0–0)	0 (0–0)	0 (0–0)	0 (0–0)	0 (0–0)	0 (0–0)	0 (0–0)	0 (0–0)	0 (0–0)	0 (0–0)	0 (0–0)	0 (0–0)	0 (0–0)	0 (0–0)	0 (0–0)	0 (0–0)	0 (0–0)	0 (0–0)	0
Paratyphoid fever	0 (0–0)	0 (0–0)	0 (0–0)	0 (0–0)	0 (0–0)	0 (0–0)	0 (0–0)	0 (0–0)	0 (0–0)	0 (0–0)	0 (0–0)	0 (0–0)	0 (0–0)	0 (0–0)	0 (0–0)	0 (0–0)	0 (0–0)	0 (0–0)	0 (0–0)	0 (0–0)	0 (0–0)	0 (0–0)	0 (0–0)	0
Invasive Non-typhoidal Salmonella (iNTS)	0 (0–0)	0 (0–0)	0 (0–0)	0 (0–0)	0 (0–0)	0 (0–0)	0 (0–0)	0 (0–0)	0 (0–0)	0 (0–0)	0 (0–0)	0 (0–0)	0 (0–0)	0 (0–0)	0 (0–0)	0 (0–0)	0 (0–0)	0 (0–0)	0 (0–0)	0 (0–0)	0 (0–0)	0 (0–0)	0 (0–0)	0
Other intestinal infectious diseases	0 (0–0)	666 (0–1,600)	1,440 (0–3,450)	2,740 (0–6,570)	1,100 (0–2,640)	1,100 (0–2,640)	1,100 (0–2,640)	1,100 (0–2,640)	1,100 (0–2,640)	1,100 (0–2,640)	1,100 (0–2,640)	1,100 (0–2,640)	1,100 (0–2,640)	1,100 (0–2,640)	1,100 (0–2,640)	1,100 (0–2,640)	1,100 (0–2,640)	1,100 (0–2,640)	1,100 (0–2,640)	1,100 (0–2,640)	1,100 (0–2,640)	1,100 (0–2,640)	24,000 (0–57,600)
Neglected tropical diseases and malaria	13,500 (9,140–19,100)	2,650 (1,800–3,750)	11,500 (8,040–15,900)	15,700 (10,900–22,000)	4,650 (3,230–6,520)	4,650 (3,230–6,520)	4,650 (3,230–6,520)	4,650 (3,230–6,520)	4,650 (3,230–6,520)	4,650 (3,230–6,520)	4,650 (3,230–6,520)	4,650 (3,230–6,520)	4,650 (3,230–6,520)	4,650 (3,230–6,520)	4,650 (3,230–6,520)	4,650 (3,230–6,520)	4,650 (3,230–6,520)	4,650 (3,230–6,520)	4,650 (3,230–6,520)	4,650 (3,230–6,520)	4,650 (3,230–6,520)	4,650 (3,230–6,520)	121,000 (84,200–169,000)
Malaria	13.6 (9.4–19.0)	873 (606–1,210)	2,730 (1,900–3,800)	1,780 (1,240–2,480)	774 (539–1,080)	774 (539–1,080)	1,020 (709–1,420)	1,020 (709–1,420)	1,020 (709–1,420)	1,020 (709–1,420)	1,020 (709–1,420)	1,020 (709–1,420)	1,020 (709–1,420)	1,020 (709–1,420)	1,020 (709–1,420)	1,020 (709–1,420)	1,020 (709–1,420)	1,020 (709–1,420)	1,020 (709–1,420)	1,020 (709–1,420)	1,020 (709–1,420)	1,020 (709–1,420)	1,020 (709–1,420)	25,500 (17,700–35,500)
Chagas disease	0 (0–0)	0 (0–0)	0 (0–0)	0 (0–0)	0 (0–0)	0 (0–0)	0 (0–0)	0 (0–0)	0 (0–0)	0 (0–0)	0 (0–0)	0 (0–0)	0 (0–0)	0 (0–0)	0 (0–0)	0 (0–0)	0 (0–0)	0 (0–0)	0 (0–0)	0 (0–0)	0 (0–0)	0 (0–0)	0 (0–0)	0
Leishmaniasis	0 (0–0)	0 (0–0)	0 (0–0)	0 (0–0)	0 (0–0)	0 (0–0)	0 (0–0)	0 (0–0)	0 (0–0)	0 (0–0)	0 (0–0)	0 (0–0)	0 (0–0)	0 (0–0)	0 (0–0)	0 (0–0)	0 (0–0)	0 (0–0)	0 (0–0)	0 (0–0)	0 (0–0)	0 (0–0)	0 (0–0)	0
Visceral leishmaniasis	0 (0–0)	0 (0–0)	0 (0–0)	0 (0–0)	0 (0–0)	0 (0–0)	0 (0–0)	0 (0–0)	0 (0–0)	0 (0–0)	0 (0–0)	0 (0–0)	0 (0–0)	0 (0–0)	0 (0–0)	0 (0–0)	0 (0–0)	0 (0–0)	0 (0–0)	0 (0–0)	0 (0–0)	0 (0–0)	0 (0–0)	0
Cutaneous and mucocutaneous leishmaniasis	0 (0–0)	0 (0–0)	0 (0–0)	0 (0–0)	0 (0–0)	0 (0–0)	0 (0–0)	0 (0–0)	0 (0–0)	0 (0–0)	0 (0–0)	0 (0–0)	0 (0–0)	0 (0–0)	0 (0–0)	0 (0–0)	0 (0–0)	0 (0–0)	0 (0–0)	0 (0–0)	0 (0–0)	0 (0–0)	0 (0–0)	0
African trypanosomiasis	0 (0–0)	0 (0–0)	0 (0–0)	0 (0–0)	0 (0–0)	0 (0–0)	0 (0–0)	0 (0–0)	0 (0–0)	0 (0–0)	0 (0–0)	0 (0–0)	0 (0–0)	0 (0–0)	0 (0–0)	0 (0–0)	0 (0–0)	0 (0–0)	0 (0–0)	0 (0–0)	0 (0–0)	0 (0–0)	0 (0–0)	0
Schistosomiasis	0 (0–0)	0 (0–0)	13 (9.4–21)	152 (114–207)	1,760 (1,310–2,310)	1,410 (1,040–1,870)	12,200 (9,100–16,200)	9,760 (7,230–12,900)	7,980 (5,900–10,600)	7,130 (5,280–9,450)	7,130 (5,280–9,450)	7,130 (5,280–9,450)	7,130 (5,280–9,450)	7,130 (5,280–9,450)	7,130 (5,280–9,450)	7,130 (5,280–9,450)	7,130 (5,280–9,450)	7,130 (5,280–9,450)	7,130 (5,280–9,450)	7,130 (5,280–9,450)	7,130 (5,280–9,450)	7,130 (5,280–9,450)	173,000 (128,000–230,000)
Cysticercosis	0 (0–0)	0 (0–0)	0 (0–0)	0 (0–0)	0 (0–0)	0 (0–0)	0 (0–0)	0 (0–0)	0 (0–0)	0 (0–0)	0 (0–0)	0 (0–0)	0 (0–0)	0 (0–0)	0 (0–0)	0 (0–0)	0 (0–0)	0 (0–0)	0 (0–0)	0 (0–0)	0 (0–0)	0 (0–0)	0 (0–0)	0
Cystic echinococcosis	0 (0–0)	0 (0–0)	0 (0–0)	0 (0–0)	0 (0–0)	0 (0–0)	0 (0–0)	0 (0–0)	0 (0–0)	0 (0–0)	0 (0–0)	0 (0–0)	0 (0–0)	0 (0–0)	0 (0–0)	0 (0–0)	0 (0–0)	0 (0–0)	0 (0–0)	0 (0–0)	0 (0–0)	0 (0–0)	0 (0–0)	0
Lymphatic filariasis	0 (0–0)	0 (0–0)	0 (0–0)	0 (0–0)	0 (0–0)	0 (0–0)	0 (0–0)	0 (0–0)	0 (0–0)	0 (0–0)	0 (0–0)	0 (0–0)	0 (0–0)	0 (0–0)	0 (0–0)	0 (0–0)	0 (0–0)	0 (0–0)	0 (0–0)	0 (0–0)	0 (0–0)	0 (0–0)	0 (0–0)	0
Onchocerciasis	0 (0–0)	0 (0–0)	0 (0–0)	0 (0–0)	0 (0–0)	0 (0–0)	0 (0–0)	0 (0–0)	0 (0–0)	0 (0–0)	0 (0–0)	0 (0–0)	0 (0–0)	0 (0–0)	0 (0–0)	0 (0–0)	0 (0–0)	0 (0–0)	0 (0–0)	0 (0–0)	0 (0–0)	0 (0–0)	0 (0–0)	0
Trachoma	0 (0–0)	0 (0–0)	0 (0–0)	0 (0–0)	0 (0–0)	0 (0–0)	0 (0–0)	0 (0–0)	0 (0–0)	0 (0–0)	0 (0–0)	0 (0–0)	0 (0–0)	0 (0–0)	0 (0–0)	0 (0–0)	0 (0–0)	0 (0–0)	0 (0–0)	0 (0–0)	0 (0–0)	0 (0–0)	0 (0–0)	0
Dengue	0 (0–0)	0 (0–0)	0 (0–0)	0 (0–0)	0 (0–0)	0 (0–0)	0 (0–0)	0 (0–0)	0 (0–0)	0 (0–0)	0 (0–0)	0 (0–0)	0 (0–0)	0 (0–0)	0 (0–0)	0 (0–0)	0 (0–0)	0 (0–0)	0 (0–0)	0 (0–0)	0 (0–0)	0 (0–0)	0 (0–0)	0
Yellow fever	0 (0–0)	0 (0–0)	0 (0–0)	0 (0–0)	0 (0–0)	0 (0–0)	0 (0–0)	0 (0–0)	0 (0–0)	0 (0–0)	0 (0–0)	0 (0–0)	0 (0–0)	0 (0–0)	0 (0–0)	0 (0–0)	0 (0–0)	0 (0–0)	0 (0–0)	0 (0–0)	0 (0–0)	0 (0–0)	0 (0–0)	0
Rabies	0 (0–0)	0 (0–0)	0 (0–0)	0 (0–0)	0 (0–0)	0 (0–0)	0 (0–0)	0 (0–0)	0 (0–0)	0 (0–0)	0 (0–0)	0 (0–0)	0 (0–0)	0 (0–0)	0 (0–0)	0 (0–0)	0 (0–0)	0 (0–0)	0 (0–0)	0 (0–0)	0 (0–0)	0 (0–0)	0 (0–0)	0
Intestinal nematode infections	0 (0–0)	0 (0–0)	85.3 (0–214)	526 (0–1,320)	1,490 (0–3,730)	1,250 (0–3,130)	2,650 (0–6,630)	2,650 (0–6,630)	1,940 (0–4,850)	786 (0–1,970)	670 (0–1,680)	595 (0–1,490)	570 (0–1,430)	560 (0–1,400)	554 (0–1,390)	551 (0–1,380)	549 (0–1,370)	547 (0–1,370)	545 (0–1,360)	543 (0–1,360)	541 (0–1,350)	539 (0–1,350)	539 (0–1,350)	12,500 (0–31,300)
Ascariasis	0 (0–0)	0 (0–0)	17.6 (0–44)	44.1 (0–110)	18.2 (0–45.5)	21.2 (0–53)	20 (0–50)	20.9 (0–52.3)	19.3 (0–48.2)	19 (0–47.5)	18.8 (0–47)	18.7 (0–46.8)	18.6 (0–46.5)	18.5 (0–46.3)	18.4 (0–46.1)	18.4 (0–46.1)	18.4 (0–46.1)	18.4 (0–46.1)	18.4 (0–46.1)	18.4 (0–46.1)	18.4 (0–46.1)	18.4 (0–46.1)	18.4 (0–46.1)	427 (0–1,070)
Trichuriasis	0 (0–0)	0 (0–0)	3.7 (0–9.3)	38.4 (0–96)	167 (0–418)	230 (0–575)	467 (0–1,170)	467 (0–1,170)	341 (0–854)	138 (0–346)	118 (0–295)	105 (0–262)	100 (0–251)	98.5 (0–246)	97.6 (0–244)	97 (0–243)	96.8 (0–242)	96.5 (0–241)	96.2 (0–241)	95.9 (0–240)	95.6 (0–239)	95.4 (0–239)	95.4 (0–239)	2,200 (0–5,500)
Hookworm disease	0 (0–0)	0 (0–0)	0 (0–0)	0 (0–0)	0 (0–0)	0 (0–0)	0 (0–0)	0 (0–0)	0 (0–0)	0 (0–0)	0 (0–0)	0 (0–0)	0 (0–0)	0 (0–0)	0 (0–0)	0 (0–0)	0 (0–0)	0 (0–0)	0 (0–0)	0 (0–0)	0 (0–0)	0 (0–0)	0 (0–0)	0
Food-borne trematodiases	0 (0–0)	0 (0–0)	0 (0–0)	0 (0–0)	0 (0–0)	0 (0–0)	0 (0–0)	0 (0–0)	0 (0–0)	0 (0–0)	0 (0–0)	0 (0–0)	0 (0–0)	0 (0–0)	0 (0–0)	0 (0–0)	0 (0–0)	0 (0–0)	0 (0–0)	0 (0–0)	0 (0–0)	0 (0–0)	0 (0–0)	0
Leprosy	0 (0–0)	0 (0–0)	0 (0–0)	0 (0–0)	0 (0–0)	0 (0–0)	0 (0–0)	0 (0–0)	0 (0–0)	0 (0–0)	0 (0–0)	0 (0–0)	0 (0–0)	0 (0–0)	0 (0–0)	0 (0–0)	0 (0–0)	0 (0–0)	0 (0–0)	0 (0–0)	0 (0–0)	0 (0–0)	0 (0–0)	0
Ebola	0 (0–0)	0 (0–0)	0 (0–0)	0 (0–0)	0 (0–0)	0 (0–0)	0 (0–0)	0 (0–0)	0 (0–0)	0 (0–0)	0 (0–0)	0 (0–0)	0 (0–0)	0 (0–0)	0 (0–0)	0 (0–0



SR Table 2c. Essential DALYS by cause and sex group for both sexes with 95% uncertainty intervals, 2019

Cause	Both Recorded	Late Neonatal	Post Neonatal	1 to 4	5 to 9	10 to 14	15 to 19	20 to 24	25 to 29	30 to 34	35 to 39	40 to 44	45 to 49	50 to 54	55 to 59	60 to 64	65 to 69	70 to 74	75 to 79	80 to 84	80 to 89	85 to 94	90 plus	Total
All causes	55,900 (55,000 to 56,800)	9,970 (7,900 to 11,900)	39,600 (37,000 to 44,000)	28,000 (24,000 to 33,000)	17,000 (13,000 to 20,000)	17,000 (13,000 to 20,000)	21,000 (22,000 to 23,000)	29,000 (26,000 to 32,000)	34,000 (30,000 to 38,000)	40,000 (35,000 to 45,000)	46,000 (40,000 to 51,000)	50,000 (43,000 to 57,000)	51,000 (43,000 to 59,000)	49,000 (41,000 to 57,000)	47,000 (39,000 to 55,000)	42,000 (35,000 to 49,000)	39,000 (32,000 to 46,000)	29,000 (23,000 to 35,000)	22,000 (18,000 to 27,000)	17,000 (13,000 to 21,000)	12,000 (10,000 to 14,000)	6,070 (5,000 to 7,000)	630 (600 to 660)	732 (700 to 765)	626,000
Communicable, maternal, neonatal, and nutritional diseases	33,900 (30,400 to 36,600)	9,620 (8,000 to 10,900)	29,000 (25,000 to 33,000)	22,300 (19,700 to 24,300)	9,690 (7,960 to 11,000)	7,890 (6,400 to 9,400)	11,900 (9,500 to 13,900)	17,100 (14,600 to 20,000)	23,700 (20,000 to 27,000)	33,600 (28,000 to 39,000)	39,000 (33,000 to 45,000)	39,000 (32,000 to 45,000)	31,200 (25,000 to 37,400)	23,000 (18,000 to 27,000)	16,300 (12,700 to 19,300)	10,900 (8,500 to 12,900)	6,930 (5,300 to 8,300)	4,890 (3,630 to 5,960)	3,240 (2,320 to 4,060)	2,090 (1,320 to 2,960)	1,030 (669 to 1,520)	283 (161 to 505)	107 (73 to 164)	333,000 (317 to 34 to
HIV/AIDS and sexually transmitted infections	1,790 (940 to 2,780)	672 (183 to 1,210)	7,200 (5,230 to 9,740)	6,880 (5,170 to 9,060)	3,140 (2,230 to 4,450)	3,260 (2,420 to 4,370)	6,980 (5,180 to 9,180)	11,400 (7,430 to 17,200)	16,900 (11,700 to 27,600)	27,200 (19,900 to 39,600)	34,000 (25,900 to 48,000)	36,100 (26,100 to 52,000)	29,000 (20,900 to 42,000)	21,300 (15,400 to 30,700)	15,000 (10,800 to 21,600)	9,690 (6,930 to 13,900)	6,060 (4,230 to 8,660)	4,260 (2,730 to 6,160)	2,800 (1,720 to 3,900)	1,800 (1,020 to 2,560)	971 (649 to 1,380)	269 (209 to 406)	96 (80 to 137)	7 (20 to 52.1)	1.2 (0.7 to 1.9)	196,000 (194 to 199)
HIV/AIDS	614 (54 to 1,640)	2.1 (1.4 to 3)	6,360 (4,660 to 8,600)	6,643 (4,910 to 8,910)	3,130 (2,210 to 4,490)	3,643 (2,810 to 4,860)	7,260 (5,460 to 9,460)	11,300 (7,370 to 17,200)	16,500 (11,400 to 27,000)	26,900 (19,600 to 39,200)	29,000 (21,900 to 42,000)	24,500 (17,600 to 35,000)	17,300 (12,200 to 24,600)	11,900 (8,580 to 16,900)	6,640 (4,530 to 9,260)	3,640 (2,730 to 4,960)	1,900 (1,320 to 2,660)	967 (643 to 1,340)	452 (283 to 644)	94.6 (62 to 134)	32 (19 to 47.1)	6.9 (4 to 9.7)	1.2 (0.6 to 1.7)	181,000
HIV/AIDS - Drug-susceptible Tuberculosis	0 (0 to 0)	0 (0 to 0)	2,020 (1,310 to 2,730)	2,220 (1,640 to 2,920)	1,140 (810 to 1,620)	1,210 (930 to 1,610)	2,210 (1,670 to 2,870)	3,510 (2,290 to 5,330)	5,660 (3,920 to 9,270)	9,270 (6,730 to 13,500)	9,960 (7,530 to 14,400)	7,830 (5,620 to 11,200)	5,520 (3,890 to 7,850)	3,740 (2,700 to 5,310)	2,110 (1,440 to 3,000)	1,170 (815 to 1,670)	615 (432 to 872)	316 (196 to 449)	147 (78 to 202)	29.8 (14 to 42.2)	9.8 (4 to 14.2)	2.1 (0.9 to 3.2)	0.2 (0.1 to 0.3)	56,800
HIV/AIDS - Multidrug-resistant Tuberculosis without extensive drug resistance	0 (0 to 0)	0 (0 to 0)	156 (167 to 1,620)	158 (161 to 1,770)	68 (68 to 766)	68 (67 to 819)	158 (166 to 1,770)	1,120 (239 to 2,670)	2,120 (386 to 3,760)	3,120 (544 to 5,270)	3,120 (590 to 5,660)	2,190 (597 to 4,740)	1,540 (547 to 3,440)	1,070 (239 to 2,420)	647 (530 to 1,460)	373 (72 to 1,030)	230 (33 to 597)	127 (17 to 350)	67.2 (7 to 180)	16.4 (1 to 46.2)	4.6 (0 to 13.1)	0.8 (0 to 2.3)	0.1 (0 to 0.3)	16,600
HIV/AIDS - Extensively drug-resistant Tuberculosis	0 (0 to 0)	0 (0 to 0)	19 (2 to 224)	19 (2 to 229)	8 (0 to 104)	8 (1 to 112)	19 (2 to 262)	135 (29 to 369)	255 (39 to 519)	375 (52 to 766)	375 (73 to 922)	263 (61 to 722)	185 (53 to 533)	129 (24 to 356)	78 (21 to 214)	45 (7 to 124)	28 (3 to 77)	15 (2 to 42)	7.9 (0 to 22)	2 (0 to 5.6)	0.6 (0 to 1.6)	0.1 (0 to 0.3)	0 (0 to 0)	229
HIV/AIDS resulting in other diseases	614 (54 to 1,640)	2.1 (1 to 2.9)	3,560 (2,610 to 4,810)	2,430 (2,060 to 2,960)	1,910 (1,340 to 2,720)	2,430 (1,920 to 3,160)	4,210 (2,620 to 6,660)	6,660 (4,330 to 10,700)	11,200 (6,990 to 18,700)	(4,990 to 18,700)	19,700 (11,700 to 33,000)	14,400 (8,330 to 23,300)	10,200 (5,720 to 16,300)	7,060 (4,020 to 11,300)	4,640 (2,630 to 7,360)	2,610 (1,440 to 4,200)	1,360 (802 to 2,120)	774 (397 to 1,270)	307 (167 to 514)	73.4 (39 to 121)	23.1 (12 to 39.3)	4.8 (3 to 7.8)	0.8 (0.4 to 1.4)	137,000
Sexually transmitted infections excluding HIV	1,180 (937 to 1,720)	672 (183 to 1,210)	844 (612 to 1,070)	237 (179 to 309)	13 (9 to 18)	17 (11 to 24)	29 (19 to 41)	29 (19 to 41)	29 (19 to 41)	29 (19 to 41)	29 (19 to 41)	29 (19 to 41)	29 (19 to 41)	29 (19 to 41)	29 (19 to 41)	29 (19 to 41)	29 (19 to 41)	29 (19 to 41)	29 (19 to 41)	29 (19 to 41)	29 (19 to 41)	29 (19 to 41)	29 (19 to 41)	5,700
Syphilis	1,180 (937 to 1,720)	672 (183 to 1,210)	819 (579 to 1,010)	29.5 (11.4 to 69.5)	10.2 (6.9 to 14.5)	2.6 (1.2 to 4.6)	2.6 (1.2 to 4.6)	2.6 (1.2 to 4.6)	2.6 (1.2 to 4.6)	2.6 (1.2 to 4.6)	2.6 (1.2 to 4.6)	2.6 (1.2 to 4.6)	2.6 (1.2 to 4.6)	2.6 (1.2 to 4.6)	2.6 (1.2 to 4.6)	2.6 (1.2 to 4.6)	2.6 (1.2 to 4.6)	2.6 (1.2 to 4.6)	2.6 (1.2 to 4.6)	2.6 (1.2 to 4.6)	2.6 (1.2 to 4.6)	2.6 (1.2 to 4.6)	2,343
Chlamydial infection	0 (0 to 0)	0 (0 to 0)	0 (0 to 0)	0 (0 to 0)	0 (0 to 0)	0.4 (0.2 to 0.8)	1.7 (1 to 2.7)	4.7 (2.4 to 8.2)	6.4 (3.4 to 10.6)	6.9 (3.4 to 11.4)	6.9 (3.4 to 11.4)	6.9 (3.4 to 11.4)	6.9 (3.4 to 11.4)	6.9 (3.4 to 11.4)	6.9 (3.4 to 11.4)	6.9 (3.4 to 11.4)	6.9 (3.4 to 11.4)	6.9 (3.4 to 11.4)	6.9 (3.4 to 11.4)	6.9 (3.4 to 11.4)	6.9 (3.4 to 11.4)	6.9 (3.4 to 11.4)	6.9 (3.4 to 11.4)	32.3
Gonococcal infection	0 (0 to 0)	0 (0 to 0)	0 (0 to 0)	0 (0 to 0)	0 (0 to 0)	0.5 (0.3 to 0.7)	3.3 (2.3 to 3.8)	8.2 (5.5 to 11.6)	7.3 (4.5 to 11.2)	6.6 (3.6 to 10.3)	4.5 (2.1 to 7.4)	2.5 (0.9 to 4.9)	2.1 (0.7 to 4.2)	1.5 (0.5 to 3.2)	0.9 (0.3 to 2.1)	0.5 (0.2 to 1.2)	0.3 (0.1 to 0.8)	0.2 (0.1 to 0.5)	0.1 (0.1 to 0.3)	0.1 (0 to 0.2)	0 (0 to 0.1)	0 (0 to 0)	0 (0 to 0)	49.3
Trichomoniasis	0 (0 to 0)	0 (0 to 0)	0 (0 to 0)	0 (0 to 0)	0 (0 to 0)	0.3 (0.1 to 0.7)	4.6 (1.9 to 8.5)	17.3 (7.1 to 31.4)	29.1 (11.7 to 53.1)	23.6 (9.2 to 43.9)	19.5 (7.4 to 36.6)	13.1 (4.8 to 25.1)	9.4 (3.2 to 18.4)	6.4 (2.1 to 12.8)	4.5 (1.4 to 9.2)	2.6 (0.8 to 5.5)	1.6 (0.5 to 3.5)	1.1 (0.3 to 2.4)	0.7 (0.2 to 1.6)	0.2 (0.1 to 0.4)	0.1 (0 to 0.2)	0 (0 to 0.1)	0 (0 to 0)	121
Genital herpes	0 (0 to 0)	0 (0 to 0)	0 (0 to 0)	0 (0 to 0)	0 (0 to 0)	0.2 (0.2 to 0.4)	1.3 (1 to 1.5)	2.7 (2.7 to 2.8)	3.2 (3.2 to 3.3)	3.2 (3.2 to 3.3)	3.2 (3.2 to 3.3)	3.2 (3.2 to 3.3)	3.2 (3.2 to 3.3)	3.2 (3.2 to 3.3)	3.2 (3.2 to 3.3)	3.2 (3.2 to 3.3)	3.2 (3.2 to 3.3)	3.2 (3.2 to 3.3)	3.2 (3.2 to 3.3)	3.2 (3.2 to 3.3)	3.2 (3.2 to 3.3)	3.2 (3.2 to 3.3)	3.2 (3.2 to 3.3)	77.6
Other sexually transmitted infections	0 (0 to 0)	0 (0 to 0)	0 (0 to 0)	0 (0 to 0)	0 (0 to 0)	0.1 (0 to 0.1)	0.3 (0.2 to 0.5)	0.6 (0.3 to 1.1)	0.7 (0.3 to 1.3)	0.7 (0.3 to 1.3)	0.7 (0.3 to 1.3)	0.7 (0.3 to 1.3)	0.7 (0.3 to 1.3)	0.7 (0.3 to 1.3)	0.7 (0.3 to 1.3)	0.7 (0.3 to 1.3)	0.7 (0.3 to 1.3)	0.7 (0.3 to 1.3)	0.7 (0.3 to 1.3)	0.7 (0.3 to 1.3)	0.7 (0.3 to 1.3)	0.7 (0.3 to 1.3)	0.7 (0.3 to 1.3)	84
Respiratory infections and tuberculosis	1,290 (788 to 2,000)	1,170 (978 to 1,780)	1,290 (1,060 to 29,900)	1,290 (1,060 to 29,900)	1,290 (1,060 to 29,900





GBD Table 2c: Zimbabwe DALYS by cause and age group for both sexes with 95% uncertainty intervals, 2019

Cause	Early Neonatal	Late Neonatal	Post Neonatal	1 to 4	5 to 9	10 to 14	15 to 19	20 to 24	25 to 29	30 to 34	35 to 39	40 to 44	45 to 49	50 to 54	55 to 59	60 to 64	65 to 69	70 to 74	75 to 79	80 to 84	85 to 89	90 to 94	95 plus	Total
All causes	720,000 (670,000 to 764,000)	264,000 (181,000 to 368,000)	646,000 (527,000 to 804,000)	948,000 (689,000 to 1,300,000)	299,000 (226,000 to 397,000)	244,000 (177,000 to 350,000)	326,000 (237,000 to 440,000)	365,000 (264,000 to 494,000)	396,000 (291,000 to 533,000)	441,000 (324,000 to 589,000)	446,000 (329,000 to 592,000)	476,000 (351,000 to 632,000)	426,000 (297,000 to 592,000)	361,000 (232,000 to 518,000)	311,000 (203,000 to 448,000)	265,000 (172,000 to 386,000)	213,000 (135,000 to 312,000)	163,000 (103,000 to 239,000)	110,000 (71,000 to 158,000)	77,000 (49,000 to 107,000)	34,000 (20,000 to 49,000)	12,100 (7,000 to 17,000)	2,810 (2,000 to 3,810)	7,149,000
Communicable, maternal, neonatal, and nutritional diseases	673,000 (627,000 to 715,000)	188,000 (127,000 to 264,000)	479,000 (387,000 to 603,000)	692,000 (497,000 to 951,000)	192,000 (145,000 to 253,000)	129,000 (93,000 to 181,000)	134,000 (97,000 to 184,000)	157,000 (113,000 to 213,000)	173,000 (125,000 to 233,000)	212,000 (157,000 to 283,000)	266,000 (201,000 to 350,000)	369,000 (282,000 to 483,000)	373,000 (261,000 to 512,000)	342,000 (219,000 to 502,000)	314,000 (205,000 to 469,000)	294,000 (191,000 to 438,000)	254,000 (161,000 to 378,000)	206,000 (130,000 to 306,000)	151,000 (96,000 to 220,000)	101,000 (64,000 to 147,000)	51,000 (32,000 to 74,000)	18,000 (11,000 to 26,000)	4,159,000
HIV/AIDS and sexually transmitted infections	8,660 (6,660 to 10,700)	2,240 (1,720 to 2,830)	48,400 (36,600 to 66,900)	89,000 (67,100 to 120,000)	47,100 (35,000 to 66,000)	34,000 (25,000 to 48,000)	43,100 (32,000 to 59,000)	70,000 (52,000 to 94,000)	87,000 (64,000 to 116,000)	111,000 (82,000 to 149,000)	134,000 (99,000 to 179,000)	169,000 (125,000 to 226,000)	157,000 (114,000 to 211,000)	129,000 (92,000 to 175,000)	107,000 (76,000 to 144,000)	84,000 (60,000 to 113,000)	61,000 (43,000 to 82,000)	43,000 (30,000 to 58,000)	28,000 (19,000 to 38,000)	17,000 (11,000 to 23,000)	8,000 (5,000 to 11,000)	2,000 (1,000 to 3,000)	1,160,000
HIV/AIDS	8,660 (6,660 to 10,700)	2,240 (1,720 to 2,830)	48,400 (36,600 to 66,900)	89,000 (67,100 to 120,000)	47,100 (35,000 to 66,000)	34,000 (25,000 to 48,000)	43,100 (32,000 to 59,000)	70,000 (52,000 to 94,000)	87,000 (64,000 to 116,000)	111,000 (82,000 to 149,000)	134,000 (99,000 to 179,000)	169,000 (125,000 to 226,000)	157,000 (114,000 to 211,000)	129,000 (92,000 to 175,000)	107,000 (76,000 to 144,000)	84,000 (60,000 to 113,000)	61,000 (43,000 to 82,000)	43,000 (30,000 to 58,000)	28,000 (19,000 to 38,000)	17,000 (11,000 to 23,000)	8,000 (5,000 to 11,000)	2,000 (1,000 to 3,000)	1,160,000
HIV/AIDS - Drug-susceptible Tuberculosis	0 (0 to 1)	0 (0 to 1)	27,900 (19,900 to 39,600)	29,000 (19,400 to 43,000)	14,900 (9,600 to 22,000)	14,600 (9,400 to 21,700)	14,700 (9,500 to 21,800)	24,000 (15,700 to 35,400)	27,900 (18,600 to 40,000)	42,400 (29,600 to 60,000)	56,900 (39,700 to 77,700)	69,100 (48,600 to 91,100)	68,600 (43,200 to 93,000)	53,900 (34,600 to 72,900)	44,600 (28,900 to 61,000)	34,100 (22,000 to 46,900)	24,900 (16,000 to 33,800)	18,000 (11,600 to 24,500)	12,000 (7,600 to 16,300)	7,000 (4,500 to 9,500)	3,000 (1,900 to 4,100)	1,000 (600 to 1,400)	539,000
HIV/AIDS - Multidrug-resistant Tuberculosis without extensive drug resistance	0 (0 to 0)	0 (0 to 0)	3,600 (2,500 to 5,100)	3,800 (2,500 to 5,600)	2,000 (1,300 to 2,900)	2,000 (1,300 to 2,900)	2,000 (1,300 to 2,900)	3,200 (2,100 to 4,700)	3,700 (2,500 to 5,300)	5,200 (3,600 to 7,400)	7,000 (4,900 to 9,600)	7,200 (5,100 to 9,800)	6,800 (4,600 to 9,200)	5,200 (3,500 to 7,000)	4,200 (2,800 to 5,700)	2,900 (1,900 to 3,900)	1,900 (1,200 to 2,600)	1,200 (800 to 1,700)	700 (400 to 1,000)	400 (200 to 500)	200 (100 to 300)	100 (50 to 100)	67,900
HIV/AIDS - Extensively drug-resistant Tuberculosis	0 (0 to 0)	0 (0 to 0)	0 (0 to 0)	0 (0 to 0)	0 (0 to 0)	0 (0 to 0)	0 (0 to 0)	0 (0 to 0)	0 (0 to 0)	0 (0 to 0)	0 (0 to 0)	0 (0 to 0)	0 (0 to 0)	0 (0 to 0)	0 (0 to 0)	0 (0 to 0)	0 (0 to 0)	0 (0 to 0)	0 (0 to 0)	0 (0 to 0)	0 (0 to 0)	0 (0 to 0)	0 (0 to 0)	0
HIV/AIDS resulting in other diseases	8,660 (6,660 to 10,700)	2,240 (1,720 to 2,830)	44,900 (34,000 to 61,900)	86,000 (64,800 to 116,000)	45,100 (33,500 to 63,000)	32,000 (24,000 to 45,000)	41,100 (30,500 to 57,000)	66,000 (49,000 to 89,000)	83,000 (61,000 to 110,000)	106,000 (78,000 to 142,000)	127,000 (94,000 to 170,000)	162,000 (120,000 to 217,000)	150,000 (109,000 to 202,000)	123,000 (88,000 to 167,000)	102,000 (73,000 to 138,000)	80,000 (57,000 to 108,000)	58,000 (41,000 to 78,000)	41,000 (29,000 to 55,000)	27,000 (19,000 to 36,000)	16,000 (11,000 to 22,000)	8,000 (5,000 to 10,000)	2,000 (1,000 to 3,000)	1,093,000
Sexually transmitted infections, excluding HIV	20,100 (8,600 to 32,000)	6,000 (2,600 to 10,700)	8,640 (3,600 to 15,000)	7,000 (2,900 to 12,000)	4,100 (1,700 to 7,000)	3,000 (1,200 to 5,000)	3,000 (1,200 to 5,000)	4,000 (1,700 to 6,000)	4,000 (1,700 to 6,000)	4,000 (1,700 to 6,000)	4,000 (1,700 to 6,000)	4,000 (1,700 to 6,000)	4,000 (1,700 to 6,000)	3,000 (1,200 to 5,000)	3,000 (1,200 to 5,000)	3,000 (1,200 to 5,000)	2,000 (800 to 3,000)	2,000 (800 to 3,000)	1,000 (400 to 2,000)	1,000 (400 to 2,000)	1,000 (400 to 2,000)	0 (0 to 1)	0 (0 to 1)	67,900
Syphilis	20,100 (8,600 to 32,000)	6,000 (2,600 to 10,700)	8,640 (3,600 to 15,000)	7,000 (2,900 to 12,000)	4,100 (1,700 to 7,000)	3,000 (1,200 to 5,000)	3,000 (1,200 to 5,000)	4,000 (1,700 to 6,000)	4,000 (1,700 to 6,000)	4,000 (1,700 to 6,000)	4,000 (1,700 to 6,000)	4,000 (1,700 to 6,000)	4,000 (1,700 to 6,000)	3,000 (1,200 to 5,000)	3,000 (1,200 to 5,000)	3,000 (1,200 to 5,000)	2,000 (800 to 3,000)	2,000 (800 to 3,000)	1,000 (400 to 2,000)	1,000 (400 to 2,000)	1,000 (400 to 2,000)	0 (0 to 1)	0 (0 to 1)	67,900
Chlamydial infection	0 (0 to 0)	0 (0 to 0)	0 (0 to 0)	0 (0 to 0)	0 (0 to 0)	0 (0 to 0)	22.2 (0 to 27.6)	66.4 (0 to 84.3)	69.7 (0 to 88.5)	69 (0 to 88.1)	66.1 (0 to 84.1)	72.7 (0 to 91.1)	69.6 (0 to 87.4)	70.9 (0 to 87.4)	70.8 (0 to 87.1)	71.1 (0 to 87.7)	70.4 (0 to 87.1)	70.2 (0 to 87.1)	70.2 (0 to 87.1)	70.2 (0 to 87.1)	70.2 (0 to 87.1)	70.2 (0 to 87.1)	70.2 (0 to 87.1)	599
Gonococcal infection	0 (0 to 0)	0 (0 to 0)	0 (0 to 0)	0 (0 to 0)	0 (0 to 0)	0 (0 to 0)	66.6 (0 to 82.8)	199.2 (0 to 253.1)	209.1 (0 to 265.5)	207 (0 to 264.3)	198.3 (0 to 252.3)	218.1 (0 to 273.4)	208.8 (0 to 262.1)	212.7 (0 to 262.1)	212.4 (0 to 261.3)	213.3 (0 to 263.1)	211.2 (0 to 261.3)	210.7 (0 to 261.3)	210.7 (0 to 261.3)	210.7 (0 to 261.3)	210.7 (0 to 261.3)	210.7 (0 to 261.3)	210.7 (0 to 261.3)	665
Trichomoniasis	0 (0 to 0)	0 (0 to 0)	0 (0 to 0)	0 (0 to 0)	0 (0 to 0)	0 (0 to 0)	0 (1 to 1)	0 (0 to 1)	0 (0 to 1)	0 (0 to 1)	0 (0 to 1)	0 (0 to 1)	0 (0 to 1)	0 (0 to 1)	0 (0 to 1)	0 (0 to 1)	0 (0 to 1)	0 (0 to 1)	0 (0 to 1)	0 (0 to 1)	0 (0 to 1)	0 (0 to 1)	0 (0 to 1)	0 (0 to 1)	1
Genital herpes	0 (0 to 0)	0 (0 to 0)	0 (0 to 0)	0 (0 to 0)	0 (0 to 0)	0 (0 to 0)	0 (0 to 1)	0 (0 to 1)	0 (0 to 1)	0 (0 to 1)	0 (0 to 1)	0 (0 to 1)	0 (0 to 1)	0 (0 to 1)	0 (0 to 1)	0 (0 to 1)	0 (0 to 1)	0 (0 to 1)	0 (0 to 1)	0 (0 to 1)	0 (0 to 1)	0 (0 to 1)	0 (0 to 1)	0 (0 to 1)	1
Other sexually transmitted infections	0 (0 to 0)	0 (0 to 0)	0 (0 to 0)	0 (0 to 0)	0 (0 to 0)	0 (0 to 0)	0 (0 to 0)	0 (0 to 0)	0 (0 to 0)	0 (0 to 0)	0 (0 to 0)	0 (0 to 0)	0 (0 to 0)	0 (0 to 0)	0 (0 to 0)	0 (0 to 0)	0 (0 to 0)	0 (0 to 0)	0 (0 to 0)	0 (0 to 0)	0 (0 to 0)	0 (0 to 0)	0 (0 to 0)	0 (0 to 0)	0
Respiratory infections and tuberculosis	56,000 (52,000 to 60,000)	24,000 (17,000 to 33,000)	137,000 (98,000 to 189,000)	26,000 (19,000 to 34,000)	7,000 (5,000 to 10,000)	5,000 (3,000 to 7,000)	10,000 (7,000 to 14,000)	15,000 (10,000 to 21,000)	19,000 (13,000 to 26,000)	24,000 (17,000 to 33,000)	30,000 (21,000 to 41,000)	42,000 (30,000 to 57,000)	47,000 (33,000 to 63,000)	47,000 (32,000 to 64,000)	46,000 (31,000 to 62,000)	45,000 (30,000 to 61,000)	43,000 (29,000 to 58,000)	40,000 (27,000 to 54,000)	36,000 (24,000 to 48,000)	30,000 (20,000 to 40,000)	22,000 (15,000 to 30,000)	12,000 (8,000 to 16,000)	3,000 (2,000 to 4,000)	1,143,000
Tuberculosis	0 (0 to 0)	0 (0 to 0)	20,000 (12,000 to 31,000)	27,000 (16,000 to 42,000)	12,000 (7,000 to 18,000)	8,000 (5,000 to 12,000)	20,000 (12,000 to 30,000)	29,000 (18,000 to 43,000)	36,000 (23,000 to 52,000)	46,000 (30,000 to 66,000)	53,000 (35,000 to 75,000)	63,000 (43,000 to 87,000)	65,000 (44,000 to 89,000)	65,000 (44,000 to 89,000)	64,000 (43,000 to 88,000)	62,000 (41,000 to 86,000)	59,000 (39,000 to 82,000)	55,000 (36,000 to 77,000)	49,000 (32,000 to 69,000)	41,000 (27,000 to 58,000)	30,000 (20,000 to 42,000)	16,000 (11,000 to 23,000)	4,000 (3,000 to 6,000)	616,000
Latent tuberculosis infection	0 (0 to 0)	0 (0 to 0)	0 (0 to 0)	0 (0 to 0)	0 (0 to 0)	0 (0 to 0)	0 (0 to 0)	0 (0 to 0)	0 (0 to 0)	0 (0 to 0)	0 (0 to 0)	0 (0 to 0)	0 (0 to 0)	0 (0 to 0)	0 (0 to 0)	0 (0 to 0)	0 (0 to 0)	0 (0 to 0)	0 (0 to 0)	0 (0 to 0)	0 (0 to 0)	0 (0 to 0)	0 (0 to 0)	0 (0 to 0)	0
Drug-susceptible tuberculosis	0 (0 to 0)	0 (0 to 0)	20,000 (12,000 to 31,000)	27,000 (16,000 to 42,000)	12,000 (7,000 to 18,000)	8,000 (5,000 to 12,000)	20,000 (12,000 to 30,000)	29,000 (18,000 to 43,000)	36,000 (23,000 to 52,000)	46,000 (30,000 to 66,000)	53,000 (35,000 to 75,000)	63,000 (43,000 to 87,000)	65,000 (44,000 to 89,000)	65,000 (44,000 to 89,000)	64,000 (43,000 to 88,000)	62,000 (41,000 to 86,000)	59,000 (39,000 to 82,000)	55,000 (36,000 to 77,000)	49,000 (32,000 to 69,000)	41,000 (27,000 to 58,000)	30,000 (20,000 to 42,000)	16,000 (11,000 to 23,000)	4,000 (3,000 to 6,000)	616,000
Multidrug-resistant tuberculosis without extensive drug resistance	0 (0 to 0)	0 (0 to 0)	0 (0 to 0)	0 (0 to 0)	0 (0 to 0)	0 (0 to 0)	0 (0 to 0)	0 (0 to 0)	0 (0 to 0)	0 (0 to 0)	0 (0 to 0)	0 (0 to 0)	0 (0 to 0)	0 (0 to 0)	0 (0 to 0)	0 (0 to 0)	0 (0 to 0)	0 (0 to 0)	0 (0 to 0)	0 (0 to 0)	0 (0 to 0)	0 (0 to 0)	0 (0 to 0)	0 (0 to 0)	0
Extensively drug-resistant tuberculosis	0 (0 to 0)	0 (0 to 0)	0 (0 to 0)	0 (0 to 0)	0 (0 to 0)	0 (0 to 0)	0 (0 to 0)	0 (0 to 0)	0 (0 to 0)	0 (0 to 0)	0 (0 to 0)	0 (0 to 0)	0 (0 to 0)	0 (0 to 0)	0 (0 to 0)	0 (0 to 0)	0 (0 to 0)	0 (0 to 0)	0 (0 to 0)	0 (0 to 0)	0 (0 to 0)	0 (0 to 0)	0 (0 to 0)	0 (0 to 0)	0
Lower respiratory infections	56,000 (52,000 to 60,000)	24,000 (17,000 to 33,000)	117,000 (84,000 to 161,000)	26,000 (19,000 to 34,000)	7,000 (5,000 to 10,000)	5,000 (3,000 to 7,000)	10,000 (7,000 to 14,000)	15,000 (10,000 to 21,000)	19,000 (13,000 to 26,000)	24,000 (17,000 to 33,000)	30,000 (21,000 to 41,000)	42,000 (30,000 to 57,000)	47,000 (33,000 to 63,000)	47,000 (32,000 to 64,000)	46,000 (31,000 to 62,000)	45,000 (30,000 to 61,000)	43,000 (29,000 to 58,000)	40,000 (27,000 to 54,000)	36,000 (24,000 to 48,000)	30,000 (20,000 to 40,000)	22,000 (15,000 to 30,000)	12,000 (8,000 to 16,000)	3,000 (2,000 to 4,000)	659,000
Upper respiratory infections	0 (0 to 0)	0 (0 to 0)	0 (0 to 0)	0 (0 to 0)	0 (0 to 0)	0 (0 to 0)	0 (0 to 0)	0 (0 to 0)	0 (0 to 0)	0 (0 to 0)	0 (0 to 0)	0 (0 to 0)	0 (0 to 0)	0 (0 to 0)	0 (0 to 0)	0 (0 to 0)	0 (0 to 0)	0 (0 to 0)	0 (0 to 0)	0 (0 to 0)	0 (0 to 0)	0 (0 to 0)	0 (0 to 0)	0 (0 to 0)	0
Otitis media	0 (0 to 0)	0 (0 to 0)	0 (0 to 0)	0 (0 to 0)	0 (0 to 0)	0 (0 to 0)	0 (0 to 0)	0 (0 to 0)	0 (0 to 0)	0 (0 to 0)	0 (0 to 0)	0 (0 to 0)	0 (0 to 0)	0 (0 to 0)	0 (0 to 0)	0 (0 to 0)	0 (0 to 0)	0 (0 to 0)	0 (0 to 0)	0 (0 to 0)	0 (0 to 0)	0 (0 to 0)	0 (0 to 0)	0 (0 to 0)	0
Enteric infections	898 (411 to 1,790)	9,640 (4,420 to 19,200)	67,600 (31,000 to 135,000)	37,000 (16,900 to 74,000)	10,000 (4,600 to 20,000)	11,000 (5,000 to 22,000)	14,000 (6,400 to 28,000)	12,000 (5,500 to 24,000)	12,000 (5,500 to 24,000)	12,000 (5,500 to 24,000)	12,000 (5,500 to 24,000)	12,000 (5,500 to 24,000)	11,000 (5,000 to 22,000)	9,490 (4,350 to 19,000)	7,770 (3,560 to 15,500)	7,060 (3,230 to 14,100)	6,130 (2,810 to 12,200)	5,020 (2,300 to 10,000)	3,900 (1,790 to 7,800)	2,940 (1,350 to 5,870)	1,920 (880 to 3,840)	620 (280 to 1,240)	198 (90 to 396)	277,000
Diarrheal diseases	898 (411 to 1,790)	9,250 (4,250 to 18,400)	66,300 (30,400 to 132,000)	36,000 (16,500 to 72,000)	10,000 (4,600 to 20,000)	10,000 (4,600 to 20,000)	13,000 (6,000 to 26,000)	12,000 (5,500 to 24,000)	12,000 (5,500 to 24,000)	12,000 (5,500 to 24,000)	11,000 (5,000 to 22,000)	12,000 (5,500 to 24,000)	11,000 (5,000 to 22,000)	9,490 (4,350 to 19,000)	7,770 (3,560 to 15,500)	7,060 (3,230 to 14,100)	6,130 (2,810 to 12,200)	5,020 (2,300 to 10,000)	3,900 (1,790 to 7,800)	2,940 (1,350 to 5,870)	1,920 (880 to 3,840)	620 (280 to 1,240)	198 (90 to 396)	262,000
Typhoid and paratyphoid	0 (0 to 0)	0 (0 to 2)	0 (0 to 2)	0 (0 to 2)	0 (0 to 1)	0 (0 to 1)	0 (0 to 1)	0 (0 to 1)	0 (0 to 1)	0 (0 to 1)	0 (0 to 1)	0 (0 to 1)	0 (0 to 1)	0 (0 to 1)	0 (0 to 1)	0 (0 to 1)	0 (0 to 1)	0 (0 to 1)	0 (0 to 1)	0 (0 to 1)	0 (0 to 1)	0 (0 to 1)	0 (0 to 1)	0 (0 to 1)	4
Salmonella	0 (0 to 0)	0 (0 to 0)	0 (0 to 0)	0 (0 to 0)	0 (0 to 0)	0 (0 to 0)	0 (0 to 0)	0 (0 to 0)	0 (0 to 0)	0 (0 to 0)	0 (0 to 0)	0 (0 to 0)	0 (0 to 0)	0 (0 to 0)	0 (0 to 0)	0 (0 to 0)	0 (0 to 0)	0 (0 to 0)	0 (0 to 0)	0 (0 to 0)	0 (0 to 0)	0 (0 to 0)	0 (0 to 0)	0 (0 to 0)	0
Typhoid fever	0 (0 to 0)	0 (0 to 0)	0 (0 to 0)	0 (0 to 0)	0 (0 to 0)	0 (0 to 0)	0 (0 to 0)	0 (0 to 0)	0 (0 to 0)	0 (0 to 0)	0 (0 to 0)	0 (0 to 0)	0 (0 to 0)	0 (0 to 0)	0 (0 to 0)	0 (0 to 0)	0 (0 to 0)	0 (0 to 0)	0 (0 to 0)	0 (0 to 0)	0 (0 to 0)	0 (0 to 0)	0 (0 to 0)	0 (0 to 0)	0
Paratyphoid fever	0 (0 to 0)	0 (0 to 0)	0 (0 to 0)	0 (0 to 0)	0 (0 to 0)	0 (0 to 0)	0 (0 to 0)	0 (0 to 0)	0 (0 to 0)	0 (0 to 0)	0 (0 to 0)	0 (0 to 0)	0 (0 to 0)	0 (0 to 0)	0 (0 to 0)	0 (0 to 0)	0 (0 to 0)	0 (0 to 0)	0 (0 to 0)	0 (0 to 0)	0 (0 to 0)	0 (0 to 0)	0 (0 to 0)	0 (0 to 0)	0
Invasive Non-typhoidal Salmonella (iNTS)	0 (0 to 0)	0 (0 to 0)	0 (0 to 0)	0 (0 to 0)	0 (0 to 0)	0 (0 to 0)	0 (0 to 0)	0 (0 to 0)	0 (0 to 0)	0 (0 to 0)	0 (0 to 0)	0 (0 to 0)	0 (0 to 0)	0 (0 to 0)	0 (0 to 0)	0 (0 to 0)	0 (0 to 0)	0 (0 to 0)	0 (0 to 0)	0 (0 to 0)	0 (0 to 0)	0 (0 to 0)	0 (0 to 0)	0 (0 to 0)	0
Other intestinal infectious diseases	0 (0 to 0)	165 (0 to 1,030)	210 (0 to 1,310)	66 (0 to 410)	30.7 (0 to 190)	29.5 (0 to 180)	31.6 (0 to 190)	32.2 (0 to 190)	32.2 (0 to 190)	32.2 (0 to 190)	32.2 (0 to 190)	32.2 (0 to 190)	32.2 (0 to 190)	32.2 (0 to 190)	32.2 (0 to 190)	32.2 (0 to 190)	32.2 (0 to 190)	32.2 (0 to 190)	32.2 (0 to 190)	32.2 (0 to 190)	32.2 (0 to 190)	32.2 (0 to 190)	32.2 (0 to 190)	32.2 (0 to 190)	680
Neglected tropical diseases and malaria	4,100 (2,100 to 6,700)	2,270 (1,170 to 3,700)	11,400 (5,900 to 18,600)	25,000 (13,000 to 40,000)	7,000 (3,600 to 11,000)	4,000 (2,100 to 6,500)	5,000 (2,600 to 8,000)	6,000 (3,100 to 9,800)	6,000 (3,100 to 9,800)	6,000 (3,100 to 9,800)	6,000 (3,100 to 9,800)	6,000 (3,100 to 9,800)	5,000 (2,600 to 8,000)	4,000 (2,100 to 6,500)	3,000 (1,600 to 5,000)	3,000 (1,600 to 5,000)	2,000 (1,100 to 3,000)	2,000 (1,100 to 3,000)	1,000 (500 to 1,600)	1,000 (500 to 1,600)	1,000 (500 to 1,600)	0 (0 to 0)	0 (0 to 0)	203,000
Malaria	0 (0 to 218)	2,250 (200 to 7,460)	36,700 (3,040 to 99,800)	3,000 (0 to 16,100)	2,000 (370 to 14,500)	2,000 (290 to 39,500)	2,000 (687 to 11,000)	2,000 (605 to 6,960)	2,000 (629 to 7,880)	2,000 (679 to 8,760)	2,000 (587 to 6,460)	2,000 (380 to 7,260)	2,000 (262 to 6,190)	1,000 (172 to 4,710)	1,000 (139 to 5,410)	1,000 (127 to 5,860)	1,000 (91 to 2,540)	1,000 (74 to 2,630)	1,000 (0 to 79.4)	1,000 (0 to 84.7)	1,000 (0 to 2.7)	0 (0 to 0.5)	0 (0 to 0.5)	164,000
Chagas disease	0 (0 to 0)	0 (0 to 0)	0 (0 to 0)	0 (0 to 0)	0 (0 to 0)	0 (0 to 0)	0 (0 to 0)	0 (0 to 0)	0 (0 to 0)	0 (0 to 0)	0 (0 to 0)	0 (0 to 0)	0 (0 to 0)	0 (0 to 0)	0 (0 to 0)	0 (0 to 0)	0 (0 to 0)	0 (0 to 0)	0 (0 to 0)	0 (0 to 0)	0 (0 to 0)	0 (0 to 0)	0 (0 to 0)	0 (0 to 0)	0
Leishmaniasis	0 (0 to 0)	0 (0 to 0)	0 (0 to 0)	0 (0 to 0)	0 (0 to 0)	0 (0 to 0)	0 (0 to 0)	0 (0 to 0)	0 (0 to 0)	0 (0 to 0)	0 (0 to 0)	0 (0 to 0)	0 (0 to 0)	0 (0 to 0)	0 (0 to 0)	0 (0 to 0)	0 (0 to 0)	0 (0 to 0)	0 (0 to 0)	0 (0 to 0)	0 (0 to 0)	0 (0 to 0)	0 (0 to 0)	0 (0 to 0)	0
Visceral leishmaniasis	0 (0 to 0)	0 (0 to 0)	0 (0 to 0)	0 (0 to 0)	0 (0 to 0)	0 (0 to 0)	0 (0 to 0)	0 (0 to 0)	0 (0 to 0)	0 (0 to 0)	0 (0 to 0)	0 (0 to 0)	0 (0 to 0)	0 (0 to 0)	0 (0 to 0)	0 (0 to 0)	0 (0 to 0)	0 (0 to 0)	0 (0 to 0)	0 (0 to 0)	0 (0 to 0)	0 (0 to 0)	0 (0 to 0)	0 (0 to 0)	0
Cutaneous and mucocutaneous leishmaniasis	0 (0 to 0)	0 (0 to 0)	0 (0 to 0)	0 (0 to 0)	0 (0 to 0)	0 (0 to 0)	0 (0 to 0)	0 (0 to 0)	0 (0 to 0)	0 (0 to 0)	0 (0 to 0)	0 (0 to 0)	0 (0 to 0)	0 (0 to 0)	0 (0 to 0)	0 (0 to 0)	0 (0 to 0)	0 (0 to 0)	0 (0 to 0)	0 (0 to 0)	0 (0 to 0)	0 (0 to 0)	0 (0 to 0)	0 (0 to 0)	0
African trypanosomiasis	0 (0 to 0)	0 (0 to 0)	0 (0 to 0)	0 (0 to 0)	0 (0 to 0)	0 (0 to 0)	0 (0 to 0)	0 (0 to 0)	0 (0 to 0)	0 (0 to 0)	0 (0 to 0)	0 (0 to 0)	0 (0 to 0)	0 (0 to 0)	0 (0 to 0)	0 (0 to 0)	0 (0 to 0)	0 (0 to 0)	0 (0 to 0)	0 (0 to 0)	0 (0 to 0)	0 (0 to 0)	0 (0 to 0)	0 (0 to 0)	0
Schistosomiasis	0 (0 to 0)	0 (0 to 0)	0 (0 to 0)	0 (0 to 0)	0 (0 to 0)	0 (0 to 0)	0 (0 to 0)	0 (0 to 0)	0 (0 to 0)	0 (0 to 0)	0 (0 to 0)	0 (0 to 0)	0 (0 to 0)	0 (0 to 0)	0 (0 to 0)	0 (0 to 0)	0 (0 to 0)	0 (0 to 0)	0 (0 to 0)	0 (0 to 0)	0 (0 to 0)	0 (0 to 0)	0 (0 to 0)	0 (0 to 0)	0
Cysticercosis	0 (0 to 0)	0 (0 to 0)	0 (0 to 0)	0 (0 to 0)	0 (0 to 0)	0 (0 to 0)	0 (0 to 0)	0 (0 to 0)	0 (0 to 0)	0 (0 to 0)	0 (0 to 0)	0 (0 to 0)	0 (0 to 0)	0 (0 to 0)	0 (0 to 0)	0 (0 to 0)	0 (0 to 0)	0 (0 to 0)	0 (0 to 0)	0 (0 to 0)	0 (0 to 0)	0 (0 to 0)	0 (0 to 0)	0 (0 to 0)	0
Cystic echinococcosis	0 (0 to 0)	0 (0 to 0)	17.6 (0 to 107)	13.7 (0 to 83.1)	7.5 (0 to 45.5)	6.7 (0 to 40.6)	10.4 (0 to 63.1)	11.9 (0 to 72.1)	12 (0 to 72.8)	12.2 (0 to 74.1)	12.2 (0 to 74.1)	12.2 (0 to 74.1)	12.2 (0 to 74.1)	9.6 (0 to 58.2)	9.1 (0 to 55.2)	4.5 (0 to 27.3)	3.7 (0 to 22.5)	2.6 (0 to 15.8)	1.6 (0 to 9.7)	1.1 (0 to 6.7)	0.5 (0 to 3.2)	0.2 (0 to 1.5)	0.2 (0 to 1.5)	130
Lymphatic filariasis	0 (0 to 0)	0 (0 to 0)	0 (0 to 0)	0 (0 to 0)	0 (0 to 0)	0 (0 to 0)	0 (0 to 0)	0 (0 to 0)	0 (0 to 0)	0 (0 to 0)	0 (0 to 0)	0 (0 to 0)	0 (0 to 0)	0 (0 to 0)	0 (0 to 0)	0 (0 to 0)	0 (0 to 0)	0 (0 to 0)	0 (0 to 0)	0 (0 to 0)	0 (0 to 0)	0 (0 to 0)	0 (0 to 0)	0 (0 to 0)	0
Onchocerciasis	0 (0 to 0)	0 (0 to 0)	0 (0 to 0)	0 (0 to 0)	0 (0 to 0)	0 (0 to 0)	0 (0 to 0)	0 (0 to 0)	0 (0 to 0)	0 (0 to 0)	0 (0 to 0)	0 (0 to 0)	0 (0 to 0)	0 (0 to 0)	0 (0 to 0)	0 (0 to 0)	0 (0 to 0)	0 (0 to 0)	0 (0 to 0)	0 (0 to 0)	0 (0 to 0)	0 (0 to 0)	0 (0 to 0)	0 (0 to 0)	0
Trachoma	0 (0 to 0)	0 (0 to 0)	0 (0 to 0)	0 (0 to 0)	0 (0 to 0)	0 (0 to 0)	0 (0 to 0)	0 (0 to 0)	0 (0 to 0)	0 (0 to 0)	0 (0 to 0)	0 (0 to 0)	0 (0 to 0)	0 (0 to 0)	0 (0 to 0)	0 (0 to 0)	0 (0 to 0)	0 (0 to 0)	0 (0 to 0)	0 (0 to 0)	0 (0 to 0)	0 (0 to 0)	0 (0 to 0)	0 (0 to 0)	0
Dengue	0 (0 to 0)	0 (0 to 0)	0 (0 to 0)	0 (0 to 0)	0 (0 to 0)	0 (0 to 0)	0 (0 to 0)	0 (0 to 0)	0 (0 to 0)	0 (0 to 0)	0 (0 to 0)	0 (0 to 0)	0 (0 to 0)	0 (0 to 0)	0 (0 to 0)	0 (0 to 0)	0 (0 to 0)	0 (0 to 0)	0 (0 to 0)	0 (0 to 0)	0 (0 to 0)	0 (0 to 0)	0 (0 to 0)	0 (0 to 0)	0
Yellow fever	0 (0 to 0)	0 (0 to 0)	0 (0 to 0)	0 (0 to 0)	0 (0 to 0)	0 (0 to 0)	0 (0 to 0)	0 (0 to 0)	0 (0 to 0)	0 (0 to 0)	0 (0 to 0)	0 (0 to 0)	0 (0 to 0)	0 (0 to 0)	0 (0 to 0)	0 (0 to 0)	0 (0 to 0)	0 (0 to 0)	0 (0 to 0)	0 (0 to 0)	0 (0 to 0)	0 (0 to 0)	0 (0 to 0)	0 (0 to 0)	0
Rabies	0 (0 to 1.8)	0 (0 to 0.6)	0 (0 to 0.6)	0 (0 to 1.1)	0 (0 to 1.1)	0 (0 to 0.9)	0 (0 to 2.9)	0 (0 to 3.5)	0 (0 to 3.5)	0 (0 to 3.5)	0 (0 to 3.5)	0 (0 to 3.5)	0 (0 to 3.5)	0 (0 to 3.5)	0 (0 to 3.5)	0 (0 to 3.5)	0 (0 to 3.5)	0 (0 to 3.5)	0 (0 to 3.5)	0 (0 to 3.5)	0 (0 to 3.5)	0 (0 to 3.5)	0 (0 to 3.5)	0 (0 to 3.5)	0



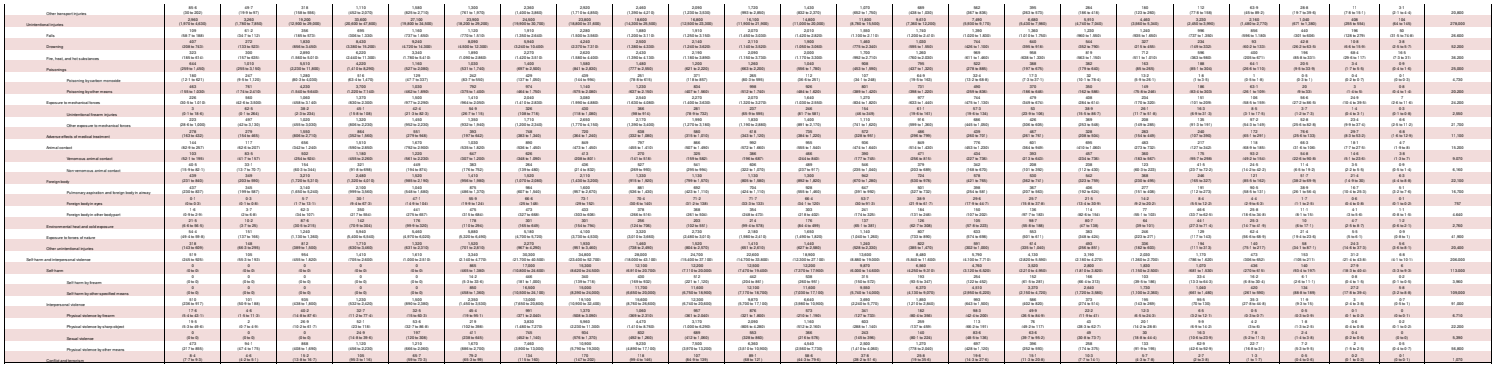

DR Table_3c. Western Sub-Saharan Africa GBD_19 by cause and age group for both sexes with 95% uncertainty intervals, 2019

Cause	Age-Standardized	Late Neonatal	Post-Neonatal	1 to 4	5 to 9	10 to 14	15 to 19	20 to 24	25 to 29	30 to 34	35 to 39	40 to 44	45 to 49	50 to 54	55 to 59	60 to 64	65 to 69	70 to 74	75 to 79	80 to 84	85 to 89	90 to 94	95 plus	All Ages	Total
All causes	27,594,000 (24,481,000 to 29,332,000)	6,000,000 (4,481,000 to 7,679,000)	17,000,000 (11,000,000 to 23,000,000)	43,000,000 (34,000,000 to 54,000,000)	19,000,000 (15,000,000 to 24,000,000)	18,000,000 (14,000,000 to 23,000,000)	18,000,000 (14,000,000 to 23,000,000)	18,000,000 (14,000,000 to 23,000,000)	17,000,000 (13,000,000 to 22,000,000)	16,000,000 (12,000,000 to 21,000,000)	14,000,000 (11,000,000 to 18,000,000)	12,000,000 (9,000,000 to 16,000,000)	10,000,000 (8,000,000 to 13,000,000)	8,000,000 (6,000,000 to 11,000,000)	6,000,000 (5,000,000 to 8,000,000)	5,000,000 (4,000,000 to 6,000,000)	3,000,000 (2,000,000 to 4,000,000)	2,000,000 (1,000,000 to 3,000,000)	1,000,000 (1,000,000 to 2,000,000)	1,000,000 (1,000,000 to 1,000,000)	1,000,000 (1,000,000 to 1,000,000)	1,000,000 (1,000,000 to 1



GBD Table 2c: Benin DALYs by cause and age group for both sexes with 95% uncertainty intervals, 2019

Cause	Early Neonatal	Late Neonatal	Post Neonatal	1 to 5	6 to 9	10 to 14	15 to 19	20 to 24	25 to 29	30 to 34	35 to 39	40 to 44	45 to 49	50 to 54	55 to 59	60 to 64	65 to 69	70 to 74	75 to 79	80 to 84	85 to 89	90 to 94	95 plus	Total
All causes	1,143,600 (762,000 to 1,626,000)	210,000 (172,000 to 254,000)	1,030,000 (848,000 to 1,246,000)	1,290,000 (1,160,000 to 1,560,000)	269,000 (213,000 to 341,000)	194,000 (148,000 to 249,000)	266,000 (205,000 to 341,000)	214,000 (167,000 to 267,000)	267,000 (199,000 to 354,000)	192,000 (139,000 to 263,000)	180,000 (131,000 to 239,000)	196,000 (138,000 to 264,000)	172,000 (120,000 to 231,000)	164,000 (120,000 to 224,000)	151,000 (120,000 to 197,000)	146,000 (121,000 to 177,000)	127,000 (102,000 to 160,000)	117,000 (93,000 to 153,000)	90,000 (64,000 to 130,000)	67,000 (43,000 to 97,000)	26,000 (12,000 to 47,000)	9,150 (4,000 to 16,000)	8,010,000 (7,020,000 to 9,650,000)	6,610,000
Communicable, maternal, neonatal, and nutritional diseases	1,063,000 (687,000 to 1,550,000)	184,000 (146,000 to 229,000)	930,000 (768,000 to 1,130,000)	1,170,000 (983,000 to 1,370,000)	80,000 (62,000 to 102,000)	49,000 (38,000 to 63,000)	79,000 (59,000 to 104,000)	60,000 (45,000 to 79,000)	76,000 (56,000 to 101,000)	73,000 (53,000 to 98,000)	77,000 (55,000 to 103,000)	69,000 (48,000 to 94,000)	62,000 (43,000 to 85,000)	51,000 (36,000 to 70,000)	44,000 (32,000 to 60,000)	40,000 (30,000 to 53,000)	33,000 (25,000 to 44,000)	31,000 (23,000 to 41,000)	22,000 (15,000 to 30,000)	12,000 (7,000 to 18,000)	5,000 (2,000 to 9,000)	1,540 (600 to 3,000)	6,160,000 (5,400,000 to 7,420,000)	4,190,000
HIV/AIDS and sexually transmitted infections	2,000 (1,000 to 3,000)	1,000 (1,000 to 2,000)	13,000 (9,000 to 17,000)	11,000 (7,000 to 16,000)	6,000 (4,000 to 9,000)	6,000 (4,000 to 9,000)	7,000 (5,000 to 10,000)	8,000 (5,000 to 11,000)	7,000 (5,000 to 10,000)	7,000 (5,000 to 10,000)	11,000 (7,000 to 15,000)	14,000 (9,000 to 19,000)	12,000 (8,000 to 16,000)	8,000 (5,000 to 11,000)	6,000 (4,000 to 8,000)	4,000 (3,000 to 6,000)	3,000 (2,000 to 4,000)	2,000 (1,000 to 3,000)	2,000 (1,000 to 3,000)	1,000 (1,000 to 2,000)	1,000 (0 to 1,000)	0 (0 to 0)	0 (0 to 0)	139,000
HIV/AIDS	2,000 (1,000 to 3,000)	1,000 (1,000 to 2,000)	13,000 (9,000 to 17,000)	11,000 (7,000 to 16,000)	6,000 (4,000 to 9,000)	6,000 (4,000 to 9,000)	7,000 (5,000 to 10,000)	8,000 (5,000 to 11,000)	7,000 (5,000 to 10,000)	7,000 (5,000 to 10,000)	11,000 (7,000 to 15,000)	14,000 (9,000 to 19,000)	12,000 (8,000 to 16,000)	8,000 (5,000 to 11,000)	6,000 (4,000 to 8,000)	4,000 (3,000 to 6,000)	3,000 (2,000 to 4,000)	2,000 (1,000 to 3,000)	2,000 (1,000 to 3,000)	1,000 (1,000 to 2,000)	1,000 (0 to 1,000)	0 (0 to 0)	0 (0 to 0)	139,000
HIV/AIDS - Drug-susceptible Tuberculosis	0 (0 to 0)	0 (0 to 0)	0 (0 to 0)	1,700 (700 to 3,400)	1,000 (600 to 2,000)	1,000 (600 to 2,000)	2,000 (1,000 to 3,000)	3,000 (1,000 to 5,000)	3,000 (1,000 to 5,000)	3,000 (1,000 to 5,000)	4,000 (2,000 to 6,000)	5,000 (2,000 to 8,000)	4,000 (2,000 to 7,000)	3,000 (1,000 to 5,000)	2,000 (1,000 to 4,000)	2,000 (1,000 to 3,000)	1,000 (1,000 to 2,000)	1,000 (0 to 2,000)	1,000 (0 to 1,000)	0 (0 to 1,000)	0 (0 to 0)	0 (0 to 0)	0 (0 to 0)	26,000
HIV/AIDS - Multidrug resistant Tuberculosis without extensive drug resistance	0 (0 to 0)	0 (0 to 0)	0 (0 to 0)	100 (40 to 200)	100 (40 to 200)	100 (40 to 200)	100 (40 to 200)	100 (40 to 200)	100 (40 to 200)	100 (40 to 200)	100 (40 to 200)	100 (40 to 200)	100 (40 to 200)	100 (40 to 200)	100 (40 to 200)	100 (40 to 200)	100 (40 to 200)	100 (40 to 200)	100 (40 to 200)	100 (40 to 200)	100 (40 to 200)	0 (0 to 0)	0 (0 to 0)	1,610
HIV/AIDS - Extensively drug-resistant Tuberculosis	0 (0 to 0)	0 (0 to 0)	0 (0 to 0)	0 (0 to 0)	0 (0 to 0)	0 (0 to 0)	0 (0 to 0)	0 (0 to 0)	0 (0 to 0)	0 (0 to 0)	0 (0 to 0)	0 (0 to 0)	0 (0 to 0)	0 (0 to 0)	0 (0 to 0)	0 (0 to 0)	0 (0 to 0)	0 (0 to 0)	0 (0 to 0)	0 (0 to 0)	0 (0 to 0)	0 (0 to 0)	0 (0 to 0)	0
HIV/AIDS resulting in other diseases	0 (0 to 0)	0 (0 to 0)	0 (0 to 0)	1,000 (600 to 2,000)	1,000 (600 to 2,000)	1,000 (600 to 2,000)	1,000 (600 to 2,000)	1,000 (600 to 2,000)	1,000 (600 to 2,000)	1,000 (600 to 2,000)	1,000 (600 to 2,000)	1,000 (600 to 2,000)	1,000 (600 to 2,000)	1,000 (600 to 2,000)	1,000 (600 to 2,000)	1,000 (600 to 2,000)	1,000 (600 to 2,000)	1,000 (600 to 2,000)	1,000 (600 to 2,000)	1,000 (600 to 2,000)	1,000 (600 to 2,000)	0 (0 to 0)	0 (0 to 0)	26,000
Sexually transmitted infections, excluding HIV	0 (0 to 0)	0 (0 to 0)	0 (0 to 0)	0 (0 to 0)	0 (0 to 0)	0 (0 to 0)	0 (0 to 0)	0 (0 to 0)	0 (0 to 0)	0 (0 to 0)	0 (0 to 0)	0 (0 to 0)	0 (0 to 0)	0 (0 to 0)	0 (0 to 0)	0 (0 to 0)	0 (0 to 0)	0 (0 to 0)	0 (0 to 0)	0 (0 to 0)	0 (0 to 0)	0 (0 to 0)	0 (0 to 0)	0
Syphilis	0 (0 to 0)	0 (0 to 0)	0 (0 to 0)	0 (0 to 0)	0 (0 to 0)	0 (0 to 0)	0 (0 to 0)	0 (0 to 0)	0 (0 to 0)	0 (0 to 0)	0 (0 to 0)	0 (0 to 0)	0 (0 to 0)	0 (0 to 0)	0 (0 to 0)	0 (0 to 0)	0 (0 to 0)	0 (0 to 0)	0 (0 to 0)	0 (0 to 0)	0 (0 to 0)	0 (0 to 0)	0 (0 to 0)	0
Chlamydial infection	0 (0 to 0)	0 (0 to 0)	0 (0 to 0)	0 (0 to 0)	0 (0 to 0)	0 (0 to 0)	0 (0 to 0)	0 (0 to 0)	0 (0 to 0)	0 (0 to 0)	0 (0 to 0)	0 (0 to 0)	0 (0 to 0)	0 (0 to 0)	0 (0 to 0)	0 (0 to 0)	0 (0 to 0)	0 (0 to 0)	0 (0 to 0)	0 (0 to 0)	0 (0 to 0)	0 (0 to 0)	0 (0 to 0)	0
Gonococcal infection	0 (0 to 0)	0 (0 to 0)	0 (0 to 0)	0 (0 to 0)	0 (0 to 0)	0 (0 to 0)	0 (0 to 0)	0 (0 to 0)	0 (0 to 0)	0 (0 to 0)	0 (0 to 0)	0 (0 to 0)	0 (0 to 0)	0 (0 to 0)	0 (0 to 0)	0 (0 to 0)	0 (0 to 0)	0 (0 to 0)	0 (0 to 0)	0 (0 to 0)	0 (0 to 0)	0 (0 to 0)	0 (0 to 0)	0
Trichomoniasis	0 (0 to 0)	0 (0 to 0)	0 (0 to 0)	0 (0 to 0)	0 (0 to 0)	0 (0 to 0)	0 (0 to 0)	0 (0 to 0)	0 (0 to 0)	0 (0 to 0)	0 (0 to 0)	0 (0 to 0)	0 (0 to 0)	0 (0 to 0)	0 (0 to 0)	0 (0 to 0)	0 (0 to 0)	0 (0 to 0)	0 (0 to 0)	0 (0 to 0)	0 (0 to 0)	0 (0 to 0)	0 (0 to 0)	0
Genital herpes	0 (0 to 0)	0 (0 to 0)	0 (0 to 0)	0 (0 to 0)	0 (0 to 0)	0 (0 to 0)	0 (0 to 0)	0 (0 to 0)	0 (0 to 0)	0 (0 to 0)	0 (0 to 0)	0 (0 to 0)	0 (0 to 0)	0 (0 to 0)	0 (0 to 0)	0 (0 to 0)	0 (0 to 0)	0 (0 to 0)	0 (0 to 0)	0 (0 to 0)	0 (0 to 0)	0 (0 to 0)	0 (0 to 0)	0
Other sexually transmitted infections	0 (0 to 0)	0 (0 to 0)	0 (0 to 0)	0 (0 to 0)	0 (0 to 0)	0 (0 to 0)	0 (0 to 0)	0 (0 to 0)	0 (0 to 0)	0 (0 to 0)	0 (0 to 0)	0 (0 to 0)	0 (0 to 0)	0 (0 to 0)	0 (0 to 0)	0 (0 to 0)	0 (0 to 0)	0 (0 to 0)	0 (0 to 0)	0 (0 to 0)	0 (0 to 0)	0 (0 to 0)	0 (0 to 0)	0
Respiratory infections and tuberculosis	65,700 (46,000 to 89,200)	27,000 (18,000 to 38,000)	229,000 (157,000 to 327,000)	174,000 (109,000 to 256,000)	18,000 (11,000 to 27,000)	9,000 (6,000 to 14,000)	10,000 (6,000 to 15,000)	13,000 (8,000 to 19,000)	16,000 (10,000 to 23,000)	15,000 (9,000 to 22,000)	13,000 (8,000 to 19,000)	13,000 (8,000 to 19,000)	13,000 (8,000 to 19,000)	14,000 (9,000 to 20,000)	14,000 (9,000 to 20,000)	12,000 (8,000 to 17,000)	12,000 (8,000 to 17,000)	12,000 (8,000 to 17,000)	10,000 (7,000 to 14,000)	7,000 (4,000 to 10,000)	2,000 (1,000 to 3,000)	1,000 (0 to 2,000)	1,000 (0 to 2,000)	777,000
Tuberculosis	0 (0 to 0)	0 (0 to 0)	19,000 (13,000 to 27,000)	17,000 (10,000 to 25,000)	3,000 (2,000 to 5,000)	1,000 (1,000 to 2,000)	2,000 (1,000 to 3,000)	4,000 (2,000 to 6,000)	6,000 (3,000 to 9,000)	6,000 (3,000 to 9,000)	7,000 (4,000 to 10,000)	7,000 (4,000 to 10,000)	7,000 (4,000 to 10,000)	7,000 (4,000 to 10,000)	6,000 (4,000 to 9,000)	6,000 (4,000 to 9,000)	5,000 (3,000 to 7,000)	5,000 (3,000 to 7,000)	4,000 (2,000 to 6,000)	3,000 (2,000 to 4,000)	1,000 (1,000 to 2,000)	0 (0 to 1,000)	0 (0 to 0)	167,000
Latent tuberculosis infection	0 (0 to 0)	0 (0 to 0)	0 (0 to 0)	0 (0 to 0)	0 (0 to 0)	0 (0 to 0)	0 (0 to 0)	0 (0 to 0)	0 (0 to 0)	0 (0 to 0)	0 (0 to 0)	0 (0 to 0)	0 (0 to 0)	0 (0 to 0)	0 (0 to 0)	0 (0 to 0)	0 (0 to 0)	0 (0 to 0)	0 (0 to 0)	0 (0 to 0)	0 (0 to 0)	0 (0 to 0)	0 (0 to 0)	0
Active tuberculosis	0 (0 to 0)	0 (0 to 0)	19,000 (13,000 to 27,000)	17,000 (10,000 to 25,000)	3,000 (2,000 to 5,000)	1,000 (1,000 to 2,000)	2,000 (1,000 to 3,000)	4,000 (2,000 to 6,000)	6,000 (3,000 to 9,000)	6,000 (3,000 to 9,000)	7,000 (4,000 to 10,000)	7,000 (4,000 to 10,000)	7,000 (4,000 to 10,000)	7,000 (4,000 to 10,000)	6,000 (4,000 to 9,000)	6,000 (4,000 to 9,000)	5,000 (3,000 to 7,000)	5,000 (3,000 to 7,000)	4,000 (2,000 to 6,000)	3,000 (2,000 to 4,000)	1,000 (1,000 to 2,000)	0 (0 to 1,000)	0 (0 to 0)	167,000
Drug-susceptible tuberculosis	0 (0 to 0)	0 (0 to 0)	19,000 (13,000 to 27,000)	17,000 (10,000 to 25,000)	3,000 (2,000 to 5,000)	1,000 (1,000 to 2,000)	2,000 (1,000 to 3,000)	4,000 (2,000 to 6,000)	6,000 (3,000 to 9,000)	6,000 (3,000 to 9,000)	7,000 (4,000 to 10,000)	7,000 (4,000 to 10,000)	7,000 (4,000 to 10,000)	7,000 (4,000 to 10,000)	6,000 (4,000 to 9,000)	6,000 (4,000 to 9,000)	5,000 (3,000 to 7,000)	5,000 (3,000 to 7,000)	4,000 (2,000 to 6,000)	3,000 (2,000 to 4,000)	1,000 (1,000 to 2,000)	0 (0 to 1,000)	0 (0 to 0)	167,000
Multidrug-resistant tuberculosis without extensive drug resistance	0 (0 to 0)	0 (0 to 0)	0 (0 to 0)	0 (0 to 0)	0 (0 to 0)	0 (0 to 0)	0 (0 to 0)	0 (0 to 0)	0 (0 to 0)	0 (0 to 0)	0 (0 to 0)	0 (0 to 0)	0 (0 to 0)	0 (0 to 0)	0 (0 to 0)	0 (0 to 0)	0 (0 to 0)	0 (0 to 0)	0 (0 to 0)	0 (0 to 0)	0 (0 to 0)	0 (0 to 0)	0 (0 to 0)	0
Extensively drug-resistant tuberculosis	0 (0 to 0)	0 (0 to 0)	0 (0 to 0)	0 (0 to 0)	0 (0 to 0)	0 (0 to 0)	0 (0 to 0)	0 (0 to 0)	0 (0 to 0)	0 (0 to 0)	0 (0 to 0)	0 (0 to 0)	0 (0 to 0)	0 (0 to 0)	0 (0 to 0)	0 (0 to 0)	0 (0 to 0)	0 (0 to 0)	0 (0 to 0)	0 (0 to 0)	0 (0 to 0)	0 (0 to 0)	0 (0 to 0)	0
Lower respiratory infections	65,600 (46,000 to 89,000)	27,000 (18,000 to 38,000)	210,000 (144,000 to 300,000)	156,000 (97,000 to 232,000)	15,000 (9,000 to 23,000)	8,000 (5,000 to 12,000)	8,000 (5,000 to 12,000)	9,000 (5,000 to 13,000)	10,000 (6,000 to 15,000)	9,000 (5,000 to 13,000)	6,000 (3,000 to 9,000)	6,000 (3,000 to 9,000)	6,000 (3,000 to 9,000)	7,000 (4,000 to 10,000)	8,000 (5,000 to 11,000)	6,000 (4,000 to 9,000)	7,000 (4,000 to 10,000)	7,000 (4,000 to 10,000)	6,000 (4,000 to 9,000)	4,000 (2,000 to 6,000)	1,000 (1,000 to 2,000)	0 (0 to 1,000)	0 (0 to 0)	566,000
Upper respiratory infections	100 (4 to 34 3)	0 (0 to 41)	19,000 (286 to 1,110)	18,000 (900 to 2,210)	3,000 (600 to 7,000)	1,000 (300 to 3,000)	2,000 (600 to 5,000)	4,000 (1,000 to 9,000)	6,000 (2,000 to 13,000)	6,000 (2,000 to 13,000)	6,000 (2,000 to 13,000)	6,000 (2,000 to 13,000)	6,000 (2,000 to 13,000)	6,000 (2,000 to 13,000)	6,000 (2,000 to 13,000)	6,000 (2,000 to 13,000)	6,000 (2,000 to 13,000)	6,000 (2,000 to 13,000)	6,000 (2,000 to 13,000)	4,000 (2,000 to 9,000)	1,000 (1,000 to 3,000)	0 (0 to 1,000)	0 (0 to 0)	242,000
Otitis media	0 (0 to 0)	0 (0 to 0)	0 (0 to 0)	0 (0 to 0)	0 (0 to 0)	0 (0 to 0)	0 (0 to 0)	0 (0 to 0)	0 (0 to 0)	0 (0 to 0)	0 (0 to 0)	0 (0 to 0)	0 (0 to 0)	0 (0 to 0)	0 (0 to 0)	0 (0 to 0)	0 (0 to 0)	0 (0 to 0)	0 (0 to 0)	0 (0 to 0)	0 (0 to 0)	0 (0 to 0)	0 (0 to 0)	0
Enteric infections	2,920 (1,140 to 10,000)	9,060 (3,200 to 36,000)	14,000 (5,000 to 49,000)	22,700 (10,000 to 55,000)	13,660 (6,000 to 33,000)	9,260 (4,000 to 22,000)	8,760 (4,000 to 20,000)	6,000 (3,000 to 14,000)	7,000 (3,000 to 16,000)	7,000 (3,000 to 16,000)	7,000 (3,000 to 16,000)	6,000 (3,000 to 14,000)	6,000 (3,000 to 14,000)	5,000 (2,000 to 12,000)	5,000 (2,000 to 12,000)	4,000 (2,000 to 10,000)	4,000 (2,000 to 10,000)	3,000 (2,000 to 8,000)	3,000 (1,000 to 7,000)	2,000 (1,000 to 4,000)	1,000 (0 to 2,000)	0 (0 to 1,000)	0 (0 to 0)	476,000
Diarrheal diseases	2,920 (1,140 to 10,000)	9,060 (3,200 to 36,000)	14,000 (5,000 to 49,000)	22,700 (10,000 to 55,000)	13,660 (6,000 to 33,000)	9,260 (4,000 to 22,000)	8,760 (4,000 to 20,000)	6,000 (3,000 to 14,000)	7,000 (3,000 to 16,000)	7,000 (3,000 to 16,000)	7,000 (3,000 to 16,000)	6,000 (3,000 to 14,000)	6,000 (3,000 to 14,000)	5,000 (2,000 to 12,000)	5,000 (2,000 to 12,000)	4,000 (2,000 to 10,000)	4,000 (2,000 to 10,000)	3,000 (2,000 to 8,000)	3,000 (1,000 to 7,000)	2,000 (1,000 to 4,000)	1,000 (0 to 2,000)	0 (0 to 1,000)	0 (0 to 0)	476,000
Typhoid and paratyphoid	0 (0 to 0)	71 (1 to 1,180)	8,110 (1,000 to 27,000)	5,470 (1,000 to 15,000)	2,040 (300 to 6,000)	1,000 (100 to 3,000)	700 (100 to 2,000)	500 (100 to 1,000)	500 (100 to 1,000)	400 (100 to 1,000)	400 (100 to 1,000)	400 (100 to 1,000)	400 (100 to 1,000)	400 (100 to 1,000)	400 (100 to 1,000)	400 (100 to 1,000)	400 (100 to 1,000)	400 (100 to 1,000)	400 (100 to 1,000)	400 (100 to 1,000)	400 (100 to 1,000)	0 (0 to 0)	0 (0 to 0)	20,700
Typhoid fever	0 (0 to 0)	71 (1 to 1,180)	8,110 (1,000 to 27,000)	5,470 (1,000 to 15,000)	2,040 (300 to 6,000)	1,000 (100 to 3,000)	700 (100 to 2,000)	500 (100 to 1,000)	500 (100 to 1,000)	400 (100 to 1,000)	400 (100 to 1,000)	400 (100 to 1,000)	400 (100 to 1,000)	400 (100 to 1,000)	400 (100 to 1,000)	400 (100 to 1,000)	400 (100 to 1,000)	400 (100 to 1,000)	400 (100 to 1,000)	400 (100 to 1,000)	400 (100 to 1,000)	0 (0 to 0)	0 (0 to 0)	20,500
Paratyphoid fever	0 (0 to 0)	0 (0 to 0)	0 (0 to 0)	0 (0 to 0)	0 (0 to 0)	0 (0 to 0)	0 (0 to 0)	0 (0 to 0)	0 (0 to 0)	0 (0 to 0)	0 (0 to 0)	0 (0 to 0)	0 (0 to 0)	0 (0 to 0)	0 (0 to 0)	0 (0 to 0)	0 (0 to 0)	0 (0 to 0)	0 (0 to 0)	0 (0 to 0)	0 (0 to 0)	0 (0 to 0)	0 (0 to 0)	0
Invasive Non-typhoidal Salmonella (iNTS)	870 (290 to 1,990)	19,000 (6,000 to 43,000)	11,000 (24,000 to 54,000)	2,090 (1,000 to 4,000)	1,130 (500 to 2,000)	560 (200 to 1,000)	530 (200 to 1,000)	470 (200 to 1,000)	470 (200 to 1,000)	470 (200 to 1,000)	470 (200 to 1,000)	470 (200 to 1,000)	470 (200 to 1,000)	470 (200 to 1,000)	470 (200 to 1,000)	470 (200 to 1,000)	470 (200 to 1,000)	470 (200 to 1,000)	470 (200 to 1,000)	470 (200 to 1,000)	470 (200 to 1,000)	0 (0 to 0)	0 (0 to 0)	53,600
Other intestinal infectious diseases	0 (0 to 0)	0 (0 to 0)	222 (43 to 1,040)	661 (92 to 3,000)	54.4 (7 to 250)	24.5 (3 to 110)	7.7 (1 to 35)	2.0 (0 to 9.1)	0.7 (0 to 3.1)	0.2 (0 to 1.1)	0.1 (0 to 0.4)	0.0 (0 to 0.1)	0.0 (0 to 0.1)	0.0 (0 to 0.1)	0.0 (0 to 0.1)	0.0 (0 to 0.1)	0.0 (0 to 0.1)	0.0 (0 to 0.1)	0.0 (0 to 0.1)	0.0 (0 to 0.1)	0.0 (0 to 0.1)	0 (0 to 0)	0 (0 to 0)	892
Neglected tropical diseases and malaria	2,210 (1,130 to 4,000)	29,190 (13,000 to 59,000)	249,000 (123,000 to 492,000)	439,000 (259,000 to 669,000)	48,700 (28,000 to 74,000)	24,600 (14,000 to 37,000)	22,600 (13,000 to 34,000)	16,000 (9,000 to 24,000)	16,000 (9,000 to 24,000)	15,000 (8,000 to 23,000)	14,000 (8,000 to 22,000)	13,000 (7,000 to 20,000)	11,000 (6,000 to 17,000)	9,000 (5,000 to 14,000)	7,000 (4,000 to 11,000)	6,000 (3,000 to 9,000)	4,000 (2,000 to 7,000)	3,000 (1,000 to 5,000)	2,000 (1,000 to 4,000)	1,000 (0 to 2,000)	0 (0 to 1,000)	0 (0 to 0)	0 (0 to 0)	1,926,000
Malaria	2,210 (1,130 to 4,000)	27,000 (13,000 to 55,000)	233,000 (115,000 to 476,000)	424,000 (249,000 to 650,000)	47,000 (27,000 to 72,000)	23,000 (13,000 to 36,000)	21,000 (12,000 to 33,000)	15,000 (8,000 to 23,000)	15,000 (8,000 to 23,000)	14,000 (7,000 to 22,000)	13,000 (7,000 to 20,000)	12,000 (6,000 to 18,000)	10,000 (5,000 to 16,000)	8,000 (4,000 to 13,000)	6,000 (3,000 to 10,000)	5,000 (3,000 to 8,000)	4,000 (2,000 to 6,000)	3,000 (1,000 to 5,000)	2,000 (1,000 to 3,000)	1,000 (0 to 2,000)	0 (0 to 1,000)	0 (0 to 0)	0 (0 to 0)	1,900,000
Chagas disease	0 (0 to 0)	0 (0 to 0)	0 (0 to 0)	0 (0 to 0)	0 (0 to 0)	0 (0 to 0)	0 (0 to 0)	0 (0 to 0)	0 (0 to 0)	0 (0 to 0)	0 (0 to 0)	0 (0 to 0)	0 (0 to 0)	0 (0 to 0)	0 (0 to 0)	0 (0 to 0)	0 (0 to 0)	0 (0 to 0)	0 (0 to 0)	0 (0 to 0)	0 (0 to 0)	0 (0 to 0)	0 (0 to 0)	0
Leishmaniasis	0 (0 to 0)	0 (0 to 0)	0 (0 to 0)	0 (0 to 0)	0 (0 to 0)	0 (0 to 0)	0 (0 to 0)	0 (0 to 0)	0 (0 to 0)	0 (0 to 0)	0 (0 to 0)	0 (0 to 0)	0 (0 to 0)	0 (0 to 0)	0 (0 to 0)	0 (0 to 0)	0 (0 to 0)	0 (0 to 0)	0 (0 to 0)	0 (0 to 0)	0 (0 to 0)	0 (0 to 0)	0 (0 to 0)	0
Visceral leishmaniasis	0 (0 to 0)	0 (0 to 0)	0 (0 to 0)	0 (0 to 0)	0 (0 to 0)	0 (0 to 0)	0 (0 to 0)	0 (0 to 0)	0 (0 to 0)	0 (0 to 0)	0 (0 to 0)	0 (0 to 0)	0 (0 to 0)	0 (0 to 0)	0 (0 to 0)	0 (0 to 0)	0 (0 to 0)	0 (0 to 0)	0 (0 to 0)	0 (0 to 0)	0 (0 to 0)	0 (0 to 0)	0 (0 to 0)	0
Cutaneous and mucocutaneous leishmaniasis	0 (0 to 0)	0 (0 to 0)	0 (0 to 0)	0 (0 to 0)	0 (0 to 0)	0 (0 to 0)	0 (0 to 0)	0 (0 to 0)	0 (0 to 0)	0 (0 to 0)	0 (0 to 0)	0 (0 to 0)	0 (0 to 0)	0 (0 to 0)	0 (0 to 0)	0 (0 to 0)	0 (0 to 0)	0 (0 to 0)	0 (0 to 0)	0 (0 to 0)	0 (0 to 0)	0 (0 to 0)	0 (0 to 0)	0
African trypanosomiasis	0 (0 to 0)	0 (0 to 0)	0 (0 to 0)	0 (0 to 0)	0 (0 to 0)	0 (0 to 0)	0 (0 to 0)	0 (0 to 0)	0 (0 to 0)	0 (0 to 0)	0 (0 to 0)	0 (0 to 0)	0 (0 to 0)	0 (0 to 0)	0 (0 to 0)	0 (0 to 0)	0 (0 to 0)	0 (0 to 0)	0 (0 to 0)	0 (0 to 0)	0 (0 to 0)	0 (0 to 0)	0 (0 to 0)	0
Schistosomiasis	0 (0 to 0)	0 (0 to 0)	0 (0 to 0)	0 (0 to 0)	0 (0 to 0)	0 (0 to 0)	0 (0 to 0)	0 (0 to 0)	0 (0 to 0)	0 (0 to 0)	0 (0 to 0)	0 (0 to 0)	0 (0 to 0)	0 (0 to 0)	0 (0 to 0)	0 (0 to 0)	0 (0 to 0)	0 (0 to 0)	0 (0 to 0)	0 (0 to 0)	0 (0 to 0)	0 (0 to 0)	0 (0 to 0)	0
Cysticercosis	0 (0 to 0)	0 (0 to 0)	28 (0 to 120)	259 (49 to 1,040)	66.1 (11 to 270)	27.1 (4 to 110)	9.1 (1 to 37)	2.3 (0 to 9.6)	0.7 (0 to 3.1)	0.2 (0 to 1.1)	0.1 (0 to 0.4)	0.0 (0 to 0.1)	0.0 (0 to 0.1)	0.0 (0 to 0.1)	0.0 (0 to 0.1)	0.0 (0 to 0.1)	0.0 (0 to 0.1)	0.0 (0 to 0.1)	0.0 (0 to 0.1)	0.0 (0 to 0.1)	0.0 (0 to 0.1)	0 (0 to 0)	0 (0 to 0)	1,000
Cystic echinococcosis	0 (0 to 0)	0 (0 to 0)	177 (41 to 831)	94.6 (14 to 410)	26.4 (3 to 120)	10.2 (1 to 46)	17.2 (2 to 78)	16.6 (2 to 75)	16.3 (2 to 74)	14.4 (2 to 66)	11.5 (1 to 52)	9.0 (1 to 41)	7.3 (1 to 33)	5.7 (1 to 26)	4.2 (0 to 19)	3.0 (0 to 14)	2.1 (0 to 10)	1.4 (0 to 6.6)	0.9 (0 to 4.2)	0.5 (0 to 2.4)	0.2 (0 to 1.1)	0.1 (0 to 0.4)	0.0 (0 to 0.1)	382
Lymphatic filariasis	0 (0 to 0)	0 (0 to 0)	0 (0 to 0)	0 (0 to 0)	0 (0 to 0)	0 (0 to 0)	0 (0 to 0)	0 (0 to 0)	0 (0 to 0)	0 (0 to 0)	0 (0 to 0)	0 (0 to 0)	0 (0 to 0)	0 (0 to 0)	0 (0 to 0)	0 (0 to 0)	0 (0 to 0)	0 (0 to 0)	0 (0 to 0)	0 (0 to 0)	0 (0 to 0)	0 (0 to 0)	0 (0 to 0)	0
Onchocerciasis	0 (0 to 0)	0 (0 to 0)	0 (0 to 0)	0 (0 to 0)	0 (0 to 0)	0 (0 to 0)	0 (0 to 0)	0 (0 to 0)	0 (0 to 0)	0 (0 to 0)	0 (0 to 0)	0 (0 to 0)	0 (0 to 0)	0 (0 to 0)	0 (0 to 0)	0 (0 to 0)	0 (0 to 0)	0 (0 to 0)	0 (0 to 0)	0 (0 to 0)	0 (0 to 0)	0 (0 to 0)	0 (0 to 0)	0
Trachoma	0 (0 to 0)	0 (0 to 0)	23.3 (2.6 to 101)	76.0 (7 to 331)	7.52 (1 to 33)	1.16 (0 to 5.1)	0.7 (0 to 3.1)	0.2 (0 to 1.1)	0.1 (0 to 0.4)	0.0 (0 to 0.1)	0.0 (0 to 0.1)	0.0 (0 to 0.1)	0.0 (0 to 0.1)	0.0 (0 to 0.1)	0.0 (0 to 0.1)	0.0 (0 to 0.1)	0.0 (0 to 0.1)	0.0 (0 to 0.1)	0.0 (0 to 0.1)	0.0 (0 to 0.1)	0.0 (0 to 0.1)	0 (0 to 0)	0 (0 to 0)	130
Dengue	0 (0 to 0)	0 (0 to 0)	66.30 (12.6 to 291)	12.68 (1.4 to 55.8)	1.52 (0.2 to 6.7)	0.19 (0 to 0.8)	0.1 (0 to 0.4)	0.0 (0 to 0.1)	0.0 (0 to 0.1)	0.0 (0 to 0.1)	0.0 (0 to 0.1)	0.0 (0 to 0.1)	0.0 (0 to 0.1)	0.0 (0 to 0.1)	0.0 (0 to 0.1)	0.0 (0 to 0.1)	0.0 (0 to 0.1)	0.0 (0 to 0.1)	0.0 (0 to 0.1)	0.0 (0 to 0.1)	0.0 (0 to 0.1)	0 (0 to 0)	0 (0 to 0)	785
Yellow fever	0 (0 to 0)	0 (0 to 0)	643 (96.1 to 2,880)	503 (126 to 2,000)	63.6 (16 to 253)	17.0 (4 to 68)	2.7 (0 to 11)	0.7 (0 to 3.1)	0.2 (0 to 1.1)	0.1 (0 to 0.4)	0.0 (0 to 0.1)	0.0 (0 to 0.1)	0.0 (0 to 0.1)	0.0 (0 to 0.1)	0.0 (0 to 0.1)	0.0 (0 to 0.1)	0.0 (0 to 0.1)	0.0 (0 to 0.1)	0.0 (0 to 0.1)	0.0 (0 to 0.1)	0.0 (0 to 0.1)	0 (0 to 0)	0 (0 to 0)	3,490
Rabies	0 (0 to 0)	0 (0 to 0)	29.2 (3.6 to 127)	1,450 (320 to 5,400)	94.5 (21 to 351)	16.1 (3 to 60)	2.7 (0 to 10)	0.7 (0 to 2.8)	0.2 (0 to 0.9)	0.1 (0 to 0.3)	0.0 (0 to 0.1)	0.0 (0 to 0.1)	0.0 (0 to 0.1)	0.0 (0 to 0.1)	0.0 (0 to 0.1)	0.0 (0 to 0.1)	0.0 (0 to 0.1)	0.0 (0 to 0.1)	0.0 (0 to 0.1)	0.0 (0 to 0.1)	0.0 (0 to 0.1)	0 (0 to 0)	0 (0 to 0)	3,660
Intestinal nematode infections	0 (0 to 0)	0 (0 to 0)	0 (0 to 0)	0 (0 to 0)	0 (0 to



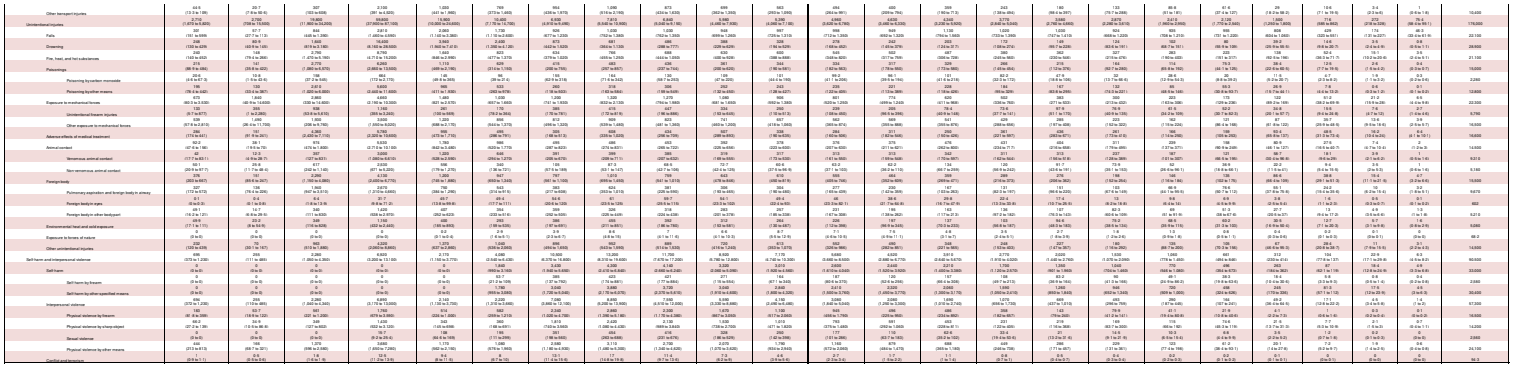

Cause	Early Neonatal	Late Neonatal	Post Neonatal	1 to 4	5 to 9	10 to 14	15 to 19	20 to 24	25 to 29	30 to 34	35 to 39	40 to 44	45 to 49	50 to 54	55 to 59	60 to 64	65 to 69	70 to 74	75 to 79	80 to 84	85 to89	90 to 94	95 plus	Total
All causes	1,760,000 (1,560,000 to 2,000,000)	613,000 (484,000 to 764,000)	2,750,000 (2,330,000 to 3,290,000)	5,780,000 (5,050,000 to 6,630,000)	617,000 (487,000 to 760,000)	402,000 (327,000 to 500,000)	412,000 (332,000 to 509,000)	394,000 (324,000 to 481,000)	375,000 (309,000 to 453,000)	366,000 (300,000 to 441,000)	366,000 (302,000 to 440,000)	366,000 (299,000 to 440,000)	332,000 (265,000 to 401,000)	320,000 (260,000 to 391,000)	323,000 (278,000 to 377,000)	322,000 (277,000 to 377,000)	264,000 (226,000 to 309,000)	208,000 (177,000 to 243,000)	166,000 (142,000 to 193,000)	132,000 (111,000 to 153,000)	60,200 (47,700 to 72,900)	19,100 (15,200 to 23,100)	4,290 (3,200 to 5,600)	14,500,000
Communicable, maternal, neonatal, and nutritional diseases	1,570,000 (1,220,000 to 1,970,000)	522,000 (401,000 to 669,000)	2,160,000 (1,660,000 to 2,800,000)	2,630,000 (2,130,000 to 3,220,000)	289,000 (219,000 to 372,000)	177,000 (133,000 to 230,000)	159,000 (119,000 to 207,000)	133,000 (100,000 to 173,000)	109,000 (82,000 to 142,000)	97,000 (73,000 to 126,000)	91,000 (68,000 to 120,000)	84,000 (63,000 to 110,000)	70,000 (52,000 to 92,000)	64,000 (47,000 to 84,000)	61,000 (45,000 to 80,000)	57,000 (42,000 to 75,000)	46,000 (34,000 to 61,000)	36,000 (26,000 to 48,000)	29,000 (21,000 to 39,000)	23,000 (16,000 to 31,000)	10,000 (7,000 to 14,000)	3,900 (2,600 to 5,600)	1,210 (800 to 1,700)	9,000,000
HIV/AIDS and sexually transmitted infections	11,000 (9,600 to 13,000)	3,900 (3,000 to 5,000)	14,000 (11,000 to 18,000)	13,000 (10,000 to 17,000)	1,200 (1,000 to 1,500)	1,000 (800 to 1,300)	1,000 (800 to 1,300)	1,000 (800 to 1,300)	1,000 (800 to 1,300)	1,000 (800 to 1,300)	1,000 (800 to 1,300)	1,000 (800 to 1,300)	1,000 (800 to 1,300)	1,000 (800 to 1,300)	1,000 (800 to 1,300)	1,000 (800 to 1,300)	1,000 (800 to 1,300)	1,000 (800 to 1,300)	1,000 (800 to 1,300)	1,000 (800 to 1,300)	1,000 (800 to 1,300)	1,000 (800 to 1,300)	1,000 (800 to 1,300)	227,000
HIV/AIDS	8,900 (7,800 to 10,000)	3,200 (2,500 to 4,000)	11,000 (9,000 to 14,000)	10,000 (8,000 to 13,000)	1,000 (800 to 1,200)	800 (600 to 1,000)	800 (600 to 1,000)	800 (600 to 1,000)	800 (600 to 1,000)	800 (600 to 1,000)	800 (600 to 1,000)	800 (600 to 1,000)	800 (600 to 1,000)	800 (600 to 1,000)	800 (600 to 1,000)	800 (600 to 1,000)	800 (600 to 1,000)	800 (600 to 1,000)	800 (600 to 1,000)	800 (600 to 1,000)	800 (600 to 1,000)	800 (600 to 1,000)	800 (600 to 1,000)	180,000
HIV/AIDS - Drug-susceptible Tuberculosis	2,410 (2,010 to 2,870)	1,010 (819 to 1,250)	4,040 (3,270 to 5,000)	3,960 (3,200 to 4,900)	2,360 (1,910 to 2,920)	2,730 (2,210 to 3,380)	2,960 (2,400 to 3,660)	3,090 (2,500 to 3,820)	3,090 (2,500 to 3,820)	3,090 (2,500 to 3,820)	3,090 (2,500 to 3,820)	3,090 (2,500 to 3,820)	3,090 (2,500 to 3,820)	3,090 (2,500 to 3,820)	3,090 (2,500 to 3,820)	3,090 (2,500 to 3,820)	3,090 (2,500 to 3,820)	2,910 (2,370 to 3,600)	2,610 (2,120 to 3,230)	1,910 (1,550 to 2,360)	929 (754 to 1,150)	277 (225 to 343)	104 (84 to 129)	25,000
HIV/AIDS - Multidrug-resistant Tuberculosis without extensive drug resistance	0 (0 to 0)	0 (0 to 0)	293 (0 to 1,230)	486 (0 to 2,030)	302 (0 to 1,270)	305 (0 to 1,280)	412 (0 to 1,730)	292 (0 to 1,230)	316 (0 to 1,330)	366 (0 to 1,540)	419 (0 to 1,760)	470 (0 to 1,970)	462 (0 to 1,940)	397 (0 to 1,670)	228 (0 to 958)	178 (0 to 748)	97 (0 to 411)	61 (0 to 261)	28 (0 to 121)	8 (0 to 36)	2 (0 to 8)	0 (0 to 1)	0 (0 to 0)	6,120
HIV/AIDS - Extensively drug-resistant Tuberculosis	0 (0 to 0)	0 (0 to 0)	0 (0 to 12.7)	1 (0 to 23.2)	0.7 (0 to 15.6)	0.7 (0 to 15.7)	0.9 (0 to 20.2)	0.8 (0 to 18.2)	0.8 (0 to 17.2)	0.9 (0 to 19.2)	1 (0 to 21.2)	1 (0 to 21.2)	1 (0 to 21.2)	0.9 (0 to 19.2)	0.6 (0 to 12.7)	0.5 (0 to 10.6)	0.3 (0 to 6.5)	0.2 (0 to 4.3)	0.1 (0 to 2.5)	0 (0 to 0.7)	0 (0 to 0.2)	0 (0 to 0)	0 (0 to 0)	69.2
HIV/AIDS resulting in other diseases	1,100 (0 to 1,100)	0 (0 to 0)	4,000 (0 to 4,000)	11,000 (8,800 to 13,000)	1,000 (800 to 1,200)	1,000 (800 to 1,200)	1,000 (800 to 1,200)	1,000 (800 to 1,200)	1,000 (800 to 1,200)	1,000 (800 to 1,200)	1,000 (800 to 1,200)	1,000 (800 to 1,200)	1,000 (800 to 1,200)	1,000 (800 to 1,200)	1,000 (800 to 1,200)	1,000 (800 to 1,200)	1,000 (800 to 1,200)	1,000 (800 to 1,200)	1,000 (800 to 1,200)	1,000 (800 to 1,200)	1,000 (800 to 1,200)	1,000 (800 to 1,200)	1,000 (800 to 1,200)	1,420
Respiratory infections and tuberculosis	149,000 (85,400 to 231,000)	126,000 (79,000 to 189,000)	737,000 (477,000 to 1,080,000)	576,000 (364,000 to 854,000)	29,000 (20,700 to 40,100)	20,000 (13,200 to 29,600)	27,700 (18,700 to 39,600)	27,000 (17,400 to 40,700)	31,000 (20,600 to 46,700)	33,000 (22,000 to 49,000)	35,000 (23,200 to 51,000)	35,000 (23,400 to 51,000)	34,000 (22,400 to 49,000)	37,000 (25,000 to 52,000)	37,000 (27,100 to 48,000)	38,000 (27,600 to 48,000)	34,000 (25,700 to 43,000)	29,000 (22,100 to 37,000)	24,000 (17,800 to 31,000)	19,000 (13,800 to 25,000)	9,490 (6,770 to 12,800)	2,350 (1,580 to 3,400)	688 (450 to 1,000)	2,060,000
Tuberculosis	9,0 (6,900 to 11,000)	44,200 (32,800 to 57,700)	69,700 (52,800 to 91,000)	8,990 (6,720 to 11,900)	2,720 (2,020 to 3,600)	4,630 (3,440 to 6,120)	9,520 (7,060 to 12,600)	14,160 (10,500 to 18,700)	20,360 (15,100 to 26,900)	22,700 (16,800 to 30,000)	22,600 (16,800 to 30,000)	22,600 (16,800 to 30,000)	21,200 (15,700 to 28,000)	22,000 (16,300 to 29,000)	19,600 (14,500 to 25,900)	19,600 (14,500 to 25,900)	16,000 (11,900 to 21,100)	13,600 (10,100 to 18,000)	11,400 (8,500 to 15,100)	8,620 (6,410 to 11,400)	3,900 (2,900 to 5,200)	1,490 (1,110 to 1,980)	636 (473 to 844)	372,000
Latent tuberculosis infection	0 (0 to 0)	0 (0 to 0)	0 (0 to 0)	0 (0 to 0)	0 (0 to 0)	0 (0 to 0)	0 (0 to 0)	0 (0 to 0)	0 (0 to 0)	0 (0 to 0)	0 (0 to 0)	0 (0 to 0)	0 (0 to 0)	0 (0 to 0)	0 (0 to 0)	0 (0 to 0)	0 (0 to 0)	0 (0 to 0)	0 (0 to 0)	0 (0 to 0)	0 (0 to 0)	0 (0 to 0)	0 (0 to 0)	0 (0 to 0)	0
Drug-susceptible tuberculosis	9,0 (6,900 to 11,000)	44,200 (32,800 to 57,700)	69,700 (52,800 to 91,000)	8,990 (6,720 to 11,900)	2,720 (2,020 to 3,600)	4,630 (3,440 to 6,120)	9,520 (7,060 to 12,600)	14,160 (10,500 to 18,700)	20,360 (15,100 to 26,900)	22,700 (16,800 to 30,000)	22,600 (16,800 to 30,000)	22,600 (16,800 to 30,000)	21,200 (15,700 to 28,000)	22,000 (16,300 to 29,000)	19,600 (14,500 to 25,900)	19,600 (14,500 to 25,900)	16,000 (11,900 to 21,100)	13,600 (10,100 to 18,000)	11,400 (8,500 to 15,100)	8,620 (6,410 to 11,400)	3,900 (2,900 to 5,200)	1,490 (1,110 to 1,980)	636 (473 to 844)	372,000
Multidrug-resistant tuberculosis without extensive drug resistance	0 (0 to 0)	0 (0 to 0)	0 (0 to 0)	0 (0 to 0)	0 (0 to 0)	0 (0 to 0)	0 (0 to 0)	0 (0 to 0)	0 (0 to 0)	0 (0 to 0)	0 (0 to 0)	0 (0 to 0)	0 (0 to 0)	0 (0 to 0)	0 (0 to 0)	0 (0 to 0)	0 (0 to 0)	0 (0 to 0)	0 (0 to 0)	0 (0 to 0)	0 (0 to 0)	0 (0 to 0)	0 (0 to 0)	0 (0 to 0)	0
Extensively drug-resistant tuberculosis	0 (0 to 0)	0 (0 to 0)	0 (0 to 0)	0 (0 to 0)	0 (0 to 0)	0 (0 to 0)	0 (0 to 0)	0 (0 to 0)	0 (0 to 0)	0 (0 to 0)	0 (0 to 0)	0 (0 to 0)	0 (0 to 0)	0 (0 to 0)	0 (0 to 0)	0 (0 to 0)	0 (0 to 0)	0 (0 to 0)	0 (0 to 0)	0 (0 to 0)	0 (0 to 0)	0 (0 to 0)	0 (0 to 0)	0 (0 to 0)	0
Diarrheal diseases	140,000 (86,900 to 209,000)	126,000 (79,000 to 189,000)	727,000 (477,000 to 1,080,000)	576,000 (364,000 to 854,000)	29,000 (20,700 to 40,100)	20,000 (13,200 to 29,600)	27,700 (18,700 to 39,600)	27,000 (17,400 to 40,700)	31,000 (20,600 to 46,700)	33,000 (22,000 to 49,000)	35,000 (23,200 to 51,000)	35,000 (23,400 to 51,000)	34,000 (22,400 to 49,000)	37,000 (25,000 to 52,000)	37,000 (27,100 to 48,000)	38,000 (27,600 to 48,000)	34,000 (25,700 to 43,000)	29,000 (22,100 to 37,000)	24,000 (17,800 to 31,000)	19,000 (13,800 to 25,000)	9,490 (6,770 to 12,800)	2,350 (1,580 to 3,400)	688 (450 to 1,000)	2,060,000
Typhoid and paratyphoid	0 (0 to 0)	0 (0 to 0)	0 (0 to 0)	73,600 (46,100 to 107,000)	11,000 (7,900 to 15,400)	7,200 (5,100 to 10,200)	6,640 (4,710 to 9,400)	5,130 (3,640 to 7,260)	1,930 (1,370 to 2,730)	1,230 (873 to 1,740)	725 (514 to 1,030)	513 (364 to 726)	392 (278 to 555)	306 (217 to 433)	236 (167 to 334)	184 (130 to 260)	143 (101 to 202)	111 (78.6 to 157)	86 (60.7 to 121)	66.7 (47.2 to 94.3)	39.2 (27.8 to 55.4)	11.5 (8.17 to 16.3)	3.1 (2.19 to 4.38)	131,000
Typhoid fever	0 (0 to 0)	0 (0 to 0)	0 (0 to 0)	66,100 (39,100 to 101,000)	10,000 (6,900 to 14,400)	6,540 (4,610 to 9,240)	6,040 (4,260 to 8,540)	4,660 (3,310 to 6,590)	1,750 (1,240 to 2,480)	1,120 (793 to 1,580)	659 (467 to 934)	466 (330 to 660)	356 (252 to 504)	278 (197 to 394)	214 (152 to 303)	167 (118 to 237)	130 (92.1 to 184)	101 (71.3 to 143)	78.2 (55.2 to 111)	60.6 (42.9 to 85.7)	35.6 (25.3 to 50.4)	10.4 (7.42 to 14.8)	2.8 (1.99 to 3.98)	123,000
Typhoid fever	0 (0 to 0)	0 (0 to 0)	0 (0 to 0)	66,100 (39,100 to 101,000)	10,000 (6,900 to 14,400)	6,540 (4,610 to 9,240)	6,040 (4,260 to 8,540)	4,660 (3,310 to 6,590)	1,750 (1,240 to 2,480)	1,120 (793 to 1,580)	659 (467 to 934)	466 (330 to 660)	356 (252 to 504)	278 (197 to 394)	214 (152 to 303)	167 (118 to 237)	130 (92.1 to 184)	101 (71.3 to 143)	78.2 (55.2 to 111)	60.6 (42.9 to 85.7)	35.6 (25.3 to 50.4)	10.4 (7.42 to 14.8)	2.8 (1.99 to 3.98)	123,000
Paratyphoid fever	0 (0 to 0)	0 (0 to 0)	0 (0 to 0)	7,460 (4,990 to 10,700)	1,000 (780 to 1,400)	660 (470 to 930)	600 (430 to 860)	470 (330 to 660)	180 (130 to 250)	110 (80.1 to 160)	66.5 (47.1 to 94.2)	47.1 (33.3 to 66.6)	36.0 (25.4 to 50.9)	28.1 (19.9 to 39.8)	21.6 (15.3 to 30.6)	16.9 (11.9 to 23.9)	13.1 (9.3 to 18.6)	10.2 (7.2 to 14.4)	7.9 (5.6 to 11.2)	6.1 (4.3 to 8.7)	3.6 (2.55 to 5.09)	1.05 (0.75 to 1.49)	0.28 (0.2 to 0.4)	12,000
Intestinal Nematode (Soil-Transmitted) Infections	0 (0 to 0)	0 (0 to 0)	0 (0 to 0)	760,000 (469,000 to 1,200,000)	17,000 (11,000 to 25,000)	6,300 (4,000 to 9,600)	2,700 (1,700 to 4,100)	2,020 (1,270 to 3,080)	1,510 (950 to 2,300)	1,270 (800 to 1,930)	1,070 (673 to 1,630)	1,020 (642 to 1,550)	1,010 (636 to 1,540)	1,010 (636 to 1,540)	1,010 (636 to 1,540)	1,010 (636 to 1,540)	1,010 (636 to 1,540)	1,010 (636 to 1,540)	1,010 (636 to 1,540)	1,010 (636 to 1,540)	1,010 (636 to 1,540)	1,010 (636 to 1,540)	1,010 (636 to 1,540)	1,010 (636 to 1,540)	359,000
Other infectious diseases	0 (0 to 0)	0 (0 to 0)	0 (0 to 0)	2,660 (1,900 to 3,600)	1,100 (800 to 1,500)	1,100 (800 to 1,500)	1,100 (800 to 1,500



Other transport injuries	84.1 (77.7 to 90.6)	84.3 (78.3 to 90)	1,160 (1,080 to 1,240)	8,645 (7,950 to 9,400)	2,012 (828 to 3,290)	1,696 (723 to 3,229)	2,170 (903 to 3,913)	2,408 (1,060 to 4,143)	1,998 (877 to 3,709)	1,746 (769 to 3,253)	1,496 (668 to 2,793)	1,296 (609 to 2,343)	962 (479 to 2,000)	842 (397 to 2,029)	579 (273 to 1,553)	568 (189 to 1,728)	268 (126 to 769)	162 (67.3 to 427)	102 (64.4 to 274)	69.7 (29.3 to 178)	16.7 (10.4 to 29.9)	9.4 (3.9 to 21.4)	6 (1 to 21.5)	28,900
Unintentional injuries	6,200 (5,960 to 10,100)	6,700 (2,420 to 20,600)	89,200 (36,000 to 69,000)	109,000 (107,000 to 337,000)	50,200 (19,600 to 92,800)	50,200 (12,100 to 90,700)	51,600 (8,940 to 97,800)	51,200 (8,370 to 97,900)	51,200 (8,390 to 97,600)	51,200 (8,390 to 97,600)	51,200 (7,930 to 97,900)	50,900 (7,320 to 97,600)	50,900 (7,320 to 97,600)	50,900 (7,370 to 97,700)	50,900 (8,210 to 97,600)	50,900 (8,490 to 97,600)	50,900 (8,270 to 97,600)	50,900 (8,470 to 97,600)	50,900 (8,600 to 97,600)	50,900 (8,600 to 97,600)	50,900 (8,600

S6 Table 2c: Cameroon DALYs by cause and age group for both sexes with 95% uncertainty intervals, 2019

Cause	Early Neonatal	Late Neonatal	Post Neonatal	1 to 4	5 to 9	10 to 14	15 to 19	20 to 24	25 to 29	30 to 34	35 to 39	40 to 44	45 to 49	50 to 54	55 to 59	60 to 64	65 to 69	70 to 74	75 to 79	80 to 84	85 and 89	90 to 94	95 plus	Total
All causes	1,490,000 (1,160,000 to 1,850,000)	417,000 (324,000 to 516,000)	1,710,000 (1,330,000 to 2,120,000)	2,140,000 (1,650,000 to 2,630,000)	930,000 (622,000 to 1,270,000)	668,000 (372,000 to 1,020,000)	668,000 (422,000 to 1,000,000)	669,000 (422,000 to 977,000)	629,000 (400,000 to 910,000)	672,000 (427,000 to 970,000)	668,000 (426,000 to 962,000)	629,000 (397,000 to 916,000)	661,000 (400,000 to 1,000,000)	697,000 (408,000 to 1,060,000)	644,000 (366,000 to 1,020,000)	611,000 (336,000 to 1,000,000)	559,000 (288,000 to 953,000)	296,000 (149,000 to 526,000)	200,000 (100,000 to 364,000)	137,000 (71,000 to 252,000)	65,100 (32,900 to 120,000)	18,500 (9,000 to 34,000)	13,800,000 (13,700,000 to 13,900,000)
Communicable, maternal, neonatal, and nutritional diseases	1,370,000 (1,060,000 to 1,700,000)	399,000 (299,000 to 510,000)	1,570,000 (1,220,000 to 1,950,000)	1,790,000 (1,400,000 to 2,200,000)	643,000 (430,000 to 900,000)	377,000 (210,000 to 580,000)	337,000 (210,000 to 500,000)	307,000 (193,000 to 450,000)	257,000 (164,000 to 374,000)	277,000 (176,000 to 400,000)	264,000 (167,000 to 380,000)	227,000 (143,000 to 332,000)	237,000 (144,000 to 359,000)	245,000 (143,000 to 372,000)	208,000 (117,000 to 329,000)	183,000 (100,000 to 293,000)	151,000 (78,000 to 246,000)	77,000 (38,000 to 127,000)	49,000 (24,000 to 82,000)	29,700 (14,000 to 52,000)	9,900 (4,600 to 18,000)	3,400 (1,600 to 6,000)	9,270,000 (9,180,000 to 9,360,000)
HIV/AIDS and sexually transmitted infections	29,400 (20,900 to 38,000)	16,100 to 44,600)	29,300 to 41,800)	29,600 to 43,600)	20,000 to 32,000)	27,200 to 43,000)	51,000 to 82,000)	64,200 to 103,000)	71,000 to 114,000)	77,000 to 123,000)	80,000 to 128,000)	77,000 to 123,000)	77,000 to 123,000)	74,000 to 118,000)	68,700 to 110,000)	62,000 to 100,000)	53,000 to 85,000)	33,000 to 53,000)	17,000 to 27,000)	9,000 to 14,000)	4,000 to 6,000)	1,900 to 3,000)	1,000 to 1,600)	1,370,000 (1,350,000 to 1,390,000)
HIV/AIDS	29,400 (20,900 to 38,000)	16,100 to 44,600)	29,300 to 41,800)	29,600 to 43,600)	20,000 to 32,000)	27,200 to 43,000)	51,000 to 82,000)	64,200 to 103,000)	71,000 to 114,000)	77,000 to 123,000)	80,000 to 128,000)	77,000 to 123,000)	77,000 to 123,000)	74,000 to 118,000)	68,700 to 110,000)	62,000 to 100,000)	53,000 to 85,000)	33,000 to 53,000)	17,000 to 27,000)	9,000 to 14,000)	4,000 to 6,000)	1,900 to 3,000)	1,000 to 1,600)	1,370,000 (1,350,000 to 1,390,000)
HIV/AIDS - Drug-susceptible Tuberculosis	0.1 (0 to 0.1)	0.1 (0 to 0.1)	0.3 (0 to 0.4)	0.3 (0.1 to 0.4)	0.2 (0.1 to 0.3)	0.3 (0.1 to 0.5)	0.3 (0.1 to 0.5)	0.3 (0.1 to 0.5)	0.3 (0.1 to 0.5)	0.3 (0.1 to 0.5)	0.3 (0.1 to 0.5)	0.3 (0.1 to 0.5)	0.3 (0.1 to 0.5)	0.3 (0.1 to 0.5)	0.3 (0.1 to 0.5)	0.3 (0.1 to 0.5)	0.3 (0.1 to 0.5)	0.3 (0.1 to 0.5)	0.3 (0.1 to 0.5)	0.3 (0.1 to 0.5)	0.3 (0.1 to 0.5)	0.3 (0.1 to 0.5)	0.3 (0.1 to 0.5)	112,000
HIV/AIDS - Multidrug-resistant Tuberculosis without extensive drug resistance	0 (0 to 0)	0 (0 to 0)	0 (0 to 0)	0 (0 to 0)	0 (0 to 0)	0 (0 to 0)	0 (0 to 0)	0 (0 to 0)	0 (0 to 0)	0 (0 to 0)	0 (0 to 0)	0 (0 to 0)	0 (0 to 0)	0 (0 to 0)	0 (0 to 0)	0 (0 to 0)	0 (0 to 0)	0 (0 to 0)	0 (0 to 0)	0 (0 to 0)	0 (0 to 0)	0 (0 to 0)	0 (0 to 0)	0 (0 to 0)	13,200
HIV/AIDS - Extensively drug-resistant Tuberculosis	0 (0 to 0)	0 (0 to 0)	0 (0 to 0)	0 (0 to 0)	0 (0 to 0)	0 (0 to 0)	0 (0 to 0)	0 (0 to 0)	0 (0 to 0)	0 (0 to 0)	0 (0 to 0)	0 (0 to 0)	0 (0 to 0)	0 (0 to 0)	0 (0 to 0)	0 (0 to 0)	0 (0 to 0)	0 (0 to 0)	0 (0 to 0)	0 (0 to 0)	0 (0 to 0)	0 (0 to 0)	0 (0 to 0)	0 (0 to 0)	178
HIV/AIDS resulting in other infectious diseases	27 (7 to 53)	8.6 (2 to 17)	14 (3 to 28)	14 (3 to 28)	2.2 (0 to 4)	3.2 (0 to 6)	6.2 (1 to 12)	8.1 (2 to 16)	8.7 (2 to 17)	9.2 (2 to 18)	9.5 (2 to 19)	9.2 (2 to 18)	9.2 (2 to 18)	8.8 (2 to 17)	8.2 (2 to 16)	7.4 (2 to 15)	6.4 (2 to 13)	3.9 (1 to 8)	2.1 (0 to 4)	1.1 (0 to 2)	0.5 (0 to 1)	0.2 (0 to 0)	0.1 (0 to 0)	0.1 (0 to 0)	1,700
Syphilis	16,700 (11,700 to 22,000)	11,600 (8,400 to 15,700)	22,300 (16,400 to 29,000)	23,400 (17,400 to 30,000)	16,000 (11,600 to 21,000)	21,700 (15,900 to 28,000)	40,800 (29,500 to 53,000)	51,400 (37,000 to 66,000)	56,200 (40,500 to 73,000)	61,600 (44,000 to 80,000)	63,800 (45,500 to 83,000)	61,600 (43,900 to 80,000)	61,600 (43,900 to 80,000)	59,100 (41,900 to 77,000)	54,900 (38,900 to 72,000)	49,600 (34,900 to 65,000)	42,400 (29,800 to 56,000)	26,400 (18,500 to 35,000)	13,600 (9,500 to 18,000)	7,200 (5,000 to 9,500)	3,200 (2,200 to 4,200)	1,500 (1,000 to 2,000)	800 (500 to 1,100)	1,100,000 (1,080,000 to 1,120,000)
Sexually transmitted infections, excluding HIV	12,700 (8,800 to 16,800)	4,500 (3,100 to 6,000)	7,000 (4,900 to 9,300)	5,800 (4,100 to 7,700)	4,000 (2,800 to 5,300)	5,500 (3,900 to 7,300)	10,200 (7,200 to 13,500)	12,800 (9,000 to 17,000)	14,200 (10,000 to 19,000)	15,400 (10,800 to 20,000)	15,900 (11,200 to 21,000)	15,400 (10,900 to 20,000)	15,400 (10,900 to 20,000)	14,800 (10,400 to 19,000)	13,700 (9,600 to 18,000)	12,400 (8,700 to 16,000)	10,600 (7,400 to 14,000)	6,600 (4,600 to 8,800)	3,400 (2,400 to 4,500)	1,800 (1,200 to 2,400)	800 (600 to 1,100)	400 (200 to 500)	200 (100 to 300)	276,000 (271,000 to 281,000)
Syphilis	12,700 (8,800 to 16,800)	4,500 (3,100 to 6,000)	7,000 (4,900 to 9,300)	5,800 (4,100 to 7,700)	4,000 (2,800 to 5,300)	5,500 (3,900 to 7,300)	10,200 (7,200 to 13,500)	12,800 (9,000 to 17,000)	14,200 (10,000 to 19,000)	15,400 (10,800 to 20,000)	15,900 (11,200 to 21,000)	15,400 (10,900 to 20,000)	15,400 (10,900 to 20,000)	14,800 (10,400 to 19,000)	13,700 (9,600 to 18,000)	12,400 (8,700 to 16,000)	10,600 (7,400 to 14,000)	6,600 (4,600 to 8,800)	3,400 (2,400 to 4,500)	1,800 (1,200 to 2,400)	800 (600 to 1,100)	400 (200 to 500)	200 (100 to 300)	276,000 (271,000 to 281,000)
Chlamydial infection	0 (0 to 0)	0 (0 to 0)	0 (0 to 0)	0 (0 to 0)	0 (0 to 0)	10.1 (0 to 21)	65 (21 to 123)	105 (31 to 202)	113 (33 to 220)	102 (29 to 200)	129 (37 to 256)	89.9 (25 to 180)	98.1 (28 to 196)	79.9 (21 to 161)	71.8 (18 to 147)	63.3 (15 to 132)	53.1 (13 to 111)	29.3 (6 to 62)	15.1 (3 to 32)	8.1 (2 to 17)	3.9 (1 to 8)	1.7 (0 to 3)	0.7 (0 to 1)	0.3 (0 to 0)	896
Gonococcal infection	0 (0 to 0)	0 (0 to 0)	0 (0 to 0)	0 (0 to 0)	0 (0 to 0)	31.7 (0 to 71)	93 (32 to 181)	178 (52 to 351)	197 (57 to 388)	173 (49 to 342)	173 (49 to 342)	93 (26 to 184)	67.2 (18 to 133)	39.5 (10 to 79)	21.9 (5 to 45)	11.3 (3 to 24)	5.4 (1 to 12)	2.1 (0 to 5)	0.8 (0 to 2)	0.4 (0 to 1)	0.2 (0 to 0)	0.1 (0 to 0)	0 (0 to 0)	0 (0 to 0)	904
Trichomoniasis	0 (0 to 0)	0 (0 to 0)	0 (0 to 0)	0 (0 to 0)	0 (0 to 0)	13.1 (0 to 29)	134 (43 to 321)	255 (72 to 570)	288 (77 to 650)	229 (62 to 520)	233 (62 to 530)	122 (32 to 280)	87.2 (22 to 202)	50.5 (12 to 118)	27.7 (6 to 66)	14.2 (3 to 34)	6.7 (1 to 16)	2.6 (0 to 6)	1.0 (0 to 2)	0.5 (0 to 1)	0.2 (0 to 0)	0.1 (0 to 0)	0 (0 to 0)	0 (0 to 0)	2,213
Genital herpes	0 (0 to 0)	0 (0 to 0)	0 (0 to 0)	0 (0 to 0)	0 (0 to 0)	0 (0 to 0)	0 (0 to 0)	0 (0 to 0)	0 (0 to 0)	0 (0 to 0)	0 (0 to 0)	0 (0 to 0)	0 (0 to 0)	0 (0 to 0)	0 (0 to 0)	0 (0 to 0)	0 (0 to 0)	0 (0 to 0)	0 (0 to 0)	0 (0 to 0)	0 (0 to 0)	0 (0 to 0)	0 (0 to 0)	0 (0 to 0)	0
Other sexually transmitted infections	0.7 (0 to 1.6)	0.2 (0 to 0.5)	0.4 (0 to 0.9)	0.3 (0 to 0.8)	0.2 (0 to 0.5)	0.3 (0 to 0.7)	0.5 (0 to 1.1)	0.6 (0 to 1.4)	0.7 (0 to 1.5)	0.7 (0 to 1.6)	0.8 (0 to 1.7)	0.7 (0 to 1.6)	0.8 (0 to 1.7)	0.7 (0 to 1.6)	0.7 (0 to 1.5)	0.6 (0 to 1.4)	0.5 (0 to 1.2)	0.3 (0 to 0.7)	0.2 (0 to 0.4)	0.1 (0 to 0.2)	0 (0 to 0.1)	0 (0 to 0)	0 (0 to 0)	0 (0 to 0)	2,170
Respiratory infections and tuberculosis	97,700 (58,600 to 136,000)	41,700 (27,600 to 56,500)	242,000 (166,000 to 324,000)	214,000 (154,000 to 284,000)	49,000 (29,900 to 70,000)	20,700 (13,200 to 29,000)	17,700 (11,200 to 25,000)	18,400 (11,600 to 26,000)	18,200 (11,500 to 25,000)	19,200 (12,100 to 26,000)	19,400 (12,200 to 27,000)	18,200 (11,500 to 25,000)	18,200 (11,500 to 25,000)	17,500 (11,000 to 24,000)	16,200 (10,100 to 22,000)	14,700 (9,100 to 20,000)	13,300 (8,200 to 18,000)	8,300 (5,100 to 11,000)	4,300 (2,600 to 5,900)	2,300 (1,400 to 3,200)	1,100 (700 to 1,500)	500 (300 to 700)	200 (100 to 300)	1,290,000 (1,220,000 to 1,360,000)
Tuberculosis	0.1 (0 to 0.2)	0.2 (0 to 0.4)	23,700 (16,200 to 32,000)	24,200 (17,400 to 32,000)	6,714 (4,100 to 9,800)	4,610 (2,600 to 7,000)	6,121 (3,800 to 9,000)	7,269 (4,500 to 10,000)	7,169 (4,500 to 10,000)	7,269 (4,500 to 10,000)	7,269 (4,500 to 10,000)	7,269 (4,500 to 10,000)	7,269 (4,500 to 10,000)	7,269 (4,500 to 10,000)	7,269 (4,500 to 10,000)	7,269 (4,500 to 10,000)	7,269 (4,500 to 10,000)	4,170 (2,600 to 6,000)	2,300 (1,400 to 3,200)	1,200 (700 to 1,700)	600 (300 to 800)	300 (100 to 400)	100 (0 to 100)	192,000 (166,000 to 218,000)
Latent tuberculosis infection	0 (0 to 0)	0 (0 to 0)	0 (0 to 0)	0 (0 to 0)	0 (0 to 0)	0 (0 to 0)	0 (0 to 0)	0 (0 to 0)	0 (0 to 0)	0 (0 to 0)	0 (0 to 0)	0 (0 to 0)	0 (0 to 0)	0 (0 to 0)	0 (0 to 0)	0 (0 to 0)	0 (0 to 0)	0 (0 to 0)	0 (0 to 0)	0 (0 to 0)	0 (0 to 0)	0 (0 to 0)	0 (0 to 0)	0 (0 to 0)	0
Drug-susceptible tuberculosis	0.1 (0 to 0.2)	0.2 (0 to 0.4)	23,700 (16,200 to 32,000)	24,200 (17,400 to 32,000)	6,714 (4,100 to 9,800)	4,610 (2,600 to 7,000)	6,121 (3,800 to 9,000)	7,269 (4,500 to 10,000)	7,169 (4,500 to 10,000)	7,269 (4,500 to 10,000)	7,269 (4,500 to 10,000)	7,269 (4,500 to 10,000)	7,269 (4,500 to 10,000)	7,269 (4,500 to 10,000)	7,269 (4,500 to 10,000)	7,269 (4,500 to 10,000)	7,269 (4,500 to 10,000)	4,170 (2,600 to 6,000)	2,300 (1,400 to 3,200)	1,200 (700 to 1,700)	600 (300 to 800)	300 (100 to 400)	100 (0 to 100)	192,000 (166,000 to 218,000)
Multidrug-resistant tuberculosis without extensive drug resistance	0 (0 to 0)	0 (0 to 0)	0 (0 to 0)	0 (0 to 0)	0 (0 to 0)	0 (0 to 0)	0 (0 to 0)	0 (0 to 0)	0 (0 to 0)	0 (0 to 0)	0 (0 to 0)	0 (0 to 0)	0 (0 to 0)	0 (0 to 0)	0 (0 to 0)	0 (0 to 0)	0 (0 to 0)	0 (0 to 0)	0 (0 to 0)	0 (0 to 0)	0 (0 to 0)	0 (0 to 0)	0 (0 to 0)	0 (0 to 0)	0
Extensively drug-resistant tuberculosis	0 (0 to 0)	0 (0 to 0)	0 (0 to 0)	0 (0 to 0)	0 (0 to 0)	0 (0 to 0)	0 (0 to 0)	0 (0 to 0)	0 (0 to 0)	0 (0 to 0)	0 (0 to 0)	0 (0 to 0)	0 (0 to 0)	0 (0 to 0)	0 (0 to 0)	0 (0 to 0)	0 (0 to 0)	0 (0 to 0)	0 (0 to 0)	0 (0 to 0)	0 (0 to 0)	0 (0 to 0)	0 (0 to 0)	0 (0 to 0)	0
Lower respiratory infections	58,400 (32,000 to 85,000)	37,000 (23,000 to 51,000)	217,000 (145,000 to 295,000)	189,000 (132,000 to 255,000)	42,000 (24,000 to 61,000)	15,000 (8,000 to 23,000)	10,000 (5,000 to 16,000)	10,000 (5,000 to 16,000)	10,000 (5,000 to 16,000)	11,000 (6,000 to 17,000)	11,000 (6,000 to 17,000)	10,000 (5,000 to 16,000)	10,000 (5,000 to 16,000)	10,000 (5,000 to 16,000)	9,000 (4,000 to 15,000)	8,000 (3,000 to 13,000)	7,000 (3,000 to 12,000)	4,000 (1,000 to 7,000)	2,000 (600 to 3,000)	1,000 (300 to 1,600)	500 (200 to 800)	200 (100 to 300)	100 (0 to 100)	1,040,000 (1,020,000 to 1,060,000)
Upper respiratory infections	1.2 (0.2 to 3.1)	0.3 (0 to 0.9)	0.8 (0 to 2.1)	0.5 (0 to 1.3)	0.2 (0 to 0.5)	0.2 (0 to 0.5)	0.2 (0 to 0.5



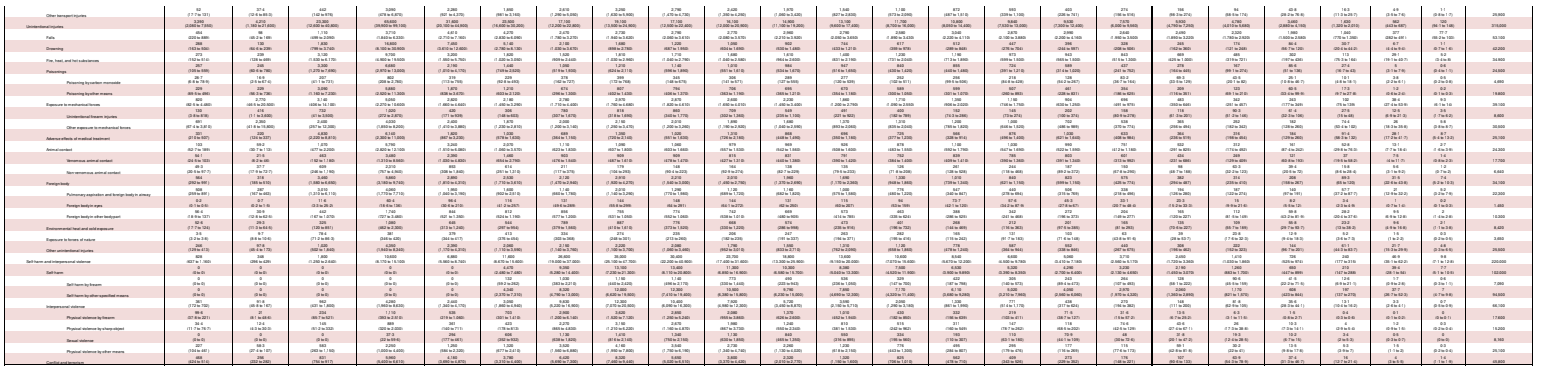

SR Table 2C: Cabo Verde DALYS by cause and age group for both sexes with 95% uncertainty intervals, 2019

Cause	Early Neonatal	Late Neonatal	Post Neonatal	1 to 4	5 to 9	10 to 14	15 to 19	20 to 24	25 to 29	30 to 34	35 to 39	40 to 44	45 to 49	50 to 54	55 to 59	60 to 64	65 to 69	70 to 74	75 to 79	80 to 84	85 to 89	90 to 94	95 plus	Total
All causes	6,447 (5,468 to 7,259)	1,183 (1,005 to 1,342)	2,748 (2,346 to 3,170)	3,640 (3,043 to 4,319)	2,092 (1,750 to 2,562)	1,770 (1,375 to 2,333)	1,710 (973 to 2,665)	1,960 (1,111 to 3,140)	2,326 (1,335 to 3,722)	2,326 (1,335 to 3,722)	2,326 (1,335 to 3,722)	2,326 (1,335 to 3,722)	2,326 (1,335 to 3,722)	2,326 (1,335 to 3,722)	2,326 (1,335 to 3,722)	2,326 (1,335 to 3,722)	2,326 (1,335 to 3,722)	2,326 (1,335 to 3,722)	2,326 (1,335 to 3,722)	2,326 (1,335 to 3,722)	2,326 (1,335 to 3,722)	2,326 (1,335 to 3,722)	145,032
Communicable, maternal, neonatal, and nutritional diseases	6,858 (5,858 to 7,692)	1,256 (981 to 1,499)	2,923 (2,508 to 3,398)	2,488 (1,913 to 3,256)	1,770 (1,282 to 2,362)	1,110 (673 to 1,745)	1,190 (615 to 1,933)	1,190 (598 to 1,955)	1,328 (1,035 to 1,746)	1,368 (1,061 to 1,823)	1,469 (1,126 to 2,000)	1,316 (1,010 to 1,810)	1,382 (1,063 to 1,793)	1,335 (1,056 to 1,664)	1,270 (1,000 to 1,540)	1,068 (809 to 1,399)	868 (641 to 1,169)	661 (500 to 763)	504 (374 to 580)	509 (380 to 583)	636 (484 to 761)	263 (189 to 339)	111 (77 to 150)	33,500
HIV/AIDS and sexually transmitted infections	132 (29 to 3,296)	49 (7 to 911)	198 (9 to 6,389)	197 (13 to 214)	52.7 (29.2 to 97.7)	92.7 (51.7 to 168)	162 (87 to 288)	481 (87 to 2,592)	226 (99 to 552)	373 (150 to 878)	637 (187 to 1,850)	459 (205 to 892)	341 (187 to 744)	300 (180 to 532)	183 (110 to 327)	93.9 (54 to 172)	37.5 (20 to 71)	14.4 (7 to 27.4)	7.5 (4 to 14.4)	3 (1 to 6.4)	1.4 (0 to 3.4)	0.3 (0 to 0.9)	0.2 (0 to 0.3)	3,450
HIV/AIDS	0 (0 to 0)	0 (0 to 0)	108 (49 to 196)	184 (73 to 314)	51.5 (29.2 to 96.7)	91.4 (50.2 to 167)	157 (82.2 to 285)	132 (67 to 272)	203 (74 to 524)	345 (120 to 862)	616 (166 to 1,850)	290 (132 to 743)	332 (178 to 734)	294 (170 to 549)	179 (105 to 322)	91.1 (51 to 169)	36 (19 to 70.1)	13.9 (7 to 27.1)	6.8 (3 to 13.7)	2.8 (1 to 6.1)	1.3 (0 to 3.3)	0.4 (0 to 0.9)	0.1 (0 to 0.2)	3,050
HIV/AIDS - Drug-susceptible Tuberculosis	0 (0 to 0)	0 (0 to 0)	19 (6 to 38)	19.2 (7 to 31.9)	6 (3 to 9.7)	9.7 (4 to 15.8)	18 (11 to 29.3)	12 (5 to 22.6)	17 (6 to 39)	28.9 (10 to 69.4)	24.5 (9 to 62.3)	34.2 (22.6 to 52.3)	22.5 (14.7 to 34.2)	22 (15 to 32)	19.6 (12.1 to 31.4)	12 (7 to 19.9)	4.8 (2 to 8.6)	1.6 (1 to 2.7)	0.6 (0 to 1.3)	0.3 (0 to 0.6)	0.1 (0 to 0.2)	0 (0 to 0.1)	0 (0 to 0)	288
HIV/AIDS - Multidrug-resistant Tuberculosis without extensive drug resistance	0 (0 to 0)	0 (0 to 0)	1.1 (0 to 3.3)	1.9 (0.2 to 6.1)	0.6 (0 to 1.6)	0.9 (0 to 2.5)	1.7 (0.1 to 5.6)	1.2 (0 to 4.3)	1.5 (0.2 to 4.6)	2.1 (0.3 to 6.3)	3.3 (0.3 to 9.7)	2 (0.3 to 5.9)	2 (0.3 to 5.1)	2 (0.3 to 5.1)	1.8 (0.2 to 5.03)	1.1 (0.1 to 3.03)	0.4 (0 to 1.2)	0.2 (0 to 0.6)	0.1 (0 to 0.3)	0 (0 to 0.2)	0 (0 to 0.1)	0 (0 to 0)	0 (0 to 0)	27.4
HIV/AIDS - Extensively drug-resistant Tuberculosis	0 (0 to 0)	0 (0 to 0)	0 (0 to 0.1)	0 (0 to 0)	0 (0 to 0)	0 (0 to 0)	0 (0 to 0.1)	0 (0 to 0.1)	0 (0 to 0.1)	0 (0 to 0.1)	0 (0 to 0.2)	0 (0 to 0.1)	0 (0 to 0.1)	0 (0 to 0.1)	0 (0 to 0.1)	0 (0 to 0.1)	0 (0 to 0.1)	0 (0 to 0.1)	0 (0 to 0.1)	0 (0 to 0.1)	0 (0 to 0.1)	0 (0 to 0.1)	0 (0 to 0)	0 (0 to 0)	0.4
HIV/AIDS resulting in other diseases	0 (0 to 0)	0 (0 to 0)	19.2 (3.7 to 59)	19.3 (2.9 to 65.1)	6.9 (2.6 to 16.5)	7.1 (2.9 to 19.1)	11.7 (3.9 to 29.2)	11.7 (3.9 to 29.2)	19.4 (5.7 to 50.4)	23.4 (7.3 to 59.1)	27.9 (9.9 to 69.3)	23.6 (8.1 to 58.6)	21.6 (7.6 to 53.6)	19.2 (6.8 to 47.6)	15.2 (5.4 to 37.7)	11.4 (4.1 to 28.3)	7.4 (2.6 to 18.4)	4.6 (1.6 to 11.4)	2.6 (0.9 to 6.4)	1.5 (0.5 to 3.8)	0.7 (0.2 to 1.8)	0.2 (0 to 0.6)	0.1 (0 to 0.2)	2,720
Sexually transmitted infections excluding HIV	49.2 (19 to 2,298)	20.6 (11 to 31.4)	23.9 (9 to 73.6)	5.7 (3 to 7.6)	0.7 (0.4 to 1.2)	1.3 (0.7 to 2.2)	2.1 (0.8 to 4.6)	2.1 (0.8 to 4.6)	2.7 (0.9 to 6.2)	3.5 (1.4 to 7.5)	4.4 (1.6 to 9.5)	4.4 (1.7 to 9.5)	4.4 (1.7 to 9.5)	4.4 (1.7 to 9.5)	4.4 (1.7 to 9.5)	4.4 (1.7 to 9.5)	4.4 (1.7 to 9.5)	4.4 (1.7 to 9.5)	4.4 (1.7 to 9.5)	4.4 (1.7 to 9.5)	4.4 (1.7 to 9.5)	4.4 (1.7 to 9.5)	4.4 (1.7 to 9.5)	403
Syphilis	13.2 (3.6 to 2,298)	4.6 (1.6 to 31.4)	9.9 (2.9 to 73.6)	2.2 (0.7 to 7.6)	0.3 (0.1 to 1.2)	0.5 (0.2 to 2.2)	0.8 (0.3 to 4.6)	0.8 (0.2 to 4.6)	0.9 (0.2 to 6.2)	1.1 (0.3 to 7.5)	1.4 (0.4 to 9.5)	1.4 (0.4 to 9.5)	1.4 (0.4 to 9.5)	1.4 (0.4 to 9.5)	1.4 (0.4 to 9.5)	1.4 (0.4 to 9.5)	1.4 (0.4 to 9.5)	1.4 (0.4 to 9.5)	1.4 (0.4 to 9.5)	1.4 (0.4 to 9.5)	1.4 (0.4 to 9.5)	1.4 (0.4 to 9.5)	1.4 (0.4 to 9.5)	73
Chlamydial infection	0 (0 to 0)	0 (0 to 0)	0 (0 to 0)	0 (0 to 0)	0 (0 to 0)	0 (0 to 0.1)	0 (0 to 0.3)	0 (0 to 0.6)	0 (0 to 2.8)	0 (0 to 1.7)	0 (0 to 3.6)	0 (0 to 1.9)	0 (0 to 1.4)	0 (0 to 1.4)	0 (0 to 1.4)	0 (0 to 1.4)	0 (0 to 1.4)	0 (0 to 1.4)	0 (0 to 1.4)	0 (0 to 1.4)	0 (0 to 1.4)	0 (0 to 1.4)	0 (0 to 1.4)	0 (0 to 1.4)	19.3
Gonococcal infection	0 (0 to 0)	0 (0 to 0)	0 (0 to 0)	0 (0 to 0)	0 (0 to 0)	0 (0 to 0.3)	0 (0 to 2.5)	0 (0 to 1.5)	0 (0 to 3.2)	0 (0 to 2.1)	0 (0 to 4.3)	0 (0 to 2.7)	0 (0 to 2.1)	0 (0 to 2.1)	0 (0 to 2.1)	0 (0 to 2.1)	0 (0 to 2.1)	0 (0 to 2.1)	0 (0 to 2.1)	0 (0 to 2.1)	0 (0 to 2.1)	0 (0 to 2.1)	0 (0 to 2.1)	0 (0 to 2.1)	7.3
Trichomoniasis	0 (0 to 0)	0 (0 to 0)	0 (0 to 0)	0 (0 to 0)	0 (0 to 0)	0 (0 to 0.3)	0 (0 to 0.3)	0 (0 to 1.6)	0 (0 to 7.4)	0 (0 to 4.5)	0 (0 to 10.1)	0 (0 to 7.4)	0 (0 to 5.4)	0 (0 to 5.4)	0 (0 to 5.4)	0 (0 to 5.4)	0 (0 to 5.4)	0 (0 to 5.4)	0 (0 to 5.4)	0 (0 to 5.4)	0 (0 to 5.4)	0 (0 to 5.4)	0 (0 to 5.4)	0 (0 to 5.4)	42
Genital herpes	0 (0 to 0)	0 (0 to 0)	0 (0 to 0)	0 (0 to 0)	0 (0 to 0)	0 (0 to 0.04)	0 (0 to 0.2)	0 (0 to 0.7)	0 (0 to 1.3)	0 (0 to 1.4)	0 (0 to 2.1)	0 (0 to 1.9)	0 (0 to 1.4)	0 (0 to 1.4)	0 (0 to 1.4)	0 (0 to 1.4)	0 (0 to 1.4)	0 (0 to 1.4)	0 (0 to 1.4)	0 (0 to 1.4)	0 (0 to 1.4)	0 (0 to 1.4)	0 (0 to 1.4)	0 (0 to 1.4)	29.8
Other sexually transmitted infections	0 (0 to 0)	0 (0 to 0)	0 (0 to 0)	0 (0 to 0)	0 (0 to 0)	0 (0 to 0.04)	0 (0 to 0.2)	0 (0 to 0.7)	0 (0 to 1.7)	0 (0 to 1.9)	0 (0 to 2.7)	0 (0 to 2.4)	0 (0 to 1.9)	0 (0 to 1.9)	0 (0 to 1.9)	0 (0 to 1.9)	0 (0 to 1.9)	0 (0 to 1.9)	0 (0 to 1.9)	0 (0 to 1.9)	0 (0 to 1.9)	0 (0 to 1.9)	0 (0 to 1.9)	0 (0 to 1.9)	37.1
Respiratory infections and tuberculosis	194 (69 to 332)	69 (34 to 104)	169 (73 to 1,402)	320 (174 to 484)	196 (121 to 335)	239 (94 to 564)	266 (161 to 374)	277 (209 to 370)	360 (261 to 465)	377 (270 to 513)	490 (290 to 662)	729 (370 to 992)	492 (382 to 646)	346 (249 to 512)	299 (219 to 469)	329 (169 to 559)	329 (163 to 682)	311 (171 to 652)	211 (127 to 463)	144 (74 to 323)	144 (84 to 347)	211 (134 to 373)	144 (84 to 347)	9,060
Tuberculosis	0 (0 to 0)	0 (0 to 0)	19.2 (7 to 79.5)	19.4 (7 to 47.2)	6.9 (3.5 to 13.7)	7.1 (3.9 to 13.7)	11.7 (5.1 to 24.1)	11.7 (5.1 to 24.1)	19.4 (7.5 to 50)	23.4 (9.1 to 59.1)	27.9 (10.8 to 69.3)	23.6 (9.2 to 58.6)	21.6 (8.4 to 53.6)	19.2 (7.5 to 47.6)	15.2 (5.9 to 37.7)	11.4 (4.4 to 28.3)	7.4 (2.9 to 18.4)	4.6 (1.8 to 11.4)	2.6 (1 to 6.4)	1.5 (0.6 to 3.8)	0.7 (0.2 to 1.8)	0.2 (0 to 0.6)	0.1 (0 to 0.2)	2,720
Latent tuberculosis infection	0 (0 to 0)	0 (0 to 0)	0 (0 to 0)	0 (0 to 0)	0 (0 to 0)	0 (0 to 0)	0 (0 to 0)	0 (0 to 0)	0 (0 to 0)	0 (0 to 0)	0 (0 to 0)	0 (0 to 0)	0 (0 to 0)	0 (0 to 0)	0 (0 to 0)	0 (0 to 0)	0 (0 to 0)	0 (0 to 0)	0 (0 to 0)	0 (0 to 0)	0 (0 to 0)	0 (0 to 0)	0 (0 to 0)	0 (0 to 0)	0
Other chronic respiratory	0 (0 to 0)	0 (0 to 0)	0 (0 to 0)	0 (0 to 0)	0 (0 to 0)	0 (0 to 0)	0 (0 to 0)	0 (0 to 0)	0 (0 to 0)	0 (0 to 0)	0 (0 to 0)	0 (0 to 0)	0 (0 to 0)	0 (0 to 0)	0 (0 to 0)	0 (0 to 0)	0 (0 to 0)	0 (0 to 0)	0 (0 to 0)	0 (0 to 0)	0 (0 to 0)	0 (0 to 0)	0 (0 to 0)	0 (0 to 0)	0
Lower respiratory infections	155 (52.8 to 326)	69.9 (34.1 to 104)	797 (341 to 1,387)	233 (92.3 to 387)	90.2 (42.6 to 122)	69.4 (38.4 to 89.7)	117 (71.1 to 154)	143 (93.4 to 211)	153 (102 to 227)	163 (102 to 242)	191 (116 to 296)	173 (116 to 249)	268 (186 to 378)	342 (232 to 484)	481 (324 to 681)	484 (324 to 683)	433 (316 to 593)	350 (255 to 480)	411 (298 to 563)	365 (265 to 501)	432 (315 to 593)	446 (325 to 613)	189 (135 to 259)	74.9 (53.5 to 98.3)	6,502
Upper respiratory infections	0 (0 to 0.1)	0 (0 to 0.4)	0.4 (0.2 to 0.7)	20.4 (4.9 to 124)	24.9 (9.2 to 49.5)	28.3 (9.2 to 49.5)	27.5 (9.2 to 49.5)	39.4 (19.3 to 74.5)	34.7 (18.1 to 67.4)	22.9 (7.4 to 56.4)	27.9 (7.4 to 56.4)	19.1 (7.4 to 39.4)	19.4 (7.7 to 33.4)	13.7 (7.7 to 23.4)	11.4 (4.4 to 19.3)	8.6 (4.4 to 12.3)	4.2 (2 to 7.1)	2.1 (1 to 3.6)	1.2 (1 to 2.1)	0.6 (0 to 1.4)	0.3 (0 to 0.9)	0.1 (0 to 0.2)	0 (0 to 0.1)	1.6
Otitis media	0 (0 to 0)	0 (0 to 0)	2.5 (1.3 to 4.7)	21.5 (7.2 to 37.4)	19.5 (9.8 to 32.5)	9.9 (5.5 to 17.6)	12.9 (6.3 to 24.3)	20.1 (9.1 to 38.7)	17.7 (8.7 to 32.1)	13.1 (6.7 to 25.1)	13 (6.4 to 24.7)	9.9 (5.2 to 19.1)	9.9 (5.2 to 19.1)	9.9 (5.2 to 19.1)	9.9 (5.2 to 19.1)	9.9 (5.2 to 19.1)	3.7 (1.7 to 7.1)	1.8 (0.8 to 3.4)	0.9 (0.4 to 1.7)	0.4 (0.2 to 0.8)	0.2 (0.1 to 0.3)	0.1 (0 to 0.2)	0 (0 to 0.1)	162
Enteric infections	3.4 (1.4 to 47.6)	1.4 (0.6 to 20.1)	4.1 (1.6 to 61.4)	2.3 (0.9 to 3.5)	0.5 (0.2 to 0.8)	0.3 (0.1 to 0.5)	0.2 (0.1 to 0.4)	0.2 (0.1 to 0.4)	0.2 (0.1 to 0.4)	0.2 (0.1 to 0.4)	0.2 (0.1 to 0.4)	0.2 (0.1 to 0.4)	0.2 (0.1 to 0.4)	0.2 (0.1 to 0.4)	0.2 (0.1 to 0.4)	0.2 (0.1 to 0.4)	0.2 (0.1 to 0.4)	0.2 (0.1 to 0.4)	0.2 (0.1 to 0.4)	0.2 (0.1 to 0.4)	0.2 (0.1 to 0.4)	0.2 (0.1 to 0.4)	0.2 (0.1 to 0.4)	3.4
Diarrheal diseases	3.4 (1.4 to 47.6)	1.4 (0.6 to 20.1)	4.1 (1.6 to 61.4)	2.3 (0.9 to 3.5)	0.5 (0.2 to 0.8)	0.3 (0.1 to 0.5)	0.2 (0.1 to 0.4)	0.2 (0.1 to 0.4)	0.2 (0.1 to 0.4)	0.2 (0.1 to 0.4)	0.2 (0.1 to 0.4)	0.2 (0.1 to 0.4)	0.2 (0.1 to 0.4)	0.2 (0.1 to 0.4)	0.2 (0.1 to 0.4)	0.2 (0.1 to 0.4)	0.2 (0.1 to 0.4)	0.2 (0.1 to 0.4)	0.2 (0.1 to 0.4)	0.2 (0.1 to 0.4)	0.2 (0.1 to 0.4)	0.2 (0.1 to 0.4)	0.2 (0.1 to 0.4)	3.4
Typhoid and paratyphoid	0 (0 to 0)	0 (0 to 0)	0 (0 to 0)	0 (0 to 0)	0 (0 to 0)	0 (0 to 0)	0 (0 to 0)	0 (0 to 0)	0 (0 to 0)	0 (0 to 0)	0 (0 to 0)	0 (0 to 0)	0 (0 to 0)	0 (0 to 0)	0 (0 to 0)	0 (0 to 0)	0 (0 to 0)	0 (0 to 0)	0 (0 to 0)	0 (0 to 0)	0 (0 to 0)	0 (0 to 0)	0 (0 to 0)	0 (0 to 0)	0
Typhoid fever	0 (0 to 0)	0 (0 to 0)	0 (0 to 0)	0 (0 to 0)	0 (0 to 0)	0 (0 to 0)	0 (0 to 0)	0 (0 to 0)	0 (0 to 0)	0 (0 to 0)	0 (0 to 0)	0 (0 to 0)	0 (0 to 0)	0 (0 to 0)	0 (0 to 0)	0 (0 to 0)	0 (0 to 0)	0 (0 to 0)	0 (0 to 0)	0 (0 to 0)	0 (0 to 0)	0 (0 to 0)	0 (0 to 0)	0 (0 to 0)	0
Paratyphoid fever	0 (0 to 0)	0 (0 to 0)	0 (0 to 0)	0 (0 to 2.2)	0 (0 to 0.2)	0 (0 to 1.8)	0 (0 to 1.9)	0 (0 to 0.7)	0 (0 to 3.4)	0 (0 to 2.5)	0 (0 to 5.5)	0 (0 to 3.7)	0 (0 to 0.1)	0 (0 to 0.1)	0 (0 to 0.1)	0 (0 to 0.1)	0 (0 to 0.1)	0 (0 to 0.1)	0 (0 to 0.1)	0 (0 to 0.1)	0 (0 to 0.1)	0 (0 to 0.1)	0 (0 to 0.1)	0 (0 to 0.1)	2.7
Invasive Non-typhoidal Salmonella (iNTS)	1.7 (0 to 23.3)	0.9 (0 to 11)	49.2 (18.1 to 849.6)	7.6 (4.2 to 22.2)	2.1 (0.9 to 4.2)	0.4 (0.2 to 1.2)	0.4 (0.1 to 1.2)	0.4 (0.1 to 1.2)	0.4 (0.1 to 1.2)	0.4 (0.1 to 1.2)	0.4 (0.1 to 1.2)	0.4 (0.1 to 1.2)	0.4 (0.1 to 1.2)	0.4 (0.1 to 1.2)	0.4 (0.1 to 1.2)	0.4 (0.1 to 1.2)	0.4 (0.1 to 1.2)	0.4 (0.1 to 1.2)	0.4 (0.1 to 1.2)	0.4 (0.1 to 1.2)	0.4 (0.1 to 1.2)	0.4 (0.1 to 1.2)	0.4 (0.1 to 1.2)	261
Other intestinal infectious diseases	0 (0 to 0)	0 (0 to 0)	0.5 (0 to 2.7)	0.9 (0.1 to 2.6)	0.3 (0.1 to 0.9)	0.3 (0.1 to 0.9)	0.3 (0.1 to 0.4)	0.3 (0.1 to 0.4)	0.3 (0.1 to 0.4)	0.3 (0.1 to 0.4)	0.3 (0.1 to 0.4)	0.3 (0.1 to 0.4)	0.3 (0.1 to 0.4)	0.3 (0.1 to 0.4)	0.3 (0.1 to 0.4)	0.3 (0.1 to 0.4)	0.3 (0.1 to 0.4)	0.3 (0.1 to 0.4)	0.3 (0.1 to 0.4)	0.3 (0.1 to 0.4)	0.3 (0.1 to 0.4)	0.3 (0.1 to 0.4)	0.3 (0.1 to 0.4)	3.5
Neglected tropical diseases and malaria	24 (2.9 to 29.9)	9.4 (2.7 to 760)	30.4 (3.7 to 737.2)	192 (20.7 to 1,205)	192 (12.9 to 191)	192 (42.6 to 504)	192 (42.6 to 504)	192 (49.3 to 233)	192 (49.9 to 176)	192 (49.9 to 164)	192 (49.9 to 164)	192 (49.9 to 164)	192 (49.9 to 164)	192 (49.9 to 164)	192 (49.9 to 164)	192 (49.9 to 164)	192 (49.9 to 164)	192 (49.9 to 164)	192 (49.9 to 164)	192 (49.9 to 164)	192 (49.9 to 164)	192 (49.9 to 164)	192 (49.9 to 164)	192 (49.9 to 164)	1,795
Malaria	0 (0 to 0)	0 (0 to 0)	0 (0 to 0)	0 (0 to 0)	0 (0 to 0)	0 (0 to 0)	0 (0 to 0)	0 (0 to 0)	0 (0 to 0)	0 (0 to 0)	0 (0 to 0)	0 (0 to 0)	0 (0 to 0)	0 (0 to 0)	0 (0 to 0)	0 (0 to 0)	0 (0 to 0)	0 (0 to 0)	0 (0 to 0)	0 (0 to 0)	0 (0 to 0)	0 (0 to 0)	0 (0 to 0)	0 (0 to 0)	0
Chagas disease	0 (0 to 0)	0 (0 to 0)	0 (0 to 0)	0 (0 to 0)	0 (0 to 0)	0 (0 to 0)	0 (0 to 0)	0 (0 to 0)	0 (0 to 0)	0 (0 to 0)	0 (0 to 0)	0 (0 to 0)	0 (0 to 0)	0 (0 to 0)	0 (0 to 0)	0 (0 to 0)	0 (0 to 0)	0 (0 to 0)	0 (0 to 0)	0 (0 to 0)	0 (0 to 0)	0 (0 to 0)	0 (0 to 0)	0 (0 to 0)	0
Leishmaniasis	0 (0 to 0)	0 (0 to 0)	0 (0 to 0)	0 (0 to 0)	0 (0 to 0)	0 (0 to 0)	0 (0 to 0)	0 (0 to 0)	0 (0 to 0)	0 (0 to 0)	0 (0 to 0)	0 (0 to 0)	0 (0 to 0)	0 (0 to 0)	0 (0 to 0)	0 (0 to 0)	0 (0 to 0)	0 (0 to 0)	0 (0 to 0)	0 (0 to 0)	0 (0 to 0)	0 (0 to 0)	0 (0 to 0)	0 (0 to 0)	0
Visceral leishmaniasis	0 (0 to 0)	0 (0 to 0)	0 (0 to 0)	0 (0 to 0)	0 (0 to 0)	0 (0 to 0)	0 (0 to 0)	0 (0 to 0)	0 (0 to 0)	0 (0 to 0)	0 (0 to 0)	0 (0 to 0)	0 (0 to 0)	0 (0 to 0)	0 (0 to 0)	0 (0 to 0)	0 (0 to 0)	0 (0 to 0)	0 (0 to 0)	0 (0 to 0)	0 (0 to 0)	0 (0 to 0)	0 (0 to 0)	0 (0 to 0)	0
Cutaneous and mucocutaneous leishmaniasis	0 (0 to 0)	0 (0 to 0)	0 (0 to 0)	0 (0 to 0)	0 (0 to 0)	0 (0 to 0)	0 (0 to 0)	0 (0 to 0)	0 (0 to 0)	0 (0 to 0)	0 (0 to 0)	0 (0 to 0)	0 (0 to 0)	0 (0 to 0)	0 (0 to 0)	0 (0 to 0)	0 (0 to 0)	0 (0 to 0)	0 (0 to 0)	0 (0 to 0)	0 (0 to 0)	0 (0 to 0)	0 (0 to 0)	0 (0 to 0)	0
African trypanosomiasis	0 (0 to 0)	0 (0 to 0)	0 (0 to 0)	0 (0 to 0)	0 (0 to 0)	0 (0 to 0)	0 (0 to 0)	0 (0 to 0)	0 (0 to 0)	0 (0 to 0)	0 (0 to 0)	0 (0 to 0)	0 (0 to 0)	0 (0 to 0)	0 (0 to 0)	0 (0 to 0)	0 (0 to 0)	0 (0 to 0)	0 (0 to 0)	0 (0 to 0)	0 (0 to 0)	0 (0 to 0)	0 (0 to 0)	0 (0 to 0)	0
Schistosomiasis	0 (0 to 0)	0 (0 to 0)	0 (0 to 0)	0 (0 to 0)	0 (0 to 0)	0 (0 to 0)	0 (0 to 0)	0 (0 to 0)	0 (0 to 0)	0 (0 to 0)	0 (0 to 0)	0 (0 to 0)	0 (0 to 0)	0 (0 to 0)	0 (0 to 0)	0 (0 to 0)	0 (0 to 0)	0 (0 to 0)	0 (0 to 0)	0 (0 to 0)	0 (0 to 0)	0 (0 to 0)	0 (0 to 0)	0 (0 to 0)	0
Cysticercosis	0 (0 to 0)	0 (0 to 0)	0 (0 to 0)	0.2 (0 to 0.9)	0.2 (0 to 0.9)	1.6 (0.3 to 3.9)	9.3 (3.9 to 19.6)	24.9 (9.6 to 54.7)	39.1 (12.7 to 73.2)	27.9 (14.6 to 78.2)	27 (14.7 to 74.5)	27.5 (14.7 to 74.5)	38.2 (16.9 to 78.9)	39.2 (16.3 to 72.2)	37.9 (17.7 to 67.6)	39.2 (17.3 to 68.4)	29 (13.1 to 51.1)	22.4 (9.7 to 39.6)	17.4 (7.5 to 30.6)	19.8 (8.5 to 32.8)	4.4 (1.7 to 7.7)	1.9 (0.8 to 3.3)	438
Cystic echinococcosis	0 (0 to 0)	0 (0 to 0)	0 (0 to 0)	0.2 (0 to 0.9)	0.2 (0 to 0.9)	1.4 (0.1 to 3.7)	3.4 (0.4 to 8.6)	0.4 (0 to 2.2)	0.4 (0 to 2)	0.4 (0 to 2)	0.4 (0 to 2)	0.4 (0 to 2)	0.4 (0 to 2)	0.3 (0 to 1.8)	0.3 (0 to 1.8)	0.3 (0 to 1.8)	0.3 (0 to 1.8)	0.3 (0 to 1.8)	0.3 (0 to 1.8)	0.3 (0 to 1.8)	0.3 (0 to 1.8)	0.3 (0 to 1.8)	0.3 (0 to 1.8)	5.4
Lymphatic filariasis	0 (0 to 0)	0 (0 to 0)	0 (0 to 0)	0 (0 to 0)	0 (0 to 0)	0 (0 to 0)	0 (0 to 0)	0 (0 to 0)	0 (0 to 0)	0 (0 to 0)	0 (0 to 0)	0 (0 to 0)	0 (0 to 0)	0 (0 to 0)	0 (0 to 0)	0 (0 to 0)	0 (0 to 0)	0 (0 to 0)	0 (0 to 0)	0 (0 to 0)	0 (0 to 0)	0 (0 to 0)	0 (0 to 0)	0 (0 to 0)	0
Onchocerciasis	0 (0 to 0)	0 (0 to 0)	0 (0 to 0)	0 (0 to 0)	0 (0 to 0)	0 (0 to 0)	0 (0 to 0)	0 (0 to 0)	0 (0 to 0)	0 (0 to 0)	0 (0 to 0)	0 (0 to 0)	0 (0 to 0)	0 (0 to 0)	0 (0 to 0)	0 (0 to 0)	0 (0 to 0)	0 (0 to 0)	0 (0 to 0)	0 (0 to 0)	0 (0 to 0)	0 (0 to 0)	0 (0 to 0)	0 (0 to 0)	0
Trachoma	0 (0 to 0)	0 (0 to 0)	0 (0 to 0)	0 (0 to 0)	0 (0 to 0)	0 (0 to 0)	0 (0 to 0)	0 (0 to 0)	0 (0 to 0)	0 (0 to 0)	0 (0 to 0)	0 (0 to 0)	0 (0 to 0)	0 (0 to 0)	0 (0 to 0)	0 (0 to 0)	0 (0 to 0)	0 (0 to 0)	0 (0 to 0)	0 (0 to 0)	0 (0 to 0)	0 (0 to 0)	0 (0 to 0)	0 (0 to 0)	0
Dengue	0 (0 to 0)	0 (0 to 0)	0.4 (0 to 1.2)	1.4 (0 to 6.4)	0.3 (0 to 0.9)	2.1 (0 to 6.6)	2.7 (0 to 6.6)	2.5 (0 to 7.6)	2.5 (0 to 11.7)	2.6 (0 to 23.7)	2.4 (0 to 14.5)	1.9 (0 to 9.4)	1.7 (0 to 5.3)	1.4 (0 to 4.3)	1.1 (0 to 3.1)	0.7 (0 to 2.3)	0.7 (0 to 2.1)	0.3 (0 to 1.4)	0.3 (0 to 0.9)	0.2 (0 to 0.6)	0.1 (0 to 0.5)	0.1 (0 to 0.3)	0.1 (0 to 0.2)	31
Yellow fever	0 (0 to 0)	0 (0 to 0)	0 (0 to 0)	0 (0 to 0)	0 (0 to 0)	0 (0 to 0)	0 (0 to 0)	0 (0 to 0)	0 (0 to 0)	0 (0 to 0)	0 (0 to 0)	0 (0 to 0)	0 (0 to 0)	0 (0 to 0)	0 (0 to 0)	0 (0 to 0)	0 (0 to 0)	0 (0 to 0)	0 (0 to 0)	0 (0 to 0)	0 (0 to 0)	0 (0 to 0)	0 (0 to 0)	0 (0 to 0)	0
Rabies	0 (0 to 0)	0 (0 to 0)	0.2 (0 to 0.1)	0.3 (0.4 to 39.7)	0.2 (0.1 to 42.1)	0.2 (0.4 to 29.9)	0.3 (1.5 to 29.9)	0.3 (0.7 to 14.3)	0.4 (0.5 to 7.6)	0.3 (0.5 to 11.2)	0.4 (0.6 to 9.6)	0.4 (0.6 to 8.6)	0.4 (0.6 to 8.6)	0.4 (0.6 to 8.6)	0.4 (0.6 to 8.6)	0.4 (0.6 to 8.6)	0.4 (0.6 to 8.6)	0.4 (0.6 to 8.6)	0.4 (0.6 to 8.6)	0.4 (0.6 to 8.6)	0.4 (0.6 to 8.6)	0.4 (0.6 to 8.6)	0.4 (0.6 to 8.6)	42.9
Intestinal nematode infections	0 (0 to 0)	0 (0 to 0)	0 (0 to 0.1)	1.1 (0.1 to 7)	0.7 (0.2 to 1.9)	0.4 (0.1 to 0.9)	0.4 (0.1 to 0.9)	0.4 (0.1 to 0.9)	0.4 (0.1 to 0.9)	0.4 (0.1 to 0.9)	0.4 (0.1 to 0.9)	0.4 (0.1 to 0.9)	0.4 (0.1 to 0.9)	0.4 (0.1 to 0.9)	0.4 (0.1 to 0.9)	0.4 (0.1 to 0.9)	0.4 (0.1 to 0.9)	0.4 (0.1 to 0.9)	0.4 (0.1 to 0.9)	0.4 (0.1 to 0.9)	0.4 (0.1 to 0.9)	0.4 (0.1 to 0.9)	0.4 (0.1 to 0.9)	29.2
Ascariasis	0 (0 to 0)	0 (0 to 0)	0 (0 to 0)	0.4 (0 to 4.6)	0.3 (0 to 1.1)	0.2 (0 to 0.6)	0.2 (0 to 0.6)	0.2 (0 to 0.6)	0.2 (0 to 0.6)	0.2 (0 to 0.6)	0.2 (0 to 0.6)	0.2 (0 to 0.6)	0.2 (0 to 0.6)	0.2 (0 to 0.6)	0.2 (0 to 0.6)	0.2 (0 to 0.6)	0.2 (0 to 0.6)	0.2 (0 to 0.6)	0.2 (0 to 0.6)	0.2 (0 to 0.6)	0.2 (0 to 0.6)	0.2 (0 to 0.6)	0.2 (0 to 0.6)	0.2 (0 to 0.6)	3.1
Tr





All Table 2c: Child DALYS by cause and age group for both sexes with 95% uncertainty intervals, 2019

Cause	Early Neonatal	Late Neonatal	Post Neonatal	1 to 4	5 to 9	10 to 14	15 to 19	20 to 24	25 to 29	30 to 34	35 to 39	40 to 44	45 to 49	50 to 54	55 to 59	60 to 64	65 to 69	70 to 74	75 to 79	80 to 84	85 to 89	90 plus	Total
All causes	7,115,000 (7,000,000 to 7,230,000)	524,000 (429,000 to 644,000)	2,450,000 (2,320,000 to 2,590,000)	2,970,000 (2,870,000 to 3,070,000)	619,000 (600,000 to 637,000)	514,000 (500,000 to 529,000)	522,000 (509,000 to 535,000)	599,000 (586,000 to 612,000)	676,000 (662,000 to 690,000)	699,000 (684,000 to 714,000)	692,000 (677,000 to 707,000)	691,000 (676,000 to 706,000)	697,000 (682,000 to 712,000)	694,000 (679,000 to 709,000)	705,000 (690,000 to 720,000)	705,000 (690,000 to 720,000)	705,000 (690,000 to 720



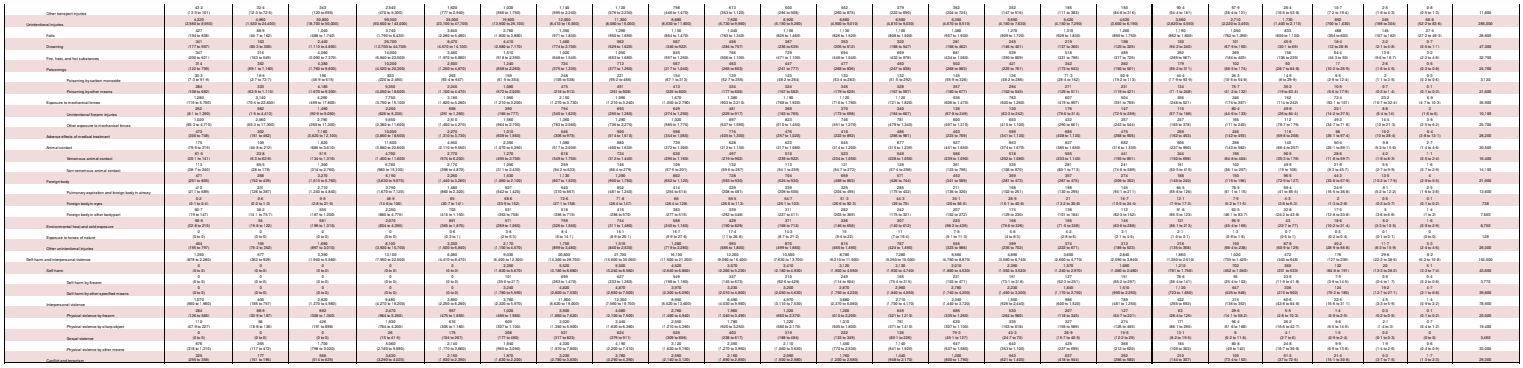



SR Table 2c: Fil DALYS by cause and sex group for both sexes with 95% uncertainty intervals. 2019

Cause	Sero Neonatal	Post Neonatal	1 to 4	5 to 9	10 to 14	15 to 19	20 to 24	25 to 29	30 to 34	35 to 39	40 to 44	45 to 49	50 to 54	55 to 59	60 to 64	65 to 69	70 to 74	75 to 79	80 to 84	85 to 89	90 to 94	95 plus	Total
All causes	4,488 (3,777 to 5,365)	6,999 (2,900 to 5,400)	9,913 (7,289 to 13,200)	7,479 (5,370 to 9,749)	5,979 (4,420 to 8,436)	10,283 (7,210 to 12,990)	12,290 (10,199 to 14,760)	12,290 (10,700 to 14,560)	12,290 (10,700 to 14,560)	12,290 (11,600 to 14,560)	17,290 (14,280 to 20,160)	16,990 (15,090 to 20,150)	20,190 (16,600 to 26,590)	26,290 (20,700 to 35,790)	33,590 (27,200 to 45,990)	33,590 (27,200 to 45,990)	33,590 (27,200 to 45,990)	29,290 (21,900 to 39,990)	23,990 (17,600 to 35,290)	13,990 (10,700 to 19,990)	5,990 (3,990 to 8,490)	3,770 (2,390 to 5,160)	994 (760 to 1,309)	198 (154 to 177)	329,000
Communicable, maternal, neonatal, and nutritional diseases	9,692 (8,790 to 10,100)	3,160 (2,390 to 3,270)	6,310 (5,020 to 6,920)	5,990 (4,400 to 7,450)	2,660 (1,960 to 3,430)	1,790 (1,390 to 2,280)	1,690 (1,390 to 2,160)	1,690 (1,390 to 2,080)	1,690 (1,390 to 2,080)	1,690 (1,420 to 2,080)	1,690 (1,370 to 2,470)	1,690 (1,370 to 2,150)	1,690 (1,390 to 2,150)	1,690 (1,390 to 2,150)	1,690 (1,390 to 2,050)	1,690 (1,370 to 2,050)	1,690 (1,390 to 2,050)	1,140 (1,060 to 1,390)	623 (717 to 1,100)	227 (568 to 911)	918 (422 to 673)	296 (228 to 368)	327 (0.4 to 0.7)	52 (0.4 to 116)	53,100
HIV/AIDS and sexually transmitted infections	680 (166 to 1,290)	191 (91 to 456)	260 (122 to 589)	657 (77 to 765)	20 (9 to 33.1)	19.8 (12 to 33.6)	23.1 (23.7 to 48.4)	60.6 (43 to 85.4)	89.9 (61.5 to 118)	118 (86.3 to 154)	122 (90.3 to 163)	102 (76.6 to 133)	76.7 (51.1 to 122)	52.7 (34.1 to 84.3)	37.6 (21.6 to 61.1)	28.9 (22 to 47.2)	22.6 (22 to 43.6)	22.6 (21.7 to 23.1)	17 (21.7 to 34.4)	4.6 (7.1 to 9.8)	1.8 (1.1 to 3)	0.6 (0.6 to 1.4)	0.1 (0.1 to 0.2)	0 (0 to 0)	1,860
HIV/AIDS	0 (0 to 0)	0 (0 to 0)	39.9 (24.7 to 57.4)	29.5 (20.6 to 40.7)	19.7 (11.8 to 31.4)	9.1 (4.4 to 15.2)	29.5 (16.4 to 47.6)	49.8 (28.6 to 80.6)	69.9 (40.9 to 107)	90.7 (57.1 to 134)	84.9 (53.2 to 123)	73.7 (46.9 to 106)	66.9 (39.9 to 96.3)	39.9 (19.9 to 64.3)	21.4 (10.8 to 37.7)	20.4 (10.8 to 37.7)	12.9 (10.8 to 37.7)	6.6 (10.8 to 19.2)	0.5 (10.8 to 19.2)	0.3 (0.6 to 1.1)	0.1 (0.1 to 0.2)	0 (0 to 0)	627
HIV/AIDS - Drug-susceptible Tuberculosis	0 (0 to 0)	0 (0 to 0)	21.5 (14.4 to 29.2)	14.1 (10.2 to 19.2)	9.1 (5.7 to 15.2)	4.1 (2 to 7.1)	13.2 (7.4 to 21.4)	22.1 (12.8 to 36.2)	31.1 (18.2 to 48.2)	40.3 (25.4 to 59.7)	37.7 (23.6 to 54.9)	32.7 (20.8 to 47.3)	29.7 (17.7 to 42.8)	17.7 (8.9 to 28.6)	9.5 (4.8 to 16.8)	9.1 (4.8 to 16.8)	5.7 (4.8 to 16.8)	2.9 (4.8 to 8.5)	0.2 (4.8 to 8.5)	0.1 (0.3 to 0.4)	0 (0 to 0)	0 (0 to 0)	74.4
HIV/AIDS - Multidrug-resistant Tuberculosis without extensive	0 (0 to 0)	0 (0 to 0)	0.3 (0 to 0.7)	0.2 (0 to 0.5)	0.1 (0 to 0.3)	0.1 (0 to 0.3)	0.4 (0.1 to 0.9)	0.7 (0.1 to 1.6)	1 (0.2 to 2.2)	1.3 (0.3 to 2.9)	1.2 (0.3 to 2.7)	1 (0.3 to 2.3)	0.9 (0.2 to 2.1)	0.6 (0.1 to 1.4)	0.3 (0.1 to 0.7)	0.3 (0.1 to 0.7)	0.2 (0.1 to 0.7)	0.1 (0.1 to 0.3)	0 (0.1 to 0.3)	0 (0 to 0.1)	0 (0 to 0)	0 (0 to 0)	0.4
HIV/AIDS - Extensively drug-resistant Tuberculosis	0 (0 to 0)	0 (0 to 0)	0 (0 to 0)	0 (0 to 0)	0 (0 to 0)	0 (0 to 0)	0 (0 to 0)	0 (0 to 0)	0 (0 to 0)	0 (0 to 0)	0 (0 to 0)	0 (0 to 0)	0 (0 to 0)	0 (0 to 0)	0 (0 to 0)	0 (0 to 0)	0 (0 to 0)	0 (0 to 0)	0 (0 to 0)	0 (0 to 0)	0 (0 to 0)	0 (0 to 0)	0 (0 to 0)	0.1
HIV/AIDS resulting in other diseases	0 (0 to 0)	0 (0 to 0)	39.4 (22.9 to 57.9)	29.1 (17.3 to 37.4)	23.6 (9.6 to 39.6)	4.1 (0.7 to 7.3)	4.2 (1.1 to 9.3)	5.8 (1.6 to 14.4)	9.1 (2.6 to 20.1)	12.7 (3.7 to 28.5)	14.6 (4.2 to 32.6)	16.1 (4.6 to 36.1)	16.9 (4.8 to 37.8)	17.2 (4.9 to 38.7)	16.9 (4.8 to 38.1)	16.9 (4.8 to 38.1)	16.9 (4.8 to 38.1)	16.9 (4.8 to 38.1)	16.9 (4.8 to 38.1)	16.9 (4.8 to 38.1)	16.9 (4.8 to 38.1)	16.9 (4.8 to 38.1)	592
Sexually transmitted infections excluding HIV	680 (166 to 1,290)	191 (91 to 456)	220 (77 to 531)	628 (56 to 728)	9.9 (0.3 to 23.7)	9.8 (0.3 to 23.7)	9.7 (0.3 to 23.7)	10.8 (0.3 to 26.3)	13.8 (0.4 to 33.6)	17.6 (0.5 to 42.9)	17.4 (0.5 to 42.4)	16.9 (0.5 to 41.2)	16.7 (0.5 to 40.8)	16.7 (0.5 to 40.8)	16.7 (0.5 to 40.8)	16.7 (0.5 to 40.8)	16.7 (0.5 to 40.8)	16.7 (0.5 to 40.8)	16.7 (0.5 to 40.8)	16.7 (0.5 to 40.8)	16.7 (0.5 to 40.8)	16.7 (0.5 to 40.8)	1,250
Syphilis	680 (166 to 1,290)	190 (91 to 456)	209 (81 to 509)	112 (77 to 151)	9.9 (1 to 23.7)	9.8 (1 to 23.7)	9.7 (0.4 to 23.7)	10.8 (0.4 to 26.3)	13.8 (0.5 to 33.6)	17.6 (0.6 to 42.9)	17.4 (0.6 to 42.4)	16.9 (0.6 to 41.2)	16.7 (0.6 to 40.8)	16.7 (0.6 to 40.8)	16.7 (0.6 to 40.8)	16.7 (0.6 to 40.8)	16.7 (0.6 to 40.8)	16.7 (0.6 to 40.8)	16.7 (0.6 to 40.8)	16.7 (0.6 to 40.8)	16.7 (0.6 to 40.8)	16.7 (0.6 to 40.8)	1,060
Chlamydial infection	0 (0 to 0)	0 (0 to 0)	0 (0 to 0)	0 (0 to 0)	0.8 (0.3 to 2.2)	0.6 (0.2 to 1.6)	0.8 (1.4 to 4.5)	1.2 (0.4 to 3.2)	1.7 (0.6 to 4.7)	2.6 (0.9 to 7.4)	2.6 (0.9 to 7.4)	2.6 (0.9 to 7.4)	3.2 (1.1 to 9.2)	2.6 (0.9 to 7.4)	2.6 (0.9 to 7.4)	2.6 (0.9 to 7.4)	2.6 (0.9 to 7.4)	0.1 (0.9 to 7.4)	0.1 (0.9 to 7.4)	0.1 (0.9 to 7.4)	0.1 (0.9 to 7.4)	0.1 (0.9 to 7.4)	19.6
Gonococcal infection	0 (0 to 0)	0 (0 to 0)	0 (0 to 0)	0 (0 to 0)	1.6 (0.5 to 4.4)	1.1 (0.3 to 3.1)	1.6 (0.8 to 4.2)	2.3 (1.1 to 6.2)	3.3 (1.6 to 8.8)	4.8 (2.3 to 12.8)	4.8 (2.3 to 12.8)	4.8 (2.3 to 12.8)	6.1 (2.9 to 16.2)	4.8 (2.3 to 12.8)	4.8 (2.3 to 12.8)	4.8 (2.3 to 12.8)	4.8 (2.3 to 12.8)	0.2 (2.3 to 12.8)	0.2 (2.3 to 12.8)	0.2 (2.3 to 12.8)	0.2 (2.3 to 12.8)	0.2 (2.3 to 12.8)	29.6
Trichomoniasis	0 (0 to 0)	0 (0 to 0)	0 (0 to 0)	0 (0 to 0)	0.1 (0 to 0.3)	0.1 (0 to 0.4)	0.5 (0.2 to 1.4)	0.6 (0.2 to 1.8)	0.9 (0.3 to 2.5)	1.3 (0.5 to 3.7)	1.3 (0.5 to 3.7)	1.3 (0.5 to 3.7)	1.6 (0.6 to 4.6)	1.3 (0.5 to 3.7)	1.3 (0.5 to 3.7)	1.3 (0.5 to 3.7)	1.3 (0.5 to 3.7)	0.1 (0.5 to 3.7)	0.1 (0.5 to 3.7)	0.1 (0.5 to 3.7)	0.1 (0.5 to 3.7)	0.1 (0.5 to 3.7)	10.5
Genital herpes	0 (0 to 0)	0 (0 to 0)	0 (0 to 0)	0 (0 to 0)	0.1 (0 to 0.2)	0.1 (0 to 0.2)	0.1 (0 to 0.2)	0.1 (0 to 0.2)	0.1 (0 to 0.2)	0.1 (0 to 0.2)	0.1 (0 to 0.2)	0.1 (0 to 0.2)	0.1 (0 to 0.2)	0.1 (0 to 0.2)	0.1 (0 to 0.2)	0.1 (0 to 0.2)	0.1 (0 to 0.2)	0.1 (0 to 0.2)	0.1 (0 to 0.2)	0.1 (0 to 0.2)	0.1 (0 to 0.2)	0.1 (0 to 0.2)	0.1
Other sexually transmitted infections	0 (0 to 0)	0 (0 to 0)	0 (0 to 0)	0 (0 to 0)	0 (0 to 0)	0 (0 to 0)	0 (0 to 0)	0 (0 to 0)	0 (0 to 0)	0 (0 to 0)	0 (0 to 0)	0 (0 to 0)	0 (0 to 0)	0 (0 to 0)	0 (0 to 0)	0 (0 to 0)	0 (0 to 0)	0 (0 to 0)	0 (0 to 0)	0 (0 to 0)	0 (0 to 0)	0 (0 to 0)	0 (0 to 0)	0
Respiratory infections and tuberculosis	332 (161 to 484)	2,050 (1,560 to 3,020)	1,200 (960 to 2,700)	103 (460 to 709)	436 (212 to 629)	230 (97 to 526)	230 (98 to 648)	230 (98 to 599)	230 (98 to 581)	230 (98 to 581)	230 (98 to 581)	230 (98 to 581)	230 (98 to 581)	230 (98 to 581)	230 (98 to 581)	230 (98 to 581)	230 (98 to 581)	230 (98 to 581)	230 (98 to 581)	230 (98 to 581)	230 (98 to 581)	230 (98 to 581)	11,900
Tuberculosis	0 (0 to 0)	0 (0 to 0)	33.6 (18.9 to 48.3)	27.6 (21.6 to 48.9)	29.2 (21.4 to 48.7)	107 (27.4 to 89.6)	107 (29.6 to 89.6)	107 (29.6 to 89.6)	107 (29.6 to 89.6)	107 (29.6 to 89.6)	107 (29.6 to 89.6)	107 (29.6 to 89.6)	107 (29.6 to 89.6)	107 (29.6 to 89.6)	107 (29.6 to 89.6)	107 (29.6 to 89.6)	107 (29.6 to 89.6)	107 (29.6 to 89.6)	107 (29.6 to 89.6)	107 (29.6 to 89.6)	107 (29.6 to 89.6)	107 (29.6 to 89.6)	1,070
Latent tuberculosis infection	0 (0 to 0)	0 (0 to 0)	0 (0 to 0)	0 (0 to 0)	0 (0 to 0)	0 (0 to 0)	0 (0 to 0)	0 (0 to 0)	0 (0 to 0)	0 (0 to 0)	0 (0 to 0)	0 (0 to 0)	0 (0 to 0)	0 (0 to 0)	0 (0 to 0)	0 (0 to 0)	0 (0 to 0)	0 (0 to 0)	0 (0 to 0)	0 (0 to 0)	0 (0 to 0)	0 (0 to 0)	0 (0 to 0)	0
Drug-susceptible Tuberculosis	0 (0 to 0)	0 (0 to 0)	33.6 (18.9 to 48.1)	27.6 (21.6 to 38.9)	29.2 (21.7 to 38.7)	107 (27.4 to 89.3)	107 (29.6 to 89.3)	107 (29.6 to 89.3)	107 (29.6 to 89.3)	107 (29.6 to 89.3)	107 (29.6 to 89.3)	107 (29.6 to 89.3)	107 (29.6 to 89.3)	107 (29.6 to 89.3)	107 (29.6 to 89.3)	107 (29.6 to 89.3)	107 (29.6 to 89.3)	107 (29.6 to 89.3)	107 (29.6 to 89.3)	107 (29.6 to 89.3)	107 (29.6 to 89.3)	107 (29.6 to 89.3)	1,060
Multidrug-resistant tuberculosis without extensive drug-resistar	0 (0 to 0)	0 (0 to 0)	0.1 (0 to 0.1)	0.1 (0 to 0.2)	0.2 (0 to 0.6)	0.2 (0 to 0.6)	0.4 (0.1 to 1.1)	0.4 (0.1 to 1.1)	0.5 (0.1 to 1.4)	0.6 (0.2 to 1.7)	0.6 (0.2 to 1.7)	0.6 (0.2 to 1.7)	0.6 (0.2 to 1.7)	0.6 (0.2 to 1.7)	0.6 (0.2 to 1.7)	0.6 (0.2 to 1.7)	0.6 (0.2 to 1.7)	0.2 (0.2 to 1.7)	0.2 (0.2 to 1.7)	0.2 (0.2 to 1.7)	0.2 (0.2 to 1.7)	0.2 (0.2 to 1.7)	5
Extensively drug-resistant tuberculosis	0 (0 to 0)	0 (0 to 0)	0 (0 to 0)	0 (0 to 0)	0 (0 to 0)	0 (0 to 0)	0 (0 to 0)	0 (0 to 0)	0 (0 to 0)	0 (0 to 0)	0 (0 to 0)	0 (0 to 0)	0 (0 to 0)	0 (0 to 0)	0 (0 to 0)	0 (0 to 0)	0 (0 to 0)	0 (0 to 0)	0 (0 to 0)	0 (0 to 0)	0 (0 to 0)	0 (0 to 0)	0 (0 to 0)	0
Lower respiratory infections	283 (161 to 484)	222 (1,200 to 3,010)	2,000 (960 to 2,700)	1,370 (897 to 2,000)	419 (212 to 629)	282 (97 to 526)	284 (98 to 648)	281 (98 to 599)	281 (98 to 581)	281 (98 to 581)	281 (98 to 581)	281 (98 to 581)	282 (98 to 581)	283 (98 to 581)	447 (98 to 581)	447 (98 to 581)	388 (98 to 581)	388 (98 to 581)	283 (98 to 581)	273 (98 to 581)	283 (98 to 581)	108 (77 to 186)	9,300
Upper respiratory infections	0.1 (0 to 1.6)	0.1 (0 to 1.6)	19.9 (9 to 33.1)	19.9 (9 to 33.1)	19.9 (9 to 33.1





S8 Table 2c: Cote d'Ivoire DALYS by cause and sex areas for both sexes with 95% uncertainty intervals, 2019

Cause	Early Neonatal	Late Neonatal	Post Neonatal	1 to 4	5 to 9	10 to 14	15 to 19	20 to 24	25 to 29	30 to 34	35 to 39	40 to 44	45 to 49	50 to 54	55 to 59	60 to 64	65 to 69	70 to 74	75 to 79	80 to 84	85 to 89	90 to 94	95 plus	Total
All causes	2,200,000 (1,790,000-2,670,000)	472,000 (379,000 to 570,000)	1,130,000 (899,000 to 1,350,000)	3,060,000 (1,770,000 to 4,230,000)	934,000 (722,000 to 1,090,000)	599,000 (522,000 to 686,000)	449,000 (374,000 to 539,000)	473,000 (374,000 to 590,000)	497,000 (379,000 to 648,000)	536,000 (407,000 to 702,000)	562,000 (423,000 to 740,000)	537,000 (407,000 to 708,000)	492,000 (365,000 to 676,000)	442,000 (327,000 to 600,000)	397,000 (297,000 to 534,000)	359,000 (265,000 to 482,000)	291,000 (213,000 to 391,000)	223,000 (161,000 to 301,000)	162,000 (116,000 to 217,000)	97,900 (69,900 to 131,000)	44,800 (31,700 to 59,000)	4,600 (3,600 to 5,700)	9,660 (3,020 to 18,400)	12,430,000
Communicable, maternal, neonatal, and nutritional diseases	2,040,000 (1,630,000-2,500,000)	429,000 (337,000 to 525,000)	956,000 (747,000 to 1,150,000)	1,730,000 (1,430,000 to 2,060,000)	338,000 (277,000 to 406,000)	169,000 (137,000 to 205,000)	207,000 (164,000 to 257,000)	264,000 (207,000 to 330,000)	315,000 (243,000 to 402,000)	343,000 (262,000 to 440,000)	355,000 (267,000 to 464,000)	344,000 (257,000 to 450,000)	314,000 (232,000 to 417,000)	277,000 (203,000 to 368,000)	241,000 (177,000 to 321,000)	209,000 (153,000 to 283,000)	163,000 (119,000 to 220,000)	120,000 (87,000 to 163,000)	80,700 (58,000 to 109,000)	46,000 (32,000 to 62,000)	22,000 (15,000 to 30,000)	2,600 (1,700 to 3,600)	7,910,000
HIV/AIDS and sexually transmitted infections	42,700 (14,800 to 108,000)	13,600 (4,110 to 29,600)	48,200 (10,600 to 77,600)	90,200 (39,600 to 169,400)	30,300 (23,600 to 38,400)	29,300 (20,200 to 50,100)	45,700 (29,500 to 74,000)	57,400 (29,600 to 94,500)	61,200 (30,700 to 94,500)	75,200 (44,000 to 112,000)	67,600 (33,700 to 104,000)	59,500 (30,400 to 96,000)	46,100 (21,900 to 77,000)	32,200 (11,200 to 61,200)	19,200 (4,300 to 39,600)	10,200 (1,700 to 24,100)	4,200 (700 to 10,700)	1,200 (200 to 3,000)	704 (104 to 1,900)	357 (48 to 1,020)	167 (18 to 560)	16 (1 to 53.7)	2.9 (0 to 11)	637,000
HIV/AIDS	21,400 (7,410 to 54,200)	6,810 (2,060 to 14,800)	24,100 (5,310 to 38,800)	45,100 (19,800 to 84,700)	15,200 (11,800 to 19,200)	14,700 (10,100 to 25,100)	22,900 (14,800 to 37,000)	28,700 (14,800 to 47,200)	30,600 (15,400 to 47,200)	37,600 (22,000 to 56,000)	33,800 (16,900 to 52,000)	29,800 (15,200 to 48,000)	23,100 (10,900 to 38,500)	16,100 (5,600 to 30,600)	9,600 (2,200 to 19,800)	5,100 (900 to 12,100)	2,100 (400 to 5,400)	600 (100 to 1,500)	352 (52 to 950)	179 (24 to 510)	83.7 (9 to 280)	8.2 (0 to 26.7)	1.4 (0 to 5.5)	318,000
HIV/AIDS - Drug-susceptible Tuberculosis	0.1 (0 to 0.1)	0 (0 to 0)	0.772 (0.145 to 2.43)	11,600 (5,700 to 19,300)	3,420 (2,710 to 4,280)	2,760 (2,060 to 3,720)	4,200 (2,860 to 6,110)	5,690 (3,690 to 8,190)	6,330 (3,960 to 9,020)	7,750 (4,960 to 10,900)	7,020 (3,920 to 10,900)	6,020 (3,300 to 9,450)	4,320 (1,990 to 7,350)	2,960 (1,000 to 5,460)	2,120 (480 to 4,550)	1,200 (260 to 2,770)	509 (77 to 1,320)	203 (27 to 540)	98.4 (12 to 280)	37.9 (3 to 120)	9.6 (0 to 37.1)	0.6 (0 to 2.1)	0.1 (0 to 0.5)	140,000
HIV/AIDS - Multidrug-resistant Tuberculosis without extensive drug resistance	0 (0 to 0)	0 (0 to 0)	272 (23.5 to 1,200)	1,140 (139 to 3,780)	606 (73.9 to 2,000)	725 (88.4 to 2,370)	767 (92.6 to 2,550)	863 (104 to 2,860)	1,030 (124 to 3,390)	1,240 (149 to 4,080)	1,440 (173 to 4,740)	1,660 (199 to 5,460)	1,810 (217 to 5,970)	1,910 (229 to 6,290)	1,990 (238 to 6,550)	2,040 (244 to 6,710)	2,060 (247 to 6,780)	2,060 (247 to 6,780)	2,060 (247 to 6,780)	2,060 (247 to 6,780)	2,060 (247 to 6,780)	2,060 (247 to 6,780)	2,060 (247 to 6,780)	12,900
HIV/AIDS - Extensively drug-resistant Tuberculosis	0 (0 to 0)	0 (0 to 0)	0 (0 to 0)	74.5 (9.04 to 247)	39.6 (4.79 to 131)	47.4 (5.72 to 157)	50.1 (6.05 to 166)	56.4 (6.81 to 187)	67.3 (8.12 to 223)	81.1 (9.72 to 268)	94.1 (11.3 to 312)	108 (13 to 358)	118 (14.2 to 390)	125 (15 to 414)	130 (15.6 to 430)	133 (16 to 441)	135 (16.2 to 447)	135 (16.2 to 447)	135 (16.2 to 447)	135 (16.2 to 447)	135 (16.2 to 447)	135 (16.2 to 447)	135 (16.2 to 447)	844
HIV/AIDS resulting in other diseases	21,300 (1.7 to 319)	6,790 (0 to 13)	23,800 (5,300 to 38,100)	44,000 (21,100 to 66,900)	14,800 (11,800 to 17,900)	14,600 (12,700 to 17,100)	22,800 (19,600 to 26,600)	28,800 (24,600 to 33,600)	30,600 (26,000 to 36,000)	37,600 (32,000 to 43,600)	33,800 (28,700 to 39,200)	29,800 (25,200 to 35,000)	23,100 (19,400 to 27,000)	16,100 (13,400 to 19,000)	9,600 (7,200 to 12,400)	5,100 (3,700 to 7,000)	2,100 (1,500 to 2,900)	600 (400 to 850)	352 (230 to 510)	179 (110 to 270)	83.7 (51 to 130)	8.2 (4 to 14.6)	1.4 (0 to 2.7)	317,000
Sexually transmitted infections excluding HIV	20,700 (2,900 to 89,600)	6,810 (1,040 to 29,600)	24,100 (4,210 to 77,600)	45,100 (7,210 to 169,400)	15,200 (2,900 to 38,400)	14,700 (2,600 to 50,100)	22,900 (4,100 to 74,000)	28,700 (4,800 to 94,500)	30,600 (5,300 to 94,500)	37,600 (6,400 to 112,000)	33,800 (5,200 to 104,000)	29,800 (4,600 to 96,000)	23,100 (3,600 to 77,000)	16,100 (2,500 to 54,000)	9,600 (1,400 to 33,000)	5,100 (700 to 17,900)	2,100 (300 to 7,700)	600 (80 to 2,100)	352 (47 to 1,300)	179 (24 to 710)	83.7 (9 to 320)	8.2 (0 to 31.7)	1.4 (0 to 5.5)	82,900
Syphilis	46,700 (14,900 to 108,000)	13,600 (4,100 to 30,600)	51,400 (10,600 to 77,600)	93,600 (39,600 to 169,400)	31,600 (23,600 to 39,600)	30,600 (20,200 to 50,100)	47,600 (29,500 to 74,000)	59,800 (29,600 to 94,500)	63,800 (30,700 to 94,500)	78,400 (44,000 to 112,000)	70,400 (33,700 to 104,000)	62,000 (30,400 to 96,000)	48,000 (21,900 to 77,000)	33,600 (11,200 to 61,200)	20,000 (4,300 to 39,600)	10,600 (1,700 to 24,100)	4,400 (700 to 10,700)	1,200 (200 to 3,000)	704 (104 to 1,900)	357 (48 to 1,020)	167 (18 to 560)	16 (1 to 53.7)	2.9 (0 to 11)	637,000
Chlamydial infection	0 (0 to 0)	0 (0 to 0)	0 (0 to 0)	0 (0 to 0)	0 (0 to 0)	0 (0 to 0)	0 (0 to 0)	0 (0 to 0)	0 (0 to 0)	0 (0 to 0)	0 (0 to 0)	0 (0 to 0)	0 (0 to 0)	0 (0 to 0)	0 (0 to 0)	0 (0 to 0)	0 (0 to 0)	0 (0 to 0)	0 (0 to 0)	0 (0 to 0)	0 (0 to 0)	0 (0 to 0)	0 (0 to 0)	0 (0 to 0)	0
Gonococcal infection	0 (0 to 0)	0 (0 to 0)	0 (0 to 0)	0 (0 to 0)	0 (0 to 0)	0 (0 to 0)	0 (0 to 0)	0 (0 to 0)	0 (0 to 0)	0 (0 to 0)	0 (0 to 0)	0 (0 to 0)	0 (0 to 0)	0 (0 to 0)	0 (0 to 0)	0 (0 to 0)	0 (0 to 0)	0 (0 to 0)	0 (0 to 0)	0 (0 to 0)	0 (0 to 0)	0 (0 to 0)	0 (0 to 0)	0 (0 to 0)	0
Trichomoniasis	0 (0 to 0)	0 (0 to 0)	0 (0 to 0)	0 (0 to 0)	0 (0 to 0)	0 (0 to 0)	0 (0 to 0)	0 (0 to 0)	0 (0 to 0)	0 (0 to 0)	0 (0 to 0)	0 (0 to 0)	0 (0 to 0)	0 (0 to 0)	0 (0 to 0)	0 (0 to 0)	0 (0 to 0)	0 (0 to 0)	0 (0 to 0)	0 (0 to 0)	0 (0 to 0)	0 (0 to 0)	0 (0 to 0)	0 (0 to 0)	0
Chlamydial infection	0 (0 to 0)	0 (0 to 0)	0 (0 to 0)	0 (0 to 0)	0 (0 to 0)	0 (0 to 0)	0 (0 to 0)	0 (0 to 0)	0 (0 to 0)	0 (0 to 0)	0 (0 to 0)	0 (0 to 0)	0 (0 to 0)	0 (0 to 0)	0 (0 to 0)	0 (0 to 0)	0 (0 to 0)	0 (0 to 0)	0 (0 to 0)	0 (0 to 0)	0 (0 to 0)	0 (0 to 0)	0 (0 to 0)	0 (0 to 0)	0
Gonococcal infection	0 (0 to 0)	0 (0 to 0)	0 (0 to 0)	0 (0 to 0)	0 (0 to 0)	0 (0 to 0)	0 (0 to 0)	0 (0 to 0)	0 (0 to 0)	0 (0 to 0)	0 (0 to 0)	0 (0 to 0)	0 (0 to 0)	0 (0 to 0)	0 (0 to 0)	0 (0 to 0)	0 (0 to 0)	0 (0 to 0)	0 (0 to 0)	0 (0 to 0)	0 (0 to 0)	0 (0 to 0)	0 (0 to 0)	0 (0 to 0)	0
Trichomoniasis	0 (0 to 0)	0 (0 to 0)	0 (0 to 0)	0 (0 to 0)	0 (0 to 0)	0 (0 to 0)	0 (0 to 0)	0 (0 to 0)	0 (0 to 0)	0 (0 to 0)	0 (0 to 0)	0 (0 to 0)	0 (0 to 0)	0 (0 to 0)	0 (0 to 0)	0 (0 to 0)	0 (0 to 0)	0 (0 to 0)	0 (0 to 0)	0 (0 to 0)	0 (0 to 0)	0 (0 to 0)	0 (0 to 0)	0 (0 to 0)	0
Other sexually transmitted infections	0 (0 to 0)	0 (0 to 0)	0 (0 to 0)	0 (0 to 0)	0 (0 to 0)	0 (0 to 0)	0 (0 to 0)	0 (0 to 0)	0 (0 to 0)	0 (0 to 0)	0 (0 to 0)	0 (0 to 0)	0 (0 to 0)	0 (0 to 0)	0 (0 to 0)	0 (0 to 0)	0 (0 to 0)	0 (0 to 0)	0 (0 to 0)	0 (0 to 0)	0 (0 to 0)	0 (0 to 0)	0 (0 to 0)	0 (0 to 0)	0
Respiratory infections and tuberculosis	186,000 (114,000 to 276,000)	60,200 (49,600 to 127,000)	278,000 (159,000 to 463,000)	281,000 (186,000 to 408,000)	56,100 (42,100 to 70,700)	19,000 (12,700 to 27,100)	13,600 (9,600 to 19,000)	13,000 (9,200 to 18,000)	24,600 (17,000 to 34,000)	42,400 (29,000 to 58,000)	43,600 (29,600 to 60,000)	42,600 (28,400 to 60,000)	41,800 (26,100 to 59,000)	39,100 (23,700 to 55,000)	33,100 (19,600 to 46,000)	29,600 (16,400 to 41,000)	27,100 (15,000 to 38,000)	20,200 (10,900 to 28,000)	13,500 (7,200 to 19,000)	8,210 (4,200 to 11,600)	2,600 (1,200 to 3,800)	577 (220 to 1,000)	1,380,000
Tuberculosis	0.1 (0 to 0.1)	0 (0 to 0)	26,200 (3,900 to 77,600)	29,200 (4,200 to 84,300)	7,500 (1,100 to 21,600)	4,690 (700 to 13,600)	13,600 (2,000 to 39,200)	24,000 (3,500 to 69,200)	24,200 (3,500 to 69,800)	28,900 (4,200 to 83,400)	27,000 (3,900 to 77,900)	23,000 (3,300 to 66,400)	21,600 (3,100 to 62,300)	19,000 (2,700 to 54,800)	16,400 (2,300 to 47,300)	14,000 (1,900 to 40,400)	9,470 (1,300 to 27,300)	6,870 (900 to 19,800)	3,530 (400 to 10,200)	1,750 (200 to 5,050)	1,000 (100 to 2,900)	144 (14 to 420)	328,000
Latent tuberculosis infection	0 (0 to 0)	0 (0 to 0)	0 (0 to 0)	0 (0 to 0)	0 (0 to 0)	0 (0 to 0)	0 (0 to 0)	0 (0 to 0)	0 (0 to 0)	0 (0 to 0)	0 (0 to 0)	0 (0 to 0)	0 (0 to 0)	0 (0 to 0)	0 (0 to 0)	0 (0 to 0)	0 (0 to 0)	0 (0 to 0)	0 (0 to 0)	0 (0 to 0)	0 (0 to 0)	0 (0 to 0)	0 (0 to 0)	0 (0 to 0)	0
Active tuberculosis	0 (0 to 0)	0 (0 to 0)	26,200 (3,900 to 77,600)	29,200 (4,200 to 84,300)	7,500 (1,100 to 21,600)	4,690 (700 to 13,600)	13,600 (2,000 to 39,200)	24,000 (3,500 to 69,200)	24,200 (3,500 to 69,800)	28,900 (4,200 to 83,400)	27,000 (3,900 to 77,900)	23,000 (3,300 to 66,400)	21,600 (3,100 to 62,300)	19,000 (2,700 to 54,800)	16,400 (2,300 to 47,300)	14,000 (1,900 to 40,400)	9,470 (1,300 to 27,300)	6,870 (900 to 19,800)	3,530 (400 to 10,200)	1,750 (200 to 5,050)	1,000 (100 to 2,900)	144 (14 to 420)	328,000
Drug-susceptible tuberculosis	0 (0 to 0)	0 (0 to 0)	26,200 (3,900 to 77,600)	29,200 (4,200 to 84,300)	7,500 (1,100 to 21,600)	4,690 (700 to 13,600)	13,600 (2,000 to 39,200)	24,000 (3,500 to 69,200)	24,200 (3,500 to 69,800)	28,900 (4,200 to 83,400)	27,000 (3,900 to 77,900)	23,000 (3,300 to 66,400)	21,600 (3,100 to 62,300)	19,000 (2,700 to 54,800)	16,400 (2,300 to 47,300)	14,000 (1,900 to 40,400)	9,470 (1,300 to 27,300)	6,870 (900 to 19,800)	3,530 (400 to 10,200)	1,750 (200 to 5,050)	1,000 (100 to 2,900)	144 (14 to 420)	328,000
Multidrug-resistant tuberculosis without extensive drug resistance	0 (0 to 0)	0 (0 to 0)	0 (0 to 0)	0 (0 to 0)	0 (0 to 0)	0 (0 to 0)	0 (0 to 0)	0 (0 to 0)	0 (0 to 0)	0 (0 to 0)	0 (0 to 0)	0 (0 to 0)	0 (0 to 0)	0 (0 to 0)	0 (0 to 0)	0 (0 to 0)	0 (0 to 0)	0 (0 to 0)	0 (0 to 0)	0 (0 to 0)	0 (0 to 0)	0 (0 to 0)	0 (0 to 0)	0 (0 to 0)	0
Extensively drug-resistant tuberculosis	0 (0 to 0)	0 (0 to 0)	0 (0 to 0)	0 (0 to 0)	0 (0 to 0)	0 (0 to 0)	0 (0 to 0)	0 (0 to 0)	0 (0 to 0)	0 (0 to 0)	0 (0 to 0)	0 (0 to 0)	0 (0 to 0)	0 (0 to 0)	0 (0 to 0)	0 (0 to 0)	0 (0 to 0)	0 (0 to 0)	0 (0 to 0)	0 (0 to 0)	0 (0 to 0)	0 (0 to 0)	0 (0 to 0)	0 (0 to 0)	0
Acute hepatitis	0 (0 to 0)	0 (0 to 0)	0 (0 to 0)	0 (0 to 0)	0 (0 to 0)	0 (0 to 0)	0 (0 to 0)	0 (0 to 0)	0 (0 to 0)	0 (0 to 0)	0 (0 to 0)	0 (0 to 0)	0 (0 to 0)	0 (0 to 0)	0 (0 to 0)	0 (0 to 0)	0 (0 to 0)	0 (0 to 0)	0 (0 to 0)	0 (0 to 0)	0 (0 to 0)	0 (0 to 0)	0 (0 to 0)	0 (0 to 0)	0
Hepatitis A	0 (0 to 0)	0 (0 to 0)	0 (0 to 0)	0 (0 to 0)	0 (0 to 0)	0 (0 to 0)	0 (0 to 0)	0 (0 to 0)	0 (0 to 0)	0 (0 to 0)	0 (0 to 0)	0 (0 to 0)	0 (0 to 0)	0 (0 to 0)	0 (0 to 0)	0 (0 to 0)	0 (0 to 0)	0 (0 to 0)	0 (0 to 0)	0 (0 to 0)	0 (0 to 0)	0 (0 to 0)	0 (0 to 0)	0 (0 to 0)	0
Hepatitis B	0 (0 to 0)	0 (0 to 0)	0 (0 to 0)	0 (0 to 0)	0 (0 to 0)	0 (0 to 0)	0 (0 to 0)	0 (0 to 0)	0 (0 to 0)	0 (0 to 0)	0 (0 to 0)	0 (0 to 0)	0 (0 to 0)	0 (0 to 0)	0 (0 to 0)	0 (0 to 0)	0 (0 to 0)	0 (0 to 0)	0 (0 to 0)	0 (0 to 0)	0 (0 to 0)	0 (0 to 0)	0 (0 to 0)	0 (0 to 0)	0
Hepatitis C	0 (0 to 0)	0 (0 to 0)	0 (0 to 0)	0 (0 to 0)	0 (0 to 0)	0 (0 to 0)	0 (0 to 0)	0 (0 to 0)	0 (0 to 0)	0 (0 to 0)	0 (0 to 0)	0 (0 to 0)	0 (0 to 0)	0 (0 to 0)	0 (0 to 0)	0 (0 to 0)	0 (0 to 0)	0 (0 to 0)	0 (0 to 0)	0 (0 to 0)	0 (0 to 0)	0 (0 to 0)	0 (0 to 0)	0 (0 to 0)	0
Other unspecified infectious diseases	2,270 (1,470 to 3,370)	1,370 (1,040 to 2,070)	4,610 (2,700 to 6,130)	7,050 (2,700 to 13,100)	2,740 (2,050 to 3,650)	1,400 (1,050 to 1,850)	972 (744 to 1,270)	847 (649 to 1,090)	1,000 (774 to 1,290)	1,150 (894 to 1,480)	1,210 (941 to 1,560)	1,210 (941 to 1,560)	1,210 (941 to 1,560)	1,210 (941 to 1,560)	1,210 (941 to 1,560)	1,210 (941 to 1,560)	1,210 (941 to 1,560)	1,210 (941 to 1,560)	1,210 (941 to 1,560)	1,210 (941 to 1,560)	1,210 (941 to 1,560)	1,210 (941 to 1,560)	1,210 (941 to 1,560)	25,700
Maternal and neonatal disorders	1,780,000 (1,430,000 to 2,170,000)	314,000 (180,000 to 397,000)	27,200 (3,700 to 94,500)	21,000 (1,600 to 74,000)	6,060 (1,100 to 16,000)	6,490 (1,100 to 16,000)	21,300 (3,500 to 56,000)	24,600 (3,500 to 69,800)	31,200 (4,200 to 83,400)	31,900 (4,200 to 83,400)	25,800 (3,900 to 77,900)	19,200 (3,300 to 54,800)	14,200 (2,300 to 41,400)	7,960 (1,300 to 23,000)	4,020 (600 to 11,600)	2,000 (300 to 5,600)	1,010 (100 to 2,900)	347 (40 to 1,010)	196 (20 to 570)	72.6 (7 to 220)	27.4 (2 to 84.7)	3.6 (0 to 11.7)	0.7 (0 to 2.7)	2,230,000
Maternal disorders	0.1 (0 to 0.1)	0 (0 to 0)	0 (0 to 0)	0 (0 to 0)	0 (0 to 0)	0 (0 to 0)	1,720 (0 to 14,000)	13,000 (0 to 39,200)	21,900 (3,500 to 69,800)	27,000 (4,200 to 83,400)	24,200 (3,900 to 77,900)	19,200 (3,300 to 54,800)	14,200 (2,300 to 41,400)	7,960 (1,300 to 23,000)	4,020 (600 to 11,600)	2,000 (300 to 5,600)	1,010 (100 to 2,900)	347 (40 to 1,010)	196 (20 to 570)	72.6 (7 to 220)	27.4 (2 to 84.7)	3.6 (0 to 11.7)	0.7 (0 to 2.7)	1,190,000
Maternal hemorrhage	0 (0 to 0)	0 (0 to 0)	0 (0 to 0)	0 (0 to 0)	0 (0 to 0)	0 (0 to 0)	82.4 (0 to 2,370)	2,110 (0 to 6,540)	3,230 (0 to 9,450)	4,230 (0 to 12,000)	3,230 (0 to 9,450)	2,110 (0 to 6,540)	1,060 (0 to 3,230)	529 (0 to 1,610)	265 (0 to 794)	132 (0 to 397)	66.1 (0 to 198)	26.5 (0 to 79.4)	13.2 (0 to 39.7)	5.3 (0 to 15.9)	2.6 (0 to 7.9)	0.5 (0 to 1.6)	0.1 (0 to 0.3)	22,400
Maternal sepsis and other maternal infections	0 (0 to 0)	0 (0 to 0)	0 (0 to 0)	0 (0 to 0)	0 (0 to 0)	0 (0 to 0)	199 (0 to 1,610)	2,650 (0 to 7,930)	3,970 (0 to 11,900)	5,290 (0 to 15,900)	3,970 (0 to 11,900)	2,650 (0 to 7,930)	1,320 (0 to 3,970)	661 (0 to 1,980)	331 (0 to 992)	165 (0 to 496)	82.6 (0 to 248)	33.1 (0 to 99.2)	16.5 (0 to 49.6)	6.6 (0 to 19.8)	3.3 (0 to 9.9)	0.7 (0 to 2.1)	0.1 (0 to 0.3)	14,900
Maternal hypertensive disorders	0 (0 to 0)	0 (0 to 0)	0 (0 to 0)	0 (0 to 0)	0 (0 to 0)	0 (0 to 0)	82.4 (0 to 2,370)	2,110 (0 to 6,540)	3,230 (0 to 9,450)	4,230 (0 to 12,000)	3,230 (0 to 9,450)	2,110 (0 to 6,540)	1,060 (0 to 3,230)	529 (0 to 1,610)	265 (0 to 794)	132 (0 to 397)	66.1 (0 to 198)	26.5 (0 to 79.4)	13.2 (0 to 39.7)	5.3 (0 to 15.9)	2.6 (0 to 7.9)	0.5 (0 to 1.6)	0.1 (0 to 0.3)	6,530
Maternal obstetrical labor and uterine rupture	0 (0 to 0)	0 (0 to 0)	0 (0 to 0)	0 (0 to 0)	0 (0 to 0)	0 (0 to 0)	66.6 (0 to 1,610)	529 (0 to 1,980)	661 (0 to 2,650)	1,060 (0 to 3,970)	794 (0 to 2,650)	529 (0 to 1,980)	265 (0 to 992)	132 (0 to 496)	66.1 (0 to 248)	33.1 (0 to 124)	16.5 (0 to 62)	6.6 (0 to 24.8)	3.3 (0 to 12.4)	1.3 (0 to 4.9)	0.7 (0 to 2.5)	0.1 (0 to 0.3)	0 (0 to 0)	7,910
Maternal abortion and miscarriage	0 (0 to 0)	0 (0 to 0)	0 (0 to 0)	0 (0 to 0)	0 (0 to 0)	0 (0 to 0)	264 (0 to 1,320)	2,110 (0 to 6,540)	3,440 (0 to 9,450)	4,760 (0 to 12,000)	3,440 (0 to 9,450)	2,110 (0 to 6,540)	1,060 (0 to 3,230)	529 (0 to 1,610)	265 (0 to 794)	132 (0 to 397)	66.1 (0 to 198)	26.5 (0 to 79.4)	13.2 (0 to 39.7)	5.3 (0 to 15.9)	2.6 (0 to 7.9)	0.5 (0 to 1.6)	0.1 (0 to 0.3)	24,700
Ectopic pregnancy	0 (0 to 0)	0 (0 to 0)	0 (0 to 0)	0 (0 to 0)	0 (0 to 0)	0 (0 to 0)	82.4 (0 to 264)	1,060 (68.1 to 3,170)	1,850 (120 to 5,550)	2,380 (155 to 7,140)	1,850 (120 to 5,550)	1,060 (68.1 to 3,170)	529 (34.1 to 1,590)	265 (17.1 to 793)	132 (8.52 to 397)	66.1 (4.26 to 198)	33.1 (2.13 to 99.2)	13.2 (0 to 39.7)	6.6 (0 to 19.8)	2.6 (0 to 7.9)	1.3 (0 to 3.8)	0.2 (0 to 0.5)	0 (0 to 0)	8,660
Indirect maternal deaths	0 (0 to 0)	0 (0 to 0)	0 (0 to 0)	0 (0 to 0)	0 (0 to 0)	0 (0 to 0)	0 (0 to 0)	0 (0 to 0)	0 (0 to 0)	0 (0 to 0)	0 (0 to 0)	0 (0 to 0)	0 (0 to 0)	0 (0 to 0)	0 (0 to 0)	0 (0 to 0)	0 (0 to 0)	0 (0 to 0)	0 (0 to 0)	0 (0 to 0)	0 (0 to 0)	0 (0 to 0)	0 (0 to 0)	0 (0 to 0)	0
Late maternal deaths	0 (0 to 0)	0 (0 to 0)	0 (0 to 0)	0 (0 to 0)	0 (0 to 0)	0 (0 to 0)	0 (0 to 0)	0 (0 to 0)	0 (0 to 0)	0 (0 to 0)	0 (0 to 0)	0 (0 to 0)	0 (0 to 0)	0 (0 to 0)	0 (0 to 0)	0 (0 to 0)	0 (0 to 0)	0 (0 to 0)	0 (0 to 0)	0 (0 to 0)	0 (0 to 0)	0 (0 to 0)	0 (0 to 0)	0 (0 to 0)	0
Maternal deaths aggravated by HIV/AIDS	0 (0 to 0)	0 (0 to 0)	0 (0 to 0)	0 (0 to 0)	0 (0 to 0)	0 (0 to 0)	0 (0 to 0)	0 (0 to 0)	0 (0 to 0)	0 (0 to 0)	0 (0 to 0)	0 (0 to 0)	0 (0 to 0)	0 (0 to 0)	0 (0 to 0)	0 (0 to 0)	0 (0 to 0)	0 (0 to 0)	0 (0 to 0)	0 (0 to 0)	0 (0 to 0)	0 (0 to 0)	0 (0 to 0)	0 (0 to 0)	0
Neonatal disorders	1,780,000 (1,430,000 to 2,170,000)	314,000 (180,000 to 397,000)	27,200 (3,700 to 94,500)	21,000 (1,600 to 74,000)	6,060 (1,100 to 16,000)	6,490 (1,100 to 16,000)	21,300 (3,500 to 56,000)	24,600 (3,500 to 69,800)	31,200 (4,200 to 83,400)	31,900 (4,200 to 83,400)	25,800 (3,900 to 77,900)	19,200 (3,300 to 54,800)	14,200 (2,300 to 41,400)	7,960 (1,300 to 23,000)	4,020 (600 to 11,600)	2,000 (300 to 5,600)	1,010 (100 to 2,900)	347 (40 to 1,010)	196 (20 to 570)	72.6 (7 to 220)	27.4 (2 to 84.7)	3.6 (0 to 11.7)	0.7 (0 to 2.7)	2,230,000
Neonatal preterm birth	1,040,000 (444,000 to 907,000)	201,000 (91,400 to 353,000)	4,530 (1,200 to 16,400)	2,640 (1,200 to 5,660)	1,060 (2,230 to 4,280)	1,060 (1,660 to 3,260)	1,060 (1,330 to 2,930)	1,060 (1,330 to 2,930)	1,060 (1,160 to 2,660)	1,060 (1,060 to 2,660)	1,060 (1,060 to 2,660)	1,060 (1,060 to 2,660)	1,060 (1,060 to 2,660)	1,060 (1,060 to 2,660)	1,060 (1,060 to 2,660)	1,060 (1,060 to 2,660)	1,060 (1,060 to 2,660)	1,060 (1,060 to 2,660)	1,060 (1,060 to 2,660)	1,060 (1,060 to 2,660)	1,060 (1,060 to 2,660)	1,060 (1,060 to 2,660)	1,060 (1,060 to 2,660)	769,000
Neonatal encephalopathy due to birth asphyxia and trauma	146,000 (92,600 to 208,000)	93,100 (53,900 to 139,000)	5,180 (1,600 to 11,900)	2,640 (1,200 to 5,660)	1,720 (834 to 3,810)	1,260 (699 to 2,820)	1,330 (699 to 2,820)	664 (699 to 2,820)	664 (699 to 2,820)	664 (699 to 2,820)	664 (699 to 2,820)	664 (699 to 2,820)	664 (699 to 2,820)	664 (699 to 2,820)	664 (699 to 2,820)	664 (699 to 2,820)	664 (699 to 2,820)	664 (699 to 2,820)	664 (699 to 2,820)	664 (699 to 2,820)	664 (699 to 2,820)	664 (699 to 2,820)	664 (699 to 2,820)	290,000
Hemolytic disease and other neonatal jaundice	21,600 (12,000 to 34,000)	6,960 (3,960 to 10,900)	1,010 (1,000 to 1,010)	440 (440 to 441)	221 (220 to 222)	262 (262 to 263)	196 (196 to 197)	127 (127 to 128)	126 (126 to 127)	122 (122 to 123)	122 (122 to 123)	122 (122 to 123)	49 (49 to 49.1)	22 (22 to 22.1)	22 (22 to 22.1)	22 (22 to 22.1)	22 (22 to 22.1)	22 (22 to 22.1)	22 (22 to 22.1)	22 (22 to 22.1)	22 (22 to 22.1)	22 (22 to 22.1)	22 (22 to 22.1)	30,600
Other neonatal disorders	617,000 (77,100 to 1,530,000)	31,100 (1,000 to 107,000)	16,500 (1,000 to 64,400)	4,990 (1,000 to 15,400)	2,060 (1,000 to 5,660)	2,060 (1,000 to 5,660)	2,060 (1,000 to 5,660)	2,060 (1,000 to 5,660)	2,060 (1,000 to 5,660)	2,060 (1,000 to 5,660)	2,060 (1,000 to 5,660)	2,060 (1,000 to 5,660)	2,060 (1,000 to 5,660)	2,060 (1,000 to 5,660)	2,060 (1,000 to 5,660)	2,060 (1,000 to 5,660)	2,060 (1,000 to 5,660)	2,060 (1,000 to 5,660)	2,060 (1,000 to 5,660)	2,060 (1,000 to 5,660)	2,060 (1,000 to 5,660)	2,060 (1,000 to 5,660)	2,060 (1,000 to 5,660)	252,000
Nutritional deficiencies	89.3 (54.3 to 134)	1,810 (987 to 2,810)	29,600 (9,600 to 46,600)	47,600 (17,600 to 107,000)	23,600 (19,600 to 28,200)	13,200 (10,200 to 16,600)	10,200 (8,260 to 12,600)	10,200 (8,260 to 12,600)	10,200 (8,260 to 12,600)	10,200 (8,260 to 12,600)	10,200 (8,260 to 12,600)	10,200 (8,260 to 12,600)	10,200 (8,260 to 12,600)	10,200 (8,260 to 12,600)	10,200 (8,260 to 12,600)	10,200 (8,260 to 12,600)	10,200 (8,260 to 12,600)	10,200 (8,260 to 12,600)	10,200 (8,260 to 12,600)	10,200 (8,260 to 12,600)	10,200 (8,260 to 12,600)	10,200 (8,260 to 12,600)	10,200 (8,260 to 12,600)	293,000
Protein-energy malnutrition	0.2 (0 to 0.2)	0.2 (0 to 0.2)	29.6 (11.7 to 46.6)	1,780 (1,780 to 1,780)	857 (857 to 857)	857 (857 to 857)	857 (857 to 857)	857 (857 to 857)	857 (857 to 857)	857 (857 to 857)	857 (857 to 857)	857 (857 to



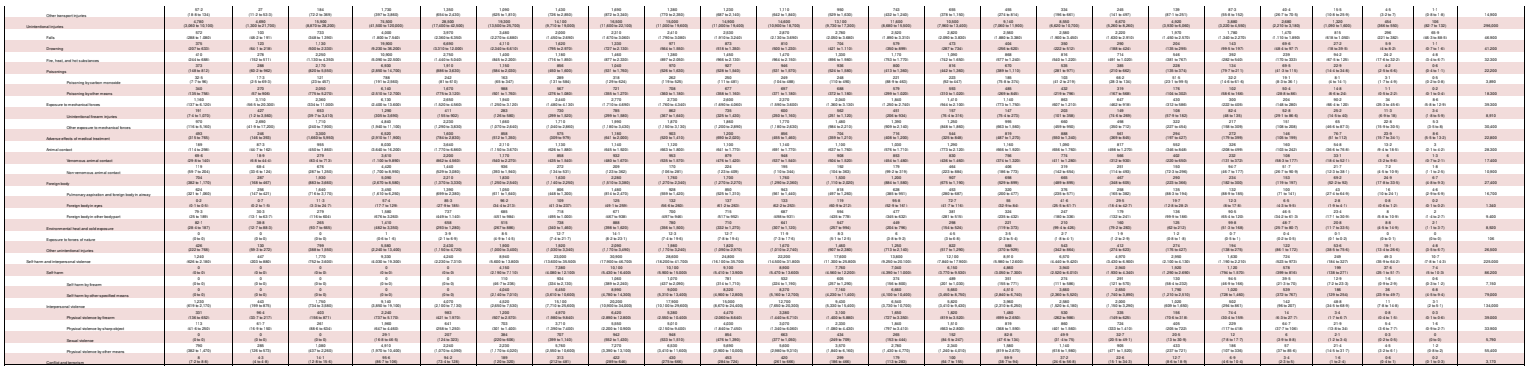

SR Table 2c. Gambia DALYS by cause and sex groups for both sexes with 95% uncertainty intervals, 2019

Cause	Both, Neonatal	Late, Neonatal	Post Neonatal	1 to 4	5 to 9	10 to 14	15 to 19	20 to 24	25 to 29	30 to 34	35 to 39	40 to 44	45 to 49	50 to 54	55 to 59	60 to 64	65 to 69	70 to 74	75 to 79	80 to 84	85 to 89	90 to 94	95 plus	Total
All causes	129,000 (80,700 to 186,000)	14,600 (10,700 to 19,400)	60,900 (39,300 to 87,200)	66,000 (46,500 to 104,000)	39,300 (29,600 to 53,300)	31,200 (23,700 to 39,200)	29,000 (22,600 to 36,300)	29,600 (23,400 to 36,400)	31,400 (25,100 to 38,400)	32,400 (26,400 to 39,400)	33,200 (27,100 to 40,000)	33,800 (27,600 to 40,600)	34,700 (28,300 to 43,300)	37,200 (29,800 to 46,700)	39,200 (30,900 to 49,200)	39,700 (30,700 to 50,400)	39,700 (30,600 to 50,600)	39,700 (30,600 to 50,600)	37,100 (28,700 to 47,400)	33,800 (25,600 to 43,200)	8,619 (6,900 to 11,100)	1,470 (1,080 to 2,200)	926 (566 to 994)	766,000
Communicable, maternal, neonatal, and nutritional diseases	101,000 (72,700 to 137,000)	12,500 (9,200 to 17,200)	52,600 (29,500 to 82,400)	56,000 (43,500 to 77,400)	21,300 (16,600 to 28,900)	13,200 (10,100 to 16,700)	14,600 (11,400 to 18,400)	15,800 (12,300 to 19,900)	17,900 (13,700 to 22,400)	20,000 (15,400 to 26,400)	21,000 (16,600 to 27,900)	18,900 (14,600 to 25,000)	15,400 (12,000 to 19,500)	11,100 (8,600 to 14,300)	8,860 (6,900 to 11,300)	7,060 (5,600 to 9,000)	6,610 (5,300 to 8,200)	6,260 (5,000 to 8,000)	4,960 (3,900 to 6,300)	3,450 (2,800 to 4,200)	1,150 (1,000 to 1,700)	453 (397 to 600)	102 (77 to 139)	420,000
HIV/AIDS and sexually transmitted infections	4,020 (1,200 to 9,980)	1,050 (391 to 2,010)	3,350 (1,710 to 6,090)	2,040 (1,000 to 3,760)	999 (499 to 1,940)	1,050 (677 to 1,600)	2,050 (1,160 to 3,660)	2,960 (1,660 to 4,450)	5,440 (2,760 to 8,960)	8,660 (4,860 to 14,500)	10,400 (6,050 to 16,600)	9,760 (5,220 to 15,200)	8,060 (4,260 to 12,700)	5,660 (2,980 to 8,960)	3,650 (1,780 to 5,850)	1,780 (863 to 2,920)	883 (429 to 1,510)	237 (116 to 452)	116 (77 to 193)	29.1 (14 to 54.1)	7.6 (4 to 11.3)	1.7 (1.1 to 2.5)	0.2 (0.2 to 0.4)	66,700
HIV/AIDS	611 (57 to 2,010)	324 (33 to 1,040)	1,140 (77 to 3,760)	1,800 (160 to 5,610)	1,600 (459 to 3,620)	1,200 (627 to 1,900)	2,210 (1,120 to 3,630)	2,490 (1,380 to 3,730)	5,040 (2,620 to 8,660)	8,160 (4,770 to 14,000)	9,760 (5,960 to 16,000)	9,250 (5,670 to 15,000)	7,980 (4,980 to 12,900)	5,600 (3,320 to 9,000)	3,600 (2,020 to 5,800)	1,760 (1,000 to 2,900)	876 (497 to 1,410)	227 (129 to 369)	116 (64 to 191)	27.6 (15 to 45.9)	7.2 (4 to 11.2)	1.6 (1.1 to 2.4)	0.2 (0.2 to 0.4)	66,700
HIV/AIDS - Drug-susceptible Tuberculosis	0 (0 to 0)	0 (0 to 0)	19 (0 to 181)	19 (0 to 181)	152 (0 to 1,250)	152 (0 to 1,250)	152 (0 to 1,250)	152 (0 to 1,250)	799 (0 to 7,200)	1,200 (0 to 10,800)	1,200 (0 to 10,800)	1,200 (0 to 10,800)	1,200 (0 to 10,800)	1,200 (0 to 10,800)	1,200 (0 to 10,800)	1,200 (0 to 10,800)	1,200 (0 to 10,800)	1,200 (0 to 10,800)	1,200 (0 to 10,800)	1,200 (0 to 10,800)	1,200 (0 to 10,800)	1,200 (0 to 10,800)	0 (0 to 0)	9,020
HIV/AIDS - Multidrug-resistant Tuberculosis without extensive drug-resistance	0 (0 to 0)	0 (0 to 0)	0 (0 to 0)	0 (0 to 0)	0 (0 to 0)	0 (0 to 0)	0 (0 to 0)	0 (0 to 0)	0 (0 to 0)	0 (0 to 0)	0 (0 to 0)	0 (0 to 0)	0 (0 to 0)	0 (0 to 0)	0 (0 to 0)	0 (0 to 0)	0 (0 to 0)	0 (0 to 0)	0 (0 to 0)	0 (0 to 0)	0 (0 to 0)	0 (0 to 0)	0 (0 to 0)	0
HIV/AIDS - Extensively drug-resistant Tuberculosis	0 (0 to 0)	0 (0 to 0)	0 (0 to 0)	0 (0 to 0)	0 (0 to 0)	0 (0 to 0)	0 (0 to 0)	0 (0 to 0)	0 (0 to 0)	0 (0 to 0)	0 (0 to 0)	0 (0 to 0)	0 (0 to 0)	0 (0 to 0)	0 (0 to 0)	0 (0 to 0)	0 (0 to 0)	0 (0 to 0)	0 (0 to 0)	0 (0 to 0)	0 (0 to 0)	0 (0 to 0)	0 (0 to 0)	0
HIV/AIDS resulting in other diseases	611 (57 to 2,010)	324 (33 to 1,040)	1,140 (77 to 3,760)	1,800 (160 to 5,610)	1,600 (459 to 3,620)	1,200 (627 to 1,900)	2,210 (1,120 to 3,630)	2,490 (1,380 to 3,730)	5,040 (2,620 to 8,660)	8,160 (4,770 to 14,000)	9,760 (5,960 to 16,000)	9,250 (5,670 to 15,000)	7,980 (4,980 to 12,900)	5,600 (3,320 to 9,000)	3,600 (2,020 to 5,800)	1,760 (1,000 to 2,900)	876 (497 to 1,410)	227 (129 to 369)	116 (64 to 191)	27.6 (15 to 45.9)	7.2 (4 to 11.2)	1.6 (1.1 to 2.4)	0.2 (0.2 to 0.4)	67,100
Sexually transmitted infections excluding HIV	3,410 (1,200 to 8,980)	726 (391 to 1,210)	2,210 (1,710 to 3,090)	240 (160 to 370)	599 (499 to 1,940)	1,050 (677 to 1,600)	2,050 (1,160 to 3,660)	2,960 (1,660 to 4,450)	5,440 (2,760 to 8,960)	8,660 (4,860 to 14,500)	10,400 (6,050 to 16,600)	9,760 (5,220 to 15,200)	8,060 (4,260 to 12,700)	5,660 (2,980 to 8,960)	3,650 (1,780 to 5,850)	1,780 (863 to 2,920)	883 (429 to 1,510)	237 (116 to 452)	116 (77 to 193)	29.1 (14 to 54.1)	7.6 (4 to 11.3)	1.7 (1.1 to 2.5)	0.2 (0.2 to 0.4)	9,000
Syphilis	4,020 (1,200 to 9,980)	1,050 (391 to 2,010)	3,350 (1,710 to 6,090)	2,040 (1,000 to 3,760)	999 (499 to 1,940)	1,050 (677 to 1,600)	2,050 (1,160 to 3,660)	2,960 (1,660 to 4,450)	5,440 (2,760 to 8,960)	8,660 (4,860 to 14,500)	10,400 (6,050 to 16,600)	9,760 (5,220 to 15,200)	8,060 (4,260 to 12,700)	5,660 (2,980 to 8,960)	3,650 (1,780 to 5,850)	1,780 (863 to 2,920)	883 (429 to 1,510)	237 (116 to 452)	116 (77 to 193)	29.1 (14 to 54.1)	7.6 (4 to 11.3)	1.7 (1.1 to 2.5)	0.2 (0.2 to 0.4)	7,600
Chlamydial infection	0 (0 to 0)	0 (0 to 0)	0 (0 to 0)	0 (0 to 0)	0 (0 to 0)	0 (0 to 0)	0 (0 to 0)	0 (0 to 0)	0 (0 to 0)	0 (0 to 0)	0 (0 to 0)	0 (0 to 0)	0 (0 to 0)	0 (0 to 0)	0 (0 to 0)	0 (0 to 0)	0 (0 to 0)	0 (0 to 0)	0 (0 to 0)	0 (0 to 0)	0 (0 to 0)	0 (0 to 0)	0 (0 to 0)	0 (0 to 0)	0
Gonococcal infection	0 (0 to 0)	0 (0 to 0)	0 (0 to 0)	0 (0 to 0)	0 (0 to 0)	0 (0 to 0)	0 (0 to 0)	0 (0 to 0)	0 (0 to 0)	0 (0 to 0)	0 (0 to 0)	0 (0 to 0)	0 (0 to 0)	0 (0 to 0)	0 (0 to 0)	0 (0 to 0)	0 (0 to 0)	0 (0 to 0)	0 (0 to 0)	0 (0 to 0)	0 (0 to 0)	0 (0 to 0)	0 (0 to 0)	0 (0 to 0)	0
Trichomoniasis	0 (0 to 0)	0 (0 to 0)	0 (0 to 0)	0 (0 to 0)	0 (0 to 0)	0 (0 to 0)	0 (0 to 0)	0 (0 to 0)	0 (0 to 0)	0 (0 to 0)	0 (0 to 0)	0 (0 to 0)	0 (0 to 0)	0 (0 to 0)	0 (0 to 0)	0 (0 to 0)	0 (0 to 0)	0 (0 to 0)	0 (0 to 0)	0 (0 to 0)	0 (0 to 0)	0 (0 to 0)	0 (0 to 0)	0 (0 to 0)	0
Genital herpes	0 (0 to 0)	0 (0 to 0)	0 (0 to 0)	0 (0 to 0)	0 (0 to 0)	0 (0 to 0)	0 (0 to 0)	0 (0 to 0)	0 (0 to 0)	0 (0 to 0)	0 (0 to 0)	0 (0 to 0)	0 (0 to 0)	0 (0 to 0)	0 (0 to 0)	0 (0 to 0)	0 (0 to 0)	0 (0 to 0)	0 (0 to 0)	0 (0 to 0)	0 (0 to 0)	0 (0 to 0)	0 (0 to 0)	0 (0 to 0)	0
Other sexually transmitted infections	0 (0 to 0)	0 (0 to 0)	0 (0 to 0)	0 (0 to 0)	0 (0 to 0)	0 (0 to 0)	0 (0 to 0)	0 (0 to 0)	0 (0 to 0)	0 (0 to 0)	0 (0 to 0)	0 (0 to 0)	0 (0 to 0)	0 (0 to 0)	0 (0 to 0)	0 (0 to 0)	0 (0 to 0)	0 (0 to 0)	0 (0 to 0)	0 (0 to 0)	0 (0 to 0)	0 (0 to 0)	0 (0 to 0)	0 (0 to 0)	0
Respiratory infections and tuberculosis	1,400 (1,040 to 1,870)	1,050 (909 to 2,660)	12,000 (6,110 to 14,900)	14,000 (9,650 to 19,000)	1,490 (1,480 to 2,830)	1,490 (1,210 to 1,890)	1,490 (1,070 to 3,230)	1,490 (1,210 to 3,540)	1,490 (2,020 to 5,090)	1,490 (2,020 to 5,090)	1,490 (2,060 to 4,790)	1,490 (2,060 to 4,790)	1,490 (2,060 to 4,790)	1,490 (2,060 to 4,790)	1,490 (2,060 to 4,790)	1,490 (2,060 to 4,790)	1,490 (2,060 to 4,790)	1,490 (2,060 to 4,790)	1,490 (2,060 to 4,790)	1,490 (2,060 to 4,790)	1,490 (2,060 to 4,790)	1,490 (2,060 to 4,790)	1,490 (2,060 to 4,790)	1,130
Tuberculosis	0 (0 to 0)	0 (0 to 0)	0 (0 to 0)	0 (0 to 0)	0 (0 to 0)	0 (0 to 0)	0 (0 to 0)	0 (0 to 0)	0 (0 to 0)	0 (0 to 0)	0 (0 to 0)	0 (0 to 0)	0 (0 to 0)	0 (0 to 0)	0 (0 to 0)	0 (0 to 0)	0 (0 to 0)	0 (0 to 0)	0 (0 to 0)	0 (0 to 0)	0 (0 to 0)	0 (0 to 0)	0 (0 to 0)	0 (0 to 0)	0
Latent tuberculosis infection	0 (0 to 0)	0 (0 to 0)	0 (0 to 0)	0 (0 to 0)	0 (0 to 0)	0 (0 to 0)	0 (0 to 0)	0 (0 to 0)	0 (0 to 0)	0 (0 to 0)	0 (0 to 0)	0 (0 to 0)	0 (0 to 0)	0 (0 to 0)	0 (0 to 0)	0 (0 to 0)	0 (0 to 0)	0 (0 to 0)	0 (0 to 0)	0 (0 to 0)	0 (0 to 0)	0 (0 to 0)	0 (0 to 0)	0 (0 to 0)	0
Drug-susceptible tuberculosis	0 (0 to 0)	0 (0 to 0)	0 (0 to 0)	0 (0 to 0)	0 (0 to 0)	0 (0 to 0)	0 (0 to 0)	0 (0 to 0)	0 (0 to 0)	0 (0 to 0)	0 (0 to 0)	0 (0 to 0)	0 (0 to 0)	0 (0 to 0)	0 (0 to 0)	0 (0 to 0)	0 (0 to 0)	0 (0 to 0)	0 (0 to 0)	0 (0 to 0)	0 (0 to 0)	0 (0 to 0)	0 (0 to 0)	0 (0 to 0)	0
Multidrug-resistant tuberculosis without extensive drug-resistance	0 (0 to 0)	0 (0 to 0)	0 (0 to 0)	0 (0 to 0)	0 (0 to 0)	0 (0 to 0)	0 (0 to 0)	0 (0 to 0)	0 (0 to 0)	0 (0 to 0)	0 (0 to 0)	0 (0 to 0)	0 (0 to 0)	0 (0 to 0)	0 (0 to 0)	0 (0 to 0)	0 (0 to 0)	0 (0 to 0)	0 (0 to 0)	0 (0 to 0)	0 (0 to 0)	0 (0 to 0)	0 (0 to 0)	0 (0 to 0)	0
Extensively drug-resistant tuberculosis	0 (0 to 0)	0 (0 to 0)	0 (0 to 0)	0 (0 to 0)	0 (0 to 0)	0 (0 to 0)	0 (0 to 0)	0 (0 to 0)	0 (0 to 0)	0 (0 to 0)	0 (0 to 0)	0 (0 to 0)	0 (0 to 0)	0 (0 to 0)	0 (0 to 0)	0 (0 to 0)	0 (0 to 0)	0 (0 to 0)	0 (0 to 0)	0 (0 to 0)	0 (0 to 0)	0 (0 to 0)	0 (0 to 0)	0 (0 to 0)	0
Lower respiratory infections	1,400 (1,040 to 1,870)	1,050 (909 to 2,660)	12,000 (6,110 to 14,900)	14,000 (9,650 to 19,000)	1,490 (1,480 to 2,830)	1,490 (1,210 to 1,890)	1,490 (1,070 to 3,230)	1,490 (1,210 to 3,540)	1,490 (2,020 to 5,090)	1,490 (2,020 to 5,090)	1,490 (2,060 to 4,790)	1,490 (2,060 to 4,790)	1,490 (2,060 to 4,790)	1,490 (2,060 to 4,790)	1,490 (2,060 to 4,790)	1,490 (2,060 to 4,790)	1,490 (2,060 to 4,790)	1,490 (2,060 to 4,790)	1,490 (2,060 to 4,790)	1,490 (2,060 to 4,790)	1,490 (2,060 to 4,790)	1,490 (2,060 to 4,790)	1,490 (2,060 to 4,790)	1,130
Upper respiratory infections	1.1 (0.1 to 3.7)	2.4 (0.2 to 8.1)	49.9 (2.7 to 197.0)	198 (14 to 745)	143 (14 to 1,040)	154 (14 to 1,040)	239 (14 to 1,040)	239 (14 to 1,040)	239 (14 to 1,040)	239 (14 to 1,040)	239 (14 to 1,040)	239 (14 to 1,040)	239 (14 to 1,040)	239 (14 to 1,040)	239 (14 to 1,040)	239 (14 to 1,040)	239 (14 to 1,040)	239 (14 to 1,040)	239 (14 to 1,040)	239 (14 to 1,040)	239 (14 to 1,040)	239 (14 to 1,040)	239 (14 to 1,040)	239 (14 to 1,040)	0
Otitis media	0 (0 to 0.1)	0 (0 to 0.1)	0.6 (0.2 to 2.1)	1.6 (0.6 to 5.6)	1.6 (0.6 to 5.6)	1.6 (0.6 to 5.6





GBD Table 2c: Ghana DALYs by cause, and sex group for both sexes with 95% uncertainty intervals, 2019

Cause	Early Neonatal	Late Neonatal	Post Neonatal	1 to 5	6 to 9	10 to 14	15 to 19	20 to 24	25 to 29	30 to 34	35 to 39	40 to 44	45 to 49	50 to 54	55 to 59	60 to 64	65 to 69	70 to 74	75 to 79	80 to 84	85 to 89	90 to 94	95 plus	Total
All causes	2,440,000 (1,220,000 to 1,560,000)	391,000 (212,000 to 513,000)	976,000 (660,000 to 1,360,000)	2,360,000 (1,690,000 to 1,900,000)	449,000 (374,000 to 548,000)	362,000 (310,000 to 434,000)	522,000 (426,000 to 625,000)	695,000 (562,000 to 849,000)	620,000 (513,000 to 734,000)	643,000 (539,000 to 769,000)	668,000 (562,000 to 790,000)	668,000 (562,000 to 772,000)	615,000 (519,000 to 727,000)	570,000 (480,000 to 672,000)	524,000 (437,000 to 620,000)	522,000 (437,000 to 612,000)	461,000 (377,000 to 551,000)	372,000 (303,000 to 437,000)	275,000 (219,000 to 322,000)	177,000 (139,000 to 191,000)	89,800 (70,600 to 96,600)	35,600 (23,600 to 37,700)	6,040 (3,920 to 6,740)	12,200,000
Communicable, maternal, neonatal, and nutritional diseases	2,230,000 (1,060,000 to 1,470,000)	264,000 (160,000 to 370,000)	770,000 (560,000 to 1,070,000)	2,060,000 (1,480,000 to 1,670,000)	189,000 (151,000 to 232,000)	111,000 (91,000 to 136,000)	281,000 (221,000 to 339,000)	283,000 (223,000 to 350,000)	263,000 (211,000 to 316,000)	268,000 (217,000 to 324,000)	264,000 (214,000 to 316,000)	268,000 (220,000 to 316,000)	255,000 (210,000 to 304,000)	199,000 (161,000 to 242,000)	154,000 (122,000 to 187,000)	132,000 (103,000 to 162,000)	107,000 (82,000 to 132,000)	96,000 (73,000 to 118,000)	64,700 (48,000 to 79,000)	35,400 (25,000 to 43,000)	19,000 (12,900 to 23,000)	6,420 (3,690 to 7,800)	6,390,000
HIV/AIDS and sexually transmitted infections	11,000 (9,921.00 to 12,000)	3,400 (3,100 to 3,700)	23,000 (11,900 to 49,100)	17,700 (11,200 to 26,700)	14,200 (11,100 to 17,800)	12,000 (10,300 to 29,300)	37,200 (33,900 to 40,600)	47,400 (43,600 to 56,900)	47,200 (39,300 to 56,600)	47,400 (39,900 to 56,600)	52,200 (45,700 to 59,700)	57,000 (49,600 to 64,300)	54,000 (46,900 to 61,200)	46,000 (39,900 to 52,700)	39,000 (33,700 to 44,800)	34,000 (29,700 to 39,300)	28,000 (24,600 to 32,400)	23,000 (20,100 to 26,600)	16,000 (13,900 to 18,400)	9,000 (7,810 to 10,300)	4,900 (4,250 to 5,610)	1,760 (1,520 to 2,020)	616,000
HIV/AIDS	8,941 (8,941 to 8,941)	3,400 (3,400 to 3,400)	23,000 (23,000 to 23,000)	17,700 (17,700 to 17,700)	14,200 (14,200 to 14,200)	12,000 (12,000 to 12,000)	37,200 (37,200 to 37,200)	47,400 (47,400 to 47,400)	47,200 (47,200 to 47,200)	47,400 (47,400 to 47,400)	52,200 (52,200 to 52,200)	57,000 (57,000 to 57,000)	54,000 (54,000 to 54,000)	46,000 (46,000 to 46,000)	39,000 (39,000 to 39,000)	34,000 (34,000 to 34,000)	28,000 (28,000 to 28,000)	23,000 (23,000 to 23,000)	16,000 (16,000 to 16,000)	9,000 (8,941 to 9,000)	4,900 (4,900 to 4,900)	1,760 (1,760 to 1,760)	616,000
HIV/AIDS - Drug-susceptible Tuberculosis	8.1 (8.1 to 8.1)	2.5 (2.5 to 2.5)	21.0 (21.0 to 21.0)	42,462 (2,600 to 6,810)	2,979 (2,600 to 6,810)	2,795 (2,600 to 7,270)	9,559 (8,790 to 11,400)	8,470 (8,210 to 11,700)	15,300 (8,600 to 22,100)	23,800 (13,600 to 34,200)	29,900 (16,900 to 43,200)	29,900 (16,900 to 43,200)	22,200 (12,500 to 32,300)	14,500 (8,600 to 21,000)	7,490 (4,630 to 11,100)	3,900 (2,390 to 5,900)	1,740 (1,070 to 2,700)	793 (479 to 1,250)	227 (134 to 371)	66.8 (39.4 to 111)	14 (7.7 to 24.4)	0.8 (0.4 to 1.7)	160,000
HIV/AIDS - Multidrug resistant Tuberculosis without extensive drug resistance	0 (0 to 0)	0.2 (0 to 0.5)	1.2 (0.2 to 2.6)	0 (0 to 0)	0 (0 to 0)	0 (0 to 0)	0 (0 to 0)	0 (0 to 0)	0 (0 to 0)	0 (0 to 0)	0 (0 to 0)	0 (0 to 0)	0 (0 to 0)	0 (0 to 0)	0 (0 to 0)	0 (0 to 0)	0 (0 to 0)	0 (0 to 0)	0 (0 to 0)	0 (0 to 0)	0 (0 to 0)	0 (0 to 0)	0 (0 to 0)	1,8900
HIV/AIDS - Extensively drug-resistant Tuberculosis	0 (0 to 0)	0 (0 to 0)	0 (0 to 0.1)	0 (0 to 0)	0 (0 to 0)	0 (0 to 0)	0 (0 to 0)	0 (0 to 0)	0 (0 to 0)	0 (0 to 0)	0 (0 to 0)	0 (0 to 0)	0 (0 to 0)	0 (0 to 0)	0 (0 to 0)	0 (0 to 0)	0 (0 to 0)	0 (0 to 0)	0 (0 to 0)	0 (0 to 0)	0 (0 to 0)	0 (0 to 0)	0 (0 to 0)	173
HIV/AIDS resulting in other diseases	2.1 (2.1 to 2.1)	0.3 (0.3 to 0.3)	1.8 (0.600 to 9.810)	2,238 (6,100 to 21,500)	11,200 (6,440 to 17,400)	9,200 (6,920 to 22,400)	27,700 (13,600 to 50,400)	38,900 (14,700 to 68,100)	32,000 (20,000 to 47,400)	24,600 (11,900 to 46,100)	23,300 (10,500 to 43,000)	28,900 (13,300 to 47,200)	32,000 (17,300 to 47,600)	31,500 (18,300 to 44,600)	27,200 (15,900 to 39,200)	18,800 (10,600 to 28,600)	14,000 (8,600 to 20,000)	10,200 (6,200 to 15,200)	7,330 (4,310 to 10,700)	4,170 (2,570 to 6,070)	2,180 (1,360 to 3,160)	1,000 (626 to 1,450)	549,000
Sexually transmitted infections, excluding HIV	2,000 (1,000 to 3,000)	330 (200 to 460)	1,700 (1,100 to 2,400)	1,700 (1,100 to 2,400)	1,800 (1,200 to 2,500)	1,800 (1,200 to 2,500)	2,000 (1,300 to 2,800)	2,100 (1,400 to 2,900)	2,100 (1,400 to 2,900)	2,100 (1,400 to 2,900)	2,100 (1,400 to 2,900)	2,100 (1,400 to 2,900)	2,100 (1,400 to 2,900)	2,000 (1,300 to 2,800)	1,900 (1,300 to 2,700)	1,800 (1,200 to 2,600)	1,700 (1,100 to 2,400)	1,600 (1,000 to 2,300)	1,400 (900 to 2,000)	1,200 (800 to 1,700)	1,000 (700 to 1,500)	600 (400 to 900)	73,000
Syphilis	29,600 (11,000 to 62,200)	15,600 (5,770 to 32,100)	17,600 (6,510 to 36,200)	787 (291 to 1,620)	157 (58 to 324)	79 (29 to 163)	89.6 (33 to 184)	73.4 (27 to 151)	69.1 (26 to 142)	68.4 (25 to 141)	68.2 (25 to 140)	68.2 (25 to 140)	67.9 (25 to 140)	67.6 (25 to 139)	67.3 (25 to 138)	67.1 (25 to 138)	66.9 (25 to 138)	66.8 (25 to 137)	66.7 (25 to 137)	66.7 (25 to 137)	66.7 (25 to 137)	66.7 (25 to 137)	65,400
Chlamydial infection	0 (0 to 0)	0 (0 to 0)	0 (0 to 0)	0 (0 to 0)	0 (0 to 0)	0 (0 to 0)	0 (0 to 0)	0 (0 to 0)	0 (0 to 0)	0 (0 to 0)	0 (0 to 0)	0 (0 to 0)	0 (0 to 0)	0 (0 to 0)	0 (0 to 0)	0 (0 to 0)	0 (0 to 0)	0 (0 to 0)	0 (0 to 0)	0 (0 to 0)	0 (0 to 0)	0 (0 to 0)	0 (0 to 0)	1,170
Gonococcal infection	0 (0 to 0)	0 (0 to 0)	0 (0 to 0)	0 (0 to 0)	0 (0 to 0)	0 (0 to 0)	0 (0 to 0)	0 (0 to 0)	0 (0 to 0)	0 (0 to 0)	0 (0 to 0)	0 (0 to 0)	0 (0 to 0)	0 (0 to 0)	0 (0 to 0)	0 (0 to 0)	0 (0 to 0)	0 (0 to 0)	0 (0 to 0)	0 (0 to 0)	0 (0 to 0)	0 (0 to 0)	0 (0 to 0)	1,605
Syphilis	29,600 (11,000 to 62,200)	15,600 (5,770 to 32,100)	17,600 (6,510 to 36,200)	787 (291 to 1,620)	157 (58 to 324)	79 (29 to 163)	89.6 (33 to 184)	73.4 (27 to 151)	69.1 (26 to 142)	68.4 (25 to 141)	68.2 (25 to 140)	68.2 (25 to 140)	67.9 (25 to 140)	67.6 (25 to 139)	67.3 (25 to 138)	67.1 (25 to 138)	66.9 (25 to 138)	66.8 (25 to 137)	66.7 (25 to 137)	66.7 (25 to 137)	66.7 (25 to 137)	66.7 (25 to 137)	65,400
Trichomoniasis	0 (0 to 0)	0 (0 to 0)	0 (0 to 0)	0 (0 to 0)	0 (0 to 0)	0 (0 to 0)	0 (0 to 0)	0 (0 to 0)	0 (0 to 0)	0 (0 to 0)	0 (0 to 0)	0 (0 to 0)	0 (0 to 0)	0 (0 to 0)	0 (0 to 0)	0 (0 to 0)	0 (0 to 0)	0 (0 to 0)	0 (0 to 0)	0 (0 to 0)	0 (0 to 0)	0 (0 to 0)	0 (0 to 0)	0
Genital herpes	0 (0 to 0)	0 (0 to 0)	0 (0 to 0)	0 (0 to 0)	0 (0 to 0)	0 (0 to 0)	0 (0 to 0)	0 (0 to 0)	0 (0 to 0)	0 (0 to 0)	0 (0 to 0)	0 (0 to 0)	0 (0 to 0)	0 (0 to 0)	0 (0 to 0)	0 (0 to 0)	0 (0 to 0)	0 (0 to 0)	0 (0 to 0)	0 (0 to 0)	0 (0 to 0)	0 (0 to 0)	0 (0 to 0)	0
Other sexually transmitted infections	0.2 (0 to 0.2)	0.2 (0 to 0.2)	0.2 (0 to 0.2)	0 (0 to 0)	0 (0 to 0)	0 (0 to 0)	0 (0 to 0)	0 (0 to 0)	0 (0 to 0)	0 (0 to 0)	0 (0 to 0)	0 (0 to 0)	0 (0 to 0)	0 (0 to 0)	0 (0 to 0)	0 (0 to 0)	0 (0 to 0)	0 (0 to 0)	0 (0 to 0)	0 (0 to 0)	0 (0 to 0)	0 (0 to 0)	0 (0 to 0)	2,800
Respiratory infections and tuberculosis	55,100 (31,300 to 90,500)	29,900 (19,600 to 47,700)	151,000 (79,600 to 266,000)	117,000 (62,300 to 196,000)	24,200 (14,200 to 37,400)	16,700 (9,260 to 26,600)	26,800 (15,000 to 39,600)	44,600 (25,200 to 67,400)	54,600 (31,000 to 81,900)	56,600 (32,200 to 84,200)	56,200 (32,400 to 81,300)	60,600 (35,400 to 84,200)	62,200 (36,400 to 85,100)	62,200 (36,400 to 85,100)	60,200 (35,400 to 82,000)	62,100 (36,700 to 84,000)	59,000 (34,600 to 80,000)	54,200 (32,000 to 73,600)	43,200 (25,600 to 58,200)	23,800 (14,200 to 32,000)	10,400 (6,260 to 13,700)	3,220 (1,940 to 4,260)	781 (470 to 1,030)	1,110,000
Tuberculosis	0.3 (0.3 to 0.3)	0.3 (0.3 to 0.3)	14,000 (10,100 to 19,500)	4,940 (3,540 to 6,880)	3,490 (2,500 to 4,870)	11,800 (8,450 to 16,500)	23,900 (17,100 to 33,300)	34,100 (24,400 to 47,500)	36,600 (26,200 to 51,000)	37,000 (26,500 to 51,600)	36,400 (26,100 to 50,700)	36,100 (25,900 to 50,300)	35,400 (25,400 to 49,300)	35,100 (25,200 to 48,900)	34,600 (24,800 to 48,200)	33,500 (24,000 to 46,700)	31,600 (22,600 to 44,000)	28,000 (20,000 to 39,000)	21,600 (15,400 to 30,100)	12,000 (8,560 to 16,700)	5,270 (3,760 to 7,340)	1,060 (756 to 1,480)	464,000
Lower respiratory infections	55,100 (31,300 to 90,500)	29,900 (19,600 to 47,700)	137,000 (79,600 to 266,000)	112,000 (62,300 to 196,000)	20,700 (14,200 to 37,400)	4,940 (3,540 to 6,880)	2,900 (2,500 to 4,870)	10,600 (9,450 to 16,500)	17,900 (17,100 to 33,300)	19,600 (18,900 to 47,500)	20,200 (19,500 to 50,700)	24,500 (23,700 to 50,300)	26,800 (26,000 to 49,300)	27,100 (26,300 to 48,900)	25,600 (24,800 to 48,200)	28,600 (27,800 to 46,700)	27,400 (26,600 to 44,000)	26,200 (25,400 to 39,000)	21,600 (20,900 to 30,100)	11,900 (11,500 to 16,700)	5,270 (5,080 to 7,340)	1,060 (1,020 to 1,480)	674,000
Upper respiratory infections	0 (0 to 1.4)	0 (0 to 1.19)	1,900 (827 to 3,240)	1,400 (1,400 to 1,530)	3,500 (2,960 to 4,360)	11,800 (8,910 to 16,500)	21,000 (14,600 to 29,400)	33,500 (23,700 to 46,900)	36,600 (25,900 to 51,000)	37,000 (26,200 to 51,600)	36,200 (25,900 to 50,700)	35,900 (25,700 to 50,300)	35,200 (25,200 to 49,300)	34,900 (25,000 to 48,900)	34,400 (24,600 to 48,200)	33,300 (23,800 to 46,700)	31,400 (22,400 to 44,000)	28,000 (20,000 to 39,000)	21,600 (15,400 to 30,100)	12,000 (8,560 to 16,700)	5,270 (3,760 to 7,340)	1,060 (756 to 1,480)	21,600
Otitis media	0 (0 to 0)	0 (0 to 0)	0 (0 to 0)	0 (0 to 0)	0 (0 to 0)	0 (0 to 0)	0 (0 to 0)	0 (0 to 0)	0 (0 to 0)	0 (0 to 0)	0 (0 to 0)	0 (0 to 0)	0 (0 to 0)	0 (0 to 0)	0 (0 to 0)	0 (0 to 0)	0 (0 to 0)	0 (0 to 0)	0 (0 to 0)	0 (0 to 0)	0 (0 to 0)	0 (0 to 0)	0 (0 to 0)	0
Enteric infections	6,720 (2,100 to 15,700)	12,200 (4,170 to 27,900)	125,000 (50,700 to 247,000)	170,000 (68,900 to 287,000)	22,800 (11,200 to 34,500)	10,100 (7,150 to 14,000)	16,900 (11,700 to 24,000)	17,600 (12,200 to 25,000)	16,200 (10,100 to 24,000)	15,200 (9,130 to 23,000)	14,400 (8,010 to 22,400)	12,800 (7,000 to 20,000)	11,700 (6,220 to 18,600)	11,000 (5,770 to 17,600)	10,600 (5,610 to 17,000)	9,990 (5,440 to 16,000)	9,640 (5,440 to 15,600)	8,820 (5,000 to 14,200)	6,710 (3,770 to 10,800)	3,980 (2,180 to 6,420)	1,870 (1,020 to 3,020)	567 (293 to 1,000)	570,000
Diarrheal diseases	6,720 (2,100 to 15,700)	11,600 (3,900 to 27,000)	119,000 (50,700 to 236,000)	164,000 (68,900 to 280,000)	9,470 (4,220 to 15,200)	10,000 (7,150 to 14,000)	13,100 (9,450 to 19,000)	13,700 (9,450 to 19,000)	13,600 (9,450 to 19,000)	13,000 (9,130 to 19,000)	13,000 (8,010 to 19,000)	11,700 (7,000 to 17,000)	10,600 (6,220 to 15,600)	10,000 (5,770 to 15,600)	9,270 (5,440 to 15,600)	9,250 (5,440 to 15,600)	9,090 (5,440 to 15,600)	8,820 (5,000 to 14,200)	6,710 (3,770 to 10,800)	3,980 (2,180 to 6,420)	1,870 (1,020 to 3,020)	567 (293 to 1,000)	563,000
Typhoid and paratyphoid	0 (0 to 0)	0 (0 to 0)	0 (0 to 0)	21,200 (13,200 to 33,000)	11,600 (7,030 to 18,000)	0 (0 to 0)	4,810 (2,660 to 7,000)	3,900 (1,780 to 6,000)	2,600 (1,000 to 4,000)	2,200 (1,000 to 3,000)	1,400 (1,000 to 2,000)	1,100 (1,000 to 2,000)	1,100 (1,000 to 2,000)	1,000 (1,000 to 2,000)	1,000 (1,000 to 2,000)	741 (1,000 to 2,000)	550 (1,000 to 2,000)	1,000 (1,000 to 2,000)	1,000 (1,000 to 2,000)	1,000 (1,000 to 2,000)	1,000 (1,000 to 2,000)	1,000 (1,000 to 2,000)	89,600
Typhoid fever	0 (0 to 0)	0 (0 to 0)	0 (0 to 0)	21,200 (13,200 to 33,000)	11,600 (7,030 to 18,000)	0 (0 to 0)	4,810 (2,660 to 7,000)	3,900 (1,780 to 6,000)	2,600 (1,000 to 4,000)	2,200 (1,000 to 3,000)	1,400 (1,000 to 2,000)	1,100 (1,000 to 2,000)	1,100 (1,000 to 2,000)	1,000 (1,000 to 2,000)	1,000 (1,000 to 2,000)	741 (1,000 to 2,000)	550 (1,000 to 2,000)	1,000 (1,000 to 2,000)	1,000 (1,000 to 2,000)	1,000 (1,000 to 2,000)	1,000 (1,000 to 2,000)	1,000 (1,000 to 2,000)	89,600
Paratyphoid fever	0 (0 to 0)	0 (0 to 0)	0 (0 to 0)	0 (0 to 0)	0 (0 to 0)	0 (0 to 0)	0 (0 to 0)	0 (0 to 0)	0 (0 to 0)	0 (0 to 0)	0 (0 to 0)	0 (0 to 0)	0 (0 to 0)	0 (0 to 0)	0 (0 to 0)	0 (0 to 0)	0 (0 to 0)	0 (0 to 0)	0 (0 to 0)	0 (0 to 0)	0 (0 to 0)	0 (0 to 0)	0 (0 to 0)	0
Invasive Non-typhoidal Salmonella (iNTS)	0 (0 to 0)	400 (219 to 697)	6,060 (2,670 to 11,600)	7,470 (3,170 to 13,100)	2,190 (949 to 3,840)	0 (0 to 0)	0 (0 to 0)	0 (0 to 0)	0 (0 to 0)	0 (0 to 0)	0 (0 to 0)	0 (0 to 0)	0 (0 to 0)	0 (0 to 0)	0 (0 to 0)	0 (0 to 0)	0 (0 to 0)	0 (0 to 0)	0 (0 to 0)	0 (0 to 0)	0 (0 to 0)	0 (0 to 0)	0 (0 to 0)	52,300
Other intestinal infectious diseases	0 (0 to 0)	0 (0 to 0)	0 (0 to 0)	267 (0 to 1,550)	0 (0 to 0)	0 (0 to 0)	0 (0 to 0)	0 (0 to 0)	0 (0 to 0)	0 (0 to 0)	0 (0 to 0)	0 (0 to 0)	0 (0 to 0)	0 (0 to 0)	0 (0 to 0)	0 (0 to 0)	0 (0 to 0)	0 (0 to 0)	0 (0 to 0)	0 (0 to 0)	0 (0 to 0)	0 (0 to 0)	0 (0 to 0)	896
Neglected tropical diseases and malaria	1,600 (994.00 to 2,400)	604,000 (337,000 to 1,000,000)	324,000 (214,000 to 468,000)	1,040,000 (668,000 to 1,500,000)	76,100 (46,100 to 109,000)	38,400 (22,200 to 57,000)	62,200 (36,600 to 92,600)	64,000 (37,200 to 95,600)	51,200 (29,400 to 76,600)	46,400 (26,400 to 69,600)	42,600 (24,000 to 64,000)	36,500 (20,400 to 55,000)	28,400 (15,800 to 43,000)	21,700 (12,000 to 32,800)	16,400 (9,000 to 25,000)	12,400 (6,810 to 19,000)	9,010 (4,940 to 13,900)	6,180 (3,400 to 9,610)	3,980 (2,190 to 6,210)	1,900 (1,040 to 3,000)	1,000 (550 to 1,600)	268 (147 to 427)	7,570,000
Malaria	14 (14 to 67.1)	2,500 (1,500 to 4,000)	16,000 (10,000 to 26,000)	527,000 (340,000 to 850,000)	50,000 (30,000 to 74,000)	25,000 (15,000 to 38,000)	38,000 (26,000 to 62,000)	40,000 (27,000 to 66,000)	31,000 (21,000 to 51,000)	28,000 (19,000 to 46,000)	25,000 (17,000 to 41,000)	21,000 (13,000 to 34,000)	16,000 (10,000 to 27,000)	12,000 (7,000 to 20,000)	9,000 (5,000 to 15,000)	6,000 (3,000 to 10,000)	4,000 (2,000 to 7,000)	3,000 (1,000 to 5,000)	2,000 (1,000 to 3,000)	1,000 (1,000 to 2,000)	1,000 (1,000 to 2,000)	1,000 (1,000 to 2,000)	1,030,000
Chagas disease	0 (0 to 0)	0 (0 to 0)	0 (0 to 0)	0 (0 to 0)	0 (0 to 0)	0 (0 to 0)	0 (0 to 0)	0 (0 to 0)	0 (0 to 0)	0 (0 to 0)	0 (0 to 0)	0 (0 to 0)	0 (0 to 0)	0 (0 to 0)	0 (0 to 0)	0 (0 to 0)	0 (0 to 0)	0 (0 to 0)	0 (0 to 0)	0 (0 to 0)	0 (0 to 0)	0 (0 to 0)	0 (0 to 0)	0
Leishmaniasis	0 (0 to 0)	0 (0 to 0)	0 (0 to 0)	0 (0 to 0)	0 (0 to 0)	0 (0 to 0)	0 (0 to 0)	0 (0 to 0)	0 (0 to 0)	0 (0 to 0)	0 (0 to 0)	0 (0 to 0)	0 (0 to 0)	0 (0 to 0)	0 (0 to 0)	0 (0 to 0)	0 (0 to 0)	0 (0 to 0)	0 (0 to 0)	0 (0 to 0)	0 (0 to 0)	0 (0 to 0)	0 (0 to 0)	0
Visceral leishmaniasis	0 (0 to 0)	0 (0 to 0)	0 (0 to 0)	0 (0 to 0)	0 (0 to 0)	0 (0 to 0)	0 (0 to 0)	0 (0 to 0)	0 (0 to 0)	0 (0 to 0)	0 (0 to 0)	0 (0 to 0)	0 (0 to 0)	0 (0 to 0)	0 (0 to 0)	0 (0 to 0)	0 (0 to 0)	0 (0 to 0)	0 (0 to 0)	0 (0 to 0)	0 (0 to 0)	0 (0 to 0)	0 (0 to 0)	0
Cutaneous and mucocutaneous leishmaniasis	0 (0 to 0)	0 (0 to 0)	0 (0 to 0)	0 (0 to 0)	0 (0 to 0)	0 (0 to 0)	0 (0 to 0)	0 (0 to 0)	0 (0 to 0)	0 (0 to 0)	0 (0 to 0)	0 (0 to 0)	0 (0 to 0)	0 (0 to 0)	0 (0 to 0)	0 (0 to 0)	0 (0 to 0)	0 (0 to 0)	0 (0 to 0)	0 (0 to 0)	0 (0 to 0)	0 (0 to 0)	0 (0 to 0)	195
African trypanosomiasis	0 (0 to 0)	0 (0 to 0)	0 (0 to 0)	0 (0 to 0)	0 (0 to 0)	0 (0 to 0)	0 (0 to 0)	0 (0 to 0)	0 (0 to 0)	0 (0 to 0)	0 (0 to 0)	0 (0 to 0)	0 (0 to 0)	0 (0 to 0)	0 (0 to 0)	0 (0 to 0)	0 (0 to 0)	0 (0 to 0)	0 (0 to 0)	0 (0 to 0)	0 (0 to 0)	0 (0 to 0)	0 (0 to 0)	0
Schistosomiasis	0 (0 to 0)	0 (0 to 0)	0 (0 to 0)	0 (0 to 0)	0 (0 to 0)	0 (0 to 0)	0 (0 to 0)	0 (0 to 0)	0 (0 to 0)	0 (0 to 0)	0 (0 to 0)	0 (0 to 0)	0 (0 to 0)	0 (0 to 0)	0 (0 to 0)	0 (0 to 0)	0 (0 to 0)	0 (0 to 0)	0 (0 to 0)	0 (0 to 0)	0 (0 to 0)	0 (0 to 0)	0 (0 to 0)	0
Cysticercosis	0 (0 to 0)	0 (0 to 0)	14.8 (0 to 47.1)	0 (0 to 0)	0 (0 to 0)	0 (0 to 0)	0 (0 to 0)	0 (0 to 0)	0 (0 to 0)	0 (0 to 0)	0 (0 to 0)	0 (0 to 0)	0 (0 to 0)	0 (0 to 0)	0 (0 to 0)	0 (0 to 0)	0 (0 to 0)	0 (0 to 0)	0 (0 to 0)	0 (0 to 0)	0 (0 to 0)	0 (0 to 0)	0 (0 to 0)	0
Cystic echinococcosis	0 (0 to 0)	0 (0 to 0)	32.1 (1.1 to 71.1)	34.2 (1.1 to 76.1)	32.2 (1.1 to 71.1)	31.2 (1.1 to 69.2)	29.1 (1.1 to 64.7)	28.6 (1.1 to 63.7)	28.6 (1.1 to 63.7)	28.6 (1.1 to 63.7)	28.6 (1.1 to 63.7)	28.6 (1.1 to 63.7)	28.6 (1.1 to 63.7)	28.6 (1.1 to 63.7)	14.3 (0 to 32.1)	14.3 (0 to 32.1)	14.3 (0 to 32.1)	14.3 (0 to 32.1)	14.3 (0 to 32.1)	14.3 (0 to 32.1)	14.3 (0 to 32.1)	14.3 (0 to 32.1)	425
Lymphatic filariasis	0 (0 to 0)	0 (0 to 0)	1,300 (0 to 2,900)	1,400 (0 to 3,100)	1,400 (0 to 3,100)	1,400 (0 to 3,100)	1,400 (0 to 3,100)	1,400 (0 to 3,100)	1,400 (0 to 3,100)	1,400 (0 to 3,100)	1,400 (0 to 3,100)	1,400 (0 to 3,100)	1,400 (0 to 3,100)	1,400 (0 to 3,100)	1,400 (0 to 3,100)	1,400 (0 to 3,100)	1,400 (0 to 3,100)	1,400 (0 to 3,100)	1,400 (0 to 3,100)	1,400 (0 to 3,100)	1,400 (0 to 3,100)	1,400 (0 to 3,100)	14,400
Dengue	0 (0 to 0)	0 (0 to 0)	42.7 (1.1 to 93.6)	62.5 (1.1 to 144)	32.2 (1.1 to 71.1)	31.2 (1.1 to 69.2)	29.1 (1.1 to 64.7)	28.6 (1.1 to 63.7)	28.6 (1.1 to 63.7)	28.6 (1.1 to 63.7)	28.6 (1.1 to 63.7)	28.6 (1.1 to 63.7)	28.6 (1.1 to 63.7)	28.6 (1.1 to 63.7)	14.3 (0 to 32.1)	14.3 (0 to 32.1)	14.3 (0 to 32.1)	14.3 (0 to 32.1)	14.3 (0 to 32.1)	14.3 (0 to 32.1)	14.3 (0 to 32.1)	14.3 (0 to 32.1)	324
Onchocerciasis	0 (0 to 0)	0 (0 to 0)	0 (0 to 0)	0 (0 to 91.2)	0 (0 to 0)	0 (0 to 0)	0 (0 to 0)	0 (0 to 0)	0 (0 to 0)	0 (0 to 0)	0 (0 to 0)	0 (0 to 0)	0 (0 to 0)	0 (0 to 0)	0 (0 to 0)	0 (0 to 0)	0 (0 to 0)	0 (0 to 0)	0 (0 to 0)	0 (0 to 0)	0 (0 to 0)	0 (0 to 0)	0 (0 to 0)	0
Trachoma	0 (0 to 0)	0 (0 to 0)	39.6 (2.7 to 87.1)	130 (2.7 to 288)	118 (2.7 to 259)	118 (2.7 to 259)	118 (2.7 to 259)	118 (2.7 to 259)	118 (2.7 to 259)	118 (2.7 to 259)	118 (2.7 to 259)	118 (2.7 to 259)	118 (2.7 to 259)	118 (2.7 to 259)	118 (2.7 to 259)	118 (2.7 to 259)	118 (2.7 to 259)	118 (2.7 to 259)	118 (2.7 to 259)	118 (2.7 to 259)	118 (2.7 to 259)	118 (2.7 to 259)	118
Dengue	0 (0 to 0.4)	0 (0 to 0)	1 (1 to 2.83)	1.5 (0 to 4.5)	0.8 (0 to 2.5)	0.8 (0 to 2.5)	0.8 (0 to 2.5)	0.8 (0 to 2.5)	0.8 (0 to 2.5)	0.8 (0 to 2.5)	0.8 (0 to 2.5)	0.8 (0 to 2.5)	0.8 (0 to 2.5)	0.8 (0 to 2.5)	0.8 (0 to 2.5)	0.8 (0 to 2.5)	0.8 (0 to 2.5)	0.8 (0 to 2.5)	0.8 (0 to 2.5)	0.8 (0 to 2.5)	0.8 (0 to 2.5)	0.8 (0 to 2.5)	1,960
Yellow fever	0 (0 to 0)	29 (0 to 56.7)	310 (23 to 1,060)	564 (42 to 1,960)	527 (39 to 1,810)	422 (31 to 1,450)	367 (27 to 1,260)	283 (21 to 973)	228 (17 to 783)	183 (14 to 630)	147 (11 to 504)	118 (9 to 406)	95 (7 to 326)	76 (6 to 261)	61 (5 to 210)	49 (4 to 168)	39 (3 to 135)	31 (2 to 108)	25 (2 to 86)	20 (1 to 69)	16 (1 to 55)	13 (1 to 44)	0
Rubella	0 (0 to 0)	0 (0 to 0)	1.6 (0 to 4.2)	1,900 (1,900 to 1,900)	1,900 (1,900 to 1,900)	1,900 (1,900 to 1,900)	1,900 (1,900 to 1,900)	1,900 (1,900 to 1,900)	1,900 (1,900 to 1,900)	1,900 (1,900 to 1,900)	1,900 (1,900 to 1,900)	1,900 (1,900 to 1,900)	1,900 (1,900 to 1,900)	1,900 (1,900 to 1,900)	1,900 (1,900 to 1,900)	1,900 (1,900 to 1,900)	1,900 (1,900 to 1,900)	1,900 (1,900 to 1,900)	1,900 (1,900 to 1,900)	1,900 (1,900 to 1,900)	1,900 (1,900 to 1,900)	1,900 (1,900 to 1,900)	19,600
Intestinal nematode infections	0 (0 to 0)	0 (0 to 0)	0.2 (0 to 0.5)	2,200 (979 to 3,900)	1,400 (626 to 2,500)	1,400 (626 to 2,500)	1,400 (626 to 2,500)	1,400 (626 to 2,500)	1,400 (626 to 2,500)	1,400 (626 to 2,500)	1,400 (626 to 2,500)	1,400 (626 to 2,500)	1,400 (626 to 2,500)	1,400 (626 to 2,500)	1,400 (626 to 2,500)	1,400 (626 to 2,500)	1,400 (626 to 2,500)	1,400 (626 to 2,500)	1,400 (626 to 2,500)	1,400 (626 to 2,500)	1,400 (626 to 2,500)	1,400 (626 to 2,500)	14,200
Ascariasis	0 (0 to 0)	0 (0 to 0)	0 (0 to 0)	0 (0 to 0)	0 (0 to 0)	0 (0 to 0)	0 (0 to 0)	0 (0 to 0)	0 (0 to 0)	0 (0 to 0)	0 (0 to 0)	0 (0 to 0)	0 (0 to 0)	0 (0 to 0)	0 (0 to 0)	0 (0 to 0)	0 (0 to 0)	0 (0 to 0)	0 (0 to 0)	0 (0 to 0)	0 (0 to 0)	0 (0 to 0)	0 (0 to 0)	0
Trichuriasis	0 (0 to 0)	0 (0 to 0)	0 (0 to 0)	0 (0 to 0)	0 (0 to 0)	0 (0 to 0)	0 (0 to 0)	0 (0 to 0)	0 (0 to 0)	0 (0 to 0)	0 (0 to 0)	0 (0 to 0)	0 (0 to 0)	0 (0 to 0)	0 (0 to 0)	0 (0 to 0)	0 (0 to 0)	0 (0 to 0)	0 (0 to 0)	0 (0 to 0)	0 (0 to 0)	0 (0 to 0)	0



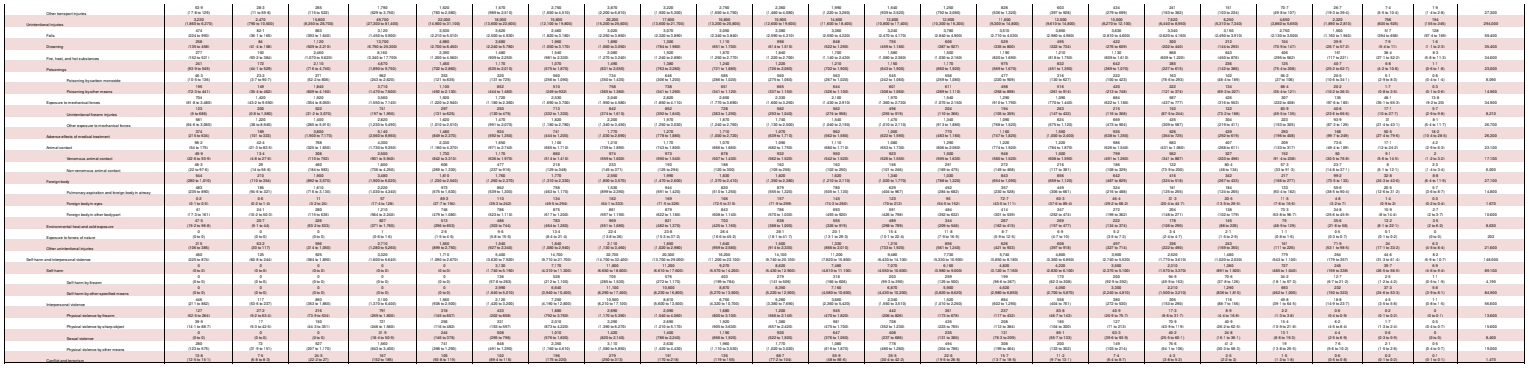



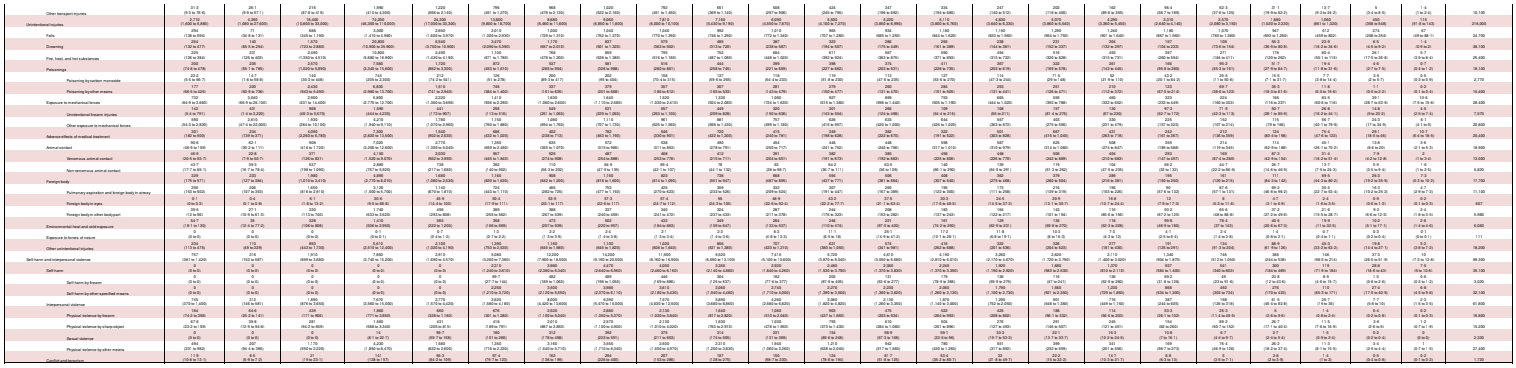

SR Table 2c: Guinea-Bissau DALYS by cause and sex aroun for both sexes with 95% uncertainty intervals, 2019

Cause	Early Neonatal	Late Neonatal	Post Neonatal	1 to 4	5 to 9	10 to 14	15 to 19	20 to 24	25 to 29	30 to 34	35 to 39	40 to 44	45 to 49	50 to 54	55 to 59	60 to 64	65 to 69	70 to 74	75 to 79	80 to 84	85 to 89	90 to 94	95 plus	Total
All causes	143,000 (119,000 to 172,000)	28,600 (24,000 to 33,900)	96,000 (76,100 to 119,000)	186,000 (99,300 to 292,000)	53,200 (37,900 to 67,700)	43,000 (30,100 to 57,600)	43,000 (30,100 to 57,600)	44,700 (32,400 to 59,500)	48,200 (35,700 to 64,600)	43,600 (31,400 to 58,400)	43,600 (31,300 to 58,600)	38,700 (26,900 to 53,400)	34,900 (23,400 to 48,100)	33,100 (21,900 to 46,900)	29,800 (19,600 to 42,900)	30,100 (19,100 to 44,000)	26,800 (17,200 to 39,900)	19,900 (12,000 to 30,600)	11,200 (7,000 to 16,100)	7,090 (4,600 to 9,200)	3,190 (2,010 to 4,310)	992 (600 to 1,390)	1,020 (600 to 1,420)	946,000
Communicable, maternal, neonatal, and nutritional diseases	133,000 (110,000 to 158,000)	26,100 (21,100 to 32,900)	76,000 (62,700 to 93,100)	112,000 (70,700 to 167,000)	29,400 (20,700 to 39,300)	13,900 (11,100 to 16,500)	14,900 (11,400 to 18,100)	19,000 (14,300 to 23,900)	17,400 (13,300 to 22,000)	19,400 (14,700 to 24,600)	19,600 (14,600 to 24,800)	17,100 (12,800 to 22,600)	14,300 (10,700 to 19,100)	11,400 (8,300 to 15,800)	9,900 (7,100 to 13,200)	7,960 (5,610 to 9,800)	6,960 (4,720 to 9,460)	5,190 (3,120 to 8,490)	3,190 (1,870 to 5,210)	1,810 (1,070 to 3,010)	764 (450 to 1,160)	227 (130 to 370)	163 (93 to 272)	508,000
HIV/AIDS and sexually transmitted infections	3,690 (1,990 to 7,430)	1,630 (870 to 3,260)	1,610 (1,060 to 1,290)	1,610 (797 to 2,820)	1,610 (810 to 2,670)	1,460 (1,060 to 2,000)	3,610 (2,960 to 4,500)	2,660 (1,960 to 3,660)	4,460 (3,190 to 6,260)	7,130 (5,710 to 9,020)	8,460 (6,360 to 11,100)	7,920 (5,230 to 12,100)	6,910 (3,960 to 12,900)	5,360 (2,980 to 9,220)	4,700 (2,980 to 8,860)	4,020 (2,610 to 7,230)	3,070 (1,940 to 5,870)	1,710 (1,060 to 3,060)	1,060 (647 to 1,700)	514 (292 to 845)	270 (163 to 392)	74 (39 to 108)	14 (8 to 24.7)	62,000
HIV/AIDS	0.1 (0.1 to 0.2)	0.2 (0.2 to 0.4)	903 (619 to 1,430)	1,360 (892 to 2,460)	1,540 (756 to 2,690)	1,810 (1,060 to 2,630)	3,560 (2,900 to 4,450)	2,570 (1,900 to 3,560)	4,340 (3,090 to 6,120)	7,020 (5,580 to 8,900)	8,270 (6,220 to 10,900)	7,470 (5,060 to 11,900)	6,470 (3,760 to 12,200)	5,060 (2,840 to 8,660)	4,710 (2,940 to 8,560)	4,020 (2,610 to 7,230)	3,070 (1,940 to 5,870)	1,710 (1,060 to 3,060)	1,060 (647 to 1,700)	514 (292 to 845)	270 (163 to 392)	74 (39 to 108)	14 (8.6 to 24.7)	61,000
HIV/AIDS - Drug-susceptible Tuberculosis	0 (0 to 0)	0 (0 to 0.1)	0 (0 to 0.1)	0 (0 to 0.1)	0 (0 to 0.1)	0 (0 to 0.1)	0 (0 to 0.1)	0 (0 to 0.1)	0 (0 to 0.1)	0 (0 to 0.1)	0 (0 to 0.1)	0 (0 to 0.1)	0 (0 to 0.1)	0 (0 to 0.1)	0 (0 to 0.1)	0 (0 to 0.1)	0 (0 to 0.1)	0 (0 to 0.1)	0 (0 to 0.1)	0 (0 to 0.1)	0 (0 to 0.1)	0 (0 to 0.1)	0 (0 to 0.1)	0
HIV/AIDS - Multidrug-resistant Tuberculosis without extensive	0 (0 to 0)	0 (0 to 0)	0 (0 to 78.3)	0 (0 to 1.19)	0 (0 to 0.4)	0 (0 to 0.2)	0 (0 to 0.2)	0 (0 to 0.2)	0 (0 to 0.2)	0 (0 to 0.2)	0 (0 to 0.2)	0 (0 to 0.2)	0 (0 to 0.2)	0 (0 to 0.2)	0 (0 to 0.2)	0 (0 to 0.2)	0 (0 to 0.2)	0 (0 to 0.2)	0 (0 to 0.2)	0 (0 to 0.2)	0 (0 to 0.2)	0 (0 to 0.2)	0 (0 to 0.2)	956
HIV/AIDS - Extensively drug-resistant Tuberculosis	0 (0 to 0)	0 (0 to 0)	0 (0 to 1)	0 (0 to 0.4)	0 (0 to 1.1)	0 (0 to 1.2)	0 (0 to 1.2)	0 (0 to 1.2)	0 (0 to 1.2)	0 (0 to 1.2)	0 (0 to 1.2)	0 (0 to 1.2)	0 (0 to 1.2)	0 (0 to 1.2)	0 (0 to 1.2)	0 (0 to 1.2)	0 (0 to 1.2)	0 (0 to 1.2)	0 (0 to 1.2)	0 (0 to 1.2)	0 (0 to 1.2)	0 (0 to 1.2)	0 (0 to 1.2)	12.7
HIV/AIDS resulting in other diseases	0.1 (0.1 to 0.2)	0.2 (0.1 to 0.3)	293 (193 to 503)	769 (494 to 1,660)	897 (423 to 1,690)	1,060 (686 to 1,810)	3,060 (2,560 to 4,000)	2,060 (1,640 to 3,170)	3,770 (2,760 to 5,520)	6,450 (5,060 to 8,350)	7,570 (5,660 to 10,200)	6,850 (4,650 to 11,600)	5,770 (3,320 to 11,100)	4,450 (2,540 to 8,060)	4,050 (2,540 to 7,780)	3,370 (2,220 to 6,660)	2,660 (1,660 to 5,360)	1,490 (916 to 2,750)	877 (539 to 1,500)	450 (272 to 692)	230 (137 to 330)	64 (37 to 91.2)	11 (7 to 19.1)	53,000
Sexually transmitted infections excluding HIV	3,690 (1,990 to 7,430)	1,630 (870 to 3,260)	707 (174 to 1,140)	250 (97 to 359)	71 (34 to 101)	54 (31 to 77)	54 (31 to 77)	89 (57 to 127)	120 (78 to 170)	680 (530 to 870)	690 (530 to 870)	620 (470 to 810)	540 (410 to 710)	650 (500 to 850)	660 (510 to 860)	650 (510 to 850)	410 (310 to 540)	220 (170 to 290)	180 (140 to 240)	64 (49 to 84)	40 (31 to 53)	10 (8 to 13)	1.4 (1.1 to 1.8)	11,000
Syphilis	0 (0 to 0)	0 (0 to 0)	0 (0 to 0)	0 (0 to 0)	0 (0 to 0)	0 (0 to 0)	0 (0 to 0)	0 (0 to 0)	0 (0 to 0)	0 (0 to 0)	0 (0 to 0)	0 (0 to 0)	0 (0 to 0)	0 (0 to 0)	0 (0 to 0)	0 (0 to 0)	0 (0 to 0)	0 (0 to 0)	0 (0 to 0)	0 (0 to 0)	0 (0 to 0)	0 (0 to 0)	0 (0 to 0)	0
Chlamydial infection	0 (0 to 0)	0 (0 to 0)	0 (0 to 0)	0 (0 to 0)	1 (0 to 2.4)	2.1 (0 to 5.6)	11.2 (1.9 to 19.5)	17.1 (2.9 to 29.6)	16.3 (2.7 to 28.6)	9.7 (1.6 to 15.1)	6.8 (1.2 to 10.4)	2.2 (0 to 3.4)	0.1 (0 to 0.2)	0.2 (0 to 0.3)	0.1 (0 to 0.2)	0.1 (0 to 0.2)	0.1 (0 to 0.2)	0.1 (0 to 0.2)	0.1 (0 to 0.2)	0.1 (0 to 0.2)	0.1 (0 to 0.2)	0 (0 to 0.1)	0 (0 to 0.1)	69.2
Gonococcal infection	0 (0 to 0)	0 (0 to 0)	0 (0 to 0)	0 (0 to 0)	0 (0 to 0)	0 (0 to 0)	1.6 (0.7 to 2.7)	12.3 (7.1 to 18.7)	29.4 (17.6 to 43.5)	19.5 (11.5 to 28.9)	6.6 (3.9 to 9.8)	2.6 (1.5 to 3.9)	0.6 (0.3 to 0.9)	0.6 (0.3 to 0.9)	0.3 (0.2 to 0.5)	0.3 (0.2 to 0.5)	0.3 (0.2 to 0.5)	0.3 (0.2 to 0.5)	0.3 (0.2 to 0.5)	0.3 (0.2 to 0.5)	0.3 (0.2 to 0.5)	0.1 (0.1 to 0.2)	0 (0 to 0.1)	79.8
Trichomoniasis	0 (0 to 0)	0 (0 to 0)	0 (0 to 0)	0 (0 to 0)	0 (0 to 1.4)	0 (0 to 0.8)	0.9 (0.1 to 1.8)	20.1 (2.7 to 37.4)	37 (5.2 to 69.2)	23.9 (3.5 to 34.6)	19.1 (2.8 to 28.6)	12.7 (1.9 to 19.6)	6.2 (0.9 to 9.6)	3.7 (0.6 to 5.8)	2.6 (0.4 to 4.1)	1.6 (0.3 to 2.6)	0.9 (0.2 to 1.5)	0.6 (0.1 to 1.1)	0.3 (0.1 to 0.6)	0.3 (0.1 to 0.6)	0.3 (0.1 to 0.6)	0.1 (0.1 to 0.2)	0 (0 to 0.1)	129
Genital herpes	0 (0 to 0)	0 (0 to 0)	0 (0 to 0)	0 (0 to 0)	0 (0 to 0)	0 (0 to 0)	0 (0 to 0)	0 (0 to 0)	0 (0 to 0)	0 (0 to 0)	0 (0 to 0)	0 (0 to 0)	0 (0 to 0)	0 (0 to 0)	0 (0 to 0)	0 (0 to 0)	0 (0 to 0)	0 (0 to 0)	0 (0 to 0)	0 (0 to 0)	0 (0 to 0)	0 (0 to 0)	0 (0 to 0)	73.8
Other sexually transmitted infections	0 (0 to 0)	0 (0 to 0)	0 (0 to 0)	0 (0 to 0)	0 (0 to 0)	0.6 (0 to 1.6)	0.6 (0.3 to 0.9)	13.7 (10.9 to 22.9)	6.2 (2.1 to 18.4)	4.2 (0.9 to 6.2)	4.4 (0.9 to 6.4)	1.3 (0.3 to 1.9)	0.3 (0.1 to 0.4)	0.2 (0 to 0.3)	0.1 (0 to 0.2)	0.1 (0 to 0.2)	0.1 (0 to 0.2)	0.1 (0 to 0.1)	0.1 (0 to 0.1)	0.1 (0 to 0.1)	0.1 (0 to 0.1)	0 (0 to 0.1)	0 (0 to 0.1)	168
Respiratory infections and tuberculosis	2,490 (1,970 to 3,600)	2,490 (1,980 to 3,970)	10,900 (8,600 to 13,900)	10,700 (8,300 to 15,700)	2,660 (1,880 to 3,600)	2,660 (1,900 to 3,660)	2,650 (1,900 to 3,660)	2,650 (1,900 to 3,660)	2,670 (1,900 to 3,660)	2,650 (1,900 to 3,660)	2,650 (1,900 to 3,660)	2,650 (1,900 to 3,660)	2,650 (1,900 to 3,660)	2,650 (1,900 to 3,660)	2,650 (1,900 to 3,660)	2,650 (1,900 to 3,660)	2,650 (1,900 to 3,660)	2,650 (1,900 to 3,660)	1,130 (720 to 1,720)	494 (300 to 760)	133 (78 to 210)	33 (18 to 54)	104,000
Tuberculosis	0 (0 to 0)	0 (0 to 0)	1,370 (999 to 1,730)	1,660 (963 to 2,660)	651 (277 to 956)	270 (109 to 398)	1,110 (710 to 1,670)	1,710 (1,320 to 2,240)	2,770 (2,080 to 3,610)	2,770 (2,200 to 3,450)	2,770 (2,200 to 3,450)	2,770 (1,760 to 3,970)	2,770 (1,860 to 3,830)	2,770 (1,860 to 3,830)	2,770 (1,860 to 3,830)	2,770 (1,860 to 3,830)	2,770 (1,860 to 3,830)	2,770 (1,860 to 3,830)	1,090 (627 to 2,070)	494 (186 to 1,460)	133 (72 to 1,320)	33 (18 to 48.3)	7.6 (3.9 to 11.7)	39,600
Latent tuberculosis infection	0 (0 to 0)	0 (0 to 0)	0 (0 to 0)	0 (0 to 0)	0 (0 to 0)	0 (0 to 0)	0 (0 to 0)	0 (0 to 0)	0 (0 to 0)	0 (0 to 0)	0 (0 to 0)	0 (0 to 0)	0 (0 to 0)	0 (0 to 0)	0 (0 to 0)	0 (0 to 0)	0 (0 to 0)	0 (0 to 0)	0 (0 to 0)	0 (0 to 0)	0 (0 to 0)	0 (0 to 0)	0 (0 to 0)	0
Drug-susceptible tuberculosis	0 (0 to 0)	0 (0 to 0)	1,040 (648 to 1,730)	1,480 (784 to 2,360)	610 (237 to 911)	264 (222 to 329)	1,070 (676 to 1,600)	1,660 (1,270 to 2,170)	2,680 (2,020 to 3,500)	2,680 (2,130 to 3,350)	2,680 (2,130 to 3,350)	2,680 (1,700 to 3,850)	2,680 (1,800 to 3,710)	2,680 (1,800 to 3,710)	2,680 (1,800 to 3,710)	2,680 (1,800 to 3,710)	2,680 (1,800 to 3,710)	2,680 (1,800 to 3,710)	1,050 (603 to 2,000)	479 (180 to 1,410)	129 (70 to 1,280)	32 (17 to 46.6)	7.3 (3.8 to 11.3)	38,400
Multidrug-resistant tuberculosis without extensive drug resistan	0 (0 to 0)	0 (0 to 0)	49.9 (31 to 106)	64.7 (21 to 208)	16.6 (7.6 to 33.2)	19.1 (11.9 to 33.5)	43.4 (26.2 to 72.2)	65 (39.1 to 108)	122 (73.5 to 203)	129 (78.1 to 214)	114 (69.1 to 189)	103 (62.4 to 171)	69.3 (41.9 to 115)	59.2 (35.8 to 98.5)	53.3 (32.3 to 88.7)	58.3 (35.3 to 97)	47.9 (29 to 79.8)	43.9 (26.6 to 73)	26.6 (16.1 to 44.3)	13.1 (7.9 to 21.8)	6.4 (3.9 to 10.7)	1.6 (0.9 to 2.7)	1,210
Extensively drug-resistant tuberculosis	0 (0 to 0)	0 (0 to 0)	0.4 (0.1 to 2.2)	0.9 (0.1 to 5.6)	0.2 (0 to 1.2)	0.6 (0.1 to 3.1)	1.1 (0.2 to 5.6)	1.6 (0.3 to 8.2)	1.7 (0.3 to 8.6)	1.6 (0.3 to 8.2)	1.4 (0.3 to 7.2)	1.2 (0.2 to 6.1)	0.8 (0.2 to 4.2)	0.7 (0.1 to 3.6)	0.6 (0.1 to 3.2)	0.6 (0.1 to 3.2)	0.6 (0.1 to 3.2)	0.6 (0.1 to 3.2)	0.3 (0.1 to 1.6)	0.2 (0 to 0.8)	0.1 (0 to 0.4)	0 (0 to 0.2)	16.3
Lower respiratory infections	4,660 (2,960 to 7,690)	2,470 (1,570 to 3,870)	9,750 (6,450 to 15,900)	8,900 (5,980 to 13,700)	1,930 (1,290 to 2,660)	1,270 (1,000 to 1,610)	1,200 (1,000 to 1,450)	1,400 (1,200 to 1,650)	1,970 (1,650 to 2,350)	1,920 (1,650 to 2,250)	1,960 (1,650 to 2,250)	1,960 (1,650 to 2,250)	1,810 (1,500 to 2,150)	1,960 (1,650 to 2,250)	2,160 (1,800 to 2,550)	2,260 (1,900 to 2,650)	1,960 (1,650 to 2,250)	1,290 (1,090 to 1,500)	790 (660 to 918)	325 (268 to 384)	99.6 (82 to 118)	28 (23 to 33.2)	62,000
Upper respiratory infections	1.7 (0.4 to 4.1)	3.4 (0.8 to 8.2)	63 (15 to 159)	72 (17 to 182)	69 (16 to 175)	69 (16 to 175)	69 (16 to 175)	69 (16 to 175)	69 (16 to 175)	69 (16 to 175)	69 (16 to 175)	69 (16 to 175)	69 (16 to 175)	69 (16 to 175)	69 (16 to 175)	69 (16 to 175)	69 (16 to 175)	69 (16 to 175)	69 (16 to 175)	69 (16 to 175)	69 (16 to 175)	69 (16 to 175)	69 (16 to 175)	1,390
Otitis media	2.3 (0.7 to 3.7)	2.3 (0.7 to 3.7)	26.2 (8 to 37.1)	127 (70.2 to 216)	174 (81.6 to 781)	124.3 (21.3 to 356)	174.4 (40.7 to 335)	127.2 (51.1 to 253)	97.3 (42.1 to 184)	78.4 (29.2 to 167.6)	78.4 (19.9 to 168.6)	78.4 (13.9 to 153.5)	78.4 (11.4 to 138.7)	78.4 (9.6 to 131.6)	78.4 (8.5 to 122.8)	78.4 (8.1 to 116.4)	78.4 (7.9 to 111.5)	78.4 (7.8 to 107.2)	78.4 (7.8 to 104.6)	78.4 (7.8 to 103.1)	78.4 (7.8 to 102.4)	78.4 (7.8 to 102.1)	786
Enteric infections	1,610 (572 to 3,460)	3,090 (1,120 to 6,810)	23,700 (10,200 to 49,100)	31,200 (12,400 to 67,600)	3,600 (2,760 to 4,700)	1,660 (1,360 to 2,060)	2,110 (1,520 to 2,810)	2,110 (1,570 to 3,100)	1,760 (1,320 to 2,370)	1,760 (1,320 to 2,370)	1,760 (1,320 to 2,370)	1,760 (1,320 to 2,370)	1,760 (970 to 2,820)	1,760 (1,320 to 2,370)	1,760 (999 to 2,840)	1,760 (1,320 to 2,370)	1,760 (1,320 to 2,370)	1,760 (1,320 to 2,370)	1,260 (822 to 2,020)	470 (321 to 675)	210 (131 to 333)	56 (29 to 91)	204 (113 to 339)	87,200
Diarrheal diseases	1,610 (572 to 3,460)	3,090 (1,120 to 6,810)	23,500 (9,950 to 48,300)	31,000 (12,000 to 64,800)	3,600 (2,670 to 4,600)	1,660 (1,360 to 2,060)	2,110 (1,520 to 2,810)	2,110 (1,570 to 3,100)	1,760 (1,320 to 2,370)	1,760 (1,320 to 2,370)	1,760 (1,320 to 2,370)	1,760 (1,320 to 2,370)	1,760 (970 to 2,820)	1,760 (1,320 to 2,370)	1,760 (999 to 2,840)	1,760 (1,320 to 2,370)	1,760 (1,320 to 2,370)	1,760 (1,320 to 2,370)	1,260 (822 to 2,020)	470 (321 to 675)	210 (131 to 333)	56 (29 to 91)	204 (114 to 339)	87,200
Typhoid and paratyphoid	0 (0 to 0)	0 (0 to 0)	0.7 (0 to 3.4)	199 (0 to 1,190)	194 (0 to 923)	97 (32 to 191)	194 (0 to 911)	194 (0 to 911)	194 (0 to 911)	194 (0 to 911)	194 (0 to 911)	194 (0 to 911)	194 (0 to 911)	194 (0 to 911)	194 (0 to 911)	194 (0 to 911)	194 (0 to 911)	194 (0 to 911)	194 (0 to 911)	194 (0 to 911)	194 (0 to 911)	194 (0 to 911)	194 (0 to 911)	620
Typhoid fever	0 (0 to 0)	0 (0 to 0)	0.7 (0 to 3.4)	199 (0 to 1,190)	194 (0 to 923)	97 (32 to 191)	194 (0 to 911)	194 (0 to 911)	194 (0 to 911)	194 (0 to 911)	194 (0 to 911)	194 (0 to 911)	194 (0 to 911)	194 (0 to 911)	194 (0 to 911)	194 (0 to 911)	194 (0 to 911)	194 (0 to 911)	194 (0 to 911)	194 (0 to 911)	194 (0 to 911)	194 (0 to 911)	194 (0 to 911)	620
Paratyphoid fever	0 (0 to 0)	0 (0 to 0)	0 (0 to 0)	0 (0 to 0)	0 (0 to 0)	0 (0 to 0)	0 (0 to 0)	0 (0 to 0)	0 (0 to 0)	0 (0 to 0)	0 (0 to 0)	0 (0 to 0)	0 (0 to 0)	0 (0 to 0)	0 (0 to 0)	0 (0 to 0)	0 (0 to 0)	0 (0 to 0)	0 (0 to 0)	0 (0 to 0)	0 (0 to 0)	0 (0 to 0)	0 (0 to 0)	0
Invasive Non-typhoidal Salmonella (iNTS)	0 (0 to 0)	0 (0 to 0)	775 (399 to 1,380)	2,220 (988 to 5,380)	764 (365 to 1,290)	222 (97 to 433)	469.3 (189 to 1,020)	469.8 (189 to 1,020)	469.2 (189 to 1,020)	469.2 (189 to 1,020)	469.9 (189 to 1,020)	470.4 (189 to 1,020)	470.4 (189 to 1,020)	470.1 (189 to 1,020)	470.1 (189 to 1,020)	469.9 (189 to 1,020)	469.9 (189 to 1,020)	470.1 (189 to 1,020)	470.1 (189 to 1,020)	470.1 (189 to 1,020)	470.1 (189 to 1,020)	470.1 (189 to 1,020)	470.1 (189 to 1,020)	4,620
Other intestinal infectious diseases	0 (0 to 0)	0 (0 to 0)	14.6 (3.3 to 33.9)	41.3 (9.4 to 96.2)	7.4 (1.7 to 17.2)	4.3 (1 to 10)	4.3 (1 to 10)	4.3 (1 to 10)	4.3 (1 to 10)	4.3 (1 to 10)	4.3 (1 to 10)	4.3 (1 to 10)	4.3 (1 to 10)	4.3 (1 to 10)	4.3 (1 to 10)	4.3 (1 to 10)	4.3 (1 to 10)	4.3 (1 to 10)	4.3 (1 to 10)	4.3 (1 to 10)	4.3 (1 to 10)	4.3 (1 to 10)	4.3 (1 to 10)	77.8
Neglected tropical diseases and malaria	3,190 (1,980 to 4,770)	3,190 (1,980 to 4,770)	10,900 (6,900 to 16,400)	3,110 (1,980 to 4,770)	1,980 (1,980 to 1,980)	2,120 (1,980 to 2,120)	2,110 (1,980 to 2,120)	1,760 (1,760 to 1,760)	1,760 (1,760 to 1,760)	1,760 (1,760 to 1,760)	1,760 (1,760 to 1,760)	1,760 (1,760 to 1,760)	1,760 (1,760 to 1,760)	1,760 (1,760 to 1,760)	1,760 (1,760 to 1,760)	1,760 (1,760 to 1,760)	1,760 (1,760 to 1,760)	1,760 (1,760 to 1,760)	1,760 (1,760 to 1,760)	1,760 (1,760 to 1,760)	1,760 (1,760 to 1,760)	1,760 (1,760 to 1,760)	1,760 (1,760 to 1,760)	93,100
Malaria	0 (0 to 0)	0 (0 to 0)	594 (0 to 9,530)	1,130 (0.643 to 28,200)	1,130 (0.215 to 49,000)	1,130 (427 to 3,130)	1,130 (399 to 1,870)	1,130 (370 to 2,700)	1,130 (329 to 2,760)	1,130 (398 to 2,160)	1,130 (398 to 2,160)	1,130 (224 to 1,860)	1,130 (201 to 1,930)	1,130 (201 to 2,230)	1,130 (160 to 2,180)	1,130 (160 to 2,230)	1,130 (161 to 2,060)	1,130 (146 to 2,130)	1,130 (117 to 1,940)	1,130 (103 to 1,430)	1,130 (99.6 to 1,390)	1,130 (93.4 to 1,390)	1,130 (93.4 to 1,390)	41,000
Chagas disease	0 (0 to 0)	0 (0 to 0)	0 (0 to 0)	0 (0 to 0)	0 (0 to 0)	0 (0 to 0)	0 (0 to 0)	0 (0 to 0)	0 (0 to 0)	0 (0 to 0)	0 (0 to 0)	0 (0 to 0)	0 (0 to 0)	0 (0 to 0)	0 (0 to 0)	0 (0 to 0)	0 (0 to 0)	0 (0 to 0)	0 (0 to 0)	0 (0 to 0)	0 (0 to 0)	0 (0 to 0)	0 (0 to 0)	0
Leishmaniasis	0 (0 to 0)	0 (0 to 0)	0 (0 to 0)	0 (0 to 0)	0 (0 to 0)	0 (0 to 0)	0 (0 to 0)	0 (0 to 0)	0 (0 to 0)	0 (0 to 0)	0 (0 to 0)	0 (0 to 0)	0 (0 to 0)	0 (0 to 0)	0 (0 to 0)	0 (0 to 0)	0 (0 to 0)	0 (0 to 0)	0 (0 to 0)	0 (0 to 0)	0 (0 to 0)	0 (0 to 0)	0 (0 to 0)	0
Visceral leishmaniasis	0 (0 to 0)	0 (0 to 0)	0 (0 to 0)	0 (0 to 0)	0 (0 to 0)	0 (0 to 0)	0 (0 to 0)	0 (0 to 0)	0 (0 to 0)	0 (0 to 0)	0 (0 to 0)	0 (0 to 0)	0 (0 to 0)	0 (0 to 0)	0 (0 to 0)	0 (0 to 0)	0 (0 to 0)	0 (0 to 0)	0 (0 to 0)	0 (0 to 0)	0 (0 to 0)	0 (0 to 0)	0 (0 to 0)	0
Cutaneous and mucocutaneous leishmaniasis	0 (0 to 0)	0 (0 to 0)	0 (0 to 0)	0 (0 to 0)	0 (0 to 0)	0 (0 to 0)	0 (0 to 0)	0 (0 to 0)	0 (0 to 0)	0 (0 to 0)	0 (0 to 0)	0 (0 to 0)	0 (0 to 0)	0 (0 to 0)	0 (0 to 0)	0 (0 to 0)	0 (0 to 0)	0 (0 to 0)	0 (0 to 0)	0 (0 to 0)	0 (0 to 0)	0 (0 to 0)	0 (0 to 0)	0
African trypanosomiasis	0 (0 to 0)	0 (0 to 0)	0 (0 to 0)	0 (0 to 0)	0 (0 to 0)	0 (0 to 0)	0 (0 to 0)	0 (0 to 0)	0 (0 to 0)	0 (0 to 0)	0 (0 to 0)	0 (0 to 0)	0 (0 to 0)	0 (0 to 0)	0 (0 to 0)	0 (0 to 0)	0 (0 to 0)	0 (0 to 0)	0 (0 to 0)	0 (0 to 0)	0 (0 to 0)	0 (0 to 0)	0 (0 to 0)	0
Schistosomiasis	0 (0 to 0)	0 (0 to 0)	9.9 (0 to 29)	199 (89.4 to 443)	299 (86 to 581)	299 (154 to 718)	277 (77 to 708)	427 (172 to 1,060)	491 (160 to 1,060)	569 (179 to 1,060)	275 (179 to 513)	190 (84.6 to 387)	190 (84.6 to 387)	136 (42.1 to 302)	170 (32.4 to 390)	71 (32.4 to 390)	69.2 (32.4 to 390)	29.7 (19.2 to 197)	13.6 (1.1 to 44.6)	9 (1.1 to 31.5)	3.1 (0.4 to 10.7)	0.7 (0.1 to 2.5)	0.1 (0 to 0.3)	3,470
Cysticercosis	0 (0 to 0)	0 (0 to 0)	1.8 (0.4 to 4.6)	3.9 (0.9 to 10.7)	5.4 (1.3 to 15)	11.8 (2.8 to 32.5)	23.2 (5.5 to 63.9)	23.2 (5.5 to 63.9)	22.1 (5.3 to 60.9)	27.1 (7.6 to 60.9)	23.7 (7.6 to 47.5)	20.1 (6.4 to 40.3)	19.6 (6.3 to 39.2)	19.6 (6.3 to 39.2)	19 (6.1 to 38)	18.8 (6.1 to 38)	17.9 (5.8 to 35.8)	13.6 (5.2 to 28.8)	9.7 (3.4 to 21.6)	5.5 (1.9 to 12.2)	2.3 (0.8 to 5.1)	0.6 (0.2 to 1.3)	291
Cystic echinococcosis	0 (0 to 0)	0 (0 to 0)	0.4 (0.1 to 1.1)	0.8 (0.2 to 2.2)	1.1 (0.3 to 3.1)	2.4 (0.6 to 6.7)	4.8 (1.1 to 13.2)	4.8 (1.1 to 13.2)	4.6 (1.1 to 12.6)	5.6 (1.6 to 12.6)	4.9 (1.6 to 9.8)	4.2 (1.3 to 8.3)	4.1 (1.3 to 8.1)	4.1 (1.3 to 8.1)	3.9 (1.3 to 7.9)	3.9 (1.3 to 7.9)	3.7 (1.2 to 7.4)	2.8 (1.1 to 5.9)	2 (0.7 to 4.5)	1.1 (0.4 to 2.5)	0.5 (0.2 to 1.1)	0.1 (0 to 0.3)	99.2
Lymphatic filariasis	0 (0 to 0)	0 (0 to 0)	0 (0 to 0)	0 (0 to 0)	0 (0 to 16)	0 (0 to 0)	0 (0 to 0)	0 (0 to 0)	0 (0 to 0)	0 (0 to 0)	0 (0 to 0)	0 (0 to 0)	0 (0 to 0)	0 (0 to 0)	0 (0 to 0)	0 (0 to 0)	0 (0 to 0)	0 (0 to 0)	0 (0 to 0)	0 (0 to 0)	0 (0 to 0)	0 (0 to 0)	0 (0 to 0)	870
Onchocerciasis	0 (0 to 0)	0 (0 to 0)	0 (0 to 0)	0 (0 to 0)	0 (0 to 1.1)	0 (0 to 0.6)	0 (0 to 1.2)	0 (0 to 1.2)	0 (0 to 1.2)	0 (0 to 1.2)	0 (0 to 1.2)	0 (0 to 1.2)	0 (0 to 1.2)	0 (0 to 1.2)	0 (0 to 1.2)	0 (0 to 1.2)	0 (0 to 1.2)	0 (0 to 1.2)	0 (0 to 1.2)	0 (0 to 1.2)	0 (0 to 1.2)	0 (0 to 1.2)	0 (0 to 1.2)	2.4
Trachoma	0 (0 to 0)	0 (0 to 0)	0 (0 to 0)	0 (0 to 0)	0 (0 to 0)	0 (0 to 0)	0 (0 to 0)	0 (0 to 0)	0 (0 to 0)	0 (0 to 0)	0 (0 to 0)	0 (0 to 0)	0 (0 to 0)	0 (0 to 0)	0 (0 to 0)	0 (0 to 0)	0 (0 to 0)	0 (0 to 0)	0 (0 to 0)	0 (0 to 0)	0 (0 to 0)	0 (0 to 0)	0 (0 to 0)	17.9
Dengue	0 (0 to 0)	0 (0 to 0)	8.6 (0 to 29.2)	17.2 (0 to 59.5)	19.3 (0 to 66.6)	12.2 (0 to 39.6)	0.7 (0 to 3.1)	0.7 (0 to 3.1)	0.7 (0 to 3.1)	0.7 (0 to 3.1)	0.7 (0 to 3.1)	0.6 (0 to 2.4)	0.5 (0 to 2.1)	0.5 (0 to 2.1)	0.5 (0 to 2.1)	0.5 (0 to 2.1)	0.5 (0 to 2.1)	0.5 (0 to 2.1)	0.5 (0 to 2.1)	0.5 (0 to 2.1)	0.5 (0 to 2.1)	0.5 (0 to 2.1)	0.5 (0 to 2.1)	108
Yellow fever	0 (0 to 0)	0 (0 to 0)	0 (0 to 0)	0 (0 to 0)	0 (0 to 0)	0 (0 to 0)	0 (0 to 0)	0 (0 to 0)	0 (0 to 0)	0 (0 to 0)	0 (0 to 0)	0 (0 to 0)	0 (0 to 0)	0 (0 to 0)	0 (0 to 0)	0 (0 to 0)	0 (0 to 0)	0 (0 to 0)	0 (0 to 0)	0 (0 to 0)	0 (0 to 0)	0 (0 to 0)	0 (0 to 0)	0
Rabies	0 (0 to 0)	0 (0 to 0)	1.4 (0.3 to 4.6)	79.6 (19.9 to 199)	96.6 (24.1 to 241)	61 (15.2 to 152)	53.3 (13.3 to 133)	53.7 (13.4 to 134)	52.8 (13.2 to 132)	57 (14.3 to 142)	53.7 (13.4 to 134)	49.7 (12.4 to 124)	29.8 (7.4 to 74.5)	19.6 (4.9 to 49)	12 (3 to 30)	11.4 (2.9 to 28.5)	7.9 (2 to 19.8)	3.3 (0.8 to 8.2)	0.4 (0.1 to 1)	0.2 (0 to 0.5)	0.1 (0 to 0.2)	0 (0 to 0.1)	0 (0 to 0.1)	427
Intestinal nematode infections	0 (0 to 0)	0 (0 to 0)	20.3 (3.5 to 53.3)	399 (99 to 918)	579 (332 to 995)	399 (202 to 645)	394 (202 to 702)





SR Table 2c: Liberia DALYS by cause and age group for both sexes with 95% uncertainty intervals, 2019

Cause	Both Neonatal	Late Neonatal	Post Neonatal	1 to 4	5 to 9	10 to 14	15 to 19	20 to 24	25 to 29	30 to 34	35 to 39	40 to 44	45 to 49	50 to 54	55 to 59	60 to 64	65 to 69	70 to 74	75 to 79	80 to 84	85 to 89	90 to 94	95 plus	Total
All causes	227,000 (197,000 to 272,000)	45,300 (19,700 to 85,000)	230,000 (177,000 to 309,000)	240,000 (189,000 to 313,000)	93,600 (72,000 to 121,000)	74,700 (57,600 to 96,600)	86,900 (67,000 to 111,000)	92,900 (72,700 to 119,000)	92,100 (75,000 to 113,000)	97,200 (79,000 to 119,000)	107,000 (87,000 to 131,000)	127,000 (103,000 to 155,000)	135,000 (109,000 to 166,000)	144,000 (116,000 to 177,000)	150,000 (121,000 to 184,000)	142,000 (114,000 to 175,000)	131,000 (104,000 to 163,000)	120,000 (94,700 to 151,000)	101,000 (78,700 to 128,000)	82,500 (63,900 to 104,000)	62,500 (48,700 to 78,900)	41,700 (32,000 to 53,000)	1,870,000 (1,690,000 to 2,070,000)
Communicable, maternal, neonatal, and nutritional diseases	219,000 (194,000 to 249,000)	44,000 (37,300 to 52,400)	228,000 (193,000 to 274,000)	238,000 (199,000 to 290,000)	89,600 (69,200 to 117,000)	36,900 (26,900 to 49,700)	42,300 (29,900 to 57,200)	44,100 (34,600 to 56,900)	44,000 (33,600 to 57,400)	45,700 (34,900 to 59,600)	49,600 (37,000 to 66,900)	60,700 (41,100 to 82,400)	66,500 (46,600 to 89,700)	69,300 (49,000 to 93,600)	72,000 (50,800 to 97,400)	68,000 (47,800 to 92,000)	62,900 (43,900 to 85,000)	57,600 (39,800 to 78,000)	48,500 (33,600 to 65,400)	39,600 (27,400 to 53,400)	29,900 (20,800 to 40,400)	20,000 (13,900 to 27,000)	893,000 (622,000 to 1,200,000)
HIV/AIDS and sexually transmitted infections	24,700 (20,900 to 29,200)	7,010 (5,900 to 8,290)	11,400 (9,600 to 13,500)	2,120 (1,790 to 2,510)	2,010 (1,700 to 2,380)	2,060 (1,740 to 2,440)	3,990 (3,370 to 4,720)	6,270 (5,300 to 7,420)	7,620 (6,440 to 9,020)	11,900 (10,100 to 14,100)	15,400 (13,000 to 18,200)	19,400 (16,400 to 23,000)	13,200 (11,100 to 15,600)	9,090 (7,680 to 10,800)	6,060 (5,120 to 7,200)	4,410 (3,720 to 5,230)	3,310 (2,800 to 3,930)	2,610 (2,200 to 3,100)	1,970 (1,660 to 2,340)	1,540 (1,300 to 1,830)	1,250 (1,050 to 1,480)	1,010 (852 to 1,200)	134,000 (113,000 to 159,000)
HIV/AIDS	23,900 (20,200 to 28,300)	6,810 (5,730 to 8,050)	10,900 (9,220 to 12,900)	1,970 (1,660 to 2,340)	1,940 (1,640 to 2,300)	1,990 (1,680 to 2,360)	3,900 (3,300 to 4,620)	6,220 (5,250 to 7,360)	7,560 (6,390 to 8,960)	11,800 (10,000 to 14,000)	15,300 (12,900 to 18,100)	19,300 (16,300 to 22,900)	13,100 (11,000 to 15,500)	9,060 (7,650 to 10,800)	6,040 (5,100 to 7,170)	4,390 (3,710 to 5,210)	3,300 (2,790 to 3,920)	2,600 (2,190 to 3,090)	1,960 (1,650 to 2,330)	1,530 (1,290 to 1,820)	1,240 (1,040 to 1,470)	1,000 (847 to 1,190)	131,000 (111,000 to 156,000)
HIV/AIDS - Drug-susceptible Tuberculosis	0 (0 to 0)	0 (0 to 0)	2,510 (1,910 to 3,290)	726 (519 to 1,010)	199 (139 to 280)	141 (98 to 199)	220 (153 to 310)	356 (249 to 500)	460 (320 to 646)	714 (497 to 1,000)	997 (693 to 1,390)	1,230 (856 to 1,720)	868 (604 to 1,210)	616 (429 to 861)	476 (331 to 665)	356 (248 to 498)	262 (182 to 366)	204 (142 to 285)	154 (107 to 215)	118 (82 to 165)	96 (67 to 134)	77 (53 to 107)	8,760 (6,100 to 12,200)
HIV/AIDS - Multidrug-resistant Tuberculosis without extensi	0 (0 to 0)	0 (0 to 0)	0 (0 to 0)	0 (0 to 0)	0 (0 to 0)	0 (0 to 0)	0 (0 to 0)	0 (0 to 0)	0 (0 to 0)	0 (0 to 0)	0 (0 to 0)	0 (0 to 0)	0 (0 to 0)	0 (0 to 0)	0 (0 to 0)	0 (0 to 0)	0 (0 to 0)	0 (0 to 0)	0 (0 to 0)	0 (0 to 0)	0 (0 to 0)	0 (0 to 0)	0 (0 to 0)	0 (0 to 0)
HIV/AIDS - Extensively drug-resistant Tuberculosis	0 (0 to 0)	0 (0 to 0)	0 (0 to 0)	0 (0 to 0)	0 (0 to 0)	0 (0 to 0)	0 (0 to 0)	0 (0 to 0)	0 (0 to 0)	0 (0 to 0)	0 (0 to 0)	0 (0 to 0)	0 (0 to 0)	0 (0 to 0)	0 (0 to 0)	0 (0 to 0)	0 (0 to 0)	0 (0 to 0)	0 (0 to 0)	0 (0 to 0)	0 (0 to 0)	0 (0 to 0)	0 (0 to 0)	0 (0 to 0)
HIV/AIDS resulting in other diseases	0 (0 to 0)	0 (0 to 0)	0 (0 to 0)	0 (0 to 0)	0 (0 to 0)	0 (0 to 0)	0 (0 to 0)	0 (0 to 0)	0 (0 to 0)	0 (0 to 0)	0 (0 to 0)	0 (0 to 0)	0 (0 to 0)	0 (0 to 0)	0 (0 to 0)	0 (0 to 0)	0 (0 to 0)	0 (0 to 0)	0 (0 to 0)	0 (0 to 0)	0 (0 to 0)	0 (0 to 0)	0 (0 to 0)	0 (0 to 0)
Sexually transmitted infections excluding HIV	794 (596 to 1,040)	200 (150 to 262)	511 (383 to 669)	150 (113 to 196)	71 (53 to 93)	76 (57 to 99)	78 (59 to 102)	51 (38 to 67)	62 (47 to 81)	89 (67 to 116)	103 (77 to 134)	134 (101 to 175)	132 (99 to 172)	93 (70 to 121)	64 (48 to 83)	53 (40 to 69)	48 (36 to 62)	40 (30 to 52)	32 (24 to 42)	25 (19 to 33)	20 (15 to 26)	16 (12 to 21)	12 (9 to 16)	2,200 (1,650 to 2,900)
Syphilis	0 (0 to 0)	0 (0 to 0)	0 (0 to 0)	0 (0 to 0)	0 (0 to 0)	0 (0 to 0)	0 (0 to 0)	0 (0 to 0)	0 (0 to 0)	0 (0 to 0)	0 (0 to 0)	0 (0 to 0)	0 (0 to 0)	0 (0 to 0)	0 (0 to 0)	0 (0 to 0)	0 (0 to 0)	0 (0 to 0)	0 (0 to 0)	0 (0 to 0)	0 (0 to 0)	0 (0 to 0)	0 (0 to 0)	0 (0 to 0)
Chlamydial infection	0 (0 to 0)	0 (0 to 0)	0 (0 to 0)	0 (0 to 0)	0 (0 to 0)	0 (0 to 0)	0 (0 to 0)	0 (0 to 0)	0 (0 to 0)	0 (0 to 0)	0 (0 to 0)	0 (0 to 0)	0 (0 to 0)	0 (0 to 0)	0 (0 to 0)	0 (0 to 0)	0 (0 to 0)	0 (0 to 0)	0 (0 to 0)	0 (0 to 0)	0 (0 to 0)	0 (0 to 0)	0 (0 to 0)	0 (0 to 0)
Gonococcal infection	0 (0 to 0)	0 (0 to 0)	0 (0 to 0)	0 (0 to 0)	0 (0 to 0)	0 (0 to 0)	0 (0 to 0)	0 (0 to 0)	0 (0 to 0)	0 (0 to 0)	0 (0 to 0)	0 (0 to 0)	0 (0 to 0)	0 (0 to 0)	0 (0 to 0)	0 (0 to 0)	0 (0 to 0)	0 (0 to 0)	0 (0 to 0)	0 (0 to 0)	0 (0 to 0)	0 (0 to 0)	0 (0 to 0)	0 (0 to 0)
Trichomoniasis	0 (0 to 0)	0 (0 to 0)	0 (0 to 0)	0 (0 to 0)	0 (0 to 0)	0 (0 to 0)	0 (0 to 0)	0 (0 to 0)	0 (0 to 0)	0 (0 to 0)	0 (0 to 0)	0 (0 to 0)	0 (0 to 0)	0 (0 to 0)	0 (0 to 0)	0 (0 to 0)	0 (0 to 0)	0 (0 to 0)	0 (0 to 0)	0 (0 to 0)	0 (0 to 0)	0 (0 to 0)	0 (0 to 0)	0 (0 to 0)
Genital herpes	0 (0 to 0)	0 (0 to 0)	0 (0 to 0)	0 (0 to 0)	0 (0 to 0)	0 (0 to 0)	0 (0 to 0)	0 (0 to 0)	0 (0 to 0)	0 (0 to 0)	0 (0 to 0)	0 (0 to 0)	0 (0 to 0)	0 (0 to 0)	0 (0 to 0)	0 (0 to 0)	0 (0 to 0)	0 (0 to 0)	0 (0 to 0)	0 (0 to 0)	0 (0 to 0)	0 (0 to 0)	0 (0 to 0)	0 (0 to 0)
Other sexually transmitted infections	0 (0 to 0)	0 (0 to 0)	0 (0 to 0)	0 (0 to 0)	0 (0 to 0)	0 (0 to 0)	0 (0 to 0)	0 (0 to 0)	0 (0 to 0)	0 (0 to 0)	0 (0 to 0)	0 (0 to 0)	0 (0 to 0)	0 (0 to 0)	0 (0 to 0)	0 (0 to 0)	0 (0 to 0)	0 (0 to 0)	0 (0 to 0)	0 (0 to 0)	0 (0 to 0)	0 (0 to 0)	0 (0 to 0)	0 (0 to 0)
Respiratory infections and tuberculosis	8,630 (6,120 to 11,900)	4,290 (2,980 to 6,010)	39,100 (26,900 to 54,600)	74,200 (51,200 to 103,000)	7,170 (5,040 to 9,870)	4,570 (3,210 to 6,270)	5,790 (4,060 to 7,980)	6,200 (4,350 to 8,560)	6,990 (4,900 to 9,670)	8,300 (5,810 to 11,500)	9,710 (6,800 to 13,400)	11,700 (8,200 to 16,200)	12,200 (8,530 to 16,900)	12,200 (8,530 to 16,900)	12,200 (8,530 to 16,900)	11,900 (8,330 to 16,400)	11,200 (7,850 to 15,500)	10,000 (7,000 to 13,800)	8,420 (5,900 to 11,600)	6,900 (4,830 to 9,520)	5,200 (3,640 to 7,200)	3,720 (2,600 to 5,130)	349,000 (244,000 to 482,000)
Tuberculosis	8,630 (6,120 to 11,900)	4,290 (2,980 to 6,010)	39,100 (26,900 to 54,600)	74,200 (51,200 to 103,000)	7,170 (5,040 to 9,870)	4,570 (3,210 to 6,270)	5,790 (4,060 to 7,980)	6,200 (4,350 to 8,560)	6,990 (4,900 to 9,670)	8,300 (5,810 to 11,500)	9,710 (6,800 to 13,400)	11,700 (8,200 to 16,200)	12,200 (8,530 to 16,900)	12,200 (8,530 to 16,900)	12,200 (8,530 to 16,900)	11,900 (8,330 to 16,400)	11,200 (7,850 to 15,500)	10,000 (7,000 to 13,800)	8,420 (5,900 to 11,600)	6,900 (4,830 to 9,520)	5,200 (3,640 to 7,200)	3,720 (2,600 to 5,130)	349,000 (244,000 to 482,000)
Latent tuberculosis infection	0 (0 to 0)	0 (0 to 0)	0 (0 to 0)	0 (0 to 0)	0 (0 to 0)	0 (0 to 0)	0 (0 to 0)	0 (0 to 0)	0 (0 to 0)	0 (0 to 0)	0 (0 to 0)	0 (0 to 0)	0 (0 to 0)	0 (0 to 0)	0 (0 to 0)	0 (0 to 0)	0 (0 to 0)	0 (0 to 0)	0 (0 to 0)	0 (0 to 0)	0 (0 to 0)	0 (0 to 0)	0 (0 to 0)	0 (0 to 0)
Drug-susceptible tuberculosis	8,630 (6,120 to 11,900)	4,290 (2,980 to 6,010)	39,100 (26,900 to 54,600)	74,200 (51,200 to 103,000)	7,170 (5,040 to 9,870)	4,570 (3,210 to 6,270)	5,790 (4,060 to 7,980)	6,200 (4,350 to 8,560)	6,990 (4,900 to 9,670)	8,300 (5,810 to 11,500)	9,710 (6,800 to 13,400)	11,700 (8,200 to 16,200)	12,200 (8,530 to 16,900)	12,200 (8,530 to 16,900)	12,200 (8,530 to 16,900)	11,900 (8,330 to 16,400)	11,200 (7,850 to 15,500)	10,000 (7,000 to 13,800)	8,420 (5,900 to 11,600)	6,900 (4,830 to 9,520)	5,200 (3,640 to 7,200)	3,720 (2,600 to 5,130)	349,000 (244,000 to 482,000)
Multidrug-resistant tuberculosis without extensive drug-res	0 (0 to 0)	0 (0 to 0)	0 (0 to 0)	0 (0 to 0)	0 (0 to 0)	0 (0 to 0)	0 (0 to 0)	0 (0 to 0)	0 (0 to 0)	0 (0 to 0)	0 (0 to 0)	0 (0 to 0)	0 (0 to 0)	0 (0 to 0)	0 (0 to 0)	0 (0 to 0)	0 (0 to 0)	0 (0 to 0)	0 (0 to 0)	0 (0 to 0)	0 (0 to 0)	0 (0 to 0)	0 (0 to 0)	0 (0 to 0)
Extensively drug-resistant tuberculosis	0 (0 to 0)	0 (0 to 0)	0 (0 to 0)	0 (0 to 0)	0 (0 to 0)	0 (0 to 0)	0 (0 to 0)	0 (0 to 0)	0 (0 to 0)	0 (0 to 0)	0 (0 to 0)	0 (0 to 0)	0 (0 to 0)	0 (0 to 0)	0 (0 to 0)	0 (0 to 0)	0 (0 to 0)	0 (0 to 0)	0 (0 to 0)	0 (0 to 0)	0 (0 to 0)	0 (0 to 0)	0 (0 to 0)	0 (0 to 0)
Lower respiratory infections	8,630 (6,120 to 11,900)	4,290 (2,980 to 6,010)	39,100 (26,900 to 54,600)	74,200 (51,200 to 103,000)	7,170 (5,040 to 9,870)	4,570 (3,210 to 6,270)	5,790 (4,060 to 7,980)	6,200 (4,350 to 8,560)	6,990 (4,900 to 9,670)	8,300 (5,810 to 11,500)	9,710 (6,800 to 13,400)	11,700 (8,200 to 16,200)	12,200 (8,530 to 16,900)	12,200 (8,530 to 16,900)	12,200 (8,530 to 16,900)	11,900 (8,330 to 16,400)	11,200 (7,850 to 15,500)	10,000 (7,000 to 13,800)	8,420 (5,900 to 11,600)	6,900 (4,830 to 9,520)	5,200 (3,640 to 7,200)	3,720 (2,600 to 5,130)	349,000 (244,000 to 482,000)
Upper respiratory infections	0 (0 to 0)	0 (0 to 0)	0 (0 to 0)	0 (0 to 0)	0 (0 to 0)	0 (0 to 0)	0 (0 to 0)	0 (0 to 0)	0 (0 to 0)	0 (0 to 0)	0 (0 to 0)	0 (0 to 0)	0 (0 to 0)	0 (0 to 0)	0 (0 to 0)	0 (0 to 0)	0 (0 to 0)	0 (0 to 0)	0 (0 to 0)	0 (0 to 0)	0 (0 to 0)	0 (0 to 0)	0 (0 to 0)	0 (0 to 0)
Otitis media	0 (0 to 0)	0 (0 to 0)	0 (0 to 0)	0 (0 to 0)	0 (0 to 0)	0 (0 to 0)	0 (0 to 0)	0 (0 to 0)	0 (0 to 0)	0 (0 to 0)	0 (0 to 0)	0 (0 to 0)	0 (0 to 0)	0 (0 to 0)	0 (0 to 0)	0 (0 to 0)	0 (0 to 0)	0 (0 to 0)	0 (0 to 0)	0 (0 to 0)	0 (0 to 0)	0 (0 to 0)	0 (0 to 0)	0 (0 to 0)
Enteric infections	2,290 (563 to 5,480)	5,470 (1,810 to 13,300)	62,300 (26,700 to 112,000)	42,600 (20,300 to 110,000)	5,180 (1,900 to 12,000)	2,040 (1,000 to 3,770)	3,990 (1,960 to 7,360)	2,740 (1,560 to 4,730)	2,180 (1,220 to 3,660)	2,180 (1,220 to 3,660)	2,180 (1,220 to 3,660)	2,180 (1,220 to 3,660)	2,180 (1,220 to 3,660)	2,180 (1,220 to 3,660)	2,180 (1,220 to 3,660)	2,180 (1,220 to 3,660)	2,180 (1,220 to 3,660)	2,180 (1,220 to 3,660)	2,180 (1,220 to 3,660)	2,180 (1,220 to 3,660)	2,180 (1,220 to 3,660)	2,180 (1,220 to 3,660)	160,000 (89,100 to 268,000)
Cholera	0 (0 to 0)	0 (0 to 0)	0 (0 to 0)	0 (0 to 0)	0 (0 to 0)	0 (0 to 0)	0 (0 to 0)	0 (0 to 0)	0 (0 to 0)	0 (0 to 0)	0 (0 to 0)	0 (0 to 0)	0 (0 to 0)	0 (0 to 0)	0 (0 to 0)	0 (0 to 0)	0 (0 to 0)	0 (0 to 0)	0 (0 to 0)	0 (0 to 0)	0 (0 to 0)	0 (0 to 0)	0 (0 to 0)	0 (0 to 0)
Other diarrhoeal diseases	2,290 (563 to 5,480)	5,470 (1,810 to 13,300)	62,300 (26,700 to 112,000)	42,600 (20,300 to 110,000)	5,180 (1,900 to 12,000)	2,040 (1,000 to 3,770)	3,990 (1,960 to 7,360)	2,740 (1,560 to 4,730)	2,180 (1,220 to 3,660)	2,180 (1,220 to 3,660)	2,180 (1,220 to 3,660)	2,180 (1,220 to 3,660)	2,180 (1,220 to 3,660)	2,180 (1,220 to 3,660)	2,180 (1,220 to 3,660)	2,180 (1,220 to 3,660)	2,180 (1,220 to 3,660)	2,180 (1,220 to 3,660)	2,180 (1,220 to 3,660)	2,180 (1,220 to 3,660)	2,180 (1,220 to 3,660)	2,180 (1,220 to 3,660)	160,000 (89,100 to 268,000)
Typhoid and paratyphoid	0 (0 to 0)	0 (0 to 0)	0 (0 to 0)	0 (0 to 0)	0 (0 to 0)	0 (0 to 0)	0 (0 to 0)	0 (0 to 0)	0 (0 to 0)	0 (0 to 0)	0 (0 to 0)	0 (0 to 0)	0 (0 to 0)	0 (0 to 0)	0 (0 to 0)	0 (0 to 0)	0 (0 to 0)	0 (0 to 0)	0 (0 to 0)	0 (0 to 0)	0 (0 to 0)	0 (0 to 0)	0 (0 to 0)	0 (0 to 0)
Typhoid fever	0 (0 to 0)	0 (0 to 0)	0 (0 to 0)	0 (0 to 0)	0 (0 to 0)	0 (0 to 0)	0 (0 to 0)	0 (0 to 0)	0 (0 to 0)	0 (0 to 0)	0 (0 to 0)	0 (0 to 0)	0 (0 to 0)	0 (0 to 0)	0 (0 to 0)	0 (0 to 0)	0 (0 to 0)	0 (0 to 0)	0 (0 to 0)	0 (0 to 0)	0 (0 to 0)	0 (0 to 0)	0 (0 to 0)	0 (0 to 0)
Paratyphoid fever	0 (0 to 0)	0 (0 to 0)	0 (0 to 0)	0 (0 to 0)	0 (0 to 0)	0 (0 to 0)	0 (0 to 0)	0 (0 to 0)	0 (0 to 0)	0 (0 to 0)	0 (0 to 0)	0 (0 to 0)	0 (0 to 0)	0 (0 to 0)	0 (0 to 0)	0 (0 to 0)	0 (0 to 0)	0 (0 to 0)	0 (0 to 0)	0 (0 to 0)	0 (0 to 0)	0 (0 to 0)	0 (0 to 0)	0 (0 to 0)
Invasive Non-typhoidal Salmonella (iNTS)	0 (0 to 0)	197 (80 to 373)	3,150 (1,360 to 5,960)	7,600 (3,890 to 14,600)	1,040 (520 to 2,080)	1,040 (520 to 2,080)	1,040 (520 to 2,080)	1,040 (520 to 2,080)	1,040 (520 to 2,080)	1,040 (520 to 2,080)	1,040 (520 to 2,080)	1,040 (520 to 2,080)	1,040 (520 to 2,080)	1,040 (520 to 2,080)	1,040 (520 to 2,080)	1,040 (520 to 2,080)	1,040 (520 to 2,080)	1,040 (520 to 2,080)	1,040 (520 to 2,080)	1,040 (520 to 2,080)	1,040 (520 to 2,080)	1,040 (520 to 2,080)	1,040 (520 to 2,080)	284 (0 to 2,080)
Other intestinal infectious diseases	0 (0 to 0)	0 (0 to 0)	0 (0 to 0)	0 (0 to 0)	0 (0 to 0)	0 (0 to 0)	0 (0 to 0)	0 (0 to 0)	0 (0 to 0)	0 (0 to 0)	0 (0 to 0)	0 (0 to 0)	0 (0 to 0)	0 (0 to 0)	0 (0 to 0)	0 (0 to 0)	0 (0 to 0)	0 (0 to 0)	0 (0 to 0)	0 (0 to 0)	0 (0 to 0)	0 (0 to 0)	0 (0 to 0)	0 (0 to 0)
Neglected tropical diseases and malaria	171 (110 to 251)	30 (20 to 43)	422 (282 to 624)	1,060 (705 to 1,560)	1,020 (679 to 1,500)	1,020 (679 to 1,500)	1,020 (679 to 1,500)	1,020 (679 to 1,500)	1,020 (679 to 1,500)	1,020 (679 to 1,500)	1,020 (679 to 1,500)	1,020 (679 to 1,500)	1,020 (679 to 1,500)	1,020 (679 to 1,500)	1,020 (679 to 1,500)	1,020 (679 to 1,500)	1,020 (679 to 1,500)	1,020 (679 to 1,500)	1,020 (679 to 1,500)	1,020 (679 to 1,500)	1,020 (679 to 1,500)	1,020 (679 to 1,500)	1,020 (679 to 1,500)	35,000 (23,300 to 52,100)
Malaria	0 (0 to 0)	0 (0 to 0)	0 (0 to 0)	0 (0 to 0)	0 (0 to 0)	0 (0 to 0)	0 (0 to 0)	0 (0 to 0)	0 (0 to 0)	0 (0 to 0)	0 (0 to 0)	0 (0 to 0)	0 (0 to 0)	0 (0 to 0)	0 (0 to 0)	0 (0 to 0)	0 (0 to 0)	0 (0 to 0)	0 (0 to 0)	0 (0 to 0)	0 (0 to 0)	0 (0 to 0)	0 (0 to 0)	0 (0 to 0)
Chagas disease	0 (0 to 0)	0 (0 to 0)	0 (0 to 0)	0 (0 to 0)	0 (0 to 0)	0 (0 to 0)	0 (0 to 0)	0 (0 to 0)	0 (0 to 0)	0 (0 to 0)	0 (0 to 0)	0 (0 to 0)	0 (0 to 0)	0 (0 to 0)	0 (0 to 0)	0 (0 to 0)	0 (0 to 0)	0 (0 to 0)	0 (0 to 0)	0 (0 to 0)	0 (0 to 0)	0 (0 to 0)	0 (0 to 0)	0 (0 to 0)
Leishmaniasis	0 (0 to 0)	0 (0 to 0)	0 (0 to 0)	0 (0 to 0)	0 (0 to 0)	0 (0 to 0)	0 (0 to 0)	0 (0 to 0)	0 (0 to 0)	0 (0 to 0)	0 (0 to 0)	0 (0 to 0)	0 (0 to 0)	0 (0 to 0)	0 (0 to 0)	0 (0 to 0)	0 (0 to 0)	0 (0 to 0)	0 (0 to 0)	0 (0 to 0)	0 (0 to 0)	0 (0 to 0)	0 (0 to 0)	0 (0 to 0)
Visceral leishmaniasis	0 (0 to 0)	0 (0 to 0)	0 (0 to 0)	0 (0 to 0)	0 (0 to 0)	0 (0 to 0)	0 (0 to 0)	0 (0 to 0)	0 (0 to 0)	0 (0 to 0)	0 (0 to 0)	0 (0 to 0)	0 (0 to 0)	0 (0 to 0)	0 (0 to 0)	0 (0 to 0)	0 (0 to 0)	0 (0 to 0)	0 (0 to 0)	0 (0 to 0)	0 (0 to 0)	0 (0 to 0)	0 (0 to 0)	0 (0 to 0)
Cutaneous and mucocutaneous leishmaniasis	0 (0 to 0)	0 (0 to 0)	0 (0 to 0)	0 (0 to 0)	0 (0 to 0)	0 (0 to 0)	0 (0 to 0)	0 (0 to 0)	0 (0 to 0)	0 (0 to 0)	0 (0 to 0)	0 (0 to 0)	0 (0 to 0)	0 (0 to 0)	0 (0 to 0)	0 (0 to 0)	0 (0 to 0)	0 (0 to 0)	0 (0 to 0)	0 (0 to 0)	0 (0 to 0)	0 (0 to 0)	0 (0 to 0)	0 (0 to 0)
African trypanosomiasis	0 (0 to 0)	0 (0 to 0)	0 (0 to 0)	0 (0 to 0)	0 (0 to 0)	0 (0 to 0)	0 (0 to 0)	0 (0 to 0)	0 (0 to 0)	0 (0 to 0)	0 (0 to 0)	0 (0 to 0)	0 (0 to 0)	0 (0 to 0)	0 (0 to 0)	0 (0 to 0)	0 (0 to 0)	0 (0 to 0)	0 (0 to 0)	0 (0 to 0)	0 (0 to 0)	0 (0 to 0)	0 (0 to 0)	0 (0 to 0)
Schistosomiasis	0 (0 to 0)	0 (0 to 0)	0 (0 to 0)	0 (0 to 0)	0 (0 to 0)	0 (0 to 0)	0 (0 to 0)	0 (0 to 0)	0 (0 to 0)	0 (0 to 0)	0 (0 to 0)	0 (0 to 0)	0 (0 to 0)	0 (0 to 0)	0 (0 to 0)	0 (0 to 0)	0 (0 to 0)	0 (0 to 0)	0 (0 to 0)	0 (0 to 0)	0 (0 to 0)	0 (0 to 0)	0 (0 to 0)	0 (0 to 0)
Cysticercosis	0 (0 to 0)	0 (0 to 0)	0 (0 to 0)	0 (0 to 0)	0 (0 to 0)	0 (0 to 0)	0 (0 to 0)	0 (0 to 0)	0 (0 to 0)	0 (0 to 0)	0 (0 to 0)	0 (0 to 0)	0 (0 to 0)	0 (0 to 0)	0 (0 to 0)	0 (0 to 0)	0 (0 to 0)	0 (0 to 0)	0 (0 to 0)	0 (0 to 0)	0 (0 to 0)	0 (0 to 0)	0 (0 to 0)	0 (0 to 0)
Cystic echinococcosis	0 (0 to 0)	0 (0 to 0)	0 (0 to 0)	0 (0 to 0)	0 (0 to 0)	0 (0 to 0)	0 (0 to 0)	0 (0 to 0)	0 (0 to 0)	0 (0 to 0)	0 (0 to 0)	0 (0 to 0)	0 (0 to 0)	0 (0 to 0)	0 (0 to 0)	0 (0 to 0)	0 (0 to 0)	0 (0 to 0)	0 (0 to 0)	0 (0 to 0)	0 (0 to 0)	0 (0 to 0)	0 (0 to 0)	0 (0 to 0)
Lymphatic filariasis	0 (0 to 0)	0 (0 to 0)	0 (0 to 0)	0 (0 to 0)	0 (0 to 0)	0 (0 to 0)	0 (0 to 0)	0 (0 to 0)	0 (0 to 0)	0 (0 to 0)	0 (0 to 0)	0 (0 to 0)	0 (0 to 0)	0 (0 to 0)	0 (0 to 0)	0 (0 to 0)	0 (0 to 0)	0 (0 to 0)	0 (0 to 0)	0 (0 to 0)	0 (0 to 0)	0 (0 to 0)	0 (0 to 0)	0 (0 to 0)
Onchocerciasis	0 (0 to 0)	0 (0 to 0)	0 (0 to 0)	0 (0 to 0)	0 (0 to 0)	0 (0 to 0)	0 (0 to 0)	0 (0 to 0)	0 (0 to 0)	0 (0 to 0)	0 (0 to 0)	0 (0 to 0)	0 (0 to 0)	0 (0 to 0)	0 (0 to 0)	0 (0 to 0)	0 (0 to 0)	0 (0 to 0)	0 (0 to 0)	0 (0 to 0)	0 (0 to 0)	0 (0 to 0)	0 (0 to 0)	0 (0 to 0)
Trachoma	0 (0 to 0)	0 (0 to 0)	0 (0 to 0)	0 (0 to 0)	0 (0 to 0)	0 (0 to 0)	0 (0 to 0)	0 (0 to 0)	0 (0 to 0)	0 (0 to 0)	0 (0 to 0)	0 (0 to 0)	0 (0 to 0)	0 (0 to 0)	0 (0 to 0)	0 (0 to 0)	0 (0 to 0)	0 (0 to 0)	0 (0 to 0)	0 (0 to 0)	0 (0 to 0)	0 (0 to 0)	0 (0 to 0)	0 (0 to 0)
Dengue	0 (0 to 0)	0 (0 to 0)	0 (0 to 0)	0 (0 to 0)	0 (0 to 0)	0 (0 to 0)	0 (0 to 0)	0 (0 to 0)	0 (0 to 0)	0 (0 to 0)	0 (0 to 0)	0 (0 to 0)	0 (0 to 0)	0 (0 to 0)	0 (0 to 0)	0 (0 to 0)	0 (0 to 0)	0 (0 to 0)	0 (0 to 0)	0 (0 to 0)	0 (0 to 0)	0 (0 to 0)	0 (0 to 0)	0 (0 to 0)
Yellow fever	0 (0 to 0)	1 (0 to 4)	13 (3 to 34)	6 (1 to 17)	1 (0 to 3)	1 (0 to 3)	1 (0 to 3)	1 (0 to 3)	1 (0 to 3)	1 (0 to 3)	1 (0 to 3)	1 (0 to 3)	1 (0 to 3)	1 (0 to 3)	1 (0 to 3)	1 (0 to 3)	1 (0 to 3)	1 (0 to 3)	1 (0 to 3)	1 (0 to 3)	1 (0 to 3)	1 (0 to 3)	1 (0 to 3)	1 (0 to 3)
Rabies	0 (0 to 0)	0 (0 to 0)	0 (0 to 0)	0 (0 to 0)	0 (0 to 0)	0 (0 to 0)	0 (0 to 0)	0 (0 to 0)	0 (0 to 0)	0 (0 to 0)	0 (0 to 0)	0 (0 to 0)	0 (0 to 0)	0 (0 to 0)	0 (0 to 0)	0 (0 to 0)	0 (0 to 0)	0 (0 to 0)	0 (0 to 0)	0 (0 to 0)	0 (0 to 0)	0 (0 to 0)	0 (0 to 0)	0 (0 to 0)
Intestinal nematode infections	0 (0 to 0)	0 (0 to 0)	0 (0 to 0)	0 (0 to 0)	0 (0 to 0)	0 (0 to 0)	0 (0 to 0)	0 (0 to 0)	0 (0 to 0)	0 (0 to 0)	0 (0 to 0)	0 (0 to 0)	0 (0 to 0)	0 (0 to 0)	0 (0 to 0)	0 (0 to 0)	0 (0 to 0)	0 (0 to 0)	0 (0 to 0)	0 (0 to 0)	0 (0 to 0)	0 (0 to 0)	0 (0 to 0)	0 (0 to 0)
Ascariasis	0 (0 to 0)	0 (0 to 0)	0 (0 to 0)	0 (0 to 0)	0 (0 to 0)	0 (0 to 0)	0 (0 to 0)	0 (0 to 0)	0 (0 to 0)	0 (0 to 0)	0 (0 to 0)	0 (0 to 0)	0 (0 to 0)	0 (0 to 0)	0 (0 to 0)	0 (0 to 0)	0 (0 to 0)	0 (0 to 0)	0 (0 to 0)	0 (0 to 0)	0 (0 to 0)	0 (0 to 0)	0 (0 to 0)	0 (0 to 0)
Trichuriasis	0 (0 to 0)	0 (0 to 0)	0 (0 to 0)	0 (0 to 0)	0 (0 to 0)	0 (0 to 0)	0 (0 to 0)	0 (0 to 0)	0 (0 to 0)	0 (0 to 0)	0 (0 to 0)	0 (0 to 0)	0 (0 to 0)	0 (0 to 0)	0 (0 to 0)	0 (0 to 0)	0 (0 to 0)	0 (0 to 0)	0 (0 to 0)	0 (0 to 0)	0 (0 to 0)	0 (0 to 0)	0 (0 to 0)	0 (0 to 0)
Hookworm disease	0 (0 to 0)	0 (0 to 0)	0 (0 to 0)	0 (0 to 0)	0





Table 2c. Mid-DALYS by cause and age group for both sexes with 95% uncertainty intervals, 2019

Cause	Early Neonatal	Late Neonatal	Post Neonatal	1 to 4	5 to 9	10 to 14	15 to 19	20 to 24	25 to 29	30 to 34	35 to 39	40 to 44	45 to 49	50 to 54	55 to 59	60 to 64	65 to 69	70 to 74	75 to 79	80 to 84	85 to 89	90 to 94	95 plus	Total
All causes	2,740,000 (2,220,000 to 3,410,000)	632,000 (489,000 to 744,000)	2,050,000 (1,590,000 to 2,530,000)	3,500,000 (2,950,000 to 4,150,000)	443,000 (354,000 to 529,000)	366,000 (306,000 to 433,000)	402,000 (315,000 to 489,000)	397,000 (306,000 to 510,000)	366,000 (289,000 to 453,000)	327,000 (256,000 to 413,000)	312,000 (245,000 to 393,000)	301,000 (234,000 to 383,000)	284,000 (216,000 to 370,000)	267,000 (200,000 to 350,000)	259,000 (191,000 to 341,000)	256,000 (189,000 to 339,000)	249,000 (180,000 to 330,000)	240,000 (172,000 to 324,000)	229,000 (164,000 to 312,000)	217,000 (154,000 to 302,000)	44,000 (31,000 to 61,000)	17,000,000 (16,700,000 to 18,300,000)
Communicable, maternal, neonatal, and nutritional diseases	2,690,000 (2,160,000 to 3,350,000)	621,000 (481,000 to 732,000)	2,030,000 (1,570,000 to 2,510,000)	3,210,000 (2,660,000 to 3,870,000)	285,000 (229,000 to 342,000)	169,000 (134,000 to 210,000)	171,000 (132,000 to 217,000)	154,000 (116,000 to 202,000)	122,000 (89,000 to 164,000)	106,000 (77,000 to 144,000)	93,000 (67,000 to 129,000)	83,000 (59,000 to 114,000)	73,000 (51,000 to 99,000)	64,000 (44,000 to 88,000)	58,000 (39,000 to 80,000)	54,000 (36,000 to 75,000)	49,000 (32,000 to 69,000)	43,000 (27,000 to 62,000)	37,000 (23,000 to 54,000)	31,000 (19,000 to 46,000)	6,200 (3,800 to 9,200)	3,700 (2,300 to 5,500)	13,400,000
HIV/AIDS and sexually transmitted infections	52,700 (32,800 to 77,300)	29,600 (18,900 to 42,600)	65,700 (42,000 to 92,000)	27,300 (17,500 to 39,200)	13,900 (9,000 to 19,800)	4,500 (2,900 to 6,500)	12,100 (7,800 to 17,500)	13,200 (8,500 to 19,200)	21,700 (13,900 to 31,800)	30,500 (19,500 to 44,800)	36,200 (23,100 to 53,300)	32,000 (20,300 to 47,000)	27,000 (17,000 to 39,600)	17,000 (10,600 to 25,000)	9,500 (5,900 to 13,900)	4,600 (2,800 to 6,800)	2,200 (1,300 to 3,100)	1,070 (732 to 1,500)	607 (503 to 807)	90 (62 to 132)	16 (9 to 31)	1 (1 to 3)	429,000
HIV/AIDS	52,700 (32,800 to 77,300)	29,600 (18,900 to 42,600)	65,700 (42,000 to 92,000)	27,300 (17,500 to 39,200)	13,900 (9,000 to 19,800)	4,500 (2,900 to 6,500)	12,100 (7,800 to 17,500)	13,200 (8,500 to 19,200)	21,700 (13,900 to 31,800)	30,500 (19,500 to 44,800)	36,200 (23,100 to 53,300)	32,000 (20,300 to 47,000)	27,000 (17,000 to 39,600)	17,000 (10,600 to 25,000)	9,500 (5,900 to 13,900)	4,600 (2,800 to 6,800)	2,200 (1,300 to 3,100)	1,070 (732 to 1,500)	607 (503 to 807)	90 (62 to 132)	16 (9 to 31)	1 (1 to 3)	429,000
HIV/AIDS - Drug-susceptible Tuberculosis	0.1 (0 to 0.1)	0 (0 to 0)	0.4 (0 to 1.2)	0.2 (0 to 0.7)	0.2 (0 to 0.7)	0.2 (0 to 0.7)	0.2 (0 to 0.7)	0.2 (0 to 0.7)	0.2 (0 to 0.7)	0.2 (0 to 0.7)	0.2 (0 to 0.7)	0.2 (0 to 0.7)	0.2 (0 to 0.7)	0.2 (0 to 0.7)	0.2 (0 to 0.7)	0.2 (0 to 0.7)	0.2 (0 to 0.7)	0.2 (0 to 0.7)	0.2 (0 to 0.7)	0.2 (0 to 0.7)	0.2 (0 to 0.7)	0 (0 to 0)	3
HIV/AIDS - Multidrug resistant Tuberculosis without extensive drug resistance	0 (0 to 0)	0 (0 to 0)	176 (20 to 561)	353 (43 to 1,100)	166 (19 to 534)	112 (13 to 357)	157 (18 to 501)	172 (20 to 548)	299 (34 to 956)	442 (52 to 1,400)	522 (62 to 1,700)	544 (64 to 1,700)	492 (58 to 1,600)	378 (44 to 1,200)	237 (28 to 770)	147 (17 to 478)	81 (9 to 264)	47 (5 to 153)	18 (2 to 58)	5 (0 to 16)	1 (0 to 3)	0 (0 to 1)	4,000
HIV/AIDS - Extensively drug-resistant Tuberculosis	0 (0 to 0)	0 (0 to 0)	0 (0 to 0)	0 (0 to 0.2)	0 (0 to 0.2)	0 (0 to 0.1)	0 (0 to 0.1)	0 (0 to 0.1)	0 (0 to 0.1)	0 (0 to 0.1)	0 (0 to 0.1)	0 (0 to 0.1)	0 (0 to 0.1)	0 (0 to 0.1)	0 (0 to 0.1)	0 (0 to 0.1)	0 (0 to 0.1)	0 (0 to 0.1)	0 (0 to 0.1)	0 (0 to 0.1)	0 (0 to 0.1)	0 (0 to 0)	0 (0 to 0)	93
HIV/AIDS resulting in other diseases	1.1 (0.7 to 1.6)	0.6 (0.4 to 0.9)	4,900 (3,900 to 6,100)	14,100 (11,200 to 17,600)	2,370 (1,900 to 2,900)	2,130 (1,700 to 2,600)	4,930 (3,900 to 6,200)	10,900 (8,700 to 13,700)	22,900 (18,100 to 28,800)	37,000 (29,200 to 46,500)	45,100 (35,600 to 56,700)	46,000 (36,300 to 57,800)	41,000 (32,300 to 51,500)	32,000 (25,200 to 40,200)	24,000 (18,900 to 30,200)	17,000 (13,400 to 21,400)	12,000 (9,400 to 15,100)	8,200 (6,400 to 10,300)	5,200 (4,000 to 6,500)	2,700 (2,100 to 3,400)	1,100 (800 to 1,400)	1,400 (1,100 to 1,800)	190,000
Sexually transmitted infections excluding HIV	52,700 (32,800 to 77,300)	29,600 (18,900 to 42,600)	65,700 (42,000 to 92,000)	27,300 (17,500 to 39,200)	13,900 (9,000 to 19,800)	4,500 (2,900 to 6,500)	12,100 (7,800 to 17,500)	13,200 (8,500 to 19,200)	21,700 (13,900 to 31,800)	30,500 (19,500 to 44,800)	36,200 (23,100 to 53,300)	32,000 (20,300 to 47,000)	27,000 (17,000 to 39,600)	17,000 (10,600 to 25,000)	9,500 (5,900 to 13,900)	4,600 (2,800 to 6,800)	2,200 (1,300 to 3,100)	1,070 (732 to 1,500)	607 (503 to 807)	90 (62 to 132)	16 (9 to 31)	1 (1 to 3)	429,000
Syphilis	0 (0 to 0)	0 (0 to 0)	0 (0 to 0)	0 (0 to 0)	0 (0 to 0)	0 (0 to 0)	0 (0 to 0)	0 (0 to 0)	0 (0 to 0)	0 (0 to 0)	0 (0 to 0)	0 (0 to 0)	0 (0 to 0)	0 (0 to 0)	0 (0 to 0)	0 (0 to 0)	0 (0 to 0)	0 (0 to 0)	0 (0 to 0)	0 (0 to 0)	0 (0 to 0)	0 (0 to 0)	0 (0 to 0)	0
Chlamydial infection	0 (0 to 0)	0 (0 to 0)	0 (0 to 0)	0 (0 to 0)	0 (0 to 0)	0 (0 to 0)	41 (0 to 261)	121 (0 to 767)	117 (0 to 746)	109 (0 to 693)	102 (0 to 649)	101 (0 to 639)	89.3 (0 to 567)	83.6 (0 to 530)	69.6 (0 to 441)	59.6 (0 to 378)	48.6 (0 to 309)	40.1 (0 to 255)	32.6 (0 to 207)	26.1 (0 to 166)	20.6 (0 to 131)	16.2 (0 to 103)	3.2 (0 to 20)	653
Gonococcal infection	0 (0 to 0)	0 (0 to 0)	0 (0 to 0)	0 (0 to 0)	0 (0 to 0)	0 (0 to 0)	29.6 (0 to 188)	62.4 (0 to 396)	53.1 (0 to 337)	47.2 (0 to 300)	43.2 (0 to 274)	41.3 (0 to 262)	36.4 (0 to 231)	34.1 (0 to 216)	28.4 (0 to 180)	24.3 (0 to 154)	19.8 (0 to 126)	16.3 (0 to 104)	13.3 (0 to 84.5)	10.6 (0 to 67.5)	8.4 (0 to 53.5)	6.6 (0 to 42.1)	1.3 (0 to 8.3)	264
Trichomoniasis	0 (0 to 0)	0 (0 to 0)	0 (0 to 0)	46.3 (0 to 139)	0 (0 to 0)	0 (0 to 0)	21.9 (0 to 65.8)	42.9 (0 to 129)	39.5 (0 to 119)	35.1 (0 to 105)	32.1 (0 to 96.4)	30.7 (0 to 92.2)	27.1 (0 to 81.4)	25.4 (0 to 76.2)	21.1 (0 to 63.4)	18.1 (0 to 54.4)	14.7 (0 to 44.2)	12.1 (0 to 36.4)	9.9 (0 to 29.8)	7.9 (0 to 23.8)	6.2 (0 to 18.7)	4.9 (0 to 14.7)	1.0 (0 to 3.1)	1,540
Genital herpes	0 (0 to 0)	0 (0 to 0)	0 (0 to 0)	0 (0 to 0)	0 (0 to 0)	0 (0 to 0)	0 (0 to 0)	0 (0 to 0)	0 (0 to 0)	0 (0 to 0)	0 (0 to 0)	0 (0 to 0)	0 (0 to 0)	0 (0 to 0)	0 (0 to 0)	0 (0 to 0)	0 (0 to 0)	0 (0 to 0)	0 (0 to 0)	0 (0 to 0)	0 (0 to 0)	0 (0 to 0)	0 (0 to 0)	0
Other sexually transmitted infections	0 (0 to 0)	0 (0 to 0)	0 (0 to 0)	474 (0 to 1,410)	0 (0 to 0)	0 (0 to 0)	0 (0 to 0)	0 (0 to 0)	0 (0 to 0)	0 (0 to 0)	0 (0 to 0)	0 (0 to 0)	0 (0 to 0)	0 (0 to 0)	0 (0 to 0)	0 (0 to 0)	0 (0 to 0)	0 (0 to 0)	0 (0 to 0)	0 (0 to 0)	0 (0 to 0)	0 (0 to 0)	0 (0 to 0)	474
Respiratory infections and tuberculosis	96,600 (69,900 to 136,000)	67,800 (37,600 to 95,400)	57,700 (38,000 to 72,200)	439,000 (296,000 to 602,000)	30,700 (19,700 to 39,600)	13,700 (8,300 to 18,400)	14,800 (9,000 to 19,800)	15,200 (9,200 to 20,700)	16,900 (10,400 to 22,900)	20,300 (12,600 to 27,600)	24,000 (15,000 to 32,200)	27,200 (17,000 to 36,600)	31,000 (19,500 to 41,400)	34,000 (21,600 to 45,600)	36,000 (22,700 to 48,200)	38,000 (23,700 to 50,800)	39,000 (24,000 to 52,000)	39,700 (24,000 to 53,000)	39,000 (23,700 to 52,000)	36,000 (21,600 to 48,000)	30,000 (17,700 to 40,000)	6,200 (3,600 to 8,300)	1,020,000
Tuberculosis	9.4 (6.8 to 13.2)	33,900 (18,800 to 47,700)	19,900 (13,100 to 24,900)	17,600 (11,900 to 24,200)	4,690 (3,000 to 6,100)	7,990 (5,100 to 10,300)	8,770 (5,600 to 11,300)	10,300 (6,600 to 13,300)	11,900 (7,600 to 15,400)	14,600 (9,400 to 19,000)	17,300 (11,000 to 22,600)	19,700 (12,600 to 25,800)	22,600 (14,500 to 29,600)	25,000 (16,100 to 32,800)	26,600 (17,100 to 34,800)	28,000 (18,000 to 36,600)	28,800 (18,200 to 37,600)	29,400 (18,200 to 38,400)	28,800 (17,900 to 37,600)	26,600 (16,500 to 34,800)	22,200 (13,700 to 29,000)	4,600 (2,800 to 6,000)	363,000
Latent tuberculosis infection	0 (0 to 0)	0 (0 to 0)	0 (0 to 0)	0 (0 to 0)	0 (0 to 0)	0 (0 to 0)	0 (0 to 0)	0 (0 to 0)	0 (0 to 0)	0 (0 to 0)	0 (0 to 0)	0 (0 to 0)	0 (0 to 0)	0 (0 to 0)	0 (0 to 0)	0 (0 to 0)	0 (0 to 0)	0 (0 to 0)	0 (0 to 0)	0 (0 to 0)	0 (0 to 0)	0 (0 to 0)	0 (0 to 0)	0
Drug-susceptible tuberculosis	9.4 (6.8 to 13.2)	33,900 (18,800 to 47,700)	19,900 (13,100 to 24,900)	17,600 (11,900 to 24,200)	4,690 (3,000 to 6,100)	7,990 (5,100 to 10,300)	8,770 (5,600 to 11,300)	10,300 (6,600 to 13,300)	11,900 (7,600 to 15,400)	14,600 (9,400 to 19,000)	17,300 (11,000 to 22,600)	19,700 (12,600 to 25,800)	22,600 (14,500 to 29,600)	25,000 (16,100 to 32,800)	26,600 (17,100 to 34,800)	28,000 (18,000 to 36,600)	28,800 (18,200 to 37,600)	29,400 (18,200 to 38,400)	28,800 (17,900 to 37,600)	26,600 (16,500 to 34,800)	22,200 (13,700 to 29,000)	4,600 (2,800 to 6,000)	363,000
Multidrug-resistant tuberculosis without extensive drug resistance	0 (0 to 0)	0 (0 to 0)	0 (0 to 0)	0 (0 to 0)	0 (0 to 0)	0 (0 to 0)	0 (0 to 0)	0 (0 to 0)	0 (0 to 0)	0 (0 to 0)	0 (0 to 0)	0 (0 to 0)	0 (0 to 0)	0 (0 to 0)	0 (0 to 0)	0 (0 to 0)	0 (0 to 0)	0 (0 to 0)	0 (0 to 0)	0 (0 to 0)	0 (0 to 0)	0 (0 to 0)	0 (0 to 0)	0
Extensively drug-resistant tuberculosis	0 (0 to 0)	0 (0 to 0)	0 (0 to 0)	0 (0 to 0)	0 (0 to 0)	0 (0 to 0)	0 (0 to 0)	0 (0 to 0)	0 (0 to 0)	0 (0 to 0)	0 (0 to 0)	0 (0 to 0)	0 (0 to 0)	0 (0 to 0)	0 (0 to 0)	0 (0 to 0)	0 (0 to 0)	0 (0 to 0)	0 (0 to 0)	0 (0 to 0)	0 (0 to 0)	0 (0 to 0)	0 (0 to 0)	0
Tuberculosis resulting in other diseases	0 (0 to 0)	0 (0 to 0)	0 (0 to 0)	0 (0 to 0)	0 (0 to 0)	0 (0 to 0)	0 (0 to 0)	0 (0 to 0)	0 (0 to 0)	0 (0 to 0)	0 (0 to 0)	0 (0 to 0)	0 (0 to 0)	0 (0 to 0)	0 (0 to 0)	0 (0 to 0)	0 (0 to 0)	0 (0 to 0)	0 (0 to 0)	0 (0 to 0)	0 (0 to 0)	0 (0 to 0)	0 (0 to 0)	0
Lower respiratory infections	96,600 (69,900 to 136,000)	67,800 (37,600 to 95,400)	57,700 (38,000 to 72,200)	394,000 (262,000 to 554,000)	25,900 (16,700 to 33,600)	4,130 (2,600 to 5,400)	4,240 (2,600 to 5,700)	4,140 (2,500 to 5,600)	4,220 (2,600 to 5,700)	4,530 (2,800 to 6,100)	5,010 (3,100 to 6,800)	5,760 (3,600 to 7,800)	6,660 (4,200 to 9,000)	7,560 (4,800 to 10,200)	8,060 (5,100 to 10,900)	8,560 (5,400 to 11,600)	8,760 (5,400 to 11,900)	8,940 (5,400 to 12,000)	8,760 (5,400 to 11,900)	8,060 (4,800 to 10,900)	6,660 (4,200 to 9,000)	1,380 (800 to 1,800)	1,130,000
Upper respiratory infections	0.1 (0 to 0.2)	0.1 (0 to 0.2)	0.2 (0 to 0.5)	4,200 (1,700 to 8,000)	2,130 (1,000 to 3,700)	2,170 (1,000 to 3,800)	1,990 (900 to 3,600)	1,990 (900 to 3,600)	1,990 (900 to 3,600)	1,990 (900 to 3,600)	1,990 (900 to 3,600)	1,990 (900 to 3,600)	1,990 (900 to 3,600)	1,990 (900 to 3,600)	1,990 (900 to 3,600)	1,990 (900 to 3,600)	1,990 (900 to 3,600)	1,990 (900 to 3,600)	1,990 (900 to 3,600)	1,990 (900 to 3,600)	1,990 (900 to 3,600)	1,990 (900 to 3,600)	17,200
Otitis media	0 (0 to 0)	0 (0 to 0)	0 (0 to 0)	1,270 (537 to 3,010)	0 (0 to 0)	0 (0 to 0)	0 (0 to 0)	0 (0 to 0)	0 (0 to 0)	0 (0 to 0)	0 (0 to 0)	0 (0 to 0)	0 (0 to 0)	0 (0 to 0)	0 (0 to 0)	0 (0 to 0)	0 (0 to 0)	0 (0 to 0)	0 (0 to 0)	0 (0 to 0)	0 (0 to 0)	0 (0 to 0)	0 (0 to 0)	1,270
Sinitis infections	7,500 (1,900 to 20,200)	33,700 (17,600 to 49,400)	37,800 (19,600 to 55,600)	526,000 (318,000 to 786,000)	114,000 (71,000 to 166,000)	42,900 (26,400 to 62,000)	26,400 (16,100 to 38,200)	24,100 (14,600 to 34,800)	21,100 (12,700 to 30,500)	19,900 (11,900 to 28,800)	19,400 (11,600 to 28,000)	17,900 (10,700 to 25,900)	16,200 (9,600 to 23,400)	14,200 (8,400 to 20,500)	12,400 (7,300 to 17,900)	10,600 (6,200 to 15,300)	8,960 (5,200 to 12,900)	7,560 (4,400 to 10,900)	6,400 (3,700 to 9,200)	5,500 (3,200 to 7,900)	4,900 (2,800 to 7,000)	1,400 (800 to 2,000)	1,200,000
Diarrheal diseases	7,500 (1,900 to 20,200)	29,900 (16,100 to 44,600)	264,000 (177,000 to 360,000)	277,000 (182,000 to 382,000)	58,700 (39,000 to 80,000)	22,200 (14,600 to 30,700)	13,700 (8,900 to 18,900)	12,400 (8,000 to 17,400)	10,800 (6,900 to 15,400)	10,200 (6,500 to 14,600)	9,900 (6,200 to 14,200)	9,100 (5,700 to 13,000)	8,200 (5,100 to 11,800)	7,200 (4,500 to 10,300)	6,400 (4,000 to 9,200)	5,400 (3,400 to 7,800)	4,600 (2,900 to 6,600)	3,800 (2,400 to 5,500)	3,200 (2,000 to 4,600)	2,700 (1,700 to 3,900)	1,400 (900 to 2,000)	467 (290 to 670)	880,000
Typhoid and paratyphoid	0 (0 to 0)	140 (62 to 249)	14,000 (7,900 to 21,000)	19,000 (12,000 to 27,000)	4,900 (3,100 to 6,900)	3,200 (2,000 to 4,500)	1,900 (1,200 to 2,700)	716 (450 to 1,000)	433 (270 to 610)	333 (210 to 470)	267 (170 to 380)	193 (120 to 270)	134 (84 to 190)	104 (65 to 147)	74 (46 to 105)	52 (32 to 74)	36 (22 to 51)	25 (15 to 35)	17 (10 to 24)	11 (7 to 16)	7.6 (4.7 to 11)	1.5 (0.9 to 2.2)	39,700
Typhoid fever	0 (0 to 0)	140 (62 to 247)	14,000 (8,000 to 20,000)	19,000 (12,000 to 26,000)	4,900 (3,200 to 6,900)	3,200 (2,000 to 4,500)	1,900 (1,200 to 2,700)	716 (450 to 1,000)	433 (270 to 610)	333 (210 to 470)	267 (170 to 380)	193 (120 to 270)	134 (84 to 190)	104 (65 to 147)	74 (46 to 105)	52 (32 to 74)	36 (22 to 51)	25 (15 to 35)	17 (10 to 24)	11 (7 to 16)	7.6 (4.7 to 11)	1.5 (0.9 to 2.2)	39,500
Paratyphoid fever	0 (0 to 0)	0 (0 to 0)	0 (0 to 0)	0 (0 to 0)	0 (0 to 0)	0 (0 to 0)	0 (0 to 0)	0 (0 to 0)	0 (0 to 0)	0 (0 to 0)	0 (0 to 0)	0 (0 to 0)	0 (0 to 0)	0 (0 to 0)	0 (0 to 0)	0 (0 to 0)	0 (0 to 0)	0 (0 to 0)	0 (0 to 0)	0 (0 to 0)	0 (0 to 0)	0 (0 to 0)	0 (0 to 0)	0
Invasive Non-typhoidal Salmonella (iNTS)	3,700 (1,000 to 9,770)	15,900 (8,300 to 23,300)	221,000 (117,000 to 306,000)	242,000 (161,000 to 337,000)	49,700 (27,000 to 69,000)	13,100 (8,000 to 18,000)	6,270 (3,800 to 8,600)	3,690 (2,200 to 5,100)	2,160 (1,300 to 2,900)	1,530 (900 to 2,100)	1,180 (700 to 1,600)	1,000 (600 to 1,400)	1,000 (600 to 1,400)	1,000 (600 to 1,400)	1,000 (600 to 1,400)	1,000 (600 to 1,400)	1,000 (600 to 1,400)	1,000 (600 to 1,400)	1,000 (600 to 1,400)	1,000 (600 to 1,400)	1,000 (600 to 1,400)	1,000 (600 to 1,400)	412,000
Other intestinal infectious diseases	0 (0 to 0)	705 (324 to 1,200)	22,160 (12,000 to 33,000)	172 (77 to 300)	69.2 (31 to 120)	22.7 (10 to 39)	17.5 (8 to 30)	17.5 (8 to 30)	13.9 (6 to 24)	13.9 (6 to 24)	13.9 (6 to 24)	13.9 (6 to 24)	13.9 (6 to 24)	13.9 (6 to 24)	13.9 (6 to 24)	13.9 (6 to 24)	13.9 (6 to 24)	13.9 (6 to 24)	13.9 (6 to 24)	13.9 (6 to 24)	13.9 (6 to 24)	13.9 (6 to 24)	13.9 (6 to 24)	24,000
Neglected tropical diseases and malaria	2,200 (562 to 5,800)	46,200 (28,000 to 67,000)	284,000 (171,000 to 411,000)	656,000 (397,000 to 950,000)	67,000 (40,000 to 97,000)	30,700 (18,000 to 44,000)	14,000 (8,200 to 20,000)	7,200 (4,200 to 10,300)	4,200 (2,400 to 6,000)	3,000 (1,700 to 4,300)	2,300 (1,300 to 3,300)	1,900 (1,100 to 2,700)	1,600 (900 to 2,300)	1,300 (800 to 1,900)	1,100 (600 to 1,600)	900 (500 to 1,300)	700 (400 to 1,000)	600 (300 to 800)	400 (200 to 600)	300 (200 to 500)	200 (100 to 300)	100 (100 to 200)	1,695,000
Malaria	2.7 (1.7 to 5.1)	4,700 (1,600 to 10,600)	19,000 (10,000 to 29,000)	209,000 (111,000 to 309,000)	51,000 (25,000 to 77,000)	26,000 (13,000 to 39,000)	11,000 (5,600 to 16,000)	4,900 (2,500 to 7,200)	2,200 (1,100 to 3,200)	1,200 (600 to 1,800)	800 (400 to 1,200)	600 (300 to 900)	400 (200 to 600)	300 (200 to 500)	300 (100 to 400)	200 (100 to 300)	200 (100 to 300)	100 (100 to 200)	100 (100 to 200)	100 (100 to 200)	100 (100 to 200)	100 (100 to 200)	100 (100 to 200)	1,000,000
Chagas disease	0 (0 to 0)	0 (0 to 0)	0 (0 to 0)	0 (0 to 0)	0 (0 to 0)	0 (0 to 0)	0 (0 to 0)	0 (0 to 0)	0 (0 to 0)	0 (0 to 0)	0 (0 to 0)	0 (0 to 0)	0 (0 to 0)	0 (0 to 0)	0 (0 to 0)	0 (0 to 0)	0 (0 to 0)	0 (0 to 0)	0 (0 to 0)	0 (0 to 0)	0 (0 to 0)	0 (0 to 0)	0 (0 to 0)	0
Leishmaniasis	0 (0 to 0)	0 (0 to 0)	0 (0 to 0)	0 (0 to 0.1)	0 (0 to 0.1)	0 (0 to 0.1)	0 (0 to 0.1)	0 (0 to 0.1)	0 (0 to 0.1)	0 (0 to 0.1)	0 (0 to 0.1)	0 (0 to 0.1)	0 (0 to 0.1)	0 (0 to 0.1)	0 (0 to 0.1)	0 (0 to 0.1)	0 (0 to 0.1)	0 (0 to 0.1)	0 (0 to 0.1)	0 (0 to 0.1)	0 (0 to 0.1)	0 (0 to 0.1)	0 (0 to 0.1)	0
Visceral leishmaniasis	0 (0 to 0)	0 (0 to 0)	0 (0 to 0)	0 (0 to 0)	0 (0 to 0)	0 (0 to 0)	0 (0 to 0)	0 (0 to 0)	0 (0 to 0)	0 (0 to 0)	0 (0 to 0)	0 (0 to 0)	0 (0 to 0)	0 (0 to 0)	0 (0 to 0)	0 (0 to 0)	0 (0 to 0)	0 (0 to 0)	0 (0 to 0)	0 (0 to 0)	0 (0 to 0)	0 (0 to 0)	0 (0 to 0)	0
Cutaneous and mucocutaneous leishmaniasis	0 (0 to 0)	0 (0 to 0)	0 (0 to 0)	0.2 (0 to 0.7)	0.1 (0 to 0.4)	0.1 (0 to 0.4)	0.1 (0 to 0.4)	0.1 (0 to 0.4)	0.1 (0 to 0.4)	0.1 (0 to 0.4)	0.1 (0 to 0.4)	0.1 (0 to 0.4)	0.1 (0 to 0.4)	0.1 (0 to 0.4)	0.1 (0 to 0.4)	0.1 (0 to 0.4)	0.1 (0 to 0.4)	0.1 (0 to 0.4)	0.1 (0 to 0.4)	0.1 (0 to 0.4)	0.1 (0 to 0.4)	0 (0 to 0)	0 (0 to 0)	2
Chagas disease	0 (0 to 0)	0 (0 to 0)	0 (0 to 0)	0 (0 to 0)	0 (0 to 0)	0 (0 to 0)	0 (0 to 0)	0 (0 to 0)	0 (0 to 0)	0 (0 to 0)	0 (0 to 0)	0 (0 to 0)	0 (0 to 0)	0 (0 to 0)	0 (0 to 0)	0 (0 to 0)	0 (0 to 0)	0 (0 to 0)	0 (0 to 0)	0 (0 to 0)	0 (0 to 0)	0 (0 to 0)	0 (0 to 0)	0
Schistosomiasis	0 (0 to 0)	0 (0 to 0)	0 (0 to 0)	0.2 (0 to 0.6)	0.1 (0 to 0.3)	0.1 (0 to 0.3)	0.1 (0 to 0.3)	0.1 (0 to 0.3)	0.1 (0 to 0.3)	0.1 (0 to 0.3)	0.1 (0 to 0.3)	0.1 (0 to 0.3)	0.1 (0 to 0.3)	0.1 (0 to 0.3)	0.1 (0 to 0.3)	0.1 (0 to 0.3)	0.1 (0 to 0.3)	0.1 (0 to 0.3)	0.1 (0 to 0.3)	0.1 (0 to 0.3)	0.1 (0 to 0.3)	0 (0 to 0)	0 (0 to 0)	1
Cysticercosis	0 (0 to 0)	0 (0 to 0)	0 (0 to 0)	0 (0 to 0)	0 (0 to 0)	0 (0 to 0)	0 (0 to 0)	0 (0 to 0)	0 (0 to 0)	0 (0 to 0)	0 (0 to 0)	0 (0 to 0)	0 (0 to 0)	0 (0 to 0)	0 (0 to 0)	0 (0 to 0)	0 (0 to 0)	0 (0 to 0)	0 (0 to 0)	0 (0 to 0)	0 (0 to 0)	0 (0 to 0)	0 (0 to 0)	0
Cystic echinococcosis	0 (0 to 0)	0 (0 to 0)	461 (201 to 1,060)	150 (65 to 350)	69.2 (31 to 160)	31.7 (14 to 72)	31.7 (14 to 72)	31.7 (14 to 72)	29.9 (13 to 68)	29.9 (13 to 68)	29.9 (13 to 68)	22.9 (10 to 52)	17.5 (8 to 40)	13.5 (6 to 31)	10.8 (5 to 25)	8.2 (4 to 19)	6.2 (3 to 14)	4.6 (2 to 11)	3.4 (1 to 8)	2.6 (1 to 6)	2.1 (1 to 5)	1.6 (1 to 4)	0.3 (0 to 0.8)	1,040
Lymphatic filariasis	0 (0 to 0)	0 (0 to 0)	0 (0 to 0)	1,360 (1,000 to 1,800)	934 (690 to 1,200)	626 (460 to 800)	462 (340 to 590)	326 (240 to 420)	227 (170 to 290)	164 (120 to 210)	122 (90 to 160)	94 (70 to 120)	74 (54 to 94)	58 (43 to 74)	46 (34 to 59)	36 (27 to 47)	28 (21 to 36)	22 (16 to 28)	17 (13 to 22)	13 (10 to 17)	10 (7 to 13)	7.9 (5.8 to 10)	1.5 (1.1 to 2.0)	6,110
Onchocerciasis	0 (0 to 0)	0 (0 to 0)	0 (0 to 0)	0.1 (0 to 0.2)	0 (0 to 0.1)	0 (0 to 0.1)	0 (0 to 0.1)	0 (0 to 0.1)	0 (0 to 0.1)	0 (0 to 0.1)	0 (0 to 0.1)	0 (0 to 0.1)	0 (0 to 0.1)	0 (0 to 0.1)	0 (0 to 0.1)	0 (0 to 0.1)	0 (0 to 0.1)	0 (0 to 0.1)	0 (0 to 0.1)	0 (0 to 0.1)	0 (0 to 0.1)	0 (0 to 0.1)	0 (0 to 0.1)	0
Trachoma	0 (0 to 0)	0 (0 to 0)	59.4 (0 to 178)	427 (0 to 1,330)	197 (0 to 600)	152 (0 to 460)	129 (0 to 390)	99.2 (0 to 300)	77.8 (0 to 230)	69.2 (0 to 210)	69.2 (0 to 210)	69.2 (0 to 210)	69.2 (0 to 210)	69.2 (0 to 210)	69.2 (0 to 210)	69.2 (0 to 210)	69.2 (0 to 210)	69.2 (0 to 210)	69.2 (0 to 210)	69.2 (0 to 210)	69.2 (0 to 210)	69.2 (0 to 210)	69.2 (0 to 210)	1,080
Dengue	0 (0 to 0)	0 (0 to 0)	0 (0 to 139)	0 (0 to 333)	0 (0 to 150)	0 (0 to 115)	0 (0 to 97.5)	0 (0 to 75)	0 (0 to 58)	0 (0 to 52)	0 (0 to 52)	0 (0 to 52)	0 (0 to 52)	0 (0 to 52)	0 (0 to 52)	0 (0 to 52)	0 (0 to 52)	0 (0 to 52)	0 (0 to 52)	0 (0 to 52)	0 (0 to 52)	0 (0 to 52)	0 (0 to 52)	0
Yellow fever	0 (0 to 0)	2.7 (0 to 6)	69.2 (32 to 120)	479 (221 to 830)	606 (280 to 1,050)	714 (330 to 1,200)	478 (220 to 800)	368 (170 to 620)	242 (110 to 410)	165 (76 to 280)	123 (57 to 210)	89.8 (41 to 150)	68.9 (32 to 120)	49.1 (23 to 82)	37.1 (17 to 62)	22.1 (10 to 37)	12.8 (6 to 21)	7.2 (3 to 12)	3.6 (1 to 6)	1.4 (0 to 2)	0.5 (0 to 1)	0.1 (0 to 0.2)	0.1 (0 to 0.2)	4,000
Rabies	0 (0 to 0)	0 (0 to 0)	0 (0 to 0)	0 (0 to 0)	0 (0 to 0)	0 (0 to 0)	0 (0 to 0)	0 (0 to 0)	0 (0 to 0)	0 (0 to 0)	0 (0 to 0)	0 (0 to 0)	0 (0 to 0)	0 (0 to 0)	0 (0 to 0)	0 (0 to 0)	0 (0 to 0)	0 (0 to 0)	0 (0 to 0)	0 (0 to 0)	0 (0 to 0)	0 (0 to 0)	0 (0 to 0)	0
Rubella	0 (0 to 0)	0 (0 to 0)	4,200 (1,700 to 8,000)	2,810 (1,100 to 5,400)	1,390 (550 to 2,700)	927 (370 to 1,800)	313 (120 to 600)	104 (40 to 200)	104 (40 to 200)	104 (40 to 200)	104 (40 to 200)	104 (40 to 200)	104 (40 to 200)	104 (40 to 200)	104 (40 to 200)	104 (



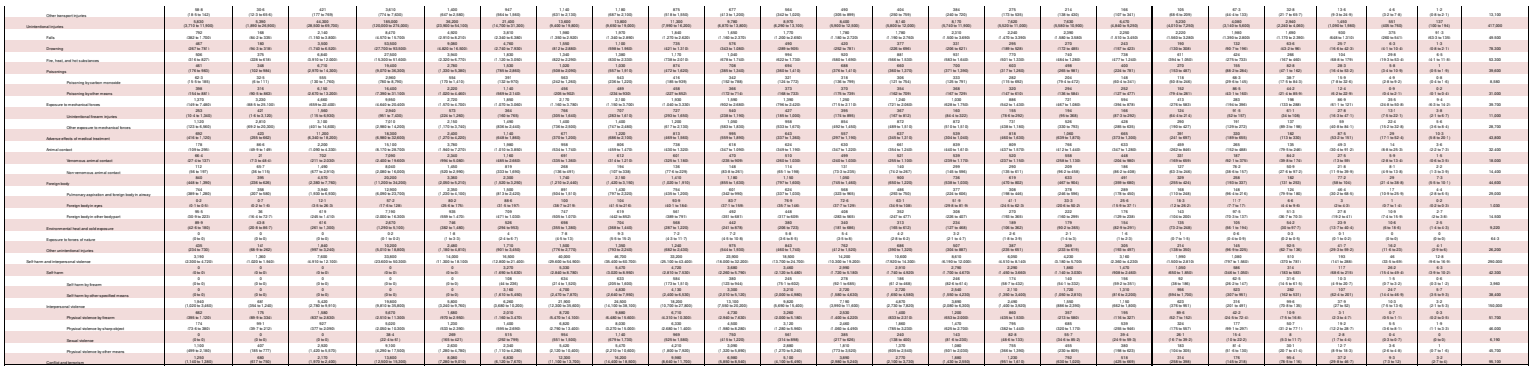

SR Table 2c: Mauritania DALYs by cause and age group for both sexes with 95% uncertainty intervals, 2019

Cause	Rank Neonatal	Late Neonatal	Post Neonatal	1 to 4	5 to 9	10 to 14	15 to 19	20 to 24	25 to 29	30 to 34	35 to 39	40 to 44	45 to 49	50 to 54	55 to 59	60 to 64	65 to 69	70 to 74	75 to 79	80 to 84	85 to 89	90 to 94	95 plus	Total
All causes	182,000 (146,000 to 229,000)	47,900 (38,900 to 58,900)	103,000 (69,000 to 143,000)	126,000 (84,100 to 180,000)	64,400 (47,600 to 83,000)	51,000 (39,600 to 64,300)	49,700 (38,900 to 63,000)	97,000 (74,000 to 123,000)	64,200 (52,600 to 78,600)	61,900 (50,400 to 75,100)	68,000 (56,900 to 82,000)	69,800 (56,900 to 84,700)	67,000 (55,300 to 82,000)	65,100 (54,000 to 79,000)	62,100 (52,000 to 75,000)	63,900 (53,900 to 76,000)	49,000 (40,000 to 59,000)	34,600 (27,900 to 42,000)	24,900 (20,000 to 30,700)	14,000 (10,900 to 18,000)	4,500 (3,400 to 5,700)	1,580 (1,200 to 2,000)	2,240,000 (1,930,000 to 2,610,000)
Communicable, maternal, neonatal, and nutritional diseases	166,000 (136,000 to 210,000)	42,700 (34,000 to 54,000)	89,200 (59,900 to 122,000)	95,200 (67,400 to 131,000)	34,900 (24,700 to 47,700)	19,600 (13,700 to 26,600)	17,200 (12,600 to 23,000)	16,200 (11,900 to 22,000)	17,600 (13,000 to 23,000)	16,200 (11,900 to 22,000)	16,600 (12,500 to 22,000)	15,900 (12,000 to 21,000)	13,200 (9,900 to 18,000)	11,600 (8,700 to 16,000)	11,700 (8,700 to 16,000)	12,300 (9,200 to 16,000)	11,100 (7,900 to 15,000)	7,370 (5,300 to 10,000)	5,190 (3,700 to 7,100)	2,800 (2,000 to 3,900)	909 (650 to 1,270)	364 (260 to 496)	623,000
HIV/AIDS and sexually transmitted infections	6,190 (2,900 to 11,900)	2,300 (1,100 to 4,400)	2,760 (1,300 to 5,300)	730 (340 to 1,400)	377 (177 to 719)	391 (183 to 743)	779.0 (364 to 1,480)	1,900 (890 to 3,600)	1,900 (890 to 3,600)	1,900 (890 to 3,600)	1,900 (890 to 3,600)	1,900 (890 to 3,600)	1,900 (890 to 3,600)	1,900 (890 to 3,600)	1,900 (890 to 3,600)	1,900 (890 to 3,600)	1,900 (890 to 3,600)	1,900 (890 to 3,600)	1,900 (890 to 3,600)	1,900 (890 to 3,600)	1,900 (890 to 3,600)	1,900 (890 to 3,600)	16,460
HIV/AIDS	0 (0 to 0)	0 (0 to 0.1)	1.9 (0.2 to 4)	2.1 (0.2 to 4.2)	1.6 (0.1 to 3.2)	1.7 (0.1 to 3.5)	2.4 (0.2 to 4.8)	8.6 (0.7 to 17.2)	19.6 (1.6 to 39.2)	39.6 (3.3 to 79.2)	76.6 (6.3 to 153)	132 (11 to 264)	201 (16 to 402)	287 (24 to 574)	384 (32 to 768)	514 (43 to 1,030)	664 (55 to 1,330)	814 (68 to 1,630)	964 (80 to 1,930)	1,110 (92 to 2,220)	1,250 (104 to 2,500)	1,390 (116 to 2,780)	1,290
HIV/AIDS - Drug-susceptible Tuberculosis	0 (0 to 0)	0 (0 to 0)	0 (0 to 0)	0 (0 to 0)	0 (0 to 0)	0 (0 to 0)	0 (0 to 0)	0 (0 to 0)	0 (0 to 0)	0 (0 to 0)	0 (0 to 0)	0 (0 to 0)	0 (0 to 0)	0 (0 to 0)	0 (0 to 0)	0 (0 to 0)	0 (0 to 0)	0 (0 to 0)	0 (0 to 0)	0 (0 to 0)	0 (0 to 0)	0 (0 to 0)	0 (0 to 0)	0
HIV/AIDS - Multidrug-resistant Tuberculosis without extensi	0 (0 to 0)	0 (0 to 0)	0 (0 to 0)	0 (0 to 0)	0 (0 to 0)	0 (0 to 0)	0 (0 to 0)	0 (0 to 0)	0 (0 to 0)	0 (0 to 0)	0 (0 to 0)	0 (0 to 0)	0 (0 to 0)	0 (0 to 0)	0 (0 to 0)	0 (0 to 0)	0 (0 to 0)	0 (0 to 0)	0 (0 to 0)	0 (0 to 0)	0 (0 to 0)	0 (0 to 0)	0 (0 to 0)	0
HIV/AIDS - Extensively drug-resistant Tuberculosis	0 (0 to 0)	0 (0 to 0)	0 (0 to 0)	0 (0 to 0)	0 (0 to 0)	0 (0 to 0)	0 (0 to 0)	0 (0 to 0)	0 (0 to 0)	0 (0 to 0)	0 (0 to 0)	0 (0 to 0)	0 (0 to 0)	0 (0 to 0)	0 (0 to 0)	0 (0 to 0)	0 (0 to 0)	0 (0 to 0)	0 (0 to 0)	0 (0 to 0)	0 (0 to 0)	0 (0 to 0)	0 (0 to 0)	0
HIV/AIDS resulting in other diseases	0 (0 to 0)	0 (0 to 0)	0.1 (0 to 0.2)	21.6 (0 to 113)	9.6 (0 to 49.2)	12.6 (0 to 65.3)	11.4 (0 to 58.8)	31 (1.7 to 166)	113 (6 to 575)	172 (9.1 to 1,260)	140 (7.4 to 1,010)	287 (15 to 2,110)	161 (8.7 to 1,210)	20.6 (1.1 to 155)	29.7 (1.6 to 224)	19.4 (1.1 to 146)	17 (0.9 to 128)	11.7 (0.6 to 88.2)	9.6 (0.5 to 72.6)	2.4 (0.1 to 18.1)	0.1 (0 to 0.5)	0.1 (0 to 0.5)	775
Sexually transmitted infections excluding HIV	6,190 (2,900 to 11,900)	2,300 (1,100 to 4,400)	2,760 (1,300 to 5,300)	709 (330 to 1,400)	375 (175 to 719)	377 (176 to 743)	767.0 (358 to 1,480)	1,900 (890 to 3,600)	1,900 (890 to 3,600)	1,900 (890 to 3,600)	1,900 (890 to 3,600)	1,900 (890 to 3,600)	1,900 (890 to 3,600)	1,900 (890 to 3,600)	1,900 (890 to 3,600)	1,900 (890 to 3,600)	1,900 (890 to 3,600)	1,900 (890 to 3,600)	1,900 (890 to 3,600)	1,900 (890 to 3,600)	1,900 (890 to 3,600)	1,900 (890 to 3,600)	14,360
Syphilis	0 (0 to 0)	0 (0 to 0)	0 (0 to 0)	0 (0 to 0)	0 (0 to 0)	0 (0 to 0)	0 (0 to 0)	0 (0 to 0)	0 (0 to 0)	0 (0 to 0)	0 (0 to 0)	0 (0 to 0)	0 (0 to 0)	0 (0 to 0)	0 (0 to 0)	0 (0 to 0)	0 (0 to 0)	0 (0 to 0)	0 (0 to 0)	0 (0 to 0)	0 (0 to 0)	0 (0 to 0)	0 (0 to 0)	0
Chlamydial infection	0 (0 to 0)	0 (0 to 0)	0 (0 to 0)	0 (0 to 0)	0 (0 to 0)	0 (0 to 0)	47.7 (3 to 340)	0 (0 to 0)	0 (0 to 0)	0 (0 to 0)	0 (0 to 0)	0 (0 to 0)	0 (0 to 0)	0 (0 to 0)	0 (0 to 0)	0 (0 to 0)	0 (0 to 0)	0 (0 to 0)	0 (0 to 0)	0 (0 to 0)	0 (0 to 0)	0 (0 to 0)	0 (0 to 0)	106
Gonococcal infection	0 (0 to 0)	0 (0 to 0)	0 (0 to 0)	0 (0 to 0)	0 (0 to 0)	0 (0 to 0)	0 (0 to 0)	0 (0 to 0)	0 (0 to 0)	0 (0 to 0)	0 (0 to 0)	0 (0 to 0)	0 (0 to 0)	0 (0 to 0)	0 (0 to 0)	0 (0 to 0)	0 (0 to 0)	0 (0 to 0)	0 (0 to 0)	0 (0 to 0)	0 (0 to 0)	0 (0 to 0)	0 (0 to 0)	877
Trichomoniasis	0 (0 to 0)	0 (0 to 0)	0 (0 to 0)	0 (0 to 0)	0 (0 to 0)	0 (0 to 0)	47.7 (3 to 340)	0 (0 to 0)	0 (0 to 0)	0 (0 to 0)	0 (0 to 0)	0 (0 to 0)	0 (0 to 0)	0 (0 to 0)	0 (0 to 0)	0 (0 to 0)	0 (0 to 0)	0 (0 to 0)	0 (0 to 0)	0 (0 to 0)	0 (0 to 0)	0 (0 to 0)	0 (0 to 0)	0
Genital herpes	0 (0 to 0)	0 (0 to 0)	0 (0 to 0)	0 (0 to 0)	0 (0 to 0)	2.6 (0 to 16.4)	9.6 (0.6 to 62.2)	19.2 (1.3 to 126)	20.4 (1.4 to 132)	22 (1.5 to 143)	20.6 (1.4 to 133)	17.6 (1.2 to 114)	14.6 (1 to 94.8)	11.4 (0.8 to 73.8)	8.9 (0.6 to 57.8)	6.8 (0.5 to 44.1)	5.1 (0.3 to 33.2)	3.8 (0.3 to 24.6)	2.8 (0.2 to 18.2)	1.9 (0.1 to 12.3)	1.1 (0.1 to 7.2)	0.6 (0 to 3.9)	192
Other sexually transmitted infections	0 (0 to 0)	0 (0 to 0)	0 (0 to 0)	0 (0 to 0)	0 (0 to 0)	0 (0 to 0)	0 (0 to 0)	0 (0 to 0)	0 (0 to 0)	0 (0 to 0)	0 (0 to 0)	0 (0 to 0)	0 (0 to 0)	0 (0 to 0)	0 (0 to 0)	0 (0 to 0)	0 (0 to 0)	0 (0 to 0)	0 (0 to 0)	0 (0 to 0)	0 (0 to 0)	0 (0 to 0)	0 (0 to 0)	0
Respiratory infections and tuberculosis	13,400 (7,400 to 19,900)	7,370 (4,100 to 11,000)	14,200 (7,900 to 20,900)	3,400 (2,000 to 5,000)	2,210 (1,300 to 3,200)	2,060 (1,200 to 3,000)	2,470 (1,500 to 3,600)	2,610 (1,600 to 3,800)	2,360 (1,500 to 3,400)	2,170 (1,400 to 3,100)	2,260 (1,500 to 3,200)	2,450 (1,600 to 3,500)	2,560 (1,600 to 3,600)	2,630 (1,700 to 3,700)	2,760 (1,800 to 3,900)	2,930 (1,900 to 4,100)	2,970 (1,900 to 4,200)	2,920 (1,900 to 4,100)	2,820 (1,800 to 4,000)	2,600 (1,700 to 3,700)	2,240 (1,500 to 3,200)	1,710 (1,100 to 2,500)	93,400
Tuberculosis	0 (0 to 0)	0 (0 to 0)	393 (0 to 1,570)	598 (0 to 1,980)	1,080 (239 to 1,710)	1,190 (160 to 1,930)	1,530 (377 to 1,960)	1,940 (699 to 1,980)	1,940 (674 to 1,760)	1,940 (675 to 1,670)	1,940 (633 to 1,770)	1,940 (672 to 1,820)	1,940 (729 to 2,020)	1,940 (851 to 2,310)	1,940 (798 to 2,250)	1,940 (904 to 2,490)	1,940 (979 to 2,660)	1,940 (932 to 2,600)	1,940 (977 to 2,710)	1,940 (932 to 2,600)	1,940 (977 to 2,710)	1,940 (932 to 2,600)	17,300
Latent tuberculosis infection	0 (0 to 0)	0 (0 to 0)	0 (0 to 0)	0 (0 to 0)	0 (0 to 0)	0 (0 to 0)	0 (0 to 0)	0 (0 to 0)	0 (0 to 0)	0 (0 to 0)	0 (0 to 0)	0 (0 to 0)	0 (0 to 0)	0 (0 to 0)	0 (0 to 0)	0 (0 to 0)	0 (0 to 0)	0 (0 to 0)	0 (0 to 0)	0 (0 to 0)	0 (0 to 0)	0 (0 to 0)	0 (0 to 0)	0
Drug-susceptible tuberculosis	0 (0 to 0)	0 (0 to 0)	393 (0 to 1,570)	598 (0 to 1,980)	1,080 (239 to 1,710)	1,190 (160 to 1,930)	1,530 (377 to 1,960)	1,940 (699 to 1,980)	1,940 (674 to 1,760)	1,940 (675 to 1,670)	1,940 (633 to 1,770)	1,940 (672 to 1,820)	1,940 (729 to 2,020)	1,940 (851 to 2,310)	1,940 (798 to 2,250)	1,940 (904 to 2,490)	1,940 (979 to 2,660)	1,940 (932 to 2,600)	1,940 (977 to 2,710)	1,940 (932 to 2,600)	1,940 (977 to 2,710)	1,940 (932 to 2,600)	16,300
Multidrug-resistant tuberculosis without extensive drug-re	0 (0 to 0)	0 (0 to 0)	43.1 (0 to 172)	284 (0 to 1,130)	29.6 (0.6 to 178)	39.7 (1.6 to 264)	69.3 (2.8 to 461)	153 (6.2 to 1,020)	304 (12 to 2,030)	529 (21 to 3,530)	919 (36 to 6,130)	1,590 (63 to 10,600)	2,760 (110 to 18,400)	4,790 (190 to 31,900)	8,310 (330 to 55,400)	14,400 (570 to 96,000)	24,900 (990 to 166,000)	43,200 (1,700 to 288,000)	74,900 (2,900 to 499,000)	130,000 (5,000 to 866,000)	225,000 (8,900 to 1,500,000)	390,000 (15,000 to 2,600,000)	856
Extensively drug-resistant tuberculosis	0 (0 to 0)	0 (0 to 0)	0.6 (0 to 2.2)	0.4 (0 to 1.4)	0.3 (0 to 0.9)	0.2 (0 to 0.6)	0.1 (0 to 0.4)	0.4 (0 to 1.4)	0.7 (0 to 2.6)	1.2 (0 to 4.5)	2.1 (0 to 7.7)	3.7 (0 to 13.7)	6.4 (0 to 23.7)	11.1 (0 to 41.2)	19.3 (0 to 71.5)	33.4 (0 to 124)	57.8 (0 to 214)	100 (0 to 371)	173 (0 to 643)	301 (0 to 1,120)	521 (0 to 1,940)	902 (0 to 3,360)	114
Lower respiratory infections	12,400 (7,400 to 18,700)	7,060 (4,100 to 10,900)	13,300 (8,100 to 20,000)	2,370 (1,400 to 3,600)	1,040 (720 to 1,500)	766 (560 to 1,000)	1,050 (800 to 1,300)	1,050 (800 to 1,300)	978 (800 to 1,200)	927 (800 to 1,100)	1,100 (800 to 1,400)	1,360 (1,000 to 1,700)	1,660 (1,200 to 2,100)	2,060 (1,500 to 2,600)	2,560 (1,900 to 3,200)	3,170 (2,400 to 4,000)	3,920 (2,900 to 4,900)	4,720 (3,500 to 5,900)	5,600 (4,100 to 7,000)	6,500 (4,800 to 8,100)	7,380 (5,500 to 9,200)	8,220 (6,100 to 10,200)	72,100
Upper respiratory infections	0 (0 to 3.4)	0 (0 to 0.6)	29.9 (0.6 to 178)	1,030 (180 to 5,440)	1,230 (239 to 6,600)	397 (209 to 680)	1,050 (179 to 5,640)	1,050 (422 to 4,660)	978 (420 to 4,330)	927 (370 to 3,330)	1,100 (389 to 3,260)	1,360 (479 to 3,980)	1,660 (574 to 4,850)	2,060 (715 to 6,020)	2,560 (879 to 7,470)	3,170 (1,100 to 9,230)	3,920 (1,400 to 11,400)	4,720 (1,700 to 13,700)	5,600 (2,000 to 16,200)	6,500 (2,300 to 18,800)	7,380 (2,600 to 21,300)	8,220 (2,900 to 23,700)	2,760
Otitis media	0.1 (0 to 0.3)	0 (0 to 0.1)	29.8 (0.6 to 177)	228 (39 to 1,200)	111 (26 to 591)	74.1 (17.9 to 353)	29.4 (7.1 to 140)	29.4 (7.1 to 140)	29.4 (7.1 to 140)	29.4 (7.1 to 140)	29.4 (7.1 to 140)	29.4 (7.1 to 140)	29.4 (7.1 to 140)	29.4 (7.1 to 140)	29.4 (7.1 to 140)	29.4 (7.1 to 140)	29.4 (7.1 to 140)	29.4 (7.1 to 140)	29.4 (7.1 to 140)	29.4 (7.1 to 140)	29.4 (7.1 to 140)	29.4 (7.1 to 140)	1,370
Enteric infections	2,430 (1,000 to 4,000)	5,360 (1,900 to 11,400)	39,300 (12,400 to 71,000)	2,760 (1,900 to 4,000)	2,290 (1,600 to 3,000)	1,560 (1,000 to 2,200)	1,220 (1,000 to 1,500)	2,270 (1,900 to 2,600)	1,960 (1,700 to 2,300)	1,960 (1,700 to 2,300)	1,960 (1,700 to 2,300)	1,960 (1,700 to 2,300)	1,960 (1,700 to 2,300)	1,960 (1,700 to 2,300)	1,760 (1,500 to 2,100)	1,760 (1,500 to 2,100)	1,760 (1,500 to 2,100)	1,660 (1,300 to 2,000)	1,660 (1,300 to 2,000)	1,660 (1,300 to 2,000)	1,660 (1,300 to 2,000)	1,660 (1,300 to 2,000)	114,000
Diarrheal diseases	2,430 (1,000 to 4,000)	5,360 (1,900 to 11,400)	39,300 (12,400 to 71,000)	2,760 (1,900 to 4,000)	2,290 (1,600 to 3,000)	1,560 (1,000 to 2,200)	1,220 (1,000 to 1,500)	2,270 (1,900 to 2,600)	1,960 (1,700 to 2,300)	1,960 (1,700 to 2,300)	1,960 (1,700 to 2,300)	1,960 (1,700 to 2,300)	1,960 (1,700 to 2,300)	1,960 (1,700 to 2,300)	1,760 (1,500 to 2,100)	1,760 (1,500 to 2,100)	1,760 (1,500 to 2,100)	1,660 (1,300 to 2,000)	1,660 (1,300 to 2,000)	1,660 (1,300 to 2,000)	1,660 (1,300 to 2,000)	1,660 (1,300 to 2,000)	114,000
Typhoid and paratyphoid	0 (0 to 0)	0 (0 to 0)	0 (0 to 0)	967 (248 to 2,580)	1,790 (464 to 4,400)	1,490 (386 to 3,667)	939 (243 to 2,310)	1,750 (454 to 4,300)	1,510 (392 to 3,720)	1,510 (392 to 3,720)	1,510 (392 to 3,720)	1,510 (392 to 3,720)	1,510 (392 to 3,720)	1,510 (392 to 3,720)	1,360 (351 to 3,340)	1,360 (351 to 3,340)	1,360 (351 to 3,340)	1,280 (331 to 3,150)	1,280 (331 to 3,150)	1,280 (331 to 3,150)	1,280 (331 to 3,150)	1,280 (331 to 3,150)	4,900
Typhoid fever	0 (0 to 0)	0 (0 to 0)	8.9 (2.7 to 23.5)	942 (287 to 2,490)	1,790 (464 to 4,400)	1,270 (386 to 3,667)	443 (243 to 2,310)	220 (454 to 4,300)	139 (392 to 3,720)	76.5 (392 to 3,720)	42.7 (392 to 3,720)	23.6 (392 to 3,720)	22.9 (392 to 3,720)	18.2 (351 to 3,340)	13 (351 to 3,340)	9.7 (331 to 3,150)	9.2 (331 to 3,150)	8.6 (331 to 3,150)	8.1 (331 to 3,150)	7.7 (331 to 3,150)	7.3 (331 to 3,150)	6.9 (331 to 3,150)	4,780
Paratyphoid fever	0 (0 to 0)	0 (0 to 0)	0.1 (0 to 0.3)	5.1 (1.4 to 13)	0.3 (0.1 to 0.8)	0.2 (0 to 0.6)	0.1 (0 to 0.3)	0.2 (0 to 0.5)	0.1 (0 to 0.3)	0.1 (0 to 0.3)	0.1 (0 to 0.3)	0.1 (0 to 0.3)	0.1 (0 to 0.3)	0.1 (0 to 0.3)	0.1 (0 to 0.3)	0.1 (0 to 0.3)	0.1 (0 to 0.3)	0.1 (0 to 0.3)	0.1 (0 to 0.3)	0.1 (0 to 0.3)	0.1 (0 to 0.3)	0.1 (0 to 0.3)	23.1
Invasive Non-typhoidal Salmonella (iNTS)	0 (0 to 0)	539 (331 to 771.3)	1,480 (223 to 3,170)	1,480 (592 to 3,180)	1,480 (368 to 3,820)	1,480 (87.8 to 927)	1,480 (369 to 1,930)	1,480 (375 to 1,930)	1,480 (372 to 1,930)	1,480 (369 to 1,930)	1,480 (377 to 1,930)	1,480 (372 to 1,930)	1,480 (372 to 1,930)	1,480 (368 to 1,930)	1,480 (372 to 1,930)	1,480 (368 to 1,930)	1,480 (372 to 1,930)	1,480 (368 to 1,930)	1,480 (372 to 1,930)	1,480 (368 to 1,930)	1,480 (372 to 1,930)	1,480 (368 to 1,930)	4,810
Other intestinal infectious diseases	0 (0 to 0)	0 (0 to 0)	0.6 (0 to 3.3)	0.6 (0 to 3.4)	0.5 (0 to 2.8)	0.5 (0 to 2.7)	0.4 (0 to 2.3)	0.4 (0 to 2.3)	0.4 (0 to 2.3)	0.4 (0 to 2.3)	0.4 (0 to 2.3)	0.4 (0 to 2.3)	0.4 (0 to 2.3)	0.4 (0 to 2.3)	0.4 (0 to 2.3)	0.4 (0 to 2.3)	0.4 (0 to 2.3)	0.4 (0 to 2.3)	0.4 (0 to 2.3)	0.4 (0 to 2.3)	0.4 (0 to 2.3)	0.4 (0 to 2.3)	499
Neglected tropical diseases and malaria	427 (0 to 1,000)	1,000 (0 to 2,400)	2,000 (0 to 4,900)	1,000 (0 to 2,400)	1,000 (0 to 2,400)	1,000 (0 to 2,400)	1,000 (0 to 2,400)	1,000 (0 to 2,400)	1,000 (0 to 2,400)	1,000 (0 to 2,400)	1,000 (0 to 2,400)	1,000 (0 to 2,400)	1,000 (0 to 2,400)	1,000 (0 to 2,400)	1,000 (0 to 2,400)	1,000 (0 to 2,400)	1,000 (0 to 2,400)	1,000 (0 to 2,400)	1,000 (0 to 2,400)	1,000 (0 to 2,400)	1,000 (0 to 2,400)	1,000 (0 to 2,400)	112,000
Malaria	1.2 (0 to 4.4)	5,460 (1,700 to 11,400)	17,900 (5,600 to 37,400)	16,400 (5,100 to 34,200)	6,490 (2,000 to 13,500)	3,230 (1,000 to 6,700)	3,960 (1,200 to 8,200)	4,560 (1,400 to 9,500)	3,630 (1,100 to 7,600)	3,240 (1,000 to 6,800)	3,100 (1,000 to 6,400)	3,100 (1,000 to 6,400)	3,100 (1,000 to 6,400)	3,100 (1,000 to 6,400)	3,020 (1,000 to 6,300)	3,020 (1,000 to 6,300)	3,020 (1,000 to 6,300)	3,020 (1,000 to 6,300)	3,020 (1,000 to 6,300)	3,020 (1,000 to 6,300)	3,020 (1,000 to 6,300)	3,020 (1,000 to 6,300)	103,000
Chagas disease	0 (0 to 0)	0 (0 to 0)	0 (0 to 0)	0 (0 to 0)	0 (0 to 0)	0 (0 to 0)	0 (0 to 0)	0 (0 to 0)	0 (0 to 0)	0 (0 to 0)	0 (0 to 0)	0 (0 to 0)	0 (0 to 0)	0 (0 to 0)	0 (0 to 0)	0 (0 to 0)	0 (0 to 0)	0 (0 to 0)	0 (0 to 0)	0 (0 to 0)	0 (0 to 0)	0 (0 to 0)	0 (0 to 0)	0
Leishmaniasis	1.9 (0 to 4.4)	1.9 (0 to 4.4)	1.9 (0 to 4.4)	30.5 (7.1 to 70.3)	13 (3 to 30.1)	8.6 (2 to 19.8)	5.8 (1.3 to 13.5)	3.9 (0.9 to 9)	2.6 (0.6 to 6)	1.8 (0.4 to 4.1)	1.2 (0.3 to 2.8)	0.8 (0.2 to 1.9)	0.5 (0.1 to 1.2)	0.4 (0.1 to 0.8)	0.3 (0.1 to 0.6)	0.2 (0 to 0.5)	0.2 (0 to 0.4)	0.1 (0 to 0.3)	0.1 (0 to 0.2)	0.1 (0 to 0.2)	0 (0 to 0.1)	0 (0 to 0.1)	93
Visceral leishmaniasis	0 (0 to 0)	0 (0 to 0)	0 (0 to 0)	27.4 (7.3 to 66)	12.2 (3.3 to 28.8)	8.1 (2.2 to 19.2)	5.5 (1.5 to 13.2)	3.7 (1 to 8.9)	2.5 (0.7 to 6)	1.7 (0.5 to 4.1)	1.1 (0.3 to 2.7)	0.8 (0.2 to 1.8)	0.5 (0.1 to 1.2)	0.3 (0.1 to 0.8)	0.2 (0 to 0.5)	0.2 (0 to 0.4)	0.1 (0 to 0.3)	0.1 (0 to 0.2)	0.1 (0 to 0.2)	0 (0 to 0.1)	0 (0 to 0.1)	0 (0 to 0.1)	81.2
Cutaneous and mucocutaneous leishmaniasis	0 (0 to 0)	0 (0 to 0)	0 (0 to 0)	0.1 (0 to 0.1)	0.1 (0 to 0.3)	0.1 (0 to 0.4)	0.1 (0 to 0.3)	0.2 (0 to 0.6)	0.2 (0 to 0.6)	0.2 (0 to 0.6)	0.2 (0 to 0.6)	0.2 (0 to 0.6)	0.2 (0 to 0.6)	0.2 (0 to 0.6)	0.2 (0 to 0.6)	0.2 (0 to 0.6)	0.2 (0 to 0.6)	0.2 (0 to 0.6)	0.2 (0 to 0.6)	0.2 (0 to 0.6)	0.2 (0 to 0.6)	0.2 (0 to 0.6)	11.6
African trypanosomiasis	0 (0 to 0)	0 (0 to 0)	0 (0 to 0)	0 (0 to 0)	0 (0 to 0)	0 (0 to 0)	0 (0 to 0)	0 (0 to 0)	0 (0 to 0)	0 (0 to 0)	0 (0 to 0)	0 (0 to 0)	0 (0 to 0)	0 (0 to 0)	0 (0 to 0)	0 (0 to 0)	0 (0 to 0)	0 (0 to 0)	0 (0 to 0)	0 (0 to 0)	0 (0 to 0)	0 (0 to 0)	0 (0 to 0)	0
Schistosomiasis	0 (0 to 0)	0 (0 to 0)	0 (0 to 0)	0 (0 to 0)	0 (0 to 0)	0 (0 to 0)	0 (0 to 0)	0 (0 to 0)	0 (0 to 0)	0 (0 to 0)	0 (0 to 0)	0 (0 to 0)	0 (0 to 0)	0 (0 to 0)	0 (0 to 0)	0 (0 to 0)	0 (0 to 0)	0 (0 to 0)	0 (0 to 0)	0 (0 to 0)	0 (0 to 0)	0 (0 to 0)	0 (0 to 0)	0
Cysticercosis	0 (0 to 0)	0 (0 to 0)	0 (0 to 0)	0 (0 to 0)	0 (0 to 0)	0 (0 to 0)	0 (0 to 0)	0 (0 to 0)	0 (0 to 0)	0 (0 to 0)	0 (0 to 0)	0 (0 to 0)	0 (0 to 0)	0 (0 to 0)	0 (0 to 0)	0 (0 to 0)	0 (0 to 0)	0 (0 to 0)	0 (0 to 0)	0 (0 to 0)	0 (0 to 0)	0 (0 to 0)	0 (0 to 0)	0
Cystic echinococcosis	0 (0 to 0)	3.5 (0 to 11.6)	4.9 (0 to 16.6)	4 (0 to 13.7)	3.7 (1.2 to 8.6)	3.7 (1.2 to 8.6)	3.7 (1.2 to 8.6)	3.4 (1.2 to 8.6)	2.6 (0.8 to 6.6)	2.2 (0.7 to 5.6)	1.6 (0.5 to 4.1)	1.3 (0.4 to 3.2)	1.1 (0.3 to 2.7)	0.8 (0.2 to 2)	0.6 (0.2 to 1.6)	0.4 (0.1 to 1.2)	0.3 (0.1 to 0.8)	0.2 (0 to 0.6)	0.2 (0 to 0.5)	0.1 (0 to 0.4)	0 (0 to 0.2)	0 (0 to 0.1)	48.9
Lymphatic filariasis	0 (0 to 0)	0 (0 to 0)	0 (0 to 0)	0 (0 to 0)	0 (0 to 0)	0 (0 to 0)	0 (0 to 0)	0 (0 to 0)	0 (0 to 0)	0 (0 to 0)	0 (0 to 0)	0 (0 to 0)	0 (0 to 0)	0 (0 to 0)	0 (0 to 0)	0 (0 to 0)	0 (0 to 0)	0 (0 to 0)	0 (0 to 0)	0 (0 to 0)	0 (0 to 0)	0 (0 to 0)	0 (0 to 0)	0
Onchocerciasis	0 (0 to 0)	0 (0 to 0)	0 (0 to 0)	0 (0 to 0)	0 (0 to 0)	0 (0 to 0)	0 (0 to 0)	0 (0 to 0)	0 (0 to 0)	0 (0 to 0)	0 (0 to 0)	0 (0 to 0)	0 (0 to 0)	0 (0 to 0)	0 (0 to 0)	0 (0 to 0)	0 (0 to 0)	0 (0 to 0)	0 (0 to 0)	0 (0 to 0)	0 (0 to 0)	0 (0 to 0)	0 (0 to 0)	0
Trachoma	0 (0 to 0)	0 (0 to 0)	0 (0 to 0)	0 (0 to 0)	0 (0 to 0)	0 (0 to 0)	0 (0 to 0)	0 (0 to 0)	0 (0 to 0)	0 (0 to 0)	0 (0 to 0)	0 (0 to 0)	0 (0 to 0)	0 (0 to 0)	0 (0 to 0)	0 (0 to 0)	0 (0 to 0)	0 (0 to 0)	0 (0 to 0)	0 (0 to 0)	0 (0 to 0)	0 (0 to 0)	0 (0 to 0)	357
Dengue	0 (0 to 0)	0 (0 to 0)	0 (0 to 0)	0 (0 to 0)	0 (0 to 0)	0 (0 to 0)	0 (0 to 0)	0 (0 to 0)	0 (0 to 0)	0 (0 to 0)	0 (0 to 0)	0 (0 to 0)	0 (0 to 0)	0 (0 to 0)	0 (0 to 0)	0 (0 to 0)	0 (0 to 0)	0 (0 to 0)	0 (0 to 0)	0 (0 to 0)	0 (0 to 0)	0 (0 to 0)	0 (0 to 0)	0
Yellow fever	0 (0 to 0)	0 (0 to 0)	0 (0 to 0)	0 (0 to 0)	0 (0 to 0)	0 (0 to 0)	0 (0 to 0)	0 (0 to 0)	0 (0 to 0)	0 (0 to 0)	0 (0 to 0)	0 (0 to 0)	0 (0 to 0)	0 (0 to 0)	0 (0 to 0)	0 (0 to 0)	0 (0 to 0)	0 (0 to 0)	0 (0 to 0)	0 (0 to 0)	0 (0 to 0)	0 (0 to 0)	0 (0 to 0)	0
Rabies	0 (0 to 0)	1.6 (0 to 3.4)	9.7 (1 to 22.2)	9.7 (1 to 22.2)	9.7 (1 to 22.2





SB Table 2c: Note: DALYS by cause and age groups for both sexes with 95% uncertainty intervals, 2019

Cause	Early Neonatal	Late Neonatal	Post Neonatal	1 to 4	5 to 9	10 to 14	15 to 19	20 to 24	25 to 29	30 to 34	35 to 39	40 to 44	45 to 49	50 to 54	55 to 59	60 to 64	65 to 69	70 to 74	75 to 79	80 to 84	85 to 89	90 to 94	95 plus	Total
All causes	2,215,000 (1,720,000 to 2,570,000)	577,000 (449,000 to 1,060,000)	2,730,000 (2,030,000 to 3,710,000)	5,320,000 (4,110,000 to 6,960,000)	696,000 (529,000 to 903,000)	414,000 (320,000 to 530,000)	469,000 (363,000 to 601,000)	571,000 (443,000 to 730,000)	526,000 (401,000 to 680,000)	526,000 (402,000 to 680,000)	566,000 (432,000 to 730,000)	579,000 (441,000 to 746,000)	567,000 (431,000 to 728,000)	541,000 (411,000 to 696,000)	560,000 (423,000 to 721,000)	571,000 (429,000 to 739,000)	576,000 (429,000 to 750,000)	584,000 (429,000 to 763,000)	554,000 (402,000 to 734,000)	467,000 (332,000 to 630,000)	36,900 (25,100 to 52,400)	10,600 (6,720 to 17,100)	2,540 (1,590 to 4,160)	
Communicable, maternal, neonatal, and nutritional diseases	1,990,000 (1,560,000 to 2,310,000)	437,000 (339,000 to 802,000)	2,290,000 (1,700,000 to 3,110,000)	4,580,000 (3,530,000 to 5,990,000)	466,000 (347,000 to 606,000)	190,000 (142,000 to 248,000)	158,000 (118,000 to 207,000)	149,000 (111,000 to 196,000)	129,000 (96,000 to 169,000)	114,000 (85,000 to 150,000)	111,000 (82,000 to 147,000)	101,000 (74,000 to 134,000)	86,000 (63,000 to 114,000)	80,000 (58,000 to 106,000)	83,000 (60,000 to 110,000)	79,000 (56,000 to 106,000)	68,000 (48,000 to 93,000)	58,000 (41,000 to 80,000)	39,000 (27,000 to 55,000)	17,000 (11,000 to 25,000)	6,480 (4,130 to 10,100)	2,020 (1,220 to 3,110)	11,400,000
HIV/AIDS and sexually transmitted infections	2,000 (1,670 to 2,420)	4,000 (3,370 to 4,720)	4,000 (3,370 to 4,720)	3,000 (2,610 to 3,530)	2,000 (1,610 to 2,460)	3,000 (2,620 to 3,710)	4,000 (3,730 to 4,760)	6,000 (5,000 to 8,310)	8,000 (6,740 to 9,970)	9,000 (7,520 to 10,900)	11,000 (9,000 to 13,400)	11,000 (9,160 to 13,600)	11,000 (9,170 to 13,600)	11,000 (9,210 to 13,600)	11,000 (9,220 to 13,600)	11,000 (9,260 to 13,600)	11,000 (9,290 to 13,600)	10,000 (8,360 to 12,400)	8,000 (6,710 to 9,900)	5,000 (4,190 to 6,210)	1,980 (1,660 to 2,450)	1,000 (838 to 1,240)	99,200
HIV/AIDS	2,000 (1,670 to 2,420)	4,000 (3,370 to 4,720)	4,000 (3,370 to 4,720)	3,000 (2,610 to 3,530)	2,000 (1,610 to 2,460)	3,000 (2,620 to 3,710)	4,000 (3,730 to 4,760)	6,000 (5,000 to 8,310)	8,000 (6,740 to 9,970)	9,000 (7,520 to 10,900)	11,000 (9,000 to 13,400)	11,000 (9,160 to 13,600)	11,000 (9,170 to 13,600)	11,000 (9,210 to 13,600)	11,000 (9,220 to 13,600)	11,000 (9,260 to 13,600)	11,000 (9,290 to 13,600)	10,000 (8,360 to 12,400)	8,000 (6,710 to 9,900)	5,000 (4,190 to 6,210)	1,980 (1,660 to 2,450)	1,000 (838 to 1,240)	99,100
HIV/AIDS - Drug-susceptible Tuberculosis	0 (0 to 0)	0 (0 to 0)	0 (0 to 0)	1,000 (996 to 1,000)	1,000 (1,000 to 1,000)	1,000 (1,000 to 1,000)	1,000 (1,000 to 1,000)	1,000 (1,000 to 1,000)	1,000 (1,000 to 1,000)	1,000 (1,000 to 1,000)	1,000 (1,000 to 1,000)	1,000 (1,000 to 1,000)	1,000 (1,000 to 1,000)	1,000 (1,000 to 1,000)	1,000 (1,000 to 1,000)	1,000 (1,000 to 1,000)	1,000 (1,000 to 1,000)	1,000 (1,000 to 1,000)	1,000 (1,000 to 1,000)	1,000 (1,000 to 1,000)	1,000 (1,000 to 1,000)	1,000 (1,000 to 1,000)	28,600
HIV/AIDS - Multidrug-resistant Tuberculosis without extensive drug resistance	0 (0 to 0)	0 (0 to 0)	0 (0 to 0)	0 (0 to 0)	0 (0 to 0)	0 (0 to 0)	0 (0 to 0)	0 (0 to 0)	0 (0 to 0)	0 (0 to 0)	0 (0 to 0)	0 (0 to 0)	0 (0 to 0)	0 (0 to 0)	0 (0 to 0)	0 (0 to 0)	0 (0 to 0)	0 (0 to 0)	0 (0 to 0)	0 (0 to 0)	0 (0 to 0)	0 (0 to 0)	0 (0 to 0)	1,600
HIV/AIDS - Extensively drug-resistant Tuberculosis	0 (0 to 0)	0 (0 to 0)	0 (0 to 0)	0 (0 to 0)	0 (0 to 0)	0 (0 to 0)	0 (0 to 0)	0 (0 to 0)	0 (0 to 0)	0 (0 to 0)	0 (0 to 0)	0 (0 to 0)	0 (0 to 0)	0 (0 to 0)	0 (0 to 0)	0 (0 to 0)	0 (0 to 0)	0 (0 to 0)	0 (0 to 0)	0 (0 to 0)	0 (0 to 0)	0 (0 to 0)	0 (0 to 0)	29.9
HIV/AIDS resulting in other diseases	0 (0 to 0)	0 (0 to 0)	0 (0 to 0)	2,000 (1,570 to 2,510)	2,000 (1,600 to 2,540)	2,000 (1,650 to 2,540)	3,000 (2,620 to 3,710)	5,000 (4,000 to 6,790)	7,000 (5,990 to 8,730)	8,000 (6,670 to 9,790)	9,000 (7,520 to 11,000)	9,000 (7,630 to 11,000)	9,000 (7,640 to 11,000)	9,000 (7,680 to 11,000)	9,000 (7,720 to 11,000)	9,000 (7,750 to 11,000)	9,000 (7,780 to 11,000)	8,000 (6,990 to 10,000)	7,000 (5,610 to 8,240)	4,000 (3,500 to 5,170)	1,650 (1,390 to 2,040)	838 (701 to 1,030)	47,400
Sexually transmitted infections, excluding HIV	0 (0 to 0)	0 (0 to 0)	0 (0 to 0)	0 (0 to 0)	0 (0 to 0)	0 (0 to 0)	0 (0 to 0)	0 (0 to 0)	0 (0 to 0)	0 (0 to 0)	0 (0 to 0)	0 (0 to 0)	0 (0 to 0)	0 (0 to 0)	0 (0 to 0)	0 (0 to 0)	0 (0 to 0)	0 (0 to 0)	0 (0 to 0)	0 (0 to 0)	0 (0 to 0)	0 (0 to 0)	0 (0 to 0)	21.100
Syphilis	0 (0 to 0)	0 (0 to 0)	0 (0 to 0)	0 (0 to 0)	0 (0 to 0)	0 (0 to 0)	0 (0 to 0)	0 (0 to 0)	0 (0 to 0)	0 (0 to 0)	0 (0 to 0)	0 (0 to 0)	0 (0 to 0)	0 (0 to 0)	0 (0 to 0)	0 (0 to 0)	0 (0 to 0)	0 (0 to 0)	0 (0 to 0)	0 (0 to 0)	0 (0 to 0)	0 (0 to 0)	0 (0 to 0)	16,600
Chlamydial infection	0 (0 to 0)	0 (0 to 0)	0 (0 to 0)	0 (0 to 0)	0 (0 to 0)	0 (0 to 0)	0 (0 to 0)	0 (0 to 0)	0 (0 to 0)	0 (0 to 0)	0 (0 to 0)	0 (0 to 0)	0 (0 to 0)	0 (0 to 0)	0 (0 to 0)	0 (0 to 0)	0 (0 to 0)	0 (0 to 0)	0 (0 to 0)	0 (0 to 0)	0 (0 to 0)	0 (0 to 0)	0 (0 to 0)	603
Gonococcal infection	0 (0 to 0)	0 (0 to 0)	0 (0 to 0)	0 (0 to 0)	0 (0 to 0)	0 (0 to 0)	0 (0 to 0)	0 (0 to 0)	0 (0 to 0)	0 (0 to 0)	0 (0 to 0)	0 (0 to 0)	0 (0 to 0)	0 (0 to 0)	0 (0 to 0)	0 (0 to 0)	0 (0 to 0)	0 (0 to 0)	0 (0 to 0)	0 (0 to 0)	0 (0 to 0)	0 (0 to 0)	0 (0 to 0)	555
Trichomoniasis	0 (0 to 0)	0 (0 to 0)	0 (0 to 0)	0 (0 to 0)	0 (0 to 0)	0 (0 to 0)	0 (0 to 0)	0 (0 to 0)	0 (0 to 0)	0 (0 to 0)	0 (0 to 0)	0 (0 to 0)	0 (0 to 0)	0 (0 to 0)	0 (0 to 0)	0 (0 to 0)	0 (0 to 0)	0 (0 to 0)	0 (0 to 0)	0 (0 to 0)	0 (0 to 0)	0 (0 to 0)	0 (0 to 0)	1,220
Genital herpes	0 (0 to 0)	0 (0 to 0)	0 (0 to 0)	0 (0 to 0)	0 (0 to 0)	0 (0 to 0)	0 (0 to 0)	0 (0 to 0)	0 (0 to 0)	0 (0 to 0)	0 (0 to 0)	0 (0 to 0)	0 (0 to 0)	0 (0 to 0)	0 (0 to 0)	0 (0 to 0)	0 (0 to 0)	0 (0 to 0)	0 (0 to 0)	0 (0 to 0)	0 (0 to 0)	0 (0 to 0)	0 (0 to 0)	724
Other sexually transmitted infections	0 (0 to 0)	0 (0 to 0)	0 (0 to 0)	0 (0 to 0)	0 (0 to 0)	0 (0 to 0)	0 (0 to 0)	0 (0 to 0)	0 (0 to 0)	0 (0 to 0)	0 (0 to 0)	0 (0 to 0)	0 (0 to 0)	0 (0 to 0)	0 (0 to 0)	0 (0 to 0)	0 (0 to 0)	0 (0 to 0)	0 (0 to 0)	0 (0 to 0)	0 (0 to 0)	0 (0 to 0)	0 (0 to 0)	1,440
Respiratory infections and tuberculosis	76,000 (72,000 to 81,000)	124,000 (77,000 to 199,000)	671,000 (569,000 to 800,000)	766,000 (649,000 to 930,000)	46,000 (29,000 to 76,000)	23,000 (15,000 to 33,000)	19,000 (12,000 to 30,000)	26,000 (18,000 to 36,000)	27,000 (19,000 to 37,000)	24,000 (16,000 to 34,000)	23,000 (15,000 to 33,000)	23,000 (15,000 to 33,000)	23,000 (15,000 to 33,000)	23,000 (15,000 to 33,000)	23,000 (15,000 to 33,000)	24,000 (15,000 to 34,000)	24,000 (15,000 to 34,000)	23,000 (14,000 to 33,000)	19,000 (12,000 to 28,000)	14,000 (7,000 to 22,000)	8,760 (3,000 to 17,000)	3,830 (1,000 to 9,000)	1,470 (1,000 to 2,000)	381 (261 to 546)	2,040,000
Tuberculosis	0 (0 to 0)	0 (0 to 1.4)	37,700 (31,000 to 47,100)	76,000 (60,700 to 95,000)	9,000 (6,000 to 13,000)	9,000 (6,000 to 13,000)	9,000 (6,000 to 13,000)	14,000 (10,000 to 19,000)	17,000 (12,000 to 23,000)	16,000 (11,000 to 22,000)	15,000 (10,000 to 21,000)	15,000 (10,000 to 21,000)	13,000 (9,000 to 18,000)	13,000 (9,000 to 18,000)	13,000 (9,000 to 18,000)	14,000 (9,000 to 19,000)	13,000 (9,000 to 18,000)	12,000 (8,000 to 17,000)	10,000 (6,000 to 14,000)	6,000 (3,000 to 9,000)	3,000 (1,000 to 5,000)	1,200 (600 to 2,000)	498 (249 to 1,000)	397,000
Latent tuberculosis infection	0 (0 to 0)	0 (0 to 0)	0 (0 to 0)	0 (0 to 0)	0 (0 to 0)	0 (0 to 0)	0 (0 to 0)	0 (0 to 0)	0 (0 to 0)	0 (0 to 0)	0 (0 to 0)	0 (0 to 0)	0 (0 to 0)	0 (0 to 0)	0 (0 to 0)	0 (0 to 0)	0 (0 to 0)	0 (0 to 0)	0 (0 to 0)	0 (0 to 0)	0 (0 to 0)	0 (0 to 0)	0 (0 to 0)	0
Drug-susceptible tuberculosis	0 (0 to 0)	0 (0 to 1.4)	37,700 (31,000 to 47,100)	76,000 (60,700 to 95,000)	9,000 (6,000 to 13,000)	9,000 (6,000 to 13,000)	9,000 (6,000 to 13,000)	14,000 (10,000 to 19,000)	17,000 (12,000 to 23,000)	16,000 (11,000 to 22,000)	15,000 (10,000 to 21,000)	15,000 (10,000 to 21,000)	13,000 (9,000 to 18,000)	13,000 (9,000 to 18,000)	13,000 (9,000 to 18,000)	14,000 (9,000 to 19,000)	13,000 (9,000 to 18,000)	12,000 (8,000 to 17,000)	10,000 (6,000 to 14,000)	6,000 (3,000 to 9,000)	3,000 (1,000 to 5,000)	1,200 (600 to 2,000)	498 (249 to 1,000)	397,000
Multidrug-resistant tuberculosis without extensive drug resistance	0 (0 to 0)	0 (0 to 0)	0 (0 to 0)	0 (0 to 0)	0 (0 to 0)	0 (0 to 0)	0 (0 to 0)	0 (0 to 0)	0 (0 to 0)	0 (0 to 0)	0 (0 to 0)	0 (0 to 0)	0 (0 to 0)	0 (0 to 0)	0 (0 to 0)	0 (0 to 0)	0 (0 to 0)	0 (0 to 0)	0 (0 to 0)	0 (0 to 0)	0 (0 to 0)	0 (0 to 0)	0 (0 to 0)	16,600
Extensively drug-resistant tuberculosis	0 (0 to 0)	0 (0 to 0)	0 (0 to 0)	0 (0 to 0)	0 (0 to 0)	0 (0 to 0)	0 (0 to 0)	0 (0 to 0)	0 (0 to 0)	0 (0 to 0)	0 (0 to 0)	0 (0 to 0)	0 (0 to 0)	0 (0 to 0)	0 (0 to 0)	0 (0 to 0)	0 (0 to 0)	0 (0 to 0)	0 (0 to 0)	0 (0 to 0)	0 (0 to 0)	0 (0 to 0)	0 (0 to 0)	207
Pyelonephritis	76,000 (72,000 to 81,000)	124,000 (77,000 to 199,000)	633,000 (533,000 to 763,000)	690,000 (583,000 to 844,000)	37,000 (20,000 to 67,000)	14,000 (8,000 to 23,000)	10,000 (6,000 to 17,000)	12,000 (8,000 to 18,000)	10,000 (6,000 to 16,000)	8,000 (5,000 to 13,000)	8,000 (5,000 to 12,000)	8,000 (5,000 to 12,000)	10,000 (6,000 to 15,000)	10,000 (6,000 to 15,000)	10,000 (6,000 to 15,000)	10,000 (6,000 to 15,000)	11,000 (6,000 to 16,000)	11,000 (6,000 to 16,000)	9,000 (5,000 to 14,000)	8,000 (4,000 to 12,000)	4,000 (2,000 to 7,000)	1,900 (1,000 to 3,000)	1,000 (500 to 1,000)	1,170,000
Lower respiratory infections	0 (0 to 0)	0 (0 to 0)	0 (0 to 0)	0 (0 to 0)	0 (0 to 0)	0 (0 to 0)	0 (0 to 0)	0 (0 to 0)	0 (0 to 0)	0 (0 to 0)	0 (0 to 0)	0 (0 to 0)	0 (0 to 0)	0 (0 to 0)	0 (0 to 0)	0 (0 to 0)	0 (0 to 0)	0 (0 to 0)	0 (0 to 0)	0 (0 to 0)	0 (0 to 0)	0 (0 to 0)	0 (0 to 0)	0
Upper respiratory infections	1 (0.1 to 10)	0 (0 to 256)	1,000 (1,000 to 2,000)	1,000 (1,000 to 2,000)	2,000 (1,000 to 4,000)	2,000 (1,000 to 4,000)	2,000 (1,000 to 4,000)	2,000 (1,000 to 4,000)	2,000 (1,000 to 4,000)	2,000 (1,000 to 4,000)	2,000 (1,000 to 4,000)	2,000 (1,000 to 4,000)	2,000 (1,000 to 4,000)	2,000 (1,000 to 4,000)	2,000 (1,000 to 4,000)	2,000 (1,000 to 4,000)	2,000 (1,000 to 4,000)	2,000 (1,000 to 4,000)	2,000 (1,000 to 4,000)	2,000 (1,000 to 4,000)	2,000 (1,000 to 4,000)	2,000 (1,000 to 4,000)	20,500
Otitis media	0 (0 to 0)	0 (0 to 0)	0 (0 to 0)	0 (0 to 0)	0 (0 to 0)	0 (0 to 0)	0 (0 to 0)	0 (0 to 0)	0 (0 to 0)	0 (0 to 0)	0 (0 to 0)	0 (0 to 0)	0 (0 to 0)	0 (0 to 0)	0 (0 to 0)	0 (0 to 0)	0 (0 to 0)	0 (0 to 0)	0 (0 to 0)	0 (0 to 0)	0 (0 to 0)	0 (0 to 0)	0 (0 to 0)	0
Enteric infections	29,000 (17,000 to 107,000)	74,000 (29,000 to 1,350,000)	779,000 (429,000 to 1,350,000)	2,772,000 (670,000 to 5,230,000)	99,000 (66,000 to 156,000)	39,000 (26,000 to 58,000)	24,000 (16,000 to 36,000)	21,000 (14,000 to 31,000)	16,700 (11,700 to 24,000)	14,000 (9,000 to 21,000)	13,000 (9,000 to 19,000)	11,000 (8,000 to 16,000)	10,000 (7,000 to 15,000)	10,000 (7,000 to 15,000)	10,000 (7,000 to 15,000)	10,000 (7,000 to 15,000)	10,000 (7,000 to 15,000)	9,000 (6,000 to 14,000)	8,000 (5,000 to 12,000)	6,000 (3,000 to 9,000)	3,000 (1,000 to 5,000)	1,000 (500 to 2,000)	498 (249 to 1,000)	2,630,000
Diarrheal diseases	29,000 (17,000 to 48,000)	74,000 (29,000 to 1,350,000)	774,000 (429,000 to 1,350,000)	2,772,000 (670,000 to 5,230,000)	99,000 (66,000 to 156,000)	39,000 (26,000 to 58,000)	24,000 (16,000 to 36,000)	21,000 (14,000 to 31,000)	16,700 (11,700 to 24,000)	14,000 (9,000 to 21,000)	13,000 (9,000 to 19,000)	11,000 (8,000 to 16,000)	10,000 (7,000 to 15,000)	10,000 (7,000 to 15,000)	10,000 (7,000 to 15,000)	10,000 (7,000 to 15,000)	10,000 (7,000 to 15,000)	9,000 (6,000 to 14,000)	8,000 (5,000 to 12,000)	6,000 (3,000 to 9,000)	3,000 (1,000 to 5,000)	1,000 (500 to 2,000)	498 (249 to 1,000)	2,630,000
Typhoid and paratyphoid	0 (0 to 0)	121 (0 to 1,140)	15,000 (5,000 to 29,000)	10,700 (3,000 to 21,000)	1,000 (0 to 2,000)	1,000 (0 to 2,000)	1,000 (0 to 2,000)	1,000 (0 to 2,000)	1,000 (0 to 2,000)	1,000 (0 to 2,000)	1,000 (0 to 2,000)	1,000 (0 to 2,000)	1,000 (0 to 2,000)	1,000 (0 to 2,000)	1,000 (0 to 2,000)	1,000 (0 to 2,000)	1,000 (0 to 2,000)	1,000 (0 to 2,000)	1,000 (0 to 2,000)	1,000 (0 to 2,000)	1,000 (0 to 2,000)	1,000 (0 to 2,000)	1,000 (0 to 2,000)	39,100
Invasive Non-typhoidal Salmonella (iNTS)	0 (0 to 0)	0 (0 to 0)	0 (0 to 0)	0 (0 to 0)	0 (0 to 0)	0 (0 to 0)	0 (0 to 0)	0 (0 to 0)	0 (0 to 0)	0 (0 to 0)	0 (0 to 0)	0 (0 to 0)	0 (0 to 0)	0 (0 to 0)	0 (0 to 0)	0 (0 to 0)	0 (0 to 0)	0 (0 to 0)	0 (0 to 0)	0 (0 to 0)	0 (0 to 0)	0 (0 to 0)	0 (0 to 0)	38,600
Paratyphoid fever	0 (0 to 0)	0 (0 to 0)	0 (0 to 0)	0 (0 to 0)	0 (0 to 0)	0 (0 to 0)	0 (0 to 0)	0 (0 to 0)	0 (0 to 0)	0 (0 to 0)	0 (0 to 0)	0 (0 to 0)	0 (0 to 0)	0 (0 to 0)	0 (0 to 0)	0 (0 to 0)	0 (0 to 0)	0 (0 to 0)	0 (0 to 0)	0 (0 to 0)	0 (0 to 0)	0 (0 to 0)	0 (0 to 0)	100
Other salmonella infections	0 (0 to 0)	0 (0 to 0)	0 (0 to 0)	0 (0 to 0)	0 (0 to 0)	0 (0 to 0)	0 (0 to 0)	0 (0 to 0)	0 (0 to 0)	0 (0 to 0)	0 (0 to 0)	0 (0 to 0)	0 (0 to 0)	0 (0 to 0)	0 (0 to 0)	0 (0 to 0)	0 (0 to 0)	0 (0 to 0)	0 (0 to 0)	0 (0 to 0)	0 (0 to 0)	0 (0 to 0)	0 (0 to 0)	150
Shigellosis	0 (0 to 0)	0 (0 to 0)	0 (0 to 0)	0 (0 to 0)	0 (0 to 0)	0 (0 to 0)	0 (0 to 0)	0 (0 to 0)	0 (0 to 0)	0 (0 to 0)	0 (0 to 0)	0 (0 to 0)	0 (0 to 0)	0 (0 to 0)	0 (0 to 0)	0 (0 to 0)	0 (0 to 0)	0 (0 to 0)	0 (0 to 0)	0 (0 to 0)	0 (0 to 0)	0 (0 to 0)	0 (0 to 0)	1,250
Cholera	0 (0 to 0)	0 (0 to 0)	0 (0 to 0)	0 (0 to 0)	0 (0 to 0)	0 (0 to 0)	0 (0 to 0)	0 (0 to 0)	0 (0 to 0)	0 (0 to 0)	0 (0 to 0)	0 (0 to 0)	0 (0 to 0)	0 (0 to 0)	0 (0 to 0)	0 (0 to 0)	0 (0 to 0)	0 (0 to 0)	0 (0 to 0)	0 (0 to 0)	0 (0 to 0)	0 (0 to 0)	0 (0 to 0)	0
Other intestinal infectious diseases	57,000 (19,000 to 107,000)	74,000 (29,000 to 1,350,000)	145,000 (74,000 to 1,350,000)	96,000 (26,000 to 1,350,000)	61,000 (26,000 to 107,000)	25,000 (10,000 to 44,000)	14,000 (6,000 to 25,000)	9,000 (4,000 to 16,000)	7,000 (3,000 to 12,000)	6,000 (2,000 to 10,000)	5,000 (2,000 to 9,000)	4,000 (2,000 to 8,000)	4,000 (2,000 to 7,000)	4,000 (2,000 to 7,000)	4,000 (2,000 to 7,000)	4,000 (2,000 to 7,000)	4,000 (2,000 to 7,000)	4,000 (2,000 to 7,000)	3,000 (2,000 to 6,000)	3,000 (1,000 to 5,000)	1,000 (500 to 2,000)	500 (249 to 1,000)	4,700
Neglected tropical diseases and malaria	2,000 (700 to 5,000)	1,000 (1,000 to 2,000)	20,000 (12,000 to 32,000)	96,000 (61,000 to 150,000)	44,000 (28,000 to 69,000)	42,000 (27,000 to 65,000)	39,000 (25,000 to 60,000)	36,000 (23,000 to 56,000)	34,000 (22,000 to 52,000)	31,000 (20,000 to 48,000)	29,000 (19,000 to 44,000)	27,000 (18,000 to 41,000)	25,000 (17,000 to 38,000)	24,000 (16,000 to 36,000)	23,000 (15,000 to 35,000)	22,000 (15,000 to 33,000)	21,000 (14,000 to 32,000)	20,000 (13,000 to 30,000)	18,000 (12,000 to 27,000)	15,000 (9,000 to 22,000)	9,000 (5,000 to 14,000)	4,000 (2,000 to 6,000)	1,070,000
Malaria	0 (0 to 0.1)	53,100 (3,200 to 129,000)	210,000 (19,000 to 711,000)	1,000 (376,000 to 3,150,000)	1,000 (0 to 2,000)	1,000 (0 to 2,000)	1,000 (0 to 2,000)	1,000 (0 to 2,000)	1,000 (0 to 2,000)	1,000 (0 to 2,000)	1,000 (0 to 2,000)	1,000 (0 to 2,000)	1,000 (0 to 2,000)	1,000 (0 to 2,000)	1,000 (0 to 2,000)	1,000 (0 to 2,000)	1,000 (0 to 2,000)	1,000 (0 to 2,000)	1,000 (0 to 2,000)	1,000 (0 to 2,000)	1,000 (0 to 2,000)	1,000 (0 to 2,000)	1,000 (0 to 2,000)	1,600,000
Chagas disease	0 (0 to 0)	0 (0 to 0)	0 (0 to 0)	0 (0 to 0)	0 (0 to 0)	0 (0 to 0)	0 (0 to 0)	0 (0 to 0)	0 (0 to 0)	0 (0 to 0)	0 (0 to 0)	0 (0 to 0)	0 (0 to 0)	0 (0 to 0)	0 (0 to 0)	0 (0 to 0)	0 (0 to 0)	0 (0 to 0)	0 (0 to 0)	0 (0 to 0)	0 (0 to 0)	0 (0 to 0)	0 (0 to 0)	0
Leishmaniasis	0 (0 to 0)	0 (0 to 0)	2,000 (177 to 560)	2,000 (1,000 to 4,000)	1,000 (1,000 to 2,000)	1,000 (1,000 to 2,000)	1,000 (1,000 to 2,000)	1,000 (1,000 to 2,000)	1,000 (1,000 to 2,000)	1,000 (1,000 to 2,000)	1,000 (1,000 to 2,000)	1,000 (1,000 to 2,000)	1,000 (1,000 to 2,000)	1,000 (1,000 to 2,000)	1,000 (1,000 to 2,000)	1,000 (1,000 to 2,000)	1,000 (1,000 to 2,000)	1,000 (1,000 to 2,000)	1,000 (1,000 to 2,000)	1,000 (1,000 to 2,000)	1,000 (1,000 to 2,000)	1,000 (1,000 to 2,000)	9,800
Schistosomiasis	0 (0 to 0)	0 (0 to 0)	0 (0 to 0)	0 (0 to 0)	0 (0 to 0)	0 (0 to 0)	0 (0 to 0)	0 (0 to 0)	0 (0 to 0)	0 (0 to 0)	0 (0 to 0)	0 (0 to 0)	0 (0 to 0)	0 (0 to 0)	0 (0 to 0)	0 (0 to 0)	0 (0 to 0)	0 (0 to 0)	0 (0 to 0)	0 (0 to 0)	0 (0 to 0)	0 (0 to 0)	0 (0 to 0)	9,400
Cysticercosis	0 (0 to 0)	0 (0 to 1.1)	0 (0 to 0)	0 (0 to 19.1)	0 (0 to 0)	0 (0 to 0)	0 (0 to 0)	0 (0 to 0)	0 (0 to 0)	0 (0 to 0)	0 (0 to 0)	0 (0 to 0)	0 (0 to 0)	0 (0 to 0)	0 (0 to 0)	0 (0 to 0)	0 (0 to 0)	0 (0 to 0)	0 (0 to 0)	0 (0 to 0)	0 (0 to 0)	0 (0 to 0)	0 (0 to 0)	399
Cystic echinococcosis	0 (0 to 0)	0 (0 to 0)	0 (0 to 0)	0 (0 to 0)	0 (0 to 0)	0 (0 to 0)	0 (0 to 0)	0 (0 to 0)	0 (0 to 0)	0 (0 to 0)	0 (0 to 0)	0 (0 to 0)	0 (0 to 0)	0 (0 to 0)	0 (0 to 0)	0 (0 to 0)	0 (0 to 0)	0 (0 to 0)	0 (0 to 0)	0 (0 to 0)	0 (0 to 0)	0 (0 to 0)	0 (0 to 0)	0
Cystic echinococcosis	0 (0 to 0)	0 (0 to 0)	0 (0 to 0)	0 (0 to 0)	0 (0 to 0)	0 (0 to 0)	0 (0 to 0)	0 (0 to 0)	0 (0 to 0)	0 (0 to 0)	0 (0 to 0)	0 (0 to 0)	0 (0 to 0)	0 (0 to 0)	0 (0 to 0)	0 (0 to 0)	0 (0 to 0)	0 (0 to 0)	0 (0 to 0)	0 (0 to 0)	0 (0 to 0)	0 (0 to 0)	0 (0 to 0)	0
Alveolar echinococcosis	0 (0 to 0)	0 (0 to 0)	0 (0 to 0)	0 (0 to 0)	0 (0 to 0)	0 (0 to 0)	0 (0 to 0)	0 (0 to 0)	0 (0 to 0)	0 (0 to 0)	0 (0 to 0)	0 (0 to 0)	0 (0 to 0)	0 (0 to 0)	0 (0 to 0)	0 (0 to 0)	0 (0 to 0)	0 (0 to 0)	0 (0 to 0)	0 (0 to 0)	0 (0 to 0)	0 (0 to 0)	0 (0 to 0)	0
Dengue	0 (0 to 0.1)	36.6 (1.0 to 119)	195 (3.7 to 585)	191 (3.7 to 585)	150 (1.5 to 518)	150 (1.5 to 518)	150 (1.5 to 518)	150 (1.5 to 518)	150 (1.5 to 518)	150 (1.5 to 518)	150 (1.5 to 518)	150 (1.5 to 518)	150 (1.5 to 518)	150 (1.5 to 518)	150 (1.5 to 518)	150 (1.5 to 518)	150 (1.5 to 518)	150 (1.5 to 518)	150 (1.5 to 518)	150 (1.5 to 518)	150 (1.5 to 518)	150 (1.5 to 518)	150 (1.5 to 518)	3,700
Yellow fever	0 (0 to 56.5)	12.4 (0.6 to 39.6)	266 (14.0 to 1,000)	2,420 (154.0 to 7,000)	3,060 (189.0 to 7,000)	2,720 (189.0 to 6,000)	1,990 (189.0 to 4,000)	1,360 (189.0 to 2,000)	1,360 (189.0 to 2,000)	1,360 (189.0 to 2,000)	1,360 (189.0 to 2,000)	1,360 (189.0 to 2,000)	1,360 (189.0 to 2,000)	1,360 (189.0 to 2,000)	1,360 (189.0 to 2,000)	1,360 (189.0 to 2,000)	1,360 (189.0 to 2,000)	1,360 (189.0 to 2,000)	1,360 (189.0 to 2,000)	1,360 (189.0 to 2,000)	1,360 (189.0 to 2,000)	1,360 (189.0 to 2,000)	1,360 (189.0 to 2,000)	19,400
Rabies	0 (0 to 0)	66.2 (0.6 to 200)	4,220 (0.6 to 14,000)	4,050 (0.6 to 14,000)	1,910 (0.6 to 7,000)	1,910 (0.6 to 7,000)	1,910 (0.6 to 7,000)	1,910 (0.6 to 7,000)	1,910 (0.6 to 7,000)	1,910 (0.6 to 7,000)	1,910 (0.6 to 7,000)	1,910 (0.6 to 7,000)	1,910 (0.6 to 7,000)	1,910 (0.6 to 7,000)	1,910 (0.6 to 7,000)	1,910 (0.6 to 7,000)	1,910 (0.6 to 7,000)	1,910 (0.6 to 7,000)	1,910 (0.6 to 7,000)	1,910 (0.6 to 7,000)	1,910 (0.6 to 7,000)	1,910 (0.6 to 7,000)	1,910 (0.6 to 7,000)	17,500
Intestinal nematode infections	0 (0 to 0)	0 (0 to 0)	0 (0 to 0)	0 (0 to 0)	0 (0 to 0)	0 (0 to 0)	0 (0 to 0)	0 (0 to 0)	0 (0 to 0)	0 (0 to 0)	0 (0 to 0)	0 (0 to 0)	0 (0 to 0)	0 (0 to 0)	0 (0 to 0)	0 (0 to 0)	0 (0 to 0)	0 (0 to 0)	0 (0 to 0)	0 (0 to 0)	0 (0 to 0)	0 (0 to 0)	0 (0 to 0)	0
Ascariasis	0 (0 to 0)	0 (0 to 0)	0 (0 to 0)	0 (0 to 0)	0 (0 to 0)	0 (0 to 0)	0 (0 to 0)	0 (0 to 0)	0 (0 to 0)	0 (0 to 0)	0 (0 to 0)	0 (0 to 0)	0 (0 to 0)	0 (0 to 0)	0 (0 to 0)	0 (0 to 0)	0 (0 to 0)	0 (0 to 0)	0 (0 to 0)	0 (0 to 0)	0 (0 to 0)	0 (0 to 0)	0 (0 to 0)	0
Trichuriasis	0 (0 to 0)	0 (0 to 0)	0 (0 to 0)	0 (0 to 0)	0 (0 to 0)	0 (0 to 0)	0 (0 to 0)	0 (0 to 0)	0 (0 to 0)	0 (0 to 0)



Other transport injuries	65.7 (57.1 to 127.)	73 (57.4 to 141.)	768 (253.1 to 1,365)	8,668 (1,548.1 to 19,500)	3,619 (1,450.4 to 8,685)	2,008 (1,600 to 3,674)	3,035 (2,033 to 5,004)	3,149 (2,139 to 4,642)	2,413 (1,679 to 3,674)	1,826 (1,260 to 2,642)	1,490 (1,029 to 2,425)	1,159 (779.1 to 1,825)	837 (569.1 to 1,284)	762 (529.1 to 1,284)	668 (383 to 1,196)	562 (383 to 1,196)	562 (369.2 to 1,139)	562 (171 to 1,196)	704 (199 to 2,063)	97.3 (63.8 to 143)	324.1 (224 to 571)	11.9 (8.9 to 19.8)	4.1 (2 to 8.3)	6.7 to 1.6)	31,300
Unintentional injuries	6,950 (5,630 to 9,950)	6,750 (1,810 to 32,000)	34,240 (25,420 to 56,950)	174,060 (139,000 to 273,000)	26,150 (21,130 to 39,300)	21,550 (15,600 to 34,100)	13,250 (9,920 to 20,400)	13,250 (9,920 to 20,400)	10,600 (7,420 to 16,100)	8,950 (6,260 to 13,700)	8,470 (5,720 to 13,000)	7,260 (5,010 to 11,200)	6,810 (4,630 to 9,940)	7,260 (5,040 to 11,200)	7,060 (5,040 to 11,000)	7,060 (5,060 to 11,000)	7,060 (5,060 to 11,000)	6,960 (4,360 to 9,960)	6,670 (3,260 to 9,450)	3,750 (2,630 to 5,210)	2,070 (1,660 to 2,930)	963 (649.6 to 1,290)	396 (269 to 612)	89.4 (61.1 to 139)	369,000
Falls	667 (529 to 1,150)	160 (76 thru 360)	1,750 (924 to 2,960)	8,670 (4,380 to 14,500)	2,250 (2,070 to 12,200)	4,150 (3,380 to 7,620)	2,630 (1,940 to 5,150)	2,630 (1,940 to 5,150)	1,810 (1,260 to 2,610)	1,990 (1,110 to 2,410)	1,720 (1,110 to 2,410)	1,830 (1,060 to 2,960)	1,830 (1,060 to 2,960)	2,140 (1,270 to 3,920)	2,260 (1,400 to 3,720)	2,260 (1,400 to 3,720)	2,260 (1,400 to 3,720)	2,150 (1,210 to 3,960)	2,030 (1,080 to 3,960)	1,870 (1,290 to 2,790)	1,200 (833 to 1,810)	662 (391 to 917)	248 (168 to 370)	97.1 (58.5 to 161)	47,900
Drowning	2,010 (954 to 3,120)	2,010 (1,230 to 3,870)	2,010 (1,230 to 3,870)	20,600 (10,700 to 33,600)	7,540 (3,720 to 13,600)	4,420 (2,160 to 7,170)	3,120 (1,540 to 5,960)	3,120 (1,540 to 5,960)	2,120 (1,040 to 3,870)	1,840 (894 to 3,520)	1,840 (894 to 3,520)	1,840 (894 to 3,520



Table_2c: Nigeria DALYS by cause and age groups for both sexes with 95% uncertainty intervals, 2019

Name	Early Neonatal	Late Neonatal	Post Neonatal	1 to 4	5 to 9	10 to 14	15 to 19	20 to 24	25 to 29	30 to 34	35 to 39	40 to 44	45 to 49	50 to 54	55 to 59	60 to 64	65 to 69	70 to 74	75 to 79	80 to 84	85 to 89	90 to 94	95 plus	Total
All causes	2,545,000 to 3,100,000	2,000,000 to 2,400,000	4,700,000 to 5,600,000	21,000,000 to 25,000,000	16,000,000 to 19,000,000	15,000,000 to 18,000,000	14,000,000 to 17,000,000	12,000,000 to 15,000,000	10,000,000 to 12,000,000	8,600,000 to 10,000,000	7,200,000 to 8,600,000	5,900,000 to 7,100,000	4,700,000 to 5,600,000	3,700,000 to 4,500,000	2,900,000 to 3,500,000	2,200,000 to 2,700,000	1,700,000 to 2,100,000	1,200,000 to 1,500,000	810,000 to 1,000,000	500,000 to 630,000	240,000 to 310,000	110,000 to 140,000	140,000,000 to 170,000,000
Communicable, maternal, neonatal, and nutritional diseases	2,545,000 to 3,100,000	2,000,000 to 2,400,000	4,700,000 to 5,600,000	21,000,000 to 25,000,000	16,000,000 to 19,000,000	15,000,000 to 18,000,000	14,000,000 to 17,000,000	12,000,000 to 15,000,000	10,000,000 to 12,000,000	8,600,000 to 10,000,000	7,200,000 to 8,600,000	5,900,000 to 7,100,000	4,700,000 to 5,600,000	3,700,000 to 4,500,000	2,900,000 to 3,500,000	2,200,000 to 2,700,000	1,700,000 to 2,100,000	1,200,000 to 1,500,000	810,000 to 1,000,000	500,000 to 630,000	240,000 to 310,000	110,000 to 140,000	140,000,000 to 170,000,000
HIV/AIDS and sexually transmitted infections	527,000	68,200	191,000	356,000	64,100	43,000	167,000	414,000	411,000	420,000	384,000	364,000	324,000	264,000	191,000	129,000	87,000	52,000	27,000	11,000	4,000	1,000	3,779,000
	191,000 to 1,100,000	24,700 to 140,000	69,200 to 400,000	129,000 to 740,000	23,200 to 133,000	15,600 to 89,700	60,700 to 350,000	150,000 to 860,000	149,000 to 850,000	152,000 to 870,000	139,000 to 800,000	132,000 to 760,000	117,000 to 670,000	95,600 to 550,000	69,200 to 400,000	46,800 to 270,000	31,500 to 180,000	18,900 to 110,000	9,800 to 56,000	4,000 to 23,000	1,400 to 8,100	360 to 2,100	1,400,000 to 8,100,000
HIV/AIDS	13,600 to 56,700	252 to 1,050	1,100 to 4,600	2,800 to 11,600	1,100 to 4,500	1,100 to 4,500	10,700 to 44,600	37,000 to 154,000	43,000 to 180,000	47,000 to 197,000	45,000 to 189,000	45,000 to 189,000	40,000 to 167,000	32,000 to 134,000	23,000 to 96,000	15,000 to 63,000	10,000 to 42,000	6,000 to 25,000	3,000 to 13,000	1,000 to 5,000	400 to 1,600	100 to 400	380,000 to 1,600,000
HIV/AIDS - Drug-susceptible Tuberculosis	10,000 to 43,000	191 to 800	1,000 to 4,200	2,600 to 10,700	1,000 to 4,200	1,000 to 4,200	9,900 to 41,000	34,000 to 142,000	40,000 to 167,000	43,000 to 182,000	41,000 to 174,000	41,000 to 174,000	37,000 to 154,000	29,000 to 123,000	21,000 to 89,000	14,000 to 58,000	9,200 to 39,000	5,500 to 23,000	2,800 to 12,000	1,000 to 4,600	400 to 1,500	100 to 400	350,000 to 1,500,000
HIV/AIDS - Multidrug-resistant Tuberculosis without extensive drug resistance	8 to 33	0.2 to 0.8	0.8 to 3.4	2.1 to 8.8	0.9 to 3.7	0.9 to 3.7	8.1 to 34	28 to 120	33 to 140	36 to 150	34 to 140	34 to 140	30 to 130	24 to 100	17 to 73	11 to 48	7.5 to 32	4.5 to 19	2.3 to 9.8	0.8 to 3.8	0.3 to 1.3	0.1 to 0.3	290 to 1,200
HIV/AIDS - Multidrug-resistant Tuberculosis with extensive drug resistance	0 to 0	0 to 0	0 to 0	0 to 0	0 to 0	0 to 0	0 to 0	0 to 0	0 to 0	0 to 0	0 to 0	0 to 0	0 to 0	0 to 0	0 to 0	0 to 0	0 to 0	0 to 0	0 to 0	0 to 0	0 to 0	0 to 0	0 to 0	0 to 0
HIV/AIDS resistance	0 to 0	0 to 0	0 to 0	0 to 0	0 to 0	0 to 0	0 to 0	0 to 0	0 to 0	0 to 0	0 to 0	0 to 0	0 to 0	0 to 0	0 to 0	0 to 0	0 to 0	0 to 0	0 to 0	0 to 0	0 to 0	0 to 0	0 to 0	0 to 0
HIV/AIDS resistance to other drugs	0 to 0	0 to 0	0 to 0	0 to 0	0 to 0	0 to 0	0 to 0	0 to 0	0 to 0	0 to 0	0 to 0	0 to 0	0 to 0	0 to 0	0 to 0	0 to 0	0 to 0	0 to 0	0 to 0	0 to 0	0 to 0	0 to 0	0 to 0	0 to 0
HIV/AIDS resulting in other diseases	13,600 to 56,700	252 to 1,050	1,100 to 4,600	2,800 to 11,600	1,100 to 4,500	1,100 to 4,500	10,700 to 44,600	37,000 to 154,000	43,000 to 180,000	47,000 to 197,000	45,000 to 189,000	45,000 to 189,000	40,000 to 167,000	32,000 to 134,000	23,000 to 96,000	15,000 to 63,000	10,000 to 42,000	6,000 to 25,000	3,000 to 13,000	1,000 to 5,000	400 to 1,600	100 to 400	380,000 to 1,600,000
Sexually transmitted infections excluding HIV	527,000	68,200	191,000	354,000	63,000	41,900	156,000	377,000	368,000	373,000	339,000	319,000	284,000	232,000	168,000	114,000	77,000	46,000	24,000	10,000	3,600	900	3,400,000
	178,000 to 1,100,000	24,400 to 140,000	68,000 to 400,000	128,000 to 740,000	22,900 to 133,000	15,400 to 89,700	59,900 to 350,000	148,000 to 860,000	147,000 to 850,000	150,000 to 870,000	137,000 to 800,000	130,000 to 760,000	115,000 to 670,000	94,000 to 550,000	68,000 to 400,000	46,000 to 270,000	31,000 to 180,000	18,600 to 110,000	9,600 to 56,000	4,000 to 23,000	1,400 to 8,100	360 to 2,100	1,400,000 to 8,100,000
Syphilis	169,000 to 1,210,000	24,000 to 172,000	68,000 to 488,000	12,900 to 91,200	2,000 to 14,000	1,200 to 8,500	4,900 to 34,000	9,400 to 66,000	9,900 to 69,000	10,000 to 73,000	9,400 to 66,000	8,900 to 63,000	8,000 to 57,000	6,500 to 46,000	4,800 to 34,000	3,200 to 23,000	2,200 to 15,000	1,300 to 9,200	670 to 4,800	280 to 2,000	100 to 700	25 to 180	96,000 to 690,000
Chlamydial infection	45 to 90	8 to 16	20 to 41	46 to 94	8 to 16	5 to 10	20 to 41	48 to 98	47 to 96	48 to 98	43 to 88	41 to 84	36 to 74	30 to 61	22 to 45	15 to 30	10 to 20	6 to 12	3 to 6	1 to 3	0.5 to 1	0.1 to 0.2	0 to 0	440 to 900
Gonorrhoea	45 to 90	8 to 16	20 to 41	46 to 94	8 to 16	5 to 10	20 to 41	48 to 98	47 to 96	48 to 98	43 to 88	41 to 84	36 to 74	30 to 61	22 to 45	15 to 30	10 to 20	6 to 12	3 to 6	1 to 3	0.5 to 1	0.1 to 0.2	0 to 0	440 to 900
Genital herpes	45 to 90	8 to 16	20 to 41	46 to 94	8 to 16	5 to 10	20 to 41	48 to 98	47 to 96	48 to 98	43 to 88	41 to 84	36 to 74	30 to 61	22 to 45	15 to 30	10 to 20	6 to 12	3 to 6	1 to 3	0.5 to 1	0.1 to 0.2	0 to 0	440 to 900
Other sexually transmitted infections	0 to 0	0 to 0	0 to 0	0 to 0	0 to 0	0 to 0	0 to 0	0 to 0	0 to 0	0 to 0	0 to 0	0 to 0	0 to 0	0 to 0	0 to 0	0 to 0	0 to 0	0 to 0	0 to 0	0 to 0	0 to 0	0 to 0	0 to 0	0 to 0
Respiratory infections and tuberculosis	1,100,000 to 1,400,000	1,000,000 to 1,200,000	3,000,000 to 3,600,000	15,000,000 to 18,000,000	9,900,000 to 12,000,000	8,600,000 to 10,000,000	7,200,000 to 8,600,000	5,900,000 to 7,100,000	4,700,000 to 5,600,000	3,700,000 to 4,500,000	2,900,000 to 3,500,000	2,200,000 to 2,700,000	1,700,000 to 2,100,000	1,200,000 to 1,500,000	810,000 to 1,000,000	500,000 to 630,000	240,000 to 310,000	110,000 to 140,000	39,000 to 50,000	11,000 to 14,000	2,000 to 2,600	300 to 400	57,000,000 to 69,000,000
Respiratory infections and tuberculosis	1,100,000 to 1,400,000	1,000,000 to 1,200,000	3,000,000 to 3,600,000	15,000,000 to 18,000,000	9,900,000 to 12,000,000	8,600,000 to 10,000,000	7,200,000 to 8,600,000	5,900,000 to 7,100,000	4,700,000 to 5,600,000	3,700,000 to 4,500,000	2,900,000 to 3,500,000	2,200,000 to 2,700,000	1,700,000 to 2,100,000	1,200,000 to 1,500,000	810,000 to 1,000,000	500,000 to 630,000	240,000 to 310,000	110,000 to 140,000	39,000 to 50,000	11,000 to 14,000	2,000 to 2,600	300 to 400	57,000,000 to 69,000,000
Tuberculosis	1,100,000 to 1,400,000	1,000,000 to 1,200,000	3,000,000 to 3,600,000	15,000,000 to 18,000,000	9,900,000 to 12,000,000	8,600,000 to 10,000,000	7,200,000 to 8,600,000	5,900,000 to 7,100,000	4,700,000 to 5,600,000	3,700,000 to 4,500,000	2,900,000 to 3,500,000	2,200,000 to 2,700,000	1,700,000 to 2,100,000	1,200,000 to 1,500,000	810,000 to 1,000,000	500,000 to 630,000	240,000 to 310,000	110,000 to 140,000	39,000 to 50,000	11,000 to 14,000	2,000 to 2,600	300 to 400	57,000,000 to 69,000,000
Latent tuberculosis infection	0 to 0	0 to 0	0 to 0	0 to 0	0 to 0	0 to 0	0 to 0	0 to 0	0 to 0	0 to 0	0 to 0	0 to 0	0 to 0	0 to 0	0 to 0	0 to 0	0 to 0	0 to 0	0 to 0	0 to 0	0 to 0	0 to 0	0 to 0
Active tuberculosis	1,100,000 to 1,400,000	1,000,000 to 1,200,000	3,000,000 to 3,600,000	15,000,000 to 18,000,000	9,900,000 to 12,000,000	8,600,000 to 10,000,000	7,200,000 to 8,600,000	5,900,000 to 7,100,000	4,700,000 to 5,600,000	3,700,000 to 4,500,000	2,900,000 to 3,500,000	2,200,000 to 2,700,000	1,700,000 to 2,100,000	1,200,000 to 1,500,000	810,000 to 1,000,000	500,000 to 630,000	240,000 to 310,000	110,000 to 140,000	39,000 to 50,000	11,000 to 14,000	2,000 to 2,600	300 to 400	57,000,000 to 69,000,000
Drug-susceptible tuberculosis	1,100,000 to 1,400,000	1,000,000 to 1,200,000	3,000,000 to 3,600,000	15,000,000 to 18,000,000	9,900,000 to 12,000,000	8,600,000 to 10,000,000	7,200,000 to 8,600,000	5,900,000 to 7,100,000	4,700,000 to 5,600,000	3,700,000 to 4,500,000	2,900,000 to 3,500,000	2,200,000 to 2,700,000	1,700,000 to 2,100,000	1,200,000 to 1,500,000	810,000 to 1,000,000	500,000 to 630,000	240,000 to 310,000	110,000 to 140,000	39,000 to 50,000	11,000 to 14,000	2,000 to 2,600	300 to 400	57,000,000 to 69,000,000
Multidrug-resistant tuberculosis without extensive drug resistance	0 to 0	0 to 0	0 to 0	0 to 0	0 to 0	0 to 0	0 to 0	0 to 0	0 to 0	0 to 0	0 to 0	0 to 0	0 to 0	0 to 0	0 to 0	0 to 0	0 to 0	0 to 0	0 to 0	0 to 0	0 to 0	0 to 0	0 to 0
Extensively drug-resistant tuberculosis	0 to 0	0 to 0	0 to 0	0 to 0	0 to 0	0 to 0	0 to 0	0 to 0	0 to 0	0 to 0	0 to 0	0 to 0	0 to 0	0 to 0	0 to 0	0 to 0	0 to 0	0 to 0	0 to 0	0 to 0	0 to 0	0 to 0	0 to 0
Lower respiratory infections	1,000,000 to 1,300,000	1,000,000 to 1,200,000	2,900,000 to 3,500,000	14,000,000 to 17,000,000	9,600,000 to 12,000,000	8,300,000 to 9,900,000	6,900,000 to 8,300,000	5,600,000 to 6,800,000	4,500,000 to 5,400,000	3,500,000 to 4,300,000	2,800,000 to 3,400,000	2,100,000 to 2,600,000	1,600,000 to 2,000,000	1,100,000 to 1,400,000	770,000 to 960,000	480,000 to 600,000	230,000 to 300,000	100,000 to 130,000	37,000 to 47,000	10,000 to 13,000	1,900,000 to 2,400,000	290 to 370	54,000,000 to 67,000,000
Upper respiratory infections	880 to 2,700	207 to 640	1,100 to 3,400	2,600 to 8,000	1,000 to 3,200	1,000 to 3,200	9,800 to 30,000	34,000 to 104,000	40,000 to 123,000	43,000 to 132,000	41,000 to 126,000	41,000 to 126,000	37,000 to 113,000	29,000 to 89,000	21,000 to 64,000	14,000 to 43,000	9,200 to 28,000	5,500 to 17,000	2,800 to 8,600	1,000 to 3,400	400 to 1,200	100 to 300	350,000 to 1,100,000
Otitis media	24.4	49.6	1,900	15,100	1,000	1,700	1,900	2,000	2,000	2,000	2,000	2,000	2,000	1,900	1,900	1,900	1,700	1,500	1,200	800	400	100	23,000
	11.6 to 49.1	23.5 to 101	900 to 3,800	7,200 to 30,600	500 to 2,000	800 to 3,200	900 to 3,800	1,000 to 4,000	1,000 to 4,000	1,000 to 4,000	1,000 to 4,000	1,000 to 4,000	1,000 to 4,000	900 to 3,800	900 to 3,800	900 to 3,800	800 to 3,400	700 to 2,900	600 to 2,400	400 to 1,600	200 to 800	50 to 200	11,000 to 45,000
Sinusitis	7,100,000 to 9,400,000	6,400,000 to 8,500,000	7,400,000 to 9,800,000	8,100,000 to 10,700,000	4,400,000 to 5,800,000	2,900,000 to 3,800,000	1,900,000 to 2,500,000	1,200,000 to 1,600,000	810,000 to 1,100,000	540,000 to 720,000	360,000 to 480,000	230,000 to 310,000	150,000 to 200,000	94,000 to 130,000	57,000 to 79,000	31,000 to 44,000	16,000 to 23,000	7,600 to 11,000	3,000 to 4,400	1,000 to 1,600	200 to 300	30 to 40	41,000,000 to 54,000,000
Pharyngitis	7,100,000 to 9,400,000	6,400,000 to 8,500,000	7,400,000 to 9,800,000	8,100,000 to 10,700,000	4,400,000 to 5,800,000	2,900,000 to 3,800,000	1,900,000 to 2,500,000	1,200,000 to 1,600,000	810,000 to 1,100,000	540,000 to 720,000	360,000 to 480,000	230,000 to 310,000	150,000 to 200,000	94,000 to 130,000	57,000 to 79,000	31,000 to 44,000	16,000 to 23,000	7,600 to 11,000	3,000 to 4,400	1,000 to 1,600	200 to 300	30 to 40	41,000,000 to 54,000,000
Tonsillitis	7,100,000 to 9,400,000	6,400,000 to 8,500,000	7,400,000 to 9,800,000	8,100,000 to 10,700,000	4,400,000 to 5,800,000	2,900,000 to 3,800,000	1,900,000 to 2,500,000	1,200,000 to 1,600,000	810,000 to 1,100,000	540,000 to 720,000	360,000 to 480,000	230,000 to 310,000	150,000 to 200,000	94,000 to 130,000	57,000 to 79,000	31,000 to 44,000	16,000 to 23,000	7,600 to 11,000	3,000 to 4,400	1,000 to 1,600	200 to 300	30 to 40	41,000,000 to 54,000,000
Bronchitis	7,100,000 to 9,400,000	6,400,000 to 8,500,000	7,400,000 to 9,800,000	8,100,000 to 10,700,000	4,400,000 to 5,800,000	2,900,000 to 3,800,000	1,900,000 to 2,500,000	1,200,000 to 1,600,000	810,000 to 1,100,000	540,000 to 720,000	360,000 to 480,000	230,000 to 310,000	150,000 to 200,000	94,000 to 130,000	57,000 to 79,000	31,000 to 44,000	16,000 to 23,000	7,600 to 11,000	3,000 to 4,400	1,000 to 1,600	200 to 300	30 to 40	41,000,000 to 54,000,000
Typhoid and paratyphoid	0 to 0	0 to 0	0 to 0	0 to 0	0 to 0	0 to 0	0 to 0	0 to 0	0 to 0	0 to 0	0 to 0	0 to 0	0 to 0	0 to 0	0 to 0	0 to 0	0 to 0	0 to 0	0 to 0	0 to 0	0 to 0	0 to 0	0 to 0
Typhoid fever	0 to 0	0 to 0	0 to 0	0 to 0	0 to 0	0 to 0	0 to 0	0 to 0	0 to 0	0 to 0	0 to 0	0 to 0	0 to 0	0 to 0	0 to 0	0 to 0	0 to 0	0 to 0	0 to 0	0 to 0	0 to 0	0 to 0	0 to 0
Paratyphoid fever	0 to 0	0 to 0	0 to 0	0 to 0	0 to 0	0 to 0	0 to 0	0 to 0	0 to 0	0 to 0	0 to 0	0 to 0	0 to 0	0 to 0	0 to 0	0 to 0	0 to 0	0 to 0	0 to 0	0 to 0	0 to 0	0 to 0	0 to 0
Invasive Non-typhoidal Salmonella (iNTS)	0 to 0	0 to 0	0 to 0	0 to 0	0 to 0	0 to 0	0 to 0	0 to 0	0 to 0	0 to 0	0 to 0	0 to 0	0 to 0	0 to 0	0 to 0	0 to 0	0 to 0	0 to 0	0 to 0	0 to 0	0 to 0	0 to 0	0 to 0
Other intestinal infectious diseases	0 to 0	0 to 0	0 to 0	0 to 0	0 to 0	0 to 0	0 to 0	0 to 0	0 to 0	0 to 0	0 to 0	0 to 0	0 to 0	0 to 0	0 to 0	0 to 0	0 to 0	0 to 0	0 to 0	0 to 0	0 to 0	0 to 0	0 to 0
	0 to 0	0 to 0	0 to 0	0 to 0	0 to 0	0 to 0	0 to 0	0 to 0	0 to 0	0 to 0	0 to 0	0 to 0	0 to 0	0 to 0	0 to 0	0 to 0	0 to 0	0 to 0	0 to 0	0 to 0	0 to 0	0 to 0	0 to 0
Other intestinal infectious diseases	0 to 0	0 to 0	0 to 0	0 to 0	0 to 0	0 to 0	0 to 0	0 to 0	0 to 0	0 to 0	0 to 0	0 to 0	0 to 0	0 to 0	0 to 0	0 to 0	0 to 0	0 to 0	0 to 0	0 to 0	0 to 0	0 to 0	0 to 0
Meningitis	1,000,000 to 1,300,000	1,000,000 to 1,200,000	2,900,000 to 3,500,000	14,000,000 to 17,000,000	9,600,000 to 12,000,000	8,300,000 to 9,900,000	6,900,000 to 8,300,000	5,600,000 to 6,800,000	4,500,000 to 5,400,000	3,500,000 to 4,300,000	2,800,000 to 3,400,000	2,100,000 to 2,600,000	1,600,000 to 2,000,000	1,100,000 to 1,400,000	770,000 to 960,000	480,000 to 600,000	230,000 to 300,000	100,000 to 130,000	37,000 to 47,000	10,000 to 13,000	1,900,000 to 2,400,000	290 to 370	54,000,000 to 67,000,000
Encephalitis	0 to 0	0 to 0	0 to 0	0 to 0	0 to 0	0 to 0	0 to 0	0 to 0	0 to 0	0 to 0	0 to 0	0 to 0	0 to 0	0 to 0	0 to 0	0 to 0	0 to 0	0 to 0	0 to 0	0 to 0	0 to 0	0 to 0	0 to 0
Diphtheria	0 to 0	0 to 0	0 to 0	0 to 0	0 to 0	0 to 0	0 to 0	0 to 0	0 to 0	0 to 0	0 to 0	0 to 0	0 to 0	0 to 0	0 to 0	0 to 0	0 to 0	0 to 0	0 to 0	0 to 0	0 to 0	0 to 0	0 to 0
Tetanus	0 to 0	0 to 0	0 to 0	0 to 0	0 to 0	0 to 0	0 to 0	0 to 0	0 to 0	0 to 0	0 to 0	0 to 0	0 to 0	0 to 0	0 to 0	0 to 0	0 to 0	0 to 0	0 to 0	0 to 0	0 to 0	0 to 0	0 to 0
Measles	0 to 0	0 to 0	0 to 0	0 to 0	0 to 0	0 to 0	0 to 0	0 to 0	0 to 0	0 to 0	0 to 0	0 to 0	0 to 0	0 to 0	0 to 0	0 to 0	0 to 0	0 to 0	0 to 0	0 to 0	0 to 0	0 to 0	0 to 0
Varicella and herpes zoster	0 to 0	0 to 0	0 to 0	0 to 0	0 to 0	0 to 0	0 to 0	0 to 0	0 to 0	0 to 0	0 to 0	0 to 0	0 to 0	0 to 0	0 to 0	0 to 0	0 to 0	0 to 0	0 to 0	0 to 0	0 to 0	0 to 0	0 to 0
Acute hepatitis	0 to 0	0 to 0	0 to 0	0 to 0	0 to 0	0 to 0	0 to 0	0 to 0	0 to 0	0 to 0	0 to 0	0 to 0	0 to 0	0 to 0	0 to 0	0 to 0	0 to 0	0 to 0	0 to 0	0 to 0	0 to 0	0 to 0	0 to 0
Acute hepatitis A	0 to 0	0 to 0	0 to 0	0 to 0	0 to 0	0 to 0	0 to 0	0 to 0	0 to 0	0 to 0	0 to 0	0 to 0	0 to 0	0 to 0	0 to 0	0 to 0	0 to 0	0 to 0	0 to 0	0 to 0	0 to 0	0 to 0	0 to 0
Acute hepatitis B	0 to 0	0 to 0	0 to 0	0 to 0	0 to 0	0 to 0	0 to 0	0 to 0	0 to 0	0 to 0	0 to 0	0 to 0	0 to 0	0 to 0	0 to 0	0 to 0	0 to 0	0 to 0	0 to 0	0 to 0	0 to 0	0 to 0	0 to 0
Acute hepatitis C	0 to 0	0 to 0	0 to 0	0 to 0	0 to 0	0 to 0	0 to 0	0 to 0	0 to 0	0 to 0	0 to 0	0 to 0	0 to 0	0 to 0	0 to 0	0 to 0	0 to 0	0 to 0	0 to 0	0 to 0	0 to 0	0 to 0	0 to 0
Other unspecified infectious diseases	0 to 0	0 to 0	0 to 0	0 to 0	0 to 0	0 to 0	0 to 0	0 to 0	0 to 0	0 to 0	0 to 0	0 to 0	0 to 0	0 to 0	0 to 0	0 to 0	0 to 0	0 to 0	0 to 0	0 to 0	0 to 0	0 to 0	0 to 0
Maternal and neonatal disorders	2,500,000 to 3,000,000	2,000,000 to 2,400,000	1,700,000 to 2,000,000	1,000,000 to 1,200,000	1,000,000 to 1,200,000	1,000,000 to 1,200



S8 Table 2c: Kinibati DALYS by cause and age group for both sexes with 95% uncertainty intervals. 2019

Cause	Early Neonatal	Late Neonatal	Post Neonatal	1 to 4	5 to 9	10 to 14	15 to 19	20 to 24	25 to 29	30 to 34	35 to 39	40 to 44	45 to 49	50 to 54	55 to 59	60 to 64	65 to 69	70 to 74	75 to 79	80 to 84	85 to 89	90 to 94	95 plus	Total
All causes	2,940 (2,110 to 3,930)	1,810 (727 to 3,360)	2,870 (2,020 to 3,820)	4,410 (2,930 to 6,010)	1,740 (1,190 to 2,480)	1,740 (1,150 to 2,530)	2,120 (1,500 to 2,940)	2,530 (1,800 to 3,450)	2,560 (1,880 to 3,550)	2,920 (2,060 to 4,070)	3,300 (2,360 to 4,530)	3,260 (2,350 to 4,520)	3,340 (2,360 to 4,610)	3,510 (2,470 to 4,820)	3,540 (2,540 to 4,940)	3,540 (2,540 to 4,910)	3,530 (2,500 to 4,880)	3,790 (2,660 to 5,260)	3,820 (2,650 to 5,350)	3,720 (2,600 to 5,210)	3,520 (2,360 to 5,010)	3,310 (2,140 to 4,790)	56,900
Communicable, maternal, neonatal, and nutritional diseases	(1,870 to 3,540)	(641 to 1,580)	(1,710 to 3,170)	(1,460 to 3,540)	(540 to 936)	(375 to 557)	(458 to 612)	(377 to 553)	(429 to 552)	(524 to 824)	(498 to 853)	(454 to 753)	(372 to 646)	(356 to 662)	(367 to 677)	(363 to 679)	(372 to 656)	(369 to 679)	(360 to 679)	(360 to 679)	(354 to 666)	(337 to 647)	(274 to 518)	15,900
HIV/AIDS and sexually transmitted infections	252 (78 to 523)	76.9 (23.2 to 163)	104 (33.3 to 229)	8.6 (2.2 to 19.2)	4.3 (2.4 to 7.6)	2.2 (1.1 to 4.4)	2.8 (1.2 to 5.8)	5.5 (2.3 to 11)	9.9 (4.3 to 19.4)	11.8 (5.2 to 22)	12.4 (5.6 to 23.1)	9.8 (4.4 to 18.1)	7.4 (3.4 to 14)	7.4 (3.5 to 13.5)	2.2 (1.1 to 3.9)	1.7 (1.1 to 2.4)	1.8 (1.1 to 2.5)	0.7 (0.3 to 1.1)	0.2 (0.1 to 0.4)	0.1 (0.1 to 0.2)	0 (0 to 0)	0 (0 to 0)	913
HIV/AIDS	0 (0 to 0)	0 (0 to 0)	4.5 (2.1 to 9.6)	4.3 (2.4 to 7.6)	1.5 (0.6 to 3.6)	0.6 (0.3 to 1.6)	1.7 (1.2 to 2.4)	3.2 (2.2 to 4.4)	5.4 (3.9 to 7.4)	7.3 (5.3 to 9.9)	5.9 (4.5 to 7.8)	4.7 (3.4 to 6)	3.1 (2.2 to 4.2)	1.1 (0.8 to 1.4)	0.8 (0.5 to 1.1)	0.7 (0.5 to 0.9)	0.4 (0.3 to 0.5)	0.2 (0.1 to 0.2)	0.1 (0 to 0.1)	0 (0 to 0)	0 (0 to 0)	0 (0 to 0)	45.2
HIV/AIDS - Drug-susceptible Tuberculosis	0 (0 to 0)	0 (0 to 0)	1.9 (1.4 to 2.7)	1.9 (1.5 to 2.4)	0.7 (0.4 to 0.9)	0.3 (0.2 to 0.5)	0.7 (0.5 to 1)	1.3 (1 to 1.8)	1.6 (1.2 to 2.2)	2.1 (1.6 to 2.8)	1.6 (1.2 to 2.2)	1.3 (1 to 1.8)	1.4 (1 to 1.9)	0.5 (0.3 to 0.6)	0.3 (0.2 to 0.4)	0.3 (0.2 to 0.4)	0.2 (0.1 to 0.2)	0.1 (0 to 0.1)	0 (0 to 0)	0 (0 to 0)	0 (0 to 0)	0 (0 to 0)	19.1
HIV/AIDS - Multidrug-resistant Tuberculosis without extensive dr...	0 (0 to 0)	0 (0 to 0)	0 (0 to 0)	0 (0 to 0)	0 (0 to 0)	0 (0 to 0)	0 (0 to 0)	0 (0 to 0)	0 (0 to 0)	0 (0 to 0)	0 (0 to 0)	0 (0 to 0)	0 (0 to 0)	0 (0 to 0)	0 (0 to 0)	0 (0 to 0)	0 (0 to 0)	0 (0 to 0)	0 (0 to 0)	0 (0 to 0)	0 (0 to 0)	0 (0 to 0)	0 (0 to 0)	0.1
HIV/AIDS - Extensively drug-resistant Tuberculosis	0 (0 to 0)	0 (0 to 0)	0 (0 to 0)	0 (0 to 0)	0 (0 to 0)	0 (0 to 0)	0 (0 to 0)	0 (0 to 0)	0 (0 to 0)	0 (0 to 0)	0 (0 to 0)	0 (0 to 0)	0 (0 to 0)	0 (0 to 0)	0 (0 to 0)	0 (0 to 0)	0 (0 to 0)	0 (0 to 0)	0 (0 to 0)	0 (0 to 0)	0 (0 to 0)	0 (0 to 0)	0 (0 to 0)	0
HIV/AIDS resulting in other diseases	0 (0 to 0)	2.5 (1.7 to 3.3)	2.4 (1.7 to 3.4)	0.9 (0.6 to 1.3)	0.3 (0.2 to 0.5)	0.1 (0.1 to 0.2)	0.1 (0.7 to 1.3)	1.8 (1.2 to 2.7)	3.2 (2.2 to 5.2)	4.3 (3.1 to 6.3)	4.3 (3.1 to 6.3)	3.5 (2.4 to 4.9)	2.7 (2 to 3.5)	1.8 (1.3 to 2.4)	0.6 (0.4 to 0.8)	0.4 (0.3 to 0.5)	0.4 (0.3 to 0.5)	0.2 (0.1 to 0.3)	0.1 (0 to 0.1)	0 (0 to 0)	0 (0 to 0)	0 (0 to 0)	26
Sexually transmitted infections excluding HIV	252 (78 to 523)	76.9 (23.2 to 163)	99.8 (29.1 to 222)	4.6 (1.3 to 10.5)	2.6 (0.8 to 6.2)	1.6 (0.5 to 3.9)	1.1 (0.4 to 2.6)	2.3 (0.9 to 5.1)	4.5 (1.9 to 9.3)	9.6 (4.1 to 19.2)	6.5 (2.8 to 12.7)	6.4 (2.8 to 12.1)	4.2 (1.9 to 7.7)	5.6 (2.6 to 10.4)	1.6 (0.7 to 2.9)	1.1 (0.5 to 2.1)	1.4 (0.6 to 2.6)	0.5 (0.2 to 0.9)	0.2 (0.1 to 0.4)	0.1 (0 to 0.2)	0 (0 to 0)	0 (0 to 0)	468
Syphilis	252 (78 to 523)	76.9 (23.2 to 163)	99.8 (29.1 to 222)	4.6 (1.3 to 10.5)	2.6 (0.8 to 6.2)	1.6 (0.5 to 3.9)	0.1 (0.1 to 0.2)	0.2 (0.1 to 0.4)	0.4 (0.2 to 0.7)	0.5 (0.2 to 1.1)	0.5 (0.2 to 1.1)	0.5 (0.2 to 1.1)	0.2 (0.1 to 0.5)	0.1 (0.1 to 0.3)	0.1 (0.1 to 0.2)	0.1 (0.1 to 0.2)	0.1 (0.1 to 0.2)	0.1 (0 to 0.2)	0 (0 to 0.1)	0 (0 to 0)	0 (0 to 0)	0 (0 to 0)	439
Chlamydial infection	0 (0 to 0)	0 (0 to 0)	0 (0 to 0)	0 (0 to 0)	0 (0 to 0)	0 (0 to 0)	0 (0 to 0)	0 (0 to 0)	0 (0 to 0)	0 (0 to 0)	0 (0 to 0)	0 (0 to 0)	0 (0 to 0)	0 (0 to 0)	0 (0 to 0)	0 (0 to 0)	0 (0 to 0)	0 (0 to 0)	0 (0 to 0)	0 (0 to 0)	0 (0 to 0)	0 (0 to 0)	0 (0 to 0)	2.6
Gonococcal infection	0 (0 to 0)	0 (0 to 0)	0 (0 to 0)	0 (0 to 0)	0 (0 to 0)	0 (0 to 0)	0 (0 to 0)	0 (0 to 0)	0 (0 to 0)	0 (0 to 0)	0 (0 to 0)	0 (0 to 0)	0 (0 to 0)	0 (0 to 0)	0 (0 to 0)	0 (0 to 0)	0 (0 to 0)	0 (0 to 0)	0 (0 to 0)	0 (0 to 0)	0 (0 to 0)	0 (0 to 0)	0 (0 to 0)	4.4
Trichomoniasis	0 (0 to 0)	0 (0 to 0)	0 (0 to 0)	0 (0 to 0)	0 (0 to 0)	0 (0 to 0)	0 (0 to 0)	0 (0 to 0)	0 (0 to 0)	0 (0 to 0)	0 (0 to 0)	0 (0 to 0)	0 (0 to 0)	0 (0 to 0)	0 (0 to 0)	0 (0 to 0)	0 (0 to 0)	0 (0 to 0)	0 (0 to 0)	0 (0 to 0)	0 (0 to 0)	0 (0 to 0)	0 (0 to 0)	0
Genital herpes	0 (0 to 0)	0 (0 to 0)	0 (0 to 0)	0 (0 to 0)	0 (0 to 0)	0 (0 to 0)	0 (0 to 0)	0 (0 to 0)	0 (0 to 0)	0 (0 to 0)	0 (0 to 0)	0 (0 to 0)	0 (0 to 0)	0 (0 to 0)	0 (0 to 0)	0 (0 to 0)	0 (0 to 0)	0 (0 to 0)	0 (0 to 0)	0 (0 to 0)	0 (0 to 0)	0 (0 to 0)	0 (0 to 0)	0
Other sexually transmitted infections	0 (0 to 0)	0 (0 to 0)	0 (0 to 0)	0 (0 to 0)	0 (0 to 0)	0 (0 to 0)	0 (0 to 0)	0 (0 to 0)	0 (0 to 0)	0 (0 to 0)	0 (0 to 0)	0 (0 to 0)	0 (0 to 0)	0 (0 to 0)	0 (0 to 0)	0 (0 to 0)	0 (0 to 0)	0 (0 to 0)	0 (0 to 0)	0 (0 to 0)	0 (0 to 0)	0 (0 to 0)	0 (0 to 0)	0
Respiratory infections and tuberculosis	524.9 (264 to 944.9)	334.5 (30 to 949.3)	346 (102 to 539)	351 (161 to 597)	162 (102 to 184)	150 (126 to 159)	166 (126 to 209)	205 (159 to 259)	249 (209 to 309)	270 (219 to 329)	289 (231 to 353)	292 (229 to 359)	299 (220 to 372)	312 (220 to 403)	299 (209 to 397)	298 (209 to 400)	295 (209 to 398)	310 (209 to 414)	318 (209 to 427)	313 (209 to 418)	316 (209 to 423)	312 (209 to 418)	4,560
Tuberculosis	0 (0 to 0)	0 (0 to 0)	38.1 (21.6 to 62.4)	40.3 (29.4 to 53.5)	40.7 (30.9 to 54.2)	44.1 (30.9 to 60.5)	107 (71.4 to 152)	204 (177 to 251)	204 (160 to 256)	180 (154 to 211)	232 (160 to 328)	232 (172 to 360)	231 (143 to 333)	231 (170 to 375)	236 (167 to 336)	236 (167 to 336)	236 (167 to 336)	166 (147 to 208)	132 (117 to 166)	73 (65.7 to 83)	34 (29.4 to 39.4)	3.3 (3 to 3.8)	2,770
Latent tuberculosis infection	0 (0 to 0)	0 (0 to 0)	0 (0 to 0)	0 (0 to 0)	0 (0 to 0)	0 (0 to 0)	0 (0 to 0)	0 (0 to 0)	0 (0 to 0)	0 (0 to 0)	0 (0 to 0)	0 (0 to 0)	0 (0 to 0)	0 (0 to 0)	0 (0 to 0)	0 (0 to 0)	0 (0 to 0)	0 (0 to 0)	0 (0 to 0)	0 (0 to 0)	0 (0 to 0)	0 (0 to 0)	0 (0 to 0)	0
Drug-susceptible tuberculosis	0 (0 to 0)	0 (0 to 0)	27.6 (15.6 to 45.2)	29.2 (21.3 to 38.8)	29.5 (22.4 to 39.3)	32 (22.4 to 43.9)	77.5 (51.7 to 110)	148 (128 to 182)	148 (116 to 186)	130 (111 to 153)	168 (116 to 238)	168 (124 to 261)	167 (104 to 241)	167 (123 to 271)	171 (121 to 243)	171 (121 to 243)	171 (121 to 243)	120 (106 to 151)	96 (84.5 to 120)	53 (47.5 to 60)	25 (21.3 to 28.5)	2.4 (2.2 to 2.7)	2,010
Multidrug-resistant tuberculosis without extensive drug-resistance	0 (0 to 0)	0 (0 to 0)	0.2 (0 to 1)	0.2 (0 to 1.2)	0.2 (0 to 1)	0.2 (0 to 1)	0.7 (0 to 3)	1.5 (1 to 6)	1.5 (1 to 7.7)	1.3 (1 to 5.5)	1.7 (1 to 6.7)	1.7 (1 to 6.5)	1.4 (1 to 6.1)	1.4 (1 to 6.6)	1.4 (1 to 6.6)	1.4 (1 to 6.6)	1.4 (1 to 5.6)	0.7 (0 to 1.5)	0.4 (0 to 1.1)	0.2 (0 to 0.6)	0.1 (0 to 0.3)	0 (0 to 0.1)	16.8
Extensively drug-resistant tuberculosis	0 (0 to 0)	0 (0 to 0)	0 (0 to 0)	0 (0 to 0)	0 (0 to 0)	0 (0 to 0)	0.2 (0 to 1)	0.5 (0 to 1.3)	0.5 (0 to 1.3)	0.5 (0 to 1)	0.5 (0 to 0.9)	0.5 (0 to 0.9)	0.3 (0 to 1.2)	0.3 (0 to 1.2)	0.3 (0 to 1.2)	0.3 (0 to 1.2)	0.3 (0 to 1.2)	0.2 (0 to 0.6)	0.1 (0 to 0.4)	0 (0 to 0.1)	0 (0 to 0.1)	0 (0 to 0)	3.1
Lower respiratory infections	524.9 (264 to 944.9)	334.5 (30 to 949.3)	308 (102 to 539)	310 (161 to 597)	121 (102 to 184)	106 (126 to 159)	59 (126 to 209)	57 (159 to 259)	45 (209 to 309)	90 (219 to 329)	57 (231 to 353)	60 (229 to 359)	68 (220 to 372)	82 (220 to 403)	63 (209 to 397)	62 (209 to 400)	59 (209 to 398)	144 (209 to 414)	186 (209 to 427)	240 (209 to 418)	282 (209 to 423)	309 (209 to 418)	1,650
Upper respiratory infections	0 (0 to 0)	0.4 (0.1 to 1.4)	3.9 (1.9 to 8.5)	11.8 (4.6 to 19.4)	10.1 (6.9 to 21.6)	10.1 (5.3 to 17.5)	7.9 (4.3 to 15)	7.4 (4.1 to 12.4)	6.4 (3.5 to 10.9)	5.3 (2.4 to 9.1)	4.2 (2.2 to 7.2)	4.2 (2.2 to 7.3)	3.6 (1.5 to 5.3)	7.3 (1.4 to 4.5)	2.6 (1.2 to 3.9)	1.7 (1.3 to 2.8)	1.5 (1.2 to 2.6)	0.6 (0.4 to 1.8)	0.4 (0.2 to 1.3)	0.7 (0.1 to 2.1)	0.1 (0 to 0.4)	0 (0 to 0)	93
Otitis media	0 (0 to 0)	0 (0 to 0)	0.5 (0.3 to 0.9)	0.9 (0.3 to 0.9)	0.9 (0.4 to 1.2)	0.7 (0.3 to 1.6)	0.4 (0.3 to 0.7)	0.2 (0 to 0.4)	0.1 (0 to 0.2)	0.1 (0 to 0.2)	0.1 (0 to 0.2)	0.1 (0 to 0.2)	0.1 (0 to 0.2)	0.1 (0 to 0.2)	0.1 (0 to 0.2)	0.1 (0 to 0.2)	0.1 (0 to 0.2)	0.1 (0 to 0.4)	0.1 (0 to 0.4)	0.1 (0 to 0.2)	0.1 (0 to 0.2)	0 (0 to 0)	47.1
Enteric infections	11.6 (5.7 to 20.9)	11.6 (4.4 to 42.2)	27.6 (12.7 to 52.2)	49 (24.1 to 79)	49 (24.9 to 78)	49 (24.9 to 78)	85.4 (52.7 to 139)	56 (33.7 to 97.3)	72.3 (46.6 to 120)	73.2 (44.3 to 119)	73.2 (46.5 to 118)	73.2 (46.5 to 118)	73.2 (46.5 to 118)	73.2 (46.5 to 118)	73.2 (46.5 to 118)	73.2 (46.5 to 118)	73.2 (46.5 to 118)	73.2 (46.5 to 118)	73.2 (46.5 to 118)	73.2 (46.5 to 118)	73.2 (46.5 to 118)	73.2 (46.5 to 118)	2,040
Diarrheal diseases	11.6 (5.7 to 20.9)	11.6 (4.4 to 42.2)	27.6 (12.7 to 52.2)	49 (24.1 to 79)	49 (24.9 to 78)	49 (24.9 to 78)	85.4 (52.7 to 139)	56 (33.7 to 97.3)	72.3 (46.6 to 120)	73.2 (44.3 to 119)	73.2 (46.5 to 118)	73.2 (46.5 to 118)	73.2 (46.5 to 118)	73.2 (46.5 to 118)	73.2 (46.5 to 118)	73.2 (46.5 to 118)	73.2 (46.5 to 118)	73.2 (46.5 to 118)	73.2 (46.5 to 118)	73.2 (46.5 to 118)	73.2 (46.5 to 118)	73.2 (46.5 to 118)	1,920
Typhoid and paratyphoid	0 (0 to 0)	0 (0 to 0)	0 (0 to 0)	0 (0 to 0)	0 (0 to 0)	0 (0 to 0)	0 (0 to 0)	0 (0 to 0)	0 (0 to 0)	0 (0 to 0)	0 (0 to 0)	0 (0 to 0)	0 (0 to 0)	0 (0 to 0)	0 (0 to 0)	0 (0 to 0)	0 (0 to 0)	0 (0 to 0)	0 (0 to 0)	0 (0 to 0)	0 (0 to 0)	0 (0 to 0)	0 (0 to 0)	0
Typhoid fever	0 (0 to 0)	0 (0 to 0)	0 (0 to 0)	0 (0 to 0)	0 (0 to 0)	0 (0 to 0)	0 (0 to 0)	0 (0 to 0)	0 (0 to 0)	0 (0 to 0)	0 (0 to 0)	0 (0 to 0)	0 (0 to 0)	0 (0 to 0)	0 (0 to 0)	0 (0 to 0)	0 (0 to 0)	0 (0 to 0)	0 (0 to 0)	0 (0 to 0)	0 (0 to 0)	0 (0 to 0)	0 (0 to 0)	0
Paratyphoid fever	0 (0 to 0)	0 (0 to 0)	0 (0 to 0)	0 (0 to 0)	0 (0 to 0)	0 (0 to 0)	0 (0 to 0)	0 (0 to 0)	0 (0 to 0)	0 (0 to 0)	0 (0 to 0)	0 (0 to 0)	0 (0 to 0)	0 (0 to 0)	0 (0 to 0)	0 (0 to 0)	0 (0 to 0)	0 (0 to 0)	0 (0 to 0)	0 (0 to 0)	0 (0 to 0)	0 (0 to 0)	0 (0 to 0)	0
Invasive Non-typhoidal Salmonella (iNTS)	0 (0 to 0)	0 (0 to 0)	0 (0 to 0)	0 (0 to 0)	0 (0 to 0)	0 (0 to 0)	0 (0 to 0)	0 (0 to 0)	0 (0 to 0)	0 (0 to 0)	0 (0 to 0)	0 (0 to 0)	0 (0 to 0)	0 (0 to 0)	0 (0 to 0)	0 (0 to 0)	0 (0 to 0)	0 (0 to 0)	0 (0 to 0)	0 (0 to 0)	0 (0 to 0)	0 (0 to 0)	0 (0 to 0)	0
Other intestinal infectious diseases	0 (0 to 0)	0 (0 to 0)	0.5 (0 to 1.6)	0.9 (0.1 to 2.7)	0.9 (0.1 to 2.7)	0.9 (0.1 to 2.7)	0.4 (0 to 1.4)	0.2 (0 to 0.6)	0.2 (0 to 0.6)	0.2 (0 to 0.6)	0.1 (0 to 0.4)	0.1 (0 to 0.3)	0.1 (0 to 0.3)	0.1 (0 to 0.3)	0.1 (0 to 0.3)	0.1 (0 to 0.3)	0.1 (0 to 0.3)	0.1 (0 to 0.3)	0.1 (0 to 0.3)	0.1 (0 to 0.3)	0.1 (0 to 0.3)	0.1 (0 to 0.3)	3.3
Neglected tropical diseases and malaria	0 (0 to 0)	0.3 (0 to 0.5)	9.2 (4.2 to 19.1)	26.3 (12.1 to 51.1)	61.1 (22.4 to 88.6)	49 (19.3 to 79.3)	39.6 (15.4 to 64.4)	34.1 (12.2 to 60.3)	31.2 (12.2 to 57.3)	22.4 (11.5 to 40.3)	19.2 (11.1 to 33.3)	16.4 (9.5 to 27.5)	11.2 (6.2 to 19.7)	11.2 (6.6 to 18.1)	9.2 (5.5 to 14.3)	5.7 (3.2 to 10.4)	3.9 (2.2 to 6.2)	3 (1.6 to 5.2)	1.1 (0.4 to 1.9)	0.6 (0.1 to 1.1)	0.1 (0 to 0.2)	0 (0 to 0)	359
Malaria	0 (0 to 0)	0 (0 to 0)	0 (0 to 0)	0 (0 to 0)	0 (0 to 0)	0 (0 to 0)	0 (0 to 0)	0 (0 to 0)	0 (0 to 0)	0 (0 to 0)	0 (0 to 0)	0 (0 to 0)	0 (0 to 0)	0 (0 to 0)	0 (0 to 0)	0 (0 to 0)	0 (0 to 0)	0 (0 to 0)	0 (0 to 0)	0 (0 to 0)	0 (0 to 0)	0 (0 to 0)	0 (0 to 0)	0
Chagas disease	0 (0 to 0)	0 (0 to 0)	0 (0 to 0)	0 (0 to 0)	0 (0 to 0)	0 (0 to 0)	0 (0 to 0)	0 (0 to 0)	0 (0 to 0)	0 (0 to 0)	0 (0 to 0)	0 (0 to 0)	0 (0 to 0)	0 (0 to 0)	0 (0 to 0)	0 (0 to 0)	0 (0 to 0)	0 (0 to 0)	0 (0 to 0)	0 (0 to 0)	0 (0 to 0)	0 (0 to 0)	0 (0 to 0)	0
Leishmaniasis	0 (0 to 0)	0 (0 to 0)	0 (0 to 0)	0 (0 to 0)	0 (0 to 0)	0 (0 to 0)	0 (0 to 0)	0 (0 to 0)	0 (0 to 0)	0 (0 to 0)	0 (0 to 0)	0 (0 to 0)	0 (0 to 0)	0 (0 to 0)	0 (0 to 0)	0 (0 to 0)	0 (0 to 0)	0 (0 to 0)	0 (0 to 0)	0 (0 to 0)	0 (0 to 0)	0 (0 to 0)	0 (0 to 0)	0
Visceral leishmaniasis	0 (0 to 0)	0 (0 to 0)	0 (0 to 0)	0 (0 to 0)	0 (0 to 0)	0 (0 to 0)	0 (0 to 0)	0 (0 to 0)	0 (0 to 0)	0 (0 to 0)	0 (0 to 0)	0 (0 to 0)	0 (0 to 0)	0 (0 to 0)	0 (0 to 0)	0 (0 to 0)	0 (0 to 0)	0 (0 to 0)	0 (0 to 0)	0 (0 to 0)	0 (0 to 0)	0 (0 to 0)	0 (0 to 0)	0
Cutaneous and mucocutaneous leishmaniasis	0 (0 to 0)	0 (0 to 0)	0 (0 to 0)	0 (0 to 0)	0 (0 to 0)	0 (0 to 0)	0 (0 to 0)	0 (0 to 0)	0 (0 to 0)	0 (0 to 0)	0 (0 to 0)	0 (0 to 0)	0 (0 to 0)	0 (0 to 0)	0 (0 to 0)	0 (0 to 0)	0 (0 to 0)	0 (0 to 0)	0 (0 to 0)	0 (0 to 0)	0 (0 to 0)	0 (0 to 0)	0 (0 to 0)	0
African trypanosomiasis	0 (0 to 0)	0 (0 to 0)	0 (0 to 0)	0 (0 to 0)	0 (0 to 0)	0 (0 to 0)	0 (0 to 0)	0 (0 to 0)	0 (0 to 0)	0 (0 to 0)	0 (0 to 0)	0 (0 to 0)	0 (0 to 0)	0 (0 to 0)	0 (0 to 0)	0 (0 to 0)	0 (0 to 0)	0 (0 to 0)	0 (0 to 0)	0 (0 to 0)	0 (0 to 0)	0 (0 to 0)	0 (0 to 0)	0
Schistosomiasis	0 (0 to 0)	0 (0 to 0)	0 (0 to 0)	0 (0 to 0)	0 (0 to 0)	0 (0 to 0)	0 (0 to 0)	0 (0 to 0)	0 (0 to 0)	0 (0 to 0)	0 (0 to 0)	0 (0 to 0)	0 (0 to 0)	0 (0 to 0)	0 (0 to 0)	0 (0 to 0)	0 (0 to 0)	0 (0 to 0)	0 (0 to 0)	0 (0 to 0)	0 (0 to 0)	0 (0 to 0)	0 (0 to 0)	0
Cysticercosis	0 (0 to 0)	0 (0 to 0)	0 (0 to 0)	0 (0 to 0)	0 (0 to 0)	0 (0 to 0)	0 (0 to 0)	0 (0 to 0)	0 (0 to 0)	0 (0 to 0)	0 (0 to 0)	0 (0 to 0)	0 (0 to 0)	0 (0 to 0)	0 (0 to 0)	0 (0 to 0)	0 (0 to 0)	0 (0 to 0)	0 (0 to 0)	0 (0 to 0)	0 (0 to 0)	0 (0 to 0)	0 (0 to 0)	0
Cystic echinococcosis	0 (0 to 0)	0 (0 to 0)	0 (0 to 0)	0 (0 to 0)	0 (0 to 0)	0 (0 to 0)	0 (0 to 0)	0 (0 to 0)	0 (0 to 0)	0 (0 to 0)	0 (0 to 0)	0 (0 to 0)	0 (0 to 0)	0 (0 to 0)	0 (0 to 0)	0 (0 to 0)	0 (0 to 0)	0 (0 to 0)	0 (0 to 0)	0 (0 to 0)	0 (0 to 0)	0 (0 to 0)	0 (0 to 0)	0
Lymphatic filariasis	0 (0 to 0)	0 (0 to 0)	0 (0 to 0)	0 (0 to 0)	0 (0 to 0)	0 (0 to 0)	0 (0 to 0)	0 (0 to 0)	0 (0 to 0)	0 (0 to 0)	0 (0 to 0)	0 (0 to 0)	0 (0 to 0)	0 (0 to 0)	0 (0 to 0)	0 (0 to 0)	0 (0 to 0)	0 (0 to 0)	0 (0 to 0)	0 (0 to 0)	0 (0 to 0)	0 (0 to 0)	0 (0 to 0)	0
Onchocerciasis	0 (0 to 0)	0 (0 to 0)	0 (0 to 0)	0 (0 to 0)	0 (0 to 0)	0 (0 to 0)	0 (0 to 0)	0 (0 to 0)	0 (0 to 0)	0 (0 to 0)	0 (0 to 0)	0 (0 to 0)	0 (0 to 0)	0 (0 to 0)	0 (0 to 0)	0 (0 to 0)	0 (0 to 0)	0 (0 to 0)	0 (0 to 0)	0 (0 to 0)	0 (0 to 0)	0 (0 to 0)	0 (0 to 0)	0
Trachoma	0 (0 to 0)	0 (0 to 0)	0 (0 to 0)	0 (0 to 0)	0 (0 to 0)	0 (0 to 0)	0 (0 to 0)	0 (0 to 0)	0 (0 to 0)	0 (0 to 0)	0 (0 to 0)	0 (0 to 0)	0 (0 to 0)	0 (0 to 0)	0 (0 to 0)	0 (0 to 0)	0 (0 to 0)	0 (0 to 0)	0 (0 to 0)	0 (0 to 0)	0 (0 to 0)	0 (0 to 0)	0 (0 to 0)	0
Dengue	0 (0 to 0)	0 (0 to 0.2)	2.3 (0.2 to 12.3)	7.2 (0.4 to 28.2)	13.6 (1.2 to 41.7)	12.4 (1.1 to 33.7)	12.6 (1.9 to 44.2)	11 (1.6 to 40.4)	12.4 (1.9 to 44.6)	14.2 (2.1 to 57.4)	14.2 (2.2 to 53.1)	14.2 (2.2 to 57.5)	14.2 (2.2 to 57.5)	14.2 (2.2 to 57.5)	14.2 (2.2 to 57.5)	14.2 (2.2 to 57.5)	14.2 (2.2 to 57.5)	14.2 (2.2 to 57.5)	14.2 (2.2 to 57.5)	14.2 (2.2 to 57.5)	14.2 (2.2 to 57.5)	14.2 (2.2 to 57.5)	107
Yellow fever	0 (0 to 0)	0 (0 to 0)	0 (0 to 0)	0 (0 to 0)	0 (0 to 0)	0 (0 to 0)	0 (0 to 0)	0 (0 to 0)	0 (0 to 0)	0 (0 to 0)	0 (0 to 0)	0 (0 to 0)	0 (0 to 0)	0 (0 to 0)	0 (0 to 0)	0 (0 to 0)	0 (0 to 0)	0 (0 to 0)	0 (0 to 0)	0 (0 to 0)	0 (0 to 0)	0 (0 to 0)	0 (0 to 0)	0
Rabies	0 (0 to 0)	0 (0 to 0)	0 (0 to 0)	0 (0 to 0)	0 (0 to 0)	0 (0 to 0)	0 (0 to 0)	0 (0 to 0)	0 (0 to 0)	0 (0 to 0)	0 (0 to 0)	0 (0 to 0)	0 (0 to 0)	0 (0 to 0)	0 (0 to 0)	0 (0 to 0)	0 (0 to 0)	0 (0 to 0)	0 (0 to 0)	0 (0 to 0)	0 (0 to 0)	0 (0 to 0)	0 (0 to 0)	0
Intestinal nematode infections	0 (0 to 0)	0 (0 to 0)	4.9 (2.2 to 13.6)	6.9 (3.2 to 14.2)	23.7 (11.5 to 42.7)	23.7 (14.3 to 34.2)	5.4 (2.6 to 9.6)	3.6 (1.7 to 6.4)	3.2 (1.5 to 5.9)	3.4 (1.6 to 6.3)	3.4 (1.6 to 6.3)	3.4 (1.6 to 6.3)	3.3 (1.7 to 5.6)	3.3 (1.7 to 5.6)	3.3 (1.7 to 5.6)	3.3 (1.7 to 5.6)	3.3 (1.7 to 5.6)	3.3 (1.7 to 5.6)	3.3 (1.7 to 5.6)	3.3 (1.7 to 5.6)	3.3 (1.7 to 5.6)	3.3 (1.7 to 5.6)	118
Ascariasis	0 (0 to 0)	0 (0 to 0)	0.2 (0 to 0.7)	0.2 (0 to 0.6)	0.7 (0 to 2.5)	0.7 (0 to 2.5)	0.1 (0 to 0.4)	0.1 (0 to 0.3)	0.1 (0 to 0.4)	0.1 (0 to 0.4)	0.1 (0 to 0.4)	0.1 (0 to 0.4)	0.1 (0 to 0.3)	0.1 (0 to 0.2)	0.1 (0 to 0.2)	0.1 (0 to 0.2)	0.1 (0 to 0.2)	0.1 (0 to 0.2)	0.1 (0 to 0.2)	0.1 (0 to 0.2)	0.1 (0 to 0.2)	0.1 (0 to 0.2)	3.5
Trichuriasis	0 (0 to 0)	0 (0 to 0)	0.3 (0 to 0.4)	2.4 (0.3 to 9.9)	22.3 (10.3 to 41.7)	22.3 (13.4 to 32.9)	19.7 (4.9 to 20.1)	8 (3.7 to 15.1)	8 (3.7 to 15.1)	8 (3.7 to 15.1)	8 (3.7 to 15.1)	8 (3.7 to 15.1)	8 (3.7 to 15.1)	8 (3.7 to 15.1)	8 (3.7 to 15.1)	8 (3.7 to 15.1)	8 (3.7 to 15.1)	8 (3.7 to 15.1)	8 (3.7 to 15.1)	8 (3.7 to 15.1)	8 (3.7 to 15.1)	8 (3.7 to 15.1)	103
Hookworm disease	0 (0 to 0)	0 (0 to 0)	0 (0 to 0)	2.5 (0.5 to 1.9)	0.9 (0.3 to 1.4)	0.9 (0.3 to 1.4)	1.4 (0.4 to 2.1)	1.7 (0.6 to 2.7)	1.7 (0.6 to 2.7)	1.7 (0.6 to 2.7)	1.7 (0.6 to 2.7)	1.7 (0.6 to 2.7)	1.7 (0.6 to 2.7)	1.7 (0.6 to 2.7)	1.7 (0.6 to 2.7)	1.7 (0.6 to 2.7)	1.7 (0.6 to 2.7)	1.7 (0.6 to 2.7)	1.7 (0.6 to 2.7)	1.7 (0.6 to 2.7)	1.7 (0.6 to 2.7)	1.7 (0.6 to 2.7)	11.4
Food-borne trematodiases	0 (0 to 0)	0 (0 to 0)	0 (0 to 0)	0 (0 to 0)	0 (0 to 0)	0 (0 to 0)	0 (0 to 0)	0 (0 to 0)	0 (0 to 0)	0 (0 to

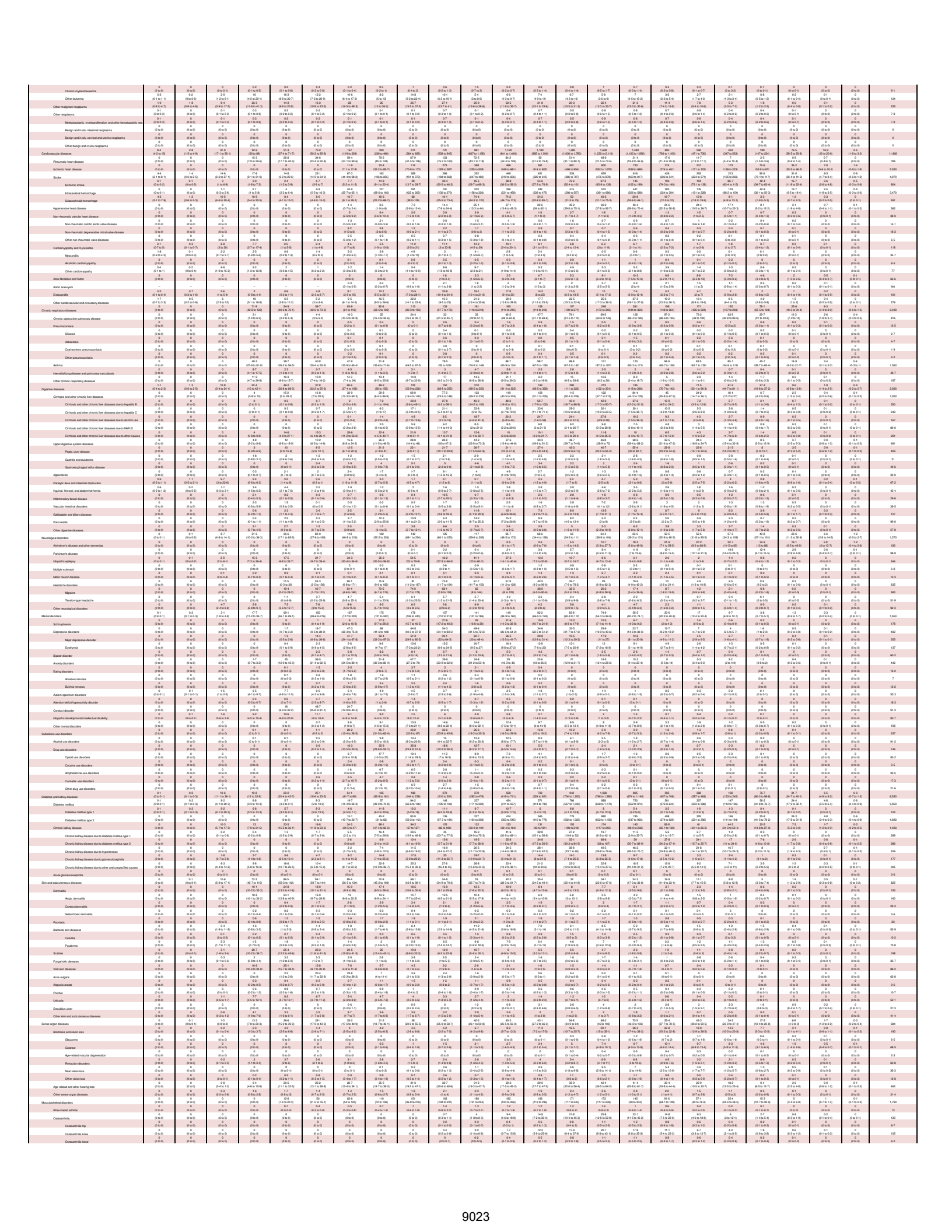



SR Table 2c: Sao Tome and Principe DALYS by cause and age group for both sexes with 95% uncertainty intervals, 2019

Cause	Early Neonatal	Late Neonatal	Post Neonatal	1 to 4	5 to 9	10 to 14	15 to 19	20 to 24	25 to 29	30 to 34	35 to 39	40 to 44	45 to 49	50 to 54	55 to 59	60 to 64	65 to 69	70 to 74	75 to 79	80 to 84	85 plus	Total
All causes	2,870 (2,480 to 3,290)	2,710 (600 to 7,760)	3,990 (2,940 to 5,140)	3,990 (2,310 to 5,940)	2,960 (1,770 to 2,540)	2,140 (1,730 to 2,640)	2,790 (2,220 to 3,460)	3,290 (2,310 to 3,350)	3,290 (2,140 to 3,160)	3,290 (2,160 to 3,320)	3,290 (2,350 to 3,930)	3,290 (2,400 to 3,940)	3,290 (2,320 to 3,890)	3,290 (2,310 to 3,910)	3,290 (2,320 to 3,940)	3,290 (2,300 to 3,910)	3,290 (1,800 to 3,250)	3,290 (1,630 to 3,920)	3,290 (1,210 to 7,490)	3,290 (686 to 9,180)	3,290 (85 to 9,590)	53,700 (51,100 to 56,400)
Communicable, maternal, neonatal, and nutritional diseases	2,870 (2,370 to 4,430)	2,710 (700 to 1,930)	3,990 (1,620 to 5,130)	3,990 (1,360 to 2,930)	2,960 (698 to 1,360)	2,140 (466 to 763)	2,790 (540 to 809)	3,290 (470 to 1,790)	3,290 (420 to 948)	3,290 (434 to 832)	3,290 (368 to 859)	3,290 (434 to 1,040)	3,290 (368 to 1,020)	3,290 (374 to 945)	3,290 (370 to 1,020)	3,290 (364 to 1,050)	3,290 (223 to 478)	3,290 (220 to 1,040)	3,290 (221 to 1,050)	3,290 (167 to 1,080)	3,290 (86 to 1,940)	16,100 (11,400 to 21,400)
Sexually transmitted infections excluding HIV	139 (43.2 to 338)	51.5 (15.4 to 117)	78.6 (23.4 to 181)	4.1 (1.2 to 9.8)	1.9 (0.7 to 4.4)	1.2 (0.4 to 2.7)	2.1 (1.8 to 5.1)	7.5 (4.7 to 11.4)	11.7 (7.6 to 17.6)	13.3 (8.6 to 19.4)	10.6 (7.1 to 16.9)	8.9 (5.8 to 14.2)	5.8 (3.6 to 9.3)	3.5 (2.3 to 5.3)	1.9 (1.2 to 3)	1.1 (0.6 to 2.3)	0.5 (0.3 to 1.1)	0.3 (0.2 to 0.7)	0.1 (0.1 to 0.2)	0 (0 to 0)	266 (86 to 602)
HIV/AIDS and sexually transmitted infections	139 (43.2 to 338)	51.5 (15.4 to 117)	78.6 (23.2 to 181)	4.1 (1.2 to 9.8)	1.9 (0.7 to 4.4)	1.2 (0.4 to 2.7)	2.1 (1.8 to 5.1)	7.5 (4.7 to 11.4)	11.7 (7.6 to 17.6)	13.3 (8.6 to 19.4)	10.6 (7.1 to 16.9)	8.9 (5.8 to 14.2)	5.8 (3.6 to 9.3)	3.5 (2.3 to 5.3)	1.9 (1.2 to 3)	1.1 (0.6 to 2.3)	0.5 (0.3 to 1.1)	0.3 (0.2 to 0.7)	0.1 (0.1 to 0.2)	0 (0 to 0)	266 (86 to 602)
HIV/AIDS	0 (0 to 0)	0 (0 to 0)	0 (0 to 1.1)	0 (0 to 0.2)	0 (0 to 0.1)	0 (0 to 0.1)	0 (0 to 0.2)	0 (0 to 0.4)	0 (0 to 0.6)	0 (0 to 0.8)	0 (0 to 1.2)	0 (0 to 1.6)	0 (0 to 1.9)	0 (0 to 2.3)	0 (0 to 2.6)	0 (0 to 2.9)	0 (0 to 3.1)	0 (0 to 3.4)	0 (0 to 3.6)	0 (0 to 3.8)	0 (0 to 3.9)	24 (0 to 94)
HIV/AIDS - Drug-susceptible Tuberculosis	0 (0 to 0)	0 (0 to 0)	0.6 (0 to 1.5)	0.5 (0 to 1.3)	0.2 (0 to 0.5)	0.2 (0 to 0.5)	0.7 (0 to 1.7)	1.6 (0.6 to 3.4)	2.3 (1 to 4.9)	2.3 (1 to 4.9)	2.3 (1 to 4.9)	2 (1 to 4.2)	1.1 (0.6 to 2.1)	0.7 (0.4 to 1.4)	0.5 (0.3 to 0.9)	0.4 (0.2 to 0.8)	0.2 (0.1 to 0.4)	0.2 (0.1 to 0.3)	0.1 (0.1 to 0.1)	0 (0 to 0)	14.3 (6.1 to 30.1)
HIV/AIDS - Multidrug-resistant Tuberculosis without extensive drug resistance	0 (0 to 0)	0 (0 to 0)	0 (0 to 0.3)	0 (0 to 0.3)	0 (0 to 0.1)	0 (0 to 0.1)	0 (0 to 0.1)	0 (0 to 0.2)	0 (0 to 0.4)	0 (0 to 0.4)	0 (0 to 0.4)	0 (0 to 0.4)	0 (0 to 0.4)	0 (0 to 0.4)	0 (0 to 0.4)	0 (0 to 0.4)	0 (0 to 0.4)	0 (0 to 0.4)	0 (0 to 0.4)	0 (0 to 0.4)	0 (0 to 0.4)	1 (0 to 3.4)
HIV/AIDS - Extensively drug-resistant Tuberculosis	0 (0 to 0)	0 (0 to 0)	0 (0 to 0)	0 (0 to 0)	0 (0 to 0)	0 (0 to 0)	0 (0 to 0)	0 (0 to 0)	0 (0 to 0)	0 (0 to 0)	0 (0 to 0)	0 (0 to 0)	0 (0 to 0)	0 (0 to 0)	0 (0 to 0)	0 (0 to 0)	0 (0 to 0)	0 (0 to 0)	0 (0 to 0)	0 (0 to 0)	0 (0 to 0)	0 (0 to 0)
HIV/AIDS resulting in other diseases	0 (0 to 0)	0 (0 to 0)	0.6 (0 to 0.6)	0.6 (0 to 0.7)	0.2 (0 to 0.3)	0.1 (0 to 0.4)	0.4 (0.2 to 0.9)	1.1 (0.4 to 2.4)	1.5 (0.6 to 3.2)	1.4 (0.6 to 3.2)	1.4 (0.6 to 3.4)	1.2 (0.4 to 3.1)	0.7 (0.4 to 1.7)	0.4 (0.2 to 1.1)	0.3 (0.1 to 0.7)	0.2 (0.1 to 0.5)	0.1 (0 to 0.3)	0.1 (0 to 0.2)	0 (0 to 0.1)	0 (0 to 0)	8.7 (3.2 to 20.1)
Syphilis	139 (43.2 to 338)	51.5 (15.4 to 117)	78.4 (23.2 to 181)	3 (0.8 to 7.4)	1.4 (0.4 to 3.3)	0.3 (0.1 to 0.6)	0.2 (0.1 to 0.4)	0.4 (0.2 to 0.8)	0.4 (0.2 to 0.8)	0.2 (0.1 to 0.5)	0.1 (0.1 to 0.2)	0.1 (0.1 to 0.2)	0.1 (0 to 0.2)	0.1 (0 to 0.2)	0 (0 to 0.1)	0 (0 to 0.1)	0 (0 to 0.1)	0 (0 to 0.1)	0 (0 to 0.1)	0 (0 to 0.1)	0 (0 to 0.1)	276 (86 to 602)
Chlamydial infection	0 (0 to 0)	0 (0 to 0)	0 (0 to 0)	0 (0 to 0)	0 (0 to 0)	0 (0 to 0)	0 (0 to 0.4)	0 (0 to 1.2)	0 (0 to 1.7)	0 (0 to 2.2)	0 (0 to 1.9)	0 (0 to 1.7)	0 (0 to 1.4)	0 (0 to 1.1)	0 (0 to 0.9)	0 (0 to 0.7)	0 (0 to 0.6)	0 (0 to 0.5)	0 (0 to 0.4)	0 (0 to 0.3)	0 (0 to 0.2)	5.7 (0 to 21.2)
Gonococcal infection	0 (0 to 0)	0 (0 to 0)	0 (0 to 0)	0 (0 to 0)	0 (0 to 0)	0 (0 to 0)	0 (0 to 0.4)	0 (0 to 1.2)	0 (0 to 1.7)	0 (0 to 2.2)	0 (0 to 1.9)	0 (0 to 1.7)	0 (0 to 1.4)	0 (0 to 1.1)	0 (0 to 0.9)	0 (0 to 0.7)	0 (0 to 0.6)	0 (0 to 0.5)	0 (0 to 0.4)	0 (0 to 0.3)	0 (0 to 0.2)	4.5 (0 to 17.1)
Trichomoniasis	0 (0 to 0)	0 (0 to 0)	0 (0 to 0)	0 (0 to 0)	0 (0 to 0)	0 (0 to 0)	0 (0 to 0.4)	0 (0 to 1.2)	0 (0 to 1.7)	0 (0 to 2.2)	0 (0 to 1.9)	0 (0 to 1.7)	0 (0 to 1.4)	0 (0 to 1.1)	0 (0 to 0.9)	0 (0 to 0.7)	0 (0 to 0.6)	0 (0 to 0.5)	0 (0 to 0.4)	0 (0 to 0.3)	0 (0 to 0.2)	13.9 (0 to 52.6)
Genital herpes	0 (0 to 0)	0 (0 to 0)	0 (0 to 0)	0 (0 to 0)	0 (0 to 0)	0 (0 to 0)	0 (0 to 0.2)	0 (0 to 0.6)	0 (0 to 0.9)	0 (0 to 1.2)	0 (0 to 1.1)	0 (0 to 0.9)	0 (0 to 0.8)	0 (0 to 0.6)	0 (0 to 0.5)	0 (0 to 0.4)	0 (0 to 0.3)	0 (0 to 0.3)	0 (0 to 0.2)	0 (0 to 0.2)	0 (0 to 0.1)	8.9 (0 to 33.8)
Other sexually transmitted infections	0 (0 to 0)	0 (0 to 0)	0 (0 to 0)	0 (0 to 0)	0 (0 to 0)	0 (0 to 0)	0 (0 to 0.2)	0 (0 to 0.6)	0 (0 to 0.9)	0 (0 to 1.2)	0 (0 to 1.1)	0 (0 to 0.9)	0 (0 to 0.8)	0 (0 to 0.6)	0 (0 to 0.5)	0 (0 to 0.4)	0 (0 to 0.3)	0 (0 to 0.3)	0 (0 to 0.2)	0 (0 to 0.2)	0 (0 to 0.1)	13.9 (0 to 52.6)
Respiratory infections and tuberculosis	162 (66.3 to 269)	166 (49.4 to 355)	744 (455 to 1,180)	207 (128 to 400)	169 (106 to 192)	162 (78.1 to 134)	197 (127 to 219)	266 (137 to 254)	289 (137 to 252)	292 (136 to 259)	282 (145 to 287)	288 (154 to 319)	289 (178 to 339)	289 (182 to 356)	289 (194 to 374)	287 (183 to 367)	284 (183 to 363)	287 (173 to 397)	288 (151 to 353)	287 (126 to 335)	288 (46 to 418)	4,730 (4,130 to 5,440)
Tuberculosis	0 (0 to 0)	0 (0 to 0)	0.7 (0 to 30.3)	0.1 (0 to 2.9)	0.4 (0.1 to 1.3)	0.6 (0.3 to 1.1)	2.7 (1.9 to 4.2)	6.2 (3.6 to 9.7)	9.2 (4.9 to 14.5)	11.2 (6.1 to 17.5)	12.1 (6.7 to 19.2)	12.2 (6.7 to 19.2)	11.7 (6.4 to 18.4)	11.2 (6.2 to 17.6)	10.8 (5.9 to 17)	10.3 (5.6 to 16.2)	9.8 (5.4 to 15.4)	9.3 (5.1 to 14.6)	8.8 (4.8 to 13.8)	8.3 (4.5 to 13.1)	758 (412 to 1,190)
Latent tuberculosis infection	0 (0 to 0)	0 (0 to 0)	0 (0 to 0)	0 (0 to 0)	0 (0 to 0)	0 (0 to 0)	0 (0 to 0)	0 (0 to 0)	0 (0 to 0)	0 (0 to 0)	0 (0 to 0)	0 (0 to 0)	0 (0 to 0)	0 (0 to 0)	0 (0 to 0)	0 (0 to 0)	0 (0 to 0)	0 (0 to 0)	0 (0 to 0)	0 (0 to 0)	0 (0 to 0)	0 (0 to 0)
Drug-susceptible tuberculosis	0 (0 to 0)	0 (0 to 0)	0.7 (0 to 30.3)	0.1 (0 to 2.9)	0.4 (0.1 to 1.3)	0.6 (0.3 to 1.1)	2.7 (1.9 to 4.2)	6.2 (3.6 to 9.7)	9.2 (4.9 to 14.5)	11.2 (6.1 to 17.5)	12.1 (6.7 to 19.2)	12.2 (6.7 to 19.2)	11.7 (6.4 to 18.4)	11.2 (6.2 to 17.6)	10.8 (5.9 to 17)	10.3 (5.6 to 16.2)	9.8 (5.4 to 15.4)	9.3 (5.1 to 14.6)	8.8 (4.8 to 13.8)	8.3 (4.5 to 13.1)	758 (412 to 1,190)
Multidrug-resistant tuberculosis without extensive drug resistance	0 (0 to 0)	0 (0 to 0)	0 (0 to 4.6)	0 (0 to 1.2)	0 (0 to 1.1)	0 (0 to 1.6)	0 (0 to 2.6)	0 (0 to 4.6)	0 (0 to 6.2)	0 (0 to 7.1)	0 (0 to 7.3)	0 (0 to 7.2)	0 (0 to 6.9)	0 (0 to 6.5)	0 (0 to 6.1)	0 (0 to 5.7)	0 (0 to 5.4)	0 (0 to 5.1)	0 (0 to 4.8)	0 (0 to 4.5)	0 (0 to 4.2)	54.3 (0 to 210)
Extensively drug-resistant tuberculosis	0 (0 to 0)	0 (0 to 0)	0 (0 to 0)	0 (0 to 0)	0 (0 to 0)	0 (0 to 0)	0 (0 to 0)	0 (0 to 0)	0 (0 to 0)	0 (0 to 0)	0 (0 to 0)	0 (0 to 0)	0 (0 to 0)	0 (0 to 0)	0 (0 to 0)	0 (0 to 0)	0 (0 to 0)	0 (0 to 0)	0 (0 to 0)	0 (0 to 0)	0 (0 to 0)	0.7 (0 to 2.7)
Lower respiratory infections	160 (66.3 to 268)	165 (49.2 to 354)	722 (452 to 1,120)	209 (127 to 402)	169 (104 to 192)	161 (74.6 to 132)	195 (124 to 216)	262 (134 to 250)	280 (134 to 248)	281 (132 to 249)	270 (139 to 275)	276 (147 to 306)	277 (171 to 325)	277 (174 to 341)	277 (186 to 358)	275 (175 to 352)	272 (175 to 348)	275 (166 to 381)	276 (145 to 338)	275 (121 to 321)	276 (44 to 401)	3,770 (3,290 to 4,330)
Upper respiratory infections	0.1 (0 to 0.1)	0.2 (0.1 to 0.4)	3.8 (2.2 to 6.2)	14.7 (9.3 to 24.2)	16.9 (9.1 to 29.5)	18.5 (10.5 to 31.3)	16.7 (9.6 to 28.1)	17.2 (9.3 to 29.1)	16.5 (8.6 to 28.1)	15.5 (7.9 to 26.3)	14.5 (7.3 to 24.5)	13.5 (6.8 to 22.9)	12.5 (6.3 to 21.2)	11.5 (5.8 to 19.5)	10.5 (5.3 to 17.8)	9.5 (4.8 to 16.1)	8.6 (4.3 to 14.6)	7.6 (3.8 to 13)	6.6 (3.3 to 11.2)	5.6 (2.8 to 9.6)	136 (70 to 230)
Otitis media	0 (0 to 0)	0 (0 to 0)	1.1 (0.4 to 2)	3.4 (1.5 to 6.7)	2.1 (1 to 3.9)	1.2 (0.5 to 2.1)	0.9 (0.4 to 1.5)	0.7 (0.3 to 1.2)	0.6 (0.2 to 1.1)	0.5 (0.2 to 0.9)	0.4 (0.2 to 0.8)	0.4 (0.1 to 0.7)	0.3 (0.1 to 0.6)	0.3 (0.1 to 0.5)	0.2 (0.1 to 0.4)	0.2 (0.1 to 0.4)	0.2 (0.1 to 0.3)	0.1 (0.1 to 0.3)	0.1 (0.1 to 0.2)	0.1 (0.1 to 0.2)	3.3 (1.6 to 6.1)
Enteric infections	54 (11.6 to 129)	17 (4.6 to 46.2)	174 (104 to 391)	94 (20.4 to 328)	37 (12.2 to 276)	20.7 (7.4 to 167)	27.7 (10.4 to 170)	39 (10.9 to 169)	47.7 (13.3 to 170)	49.8 (13.5 to 169)	46.1 (12.9 to 168)	41.3 (11.4 to 166)	36.5 (9.9 to 162)	31.8 (8.5 to 157)	27.1 (7.1 to 153)	22.3 (5.8 to 148)	17.6 (4.5 to 144)	13 (3.2 to 139)	8.4 (2.1 to 134)	3.8 (0.9 to 130)	1,450 (1,010 to 2,020)
Diarrheal diseases	54 (11.6 to 129)	17 (4.6 to 46.4)	174 (74.6 to 340)	94 (46.4 to 258)	37 (16.1 to 140)	20.7 (9.1 to 69.4)	27.7 (12.1 to 66.2)	39 (16.9 to 66.8)	47.7 (20.1 to 66.8)	49.8 (21.2 to 66.8)	46.1 (19.4 to 66.8)	41.3 (17.5 to 66.8)	36.5 (15.4 to 66.8)	31.8 (13.5 to 66.8)	27.1 (11.5 to 66.8)	22.3 (9.5 to 66.8)	17.6 (7.5 to 66.8)	13 (5.6 to 66.8)	8.4 (3.6 to 66.8)	3.8 (1.6 to 66.8)	940 (400 to 1,940)
Typhoid and paratyphoid	0 (0 to 0)	0 (0 to 0)	0 (0 to 1.6)	0.1 (0 to 1.6)	0.1 (0 to 1.5)	0.1 (0 to 1.5)	0.2 (0 to 1.5)	0.2 (0 to 1.5)	0.2 (0 to 1.5)	0.2 (0 to 1.5)	0.2 (0 to 1.5)	0.2 (0 to 1.5)	0.2 (0 to 1.5)	0.2 (0 to 1.5)	0.2 (0 to 1.5)	0.2 (0 to 1.5)	0.2 (0 to 1.5)	0.2 (0 to 1.5)	0.2 (0 to 1.5)	0.2 (0 to 1.5)	2.6 (0 to 10.2)
Typhoid fever	0 (0 to 0)	0 (0 to 0)	0.7 (0 to 1.6)	75 (28.7 to 180)	73.9 (19.5 to 153)	59.4 (15.7 to 153)	29.7 (7.9 to 153)	13.4 (3.6 to 31)	7.2 (2.7 to 13.7)	4.4 (1.6 to 9.3)	2.9 (1.1 to 5.6)	1.9 (0.7 to 3.8)	1.5 (0.6 to 3.1)	1.1 (0.4 to 2.1)	0.8 (0.3 to 1.5)	0.6 (0.2 to 1.1)	0.3 (0.1 to 0.6)	0.2 (0.1 to 0.4)	0.1 (0.1 to 0.2)	0 (0 to 0)	364 (140 to 1,000)
Paratyphoid fever	0 (0 to 0)	0 (0 to 0)	0.4 (0 to 1.1)	0.1 (0 to 0.5)	0.1 (0 to 0.4)	0.1 (0 to 0.3)	0.1 (0 to 0.3)	0.1 (0 to 0.1)	0.1 (0 to 0.1)	0.1 (0 to 0.1)	0.1 (0 to 0.1)	0.1 (0 to 0.1)	0.1 (0 to 0.1)	0.1 (0 to 0.1)	0.1 (0 to 0.1)	0.1 (0 to 0.1)	0.1 (0 to 0.1)	0.1 (0 to 0.1)	0.1 (0 to 0.1)	0.1 (0 to 0.1)	0.1 (0 to 0.1)	1.3 (0 to 5.1)
Invasive Non-typhoidal Salmonella (iNTS)	0 (0 to 0)	2.3 (1.1 to 4.1)	41.5 (20.9 to 76.7)	14.6 (4.1 to 41.9)	3.6 (1.1 to 11.5)	5.4 (2.5 to 11.2)	4.4 (1.7 to 9.2)	3.6 (1.4 to 7.3)	4.6 (1.8 to 9.2)	4.6 (1.8 to 9.2)	4.7 (1.9 to 9.2)	4.3 (1.9 to 9.2)	3.8 (1.7 to 9.2)	3.2 (1.4 to 9.2)	2.6 (1.1 to 9.2)	2.2 (1 to 9.2)	1.5 (0.7 to 9.2)	0.8 (0.4 to 9.2)	0.5 (0.2 to 9.2)	0.1 (0 to 9.2)	242 (86 to 1,000)
Other intestinal infectious diseases	0 (0 to 0)	0 (0 to 0)	0.6 (0 to 1.6)	0.3 (0 to 0.9)	0.2 (0 to 0.5)	0.2 (0 to 0.5)	0.2 (0 to 0.5)	0.2 (0 to 0.5)	0.2 (0 to 0.5)	0.2 (0 to 0.5)	0.2 (0 to 0.5)	0.2 (0 to 0.5)	0.2 (0 to 0.5)	0.2 (0 to 0.5)	0.2 (0 to 0.5)	0.2 (0 to 0.5)	0.2 (0 to 0.5)	0.2 (0 to 0.5)	0.2 (0 to 0.5)	0.2 (0 to 0.5)	0.2 (0 to 0.5)	2.5 (0 to 9.6)
Neglected tropical diseases and malaria	44.3 (9.6 to 83)	529 (190 to 1,080)	272 (192 to 488)	105 (64.9 to 195)	68.3 (36.1 to 144)	115 (49.5 to 332)	93.1 (33.9 to 332)	42.2 (16.4 to 332)	54.1 (16.4 to 332)	55.8 (16.7 to 332)	51.6 (23.9 to 77.4)	49.4 (28.3 to 64.4)	35.1 (26.1 to 50)	20.8 (20.8 to 32.2)	20.2 (16.1 to 28.3)	19.3 (12.7 to 28.2)	15.1 (9.5 to 23.7)	9.6 (6.1 to 16.1)	5.7 (3.1 to 9.3)	2.3 (1.1 to 3.7)	1,730 (1,130 to 2,550)
Malaria	0 (0 to 0)	29.7 (9.4 to 69.9)	426 (126 to 970)	229 (69.2 to 535)	19.6 (10.4 to 43.2)	16.7 (7.2 to 42.2)	7.9 (2.1 to 19.4)	55.4 (20.4 to 116)	29.2 (14.4 to 56.5)	24.5 (12.2 to 47.9)	22.7 (10.9 to 46.2)	16.7 (8.1 to 32.6)	14.7 (6.5 to 31.7)	14.4 (5.2 to 31.4)	13.1 (4.2 to 30.4)	9.2 (3.2 to 30.4)	6.2 (2.1 to 19.4)	5.8 (1.9 to 13.2)	2.2 (0.7 to 5.2)	0.9 (0.3 to 2.1)	1,010 (320 to 2,370)
Chagas disease	0 (0 to 0)	0 (0 to 0)	0 (0 to 0)	0 (0 to 0)	0 (0 to 0)	0 (0 to 0)	0 (0 to 0)	0 (0 to 0)	0 (0 to 0)	0 (0 to 0)	0 (0 to 0)	0 (0 to 0)	0 (0 to 0)	0 (0 to 0)	0 (0 to 0)	0 (0 to 0)	0 (0 to 0)	0 (0 to 0)	0 (0 to 0)	0 (0 to 0)	0 (0 to 0)	0 (0 to 0)
Leishmaniasis	0 (0 to 0)	0 (0 to 0)	0 (0 to 0)	0 (0 to 0)	0 (0 to 0)	0 (0 to 0)	0 (0 to 0)	0 (0 to 0)	0 (0 to 0)	0 (0 to 0)	0 (0 to 0)	0 (0 to 0)	0 (0 to 0)	0 (0 to 0)	0 (0 to 0)	0 (0 to 0)	0 (0 to 0)	0 (0 to 0)	0 (0 to 0)	0 (0 to 0)	0 (0 to 0)	0 (0 to 0)
Visceral leishmaniasis	0 (0 to 0)	0 (0 to 0)	0 (0 to 0)	0 (0 to 0)	0 (0 to 0)	0 (0 to 0)	0 (0 to 0)	0 (0 to 0)	0 (0 to 0)	0 (0 to 0)	0 (0 to 0)	0 (0 to 0)	0 (0 to 0)	0 (0 to 0)	0 (0 to 0)	0 (0 to 0)	0 (0 to 0)	0 (0 to 0)	0 (0 to 0)	0 (0 to 0)	0 (0 to 0)	0 (0 to 0)
Cutaneous and mucocutaneous leishmaniasis	0 (0 to 0)	0 (0 to 0)	0 (0 to 0)	0 (0 to 0)	0 (0 to 0)	0 (0 to 0)	0 (0 to 0)	0 (0 to 0)	0 (0 to 0)	0 (0 to 0)	0 (0 to 0)	0 (0 to 0)	0 (0 to 0)	0 (0 to 0)	0 (0 to 0)	0 (0 to 0)	0 (0 to 0)	0 (0 to 0)	0 (0 to 0)	0 (0 to 0)	0 (0 to 0)	0 (0 to 0)
African trypanosomiasis	0 (0 to 0)	0 (0 to 0)	0 (0 to 0)	0 (0 to 0)	0 (0 to 0)	0 (0 to 0)	0 (0 to 0)	0 (0 to 0)	0 (0 to 0)	0 (0 to 0)	0 (0 to 0)	0 (0 to 0)	0 (0 to 0)	0 (0 to 0)	0 (0 to 0)	0 (0 to 0)	0 (0 to 0)	0 (0 to 0)	0 (0 to 0)	0 (0 to 0)	0 (0 to 0)	0 (0 to 0)
Schistosomiasis	0 (0 to 0)	0 (0 to 0)	0 (0 to 0)	0 (0 to 0)	0.1 (0 to 0.2)	0.2 (0 to 0.6)	0.2 (0 to 0.6)	0.3 (0 to 1.2)	0.3 (0 to 1.1)	0.3 (0 to 1.3)	0.4 (0 to 1.7)	0.4 (0 to 1.8)	0.4 (0 to 1.8)	0.5 (0 to 1.7)	0.4 (0 to 1.7)	0.4 (0 to 1.7)	0.3 (0 to 1.5)	0.2 (0 to 1.5)	0.1 (0 to 1.5)	0.1 (0 to 1.5)	4.6 (0 to 17.1)
Cysticercosis	0 (0 to 0)	0 (0 to 0)	0 (0 to 0)	0 (0 to 0)	0.1 (0 to 0.2)	0.2 (0 to 0.7)	0.4 (0.2 to 1.1)	0.7 (0.2 to 1.5)	0.8 (0.2 to 1.5)	0.7 (0.2 to 1.5)	0.6 (0.2 to 1.5)	0.5 (0.2 to 1.5)	0.4 (0.2 to 1.5)	0.4 (0.2 to 1.5)	0.3 (0.2 to 1.5)	0.3 (0.2 to 1.5)	0.2 (0.1 to 1.5)	0.2 (0.1 to 1.5)	0.1 (0.1 to 1.5)	0.1 (0.1 to 1.5)	2.2 (0.2 to 8.6)
Cystic echinococcosis	0 (0 to 0)	0 (0 to 0)	0 (0 to 0)	0 (0 to 0.1)	0 (0 to 0.1)	0 (0 to 0.1)	0 (0 to 0.1)	0 (0 to 0.1)	0 (0 to 0.1)	0 (0 to 0.1)	0 (0 to 0.1)	0 (0 to 0.1)	0 (0 to 0.1)	0 (0 to 0.1)	0 (0 to 0.1)	0 (0 to 0.1)	0 (0 to 0.1)	0 (0 to 0.1)	0 (0 to 0.1)	0 (0 to 0.1)	0 (0 to 0.1)	0.3 (0 to 1.2)
Lymphatic filariasis	0 (0 to 0)	0 (0 to 0)	0 (0 to 0)	9.5 (4.9 to 17.3)	10.6 (5.5 to 19.6)	11.1 (5.6 to 20.4)	9.4 (4.6 to 18.7)	8.7 (3.9 to 18.7)	8.7 (3.7 to 18.7)	8.7 (3.7 to 18.7)	8.7 (3.7 to 18.7)	7.8 (4.6 to 15.4)	7.8 (4.2 to 13.4)	7.8 (3.4 to 13.4)	7.8 (2.9 to 13.4)	7.8 (2.2 to 13.4)	7.8 (2.2 to 13.4)	7.8 (2.2 to 13.4)	7.8 (2.2 to 13.4)	7.8 (2.2 to 13.4)	152 (49 to 335)
Onchocerciasis	0 (0 to 0)	0 (0 to 0)	0 (0 to 0)	0 (0 to 0)	0 (0 to 0)	0 (0 to 0)	0 (0 to 0)	0 (0 to 0)	0 (0 to 0)	0 (0 to 0)	0 (0 to 0)	0 (0 to 0)	0 (0 to 0)	0 (0 to 0)	0 (0 to 0)	0 (0 to 0)	0 (0 to 0)	0 (0 to 0)	0 (0 to 0)	0 (0 to 0)	0 (0 to 0)	0 (0 to 0)
Trachoma	0 (0 to 0)	0 (0 to 0)	0 (0 to 0)	0 (0 to 0)	0 (0 to 0)	0 (0 to 0)	0 (0 to 0)	0 (0 to 0)	0 (0 to 0)	0 (0 to 0)	0 (0 to 0)	0 (0 to 0)	0 (0 to 0)	0 (0 to 0)	0 (0 to 0)	0 (0 to 0)	0 (0 to 0)	0 (0 to 0)	0 (0 to 0)	0 (0 to 0)	0 (0 to 0)	0 (0 to 0)
Dengue	0 (0 to 0)	0 (0 to 0)	0.3 (0 to 0.8)	0.8 (0 to 2.6)	1.6 (0 to 5.9)	2 (0 to 6.2)	1.6 (0 to 5.6)	1.2 (0 to 3.8)	1.1 (0 to 3.3)	1.1 (0 to 3.2)	1.1 (0 to 3.8)	0.9 (0 to 2.9)	0.8 (0 to 1.9)	0.6 (0 to 1.6)	0.5 (0 to 1.1)	0.4 (0 to 1.1)	0.3 (0 to 0.7)	0.2 (0 to 0.5)	0.1 (0 to 0.3)	0 (0 to 0.1)	13.9 (0 to 52.6)
Yellow fever	0 (0 to 0)	0 (0 to 0)	0.4 (0 to 1.1)	0.5 (0.1 to 1.1)	0.5 (0.2 to 1.1)	0.5 (0.2 to 1.1)	0.5 (0.2 to 1.1)	0.5 (0.2 to 1.1)	0.5 (0.2 to 1.1)	0.5 (0.2 to 1.1)	0.5 (0.2 to 1.1)	0.5 (0.2 to 1.1)	0.5 (0.2 to 1.1)	0.5 (0.2 to 1.1)	0.5 (0.2 to 1.1)	0.5 (0.2 to 1.1)	0.5 (0.2 to 1.1)	0.5 (0.2 to 1.1)	0.5 (0.2 to 1.1)	0.5 (0.2 to 1.1)	2.3 (0.2 to 8.6)
Rabies	0 (0 to 0)	0 (0 to 0)	0 (0 to 0.3)	0.4 (0.2 to 0.7)	0.7 (0.7 to 1.7)	1.6 (0.5 to 5.6)	1.6 (0.4 to 5.6)	1.6 (0.3 to 5.6)	1.6 (0.3 to 5.6)	1.6 (0.2 to 5.6)	1.6 (0.3 to 5.6)	1.6 (0.2 to 5.6)	1.6 (0.3 to 5.6)	1.6 (0.2 to 5.6)	1.6 (0.3 to 5.6)	1.6 (0.2 to 5.6)	1.6 (0.3 to 5.6)	1.6 (0.2 to 5.6)	1.6 (0.3 to 5.6)	1.6 (0.2 to 5.6)	17 (0.3 to 52.6)
Intestinal nematode infections	0 (0 to 0)	0 (0 to 0)	0 (0 to 0.4)	2.7 (1.6 to 5.1)	2.1 (1.2 to 4.1)	1.4 (0.7 to 3.2)	1.3 (0.5 to 2.9)	1.2 (0.4 to 2.8)	1.1 (0.4 to 2.8)	1 (0.3 to 2.8)	0.9 (0.3 to 2.8)	0.8 (0.3 to 2.8)	0.7 (0.3 to 2.8)	0.6 (0.2 to 2.8)	0.5 (0.2 to 2.8)	0.4 (0.2 to 2.8)	0.3 (0.1 to 2.8)	0.3 (0.1 to 2.8)	0.2 (0.1 to 2.8)	0.1 (0.1 to 2.8)	25.7 (11.2 to 52.6)
Ascariasis	0 (0 to 0)	0 (0 to 0)	0 (0 to 1.5)	0.4 (0.2 to 0.9)	0.4 (0.2 to 1.5)	0.3 (0.2 to 0.8)	0.3 (0.2 to 0.7)	0.3 (0.1 to 0.6)	0.3 (0.1 to 0.6)	0.2 (0.1 to 0.5)	0.2 (0.1 to 0.5)	0.2 (0.1 to 0.5)	0.2 (0.1 to 0.5)	0.2 (0.1 to 0.5)	0.2 (0.1 to 0.5)	0.2 (0.1 to 0.5)	0.2 (0.1 to 0.5)	0.2 (0.1 to 0.5)	0.2 (0.1 to 0.5)	0.2 (0.1 to 0.5)	12.9 (0.1 to 52.6)
Trichuriasis	0 (0 to 0)	0 (0 to 0)	0 (0 to 0)	0 (0 to 0.4)	0 (0 to 0.6)	0 (0 to 0.6)	0 (0 to 0.6)	0 (0 to 0.6)	0 (0 to 0.6)	0 (0 to 0.6)	0 (0 to 0.6)	0 (0 to 0.6)	0 (0 to 0.6)	0 (0 to 0.6)	0 (0 to 0.6)	0 (0 to 0.6)	0 (0 to 0.6)	0 (0 to 0.6)	0 (0 to 0.6)	0 (0 to 0.6)	0 (0 to 0.6)	2.6 (0 to 10.2)
Hookworm disease	0 (0 to 0)	0 (0 to 0)	0 (0 to 0.5)	0.3 (0 to 0.8)



Osteoarthritis other	0 (0 to 0)	0 (0 to 0)	0 (0 to 0)	0 (0 to 0)	0 (0 to 0)	0 (0 to 0)	0 (0 to 0)	0 (0 to 0)	0 (0 to 0)	0 (0 to 0)	0 (0 to 0)	0-1 (0 to 2)	0-2 (0 to 2)	0-5 (0 to 1-2)	1-4 (0 to 3-2)	2-4 (0 to 5-2)	2-5 (0 to 6)	3-1 (1 to 6-4)	3-8 (1 to 9)	3-8 (1 to 7-3)	3-6 (1 to 7-9)	3-2 (1 to 5 to 6)	2-3 (1 to 4-7)	1-9 (0 to 3-4)	1-4 (0 to 7-2)	0-7 (0 to 1-4)	0-2 (0 to 1 to 5)	0-1 (0 to 0-1)	24-7
Low back pain	0 (0 to 0)	0 (0 to 0)	0 (0 to 0)	0 (0 to 0)	13-3 (7 to 24-7)	69-6 (45-4 to 108)	36 (22 to 53)	73-9 (40 to 120)	79-6 (44 to 130)	0 (0 to 0)	0 (0 to 0)	0 (0 to 0)	0 (0 to 0)	0 (0 to 0)	0 (0 to 0)	0 (0 to 0)	0 (0 to 0)	0 (0 to 0)	0 (0 to 0)	0 (0 to 0)	0 (0 to 0)	0 (0 to 0)	0 (0 to 0)	0 (0 to 0)	0 (0 to 0)	0 (0 to 0)	0 (0 to 0)	0 (0 to 0)	1,650
Neck pain	0 (0 to 0)	0 (0 to 0)	0 (0 to 0)	0-7 (0 to 2-1)	4-2 (1 to 9-6)	0 (0 to 0)	10-2 (4 to 20-1)	13-5 (6 to 26-6)	19-3 (9 to 36-7)	22-2 (11 to 39-7)	34-5 (12 to 61-2)	0 (0 to 0)	22-4 (11-5 to 42-2)	0 (0 to 0)	17-5 (9 to 33-2)	14-5 (6 to 36-5)	0 (0 to 0)	0 (0 to 0)	0 (0 to 0)	10-4 (5 to 19-8)	0 (0 to 0)	4-3 (1 to 12-1)	2-9 (0 to 7-2)	1-7 (0 to 4-5)	0-8 (0 to 4-1)	0-2 (0 to 0-1)	0-1 (0 to 0-1)	167
Gout	0 (0 to 0)	0 (0 to 0)	0 (0 to 0)	0 (0 to 0)	0 (0 to 0)	0 (0 to 0)	0 (0 to 0)	0 (0 to 0)	0 (0 to 0)	0 (0 to 0)	0 (0 to 0)	0 (0 to 0)	0 (0 to 0)	0 (0 to 0)	0 (0 to 0)	0 (0 to 0)	0 (0 to 0)	0 (0 to 0)	0 (0 to 0)

GBD Table 2c: Serneal DALYS by cause and age groups for both sexes with 95% uncertainty intervals, 2019

Cause	Early Neonatal	Late Neonatal	Post Neonatal	1 to 4	5 to 9	10 to 14	15 to 19	20 to 24	25 to 29	30 to 34	35 to 39	40 to 44	45 to 49	50 to 54	55 to 59	60 to 64	65 to 69	70 to 74	75 to 79	80 to 84	85 to 89	90 to 94	95 plus	Total
All causes	796,000 (697,000 to 902,000)	226,000 (196,000 to 279,000)	519,000 (398,000 to 702,000)	947,000 (670,000 to 1,400,000)	292,000 (197,000 to 418,000)	210,000 (139,000 to 297,000)	241,000 (159,000 to 359,000)	246,000 (161,000 to 352,000)	236,000 (153,000 to 379,000)	236,000 (153,000 to 359,000)	235,000 (153,000 to 359,000)	215,000 (140,000 to 324,000)	214,000 (139,000 to 324,000)	264,000 (173,000 to 398,000)	312,000 (211,000 to 454,000)	316,000 (214,000 to 457,000)	321,000 (214,000 to 457,000)	346,000 (230,000 to 496,000)	372,000 (247,000 to 529,000)	1,302,000 (721,000 to 1,900,000)	96,000 (49,000 to 169,000)	44,700 (17,000 to 92,000)	14,600 (3,400 to 34,000)	4,200 (1,000 to 9,600)	6,493,000
Communicable, maternal, neonatal, and nutritional diseases	739,000 (651,000 to 833,000)	199,000 (169,000 to 242,000)	409,000 (277,000 to 599,000)	622,000 (390,000 to 1,000,000)	119,000 (70,000 to 189,000)	85,000 (48,000 to 136,000)	93,000 (51,000 to 153,000)	93,000 (49,000 to 154,000)	89,000 (46,000 to 154,000)	89,000 (46,000 to 154,000)	89,000 (46,000 to 154,000)	75,000 (38,000 to 131,000)	68,000 (33,000 to 123,000)	68,000 (33,000 to 123,000)	68,000 (33,000 to 123,000)	61,000 (29,000 to 112,000)	43,000 (20,000 to 82,000)	41,000 (19,000 to 77,000)	28,000 (13,000 to 52,000)	17,000 (7,000 to 34,000)	6,000 (2,000 to 13,000)	1,000 (300 to 3,000)	3,000 (900 to 7,000)	666 (167 to 1,800)	2,910,000
HIV/AIDS and sexually transmitted infections	2,040 to 14,700)	4,610 to 9,700)	6,270 to 11,700)	2,630 to 7,700 to 3,600)	2,710 to 5,410)	4,650 to 8,220)	4,470 to 8,000)	7,700 to 13,200)	11,000 to 17,700)	13,700 to 20,600)	15,700 to 23,000)	15,700 to 23,000)	15,700 to 23,000)	15,700 to 23,000)	15,700 to 23,000)	15,700 to 23,000)	15,700 to 23,000)	15,700 to 23,000)	15,700 to 23,000)	15,700 to 23,000)	15,700 to 23,000)	15,700 to 23,000)	15,700 to 23,000)	15,700 to 23,000)	197,000
HIV/AIDS	(1,900 to 2,200)	(4,300 to 5,100)	(5,800 to 6,800)	(2,400 to 3,200)	(2,500 to 3,100)	(4,300 to 5,400)	(4,100 to 5,200)	(7,100 to 9,000)	(10,200 to 13,000)	(12,700 to 16,100)	(14,500 to 18,300)	(14,500 to 18,300)	(14,500 to 18,300)	(14,500 to 18,300)	(14,500 to 18,300)	(14,500 to 18,300)	(14,500 to 18,300)	(14,500 to 18,300)	(14,500 to 18,300)	(14,500 to 18,300)	(14,500 to 18,300)	(14,500 to 18,300)	(14,500 to 18,300)	(14,500 to 18,300)	182,000
HIV/AIDS - Drug-susceptible Tuberculosis	(0 to 0)	(0 to 0)	(0 to 0)	(0 to 0)	(0 to 0)	(0 to 0)	(0 to 0)	(0 to 0)	(0 to 0)	(0 to 0)	(0 to 0)	(0 to 0)	(0 to 0)	(0 to 0)	(0 to 0)	(0 to 0)	(0 to 0)	(0 to 0)	(0 to 0)	(0 to 0)	(0 to 0)	(0 to 0)	(0 to 0)	(0 to 0)	(0 to 0)	(0 to 0)
HIV/AIDS - Multidrug-resistant Tuberculosis without extensive drug resistance	0 to 0)	0 to 0)	0 to 0)	0 to 0)	0 to 0)	0 to 0)	0 to 0)	0 to 0)	0 to 0)	0 to 0)	0 to 0)	0 to 0)	0 to 0)	0 to 0)	0 to 0)	0 to 0)	0 to 0)	0 to 0)	0 to 0)	0 to 0)	0 to 0)	0 to 0)	0 to 0)	0 to 0)	0 to 0)	0 to 0)
HIV/AIDS - Extensively drug-resistant Tuberculosis	0 to 0)	0 to 0)	0 to 1 to 0)	0 to 1 to 0)	0 to 1 to 0)	0 to 1 to 0)	0 to 2 to 2 to 0)	0 to 2 to 2 to 0)	0 to 3 to 3 to 0)	0 to 4 to 4 to 0)	0 to 5 to 5 to 0)	0 to 5 to 5 to 0)	0 to 4 to 4 to 0)	0 to 3 to 4 to 0)	0 to 2 to 3 to 0)	0 to 1 to 2 to 0)	0 to 0 to 0)	0 to 0 to 0)	0 to 0 to 0)	0 to 0 to 0)	0 to 0 to 0)	0 to 0 to 0)	0 to 0 to 0)	0 to 0 to 0)	0 to 0 to 0)	0 to 0 to 0)	163
HIV/AIDS resulting in other diseases	0 to 0)	0 to 0)	0 to 0)	0 to 0)	0 to 0)	0 to 0)	0 to 0)	0 to 0)	0 to 0)	0 to 0)	0 to 0)	0 to 0)	0 to 0)	0 to 0)	0 to 0)	0 to 0)	0 to 0)	0 to 0)	0 to 0)	0 to 0)	0 to 0)	0 to 0)	0 to 0)	0 to 0)	0 to 0)	0 to 0)
Sexually transmitted infections, excluding HIV	2,040 to 14,700)	4,610 to 9,700)	6,270 to 11,700)	2,630 to 7,700 to 3,600)	2,710 to 5,410)	4,650 to 8,220)	4,470 to 8,000)	7,700 to 13,200)	11,000 to 17,700)	13,700 to 20,600)	15,700 to 23,000)	15,700 to 23,000)	15,700 to 23,000)	15,700 to 23,000)	15,700 to 23,000)	15,700 to 23,000)	15,700 to 23,000)	15,700 to 23,000)	15,700 to 23,000)	15,700 to 23,000)	15,700 to 23,000)	15,700 to 23,000)	15,700 to 23,000)	15,700 to 23,000



Other transport injuries	20 (6·3 to 48·4)	15·7 (5·3 to 35)	102 (35·3 to 225)	506 (118 to 1,040)	612 (270 to 1,150)	561 (307 to 946)	849 (422 to 1,520)	1,010 (484 to 1,790)	745 (421 to 1,250)	595 (338 to 1,020)	483 (273 to 820)	409 (239 to 660)	335 (197 to 564)	339 (206 to 558)	268 (167 to 434)	208 (130 to 355)	162 (101 to 287)	101 (66·2 to 170)	67 (43·8 to 111)	35 (23·7 to 58·4)	14·4 (10·1 to 23·4)	4·7 (3·5 to 7·2)	1·3 (0·9 to 2)	7,440
Unintentional injuries	1,900 (1,260 to 3,230)	2,540 (853 to 12,100)	10,700 (5,700 to 20,800)	24,100 (13,900 to 42,300)	14,100 (8,800 to 20,900)	10,600 (7,650 to 14,300)	8,470 (6,030 to 11,000)	9,740 (6,660 to 12,800)	8,050 (5,920 to 10,400)	7,140 (5,300 to 9,070)	6,440 (4,870 to 8,260)	5,930 (4,460 to 7,620)	5,620 (4,210 to 7,260)	5,810 (4,390 to 7,430)	5,810 (4,400 to 7,570)	5,940 (4,540 to 7,480)	4,900 (3,870 to 6,060)	3,980 (3,200 to 4,840)	3,310 (2,780 to 3,950)	2,570 (2,110 to 3,140)	1,350 (1,090 to 1,650)	507 (407 to 626)	134 (103 to 167)	150,000
Falls	238 (116 to 492)	63 (32 to 118)	520 (231 to 1,080)	1,560 (626 to 3,270)	2,090 (1,160 to 3,480)	1,930 (1,240 to 2,930)	1,200 (857 to 1,620)	1,350 (956 to 1,830)	1,290 (955 to 1,690)	1,220 (897 to 1,620)	1,280 (948 to 1,720)	1,260 (928 to 1,660)	1,210 (899 to 1,640)	1,570 (1,150 to 2,100)	1,620 (1,220 to 2,190)	1,780 (1,320 to 2,330)	1,640 (1,240 to 2,100)	1,620 (1,230 to 2,070)	1,560 (1,230 to 1,970)	1,440 (1,120 to 1,840)	842 (638 to 1,080)	337 (257 to 437)	87·4 (63·5 to 116)	27,700
Drowning	152 (84·2 to 277)	84·2 (43 to 146)	693 (300 to 1,480)	5,480 (2,460 to 11,800)	2,940 (1,500 to 5,290)	2,100 (1,250 to 3,370)	949 (498 to 1,660)	788 (420 to 1,320)	519 (304 to 797)	418 (246 to 657)	347 (200 to 545)	294 (178 to 446)	259 (161 to 415)	247 (156 to 376)	245 (151 to 362)	228 (143 to 344)	196 (131 to 291)	158 (100 to 235)	116 (79·3 to 160)	61·3 (40·3 to 88·8)	25·8 (16·8 to 37·8)	6·2 (4·1 to 8·9)	1·3 (0·8 to 1·9)	16,300
Fire, heat, and hot substances	145 (88·4 to 249)	147 (88·4 to 252)	1,400 (541 to 3,210)	3,790 (1,340 to 10,000)	1,440 (667 to 2,890)	812 (480 to 1,290)	727 (435 to 1,180)	859 (506 to 1,370)	762 (478 to 1,170)	708 (452 to 1,070)	666 (433 to 980)	612 (397 to 885)	573 (379 to 845)	613 (400 to 892)	553 (370 to 795)	552 (365 to 814)	520 (350 to 751)	433 (291 to 611)	324 (225 to 467)	220 (153 to 327)	93·6 (66·1 to 134)	26·8 (18·5 to 38·5)	6·1 (4 to 9·1)	16,000
Poisonings	149 (51·8 to 331)	162 (42·8 to 490)	1,320 (446 to 3,250)	2,070 (784 to 4,680)	953 (425 to 1,930)	674 (352 to 1,210)	559 (289 to 1,020)	683 (331 to 1,240)	594 (296 to 994)	510 (288 to 876)	489 (268 to 837)	507 (288 to 840)	493 (263 to 868)	536 (284 to 927)	507 (279 to 874)	436 (228 to 756)	336 (182 to 605)	217 (124 to 353)	135 (77 to 228)	76·9 (45·7 to 131)	27·9 (17·1 to 42·9)	6·1 (3·5 to 10)	1 (0·5 to 1·7)	11,500
Poisoning by carbon monoxide	17·5 (4·1 to 52)	12·4 (2·1 to 47·1)	128 (20·4 to 450)	425 (96·2 to 1,400)	197 (61·7 to 505)	155 (54 to 346)	268 (110 to 549)	306 (123 to 607)	245 (106 to 470)	216 (97·9 to 428)	209 (91·9 to 412)	215 (97·5 to 386)	212 (82·9 to 445)	207 (85·9 to 414)	194 (85·4 to 392)	123 (48·9 to 250)	86·7 (36 to 178)	72·8 (33·4 to 137)	46 (21 to 84·3)	29 (13·6 to 54·2)	13 (6·4 to 22·5)	4·6 (2·6 to 7·9)	0·7 (0·3 to 1·2)	3,380
Poisoning by other means	132 (45 to 298)	150 (39·8 to 452)	1,200 (402 to 2,910)	1,650 (588 to 3,570)	755 (337 to 1,480)	519 (262 to 949)	291 (136 to 577)	377 (170 to 728)	348 (173 to 631)	295 (147 to 536)	280 (132 to 506)	292 (145 to 503)	281 (132 to 530)	328 (164 to 611)	313 (157 to 578)	313 (149 to 596)	249 (130 to 473)	144 (75·7 to 241)	89·1 (47·3 to 159)	47·8 (25·3 to 88·7)	15 (8·2 to 26·2)	1·4 (0·6 to 3)	0·3 (0·1 to 0·5)	8,070
Exposure to mechanical forces	348 (42·7 to 1,620)	1,490 (24·6 to 11,200)	1,510 (184 to 6,740)	2,280 (855 to 5,060)	1,370 (809 to 2,270)	1,090 (704 to 1,640)	1,430 (898 to 2,190)	1,630 (1,010 to 2,540)	1,450 (920 to 2,200)	1,220 (810 to 1,810)	1,040 (700 to 1,520)	907 (612 to 1,330)	856 (590 to 1,250)	742 (522 to 1,050)	665 (456 to 939)	552 (396 to 737)	440 (319 to 599)	315 (229 to 418)	229 (166 to 301)	170 (125 to 226)	78·8 (57·7 to 106)	32 (23·1 to 42·2)	9·4 (6·3 to 13·2)	19,800
Unintentional firearm injuries	65·3 (2·6 to 347)	202 (0·8 to 1,870)	425 (20·5 to 2,360)	466 (115 to 1,460)	227 (83·6 to 504)	174 (81·8 to 355)	443 (178 to 882)	498 (200 to 1,070)	488 (206 to 997)	359 (163 to 690)	273 (120 to 519)	255 (126 to 461)	234 (110 to 419)	118 (60·4 to 217)	119 (59·8 to 217)	158 (87·9 to 278)	126 (67·5 to 215)	96·4 (53·7 to 155)	75·6 (43·8 to 119)	54 (30·8 to 85·6)	26·5 (16·1 to 42)	12·4 (7·2 to 19·4)	4 (2·2 to 6·7)	4,900
Other exposure to mechanical forces	283 (29·9 to 1,490)	1,290 (17·8 to 9,560)	1,080 (123 to 5,090)	1,820 (649 to 3,980)	1,140 (663 to 1,880)	911 (594 to 1,370)	987 (599 to 1,510)	1,130 (687 to 1,800)	957 (597 to 1,470)	862 (563 to 1,300)	771 (506 to 1,140)	652 (441 to 964)	622 (420 to 900)	625 (433 to 891)	545 (365 to 788)	394 (274 to 547)	314 (223 to 428)	219 (154 to 300)	153 (108 to 206)	116 (82·1 to 160)	52·3 (37·1 to 72·4)	19·6 (13·9 to 27·1)	5·4 (3·5 to 7·8)	15,000
Adverse effects of medical treatment	218 (135 to 358)	173 (105 to 279)	2,330 (1,120 to 4,520)	2,230 (1,140 to 3,750)	875 (476 to 1,450)	535 (325 to 859)	388 (214 to 675)	757 (417 to 1,290)	548 (308 to 963)	638 (360 to 1,150)	426 (237 to 858)	358 (202 to 667)	404 (226 to 739)	353 (211 to 584)	588 (348 to 968)	745 (468 to 1,190)	470 (300 to 749)	281 (182 to 443)	258 (170 to 422)	156 (107 to 237)	85·2 (56·5 to 131)	28·4 (18·4 to 40·9)	10·1 (6·3 to 15·9)	12,800
Animal contact	67·5 (37·7 to 114)	44·3 (25·2 to 79·9)	568 (229 to 1,330)	2,490 (1,020 to 6,060)	1,650 (784 to 3,350)	1,060 (549 to 1,910)	629 (366 to 1,080)	607 (332 to 1,040)	551 (319 to 936)	482 (289 to 773)	469 (286 to 767)	484 (280 to 810)	496 (297 to 801)	664 (393 to 1,030)	684 (383 to 1,110)	697 (399 to 1,160)	556 (357 to 878)	416 (258 to 623)	255 (160 to 393)	143 (92·7 to 221)	53·9 (34 to 82·4)	14·9 (10 to 21·5)	4 (2·5 to 6)	13,100
Venomous animal contact	26·2 (11·2 to 53·6)	11·2 (4·3 to 25·7)	175 (49·8 to 504)	1,250 (365 to 3,660)	1,020 (381 to 2,360)	602 (267 to 1,270)	465 (246 to 870)	476 (247 to 860)	451 (241 to 788)	372 (200 to 634)	381 (214 to 671)	388 (209 to 688)	399 (216 to 671)	433 (237 to 744)	446 (228 to 777)	502 (272 to 882)	394 (228 to 662)	305 (170 to 494)	183 (103 to 301)	94·6 (51·7 to 165)	32·1 (17·7 to 52·3)	6·8 (3·7 to 11·3)	1·7 (0·9 to 2·9)	8,420
Non-venomous animal contact	41·3 (21·4 to 73·6)	33·1 (18·2 to 58)	393 (159 to 941)	1,240 (454 to 3,070)	625 (258 to 1,270)	456 (202 to 867)	165 (86·7 to 301)	131 (76·5 to 228)	99·8 (62·7 to 162)	109 (64·5 to 188)	88·7 (54·3 to 141)	95·6 (55 to 165)	96·3 (55·3 to 175)	231 (126 to 381)	238 (119 to 443)	195 (92·7 to 357)	161 (80·6 to 302)	111 (56·5 to 201)	71·4 (36·6 to 128)	48 (26·4 to 83·8)	21·8 (12·4 to 36·4)	8·1 (5·1 to 12·6)	2·3 (1·4 to 3·5)	4,660
Foreign body	408 (218 to 711)	293 (170 to 462)	1,750 (772 to 3,410)	2,230 (1,140 to 3,910)	1,420 (889 to 2,080)	1,250 (848 to 1,720)	1,150 (789 to 1,600)	1,490 (988 to 2,170)	1,040 (751 to 1,390)	878 (632 to 1,160)	808 (590 to 1,060)	719 (530 to 947)	619 (458 to 807)	518 (390 to 678)	472 (358 to 611)	488 (365 to 647)	365 (267 to 486)	251 (190 to 321)	210 (162 to 275)	154 (118 to 202)	70·6 (53·4 to 93·4)	27·2 (20·3 to 36·2)	7·3 (5·3 to 9·7)	16,600
Pulmonary aspiration and foreign body in airway	362 (189 to 637)	265 (154 to 429)	1,530 (671 to 2,980)	1,570 (704 to 3,070)	936 (483 to 1,560)	756 (445 to 1,180)	598 (325 to 966)	995 (558 to 1,620)	556 (324 to 851)	437 (261 to 649)	408 (243 to 628)	360 (222 to 541)	311 (189 to 477)	241 (150 to 361)	215 (139 to 318)	277 (179 to 418)	202 (131 to 294)	120 (76 to 172)	117 (78·4 to 174)	102 (71·2 to 143)	42·9 (28·2 to 63·1)	16·8 (11 to 24·6)	4·6 (2·9 to 6·9)	10,400
Foreign body in eyes	0·1 (0 to 0·3)	0·4 (0·1 to 0·8)	6 (1·7 to 13)	30·9 (9·5 to 69·5)	48·6 (15·3 to 105)	59·4 (21·2 to 131)	69·3 (25·8 to 151)	76 (29 to 155)	74 (31·2 to 144)	69·8 (30·7 to 132)	64·3 (29·9 to 119)	59·1 (30·6 to 106)	50·5 (28·1 to 86·3)	42·4 (24·5 to 68·3)	35·3 (21·1 to 53·8)	28·7 (17·9 to 42·4)	21·8 (13·9 to 32)	15·8 (10·3 to 22·9)	10·6 (6·9 to 15·1)	6·3 (4·2 to 9·1)	2·8 (1·9 to 4·1)	1 (0·6 to 1·4)	0·2 (0·1 to 0·3)	773
Foreign body in other body part	45·9 (13·6 to 109)	27·3 (11·5 to 55·9)	221 (76·4 to 568)	634 (305 to 1,170)	434 (273 to 664)	433 (290 to 615)	487 (327 to 693)	422 (291 to 584)	410 (289 to 564)	372 (268 to 496)	336 (239 to 445)	300 (219 to 400)	258 (185 to 345)	235 (171 to 310)	221 (164 to 291)	183 (132 to 248)	141 (102 to 189)	115 (83·3 to 158)	82·2 (59·5 to 108)	46·1 (34 to 62·7)	24·8 (17·7 to 34·2)	9·5 (6·7 to 13·1)	2·5 (1·8 to 3·4)	5,440
Environmental heat and cold exposure	32 (14·5 to 65·6)	20·3 (8·4 to 41·1)	172 (60·4 to 447)	472 (194 to 1,080)	338 (171 to 660)	279 (162 to 456)	423 (237 to 723)	487 (258 to 867)	375 (206 to 673)	301 (176 to 505)	254 (150 to 413)	218 (129 to 355)	192 (115 to 309)	149 (90·5 to 247)	127 (79 to 197)	122 (70·1 to 207)	103 (62·1 to 172)	89·2 (54·3 to 146)	73·6 (44·9 to 123)	43·3 (26·2 to 71·7)	20·5 (12·8 to 33·9)	9·1 (5·4 to 15·1)	2·3 (1·4 to 3·9)	4,300
Exposure to forces of nature	0 (0 to 0)	0 (0 to 0)	0 (0 to 0)	0 (0 to 0·1)	0·7 (0·4 to 1·3)	1·6 (0·9 to 2·7)	3·9 (2·4 to 6·5)	10·6 (6·4 to 17·2)	11·2 (6·8 to 18·2)	20 (12 to 34·3)	12·9 (7·4 to 21)	10·4 (6·3 to 16·2)	8·9 (5·2 to 14·3)	6·7 (4 to 10·8)	5 (3·1 to 7·5)	3·8 (2·4 to 6)	2·7 (1·8 to 4·1)	1·9 (1·3 to 2·9)	1·2 (0·8 to 1·8)	0·7 (0·5 to 1·1)	0·3 (0·2 to 0·4)	0·1 (0·1 to 0·2)	0 (0 to 0)	103
Other unintentional injuries	145 (80·1 to 245)	69·3 (33·3 to 131)	432 (197 to 810)	1,460 (647 to 3,090)	1,030 (530 to 1,920)	915 (536 to 1,550)	1,000 (535 to 1,750)	1,080 (582 to 1,830)	922 (518 to 1,480)	745 (463 to 1,170)	638 (381 to 1,010)	560 (354 to 849)	509 (325 to 779)	409 (268 to 635)	343 (230 to 497)	340 (217 to 517)	274 (179 to 404)	200 (125 to 295)	148 (101 to 215)	103 (71·7 to 145)	48·7 (34·4 to 67·3)	19 (13 to 26)	5·1 (3·6 to 7)	11,400
Self-harm and interpersonal violence	96·5 (49·8 to 181)	29·7 (15·5 to 52·1)	243 (89·5 to 492)	922 (368 to 1,910)	617 (373 to 986)	2,970 (1,870 to 4,430)	6,720 (4,190 to 10,100)	8,930 (5,400 to 13,100)	7,710 (4,870 to 10,800)	6,060 (4,100 to 8,490)	5,090 (3,480 to 7,120)	4,270 (2,850 to 6,010)	3,780 (2,400 to 5,570)	3,660 (2,390 to 5,370)	3,230 (2,160 to 4,710)	2,780 (1,800 to 4,050)	2,200 (1,490 to 3,140)	1,600 (1,110 to 2,240)	980 (701 to 1,370)	576 (405 to 794)	225 (158 to 303)	51·1 (34·9 to 71·9)	11·3 (7·8 to 15·4)	62,700
Self-harm	0 (0 to 0)	0 (0 to 0)	0 (0 to 0)	0 (0 to 0)	0 (0 to 0)	2,190 (1,220 to 3,590)	4,420 (2,560 to 7,060)	5,840 (3,310 to 9,160)	5,210 (2,980 to 7,690)	4,200 (2,520 to 6,410)	3,730 (2,320 to 5,530)	3,300 (2,020 to 4,880)	3,140 (1,870 to 4,800)	3,200 (1,990 to 4,840)	2,920 (1,910 to 4,330)	2,580 (1,650 to 3,840)	2,070 (1,370 to 3,000)	1,520 (1,030 to 2,140)	932 (653 to 1,320)	553 (383 to 770)	215 (148 to 291)	48·1 (31·8 to 68·9)	10·5 (7 to 14·6)	46,100
Self-harm by firearm	0 (0 to 0)	0 (0 to 0)	0 (0 to 0)	0 (0 to 0)	0 (0 to 0)	72·5 (34·4 to 147)	528 (197 to 1,120)	610 (225 to 1,350)	554 (202 to 1,200)	358 (135 to 771)	217 (81·4 to 478)	242 (97·1 to 521)	158 (56·8 to 338)	229 (98 to 471)	188 (81·8 to 382)	156 (74·3 to 289)	177 (87·9 to 328)	96·4 (48·5 to 172)	71·5 (40·3 to 123)	36 (20·4 to 60·5)	12·8 (7 to 21·1)	1·9 (1 to 3·3)	0·8 (0·4 to 1·6)	3,710
Self-harm by other specified means	0 (0 to 0)	0 (0 to 0)	0 (0 to 0)	0 (0 to 0)	0 (0 to 0)	2,110 (1,170 to 3,490)	3,900 (2,160 to 6,290)	5,230 (2,920 to 8,170)	4,650 (2,670 to 6,880)	3,850 (2,280 to 5,750)	3,510 (2,190 to 5,180)	3,060 (1,880 to 4,580)	2,980 (1,790 to 4,550)	2,970 (1,840 to 4,500)	2,730 (1,770 to 4,060)	2,430 (1,550 to 3,580)	1,890 (1,260 to 2,740)	1,430 (964 to 2,040)	861 (604 to 1,210)	517 (352 to 723)	202 (139 to 275)	46·2 (30·3 to 66·9)	9·7 (6·5 to 13·5)	42,400
Interpersonal violence	94·9 (48 to 179)	28·9 (14·6 to 51·2)	235 (82·8 to 484)	884 (330 to 1,860)	576 (341 to 939)	735 (493 to 1,040)	2,240 (1,310 to 3,840)	2,970 (1,790 to 4,910)	2,340 (1,470 to 3,700)	1,700 (1,090 to 2,440)	1,210 (796 to 1,780)	817 (543 to 1,190)	514 (360 to 749)	376 (265 to 529)	247 (179 to 344)	159 (118 to 209)	107 (79·9 to 145)	66·7 (52·2 to 86·5)	40·9 (31·8 to 52·1)	19·8 (15·9 to 24·4)	8·5 (6·6 to 10·6)	2·6 (2 to 3·3)	0·7 (0·5 to 0·9)	15,400
Physical violence by firearm	24·7 (10·2 to 52·4)	6·1 (2·2 to 13·6)	54·4 (15·6 to 126)	210 (59·2 to 516)	106 (44·3 to 219)	133 (53 to 259)	599 (243 to 1,260)	833 (355 to 1,690)	631 (275 to 1,320)	458 (214 to 802)	286 (127 to 539)	217 (98 to 420)	95·7 (43·1 to 180)	83·5 (39·7 to 155)	61·9 (30·9 to 109)	23·2 (12·4 to 39·7)	11·3 (6 to 20·4)	5·3 (2·8 to 9·8)	2·9 (1·5 to 5·4)	0·8 (0·5 to 1·4)	0·3 (0·2 to 0·4)	0·1 (0·1 to 0·1)	0 (0 to 0·1)	3,840
Physical violence by sharp object	7·9 (3·1 to 19·4)	3·3 (1·3 to 7·1)	33·1 (9·1 to 86·2)	177 (49·9 to 449)	83 (37·9 to 167)	99·6 (50·5 to 181)	456 (195 to 970)	663 (288 to 1,330)	517 (243 to 956)	342 (164 to 629)	212 (109 to 373)	154 (88·9 to 252)	112 (64·8 to 193)	81·4 (47·5 to 133)	46·2 (30·3 to 70·8)	40·4 (26 to 62·3)	28·4 (18·5 to 42·4)	19·8 (13·6 to 28·6)	13·1 (9·2 to 18·3)	5·7 (4·2 to 7·5)	2·6 (1·9 to 3·4)	0·9 (0·7 to 1·2)	0·3 (0·2 to 0·4)	3,100
Sexual violence	0 (0 to 0)	0 (0 to 0)	0 (0 to 0)	14·5 (8·4 to 23·1)	108 (64·5 to 167)	214 (123 to 337)	398 (224 to 640)	508 (295 to 773)	480 (265 to 773)	396 (222 to 633)	301 (169 to 483)	210 (120 to 346)	136 (79·2 to 230)	85·4 (48·7 to 139)	50·2 (29·3 to 80·8)	32·2 (20·2 to 48·8)	22·6 (14·3 to 34·1)	15·1 (9·7 to 22·7)	9·4 (6·2 to 13·7)	5·2 (3·4 to 7·7)	1·8 (1·1 to 2·9)	0·3 (0·2 to 0·4)	0 (0 to 0)	2,990
Physical violence by other means	62·2 (29·5 to 122)	19·5 (9·5 to 34·8)	147 (49·2 to 323)	483 (167 to 1,110)	279 (148 to 496)	289 (164 to 468)	785 (364 to 1,540)	969 (465 to 1,840)	717 (376 to 1,300)	509 (270 to 895)	416 (232 to 692)	235 (143 to 397)	170 (110 to 275)	126 (81·1 to 186)	88·5 (60·5 to 130)	63·1 (44·5 to 87·7)	45·2 (32·8 to 63)	26·5 (19·5 to 35·7)	15·4 (11·4 to 20·6)	8·1 (6 to 10·7)	3·8 (2·8 to 5)	1·3 (1 to 1·8)	0·4 (0·3 to 0·5)	5,460
Conflict and terrorism	1·6 (1·4 to 1·8)	0·9 (0·8 to 1)	2·9 (2·6 to 3·2)	19·7 (17·8 to 21·9)	16·7 (13·7 to 22·1)	23·6 (16·7 to 35·3)	41·8 (29·9 to 66·7)	97·8 (65·7 to 155)	143 (88·3 to 241)	144 (85·8 to 246)	140 (81·4 to 235)	137 (79·2 to 229)	115 (68·4 to 186)	83·6 (50·5 to 128)	55·2 (34·8 to 87)	32·3 (20·2 to 50·6)	18·4 (11·4 to 29·1)	10·7 (6·9 to 16·4)	6 (3·8 to 9·1)	3·1 (2 to 4·6)	1·3 (0·8 to 1·9)	0·4 (0·3 to 0·7)	0·1 (0·1 to 0·2)	1,100

All Table 2c: Sierra Leone DALYs by cause and sex groups for both sexes with 95% uncertainty intervals, 2019

Cause	Early Neonatal	Late Neonatal	Post Neonatal	1 to 4	5 to 9	10 to 14	15 to 19	20 to 24	25 to 29	30 to 34	35 to 39	40 to 44	45 to 49	50 to 54	55 to 59	60 to 64	65 to 69	70 to 74	75 to 79	80 to 84	85 to 89	90 to 94	95 plus	Total
All causes	647,000 (529,000 to 869,000)	116,000 (74,000 to 208,000)	969,000 (730,000 to 1,190,000)	941,000 (710,000 to 1,160,000)	213,000 (159,000 to 267,000)	142,000 (111,000 to 173,000)	142,000 (112,000 to 172,000)	176,000 (132,000 to 220,000)	191,000 (149,000 to 233,000)	177,000 (138,000 to 220,000)	162,000 (126,000 to 200,000)	166,000 (129,000 to 205,000)	157,000 (114,000 to 199,000)	150,000 (109,000 to 191,000)	142,000 (97,000 to 187,000)	113,000 (77,000 to 150,000)	91,600 (60,000 to 126,000)	72,000 (46,000 to 98,000)	49,000 (29,000 to 69,000)	19,000 (10,000 to 29,000)	6,980 (3,610 to 11,000)	1,660 (1,000 to 2,610)	4,730,000
Communicable, maternal, neonatal, and nutritional diseases	622,000 (503,000 to 843,000)	106,000 (66,000 to 196,000)	793,000 (593,000 to 1,010,000)	677,000 (484,000 to 870,000)	137,000 (99,000 to 180,000)	69,000 (49,000 to 90,000)	78,000 (56,000 to 100,000)	104,000 (74,000 to 134,000)	103,000 (73,000 to 134,000)	89,000 (63,000 to 116,000)	77,000 (54,000 to 101,000)	77,000 (54,000 to 101,000)	68,000 (46,000 to 91,000)	57,000 (37,000 to 78,000)	47,000 (29,000 to 67,000)	32,000 (19,000 to 47,000)	21,000 (11,000 to 33,000)	13,000 (6,000 to 21,000)	6,000 (2,000 to 11,000)	1,700 (700 to 3,000)	420 (160 to 810)	69 (30 to 140)	3,040,000
HIV/AIDS and sexually transmitted infections	3,020 (2,080 to 24,000)	1,730 (967 to 9,990)	6,730 (4,030 to 20,000)	2,270 (1,310 to 3,300)	4,060 (3,100 to 7,200)	3,020 (2,630 to 5,020)	6,000 (4,600 to 12,600)	12,200 (7,700 to 19,000)	14,000 (11,600 to 17,000)	13,000 (9,500 to 17,000)	11,000 (7,600 to 15,000)	10,000 (6,600 to 14,000)	8,990 (5,200 to 13,000)	6,990 (3,700 to 11,000)	5,170 (2,400 to 8,800)	3,270 (1,500 to 5,800)	1,950 (900 to 3,700)	1,010 (450 to 1,900)	272 (160 to 780)	87 (47 to 180)	14 (7 to 31)	2 (1 to 4)	142,000
HIV/AIDS	2,980 (2,050 to 24,000)	1,720 (960 to 9,980)	6,710 (4,020 to 20,000)	2,260 (1,300 to 3,300)	4,050 (3,090 to 7,200)	3,010 (2,620 to 5,010)	5,990 (4,590 to 12,600)	12,200 (7,700 to 19,000)	14,000 (11,600 to 17,000)	13,000 (9,500 to 17,000)	11,000 (7,600 to 15,000)	10,000 (6,600 to 14,000)	8,980 (5,200 to 13,000)	6,980 (3,700 to 11,000)	5,160 (2,400 to 8,800)	3,260 (1,500 to 5,800)	1,940 (900 to 3,700)	1,010 (450 to 1,900)	272 (160 to 780)	87 (47 to 180)	14 (7 to 31)	2 (1 to 4)	137,000
HIV/AIDS - Drug-susceptible Tuberculosis	0 (0 to 0)	0 (0 to 0)	196 (136 to 413)	264 (169 to 366)	693 (564 to 1,000)	924 (827 to 1,060)	972 (873 to 1,050)	1,260 (964 to 1,710)	1,260 (1,000 to 1,540)	1,160 (1,000 to 1,340)	1,010 (870 to 1,220)	2,560 (1,700 to 4,030)	2,700 (1,270 to 4,400)	2,160 (760 to 4,000)	1,360 (390 to 3,000)	697 (196 to 1,600)	440 (99 to 1,100)	264 (49 to 662)	82 (9 to 230)	22 (2 to 59)	3 (0 to 8)	0 (0 to 1)	20,000
HIV/AIDS - Multidrug-resistant Tuberculosis without extensive drug resistance	0 (0 to 0)	1 (0 to 3)	18.7 (7.4 to 50.1)	18.2 (5.4 to 56.1)	41.2 (9.2 to 139)	33.2 (5.6 to 120)	60.1 (8.9 to 231)	86.6 (9.6 to 357)	134 (14.1 to 561)	168 (19.6 to 716)	192 (24.2 to 838)	178 (24.2 to 806)	133 (17.2 to 621)	81.2 (9.8 to 414)	43.6 (4.7 to 231)	20.6 (2.2 to 109)	9.3 (0.9 to 50)	3.2 (0.3 to 17.2)	0.8 (0.1 to 4.2)	0.3 (0 to 1.6)	0.1 (0 to 0.3)	0 (0 to 0)	1,250
HIV/AIDS - Extensively drug-resistant Tuberculosis	0 (0 to 0)	0 (0 to 0)	0 (0 to 0)	0 (0 to 0)	0 (0 to 0)	0 (0 to 0)	0 (0 to 0)	0 (0 to 0)	0 (0 to 0)	0 (0 to 0)	0 (0 to 0)	0 (0 to 0)	0 (0 to 0)	0 (0 to 0)	0 (0 to 0)	0 (0 to 0)	0 (0 to 0)	0 (0 to 0)	0 (0 to 0)	0 (0 to 0)	0 (0 to 0)	0 (0 to 0)	0 (0 to 0)	16.7
HIV/AIDS - Other sexually transmitted infections	6.2 (3.1 to 9.5)	6.6 (2.4 to 9.6)	1,430 (1,020 to 2,060)	1,010 (777 to 2,000)	2,760 (2,050 to 6,570)	2,040 (1,970 to 4,690)	5,000 (3,850 to 11,900)	11,000 (8,850 to 26,000)	12,700 (10,200 to 30,000)	11,700 (9,370 to 27,700)	10,000 (8,020 to 23,800)	9,000 (7,220 to 21,500)	8,000 (6,420 to 19,100)	7,060 (5,660 to 16,900)	6,250 (5,010 to 14,900)	5,700 (4,570 to 13,600)	4,870 (3,900 to 11,600)	3,900 (3,120 to 9,310)	2,810 (2,250 to 6,710)	1,610 (1,290 to 3,850)	800 (640 to 1,910)	111 (89 to 265)	136,000
Sexually transmitted infections, excluding HIV	10,700 (2,000 to 39,000)	3,020 (2,200 to 4,000)	4,020 (2,200 to 6,000)	266 (97 to 1,000)	107 (39 to 400)	20.0 (7 to 81)	12 (4 to 51)	13.1 (4 to 57)	27.0 (9 to 120)	20.0 (7 to 91)	7.5 (2 to 34)	5.7 (2 to 26)	3.6 (1 to 17)	2.5 (1 to 12)	1.5 (0 to 7)	0.9 (0 to 4)	0.6 (0 to 3)	0.4 (0 to 2)	0.2 (0 to 1)	0.1 (0 to 0.6)	0.1 (0 to 0.3)	0 (0 to 0)	22,700
Syphilis	0 (0 to 0)	0 (0 to 0)	0 (0 to 0)	0 (0 to 0)	0 (0 to 0)	0 (0 to 0)	0 (0 to 0)	0 (0 to 0)	0 (0 to 0)	0 (0 to 0)	0 (0 to 0)	0 (0 to 0)	0 (0 to 0)	0 (0 to 0)	0 (0 to 0)	0 (0 to 0)	0 (0 to 0)	0 (0 to 0)	0 (0 to 0)	0 (0 to 0)	0 (0 to 0)	0 (0 to 0)	0 (0 to 0)	0
Chlamydial infection	0 (0 to 0)	0 (0 to 0)	0 (0 to 0)	0 (0 to 0)	0 (0 to 0)	0.7 (0 to 3)	0 (0 to 0)	0 (0 to 0)	0.2 (0 to 1)	0 (0 to 0)	0 (0 to 0)	0 (0 to 0)	0 (0 to 0)	0 (0 to 0)	0 (0 to 0)	0 (0 to 0)	0 (0 to 0)	0 (0 to 0)	0 (0 to 0)	0 (0 to 0)	0 (0 to 0)	0 (0 to 0)	0 (0 to 0)	261
Gonococcal infection	0 (0 to 0)	0 (0 to 0)	0 (0 to 0)	0 (0 to 0)	0 (0 to 0)	1.5 (0 to 7)	0 (0 to 0)	0 (0 to 0)	0 (0 to 0)	0 (0 to 0)	0 (0 to 0)	0 (0 to 0)	0 (0 to 0)	0 (0 to 0)	0 (0 to 0)	0 (0 to 0)	0 (0 to 0)	0 (0 to 0)	0 (0 to 0)	0 (0 to 0)	0 (0 to 0)	0 (0 to 0)	0 (0 to 0)	261
Trichomoniasis	0 (0 to 0)	0 (0 to 0)	0 (0 to 0)	0 (0 to 0)	0 (0 to 0)	2.2 (0 to 11)	0 (0 to 0)	0 (0 to 0)	0 (0 to 0)	0 (0 to 0)	0 (0 to 0)	0 (0 to 0)	0 (0 to 0)	0 (0 to 0)	0 (0 to 0)	0 (0 to 0)	0 (0 to 0)	0 (0 to 0)	0 (0 to 0)	0 (0 to 0)	0 (0 to 0)	0 (0 to 0)	0 (0 to 0)	523
Genital herpes	0 (0 to 0)	0 (0 to 0)	0 (0 to 0)	0 (0 to 0)	0 (0 to 0)	0 (0 to 1)	0 (0 to 0)	0 (0 to 0)	0 (0 to 0)	0 (0 to 0)	0 (0 to 0)	0 (0 to 0)	0 (0 to 0)	0 (0 to 0)	0 (0 to 0)	0 (0 to 0)	0 (0 to 0)	0 (0 to 0)	0 (0 to 0)	0 (0 to 0)	0 (0 to 0)	0 (0 to 0)	0 (0 to 0)	339
Other sexually transmitted infections	6.2 (3.1 to 9.5)	6.6 (2.4 to 9.6)	1,430 (1,020 to 2,060)	1,010 (777 to 2,000)	2,760 (2,050 to 6,570)	2,040 (1,970 to 4,690)	5,000 (3,850 to 11,900)	11,000 (8,850 to 26,000)	12,700 (10,200 to 30,000)	11,700 (9,370 to 27,700)	10,000 (8,020 to 23,800)	9,000 (7,220 to 21,500)	8,000 (6,420 to 19,100)	7,060 (5,660 to 16,900)	6,250 (5,010 to 14,900)	5,700 (4,570 to 13,600)	4,870 (3,900 to 11,600)	3,900 (3,120 to 9,310)	2,810 (2,250 to 6,710)	1,610 (1,290 to 3,850)	800 (640 to 1,910)	111 (89 to 265)	136,000
Respiratory infections and tuberculosis	26,000 (19,000 to 37,000)	19,700 (14,000 to 28,000)	247,000 (180,000 to 335,000)	118,000 (83,000 to 156,000)	16,000 (12,000 to 20,000)	7,960 (6,210 to 9,770)	7,060 (5,610 to 8,800)	8,610 (6,670 to 10,600)	10,000 (8,050 to 12,000)	10,000 (7,940 to 12,000)	9,000 (7,140 to 11,000)	9,000 (7,140 to 11,000)	8,000 (6,420 to 10,000)	7,000 (5,660 to 9,000)	6,000 (4,700 to 8,000)	5,000 (3,900 to 6,000)	4,000 (3,120 to 5,000)	3,000 (2,340 to 4,000)	2,000 (1,570 to 2,000)	1,000 (780 to 1,000)	500 (390 to 500)	273 (210 to 270)	591,000
Tuberculosis	0.3 (0.2 to 0.4)	20,700 (14,000 to 29,000)	40,000 (28,000 to 56,000)	14,000 (9,000 to 19,000)	3,000 (2,000 to 4,000)	1,600 (1,000 to 2,000)	3,040 (2,000 to 4,000)	6,200 (4,000 to 8,000)	9,000 (6,000 to 12,000)	9,010 (6,000 to 12,000)	8,000 (5,000 to 11,000)	7,200 (4,000 to 10,000)	6,000 (3,000 to 8,000)	5,000 (2,000 to 7,000)	4,000 (2,000 to 6,000)	3,000 (1,000 to 5,000)	2,000 (1,000 to 4,000)	1,000 (500 to 3,000)	1,000 (500 to 2,000)	500 (200 to 1,000)	200 (100 to 500)	50 (20 to 100)	159,000
Latent tuberculosis infection	0 (0 to 0)	0 (0 to 0)	0 (0 to 0)	0 (0 to 0)	0 (0 to 0)	0 (0 to 0)	0 (0 to 0)	0 (0 to 0)	0 (0 to 0)	0 (0 to 0)	0 (0 to 0)	0 (0 to 0)	0 (0 to 0)	0 (0 to 0)	0 (0 to 0)	0 (0 to 0)	0 (0 to 0)	0 (0 to 0)	0 (0 to 0)	0 (0 to 0)	0 (0 to 0)	0 (0 to 0)	0 (0 to 0)	0
Active tuberculosis	0.3 (0.2 to 0.4)	20,700 (14,000 to 29,000)	40,000 (28,000 to 56,000)	14,000 (9,000 to 19,000)	3,000 (2,000 to 4,000)	1,600 (1,000 to 2,000)	3,040 (2,000 to 4,000)	6,200 (4,000 to 8,000)	9,000 (6,000 to 12,000)	9,010 (6,000 to 12,000)	8,000 (5,000 to 11,000)	7,200 (4,000 to 10,000)	6,000 (3,000 to 8,000)	5,000 (2,000 to 7,000)	4,000 (2,000 to 6,000)	3,000 (1,000 to 5,000)	2,000 (1,000 to 4,000)	1,000 (500 to 3,000)	1,000 (500 to 2,000)	500 (200 to 1,000)	200 (100 to 500)	50 (20 to 100)	159,000
Tuberculosis - drug-susceptible	0.3 (0.2 to 0.4)	20,700 (14,000 to 29,000)	40,000 (28,000 to 56,000)	14,000 (9,000 to 19,000)	3,000 (2,000 to 4,000)	1,600 (1,000 to 2,000)	3,040 (2,000 to 4,000)	6,200 (4,000 to 8,000)	9,000 (6,000 to 12,000)	9,010 (6,000 to 12,000)	8,000 (5,000 to 11,000)	7,200 (4,000 to 10,000)	6,000 (3,000 to 8,000)	5,000 (2,000 to 7,000)	4,000 (2,000 to 6,000)	3,000 (1,000 to 5,000)	2,000 (1,000 to 4,000)	1,000 (500 to 3,000)	1,000 (500 to 2,000)	500 (200 to 1,000)	200 (100 to 500)	50 (20 to 100)	159,000
Tuberculosis - multidrug-resistant without extensive drug resistance	0 (0 to 0)	0 (0 to 0)	0 (0 to 0)	0 (0 to 0)	0 (0 to 0)	0 (0 to 0)	0 (0 to 0)	0 (0 to 0)	0 (0 to 0)	0 (0 to 0)	0 (0 to 0)	0 (0 to 0)	0 (0 to 0)	0 (0 to 0)	0 (0 to 0)	0 (0 to 0)	0 (0 to 0)	0 (0 to 0)	0 (0 to 0)	0 (0 to 0)	0 (0 to 0)	0 (0 to 0)	0 (0 to 0)	0
Tuberculosis - extensively drug-resistant	0 (0 to 0)	0 (0 to 0)	0 (0 to 0)	0 (0 to 0)	0 (0 to 0)	0 (0 to 0)	0 (0 to 0)	0 (0 to 0)	0 (0 to 0)	0 (0 to 0)	0 (0 to 0)	0 (0 to 0)	0 (0 to 0)	0 (0 to 0)	0 (0 to 0)	0 (0 to 0)	0 (0 to 0)	0 (0 to 0)	0 (0 to 0)	0 (0 to 0)	0 (0 to 0)	0 (0 to 0)	0 (0 to 0)	0
Enteric infections	6,000 (4,000 to 9,000)	17,700 (11,000 to 27,000)	56,000 (40,000 to 78,000)	29,000 (14,000 to 46,000)	11,000 (7,000 to 16,000)	6,240 (4,000 to 9,000)	4,000 (2,000 to 6,000)	4,000 (2,000 to 6,000)	3,000 (1,000 to 5,000)	3,000 (1,000 to 5,000)	2,000 (1,000 to 4,000)	2,000 (1,000 to 4,000)	2,000 (1,000 to 3,000)	1,000 (1,000 to 3,000)	1,000 (1,000 to 3,000)	1,000 (1,000 to 2,000)	1,000 (1,000 to 2,000)	1,000 (1,000 to 2,000)	1,000 (1,000 to 2,000)	1,000 (1,000 to 2,000)	1,000 (1,000 to 2,000)	1,000 (1,000 to 2,000)	312,000
Diarrheal diseases	5,000 (3,000 to 7,000)	16,000 (10,000 to 25,000)	52,000 (37,000 to 73,000)	27,000 (13,000 to 43,000)	10,000 (6,000 to 15,000)	5,000 (3,000 to 7,000)	4,000 (2,000 to 5,000)	4,000 (2,000 to 5,000)	3,000 (1,000 to 4,000)	3,000 (1,000 to 4,000)	2,000 (1,000 to 3,000)	2,000 (1,000 to 3,000)	2,000 (1,000 to 3,000)	1,000 (1,000 to 2,000)	1,000 (1,000 to 2,000)	1,000 (1,000 to 2,000)	1,000 (1,000 to 2,000)	1,000 (1,000 to 2,000)	1,000 (1,000 to 2,000)	1,000 (1,000 to 2,000)	1,000 (1,000 to 2,000)	1,000 (1,000 to 2,000)	310,000
Typhoid and paratyphoid	0 (0 to 0)	612 (379 to 1,100)	6,060 (3,900 to 9,000)	3,010 (1,900 to 4,000)	2,060 (1,000 to 3,000)	1,000 (500 to 2,000)	917 (500 to 1,000)	794 (500 to 1,000)	779 (500 to 1,000)	774 (500 to 1,000)	670 (500 to 1,000)	672 (500 to 1,000)	610 (500 to 1,000)	552 (500 to 1,000)	514 (500 to 1,000)	464 (500 to 1,000)	414 (500 to 1,000)	364 (500 to 1,000)	314 (500 to 1,000)	264 (500 to 1,000)	214 (500 to 1,000)	164 (500 to 1,000)	13,800
Salmonella	0 (0 to 0)	146 (90 to 260)	1,450 (930 to 2,150)	720 (450 to 1,000)	490 (240 to 720)	240 (120 to 480)	219 (120 to 240)	190 (120 to 240)	186 (120 to 240)	185 (120 to 240)	160 (120 to 240)	161 (120 to 240)	146 (120 to 240)	132 (120 to 240)	123 (120 to 240)	111 (120 to 240)	99 (120 to 240)	87 (120 to 240)	75 (120 to 240)	63 (120 to 240)	51 (120 to 240)	39 (120 to 240)	3,300
Typhoid fever	0 (0 to 0)	146 (90 to 260)	1,450 (930 to 2,150)	720 (450 to 1,000)	490 (240 to 720)	240 (120 to 480)	219 (120 to 240)	190 (120 to 240)	186 (120 to 240)	185 (120 to 240)	160 (120 to 240)	161 (120 to 240)	146 (120 to 240)	132 (120 to 240)	123 (120 to 240)	111 (120 to 240)	99 (120 to 240)	87 (120 to 240)	75 (120 to 240)	63 (120 to 240)	51 (120 to 240)	39 (120 to 240)	3,300
Paratyphoid fever	0 (0 to 0)	466 (289 to 840)	4,610 (2,970 to 6,900)	2,290 (1,400 to 3,000)	1,570 (760 to 2,300)	760 (380 to 1,500)	698 (380 to 760)	604 (380 to 760)	593 (380 to 760)	589 (380 to 760)	510 (380 to 760)	511 (380 to 760)	464 (380 to 760)	420 (380 to 760)	391 (380 to 760)	353 (380 to 760)	315 (380 to 760)	277 (380 to 760)	239 (380 to 760)	201 (380 to 760)	163 (380 to 760)	125 (380 to 760)	10,500
Invasive Non-typhoidal Salmonella (iNTS)	0 (0 to 0)	1,200 (770 to 2,200)	12,000 (8,000 to 18,000)	5,900 (3,700 to 8,000)	4,040 (2,000 to 6,000)	1,960 (1,000 to 4,000)	1,800 (1,000 to 2,000)	1,560 (1,000 to 2,000)	1,530 (1,000 to 2,000)	1,520 (1,000 to 2,000)	1,320 (1,000 to 2,000)	1,320 (1,000 to 2,000)	1,200 (1,000 to 2,000)	1,080 (1,000 to 2,000)	1,010 (1,000 to 2,000)	910 (1,000 to 2,000)	810 (1,000 to 2,000)	710 (1,000 to 2,000)	610 (1,000 to 2,000)	510 (1,000 to 2,000)	410 (1,000 to 2,000)	310 (1,000 to 2,000)	82,200
Other intestinal infectious diseases	0 (0 to 0)	293 (179 to 520)	4,140 (2,700 to 6,000)	2,720 (1,700 to 3,000)	4,000 (2,000 to 6,000)	2,000 (1,000 to 3,000)	1,000 (500 to 2,000)	1,000 (500 to 2,000)	1,000 (500 to 2,000)	1,000 (500 to 2,000)	1,000 (500 to 2,000)	1,000 (500 to 2,000)	1,000 (500 to 2,000)	1,000 (500 to 2,000)	1,000 (500 to 2,000)	1,000 (500 to 2,000)	1,000 (500 to 2,000)	1,000 (500 to 2,000)	1,000 (500 to 2,000)	1,000 (500 to 2,000)	1,000 (500 to 2,000)	1,000 (500 to 2,000)	812
Unspecified intestinal infectious diseases	6,000 (4,000 to 9,000)	16,000 (10,000 to 25,000)	52,000 (37,000 to 73,000)	27,000 (13,000 to 43,000)	7,000 (5,000 to 10,000)	4,000 (2,000 to 6,000)	3,000 (1,000 to 4,000)	3,000 (1,000 to 4,000)	2,000 (1,000 to 3,000)	2,000 (1,000 to 3,000)	1,000 (1,000 to 2,000)	1,000 (1,000 to 2,000)	1,000 (1,000 to 2,000)	1,000 (1,000 to 2,000)	1,000 (1,000 to 2,000)	1,000 (1,000 to 2,000)	1,000 (1,000 to 2,000)	1,000 (1,000 to 2,000)	1,000 (1,000 to 2,000)	1,000 (1,000 to 2,000)	1,000 (1,000 to 2,000)	1,000 (1,000 to 2,000)	310,000
Neglected tropical diseases and malaria	622,000 (503,000 to 843,000)	106,000 (66,000 to 196,000)	793,000 (593,000 to 1,010,000)	677,000 (484,000 to 870,000)	137,000 (99,000 to 180,000)	69,000 (49,000 to 90,000)	78,000 (56,000 to 100,000)	104,000 (74,000 to 134,000)	103,000 (73,000 to 134,000)	89,000 (63,000 to 116,000)	77,000 (54,000 to 101,000)	77,000 (54,000 to 101,000)	68,000 (46,000 to 91,000)	57,000 (37,000 to 78,000)	47,000 (29,000 to 67,000)	32,000 (19,000 to 47,000)	21,000 (11,000 to 33,000)	13,000 (6,000 to 21,000)	6,000 (2,000 to 11,000)	1,700 (700 to 3,000)	420 (160 to 810)	69 (30 to 140)	3,040,000
Malaria	621,000 (501,000 to 843,000)	106,000 (66,000 to 196,000)	792,000 (592,000 to 1,010,000)	676,000 (483,000 to 870,000)	136,000 (98,000 to 180,000)	68,000 (48,000 to 90,000)	77,000 (55,000 to 100,000)	103,000 (73,000 to 134,000)	102,000 (72,000 to 133,000)	88,000 (62,000 to 116,000)	76,000 (53,000 to 100,000)	76,000 (53,000 to 100,000)	67,000 (45,000 to 90,000)	56,000 (36,000 to 77,000)	46,000 (28,000 to 66,000)	31,000 (18,000 to 46,000)	20,000 (10,000 to 32,000)	12,000 (5,000 to 20,000)	5,000 (2,000 to 10,000)	1,600 (600 to 2,900)	400 (150 to 800)	66 (28 to 130)	3,030,000
Chagas disease	0 (0 to 0)	0 (0 to 0)	0 (0 to 0)	0 (0 to 0)	0 (0 to 0)	0 (0 to 0)	0 (0 to 0)	0 (0 to 0)	0 (0 to 0)	0 (0 to 0)	0 (0 to 0)	0 (0 to 0)	0 (0 to 0)	0 (0 to 0)	0 (0 to 0)	0 (0 to 0)	0 (0 to 0)	0 (0 to 0)	0 (0 to 0)	0 (0 to 0)	0 (0 to 0)	0 (0 to 0)	0 (0 to 0)	0
Leishmaniasis	0 (0 to 0)	0 (0 to 0)	0 (0 to 0)	0 (0 to 0)	0 (0 to 0)	0 (0 to 0)	0 (0 to 0)	0 (0 to 0)	0 (0 to 0)	0 (0 to 0)	0 (0 to 0)	0 (0 to 0)	0 (0 to 0)	0 (0 to 0)	0 (0 to 0)	0 (0 to 0)	0 (0 to 0)	0 (0 to 0)	0 (0 to 0)	0 (0 to 0)	0 (0 to 0)	0 (0 to 0)	0 (0 to 0)	0
Visceral leishmaniasis	0 (0 to 0)	0 (0 to 0)	0 (0 to 0)	0 (0 to 0)	0 (0 to 0)	0 (0 to 0)	0 (0 to 0)	0 (0 to 0)	0 (0 to 0)	0 (0 to 0)	0 (0 to 0)	0 (0 to 0)	0 (0 to 0)	0 (0 to 0)	0 (0 to 0)	0 (0 to 0)	0 (0 to 0)	0 (0 to 0)	0 (0 to 0)	0 (0 to 0)	0 (0 to 0)	0 (0 to 0)	0 (0 to 0)	0
Cutaneous and mucocutaneous leishmaniasis	0 (0 to 0)	0 (0 to 0)	0 (0 to 0)	0 (0 to 0)	0 (0 to 0)	0 (0 to 0)	0 (0 to 0)	0 (0 to 0)	0 (0 to 0)	0 (0 to 0)	0 (0 to 0)	0 (0 to 0)	0 (0 to 0)	0 (0 to 0)	0 (0 to 0)	0 (0 to 0)	0 (0 to 0)	0 (0 to 0)	0 (0 to 0)	0 (0 to 0)	0 (0 to 0)	0 (0 to 0)	0 (0 to 0)	0
African trypanosomiasis	0 (0 to 0)	0 (0 to 0)	0 (0 to 0)	0 (0 to 0)	0 (0 to 0)	0 (0 to 0)	0 (0 to 0)	0 (0 to 0)	0 (0 to 0)	0 (0 to 0)	0 (0 to 0)	0 (0 to 0)	0 (0 to 0)	0 (0 to 0)	0 (0 to 0)	0 (0 to 0)	0 (0 to 0)	0 (0 to 0)	0 (0 to 0)	0 (0 to 0)	0 (0 to 0)	0 (0 to 0)	0 (0 to 0)	0
Schistosomiasis	0 (0 to 0)	0 (0 to 0)	0 (0 to 0)	0 (0 to 0)	0 (0 to 0)	0 (0 to 0)	0 (0 to 0)	0 (0 to 0)	0 (0 to 0)	0 (0 to 0)	0 (0 to 0)	0 (0 to 0)	0 (0 to 0)	0 (0 to 0)	0 (0 to 0)	0 (0 to 0)	0 (0 to 0)	0 (0 to 0)	0 (0 to 0)	0 (0 to 0)	0 (0 to 0)	0 (0 to 0)	0 (0 to 0)	0
Cysticercosis	0 (0 to 0)	0 (0 to 0)	0.1 (0 to 0.5)	0.3 (0 to 1.5)	0.7 (0 to 3.5)	0.6 (0 to 3.1)	0.7 (0 to 3.5)	0.8 (0 to 3.9)	0.8 (0 to 3.9)	0.7 (0 to 3.5)	0.6 (0 to 3.1)	0.6 (0 to 3.1)	0.5 (0 to 2.6)	0.4 (0 to 2.1)	0.3 (0 to 1.6)	0.2 (0 to 1.1)	0.1 (0 to 0.7)	0.1 (0 to 0.4)	0 (0 to 0.2)	0 (0 to 0.1)	0 (0 to 0.1)	0 (0 to 0)	379
Cystic echinococcosis	0 (0 to 0)	0 (0 to 0)	43 (29 to 75)	43 (29 to 75)	43 (29 to 75)	43 (29 to 75)	43 (29 to 75)	43 (29 to 75)	43 (29 to 75)	43 (29 to 75)	43 (29 to 75)	43 (29 to 75)	43 (29 to 75)	43 (29 to 75)	43 (29 to 75)	43 (29 to 75)	43 (29 to 75)	43 (29 to 75)	43 (29 to 75)	43 (29 to 75)	43 (29 to 75)	43 (29 to 75)	43 (29 to 75)	1,550
Lymphatic filariasis	0 (0 to 0)	0 (0 to 0)	924 (620 to 1,300)	924 (620 to 1,300)	924 (620 to 1,300)	767 (620 to 1,300)	924 (620 to 1,300)	924 (620 to 1,300)	924 (620 to 1,300)	924 (620 to 1,300)	924 (620 to 1,300)	924 (620 to 1,300)	924 (620 to 1,300)	924 (620 to 1,300)	924 (620 to 1,300)	924 (620 to 1,300)	924 (620 to 1,300)	924 (620 to 1,300)	924 (620 to 1,300)	924 (620 to 1,300)	924 (620 to 1,300)	924 (620 to 1,300)	924 (620 to 1,300)	7,410
Onchocerciasis	0 (0 to 0)	0 (0 to 0)	0 (0 to 0)	0 (0 to 0)	0 (0 to 0)	0 (0 to 0)	0 (0 to 0)	0 (0 to 0)	0 (0 to 0)	0 (0 to 0)	0 (0 to 0)	0 (0 to 0)	0 (0 to 0)	0 (0 to 0)	0 (0 to 0)	0 (0 to 0)	0 (0 to 0)	0 (0 to 0)	0 (0 to 0)	0 (0 to 0)	0 (0 to 0)	0 (0 to 0)	0 (0 to 0)	0
Trachoma	0 (0 to 0)	0 (0 to 0)	0 (0 to 0)	0 (0 to 0)	0 (0 to 0)	0 (0 to 0)	0 (0 to 0)	0 (0 to 0)	0 (0 to 0)	0 (0 to 0)	0 (0 to 0)	0 (0 to 0)	0 (0 to 0)	0 (0 to 0)	0 (0 to 0)	0 (0 to 0)	0 (0 to 0)	0 (0 to 0)	0 (0 to 0)	0 (0 to 0)	0 (0 to 0)	0 (0 to 0)	0 (0 to 0)	0
Dengue	0.1 (0 to 0.3)	1.3 (0 to 4.3)	39.6 (1 to 127)	72.4 (1 to 230)	66.3 (1 to 210)	37.6 (0 to 120)	39 (0 to 124)	39.2 (0 to 125)	37.8 (0 to 121)	37.4 (0 to 119)	33.4 (0 to 107)	33.6 (0 to 107)	31.1 (0 to 99)	27.6 (0 to 88)	24.4 (0 to 78)	21.1 (0 to 67)	17.9 (0 to 57)	14.8 (0 to 47)	11.9 (0 to 38)	9.1 (0 to 29)	6.6 (0 to 21)	4.4 (0 to 14)	682
Yellow fever	0 (0 to 0)	0.8 (0 to 2.6)	1.69 (1.5 to 3.6)	0.869 (0.8 to 2.2)	0.869 (0.8 to 2.2)	0.869 (0.8 to 2.2)	0.869 (0.8 to 2.2)	0.869 (0.8 to 2.2)	0.869 (0.8 to 2.2)	0.869 (0.8 to 2.2)	0.869 (0.8 to 2.2)	0.869 (0.8 to 2.2)	0.869 (0.8 to 2.2)	0.869 (0.8 to 2.2)	0.869 (0.8 to 2.2)	0.869 (0.8 to 2.2)	0.869 (0.8 to 2.2)	0.869 (0.8 to 2.2)	0.869 (0.8 to 2.2)	0.869 (0.8 to 2.2)	0.869 (0.8 to 2.2)	0.869 (0.8 to 2.2)	0.869
Rabies	0 (0 to 0)	1.1 (0 to 3.6)	167 (100 to 300)	161 (100 to 300)	234 (100 to 300)	90.9 (0 to 300)	92.7 (0 to 300)	94.7 (0 to 300)	93.5 (0 to 300)	93.5 (0 to 300)	84.1 (0 to 300)	84.1 (0 to 300)	77.2 (0 to 300)	71.2 (0 to 300)	65.6 (0 to 300)	59.4 (0 to 300)	53.2 (0 to 300)	47.1 (0 to 300)	41.1 (0 to 300)	35.1 (0 to 300)	29.1 (0 to 300)	23.1 (0 to 300)	14.7 (0 to 300)	2,000
Intestinal nematode infections	0 (0 to 0)	21.4 (20 to 597)	1,660 (1,200 to 2,100)	2,700 (2,100 to 3,300)	1,660 (1,200 to 2,100)	1,660 (1,200 to 2,100)	1,660 (1,200 to 2,100)	1,660 (1,200 to 2,100)	1,660 (1,200 to 2,100)	1,660 (1,200 to 2,100)	1,660 (1,200 to 2,100)	1,660 (1,200 to 2,100)	1,660 (1,200 to 2,100)	1,660 (1,200 to 2,100)	1,660 (1,200 to 2,100)	1,660 (1,200 to 2,100)	1,660 (1,200 to 2,100)	1,660 (1,200 to 2,100)	1,660 (1,200 to 2,100)	1,660 (1,200 to 2,100)	1,660 (1,200 to 2,100)	1,660 (1,200 to 2,100)	33,600
Ascariasis	0 (0 to 0)	0.2 (0 to 0.6)	4.6 (3 to 7)	8.1 (5 to 11)	2.9 (2 to 4)	1.6 (1 to 2)	1.5 (1 to 2)	0.6 (0 to 1)	0.5 (0 to 1)	0.4 (0 to 1)	0.3 (0 to 0)	0.2 (0 to 0)	0.1 (0 to 0)	0.1 (0 to 0)	0 (0



Other transport injuries	17·6 (4·7 to 46·4)	15·2 (4·2 to 33·3)	392 (91·1 to 838)	1,840 (218 to 4,190)	828 (275 to 1,620)	566 (284 to 968)	717 (375 to 1,310)	894 (485 to 1,640)	753 (421 to 1,310)	619 (344 to 1,130)	474 (272 to 818)	394 (220 to 710)	284 (162 to 509)	238 (136 to 449)	154 (90 to 288)	109 (67·1 to 199)	79·7 (48·3 to 154)	49·3 (31·5 to 94·8)	35·6 (23·2 to 67·3)	16·8 (11·4 to 28·7)	6·3 (4·4 to 10)	2·1 (1·5 to 3·4)	0·6 (0·4 to 1)	8,490
Unintentional injuries	1,430 (877 to 2,970)	1,950 (477 to 9,830)	21,800 (13,300 to 35,000)	42,200 (25,600 to 67,400)	12,000 (7,360 to 16,800)	7,720 (5,400 to 10,100)	5,270 (3,850 to 7,060)	5,960 (4,410 to 7,930)	5,360 (4,130 to 6,820)	4,850 (3,680 to 6,220)	4,150 (3,120 to 5,450)	3,830 (2,850 to 5,080)	3,430 (2,500 to 4,700)	3,220 (2,370 to 4,390)	2,820 (2,110 to 3,850)	2,730 (2,090 to 3,620)	2,280 (1,750 to 2,930)	1,850 (1,460 to 2,380)	1,650 (1,350 to 2,010)	1,170 (951 to 1,430)	519 (429 to 634)	197 (158 to 242)	49·8 (38·9 to 62·4)	136,000
Falls	165 (75·2 to 323)	39·9 (16·3 to 78·5)	807 (373 to 1,420)	1,850 (918 to 3,330)	1,370 (781 to 2,170)	1,140 (742 to 1,620)	645 (463 to 878)	735 (533 to 962)	758 (569 to 980)	724 (535 to 932)	734 (544 to 978)	726 (536 to 982)	667 (490 to 921)	802 (556 to 1,120)	725 (515 to 998)	750 (537 to 1,040)	706 (505 to 962)	696 (518 to 937)	720 (544 to 934)	615 (443 to 812)	306 (237 to 398)	124 (94·6 to 161)	30·2 (21·7 to 40)	15,800
Drowning	138 (71·9 to 248)	72·3 (30·6 to 150)	2,060 (982 to 3,680)	12,200 (6,060 to 22,100)	3,270 (1,570 to 5,540)	1,910 (1,050 to 2,940)	674 (356 to 1,170)	548 (313 to 888)	402 (239 to 641)	331 (202 to 495)	263 (158 to 433)	227 (135 to 378)	188 (110 to 313)	162 (96·5 to 259)	136 (82·4 to 220)	122 (76·9 to 190)	107 (68·6 to 165)	84·1 (55·6 to 126)	68·4 (46·3 to 98·5)	33·6 (22·7 to 48·8)	11·9 (7·7 to 17·6)	2·9 (2 to 4·2)	0·6 (0·4 to 0·9)	23,000
Fire, heat, and hot substances	120 (68·2 to 215)	115 (53·3 to 223)	2,950 (1,520 to 5,220)	5,980 (3,070 to 10,400)	1,190 (632 to 1,990)	580 (350 to 922)	438 (274 to 674)	546 (329 to 899)	512 (329 to 784)	482 (313 to 704)	436 (281 to 692)	398 (251 to 595)	353 (222 to 534)	348 (214 to 543)	273 (173 to 418)	263 (162 to 415)	249 (159 to 374)	207 (135 to 313)	168 (111 to 248)	104 (69·2 to 149)	37·3 (25·8 to 52·9)	10·8 (7·3 to 14·8)	2·4 (1·5 to 3·4)	15,800
Poisonings	109 (43·5 to 261)	124 (27 to 380)	3,280 (1,220 to 7,010)	4,300 (1,850 to 9,370)	853 (404 to 1,600)	471 (255 to 867)	313 (158 to 567)	368 (210 to 638)	339 (190 to 573)	293 (169 to 499)	266 (148 to 459)	267 (157 to 455)	237 (127 to 403)	247 (135 to 440)	202 (106 to 357)	167 (85·1 to 305)	133 (73·3 to 233)	87·9 (50·1 to 145)	59 (36·1 to 95·3)	31·2 (18·8 to 51·3)	9·6 (5·8 to 15)	2 (1·2 to 3·5)	0·3 (0·2 to 0·5)	12,200
Poisoning by carbon monoxide	10·7 (2·6 to 36·5)	7·5 (1 to 29·7)	145 (28 to 495)	410 (111 to 1,310)	97·9 (33·2 to 244)	64·7 (26·5 to 150)	110 (47 to 222)	116 (52·4 to 232)	94·4 (40·9 to 179)	82·2 (34·5 to 162)	73 (30·1 to 146)	75 (33·2 to 169)	68·6 (26·4 to 155)	72·4 (30·3 to 160)	60·1 (22·3 to 136)	35·9 (14·5 to 76·1)	25·4 (10·8 to 52·7)	21·6 (9·4 to 42)	15·3 (6 to 30)	9 (4·2 to 16·8)	3·5 (1·8 to 6·3)	1·5 (0·8 to 2·6)	0·2 (0·1 to 0·4)	1,600
Poisoning by other means	98·4 (38·1 to 241)	116 (25·1 to 364)	3,130 (1,180 to 6,760)	3,890 (1,670 to 8,460)	756 (351 to 1,420)	407 (217 to 748)	203 (93·4 to 389)	252 (128 to 444)	244 (133 to 414)	211 (113 to 365)	193 (101 to 337)	192 (105 to 341)	168 (87·8 to 291)	175 (89·7 to 311)	142 (71·5 to 249)	131 (65·9 to 239)	108 (56 to 194)	66·3 (37·1 to 111)	43·7 (24·7 to 72·8)	22·2 (12·6 to 38·8)	6 (3·4 to 9·9)	0·5 (0·2 to 1·1)	0·1 (0 to 0·2)	10,600
Exposure to mechanical forces	370 (41·7 to 1,860)	1,260 (20·2 to 9,080)	2,630 (314 to 12,200)	3,110 (1,380 to 6,710)	1,000 (574 to 1,610)	692 (432 to 1,130)	862 (521 to 1,540)	955 (600 to 1,610)	941 (592 to 1,490)	824 (514 to 1,360)	674 (439 to 1,050)	605 (391 to 970)	560 (354 to 907)	448 (287 to 729)	365 (235 to 590)	286 (195 to 417)	233 (158 to 346)	168 (117 to 237)	132 (95·3 to 185)	93·8 (67·1 to 134)	37·2 (26·9 to 52·4)	15·4 (11·1 to 21·1)	4·2 (2·9 to 6·4)	16,300
Unintentional firearm injuries	66·6 (3·1 to 385)	188 (0·5 to 1,680)	989 (58·3 to 5,230)	854 (220 to 2,280)	206 (78·7 to 483)	131 (56·1 to 272)	312 (132 to 662)	330 (140 to 685)	359 (155 to 678)	282 (124 to 558)	206 (89·2 to 407)	200 (92 to 409)	164 (76·1 to 329)	62·6 (31·4 to 122)	59·2 (29·5 to 115)	79·7 (39 to 151)	65·8 (31·6 to 124)	50·1 (25·8 to 88·8)	42·6 (23·8 to 69·5)	28·6 (15·4 to 48·9)	12·1 (7 to 20·3)	5·8 (3·5 to 9·1)	1·8 (1 to 3)	4,700
Other exposure to mechanical forces	303 (31·3 to 1,500)	1,070 (15·3 to 7,490)	1,640 (159 to 8,090)	2,250 (929 to 5,030)	794 (445 to 1,310)	562 (340 to 905)	550 (323 to 961)	625 (375 to 1,080)	582 (345 to 953)	542 (334 to 910)	468 (295 to 757)	405 (259 to 666)	396 (242 to 660)	386 (241 to 650)	306 (192 to 508)	206 (135 to 297)	167 (113 to 250)	118 (78·8 to 167)	89·9 (63 to 129)	65·2 (44·5 to 95·1)	25·2 (17·8 to 35·7)	9·6 (6·8 to 13·2)	2·5 (1·6 to 3·8)	11,600
Adverse effects of medical treatment	151 (95·5 to 234)	116 (56·6 to 209)	4,810 (2,130 to 8,330)	4,050 (1,540 to 7,560)	718 (371 to 1,150)	361 (212 to 549)	219 (126 to 359)	472 (273 to 746)	341 (204 to 557)	430 (255 to 723)	257 (147 to 469)	221 (125 to 423)	230 (129 to 415)	186 (112 to 314)	273 (157 to 463)	340 (209 to 528)	214 (131 to 365)	130 (84·6 to 204)	126 (81·3 to 212)	73·6 (49·1 to 116)	33·4 (22·2 to 50·5)	11·3 (7·1 to 17·4)	4·1 (2·6 to 6·9)	13,800
Animal contact	48·4 (24·5 to 91·2)	30·3 (13·4 to 58·9)	1,060 (446 to 1,970)	3,870 (1,760 to 7,900)	1,320 (617 to 2,370)	721 (340 to 1,260)	354 (196 to 591)	366 (205 to 615)	353 (207 to 568)	310 (177 to 507)	291 (165 to 487)	290 (159 to 473)	277 (153 to 477)	354 (183 to 600)	323 (166 to 574)	311 (161 to 548)	251 (140 to 416)	186 (100 to 312)	126 (67·8 to 209)	64·8 (35·2 to 107)	20·9 (12·3 to 32·2)	5·9 (3·5 to 8·9)	1·5 (0·9 to 2·4)	10,900
Venomous animal contact	24·7 (10·6 to 51)	10·8 (3·9 to 23)	429 (164 to 889)	2,250 (812 to 5,270)	973 (423 to 1,830)	505 (233 to 874)	286 (147 to 515)	305 (153 to 539)	303 (165 to 517)	256 (135 to 445)	247 (130 to 436)	246 (122 to 420)	234 (121 to 422)	267 (133 to 468)	243 (117 to 437)	250 (127 to 446)	198 (102 to 335)	150 (78·1 to 259)	99·7 (50·4 to 166)	48·7 (24·5 to 85)	14·5 (7·5 to 23·5)	3·4 (1·8 to 5·4)	0·8 (0·4 to 1·5)	7,340
Non-venomous animal contact	23·8 (9·1 to 51·7)	19·6 (7·6 to 42·8)	634 (196 to 1,300)	1,630 (407 to 3,640)	347 (109 to 768)	217 (81·4 to 467)	68 (37·4 to 122)	60·9 (36·6 to 102)	49·9 (31·2 to 78·3)	53·8 (31 to 91·7)	43·9 (26·5 to 70·7)	44·3 (26·2 to 73·6)	42·9 (25·1 to 72·5)	86·6 (40·7 to 171)	80·5 (36·2 to 175)	60·4 (26·4 to 131)	52·1 (24 to 110)	36·1 (18 to 75·6)	26·1 (13·1 to 54·3)	16·1 (8·3 to 30·5)	6·5 (3·5 to 11·7)	2·5 (1·4 to 4·3)	0·7 (0·4 to 1·2)	3,600
Foreign body	188 (102 to 329)	125 (63·5 to 229)	2,810 (1,380 to 5,080)	2,940 (1,600 to 4,910)	893 (563 to 1,350)	668 (460 to 910)	562 (401 to 756)	752 (521 to 1,070)	572 (422 to 743)	500 (373 to 649)	456 (341 to 594)	412 (303 to 539)	334 (247 to 440)	260 (194 to 347)	214 (161 to 281)	206 (154 to 276)	155 (116 to 203)	113 (87·4 to 145)	106 (80·9 to 138)	68·6 (53·3 to 90·3)	29 (21·8 to 38·7)	11·3 (8·2 to 15)	3·1 (2·2 to 4·3)	12,400
Pulmonary aspiration and foreign body in airway	165 (87·8 to 289)	111 (56·5 to 200)	2,310 (1,080 to 4,240)	1,920 (901 to 3,500)	611 (319 to 991)	413 (247 to 639)	277 (160 to 426)	477 (284 to 778)	293 (184 to 430)	242 (157 to 350)	230 (144 to 352)	212 (133 to 326)	169 (108 to 257)	121 (75·6 to 184)	100 (63·5 to 152)	114 (73·6 to 172)	80·8 (52·1 to 120)	51·9 (34·2 to 75·6)	60·4 (40·5 to 88·7)	43·3 (30 to 61·1)	17·5 (11·4 to 26·2)	6·9 (4·3 to 10·4)	2 (1·2 to 3·1)	8,030
Foreign body in eyes	0·1 (0 to 0·2)	0·2 (0·1 to 0·5)	3·5 (1 to 7·7)	17·4 (5·4 to 39·3)	26·1 (8·4 to 56·7)	30·9 (10·7 to 68·5)	37·7 (14·1 to 82·9)	43·1 (17·2 to 89·2)	43·3 (18·8 to 84·5)	40·7 (18·4 to 77·9)	36 (16·9 to 67·3)	33 (17 to 58·6)	27·4 (15·2 to 46·4)	21·4 (12·4 to 34·9)	16·3 (9·7 to 24·7)	12·9 (7·8 to 19)	10·1 (6·4 to 14·8)	7·5 (4·9 to 10·8)	5·4 (3·6 to 7·8)	3 (2 to 4·3)	1·2 (0·8 to 1·7)	0·4 (0·3 to 0·6)	0·1 (0·1 to 0·1)	418
Foreign body in other body part	23·5 (8 to 54·9)	13·9 (5·2 to 29·6)	491 (122 to 1,300)	1,010 (352 to 2,130)	256 (153 to 400)	224 (146 to 325)	248 (170 to 347)	231 (163 to 313)	235 (172 to 321)	217 (155 to 288)	190 (138 to 251)	168 (122 to 219)	138 (99·3 to 184)	117 (87·9 to 155)	97·8 (71·4 to 131)	79·8 (58·8 to 108)	64·6 (47·7 to 85·6)	53·6 (38·8 to 72·7)	40·6 (30·1 to 53·6)	22·3 (16·5 to 30·1)	10·3 (7·5 to 14)	3·9 (2·8 to 5·4)	1 (0·7 to 1·4)	3,940
Environmental heat and cold exposure	23·9 (8·2 to 55·6)	15·3 (5·2 to 35·6)	312 (99·4 to 698)	712 (254 to 1,520)	239 (102 to 467)	175 (89·3 to 325)	243 (116 to 475)	286 (132 to 509)	251 (118 to 464)	210 (99·1 to 384)	170 (83·2 to 298)	150 (71 to 288)	126 (60·4 to 228)	88·7 (44·2 to 161)	66·3 (34·2 to 115)	64·7 (29·9 to 128)	53·9 (25·9 to 100)	46·4 (23·2 to 79·9)	41·5 (21 to 70·4)	21·4 (10·9 to 35·6)	8·3 (4·7 to 12·9)	3·9 (2 to 6·6)	0·9 (0·5 to 1·6)	3,310
Exposure to forces of nature	0·6 (0·6 to 0·7)	1·7 (1·6 to 1·9)	13·7 (12·4 to 15·1)	95 (77·2 to 122)	138 (95·9 to 208)	275 (180 to 441)	293 (183 to 457)	234 (146 to 374)	220 (138 to 331)	181 (114 to 276)	133 (84·2 to 201)	106 (66·7 to 161)	84·9 (56·3 to 129)	68·3 (45·4 to 107)	56·4 (36·4 to 86·3)	47·3 (30·1 to 71·7)	34·8 (22·2 to 52·8)	24·1 (15·1 to 35·9)	16·4 (10·4 to 24·5)	8·5 (5·5 to 12·8)	2·9 (1·9 to 4·3)	0·8 (0·5 to 1·2)	0·2 (0·1 to 0·3)	2,040
Other unintentional injuries	121 (64·7 to 214)	54·8 (23 to 109)	1,090 (542 to 1,930)	3,100 (1,400 to 6,560)	1,010 (473 to 1,860)	721 (391 to 1,260)	668 (362 to 1,180)	697 (411 to 1,130)	671 (404 to 1,120)	567 (341 to 1,000)	471 (283 to 809)	428 (254 to 781)	374 (208 to 668)	258 (151 to 429)	186 (114 to 313)	179 (111 to 300)	144 (94·1 to 224)	105 (67·9 to 164)	83·8 (58·1 to 120)	54·8 (38·2 to 77·9)	21·8 (15·6 to 30·8)	8·5 (6 to 11·8)	2·2 (1·7 to 3·2)	11,000
Self-harm and interpersonal violence	85·6 (38·7 to 165)	26·7 (10·8 to 56·1)	501 (234 to 927)	1,520 (623 to 3,110)	526 (293 to 840)	1,850 (1,100 to 2,880)	3,990 (2,570 to 5,830)	5,970 (4,210 to 8,430)	6,120 (4,370 to 8,410)	5,160 (3,710 to 7,040)	4,440 (3,190 to 6,130)	3,900 (2,790 to 5,380)	3,220 (2,310 to 4,460)	2,550 (1,810 to 3,470)	1,750 (1,220 to 2,450)	1,260 (874 to 1,750)	926 (636 to 1,300)	647 (455 to 893)	418 (299 to 586)	219 (153 to 315)	73·2 (50·7 to 104)	17·5 (12·5 to 23·9)	4·2 (3 to 5·6)	45,200
Self-harm	0 (0 to 0)	0 (0 to 0)	0 (0 to 0)	0 (0 to 0)	0 (0 to 0)	1,250 (642 to 2,120)	2,270 (1,240 to 3,700)	2,850 (1,660 to 4,540)	2,790 (1,710 to 4,220)	2,280 (1,380 to 3,430)	2,010 (1,260 to 3,100)	1,710 (1,010 to 2,660)	1,530 (919 to 2,410)	1,410 (854 to 2,180)	1,100 (667 to 1,680)	891 (564 to 1,350)	703 (445 to 1,060)	511 (329 to 739)	335 (221 to 504)	180 (118 to 269)	59·3 (38·1 to 89·4)	13·1 (8·4 to 19·4)	3·2 (2·1 to 4·6)	21,900
Self-harm by firearm	0 (0 to 0)	0 (0 to 0)	0 (0 to 0)	0 (0 to 0)	0 (0 to 0)	38·6 (14·8 to 89)	255 (98·5 to 552)	284 (115 to 599)	290 (118 to 632)	196 (78·2 to 428)	114 (44·2 to 239)	130 (56·3 to 272)	80·8 (32·2 to 179)	105 (42·7 to 232)	70·8 (27·8 to 158)	56·3 (23·1 to 118)	61·8 (26·7 to 120)	34·5 (16·2 to 63·2)	28 (13·9 to 52·4)	14 (7·5 to 24·1)	4·1 (2·2 to 7)	0·6 (0·3 to 1)	0·3 (0·1 to 0·5)	1,760
Self-harm by other specified means	0 (0 to 0)	0 (0 to 0)	0 (0 to 0)	0 (0 to 0)	0 (0 to 0)	1,210 (626 to 2,060)	2,020 (1,130 to 3,310)	2,570 (1,510 to 4,080)	2,490 (1,510 to 3,760)	2,080 (1,260 to 3,150)	1,900 (1,190 to 2,910)	1,580 (945 to 2,440)	1,450 (879 to 2,290)	1,300 (789 to 2,000)	1,030 (627 to 1,580)	835 (527 to 1,260)	641 (407 to 988)	476 (308 to 691)	307 (203 to 454)	166 (107 to 252)	55·2 (34·9 to 83·4)	12·5 (8 to 18·8)	2·9 (1·9 to 4·2)	20,100
Interpersonal violence	85·6 (38·7 to 165)	26·7 (10·8 to 56·1)	497 (230 to 924)	1,480 (584 to 3,060)	497 (268 to 811)	568 (341 to 849)	1,600 (892 to 2,720)	2,000 (1,200 to 3,040)	1,650 (1,020 to 2,470)	1,230 (802 to 1,800)	822 (527 to 1,230)	547 (350 to 811)	320 (217 to 474)	211 (146 to 303)	119 (83·3 to 169)	71·8 (53·2 to 97·7)	48·8 (37·6 to 64·4)	30·1 (23·3 to 39·2)	19·8 (15·4 to 24·8)	9·2 (7·3 to 11·5)	3·4 (2·7 to 4·3)	1 (0·8 to 1·3)	0·3 (0·2 to 0·3)	11,800
Physical violence by firearm	22·2 (8·6 to 48·8)	5·8 (1·8 to 14)	121 (48·1 to 263)	368 (125 to 846)	105 (43·8 to 196)	117 (48·9 to 234)	425 (178 to 836)	520 (237 to 991)	385 (178 to 726)	276 (127 to 501)	160 (72·9 to 311)	121 (54·3 to 238)	50·8 (22·5 to 100)	41·5 (20·1 to 74·8)	25·9 (12·3 to 50·1)	9·2 (5 to 15·9)	4·4 (2·3 to 7·6)	2 (1·1 to 3·8)	1·2 (0·7 to 2·1)	0·3 (0·2 to 0·5)	0·1 (0·1 to 0·1)	0 (0 to 0)	0 (0 to 0)	2,760
Physical violence by sharp object	8·3 (2·5 to 18·4)	3·7 (1 to 9·7)	76·8 (23·3 to 176)	313 (94·9 to 736)	72·1 (28·4 to 140)	78·8 (34 to 156)	367 (140 to 745)	482 (194 to 863)	400 (177 to 739)	289 (137 to 506)	166 (72·8 to 303)	117 (57·8 to 204)	73·7 (37·7 to 122)	47·4 (26·7 to 78·5)	22·5 (13·3 to 39)	18·2 (11·1 to 29·4)	12·4 (8 to 19·5)	8·2 (5·6 to 12)	5·8 (4·2 to 8·4)	2·5 (1·8 to 3·4)	1 (0·7 to 1·3)	0·4 (0·3 to 0·5)	0·1 (0·1 to 0·1)	2,560
Sexual violence	0 (0 to 0)	0 (0 to 0)	0 (0 to 0)	9 (5·2 to 14·4)	64·8 (38·8 to 101)	128 (74·2 to 195)	254 (143 to 401)	334 (195 to 509)	315 (181 to 503)	257 (145 to 418)	186 (104 to 297)	127 (73·7 to 208)	78·6 (45 to 133)	45·6 (25·5 to 75·6)	24·7 (14·2 to 40·1)	15·7 (9·8 to 23·5)	11·4 (7·1 to 17·2)	8 (5·1 to 11·9)	5·4 (3·5 to 8)	2·8 (1·8 to 4·1)	0·9 (0·5 to 1·4)	0·1 (0·1 to 0·2)	0 (0 to 0)	1,870
Physical violence by other means	55 (24·5 to 113)	17·2 (6·9 to 36·1)	298 (136 to 560)	787 (296 to 1,630)	255 (120 to 445)	244 (120 to 424)	560 (266 to 1,110)	661 (324 to 1,160)	546 (281 to 928)	406 (210 to 673)	311 (163 to 522)	182 (99·5 to 310)	117 (71·4 to 196)	76·3 (48·9 to 119)	45·7 (30 to 69·2)	28·7 (20 to 41·5)	20·7 (14·9 to 29·3)	11·9 (8·7 to 16·1)	7·4 (5·5 to 9·8)	3·6 (2·6 to 4·7)	1·5 (1·1 to 2)	0·5 (0·4 to 0·7)	0·1 (0·1 to 0·2)	4,640
Conflict and terrorism	0 (0 to 0)	0 (0 to 0)	0 (0 to 0)	0·1 (0 to 0·1)	0·4 (0·2 to 0·7)	0·9 (0·5 to 1·7)	11·4 (6·3 to 19·1)	999 (573 to 1,680)	1,600 (897 to 2,800)	1,590 (881 to 2,720)	1,550 (849 to 2,610)	1,610 (926 to 2,620)	1,350 (801 to 2,160)	910 (538 to 1,440)	526 (316 to 835)	291 (174 to 462)	169 (103 to 273)	103 (64·8 to 163)	61·5 (38·6 to 94·5)	28·8 (17·6 to 44·2)	10·3 (6·2 to 16)	3·3 (2 to 5·4)	0·7 (0·4 to 1·2)	10,800

All Table 2a: Tuvo DALYS (in crore and per crore for both sexes with 95% uncertainties intervals, 2019

Cause	Early Neonatal	Late Neonatal	Post Neonatal	1 to 4	5 to 9	10 to 14	15 to 19	20 to 24	25 to 29	30 to 34	35 to 39	40 to 44	45 to 49	50 to 54	55 to 59	60 to 64	65 to 69	70 to 74	75 to 79	80 to 84	85 to 89	90 to 94	95 plus	Total
All causes	446,000 (351,000 to 568,000)	73,000 (51,000 to 100,000)	337,000 (278,000 to 413,000)	914,000 (866,000 to 966,000)	166,000 (119,000 to 190,000)	120,000 (87,000 to 139,000)	156,000 (112,000 to 184,000)	162,000 (114,000 to 190,000)	143,000 (117,000 to 167,000)	161,000 (120,000 to 179,000)	166,000 (131,000 to 187,000)	167,000 (137,000 to 201,000)	161,000 (132,000 to 196,000)	160,000 (132,000 to 197,000)	157,000 (113,000 to 189,000)	176,000 (119,000 to 208,000)	166,000 (92,100 to 210,000)	81,300 (72,000 to 92,000)	66,100 (53,400 to 80,000)	51,900 (39,900 to 66,000)	13,600 (10,700 to 17,000)	4,400 (3,000 to 6,900)	3,200 (1,120 to 7,300)	3,420,000
Communicable, maternal, neonatal, and nutritional diseases	414,000 (327,000 to 527,000)	69,000 (49,000 to 95,000)	296,000 (239,000 to 365,000)	433,000 (382,000 to 487,000)	19,000 (14,000 to 23,000)	12,000 (9,000 to 15,000)	22,000 (17,000 to 28,000)	32,000 (26,000 to 39,000)	31,000 (27,000 to 35,000)	42,000 (35,000 to 48,000)	47,000 (40,000 to 53,000)	59,000 (50,000 to 68,000)	64,000 (54,000 to 75,000)	74,000 (62,000 to 86,000)	84,000 (70,000 to 98,000)	104,000 (87,000 to 120,000)	113,000 (93,000 to 132,000)	77,000 (61,000 to 93,000)	63,000 (49,000 to 78,000)	49,000 (36,000 to 63,000)	13,000 (9,000 to 17,000)	3,000 (2,000 to 4,000)	670 (450 to 1,000)	2,000 (1,000 to 3,000)	1,960,000
HIV/AIDS and sexually transmitted infections	11,000 (8,000 to 15,000)	2,000 (1,000 to 3,000)	6,000 (5,000 to 8,000)	6,000 (5,000 to 7,000)	4,000 (3,000 to 6,000)	7,000 (5,000 to 9,000)	11,000 (8,000 to 14,000)	7,000 (5,000 to 9,000)	11,000 (8,000 to 14,000)	16,000 (12,000 to 20,000)	26,000 (20,000 to 32,000)	27,000 (21,000 to 34,000)	24,000 (18,000 to 30,000)	19,000 (14,000 to 24,000)	9,000 (6,000 to 12,000)	5,000 (3,000 to 7,000)	1,000 (1,000 to 2,000)	1,000 (1,000 to 2,000)	1,000 (1,000 to 2,000)	1,000 (1,000 to 2,000)	0 (0 to 0)	0 (0 to 0)	0 (0 to 0)	0 (0 to 0)	159,000
HIV/AIDS	10,000 (7,000 to 14,000)	2,000 (1,000 to 3,000)	6,000 (5,000 to 8,000)	6,000 (5,000 to 7,000)	4,000 (3,000 to 6,000)	7,000 (5,000 to 9,000)	11,000 (8,000 to 14,000)	7,000 (5,000 to 9,000)	11,000 (8,000 to 14,000)	16,000 (12,000 to 20,000)	26,000 (20,000 to 32,000)	27,000 (21,000 to 34,000)	24,000 (18,000 to 30,000)	19,000 (14,000 to 24,000)	9,000 (6,000 to 12,000)	5,000 (3,000 to 7,000)	1,000 (1,000 to 2,000)	1,000 (1,000 to 2,000)	1,000 (1,000 to 2,000)	1,000 (1,000 to 2,000)	0 (0 to 0)	0 (0 to 0)	0 (0 to 0)	0 (0 to 0)	159,000
HIV/AIDS - Drug-susceptible Tuberculosis	0 (0 to 0)	0 (0 to 0)	0 (0 to 0)	0 (0 to 0)	0 (0 to 0)	0 (0 to 0)	0 (0 to 0)	0 (0 to 0)	0 (0 to 0)	0 (0 to 0)	0 (0 to 0)	0 (0 to 0)	0 (0 to 0)	0 (0 to 0)	0 (0 to 0)	0 (0 to 0)	0 (0 to 0)	0 (0 to 0)	0 (0 to 0)	0 (0 to 0)	0 (0 to 0)	0 (0 to 0)	0 (0 to 0)	0 (0 to 0)	0
HIV/AIDS - Multidrug resistant Tuberculosis without extensive drug resistance	0 (0 to 0)	0 (0 to 0)	0 (0 to 0)	0 (0 to 0)	0 (0 to 0)	0 (0 to 0)	0 (0 to 0)	0 (0 to 0)	0 (0 to 0)	0 (0 to 0)	0 (0 to 0)	0 (0 to 0)	0 (0 to 0)	0 (0 to 0)	0 (0 to 0)	0 (0 to 0)	0 (0 to 0)	0 (0 to 0)	0 (0 to 0)	0 (0 to 0)	0 (0 to 0)	0 (0 to 0)	0 (0 to 0)	0 (0 to 0)	0
HIV/AIDS - Extensively drug-resistant Tuberculosis	0 (0 to 0)	0 (0 to 0)	0 (0 to 0)	0 (0 to 0)	0 (0 to 0)	0 (0 to 0)	0 (0 to 0)	0 (0 to 0)	0 (0 to 0)	0 (0 to 0)	0 (0 to 0)	0 (0 to 0)	0 (0 to 0)	0 (0 to 0)	0 (0 to 0)	0 (0 to 0)	0 (0 to 0)	0 (0 to 0)	0 (0 to 0)	0 (0 to 0)	0 (0 to 0)	0 (0 to 0)	0 (0 to 0)	0 (0 to 0)	0
HIV/AIDS resulting in other diseases	0 (0 to 0)	0 (0 to 0)	0 (0 to 0)	0 (0 to 0)	0 (0 to 0)	0 (0 to 0)	0 (0 to 0)	0 (0 to 0)	0 (0 to 0)	0 (0 to 0)	0 (0 to 0)	0 (0 to 0)	0 (0 to 0)	0 (0 to 0)	0 (0 to 0)	0 (0 to 0)	0 (0 to 0)	0 (0 to 0)	0 (0 to 0)	0 (0 to 0)	0 (0 to 0)	0 (0 to 0)	0 (0 to 0)	0 (0 to 0)	0
Sexually transmitted infections excluding HIV	1,000 (1,000 to 1,000)	0 (0 to 0)	0 (0 to 0)	0 (0 to 0)	0 (0 to 0)	0 (0 to 0)	0 (0 to 0)	0 (0 to 0)	0 (0 to 0)	0 (0 to 0)	0 (0 to 0)	0 (0 to 0)	0 (0 to 0)	0 (0 to 0)	0 (0 to 0)	0 (0 to 0)	0 (0 to 0)	0 (0 to 0)	0 (0 to 0)	0 (0 to 0)	0 (0 to 0)	0 (0 to 0)	0 (0 to 0)	0 (0 to 0)	0
Syphilis	0 (0 to 0)	0 (0 to 0)	0 (0 to 0)	0 (0 to 0)	0 (0 to 0)	0 (0 to 0)	0 (0 to 0)	0 (0 to 0)	0 (0 to 0)	0 (0 to 0)	0 (0 to 0)	0 (0 to 0)	0 (0 to 0)	0 (0 to 0)	0 (0 to 0)	0 (0 to 0)	0 (0 to 0)	0 (0 to 0)	0 (0 to 0)	0 (0 to 0)	0 (0 to 0)	0 (0 to 0)	0 (0 to 0)	0 (0 to 0)	0
Chlamydial infection	0 (0 to 0)	0 (0 to 0)	0 (0 to 0)	0 (0 to 0)	0 (0 to 0)	0 (0 to 0)	0 (0 to 0)	0 (0 to 0)	0 (0 to 0)	0 (0 to 0)	0 (0 to 0)	0 (0 to 0)	0 (0 to 0)	0 (0 to 0)	0 (0 to 0)	0 (0 to 0)	0 (0 to 0)	0 (0 to 0)	0 (0 to 0)	0 (0 to 0)	0 (0 to 0)	0 (0 to 0)	0 (0 to 0)	0 (0 to 0)	0
Gonococcal infection	0 (0 to 0)	0 (0 to 0)	0 (0 to 0)	0 (0 to 0)	0 (0 to 0)	0 (0 to 0)	0 (0 to 0)	0 (0 to 0)	0 (0 to 0)	0 (0 to 0)	0 (0 to 0)	0 (0 to 0)	0 (0 to 0)	0 (0 to 0)	0 (0 to 0)	0 (0 to 0)	0 (0 to 0)	0 (0 to 0)	0 (0 to 0)	0 (0 to 0)	0 (0 to 0)	0 (0 to 0)	0 (0 to 0)	0 (0 to 0)	0
Trichomoniasis	0 (0 to 0)	0 (0 to 0)	0 (0 to 0)	0 (0 to 0)	0 (0 to 0)	0 (0 to 0)	0 (0 to 0)	0 (0 to 0)	0 (0 to 0)	0 (0 to 0)	0 (0 to 0)	0 (0 to 0)	0 (0 to 0)	0 (0 to 0)	0 (0 to 0)	0 (0 to 0)	0 (0 to 0)	0 (0 to 0)	0 (0 to 0)	0 (0 to 0)	0 (0 to 0)	0 (0 to 0)	0 (0 to 0)	0 (0 to 0)	0
Genital herpes	0 (0 to 0)	0 (0 to 0)	0 (0 to 0)	0 (0 to 0)	0 (0 to 0)	0 (0 to 0)	0 (0 to 0)	0 (0 to 0)	0 (0 to 0)	0 (0 to 0)	0 (0 to 0)	0 (0 to 0)	0 (0 to 0)	0 (0 to 0)	0 (0 to 0)	0 (0 to 0)	0 (0 to 0)	0 (0 to 0)	0 (0 to 0)	0 (0 to 0)	0 (0 to 0)	0 (0 to 0)	0 (0 to 0)	0 (0 to 0)	0
Other sexually transmitted infections	0 (0 to 0)	0 (0 to 0)	0 (0 to 0)	0 (0 to 0)	0 (0 to 0)	0 (0 to 0)	0 (0 to 0)	0 (0 to 0)	0 (0 to 0)	0 (0 to 0)	0 (0 to 0)	0 (0 to 0)	0 (0 to 0)	0 (0 to 0)	0 (0 to 0)	0 (0 to 0)	0 (0 to 0)	0 (0 to 0)	0 (0 to 0)	0 (0 to 0)	0 (0 to 0)	0 (0 to 0)	0 (0 to 0)	0 (0 to 0)	0
Respiratory infections and tuberculosis	29,000 (19,000 to 44,000)	8,000 (4,000 to 13,000)	49,000 (29,000 to 81,000)	49,000 (22,000 to 89,000)	6,000 (4,000 to 8,000)	6,000 (4,000 to 8,000)	7,000 (5,000 to 9,000)	8,000 (6,000 to 10,000)	8,000 (6,000 to 10,000)	11,000 (8,000 to 14,000)	12,000 (9,000 to 16,000)	13,000 (10,000 to 17,000)	14,000 (11,000 to 18,000)	17,000 (13,000 to 22,000)	19,000 (14,000 to 25,000)	24,000 (17,000 to 32,000)	27,000 (18,000 to 37,000)	19,000 (12,000 to 28,000)	16,000 (9,000 to 24,000)	13,000 (7,000 to 20,000)	4,000 (2,000 to 6,000)	1,000 (1,000 to 2,000)	1,000 (1,000 to 2,000)	1,000 (1,000 to 2,000)	364,000
Tuberculosis	6,000 (4,000 to 9,000)	1,000 (1,000 to 2,000)	5,000 (3,000 to 8,000)	5,000 (1,000 to 9,000)	1,000 (1,000 to 2,000)	1,000 (1,000 to 2,000)	2,000 (1,000 to 3,000)	3,000 (2,000 to 5,000)	4,000 (3,000 to 5,000)	5,000 (4,000 to 7,000)	6,000 (4,000 to 8,000)	7,000 (5,000 to 10,000)	8,000 (6,000 to 11,000)	9,000 (7,000 to 13,000)	11,000 (8,000 to 15,000)	14,000 (9,000 to 20,000)	16,000 (9,000 to 24,000)	11,000 (6,000 to 18,000)	9,000 (5,000 to 15,000)	7,000 (3,000 to 12,000)	2,000 (1,000 to 4,000)	1,000 (1,000 to 2,000)	1,000 (1,000 to 2,000)	1,000 (1,000 to 2,000)	99,000
Latent tuberculosis infection	0 (0 to 0)	0 (0 to 0)	0 (0 to 0)	0 (0 to 0)	0 (0 to 0)	0 (0 to 0)	0 (0 to 0)	0 (0 to 0)	0 (0 to 0)	0 (0 to 0)	0 (0 to 0)	0 (0 to 0)	0 (0 to 0)	0 (0 to 0)	0 (0 to 0)	0 (0 to 0)	0 (0 to 0)	0 (0 to 0)	0 (0 to 0)	0 (0 to 0)	0 (0 to 0)	0 (0 to 0)	0 (0 to 0)	0 (0 to 0)	0
Drug-susceptible tuberculosis	6,000 (4,000 to 9,000)	1,000 (1,000 to 2,000)	5,000 (3,000 to 8,000)	5,000 (1,000 to 9,000)	1,000 (1,000 to 2,000)	1,000 (1,000 to 2,000)	2,000 (1,000 to 3,000)	3,000 (2,000 to 5,000)	4,000 (3,000 to 5,000)	5,000 (4,000 to 7,000)	6,000 (4,000 to 8,000)	7,000 (5,000 to 10,000)	8,000 (6,000 to 11,000)	9,000 (7,000 to 13,000)	11,000 (8,000 to 15,000)	14,000 (9,000 to 20,000)	16,000 (9,000 to 24,000)	11,000 (6,000 to 18,000)	9,000 (5,000 to 15,000)	7,000 (3,000 to 12,000)	2,000 (1,000 to 4,000)	1,000 (1,000 to 2,000)	1,000 (1,000 to 2,000)	1,000 (1,000 to 2,000)	99,000
Multidrug-resistant tuberculosis without extensive drug resistance	0 (0 to 0)	0 (0 to 0)	0 (0 to 0)	0 (0 to 0)	0 (0 to 0)	0 (0 to 0)	0 (0 to 0)	0 (0 to 0)	0 (0 to 0)	0 (0 to 0)	0 (0 to 0)	0 (0 to 0)	0 (0 to 0)	0 (0 to 0)	0 (0 to 0)	0 (0 to 0)	0 (0 to 0)	0 (0 to 0)	0 (0 to 0)	0 (0 to 0)	0 (0 to 0)	0 (0 to 0)	0 (0 to 0)	0 (0 to 0)	0
Extensively drug-resistant tuberculosis	0 (0 to 0)	0 (0 to 0)	0 (0 to 0)	0 (0 to 0)	0 (0 to 0)	0 (0 to 0)	0 (0 to 0)	0 (0 to 0)	0 (0 to 0)	0 (0 to 0)	0 (0 to 0)	0 (0 to 0)	0 (0 to 0)	0 (0 to 0)	0 (0 to 0)	0 (0 to 0)	0 (0 to 0)	0 (0 to 0)	0 (0 to 0)	0 (0 to 0)	0 (0 to 0)	0 (0 to 0)	0 (0 to 0)	0 (0 to 0)	0
Lower respiratory infections	23,000 (15,000 to 35,000)	7,000 (4,000 to 12,000)	44,000 (26,000 to 73,000)	44,000 (20,000 to 82,000)	5,000 (3,000 to 7,000)	5,000 (3,000 to 7,000)	5,000 (3,000 to 7,000)	5,000 (3,000 to 7,000)	4,000 (3,000 to 6,000)	6,000 (4,000 to 8,000)	6,000 (4,000 to 8,000)	6,000 (4,000 to 8,000)	6,000 (4,000 to 8,000)	8,000 (5,000 to 11,000)	8,000 (5,000 to 11,000)	10,000 (6,000 to 14,000)	11,000 (6,000 to 16,000)	8,000 (4,000 to 12,000)	7,000 (3,000 to 11,000)	6,000 (2,000 to 9,000)	2,000 (1,000 to 3,000)	1,000 (1,000 to 2,000)	1,000 (1,000 to 2,000)	1,000 (1,000 to 2,000)	269,000
Upper respiratory infections	2,000 (1 to 10)	0 (0 to 0)	1,000 (134 to 3,000)	1,000 (279 to 1,000)	0 (0 to 0)	0 (0 to 0)	0 (0 to 0)	0 (0 to 0)	0 (0 to 0)	0 (0 to 0)	0 (0 to 0)	0 (0 to 0)	0 (0 to 0)	0 (0 to 0)	0 (0 to 0)	0 (0 to 0)	0 (0 to 0)	0 (0 to 0)	0 (0 to 0)	0 (0 to 0)	0 (0 to 0)	0 (0 to 0)	0 (0 to 0)	0 (0 to 0)	0
Otitis media	0 (0 to 0)	0 (0 to 0)	0 (0 to 0)	0 (0 to 0)	0 (0 to 0)	0 (0 to 0)	0 (0 to 0)	0 (0 to 0)	0 (0 to 0)	0 (0 to 0)	0 (0 to 0)	0 (0 to 0)	0 (0 to 0)	0 (0 to 0)	0 (0 to 0)	0 (0 to 0)	0 (0 to 0)	0 (0 to 0)	0 (0 to 0)	0 (0 to 0)	0 (0 to 0)	0 (0 to 0)	0 (0 to 0)	0 (0 to 0)	0
Enteric infections	12,000 (3,000 to 23,000)	14,000 (3,000 to 33,000)	139,000 (66,000 to 243,000)	272,000 (190,000 to 376,000)	22,000 (13,000 to 31,000)	9,000 (5,000 to 13,000)	8,000 (4,000 to 12,000)	8,000 (4,000 to 12,000)	6,000 (3,000 to 9,000)	6,000 (3,000 to 9,000)	5,000 (3,000 to 8,000)	5,000 (3,000 to 8,000)	4,000 (2,000 to 6,000)	4,000 (2,000 to 6,000)	3,000 (1,000 to 5,000)	3,000 (1,000 to 5,000)	2,000 (1,000 to 4,000)	1,000 (1,000 to 3,000)	1,000 (1,000 to 2,000)	1,000 (1,000 to 2,000)	1,000 (1,000 to 2,000)	0 (0 to 0)	0 (0 to 0)	0 (0 to 0)	1,000,000
Diarrheal diseases	12,000 (3,000 to 23,000)	14,000 (3,000 to 33,000)	139,000 (66,000 to 243,000)	272,000 (190,000 to 376,000)	22,000 (13,000 to 31,000)	9,000 (5,000 to 13,000)	8,000 (4,000 to 12,000)	8,000 (4,000 to 12,000)	6,000 (3,000 to 9,000)	6,000 (3,000 to 9,000)	5,000 (3,000 to 8,000)	5,000 (3,000 to 8,000)	4,000 (2,000 to 6,000)	4,000 (2,000 to 6,000)	3,000 (1,000 to 5,000)	3,000 (1,000 to 5,000)	2,000 (1,000 to 4,000)	1,000 (1,000 to 3,000)	1,000 (1,000 to 2,000)	1,000 (1,000 to 2,000)	1,000 (1,000 to 2,000)	0 (0 to 0)	0 (0 to 0)	0 (0 to 0)	1,000,000
Typhoid and paratyphoid	0 (0 to 0)	0 (0 to 1)	2,000 (1,000 to 3,000)	3,000 (1,000 to 6,000)	2,000 (1,000 to 3,000)	1,000 (1,000 to 2,000)	1,000 (1,000 to 2,000)	1,000 (1,000 to 2,000)	1,000 (1,000 to 2,000)	1,000 (1,000 to 2,000)	1,000 (1,000 to 2,000)	1,000 (1,000 to 2,000)	1,000 (1,000 to 2,000)	1,000 (1,000 to 2,000)	1,000 (1,000 to 2,000)	1,000 (1,000 to 2,000)	1,000 (1,000 to 2,000)	1,000 (1,000 to 2,000)	1,000 (1,000 to 2,000)	1,000 (1,000 to 2,000)	1,000 (1,000 to 2,000)	0 (0 to 0)	0 (0 to 0)	0 (0 to 0)	13,000
Invasive non-typhoidal Salmonella (iNTS)	0 (0 to 0)	0 (0 to 0)	0 (0 to 0)	0 (0 to 0)	0 (0 to 0)	0 (0 to 0)	0 (0 to 0)	0 (0 to 0)	0 (0 to 0)	0 (0 to 0)	0 (0 to 0)	0 (0 to 0)	0 (0 to 0)	0 (0 to 0)	0 (0 to 0)	0 (0 to 0)	0 (0 to 0)	0 (0 to 0)	0 (0 to 0)	0 (0 to 0)	0 (0 to 0)	0 (0 to 0)	0 (0 to 0)	0 (0 to 0)	0
Other intestinal infectious diseases	0 (0 to 0)	0 (0 to 0)	0 (0 to 0)	0 (0 to 0)	0 (0 to 0)	0 (0 to 0)	0 (0 to 0)	0 (0 to 0)	0 (0 to 0)	0 (0 to 0)	0 (0 to 0)	0 (0 to 0)	0 (0 to 0)	0 (0 to 0)	0 (0 to 0)	0 (0 to 0)	0 (0 to 0)	0 (0 to 0)	0 (0 to 0)	0 (0 to 0)	0 (0 to 0)	0 (0 to 0)	0 (0 to 0)	0 (0 to 0)	0
Neglected tropical diseases and malaria	1,000 (1,000 to 1,000)	0 (0 to 0)	1,000 (1,000 to 2,000)	2,000 (1,000 to 3,000)	1,000 (1,000 to 2,000)	1,000 (1,000 to 2,000)	1,000 (1,000 to 2,000)	1,000 (1,000 to 2,000)	1,000 (1,000 to 2,000)	1,000 (1,000 to 2,000)	1,000 (1,000 to 2,000)	1,000 (1,000 to 2,000)	1,000 (1,000 to 2,000)	1,000 (1,000 to 2,000)	1,000 (1,000 to 2,000)	1,000 (1,000 to 2,000)	1,000 (1,000 to 2,000)	1,000 (1,000 to 2,000)	1,000 (1,000 to 2,000)	1,000 (1,000 to 2,000)	1,000 (1,000 to 2,000)	0 (0 to 0)	0 (0 to 0)	0 (0 to 0)	27,000
Malaria	0 (0 to 0)	0 (0 to 0)	0 (0 to 0)	0 (0 to 0)	0 (0 to 0)	0 (0 to 0)	0 (0 to 0)	0 (0 to 0)	0 (0 to 0)	0 (0 to 0)	0 (0 to 0)	0 (0 to 0)	0 (0 to 0)	0 (0 to 0)	0 (0 to 0)	0 (0 to 0)	0 (0 to 0)	0 (0 to 0)	0 (0 to 0)	0 (0 to 0)	0 (0 to 0)	0 (0 to 0)	0 (0 to 0)	0 (0 to 0)	0
Chagas disease	0 (0 to 0)	0 (0 to 0)	0 (0 to 0)	0 (0 to 0)	0 (0 to 0)	0 (0 to 0)	0 (0 to 0)	0 (0 to 0)	0 (0 to 0)	0 (0 to 0)	0 (0 to 0)	0 (0 to 0)	0 (0 to 0)	0 (0 to 0)	0 (0 to 0)	0 (0 to 0)	0 (0 to 0)	0 (0 to 0)	0 (0 to 0)	0 (0 to 0)	0 (0 to 0)	0 (0 to 0)	0 (0 to 0)	0 (0 to 0)	0
Leishmaniasis	0 (0 to 0)	0 (0 to 0)	0 (0 to 0)	0 (0 to 0)	0 (0 to 0)	0 (0 to 0)	0 (0 to 0)	0 (0 to 0)	0 (0 to 0)	0 (0 to 0)	0 (0 to 0)	0 (0 to 0)	0 (0 to 0)	0 (0 to 0)	0 (0 to 0)	0 (0 to 0)	0 (0 to 0)	0 (0 to 0)	0 (0 to 0)	0 (0 to 0)	0 (0 to 0)	0 (0 to 0)	0 (0 to 0)	0 (0 to 0)	0
Visceral leishmaniasis	0 (0 to 0)	0 (0 to 0)	0 (0 to 0)	0 (0 to 0)	0 (0 to 0)	0 (0 to 0)	0 (0 to 0)	0 (0 to 0)	0 (0 to 0)	0 (0 to 0)	0 (0 to 0)	0 (0 to 0)	0 (0 to 0)	0 (0 to 0)	0 (0 to 0)	0 (0 to 0)	0 (0 to 0)	0 (0 to 0)	0 (0 to 0)	0 (0 to 0)	0 (0 to 0)	0 (0 to 0)	0 (0 to 0)	0 (0 to 0)	0
Cutaneous and mucocutaneous leishmaniasis	0 (0 to 0)	0 (0 to 0)	0 (0 to 0)	0 (0 to 0)	0 (0 to 0)	0 (0 to 0)	0 (0 to 0)	0 (0 to 0)	0 (0 to 0)	0 (0 to 0)	0 (0 to 0)	0 (0 to 0)	0 (0 to 0)	0 (0 to 0)	0 (0 to 0)	0 (0 to 0)	0 (0 to 0)	0 (0 to 0)	0 (0 to 0)	0 (0 to 0)	0 (0 to 0)	0 (0 to 0)	0 (0 to 0)	0 (0 to 0)	0
African trypanosomiasis	0 (0 to 0)	0 (0 to 0)	0 (0 to 0)	0 (0 to 0)	0 (0 to 0)	0 (0 to 0)	0 (0 to 0)	0 (0 to 0)	0 (0 to 0)	0 (0 to 0)	0 (0 to 0)	0 (0 to 0)	0 (0 to 0)	0 (0 to 0)	0 (0 to 0)	0 (0 to 0)	0 (0 to 0)	0 (0 to 0)	0 (0 to 0)	0 (0 to 0)	0 (0 to 0)	0 (0 to 0)	0 (0 to 0)	0 (0 to 0)	0
Schistosomiasis	0 (0 to 0)	0 (0 to 0)	0 (0 to 0)	0 (0 to 0)	0 (0 to 0)	0 (0 to 0)	0 (0 to 0)	0 (0 to 0)	0 (0 to 0)	0 (0 to 0)	0 (0 to 0)	0 (0 to 0)	0 (0 to 0)	0 (0 to 0)	0 (0 to 0)	0 (0 to 0)	0 (0 to 0)	0 (0 to 0)	0 (0 to 0)	0 (0 to 0)	0 (0 to 0)	0 (0 to 0)	0 (0 to 0)	0 (0 to 0)	0
Cysticercosis	0 (0 to 0)	0 (0 to 0)	0 (0 to 0)	0 (0 to 0)	0 (0 to 0)	0 (0 to 0)	0 (0 to 0)	0 (0 to 0)	0 (0 to 0)	0 (0 to 0)	0 (0 to 0)	0 (0 to 0)	0 (0 to 0)	0 (0 to 0)	0 (0 to 0)	0 (0 to 0)	0 (0 to 0)	0 (0 to 0)	0 (0 to 0)	0 (0 to 0)	0 (0 to 0)	0 (0 to 0)	0 (0 to 0)	0 (0 to 0)	0
Cystic echinococcosis	0 (0 to 0)	0 (0 to 0)	0 (0 to 0)	0 (0 to 0)	0 (0 to 0)	0 (0 to 0)	0 (0 to 0)	0 (0 to 0)	0 (0 to 0)	0 (0 to 0)	0 (0 to 0)	0 (0 to 0)	0 (0 to 0)	0 (0 to 0)	0 (0 to 0)	0 (0 to 0)	0 (0 to 0)	0 (0 to 0)	0 (0 to 0)	0 (0 to 0)	0 (0 to 0)	0 (0 to 0)	0 (0 to 0)	0 (0 to 0)	0
Lymphatic filariasis	0 (0 to 0)	0 (0 to 0)	0 (0 to 0)	0 (0 to 0)	0 (0 to 0)	0 (0 to 0)	0 (0 to 0)	0 (0 to 0)	0 (0 to 0)	0 (0 to 0)	0 (0 to 0)	0 (0 to 0)	0 (0 to 0)	0 (0 to 0)	0 (0 to 0)	0 (0 to 0)	0 (0 to 0)	0 (0 to 0)	0 (0 to 0)	0 (0 to 0)	0 (0 to 0)	0 (0 to 0)	0 (0 to 0)	0 (0 to 0)	0
Onchocerciasis	0 (0 to 0)	0 (0 to 0)	0 (0 to 0)	0 (0 to 0)	0 (0 to 0)	0 (0 to 0)	0 (0 to 0)	0 (0 to 0)	0 (0 to 0)	0 (0 to 0)	0 (0 to 0)	0 (0 to 0)	0 (0 to 0)	0 (0 to 0)	0 (0 to 0)	0 (0 to 0)	0 (0 to 0)	0 (0 to 0)	0 (0 to 0)	0 (0 to 0)	0 (0 to 0)	0 (0 to 0)	0 (0 to 0)	0 (0 to 0)	0
Trachoma	0 (0 to 0)	0 (0 to 0)	0 (0 to 0)	0 (0 to 0)	0 (0 to 0)	0 (0 to 0)	0 (0 to 0)	0 (0 to 0)	0 (0 to 0)	0 (0 to 0)	0 (0 to 0)	0 (0 to 0)	0 (0 to 0)	0 (0 to 0)	0 (0 to 0)	0 (0 to 0)	0 (0 to 0)	0 (0 to 0)	0 (0 to 0)	0 (0 to 0)	0 (0 to 0)	0 (0 to 0)	0 (0 to 0)	0 (0 to 0)	0
Dengue	0 (0 to 1)	0 (0 to 0)	0 (0 to 0)	0 (0 to 0)	0 (0 to 0)	0 (0 to 0)	0 (0 to 0)	0 (0 to 0)	0 (0 to 0)	0 (0 to 0)	0 (0 to 0)	0 (0 to 0)	0 (0 to 0)	0 (0 to 0)	0 (0 to 0)	0 (0 to 0)	0 (0 to 0)	0 (0 to 0)	0 (0 to 0)	0 (0 to 0)	0 (0 to 0)	0 (0 to 0)	0 (0 to 0)	0 (0 to 0)	0
Yellow fever	0 (0 to 0)	0 (0 to 0)	0 (0 to 0)	0 (0 to 0)	0 (0 to 0)	0 (0 to 0)	0 (0 to 0)	0 (0 to 0)	0 (0 to 0)	0 (0 to 0)	0 (0 to 0)	0 (0 to 0)	0 (0 to 0)	0 (0 to 0)	0 (0 to 0)	0 (0 to 0)	0 (0 to 0)	0 (0 to 0)	0 (0 to 0)	0 (0 to 0)	0 (0 to 0)	0 (0 to 0)	0 (0 to 0)	0 (0 to 0)	0
Rabies	0 (0 to 0)	0 (0 to 0)	0 (0 to 0)	0 (0 to 0)	0 (0 to 0)	0 (0 to 0)	0 (0 to 0)	0 (0 to 0)	0 (0 to 0)	0 (0 to 0)	0 (0 to 0)	0 (0 to 0)	0 (0 to 0)	0 (0 to 0)	0 (0 to 0)	0 (0 to 0)	0 (0 to 0)	0 (0 to 0)	0 (0 to 0)	0 (0 to 0)	0 (0 to 0)	0 (0 to 0)	0 (0 to 0)	0 (0 to 0)	0
Intestinal nematode infections	0 (0 to 0)	0 (0 to 0)	0 (0 to 0)	0 (0 to 1)	0 (0 to 0)	0 (0 to 0)	0 (0 to 0)	0 (0 to 0)	0 (0 to 0)	0 (0 to 0)	0 (0 to 0)	0 (0 to 0)	0 (0 to 0)	0 (0 to 0)	0 (0 to 0)	0 (0 to 0)	0 (0 to 0)	0 (0 to 0)	0 (0 to 0)	0 (0 to 0)	0 (0 to 0)	0 (0 to 0)	0 (0 to 0)	0 (0 to 0)	0
Ascariasis	0 (0 to 0)	0 (0 to 0)	0 (0 to 0)	0 (0 to 0)	0 (0 to 0)	0 (0 to 0)	0 (0 to 0)	0 (0 to 0)	0 (0 to 0)	0 (0 to 0)	0 (0 to 0)	0 (0 to 0)	0 (0 to 0)	0 (0 to 0)	0 (0 to 0)	0 (0 to 0)	0 (0 to 0)	0 (0 to 0)	0 (0 to 0)	0 (0 to 0)	0 (0 to 0)	0 (0 to 0)	0 (0 to 0)	0 (0 to 0)	0
Trichuriasis	0 (0 to 0)	0 (0 to 0)	0 (0 to 0)	0 (0 to 0)	0 (0 to 0)	0 (0 to 0)	0 (0 to 0)	0 (0 to 0)	0 (0 to 0)	0 (0 to 0)	0 (0 to 0)	0 (0 to 0)	0 (0 to 0)	0 (0 to 0)	0 (0 to 0)	0 (0 to 0)	0 (0 to 0)	0 (0 to 0)	0 (0 to 0)	0 (0 to 0)	0 (0 to 0)	0 (0 to 0)	0 (0 to 0)	0 (0 to 0)	0
Hookworm disease	0 (0 to 0)	0 (0 to 0)	0 (0 to 0)	0 (0 to 1)	0 (0 to 0)	0 (0 to 0)	0 (0 to 0)	0 (0 to 0)	0 (0 to 0)	0 (0 to 0)	0 (0 to 0)	0 (0 to 0)	0 (0 to 0)	0 (0 to 0)	0 (0 to 0)	0 (0 to 0)	0 (0 to 0)	0 (0 to 0)	0 (0 to 0)	0 (0 to 0)	0 (0 to 0)	0 (0 to 0)	0 (0 to 0)	0 (0 to 0)	0
Food-borne trematodiases	0 (0 to 0)	0 (0 to 0)	0 (0 to 0)	0 (0 to 0)	0 (0 to 0)	0 (0 to 0)	0 (0 to 0)	0 (0 to 0)	0 (0 to 0)	0 (0 to 0)	0 (0 to 0)	0 (0 to 0)	0 (0 to 0)	0 (0 to 0)	0 (0 to 0)	0 (0 to 0)	0 (0 to 0)	0 (0 to 0)	0 (0 to 0)	0 (0 to 0)	0 (0 to 0)	0 (0 to 0)



Other transport injuries	16 (5·2 to 38·8)	5·7 (2·1 to 13·2)	80·1 (30·4 to 184)	717 (148 to 1,750)	625 (274 to 1,110)	521 (283 to 903)	781 (377 to 1,650)	1,020 (473 to 2,190)	843 (418 to 1,720)	719 (368 to 1,410)	617 (318 to 1,240)	566 (295 to 1,120)	446 (230 to 901)	361 (201 to 750)	230 (127 to 457)	145 (81·3 to 294)	105 (58·6 to 217)	52·8 (31·6 to 97·1)	33·5 (20·8 to 61·3)	13·5 (8·7 to 23·8)	5 (3·4 to 8·2)	1·5 (1 to 2·3)	0·4 (0·3 to 0·6)	7,910
Unintentional injuries	994 (596 to 2,040)	709 (172 to 4,600)	3,710 (2,080 to 7,070)	13,100 (6,770 to 24,500)	7,430 (4,830 to 10,500)	5,530 (4,020 to 7,290)	4,260 (3,120 to 5,510)	5,010 (3,570 to 6,520)	4,370 (3,340 to 5,490)	4,210 (3,180 to 5,270)	4,080 (3,140 to 5,140)	4,080 (3,030 to 5,330)	3,940 (2,920 to 5,250)	3,720 (2,830 to 4,900)	3,220 (2,450 to 4,230)	2,830 (2,200 to 3,640)	2,380 (1,890 to 2,970)	1,670 (1,370 to 2,030)	1,330 (1,110 to 1,610)	823 (678 to 974)	385 (310 to 481)	125 (99·7 to 154)	33·9 (26·4 to 42·2)	77,900
Falls	115 (55·7 to 230)	15·7 (6·2 to 34·1)	180 (77·7 to 351)	729 (310 to 1,560)	1,050 (605 to 1,660)	973 (645 to 1,390)	586 (434 to 783)	665 (486 to 875)	674 (509 to 863)	675 (515 to 860)	764 (575 to 996)	815 (609 to 1,070)	810 (603 to 1,080)	962 (722 to 1,300)	868 (636 to 1,160)	819 (608 to 1,070)	767 (570 to 1,020)	657 (499 to 842)	608 (466 to 778)	450 (339 to 574)	234 (176 to 304)	80·3 (60·2 to 104)	21 (15·3 to 28)	13,500
Drowning	86·9 (46 to 155)	18·4 (8·6 to 36·8)	280 (119 to 621)	3,320 (1,330 to 7,460)	1,740 (880 to 3,080)	1,220 (708 to 1,960)	543 (281 to 947)	465 (239 to 770)	318 (183 to 496)	274 (173 to 417)	251 (156 to 393)	240 (142 to 381)	222 (133 to 348)	184 (116 to 302)	154 (97 to 240)	121 (79·1 to 181)	107 (70·9 to 159)	67·5 (45·5 to 97·3)	49·9 (34·8 to 70·2)	20·5 (14·2 to 29·8)	7·2 (4·8 to 10·3)	1·5 (1 to 2·1)	0·3 (0·2 to 0·5)	9,690
Fire, heat, and hot substances	88·6 (46·9 to 173)	37·7 (17·9 to 81·7)	522 (263 to 1,100)	2,000 (888 to 4,360)	760 (397 to 1,380)	438 (269 to 711)	386 (240 to 645)	488 (293 to 806)	449 (277 to 713)	456 (289 to 706)	462 (287 to 710)	458 (284 to 721)	439 (262 to 724)	428 (263 to 672)	334 (210 to 520)	290 (175 to 452)	280 (176 to 430)	203 (132 to 302)	146 (94·6 to 221)	77·2 (50·4 to 113)	28·4 (18·5 to 40·9)	6·8 (4·6 to 9·7)	1·6 (1 to 2·4)	8,770
Poisonings	76·1 (28·4 to 165)	36·2 (6·9 to 123)	510 (165 to 1,450)	1,310 (491 to 3,270)	503 (227 to 994)	333 (179 to 589)	258 (132 to 450)	315 (168 to 543)	287 (160 to 473)	263 (155 to 434)	272 (153 to 450)	299 (168 to 519)	284 (156 to 492)	302 (163 to 522)	246 (140 to 415)	180 (96·8 to 326)	141 (77·2 to 238)	77·3 (46·4 to 131)	45·8 (27·2 to 74)	20·6 (12·5 to 33·9)	6·2 (3·8 to 10·2)	1·1 (0·7 to 1·7)	0·2 (0·1 to 0·3)	5,760
Poisoning by carbon monoxide	8·4 (1·9 to 28·4)	3·5 (0·4 to 15·2)	42·3 (6·5 to 180)	176 (38·9 to 718)	78·6 (27·5 to 206)	56·7 (22·1 to 120)	100 (43·2 to 201)	112 (48·8 to 223)	92·2 (39·6 to 176)	83·9 (39 to 165)	85·2 (36·3 to 171)	92·9 (40·7 to 183)	89·8 (35·5 to 176)	95·7 (41·1 to 192)	79·2 (34·6 to 163)	41·8 (17·5 to 90·7)	28·7 (12·6 to 57·4)	20·6 (10 to 40·1)	12·8 (5·8 to 24·8)	6·3 (2·7 to 12)	2·4 (1·2 to 4·3)	0·8 (0·5 to 1·4)	0·1 (0·1 to 0·2)	1,310
Poisoning by other means	67·7 (24·9 to 149)	32·7 (6·3 to 108)	468 (154 to 1,320)	1,130 (423 to 2,800)	425 (192 to 840)	276 (144 to 488)	158 (78·5 to 295)	203 (101 to 361)	195 (100 to 333)	179 (94·7 to 303)	187 (95·5 to 318)	206 (109 to 362)	194 (103 to 352)	206 (106 to 373)	166 (85·3 to 289)	138 (70·2 to 256)	112 (57·2 to 191)	56·7 (33·2 to 96·5)	33 (19 to 56·1)	14·3 (8·2 to 24·2)	3·8 (2·2 to 6·7)	0·2 (0·1 to 0·5)	0 (0 to 0·1)	4,450
Exposure to mechanical forces	249 (25·3 to 1,200)	497 (9·7 to 4,270)	562 (76·6 to 2,690)	1,140 (480 to 2,340)	737 (417 to 1,240)	572 (376 to 878)	729 (466 to 1,180)	825 (507 to 1,330)	769 (492 to 1,170)	705 (468 to 1,070)	649 (435 to 971)	619 (416 to 919)	614 (403 to 928)	496 (334 to 755)	399 (270 to 615)	286 (202 to 406)	234 (167 to 341)	144 (102 to 196)	103 (73·5 to 142)	63·7 (45·9 to 91·7)	26·3 (19·3 to 37·6)	9·6 (6·9 to 13·7)	2·9 (1·9 to 4·4)	10,400
Unintentional firearm injuries	45·4 (1·6 to 277)	83·1 (0·3 to 539)	162 (8·4 to 820)	263 (61·6 to 728)	123 (43·4 to 263)	90·3 (39·8 to 188)	236 (104 to 486)	263 (104 to 561)	270 (112 to 533)	224 (101 to 439)	184 (84·1 to 391)	192 (88·4 to 371)	175 (76·4 to 356)	64·5 (32 to 126)	60 (27·9 to 118)	75·2 (38·5 to 136)	62·2 (31·5 to 115)	40·1 (21·8 to 67·5)	31·7 (17·9 to 53·6)	18·3 (9·7 to 33)	8·1 (4·5 to 13·7)	3·5 (2 to 5·9)	1·2 (0·6 to 2·1)	2,680
Other exposure to mechanical forces	204 (20·4 to 988)	414 (8·2 to 3,610)	400 (54·1 to 1,860)	876 (339 to 1,860)	613 (348 to 1,060)	481 (317 to 753)	493 (300 to 761)	562 (329 to 913)	498 (299 to 782)	481 (300 to 745)	465 (304 to 697)	427 (287 to 633)	439 (290 to 655)	432 (291 to 667)	339 (227 to 514)	211 (143 to 298)	172 (118 to 243)	104 (72·8 to 142)	71·3 (51·1 to 98·2)	45·4 (31·8 to 65·6)	18·2 (12·9 to 26·1)	6·1 (4·1 to 9·1)	1·7 (1·1 to 2·6)	7,750
Adverse effects of medical treatment	101 (63·6 to 155)	34·5 (18·4 to 62·2)	774 (409 to 1,380)	1,200 (497 to 2,440)	434 (237 to 712)	247 (148 to 384)	176 (101 to 273)	359 (210 to 570)	271 (165 to 411)	375 (211 to 627)	255 (142 to 441)	229 (128 to 396)	263 (151 to 446)	208 (126 to 330)	306 (186 to 495)	339 (215 to 532)	214 (144 to 316)	118 (82·6 to 169)	91 (62·7 to 135)	50·4 (34·9 to 73·4)	26·3 (17·4 to 39·5)	7·3 (4·7 to 10·9)	2·8 (1·7 to 4·2)	6,080
Animal contact	33·3 (16·7 to 61)	10 (4·6 to 22·4)	189 (84 to 425)	1,240 (500 to 2,810)	812 (399 to 1,620)	516 (273 to 929)	307 (178 to 508)	310 (175 to 498)	301 (175 to 486)	289 (171 to 461)	298 (171 to 477)	321 (180 to 537)	329 (177 to 556)	417 (220 to 708)	375 (199 to 649)	321 (166 to 521)	260 (140 to 406)	161 (87·8 to 250)	94·9 (53·2 to 152)	41·6 (23·4 to 65·9)	13·5 (8 to 20·8)	3·3 (2 to 4·8)	0·9 (0·5 to 1·3)	6,650
Venomous animal contact	16·7 (7·2 to 36·9)	3·4 (1·1 to 8·6)	79·9 (25·4 to 218)	730 (219 to 1,900)	584 (252 to 1,240)	351 (165 to 683)	246 (129 to 433)	257 (130 to 439)	256 (138 to 430)	237 (130 to 403)	253 (131 to 424)	272 (136 to 476)	280 (138 to 500)	312 (156 to 557)	281 (138 to 512)	257 (124 to 434)	206 (107 to 328)	130 (64·6 to 210)	75 (39·2 to 124)	30·6 (16 to 52·6)	9·2 (4·9 to 14·7)	1·8 (1 to 2·8)	0·4 (0·2 to 0·7)	4,870
Non-venomous animal contact	16·6 (6·9 to 34·1)	6·6 (2·8 to 14·5)	109 (48·2 to 228)	514 (165 to 1,150)	228 (84·5 to 509)	164 (73·5 to 330)	61·7 (35·4 to 102)	53·1 (32·4 to 82·2)	45·3 (28·2 to 70·7)	52·3 (29·8 to 85·4)	45·7 (27·7 to 72·8)	49 (30·1 to 81·1)	49·4 (28·5 to 82)	105 (49·2 to 210)	94·2 (45·6 to 190)	63·9 (30·2 to 125)	54·4 (25·9 to 105)	30·5 (16·1 to 55·9)	19·9 (10·6 to 37·9)	10·9 (5·8 to 19·3)	4·3 (2·5 to 7·5)	1·5 (0·9 to 2·4)	0·4 (0·2 to 0·7)	1,780
Foreign body	148 (81·6 to 265)	37·4 (20·5 to 66)	451 (224 to 924)	1,010 (519 to 1,920)	612 (399 to 890)	550 (380 to 754)	509 (361 to 685)	723 (480 to 1,050)	539 (391 to 708)	502 (377 to 652)	517 (366 to 694)	500 (369 to 672)	428 (317 to 577)	331 (239 to 433)	261 (196 to 342)	232 (171 to 304)	175 (132 to 226)	109 (84·4 to 139)	92 (68·4 to 120)	49·1 (37·4 to 62·5)	22·4 (16·6 to 30·5)	7·6 (5·5 to 10·6)	2·2 (1·6 to 3·3)	7,810
Pulmonary aspiration and foreign body in airway	130 (67·3 to 237)	32·7 (17 to 58·6)	380 (176 to 803)	647 (264 to 1,460)	366 (198 to 602)	306 (182 to 472)	249 (148 to 394)	478 (265 to 773)	283 (176 to 425)	249 (157 to 366)	272 (162 to 421)	268 (160 to 401)	226 (138 to 352)	165 (103 to 248)	122 (78 to 182)	131 (87·9 to 193)	94·1 (62·5 to 135)	51·7 (35·3 to 73·4)	54·1 (34·8 to 80·8)	31·1 (22 to 43·1)	14·5 (9·2 to 21·7)	5 (3·1 to 7·8)	1·5 (0·9 to 2·5)	4,560
Foreign body in eyes	0·1 (0 to 0·1)	0·2 (0·1 to 0·4)	3 (0·9 to 6·6)	16·1 (5 to 36·2)	25·5 (8·1 to 55·7)	29·7 (10·1 to 65·9)	33·4 (12·6 to 73·2)	37·4 (14·5 to 77·4)	38·4 (16·6 to 74·6)	38·1 (17 to 73)	37 (17·5 to 70)	36 (18·7 to 64·5)	31·1 (17·4 to 53·2)	24·6 (14·2 to 39·7)	18·3 (11 to 27·9)	13·2 (8·1 to 19·6)	10·3 (6·5 to 15)	6·6 (4·3 to 9·5)	4·2 (2·8 to 6·1)	2 (1·4 to 3)	0·8 (0·6 to 1·2)	0·2 (0·2 to 0·3)	0·1 (0 to 0·1)	406
Foreign body in other body part	18·4 (6 to 47·3)	4·4 (2 to 9)	67·7 (31·2 to 146)	346 (158 to 704)	221 (137 to 333)	214 (143 to 306)	226 (153 to 317)	207 (148 to 290)	218 (152 to 297)	215 (155 to 286)	208 (150 to 272)	196 (142 to 266)	171 (124 to 233)	142 (105 to 187)	120 (87·7 to 163)	87·4 (63·3 to 118)	70·4 (51·8 to 93·7)	50·3 (36 to 66·9)	33·7 (24·6 to 44·6)	16 (11·7 to 21·9)	7·1 (5·1 to 9·5)	2·4 (1·7 to 3·2)	0·6 (0·5 to 0·9)	2,840
Environmental heat and cold exposure	17·3 (5·7 to 39·9)	5·5 (2 to 13·6)	64·7 (24·4 to 165)	245 (112 to 504)	185 (88·3 to 373)	154 (87·4 to 253)	226 (113 to 408)	264 (128 to 476)	227 (110 to 417)	198 (98·5 to 343)	178 (90·2 to 290)	168 (83·2 to 304)	156 (73·4 to 276)	108 (56·1 to 188)	79·8 (41·7 to 132)	68·9 (34·2 to 134)	57·6 (29·2 to 105)	41·4 (21·9 to 67·1)	33 (16·8 to 55)	14·9 (8·1 to 25·6)	6·2 (3·4 to 10·4)	2·4 (1·3 to 4·2)	0·7 (0·3 to 1·2)	2,500
Exposure to forces of nature	0 (0 to 0)	0 (0 to 0)	0 (0 to 0)	0 (0 to 0)	0·1 (0 to 0·1)	1·5 (0·8 to 2·7)	2·4 (1·4 to 4·1)	5·4 (3·1 to 9·1)	4·8 (2·7 to 7·7)	3·7 (2·1 to 6·4)	3·7 (2·2 to 5·8)	3 (1·8 to 5)	2·1 (1·3 to 3·3)	1·6 (1 to 2·5)	1·2 (0·7 to 1·8)	0·9 (0·5 to 1·4)	0·7 (0·4 to 1·1)	0·5 (0·3 to 0·7)	0·3 (0·2 to 0·4)	0·1 (0·1 to 0·2)	0 (0 to 0)	0 (0 to 0)	0 (0 to 0)	31·9
Other unintentional injuries	77·6 (39·3 to 136)	15·8 (6·7 to 33·2)	176 (84·7 to 348)	914 (364 to 1,900)	604 (312 to 1,120)	525 (302 to 910)	537 (290 to 918)	591 (295 to 970)	534 (299 to 885)	471 (268 to 751)	429 (256 to 683)	424 (257 to 665)	394 (238 to 660)	280 (178 to 432)	201 (130 to 312)	170 (111 to 261)	142 (92·4 to 216)	87·4 (59·3 to 129)	63·1 (44·7 to 93·6)	35 (24·1 to 49·2)	14·4 (10·4 to 20·6)	4·9 (3·5 to 7)	1·4 (1 to 1·9)	6,690
Self-harm and interpersonal violence	277 (133 to 535)	72·5 (29·4 to 148)	518 (231 to 969)	1,800 (722 to 3,840)	1,120 (581 to 1,960)	2,250 (1,430 to 3,270)	6,420 (3,880 to 9,680)	8,590 (5,290 to 12,900)	7,620 (4,940 to 10,600)	6,300 (4,310 to 8,880)	5,610 (3,800 to 7,980)	4,850 (3,220 to 7,030)	4,100 (2,690 to 5,880)	3,550 (2,370 to 5,130)	2,520 (1,690 to 3,620)	1,680 (1,140 to 2,380)	1,320 (921 to 1,810)	726 (526 to 959)	410 (308 to 539)	166 (121 to 225)	52 (37·5 to 69·2)	10 (7·4 to 13·2)	2·7 (2 to 3·7)	60,000
Self-harm	0 (0 to 0)	0 (0 to 0)	0 (0 to 0)	0 (0 to 0)	0 (0 to 0)	1,010 (558 to 1,650)	2,220 (1,270 to 3,470)	3,090 (1,810 to 4,700)	2,960 (1,890 to 4,320)	2,580 (1,640 to 3,850)	2,520 (1,550 to 3,600)	2,390 (1,490 to 3,560)	2,360 (1,430 to 3,630)	2,110 (1,310 to 3,140)	1,600 (1,020 to 2,380)	1,160 (749 to 1,720)	923 (615 to 1,300)	539 (383 to 732)	312 (223 to 422)	140 (97·8 to 197)	43·5 (29·9 to 60·3)	8·1 (5·5 to 11·1)	2·2 (1·5 to 3)	26,000
Self-harm by firearm	0 (0 to 0)	0 (0 to 0)	0 (0 to 0)	0 (0 to 0)	0 (0 to 0)	30·4 (13·2 to 63·1)	261 (101 to 567)	309 (128 to 645)	286 (124 to 550)	200 (89·8 to 379)	136 (61·3 to 255)	169 (78·4 to 321)	115 (51·7 to 239)	151 (69·2 to 289)	104 (47·6 to 201)	71·1 (30·3 to 136)	80·2 (35·1 to 148)	34·6 (17·4 to 60·4)	24·4 (12·5 to 40·8)	10·3 (5·6 to 17·3)	3·1 (1·6 to 5·3)	0·4 (0·2 to 0·7)	0·2 (0·1 to 0·3)	1,990
Self-harm by other specified means	0 (0 to 0)	0 (0 to 0)	0 (0 to 0)	0 (0 to 0)	0 (0 to 0)	982 (538 to 1,620)	1,960 (1,110 to 3,040)	2,780 (1,620 to 4,260)	2,670 (1,680 to 3,900)	2,380 (1,510 to 3,530)	2,390 (1,460 to 3,410)	2,220 (1,380 to 3,330)	2,240 (1,350 to 3,460)	1,960 (1,230 to 2,900)	1,500 (951 to 2,230)	1,090 (691 to 1,620)	843 (555 to 1,200)	505 (357 to 684)	287 (204 to 392)	130 (89·3 to 183)	40·4 (27·9 to 56·5)	7·6 (5·2 to 10·6)	2 (1·3 to 2·8)	24,000
Interpersonal violence	277 (133 to 535)	72·5 (29·4 to 148)	517 (229 to 968)	1,790 (714 to 3,820)	1,100 (570 to 1,940)	1,220 (733 to 1,940)	4,150 (2,200 to 7,150)	5,450 (3,090 to 9,030)	4,600 (2,740 to 7,240)	3,660 (2,240 to 5,770)	3,020 (1,870 to 4,900)	2,400 (1,440 to 3,820)	1,700 (1,020 to 2,740)	1,410 (865 to 2,260)	895 (536 to 1,420)	509 (310 to 784)	394 (247 to 630)	183 (121 to 273)	96·5 (64·3 to 142)	25 (18·8 to 34·1)	8·3 (6·3 to 10·9)	1·9 (1·4 to 2·5)	0·5 (0·4 to 0·8)	33,500
Physical violence by firearm	73·6 (29·6 to 163)	15·8 (4·7 to 37·3)	121 (47·6 to 265)	445 (144 to 1,030)	266 (115 to 505)	324 (146 to 657)	1,370 (542 to 2,830)	1,750 (795 to 3,410)	1,390 (621 to 2,530)	1,100 (508 to 2,070)	828 (371 to 1,560)	785 (370 to 1,500)	430 (183 to 838)	435 (205 to 786)	323 (153 to 599)	114 (60·8 to 196)	67·6 (33·3 to 125)	26·1 (13 to 46)	12·6 (6 to 24·3)	2 (1·1 to 3·9)	0·4 (0·3 to 0·7)	0·1 (0·1 to 0·2)	0 (0 to 0·1)	9,880
Physical violence by sharp object	24·9 (8·4 to 58·4)	9·8 (2·5 to 25·5)	78·1 (26·9 to 179)	377 (132 to 941)	175 (64·2 to 355)	192 (82·6 to 378)	1,020 (412 to 2,100)	1,470 (638 to 2,790)	1,270 (577 to 2,220)	985 (475 to 1,740)	717 (311 to 1,340)	602 (287 to 1,080)	479 (222 to 854)	371 (174 to 655)	185 (89·8 to 327)	165 (79·3 to 282)	133 (66·4 to 236)	73·2 (41·7 to 114)	44·3 (26·8 to 70·8)	11·2 (7·4 to 16·9)	3·9 (2·6 to 5·5)	0·9 (0·6 to 1·3)	0·3 (0·2 to 0·4)	8,390
Sexual violence	0 (0 to 0)	0 (0 to 0)	0 (0 to 0)	7·6 (4·4 to 12)	57·5 (34·6 to 88·9)	110 (61·6 to 170)	196 (110 to 315)	256 (146 to 390)	257 (143 to 417)	230 (128 to 372)	183 (102 to 291)	130 (74·7 to 210)	84·8 (48·6 to 143)	50 (28·2 to 81·8)	26·7 (15·5 to 42·7)	15·6 (9·7 to 23·7)	11·3 (7 to 17·2)	7·1 (4·5 to 10·5)	4·2 (2·7 to 6·1)	1·9 (1·2 to 2·7)	0·6 (0·3 to 1)	0·1 (0 to 0·1)	0 (0 to 0)	1,630
Physical violence by other means	178 (81·7 to 370)	46·9 (18·7 to 102)	318 (139 to 621)	956 (370 to 2,090)	607 (293 to 1,080)	593 (318 to 1,020)	1,560 (694 to 3,010)	1,970 (967 to 3,560)	1,680 (856 to 2,870)	1,340 (669 to 2,290)	1,300 (676 to 2,340)	885 (442 to 1,520)	707 (374 to 1,200)	552 (301 to 964)	360 (194 to 618)	215 (121 to 345)	183 (109 to 298)	76·7 (46·2 to 119)	35·4 (22·7 to 54·6)	9·9 (7 to 14)	3·3 (2·4 to 4·5)	0·8 (0·6 to 1·1)	0·2 (0·2 to 0·3)	13,600
Conflict and terrorism	0 (0 to 0)	0 (0 to 0)	0 (0 to 0)	0·4 (0·2 to 0·7)	1·1 (0·6 to 2·1)	3·9 (2·1 to 6·8)	32·5 (17·9 to 56·9)	24·5 (13 to 44·1)	40·3 (22·9 to 69·3)	44·8 (25·4 to 75·9)	46·6 (27·2 to 77·9)	37·1 (22·4 to 59·7)	28·4 (17·3 to 44)	17·6 (11·3 to 27·4)	10·5 (6·7 to 16·1)	5·9 (3·7 to 9)	3·7 (2·4 to 5·7)	2 (1·3 to 3)	1·1 (0·7 to 1·8)	0·4 (0·3 to 0·7)	0·1 (0·1 to 0·2)	0 (0 to 0·1)	0 (0 to 0)	301

SR Table 2c: American Samoa DALYS by cause and age group for both sexes with 95% uncertainty intervals. 2019

Cause	Early Neonatal	Late Neonatal	Post Neonatal	1 to 4	5 to 9	10 to 14	15 to 19	20 to 24	25 to 29	30 to 34	35 to 39	40 to 44	45 to 49	50 to 54	55 to 59	60 to 64	65 to 69	70 to 74	75 to 79	80 to 84	85 to 89	90 to 94	95 plus	Total
All causes	2,186 (2445 to 2,401)	1,160 (1162 to 1,177)	2,180 (2,339 to 2,380)	1,760 (1,941 to 1,960)	1,010 (1,216 to 1,216)	1,010 (1,216 to 1,216)	1,010 (1,216 to 1,216)	1,010 (1,216 to 1,216)	1,010 (1,216 to 1,216)	1,010 (1,216 to 1,216)	1,010 (1,216 to 1,216)	1,010 (1,216 to 1,216)	1,010 (1,216 to 1,216)	1,010 (1,216 to 1,216)	1,010 (1,216 to 1,216)	1,010 (1,216 to 1,216)	1,010 (1,216 to 1,216)	1,010 (1,216 to 1,216)	1,010 (1,216 to 1,216)	1,010 (1,216 to 1,216)	1,010 (1,216 to 1,216)	1,010 (1,216 to 1,216)	16,320
Communicable, maternal, neonatal, and nutritional diseases	1,760 (2,186 to 2,445)	1,010 (1,160 to 1,162)	1,010 (1,160 to 1,162)	1,010 (1,160 to 1,162

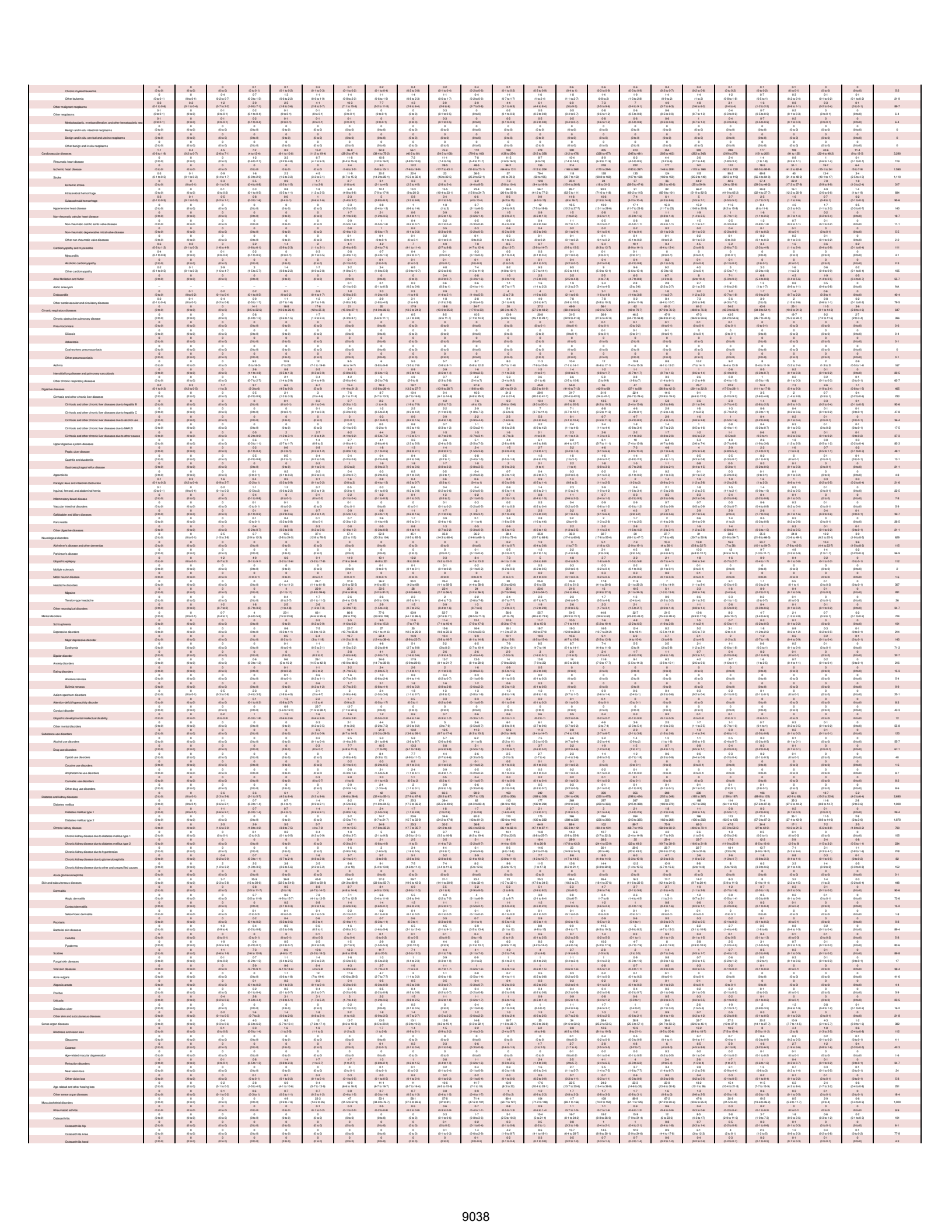

Osteoarthritis other	0 (0 to 0)	0 (0 to 0)	0 (0 to 0)	0 (0 to 0)	0 (0 to 0)	0 (0 to 0)	0 (0 to 0)	0 (0 to 0)	0 (0 to 0)	0 (0 to 0)	0 (0 to 0)	0 (0 to 0)	0-1 (0 to 0)	0-1 (0 to 0)	0-5 (0 to 1)	1 (0 to 2)	1-7 (0 to 3)	2-1 (0 to 4)	2-1 (0 to 4)	1-7 (0 to 3)	1-4 (0 to 2)	1 (0 to 2)	0-7 (0 to 1)	0-3 (0 to 0)	0-1 (0 to 0)	0 (0 to 0)	12-9
Low back pain	0 (0 to 0)	0 (0 to 0)	0 (0 to 0)	0 (0 to 0)	3-8 (1 to 6)	19-8 (11 to 29)	22-0 (10 to 32)	23-8 (20 to 32)	31-6 (19 to 46)	29-3 (17 to 44)	36-1 (21 to 54)	44-4 (26 to 67)	49-7 (29 to 75)	54-4 (31 to 83)	49-8 (27 to 73)	46-4 (26 to 77)	41-6 (22 to 67)	32 (20 to 47)	23-5 (14 to 33)	16 (10 to 23)	8 (5 to 11)	5 (3 to 7)	3-7 (2 to 5)	1-7 (1 to 2)	0-4 (0 to 1)	36-1
Neck pain	0 (0 to 0)	0 (0 to 0)	0 (0 to 0)	0-3 (0 to 1)	2-2 (1 to 4)	5-2 (2 to 9)	7-1 (3 to 14)	8-6 (4 to 17)	10-9 (5 to 20)	14-0 (7 to 25)	19 (9 to 33)	21-2 (10 to 39)	20-6 (9 to 37)	17-8 (9 to 31)	13-6 (7 to 23)	9-9 (5 to 16)	6-8 (3 to 11)	4-1 (2 to 7)	2-1 (1 to 3)	1-3 (0 to 2)	0-7 (0 to 1)	0-3 (0 to 1)	0-1 (0 to 0)	0-1 (0 to 0)	0 (0 to 0)	0-3 (0 to 1)	16-2
Gout	0 (0 to 0)	0 (0 to 0)	0 (0 to 0)	0 (0 to 0)	0 (0 to 0)	0 (0 to 0)	0 (0 to 0)	0 (0 to 0)	0 (0 to 0)	0 (0 to 0)	0-1 (0 to 0)	0-1 (0 to 0)	0-1 (0 to 0)	0-1 (0 to 0)	0-1 (0 to 0)	0-1 (0 to 0)	0-1 (0 to 0)	0-1 (0 to 0)	0-1 (0 to 0)	0-1 (0 to 0)	0-1 (0 to 0)	0-1 (0 to 0)	0-1 (0 to 0)	0-1 (0 to 0)	0-1 (0 to 0)	0-1 (0 to 0)	13-5
Other musculoskeletal disorders	0 (0 to 0)	0 (0 to 0)	0 (0 to 0)	0-9 (0 to 1)	2-1 (1 to 3)	11-6 (7 to 17)	19-6 (10 to 34)	19-6 (10 to 34)	17-3 (10 to 28)	16-3 (10 to 26)	20 (12 to 31)	21-6 (13 to 32)	22-9 (13 to 37)	20-6 (12 to 31)	16-7 (9 to 25)	11-3 (6 to 17)	7-4 (4 to 12)	4 (2 to 6)	2 (1 to 3)	0-6 (0 to 1)	0-2 (0 to 1)	0-1 (0 to 0)	0-1 (0 to 0)	0-1 (0 to 0)	0 (0 to 0)	0 (0 to 0)	200
Other non-communicable diseases	34-9 (21 to 53)	18-9 (12 to 28)	27-3 (19 to 38)	36-2 (24 to 52)	20-6 (12 to 27)	24-7 (16 to 32)	25-8 (16 to 36)	46-4 (34 to 59)	59-2 (37 to 84)	46-9 (34 to 62)	56-5 (42 to 73)	70-6 (53 to 92)	68 (51 to 87)	69-4 (52 to 89)	56-2 (39 to 73)	46-5 (34 to 58)	38-7 (26 to 49)	29-1 (20 to 38)	20-2 (15 to 25)	10-1 (7 to 12)	4-5 (3 to 5)	1-3 (0 to 1)	968
Congenital birth defects	33-7 (20 to 51)	16-2 (10 to 24)	21-7 (14 to 32)	26-4 (17 to 38)	10-9 (6 to 14)	11 (6 to 16)	8-6 (4 to 13)	7-2 (3 to 12)	5-6 (1 to 11)	4-4 (2 to 9)	3 (1 to 6)	3-3 (2 to 4)	2-5 (1 to 4)	2-6 (1 to 3)	2-4 (1 to 3)	1-7 (1 to 2)	0-9 (0 to 1)	0-4 (0 to 1)	0-2 (0 to 0)	0-1 (0 to 0)	0-1 (0 to 0)	0-1 (0 to 0)	182
Neural tube defects	4-6 (1 to 9)	0-9 (0 to 2)	2-5 (1 to 7)	0-9 (0 to 3)	0-2 (0 to 1)	0-2 (0 to 1)	0-2 (0 to 1)	0-1 (0 to 2)	0-1 (0 to 1)	0-1 (0 to 1)	0-1 (0 to 0)	0-1 (0 to 0)	0-1 (0 to 0)	0-1 (0 to 0)	0-1 (0 to 0)	0-1 (0 to 0)	0-1 (0 to 0)	0-1 (0 to 0)	0-1 (0 to 0)	0-1 (0 to 0)	0-1 (0 to 0)	0-1 (0 to 0)	11-1
Congenital heart anomalies	12-5 (7 to 20)	8-2 (5 to 13)	22-1 (14 to 32)	11-5 (7 to 17)	4-2 (2 to 7)	4-9 (2 to 7)	1-9 (1 to 3)	3-5 (2 to 5)	2-3 (1 to 4)	2-2 (1 to 4)	0-6 (0 to 1)	1-1 (0 to 2)	0-5 (0 to 1)	0-7 (0 to 1)	0-6 (0 to 1)	0-4 (0 to 1)	0-2 (0 to 0)	0-1 (0 to 0)	0-1 (0 to 0)	0-1 (0 to 0)	0-1 (0 to 0)	0-1 (0 to 0)	77-9
Orofacial clefts	0-7 (0 to 1)	0-4 (0 to 0)	1-4 (0 to 3)	1-5 (0 to 3)	0-3 (0 to 1)	0-2 (0 to 0)	0-4 (0 to 1)	0-2 (0 to 1)	0-1 (0 to 1)	0-1 (0 to 1)	0-2 (0 to 0)	0-1 (0 to 2)	0-1 (0 to 0)	0-2 (0 to 0)	0-1 (0 to 0)	0-1 (0 to 0)	0-1 (0 to 0)	0-1 (0 to 0)	0-1 (0 to 0)	0-1 (0 to 0)	0-1 (0 to 0)	0-1 (0 to 0)	1-1
Down syndrome	0 (0 to 1)	0 (0 to 0)	0 (0 to 0)	0 (0 to 0)	0 (0 to 0)	0 (0 to 0)	0 (0 to 0)	0 (0 to 0)	0 (0 to 0)	0 (0 to 0)	0 (0 to 0)	0 (0 to 0)	0 (0 to 0)	0 (0 to 0)	0 (0 to 0)	0 (0 to 0)	0 (0 to 0)	0 (0 to 0)	0 (0 to 0)	0 (0 to 0)	0 (0 to 0)	0 (0 to 0)	5-8
Turner syndrome	0 (0 to 0)	0 (0 to 0)	0 (0 to 0)	0 (0 to 0)	0 (0 to 0)	0 (0 to 0)	0 (0 to 0)	0 (0 to 0)	0 (0 to 0)	0 (0 to 0)	0 (0 to 0)	0 (0 to 0)	0 (0 to 0)	0 (0 to 0)	0 (0 to 0)	0 (0 to 0)	0 (0 to 0)	0 (0 to 0)	0 (0 to 0)	0 (0 to 0)	0 (0 to 0)	0 (0 to 0)	0-1
Klinefelter syndrome	0 (0 to 0)	0 (0 to 0)	0 (0 to 0)	0 (0 to 0)	0 (0 to 0)	0 (0 to 0)	0 (0 to 0)	0 (0 to 0)	0 (0 to 0)	0 (0 to 0)	0 (0 to 0)	0 (0 to 0)	0 (0 to 0)	0 (0 to 0)	0 (0 to 0)	0 (0 to 0)	0 (0 to 0)	0 (0 to 0)	0 (0 to 0)	0 (0 to 0)	0 (0 to 0)	0 (0 to 0)	0
Other chromosomal abnormalities	0-9 (0 to 1)	0-8 (0 to 1)	1-4 (0 to 2)	0-5 (0 to 2)	0-3 (0 to 1)	0-3 (0 to 1)	0-2 (0 to 1)	0-1 (0 to 1)	0-1 (0 to 2)	0-1 (0 to 1)	0-1 (0 to 0)	0-1 (0 to 1)	0-1 (0 to 0)	0-1 (0 to 0)	0-1 (0 to 0)	0-1 (0 to 0)	0-1 (0 to 0)	0-1 (0 to 0)	0-1 (0 to 0)	0-1 (0 to 0)	0-1 (0 to 0)	0-1 (0 to 0)	5
Congenital musculoskeletal and limb anomalies	0-7 (0 to 1)	0-4 (0 to 0)	1-6 (1 to 2)	2-6 (1 to 3)	2-2 (1 to 3)	2-1 (1 to 3)	1-3 (0 to 2)	0-9 (0 to 2)	1-1 (0 to 2)	0-8 (0 to 1)	0-7 (0 to 1)	0-7 (0 to 1)	0-7 (0 to 1)	0-7 (0 to 1)	0-7 (0 to 1)	0-7 (0 to 1)	0-7 (0 to 1)	0-7 (0 to 1)	0-7 (0 to 1)	0-7 (0 to 1)	0-7 (0 to 1)	0-7 (0 to 1)	19-6
Urogenital congenital anomalies	1-8 (0 to 1)	0-8 (0 to 1)	0-5 (0 to 1)	0-4 (0 to 1)	0-3 (0 to 1)	0-2 (0 to 1)	0-2 (0 to 1)	0-1 (0 to 1)	0-1 (0 to 2)	0-1 (0 to 1)	0-1 (0 to 1)	0-1 (0 to 1)	0-1 (0 to 0)	0-2 (0 to 0)	0-2 (0 to 0)	0-2 (0 to 0)	0-2 (0 to 0)	0-2 (0 to 0)	0-2 (0 to 0)	0-2 (0 to 0)	0-2 (0 to 0)	0-2 (0 to 0)	5-1
Digestive congenital anomalies	0-9 (0 to 2)	0-9 (0 to 1)	1-6 (0 to 3)	0-9 (0 to 2)	0-5 (0 to 1)	0-5 (0 to 1)	0-5 (0 to 1)	0-3 (0 to 1)	0-3 (0 to 2)	0-3 (0 to 1)	0-3 (0 to 1)	0-3 (0 to 1)	0-3 (0 to 1)	0-3 (0 to 1)	0-3 (0 to 1)	0-3 (0 to 1)	0-3 (0 to 1)	0-3 (0 to 1)	0-3 (0 to 1)	0-3 (0 to 1)	0-3 (0 to 1)	0-3 (0 to 1)	4-9
Other congenital birth defects	1-7 (0 to 4)	1-4 (0 to 2)	3-1 (1 to 6)	2-6 (1 to 4)	3-3 (1 to 6)	2-5 (1 to 4)	2-3 (1 to 5)	1-7 (0 to 3)	0-9 (0 to 2)	1-1 (0 to 3)	1-1 (0 to 3)	1-1 (0 to 3)	1-1 (0 to 3)	0-7 (0 to 2)	0-6 (0 to 2)	0-5 (0 to 2)	0-4 (0 to 1)	0-3 (0 to 1)	0-3 (0 to 1)	0-3 (0 to 1)	0-3 (0 to 1)	0-3 (0 to 1)	51-4
Urinary diseases and male infertility	0-1 (0 to 2)	0-5 (0 to 0)	0-9 (0 to 1)	0-3 (0 to 1)	0-3 (0 to 1)	0-2 (0 to 0)	0-4 (0 to 1)	0-2 (0 to 1)	1-6 (1 to 3)	1-3 (0 to 2)	1-3 (0 to 2)	1-2 (0 to 2)	0-9 (0 to 1)	0-2 (0 to 1)	0-2 (0 to 1)	0-2 (0 to 1)	0-2 (0 to 1)	0-2 (0 to 1)	0-2 (0 to 1)	0-2 (0 to 1)	0-2 (0 to 1)	0-2 (0 to 1)	98-1
Urolithiasis	0 (0 to 0)	0 (0 to 0)	0 (0 to 0)	0 (0 to 0)	0 (0 to 0)	0 (0 to 0)	0 (0 to 0)	0 (0 to 0)	0 (0 to 0)	0 (0 to 0)	0 (0 to 0)	0 (0 to 0)	0 (0 to 0)	0 (0 to 0)	0 (0 to 0)	0 (0 to 0)	0 (0 to 0)	0 (0 to 0)	0 (0 to 0)	0 (0 to 0)	0 (0 to 0)	0 (0 to 0)	2-5
Benign prostatic hyperplasia	0 (0 to 0)	0 (0 to 0)	0 (0 to 0)	0 (0 to 0)	0 (0 to 0)	0 (0 to 0)	0 (0 to 0)	0 (0 to 0)	0 (0 to 0)	0 (0 to 0)	0 (0 to 0)	0 (0 to 0)	0 (0 to 0)	0 (0 to 0)	0 (0 to 0)	0 (0 to 0)	0 (0 to 0)	0 (0 to 0)	0 (0 to 0)	0 (0 to 0)	0 (0 to 0)	0 (0 to 0)	13-3
Male infertility	0 (0 to 0)	0 (0 to 0)	0 (0 to 0)	0 (0 to 0)	0 (0 to 0)	0 (0 to 0)	0 (0 to 0)	0-1 (0 to 1)	0-1 (0 to 1)	0-1 (0 to 1)	0-1 (0 to 0)	0-1 (0 to 0)	0-1 (0 to 0)	0-1 (0 to 0)	0-1 (0 to 0)	0-1 (0 to 0)	0-1 (0 to 0)	0-1 (0 to 0)	0-1 (0 to 0)	0-1 (0 to 0)	0-1 (0 to 0)	0-1 (0 to 0)	2-1
Other urinary diseases	0 (0 to 0)	0 (0 to 0)	0 (0 to 0)	0-2 (0 to 0)	0-1 (0 to 0)	0-1 (0 to 0)	0-2 (0 to 0)	0-1 (0 to 0)	0-4 (0 to 1)	0-3 (0 to 1)	0-3 (0 to 1)	0-4 (0 to 1)	0-3 (0 to 1)	0-4 (0 to 1)	0-3 (0 to 1)	0-3 (0 to 1)	0-3 (0 to 1)	0-3 (0 to 1)	0-3 (0 to 1)	0-3 (0 to 1)	0-3 (0 to 1)	0-3 (0 to 1)	4-3
Gynecological diseases	0 (0 to 0)	0 (0 to 0)	0 (0 to 0)	0 (0 to 0)	0 (0 to 0)	19-0 (14 to 27)	50-7 (39 to 66)	78 (62 to 98)	132 (109 to 162)	209-2 (174 to 256)	284-5 (240 to 341)	324-0 (274 to 390)	346-9 (294 to 422)	339-2 (288 to 411)	309-4 (264 to 374)	277-4 (237 to 335)	221-2 (189 to 267)	159-5 (136 to 192)	109-5 (93 to 132)	67-3 (57 to 81)	36-3 (31 to 44)	16-1 (13 to 20)	165
Uterine fibroids	0 (0 to 0)	0 (0 to 0)	0 (0 to 0)	0 (0 to 0)	0 (0 to 0)	0-1 (0 to 0)	0-2 (0 to 0)	0-1 (0 to 0)	0-4 (0 to 1)	0-2 (0 to 0)	0-2 (0 to 1)	0-3 (0 to 1)	0-4 (0 to 1)	0-4 (0 to 1)	0-3 (0 to 1)	0-2 (0 to 1)	0-1 (0 to 0)	0-1 (0 to 0)	0-1 (0 to 0)	0-1 (0 to 0)	0-1 (0 to 0)	0-1 (0 to 0)	5-4
Polycystic ovarian syndrome	0 (0 to 0)	0 (0 to 0)	0 (0 to 0)	0 (0 to 0)	0 (0 to 0)	0 (0 to 0)	1-3 (0 to 2)	0-8 (0 to 2)	0-4 (0 to 1)	0-3 (0 to 1)	0-3 (0 to 1)	0-3 (0 to 1)	0-3 (0 to 1)	0-7 (0 to 2)	0-3 (0 to 1)	0-3 (0 to 1)	0-3 (0 to 1)	0-3 (0 to 1)	0-3 (0 to 1)	0-3 (0 to 1)	0-3 (0 to 1)	0-3 (0 to 1)	6-8
Female infertility	0 (0 to 0)	0 (0 to 0)	0 (0 to 0)	0 (0 to 0)	0 (0 to 0)	0 (0 to 0)	0-7 (0 to 2)	0-8 (0 to 2)	0-8 (0 to 2)	0-8 (0 to 2)	1 (0 to 3)	1-3 (0 to 3)	1-3 (0 to 3)	1-3 (0 to 4)	1-3 (0 to 3)	1-3 (0 to 3)	1-3 (0 to 3)	1-3 (0 to 3)	1-3 (0 to 3)	1-3 (0 to 3)	1-3 (0 to 3)	1-3 (0 to 3)	4-7
Endometriosis	0 (0 to 0)	0 (0 to 0)	0 (0 to 0)	0 (0 to 0)	0 (0 to 0)	0-4 (0 to 1)	2-5 (1 to 5)	2-5 (1 to 5)	3-5 (1 to 6)	2-5 (1 to 5)	2-4 (1 to 4)	2-5 (1 to 4)	2-5 (1 to 4)	2-5 (1 to 5)	2-3 (1 to 4)	1-8 (1 to 3)	1-3 (0 to 2)	0-9 (0 to 1)	0-6 (0 to 1)	0-3 (0 to 1)	0-1 (0 to 0)	0-1 (0 to 0)	18-2
Genital prolapse	0 (0 to 0)	0 (0 to 0)	0 (0 to 0)	0 (0 to 0)	0 (0 to 0)	0 (0 to 0)	0 (0 to 0)	0 (0 to 0)	0 (0 to 0)	0 (0 to 0)	0 (0 to 0)	0 (0 to 0)	0 (0 to 0)	0 (0 to 0)	0 (0 to 0)	0 (0 to 0)	0 (0 to 0)	0 (0 to 0)	0 (0 to 0)	0 (0 to 0)	0 (0 to 0)	0 (0 to 0)	2-2
Premenstrual syndrome	0 (0 to 0)	0 (0 to 0)	0 (0 to 0)	0 (0 to 0)	0-2 (0 to 0)	0-4 (0 to 1)	0-4 (0 to 1)	0-3 (0 to 1)	0-4 (0 to 1)	0-3 (0 to 1)	0-3 (0 to 1)	0-5 (0 to 1)	0-5 (0 to 1)	0-7 (0 to 1)	0-6 (0 to 1)	0-5 (0 to 1)	0-4 (0 to 1)	0-3 (0 to 1)	0-3 (0 to 1)	0-3 (0 to 1)	0-3 (0 to 1)	0-3 (0 to 1)	0-7
Other gynecological diseases	0 (0 to 0)	0 (0 to 0)	0 (0 to 0)	0 (0 to 0)	0 (0 to 0)	0 (0 to 0)	0 (0 to 0)	0-1 (0 to 1)	0-1 (0 to 1)	0-1 (0 to 1)	0-1 (0 to 1)	0-1 (0 to 1)	0-1 (0 to 1)	0-1 (0 to 1)	0-1 (0 to 1)	0-1 (0 to 1)	0-1 (0 to 1)	0-1 (0 to 1)	0-1 (0 to 1)	0-1 (0 to 1)	0-1 (0 to 1)	0-1 (0 to 1)	2-2
Hemoglobinopathies and hemolytic anemias	0-1 (0 to 1)	0-6 (0 to 1)	1-8 (0 to 4)	1-3 (0 to 2)	0-6 (0 to 2)	2 (1 to 3)	3-1 (1 to 6)	2-6 (1 to 5)	2-3 (1 to 4)	1-4 (0 to 3)	2-2 (1 to 3)	1-7 (1 to 3)	1-3 (0 to 2)	1-6 (0 to 2)	1-5 (0 to 2)	1-4 (0 to 2)	1-1 (0 to 2)	0-9 (0 to 1)	0-7 (0 to 1)	0-5 (0 to 1)	0-3 (0 to 1)	0-1 (0 to 1)	76-7
Thalassemias	0 (0 to 0)	0-2 (0 to 1)	0-2 (0 to 1)	0-2 (0 to 1)	0-2 (0 to 1)	0-2 (0 to 1)	0-3 (0 to 1)	0-2 (0 to 1)	0-3 (0 to 1)	0-3 (0 to 1)	0-3 (0 to 1)	0-3 (0 to 1)	0-3 (0 to 1)	0-3 (0 to 1)	0-3 (0 to 1)	0-3 (0 to 1)	0-3 (0 to 1)	0-3 (0 to 1)	0-3 (0 to 1)	0-3 (0 to 1)	0-3 (0 to 1)	0-3 (0 to 1)	1-2
Thalassemias trait	0 (0 to 0)	0-2 (0 to 1)	0-7 (0 to 2)	0-5 (0 to 2)	0-2 (0 to 1)	0-2 (0 to 1)	1-9 (0 to 5)	1-6 (0 to 5)	2-2 (0 to 6)	1-2 (0 to 5)	1-2 (0 to 5)	0-7 (0 to 2)	0-3 (0 to 1)	0-3 (0 to 1)	0-3 (0 to 1)	0-3 (0 to 1)	0-2 (0 to 1)	0-1 (0 to 1)	0-1 (0 to 1)	0-1 (0 to 1)	0-1 (0 to 1)	0-1 (0 to 1)	9-4
Sickle cell disorders	0 (0 to 0)	0 (0 to 0)	0 (0 to 0)	0 (0 to 0)	0 (0 to 0)	0 (0 to 0)	0 (0 to 0)	0 (0 to 0)	0 (0 to 0)	0 (0 to 0)	0 (0 to 0)	0 (0 to 0)	0 (0 to 0)	0 (0 to 0)	0 (0 to 0)	0 (0 to 0)	0 (0 to 0)	0 (0 to 0)	0 (0 to 0)	0 (0 to 0)	0 (0 to 0)	0 (0 to 0)	0
Sickle cell trait	0 (0 to 0)	0 (0 to 0)	0 (0 to 0)	0 (0 to 0)	0-1 (0 to 0)	0-1 (0 to 0)	0-2 (0 to 0)	0-1 (0 to 0)	0-1 (0 to 0)	0-1 (0 to 0)	0-1 (0 to 0)	0-1 (0 to 0)	0-1 (0 to 0)	0-1 (0 to 0)	0-1 (0 to 0)	0-1 (0 to 0)	0-1 (0 to 0)	0-1 (0 to 0)	0-1 (0 to 0)	0-1 (0 to 0)	0-1 (0 to 0)	0-1 (0 to 0)	0-5
G6PD deficiency	0 (0 to 0)	0 (0 to 0)	0 (0 to 0)	0 (0 to 0)	0-1 (0 to 0)	0-7 (0 to 1)	0-3 (0 to 1)	0-2 (0 to 1)	0-4 (0 to 1)	0-3 (0 to 1)	0-3 (0 to 1)	0-2 (0 to 1)	0-4 (0 to 1)	0-7 (0 to 1)	0-2 (0 to 1)	0-2 (0 to 1)	0-1 (0 to 1)	0-1 (0 to 1)	0-1 (0 to 1)	0-1 (0 to 1)	0-1 (0 to 1)	0-1 (0 to 1)	3-5
G6PD trait	0 (0 to 0)	0 (0 to 0)	0 (0 to 0)	0 (0 to 0)	0 (0 to 0)	0-1 (0 to 0)	0-1 (0 to 0)	0-1 (0 to 0)	0-2 (0 to 0)	0-1 (0 to 0)	0-1 (0 to 0)	0-1 (0 to 0)	0-1 (0 to 0)	0-1 (0 to 0)	0-1 (0 to 0)	0-1 (0 to 0)	0-1 (0 to 0)	0-1 (0 to 0)	0-1 (0 to 0)	0-1 (0 to 0)	0-1 (0 to 0)	0-1 (0 to 0)	0-2
Other hemoglobinopathies and hemolytic anemias	0 (0 to 0)	0-2 (0 to 1)	0-8 (0 to 4)	0-5 (0 to 2)	0-2 (0 to 1)	0-4 (0 to 2)	0-8 (0 to 4)	0-6 (0 to 3)	0-8 (0 to 4)	0-6 (0 to 3)	0-7 (0 to 3)	1 (0 to 3)	0-7 (0 to 3)	1 (0 to 4)	0-7 (0 to 3)	0-8 (0 to 4)	0-6 (0 to 3)	0-5 (0 to 2)	0-4 (0 to 2)	0-3 (0 to 1)	0-1 (0 to 1)	0-1 (0 to 1)	13-1
Endocrine, metabolic, blood, and immune disorders	1-1 (0 to 1)	1-3 (0 to 2)	0-5 (0 to 1)	0-8 (0 to 2)	4-6 (2 to 7)	7-5 (4 to 11)	10-2 (6 to 15)	12-3 (8 to 17)	13-4 (9 to 18)	12-5 (8 to 17)	12-3 (8 to 16)	10-9 (7 to 14)	9-5 (6 to 13)	8-1 (5 to 11)	6-5 (4 to 9)	5-1 (3 to 7)	3-8 (2 to 5)	2-6 (1 to 4)	1-7 (1 to 2)	1-1 (0 to 2)	0-5 (0 to 1)	0-2 (0 to 1)	3-5
Oral disorders	0 (0 to 0)	0-5 (0 to 1)	1-3 (0 to 3)	1-1 (0 to 3)	4-1 (2 to 7)	7-2 (4 to 11)	5-4 (3 to 9)	4-8 (2 to 7)	4-4 (2 to 7)	3-8 (2 to 6)	5-1 (2 to 8)	6-2 (3 to 10)	5-6 (3 to 9)	4-4 (2 to 7)	3-7 (2 to 6)	3-1 (1 to 5)	2-4 (1 to 4)	1-8 (1 to 3)	1-3 (0 to 2)	0-9 (0 to 1)	0-5 (0 to 1)	0-2 (0 to 1)	13-7
Caries of deciduous teeth	0 (0 to 0)	0 (0 to 0)	0 (0 to 0)	0 (0 to 0)	0 (0 to 0)	0 (0 to 0)	0 (0 to 0)	0 (0 to 0)	0 (0 to 0)	0 (0 to 0)	0 (0 to 0)	0 (0 to 0)	0 (0 to 0)	0 (0 to 0)	0 (0 to 0)	0 (0 to 0)	0 (0 to 0)	0 (0 to 0)	0 (0 to 0)	0 (0 to 0)	0 (0 to 0)	0 (0 to 0)	1-7
Caries of permanent teeth	0 (0 to 0)	0 (0 to 0)	0 (0 to 0)	0-3 (0 to 2)	2-2 (0 to 4)	2-2 (0 to 4)	1-8 (0 to 4)	1-4 (0 to 3)	1-4 (0 to 3)	1-1 (0 to 2)	0-9 (0 to 2)	0-6 (0 to 1)	1-1 (0 to 2)	1-1 (0 to 2)	0-9 (0 to 2)	0-8 (0 to 2)	0-7 (0 to 1)	0-5 (0 to 1)	0-3 (0 to 1)	0-2 (0 to 0)	0-1 (0 to 0)	0-1 (0 to 0)	17
Periodontal diseases	0 (0 to 0)	0 (0 to 0)	0 (0 to 0)	0 (0 to 0)	0 (0 to 0)	0 (0 to 0)	0 (0 to 0)	0 (0 to 0)	0 (0 to 0)	0 (0 to 0)	0-1 (0 to 1)	0-6 (0 to 1)	0-6 (0 to 2)	0-6 (0 to 2)	0-5 (0 to 2)	0-4 (0 to 1)	0-3 (0 to 1)	0-2 (0 to 1)	0-1 (0 to 1)	0-1 (0 to 0)	0-1 (0 to 0)	0-1 (0 to 0)	9-5
Other oral disorders	0 (0 to 0)	0 (0 to 0)	0 (0 to 0)	1-7 (1 to 2)	1-6 (0 to 2)	1-9 (1 to 3)	2-5 (1 to 4)	2-6 (1 to 4)	2-5 (1 to 4)	2-2 (1 to 3)	2-2 (1 to 3)	2-2 (1 to 3)	2-2 (1 to 3)	2-2 (1 to 3)	2-2 (1 to 3)	2-2 (1 to 3)	2-2 (1 to 3)	2-2 (1 to 3)	2-2 (1 to 3)	2-2 (1 to 3)	2-2 (1 to 3)	2-2 (1 to 3)	29
Sudden infant death syndrome	0-9 (0 to 1)	7-4 (4 to 11)	19-3 (13 to 26)	0-1 (0 to 1)	0-1 (0 to 1)	0-1 (0 to 1)	0-1 (0 to 1)	0-1 (0 to 1)	0-1 (0 to 1)	0-1 (0 to 1)	0-1 (0 to 1)	0-1 (0 to 1)	0-1 (0 to 1)	0-1 (0 to 1)	0-1 (0 to 1)	0-1 (0 to 1)	0-1 (0 to 1)	0-1 (0 to 1)	0-1 (0 to 1)	0-1 (0 to 1)	0-1 (0 to 1)	0-1 (0 to 1)	NA
Injuries	2-2 (1 to 3)	1-7 (1 to 2)	42-6 (32 to 71)	37-4 (29 to 48)	54-3 (40 to 64)	175 (151 to 203)	294 (247 to 341)	177 (135 to 246)	128 (99 to 167)	111 (83 to 150)	103 (79 to 134)	100 (81 to 126)	80-8 (66 to 97)	69-3 (58 to 82)	70-3 (57 to 84)	55-9 (47 to 66)	39-4 (30 to 49)	29-1 (25 to 33)	22-1 (19 to 25)	16-8 (14 to 19)	9-9 (8 to 11)	4-4 (3 to 5)	1-2 (1 to 1)	1,520
Transport injuries	0-1 (0 to 0)	0-1 (0 to 0)	1-1 (1 to 1)	0-4 (0 to 1)	0-4 (0 to 1)	3-1 (2 to 4)	4-1 (2 to 6)	3-4 (2 to 5)	4-1 (2 to 6)	3-4 (2 to 5)	3-2 (2 to 5)	2-6 (1 to 4)	2-2 (1 to 3)	1-7 (1 to 3)	1-4 (0 to 2)	1-1 (0 to 2)	0-8 (0 to 1)	0-6 (0 to 1)	0-4 (0 to 1)	0-3 (0 to 1)	0-1 (0 to 1)	0-1 (0 to 1)	320
Road injuries	0-1 (0 to 0)	0-1 (0 to 0)	0-7 (0 to 1)	0-8 (0 to 1)	0-8 (0 to 1)	2-7 (1 to 4)	3-7 (2 to 5)	2-7 (2 to 4)	3-3 (2 to 5)	2-8 (1 to 4)	2-5 (2 to 4)	2-1 (1 to 3)	1-7 (1 to 3)	1-4 (0 to 2)	1-2 (0 to 2)	0-9 (0 to 1)	0-7 (0 to 1)	0-5 (0 to 1)	0-4 (0 to 1)	0-3 (0 to 1)	0-1 (0 to 1)	0-1 (0 to 1)	287
Pedestrian road injuries	0 (0 to 0)	0 (0 to 0)	0-1 (0 to 0)	0-2 (0 to 1)	0-2 (0 to 1)	0-6 (0 to 2)	0-8 (0 to 2)	0-6 (0 to 2)	0-8 (0 to 2)	0-6 (0 to 2)	0-5 (0 to 2)	0-4 (0 to 2)	0-3 (0 to 1)	0-3 (0 to 1)	0-2 (0 to 1)	0-2 (0 to 1)	0-1 (0 to 1)	0-1 (0 to 1)	0-1 (0 to 1)	0-1 (0 to 1)	0-1 (0 to 1)	0-1 (0 to 1)	96-9
Cyclist road injuries	0 (0 to 0)	0 (0 to 0)	0 (0 to 0)	0-2 (0 to 1)	0-2 (0 to 1)	0-7 (0 to 2)	0-9 (0 to 3)	0-7 (0 to 2)	0-9 (0 to 3)	0-7 (0 to 2)	0-6 (0 to 2)	0-5 (0 to 2)	0-4 (0 to 1)	0-3 (0 to 1)	0-3 (0 to 1)	0-2 (0 to 1)	0-2 (0 to 1)	0-1 (0 to 1)	0-1 (0 to 1)	0-1 (0 to 1)	0-1 (0 to 1)	0-1 (0 to 1)	12-9
Motorcyclist road injuries	0 (0 to 0)	0-2 (0 to 1)	0-2 (0 to 1)	0-6 (0 to 2)	0-6 (0 to 2)	0-8 (0 to 3)	0-8 (0 to 3)	0-6 (0 to 3)	0-7 (0 to 3)	0-6 (0 to 3)	0-5 (0 to 2)	0-4 (0 to 2)	0-3 (0 to 1)	0-3 (0 to 1)	0-2 (0 to 1)	0-2 (0 to 1)	0-1 (0 to 1)	0-1 (0 to 1)	0-1 (0 to 1)	0-1 (0 to 1)	0-1 (0 to 1)	0-1 (0 to 1)	50-2
Motor vehicle road injuries	0 (0 to 0)	0-1 (0 to 1)	0-5 (0 to 2)	0-7 (0 to 2)	2-8 (1 to 4)	2-8 (1 to 4)	2-8 (1 to 5)	1-7 (0 to 4)	1-7 (0 to 4)	1-7 (0 to 4)	1-7 (0 to 4)	1-6 (0 to 4)	1-4 (0 to 3)	1-2 (0 to 3)	1-1 (0 to 3)	0-9 (0 to 2)	0-7 (0 to 2)	0-6 (0 to 2)	0-5 (0 to 2)	0-4 (0 to 1)	0-3 (0 to 1)	0-2 (0 to 1)	11-9
Other road injuries	0 (0 to 0)	0 (0 to 0)	0-2 (0 to 1)	0-2 (0 to 1)	0-2 (0 to 1)	0-5 (0 to 2)	0-6 (0 to 2)	0-5 (0 to 2)	0-6 (0 to 2)	0-5 (0 to 2)	0-4 (0 to 2)	0-3 (0 to 2)	0-3 (0 to 1)	0-2 (0 to 1

S8 Table 2c: Bermuda DALYs by cause and age group for both sexes with 95% uncertainty intervals, 2019

Cause	Early Neonatal	Late Neonatal	Post Neonatal	1 to 4	5 to 9	10 to 14	15 to 19	20 to 24	25 to 29	30 to 34	35 to 39	40 to 44	45 to 49	50 to 54	55 to 59	60 to 64	65 to 69	70 to 74	75 to 79	80 to 84	85 to 89	90 to 94	95 plus	Total
All causes	87.6 (82.1 to 93.2)	22.7 (20.2 to 25.6)	30.5 (26.9 to 34.4)	103.6 (92.6 to 115.2)	69.2 (59.6 to 79.9)	69.5 (59.9 to 79.9)	91.3 (79.9 to 103.3)	105.4 (93.2 to 118.2)	121.5 (107.9 to 135.6)	146.2 (130.4 to 162.4)	174.2 (156.1 to 192.9)	204.1 (184.1 to 224.8)	240.1 (218.1 to 263.2)	286.5 (262.1 to 312.1)	344.1 (316.2 to 373.2)	414.1 (381.2 to 447.8)	497.1 (458.1 to 537.2)	597.1 (550.3 to 646.1)	716.1 (660.3 to 774.4)	859.1 (792.4 to 929.1)	1,031.1 (951.5 to 1,115.2)	1,237.1 (1,142.1 to 1,337.8)	16,400
Communicable, maternal, neonatal, and nutritional diseases	51.4 (47.9 to 54.8)	14.2 (13.2 to 15.4)	19.2 (17.8 to 20.8)	66.4 (59.4 to 73.8)	43.6 (37.5 to 50.4)	43.8 (37.8 to 50.4)	57.5 (49.8 to 65.8)	66.4 (57.9 to 75.4)	76.5 (66.9 to 86.5)	92.1 (80.9 to 103.8)	109.7 (97.9 to 122.6)	128.6 (114.6 to 143.5)	151.2 (134.5 to 168.5)	180.4 (160.2 to 201.1)	216.7 (191.8 to 241.5)	260.8 (230.5 to 290.7)	313.1 (276.5 to 348.9)	375.9 (331.5 to 418.8)	451.1 (397.5 to 502.6)	541.1 (476.5 to 603.1)	649.3 (571.7 to 723.6)	779.1 (685.3 to 867.9)	1,140
HIV/AIDS and sexually transmitted infections	0 (0 to 0)	0 (0 to 0)	0.8 (0.7 to 0.9)	1.6 (1.1 to 1.9)	1.2 (1.0 to 1.5)	0.9 (0.6 to 1.1)	2.1 (1.4 to 2.3)	9.8 (8.5 to 9.7)	19 (17.5 to 21.2)	28.1 (26.9 to 33.9)	38.3 (35.6 to 41.3)	46.4 (41.5 to 47.9)	49.5 (42.5 to 48.9)	49 (39.4 to 50.3)	44.9 (34.9 to 51.9)	39.7 (28.7 to 47.6)	33.1 (21.5 to 43.1)	26.1 (14.4 to 37.1)	20.2 (9.2 to 31.2)	14.7 (3.2 to 26.2)	9.2 (-2.3 to 21.2)	4.1 (-5.1 to 13.4)	288
HIV/AIDS	0 (0 to 0)	0 (0 to 0)	0.8 (0.7 to 0.9)	1.6 (1.1 to 1.9)	1.2 (0.9 to 1.5)	0.9 (0.6 to 1.1)	2.1 (1.4 to 2.3)	9.8 (8.2 to 9.6)	19 (16.7 to 19.9)	28.1 (26.7 to 32.1)	38.3 (35.4 to 41.3)	46.4 (41.3 to 47.9)	49.5 (42.3 to 48.9)	49 (39.2 to 50.3)	44.9 (34.7 to 51.9)	39.7 (28.5 to 47.6)	33.1 (21.3 to 43.1)	26.1 (14.2 to 37.1)	20.2 (9.1 to 31.2)	14.7 (3.1 to 26.2)	9.2 (-2.3 to 21.2)	4.1 (-5.1 to 13.4)	275
HIV/AIDS - Drug-susceptible Tuberculosis	0 (0 to 0)	0 (0 to 0)	0 (0 to 0)	0 (0 to 0)	0 (0 to 0)	0 (0 to 0)	0 (0 to 0)	0 (0 to 0)	0 (0 to 0)	0 (0 to 0)	0 (0 to 0)	0 (0 to 0)	0 (0 to 0)	0 (0 to 0)	0 (0 to 0)	0 (0 to 0)	0 (0 to 0)	0 (0 to 0)	0 (0 to 0)	0 (0 to 0)	0 (0 to 0)	0 (0 to 0)	0 (0 to 0)	0
HIV/AIDS - Multidrug-resistant Tuberculosis without extensive drug resistance	0 (0 to 0)	0 (0 to 0)	0 (0 to 0)	0 (0 to 0)	0 (0 to 0)	0 (0 to 0)	0 (0 to 0)	0 (0 to 0)	0 (0 to 0)	0 (0 to 0)	0 (0 to 0)	0 (0 to 0)	0 (0 to 0)	0 (0 to 0)	0 (0 to 0)	0 (0 to 0)	0 (0 to 0)	0 (0 to 0)	0 (0 to 0)	0 (0 to 0)	0 (0 to 0)	0 (0 to 0)	0 (0 to 0)	0
HIV/AIDS - Extensively drug-resistant Tuberculosis	0 (0 to 0)	0 (0 to 0)	0 (0 to 0)	0 (0 to 0)	0 (0 to 0)	0 (0 to 0)	0 (0 to 0)	0 (0 to 0)	0 (0 to 0)	0 (0 to 0)	0 (0 to 0)	0 (0 to 0)	0 (0 to 0)	0 (0 to 0)	0 (0 to 0)	0 (0 to 0)	0 (0 to 0)	0 (0 to 0)	0 (0 to 0)	0 (0 to 0)	0 (0 to 0)	0 (0 to 0)	0 (0 to 0)	0
HIV/AIDS resulting in other diseases	0 (0 to 0)	0 (0 to 0)	0.8 (0.7 to 0.9)	1.6 (1.1 to 1.9)	1.1 (0.9 to 1.4)	0.9 (0.6 to 0.9)	1.9 (1.4 to 2.1)	8.1 (7.0 to 8.6)	17.9 (16.6 to 19.7)	29.5 (27.5 to 31.9)	36.4 (33.6 to 39)	40.4 (36.6 to 40.3)	43.7 (40.9 to 46.7)	41.6 (34.5 to 43.7)	37.1 (27.9 to 43.4)	32.1 (21.4 to 39.4)	26.1 (15.1 to 34.6)	19 (9.2 to 27.5)	13.7 (4.3 to 22.1)	9.2 (-0.1 to 18.2)	5.2 (-2.3 to 12.6)	2.1 (-3.1 to 8.1)	273
Sexually transmitted infections excluding HIV	0 (0 to 0)	0 (0 to 0)	0 (0 to 0)	0 (0 to 0)	0 (0 to 0)	0.1 (0 to 0.1)	0.3 (0.1 to 0.4)	0.6 (0.2 to 0.9)	0.9 (0.5 to 1.4)	1.4 (0.9 to 2)	1.9 (1.4 to 2.7)	1.7 (0.9 to 2.2)	1.5 (0.7 to 2.2)	1.1 (0.4 to 2.1)	0.7 (0.1 to 1.6)	0.4 (0 to 1.2)	0.2 (0 to 0.8)	0.1 (0 to 0.4)	0.1 (0 to 0.3)	0 (0 to 0.2)	0 (0 to 0.1)	0 (0 to 0.1)	12.5
Syphilis	0 (0 to 0)	0 (0 to 0)	0 (0 to 0)	0 (0 to 0)	0 (0 to 0)	0 (0 to 0)	0 (0 to 0)	0 (0 to 0)	0 (0 to 0)	0 (0 to 0)	0 (0 to 0)	0 (0 to 0)	0 (0 to 0)	0 (0 to 0)	0 (0 to 0)	0 (0 to 0)	0 (0 to 0)	0 (0 to 0)	0 (0 to 0)	0 (0 to 0)	0 (0 to 0)	0 (0 to 0)	0 (0 to 0)	0.4
Chlamydial infection	0 (0 to 0)	0 (0 to 0)	0 (0 to 0)	0 (0 to 0)	0 (0 to 0)	0 (0 to 0)	0 (0 to 0)	0 (0 to 0)	0 (0 to 0)	0 (0 to 0)	0 (0 to 0)	0 (0 to 0)	0 (0 to 0)	0 (0 to 0)	0 (0 to 0)	0 (0 to 0)	0 (0 to 0)	0 (0 to 0)	0 (0 to 0)	0 (0 to 0)	0 (0 to 0)	0 (0 to 0)	0 (0 to 0)	1.2
Gonococcal infection	0 (0 to 0)	0 (0 to 0)	0 (0 to 0)	0 (0 to 0)	0 (0 to 0)	0 (0 to 0)	0 (0 to 0)	0 (0 to 0)	0 (0 to 0)	0 (0 to 0)	0 (0 to 0)	0 (0 to 0)	0 (0 to 0)	0 (0 to 0)	0 (0 to 0)	0 (0 to 0)	0 (0 to 0)	0 (0 to 0)	0 (0 to 0)	0 (0 to 0)	0 (0 to 0)	0 (0 to 0)	0 (0 to 0)	0.6
Trichomoniasis	0 (0 to 0)	0 (0 to 0)	0 (0 to 0)	0 (0 to 0)	0 (0 to 0)	0 (0 to 0)	0 (0 to 0)	0 (0 to 0)	0.1 (0 to 0.1)	0.4 (0.1 to 0.7)	0.5 (0.1 to 0.8)	0.4 (0.2 to 1.1)	0.4 (0.1 to 1.1)	0.4 (0.1 to 1.0)	0.3 (0 to 0.9)	0.2 (0 to 0.8)	0.1 (0 to 0.4)	0.1 (0 to 0.2)	0 (0 to 0.1)	0 (0 to 0.1)	0 (0 to 0.1)	0 (0 to 0.1)	3.5
Genital herpes	0 (0 to 0)	0 (0 to 0)	0 (0 to 0)	0 (0 to 0)	0 (0 to 0)	0 (0 to 0)	0 (0 to 0)	0.2 (0 to 0.3)	0.2 (0.1 to 0.4)	0.3 (0.1 to 0.5)	0.4 (0.1 to 0.7)	0.5 (0.2 to 1.2)	0.5 (0.2 to 1.2)	0.5 (0.2 to 1.2)	0.4 (0.1 to 1.1)	0.3 (0 to 1)	0.2 (0 to 0.8)	0.1 (0 to 0.4)	0 (0 to 0.2)	0 (0 to 0.1)	0 (0 to 0.1)	0 (0 to 0.1)	4.5
Other sexually transmitted infections	0 (0 to 0)	0 (0 to 0)	0 (0 to 0)	0 (0 to 0)	0 (0 to 0)	0 (0 to 0)	0 (0 to 0)	0 (0 to 0)	0 (0 to 0)	0 (0 to 0)	0 (0 to 0)	0 (0 to 0)	0 (0 to 0)	0 (0 to 0)	0 (0 to 0)	0 (0 to 0)	0 (0 to 0)	0 (0 to 0)	0 (0 to 0)	0 (0 to 0)	0 (0 to 0)	0 (0 to 0)	0 (0 to 0)	2.1
Respiratory infections and tuberculosis	48 (43.9 to 51.8)	5.5 (5.0 to 5.9)	5.4 (4.2 to 5.4)	6.5 (4.6 to 11.4)	4.4 (3.4 to 6.4)	2.9 (2.0 to 4.7)	3.2 (2.4 to 5.6)	3.5 (2.6 to 6.8)	3.9 (2.9 to 7.7)	4.5 (3.4 to 9.3)	5.2 (3.9 to 10.8)	6.1 (4.6 to 12.7)	7.4 (5.5 to 15.4)	9.2 (6.9 to 19.1)	11.6 (8.7 to 24)	14.8 (11.1 to 30.6)	19.1 (14.3 to 39.3)	24.7 (18.5 to 50.8)	32.1 (24.1 to 65.9)	41.5 (31.1 to 85.2)	53.6 (40.2 to 110)	69.4 (52.1 to 142.7)	396
Tuberculosis	0 (0 to 0)	0 (0 to 0)	0 (0 to 0)	0 (0 to 0)	0 (0 to 0)	0 (0 to 0)	0 (0 to 0)	0.5 (0.2 to 0.9)	0.9 (0.4 to 1.5)	0.9 (0.4 to 1.5)	0.9 (0.3 to 1.4)	0.9 (0.3 to 1.4)	0.9 (0.3 to 1.4)	0.9 (0.3 to 1.4)	0.9 (0.3 to 1.4)	0.9 (0.2 to 1.4)	0.9 (0.2 to 1.4)	0.9 (0.2 to 1.4)	0.9 (0.2 to 1.4)	0.9 (0.2 to 1.4)	0.9 (0.2 to 1.4)	0.9 (0.2 to 1.4)	7.7
Latent tuberculosis infection	0 (0 to 0)	0 (0 to 0)	0 (0 to 0)	0 (0 to 0)	0 (0 to 0)	0 (0 to 0)	0 (0 to 0)	0 (0 to 0)	0 (0 to 0)	0 (0 to 0)	0 (0 to 0)	0 (0 to 0)	0 (0 to 0)	0 (0 to 0)	0 (0 to 0)	0 (0 to 0)	0 (0 to 0)	0 (0 to 0)	0 (0 to 0)	0 (0 to 0)	0 (0 to 0)	0 (0 to 0)	0 (0 to 0)	0
Drug-susceptible tuberculosis	0 (0 to 0)	0 (0 to 0)	0 (0 to 0)	0 (0 to 0)	0 (0 to 0)	0 (0 to 0)	0 (0 to 0)	0.5 (0.2 to 0.9)	0.9 (0.4 to 1.5)	0.9 (0.4 to 1.5)	0.9 (0.3 to 1.4)	0.9 (0.3 to 1.4)	0.9 (0.3 to 1.4)	0.9 (0.3 to 1.4)	0.9 (0.3 to 1.4)	0.9 (0.2 to 1.4)	0.9 (0.2 to 1.4)	0.9 (0.2 to 1.4)	0.9 (0.2 to 1.4)	0.9 (0.2 to 1.4)	0.9 (0.2 to 1.4)	0.9 (0.2 to 1.4)	7.6
Multidrug-resistant tuberculosis without extensive drug resistance	0 (0 to 0)	0 (0 to 0)	0 (0 to 0)	0 (0 to 0)	0 (0 to 0)	0 (0 to 0)	0 (0 to 0)	0 (0 to 0)	0 (0 to 0)	0 (0 to 0)	0 (0 to 0)	0 (0 to 0)	0 (0 to 0)	0 (0 to 0)	0 (0 to 0)	0 (0 to 0)	0 (0 to 0)	0 (0 to 0)	0 (0 to 0)	0 (0 to 0)	0 (0 to 0)	0 (0 to 0)	0 (0 to 0)	0.1
Extensively drug-resistant tuberculosis	0 (0 to 0)	0 (0 to 0)	0 (0 to 0)	0 (0 to 0)	0 (0 to 0)	0 (0 to 0)	0 (0 to 0)	0 (0 to 0)	0 (0 to 0)	0 (0 to 0)	0 (0 to 0)	0 (0 to 0)	0 (0 to 0)	0 (0 to 0)	0 (0 to 0)	0 (0 to 0)	0 (0 to 0)	0 (0 to 0)	0 (0 to 0)	0 (0 to 0)	0 (0 to 0)	0 (0 to 0)	0 (0 to 0)	0
Lower respiratory infections	1.2 (0.8 to 1.8)	1.4 (0.8 to 2.4)	2.9 (1.4 to 4.7)	4.8 (4.4 to 6.7)	3.1 (2.7 to 5.1)	1.9 (0.5 to 3.6)	1.3 (0.7 to 1.4)	1.4 (0.8 to 1.8)	1.9 (1.2 to 2.8)	2.8 (1.9 to 4.1)	3.9 (2.9 to 5.7)	5.1 (3.9 to 7.5)	6.5 (5.1 to 9.6)	8.3 (6.5 to 12.2)	10.5 (8.2 to 15.4)	13.5 (10.1 to 20)	17.4 (12.9 to 25.7)	22.5 (16.7 to 33.2)	29 (21.5 to 42.8)	37.4 (27.6 to 55.2)	48.2 (35.5 to 71.1)	62.4 (45.9 to 92.1)	242
Upper respiratory infections	0 (0 to 0)	0 (0 to 0)	0 (0 to 0)	2.1 (1.4 to 4.2)	2.1 (1.7 to 5.2)	1.1 (0.4 to 2.2)	2.7 (1.4 to 4.2)	2.7 (1.5 to 4.6)	2.7 (1.5 to 4.6)	2.7 (1.5 to 4.6)	2.7 (1.5 to 4.6)	2.7 (1.5 to 4.6)	2.7 (1.5 to 4.6)	2.7 (1.5 to 4.6)	2.7 (1.5 to 4.6)	2.7 (1.5 to 4.6)	2.7 (1.5 to 4.6)	2.7 (1.5 to 4.6)	2.7 (1.5 to 4.6)	2.7 (1.5 to 4.6)	2.7 (1.5 to 4.6)	2.7 (1.5 to 4.6)	46.1
Otitis media	0 (0 to 0)	0 (0 to 0)	0.1 (0.1 to 0.2)	0.7 (0.5 to 1.8)	0.7 (0.7 to 2.2)	0.4 (0.4 to 1.5)	0.5 (0.2 to 1.1)	0.5 (0.2 to 1.1)	0.5 (0.2 to 1.1)	0.5 (0.2 to 1.1)	0.5 (0.2 to 1.1)	0.5 (0.2 to 1.1)	0.5 (0.2 to 1.1)	0.5 (0.2 to 1.1)	0.5 (0.2 to 1.1)	0.5 (0.2 to 1.1)	0.5 (0.2 to 1.1)	0.5 (0.2 to 1.1)	0.5 (0.2 to 1.1)	0.5 (0.2 to 1.1)	0.5 (0.2 to 1.1)	0.5 (0.2 to 1.1)	10.9
Enteric infections	0.1 (0.0 to 0.1)	0.3 (0.2 to 0.4)	2.7 (1.6 to 3.9)	4.6 (3.9 to 6.9)	3 (2.7 to 5)	3 (1.9 to 4.5)	2.3 (1.4 to 3.4)	2.3 (1.9 to 4.2)	2.3 (1.9 to 4.2)	2.3 (1.9 to 4.2)	2.3 (1.9 to 4.2)	2.3 (1.9 to 4.2)	2.3 (1.9 to 4.2)	2.3 (1.9 to 4.2)	2.3 (1.9 to 4.2)	2.3 (1.9 to 4.2)	2.3 (1.9 to 4.2)	2.3 (1.9 to 4.2)	2.3 (1.9 to 4.2)	2.3 (1.9 to 4.2)	2.3 (1.9 to 4.2)	2.3 (1.9 to 4.2)	139
Diarrheal diseases	0.1 (0.0 to 0.1)	0.3 (0.2 to 0.4)	2.7 (1.6 to 3.9)	4.6 (3.9 to 6.9)	3 (2.7 to 5)	3 (1.9 to 4.5)	2.3 (1.4 to 3.4)	2.3 (1.9 to 4.2)	2.3 (1.9 to 4.2)	2.3 (1.9 to 4.2)	2.3 (1.9 to 4.2)	2.3 (1.9 to 4.2)	2.3 (1.9 to 4.2)	2.3 (1.9 to 4.2)	2.3 (1.9 to 4.2)	2.3 (1.9 to 4.2)	2.3 (1.9 to 4.2)	2.3 (1.9 to 4.2)	2.3 (1.9 to 4.2)	2.3 (1.9 to 4.2)	2.3 (1.9 to 4.2)	2.3 (1.9 to 4.2)	139
Typhoid and paratyphoid	0 (0 to 0)	0 (0 to 0)	0 (0 to 0)	0 (0 to 0)	0 (0 to 0)	0 (0 to 0)	0 (0 to 0)	0 (0 to 0)	0 (0 to 0)	0 (0 to 0)	0 (0 to 0)	0 (0 to 0)	0 (0 to 0)	0 (0 to 0)	0 (0 to 0)	0 (0 to 0)	0 (0 to 0)	0 (0 to 0)	0 (0 to 0)	0 (0 to 0)	0 (0 to 0)	0 (0 to 0)	0 (0 to 0)	0.1
Typhoid fever	0 (0 to 0)	0 (0 to 0)	0 (0 to 0)	0 (0 to 0)	0 (0 to 0)	0 (0 to 0)	0 (0 to 0)	0 (0 to 0)	0 (0 to 0)	0 (0 to 0)	0 (0 to 0)	0 (0 to 0)	0 (0 to 0)	0 (0 to 0)	0 (0 to 0)	0 (0 to 0)	0 (0 to 0)	0 (0 to 0)	0 (0 to 0)	0 (0 to 0)	0 (0 to 0)	0 (0 to 0)	0 (0 to 0)	0
Paratyphoid fever	0 (0 to 0)	0 (0 to 0)	0 (0 to 0)	0 (0 to 0)	0 (0 to 0)	0 (0 to 0)	0 (0 to 0)	0 (0 to 0)	0 (0 to 0)	0 (0 to 0)	0 (0 to 0)	0 (0 to 0)	0 (0 to 0)	0 (0 to 0)	0 (0 to 0)	0 (0 to 0)	0 (0 to 0)	0 (0 to 0)	0 (0 to 0)	0 (0 to 0)	0 (0 to 0)	0 (0 to 0)	0 (0 to 0)	0.1
Invasive Non-typhoidal Salmonella (iNTS)	0 (0 to 0)	0 (0 to 0)	0 (0 to 0)	0 (0 to 0)	0 (0 to 0)	0 (0 to 0)	0 (0 to 0)	0 (0 to 0)	0 (0 to 0)	0 (0 to 0)	0 (0 to 0)	0 (0 to 0)	0 (0 to 0)	0 (0 to 0)	0 (0 to 0)	0 (0 to 0)	0 (0 to 0)	0 (0 to 0)	0 (0 to 0)	0 (0 to 0)	0 (0 to 0)	0 (0 to 0)	0 (0 to 0)	0
Other intestinal infectious diseases	0 (0 to 0)	0 (0 to 0)	0 (0 to 0)	0 (0 to 0)	0 (0 to 0)	0 (0 to 0)	0 (0 to 0)	0 (0 to 0)	0 (0 to 0)	0 (0 to 0)	0 (0 to 0)	0 (0 to 0)	0 (0 to 0)	0 (0 to 0)	0 (0 to 0)	0 (0 to 0)	0 (0 to 0)	0 (0 to 0)	0 (0 to 0)	0 (0 to 0)	0 (0 to 0)	0 (0 to 0)	0 (0 to 0)	0.1
Neglected tropical diseases and malaria	0 (0 to 0)	0.2 (0 to 0.3)	0.7 (0.3 to 1.4)	1 (0.4 to 2.1)	0.6 (0.2 to 1.4)	0.6 (0.2 to 1.4)	0.6 (0.2 to 1.4)	1 (0.4 to 2.2)	1.2 (0.5 to 2.5)	1.5 (0.7 to 3)	1.9 (0.8 to 3.5)	2.1 (0.9 to 4.1)	2.6 (1.1 to 5.1)	3.1 (1.3 to 6.4)	3.7 (1.5 to 7.7)	4.2 (1.6 to 9.7)	4.3 (1.6 to 9.9)	4.2 (1.6 to 9)	3.8 (1.4 to 8)	2.9 (1.1 to 6.1)	1.6 (0.6 to 3.3)	0.7 (0.3 to 1.5)	40.4
Malaria	0 (0 to 0)	0 (0 to 0)	0 (0 to 0)	0 (0 to 0)	0 (0 to 0)	0 (0 to 0)	0 (0 to 0)	0 (0 to 0)	0 (0 to 0)	0 (0 to 0)	0 (0 to 0)	0 (0 to 0)	0 (0 to 0)	0 (0 to 0)	0 (0 to 0)	0 (0 to 0)	0 (0 to 0)	0 (0 to 0)	0 (0 to 0)	0 (0 to 0)	0 (0 to 0)	0 (0 to 0)	0 (0 to 0)	0
Chagas disease	0 (0 to 0)	0 (0 to 0)	0 (0 to 0)	0 (0 to 0)	0 (0 to 0)	0 (0 to 0)	0 (0 to 0)	0 (0 to 0)	0 (0 to 0)	0 (0 to 0)	0 (0 to 0)	0 (0 to 0)	0 (0 to 0)	0 (0 to 0)	0 (0 to 0)	0 (0 to 0)	0 (0 to 0)	0 (0 to 0)	0 (0 to 0)	0 (0 to 0)	0 (0 to 0)	0 (0 to 0)	0 (0 to 0)	0
Leishmaniasis	0 (0 to 0)	0 (0 to 0)	0 (0 to 0)	0 (0 to 0)	0 (0 to 0)	0 (0 to 0)	0 (0 to 0)	0 (0 to 0)	0 (0 to 0)	0 (0 to 0)	0 (0 to 0)	0 (0 to 0)	0 (0 to 0)	0 (0 to 0)	0 (0 to 0)	0 (0 to 0)	0 (0 to 0)	0 (0 to 0)	0 (0 to 0)	0 (0 to 0)	0 (0 to 0)	0 (0 to 0)	0 (0 to 0)	0
Visceral leishmaniasis	0 (0 to 0)	0 (0 to 0)	0 (0 to 0)	0 (0 to 0)	0 (0 to 0)	0 (0 to 0)	0 (0 to 0)	0 (0 to 0)	0 (0 to 0)	0 (0 to 0)	0 (0 to 0)	0 (0 to 0)	0 (0 to 0)	0 (0 to 0)	0 (0 to 0)	0 (0 to 0)	0 (0 to 0)	0 (0 to 0)	0 (0 to 0)	0 (0 to 0)	0 (0 to 0)	0 (0 to 0)	0 (0 to 0)	0
Cutaneous and mucocutaneous leishmaniasis	0 (0 to 0)	0 (0 to 0)	0 (0 to 0)	0 (0 to 0)	0 (0 to 0)	0 (0 to 0)	0 (0 to 0)	0 (0 to 0)	0 (0 to 0)	0 (0 to 0)	0 (0 to 0)	0 (0 to 0)	0 (0 to 0)	0 (0 to 0)	0 (0 to 0)	0 (0 to 0)	0 (0 to 0)	0 (0 to 0)	0 (0 to 0)	0 (0 to 0)	0 (0 to 0)	0 (0 to 0)	0 (0 to 0)	0
African trypanosomiasis	0 (0 to 0)	0 (0 to 0)	0 (0 to 0)	0 (0 to 0)	0 (0 to 0)	0 (0 to 0)	0 (0 to 0)	0 (0 to 0)	0 (0 to 0)	0 (0 to 0)	0 (0 to 0)	0 (0 to 0)	0 (0 to 0)	0 (0 to 0)	0 (0 to 0)	0 (0 to 0)	0 (0 to 0)	0 (0 to 0)	0 (0 to 0)	0 (0 to 0)	0 (0 to 0)	0 (0 to 0)	0 (0 to 0)	0
Schistosomiasis	0 (0 to 0)	0 (0 to 0)	0 (0 to 0)	0 (0 to 0)	0 (0 to 0)	0 (0 to 0)	0 (0 to 0)	0 (0 to 0)	0 (0 to 0)	0 (0 to 0)	0 (0 to 0)	0 (0 to 0)	0 (0 to 0)	0 (0 to 0)	0 (0 to 0)	0 (0 to 0)	0 (0 to 0)	0 (0 to 0)	0 (0 to 0)	0 (0 to 0)	0 (0 to 0)	0 (0 to 0)	0 (0 to 0)	0
Cysticercosis	0 (0 to 0)	0 (0 to 0)	0 (0 to 0)	0 (0 to 0)	0 (0 to 0)	0 (0 to 0)	0 (0 to 0)	0.2 (0.1 to 0.7)	0.2 (0.1 to 1.2)	0.2 (0.1 to 0.7)	0.2 (0 to 0.2)	0.2 (0.1 to 0.2)	0.2 (0.1 to 0.2)	0.2 (0.1 to 0.2)	0.2 (0.1 to 0.2)	0.2 (0.1 to 0.2)	0.2 (0.1 to 0.2)	0.2 (0.1 to 0.2)	0.2 (0.1 to 0.2)	0.2 (0.1 to 0.2)	0.2 (0.1 to 0.2)	0.2 (0.1 to 0.2)	0.2 (0.1 to 0.2)	32
Cystic echinococcosis	0 (0 to 0)	0 (0 to 0)	0 (0 to 0)	0 (0 to 0)	0 (0 to 0)	0 (0 to 0)	0 (0 to 0)	0 (0 to 0)	0 (0 to 0)	0 (0 to 0)	0 (0 to 0)	0 (0 to 0)	0 (0 to 0)	0 (0 to 0)	0 (0 to 0)	0 (0 to 0)	0 (0 to 0)	0 (0 to 0)	0 (0 to 0)	0 (0 to 0)	0 (0 to 0)	0 (0 to 0)	0 (0 to 0)	0.1
Lymphatic filariasis	0 (0 to 0)	0 (0 to 0)	0 (0 to 0)	0 (0 to 0)	0 (0 to 0)	0 (0 to 0)	0 (0 to 0)	0 (0 to 0)	0 (0 to 0)	0 (0 to 0)	0 (0 to 0)	0 (0 to 0)	0 (0 to 0)	0 (0 to 0)	0 (0 to 0)	0 (0 to 0)	0 (0 to 0)	0 (0 to 0)	0 (0 to 0)	0 (0 to 0)	0 (0 to 0)	0 (0 to 0)	0 (0 to 0)	0
Onchocerciasis	0 (0 to 0)	0 (0 to 0)	0 (0 to 0)	0 (0 to 0)	0 (0 to 0)	0 (0 to 0)	0 (0 to 0)	0 (0 to 0)	0 (0 to 0)	0 (0 to 0)	0 (0 to 0)	0 (0 to 0)	0 (0 to 0)	0 (0 to 0)	0 (0 to 0)	0 (0 to 0)	0 (0 to 0)	0 (0 to 0)	0 (0 to 0)	0 (0 to 0)	0 (0 to 0)	0 (0 to 0)	0 (0 to 0)	0
Trachoma	0 (0 to 0)	0 (0 to 0)	0 (0 to 0)	0 (0 to 0)	0 (0 to 0)	0 (0 to 0)	0 (0 to 0)	0 (0 to 0)	0 (0 to 0)	0 (0 to 0)	0 (0 to 0)	0 (0 to 0)	0 (0 to 0)	0 (0 to 0)	0 (0 to 0)	0 (0 to 0)	0 (0 to 0)	0 (0 to 0)	0 (0 to 0)	0 (0 to 0)	0 (0 to 0)	0 (0 to 0)	0 (0 to 0)	0
Dengue	0 (0 to 0)	0 (0 to 0)	0 (0 to 0)	0 (0 to 0)	0 (0 to 0)	0 (0 to 0)	0 (0 to 0)	0 (0 to 0)	0 (0 to 0)	0 (0 to 0)	0 (0 to 0)	0 (0 to 0)	0 (0 to 0)	0 (0 to 0)	0 (0 to 0)	0 (0 to 0)	0 (0 to 0)	0 (0 to 0)	0 (0 to 0)	0 (0 to 0)	0 (0 to 0)	0 (0 to 0)	0 (0 to 0)	0.1
Yellow fever	0 (0 to 0)	0 (0 to 0)	0 (0 to 0)	0 (0 to 0)	0 (0 to 0)	0 (0 to 0)	0 (0 to 0)	0 (0 to 0)	0 (0 to 0)	0 (0 to 0)	0 (0 to 0)	0 (0 to 0)	0 (0 to 0)	0 (0 to 0)	0 (0 to 0)	0 (0 to 0)	0 (0 to 0)	0 (0 to 0)	0 (0 to 0)	0 (0 to 0)	0 (0 to 0)	0 (0 to 0)	0 (0 to 0)	0
Rabies	0 (0 to 0)	0 (0 to 0)	0 (0 to 0)	0 (0 to 0)	0 (0 to 0)	0 (0 to 0)	0 (0 to 0)	0 (0 to 0)	0 (0 to 0)	0 (0 to 0)	0 (0 to 0)	0 (0 to 0)	0 (0 to 0)	0 (0 to 0)	0 (0 to 0)	0 (0 to 0)	0 (0 to 0)	0 (0 to 0)	0 (0 to 0)	0 (0 to 0)	0 (0 to 0)	0 (0 to 0)	0 (0 to 0)	0.1
Intestinal nematode infections	0 (0 to 0)	0 (0 to 0)	0 (0 to 0)	0.1 (0 to 0.1)	0.1 (0.1 to 0.2)	0.1 (0 to 0.2)	0.1 (0 to 0.2)	0.1 (0 to 0.4)	0.1 (0 to 0.4)	0.1 (0 to 0.4)	0.1 (0 to 0.3)	0.2 (0 to 0.5)	0.2 (0 to 0.5)	0.2 (0 to 0.5)	0.2 (0 to 0.5)	0.1 (0 to 0.5)	0.1 (0 to 0.5)	0.1 (0 to 0.5)	0.1 (0 to 0.5)	0.1 (0 to 0.5)	0.1 (0 to 0.5)	0.1 (0 to 0.5)	0.1 (0 to 0.5)	1.7
Ascariasis	0 (0 to 0)	0 (0 to 0)	0 (0 to 0)	0 (0 to 0)	0 (0 to 0)	0 (0 to 0)	0 (0 to 0)	0 (0 to 0)	0 (0 to 0)	0 (0 to 0)	0 (0 to 0)	0 (0 to 0)	0 (0 to 0)	0 (0 to 0)	0 (0 to 0)	0 (0 to 0)	0 (0 to 0)	0 (0 to 0)	0 (0 to 0)	0 (0 to 0)	0 (0 to 0)	0 (0 to 0)	0 (0 to 0)	0.2
Trichuriasis	0 (0 to 0)	0 (0 to 0)	0 (0 to 0)	0 (0 to 0)	0 (0 to 0)	0 (0 to 0)	0 (0 to 0)	0 (0 to 0)	0 (0 to 0)	0 (0 to 0)	0 (0 to 0)	0 (0 to 0)	0 (0 to 0)	0 (0 to 0)	0 (0 to 0)	0 (0 to 0)	0 (0 to 0)	0 (0 to 0)	0 (0 to 0)	0 (0 to 0)	0 (0 to 0)	0 (0 to 0)	0 (0 to 0)	0.4
Hookworm disease	0 (0 to 0)	0 (0 to 0)	0 (0 to 0)	0 (0 to 0)	0 (0 to 0)	0 (0 to 0)	0 (0 to 0)	0 (0 to 0)	0 (0 to 0)	0 (0 to 0)	0 (0 to 0)	0 (0 to 0)	0 (0 to 0)	0 (0 to 0)	0 (0 to 0)	0 (0 to 0)	0 (0 to 0)	0 (0 to 0)	0 (0 to 0)	0 (0 to 0)	0 (0 to 0)



Osteoarthritis other	0 (0 to 0)	0	0 (0 to 0)	0	0 (0 to 0)	0	0 (0 to 0)	0	0 (0 to 0)	0	0 (0 to 0)	0	0 (0 to 1)	0	0 (0 to 0.5)	0	0.7 (0 to 1.6)	0	1.5 (0.4 to 3.3)	0	2.4 (1.2 to 5.4)	0	4.1 (1.6 to 9.7)	0	4.6 (2.2 to 10.4)	0	4.6 (2.2 to 9.7)	0	4.2 (2.1 to 9.1)	0	3.7 (1.9 to 7.4)	0	2.8 (1.4 to 5.6)	0	1.7 (0.9 to 3.4)	0	0.8 (0.4 to 1.4)	0	0.3 (0.1 to 0.4)	0	32-1
Low back pain	0 (0 to 0)	0	0 (0 to 0)	0	0 (0 to 0)	0	1.5 (0.7 to 2.8)	0	4.7 (2.7 to 8.3)	0	13.7 (8.3 to 22.1)	0	16.8 (10.1 to 26.8)	0	23.6 (13 to 33)	0	32.2 (18.2 to 48.9)	0	40.9 (25.5 to 55.4)	0	49.3 (29.4 to 74.9)	0	59.3 (34.4 to 87.9)	0	64.1 (39.9 to 100)	0	60.1 (40.2 to 111)	0	55.4 (45 to 108)	0	50.1 (31.2 to 74.9)	0	40.3 (24.6 to 60.3)	0	29 (18 to 43.4)	0	15.2 (9.2 to 22.3)	0	5.9 (3.7 to 8.6)	0	1.6 (1.2 to 2.3)	0	658
Neck pain	0 (0 to 0)	0	0 (0 to 0)	0	0 (0 to 0)	0	0.1 (0 to 2.1)	0	0.5 (0 to 2.1)	0	1.9 (0.6 to 3.4)	0	1.8 (0.6 to 3.4)	0	3.2 (1.1 to 6.2)	0	6.1 (3.9 to 11)	0	9.6 (4.6 to 17.2)	0	14.6 (7.3 to 29.2)	0	14.6 (7.3 to 27.6)	0	15.5 (7.6 to 28)	0	14.1 (7.9 to 24.1)	0	11 (5.7 to 18.5)	0	8.6 (4.6 to 14.4)	0	6.7 (3.2 to 11.4)	0	3.8 (1.9 to 6.6)	0	1.9 (0.9 to 3.1)	0	0.8 (0.4 to 1.4)	0	0.2 (0.0 to 0.4)	0	150
Gout	0 (0 to 0)	0	0 (0 to 0)	0	0 (0 to 0)	0	0 (0 to 0)	0	0 (0 to 0)	0	0 (0 to 0)	0	0 (0 to 0.1)	0	0 (0 to 0.3)	0	0.1 (0 to 0.3)	0	0.2 (0.1 to 0.5)	0	0.3 (0.2 to 0.6)	0	0.3 (0.2 to 1.1)	0	0.4 (0.1 to 1.4)	0	0.5 (0.3 to 1.6)	0	0.4 (0.3 to 1.7)	0	0.3 (0.2 to 1.2)	0	0.3 (0.2 to 1.1)	0	0.2 (0.2 to 0.6)	0	0.1 (0.1 to 0.3)	0	0.1 (0.0 to 0.1)	0	0.1 (0.0 to 0.1)	0	9.2
Other musculoskeletal disorders	0 (0 to 0)	0	0 (0 to 0)	0	0 (0 to 0)	0	0.1 (0.1 to 0.1)	0	0.3 (0.1 to 0.7)	0	2.2 (1.7 to 3.2)	0	8 (5 to 12)	0	16.9 (10.4 to 25.6)	0	27.2 (17.2 to 41.4)	0	34.7 (22.1 to 57.4)	0	39.4 (24.3 to 59.9)	0	49.9 (28.4 to 68.2)	0	53.7 (34.7 to 80.6)	0	52.7 (32.6 to 80)	0	41.3 (24.8 to 62.2)	0	31.2 (17.6 to 50.2)	0	20.9 (12.4 to 31.9)	0	8.9 (5.5 to 12.6)	0	3.5 (1.9 to 5.3)	0	1.2 (0.6 to 2.3)	0	452
Other non-communicable diseases	13.9 (8.9 to 22.5)	0	8.9 (5.5 to 14.2)	0	16.2 (10.9 to 23.4)	0	21.6 (16.7 to 27.6)	0	12.1 (8.5 to 16.4)	0	12.6 (8.5 to 16.4)	0	18.9 (14.2 to 25.7)	0	26.6 (19.6 to 37.8)	0	49.5 (38.6 to 57.4)	0	57.5 (40.5 to 81.9)	0	73.9 (52.5 to 105)	0	81.1 (54.4 to 110)	0	89.6 (62.5 to 132)	0	99.2 (74.4 to 139)	0	100 (71.7 to 138)	0	86.2 (64.5 to 122)	0	69.6 (52 to 107)	0	48.5 (31.1 to 68.7)	0	32.6 (20.5 to 46.9)	0	23.5 (16.5 to 31.9)	0	16.2 (12.8 to 19.9)	0	4.2 (4.6 to 7.8)	0	1,100
Congenital birth defects	13.3 (8.1 to 22.8)	0	9.2 (4.2 to 11.3)	0	11.8 (5.8 to 15.8)	0	4.9 (3.6 to 6.1)	0	4.1 (2.1 to 5.2)	0	4.4 (2.4 to 5.5)	0	3.7 (2.3 to 4.7)	0	3.4 (2.1 to 4.7)	0	2.7 (1.4 to 4.3)	0	4 (2 to 5.1)	0	3.9 (2 to 5)	0	4.1 (2.1 to 5.2)	0	4.2 (2.2 to 5.4)	0	4.2 (2.3 to 5.3)	0	3.2 (1.7 to 3)	0	1 (0.7 to 1.5)	0	0.7 (0.5 to 1)	0	0.4 (0.3 to 0.6)	0	0.2 (0.1 to 0.3)	0	0.1 (0 to 0.1)	0	0 (0 to 0)	0	92-6
Neural tube defects	1.9 (0.9 to 3.8)	0	0.3 (0.1 to 0.7)	0	0.3 (0.1 to 0.5)	0	0.7 (0.3 to 1.6)	0	0.2 (0.2 to 0.4)	0	0.4 (0.2 to 0.6)	0	0.3 (0.2 to 0.4)	0	0.2 (0.2 to 0.3)	0	0.2 (0.2 to 0.3)	0	0.2 (0.1 to 0.3)	0	0.2 (0 to 0.3)	0	0.2 (0.1 to 0.3)	0	0.2 (0.1 to 0.3)	0	0.1 (0.1 to 0.2)	0	0.1 (0 to 0.1)	0	0.1 (0 to 0.1)	0	0.1 (0 to 0.1)	0	0.1 (0 to 0.1)	0	0 (0 to 0)	0	0 (0 to 0)	0	0 (0 to 0)	0	0 (0 to 0)	0	5.8
Congenital heart anomalies	4.9 (2.4 to 9.3)	0	3.3 (1.8 to 5.4)	0	3.9 (2 to 7)	0	5.1 (3.3 to 7.5)	0	1.4 (1 to 1.9)	0	0.9 (0.4 to 1.4)	0	1.1 (0.7 to 1.5)	0	0.8 (0.5 to 1.1)	0	0.6 (0.4 to 1.1)	0	0.6 (0.4 to 1.2)	0	0.9 (0.4 to 1.8)	0	0.8 (0.4 to 1.1)	0	0.8 (0.4 to 1.1)	0	0.6 (0.4 to 0.9)	0	0.6 (0.4 to 0.9)	0	0.5 (0.3 to 0.7)	0	0.4 (0.2 to 0.6)	0	0.3 (0.2 to 0.5)	0	0.1 (0.1 to 0.1)	0	0.1 (0 to 0.1)	0	0 (0 to 0)	0	0 (0 to 0)	0	28-2
Orofacial clefts	0 (0 to 0)	0	0 (0 to 0)	0	0.1 (0 to 0.2)	0	0.1 (0 to 0.2)	0	0.1 (0 to 0.2)	0	0.4 (0.2 to 0.5)	0	0.4 (0.2 to 0.5)	0	0.3 (0.2 to 0.5)	0	0.2 (0 to 0.3)	0	0.1 (0 to 0.2)	0	0.1 (0 to 0.2)	0	0.1 (0 to 0.2)	0	0.1 (0 to 0.2)	0	0.1 (0 to 0.2)	0	0.1 (0 to 0.2)	0	0.1 (0 to 0.2)	0	0.1 (0 to 0.2)	0	0.1 (0 to 0.1)	0	0.1 (0 to 0.1)	0	0 (0 to 0)	0	0 (0 to 0)	0	0 (0 to 0)	0	1.6
Down syndrome	0.3 (0.1 to 0.5)	0	0.2 (0 to 0.4)	0	0.6 (0.3 to 1.1)	0	1.1 (0.7 to 1.6)	0	0.3 (0.2 to 0.4)	0	0.3 (0.2 to 0.5)	0	0.4 (0.2 to 0.6)	0	0.3 (0.2 to 0.4)	0	0.3 (0.2 to 0.5)	0	0.5 (0.3 to 0.7)	0	0.6 (0.4 to 0.9)	0	0.7 (0.4 to 1.3)	0	0.9 (0.5 to 1.5)	0	1.1 (0.6 to 1.9)	0	0.9 (0.5 to 1.6)	0	0.6 (0.3 to 1.2)	0	0.4 (0.2 to 0.8)	0	0.3 (0.1 to 0.5)	0	0.2 (0.1 to 0.4)	0	0.1 (0.0 to 0.2)	0	0 (0 to 0)	0	0 (0 to 0)	0	8.6
Turner syndrome	0 (0 to 0)	0	0 (0 to 0)	0	0 (0 to 0)	0	0 (0 to 0)	0	0 (0 to 0)	0	0 (0 to 0)	0

S8 Table 2c: Cook Islands DALYS by cause and age group for both sexes with 95% uncertainty intervals. 2019

Cause	Early Neonatal	Late Neonatal	Post Neonatal	1 to 4	5 to 9	10 to 14	15 to 19	20 to 24	25 to 29	30 to 34	35 to 39	40 to 44	45 to 49	50 to 54	55 to 59	60 to 64	65 to 69	70 to 74	75 to 79	80 to 84	85 to 89	90 to 94	95 plus	Total
All causes	1 (1 to 1)	1 (1 to 1)	1 (1 to 1)	1 (1 to 1)	1 (1 to 1)	1 (1 to 1)	1 (1 to 1)	1 (1 to 1)	1 (1 to 1)	1 (1 to 1)	1 (1 to 1)	1 (1 to 1)	1 (1 to 1)	1 (1 to 1)	1 (1 to 1)	1 (1 to 1)	1 (1 to 1)	1 (1 to 1)	1 (1 to 1)	1 (1 to 1)	1 (1 to 1)	1 (1 to 1)	1 (1 to 1)	5,840
Communicable, maternal, neonatal, and nutritional diseases	152 (129 to 184)	69 (57 to 83)	27 (20 to 36)	27 (20 to 37)	5 (3 to 7)	3 (2 to 5)	4 (3 to 6)	5 (3 to 7)	6 (4 to 8)	7 (5 to 9)	8 (6 to 11)	10 (7 to 13)	12 (9 to 16)	15 (11 to 20)	19 (14 to 25)	25 (19 to 33)	34 (26 to 45)	47 (36 to 62)	67 (51 to 88)	94 (72 to 124)	134 (102 to 176)	191 (144 to 251)	514
HIV/AIDS and sexually transmitted infections	8 (1 to 17)	3 (1 to 7)	4 (1 to 9)	1 (0 to 3)	0 (0 to 1)	0 (0 to 1)	0 (0 to 1)	0 (0 to 1)	0 (0 to 1)	0 (0 to 1)	0 (0 to 1)	0 (0 to 1)	0 (0 to 1)	0 (0 to 1)	0 (0 to 1)	0 (0 to 1)	0 (0 to 1)	0 (0 to 1)	0 (0 to 1)	0 (0 to 1)	0 (0 to 1)	0 (0 to 1)	0 (0 to 1)	0
HIV/AIDS	8 (1 to 17)	3 (1 to 7)	4 (1 to 9)	1 (0 to 3)	0 (0 to 1)	0 (0 to 1)	0 (0 to 1)	0 (0 to 1)	0 (0 to 1)	0 (0 to 1)	0 (0 to 1)	0 (0 to 1)	0 (0 to 1)	0 (0 to 1)	0 (0 to 1)	0 (0 to 1)	0 (0 to 1)	0 (0 to 1)	0 (0 to 1)	0 (0 to 1)	0 (0 to 1)	0 (0 to 1)	0 (0 to 1)	0
HIV/AIDS - Drug-susceptible Tuberculosis	0 (0 to 0)	0 (0 to 0)	0 (0 to 0)	0 (0 to 0)	0 (0 to 0)	0 (0 to 0)	0 (0 to 0)	0 (0 to 0)	0 (0 to 0)	0 (0 to 0)	0 (0 to 0)	0 (0 to 0)	0 (0 to 0)	0 (0 to 0)	0 (0 to 0)	0 (0 to 0)	0 (0 to 0)	0 (0 to 0)	0 (0 to 0)	0 (0 to 0)	0 (0 to 0)	0 (0 to 0)	0 (0 to 0)	0
HIV/AIDS - Multidrug-resistant Tuberculosis without extensive dr...	0 (0 to 0)	0 (0 to 0)	0 (0 to 0)	0 (0 to 0)	0 (0 to 0)	0 (0 to 0)	0 (0 to 0)	0 (0 to 0)	0 (0 to 0)	0 (0 to 0)	0 (0 to 0)	0 (0 to 0)	0 (0 to 0)	0 (0 to 0)	0 (0 to 0)	0 (0 to 0)	0 (0 to 0)	0 (0 to 0)	0 (0 to 0)	0 (0 to 0)	0 (0 to 0)	0 (0 to 0)	0 (0 to 0)	0
HIV/AIDS - Extensively drug-resistant Tuberculosis	0 (0 to 0)	0 (0 to 0)	0 (0 to 0)	0 (0 to 0)	0 (0 to 0)	0 (0 to 0)	0 (0 to 0)	0 (0 to 0)	0 (0 to 0)	0 (0 to 0)	0 (0 to 0)	0 (0 to 0)	0 (0 to 0)	0 (0 to 0)	0 (0 to 0)	0 (0 to 0)	0 (0 to 0)	0 (0 to 0)	0 (0 to 0)	0 (0 to 0)	0 (0 to 0)	0 (0 to 0)	0 (0 to 0)	0
HIV/AIDS resulting in other diseases	0 (0 to 0)	0 (0 to 0)	0 (0 to 0)	0 (0 to 0)	0 (0 to 0)	0 (0 to 0)	0 (0 to 0)	0 (0 to 0)	0 (0 to 0)	0 (0 to 0)	0 (0 to 0)	0 (0 to 0)	0 (0 to 0)	0 (0 to 0)	0 (0 to 0)	0 (0 to 0)	0 (0 to 0)	0 (0 to 0)	0 (0 to 0)	0 (0 to 0)	0 (0 to 0)	0 (0 to 0)	0 (0 to 0)	0
Sexually transmitted infections excluding HIV	8 (1 to 17)	3 (1 to 7)	4 (1 to 9)	1 (0 to 3)	0 (0 to 1)	0 (0 to 1)	0 (0 to 1)	0 (0 to 1)	0 (0 to 1)	0 (0 to 1)	0 (0 to 1)	0 (0 to 1)	0 (0 to 1)	0 (0 to 1)	0 (0 to 1)	0 (0 to 1)	0 (0 to 1)	0 (0 to 1)	0 (0 to 1)	0 (0 to 1)	0 (0 to 1)	0 (0 to 1)	0 (0 to 1)	0
Syphilis	8 (1 to 17)	3 (1 to 7)	4 (1 to 9)	1 (0 to 3)	0 (0 to 1)	0 (0 to 1)	0 (0 to 1)	0 (0 to 1)	0 (0 to 1)	0 (0 to 1)	0 (0 to 1)	0 (0 to 1)	0 (0 to 1)	0 (0 to 1)	0 (0 to 1)	0 (0 to 1)	0 (0 to 1)	0 (0 to 1)	0 (0 to 1)	0 (0 to 1)	0 (0 to 1)	0 (0 to 1)	0 (0 to 1)	0
Chlamydial infection	0 (0 to 0)	0 (0 to 0)	0 (0 to 0)	0 (0 to 0)	0 (0 to 0)	0 (0 to 0)	0 (0 to 0)	0 (0 to 0)	0 (0 to 0)	0 (0 to 0)	0 (0 to 0)	0 (0 to 0)	0 (0 to 0)	0 (0 to 0)	0 (0 to 0)	0 (0 to 0)	0 (0 to 0)	0 (0 to 0)	0 (0 to 0)	0 (0 to 0)	0 (0 to 0)	0 (0 to 0)	0 (0 to 0)	0
Gonococcal infection	0 (0 to 0)	0 (0 to 0)	0 (0 to 0)	0 (0 to 0)	0 (0 to 0)	0 (0 to 0)	0 (0 to 0)	0 (0 to 0)	0 (0 to 0)	0 (0 to 0)	0 (0 to 0)	0 (0 to 0)	0 (0 to 0)	0 (0 to 0)	0 (0 to 0)	0 (0 to 0)	0 (0 to 0)	0 (0 to 0)	0 (0 to 0)	0 (0 to 0)	0 (0 to 0)	0 (0 to 0)	0 (0 to 0)	0
Trichomoniasis	0 (0 to 0)	0 (0 to 0)	0 (0 to 0)	0 (0 to 0)	0 (0 to 0)	0 (0 to 0)	0 (0 to 0)	0 (0 to 0)	0 (0 to 0)	0 (0 to 0)	0 (0 to 0)	0 (0 to 0)	0 (0 to 0)	0 (0 to 0)	0 (0 to 0)	0 (0 to 0)	0 (0 to 0)	0 (0 to 0)	0 (0 to 0)	0 (0 to 0)	0 (0 to 0)	0 (0 to 0)	0 (0 to 0)	0
Genital herpes	0 (0 to 0)	0 (0 to 0)	0 (0 to 0)	0 (0 to 0)	0 (0 to 0)	0 (0 to 0)	0 (0 to 0)	0 (0 to 0)	0 (0 to 0)	0 (0 to 0)	0 (0 to 0)	0 (0 to 0)	0 (0 to 0)	0 (0 to 0)	0 (0 to 0)	0 (0 to 0)	0 (0 to 0)	0 (0 to 0)	0 (0 to 0)	0 (0 to 0)	0 (0 to 0)	0 (0 to 0)	0 (0 to 0)	0
Other sexually transmitted infections	0 (0 to 0)	0 (0 to 0)	0 (0 to 0)	0 (0 to 0)	0 (0 to 0)	0 (0 to 0)	0 (0 to 0)	0 (0 to 0)	0 (0 to 0)	0 (0 to 0)	0 (0 to 0)	0 (0 to 0)	0 (0 to 0)	0 (0 to 0)	0 (0 to 0)	0 (0 to 0)	0 (0 to 0)	0 (0 to 0)	0 (0 to 0)	0 (0 to 0)	0 (0 to 0)	0 (0 to 0)	0 (0 to 0)	0
Respiratory infections and tuberculosis	62 (49 to 79)	29 (22 to 38)	14 (9 to 20)	12 (8 to 17)	2 (2 to 3)	2 (1 to 2)	2 (1 to 3)	2 (1 to 3)	2 (1 to 3)	2 (1 to 3)	2 (1 to 3)	3 (2 to 4)	3 (2 to 4)	4 (3 to 5)	5 (4 to 6)	6 (5 to 8)	8 (6 to 10)	11 (8 to 14)	15 (11 to 19)	20 (15 to 26)	28 (21 to 36)	38 (28 to 49)	49 (36 to 63)	225
Tuberculosis	0 (0 to 0)	0 (0 to 0)	0 (0 to 0)	0 (0 to 0)	0 (0 to 0)	0 (0 to 0)	0 (0 to 0)	0 (0 to 0)	0 (0 to 0)	0 (0 to 0)	0 (0 to 0)	0 (0 to 0)	0 (0 to 0)	0 (0 to 0)	0 (0 to 0)	0 (0 to 0)	0 (0 to 0)	0 (0 to 0)	0 (0 to 0)	0 (0 to 0)	0 (0 to 0)	0 (0 to 0)	0 (0 to 0)	0
Latent tuberculosis infection	0 (0 to 0)	0 (0 to 0)	0 (0 to 0)	0 (0 to 0)	0 (0 to 0)	0 (0 to 0)	0 (0 to 0)	0 (0 to 0)	0 (0 to 0)	0 (0 to 0)	0 (0 to 0)	0 (0 to 0)	0 (0 to 0)	0 (0 to 0)	0 (0 to 0)	0 (0 to 0)	0 (0 to 0)	0 (0 to 0)	0 (0 to 0)	0 (0 to 0)	0 (0 to 0)	0 (0 to 0)	0 (0 to 0)	0
Drug-susceptible tuberculosis	0 (0 to 0)	0 (0 to 0)	0 (0 to 0)	0 (0 to 0)	0 (0 to 0)	0 (0 to 0)	0 (0 to 0)	0 (0 to 0)	0 (0 to 0)	0 (0 to 0)	0 (0 to 0)	0 (0 to 0)	0 (0 to 0)	0 (0 to 0)	0 (0 to 0)	0 (0 to 0)	0 (0 to 0)	0 (0 to 0)	0 (0 to 0)	0 (0 to 0)	0 (0 to 0)	0 (0 to 0)	0 (0 to 0)	0
Multidrug-resistant tuberculosis without extensive drug-resistance	0 (0 to 0)	0 (0 to 0)	0 (0 to 0)	0 (0 to 0)	0 (0 to 0)	0 (0 to 0)	0 (0 to 0)	0 (0 to 0)	0 (0 to 0)	0 (0 to 0)	0 (0 to 0)	0 (0 to 0)	0 (0 to 0)	0 (0 to 0)	0 (0 to 0)	0 (0 to 0)	0 (0 to 0)	0 (0 to 0)	0 (0 to 0)	0 (0 to 0)	0 (0 to 0)	0 (0 to 0)	0 (0 to 0)	0
Extensively drug-resistant tuberculosis	0 (0 to 0)	0 (0 to 0)	0 (0 to 0)	0 (0 to 0)	0 (0 to 0)	0 (0 to 0)	0 (0 to 0)	0 (0 to 0)	0 (0 to 0)	0 (0 to 0)	0 (0 to 0)	0 (0 to 0)	0 (0 to 0)	0 (0 to 0)	0 (0 to 0)	0 (0 to 0)	0 (0 to 0)	0 (0 to 0)	0 (0 to 0)	0 (0 to 0)	0 (0 to 0)	0 (0 to 0)	0 (0 to 0)	0
Lower respiratory infections	0 (0 to 0)	0 (0 to 0)	0 (0 to 0)	0 (0 to 0)	0 (0 to 0)	0 (0 to 0)	0 (0 to 0)	0 (0 to 0)	0 (0 to 0)	0 (0 to 0)	0 (0 to 0)	0 (0 to 0)	0 (0 to 0)	0 (0 to 0)	0 (0 to 0)	0 (0 to 0)	0 (0 to 0)	0 (0 to 0)	0 (0 to 0)	0 (0 to 0)	0 (0 to 0)	0 (0 to 0)	0 (0 to 0)	0
Upper respiratory infections	0 (0 to 0)	0 (0 to 0)	0 (0 to 0)	0 (0 to 0)	0 (0 to 0)	0 (0 to 0)	0 (0 to 0)	0 (0 to 0)	0 (0 to 0)	0 (0 to 0)	0 (0 to 0)	0 (0 to 0)	0 (0 to 0)	0 (0 to 0)	0 (0 to 0)	0 (0 to 0)	0 (0 to 0)	0 (0 to 0)	0 (0 to 0)	0 (0 to 0)	0 (0 to 0)	0 (0 to 0)	0 (0 to 0)	0
Otitis media	0 (0 to 0)	0 (0 to 0)	0 (0 to 0)	0 (0 to 0)	0 (0 to 0)	0 (0 to 0)	0 (0 to 0)	0 (0 to 0)	0 (0 to 0)	0 (0 to 0)	0 (0 to 0)	0 (0 to 0)	0 (0 to 0)	0 (0 to 0)	0 (0 to 0)	0 (0 to 0)	0 (0 to 0)	0 (0 to 0)	0 (0 to 0)	0 (0 to 0)	0 (0 to 0)	0 (0 to 0)	0 (0 to 0)	0
Enteric infections	1 (0 to 1)	1 (0 to 1)	1 (0 to 2)	1 (0 to 2)	0 (0 to 0)	0 (0 to 0)	0 (0 to 0)	0 (0 to 0)	0 (0 to 0)	0 (0 to 0)	0 (0 to 0)	0 (0 to 0)	0 (0 to 0)	0 (0 to 0)	0 (0 to 0)	0 (0 to 0)	0 (0 to 0)	0 (0 to 0)	0 (0 to 0)	0 (0 to 0)	0 (0 to 0)	0 (0 to 0)	0 (0 to 0)	0
Diarrheal diseases	1 (0 to 1)	1 (0 to 1)	1 (0 to 2)	1 (0 to 2)	0 (0 to 0)	0 (0 to 0)	0 (0 to 0)	0 (0 to 0)	0 (0 to 0)	0 (0 to 0)	0 (0 to 0)	0 (0 to 0)	0 (0 to 0)	0 (0 to 0)	0 (0 to 0)	0 (0 to 0)	0 (0 to 0)	0 (0 to 0)	0 (0 to 0)	0 (0 to 0)	0 (0 to 0)	0 (0 to 0)	0 (0 to 0)	0
Typhoid and paratyphoid	0 (0 to 0)	0 (0 to 0)	0 (0 to 0)	0 (0 to 0)	0 (0 to 0)	0 (0 to 0)	0 (0 to 0)	0 (0 to 0)	0 (0 to 0)	0 (0 to 0)	0 (0 to 0)	0 (0 to 0)	0 (0 to 0)	0 (0 to 0)	0 (0 to 0)	0 (0 to 0)	0 (0 to 0)	0 (0 to 0)	0 (0 to 0)	0 (0 to 0)	0 (0 to 0)	0 (0 to 0)	0 (0 to 0)	0
Typhoid fever	0 (0 to 0)	0 (0 to 0)	0 (0 to 0)	0 (0 to 0)	0 (0 to 0)	0 (0 to 0)	0 (0 to 0)	0 (0 to 0)	0 (0 to 0)	0 (0 to 0)	0 (0 to 0)	0 (0 to 0)	0 (0 to 0)	0 (0 to 0)	0 (0 to 0)	0 (0 to 0)	0 (0 to 0)	0 (0 to 0)	0 (0 to 0)	0 (0 to 0)	0 (0 to 0)	0 (0 to 0)	0 (0 to 0)	0
Paratyphoid fever	0 (0 to 0)	0 (0 to 0)	0 (0 to 0)	0 (0 to 0)	0 (0 to 0)	0 (0 to 0)	0 (0 to 0)	0 (0 to 0)	0 (0 to 0)	0 (0 to 0)	0 (0 to 0)	0 (0 to 0)	0 (0 to 0)	0 (0 to 0)	0 (0 to 0)	0 (0 to 0)	0 (0 to 0)	0 (0 to 0)	0 (0 to 0)	0 (0 to 0)	0 (0 to 0)	0 (0 to 0)	0 (0 to 0)	0
Invasive Non-typhoidal Salmonella (iNTS)	0 (0 to 0)	0 (0 to 0)	0 (0 to 0)	0 (0 to 0)	0 (0 to 0)	0 (0 to 0)	0 (0 to 0)	0 (0 to 0)	0 (0 to 0)	0 (0 to 0)	0 (0 to 0)	0 (0 to 0)	0 (0 to 0)	0 (0 to 0)	0 (0 to 0)	0 (0 to 0)	0 (0 to 0)	0 (0 to 0)	0 (0 to 0)	0 (0 to 0)	0 (0 to 0)	0 (0 to 0)	0 (0 to 0)	0
Other intestinal infectious diseases	0 (0 to 0)	0 (0 to 0)	0 (0 to 0)	0 (0 to 0)	0 (0 to 0)	0 (0 to 0)	0 (0 to 0)	0 (0 to 0)	0 (0 to 0)	0 (0 to 0)	0 (0 to 0)	0 (0 to 0)	0 (0 to 0)	0 (0 to 0)	0 (0 to 0)	0 (0 to 0)	0 (0 to 0)	0 (0 to 0)	0 (0 to 0)	0 (0 to 0)	0 (0 to 0)	0 (0 to 0)	0 (0 to 0)	0
Neglected tropical diseases and malaria	0 (0 to 0)	0 (0 to 0)	0 (0 to 0)	1 (0 to 2)	0 (0 to 0)	0 (0 to 0)	0 (0 to 0)	0 (0 to 0)	0 (0 to 0)	0 (0 to 0)	0 (0 to 0)	0 (0 to 0)	0 (0 to 0)	0 (0 to 0)	0 (0 to 0)	0 (0 to 0)	0 (0 to 0)	0 (0 to 0)	0 (0 to 0)	0 (0 to 0)	0 (0 to 0)	0 (0 to 0)	0 (0 to 0)	0
Malaria	0 (0 to 0)	0 (0 to 0)	0 (0 to 0)	0 (0 to 0)	0 (0 to 0)	0 (0 to 0)	0 (0 to 0)	0 (0 to 0)	0 (0 to 0)	0 (0 to 0)	0 (0 to 0)	0 (0 to 0)	0 (0 to 0)	0 (0 to 0)	0 (0 to 0)	0 (0 to 0)	0 (0 to 0)	0 (0 to 0)	0 (0 to 0)	0 (0 to 0)	0 (0 to 0)	0 (0 to 0)	0 (0 to 0)	0
Chagas disease	0 (0 to 0)	0 (0 to 0)	0 (0 to 0)	0 (0 to 0)	0 (0 to 0)	0 (0 to 0)	0 (0 to 0)	0 (0 to 0)	0 (0 to 0)	0 (0 to 0)	0 (0 to 0)	0 (0 to 0)	0 (0 to 0)	0 (0 to 0)	0 (0 to 0)	0 (0 to 0)	0 (0 to 0)	0 (0 to 0)	0 (0 to 0)	0 (0 to 0)	0 (0 to 0)	0 (0 to 0)	0 (0 to 0)	0
Leishmaniasis	0 (0 to 0)	0 (0 to 0)	0 (0 to 0)	0 (0 to 0)	0 (0 to 0)	0 (0 to 0)	0 (0 to 0)	0 (0 to 0)	0 (0 to 0)	0 (0 to 0)	0 (0 to 0)	0 (0 to 0)	0 (0 to 0)	0 (0 to 0)	0 (0 to 0)	0 (0 to 0)	0 (0 to 0)	0 (0 to 0)	0 (0 to 0)	0 (0 to 0)	0 (0 to 0)	0 (0 to 0)	0 (0 to 0)	0
Visceral leishmaniasis	0 (0 to 0)	0 (0 to 0)	0 (0 to 0)	0 (0 to 0)	0 (0 to 0)	0 (0 to 0)	0 (0 to 0)	0 (0 to 0)	0 (0 to 0)	0 (0 to 0)	0 (0 to 0)	0 (0 to 0)	0 (0 to 0)	0 (0 to 0)	0 (0 to 0)	0 (0 to 0)	0 (0 to 0)	0 (0 to 0)	0 (0 to 0)	0 (0 to 0)	0 (0 to 0)	0 (0 to 0)	0 (0 to 0)	0
Cutaneous and mucocutaneous leishmaniasis	0 (0 to 0)	0 (0 to 0)	0 (0 to 0)	0 (0 to 0)	0 (0 to 0)	0 (0 to 0)	0 (0 to 0)	0 (0 to 0)	0 (0 to 0)	0 (0 to 0)	0 (0 to 0)	0 (0 to 0)	0 (0 to 0)	0 (0 to 0)	0 (0 to 0)	0 (0 to 0)	0 (0 to 0)	0 (0 to 0)	0 (0 to 0)	0 (0 to 0)	0 (0 to 0)	0 (0 to 0)	0 (0 to 0)	0
African trypanosomiasis	0 (0 to 0)	0 (0 to 0)	0 (0 to 0)	0 (0 to 0)	0 (0 to 0)	0 (0 to 0)	0 (0 to 0)	0 (0 to 0)	0 (0 to 0)	0 (0 to 0)	0 (0 to 0)	0 (0 to 0)	0 (0 to 0)	0 (0 to 0)	0 (0 to 0)	0 (0 to 0)	0 (0 to 0)	0 (0 to 0)	0 (0 to 0)	0 (0 to 0)	0 (0 to 0)	0 (0 to 0)	0 (0 to 0)	0
Schistosomiasis	0 (0 to 0)	0 (0 to 0)	0 (0 to 0)	0 (0 to 0)	0 (0 to 0)	0 (0 to 0)	0 (0 to 0)	0 (0 to 0)	0 (0 to 0)	0 (0 to 0)	0 (0 to 0)	0 (0 to 0)	0 (0 to 0)	0 (0 to 0)	0 (0 to 0)	0 (0 to 0)	0 (0 to 0)	0 (0 to 0)	0 (0 to 0)	0 (0 to 0)	0 (0 to 0)	0 (0 to 0)	0 (0 to 0)	0
Cysticercosis	0 (0 to 0)	0 (0 to 0)	0 (0 to 0)	0 (0 to 0)	0 (0 to 0)	0 (0 to 0)	0 (0 to 0)	0 (0 to 0)	0 (0 to 0)	0 (0 to 0)	0 (0 to 0)	0 (0 to 0)	0 (0 to 0)	0 (0 to 0)	0 (0 to 0)	0 (0 to 0)	0 (0 to 0)	0 (0 to 0)	0 (0 to 0)	0 (0 to 0)	0 (0 to 0)	0 (0 to 0)	0 (0 to 0)	0
Cystic echinococcosis	0 (0 to 0)	0 (0 to 0)	0 (0 to 0)	0 (0 to 0)	0 (0 to 0)	0 (0 to 0)	0 (0 to 0)	0 (0 to 0)	0 (0 to 0)	0 (0 to 0)	0 (0 to 0)	0 (0 to 0)	0 (0 to 0)	0 (0 to 0)	0 (0 to 0)	0 (0 to 0)	0 (0 to 0)	0 (0 to 0)	0 (0 to 0)	0 (0 to 0)	0 (0 to 0)	0 (0 to 0)	0 (0 to 0)	0
Lymphatic filariasis	0 (0 to 0)	0 (0 to 0)	0 (0 to 0)	0 (0 to 0)	0 (0 to 0)	0 (0 to 0)	0 (0 to 0)	0 (0 to 0)	0 (0 to 0)	0 (0 to 0)	0 (0 to 0)	0 (0 to 0)	0 (0 to 0)	0 (0 to 0)	0 (0 to 0)	0 (0 to 0)	0 (0 to 0)	0 (0 to 0)	0 (0 to 0)	0 (0 to 0)	0 (0 to 0)	0 (0 to 0)	0 (0 to 0)	0
Onchocerciasis	0 (0 to 0)	0 (0 to 0)	0 (0 to 0)	0 (0 to 0)	0 (0 to 0)	0 (0 to 0)	0 (0 to 0)	0 (0 to 0)	0 (0 to 0)	0 (0 to 0)	0 (0 to 0)	0 (0 to 0)	0 (0 to 0)	0 (0 to 0)	0 (0 to 0)	0 (0 to 0)	0 (0 to 0)	0 (0 to 0)	0 (0 to 0)	0 (0 to 0)	0 (0 to 0)	0 (0 to 0)	0 (0 to 0)	0
Trachoma	0 (0 to 0)	0 (0 to 0)	0 (0 to 0)	0 (0 to 0)	0 (0 to 0)	0 (0 to 0)	0 (0 to 0)	0 (0 to 0)	0 (0 to 0)	0 (0 to 0)	0 (0 to 0)	0 (0 to 0)	0 (0 to 0)	0 (0 to 0)	0 (0 to 0)	0 (0 to 0)	0 (0 to 0)	0 (0 to 0)	0 (0 to 0)	0 (0 to 0)	0 (0 to 0)	0 (0 to 0)	0 (0 to 0)	0
Dengue	0 (0 to 0)	0 (0 to 0)	0 (0 to 0)	0 (0 to 1)	0 (0 to 1)	0 (0 to 1)	0 (0 to 1)	0 (0 to 1)	0 (0 to 1)	0 (0 to 1)	0 (0 to 1)	0 (0 to 1)	0 (0 to 1)	0 (0 to 1)	0 (0 to 1)	0 (0 to 1)	0 (0 to 1)	0 (0 to 1)	0 (0 to 1)	0 (0 to 1)	0 (0 to 1)	0 (0 to 1)	0 (0 to 1)	0
Yellow fever	0 (0 to 0)	0 (0 to 0)	0 (0 to 0)	0 (0 to 0)	0 (0 to 0)	0 (0 to 0)	0 (0 to 0)	0 (0 to 0)	0 (0 to 0)	0 (0 to 0)	0 (0 to 0)	0 (0 to 0)	0 (0 to 0)	0 (0 to 0)	0 (0 to 0)	0 (0 to 0)	0 (0 to 0)	0 (0 to 0)	0 (0 to 0)	0 (0 to 0)	0 (0 to 0)	0 (0 to 0)	0 (0 to 0)	0
Rabies	0 (0 to 0)	0 (0 to 0)	0 (0 to 0)	0 (0 to 0)	0 (0 to 0)	0 (0 to 0)	0 (0 to 0)	0 (0 to 0)	0 (0 to 0)	0 (0 to 0)	0 (0 to 0)	0 (0 to 0)	0 (0 to 0)	0 (0 to 0)	0 (0 to 0)	0 (0 to 0)	0 (0 to 0)	0 (0 to 0)	0 (0 to 0)	0 (0 to 0)	0 (0 to 0)	0 (0 to 0)	0 (0 to 0)	0
Intestinal nematode infections	0 (0 to 0)	0 (0 to 0)	0 (0 to 0)	0 (0 to 0)	0 (0 to 0)	0 (0 to 0)	0 (0 to 0)	0 (0 to 0)	0 (0 to 0)	0 (0 to 0)	0 (0 to 0)	0 (0 to 0)	0 (0 to 0)	0 (0 to 0)	0 (0 to 0)	0 (0 to 0)	0 (0 to 0)	0 (0 to 0)	0 (0 to 0)	0 (0 to 0)	0 (0 to 0)	0 (0 to 0)	0 (0 to 0)	0
Ascariasis	0 (0 to 0)	0 (0 to 0)	0 (0 to 0)	0 (0 to 0)	0 (0 to 0)	0 (0 to 0)	0 (0 to 0)	0 (0 to 0)	0 (0 to 0)	0 (0 to 0)	0 (0 to 0)	0 (0 to 0)	0 (0 to 0)	0 (0 to 0)	0 (0 to 0)	0 (0 to 0)	0 (0 to 0)	0 (0 to 0)	0 (0 to 0)	0 (0 to 0)	0 (0 to 0)	0 (0 to 0)	0 (0 to 0)	0
Trichuriasis	0 (0 to 0)	0 (0 to 0)	0 (0 to 0)	0 (0 to 0)	0 (0 to 0)	0 (0 to 0)	0 (0 to 0)	0 (0 to 0)	0 (0 to 0)	0 (0 to 0)	0 (0 to 0)	0 (0 to 0)	0 (0 to 0)	0 (0 to 0)	0 (0 to 0)	0 (0 to 0)	0 (0 to 0)	0 (0 to 0)	0 (0 to 0)	0 (0 to 0)	0 (0 to 0)	0 (0 to 0)	0 (0 to 0)	0
Hookworm disease	0 (0 to 0)	0 (0 to 0)	0 (0 to 0)	0 (0 to 0)	0 (0 to 0)	0 (0 to 0)	0 (0 to 0)	0 (0 to 0)	0 (0 to 0)	0 (0 to 0)	0 (0 to 0)	0 (0 to 0)	0 (0 to 0)	0 (0 to 0)	0 (0 to 0)	0 (0 to 0)	0 (0 to 0)	0 (0 to 0)	0 (0 to 0)	0 (0 to 0)	0 (0 to 0)	0 (0 to 0)	0 (0 to 0)	0
Food-borne trematodiases	0 (0 to 0)	0 (0 to 0)	0 (0 to 0)	0 (0 to 0)	0 (0 to 0)	0 (0 to 0)	0 (0 to 0)	0 (0 to 0)	0 (0 to 0)	0 (0 to 0)	0 (0 to 0)	0 (0 to 0)	0 (0 to 0)	0 (0 to 0)	0 (0 to 0)	0 (0 to 0)	0 (0 to 0)	0 (0 to 0)	0 (0 to 0)	0 (0 to 0)	0 (0 to 0)	0 (0 to 0)	0 (0 to 0)	0
Leprosy	0 (0 to 0)	0 (0 to 0)	0 (0 to 0)	0 (0 to 0)	0 (0 to 0)	0 (0 to 0)	0 (0 to 0)	0 (0 to 0)	0 (0 to 0)	0 (0 to 0)	0 (0 to 0)	0 (0 to 0)	0 (0 to 0)	0 (0 to 0)	0 (0 to 0)	0 (0 to 0)	0 (0 to 0)	0 (0 to 0)	0 (0 to 0)	0 (0 to 0)	0 (0 to 0)	0 (0 to 0)	0 (0 to 0)	0
Ebola	0 (0 to 0)	0 (0 to 0)	0 (0 to 0)	0 (0 to 0)	0 (0 to 0)	0 (0 to 0)	0 (0 to 0)	0 (0 to 0)	0 (0 to 0)	0 (0 to 0)	0 (0 to 0)	0 (0 to 0)	0 (0 to 0)	0 (0 to 0)	0 (0 to 0)	0 (0 to 0)	0 (0 to 0)	0 (0 to 0)	0 (0 to 0)	0 (0 to 0)	0 (0 to 0)	0 (0 to 0)	0 (0 to 0)	0
Zika virus	0 (0 to 0)	0 (0 to 0)	0 (0 to 0)	0 (0 to 0)	0 (0 to 0)	0 (0 to 0)	0 (0 to 0)	0 (0 to 0)	0 (0 to 0)	0 (0 to 0)	0 (0 to 0)	0 (0 to 0)	0 (0 to 0)	0 (0 to 0)	0 (0 to 0)	0 (0 to 0)	0 (0 to 0)	0 (0 to 0)	0 (0 to 0)	0 (0 to 0)	0 (0 to 0)	0 (0 to 0)	0 (0 to 0)	0
Guinea worm disease	0 (0 to 0)	0 (0 to 0)	0 (0 to 0)	0 (0 to 0)	0 (0 to 0)	0 (0 to 0)	0 (0 to 0)	0 (0 to 0)	0 (0 to 0)	0 (0 to 0)	0 (0 to 0)	0 (0 to 0)	0 (0 to 0)	0 (0 to 0)	0 (0 to 0)	0 (0 to 0)	0 (0 to 0)	0 (0 to 0)	0 (0 to 0)	0 (0 to 0)	0 (0 to 0)	0 (0 to 0)	0 (0 to 0)	0
Other neglected tropical diseases	0 (0 to 0)	0 (0 to 0)	0 (0 to 0)	0 (0 to 1)	0 (0 to 1)	0 (0 to 1)	0 (0 to 1)	0 (0 to 1)	0 (0 to 1)	0 (0 to 1)	0 (0 to 1)	0 (0 to 1)	0 (0 to 1)	0 (0 to 1)	0 (0 to 1)	0 (0 to 1)	0 (0 to 1)	0 (0 to 1)	0 (0 to 1)	0 (0 to 1)	0 (0 to 1)	0 (0 to 1)	0 (0 to 1)	0
Other infectious diseases	3 (2 to 4)	2 (1 to 3)	1 (0 to 2)	1 (0 to 2)	0 (0 to 0)	0 (0 to 0)	0 (0 to 0)	0 (0 to 0)	0 (0 to 0)	0 (0 to 0)	0 (0 to 0)	0 (0 to 0)	0 (0 to 0)	0 (0 to 0)	0 (0 to 0)	0 (0 to 0)	0 (0 to 0)	0 (0 to 0)	0 (0 to 0)	0 (0 to 0)	0 (0 to 0)	0 (0 to 0)	0 (0 to 0)	0
Meningitis	0

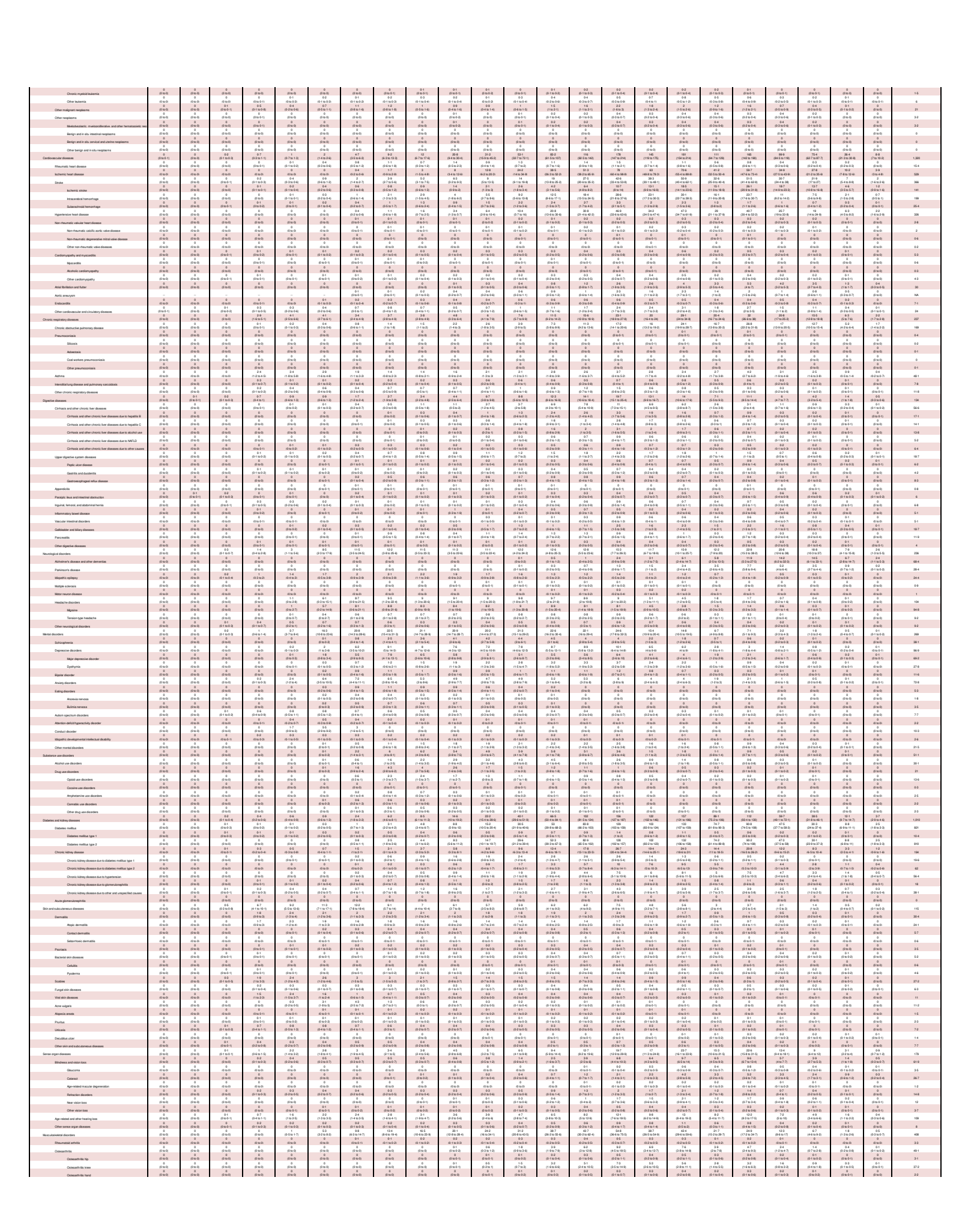

Osteoarthritis other	0 (0 to 0)	0 (0 to 0)	0 (0 to 0)

SR Table 2c: Greenland DALYS by cause and age group for both sexes with 95% uncertainty intervals, 2019

Cause	Early Neonatal	Late Neonatal	Post Neonatal	1 to 4	5 to 9	10 to 14	15 to 19	20 to 24	25 to 29	30 to 34	35 to 39	40 to 44	45 to 49	50 to 54	55 to 59	60 to 64	65 to 69	70 to 74	75 to 79	80 to 84	85 to 89	90 to 94	95 plus	Total
All causes	692 (191 to 947)	1,140 (43 to 101)	1,140 (340 to 2,387)	142 (to 349)	107 (to 222)	104 (to 222)	169 (to 404)	260 (to 671)	351 (to 1,180)	369 (to 1,196)	341 (to 1,198)	331 (to 1,205)	341 (to 1,205)	337 (to 1,205)	337 (to 1,205)	337 (to 1,205)	337 (to 1,205)	337 (to 1,205)	337 (to 1,205)	337 (to 1,205)	337 (to 1,205)	337 (to 1,205)	337 (to 1,205)	20,100
Communicable, maternal, neonatal, and nutritional diseases	154 (39 to 339)	30 (0 to 70)	51 (5 to 120)	44 (9 to 94)	24 (2 to 47)	17 (1 to 33)	21 (1 to 42)	22 (1 to 45)	28 (2 to 60)	29 (2 to 63)	24 (1 to 52)	29 (2 to 64)	37 (2 to 83)	63 (3 to 90)	61 (3 to 90)	62 (3 to 78)	61 (4 to 90)	53 (3 to 124)	61 (4 to 90)	61 (4 to 90)	61 (4 to 90)	61 (4 to 90)	61 (4 to 90)	1,160
HIV/AIDS and sexually transmitted infections	1 (1 to 4)	0 (0 to 1)	1 (0 to 3)	4 (1 to 13)	0 (0 to 0)	0 (0 to 0)	0 (0 to 1)	2 (1 to 5)	4 (1 to 12)	5 (1 to 13)	7 (2 to 18)	9 (3 to 21)	7 (2 to 18)	6 (2 to 14)	6 (2 to 14)	5 (2 to 12)	4 (1 to 11)	3 (1 to 8)	2 (1 to 6)	1 (0 to 3)	0 (0 to 1)	0 (0 to 0)	0 (0 to 0)	76
HIV/AIDS	0 (0 to 0)	0 (0 to 0)	0 (0 to 1)	1 (0 to 4)	0 (0 to 0)	0 (0 to 0)	0 (0 to 0)	1 (0 to 2)	2 (0 to 6)	3 (1 to 8)	4 (1 to 10)	6 (2 to 15)	6 (2 to 15)	5 (2 to 13)	5 (2 to 13)	4 (2 to 10)	3 (1 to 8)	2 (1 to 6)	1 (0 to 4)	1 (0 to 2)	0 (0 to 1)	0 (0 to 0)	0 (0 to 0)	66.1
HIV/AIDS - Drug-susceptible Tuberculosis	0 (0 to 0)	0 (0 to 0)	0 (0 to 0)	0 (0 to 0)	0 (0 to 0)	0 (0 to 0)	0 (0 to 0)	0 (0 to 0)	0 (0 to 0)	0 (0 to 0)	0 (0 to 0)	0 (0 to 0)	0 (0 to 0)	0 (0 to 0)	0 (0 to 0)	0 (0 to 0)	0 (0 to 0)	0 (0 to 0)	0 (0 to 0)	0 (0 to 0)	0 (0 to 0)	0 (0 to 0)	0 (0 to 0)	0
HIV/AIDS - Multidrug-resistant Tuberculosis without extensive drug-resistance	0 (0 to 0)	0 (0 to 0)	0 (0 to 0)	0 (0 to 0)	0 (0 to 0)	0 (0 to 0)	0 (0 to 0)	0 (0 to 0)	0 (0 to 0)	0 (0 to 0)	0 (0 to 0)	0 (0 to 0)	0 (0 to 0)	0 (0 to 0)	0 (0 to 0)	0 (0 to 0)	0 (0 to 0)	0 (0 to 0)	0 (0 to 0)	0 (0 to 0)	0 (0 to 0)	0 (0 to 0)	0 (0 to 0)	0.9
HIV/AIDS - Extensively drug-resistant Tuberculosis	0 (0 to 0)	0 (0 to 0)	0 (0 to 0)	0 (0 to 0)	0 (0 to 0)	0 (0 to 0)	0 (0 to 0)	0 (0 to 0)	0 (0 to 0)	0 (0 to 0)	0 (0 to 0)	0 (0 to 0)	0 (0 to 0)	0 (0 to 0)	0 (0 to 0)	0 (0 to 0)	0 (0 to 0)	0 (0 to 0)	0 (0 to 0)	0 (0 to 0)	0 (0 to 0)	0 (0 to 0)	0 (0 to 0)	0.2
HIV/AIDS resulting in other diseases	0 (0 to 0)	0 (0 to 0)	0 (0 to 1)	1 (0 to 3)	0 (0 to 0)	0 (0 to 0)	0 (0 to 0)	1 (0 to 2)	2 (0 to 6)	2 (1 to 5)	4 (1 to 9)	6 (2 to 13)	5 (2 to 12)	4 (2 to 9)	4 (2 to 9)	3 (2 to 8)	3 (1 to 7)	2 (1 to 5)	1 (0 to 4)	1 (0 to 2)	0 (0 to 1)	0 (0 to 0)	0 (0 to 0)	46.9
Sexually transmitted infections excluding HIV	0 (0 to 0.3)	0 (0 to 0.1)	0 (0 to 0.2)	0 (0 to 0.1)	0 (0 to 0.1)	0 (0 to 0.1)	0 (0 to 0.1)	0 (0 to 0.2)	0 (0 to 0.5)	0 (0 to 0.5)	0 (0 to 0.5)	0 (0 to 0.5)	0 (0 to 0.5)	0 (0 to 0.5)	0 (0 to 0.5)	0 (0 to 0.5)	0 (0 to 0.5)	0 (0 to 0.5)	0 (0 to 0.5)	0 (0 to 0.5)	0 (0 to 0.5)	0 (0 to 0.5)	0 (0 to 0.5)	10.1
Syphilis	0 (0 to 0.3)	0 (0 to 0.1)	0 (0 to 0.2)	0 (0 to 0.1)	0 (0 to 0)	0 (0 to 0)	0 (0 to 0)	0 (0 to 0)	0 (0 to 0)	0 (0 to 0)	0 (0 to 0)	0 (0 to 0)	0 (0 to 0)	0 (0 to 0)	0 (0 to 0)	0 (0 to 0)	0 (0 to 0)	0 (0 to 0)	0 (0 to 0)	0 (0 to 0)	0 (0 to 0)	0 (0 to 0)	0 (0 to 0)	3.8
Chlamydial infection	0 (0 to 0)	0 (0 to 0)	0 (0 to 0)	0 (0 to 0)	0 (0 to 0)	0 (0 to 0)	0 (0 to 0)	0 (0 to 0)	0 (0 to 0)	0 (0 to 0)	0 (0 to 0)	0 (0 to 0)	0 (0 to 0)	0 (0 to 0)	0 (0 to 0)	0 (0 to 0)	0 (0 to 0)	0 (0 to 0)	0 (0 to 0)	0 (0 to 0)	0 (0 to 0)	0 (0 to 0)	0 (0 to 0)	0.4
Gonococcal infection	0 (0 to 0)	0 (0 to 0)	0 (0 to 0)	0 (0 to 0)	0 (0 to 0)	0 (0 to 0)	0 (0 to 0)	0 (0 to 0)	0 (0 to 0)	0 (0 to 0)	0 (0 to 0)	0 (0 to 0)	0 (0 to 0)	0 (0 to 0)	0 (0 to 0)	0 (0 to 0)	0 (0 to 0)	0 (0 to 0)	0 (0 to 0)	0 (0 to 0)	0 (0 to 0)	0 (0 to 0)	0 (0 to 0)	0.3
Trichomoniasis	0 (0 to 0)	0 (0 to 0)	0 (0 to 0)	0 (0 to 0)	0 (0 to 0)	0 (0 to 0)	0 (0 to 0)	0 (0 to 0)	0 (0 to 0)	0 (0 to 0)	0 (0 to 0)	0 (0 to 0)	0 (0 to 0)	0 (0 to 0)	0 (0 to 0)	0 (0 to 0)	0 (0 to 0)	0 (0 to 0)	0 (0 to 0)	0 (0 to 0)	0 (0 to 0)	0 (0 to 0)	0 (0 to 0)	2.4
Genital herpes	0 (0 to 0)	0 (0 to 0)	0 (0 to 0)	0 (0 to 0)	0 (0 to 0)	0 (0 to 0)	0 (0 to 0)	0 (0 to 0)	0 (0 to 0)	0 (0 to 0)	0 (0 to 0)	0 (0 to 0)	0 (0 to 0)	0 (0 to 0)	0 (0 to 0)	0 (0 to 0)	0 (0 to 0)	0 (0 to 0)	0 (0 to 0)	0 (0 to 0)	0 (0 to 0)	0 (0 to 0)	0 (0 to 0)	1.6
Other sexually transmitted infections	0 (0 to 0)	0 (0 to 0)	0 (0 to 0)	0 (0 to 0)	0 (0 to 0)	0 (0 to 0)	0 (0 to 0)	0 (0 to 0)	0 (0 to 0)	0 (0 to 0)	0 (0 to 0)	0 (0 to 0)	0 (0 to 0)	0 (0 to 0)	0 (0 to 0)	0 (0 to 0)	0 (0 to 0)	0 (0 to 0)	0 (0 to 0)	0 (0 to 0)	0 (0 to 0)	0 (0 to 0)	0 (0 to 0)	1.5
Respiratory infections and tuberculosis	10 (4 to 23)	14 (1 to 32)	14 (4 to 33)	5 (2 to 12)	5 (2 to 12)	5 (2 to 12)	6 (2 to 14)	7 (3 to 16)	8 (3 to 19)	9 (3 to 21)	10 (4 to 23)	11 (4 to 26)	14 (5 to 32)	17 (6 to 39)	19 (7 to 44)	21 (8 to 49)	23 (9 to 53)	24 (9 to 56)	26 (10 to 60)	26 (10 to 60)	26 (10 to 60)	26 (10 to 60)	26 (10 to 60)	389
Tuberculosis	0 (0 to 0)	0 (0 to 0)	0 (0 to 1)	0 (0 to 0)	0 (0 to 0)	0 (0 to 0)	0 (0 to 0)	0 (0 to 0)	0 (0 to 0)	0 (0 to 0)	0 (0 to 0)	0 (0 to 0)	0 (0 to 0)	0 (0 to 0)	0 (0 to 0)	0 (0 to 0)	0 (0 to 0)	0 (0 to 0)	0 (0 to 0)	0 (0 to 0)	0 (0 to 0)	0 (0 to 0)	0 (0 to 0)	0
Latent tuberculosis infection	0 (0 to 0)	0 (0 to 0)	0 (0 to 0)	0 (0 to 0)	0 (0 to 0)	0 (0 to 0)	0 (0 to 0)	0 (0 to 0)	0 (0 to 0)	0 (0 to 0)	0 (0 to 0)	0 (0 to 0)	0 (0 to 0)	0 (0 to 0)	0 (0 to 0)	0 (0 to 0)	0 (0 to 0)	0 (0 to 0)	0 (0 to 0)	0 (0 to 0)	0 (0 to 0)	0 (0 to 0)	0 (0 to 0)	0
Drug-susceptible tuberculosis	0 (0 to 0)	0 (0 to 0)	0 (0 to 0.9)	0 (0 to 0.7)	0 (0 to 0.1)	0 (0 to 0.2)	0 (0 to 0.2)	0 (0 to 0.4)	0 (0 to 1.4)	0 (0 to 1.4)	0 (0 to 1.8)	0 (0 to 1.7)	0 (0 to 1.3)	0 (0 to 1.2)	0 (0 to 1.2)	0 (0 to 1.2)	0 (0 to 1.2)	0 (0 to 1.2)	0 (0 to 1.2)	0 (0 to 1.2)	0 (0 to 1.2)	0 (0 to 1.2)	0 (0 to 1.2)	7.1
Multidrug-resistant tuberculosis without extensive drug-resistance	0 (0 to 0)	0 (0 to 0)	0 (0 to 0.1)	0 (0 to 0.1)	0 (0 to 0)	0 (0 to 0)	0 (0 to 0)	0 (0 to 0)	0 (0 to 0)	0 (0 to 0)	0 (0 to 0)	0 (0 to 0)	0 (0 to 0)	0 (0 to 0)	0 (0 to 0)	0 (0 to 0)	0 (0 to 0)	0 (0 to 0)	0 (0 to 0)	0 (0 to 0)	0 (0 to 0)	0 (0 to 0)	0 (0 to 0)	2.6
Extensively drug-resistant tuberculosis	0 (0 to 0)	0 (0 to 0)	0 (0 to 0)	0 (0 to 0)	0 (0 to 0)	0 (0 to 0)	0 (0 to 0)	0 (0 to 0)	0 (0 to 0)	0 (0 to 0)	0 (0 to 0)	0 (0 to 0)	0 (0 to 0)	0 (0 to 0)	0 (0 to 0)	0 (0 to 0)	0 (0 to 0)	0 (0 to 0)	0 (0 to 0)	0 (0 to 0)	0 (0 to 0)	0 (0 to 0)	0 (0 to 0)	0.7
Lower respiratory infections	1.6 (0.9 to 2.9)	1.8 (1 to 3)	2.8 (1.7 to 2.1)	4.6 (2.7 to 7.7)	4.1 (2.4 to 7.1)	4.1 (2.4 to 7.1)	4.6 (2.6 to 7.9)	1.2 (0.6 to 2.2)	2.3 (1.4 to 4)	4.2 (2.6 to 6.8)	5.6 (3.6 to 8.1)	7.6 (4.1 to 9.1)	9.2 (4.9 to 14.8)	10.2 (5.5 to 22.4)	10.2 (5.7 to 24.4)	9.6 (5.3 to 21.5)	9.6 (5.3 to 21.5)	9.6 (5.3 to 21.5)	9.6 (5.3 to 21.5)	9.6 (5.3 to 21.5)	9.6 (5.3 to 21.5)	9.6 (5.3 to 21.5)	249
Upper respiratory infections	0 (0 to 0)	0 (0 to 0)	0 (0 to 0)	0 (0 to 0)	0 (0 to 0)	0 (0 to 0)	0 (0 to 0)	0 (0 to 0)	0 (0 to 0)	0 (0 to 0)	0 (0 to 0)	0 (0 to 0)	0 (0 to 0)	0 (0 to 0)	0 (0 to 0)	0 (0 to 0)	0 (0 to 0)	0 (0 to 0)	0 (0 to 0)	0 (0 to 0)	0 (0 to 0)	0 (0 to 0)	0 (0 to 0)	0
Otitis media	0 (0 to 0)	0 (0 to 0)	0 (0 to 0.2)	1 (0 to 2)	0 (0 to 1)	0 (0 to 1)	0 (0 to 1)	0 (0 to 1)	0 (0 to 1)	0 (0 to 1)	0 (0 to 1)	0 (0 to 1)	0 (0 to 1)	0 (0 to 1)	0 (0 to 1)	0 (0 to 1)	0 (0 to 1)	0 (0 to 1)	0 (0 to 1)	0 (0 to 1)	0 (0 to 1)	0 (0 to 1)	0 (0 to 1)	7.9
Enteric infections	0.2 (0.1 to 0.4)	0.3 (0.2 to 0.4)	0.3 (0 to 0.9)	0.9 (0.6 to 2.1)	0.8 (0.4 to 2.1)	0.8 (0.4 to 2.1)	0.8 (0.4 to 2.1)	0.8 (0.4 to 2.1)	0.8 (0.4 to 2.1)	0.8 (0.4 to 2.1)	0.8 (0.4 to 2.1)	0.8 (0.4 to 2.1)	0.8 (0.4 to 2.1)	0.8 (0.4 to 2.1)	0.8 (0.4 to 2.1)	0.8 (0.4 to 2.1)	0.8 (0.4 to 2.1)	0.8 (0.4 to 2.1)	0.8 (0.4 to 2.1)	0.8 (0.4 to 2.1)	0.8 (0.4 to 2.1)	0.8 (0.4 to 2.1)	77.9
Diarrheal diseases	0.2 (0.1 to 0.4)	0.3 (0.2 to 0.4)	0.3 (0.2 to 0.8)	0.8 (0.4 to 2.1)	0.8 (0.4 to 2.1)	0.8 (0.4 to 2.1)	0.8 (0.4 to 2.1)	0.8 (0.4 to 2.1)	0.8 (0.4 to 2.1)	0.8 (0.4 to 2.1)	0.8 (0.4 to 2.1)	0.8 (0.4 to 2.1)	0.8 (0.4 to 2.1)	0.8 (0.4 to 2.1)	0.8 (0.4 to 2.1)	0.8 (0.4 to 2.1)	0.8 (0.4 to 2.1)	0.8 (0.4 to 2.1)	0.8 (0.4 to 2.1)	0.8 (0.4 to 2.1)	0.8 (0.4 to 2.1)	0.8 (0.4 to 2.1)	77.2
Typhoid and paratyphoid	0 (0 to 0)	0 (0 to 0)	0 (0 to 0)	0 (0 to 0)	0 (0 to 0)	0 (0 to 0)	0 (0 to 0)	0 (0 to 0)	0 (0 to 0)	0 (0 to 0)	0 (0 to 0)	0 (0 to 0)	0 (0 to 0)	0 (0 to 0)	0 (0 to 0)	0 (0 to 0)	0 (0 to 0)	0 (0 to 0)	0 (0 to 0)	0 (0 to 0)	0 (0 to 0)	0 (0 to 0)	0 (0 to 0)	0
Typhoid fever	0 (0 to 0)	0 (0 to 0)	0 (0 to 0)	0 (0 to 0)	0 (0 to 0)	0 (0 to 0)	0 (0 to 0)	0 (0 to 0)	0 (0 to 0)	0 (0 to 0)	0 (0 to 0)	0 (0 to 0)	0 (0 to 0)	0 (0 to 0)	0 (0 to 0)	0 (0 to 0)	0 (0 to 0)	0 (0 to 0)	0 (0 to 0)	0 (0 to 0)	0 (0 to 0)	0 (0 to 0)	0 (0 to 0)	0
Paratyphoid fever	0 (0 to 0)	0 (0 to 0)	0 (0 to 0)	0 (0 to 0)	0 (0 to 0)	0 (0 to 0)	0 (0 to 0)	0 (0 to 0)	0 (0 to 0)	0 (0 to 0)	0 (0 to 0)	0 (0 to 0)	0 (0 to 0)	0 (0 to 0)	0 (0 to 0)	0 (0 to 0)	0 (0 to 0)	0 (0 to 0)	0 (0 to 0)	0 (0 to 0)	0 (0 to 0)	0 (0 to 0)	0 (0 to 0)	0
Invasive Non-typhoidal Salmonella (iNTS)	0 (0 to 0)	0 (0 to 0)	0 (0 to 0.1)	0 (0 to 0.1)	0 (0 to 0)	0 (0 to 0)	0 (0 to 0)	0 (0 to 0)	0 (0 to 0)	0 (0 to 0)	0 (0 to 0)	0 (0 to 0)	0 (0 to 0)	0 (0 to 0)	0 (0 to 0)	0 (0 to 0)	0 (0 to 0)	0 (0 to 0)	0 (0 to 0)	0 (0 to 0)	0 (0 to 0)	0 (0 to 0)	0 (0 to 0)	0.4
Other intestinal infectious diseases	0 (0 to 0)	0 (0 to 0)	0 (0 to 0)	0 (0 to 0)	0 (0 to 0)	0 (0 to 0)	0 (0 to 0)	0 (0 to 0)	0 (0 to 0)	0 (0 to 0)	0 (0 to 0)	0 (0 to 0)	0 (0 to 0)	0 (0 to 0)	0 (0 to 0)	0 (0 to 0)	0 (0 to 0)	0 (0 to 0)	0 (0 to 0)	0 (0 to 0)	0 (0 to 0)	0 (0 to 0)	0 (0 to 0)	0.2
Neglected tropical diseases and malaria	0 (0 to 0)	0 (0 to 0)	0 (0 to 0.2)	0.5 (0.2 to 1.6)	0.7 (0.1 to 0.9)	0.4 (0 to 0.5)	0.2 (0 to 0.5)	0.2 (0 to 0.4)	0.2 (0 to 0.4)	0.2 (0 to 0.4)	0.3 (0 to 0.5)	0.3 (0 to 0.5)	0.3 (0 to 0.5)	0.3 (0 to 0.5)	0.3 (0 to 0.5)	0.3 (0 to 0.5)	0.3 (0 to 0.5)	0.3 (0 to 0.5)	0.3 (0 to 0.5)	0.3 (0 to 0.5)	0.3 (0 to 0.5)	0.3 (0 to 0.5)	4.4
Malaria	0 (0 to 0)	0 (0 to 0)	0 (0 to 0)	0 (0 to 0)	0 (0 to 0)	0 (0 to 0)	0 (0 to 0)	0 (0 to 0)	0 (0 to 0)	0 (0 to 0)	0 (0 to 0)	0 (0 to 0)	0 (0 to 0)	0 (0 to 0)	0 (0 to 0)	0 (0 to 0)	0 (0 to 0)	0 (0 to 0)	0 (0 to 0)	0 (0 to 0)	0 (0 to 0)	0 (0 to 0)	0 (0 to 0)	0
Chagas disease	0 (0 to 0)	0 (0 to 0)	0 (0 to 0)	0 (0 to 0)	0 (0 to 0)	0 (0 to 0)	0 (0 to 0)	0 (0 to 0)	0 (0 to 0)	0 (0 to 0)	0 (0 to 0)	0 (0 to 0)	0 (0 to 0)	0 (0 to 0)	0 (0 to 0)	0 (0 to 0)	0 (0 to 0)	0 (0 to 0)	0 (0 to 0)	0 (0 to 0)	0 (0 to 0)	0 (0 to 0)	0 (0 to 0)	0
Leishmaniasis	0 (0 to 0)	0 (0 to 0)	0 (0 to 0)	0 (0 to 0)	0 (0 to 0)	0 (0 to 0)	0 (0 to 0)	0 (0 to 0)	0 (0 to 0)	0 (0 to 0)	0 (0 to 0)	0 (0 to 0)	0 (0 to 0)	0 (0 to 0)	0 (0 to 0)	0 (0 to 0)	0 (0 to 0)	0 (0 to 0)	0 (0 to 0)	0 (0 to 0)	0 (0 to 0)	0 (0 to 0)	0 (0 to 0)	0
Visceral leishmaniasis	0 (0 to 0)	0 (0 to 0)	0 (0 to 0)	0 (0 to 0)	0 (0 to 0)	0 (0 to 0)	0 (0 to 0)	0 (0 to 0)	0 (0 to 0)	0 (0 to 0)	0 (0 to 0)	0 (0 to 0)	0 (0 to 0)	0 (0 to 0)	0 (0 to 0)	0 (0 to 0)	0 (0 to 0)	0 (0 to 0)	0 (0 to 0)	0 (0 to 0)	0 (0 to 0)	0 (0 to 0)	0 (0 to 0)	0
Cutaneous and mucocutaneous leishmaniasis	0 (0 to 0)	0 (0 to 0)	0 (0 to 0)	0 (0 to 0)	0 (0 to 0)	0 (0 to 0)	0 (0 to 0)	0 (0 to 0)	0 (0 to 0)	0 (0 to 0)	0 (0 to 0)	0 (0 to 0)	0 (0 to 0)	0 (0 to 0)	0 (0 to 0)	0 (0 to 0)	0 (0 to 0)	0 (0 to 0)	0 (0 to 0)	0 (0 to 0)	0 (0 to 0)	0 (0 to 0)	0 (0 to 0)	0
African trypanosomiasis	0 (0 to 0)	0 (0 to 0)	0 (0 to 0)	0 (0 to 0)	0 (0 to 0)	0 (0 to 0)	0 (0 to 0)	0 (0 to 0)	0 (0 to 0)	0 (0 to 0)	0 (0 to 0)	0 (0 to 0)	0 (0 to 0)	0 (0 to 0)	0 (0 to 0)	0 (0 to 0)	0 (0 to 0)	0 (0 to 0)	0 (0 to 0)	0 (0 to 0)	0 (0 to 0)	0 (0 to 0)	0 (0 to 0)	0
Schistosomiasis	0 (0 to 0)	0 (0 to 0)	0 (0 to 0)	0 (0 to 0)	0 (0 to 0)	0 (0 to 0)	0 (0 to 0)	0 (0 to 0)	0 (0 to 0)	0 (0 to 0)	0 (0 to 0)	0 (0 to 0)	0 (0 to 0)	0 (0 to 0)	0 (0 to 0)	0 (0 to 0)	0 (0 to 0)	0 (0 to 0)	0 (0 to 0)	0 (0 to 0)	0 (0 to 0)	0 (0 to 0)	0 (0 to 0)	0
Cysticercosis	0 (0 to 0)	0 (0 to 0)	0 (0 to 0)	0 (0 to 0)	0 (0 to 0)	0 (0 to 0)	0 (0 to 0)	0 (0 to 0)	0 (0 to 0)	0 (0 to 0)	0 (0 to 0)	0 (0 to 0)	0 (0 to 0)	0 (0 to 0)	0 (0 to 0)	0 (0 to 0)	0 (0 to 0)	0 (0 to 0)	0 (0 to 0)	0 (0 to 0)	0 (0 to 0)	0 (0 to 0)	0 (0 to 0)	0
Cystic echinococcosis	0 (0 to 0)	0 (0 to 0)	0 (0 to 0)	0 (0 to 0)	0 (0 to 0)	0 (0 to 0)	0 (0 to 0)	0 (0 to 0)	0 (0 to 0)	0 (0 to 0)	0 (0 to 0)	0 (0 to 0)	0 (0 to 0)	0 (0 to 0)	0 (0 to 0)	0 (0 to 0)	0 (0 to 0)	0 (0 to 0)	0 (0 to 0)	0 (0 to 0)	0 (0 to 0)	0 (0 to 0)	0 (0 to 0)	0
Lymphatic filariasis	0 (0 to 0)	0 (0 to 0)	0 (0 to 0)	0 (0 to 0)	0 (0 to 0)	0 (0 to 0)	0 (0 to 0)	0 (0 to 0)	0 (0 to 0)	0 (0 to 0)	0 (0 to 0)	0 (0 to 0)	0 (0 to 0)	0 (0 to 0)	0 (0 to 0)	0 (0 to 0)	0 (0 to 0)	0 (0 to 0)	0 (0 to 0)	0 (0 to 0)	0 (0 to 0)	0 (0 to 0)	0 (0 to 0)	0
Onchocerciasis	0 (0 to 0)	0 (0 to 0)	0 (0 to 0)	0 (0 to 0)	0 (0 to 0)	0 (0 to 0)	0 (0 to 0)	0 (0 to 0)	0 (0 to 0)	0 (0 to 0)	0 (0 to 0)	0 (0 to 0)	0 (0 to 0)	0 (0 to 0)	0 (0 to 0)	0 (0 to 0)	0 (0 to 0)	0 (0 to 0)	0 (0 to 0)	0 (0 to 0)	0 (0 to 0)	0 (0 to 0)	0 (0 to 0)	0
Trachoma	0 (0 to 0)	0 (0 to 0)	0 (0 to 0)	0 (0 to 0)	0 (0 to 0)	0 (0 to 0)	0 (0 to 0)	0 (0 to 0)	0 (0 to 0)	0 (0 to 0)	0 (0 to 0)	0 (0 to 0)	0 (0 to 0)	0 (0 to 0)	0 (0 to 0)	0 (0 to 0)	0 (0 to 0)	0 (0 to 0)	0 (0 to 0)	0 (0 to 0)	0 (0 to 0)	0 (0 to 0)	0 (0 to 0)	0
Dengue	0 (0 to 0)	0 (0 to 0)	0 (0 to 0)	0 (0 to 0)	0 (0 to 0)	0 (0 to 0)	0 (0 to 0)	0 (0 to 0)	0 (0 to 0)	0 (0 to 0)	0 (0 to 0)	0 (0 to 0)	0 (0 to 0)	0 (0 to 0)	0 (0 to 0)	0 (0 to 0)	0 (0 to 0)	0 (0 to 0)	0 (0 to 0)	0 (0 to 0)	0 (0 to 0)	0 (0 to 0)	0 (0 to 0)	0
Yellow fever	0 (0 to 0)	0 (0 to 0)	0 (0 to 0)	0 (0 to 0)	0 (0 to 0)	0 (0 to 0)	0 (0 to 0)	0 (0 to 0)	0 (0 to 0)	0 (0 to 0)	0 (0 to 0)	0 (0 to 0)	0 (0 to 0)	0 (0 to 0)	0 (0 to 0)	0 (0 to 0)	0 (0 to 0)	0 (0 to 0)	0 (0 to 0)	0 (0 to 0)	0 (0 to 0)	0 (0 to 0)	0 (0 to 0)	0
Rabies	0 (0 to 0)	0 (0 to 0)	0 (0 to 0)	0 (0 to 0)	0 (0 to 0)	0 (0 to 0)	0 (0 to 0)	0 (0 to 0)	0 (0 to 0)	0 (0 to 0)	0 (0 to 0)	0 (0 to 0)	0 (0 to 0)	0 (0 to 0)	0 (0 to 0)	0 (0 to 0)	0 (0 to 0)	0 (0 to 0)	0 (0 to 0)	0 (0 to 0)	0 (0 to 0)	0 (0 to 0)	0 (0 to 0)	0.1
Intestinal nematode infections	0 (0 to 0)	0 (0 to 0)	0 (0 to 0)	0 (0 to 0)	0 (0 to 0)	0 (0 to 0)	0 (0 to 0)	0 (0 to 0)	0 (0 to 0)	0 (0 to 0)	0 (0 to 0)	0 (0 to 0)	0 (0 to 0)	0 (0 to 0)	0 (0 to 0)	0 (0 to 0)	0 (0 to 0)	0 (0 to 0)	0 (0 to 0)	0 (0 to 0)	0 (0 to 0)	0 (0 to 0)	0 (0 to 0)	0
Ascariasis	0 (0 to 0)	0 (0 to 0)	0 (0 to 0)	0 (0 to 0)	0 (0 to 0)	0 (0 to 0)	0 (0 to 0)	0 (0 to 0)	0 (0 to 0)	0 (0 to 0)	0 (0 to 0)	0 (0 to 0)	0 (0 to 0)	0 (0 to 0)	0 (0 to 0)	0 (0 to 0)	0 (0 to 0)	0 (0 to 0)	0 (0 to 0)	0 (0 to 0)	0 (0 to 0)	0 (0 to 0)	0 (0 to 0)	0
Trichuriasis	0 (0 to 0)	0 (0 to 0)	0 (0 to 0)	0 (0 to 0)	0 (0 to 0)	0 (0 to 0)	0 (0 to 0)	0 (0 to 0)	0 (0 to 0)	0 (0 to 0)	0 (0 to 0)	0 (0 to 0)	0 (0 to 0)	0 (0 to 0)	0 (0 to 0)	0 (0 to 0)	0 (0 to 0)	0 (0 to 0)	0 (0 to 0)	0 (0 to 0)	0 (0 to 0)	0 (0 to 0)	0 (0 to 0)	0
Hookworm disease	0 (0 to 0)	0 (0 to 0)	0 (0 to 0)	0 (0 to 0)	0 (0 to 0)	0 (0 to 0)	0 (0 to 0)	0 (0 to 0)	0 (0 to 0)	0 (0 to 0)	0 (0 to 0)	0 (0 to 0)	0 (0 to 0)	0 (0 to 0)	0 (0 to 0)	0 (0 to 0)	0 (0 to 0)	0 (0 to 0)	0 (0 to 0)	0 (0 to 0)	0 (0 to 0)	0 (0 to 0)	0 (0 to 0)	0
Food-borne trematodiases	0 (0 to 0)	0 (0 to 0)	0 (0 to 0)	0 (0 to 0)	0 (0 to 0)	0 (0 to 0)	0 (0 to 0)	0 (0 to 0)	0 (0 to 0)	0 (0 to 0)	0 (0 to 0)	0 (0 to 0)	0 (0 to 0)	0 (0 to 0)	0 (0 to 0)	0 (0 to 0)	0 (0 to 0)	0 (0 to 0)	0 (0 to 0)	0 (0 to 0)	0 (0 to 0)	0 (0 to 0)	0 (0 to 0)	0
Leprosy	0 (0 to 0)	0 (0 to 0)	0 (0 to 0)	0 (0 to 0)	0 (0 to 0)	0 (0 to 0)	0 (0 to 0)	0 (0 to 0)	0 (0 to 0)	0 (0 to 0)	0 (0 to 0)	0 (0 to 0)	0 (0 to 0)	0 (0 to 0)	0 (0 to 0)	0 (0 to 0)	0 (0 to 0)	0 (0 to 0)	0 (0 to 0)	0 (0 to 0)	0 (0 to 0)	0 (0 to 0)	0 (0 to 0)	0
Ebola	0 (0 to 0)	0 (0 to 0)	0 (0 to 0)	0 (0 to 0)	0 (0 to 0)	0 (0 to 0)	0 (0 to 0)	0 (0 to 0)	0 (0 to 0)	0 (0 to 0)	0 (0 to 0)	0 (0 to 0)	0 (0 to 0)	0 (0 to 0)	0 (0 to 0)	0 (0 to 0)	0 (0 to 0)	0 (0 to 0)	0 (0 to 0)	0 (0 to 0)	0 (0 to 0)	0 (0 to 0)	0 (0 to 0)	0
Zika virus	0 (0 to 0)	0 (0 to 0)	0 (0 to 0)	0 (0 to 0)	0 (0 to 0)	0 (0 to 0)	0 (0 to 0)	0 (0 to 0)	0 (0 to 0)	0 (0 to 0)	0 (0 to 0)	0 (0 to 0)	0 (0 to 0)	0 (0 to 0)	0 (0 to 0)	0 (0 to 0)	0 (0 to 0)	0 (0 to 0)	0 (0 to 0)	0 (0 to 0)	0 (0 to 0)	0 (0 to 0)	0 (0 to 0)	0
Guinea worm disease	0 (0 to 0)	0 (0 to 0)	0 (0 to 0)	0 (0 to 0)	0 (0 to 0)	0 (0 to 0)	0 (0 to 0)	0 (0 to 0)	0 (0 to 0)	0 (0 to 0)	0 (0 to 0)	0 (0 to 0)	0 (0 to 0)	0 (0 to 0)	0 (0 to 0)	0 (0 to 0)	0 (0 to 0)	0 (0 to 0)	0 (0 to 0)	0 (0 to 0)	0 (0

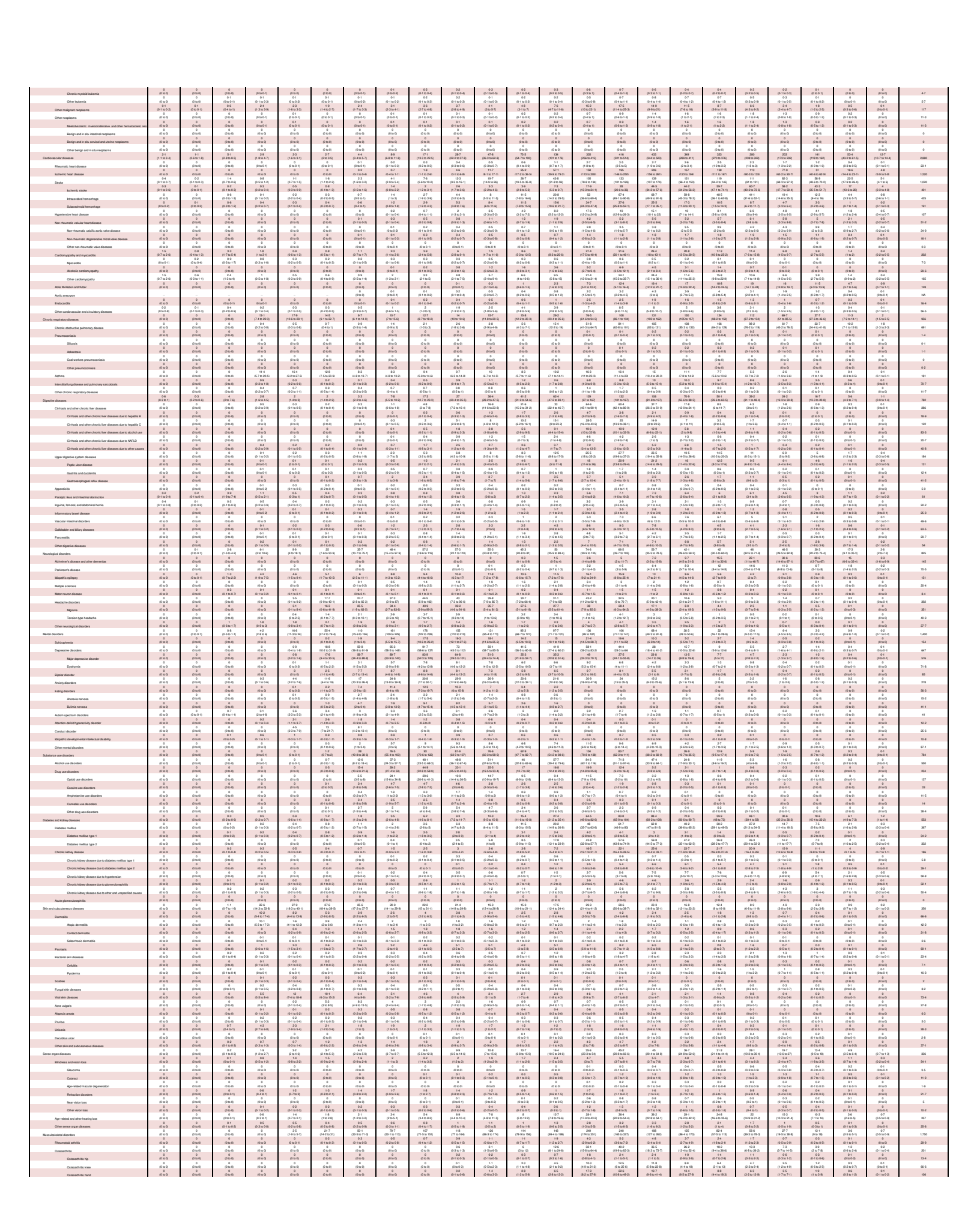

Osteoarthritis other	0 (0 to 0)	0 (0 to 0)	0 (0 to 0)	0 (0 to 0)	0 (0 to 0)	0 (0 to 0)	0 (0 to 0)	0 (0 to 0)	0 (0 to 0)	0 (0 to 0)	0 (0 to 0)	0 (0 to 0)	0.4 (0.1 to 0.9)	0.5 (0.2 to 1.3)	0.9 (0.4 to 2.1)	2.2 (1.3 to 4.5)	2.7 (1.3 to 5.9)	3.6 (1.7 to 7.5)	2.6 (1.2 to 5.5)	2 (1 to 4.3)	1.6 (0.8 to 3.2)	1.2 (0.6 to 2.5)	0.7 (0.4 to 1.5)	0.4 (0.2 to 0.9)	0.1 (0.1 to 0.3)	0 (0 to 0.1)	15.4
Low back pain	0 (0 to 0)	0 (0 to 0)	0 (0 to 0)	0 (0 to 0)	2.9 (1.4 to 5)	13.6 (9.2 to 21.4)	29.1 (14.2 to 56.4)	34.7 (20.6 to 53.9)	51.5 (31.3 to 80.3)	58.1 (34.1 to 89.2)	59.7 (34.5 to 89.1)	59.7 (31.5 to 76.4)	57.9 (27 to 82.2)	64.2 (27 to 156)	102 (42.7 to 158)	154 (59.4 to 181)	167 (45.2 to 159)	164 (42.7 to 155)	146 (41.7 to 137)	129 (40.1 to 72.7)	98.2 (32 to 48.7)	83.2 (19.7 to 32)	59.2 (8 to 13.7)	34.6 (4 to 6.8)	11.9 (1.1 to 2.3)	0.3 (0.2 to 0.6)	752
Neck pain	0 (0 to 0)	0 (0 to 0)	0 (0 to 0)	0.4 (0.1 to 0.6)	1.6 (0.6 to 3.3)	5.1 (1.2 to 15.1)	9.2 (2.9 to 34)	13.1 (4.3 to 38)	15.4 (4.5 to 41.1)	19.2 (5.4 to 55.9)	19.9 (5.2 to 57.6)	19.5 (4.7 to 55.2)	19.5 (3.9 to 55.1)	21.2 (3.3 to 58.7)	27.8 (4.5 to 67.9)	35.4 (10.5 to 94.6)	37.9 (10.5 to 94.6)	38.1 (10.4 to 93.5)	33.9 (9.8 to 82.5)	29.1 (8.9 to 67.4)	23.1 (7.1 to 52.9)	16.1 (5.1 to 37.2)	9.8 (2.8 to 22.1)	3.4 (1.1 to 7.6)	0.1 (0.1 to 0.2)	193
Gout	0 (0 to 0)	0 (0 to 0)	0 (0 to 0)	0 (0 to 0)	0 (0 to 0)	0 (0 to 0)	0 (0 to 0)	0 (0 to 0)	0 (0 to 0)	0 (0 to 0)	0 (0 to 0)	0 (0 to 0)	0 (0 to 0)	0 (0 to 0)	0 (0 to 0)	0 (0 to 0)	0 (0 to 0)	0 (0 to 0)	0 (0 to 0)	0 (0 to 0)	0 (0 to 0)	0 (0 to 0)	0 (0 to 0)	0 (0 to 0)	0 (0 to 0)	0 (0 to 0)	0 (0 to 0)	26.6
Other musculoskeletal disorders	0 (0 to 0)	0 (0 to 0)	0 (0 to 0)	0.2 (0.1 to 0.3)	0.4 (0.2 to 0.9)	2.9 (1.4 to 5.8)	29.4 (14.3 to 54.2)	44.9 (28.7 to 67.3)	44 (28.1 to 64.8)	45.2 (29.2 to 66.5)	39 (24.4 to 52.4)	40.6 (24.9 to 48)	39.2 (24.1 to 47.2)	49.8 (26.1 to 67)	74.3 (47 to 114)	67.1 (41.2 to 100)	48.9 (28.4 to 75.2)	30.2 (18.4 to 47)	17.6 (9.4 to 28.8)	3.3 (0.9 to 6.9)	0.7 (0.4 to 1.5)	0.2 (0.1 to 0.3)	0.1 (0.1 to 0.1)	541
Other non-communicable diseases	51 (30.3 to 84.9)	16 (10.3 to 24.4)	70.2 (44.4 to 109)	72.1 (50.7 to 101.5)	19.8 (10.1 to 31.7)	10.9 (5.1 to 19.6)	17.8 (10.3 to 28.2)	28.4 (20.3 to 40.4)	49.5 (30.2 to 68.6)	49 (30.3 to 69.9)	47.6 (34.1 to 62.6)	40.7 (29.9 to 52.6)	49.8 (36.1 to 67)	82.3 (56.6 to 115)	79.5 (54 to 107)	67.7 (43.7 to 96)	46.8 (32.3 to 61.1)	35 (20.7 to 49.3)	29 (22.3 to 38.7)	19 (14.5 to 23.9)	12.2 (9.3 to 15.5)	4.4 (3.2 to 5.7)	0.9 (0.7 to 1.3)	835
Congenital birth defects	49.4 (29.3 to 82.7)	13 (9.2 to 21.3)	70.7 (19.4 to 161.9)	31.7 (10.7 to 72.3)	5.9 (3.9 to 10.6)	4.3 (1.3 to 7.9)	4.8 (2.4 to 8.7)	4.7 (2.4 to 8.4)	4.6 (2.4 to 8.1)	4.6 (2.3 to 8.1)	4.2 (2.2 to 7.5)	3.7 (2.2 to 6.8)	2.9 (1.2 to 5.8)	3 (1.2 to 6.6)	2.4 (1.1 to 4.9)	2.1 (1.1 to 4.2)	2.9 (1.7 to 4.8)	2.1 (1.2 to 4.1)	1.6 (1.2 to 2.2)	1.2 (0.9 to 1.5)	0.3 (0.2 to 0.5)	0.2 (0.1 to 0.3)	0.1 (0.1 to 0.1)	0.1 (0.1 to 0.1)	0 (0 to 0)	167
Neural tube defects	6.8 (2.4 to 14.9)	0.5 (0.1 to 1.3)	1.6 (0.5 to 3.8)	1.2 (0.3 to 3.3)	0.4 (0.2 to 0.7)	0.3 (0.2 to 0.6)	0.2 (0.1 to 0.4)	0.3 (0.2 to 0.6)	0.2 (0.2 to 0.4)	0.2 (0.1 to 0.4)	0.2 (0.1 to 0.5)	0.2 (0.1 to 0.5)	0.2 (0.1 to 0.5)	0.2 (0.1 to 0.5)	0.1 (0.1 to 0.3)	0.1 (0.1 to 0.3)	0.1 (0.1 to 0.3)	0.1 (0.1 to 0.3)	0.2 (0.1 to 0.5)	0.2 (0.1 to 0.5)	0 (0 to 0)	0 (0 to 0)	0 (0 to 0)	0 (0 to 0)	0 (0 to 0)	0 (0 to 0)	12.7
Congenital heart anomalies	8.2 (4.1 to 15.7)	4.6 (2.5 to 8.8)	10 (5.4 to 19.4)	9.5 (1.9 to 23.2)	1.7 (0.7 to 1.9)	1.2 (0.7 to 1.6)	1 (0.4 to 1.8)	1.1 (0.7 to 1.6)	1.1 (0.4 to 1.9)	1.1 (0.7 to 1.7)	1.1 (0.4 to 1.6)	1.1 (0.7 to 1.6)	0.9 (0.4 to 1.5)	0.9 (0.3 to 1.5)	0.9 (0.4 to 1.5)	1.6 (1.1 to 2.4)	1.5 (0.9 to 2.2)	0.8 (0.5 to 1.2)	0.5 (0.3 to 0.7)	0.3 (0.2 to 0.5)	0 (0 to 0.1)	0 (0 to 0)	0 (0 to 0)	0 (0 to 0)	0 (0 to 0)	41
Orofacial clefts	0 (0 to 0.1)	0 (0 to 0.1)	0.2 (0.1 to 0.5)	0 (0 to 0)	0 (0 to 0)	0 (0 to 0)	0 (0 to 0)	0 (0 to 0)	0 (0 to 0)	0 (0 to 0)	0 (0 to 0)	0 (0 to 0)	0 (0 to 0)	0 (0 to 0)	0 (0 to 0)	0 (0 to 0)	0 (0 to 0.1)	0 (0 to 0)	0 (0 to 0)	0 (0 to 0)	0 (0 to 0)	0 (0 to 0)	0 (0 to 0)	0 (0 to 0)	0 (0 to 0)	0 (0 to 0)	0.7
Down syndrome	0.6 (0.2 to 1.4)	0.2 (0.1 to 0.5)	1.2 (0.5 to 2.8)	0.6 (0.2 to 1.5)	0.4 (0.2 to 0.8)	0.3 (0.2 to 0.5)	0.4 (0.2 to 0.7)	0.5 (0.3 to 0.7)	0.5 (0.3 to 0.8)	0.5 (0.3 to 0.7)	0.4 (0.2 to 0.6)	0.4 (0.2 to 0.6)	0.4 (0.2 to 0.6)	0.6 (0.3 to 0.9)	0.6 (0.3 to 1.2)	1.5 (1 to 2.3)	1.6 (0.9 to 2.3)	0.6 (0.3 to 1.4)	0.5 (0.2 to 0.9)	0.3 (0.2 to 0.5)	0 (0 to 0)	0 (0 to 0)	0 (0 to 0)	0 (0 to 0)	0 (0 to 0)	0 (0 to 0)	10.8
Turner syndrome	0 (0 to 0)	0 (0 to 0)	0 (0 to 0)	0 (0 to 0)	0 (0 to 0)	0 (0 to 0)	0 (0 to 0)	0 (0 to 0)	0 (0 to 0)	0 (0 to 0)	0 (0 to 0)	0 (0 to 0)	0 (0 to 0)	0 (0 to 0)	0 (0 to 0)	0 (0 to 0)	0 (0 to 0)	0 (0 to 0)	0 (0 to 0)	0 (0 to 0)	0 (0 to 0)	0 (0 to 0)	0 (0 to 0)	0 (0 to 0)	0 (0 to 0)	0 (0 to 0)	0.2
Klinefelter syndrome	0 (0 to 0)	0 (0 to 0)	0 (0 to 0)	0 (0 to 0)	0 (0 to 0)	0 (0 to 0)	0 (0 to 0)	0 (0 to 0)	0 (0 to 0)	0 (0 to 0)	0 (0 to 0)	0 (0 to 0)	0 (0 to 0)	0 (0 to 0)	0 (0 to 0)	0 (0 to 0)	0 (0 to 0)	0 (0 to 0)	0 (0 to 0)	0 (0 to 0)	0 (0 to 0)	0 (0 to 0)	0 (0 to 0)	0 (0 to 0)	0 (0 to 0)	0 (0 to 0)	0.1
Other chromosomal abnormalities	8.7 (2.9 to 19.7)	2.9 (1.1 to 5.1)	5.4 (2.5 to 10.2)	1.8 (1 to 2.7)	0.9 (0.4 to 1.4)	0.7 (0.4 to 1.1)	0.6 (0.3 to 0.8)	0.5 (0.3 to 0.7)	0.4 (0.2 to 0.6)	0.4 (0.2 to 0.5)	0.3 (0.2 to 0.5)	0.2 (0.1 to 0.4)	0.2 (0.1 to 0.4)	0.1 (0.1 to 0.2)	0.1 (0.1 to 0.2)	0.1 (0.1 to 0.2)	0.1 (0.1 to 0.1)	0.1 (0.1 to 0.1)	0.1 (0.1 to 0.1)	0 (0 to 0)	0 (0 to 0)	0 (0 to 0)	0 (0 to 0)	0 (0 to 0)	0 (0 to 0)	23.3
Congenital musculoskeletal and limb anomalies	5.1 (3.4 to 10.2)	1.5 (1.1 to 2.9)	5.4 (1.4 to 9.8)	3.8 (2.2 to 6.5)	2.2 (1.2 to 3.2)	2.1 (1.2 to 3.2)	1.7 (1 to 2.4)	1.3 (0.8 to 2.1)	1.2 (0.7 to 1.9)	1.2 (0.7 to 1.8)	1.1 (0.7 to 1.7)	0.9 (0.5 to 1.3)	0.9 (0.5 to 1.4)	0.9 (0.5 to 1.4)	1.4 (0.8 to 2.1)	1.4 (0.7 to 2.1)	0.9 (0.4 to 1.4)	0.4 (0.2 to 0.8)	0.2 (0.1 to 0.3)	0.1 (0.1 to 0.2)	0 (0 to 0)	0 (0 to 0)	0 (0 to 0)	0 (0 to 0)	0 (0 to 0)	32.8
Urogenital congenital anomalies	2 (0.9 to 4.2)	0.2 (0.1 to 0.5)	0.4 (0.2 to 0.9)	0.3 (0.2 to 0.6)	0.2 (0.1 to 0.3)	0.1 (0.1 to 0.2)	0.1 (0.1 to 0.1)	0.1 (0.1 to 0.1)	0.1 (0.1 to 0.1)	0.1 (0.1 to 0.1)	0.1 (0.1 to 0.1)	0.1 (0.1 to 0.1)	0.1 (0.1 to 0.1)	0.1 (0.1 to 0.1)	0.1 (0.1 to 0.1)	0.1 (0.1 to 0.1)	0.1 (0.1 to 0.1)	0.1 (0.1 to 0.1)	0.1 (0.1 to 0.1)	0 (0 to 0)	0 (0 to 0)	0 (0 to 0)	0 (0 to 0)	0 (0 to 0)	0 (0 to 0)	0 (0 to 0)	3.7
Digestive congenital anomalies	8.6 (1.8 to 13.9)	1.3 (0.4 to 2.1)	1.5 (0.4 to 3.6)	0.6 (0.4 to 2.7)	0.2 (0.2 to 0.4)	0.1 (0.1 to 0.2)	0.1 (0.1 to 0.1)	0.1 (0.1 to 0.1)	0.1 (0.1 to 0.1)	0.1 (0.1 to 0.1)	0.1 (0.1 to 0.1)	0.1 (0.1 to 0.1)	0.1 (0.1 to 0.1)	0.1 (0.1 to 0.1)	0.1 (0.1 to 0.1)	0.1 (0.1 to 0.1)	0.1 (0.1 to 0.1)	0.1 (0.1 to 0.1)	0.1 (0.1 to 0.1)	0.1 (0.1 to 0.1)	0 (0 to 0)	0 (0 to 0)	0 (0 to 0)	0 (0 to 0)	0 (0 to 0)	0 (0 to 0)	13.7
Other congenital birth defects	1.4 (0.4 to 2.5)	1.4 (0.6 to 2.7)	4.5 (2.2 to 8)	1.7 (1.5 to 2.6)	1.2 (1 to 2.8)	0.8 (0.4 to 1.7)	0.7 (0.4 to 1.3)	0.7 (0.4 to 1.2)	0.6 (0.4 to 1.1)	0.6 (0.4 to 1.1)	0.6 (0.3 to 1)	0.5 (0.3 to 0.9)	0.5 (0.3 to 0.9)	0.5 (0.3 to 0.9)	0.6 (0.3 to 1.1)	0.6 (0.3 to 1.1)	0.4 (0.2 to 0.8)	0.3 (0.1 to 0.6)	0.2 (0.1 to 0.4)	0.1 (0.1 to 0.2)	0 (0 to 0)	0 (0 to 0)	0 (0 to 0)	0 (0 to 0)	0 (0 to 0)	0 (0 to 0)	28.1
Urinary diseases and male infertility	0.4 (0.2 to 0.7)	0.2 (0.1 to 0.4)	0.2 (0.1 to 0.4)	0.3 (0.2 to 0.5)	0.3 (0.2 to 0.4)	0.3 (0.2 to 0.4)	0.7 (0.4 to 1.1)	1.1 (0.7 to 1.7)	1.4 (0.9 to 2.1)	1.4 (0.9 to 2.1)	1.4 (1 to 1.9)	1.4 (1 to 1.9)	1.4 (0.9 to 2)	2.7 (2 to 3.7)	2.7 (1.5 to 3)	3.6 (1.9 to 5)	3.6 (1.9 to 5.1)	3.2 (1.6 to 4.5)	2.1 (1.1 to 3.1)	1.4 (0.7 to 2.1)	0.7 (0.3 to 1.1)	0.4 (0.2 to 0.6)	0.1 (0.1 to 0.2)	0.1 (0.1 to 0.1)	0.4 (0.2 to 0.6)	98.4
Urolithiasis	0 (0 to 0)	0 (0 to 0)	0 (0 to 0)	0 (0 to 0)	0 (0 to 0)	0 (0 to 0)	0 (0 to 0)	0 (0 to 0)	0 (0 to 0)	0 (0 to 0)	0 (0 to 0)	0 (0 to 0)	0 (0 to 0)	0 (0 to 0)	0 (0 to 0)	0 (0 to 0)	0 (0 to 0)	0 (0 to 0)	0 (0 to 0)	0 (0 to 0)	0 (0 to 0)	0 (0 to 0)	0 (0 to 0)	0 (0 to 0)	0 (0 to 0)	0 (0 to 0)	2.1
Benign prostatic hyperplasia	0 (0 to 0)	0 (0 to 0)	0 (0 to 0)	0 (0 to 0)	0 (0 to 0)	0 (0 to 0)	0 (0 to 0)	0 (0 to 0)	0 (0 to 0)	0 (0 to 0)	0 (0 to 0)	0 (0 to 0)	0 (0 to 0)	0 (0 to 0)	0 (0 to 0)	0 (0 to 0)	0 (0 to 0)	0 (0 to 0)	0 (0 to 0)	0 (0 to 0)	0 (0 to 0)	0 (0 to 0)	0 (0 to 0)	0 (0 to 0)	0 (0 to 0)	0 (0 to 0)	13.1
Male infertility	0 (0 to 0)	0 (0 to 0)	0 (0 to 0)	0 (0 to 0)	0 (0 to 0)	0 (0 to 0)	0 (0 to 0)	0 (0 to 0)	0 (0 to 0)	0 (0 to 0)	0 (0 to 0)	0 (0 to 0)	0 (0 to 0)	0 (0 to 0)	0 (0 to 0)	0 (0 to 0)	0 (0 to 0)	0 (0 to 0)	0 (0 to 0)	0 (0 to 0)	0 (0 to 0)	0 (0 to 0)	0 (0 to 0)	0 (0 to 0)	0 (0 to 0)	0 (0 to 0)	1.2
Other urinary diseases	0.2 (0.1 to 0.4)	0.1 (0 to 0.2)	0.1 (0 to 0.1)	0.1 (0 to 0.1)	0.1 (0 to 0.1)	0.1 (0 to 0.1)	0.1 (0 to 0.1)	0.1 (0 to 0.1)	0.1 (0 to 0.1)	0.1 (0 to 0.1)	0.1 (0 to 0.2)	0.1 (0 to 0.2)	0.1 (0 to 0.2)	0.1 (0 to 0.2)	0.2 (0 to 0.4)	0.2 (0.1 to 0.4)	0.2 (0.1 to 0.4)	0.2 (0.1 to 0.4)	0.2 (0.1 to 0.4)	0.2 (0.1 to 0.4)	0.1 (0 to 0.2)	0.1 (0 to 0.1)	0.1 (0 to 0.1)	0.1 (0 to 0.1)	0 (0 to 0)	0 (0 to 0)	3.9
Gynecological diseases	0 (0 to 0)	0 (0 to 0)	0 (0 to 0)	0 (0 to 0)	2.6 (1.2 to 4.4)	12.4 (3.4 to 24.4)	12.4 (7.8 to 19.2)	22.7 (13.3 to 30.2)	22.7 (14.7 to 33)	22.7 (12.6 to 27.5)	18.9 (9.2 to 20.3)	12.8 (4.2 to 14)	14.6 (4.4 to 21.2)	19.6 (7.1 to 22.3)	14.6 (5.2 to 20.4)	11.2 (4.2 to 16.4)	8.1 (2.4 to 13.4)	5.1 (1.6 to 9.2)	3.1 (1.1 to 5.6)	1.5 (0.6 to 2.8)	0.7 (0.3 to 1.4)	0.2 (0.1 to 0.4)	0 (0 to 0)	0 (0 to 0)	0 (0 to 0)	143
Uterine fibroids	0 (0 to 0)	0 (0 to 0)	0 (0 to 0)	0 (0 to 0)	0 (0 to 0)	0 (0 to 0)	0 (0 to 0)	0.7 (0.1 to 2)	0.7 (0.1 to 1.7)	0.7 (0.1 to 1.5)	0.6 (0.1 to 1.5)	0.6 (0.1 to 1.5)	1 (0.5 to 1.9)	1.2 (0.5 to 2.3)	1.2 (0.6 to 2.1)	0.7 (0.3 to 1.4)	0.7 (0.3 to 1.5)	0.5 (0.1 to 1.2)	0.1 (0.1 to 0.3)	0 (0 to 0)	0 (0 to 0)	0 (0 to 0)	0 (0 to 0)	0 (0 to 0)	0 (0 to 0)	0 (0 to 0)	4.9
Polycystic ovarian syndrome	0 (0 to 0)	0 (0 to 0)	0 (0 to 0)	0 (0 to 0)	0 (0 to 0.1)	0 (0 to 0.7)	0.4 (0.2 to 1.3)	0.7 (0.2 to 1.4)	0.7 (0.3 to 1.4)	0.7 (0.3 to 1.3)	0.5 (0.2 to 1.1)	0.3 (0.1 to 0.7)	0.3 (0.1 to 0.7)	0.3 (0.1 to 0.8)	0.3 (0.1 to 0.8)	0.3 (0.1 to 0.8)	0.3 (0.1 to 0.8)	0.3 (0.1 to 0.8)	0.3 (0.1 to 0.8)	0.3 (0.1 to 0.8)	0.3 (0.1 to 0.8)	0.3 (0.1 to 0.8)	0.3 (0.1 to 0.8)	0.3 (0.1 to 0.8)	0.3 (0.1 to 0.8)	3.4
Female infertility	0 (0 to 0)	0 (0 to 0)	0 (0 to 0)	0 (0 to 0)	0 (0 to 0)	0 (0 to 0)	0 (0 to 0)	0 (0 to 0)	0 (0 to 0)	0 (0 to 0)	0 (0 to 0.4)	0 (0 to 0.3)	0 (0 to 0)	0 (0 to 0)	0 (0 to 0)	0 (0 to 0)	0 (0 to 0)	0 (0 to 0)	0 (0 to 0)	0 (0 to 0)	0 (0 to 0)	0 (0 to 0)	0 (0 to 0)	0 (0 to 0)	0 (0 to 0)	0 (0 to 0)	0.8
Endometriosis	0 (0 to 0)	0 (0 to 0)	0 (0 to 0)	0 (0 to 0)	0 (0 to 0)	0.4 (0.1 to 0.8)	1.6 (0.7 to 3.2)	2.4 (1.2 to 4.2)	2.2 (1.1 to 4)	2 (1 to 3.6)	1.4 (0.7 to 2.6)	1.2 (0.7 to 2.1)	1.4 (0.7 to 2.1)	1.2 (0.7 to 2.1)	1.2 (0.6 to 2.1)	1.1 (0.5 to 1.7)	0.9 (0.4 to 1.5)	0.6 (0.3 to 1.1)	0.3 (0.1 to 0.6)	0.2 (0.1 to 0.4)	0.1 (0.1 to 0.2)	0 (0 to 0)	0 (0 to 0)	0 (0 to 0)	0 (0 to 0)	12.3
Genital prolapse	0 (0 to 0)	0 (0 to 0)	0 (0 to 0)	0 (0 to 0)	0 (0 to 0)	0 (0 to 0)	0 (0 to 0)	0 (0 to 0)	0 (0 to 0)	0 (0 to 0)	0 (0 to 0)	0 (0 to 0)	0 (0 to 0)	0 (0 to 0)	0 (0 to 0)	0 (0 to 0)	0 (0 to 0)	0 (0 to 0)	0 (0 to 0)	0 (0 to 0)	0 (0 to 0)	0 (0 to 0)	0 (0 to 0)	0 (0 to 0)	0 (0 to 0)	0 (0 to 0)	0.1
Premenstrual syndrome	0 (0 to 0)	0 (0 to 0)	0 (0 to 0)	0 (0 to 0)	0.4 (0.1 to 0.9)	4.7 (2.3 to 8.4)	5.9 (2.8 to 10.1)	6.8 (3.4 to 11.4)	6.8 (3.4 to 11.3)	6.8 (3.4 to 11.3)	5.7 (2.9 to 9.3)	4.2 (2.1 to 7.2)	3.5 (1.7 to 6.1)	3.4 (1.7 to 6.1)	3.4 (1.7 to 6.1)	3.4 (1.7 to 6.1)	3.4 (1.7 to 6.1)	3.4 (1.7 to 6.1)	3.4 (1.7 to 6.1)	3.4 (1.7 to 6.1)	3.4 (1.7 to 6.1)	3.4 (1.7 to 6.1)	3.4 (1.7 to 6.1)	3.4 (1.7 to 6.1)	3.4 (1.7 to 6.1)	49.4
Other gynecological diseases	0 (0 to 0)	0 (0 to 0)	0 (0 to 0)	0 (0 to 0)	0.4 (0 to 0.9)	0.9 (0.2 to 2.4)	0.9 (0.2 to 2.4)	1.2 (0.4 to 2.6)	1.2 (0.4 to 2.5)	1.2 (0.4 to 2.5)	1 (0.3 to 2.2)	0.8 (0.2 to 1.8)	0.6 (0.2 to 1.5)	0.6 (0.2 to 1.5)	0.6 (0.2 to 1.5)	0.6 (0.2 to 1.5)	0.6 (0.2 to 1.5)	0.6 (0.2 to 1.5)	0.6 (0.2 to 1.5)	0.6 (0.2 to 1.5)	0.6 (0.2 to 1.5)	0.6 (0.2 to 1.5)	0.6 (0.2 to 1.5)	0.6 (0.2 to 1.5)	0.6 (0.2 to 1.5)	67.3
Hemoglobinopathies and hemolytic anemias	0 (0 to 0.2)	0 (0 to 0.1)	0.3 (0.2 to 0.6)	0.4 (0.2 to 0.6)	0.2 (0.2 to 0.3)	0.2 (0.2 to 0.3)	0.4 (0.2 to 0.6)	0.5 (0.2 to 0.9)	0.5 (0.3 to 1)	0.5 (0.3 to 1)	0.5 (0.4 to 1.8)	0.5 (0.4 to 1)	0.6 (0.3 to 1.1)	0.5 (0.2 to 0.9)	0.6 (0.3 to 1.1)	0.5 (0.4 to 1.1)	0.6 (0.3 to 1.2)	0.6 (0.3 to 1.2)	0.6 (0.3 to 1.2)	0.5 (0.3 to 1.1)	0.4 (0.2 to 0.8)	0.2 (0.1 to 0.4)	0.1 (0.1 to 0.2)	0.1 (0.1 to 0.1)	0.1 (0.1 to 0.1)	9.5
Thalassemias	0 (0 to 0)	0 (0 to 0)	0 (0 to 0.1)	0 (0 to 0.1)	0 (0 to 0)	0 (0 to 0)	0 (0 to 0)	0 (0 to 0)	0 (0 to 0)	0 (0 to 0)	0 (0 to 0)	0 (0 to 0)	0 (0 to 0)	0 (0 to 0)	0 (0 to 0)	0 (0 to 0)	0 (0 to 0)	0 (0 to 0)	0 (0 to 0)	0 (0 to 0)	0 (0 to 0)	0 (0 to 0)	0 (0 to 0)	0 (0 to 0)	0 (0 to 0)	0 (0 to 0)	0.2
Thalassemias trait	0 (0 to 0)	0 (0 to 0)	0 (0 to 0)	0 (0 to 0)	0 (0 to 0)	0 (0 to 0)	0.1 (0 to 0.2)	0.1 (0 to 0.2)	0.1 (0 to 0.2)	0.1 (0 to 0.2)	0.1 (0 to 0.1)	0.1 (0 to 0.1)	0.1 (0 to 0.1)	0.1 (0 to 0.1)	0.1 (0 to 0.1)	0.1 (0 to 0.1)	0.1 (0 to 0.1)	0.1 (0 to 0.1)	0.1 (0 to 0.1)	0.1 (0 to 0.1)	0.1 (0 to 0.1)	0.1 (0 to 0.1)	0.1 (0 to 0.1)	0.1 (0 to 0.1)	0.1 (0 to 0.1)	0.1 (0 to 0.1)	0.7
Sickle cell disorders	0 (0 to 0)	0 (0 to 0)	0 (0 to 0)	0 (0 to 0)	0 (0 to 0)	0 (0 to 0)	0 (0 to 0)	0 (0 to 0)	0 (0 to 0)	0 (0 to 0)	0 (0 to 0)	0 (0 to 0)	0 (0 to 0)	0 (0 to 0)	0 (0 to 0)	0 (0 to 0)	0 (0 to 0)	0 (0 to 0)	0 (0 to 0)	0 (0 to 0)	0 (0 to 0)	0 (0 to 0)	0 (0 to 0)	0 (0 to 0)	0 (0 to 0)	0 (0 to 0)	0.1
Sickle cell trait	0 (0 to 0)	0 (0 to 0)	0 (0 to 0)	0 (0 to 0)	0 (0 to 0)	0 (0 to 0)	0 (0 to 0)	0 (0 to 0)	0 (0 to 0)	0 (0 to 0)	0 (0 to 0.1)	0 (0 to 0.1)	0 (0 to 0.1)	0 (0 to 0.1)	0 (0 to 0.1)	0 (0 to 0.1)	0 (0 to 0.1)	0 (0 to 0.1)	0 (0 to 0.1)	0 (0 to 0.1)	0 (0 to 0.1)	0 (0 to 0.1)	0 (0 to 0.1)	0 (0 to 0.1)	0 (0 to 0.1)	0 (0 to 0.1)	0.4
G6PD deficiency	0 (0 to 0)	0 (0 to 0)	0 (0 to 0)	0 (0 to 0)	0 (0 to 0)	0.2 (0.1 to 0.4)	0.1 (0 to 0.1)	0.1 (0 to 0.2)	0.1 (0 to 0.1)	0.1 (0 to 0.2)	0.1 (0 to 0.2)	0.1 (0 to 0.2)	0.1 (0 to 0.1)	0.1 (0 to 0.1)	0.1 (0 to 0.2)	0.1 (0 to 0.2)	0.1 (0 to 0.2)	0.1 (0 to 0.2)	0.1 (0 to 0.2)	0.1 (0 to 0.2)	0.1 (0 to 0.2)	0.1 (0 to 0.2)	0.1 (0 to 0.2)	0.1 (0 to 0.2)	0.1 (0 to 0.2)	0.1 (0 to 0.2)	1.6
G6PD trait	0 (0 to 0)	0 (0 to 0)	0 (0 to 0)	0 (0 to 0)	0 (0 to 0)	0 (0 to 0)	0 (0 to 0)	0 (0 to 0)	0 (0 to 0)	0 (0 to 0)	0 (0 to 0)	0 (0 to 0)	0 (0 to 0)	0 (0 to 0)	0 (0 to 0)	0 (0 to 0)	0 (0 to 0)	0 (0 to 0)	0 (0 to 0)	0 (0 to 0)	0 (0 to 0)	0 (0 to 0)	0 (0 to 0)	0 (0 to 0)	0 (0 to 0)	0 (0 to 0)	0.1
Other hemoglobinopathies and hemolytic anemias	0 (0 to 0)	0 (0 to 0)	0.2 (0 to 0.3)	0.2 (0.1 to 0.4)	0.2 (0.1 to 0.4)	0.2 (0.1 to 0.4)	0.2 (0.1 to 0.4)	0.3 (0.1 to 0.6)	0.3 (0.1 to 0.6)	0.3 (0.1 to 0.6)	0.3 (0.1 to 0.6)	0.3 (0.1 to 0.6)	0.4 (0.2 to 0.7)	0.5 (0.2 to 0.9)	0.6 (0.3 to 1.1)	0.5 (0.3 to 1)	0.5 (0.2 to 0.9)	0.4 (0.2 to 0.8)	0.4 (0.2 to 0.7)	0.4 (0.2 to 0.8)	0.3 (0.2 to 0.4)	0.3 (0.2 to 0.4)	0.2 (0.1 to 0.3)	0.1 (0.1 to 0.1)	0.1 (0.1 to 0.1)	6.4
Endocrine, metabolic, blood, and immune disorders	1.2 (0.4 to 2.3)	0.6 (0.3 to 1.1)	3.6 (1.6 to 6.2)	1.4 (0.4 to 5.5)	3.3 (2.2 to 4.6)	3 (1.9 to 4.2)	2.4 (1.5 to 3.5)	2.5 (1.6 to 3.5)	2.9 (1.8 to 4.2)	3.1 (1.9 to 4.5)	2.9 (1.8 to 4.2)	2.7 (1.7 to 3.9)	2.5 (1.5 to 3.6)	2.5 (1.5 to 3.6)	2.5 (1.5 to 3.6)	2.5 (1.5 to 3.6)	2.5 (1.5 to 3.6)	2.5 (1.5 to 3.6)	2.5 (1.5 to 3.6)	2.5 (1.5 to 3.6)	2.5 (1.5 to 3.6)	2.5 (1.5 to 3.6)	2.5 (1.5 to 3.6)	2.5 (1.5 to 3.6)	2.5 (1.5 to 3.6)	227
Oral disorders	0 (0 to 0)	1.1 (0.6 to 2.1)	1.9 (1.1 to 3.4)	1.1 (0.6 to 2.4)	2.7 (1.5 to 4.5)	3.6 (2.4 to 7.5)	4.6 (2.6 to 7.5)	3.7 (2.3 to 5.9)	3.6 (2.2 to 5.8)	3.5 (2.2 to 5.3)	3.2 (2 to 5.2)	2.9 (1.8 to 4.7)	2.8 (1.7 to 4.5)	2.8 (1.7 to 4.5)	2.8 (1.7 to 4.5)	2.8 (1.7 to 4.5)	2.8 (1.7 to 4.5)	2.8 (1.7 to 4.5)	2.8 (1.7 to 4.5)	2.8 (1.7 to 4.5)	2.8 (1.7 to 4.5)	2.8 (1.7 to 4.5)	2.8 (1.7 to 4.5)	2.8 (1.7 to 4.5)	2.8 (1.7 to 4.5)	171
Caries of deciduous teeth	0 (0 to 0)	0 (0 to 0)	0.6 (0.2 to 1.5)	0.4 (0 to 1.4)	0 (0 to 0.1)	0 (0 to 0)	0 (0 to 0)	0 (0 to 0)	0 (0 to 0)	0 (0 to 0)	0 (0 to 0)	0 (0 to 0)	0 (0 to 0)	0 (0 to 0)	0 (0 to 0)	0 (0 to 0)	0 (0 to 0)	0 (0 to 0)	0 (0 to 0)	0 (0 to 0)	0 (0 to 0)	0 (0 to 0)	0 (0 to 0)	0 (0 to 0)	0 (0 to 0)	0 (0 to 0)	1.2
Caries of permanent teeth	0 (0 to 0)	0 (0 to 0)	0 (0 to 0)	0 (0 to 0)	0.5 (0 to 1.4)	0.5 (0 to 1.8)	0.5 (0 to 1.8)

SR Table 2c: Guam DALYS by cause and age group for both sexes with 95% uncertainty intervals, 2019

Cause	Early Neonatal	Late Neonatal	Post Neonatal	1 to 4	5 to 9	10 to 14	15 to 19	20 to 24	25 to 29	30 to 34	35 to 39	40 to 44	45 to 49	50 to 54	55 to 59	60 to 64	65 to 69	70 to 74	75 to 79	80 to 84	85 to 89	90 to 94	95 plus	Total
All causes	1,050 (1,140 to 980)	359 (420 to 314)	392 (467 to 340)	460 (750 to 1,120)	401 (571 to 933)	274 (703 to 1,176)	287 (1,066 to 1,830)	324 (1,660 to 2,330)	338 (1,660 to 2,330)	338 (1,760 to 2,490)	338 (1,810 to 2,460)	338 (2,070 to 2,840)	338 (2,560 to 3,520)	338 (2,700 to 3,860)	338 (3,680 to 5,090)	338 (3,850 to 5,290)	338 (3,660 to 4,990)	338 (3,380 to 4,470)	338 (2,600 to 3,500)	338 (1,620 to 2,350)	338 (1,090 to 2,010)	338 (1,100 to 1,920)	338 (849 to 1,740)	338 (382 to 939)	46,200
Communicable, maternal, neonatal, and nutritional diseases	1,050 (1,140 to 980)	359 (420 to 314)	392 (467 to 340)	460 (750 to 1,120)	401 (571 to 933)	274 (703 to 1,176)	287 (1,066 to 1,830)	324 (1,660 to 2,330)	338 (1,660 to 2,330)	338 (1,760 to 2,490)	338 (1,810 to 2,460)	338 (2,070 to 2,840)	338 (2,560 to 3,520)	338 (2,700 to 3,860)	338 (3,680 to 5,090)	338 (3,850 to 5,290)	338 (3,660 to 4,990)	338 (3,380 to 4,470)	338 (2,600 to 3,500)	338 (1,620 to 2,350)	338 (1,090 to 2,010)	338 (1,100 to 1,920)	338 (849 to 1,740)	338 (382 to 939)	5,640
Sexually transmitted infections excluding HIV	181 (324 to 368)	58.4 (174 to 121)	60.9 (249 to 169)	0.6 (3.2 to 15.5)	0.6 (2.5 to 9.1)	1.0 (1.1 to 2.1)	7.3 (5.4 to 9.5)	11.4 (9.5 to 13.5)	19.6 (14.9 to 26.4)	19.6 (23.1 to 42.2)	27.1 (20.1 to 39.9)	27.4 (20.1 to 37.2)	29.9 (19.4 to 34.1)	11.9 (6.7 to 16.2)	8.2 (2.4 to 11.2)	7.6 (2.4 to 10.1)	4.2 (2.5 to 5.9)	0.4 (0.5 to 1.7)	0.3 (0.2 to 0.5)	0.2 (0.2 to 0.4)	0.1 (0.1 to 0.1)	0.1 (0.1 to 0.1)	0.1 (0.1 to 0.1)	324
HIV/AIDS and sexually transmitted infections	0 (0 to 0)	7.7 (5.5 to 10.3)	2.4 (1.7 to 3.2)	2.6 (1.7 to 3.5)	1.1 (0.7 to 1.6)	6.3 (4.6 to 8.6)	9.8 (6.5 to 11.8)	16.2 (11.7 to 21.7)	28.2 (20.2 to 38.9)	23 (14.5 to 32.1)	23.5 (14.9 to 33.1)	29 (16.1 to 39.9)	29.1 (16.1 to 39.9)	9.7 (4.5 to 13.4)	6.9 (4.5 to 9.7)	6.3 (2.4 to 8.4)	3.4 (2.0 to 4.6)	0.5 (0.2 to 1.1)	0.2 (0.1 to 0.4)	0.1 (0.1 to 0.2)	0.1 (0.1 to 0.1)	0.1 (0.1 to 0.1)	168
HIV/AIDS	0 (0 to 0)	0 (0 to 0)	0 (0 to 0)	0 (0 to 0)	0 (0 to 0)	0 (0 to 0)	0 (0 to 0)	0 (0 to 0)	0 (0 to 0)	0 (0 to 0)	0 (0 to 0)	0 (0 to 0)	0 (0 to 0)	0 (0 to 0)	0 (0 to 0)	0 (0 to 0)	0 (0 to 0)	0 (0 to 0)	0 (0 to 0)	0 (0 to 0)	0 (0 to 0)	0 (0 to 0)	0 (0 to 0)	0 (0 to 0)	0
HIV/AIDS - Drug-susceptible Tuberculosis	0 (0 to 0)	0.4 (0 to 0.5)	0.1 (0.1 to 0.2)	0.1 (0.1 to 0.1)	0.1 (0.1 to 0.1)	0.1 (0.1 to 0.1)	0.3 (0.2 to 0.4)	0.5 (0.3 to 0.7)	0.7 (0.5 to 1)	1.4 (0.9 to 2)	1.3 (0.8 to 1.8)	1.3 (0.7 to 1.8)	1.1 (0.6 to 1.5)	0.9 (0.4 to 1.3)	0.4 (0.2 to 0.6)	0.3 (0.2 to 0.4)	0.2 (0.1 to 0.2)	0.2 (0.1 to 0.2)	0.1 (0.1 to 0.1)	0.1 (0.1 to 0.1)	0 (0 to 0)	0 (0 to 0)	0 (0 to 0)	7.9
HIV/AIDS - Multidrug-resistant Tuberculosis without extensive drug resistance	0 (0 to 0)	0 (0 to 0)	0 (0 to 0)	0 (0 to 0)	0 (0 to 0)	0 (0 to 0)	0 (0 to 0)	0 (0 to 0)	0 (0 to 0)	0 (0 to 0)	0 (0 to 0)	0 (0 to 0)	0 (0 to 0)	0 (0 to 0)	0 (0 to 0)	0 (0 to 0)	0 (0 to 0)	0 (0 to 0)	0 (0 to 0)	0 (0 to 0)	0 (0 to 0)	0 (0 to 0)	0 (0 to 0)	0 (0 to 0)	0.1
HIV/AIDS - Extensively drug-resistant Tuberculosis	0 (0 to 0)	0 (0 to 0)	0 (0 to 0)	0 (0 to 0)	0 (0 to 0)	0 (0 to 0)	0 (0 to 0)	0 (0 to 0)	0 (0 to 0)	0 (0 to 0)	0 (0 to 0)	0 (0 to 0)	0 (0 to 0)	0 (0 to 0)	0 (0 to 0)	0 (0 to 0)	0 (0 to 0)	0 (0 to 0)	0 (0 to 0)	0 (0 to 0)	0 (0 to 0)	0 (0 to 0)	0 (0 to 0)	0 (0 to 0)	0
HIV/AIDS resulting in other diseases	0 (0 to 0)	7.4 (5.2 to 10.2)	2.3 (1.6 to 3.1)	2.3 (1.6 to 3.2)	1 (0.7 to 1.4)	6.1 (4.3 to 8.3)	9.4 (6.1 to 11.4)	15.5 (11 to 21)	26.5 (18.7 to 37.4)	21.7 (13.1 to 30.9)	22.4 (13.5 to 32)	27.1 (15.2 to 38)	28 (15.2 to 38)	9.3 (4.5 to 13.2)	6.3 (4.2 to 8.9)	6 (4.2 to 8.4)	3.2 (2.0 to 4.5)	0.5 (0.2 to 1.1)	0.2 (0.1 to 0.4)	0.1 (0.1 to 0.2)	0.1 (0.1 to 0.1)	0.1 (0.1 to 0.1)	160
Sexually transmitted infections excluding HIV	181 (324 to 368)	58.4 (174 to 121)	60.9 (249 to 169)	0.6 (3.2 to 15.5)	0.6 (2.5 to 9.1)	1.0 (1.1 to 2.1)	0.5 (0.4 to 0.7)	0.8 (1.2 to 2.1)	1.1 (0.7 to 2)	2.4 (1.7 to 3.7)	3.8 (2.2 to 7.8)	1.4 (0.7 to 2.4)	1.8 (0.7 to 3.9)	2.2 (0.7 to 4.1)	1.8 (0.4 to 2.5)	1.6 (0.4 to 2.3)	1 (0.3 to 1.7)	0.1 (0.0 to 0.1)	0.1 (0.0 to 0.1)	0.1 (0.0 to 0.1)	0.1 (0.0 to 0.1)	0.1 (0.0 to 0.1)	0.1 (0.0 to 0.1)	355
Syphilis	181 (324 to 368)	58.4 (174 to 121)	60.9 (249 to 169)	3.5 (1.6 to 7.2)	1.6 (0.5 to 3.4)	0.2 (0.1 to 0.4)	0.1 (0.0 to 0.1)	0.1 (0.0 to 0.2)	0.1 (0.1 to 0.2)	0.1 (0.1 to 0.2)	0.1 (0.1 to 0.2)	0.1 (0.0 to 0.2)	0.1 (0.0 to 0.2)	0.1 (0.1 to 0.2)	0.1 (0.0 to 0.1)	0.1 (0.0 to 0.1)	0.1 (0.0 to 0.1)	0.1 (0.0 to 0.1)	0.1 (0.0 to 0.1)	0.1 (0.0 to 0.1)	0.1 (0.0 to 0.1)	0.1 (0.0 to 0.1)	0.1 (0.0 to 0.1)	326
Chlamydial infection	0 (0 to 0)	0 (0 to 0)	0 (0 to 0)	0 (0 to 0)	0 (0 to 0)	0 (0 to 0)	0 (0 to 0)	0 (0 to 0)	0 (0 to 0)	0 (0 to 0)	0 (0 to 0)	0 (0 to 0)	0 (0 to 0)	0 (0 to 0)	0 (0 to 0)	0 (0 to 0)	0 (0 to 0)	0 (0 to 0)	0 (0 to 0)	0 (0 to 0)	0 (0 to 0)	0 (0 to 0)	0 (0 to 0)	0 (0 to 0)	0
Gonococcal infection	0 (0 to 0)	0 (0 to 0)	0 (0 to 0)	0 (0 to 0)	0 (0 to 0)	0 (0 to 0)	0 (0 to 0)	0 (0 to 0)	0 (0 to 0)	0 (0 to 0)	0 (0 to 0)	0 (0 to 0)	0 (0 to 0)	0 (0 to 0)	0 (0 to 0)	0 (0 to 0)	0 (0 to 0)	0 (0 to 0)	0 (0 to 0)	0 (0 to 0)	0 (0 to 0)	0 (0 to 0)	0 (0 to 0)	0 (0 to 0)	0
Trichomoniasis	0 (0 to 0)	0 (0 to 0)	0 (0 to 0)	0 (0 to 0)	0 (0 to 0)	0 (0 to 0)	0 (0 to 0)	0 (0 to 0)	0 (0 to 0)	0 (0 to 0)	0 (0 to 0)	0 (0 to 0)	0 (0 to 0)	0 (0 to 0)	0 (0 to 0)	0 (0 to 0)	0 (0 to 0)	0 (0 to 0)	0 (0 to 0)	0 (0 to 0)	0 (0 to 0)	0 (0 to 0)	0 (0 to 0)	0 (0 to 0)	0
Genital herpes	0 (0 to 0)	0 (0 to 0)	0 (0 to 0)	0 (0 to 0)	0 (0 to 0)	0 (0 to 0)	0 (0 to 0)	0 (0 to 0)	0 (0 to 0)	0 (0 to 0)	0 (0 to 0)	0 (0 to 0)	0 (0 to 0)	0 (0 to 0)	0 (0 to 0)	0 (0 to 0)	0 (0 to 0)	0 (0 to 0)	0 (0 to 0)	0 (0 to 0)	0 (0 to 0)	0 (0 to 0)	0 (0 to 0)	0 (0 to 0)	0
Other sexually transmitted infections	0 (0 to 0)	0 (0 to 0)	0 (0 to 0)	0 (0 to 0)	0 (0 to 0)	0 (0 to 0)	0 (0 to 0)	0 (0 to 0)	0 (0 to 0)	0 (0 to 0)	0 (0 to 0)	0 (0 to 0)	0 (0 to 0)	0 (0 to 0)	0 (0 to 0)	0 (0 to 0)	0 (0 to 0)	0 (0 to 0)	0 (0 to 0)	0 (0 to 0)	0 (0 to 0)	0 (0 to 0)	0 (0 to 0)	0 (0 to 0)	0
Respiratory infections and tuberculosis	419.8 (1,010 to 1,060)	205 (454 to 498.6)	68.6 (140 to 365)	68.6 (467 to 1,060)	32.6 (357 to 754.2)	28.6 (364 to 846.5)	28.6 (344 to 837.8)	28.6 (361 to 795.1)	28.6 (427 to 1,000)	28.6 (429 to 1,000)	28.6 (451 to 1,050)	28.6 (444 to 1,030)	28.6 (437 to 1,020)	28.6 (414 to 969.1)	28.6 (387 to 902.7)	28.6 (366 to 854.1)	28.6 (400 to 1,000)	28.6 (541 to 1,350)	28.6 (547 to 1,360)	28.6 (537 to 1,340)	28.6 (535 to 1,340)	28.6 (535 to 1,340)	28.6 (519 to 1,300)	1,380
Tuberculosis	0 (0 to 0)	2.8 (1.7 to 4.3)	2.6 (0 to 9.2)	1.5 (1.7 to 4.1)	2.4 (1.5 to 3.2)	2.3 (1.9 to 3.6)	4.7 (2.1 to 8.4)	4.7 (2.9 to 9.6)	6.5 (4.5 to 13.4)	6.5 (4.5 to 13.4)	7.2 (4.5 to 16.1)	7.2 (4.5 to 16.1)	9.2 (5.7 to 12.5)	9.2 (5.7 to 12.5)	14.2 (10.1 to 19.2)	13.7 (10.1 to 18.4)	13.7 (9.1 to 17.1)	13.7 (9.1 to 17.1)	14.6 (7.9 to 18.9)	14.6 (7.9 to 18.9)	14.6 (7.9 to 18.9)	14.6 (7.9 to 18.9)	14.6 (7.9 to 18.9)	145
Latent tuberculosis infection	0 (0 to 0)	0 (0 to 0)	0 (0 to 0)	0 (0 to 0)	0 (0 to 0)	0 (0 to 0)	0 (0 to 0)	0 (0 to 0)	0 (0 to 0)	0 (0 to 0)	0 (0 to 0)	0 (0 to 0)	0 (0 to 0)	0 (0 to 0)	0 (0 to 0)	0 (0 to 0)	0 (0 to 0)	0 (0 to 0)	0 (0 to 0)	0 (0 to 0)	0 (0 to 0)	0 (0 to 0)	0 (0 to 0)	0 (0 to 0)	0
Drug-susceptible tuberculosis	0 (0 to 0)	2.7 (1.7 to 4.2)	2.6 (0 to 9.2)	1.4 (1.7 to 4.1)	2.3 (1.5 to 3.2)	2.3 (1.9 to 3.6)	4.7 (2.1 to 8.4)	4.7 (2.9 to 9.6)	6.5 (4.5 to 13.4)	6.5 (4.5 to 13.4)	7.2 (4.5 to 16.1)	7.2 (4.5 to 16.1)	9.1 (5.7 to 12.5)	9.1 (5.7 to 12.5)	14.1 (10.1 to 19.2)	13.6 (10.1 to 18.4)	13.6 (9.1 to 17.1)	13.6 (9.1 to 17.1)	14.5 (7.9 to 18.9)	14.5 (7.9 to 18.9)	14.5 (7.9 to 18.9)	14.5 (7.9 to 18.9)	14.5 (7.9 to 18.9)	143
Multidrug-resistant tuberculosis without extensive drug resistance	0 (0 to 0)	0 (0 to 0)	0 (0 to 0)	0 (0 to 0)	0 (0 to 0)	0 (0 to 0)	0 (0 to 0)	0 (0 to 0)	0 (0 to 0)	0 (0 to 0)	0 (0 to 0)	0 (0 to 0)	0 (0 to 0)	0 (0 to 0)	0 (0 to 0)	0 (0 to 0)	0 (0 to 0)	0 (0 to 0)	0 (0 to 0)	0 (0 to 0)	0 (0 to 0)	0 (0 to 0)	0 (0 to 0)	0 (0 to 0)	1.4
Extensively drug-resistant tuberculosis	0 (0 to 0)	0 (0 to 0)	0 (0 to 0)	0 (0 to 0)	0 (0 to 0)	0 (0 to 0)	0 (0 to 0)	0 (0 to 0)	0 (0 to 0)	0 (0 to 0)	0 (0 to 0)	0 (0 to 0)	0 (0 to 0)	0 (0 to 0)	0 (0 to 0)	0 (0 to 0)	0 (0 to 0)	0 (0 to 0)	0 (0 to 0)	0 (0 to 0)	0 (0 to 0)	0 (0 to 0)	0 (0 to 0)	0 (0 to 0)	0.2
Lower respiratory infections	35 (19.9 to 54.2)	414 (45.5 to 48.4)	229 (144 to 338)	73.8 (47.7 to 104)	19.4 (13.7 to 23.5)	27.7 (20.1 to 36.3)	20.1 (20.6 to 39.2)	29 (24.3 to 47.8)	34.6 (25.1 to 51.2)	62 (30 to 57.2)	62.7 (23.3 to 46.2)	58.7 (25.6 to 49.1)	36 (39.1 to 77.3)	33.1 (43.3 to 82.9)	52.2 (45.5 to 85.3)	39.1 (39.3 to 75.1)	29.1 (31.6 to 60.9)	22.2 (27.9 to 52.3)	20.2 (28.3 to 54.1)	20.2 (23.4 to 45.5)	20.2 (19.3 to 39.2)	20.2 (14.3 to 30.1)	20.2 (14.3 to 30.1)	1,080
Upper respiratory infections	0 (0 to 0)	0.2 (0.1 to 0.3)	3 (1.6 to 4.9)	12.7 (7 to 21)	11.5 (7.3 to 22.6)	11.5 (5.6 to 19.7)	10 (5.1 to 17.6)	10.4 (5.5 to 18)	10.4 (4.9 to 14.9)	8.7 (3.9 to 12.3)	6.7 (3.4 to 11.3)	6.5 (3.4 to 11.1)	5.4 (3.4 to 11.1)	3.1 (2.2 to 10.3)	2.8 (2.2 to 9.8)	2.8 (2.2 to 9.8)	2.8 (2.2 to 9.8)	2.8 (2.2 to 9.8)	2.8 (2.2 to 9.8)	2.8 (2.2 to 9.8)	2.8 (2.2 to 9.8)	2.8 (2.2 to 9.8)	2.8 (2.2 to 9.8)	119
Otitis media	0 (0 to 0)	0 (0 to 0)	0.3 (0.3 to 0.9)	2.5 (2.9 to 9.3)	2.5 (3.2 to 10.3)	2.5 (1.8 to 6.2)	2.5 (1.4 to 5.7)	2.5 (1.9 to 7)	2.5 (1.9 to 6.8)	2.5 (1.9 to 6.3)	2.5 (1.9 to 6.2)	2.5 (1.9 to 6.2)	2.5 (1.9 to 6.2)	2.5 (1.9 to 6.2)	2.5 (1.9 to 6.2)	2.5 (1.9 to 6.2)	2.5 (1.9 to 6.2)	2.5 (1.9 to 6.2)	2.5 (1.9 to 6.2)	2.5 (1.9 to 6.2)	2.5 (1.9 to 6.2)	2.5 (1.9 to 6.2)	2.5 (1.9 to 6.2)	32.7
Enteric infections	1.1 (0.4 to 1.9)	2.4 (1.9 to 5.5)	38.2 (24.6 to 59.4)	71 (48.3 to 100)	39.9 (24.9 to 59.4)	25.4 (20.6 to 51.5)	25.4 (17.3 to 36.7)	27.3 (19.8 to 39.1)	26 (17.9 to 36.7)	29.1 (20.7 to 39.4)	26 (22.3 to 45.1)	29.7 (21.7 to 37.6)	26.7 (27 to 53.1)	38.6 (30.9 to 59.1)	42.3 (29.9 to 58.1)	40.6 (30.5 to 55.5)	27 (27.5 to 49.9)	40 (30.3 to 55)	27 (24.2 to 43.7)	22.8 (17.6 to 30.3)	22.8 (17.2 to 32.6)	14.2 (9.4 to 21.2)	14.2 (9.4 to 19.3)	659
Diarrheal diseases	0.4 (0.1 to 1.9)	2.4 (1.9 to 5.5)	38.2 (23.9 to 58.1)	71 (48.3 to 100)	39.9 (24.9 to 59.4)	25.4 (20.6 to 51.5)	25.4 (19.4 to 39.3)	27.3 (12.6 to 31.4)	26 (16.2 to 27.1)	29.1 (17.1 to 35.7)	26 (15.9 to 32.9)	29.7 (21.5 to 42.3)	26.7 (21.5 to 42.3)	38.6 (29.3 to 52.4)	42.3 (29.9 to 58.4)	40.6 (29.9 to 57.4)	27 (30.3 to 55)	40 (27.5 to 49.9)	27 (24.2 to 43.7)	22.8 (16.7 to 30.3)	22.8 (17.1 to 32.6)	14.2 (9.4 to 21.2)	14.2 (9.4 to 19.3)	616
Typhoid and paratyphoid	0 (0 to 0)	0 (0 to 0)	0 (0 to 0)	0 (1.4 to 17.8)	0 (1.5 to 19.5)	0 (0.2 to 21.1)	0 (0.2 to 13.1)	0 (0.2 to 9.4)	0 (0.2 to 9.4)	0 (0.2 to 9.7)	0 (0.2 to 9.2)	0 (0.2 to 9.2)	0 (0.2 to 9.2)	0 (0.1 to 9.2)	0 (0.1 to 9.2)	0 (0.1 to 9.2)	0 (0.1 to 9.2)	0 (0.1 to 9.2)	0 (0.1 to 9.2)	0 (0.1 to 9.2)	0 (0.1 to 9.2)	0 (0.1 to 9.2)	0 (0.1 to 9.2)	0 (0.1 to 9.2)	27.2
Typhoid fever	0 (0 to 0)	0 (0 to 0)	0 (0 to 0)	0 (1.4 to 17.8)	0 (1.5 to 19.5)	0 (0.2 to 21.1)	0 (0.2 to 13.1)	0 (0.2 to 9.4)	0 (0.2 to 9.4)	0 (0.2 to 9.7)	0 (0.2 to 9.2)	0 (0.2 to 9.2)	0 (0.2 to 9.2)	0 (0.1 to 9.2)	0 (0.1 to 9.2)	0 (0.1 to 9.2)	0 (0.1 to 9.2)	0 (0.1 to 9.2)	0 (0.1 to 9.2)	0 (0.1 to 9.2)	0 (0.1 to 9.2)	0 (0.1 to 9.2)	0 (0.1 to 9.2)	0 (0.1 to 9.2)	27.2
Paratyphoid fever	0 (0 to 0)	0 (0 to 0)	0 (0 to 0)	0 (0 to 0)	0 (0 to 0)	0 (0 to 0)	0 (0 to 0)	0 (0 to 0)	0 (0 to 0)	0 (0 to 0)	0 (0 to 0)	0 (0 to 0)	0 (0 to 0)	0 (0 to 0)	0 (0 to 0)	0 (0 to 0)	0 (0 to 0)	0 (0 to 0)	0 (0 to 0)	0 (0 to 0)	0 (0 to 0)	0 (0 to 0)	0 (0 to 0)	0 (0 to 0)	0
Invasive Non-typhoidal Salmonella (iNTS)	0 (0 to 0)	0 (0 to 0)	1.1 (0.5 to 2.2)	0.9 (0.4 to 1.9)	0.4 (0.2 to 0.9)	0.3 (0.1 to 0.7)	0.3 (0.1 to 0.6)	0.3 (0.1 to 0.6)	0.3 (0.1 to 0.6)	0.3 (0.1 to 0.6)	0.3 (0.1 to 0.6)	0.3 (0.1 to 0.6)	0.3 (0.1 to 0.6)	0.3 (0.1 to 0.6)	0.3 (0.1 to 0.6)	0.3 (0.1 to 0.6)	0.3 (0.1 to 0.6)	0.3 (0.1 to 0.6)	0.3 (0.1 to 0.6)	0.3 (0.1 to 0.6)	0.3 (0.1 to 0.6)	0.3 (0.1 to 0.6)	0.3 (0.1 to 0.6)	4.8
Other intestinal infectious diseases	0 (0 to 0)	0.2 (0 to 0.6)	0.6 (0 to 4.4)	0.1 (0 to 0.3)	0 (0 to 0.2)	0 (0 to 0.1)	0 (0 to 0.1)	0 (0 to 0.1)	0 (0 to 0.1)	0 (0 to 0.1)	0 (0 to 0.1)	0 (0 to 0.1)	0 (0 to 0.1)	0 (0 to 0.1)	0 (0 to 0.1)	0 (0 to 0.1)	0 (0 to 0.1)	0 (0 to 0.1)	0 (0 to 0.1)	0 (0 to 0.1)	0 (0 to 0.1)	0 (0 to 0.1)	0 (0 to 0.1)	0 (0 to 0.1)	0.9
Neglected tropical diseases and malaria	0 (0.1 to 0.3)	2.6 (1.4 to 4.3)	1.6 (4.3 to 15.4)	9 (3.9 to 19.6)	8.4 (2.1 to 7.1)	3.8 (1.9 to 6.7)	4.7 (2.3 to 9.4)	2.9 (1.9 to 6.4)	2.9 (1.5 to 5)	3.2 (1.7 to 5.3)	3.1 (1.4 to 5.3)	2.9 (1.4 to 5.4)	2.2 (1.6 to 4.8)	2.6 (1.6 to 4.9)	2.7 (1.4 to 5.1)	2.6 (1.5 to 5)	2.3 (1.2 to 4.2)	1.7 (0.9 to 2.9)	1.1 (0.4 to 1.8)	0.6 (0.2 to 1.1)	0.4 (0.1 to 0.8)	0.2 (0.1 to 0.4)	0.1 (0.1 to 0.2)	67.8
Malaria	0 (0 to 0)	0 (0 to 0)	0 (0 to 0)	0 (0 to 0)	0 (0 to 0)	0 (0 to 0)	0 (0 to 0)	0 (0 to 0)	0 (0 to 0)	0 (0 to 0)	0 (0 to 0)	0 (0 to 0)	0 (0 to 0)	0 (0 to 0)	0 (0 to 0)	0 (0 to 0)	0 (0 to 0)	0 (0 to 0)	0 (0 to 0)	0 (0 to 0)	0 (0 to 0)	0 (0 to 0)	0 (0 to 0)	0 (0 to 0)	0
Chagas disease	0 (0 to 0)	0 (0 to 0)	0 (0 to 0)	0 (0 to 0)	0 (0 to 0)	0 (0 to 0)	0 (0 to 0)	0 (0 to 0)	0 (0 to 0)	0 (0 to 0)	0 (0 to 0)	0 (0 to 0)	0 (0 to 0)	0 (0 to 0)	0 (0 to 0)	0 (0 to 0)	0 (0 to 0)	0 (0 to 0)	0 (0 to 0)	0 (0 to 0)	0 (0 to 0)	0 (0 to 0)	0 (0 to 0)	0 (0 to 0)	0
Leishmaniasis	0 (0 to 0)	0 (0 to 0)	0 (0 to 0)	0 (0 to 0)	0 (0 to 0)	0 (0 to 0)	0 (0 to 0)	0 (0 to 0)	0 (0 to 0)	0 (0 to 0)	0 (0 to 0)	0 (0 to 0)	0 (0 to 0)	0 (0 to 0)	0 (0 to 0)	0 (0 to 0)	0 (0 to 0)	0 (0 to 0)	0 (0 to 0)	0 (0 to 0)	0 (0 to 0)	0 (0 to 0)	0 (0 to 0)	0 (0 to 0)	0
Visceral leishmaniasis	0 (0 to 0)	0 (0 to 0)	0 (0 to 0)	0 (0 to 0)	0 (0 to 0)	0 (0 to 0)	0 (0 to 0)	0 (0 to 0)	0 (0 to 0)	0 (0 to 0)	0 (0 to 0)	0 (0 to 0)	0 (0 to 0)	0 (0 to 0)	0 (0 to 0)	0 (0 to 0)	0 (0 to 0)	0 (0 to 0)	0 (0 to 0)	0 (0 to 0)	0 (0 to 0)	0 (0 to 0)	0 (0 to 0)	0 (0 to 0)	0
Cutaneous and mucocutaneous leishmaniasis	0 (0 to 0)	0 (0 to 0)	0 (0 to 0)	0 (0 to 0)	0 (0 to 0)	0 (0 to 0)	0 (0 to 0)	0 (0 to 0)	0 (0 to 0)	0 (0 to 0)	0 (0 to 0)	0 (0 to 0)	0 (0 to 0)	0 (0 to 0)	0 (0 to 0)	0 (0 to 0)	0 (0 to 0)	0 (0 to 0)	0 (0 to 0)	0 (0 to 0)	0 (0 to 0)	0 (0 to 0)	0 (0 to 0)	0 (0 to 0)	0
African trypanosomiasis	0 (0 to 0)	0 (0 to 0)	0 (0 to 0)	0 (0 to 0)	0 (0 to 0)	0 (0 to 0)	0 (0 to 0)	0 (0 to 0)	0 (0 to 0)	0 (0 to 0)	0 (0 to 0)	0 (0 to 0)	0 (0 to 0)	0 (0 to 0)	0 (0 to 0)	0 (0 to 0)	0 (0 to 0)	0 (0 to 0)	0 (0 to 0)	0 (0 to 0)	0 (0 to 0)	0 (0 to 0)	0 (0 to 0)	0 (0 to 0)	0
Schistosomiasis	0 (0 to 0)	0 (0 to 0)	0 (0 to 0)	0 (0 to 0)	0 (0 to 0)	0 (0 to 0)	0 (0 to 0)	0 (0 to 0)	0 (0 to 0)	0 (0 to 0)	0 (0 to 0)	0 (0 to 0)	0 (0 to 0)	0 (0 to 0)	0 (0 to 0)	0 (0 to 0)	0 (0 to 0)	0 (0 to 0)	0 (0 to 0)	0 (0 to 0)	0 (0 to 0)	0 (0 to 0)	0 (0 to 0)	0 (0 to 0)	0
Cysticercosis	0 (0 to 0)	0 (0 to 0)	0 (0 to 0)	0 (0 to 0)	0 (0 to 0)	0 (0 to 0)	0 (0 to 0)	0 (0 to 0)	0 (0 to 0)	0 (0 to 0)	0 (0 to 0)	0 (0 to 0)	0 (0 to 0)	0 (0 to 0)	0 (0 to 0)	0 (0 to 0)	0 (0 to 0)	0 (0 to 0)	0 (0 to 0)	0 (0 to 0)	0 (0 to 0)	0 (0 to 0)	0 (0 to 0)	0 (0 to 0)	0
Cystic echinococcosis	0 (0 to 0)	0 (0 to 0)	0 (0 to 0)	0 (0 to 0)	0 (0 to 0)	0 (0 to 0)	0 (0 to 0)	0 (0 to 0)	0 (0 to 0)	0 (0 to 0)	0 (0 to 0)	0 (0 to 0)	0 (0 to 0)	0 (0 to 0)	0 (0 to 0)	0 (0 to 0)	0 (0 to 0)	0 (0 to 0)	0 (0 to 0)	0 (0 to 0)	0 (0 to 0)	0 (0 to 0)	0 (0 to 0)	0 (0 to 0)	0.1
Lymphatic filariasis	0 (0 to 0)	0 (0 to 0)	0 (0 to 0)	0 (0 to 0)	0 (0 to 0)	0 (0 to 0)	0 (0 to 0)	0 (0 to 0)	0 (0 to 0)	0 (0 to 0)	0 (0 to 0)	0 (0 to 0)	0 (0 to 0)	0 (0 to 0)	0 (0 to 0)	0 (0 to 0)	0 (0 to 0)	0 (0 to 0)	0 (0 to 0)	0 (0 to 0)	0 (0 to 0)	0 (0 to 0)	0 (0 to 0)	0 (0 to 0)	0
Onchocerciasis	0 (0 to 0)	0 (0 to 0)	0 (0 to 0)	0 (0 to 0)	0 (0 to 0)	0 (0 to 0)	0 (0 to 0)	0 (0 to 0)	0 (0 to 0)	0 (0 to 0)	0 (0 to 0)	0 (0 to 0)	0 (0 to 0)	0 (0 to 0)	0 (0 to 0)	0 (0 to 0)	0 (0 to 0)	0 (0 to 0)	0 (0 to 0)	0 (0 to 0)	0 (0 to 0)	0 (0 to 0)	0 (0 to 0)	0 (0 to 0)	0
Trachoma	0 (0 to 0)	0 (0 to 0)	0 (0 to 0)	0 (0 to 0)	0 (0 to 0)	0 (0 to 0)	0 (0 to 0)	0 (0 to 0)	0 (0 to 0)	0 (0 to 0)	0 (0 to 0)	0 (0 to 0)	0 (0 to 0)	0 (0 to 0)	0 (0 to 0)	0 (0 to 0)	0 (0 to 0)	0 (0 to 0)	0 (0 to 0)	0 (0 to 0)	0 (0 to 0)	0 (0 to 0)	0 (0 to 0)	0 (0 to 0)	0
Dengue	0 (0 to 0)	0 (0 to 0)	0 (0 to 0)	0 (0 to 0)	0 (0 to 0)	0 (0 to 0)	0 (0 to 0)	0 (0 to 0)	0 (0 to 0)	0 (0 to 0)	0 (0 to 0)	0 (0 to 0)	0 (0 to 0)	0 (0 to 0)	0 (0 to 0)	0 (0 to 0)	0 (0 to 0)	0 (0 to 0)	0 (0 to 0)	0 (0 to 0)	0 (0 to 0)	0 (0 to 0)	0 (0 to 0)	0 (0 to 0)	0.1
Yellow fever	0 (0 to 0)	0 (0 to 0)	0 (0 to 0)	0 (0 to 0)	0 (0 to 0)	0 (0 to 0)	0 (0 to 0)	0 (0 to 0)	0 (0 to 0)	0 (0 to 0)	0 (0 to 0)	0 (0 to 0)	0 (0 to 0)	0 (0 to 0)	0 (0 to 0)	0 (0 to 0)	0 (0 to 0)	0 (0 to 0)	0 (0 to 0)	0 (0 to 0)	0 (0 to 0)	0 (0 to 0)	0 (0 to 0)	0 (0 to 0)	0
Rabies	0 (0 to 0)	0 (0 to 0)	0 (0 to 0)	0 (0 to 0)	0 (0 to 0)	0 (0 to 0)	0 (0 to 0)	0 (0 to 0)	0 (0 to 0)	0 (0 to 0)	0 (0 to 0)	0 (0 to 0)	0 (0 to 0)	0 (0 to 0)	0 (0 to 0)	0 (0 to 0)	0 (0 to 0)	0 (0 to 0)	0 (0 to 0)	0 (0 to 0)	0 (0 to 0)	0 (0 to 0)	0 (0 to 0)	0 (0 to 0)	0.1
Intestinal nematode infections	0 (0



Osteoarthritis other	0 (0 to 0)	0 (0 to 0)	0 (0 to 0)	0 (0 to 0)	0 (0 to 0)	0 (0 to 0)	0 (0 to 0)	0 (0 to 0)	0 (0 to 0)	0 (0 to 0)	0 (0 to 1)	0 (0 to 0)	0 (0 to 1)	0 (0 to 0)	0 (0 to 1)	0 (0 to 0)	0 (0 to 1)	0 (0 to 0)	0 (0 to 1)	0 (0 to 0)	0 (0 to 1)	0 (0 to 0)	0 (0 to 1)	0 (0 to 0)	0 (0 to 1)	0 (0 to 0)	0 (0 to 1)	0 (0 to 0)	0 (0 to 1)	0 (0 to 0)	59-2
Low back pain	0 (0 to 0)	0 (0 to 0)	0 (0 to 0)	0 (0 to 0)	0 (0 to 0)	0 (0 to 0)	0 (0 to 0)	0 (0 to 0)	0 (0 to 0)	0 (0 to 0)	0 (0 to 1)	0 (0 to 0)	0 (0 to 1)	0 (0 to 0)	0 (0 to 1)	0 (0 to 0)	0 (0 to 1)	0 (0 to 0)	0 (0 to 1)	0 (0 to 0)	0 (0 to 1)	0 (0 to 0)	0 (0 to 1)	0 (0 to 0)	0 (0 to 1)	0 (0 to 0)	0 (0 to 1)	0 (0 to 0)	0 (0 to 1)	0 (0 to 0)	1,750
Neck pain	0 (0 to 0)	0 (0 to 0)	0 (0 to 0)	0 (0 to 0)	0 (0 to 0)	0 (0 to 0)	0 (0 to 0)	0 (0 to 0)	0 (0 to 0)	0 (0 to 0)	0 (0 to 1)	0 (0 to 0)	0 (0 to 1)	0 (0 to 0)	0 (0 to 1)	0 (0 to 0)	0 (0 to 1)	0 (0 to 0)	0 (0 to 1)	0 (0 to 0)	0 (0 to 1)	0 (0 to 0)	0 (0 to 1)	0 (0 to 0)	0 (0 to 1)	0 (0 to 0)	0 (0 to 1)	0 (0 to 0)	0 (0 to 1)	0 (0 to 0)	580
Gout	0 (0 to 0)	0 (0 to 0)	0 (0 to 0)	0 (0 to 0)	0 (0 to 0)	0 (0 to 0)	0 (0 to 0)	0 (0 to 0)	0 (0 to 0)	0 (0 to 0)	0 (0 to 1)	0 (0 to 0)	0 (0 to 1)	0 (0 to 0)	0 (0 to 1)	0 (0 to 0)	0 (0 to 1)	0 (0 to 0)	0 (0 to 1)	0 (0 to 0)	0 (0 to 1)	0 (0 to 0)	0 (0 to 1)	0 (0 to 0)	0 (0 to 1)	0 (0 to 0)	0 (0 to 1)	0 (0 to 0)	0 (0 to 1)	0 (0 to 0)	51
Other musculoskeletal disorders	0 (0 to 0)	0 (0 to 0)	0 (0 to 0)	2 (1 to 3)	4 (1 to 7)	5 (2 to 9)	9 (3 to 15)	12 (5 to 21)	36 (24 to 51)	54 (37 to 72)	68 (50 to 90)	89 (67 to 113)	99 (74 to 128)	84 (62 to 110)	76 (56 to 99)	81 (60 to 106)	77 (57 to 101)	65 (48 to 86)	52 (37 to 70)	39 (26 to 54)	26 (16 to 39)	17 (9 to 28)	10 (4 to 18)	3 (1 to 7)	1 (0 to 3)	1 (0 to 3)	0 (0 to 2)	0 (0 to 1)	0 (0 to 1)	722
Other non-communicable diseases	232 (137 to 370)	217 (57 to 1,194)	279 (163 to 398)	155 (77 to 1,158)	69.9 (42 to 7.7)	67.4 (40 to 74)	69.9 (32 to 96.9)	155 (75 to 152)	137 (94 to 176)	139 (96 to 193)	133 (90 to 187)	147 (109 to 197)	160 (118 to 216)	140 (116 to 201)	159 (116 to 210)	159 (117 to 213)	150 (110 to 199)	146 (101 to 197)	139 (93 to 189)	132 (79 to 197)	63.2 (40 to 91.8)	91.4 (38 to 55.4)	91.4 (24 to 45)	17.9 (13 to 22.5)	2,550 (54 to 11.4)
Congenital birth defects	216 (130 to 311)	784 (52 to 1,114)	215 (130 to 310)	75.2 (31 to 150)	27.9 (21 to 35.6)	26.7 (20 to 33.9)	17.6 (13 to 23.1)	17.5 (12 to 23.8)	12.9 (10 to 23.2)	13.9 (10 to 17.9)	10.2 (7.7 to 13.2)	9.1 (6.8 to 11.7)	7.6 (5.4 to 10.4)	9.1 (6.5 to 12.3)	8.5 (6 to 11.4)	8.5 (6 to 11.6)	7.5 (4.9 to 10.7)	5.5 (3.2 to 8.5)	3.2 (1.5 to 5.2)	1.6 (0 to 3)	0.8 (0.2 to 3.3)	0.8 (0 to 2.9)	0.3 (0 to 2.2)	0.1 (0 to 1.2)	0.1 (0 to 0.7)	756
Neural tube defects	32.9 (12.5 to 67)	4.8 (1.4 to 12.1)	19.4 (6.5 to 45.7)	3.1 (0.8 to 9.7)	0.5 (0.4 to 0.8)	0.5 (0.5 to 1.5)	0.4 (0.2 to 0.5)	0.3 (0.2 to 0.5)	0.3 (0.2 to 0.4)	0.2 (0.2 to 0.3)	0.2 (0 to 0.3)	0.2 (0 to 0.3)	0.2 (0 to 0.3)	0.1 (0 to 0.3)	0.1 (0 to 0.2)	0.1 (0 to 0.2)	0.1 (0 to 0.2)	0.1 (0 to 0.1)	0.1 (0 to 0.1)	0 (0 to 0.1)	0 (0 to 0)	0 (0 to 0)	0 (0 to 0)	0 (0 to 0)	0 (0 to 0)	0 (0 to 0)	0 (0 to 0)	0 (0 to 0)	0 (0 to 0)	63-6
Congenital heart anomalies	77.1 (43.2 to 129)	38.7 (23.3 to 57.6)	111 (64.9 to 176)	29 (17.9 to 46.1)	9.9 (9.4 to 13.9)	12.3 (8.7 to 17.2)	4.1 (3.6 to 5.2)	8.2 (5.4 to 12.2)	5.1 (3.8 to 7.1)	8 (5.1 to 11.9)	7.1 (5 to 9.8)	5.5 (3.9 to 7.5)	2.9 (2 to 3.9)	1.5 (1 to 2.2)	1.5 (1 to 2.2)	0.9 (0.4 to 1.4)	3.4 (2.2 to 4.9)	1.5 (1 to 2.1)	0.6 (0.4 to 0.9)	0.2 (0 to 0.4)	0.1 (0 to 0.5)	0.1 (0 to 0.5)	0.1 (0 to 0.5)	0 (0 to 0)	0 (0 to 0)	0 (0 to 0)	0 (0 to 0)	0 (0 to 0)	322
Orofacial clefts	3.2 (1.4 to 6.1)	1.9 (0.8 to 3.7)	5.3 (2.5 to 9.9)	3.4 (1.7 to 6.7)	0.6 (0.3 to 0.9)	0.4 (0.3 to 0.9)	0.5 (0.3 to 0.9)	0.3 (0.2 to 0.5)	0.2 (0.2 to 0.4)	0.2 (0 to 0.3)	0.2 (0 to 0.4)	0.4 (0 to 1)	0.3 (0.2 to 0.6)	0.1 (0 to 0.3)	0.1 (0.1 to 0.2)	0.2 (0 to 0.5)	0.2 (0 to 0.5)	0.1 (0 to 0.3)	0.2 (0 to 0.5)	0 (0 to 0.1)	0 (0 to 0)	0 (0 to 0)	0 (0 to 0)	0 (0 to 0)	0 (0 to 0)	0 (0 to 0)	0 (0 to 0)	0 (0 to 0)	0 (0 to 0)	3-5
Down syndrome	0 (0 to 0)	0 (0 to 0)	0 (0 to 0)	0 (0 to 0)	0 (0 to 0)	0 (0 to 0)	0 (0 to 0)	0 (0 to 0)	0 (0 to 0)	0 (0 to 0)

SII Table 2c: Monaco DALYS by cause and age group for both sexes with 95% uncertainty intervals, 2019

Cause	Early Neonatal	Late Neonatal	Post Neonatal	1 to 4	5 to 9	10 to 14	15 to 19	20 to 24	25 to 29	30 to 34	35 to 39	40 to 44	45 to 49	50 to 54	55 to 59	60 to 64	65 to 69	70 to 74	75 to 79	80 to 84	85 to 89	90 to 94	95 plus	Total
All causes	186 (144 to 224)	148 (5 to 644)	754 (21 to 2,2)	464 (36 to 624)	362 (47 to 81)	324 (75 to 133)	1,160 (740 to 1,6)	1,160 (742 to 2,004)	1,160 (747 to 1,7)	1,160 (747to 1,66)	1,160 (884 to 2,07)	1,160 (1,0 to 2,0)	1,160 (1,0 to 2,0)	1,160 (1,0 to 2,0)	1,160 (1,0 to 2,0)	1,160 (1,0 to 2,0)	1,160 (1,0 to 2,0)	1,160 (1,0 to 2,0)	1,160 (1,0 to 2,0)	1,160 (1,0 to 2,0)	1,160 (1,0 to 2,0)	1,160 (1,0 to 2,0)	13,760
Communicable, maternal, neonatal, and nutritional diseases	186 (113 to 516)	148 (3 to 2,0)	754 (7 to 2,2)	464 (9 to 2,0)	362 (4 to 1,0)	324 (4 to 1,0)	1,160 (7 to 3,6)	1,160 (7 to 3,6)	1,160 (8 to 3,6)	1,160 (8 to 3,6)	1,160 (11 to 3,6)	1,160 (11 to 3,6)	1,160 (14 to 3,6)	1,160 (18 to 3,6)	1,160 (19 to 3,6)	1,160 (19 to 3,6)	1,160 (20 to 3,6)	1,160 (20 to 3,6)	1,160 (20 to 3,6)	1,160 (20 to 3,6)	1,160 (20 to 3,6)	1,160 (20 to 3,6)	516
HIV/AIDS and sexually transmitted infections	0 (0 to 0)	0 (0 to 0)	0 (0 to 0)	0 (0 to 0)	0 (0 to 0)	0 (0 to 0)	0 (0 to 0)	0 (0 to 0)	0 (0 to 0)	0 (0 to 0)	0 (0 to 0)	0 (0 to 0)	0 (0 to 0)	0 (0 to 0)	0 (0 to 0)	0 (0 to 0)	0 (0 to 0)	0 (0 to 0)	0 (0 to 0)	0 (0 to 0)	0 (0 to 0)	0 (0 to 0)	0 (0 to 0)	0
HIV/AIDS	0 (0 to 0)	0 (0 to 0)	0 (0 to 0)	0 (0 to 0)	0 (0 to 0)	0 (0 to 0)	0 (0 to 0)	0 (0 to 0)	0 (0 to 0)	0 (0 to 0)	0 (0 to 0)	0 (0 to 0)	0 (0 to 0)	0 (0 to 0)	0 (0 to 0)	0 (0 to 0)	0 (0 to 0)	0 (0 to 0)	0 (0 to 0)	0 (0 to 0)	0 (0 to 0)	0 (0 to 0)	0 (0 to 0)	0
HIV/AIDS - Drug-susceptible Tuberculosis	0 (0 to 0)	0 (0 to 0)	0 (0 to 0)	0 (0 to 0)	0 (0 to 0)	0 (0 to 0)	0 (0 to 0)	0 (0 to 0)	0 (0 to 0)	0 (0 to 0)	0 (0 to 0)	0 (0 to 0)	0 (0 to 0)	0 (0 to 0)	0 (0 to 0)	0 (0 to 0)	0 (0 to 0)	0 (0 to 0)	0 (0 to 0)	0 (0 to 0)	0 (0 to 0)	0 (0 to 0)	0 (0 to 0)	0
HIV/AIDS - Multidrug-resistant Tuberculosis without extensive dr...	0 (0 to 0)	0 (0 to 0)	0 (0 to 0)	0 (0 to 0)	0 (0 to 0)	0 (0 to 0)	0 (0 to 0)	0 (0 to 0)	0 (0 to 0)	0 (0 to 0)	0 (0 to 0)	0 (0 to 0)	0 (0 to 0)	0 (0 to 0)	0 (0 to 0)	0 (0 to 0)	0 (0 to 0)	0 (0 to 0)	0 (0 to 0)	0 (0 to 0)	0 (0 to 0)	0 (0 to 0)	0 (0 to 0)	0
HIV/AIDS - Extensively drug-resistant Tuberculosis	0 (0 to 0)	0 (0 to 0)	0 (0 to 0)	0 (0 to 0)	0 (0 to 0)	0 (0 to 0)	0 (0 to 0)	0 (0 to 0)	0 (0 to 0)	0 (0 to 0)	0 (0 to 0)	0 (0 to 0)	0 (0 to 0)	0 (0 to 0)	0 (0 to 0)	0 (0 to 0)	0 (0 to 0)	0 (0 to 0)	0 (0 to 0)	0 (0 to 0)	0 (0 to 0)	0 (0 to 0)	0 (0 to 0)	0
HIV/AIDS resulting in other diseases	0 (0 to 0)	0 (0 to 0)	0 (0 to 0)	0 (0 to 0)	0 (0 to 0)	0 (0 to 0)	0 (0 to 0)	0 (0 to 0)	0 (0 to 0)	0 (0 to 0)	0 (0 to 0)	0 (0 to 0)	0 (0 to 0)	0 (0 to 0)	0 (0 to 0)	0 (0 to 0)	0 (0 to 0)	0 (0 to 0)	0 (0 to 0)	0 (0 to 0)	0 (0 to 0)	0 (0 to 0)	0 (0 to 0)	0
Sexually transmitted infections excluding HIV	0 (0 to 0)	0 (0 to 0)	0 (0 to 0)	0 (0 to 0)	0 (0 to 0)	0 (0 to 0)	0 (0 to 0)	0 (0 to 0)	0 (0 to 0)	0 (0 to 0)	0 (0 to 0)	0 (0 to 0)	0 (0 to 0)	0 (0 to 0)	0 (0 to 0)	0 (0 to 0)	0 (0 to 0)	0 (0 to 0)	0 (0 to 0)	0 (0 to 0)	0 (0 to 0)	0 (0 to 0)	0 (0 to 0)	0
Syphilis	0 (0 to 0)	0 (0 to 0)	0 (0 to 0)	0 (0 to 0)	0 (0 to 0)	0 (0 to 0)	0 (0 to 0)	0 (0 to 0)	0 (0 to 0)	0 (0 to 0)	0 (0 to 0)	0 (0 to 0)	0 (0 to 0)	0 (0 to 0)	0 (0 to 0)	0 (0 to 0)	0 (0 to 0)	0 (0 to 0)	0 (0 to 0)	0 (0 to 0)	0 (0 to 0)	0 (0 to 0)	0 (0 to 0)	0
Chlamydial infection	0 (0 to 0)	0 (0 to 0)	0 (0 to 0)	0 (0 to 0)	0 (0 to 0)	0 (0 to 0)	0 (0 to 0)	0 (0 to 0)	0 (0 to 0)	0 (0 to 0)	0 (0 to 0)	0 (0 to 0)	0 (0 to 0)	0 (0 to 0)	0 (0 to 0)	0 (0 to 0)	0 (0 to 0)	0 (0 to 0)	0 (0 to 0)	0 (0 to 0)	0 (0 to 0)	0 (0 to 0)	0 (0 to 0)	0
Gonococcal infection	0 (0 to 0)	0 (0 to 0)	0 (0 to 0)	0 (0 to 0)	0 (0 to 0)	0 (0 to 0)	0 (0 to 0)	0 (0 to 0)	0 (0 to 0)	0 (0 to 0)	0 (0 to 0)	0 (0 to 0)	0 (0 to 0)	0 (0 to 0)	0 (0 to 0)	0 (0 to 0)	0 (0 to 0)	0 (0 to 0)	0 (0 to 0)	0 (0 to 0)	0 (0 to 0)	0 (0 to 0)	0 (0 to 0)	0
Trichomoniasis	0 (0 to 0)	0 (0 to 0)	0 (0 to 0)	0 (0 to 0)	0 (0 to 0)	0 (0 to 0)	0 (0 to 0)	0 (0 to 0)	0 (0 to 0)	0 (0 to 0)	0 (0 to 0)	0 (0 to 0)	0 (0 to 0)	0 (0 to 0)	0 (0 to 0)	0 (0 to 0)	0 (0 to 0)	0 (0 to 0)	0 (0 to 0)	0 (0 to 0)	0 (0 to 0)	0 (0 to 0)	0 (0 to 0)	0
Genital herpes	0 (0 to 0)	0 (0 to 0)	0 (0 to 0)	0 (0 to 0)	0 (0 to 0)	0 (0 to 0)	0 (0 to 0)	0 (0 to 0)	0 (0 to 0)	0 (0 to 0)	0 (0 to 0)	0 (0 to 0)	0 (0 to 0)	0 (0 to 0)	0 (0 to 0)	0 (0 to 0)	0 (0 to 0)	0 (0 to 0)	0 (0 to 0)	0 (0 to 0)	0 (0 to 0)	0 (0 to 0)	0 (0 to 0)	0
Other sexually transmitted infections	0 (0 to 0)	0 (0 to 0)	0 (0 to 0)	0 (0 to 0)	0 (0 to 0)	0 (0 to 0)	0 (0 to 0)	0 (0 to 0)	0 (0 to 0)	0 (0 to 0)	0 (0 to 0)	0 (0 to 0)	0 (0 to 0)	0 (0 to 0)	0 (0 to 0)	0 (0 to 0)	0 (0 to 0)	0 (0 to 0)	0 (0 to 0)	0 (0 to 0)	0 (0 to 0)	0 (0 to 0)	0 (0 to 0)	0
Respiratory infections and tuberculosis	3 (0 to 0,2)	3 (0 to 0,2)	17 (1 to 0,4)	34 (2 to 0,2)	3 (1 to 0,4)	3 (1 to 0,4)	24 (13 to 3,9)	24 (14 to 4,9)	24 (21 to 4,4)	24 (21 to 4,4)	24 (24 to 4,4)	24 (24 to 4,4)	24 (24 to 4,4)	24 (24 to 4,4)	24 (24 to 4,4)	24 (24 to 4,4)	24 (24 to 4,4)	24 (24 to 4,4)	24 (24 to 4,4)	24 (24 to 4,4)	24 (24 to 4,4)	24 (24 to 4,4)	24 (24 to 4,4)	316
Tuberculosis	0 (0 to 0)	0 (0 to 0)	0 (0 to 0)	0 (0 to 0)	0 (0 to 0)	0 (0 to 0)	0 (0 to 0)	0 (0 to 0)	0 (0 to 0)	0 (0 to 0)	0 (0 to 0)	0 (0 to 0)	0 (0 to 0)	0 (0 to 0)	0 (0 to 0)	0 (0 to 0)	0 (0 to 0)	0 (0 to 0)	0 (0 to 0)	0 (0 to 0)	0 (0 to 0)	0 (0 to 0)	0 (0 to 0)	0
Latent tuberculosis infection	0 (0 to 0)	0 (0 to 0)	0 (0 to 0)	0 (0 to 0)	0 (0 to 0)	0 (0 to 0)	0 (0 to 0)	0 (0 to 0)	0 (0 to 0)	0 (0 to 0)	0 (0 to 0)	0 (0 to 0)	0 (0 to 0)	0 (0 to 0)	0 (0 to 0)	0 (0 to 0)	0 (0 to 0)	0 (0 to 0)	0 (0 to 0)	0 (0 to 0)	0 (0 to 0)	0 (0 to 0)	0 (0 to 0)	0
Drug-susceptible tuberculosis	0 (0 to 0)	0 (0 to 0)	0 (0 to 0)	0 (0 to 0)	0 (0 to 0)	0 (0 to 0)	0 (0 to 0)	0 (0 to 0)	0 (0 to 0)	0 (0 to 0)	0 (0 to 0)	0 (0 to 0)	0 (0 to 0)	0 (0 to 0)	0 (0 to 0)	0 (0 to 0)	0 (0 to 0)	0 (0 to 0)	0 (0 to 0)	0 (0 to 0)	0 (0 to 0)	0 (0 to 0)	0 (0 to 0)	0
Multidrug-resistant tuberculosis without extensive drug-resistance	0 (0 to 0)	0 (0 to 0)	0 (0 to 0)	0 (0 to 0)	0 (0 to 0)	0 (0 to 0)	0 (0 to 0)	0 (0 to 0)	0 (0 to 0)	0 (0 to 0)	0 (0 to 0)	0 (0 to 0)	0 (0 to 0)	0 (0 to 0)	0 (0 to 0)	0 (0 to 0)	0 (0 to 0)	0 (0 to 0)	0 (0 to 0)	0 (0 to 0)	0 (0 to 0)	0 (0 to 0)	0 (0 to 0)	0
Extensively drug-resistant tuberculosis	0 (0 to 0)	0 (0 to 0)	0 (0 to 0)	0 (0 to 0)	0 (0 to 0)	0 (0 to 0)	0 (0 to 0)	0 (0 to 0)	0 (0 to 0)	0 (0 to 0)	0 (0 to 0)	0 (0 to 0)	0 (0 to 0)	0 (0 to 0)	0 (0 to 0)	0 (0 to 0)	0 (0 to 0)	0 (0 to 0)	0 (0 to 0)	0 (0 to 0)	0 (0 to 0)	0 (0 to 0)	0 (0 to 0)	0
Lower respiratory infections	0 (0 to 0,2)	0 (0 to 0,2)	1 (0 to 1,4)	2 (0 to 0,4)	0 (0 to 0,4)	0 (0 to 0,4)	1 (0 to 0,4)	1 (0 to 0,4)	1 (0 to 0,4)	1 (0 to 0,4)	1 (0 to 0,4)	1 (0 to 0,4)	1 (0 to 0,4)	1 (0 to 0,4)	1 (0 to 0,4)	1 (0 to 0,4)	1 (0 to 0,4)	1 (0 to 0,4)	1 (0 to 0,4)	1 (0 to 0,4)	1 (0 to 0,4)	1 (0 to 0,4)	1 (0 to 0,4)	267
Upper respiratory infections	0 (0 to 0)	0 (0 to 0)	0 (0 to 0,1)	2 (1 to 3,4)	2 (1 to 4)	2 (0 to 4)	1 (0 to 3,2)	1 (0 to 3,2)	1 (0 to 3,2)	1 (0 to 3,2)	1 (0 to 3,2)	1 (0 to 3,2)	2 (1 to 3,4)	2 (1 to 3,4)	2 (1 to 3,4)	2 (1 to 3,4)	2 (1 to 3,4)	2 (1 to 3,4)	2 (1 to 3,4)	2 (1 to 3,4)	2 (1 to 3,4)	2 (1 to 3,4)	2 (1 to 3,4)	29
Otitis media	0 (0 to 0)	0 (0 to 0)	0 (0 to 0,1)	0 (0 to 0,3)	0 (0 to 0,4)	0 (0 to 0,4)	0 (0 to 0,2)	0 (0 to 0,2)	0 (0 to 0,2)	0 (0 to 0,2)	0 (0 to 0,2)	0 (0 to 0,2)	0 (0 to 0,4)	0 (0 to 0,4)	0 (0 to 0,4)	0 (0 to 0,4)	0 (0 to 0,4)	0 (0 to 0,4)	0 (0 to 0,4)	0 (0 to 0,4)	0 (0 to 0,4)	0 (0 to 0,4)	0 (0 to 0,4)	3.8
Enteric infections	0 (0 to 0,2)	0 (0 to 0,2)	1 (1 to 2,2)	2 (1 to 2,3)	1 (0 to 1,9)	0 (0 to 1,3)	0 (0 to 0,8)	0 (0 to 0,8)	0 (0 to 0,8)	0 (0 to 0,8)	0 (0 to 0,8)	0 (0 to 0,8)	0 (0 to 0,8)	0 (0 to 0,8)	0 (0 to 0,8)	0 (0 to 0,8)	0 (0 to 0,8)	0 (0 to 0,8)	0 (0 to 0,8)	0 (0 to 0,8)	0 (0 to 0,8)	0 (0 to 0,8)	0 (0 to 0,8)	257
Diarrheal diseases	0 (0 to 0,2)	0 (0 to 0,2)	1 (1 to 2,2)	2 (1 to 2,3)	1 (0 to 1,9)	0 (0 to 1,3)	0 (0 to 0,8)	0 (0 to 0,8)	0 (0 to 0,8)	0 (0 to 0,8)	0 (0 to 0,8)	0 (0 to 0,8)	0 (0 to 0,8)	0 (0 to 0,8)	0 (0 to 0,8)	0 (0 to 0,8)	0 (0 to 0,8)	0 (0 to 0,8)	0 (0 to 0,8)	0 (0 to 0,8)	0 (0 to 0,8)	0 (0 to 0,8)	0 (0 to 0,8)	254
Typhoid and paratyphoid	0 (0 to 0)	0 (0 to 0)	0 (0 to 0)	0 (0 to 0)	0 (0 to 0)	0 (0 to 0)	0 (0 to 0)	0 (0 to 0)	0 (0 to 0)	0 (0 to 0)	0 (0 to 0)	0 (0 to 0)	0 (0 to 0)	0 (0 to 0)	0 (0 to 0)	0 (0 to 0)	0 (0 to 0)	0 (0 to 0)	0 (0 to 0)	0 (0 to 0)	0 (0 to 0)	0 (0 to 0)	0 (0 to 0)	0
Typhoid fever	0 (0 to 0)	0 (0 to 0)	0 (0 to 0)	0 (0 to 0)	0 (0 to 0)	0 (0 to 0)	0 (0 to 0)	0 (0 to 0)	0 (0 to 0)	0 (0 to 0)	0 (0 to 0)	0 (0 to 0)	0 (0 to 0)	0 (0 to 0)	0 (0 to 0)	0 (0 to 0)	0 (0 to 0)	0 (0 to 0)	0 (0 to 0)	0 (0 to 0)	0 (0 to 0)	0 (0 to 0)	0 (0 to 0)	0
Paratyphoid fever	0 (0 to 0)	0 (0 to 0)	0 (0 to 0)	0 (0 to 0)	0 (0 to 0)	0 (0 to 0)	0 (0 to 0)	0 (0 to 0)	0 (0 to 0)	0 (0 to 0)	0 (0 to 0)	0 (0 to 0)	0 (0 to 0)	0 (0 to 0)	0 (0 to 0)	0 (0 to 0)	0 (0 to 0)	0 (0 to 0)	0 (0 to 0)	0 (0 to 0)	0 (0 to 0)	0 (0 to 0)	0 (0 to 0)	0
Invasive Non-typhoidal Salmonella (iNTS)	0 (0 to 0)	0 (0 to 0)	0 (0 to 0)	0 (0 to 0)	0 (0 to 0)	0 (0 to 0)	0 (0 to 0)	0 (0 to 0)	0 (0 to 0)	0 (0 to 0)	0 (0 to 0)	0 (0 to 0)	0 (0 to 0)	0 (0 to 0)	0 (0 to 0)	0 (0 to 0)	0 (0 to 0)	0 (0 to 0)	0 (0 to 0)	0 (0 to 0)	0 (0 to 0)	0 (0 to 0)	0 (0 to 0)	0.2
Other intestinal infectious diseases	0 (0 to 0)	0 (0 to 0)	0 (0 to 0)	0 (0 to 0)	0 (0 to 0)	0 (0 to 0)	0 (0 to 0)	0 (0 to 0)	0 (0 to 0)	0 (0 to 0)	0 (0 to 0)	0 (0 to 0)	0 (0 to 0)	0 (0 to 0)	0 (0 to 0)	0 (0 to 0)	0 (0 to 0)	0 (0 to 0)	0 (0 to 0)	0 (0 to 0)	0 (0 to 0)	0 (0 to 0)	0 (0 to 0)	0.1
Neglected tropical diseases and malaria	0 (0 to 0)	0 (0 to 0,1)	0 (0 to 0,2)	0 (0 to 0,2)	0 (0 to 0,3)	0 (0 to 0,1)	0 (0 to 0,1)	0 (0 to 0,2)	0 (0 to 0,2)	0 (0 to 0,3)	0 (0 to 0,4)	0 (0 to 0,5)	0 (0 to 0,6)	0 (0 to 0,7)	0 (0 to 0,8)	0 (0 to 0,9)	0 (0 to 1,1)	0 (0 to 1,2)	0 (0 to 1,4)	0 (0 to 1,5)	0 (0 to 1,6)	0 (0 to 1,7)	0 (0 to 1,8)	12.9
Malaria	0 (0 to 0)	0 (0 to 0)	0 (0 to 0)	0 (0 to 0)	0 (0 to 0)	0 (0 to 0)	0 (0 to 0)	0 (0 to 0)	0 (0 to 0)	0 (0 to 0)	0 (0 to 0)	0 (0 to 0)	0 (0 to 0)	0 (0 to 0)	0 (0 to 0)	0 (0 to 0)	0 (0 to 0)	0 (0 to 0)	0 (0 to 0)	0 (0 to 0)	0 (0 to 0)	0 (0 to 0)	0 (0 to 0)	0
Chagas disease	0 (0 to 0)	0 (0 to 0)	0 (0 to 0)	0 (0 to 0)	0 (0 to 0)	0 (0 to 0)	0 (0 to 0)	0 (0 to 0)	0 (0 to 0)	0 (0 to 0)	0 (0 to 0)	0 (0 to 0)	0 (0 to 0)	0 (0 to 0)	0 (0 to 0)	0 (0 to 0)	0 (0 to 0)	0 (0 to 0)	0 (0 to 0)	0 (0 to 0)	0 (0 to 0)	0 (0 to 0)	0 (0 to 0)	0
Leishmaniasis	0 (0 to 0)	0 (0 to 0)	0 (0 to 0)	0 (0 to 0)	0 (0 to 0)	0 (0 to 0)	0 (0 to 0)	0 (0 to 0)	0 (0 to 0)	0 (0 to 0)	0 (0 to 0)	0 (0 to 0)	0 (0 to 0)	0 (0 to 0)	0 (0 to 0)	0 (0 to 0)	0 (0 to 0)	0 (0 to 0)	0 (0 to 0)	0 (0 to 0)	0 (0 to 0)	0 (0 to 0)	0 (0 to 0)	0
Visceral leishmaniasis	0 (0 to 0)	0 (0 to 0)	0 (0 to 0)	0 (0 to 0)	0 (0 to 0)	0 (0 to 0)	0 (0 to 0)	0 (0 to 0)	0 (0 to 0)	0 (0 to 0)	0 (0 to 0)	0 (0 to 0)	0 (0 to 0)	0 (0 to 0)	0 (0 to 0)	0 (0 to 0)	0 (0 to 0)	0 (0 to 0)	0 (0 to 0)	0 (0 to 0)	0 (0 to 0)	0 (0 to 0)	0 (0 to 0)	0
Cutaneous and mucocutaneous leishmaniasis	0 (0 to 0)	0 (0 to 0)	0 (0 to 0)	0 (0 to 0)	0 (0 to 0)	0 (0 to 0)	0 (0 to 0)	0 (0 to 0)	0 (0 to 0)	0 (0 to 0)	0 (0 to 0)	0 (0 to 0)	0 (0 to 0)	0 (0 to 0)	0 (0 to 0)	0 (0 to 0)	0 (0 to 0)	0 (0 to 0)	0 (0 to 0)	0 (0 to 0)	0 (0 to 0)	0 (0 to 0)	0 (0 to 0)	0
African trypanosomiasis	0 (0 to 0)	0 (0 to 0)	0 (0 to 0)	0 (0 to 0)	0 (0 to 0)	0 (0 to 0)	0 (0 to 0)	0 (0 to 0)	0 (0 to 0)	0 (0 to 0)	0 (0 to 0)	0 (0 to 0)	0 (0 to 0)	0 (0 to 0)	0 (0 to 0)	0 (0 to 0)	0 (0 to 0)	0 (0 to 0)	0 (0 to 0)	0 (0 to 0)	0 (0 to 0)	0 (0 to 0)	0 (0 to 0)	0
Schistosomiasis	0 (0 to 0)	0 (0 to 0)	0 (0 to 0)	0 (0 to 0)	0 (0 to 0)	0 (0 to 0)	0 (0 to 0)	0 (0 to 0)	0 (0 to 0)	0 (0 to 0)	0 (0 to 0)	0 (0 to 0)	0 (0 to 0)	0 (0 to 0)	0 (0 to 0)	0 (0 to 0)	0 (0 to 0)	0 (0 to 0)	0 (0 to 0)	0 (0 to 0)	0 (0 to 0)	0 (0 to 0)	0 (0 to 0)	0
Cysticercosis	0 (0 to 0)	0 (0 to 0)	0 (0 to 0)	0 (0 to 0)	0 (0 to 0)	0 (0 to 0)	0 (0 to 0)	0 (0 to 0)	0 (0 to 0)	0 (0 to 0)	0 (0 to 0)	0 (0 to 0)	0 (0 to 0)	0 (0 to 0)	0 (0 to 0)	0 (0 to 0)	0 (0 to 0)	0 (0 to 0)	0 (0 to 0)	0 (0 to 0)	0 (0 to 0)	0 (0 to 0)	0 (0 to 0)	0
Cystic echinococcosis	0 (0 to 0)	0 (0 to 0)	0 (0 to 0)	0 (0 to 0)	0 (0 to 0)	0 (0 to 0)	0 (0 to 0)	0 (0 to 0)	0 (0 to 0)	0 (0 to 0)	0 (0 to 0)	0 (0 to 0)	0 (0 to 0)	0 (0 to 0)	0 (0 to 0)	0 (0 to 0)	0 (0 to 0)	0 (0 to 0)	0 (0 to 0)	0 (0 to 0)	0 (0 to 0)	0 (0 to 0)	0 (0 to 0)	0
Lymphatic filariasis	0 (0 to 0)	0 (0 to 0)	0 (0 to 0)	0 (0 to 0)	0 (0 to 0)	0 (0 to 0)	0 (0 to 0)	0 (0 to 0)	0 (0 to 0)	0 (0 to 0)	0 (0 to 0)	0 (0 to 0)	0 (0 to 0)	0 (0 to 0)	0 (0 to 0)	0 (0 to 0)	0 (0 to 0)	0 (0 to 0)	0 (0 to 0)	0 (0 to 0)	0 (0 to 0)	0 (0 to 0)	0 (0 to 0)	0
Onchocerciasis	0 (0 to 0)	0 (0 to 0)	0 (0 to 0)	0 (0 to 0)	0 (0 to 0)	0 (0 to 0)	0 (0 to 0)	0 (0 to 0)	0 (0 to 0)	0 (0 to 0)	0 (0 to 0)	0 (0 to 0)	0 (0 to 0)	0 (0 to 0)	0 (0 to 0)	0 (0 to 0)	0 (0 to 0)	0 (0 to 0)	0 (0 to 0)	0 (0 to 0)	0 (0 to 0)	0 (0 to 0)	0 (0 to 0)	0
Trachoma	0 (0 to 0)	0 (0 to 0)	0 (0 to 0)	0 (0 to 0)	0 (0 to 0)	0 (0 to 0)	0 (0 to 0)	0 (0 to 0)	0 (0 to 0)	0 (0 to 0)	0 (0 to 0)	0 (0 to 0)	0 (0 to 0)	0 (0 to 0)	0 (0 to 0)	0 (0 to 0)	0 (0 to 0)	0 (0 to 0)	0 (0 to 0)	0 (0 to 0)	0 (0 to 0)	0 (0 to 0)	0 (0 to 0)	0
Dengue	0 (0 to 0)	0 (0 to 0)	0 (0 to 0)	0 (0 to 0)	0 (0 to 0)	0 (0 to 0)	0 (0 to 0)	0 (0 to 0)	0 (0 to 0)	0 (0 to 0)	0 (0 to 0)	0 (0 to 0)	0 (0 to 0)	0 (0 to 0)	0 (0 to 0)	0 (0 to 0)	0 (0 to 0)	0 (0 to 0)	0 (0 to 0)	0 (0 to 0)	0 (0 to 0)	0 (0 to 0)	0 (0 to 0)	0
Yellow fever	0 (0 to 0)	0 (0 to 0)	0 (0 to 0)	0 (0 to 0)	0 (0 to 0)	0 (0 to 0)	0 (0 to 0)	0 (0 to 0)	0 (0 to 0)	0 (0 to 0)	0 (0 to 0)	0 (0 to 0)	0 (0 to 0)	0 (0 to 0)	0 (0 to 0)	0 (0 to 0)	0 (0 to 0)	0 (0 to 0)	0 (0 to 0)	0 (0 to 0)	0 (0 to 0)	0 (0 to 0)	0 (0 to 0)	0
Rabies	0 (0 to 0)	0 (0 to 0)	0 (0 to 0)	0 (0 to 0)	0 (0 to 0)	0 (0 to 0)	0 (0 to 0)	0 (0 to 0)	0 (0 to 0)	0 (0 to 0)	0 (0 to 0)	0 (0 to 0)	0 (0 to 0)	0 (0 to 0)	0 (0 to 0)	0 (0 to 0)	0 (0 to 0)	0 (0 to 0)	0 (0 to 0)	0 (0 to 0)	0 (0 to 0)	0 (0 to 0)	0 (0 to 0)	0
Intestinal nematode infections	0 (0 to 0)	0 (0 to 0)	0 (0 to 0)	0 (0 to 0)	0 (0 to 0)	0 (0 to 0)	0 (0 to 0)	0 (0 to 0)	0 (0 to 0)	0 (0 to 0)	0 (0 to 0)	0 (0 to 0)	0 (0 to 0)	0 (0 to 0)	0 (0 to 0)	0 (0 to 0)	0 (0 to 0)	0 (0 to 0)	0 (0 to 0)	0 (0 to 0)	0 (0 to 0)	0 (0 to 0)	0 (0 to 0)	0.1
Ascariasis	0



Osteoarthritis other	0 (0 to 0)	0 (0 to 0)	0 (0 to 0)	0 (0 to 0)	0 (0 to 0)	0 (0 to 0)	0 (0 to 0)	0 (0 to 0)	0 (0 to 0)	0 (0 to 0)	0 (0 to 0)	0-1 (0 to 0.3)	0-1 (0 to 0.4)	0-1 (0 to 0.6)	0-1 (0 to 0.8)	0-1 (0 to 1.4)	0-1 (0 to 1.5)	0-1 (0 to 1.8)	0-1 (0 to 2.1)	0-1 (0 to 2.5)	0-1 (0 to 2.9)	0-1 (0 to 3.3)	0-1 (0 to 3.6)	0-1 (0 to 4.1)	0-1 (0 to 4.5)	0-1 (0 to 5.1)	0-1 (0 to 5.7)	0-1 (0 to 6.5)	0-1 (0 to 7.5)	0-1 (0 to 8.9)	20-4
Low back pain	0 (0 to 0)	0 (0 to 0)	0 (0 to 0)	0 (0 to 0)	0 (0 to 0)	0 (0 to 0)	0 (0 to 0)	0 (0 to 0)	0 (0 to 0)	0 (0 to 0)	0 (0 to 0)

SI Table 2c: Marshall Islands DALYs by cause and age group for both sexes with 95% uncertainty intervals, 2019

Cause	Early Neonatal	Late Neonatal	Post Neonatal	1 to 4	5 to 9	10 to 14	15 to 19	20 to 24	25 to 29	30 to 34	35 to 39	40 to 44	45 to 49	50 to 54	55 to 59	60 to 64	65 to 69	70 to 74	75 to 79	80 plus	Total
All causes	1,700 (669 to 963)	1,700 (716 to 2,844)	3,400 (1,300 to 5,362)	5,100 (2,100 to 8,500)	3,400 (1,500 to 5,500)	3,400 (1,500 to 5,600)	5,100 (2,200 to 8,500)	6,800 (2,900 to 11,000)	8,500 (3,600 to 14,000)	10,000 (4,300 to 16,000)	11,000 (4,600 to 18,000)	12,000 (5,000 to 19,000)	13,000 (5,400 to 21,000)	14,000 (5,800 to 23,000)	15,000 (6,200 to 24,000)	16,000 (6,600 to 26,000)	16,000 (6,900 to 27,000)	16,000 (6,900 to 27,000)	15,000 (6,500 to 25,000)	15,000 (6,500 to 25,000)	21,300
Communicable, maternal, neonatal, and nutritional diseases	1,700 (524 to 963)	1,700 (697 to 2,844)	3,400 (1,300 to 5,362)	5,100 (2,100 to 8,500)	3,400 (1,500 to 5,500)	3,400 (1,500 to 5,600)	5,100 (2,200 to 8,500)	6,800 (2,900 to 11,000)	8,500 (3,600 to 14,000)	10,000 (4,300 to 16,000)	11,000 (4,600 to 18,000)	12,000 (5,000 to 19,000)	13,000 (5,400 to 21,000)	14,000 (5,800 to 23,000)	15,000 (6,200 to 24,000)	16,000 (6,600 to 26,000)	16,000 (6,900 to 27,000)	16,000 (6,900 to 27,000)	15,000 (6,500 to 25,000)	15,000 (6,500 to 25,000)	3,910
HIV/AIDS and sexually transmitted infections	80 (24.5 to 191)	24.5 (7.4 to 52.4)	39.6 (10.4 to 75.3)	15.4 (7.7 to 111)	3.6 (1.5 to 24)	2.8 (1.2 to 15.1)	5.7 (1.6 to 34.4)	15.2 (1.3 to 94)	31.3 (1.7 to 222)	40 (2.0 to 283)	34.9 (2.2 to 260)	34.8 (1.7 to 171)	17.2 (1.3 to 115)	8.3 (0.4 to 52.8)	6.1 (0.4 to 37.8)	5.7 (0.3 to 49.1)	4.8 (0.2 to 39.2)	1.8 (0.1 to 14.7)	0.2 (0.0 to 2.3)	358
HIV/AIDS	0 (0 to 0)	0 (0 to 0)	0.4 (0 to 20.5)	14.1 (0 to 108)	2.8 (0 to 19.6)	2.5 (0 to 24.3)	5.3 (0.2 to 33.2)	14.9 (0.5 to 93.2)	29.6 (0.5 to 221)	38.2 (0.4 to 281)	32.8 (0.4 to 260)	33.1 (0.3 to 196)	15.8 (0.2 to 115)	8.0 (0.1 to 54.5)	5.7 (0.1 to 37.4)	5.4 (0.1 to 49.4)	4.6 (0.1 to 37.9)	1.7 (0.0 to 14.5)	0.2 (0.0 to 2.3)	299
HIV/AIDS - Drug-susceptible Tuberculosis	0 (0 to 0)	0 (0 to 0)	0.1 (0 to 0.9)	0.4 (0 to 3.3)	0.1 (0 to 0.9)	0.1 (0 to 0.9)	0.2 (0 to 0.9)	0.5 (0.2 to 0.9)	0.9 (0.2 to 1.7)	1.1 (0.2 to 2.1)	0.9 (0.1 to 1.9)	0.7 (0.1 to 1.3)	0.5 (0.1 to 0.9)	0.3 (0.1 to 0.5)	0.2 (0.0 to 0.4)	0.2 (0.0 to 0.3)	0.1 (0.0 to 0.3)	0.1 (0.0 to 0.2)	0.0 (0.0 to 0.0)	6.4
HIV/AIDS - Multidrug-resistant Tuberculosis without extensive drug-resistance	0 (0 to 0)	0 (0 to 0)	0 (0 to 0)	0 (0 to 0)	0 (0 to 0)	0 (0 to 0)	0 (0 to 0)	0 (0 to 0)	0 (0 to 0)	0 (0 to 0)	0 (0 to 0)	0 (0 to 0)	0 (0 to 0)	0 (0 to 0)	0 (0 to 0)	0 (0 to 0)	0 (0 to 0)	0 (0 to 0)	0 (0 to 0)	0 (0 to 0)	0.2
HIV/AIDS - Extensively drug-resistant Tuberculosis	0 (0 to 0)	0 (0 to 0)	0 (0 to 0)	0 (0 to 0)	0 (0 to 0)	0 (0 to 0)	0 (0 to 0)	0 (0 to 0)	0 (0 to 0)	0 (0 to 0)	0 (0 to 0)	0 (0 to 0)	0 (0 to 0)	0 (0 to 0)	0 (0 to 0)	0 (0 to 0)	0 (0 to 0)	0 (0 to 0)	0 (0 to 0)	0 (0 to 0)	0
HIV/AIDS resulting in other diseases	0 (0 to 0)	0 (0 to 0)	0.3 (0 to 20.5)	13.7 (0 to 108)	2.7 (0 to 19.6)	2.4 (0 to 14.6)	5.1 (0.1 to 34.1)	13.7 (0.2 to 92.6)	28.6 (0.2 to 219)	37 (0.2 to 283)	31.8 (0.2 to 259)	32.4 (0.1 to 196)	15.3 (0.1 to 115)	7.7 (0.0 to 54.5)	5.5 (0.0 to 37.7)	5.2 (0.0 to 49.1)	4.5 (0.0 to 37.7)	1.7 (0.0 to 14.5)	0.2 (0.0 to 2.3)	202
Sexually transmitted infections excluding HIV	80 (24.5 to 191)	24.5 (7.7 to 52.4)	39.2 (9.8 to 67.4)	1.3 (0.3 to 1.9)	0.8 (0.2 to 1.4)	0.3 (0.1 to 0.6)	0.6 (0.2 to 0.9)	1.4 (0.5 to 1.9)	2.7 (0.5 to 4.1)	2.9 (0.5 to 4.3)	2.1 (0.4 to 3.2)	1.7 (0.4 to 2.5)	1.4 (0.4 to 2.1)	0.7 (0.2 to 0.9)	0.4 (0.2 to 0.6)	0.3 (0.1 to 0.5)	0.3 (0.1 to 0.5)	0.1 (0.0 to 0.2)	0.0 (0.0 to 0.1)	149
Syphilis	0 (0 to 0)	0 (0 to 0)	0 (0 to 0)	0 (0 to 0)	0 (0 to 0)	0 (0 to 0)	0 (0 to 0)	0 (0 to 0)	0 (0 to 0)	0 (0 to 0)	0 (0 to 0)	0 (0 to 0)	0 (0 to 0)	0 (0 to 0)	0 (0 to 0)	0 (0 to 0)	0 (0 to 0)	0 (0 to 0)	0 (0 to 0)	0 (0 to 0)	139
Chlamydial infection	0 (0 to 0)	0 (0 to 0)	0 (0 to 0)	0 (0 to 0)	0 (0 to 0)	0 (0 to 0)	0 (0 to 0)	0 (0 to 0)	0 (0 to 0)	0 (0 to 0)	0 (0 to 0)	0 (0 to 0)	0 (0 to 0)	0 (0 to 0)	0 (0 to 0)	0 (0 to 0)	0 (0 to 0)	0 (0 to 0)	0 (0 to 0)	0 (0 to 0)	0.7
Gonococcal infection	0 (0 to 0)	0 (0 to 0)	0 (0 to 0)	0 (0 to 0)	0 (0 to 0)	0 (0 to 0)	0 (0 to 0)	0 (0 to 0)	0 (0 to 0)	0 (0 to 0)	0 (0 to 0)	0 (0 to 0)	0 (0 to 0)	0 (0 to 0)	0 (0 to 0)	0 (0 to 0)	0 (0 to 0)	0 (0 to 0)	0 (0 to 0)	0 (0 to 0)	1
Trichomoniasis	0 (0 to 0)	0 (0 to 0)	0 (0 to 0)	0 (0 to 0)	0 (0 to 0)	0 (0 to 0)	0 (0 to 0)	0.5 (0.2 to 1.1)	0.9 (0.2 to 1.8)	0.8 (0.2 to 1.8)	0.7 (0.2 to 1.7)	0.6 (0.2 to 1.5)	0.4 (0.1 to 1.0)	0.2 (0.1 to 0.4)	0.2 (0.0 to 0.4)	0.1 (0.0 to 0.2)	0.1 (0.0 to 0.2)	0.0 (0.0 to 0.1)	0.0 (0.0 to 0.0)	4.6
Genital herpes	0 (0 to 0)	0 (0 to 0)	0 (0 to 0)	0 (0 to 0)	0 (0 to 0)	0 (0 to 0)	0 (0 to 0)	0.2 (0.1 to 0.4)	0.2 (0.1 to 0.4)	0.2 (0.1 to 0.3)	0.2 (0.1 to 0.3)	0.2 (0.1 to 0.3)	0.2 (0.1 to 0.3)	0.2 (0.1 to 0.3)	0.2 (0.1 to 0.3)	0.1 (0.0 to 0.2)	0.1 (0.0 to 0.2)	0.0 (0.0 to 0.1)	0.0 (0.0 to 0.0)	0.0 (0.0 to 0.0)	2.3
Other sexually transmitted infections	0 (0 to 0)	0 (0 to 0)	0 (0 to 0)	0 (0 to 0)	0 (0 to 0)	0 (0 to 0)	0 (0 to 0)	0 (0 to 0)	0 (0 to 0)	0 (0 to 0)	0 (0 to 0)	0 (0 to 0)	0 (0 to 0)	0 (0 to 0)	0 (0 to 0)	0 (0 to 0)	0 (0 to 0)	0 (0 to 0)	0 (0 to 0)	0 (0 to 0)	2.3
Respiratory infections and tuberculosis	1,600 (21.2 to 58.2)	1,600 (24 to 58.4)	3,200 (107 to 260)	4,800 (59 to 146)	3,200 (364 to 533)	3,200 (257 to 455)	4,800 (364 to 533)	6,400 (324 to 455)	8,000 (324 to 455)	9,500 (324 to 455)	10,000 (324 to 455)	11,000 (324 to 455)	12,000 (324 to 455)	13,000 (324 to 455)	14,000 (324 to 455)	15,000 (324 to 455)	15,000 (324 to 455)	15,000 (324 to 455)	14,000 (324 to 455)	14,000 (324 to 455)	1,310
Tuberculosis	0 (0 to 0)	0 (0 to 0)	2 (2 to 6.2)	4 (1 to 9.5)	3 (1 to 8)	3 (1 to 8)	4 (2 to 10)	5 (2 to 13)	6 (2 to 15)	7 (3 to 18)	8 (3 to 20)	9 (3 to 23)	10 (4 to 25)	11 (4 to 28)	12 (4 to 30)	13 (5 to 33)	14 (5 to 35)	14 (5 to 36)	13 (5 to 33)	13 (5 to 32)	217
Latent tuberculosis infection	0 (0 to 0)	0 (0 to 0)	0 (0 to 0)	0 (0 to 0)	0 (0 to 0)	0 (0 to 0)	0 (0 to 0)	0 (0 to 0)	0 (0 to 0)	0 (0 to 0)	0 (0 to 0)	0 (0 to 0)	0 (0 to 0)	0 (0 to 0)	0 (0 to 0)	0 (0 to 0)	0 (0 to 0)	0 (0 to 0)	0 (0 to 0)	0 (0 to 0)	0
Drug-susceptible tuberculosis	0 (0 to 0)	0 (0 to 0)	2 (2 to 6.1)	4 (1 to 9.4)	3 (1 to 8)	3 (1 to 8)	4 (2 to 10)	5 (2 to 13)	6 (2 to 15)	7 (3 to 18)	8 (3 to 20)	9 (3 to 23)	10 (4 to 25)	11 (4 to 28)	12 (4 to 30)	13 (5 to 33)	14 (5 to 35)	14 (5 to 36)	13 (5 to 33)	13 (5 to 32)	209
Multidrug-resistant tuberculosis without extensive drug-resistance	0 (0 to 0)	0 (0 to 0)	0 (0 to 0.1)	0 (0 to 0.2)	0 (0 to 0.2)	0 (0 to 0.4)	0 (0 to 0.1)	0 (0 to 0.1)	0 (0 to 0.1)	0 (0 to 0.1)	0 (0 to 0.1)	0 (0 to 0.2)	0 (0 to 0.2)	0 (0 to 0.2)	0 (0 to 0.2)	0 (0 to 0.1)	0 (0 to 0.1)	0 (0 to 0.1)	0 (0 to 0.1)	0 (0 to 0.1)	6.5
Extensively drug-resistant tuberculosis	0 (0 to 0)	0 (0 to 0)	0 (0 to 0.1)	0 (0 to 0.2)	0 (0 to 0.2)	0 (0 to 0.2)	0 (0 to 0.1)	0 (0 to 0.1)	0 (0 to 0.1)	0 (0 to 0.1)	0 (0 to 0.1)	0 (0 to 0.1)	0 (0 to 0.1)	0 (0 to 0.1)	0 (0 to 0.1)	0 (0 to 0.1)	0 (0 to 0.1)	0 (0 to 0.1)	0 (0 to 0.1)	0 (0 to 0.1)	1.2
Lower respiratory infections	1,600 (21.2 to 58.2)	1,600 (23.9 to 58.4)	3,200 (122 to 253)	4,800 (59.6 to 135)	3,200 (364 to 533)	3,200 (258 to 455)	4,800 (364 to 533)	6,400 (324 to 455)	8,000 (324 to 455)	9,500 (324 to 455)	10,000 (324 to 455)	11,000 (324 to 455)	12,000 (324 to 455)	13,000 (324 to 455)	14,000 (324 to 455)	15,000 (324 to 455)	15,000 (324 to 455)	15,000 (324 to 455)	14,000 (324 to 455)	14,000 (324 to 455)	909
Upper respiratory infections	0 (0 to 0)	0 (0 to 0)	0.1 (0 to 1.9)	4.9 (2.7 to 8)	0.5 (0 to 0.9)	0.4 (0 to 0.8)	0.5 (0 to 0.9)	0.7 (0 to 1.2)	0.9 (0 to 1.5)	1.1 (0 to 1.8)	1.2 (0 to 2)	1.3 (0 to 2.1)	1.4 (0 to 2.3)	1.5 (0 to 2.4)	1.6 (0 to 2.6)	1.7 (0 to 2.8)	1.7 (0 to 2.8)	1.7 (0 to 2.8)	1.6 (0 to 2.6)	1.6 (0 to 2.6)	41.4
Otitis media	0 (0 to 0)	0 (0 to 0)	0.2 (0 to 0.4)	2.3 (1.3 to 3.8)	2.3 (2 to 2.9)	2.4 (1.2 to 4.2)	2.7 (1.5 to 3.5)	3.1 (1.7 to 3.9)	3.7 (2 to 4.7)	4.1 (2.2 to 5.2)	4.5 (2.4 to 5.7)	4.9 (2.6 to 6.2)	5.3 (2.8 to 6.7)	5.7 (3.1 to 7.2)	6.1 (3.3 to 7.7)	6.4 (3.5 to 8.1)	6.5 (3.5 to 8.2)	6.5 (3.5 to 8.2)	6.1 (3.3 to 7.7)	6.1 (3.3 to 7.7)	195
Enteric infections	1.1 (0.5 to 2)	2.4 (1.4 to 4.9)	21 (14.7 to 60.7)	50.3 (28.4 to 89.6)	20.3 (13.9 to 29.2)	19.2 (12.7 to 27.8)	15.4 (10.4 to 22.9)	13.8 (9.5 to 21.7)	13.8 (10.4 to 24.2)	13.9 (9.2 to 19.3)	13.9 (10.2 to 20.1)	14.2 (10.3 to 19.6)	14.5 (10.4 to 20.1)	14.8 (10.6 to 20.4)	15.1 (10.7 to 20.8)	15.4 (10.9 to 21.2)	15.6 (11.1 to 21.5)	15.7 (11.2 to 21.6)	15.4 (11.1 to 21.2)	15.4 (11.1 to 21.2)	343
Diarrheal diseases	1.1 (0.5 to 2)	2.4 (1.4 to 4.9)	21 (14.7 to 60.7)	50.3 (28.4 to 89.6)	20.3 (13.9 to 29.2)	19.2 (12.7 to 27.8)	15.4 (10.4 to 22.9)	13.8 (9.5 to 21.7)	13.8 (10.4 to 24.2)	13.9 (9.2 to 19.3)	13.9 (10.2 to 20.1)	14.2 (10.3 to 19.6)	14.5 (10.4 to 20.1)	14.8 (10.6 to 20.4)	15.1 (10.7 to 20.8)	15.4 (10.9 to 21.2)	15.6 (11.1 to 21.5)	15.7 (11.2 to 21.6)	15.4 (11.1 to 21.2)	15.4 (11.1 to 21.2)	313
Typhoid and paratyphoid	0 (0 to 0)	0 (0 to 0)	0 (0 to 0.1)	0.4 (0.1 to 1.1)	0.5 (0.1 to 1.7)	0.4 (0.1 to 1.5)	0.4 (0.1 to 1.3)	0.4 (0.1 to 1.2)	0.4 (0.1 to 1.2)	0.4 (0.1 to 1.2)	0.4 (0.1 to 1.2)	0.4 (0.1 to 1.2)	0.4 (0.1 to 1.2)	0.4 (0.1 to 1.2)	0.4 (0.1 to 1.2)	0.4 (0.1 to 1.2)	0.4 (0.1 to 1.2)	0.4 (0.1 to 1.2)	0.4 (0.1 to 1.2)	0.4 (0.1 to 1.2)	23.1
Typhoid fever	0 (0 to 0)	0 (0 to 0)	0 (0 to 0.1)	0.2 (0.1 to 0.5)	0.2 (0.1 to 0.8)	0.2 (0.1 to 0.7)	0.2 (0.1 to 0.6)	0.2 (0.1 to 0.6)	0.2 (0.1 to 0.6)	0.2 (0.1 to 0.6)	0.2 (0.1 to 0.6)	0.2 (0.1 to 0.6)	0.2 (0.1 to 0.6)	0.2 (0.1 to 0.6)	0.2 (0.1 to 0.6)	0.2 (0.1 to 0.6)	0.2 (0.1 to 0.6)	0.2 (0.1 to 0.6)	0.2 (0.1 to 0.6)	0.2 (0.1 to 0.6)	20.3
Paratyphoid fever	0 (0 to 0)	0 (0 to 0)	0 (0 to 0.1)	0.2 (0.1 to 0.5)	0.2 (0.1 to 0.8)	0.2 (0.1 to 0.7)	0.2 (0.1 to 0.6)	0.2 (0.1 to 0.6)	0.2 (0.1 to 0.6)	0.2 (0.1 to 0.6)	0.2 (0.1 to 0.6)	0.2 (0.1 to 0.6)	0.2 (0.1 to 0.6)	0.2 (0.1 to 0.6)	0.2 (0.1 to 0.6)	0.2 (0.1 to 0.6)	0.2 (0.1 to 0.6)	0.2 (0.1 to 0.6)	0.2 (0.1 to 0.6)	0.2 (0.1 to 0.6)	2.8
Invasive Non-typhoidal Salmonella (iNTS)	0 (0 to 0)	0 (0 to 0)	0.4 (0.4 to 2.4)	1.3 (0.4 to 2.4)	0.4 (0.4 to 0.7)	0.4 (0.2 to 0.7)	0.5 (0.2 to 1.1)	0.5 (0.1 to 0.8)	0.2 (0.1 to 0.4)	0.2 (0.1 to 0.4)	0.2 (0.1 to 0.4)	0.1 (0.1 to 0.3)	0.1 (0.0 to 0.3)	0.1 (0.0 to 0.3)	0.1 (0.0 to 0.3)	0.1 (0.0 to 0.3)	0.1 (0.0 to 0.3)	0.1 (0.0 to 0.3)	0.1 (0.0 to 0.3)	0.1 (0.0 to 0.3)	6.2
Other intestinal infectious diseases	0 (0 to 0)	0 (0 to 0)	0.1 (0 to 0.2)	0.2 (0.1 to 0.4)	0.1 (0 to 0.1)	0.1 (0 to 0.1)	0.1 (0 to 0.1)	0.1 (0 to 0.1)	0.1 (0 to 0.1)	0.1 (0 to 0.1)	0.1 (0 to 0.1)	0.1 (0 to 0.1)	0.1 (0 to 0.1)	0.1 (0 to 0.1)	0.1 (0 to 0.1)	0.1 (0 to 0.1)	0.1 (0 to 0.1)	0.1 (0 to 0.1)	0.1 (0 to 0.1)	0.1 (0 to 0.1)	0.8
Neglected tropical diseases and malaria	0 (0 to 0.2)	0-1 (0 to 2.3)	2-3 (1.4 to 5.3)	9 (5.6 to 14.6)	15.4 (9.7 to 24.6)	11.7 (7.2 to 19)	10.4 (6.6 to 16)	9.2 (5.8 to 14)	7.7 (4.8 to 12.2)	6.5 (3.6 to 11.3)	6 (3.6 to 9.9)	6 (3.6 to 9.6)	6.4 (3.8 to 10.2)	6.8 (4.1 to 10.7)	7.1 (4.3 to 11.2)	7.4 (4.5 to 11.6)	7.6 (4.6 to 11.9)	7.7 (4.6 to 12)	7.6 (4.6 to 11.9)	7.6 (4.6 to 11.9)	97.6
Malaria	0 (0 to 0)	0 (0 to 0)	0 (0 to 0)	0 (0 to 0)	0 (0 to 0)	0 (0 to 0)	0 (0 to 0)	0 (0 to 0)	0 (0 to 0)	0 (0 to 0)	0 (0 to 0)	0 (0 to 0)	0 (0 to 0)	0 (0 to 0)	0 (0 to 0)	0 (0 to 0)	0 (0 to 0)	0 (0 to 0)	0 (0 to 0)	0 (0 to 0)	0
Chagas disease	0 (0 to 0)	0 (0 to 0)	0 (0 to 0)	0 (0 to 0)	0 (0 to 0)	0 (0 to 0)	0 (0 to 0)	0 (0 to 0)	0 (0 to 0)	0 (0 to 0)	0 (0 to 0)	0 (0 to 0)	0 (0 to 0)	0 (0 to 0)	0 (0 to 0)	0 (0 to 0)	0 (0 to 0)	0 (0 to 0)	0 (0 to 0)	0 (0 to 0)	0
Leishmaniasis	0 (0 to 0)	0 (0 to 0)	0 (0 to 0)	0 (0 to 0)	0 (0 to 0)	0 (0 to 0)	0 (0 to 0)	0 (0 to 0)	0 (0 to 0)	0 (0 to 0)	0 (0 to 0)	0 (0 to 0)	0 (0 to 0)	0 (0 to 0)	0 (0 to 0)	0 (0 to 0)	0 (0 to 0)	0 (0 to 0)	0 (0 to 0)	0 (0 to 0)	0
Visceral leishmaniasis	0 (0 to 0)	0 (0 to 0)	0 (0 to 0)	0 (0 to 0)	0 (0 to 0)	0 (0 to 0)	0 (0 to 0)	0 (0 to 0)	0 (0 to 0)	0 (0 to 0)	0 (0 to 0)	0 (0 to 0)	0 (0 to 0)	0 (0 to 0)	0 (0 to 0)	0 (0 to 0)	0 (0 to 0)	0 (0 to 0)	0 (0 to 0)	0 (0 to 0)	0
Cutaneous and mucocutaneous leishmaniasis	0 (0 to 0)	0 (0 to 0)	0 (0 to 0)	0 (0 to 0)	0 (0 to 0)	0 (0 to 0)	0 (0 to 0)	0 (0 to 0)	0 (0 to 0)	0 (0 to 0)	0 (0 to 0)	0 (0 to 0)	0 (0 to 0)	0 (0 to 0)	0 (0 to 0)	0 (0 to 0)	0 (0 to 0)	0 (0 to 0)	0 (0 to 0)	0 (0 to 0)	0
African trypanosomiasis	0 (0 to 0)	0 (0 to 0)	0 (0 to 0)	0 (0 to 0)	0 (0 to 0)	0 (0 to 0)	0 (0 to 0)	0 (0 to 0)	0 (0 to 0)	0 (0 to 0)	0 (0 to 0)	0 (0 to 0)	0 (0 to 0)	0 (0 to 0)	0 (0 to 0)	0 (0 to 0)	0 (0 to 0)	0 (0 to 0)	0 (0 to 0)	0 (0 to 0)	0
Schistosomiasis	0 (0 to 0)	0 (0 to 0)	0 (0 to 0)	0 (0 to 0)	0 (0 to 0)	0 (0 to 0)	0 (0 to 0)	0 (0 to 0)	0 (0 to 0)	0 (0 to 0)	0 (0 to 0)	0 (0 to 0)	0 (0 to 0)	0 (0 to 0)	0 (0 to 0)	0 (0 to 0)	0 (0 to 0)	0 (0 to 0)	0 (0 to 0)	0 (0 to 0)	0
Cysticercosis	0 (0 to 0)	0 (0 to 0)	0 (0 to 0)	0 (0 to 0)	0 (0 to 0)	0 (0 to 0)	0 (0 to 0)	0.2 (0 to 0.7)	0.4 (0 to 0.7)	0.5 (0 to 1.1)	0.5 (0 to 1.1)	0.5 (0 to 1.1)	0.4 (0 to 1.1)	0.4 (0 to 1.1)	0.4 (0 to 1.1)	0.4 (0 to 1.1)	0.4 (0 to 1.1)	0.4 (0 to 1.1)	0.4 (0 to 1.1)	0.4 (0 to 1.1)	5.6
Cystic echinococcosis	0 (0 to 0)	0 (0 to 0)	0 (0 to 0)	0 (0 to 0)	0 (0 to 0)	0 (0 to 0)	0 (0 to 0)	0 (0 to 0)	0 (0 to 0)	0 (0 to 0)	0 (0 to 0)	0 (0 to 0)	0 (0 to 0)	0 (0 to 0)	0 (0 to 0)	0 (0 to 0)	0 (0 to 0)	0 (0 to 0)	0 (0 to 0)	0 (0 to 0)	0.1
Lymphatic filariasis	0 (0 to 0)	0 (0 to 0)	0 (0 to 0)	0 (0 to 0)	0 (0 to 0)	0 (0 to 0)	0 (0 to 0)	0 (0 to 0)	0 (0 to 0)	0 (0 to 0)	0 (0 to 0)	0 (0 to 0)	0 (0 to 0)	0 (0 to 0)	0 (0 to 0)	0 (0 to 0)	0 (0 to 0)	0 (0 to 0)	0 (0 to 0)	0 (0 to 0)	0.6
Onchocerciasis	0 (0 to 0)	0 (0 to 0)	0 (0 to 0)	0 (0 to 0)	0 (0 to 0)	0 (0 to 0)	0 (0 to 0)	0 (0 to 0)	0 (0 to 0)	0 (0 to 0)	0 (0 to 0)	0 (0 to 0)	0 (0 to 0)	0 (0 to 0)	0 (0 to 0)	0 (0 to 0)	0 (0 to 0)	0 (0 to 0)	0 (0 to 0)	0 (0 to 0)	0
Trachoma	0 (0 to 0)	0 (0 to 0)	0 (0 to 0)	0 (0 to 0)	0 (0 to 0)	0 (0 to 0)	0 (0 to 0)	0 (0 to 0)	0 (0 to 0)	0 (0 to 0)	0 (0 to 0)	0 (0 to 0)	0 (0 to 0)	0 (0 to 0)	0 (0 to 0)	0 (0 to 0)	0 (0 to 0)	0 (0 to 0)	0 (0 to 0)	0 (0 to 0)	0
Dengue	0 (0 to 0)	0 (0 to 0)	0 (0 to 0.5)	1.4 (0.4 to 3.9)	2.1 (0.5 to 9.5)	2.8 (0.5 to 11.4)	2.4 (0.5 to 11)	2.2 (0.5 to 9.7)	2.2 (0.5 to 7.7)	1.5 (0.3 to 4.6)	1.5 (0.3 to 4.6)	1.4 (0.3 to 4.2)	1 (0.2 to 3)	0.8 (0.1 to 2.4)	0.7 (0.1 to 2.1)	0.6 (0.1 to 1.7)	0.5 (0.1 to 1.5)	0.3 (0.1 to 1)	0.2 (0.0 to 0.6)	0.2 (0.0 to 0.6)	27.6
Yellow fever	0 (0 to 0)	0 (0 to 0)	0 (0 to 0)	0 (0 to 0)	0 (0 to 0)	0 (0 to 0)	0 (0 to 0)	0 (0 to 0)	0 (0 to 0)	0 (0 to 0)	0 (0 to 0)	0 (0 to 0)	0 (0 to 0)	0 (0 to 0)	0 (0 to 0)	0 (0 to 0)	0 (0 to 0)	0 (0 to 0)	0 (0 to 0)	0 (0 to 0)	0
Rabies	0 (0 to 0)	0 (0 to 0)	0 (0 to 0)	0 (0 to 0)	0 (0 to 0)	0 (0 to 0)	0 (0 to 0)	0 (0 to 0)	0 (0 to 0)	0 (0 to 0)	0 (0 to 0)	0 (0 to 0)	0 (0 to 0)	0 (0 to 0)	0 (0 to 0)	0 (0 to 0)	0 (0 to 0)	0 (0 to 0)	0 (0 to 0)	0 (0 to 0)	0.1
Intestinal nematode infections	0 (0 to 0)	0 (0 to 0)	0.1 (0 to 0.2)	1.9 (1.1 to 3.1)	0.7 (0.4 to 1.2)	0.7 (0.4 to 1.2)	0.8 (0.4 to 1.2)	0.9 (0.4 to 1.3)	1.1 (0.4 to 1.7)	1.2 (0.4 to 1.8)	1.2 (0.4 to 1.8)	1.2 (0.4 to 1.8)	1.2 (0.4 to 1.8)	1.2 (0.4 to 1.8)	1.2 (0.4 to 1.8)	1.2 (0.4 to 1.8)	1.2 (0.4 to 1.8)	1.2 (0.4 to 1.8)	1.2 (0.4 to 1.8)	1.2 (0.4 to 1.8)	34.6
Ascariasis	0 (0 to 0)	0 (0 to 0)	0 (0 to 0)	0.2 (0 to 0.7)	0.2 (0 to 0.7)	0.2 (0 to 0.7)	0.2 (0 to 0.8)	0.2 (0 to 0.8)	0.3 (0 to 1)	0.3 (0 to 1)	0.3 (0 to 1)	0.3 (0 to 1)	0.3 (0 to 1)	0.3 (0 to 1)	0.3 (0 to 1)	0.3 (0 to 1)	0.3 (0 to 1)	0.3 (0 to 1)	0.3 (0 to 1)	0.3 (0 to 1)	0.3 (0 to 1)	0.8
Trichuriasis	0 (0 to 0)	0 (0 to 0)	0 (0 to 0)	1.1 (0.4 to 2.3)	0.4 (0.2 to 0.7)	0.4 (0.2 to 0.7)	0.5 (0.2 to 0.8)	0.5 (0.1 to 0.8)	0.6 (0.2 to 1.1)	0.7 (0.2 to 1.2)	0.7 (0.2 to 1.2)	0.7 (0.2 to 1.2)	0.7 (0.2 to 1.2)	0.7 (0.2 to 1.2)	0.7 (0.2 to 1.2)	0.7 (0.2 to 1.2)	0.7 (0.2 to 1.2)	0.7 (0.2 to 1.2)	0.7 (0.2 to 1.2)	0.7 (0.2 to 1.2)	21.7
Hookworm disease	0 (0 to 0)	0 (0 to 0)	0 (0 to 0)	1.3 (0.3 to 3.1)	0.3 (0.1 to 0.7)	0.3 (0.1 to 0.8)	0.3 (0.1 to 0.8)	0.4 (0.1 to 0.9)	0.4 (0.1 to 1.2)	0.5 (0.1 to 1.3)	0.5 (0.1 to 1.2)	0.5 (0.1 to 1.2)	0.5 (0.1 to 1.2)	0.5 (0.1 to 1.2)	0.5 (0.1 to 1.2)	0.5 (0.1 to 1.2)	0.5 (0.1 to 1.2)	0.5 (0.1 to 1.2)	0.5 (0.1 to 1.2)	0.5 (0.1 to 1.2)	12.1
Food-borne trematodiases	0 (0 to 0)	0 (0 to 0)	0 (0 to 0)	0 (0 to 0)	0 (0 to 0)	0 (0 to 0)	0 (0 to 0)	0 (0 to 0)	0 (0 to 0)	0 (0 to 0)	0 (0 to 0)	0 (0 to 0)	0 (0 to 0)	0 (0 to 0)	0 (0 to 0)	0 (0 to 0)	0 (0 to 0)	0 (0 to 0)	0 (0 to 0)	0 (0 to 0)	0
Leprosy	0 (0 to 0)	0 (0 to 0)	0 (0 to 0)	0 (0 to 0)	0 (0 to 0)	0 (0 to 0)	0 (0 to 0)	0 (0 to 0)	0 (0 to 0)	0 (0 to 0)	0 (0 to 0)	0 (0 to 0)	0 (0 to 0)	0 (0 to 0)	0 (0 to 0)	0 (0 to 0)	0 (0 to 0)	0 (0 to 0)	0 (0 to 0)	0 (0 to 0)	0.6
Ebola	0 (0 to 0)	0 (0 to 0)	0 (0 to 0)	0 (0 to 0)	0 (0 to 0)	0 (0 to 0)	0 (0 to 0)	0 (0 to 0)	0 (0 to 0)	0 (0 to 0)	0 (0 to 0)	0 (0 to 0)	0 (0 to 0)	0 (0 to 0)	0 (0 to 0)	0 (0 to 0)	0 (0 to 0)	0 (0 to 0)	0 (0 to 0)	0 (0 to 0)	0
Zika virus	0 (0 to 0)	0 (0 to 0)	0 (0 to 0)	0 (0 to 0)	0 (0 to 0)	0 (0 to 0)	0 (0 to 0)	0 (0 to 0)	0 (0 to 0)	0 (0 to 0)	0 (0 to 0)	0 (0 to 0)	0 (0 to 0)	0 (0 to 0)	0 (0 to 0)	0 (0 to 0)	0 (0 to 0)	0 (0 to 0)	0 (0 to 0)	0 (0 to 0)	0
Guinea worm disease	0 (0 to 0)	0 (0 to 0)	0 (0 to 0)	0 (0 to 0)	0 (0 to 0)	0 (0 to 0)	0 (0 to 0)	0 (0 to 0)	0 (0 to 0)	0 (0 to 0)	0 (0 to 0)	0 (0

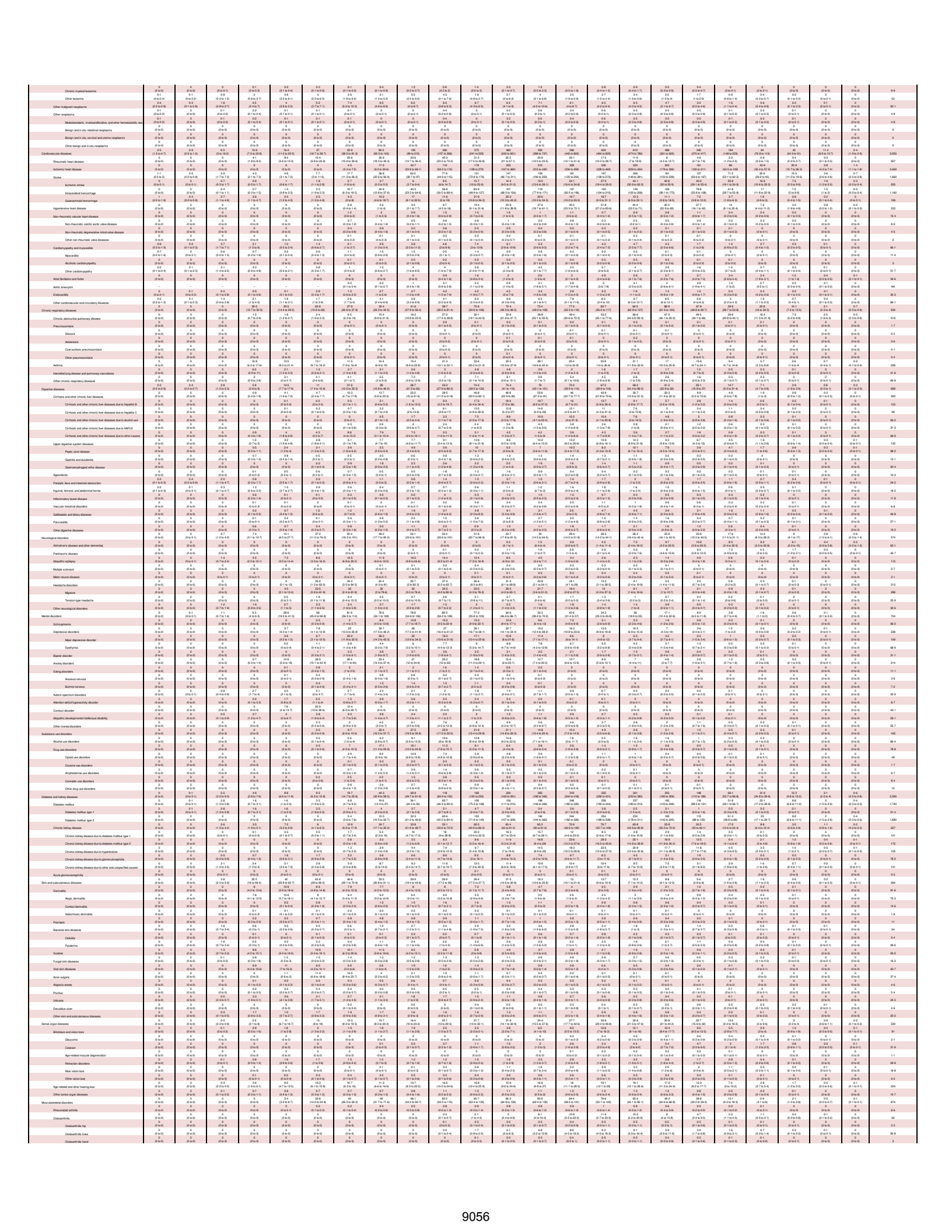

Osteoarthritis other	0 (0 to 0)	0 (0 to 0)	0 (0 to 0)	0 (0 to 0)	0 (0 to 0)	0 (0 to 0)	0 (0 to 0)	0 (0 to 0)	0 (0 to 0)	0 (0 to 0)	0 (0 to 0)	0 (0 to 1)	0 (0 to 2)	0 (0 to 0)	0 (0 to 1)	0 (0 to 2)	0 (0 to 1)	0 (0 to 1)	0 (0 to 1)	0 (0 to 1)	0 (0 to 1)	0 (0 to 1)	0 (0 to 0)	0 (0 to 0)	7-9
Low back pain	0 (0 to 0)	0 (0 to 0)	0 (0 to 0)	0 (0 to 0)	4.2 (2.1 to 7.2)	19.6 (11.1 to 29.8)	29.7 (17.4 to 45.2)	31.2 (18.4 to 49.4)	39.3 (20.9 to 56.9)	39.3 (24.2 to 53.7)	41.9 (29.5 to 75.5)	48.6 (29.1 to 73.1)	47.8 (20.5 to 73.1)	40.2 (29.4 to 67.3)	39.4 (24.9 to 52.6)	33.6 (22.3 to 53.4)	40.2 (20.3 to 48)	38.9 (15.4 to 56.2)	38.5 (9.3 to 21.2)	38.5 (2.2 to 4.9)	38.5 (4.6 to 7.4)	38.5 (2.2 to 4.9)	38.5 (0.2 to 0.4)	459
Neck pain	0 (0 to 0)	0 (0 to 0)	0 (0 to 0)	0.4 (0 to 0.9)	2.2 (1.1 to 4.3)	4.7 (2.1 to 9.7)	8.2 (3.1 to 13.4)	10.5 (5.1 to 20.5)	16.3 (6.5 to 28.4)	20.5 (10.6 to 35.1)	21.2 (11.3 to 27.1)	19.4 (10.3 to 34.4)	15.6 (5.5 to 28.8)	13.2 (4.4 to 22.4)	10.1 (3.5 to 19.5)	7.7 (4.1 to 12.6)	4.3 (2.4 to 7.3)	1.8 (1.1 to 3.2)	0.7 (0.4 to 1.2)	0.2 (0.1 to 0.4)	0.1 (0 to 0.2)	0 (0 to 0)	157
Gout	0 (0 to 0)	0 (0 to 0)	0 (0 to 0)	0 (0 to 0)	0 (0 to 0)	0 (0 to 0)	0 (0 to 0)	0 (0 to 0)	0 (0 to 0)	0 (0 to 0)	0 (0 to 0)	0 (0 to 0)	0 (0 to 0)	0 (0 to 0)	0 (0 to 0)	0 (0 to 0)	0 (0 to 0)	0 (0 to 0)	0 (0 to 0)	0 (0 to 0)	0 (0 to 0)	0 (0 to 0)	0 (0 to 0)	0 (0 to 0)	9-11
Other musculoskeletal disorders	0 (0 to 0)	0 (0 to 0)	0 (0 to 0)	0.6 (0.3 to 1.3)	1.9 (0.9 to 3.2)	6.4 (2.9 to 9.7)	10.6 (5.3 to 15.6)	18.5 (11.4 to 28)	29.3 (13.9 to 33.9)	22.2 (14.5 to 33.5)	20.4 (12.4 to 32.1)	17.9 (11.5 to 27.6)	15.7 (9.5 to 24.7)	13.7 (8.3 to 20.4)	11.2 (6.6 to 17.4)	8 (4.7 to 12)	4.3 (2.4 to 7)	1.6 (0.9 to 2.5)	0.5 (0.3 to 0.9)	0.1 (0 to 0.2)	0 (0 to 0.1)	0 (0 to 0)	176
Other non-communicable diseases	63.6 (47.7 to 136)	35.2 (22.5 to 51)	101 (61.5 to 155)	59.7 (36.9 to 91.5)	35.1 (19.5 to 62.7)	29.1 (15.2 to 49.7)	27.9 (27.4 to 59.9)	45.4 (30.2 to 68.1)	59 (43.9 to 79.4)	64.5 (47.1 to 89)	66.5 (49.4 to 88.2)	66.2 (47.2 to 92.1)	49.6 (28.5 to 80.2)	39.2 (26.5 to 60.2)	36.3 (27.3 to 48)	31 (22.6 to 41.1)	25.5 (19.3 to 34.4)	17.2 (12.5 to 23)	8.4 (4.3 to 11.1)	4.4 (2.3 to 5.7)	1.7 (1.3 to 2.2)	0.5 (0.4 to 0.6)	893
Congenital birth defects	92 (47.1 to 129)	39.7 (21.4 to 71)	69.1 (48.6 to 122)	44.8 (27.9 to 76.9)	21.6 (12.3 to 37.5)	15 (10.9 to 25.5)	11.7 (8.4 to 16.2)	11.4 (7.8 to 16.6)	13.3 (8.5 to 19.6)	11 (6.9 to 16.9)	9.4 (4.7 to 9.9)	5.6 (2.8 to 9.1)	4.8 (2.3 to 7.5)	3.2 (2.3 to 4.2)	3.1 (2.1 to 4.3)	2.7 (1.7 to 3.8)	1.7 (1.2 to 2.4)	0.8 (0.5 to 1.2)	0.3 (0.1 to 0.4)	0.1 (0 to 0.2)	0 (0 to 0)	0 (0 to 0)	356
Neural tube defects	15.4 (5.1 to 24.4)	2 (0.5 to 5.1)	9.2 (2.1 to 22.9)	2.5 (0.4 to 9.3)	0.4 (0.2 to 0.7)	0.3 (0.2 to 0.4)	0.3 (0.2 to 0.4)	0.2 (0.1 to 0.3)	0.2 (0.1 to 0.2)	0.2 (0.1 to 0.2)	0.1 (0.1 to 0.2)	0.1 (0 to 0.2)	0.1 (0 to 0.1)	0 (0 to 0)	0 (0 to 0)	0 (0 to 0)	0 (0 to 0.1)	0 (0 to 0)	0 (0 to 0)	0 (0 to 0)	0 (0 to 0)	0 (0 to 0)	0 (0 to 0)	31
Congenital heart anomalies	31 (16.4 to 52.4)	17.1 (10.5 to 28)	44 (23.1 to 74.2)	20.4 (10.9 to 34.1)	10.5 (4.5 to 15.6)	9.6 (6.2 to 14.4)	9.2 (5.2 to 15)	9.7 (6.1 to 15.6)	6.6 (3.6 to 10.9)	7 (3.6 to 11.4)	5 (1.9 to 8.1)	2.5 (1.1 to 4.1)	2.5 (1.1 to 4)	1.1 (0.7 to 1.8)	1.2 (0.7 to 2)	0.4 (0.1 to 0.9)	0.2 (0 to 0.3)	0.1 (0 to 0.2)	0 (0 to 0)	0 (0 to 0)	0 (0 to 0)	0 (0 to 0)	0 (0 to 0)	165
Orofacial clefts	0.1 (0 to 0.2)	0 (0 to 0)	0.2 (0 to 0.5)	0.1 (0 to 0.2)	0.1 (0 to 0.2)	0.1 (0 to 0.2)	0.1 (0 to 0.2)	0.1 (0 to 0.1)	0.1 (0 to 0.1)	0.1 (0 to 0.1)	0.1 (0 to 0.1)	0.1 (0 to 0.1)	0.1 (0 to 0.1)	0.1 (0 to 0.1)	0.1 (0 to 0.1)	0 (0 to 0.1)	0 (0 to 0.1)	0 (0 to 0)	0 (0 to 0)	0 (0 to 0)	0 (0 to 0)	0 (0 to 0)	0 (0 to 0)	1-2
Down syndrome	1.1 (0.5 to 2.1)	0.6 (0.3 to 1.2)	1.9 (0.8 to 3.7)	1.7 (0.3 to 5.6)	0.4 (0.2 to 0.8)	0.3 (0.2 to 0.5)	0.5 (0.3 to 0.9)	0.2 (0.1 to 0.3)	0.1 (0.1 to 0.2)	0.1 (0.1 to 0.2)	0.4 (0.1 to 0.9)	0.2 (0.1 to 0.4)	0.2 (0.1 to 0.4)	0.1 (0.1 to 0.1)	0.2 (0.1 to 0.4)	0.1 (0.1 to 0.2)	0 (0 to 0.1)	0 (0 to 0)	0 (0 to 0)	0 (0 to 0)	0 (0 to 0)	0 (0 to 0)	0 (0 to 0)	8
Turner syndrome	0 (0 to 0)	0 (0 to 0)	0 (0 to 0)	0 (0 to 0)	0 (0 to 0)	0 (0 to 0)	0 (0 to 0)	0 (0 to 0)	0 (0 to 0)	0 (0 to 0)	0 (0 to 0)	0 (0 to 0)	0 (0 to 0)	0 (0 to 0)	0 (0 to 0)	0 (0 to 0)	0 (0 to 0)	0 (0 to 0)	0 (0 to 0)	0 (0 to 0)	0 (0 to 0)	0 (0 to 0)	0 (0 to 0)	0-1
Klinefelter syndrome	0 (0 to 0)	0 (0 to 0)	0 (0 to 0)	0 (0 to 0)	0 (0 to 0)	0 (0 to 0)	0 (0 to 0)	0 (0 to 0)	0 (0 to 0)	0 (0 to 0)	0 (0 to 0)	0 (0 to 0)	0 (0 to 0)	0 (0 to 0)	0 (0 to 0)	0 (0 to 0)	0 (0 to 0)	0 (0 to 0)	0 (0 to 0)	0 (0 to 0)	0 (0 to 0)	0 (0 to 0)	0 (0 to 0)	0
Other chromosomal abnormalities	1.9 (0.8 to 3.9)	1.9 (0.9 to 3.3)	3.1 (1.4 to 5.8)	0.8 (0.5 to 1.1)	0.6 (0.4 to 1)	0.5 (0.3 to 0.9)	0.4 (0.2 to 0.6)	0.2 (0.1 to 0.2)	0.2 (0.1 to 0.3)	0.1 (0.1 to 0.2)	0.1 (0 to 0.1)	0.1 (0 to 0.1)	0.1 (0 to 0.2)	0 (0 to 0)	0 (0 to 0)	0 (0 to 0.1)	0 (0 to 0.1)	0 (0 to 0)	0 (0 to 0)	0 (0 to 0)	0 (0 to 0)	0 (0 to 0)	0 (0 to 0)	10
Congenital musculoskeletal and limb anomalies	1.6 (0.8 to 2.7)	0.7 (0.4 to 1.2)	3.5 (2.1 to 5.2)	4.6 (2.7 to 7.2)	3.4 (2.2 to 5.2)	2.3 (1.3 to 3.4)	2.3 (1.3 to 3.6)	1.3 (0.8 to 2)	0.9 (0.4 to 1.4)	1.4 (0.8 to 2.1)	1.2 (0.5 to 1.2)	0.8 (0.4 to 1.2)	1 (0.4 to 1.1)	0.6 (0.3 to 0.9)	0.6 (0.3 to 0.8)	0.5 (0.2 to 0.8)	0.2 (0.1 to 0.4)	0.2 (0.1 to 0.2)	0.1 (0 to 0.1)	0 (0 to 0.1)	0 (0 to 0)	0 (0 to 0)	27.2
Urogenital congenital anomalies	2.3 (0.4 to 2.3)	1.2 (0.4 to 2.3)	0.9 (0.4 to 1.7)	0.5 (0.3 to 0.8)	0.4 (0.2 to 0.5)	0.3 (0.2 to 0.4)	0.2 (0.1 to 0.2)	0.1 (0.1 to 0.2)	0.1 (0.1 to 0.2)	0.1 (0.1 to 0.2)	0.2 (0.1 to 0.4)	0.2 (0.1 to 0.4)	0 (0 to 0.1)	0 (0 to 0)	0 (0 to 0)	0 (0 to 0)	0 (0 to 0)	0 (0 to 0)	0 (0 to 0)	0 (0 to 0)	0 (0 to 0)	0 (0 to 0)	0 (0 to 0)	6-7
Digestive congenital anomalies	7.6 (2.9 to 14.4)	4.3 (1.4 to 9.9)	2.1 (1 to 11.3)	0.9 (0.4 to 2)	0.6 (0.3 to 1.4)	0.5 (0.2 to 1.1)	0.3 (0.2 to 0.8)	0.1 (0.1 to 0.3)	0.1 (0.1 to 0.3)	0.1 (0.1 to 0.2)	0.1 (0.1 to 0.2)	0.1 (0 to 0.1)	0.1 (0 to 0.1)	0 (0 to 0)	0 (0 to 0)	0 (0 to 0)	0 (0 to 0)	0 (0 to 0)	0 (0 to 0)	0 (0 to 0)	0 (0 to 0)	0 (0 to 0)	0 (0 to 0)	18-4
Other congenital birth defects	16 (10.2 to 24)	10 (3.6 to 22.2)	16.4 (4.6 to 28.4)	13 (4.7 to 21.1)	4.2 (3.5 to 6.5)	4.2 (2.6 to 6.4)	3.7 (1.4 to 4.4)	3.7 (1.5 to 5.3)	3.4 (1.1 to 3.9)	3.4 (1.1 to 3.9)	2.1 (1.1 to 3.1)	1.6 (1.1 to 2.1)	1.6 (0.9 to 2.5)	1.4 (0.9 to 2.1)	0.9 (0.4 to 1.6)	0.7 (0.4 to 1.2)	0.3 (0.2 to 0.4)	0.1 (0.1 to 0.2)	0.1 (0 to 0.1)	0.1 (0 to 0.1)	0 (0 to 0)	0 (0 to 0)	67-7
Urinary diseases and male infertility	0.1 (0 to 0.2)	0 (0 to 0.4)	1.1 (0.4 to 2.3)	0.7 (0.3 to 0.7)	0.5 (0.3 to 0.7)	0.5 (0.3 to 0.6)	1.8 (1.1 to 2.9)	1.8 (1.4 to 2.2)	3.7 (2.3 to 5.7)	3.4 (2.4 to 5.4)	3.4 (2.6 to 7.3)	7.6 (5 to 11.8)	4.1 (2.4 to 6.4)	2.6 (2.6 to 6.4)	1.4 (1.1 to 2.6)	2.3 (1.4 to 3.8)	1.4 (0.9 to 2.3)	0.6 (0.3 to 1.2)	0.6 (0.3 to 1.1)	0.6 (0.3 to 1.1)	0.6 (0.3 to 1.1)	0.6 (0.3 to 1.1)	61
Urolithiasis	0 (0 to 0)	0 (0 to 0)	0 (0 to 0)	0 (0 to 0)	0 (0 to 0.1)	0 (0 to 0.1)	0 (0 to 0.1)	0 (0 to 0.1)	0 (0 to 0.2)	0 (0 to 0.2)	0 (0 to 0.2)	0 (0 to 0.1)	0 (0 to 0.1)	0 (0 to 0)	0 (0 to 0.1)	0 (0 to 0.1)	0 (0 to 0.1)	0 (0 to 0.1)	0 (0 to 0.1)	0 (0 to 0.1)	0 (0 to 0.1)	0 (0 to 0.1)	0 (0 to 0)	3-6
Benign prostatic hyperplasia	0 (0 to 0)	0 (0 to 0)	0 (0 to 0)	0 (0 to 0)	0 (0 to 0)	0 (0 to 0)	0 (0 to 0)	0 (0 to 0)	0 (0 to 0)	0 (0 to 0)	0 (0 to 0)	0 (0 to 0)	0 (0 to 0)	0 (0 to 0)	0 (0 to 0)	0 (0 to 0)	0 (0 to 0)	0 (0 to 0)	0 (0 to 0)	0 (0 to 0)	0 (0 to 0)	0 (0 to 0)	0 (0 to 0)	9-2
Male infertility	0 (0 to 0)	0 (0 to 0)	0 (0 to 0)	0 (0 to 0)	0 (0 to 0)	0 (0 to 0)	0 (0 to 0)	0 (0 to 1.1)	0.2 (0 to 1.2)	0.2 (0 to 1.4)	0.2 (0 to 1.5)	0.2 (0 to 1.4)	0.2 (0 to 1.5)	0.2 (0 to 1.4)	0.2 (0 to 1.4)	0.1 (0 to 0.2)	0 (0 to 0)	0 (0 to 0)	0 (0 to 0)	0 (0 to 0)	0 (0 to 0)	0 (0 to 0)	0 (0 to 0)	2-6
Other urinary diseases	0 (0 to 0.1)	0 (0 to 0.1)	0 (0 to 0.7)	0 (0 to 0.2)	0.1 (0 to 0.2)	0.1 (0 to 0.2)	0.1 (0 to 0.4)	0.1 (0 to 0.4)	0.2 (0 to 0.6)	0.2 (0 to 0.6)	0.2 (0 to 0.6)	0.2 (0 to 0.7)	0.2 (0 to 0.6)	0.2 (0 to 0.6)	0.2 (0 to 0.7)	0.2 (0 to 0.6)	0.2 (0 to 0.6)	0.2 (0 to 0.6)	0.2 (0 to 0.6)	0.2 (0 to 0.6)	0.2 (0 to 0.6)	0.2 (0 to 0.6)	0.2 (0 to 0.6)	5-9
Gynecological diseases	0 (0 to 0)	0 (0 to 0)	0 (0 to 0)	0 (0 to 0)	0.2 (0 to 0.7)	4.2 (2 to 7.3)	11.4 (6.4 to 18.4)	17.9 (11 to 27.4)	26.4 (16.4 to 37)	28.4 (18.4 to 41.5)	29.2 (19.5 to 41.4)	29.2 (15.4 to 35.4)	26 (10.3 to 22.4)	15.6 (5.2 to 13.2)	10.8 (4.2 to 7)	7.2 (2.7 to 4.7)	3.7 (1.4 to 2.4)	1.6 (0.6 to 1.1)	0.6 (0.2 to 0.5)	0.2 (0.1 to 0.2)	0.1 (0 to 0.1)	0 (0 to 0)	175
Uterine fibroids	0 (0 to 0)	0 (0 to 0)	0 (0 to 0)	0 (0 to 0)	0 (0 to 0.1)	0 (0 to 0.2)	0 (0 to 0.3)	0 (0 to 0.2)	0.7 (0.2 to 1.2)	0.7 (0.3 to 1.4)	0.7 (0.4 to 1.9)	1 (0.5 to 1.8)	0.6 (0.3 to 1.2)	0.5 (0.2 to 0.9)	0.3 (0.1 to 0.6)	0.3 (0.1 to 0.6)	0.1 (0 to 0.3)	0 (0 to 0.1)	0 (0 to 0.1)	0 (0 to 0.1)	0 (0 to 0.1)	0 (0 to 0.1)	0 (0 to 0)	5-2
Polycystic ovarian syndrome	0 (0 to 0)	0 (0 to 0)	0 (0 to 0)	0 (0 to 0)	0 (0 to 0.4)	0 (0 to 1.6)	0.2 (0 to 3.1)	0.7 (0 to 3.7)	0.7 (0 to 3.1)	0.7 (0 to 3.1)	0.6 (0 to 3.1)	0.5 (0 to 2.5)	0.4 (0 to 2.1)	0.2 (0 to 0.9)	0.2 (0 to 0.8)	0.1 (0 to 0.3)	0 (0 to 0.1)	0 (0 to 0)	0 (0 to 0)	0 (0 to 0)	0 (0 to 0)	0 (0 to 0)	0 (0 to 0)	4-8
Female infertility	0 (0 to 0)	0 (0 to 0)	0 (0 to 0)	0 (0 to 0)	0 (0 to 0)	0 (0 to 0)	0 (0 to 0)	0 (0 to 0.2)	0.1 (0 to 0.7)	0.1 (0 to 0.7)	0.2 (0 to 1.1)	0.2 (0 to 1.3)	0.2 (0 to 1.1)	0.1 (0 to 0.9)	0.1 (0 to 0.5)	0.1 (0 to 0.5)	0 (0 to 0.2)	0 (0 to 0.1)	0 (0 to 0.1)	0 (0 to 0.1)	0 (0 to 0.1)	0 (0 to 0.1)	0 (0 to 0)	5-7
Endometriosis	0 (0 to 0)	0 (0 to 0)	0 (0 to 0)	0 (0 to 0)	0 (0 to 0)	0 (0 to 0)	0 (0 to 0.1)	0 (0 to 0.2)	0.1 (0 to 0.3)	0.1 (0 to 0.3)	0.1 (0 to 0.3)	0.1 (0 to 0.3)	0.1 (0 to 0.3)	0 (0 to 0.1)	0 (0 to 0.1)	0 (0 to 0.1)	0 (0 to 0.1)	0 (0 to 0.1)	0 (0 to 0.1)	0 (0 to 0.1)	0 (0 to 0.1)	0 (0 to 0.1)	0 (0 to 0)	19-4
Genital prolapse	0 (0 to 0)	0 (0 to 0)	0 (0 to 0)	0 (0 to 0)	0 (0 to 0)	0 (0 to 0)	0 (0 to 0)	0 (0 to 0)	0 (0 to 0)	0 (0 to 0)	0 (0 to 0)	0 (0 to 0)	0 (0 to 0)	0 (0 to 0)	0 (0 to 0)	0 (0 to 0)	0 (0 to 0)	0 (0 to 0)	0 (0 to 0)	0 (0 to 0)	0 (0 to 0)	0 (0 to 0)	0 (0 to 0)	1-4
Premenstrual syndrome	0 (0 to 0)	0 (0 to 0)	0 (0 to 0)	0 (0 to 0)	3.6 (1.6 to 7.1)	7.9 (3.9 to 13.6)	7.7 (3.9 to 14.1)	7.7 (4.5 to 12.5)	8.4 (4.8 to 13.4)	7.4 (4.2 to 13)	6.5 (3.5 to 11.2)	4.5 (2.5 to 7.6)	3.1 (1.5 to 5.5)	1.9 (0.9 to 3.2)	1.1 (0.5 to 1.9)	0.6 (0.3 to 1.1)	0.3 (0.1 to 0.5)	0.1 (0 to 0.2)	0 (0 to 0.1)	0 (0 to 0)	0 (0 to 0)	0 (0 to 0)	0 (0 to 0)	56-6
Other gynecological diseases	0 (0 to 0)	0 (0 to 0)	0 (0 to 0)	0 (0 to 0)	0.1 (0 to 0.2)	0.2 (0 to 0.4)	2.1 (1 to 4.1)	5 (2.7 to 8.2)	11.4 (6.3 to 18.4)	14.9 (8.6 to 22.9)	11 (6.4 to 18.2)	8.1 (3.4 to 12.8)	5.3 (1.9 to 9.3)	2.4 (1.1 to 3.9)	1.4 (0.6 to 2.3)	0.7 (0.3 to 1.1)	0.3 (0.2 to 0.4)	0.1 (0 to 0.2)	0 (0 to 0.1)	0 (0 to 0.1)	0 (0 to 0.1)	0 (0 to 0.1)	0 (0 to 0)	91-8
Hemoglobinopathies and hemolytic anemias	0 (0 to 0.2)	1.2 (0.4 to 1.8)	4 (2.4 to 6.4)	3.8 (2.3 to 6.1)	1.6 (0.9 to 2.6)	4.1 (2.5 to 6.2)	3.9 (2.3 to 6.2)	4.2 (2.6 to 6.7)	4.2 (2.7 to 6.5)	3.9 (2.3 to 5.5)	2.4 (1.5 to 3.6)	1.7 (1 to 2.6)	1.5 (0.9 to 2.2)	1.1 (0.6 to 1.6)	0.8 (0.4 to 1.2)	0.5 (0.3 to 0.8)	0.2 (0.1 to 0.3)	0.1 (0 to 0.2)	0.1 (0 to 0.2)	0.1 (0 to 0.2)	0.1 (0 to 0.2)	0.1 (0 to 0.2)	42-8
Thalassemias	0 (0 to 0)	0.4 (0 to 0.4)	0.5 (0 to 0.7)	0.6 (0.4 to 0.8)	0.4 (0.3 to 0.7)	0.4 (0.2 to 0.7)	0.4 (0 to 0.2)	0.3 (0 to 0.1)	0.1 (0 to 0.1)	0.1 (0 to 0)	0 (0 to 0)	0 (0 to 0)	0 (0 to 0)	0 (0 to 0)	0 (0 to 0)	0 (0 to 0)	0 (0 to 0)	0 (0 to 0)	0 (0 to 0)	0 (0 to 0)	0 (0 to 0)	0 (0 to 0)	0 (0 to 0)	2-4
Thalassemias trait	0 (0 to 0)	0.1 (0 to 0.1)	0.3 (0 to 0.2)	1.4 (0.8 to 2.4)	1.4 (0.8 to 2.4)	0.5 (0.2 to 0.9)	2.2 (1.2 to 3.7)	2.2 (1.2 to 3.6)	2.2 (1.2 to 3.6)	2.1 (1.1 to 3)	2.1 (1.1 to 3)	1.6 (0.8 to 2.5)	0.3 (0.1 to 0.5)	0.3 (0.1 to 0.5)	0.3 (0.2 to 0.5)	0.2 (0.1 to 0.3)	0.2 (0.1 to 0.3)	0.1 (0.1 to 0.2)	0.1 (0 to 0.1)	0.1 (0 to 0.1)	0.1 (0 to 0.1)	0.1 (0 to 0.1)	0 (0 to 0)	16-3
Sickle cell disorders	0 (0 to 0)	0 (0 to 0)	0 (0 to 0)	0 (0 to 0)	0 (0 to 0)	0 (0 to 0)	0 (0 to 0)	0 (0 to 0)	0 (0 to 0)	0 (0 to 0)	0 (0 to 0)	0 (0 to 0)	0 (0 to 0)	0 (0 to 0)	0 (0 to 0)	0 (0 to 0)	0 (0 to 0)	0 (0 to 0)	0 (0 to 0)	0 (0 to 0)	0 (0 to 0)	0 (0 to 0)	0 (0 to 0)	0
Sickle cell trait	0 (0 to 0)	0 (0 to 0)	0 (0 to 0)	0 (0 to 0)	0 (0 to 0)	0 (0 to 0)	0.1 (0 to 0.2)	0.1 (0 to 0.2)	0.1 (0 to 0.2)	0.1 (0 to 0.2)	0.1 (0 to 0.2)	0.1 (0 to 0.2)	0.1 (0 to 0.2)	0 (0 to 0)	0 (0 to 0)	0 (0 to 0)	0 (0 to 0)	0 (0 to 0)	0 (0 to 0)	0 (0 to 0)	0 (0 to 0)	0 (0 to 0)	0 (0 to 0)	0-7
G6PD deficiency	0 (0 to 0)	0 (0 to 0)	0 (0 to 0)	0.1 (0 to 0.2)	0.2 (0 to 0.4)	0.6 (0.3 to 0.9)	0.6 (0.3 to 0.7)	0.6 (0.4 to 1.2)	0.9 (0.5 to 1.4)	0.9 (0.5 to 1.4)	0.6 (0.3 to 0.9)	0.6 (0.4 to 1)	0.4 (0.2 to 0.6)	0.3 (0.2 to 0.4)	0.2 (0.1 to 0.3)	0.1 (0.1 to 0.2)	0.1 (0 to 0.1)	0 (0 to 0.1)	0 (0 to 0.1)	0 (0 to 0.1)	0 (0 to 0.1)	0 (0 to 0.1)	0 (0 to 0)	5-5
G6PD trait	0 (0 to 0)	0 (0 to 0)	0 (0 to 0)	0 (0 to 0)	0 (0 to 0)	0 (0 to 0)	0 (0 to 0)	0 (0 to 0)	0 (0 to 0)	0 (0 to 0)	0 (0 to 0)	0 (0 to 0)	0 (0 to 0)	0 (0 to 0)	0 (0 to 0)	0 (0 to 0)	0 (0 to 0)	0 (0 to 0)	0 (0 to 0)	0 (0 to 0)	0 (0 to 0)	0 (0 to 0)	0 (0 to 0)	0-1
Other hemoglobinopathies and hemolytic anemias	0 (0 to 0.1)	0.5 (0.2 to 0.8)	2 (1.1 to 3.2)	1.7 (0.9 to 2.7)	0.9 (0.4 to 1.7)	0.9 (0.4 to 1.7)	1 (0.4 to 1.6)	1.2 (0.6 to 2.2)	1.2 (0.6 to 2.1)	1.2 (0.6 to 2.1)	1.2 (0.6 to 2.1)	1.3 (0.7 to 2.2)	1 (0.5 to 1.7)	0.9 (0.5 to 1.4)	0.8 (0.4 to 1.2)	0.7 (0.4 to 1.1)	0.5 (0.3 to 0.9)	0.4 (0.2 to 0.7)	0.3 (0.1 to 0.5)	0.2 (0.1 to 0.3)	0.1 (0 to 0.1)	0 (0 to 0)	17-8
Endocrine, metabolic, blood, and immune disorders	0.5 (0.3 to 0.8)	0.6 (0.3 to 1)	2.3 (2.2 to 5.2)	6.3 (4.1 to 9.6)	2.1 (2.2 to 7.6)	2.5 (2.3 to 5.2)	4 (2.4 to 5.9)	5.3 (3.2 to 7.3)	7.5 (3.5 to 10.9)	10.3 (4.9 to 14.9)	14.4 (10 to 20.8)	10.8 (10.7 to 22)	12.6 (8.1 to 19.8)	14.7 (9.7 to 21)	12.9 (8.6 to 18.6)	9.7 (6.4 to 14.1)	6.3 (4.3 to 9.2)	3.5 (2.7 to 5.5)	1.5 (1 to 2.1)	0.7 (0.5 to 1)	0.1 (0 to 0.2)	0 (0 to 0)	139
Oral disorders	0 (0 to 0)	0 (0 to 0)	2.9 (1.7 to 4.9)	4.1 (2.7 to 7.2)	4.3 (2.7 to 7.7)	4.7 (2.9 to 7.7)	5.3 (3.5 to 8.4)	5.9 (3.4 to 9.3)	6.8 (3.9 to 10.7)	7.4 (4.2 to 11.8)	7.2 (4.2 to 11.5)	7.1 (4.2 to 11)	5.7 (4.4 to 11.7)	3.9 (2.2 to 6)	2.4 (1.3 to 3.6)	1.4 (0.7 to 2.2)	0.7 (0.4 to 1.1)	0.3 (0.2 to 0.5)	0.1 (0 to 0.2)	0.1 (0 to 0.2)	0.1 (0 to 0.2)	0.1 (0 to 0.2)	156
Caries of deciduous teeth	0 (0 to 0)	0 (0 to 0)	0 (0 to 0)	0 (0 to 0.2)	0.2 (0 to 0.6)	0.2 (0 to 0.6)	0.2 (0 to 0.6)	0 (0 to 0)	0 (0 to 0)	0 (0 to 0)	0 (0 to 0)	0 (0 to 0)	0 (0 to 0)	0 (0 to 0)	0 (0 to 0)	0 (0 to 0)	0 (0 to 0)	0 (0 to 0)	0 (0 to 0)	0 (0 to 0)	0 (0 to 0)	0 (0 to 0)	0 (0 to 0)	2
Caries of permanent teeth	0 (0 to 0)	0 (0 to 0)	0 (0 to 0)	1.2 (0 to 2.6)	2.2 (0.9 to 4.8)	2.1 (0.8 to 4.3)	2.1 (0.8 to 4.3)	1.7 (0.6 to 4)	1.7 (0.7 to 3.6)	1.7 (0.7 to 3.5)	1.7 (0.7 to 3.4)	1.4 (0.4 to 2.8)	0.9 (0.4 to 2.2)	0.6 (0.2 to 1.4)	0.4 (0.2 to 0.8)	0.3 (0.1 to 0.6)	0.2 (0.1 to 0.4)	0.1 (0.1 to 0.2)	0.1 (0.1 to 0.2)	0.1 (0.1 to 0.2)	0.1 (0.1 to 0.2)	0.1 (0.1 to 0.2)	17-9
Periodontal diseases	0 (0 to 0)	0 (0 to 0)	0 (0 to 0)	0 (0 to 0)	0 (0 to 0)	0 (0 to 0)	0 (0 to 0)	0 (0 to 0)	0 (0 to 0)	0 (0 to 0)	0 (0 to 0)	0 (0 to 0)	0 (0 to 0)	0 (0 to 0)	0 (0 to 0)	0 (0 to 0)	0 (0 to 0)	0 (0 to 0)	0 (0 to 0)	0 (0 to 0)	0 (0 to 0)	0 (0 to 0)	0 (0 to 0)	6-8
Other oral disorders	0 (0 to 0)	0 (0 to 0)	0 (0 to 0)	2 (1.2 to 3.1)	1.6 (1.1 to 2.9)	1.6 (1.1 to 3)	2.6 (1.5 to 3.9)	2.6 (1.7 to 4.1)	2.6 (1.7 to 4.3)	2.6 (1.6 to 4.3)	2.6 (1.7 to 4.3)	2.4 (1.5 to 3.4)	2.4 (1.2 to 3)	1.7 (1 to 2.5)	1.7 (0.9 to 2)	1 (0.4 to 1.6)	0.7 (0.4 to 1.1)	0.4 (0.2 to 0.5)	0.2 (0.1 to 0.3)	0.1 (0 to 0.1)	0 (0 to 0.1)	0 (0 to 0)	29-5
Sudden infant death syndrome	1.4 (0.6 to 2.2)	1.2 (0.6 to 2)	0.2 (0.1 to 0.3)																				NA
Injuries	2.2 (2.1 to 5.4)	2.3 (1.2 to 4.2)	21.4 (13.5 to 33.3)	67.8 (37.6 to 100)	72.1 (55.2 to 89.2)	80.7 (64.2 to 99.9)	250 (202 to 310)	392 (316 to 490)	383 (277 to 476)	334 (220 to 431)	282 (182 to 368)	194 (143 to 251)	142 (107 to 185)	93.5 (72 to 120)	76 (59.6 to 96)	61.6 (49.2 to 78.2)	38.5 (30.3 to 47.9)	24.4 (19.7 to 30.2)	12.3 (9.9 to 15.1)	7.1 (5.5 to 8.8)	2.9 (2.4 to 3.5)	0.9 (0.7 to 1.1)	0.2 (0.1 to 0.2)	2,540
Transport injuries	0.3 (0.1 to 0.5)	0.3 (0.1 to 0.5)	9.4 (1.3 to 4.1)	19.4 (4 to 33)	45 (14.9 to 35.4)	18.1 (12.6 to 25.7)	97 (34.8 to 75)	154 (92.6 to 142)	94 (92.2 to 146)	82.5 (48.9 to 122)	74.1 (45.3 to 104)	66.8 (31.4 to 92.1)	40.5 (29.9 to 60.3)	29.9 (21.3 to 41.4)	23.5 (17.7 to 31.3)	18.1 (15.4 to 28.3)	9.1 (4.6 to 17.4)	4 (2.9 to 5.5)	2 (1.7 to 3.2)	0.5 (0.3 to 0.9)	0.2 (0.1 to 0.2)	0 (0 to 0.1)	661
Road injuries	0.2 (0.1 to 0.4)	0.2 (0.1 to 0.3)	2.1 (1.1 to 3.7)	11.9 (5.4 to 20.1)	22.1 (11.2 to 33.2)	16.2 (11.2 to 23.2)	74 (31.4 to 68.7)	88.5

SR Table 2c: Neuro DALYS by cause and age group for both sexes with 95% uncertainty intervals, 2019

Cause	Early Neonatal	Late Neonatal	Post Neonatal	1 to 4	5 to 9	10 to 14	15 to 19	20 to 24	25 to 29	30 to 34	35 to 39	40 to 44	45 to 49	50 to 54	55 to 59	60 to 64	65 to 69	70 to 74	75 to 79	80 to 84	85 to 89	90 to 94	95 plus	Total
All causes	680 (161 to 2,056)	680 (55 to 4,064)	1,700 (140 to 320)	1,700 (176 to 80)	1,700 (84 to 131)	1,700 (87 to 139)	1,700 (103 to 315)	2,040 (94 to 287)	2,040 (210 to 374)	2,040 (221 to 374)	2,040 (240 to 444)	2,040 (253 to 382)	2,040 (268 to 372)	2,040 (368 to 577)	2,040 (398 to 577)	2,040 (355 to 556)	2,040 (339 to 530)	2,040 (299 to 500)	2,040 (197 to 291)	2,040 (101 to 137)	2,040 (59 to 73)	2,040 (35 to 44)	2,040 (17 to 22)	2,040 (8 to 9)	2,040 (2 to 3)	2,040 (0 to 0)	2,040 (0 to 0)	2,040 (0 to 0



Osteoarthritis other	0 (0 to 0)	0 (0 to 0)	0 (0 to 0)

SR Table 2c: Niue DALYS by cause and sex arouse for both sexes with 95% uncertainty intervals, 2019

Cause	Early Neonatal	Late Neonatal	Post Neonatal	1 to 4	5 to 9	10 to 14	15 to 19	20 to 24	25 to 29	30 to 34	35 to 39	40 to 44	45 to 49	50 to 54	55 to 59	60 to 64	65 to 69	70 to 74	75 to 79	80 to 84	85 to 89	90 plus	Total
All causes	781 (707 to 863)	1 (0 to 1)	761 (693 to 844)	1 (0 to 1)	1 (0 to 1)	1 (0 to 1)	1 (0 to 1)	1 (0 to 1)	1 (0 to 1)	1 (0 to 1)	1 (0 to 1)	1 (0 to 1)	1 (0 to 1)	1 (0 to 1)	1 (0 to 1)	1 (0 to 1)	1 (0 to 1)	1 (0 to 1)	1 (0 to 1)	1 (0 to 1)	1 (0 to 1)	1 (0 to 1)	480
Communicable, maternal, neonatal, and nutritional diseases	781 (707 to 863)	1 (0 to 1)	761 (693 to 844)	1 (0 to 1)	1 (0 to 1)	1 (0 to 1)	1 (0 to 1)	1 (0 to 1)	1 (0 to 1)	1 (0 to 1)	1 (0 to 1)	1 (0 to 1)	1 (0 to 1)	1 (0 to 1)	1 (0 to 1)	1 (0 to 1)	1 (0 to 1)	1 (0 to 1)	1 (0 to 1)	1 (0 to 1)	1 (0 to 1)	1 (0 to 1)	774
HIV/AIDS and sexually transmitted infections	1 (0 to 1)	0 (0 to 1)	0 (0 to 1)	0 (0 to 1)	0 (0 to 1)	0 (0 to 1)	0 (0 to 1)	0 (0 to 1)	0 (0 to 1)	0 (0 to 1)	1 (0 to 1)	1 (0 to 1)	1 (0 to 1)	1 (0 to 1)	1 (0 to 1)	0 (0 to 1)	0 (0 to 1)	0 (0 to 1)	0 (0 to 1)	0 (0 to 1)	0 (0 to 1)	0 (0 to 1)	10.2
HIV/AIDS	0 (0 to 0)	0 (0 to 0)	0 (0 to 0)	0 (0 to 1)	0 (0 to 0)	0 (0 to 0)	0 (0 to 1)	0 (0 to 1)	0 (0 to 1)	0 (0 to 1)	1 (0 to 1)	1 (0 to 1)	1 (0 to 1)	1 (0 to 1)	1 (0 to 1)	0 (0 to 1)	0 (0 to 0)	0 (0 to 0)	0 (0 to 0)	0 (0 to 0)	0 (0 to 0)	0 (0 to 0)	7.2
HIV/AIDS - Drug-susceptible Tuberculosis	0 (0 to 0)	0 (0 to 0)	0 (0 to 0)	0 (0 to 0)	0 (0 to 0)	0 (0 to 0)	0 (0 to 0)	0 (0 to 0)	0 (0 to 0)	0 (0 to 0)	0 (0 to 0)	0 (0 to 0)	0 (0 to 0)	0 (0 to 0)	0 (0 to 0)	0 (0 to 0)	0 (0 to 0)	0 (0 to 0)	0 (0 to 0)	0 (0 to 0)	0 (0 to 0)	0 (0 to 0)	0.3
HIV/AIDS - Multidrug-resistant Tuberculosis without extensive dr...	0 (0 to 0)	0 (0 to 0)	0 (0 to 0)	0 (0 to 0)	0 (0 to 0)	0 (0 to 0)	0 (0 to 0)	0 (0 to 0)	0 (0 to 0)	0 (0 to 0)	0 (0 to 0)	0 (0 to 0)	0 (0 to 0)	0 (0 to 0)	0 (0 to 0)	0 (0 to 0)	0 (0 to 0)	0 (0 to 0)	0 (0 to 0)	0 (0 to 0)	0 (0 to 0)	0 (0 to 0)	0
HIV/AIDS - Extensively drug-resistant Tuberculosis	0 (0 to 0)	0 (0 to 0)	0 (0 to 0)	0 (0 to 0)	0 (0 to 0)	0 (0 to 0)	0 (0 to 0)	0 (0 to 0)	0 (0 to 0)	0 (0 to 0)	0 (0 to 0)	0 (0 to 0)	0 (0 to 0)	0 (0 to 0)	0 (0 to 0)	0 (0 to 0)	0 (0 to 0)	0 (0 to 0)	0 (0 to 0)	0 (0 to 0)	0 (0 to 0)	0 (0 to 0)	0
HIV/AIDS resulting in other diseases	0 (0 to 0)	0 (0 to 0)	0 (0 to 0)	0 (0 to 1)	0 (0 to 0)	0 (0 to 0)	0 (0 to 0)	0 (0 to 0)	0 (0 to 0)	0 (0 to 0)	1 (0 to 1)	1 (0 to 1)	0 (0 to 1)	0 (0 to 1)	0 (0 to 1)	0 (0 to 0)	0 (0 to 0)	0 (0 to 0)	0 (0 to 0)	0 (0 to 0)	0 (0 to 0)	0 (0 to 0)	6.9
Sexually transmitted infections excluding HIV	1 (0 to 1)	0 (0 to 1)	0 (0 to 1)	0 (0 to 1)	0 (0 to 0)	0 (0 to 0)	0 (0 to 0)	0 (0 to 0)	0 (0 to 0)	0 (0 to 0)	0 (0 to 0)	0 (0 to 0)	0 (0 to 0)	0 (0 to 0)	0 (0 to 0)	0 (0 to 0)	0 (0 to 0)	0 (0 to 0)	0 (0 to 0)	0 (0 to 0)	0 (0 to 0)	0 (0 to 0)	3
Syphilis	1 (0 to 1)	0 (0 to 1)	0 (0 to 1)	0 (0 to 1)	0 (0 to 0)	0 (0 to 0)	0 (0 to 0)	0 (0 to 0)	0 (0 to 0)	0 (0 to 0)	0 (0 to 0)	0 (0 to 0)	0 (0 to 0)	0 (0 to 0)	0 (0 to 0)	0 (0 to 0)	0 (0 to 0)	0 (0 to 0)	0 (0 to 0)	0 (0 to 0)	0 (0 to 0)	0 (0 to 0)	2.8
Chlamydial infection	0 (0 to 0)	0 (0 to 0)	0 (0 to 0)	0 (0 to 0)	0 (0 to 0)	0 (0 to 0)	0 (0 to 0)	0 (0 to 0)	0 (0 to 0)	0 (0 to 0)	0 (0 to 0)	0 (0 to 0)	0 (0 to 0)	0 (0 to 0)	0 (0 to 0)	0 (0 to 0)	0 (0 to 0)	0 (0 to 0)	0 (0 to 0)	0 (0 to 0)	0 (0 to 0)	0 (0 to 0)	0
Gonococcal infection	0 (0 to 0)	0 (0 to 0)	0 (0 to 0)	0 (0 to 0)	0 (0 to 0)	0 (0 to 0)	0 (0 to 0)	0 (0 to 0)	0 (0 to 0)	0 (0 to 0)	0 (0 to 0)	0 (0 to 0)	0 (0 to 0)	0 (0 to 0)	0 (0 to 0)	0 (0 to 0)	0 (0 to 0)	0 (0 to 0)	0 (0 to 0)	0 (0 to 0)	0 (0 to 0)	0 (0 to 0)	0
Trichomoniasis	0 (0 to 0)	0 (0 to 0)	0 (0 to 0)	0 (0 to 0)	0 (0 to 0)	0 (0 to 0)	0 (0 to 0)	0 (0 to 0)	0 (0 to 0)	0 (0 to 0)	0 (0 to 0)	0 (0 to 0)	0 (0 to 0)	0 (0 to 0)	0 (0 to 0)	0 (0 to 0)	0 (0 to 0)	0 (0 to 0)	0 (0 to 0)	0 (0 to 0)	0 (0 to 0)	0 (0 to 0)	0.1
Genital herpes	0 (0 to 0)	0 (0 to 0)	0 (0 to 0)	0 (0 to 0)	0 (0 to 0)	0 (0 to 0)	0 (0 to 0)	0 (0 to 0)	0 (0 to 0)	0 (0 to 0)	0 (0 to 0)	0 (0 to 0)	0 (0 to 0)	0 (0 to 0)	0 (0 to 0)	0 (0 to 0)	0 (0 to 0)	0 (0 to 0)	0 (0 to 0)	0 (0 to 0)	0 (0 to 0)	0 (0 to 0)	0.1
Other sexually transmitted infections	0 (0 to 0)	0 (0 to 0)	0 (0 to 0)	0 (0 to 0)	0 (0 to 0)	0 (0 to 0)	0 (0 to 0)	0 (0 to 0)	0 (0 to 0)	0 (0 to 0)	0 (0 to 0)	0 (0 to 0)	0 (0 to 0)	0 (0 to 0)	0 (0 to 0)	0 (0 to 0)	0 (0 to 0)	0 (0 to 0)	0 (0 to 0)	0 (0 to 0)	0 (0 to 0)	0 (0 to 0)	0
Respiratory infections and tuberculosis	0.4 (0.2 to 0.7)	0 (0 to 0.9)	3 (2.2 to 4.3)	1 (0.8 to 1.5)	0.7 (0.5 to 0.9)	0.7 (0.4 to 0.7)	0.7 (0.5 to 1.1)	0.7 (0.4 to 1.1)	0.7 (0.5 to 1.1)	0.7 (0.4 to 1.1)	0.7 (0.5 to 1.1)	0.7 (0.4 to 1.2)	0.7 (0.5 to 1.2)	0.7 (0.4 to 1.2)	0.7 (0.5 to 1.2)	0.8 (0.4 to 1.3)	1.1 (0.6 to 1.8)	1.1 (0.6 to 1.8)	1.1 (0.6 to 1.8)	1.1 (0.6 to 1.8)	0.6 (0.4 to 0.8)	26.3
Tuberculosis	0 (0 to 0)	0 (0 to 0)	0 (0 to 0)	0 (0 to 0)	0 (0 to 0)	0 (0 to 0)	0 (0 to 0)	0 (0 to 0)	0 (0 to 0)	0 (0 to 0)	0 (0 to 0)	0 (0 to 0)	0 (0 to 0)	0 (0 to 0)	0 (0 to 0)	0 (0 to 0)	0 (0 to 0)	0 (0 to 0)	0 (0 to 0)	0 (0 to 0)	0 (0 to 0)	0 (0 to 0)	2.4
Latent tuberculosis infection	0 (0 to 0)	0 (0 to 0)	0 (0 to 0)	0 (0 to 0)	0 (0 to 0)	0 (0 to 0)	0 (0 to 0)	0 (0 to 0)	0 (0 to 0)	0 (0 to 0)	0 (0 to 0)	0 (0 to 0)	0 (0 to 0)	0 (0 to 0)	0 (0 to 0)	0 (0 to 0)	0 (0 to 0)	0 (0 to 0)	0 (0 to 0)	0 (0 to 0)	0 (0 to 0)	0 (0 to 0)	0
Drug-susceptible tuberculosis	0 (0 to 0)	0 (0 to 0)	0 (0 to 0)	0 (0 to 1)	0 (0 to 0)	0 (0 to 0)	0 (0 to 1)	0 (0 to 1)	0 (0 to 1)	0 (0 to 1)	0 (0 to 1)	0 (0 to 1)	0 (0 to 1)	0 (0 to 1)	0 (0 to 1)	0 (0 to 1)	0 (0 to 1)	0 (0 to 1)	0 (0 to 1)	0 (0 to 1)	0 (0 to 1)	0 (0 to 1)	2.4
Multidrug-resistant tuberculosis without extensive drug-resistance	0 (0 to 0)	0 (0 to 0)	0 (0 to 0)	0 (0 to 0)	0 (0 to 0)	0 (0 to 0)	0 (0 to 0)	0 (0 to 0)	0 (0 to 0)	0 (0 to 0)	0 (0 to 0)	0 (0 to 0)	0 (0 to 0)	0 (0 to 0)	0 (0 to 0)	0 (0 to 0)	0 (0 to 0)	0 (0 to 0)	0 (0 to 0)	0 (0 to 0)	0 (0 to 0)	0 (0 to 0)	0
Extensively drug-resistant tuberculosis	0 (0 to 0)	0 (0 to 0)	0 (0 to 0)	0 (0 to 0)	0 (0 to 0)	0 (0 to 0)	0 (0 to 0)	0 (0 to 0)	0 (0 to 0)	0 (0 to 0)	0 (0 to 0)	0 (0 to 0)	0 (0 to 0)	0 (0 to 0)	0 (0 to 0)	0 (0 to 0)	0 (0 to 0)	0 (0 to 0)	0 (0 to 0)	0 (0 to 0)	0 (0 to 0)	0 (0 to 0)	0
Lower respiratory infections	0.4 (0.2 to 0.7)	0 (0 to 0.9)	2.9 (2 to 4.2)	0.7 (0.4 to 1.2)	0.2 (0 to 0.7)	0.5 (0.3 to 0.8)	0.5 (0.3 to 0.8)	0.5 (0.2 to 0.8)	0.5 (0.2 to 0.8)	0.5 (0.2 to 0.8)	0.5 (0.3 to 0.9)	0.5 (0.3 to 0.9)	0.7 (0.4 to 1)	0.7 (0.4 to 1)	0.7 (0.4 to 1)	1 (0.7 to 1.5)	1.4 (0.9 to 2)	1.4 (0.9 to 1.7)	1.4 (0.9 to 1.7)	1.5 (1 to 2.1)	0.6 (0.4 to 0.8)	22.4
Upper respiratory infections	0 (0 to 0)	0 (0 to 0)	0 (0 to 0)	0 (0 to 0)	0 (0 to 0)	0 (0 to 0)	0 (0 to 0)	0 (0 to 0)	0 (0 to 0)	0 (0 to 0)	0 (0 to 0)	0 (0 to 0)	0 (0 to 0)	0 (0 to 0)	0 (0 to 0)	0 (0 to 0)	0 (0 to 0)	0 (0 to 0)	0 (0 to 0)	0 (0 to 0)	0 (0 to 0)	0 (0 to 0)	1.1
Otitis media	0 (0 to 0)	0 (0 to 0)	0 (0 to 0)	0 (0 to 0)	0 (0 to 0)	0 (0 to 0)	0 (0 to 0)	0 (0 to 0)	0 (0 to 0)	0 (0 to 0)	0 (0 to 0)	0 (0 to 0)	0 (0 to 0)	0 (0 to 0)	0 (0 to 0)	0 (0 to 0)	0 (0 to 0)	0 (0 to 0)	0 (0 to 0)	0 (0 to 0)	0 (0 to 0)	0 (0 to 0)	0.4
Enteric infections	0 (0 to 0)	0 (0 to 0)	0.3 (0 to 0.4)	0.4 (0.2 to 0.6)	0.4 (0.2 to 0.5)	0.3 (0.2 to 0.4)	0.2 (0.1 to 0.3)	0.2 (0.2 to 0.3)	0.2 (0.2 to 0.3)	0.3 (0.2 to 0.4)	0.4 (0.3 to 0.5)	0.4 (0.3 to 0.6)	0.4 (0.3 to 0.6)	0.5 (0.3 to 0.7)	0.5 (0.4 to 0.8)	0.6 (0.4 to 0.9)	0.6 (0.3 to 0.7)	0.6 (0.3 to 0.8)	0.5 (0.3 to 0.7)	0.3 (0.2 to 0.4)	0.2 (0.1 to 0.3)	8
Diarrheal diseases	0 (0 to 0)	0 (0 to 0.1)	0.3 (0.2 to 0.4)	0.4 (0.2 to 0.6)	0.4 (0.2 to 0.5)	0.3 (0.2 to 0.4)	0.2 (0.1 to 0.3)	0.2 (0.1 to 0.3)	0.2 (0.2 to 0.3)	0.3 (0.2 to 0.4)	0.4 (0.2 to 0.5)	0.4 (0.2 to 0.5)	0.4 (0.3 to 0.6)	0.5 (0.3 to 0.7)	0.5 (0.4 to 0.8)	0.6 (0.4 to 0.8)	0.6 (0.3 to 0.7)	0.6 (0.3 to 0.8)	0.5 (0.3 to 0.7)	0.3 (0.2 to 0.4)	0.2 (0.1 to 0.3)	7.5
Typhoid and paratyphoid	0 (0 to 0)	0 (0 to 0)	0 (0 to 0)	0 (0 to 0)	0 (0 to 0)	0 (0 to 0)	0 (0 to 0)	0 (0 to 0)	0 (0 to 0)	0 (0 to 0)	0 (0 to 0)	0 (0 to 0)	0 (0 to 0)	0 (0 to 0)	0 (0 to 0)	0 (0 to 0)	0 (0 to 0)	0 (0 to 0)	0 (0 to 0)	0 (0 to 0)	0 (0 to 0)	0 (0 to 0)	0.5
Typhoid fever	0 (0 to 0)	0 (0 to 0)	0 (0 to 0)	0 (0 to 0)	0 (0 to 0)	0 (0 to 0)	0 (0 to 0)	0 (0 to 0)	0 (0 to 0)	0 (0 to 0)	0 (0 to 0)	0 (0 to 0)	0 (0 to 0)	0 (0 to 0)	0 (0 to 0)	0 (0 to 0)	0 (0 to 0)	0 (0 to 0)	0 (0 to 0)	0 (0 to 0)	0 (0 to 0)	0 (0 to 0)	0.5
Paratyphoid fever	0 (0 to 0)	0 (0 to 0)	0 (0 to 0)	0 (0 to 0)	0 (0 to 0)	0 (0 to 0)	0 (0 to 0)	0 (0 to 0)	0 (0 to 0)	0 (0 to 0)	0 (0 to 0)	0 (0 to 0)	0 (0 to 0)	0 (0 to 0)	0 (0 to 0)	0 (0 to 0)	0 (0 to 0)	0 (0 to 0)	0 (0 to 0)	0 (0 to 0)	0 (0 to 0)	0 (0 to 0)	0
Invasive Non-typhoidal Salmonella (iNTS)	0 (0 to 0)	0 (0 to 0)	0 (0 to 0)	0 (0 to 0)	0 (0 to 0)	0 (0 to 0)	0 (0 to 0)	0 (0 to 0)	0 (0 to 0)	0 (0 to 0)	0 (0 to 0)	0 (0 to 0)	0 (0 to 0)	0 (0 to 0)	0 (0 to 0)	0 (0 to 0)	0 (0 to 0)	0 (0 to 0)	0 (0 to 0)	0 (0 to 0)	0 (0 to 0)	0 (0 to 0)	0.1
Other intestinal infectious diseases	0 (0 to 0)	0 (0 to 0)	0 (0 to 0)	0 (0 to 0)	0 (0 to 0)	0 (0 to 0)	0 (0 to 0)	0 (0 to 0)	0 (0 to 0)	0 (0 to 0)	0 (0 to 0)	0 (0 to 0)	0 (0 to 0)	0 (0 to 0)	0 (0 to 0)	0 (0 to 0)	0 (0 to 0)	0 (0 to 0)	0 (0 to 0)	0 (0 to 0)	0 (0 to 0)	0 (0 to 0)	0
Neglected tropical diseases and malaria	0 (0 to 0)	0 (0 to 0)	0 (0 to 0.1)	0 (0 to 0.2)	0.2 (0.1 to 0.4)	0.3 (0.2 to 0.4)	0.2 (0.1 to 0.4)	0.2 (0.1 to 0.3)	0.2 (0.1 to 0.3)	0.2 (0.1 to 0.3)	0.2 (0.1 to 0.3)	0.1 (0.1 to 0.2)	0.1 (0.1 to 0.3)	0.2 (0.1 to 0.3)	0.2 (0.1 to 0.4)	0.2 (0.1 to 0.4)	0.1 (0.1 to 0.3)	0.1 (0.1 to 0.2)	0.1 (0.1 to 0.2)	0.1 (0.1 to 0.2)	0.1 (0.1 to 0.1)	2.8
Malaria	0 (0 to 0)	0 (0 to 0)	0 (0 to 0)	0 (0 to 0)	0 (0 to 0)	0 (0 to 0)	0 (0 to 0)	0 (0 to 0)	0 (0 to 0)	0 (0 to 0)	0 (0 to 0)	0 (0 to 0)	0 (0 to 0)	0 (0 to 0)	0 (0 to 0)	0 (0 to 0)	0 (0 to 0)	0 (0 to 0)	0 (0 to 0)	0 (0 to 0)	0 (0 to 0)	0 (0 to 0)	0
Chagas disease	0 (0 to 0)	0 (0 to 0)	0 (0 to 0)	0 (0 to 0)	0 (0 to 0)	0 (0 to 0)	0 (0 to 0)	0 (0 to 0)	0 (0 to 0)	0 (0 to 0)	0 (0 to 0)	0 (0 to 0)	0 (0 to 0)	0 (0 to 0)	0 (0 to 0)	0 (0 to 0)	0 (0 to 0)	0 (0 to 0)	0 (0 to 0)	0 (0 to 0)	0 (0 to 0)	0 (0 to 0)	0
Leishmaniasis	0 (0 to 0)	0 (0 to 0)	0 (0 to 0)	0 (0 to 0)	0 (0 to 0)	0 (0 to 0)	0 (0 to 0)	0 (0 to 0)	0 (0 to 0)	0 (0 to 0)	0 (0 to 0)	0 (0 to 0)	0 (0 to 0)	0 (0 to 0)	0 (0 to 0)	0 (0 to 0)	0 (0 to 0)	0 (0 to 0)	0 (0 to 0)	0 (0 to 0)	0 (0 to 0)	0 (0 to 0)	0
Visceral leishmaniasis	0 (0 to 0)	0 (0 to 0)	0 (0 to 0)	0 (0 to 0)	0 (0 to 0)	0 (0 to 0)	0 (0 to 0)	0 (0 to 0)	0 (0 to 0)	0 (0 to 0)	0 (0 to 0)	0 (0 to 0)	0 (0 to 0)	0 (0 to 0)	0 (0 to 0)	0 (0 to 0)	0 (0 to 0)	0 (0 to 0)	0 (0 to 0)	0 (0 to 0)	0 (0 to 0)	0 (0 to 0)	0
Cutaneous and mucocutaneous leishmaniasis	0 (0 to 0)	0 (0 to 0)	0 (0 to 0)	0 (0 to 0)	0 (0 to 0)	0 (0 to 0)	0 (0 to 0)	0 (0 to 0)	0 (0 to 0)	0 (0 to 0)	0 (0 to 0)	0 (0 to 0)	0 (0 to 0)	0 (0 to 0)	0 (0 to 0)	0 (0 to 0)	0 (0 to 0)	0 (0 to 0)	0 (0 to 0)	0 (0 to 0)	0 (0 to 0)	0 (0 to 0)	0
African trypanosomiasis	0 (0 to 0)	0 (0 to 0)	0 (0 to 0)	0 (0 to 0)	0 (0 to 0)	0 (0 to 0)	0 (0 to 0)	0 (0 to 0)	0 (0 to 0)	0 (0 to 0)	0 (0 to 0)	0 (0 to 0)	0 (0 to 0)	0 (0 to 0)	0 (0 to 0)	0 (0 to 0)	0 (0 to 0)	0 (0 to 0)	0 (0 to 0)	0 (0 to 0)	0 (0 to 0)	0 (0 to 0)	0
Schistosomiasis	0 (0 to 0)	0 (0 to 0)	0 (0 to 0)	0 (0 to 0)	0 (0 to 0)	0 (0 to 0)	0 (0 to 0)	0 (0 to 0)	0 (0 to 0)	0 (0 to 0)	0 (0 to 0)	0 (0 to 0)	0 (0 to 0)	0 (0 to 0)	0 (0 to 0)	0 (0 to 0)	0 (0 to 0)	0 (0 to 0)	0 (0 to 0)	0 (0 to 0)	0 (0 to 0)	0 (0 to 0)	0
Cysticercosis	0 (0 to 0)	0 (0 to 0)	0 (0 to 0)	0 (0 to 0)	0 (0 to 0)	0 (0 to 0)	0 (0 to 0)	0 (0 to 0)	0 (0 to 0)	0 (0 to 0)	0 (0 to 0)	0 (0 to 0)	0 (0 to 0)	0 (0 to 0)	0 (0 to 0)	0 (0 to 0)	0 (0 to 0)	0 (0 to 0)	0 (0 to 0)	0 (0 to 0)	0 (0 to 0)	0 (0 to 0)	0.3
Cystic echinococcosis	0 (0 to 0)	0 (0 to 0)	0 (0 to 0)	0 (0 to 0)	0 (0 to 0)	0 (0 to 0)	0 (0 to 0)	0 (0 to 0)	0 (0 to 0)	0 (0 to 0)	0 (0 to 0)	0 (0 to 0)	0 (0 to 0)	0 (0 to 0)	0 (0 to 0)	0 (0 to 0)	0 (0 to 0)	0 (0 to 0)	0 (0 to 0)	0 (0 to 0)	0 (0 to 0)	0 (0 to 0)	0
Lymphatic filariasis	0 (0 to 0)	0 (0 to 0)	0 (0 to 0)	0 (0 to 0)	0 (0 to 0)	0 (0 to 0)	0 (0 to 0)	0 (0 to 0)	0 (0 to 0)	0 (0 to 0)	0 (0 to 0)	0 (0 to 0)	0 (0 to 0)	0 (0 to 0)	0 (0 to 0)	0 (0 to 0)	0 (0 to 0)	0 (0 to 0)	0 (0 to 0)	0 (0 to 0)	0 (0 to 0)	0 (0 to 0)	0.5
Onchocerciasis	0 (0 to 0)	0 (0 to 0)	0 (0 to 0)	0 (0 to 0)	0 (0 to 0)	0 (0 to 0)	0 (0 to 0)	0 (0 to 0)	0 (0 to 0)	0 (0 to 0)	0 (0 to 0)	0 (0 to 0)	0 (0 to 0)	0 (0 to 0)	0 (0 to 0)	0 (0 to 0)	0 (0 to 0)	0 (0 to 0)	0 (0 to 0)	0 (0 to 0)	0 (0 to 0)	0 (0 to 0)	0
Trachoma	0 (0 to 0)	0 (0 to 0)	0 (0 to 0)	0 (0 to 0)	0 (0 to 0)	0 (0 to 0)	0 (0 to 0)	0 (0 to 0)	0 (0 to 0)	0 (0 to 0)	0 (0 to 0)	0 (0 to 0)	0 (0 to 0)	0 (0 to 0)	0 (0 to 0)	0 (0 to 0)	0 (0 to 0)	0 (0 to 0)	0 (0 to 0)	0 (0 to 0)	0 (0 to 0)	0 (0 to 0)	0
Dengue	0 (0 to 0)	0 (0 to 0)	0 (0 to 0)	0 (0 to 0.2)	0 (0 to 0.4)	0 (0 to 0.5)	0 (0 to 0.5)	0 (0 to 0.4)	0 (0 to 0.3)	0 (0 to 0.2)	0 (0 to 0.2)	0 (0 to 0.2)	0 (0 to 0.2)	0 (0 to 0.2)	0 (0 to 0.2)	0 (0 to 0.2)	0 (0 to 0.2)	0 (0 to 0.2)	0 (0 to 0.1)	0 (0 to 0.1)	0 (0 to 0.1)	0 (0 to 0.1)	1.4
Yellow fever	0 (0 to 0)	0 (0 to 0)	0 (0 to 0)	0 (0 to 0)	0 (0 to 0)	0 (0 to 0)	0 (0 to 0)	0 (0 to 0)	0 (0 to 0)	0 (0 to 0)	0 (0 to 0)	0 (0 to 0)	0 (0 to 0)	0 (0 to 0)	0 (0 to 0)	0 (0 to 0)	0 (0 to 0)	0 (0 to 0)	0 (0 to 0)	0 (0 to 0)	0 (0 to 0)	0 (0 to 0)	0
Rabies	0 (0 to 0)	0 (0 to 0)	0 (0 to 0)	0 (0 to 0)	0 (0 to 0)	0 (0 to 0)	0 (0 to 0)	0 (0 to 0)	0 (0 to 0)	0 (0 to 0)	0 (0 to 0)	0 (0 to 0)	0 (0 to 0)	0 (0 to 0)	0 (0 to 0)	0 (0 to 0)	0 (0 to 0)	0 (0 to 0)	0 (0 to 0)	0 (0 to 0)	0 (0 to 0)	0 (0 to 0)	0
Intestinal nematode infections	0 (0 to 0)	0 (0 to 0)	0 (0 to 0)	0 (0 to 0)	0 (0 to 0)	0 (0 to 0)	0 (0 to 0)	0 (0 to 0)	0 (0 to 0)	0 (0 to 0)	0 (0 to 0)	0 (0 to 0)	0 (0 to 0)	0 (0 to 0)	0 (0 to 0)	0 (0 to 0)	0 (0 to 0)	0 (0 to 0)	0 (0 to 0)	0 (0 to 0)	0 (0 to 0)	0 (0 to 0)	0.2
Ascariasis	0 (0 to 0)	0 (0 to 0)	0 (0 to 0)	0 (0 to 0)	0 (0 to 0)	0 (0 to 0)	0 (0 to 0)	0 (0 to 0)	0 (0 to 0)	0 (0 to 0)	0 (0 to 0)	0 (0 to 0)	0 (0 to 0)	0 (0 to 0)	0 (0 to 0)	0 (0 to 0)	0 (0 to 0)	0 (0 to 0)	0 (0 to 0)	0 (0 to 0)	0 (0 to 0)	0 (0 to 0)	0
Trichuriasis	0 (0 to 0)	0 (0 to 0)	0 (0 to 0)	0 (0 to 0)	0 (0 to 0)	0 (0 to 0)	0 (0 to 0)	0 (0 to 0)	0 (0 to 0)	0 (0 to 0)	0 (0 to 0)	0 (0 to 0)	0 (0 to 0)	0 (0 to 0)	0 (0 to 0)	0 (0 to 0)	0 (0 to 0)	0 (0 to 0)	0 (0 to 0)	0 (0 to 0)	0 (0 to 0)	0 (0 to 0)	0.1
Hookworm disease	0 (0 to 0)	0 (0 to 0)	0 (0 to 0)	0 (0 to 0)	0 (0 to 0)	0 (0 to 0)	0 (0 to 0)	0 (0 to 0)	0 (0 to 0)	0 (0 to 0)	0 (0 to 0)	0 (0 to 0)	0 (0 to 0)	0 (0 to 0)	0 (0 to 0)	0 (0 to 0)	0 (0 to 0)	0 (0 to 0)	0 (0 to 0)	0 (0 to 0)	0 (0 to 0)	0 (0 to 0)	0.1
Food-borne trematodiases	0 (0 to 0)	0 (0 to 0)	0 (0 to 0)	0 (0 to 0)	0 (0 to 0)	0 (0 to 0)	0 (0 to 0)	0 (0 to 0)	0 (0 to 0)	0 (0 to 0)	0 (0 to 0)	0 (0 to 0)	0 (0 to 0)	0 (0 to 0)	0 (0 to 0)	0 (0 to 0)	0 (0 to 0)	0 (0 to 0)	0 (0 to 0)	0 (0 to 0)	0 (0 to 0)	0 (0 to 0)	0
Leprosy	0 (0 to 0)	0 (0 to 0)	0 (0 to 0)	0 (0 to 0)	0 (0 to 0)	0 (0 to 0)	0 (0 to 0)	0 (0 to 0)	0 (0 to 0)	0 (0 to 0)	0 (0 to 0)	0 (0 to 0)	0 (0 to 0)	0 (0 to 0)	0 (0 to 0)	0 (0 to 0)	0 (0 to 0)	0 (0 to 0)	0 (0 to 0)	0 (0 to 0)	0 (0 to 0)	0 (0 to 0)	0
Ebola	0 (0 to 0)	0 (0 to 0)	0 (0 to 0)	0 (0 to 0)	0 (0 to 0)	0 (0 to 0)	0 (0 to 0)	0 (0 to 0)	0 (0 to 0)	0 (0 to 0)	0 (0 to 0)	0 (0 to 0)	0 (0 to 0)	0 (0 to 0)	0 (0 to 0)	0 (0 to 0)	0 (0 to 0)	0 (0 to 0)	0 (0 to 0)	0 (0 to 0)	0 (0 to 0)	0 (0 to 0)	0
Zika virus	0 (0 to 0)	0 (0 to 0)	0 (0 to 0)	0 (0 to 0)	0 (0 to 0)	0 (0 to 0)	0 (0 to 0)	0 (0 to 0)	0 (0 to 0)	0 (0 to 0)	0 (0 to 0)	0 (0 to 0)	0 (0 to 0)	0 (0 to 0)	0 (0 to 0)	0 (0 to 0)	0 (0 to 0)	0 (0 to 0)	0 (0 to 0)	0 (0 to 0)	0 (0 to 0)	0 (0 to 0)	0
Guinea worm disease	0 (0 to 0)	0 (0 to 0)	0 (0 to 0)	0 (0 to 0)	0 (0 to 0)	0 (0 to 0)	0 (0 to 0)	0 (0 to 0)	0 (0 to 0)	0 (0 to 0)	0 (0 to 0)	0 (0 to 0)	0 (0 to 0)	0 (0 to 0)	0 (0 to 0)	0 (0 to 0)	0 (0 to 0)	0 (0 to 0)	0 (0 to 0)	0 (0 to 0)	0 (0 to 0)	0 (0 to 0)	0
Other neglected tropical diseases	0 (0 to 0)	0 (0 to 0)	0 (0 to 0)	0 (0 to 1)	0 (0 to 0)	0 (0 to 0)	0 (0 to 0)	0 (0 to 0)	0 (0 to 0)	0 (0 to 0)	0 (0 to 0)	0 (0 to 0)	0 (0 to 0)	0 (0 to 0)	0 (0 to 0)	0 (0 to 0)	0 (0 to 0)	0 (0 to 0)	0 (0 to 0)	0 (0 to 0)	0 (0 to 0)	0 (0 to 0)	0.3
Other infectious diseases	0 (0 to 0)	0 (0 to 0)	0.6 (0.3 to 1.2)	1 (0.1 to 2)	0.3 (0.2 to 0.4)	0.2 (0.1 to 0.2)	0.2 (0.1 to 0.2)	0.2 (0.1 to 0.2)	0.1 (0.1 to 0.2)	0.1 (0.1 to 0.2)	0.1 (0.1 to 0.2)	0.1 (0.1 to 0.2)	0.1 (0.1 to 0.2)	0.1 (0.1 to 0.2)	0.1 (0.1 to 0.2)	0.1 (0.1 to 0.2)	0.1 (0.1 to 0.1)	0.1 (0.1 to 0.1)	0.1 (0.1 to 0.1)





SR Table 2c: Northern Mariana Islands DALYS by cause and age group for both sexes with 95% uncertainty intervals, 2019

Cause	Early Neonatal	Late Neonatal	Post Neonatal	1 to 4	5 to 9	10 to 14	15 to 19	20 to 24	25 to 29	30 to 34	35 to 39	40 to 44	45 to 49	50 to 54	55 to 59	60 to 64	65 to 69	70 to 74	75 to 79	80 to 84	85 to 89	90 to 94	95 plus	Total
All causes	669 (169 to 104)	1,044 (54 to 4,2 5)	1,098 (49 to 122)	1,155 (106 to 3,0)	1,010 (87 to 140)	1,129 (103 to 2)	1,284 (98 to 3,0)	1,511 (103 to 4,0)	1,696 (109 to 4,0)	1,824 (120 to 4,1)	2,011 (131 to 4,4)	2,207 (144 to 4,8)	2,401 (166 to 5,2)	2,607 (186 to 5,6)	2,807 (208 to 6,1)	2,997 (232 to 6,5)	3,179 (259 to 6,9)	3,352 (290 to 7,3)	3,507 (326 to 7,7)	3,639 (368 to 8,0)	3,732 (420 to 8,2)	3,782 (492 to 8,3)	3,800 (580 to 8,3)	3,800 (692 to 8,3)	3,800 (797 to 8,3)	3,800 (880 to 8,3)	3,800 (919 to 8,3)	3,800 (919 to 8,3)	14,600
Communicable, maternal, neonatal, and nutritional diseases	669 (66.5 to 120)	1,044 (45.6 to 4,6)	1,098 (39.7 to 111)	1,155 (97.7 to 3,0)	1,010 (77.4 to 140)	1,129 (92.4 to 2,9)	1,284 (84.5 to 3,0)	1,511 (94.9 to 4,0)	1,696 (99.4 to 4,0)	1,824 (109 to 4,1)	2,011 (119 to 4,4)	2,207 (129 to 4,8)	2,401 (145 to 5,2)	2,607 (165 to 5,6)	2,807 (187 to 6,1)	2,997 (214 to 6,5)	3,179 (247 to 6,9)	3,352 (287 to 7,3)	3,507 (345 to 7,7)	3,639 (429 to 8,0)	3,732 (554 to 8,2)	3,782 (744 to 8,3)	3,800 (1,077 to 8,3)	3,800 (1,466 to 8,3)	3,800 (1,779 to 8,3)	3,800 (1,900 to 8,3)	3,800 (1,900 to 8,3)	1,193
HIV/AIDS and sexually transmitted infections	22 (7.7 to 40)	8.3 (2.4 to 17.2)	9.7 (2.1 to 22.1)	0.6 (0.5 to 1.6)	0.3 (0.2 to 0.6)	0.4 (0.2 to 0.7)	1.4 (1 to 1.8)	2.4 (1.4 to 3.4)	2.1 (1.4 to 2.8)	2.2 (1.6 to 2.9)	2.9 (2.1 to 3.9)	3.9 (2.8 to 5.3)	3.9 (2.9 to 5.3)	2.4 (1.4 to 3.7)	1.7 (1.2 to 2.4)	1.6 (1.1 to 2.3)	0.8 (0.5 to 1.1)	0.5 (0.3 to 0.8)	0.1 (0.1 to 0.2)	0.1 (0.1 to 0.2)	0.1 (0.1 to 0.2)	0.1 (0.1 to 0.2)	0.1 (0.1 to 0.2)	0.1 (0.1 to 0.2)	0.1 (0.1 to 0.2)	0.1 (0.1 to 0.2)	0.1 (0.1 to 0.2)	67.1
HIV/AIDS	0 (0 to 0)	0 (0 to 0)	0.2 (0.2 to 0.3)	0.1 (0.1 to 0.2)	0.1 (0.1 to 0.2)	0.2 (0.1 to 0.3)	0.7 (0.7 to 1.3)	1.2 (0.9 to 1.6)	1.4 (1.1 to 2.1)	1.4 (1.1 to 2)	1.9 (1.5 to 2.6)	2.3 (1.8 to 3.1)	2.1 (1.6 to 2.8)	2.4 (1.7 to 3.2)	1.3 (0.9 to 1.8)	0.9 (0.6 to 1.4)	0.5 (0.3 to 0.7)	0.3 (0.2 to 0.5)	0.1 (0 to 0.1)	0 (0 to 0)	0 (0 to 0)	0 (0 to 0)	0 (0 to 0)	0 (0 to 0)	0 (0 to 0)	0 (0 to 0)	0 (0 to 0)	0 (0 to 0)	15.6
HIV/AIDS - Drug-susceptible Tuberculosis	0 (0 to 0)	0 (0 to 0)	0 (0 to 0)	0 (0 to 0)	0 (0 to 0)	0 (0 to 0)	0.1 (0 to 0.1)	0.1 (0.1 to 0.2)	0.1 (0.1 to 0.2)	0.1 (0.1 to 0.2)	0.1 (0.1 to 0.2)	0.2 (0.1 to 0.3)	0.2 (0.1 to 0.3)	0.2 (0.1 to 0.3)	0.1 (0.1 to 0.2)	0.1 (0.1 to 0.2)	0 (0 to 0.1)	0 (0 to 0.1)	0 (0 to 0)	0 (0 to 0)	0 (0 to 0)	0 (0 to 0)	0 (0 to 0)	0 (0 to 0)	0 (0 to 0)	0 (0 to 0)	0 (0 to 0)	0 (0 to 0)	0 (0 to 0)	1.3
HIV/AIDS - Multidrug-resistant Tuberculosis without extensive dr	0 (0 to 0)	0 (0 to 0)	0 (0 to 0)	0 (0 to 0)	0 (0 to 0)	0 (0 to 0)	0 (0 to 0)	0 (0 to 0)	0 (0 to 0)	0 (0 to 0)	0 (0 to 0)





SR Table 2c: Palau DALYS by cause and age group for both sexes with 95% uncertainty intervals, 2019

Cause	Early Neonatal	Late Neonatal	Post Neonatal	1 to 4	5 to 9	10 to 14	15 to 19	20 to 24	25 to 29	30 to 34	35 to 39	40 to 44	45 to 49	50 to 54	55 to 59	60 to 64	65 to 69	70 to 74	75 to 79	80 to 84	85 to 89	90 to 94	95 plus	Total
All causes	732 (551 to 956)	732 (551 to 956)	732 (551 to 956)	734 (611 to 872)	731 (582 to 897)	731 (573 to 910)	731 (532 to 987)	730 (552 to 956)	730 (552 to 946)	730 (552 to 945)	730 (550 to 945)	730 (550 to 945)	730 (550 to 945)	730 (550 to 945)	730 (550 to 945)	730 (550 to 945)	730 (550 to 945)	730 (550 to 945)	730 (550 to 945)	730 (550 to 945)	730 (550 to 945)	730 (550 to 945)	730 (550 to 945)	9,440
	(46.9 to 66.7)	(19.1 to 36)	(24.2 to 66.9)	(43.6 to 74.6)	(16.8 to 32.2)	(15.6 to 33.6)	(19.7 to 33.9)	(20.1 to 44.6)	(20.2 to 42.1)	(20.2 to 42.1)	(20.2 to 42.1)	(20.2 to 42.1)	(20.2 to 42.1)	(20.2 to 42.1)	(20.2 to 42.1)	(20.2 to 42.1)	(20.2 to 42.1)	(20.2 to 42.1)	(20.2 to 42.1)	(20.2 to 42.1)	(20.2 to 42.1)	(20.2 to 42.1)	(20.2 to 42.1)	1,030
Communicable, maternal, neonatal, and nutritional diseases	144 (3.2 to 27.9)	3.8 (1.4 to 10.4)	5.6 (1.6 to 11.5)	2.1 (0.9 to 11.6)	0.6 (0.2 to 2.4)	0.4 (0.2 to 1.7)	0.6 (0.2 to 2.4)	0.9 (0.3 to 2.4)	2.6 (0.4 to 19.6)	6.0 (0.5 to 28.7)	11.8 (0.8 to 62.4)	15.7 (1.1 to 77.4)	18.5 (1.2 to 92.4)	14.4 (1.0 to 73.4)	8.4 (0.6 to 40)	5.1 (0.4 to 22.8)	2.3 (0.2 to 12.8)	1.9 (0.2 to 7.8)	0.7 (0.1 to 3.2)	0.2 (0.0 to 0.7)	0.0 (0.0 to 0.1)	0.0 (0.0 to 0.0)	0.0 (0.0 to 0.0)	115
HIV/AIDS and sexually transmitted infections	0 (0 to 0)	0 (0 to 0)	0.4 (0 to 2.6)	1.9 (0.1 to 9)	0.5 (0.0 to 1.7)	0.4 (0 to 1.7)	0.8 (0.1 to 3.3)	0.8 (0.2 to 10.4)	1.1 (0.2 to 9.2)	1.4 (0.2 to 9.8)	1.4 (0.2 to 9.8)	1.4 (0.2 to 9.8)	1.4 (0.2 to 9.8)	1.4 (0.2 to 9.8)	1.4 (0.2 to 9.8)	1.4 (0.2 to 9.8)	1.4 (0.2 to 9.8)	1.4 (0.2 to 9.8)	1.4 (0.2 to 9.8)	1.4 (0.2 to 9.8)	1.4 (0.2 to 9.8)	1.4 (0.2 to 9.8)	87.8
HIV/AIDS	0 (0 to 0)	0 (0 to 0)	0 (0 to 0)	0 (0 to 0)	0 (0 to 0)	0 (0 to 0)	0 (0 to 0)	0 (0 to 0)	0 (0 to 0)	0 (0 to 0)	0 (0 to 0)	0 (0 to 0)	0 (0 to 0)	0 (0 to 0)	0 (0 to 0)	0 (0 to 0)	0 (0 to 0)	0 (0 to 0)	0 (0 to 0)	0 (0 to 0)	0 (0 to 0)	0 (0 to 0)	0 (0 to 0)	0
HIV/AIDS - Drug-susceptible Tuberculosis	0 (0 to 0)	0 (0 to 0)	0 (0 to 0)	0 (0 to 0)	0 (0 to 0)	0 (0 to 0)	0 (0 to 0)	0 (0 to 0)	0 (0 to 0)	0 (0 to 0)	0 (0 to 0)	0 (0 to 0)	0 (0 to 0)	0 (0 to 0)	0 (0 to 0)	0 (0 to 0)	0 (0 to 0)	0 (0 to 0)	0 (0 to 0)	0 (0 to 0)	0 (0 to 0)	0 (0 to 0)	0 (0 to 0)	0
HIV/AIDS - Multidrug-resistant Tuberculosis without extensive drug	0 (0 to 0)	0 (0 to 0)	0 (0 to 0)	0 (0 to 0)	0 (0 to 0)	0 (0 to 0)	0 (0 to 0)	0 (0 to 0)	0 (0 to 0)	0 (0 to 0)	0 (0 to 0)	0 (0 to 0)	0 (0 to 0)	0 (0 to 0)	0 (0 to 0)	0 (0 to 0)	0 (0 to 0)	0 (0 to 0)	0 (0 to 0)	0 (0 to 0)	0 (0 to 0)	0 (0 to 0)	0 (0 to 0)	0
HIV/AIDS - Extensively drug-resistant Tuberculosis	0 (0 to 0)	0 (0 to 0)	0 (0 to 0)	0 (0 to 0)	0 (0 to 0)	0 (0 to 0)	0 (0 to 0)	0 (0 to 0)	0 (0 to 0)	0 (0 to 0)	0 (0 to 0)	0 (0 to 0)	0 (0 to 0)	0 (0 to 0)	0 (0 to 0)	0 (0 to 0)	0 (0 to 0)	0 (0 to 0)	0 (0 to 0)	0 (0 to 0)	0 (0 to 0)	0 (0 to 0)	0 (0 to 0)	0
HIV/AIDS resulting in other diseases	0 (0 to 0)	0 (0 to 0)	0 (0 to 2.5)	1.8 (0 to 11.5)	0.4 (0 to 2.4)	0.4 (0 to 1.7)	0.8 (0 to 3.3)	0.8 (0 to 10.3)	1.1 (0 to 10.3)	1.4 (0 to 10.3)	1.4 (0 to 10.3)	1.4 (0 to 10.3)	1.4 (0 to 10.3)	1.4 (0 to 10.3)	1.4 (0 to 10.3)	1.4 (0 to 10.3)	1.4 (0 to 10.3)	1.4 (0 to 10.3)	1.4 (0 to 10.3)	1.4 (0 to 10.3)	1.4 (0 to 10.3)	1.4 (0 to 10.3)	84.2
Sexually transmitted infections excluding HIV	144 (3.2 to 27.9)	3.8 (1.4 to 10.4)	5.1 (1.6 to 11.5)	0.2 (0.1 to 0.5)	0.1 (0 to 0.2)	0.1 (0 to 0.2)	0.1 (0 to 0.2)	0.2 (0 to 0.6)	1.5 (0.1 to 9.4)	4.6 (0.3 to 18.4)	10.4 (0.7 to 50.1)	14.3 (1.0 to 69.5)	17.1 (1.2 to 82.9)	13.1 (0.9 to 63.4)	7.6 (0.5 to 36.8)	4.7 (0.3 to 22.8)	2.1 (0.1 to 10.3)	1.7 (0.1 to 8.2)	0.6 (0.0 to 3)	0.2 (0.0 to 0.7)	0.0 (0.0 to 0.1)	0.0 (0.0 to 0.0)	0.0 (0.0 to 0.0)	26.9
Syphilis	144 (3.2 to 27.9)	3.8 (1.4 to 10.4)	5.1 (1.6 to 11.5)	0.2 (0.1 to 0.5)	0.1 (0 to 0.2)	0.1 (0 to 0.2)	0.1 (0 to 0.2)	0.2 (0 to 0.6)	1.5 (0.1 to 9.4)	4.6 (0.3 to 18.4)	10.4 (0.7 to 50.1)	14.3 (1.0 to 69.5)	17.1 (1.2 to 82.9)	13.1 (0.9 to 63.4)	7.6 (0.5 to 36.8)	4.7 (0.3 to 22.8)	2.1 (0.1 to 10.3)	1.7 (0.1 to 8.2)	0.6 (0.0 to 3)	0.2 (0.0 to 0.7)	0.0 (0.0 to 0.1)	0.0 (0.0 to 0.0)	0.0 (0.0 to 0.0)	23.8
Chlamydial infection	0 (0 to 0)	0 (0 to 0)	0 (0 to 0)	0 (0 to 0)	0 (0 to 0)	0 (0 to 0)	0 (0 to 0)	0 (0 to 0)	0 (0 to 0)	0 (0 to 0)	0 (0 to 0)	0 (0 to 0)	0 (0 to 0)	0 (0 to 0)	0 (0 to 0)	0 (0 to 0)	0 (0 to 0)	0 (0 to 0)	0 (0 to 0)	0 (0 to 0)	0 (0 to 0)	0 (0 to 0)	0 (0 to 0)	0
Gonococcal infection	0 (0 to 0)	0 (0 to 0)	0 (0 to 0)	0 (0 to 0)	0 (0 to 0)	0 (0 to 0)	0 (0 to 0)	0 (0 to 0)	0 (0 to 0)	0 (0 to 0)	0 (0 to 0)	0 (0 to 0)	0 (0 to 0)	0 (0 to 0)	0 (0 to 0)	0 (0 to 0)	0 (0 to 0)	0 (0 to 0)	0 (0 to 0)	0 (0 to 0)	0 (0 to 0)	0 (0 to 0)	0 (0 to 0)	0.2
Trichomoniasis	0 (0 to 0)	0 (0 to 0)	0 (0 to 0)	0 (0 to 0)	0 (0 to 0)	0 (0 to 0)	0 (0 to 0)	0 (0 to 0)	0 (0 to 0)	0 (0 to 0)	0 (0 to 0)	0 (0 to 0)	0 (0 to 0)	0 (0 to 0)	0 (0 to 0)	0 (0 to 0)	0 (0 to 0)	0 (0 to 0)	0 (0 to 0)	0 (0 to 0)	0 (0 to 0)	0 (0 to 0)	0 (0 to 0)	0.1
Genital herpes	0 (0 to 0)	0 (0 to 0)	0 (0 to 0)	0 (0 to 0)	0 (0 to 0)	0 (0 to 0)	0 (0 to 0)	0 (0 to 0)	0 (0 to 0)	0 (0 to 0)	0 (0 to 0)	0 (0 to 0)	0 (0 to 0)	0 (0 to 0)	0 (0 to 0)	0 (0 to 0)	0 (0 to 0)	0 (0 to 0)	0 (0 to 0)	0 (0 to 0)	0 (0 to 0)	0 (0 to 0)	0 (0 to 0)	1
Syphilitic stillbirths	0 (0 to 0)	0 (0 to 0)	0 (0 to 0)	0 (0 to 0)	0 (0 to 0)	0 (0 to 0)	0 (0 to 0)	0 (0 to 0)	0 (0 to 0)	0 (0 to 0)	0 (0 to 0)	0 (0 to 0)	0 (0 to 0)	0 (0 to 0)	0 (0 to 0)	0 (0 to 0)	0 (0 to 0)	0 (0 to 0)	0 (0 to 0)	0 (0 to 0)	0 (0 to 0)	0 (0 to 0)	0 (0 to 0)	0
Other sexually transmitted infections	0 (0 to 0)	0 (0 to 0)	0 (0 to 0)	0 (0 to 0)	0 (0 to 0)	0 (0 to 0)	0 (0 to 0)	0 (0 to 0)	0 (0 to 0)	0 (0 to 0)	0 (0 to 0)	0 (0 to 0)	0 (0 to 0)	0 (0 to 0)	0 (0 to 0)	0 (0 to 0)	0 (0 to 0)	0 (0 to 0)	0 (0 to 0)	0 (0 to 0)	0 (0 to 0)	0 (0 to 0)	0 (0 to 0)	0.5
Respiratory infections and tuberculosis	7.1 (4.2 to 11.3)	7.1 (4.1 to 12.9)	7.1 (3.9 to 20.3)	3.6 (2.6 to 5.2)	1.1 (0.6 to 2.2)	0.8 (0.4 to 1.6)	0.9 (0.5 to 2.1)	1.1 (0.6 to 2.6)	1.4 (0.8 to 2.9)	1.7 (0.9 to 3.6)	2.1 (1.2 to 4.2)	2.6 (1.5 to 5.2)	3.2 (1.9 to 6.3)	3.8 (2.3 to 7.3)	4.6 (2.8 to 8.6)	5.5 (3.4 to 10.1)	6.4 (3.9 to 11.7)	7.2 (4.3 to 13.1)	7.8 (4.6 to 14.1)	8.2 (4.8 to 14.8)	8.4 (4.9 to 15.1)	8.5 (4.9 to 15.3)	589
Tuberculosis	0 (0 to 0)	0 (0 to 0)	0 (0 to 0.2)	0 (0 to 0.2)	0 (0 to 0.2)	0 (0 to 0.2)	0 (0 to 0.2)	0 (0 to 0.2)	0 (0 to 0.2)	0 (0 to 0.2)	0 (0 to 0.2)	0 (0 to 0.2)	0 (0 to 0.2)	0 (0 to 0.2)	0 (0 to 0.2)	0 (0 to 0.2)	0 (0 to 0.2)	0 (0 to 0.2)	0 (0 to 0.2)	0 (0 to 0.2)	0 (0 to 0.2)	0 (0 to 0.2)	0 (0 to 0.2)	0 (0 to 0.2)	39.4
Latent tuberculosis infection	0 (0 to 0)	0 (0 to 0)	0 (0 to 0)	0 (0 to 0)	0 (0 to 0)	0 (0 to 0)	0 (0 to 0)	0 (0 to 0)	0 (0 to 0)	0 (0 to 0)	0 (0 to 0)	0 (0 to 0)	0 (0 to 0)	0 (0 to 0)	0 (0 to 0)	0 (0 to 0)	0 (0 to 0)	0 (0 to 0)	0 (0 to 0)	0 (0 to 0)	0 (0 to 0)	0 (0 to 0)	0 (0 to 0)	0 (0 to 0)	0
Drug-susceptible tuberculosis	0 (0 to 0)	0 (0 to 0)	0 (0 to 0.2)	0 (0 to 0.2)	0 (0 to 0.2)	0 (0 to 0.2)	0 (0 to 0.2)	0 (0 to 0.2)	0 (0 to 0.2)	0 (0 to 0.2)	0 (0 to 0.2)	0 (0 to 0.2)	0 (0 to 0.2)	0 (0 to 0.2)	0 (0 to 0.2)	0 (0 to 0.2)	0 (0 to 0.2)	0 (0 to 0.2)	0 (0 to 0.2)	0 (0 to 0.2)	0 (0 to 0.2)	0 (0 to 0.2)	0 (0 to 0.2)	0 (0 to 0.2)	39.1
Multidrug-resistant tuberculosis without extensive drug-resistance	0 (0 to 0)	0 (0 to 0)	0 (0 to 0)	0 (0 to 0)	0 (0 to 0)	0 (0 to 0)	0 (0 to 0)	0 (0 to 0)	0 (0 to 0)	0 (0 to 0)	0 (0 to 0)	0 (0 to 0)	0 (0 to 0)	0 (0 to 0)	0 (0 to 0)	0 (0 to 0)	0 (0 to 0)	0 (0 to 0)	0 (0 to 0)	0 (0 to 0)	0 (0 to 0)	0 (0 to 0)	0 (0 to 0)	0.2
Extensively drug-resistant tuberculosis	0 (0 to 0)	0 (0 to 0)	0 (0 to 0)	0 (0 to 0)	0 (0 to 0)	0 (0 to 0)	0 (0 to 0)	0 (0 to 0)	0 (0 to 0)	0 (0 to 0)	0 (0 to 0)	0 (0 to 0)	0 (0 to 0)	0 (0 to 0)	0 (0 to 0)	0 (0 to 0)	0 (0 to 0)	0 (0 to 0)	0 (0 to 0)	0 (0 to 0)	0 (0 to 0)	0 (0 to 0)	0 (0 to 0)	0
Lower respiratory infections	7.1 (4.2 to 11.3)	7.1 (4.1 to 12.9)	7.1 (3.8 to 20.2)	3.5 (2.1 to 5.1)	0.9 (0.4 to 1.7)	0.6 (0.3 to 1.3)	0.6 (0.3 to 1.5)	0.8 (0.4 to 2.1)	1.1 (0.6 to 2.6)	1.4 (0.7 to 3.2)	1.8 (0.9 to 4.1)	2.2 (1.1 to 5.1)	2.8 (1.4 to 6.5)	3.4 (1.7 to 7.9)	4.1 (2.1 to 9.5)	4.9 (2.5 to 11.3)	5.8 (3.0 to 13.4)	6.6 (3.4 to 15.2)	7.2 (3.7 to 16.6)	7.6 (3.9 to 17.4)	7.8 (4.0 to 17.9)	7.9 (4.0 to 18.2)	543
Upper respiratory infections	0 (0 to 0)	0 (0 to 0)	0 (0 to 0)	0 (0 to 0)	0 (0 to 0)	0 (0 to 0)	0 (0 to 0)	0 (0 to 0)	0 (0 to 0)	0 (0 to 0)	0 (0 to 0)	0 (0 to 0)	0 (0 to 0)	0 (0 to 0)	0 (0 to 0)	0 (0 to 0)	0 (0 to 0)	0 (0 to 0)	0 (0 to 0)	0 (0 to 0)	0 (0 to 0)	0 (0 to 0)	0 (0 to 0)	0 (0 to 0)	12
Otitis media	0 (0 to 0)	0 (0 to 0)	0 (0 to 0)	0 (0 to 0)	0 (0 to 0)	0 (0 to 0)	0 (0 to 0)	0 (0 to 0)	0 (0 to 0)	0 (0 to 0)	0 (0 to 0)	0 (0 to 0)	0 (0 to 0)	0 (0 to 0)	0 (0 to 0)	0 (0 to 0)	0 (0 to 0)	0 (0 to 0)	0 (0 to 0)	0 (0 to 0)	0 (0 to 0)	0 (0 to 0)	0 (0 to 0)	0 (0 to 0)	4.1
Enteric infections	0.1 (0.1 to 0.2)	0.3 (0.2 to 0.4)	2.4 (1.1 to 3.7)	4.9 (4.4 to 10.2)	4.4 (3.7 to 7.1)	4.9 (3.9 to 7.6)	4.1 (2.4 to 6.7)	3.3 (2.1 to 5.4)	2.7 (2.0 to 4.2)	2.5 (2.0 to 3.6)	2.3 (1.9 to 3.3)	2.2 (1.8 to 3.1)	2.1 (1.7 to 3)	2.1 (1.7 to 3)	2.1 (1.7 to 3)	2.1 (1.7 to 3)	2.1 (1.7 to 3)	2.1 (1.7 to 3)	2.1 (1.7 to 3)	2.1 (1.7 to 3)	2.1 (1.7 to 3)	2.1 (1.7 to 3)	2.1 (1.7 to 3)	103
Diarrheal diseases	0.1 (0.1 to 0.2)	0.3 (0.2 to 0.4)	2.3 (1.1 to 3.7)	4.8 (4.3 to 10.1)	4.1 (3.5 to 6.9)	4.7 (3.8 to 7.4)	3.9 (2.3 to 6.5)	3.2 (2.1 to 5.2)	2.6 (1.9 to 4.1)	2.4 (1.9 to 3.5)	2.2 (1.8 to 3.2)	2.1 (1.7 to 3)	2.1 (1.7 to 3)	2.1 (1.7 to 3)	2.1 (1.7 to 3)	2.1 (1.7 to 3)	2.1 (1.7 to 3)	2.1 (1.7 to 3)	2.1 (1.7 to 3)	2.1 (1.7 to 3)	2.1 (1.7 to 3)	2.1 (1.7 to 3)	2.1 (1.7 to 3)	88.4
Typhoid and paraphoid	0 (0 to 0)	0 (0 to 0)	0 (0 to 0)	0.1 (0 to 0.4)	0.2 (0.1 to 0.7)	0.2 (0.1 to 0.7)	0.2 (0.1 to 0.7)	0.2 (0.1 to 0.7)	0.2 (0.1 to 0.7)	0.2 (0.1 to 0.7)	0.2 (0.1 to 0.7)	0.2 (0.1 to 0.7)	0.2 (0.1 to 0.7)	0.2 (0.1 to 0.7)	0.2 (0.1 to 0.7)	0.2 (0.1 to 0.7)	0.2 (0.1 to 0.7)	0.2 (0.1 to 0.7)	0.2 (0.1 to 0.7)	0.2 (0.1 to 0.7)	0.2 (0.1 to 0.7)	0.2 (0.1 to 0.7)	0.2 (0.1 to 0.7)	14.2
Typhoid fever	0 (0 to 0)	0 (0 to 0)	0 (0 to 0)	0.1 (0 to 0.4)	0.2 (0.1 to 0.7)	0.2 (0.1 to 0.7)	0.2 (0.1 to 0.7)	0.2 (0.1 to 0.7)	0.2 (0.1 to 0.7)	0.2 (0.1 to 0.7)	0.2 (0.1 to 0.7)	0.2 (0.1 to 0.7)	0.2 (0.1 to 0.7)	0.2 (0.1 to 0.7)	0.2 (0.1 to 0.7)	0.2 (0.1 to 0.7)	0.2 (0.1 to 0.7)	0.2 (0.1 to 0.7)	0.2 (0.1 to 0.7)	0.2 (0.1 to 0.7)	0.2 (0.1 to 0.7)	0.2 (0.1 to 0.7)	0.2 (0.1 to 0.7)	13.7
Paratyphoid fever	0 (0 to 0)	0 (0 to 0)	0 (0 to 0)	0 (0 to 0)	0 (0 to 0)	0 (0 to 0)	0 (0 to 0)	0 (0 to 0)	0 (0 to 0)	0 (0 to 0)	0 (0 to 0)	0 (0 to 0)	0 (0 to 0)	0 (0 to 0)	0 (0 to 0)	0 (0 to 0)	0 (0 to 0)	0 (0 to 0)	0 (0 to 0)	0 (0 to 0)	0 (0 to 0)	0 (0 to 0)	0 (0 to 0)	0 (0 to 0)	0.5
Invasive Non-typhoidal Salmonella (iNTS)	0 (0 to 0)	0 (0 to 0)	0 (0 to 0)	0 (0 to 0.1)	0 (0 to 0.1)	0 (0 to 0.1)	0 (0 to 0.1)	0 (0 to 0.1)	0 (0 to 0.1)	0 (0 to 0)	0 (0 to 0)	0 (0 to 0)	0 (0 to 0)	0 (0 to 0)	0 (0 to 0)	0 (0 to 0)	0 (0 to 0)	0 (0 to 0)	0 (0 to 0)	0 (0 to 0)	0 (0 to 0)	0 (0 to 0)	0 (0 to 0)	0 (0 to 0)	0.4
Other intestinal infectious diseases	0 (0 to 0)	0 (0 to 0)	0 (0 to 0)	0 (0 to 0.1)	0 (0 to 0)	0 (0 to 0)	0 (0 to 0)	0 (0 to 0)	0 (0 to 0)	0 (0 to 0)	0 (0 to 0)	0 (0 to 0)	0 (0 to 0)	0 (0 to 0)	0 (0 to 0)	0 (0 to 0)	0 (0 to 0)	0 (0 to 0)	0 (0 to 0)	0 (0 to 0)	0 (0 to 0)	0 (0 to 0)	0 (0 to 0)	0 (0 to 0)	0.1
Neglected tropical diseases and malaria	0 (0 to 0)	0 (0 to 0)	0.9 (0.1 to 0.4)	0.7 (0.4 to 1.7)	1.7 (0.4 to 3.9)	1.8 (0.4 to 4.8)	1.7 (0.4 to 4.4)	1.6 (0.4 to 4.2)	1.4 (0.4 to 3.6)	1.3 (0.4 to 3.2)	1.3 (0.4 to 3.2)	1.3 (0.4 to 3.2)	1.3 (0.4 to 3.2)	1.3 (0.4 to 3.2)	1.3 (0.4 to 3.2)	1.3 (0.4 to 3.2)	1.3 (0.4 to 3.2)	1.3 (0.4 to 3.2)	1.3 (0.4 to 3.2)	1.3 (0.4 to 3.2)	1.3 (0.4 to 3.2)	1.3 (0.4 to 3.2)	1.3 (0.4 to 3.2)	22.5
Malaria	0 (0 to 0)	0 (0 to 0)	0 (0 to 0)	0 (0 to 0)	0 (0 to 0)	0 (0 to 0)	0 (0 to 0)	0 (0 to 0)	0 (0 to 0)	0 (0 to 0)	0 (0 to 0)	0 (0 to 0)	0 (0 to 0)	0 (0 to 0)	0 (0 to 0)	0 (0 to 0)	0 (0 to 0)	0 (0 to 0)	0 (0 to 0)	0 (0 to 0)	0 (0 to 0)	0 (0 to 0)	0 (0 to 0)	0 (0 to 0)	0
Chagas disease	0 (0 to 0)	0 (0 to 0)	0 (0 to 0)	0 (0 to 0)	0 (0 to 0)	0 (0 to 0)	0 (0 to 0)	0 (0 to 0)	0 (0 to 0)	0 (0 to 0)	0 (0 to 0)	0 (0 to 0)	0 (0 to 0)	0 (0 to 0)	0 (0 to 0)	0 (0 to 0)	0 (0 to 0)	0 (0 to 0)	0 (0 to 0)	0 (0 to 0)	0 (0 to 0)	0 (0 to 0)	0 (0 to 0)	0 (0 to 0)	0
Leishmaniasis	0 (0 to 0)	0 (0 to 0)	0 (0 to 0)	0 (0 to 0)	0 (0 to 0)	0 (0 to 0)	0 (0 to 0)	0 (0 to 0)	0 (0 to 0)	0 (0 to 0)	0 (0 to 0)	0 (0 to 0)	0 (0 to 0)	0 (0 to 0)	0 (0 to 0)	0 (0 to 0)	0 (0 to 0)	0 (0 to 0)	0 (0 to 0)	0 (0 to 0)	0 (0 to 0)	0 (0 to 0)	0 (0 to 0)	0 (0 to 0)	0
Visceral leishmaniasis	0 (0 to 0)	0 (0 to 0)	0 (0 to 0)	0 (0 to 0)	0 (0 to 0)	0 (0 to 0)	0 (0 to 0)	0 (0 to 0)	0 (0 to 0)	0 (0 to 0)	0 (0 to 0)	0 (0 to 0)	0 (0 to 0)	0 (0 to 0)	0 (0 to 0)	0 (0 to 0)	0 (0 to 0)	0 (0 to 0)	0 (0 to 0)	0 (0 to 0)	0 (0 to 0)	0 (0 to 0)	0 (0 to 0)	0 (0 to 0)	0
Cutaneous and mucocutaneous leishmaniasis	0 (0 to 0)	0 (0 to 0)	0 (0 to 0)	0 (0 to 0)	0 (0 to 0)	0 (0 to 0)	0 (0 to 0)	0 (0 to 0)	0 (0 to 0)	0 (0 to 0)	0 (0 to 0)	0 (0 to 0)	0 (0 to 0)	0 (0 to 0)	0 (0 to 0)	0 (0 to 0)	0 (0 to 0)	0 (0 to 0)	0 (0 to 0)	0 (0 to 0)	0 (0 to 0)	0 (0 to 0)	0 (0 to 0)	0 (0 to 0)	0
African trypanosomiasis	0 (0 to 0)	0 (0 to 0)	0 (0 to 0)	0 (0 to 0)	0 (0 to 0)	0 (0 to 0)	0 (0 to 0)	0 (0 to 0)	0 (0 to 0)	0 (0 to 0)	0 (0 to 0)	0 (0 to 0)	0 (0 to 0)	0 (0 to 0)	0 (0 to 0)	0 (0 to 0)	0 (0 to 0)	0 (0 to 0)	0 (0 to 0)	0 (0 to 0)	0 (0 to 0)	0 (0 to 0)	0 (0 to 0)	0 (0 to 0)	0
Schistosomiasis	0 (0 to 0)	0 (0 to 0)	0 (0 to 0)	0 (0 to 0)	0 (0 to 0)	0 (0 to 0)	0 (0 to 0)	0 (0 to 0)	0 (0 to 0)	0 (0 to 0)	0 (0 to 0)	0 (0 to 0)	0 (0 to 0)	0 (0 to 0)	0 (0 to 0)	0 (0 to 0)	0 (0 to 0)	0 (0 to 0)	0 (0 to 0)	0 (0 to 0)	0 (0 to 0)	0 (0 to 0)	0 (0 to 0)	0 (0 to 0)	0
Cysticercosis	0 (0 to 0)	0 (0 to 0)	0 (0 to 0)	0 (0 to 0)	0 (0 to 0)	0 (0 to 0)	0 (0 to 0.1)	0 (0 to 0.2)	0 (0 to 0.2)	0 (0 to 0.2)	0 (0 to 0.2)	0 (0 to 0.2)	0 (0 to 0.2)	0 (0 to 0.2)	0 (0 to 0.2)	0 (0 to 0.2)	0 (0 to 0.2)	0 (0 to 0.2)	0 (0 to 0.2)	0 (0 to 0.2)	0 (0 to 0.2)	0 (0 to 0.2)	0 (0 to 0.2)	0 (0 to 0.2)	1.8
Cystic echinococcosis	0 (0 to 0)	0 (0 to 0)	0 (0 to 0)	0 (0 to 0)	0 (0 to 0)	0 (0 to 0)	0 (0 to 0)	0 (0 to 0)	0 (0 to 0)	0 (0 to 0)	0 (0 to 0)	0 (0 to 0)	0 (0 to 0)	0 (0 to 0)	0 (0 to 0)	0 (0 to 0)	0 (0 to 0)	0 (0 to 0)	0 (0 to 0)	0 (0 to 0)	0 (0 to 0)	0 (0 to 0)	0 (0 to 0)	0 (0 to 0)	0
Lymphatic filariasis	0 (0 to 0)	0 (0 to 0)	0 (0 to 0)	0 (0 to 0)	0 (0 to 0)	0 (0 to 0)	0 (0 to 0)	0 (0 to 0)	0 (0 to 0)	0 (0 to 0)	0 (0 to 0)	0 (0 to 0)	0 (0 to 0)	0 (0 to 0)	0 (0 to 0)	0 (0 to 0)	0 (0 to 0)	0 (0 to 0)	0 (0 to 0)	0 (0 to 0)	0 (0 to 0)	0 (0 to 0)	0 (0 to 0)	0 (0 to 0)	2.6
Onchocerciasis	0 (0 to 0)	0 (0 to 0)	0 (0 to 0)	0 (0 to 0)	0 (0 to 0)	0 (0 to 0)	0 (0 to 0)	0 (0 to 0)	0 (0 to 0)	0 (0 to 0)	0 (0 to 0)	0 (0 to 0)	0 (0 to 0)	0 (0 to 0)	0 (0 to 0)	0 (0 to 0)	0 (0 to 0)	0 (0 to 0)	0 (0 to 0)	0 (0 to 0)	0 (0 to 0)	0 (0 to 0)	0 (0 to 0)	0 (0 to 0)	0
Trachoma	0 (0 to 0)	0 (0 to 0)	0 (0 to 0)	0 (0 to 0)	0 (0 to 0)	0 (0 to 0)	0 (0 to 0)	0 (0 to 0)	0 (0 to 0)	0 (0 to 0)	0 (0 to 0)	0 (0 to 0)	0 (0 to 0)	0 (0 to 0)	0 (0 to 0)	0 (0 to 0)	0 (0 to 0)	0 (0 to 0)	0 (0 to 0)	0 (0 to 0)	0 (0 to 0)	0 (0 to 0)	0 (0 to 0)	0 (0 to 0)	0
Dengue	0 (0 to 0)	0 (0 to 0)	0.1 (0 to 0.2)	0.3 (0 to 1.1)	0.3 (0 to 1.3)	0.2 (0 to 1.2)	0.2 (0 to 1.2)	0.2 (0 to 1.3)	0.2 (0 to 1.3)	0.2 (0 to 1.3)	0.2 (0 to 1.3)	0.2 (0 to 1.3)	0.2 (0 to 1.3)	0.2 (0 to 1.3)	0.2 (0 to 1.3)	0.2 (0 to 1.3)	0.2 (0 to 1.3)	0.2 (0 to 1.3)	0.2 (0 to 1.3)	0.2 (0 to 1.3)	0.2 (0 to 1.3)	0.2 (0 to 1.3)	0.2 (0 to 1.3)	12.5
Yellow fever	0 (0 to 0)	0 (0 to 0)	0 (0 to 0)	0 (0 to 0)	0 (0 to 0)	0 (0 to 0)	0 (0 to 0)	0 (0 to 0)	0 (0 to 0)	0 (0 to 0)	0 (0 to 0)	0 (0 to 0)	0 (0 to 0)	0 (0 to 0)	0 (0 to 0)	0 (0 to 0)	0 (0 to 0)	0 (0 to 0)	0 (0 to 0)	0 (0 to 0)	0 (0 to 0)	0 (0 to 0)	0 (0 to 0)	0 (0 to 0)	0
Rabies	0 (0 to 0)	0 (0 to 0)	0 (0 to 0)	0 (0 to 0)	0 (0 to 0)	0 (0 to 0)	0 (0 to 0)	0 (0 to 0)	0 (0 to 0)	0 (0 to 0)	0 (0 to 0)	0 (0 to 0)	0 (0 to 0)	0 (0 to 0)	0 (0 to 0)	0 (0 to 0)	0 (0 to 0)	0 (0 to 0)	0 (0 to 0)	0 (0 to 0)	0 (0 to 0)	0 (0 to 0)	0 (0 to 0)	0 (0 to 0)	1
Intestinal nematode infections	0 (0 to 0)	0 (0 to 0)	0 (0 to 0.2)	0.2 (0.1 to 0.3)	0.2 (0.1 to 0.3)	0.2 (0.1 to 0.4)	0.2 (0.1 to 0.4)	0.2 (0.1 to 0.3)	0.2 (0.1 to 0.3)	0.2 (0.1 to 0.3)	0.2 (0.1 to 0.3)	0.2 (0.1 to 0.3)	0.2 (0.1 to 0.3)	0.2 (0.1 to 0.3)	0.2 (0.1 to 0.3)	0.2 (0.1 to 0.3)	0.2 (0.1 to 0.3)	0.2 (0.1 to 0.3)	0.2 (0.1 to 0.3)	0.2 (0.1 to 0.3)	0.2 (0.1 to 0.3)	0.2 (0.1 to 0.3)	0.2 (0.1 to 0.3)	1.9
Ascariasis	0 (0 to 0)	0 (0 to 0)	0 (0 to 0)	0 (0 to 0.1)	0 (0 to 0.1)	0 (0 to 0.1)	0 (0 to 0.1)	0 (0 to 0



Osteoarthritis other	0 (0 to 0)	0 (0 to 0)	0 (0 to 0)	0 (0 to 0)	0 (0 to 0)	0 (0 to 0)	0 (0 to 0)	0 (0 to 0)	0 (0 to 0)	0 (0 to 0)	0 (0 to 0)	0 (0 to 0)	0-1 (0 to 0-1)	0-2 (0 to 0-5)	0-5 (0 to 1-1)	0-8 (0 to 1-7)	1-1 (0 to 3-2)	1 (0 to 2-2)	0-8 (0 to 1-8)	0-6 (0 to 1-2)	0-3 (0 to 0-7)	0-2 (0 to 0-3)	0-1 (0 to 0-2)	0 (0 to 0)	0 (0 to 0)	5-8
Low back pain	0 (0 to 0)	0 (0 to 0)	0 (0 to 0)	0 (0 to 0)	0-4 (0 to 1-4)	3-9 (2-2 to 6-2)	6-3 (3-8 to 15-1)	7-7 (4 to 12-1)	9-1 (5-2 to 14-4)	11-6 (6 to 17-7)	16-2 (9 to 25-3)	21-1 (12 to 32-7)	25-1 (15 to 39-4)	29-1 (18 to 44-1)	32-1 (20 to 48-1)	34-6 (21 to 51-1)	36 (22 to 53-1)	37-1 (23 to 54-1)	37-1 (23 to 54-1)	36-1 (22 to 53-1)	34-1 (21 to 50-1)	31-1 (19 to 46-1)	28-1 (17 to 41)	25-1 (15 to 37-1)	22-1 (13 to 33-1)	19-1 (11 to 28-1)	16-1 (9 to 24)	13-1 (7 to 19-1)	10-1 (6 to 15-1)	7-1 (4 to 10-1)	210
Neck pain	0 (0 to 0)	0 (0 to 0)	0 (0 to 0)	0 (0 to 0)	0-1 (0 to 0-2)	0-4 (0 to 0-9)	1-1 (0 to 1-7)	1-6 (0 to 3-2)	2-6 (1 to 5)	4-4 (2 to 7)	6-4 (3 to 11-1)	9-1 (4 to 16)	12-1 (6 to 21)	15-1 (8 to 26)	18-1 (10 to 30)	20-1 (11 to 33)	22-1 (12 to 36)	23-1 (13 to 37)	23-1 (13 to 37)	22-1 (12 to 36)	20-1 (11 to 33)	18-1 (10 to 29)	16-1 (9 to 25)	13-1 (7 to 21)	11-1 (6 to 17)	9-1 (5 to 14)	7-1 (4 to 10)	5-1 (3 to 7)	3-1 (2 to 4)	1-1 (0 to 2)	0 (0 to 0)	72-6
Gout	0 (0 to 0)	0 (0 to 0)	0 (0 to 0)	0 (0 to 0)	0 (0 to 0)	0 (0 to 0)	0 (0 to 0)	0 (0 to 0)	0 (0 to 0)	0 (0 to 0)	0 (0 to 0)	0 (0 to 0)

SR Table 2c. Puerto Rico DALYS by cause and sex group for both sexes with 95% uncertainty intervals, 2019

Cause	Early Neonatal	Late Neonatal	Post Neonatal	1 to 4	5 to 9	10 to 14	15 to 19	20 to 24	25 to 29	30 to 34	35 to 39	40 to 44	45 to 49	50 to 54	55 to 59	60 to 64	65 to 69	70 to 74	75 to 79	80 to 84	85 to 89	90 to 94	95 plus	Total
All causes	3,780 (3,730 to 10,300)	3,530 (2,930 to 4,490)	5,960 (5,070 to 8,410)	9,490 (8,230 to 17,200)	6,230 (5,760 to 10,600)	10,400 (9,210 to 15,300)	20,200 (18,700 to 28,900)	26,600 (23,800 to 41,800)	27,700 (21,900 to 42,100)	28,200 (21,900 to 44,000)	32,600 (25,500 to 51,700)	40,600 (31,100 to 63,300)	49,600 (41,100 to 72,200)	58,600 (47,900 to 86,200)	70,900 (59,000 to 96,000)	87,400 (73,600 to 108,800)	104,000 (86,300 to 128,000)	124,000 (99,400 to 156,000)	154,000 (119,000 to 200,000)	179,000 (134,000 to 233,000)	199,000 (147,000 to 263,000)	221,000 (161,000 to 305,000)	1,090,000 (1,090,000 to 1,090,000)
Communicable, maternal, neonatal, and nutritional diseases	6,050 (5,900 to 8,310)	2,630 (1,980 to 3,460)	2,190 (1,370 to 3,120)	1,810 (1,450 to 3,030)	2,220 (1,870 to 2,980)	2,290 (1,980 to 2,980)	2,510 (1,970 to 3,200)	2,990 (2,320 to 3,740)	3,490 (2,690 to 4,320)	4,020 (3,140 to 4,980)	4,840 (3,720 to 5,760)	6,850 (5,050 to 8,830)	8,510 (6,720 to 10,900)	11,300 (9,060 to 14,200)	15,200 (12,400 to 18,800)	20,400 (16,800 to 24,900)	26,400 (21,600 to 32,000)	33,400 (26,800 to 41,000)	43,200 (34,000 to 53,000)	52,000 (39,900 to 64,000)	59,000 (43,000 to 75,000)	65,000 (46,000 to 90,000)	78,200 (78,200 to 78,200)
HIV/AIDS and sexually transmitted infections	0.7 (0.4 to 1)	0.1 (0 to 0.1)	29.2 (24.7 to 39.8)	29.3 (19.3 to 31.6)	25.7 (21.7 to 32)	69.5 (59.3 to 84.3)	213 (182 to 267)	629 (573 to 702)	1,090 (961 to 1,190)	1,290 (1,080 to 1,490)	1,700 (1,480 to 1,900)	1,900 (1,610 to 2,090)	1,900 (1,610 to 2,090)	1,900 (1,600 to 2,090)	1,900 (1,600 to 2,090)	1,900 (1,600 to 2,090)	1,900 (1,600 to 2,090)	1,900 (1,600 to 2,090)	1,900 (1,600 to 2,090)	1,900 (1,600 to 2,090)	1,900 (1,600 to 2,090)	1,900 (1,600 to 2,090)	10,900 (10,900 to 10,900)
HIV/AIDS	0 (0 to 0)	0 (0 to 0)	27.9 (24.1 to 38.1)	28.2 (18.3 to 31.4)	24.6 (20.7 to 30.8)	68.2 (58.2 to 82.8)	212 (181 to 266)	628 (572 to 701)	1,090 (960 to 1,190)	1,290 (1,080 to 1,490)	1,700 (1,480 to 1,900)	1,900 (1,610 to 2,090)	1,900 (1,610 to 2,090)	1,900 (1,600 to 2,090)	1,900 (1,600 to 2,090)	1,900 (1,600 to 2,090)	1,900 (1,600 to 2,090)	1,900 (1,600 to 2,090)	1,900 (1,600 to 2,090)	1,900 (1,600 to 2,090)	1,900 (1,600 to 2,090)	1,900 (1,600 to 2,090)	10,900 (10,900 to 10,900)
HIV/AIDS - Drug-susceptible Tuberculosis	0 (0 to 0)	0 (0 to 0)	0.6 (0.4 to 0.9)	0.4 (0.2 to 0.6)	0.4 (0.3 to 0.5)	0.4 (0.3 to 0.5)	0.4 (0.3 to 0.5)	0.4 (0.3 to 0.5)	0.4 (0.3 to 0.5)	0.4 (0.3 to 0.5)	0.4 (0.3 to 0.5)	0.4 (0.3 to 0.5)	0.4 (0.3 to 0.5)	0.4 (0.3 to 0.5)	0.4 (0.3 to 0.5)	0.4 (0.3 to 0.5)	0.4 (0.3 to 0.5)	0.4 (0.3 to 0.5)	0.4 (0.3 to 0.5)	0.4 (0.3 to 0.5)	0.4 (0.3 to 0.5)	0.4 (0.3 to 0.5)	329
HIV/AIDS - Multidrug-resistant Tuberculosis without extensive	0 (0 to 0)	0 (0 to 0)	0 (0 to 0.1)	0 (0 to 0.1)	0.1 (0 to 0.1)	0.1 (0 to 0.1)	0.2 (0 to 0.2)	0.2 (0 to 0.2)	0.2 (0 to 0.3)	0.2 (0 to 0.3)	0.2 (0 to 0.3)	0.2 (0 to 0.3)	0.2 (0 to 0.3)	0.2 (0 to 0.3)	0.2 (0 to 0.3)	0.2 (0 to 0.3)	0.2 (0 to 0.3)	0.2 (0 to 0.3)	0.2 (0 to 0.3)	0.2 (0 to 0.3)	0.2 (0 to 0.3)	0.2 (0 to 0.3)	10.7
HIV/AIDS - Extensively drug-resistant Tuberculosis	0 (0 to 0)	0 (0 to 0)	0 (0 to 0)	0 (0 to 0)	0 (0 to 0)	0 (0 to 0)	0 (0 to 0.1)	0 (0 to 0.1)	0 (0 to 0.1)	0 (0 to 0.1)	0 (0 to 0.1)	0 (0 to 0.1)	0 (0 to 0.1)	0 (0 to 0.1)	0 (0 to 0.1)	0 (0 to 0.1)	0 (0 to 0.1)	0 (0 to 0.1)	0 (0 to 0.1)	0 (0 to 0.1)	0 (0 to 0.1)	0 (0 to 0.1)	0 (0 to 0.1)	1.7
HIV/AIDS resulting in other diseases	0 (0 to 0)	0 (0 to 0)	0.6 (0.5 to 0.9)	0.4 (0.3 to 0.5)	0.3 (0.2 to 0.4)	0.3 (0.2 to 0.4)	0.3 (0.2 to 0.4)	0.3 (0.2 to 0.4)	0.3 (0.2 to 0.4)	0.3 (0.2 to 0.4)	0.3 (0.2 to 0.4)	0.3 (0.2 to 0.4)	0.3 (0.2 to 0.4)	0.3 (0.2 to 0.4)	0.3 (0.2 to 0.4)	0.3 (0.2 to 0.4)	0.3 (0.2 to 0.4)	0.3 (0.2 to 0.4)	0.3 (0.2 to 0.4)	0.3 (0.2 to 0.4)	0.3 (0.2 to 0.4)	0.3 (0.2 to 0.4)	9.1
Sexually transmitted infections excluding HIV	0.7 (0.4 to 1)	0.1 (0 to 0.1)	1.3 (0.6 to 2.4)	0.9 (0.5 to 1.7)	1.1 (0.7 to 1.5)	0.9 (0.6 to 1.2)	0.7 (0.5 to 1)	0.7 (0.5 to 1)	0.7 (0.5 to 1)	0.7 (0.5 to 1)	0.7 (0.5 to 1)	0.7 (0.5 to 1)	0.7 (0.5 to 1)	0.7 (0.5 to 1)	0.7 (0.5 to 1)	0.7 (0.5 to 1)	0.7 (0.5 to 1)	0.7 (0.5 to 1)	0.7 (0.5 to 1)	0.7 (0.5 to 1)	0.7 (0.5 to 1)	0.7 (0.5 to 1)	679
Syphilis	0 (0 to 0)	0 (0 to 0)	0 (0 to 0.1)	0 (0 to 0.1)	0 (0 to 0.1)	0 (0 to 0.1)	0.1 (0 to 0.1)	0.1 (0 to 0.1)	0.1 (0 to 0.1)	0.1 (0 to 0.1)	0.1 (0 to 0.1)	0.1 (0 to 0.1)	0.1 (0 to 0.1)	0.1 (0 to 0.1)	0.1 (0 to 0.1)	0.1 (0 to 0.1)	0.1 (0 to 0.1)	0.1 (0 to 0.1)	0.1 (0 to 0.1)	0.1 (0 to 0.1)	0.1 (0 to 0.1)	0.1 (0 to 0.1)	22.7
Chlamydial infection	0 (0 to 0)	0 (0 to 0)	0 (0 to 0)	0 (0 to 0)	0 (0 to 0)	0.2 (0 to 0.3)	0.2 (0.1 to 0.2)	0.6 (0.4 to 0.8)	0.9 (0.6 to 1.1)	1.2 (0.8 to 1.5)	1.5 (1 to 1.9)	1.7 (1.1 to 2.2)	2.1 (1.4 to 2.7)	2.6 (1.8 to 3.3)	3.1 (2.2 to 4)	3.5 (2.5 to 4.5)	3.9 (2.7 to 5)	4.2 (2.9 to 5.4)	4.4 (3.2 to 5.6)	4.6 (3.2 to 5.8)	4.7 (3.2 to 5.9)	4.7 (3.2 to 5.9)	42.9
Gonococcal infection	0 (0 to 0)	0 (0 to 0)	0 (0 to 0)	0 (0 to 0)	0 (0 to 0)	0.1 (0 to 0.1)	0.4 (0.3 to 0.5)	0.9 (0.6 to 1.2)	1.2 (0.8 to 1.6)	1.5 (1 to 2)	1.8 (1.2 to 2.4)	2.1 (1.4 to 2.8)	2.5 (1.7 to 3.3)	3.1 (2.1 to 4.1)	3.7 (2.5 to 4.9)	4.2 (2.9 to 5.6)	4.7 (3.2 to 6.2)	5.1 (3.5 to 6.7)	5.3 (3.6 to 7)	5.5 (3.7 to 7.2)	5.6 (3.8 to 7.3)	5.6 (3.8 to 7.3)	51.4
Trichomoniasis	0 (0 to 0)	0 (0 to 0)	0 (0 to 0)	0 (0 to 0)	0.1 (0 to 0.1)	0.2 (0.1 to 0.3)	0.4 (0.3 to 0.5)	0.9 (0.6 to 1.2)	1.2 (0.8 to 1.6)	1.5 (1 to 2)	1.8 (1.2 to 2.4)	2.1 (1.4 to 2.8)	2.5 (1.7 to 3.3)	3.1 (2.1 to 4.1)	3.7 (2.5 to 4.9)	4.2 (2.9 to 5.6)	4.7 (3.2 to 6.2)	5.1 (3.5 to 6.7)	5.3 (3.6 to 7)	5.5 (3.7 to 7.2)	5.6 (3.8 to 7.3)	5.6 (3.8 to 7.3)	51.4
Genital herpes	0 (0 to 0)	0 (0 to 0)	0 (0 to 0)	0 (0 to 0)	0 (0 to 0)	1.9 (1.3 to 2.6)	6.5 (4.5 to 8.2)	12.6 (8.9 to 16)	19.2 (13.4 to 24.4)	25.6 (17.8 to 32.6)	33.6 (23.4 to 42.8)	42.6 (29.6 to 54.2)	52.6 (36.6 to 67)	63.6 (44.2 to 81)	75.6 (52.6 to 96.4)	88.6 (61.6 to 113)	102 (70.8 to 129)	115 (79.8 to 146)	126 (87.6 to 160)	135 (93.6 to 172)	142 (98.6 to 180)	145 (101 to 185)	227 (227 to 227)
Other sexually transmitted infections	141 (92.9 to 213)	136 (97.4 to 200)	422 (288 to 589)	276 (183 to 401)	226 (151 to 341)	229 (151 to 341)	312 (206 to 463)	564 (376 to 828)	750 (502 to 1,100)	844 (563 to 1,230)	1,040 (693 to 1,510)	1,190 (797 to 1,730)	1,290 (867 to 1,870)	1,390 (931 to 2,020)	1,490 (1,000 to 2,160)	1,600 (1,070 to 2,320)	1,700 (1,140 to 2,460)	1,800 (1,200 to 2,600)	1,900 (1,270 to 2,750)	2,000 (1,340 to 2,900)	2,000 (1,340 to 2,900)	2,000 (1,340 to 2,900)	799 (799 to 799)
Respiratory infections and tuberculosis	1,140 (920 to 2,210)	1,010 (674 to 2,000)	1,140 (288 to 989)	1,020 (783 to 2,420)	1,020 (777 to 2,420)	1,020 (781 to 2,480)	1,020 (776 to 2,550)	1,020 (782 to 2,610)	1,020 (776 to 2,660)	1,020 (782 to 2,720)	1,020 (783 to 2,780)	1,020 (783 to 2,830)	1,020 (783 to 2,880)	1,020 (783 to 2,930)	1,020 (783 to 2,980)	1,020 (783 to 3,030)	1,020 (783 to 3,080)	1,020 (783 to 3,130)	1,020 (783 to 3,180)	1,020 (783 to 3,230)	1,020 (783 to 3,280)	1,020 (783 to 3,280)	23,300 (23,300 to 23,300)
Tuberculosis	0 (0 to 0)	0 (0 to 0)	0 (0 to 2)	0 (0 to 3.5)	0 (0 to 2.8)	0 (0 to 3.1)	0 (0 to 3.4)	0 (0 to 3.6)	0 (0 to 3.8)	0 (0 to 4)	0 (0 to 4.2)	0 (0 to 4.4)	0 (0 to 4.6)	0 (0 to 4.8)	0 (0 to 4.9)	0 (0 to 5)	0 (0 to 5.1)	0 (0 to 5.2)	0 (0 to 5.3)	0 (0 to 5.3)	0 (0 to 5.3)	0 (0 to 5.3)	22.6 (22.6 to 22.6)
Latent tuberculosis infection	0 (0 to 0)	0 (0 to 0)	0 (0 to 0)	0 (0 to 0)	0 (0 to 0)	0 (0 to 0)	0 (0 to 0)	0 (0 to 0)	0 (0 to 0)	0 (0 to 0)	0 (0 to 0)	0 (0 to 0)	0 (0 to 0)	0 (0 to 0)	0 (0 to 0)	0 (0 to 0)	0 (0 to 0)	0 (0 to 0)	0 (0 to 0)	0 (0 to 0)	0 (0 to 0)	0 (0 to 0)	0 (0 to 0)	0
Drug-susceptible Tuberculosis	0 (0 to 0)	0 (0 to 0)	0 (0 to 1.1)	0 (0 to 3.4)	0 (0 to 2.7)	0 (0 to 3)	0 (0 to 3.3)	0 (0 to 3.5)	0 (0 to 3.7)	0 (0 to 3.9)	0 (0 to 4.1)	0 (0 to 4.3)	0 (0 to 4.5)	0 (0 to 4.7)	0 (0 to 4.8)	0 (0 to 4.9)	0 (0 to 5)	0 (0 to 5.1)	0 (0 to 5.2)	0 (0 to 5.2)	0 (0 to 5.2)	0 (0 to 5.2)	0 (0 to 5.2)	22.1
Multidrug-resistant tuberculosis without extensive drug-resistar	0 (0 to 0)	0 (0 to 0)	0 (0 to 0.1)	0 (0 to 0.1)	0 (0 to 0.1)	0 (0 to 0.1)	0 (0 to 0.1)	0 (0 to 0.1)	0 (0 to 0.1)	0 (0 to 0.1)	0 (0 to 0.1)	0 (0 to 0.1)	0 (0 to 0.1)	0 (0 to 0.1)	0 (0 to 0.1)	0 (0 to 0.1)	0 (0 to 0.1)	0 (0 to 0.1)	0 (0 to 0.1





SR Table 2c: Saint Kitts and Nevis DALYS by cause and age group for both sexes with 95% uncertainty intervals, 2019

Cause	Early Neonatal	Late Neonatal	Post Neonatal	1 to 4	5 to 9	10 to 14	15 to 19	20 to 24	25 to 29	30 to 34	35 to 39	40 to 44	45 to 49	50 to 54	55 to 59	60 to 64	65 to 69	70 to 74	75 to 79	80 to 84	85 to 89	90 to 94	95 plus	Total
All causes	1,662 (1,564 to 1,774)	1,276 (1,132 to 1,419)	1,722 (1,522 to 1,917)	1,967 (1,743 to 2,191)	1,967 (1,743 to 2,191)	2,068 (1,844 to 2,292)	2,068 (1,844 to 2,292)	2,170 (1,946 to 2,394)	2,170 (1,946 to 2,394)	2,272 (2,048 to 2,496)	2,272 (2,048 to 2,496)	2,374 (2,150 to 2,598)	2,374 (2,150 to 2,598)	2,476 (2,252 to 2,700)	2,476 (2,252 to 2,700)	2,578 (2,354 to 2,802)	2,578 (2,354 to 2,802)	2,680 (2,456 to 2,904)	2,680 (2,456 to 2,904)	2,782 (2,558 to 3,006)	2,782 (2,558 to 3,006)	2,884 (2,660 to 3,108)	2,884 (2,660 to 3,108)	2,986 (2,762 to 3,210)	3,088 (2,864 to 3,312)	3,190 (2,966 to 3,414)	3,292 (3,068 to 3,516)	3,394 (3,170 to 3,618)	3,496 (3,272 to 3,720)	20,400
Communicable, maternal, neonatal, and nutritional diseases	1,662 (1,564 to 1,774)	1,276 (1,132 to 1,419)	1,722 (1,522 to 1,917)	1,967 (1,743 to 2,191)	1,967 (1,743 to 2,191)	2,068 (1,844 to 2,292)	2,068 (1,844 to 2,292)	2,170 (1,946 to 2,394)	2,170 (1,946 to 2,394)	2,272 (2,048 to 2,496)	2,272 (2,048 to 2,496)	2,374 (2,150 to 2,598)	2,374 (2,150 to 2,598)	2,476 (2,252 to 2,700)	2,476 (2,252 to 2,700)	2,578 (2,354 to 2,802)	2,578 (2,354 to 2,802)	2,680 (2,456 to 2,904)	2,680 (2,456 to 2,904)	2,782 (2,558 to 3,006)	2,782 (2,558 to 3,006)	2,884 (2,660 to 3,108)	2,884 (2,660 to 3,108)	2,986 (2,762 to 3,210)	3,088 (2,864 to 3,312)	3,190 (2,966 to 3,414)	3,292 (3,068 to 3,516)	3,394 (3,170 to 3,618)	3,496 (3,272 to 3,720)	3,600
HIV/AIDS and sexually transmitted infections	0.3 (0.2 to 0.5)	0.1 (0.1 to 0.2)	9.5 (5.2 to 42.2)	38.5 (1.2 to 146)	4.5 (0.3 to 19.4)	3.6 (0.5 to 13.9)	12.5 (0.4 to 53.6)	42.3 (2.3 to 45.3)	129.1 (10.9 to 139)	246 (21.9 to 262)	246 (21.9 to 262)	227 (20.9 to 241)	227 (20.9 to 241)	231 (21.3 to 246)	231 (21.3 to 246)	222 (20.4 to 236)	222 (20.4 to 236)	143 (20.4 to 160)	143 (20.4 to 160)	95.2 (19.0 to 203)	95.2 (19.0 to 203)	69.3 (12.4 to 240)	69.3 (12.4 to 240)	16 (2.1 to 66.7)	4.7 (0.9 to 15.3)	0.2 (0.0 to 1.4)	0.1 (0.0 to 0.5)	0.2 (0.0 to 1.0)	0.1 (0.0 to 0.5)	1,510
HIV/AIDS	0 (0 to 0)	0 (0 to 0)	9.4 (5.2 to 42.1)	38.4 (1.2 to 146)	4.5 (0.3 to 19.4)	3.5 (0.4 to 13.8)	12.4 (0.3 to 53.5)	41.9 (2.2 to 44.9)	128 (10.8 to 139)	245 (21.9 to 262)	245 (21.9 to 262)	226 (20.9 to 241)	226 (20.9 to 241)	231 (21.3 to 246)	231 (21.3 to 246)	222 (20.4 to 236)	222 (20.4 to 236)	142 (20.3 to 160)	142 (20.3 to 160)	94.2 (18.9 to 202)	94.2 (18.9 to 202)	68.3 (11.9 to 240)	68.3 (11.9 to 240)	15.9 (2.0 to 66.5)	4.7 (0.9 to 15.2)	0.2 (0.0 to 1.4)	0.1 (0.0 to 0.5)	0.2 (0.0 to 1.0)	0.1 (0.0 to 0.5)	1,490
HIV/AIDS - Drug-susceptible Tuberculosis	0 (0 to 0)	0 (0 to 0)	0.2 (0.1 to 0.3)	0.6 (0.4 to 1.2)	0.1 (0.1 to 0.1)	0.1 (0.0 to 0.1)	0.3 (0.2 to 0.3)	1 (0.4 to 1.4)	2.3 (1.0 to 2.4)	3.8 (2.5 to 3.7)	3.8 (2.5 to 3.7)	4.3 (2.8 to 4.4)	4.7 (3.0 to 4.7)	4.5 (2.9 to 4.6)	3.2 (2.1 to 3.3)	2 (1.3 to 2.1)	1.4 (1.0 to 2.3)	0.9 (0.6 to 1.4)	0.6 (0.4 to 0.9)	0.3 (0.2 to 0.5)	0.1 (0.1 to 0.2)	0.1 (0.0 to 0.2)	0 (0.0 to 0.1)	0 (0.0 to 0.1)	0 (0.0 to 0.1)	0 (0.0 to 0.1)	0 (0.0 to 0.1)	0 (0.0 to 0.1)	30.1
HIV/AIDS - Multidrug-resistant Tuberculosis without extensive dr...	0 (0 to 0)	0 (0 to 0)	0 (0 to 0)

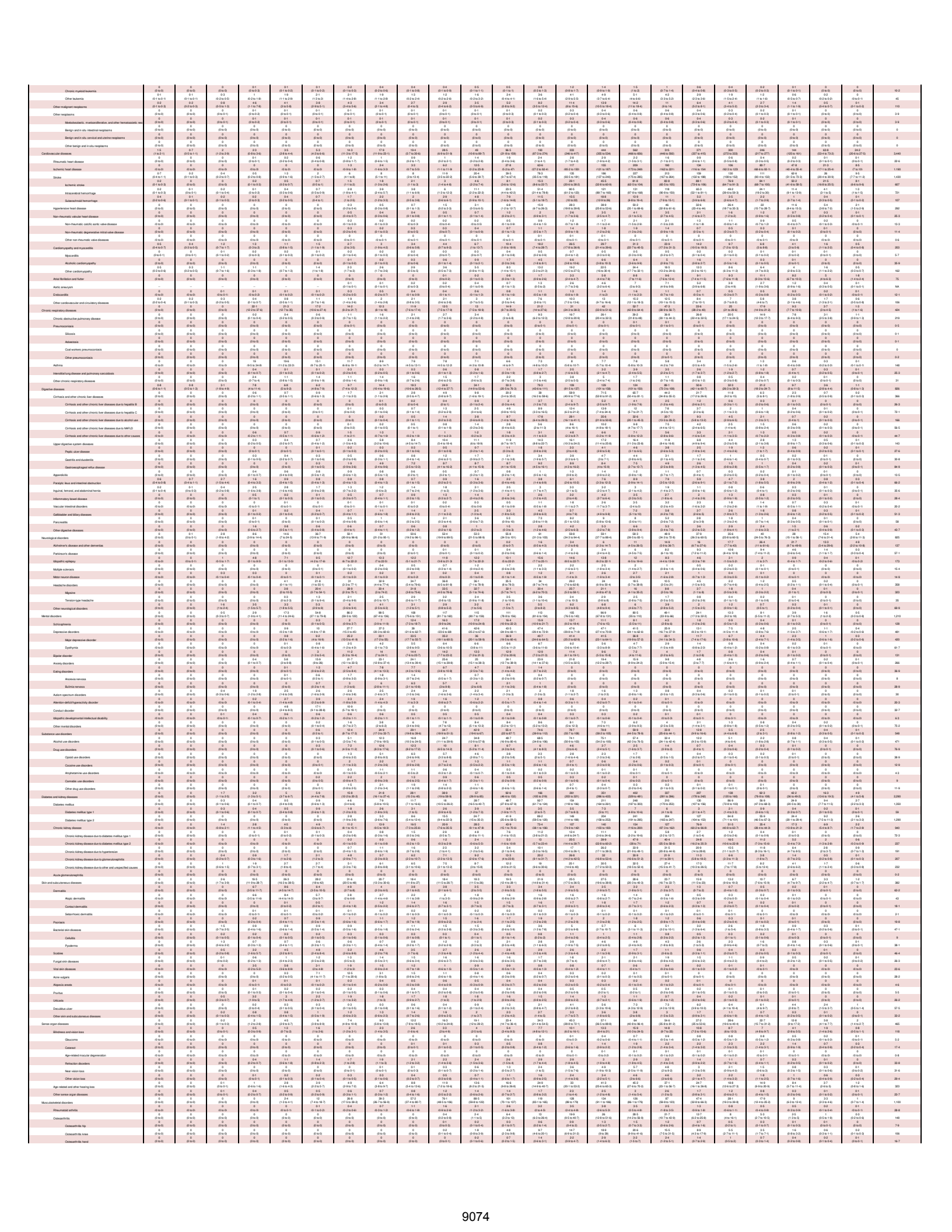

Osteoarthritis other	0 (0 to 0)	0 (0 to 0)	0 (0 to 0)	0 (0 to 0)	0 (0 to 0)	0 (0 to 0)	0 (0 to 0)	0 (0 to 0)	0 (0 to 0)	0 (0 to 0)	0 (0 to 1)	0 (0 to 0)	0 (0 to 0.4)	0 (0 to 0)	0 (0 to 1.3)	0 (0 to 0)	0 (0 to 0)	0 (0 to 0)	0 (0 to 0)	0 (0 to 0)	0 (0 to 0)	0 (0 to 0)	0 (0 to 0)	0 (0 to 0)	0 (0 to 0)	0 (0 to 0)	16-9
Low back pain	0 (0 to 0)	0 (0 to 0)	0 (0 to 0)	0 (0 to 0)	2 (1 to 3.7)	10.5 (6.1 to 17)	19.5 (11.4 to 31.1)	24.2 (14.4 to 39)	30 (17.9 to 49.7)	39.4 (23.7 to 59.2)	41.4 (24.5 to 63.6)	44.5 (27 to 68.9)	69.6 (39.2 to 77.7)	129.1 (73.4 to 181.8)	111.9 (61.5 to 224.4)	111.2 (61.2 to 179.7)	111 (61.4 to 178.3)	111 (62.5 to 179.2)	111 (61.4 to 178.3)	111 (61.6 to 178.3)	111 (61.6 to 178.3)	111 (61.6 to 178.3)	111 (61.6 to 178.3)	111 (61.6 to 178.3)	111 (61.6 to 178.3)	489
Neck pain	0 (0 to 0)	0 (0 to 0)	0 (0 to 0)	0.1 (0 to 0.9)	0.7 (0.3 to 1.4)	1.6 (0.7 to 3.1)	2.4 (1.2 to 5.1)	3.1 (0 to 8.3)	4.2 (1.7 to 9.1)	7.1 (3.4 to 13.3)	9.4 (4.4 to 16.4)	11.3 (5.4 to 20.4)	11.9 (5.6 to 23.4)	11.2 (5.3 to 21)	11.9 (6.1 to 22.4)	11.2 (5.3 to 19.9)	9.4 (4.6 to 18.1)	9.4 (4.6 to 18.1)	9.4 (4.6 to 18.1)	9.4 (4.6 to 18.1)	9.4 (4.6 to 18.1)	9.4 (4.6 to 18.1)	9.4 (4.6 to 18.1)	9.4 (4.6 to 18.1)	9.4 (4.6 to 18.1)	95.9
Gout	0 (0 to 0)	0 (0 to 0)	0 (0 to 0)	0 (0 to 0)	0 (0 to 0)	0 (0 to 0)	0 (0 to 0.1)	0 (0 to 0.1)	0 (0 to 0.3)	0 (0 to 0.3)	0 (0 to 0.6)	0 (0 to 0.6)	0 (0 to 0.6)	0 (0 to 0.1)	0 (0 to 0.1)	0 (0 to 0.1)	0 (0 to 0.1)	0 (0 to 0.1)	0 (0 to 0.1)	0 (0 to 0.1)	0 (0 to 0.1)	0 (0 to 0.1)	0 (0 to 0.1)	0 (0 to 0.1)	0 (0 to 0.1)	0 (0 to 0.1)	5.7
Other musculoskeletal disorders	0 (0 to 0)	0 (0 to 0)	0 (0 to 0)	0.2 (0.1 to 0.5)	0.7 (0.4 to 1.2)	2.3 (1.1 to 3.8)	11.8 (7.7 to 17)	21.6 (13.2 to 32.6)	39.2 (18.4 to 64)	32.6 (20.5 to 48.1)	35.1 (22.1 to 52.1)	20.3 (12.5 to 31)	18 (10.4 to 29.6)	29.6 (15.7 to 50.7)	29.6 (15.4 to 50.3)	34.6 (20.4 to 52.2)	32.6 (13.4 to 54)	16 (6.6 to 32.6)	2.9 (1.4 to 5)	2.9 (1.3 to 5.2)	1.8 (1 to 2.7)	0.6 (0.3 to 1)	0.2 (0.1 to 0.3)	0.2 (0.1 to 0.3)	336
Other non-communicable diseases	53.7 (36.5 to 73.1)	29.1 (21.3 to 38.6)	45.1 (30.3 to 61.3)	49.2 (14.4 to 48.6)	25.1 (19.9 to 31.5)	24.5 (19.2 to 30.7)	34.3 (26.7 to 44.1)	46.1 (32.6 to 64.3)	57.5 (38.2 to 81)	67.9 (45 to 96.3)	69.7 (46.3 to 98.3)	76.3 (48.3 to 106)	81 (52 to 111)	86.2 (56 to 117)	88.4 (56.6 to 117)	91.7 (58.9 to 119)	93.4 (52.1 to 162)	79.8 (72 to 105)	66.5 (60.3 to 72.6)	30.9 (24.3 to 38.2)	21.4 (16.4 to 26.2)	11.6 (9.4 to 14.1)	4.5 (3.6 to 5.4)	1.4 (1.1 to 1.7)	1,120
Congenital birth defects	51.9 (27.1 to 0.9)	39.1 (19.9 to 52.1)	39.3 (20 to 4)	17.8 (7.1 to 30.7)	10.1 (7.9 to 13.3)	8.8 (6.8 to 10.9)	8.5 (6.7 to 10.4)	8.5 (6.9 to 9.5)	8.1 (6.8 to 7.4)	5.1 (2.8 to 7.4)	4.5 (2.3 to 6.9)	2.3 (0.1 to 5.5)	6.1 (2.3 to 9.8)	4.5 (2.9 to 6.5)	4.6 (3.5 to 5.9)	4.2 (2.3 to 5.3)	2.6 (1.2 to 3.9)	1.6 (1.3 to 2)	0.4 (0.2 to 0.5)	0.4 (0.2 to 0.5)	0.2 (0.1 to 0.3)	0.1 (0 to 0.1)	0 (0 to 0)	0 (0 to 0)	0 (0 to 0)	196
Neural tube defects	5.1 (2.1 to 7.7)	1.8 (1 to 2.9)	2.1 (1 to 3.6)	1.6 (0 to 3)	0.4 (0.4 to 0.4)	0.6 (0.3 to 0.9)	0.3 (0.1 to 0.7)	0.3 (0.2 to 0.4)	0.2 (0 to 0.4)	0.2 (0 to 0.3)	0.2 (0 to 0.3)	0.2 (0 to 0.2)	0.1 (0 to 0.2)	0.1 (0 to 0.1)	0.1 (0 to 0.1)	0.1 (0 to 0.1)	0.1 (0 to 0.1)	0 (0 to 0.1)	0 (0 to 0)	0 (0 to 0)	0 (0 to 0)	0 (0 to 0)	0 (0 to 0)	0 (0 to 0)	0 (0 to 0)	13.5
Congenital heart anomalies	22.6 (15.7 to 34.2)	14.6 (10.4 to 20.5)	17.3 (10.9 to 25.4)	9.6 (5.5 to 16)	4.2 (2.9 to 5.9)	3 (2.1 to 4)	2.9 (2.2 to 3.8)	2 (1.2 to 2.9)	1.5 (0.4 to 2.7)	1.5 (0.3 to 3.2)	1.1 (0.3 to 2.3)	1.2 (0.3 to 2.5)	1.1 (0.3 to 2.3)	1.3 (0.7 to 2)	1.3 (0.9 to 1.8)	1.1 (0.7 to 1.5)	0.7 (0.3 to 0.9)	0.4 (0.2 to 0.5)	0.1 (0 to 0.1)	0 (0 to 0.1)	0 (0 to 0)	0 (0 to 0)	0 (0 to 0)	0 (0 to 0)	0 (0 to 0)	86.3
Orofacial clefts	0 (0 to 0)	0.1 (0 to 0.1)	0.1 (0 to 0.1)	0.1 (0 to 0.2)	0.1 (0 to 0.2)	0.1 (0 to 0.2)	0.1 (0.1 to 0.2)	0.1 (0.1 to 0.2)	0.1 (0.1 to 0.2)	0.1 (0.1 to 0.2)	0.1 (0.1 to 0.2)	0.1 (0.1 to 0.2)	0.1 (0.1 to 0.2)	0.1 (0.1 to 0.2)	0.1 (0.1 to 0.2)	0.1 (0 to 0.2)	0.1 (0 to 0.2)	0.1 (0 to 0.1)	0 (0 to 0)	0 (0 to 0)	0 (0 to 0)	0 (0 to 0)	0 (0 to 0)	0 (0 to 0)	0 (0 to 0)	0 (0 to 0)	1.6
Down syndrome	0.7 (0.4 to 1.2)	0.4 (0.2 to 0.7)	1 (0.5 to 1.6)	0.8 (0.3 to 1.6)	0.4 (0.3 to 0.6)	0.5 (0.3 to 0.7)	0.7 (0.4 to 1.1)	0.5 (0.2 to 0.8)	0.5 (0.2 to 0.7)	0.5 (0.1 to 0.9)	0.5 (0.1 to 1)	0.5 (0.1 to 1)	0.7 (0.2 to 1.2)	0.6 (0.4 to 0.9)	1.1 (0.7 to 1.6)	0.6 (0.4 to 0.9)	0.2 (0.2 to 0.4)	0.2 (0.2 to 0.3)	0 (0 to 0)	0 (0 to 0)	0 (0 to 0)	0 (0 to 0)	0 (0 to 0)	0 (0 to 0)	0 (0 to 0)	10.4
Turner syndrome	0 (0 to 0)	0 (0 to 0)	0 (0 to 0)	0 (0 to 0)	0 (0 to 0)	0 (0 to 0)	0 (0 to 0)	0 (0 to 0)	0 (0 to 0)	0 (0 to 0)	0 (0 to 0)

SR Table 2c: San Marino DALYS by cause and age group for both sexes with 95% uncertainty intervals, 2019

Cause	Early Neonatal	Late Neonatal	Post Neonatal	1 to 4	5 to 9	10 to 14	15 to 19	20 to 24	25 to 29	30 to 34	35 to 39	40 to 44	45 to 49	50 to 54	55 to 59	60 to 64	65 to 69	70 to 74	75 to 79	80 to 84	85 to 89	90 to 94	95 plus	Total
All causes	444.4 (344.2 to 554.7)	444.4 (7.3 to 7.7)	444.4 (261.1 to 30.2)	444.4 (26.7 to 29.7)	444.4 (4.1 to 70.7)	444.4 (3.9 to 4.3)	444.4 (3.8 to 4.2)	444.4 (3.9 to 4.3)	444.4 (4.1 to 4.6)	444.4 (4.3 to 4.8)	444.4 (4.6 to 5.1)	444.4 (5.1 to 5.7)	444.4 (5.8 to 6.5)	444.4 (6.6 to 7.4)	444.4 (7.6 to 8.5)	444.4 (8.8 to 9.8)	444.4 (10.2 to 11.4)	444.4 (11.9 to 13.3)	444.4 (13.9 to 15.6)	444.4 (16.4 to 18.4)	444.4 (19.5 to 21.9)	444.4 (23.4 to 26.4)	444.4 (28.5 to 32.2)	9,140
Communicable, maternal, neonatal, and nutritional diseases	0 (0 to 0)	0 (0 to 0)	0 (0 to 0)

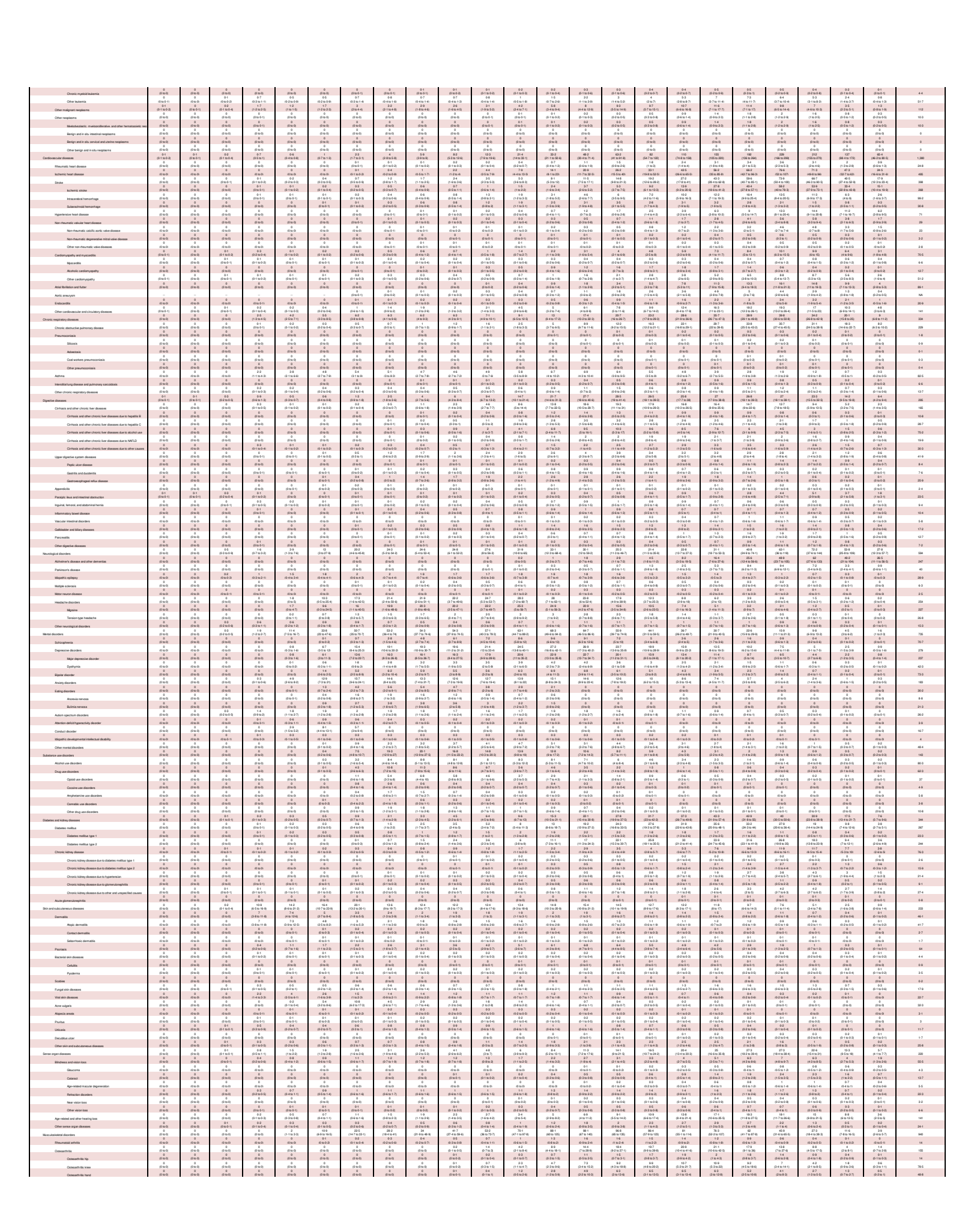

Osteoarthritis other	0 (0 to 0)	0 (0 to 0)	0 (0 to 0)	0 (0 to 0)	0 (0 to 0)	0 (0 to 0)	0 (0 to 0)	0 (0 to 0)	0 (0 to 0)	0 (0 to 0)	0 (0 to 0)	0 (0 to 0)	0-1 (0 to 0-3)	0-4 (0-1 to 0-9)	0-7 (0-2 to 1-4)	1-1 (0-5 to 2-4)	1-5 (0-7 to 3-2)	1-6 (0-8 to 3-2)	1-8 (0-8 to 3-6)	1-6 (0-9 to 3-7)	1-7 (0-8 to 3-4)	1-4 (0-7 to 2-9)	0-7 (0-3 to 2-1)	0-5 (0 to 1-1)	0-2 (0-1 to 0-4)		13-9
Low back pain	0 (0 to 0)	0 (0 to 0)	0 (0 to 0)	1-4 (0-7 to 2-4)	7-5 (4-5 to 12)	19-6 (9-4 to 36-4)	16-3 (9-6 to 36-4)	19-6 (11-4 to 36-7)	22-9 (13-7 to 39-3)	26 (17-1 to 41-6)	35 (21-5 to 52-5)	41-9 (25-4 to 65)	46 (28-5 to 69-9)	44-3 (26-6 to 67)	44-3 (26-2 to 69-2)	39-6 (23-1 to 62-4)	30-3 (17-9 to 49-8)	33 (21-1 to 49-8)	28-4 (16-7 to 39-9)	29-4 (12-4 to 29-6)	20-1 (7-5 to 17-2)	13-2 (3 to 7-6)	5-2 (1 to 2-4)	1-6 (0-3 to 1-1)	0-5 (0-1 to 0-4)		449
Neck pain	0 (0 to 0)	0 (0 to 0)	0 (0 to 0)	0-5 (0-2 to 1-1)	2-8 (1-5 to 5-2)	4-7 (2-4 to 8-2)	4-7 (2-3 to 8-4)	5-4 (2-7 to 10-1)	6-2 (3 to 11-4)	7-1 (3-8 to 14-4)	8-5 (4-3 to 17-2)	9-8 (5-1 to 19-5)	10-1 (5-3 to 20-5)	9-8 (5-1 to 20-3)	10-1 (5-3 to 20-3)	9-3 (4-8 to 19-1)	7-9 (3-9 to 16-1)	8-1 (4-2 to 16-5)	7-3 (3-6 to 15-2)	6-3 (3-2 to 12-9)	5-2 (2-5 to 10-2)	3-4 (1-6 to 6-9)	1-4 (0-7 to 2-8)	0-5 (0-2 to 0-9)	0-1 (0 to 0-2)		150
Gout	0 (0 to 0)	0 (0 to 0)	0 (0 to 0)	0 (0 to 0)	0 (0 to 0)	0 (0 to 0)	0 (0 to 0)	0 (0 to 0)	0 (0 to 0)	0 (0 to 0)	0 (0 to 0)	0 (0 to 0)	0 (0 to 0)	0 (0 to 0)	0 (0 to 0)	0 (0 to 0)	0 (0 to 0)	0 (0 to 0)	0 (0 to 0)	0 (0 to 0)	0 (0 to 0)	0 (0 to 0)	0 (0 to 0)	0 (0 to 0)	0 (0 to 0)	0 (0 to 0)		10-9
Other musculoskeletal disorders	0 (0 to 0)	0 (0 to 0)	0 (0 to 0)	0 (0 to 0)	0-4 (0-1 to 0-9)	2-6 (0-9 to 5-9)	6-8 (3-4 to 10-9)	8-6 (5-2 to 13-5)	9-6 (5-8 to 15-5)	10 (5-8 to 15-9)	11-8 (7-2 to 18)	14-6 (8-4 to 22-9)	17-3 (10-1 to 27)	18-1 (10-4 to 28-4)	17-3 (10-1 to 27)	16 (9-3 to 25-4)	13-5 (7-4 to 22-2)	11-7 (6-3 to 19-3)	10-3 (5-6 to 17)	8-2 (4-2 to 13-3)	6-2 (3-1 to 9-5)	4-1 (1-9 to 6-9)	2-1 (0-7 to 4-4)	0-6 (0 to 1-4)	0-2 (0-1 to 0-4)		160
Other non-communicable diseases	7-9 (5-2 to 11-4)	2-5 (1-6 to 3-6)	9-9 (7-3 to 13-5)	8-8 (6-7 to 11-3)	5-9 (4-3 to 8-1)	8-1 (5-6 to 11-2)	13-1 (9-5 to 18-2)	21-8 (15-2 to 31)	31-4 (21-5 to 44-2)	39 (26-7 to 55-1)	46-5 (31-6 to 65-2)	55 (38-2 to 76-1)	51-3 (35-2 to 71-1)	49-7 (32-3 to 69-4)	45-6 (31-5 to 63-8)	40-7 (27-3 to 57-7)	39-4 (26-8 to 55-5)	37-9 (26-1 to 52-3)	31-9 (21-5 to 44-4)	24-1 (17-3 to 31-9)	15-7 (11-6 to 20-3)	7-6 (5-3 to 10-2)	2-2 (1-4 to 3-2)		577
Congenital birth defects	7-7 (5-1 to 11-2)	2-1 (1-4 to 3-1)	5-3 (3-7 to 7-5)	5-5 (4 to 7-1)	2-4 (1-5 to 3-1)	2-4 (1-6 to 3-1)	2-8 (2-1 to 3-8)	2-6 (1-8 to 3-8)	2-5 (1-7 to 3-6)	2-1 (1-4 to 2-8)	1-9 (1-4 to 2-6)	1-9 (1-4 to 2-5)	1-8 (1-3 to 2-3)	1-7 (1-2 to 2-2)	1-7 (1-2 to 2-2)	1-6 (1-1 to 1-9)	1-4 (0-9 to 1-8)	1-1 (0-8 to 1-5)	0-9 (0-6 to 1-1)	0-8 (0-5 to 1-1)	0-3 (0-2 to 0-4)	0-2 (0-1 to 0-3)	0-1 (0-1 to 0-1)	0-1 (0 to 0-1)	0 (0 to 0)		49-9
Neural tube defects	1 (0-4 to 2)	0-2 (0-1 to 0-4)	0-3 (0-1 to 0-7)	0-3 (0-2 to 0-2)	0-1 (0-1 to 0-2)	0-2 (0-1 to 0-2)	0-3 (0-1 to 0-3)	0-2 (0-1 to 0-3)	0-2 (0-1 to 0-3)	0-2 (0-1 to 0-3)	0-1 (0-1 to 0-2)	0-1 (0-1 to 0-2)	0-1 (0-1 to 0-2)	0-1 (0-1 to 0-2)	0-1 (0-1 to 0-2)	0-1 (0-0 to 0-1)	0-1 (0-0 to 0-1)	0-1 (0-0 to 0-1)	0-1 (0-0 to 0-1)	0-1 (0-0 to 0-1)	0-1 (0-0 to 0-1)	0-1 (0-0 to 0-1)	0-1 (0-0 to 0-1)	0-1 (0-0 to 0-1)	0-1 (0-0 to 0-1)		3-5
Congenital heart anomalies	1 (0-4 to 1-7)	0-6 (0 to 1)	1-2 (0-6 to 2)	0-9 (0-3 to 1-4)	0-3 (0-2 to 0-4)	0-3 (0-2 to 0-5)	0-5 (0-2 to 0-8)	0-7 (0-3 to 1-1)	0-8 (0-3 to 1-4)	0-9 (0-4 to 1-5)	0-5 (0-2 to 0-8)	0-6 (0-2 to 0-9)	0-4 (0-2 to 0-6)	0-3 (0-2 to 0-5)	0-3 (0-2 to 0-5)	0-2 (0-1 to 0-4)	0-2 (0-1 to 0-3)	0-1 (0-1 to 0-2)	0-1 (0-1 to 0-2)	0-1 (0-0 to 0-1)	0-1 (0-0 to 0-2)	0-1 (0-0 to 0-1)	0-1 (0-0 to 0-1)	0 (0 to 0)	0 (0 to 0)		8-4
Orofacial clefts	0-1 (0-0 to 0)	0-1 (0-0 to 0-1)	0-2 (0-2 to 0-6)	0-4 (0-2 to 0-6)	0-3 (0-1 to 0-5)	0-3 (0-2 to 0-5)	0-5 (0-2 to 0-8)	0-5 (0-3 to 0-8)	0-5 (0-2 to 0-8)	0-5 (0-2 to 0-8)	0-4 (0-2 to 0-6)	0-4 (0-2 to 0-6)	0-3 (0-2 to 0-5)	0-3 (0-2 to 0-5)	0-3 (0-2 to 0-5)	0-2 (0-1 to 0-4)	0-2 (0-1 to 0-3)	0-1 (0-1 to 0-2)	0-1 (0-1 to 0-2)	0-1 (0-0 to 0-1)	0-1 (0-0 to 0-1)	0-1 (0-0 to 0-1)	0-1 (0-0 to 0-1)	0-1 (0-0 to 0-1)	0-1 (0-0 to 0-1)		1-2
Down syndrome	0-1 (0-0 to 0-1)	0 (0 to 0)	0-1 (0-1 to 0-3)	0-2 (0-1 to 0-3)	0-2 (0-1 to 0-3)	0-2 (0-1 to 0-3)	0-2 (0-2 to 0-3)	0-2 (0-1 to 0-3)	0-2 (0-1 to 0-3)	0-2 (0-1 to 0-3)	0-2 (0-1 to 0-3)	0-2 (0-1 to 0-3)	0-2 (0-1 to 0-3)	0-2 (0-1 to 0-3)	0-2 (0-1 to 0-3)	0-1 (0-1 to 0-2)	0-1 (0-1 to 0-2)	0-1 (0-0 to 0-1)	0-1 (0-0 to 0-1)	0-1 (0-0 to 0-1)	0-1 (0-0 to 0-1)	0-1 (0-0 to 0-1)	0-1 (0-0 to 0-1)	0-1 (0-0 to 0-1)	0-1 (0-0 to 0-1)		2-4
Turner syndrome	0 (0 to 0)	0 (0 to 0)	0 (0 to 0)	0 (0 to 0)	0 (0 to 0)	0 (0 to 0)	0 (0 to 0)	0 (0 to 0)	0 (0 to 0)	0 (0 to 0)	0 (0 to 0)	0 (0 to 0)	0 (0 to 0)	0 (0 to 0)	0 (0 to 0)	0 (0 to 0)	0 (0 to 0)	0 (0 to 0)	0 (0 to 0)	0 (0 to 0)	0 (0 to 0)	0 (0 to 0)	0 (0 to 0)	0 (0 to 0)	0 (0 to 0)	0 (0 to 0)		0-1
Klinefelter syndrome	0 (0 to 0)	0 (0 to 0)	0 (0 to 0)	0 (0 to 0)	0 (0 to 0)	0 (0 to 0)	0 (0 to 0)	0 (0 to 0)	0 (0 to 0)	0 (0 to 0)	0 (0 to 0)	0 (0 to 0)	0 (0 to 0)	0 (0 to 0)	0 (0 to 0)	0 (0 to 0)	0 (0 to 0)	0 (0 to 0)	0 (0 to 0)	0 (0 to 0)	0 (0 to 0)	0 (0 to 0)	0 (0 to 0)	0 (0 to 0)	0 (0 to 0)	0 (0 to 0)		0
Other chromosomal abnormalities	1 (0-5 to 1-9)	0-3 (0-2 to 0-6)	0-8 (0-4 to 1-3)	0-6 (0-4 to 0-8)	0-4 (0-2 to 0-5)	0-3 (0-2 to 0-5)	0-4 (0-3 to 0-6)	0-4 (0-3 to 0-6)	0-3 (0-2 to 0-5)	0-3 (0-2 to 0-5)	0-3 (0-2 to 0-4)	0-3 (0-2 to 0-4)	0-2 (0-2 to 0-3)	0-2 (0-1 to 0-3)	0-2 (0-1 to 0-3)	0-1 (0-1 to 0-2)	0-1 (0-1 to 0-2)	0-1 (0-0 to 0-2)	0-1 (0-0 to 0-1)	0-1 (0-0 to 0-1)	0-1 (0-0 to 0-1)	0-1 (0-0 to 0-1)	0-1 (0-0 to 0-1)	0-1 (0-0 to 0-1)	0-1 (0-0 to 0-1)		4-1
Congenital musculoskeletal and limb anomalies	1-1 (0-6 to 2)	0-2 (0-1 to 0-4)	1-1 (0-7 to 1-7)	0-8 (0-5 to 1-2)	0-6 (0-3 to 0-9)	0-9 (0-5 to 1-1)	0-7 (0-4 to 1)	0-7 (0-4 to 1)	0-6 (0-4 to 0-9)	0-6 (0-4 to 0-9)	0-6 (0-4 to 0-9)	0-6 (0-4 to 1)	0-7 (0-4 to 1)	0-7 (0-4 to 1)	0-7 (0-4 to 1)	0-6 (0-4 to 0-9)	0-6 (0-3 to 0-7)	0-5 (0-3 to 0-7)	0-4 (0-2 to 0-6)	0-3 (0-1 to 0-5)	0-2 (0-1 to 0-3)	0-1 (0-1 to 0-2)	0-1 (0-0 to 0-1)	0-1 (0-0 to 0-1)	0 (0 to 0)		10-7
Urogenital congenital anomalies	0-4 (0-2 to 0-7)	0-1 (0-1 to 0-2)	0-1 (0-1 to 0-2)	0-2 (0-1 to 0-3)	0-1 (0-0 to 0-1)	0-1 (0-0 to 0-1)	0-1 (0-0 to 0-1)	0-1 (0-0 to 0-1)	0 (0 to 0)	0 (0 to 0)	0 (0 to 0)	0 (0 to 0)	0 (0 to 0)	0 (0 to 0)	0 (0 to 0)	0 (0 to 0)	0 (0 to 0)	0 (0 to 0)	0 (0 to 0)	0 (0 to 0)	0 (0 to 0)	0 (0 to 0)	0 (0 to 0)	0 (0 to 0)	0 (0 to 0)	0 (0 to 0)		1-3
Digestive congenital anomalies	0-4 (0-1 to 0-9)	0 (0 to 0-1)	0-3 (0 to 0-8)	0-2 (0 to 0-6)	0-1 (0 to 0-3)	0-1 (0 to 0-3)	0-1 (0 to 0-3

SR Table 2c: Tokelau DALYS by cause and age group for both sexes with 95% uncertainty intervals, 2019

Cause	Early Neonatal	Late Neonatal	Post Neonatal	1 to 4	5 to 9	10 to 14	15 to 19	20 to 24	25 to 29	30 to 34	35 to 39	40 to 44	45 to 49	50 to 54	55 to 59	60 to 64	65 to 69	70 to 74	75 to 79	80 to 84	85 to 89	90 to 94	95 plus	Total
All causes	7.2 (5.7 to 9.1)	2.3 (2.4 to 4.1)	7.2 (5.8 to 8.8)	13 (10.3 to 16.1)	8 (6.1 to 10.1)	9.5 (6.4 to 13.7)	12.4 (10.5 to 15.8)	17.2 (13.4 to 21.4)	19.7 (12.7 to 21.3)	21.5 (15.7 to 28.2)	19.8 (13.4 to 25.4)	27.1 (20.7 to 34.5)	29.7 (22.3 to 37.5)	31.7 (25.7 to 39)	40.8 (32.4 to 49.4)	53.9 (42.6 to 62)	58.9 (45.4 to 62)	68.7 (54.1 to 83)	71.4 (59.1 to 84.1)	74.6 (64.9 to 84)	64.9 (54.9 to 71)	14.8 (11.7 to 19)	400
Communicable, maternal, neonatal, and nutritional diseases	6.1 (4.6 to 7.8)	2.1 (2.3 to 3.3)	6.2 (4.9 to 8)	7.6 (5.8 to 10.3)	2.9 (2 to 4)	1.7 (1.3 to 2.3)	1.9 (1.4 to 2.5)	2.4 (1.7 to 3.1)	2.2 (1.5 to 2.8)	3.1 (1.8 to 7.3)	2.6 (1.5 to 6.7)	2.9 (1.7 to 6.4)	2.8 (1.6 to 5.5)	2.1 (1.4 to 3.4)	2.3 (1.7 to 3.3)	1.6 (1.3 to 2.1)	1.3 (1 to 1.7)	1.3 (1 to 1.6)	1.2 (1 to 2.2)	0.7 (0.5 to 0.9)	0.4 (0.3 to 0.6)	0.1 (0.1 to 0.2)	58.3
HIV/AIDS and sexually transmitted infections	1.4 (0.5 to 2.4)	0.5 (0.2 to 0.9)	0.6 (0.2 to 1.2)	0.4 (0 to 2.2)	0.1 (0 to 0.4)	0 (0 to 0.2)	0.1 (0 to 0.2)	0.1 (0 to 0.4)	0.2 (0 to 1.1)	0.2 (0 to 2.5)	1 (0.1 to 4.8)	0.9 (0.1 to 4.5)	0.8 (0.1 to 3.7)	0.4 (0.1 to 1.8)	0.3 (0.1 to 1)	0.1 (0 to 0.4)	0.2 (0 to 0.9)	0 (0 to 0.2)	0 (0 to 0.1)	0 (0 to 0)	0 (0 to 0)	0 (0 to 0)	8.6
HIV/AIDS	0 (0 to 0)	0 (0 to 0)	0 (0 to 0)	0 (0 to 0.2)	0 (0 to 0.1)	0 (0 to 0.2)	0 (0 to 0.1)	0 (0 to 0.4)	0 (0 to 1.1)	0 (0 to 2.4)	0.9 (0 to 4.8)	0.8 (0 to 4.5)	0.7 (0 to 3.6)	0.3 (0 to 1.8)	0.2 (0 to 1)	0 (0 to 0.3)	0 (0 to 0.2)	0 (0 to 0.2)	0 (0 to 0.1)	0 (0 to 0)	0 (0 to 0)	0 (0 to 0)	0 (0 to 0)	5.9
HIV/AIDS - Drug-susceptible Tuberculosis	0 (0 to 0)	0 (0 to 0)	0 (0 to 0)	0 (0 to 0)	0 (0 to 0)	0 (0 to 0)	0 (0 to 0)	0 (0 to 0)	0 (0 to 0)	0 (0 to 0)	0 (0 to 0)	0 (0 to 0)	0 (0 to 0)	0 (0 to 0)	0 (0 to 0)	0 (0 to 0)	0 (0 to 0)	0 (0 to 0)	0 (0 to 0)	0 (0 to 0)	0 (0 to 0)	0 (0 to 0)	0 (0 to 0)	0.3
HIV/AIDS - Multidrug-resistant Tuberculosis without extensive drug resistance	0 (0 to 0)	0 (0 to 0)	0 (0 to 0)	0 (0 to 0)	0 (0 to 0)	0 (0 to 0)	0 (0 to 0)	0 (0 to 0)	0 (0 to 0)	0 (0 to 0)	0 (0 to 0)	0 (0 to 0)	0 (0 to 0)	0 (0 to 0)	0 (0 to 0)	0 (0 to 0)	0 (0 to 0)	0 (0 to 0)	0 (0 to 0)	0 (0 to 0)	0 (0 to 0)	0 (0 to 0)	0 (0 to 0)	0
HIV/AIDS - Extensively drug-resistant Tuberculosis	0 (0 to 0)	0 (0 to 0)	0 (0 to 0)	0 (0 to 0)	0 (0 to 0)	0 (0 to 0)	0 (0 to 0)	0 (0 to 0)	0 (0 to 0)	0 (0 to 0)	0 (0 to 0)	0 (0 to 0)	0 (0 to 0)	0 (0 to 0)	0 (0 to 0)	0 (0 to 0)	0 (0 to 0)	0 (0 to 0)	0 (0 to 0)	0 (0 to 0)	0 (0 to 0)	0 (0 to 0)	0 (0 to 0)	0
HIV/AIDS resulting in other diseases	0 (0 to 0)	0 (0 to 0)	0 (0 to 0)	0 (0 to 0.2)	0 (0 to 0)	0 (0 to 0.2)	0 (0 to 0.1)	0 (0 to 0.4)	0 (0 to 1.1)	0 (0 to 2.4)	0.8 (0 to 4.7)	0.8 (0 to 4.4)	0.7 (0 to 3.6)	0.3 (0 to 1.8)	0.2 (0 to 1)	0 (0 to 0.3)	0 (0 to 0.2)	0 (0 to 0.2)	0 (0 to 0.1)	0 (0 to 0)	0 (0 to 0)	0 (0 to 0)	0 (0 to 0)	5.6
Sexually transmitted infections excluding HIV	1.4 (0.5 to 2.4)	0.5 (0.2 to 0.9)	0.6 (0.2 to 1.1)	0.4 (0 to 0.1)	0.1 (0 to 0.5)	0 (0 to 0)	0 (0 to 0)	0 (0 to 0)	0 (0 to 0)	0 (0 to 0)	0 (0 to 0.1)	0 (0 to 0.1)	0 (0 to 0.1)	0 (0 to 0)	0 (0 to 0)	0 (0 to 0)	0 (0 to 0)	0 (0 to 0)	0 (0 to 0)	0 (0 to 0)	0 (0 to 0)	0 (0 to 0)	0 (0 to 0)	2.7
Syphilis	1.4 (0.5 to 2.4)	0.5 (0.2 to 0.9)	0.6 (0.2 to 1.1)	0.4 (0 to 0.1)	0.1 (0 to 0.5)	0 (0 to 0)	0 (0 to 0)	0 (0 to 0)	0 (0 to 0)	0 (0 to 0)	0 (0 to 0)	0 (0 to 0)	0 (0 to 0)	0 (0 to 0)	0 (0 to 0)	0 (0 to 0)	0 (0 to 0)	0 (0 to 0)	0 (0 to 0)	0 (0 to 0)	0 (0 to 0)	0 (0 to 0)	0 (0 to 0)	2.5
Chlamydial infection	0 (0 to 0)	0 (0 to 0)	0 (0 to 0)	0 (0 to 0)	0 (0 to 0)	0 (0 to 0)	0 (0 to 0)	0 (0 to 0)	0 (0 to 0)	0 (0 to 0)	0 (0 to 0)	0 (0 to 0)	0 (0 to 0)	0 (0 to 0)	0 (0 to 0)	0 (0 to 0)	0 (0 to 0)	0 (0 to 0)	0 (0 to 0)	0 (0 to 0)	0 (0 to 0)	0 (0 to 0)	0 (0 to 0)	0
Gonococcal infection	0 (0 to 0)	0 (0 to 0)	0 (0 to 0)	0 (0 to 0)	0 (0 to 0)	0 (0 to 0)	0 (0 to 0)	0 (0 to 0)	0 (0 to 0)	0 (0 to 0)	0 (0 to 0)	0 (0 to 0)	0 (0 to 0)	0 (0 to 0)	0 (0 to 0)	0 (0 to 0)	0 (0 to 0)	0 (0 to 0)	0 (0 to 0)	0 (0 to 0)	0 (0 to 0)	0 (0 to 0)	0 (0 to 0)	0
Trichomoniasis	0 (0 to 0)	0 (0 to 0)	0 (0 to 0)	0 (0 to 0)	0 (0 to 0)	0 (0 to 0)	0 (0 to 0)	0 (0 to 0)	0 (0 to 0)	0 (0 to 0)	0 (0 to 0)	0 (0 to 0)	0 (0 to 0)	0 (0 to 0)	0 (0 to 0)	0 (0 to 0)	0 (0 to 0)	0 (0 to 0)	0 (0 to 0)	0 (0 to 0)	0 (0 to 0)	0 (0 to 0)	0 (0 to 0)	0.1
Genital herpes	0 (0 to 0)	0 (0 to 0)	0 (0 to 0)	0 (0 to 0)	0 (0 to 0)	0 (0 to 0)	0 (0 to 0)	0 (0 to 0)	0 (0 to 0)	0 (0 to 0)	0 (0 to 0)	0 (0 to 0)	0 (0 to 0)	0 (0 to 0)	0 (0 to 0)	0 (0 to 0)	0 (0 to 0)	0 (0 to 0)	0 (0 to 0)	0 (0 to 0)	0 (0 to 0)	0 (0 to 0)	0 (0 to 0)	0.1
Other sexually transmitted infections	0 (0 to 0)	0 (0 to 0)	0 (0 to 0)	0 (0 to 0)	0 (0 to 0)	0 (0 to 0)	0 (0 to 0)	0 (0 to 0)	0 (0 to 0)	0 (0 to 0)	0 (0 to 0)	0 (0 to 0)	0 (0 to 0)	0 (0 to 0)	0 (0 to 0)	0 (0 to 0)	0 (0 to 0)	0 (0 to 0)	0 (0 to 0)	0 (0 to 0)	0 (0 to 0)	0 (0 to 0)	0 (0 to 0)	0
Respiratory infections and tuberculosis	0.2 (0.1 to 0.4)	0.3 (0.2 to 0.5)	1.2 (0.7 to 1.8)	1.7 (1.1 to 2.2)	0.5 (0.3 to 0.8)	0.4 (0.3 to 0.5)	0.5 (0.4 to 0.7)	0.8 (0.6 to 1.1)	0.7 (0.4 to 1)	0.8 (0.5 to 1.3)	0.7 (0.4 to 1)	0.8 (0.5 to 1.1)	0.7 (0.5 to 1.1)	0.9 (0.6 to 1.2)	1.1 (0.8 to 1.5)	0.9 (0.6 to 1.2)	1 (1 to 2.1)	0.8 (0.6 to 1.1)	1 (0.7 to 1.4)	0.4 (0.3 to 0.5)	0.4 (0.3 to 0.6)	0.1 (0.1 to 0.1)	17.1
Tuberculosis	0 (0 to 0)	0 (0 to 0)	0 (0 to 0)	0 (0 to 0)	0 (0 to 0)	0 (0 to 0)	0 (0 to 0.1)	0 (0 to 0.2)	0 (0 to 0.2)	0 (0 to 0.2)	0 (0 to 0.2)	0 (0 to 0.3)	0 (0 to 0.3)	0 (0 to 0.2)	0 (0 to 0.2)	0 (0 to 0.2)	0 (0 to 0.3)	0 (0 to 0.3)	0 (0 to 0.3)	0 (0 to 0.2)	0 (0 to 0.1)	0 (0 to 0.1)	0 (0 to 0.1)	2.5
Latent tuberculosis infection	0 (0 to 0)	0 (0 to 0)	0 (0 to 0)	0 (0 to 0)	0 (0 to 0)	0 (0 to 0)	0 (0 to 0)	0 (0 to 0)	0 (0 to 0)	0 (0 to 0)	0 (0 to 0)	0 (0 to 0)	0 (0 to 0)	0 (0 to 0)	0 (0 to 0)	0 (0 to 0)	0 (0 to 0)	0 (0 to 0)	0 (0 to 0)	0 (0 to 0)	0 (0 to 0)	0 (0 to 0)	0 (0 to 0)	0
Drug-susceptible tuberculosis	0 (0 to 0)	0 (0 to 0)	0 (0 to 0)	0 (0 to 0)	0 (0 to 0)	0 (0 to 0)	0 (0 to 0.1)	0 (0 to 0.2)	0 (0 to 0.2)	0 (0 to 0.2)	0 (0 to 0.2)	0 (0 to 0.3)	0 (0 to 0.3)	0 (0 to 0.2)	0 (0 to 0.2)	0 (0 to 0.2)	0 (0 to 0.3)	0 (0 to 0.3)	0 (0 to 0.3)	0 (0 to 0.2)	0 (0 to 0.1)	0 (0 to 0.1)	0 (0 to 0.1)	2.5
Multidrug-resistant tuberculosis without extensive drug resistance	0 (0 to 0)	0 (0 to 0)	0 (0 to 0)	0 (0 to 0)	0 (0 to 0)	0 (0 to 0)	0 (0 to 0)	0 (0 to 0)	0 (0 to 0)	0 (0 to 0)	0 (0 to 0)	0 (0 to 0)	0 (0 to 0)	0 (0 to 0)	0 (0 to 0)	0 (0 to 0)	0 (0 to 0)	0 (0 to 0)	0 (0 to 0)	0 (0 to 0)	0 (0 to 0)	0 (0 to 0)	0 (0 to 0)	0
Extensively drug-resistant tuberculosis	0 (0 to 0)	0 (0 to 0)	0 (0 to 0)	0 (0 to 0)	0 (0 to 0)	0 (0 to 0)	0 (0 to 0)	0 (0 to 0)	0 (0 to 0)	0 (0 to 0)	0 (0 to 0)	0 (0 to 0)	0 (0 to 0)	0 (0 to 0)	0 (0 to 0)	0 (0 to 0)	0 (0 to 0)	0 (0 to 0)	0 (0 to 0)	0 (0 to 0)	0 (0 to 0)	0 (0 to 0)	0 (0 to 0)	0
Lower respiratory infections	0.2 (0.1 to 0.4)	0.3 (0.2 to 0.5)	1.1 (0.4 to 1.7)	1.4 (0.9 to 2.1)	0.2 (0.1 to 0.3)	0.3 (0.2 to 0.5)	0.5 (0.3 to 0.8)	0.6 (0.3 to 1)	0.5 (0.2 to 0.8)	0.6 (0.3 to 1)	0.4 (0.2 to 0.8)	0.6 (0.3 to 0.9)	0.4 (0.2 to 0.8)	0.6 (0.4 to 1)	0.8 (0.4 to 1.2)	0.7 (0.4 to 0.9)	1 (0.6 to 1.6)	0.7 (0.4 to 0.9)	0.7 (0.5 to 1)	0.3 (0.2 to 0.4)	0.4 (0.3 to 0.5)	0.1 (0.1 to 0.1)	13.2
Upper respiratory infections	0 (0 to 0)	0 (0 to 0)	0 (0 to 0.1)	0.1 (0.1 to 0.2)	0.1 (0.1 to 0.2)	0.1 (0.1 to 0.2)	0.1 (0 to 0.2)	0.1 (0 to 0.1)	0.1 (0 to 0.1)	0.1 (0 to 0.1)	0.1 (0 to 0.1)	0.1 (0 to 0.1)	0.1 (0 to 0.1)	0.1 (0 to 0.1)	0.1 (0 to 0.1)	0.1 (0 to 0.1)	0.1 (0 to 0.1)	0.1 (0 to 0.1)	0.1 (0 to 0.1)	0 (0 to 0)	0 (0 to 0)	0 (0 to 0)	0 (0 to 0)	1
Otitis media	0 (0 to 0)	0 (0 to 0)	0 (0 to 0)	0.1 (0 to 0.1)	0.1 (0 to 0.1)	0.1 (0 to 0.1)	0.1 (0 to 0.1)	0 (0 to 0)	0 (0 to 0)	0 (0 to 0)	0 (0 to 0)	0 (0 to 0)	0 (0 to 0)	0 (0 to 0)	0 (0 to 0)	0 (0 to 0)	0 (0 to 0)	0 (0 to 0)	0 (0 to 0)	0 (0 to 0)	0 (0 to 0)	0 (0 to 0)	0 (0 to 0)	0 (0 to 0)	0.4
Enteric infections	0 (0 to 0.1)	0.4 (0.2 to 0.7)	0.8 (0.5 to 1.2)	0.8 (0.5 to 1.2)	0.3 (0.2 to 0.4)	0.3 (0.2 to 0.5)	0.3 (0.2 to 0.4)	0.3 (0.2 to 0.5)	0.2 (0.1 to 0.3)	0.2 (0.1 to 0.3)	0.2 (0.1 to 0.3)	0.3 (0.2 to 0.4)	0.3 (0.2 to 0.4)	0.3 (0.2 to 0.5)	0.3 (0.2 to 0.5)	0.3 (0.2 to 0.4)	0.5 (0.3 to 0.7)	0.3 (0.2 to 0.4)	0.3 (0.2 to 0.4)	0.4 (0.2 to 0.7)	0.1 (0.1 to 0.2)	0.1 (0.1 to 0.2)	6.3
Diarrheal diseases	0 (0 to 0.1)	0.4 (0.2 to 0.7)	0.7 (0.4 to 1.1)	0.8 (0.2 to 0.4)	0.3 (0.1 to 0.4)	0.3 (0.1 to 0.5)	0.3 (0.1 to 0.5)	0.3 (0.1 to 0.5)	0.2 (0.1 to 0.3)	0.2 (0.1 to 0.3)	0.2 (0.1 to 0.3)	0.3 (0.2 to 0.4)	0.3 (0.2 to 0.4)	0.3 (0.2 to 0.5)	0.3 (0.2 to 0.5)	0.3 (0.2 to 0.4)	0.3 (0.2 to 0.5)	0.3 (0.2 to 0.4)	0.3 (0.2 to 0.4)	0.4 (0.2 to 0.7)	0.1 (0.1 to 0.2)	0.1 (0.1 to 0.2)	5.8
Typhoid and paratyphoid	0 (0 to 0)	0 (0 to 0)	0 (0 to 0)	0 (0 to 0.2)	0 (0 to 0.2)	0 (0 to 0.2)	0 (0 to 0.2)	0 (0 to 0.1)	0 (0 to 0.1)	0 (0 to 0.1)	0 (0 to 0.1)	0 (0 to 0.1)	0 (0 to 0.1)	0 (0 to 0.1)	0 (0 to 0.1)	0 (0 to 0.1)	0 (0 to 0.1)	0 (0 to 0.1)	0 (0 to 0.1)	0 (0 to 0.1)	0 (0 to 0.1)	0 (0 to 0.1)	0 (0 to 0.1)	0.4
Typhoid fever	0 (0 to 0)	0 (0 to 0)	0 (0 to 0)	0 (0 to 0.2)	0 (0 to 0.2)	0 (0 to 0.2)	0 (0 to 0.1)	0 (0 to 0.1)	0 (0 to 0.1)	0 (0 to 0.1)	0 (0 to 0.1)	0 (0 to 0.1)	0 (0 to 0.1)	0 (0 to 0.1)	0 (0 to 0.1)	0 (0 to 0.1)	0 (0 to 0.1)	0 (0 to 0.1)	0 (0 to 0.1)	0 (0 to 0.1)	0 (0 to 0.1)	0 (0 to 0.1)	0 (0 to 0.1)	0.4
Paratyphoid fever	0 (0 to 0)	0 (0 to 0)	0 (0 to 0)	0 (0 to 0)	0 (0 to 0)	0 (0 to 0)	0 (0 to 0)	0 (0 to 0)	0 (0 to 0)	0 (0 to 0)	0 (0 to 0)	0 (0 to 0)	0 (0 to 0)	0 (0 to 0)	0 (0 to 0)	0 (0 to 0)	0 (0 to 0)	0 (0 to 0)	0 (0 to 0)	0 (0 to 0)	0 (0 to 0)	0 (0 to 0)	0 (0 to 0)	0
Invasive Non-typhoidal Salmonella (NTS)	0 (0 to 0)	0 (0 to 0)	0 (0 to 0)	0 (0 to 0)	0 (0 to 0)	0 (0 to 0)	0 (0 to 0)	0 (0 to 0)	0 (0 to 0)	0 (0 to 0)	0 (0 to 0)	0 (0 to 0)	0 (0 to 0)	0 (0 to 0)	0 (0 to 0)	0 (0 to 0)	0 (0 to 0)	0 (0 to 0)	0 (0 to 0)	0 (0 to 0)	0 (0 to 0)	0 (0 to 0)	0 (0 to 0)	0.1
Other intestinal infectious diseases	0 (0 to 0)	0 (0 to 0)	0 (0 to 0)	0 (0 to 0)	0 (0 to 0)	0 (0 to 0)	0 (0 to 0)	0 (0 to 0)	0 (0 to 0)	0 (0 to 0)	0 (0 to 0)	0 (0 to 0)	0 (0 to 0)	0 (0 to 0)	0 (0 to 0)	0 (0 to 0)	0 (0 to 0)	0 (0 to 0)	0 (0 to 0)	0 (0 to 0)	0 (0 to 0)	0 (0 to 0)	0 (0 to 0)	0
Neglected tropical diseases and malaria	0 (0 to 0)	0 (0 to 0)	0 (0 to 0.1)	0 (0 to 0.2)	0 (0 to 0.1)	0 (0 to 0.4)	0 (0 to 0.3)	0 (0 to 0.2)	0 (0 to 0.2)	0 (0 to 0.2)	0 (0 to 0.1)	0 (0 to 0.2)	0 (0 to 0.1)	0 (0 to 0.1)	0 (0 to 0.1)	0 (0 to 0.1)	0 (0 to 0.2)	0 (0 to 0.1)	0 (0 to 0.1)	0 (0 to 0)	0 (0 to 0)	0 (0 to 0)	0 (0 to 0)	1.5
Malaria	0 (0 to 0)	0 (0 to 0)	0 (0 to 0)	0 (0 to 0)	0 (0 to 0)	0 (0 to 0)	0 (0 to 0)	0 (0 to 0)	0 (0 to 0)	0 (0 to 0)	0 (0 to 0)	0 (0 to 0)	0 (0 to 0)	0 (0 to 0)	0 (0 to 0)	0 (0 to 0)	0 (0 to 0)	0 (0 to 0)	0 (0 to 0)	0 (0 to 0)	0 (0 to 0)	0 (0 to 0)	0 (0 to 0)	0
Chagas disease	0 (0 to 0)	0 (0 to 0)	0 (0 to 0)	0 (0 to 0)	0 (0 to 0)	0 (0 to 0)	0 (0 to 0)	0 (0 to 0)	0 (0 to 0)	0 (0 to 0)	0 (0 to 0)	0 (0 to 0)	0 (0 to 0)	0 (0 to 0)	0 (0 to 0)	0 (0 to 0)	0 (0 to 0)	0 (0 to 0)	0 (0 to 0)	0 (0 to 0)	0 (0 to 0)	0 (0 to 0)	0 (0 to 0)	0
Leishmaniasis	0 (0 to 0)	0 (0 to 0)	0 (0 to 0)	0 (0 to 0)	0 (0 to 0)	0 (0 to 0)	0 (0 to 0)	0 (0 to 0)	0 (0 to 0)	0 (0 to 0)	0 (0 to 0)	0 (0 to 0)	0 (0 to 0)	0 (0 to 0)	0 (0 to 0)	0 (0 to 0)	0 (0 to 0)	0 (0 to 0)	0 (0 to 0)	0 (0 to 0)	0 (0 to 0)	0 (0 to 0)	0 (0 to 0)	0
Visceral leishmaniasis	0 (0 to 0)	0 (0 to 0)	0 (0 to 0)	0 (0 to 0)	0 (0 to 0)	0 (0 to 0)	0 (0 to 0)	0 (0 to 0)	0 (0 to 0)	0 (0 to 0)	0 (0 to 0)	0 (0 to 0)	0 (0 to 0)	0 (0 to 0)	0 (0 to 0)	0 (0 to 0)	0 (0 to 0)	0 (0 to 0)	0 (0 to 0)	0 (0 to 0)	0 (0 to 0)	0 (0 to 0)	0 (0 to 0)	0
Cutaneous and mucocutaneous leishmaniasis	0 (0 to 0)	0 (0 to 0)	0 (0 to 0)	0 (0 to 0)	0 (0 to 0)	0 (0 to 0)	0 (0 to 0)	0 (0 to 0)	0 (0 to 0)	0 (0 to 0)	0 (0 to 0)	0 (0 to 0)	0 (0 to 0)	0 (0 to 0)	0 (0 to 0)	0 (0 to 0)	0 (0 to 0)	0 (0 to 0)	0 (0 to 0)	0 (0 to 0)	0 (0 to 0)	0 (0 to 0)	0 (0 to 0)	0
African trypanosomiasis	0 (0 to 0)	0 (0 to 0)	0 (0 to 0)	0 (0 to 0)	0 (0 to 0)	0 (0 to 0)	0 (0 to 0)	0 (0 to 0)	0 (0 to 0)	0 (0 to 0)	0 (0 to 0)	0 (0 to 0)	0 (0 to 0)	0 (0 to 0)	0 (0 to 0)	0 (0 to 0)	0 (0 to 0)	0 (0 to 0)	0 (0 to 0)	0 (0 to 0)	0 (0 to 0)	0 (0 to 0)	0 (0 to 0)	0
Schistosomiasis	0 (0 to 0)	0 (0 to 0)	0 (0 to 0)	0 (0 to 0)	0 (0 to 0)	0 (0 to 0)	0 (0 to 0)	0 (0 to 0)	0 (0 to 0)	0 (0 to 0)	0 (0 to 0)	0 (0 to 0)	0 (0 to 0)	0 (0 to 0)	0 (0 to 0)	0 (0 to 0)	0 (0 to 0)	0 (0 to 0)	0 (0 to 0)	0 (0 to 0)	0 (0 to 0)	0 (0 to 0)	0 (0 to 0)	0
Cysticercosis	0 (0 to 0)	0 (0 to 0)	0 (0 to 0)	0 (0 to 0)	0 (0 to 0)	0 (0 to 0)	0 (0 to 0)	0 (0 to 0)	0 (0 to 0)	0 (0 to 0)	0 (0 to 0)	0 (0 to 0)	0 (0 to 0)	0 (0 to 0)	0 (0 to 0)	0 (0 to 0)	0 (0 to 0)	0 (0 to 0)	0 (0 to 0)	0 (0 to 0)	0 (0 to 0)	0 (0 to 0)	0 (0 to 0)	0.1
Cystic echinococcosis	0 (0 to 0)	0 (0 to 0)	0 (0 to 0)	0 (0 to 0)	0 (0 to 0)	0 (0 to 0)	0 (0 to 0)	0 (0 to 0)	0 (0 to 0)	0 (0 to 0)	0 (0 to 0)	0 (0 to 0)	0 (0 to 0)	0 (0 to 0)	0 (0 to 0)	0 (0 to 0)	0 (0 to 0)	0 (0 to 0)	0 (0 to 0)	0 (0 to 0)	0 (0 to 0)	0 (0 to 0)	0 (0 to 0)	0
Lymphatic filariasis	0 (0 to 0)	0 (0 to 0)	0 (0 to 0)	0 (0 to 0)	0 (0 to 0)	0 (0 to 0)	0 (0 to 0)	0 (0 to 0)	0 (0 to 0)	0 (0 to 0)	0 (0 to 0)	0 (0 to 0)	0 (0 to 0)	0 (0 to 0)	0 (0 to 0)	0 (0 to 0)	0 (0 to 0)	0 (0 to 0)	0 (0 to 0)	0 (0 to 0)	0 (0 to 0)	0 (0 to 0)	0 (0 to 0)	0
Onchocerciasis	0 (0 to 0)	0 (0 to 0)	0 (0 to 0)	0 (0 to 0)	0 (0 to 0)	0 (0 to 0)	0 (0 to 0)	0 (0 to 0)	0 (0 to 0)	0 (0 to 0)	0 (0 to 0)	0 (0 to 0)	0 (0 to 0)	0 (0 to 0)	0 (0 to 0)	0 (0 to 0)	0 (0 to 0)	0 (0 to 0)	0 (0 to 0)	0 (0 to 0)	0 (0 to 0)	0 (0 to 0)	0 (0 to 0)	0
Trachoma	0 (0 to 0)	0 (0 to 0)	0 (0 to 0)	0 (0 to 0)	0 (0 to 0)	0 (0 to 0)	0 (0 to 0)	0 (0 to 0)	0 (0 to 0)	0 (0 to 0)	0 (0 to 0)	0 (0 to 0)	0 (0 to 0)	0 (0 to 0)	0 (0 to 0)	0 (0 to 0)	0 (0 to 0)	0 (0 to 0)	0 (0 to 0)	0 (0 to 0)	0 (0 to 0)	0 (0 to 0)	0 (0 to 0)	0
Dengue	0 (0 to 0)	0 (0 to 0)	0 (0 to 0)	0 (0 to 0)	0 (0 to 0.1)	0 (0 to 0.3)	0 (0 to 0.2)	0 (0 to 0.2)	0 (0 to 0.2)	0 (0 to 0.2)	0 (0 to 0.1)	0 (0 to 0.1)	0 (0 to 0.1)	0 (0 to 0.1)	0 (0 to 0.1)	0 (0 to 0.1)	0 (0 to 0.1)	0 (0 to 0.1)	0 (0 to 0.1)	0 (0 to 0)	0 (0 to 0)	0 (0 to 0)	0 (0 to 0)	0.6
Yellow fever	0 (0 to 0)	0 (0 to 0)	0 (0 to 0)	0 (0 to 0)	0 (0 to 0)	0 (0 to 0)	0 (0 to 0)	0 (0 to 0)	0 (0 to 0)	0 (0 to 0)	0 (0 to 0)	0 (0 to 0)	0 (0 to 0)	0 (0 to 0)	0 (0 to 0)	0 (0 to 0)	0 (0 to 0)	0 (0 to 0)	0 (0 to 0)	0 (0 to 0)	0 (0 to 0)	0 (0 to 0)	0 (0 to 0)	0
Rabies	0 (0 to 0)	0 (0 to 0)	0 (0 to 0)	0 (0 to 0)	0 (0 to 0)	0 (0 to 0)	0 (0 to 0)	0 (0 to 0)	0 (0 to 0)	0 (0 to 0)	0 (0 to 0)	0 (0 to 0)	0 (0 to 0)	0 (0 to 0)	0 (0 to 0)	0 (0 to 0)	0 (0 to 0)	0 (0 to 0)	0 (0 to 0)	0 (0 to 0)	0 (0 to 0)	0 (0 to 0)	0 (0 to 0)	0
Intestinal nematode infections	0 (0 to 0)	0 (0 to 0)	0 (0 to 0)	0 (0 to 0)	0 (0 to 0)	0 (0 to 0)	0 (0 to 0.1)	0 (0 to 0.1)	0 (0 to 0)	0 (0 to 0)	0 (0 to 0)	0 (0 to 0)	0 (0 to 0)	0 (0 to 0)	0 (0 to 0)	0 (0 to 0)	0 (0 to 0)	0 (0 to 0)	0 (0 to 0)	0 (0 to 0)	0 (0 to 0)	0 (0 to 0)	0 (0 to 0)	0.2
Ascariasis	0 (0 to 0)	0 (0 to 0)	0 (0 to 0)	0 (0 to 0)	0 (0 to 0)	0 (0 to 0)	0 (0 to 0)	0 (0 to 0)	0 (0 to 0)	0 (0 to 0)	0 (0 to 0)	0 (0 to 0)	0 (0 to 0)	0 (0 to 0)	0 (0 to 0)	0 (0 to 0)	0 (0 to 0)	0 (0 to 0)	0 (0 to 0)	0 (0 to 0)	0 (0 to 0)	0 (0 to 0)	0 (0 to 0)	0
Trichuriasis	0 (0 to 0)	0 (0 to 0)	0 (0 to 0)	0 (0 to 0)	0 (0 to 0)	0 (0 to 0)	0 (0 to 0)	0 (0 to 0)	0 (0 to 0)	0 (0 to 0)	0 (0 to 0)	0 (0 to 0)	0 (0 to 0)	0 (0 to 0)	0 (0 to 0)	0 (0 to 0)	0 (0 to 0)	0 (0 to 0)	0 (0 to 0)	0 (0 to 0)	0 (0 to 0)	0 (0 to 0)	0 (0 to 0)	0.1
Hookworm disease	0 (0 to 0)	0 (0 to 0)	0 (0 to 0)	0 (0 to 0)	0 (0 to 0)	0 (0 to 0)	0 (0 to 0)	0 (0 to 0)	0 (0 to 0)	0 (0 to 0)	0 (0 to 0)	0 (0 to 0)	0 (0 to 0)	0 (0 to 0)	0 (0 to 0)	0 (0 to 0)	0 (0 to 0)	0 (0 to 0)	0 (0 to 0)	0 (0 to 0)	0 (0 to 0)	0 (0 to 0)	0 (0 to 0)	0.1
Food-borne trematodiases	0 (0 to 0)	0 (0 to 0)	0 (0 to 0)	0 (0 to 0)	0 (0 to 0)	0 (0 to 0)	0 (0 to 0)	0 (0 to 0)	0 (0 to 0)	0 (0 to 0)	0 (0 to 0)	0 (0 to 0)	0 (0 to 0)	0 (0 to 0)	0 (0 to 0)	0 (0 to 0)	0 (0 to 0)	0 (0 to 0)	0 (0 to 0)	0 (0 to 0)	0 (0 to 0)	0 (0 to 0)	0 (0 to 0)	0
Leprosy	0 (0 to 0)	0 (0 to 0)	0 (0 to 0)	0 (0 to 0)	0 (0 to 0)	0 (0 to 0)	0 (0 to 0)	0 (0 to 0)	0 (0 to 0)	0 (0 to 0)	0 (0 to 0)	0 (0 to 0)	0 (0 to 0)	0 (0 to 0)	0 (0 to 0)	0 (0 to 0)	0 (0 to 0)	0 (0 to 0)	0 (0 to 0)	0 (0 to 0)	0 (0 to 0)	0 (0 to 0)	0 (0 to 0)	0
Ebola	0 (0 to 0)	0 (0 to 0)	0 (0 to 0)	0 (0 to 0)	0 (0 to 0)	0 (0 to 0)	0 (0 to 0)	0 (0 to 0)	0 (0

SR Table 2c: Tuvalu DALYS by cause and age group for both sexes with 95% uncertainty intervals, 2019

Cause	Early Neonatal	Late Neonatal	Post Neonatal	1 to 4	5 to 9	10 to 14	15 to 19	20 to 24	25 to 29	30 to 34	35 to 39	40 to 44	45 to 49	50 to 54	55 to 59	60 to 64	65 to 69	70 to 74	75 to 79	80 to 84	85 to 89	90 to 94	95 plus	Total
All causes	60 (57.1 to 122)	60 (54.5 to 67.7)	60 (52.4 to 70.7)	60 (47.4 to 72)	60 (49.4 to 72)	60 (49.6 to 72)	60 (50.2 to 72)	60 (50.1 to 72)	60 (50.1 to 72)	60 (50.1 to 72)	60 (50.1 to 72)	60 (50.1 to 72)	60 (50.1 to 72)	60 (50.1 to 72)	60 (50.1 to 72)	60 (50.1 to 72)	60 (50.1 to 72)	60 (50.1 to 72)	60 (50.1 to 72)	60 (50.1 to 72)	60 (50.1 to 72)	60 (50.1 to 72)	4,560
Communicable, maternal, neonatal, and nutritional diseases	(57.0 to 107)	(52.4 to 66.6)	(44.7 to 90.3)	(38.9 to 75.9)	(41.5 to 74.4)	(41.5 to 74.4)	(41.5 to 74.4)	(41.5 to 74.4)	(41.5 to 74.4)	(41.5 to 74.4)	(41.5 to 74.4)	(41.5 to 74.4)	(41.5 to 74.4)	(41.5 to 74.4)	(41.5 to 74.4)	(41.5 to 74.4)	(41.5 to 74.4)	(41.5 to 74.4)	(41.5 to 74.4)	(41.5 to 74.4)	(41.5 to 74.4)	(41.5 to 74.4)	610
HIV/AIDS and sexually transmitted infections	12.6 (4.4 to 22.1)	4.1 (1.4 to 8.3)	5.7 (1.8 to 11.9)	0.4 (0.1 to 0.9)	0.6 (0.1 to 1.4)	0.4 (0.1 to 1.4)	1 (0.2 to 3.7)	2.7 (0.4 to 10.6)	6 (0.9 to 26.4)	8.9 (0.9 to 44.4)	8.9 (0.7 to 49)	8.9 (0.4 to 57.5)	7.5 (0.3 to 54.2)	5.6 (0.2 to 50.8)	2.2 (0.2 to 15.4)	1.9 (0.2 to 9.1)	1.5 (0.2 to 6.2)	0.4 (0.1 to 1.7)	0.1 (0.0 to 0.5)	0.1 (0.0 to 0.5)	0 (0.0 to 0.1)	0 (0.0 to 0)	74.6
HIV/AIDS	0 (0.0 to 0)	0 (0.0 to 0)	0.2 (0.0 to 0.7)	0.2 (0.1 to 0.7)	0.5 (0.1 to 1.4)	0.4 (0.1 to 1.4)	0.9 (0.1 to 3.7)	2.6 (0.3 to 10.7)	5.7 (0.7 to 26.3)	8.6 (0.8 to 43.9)	8.6 (0.6 to 48.9)	8.6 (0.3 to 57.2)	7.2 (0.3 to 57.3)	5.3 (0.2 to 49.6)	2.1 (0.1 to 15.4)	1.8 (0.1 to 9.1)	1.4 (0.1 to 6.1)	0.4 (0.0 to 1.7)	0.1 (0.0 to 0.5)	0.1 (0.0 to 0.5)	0 (0.0 to 0.1)	0 (0.0 to 0)	49.9
HIV/AIDS - Drug-susceptible Tuberculosis	0 (0 to 0)	0 (0 to 0)	0 (0 to 0.1)	0 (0 to 0.1)	0 (0 to 0)	0 (0 to 0)	0 (0 to 0.1)	0.2 (0.1 to 0.3)	0.4 (0.1 to 0.7)	0.6 (0.1 to 1)	0.6 (0.1 to 1)	0.5 (0.1 to 0.8)	0.4 (0 to 0.7)	0.2 (0 to 0.4)	0.1 (0 to 0.2)	0.1 (0 to 0.2)	0.1 (0 to 0.2)	0 (0 to 0.1)	0 (0 to 0)	0 (0 to 0)	0 (0 to 0)	0 (0 to 0)	3.5
HIV/AIDS - Multidrug-resistant Tuberculosis without extensive dr...	0 (0 to 0)	0 (0 to 0)	0 (0 to 0)	0 (0 to 0)	0 (0 to 0)	0 (0 to 0)	0 (0 to 0)	0 (0 to 0)	0 (0 to 0)	0 (0 to 0)	0 (0 to 0)	0 (0 to 0)	0 (0 to 0)	0 (0 to 0)	0 (0 to 0)	0 (0 to 0)	0 (0 to 0)	0 (0 to 0)	0 (0 to 0)	0 (0 to 0)	0 (0 to 0)	0 (0 to 0)	0
HIV/AIDS - Extensively drug-resistant Tuberculosis	0 (0 to 0)	0 (0 to 0)	0 (0 to 0)	0 (0 to 0)	0 (0 to 0)	0 (0 to 0)	0 (0 to 0)	0 (0 to 0)	0 (0 to 0)	0 (0 to 0)	0 (0 to 0)	0 (0 to 0)	0 (0 to 0)	0 (0 to 0)	0 (0 to 0)	0 (0 to 0)	0 (0 to 0)	0 (0 to 0)	0 (0 to 0)	0 (0 to 0)	0 (0 to 0)	0 (0 to 0)	0
HIV/AIDS resulting in other diseases	0 (0 to 0)	0 (0 to 0)	0.5 (0 to 2.1)	0.1 (0 to 0.5)	0.4 (0 to 1.7)	0.4 (0 to 1.7)	0.4 (0 to 3.5)	2.3 (0.1 to 10.5)	5.5 (0.2 to 25.4)	7.9 (0.2 to 44.9)	8 (0.2 to 49.1)	8 (0.2 to 56.7)	6.7 (0.2 to 56.7)	4.9 (0.1 to 49.6)	2.6 (0.1 to 15.1)	1.7 (0.1 to 7.9)	1.3 (0 to 6)	0.9 (0.0 to 3.9)	0.3 (0.0 to 1.7)	0.1 (0.0 to 0.4)	0 (0.0 to 0)	0 (0.0 to 0)	46.5
Sexually transmitted infections excluding HIV	12.6 (4.4 to 22.1)	4.1 (1.4 to 8.3)	5.2 (1.4 to 11)	0.2 (0 to 0.3)	0.1 (0 to 0.1)	0 (0 to 0.1)	0.1 (0 to 0.2)	0.2 (0.1 to 0.4)	0.3 (0.1 to 0.5)	0.3 (0.2 to 0.4)	0.3 (0.1 to 0.5)	0.3 (0.1 to 0.5)	0.3 (0.1 to 0.5)	0.3 (0.1 to 0.5)	0.1 (0.1 to 0.3)	0.1 (0 to 0.2)	0.1 (0 to 0.2)	0.1 (0 to 0.1)	0 (0 to 0.1)	0 (0 to 0)	0 (0 to 0)	0 (0 to 0)	24.6
Syphilis	12.6 (4.4 to 22.1)	4.1 (1.4 to 8.3)	5.2 (1.4 to 11)	0.2 (0.1 to 0.5)	0.1 (0 to 0.3)	0 (0 to 0)	0 (0 to 0)	0 (0 to 0)	0 (0 to 0)	0 (0 to 0)	0 (0 to 0)	0 (0 to 0)	0 (0 to 0)	0 (0 to 0)	0 (0 to 0)	0 (0 to 0)	0 (0 to 0)	0 (0 to 0)	0 (0 to 0)	0 (0 to 0)	0 (0 to 0)	0 (0 to 0)	0 (0 to 0)	22.5
Chlamydial infection	0 (0 to 0)	0 (0 to 0)	0 (0 to 0)	0 (0 to 0)	0 (0 to 0)	0 (0 to 0)	0 (0 to 0)	0 (0 to 0)	0 (0 to 0)	0 (0 to 0)	0 (0 to 0)	0 (0 to 0)	0 (0 to 0)	0 (0 to 0)	0 (0 to 0)	0 (0 to 0)	0 (0 to 0)	0 (0 to 0)	0 (0 to 0)	0 (0 to 0)	0 (0 to 0)	0 (0 to 0)	0 (0 to 0)	0.1
Gonococcal infection	0 (0 to 0)	0 (0 to 0)	0 (0 to 0)	0 (0 to 0)	0 (0 to 0)	0 (0 to 0)	0 (0 to 0)	0 (0 to 0)	0 (0 to 0)	0 (0 to 0)	0 (0 to 0)	0 (0 to 0)	0 (0 to 0)	0 (0 to 0)	0 (0 to 0)	0 (0 to 0)	0 (0 to 0)	0 (0 to 0)	0 (0 to 0)	0 (0 to 0)	0 (0 to 0)	0 (0 to 0)	0 (0 to 0)	0.2
Trichomoniasis	0 (0 to 0)	0 (0 to 0)	0 (0 to 0)	0 (0 to 0)	0 (0 to 0)	0 (0 to 0)	0 (0 to 0.1)	0 (0 to 0.1)	0.2 (0.1 to 0.4)	0.3 (0.1 to 0.5)	0.3 (0.2 to 0.5)	0.3 (0.1 to 0.5)	0.3 (0.1 to 0.5)	0.3 (0.1 to 0.5)	0.1 (0.1 to 0.2)	0.1 (0 to 0.1)	0.1 (0 to 0.1)	0.1 (0 to 0.1)	0 (0 to 0)	0 (0 to 0)	0 (0 to 0)	0 (0 to 0)	0.9
Other sexually transmitted infections	0 (0 to 0)	0 (0 to 0)	0 (0 to 0)	0 (0 to 0)	0 (0 to 0)	0 (0 to 0)	0 (0 to 0)	0 (0 to 0.1)	0 (0 to 0.1)	0 (0 to 0.1)	0 (0 to 0.1)	0 (0 to 0.1)	0 (0 to 0.1)	0 (0 to 0.1)	0 (0 to 0.1)	0 (0 to 0.1)	0 (0 to 0.1)	0 (0 to 0.1)	0 (0 to 0)	0 (0 to 0)	0 (0 to 0)	0 (0 to 0)	0 (0 to 0)	0.4
Respiratory infections and tuberculosis	3.5 (2.5 to 5.7)	4.5 (2.4 to 7.1)	1.6 (1.2 to 2.2)	0.6 (0.4 to 1.5)	0.4 (0.4 to 0.7)	0.4 (0.4 to 0.7)	0.3 (0.3 to 0.6)	0.3 (0.3 to 0.7)	0.3 (0.3 to 0.8)	0.3 (0.3 to 0.8)	0.3 (0.3 to 0.8)	0.3 (0.3 to 0.8)	0.3 (0.3 to 0.8)	0.3 (0.3 to 0.8)	0.3 (0.3 to 0.8)	0.3 (0.3 to 0.8)	0.3 (0.3 to 0.8)	0.3 (0.3 to 0.8)	0.3 (0.3 to 0.8)	0.3 (0.3 to 0.8)	0.3 (0.3 to 0.8)	0.3 (0.3 to 0.8)	255
Tuberculosis	0 (0 to 0)	0 (0 to 0)	0 (0.2 to 0.6)	0 (0 to 0.4)	0 (0 to 0.3)	0 (0 to 0.3)	0.1 (0.7 to 1.8)	0.2 (1.6 to 3.6)	0.2 (1.7 to 3.7)	0.2 (1.8 to 4.2)	0.2 (1.4 to 3.3)	0.2 (1.4 to 3.3)	0.2 (1.8 to 4.1)	0.2 (1.8 to 4.1)	0.2 (2.3 to 5.1)	0.2 (2.3 to 5)	0.2 (2.4 to 5.4)	0.2 (2.4 to 5.4)	0.1 (2.1 to 4.8)	0.1 (1.2 to 2.4)	0 (0.5 to 1.1)	0 (0.1 to 0.3)	39.2
Latent tuberculosis infection	0 (0 to 0)	0 (0 to 0)	0 (0 to 0)	0 (0 to 0)	0 (0 to 0)	0 (0 to 0)	0 (0 to 0)	0 (0 to 0)	0 (0 to 0)	0 (0 to 0)	0 (0 to 0)	0 (0 to 0)	0 (0 to 0)	0 (0 to 0)	0 (0 to 0)	0 (0 to 0)	0 (0 to 0)	0 (0 to 0)	0 (0 to 0)	0 (0 to 0)	0 (0 to 0)	0 (0 to 0)	0 (0 to 0)	0
Drug-susceptible tuberculosis	0 (0 to 0)	0 (0 to 0)	0.2 (0 to 0.6)	0 (0 to 0.3)	0 (0 to 0.3)	0 (0 to 0.3)	0.1 (0.7 to 1.8)	0.2 (1.6 to 3.6)	0.2 (1.7 to 3.7)	0.2 (1.8 to 4.2)	0.2 (1.4 to 3.3)	0.2 (1.4 to 3.3)	0.2 (1.8 to 4.1)	0.2 (1.8 to 4.1)	0.2 (2.3 to 5.1)	0.2 (2.3 to 5)	0.2 (2.4 to 5.4)	0.2 (2.4 to 5.4)	0.1 (2.1 to 4.8)	0.1 (1.2 to 2.4)	0 (0.5 to 1.1)	0 (0.1 to 0.3)	38.9
Multidrug-resistant tuberculosis without extensive drug-resistance	0 (0 to 0)	0 (0 to 0)	0 (0 to 0)	0 (0 to 0)	0 (0 to 0)	0 (0 to 0)	0 (0 to 0.1)	0 (0 to 0.1)	0 (0 to 0.1)	0 (0 to 0.1)	0 (0 to 0.1)	0 (0 to 0.1)	0 (0 to 0.1)	0 (0 to 0.1)	0 (0 to 0.1)	0 (0 to 0.1)	0 (0 to 0.1)	0 (0 to 0.1)	0 (0 to 0.1)	0 (0 to 0.1)	0 (0 to 0.1)	0 (0 to 0.1)	0 (0 to 0)	0.2
Extensively drug-resistant tuberculosis	0 (0 to 0)	0 (0 to 0)	0 (0 to 0)	0 (0 to 0)	0 (0 to 0)	0 (0 to 0)	0 (0 to 0)	0 (0 to 0)	0 (0 to 0)	0 (0 to 0)	0 (0 to 0)	0 (0 to 0)	0 (0 to 0)	0 (0 to 0)	0 (0 to 0)	0 (0 to 0)	0 (0 to 0)	0 (0 to 0)	0 (0 to 0)	0 (0 to 0)	0 (0 to 0)	0 (0 to 0)	0 (0 to 0)	0
Lower respiratory infections	3.5 (2.5 to 5.7)	4.5 (2.4 to 7.1)	1.6 (1.1 to 2.2)	0.6 (0.4 to 1.4)	0.4 (0.3 to 0.6)	0.4 (0.3 to 0.6)	0.3 (0.3 to 0.6)	0.3 (0.3 to 0.6)	0.3 (0.3 to 0.6)	0.3 (0.3 to 0.6)	0.3 (0.3 to 0.6)	0.3 (0.3 to 0.6)	0.3 (0.3 to 0.6)	0.3 (0.3 to 0.6)	0.3 (0.3 to 0.6)	0.3 (0.3 to 0.6)	0.3 (0.3 to 0.6)	0.3 (0.3 to 0.6)	0.3 (0.3 to 0.6)	0.3 (0.3 to 0.6)	0.3 (0.3 to 0.6)	0.3 (0.3 to 0.6)	154
Upper respiratory infections	0 (0 to 0)	0 (0 to 0)	0.3 (0.1 to 0.3)	0.2 (0.1 to 0.4)	0.1 (0.1 to 0.2)	0.1 (0.1 to 0.2)	0.1 (0.1 to 0.2)	0.1 (0.1 to 0.2)	0.1 (0.1 to 0.2)	0.1 (0.1 to 0.2)	0.1 (0.1 to 0.2)	0.1 (0.1 to 0.2)	0.1 (0.1 to 0.2)	0.1 (0.1 to 0.2)	0.1 (0.1 to 0.2)	0.1 (0.1 to 0.2)	0.1 (0.1 to 0.2)	0.1 (0.1 to 0.2)	0.1 (0.1 to 0.2)	0.1 (0.1 to 0.2)	0.1 (0.1 to 0.2)	0.1 (0.1 to 0.2)	8.4
Otitis media	0 (0 to 0)	0 (0 to 0)	0.4 (0 to 0.7)	0.4 (0.2 to 0.7)	0.2 (0.1 to 0.4)	0.2 (0.2 to 0.4)	0.1 (0.2 to 0.3)	0.1 (0.2 to 0.3)	0.1 (0.2 to 0.3)	0.1 (0.1 to 0.3)	0.1 (0.1 to 0.3)	0.1 (0.1 to 0.3)	0.1 (0.1 to 0.3)	0.1 (0.1 to 0.3)	0.1 (0.1 to 0.3)	0.1 (0.1 to 0.3)	0.1 (0.1 to 0.3)	0.1 (0.1 to 0.3)	0.1 (0.1 to 0.3)	0.1 (0.1 to 0.3)	0.1 (0.1 to 0.3)	0.1 (0.1 to 0.3)	3.9
Enteric infections	0.1 (0.1 to 0.2)	0.4 (0.2 to 0.7)	3.4 (1.6 to 6.2)	0.2 (0.1 to 0.6)	0.4 (0.2 to 1.1)	0.4 (0.2 to 1.1)	0.2 (0.1 to 0.7)	0.2 (0.1 to 0.6)	0.2 (0.1 to 0.6)	0.2 (0.1 to 0.6)	0.2 (0.1 to 0.6)	0.2 (0.1 to 0.6)	0.2 (0.1 to 0.6)	0.2 (0.1 to 0.6)	0.2 (0.1 to 0.6)	0.2 (0.1 to 0.6)	0.2 (0.1 to 0.6)	0.2 (0.1 to 0.6)	0.2 (0.1 to 0.6)	0.2 (0.1 to 0.6)	0.2 (0.1 to 0.6)	0.2 (0.1 to 0.6)	0.7 (0.4 to 1.3)	61.7
Diarrheal diseases	0.1 (0.1 to 0.2)	0.4 (0.2 to 0.7)	3.4 (1.6 to 6.1)	0.2 (0.1 to 0.6)	0.4 (0.2 to 1.1)	0.4 (0.2 to 1.1)	0.2 (0.1 to 0.7)	0.2 (0.1 to 0.6)	0.2 (0.1 to 0.6)	0.2 (0.1 to 0.6)	0.2 (0.1 to 0.6)	0.2 (0.1 to 0.6)	0.2 (0.1 to 0.6)	0.2 (0.1 to 0.6)	0.2 (0.1 to 0.6)	0.2 (0.1 to 0.6)	0.2 (0.1 to 0.6)	0.2 (0.1 to 0.6)	0.2 (0.1 to 0.6)	0.2 (0.1 to 0.6)	0.2 (0.1 to 0.6)	0.2 (0.1 to 0.6)	0.7 (0.4 to 1.3)	59.4
Typhoid and paraphyoid	0 (0 to 0)	0 (0 to 0)	0 (0 to 0)	0 (0 to 0.1)	0 (0 to 0.1)	0 (0 to 0.1)	0 (0 to 0.1)	0 (0 to 0.1)	0 (0 to 0.1)	0 (0 to 0.1)	0 (0 to 0.1)	0 (0 to 0.1)	0 (0 to 0.1)	0 (0 to 0.1)	0 (0 to 0.1)	0 (0 to 0.1)	0 (0 to 0.1)	0 (0 to 0.1)	0 (0 to 0.1)	0 (0 to 0.1)	0 (0 to 0.1)	0 (0 to 0.1)	0 (0 to 0.1)	0.3
Typhoid fever	0 (0 to 0)	0 (0 to 0)	0 (0 to 0)	0.4 (0.3 to 1.6)	0.8 (0.4 to 2.1)	0.8 (0.4 to 2.1)	0.2 (0.1 to 0.7)	0.2 (0.1 to 0.6)	0.2 (0.1 to 0.6)	0.2 (0.1 to 0.6)	0.2 (0.1 to 0.6)	0.2 (0.1 to 0.6)	0.2 (0.1 to 0.6)	0.2 (0.1 to 0.6)	0.2 (0.1 to 0.6)	0.2 (0.1 to 0.6)	0.2 (0.1 to 0.6)	0.2 (0.1 to 0.6)	0.2 (0.1 to 0.6)	0.2 (0.1 to 0.6)	0.2 (0.1 to 0.6)	0.2 (0.1 to 0.6)	4.3
Paraphyoid fever	0 (0 to 0)	0 (0 to 0)	0 (0 to 0)	0 (0 to 0.1)	0 (0 to 0.1)	0 (0 to 0.1)	0 (0 to 0.1)	0 (0 to 0.1)	0 (0 to 0.1)	0 (0 to 0.1)	0 (0 to 0.1)	0 (0 to 0.1)	0 (0 to 0.1)	0 (0 to 0.1)	0 (0 to 0.1)	0 (0 to 0.1)	0 (0 to 0.1)	0 (0 to 0.1)	0 (0 to 0.1)	0 (0 to 0.1)	0 (0 to 0.1)	0 (0 to 0.1)	0 (0 to 0.1)	0.2
Invasive Non-typhoidal Salmonella (iNTS)	0 (0 to 0)	0 (0 to 0)	0.1 (0 to 0.3)	0.2 (0.1 to 0.3)	0.2 (0.1 to 0.3)	0.2 (0.1 to 0.3)	0.1 (0.1 to 0.2)	0.1 (0.1 to 0.2)	0.1 (0.1 to 0.2)	0.1 (0.1 to 0.2)	0.1 (0.1 to 0.2)	0.1 (0.1 to 0.2)	0.1 (0.1 to 0.2)	0.1 (0.1 to 0.2)	0.1 (0.1 to 0.2)	0.1 (0.1 to 0.2)	0.1 (0.1 to 0.2)	0.1 (0.1 to 0.2)	0.1 (0.1 to 0.2)	0.1 (0.1 to 0.2)	0.1 (0.1 to 0.2)	0.1 (0.1 to 0.2)	0.8
Other intestinal infectious diseases	0 (0 to 0)	0 (0 to 0)	0 (0 to 0)	0 (0 to 0)	0 (0 to 0)	0 (0 to 0)	0 (0 to 0)	0 (0 to 0)	0 (0 to 0)	0 (0 to 0)	0 (0 to 0)	0 (0 to 0)	0 (0 to 0)	0 (0 to 0)	0 (0 to 0)	0 (0 to 0)	0 (0 to 0)	0 (0 to 0)	0 (0 to 0)	0 (0 to 0)	0 (0 to 0)	0 (0 to 0)	0 (0 to 0)	0.1
Neglected tropical diseases and malaria	0 (0 to 0)	0.3 (0 to 0.8)	1.1 (0.4 to 1.9)	1.5 (0.7 to 3)	1.3 (0.4 to 2.1)	1.3 (0.4 to 2.1)	1.3 (0.5 to 2.6)	1 (0.4 to 2.2)	0.8 (0.3 to 1.6)	0.6 (0.3 to 1.3)	0.6 (0.2 to 1.3)	0.5 (0.2 to 1.1)	0.5 (0.2 to 0.9)	0.5 (0.2 to 0.9)	0.5 (0.2 to 1)	0.5 (0.2 to 0.9)	0.5 (0.2 to 0.9)	0.3 (0.2 to 0.7)	0.3 (0.1 to 0.5)	0.1 (0.1 to 0.2)	0.1 (0.1 to 0.2)	0 (0 to 0)	12
Malaria	0 (0 to 0)	0 (0 to 0)	0 (0 to 0)	0 (0 to 0)	0 (0 to 0)	0 (0 to 0)	0 (0 to 0)	0 (0 to 0)	0 (0 to 0)	0 (0 to 0)	0 (0 to 0)	0 (0 to 0)	0 (0 to 0)	0 (0 to 0)	0 (0 to 0)	0 (0 to 0)	0 (0 to 0)	0 (0 to 0)	0 (0 to 0)	0 (0 to 0)	0 (0 to 0)	0 (0 to 0)	0 (0 to 0)	0
Chagas disease	0 (0 to 0)	0 (0 to 0)	0 (0 to 0)	0 (0 to 0)	0 (0 to 0)	0 (0 to 0)	0 (0 to 0)	0 (0 to 0)	0 (0 to 0)	0 (0 to 0)	0 (0 to 0)	0 (0 to 0)	0 (0 to 0)	0 (0 to 0)	0 (0 to 0)	0 (0 to 0)	0 (0 to 0)	0 (0 to 0)	0 (0 to 0)	0 (0 to 0)	0 (0 to 0)	0 (0 to 0)	0 (0 to 0)	0
Leishmaniasis	0 (0 to 0)	0 (0 to 0)	0 (0 to 0)	0 (0 to 0)	0 (0 to 0)	0 (0 to 0)	0 (0 to 0)	0 (0 to 0)	0 (0 to 0)	0 (0 to 0)	0 (0 to 0)	0 (0 to 0)	0 (0 to 0)	0 (0 to 0)	0 (0 to 0)	0 (0 to 0)	0 (0 to 0)	0 (0 to 0)	0 (0 to 0)	0 (0 to 0)	0 (0 to 0)	0 (0 to 0)	0 (0 to 0)	0
Visceral leishmaniasis	0 (0 to 0)	0 (0 to 0)	0 (0 to 0)	0 (0 to 0)	0 (0 to 0)	0 (0 to 0)	0 (0 to 0)	0 (0 to 0)	0 (0 to 0)	0 (0 to 0)	0 (0 to 0)	0 (0 to 0)	0 (0 to 0)	0 (0 to 0)	0 (0 to 0)	0 (0 to 0)	0 (0 to 0)	0 (0 to 0)	0 (0 to 0)	0 (0 to 0)	0 (0 to 0)	0 (0 to 0)	0 (0 to 0)	0
Cutaneous and mucocutaneous leishmaniasis	0 (0 to 0)	0 (0 to 0)	0 (0 to 0)	0 (0 to 0)	0 (0 to 0)	0 (0 to 0)	0 (0 to 0)	0 (0 to 0)	0 (0 to 0)	0 (0 to 0)	0 (0 to 0)	0 (0 to 0)	0 (0 to 0)	0 (0 to 0)	0 (0 to 0)	0 (0 to 0)	0 (0 to 0)	0 (0 to 0)	0 (0 to 0)	0 (0 to 0)	0 (0 to 0)	0 (0 to 0)	0 (0 to 0)	0
African trypanosomiasis	0 (0 to 0)	0 (0 to 0)	0 (0 to 0)	0 (0 to 0)	0 (0 to 0)	0 (0 to 0)	0 (0 to 0)	0 (0 to 0)	0 (0 to 0)	0 (0 to 0)	0 (0 to 0)	0 (0 to 0)	0 (0 to 0)	0 (0 to 0)	0 (0 to 0)	0 (0 to 0)	0 (0 to 0)	0 (0 to 0)	0 (0 to 0)	0 (0 to 0)	0 (0 to 0)	0 (0 to 0)	0 (0 to 0)	0
Schistosomiasis	0 (0 to 0)	0 (0 to 0)	0 (0 to 0)	0 (0 to 0)	0 (0 to 0)	0 (0 to 0)	0 (0 to 0)	0 (0 to 0)	0 (0 to 0)	0 (0 to 0)	0 (0 to 0)	0 (0 to 0)	0 (0 to 0)	0 (0 to 0)	0 (0 to 0)	0 (0 to 0)	0 (0 to 0)	0 (0 to 0)	0 (0 to 0)	0 (0 to 0)	0 (0 to 0)	0 (0 to 0)	0 (0 to 0)	0
Cysticercosis	0 (0 to 0)	0 (0 to 0)	0 (0 to 0)	0 (0 to 0)	0 (0 to 0)	0 (0 to 0)	0 (0 to 0)	0 (0 to 0)	0 (0 to 0)	0 (0 to 0)	0 (0 to 0)	0 (0 to 0)	0 (0 to 0)	0 (0 to 0)	0 (0 to 0)	0 (0 to 0)	0 (0 to 0)	0 (0 to 0)	0 (0 to 0)	0 (0 to 0)	0 (0 to 0)	0 (0 to 0)	0 (0 to 0)	1.1
Cystic echinococcosis	0 (0 to 0)	0 (0 to 0)	0 (0 to 0)	0 (0 to 0)	0 (0 to 0)	0 (0 to 0)	0 (0 to 0)	0 (0 to 0)	0 (0 to 0)	0 (0 to 0)	0 (0 to 0)	0 (0 to 0)	0 (0 to 0)	0 (0 to 0)	0 (0 to 0)	0 (0 to 0)	0 (0 to 0)	0 (0 to 0)	0 (0 to 0)	0 (0 to 0)	0 (0 to 0)	0 (0 to 0)	0 (0 to 0)	0
Lymphatic filariasis	0 (0 to 0)	0 (0 to 0)	0 (0 to 0)	0 (0 to 0)	0 (0 to 0)	0 (0 to 0)	0 (0 to 0)	0 (0 to 0)	0 (0 to 0)	0 (0 to 0)	0 (0 to 0)	0 (0 to 0)	0 (0 to 0)	0 (0 to 0)	0 (0 to 0)	0 (0 to 0)	0 (0 to 0)	0 (0 to 0)	0 (0 to 0)	0 (0 to 0)	0 (0 to 0)	0 (0 to 0)	0 (0 to 0)	0
Onchocerciasis	0 (0 to 0)	0 (0 to 0)	0 (0 to 0)	0 (0 to 0)	0 (0 to 0)	0 (0 to 0)	0 (0 to 0)	0 (0 to 0)	0 (0 to 0)	0 (0 to 0)	0 (0 to 0)	0 (0 to 0)	0 (0 to 0)	0 (0 to 0)	0 (0 to 0)	0 (0 to 0)	0 (0 to 0)	0 (0 to 0)	0 (0 to 0)	0 (0 to 0)	0 (0 to 0)	0 (0 to 0)	0 (0 to 0)	0
Trachoma	0 (0 to 0)	0 (0 to 0)	0 (0 to 0)	0 (0 to 0)	0 (0 to 0)	0 (0 to 0)	0 (0 to 0)	0 (0 to 0)	0 (0 to 0)	0 (0 to 0)	0 (0 to 0)	0 (0 to 0)	0 (0 to 0)	0 (0 to 0)	0 (0 to 0)	0 (0 to 0)	0 (0 to 0)	0 (0 to 0)	0 (0 to 0)	0 (0 to 0)	0 (0 to 0)	0 (0 to 0)	0 (0 to 0)	0
Dengue	0 (0 to 0)	0 (0 to 0)	0.1 (0 to 0.2)	0.2 (0 to 0.7)	0.8 (0.1 to 2.2)	0.8 (0.1 to 2.2)	0.2 (0.1 to 0.6)	0.2 (0.1 to 0.6)	0.4 (0.1 to 1.4)	0.4 (0.1 to 1.2)	0.3 (0.1 to 0.8)	0.2 (0 to 0.7)	0.2 (0 to 0.7)	0.2 (0 to 0.6)	0.2 (0 to 0.4)	0.2 (0 to 0.4)	0.2 (0 to 0.4)	0.1 (0 to 0.3)	0.1 (0 to 0.3)	0.1 (0 to 0.2)	0 (0 to 0.1)	0 (0 to 0)	6.1
Yellow fever	0 (0 to 0)	0 (0 to 0)	0 (0 to 0)	0 (0 to 0)	0 (0 to 0)	0 (0 to 0)	0 (0 to 0)	0 (0 to 0)	0 (0 to 0)	0 (0 to 0)	0 (0 to 0)	0 (0 to 0)	0 (0 to 0)	0 (0 to 0)	0 (0 to 0)	0 (0 to 0)	0 (0 to 0)	0 (0 to 0)	0 (0 to 0)	0 (0 to 0)	0 (0 to 0)	0 (0 to 0)	0 (0 to 0)	0
Rabies	0 (0 to 0)	0 (0 to 0)	0 (0 to 0)	0 (0 to 0)	0 (0 to 0)	0 (0 to 0)	0 (0 to 0)	0 (0 to 0)	0 (0 to 0)	0 (0 to 0)	0 (0 to 0)	0 (0 to 0)	0 (0 to 0)	0 (0 to 0)	0 (0 to 0)	0 (0 to 0)	0 (0 to 0)	0 (0 to 0)	0 (0 to 0)	0 (0 to 0)	0 (0 to 0)	0 (0 to 0)	0 (0 to 0)	0
Intestinal nematode infections	0 (0 to 0)	0 (0 to 0)	0 (0 to 0.2)	0.2 (0 to 0.2)	0.2 (0.1 to 0.4)	0.2 (0.1 to 0.4)	0.2 (0.2 to 0.5)	0.2 (0.1 to 0.4)	0.3 (0.1 to 0.5)	0.2 (0.1 to 0.5)	0.2 (0.1 to 0.5)	0.2 (0.1 to 0.5)	0.1 (0.1 to 0.2)	0.1 (0.1 to 0.2)	0.1 (0 to 0.1)	0.1 (0 to 0.1)	0.1 (0 to 0.2)	0.1 (0 to 0.1)	0 (0 to 0.1)	0 (0 to 0.1)	0 (0 to 0)	0 (0 to 0)	1.9
Ascariasis	0 (0 to 0)	0 (0 to 0)	0 (0 to 0)	0 (0 to 0.1)	0 (0 to 0.1)	0 (0 to 0.1)	0 (0 to 0.1)	0 (0 to 0.1)	0 (0 to 0.1)	0 (0 to 0.1)	0 (0 to 0.1)	0 (0 to 0.1)	0 (0 to 0.1)	0 (0 to 0.1)	0 (0 to 0.1)	0 (0 to 0.1)	0 (0 to 0.1)	0 (0 to 0.1)	0 (0 to 0.1)	0 (0 to 0.1)	0 (0 to 0.1)	0 (0 to 0)	0 (0 to 0)	0.4
Trichuriasis	0 (0 to 0)	0 (0 to 0)	0 (0 to 0)	0 (0 to 0.1)	0 (0 to 0.2)	0 (0 to 0.2)	0 (0 to 0.2)	0 (0 to 0.1)	0 (0 to 0.1)	0 (0 to 0.1)	0 (0 to 0.1)	0 (0 to 0.1)	0 (0 to 0.1)	0 (0 to 0.1)	0 (0 to 0.1)	0 (0 to 0.1)	0 (0 to 0.1)	0 (0 to 0.1)	0 (0 to 0.1)	0 (0 to 0.1)	0 (0 to 0.1)	0 (0 to 0)	0 (0 to 0)	0.7
Hookworm disease	0 (0 to 0)	0 (0 to 0)	0 (0 to 0)	0 (0 to 0.1)	0 (0 to 0.1)	0 (0 to 0.1)	0 (0 to 0.2)	0 (0 to 0.2)	0 (0 to 0.4)	0 (0 to 0.2)	0 (0 to 0.2)	0 (0 to 0.2)	0 (0 to 0.1)	0 (0 to 0.1)	0 (0 to 0.1)	0 (0 to 0.1)	0 (0 to 0.1)	0 (0 to 0.1)	0 (0 to 0.1)

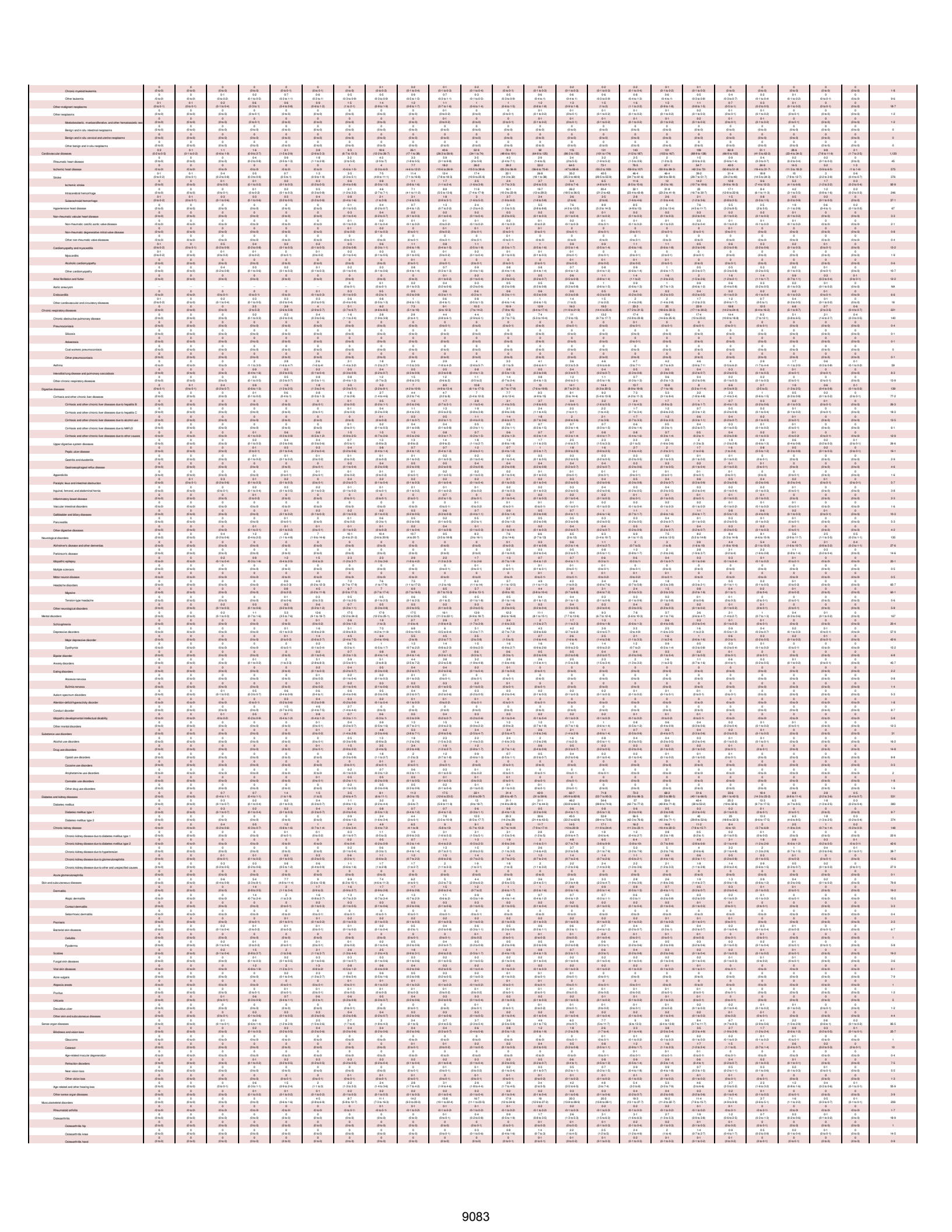

| | | |

SR Table 2c: United States Virgin Islands DALYS by cause and age group for both sexes with 95% uncertainty intervals. 2019

Cause	Early Neonatal	Late Neonatal	Post Neonatal	1 to 4	5 to 9	10 to 14	15 to 19	20 to 24	25 to 29	30 to 34	35 to 39	40 to 44	45 to 49	50 to 54	55 to 59	60 to 64	65 to 69	70 to 74	75 to 79	80 plus	Total
All causes	247 (192 to 314)	166 (106 to 230)	166 (109 to 231)	239 (179 to 304)	284 (214 to 366)	294 (216 to 375)	1,000 (844 to 1,164)	1,000 (839 to 1,168)	1,000 (835 to 1,180)	1,000 (840 to 1,200)	1,000 (841 to 1,178)	1,000 (1,000 to 1,000)	1,000 (1,000 to 1,000)	1,000 (1,000 to 1,000)	1,000 (1,000 to 1,000)	1,000 (1,000 to 1,000)	1,000 (1,000 to 1,000)	1,000 (1,000 to 1,000)	1,000 (1,000 to 1,000)	1,000 (1,000 to 1,000)	40,800
Communicable, maternal, neonatal, and nutritional diseases	247 (192 to 314)	166 (106 to 230)	166 (109 to 231)	239 (179 to 304)	284 (214 to 366)	294 (216 to 375)	1,000 (844 to 1,164)	1,000 (839 to 1,168)	1,000 (835 to 1,180)	1,000 (840 to 1,200)	1,000 (841 to 1,178)	1,000 (1,000 to 1,000)	1,000 (1,000 to 1,000)	1,000 (1,000 to 1,000)	1,000 (1,000 to 1,000)	1,000 (1,000 to 1,000)	1,000 (1,000 to 1,000)	1,000 (1,000 to 1,000)	1,000 (1,000 to 1,000)	1,000 (1,000 to 1,000)	2,660
HIV/AIDS and sexually transmitted infections	24.1 (7.1 to 53)	8.3 (2.2 to 18.8)	10.8 (2.9 to 22.2)	2 (1.7 to 2.4)	1.6 (1.4 to 1.8)	1.6 (1.4 to 1.8)	4.2 (3.4 to 4.8)	13.1 (12.1 to 14)	25.5 (23.4 to 28)	38.1 (35.5 to 41.2)	50.6 (47.3 to 54.4)	54 (50.3 to 58.2)	53.9 (50.2 to 58.1)	49.4 (41.2 to 47.6)	44.4 (35.5 to 54.3)	32 (25.9 to 39.4)	22.5 (20.9 to 24.4)	18.3 (16.7 to 20)	9.5 (5.5 to 7.4)	3.1 (2.6 to 3.7)	416
HIV/AIDS	24.1 (7.1 to 53)	8.3 (2.2 to 18.8)	10.8 (2.9 to 22.2)	1.3 (1.2 to 1.4)	1.6 (1.4 to 1.8)	1.6 (1.4 to 1.8)	3.4 (2.8 to 3.7)	12.4 (11.4 to 13.2)	24.6 (22.5 to 26.4)	36.7 (33.9 to 39.2)	47.8 (45 to 50.9)	51.1 (47.6 to 54.4)	50.9 (47.5 to 54.6)	41.7 (29.9 to 44.7)	29.7 (27.3 to 31.9)	20.7 (19.2 to 22.2)	16.2 (15.2 to 17.4)	12.5 (11.5 to 13.6)	6.5 (4.5 to 5.4)	2.3 (2.1 to 2.5)	347
HIV/AIDS - Drug-susceptible Tuberculosis	0 (0 to 0)	0 (0 to 0)	0 (0 to 0)	0 (0 to 0)	0 (0 to 0)	0 (0 to 0)	0.1 (0 to 0.1)	0.2 (0.2 to 0.3)	0.5 (0.3 to 0.7)	0.7 (0.5 to 1)	1 (0.7 to 1.5)	1.2 (0.8 to 1.8)	1.5 (0.9 to 2.2)	1.3 (0.8 to 2)	0.9 (0.5 to 1.4)	0.6 (0.4 to 1)	0.5 (0.4 to 0.8)	0.2 (0.1 to 0.3)	0.1 (0.1 to 0.2)	0 (0 to 0)	9
HIV/AIDS - Multidrug-resistant Tuberculosis without extensive dr...	0 (0 to 0)	0 (0 to 0)	0 (0 to 0)	0 (0 to 0)	0 (0 to 0)	0 (0 to 0)	0 (0 to 0)	0 (0 to 0)	0 (0 to 0)	0 (0 to 0)	0 (0 to 0)	0 (0 to 0)	0 (0 to 0)	0 (0 to 0)	0 (0 to 0)	0 (0 to 0)	0 (0 to 0)	0 (0 to 0)	0 (0 to 0)	0 (0 to 0)	0.1
HIV/AIDS - Extensively drug-resistant Tuberculosis	0 (0 to 0)	0 (0 to 0)	0 (0 to 0)	0 (0 to 0)	0 (0 to 0)	0 (0 to 0)	0 (0 to 0)	0 (0 to 0)	0 (0 to 0)	0 (0 to 0)	0 (0 to 0)	0 (0 to 0)	0 (0 to 0)	0 (0 to 0)	0 (0 to 0)	0 (0 to 0)	0 (0 to 0)	0 (0 to 0)	0 (0 to 0)	0 (0 to 0)	0
HIV/AIDS resulting in other diseases	24.1 (7.1 to 53)	8.3 (2.2 to 18.8)	9.5 (2.7 to 20.2)	0.4 (0.1 to 1)	0.2 (0.1 to 0.5)	0.2 (0.1 to 0.5)	0.8 (0.4 to 1.3)	1.3 (0.8 to 2.1)	1.6 (1.1 to 2.3)	2.5 (1.8 to 3.4)	2.9 (2.1 to 3.9)	2.9 (2.1 to 3.9)	2.5 (1.8 to 3.4)	3 (2.1 to 4.1)	2.6 (1.7 to 3.7)	2.2 (1.5 to 3.1)	1.9 (1.4 to 2.6)	1.4 (1 to 1.9)	0.8 (0.5 to 1.1)	0.4 (0.3 to 0.7)	338
Sexually transmitted infections excluding HIV	0 (0 to 0.1)	0 (0 to 0)	0 (0 to 0.1)	0.2 (0.1 to 0.5)	0.2 (0.1 to 0.5)	0.2 (0.1 to 0.5)	0.2 (0.1 to 0.5)	0.2 (0.1 to 0.5)	0.2 (0.1 to 0.5)	0.2 (0.1 to 0.5)	0.2 (0.1 to 0.5)	0.2 (0.1 to 0.5)	0.2 (0.1 to 0.5)	0.2 (0.1 to 0.5)	0.2 (0.1 to 0.5)	0.2 (0.1 to 0.5)	0.2 (0.1 to 0.5)	0.2 (0.1 to 0.5)	0.2 (0.1 to 0.5)	0.2 (0.1 to 0.5)	69.1
Syphilis	0 (0 to 0)	0 (0 to 0)	0 (0 to 0)	0.2 (0.1 to 0.5)	0.2 (0.1 to 0.5)	0.2 (0.1 to 0.5)	0.2 (0.1 to 0.5)	0.2 (0.1 to 0.5)	0.2 (0.1 to 0.5)	0.2 (0.1 to 0.5)	0.2 (0.1 to 0.5)	0.2 (0.1 to 0.5)	0.2 (0.1 to 0.5)	0.2 (0.1 to 0.5)	0.2 (0.1 to 0.5)	0.2 (0.1 to 0.5)	0.2 (0.1 to 0.5)	0.2 (0.1 to 0.5)	0.2 (0.1 to 0.5)	0.2 (0.1 to 0.5)	47.2
Chlamydial infection	0 (0 to 0)	0 (0 to 0)	0 (0 to 0)	0 (0 to 0)	0 (0 to 0)	0 (0 to 0)	0 (0 to 0.1)	0 (0 to 0.1)	0 (0 to 0.1)	0 (0 to 0.1)	0 (0 to 0.1)	0 (0 to 0.1)	0.3 (0.2 to 0.4)	0.4 (0.2 to 0.6)	0.3 (0.2 to 0.5)	0.1 (0.1 to 0.2)	0 (0 to 0.1)	0 (0 to 0.1)	0 (0 to 0.1)	0 (0 to 0.1)	2.1
Gonococcal infection	0 (0 to 0)	0 (0 to 0)	0 (0 to 0)	0 (0 to 0)	0 (0 to 0)	0 (0 to 0)	0.2 (0.1 to 0.4)	0.2 (0.1 to 0.3)	0.2 (0.1 to 0.3)	0.2 (0.1 to 0.3)	0.2 (0.1 to 0.4)	0.2 (0.1 to 0.4)	0.3 (0.2 to 0.4)	0.2 (0.1 to 0.4)	0.2 (0.1 to 0.4)	0.1 (0.1 to 0.2)	0.1 (0.1 to 0.2)	0.1 (0.1 to 0.2)	0.1 (0.1 to 0.2)	0.1 (0.1 to 0.1)	2.6
Trichomoniasis	0 (0 to 0)	0 (0 to 0)	0 (0 to 0)	0 (0 to 0)	0 (0 to 0)	0 (0 to 0)	0.2 (0.1 to 0.4)	0.2 (0.1 to 0.3)	0.2 (0.1 to 0.3)	0.2 (0.1 to 0.3)	0.2 (0.1 to 0.4)	0.2 (0.1 to 0.4)	0.2 (0.1 to 0.4)	0.2 (0.1 to 0.4)	0.2 (0.1 to 0.4)	0.2 (0.1 to 0.3)	0.2 (0.1 to 0.3)	0.2 (0.1 to 0.3)	0.2 (0.1 to 0.3)	0.1 (0.1 to 0.1)	5.5
Genital herpes	0 (0 to 0)	0 (0 to 0)	0 (0 to 0)	0 (0 to 0)	0 (0 to 0)	0 (0 to 0)	0.2 (0.1 to 0.4)	0.2 (0.1 to 0.4)	0.4 (0.1 to 0.9)	0.5 (0.2 to 1.3)	0.6 (0.2 to 1.6)	0.6 (0.2 to 1.6)	0.7 (0.2 to 1.7)	0.7 (0.2 to 1.7)	0.7 (0.2 to 1.7)	0.6 (0.2 to 1.4)	0.5 (0.2 to 1.2)	0.5 (0.1 to 1.2)	0.3 (0.1 to 0.8)	0.1 (0.1 to 0.3)	6.6
Other sexually transmitted infections	0 (0 to 0)	0 (0 to 0)	0 (0 to 0)	0 (0 to 0)	0 (0 to 0)	0 (0 to 0)	0.2 (0.1 to 0.4)	0.2 (0.1 to 0.4)	0.2 (0.1 to 0.4)	0.2 (0.1 to 0.4)	0.2 (0.1 to 0.4)	0.2 (0.1 to 0.4)	0.2 (0.1 to 0.4)	0.2 (0.1 to 0.4)	0.2 (0.1 to 0.4)	0.2 (0.1 to 0.4)	0.2 (0.1 to 0.4)	0.2 (0.1 to 0.4)	0.2 (0.1 to 0.4)	0.2 (0.1 to 0.4)	5
Respiratory infections and tuberculosis	4.1 (2.3 to 6.8)	4.5 (2.5 to 7.7)	5.4 (3.1 to 9.2)	10.6 (6.5 to 15.7)	10.2 (6.4 to 14.9)	10.2 (6.4 to 14.9)	10.2 (6.5 to 13.4)	10.2 (6.5 to 13.4)	10.2 (6.5 to 13.4)	10.2 (6.5 to 13.4)	10.2 (6.5 to 13.4)	10.2 (7.4 to 13.4)	10.2 (10.2 to 10.7)	10.2 (12.7 to 20.9)	10.2 (17.1 to 29.9)	10.2 (23.4 to 42.6)	10.2 (29.6 to 49.8)	10.2 (35.5 to 62)	10.2 (42.9 to 76.5)	10.2 (44.1 to 80.7)	582
Tuberculosis	0 (0 to 0)	0 (0 to 0)	0 (0 to 0)	0.2 (0 to 0.5)	0.2 (0 to 0.5)	0.2 (0 to 0.5)	0.5 (0.3 to 0.7)	1.5 (0.7 to 1.9)	1.5 (0.9 to 2.4)	1.6 (1 to 2.3)	1.8 (1 to 2.6)	2 (1.3 to 2.9)	2 (1.4 to 2.9)	2 (1.4 to 2.9)	2 (1.4 to 2.7)	2 (1.7 to 3.3)	2 (1.6 to 3.3)	2 (1.6 to 3.4)	2 (1.6 to 3.4)	2 (1.7 to 3.4)	27.5
Latent tuberculosis infection	0 (0 to 0)	0 (0 to 0)	0 (0 to 0)	0 (0 to 0)	0 (0 to 0)	0 (0 to 0)	0 (0 to 0)	0 (0 to 0)	0 (0 to 0)	0 (0 to 0)	0 (0 to 0)	0 (0 to 0)	0 (0 to 0)	0 (0 to 0)	0 (0 to 0)	0 (0 to 0)	0 (0 to 0)	0 (0 to 0)	0 (0 to 0)	0 (0 to 0)	0
Drug-susceptible tuberculosis	0 (0 to 0)	0 (0 to 0)	0 (0 to 0)	0.2 (0 to 0.5)	0.2 (0 to 0.5)	0.2 (0 to 0.5)	0.5 (0.3 to 0.7)	1.5 (0.7 to 1.9)	1.5 (0.9 to 2.4)	1.6 (1 to 2.3)	1.8 (1 to 2.6)	2 (1.3 to 2.9)	2 (1.4 to 2.9)	2 (1.4 to 2.9)	2 (1.4 to 2.7)	2 (1.7 to 3.3)	2 (1.6 to 3.3)	2 (1.6 to 3.4)	2 (1.6 to 3.4)	2 (1.7 to 3.4)	27.2
Multidrug-resistant tuberculosis without extensive drug-resistance	0 (0 to 0)	0 (0 to 0)	0 (0 to 0)	0 (0 to 0)	0 (0 to 0)	0 (0 to 0)	0 (0 to 0)	0 (0 to 0)	0 (0 to 0)	0 (0 to 0)	0 (0 to 0)	0 (0 to 0)	0 (0 to 0)	0 (0 to 0)	0 (0 to 0)	0 (0 to 0)	0 (0 to 0)	0 (0 to 0)	0 (0 to 0)	0 (0 to 0)	0.3
Extensively drug-resistant tuberculosis	0 (0 to 0)	0 (0 to 0)	0 (0 to 0)	0 (0 to 0)	0 (0 to 0)	0 (0 to 0)	0 (0 to 0)	0 (0 to 0)	0 (0 to 0)	0 (0 to 0)	0 (0 to 0)	0 (0 to 0)	0 (0 to 0)	0 (0 to 0)	0 (0 to 0)	0 (0 to 0)	0 (0 to 0)	0 (0 to 0)	0 (0 to 0)	0 (0 to 0)	0
Lower respiratory infections	4.1 (2.3 to 6.8)	4.5 (2.5 to 7.5)	7.2 (3.8 to 12)	9.4 (5.8 to 14.2)	9.2 (5.8 to 13.6)	9.2 (5.8 to 13.6)	9.2 (5.8 to 12)	9.2 (5.8 to 12)	9.2 (5.8 to 12)	9.2 (5.8 to 12)	9.2 (5.8 to 12)	9.2 (6.7 to 12)	9.2 (4.2 to 10.9)	9.2 (4.2 to 14.6)	9.2 (4.2 to 14.7)	9.2 (4.2 to 14.7)	9.2 (4.2 to 14.7)	9.2 (4.2 to 14.7)	9.2 (4.2 to 14.7)	9.2 (4.2 to 14.7)	459
Upper respiratory infections	0 (0 to 0)	0 (0 to 0)	1.4 (0.4 to 3.4)	6.2 (3.5 to 10.4)	6.4 (3.9 to 11.9)	6.4 (3.9 to 11.9)	6.4 (3.9 to 11.9)	6.4 (3.9 to 11.9)	6.4 (3.9 to 11.9)	6.4 (3.9 to 11.9)	6.4 (3.9 to 11.9)	6.4 (3.9 to 11.9)	6.4 (3.9 to 11.9)	6.4 (3.9 to 11.9)	6.4 (3.9 to 11.9)	6.4 (3.9 to 11.9)	6.4 (3.9 to 11.9)	6.4 (3.9 to 11.9)	6.4 (3.9 to 11.9)	6.4 (3.9 to 11.9)	77.4
Otitis media	0 (0 to 0)	0 (0 to 0)	0 (0 to 0.5)	1.1 (0.3 to 3.3)	1.1 (0.4 to 3.5)	1.1 (0.4 to 3.5)	1.1 (0.3 to 2.7)	1.1 (0.3 to 2.7)	1.1 (0.3 to 2.7)	1.1 (0.4 to 3.5)	1.1 (0.4 to 3.5)	1.1 (0.4 to 3.5)	1.1 (0.4 to 3.2)	1.1 (0.4 to 3.2)	1.1 (0.4 to 3.2)	1.1 (0.4 to 3.2)	1.1 (0.4 to 3.2)	1.1 (0.4 to 3.2)	1.1 (0.4 to 3.2)	1.1 (0.4 to 3.2)	19.9
Enteric infections	0.3 (0.2 to 0.5)	1 (0.4 to 1.7)	7.9 (5.2 to 11.4)	10.2 (9.5 to 23.3)	11.2 (7.9 to 21)	11.2 (6.5 to 17.5)	5.2 (3.2 to 7.6)	5.2 (3.2 to 7.6)	5.2 (3.2 to 7.6)	7 (4.7 to 9.9)	8.2 (5.6 to 11.7)	9.2 (6.2 to 13)	9.2 (7.7 to 15.9)	11.2 (9.3 to 19.8)	13.2 (10.9 to 23.9)	15.1 (12.5 to 27.4)	17.1 (14.2 to 30.9)	19.1 (15.8 to 34.5)	21.1 (17.5 to 38.2)	23.2 (19.2 to 41.9)	249.5
Diarrheal diseases	0.3 (0.2 to 0.5)	1 (0.4 to 1.7)	7.9 (5.2 to 11.3)	10.2 (9.5 to 23.1)	11.2 (7.9 to 20.9)	11.2 (6.5 to 17.5)	5.2 (3.1 to 7.6)	5.2 (3.1 to 7.6)	5.2 (3.1 to 7.6)	7 (4.7 to 9.9)	8.2 (5.6 to 11.7)	9.2 (6.2 to 12.9)	9.2 (7.4 to 15.6)	11.2 (9.2 to 19.7)	13.2 (10.9 to 23.7)	15.1 (12.5 to 27.3)	17.1 (14.2 to 30.9)	19.1 (15.8 to 34.5)	21.1 (17.5 to 38.2)	23.2 (19.2 to 41.9)	220
Typhoid and paratyphoid	0 (0 to 0)	0 (0 to 0)	0 (0 to 0)	0 (0 to 0)	0 (0 to 0)	0 (0 to 0)	0 (0 to 0)	0 (0 to 0)	0 (0 to 0)	0 (0 to 0)	0 (0 to 0)	0 (0 to 0)	0 (0 to 0)	0 (0 to 0)	0 (0 to 0)	0 (0 to 0)	0 (0 to 0)	0 (0 to 0)	0 (0 to 0)	0 (0 to 0)	0.3
Typhoid fever	0 (0 to 0)	0 (0 to 0)	0 (0 to 0)	0 (0 to 0)	0 (0 to 0)	0 (0 to 0)	0 (0 to 0)	0 (0 to 0)	0 (0 to 0)	0 (0 to 0)	0 (0 to 0)	0 (0 to 0)	0 (0 to 0)	0 (0 to 0)	0 (0 to 0)	0 (0 to 0)	0 (0 to 0)	0 (0 to 0)	0 (0 to 0)	0 (0 to 0)	0.2
Paratyphoid fever	0 (0 to 0)	0 (0 to 0)	0 (0 to 0)	0 (0 to 0)	0 (0 to 0)	0 (0 to 0)	0 (0 to 0)	0 (0 to 0)	0 (0 to 0)	0 (0 to 0)	0 (0 to 0)	0 (0 to 0)	0 (0 to 0)	0 (0 to 0)	0 (0 to 0)	0 (0 to 0)	0 (0 to 0)	0 (0 to 0)	0 (0 to 0)	0 (0 to 0)	0.1
Invasive Non-typhoidal Salmonella (iNTS)	0 (0 to 0)	0 (0 to 0)	0 (0 to 0)	0.1 (0 to 0.1)	0 (0 to 0)	0 (0 to 0)	0 (0 to 0.1)	0 (0 to 0.1)	0 (0 to 0.1)	0 (0 to 0)	0 (0 to 0)	0 (0 to 0)	0 (0 to 0)	0 (0 to 0)	0 (0 to 0)	0 (0 to 0)	0 (0 to 0)	0 (0 to 0)	0 (0 to 0)	0 (0 to 0)	0.7
Other intestinal infectious diseases	0 (0 to 0)	0 (0 to 0)	0 (0 to 0)	0 (0 to 0)	0 (0 to 0)	0 (0 to 0)	0 (0 to 0)	0 (0 to 0)	0 (0 to 0)	0 (0 to 0)	0 (0 to 0)	0 (0 to 0)	0 (0 to 0)	0 (0 to 0)	0 (0 to 0)	0 (0 to 0)	0 (0 to 0)	0 (0 to 0)	0 (0 to 0)	0 (0 to 0)	0.3
Neglected tropical diseases and malaria	0 (0 to 0)	0 (0 to 0)	1 (0.4 to 2.4)	3.4 (1.7 to 6.4)	2 (0.9 to 5.1)	2.2 (1.1 to 3.7)	2.2 (1.1 to 3.7)	2.6 (1.1 to 4.4)	3.1 (1.7 to 5.2)	3.5 (1.9 to 5.9)	4.2 (2.3 to 7.1)	4.2 (2.3 to 7.1)	4.9 (2.6 to 8.1)	5.6 (2.9 to 9.4)	6.6 (3.2 to 11.1)	7.6 (3.6 to 12.9)	8.5 (4.1 to 14.6)	9.5 (4.7 to 16.2)	10.5 (5.1 to 17.9)	11.5 (5.6 to 19.7)	91.5
Malaria	0 (0 to 0)	0 (0 to 0)	0 (0 to 0)	0 (0 to 0)	0 (0 to 0)	0 (0 to 0)	0 (0 to 0)	0 (0 to 0)	0 (0 to 0)	0 (0 to 0)	0 (0 to 0)	0 (0 to 0)	0 (0 to 0)	0 (0 to 0)	0 (0 to 0)	0 (0 to 0)	0 (0 to 0)	0 (0 to 0)	0 (0 to 0)	0 (0 to 0)	0
Chagas disease	0 (0 to 0)	0 (0 to 0)	0 (0 to 0)	0 (0 to 0)	0 (0 to 0)	0 (0 to 0)	0 (0 to 0)	0 (0 to 0)	0 (0 to 0)	0 (0 to 0)	0 (0 to 0)	0 (0 to 0)	0 (0 to 0)	0 (0 to 0)	0 (0 to 0)	0 (0 to 0)	0 (0 to 0)	0 (0 to 0)	0 (0 to 0)	0 (0 to 0)	0
Leishmaniasis	0 (0 to 0)	0 (0 to 0)	0 (0 to 0)	0 (0 to 0)	0 (0 to 0)	0 (0 to 0)	0 (0 to 0)	0 (0 to 0)	0 (0 to 0)	0 (0 to 0)	0 (0 to 0)	0 (0 to 0)	0 (0 to 0)	0 (0 to 0)	0 (0 to 0)	0 (0 to 0)	0 (0 to 0)	0 (0 to 0)	0 (0 to 0)	0 (0 to 0)	0
Visceral leishmaniasis	0 (0 to 0)	0 (0 to 0)	0 (0 to 0)	0 (0 to 0)	0 (0 to 0)	0 (0 to 0)	0 (0 to 0)	0 (0 to 0)	0 (0 to 0)	0 (0 to 0)	0 (0 to 0)	0 (0 to 0)	0 (0 to 0)	0 (0 to 0)	0 (0 to 0)	0 (0 to 0)	0 (0 to 0)	0 (0 to 0)	0 (0 to 0)	0 (0 to 0)	0
Cutaneous and mucocutaneous leishmaniasis	0 (0 to 0)	0 (0 to 0)	0 (0 to 0)	0 (0 to 0)	0 (0 to 0)	0 (0 to 0)	0 (0 to 0)	0 (0 to 0)	0 (0 to 0)	0 (0 to 0)	0 (0 to 0)	0 (0 to 0)	0 (0 to 0)	0 (0 to 0)	0 (0 to 0)	0 (0 to 0)	0 (0 to 0)	0 (0 to 0)	0 (0 to 0)	0 (0 to 0)	0
African trypanosomiasis	0 (0 to 0)	0 (0 to 0)	0 (0 to 0)	0 (0 to 0)	0 (0 to 0)	0 (0 to 0)	0 (0 to 0)	0 (0 to 0)	0 (0 to 0)	0 (0 to 0)	0 (0 to 0)	0 (0 to 0)	0 (0 to 0)	0 (0 to 0)	0 (0 to 0)	0 (0 to 0)	0 (0 to 0)	0 (0 to 0)	0 (0 to 0)	0 (0 to 0)	0
Schistosomiasis	0 (0 to 0)	0 (0 to 0)	0 (0 to 0)	0 (0 to 0)	0 (0 to 0)	0 (0 to 0)	0 (0 to 0)	0 (0 to 0)	0 (0 to 0)	0 (0 to 0)	0 (0 to 0)	0 (0 to 0)	0 (0 to 0)	0 (0 to 0)	0 (0 to 0)	0 (0 to 0)	0 (0 to 0)	0 (0 to 0)	0 (0 to 0)	0 (0 to 0)	0
Cysticercosis	0 (0 to 0)	0 (0 to 0)	0 (0 to 0)	0 (0 to 0)	0 (0 to 0)	0 (0 to 0)	0 (0 to 0)	0 (0 to 0)	0 (0 to 0)	0 (0 to 0)	0 (0 to 0)	0 (0 to 0)	0 (0 to 0)	0 (0 to 0)	0 (0 to 0)	0 (0 to 0)	0 (0 to 0)	0 (0 to 0)	0 (0 to 0)	0 (0 to 0)	0
Cystic echinococcosis	0 (0 to 0)	0 (0 to 0)	0 (0 to 0)	0 (0 to 0)	0 (0 to 0)	0 (0 to 0)	0 (0 to 0)	0 (0 to 0)	0 (0 to 0)	0 (0 to 0)	0 (0 to 0)	0 (0 to 0)	0 (0 to 0)	0 (0 to 0)	0 (0 to 0)	0 (0 to 0)	0 (0 to 0)	0 (0 to 0)	0 (0 to 0)	0 (0 to 0)	0.2
Lymphatic filariasis	0 (0 to 0)	0 (0 to 0)	0 (0 to 0)	0 (0 to 0)	0 (0 to 0)	0 (0 to 0)	0 (0 to 0)	0 (0 to 0)	0 (0 to 0)	0 (0 to 0)	0 (0 to 0)	0 (0 to 0)	0 (0 to 0)	0 (0 to 0)	0 (0 to 0)	0 (0 to 0)	0 (0 to 0)	0 (0 to 0)	0 (0 to 0)	0 (0 to 0)	0
Onchocerciasis	0 (0 to 0)	0 (0 to 0)	0 (0 to 0)	0 (0 to 0)	0 (0 to 0)	0 (0 to 0)	0 (0 to 0)	0 (0 to 0)	0 (0 to 0)	0 (0 to 0)	0 (0 to 0)	0 (0 to 0)	0 (0 to 0)	0 (0 to 0)	0 (0 to 0)	0 (0 to 0)	0 (0 to 0)	0 (0 to 0)	0 (0 to 0)	0 (0 to 0)	0
Trachoma	0 (0 to 0)	0 (0 to 0)	0 (0 to 0)	0 (0 to 0)	0 (0 to 0)	0 (0 to 0)	0 (0 to 0)	0 (0 to 0)	0 (0 to 0)	0 (0 to 0)	0 (0 to 0)	0 (0 to 0)	0 (0 to 0)	0 (0 to 0)	0 (0 to 0)	0 (0 to 0)	0 (0 to 0)	0 (0 to 0)	0 (0 to 0)	0 (0 to 0)	0
Dengue	0 (0 to 0)	0 (0 to 0)	0 (0 to 0.2)	0.8 (0.2 to 2.1)	1.8 (0.7 to 3.7)	1.2 (0.5 to 2.4)	1.2 (0.5 to 2.3)	0.9 (0.4 to 1.7)	0.9 (0.4 to 1.7)	0.9 (0.4 to 1.7)	0.9 (0.4 to 1.8)	1.1 (0.5 to 2)	1.1 (0.5 to 2)	1.4 (0.6 to 2.6)	1.4 (0.5 to 2.5)	1.2 (0.4 to 2.6)	1.2 (0.5 to 2.3)	1.1 (0.5 to 2)	0.7 (0.3 to 1.3)	0.2 (0 to 0.6)	19.6
Yellow fever	0 (0 to 0)	0 (0 to 0)	0 (0 to 0)	0 (0 to 0)	0 (0 to 0)	0 (0 to 0)	0 (0 to 0)	0 (0 to 0)	0 (0 to 0)	0 (0 to 0)	0 (0 to 0)	0 (0 to 0)	0 (0 to 0)	0 (0 to 0)	0 (0 to 0)	0 (0 to 0)	0 (0 to 0)	0 (0 to 0)	0 (0 to 0)	0 (0 to 0)	0
Rabies	0 (0 to 0)	0 (0 to 0)	0 (0 to 0)	0 (0 to 0)	0 (0 to 0)	0 (0 to 0)	0 (0 to 0)	0 (0 to 0)	0 (0 to 0)	0 (0 to 0)	0 (0 to 0)	0 (0 to 0)	0 (0 to 0)	0 (0 to 0)	0 (0 to 0)	0 (0 to 0)	0 (0 to 0)	0 (0 to 0)	0 (0 to 0)	0 (0 to 0)	0.1
Intestinal nematode infections	0 (0 to 0)	0 (0 to 0)	0 (0 to 0)	0 (0 to 0)	0 (0 to 0)	0 (0 to 0)	0 (0 to 0)	0 (0 to 0)	0 (0 to 0)	0 (0 to 0)	0 (0 to 0)	0 (0 to 0)	0 (0 to 0)	0 (0 to 0)	0 (0 to 0)	0 (0 to 0)	0 (0 to 0)	0 (0 to 0)	0 (0 to 0)	0 (0 to 0)	0
Ascariasis	0 (0 to 0)	0 (0 to 0)	0 (0 to 0)	0 (0 to 0)	0 (0 to 0)	0 (0 to 0)	0 (0 to 0)	0 (0 to 0)	0 (0 to 0)	0 (0 to 0)	0 (0 to 0)	0 (0 to 0)	0 (0 to 0)	0 (0 to 0)	0 (0 to 0)	0 (0 to 0)	0 (0 to 0)	0 (0 to 0)	0 (0 to 0)	0 (0 to 0)	0
Trichuriasis	0 (0 to 0)	0 (0 to 0)	0 (0 to 0)	0 (0 to 0)	0 (0 to 0)	0 (0 to 0)	0 (0 to 0)	0 (0 to 0)	0 (0 to 0)	0 (0 to 0)	0 (0 to 0)	0 (0 to 0)	0 (0 to 0)	0 (0 to 0)	0 (0 to 0)	0 (0 to 0)	0 (0 to 0)	0 (0 to 0)	0 (0 to 0)	0 (0 to 0)	0
Hookworm disease	0 (0 to 0)	0 (0 to 0)	0 (0 to 0)	0 (0 to 0)	0 (0 to 0)	0 (0 to 0)	0 (0 to 0)	0 (0 to 0)	0 (0 to 0)	0 (0 to 0)	0 (0 to 0)	0 (0 to 0)	0 (0 to 0)	0 (0 to 0)	0 (0 to 0)	0 (0 to 0)	0 (0 to 0)	0 (0 to 0)	0 (0 to 0)	0 (0 to 0)	0
Food-borne trematodiases	0 (0 to 0)	0 (0 to 0)	0 (0 to 0)	0 (0 to 0)	0 (0 to 0)	0 (0 to 0)	0 (0 to 0)	0 (0 to 0)	0 (0 to 0)	0 (0 to 0)	0 (0 to 0)	0 (0 to 0)	0 (0 to 0)	0 (0 to 0)	0 (0 to 0)	0 (0 to 0)	0 (0 to 0)	0 (0 to 0)	0 (0 to 0)	0 (0 to 0)	0
Leprosy	0 (0 to 0)	0 (0 to 0)	0 (0 to 0)	0 (0 to 0)	0 (0 to 0)	0 (0 to 0)	0 (0 to 0)	0 (0 to 0)	0 (0 to 0)	0 (0 to 0)	0 (0 to 0)	0 (0 to 0)	0 (0 to 0)	0 (0 to 0)	0 (0 to 0)	0 (0 to 0)	0 (0 to 0)	0 (0 to 0)	0 (0 to 0)	0 (0 to 0)	0
Ebola	0 (0 to 0)	0 (0 to 0)	0 (0 to 0)	0 (0 to 0)	0 (0 to 0)	0 (0 to 0)	0 (0 to 0)	0 (0 to 0)	0 (0 to 0)	0 (0 to 0)	0 (0 to 0)	0 (0 to 0)	0 (0 to 0)	0 (0 to 0)	0 (0 to 0)	0 (0 to 0)	0 (0 to 0)	0 (0 to 0)	0 (0 to 0)	0 (0 to 0)	0
Zika virus	0 (0 to 0)	0 (0 to 0)	0 (0 to 0)	0.2 (0 to 0.5)	0.2 (0 to 0.5)	0.2 (0 to 0.5)	0.3 (0.1 to 1.2)	0.3 (0.1 to 1.2)	0.3 (0.1 to 1.2)	0.3 (0.1 to 1.2)	0.3 (0.1 to 1.4)	0.2 (0 to 1.2)	0.2 (0 to 0.7)	0.2 (0 to 0.7)	0.1 (0 to 0.4)	0.1 (0 to 0.3)	0.1 (0 to 0.3)	0.1 (0 to 0.3)	0.1 (0 to 0.3)	0 (0 to 0.1)	3
Guinea worm disease	0 (0 to 0)	0 (0 to 0)	0 (0 to 0)	0 (0 to 0)	0 (0 to 0)	0 (0 to 0)	0 (0 to 0)	0 (0 to 0)	0 (0 to 0)	0 (0 to 0)	0 (0 to 0)	0 (0 to 0)	0 (0 to 0)	0 (0 to 0)	0 (0 to 0)	0 (0 to 0)	0 (0 to 0)	0 (0 to 0)	0 (0 to 0)	0 (0 to 0)	0
Other neglected tropical diseases	0 (0 to 0)	0 (0 to 0)	0 (0 to 0.1)	2.9 (1.1 to 5.9)	1.5 (0.5 to 3.1)	0.7 (0.2 to 1.5)	0.2 (0 to 0.5)	0.2 (0 to 0.5)	0.

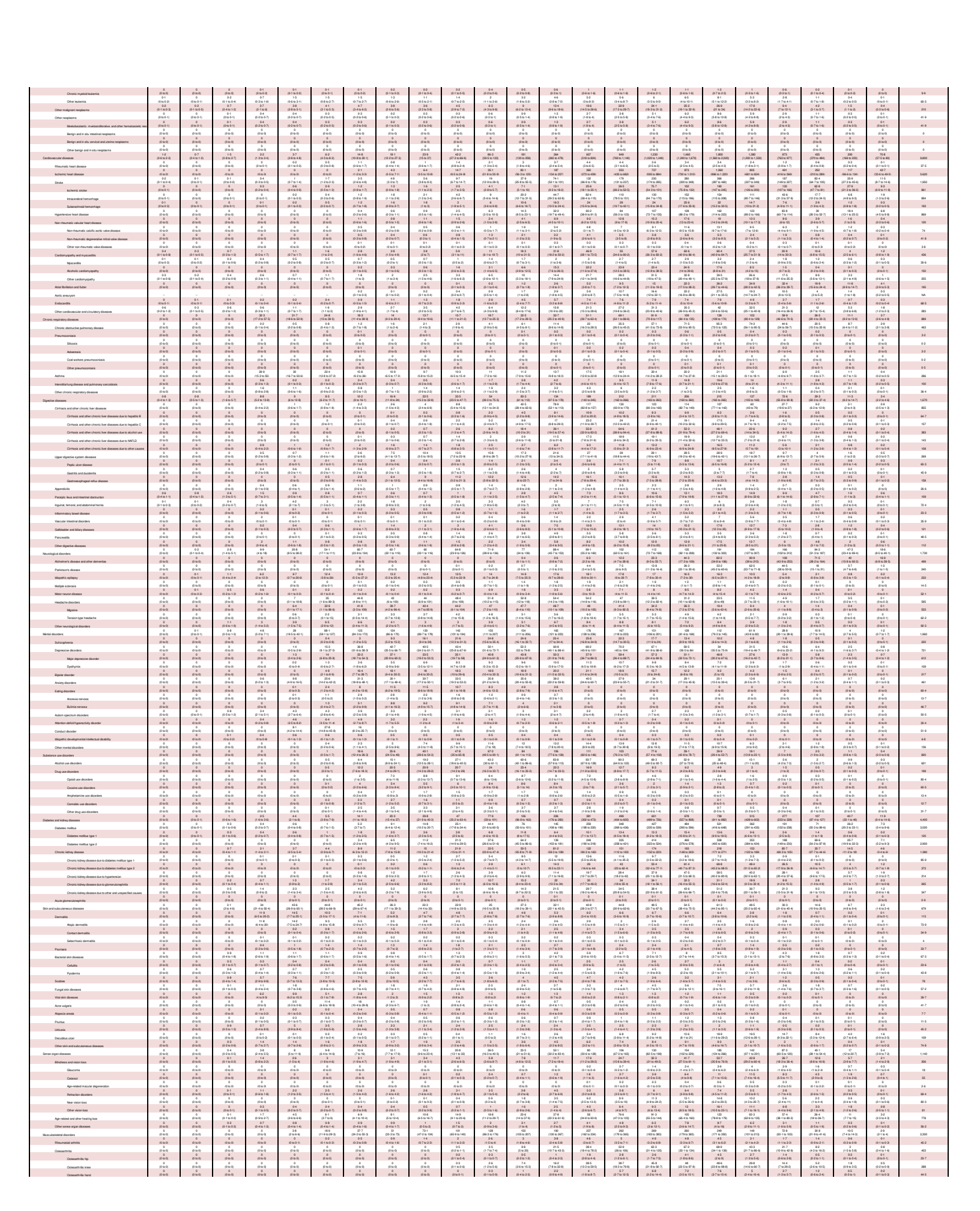

Osteoarthritis other	0 (0 to 0)	0 (0 to 0)	0 (0 to 0)	0 (0 to 0)	0 (0 to 0)	0 (0 to 0)	0 (0 to 0)	0 (0 to 0)	0 (0 to 0)	0 (0 to 0)	0 (0 to 0)	0 (0 to 1)	0 (0 to 0.4)	0.3 (0 to 2)	0.9 (0 to 2)	2.1 (0.6 to 4.7)	3.9 (1.7 to 8.4)	5.7 (2 to 12.2)	7.1 (3 to 15.1)	7.8 (3.7 to 16.1)	8.4 (4.2 to 17.4)	5.7 (2.6 to 11.9)	3.1 (1.4 to 6.4)	1.3 (0.7 to 2.7)	0.5 (0 to 1)	0.2 (0.1 to 0.3)	47
Low back pain	0 (0 to 0)	0 (0 to 0)	0 (0 to 0)	3.4 (1.4 to 6.2)	14.7 (9.9 to 27)	27 (16.3 to 49.2)	37.4 (21.7 to 57.7)	47 (26.9 to 73.9)	51.9 (30.6 to 77.9)	54.8 (34.6 to 78.3)	53.2 (38.4 to 69)	50.1 (36.4 to 66.4)	46.3 (34.1 to 60.4)	42.1 (31.1 to 54.8)	38.2 (28.4 to 49.4)	34.5 (25.7 to 44.5)	31.2 (23.2 to 40.1)	28.1 (20.9 to 36.2)	25.3 (18.7 to 32.6)	22.8 (16.8 to 29.5)	20.7 (15.2 to 26.9)	18.9 (13.9 to 24.6)	17.4 (12.7 to 22.6)	16.2 (11.8 to 21.1)	15.2 (11 to 19.8)	14.4 (10.4 to 18.8)	963
Neck pain	0 (0 to 0)	0 (0 to 0)	0 (0 to 0)	0.3 (0 to 1.5)	1.1 (0.5 to 2.3)	2.4 (1 to 4.6)	5.3 (2.5 to 10.4)	9.1 (4.4 to 17.9)	13.2 (6.7 to 22.8)	16.4 (9.3 to 28)	20.4 (10.2 to 34.2)	21.5 (10.7 to 40.7)	21.5 (10.5 to 39.7)	20 (9.8 to 36.9)	18 (9.5 to 32.4)	16.7 (9.8 to 28)	15.7 (9.8 to 23.9)	14.7 (9.7 to 21.5)	13.7 (9.5 to 20.1)	12.8 (9.2 to 18.9)	12.1 (8.9 to 17.8)	11.5 (8.6 to 16.9)	11 (8.3 to 16.1)	10.5 (8 to 15.4)	10.1 (7.7 to 14.8)	185
Gout	0 (0 to 0)	0 (0 to 0)	0 (0 to 0)	0 (0 to 0)	0 (0 to 0)	0 (0 to 0)	0 (0 to 0)	0 (0 to 0.1)	0.1 (0 to 0.4)	0.1 (0 to 0.5)	0.2 (0 to 1.1)	0.3 (0 to 1.4)	0.5 (0 to 1.7)	0.6 (0 to 2.1)	0.8 (0 to 2.6)	1 (0 to 3.2)	1.2 (0 to 3.9)	1.4 (0 to 4.6)	1.6 (0 to 5.2)	1.8 (0 to 5.8)	1.9 (0 to 6.3)	2 (0 to 6.7)	2.1 (0 to 7)	2.2 (0 to 7.3)	2.3 (0 to 7.6)	2.3 (0 to 7.7)	13.5
Other musculoskeletal disorders	0 (0 to 0)	0 (0 to 0)	0 (0 to 0)	0.2 (0 to 0.5)	0.9 (0.4 to 1.4)	2.4 (1.2 to 3.7)	4.5 (2.4 to 7.1)	7.1 (3.7 to 11.2)	9.7 (4.9 to 15.7)	11.7 (5.8 to 19.7)	12.7 (6.4 to 21.7)	12.9 (6.5 to 22.7)	12.5 (6.3 to 22.3)	11.8 (6 to 21.1)	10.9 (5.7 to 19.7)	10.1 (5.4 to 18.2)	9.4 (5.2 to 16.8)	8.8 (5 to 15.6)	8.3 (4.8 to 14.6)	7.9 (4.6 to 13.8)	7.6 (4.4 to 13.2)	7.3 (4.3 to 12.7)	7.1 (4.2 to 12.3)	6.9 (4.1 to 12)	6.8 (4.1 to 11.8)	6.7 (4.1 to 11.7)	689
Other non-communicable diseases	57.9 (30.9 to 92.7)	34.6 (22.5 to 53.2)	46.9 (28.6 to 68.1)	39.1 (27.3 to 53.8)	23.1 (17.3 to 29.5)	21.4 (15.6 to 28.4)	41.1 (30.6 to 56.3)	54.2 (36.4 to 77.7)	73.2 (51 to 102)	93.2 (60.4 to 132)	116 (81.6 to 158)	123 (88 to 171)	126 (88.7 to 182)	124 (87.5 to 180)	119 (84.1 to 172)	113 (80.1 to 164)	107 (76.1 to 154)	101 (72.1 to 145)	96 (68.4 to 137)	91 (65.1 to 130)	87.6 (62.6 to 124)	84.4 (60.4 to 119)	81.6 (58.4 to 114)	79 (56.7 to 110)	77 (55.2 to 107)	76.2 (54.7 to 106)	1,840
Congenital birth defects	58.2 (34.4 to 91)	31.5 (20.6 to 47.1)	32.1 (17.4 to 51.1)	22.2 (14.2 to 32.4)	14.1 (10.4 to 18.4)	12.4 (8.4 to 16.8)	11.2 (8.4 to 14.6)	7.8 (5.6 to 10.8)	5.6 (4.6 to 6.9)	4.6 (4.6 to 5.3)	7.4 (5.3 to 10.2)	7.3 (5.5 to 9.6)	8.2 (6.1 to 10.7)	9.2 (7 to 12.2)	9.2 (7 to 12.2)	8.5 (6.4 to 11.1)	7.8 (5.9 to 10.2)	6.8 (5.2 to 8.9)	5.9 (4.5 to 7.7)	5.2 (4 to 6.8)	4.6 (3.6 to 6.1)	4.2 (3.2 to 5.5)	3.8 (2.9 to 5)	3.5 (2.7 to 4.6)	3.3 (2.5 to 4.3)	3.1 (2.4 to 4.1)	256
Neural tube defects	3.4 (0.6 to 8.2)	1.6 (0.3 to 3.7)	1.6 (0.3 to 3.8)	1.7 (0.5 to 3.5)	0.5 (0.4 to 0.7)	0.6 (0.3 to 1)	0.6 (0.3 to 1)	0.3 (0.2 to 0.4)	0.3 (0.2 to 0.4)	0.3 (0.2 to 0.4)	0.3 (0.2 to 0.5)	0.3 (0.2 to 0.5)	0.2 (0.1 to 0.4)	0.2 (0.1 to 0.5)	0.2 (0.1 to 0.5)	0.1 (0.1 to 0.4)	0.1 (0.1 to 0.4)	0.1 (0.1 to 0.3)	0.1 (0.1 to 0.3)	0.1 (0.1 to 0.3)	0.1 (0.1 to 0.3)	0.1 (0.1 to 0.3)	0.1 (0.1 to 0.3)	0.1 (0.1 to 0.3)	0.1 (0.1 to 0.3)	0.1 (0.1 to 0.3)	12
Congenital heart anomalies	19.8 (8.8 to 34.9)	12.6 (6.4 to 22.3)	12.2 (6.9 to 20.3)	7 (3.3 to 13.6)	3.7 (2.3 to 5.7)	2.9 (1.7 to 4.3)	2.6 (1.7 to 3.7)	1.7 (1.1 to 2.5)	1.2 (0.8 to 1.7)	1.6 (1.1 to 2.2)	1.9 (1.3 to 2.6)	2 (1.4 to 2.8)	2 (1.3 to 2.8)	2 (1.4 to 2.8)	2.1 (1.4 to 2.9)	2.1 (1.3 to 3.3)	1.4 (0.8 to 2.2)	1.1 (0.7 to 1.7)	0.9 (0.6 to 1.4)	0.8 (0.5 to 1.2)	0.7 (0.5 to 1.1)	0.6 (0.4 to 1)	0.6 (0.3 to 0.9)	0.5 (0.3 to 0.8)	0.5 (0.3 to 0.8)	0.5 (0.3 to 0.8)	78
Orofacial clefts	0 (0 to 1)	0 (0 to 0)	0.1 (0 to 0.2)	0.3 (0.2 to 0.5)	0.2 (0.1 to 0.4)	0.2 (0.1 to 0.4)	0.2 (0.1 to 0.3)	0.2 (0.1 to 0.3)	0.2 (0.1 to 0.3

SR Table 2c: Micronesia (Federated States of): DALYS by cause and age group for both sexes with 95% uncertainty intervals. 2019

Cause	Early Neonatal	Late Neonatal	Post Neonatal	1 to 4	5 to 9	10 to 14	15 to 19	20 to 24	25 to 29	30 to 34	35 to 39	40 to 44	45 to 49	50 to 54	55 to 59	60 to 64	65 to 69	70 to 74	75 to 79	80 to 84	85 to 89	90 to 94	95 plus	Total
All causes	780 (589 to 992)	236 (203 to 279)	1,562 (1,300 to 1,850)	396 (364 to 1,260)	462 (406 to 1,180)	427 (371 to 1,200)	1,274 (1,110 to 2,030)	2,226 (1,910 to 2,830)	2,226 (1,910 to 2,830)	1,869 (1,660 to 3,010)	1,869 (1,660 to 3,010)	1,440 (1,240 to 2,400)	1,440 (1,240 to 2,400)	1,130 (1,000 to 1,830)	1,130 (1,000 to 1,830)	1,000 (1,000 to 1,630)	1,000 (1,000 to 1,630)	1,000 (1,000 to 1,630

| | | |

SB Table 2c. Northern Ireland DALYS by cause and age group for both sexes with 95% uncertainty intervals, 2019

Cause	Early Neonatal	Late Neonatal	Post-Neonatal	1 to 4	5 to 9	10 to 14	15 to 19	20 to 24	25 to 29	30 to 34	35 to 39	40 to 44	45 to 49	50 to 54	55 to 59	60 to 64	65 to 69	70 to 74	75 to 79	80 to 84	85 to 89	90 to 94	95 plus	Total
All causes	5,970 (3,764 to 8,174)	1,129 (745 to 1,492)	2,326 (1,356 to 3,398)	3,519 (2,455 to 4,543)	2,080 (1,616 to 2,585)	2,035 (1,705 to 2,379)	10,408 (9,670 to 10,955)	16,660 (13,200 to 20,356)	19,660 (14,800 to 25,326)	22,100 (17,700 to 27,300)	22,660 (18,600 to 27,900)	25,200 (19,900 to 31,100)	33,300 (25,300 to 39,000)	32,200 (21,500 to 42,300)	37,000 (26,500 to 48,400)	33,000 (29,000 to 38,000)	32,000 (27,000 to 38,000)	33,100 (28,600 to 38,000)	33,200 (28,400 to 38,400)	41,300 (41,300 to 41,300)	17,900 (16,300 to 19,500)	6,980 (6,370 to 8,551)	447,000
Communicable, maternal, neonatal, and nutritional diseases	4,650 (2,580 to 6,990)	837 (569 to 964)	958 (539 to 1,333)	914 (597 to 1,180)	797 (592 to 1,180)	612 (458 to 844)	582 (439 to 802)	699 (529 to 902)	777 (613 to 989)	889 (707 to 1,133)	902 (722 to 1,173)	842 (669 to 1,100)	1,060 (717 to 1,530)	897 (767 to 1,312)	1,020 (829 to 1,500)	1,050 (823 to 1,312)	1,010 (811 to 1,420)	1,140 (1,170 to 1,400)	1,400 (1,180 to 1,660)	1,960 (1,920 to 2,000)	2,920 (2,170 to 3,290)	2,960 (1,620 to 2,490)	2,290 (781 to 1,290)	1,390 (1,390 to 1,390)	29,300
HIV/AIDS and sexually transmitted infections	0 (0 to 0)	0 (0 to 0)	4-6 (3-6 to 7-6)	5-6 (3-6 to 8-6)	4-6 (3-6 to 6)	3-6 (2-5 to 4-6)	8-6 (6-6 to 11-2)	28-3 (21-6 to 37-3)	75-6 (59-3 to 96-1)	118 (96-1 to 139)	138 (96-1 to 182)	115 (77-6 to 153)	99-2 (66-6 to 137)	60-6 (43-3 to 91-6)	43-3 (31-6 to 62)	28-6 (19-6 to 39-3)	20-7 (14-3 to 28-3)	12-1 (7-6 to 18-3)	8-6 (5-6 to 13-3)	3-1 (2-2 to 4-3)	1-6 (1-1 to 2-3)	0-6 (0-4 to 0-9)	780
HIV/AIDS	0 (0 to 0)	0 (0 to 0)	4-6 (3-6 to 6-6)	5-6 (4-6 to 6-3)	4-6 (3-6 to 5-6)	3 (2-5 to 3-6)	8-2 (6-3 to 10-6)	22-6 (18-1 to 28-6)	67-2 (53-3 to 86-6)	106 (79-3 to 133)	129 (97-2 to 171)	107 (69-6 to 151)	102 (67-2 to 148)	56-7 (39-3 to 86-6)	39-6 (22-6 to 58-6)	25-6 (16-1 to 39-6)	18-6 (12-3 to 27-3)	10-2 (5-6 to 16-6)	6-6 (3-6 to 11-6)	2-6 (1-6 to 3-6)	1-1 (0-5 to 2-3)	0-3 (0-2 to 0-6)	682
HIV/AIDS - Drug-susceptible Tuberculosis	0 (0 to 0)	0 (0 to 0)	0-1 (0-1 to 0-2)	0-1 (0 to 0-2)	0-6 (0-3 to 0-6)	0-6 (0-3 to 0-6)	0-6 (0-3 to 0-6)	1 (0-6 to 1-2)	0-2 (0-1 to 0-3)	0-2 (0-1 to 0-3)	0-2 (0-1 to 0-3)	0-2 (0-1 to 0-3)	0-2 (0-1 to 0-3)	0-6 (0-3 to 0-6)	0-6 (0-3 to 0-6)	0-6 (0-3 to 0-6



SR Table 2c: Scotland DALYS by cause and age group for both sexes with 95% uncertainty intervals, 2019

Cause	Early Neonatal	Late Neonatal	Post Neonatal	1 to 4	5 to 9	10 to 14	15 to 19	20 to 24	25 to 29	30 to 34	35 to 39	40 to 44	45 to 49	50 to 54	55 to 59	60 to 64	65 to 69	70 to 74	75 to 79	80 to 84	85 to 89	90 to 94	95 plus	Total
All causes	2,780 (2,200 to 3,460)	2,770 (2,150 to 3,420)	5,270 (4,060 to 6,590)	7,690 (6,060 to 9,550)	11,100 (8,530 to 13,900)	14,000 (10,700 to 18,000)	16,300 (12,500 to 20,400)	27,600 (21,400 to 34,100)	34,100 (26,600 to 42,000)	44,400 (34,700 to 54,600)	62,000 (48,600 to 76,000)	76,000 (59,800 to 93,800)	101,000 (80,000 to 125,000)	135,000 (108,000 to 166,000)	182,000 (145,000 to 223,000)	240,000 (193,000 to 293,000)	310,000 (250,000 to 380,000)	396,000 (320,000 to 485,000)	474,000 (381,000 to 580,000)	560,000 (450,000 to 685,000)	649,000 (520,000 to 795,000)	714,000 (570,000 to 871,000)	21,400 (17,000 to 26,000)	1,470,000
Communicable, maternal, neonatal, and nutritional diseases	1,760 (1,380 to 2,220)	1,670 (1,300 to 2,200)	1,760 (1,190 to 2,600)	1,890 (1,390 to 2,570)	1,750 (1,240 to 2,360)	1,490 (1,070 to 2,060)	1,430 (1,100 to 1,820)	1,660 (1,220 to 2,200)	2,460 (1,860 to 3,280)	2,630 (2,080 to 3,290)	2,870 (2,220 to 3,650)	2,970 (2,220 to 3,810)	3,040 (2,420 to 3,850)	3,460 (2,760 to 4,280)	3,900 (3,060 to 4,850)	3,760 (2,920 to 4,750)	4,100 (3,230 to 5,190)	3,370 (2,630 to 4,290)	3,290 (2,600 to 4,100)	3,230 (2,600 to 4,000)	3,170 (2,560 to 3,900)	2,930 (2,350 to 3,600)	79,300
HIV/AIDS and sexually transmitted infections	0 (0 to 0)	0 (0 to 0)	13 (11 to 16)	13 (11 to 16)	9.1 (7.6 to 10.9)	9.1 (7.6 to 11)	39.0 (32.4 to 47.0)	210 (177 to 250)	320 (270 to 380)	410 (350 to 490)	510 (430 to 610)	600 (510 to 710)	660 (560 to 780)	740 (630 to 870)	790 (670 to 940)	820 (700 to 970)	850 (720 to 1,000)	850 (720 to 1,000)	850 (720 to 1,000)	850 (720 to 1,000)	850 (720 to 1,000)	850 (720 to 1,000)	850 (720 to 1,000)	8,290
HIV/AIDS	0 (0 to 0)	0 (0 to 0)	13 (13.0 to 16.1)	13 (13.0 to 16.0)	9.1 (7.6 to 10.9)	9.1 (8.2 to 11)	39.0 (32.4 to 47.0)	210 (174 to 260)	320 (265 to 390)	410 (296 to 797)	510 (389 to 993)	600 (519 to 950)	660 (507 to 909)	740 (547 to 771)	790 (569 to 992)	820 (562 to 1,090)	850 (624 to 1,090)	850 (624 to 1,090)	850 (624 to 1,090)	850 (624 to 1,090)	850 (624 to 1,090)	850 (624 to 1,090)	850 (624 to 1,090)	3,890
HIV/AIDS - Drug-susceptible Tuberculosis	0 (0 to 0)	0 (0 to 0)	2.6 (1.6 to 3.5)	2.1 (1.2 to 3.5)	1.4 (0.8 to 2.3)	1.1 (0.6 to 1.8)	1.7 (1 to 2.7)	8 (3.7 to 18)	19.1 (7.1 to 35.7)	29.8 (10.2 to 62.9)	28.7 (7.6 to 65.8)	23.6 (3.6 to 57.3)	21.7 (1.3 to 53.3)	17.5 (0 to 45.3)	7.7 (0 to 30)	7.7 (0 to 30.1)	5.9 (0 to 23.1)	3.9 (0 to 15.4)	2.5 (0 to 9.6)	1.7 (0 to 6.5)	0.9 (0 to 3.5)	0.5 (0 to 2)	177
HIV/AIDS - Multidrug-resistant Tuberculosis without extensi	0 (0 to 0)	0 (0 to 0)	0.1 (0 to 0.2)	0.1 (0 to 0.2)	0.1 (0 to 0.1)	0 (0 to 0.1)	0.1 (0 to 0.1)	0.1 (0 to 0.2)	0.2 (0 to 0.3)	0.3 (0 to 0.5)	0.4 (0 to 0.7)	0.5 (0 to 0.9)	0.5 (0 to 0.9)	0.5 (0 to 0.9)	0.5 (0 to 0.9)	0.5 (0 to 0.9)	0.5 (0 to 0.9)	0.5 (0 to 0.9)	0.5 (0 to 0.9)	0.5 (0 to 0.9)	0.5 (0 to 0.9)	0.5 (0 to 0.9)	0.5 (0 to 0.9)	3.61
HIV/AIDS - Extensively drug-resistant Tuberculosis	0 (0 to 0)	0 (0 to 0)	0 (0 to 0)	0 (0 to 0)	0 (0 to 0.1)	0 (0 to 0.1)	0 (0 to 0.1)	0 (0 to 0.2)	0.1 (0 to 0.2)	0.1 (0 to 0.3)	0.2 (0 to 0.4)	0.3 (0 to 0.6)	0.3 (0 to 0.7)	0.3 (0 to 0.8)	0.2 (0 to 0.8)	0.2 (0 to 0.8)	0.2 (0 to 0.8)	0.1 (0 to 0.6)	0.1 (0 to 0.4)	0 (0 to 0.3)	0 (0 to 0.2)	0 (0 to 0.1)	0 (0 to 0.1)	2.2
HIV/AIDS resulting in other diseases	0 (0 to 0)	0 (0 to 0)	13.1 (10.5 to 16.6)	10.7 (8.4 to 13.9)	7.6 (6.1 to 9.6)	6.9 (5.6 to 7.7)	28.9 (23.1 to 36.2)	111 (89 to 139)	209 (167 to 262)	257 (206 to 320)	367 (293 to 453)	346 (280 to 432)	328 (265 to 407)	420 (340 to 521)	295 (239 to 365)	161 (130 to 200)	57 (46 to 70.7)	39.4 (31.8 to 48.9)	29.7 (23.9 to 36.8)	2.6 (2.1 to 3.2)	1.1 (0.9 to 1.4)	0.7 (0.5 to 0.9)	3,960
Sexually transmitted infections excluding HIV	0 (0 to 0)	0 (0 to 0)	0 (0 to 0)	0 (0 to 0)	1.2 (0.9 to 1.6)	0.6 (0.4 to 0.8)	1.3 (1 to 1.7)	16.3 (12.5 to 21.1)	29.8 (22.8 to 38.5)	34 (26.1 to 43.9)	37.1 (28.5 to 48.1)	28.1 (21.6 to 36.5)	22.2 (17 to 28.8)	17.1 (13.1 to 22.2)	12.7 (9.8 to 16.5)	9.4 (7.2 to 12.2)	7.1 (5.4 to 9.2)	5.1 (3.9 to 6.6)	3.6 (2.7 to 4.6)	2.5 (1.9 to 3.2)	1.6 (1.2 to 2.1)	1.1 (0.8 to 1.4)	399
Syphilis	0 (0 to 0)	0 (0 to 0)	0 (0 to 0)	0 (0 to 0)	0 (0 to 0)	0 (0 to 0.1)	0.1 (0 to 0.2)	0.9 (0.5 to 1.5)	2.4 (1.6 to 3.5)	3.4 (2.4 to 4.6)	3.7 (2.5 to 5)	3.4 (2.3 to 4.6)	3.1 (2.1 to 4.2)	2.8 (1.9 to 3.8)	2.3 (1.6 to 3.2)	1.8 (1.2 to 2.5)	1.4 (0.9 to 1.9)	1 (0.7 to 1.4)	0.7 (0.5 to 1)	0.5 (0.3 to 0.7)	0.3 (0.2 to 0.5)	0.2 (0.1 to 0.3)	161
Chlamydial infection	0 (0 to 0)	0 (0 to 0)	0 (0 to 0)	0 (0 to 0)	0 (0 to 0)	0 (0.2 to 0.3)	0 (0.3 to 0.7)	2.4 (0.9 to 2.1)	3.4 (1.6 to 4.9)	3.4 (1.4 to 4.9)	3.7 (2.3 to 4)	3.2 (2.5 to 4)	2.9 (2.5 to 3.2)	2.6 (2.5 to 2.8)	2.4 (2.4 to 2.5)	2.1 (1.9 to 2.3)	1.7 (1.1 to 2.1)	1.2 (0.7 to 1.7)	0.8 (0.5 to 1.1)	0.5 (0.3 to 0.7)	0.3 (0.2 to 0.4)	0.2 (0.2 to 0.3)	324
Gonococcal infection	0 (0 to 0)	0 (0 to 0)	0 (0 to 0)	0 (0 to 0)	0 (0 to 0)	0 (0.3 to 0.6)	0.6 (0.5 to 0.8)	2.9 (0.6 to 7.8)	3.4 (0.7 to 9.3)	3.4 (0.7 to 9.3)	3.4 (0.7 to 9.3)	3.1 (0.7 to 8.1)	2.8 (0.6 to 7.4)	2.5 (0.5 to 6.6)	2.2 (0.5 to 5.9)	1.9 (0.4 to 5.1)	1.5 (0.3 to 4.1)	1.1 (0.2 to 3)	0.7 (0.2 to 2)	0.5 (0.1 to 1.3)	0.3 (0.1 to 0.8)	0.2 (0.1 to 0.5)	7
Trichomoniasis	0 (0 to 0)	0 (0 to 0)	0 (0 to 0)	0 (0 to 0)	0 (0 to 0)	0 (0.2 to 0.4)	0 (0.3 to 0.7)	2.4 (0.9 to 2.1)	3.4 (1.6 to 4.9)	3.4 (1.4 to 4.9)	3.7 (2.3 to 4)	3.2 (2.5 to 4)	2.9 (2.5 to 3.2)	2.6 (2.5 to 2.8)	2.4 (2.4 to 2.5)	2.1 (1.9 to 2.3)	1.7 (1.1 to 2.1)	1.2 (0.7 to 1.7)	0.8 (0.5 to 1.1)	0.5 (0.3 to 0.7)	0.3 (0.2 to 0.4)	0.2 (0.2 to 0.3)	324
Genital herpes	0 (0 to 0)	0 (0 to 0)	0 (0 to 0)	0 (0 to 0)	0 (0 to 0)	0 (0.2 to 0.4)	0 (0.1 to 0.2)	2.4 (0.9 to 2.1)	3.4 (1.6 to 4.9)	3.4 (1.4 to 4.9)	3.7 (2.3 to 4)	3.2 (2.5 to 4)	2.9 (2.5 to 3.2)	2.6 (2.5 to 2.8)	2.4 (2.4 to 2.5)	2.1 (1.9 to 2.3)	1.7 (1.1 to 2.1)	1.2 (0.7 to 1.7)	0.8 (0.5 to 1.1)	0.5 (0.3 to 0.7)	0.3 (0.2 to 0.4)	0.2 (0.2 to 0.3)	324
Other sexually transmitted infections	0 (0 to 0)	0 (0 to 0)	0 (0 to 0)	0 (0 to 0)	0.9 (0.7 to 1.3)	0.4 (0.3 to 0.6)	0.9 (0.7 to 1.3)	1.4 (0.6 to 2.4)	2.4 (1.1 to 3.8)	3.2 (1.4 to 4.9)	3.1 (1.4 to 4.9)	2.7 (1.2 to 4.2)	2.3 (1.1 to 3.6)	2.1 (1 to 3.2)	2.1 (1 to 3.2)	2.1 (1 to 3.2)	2.2 (1 to 3.5)	1.8 (0.8 to 2.8)	1.2 (0.5 to 1.8)	0.7 (0.3 to 1.1)	0.4 (0.2 to 0.6)	0.2 (0.1 to 0.3)	674
Respiratory infections and tuberculosis	153.3 (94.1 to 219.6)	184.9 (117.2 to 272.5)	289.5 (185.2 to 435)	539 (344 to 802)	62 (39.6 to 89.6)	43.0 (27.4 to 62.6)	49.6 (29.6 to 77.2)	61.6 (36.6 to 95.7)	70.2 (42.1 to 109)	84.1 (50.4 to 130)	96.5 (58.1 to 149)	99.0 (59.6 to 153)	102 (61.4 to 158)	114 (68.7 to 176)	126 (75.9 to 195)	135 (81.2 to 208)	144 (86.5 to 222)	150 (90.1 to 231)	154 (92.5 to 237)	156 (93.6 to 240)	157 (94.2 to 241)	157 (94.2 to 241)	157 (94.2 to 241)	44,700
Tuberculosis	0 (0 to 0)	0 (0 to 0)	0.9 (0.6 to 1.4)	0.9 (0.6 to 1.3)	0.9 (0.3 to 2.1)	0.8 (0.3 to 2.4)	0.8 (0.3 to 2.1)	0.9 (0.3 to 2.4)	0.9 (0.3 to 2.4)	0.9 (0.3 to 2.4)	0.9 (0.3 to 2.4)	0.9 (0.3 to 2.4)	0.9 (0.3 to 2.4)	0.9 (0.3 to 2.4)	0.9 (0.3 to 2.4)	0.9 (0.3 to 2.4)	0.9 (0.3 to 2.4)	0.9 (0.3 to 2.4)	0.9 (0.3 to 2.4)	0.9 (0.3 to 2.4)	0.9 (0.3 to 2.4)	0.9 (0.3 to 2.4)	0.9 (0.3 to 2.4)	927
Latent tuberculosis infection	0 (0 to 0)	0 (0 to 0)	0 (0 to 0)	0 (0 to 0)	0 (0 to 0)	0 (0 to 0)	0 (0 to 0)	0 (0 to 0)	0 (0 to 0)	0 (0 to 0)	0 (0 to 0)	0 (0 to 0)	0 (0 to 0)	0 (0 to 0)	0 (0 to 0)	0 (0 to 0)	0 (0 to 0)	0 (0 to 0)	0 (0 to 0)	0 (0 to 0)	0 (0 to 0)	0 (0 to 0)	0 (0 to 0)	0 (0 to 0)	0
Drug-susceptible tuberculosis	0.9 (0.6 to 1.4)	0.9 (0.6 to 1.3)	0.9 (0.6 to 1.4)	0.9 (0.6 to 1.3)	0.9 (0.3 to 2.1)	0.8 (0.3 to 2.4)	0.8 (0.3 to 2.1)	0.9 (0.3 to 2.4)	0.9 (0.3 to 2.4)	0.9 (0.3 to 2.4)	0.9 (0.3 to 2.4)	0.9 (0.3 to 2.4)	0.9 (0.3 to 2.4)	0.9 (0.3 to 2.4)	0.9 (0.3 to 2.4)	0.9 (0.3 to 2.4)	0.9 (0.3 to 2.4)	0.9 (0.3 to 2.4)	0.9 (0.3 to 2.4)	0.9 (0.3 to 2.4)	0.9 (0.3 to 2.4)	0.9 (0.3 to 2.4)	0.9 (0.3 to 2.4)	922
Multidrug-resistant tuberculosis without extensive drug-res	0 (0 to 0)	0 (0 to 0)	0 (0 to 0)	0 (0 to 0)	0 (0 to 0)	0 (0 to 0)	0.2 (0 to 0.5)	0.6 (0.1 to 1.6)	0.6 (0.1 to 1.6)	0.6 (0.1 to 1.6)	0.6 (0.1 to 1.6)	0.6 (0.1 to 1.6)	0.6 (0.1 to 1.6)	0.6 (0.1 to 1.6)	0.6 (0.2 to 1.6)	0.6 (0.2 to 1.6)	0.6 (0.2 to 1.6)	0.6 (0.2 to 1.6)	0.6 (0.2 to 1.6)	0.6 (0.2 to 1.6)	0.6 (0.2 to 1.6)	0.6 (0.2 to 1.6)	0.6 (0.2 to 1.6)	39.6
Extensively drug-resistant tuberculosis	0 (0 to 0)	0 (0 to 0)	0 (0 to 0)	0 (0 to 0)	0 (0 to 0)	0 (0 to 0)	0 (0 to 0)	0.1 (0 to 0.5)	0.1 (0 to 0.5)	0.1 (0 to 0.5)	0.1 (0 to 0.5)	0.1 (0 to 0.5)	0.1 (0 to 0.5)	0.1 (0 to 0.5)	0.1 (0 to 0.5)	0.1 (0 to 0.5)	0.1 (0 to 0.5)	0.1 (0 to 0.5)	0.1 (0 to 0.5)	0.1 (0 to 0.5)	0.1 (0 to 0.5)	0.1 (0 to 0.5)	0.1 (0 to 0.5)	9
Lower respiratory infections	151.7 (92.4 to 217.9)	182.4 (115.2 to 270.1)	282 (180.1 to 427.1)	531 (339 to 791)	50.7 (30.7 to 77.1)	32.7 (19.4 to 50.4)	38.3 (20.2 to 61.2)	47.7 (26.2 to 74.2)	53.1 (29.1 to 83.1)	63.1 (34.6 to 98.5)	71.1 (38.7 to 111)	72.1 (39.4 to 113)	73.1 (39.8 to 115)	78.5 (42.6 to 123)	79.6 (43.1 to 125)	80.1 (43.3 to 126)	79.8 (43.1 to 126)	78.9 (42.5 to 125)	77.5 (41.7 to 123)	76.1 (40.9 to 121)	74.8 (40.2 to 119)	73.6 (39.5 to 117)	2,240
Upper respiratory infections	0.3 (0.3 to 1)	0.3 (0.3 to 1)	0.3 (0.3 to 1)





All Table 2c: South Sudan 24/13 by cause and sex: arrays for both sexes with 95% uncertainty intervals, 2019

Cause	Early Neonatal	Late Neonatal	Post Neonatal	1 to 4	5 to 9	10 to 14	15 to 19	20 to 24	25 to 29	30 to 34	35 to 39	40 to 44	45 to 49	50 to 54	55 to 59	60 to 64	65 to 69	70 to 74	75 to 79	80 plus	Total
All causes	87,8,000 (69,000 to 106,000)	209,000 (164,000 to 256,000)	2,660,000 (649,000 to 1,290,000)	876,000 (729,000 to 1,060,000)	196,000 (152,000 to 254,000)	149,000 (123,000 to 211,000)	169,000 (133,000 to 231,000)	164,000 (127,000 to 229,000)	154,000 (116,000 to 224,000)	147,000 (111,000 to 214,000)	166,000 (124,000 to 237,000)	170,000 (123,000 to 239,000)	163,000 (121,000 to 233,000)	155,000 (122,000 to 219,000)	134,000 (104,000 to 190,000)	119,000 (84,000 to 171,000)	96,000 (74,000 to 136,000)	62,000 (47,000 to 89,000)	39,000 (24,000 to 62,000)	14,000 (10,000 to 21,000)	2,430,000 (2,290,000 to 2,580,000)	6,160,000
Communicable, maternal, neonatal, and nutritional diseases	797,000 (592,000 to 1,020,000)	214,000 (160,000 to 277,000)	696,000 (502,000 to 913,000)	714,000 (557,000 to 906,000)	156,000 (120,000 to 205,000)	93,000 (72,000 to 122,000)	81,000 (62,000 to 107,000)	77,000 (59,000 to 101,000)	67,000 (51,000 to 89,000)	73,000 (55,000 to 97,000)	85,000 (64,000 to 113,000)	79,000 (59,000 to 106,000)	70,700 (52,000 to 95,000)	69,000 (51,000 to 93,000)	46,700 (34,000 to 63,000)	37,000 (27,000 to 50,000)	29,000 (21,000 to 40,000)	17,000 (12,000 to 24,000)	6,000 (4,000 to 8,000)	2,610 (1,800 to 3,600)	3,550,000 (3,350,000 to 3,750,000)
HIV/AIDS and sexually transmitted infections	15,000 to 17,000)	12,000 to 14,000)	17,000 to 20,000)	12,000 (9,000 to 16,000)	6,000 (4,000 to 8,000)	4,000 (3,000 to 6,000)	8,000 (6,000 to 11,000)	9,000 (6,000 to 12,000)	14,000 (9,000 to 20,000)	25,000 (16,000 to 36,000)	32,000 (20,000 to 46,000)	30,000 (19,000 to 44,000)	23,700 (14,000 to 34,000)	14,000 (8,000 to 20,000)	6,000 (3,000 to 9,000)	3,000 (1,000 to 4,000)	1,000 (400 to 2,000)	577 (232 to 1,200)	302 (120 to 630)	59.8 (22.1 to 120)	200,000 (191,000 to 209,000)
HIV/AIDS	14,000 (9,000 to 16,000)	11,000 (7,000 to 13,000)	16,000 (10,000 to 19,000)	11,000 (7,000 to 15,000)	5,000 (3,000 to 7,000)	3,000 (2,000 to 5,000)	7,000 (5,000 to 10,000)	8,000 (5,000 to 11,000)	13,000 (8,000 to 19,000)	24,000 (15,000 to 35,000)	31,000 (19,000 to 45,000)	29,000 (18,000 to 43,000)	22,000 (13,000 to 33,000)	13,000 (7,000 to 19,000)	5,000 (3,000 to 8,000)	3,000 (1,000 to 4,000)	1,000 (400 to 2,000)	577 (232 to 1,200)	302 (120 to 630)	59.8 (22.1 to 120)	190,000 (181,000 to 199,000)
HIV/AIDS - Drug-susceptible Tuberculosis	0 (0 to 0.4)	0.3 (0 to 0.6)	1,000 (739 to 2,000)	2,000 (1,000 to 4,000)	977 (600 to 1,000)	972 (600 to 1,000)	2,000 (1,000 to 3,000)	1,000 (1,000 to 2,000)	2,760 (1,000 to 4,000)	6,000 (2,000 to 7,000)	6,970 (2,000 to 11,000)	6,000 (2,000 to 10,000)	5,000 (2,000 to 8,000)	2,000 (1,000 to 3,000)	1,000 (0 to 2,000)	703 (0 to 1,000)	297 (0 to 1,000)	141 (0 to 1,000)	67.6 (0 to 1,000)	2.6 (0 to 14.9)	44,000 (41,000 to 47,000)
HIV/AIDS - Multidrug-resistant Tuberculosis without extensive drug resistance	0 (0 to 0)	0 (0 to 0)	178 (58 to 561)	327 (92 to 1,070)	156 (34 to 524)	109 (23 to 364)	217 (72 to 714)	296 (84 to 1,000)	556 (154 to 1,900)	742 (210 to 2,500)	751 (213 to 2,500)	551 (156 to 1,900)	395 (112 to 1,300)	189 (54 to 622)	86.5 (24 to 286)	17.6 (2 to 58.3)	7.5 (0 to 25.1)	1 (0 to 3.1)	0.3 (0 to 1)	0 (0 to 0.1)	4,600
HIV/AIDS - Extensively drug-resistant Tuberculosis	0 (0 to 0)	0 (0 to 0)	0 (0 to 0)	0 (0 to 0.3)	0 (0 to 0.1)	0 (0 to 0.1)	0 (0 to 0.1)	0 (0 to 0.1)	0 (0 to 0.1)	0 (0 to 0.1)	0 (0 to 0.1)	0 (0 to 0.1)	0 (0 to 0.1)	0 (0 to 0.1)	0 (0 to 0.1)	0 (0 to 0.1)	0 (0 to 0.1)	0 (0 to 0.1)	0 (0 to 0.1)	0 (0 to 0)	65
HIV/AIDS resulting in other illnesses	0 (0 to 1.4)	0 (0 to 0.7)	2,000 (1,000 to 5,000)	7,000 (2,000 to 20,000)	4,000 (1,000 to 12,000)	3,000 (1,000 to 8,000)	6,000 (2,000 to 17,000)	7,000 (2,000 to 20,000)	12,000 (3,000 to 33,000)	17,000 (4,000 to 46,000)	21,000 (5,000 to 57,000)	19,000 (5,000 to 51,000)	15,000 (4,000 to 41,000)	9,000 (2,000 to 24,000)	4,000 (1,000 to 11,000)	2,000 (0 to 5,000)	1,000 (0 to 2,000)	0 (0 to 1,000)	0 (0 to 0)	0 (0 to 0)	140,000 (132,000 to 148,000)
Sexually transmitted infections, excluding HIV	1,000 (1,000 to 1,000)	1,000 (1,000 to 1,000)	26,000 (7,000 to 56,000)	11,000 (3,000 to 25,000)	2,000 (1,000 to 4,000)	1,000 (0 to 2,000)	1,000 (0 to 2,000)	1,000 (0 to 2,000)	1,000 (0 to 2,000)	1,000 (0 to 2,000)	1,000 (0 to 2,000)	1,000 (0 to 2,000)	1,000 (0 to 2,000)	1,000 (0 to 2,000)	1,000 (0 to 2,000)	1,000 (0 to 2,000)	1,000 (0 to 2,000)	1,000 (0 to 2,000)	1,000 (0 to 2,000)	1,000 (0 to 2,000)	96,000 (74,000 to 120,000)
Syphilis	0 (0 to 0)	0 (0 to 0)	0 (0 to 0)	0 (0 to 0)	0 (0 to 0)	0 (0 to 0)	0 (0 to 0)	0 (0 to 0)	0 (0 to 0)	0 (0 to 0)	0 (0 to 0)	0 (0 to 0)	0 (0 to 0)	0 (0 to 0)	0 (0 to 0)	0 (0 to 0)	0 (0 to 0)	0 (0 to 0)	0 (0 to 0)	0 (0 to 0)	0
Chlamydial infection	0 (0 to 0)	0 (0 to 0)	0 (0 to 0)	0 (0 to 0)	0 (0 to 0)	0 (0 to 0)	4.7 (2 to 12.9)	27.8 (7.3 to 77.1)	66.9 (17.4 to 185.9)	59.9 (15.6 to 166.2)	32.5 (8.4 to 90.2)	26.5 (6.7 to 74.3)	19.6 (5 to 54.9)	6.9 (1.7 to 19.1)	2.2 (0.5 to 6.2)	0.4 (0.1 to 1.2)	0.2 (0 to 0.7)	0.1 (0 to 0.4)	0 (0 to 0.2)	0 (0 to 0.1)	269
Gonococcal infection	0 (0 to 0)	0 (0 to 0)	0 (0 to 0)	0 (0 to 0)	0 (0 to 0)	0 (0 to 0)	4.7 (2 to 12.9)	28.1 (7.4 to 77.9)	68.1 (17.8 to 189.1)	61.1 (16 to 169.5)	33.2 (8.6 to 92.1)	27.1 (6.9 to 75.8)	20 (5.1 to 56.1)	7.1 (1.8 to 19.6)	2.3 (0.6 to 6.4)	0.4 (0.1 to 1.2)	0.2 (0 to 0.7)	0.1 (0 to 0.4)	0 (0 to 0.2)	0 (0 to 0.1)	389
Trichomoniasis	0 (0 to 0)	0 (0 to 0)	0 (0 to 0)	0 (0 to 0)	0 (0 to 0)	0 (0 to 0)	7.4 (3 to 20.4)	44.4 (11.6 to 123.2)	106.8 (27.8 to 296.5)	95.7 (24.9 to 265.6)	52 (13.4 to 144.4)	42.4 (10.7 to 118.7)	31.3 (7.9 to 87.8)	11 (2.8 to 30.6)	3.6 (0.9 to 10)	0.7 (0.2 to 1.9)	0.3 (0.1 to 1.1)	0.2 (0 to 0.6)	0 (0 to 0.3)	0 (0 to 0.1)	622
Genital herpes	0 (0 to 0)	0 (0 to 0)	0 (0 to 0)	0 (0 to 0)	0 (0 to 0)	0 (0 to 0)	2.8 (1.1 to 7.7)	16.4 (4.3 to 45.6)	39.4 (10.3 to 109.4)	35.4 (9.2 to 98.1)	19.2 (5 to 53.3)	15.7 (4.1 to 43.8)	11.6 (2.9 to 32.4)	4.1 (1 to 11.3)	1.3 (0.3 to 3.6)	0.3 (0.1 to 0.7)	0.1 (0 to 0.4)	0 (0 to 0.2)	0 (0 to 0.1)	0 (0 to 0.1)	230
Other sexually transmitted infections	0 (0 to 0)	0 (0 to 0)	3,000 (1,000 to 7,000)	1,000 (0 to 3,000)	0 (0 to 0)	0 (0 to 0)	0 (0 to 0)	0 (0 to 0)	0 (0 to 0)	0 (0 to 0)	0 (0 to 0)	0 (0 to 0)	0 (0 to 0)	0 (0 to 0)	0 (0 to 0)	0 (0 to 0)	0 (0 to 0)	0 (0 to 0)	0 (0 to 0)	0 (0 to 0)	732
Respiratory infections and tuberculosis	56,000 (31,000 to 89,000)	25,000 (11,000 to 53,000)	240,000 (162,000 to 331,000)	160,000 (107,000 to 224,000)	14,000 (9,000 to 21,000)	9,000 (6,000 to 13,000)	13,000 (9,000 to 18,000)	15,000 (10,000 to 22,000)	12,000 (8,000 to 17,000)	14,000 (9,000 to 20,000)	17,000 (11,000 to 25,000)	17,000 (11,000 to 25,000)	17,000 (11,000 to 24,000)	20,000 (13,000 to 29,000)	17,000 (11,000 to 25,000)	14,000 (9,000 to 20,000)	11,000 (7,000 to 16,000)	8,000 (5,000 to 12,000)	5,000 (3,000 to 8,000)	1,000 (1,000 to 2,000)	626,000 (586,000 to 666,000)
Tuberculosis	0.1 (0 to 0.4)	0.2 (0 to 0.7)	28,000 (16,000 to 43,000)	29,000 (17,000 to 44,000)	3,000 (2,000 to 5,000)	2,000 (1,000 to 3,000)	3,000 (2,000 to 4,000)	3,000 (2,000 to 4,000)	3,000 (2,000 to 4,000)	4,000 (2,000 to 5,000)	5,000 (3,000 to 7,000)	5,000 (3,000 to 7,000)	5,000 (3,000 to 7,000)	5,000 (3,000 to 7,000)	5,000 (3,000 to 7,000)	4,000 (2,000 to 6,000)	3,000 (2,000 to 5,000)	2,000 (1,000 to 3,000)	1,000 (1,000 to 2,000)	1,000 (0 to 1,000)	117,000 (96,000 to 139,000)
Latent tuberculosis infection	0 (0 to 0)	0 (0 to 0)	0 (0 to 0)	0 (0 to 0)	0 (0 to 0)	0 (0 to 0)	0 (0 to 0)	0 (0 to 0)	0 (0 to 0)	0 (0 to 0)	0 (0 to 0)	0 (0 to 0)	0 (0 to 0)	0 (0 to 0)	0 (0 to 0)	0 (0 to 0)	0 (0 to 0)	0 (0 to 0)	0 (0 to 0)	0 (0 to 0)	0
Drug-susceptible tuberculosis	0.1 (0 to 0.3)	0.2 (0 to 0.7)	28,000 (16,000 to 43,000)	29,000 (17,000 to 44,000)	3,000 (2,000 to 5,000)	2,000 (1,000 to 3,000)	3,000 (2,000 to 4,000)	3,000 (2,000 to 4,000)	3,000 (2,000 to 4,000)	4,000 (2,000 to 5,000)	5,000 (3,000 to 7,000)	5,000 (3,000 to 7,000)	5,000 (3,000 to 7,000)	5,000 (3,000 to 7,000)	5,000 (3,000 to 7,000)	4,000 (2,000 to 6,000)	3,000 (2,000 to 5,000)	2,000 (1,000 to 3,000)	1,000 (1,000 to 2,000)	1,000 (0 to 1,000)	116,000 (96,000 to 139,000)
Multidrug-resistant tuberculosis without extensive drug resistance	0 (0 to 0)	0 (0 to 0)	2,000 (379 to 7,000)	2,000 (479 to 6,000)	456 (94 to 1,000)	452 (94 to 1,000)	1,000 (276 to 2,000)	1,000 (276 to 2,000)	1,000 (276 to 2,000)	1,000 (276 to 2,000)	1,000 (276 to 2,000)	1,000 (276 to 2,000)	1,000 (276 to 2,000)	1,000 (276 to 2,000)	1,000 (276 to 2,000)	1,000 (276 to 2,000)	1,000 (276 to 2,000)	1,000 (276 to 2,000)	1,000 (276 to 2,000)	1,000 (276 to 2,000)	16,000 (14,000 to 18,000)
Extensively drug-resistant tuberculosis	0 (0 to 0)	0 (0 to 0)	0 (0 to 0)	0 (0 to 0)	0 (0 to 0)	0 (0 to 0)	0 (0 to 0)	0 (0 to 0)	0 (0 to 0)	0 (0 to 0)	0 (0 to 0)	0 (0 to 0)	0 (0 to 0)	0 (0 to 0)	0 (0 to 0)	0 (0 to 0)	0 (0 to 0)	0 (0 to 0)	0 (0 to 0)	0 (0 to 0)	0
Lower respiratory infections	56,000 (31,000 to 89,000)	25,000 (11,000 to 53,000)	209,000 (134,000 to 301,000)	129,000 (83,000 to 185,000)	10,000 (6,000 to 15,000)	6,000 (4,000 to 9,000)	9,000 (6,000 to 13,000)	11,000 (7,000 to 16,000)	8,000 (5,000 to 12,000)	9,000 (6,000 to 13,000)	11,000 (7,000 to 16,000)	11,000 (7,000 to 16,000)	11,000 (7,000 to 16,000)	14,000 (9,000 to 20,000)	12,000 (8,000 to 18,000)	10,000 (6,000 to 15,000)	8,000 (5,000 to 12,000)	6,000 (4,000 to 9,000)	4,000 (2,000 to 6,000)	1,000 (0 to 1,000)	506,000 (474,000 to 538,000)
Upper respiratory infections	0.3 (0 to 0.9)	0.3 (0 to 0.8)	29,000 (9,000 to 67,000)	31,000 (7,000 to 74,000)	4,000 (1,000 to 9,000)	3,000 (1,000 to 6,000)	4,000 (1,000 to 8,000)	4,000 (1,000 to 8,000)	4,000 (1,000 to 8,000)	5,000 (1,000 to 9,000)	6,000 (1,000 to 11,000)	6,000 (1,000 to 11,000)	6,000 (1,000 to 11,000)	6,000 (1,000 to 11,000)	7,000 (1,000 to 12,000)	6,000 (1,000 to 11,000)	5,000 (1,000 to 9,000)	4,000 (1,000 to 7,000)	3,000 (1,000 to 5,000)	1,000 (0 to 1,000)	133,000 (113,000 to 154,000)
Otitis media	0 (0 to 0)	0 (0 to 0)	0 (0 to 0)	0 (0 to 0)	0 (0 to 0)	0 (0 to 0)	0 (0 to 0)	0 (0 to 0)	0 (0 to 0)	0 (0 to 0)	0 (0 to 0)	0 (0 to 0)	0 (0 to 0)	0 (0 to 0)	0 (0 to 0)	0 (0 to 0)	0 (0 to 0)	0 (0 to 0)	0 (0 to 0)	0 (0 to 0)	0
Enteric infections	9,000 (3,000 to 15,000)	7,000 (1,000 to 13,000)	100,000 (68,000 to 150,000)	129,000 (81,000 to 183,000)	20,000 (13,000 to 28,000)	12,000 (8,000 to 17,000)	10,000 (7,000 to 14,000)	9,000 (6,000 to 13,000)	8,000 (5,000 to 12,000)	7,000 (4,000 to 11,000)	7,000 (4,000 to 10,000)	6,000 (3,000 to 9,000)	5,000 (3,000 to 8,000)	4,000 (2,000 to 6,000)	3,000 (2,000 to 5,000)	2,000 (1,000 to 4,000)	2,000 (1,000 to 3,000)	1,000 (1,000 to 2,000)	1,000 (0 to 1,000)	0 (0 to 0)	467,000 (380,000 to 554,000)
Diarrheal diseases	7,000 (2,000 to 13,000)	7,000 (1,000 to 13,000)	100,000 (67,000 to 150,000)	129,000 (80,000 to 183,000)	20,000 (13,000 to 28,000)	12,000 (8,000 to 17,000)	10,000 (7,000 to 14,000)	9,000 (6,000 to 13,000)	8,000 (5,000 to 12,000)	7,000 (4,000 to 11,000)	7,000 (4,000 to 10,000)	6,000 (3,000 to 9,000)	5,000 (3,000 to 8,000)	4,000 (2,000 to 6,000)	3,000 (2,000 to 5,000)	2,000 (1,000 to 4,000)	2,000 (1,000 to 3,000)	1,000 (1,000 to 2,000)	1,000 (0 to 1,000)	0 (0 to 0)	467,000 (380,000 to 554,000)
Typhoid and paratyphoid	0 (0 to 0)	0 (0 to 0)	45 (12 to 127)	3,000 (1,000 to 7,000)	2,000 (1,000 to 3,000)	1,000 (0 to 2,000)	1,000 (0 to 2,000)	1,000 (0 to 2,000)	1,000 (0 to 2,000)	1,000 (0 to 2,000)	1,000 (0 to 2,000)	1,000 (0 to 2,000)	1,000 (0 to 2,000)	1,000 (0 to 2,000)	1,000 (0 to 2,000)	1,000 (0 to 2,000)	1,000 (0 to 2,000)	1,000 (0 to 2,000)	1,000 (0 to 2,000)	1,000 (0 to 2,000)	15,000
Invasive Non-typhoidal Salmonella (iNTS)	0 (0 to 0)	0 (0 to 0)	29 (8 to 82)	2,000 (1,000 to 4,000)	1,000 (0 to 2,000)	1,000 (0 to 2,000)	1,000 (0 to 2,000)	1,000 (0 to 2,000)	1,000 (0 to 2,000)	1,000 (0 to 2,000)	1,000 (0 to 2,000)	1,000 (0 to 2,000)	1,000 (0 to 2,000)	1,000 (0 to 2,000)	1,000 (0 to 2,000)	1,000 (0 to 2,000)	1,000 (0 to 2,000)	1,000 (0 to 2,000)	1,000 (0 to 2,000)	1,000 (0 to 2,000)	15,000
Other intestinal infectious diseases	0 (0 to 0)	0 (0 to 0)	397 (114 to 1,100)	403 (116 to 1,100)	39.8 (11 to 110)	21 (6 to 58)	9.3 (2 to 26)	4.4 (1 to 12)	2.5 (0 to 7)	2.1 (0 to 6)	2.7 (0 to 7)	2.9 (0 to 8)	1.6 (0 to 4)	1.4 (0 to 3)	0.9 (0 to 2)	0.5 (0 to 1)	0.3 (0 to 1)	0.2 (0 to 0.6)	0.1 (0 to 0.3)	0 (0 to 0.1)	636
Neglected tropical diseases and malaria	79,000 (39,000 to 132,000)	23,000 (10,000 to 49,000)	179,000 (109,000 to 270,000)	183,000 (111,000 to 276,000)	40,000 (24,000 to 60,000)	32,000 (19,000 to 48,000)	27,000 (16,000 to 41,000)	19,000 (11,000 to 29,000)	13,000 (8,000 to 20,000)	13,000 (8,000 to 20,000)	13,000 (8,000 to 20,000)	13,000 (8,000 to 20,000)	13,000 (8,000 to 20,000)	10,000 (6,000 to 15,000)	8,000 (5,000 to 12,000)	6,000 (3,000 to 9,000)	4,000 (2,000 to 6,000)	2,000 (1,000 to 3,000)	1,000 (0 to 2,000)	1,000 (0 to 1,000)	816,000 (727,000 to 905,000)
Malaria	73,000 (34 to 23,4)	20,000 (8,000 to 45,000)	176,000 (54,000 to 397,000)	180,000 (54,000 to 404,000)	39,000 (9,000 to 89,000)	31,000 (8,000 to 72,000)	26,000 (6,000 to 60,000)	18,000 (4,000 to 42,000)	12,000 (3,000 to 28,000)	12,000 (3,000 to 28,000)	12,000 (3,000 to 28,000)	12,000 (3,000 to 28,000)	12,000 (3,000 to 28,000)	9,000 (2,000 to 21,000)	7,000 (2,000 to 17,000)	5,000 (1,000 to 12,000)	4,000 (1,000 to 9,000)	2,000 (0 to 5,000)	1,000 (0 to 3,000)	1,000 (0 to 1,000)	422,000 (227,000 to 617,000)
Chagas disease	0 (0 to 0)	0 (0 to 0)	0 (0 to 0)	0 (0 to 0)	0 (0 to 0)	0 (0 to 0)	0 (0 to 0)	0 (0 to 0)	0 (0 to 0)	0 (0 to 0)	0 (0 to 0)	0 (0 to 0)	0 (0 to 0)	0 (0 to 0)	0 (0 to 0)	0 (0 to 0)	0 (0 to 0)	0 (0 to 0)	0 (0 to 0)	0 (0 to 0)	0
Leishmaniasis	0 (0 to 0)	0 (0 to 0)	2,000 (1,000 to 4,000)	2,000 (1,000 to 4,000)	1,000 (0 to 2,000)	1,000 (0 to 2,000)	1,000 (0 to 2,000)	1,000 (0 to 2,000)	1,000 (0 to 2,000)	1,000 (0 to 2,000)	1,000 (0 to 2,000)	1,000 (0 to 2,000)	1,000 (0 to 2,000)	1,000 (0 to 2,000)	1,000 (0 to 2,000)	1,000 (0 to 2,000)	1,000 (0 to 2,000)	1,000 (0 to 2,000)	1,000 (0 to 2,000)	1,000 (0 to 2,000)	16,000
Visceral leishmaniasis	0 (0 to 0)	0 (0 to 0)	2,000 (1,000 to 4,000)	2,000 (1,000 to 4,000)	1,000 (0 to 2,000)	1,000 (0 to 2,000)	1,000 (0 to 2,000)	1,000 (0 to 2,000)	1,000 (0 to 2,000)	1,000 (0 to 2,000)	1,000 (0 to 2,000)	1,000 (0 to 2,000)	1,000 (0 to 2,000)	1,000 (0 to 2,000)	1,000 (0 to 2,000)	1,000 (0 to 2,000)	1,000 (0 to 2,000)	1,000 (0 to 2,000)	1,000 (0 to 2,000)	1,000 (0 to 2,000)	16,000
Cutaneous and mucocutaneous leishmaniasis	0 (0 to 0)	0 (0 to 0)	0 (0 to 0)	0 (0 to 0)	0 (0 to 0)	0 (0 to 0)	0 (0 to 0)	0 (0 to 0)	0 (0 to 0)	0 (0 to 0)	0 (0 to 0)	0 (0 to 0)	0 (0 to 0)	0 (0 to 0)	0 (0 to 0)	0 (0 to 0)	0 (0 to 0)	0 (0 to 0)	0 (0 to 0)	0 (0 to 0)	0
African trypanosomiasis	0 (0 to 0)	0 (0 to 0)	0 (0 to 0)	0 (0 to 0)	0 (0 to 0)	0 (0 to 0)	0 (0 to 0)	0 (0 to 0)	0 (0 to 0)	0 (0 to 0)	0 (0 to 0)	0 (0 to 0)	0 (0 to 0)	0 (0 to 0)	0 (0 to 0)	0 (0 to 0)	0 (0 to 0)	0 (0 to 0)	0 (0 to 0)	0 (0 to 0)	0
Schistosomiasis	0 (0 to 0)	0 (0 to 0)	0 (0 to 0)	0 (0 to 0)	0 (0 to 0)	0 (0 to 0)	0 (0 to 0)	0 (0 to 0)	0 (0 to 0)	0 (0 to 0)	0 (0 to 0)	0 (0 to 0)	0 (0 to 0)	0 (0 to 0)	0 (0 to 0)	0 (0 to 0)	0 (0 to 0)	0 (0 to 0)	0 (0 to 0)	0 (0 to 0)	0
Cysticercosis	0 (0 to 0)	0 (0 to 0)	0 (0 to 1)	0 (0 to 0)	0 (0 to 0)	0 (0 to 0)	0 (0 to 0)	0 (0 to 0)	0 (0 to 0)	0 (0 to 0)	0 (0 to 0)	0 (0 to 0)	0 (0 to 0)	0 (0 to 0)	0 (0 to 0)	0 (0 to 0)	0 (0 to 0)	0 (0 to 0)	0 (0 to 0)	0 (0 to 0)	0
Cystic echinococcosis	0 (0 to 0)	0 (0 to 0)	0 (0 to 0)	173 (12 to 573)	60 (7 to 191)	28.7 (3 to 79.1)	16.6 (2 to 46.1)	13 (1 to 36.1)	10.6 (1 to 29.4)	11.6 (1 to 32.1)	12.6 (1 to 34.7)	11.4 (1 to 31.5)	10 (1 to 28.9)	8.6 (1 to 24.1)	7.5 (1 to 21.1)	6.5 (1 to 18.1)	5.6 (1 to 15.7)	4.7 (0 to 13.2)	3.6 (0 to 10.2)	0.1 (0 to 0.3)	369
Lymphatic filariasis	0 (0 to 0)	0 (0 to 0)	0 (0 to 0)	0 (0 to 0)	0 (0 to 0)	0 (0 to 0)	0 (0 to 0)	0 (0 to 0)	0 (0 to 0)	0 (0 to 0)	0 (0 to 0)	0 (0 to 0)	0 (0 to 0)	0 (0 to 0)	0 (0 to 0)	0 (0 to 0)	0 (0 to 0)	0 (0 to 0)	0 (0 to 0)	0 (0 to 0)	0
Onchocerciasis	0 (0 to 0)	0 (0 to 0)	0 (0 to 0)	0 (0 to 0)	0 (0 to 0)	0 (0 to 0)	0 (0 to 0)	0 (0 to 0)	0 (0 to 0)	0 (0 to 0)	0 (0 to 0)	0 (0 to 0)	0 (0 to 0)	0 (0 to 0)	0 (0 to 0)	0 (0 to 0)	0 (0 to 0)	0 (0 to 0)	0 (0 to 0)	0 (0 to 0)	0
Trachoma	0 (0 to 0)	1 (0 to 2)	17 (3 to 46)	39 (4 to 116)	16 (1 to 48)	8.7 (1 to 25)	4.6 (0 to 13)	3.6 (0 to 10)	2.8 (0 to 8)	2.6 (0 to 7)	2.6 (0 to 7)	2.5 (0 to 7)	2.2 (0 to 6)	1.9 (0 to 5)	1.6 (0 to 4)	1.3 (0 to 3)	1 (0 to 3)	0.8 (0 to 2)	0.6 (0 to 1)	0.1 (0 to 0.3)	160
Dengue	0 (0 to 0.9)	0 (0 to 0.4)	72 (2 to 251)	719 (24 to 2,700)	639 (21 to 2,400)	662 (22 to 2,500)	761 (25 to 2,900)	827 (27 to 3,100)	844 (28 to 3,200)	787 (26 to 3,000)	679 (22 to 2,600)	556 (18 to 2,100)	435 (14 to 1,600)	307 (10 to 1,200)	214 (7 to 810)	142 (5 to 540)	93 (3 to 350)	57 (2 to 210)	31 (1 to 120)	3.4 (0.1 to 13)	9,000 (3,000 to 19,000)
Yellow fever	0 (0 to 0)	0 (0 to 0)	3 (0 to 8)	72 (7 to 208)	64 (6 to 186)	66 (6 to 192)	76 (7 to 221)	83 (8 to 240)	84 (8 to 244)	79 (7 to 229)	68 (6 to 197)	56 (5 to 162)	44 (4 to 127)	31 (3 to 89)	21 (2 to 62)	14 (1 to 41)	9.3 (0.9 to 27)	5.7 (0.6 to 17)	3.1 (0.3 to 9)	0.3 (0 to 1)	900
Rabies	0 (0 to 0)	0 (0 to 0)	0 (0 to 0)	0 (0 to 0)	0 (0 to 0)	0 (0 to 0)	0 (0 to 0)	0 (0 to 0)	0 (0 to 0)	0 (0 to 0)	0 (0 to 0)	0 (0 to 0)	0 (0 to 0)	0 (0 to 0)	0 (0 to 0)	0 (0 to 0)	0 (0 to 0)	0 (0 to 0)	0 (0 to 0)	0 (0 to 0)	0
Intestinal nematode infections	0 (0 to 0)	0 (0 to 0)	1,000 (362 to 3,000)	1,000 (1,000 to 3,000)	1,000 (0 to 2,000)	1,000 (0 to 2,000)	1,000 (0 to 2,000)	1,000 (0 to 2,000)	1,000 (0 to 2,000)	1,000 (0 to 2,000)	1,000 (0 to 2,000)	1,000 (0 to 2,000)	1,000 (0 to 2,000)	1,000 (0 to 2,000)	1,000 (0 to 2,000)	1,000 (0 to 2,000)	1,000 (0 to 2,000)	1,000 (0 to 2,000)	1,000 (0 to 2,000)	1,000 (0 to 2,000)	16,000
Ascariasis	0 (0 to 0)	0 (0 to 0)	0 (0 to 1)	22.9 (3 to 72.2)	16.4 (2 to 52.1)	10.9 (1 to 34.8)	8.2 (1 to 26.2)	7.3 (1 to 23.3)	6.7 (1 to 21.3)	6.3 (1 to 20.1)	6.1 (1 to 19.4)	5.8 (1 to 18.6)	5.4 (1 to 17.2)	4.9 (1 to 15.6)	4.4 (1 to 14)	3.8 (0 to 12.1)	3.2 (0 to 10.2)	2.5 (0 to 8)	1.9 (0 to 6.1)	0.1 (0 to 0.4)	160
Trichuriasis	0 (0 to 0)	0 (0 to 0)	0 (0 to 1)	22.9 (3 to 72.2)	16.4 (2 to 52.1)	10.9 (1 to 34.8)	8.2 (1 to 26.2)	7.3 (1 to 23.3)	6.7 (1 to 21.3)	6.3 (1 to 20.1)	6.1 (1 to 19.4)	5.8 (1 to 18.6)	5.4 (1 to 17.2)	4.9 (1 to 15.6)	4.4 (1 to 14)	3.8 (0 to 12.1)	3.2 (0 to 10.2)	2.5 (0 to 8)	1.9 (0 to 6.1)	0.1 (0 to 0.4)	160
Hookworm disease	0 (0 to 0)	0 (0 to 0)	34 (9 to 90.1)	665 (169 to 1,870)	1,710 (435 to 4,800)	1,030 (262 to 2,900)	1,760 (448 to 4,970)	1,030 (262 to 2,900)	480 (122 to 1,350)	427 (109 to 1,200)	495 (126 to 1,390)	419 (107 to 1,180)	193 (49 to 542)	155 (39 to 435)	105 (27 to 295)	72.5 (18 to 203)	47.7 (12 to 134)	27.1 (7 to 76.3)	16.4 (4 to 46)	1.8 (0.5 to 5.1)	9,320
Food-borne trematodiases	0 (0 to 0)	0 (0 to 0)	0 (0 to 0)	0 (0 to 0)	0 (0 to 0)	0 (0 to 0)	0 (0 to 0)	0 (0 to 0)	0 (0 to 0)	0 (0 to 0)	0 (0 to 0)	0 (0 to 0)	0 (0 to 0)	0 (0 to 0)	0 (0 to 0)	0 (0 to 0)	0 (0 to 0)	0 (0 to 0)	0 (0 to 0)	0 (0 to 0)	0
Leprosy	0 (0 to 0)	0 (0 to 0)	0 (0 to 0)	0 (0 to 0.1)	0 (0 to 0.2)	0 (0 to 0.4)	0 (0 to 0.9)	0 (0 to 2)	0 (0 to 3.9)	0 (0 to 6.3)	0 (0 to 9.1)	0 (0 to 12.2)	0 (0 to 15.1)	0 (0 to 17.6)	0 (0 to 19.4)	0 (0 to 20.4)	0 (0 to 20.8)	0 (0 to 20.8)	0 (0 to 20.8)	0 (0 to 20.8)	243
Ebola	0 (0 to 0)	0 (0 to 0)	0 (0 to 0)	0 (0 to 0)	0 (0 to 0)	0 (0 to 0)	0 (0 to 0)	0 (0 to 0)	0 (0 to 0)	0 (0 to 0)	0 (0 to 0)	0 (0 to 0)	0 (0 to 0)	0 (0 to 0)	0 (0 to 0)	0 (0 to 0)	0 (0 to 0)	0 (0 to 0)	0 (0 to 0)	0 (0 to 0)	0
Zika virus	0 (0 to 0)	0 (0 to 0)	0 (0 to 0)	0 (0 to 0)	0 (0 to 0)	0 (0 to 0)	0 (0 to 0)	0 (0 to 0)	0 (0 to 0)	0 (0 to 0)	0 (0 to 0)	0 (0 to 0)	0 (0 to 0)	0 (0 to 0)	0 (0 to 0)	0 (0 to 0)	0 (0



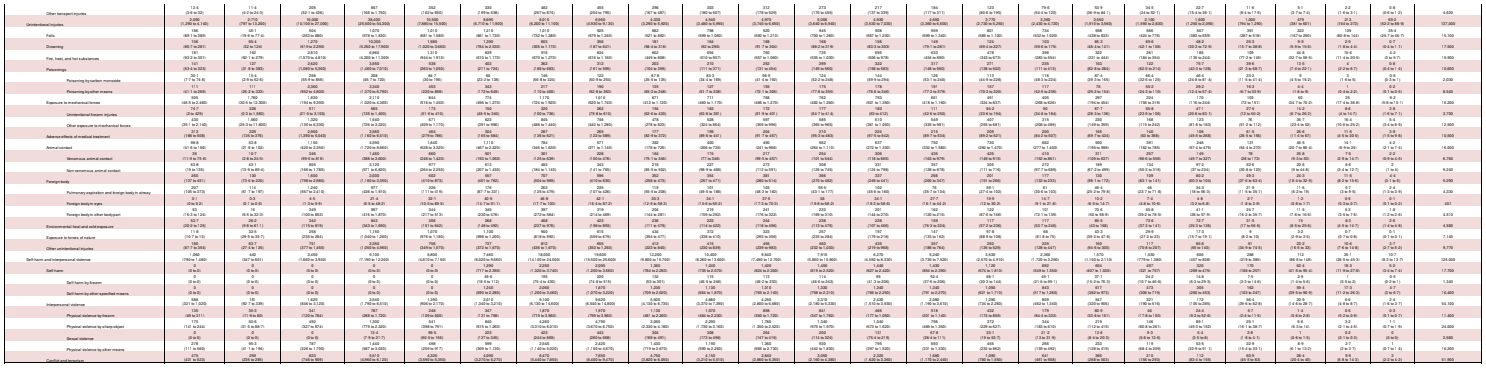

Cell Table 2c: Sudan DALYs by cause, and sex group for both sexes with 95% uncertainty intervals, 2019

Cause	Early Neonatal	Late Neonatal	Post Neonatal	1 to 4	5 to 9	10 to 14	15 to 19	20 to 24	25 to 29	30 to 34	35 to 39	40 to 44	45 to 49	50 to 54	55 to 59	60 to 64	65 to 69	70 to 74	75 to 79	80 to 84	85 to 89	90 to 94	95 plus	Total
All causes	1,779,000 (1,429,000 to 2,230,000)	497,000 (360,000 to 614,000)	1,200,000 (817,000 to 1,740,000)	1,139,000 (868,000 to 1,500,000)	490,000 (400,000 to 612,000)	467,000 (392,000 to 574,000)	662,000 (559,000 to 804,000)	698,000 (579,000 to 844,000)	695,000 (579,000 to 844,000)	693,000 (579,000 to 844,000)	672,000 (561,000 to 817,000)	649,000 (531,000 to 802,000)	636,000 (517,000 to 804,000)	616,000 (510,000 to 763,000)	646,000 (517,000 to 812,000)	644,000 (541,000 to 763,000)	626,000 (540,000 to 763,000)	599,000 (513,000 to 722,000)	516,000 (433,000 to 634,000)	330,000 (265,000 to 422,000)	111,000 (72,000 to 170,000)	44,900 (27,000 to 70,000)	14,600 (7,400 to 26,100)	12,650,000
Communicable, maternal, neonatal, and nutritional diseases	1,648,000 (1,330,000 to 2,060,000)	363,000 (264,000 to 450,000)	813,000 (554,000 to 1,180,000)	698,000 (533,000 to 920,000)	173,000 (120,000 to 240,000)	104,000 (80,000 to 135,000)	109,000 (85,000 to 140,000)	113,000 (87,000 to 145,000)	110,000 (85,000 to 142,000)	110,000 (85,000 to 142,000)	109,000 (84,000 to 140,000)	99,000 (76,000 to 128,000)	85,000 (65,000 to 110,000)	72,000 (55,000 to 93,000)	67,000 (51,000 to 87,000)	52,000 (40,000 to 67,000)	39,000 (30,000 to 50,000)	22,000 (17,000 to 28,000)	13,000 (10,000 to 17,000)	5,200 (3,900 to 6,800)	1,500 (1,000 to 2,100)	400 (200 to 700)	4,615,000 (3,757,000 to 5,760,000)
HIV/AIDS and sexually transmitted infections	(1,400 to 138,000)	(4,000 to 29,000)	(9,800 to 61,000)	(1,600 to 33,000)	(2,400 to 9,900)	(3,200 to 9,700)	(5,400 to 12,000)	(6,600 to 24,000)	(10,000 to 44,000)	(15,000 to 62,000)	(19,000 to 86,000)	(19,000 to 86,000)	(16,000 to 78,000)	(13,000 to 63,000)	(9,100 to 45,000)	(6,000 to 29,000)	(3,700 to 18,000)	(2,600 to 12,000)	(2,000 to 9,500)	(1,200 to 5,900)	(900 to 4,400)	(700 to 3,400)	(600 to 2,900)	329,000
HIV/AIDS	(0 to 1)	(0 to 1)	(1 to 1)	(1 to 1)	(1 to 1)	(1 to 1)	(1 to 1)	(1 to 1)	(1 to 1)	(1 to 1)	(1 to 1)	(1 to 1)	(1 to 1)	(1 to 1)	(1 to 1)	(1 to 1)	(1 to 1)	(1 to 1)	(1 to 1)	(1 to 1)	(1 to 1)	(1 to 1)	(1 to 1)	(1 to 1)	(1 to 1)
HIV/AIDS - Drug-susceptible Tuberculosis	(0 to 0)	(0 to 0)	(0 to 0)	(0 to 0)	(0 to 0)	(0 to 0)	(0 to 0)	(0 to 0)	(0 to 0)	(0 to 0)	(0 to 0)	(0 to 0)	(0 to 0)	(0 to 0)	(0 to 0)	(0 to 0)	(0 to 0)	(0 to 0)	(0 to 0)	(0 to 0)	(0 to 0)	(0 to 0)	(0 to 0)	(0 to 0)	(0 to 0)
HIV/AIDS - Drug-susceptible Tuberculosis without HIV/AIDS	(0 to 0)	(0 to 0)	(0 to 0)	(0 to 0)	(0 to 0)	(0 to 0)	(0 to 0)	(0 to 0)	(0 to 0)	(0 to 0)	(0 to 0)	(0 to 0)	(0 to 0)	(0 to 0)	(0 to 0)	(0 to 0)	(0 to 0)	(0 to 0)	(0 to 0)	(0 to 0)	(0 to 0)	(0 to 0)	(0 to 0)	(0 to 0)	(0 to 0)
HIV/AIDS - Extensively drug-resistant Tuberculosis	(0 to 0)	(0 to 0)	(0 to 0)	(0 to 0)	(0 to 0)	(0 to 0)	(0 to 0)	(0 to 0)	(0 to 0)	(0 to 0)	(0 to 0)	(0 to 0)	(0 to 0)	(0 to 0)	(0 to 0)	(0 to 0)	(0 to 0)	(0 to 0)	(0 to 0)	(0 to 0)	(0 to 0)	(0 to 0)	(0 to 0)	(0 to 0)	(0 to 0)
HIV/AIDS - Multidrug-resistant Tuberculosis without extensive drug resistance	(0 to 0)	(0 to 0)	(0 to 0)	(0 to 0)	(0 to 0)	(0 to 0)	(0 to 0)	(0 to 0)	(0 to 0)	(0 to 0)	(0 to 0)	(0 to 0)	(0 to 0)	(0 to 0)	(0 to 0)	(0 to 0)	(0 to 0)	(0 to 0)	(0 to 0)	(0 to 0)	(0 to 0)	(0 to 0)	(0 to 0)	(0 to 0)	(0 to 0)
HIV/AIDS resulting in other diseases	(0 to 0)	(0 to 1)	(0 to 1)	(0 to 1)	(0 to 1)	(0 to 1)	(0 to 1)	(0 to 1)	(0 to 1)	(0 to 1)	(0 to 1)	(0 to 1)	(0 to 1)	(0 to 1)	(0 to 1)	(0 to 1)	(0 to 1)	(0 to 1)	(0 to 1)	(0 to 1)	(0 to 1)	(0 to 1)	(0 to 1)	(0 to 1)	(0 to 1)
Sexually transmitted infections, excluding HIV	(0 to 0)	(0 to 0)	(0 to 0)	(0 to 0)	(0 to 0)	(0 to 0)	(0 to 0)	(0 to 0)	(0 to 0)	(0 to 0)	(0 to 0)	(0 to 0)	(0 to 0)	(0 to 0)	(0 to 0)	(0 to 0)	(0 to 0)	(0 to 0)	(0 to 0)	(0 to 0)	(0 to 0)	(0 to 0)	(0 to 0)	(0 to 0)	(0 to 0)
Syphilis	(0 to 0)	(0 to 0)	(0 to 0)	(0 to 0)	(0 to 0)	(0 to 0)	(0 to 0)	(0 to 0)	(0 to 0)	(0 to 0)	(0 to 0)	(0 to 0)	(0 to 0)	(0 to 0)	(0 to 0)	(0 to 0)	(0 to 0)	(0 to 0)	(0 to 0)	(0 to 0)	(0 to 0)	(0 to 0)	(0 to 0)	(0 to 0)	(0 to 0)
Chlamydial infection	(0 to 0)	(0 to 0)	(0 to 0)	(0 to 0)	(0 to 0)	(0 to 0)	(0 to 0)	(0 to 0)	(0 to 0)	(0 to 0)	(0 to 0)	(0 to 0)	(0 to 0)	(0 to 0)	(0 to 0)	(0 to 0)	(0 to 0)	(0 to 0)	(0 to 0)	(0 to 0)	(0 to 0)	(0 to 0)	(0 to 0)	(0 to 0)	(0 to 0)
Gonococcal infection	(0 to 0)	(0 to 0)	(0 to 0)	(0 to 0)	(0 to 0)	(0 to 0)	(0 to 0)	(0 to 0)	(0 to 0)	(0 to 0)	(0 to 0)	(0 to 0)	(0 to 0)	(0 to 0)	(0 to 0)	(0 to 0)	(0 to 0)	(0 to 0)	(0 to 0)	(0 to 0)	(0 to 0)	(0 to 0)	(0 to 0)	(0 to 0)	(0 to 0)
Trichomoniasis	(0 to 0)	(0 to 0)	(0 to 0)	(0 to 0)	(0 to 0)	(0 to 0)	(0 to 0)	(0 to 0)	(0 to 0)	(0 to 0)	(0 to 0)	(0 to 0)	(0 to 0)	(0 to 0)	(0 to 0)	(0 to 0)	(0 to 0)	(0 to 0)	(0 to 0)	(0 to 0)	(0 to 0)	(0 to 0)	(0 to 0)	(0 to 0)	(0 to 0)
Genital herpes	(0 to 0)	(0 to 0)	(0 to 0)	(0 to 0)	(0 to 0)	(0 to 0)	(0 to 0)	(0 to 0)	(0 to 0)	(0 to 0)	(0 to 0)	(0 to 0)	(0 to 0)	(0 to 0)	(0 to 0)	(0 to 0)	(0 to 0)	(0 to 0)	(0 to 0)	(0 to 0)	(0 to 0)	(0 to 0)	(0 to 0)	(0 to 0)	(0 to 0)
Other sexually transmitted infections	(0 to 0)	(0 to 0)	(0 to 0)	(0 to 0)	(0 to 0)	(0 to 0)	(0 to 0)	(0 to 0)	(0 to 0)	(0 to 0)	(0 to 0)	(0 to 0)	(0 to 0)	(0 to 0)	(0 to 0)	(0 to 0)	(0 to 0)	(0 to 0)	(0 to 0)	(0 to 0)	(0 to 0)	(0 to 0)	(0 to 0)	(0 to 0)	(0 to 0)
Respiratory infections and tuberculosis	24,600 (13,000 to 39,000)	19,200 (10,000 to 30,000)	126,000 (62,000 to 209,000)	91,200 (46,000 to 147,000)	26,700 (13,000 to 43,000)	17,200 (8,600 to 27,000)	13,800 (6,900 to 22,000)	16,200 (8,100 to 26,000)	16,100 (8,000 to 26,000)	13,800 (6,900 to 22,000)	12,800 (6,400 to 20,000)	11,200 (5,700 to 18,000)	10,200 (5,200 to 16,000)	9,700 (4,900 to 15,000)	8,800 (4,500 to 14,000)	9,010 (4,600 to 14,000)	9,210 (4,700 to 14,000)	10,100 (5,200 to 16,000)	8,870 (4,500 to 14,000)	6,200 (3,200 to 9,800)	4,200 (2,100 to 6,600)	1,710 (800 to 2,800)	429 (200 to 800)	690,000
Tuberculosis	(0 to 1)	(0 to 1)	3,240 (1,600 to 5,400)	4,790 (2,400 to 7,900)	2,420 (1,200 to 3,900)	1,330 (700 to 2,100)	1,430 (700 to 2,200)	3,600 (1,800 to 5,800)	4,000 (2,000 to 6,400)	3,600 (1,800 to 5,800)	3,140 (1,600 to 5,000)	3,040 (1,500 to 4,900)	2,710 (1,400 to 4,400)	2,210 (1,100 to 3,600)	2,070 (1,000 to 3,300)	2,050 (1,000 to 3,300)	2,020 (1,000 to 3,200)	1,470 (700 to 2,400)	901 (400 to 1,500)	482 (200 to 800)	170 (70 to 300)	48.2 (20 to 90)	50,700
Latent tuberculosis infection	(0 to 0)	(0 to 0)	(0 to 0)	(0 to 0)	(0 to 0)	(0 to 0)	(0 to 0)	(0 to 0)	(0 to 0)	(0 to 0)	(0 to 0)	(0 to 0)	(0 to 0)	(0 to 0)	(0 to 0)	(0 to 0)	(0 to 0)	(0 to 0)	(0 to 0)	(0 to 0)	(0 to 0)	(0 to 0)	(0 to 0)	(0 to 0)	0
Drug-susceptible tuberculosis	(0 to 0)	(0 to 0)	(0 to 0)	(0 to 0)	(0 to 0)	(0 to 0)	(0 to 0)	(0 to 0)	(0 to 0)	(0 to 0)	(0 to 0)	(0 to 0)	(0 to 0)	(0 to 0)	(0 to 0)	(0 to 0)	(0 to 0)	(0 to 0)	(0 to 0)	(0 to 0)	(0 to 0)	(0 to 0)	(0 to 0)	(0 to 0)	0
Multidrug-resistant tuberculosis without extensive drug resistance	(0 to 0)	(0 to 0)	147 (37 to 417)	204 (50 to 583)	90.0 (19 to 270)	60.7 (14 to 179)	59.3 (13 to 175)	154 (34 to 456)	166 (37 to 494)	154 (34 to 456)	135 (30 to 400)	129 (29 to 382)	115 (26 to 341)	94.0 (21 to 279)	88.1 (20 to 261)	87.2 (20 to 258)	85.9 (20 to 255)	62.5 (14 to 185)	38.3 (9 to 113)	20.5 (5 to 61)	7.2 (2 to 21)	2.0 (0 to 6)	0.5 (0 to 2)	2,040
Extensively drug-resistant tuberculosis	(0 to 0)	(0 to 0)	19 (4 to 56)	26 (6 to 77)	11 (2 to 36)	7.8 (2 to 23)	7.7 (2 to 23)	20 (4 to 59)	21 (5 to 63)	20 (4 to 59)	17 (4 to 50)	17 (4 to 50)	15 (3 to 44)	12 (3 to 36)	11 (3 to 33)	11 (3 to 33)	11 (3 to 33)	8.1 (2 to 24)	4.9 (1 to 15)	2.7 (1 to 8)	0.9 (0 to 3)	0.3 (0 to 1)	0.1 (0 to 0)	264
Lower respiratory infections	24,600 (13,000 to 39,000)	19,200 (10,000 to 30,000)	126,000 (62,000 to 209,000)	86,400 (43,000 to 140,000)	24,200 (12,000 to 39,000)	15,800 (7,900 to 25,000)	12,300 (6,100 to 20,000)	12,600 (6,300 to 20,000)	11,900 (5,900 to 19,000)	10,200 (5,100 to 16,000)	9,700 (4,800 to 15,000)	8,100 (4,000 to 13,000)	7,500 (3,700 to 12,000)	7,500 (3,700 to 12,000)	6,700 (3,300 to 11,000)	6,900 (3,400 to 11,000)	7,200 (3,600 to 11,000)	8,000 (4,000 to 13,000)	6,900 (3,400 to 11,000)	4,900 (2,400 to 7,800)	3,300 (1,600 to 5,200)	1,300 (600 to 2,200)	576 (200 to 1,000)	560,000
Upper respiratory infections	(6.6 to 19.6)	(39.6 to 112)	(104 to 2,040)	(2,770 to 8,060)	(2,270 to 6,660)	(2,240 to 7,490)	(1,900 to 6,580)	(1,770 to 6,730)	(1,570 to 6,730)	(1,240 to 5,940)	(967 to 5,120)	(749 to 3,930)	(671 to 1,910)	(439 to 1,360)	(360 to 880)	(180 to 633)	(39 to 449)	(69 to 327)	(60 to 190)	(22 to 102)	(14 to 43.6)	(3 to 16.6)	(1 to 5.6)	34,900
Otitis media	(0 to 0)	(0 to 0)	(0 to 0)	(0 to 0)	(0 to 0)	(0 to 0)	(0 to 0)	(0 to 0)	(0 to 0)	(0 to 0)	(0 to 0)	(0 to 0)	(0 to 0)	(0 to 0)	(0 to 0)	(0 to 0)	(0 to 0)	(0 to 0)	(0 to 0)	(0 to 0)	(0 to 0)	(0 to 0)	(0 to 0)	(0 to 0)	(0 to 0)
Enteric infections	27,100 (6,900 to 62,000)	49,600 (9,100 to 97,000)	275,000 (53,000 to 513,000)	170,000 (33,000 to 313,000)	25,100 (5,200 to 46,000)	25,500 (7,000 to 46,000)	14,600 (3,900 to 26,000)	9,200 (2,200 to 16,000)	7,090 (1,700 to 13,000)	6,270 (1,500 to 11,000)	5,040 (1,200 to 9,000)	4,550 (1,100 to 8,000)	4,021 (1,000 to 7,000)	3,690 (1,000 to 6,500)	3,660 (1,000 to 6,500)	3,520 (1,000 to 6,200)	3,520 (1,000 to 6,200)	3,520 (1,000 to 6,200)	2,590 (700 to 4,500)	1,720 (500 to 3,000)	948 (300 to 1,700)	227 (100 to 400)	690,000
Diarrheal diseases	27,100 (6,900 to 62,000)	49,600 (9,100 to 97,000)	272,000 (52,000 to 508,000)	169,000 (33,000 to 312,000)	24,000 (5,000 to 45,000)	24,000 (6,700 to 44,000)	13,800 (3,700 to 25,000)	8,280 (2,000 to 15,000)	6,270 (1,500 to 11,000)	4,550 (1,100 to 8,000)	3,730 (900 to 6,700)	3,050 (800 to 5,600)	2,650 (700 to 4,900)	2,650 (700 to 4,900)	2,650 (700 to 4,900)	2,650 (700 to 4,900)	2,650 (700 to 4,900)	2,650 (700 to 4,900)	1,690 (500 to 3,000)	686 (200 to 1,200)	276 (100 to 500)	119 (50 to 200)	619,000
Typhoid and paratyphoid	(0 to 0)	(0 to 0)	3,270 (1,000 to 6,000)	4,120 (1,200 to 7,600)	1,080 (300 to 2,000)	1,080 (300 to 2,000)	1,030 (300 to 1,900)	1,030 (300 to 1,900)	1,030 (300 to 1,900)	1,030 (300 to 1,900)	1,030 (300 to 1,900)	1,030 (300 to 1,900)	1,030 (300 to 1,900)	1,030 (300 to 1,900)	1,030 (300 to 1,900)	1,030 (300 to 1,900)	1,030 (300 to 1,900)	1,030 (300 to 1,900)	1,030 (300 to 1,900)	1,030 (300 to 1,900)	1,030 (300 to 1,900)	1,030 (300 to 1,900)	16,600
Typhoid fever	(0 to 0)	(0 to 0)	2,450 (1,000 to 5,000)	3,090 (1,200 to 6,000)	810 (300 to 1,500)	810 (300 to 1,500)	770 (300 to 1,500)	770 (300 to 1,500)	770 (300 to 1,500)	770 (300 to 1,500)	770 (300 to 1,500)	770 (300 to 1,500)	770 (300 to 1,500)	770 (300 to 1,500)	770 (300 to 1,500)	770 (300 to 1,500)	770 (300 to 1,500)	770 (300 to 1,500)	770 (300 to 1,500)	770 (300 to 1,500)	770 (300 to 1,500)	770 (300 to 1,500)	12,400
Paratyphoid fever	(0 to 0)	(0 to 0)	820 (0 to 1,100)	1,030 (0 to 1,400)	270 (0 to 370)	270 (0 to 370)	257 (0 to 350)	257 (0 to 350)	257 (0 to 350)	257 (0 to 350)	257 (0 to 350)	257 (0 to 350)	257 (0 to 350)	257 (0 to 350)	257 (0 to 350)	257 (0 to 350)	257 (0 to 350)	257 (0 to 350)	257 (0 to 350)	257 (0 to 350)	257 (0 to 350)	257 (0 to 350)	4,200
Invasive Non-typhoidal Salmonella (iNTS)	(0 to 0)	(0 to 0)	2,650 (2,100 to 3,700)	2,060 (1,600 to 2,900)	2,060 (1,600 to 2,900)	1,030 (800 to 1,400)	514 (400 to 720)	514 (400 to 720)	514 (400 to 720)	514 (400 to 720)	514 (400 to 720)	514 (400 to 720)	514 (400 to 720)	514 (400 to 720)	514 (400 to 720)	514 (400 to 720)	514 (400 to 720)	514 (400 to 720)	514 (400 to 720)	514 (400 to 720)	514 (400 to 720)	514 (400 to 720)	17,000
Other intestinal infectious diseases	(0 to 0)	(0 to 0)	1,620 (1,300 to 2,200)	266 (210 to 360)	90.7 (72 to 120)	62 (49 to 82)	22.5 (18 to 30)	16.3 (13 to 22)	16.4 (13 to 22)	7.1 (6 to 10)	6.6 (5 to 9)	6.6 (5 to 9)	6.6 (5 to 9)	6.6 (5 to 9)	6.6 (5 to 9)	6.6 (5 to 9)	6.6 (5 to 9)	6.6 (5 to 9)	6.6 (5 to 9)	6.6 (5 to 9)	6.6 (5 to 9)	6.6 (5 to 9)	6.6 (5 to 9)	2,710
Neglected tropical diseases and malaria	60.2 (0 to 1,400)	1,410 (0 to 3,400)	97,400 (27,000 to 200,000)	21,300 (5,900 to 43,000)	14,200 (3,900 to 29,000)	26,100 (7,200 to 53,000)	27,600 (7,600 to 56,000)	19,400 (5,400 to 39,000)	10,600 (2,900 to 21,000)	6,870 (1,900 to 14,000)	4,210 (1,200 to 8,500)	2,710 (800 to 5,500)	1,630 (500 to 3,300)	1,020 (300 to 2,100)	1,020 (300 to 2,100)	1,020 (300 to 2,100)	1,020 (300 to 2,100)	1,020 (300 to 2,100)	1,020 (300 to 2,100)	1,020 (300 to 2,100)	1,020 (300 to 2,100)	1,020 (300 to 2,100)	271,000
Malaria	(3.6 to 29.6)	(0 to 1.6)	(0 to 0)	(0 to 0)	(0 to 0)	(0 to 0)	(0 to 0)	(0 to 0)	(0 to 0)	(0 to 0)	(0 to 0)	(0 to 0)	(0 to 0)	(0 to 0)	(0 to 0)	(0 to 0)	(0 to 0)	(0 to 0)	(0 to 0)	(0 to 0)	(0 to 0)	(0 to 0)	(0 to 0)	0
Chagas disease	(0 to 0)	(0 to 0)	(0 to 0)	(0 to 0)	(0 to 0)	(0 to 0)	(0 to 0)	(0 to 0)	(0 to 0)	(0 to 0)	(0 to 0)	(0 to 0)	(0 to 0)	(0 to 0)	(0 to 0)	(0 to 0)	(0 to 0)	(0 to 0)	(0 to 0)	(0 to 0)	(0 to 0)	(0 to 0)	(0 to 0)	0
Leishmaniasis	(0 to 0)	(0 to 0)	3,640 (1,400 to 7,100)	4,910 (1,900 to 9,700)	2,080 (800 to 4,100)	2,080 (800 to 4,100)	1,030 (400 to 2,000)	1,030 (400 to 2,000)	1,030 (400 to 2,000)	1,030 (400 to 2,000)	1,030 (400 to 2,000)	1,030 (400 to 2,000)	1,030 (400 to 2,000)	1,030 (400 to 2,000)	1,030 (400 to 2,000)	1,030 (400 to 2,000)	1,030 (400 to 2,000)	1,030 (400 to 2,000)	1,030 (400 to 2,000)	1,030 (400 to 2,000)	1,030 (400 to 2,000)	1,030 (400 to 2,000)	26,600
Visceral leishmaniasis	(0 to 0)	(0 to 0)	1,640 (1,000 to 2,700)	2,710 (1,700 to 4,400)	2,420 (1,500 to 3,900)	1,690 (1,000 to 2,700)	1,210 (700 to 1,900)	1,340 (800 to 2,100)	1,290 (800 to 2,100)	784 (500 to 1,300)	501 (300 to 800)	329 (200 to 500)	279 (200 to 400)	140 (100 to 200)	70.3 (50 to 100)	40.4 (30 to 60)	20.8 (15 to 30)	11.7 (8 to 17)	6.0 (4 to 9)	1.5 (1 to 2)	0.4 (0 to 1)	0.1 (0 to 0)	0.0 (0 to 0)	19,400
Cutaneous and mucocutaneous leishmaniasis	(0 to 0)	(0 to 0)	1,990 (400 to 4,400)	2,200 (400 to 4,800)	260 (50 to 570)	260 (50 to 570)	257 (50 to 570)	257 (50 to 570)	257 (50 to 570)	257 (50 to 570)	257 (50 to 570)	257 (50 to 570)	257 (50 to 570)	257 (50 to 570)	257 (50 to 570)	257 (50 to 570)	257 (50 to 570)	257 (50 to 570)	257 (50 to 570)	257 (50 to 570)	257 (50 to 570)	257 (50 to 570)	7,200
African trypanosomiasis	(0 to 0)	(0 to 0)	(0 to 0)	(0 to 0)	(0 to 0)	(0 to 0)	(0 to 0)	(0 to 0)	(0 to 0)	(0 to 0)	(0 to 0)	(0 to 0)	(0 to 0)	(0 to 0)	(0 to 0)	(0 to 0)	(0 to 0)	(0 to 0)	(0 to 0)	(0 to 0)	(0 to 0)	(0 to 0)	(0 to 0)	0
Schistosomiasis	(0 to 0)	(0 to 0)	(0 to 0)	(0 to 0)	(0 to 0)	(0 to 0)	(0 to 0)	(0 to 0)	(0 to 0)	(0 to 0)	(0 to 0)	(0 to 0)	(0 to 0)	(0 to 0)	(0 to 0)	(0 to 0)	(0 to 0)	(0 to 0)	(0 to 0)	(0 to 0)	(0 to 0)	(0 to 0)	(0 to 0)	0
Cysticercosis	(0 to 0)	(0 to 0)	(0 to 1)	(0 to 1)	(0 to 1)	(0 to 1)	(0 to 1)	(0 to 1)	(0 to 1)	(0 to 1)	(0 to 1)	(0 to 1)	(0 to 1)	(0 to 1)	(0 to 1)	(0 to 1)	(0 to 1)	(0 to 1)	(0 to 1)	(0 to 1)	(0 to 1)	(0 to 1)	(0 to 1)	0
Cystic echinococcosis	(0 to 0)	(0 to 0)	314 (120 to 700)	335 (120 to 800)	264 (90 to 600)	299 (100 to 700)	308 (100 to 700)	329 (110 to 800)	354 (120 to 800)	272 (90 to 600)	223 (70 to 500)	160 (50 to 400)	141 (40 to 400)	125 (40 to 300)	93.3 (30 to 200)	72.3 (20 to 200)	53.6 (20 to 100)	32.9 (10 to 80)	16.7 (5 to 40)	5.3 (2 to 10)	1.2 (0 to 3)	0.3 (0 to 1)	0.0 (0 to 0)	3,400
Lymphatic filariasis	(0 to 0)	(0 to 0)	(0 to 0)	(0 to 0)	(0 to 0)	(0 to 0)	(0 to 0)	(0 to 0)	(0 to 0)	(0 to 0)	(0 to 0)	(0 to 0)	(0 to 0)	(0 to 0)	(0 to 0)	(0 to 0)	(0 to 0)	(0 to 0)	(0 to 0)	(0 to 0)	(0 to 0)	(0 to 0)	(0 to 0)	0
Onchocerciasis	(0 to 0)	(0 to 0)	(0 to 0)	(0 to 0)	(0 to 0)	(0 to 0)	(0 to 0)	(0 to 0)	(0 to 0)	(0 to 0)	(0 to 0)	(0 to 0)	(0 to 0)	(0 to 0)	(0 to 0)	(0 to 0)	(0 to 0)	(0 to 0)	(0 to 0)	(0 to 0)	(0 to 0)	(0 to 0)	(0 to 0)	0
Trachoma	(0 to 0)	(0 to 0)	47.0 (0 to 89.9)	99.4 (10 to 271)	29.7 (3 to 82.2)	29.2 (3 to 81.4)	19.8 (2 to 55.1)	14.1 (1 to 39.1)	11.7 (1 to 32.6)	9.64 (1 to 26.6)	7.71 (1 to 21.1)	6.6 (1 to 17.9)	5.4 (1 to 14.7)	4.3 (0 to 11.6)	3.1 (0 to 8.3)	2.4 (0 to 6.4)	1.8 (0 to 4.8)	1.2 (0 to 3.2)	0.7 (0 to 1.9)	0.3 (0 to 0.8)	0.1 (0 to 0.2)	0.0 (0 to 0.1)	0
Dengue	(0 to 0.2)	(0 to 0.9)	(1.0 to 88.9)	(12 to 271)	(2.6 to 82.2)	(2.4 to 81.4)	(1.6 to 55.1)	(1.1 to 39.1)	(0.9 to 32.6)	(0.7 to 26.6)	(0.6 to 21.1)	(0.5 to 17.9)	(0.4 to 14.7)	(0.3 to 11.6)	(0.2 to 8.3)	(0.2 to 6.4)	(0.1 to 4.8)	(0.1 to 3.2)	(0.1 to 1.9)	(0 to 0.8)	(0 to 0.2)	(0 to 0.1)	(0 to 0)	1,600
Yellow fever	(0 to 0)	(0 to 0)	111 (0 to 1,100)	1,000 (400 to 1,700)	4,160 (1,600 to 7,000)	3,120 (1,200 to 5,300)	2,780 (1,100 to 4,700)	1,030 (400 to 1,700)	1,230 (500 to 2,100)	991 (400 to 1,700)	823 (300 to 1,400)	670 (200 to 1,100)	551 (200 to 900)	722 (200 to 1,200)	771 (200 to 1,300)	77.8 (20 to 130)	39.4 (10 to 70)	19.1 (5 to 30)	8.6 (2 to 15)	2.7 (1 to 5)	0.6 (0 to 1)	0.2 (0 to 0)	0.0 (0 to 0)	22,900
Rabies	(0 to 0)	(0 to 0)	74.4 (0.4 to 4.2)	74.4 (0.4 to 4.2)	74.4 (0.4 to 4.2



Other transport injuries	36·3 (12·8 to 82·6)	23·2 (9·4 to 47·1)	328 (119 to 756)	2,070 (724 to 5,070)	1,470 (697 to 2,880)	1,170 (679 to 2,150)	1,960 (1,010 to 3,700)	2,340 (1,150 to 4,280)	1,940 (1,020 to 3,280)	1,420 (777 to 2,450)	1,170 (642 to 1,940)	939 (543 to 1,580)	787 (468 to 1,260)	594 (365 to 946)	436 (268 to 690)	339 (201 to 544)	240 (140 to 394)	166 (101 to 254)	101 (63·2 to 153)	53·7 (35·5 to 76·1)	22·5 (15·2 to 32·3)	9·4 (6·5 to 13·9)	4·5 (3 to 6·8)	17,600
Unintentional injuries	5,040 (2,980 to 8,600)	4,570 (2,110 to 13,500)	36,600 (16,300 to 73,200)	122,000 (74,500 to 185,000)	51,500 (36,800 to 76,000)	38,500 (28,200 to 52,000)	44,000 (30,900 to 62,100)	53,900 (35,200 to 77,300)	48,700 (33,300 to 68,600)	41,200 (27,700 to 55,900)	32,800 (21,800 to 44,400)	26,900 (18,600 to 36,700)	21,400 (15,500 to 28,600)	17,000 (12,700 to 22,500)	12,300 (9,320 to 16,100)	9,800 (7,370 to 12,600)	7,230 (5,580 to 9,160)	6,070 (4,660 to 7,590)	4,300 (3,360 to 5,330)	2,960 (2,340 to 3,680)	1,520 (1,210 to 1,850)	648 (506 to 801)	253 (197 to 320)	589,000
Falls	487 (205 to 977)	260 (126 to 495)	3,400 (1,410 to 7,240)	16,000 (7,550 to 29,600)	7,540 (4,940 to 11,300)	6,290 (4,600 to 8,610)	8,470 (6,170 to 11,500)	11,600 (8,070 to 15,800)	11,500 (8,240 to 15,300)	10,800 (7,600 to 14,200)	9,720 (7,010 to 12,700)	8,470 (6,170 to 10,800)	7,200 (5,370 to 9,360)	6,170 (4,670 to 7,980)	4,570 (3,470 to 5,860)	3,910 (2,930 to 5,050)	3,010 (2,300 to 3,800)	2,730 (2,100 to 3,440)	2,130 (1,640 to 2,690)	1,650 (1,240 to 2,100)	872 (677 to 1,090)	399 (306 to 507)	163 (122 to 215)	127,000
Drowning	246 (111 to 475)	138 (69·7 to 266)	3,030 (1,160 to 6,370)	35,400 (16,000 to 65,300)	13,500 (7,070 to 24,200)	9,100 (5,100 to 15,700)	8,190 (4,010 to 15,900)	7,170 (3,420 to 13,200)	4,710 (2,390 to 8,160)	3,040 (1,520 to 5,190)	2,080 (1,010 to 3,540)	1,550 (780 to 2,660)	1,070 (581 to 1,800)	747 (409 to 1,240)	462 (256 to 790)	323 (186 to 524)	221 (130 to 362)	169 (95·5 to 271)	82·6 (51·7 to 135)	41·4 (25·3 to 65·5)	24·5 (13·6 to 42·6)	7·2 (4·3 to 12·3)	2·1 (1·3 to 3·4)	91,300
Fire, heat, and hot substances	235 (91·3 to 454)	197 (80·7 to 380)	3,700 (1,080 to 8,270)	19,000 (5,400 to 40,200)	6,070 (3,270 to 10,600)	3,860 (2,180 to 6,600)	5,250 (2,840 to 9,590)	6,640 (3,170 to 13,100)	6,130 (2,970 to 11,400)	5,370 (2,540 to 10,300)	3,930 (1,920 to 7,400)	3,180 (1,590 to 5,880)	2,340 (1,200 to 4,100)	1,730 (909 to 3,040)	1,180 (664 to 1,970)	983 (561 to 1,600)	667 (391 to 1,020)	570 (343 to 870)	381 (233 to 558)	272 (168 to 395)	142 (90 to 199)	53·5 (32·6 to 75·6)	19·3 (11·6 to 28)	71,900
Poisonings	484 (171 to 1,150)	360 (95·6 to 1,160)	3,090 (949 to 7,680)	11,600 (4,760 to 23,200)	3,090 (1,460 to 6,010)	2,750 (1,410 to 4,850)	2,430 (1,100 to 4,490)	3,510 (1,390 to 6,820)	3,560 (1,570 to 6,420)	2,590 (1,020 to 4,840)	2,240 (835 to 4,270)	1,560 (607 to 2,840)	1,150 (426 to 2,170)	703 (249 to 1,290)	486 (177 to 880)	336 (126 to 649)	208 (86·5 to 380)	159 (70·5 to 284)	107 (51·7 to 187)	43·6 (22·3 to 75·1)	23·8 (12·8 to 41·1)	8·1 (4·2 to 13·6)	2·5 (1·2 to 4·5)	40,500
Poisoning by carbon monoxide	115 (7·6 to 359)	88·7 (5·6 to 323)	1,030 (92·5 to 3,040)	3,820 (669 to 9,570)	1,640 (581 to 3,620)	1,350 (503 to 2,850)	1,690 (669 to 3,520)	2,370 (793 to 4,990)	2,420 (899 to 4,910)	1,740 (530 to 3,520)	1,470 (459 to 3,050)	986 (291 to 2,030)	760 (224 to 1,590)	458 (134 to 950)	333 (95·4 to 676)	216 (66·3 to 444)	141 (49·8 to 274)	101 (36·6 to 204)	70·1 (30·1 to 138)	23·5 (9·3 to 47·2)	13·4 (5·4 to 25·9)	4·5 (1·6 to 9·1)	1·2 (0·4 to 2·6)	20,800
Poisoning by other means	369 (122 to 915)	272 (71·4 to 867)	2,060 (589 to 5,030)	7,750 (2,760 to 16,700)	1,450 (534 to 3,250)	1,400 (563 to 2,850)	741 (256 to 1,640)	1,140 (375 to 2,640)	1,140 (400 to 2,600)	850 (311 to 1,940)	769 (261 to 1,860)	569 (189 to 1,250)	393 (139 to 895)	245 (81·8 to 574)	153 (55 to 376)	119 (41·5 to 275)	67·6 (25·5 to 154)	58·2 (25·2 to 115)	36·9 (15·2 to 77·3)	20 (9 to 37·3)	10·4 (4·8 to 19·8)	3·5 (1·5 to 6·8)	1·3 (0·5 to 2·5)	19,600
Exposure to mechanical forces	504 (44·4 to 2,500)	1,380 (19·9 to 9,460)	3,500 (401 to 16,900)	7,990 (3,360 to 16,700)	6,750 (4,080 to 11,700)	5,390 (3,420 to 9,040)	8,700 (4,970 to 15,800)	12,000 (6,640 to 21,400)	10,000 (5,870 to 16,400)	8,420 (5,040 to 13,200)	6,280 (3,730 to 9,680)	5,130 (3,180 to 8,080)	4,250 (2,890 to 6,490)	3,470 (2,330 to 5,080)	2,510 (1,710 to 3,870)	1,760 (1,180 to 2,580)	1,240 (845 to 1,820)	974 (660 to 1,430)	614 (433 to 860)	349 (251 to 495)	159 (114 to 218)	57·7 (42 to 77·9)	22·1 (15·8 to 30·9)	91,400
Unintentional firearm injuries	50·7 (1·8 to 295)	131 (0·5 to 1,300)	330 (10·3 to 1,690)	514 (114 to 1,550)	361 (116 to 872)	563 (156 to 1,340)	1,270 (279 to 3,220)	1,620 (380 to 4,450)	1,020 (269 to 2,660)	841 (220 to 2,140)	554 (154 to 1,470)	416 (143 to 944)	328 (119 to 784)	282 (99·3 to 625)	181 (69·7 to 414)	96·3 (47·2 to 195)	62·8 (32·6 to 121)	40·7 (22·3 to 71·6)	36·1 (19·2 to 71)	18·4 (10·4 to 32)	7·9 (4·8 to 12·7)	3·7 (2·2 to 6·6)	1·6 (0·9 to 2·7)	8,730
Other exposure to mechanical forces	454 (39·9 to 2,180)	1,250 (17 to 9,350)	3,170 (355 to 15,200)	7,480 (3,070 to 15,700)	6,390 (3,680 to 11,200)	4,830 (2,770 to 8,220)	7,430 (3,530 to 13,800)	10,300 (5,430 to 18,700)	8,990 (5,240 to 15,100)	7,570 (4,580 to 12,200)	5,720 (3,460 to 8,970)	4,720 (2,870 to 7,580)	3,920 (2,640 to 6,010)	3,180 (2,100 to 4,740)	2,330 (1,530 to 3,670)	1,660 (1,100 to 2,470)	1,180 (793 to 1,740)	933 (618 to 1,380)	578 (403 to 809)	331 (236 to 472)	151 (109 to 207)	54 (39·3 to 73·7)	20·6 (14·7 to 28·9)	82,700
Adverse effects of medical treatment	556 (271 to 1,020)	478 (232 to 850)	3,160 (1,140 to 6,870)	3,490 (1,680 to 5,980)	1,750 (1,110 to 2,920)	1,490 (861 to 2,550)	1,860 (746 to 3,660)	2,160 (729 to 4,610)	2,080 (756 to 4,140)	1,790 (669 to 3,500)	1,440 (557 to 2,850)	1,410 (590 to 2,620)	1,140 (519 to 2,000)	1,030 (494 to 1,740)	852 (413 to 1,510)	844 (428 to 1,410)	668 (341 to 1,110)	546 (280 to 929)	373 (196 to 621)	235 (126 to 408)	112 (60·8 to 190)	39·9 (22·5 to 66·5)	14·6 (8·7 to 24·1)	27,500
Animal contact	95·6 (45·2 to 183)	69·5 (31·4 to 129)	935 (351 to 1,940)	3,960 (1,660 to 7,320)	2,050 (996 to 3,750)	1,440 (699 to 2,570)	719 (444 to 1,140)	575 (365 to 857)	539 (351 to 795)	532 (348 to 785)	451 (287 to 655)	431 (269 to 642)	347 (226 to 519)	350 (217 to 528)	246 (148 to 389)	197 (126 to 304)	151 (96·6 to 233)	126 (80·2 to 186)	88·1 (54·6 to 142)	54·1 (33·6 to 85·9)	24·4 (15·9 to 37)	12 (7·7 to 19·4)	4·1 (2·6 to 6·6)	13,400
Venomous animal contact	80·4 (38·2 to 153)	44·3 (17·7 to 84·8)	842 (317 to 1,780)	3,690 (1,500 to 6,910)	1,780 (826 to 3,230)	1,180 (535 to 2,150)	485 (280 to 790)	337 (192 to 535)	302 (178 to 473)	321 (187 to 518)	250 (144 to 391)	239 (131 to 387)	175 (102 to 288)	186 (100 to 306)	122 (63·7 to 216)	101 (55·4 to 165)	70 (39·5 to 115)	72·8 (40·8 to 118)	44·9 (24·4 to 75·8)	30·9 (16·4 to 52·2)	14 (7·8 to 23·4)	7·1 (4 to 12·4)	2·4 (1·3 to 4)	10,400
Non-venomous animal contact	15·3 (4·1 to 37·2)	25·2 (8·5 to 57·7)	93·4 (26·5 to 253)	266 (89·6 to 703)	265 (117 to 611)	256 (126 to 534)	234 (134 to 406)	239 (143 to 374)	237 (145 to 369)	211 (123 to 332)	201 (121 to 332)	192 (111 to 318)	172 (101 to 278)	164 (99·5 to 263)	124 (71·9 to 212)	96·9 (56·8 to 167)	81·1 (47·9 to 132)	52·8 (32 to 85·1)	43·1 (24·7 to 79·2)	23·2 (14 to 39·7)	10·4 (6·5 to 17)	4·8 (3 to 8·1)	1·8 (1·1 to 2·8)	3,010
Foreign body	1,880 (908 to 3,570)	1,470 (796 to 2,500)	13,500 (5,140 to 29,800)	12,900 (6,820 to 22,400)	3,350 (2,100 to 5,190)	2,420 (1,650 to 3,400)	1,470 (1,020 to 1,990)	1,670 (1,090 to 2,370)	1,540 (1,060 to 2,140)	1,360 (936 to 1,860)	1,090 (768 to 1,480)	978 (694 to 1,330)	797 (592 to 1,070)	682 (502 to 896)	486 (376 to 617)	419 (321 to 533)	310 (237 to 397)	250 (193 to 319)	174 (135 to 221)	104 (79·7 to 133)	58·9 (44·2 to 78·6)	24·8 (18 to 32·9)	8·4 (6·4 to 11·1)	47,000
Pulmonary aspiration and foreign body in airway	1,870 (904 to 3,560)	1,460 (790 to 2,500)	13,400 (5,090 to 29,700)	12,500 (6,410 to 21,800)	2,830 (1,660 to 4,670)	1,800 (1,110 to 2,720)	805 (476 to 1,230)	958 (538 to 1,590)	852 (488 to 1,390)	699 (393 to 1,080)	487 (273 to 755)	435 (251 to 687)	316 (195 to 490)	282 (173 to 428)	191 (122 to 285)	185 (120 to 278)	131 (87·9 to 198)	118 (76·5 to 174)	83·8 (57·6 to 121)	50·6 (34·2 to 72·3)	34·2 (22·1 to 51·5)	15·1 (9·8 to 22·7)	4·9 (3·2 to 7·3)	39,500
Foreign body in eyes	0·4 (0·1 to 0·9)	1·2 (0·3 to 2·6)	19·7 (5·6 to 42·7)	102 (32·2 to 225)	159 (51·1 to 358)	196 (68·6 to 435)	229 (85·9 to 511)	263 (104 to 545)	263 (112 to 526)	247 (110 to 471)	226 (103 to 423)	205 (104 to 361)	179 (101 to 305)	142 (80·7 to 226)	101 (60·5 to 155)	79·4 (49·2 to 118)	61·3 (38·6 to 88·5)	46·1 (29·6 to 66·4)	32 (21·3 to 46)	18·9 (12·5 to 27·5)	8·6 (5·8 to 12·4)	3·2 (2·2 to 4·7)	1·1 (0·7 to 1·5)	2,590
Foreign body in other body part	9 (1·8 to 31·4)	5·2 (2·1 to 12·7)	59·9 (28·1 to 118)	345 (174 to 621)	356 (238 to 526)	423 (283 to 602)	437 (307 to 609)	447 (315 to 616)	427 (310 to 577)	409 (292 to 552)	380 (272 to 509)	338 (245 to 450)	302 (220 to 400)	258 (186 to 342)	194 (141 to 262)	155 (112 to 209)	117 (83·9 to 158)	86·4 (63·6 to 116)	58·3 (42·3 to 77·6)	34·5 (24·9 to 46·3)	16·1 (11·6 to 21·8)	6·4 (4·6 to 8·8)	2·4 (1·7 to 3·3)	4,870
Environmental heat and cold exposure	35·8 (7·2 to 90·1)	16·1 (5 to 37·5)	161 (52·9 to 377)	474 (245 to 854)	512 (300 to 873)	479 (312 to 747)	607 (391 to 962)	656 (422 to 1,020)	629 (395 to 995)	595 (381 to 933)	490 (319 to 745)	403 (262 to 590)	369 (241 to 539)	344 (219 to 546)	231 (153 to 348)	179 (115 to 277)	135 (86·4 to 203)	122 (79·1 to 191)	79·5 (50·5 to 125)	51·7 (32·9 to 82)	26·1 (17·2 to 40·8)	11·3 (7·3 to 17·5)	3·9 (2·7 to 5·9)	6,610
Exposure to forces of nature	0 (0 to 0)	0 (0 to 0)	0 (0 to 0)	2·3 (1·3 to 3·9)	12·6 (6·9 to 21·9)	31·7 (19·1 to 51·7)	61·5 (37·4 to 102)	76·1 (47·4 to 122)	80·6 (51·7 to 123)	88·7 (58·8 to 132)	86·7 (56·2 to 127)	73·1 (48 to 106)	61·9 (40·6 to 88·4)	46·5 (31·4 to 66·8)	30·7 (21 to 43·7)	21·4 (14·7 to 30·2)	14·5 (10·1 to 20·1)	9·2 (6·5 to 12·7)	5·5 (3·8 to 7·4)	2·8 (2 to 3·9)	1·2 (0·8 to 1·7)	0·4 (0·3 to 0·6)	0·1 (0·1 to 0·2)	707
Other unintentional injuries	513 (248 to 921)	205 (104 to 379)	2,150 (927 to 4,080)	11,200 (5,260 to 21,400)	6,890 (3,530 to 13,200)	5,280 (2,960 to 9,070)	6,300 (3,180 to 11,700)	7,940 (4,180 to 13,500)	7,900 (4,260 to 13,300)	6,580 (3,740 to 10,800)	4,960 (2,880 to 8,140)	3,750 (2,300 to 5,990)	2,640 (1,730 to 4,090)	1,780 (1,250 to 2,490)	1,220 (827 to 1,720)	836 (593 to 1,150)	612 (433 to 827)	410 (293 to 566)	274 (203 to 360)	157 (116 to 208)	77·2 (58·6 to 100)	33·8 (25·6 to 44·2)	13·1 (9·9 to 17)	71,700
Self-harm and interpersonal violence	551 (270 to 1,020)	142 (82·5 to 244)	1,030 (430 to 2,230)	3,990 (2,740 to 6,350)	3,780 (2,810 to 5,150)	8,200 (6,040 to 11,200)	31,200 (22,100 to 42,600)	43,000 (28,600 to 60,600)	37,300 (25,300 to 52,500)	29,900 (20,700 to 41,400)	23,500 (16,400 to 33,100)	17,800 (12,700 to 24,500)	12,600 (9,420 to 17,100)	8,810 (6,710 to 11,700)	5,330 (4,100 to 7,030)	3,360 (2,610 to 4,370)	2,080 (1,610 to 2,690)	1,270 (997 to 1,630)	709 (555 to 885)	379 (294 to 482)	164 (127 to 208)	56·8 (43·4 to 72·7)	21·6 (16·5 to 28)	235,000
Self-harm	0 (0 to 0)	0 (0 to 0)	0 (0 to 0)	0 (0 to 0)	0 (0 to 0)	3,200 (1,870 to 5,420)	17,000 (9,770 to 26,600)	24,100 (13,200 to 39,000)	20,700 (11,400 to 33,400)	15,200 (8,180 to 23,800)	11,200 (6,020 to 18,500)	8,100 (4,520 to 13,200)	5,130 (3,010 to 8,090)	3,400 (2,020 to 5,400)	1,930 (1,160 to 3,000)	1,280 (765 to 1,990)	800 (489 to 1,220)	511 (336 to 761)	264 (175 to 379)	154 (102 to 221)	65·1 (43·1 to 93·1)	19·6 (13 to 28)	7·1 (4·6 to 10·4)	113,000
Self-harm by firearm	0 (0 to 0)	0 (0 to 0)	0 (0 to 0)	0 (0 to 0)	0 (0 to 0)	130 (50·3 to 279)	942 (342 to 2,130)	1,470 (525 to 2,960)	1,040 (395 to 1,990)	816 (331 to 1,630)	548 (228 to 1,050)	382 (163 to 750)	276 (124 to 546)	188 (90·7 to 373)	124 (60·3 to 243)	70·8 (30·5 to 143)	61·6 (27·9 to 125)	42·2 (22·2 to 78·2)	23·2 (11·5 to 42·4)	13·8 (7 to 25·1)	6·9 (3·5 to 13·6)	1·6 (0·9 to 3)	0·6 (0·3 to 1·2)	6,140
Self-harm by other specified means	0 (0 to 0)	0 (0 to 0)	0 (0 to 0)	0 (0 to 0)	0 (0 to 0)	3,070 (1,780 to 5,240)	16,000 (9,250 to 25,200)	22,700 (12,300 to 36,800)	19,600 (10,900 to 31,700)	14,400 (7,780 to 22,500)	10,600 (5,760 to 17,700)	7,720 (4,310 to 12,500)	4,850 (2,840 to 7,650)	3,210 (1,930 to 5,120)	1,810 (1,100 to 2,830)	1,210 (727 to 1,870)	738 (450 to 1,120)	469 (304 to 703)	241 (158 to 345)	140 (91·8 to 199)	58·2 (38·3 to 83·6)	17·9 (12 to 25·7)	6·5 (4·2 to 9·7)	107,000
Interpersonal violence	473 (191 to 947)	99 (39·9 to 202)	885 (288 to 2,070)	2,090 (835 to 4,350)	2,000 (1,110 to 3,270)	2,640 (1,710 to 3,980)	7,910 (4,400 to 12,900)	10,300 (5,800 to 17,300)	8,440 (5,140 to 12,800)	6,370 (3,890 to 9,490)	4,470 (2,770 to 6,510)	3,120 (2,060 to 4,480)	2,190 (1,550 to 2,950)	1,440 (1,060 to 1,950)	870 (640 to 1,180)	567 (429 to 742)	386 (298 to 493)	259 (199 to 328)	164 (126 to 212)	79·3 (61·2 to 102)	33·7 (25·9 to 43·6)	11·8 (8·8 to 15·6)	4·1 (3 to 5·4)	54,800
Physical violence by firearm	68·3 (19·9 to 186)	10·7 (3·3 to 27·1)	120 (32·7 to 361)	212 (67·5 to 625)	219 (92·3 to 431)	354 (156 to 736)	2,470 (937 to 4,850)	3,230 (1,170 to 6,490)	2,150 (872 to 4,360)	1,520 (585 to 3,080)	971 (348 to 1,960)	558 (231 to 1,050)	346 (160 to 665)	197 (87·2 to 385)	142 (69·6 to 268)	68·2 (35·5 to 127)	31·5 (16·9 to 57·2)	20·2 (10·9 to 37)	10·9 (5·5 to 20)	4·9 (2·8 to 7·7)	2 (1·3 to 3·1)	0·6 (0·4 to 0·9)	0·2 (0·1 to 0·3)	12,700
Physical violence by sharp object	27·5 (8·7 to 64·2)	3·1 (1 to 7·3)	37 (10·9 to 99·7)	127 (45·4 to 331)	156 (70·4 to 306)	151 (84·4 to 283)	1,070 (422 to 2,220)	1,120 (485 to 2,210)	922 (449 to 1,830)	685 (328 to 1,290)	462 (238 to 864)	323 (182 to 563)	237 (147 to 377)	169 (106 to 279)	89·4 (60·4 to 134)	58·1 (41·1 to 81·2)	39·4 (27·9 to 55·1)	28 (19·6 to 38·8)	20·4 (14·3 to 29·4)	13·4 (9·4 to 18·3)	5·5 (3·8 to 7·8)	2·3 (1·6 to 3·3)	1·1 (0·8 to 1·6)	5,750
Sexual violence	0 (0 to 0)	0 (0 to 0)	0 (0 to 0)	41 (23·7 to 65·7)	314 (190 to 488)	652 (370 to 1,010)	1,300 (734 to 2,080)	1,770 (1,030 to 2,690)	1,710 (954 to 2,790)	1,390 (774 to 2,270)	1,030 (579 to 1,640)	745 (441 to 1,220)	503 (293 to 833)	277 (159 to 451)	129 (74·8 to 208)	78·6 (48·4 to 117)	55·1 (34·4 to 82·8)	38·1 (24·1 to 56·6)	24·4 (15·7 to 35·6)	13·7 (8·8 to 20·2)	5 (2·9 to 7·9)	0·9 (0·5 to 1·4)	0·1 (0 to 0·1)	10,100
Physical violence by other means	377 (155 to 756)	85·3 (33·9 to 169)	728 (235 to 1,700)	1,710 (661 to 3,690)	1,310 (623 to 2,300)	1,480 (812 to 2,490)	3,070 (1,270 to 5,630)	4,220 (1,880 to 7,750)	3,660 (1,780 to 6,230)	2,770 (1,440 to 4,510)	2,010 (1,120 to 3,120)	1,490 (917 to 2,310)	1,110 (727 to 1,530)	799 (539 to 1,140)	509 (361 to 707)	362 (262 to 502)	260 (191 to 351)	172 (127 to 228)	109 (79·3 to 144)	47·4 (33·8 to 64·2)	21·1 (15·2 to 28·8)	8 (5·8 to 11)	2·7 (1·9 to 3·6)	26,300
Conflict and terrorism	78 (70·8 to 85·8)	42·8 (38·8 to 47·2)	140 (127 to 154)	1,060 (919 to 1,260)	1,280 (896 to 1,930)	1,790 (1,180 to 2,860)	3,910 (2,550 to 6,140)	5,370 (3,600 to 8,240)	5,850 (3,660 to 9,350)	6,700 (4,060 to 10,700)	6,640 (3,960 to 10,900)	5,680 (3,450 to 9,050)	4,710 (2,960 to 7,410)	3,530 (2,270 to 5,510)	2,210 (1,430 to 3,410)	1,350 (888 to 2,050)	796 (520 to 1,210)	456 (298 to 692)	258 (170 to 387)	134 (89·1 to 203)	60·9 (40·1 to 90·7)	23·8 (15·3 to 36·4)	9·3 (5·9 to 14·4)	52,100

SR Table 2c: Alabama DALYS by cause and age group for both sexes with 95% uncertainty intervals, 2019

Cause	Early Neonatal	Late Neonatal	Post Neonatal	1 to 4	5 to 9	10 to 14	15 to 19	20 to 24	25 to 29	30 to 34	35 to 39	40 to 44	45 to 49	50 to 54	55 to 59	60 to 64	65 to 69	70 to 74	75 to 79	80 to 84	85 to 89	90 to 94	95 plus	Total
All causes	20,000 (16,800 to 21,800)	7,730 (7,190 to 8,360)	17,900 (16,600 to 19,000)	10,700 (11,100 to 11,700)	13,100 (11,900 to 14,100)	22,900 (21,700 to 24,000)	49,900 (42,000 to 58,900)	72,000 (64,700 to 80,100)	69,600 (59,500 to 80,100)	64,500 (55,900 to 73,000)	69,700 (61,900 to 78,400)	94,200 (84,000 to 104,000)	118,000 (98,500 to 139,000)	143,000 (120,000 to 166,000)	160,000 (134,000 to 187,000)	186,000 (156,000 to 217,000)	206,000 (171,000 to 239,000)	231,000 (191,000 to 270,000)	243,000 (196,000 to 290,000)	229,000 (174,000 to 284,000)	119,000 (86,000 to 152,000)	76,800 (51,700 to 107,000)	42,100 (26,000 to 66,000)	17,400 (9,700 to 30,000)	2,030,000
Communicable, maternal, neonatal, and nutritional diseases	19,600 (14,500 to 17,400)	6,090 (5,420 to 6,850)	4,990 (3,270 to 6,760)	2,740 (2,190 to 3,490)	2,430 (1,750 to 3,400)	2,270 (1,640 to 3,270)	3,010 (2,170 to 4,230)	2,960 (2,120 to 4,290)	3,310 (2,370 to 4,640)	3,600 (2,550 to 4,960)	4,010 (2,830 to 5,700)	4,150 (2,930 to 5,900)	4,420 (3,070 to 6,300)	4,480 (3,060 to 6,470)	5,260 (4,200 to 6,970)	6,430 (4,370 to 8,700)	6,230 (4,160 to 8,900)	6,130 (4,040 to 8,870)	4,890 (3,200 to 6,930)	3,200 (2,000 to 4,870)	1,990 (1,040 to 2,960)	976 (764 to 1,190)	97,800
HIV/AIDS and sexually transmitted infections	1.6 (0.9 to 2.4)	1.3 (0.8 to 2.1)	29.1 (22.2 to 37.6)	17.1 (11.7 to 23.2)	3.3 (2.2 to 4.5)	3.3 (2.2 to 4.5)	43.1 (29.4 to 58.7)	154 (104 to 208)	309 (209 to 420)	504 (339 to 683)	698 (468 to 945)	1,010 (677 to 1,370)	1,260 (844 to 1,710)	1,470 (983 to 1,990)	1,670 (1,120 to 2,260)	1,810 (1,210 to 2,450)	1,880 (1,250 to 2,540)	1,900 (1,270 to 2,570)	1,810 (1,210 to 2,450)	1,660 (1,110 to 2,250)	1,270 (847 to 1,720)	1,010 (674 to 1,370)	1,110 (741 to 1,500)	17,600
HIV/AIDS	(0 to 0)	(0 to 0)	(21.5 to 27)	(13.9 to 19.9)	(0.6 to 1.3)	(0.2 to 1.1)	(2.9 to 5)	(8.1 to 13.3)	(22.1 to 31.5)	(37.1 to 49.5)	(49.5 to 62.5)	(77.7 to 97.2)	(92.9 to 116.2)	(107.2 to 134.1)	(116.5 to 145.8)	(132.1 to 165.3)	(146.2 to 183)	(160.2 to 200.5)	(168.1 to 210.4)	(167.5 to 209.7)	(147.9 to 185.1)	(118.5 to 148.3)	(77.3 to 96.8)	(39.6 to 49.6)	1,220
HIV/AIDS - Drug-susceptible Tuberculosis	(0 to 0)	(0 to 0)	(0.5 to 1.2)	(0.3 to 0.9)	(0.2 to 0.5)	(0.2 to 0.5)	(0.4 to 1.1)	(0.4 to 1.4)	(1.7 to 5.3)	(3.1 to 9.6)	(4.5 to 13.6)	(7.1 to 21.1)	(8.5 to 25.1)	(9.8 to 29.1)	(10.7 to 31.7)	(12.1 to 35.9)	(13.4 to 39.7)	(14.7 to 43.5)	(15.4 to 45.6)	(15.3 to 45.3)	(13.5 to 40)	(10.8 to 32)	(7.1 to 21.1)	(3.6 to 10.7)	112
HIV/AIDS - Multidrug-resistant Tuberculosis without extensi	(0 to 0)	(0 to 0)	(0 to 0)	(0 to 0)	(0 to 0)	(0 to 0)	(0 to 0)	(0 to 0)	(0 to 0)	(0 to 0)	(0 to 0)	(0 to 0)	(0 to 0)	(0 to 0)	(0 to 0)	(0 to 0)	(0 to 0)	(0 to 0)	(0 to 0)	(0 to 0)	(0 to 0)	(0 to 0)	(0 to 0)	(0 to 0)	(0 to 0)	0
HIV/AIDS - Extensively drug-resistant Tuberculosis	(0 to 0)	(0 to 0)	(0 to 0)	(0 to 0)	(0 to 0)	(0 to 0)	(0 to 0)	(0 to 0)	(0 to 0)	(0 to 0)	(0 to 0)	(0 to 0)	(0 to 0)	(0 to 0)	(0 to 0)	(0 to 0)	(0 to 0)	(0 to 0)	(0 to 0)	(0 to 0)	(0 to 0)	(0 to 0)	(0 to 0)	(0 to 0)	(0 to 0)	0
HIV/AIDS resulting in other diseases	(0 to 0)	(0 to 0)	23.5 (16.9 to 29.5)	17 (10.9 to 19.4)	0.7 (0.5 to 1.1)	2.6 (1.8 to 3.5)	25.1 (17.3 to 34.1)	136 (92.4 to 187.1)	274 (187.2 to 366)	446 (307.1 to 597)	623 (429.1 to 835)	899 (619.1 to 1,240)	1,150 (789.6 to 1,590)	1,350 (926.3 to 1,870)	1,540 (1,060 to 2,130)	1,670 (1,150 to 2,310)	1,720 (1,180 to 2,380)	1,730 (1,180 to 2,400)	1,630 (1,110 to 2,260)	1,490 (1,020 to 2,060)	1,140 (777 to 1,580)	907 (617 to 1,260)	1,000 (683 to 1,390)	14,600
Sexually transmitted infections excluding HIV	1.6 (1.2 to 2.1)	1.2 (0.8 to 1.6)	0.9 (0.6 to 1.3)	0.1 (0.1 to 0.2)	0.1 (0.1 to 0.2)	0.1 (0.1 to 0.2)	13.4 (9.1 to 18.6)	43.2 (29.4 to 59.9)	76 (52.1 to 105.3)	97.6 (66.8 to 135.3)	108 (74.1 to 149.7)	97.6 (66.8 to 135.3)	79.7 (54.6 to 110.5)	63.7 (43.6 to 88.3)	51 (34.9 to 70.7)	43.4 (29.7 to 60.2)	34.1 (23.3 to 47.3)	28 (19.2 to 38.8)	23.6 (16.2 to 32.7)	19.4 (13.3 to 26.9)	9.3 (6.4 to 12.9)	4 (2.7 to 5.6)	1.6 (1.1 to 2.2)	786
Syphilis	(1.2 to 2.6)	(0.6 to 2.1)	(0.4 to 1.9)	(0 to 0.2)	(0 to 0.1)	(0 to 0.1)	(7.5 to 12.1)	(21.3 to 31.6)	(39.1 to 57.3)	(51.9 to 75.2)	(61.2 to 87.2)	(71.2 to 100.5)	(52.9 to 75.2)	(37.7 to 53.6)	(26.9 to 38.3)	(19.2 to 27.4)	(13.6 to 19.4)	(9.7 to 13.9)	(6.9 to 10.1)	(5.1 to 7.5)	(3.5 to 5.2)	(2.3 to 3.4)	(1.5 to 2.2)	(0.9 to 1.3)	385
Chlamydial infection	(0 to 0)	(0 to 0)	(0 to 0)	(0 to 0)	(0 to 0)	(0.3 to 0.9)	(0.8 to 2)	(2.3 to 5.4)	(3.1 to 10.4)	(2.4 to 11.1)	(3.6 to 12.4)	(3.9 to 11.8)	(2.2 to 9.3)	(1.1 to 5.2)	(0.6 to 1.9)	(0.4 to 1.4)	(0.3 to 0.9)	(0.2 to 0.6)	(0.1 to 0.4)	(0.1 to 0.3)	(0.1 to 0.2)	(0 to 0.1)	(0 to 0.1)	(0 to 0)	42.9
Gonococcal infection	(0 to 0)	(0 to 0)	(0 to 0)	(0 to 0)	(0 to 0)	(0.4 to 0.7)	(1 to 2.1)	(1.8 to 3.9)	(2.6 to 6.2)	(2 to 6.3)	(2.7 to 8.3)	(2.7 to 8.3)	(2 to 5.7)	(1.4 to 3.9)	(1 to 2.6)	(0.7 to 1.8)	(0.5 to 1.2)	(0.3 to 0.8)	(0.2 to 0.5)	(0.1 to 0.3)	(0.1 to 0.2)	(0 to 0.1)	(0 to 0.1)	(0 to 0)	19.6
Trichomoniasis	(0 to 0)	(0 to 0)	(0 to 0)	(0 to 0)	(0 to 0)	(0.1 to 0.4)	(0.7 to 2.3)	(2.1 to 5.9)	(3.6 to 10.3)	(3.5 to 11.6)	(5.1 to 15.5)	(5.5 to 16.5)	(3.7 to 11.6)	(2.4 to 7.6)	(1.6 to 4.9)	(1.1 to 3.3)	(0.7 to 2.2)	(0.5 to 1.5)	(0.3 to 1)	(0.2 to 0.7)	(0.1 to 0.5)	(0.1 to 0.3)	(0 to 0.1)	(0 to 0)	223
Genital herpes	(0 to 0)	(0 to 0)	(0 to 0)	(0 to 0)	(0 to 0)	(0 to 0)	(0.7 to 0.9)	(2.1 to 2.7)	(3.5 to 4.5)	(4.7 to 6.1)	(6.1 to 7.9)	(7.9 to 10.2)	(8.7 to 11.2)	(9.1 to 11.7)	(9.1 to 11.7)	(9.1 to 11.7)	(8.9 to 11.5)	(8.5 to 11)	(7.8 to 10.1)	(6.9 to 8.9)	(5.6 to 7.2)	(4.1 to 5.3)	(2.7 to 3.5)	(1.4 to 1.8)	204
Other sexually transmitted infections	(0 to 0)	(0 to 0)	(0 to 0)	(0 to 0)	(0 to 0)	(0.4 to 0.7)	(1.8 to 2.7)	(4.1 to 7.4)	(6.2 to 11.4)	(7.9 to 14.2)	(9.8 to 17.6)	(11.6 to 20.4)	(12.9 to 22.6)	(13.8 to 24.2)	(14.4 to 25.2)	(14.9 to 26.1)	(15.2 to 26.6)	(15.3 to 26.8)	(15.1 to 26.4)	(14.5 to 25.4)	(13.3 to 23.3)	(11.4 to 20)	(8.6 to 15.1)	(4.8 to 8.4)	178
Respiratory infections and tuberculosis	563.6 (561.2 to 567.7)	523 (520.7 to 526.6)	673.1 (669.7 to 676.6)	1,160 (1,160 to 1,160)	1,160 (1,160 to 1,160)	1,160 (1,160 to 1,160



GEPD deficiency	0 (0 to 0-1)	0 (0 to 0-3)	0 (0 to 0-3)	1 (1 to 2-5)	4 (2-3 to 6-1)	5 (3-2 to 8-8)	19 (9-6 to 39-2)	17 (8-1 to 38-6)	19 (10-3 to 32-6)	21 (11-4 to 34-2)	29 (20-6 to 47-9)	23 (12-2 to 39-3)	21 (12-1 to 34-3)	19 (7-7 to 39-6)	21 (10-9 to 32-9)	21 (12-to 32-9)	19 (9-2 to 29)	11 (6-1 to 19)	7 (3-5 to 15-6)	3 (1-6 to 4-9)	1 (0-6 to 1-8)	0 (0 to 0-2)	0 (0 to 0-1)	0 (0 to 0-1)	277
GEPD Ltd	0 (0 to 0)	0 (0 to 0)	0 (0 to 0)	0 (0 to 0)	0 (0 to 0)	0 (0 to 0)	0 (0 to 0-1)	0 (0 to 0-1)	0 (0 to 0-1)	0 (0 to 0-1)	0 (0 to 0-1)	0 (0 to 0-1)	0 (0 to 0-1)	0 (0 to 0-1)	0 (0 to 0)	0 (0 to 0)	0 (0 to 0)	0 (0 to 0)	0 (0 to 0)	0 (0 to 0)	0 (0 to 0)	0 (0 to 0)	0 (0 to 0)	0 (0 to 0)	0 (0 to 0)	9-6
Other hemoglobinopathies and hemolytic anemias	0-2 (0 to 0-2)	0-4 (0-1 to 1-3)	1-6 (0-1 to 3-3)	6-2 (1-3 to 16-2)	13-6 (2-9 to 38)	10-5 (3-2 to 28-7)	20-6 (8-3 to 48-2)	13-2 (6-1 to 29-7)	13-9 (6-4 to 30-8)	16-7 (6-3 to 39-7)	19-1 (10-3 to 73-1)	39-6 (19-4 to 75-8)	22-7 (13-2 to 39-3)	21-9 (12-1 to 34-3)	19-7 (10-6 to 39-6)	21 (10-9 to 32-9)	21-6 (12-to 32-9)	19-9 (9-2 to 29)	11 (6-1 to 19)	7 (3-5 to 15-6)	3 (1-6 to 4-9)	1 (0-6 to 1-8)	0-2 (0 to 0-2)	0-1 (0 to 0-1)	0-1 (0 to 0-1)	277	
Endocrine, metabolic, blood, and immune disorders	98-9 (68-2 to 152)	81-9 (57-9 to 113)	232 (227 to 238)	142 (98-5 to 205)	229 (172-to 312)	277 (203 to 384)	388 (264 to 589)	918 (647 to 1,300)	726 (543 to 994)	929 (696 to 1,200)	1,210 (899 to 1,610)	1,320 (1,030 to 1,800)	1,100 (1,270 to 2,230)	1,060 (1,460 to 2,660)	1,070 (1,870 to 3,000)	2,020 (1,720 to 2,360)	2,420 (2,070 to 2,960)	2,250 (1,720 to 2,890)	1,480 (1,130 to 1,910)	1,030 (789 to 1,360)	784 (597 to 1,030)	464 (357 to 606)	337 (246 to 439)	148 (99-7 to 196)	23,000	
Oral disorders	0 (0 to 0)	0 (0 to 0)	0 (0 to 0)	142 (91 to 220)	166 (97 to 276)	73 (39-6 to 137)	20 (9-2 to 47-5)	368 (217 to 617)	604 (392 to 918)	660 (378 to 1,100)	629 (400 to 1,040)	1,040 (688 to 1,710)	1,400 (923 to 2,230)	1,700 (1,120 to 2,630)	2,200 (1,520 to 3,430)	2,440 (1,820 to 3,710)	2,240 (1,720 to 3,060)	2,100 (1,720 to 2,720)	1,610 (1,300 to 2,060)	979 (807 to 1,230)	694 (557 to 871)	394 (306 to 507)	259 (189 to 337)	78-702	
Caries of deciduous teeth	0 (0 to 0)	0 (0 to 0)	0 (0 to 0)	0 (0 to 0)	0 (0 to 0)	0 (0 to 0)	0 (0 to 0)	0 (0 to 0)	0 (0 to 0)	0 (0 to 0)	0 (0 to 0)	0 (0 to 0)	0 (0 to 0)	0 (0 to 0)	0 (0 to 0)	0 (0 to 0)	0 (0 to 0)	0 (0 to 0)	0 (0 to 0)	0 (0 to 0)	0 (0 to 0)	0 (0 to 0)	0 (0 to 0)	0 (0 to 0)	90-6	
Caries of permanent teeth	0 (0 to 0)	0 (0 to 0)	0 (0 to 0)	77 (0 to 0)	69-6 (0 to 39-7)	87-3 (39-9 to 199)	158 (97-7 to 278)	458-3 (229 to 1,000)	322-9 (210 to 514)	55 (38-6 to 78-2)	89-3 (56 to 179)	77-3 (39-6 to 166)	72-5 (39-6 to 153)	74-7 (39 to 190)	70-2 (28-7 to 195)	72-5 (28-9 to 167)	67-3 (22-9 to 143)	65-3 (21-2 to 214)	47-5 (17-1 to 89-6)	29-7 (11-2 to 62-2)	19-4 (6-3 to 33-5)	7-4 (1-1 to 6-4)	2-9 (0-3 to 1-9)	0-6 (0-1 to 0-6)	1,080	
Periodontal diseases	0 (0 to 0)	0 (0 to 0)	0 (0 to 0)	0 (0 to 0)	0 (0 to 0)	0 (0 to 0)	0 (0 to 0)	0 (0 to 0)	0 (0 to 0)	0 (0 to 0)	0 (0 to 0)	0 (0 to 0)	0 (0 to 0)	0 (0 to 0)	0 (0 to 0)	0 (0 to 0)	0 (0 to 0)	0 (0 to 0)	0 (0 to 0)	0 (0 to 0)	0 (0 to 0)	0 (0 to 0)	0 (0 to 0)	0 (0 to 0)	0 (0 to 0)	2,700
Other oral disorders	0 (0 to 0)	0 (0 to 0)	0 (0 to 0)	97-3 (58-1 to 161)	89-1 (48-9 to 151)	106 (57-9 to 184)	156 (82-2 to 299)	196 (116 to 359)	212 (130 to 319)	211 (126 to 328)	209 (129 to 321)	202 (126 to 309)	216 (132 to 320)	216 (107 to 359)	230 (122 to 362)	216 (121 to 324)	178 (110 to 267)	127 (78-6 to 193)	102 (62-3 to 154)	39-5 (21-6 to 63-2)	19-1 (10 to 29)	6-6 (1-6 to 14-1)	2-4 (1-6 to 3-9)	2,770	
Sudden infant death syndrome	–	288 (278 to 299)	2,760 (2,670 to 2,850)	–	–	–	–	–	–	–	–	–	–	–	–	–	–	–	–	–	–	–	–	NA	
Injuries	139 (116 to 166)	529 (444 to 624)	3,960 (2,720 to 5,370)	2,770 (2,330 to 3,170)	2,370 (2,100 to 2,650)	3,300 (2,940 to 3,690)	14,200 (12,700 to 15,900)	19,300 (17,200 to 21,700)	16,900 (15,000 to 18,900)	14,600 (12,900 to 16,300)	14,100 (12,500 to 15,800)	13,600 (12,000 to 15,200)	14,100 (12,500 to 15,800)	14,100 (12,500 to 15,800)	13,700 (11,600 to 15,600)	14,100 (11,600 to 16,800)	13,900 (10,700 to 16,600)	11,100 (8,710 to 13,900)	9,630 (7,560 to 12,000)	7,890 (6,250 to 9,930)	5,930 (4,690 to 7,230)	4,120 (3,240 to 5,060)	2,290 (1,800 to 2,790)	443 (778 to 1,160)	202,000
Transport injuries	19-3 (12-5 to 28-3)	76-3 (49-5 to 109-4)	552 (353 to 786)	284 (183 to 406)	346 (240 to 469)	482 (340 to 650)	2,060 (1,540 to 2,650)	2,800 (2,240 to 3,500)	2,450 (1,960 to 3,100)	2,120 (1,700 to 2,660)	2,040 (1,640 to 2,560)	1,970 (1,570 to 2,500)	2,040 (1,640 to 2,560)	2,040 (1,640 to 2,560)	1,980 (1,570 to 2,520)	2,040 (1,570 to 2,650)	2,010 (1,550 to 2,560)	1,610 (1,260 to 2,040)	1,140 (890 to 1,450)	854 (667 to 1,090)	690 (532 to 878)	479 (373 to 611)	332 (260 to 423)	64-2 (78-4 to 163)	29,300
Road injuries	13-1 (10-6 to 16-7)	19-3 (14-to 23-4)	296 (226 to 380)	1,070 (802 to 1,350)	972 (762 to 1,180)	1,260 (982 to 1,570)	6,260 (5,040 to 7,560)	7,290 (5,960 to 8,710)	6,770 (5,740 to 7,760)	4,750 (4,060 to 5,450)	4,060 (3,360 to 4,820)	4,280 (3,320 to 5,360)	4,200 (3,100 to 5,360)	4,200 (3,100 to 5,360)	3,810 (3,100 to 4,600)	3,270 (2,600 to 3,960)	2,670 (2,060 to 3,360)	1,990 (1,520 to 2,600)	1,320 (1,030 to 1,680)	920 (687 to 1,190)	623 (477 to 777)	376 (283 to 530)	178 (140 to 219)	62-9 (42-4 to 88-2)	68,300
Pedestrian road injuries	1-7 (1-3 to 2-1)	2-7 (1-3 to 2-2)	27-6 (20-9 to 39-3)	161 (120 to 207)	180 (140 to 227)	238 (179 to 299)	1,190 (1,010 to 1,450)	1,610 (1,340 to 1,930)	1,360 (1,140 to 1,620)	922 (775 to 1,100)	765 (627 to 930)	627 (497 to 806)	693 (528 to 899)	693 (528 to 899)	644 (497 to 831)	697 (497 to 1,000)	697 (497 to 1,000)	547 (389 to 813)	367 (259 to 561)	251 (177 to 364)	171 (120 to 246)	111 (77 to 164)	71-6 (49-4 to 104)	29-6 (19-2 to 43)	8,240
Cyclist road injuries	0 (0 to 0)	0 (0 to 0)	0 (0 to 0)	9 (5-5 to 15-4)	12 (7-7 to 17-6)	16 (10-2 to 23)	68 (46-6 to 104)	84 (64-to 128)	67 (47-6 to 100)	52 (36-7 to 73)	47 (32-5 to 67)	46 (31-5 to 67)	46 (31-5 to 67)	46 (31-5 to 67)	44 (29-6 to 67)	46 (29-6 to 74)	46 (29-6 to 74)	36 (21-7 to 59)	24 (13-7 to 39)	16 (8-1 to 26)	11 (5-4 to 18)	7 (3-1 to 11)	4 (1-6 to 6-7)	1-6 (0-6 to 2-7)	1,600	
Motorcyclist road injuries	0-6 (0-5 to 0-9)	0-6 (0-4 to 1)	3 (2-2 to 3-9)	9 (5-6 to 14-7)	13-2 (8-1 to 21-3)	28-7 (22-3 to 38-6)	236 (173 to 306)	626 (472 to 797)	619 (469 to 803)	479 (377 to 598)	464 (365 to 587)	448 (353 to 572)	503 (396 to 643)	641 (509 to 816)	433 (320 to 563)	337 (239 to 473)	260 (180 to 370)	198 (130 to 285)	98 (66 to 139)	62-7 (39-8 to 88)	52-1 (32-6 to 73)	29-6 (18-4 to 37-6)	12-1 (6-9 to 16-8)	6-9 (3-1 to 9-1)	5,110
Motor vehicle road injuries	9-9 (7-4 to 12-7)	14-9 (11-4 to 19)	260 (201 to 341)	827 (697 to 972)	924 (820 to 1,040)	798 (685 to 915)	5,020 (4,460 to 5,640)	5,810 (5,060 to 6,580)	4,990 (4,500 to 5,490)	3,650 (2,900 to 4,450)	3,400 (2,700 to 4,260)	3,220 (2,340 to 4,190)	2,900 (2,200 to 3,760)	2,900 (2,200 to 3,760)	2,600 (2,000 to 3,360)	2,290 (1,700 to 2,940)	1,850 (1,460 to 2,140)	1,370 (1,100 to 1,700)	920 (740 to 1,150)	599 (482 to 739)	397 (320 to 490)	239 (194 to 294)	107 (89-7 to 131)	44,000	
Other road injuries	0-9 (0-6 to 1-2)	2-7 (1-7 to 4-2)	9-3 (6-1 to 13)	31 (21 to 43)	30-7 (21-5 to 42)	34-6 (24-3 to 47-6)	154 (107 to 211)	194-7 (141 to 277-1)	200-6 (156 to 262)	153-3 (119 to 201)	114-7 (89-7 to 151)	114-7 (89-7 to 151)	114-7 (89-7 to 151)	114-7 (89-7 to 151)	114-7 (89-7 to 151)	114-7 (89-7 to 151)	114-7 (89-7 to 151)	114-7 (89-7 to 151)	114-7 (89-7 to 151)	114-7 (89-7 to 151)	114-7 (89-7 to 151)	114-7 (89-7 to 151)	114-7 (89-7 to 151)	327	
Other transport injuries	2-1 (1-7 to 2-6)	1-9 (1-3 to 2-6)	7-1 (5-4 to 9-3)	35 (29-5 to 47-6)	78-4 (60 to 102)	132 (101 to 166)	299 (199 to 409)	332 (222 to 447)	329 (229 to 429)	272 (221 to 478)	229 (203 to 414)	220 (228 to 398)	228 (246 to 478)	228 (266 to 421)	228 (265 to 461)	228 (275 to 462)	228 (247 to 478)	228 (266 to 398)	228 (266 to 398)	228 (167 to 2669)	228 (167 to 2669)	228 (167 to 2669)	228 (167 to 2669)	228 (167 to 2669)	4,670
Unintentional injuries	79-6 (67 to 96)	275 (206 to 360)	2,650 (1,970 to 3,360)	1,990 (1,720 to 2,270)	1,950 (1,690 to 2,220)	2,130 (1,830 to 2,440)	2,920 (2,570 to 3,310)	2,990 (2,570 to 3,460)	2,990 (2,650 to 3,510)	2,750 (2,370 to 3,200)	2,610 (2,270 to 3,060)	2,470 (2,140 to 2,870)	2,610 (2,270 to 3,060)	2,610 (2,270 to 3,060)	2,610 (2,270 to 3,060)	2,610 (2,270 to 3,060)	2,610 (2,270 to 3,060)	2,610 (2,270 to 3,060)	2,610 (2,270 to 3,060)	2,610 (2,270 to 3,060)	2,610 (2,270 to 3,060)	2,610 (2,270 to 3,060)	2,610 (2,270 to 3,060)	2,610 (2,270 to 3,060)	79,600
Falls	0-1 (0 to 0-2)	0-1 (0 to 0-2)	0-4 (0-2 to 0-8)	1-3 (0-6 to 2-3)	1-3 (0-6 to 2-3)	1-3 (0-6 to 2-3

SR Table 2c. Alaska DALYS by cause and age group for both sexes with 95% uncertainty intervals, 2019

Cause	Early Neonatal	Late Neonatal	Post-Neonatal	1 to 4	5 to 9	10 to 14	15 to 19	20 to 24	25 to 29	30 to 34	35 to 39	40 to 44	45 to 49	50 to 54	55 to 59	60 to 64	65 to 69	70 to 74	75 to 79	80 to 84	85 to 89	90 to 94	95 plus	Total
All causes	2,680 (1,890 to 3,600)	695 (519 to 918)	2,670 (2,200 to 3,260)	2,490 (2,050 to 3,060)	2,260 (1,900 to 2,680)	4,010 (3,170 to 5,040)	5,460 (4,350 to 6,930)	11,300 (9,660 to 13,700)	14,300 (11,900 to 16,900)	15,000 (12,600 to 17,700)	14,200 (11,900 to 17,000)	13,200 (11,100 to 15,700)	14,400 (12,100 to 17,000)	17,100 (14,400 to 20,200)	20,100 (16,700 to 24,000)	24,000 (20,000 to 28,700)	27,000 (21,900 to 33,100)	23,600 (18,600 to 29,400)	19,600 (15,600 to 24,500)	13,700 (10,300 to 18,400)	9,010 (6,550 to 12,600)	5,130 (3,770 to 8,290)	3,320 (2,300 to 5,300)	280 (200 to 420)	306,000
Communicable, maternal, neonatal, and nutritional diseases	1,910 (1,560 to 2,340)	365 (264 to 500)	937 (782 to 1,160)	477 (329 to 658)	392 (270 to 539)	332 (227 to 457)	376 (255 to 521)	427 (289 to 593)	499 (342 to 689)	472 (323 to 656)	429 (293 to 597)	404 (275 to 561)	439 (300 to 611)	498 (341 to 690)	497 (341 to 690)	562 (387 to 781)	492 (337 to 682)	402 (273 to 553)	333 (224 to 459)	265 (174 to 369)	169 (106 to 239)	126 (68.2 to 191)	69.2 (32.4 to 111)	9,410
HIV/AIDS and sexually transmitted infections	0.3 (0.2 to 0.5)	0.2 (0.1 to 0.3)	2.1 (1.6 to 2.4)	1.6 (1.0 to 1.9)	0.6 (0.4 to 1)	1.6 (1.0 to 2)	5.6 (3.4 to 8.2)	17.5 (10.8 to 25.6)	33.5 (20.9 to 48.9)	46.6 (29.4 to 67.8)	51 (32.7 to 73.2)	56.7 (36.7 to 80.9)	67.1 (44.7 to 94.7)	77.9 (52.4 to 107)	84.3 (57.2 to 115)	96.4 (66.3 to 130)	97.1 (67.2 to 131)	77.2 (53.3 to 104)	57.3 (39.5 to 78)	34.6 (23.5 to 47.5)	19.6 (12.6 to 28.1)	8.6 (5.4 to 12.5)	0.1 (0.1 to 0.2)	523
HIV/AIDS	0 (0 to 0)	0 (0 to 0)	1.9 (1.5 to 2.2)	1.4 (0.9 to 1.8)	0.4 (0.3 to 0.6)	1 (0.6 to 1.3)	4.3 (2.6 to 6.5)	11.9 (7.3 to 18.2)	22.7 (14.2 to 33.3)	31.4 (19.8 to 45.6)	34.5 (22.1 to 49.5)	38.3 (24.8 to 54.7)	47.1 (31.4 to 66.7)	52.8 (35.5 to 73)	57.1 (38.7 to 78.4)	65.3 (44.9 to 88.3)	65.8 (45.5 to 89.1)	52.3 (36.1 to 70.9)	38.8 (26.8 to 52.8)	23.4 (15.9 to 32.2)	13.3 (8.5 to 19)	5.8 (3.7 to 8.5)	0.1 (0.1 to 0.2)	410
HIV/AIDS - Drug-susceptible Tuberculosis	0 (0 to 0)	0 (0 to 0)	0 (0 to 0.1)	0 (0 to 0.1)	0 (0 to 0)	0 (0 to 0)	0 (0 to 0.1)	0 (0 to 0.2)	0 (0 to 0.2)	0 (0 to 0.2)	0 (0 to 0.2)	0 (0 to 0.2)	0 (0 to 0.2)	0 (0 to 0.2)	0 (0 to 0.2)	0 (0 to 0.2)	0 (0 to 0.2)	0 (0 to 0.2)	0 (0 to 0.1)	0 (0 to 0.1)	0 (0 to 0.1)	0 (0 to 0.1)	0 (0 to 0)	0 (0 to 0)	0.2
HIV/AIDS - Multidrug-resistant Tuberculosis without extensive drug resistance	0 (0 to 0)	0 (0 to 0)	0 (0 to 0)	0 (0 to 0)	0 (0 to 0)	0 (0 to 0)	0 (0 to 0)	0 (0 to 0.1)	0 (0 to 0.3)	0 (0 to 0.6)	0 (0 to 0.9)	0 (0 to 1.2)	0 (0 to 1.5)	0 (0 to 1.8)	0 (0 to 2.1)	0 (0 to 2.5)	0 (0 to 2.8)	0 (0 to 3.1)	0 (0 to 3.1)	0 (0 to 3.1)	0 (0 to 3)	0 (0 to 2.9)	0 (0 to 2.7)	0 (0 to 2.6)	0.6
HIV/AIDS - Extensively drug-resistant Tuberculosis	0 (0 to 0)	0 (0 to 0)	0 (0 to 0)	0 (0 to 0)	0 (0 to 0)	0 (0 to 0)	0 (0 to 0)	0 (0 to 0.1)	0 (0 to 0.1)	0 (0 to 0.1)	0 (0 to 0.1)	0 (0 to 0.1)	0 (0 to 0.1)	0 (0 to 0.1)	0 (0 to 0.1)	0 (0 to 0.1)	0 (0 to 0.1)	0 (0 to 0.1)	0 (0 to 0.1)	0 (0 to 0.1)	0 (0 to 0.1)	0 (0 to 0.1)	0 (0 to 0)	0 (0 to 0)	0.2
HIV/AIDS resulting in other diseases	0 (0 to 0)	0 (0 to 0)	1.6 (1.3 to 2.1)	1.2 (1.0 to 1.7)	0.3 (0.2 to 0.4)	0.8 (0.6 to 1.1)	3.6 (2.6 to 5.1)	9.9 (6.9 to 14.1)	19.2 (12.4 to 30.7)	26.7 (16.8 to 40.6)	29.5 (18.9 to 44.1)	32.8 (21.2 to 49.2)	40.5 (26.9 to 59.9)	45.3 (30.5 to 66.9)	49.1 (33.2 to 72.4)	56.2 (38.6 to 82.1)	56.7 (39.2 to 82.1)	45.1 (31.1 to 65.2)	33.5 (23.1 to 48.4)	20.2 (13.7 to 29.1)	11.5 (7.4 to 16.5)	5 (3.2 to 7.2)	0.1 (0.1 to 0.1)	393
Sexually transmitted infections excluding HIV	0.3 (0.2 to 0.5)	0.2 (0.1 to 0.3)	0.2 (0.1 to 0.3)	0.2 (0.1 to 0.3)	0.2 (0.1 to 0.3)	0.6 (0.3 to 0.9)	1.3 (0.7 to 2.1)	5.6 (2.9 to 9.1)	10.8 (5.6 to 17.5)	15.2 (7.9 to 24.5)	16.5 (8.6 to 26.6)	18.4 (9.6 to 29.7)	20.6 (10.7 to 33.2)	24.8 (12.9 to 39.9)	27 (14 to 43.5)	31.1 (16.1 to 50.1)	30.4 (15.8 to 49)	25.1 (13 to 40.4)	18.9 (9.8 to 30.4)	11.4 (5.9 to 18.4)	6.5 (3.4 to 10.5)	2.8 (1.5 to 4.5)	0 (0 to 0)	132
Syphilis	0 (0 to 0)	0 (0 to 0)	0.2 (0 to 0.1)	0 (0 to 0)	0 (0 to 0)	0.1 (0 to 0.2)	0.3 (0.1 to 0.6)	2.3 (0.9 to 4.2)	4.5 (1.8 to 8.2)	6.4 (2.6 to 11.6)	6.9 (2.8 to 12.5)	7.7 (3.1 to 14)	8.6 (3.5 to 15.6)	10.4 (4.2 to 18.9)	11.3 (4.6 to 20.5)	13 (5.3 to 23.6)	12.7 (5.2 to 23.1)	10.5 (4.3 to 19.1)	7.9 (3.2 to 14.4)	4.8 (2 to 8.7)	2.7 (1.1 to 4.9)	1.2 (0.5 to 2.1)	0 (0 to 0)	55
Chlamydial infection	0 (0 to 0)	0 (0 to 0)	0 (0 to 0)	0 (0 to 0)	0 (0 to 0)	0 (0 to 0.1)	0.2 (0 to 0.4)	0.6 (0.3 to 1.3)	1.2 (0.6 to 2.4)	1.6 (0.8 to 3.2)	1.8 (0.9 to 3.6)	2 (1 to 4)	2.2 (1.1 to 4.3)	2.6 (1.3 to 5.2)	2.8 (1.3 to 5.6)	3.2 (1.5 to 6.3)	3.1 (1.5 to 6.1)	2.6 (1.3 to 5.1)	2 (1 to 3.9)	1.2 (0.6 to 2.3)	0.7 (0.3 to 1.4)	0.3 (0.1 to 0.6)	0 (0 to 0)	9.4
Gonococcal infection	0 (0 to 0)	0 (0 to 0)	0 (0 to 0)	0 (0 to 0)	0 (0 to 0)	0 (0 to 0.1)	0.1 (0 to 0.1)	0.2 (0 to 0.4)	0.4 (0 to 0.8)	0.6 (0 to 1.1)	0.7 (0 to 1.4)	0.8 (0 to 1.5)	0.8 (0 to 1.6)	1 (0 to 1.9)	1.1 (0 to 2.1)	1.2 (0 to 2.3)	1.2 (0 to 2.3)	1 (0 to 2)	0.8 (0 to 1.5)	0.5 (0 to 0.9)	0.3 (0 to 0.6)	0.1 (0 to 0.2)	0 (0 to 0)	0 (0 to 0)	8.7
Trichomoniasis	0 (0 to 0)	0 (0 to 0)	0 (0 to 0)	0 (0 to 0)	0 (0 to 0)	0.1 (0 to 0.1)	0.4 (0.1 to 0.8)	1.6 (0.4 to 3.3)	3.3 (1 to 6.7)	4.5 (1.4 to 9.2)	4.9 (1.5 to 9.8)	5.5 (1.7 to 11)	6.1 (1.9 to 12.1)	7.1 (2.2 to 14.1)	7.5 (2.3 to 14.8)	8.6 (2.7 to 16.9)	8.5 (2.7 to 16.7)	7.1 (2.2 to 13.9)	5.4 (1.7 to 10.5)	3.4 (1.1 to 6.5)	2 (0.6 to 3.7)	0.9 (0.3 to 1.7)	0 (0 to 0)	0 (0 to 0)	70
Genital herpes	0 (0 to 0)	0 (0 to 0)	0 (0 to 0)	0 (0 to 0)	0 (0 to 0)	0 (0 to 0)	0 (0 to 0)	0.1 (0 to 0.2)	0.2 (0 to 0.5)	0.3 (0 to 0.7)	0.3 (0 to 0.8)	0.4 (0 to 0.9)	0.4 (0 to 1)	0.5 (0 to 1.2)	0.5 (0 to 1.3)	0.6 (0 to 1.4)	0.6 (0 to 1.4)	0.5 (0 to 1.2)	0.4 (0 to 1)	0.2 (0 to 0.6)	0.1 (0 to 0.4)	0.1 (0 to 0.2)	0 (0 to 0)	0 (0 to 0)	7.1
Other sexually transmitted infections	0 (0 to 0)	0 (0 to 0)	0 (0 to 0)	0 (0 to 0)	0 (0 to 0)	0 (0 to 0.2)	0.4 (0.1 to 0.9)	1.2 (0.6 to 2)	2.7 (1.4 to 4.6)	3.8 (2 to 6.7)	4.3 (2.4 to 6.7)	4.8 (2.7 to 7.4)	5.6 (3.2 to 8.6)	6.6 (3.8 to 10.1)	7.1 (4.1 to 10.9)	8.1 (4.7 to 12.3)	8.1 (4.7 to 12.3)	6.8 (3.9 to 10.3)	5.1 (2.9 to 7.8)	3.2 (1.8 to 4.9)	1.8 (1 to 2.8)	0.8 (0.4 to 1.3)	0 (0 to 0)	0 (0 to 0)	69.7
Respiratory infections and tuberculosis	4.8 (2.9 to 7.7)	11.9 (8.1 to 16.7)	122 (88.1 to 169)	119 (77.1 to 165)	66.6 (39.7 to 98.1)	47.7 (26.6 to 74.1)	49.6 (26.8 to 81)	117 (64.8 to 181)	138 (80.9 to 199)	137 (81.2 to 195)	139 (84.6 to 192)	144 (87.2 to 195)	159 (97.6 to 214)	196 (121 to 258)	222 (140 to 292)	257 (166 to 339)	286 (186 to 372)	249 (160 to 327)	181 (120 to 241)	129 (78.1 to 175)	84.6 (49.7 to 120)	40.6 (17.4 to 67.1)	3.2 (1.4 to 5.3)	3,028
Tuberculosis	0 (0 to 0)	0 (0 to 0)	0.6 (0.5 to 1.1)	1 (0.7 to 1.3)	0.3 (0.3 to 0.6)	0.8 (0.5 to 1.2)	1.2 (0.7 to 2.1)	2.4 (1.4 to 4.6)	3.6 (1.9 to 7.6)	4.6 (2.3 to 9.7)	4.9 (2.5 to 10.4)	5.4 (2.8 to 11.7)	6.1 (3.2 to 13.4)	7.1 (3.7 to 15.8)	7.7 (4 to 17.2)	8.9 (4.6 to 19.9)	9.3 (4.8 to 20.8)	8.2 (4.2 to 18.4)	6.6 (3.4 to 14.8)	4.4 (2.3 to 9.8)	2.6 (1.3 to 5.8)	1.2 (0.6 to 2.6)	0.2 (0.1 to 0.4)	114
Latent tuberculosis infection	0 (0 to 0)	0 (0 to 0)	0 (0 to 0)	0 (0 to 0)	0 (0 to 0)	0 (0 to 0)	0 (0 to 0)	0 (0 to 0)	0 (0 to 0)	0 (0 to 0)	0 (0 to 0)	0 (0 to 0)	0 (0 to 0)	0 (0 to 0)	0 (0 to 0)	0 (0 to 0)	0 (0 to 0)	0 (0 to 0)	0 (0 to 0)	0 (0 to 0)	0 (0 to 0)	0 (0 to 0)	0 (0 to 0)	0 (0 to 0)	0
Drug-susceptible Tuberculosis	0 (0 to 0)	0 (0 to 0)	0.7 (0.5 to 1)	0.7 (0.7 to 1.2)	0.3 (0.3 to 0.6)	0.6 (0.4 to 0.8)	1.2 (0.7 to 2.1)	2.3 (1.3 to 4.5)	3.4 (1.8 to 7.4)	4.3 (2.2 to 9.4)	4.6 (2.3 to 10.1)	5.1 (2.7 to 11.2)	5.8 (3 to 12.8)	6.6 (3.5 to 14.9)	7.2 (3.8 to 16.3)	8.3 (4.4 to 18.9)	8.7 (4.6 to 19.8)	7.7 (4.1 to 17.6)	6.2 (3.3 to 14.1)	4.1 (2.2 to 9.3)	2.5 (1.3 to 5.5)	1.1 (0.6 to 2.4)	0.2 (0.1 to 0.4)	106
Multidrug-resistant tuberculosis without extensive drug resistance	0 (0 to 0)	0 (0 to 0)	0 (0 to 0.1)	0 (0 to 0.1)	0 (0 to 0)	0 (0 to 0.1)	0 (0 to 0.1)	0 (0 to 0.1)	0 (0 to 0.1)	0 (0 to 0.1)	0 (0 to 0.1)	0 (0 to 0.1)	0 (0 to 0.1)	0 (0 to 0.1)	0 (0 to 0.1)	0 (0 to 0.1)	0 (0 to 0.1)	0 (0 to 0.1)	0 (0 to 0.1)	0 (0 to 0.1)	0 (0 to 0.1)	0 (0 to 0.1)	0 (0 to 0)	0 (0 to 0)	0.1
Extensively drug-resistant tuberculosis	0 (0 to 0)	0 (0 to 0)	0 (0 to 0)	0 (0 to 0)	0 (0 to 0)	0 (0 to 0)	0 (0 to 0)	0 (0 to 0)	0 (0 to 0)	0 (0 to 0)	0 (0 to 0)	0 (0 to 0)	0 (0 to 0)	0 (0 to 0)	0 (0 to 0)	0 (0 to 0)	0 (0 to 0)	0 (0 to 0)	0 (0 to 0)	0 (0 to 0)	0 (0 to 0)	0 (0 to 0)	0 (0 to 0)	0 (0 to 0)	0
Lower respiratory infections	0.8 (0.7 to 1.1)	10.4 (7.1 to 14.4)	99.2 (68.5 to 140)	40.0 (27.0 to 56.6)	19.1 (11.1 to 29.5)	19.5 (10.3 to 32.5)	19.1 (9.7 to 34.1)	28 (14.7 to 47.4)	41 (21.7 to 69.5)	60.7 (32.9 to 73.1)	62 (34.2 to 73.6)	61.5 (34.6 to 74.4)	68.9 (39.4 to 105)	72.2 (41.9 to 107)	87.5 (51.9 to 131)	102 (62.1 to 156)	113 (72.2 to 165)	105 (67.2 to 153)	76.2 (49.1 to 110)	52.1 (32.7 to 74.5)	32.2 (19.2 to 46.5)	16.2 (8.2 to 26.1)	3.2 (1.4 to 5.3)	1,060
Upper respiratory infections	0.2 (0.1 to 0.3)	1.1 (0.7 to 1.7)	17.4 (12.2 to 24.8)	49.4 (31.8 to 73.9)	39.7 (23.7 to 59.9)	21.7 (11.5 to 37.6)	23.1 (11.3 to 42.1)	47.4 (24.8 to 77.5)	62.4 (32.6 to 101)	67.6 (35.4 to 107)	69.4 (36.2 to 107)	73.4 (38.7 to 111)	83.4 (44.1 to 126)	97.5 (52.1 to 145)	111 (59.7 to 165)	136 (73.2 to 202)	154 (83.1 to 227)	139 (75.1 to 205)	104 (57.1 to 151)	71.4 (38.9 to 103)	44.2 (23.7 to 64.1)	22.2 (10.9 to 35.8)	4.4 (2.1 to 7.2)	860
Otitis media	0 (0 to 0)	0 (0 to 0)	1.1 (0.1 to 4)	12.6 (1.9 to 29.6)	3.4 (0.5 to 8.2)	0.8 (0.1 to 2.1)	0.4 (0.1 to 1.1)	0.3 (0.1 to 0.8)	0.3 (0.1 to 0.8)	0.3 (0.1 to 0.8)	0.3 (0.1 to 0.8)	0.3 (0.1 to 0.8)	0.3 (0.1 to 0.8)	0.3 (0.1 to 0.8)	0.3 (0.1 to 0.8)	0.3 (0.1 to 0.8)	0.3 (0.1 to 0.8)	0.3 (0.1 to 0.8)	0.3 (0.1 to 0.8)	0.3 (0.1 to 0.8)	0.3 (0.1 to 0.8)	0.3 (0.1 to 0.7)	0 (0 to 0)	21
Enteric infections	2.1 (1.4 to 3.1)	2.1 (1.4 to 3)	24.9 (16.9 to 35.8)	17.4 (11.8 to 24.6)	6.4 (4.2 to 9.2)	3.9 (2.6 to 5.5)	3.6 (2.4 to 5.1)	4.2 (2.8 to 6)	4.6 (3.1 to 6.6)	4.9 (3.3 to 7)	5.1 (3.4 to 7.3)	5.4 (3.6 to 7.7)	6.1 (4.1 to 8.7)	7.1 (4.8 to 10.1)	8.1 (5.4 to 11.5)	9.5 (6.4 to 13.5)	10.1 (6.8 to 14.3)	8.9 (6 to 12.6)	7.1 (4.8 to 10.1)	5.1 (3.4 to 7.2)	3.4 (2.3 to 4.8)	1.8 (1.2 to 2.6)	0.3 (0.2 to 0.5)	186
Diarrheal diseases	2 (0.9 to 3.6)	1.9 (1.3 to 2.9)	19.6 (10.2 to 34.8)	16.7 (8.6 to 28.2)	5.9 (2.9 to 9.8)	3.5 (1.7 to 5.5)	3.2 (1.5 to 5.2)	3.7 (1.8 to 6.2)	4.1 (2.1 to 6.9)	4.4 (2.2 to 7.3)	4.6 (2.3 to 7.6)	4.9 (2.5 to 8.1)	5.5 (2.8 to 9.2)	6.4 (3.3 to 10.6)	7.3 (3.8 to 12.1)	8.6 (4.5 to 14.2)	9.1 (4.8 to 15.1)	8 (4.2 to 13.2)	6.4 (3.4 to 10.6)	4.6 (2.4 to 7.6)	3.1 (1.6 to 5.1)	1.6 (0.8 to 2.6)	0.3 (0.1 to 0.5)	161
Typhoid and paratyphoid	0 (0 to 0)	0 (0 to 0)	0 (0 to 0)	0 (0 to 0)	0 (0 to 0)	0 (0 to 0)	0 (0 to 0)	0 (0 to 0)	0 (0 to 0)	0 (0 to 0)	0 (0 to 0)	0 (0 to 0)	0 (0 to 0)	0 (0 to 0)	0 (0 to 0)	0 (0 to 0)	0 (0 to 0)	0 (0 to 0)	0 (0 to 0)	0 (0 to 0)	0 (0 to 0)	0 (0 to 0)	0 (0 to 0)	0 (0 to 0)	0
Typhoid fever	0 (0 to 0)	0 (0 to 0)	0 (0 to 0)	0 (0 to 0)	0 (0 to 0)	0 (0 to 0)	0 (0 to 0)	0 (0 to 0)	0 (0 to 0)	0 (0 to 0)	0 (0 to 0)	0 (0 to 0)	0 (0 to 0)	0 (0 to 0)	0 (0 to 0)	0 (0 to 0)	0 (0 to 0)	0 (0 to 0)	0 (0 to 0)	0 (0 to 0)	0 (0 to 0)	0 (0 to 0)	0 (0 to 0)	0 (0 to 0)	0
Paratyphoid fever	0 (0 to 0)	0 (0 to 0)	0 (0 to 0)	0 (0 to 0)	0 (0 to 0)	0 (0 to 0)	0 (0 to 0)	0 (0 to 0)	0 (0 to 0)	0 (0 to 0)	0 (0 to 0)	0 (0 to 0)	0 (0 to 0)	0 (0 to 0)	0 (0 to 0)	0 (0 to 0)	0 (0 to 0)	0 (0 to 0)	0 (0 to 0)	0 (0 to 0)	0 (0 to 0)	0 (0 to 0)	0 (0 to 0)	0 (0 to 0)	0
Invasive Non-typhoidal Salmonella (iNTS)	0 (0 to 0)	0 (0 to 0)	0 (0 to 0)	0 (0 to 0)	0 (0 to 0)	0 (0 to 0)	0 (0 to 0)	0 (0 to 0)	0 (0 to 0)	0 (0 to 0)	0 (0 to 0)	0 (0 to 0)	0 (0 to 0)	0 (0 to 0)	0 (0 to 0)	0 (0 to 0)	0 (0 to 0)	0 (0 to 0)	0 (0 to 0)	0 (0 to 0)	0 (0 to 0)	0 (0 to 0)	0 (0 to 0)	0 (0 to 0)	0
Other intestinal infectious diseases	0.3 (0.2 to 0.5)	0.3 (0.2 to 0.4)	0.3 (0.2 to 0.5)	0.2 (0.1 to 0.3)	0.2 (0.1 to 0.3)	0.2 (0.1 to 0.3)	0.2 (0.1 to 0.3)	0.2 (0.1 to 0.3)	0.2 (0.1 to 0.3)	0.2 (0.1 to 0.3)	0.2 (0.1 to 0.3)	0.2 (0.1 to 0.3)	0.2 (0.1 to 0.3)	0.2 (0.1 to 0.3)	0.2 (0.1 to 0.3)	0.2 (0.1 to 0.3)	0.2 (0.1 to 0.3)	0.2 (0.1 to 0.3)	0.2 (0.1 to 0.3)	0.2 (0.1 to 0.3)	0.2 (0.1 to 0.3)	0.2 (0.1 to 0.3)	0 (0 to 0)	0 (0 to 0)	2.3
Neglected tropical diseases and malaria	0.2 (0.1 to 0.3)	0.8 (0.5 to 1.4)	6.1 (3.5 to 9.8)	5.8 (3.1 to 9.6)	2.3 (1.2 to 3.8)	1.6 (0.8 to 2.7)	2.4 (1.2 to 4.1)	3.7 (1.7 to 6.6)	4.6 (2.1 to 8.2)	5.1 (2.3 to 9.2)	5.4 (2.4 to 9.8)	5.8 (2.6 to 10.5)	6.6 (3 to 11.9)	7.8 (3.6 to 13.9)	8.8 (4.1 to 15.6)	10.4 (4.8 to 18.3)	10.9 (5.1 to 19.2)	9.6 (4.5 to 16.9)	8.2 (3.8 to 14.4)	6.2 (2.9 to 10.9)	4.4 (2.1 to 7.8)	2.4 (1.1 to 4.2)	0.3 (0.1 to 0.5)	193
Malaria	0 (0 to 0)	0 (0 to 0)	0 (0 to 0)	0 (0 to 0)	0 (0 to 0)	0 (0 to 0)	0 (0 to 0)	0 (0 to 0)	0 (0 to 0)	0 (0 to 0)	0 (0 to 0)	0 (0 to 0)	0 (0 to 0)	0 (0 to 0)	0 (0 to 0)	0 (0 to 0)	0 (0 to 0)	0 (0 to 0)	0 (0 to 0)	0 (0 to 0)	0 (0 to 0)	0 (0 to 0)	0 (0 to 0)	0 (0 to 0)	0
Chagas disease	0 (0 to 0)	0 (0 to 0)	0 (0 to 0)	0 (0 to 0)	0 (0 to 0)	0 (0 to 0)	0 (0 to 0)	0 (0 to 0)	0 (0 to 0)	0 (0 to 0)	0 (0 to 0)	0 (0 to 0)	0 (0 to 0)	0 (0 to 0)	0 (0 to 0)	0 (0 to 0)	0 (0 to 0)	0 (0 to 0)	0 (0 to 0)	0 (0 to 0)	0 (0 to 0)	0 (0 to 0)	0 (0 to 0)	0 (0 to 0)	0
Leishmaniasis	0 (0 to 0)	0 (0 to 0)	0 (0 to 0)	0 (0 to 0)	0 (0 to 0)	0 (0 to 0)	0 (0 to 0)	0 (0 to 0)	0 (0 to 0)	0 (0 to 0)	0 (0 to 0)	0 (0 to 0)	0 (0 to 0)	0 (0 to 0)	0 (0 to 0)	0 (0 to 0)	0 (0 to 0)	0 (0 to 0)	0 (0 to 0)	0 (0 to 0)	0 (0 to 0)	0 (0 to 0)	0 (0 to 0)	0 (0 to 0)	0
Visceral leishmaniasis	0 (0 to 0)	0 (0 to 0)	0 (0 to 0)	0 (0 to 0)	0 (0 to 0)	0 (0 to 0)	0 (0 to 0)	0 (0 to 0)	0 (0 to 0)	0 (0 to 0)	0 (0 to 0)	0 (0 to 0)	0 (0 to 0)	0 (0 to 0)	0 (0 to 0)	0 (0 to 0)	0 (0 to 0)	0 (0 to 0)	0 (0 to 0)	0 (0 to 0)	0 (0 to 0)	0 (0 to 0)	0 (0 to 0)	0 (0 to 0)	0
Cutaneous and mucocutaneous leishmaniasis	0 (0 to 0)	0 (0 to 0)	0 (0 to 0)	0 (0 to 0)	0 (0 to 0)	0 (0 to 0)	0 (0 to 0)	0 (0 to 0)	0 (0 to 0)	0 (0 to 0)	0 (0 to 0)	0 (0 to 0)	0 (0 to 0)	0 (0 to 0)	0 (0 to 0)	0 (0 to 0)	0 (0 to 0)	0 (0 to 0)	0 (0 to 0)	0 (0 to 0)	0 (0 to 0)	0 (0 to 0)	0 (0 to 0)	0 (0 to 0)	0
African trypanosomiasis	0 (0 to 0)	0 (0 to 0)	0 (0 to 0)	0 (0 to 0)	0 (0 to 0)	0 (0 to 0)	0 (0 to 0)	0 (0 to 0)	0 (0 to 0)	0 (0 to 0)	0 (0 to 0)	0 (0 to 0)	0 (0 to 0)	0 (0 to 0)	0 (0 to 0)	0 (0 to 0)	0 (0 to 0)	0 (0 to 0)	0 (0 to 0)	0 (0 to 0)	0 (0 to 0)	0 (0 to 0)	0 (0 to 0)	0 (0 to 0)	0
Schistosomiasis	0 (0 to 0)	0 (0 to 0)	0 (0 to 0)	0 (0 to 0)	0 (0 to 0)	0 (0 to 0)	0 (0 to 0)	0 (0 to 0)	0 (0 to 0)	0 (0 to 0)	0 (0 to 0)	0 (0 to 0)	0 (0 to 0)	0 (0 to 0)	0 (0 to 0)	0 (0 to 0)	0 (0 to 0)	0 (0 to 0)	0 (0 to 0)	0 (0 to 0)	0 (0 to 0)	0 (0 to 0)	0 (0 to 0)	0 (0 to 0)	0
Cysticercosis	0 (0 to 0)	0 (0 to 0)	0 (0 to 0)	0 (0 to 0)	0.1 (0 to 0.2)	0.3 (0.1 to 0.6)	1.1 (0.3 to 2.5)	2.3 (0.7 to 5.6)	3.4 (0.9 to 8.6)	4.2 (1.1 to 10.2)	4.6 (1.2 to 11.4)	5.2 (1.4 to 12.9)	6.2 (1.6 to 15.5)	8.6 (2.4 to 20.6)	9.6 (2.6 to 23.1)	10.4 (2.8 to 25.1)	9.7 (2.6 to 23.6)	8.1 (2.2 to 19.8)	6.2 (1.7 to 15.1)	4.1 (1.1 to 10.1)	2.2 (0.6 to 5.4)	0.8 (0.2 to 1.9)	0 (0 to 0)	160
Cystic echinococcosis	0 (0 to 0)	0 (0 to 0)	0 (0 to 0)	0 (0 to 0)	0 (0 to 0)	0 (0 to 0)	0 (0 to 0)	0 (0 to 0)	0 (0 to 0)	0 (0 to 0)	0 (0 to 0)	0 (0 to 0)	0 (0 to 0)	0 (0 to 0)	0 (0 to 0)	0 (0 to 0)	0 (0 to 0)	0 (0 to 0)	0 (0 to 0)	0 (0 to 0)	0 (0 to 0)	0 (0 to 0)	0 (0 to 0)	0 (0 to 0)	0.3
Lymphatic filariasis	0 (0 to 0)	0 (0 to 0)	0 (0 to 0)	0 (0 to 0)	0 (0 to 0)	0 (0 to 0)	0 (0 to 0)	0 (0 to 0)	0 (0 to 0)	0 (0 to 0)	0 (0 to 0)	0 (0 to 0)	0 (0 to 0)	0 (0 to 0)	0 (0 to 0)	0 (0 to 0)	0 (0 to 0)	0 (0 to 0)	0 (0 to 0)	0 (0 to 0)	0 (0 to 0)	0 (0 to 0)	0 (0 to 0)	0 (0 to 0)	0
Onchocerciasis	0 (0 to 0)	0 (0 to 0)	0 (0 to 0)	0 (0 to 0)	0 (0 to 0)	0 (0 to 0)	0 (0 to 0)	0 (0 to 0)	0 (0 to 0)	0 (0 to 0)	0 (0 to 0)	0 (0 to 0)	0 (0 to 0)	0 (0 to 0)	0 (0 to 0)	0 (0 to 0)	0 (0 to 0)	0 (0 to 0)	0 (0 to 0)	0 (0 to 0)	0 (0 to 0)	0 (0 to 0)	0 (0 to 0)	0 (0 to 0)	0
Trachoma	0 (0 to 0)	0 (0 to 0)	0 (0 to 0)	0 (0 to 0)	0 (0 to 0)	0 (0 to 0)	0 (0 to 0)	0 (0 to 0)	0 (0 to 0)	0 (0 to 0)	0 (0 to 0)	0 (0 to 0)	0 (0 to 0)	0 (0 to 0)	0 (0 to 0)	0 (0 to 0)	0 (0 to 0)	0 (0 to 0)	0 (0 to 0)	0 (0 to 0)	0 (0 to 0)	0 (0 to 0)	0 (0 to 0)	0 (0 to 0)	0
Dengue	0 (0 to 0)	0 (0 to 0)	0 (0 to 0)	0 (0 to 0)	0 (0 to 0)	0 (0 to 0)	0 (0 to 0)	0 (0 to 0)	0 (0 to 0)	0 (0 to 0)	0 (0 to 0)	0 (0 to 0)	0 (0 to 0)	0 (0 to 0)	0 (0 to 0)	0 (0 to 0)	0 (0 to 0)	0 (0 to 0)	0 (0 to 0)	0 (0 to 0)	0 (0 to 0)	0 (0 to 0)	0 (0 to 0)	0 (0 to 0)	0
Yellow fever	0 (0 to 0)	0 (0 to 0)	0 (0 to 0)	0 (0 to 0)	0 (0 to 0)	0 (0 to 0)	0 (0 to 0)	0 (0 to 0)	0 (0 to 0)	0 (0 to 0)	0 (0 to 0)	0 (0 to 0)	0 (0 to 0)	0 (0 to 0)	0 (0 to 0)	0 (0 to 0)	0 (0 to 0)	0 (0 to 0)	0 (0 to 0)	0 (0 to 0)	0 (0 to 0)	0 (0 to 0)	0 (0 to 0)	0 (0 to 0)	0
Rabies	0 (0 to 0)	0 (0 to 0)	0.2 (0.1 to 0.4)	0.1 (0 to 0.2)	0.1 (0 to 0.2)	0.2 (0 to 0.3)	0.1 (0 to 0.2)	0.2 (0 to 0.3)	0.2 (0 to 0.3)	0.2 (0 to 0.3)	0.2 (0 to 0.3)	0.2 (0 to 0.3)	0.2 (0 to 0.3)	0.2 (0 to 0.3)	0.2 (0 to 0.3)	0.2 (0 to 0.3)	0.2 (0 to 0.3)	0.2 (0 to 0.3)	0.2 (0 to 0.3)	0.2 (0 to 0.3)	0.2 (0 to 0.3)	0.2 (0 to 0.





SR Table 2c: Arizona DALYS by cause and age group for both sexes with 95% uncertainty intervals, 2019

Cause	Early Neonatal	Late Neonatal	Post Neonatal	1 to 4	5 to 9	10 to 14	15 to 19	20 to 24	25 to 29	30 to 34	35 to 39	40 to 44	45 to 49	50 to 54	55 to 59	60 to 64	65 to 69	70 to 74	75 to 79	80 to 84	85 to 89	90 to 94	95 plus	Total
All causes	16,000 (17,000 to 21,000)	9,000 (8,000 to 9,000)	14,000 (13,000 to 15,000)	19,000 (16,000 to 21,000)	34,000 (14,000 to 54,000)	70,000 (28,000 to 120,000)	120,000 (54,000 to 196,000)	170,000 (81,000 to 272,000)	230,000 (92,000 to 386,000)	290,000 (96,000 to 504,000)	370,000 (105,000 to 700,000)	470,000 (125,000 to 900,000)	610,000 (165,000 to 1,100,000)	790,000 (214,000 to 1,400,000)	1,000,000 (277,000 to 1,800,000)	1,300,000 (354,000 to 2,300,000)	1,600,000 (427,000 to 2,900,000)	1,900,000 (497,000 to 3,400,000)	2,100,000 (539,000 to 3,800,000)	2,200,000 (578,000 to 3,900,000)	2,200,000 (579,000 to 3,900,000)	2,200,000 (580,000 to 3,900,000)	2,200,000 (580,000 to 3,900,000)	2,200,000 (580,000 to 3,900,000)	2,200,000 (580,000 to 3,900,000)	33,000 (30,000 to 36,000)	
Communicable, maternal, neonatal, and nutritional diseases	13,000 (13,000 to 16,000)	8,000 (7,000 to 8,000)	13,000 (12,000 to 14,000)	18,000 (15,000 to 20,000)	31,000 (13,000 to 49,000)	64,000 (26,000 to 107,000)	110,000 (49,000 to 177,000)	150,000 (73,000 to 243,000)	200,000 (82,000 to 335,000)	250,000 (84,000 to 434,000)	310,000 (91,000 to 585,000)	390,000 (104,000 to 750,000)	500,000 (135,000 to 920,000)	650,000 (175,000 to 1,200,000)	820,000 (227,000 to 1,500,000)	1,100,000 (291,000 to 1,900,000)	1,300,000 (350,000 to 2,400,000)	1,600,000 (409,000 to 2,900,000)	1,800,000 (444,000 to 3,200,000)	1,900,000 (476,000 to 3,300,000)	1,900,000 (477,000 to 3,300,000)	1,900,000 (478,000 to 3,300,000)	1,900,000 (478,000 to 3,300,000)	1,900,000 (478,000 to 3,300,000)	28,000 (24,000 to 32,000)	2,490,000
HIV/AIDS and sexually transmitted infections	1 (1 to 1)	0 (0 to 0)	212 (120 to 316)	194 (77 to 321)	12 (6 to 19)	18 (8 to 30)	1,100 (470 to 1,900)	3,900 (1,700 to 6,700)	6,900 (2,900 to 11,000)	9,900 (3,900 to 16,000)	12,000 (4,600 to 20,000)	14,000 (5,200 to 24,000)	16,000 (6,000 to 27,000)	17,000 (6,400 to 29,000)	17,000 (6,500 to 29,000)	16,000 (6,200 to 28,000)	15,000 (5,900 to 26,000)	13,000 (5,000 to 22,000)	11,000 (4,200 to 19,000)	8,000 (3,000 to 14,000)	5,000 (1,900 to 8,400)	3,000 (1,100 to 5,000)	1,000 (400 to 1,700)	1,000 (200 to 1,700)	1,000 (200 to 1,700)	1,000 (200 to 1,700)	1,000 (200 to 1,700)	1,000 (200 to 1,700)	170,000 (100,000 to 250,000)	7,380
HIV/AIDS	0 (0 to 0)	0 (0 to 0)	0 (0 to 0)



G6PD deficiency	0/1 (0/1 to 0/2)	0/2 (0/1 to 0/4)	0/6 (0/2 to 0/16)	2/4 (1/0 to 3/9)	4/6 (2/4 to 7)	7/2 (4/2 to 10/7)	22/5 (12/7 to 39)	29/6 (15/8 to 39/8)	29/5 (16/4 to 42/3)	31/8 (18/4 to 47/6)	54/4 (29/7 to 86)	32/6 (26/4/7/6)	26/2 (16/1 to 37/1)	21/1 (12/0 to 29/1)	20/4 (12/1 to 29/9)	16/3 (10/2 to 27/1)	11/2 (7/1 to 21/1)	10 (6/0 to 19/3)	6/7 (3/3 to 9/9)	2/5 (1/3 to 3/1)	0/9 (0/6 to 1/4)	0/3 (0/2 to 0/4)	0/1 (0/0 to 0/1)	330
G6PD trait	0 (0/0 to 0)	0 (0/0 to 0)	0 (0/0 to 0)	0 (0/0 to 0)	0 (0/0 to 0)	0 (0/0 to 0)	0 (0/1 to 0/1)	0 (0/0 to 0/1)	0 (0/0 to 0/1)	0 (0/0 to 0/1)	0 (0/1 to 0/1)	0 (0/1 to 0/1)	0 (0/1 to 0/1)	0 (0/0 to 0/1)	0 (0/0 to 0)	0 (0/0 to 0)	0 (0/0 to 0)	0 (0/0 to 0)	0 (0/0 to 0)	0 (0/0 to 0)	0 (0/0 to 0)	0 (0/0 to 0)	0 (0/0 to 0)	0 (0/0 to 0)	13
Other hemoglobinopathies and hemolytic anemias	0/2 (0/2 to 0/4)	0/6 (0/1 to 1/5)	1/6 (0/2 to 0/14)	4/1 (1/2 to 7/5)	10/1 (2/9 to 21/8)	11/8 (3/3 to 27/4)	24/4 (8 to 60/3)	14/6 (6/7 to 38/2)	17/2 (8/6 to 39/1)	19/6 (10/4 to 41)	40/8 (17/6 to 84/8)	49/6 (28/8 to 97/8)	19/6 (10/4 to 79/2)	40/6 (19/9 to 87/3)	29/4 (20/1 to 55/1)	21/1 (12/1 to 45/1)	13/4 (6/2 to 33/5)	13/2 (4/9 to 31/6)	8/7 (3/8/1 to 23)	6/1 (2/6 to 13/6)	0/4 (0/2 to 0/8)	0/2 (0/1 to 0/5)	0/4 (0/1 to 0/7)	0/1 (0/0 to 0/2)	420
Endocrine, metabolic, blood, and immune disorders	1/32 (0/31 to 3/66)	7/9 (0/7 to 17/5)	3/66 (3/0 to 9/48)	4/23 (3/0 to 9/60)	12/28 (5/0 to 27/2)	28/0 (20/2 to 47/2)	28/1 (20/6 to 51/6)	46/7 (32/6 to 68/1)	70/1 (50/6 to 98)	72/3 (50/6 to 98)	1,050 (784 to 1,360)	1,339 (1,027 to 1,700)	1,040 (1,248 to 1,238)	2,050 (1,470 to 2,890)	2,445 (1,760 to 3,260)	2,505 (1,760 to 3,760)	2,505 (1,760 to 4,400)	2,505 (1,760 to 4,400)	2,505 (1,760 to 4,400)	2,505 (1,760 to 4,400)	1,870 (1,370 to 2,370)	1,210 (899 to 1,670)	659 (438 to 999)	367 (197 to 651)	39,200
Oral disorders	0 (0/0 to 0)	0 (0/0 to 0)	0 (0/0 to 0)	209 (129 to 346)	336 (226 to 498)	316 (214 to 728)	422 (281 to 728)	592 (394 to 976)	571 (381 to 940)	645 (429 to 1,060)	1,060 (697 to 1,750)	1,060 (697 to 1,750)	1,060 (697 to 1,750)	1,110 (1,210 to 1,870)	2,040 (1,360 to 3,360)	2,060 (1,770 to 3,400)	2,060 (1,360 to 3,400)	2,770 (1,850 to 4,560)	2,010 (1,340 to 3,320)	1,240 (827 to 2,040)	1,240 (698 to 2,040)	517 (345 to 852)	233 (155 to 384)	19,900
Caries of deciduous teeth	0 (0/0 to 0)	0 (0 to 0)	0 (0 to 0)	0 (2/63 to 139)	0 (2/6 to 14/4)	0 (0/7 to 15/8)	0 (0 to 0)	0 (0 to 0)	0 (0 to 0)	0 (0 to 0)	0 (0 to 0)	0 (0 to 0)	0 (0 to 0)	0 (0 to 0)	0 (0 to 0)	0 (0 to 0)	0 (0 to 0)	0 (0 to 0)	0 (0 to 0)	0 (0 to 0)	0 (0 to 0)	0 (0 to 0)	0 (0 to 0)	0 (0 to 0)	142
Caries of permanent teeth	0 (0 to 0)	0 (0 to 0)	0 (0 to 0)	0 (19/3 to 48/4)	22/2 (4/3 to 52/9)	106 (72/2 to 267)	172 (98/4 to 384)	162 (96/4 to 391)	191 (96/4 to 451)	199 (116/2 to 392)	179 (79/9 to 393)	164 (89/4 to 333)	158 (82/7 to 327)	161 (83/3 to 356)	158 (98/3 to 347)	139 (98/3 to 336)	139 (84/6 to 271)	113 (68/1 to 226)	73/2 (37/7to 141)	41/6 (17/4 to 86/2)	27/6 (9/6 to 64/1)	9/6 (3/7to 19/4)	2/2 (0/7 to 4/6)	2,310
Periodontal diseases	0 (0 to 0)	0 (0 to 0)	0 (0 to 0)	0 (0 to 0)	0 (0 to 0)	0 (0 to 0)	0 (0 to 0)	0 (0 to 0)	0 (0 to 0)	0 (0 to 0)	0 (0 to 0)	0 (0 to 0)	0 (0 to 0)	0 (0 to 0)	0 (0 to 0)	0 (0 to 0)	0 (0 to 0)	0 (0 to 0)

SR Table 2c: Arkansas DALYS by cause and age group for both sexes with 95% uncertainty intervals, 2019

Cause	Early Neonatal	Late Neonatal	Post Neonatal	1 to 4	5 to 9	10 to 14	15 to 19	20 to 24	25 to 29	30 to 34	35 to 39	40 to 44	45 to 49	50 to 54	55 to 59	60 to 64	65 to 69	70 to 74	75 to 79	80 to 84	85 to 89	90 to 95	95 plus	Total
All causes	11,190 (10,189 to 12,269)	2,992 (2,716 to 3,306)	10,760 (9,909 to 11,662)	8,960 (7,940 to 9,980)	5,060 (4,189 to 5,971)	4,502 (3,729 to 5,340)	5,264 (4,355 to 6,222)	6,509 (5,350 to 7,750)	7,903 (6,500 to 9,359)	9,192 (7,660 to 10,900)	10,130 (8,468 to 12,000)	11,230 (9,400 to 13,200)	12,400 (10,400 to 14,600)	13,900 (11,600 to 16,300)	15,600 (13,000 to 18,300)	17,600 (14,700 to 20,600)	19,800 (16,500 to 23,100)	22,000 (18,400 to 25,600)	24,200 (20,200 to 28,200)	26,400 (22,000 to 30,700)	28,600 (23,800 to 33,300)	30,800 (25,600 to 35,900)	33,000 (27,500 to 38,500)	1,180,000
Communicable, maternal, neonatal, and nutritional diseases	8,010 (7,070 to 8,970)	1,490 (1,280 to 1,700)	2,960 (2,560 to 3,350)	1,760 (1,390 to 2,200)	1,400 (1,070 to 1,800)	1,060 (770 to 1,400)	1,540 (1,130 to 2,000)	1,450 (1,070 to 1,900)	1,960 (1,500 to 2,500)	2,090 (1,700 to 2,600)	2,430 (1,900 to 3,000)	2,360 (1,900 to 3,000)	2,390 (1,900 to 3,000)	2,360 (1,900 to 2,900)	2,400 (1,900 to 2,900)	2,400 (1,900 to 2,900)	2,400 (1,900 to 2,900)	2,400 (1,900 to 2,900)	2,400 (1,900 to 2,900)	2,390 (1,900 to 2,900)	2,380 (1,900 to 2,900)	1,350 (1,000 to 1,700)	651 (474 to 1,000)	54,400
HIV/AIDS and sexually transmitted infections	0 (0 to 1)	0 (0 to 1)	11 (7 to 16)	4 (3 to 6)	4 (3 to 6)	6 (4 to 8)	41 (29 to 56)	114 (82 to 154)	203 (147 to 274)	320 (233 to 423)	423 (312 to 560)	504 (372 to 668)	577 (427 to 764)	594 (439 to 786)	577 (427 to 764)	554 (410 to 733)	527 (390 to 697)	501 (371 to 663)	474 (351 to 627)	446 (330 to 590)	417 (309 to 552)	388 (287 to 513)	179 (132 to 237)	5,390
HIV/AIDS	0 (0 to 0)	0 (0 to 0)	11 (7 to 16)	4 (3 to 6)	4 (3 to 6)	6 (4 to 8)	41 (29 to 56)	114 (82 to 154)	203 (147 to 274)	320 (233 to 423)	423 (312 to 560)	504 (372 to 668)	577 (427 to 764)	594 (439 to 786)	577 (427 to 764)	554 (410 to 733)	527 (390 to 697)	501 (371 to 663)	474 (351 to 627)	446 (330 to 590)	417 (309 to 552)	388 (287 to 513)	179 (132 to 237)	5,390
HIV/AIDS - Drug-susceptible Tuberculosis	0 (0 to 0)	0 (0 to 0)	0 (0 to 0)	0 (0 to 0)	0 (0 to 0)	0 (0 to 0)	1 (0 to 2)	3 (2 to 4)	5 (3 to 7)	7 (5 to 9)	9 (7 to 12)	11 (8 to 14)	12 (9 to 16)	13 (10 to 17)	12 (9 to 16)	12 (9 to 16)	11 (8 to 15)	10 (7 to 14)	9 (7 to 13)	8 (6 to 12)	7 (5 to 10)	6 (4 to 9)	3 (2 to 4)	203
HIV/AIDS - Multidrug-resistant Tuberculosis without extreme drug resistance	0 (0 to 0)	0 (0 to 0)	0 (0 to 0)	0 (0 to 0)	0 (0 to 0)	0 (0 to 0)	0 (0 to 0)	0 (0 to 0)	0 (0 to 0)	0 (0 to 0)	0 (0 to 0)	0 (0 to 0)	0 (0 to 0)	0 (0 to 0)	0 (0 to 0)	0 (0 to 0)	0 (0 to 0)	0 (0 to 0)	0 (0 to 0)	0 (0 to 0)	0 (0 to 0)	0 (0 to 0)	0 (0 to 0)	2.3
HIV/AIDS - Extensively drug-resistant Tuberculosis	0 (0 to 0)	0 (0 to 0)	0 (0 to 0)	0 (0 to 0)	0 (0 to 0)	0 (0 to 0)	0 (0 to 0)	0 (0 to 0)	0 (0 to 0)	0 (0 to 0)	0 (0 to 0)	0 (0 to 0)	0 (0 to 0)	0 (0 to 0)	0 (0 to 0)	0 (0 to 0)	0 (0 to 0)	0 (0 to 0)	0 (0 to 0)	0 (0 to 0)	0 (0 to 0)	0 (0 to 0)	0 (0 to 0)	0.6
HIV/AIDS resulting in other diseases	0 (0 to 0)	0 (0 to 1)	10 (7 to 14)	4 (2 to 5)	4 (3 to 5)	5 (3 to 7)	39 (27 to 53)	107 (77 to 144)	189 (137 to 255)	297 (216 to 398)	392 (287 to 532)	467 (344 to 631)	535 (396 to 721)	551 (407 to 743)	535 (396 to 721)	514 (380 to 693)	489 (362 to 659)	465 (344 to 627)	440 (326 to 593)	414 (306 to 558)	387 (287 to 521)	360 (267 to 485)	166 (123 to 224)	2,830
Sexually transmitted infections excluding HIV	0 (0 to 0)	0 (0 to 0)	0 (0 to 0)	0 (0 to 0)	0 (0 to 0)	0 (0 to 0)	0 (0 to 0)	0 (0 to 0)	0 (0 to 0)	0 (0 to 0)	0 (0 to 0)	0 (0 to 0)	0 (0 to 0)	0 (0 to 0)	0 (0 to 0)	0 (0 to 0)	0 (0 to 0)	0 (0 to 0)	0 (0 to 0)	0 (0 to 0)	0 (0 to 0)	0 (0 to 0)	0 (0 to 0)	0 (0 to 0)	0
Syphilis	0 (0 to 0)	0 (0 to 0)	0 (0 to 0)	0 (0 to 0)	0 (0 to 0)	0 (0 to 0)	0 (0 to 0)	0 (0 to 0)	0 (0 to 0)	0 (0 to 0)	0 (0 to 0)	0 (0 to 0)	0 (0 to 0)	0 (0 to 0)	0 (0 to 0)	0 (0 to 0)	0 (0 to 0)	0 (0 to 0)	0 (0 to 0)	0 (0 to 0)	0 (0 to 0)	0 (0 to 0)	0 (0 to 0)	0 (0 to 0)	0
Chlamydial infection	0 (0 to 0)	0 (0 to 0)	0 (0 to 0)	0 (0 to 0)	0 (0 to 0)	0 (0 to 0)	0 (0 to 0)	0 (0 to 0)	0 (0 to 0)	0 (0 to 0)	0 (0 to 0)	0 (0 to 0)	0 (0 to 0)	0 (0 to 0)	0 (0 to 0)	0 (0 to 0)	0 (0 to 0)	0 (0 to 0)	0 (0 to 0)	0 (0 to 0)	0 (0 to 0)	0 (0 to 0)	0 (0 to 0)	0 (0 to 0)	0
Gonococcal infection	0 (0 to 0)	0 (0 to 0)	0 (0 to 0)	0 (0 to 0)	0 (0 to 0)	0 (0 to 0)	0 (0 to 0)	0 (0 to 0)	0 (0 to 0)	0 (0 to 0)	0 (0 to 0)	0 (0 to 0)	0 (0 to 0)	0 (0 to 0)	0 (0 to 0)	0 (0 to 0)	0 (0 to 0)	0 (0 to 0)	0 (0 to 0)	0 (0 to 0)	0 (0 to 0)	0 (0 to 0)	0 (0 to 0)	0 (0 to 0)	0
Trichomoniasis	0 (0 to 0)	0 (0 to 0)	0 (0 to 0)	0 (0 to 0)	0 (0 to 0)	0 (0 to 0)	0 (0 to 0)	0 (0 to 0)	0 (0 to 0)	0 (0 to 0)	0 (0 to 0)	0 (0 to 0)	0 (0 to 0)	0 (0 to 0)	0 (0 to 0)	0 (0 to 0)	0 (0 to 0)	0 (0 to 0)	0 (0 to 0)	0 (0 to 0)	0 (0 to 0)	0 (0 to 0)	0 (0 to 0)	0 (0 to 0)	0
Genital herpes	0 (0 to 0)	0 (0 to 0)	0 (0 to 0)	0 (0 to 0)	0 (0 to 0)	0 (0 to 0)	0 (0 to 0)	0 (0 to 0)	0 (0 to 0)	0 (0 to 0)	0 (0 to 0)	0 (0 to 0)	0 (0 to 0)	0 (0 to 0)	0 (0 to 0)	0 (0 to 0)	0 (0 to 0)	0 (0 to 0)	0 (0 to 0)	0 (0 to 0)	0 (0 to 0)	0 (0 to 0)	0 (0 to 0)	0 (0 to 0)	0
Other sexually transmitted infections	0 (0 to 0)	0 (0 to 0)	0 (0 to 0)	0 (0 to 0)	0 (0 to 0)	0 (0 to 0)	0 (0 to 0)	0 (0 to 0)	0 (0 to 0)	0 (0 to 0)	0 (0 to 0)	0 (0 to 0)	0 (0 to 0)	0 (0 to 0)	0 (0 to 0)	0 (0 to 0)	0 (0 to 0)	0 (0 to 0)	0 (0 to 0)	0 (0 to 0)	0 (0 to 0)	0 (0 to 0)	0 (0 to 0)	0 (0 to 0)	0
Respiratory infections and tuberculosis	3,170 (2,810 to 3,530)	629 (558 to 700)	1,020 (907 to 1,140)	423 (374 to 472)	268 (237 to 299)	208 (184 to 232)	259 (229 to 289)	304 (269 to 339)	364 (322 to 406)	417 (369 to 465)	471 (417 to 525)	524 (464 to 584)	578 (512 to 644)	648 (574 to 722)	726 (643 to 809)	813 (720 to 906)	911 (807 to 1,020)	1,020 (904 to 1,140)	1,140 (1,010 to 1,270)	1,270 (1,130 to 1,420)	1,420 (1,260 to 1,580)	1,580 (1,400 to 1,760)	1,240 (1,100 to 1,380)	20,900
Tuberculosis	0 (0 to 0)	0 (0 to 0)	1 (1 to 2.1)	1 (1 to 2.4)	1 (1 to 2.7)	2 (1 to 3.4)	5 (3 to 7.5)	7 (5 to 10.4)	9 (6 to 13.3)	11 (8 to 16.1)	13 (9 to 19.2)	15 (11 to 22.1)	18 (13 to 26.1)	21 (15 to 30.4)	25 (18 to 36.2)	30 (22 to 43.1)	36 (27 to 52.4)	43 (32 to 62.6)	51 (38 to 74.2)	60 (45 to 87.2)	70 (52 to 101.8)	81 (61 to 117.8)	93 (70 to 135.2)	339
Latent tuberculosis infection	0 (0 to 0)	0 (0 to 0)	0 (0 to 0)	0 (0 to 0)	0 (0 to 0)	0 (0 to 0)	0 (0 to 0)	0 (0 to 0)	0 (0 to 0)	0 (0 to 0)	0 (0 to 0)	0 (0 to 0)	0 (0 to 0)	0 (0 to 0)	0 (0 to 0)	0 (0 to 0)	0 (0 to 0)	0 (0 to 0)	0 (0 to 0)	0 (0 to 0)	0 (0 to 0)	0 (0 to 0)	0 (0 to 0)	0 (0 to 0)	0
Drug-susceptible tuberculosis	0 (0 to 0)	0 (0 to 0)	1 (1 to 2.1)	1 (1 to 2.4)	1 (1 to 2.7)	2 (1 to 3.4)	5 (3 to 7.5)	7 (5 to 10.4)	9 (6 to 13.3)	11 (8 to 16.1)	13 (9 to 19.2)	15 (11 to 22.1)	18 (13 to 26.1)	21 (15 to 30.4)	25 (18 to 36.2)	30 (22 to 43.1)	36 (27 to 52.4)	43 (32 to 62.6)	51 (38 to 74.2)	60 (45 to 87.2)	70 (52 to 101.8)	81 (61 to 117.8)	93 (70 to 135.2)	339
Multidrug-resistant tuberculosis without extensive drug resistance	0 (0 to 0)	0 (0 to 0)	0 (0 to 0)	0 (0 to 0)	0 (0 to 0)	0 (0 to 0)	0 (0 to 0)	0 (0 to 0)	0 (0 to 0)	0 (0 to 0)	0 (0 to 0)	0 (0 to 0)	0 (0 to 0)	0 (0 to 0)	0 (0 to 0)	0 (0 to 0)	0 (0 to 0)	0 (0 to 0)	0 (0 to 0)	0 (0 to 0)	0 (0 to 0)	0 (0 to 0)	0 (0 to 0)	0 (0 to 0)	0
Extensively drug-resistant tuberculosis	0 (0 to 0)	0 (0 to 0)	0 (0 to 0)	0 (0 to 0)	0 (0 to 0)	0 (0 to 0)	0 (0 to 0)	0 (0 to 0)	0 (0 to 0)	0 (0 to 0)	0 (0 to 0)	0 (0 to 0)	0 (0 to 0)	0 (0 to 0)	0 (0 to 0)	0 (0 to 0)	0 (0 to 0)	0 (0 to 0)	0 (0 to 0)	0 (0 to 0)	0 (0 to 0)	0 (0 to 0)	0 (0 to 0)	0 (0 to 0)	0
Lower respiratory infections	3,170 (2,810 to 3,530)	629 (558 to 700)	1,020 (907 to 1,140)	423 (374 to 472)	268 (237 to 299)	208 (184 to 232)	259 (229 to 289)	304 (269 to 339)	364 (322 to 406)	417 (369 to 465)	471 (417 to 525)	524 (464 to 584)	578 (512 to 644)	648 (574 to 722)	726 (643 to 809)	813 (720 to 906)	911 (807 to 1,020)	1,020 (904 to 1,140)	1,140 (1,010 to 1,270)	1,270 (1,130 to 1,420)	1,420 (1,260 to 1,580)	1,580 (1,400 to 1,760)	1,240 (1,100 to 1,380)	20,600
Upper respiratory infections	0 (0 to 1)	0 (0 to 0)	0 (0 to 0)	0 (0 to 0)	0 (0 to 0)	0 (0 to 0)	0 (0 to 0)	0 (0 to 0)	0 (0 to 0)	0 (0 to 0)	0 (0 to 0)	0 (0 to 0)	0 (0 to 0)	0 (0 to 0)	0 (0 to 0)	0 (0 to 0)	0 (0 to 0)	0 (0 to 0)	0 (0 to 0)	0 (0 to 0)	0 (0 to 0)	0 (0 to 0)	0 (0 to 0)	0 (0 to 0)	0
Otitis media	0 (0 to 0)	0 (0 to 0)	0 (0 to 0)	0 (0 to 0)	0 (0 to 0)	0 (0 to 0)	0 (0 to 0)	0 (0 to 0)	0 (0 to 0)	0 (0 to 0)	0 (0 to 0)	0 (0 to 0)	0 (0 to 0)	0 (0 to 0)	0 (0 to 0)	0 (0 to 0)	0 (0 to 0)	0 (0 to 0)	0 (0 to 0)	0 (0 to 0)	0 (0 to 0)	0 (0 to 0)	0 (0 to 0)	0 (0 to 0)	0
Enteric infections	111 (74 to 172)	19 (13 to 29)	139 (94 to 214)	223 (149 to 339)	151 (100 to 230)	109 (73 to 166)	207 (139 to 315)	229 (154 to 350)	254 (171 to 388)	284 (192 to 434)	314 (212 to 479)	344 (232 to 525)	374 (252 to 571)	396 (267 to 604)	418 (282 to 638)	440 (297 to 672)	462 (312 to 705)	484 (327 to 739)	506 (341 to 772)	528 (356 to 806)	550 (371 to 839)	572 (386 to 873)	594 (401 to 907)	6,430
Diarrheal diseases	111 (74 to 172)	19 (13 to 29)	139 (94 to 214)	223 (149 to 339)	151 (100 to 230)	109 (73 to 166)	207 (139 to 315)	229 (154 to 350)	254 (171 to 388)	284 (192 to 434)	314 (212 to 479)	344 (232 to 525)	374 (252 to 571)	396 (267 to 604)	418 (282 to 638)	440 (297 to 672)	462 (312 to 705)	484 (327 to 739)	506 (341 to 772)	528 (356 to 806)	550 (371 to 839)	572 (386 to 873)	594 (401 to 907)	6,430
Typhoid and paratyphoid	0 (0 to 0)	0 (0 to 0)	0 (0 to 0)	0 (0 to 0)	0 (0 to 0)	0 (0 to 0)	0 (0 to 0)	0 (0 to 0)	0 (0 to 0)	0 (0 to 0)	0 (0 to 0)	0 (0 to 0)	0 (0 to 0)	0 (0 to 0)	0 (0 to 0)	0 (0 to 0)	0 (0 to 0)	0 (0 to 0)	0 (0 to 0)	0 (0 to 0)	0 (0 to 0)	0 (0 to 0)	0 (0 to 0)	0 (0 to 0)	0
Typhoid fever	0 (0 to 0)	0 (0 to 0)	0 (0 to 0)	0 (0 to 0)	0 (0 to 0)	0 (0 to 0)	0 (0 to 0)	0 (0 to 0)	0 (0 to 0)	0 (0 to 0)	0 (0 to 0)	0 (0 to 0)	0 (0 to 0)	0 (0 to 0)	0 (0 to 0)	0 (0 to 0)	0 (0 to 0)	0 (0 to 0)	0 (0 to 0)	0 (0 to 0)	0 (0 to 0)	0 (0 to 0)	0 (0 to 0)	0 (0 to 0)	0
Paratyphoid fever	0 (0 to 0)	0 (0 to 0)	0 (0 to 0)	0 (0 to 0)	0 (0 to 0)	0 (0 to 0)	0 (0 to 0)	0 (0 to 0)	0 (0 to 0)	0 (0 to 0)	0 (0 to 0)	0 (0 to 0)	0 (0 to 0)	0 (0 to 0)	0 (0 to 0)	0 (0 to 0)	0 (0 to 0)	0 (0 to 0)	0 (0 to 0)	0 (0 to 0)	0 (0 to 0)	0 (0 to 0)	0 (0 to 0)	0 (0 to 0)	0
Invasive Non-typhoidal Salmonella (iNTS)	6.6 (0.9 to 11.1)	2.7 (1.2 to 5.3)	2.7 (1.2 to 5.3)	2.7 (1.4 to 4.8)	2.7 (1.4 to 4.8)	2.7 (1.4 to 4.8)	2.2 (1.1 to 3.7)	2.2 (1.1 to 3.7)	2.2 (1.1 to 3.7)	2.2 (1.1 to 3.7)	2.2 (1.1 to 3.7)	2.2 (1.1 to 3.7)	2.2 (1.1 to 3.7)	2.2 (1.1 to 3.7)	2.2 (1.1 to 3.7)	2.2 (1.1 to 3.7)	2.2 (1.1 to 3.7)	2.2 (1.1 to 3.7)	2.2 (1.1 to 3.7)	2.2 (1.1 to 3.7)	2.2 (1.1 to 3.7)	2.2 (1.1 to 3.7)	21.5
Other intestinal infectious diseases	0 (0 to 0)	1.5 (0 to 4.4)	0.8 (0.3 to 3.4)	0.7 (0.2 to 2.7)	0.7 (0.2 to 2.6)	0.7 (0.1 to 1.8)	0.7 (0.2 to 1.7)	0.7 (0.1 to 1.6)	0.7 (0.2 to 1.6)	0.7 (0.2 to 1.6)	0.7 (0.2 to 1.6)	0.7 (0.1 to 1.6)	0.7 (0.2 to 1.6)	0.7 (0.2 to 1.6)	0.7 (0.2 to 1.6)	0.7 (0.2 to 1.6)	0.7 (0.2 to 1.6)	0.7 (0.2 to 1.6)	0.7 (0.2 to 1.6)	0.7 (0.2 to 1.6)	0.7 (0.2 to 1.6)	0.7 (0.2 to 1.6)	11.2
Neglected tropical diseases and malaria	0.3 (0.1 to 0.7)	0.1 (0 to 0.2)	0.1 (0 to 0.3)	0.1 (0 to 0.3)	0.1 (0 to 0.3



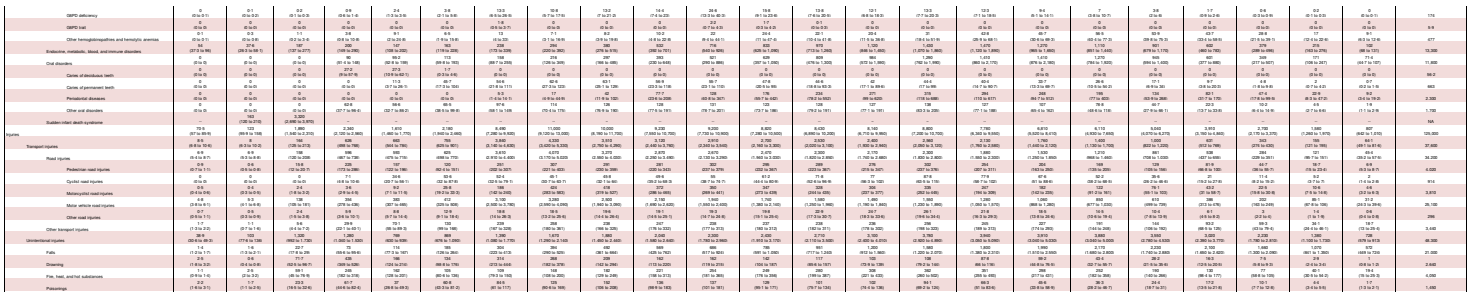

All Table 2c: California DALYS by cause and age group for both sexes with 95% uncertainty intervals, 2019

Cause	Early Neonatal	Late Neonatal	Post Neonatal	1 to 5	5 to 9	10 to 14	15 to 19	20 to 24	25 to 29	30 to 34	35 to 39	40 to 44	45 to 49	50 to 54	55 to 59	60 to 64	65 to 69	70 to 74	75 to 79	80 to 84	85 to 89	90 to 94	95 plus	Total
All causes	68,000 (70,100 to 67,200)	21,500 (19,600 to 23,500)	56,200 (52,300 to 59,300)	79,200 (63,700 to 94,600)	97,400 (73,100 to 124,300)	142,000 (112,000 to 171,000)	300,000 (261,000 to 339,000)	449,000 (391,000 to 505,000)	536,000 (470,000 to 601,000)	526,000 (461,000 to 590,000)	562,000 (494,000 to 629,000)	564,000 (494,000 to 634,000)	664,000 (582,000 to 746,000)	765,000 (668,000 to 862,000)	979,000 (853,000 to 1,100,000)	1,070,000 (912,000 to 1,240,000)	1,220,000 (1,040,000 to 1,390,000)	976,000 (847,000 to 1,110,000)	786,000 (687,000 to 884,000)	636,000 (555,000 to 715,000)	499,000 (435,000 to 563,000)	516,000 (449,000 to 582,000)	170,000 (142,000 to 199,000)	11,400,000
Communicable, maternal, neonatal, and nutritional diseases	68,000 (67,700 to 68,300)	21,500 (13,100 to 30,000)	13,200 (7,200 to 19,200)	19,900 (11,000 to 28,800)	13,500 (7,500 to 19,500)	13,600 (7,600 to 19,600)	18,200 (10,200 to 26,200)	19,600 (11,000 to 28,200)	21,200 (11,900 to 30,500)	22,000 (12,400 to 31,700)	23,700 (13,300 to 34,100)	26,000 (14,600 to 37,400)	29,000 (16,300 to 41,800)	29,800 (16,700 to 42,900)	29,700 (16,600 to 42,800)	28,700 (16,000 to 41,300)	28,300 (15,800 to 40,700)	24,700 (13,800 to 35,500)	21,600 (12,100 to 31,000)	17,200 (9,600 to 24,700)	13,100 (7,300 to 18,800)	8,900 (5,000 to 12,800)	494,000
HIV/AIDS and sexually transmitted infections	0 (0 to 0)	0 (0 to 0)	0 (0 to 0)	0 (0 to 0)	0 (0 to 0)	0 (0 to 0)	0 (0 to 0)	0 (0 to 0)	0 (0 to 0)	0 (0 to 0)	0 (0 to 0)	0 (0 to 0)	0 (0 to 0)	0 (0 to 0)	0 (0 to 0)	0 (0 to 0)	0 (0 to 0)	0 (0 to 0)	0 (0 to 0)	0 (0 to 0)	0 (0 to 0)	0 (0 to 0)	0 (0 to 0)	0
HIV/AIDS	0 (0 to 0)	0 (0 to 0)	0 (0 to 0)	0 (0 to 0)	0 (0 to 0)	0 (0 to 0)	0 (0 to 0)	0 (0 to 0)	0 (0 to 0)	0 (0 to 0)	0 (0 to 0)	0 (0 to 0)	0 (0 to 0)	0 (0 to 0)	0 (0 to 0)	0 (0 to 0)	0 (0 to 0)	0 (0 to 0)	0 (0 to 0)	0 (0 to 0)	0 (0 to 0)	0 (0 to 0)	0 (0 to 0)	0
HIV/AIDS - Drug-susceptible Tuberculosis	0 (0 to 0)	0 (0 to 0)	0 (0 to 0)	0 (0 to 0)	0 (0 to 0)	0 (0 to 0)	0 (0 to 0)	0 (0 to 0)	0 (0 to 0)	0 (0 to 0)	0 (0 to 0)	0 (0 to 0)	0 (0 to 0)	0 (0 to 0)	0 (0 to 0)	0 (0 to 0)	0 (0 to 0)	0 (0 to 0)	0 (0 to 0)	0 (0 to 0)	0 (0 to 0)	0 (0 to 0)	0 (0 to 0)	0
HIV/AIDS - Multidrug-resistant Tuberculosis without extensive drug resistance	0 (0 to 0)	0 (0 to 0)	0 (0 to 0)	0 (0 to 0)	0 (0 to 0)	0 (0 to 0)	0 (0 to 0)	0 (0 to 0)	0 (0 to 0)	0 (0 to 0)	0 (0 to 0)	0 (0 to 0)	0 (0 to 0)	0 (0 to 0)	0 (0 to 0)	0 (0 to 0)	0 (0 to 0)	0 (0 to 0)	0 (0 to 0)	0 (0 to 0)	0 (0 to 0)	0 (0 to 0)	0 (0 to 0)	0
HIV/AIDS - Extensively drug-resistant Tuberculosis	0 (0 to 0)	0 (0 to 0)	0 (0 to 0)	0 (0 to 0)	0 (0 to 0)	0 (0 to 0)	0 (0 to 0)	0 (0 to 0)	0 (0 to 0)	0 (0 to 0)	0 (0 to 0)	0 (0 to 0)	0 (0 to 0)	0 (0 to 0)	0 (0 to 0)	0 (0 to 0)	0 (0 to 0)	0 (0 to 0)	0 (0 to 0)	0 (0 to 0)	0 (0 to 0)	0 (0 to 0)	0 (0 to 0)	0
HIV/AIDS resulting in other diseases	0 (0 to 0)	0 (0 to 0)	0 (0 to 0)	0 (0 to 0)	0 (0 to 0)	0 (0 to 0)	0 (0 to 0)	0 (0 to 0)	0 (0 to 0)	0 (0 to 0)	0 (0 to 0)	0 (0 to 0)	0 (0 to 0)	0 (0 to 0)	0 (0 to 0)	0 (0 to 0)	0 (0 to 0)	0 (0 to 0)	0 (0 to 0)	0 (0 to 0)	0 (0 to 0)	0 (0 to 0)	0 (0 to 0)	0
Sexually transmitted infections excluding HIV	0 (0 to 0)	0 (0 to 0)	0 (0 to 0)	0 (0 to 0)	0 (0 to 0)	0 (0 to 0)	0 (0 to 0)	0 (0 to 0)	0 (0 to 0)	0 (0 to 0)	0 (0 to 0)	0 (0 to 0)	0 (0 to 0)	0 (0 to 0)	0 (0 to 0)	0 (0 to 0)	0 (0 to 0)	0 (0 to 0)	0 (0 to 0)	0 (0 to 0)	0 (0 to 0)	0 (0 to 0)	0 (0 to 0)	0
Syphilis	0 (0 to 0)	0 (0 to 0)	0 (0 to 0)	0 (0 to 0)	0 (0 to 0)	0 (0 to 0)	0 (0 to 0)	0 (0 to 0)	0 (0 to 0)	0 (0 to 0)	0 (0 to 0)	0 (0 to 0)	0 (0 to 0)	0 (0 to 0)	0 (0 to 0)	0 (0 to 0)	0 (0 to 0)	0 (0 to 0)	0 (0 to 0)	0 (0 to 0)	0 (0 to 0)	0 (0 to 0)	0 (0 to 0)	0
Chlamydial infection	0 (0 to 0)	0 (0 to 0)	0 (0 to 0)	0 (0 to 0)	0 (0 to 0)	0 (0 to 0)	0 (0 to 0)	0 (0 to 0)	0 (0 to 0)	0 (0 to 0)	0 (0 to 0)	0 (0 to 0)	0 (0 to 0)	0 (0 to 0)	0 (0 to 0)	0 (0 to 0)	0 (0 to 0)	0 (0 to 0)	0 (0 to 0)	0 (0 to 0)	0 (0 to 0)	0 (0 to 0)	0 (0 to 0)	0
Gonococcal infection	0 (0 to 0)	0 (0 to 0)	0 (0 to 0)	0 (0 to 0)	0 (0 to 0)	0 (0 to 0)	0 (0 to 0)	0 (0 to 0)	0 (0 to 0)	0 (0 to 0)	0 (0 to 0)	0 (0 to 0)	0 (0 to 0)	0 (0 to 0)	0 (0 to 0)	0 (0 to 0)	0 (0 to 0)	0 (0 to 0)	0 (0 to 0)	0 (0 to 0)	0 (0 to 0)	0 (0 to 0)	0 (0 to 0)	0
Trichomoniasis	0 (0 to 0)	0 (0 to 0)	0 (0 to 0)	0 (0 to 0)	0 (0 to 0)	0 (0 to 0)	0 (0 to 0)	0 (0 to 0)	0 (0 to 0)	0 (0 to 0)	0 (0 to 0)	0 (0 to 0)	0 (0 to 0)	0 (0 to 0)	0 (0 to 0)	0 (0 to 0)	0 (0 to 0)	0 (0 to 0)	0 (0 to 0)	0 (0 to 0)	0 (0 to 0)	0 (0 to 0)	0 (0 to 0)	0
Genital herpes	0 (0 to 0)	0 (0 to 0)	0 (0 to 0)	0 (0 to 0)	0 (0 to 0)	0 (0 to 0)	0 (0 to 0)	0 (0 to 0)	0 (0 to 0)	0 (0 to 0)	0 (0 to 0)	0 (0 to 0)	0 (0 to 0)	0 (0 to 0)	0 (0 to 0)	0 (0 to 0)	0 (0 to 0)	0 (0 to 0)	0 (0 to 0)	0 (0 to 0)	0 (0 to 0)	0 (0 to 0)	0 (0 to 0)	0
Other sexually transmitted infections	0 (0 to 0)	0 (0 to 0)	0 (0 to 0)	0 (0 to 0)	0 (0 to 0)	0 (0 to 0)	0 (0 to 0)	0 (0 to 0)	0 (0 to 0)	0 (0 to 0)	0 (0 to 0)	0 (0 to 0)	0 (0 to 0)	0 (0 to 0)	0 (0 to 0)	0 (0 to 0)	0 (0 to 0)	0 (0 to 0)	0 (0 to 0)	0 (0 to 0)	0 (0 to 0)	0 (0 to 0)	0 (0 to 0)	0
Respiratory infections and tuberculosis	21 (19 to 24)	382 (2,400 to 2,200)	2,270 (3,470 to 7,500)	6,560 (4,600 to 8,500)	4,640 (3,000 to 6,300)	4,200 (2,700 to 5,700)	4,210 (2,700 to 5,700)	4,760 (3,000 to 6,500)	5,400 (3,400 to 7,300)	5,210 (3,300 to 7,100)	5,660 (3,600 to 7,700)	5,970 (3,800 to 8,100)	6,640 (4,200 to 9,000)	7,070 (4,500 to 9,600)	10,100 (6,500 to 13,700)	10,900 (6,900 to 14,700)	13,900 (8,800 to 18,800)	14,600 (9,200 to 19,700)	14,000 (8,800 to 19,000)	14,000 (8,800 to 19,000)	13,200 (8,300 to 17,900)	10,600 (6,600 to 14,300)	7,190 (4,500 to 9,700)	174,000
Tuberculosis	0 (0 to 0)	0 (0 to 0)	16.3 (12 to 21)	72 (53 to 94)	61 (45 to 80)	49 (36 to 64)	41 (30 to 54)	41 (30 to 54)	43 (32 to 57)	46 (34 to 60)	49 (36 to 64)	52 (38 to 68)	57 (42 to 75)	62 (46 to 81)	67 (49 to 87)	70 (52 to 91)	77 (57 to 100)	77 (57 to 100)	74 (55 to 96)	69 (51 to 90)	61 (45 to 80)	49 (36 to 64)	31 (23 to 41)	1,060
Latent tuberculosis infection	0 (0 to 0)	0 (0 to 0)	0 (0 to 0)	0 (0 to 0)	0 (0 to 0)	0 (0 to 0)	0 (0 to 0)	0 (0 to 0)	0 (0 to 0)	0 (0 to 0)	0 (0 to 0)	0 (0 to 0)	0 (0 to 0)	0 (0 to 0)	0 (0 to 0)	0 (0 to 0)	0 (0 to 0)	0 (0 to 0)	0 (0 to 0)	0 (0 to 0)	0 (0 to 0)	0 (0 to 0)	0 (0 to 0)	0
Drug-susceptible tuberculosis	0 (0 to 0)	0 (0 to 0)	0 (0 to 0)	0 (0 to 0)	0 (0 to 0)	0 (0 to 0)	0 (0 to 0)	0 (0 to 0)	0 (0 to 0)	0 (0 to 0)	0 (0 to 0)	0 (0 to 0)	0 (0 to 0)	0 (0 to 0)	0 (0 to 0)	0 (0 to 0)	0 (0 to 0)	0 (0 to 0)	0 (0 to 0)	0 (0 to 0)	0 (0 to 0)	0 (0 to 0)	0 (0 to 0)	0
Multidrug-resistant tuberculosis without extensive drug resistance	0 (0 to 0)	0 (0 to 0)	0 (0 to 0)	0 (0 to 0)	0 (0 to 0)	0 (0 to 0)	0 (0 to 0)	0 (0 to 0)	0 (0 to 0)	0 (0 to 0)	0 (0 to 0)	0 (0 to 0)	0 (0 to 0)	0 (0 to 0)	0 (0 to 0)	0 (0 to 0)	0 (0 to 0)	0 (0 to 0)	0 (0 to 0)	0 (0 to 0)	0 (0 to 0)	0 (0 to 0)	0 (0 to 0)	0
Extensively drug-resistant tuberculosis	0 (0 to 0)	0 (0 to 0)	0 (0 to 0)	0 (0 to 0)	0 (0 to 0)	0 (0 to 0)	0 (0 to 0)	0 (0 to 0)	0 (0 to 0)	0 (0 to 0)	0 (0 to 0)	0 (0 to 0)	0 (0 to 0)	0 (0 to 0)	0 (0 to 0)	0 (0 to 0)	0 (0 to 0)	0 (0 to 0)	0 (0 to 0)	0 (0 to 0)	0 (0 to 0)	0 (0 to 0)	0 (0 to 0)	0
Diarrhoeal diseases	24.6 (20.9 to 28.4)	79.2 (68.7 to 109)	73.6 (48.1 to 99)	2,210 (1,400 to 3,260)	1,610 (1,000 to 2,300)	1,400 (1,000 to 1,900)	1,660 (1,200 to 2,200)	2,160 (1,600 to 2,800)	2,110 (1,600 to 2,800)	2,100 (1,600 to 2,800)	2,120 (1,600 to 2,800)	2,060 (1,500 to 2,800)	2,090 (1,500 to 2,800)	2,040 (1,500 to 2,800)	2,060 (1,500 to 2,800)	2,040 (1,500 to 2,800)	2,040 (1,500 to 2,800)	2,040 (1,500 to 2,800)	2,040 (1,500 to 2,800)	2,040 (1,500 to 2,800)	2,040 (1,500 to 2,800)	2,040 (1,500 to 2,800)	2,040 (1,500 to 2,800)	49,200
Dysentery	24.6 (20.9 to 28.4)	79.2 (68.7 to 109)	73.6 (48.1 to 99)	2,210 (1,400 to 3,260)	1,610 (1,000 to 2,300)	1,400 (1,000 to 1,900)	1,660 (1,200 to 2,200)	2,160 (1,600 to 2,800)	2,110 (1,600 to 2,800)	2,100 (1,600 to 2,800)	2,120 (1,600 to 2,800)	2,060 (1,500 to 2,800)	2,090 (1,500 to 2,800)	2,040 (1,500 to 2,800)	2,060 (1,500 to 2,800)	2,040 (1,500 to 2,800)	2,040 (1,500 to 2,800)	2,040 (1,500 to 2,800)	2,040 (1,500 to 2,800)	2,040 (1,500 to 2,800)	2,040 (1,500 to 2,800)	2,040 (1,500 to 2,800)	2,040 (1,500 to 2,800)	49,200
Typhoid and paratyphoid	0 (0 to 0)	0 (0 to 0)	0 (0 to 0)	0 (0 to 0)	0 (0 to 0)	0 (0 to 0)	0 (0 to 0)	0 (0 to 0)	0 (0 to 0)	0 (0 to 0)	0 (0 to 0)	0 (0 to 0)	0 (0 to 0)	0 (0 to 0)	0 (0 to 0)	0 (0 to 0)	0 (0 to 0)	0 (0 to 0)	0 (0 to 0)	0 (0 to 0)	0 (0 to 0)	0 (0 to 0)	0 (0 to 0)	0
Typhoid fever	0 (0 to 0)	0 (0 to 0)	0 (0 to 0)	0 (0 to 0)	0 (0 to 0)	0 (0 to 0)	0 (0 to 0)	0 (0 to 0)	0 (0 to 0)	0 (0 to 0)	0 (0 to 0)	0 (0 to 0)	0 (0 to 0)	0 (0 to 0)	0 (0 to 0)	0 (0 to 0)	0 (0 to 0)	0 (0 to 0)	0 (0 to 0)	0 (0 to 0)	0 (0 to 0)	0 (0 to 0)	0 (0 to 0)	0
Paratyphoid fever	0 (0 to 0)	0 (0 to 0)	0 (0 to 0)	0 (0 to 0)	0 (0 to 0)	0 (0 to 0)	0 (0 to 0)	0 (0 to 0)	0 (0 to 0)	0 (0 to 0)	0 (0 to 0)	0 (0 to 0)	0 (0 to 0)	0 (0 to 0)	0 (0 to 0)	0 (0 to 0)	0 (0 to 0)	0 (0 to 0)	0 (0 to 0)	0 (0 to 0)	0 (0 to 0)	0 (0 to 0)	0 (0 to 0)	0
Invasive Non-typhoidal Salmonella (iNTS)	2.3 (1.9 to 2.7)	12.2 (9.9 to 15)	12.6 (8.2 to 17)	20.1 (12.7 to 28)	9.7 (6.2 to 13)	7.6 (4.7 to 10)	6.6 (4.2 to 9.2)	6.6 (4.2 to 9.2)	6.6 (4.2 to 9.2)	6.6 (4.2 to 9.2)	6.6 (4.2 to 9.2)	6.6 (4.2 to 9.2)	6.6 (4.2 to 9.2)	6.6 (4.2 to 9.2)	6.6 (4.2 to 9.2)	6.6 (4.2 to 9.2)	6.6 (4.2 to 9.2)	6.6 (4.2 to 9.2)	6.6 (4.2 to 9.2)	6.6 (4.2 to 9.2)	6.6 (4.2 to 9.2)	6.6 (4.2 to 9.2)	6.6 (4.2 to 9.2)	136
Other intestinal infectious diseases	0.4 (0.4 to 0.4)	6.9 (3.1 to 12)	10.6 (4.8 to 17)	61 (28 to 97)	61 (28 to 97)	61 (28 to 97)	61 (28 to 97)	61 (28 to 97)	61 (28 to 97)	61 (28 to 97)	61 (28 to 97)	61 (28 to 97)	61 (28 to 97)	61 (28 to 97)	61 (28 to 97)	61 (28 to 97)	61 (28 to 97)	61 (28 to 97)	61 (28 to 97)	61 (28 to 97)	61 (28 to 97)	61 (28 to 97)	61 (28 to 97)	809
Neglected tropical diseases and malaria	0.4 (0.4 to 0.4)	19.7 (9.1 to 32)	400 (183 to 652)	113 (52 to 184)	61.9 (28 to 101)	62.1 (28 to 101)	61.9 (28 to 101)	62.1 (28 to 101)	62.1 (28 to 101)	62.1 (28 to 101)	62.1 (28 to 101)	62.1 (28 to 101)	62.1 (28 to 101)	62.1 (28 to 101)	62.1 (28 to 101)	62.1 (28 to 101)	62.1 (28 to 101)	62.1 (28 to 101)	62.1 (28 to 101)	62.1 (28 to 101)	62.1 (28 to 101)	62.1 (28 to 101)	62.1 (28 to 101)	62.1 (28 to 101)	1,150
Malaria	0 (0 to 0)	0 (0 to 0)	0 (0 to 0)	0 (0 to 0)	0 (0 to 0)	0 (0 to 0)	0 (0 to 0)	0 (0 to 0)	0 (0 to 0)	0 (0 to 0)	0 (0 to 0)	0 (0 to 0)	0 (0 to 0)	0 (0 to 0)	0 (0 to 0)	0 (0 to 0)	0 (0 to 0)	0 (0 to 0)	0 (0 to 0)	0 (0 to 0)	0 (0 to 0)	0 (0 to 0)	0 (0 to 0)	0 (0 to 0)	0
Chagas disease	0 (0 to 0)	0 (0 to 0)	0 (0 to 0)	0 (0 to 0)	0 (0 to 0)	0 (0 to 0)	0 (0 to 0)	0 (0 to 0)	0 (0 to 0)	0 (0 to 0)	0 (0 to 0)	0 (0 to 0)	0 (0 to 0)	0 (0 to 0)	0 (0 to 0)	0 (0 to 0)	0 (0 to 0)	0 (0 to 0)	0 (0 to 0)	0 (0 to 0)	0 (0 to 0)	0 (0 to 0)	0 (0 to 0)	0 (0 to 0)	0
Leishmaniasis	0 (0 to 0)	0 (0 to 0)	0 (0 to 0)	0 (0 to 0)	0 (0 to 0)	0 (0 to 0)	0 (0 to 0)	0 (0 to 0)	0 (0 to 0)	0 (0 to 0)	0 (0 to 0)	0 (0 to 0)	0 (0 to 0)	0 (0 to 0)	0 (0 to 0)	0 (0 to 0)	0 (0 to 0)	0 (0 to 0)	0 (0 to 0)	0 (0 to 0)	0 (0 to 0)	0 (0 to 0)	0 (0 to 0)	0 (0 to 0)	0
Visceral leishmaniasis	0 (0 to 0)	0 (0 to 0)	0 (0 to 0)	0 (0 to 0)	0 (0 to 0)	0 (0 to 0)	0 (0 to 0)	0 (0 to 0)	0 (0 to 0)	0 (0 to 0)	0 (0 to 0)	0 (0 to 0)	0 (0 to 0)	0 (0 to 0)	0 (0 to 0)	0 (0 to 0)	0 (0 to 0)	0 (0 to 0)	0 (0 to 0)	0 (0 to 0)	0 (0 to 0)	0 (0 to 0)	0 (0 to 0)	0 (0 to 0)	0
Cutaneous and mucocutaneous leishmaniasis	0 (0 to 0)	0 (0 to 0)	0 (0 to 0)	0 (0 to 0)	0 (0 to 0)	0 (0 to 0)	0 (0 to 0)	0 (0 to 0)	0 (0 to 0)	0 (0 to 0)	0 (0 to 0)	0 (0 to 0)	0 (0 to 0)	0 (0 to 0)	0 (0 to 0)	0 (0 to 0)	0 (0 to 0)	0 (0 to 0)	0 (0 to 0)	0 (0 to 0)	0 (0 to 0)	0 (0 to 0)	0 (0 to 0)	0 (0 to 0)	0
African trypanosomiasis	0 (0 to 0)	0 (0 to 0)	0 (0 to 0)	0 (0 to 0)	0 (0 to 0)	0 (0 to 0)	0 (0 to 0)	0 (0 to 0)	0 (0 to 0)	0 (0 to 0)	0 (0 to 0)	0 (0 to 0)	0 (0 to 0)	0 (0 to 0)	0 (0 to 0)	0 (0 to 0)	0 (0 to 0)	0 (0 to 0)	0 (0 to 0)	0 (0 to 0)	0 (0 to 0)	0 (0 to 0)	0 (0 to 0)	0 (0 to 0)	0
Schistosomiasis	0 (0 to 0)	0 (0 to 0)	0 (0 to 0)	0 (0 to 0)	0 (0 to 0)	0 (0 to 0)	0 (0 to 0)	0 (0 to 0)	0 (0 to 0)	0 (0 to 0)	0 (0 to 0)	0 (0 to 0)	0 (0 to 0)	0 (0 to 0)	0 (0 to 0)	0 (0 to 0)	0 (0 to 0)	0 (0 to 0)	0 (0 to 0)	0 (0 to 0)	0 (0 to 0)	0 (0 to 0)	0 (0 to 0)	0 (0 to 0)	0
Cysticercosis	0 (0 to 0)	0 (0 to 0)	0 (0 to 0)	0.2 (0 to 0.6)	0.4 (0 to 1.1)	0.4 (0 to 1.1)	0.4 (0 to 1.1



Other transport injuries	10·5 (8·2 to 13·3)	6·1 (4·5 to 8·3)	30·3 (23·8 to 38·3)	216 (170 to 269)	463 (373 to 568)	846 (684 to 1,040)	1,500 (1,130 to 1,990)	1,870 (1,410 to 2,510)	2,020 (1,570 to 2,570)	1,760 (1,370 to 2,220)	1,850 (1,440 to 2,320)	1,720 (1,380 to 2,130)	1,890 (1,500 to 2,350)	2,060 (1,640 to 2,530)	2,280 (1,810 to 2,820)	2,230 (1,730 to 2,830)	2,010 (1,540 to 2,590)	1,650 (1,230 to 2,170)	1,230 (893 to 1,670)	865 (637 to 1,160)	621 (452 to 833)	399 (289 to 536)	225 (156 to 308)	27,700
Unintentional injuries	180 (140 to 234)	394 (291 to 517)	4,600 (3,410 to 6,130)	6,800 (5,560 to 8,110)	5,010 (3,840 to 6,500)	6,560 (4,780 to 8,700)	10,100 (7,710 to 13,200)	14,000 (10,900 to 18,300)	17,900 (13,700 to 23,800)	19,500 (14,800 to 26,100)	21,500 (16,200 to 28,900)	22,000 (16,800 to 29,400)	25,500 (19,100 to 34,200)	29,500 (22,200 to 39,000)	34,400 (26,100 to 45,300)	35,800 (27,300 to 47,000)	34,400 (25,800 to 44,900)	32,700 (24,900 to 42,400)	28,000 (21,800 to 36,100)	24,400 (19,000 to 31,200)	20,300 (15,900 to 25,700)	13,900 (10,900 to 17,700)	7,590 (5,890 to 9,670)	415,000
Falls	10·6 (8·6 to 13·1)	11·3 (8·7 to 14·5)	131 (101 to 173)	649 (464 to 901)	1,310 (865 to 1,970)	2,150 (1,460 to 3,050)	3,320 (2,400 to 4,560)	4,810 (3,510 to 6,490)	6,350 (4,600 to 8,620)	7,190 (5,260 to 9,710)	8,250 (6,040 to 11,300)	9,030 (6,700 to 12,100)	11,100 (8,230 to 14,700)	13,700 (10,400 to 17,800)	17,100 (13,100 to 22,300)	19,100 (14,600 to 24,600)	19,900 (15,000 to 25,500)	20,600 (15,900 to 26,400)	19,100 (14,800 to 24,500)	18,000 (14,000 to 23,100)	15,900 (12,400 to 20,200)	11,400 (8,890 to 14,400)	6,290 (4,900 to 8,030)	215,000
Drowning	19·3 (14·2 to 25·3)	4·4 (3·1 to 5·8)	363 (261 to 494)	3,100 (2,440 to 3,780)	968 (724 to 1,270)	702 (507 to 925)	1,590 (1,110 to 2,170)	1,720 (1,190 to 2,400)	1,690 (1,200 to 2,260)	1,430 (1,050 to 1,900)	1,260 (953 to 1,640)	1,080 (827 to 1,390)	1,080 (809 to 1,410)	1,030 (779 to 1,340)	962 (737 to 1,230)	855 (666 to 1,090)	572 (447 to 716)	403 (316 to 501)	249 (197 to 307)	164 (128 to 205)	90 (71·7 to 110)	40·9 (33 to 49)	16·5 (12·9 to 19·9)	19,400
Fire, heat, and hot substances	3·4 (2·7 to 4·2)	6·8 (5·2 to 8·8)	109 (82·4 to 143)	512 (374 to 687)	471 (349 to 636)	465 (327 to 666)	601 (395 to 910)	869 (576 to 1,350)	1,210 (774 to 1,810)	1,620 (1,000 to 2,580)	1,810 (1,110 to 2,860)	1,690 (1,060 to 2,700)	1,920 (1,230 to 2,990)	2,110 (1,380 to 3,250)	2,330 (1,500 to 3,530)	2,210 (1,460 to 3,360)	1,800 (1,190 to 2,750)	1,440 (957 to 2,170)	1,020 (686 to 1,490)	718 (493 to 1,040)	481 (340 to 697)	281 (198 to 399)	136 (97·8 to 188)	23,800
Poisonings	8·7 (6 to 12·2)	6·3 (4·1 to 8·9)	64·7 (45·7 to 89·2)	271 (187 to 379)	275 (167 to 425)	421 (276 to 596)	523 (353 to 728)	795 (573 to 1,050)	1,030 (773 to 1,340)	837 (611 to 1,080)	802 (598 to 1,050)	699 (524 to 922)	601 (445 to 789)	670 (506 to 857)	619 (458 to 820)	474 (348 to 637)	331 (235 to 453)	257 (180 to 348)	165 (117 to 224)	117 (85·6 to 157)	77·1 (56 to 102)	40·3 (29·2 to 53·7)	16·9 (11·9 to 23·3)	9,100
Poisoning by carbon monoxide	0·6 (0·3 to 1·1)	0·7 (0·3 to 1·4)	13·5 (5·9 to 25·6)	58·3 (28·2 to 105)	46·2 (28·9 to 69)	70·4 (40·9 to 112)	173 (105 to 265)	311 (192 to 479)	425 (261 to 637)	402 (265 to 578)	386 (259 to 547)	321 (222 to 452)	240 (159 to 340)	220 (143 to 315)	195 (131 to 290)	138 (97·8 to 185)	86·2 (60·6 to 119)	58·1 (42·2 to 76·7)	39 (27·5 to 54)	26·6 (19 to 36·1)	18·4 (13·1 to 25·2)	8·1 (5·9 to 10·8)	2·5 (1·8 to 3·4)	3,240
Poisoning by other means	8·1 (5·7 to 11·2)	5·6 (3·7 to 7·8)	51·3 (37·3 to 69·9)	213 (149 to 301)	229 (126 to 373)	350 (217 to 515)	351 (216 to 529)	484 (331 to 674)	603 (432 to 813)	434 (291 to 627)	417 (277 to 589)	379 (251 to 545)	362 (241 to 530)	450 (324 to 617)	424 (296 to 595)	336 (227 to 485)	244 (159 to 356)	199 (131 to 282)	126 (82·1 to 182)	90·3 (62·5 to 129)	58·8 (40·5 to 81·1)	32·2 (22·3 to 45)	14·4 (9·8 to 20·5)	5,860
Exposure to mechanical forces	7·2 (5·1 to 9·9)	5·7 (4·2 to 7·5)	86·3 (63·1 to 117)	610 (457 to 814)	867 (559 to 1,300)	1,370 (879 to 2,180)	2,150 (1,460 to 3,220)	3,070 (2,160 to 4,510)	3,950 (2,710 to 5,710)	4,200 (2,840 to 6,180)	4,530 (3,090 to 6,770)	4,420 (3,010 to 6,550)	4,880 (3,340 to 7,340)	5,210 (3,550 to 7,660)	5,600 (3,830 to 8,170)	5,340 (3,610 to 7,790)	4,550 (3,070 to 6,570)	3,660 (2,460 to 5,300)	2,550 (1,690 to 3,660)	1,760 (1,180 to 2,540)	1,190 (793 to 1,690)	677 (451 to 968)	315 (211 to 456)	61,000
Unintentional firearm injuries	1·3 (0·8 to 1·9)	0·5 (0·4 to 0·8)	5·9 (3·9 to 8·5)	75·9 (47·2 to 111)	75 (51·5 to 106)	136 (95·7 to 189)	346 (237 to 487)	452 (298 to 654)	397 (269 to 568)	301 (208 to 429)	267 (190 to 376)	232 (163 to 330)	235 (171 to 334)	242 (175 to 339)	246 (177 to 347)	207 (148 to 293)	172 (122 to 248)	128 (90 to 186)	84·3 (58·4 to 122)	57 (39·6 to 83·3)	36·2 (24·9 to 54·7)	20·3 (13·9 to 30·2)	10·1 (7 to 14·8)	3,730
Other exposure to mechanical forces	5·9 (4·2 to 8·2)	5·1 (3·8 to 6·9)	80·5 (58·6 to 110)	534 (390 to 745)	792 (495 to 1,220)	1,240 (754 to 2,030)	1,800 (1,140 to 2,860)	2,620 (1,720 to 3,990)	3,550 (2,350 to 5,300)	3,900 (2,580 to 5,820)	4,260 (2,870 to 6,470)	4,190 (2,820 to 6,250)	4,650 (3,150 to 7,030)	4,970 (3,360 to 7,360)	5,360 (3,640 to 7,820)	5,140 (3,440 to 7,530)	4,380 (2,930 to 6,340)	3,530 (2,350 to 5,130)	2,470 (1,640 to 3,550)	1,700 (1,140 to 2,470)	1,150 (767 to 1,640)	657 (439 to 944)	305 (203 to 439)	57,300
Adverse effects of medical treatment	46 (32·2 to 86·8)	40·7 (29·9 to 66·1)	344 (233 to 535)	484 (310 to 740)	226 (141 to 364)	183 (122 to 291)	192 (125 to 297)	285 (187 to 441)	385 (250 to 576)	447 (300 to 685)	539 (375 to 836)	617 (437 to 894)	849 (592 to 1,240)	1,090 (771 to 1,520)	1,410 (1,000 to 2,000)	1,630 (1,150 to 2,320)	1,820 (1,250 to 2,710)	1,740 (1,190 to 2,600)	1,390 (962 to 2,080)	938 (654 to 1,370)	551 (397 to 879)	285 (196 to 487)	147 (98 to 256)	15,600
Animal contact	3·1 (2·2 to 4·4)	4·5 (3 to 6·5)	17·9 (12·6 to 24·7)	98·3 (70 to 133)	142 (91·3 to 219)	200 (125 to 302)	239 (151 to 358)	300 (186 to 443)	362 (229 to 529)	372 (236 to 568)	404 (264 to 622)	398 (259 to 605)	440 (284 to 659)	473 (310 to 696)	511 (332 to 764)	498 (323 to 743)	436 (283 to 661)	355 (228 to 543)	248 (158 to 377)	172 (111 to 266)	115 (74·1 to 176)	66·7 (43·2 to 102)	31·3 (20·5 to 47·7)	5,890
Venomous animal contact	0·2 (0·1 to 0·4)	0·3 (0·2 to 0·5)	4·2 (2·7 to 6·4)	31·6 (19·8 to 47·9)	62·5 (36·8 to 97·6)	95·8 (57·4 to 145)	112 (68·4 to 168)	137 (84·9 to 202)	160 (102 to 234)	155 (98 to 226)	156 (100 to 224)	147 (101 to 207)	150 (102 to 214)	151 (101 to 212)	153 (105 to 213)	138 (93·4 to 193)	112 (75·7 to 157)	83·9 (56·6 to 121)	53·5 (35·6 to 74·9)	35·1 (23·8 to 50·2)	22·1 (14·4 to 31·5)	12·2 (8·2 to 17·2)	5·5 (3·7 to 7·8)	1,980
Non-venomous animal contact	2·9 (2·1 to 4·1)	4·2 (2·8 to 6·2)	13·7 (9·4 to 19·1)	66·7 (46·9 to 93·6)	79·9 (47·2 to 138)	104 (57·5 to 174)	127 (72·7 to 212)	163 (92·4 to 269)	202 (116 to 337)	217 (125 to 367)	249 (146 to 429)	252 (147 to 422)	290 (167 to 476)	322 (189 to 523)	358 (215 to 581)	360 (216 to 575)	324 (197 to 524)	271 (163 to 432)	194 (117 to 311)	137 (82·2 to 221)	93·2 (57·1 to 149)	54·6 (33·4 to 86·5)	25·8 (15·9 to 40·6)	3,910
Foreign body	76·3 (57·5 to 99·2)	311 (220 to 414)	3,430 (2,460 to 4,700)	870 (677 to 1,070)	402 (287 to 563)	495 (350 to 736)	564 (393 to 840)	735 (518 to 1,080)	948 (679 to 1,380)	1,020 (735 to 1,450)	1,130 (840 to 1,540)	1,170 (906 to 1,540)	1,320 (1,020 to 1,710)	1,530 (1,200 to 1,940)	1,710 (1,360 to 2,130)	1,760 (1,370 to 2,190)	1,570 (1,260 to 1,950)	1,420 (1,150 to 1,760)	1,190 (963 to 1,460)	975 (784 to 1,190)	796 (650 to 955)	541 (430 to 669)	301 (235 to 366)	24,300
Pulmonary aspiration and foreign body in airway	75·5 (56·8 to 98·2)	310 (219 to 413)	3,400 (2,440 to 4,680)	728 (564 to 909)	185 (144 to 232)	195 (143 to 256)	193 (142 to 257)	262 (188 to 357)	358 (259 to 470)	381 (276 to 515)	432 (324 to 567)	464 (373 to 576)	520 (385 to 683)	649 (483 to 847)	742 (568 to 957)	771 (580 to 1,010)	657 (502 to 840)	609 (488 to 747)	541 (431 to 659)	482 (369 to 618)	436 (340 to 547)	314 (230 to 408)	180 (126 to 234)	12,900
Foreign body in eyes	0·2 (0 to 0·5)	0·5 (0·1 to 1·4)	8·6 (1·6 to 22·7)	47·3 (12 to 110)	80·6 (24 to 191)	116 (33·6 to 302)	155 (43·5 to 388)	209 (67·3 to 494)	259 (92·8 to 615)	268 (102 to 624)	284 (118 to 599)	284 (132 to 552)	303 (158 to 569)	304 (163 to 541)	308 (178 to 494)	294 (179 to 454)	256 (160 to 397)	208 (134 to 311)	149 (96·6 to 221)	102 (67 to 151)	67·3 (45 to 99·8)	37·9 (25·7 to 54)	17·2 (12 to 24·6)	3,760
Foreign body in other body part	0·6 (0·4 to 1)	1 (0·5 to 1·9)	17·6 (9·3 to 31·3)	94·5 (59·6 to 151)	137 (82·9 to 222)	184 (118 to 285)	216 (148 to 318)	264 (180 to 384)	331 (232 to 463)	367 (257 to 507)	416 (288 to 569)	426 (304 to 583)	500 (358 to 688)	574 (405 to 789)	658 (464 to 895)	693 (482 to 951)	657 (465 to 915)	607 (426 to 820)	499 (350 to 681)	392 (277 to 532)	292 (206 to 399)	189 (131 to 268)	104 (72·4 to 146)	7,620
Environmental heat and cold exposure	1·9 (1·4 to 2·7)	0·9 (0·7 to 1·3)	25·7 (18·2 to 35·9)	47·7 (36·5 to 62·8)	49·4 (34·4 to 69)	77·2 (52·6 to 113)	148 (105 to 208)	226 (159 to 318)	311 (224 to 430)	352 (253 to 485)	392 (283 to 536)	411 (290 to 559)	490 (360 to 662)	609 (444 to 811)	670 (487 to 897)	657 (468 to 887)	590 (401 to 811)	510 (358 to 695)	399 (283 to 535)	304 (216 to 410)	224 (161 to 303)	140 (102 to 189)	71·2 (49·8 to 95·4)	6,710
Exposure to forces of nature	0·1 (0·1 to 0·1)	0·4 (0·3 to 0·4)	2·9 (2·7 to 3·2)	14·7 (13·3 to 16·2)	15·9 (14·4 to 17·6)	20·7 (18·6 to 22·9)	22·6 (20·1 to 25·6)	23·1 (20·4 to 26·6)	26·2 (22·5 to 31·5)	22·8 (19·6 to 27·1)	23 (19·5 to 27·5)	22·1 (18·6 to 26·9)	23·1 (19·3 to 28·3)	22·5 (18·8 to 27)	22 (18·5 to 26·8)	20·4 (17·1 to 24·7)	16·7 (14 to 20·2)	12·8 (10·7 to 15·5)	8·8 (7·2 to 10·6)	5·9 (4·8 to 7·2)	3·7 (3 to 4·6)	1·8 (1·5 to 2·3)	0·7 (0·6 to 0·9)	333
Other unintentional injuries	3·6 (2·3 to 5·7)	2·2 (1·4 to 3·1)	29·9 (20·4 to 42·4)	143 (94·9 to 216)	283 (186 to 423)	467 (310 to 685)	769 (519 to 1,140)	1,180 (795 to 1,710)	1,700 (1,140 to 2,450)	2,050 (1,380 to 3,000)	2,370 (1,600 to 3,400)	2,490 (1,680 to 3,550)	2,820 (1,870 to 3,990)	3,080 (2,050 to 4,450)	3,380 (2,230 to 4,800)	3,250 (2,190 to 4,640)	2,830 (1,910 to 4,070)	2,340 (1,600 to 3,360)	1,700 (1,170 to 2,400)	1,200 (835 to 1,670)	846 (588 to 1,170)	516 (359 to 725)	257 (183 to 354)	33,700
Self-harm and interpersonal violence	180 (125 to 260)	87·2 (62·7 to 120)	2,340 (1,740 to 3,060)	3,140 (2,410 to 4,010)	1,380 (1,130 to 1,680)	4,640 (3,890 to 5,520)	30,200 (25,100 to 36,100)	45,800 (37,300 to 55,700)	44,700 (36,300 to 53,400)	35,100 (28,800 to 41,300)	32,100 (26,100 to 38,300)	25,700 (20,600 to 31,500)	24,800 (19,600 to 30,400)	23,900 (19,000 to 29,400)	21,700 (17,000 to 26,800)	16,000 (13,000 to 19,400)	10,400 (8,610 to 12,500)	6,750 (5,580 to 8,110)	4,170 (3,470 to 4,980)	2,430 (2,010 to 2,930)	1,380 (1,130 to 1,640)	585 (479 to 705)	198 (158 to 242)	338,000
Self-harm	0 (0 to 0)	0 (0 to 0)	0 (0 to 0)	0 (0 to 0)	0 (0 to 0)	2,380 (1,830 to 3,040)	12,900 (10,200 to 16,400)	19,400 (15,100 to 24,800)	21,200 (16,800 to 26,100)	17,900 (14,200 to 21,900)	17,900 (14,100 to 22,300)	15,700 (12,300 to 19,800)	16,200 (12,300 to 20,500)	16,700 (13,000 to 21,100)	15,500 (11,900 to 19,900)	11,300 (8,880 to 14,400)	7,180 (5,650 to 8,970)	4,580 (3,630 to 5,740)	2,850 (2,270 to 3,600)	1,720 (1,340 to 2,140)	968 (772 to 1,200)	380 (302 to 462)	108 (85·1 to 138)	185,000
Self-harm by firearm	0 (0 to 0)	0 (0 to 0)	0 (0 to 0)	0 (0 to 0)	0 (0 to 0)	518 (309 to 791)	3,650 (2,490 to 5,290)	6,160 (4,300 to 8,770)	6,720 (4,670 to 9,120)	5,500 (3,870 to 7,300)	5,260 (3,660 to 7,230)	4,570 (3,160 to 6,270)	4,830 (3,430 to 6,760)	5,850 (4,060 to 8,270)	5,860 (4,100 to 8,490)	4,750 (3,430 to 6,750)	3,520 (2,570 to 4,720)	2,550 (1,900 to 3,390)	1,710 (1,280 to 2,290)	1,060 (783 to 1,380)	566 (423 to 722)	208 (157 to 269)	40·7 (28·7 to 57·8)	63,300
Self-harm by other specified means	0 (0 to 0)	0 (0 to 0)	0 (0 to 0)	0 (0 to 0)	0 (0 to 0)	1,860 (1,420 to 2,450)	9,260 (7,180 to 11,500)	13,200 (9,960 to 17,100)	14,500 (11,200 to 17,900)	12,400 (9,580 to 15,400)	12,600 (9,730 to 15,900)	11,100 (8,570 to 14,100)	11,400 (8,580 to 14,600)	10,800 (8,010 to 13,900)	9,680 (7,060 to 12,500)	6,600 (4,790 to 8,540)	3,670 (2,730 to 4,670)	2,030 (1,580 to 2,550)	1,140 (873 to 1,430)	656 (512 to 837)	401 (309 to 511)	172 (136 to 216)	67 (50·5 to 85·9)	122,000
Interpersonal violence	180 (125 to 260)	87·2 (62·7 to 120)	2,340 (1,740 to 3,050)	3,110 (2,390 to 3,980)	1,360 (1,110 to 1,650)	2,230 (1,790 to 2,760)	17,000 (13,500 to 20,700)	25,600 (20,100 to 31,800)	22,400 (17,500 to 27,800)	16,200 (13,000 to 19,900)	13,400 (10,700 to 16,100)	9,580 (7,750 to 11,600)	8,230 (6,610 to 10,100)	7,020 (5,560 to 8,570)	5,990 (4,780 to 7,400)	4,540 (3,620 to 5,620)	3,190 (2,560 to 4,000)	2,150 (1,710 to 2,720)	1,310 (1,020 to 1,690)	709 (531 to 932)	407 (298 to 549)	202 (147 to 278)	89·2 (65·1 to 122)	147,000
Physical violence by firearm	10·1 (6·8 to 14·5)	8·3 (5·8 to 11·8)	137 (99·6 to 186)	630 (475 to 836)	537 (433 to 674)	1,270 (978 to 1,640)	14,000 (10,900 to 17,300)	20,900 (16,100 to 26,400)	17,400 (13,400 to 22,000)	11,700 (9,070 to 14,600)	8,840 (6,840 to 10,900)	5,480 (4,200 to 6,930)	4,100 (3,090 to 5,320)	2,990 (2,260 to 3,890)	2,200 (1,680 to 2,800)	1,520 (1,200 to 1,900)	897 (730 to 1,100)	533 (439 to 641)	287 (233 to 352)	120 (93·3 to 153)	59·2 (44·8 to 77·6)	26·4 (19·3 to 36)	12·4 (8·9 to 16·4)	93,700
Physical violence by sharp object	8·7 (5·8 to 12·9)	3·9 (2·8 to 5·3)	31·3 (23·2 to 41·7)	103 (80 to 131)	100 (81·4 to 123)	164 (128 to 206)	1,380 (1,080 to 1,750)	2,380 (1,880 to 2,960)	2,320 (1,850 to 2,890)	1,870 (1,510 to 2,310)	1,800 (1,470 to 2,180)	1,470 (1,190 to 1,780)	1,330 (1,060 to 1,660)	1,230 (960 to 1,550)	1,050 (830 to 1,300)	744 (585 to 935)	524 (414 to 662)	341 (267 to 439)	202 (155 to 265)	106 (77·7 to 145)	59·6 (42·1 to 84·4)	30·9 (21·4 to 44)	14·6 (10·2 to 20·6)	17,300
Sexual violence	0 (0 to 0)	0 (0 to 0)	0 (0 to 0)	10·1 (5·8 to 16·3)	91·1 (54·6 to 144)	258 (146 to 395)	683 (379 to 1,110)	784 (448 to 1,190)	547 (302 to 885)	365 (202 to 592)	305 (172 to 492)	250 (144 to 405)	223 (131 to 373)	179 (102 to 296)	130 (76·2 to 206)	94·5 (57·7 to 142)	75·8 (47·5 to 114)	57·5 (36·7 to 86·1)	38·5 (25·1 to 56·1)	26·7 (17·3 to 40·3)	15·6 (9 to 25·4)	4 (2·4 to 6·4)	0·4 (0·2 to 0·7)	4,140
Physical violence by other means	162 (112 to 233)	75 (53·8 to 104)	2,170 (1,620 to 2,840)	2,370 (1,810 to 3,030)	629 (512 to 772)	535 (423 to 660)	890 (722 to 1,090)	1,560 (1,260 to 1,930)	2,050 (1,580 to 2,660)	2,250 (1,760 to 2,870)	2,460 (1,900 to 3,170)	2,380 (1,860 to 3,050)	2,580 (1,980 to 3,360)	2,620 (2,000 to 3,380)	2,620 (2,000 to 3,450)	2,170 (1,630 to 2,850)	1,690 (1,260 to 2,260)	1,220 (890 to 1,640)	782 (572 to 1,050)	456 (327 to 629)	273 (192 to 374)	141 (100 to 196)	61·8 (44·8 to 86·3)	32,100
Conflict and terrorism	0 (0 to 0)	0 (0 to 0)	0 (0 to 0)	0·1 (0 to 0·1)	1·5 (0·8 to 3·2)	8 (4·1 to 15·6)	16·4 (8·9 to 30·8)	20·2 (11 to 37)	31·6 (17 to 58·9)	39·5 (21·9 to 72)	43·2 (25·2 to 76)	35·4 (20·8 to 62)	30·5 (18 to 53)	26·1 (15·7 to 44·6)	23·6 (14·1 to 40·6)	19·7 (12·2 to 32·6)	15·3 (9·4 to 25·6)	10·1 (6·1 to 16·5)	6·3 (3·8 to 10·3)	4 (2·5 to 6·5)	2·7 (1·7 to 4·3)	2 (1·1 to 3·1)	1·1 (0·6 to 1·8)	337

SR Table 2c: Colorado DALYS by cause and age group for both sexes with 95% uncertainty intervals, 2019

Cause	Early Neonatal	Late Neonatal	Post Neonatal	1 to 4	5 to 9	10 to 14	15 to 19	20 to 24	25 to 29	30 to 34	35 to 39	40 to 44	45 to 49	50 to 54	55 to 59	60 to 64	65 to 69	70 to 74	75 to 79	80 to 84	85 to 89	90 to 94	95 plus	Total
All causes	13,900 (12,600 to 15,300)	2,080 (2,730 to 2,560)	7,490 (6,910 to 8,290)	10,660 (9,640 to 12,100)	12,660 (10,900 to 17,000)	24,800 (19,100 to 32,000)	49,500 (39,700 to 66,300)	67,900 (55,200 to 90,200)	77,900 (62,500 to 92,900)	76,000 (64,900 to 89,500)	82,900 (68,200 to 98,600)	89,800 (71,000 to 109,000)	99,500 (82,000 to 118,000)	111,000 (92,000 to 132,000)	122,000 (116,000 to 147,000)	161,000 (134,000 to 189,000)	190,000 (157,000 to 226,000)	191,000 (158,000 to 228,000)	176,000 (145,000 to 210,000)	161,000 (131,000 to 193,000)	69,300 (51,900 to 92,000)	46,000 (29,600 to 68,100)	18,000 (10,400 to 31,000)	1,490,000 (1,430,000 to 1,550,000)
Communicable, maternal, neonatal, and nutritional diseases	10,300 (9,180 to 11,300)	1,490 (1,490 to 1,870)	1,870 (1,330 to 2,070)	2,240 (1,790 to 2,870)	2,270 (1,800 to 3,220)	2,160 (1,680 to 2,900)	2,260 (1,880 to 2,800)	2,260 (1,770 to 2,960)	2,690 (2,270 to 3,250)	2,610 (2,230 to 3,030)	2,960 (2,450 to 3,560)	3,290 (2,670 to 4,150)	3,240 (2,670 to 4,210)	3,290 (2,620 to 4,230)	3,790 (3,030 to 4,690)	5,760 (4,560 to 6,980)	3,550 (2,870 to 4,360)	3,270 (2,560 to 4,200)	2,910 (2,260 to 3,750)	2,260 (1,660 to 3,060)	1,660 (1,230 to 2,260)	602 (398 to 1,060)	67,700
HIV/AIDS and sexually transmitted infections	1.5 (1.1 to 2.2)	0.5 (0.4 to 0.6)	10.5 (9.1 to 11.9)	19.5 (16.1 to 22.4)	6.5 (5.4 to 7.5)	11.1 (10.2 to 12.1)	59.0 (54.2 to 64.1)	122 (111 to 133)	207 (190 to 225)	247 (226 to 268)	299 (274 to 326)	356 (326 to 388)	417 (383 to 455)	466 (428 to 508)	498 (457 to 543)	334 (306 to 364)	221 (203 to 241)	152 (139 to 166)	98.0 (89.9 to 107)	73.0 (66.9 to 79.6)	29.7 (27.2 to 32.4)	6.6 (6.1 to 7.2)	1.1 (1.0 to 1.2)	4,200
HIV/AIDS	0.5 (0.4 to 0.6)	0.3 (0.3 to 0.4)	9.8 (8.6 to 11.2)	18.7 (16.6 to 20.8)	5.7 (4.7 to 6.7)	10.2 (9.2 to 11.2)	58.0 (54.2 to 62.0)	121 (111 to 131)	206 (189 to 223)	246 (226 to 267)	298 (273 to 325)	355 (325 to 387)	416 (382 to 454)	465 (427 to 507)	497 (456 to 542)	333 (305 to 363)	220 (202 to 240)	151 (138 to 165)	97.5 (89.4 to 106)	72.6 (66.5 to 79.2)	29.5 (27.0 to 32.2)	6.5 (6.0 to 7.1)	1.1 (1.0 to 1.2)	3,900
HIV/AIDS - Drug-susceptible Tuberculosis	0 (0 to 0)	0 (0 to 0)	0.2 (0.1 to 0.3)	0.5 (0.1 to 0.9)	0.1 (0.1 to 0.2)	0.1 (0.1 to 0.2)	0.3 (0.2 to 0.5)	1.0 (0.6 to 1.4)	3.3 (2.1 to 5.1)	3.7 (2.3 to 5.7)	6.0 (3.9 to 9.1)	7.6 (4.7 to 11.6)	9.1 (5.7 to 14.2)	9.9 (6.2 to 15.3)	9.7 (6.0 to 15.1)	6.9 (4.3 to 10.7)	4.5 (2.8 to 7.1)	3.1 (1.9 to 4.9)	2.0 (1.2 to 3.2)	0.9 (0.5 to 1.5)	0.3 (0.2 to 0.5)	0.1 (0.0 to 0.2)	121
HIV/AIDS - Multidrug-resistant Tuberculosis without extensi	0 (0 to 0)	0 (0 to 0)	0 (0 to 0)	0 (0 to 0)	0 (0 to 0)	0 (0 to 0)	0 (0 to 0)	0 (0 to 0)	0 (0 to 0)	0 (0 to 0)	0 (0 to 0)	0 (0 to 0)	0 (0 to 0)	0 (0 to 0)	0 (0 to 0)	0 (0 to 0)	0 (0 to 0)	0 (0 to 0)	0 (0 to 0)	0 (0 to 0)	0 (0 to 0)	0 (0 to 0)	0 (0 to 0)	0
HIV/AIDS - Extensively drug-resistant Tuberculosis	0 (0 to 0)	0 (0 to 0)	0 (0 to 0)	0 (0 to 0)	0 (0 to 0)	0 (0 to 0)	0 (0 to 0)	0 (0 to 0)	0 (0 to 0)	0 (0 to 0)	0 (0 to 0)	0 (0 to 0)	0 (0 to 0)	0 (0 to 0)	0 (0 to 0)	0 (0 to 0)	0 (0 to 0)	0 (0 to 0)	0 (0 to 0)	0 (0 to 0)	0 (0 to 0)	0 (0 to 0)	0 (0 to 0)	0
HIV/AIDS resulting in other diseases	0 (0 to 0)	0 (0 to 0)	0.6 (0.5 to 0.7)	1.0 (0.9 to 1.2)	0.8 (0.6 to 0.9)	0.8 (0.7 to 0.9)	0.9 (0.7 to 1.0)	0.9 (0.7 to 1.1)	0.9 (0.7 to 1.1)	0.9 (0.7 to 1.1)	0.9 (0.7 to 1.1)	0.9 (0.7 to 1.1)	0.9 (0.7 to 1.1)	0.9 (0.7 to 1.1)	0.9 (0.7 to 1.1)	0.9 (0.7 to 1.1)	0.9 (0.7 to 1.1)	0.9 (0.7 to 1.1)	0.9 (0.7 to 1.1)	0.9 (0.7 to 1.1)	0.9 (0.7 to 1.1)	0.9 (0.7 to 1.1)	3,900
Sexually transmitted infections excluding HIV	1.0 (0.7 to 2.2)	0.3 (0.2 to 0.5)	0.8 (0.6 to 1.2)	0.7 (0.5 to 1.2)	0.5 (0.4 to 0.7)	0.8 (0.7 to 1.1)	0.9 (0.7 to 1.2)	1.0 (0.8 to 1.3)	1.0 (0.8 to 1.3)	1.0 (0.8 to 1.3)	1.0 (0.8 to 1.3)	1.0 (0.8 to 1.3)	1.0 (0.8 to 1.3)	1.0 (0.8 to 1.3)	1.0 (0.8 to 1.3)	1.0 (0.8 to 1.3)	1.0 (0.8 to 1.3)	1.0 (0.8 to 1.3)	1.0 (0.8 to 1.3)	1.0 (0.8 to 1.3)	1.0 (0.8 to 1.3)	1.0 (0.8 to 1.3)	730
Syphilis	0 (0 to 0)	0 (0 to 0)	0 (0 to 0)	0 (0 to 0)	0 (0 to 0)	0 (0 to 0)	0 (0 to 0)	0 (0 to 0)	0 (0 to 0)	0 (0 to 0)	0 (0 to 0)	0 (0 to 0)	0 (0 to 0)	0 (0 to 0)	0 (0 to 0)	0 (0 to 0)	0 (0 to 0)	0 (0 to 0)	0 (0 to 0)	0 (0 to 0)	0 (0 to 0)	0 (0 to 0)	0 (0 to 0)	0
Chlamydial infection	0 (0 to 0)	0 (0 to 0)	0 (0 to 0)	0 (0 to 0)	0 (0 to 0)	0 (0 to 0)	0 (0 to 0)	0 (0 to 0)	0 (0 to 0)	0 (0 to 0)	0 (0 to 0)	0 (0 to 0)	0 (0 to 0)	0 (0 to 0)	0 (0 to 0)	0 (0 to 0)	0 (0 to 0)	0 (0 to 0)	0 (0 to 0)	0 (0 to 0)	0 (0 to 0)	0 (0 to 0)	0 (0 to 0)	0
Gonococcal infection	0 (0 to 0)	0 (0 to 0)	0 (0 to 0)	0 (0 to 0)	0 (0 to 0)	0 (0 to 0)	0 (0 to 0)	0 (0 to 0)	0 (0 to 0)	0 (0 to 0)	0 (0 to 0)	0 (0 to 0)	0 (0 to 0)	0 (0 to 0)	0 (0 to 0)	0 (0 to 0)	0 (0 to 0)	0 (0 to 0)	0 (0 to 0)	0 (0 to 0)	0 (0 to 0)	0 (0 to 0)	0 (0 to 0)	0
Trichomoniasis	0 (0 to 0)	0 (0 to 0)	0 (0 to 0)	0 (0 to 0)	0 (0 to 0)	0 (0 to 0)	0 (0 to 0)	0 (0 to 0)	0 (0 to 0)	0 (0 to 0)	0 (0 to 0)	0 (0 to 0)	0 (0 to 0)	0 (0 to 0)	0 (0 to 0)	0 (0 to 0)	0 (0 to 0)	0 (0 to 0)	0 (0 to 0)	0 (0 to 0)	0 (0 to 0)	0 (0 to 0)	0 (0 to 0)	0
Genital herpes	0 (0 to 0)	0 (0 to 0)	0 (0 to 0)	0 (0 to 0)	0 (0 to 0)	0 (0 to 0)	0 (0 to 0)	0 (0 to 0)	0 (0 to 0)	0 (0 to 0)	0 (0 to 0)	0 (0 to 0)	0 (0 to 0)	0 (0 to 0)	0 (0 to 0)	0 (0 to 0)	0 (0 to 0)	0 (0 to 0)	0 (0 to 0)	0 (0 to 0)	0 (0 to 0)	0 (0 to 0)	0 (0 to 0)	0
Other sexually transmitted infections	0 (0 to 0)	0 (0 to 0)	0 (0 to 0)	0 (0 to 0)	0 (0 to 0)	0 (0 to 0)	0 (0 to 0)	0 (0 to 0)	0 (0 to 0)	0 (0 to 0)	0 (0 to 0)	0 (0 to 0)	0 (0 to 0)	0 (0 to 0)	0 (0 to 0)	0 (0 to 0)	0 (0 to 0)	0 (0 to 0)	0 (0 to 0)	0 (0 to 0)	0 (0 to 0)	0 (0 to 0)	0 (0 to 0)	0
Respiratory infections and tuberculosis	39.8 (29.6 to 49.9)	16.9 (12.6 to 21.2)	424 (315 to 532)	967 (719 to 1,210)	675 (502 to 846)	664 (494 to 833)	692 (515 to 868)	1,010 (752 to 1,270)	1,160 (862 to 1,450)	1,140 (847 to 1,430)	1,140 (847 to 1,430)	1,140 (847 to 1,430)	1,140 (847 to 1,430)	1,140 (847 to 1,430)	1,140 (847 to 1,430)	1,140 (847 to 1,430)	1,140 (847 to 1,430)	1,140 (847 to 1,430)	1,140 (847 to 1,430)	1,140 (847 to 1,430)	1,140 (847 to 1,430)	1,140 (847 to 1,430)	1,140 (847 to 1,430)	22,400
Tuberculosis	0.4 (0 to 0)	0.2 (0 to 0)	2.1 (1.2 to 3.1)	2.1 (1.1 to 3.1)	1.4 (0.8 to 1.9)	2.9 (1.6 to 4.2)	5.2 (3.1 to 7.1)	7.7 (4.7 to 10.7)	12.7 (7.7 to 17.6)	13.4 (8.1 to 18.5)	14.7 (8.9 to 20.4)	15.9 (9.6 to 22.1)	16.5 (10.0 to 22.9)	16.5 (10.0 to 22.9)	16.5 (10.0 to 22.9)	16.5 (10.0 to 22.9)	16.5 (10.0 to 22.9)	16.5 (10.0 to 22.9)	16.5 (10.0 to 22.9)	16.5 (10.0 to 22.9)	16.5 (10.0 to 22.9)	16.5 (10.0 to 22.9)	339
Latent tuberculosis infection	0 (0 to 0)	0 (0 to 0)	0 (0 to 0)	0 (0 to 0)	0 (0 to 0)	0 (0 to 0)	0 (0 to 0)	0 (0 to 0)	0 (0 to 0)	0 (0 to 0)	0 (0 to 0)	0 (0 to 0)	0 (0 to 0)	0 (0 to 0)	0 (0 to 0)	0 (0 to 0)	0 (0 to 0)	0 (0 to 0)	0 (0 to 0)	0 (0 to 0)	0 (0 to 0)	0 (0 to 0)	0 (0 to 0)	0
Drug-susceptible tuberculosis	0.4 (0 to 0)	0.2 (0 to 0)	2.1 (1.2 to 3.1)	2.1 (1.1 to 3.1)	1.4 (0.8 to 1.9)	2.9 (1.6 to 4.2)	5.2 (3.1 to 7.1)	7.7 (4.7 to 10.7)	12.7 (7.7 to 17.6)	13.4 (8.1 to 18.5)	14.7 (8.9 to 20.4)	15.9 (9.6 to 22.1)	16.5 (10.0 to 22.9)	16.5 (10.0 to 22.9)	16.5 (10.0 to 22.9)	16.5 (10.0 to 22.9)	16.5 (10.0 to 22.9)	16.5 (10.0 to 22.9)	16.5 (10.0 to 22.9)	16.5 (10.0 to 22.9)	16.5 (10.0 to 22.9)	16.5 (10.0 to 22.9)	339
Multidrug-resistant tuberculosis without extensive drug-res	0 (0 to 0)	0 (0 to 0)	0 (0 to 0)	0 (0 to 0)	0 (0 to 0)	0 (0 to 0)	0.1 (0 to 0.2)	0.2 (0 to 0.4)	0.3 (0 to 0.6)	0.3 (0 to 1.0)	0.4 (0 to 1.1)	0.5 (0 to 1.3)	0.6 (0 to 1.5)	0.6 (0 to 1.5)	0.6 (0 to 1.5)	0.6 (0 to 1.5)	0.6 (0 to 1.5)	0.6 (0 to 1.5)	0.6 (0 to 1.5)	0.6 (0 to 1.5)	0.6 (0 to 1.5)	0.6 (0 to 1.5)	0.6 (0 to 1.5)	8.6
Extensively drug-resistant tuberculosis	0 (0 to 0)	0 (0 to 0)	0 (0 to 0)	0 (0 to 0)	0 (0 to 0)	0 (0 to 0)	0 (0 to 0)	0 (0 to 0)	0 (0 to 0)	0 (0 to 0)	0 (0 to 0)	0 (0 to 0)	0 (0 to 0)	0 (0 to 0)	0 (0 to 0)	0 (0 to 0)	0 (0 to 0)	0 (0 to 0)	0 (0 to 0)	0 (0 to 0)	0 (0 to 0)	0 (0 to 0)	0 (0 to 0)	0 (0 to 0)	2.2
Lower respiratory infections	34.7 (25.8 to 43.9)	14.9 (11.0 to 18.8)	359 (267 to 452)	746 (554 to 939)	564 (419 to 714)	554 (412 to 699)	577 (429 to 727)	841 (625 to 1,060)	967 (719 to 1,220)	951 (707 to 1,200)	951 (707 to 1,200)	951 (707 to 1,200)	951 (707 to 1,200)	951 (707 to 1,200)	951 (707 to 1,200)	951 (707 to 1,200)	951 (707 to 1,200)	951 (707 to 1,200)	951 (707 to 1,200)	951 (707 to 1,200)	951 (707 to 1,200)	951 (707 to 1,200)	951 (707 to 1,200)	18,700
Upper respiratory infections	0.1 (0 to 1.4)	0.1 (0 to 0.6)	0.2 (0 to 1.2)	0.2 (0 to 1.2)	0.2 (0 to 1.2





GBD Table 2c: Pseudo Nine Outline DALYS by cause and sex, arcus for both sexes with 95% uncertainty intervals, 2019

Cause	Early Neonatal	Late Neonatal	Post Neonatal	1 to 4	5 to 9	10 to 14	15 to 19	20 to 24	25 to 29	30 to 34	35 to 39	40 to 44	45 to 49	50 to 54	55 to 59	60 to 64	65 to 69	70 to 74	75 to 79	80 to 84	85 to 89	90 to 94	95 plus	Total
All causes	498,000 (524,000 to 519,000)	146,000 (132,000 to 158,000)	561,000 (527,000 to 597,000)	464,000 (378,000 to 569,000)	144,000 (120,000 to 169,000)	119,000 (99,000 to 139,000)	153,000 (130,000 to 180,000)	190,000 (160,000 to 226,000)	202,000 (169,000 to 239,000)	210,000 (175,000 to 250,000)	224,000 (179,000 to 276,000)	234,000 (186,000 to 296,000)	236,000 (187,000 to 311,000)	234,000 (183,000 to 301,000)	237,000 (184,000 to 304,000)	237,000 (184,000 to 304,000)	191,000 (149,000 to 245,000)	140,000 (111,000 to 181,000)	114,000 (89,000 to 153,000)	72,000 (53,000 to 102,000)	79,000 (53,000 to 118,000)	39,000 (24,000 to 62,000)	17,000 (9,000 to 31,000)	6,640 (3,660 to 11,700)	1,860 (1,040 to 3,170)	4,310,000
Communicable, maternal, neonatal, and nutritional diseases	262,000 (247,000 to 277,000)	15,000 (11,000 to 20,000)	409,000 (387,000 to 433,000)	286,000 (229,000 to 353,000)	61,000 (49,000 to 75,000)	28,000 (22,000 to 35,000)	29,000 (23,000 to 36,000)	30,000 (24,000 to 37,000)	34,000 (27,000 to 42,000)	40,000 (32,000 to 49,000)	46,000 (36,000 to 57,000)	59,000 (46,000 to 74,000)	69,000 (53,000 to 89,000)	81,000 (61,000 to 104,000)	96,000 (72,000 to 124,000)	112,000 (84,000 to 145,000)	120,000 (89,000 to 157,000)	115,000 (85,000 to 153,000)	102,000 (75,000 to 136,000)	72,000 (51,000 to 98,000)	45,000 (29,000 to 66,000)	25,000 (15,000 to 39,000)	9,010 (5,000 to 15,000)	3,220 (1,770 to 5,170)	1,880,000
HIV/AIDS and sexually transmitted infections	42,000 (37,000 to 46,000)	2,700 (2,000 to 3,600)	4,000 (3,000 to 5,400)	3,270 (2,670 to 3,930)	2,330 (2,000 to 2,660)	5,700 (5,000 to 6,500)	7,400 (6,500 to 8,400)	11,000 (9,900 to 12,200)	17,000 (15,000 to 19,000)	27,000 (24,000 to 30,000)	34,000 (30,000 to 39,000)	33,000 (29,000 to 38,000)	29,000 (25,000 to 33,000)	25,000 (21,000 to 29,000)	21,000 (17,000 to 25,000)	17,000 (13,000 to 21,000)	12,000 (9,000 to 16,000)	8,000 (6,000 to 11,000)	5,000 (3,000 to 7,000)	3,000 (2,000 to 4,000)	1,900 (1,000 to 3,000)	1,000 (500 to 1,900)	447 (227 to 827)	247 (124 to 436)	279,000
HIV/AIDS	0 (0 to 0)	0 (0 to 0)	1,000 (1,000 to 1,000)	2,000 (1,000 to 3,000)	1,000 (1,000 to 2,000)	3,000 (2,000 to 4,000)	5,000 (4,000 to 6,000)	9,000 (7,000 to 11,000)	15,000 (12,000 to 18,000)	25,000 (21,000 to 29,000)	32,000 (27,000 to 37,000)	31,000 (26,000 to 36,000)	28,000 (23,000 to 32,000)	24,000 (20,000 to 28,000)	20,000 (16,000 to 24,000)	16,000 (13,000 to 20,000)	12,000 (9,000 to 15,000)	8,000 (6,000 to 11,000)	5,000 (3,000 to 7,000)	3,000 (2,000 to 4,000)	1,900 (1,000 to 3,000)	1,000 (500 to 1,900)	447 (227 to 827)	247 (124 to 436)	223,000
HIV/AIDS - Drug-susceptible Tuberculosis	0 (0 to 0)	0 (0 to 0)	0 (0 to 0)	0 (0 to 0)	0 (0 to 0)	0 (0 to 0)	0 (0 to 0)	0 (0 to 0)	0 (0 to 0)	0 (0 to 0)	0 (0 to 0)	0 (0 to 0)	0 (0 to 0)	0 (0 to 0)	0 (0 to 0)	0 (0 to 0)	0 (0 to 0)	0 (0 to 0)	0 (0 to 0)	0 (0 to 0)	0 (0 to 0)	0 (0 to 0)	0 (0 to 0)	0 (0 to 0)	0
HIV/AIDS - Multidrug-resistant Tuberculosis without extensive drug resistance	0 (0 to 0)	0 (0 to 0)	0 (0 to 0)	0 (0 to 0)	0 (0 to 0)	0 (0 to 0)	0 (0 to 0)	0 (0 to 0)	0 (0 to 0)	0 (0 to 0)	0 (0 to 0)	0 (0 to 0)	0 (0 to 0)	0 (0 to 0)	0 (0 to 0)	0 (0 to 0)	0 (0 to 0)	0 (0 to 0)	0 (0 to 0)	0 (0 to 0)	0 (0 to 0)	0 (0 to 0)	0 (0 to 0)	0 (0 to 0)	0
HIV/AIDS - Extensively drug-resistant Tuberculosis	0 (0 to 0)	0 (0 to 0)	0 (0 to 0)	0 (0 to 0)	0 (0 to 0)	0 (0 to 0)	0 (0 to 0)	0 (0 to 0)	0 (0 to 0)	0 (0 to 0)	0 (0 to 0)	0 (0 to 0)	0 (0 to 0)	0 (0 to 0)	0 (0 to 0)	0 (0 to 0)	0 (0 to 0)	0 (0 to 0)	0 (0 to 0)	0 (0 to 0)	0 (0 to 0)	0 (0 to 0)	0 (0 to 0)	0 (0 to 0)	0
HIV/AIDS resulting in other diseases	42,000 (37,000 to 46,000)	2,700 (2,000 to 3,600)	3,000 (2,000 to 4,000)	1,270 (1,000 to 1,660)	1,330 (1,000 to 1,660)	2,700 (2,000 to 3,500)	2,400 (1,900 to 3,000)	2,000 (1,600 to 2,500)	2,000 (1,600 to 2,500)	2,000 (1,600 to 2,500)	2,000 (1,600 to 2,500)	2,000 (1,600 to 2,500)	1,000 (800 to 1,200)	1,000 (800 to 1,200)	1,000 (800 to 1,200)	1,000 (800 to 1,200)	1,000 (800 to 1,200)	1,000 (800 to 1,200)	1,000 (800 to 1,200)	1,000 (800 to 1,200)	1,000 (800 to 1,200)	1,000 (800 to 1,200)	1,000 (800 to 1,200)	1,000 (800 to 1,200)	192,000
Sexually transmitted infections, excluding HIV	42,000 (37,000 to 46,000)	2,700 (2,000 to 3,600)	3,000 (2,000 to 4,000)	1,270 (1,000 to 1,660)	1,330 (1,000 to 1,660)	2,700 (2,000 to 3,500)	2,400 (1,900 to 3,000)	2,000 (1,600 to 2,500)	2,000 (1,600 to 2,500)	2,000 (1,600 to 2,500)	2,000 (1,600 to 2,500)	2,000 (1,600 to 2,500)	1,000 (800 to 1,200)	1,000 (800 to 1,200)	1,000 (800 to 1,200)	1,000 (800 to 1,200)	1,000 (800 to 1,200)	1,000 (800 to 1,200)	1,000 (800 to 1,200)	1,000 (800 to 1,200)	1,000 (800 to 1,200)	1,000 (800 to 1,200)	1,000 (800 to 1,200)	1,000 (800 to 1,200)	79,000
Syphilis	42,000 (37,000 to 46,000)	2,700 (2,000 to 3,600)	3,000 (2,000 to 4,000)	1,270 (1,000 to 1,660)	1,330 (1,000 to 1,660)	2,700 (2,000 to 3,500)	2,400 (1,900 to 3,000)	2,000 (1,600 to 2,500)	2,000 (1,600 to 2,500)	2,000 (1,600 to 2,500)	2,000 (1,600 to 2,500)	2,000 (1,600 to 2,500)	1,000 (800 to 1,200)	1,000 (800 to 1,200)	1,000 (800 to 1,200)	1,000 (800 to 1,200)	1,000 (800 to 1,200)	1,000 (800 to 1,200)	1,000 (800 to 1,200)	1,000 (800 to 1,200)	1,000 (800 to 1,200)	1,000 (800 to 1,200)	1,000 (800 to 1,200)	1,000 (800 to 1,200)	76,900
Chlamydial infection	0 (0 to 0)	0 (0 to 0)	0 (0 to 0)	0 (0 to 0)	0 (0 to 0)	0 (0 to 0)	0 (0 to 0)	0 (0 to 0)	0 (0 to 0)	0 (0 to 0)	0 (0 to 0)	0 (0 to 0)	0 (0 to 0)	0 (0 to 0)	0 (0 to 0)	0 (0 to 0)	0 (0 to 0)	0 (0 to 0)	0 (0 to 0)	0 (0 to 0)	0 (0 to 0)	0 (0 to 0)	0 (0 to 0)	0 (0 to 0)	0 (0 to 0)	0
Gonococcal infection	0 (0 to 0)	0 (0 to 0)	0 (0 to 0)	0 (0 to 0)	0 (0 to 0)	0 (0 to 0)	0 (0 to 0)	0 (0 to 0)	0 (0 to 0)	0 (0 to 0)	0 (0 to 0)	0 (0 to 0)	0 (0 to 0)	0 (0 to 0)	0 (0 to 0)	0 (0 to 0)	0 (0 to 0)	0 (0 to 0)	0 (0 to 0)	0 (0 to 0)	0 (0 to 0)	0 (0 to 0)	0 (0 to 0)	0 (0 to 0)	0 (0 to 0)	0
Trichomoniasis	0 (0 to 0)	0 (0 to 0)	0 (0 to 0)	0 (0 to 0)	0 (0 to 0)	0 (0 to 0)	0 (0 to 0)	0 (0 to 0)	0 (0 to 0)	0 (0 to 0)	0 (0 to 0)	0 (0 to 0)	0 (0 to 0)	0 (0 to 0)	0 (0 to 0)	0 (0 to 0)	0 (0 to 0)	0 (0 to 0)	0 (0 to 0)	0 (0 to 0)	0 (0 to 0)	0 (0 to 0)	0 (0 to 0)	0 (0 to 0)	0 (0 to 0)	0
Genital herpes	0 (0 to 0)	0 (0 to 0)	0 (0 to 0)	0 (0 to 0)	0 (0 to 0)	0 (0 to 0)	0 (0 to 0)	0 (0 to 0)	0 (0 to 0)	0 (0 to 0)	0 (0 to 0)	0 (0 to 0)	0 (0 to 0)	0 (0 to 0)	0 (0 to 0)	0 (0 to 0)	0 (0 to 0)	0 (0 to 0)	0 (0 to 0)	0 (0 to 0)	0 (0 to 0)	0 (0 to 0)	0 (0 to 0)	0 (0 to 0)	0 (0 to 0)	0
Other sexually transmitted infections	0 (0 to 0)	0 (0 to 0)	0 (0 to 0)	0 (0 to 0)	0 (0 to 0)	0 (0 to 0)	0 (0 to 0)	0 (0 to 0)	0 (0 to 0)	0 (0 to 0)	0 (0 to 0)	0 (0 to 0)	0 (0 to 0)	0 (0 to 0)	0 (0 to 0)	0 (0 to 0)	0 (0 to 0)	0 (0 to 0)	0 (0 to 0)	0 (0 to 0)	0 (0 to 0)	0 (0 to 0)	0 (0 to 0)	0 (0 to 0)	0 (0 to 0)	0
Respiratory infections and tuberculosis	97,000 (90,000 to 99,000)	45,000 (38,000 to 51,000)	108,000 (100,000 to 113,000)	107,000 (73,000 to 152,000)	16,000 (13,000 to 19,000)	6,120 (4,770 to 7,660)	7,090 (5,600 to 8,720)	10,000 (7,920 to 12,500)	10,000 (7,970 to 13,000)	10,000 (7,920 to 13,000)	8,950 (6,980 to 11,600)	8,960 (6,980 to 11,600)	8,550 (6,670 to 11,000)	8,850 (6,970 to 11,400)	7,750 (6,030 to 10,000)	7,960 (6,230 to 10,200)	6,500 (5,080 to 8,300)	5,290 (4,130 to 6,750)	3,960 (3,080 to 5,050)	1,640 (1,240 to 2,090)	810 (600 to 1,050)	287 (210 to 370)	79.7 (59 to 103)	1,130,000
Tuberculosis	0 (0 to 0)	0 (0 to 0)	6,000 (4,000 to 8,000)	4,670 (3,000 to 6,000)	2,600 (1,000 to 4,000)	2,020 (1,000 to 3,000)	3,290 (2,000 to 4,000)	6,000 (4,000 to 8,000)	6,000 (4,000 to 8,000)	6,000 (4,000 to 8,000)	6,000 (4,000 to 8,000)	5,400 (3,000 to 8,000)	4,000 (2,000 to 6,000)	5,070 (3,000 to 8,000)	4,000 (2,000 to 6,000)	3,970 (2,000 to 6,000)	3,250 (2,000 to 5,000)	2,490 (1,000 to 4,000)	1,200 (1,000 to 2,000)	629 (500 to 1,000)	112 (100 to 200)	39.7 (30 to 50)	7.64 (6 to 10)	2,000 (1,000 to 3,000)	73,500
Latent tuberculosis infection	0 (0 to 0)	0 (0 to 0)	0 (0 to 0)	0 (0 to 0)	0 (0 to 0)	0 (0 to 0)	0 (0 to 0)	0 (0 to 0)	0 (0 to 0)	0 (0 to 0)	0 (0 to 0)	0 (0 to 0)	0 (0 to 0)	0 (0 to 0)	0 (0 to 0)	0 (0 to 0)	0 (0 to 0)	0 (0 to 0)	0 (0 to 0)	0 (0 to 0)	0 (0 to 0)	0 (0 to 0)	0 (0 to 0)	0 (0 to 0)	0 (0 to 0)	0
Active tuberculosis	0 (0 to 0)	0 (0 to 0)	6,000 (4,000 to 8,000)	4,670 (3,000 to 6,000)	2,600 (1,000 to 4,000)	2,020 (1,000 to 3,000)	3,290 (2,000 to 4,000)	6,000 (4,000 to 8,000)	6,000 (4,000 to 8,000)	6,000 (4,000 to 8,000)	6,000 (4,000 to 8,000)	5,400 (3,000 to 8,000)	4,000 (2,000 to 6,000)	5,070 (3,000 to 8,000)	4,000 (2,000 to 6,000)	3,970 (2,000 to 6,000)	3,250 (2,000 to 5,000)	2,490 (1,000 to 4,000)	1,200 (1,000 to 2,000)	629 (500 to 1,000)	112 (100 to 200)	39.7 (30 to 50)	7.64 (6 to 10)	2,000 (1,000 to 3,000)	73,500
Tuberculosis - Drug-susceptible	0 (0 to 0)	0 (0 to 0)	6,000 (4,000 to 8,000)	4,670 (3,000 to 6,000)	2,600 (1,000 to 4,000)	2,020 (1,000 to 3,000)	3,290 (2,000 to 4,000)	6,000 (4,000 to 8,000)	6,000 (4,000 to 8,000)	6,000 (4,000 to 8,000)	6,000 (4,000 to 8,000)	5,400 (3,000 to 8,000)	4,000 (2,000 to 6,000)	5,070 (3,000 to 8,000)	4,000 (2,000 to 6,000)	3,970 (2,000 to 6,000)	3,250 (2,000 to 5,000)	2,490 (1,000 to 4,000)	1,200 (1,000 to 2,000)	629 (500 to 1,000)	112 (100 to 200)	39.7 (30 to 50)	7.64 (6 to 10)	2,000 (1,000 to 3,000)	73,500
Tuberculosis - Multidrug-resistant Tuberculosis without extensive drug resistance	0 (0 to 0)	0 (0 to 0)	0 (0 to 0)	0 (0 to 0)	0 (0 to 0)	0 (0 to 0)	0 (0 to 0)	0 (0 to 0)	0 (0 to 0)	0 (0 to 0)	0 (0 to 0)	0 (0 to 0)	0 (0 to 0)	0 (0 to 0)	0 (0 to 0)	0 (0 to 0)	0 (0 to 0)	0 (0 to 0)	0 (0 to 0)	0 (0 to 0)	0 (0 to 0)	0 (0 to 0)	0 (0 to 0)	0 (0 to 0)	0
Tuberculosis - Extensively drug-resistant	0 (0 to 0)	0 (0 to 0)	0 (0 to 0)	0 (0 to 0)	0 (0 to 0)	0 (0 to 0)	0 (0 to 0)	0 (0 to 0)	0 (0 to 0)	0 (0 to 0)	0 (0 to 0)	0 (0 to 0)	0 (0 to 0)	0 (0 to 0)	0 (0 to 0)	0 (0 to 0)	0 (0 to 0)	0 (0 to 0)	0 (0 to 0)	0 (0 to 0)	0 (0 to 0)	0 (0 to 0)	0 (0 to 0)	0 (0 to 0)	0
Enteric infections	2,660 (1,620 to 4,330)	9,600 (6,000 to 15,000)	48,000 (32,000 to 72,000)	72,000 (54,000 to 97,000)	11,000 (8,000 to 15,000)	10,000 (7,000 to 14,000)	6,200 (4,000 to 9,000)	5,000 (3,000 to 7,000)	5,700 (3,000 to 9,000)	4,000 (2,000 to 7,000)	4,000 (2,000 to 7,000)	5,000 (2,000 to 8,000)	5,000 (2,000 to 8,000)	4,000 (2,000 to 7,000)	4,000 (2,000 to 7,000)	4,000 (2,000 to 7,000)	4,000 (2,000 to 7,000)	4,000 (2,000 to 7,000)	3,000 (2,000 to 5,000)	2,000 (1,000 to 4,000)	1,000 (1,000 to 2,000)	1,000 (1,000 to 2,000)	1,000 (1,000 to 2,000)	1,000 (1,000 to 2,000)	224,000
Diarrheal diseases	2,660 (1,620 to 4,330)	9,600 (6,000 to 15,000)	48,000 (32,000 to 72,000)	66,000 (49,000 to 89,000)	9,990 (7,000 to 13,000)	4,250 (3,000 to 6,000)	4,370 (3,000 to 6,000)	3,330 (2,000 to 5,000)	4,760 (3,000 to 7,000)	3,110 (2,000 to 5,000)	4,000 (2,000 to 6,000)	5,000 (2,000 to 8,000)	5,000 (2,000 to 8,000)	4,000 (2,000 to 7,000)	4,000 (2,000 to 7,000)	4,000 (2,000 to 7,000)	4,000 (2,000 to 7,000)	4,000 (2,000 to 7,000)	3,000 (2,000 to 5,000)	2,000 (1,000 to 4,000)	1,000 (1,000 to 2,000)	1,000 (1,000 to 2,000)	1,000 (1,000 to 2,000)	1,000 (1,000 to 2,000)	196,000
Typhoid and paratyphoid	0 (0 to 0)	0 (0 to 0)	4,000 (2,000 to 6,000)	5,000 (3,000 to 8,000)	1,000 (1,000 to 2,000)	1,000 (1,000 to 2,000)	1,000 (1,000 to 2,000)	1,000 (1,000 to 2



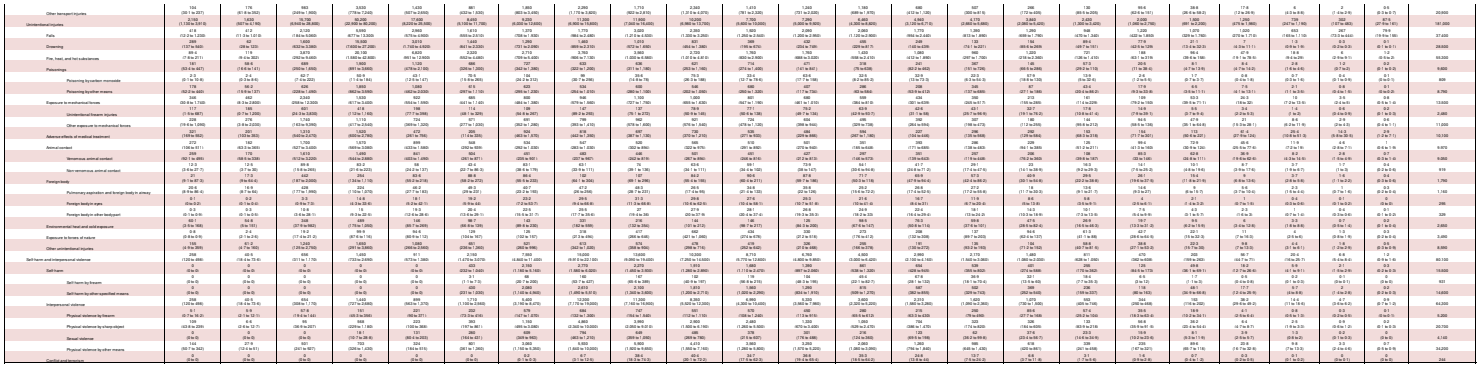

SR Table 2c: Connecticut DALYS by cause and age group for both sexes with 95% uncertainty intervals, 2019

Cause	Early Neonatal	Late Neonatal	Post Neonatal	1 to 4	5 to 9	10 to 14	15 to 19	20 to 24	25 to 29	30 to 34	35 to 39	40 to 44
All causes	9,440 (7,530 to 12,000)	1,640 (1,120 to 2,340)	4,720 (3,840 to 5,860)	6,230 (4,850 to 7,960)	8,410 (6,290 to 10,900)	14,300 (10,700 to 18,600)	28,000 (21,900 to 34,700)	42,000 (33,600 to 50,900)	48,900 (39,300 to 59,000)	47,900 (38,300 to 57,600)	49,200 (40,100 to 59,500)	50,200 (40,900 to 60,200)
Communicable, maternal, neonatal, and nutritional diseases	7,700 (5,970 to 9,840)	1,020 (672 to 1,460)	1,230 (920 to 1,640)	1,330 (1,020 to 1,700)	1,370 (997 to 1,950)	1,310 (979 to 1,740)	1,470 (1,100 to 1,960)	1,620 (1,260 to 2,120)	1,850 (1,490 to 2,300)	1,920 (1,540 to 2,400)	1,980 (1,590 to 2,520)	2,080 (1,670 to 2,690)
HIV/AIDS and sexually transmitted infections	0·8 (0·5 to 1·3)	0·2 (0·1 to 0·4)	13·8 (12·3 to 15·6)	10·5 (9·4 to 11·8)	6·9 (6·1 to 7·7)	9·7 (8·6 to 11·1)	30·2 (24·3 to 38·9)	135 (111 to 167)	271 (218 to 342)	371 (300 to 467)	433 (345 to 544)	498 (417 to 614)
HIV/AIDS	0 (0 to 0)	0 (0 to 0)	13·6 (12·1 to 15·4)	10·5 (9·4 to 11·8)	6·9 (6·1 to 7·7)	7·5 (6·6 to 8·5)	21·7 (18·3 to 26)	111 (93·1 to 134)	225 (184 to 274)	312 (256 to 384)	370 (299 to 460)	439 (368 to 525)
HIV/AIDS - Drug-susceptible Tuberculosis	0 (0 to 0)	0 (0 to 0)	0·2 (0·1 to 0·3)	0·1 (0·1 to 0·2)	0·1 (0·1 to 0·1)	0·1 (0·1 to 0·1)	0·2 (0·1 to 0·3)	1·2 (0·8 to 1·8)	2·4 (1·5 to 3·6)	3·2 (2 to 4·9)	3·8 (2·4 to 5·8)	4·8 (3 to 7·3)
HIV/AIDS - Multidrug-resistant Tuberculosis without extensive	0 (0 to 0)	0 (0 to 0)	0 (0 to 0)	0 (0 to 0)	0 (0 to 0)	0 (0 to 0)	0 (0 to 0)	0 (0 to 0·2)	0·1 (0 to 0·4)	0·1 (0 to 0·5)	0·1 (0 to 0·6)	0·2 (0 to 0·7)
HIV/AIDS - Extensively drug-resistant Tuberculosis	0 (0 to 0)	0 (0 to 0)	0 (0 to 0)	0 (0 to 0)	0 (0 to 0)	0 (0 to 0)	0 (0 to 0)	0 (0 to 0)	0 (0 to 0·1)	0 (0 to 0·1)	0 (0 to 0·1)	0 (0 to 0·2)
HIV/AIDS resulting in other diseases	0 (0 to 0)	0 (0 to 0)	13·4 (11·9 to 15·2)	10·3 (9·2 to 11·6)	6·8 (6 to 7·5)	7·4 (6·5 to 8·4)	21·4 (18 to 25·8)	110 (91·9 to 133)	222 (181 to 272)	309 (253 to 381)	366 (295 to 456)	434 (364 to 519)
Sexually transmitted infections excluding HIV	0·8 (0·5 to 1·3)	0·2 (0·1 to 0·4)	0·2 (0·1 to 0·4)	0 (0 to 0·1)	0 (0 to 0)	2·2 (1·5 to 3·2)	8·5 (4·9 to 15·1)	24 (12·4 to 43·9)	46·6 (24·1 to 85·7)	59 (30·4 to 110)	63 (31·8 to 117)	58·9 (30·1 to 113)
Syphilis	0·8 (0·5 to 1·3)	0·2 (0·1 to 0·4)	0·2 (0·1 to 0·4)	0 (0 to 0·1)	0 (0 to 0)	0·5 (0·4 to 0·6)	0·2 (0·1 to 0·3)	0·9 (0·7 to 1·4)	1·1 (0·8 to 1·8)	1·8 (1·2 to 2·6)	2·2 (1·5 to 3)	2·3 (1·6 to 3·1)
Chlamydial infection	0 (0 to 0)	0 (0 to 0)	0 (0 to 0)	0 (0 to 0)	0 (0 to 0)	0·2 (0·2 to 0·3)	0·7 (0·4 to 1)	1·7 (1·1 to 2·8)	3·1 (1·9 to 4·8)	3·1 (1·7 to 5·3)	3·7 (2·2 to 6·2)	3·5 (2 to 6)
Gonococcal infection	0 (0 to 0)	0 (0 to 0)	0 (0 to 0)	0 (0 to 0)	0 (0 to 0)	0·3 (0·2 to 0·4)	0·9 (0·6 to 1·3)	1·4 (0·9 to 2·1)	2 (1·3 to 2·9)	2·8 (1·9 to 4·1)	2·6 (1·8 to 3·8)	2·3 (1·5 to 3·5)
Trichomoniasis	0 (0 to 0)	0 (0 to 0)	0 (0 to 0)	0 (0 to 0)	0 (0 to 0)	0·1 (0 to 0·3)	1·8 (0·5 to 4·3)	8·9 (2·9 to 21·4)	19·3 (6·4 to 44·4)	22·6 (7·3 to 54)	21·9 (7·2 to 52·4)	19·7 (6·6 to 48·6)
Genital herpes	0 (0 to 0)	0 (0 to 0)	0 (0 to 0)	0 (0 to 0)	0 (0 to 0)	0·6 (0·2 to 1·4)	2·8 (0·8 to 7)	6·1 (1·8 to 14·9)	9·9 (3·1 to 23·6)	12·6 (4 to 31·5)	14 (4·5 to 35·2)	13·6 (4·5 to 34·9)
Other sexually transmitted infections	0 (0 to 0)	0 (0 to 0)	0 (0 to 0)	0 (0 to 0)	0 (0 to 0)	0·5 (0·3 to 0·8)	2·2 (1·5 to 3·1)	5 (2·4 to 8·8)	11·2 (6·2 to 18)	16 (9·3 to 25·9)	18·6 (9·9 to 31·1)	17·5 (8·9 to 30·1)
Respiratory infections and tuberculosis	23·3 (15·5 to 33·7)	28·8 (18·3 to 43·8)	262 (186 to 361)	392 (249 to 600)	394 (240 to 621)	357 (208 to 580)	370 (224 to 597)	396 (255 to 596)	432 (300 to 624)	437 (297 to 615)	451 (296 to 634)	455 (322 to 646)
Tuberculosis	0 (0 to 0)	0 (0 to 0)	0·5 (0·4 to 0·7)	0·8 (0·6 to 1)	0·4 (0·3 to 0·5)	0·6 (0·4 to 0·9)	1·6 (1 to 2·5)	4·4 (2·9 to 6·5)	7·1 (4·7 to 10·3)	6·3 (4·2 to 8·9)	5·8 (4 to 8·1)	6·5 (4·5 to 9)
Latent tuberculosis infection	0 (0 to 0)	0 (0 to 0)	0 (0 to 0)	0 (0 to 0)	0 (0 to 0)	0 (0 to 0)	0 (0 to 0)	0 (0 to 0)	0 (0 to 0)	0 (0 to 0)	0 (0 to 0)	0 (0 to 0)
Drug-susceptible tuberculosis	0 (0 to 0)	0 (0 to 0)	0·5 (0·3 to 0·7)	0·7 (0·5 to 1)	0·4 (0·3 to 0·5)	0·6 (0·4 to 0·8)	1·6 (1 to 2·4)	4·3 (2·8 to 6·4)	6·9 (4·5 to 10)	6·1 (4·1 to 8·7)	5·6 (3·8 to 8)	6·3 (4·4 to 8·8)
Multidrug-resistant tuberculosis without extensive drug resistar	0 (0 to 0)	0 (0 to 0)	0 (0 to 0·1)	0 (0 to 0·1)	0 (0 to 0)	0 (0 to 0·1)	0 (0 to 0·1)	0·1 (0 to 0·4)	0·2 (0 to 0·7)	0·1 (0 to 0·6)	0·1 (0 to 0·6)	0·2 (0 to 0·7)
Extensively drug-resistant tuberculosis	0 (0 to 0)	0 (0 to 0)	0 (0 to 0)	0 (0 to 0)	0 (0 to 0)	0 (0 to 0)	0 (0 to 0)	0 (0 to 0·1)	0 (0 to 0·1)	0 (0 to 0·1)	0 (0 to 0·2)	0 (0 to 0·2)
Lower respiratory infections	22·7 (14·8 to 33)	25 (14·9 to 39)	191 (123 to 287)	72·9 (51·4 to 98·9)	41·7 (30·1 to 57·3)	39·3 (29·5 to 51·7)	51·7 (37·9 to 67·4)	83·8 (55·9 to 121)	123 (80·6 to 177)	147 (101 to 214)	167 (112 to 236)	206 (136 to 303)
Upper respiratory infections	0·6 (0·4 to 1)	3·6 (2·1 to 5·8)	63·8 (37 to 102)	264 (149 to 433)	297 (163 to 504)	275 (146 to 465)	276 (145 to 479)	275 (147 to 461)	273 (148 to 441)	258 (143 to 429)	252 (130 to 417)	217 (118 to 377)
Otitis media	0 (0 to 0)	0·2 (0·1 to 0·4)	7·5 (3·8 to 13·6)	53·9 (28·4 to 95·3)	55 (30 to 94·4)	42·5 (23·3 to 71·2)	40·4 (21·1 to 69·6)	32·3 (13·8 to 63)	28·7 (12·9 to 55)	25·2 (10·7 to 51·7)	25·3 (11·9 to 47·5)	25·2 (11·4 to 46·8)
Enteric infections	6·5 (4·2 to 9·8)	8·6 (5·8 to 12·6)	100 (69·6 to 143)	200 (132 to 295)	173 (112 to 264)	143 (90·1 to 221)	176 (118 to 248)	195 (134 to 276)	208 (138 to 297)	208 (142 to 289)	205 (143 to 283)	197 (139 to 272)
Diarrheal diseases	6·5 (4·2 to 9·8)	8·2 (5·5 to 12·1)	98·4 (67·5 to 140)	198 (131 to 293)	172 (111 to 263)	142 (89·5 to 220)	175 (117 to 248)	195 (133 to 275)	208 (138 to 296)	206 (141 to 287)	204 (143 to 282)	197 (138 to 271)
Typhoid and paratyphoid	0 (0 to 0)	0 (0 to 0)	0 (0 to 0·1)	0 (0 to 0·1)	0 (0 to 0)	0 (0 to 0·1)	0 (0 to 0·1)	0 (0 to 0·1)	0 (0 to 0·1)	0·1 (0 to 0·1)	0 (0 to 0·1)	0 (0 to 0)
Typhoid fever	0 (0 to 0)	0 (0 to 0)	0 (0 to 0)	0 (0 to 0)	0 (0 to 0)	0 (0 to 0)	0 (0 to 0)	0 (0 to 0)	0 (0 to 0)	0 (0 to 0)	0 (0 to 0)	0 (0 to 0)
Paratyphoid fever	0 (0 to 0)	0 (0 to 0)	0 (0 to 0·1)	0 (0 to 0·1)	0 (0 to 0)	0 (0 to 0)	0 (0 to 0·1)	0 (0 to 0)	0 (0 to 0·1)	0 (0 to 0·1)	0 (0 to 0·1)	0 (0 to 0)
Invasive Non-typhoidal Salmonella (iNTS)	0 (0 to 0)	0·3 (0·1 to 0·7)	1·5 (0·6 to 3·2)	1·2 (0·5 to 2·5)	0·5 (0·3 to 1·1)	0·5 (0·2 to 1)	0·1 (0·1 to 0·2)	0·3 (0·1 to 0·5)	0·5 (0·2 to 0·9)	0·6 (0·2 to 1·2)	0·4 (0·2 to 0·8)	0·5 (0·2 to 0·9)
Other intestinal infectious diseases	0 (0 to 0)	0 (0 to 0)	0·6 (0 to 1·8)	0·7 (0·3 to 1·4)	0·5 (0·2 to 1·1)	0·4 (0·1 to 0·9)	0·4 (0·1 to 0·9)	0·5 (0·2 to 1·2)	0·3 (0·1 to 0·6)	0·6 (0·2 to 1·4)	0·3 (0·1 to 0·7)	0·3 (0·1 to 0·7)
Neglected tropical diseases and malaria	0·5 (0·2 to 0·8)	1·6 (0·7 to 2·9)	5·1 (2·3 to 10·4)	9·5 (3·2 to 23·9)	18·5 (4·7 to 50·9)	12·6 (3·9 to 32·9)	9·1 (3·2 to 21·3)	10·3 (3·7 to 24·2)	14·3 (4·5 to 33·5)	18·2 (5·7 to 43·5)	23·6 (8·1 to 49·5)	34·3 (14·2 to 70)
Malaria	0 (0 to 0)	0 (0 to 0)	0 (0 to 0)	0 (0 to 0)	0 (0 to 0)	0 (0 to 0)	0 (0 to 0)	0 (0 to 0)	0 (0 to 0)	0 (0 to 0)	0 (0 to 0)	0 (0 to 0)
Chagas disease	0 (0 to 0)	0 (0 to 0)	0 (0 to 0)	0 (0 to 0)	0 (0 to 0)	0 (0 to 0)	0·1 (0 to 0·1)	0·2 (0·1 to 0·3)	0·3 (0·2 to 0·5)	0·6 (0·4 to 0·9)	0·8 (0·5 to 1·2)	0·9 (0·6 to 1·4)
Leishmaniasis	0 (0 to 0)	0 (0 to 0)	0 (0 to 0)	0 (0 to 0)	0 (0 to 0)	0 (0 to 0)	0 (0 to 0)	0 (0 to 0)	0 (0 to 0)	0 (0 to 0)	0 (0 to 0)	0 (0 to 0)
Visceral leishmaniasis	0 (0 to 0)	0 (0 to 0)	0 (0 to 0)	0 (0 to 0)	0 (0 to 0)	0 (0 to 0)	0 (0 to 0)	0 (0 to 0)	0 (0 to 0)	0 (0 to 0)	0 (0 to 0)	0 (0 to 0)
Cutaneous and mucocutaneous leishmaniasis	0 (0 to 0)	0 (0 to 0)	0 (0 to 0)	0 (0 to 0)	0 (0 to 0)	0 (0 to 0)	0 (0 to 0)	0 (0 to 0)	0 (0 to 0)	0 (0 to 0)	0 (0 to 0)	0 (0 to 0)
African trypanosomiasis	0 (0 to 0)	0 (0 to 0)	0 (0 to 0)	0 (0 to 0)	0 (0 to 0)	0 (0 to 0)	0 (0 to 0)	0 (0 to 0)	0 (0 to 0)	0 (0 to 0)	0 (0 to 0)	0 (0 to 0)
Schistosomiasis	0 (0 to 0)	0 (0 to 0)	0 (0 to 0)	0 (0 to 0)	0 (0 to 0)	0 (0 to 0)	0 (0 to 0)	0 (0 to 0)	0 (0 to 0)	0 (0 to 0)	0 (0 to 0)	0 (0 to 0)
Cysticercosis	0 (0 to 0)	0 (0 to 0)	0 (0 to 0)	0 (0 to 0)	0 (0 to 0·1)	0·2 (0·1 to 0·7)	1·4 (0·4 to 3·8)	5 (0·8 to 15)	10·2 (1·8 to 27·9)	13·6 (2·8 to 36·3)	16·6 (3·8 to 40·7)	21·2 (5·1 to 55)
Cystic echinococcosis	0 (0 to 0)	0 (0 to 0)	0 (0 to 0)	0 (0 to 0)	0 (0 to 0·1)	0 (0 to 0·1)	0 (0 to 0·1)	0 (0 to 0·1)	0·1 (0 to 0·2)	0·1 (0 to 0·2)	0·1 (0 to 0·2)	0·1 (0 to 0·2)
Lymphatic filariasis	0 (0 to 0)	0 (0 to 0)	0 (0 to 0)	0 (0 to 0)	0 (0 to 0)	0 (0 to 0)	0 (0 to 0)	0 (0 to 0)	0 (0 to 0)	0 (0 to 0)	0 (0 to 0)	0 (0 to 0)
Onchocerciasis	0 (0 to 0)	0 (0 to 0)	0 (0 to 0)	0 (0 to 0)	0 (0 to 0)	0 (0 to 0)	0 (0 to 0)	0 (0 to 0)	0 (0 to 0)	0 (0 to 0)	0 (0 to 0)	0 (0 to 0)
Trachoma	0 (0 to 0)	0 (0 to 0)	0 (0 to 0)	0 (0 to 0)	0 (0 to 0)	0 (0 to 0)	0 (0 to 0)	0 (0 to 0)	0 (0 to 0)	0 (0 to 0)	0 (0 to 0)	0 (0 to 0)
Dengue	0 (0 to 0)	0 (0 to 0)	0 (0 to 0)	0 (0 to 0)	0 (0 to 0)	0 (0 to 0)	0 (0 to 0)	0 (0 to 0)	0 (0 to 0)	0 (0 to 0)	0 (0 to 0)	0 (0 to 0)
Yellow fever	0 (0 to 0)	0 (0 to 0)	0 (0 to 0)	0 (0 to 0)	0 (0 to 0)	0 (0 to 0)	0 (0 to 0)	0 (0 to 0)	0 (0 to 0)	0 (0 to 0)	0 (0 to 0)	0 (0 to 0)
Rabies	0 (0 to 0)	0 (0 to 0)	0·6 (0·2 to 1·5)	0·3 (0·1 to 0·7)	0·3 (0·1 to 0·7)	0·4 (0·1 to 0·9)	0·1 (0 to 0·3)	0·1 (0 to 0·1)	0·2 (0·1 to 0·5)	0·1 (0 to 0·3)	0 (0 to 0·1)	0·2 (0 to 0·4)
Intestinal nematode infections	0 (0 to 0)	0 (0 to 0)	0 (0 to 0)	0 (0 to 0)	0 (0 to 0)	0 (0 to 0)	0 (0 to 0)	0 (0 to 0)	0 (0 to 0)	0 (0 to 0)	0 (0 to 0)	0 (0 to 0)
Ascariasis	0 (0 to 0)	0 (0 to 0)	0 (0 to 0)	0 (0 to 0)	0 (0 to 0)	0 (0 to 0)	0 (0 to 0)	0 (0 to 0)	0 (0 to 0)	0 (0 to 0)	0 (0 to 0)	0 (0 to 0)
Trichuriasis	0 (0 to 0)	0 (0 to 0)	0 (0 to 0)	0 (0 to 0)	0 (0 to 0)	0 (0 to 0)	0 (0 to 0)	0 (0 to 0)	0 (0 to 0)	0 (0 to 0)	0 (0 to 0)	0 (0 to 0)
Hookworm disease	0 (0 to 0)	0 (0 to 0)	0 (0 to 0)	0 (0 to 0)	0 (0 to 0)	0 (0 to 0)	0 (0 to 0)	0 (0 to 0)	0 (0 to 0)	0 (0 to 0)	0 (0 to 0)	0 (0 to 0)
Food-borne trematodiases	0 (0 to 0)	0 (0 to 0)	0 (0 to 0)	0 (0 to 0)	0 (0 to 0)	0 (0 to 0)	0 (0 to 0)	0 (0 to 0)	0 (0 to 0)	0 (0 to 0)	0 (0 to 0)	0 (0 to 0)
Leprosy	0 (0 to 0)	0 (0 to 0)	0 (0 to 0)	0 (0 to 0)	0 (0 to 0)	0 (0 to 0)	0 (0 to 0)	0 (0 to 0)	0 (0 to 0)	0 (0 to 0)	0 (0 to 0)	0 (0 to 0)
Ebola	0 (0 to 0)	0 (0 to 0)	0 (0 to 0)	0 (0 to 0)	0 (0 to 0)	0 (0 to 0)	0 (0 to 0)	0 (0 to 0)	0 (0 to 0)	0 (0 to 0)	0 (0 to 0)	0 (0 to 0)
Zika virus	0 (0 to 0)	0 (0 to 0)	0 (0 to 0)	0 (0 to 0)	0 (0 to 0)	0 (0 to 0)	0 (0 to 0)	0 (0 to 0)	0 (0 to 0)	0 (0 to 0)	0 (0 to 0)	0 (0 to 0)
Guinea worm disease	0 (0 to 0)	0 (0 to 0)	0 (0 to 0)	0 (0 to 0)	0 (0 to 0)	0 (0 to 0)	0 (0 to 0)	0 (0 to 0)	0 (0 to 0)	0 (0 to 0)	0 (0 to 0)	0 (0 to 0)
Other neglected tropical diseases	0·5 (0·2 to 0·8)	1·6 (0·7 to 2·9)	4·5 (1·8 to 9·8)	9·2 (2·9 to 23·4)	18·1 (4·3 to 50·6)	12 (3·4 to 32·1)	7·4 (2 to 19·8)	5 (1·1 to 15·2)	3·5 (0·9 to 12·3)	3·8 (0·9 to 11·3)	6·1 (1·4 to 18·4)	11·9 (3·6 to 28·2)
Other infectious diseases	21·3 (14·8 to 29·7)	51·3 (31·3 to 82·2)	160 (110 to 243)	83 (61·7 to 109)	62·5 (45·6 to 91·4)	60·7 (44·9 to 82·4)	76·8 (58·2 to 103)	79·8 (59·1 to 105)	89·4 (66·9 to 115)	91·8 (68·5 to 122)	101 (74·2 to 141)	107 (78·1 to 147)
Meningitis	3·9 (2·5 to 5·9)	8·2 (4·7 to 13·9)	42·7 (25·8 to 66·5)	20 (13·5 to 28·5)	10·8 (8·1 to 14·1)	10·4 (7·5 to 14·1)	15·5 (11·9 to 20)	18·3 (12·9 to 25·4)	22·1 (15·9 to 29·6)	21·8 (16·1 to 29·1)	21·2 (15·7 to 27·4)	22·6 (16·8 to 29·8)
Encephalitis	1·6 (0·9 to 2·5)	2·6 (1·4 to 4·6)	12·8 (7·9 to 19·5)	15·2 (10 to 21·7)	9·4 (6·5 to 13·3)	10 (6·7 to 14)	10·5 (7·2 to 15)	13·1 (8·6 to 19·3)	13·6 (9·1 to 19·7)	12 (8·3 to 17·1)	10·8 (7·7 to 15·2)	9·7 (6·8 to 13)
Diphtheria	0 (0 to 0)	0 (0 to 0)	0·1 (0 to 0·2)	0·1 (0 to 0·2)	0·1 (0 to 0·3)	0·1 (0 to 0·2)	0·1 (0 to 0·2)	0·1 (0 to 0·2)	0·1 (0 to 0·2)	0·1 (0 to 0·1)	0·1 (0 to 0·1)	0·1 (0 to 0·1)
Tetanus	0 (0 to 0)	0 (0 to 0)	0 (0 to 0)	0 (0 to 0·1)	0 (0 to 0·1)	0 (0 to 0·2)	0 (0 to 0·3)	0 (0 to 0·2)	0 (0 to 0·1)	0 (0 to 0·1)	0 (0 to 0·1)	0 (0 to 0·1)
Measles	0 (0 to 0)	0 (0 to 0)	0·1 (0 to 0·3)	0·1 (0 to 0·8)	0 (0 to 0·1)	0 (0 to 0)	0 (0 to 0)	0 (0 to 0)	0 (0 to 0)	0 (0 to 0)	0 (0 to 0)	0 (0 to 0)
Varicella and herpes zoster	0·5 (0·3 to 0·8)	1·3 (0·7 to 2·7)	3·4 (1·9 to 6·3)	4·1 (2·4 to 7·8)	4·5 (2·5 to 9·2)	4·2 (2·1 to 7·7)	4·5 (2·1 to 8·1)	5·6 (2·6 to 9·6)	6·8 (3·5 to 11·8)	7 (3·5 to 11·7)	7·3 (3·7 to 12·6)	7·1 (3·4 to 12·6)
Acute hepatitis	0 (0 to 0)	0 (0 to 0)	1·1 (0·5 to 2)	1·8 (0·9 to 3·3)	6·1 (3 to 10·5)	9·1 (4·9 to 15·2)	9·9 (5·6 to 15·9)	9·6 (5·6 to 14·7)	9·7 (5·8 to 15·1)	9·4 (5·7 to 14·4)	9·2 (5·8 to 14·6)	9·2 (6·1 to 13·7)
Acute hepatitis A	0 (0 to 0)	0 (0 to 0)	0·2 (0·1 to 0·5)	1·2 (0·4 to 2·6)	5·4 (2·4 to 9·7)	8·3 (4·3 to 14·1)	9 (4·8 to 14·7)	8·4 (4·7 to 13·4)	8·2 (4·6 to 13·2)	7·7 (4·2 to 12·2)	7·1 (4 to 12)	6·3 (3·5 to 10·3)
Acute hepatitis B	0 (0 to 0)	0 (0 to 0)	0·5 (0·2 to 1·1)	0·2 (0·1 to 0·5)	0·1 (0·1 to 0·2)	0·1 (0 to 0·2)	0·2 (0·1 to 0·5)	0·5 (0·2 to 0·8)	0·7 (0·4 to 1·1)	1 (0·5 to 1·5)	1·2 (0·7 to 1·9)	1·7 (1 to 2·7)
Acute hepatitis C	0 (0 to 0)	0 (0 to 0)	0·1 (0 to 0·2)	0·3 (0·1 to 0·5)	0·2 (0·1 to 0·3)	0·1 (0 to 0·3)	0·1 (0·1 to 0·3)	0·1 (0·1 to 0·3)	0·2 (0·1 to 0·4)	0·2 (0·1 to 0·4)	0·3 (0·2 to 0·6)	0·5 (0·3 to 0·9)
Acute hepatitis E	0 (0 to 0)	0 (0 to 0)	0·3 (0·1 to 0·6)	0·1 (0·1 to 0·2)	0·4 (0·2 to 0·7)	0·6 (0·3 to 1)	0·6 (0·3 to 1)	0·5 (0·3 to 0·9)	0·6 (0·3 to 1)	0·6 (0·3 to 1)	0·6 (0·3 to 1)	0·6 (0·3 to 1)
Other unspecified infectious diseases	15·2 (9·7 to 22·1)	39·1 (22·4 to 63·4)	87·1 (49·7 to 159)	32·2 (18·8 to 54·8)	30·6 (17·3 to 55·2)	26·5 (15·4 to 45·2)	36·1 (21·9 to 58·7)	33 (20·1 to 53·2)	37·1 (23·8 to 58)	41·5 (25·7 to 67·1)	52·7 (31·9 to 88·4)	58·3 (34·9 to 94·5)
Maternal and neonatal disorders	7,650 (5,930 to 9,780)	919 (602 to 1,340)	669 (465 to 940)	563 (423 to 725)	493 (365 to 655)	558 (409 to 727)	591 (443 to 767)	623 (479 to 796)	678 (525 to 853)	643 (501 to 801)	565 (432 to 708)	459 (350 to 588)
Maternal disorders	0 (0 to 0)	0 (0 to 0)	0 (0 to 0)	0 (0 to 0)	0 (0 to 0)	1·1 (0·9 to 1·3)	22·7 (17·5 to 29·3)	73·5 (53·5 to 101)	121 (86 to 165)	132 (93·2 to 178)	88·1 (63·9 to 117)	38·2 (27·9 to 50)
Maternal hemorrhage	0 (0 to 0)	0 (0 to 0)	0 (0 to 0)	0 (0 to 0)	0 (0 to 0)	0 (0 to 0·1)	1·2 (0·7 to 2)	4·8 (2·4 to 8·4)	12·7 (5 to 26·4)	17·8 (6·8 to 38·3)	13·5 (5·2 to 24·9)	3·5 (1·6 to 6·3)
Maternal sepsis and other maternal infections	0 (0 to 0)	0 (0 to 0)	0 (0 to 0)	0 (0 to 0)	0 (0 to 0)	0 (0 to 0·1)	1·6 (0·4 to 3·6)	5·8 (2·3 to 11·2)	8 (3·4 to 15·8)	6·5 (2·5 to 13·1)	3 (1 to 6)	1 (0·2 to 2·1)
Maternal hypertensive disorders	0 (0 to 0)	0 (0 to 0)	0 (0 to 0)	0 (0 to 0)	0 (0 to 0)	0·1 (0·1 to 0·2)	2·1 (1·3 to 3·1)	7 (4·2 to 10·8)	19·2 (11·3 to 29·5)	27·5 (15·5 to 44·1)	14·2 (7·9 to 23·3)	4 (2·1 to 6·7)
Maternal obstructed labor and uterine rupture	0 (0 to 0)	0 (0 to 0)	0 (0 to 0)	0 (0 to 0)	0 (0 to 0)	0 (0 to 0·1)	0·7 (0·4 to 1·1)	2·2 (1·2 to 3·8)	5·1 (0·4 to 12·4)	6·9 (0·6 to 15·7)	4·3 (2·2 to 7)	1·2 (0·7 to 2)
Maternal abortion and miscarriage	0 (0 to 0)	0 (0 to 0)	0 (0 to 0)	0 (0 to 0)	0 (0 to 0)	0·1 (0 to 0·2)	1·3 (0·7 to 2·3)	2·6 (1·2 to 5·2)	3 (1·5 to 5·5)	2·9 (1·6 to 5·1)	2·2 (1·1 to 4·3)	1·5 (0·6 to 3·2)
Ectopic pregnancy	0 (0 to 0)	0 (0 to 0)	0 (0 to 0)	0 (0 to 0)	0 (0 to 0)	0 (0 to 0)	0·5 (0·2 to 0·9)	1·5 (0·7 to 2·9)	2 (1 to 3·6)	1·8 (0·9 to 3·1)	1·1 (0·6 to 2·1)	0·5 (0·3 to 0·9)
Indirect maternal deaths	--	--	--	--	--	0·2 (0·1 to 0·3)	3 (1·3 to 5·3)	9·1 (4 to 17·2)	11·4 (4·9 to 21)	10·2 (4·8 to 19·2)	8·2 (3·7 to 15)	5·4 (2·5 to 9·7)
Late maternal deaths	--	--	--	--	--	0·1 (0·1 to 0·3)	3·5 (1·8 to 6·5)	13·5 (7·3 to 23·2)	22·7 (12·8 to 37·2)	20·9 (11·5 to 33·6)	13·3 (7·3 to 23)	6·2 (3·2 to 11·2)
Maternal deaths aggravated by HIV/AIDS	--	--	--	--	--	0 (0 to 0)	0 (0 to 0)	0·1 (0 to 0·1)	0·1 (0·1 to 0·3)	0·2 (0·1 to 0·4)	0·1 (0·1 to 0·3)	0·1 (0 to 0·2)
Neonatal disorders	7,650 (5,930 to 9,780)	919 (602 to 1,340)	669 (465 to 940)	563 (423 to 725)	493 (365 to 655)	557 (408 to 726)	569 (422 to 743)	550 (411 to 723)	557 (412 to 728)	512 (379 to 660)	476 (354 to 618)	421 (311 to 550)
Neonatal preterm birth	4,740 (3,630 to 6,120)	393 (245 to 585)	417 (289 to 596)	306 (227 to 408)	380 (273 to 510)	428 (312 to 570)	436 (316 to 582)	420 (303 to 567)	423 (306 to 568)	387 (280 to 510)	360 (261 to 479)	315 (230 to 421)
Neonatal encephalopathy due to birth asphyxia and trauma	1,070 (778 to 1,490)	120 (71·3 to 185)	73·9 (49·8 to 107)	91·9 (61·4 to 131)	96·2 (59·4 to 147)	110 (65·9 to 164)	112 (67·1 to 171)	110 (67·5 to 168)	113 (70·8 to 166)	105 (63·8 to 159)	98·4 (58·2 to 148)	89·4 (54·4 to 136)
Neonatal sepsis and other neonatal infections	241 (153 to 347)	191 (111 to 296)	50·8 (32·4 to 77·6)	10·1 (6·5 to 15·4)	13·1 (8·2 to 20·1)	14·8 (9·3 to 22·6)	15·6 (9·9 to 23·9)	15·5 (9·7 to 23·7)	15·9 (10 to 24·7)	14·8 (9·4 to 22·9)	14 (8·9 to 21·6)	12·6 (8 to 19·4)
Hemolytic disease and other neonatal jaundice	5·4 (3·2 to 8·5)	1·6 (0·9 to 2·8)	1·2 (0·8 to 1·7)	5·2 (3·9 to 6·8)	3·8 (2·8 to 5·1)	4·3 (3·1 to 5·8)	4·6 (3·3 to 6·1)	4·5 (3·3 to 6·1)	4·7 (3·4 to 6·3)	4·4 (3·2 to 5·9)	4·1 (3 to 5·5)	3·7 (2·7 to 5)
Other neonatal disorders	1,590 (1,050 to 2,170)	214 (131 to 327)	126 (88 to 174)	150 (113 to 194)	0 (0 to 0)	0 (0 to 0)	0 (0 to 0)	0 (0 to 0)	0 (0 to 0)	0 (0 to 0)	0 (0 to 0)	0 (0 to 0)
Nutritional deficiencies	0 (0 to 0·1)	6 (0·7 to 17·3)	23·2 (5·9 to 67·6)	72·6 (16 to 216)	220 (74·2 to 571)	165 (65·7 to 368)	219 (83·6 to 513)	178 (76·7 to 427)	154 (75·4 to 346)	149 (70·6 to 332)	205 (82·5 to 470)	330 (132 to 713)
Protein-energy malnutrition	0 (0 to 0)	0 (0 to 0)	2·8 (1·7 to 4·5)	1·2 (1 to 1·4)	41·7 (20·5 to 75·9)	42·1 (21·1 to 75·5)	47·3 (23·7 to 84)	50·9 (26·8 to 85·9)	56·8 (31·2 to 92·6)	58·6 (32·5 to 95·7)	60·9 (34·8 to 98)	60·2 (36·1 to 94·2)
Iodine deficiency	0 (0 to 0)	0 (0 to 0)	0 (0 to 0)	0·2 (0 to 0·5)	1·5 (0·5 to 3·2)	4 (1·4 to 8·6)	5·9 (2·4 to 12·6)	6·8 (2·8 to 13·7)	7·6 (3·1 to 15·8)	7·8 (3·2 to 15·9)	7·8 (3·3 to 15·8)	7·2 (3·1 to 14·6)
Vitamin A deficiency	0 (0 to 0)	0·1 (0 to 0·2)	0·1 (0 to 0·5)	0·5 (0·1 to 1·6)	0·9 (0 to 3·4)	0·3 (0 to 1·3)	0 (0 to 0)	0 (0 to 0)	0 (0 to 0)	0 (0 to 0)	0 (0 to 0)	0 (0 to 0)
Dietary iron deficiency	0 (0 to 0·1)	5·9 (0·7 to 17·2)	19·8 (2·9 to 63·8)	69·5 (13·3 to 212)	166 (29·7 to 514)	106 (20·9 to 303)	144 (25·4 to 437)	94·8 (14·3 to 334)	52·8 (5·4 to 231)	58·6 (5·5 to 229)	112 (11·7 to 366)	240 (56 to 612)
Other nutritional deficiencies	0 (0 to 0)	0 (0 to 0)	0·4 (0·2 to 0·8)	1·2 (1 to 1·4)	10 (5·2 to 17·8)	12·1 (6·4 to 21·1)	22·2 (11·4 to 39·1)	26 (13·8 to 43·8)	36·4 (20 to 59·7)	24·2 (13·4 to 39·6)	24·6 (13·8 to 40)	23·1 (13·3 to 36·8)
Non-communicable diseases	1,690 (1,170 to 2,660)	562 (365 to 852)	2,740 (2,160 to 3,500)	4,130 (3,010 to 5,570)	6,290 (4,580 to 8,430)	11,700 (8,500 to 15,600)	22,100 (16,400 to 28,200)	33,900 (26,100 to 42,300)	40,800 (31,800 to 49,900)	40,400 (31,800 to 49,400)	41,900 (33,700 to 50,900)	43,100 (35,000 to 52,000)
Neoplasms	18·6 (13·6 to 25·8)	8·6 (5·5 to 13)	68·2 (47·5 to 93·6)	285 (227 to 345)	377 (307 to 451)	427 (349 to 507)	586 (470 to 718)	758 (583 to 930)	1,150 (917 to 1,390)	1,630 (1,310 to 2,020)	2,330 (1,890 to 2,820)	3,780 (3,050 to 4,630)
Lip and oral cavity cancer	0 (0 to 0)	0 (0 to 0)	0 (0 to 0)	0 (0 to 0)	1·6 (1·4 to 1·9)	1·7 (1·5 to 2)	2 (1·6 to 2·7)	4·2 (2·8 to 6·1)	9·4 (6·3 to 13·7)	15·4 (10·5 to 22·3)	24·2 (16·5 to 34·3)	44·5 (29·8 to 64·3)
Nasopharynx cancer	0 (0 to 0)	0 (0 to 0)	0 (0 to 0)	0 (0 to 0)	1·6 (1·4 to 1·9)	1·8 (1·5 to 2)	2·5 (1·7 to 3·9)	3·6 (2 to 6·6)	4·1 (2·4 to 6·8)	5 (3 to 7·9)	8·1 (5·1 to 12·1)	13·4 (8·5 to 20·7)
Other pharynx cancer	0 (0 to 0)	0 (0 to 0)	0 (0 to 0)	0 (0 to 0)	0 (0 to 0)	0 (0 to 0)	0 (0 to 0)	1·5 (1·2 to 1·8)	1·4 (1·1 to 1·8)	2·7 (1·8 to 4·3)	6·8 (3·9 to 10·7)	18·1 (11·2 to 27·4)
Esophageal cancer	0 (0 to 0)	0 (0 to 0)	0 (0 to 0)	0 (0 to 0)	0 (0 to 0)	0 (0 to 0)	0 (0 to 0)	3·3 (2·5 to 4·4)	9·1 (5·3 to 14·3)	18·8 (12·1 to 28·9)	40·1 (25·1 to 59·3)	93·7 (57·4 to 143)
Stomach cancer	0 (0 to 0)	0 (0 to 0)	0 (0 to 0)	0 (0 to 0)	0 (0 to 0)	0 (0 to 0)	2·4 (1·7 to 3·6)	10·5 (7·1 to 15·2)	30·5 (19·8 to 44)	60·3 (39·9 to 88)	87·5 (57·5 to 126)	128 (86·7 to 182)
Colon and rectum cancer	0 (0 to 0)	0 (0 to 0)	0 (0 to 0)	0 (0 to 0)	2·7 (1·8 to 3·8)	3·6 (2·6 to 4·7)	10·1 (7·2 to 14)	33·8 (23·3 to 45·3)	84·2 (60·5 to 115)	166 (120 to 234)	255 (186 to 343)	431 (317 to 579)
Liver cancer	1 (0·6 to 1·7)	0·6 (0·3 to 1·1)	4·6 (2·7 to 7·4)	14·9 (8·7 to 22·5)	10·9 (8·2 to 14·1)	11·9 (9 to 15·7)	10·8 (6·6 to 16·3)	15·6 (9·9 to 23·8)	29·1 (18 to 44·6)	44·1 (26·2 to 68·1)	70·3 (41·6 to 115)	112 (67 to 178)
Liver cancer due to hepatitis B	0 (0 to 0)	0 (0 to 0)	0 (0 to 0)	0 (0 to 0)	0 (0 to 0)	1·5 (0·8 to 2·5)	2·7 (1·6 to 4·4)	5·4 (3·1 to 8·8)	12·3 (6·8 to 19·9)	18·3 (10·2 to 29·7)	25·8 (14 to 44)	34·2 (19 to 56)
Liver cancer due to hepatitis C	0 (0 to 0)	0 (0 to 0)	0 (0 to 0)	0 (0 to 0)	0 (0 to 0)	0·1 (0 to 0·1)	0·2 (0·1 to 0·3)	0·5 (0·3 to 0·9)	1·5 (0·7 to 2·6)	3·6 (2 to 5·7)	8·3 (4·5 to 14)	19·7 (11·8 to 31·3)
Liver cancer due to alcohol use	0 (0 to 0)	0 (0 to 0)	0 (0 to 0)	0 (0 to 0)	0 (0 to 0)	0 (0 to 0)	0·3 (0·1 to 0·5)	1·5 (0·8 to 2·6)	5 (2·5 to 8·9)	10·9 (5·7 to 18·2)	21·8 (11·1 to 38·8)	38 (19·9 to 64·8)
Liver cancer due to NASH	0 (0 to 0)	0 (0 to 0)	0 (0 to 0)	0 (0 to 0)	0 (0 to 0)	0 (0 to 0)	2·5 (1·4 to 3·9)	2·6 (1·6 to 4·1)	3·2 (1·9 to 5·1)	3·7 (2·2 to 5·9)	4·9 (2·7 to 7·9)	7·5 (4·3 to 12)
Liver cancer due to other causes	1 (0·6 to 1·7)	0·6 (0·3 to 1·1)	4·6 (2·7 to 7·4)	14·9 (8·7 to 22·5)	10·9 (8·2 to 14·1)	10·4 (8 to 13·2)	5·2 (3·2 to 7·9)	5·6 (3·4 to 8·8)	7 (4 to 11·2)	7·7 (4·5 to 12·1)	9·6 (5·6 to 15·2)	13·2 (7·8 to 21·4)
Gallbladder and biliary tract cancer	0 (0 to 0)	0 (0 to 0)	0 (0 to 0)	0 (0 to 0)	0 (0 to 0)	0 (0 to 0)	0 (0 to 0)	1·4 (1·1 to 1·7)	1·8 (1·3 to 2·6)	4·2 (3 to 6·1)	8·7 (6·1 to 12·3)	17·6 (12·5 to 23·9)
Pancreatic cancer	0 (0 to 0)	0 (0 to 0)	0 (0 to 0)	0 (0 to 0)	0 (0 to 0)	0 (0 to 0)	2·4 (1·6 to 3·7)	6·7 (3·8 to 11)	15·6 (9·2 to 24)	40·2 (27·1 to 57·4)	85·6 (59·4 to 119)	188 (127 to 267)
Larynx cancer	0 (0 to 0)	0 (0 to 0)	0 (0 to 0)	0 (0 to 0)	0 (0 to 0)	0 (0 to 0)	0 (0 to 0)	1·9 (1·5 to 2·3)	1·8 (1·4 to 2·2)	2·6 (1·8 to 3·6)	5·9 (3·6 to 9·1)	16·3 (9·9 to 26·2)
Tracheal, bronchus, and lung cancer	0 (0 to 0)	0 (0 to 0)	0 (0 to 0)	0 (0 to 0)	0 (0 to 0)	2·9 (1·8 to 4·8)	7·2 (5 to 10·2)	16·2 (10·4 to 24·1)	33·9 (23·6 to 46·6)	87·2 (60·4 to 119)	206 (145 to 282)	459 (334 to 614)
Malignant skin melanoma	0·2 (0·1 to 0·3)	0·1 (0·1 to 0·3)	1·9 (0·3 to 7·8)	6·8 (1·1 to 28·7)	1·8 (1·5 to 2·3)	2·4 (1·7 to 4)	8·6 (5·4 to 15·2)	26·4 (16 to 47)	65 (43·1 to 110)	98·6 (66·7 to 167)	125 (81·9 to 221)	164 (109 to 287)
Non-melanoma skin cancer	0 (0 to 0)	0 (0 to 0)	0 (0 to 0)	0 (0 to 0)	0 (0 to 0)	0 (0 to 0)	0 (0 to 0)	2 (1·6 to 2·6)	3·2 (2·4 to 4·5)	5·7 (4·2 to 7·8)	9·5 (6·8 to 12·9)	17·8 (13·2 to 24)
Non-melanoma skin cancer (squamous-cell carcinoma)	0 (0 to 0)	0 (0 to 0)	0 (0 to 0)	0 (0 to 0)	0 (0 to 0)	0 (0 to 0)	0 (0 to 0)	2 (1·5 to 2·6)	3·2 (2·4 to 4·5)	5·6 (4·1 to 7·7)	9·3 (6·7 to 12·7)	17·5 (12·9 to 23·5)
Non-melanoma skin cancer (basal-cell carcinoma)	0 (0 to 0)	0 (0 to 0)	0 (0 to 0)	0 (0 to 0)	0 (0 to 0)	0 (0 to 0)	0 (0 to 0)	0 (0 to 0·1)	0·1 (0 to 0·1)	0·1 (0 to 0·2)	0·2 (0 to 0·5)	0·3 (0·1 to 0·8)
Breast cancer	0 (0 to 0)	0 (0 to 0)	0 (0 to 0)	0 (0 to 0)	0 (0 to 0)	0 (0 to 0)	4·7 (3·1 to 6·9)	14·8 (9·7 to 21·6)	78·9 (50·2 to 118)	219 (143 to 321)	399 (263 to 571)	717 (510 to 985)
Cervical cancer	0 (0 to 0)	0 (0 to 0)	0 (0 to 0)	0 (0 to 0)	0 (0 to 0)	0 (0 to 0)	1·4 (0·8 to 2·3)	9·3 (5 to 15·4)	43 (23·6 to 70·4)	79·2 (46·3 to 129)	97 (57 to 150)	140 (87·7 to 212)
Uterine cancer	0 (0 to 0)	0 (0 to 0)	0 (0 to 0)	0 (0 to 0)	0 (0 to 0)	0 (0 to 0)	0 (0 to 0)	0·9 (0·7 to 1·2)	3·4 (1·8 to 6)	13·1 (7·3 to 21·8)	22·4 (13·3 to 34·1)	40·7 (25·1 to 61·6)
Ovarian cancer	0 (0 to 0)	0 (0 to 0)	0 (0 to 0)	0 (0 to 0)	2·1 (1·2 to 3·6)	4·6 (2·7 to 7·6)	8·4 (4·6 to 13·7)	14·8 (9·1 to 23·7)	25·3 (15·3 to 39)	38·7 (24 to 58·9)	61·7 (39·5 to 96·5)	112 (71·4 to 167)
Prostate cancer	0 (0 to 0)	0 (0 to 0)	0 (0 to 0)	0 (0 to 0)	0 (0 to 0)	0 (0 to 0)	0 (0 to 0)	2·5 (1·6 to 4)	3·5 (2·5 to 5·1)	4·2 (2·9 to 6)	5·2 (3·6 to 7·2)	11·9 (7·2 to 18·7)
Testicular cancer	0·6 (0 to 6·1)	0·2 (0 to 1·1)	2 (0·2 to 6)	7 (0·7 to 22·4)	1·3 (0·9 to 1·9)	1·5 (1 to 2·4)	6·9 (3·7 to 12·2)	26·6 (15 to 41·7)	39·4 (24 to 62·3)	33·8 (19·7 to 56·7)	27·4 (16·2 to 43·3)	22·2 (12·9 to 34·6)
Kidney cancer	0·4 (0·3 to 0·5)	0·2 (0·1 to 0·3)	2·6 (1·6 to 3·8)	8·9 (6·2 to 12·1)	12·1 (7·4 to 19·4)	5·8 (3·4 to 9·5)	6·4 (3·5 to 11·4)	11·4 (6·1 to 18·8)	16·8 (9·9 to 25·7)	26·3 (15·5 to 42)	47 (28 to 73·3)	86·6 (53·7 to 134)
Bladder cancer	0 (0 to 0)	0 (0 to 0)	0 (0 to 0)	0 (0 to 0)	0 (0 to 0)	0 (0 to 0)	1·9 (1·6 to 2·2)	1·6 (1·2 to 2·2)	3·4 (2 to 5·4)	7·9 (4·9 to 12·1)	16·5 (10·4 to 24·5)	34·9 (22·5 to 52·8)
Brain and central nervous system cancer	2·8 (1·6 to 3·9)	1·3 (0·7 to 2·1)	16·2 (9·5 to 24·8)	74·2 (44·6 to 109)	134 (88·6 to 179)	117 (76·1 to 164)	96·6 (63·2 to 138)	99·8 (67·4 to 137)	138 (96·9 to 189)	176 (126 to 241)	210 (150 to 289)	269 (190 to 372)
Thyroid cancer	0 (0 to 0)	0 (0 to 0)	0 (0 to 0)	0 (0 to 0)	1·9 (1·6 to 2·3)	2·1 (1·8 to 2·4)	2·2 (1·8 to 2·8)	3·7 (2·2 to 5·9)	7·2 (4 to 11·6)	9·1 (5 to 14·9)	11·9 (7·3 to 18·1)	19 (11·9 to 27·6)
Mesothelioma	0 (0 to 0)	0 (0 to 0)	0 (0 to 0)	0 (0 to 0)	0 (0 to 0)	0 (0 to 0)	0 (0 to 0)	0·9 (0·6 to 1·3)	2·1 (1·4 to 3·1)	2·8 (2 to 3·9)	4·9 (3·5 to 6·7)	8·1 (5·8 to 10·7)
Hodgkin lymphoma	0 (0 to 0)	0 (0 to 0)	0 (0 to 0)	1·4 (1·1 to 1·6)	1·8 (1·5 to 2·1)	3·6 (2 to 6·1)	15·7 (8·8 to 25·7)	35·1 (21·8 to 55·5)	46·1 (30·5 to 66·1)	42·2 (27·6 to 60·4)	35 (22·3 to 52·4)	32·5 (21·7 to 46)
Non-Hodgkin lymphoma	0 (0 to 0)	0 (0 to 0)	0 (0 to 0)	8 (5·6 to 10·9)	15 (10 to 22·2)	20·8 (13·4 to 31·5)	38·6 (25·5 to 56·8)	62·1 (38·9 to 93·4)	84 (57·4 to 122)	97 (64·2 to 141)	105 (78·4 to 140)	141 (95·7 to 202)
Multiple myeloma	0 (0 to 0)	0 (0 to 0)	0 (0 to 0)	0 (0 to 0)	0 (0 to 0)	0 (0 to 0)	0 (0 to 0)	1·5 (0·9 to 2·3)	2·8 (1·9 to 4)	7·4 (4·9 to 11·4)	18·7 (12 to 29·5)	43·8 (29·3 to 70)
Leukemia	2·5 (1·9 to 3·4)	1·7 (1 to 2·5)	18·1 (12 to 26·1)	64·4 (46·8 to 85·6)	88·1 (61·7 to 121)	102 (74·3 to 135)	137 (98·5 to 193)	147 (102 to 200)	171 (123 to 238)	144 (105 to 195)	148 (106 to 197)	167 (120 to 222)
Acute lymphoid leukemia	0·7 (0·5 to 0·9)	0·3 (0·2 to 0·5)	5·1 (3·1 to 7·9)	23·1 (15 to 32·8)	49·4 (32·2 to 71·4)	52·6 (34·5 to 75·1)	59·3 (37·9 to 88·9)	52·5 (33·1 to 79·6)	49 (30·9 to 73)	32·1 (19·5 to 49·9)	28·5 (17·9 to 43)	27·9 (17·4 to 43·3)
Chronic lymphoid leukemia	0 (0 to 0)	0 (0 to 0)	0 (0 to 0)	0 (0 to 0)	0 (0 to 0)	0 (0 to 0)	0 (0 to 0)	1·5 (1 to 2·2)	1·5 (1 to 2·2)	1·3 (0·9 to 2)	2·4 (1·3 to 3·9)	4·7 (2·7 to 7·6)
Acute myeloid leukemia	0·6 (0·4 to 0·8)	0·5 (0·3 to 0·7)	7·2 (4·5 to 10·8)	30 (20·2 to 41·9)	23·4 (13·7 to 37·3)	32·9 (20·4 to 49·5)	52·7 (33·6 to 78·6)	61·7 (37·2 to 92·4)	76·9 (50·4 to 110)	69·7 (46·3 to 97·9)	76·5 (51·3 to 107)	87·1 (58 to 123)
Chronic myeloid leukemia	0·1 (0 to 0·2)	0·1 (0 to 0·2)	0·6 (0·3 to 1·1)	1·3 (0·8 to 2)	1·6 (0·9 to 2·5)	2 (1·1 to 3·1)	2·9 (1·5 to 5)	5·1 (2·7 to 8·9)	10·2 (5·6 to 16·9)	11·9 (6·9 to 19·2)	12·5 (7·2 to 20)	12·9 (7·1 to 21)
Other leukemia	1·2 (0·9 to 1·7)	0·9 (0·5 to 1·3)	5·2 (2·9 to 8·2)	10 (6 to 15·5)	13·7 (7·4 to 23)	14·6 (8·6 to 23·2)	22·7 (13·2 to 36)	26·6 (15·3 to 41·3)	33·5 (20·6 to 52·3)	28·8 (17·6 to 44·7)	27·9 (16 to 43)	34·3 (20·6 to 51·9)
Other malignant neoplasms	9·3 (6·7 to 12·5)	3·3 (2·1 to 5·1)	20·1 (13·8 to 27·6)	95·6 (71·7 to 125)	99·1 (76·5 to 126)	141 (108 to 177)	214 (165 to 275)	192 (141 to 247)	184 (140 to 237)	165 (124 to 219)	172 (128 to 231)	207 (155 to 281)
Other neoplasms	1·8 (1·1 to 2·8)	1·2 (0·6 to 2·5)	2·7 (1·6 to 4·8)	3·5 (2·4 to 5·7)	3·3 (2 to 5·3)	4·8 (3·1 to 7·3)	6 (3·9 to 9·1)	6·3 (4 to 9·4)	9·3 (6·3 to 13·7)	10·8 (6·8 to 16)	14 (9·5 to 20·5)	19·1 (13 to 27·2)
Myelodysplastic, myeloproliferative, and other hematopoietic n	1·8 (1·1 to 2·8)	1·2 (0·6 to 2·5)	2·7 (1·6 to 4·8)	3·5 (2·4 to 5·7)	3·3 (2 to 5·3)	4·8 (3·1 to 7·3)	6 (3·9 to 9·1)	6·3 (4 to 9·4)	9·3 (6·3 to 13·7)	10·8 (6·8 to 16)	14 (9·5 to 20·5)	19·1 (13 to 27·2)
Benign and in situ intestinal neoplasms	0 (0 to 0)	0 (0 to 0)	0 (0 to 0)	0 (0 to 0)	0 (0 to 0)	0 (0 to 0)	0 (0 to 0)	0 (0 to 0)	0 (0 to 0)	0 (0 to 0)	0 (0 to 0)	0 (0 to 0)
Benign and in situ cervical and uterine neoplasms	0 (0 to 0)	0 (0 to 0)	0 (0 to 0)	0 (0 to 0)	0 (0 to 0)	0 (0 to 0)	0 (0 to 0)	0 (0 to 0)	0 (0 to 0)	0 (0 to 0)	0 (0 to 0)	0 (0 to 0)
Other benign and in situ neoplasms	0 (0 to 0)	0 (0 to 0)	0 (0 to 0)	0 (0 to 0)	0 (0 to 0)	0 (0 to 0)	0 (0 to 0)	0 (0 to 0)	0 (0 to 0)	0 (0 to 0)	0 (0 to 0)	0 (0 to 0)
Cardiovascular diseases	35·8 (24·8 to 51·3)	22·2 (13·1 to 34·9)	139 (96·6 to 195)	70·9 (57 to 84·5)	86 (66·7 to 110)	143 (111 to 184)	304 (236 to 381)	532 (410 to 668)	885 (696 to 1,090)	1,360 (1,080 to 1,720)	1,890 (1,480 to 2,360)	3,160 (2,550 to 3,870)
Rheumatic heart disease	0 (0 to 0)	0 (0 to 0)	0 (0 to 0)	2·1 (1·4 to 2·8)	2 (1·4 to 2·5)	2·6 (2 to 3·4)	4·4 (3·2 to 5·9)	8 (5·8 to 10·8)	15·3 (10·5 to 22)	19·5 (13·4 to 27·7)	20·9 (14·3 to 29·3)	26·8 (17·8 to 38·8)

Cause	45 to 49	50 to 54	55 to 59	60 to 64	65 to 69	70 to 74	75 to 79	80 to 84	85 to 89	90 to 94	95 plus	Total
All causes	63,300 (52,200 to 75,700)	84,000 (69,800 to 99,700)	107,000 (88,400 to 125,000)	116,000 (96,900 to 135,000)	109,000 (93,000 to 126,000)	108,000 (92,300 to 123,000)	91,900 (79,500 to 104,000)	72,900 (63,900 to 81,000)	60,500 (53,500 to 67,000)	42,700 (38,200 to 46,800)	22,900 (21,000 to 24,500)	1,190,000
Communicable, maternal, neonatal, and nutritional diseases	2,400 (1,940 to 2,990)	2,730 (2,260 to 3,300)	3,100 (2,470 to 3,760)	3,010 (2,410 to 3,700)	2,670 (2,130 to 3,380)	2,590 (2,000 to 3,320)	2,500 (2,020 to 3,010)	2,250 (1,730 to 2,790)	2,190 (1,660 to 2,840)	1,740 (1,260 to 2,230)	1,120 (756 to 1,450)	51,200
HIV/AIDS and sexually transmitted infections	631 (521 to 768)	668 (537 to 827)	630 (479 to 818)	434 (318 to 605)	268 (200 to 371)	103 (66·3 to 158)	51·7 (33·9 to 80·5)	17·6 (12·5 to 25·6)	11·3 (7·8 to 16·3)	6·2 (4·2 to 9)	2·8 (2·1 to 4)	4,600
HIV/AIDS	582 (487 to 708)	625 (504 to 772)	590 (448 to 766)	402 (291 to 565)	242 (179 to 338)	81·2 (47·6 to 133)	36 (21 to 61·5)	7·3 (4·4 to 11·6)	3·9 (2·1 to 6·9)	1·9 (0·9 to 3·5)	0·9 (0·5 to 1·5)	4,090
HIV/AIDS - Drug-susceptible Tuberculosis	6·3 (4 to 9·7)	6·5 (4·1 to 9·8)	5·6 (3·6 to 8·4)	3·4 (2·3 to 5·1)	2·1 (1·4 to 3·1)	0·5 (0·4 to 0·7)	0·2 (0·1 to 0·3)	0 (0 to 0·1)	0 (0 to 0)	0 (0 to 0)	0 (0 to 0)	40·9
HIV/AIDS - Multidrug-resistant Tuberculosis without extensive	0·2 (0 to 1)	0·2 (0 to 1)	0·2 (0 to 0·8)	0·1 (0 to 0·5)	0·1 (0 to 0·3)	0 (0 to 0·1)	0 (0 to 0)	0 (0 to 0)	0 (0 to 0)	0 (0 to 0)	0 (0 to 0)	1·4
HIV/AIDS - Extensively drug-resistant Tuberculosis	0·1 (0 to 0·2)	0·1 (0 to 0·2)	0 (0 to 0·2)	0 (0 to 0·1)	0 (0 to 0·1)	0 (0 to 0)	0 (0 to 0)	0 (0 to 0)	0 (0 to 0)	0 (0 to 0)	0 (0 to 0)	0·4
HIV/AIDS resulting in other diseases	576 (480 to 702)	618 (496 to 764)	585 (442 to 760)	399 (287 to 561)	240 (177 to 336)	80·7 (47 to 133)	35·8 (20·8 to 61·3)	7·2 (4·4 to 11·6)	3·9 (2·1 to 6·9)	1·9 (0·9 to 3·5)	0·9 (0·5 to 1·5)	4,050
Sexually transmitted infections excluding HIV	49·1 (23·8 to 95·6)	42·6 (20·1 to 88·8)	39·1 (19·5 to 76·7)	31·4 (16·3 to 61·6)	25·9 (14·6 to 47·5)	21·5 (12·9 to 37·5)	15·7 (10·2 to 25·6)	10·3 (7 to 16·1)	7·4 (5·1 to 11·2)	4·2 (2·9 to 6·2)	1·9 (1·4 to 2·8)	513
Syphilis	3 (2·1 to 4)	3·8 (2·7 to 5·2)	4·9 (3·4 to 6·6)	5·6 (3·9 to 7·7)	5·9 (4 to 8·3)	5·8 (4 to 8)	4·6 (3·2 to 6·2)	3 (2·1 to 4·2)	2·3 (1·6 to 3·1)	1·3 (0·9 to 1·8)	0·6 (0·4 to 0·9)	51·3
Chlamydial infection	2 (1·2 to 3·2)	1 (0·6 to 1·4)	0·7 (0·5 to 1)	0·5 (0·3 to 0·7)	0·3 (0·2 to 0·5)	0·5 (0·3 to 0·8)	0·5 (0·3 to 0·8)	0·5 (0·3 to 0·8)	0·4 (0·3 to 0·7)	0·3 (0·2 to 0·5)	0·2 (0·1 to 0·2)	22·8
Gonococcal infection	1·7 (1·1 to 2·6)	1·3 (0·8 to 1·9)	1·3 (0·9 to 2)	1·5 (0·9 to 2·4)	1·8 (1 to 2·8)	1·7 (1 to 2·9)	1·9 (1·2 to 3)	1·5 (0·9 to 2·3)	1·2 (0·7 to 1·8)	0·8 (0·5 to 1·2)	0·5 (0·3 to 0·7)	27·5
Trichomoniasis	19·3 (5·8 to 46·7)	16·3 (5 to 39·8)	12·3 (4 to 30·2)	8·3 (2·8 to 19·4)	6 (2·2 to 14)	4·4 (1·6 to 9·9)	2·8 (1·1 to 6·2)	1·6 (0·6 to 3·6)	0·9 (0·4 to 2·1)	0·4 (0·2 to 1)	0·1 (0 to 0·3)	167
Genital herpes	15·3 (4·8 to 38·4)	17 (5·2 to 42)	17·5 (5·2 to 43·1)	15 (4·4 to 37·4)	11·2 (3·3 to 27·7)	8·4 (2·5 to 20·7)	5·4 (1·6 to 13·5)	3·3 (0·9 to 7·9)	2·1 (0·6 to 5·2)	1·2 (0·4 to 2·9)	0·5 (0·1 to 1·1)	156
Other sexually transmitted infections	7·9 (3·9 to 14·2)	3·2 (1·3 to 6·1)	2·4 (1·6 to 3·2)	0·5 (0·3 to 0·9)	0·6 (0·4 to 1)	0·8 (0·4 to 1·3)	0·5 (0·3 to 0·8)	0·5 (0·3 to 0·7)	0·4 (0·2 to 0·6)	0·3 (0·1 to 0·4)	0·1 (0 to 0·1)	88·1
Respiratory infections and tuberculosis	565 (415 to 777)	752 (567 to 977)	1,000 (725 to 1,340)	1,200 (888 to 1,630)	1,210 (862 to 1,630)	1,390 (998 to 1,900)	1,520 (1,160 to 1,920)	1,530 (1,100 to 2,000)	1,620 (1,170 to 2,140)	1,360 (959 to 1,800)	905 (588 to 1,190)	17,000
Tuberculosis	9 (6 to 12·5)	12·8 (8·6 to 17·9)	15·9 (10·6 to 23·4)	18·3 (12·7 to 25·8)	19·9 (14·4 to 27·6)	20·5 (14·5 to 27·3)	16·2 (11·9 to 21·6)	12·2 (8·9 to 16·6)	9 (6·2 to 12·5)	5 (3·5 to 6·5)	2 (1·3 to 2·6)	175
Latent tuberculosis infection	0 (0 to 0)	0 (0 to 0)	0 (0 to 0)	0 (0 to 0)	0 (0 to 0)	0 (0 to 0)	0 (0 to 0)	0 (0 to 0)	0 (0 to 0)	0 (0 to 0)	0 (0 to 0)	0
Drug-susceptible tuberculosis	8·7 (5·8 to 12·1)	12·3 (8·1 to 17·5)	15·4 (10·2 to 22·8)	17·7 (12 to 24·8)	19·3 (13·9 to 26·6)	19·8 (13·8 to 26·8)	15·6 (11·2 to 20·9)	11·8 (8·4 to 16·1)	8·7 (5·8 to 12·2)	4·8 (3·4 to 6·4)	1·9 (1·2 to 2·6)	169
Multidrug-resistant tuberculosis without extensive drug resistar	0·2 (0 to 1·1)	0·4 (0 to 1·6)	0·4 (0 to 2)	0·5 (0 to 2·4)	0·5 (0 to 2·3)	0·5 (0 to 2·2)	0·4 (0 to 1·9)	0·3 (0 to 1·5)	0·3 (0 to 1)	0·1 (0 to 0·6)	0·1 (0 to 0·2)	4·6
Extensively drug-resistant tuberculosis	0·1 (0 to 0·3)	0·1 (0 to 0·4)	0·1 (0 to 0·5)	0·1 (0 to 0·6)	0·1 (0 to 0·6)	0·1 (0 to 0·5)	0·1 (0 to 0·5)	0·1 (0 to 0·4)	0·1 (0 to 0·3)	0 (0 to 0·2)	0 (0 to 0·1)	1·2
Lower respiratory infections	307 (217 to 425)	468 (332 to 628)	715 (477 to 1,020)	951 (663 to 1,370)	1,020 (687 to 1,430)	1,240 (864 to 1,750)	1,420 (1,050 to 1,830)	1,470 (1,050 to 1,950)	1,580 (1,130 to 2,100)	1,330 (939 to 1,780)	895 (580 to 1,180)	12,600
Upper respiratory infections	219 (116 to 381)	234 (131 to 401)	236 (127 to 386)	202 (109 to 334)	157 (84·3 to 264)	119 (66·5 to 200)	76 (40·6 to 124)	44·4 (24·2 to 74·2)	27·9 (15·9 to 46·3)	16·3 (9·4 to 26·7)	6·8 (3·9 to 11·4)	3,800
Otitis media	30·7 (14·7 to 52·8)	36·1 (16·2 to 65·6)	34·3 (17·9 to 58·6)	26·4 (12·2 to 51·1)	16·3 (8 to 29·8)	10·5 (4·5 to 21·1)	7·3 (3·5 to 13·8)	5 (2·2 to 9·5)	3·7 (1·6 to 6·5)	2·4 (1 to 4·4)	1·1 (0·5 to 2·1)	510
Enteric infections	231 (164 to 310)	291 (210 to 384)	354 (256 to 462)	384 (289 to 507)	382 (275 to 508)	422 (291 to 599)	436 (332 to 559)	377 (254 to 547)	320 (201 to 497)	211 (134 to 320)	111 (72·1 to 156)	5,340
Diarrheal diseases	230 (163 to 309)	290 (209 to 382)	352 (256 to 460)	382 (288 to 506)	380 (274 to 506)	421 (289 to 598)	434 (331 to 558)	376 (253 to 546)	319 (200 to 496)	210 (134 to 319)	111 (71·8 to 156)	5,320
Typhoid and paratyphoid	0 (0 to 0·1)	0·1 (0 to 0·1)	0 (0 to 0·1)	0 (0 to 0)	0 (0 to 0)	0 (0 to 0)	0 (0 to 0)	0 (0 to 0)	0 (0 to 0)	0 (0 to 0·1)	0 (0 to 0·1)	0·7
Typhoid fever	0 (0 to 0)	0 (0 to 0)	0 (0 to 0)	0 (0 to 0)	0 (0 to 0)	0 (0 to 0)	0 (0 to 0)	0 (0 to 0)	0 (0 to 0)	0 (0 to 0)	0 (0 to 0)	0·1
Paratyphoid fever	0 (0 to 0·1)	0·1 (0 to 0·1)	0 (0 to 0·1)	0 (0 to 0)	0 (0 to 0)	0 (0 to 0)	0 (0 to 0)	0 (0 to 0)	0 (0 to 0)	0 (0 to 0·1)	0 (0 to 0·1)	0·6
Invasive Non-typhoidal Salmonella (iNTS)	0·7 (0·3 to 1·3)	1 (0·5 to 1·8)	1·1 (0·5 to 1·9)	1·3 (0·6 to 2·4)	1·3 (0·6 to 2·4)	1·4 (0·6 to 2·9)	1·2 (0·6 to 2·4)	0·9 (0·5 to 1·8)	0·8 (0·4 to 1·5)	0·5 (0·3 to 0·9)	0·4 (0·2 to 0·7)	17
Other intestinal infectious diseases	0·2 (0·1 to 0·6)	0·3 (0·1 to 0·7)	0·3 (0·1 to 0·6)	0·2 (0 to 0·6)	0·3 (0 to 0·9)	0·2 (0 to 0·6)	0·1 (0 to 0·4)	0·2 (0 to 0·5)	0·2 (0 to 0·8)	0·2 (0 to 0·5)	0·1 (0 to 0·4)	7·1
Neglected tropical diseases and malaria	45·6 (17·7 to 98·4)	66·4 (24·7 to 141)	104 (41·2 to 216)	129 (46·7 to 277)	142 (52·4 to 299)	146 (57·3 to 297)	117 (44·9 to 253)	79·5 (30 to 169)	51·5 (18·1 to 113)	28·8 (9·8 to 66·5)	13·2 (4·7 to 29·1)	1,080
Malaria	0 (0 to 0)	0 (0 to 0)	0 (0 to 0)	0 (0 to 0)	0 (0 to 0)	0 (0 to 0)	0 (0 to 0)	0 (0 to 0)	0 (0 to 0)	0 (0 to 0)	0 (0 to 0)	0
Chagas disease	1 (0·6 to 1·4)	1 (0·6 to 1·5)	1 (0·6 to 1·5)	1 (0·6 to 1·4)	0·8 (0·5 to 1·3)	0·8 (0·5 to 1·2)	0·7 (0·4 to 1)	0·6 (0·4 to 0·9)	0·4 (0·2 to 0·7)	0·1 (0·1 to 0·3)	0·1 (0 to 0·3)	10·5
Leishmaniasis	0 (0 to 0)	0 (0 to 0)	0 (0 to 0)	0 (0 to 0)	0 (0 to 0)	0 (0 to 0)	0 (0 to 0)	0 (0 to 0)	0 (0 to 0)	0 (0 to 0)	0 (0 to 0)	0
Visceral leishmaniasis	0 (0 to 0)	0 (0 to 0)	0 (0 to 0)	0 (0 to 0)	0 (0 to 0)	0 (0 to 0)	0 (0 to 0)	0 (0 to 0)	0 (0 to 0)	0 (0 to 0)	0 (0 to 0)	0
Cutaneous and mucocutaneous leishmaniasis	0 (0 to 0)	0 (0 to 0)	0 (0 to 0)	0 (0 to 0)	0 (0 to 0)	0 (0 to 0)	0 (0 to 0)	0 (0 to 0)	0 (0 to 0)	0 (0 to 0)	0 (0 to 0)	0
African trypanosomiasis	0 (0 to 0)	0 (0 to 0)	0 (0 to 0)	0 (0 to 0)	0 (0 to 0)	0 (0 to 0)	0 (0 to 0)	0 (0 to 0)	0 (0 to 0)	0 (0 to 0)	0 (0 to 0)	0
Schistosomiasis	0 (0 to 0)	0 (0 to 0)	0 (0 to 0)	0 (0 to 0)	0 (0 to 0)	0 (0 to 0)	0 (0 to 0)	0 (0 to 0)	0 (0 to 0)	0 (0 to 0)	0 (0 to 0)	0
Cysticercosis	33·6 (8·9 to 84·8)	55·6 (16·1 to 129)	91·3 (30·7 to 201)	121 (39·1 to 267)	135 (45·2 to 292)	138 (49·2 to 290)	110 (38·7 to 246)	74·5 (25·9 to 165)	48·2 (15·3 to 110)	27 (8·2 to 64·8)	11·9 (3·5 to 28·1)	914
Cystic echinococcosis	0·1 (0 to 0·2)	0·1 (0 to 0·3)	0·1 (0 to 0·3)	0·1 (0 to 0·3)	0·1 (0 to 0·2)	0·1 (0 to 0·2)	0·1 (0 to 0·1)	0 (0 to 0·1)	0 (0 to 0·1)	0 (0 to 0·1)	0 (0 to 0)	1·1
Lymphatic filariasis	0 (0 to 0)	0 (0 to 0)	0 (0 to 0)	0 (0 to 0)	0 (0 to 0)	0 (0 to 0)	0 (0 to 0)	0 (0 to 0)	0 (0 to 0)	0 (0 to 0)	0 (0 to 0)	0
Onchocerciasis	0 (0 to 0)	0 (0 to 0)	0 (0 to 0)	0 (0 to 0)	0 (0 to 0)	0 (0 to 0)	0 (0 to 0)	0 (0 to 0)	0 (0 to 0)	0 (0 to 0)	0 (0 to 0)	0
Trachoma	0 (0 to 0)	0 (0 to 0)	0 (0 to 0)	0 (0 to 0)	0 (0 to 0)	0 (0 to 0)	0 (0 to 0)	0 (0 to 0)	0 (0 to 0)	0 (0 to 0)	0 (0 to 0)	0
Dengue	0 (0 to 0)	0 (0 to 0)	0 (0 to 0)	0 (0 to 0)	0 (0 to 0)	0 (0 to 0)	0 (0 to 0)	0 (0 to 0)	0 (0 to 0)	0 (0 to 0)	0 (0 to 0)	0
Yellow fever	0 (0 to 0)	0 (0 to 0)	0 (0 to 0)	0 (0 to 0)	0 (0 to 0)	0 (0 to 0)	0 (0 to 0)	0 (0 to 0)	0 (0 to 0)	0 (0 to 0)	0 (0 to 0)	0
Rabies	0·1 (0 to 0·2)	0 (0 to 0)	0·1 (0 to 0·2)	0 (0 to 0·1)	0 (0 to 0·1)	0·1 (0 to 0·1)	0 (0 to 0·1)	0 (0 to 0)	0 (0 to 0·1)	0·1 (0 to 0·2)	0·1 (0·1 to 0·3)	2·9
Intestinal nematode infections	0 (0 to 0)	0 (0 to 0)	0 (0 to 0)	0 (0 to 0)	0 (0 to 0)	0 (0 to 0)	0 (0 to 0)	0 (0 to 0)	0 (0 to 0)	0 (0 to 0)	0 (0 to 0)	0
Ascariasis	0 (0 to 0)	0 (0 to 0)	0 (0 to 0)	0 (0 to 0)	0 (0 to 0)	0 (0 to 0)	0 (0 to 0)	0 (0 to 0)	0 (0 to 0)	0 (0 to 0)	0 (0 to 0)	0
Trichuriasis	0 (0 to 0)	0 (0 to 0)	0 (0 to 0)	0 (0 to 0)	0 (0 to 0)	0 (0 to 0)	0 (0 to 0)	0 (0 to 0)	0 (0 to 0)	0 (0 to 0)	0 (0 to 0)	0
Hookworm disease	0 (0 to 0)	0 (0 to 0)	0 (0 to 0)	0 (0 to 0)	0 (0 to 0)	0 (0 to 0)	0 (0 to 0)	0 (0 to 0)	0 (0 to 0)	0 (0 to 0)	0 (0 to 0)	0
Food-borne trematodiases	0 (0 to 0)	0 (0 to 0)	0 (0 to 0)	0 (0 to 0)	0 (0 to 0)	0 (0 to 0)	0 (0 to 0)	0 (0 to 0)	0 (0 to 0)	0 (0 to 0)	0 (0 to 0)	0
Leprosy	0 (0 to 0)	0 (0 to 0)	0 (0 to 0)	0 (0 to 0)	0 (0 to 0)	0 (0 to 0)	0 (0 to 0)	0 (0 to 0)	0 (0 to 0)	0 (0 to 0)	0 (0 to 0)	0
Ebola	0 (0 to 0)	0 (0 to 0)	0 (0 to 0)	0 (0 to 0)	0 (0 to 0)	0 (0 to 0)	0 (0 to 0)	0 (0 to 0)	0 (0 to 0)	0 (0 to 0)	0 (0 to 0)	0
Zika virus	0 (0 to 0)	0 (0 to 0)	0 (0 to 0)	0 (0 to 0)	0 (0 to 0)	0 (0 to 0)	0 (0 to 0)	0 (0 to 0)	0 (0 to 0)	0 (0 to 0)	0 (0 to 0)	0
Guinea worm disease	0 (0 to 0)	0 (0 to 0)	0 (0 to 0)	0 (0 to 0)	0 (0 to 0)	0 (0 to 0)	0 (0 to 0)	0 (0 to 0)	0 (0 to 0)	0 (0 to 0)	0 (0 to 0)	0
Other neglected tropical diseases	10·9 (2·9 to 27·6)	9·7 (3·2 to 23·5)	11·7 (4·3 to 24·2)	6·8 (3 to 13·1)	6·4 (2·6 to 11·4)	7·2 (3 to 12·9)	6·5 (2·6 to 11·3)	4·3 (1·9 to 7·2)	2·8 (1·1 to 4·7)	1·5 (0·6 to 2·6)	1 (0·4 to 1·8)	152
Other infectious diseases	140 (103 to 192)	172 (128 to 246)	219 (158 to 324)	234 (171 to 339)	224 (166 to 320)	197 (146 to 268)	139 (107 to 188)	85·8 (65·3 to 109)	58·6 (43·8 to 75)	34·2 (25·2 to 43·3)	19·1 (12·7 to 25·1)	2,510
Meningitis	29·6 (22·2 to 39·3)	27 (19·9 to 34·7)	29·2 (22·3 to 38·2)	26·7 (20·2 to 35)	21 (16·1 to 27·3)	19·1 (14·6 to 24·6)	15·2 (11·5 to 19·9)	11·3 (8·2 to 14·5)	8·3 (6 to 11·1)	4·9 (3·5 to 6·5)	2 (1·4 to 2·7)	412
Encephalitis	12·1 (8·6 to 16·7)	15·4 (10·7 to 21·2)	18·5 (12·8 to 25·8)	19·2 (13·5 to 26·4)	19·9 (13·9 to 27·8)	19·1 (12·6 to 27·3)	16 (10·3 to 22·5)	11·7 (7 to 17·7)	7·8 (4·2 to 12·3)	4·2 (2·3 to 6·7)	2·4 (1·3 to 3·8)	268
Diphtheria	0·1 (0 to 0·2)	0·1 (0 to 0·2)	0·1 (0 to 0·2)	0 (0 to 0)	0 (0 to 0)	0 (0 to 0)	0 (0 to 0)	0 (0 to 0)	0 (0 to 0)	0 (0 to 0)	0 (0 to 0)	1
Tetanus	0 (0 to 0·2)	0 (0 to 0·2)	0·1 (0 to 0·3)	0·1 (0 to 0·2)	0·1 (0 to 0·3)	0·1 (0 to 0·2)	0·1 (0 to 0·2)	0·1 (0 to 0·2)	0 (0 to 0·1)	0 (0 to 0·1)	0 (0 to 0·1)	0·8
Measles	0 (0 to 0)	0 (0 to 0)	0 (0 to 0)	0 (0 to 0)	0 (0 to 0)	0 (0 to 0)	0 (0 to 0)	0 (0 to 0)	0 (0 to 0)	0 (0 to 0)	0 (0 to 0)	0·2
Varicella and herpes zoster	9·3 (4·6 to 16·5)	13·6 (7·4 to 22·3)	17·4 (9·3 to 29·4)	19·5 (10·2 to 32·5)	18·3 (10·2 to 30·1)	17·4 (10·6 to 27·5)	14·4 (9·2 to 22·3)	12·4 (7·8 to 19·1)	12 (7·9 to 18·1)	10·1 (6·2 to 15·5)	7·6 (4·1 to 12)	209
Acute hepatitis	10·6 (7 to 14·9)	11 (7·4 to 15·7)	10·8 (7·5 to 15·2)	8·7 (5·9 to 12·3)	5·9 (4·2 to 8·2)	4·1 (2·7 to 5·8)	2·5 (1·8 to 3·4)	1·3 (0·9 to 1·8)	0·9 (0·6 to 1·3)	0·5 (0·3 to 0·8)	0·3 (0·1 to 0·4)	132
Acute hepatitis A	6·7 (3·8 to 10·4)	7 (3·8 to 11·1)	6·6 (3·7 to 10·6)	5 (2·6 to 8·2)	3·1 (1·5 to 5)	1·8 (0·8 to 3·2)	1·1 (0·6 to 1·7)	0·5 (0·2 to 0·8)	0·3 (0·2 to 0·5)	0·2 (0·1 to 0·3)	0·1 (0 to 0·1)	94·2
Acute hepatitis B	2·2 (1·3 to 3·3)	2·3 (1·4 to 3·6)	2·3 (1·3 to 3·7)	2·2 (1·2 to 3·4)	1·6 (0·9 to 2·4)	1·2 (0·6 to 2)	0·8 (0·4 to 1·3)	0·3 (0·2 to 0·6)	0·2 (0·1 to 0·4)	0·1 (0 to 0·1)	0 (0 to 0·1)	19·3
Acute hepatitis C	0·9 (0·5 to 1·8)	1·2 (0·6 to 2·2)	1·2 (0·6 to 2·2)	0·9 (0·4 to 1·7)	0·7 (0·3 to 1·2)	0·5 (0·3 to 1)	0·3 (0·2 to 0·6)	0·2 (0·1 to 0·4)	0·2 (0·1 to 0·3)	0·1 (0 to 0·2)	0 (0 to 0·1)	8·5
Acute hepatitis E	0·7 (0·4 to 1·3)	0·5 (0·3 to 0·9)	0·7 (0·3 to 1·2)	0·7 (0·4 to 1·2)	0·6 (0·3 to 1)	0·5 (0·3 to 0·9)	0·4 (0·2 to 0·7)	0·3 (0·1 to 0·5)	0·3 (0·1 to 0·5)	0·2 (0 to 0·4)	0·1 (0 to 0·2)	9·7
Other unspecified infectious diseases	78·4 (49·3 to 127)	105 (67·6 to 173)	143 (90·3 to 239)	160 (105 to 258)	159 (105 to 251)	137 (93·3 to 208)	90·8 (63·8 to 134)	49 (34·1 to 71·3)	29·4 (20·1 to 42·1)	14·4 (9·6 to 20·7)	6·8 (4·2 to 9·9)	1,460
Maternal and neonatal disorders	469 (350 to 611)	479 (361 to 622)	445 (329 to 579)	346 (252 to 450)	215 (159 to 283)	119 (89·2 to 156)	49·1 (37 to 63·5)	12 (8·5 to 16·2)	3·8 (2·2 to 5·7)	1·5 (0·7 to 2·8)	0·6 (0·3 to 1·1)	16,600
Maternal disorders	24·5 (16·9 to 34·5)	14·4 (10·3 to 19·9)	0 (0 to 0)	0 (0 to 0)	0 (0 to 0)	0 (0 to 0)	0 (0 to 0)	0 (0 to 0)	0 (0 to 0)	0 (0 to 0)	0 (0 to 0)	515
Maternal hemorrhage	0·8 (0·4 to 1·4)	0·1 (0 to 0·2)	0 (0 to 0)	0 (0 to 0)	0 (0 to 0)	0 (0 to 0)	0 (0 to 0)	0 (0 to 0)	0 (0 to 0)	0 (0 to 0)	0 (0 to 0)	54·4
Maternal sepsis and other maternal infections	0·4 (0·2 to 0·8)	0·2 (0 to 0·4)	0 (0 to 0)	0 (0 to 0)	0 (0 to 0)	0 (0 to 0)	0 (0 to 0)	0 (0 to 0)	0 (0 to 0)	0 (0 to 0)	0 (0 to 0)	26·5
Maternal hypertensive disorders	1·4 (0·8 to 2·1)	0·2 (0·1 to 0·3)	0 (0 to 0)	0 (0 to 0)	0 (0 to 0)	0 (0 to 0)	0 (0 to 0)	0 (0 to 0)	0 (0 to 0)	0 (0 to 0)	0 (0 to 0)	75·6
Maternal obstructed labor and uterine rupture	0·3 (0·2 to 0·6)	0 (0 to 0)	0 (0 to 0)	0 (0 to 0)	0 (0 to 0)	0 (0 to 0)	0 (0 to 0)	0 (0 to 0)	0 (0 to 0)	0 (0 to 0)	0 (0 to 0)	20·8
Maternal abortion and miscarriage	1·5 (0·5 to 3·5)	0·2 (0·1 to 0·4)	0 (0 to 0)	0 (0 to 0)	0 (0 to 0)	0 (0 to 0)	0 (0 to 0)	0 (0 to 0)	0 (0 to 0)	0 (0 to 0)	0 (0 to 0)	15·2
Ectopic pregnancy	0·3 (0·1 to 0·5)	0 (0 to 0)	0 (0 to 0)	0 (0 to 0)	0 (0 to 0)	0 (0 to 0)	0 (0 to 0)	0 (0 to 0)	0 (0 to 0)	0 (0 to 0)	0 (0 to 0)	7·7
Indirect maternal deaths	4·7 (2·1 to 8·7)	5·5 (3·2 to 8·8)	--	--	--	--	--	--	--	--	--	NA
Late maternal deaths	3·9 (2·2 to 6·7)	2·2 (1·1 to 4)	--	--	--	--	--	--	--	--	--	NA
Maternal deaths aggravated by HIV/AIDS	0·1 (0 to 0·2)	0 (0 to 0·1)	--	--	--	--	--	--	--	--	--	NA
Neonatal disorders	444 (325 to 589)	465 (345 to 608)	445 (329 to 579)	346 (252 to 450)	215 (159 to 283)	119 (89·2 to 156)	49·1 (37 to 63·5)	12 (8·5 to 16·2)	3·8 (2·2 to 5·7)	1·5 (0·7 to 2·8)	0·6 (0·3 to 1·1)	16,000
Neonatal preterm birth	332 (243 to 449)	343 (250 to 457)	322 (232 to 423)	244 (176 to 323)	153 (112 to 204)	87·2 (63·6 to 116)	38·1 (28·6 to 49·4)	9·4 (6·5 to 13)	3·2 (1·7 to 5·2)	1·4 (0·6 to 2·7)	0·6 (0·3 to 1·1)	10,500
Neonatal encephalopathy due to birth asphyxia and trauma	94·7 (57·6 to 139)	103 (62 to 159)	104 (64·2 to 155)	85·9 (50 to 134)	50·5 (29 to 79·8)	24·6 (15·6 to 37·1)	7·4 (4 to 12·1)	1·5 (0·6 to 2·9)	0·3 (0·1 to 0·7)	0 (0 to 0·1)	0 (0 to 0)	2,660
Neonatal sepsis and other neonatal infections	13·6 (8·6 to 21·4)	14·9 (9·3 to 22·9)	14·9 (9·2 to 22·9)	12·3 (7·6 to 19·5)	8·5 (5·3 to 13·7)	5·5 (3·4 to 9)	2·8 (1·6 to 4·5)	0·8 (0·4 to 1·4)	0·2 (0·1 to 0·5)	0 (0 to 0·1)	0 (0 to 0)	683
Hemolytic disease and other neonatal jaundice	4 (2·9 to 5·4)	4·4 (3·2 to 5·8)	4·4 (3·1 to 5·9)	3·6 (2·6 to 4·8)	2·5 (1·8 to 3·3)	1·6 (1·2 to 2·2)	0·8 (0·6 to 1·1)	0·3 (0·2 to 0·4)	0·1 (0·1 to 0·1)	0 (0 to 0)	0 (0 to 0)	69·3
Other neonatal disorders	0 (0 to 0)	0 (0 to 0)	0 (0 to 0)	0 (0 to 0)	0 (0 to 0)	0 (0 to 0)	0 (0 to 0)	0 (0 to 0)	0 (0 to 0)	0 (0 to 0)	0 (0 to 0)	2,080
Nutritional deficiencies	314 (135 to 671)	296 (139 to 614)	345 (170 to 619)	289 (156 to 530)	227 (134 to 397)	210 (128 to 359)	196 (119 to 325)	146 (94·7 to 233)	125 (83·2 to 191)	100 (69·2 to 145)	70·6 (48 to 100)	4,040
Protein-energy malnutrition	72·6 (46·6 to 111)	91 (58·4 to 134)	110 (71·7 to 160)	112 (76 to 159)	105 (74·5 to 141)	101 (76·3 to 134)	95·4 (70·6 to 124)	85·7 (61·9 to 115)	87·2 (61·2 to 119)	78·3 (54·5 to 107)	58·7 (38·3 to 82·7)	1,420
Iodine deficiency	7·9 (3·5 to 15·7)	8·6 (4 to 17·5)	8·8 (3·8 to 17)	7·5 (3·3 to 14·8)	5·5 (2·4 to 11)	4·1 (1·8 to 8)	2·6 (1·2 to 4·9)	1·5 (0·6 to 2·8)	0·9 (0·4 to 1·9)	0·5 (0·2 to 1·1)	0·2 (0·1 to 0·4)	96·9
Vitamin A deficiency	0 (0 to 0)	0 (0 to 0)	0 (0 to 0)	0 (0 to 0)	0 (0 to 0)	0 (0 to 0)	0 (0 to 0)	0 (0 to 0)	0 (0 to 0)	0 (0 to 0)	0 (0 to 0)	1·9
Dietary iron deficiency	212 (41·7 to 547)	162 (33·7 to 468)	190 (44·3 to 462)	139 (30·1 to 363)	89·1 (18·7 to 253)	84·9 (18·4 to 234)	82·8 (18·5 to 206)	48·4 (11·6 to 123)	27·4 (4·7 to 83·7)	14·2 (2·4 to 45·2)	6·8 (1·2 to 20·7)	2,130
Other nutritional deficiencies	21·8 (13·1 to 34·7)	34·8 (20·3 to 54·9)	36·5 (21·7 to 57·9)	30·5 (18·6 to 48·2)	27·8 (16·7 to 42·2)	20 (12·7 to 29·9)	15 (9·8 to 21·6)	10·5 (6·7 to 15·9)	9 (5·2 to 14)	7·3 (4 to 12·3)	4·9 (2·3 to 8·3)	398
Non-communicable diseases	55,000 (44,900 to 66,100)	74,100 (61,300 to 87,900)	95,700 (79,300 to 112,000)	105,000 (88,500 to 123,000)	101,000 (85,600 to 116,000)	99,400 (85,100 to 113,000)	84,300 (73,100 to 95,000)	66,400 (58,200 to 73,800)	54,600 (48,200 to 60,600)	38,200 (34,200 to 41,900)	20,300 (18,500 to 21,800)	1,040,000
Neoplasms	6,910 (5,450 to 8,450)	13,100 (10,500 to 15,900)	21,100 (17,000 to 25,500)	26,700 (21,900 to 31,800)	26,600 (22,300 to 31,700)	26,400 (22,000 to 31,000)	21,100 (17,700 to 24,700)	14,200 (11,600 to 16,800)	9,390 (7,450 to 11,200)	4,870 (3,710 to 5,880)	1,720 (1,180 to 2,110)	183,000
Lip and oral cavity cancer	90·4 (60·8 to 128)	180 (123 to 247)	267 (191 to 364)	301 (215 to 408)	269 (197 to 366)	224 (167 to 291)	170 (130 to 221)	114 (84·5 to 152)	78·2 (56·5 to 102)	46·2 (32 to 61)	19·5 (12·6 to 26·4)	1,860
Nasopharynx cancer	24·8 (15·8 to 38·2)	43 (27·3 to 63·1)	60·9 (39·2 to 90·4)	48·8 (30·6 to 72·2)	39 (25 to 59·4)	30·2 (19·1 to 46·2)	14·3 (8·9 to 21·3)	8·3 (4·8 to 13·4)	5·3 (3·2 to 8·5)	2·1 (1·2 to 3·5)	0·7 (0·4 to 1·1)	318
Other pharynx cancer	52·7 (35·7 to 75)	107 (70·6 to 154)	158 (97·1 to 238)	167 (114 to 241)	136 (91·2 to 195)	93·1 (63·1 to 133)	59·1 (42 to 82·3)	30·5 (21·5 to 42·6)	16·5 (11·1 to 23·1)	7·9 (4·8 to 12·3)	2·6 (1·5 to 4·2)	863
Esophageal cancer	215 (141 to 324)	459 (314 to 640)	799 (535 to 1,130)	1,070 (731 to 1,490)	975 (701 to 1,370)	791 (555 to 1,060)	580 (419 to 797)	335 (234 to 462)	196 (144 to 255)	89·9 (62·2 to 123)	26·8 (16·4 to 38·7)	5,700
Stomach cancer	210 (148 to 293)	379 (266 to 516)	525 (364 to 714)	593 (437 to 792)	606 (458 to 799)	645 (483 to 831)	522 (403 to 666)	380 (300 to 468)	273 (202 to 355)	148 (101 to 198)	55·9 (35·4 to 78·6)	4,660
Colon and rectum cancer	804 (588 to 1,080)	1,440 (1,060 to 1,850)	2,110 (1,590 to 2,740)	2,500 (1,950 to 3,220)	2,230 (1,760 to 2,780)	2,280 (1,780 to 2,870)	2,100 (1,670 to 2,550)	1,510 (1,150 to 1,880)	1,190 (890 to 1,500)	706 (507 to 915)	291 (189 to 382)	18,100
Liver cancer	243 (145 to 390)	584 (366 to 888)	1,070 (717 to 1,560)	1,320 (908 to 1,880)	1,010 (714 to 1,360)	857 (618 to 1,160)	619 (455 to 804)	351 (264 to 449)	195 (138 to 257)	79·3 (56·5 to 107)	20·7 (13·1 to 30)	6,670
Liver cancer due to hepatitis B	54 (28 to 97·2)	97·3 (55·6 to 162)	148 (87·5 to 236)	154 (88·3 to 246)	102 (62·2 to 153)	77·5 (46·9 to 117)	52·8 (34·1 to 77·4)	27·8 (17·3 to 40·1)	14·3 (9·3 to 20·8)	5·3 (3·2 to 8·1)	1·2 (0·6 to 2·2)	834
Liver cancer due to hepatitis C	59·4 (34·1 to 96·8)	173 (110 to 275)	363 (235 to 534)	467 (310 to 683)	359 (245 to 506)	310 (218 to 427)	238 (170 to 319)	148 (106 to 197)	91·2 (63 to 123)	41·2 (28 to 57·1)	11·8 (7 to 17·6)	2,300
Liver cancer due to alcohol use	88·5 (45·1 to 159)	222 (122 to 370)	397 (232 to 626)	496 (306 to 771)	390 (250 to 582)	317 (205 to 463)	198 (132 to 280)	96 (66·6 to 135)	45·9 (30·6 to 66·1)	15·1 (9·5 to 22·3)	2·9 (1·4 to 5·1)	2,340
Liver cancer due to NASH	16·4 (9·1 to 27·4)	40·3 (24·3 to 64·5)	77·6 (47·1 to 121)	104 (64·4 to 158)	92 (59·1 to 135)	93·2 (60·2 to 136)	84·6 (56·2 to 118)	53·5 (36·1 to 75·1)	29·5 (19·4 to 41·6)	12·2 (7·5 to 17·9)	3·3 (1·7 to 5·5)	631
Liver cancer due to other causes	25·1 (14·8 to 40·9)	52·3 (31·5 to 84·3)	84·2 (51·2 to 131)	94·3 (57·3 to 147)	69·5 (43·9 to 102)	58·7 (37·8 to 85·1)	45·2 (31 to 61·8)	25·8 (17·6 to 36·6)	13·7 (9 to 19·4)	5·5 (3·4 to 8·1)	1·4 (0·8 to 2·4)	566
Gallbladder and biliary tract cancer	36·7 (25·7 to 51·1)	72·6 (52·7 to 98·3)	118 (85·3 to 162)	158 (116 to 213)	155 (115 to 209)	175 (129 to 234)	159 (117 to 211)	108 (78·2 to 147)	75·1 (51·9 to 103)	37·1 (25·1 to 50·6)	13·1 (8·4 to 18·8)	1,140
Pancreatic cancer	409 (284 to 575)	926 (651 to 1,270)	1,690 (1,170 to 2,260)	2,220 (1,630 to 2,980)	2,170 (1,620 to 2,850)	2,060 (1,560 to 2,680)	1,660 (1,250 to 2,160)	1,070 (784 to 1,450)	657 (470 to 882)	330 (221 to 451)	108 (69·5 to 148)	13,600
Larynx cancer	48·1 (31·4 to 73·4)	122 (83·6 to 168)	206 (140 to 289)	226 (161 to 309)	199 (143 to 271)	166 (122 to 221)	114 (84·1 to 151)	62·3 (46·3 to 83·1)	36·6 (26·3 to 48)	16·6 (11·8 to 22·6)	4·7 (3 to 6·6)	1,230
Tracheal, bronchus, and lung cancer	1,200 (906 to 1,550)	2,780 (2,110 to 3,610)	5,010 (3,930 to 6,390)	7,080 (5,540 to 8,760)	7,610 (6,060 to 9,320)	7,650 (6,130 to 9,440)	5,630 (4,590 to 6,920)	3,350 (2,610 to 4,180)	1,860 (1,390 to 2,330)	757 (546 to 981)	218 (143 to 291)	44,000
Malignant skin melanoma	221 (146 to 377)	323 (217 to 547)	447 (305 to 739)	482 (329 to 733)	429 (285 to 635)	394 (261 to 560)	301 (197 to 417)	219 (130 to 305)	139 (84·6 to 188)	68·6 (41·3 to 94·5)	24·7 (13·8 to 34·6)	3,550
Non-melanoma skin cancer	39·8 (29·1 to 52·7)	84 (59·4 to 114)	137 (96·7 to 189)	197 (143 to 275)	228 (166 to 309)	235 (172 to 320)	206 (154 to 271)	155 (117 to 204)	125 (95·9 to 159)	79·4 (60·4 to 102)	39·7 (29·6 to 51·3)	1,560
Non-melanoma skin cancer (squamous-cell carcinoma)	39·2 (28·7 to 52)	83 (58·3 to 113)	136 (95·8 to 188)	195 (141 to 273)	226 (164 to 305)	233 (171 to 317)	204 (152 to 269)	153 (115 to 203)	124 (95·3 to 157)	78·9 (60 to 102)	39·5 (29·4 to 51·1)	1,550
Non-melanoma skin cancer (basal-cell carcinoma)	0·6 (0·2 to 1·3)	1 (0·3 to 2·1)	1·3 (0·5 to 2·8)	1·7 (0·7 to 3·5)	2·1 (0·9 to 4·2)	2·2 (0·9 to 4·4)	1·8 (0·8 to 3·5)	1·3 (0·6 to 2·5)	0·9 (0·4 to 1·6)	0·5 (0·2 to 1)	0·2 (0·1 to 0·4)	14·4
Breast cancer	1,120 (804 to 1,500)	1,680 (1,210 to 2,290)	2,230 (1,600 to 3,020)	2,180 (1,600 to 2,950)	1,900 (1,400 to 2,510)	1,710 (1,290 to 2,180)	1,210 (899 to 1,570)	938 (690 to 1,250)	613 (434 to 825)	423 (284 to 565)	199 (126 to 287)	15,600
Cervical cancer	167 (107 to 249)	221 (147 to 312)	282 (187 to 401)	235 (157 to 351)	213 (143 to 301)	184 (125 to 253)	126 (84 to 178)	90·6 (57·9 to 128)	47·3 (30·4 to 65·8)	23·3 (14·5 to 33·8)	9·5 (5·6 to 13·9)	1,970
Uterine cancer	83·8 (53·8 to 126)	190 (119 to 291)	323 (209 to 460)	518 (343 to 753)	512 (347 to 729)	459 (312 to 650)	307 (211 to 431)	184 (122 to 259)	99·1 (64·8 to 143)	56·8 (37·1 to 79·1)	22·9 (13·9 to 32·5)	2,840
Ovarian cancer	237 (153 to 354)	464 (304 to 677)	649 (432 to 929)	760 (504 to 1,060)	765 (541 to 1,040)	701 (491 to 969)	448 (307 to 631)	313 (214 to 436)	197 (124 to 289)	91·3 (57·8 to 132)	31·4 (18·4 to 47·8)	4,930
Prostate cancer	58 (35 to 95·1)	219 (137 to 370)	587 (359 to 995)	1,220 (804 to 1,950)	1,490 (979 to 2,540)	1,680 (1,120 to 2,900)	1,760 (1,230 to 2,830)	1,330 (930 to 2,140)	1,030 (726 to 1,530)	561 (392 to 823)	162 (91·5 to 249)	10,100
Testicular cancer	18·6 (10·4 to 29·8)	16·4 (9 to 26·3)	14·2 (8·2 to 23·2)	10·2 (5·9 to 16)	7·6 (4·2 to 12·8)	5 (2·9 to 8·3)	4 (2·1 to 6·8)	2·7 (1·4 to 5)	1·8 (1 to 2·7)	0·8 (0·5 to 1·4)	0·3 (0·2 to 0·5)	250
Kidney cancer	189 (114 to 289)	356 (232 to 538)	557 (368 to 810)	622 (425 to 884)	667 (459 to 907)	604 (422 to 845)	469 (337 to 658)	269 (189 to 376)	187 (122 to 274)	94·8 (61·5 to 136)	31·3 (18·6 to 47)	4,270
Bladder cancer	85·5 (59·2 to 122)	195 (135 to 270)	387 (258 to 536)	611 (431 to 847)	666 (486 to 915)	817 (582 to 1,090)	758 (560 to 1,020)	594 (431 to 805)	449 (326 to 602)	267 (185 to 353)	107 (65·8 to 151)	5,000
Brain and central nervous system cancer	394 (266 to 558)	609 (416 to 832)	830 (557 to 1,120)	879 (584 to 1,190)	754 (512 to 997)	633 (412 to 848)	402 (256 to 535)	235 (132 to 350)	118 (63 to 175)	51·8 (26·7 to 76·7)	17·6 (8 to 29·8)	6,260
Thyroid cancer	34·8 (23·7 to 49·4)	57·5 (39·8 to 82·4)	86·5 (59·6 to 121)	98 (67·8 to 132)	93·4 (68·4 to 127)	90·4 (64·9 to 121)	78·6 (56·8 to 107)	50·5 (35·5 to 69·1)	34·5 (23·6 to 47·6)	17·1 (11·5 to 23·4)	6·2 (3·8 to 8·9)	705
Mesothelioma	14·1 (9·9 to 18·9)	30·2 (21·8 to 40·3)	57·7 (42·1 to 77·5)	81 (59·1 to 111)	114 (85 to 152)	151 (108 to 203)	129 (94 to 171)	80·6 (59·8 to 105)	46·1 (33·2 to 61·2)	16·3 (11·2 to 21·8)	3·2 (2 to 4·6)	742
Hodgkin lymphoma	34·8 (23·7 to 49·7)	43·1 (29·3 to 61·6)	52·4 (35·9 to 74·2)	52·2 (36·7 to 72)	51·2 (35·2 to 70·4)	48·6 (35 to 64·9)	39·3 (28·6 to 52·2)	26·5 (16·9 to 37·1)	17·7 (10·9 to 25·4)	10·3 (5 to 17·2)	1·7 (0·8 to 3)	591
Non-Hodgkin lymphoma	221 (150 to 312)	386 (261 to 549)	676 (464 to 947)	839 (587 to 1,150)	909 (663 to 1,210)	1,010 (744 to 1,360)	895 (700 to 1,130)	656 (462 to 881)	496 (354 to 659)	261 (178 to 359)	75·4 (47·3 to 107)	7,000
Multiple myeloma	102 (72·1 to 161)	234 (163 to 359)	405 (287 to 613)	547 (399 to 864)	634 (454 to 886)	656 (495 to 883)	514 (387 to 689)	362 (266 to 480)	237 (171 to 318)	105 (69 to 144)	29 (18·4 to 42)	3,900
Leukemia	229 (165 to 312)	361 (262 to 487)	587 (427 to 782)	788 (563 to 1,050)	925 (705 to 1,220)	1,030 (766 to 1,330)	909 (678 to 1,170)	654 (481 to 870)	461 (329 to 621)	235 (162 to 316)	87·1 (53·6 to 123)	7,460
Acute lymphoid leukemia	30 (18 to 46·2)	39 (23·8 to 59·2)	49·9 (29·5 to 76·6)	50·4 (31·8 to 78·9)	47·5 (29·5 to 72·7)	41·7 (26·3 to 63·3)	32·4 (19·8 to 49·5)	20·5 (12·2 to 32·1)	13·3 (7·9 to 20·6)	5·9 (3·3 to 9·3)	2 (1 to 3·5)	713
Chronic lymphoid leukemia	14 (8·1 to 22·8)	35·2 (21·8 to 55·2)	78·1 (47·1 to 124)	121 (72·3 to 189)	159 (103 to 238)	194 (126 to 283)	191 (117 to 281)	154 (97·8 to 227)	125 (79·2 to 185)	70·5 (44·3 to 103)	32·5 (17·9 to 50·3)	1,190
Acute myeloid leukemia	122 (83·8 to 173)	187 (128 to 271)	305 (213 to 422)	419 (292 to 581)	490 (347 to 678)	513 (357 to 703)	417 (279 to 566)	260 (171 to 360)	152 (98·3 to 221)	65 (39·8 to 97·4)	16·7 (7 to 34·1)	3,470
Chronic myeloid leukemia	16·5 (9·4 to 26·3)	22·6 (13·6 to 35·6)	32·4 (19 to 54·3)	37·2 (21·3 to 59·8)	39·9 (22·8 to 62·6)	46·5 (27·4 to 72·4)	42·5 (26·4 to 67)	38·4 (23·8 to 59·3)	28·9 (17·4 to 45)	15·6 (8·6 to 24·9)	5 (2·6 to 8·4)	387
Other leukemia	46·2 (27·8 to 71)	76·4 (46·7 to 114)	122 (74·7 to 187)	159 (101 to 240)	188 (121 to 274)	236 (150 to 347)	227 (143 to 331)	181 (112 to 263)	142 (89·1 to 208)	77·7 (47·2 to 113)	30·9 (17·6 to 47·3)	1,700
Other malignant neoplasms	295 (217 to 395)	455 (330 to 605)	627 (459 to 849)	680 (519 to 889)	647 (490 to 856)	648 (491 to 847)	567 (411 to 739)	379 (270 to 496)	246 (170 to 328)	139 (91·9 to 190)	51·1 (31·3 to 73·2)	6,240
Other neoplasms	31·3 (22·4 to 45·1)	61·7 (43·7 to 88·9)	114 (83·2 to 170)	181 (131 to 281)	244 (180 to 359)	328 (240 to 482)	349 (251 to 515)	311 (224 to 433)	259 (183 to 352)	152 (102 to 209)	59·4 (36·8 to 86·6)	2,170
Myelodysplastic, myeloproliferative, and other hematopoietic n	31·3 (22·4 to 45·1)	61·7 (43·7 to 88·9)	114 (83·2 to 170)	181 (131 to 281)	244 (180 to 359)	328 (240 to 482)	349 (251 to 515)	311 (224 to 433)	259 (183 to 352)	152 (102 to 209)	59·4 (36·8 to 86·6)	2,170
Benign and in situ intestinal neoplasms	0 (0 to 0)	0 (0 to 0)	0 (0 to 0)	0 (0 to 0)	0 (0 to 0)	0 (0 to 0)	0 (0 to 0)	0 (0 to 0)	0 (0 to 0)	0 (0 to 0)	0 (0 to 0)	0
Benign and in situ cervical and uterine neoplasms	0 (0 to 0)	0 (0 to 0)	0 (0 to 0)	0 (0 to 0)	0 (0 to 0)	0 (0 to 0)	0 (0 to 0)	0 (0 to 0)	0 (0 to 0)	0 (0 to 0)	0 (0 to 0)	0
Other benign and in situ neoplasms	0 (0 to 0)	0 (0 to 0)	0 (0 to 0)	0 (0 to 0)	0 (0 to 0)	0 (0 to 0)	0 (0 to 0)	0 (0 to 0)	0 (0 to 0)	0 (0 to 0)	0 (0 to 0)	0
Cardiovascular diseases	5,140 (4,070 to 6,340)	8,750 (6,920 to 10,900)	13,300 (10,700 to 16,300)	16,700 (13,400 to 20,300)	17,300 (14,300 to 20,600)	19,400 (16,400 to 22,700)	19,200 (16,300 to 22,100)	17,900 (15,100 to 20,700)	17,600 (14,400 to 20,400)	14,400 (11,000 to 16,900)	8,400 (5,950 to 9,940)	167,000
Rheumatic heart disease	41·9 (27·3 to 60·7)	63·5 (43·2 to 89·4)	99 (68·9 to 138)	124 (90·1 to 169)	143 (105 to 191)	167 (127 to 217)	169 (130 to 214)	155 (121 to 197)	135 (105 to 172)	102 (76·9 to 130)	53·1 (38·1 to 69·3)	1,360





SR Table 2c. Delaware DALYs by cause and sex group for both sexes with 95% uncertainty intervals, 2019

Cause	Early Neonatal	Late Neonatal	Post-Neonatal	1 to 4	5 to 9	10 to 14	15 to 19	20 to 24	25 to 29	30 to 34	35 to 39	40 to 44	45 to 49	50 to 54	55 to 59	60 to 64	65 to 69	70 to 74	75 to 79	80 to 84	85 to 89	90 to 94	95 plus	Total
All causes	3,020 (2,550 to 3,600)	997 (719 to 1,350)	2,480 (2,070 to 2,980)	2,075 (1,670 to 2,550)	1,460 (1,200 to 1,760)	1,119 (1,180 to 2,120)	3,220 (2,770 to 4,100)	11,900 (9,980 to 14,400)	16,200 (13,400 to 19,700)	14,100 (12,100 to 17,000)	14,300 (12,000 to 16,900)	15,100 (12,900 to 17,700)	16,100 (13,700 to 20,000)	19,900 (16,900 to 23,700)	21,900 (18,000 to 26,700)	22,400 (18,400 to 27,000)	23,100 (19,000 to 28,000)	23,900 (19,400 to 29,000)	24,100 (19,400 to 29,000)	22,400 (17,900 to 27,000)	14,100 (11,000 to 17,500)	9,235 (6,370 to 12,600)	6,403 (3,900 to 9,100)	365,000
Communicable, maternal, neonatal, and nutritional diseases	3,010 (2,570 to 3,600)	982 (692 to 1,350)	659 (486 to 1,750)	455 (330 to 1,070)	440 (320 to 1,020)	409 (302 to 942)	497 (365 to 1,170)	686 (500 to 1,610)	662 (482 to 1,550)	696 (507 to 1,630)	761 (561 to 1,760)	721 (527 to 1,670)	787 (581 to 1,800)	804 to 1,910	797 (594 to 1,840)	829 (616 to 1,910)	920 (704 to 1,140)	901 (727 to 1,090)	845 (671 to 1,060)	843 (658 to 1,070)	777 (623 to 964)	672 (511 to 860)	373 (224 to 531)	192 (101 to 297)	17,600
HIV/AIDS and sexually transmitted infections	0.4 (0.2 to 0.6)	0.1 (0.1 to 0.2)	6.8 (4 to 7.7)	4.7 (3.1 to 5.2)	2.4 (1.3 to 2.8)	2.6 (1.3 to 3.4)	9.7 (5.7 to 13.3)	167 (111 to 242)	170 (126 to 211)	229 (185 to 286)	267 (216 to 332)	239 (195 to 300)	266 (220 to 329)	225 (185 to 285)	194 (149 to 267)	139 (99 to 199)	87.1 (62.2 to 134)	39.2 (22.4 to 66.5)	17.8 (7.4 to 36)	8.1 (3.5 to 18)	3.4 (1.4 to 7)	1.9 (1 to 3.2)	0.6 (0.4 to 0.8)	1,960
HIV/AIDS	0 (0 to 0)	0 (0 to 0)	4.7 (3.6 to 7.6)	4.7 (4.1 to 5.2)	2.4 (1.3 to 2.8)	2.6 (1.3 to 3.4)	9.1 (5.6 to 13.2)	156 (109 to 240)	159 (125 to 210)	211 (173 to 286)	246 (197 to 329)	221 (179 to 299)	254 (208 to 333)	214 (175 to 291)	183 (140 to 263)	127 (91 to 193)	79.7 (56.7 to 131)	37.6 (21.4 to 65.7)	16.9 (6.9 to 35.8)	7.8 (3.3 to 17.5)	3.2 (1.3 to 6.8)	1.8 (0.9 to 3.1)	0.5 (0.3 to 0.8)	1,800
HIV/AIDS - Drug-susceptible Tuberculosis	0 (0 to 0)	0 (0 to 0)	0 (0 to 0)	0 (0 to 0)	0 (0 to 0)	0 (0 to 0)	0 (0 to 0)	0 (0 to 0)	0 (0 to 0)	0 (0 to 0)	0 (0 to 0)	0 (0 to 0)	0 (0 to 0)	0 (0 to 0)	0 (0 to 0)	0 (0 to 0)	0 (0 to 0)	0 (0 to 0)	0 (0 to 0)	0 (0 to 0)	0 (0 to 0)	0 (0 to 0)	0 (0 to 0)	0 (0 to 0)	0
HIV/AIDS - Multidrug-resistant Tuberculosis without extensive drug resistance	0 (0 to 0)	0 (0 to 0)	0 (0 to 0)	0 (0 to 0)	0 (0 to 0)	0 (0 to 0)	0 (0 to 0)	0 (0 to 0)	0 (0 to 0)	0 (0 to 0)	0 (0 to 0)	0 (0 to 0)	0 (0 to 0)	0 (0 to 0)	0 (0 to 0)	0 (0 to 0)	0 (0 to 0)	0 (0 to 0)	0 (0 to 0)	0 (0 to 0)	0 (0 to 0)	0 (0 to 0)	0 (0 to 0)	0 (0 to 0)	0
HIV/AIDS - Extensively drug-resistant Tuberculosis	0 (0 to 0)	0 (0 to 0)	0 (0 to 0)	0 (0 to 0)	0 (0 to 0)	0 (0 to 0)	0 (0 to 0)	0 (0 to 0)	0 (0 to 0)	0 (0 to 0)	0 (0 to 0)	0 (0 to 0)	0 (0 to 0)	0 (0 to 0)	0 (0 to 0)	0 (0 to 0)	0 (0 to 0)	0 (0 to 0)	0 (0 to 0)	0 (0 to 0)	0 (0 to 0)	0 (0 to 0)	0 (0 to 0)	0 (0 to 0)	0
HIV/AIDS resulting in other diseases	0 (0 to 0)	0 (0 to 0)	0 (0 to 0.1)	0 (0 to 0)	0 (0 to 0)	0 (0 to 0)	0.6 (0.1 to 0.9)	10 (3.6 to 19)	11 (3.9 to 20)	18 (6.6 to 32)	21 (7.5 to 38)	18 (6.5 to 33)	12 (4.3 to 22)	11 (3.9 to 20)	11 (3.9 to 20)	12 (4.2 to 22)	7.4 (2.6 to 14)	1.6 (0.5 to 3.3)	0.9 (0.3 to 2)	0.3 (0.1 to 0.8)	0.2 (0 to 0.5)	0.1 (0 to 0.3)	0 (0 to 0.1)	0
Sexually transmitted infections excluding HIV	0.4 (0.2 to 0.6)	0.1 (0.1 to 0.2)	0.1 (0 to 0.2)	0 (0 to 0)	0 (0 to 0.1)	0.1 (0 to 0.1)	0.3 (0.2 to 0.5)	0.3 (0.2 to 0.6)	0.4 (0.2 to 0.6)	0.5 (0.3 to 0.8)	0.6 (0.4 to 1)	0.5 (0.3 to 0.8)	0.6 (0.4 to 1)	0.5 (0.3 to 0.8)	0.5 (0.3 to 0.8)	0.3 (0.2 to 0.5)	0.2 (0.1 to 0.3)	0.1 (0 to 0.2)	0.1 (0 to 0.2)	0 (0 to 0.1)	0 (0 to 0.1)	0 (0 to 0.1)	0 (0 to 0.1)	19
Syphilis	0 (0 to 0)	0 (0 to 0)	0 (0 to 0)	0 (0 to 0)	0 (0 to 0)	0 (0 to 0)	0 (0 to 0)	0 (0 to 0)	0 (0 to 0)	0 (0 to 0)	0 (0 to 0)	0 (0 to 0)	0 (0 to 0)	0 (0 to 0)	0 (0 to 0)	0 (0 to 0)	0 (0 to 0)	0 (0 to 0)	0 (0 to 0)	0 (0 to 0)	0 (0 to 0)	0 (0 to 0)	0 (0 to 0)	0
Chlamydial infection	0 (0 to 0)	0 (0 to 0)	0 (0 to 0)	0 (0 to 0)	0 (0 to 0)	0 (0 to 0)	0.2 (0 to 0.4)	0.6 (0.2 to 1.1)	0.7 (0.3 to 1.2)	1.1 (0.5 to 1.9)	1.3 (0.6 to 2.2)	1.2 (0.6 to 2.1)	0.9 (0.4 to 1.6)	0.6 (0.3 to 1.1)	0.5 (0.2 to 0.9)	0.3 (0.1 to 0.6)	0.2 (0.1 to 0.4)	0.1 (0 to 0.3)	0.1 (0 to 0.2)	0 (0 to 0.1)	0 (0 to 0.1)	0 (0 to 0.1)	0 (0 to 0.1)	8.1
Gonococcal infection	0 (0 to 0)	0 (0 to 0)	0 (0 to 0)	0 (0 to 0)	0 (0 to 0)	0 (0 to 0.1)	0.1 (0 to 0.1)	0.3 (0.2 to 0.5)	0.3 (0.2 to 0.5)	0.5 (0.3 to 0.8)	0.6 (0.4 to 0.9)	0.5 (0.3 to 0.8)	0.4 (0.3 to 0.6)	0.3 (0.2 to 0.5)	0.2 (0.1 to 0.4)	0.1 (0 to 0.3)	0.1 (0 to 0.2)	0 (0 to 0.1)	0 (0 to 0.1)	0 (0 to 0.1)	0 (0 to 0.1)	0 (0 to 0.1)	0 (0 to 0.1)	0.2
Trichomoniasis	0 (0 to 0)	0 (0 to 0)	0 (0 to 0)	0 (0 to 0)	0 (0 to 0)	0 (0 to 0)	0.3 (0.1 to 0.6)	2.4 (0.9 to 4.4)	2.6 (0.9 to 4.8)	3.6 (1.3 to 6.7)	4.1 (1.5 to 7.7)	3.6 (1.3 to 6.7)	2.5 (0.9 to 4.7)	2.2 (0.8 to 4.1)	1.7 (0.6 to 3.2)	1.1 (0.4 to 2.1)	0.7 (0.2 to 1.4)	0.3 (0.1 to 0.7)	0.2 (0 to 0.5)	0.1 (0 to 0.3)	0 (0 to 0.1)	0 (0 to 0.1)	0 (0 to 0.1)	43.9
Genital herpes	0 (0 to 0)	0 (0 to 0)	0 (0 to 0)	0 (0 to 0)	0 (0 to 0)	0 (0 to 0)	0.1 (0 to 0.1)	0.3 (0.2 to 0.5)	0.3 (0.2 to 0.5)	0.4 (0.3 to 0.6)	0.5 (0.3 to 0.8)	0.4 (0.3 to 0.7)	0.3 (0.2 to 0.5)	0.3 (0.2 to 0.4)	0.2 (0.1 to 0.4)	0.1 (0.1 to 0.3)	0.1 (0 to 0.2)	0 (0 to 0.1)	0 (0 to 0.1)	0 (0 to 0.1)	0 (0 to 0.1)	0 (0 to 0.1)	0 (0 to 0.1)	43.7
Other sexually transmitted infections	0 (0 to 0)	0 (0 to 0)	0 (0 to 0)	0 (0 to 0)	0 (0 to 0)	0 (0 to 0.1)	0.3 (0 to 1.4)	1.8 (0.6 to 3.2)	2.2 (0.9 to 4.6)	3.6 (1.2 to 7.2)	4.6 (1.5 to 9.1)	3.9 (1.3 to 7.8)	2.5 (0.9 to 4.9)	2.3 (0.8 to 4.6)	1.8 (0.6 to 3.6)	1.1 (0.4 to 2.1)	0.7 (0.2 to 1.4)	0.3 (0.1 to 0.6)	0.2 (0.1 to 0.5)	0.1 (0 to 0.3)	0.1 (0 to 0.2)	0 (0 to 0.1)	0 (0 to 0.1)	31.4
Respiratory infections and tuberculosis	129 (9.6 to 13.2)	129 (9.6 to 18.3)	129 (89.7 to 177)	132 (92 to 180)	102 (67.8 to 137)	89 (59.2 to 118)	100 (63.1 to 160)	156 (89.6 to 244)	169 (92.2 to 278)	189 (98.6 to 317)	199 (96.1 to 337)	199 (96.4 to 339)	199 (104 to 334)	199 (104 to 334)	199 (98.5 to 350)	199 (103 to 350)	207 (103 to 360)	203 (98.5 to 360)	203 (98.5 to 360)	203 (98.5 to 360)	203 (98.5 to 360)	203 (98.5 to 360)	203 (98.5 to 360)	4,780
Tuberculosis	0 (0 to 0)	0 (0 to 0)	0 (0 to 0.4)	0 (0 to 0.4)	0 (0 to 0.1)	0 (0 to 0.1)	0.6 (0.4 to 0.9)	5.6 (1 to 2.3)	7.6 (1.8 to 3.7)	9.6 (1.7 to 3.3)	11 (1.8 to 3.6)	9.8 (1.6 to 3.2)	7.3 (1.2 to 2.5)	6.1 (1 to 2.1)	4.6 (0.8 to 1.6)	3.1 (0.5 to 1.1)	2.1 (0.3 to 0.8)	1.1 (0.2 to 0.4)	0.6 (0.1 to 0.2)	0.3 (0 to 0.1)	0.1 (0 to 0.1)	0 (0 to 0.1)	0 (0 to 0.1)	73
Latent tuberculosis infection	0 (0 to 0)	0 (0 to 0)	0 (0 to 0)	0 (0 to 0)	0 (0 to 0)	0 (0 to 0)	0.4 (0.1 to 0.8)	3.9 (0.9 to 8.1)	5.3 (1.2 to 11)	6.7 (1.5 to 14)	7.7 (1.7 to 16)	6.8 (1.5 to 14)	5.1 (1.1 to 10)	4.2 (0.9 to 8.7)	3.2 (0.7 to 6.6)	2.2 (0.5 to 4.5)	1.4 (0.3 to 3)	0.7 (0.2 to 1.5)	0.4 (0.1 to 0.9)	0.2 (0 to 0.5)	0.1 (0 to 0.3)	0 (0 to 0.1)	0 (0 to 0.1)	50
Drug-susceptible Tuberculosis	0.3 (0.2 to 0.4)	0.3 (0.2 to 0.4)	0.3 (0.2 to 0.4)	0.3 (0.2 to 0.3)	0.2 (0.1 to 0.3)	0.2 (0.1 to 0.3)	0.2 (0.1 to 0.4)	1.7 (0.4 to 3.9)	2.3 (0.5 to 5.1)	2.9 (0.7 to 6.3)	3.4 (0.8 to 7.3)	2.9 (0.7 to 6.3)	2.2 (0.5 to 4.7)	1.8 (0.4 to 3.9)	1.4 (0.3 to 3)	0.9 (0.2 to 2)	0.6 (0.1 to 1.3)	0.3 (0.1 to 0.7)	0.2 (0 to 0.4)	0.1 (0 to 0.2)	0 (0 to 0.1)	0 (0 to 0.1)	0 (0 to 0.1)	31
Multidrug-resistant tuberculosis without extensive drug resistance	0 (0 to 0)	0 (0 to 0)	0 (0 to 0)	0 (0 to 0)	0 (0 to 0)	0 (0 to 0)	0 (0 to 0)	0 (0 to 0)	0 (0 to 0)	0 (0 to 0)	0 (0 to 0)	0 (0 to 0)	0 (0 to 0)	0 (0 to 0)	0 (0 to 0)	0 (0 to 0)	0 (0 to 0)	0 (0 to 0)	0 (0 to 0)	0 (0 to 0)	0 (0 to 0)	0 (0 to 0)	0 (0 to 0)	0 (0 to 0)	0
Extensively drug-resistant tuberculosis	0 (0 to 0)	0 (0 to 0)	0 (0 to 0)	0 (0 to 0)	0 (0 to 0)	0 (0 to 0)	0 (0 to 0)	0 (0 to 0)	0 (0 to 0)	0 (0 to 0)	0 (0 to 0)	0 (0 to 0)	0 (0 to 0)	0 (0 to 0)	0 (0 to 0)	0 (0 to 0)	0 (0 to 0)	0 (0 to 0)	0 (0 to 0)	0 (0 to 0)	0 (0 to 0)	0 (0 to 0)	0 (0 to 0)	0 (0 to 0)	0
Lower respiratory infections	8.8 (4.4 to 13)	12.2 (4.3 to 17)	101 (74.1 to 132)	32 (20.5 to 43.2)	12.5 (8.1 to 16.4)	12.2 (7.9 to 16.1)	19.7 (12.7 to 26.6)	22.7 (14.5 to 31.4)	27.5 (17.5 to 38.2)	47.3 (30.1 to 65.6)	68 (43.1 to 94.4)	68.9 (44.1 to 95.4)	66 (41.7 to 92)	66 (41.7 to 92)	66 (41.7 to 92)	66 (41.7 to 92)	66 (41.7 to 92)	66 (41.7 to 92)	66 (41.7 to 92)	66 (41.7 to 92)	66 (41.7 to 92)	66 (41.7 to 92)	66 (41.7 to 92)	1,136
Upper respiratory infections	1.1 (0.1 to 1.8)	1.1 (0.1 to 1.8)	79.4 (74.1 to 84.2)	79.4 (74.1 to 84.2)	79.4 (74.1 to 84.2





SR Table 2c: District of Columbia DALYS by cause and sex aroun for both sexes with 95% uncertainty intervals, 2019

Cause	Both Received	Late Neonatal	Post Neonatal	1 to 4	5 to 9	10 to 14	15 to 19	20 to 24	25 to 29	30 to 34	35 to 39	40 to 44	45 to 49	50 to 54	55 to 59	60 to 64	65 to 69	70 to 74	75 to 79	80 to 84	85 to 89	90 to 94	95 plus	Total
All causes	3,080 (2,270 to 4,790)	641 (497 to 1,150)	2,190 (1,550 to 3,790)	1,640 (1,490 to 2,260)	980 (1,200 to 1,980)	1,740 (1,300 to 2,230)	2,980 (2,300 to 4,980)	4,670 (3,650 to 6,910)	10,200 (7,780 to 13,200)	16,600 (12,600 to 19,300)	16,600 (14,600 to 19,100)	15,600 (12,400 to 19,600)	13,900 (11,600 to 15,800)	13,900 (11,900 to 15,800)	14,900 (12,300 to 17,200)	16,900 (14,400 to 19,900)	19,100 (16,200 to 21,800)	17,600 (15,300 to 20,200)	16,100 (14,100 to 18,200)	12,500 (11,000 to 14,200)	8,090 (6,990 to 10,700)	2,990 (2,600 to 4,180)	3,970 (3,100 to 5,970)	321,000
Communicable, maternal, neonatal, and nutritional diseases	2,710 (1,770 to 3,990)	572 (503 to 1,120)	607 (396 to 1,120)	396 (320 to 491)	278 (242 to 386)	194 (163 to 246)	226 (172 to 296)	439 (364 to 527)	564 (456 to 1,150)	1,200 (1,000 to 1,650)	1,300 (1,100 to 1,550)	1,200 (959 to 1,550)	1,000 (844 to 1,210)	1,000 (843 to 1,200)	1,100 (925 to 1,290)	1,200 (1,000 to 1,450)	1,400 (1,200 to 1,700)	1,300 (1,100 to 1,600)	1,200 (1,000 to 1,500)	1,000 (832 to 1,200)	1,000 (844 to 1,200)	343 (275 to 418)	242 (179 to 319)	196 (136 to 256)	142 (90 to 188)	19,800
HIV/AIDS and sexually transmitted infections	417 (314 to 712)	0.3 (0.2 to 0.4)	27.7 (24.6 to 31)	19.1 (14.9 to 19.2)	7.6 (7 to 8)	5.6 (5 to 6.3)	12.8 (10.9 to 15.2)	32.6 (27.3 to 37)	91.1 (81.7 to 96.4)	160 (144 to 173)	180 (167 to 194)	170 (150 to 187)	160 (146 to 174)	160 (147 to 174)	160 (147 to 174)	160 (147 to 174)	160 (147 to 174)	160 (147 to 174)	160 (147 to 174)	160 (147 to 174)	160 (147 to 174)	160 (147 to 174)	160 (147 to 174)	160 (147 to 174)	160 (147 to 174)	4,670
HIV/AIDS	0 (0 to 0)	0 (0 to 0)	27.4 (24.3 to 30.2)	19.1 (14.9 to 19.2)	7.6 (7 to 8)	5.5 (5 to 6.2)	11.6 (9.8 to 13.8)	29.8 (24.9 to 34.1)	77.1 (68.4 to 81.4)	132 (118 to 142)	146 (134 to 157)	137 (121 to 151)	129 (117 to 140)	129 (117 to 140)	129 (117 to 140)	129 (117 to 140)	129 (117 to 140)	129 (117 to 140)	129 (117 to 140)	129 (117 to 140)	129 (117 to 140)	129 (117 to 140)	129 (117 to 140)	129 (117 to 140)	129 (117 to 140)	4,440
HIV/AIDS - Drug-susceptible Tuberculosis	0 (0 to 0)	0 (0 to 0)	0.3 (0.2 to 0.4)	0.3 (0.2 to 0.4)	0.1 (0 to 0.1)	0.2 (0.1 to 0.2)	1.2 (0.9 to 1.6)	2.8 (2.2 to 3.6)	14.1 (10.9 to 16.6)	28.1 (22.6 to 32.9)	34.1 (27.5 to 40.1)	33.1 (26.7 to 39)	31.1 (25.1 to 36.6)	31.1 (25.1 to 36.6)	31.1 (25.1 to 36.6)	31.1 (25.1 to 36.6)	31.1 (25.1 to 36.6)	31.1 (25.1 to 36.6)	31.1 (25.1 to 36.6)	31.1 (25.1 to 36.6)	31.1 (25.1 to 36.6)	31.1 (25.1 to 36.6)	31.1 (25.1 to 36.6)	31.1 (25.1 to 36.6)	421.9
HIV/AIDS - Multidrug-resistant Tuberculosis without extensive drug resistance	0 (0 to 0)	0 (0 to 0)	0 (0 to 0.1)	0 (0 to 0)	0 (0 to 0)	0 (0 to 0)	0 (0 to 0)	0.2 (0.1 to 0.3)	0.8 (0.5 to 1.2)	1.6 (1 to 2.3)	1.9 (1.2 to 2.7)	1.8 (1.1 to 2.6)	1.7 (1.1 to 2.5)	1.7 (1.1 to 2.5)	1.7 (1.1 to 2.5)	1.7 (1.1 to 2.5)	1.7 (1.1 to 2.5)	1.7 (1.1 to 2.5)	1.7 (1.1 to 2.5)	1.7 (1.1 to 2.5)	1.7 (1.1 to 2.5)	1.7 (1.1 to 2.5)	1.7 (1.1 to 2.5)	1.7 (1.1 to 2.5)	23.1
HIV/AIDS - Extensively drug-resistant Tuberculosis	0 (0 to 0)	0 (0 to 0)	0 (0 to 0)	0 (0 to 0)	0 (0 to 0)	0 (0 to 0)	0 (0 to 0)	0 (0 to 0)	0 (0 to 0)	0 (0 to 0)	0 (0 to 0)	0 (0 to 0)	0 (0 to 0)	0 (0 to 0)	0 (0 to 0)	0 (0 to 0)	0 (0 to 0)	0 (0 to 0)	0 (0 to 0)	0 (0 to 0)	0 (0 to 0)	0 (0 to 0)	0 (0 to 0)	0 (0 to 0)	0 (0 to 0)	0.6
HIV/AIDS resulting in other diseases	0 (0 to 0)	0 (0 to 0)	0.1 (0.07 to 0.1)	0 (0 to 0)	0 (0 to 0)	0 (0 to 0)	0.1 (0.04 to 0.2)	0.3 (0.2 to 0.4)	0.9 (0.6 to 1.2)	2.5 (1.8 to 3.2)	3.2 (2.4 to 4.1)	3.1 (2.3 to 4)	3 (2.2 to 3.8)	3 (2.2 to 3.8)	3 (2.2 to 3.8)	3 (2.2 to 3.8)	3 (2.2 to 3.8)	3 (2.2 to 3.8)	3 (2.2 to 3.8)	3 (2.2 to 3.8)	3 (2.2 to 3.8)	3 (2.2 to 3.8)	3 (2.2 to 3.8)	3 (2.2 to 3.8)	3 (2.2 to 3.8)	4.396
Sexually transmitted infections excluding HIV	417 (314 to 712)	0.3 (0.2 to 0.4)	0.3 (0.2 to 0.4)	0 (0 to 0)	0 (0 to 0)	0.1 (0.1 to 0.1)	0.9 (0.6 to 1.2)	2.8 (2.1 to 3.6)	14 (10.8 to 17.2)	28 (21.6 to 34.2)	34 (26.4 to 41.2)	33 (25.6 to 40.2)	31 (24.1 to 38.2)	31 (24.1 to 38.2)	31 (24.1 to 38.2)	31 (24.1 to 38.2)	31 (24.1 to 38.2)	31 (24.1 to 38.2)	31 (24.1 to 38.2)	31 (24.1 to 38.2)	31 (24.1 to 38.2)	31 (24.1 to 38.2)	31 (24.1 to 38.2)	31 (24.1 to 38.2)	421.1
Syphilis	0.7 (0.4 to 1.2)	0.2 (0.1 to 0.3)	0.6 (0.3 to 0.9)	0 (0 to 0.1)	0 (0 to 0.1)	0.1 (0 to 0.1)	0.3 (0.1 to 0.5)	0.7 (0.3 to 1.1)	2.4 (1.1 to 3.6)	4.5 (2.1 to 6.7)	5.3 (2.5 to 7.9)	5.1 (2.4 to 7.6)	4.8 (2.3 to 7.1)	4.8 (2.3 to 7.1)	4.8 (2.3 to 7.1)	4.8 (2.3 to 7.1)	4.8 (2.3 to 7.1)	4.8 (2.3 to 7.1)	4.8 (2.3 to 7.1)	4.8 (2.3 to 7.1)	4.8 (2.3 to 7.1)	4.8 (2.3 to 7.1)	4.8 (2.3 to 7.1)	4.8 (2.3 to 7.1)	63.5
Chlamydial infection	0 (0 to 0)	0 (0 to 0)	0 (0 to 0)	0 (0 to 0)	0 (0 to 0)	0 (0 to 0)	0.1 (0 to 0.2)	0.4 (0.2 to 0.6)	1.2 (0.6 to 1.9)	2.3 (1.1 to 3.6)	2.7 (1.3 to 4.2)	2.6 (1.2 to 4)	2.4 (1.2 to 3.7)	2.4 (1.2 to 3.7)	2.4 (1.2 to 3.7)	2.4 (1.2 to 3.7)	2.4 (1.2 to 3.7)	2.4 (1.2 to 3.7)	2.4 (1.2 to 3.7)	2.4 (1.2 to 3.7)	2.4 (1.2 to 3.7)	2.4 (1.2 to 3.7)	2.4 (1.2 to 3.7)	2.4 (1.2 to 3.7)	6.7
Gonococcal infection	0 (0 to 0)	0 (0 to 0)	0 (0 to 0)	0 (0 to 0)	0 (0 to 0)	0 (0 to 0)	0.1 (0.04 to 0.2)	0.4 (0.2 to 0.6)	1.2 (0.6 to 1.9)	2 (1 to 3.2)	2.4 (1.2 to 3.7)	2.3 (1.1 to 3.6)	2.1 (1 to 3.3)	2.1 (1 to 3.3)	2.1 (1 to 3.3)	2.1 (1 to 3.3)	2.1 (1 to 3.3)	2.1 (1 to 3.3)	2.1 (1 to 3.3)	2.1 (1 to 3.3)	2.1 (1 to 3.3)	2.1 (1 to 3.3)	2.1 (1 to 3.3)	2.1 (1 to 3.3)	6.1
Trichomoniasis	0 (0 to 0)	0 (0 to 0)	0 (0 to 0)	0 (0 to 0)	0 (0 to 0)	0.2 (0.1 to 0.3)	0.6 (0.3 to 0.9)	1.5 (0.7 to 2.2)	3.9 (1.8 to 5.8)	7.1 (3.3 to 10.6)	8.4 (3.9 to 12.5)	8.1 (3.8 to 12)	7.6 (3.6 to 11.3)	7.6 (3.6 to 11.3)	7.6 (3.6 to 11.3)	7.6 (3.6 to 11.3)	7.6 (3.6 to 11.3)	7.6 (3.6 to 11.3)	7.6 (3.6 to 11.3)	7.6 (3.6 to 11.3)	7.6 (3.6 to 11.3)	7.6 (3.6 to 11.3)	7.6 (3.6 to 11.3)	7.6 (3.6 to 11.3)	38.1
Genital herpes	0 (0 to 0)	0 (0 to 0)	0 (0 to 0)	0 (0 to 0)	0 (0 to 0)	0 (0 to 0)	0 (0 to 0)	0 (0 to 0)	0.1 (0 to 0.2)	0.2 (0 to 0.3)	0.3 (0 to 0.4)	0.3 (0 to 0.4)	0.3 (0 to 0.4)	0.3 (0 to 0.4)	0.3 (0 to 0.4)	0.3 (0 to 0.4)	0.3 (0 to 0.4)	0.3 (0 to 0.4)	0.3 (0 to 0.4)	0.3 (0 to 0.4)	0.3 (0 to 0.4)	0.3 (0 to 0.4)	0.3 (0 to 0.4)	0.3 (0 to 0.4)	0.3 (0 to 0.4)	0.6
Other sexually transmitted infections	0 (0 to 0)	0 (0 to 0)	0 (0 to 0)	0 (0 to 0)	0 (0 to 0)	0 (0 to 0)	0.1 (0.04 to 0.2)	0.3 (0.1 to 0.4)	0.9 (0.4 to 1.3)	1.7 (0.8 to 2.5)	2 (0.9 to 2.9)	1.9 (0.9 to 2.8)	1.8 (0.8 to 2.6)	1.8 (0.8 to 2.6)	1.8 (0.8 to 2.6)	1.8 (0.8 to 2.6)	1.8 (0.8 to 2.6)	1.8 (0.8 to 2.6)	1.8 (0.8 to 2.6)	1.8 (0.8 to 2.6)	1.8 (0.8 to 2.6)	1.8 (0.8 to 2.6)	1.8 (0.8 to 2.6)	1.8 (0.8 to 2.6)	22.7
Respiratory infections and tuberculosis	716 (614 to 1,210)	132 (99.5 to 216)	132 (77.5 to 191)	102 (44.6 to 107)	70.3 (27.7 to 84.4)	49.6 (17.2 to 70.2)	106 (68.9 to 135)	178 (107 to 237)	190 (125 to 238)	196 (139 to 236)	196 (139 to 236)	196 (139 to 236)	196 (139 to 236)	196 (139 to 236)	196 (137 to 239)	229 (156 to 286)	257 (153 to 316)	229 (150 to 286)	199 (133 to 252)	170 (109 to 209)	109 (72.3 to 137)	112 (77.6 to 146)	3,130
Tuberculosis	0 (0 to 0)	0 (0 to 0)	0.6 (0.5 to 1.2)	0.6 (0.5 to 1.1)	0.3 (0.2 to 0.5)	0.6 (0.3 to 0.9)	2.6 (1.6 to 3.6)	6.6 (4.6 to 8.7)	17.4 (12.3 to 22.1)	33.3 (24.1 to 41.4)	41.4 (30.6 to 50.9)	39.7 (29.4 to 48.9)	37.9 (28.1 to 46.7)	37.9 (28.1 to 46.7)	37.9 (28.1 to 46.7)	37.9 (28.1 to 46.7)	37.9 (28.1 to 46.7)	37.9 (28.1 to 46.7)	37.9 (28.1 to 46.7)	37.9 (28.1 to 46.7)	37.9 (28.1 to 46.7)	37.9 (28.1 to 46.7)	37.9 (28.1 to 46.7)	37.9 (28.1 to 46.7)	512
Latent tuberculosis infection	0 (0 to 0)	0 (0 to 0)	0 (0 to 0)	0 (0 to 0)	0 (0 to 0)	0 (0 to 0)	0 (0 to 0)	0 (0 to 0)	0 (0 to 0)	0 (0 to 0)	0 (0 to 0)	0 (0 to 0)	0 (0 to 0)	0 (0 to 0)	0 (0 to 0)	0 (0 to 0)	0 (0 to 0)	0 (0 to 0)	0 (0 to 0)	0 (0 to 0)	0 (0 to 0)	0 (0 to 0)	0 (0 to 0)	0 (0 to 0)	0 (0 to 0)	0
Drug-susceptible Tuberculosis	0 (0 to 0)	0 (0 to 0)	0.6 (0.5 to 1.2)	0.6 (0.5 to 1.1)	0.3 (0.2 to 0.5)	0.6 (0.3 to 0.9)	2.6 (1.6 to 3.6)	6.6 (4.6 to 8.7)	17.4 (12.3 to 22.1)	33.3 (24.1 to 41.4)	41.4 (30.6 to 50.9)	39.7 (29.4 to 48.9)	37.9 (28.1 to 46.7)	37.9 (28.1 to 46.7)	37.9 (28.1 to 46.7)	37.9 (28.1 to 46.7)	37.9 (28.1 to 46.7)	37.9 (28.1 to 46.7)	37.9 (28.1 to 46.7)	37.9 (28.1 to 46.7)	37.9 (28.1 to 46.7)	37.9 (28.1 to 46.7)	37.9 (28.1 to 46.7)	37.9 (28.1 to 46.7)	512
Multidrug-resistant tuberculosis without extensive drug resistance	0 (0 to 0)	0 (0 to 0)	0 (0 to 0)	0 (0 to 0)	0 (0 to 0)	0 (0 to 0)	0 (0 to 0)	0 (0 to 0)	0 (0 to 0)	0 (0 to 0)	0 (0 to 0)	0 (0 to 0)	0 (0 to 0)	0 (0 to 0)	0 (0 to 0)	0 (0 to 0)	0 (0 to 0)	0 (0 to 0)	0 (0 to 0)	0 (0 to 0)	0 (0 to 0)	0 (0 to 0)	0 (0 to 0)	0 (0 to 0)	0 (0 to 0)	0
Extensively drug-resistant tuberculosis	0 (0 to 0)	0 (0 to 0)	0 (0 to 0)	0 (0 to 0)	0 (0 to 0)	0 (0 to 0)	0 (0 to 0)	0 (0 to 0)	0 (0 to 0)	0 (0 to 0)	0 (0 to 0)	0 (0 to 0)	0 (0 to 0)	0 (0 to 0)	0 (0 to 0)	0 (0 to 0)	0 (0 to 0)	0 (0 to 0)	0 (0 to 0)	0 (0 to 0)	0 (0 to 0)	0 (0 to 0)	0 (0 to 0)	0 (0 to 0)	0 (0 to 0)	0
Lower respiratory infections	717 (614 to 1,210)	132 (99.5 to 216)	130 (77.5 to 191)	98.8 (44.6 to 107)	69.2 (27.7 to 84.4)	49.1 (17.2 to 70.2)	103 (68.9 to 135)	172 (107 to 237)	173 (125 to 238)	163 (139 to 236)	163 (139 to 236)	163 (139 to 236)	163 (139 to 236)	163 (139 to 236)	163 (137 to 239)	203 (156 to 286)	241 (153 to 316)	213 (150 to 286)	183 (133 to 252)	154 (109 to 209)	93.7 (72.3 to 137)	96.6 (77.6 to 146)	2,890
Upper respiratory infections	0.6 (0.2 to 1.1)	0.1 (0 to 0.4)	1.5 (0.6 to 2.7)	1.5 (0.6 to 2.7)	0.5 (0.2 to 0.9)	0.5 (0.2 to 0.9)	0.5 (0.2 to 0.9





Cell Table 2c. Florida DHLTQ by case and sex across for both sexes with 95% uncertainty intervals, 2019

Cause	Early Neonatal	Late Neonatal	Post Neonatal	1 to 5	5 to 9	10 to 14	15 to 19	20 to 24	25 to 29	30 to 34	35 to 39	40 to 44	45 to 49	50 to 54	55 to 59	60 to 64	65 to 69	70 to 74	75 to 79	80 to 84	85 to 89	90 to 94	95 plus	Total
All causes	61,459 (59,593 to 67,430)	16,259 (13,600 to 18,700)	43,700 (39,500 to 47,300)	47,900 (39,400 to 57,500)	49,900 (42,300 to 58,400)	90,200 (77,500 to 101,900)	164,000 (137,200 to 191,000)	249,000 (207,300 to 290,100)	303,000 (254,000 to 352,000)	313,000 (264,000 to 374,000)	323,000 (262,000 to 387,000)	331,000 (271,000 to 396,000)	413,000 (341,000 to 484,000)	516,000 (429,000 to 613,000)	664,000 (569,000 to 784,000)	791,000 (683,000 to 913,000)	768,000 (664,000 to 874,000)	749,000 (656,000 to 852,000)	649,000 (563,000 to 734,000)	516,000 (452,000 to 579,000)	382,000 (336,000 to 422,000)	382,000 (329,000 to 429,000)	149,000 (125,000 to 169,000)	7,810,000
Communicable, maternal, neonatal, and nutritional diseases	48,000 (42,000 to 53,000)	9,290 (8,150 to 10,200)	9,670 (8,280 to 10,900)	8,960 (7,530 to 10,400)	6,220 (5,240 to 7,300)	7,540 (6,230 to 8,930)	8,230 (6,630 to 9,980)	12,600 (10,000 to 15,600)	14,900 (11,700 to 18,500)	16,700 (13,200 to 20,700)	16,700 (13,200 to 20,600)	16,700 (13,200 to 20,600)	19,600 (15,500 to 24,000)	25,200 (20,000 to 31,200)	34,200 (27,100 to 42,300)	39,100 (31,000 to 48,600)	34,100 (27,000 to 42,300)	31,600 (25,000 to 39,000)	27,000 (21,400 to 33,600)	21,400 (17,000 to 26,400)	15,200 (12,000 to 18,800)	6,270 (4,960 to 7,800)	4,190 (2,970 to 5,580)	333,000
HIV/AIDS and sexually transmitted infections	114 (84 to 154)	3 (1 to 6)	123 (120 to 130)	119 (109 to 130)	81 (74 to 88)	89 (77 to 101)	261 (221 to 300)	2,000 (1,690 to 2,330)	2,740 (2,290 to 3,190)	3,260 (2,690 to 3,860)	4,220 (3,430 to 5,060)	4,750 (3,820 to 5,820)	5,040 (4,020 to 6,160)	5,060 (4,060 to 6,200)	5,060 (4,060 to 6,200)	5,070 (4,060 to 6,200)	3,060 (2,460 to 3,760)	1,700 (1,360 to 2,080)	871 (687 to 1,070)	729 (564 to 894)	464 (357 to 570)	212 (159 to 261)	69,400
HIV/AIDS	0 (0 to 0)	0 (0 to 1)	119 (104 to 134)	119 (104 to 134)	81 (69 to 93)	89 (76 to 102)	261 (222 to 300)	2,000 (1,690 to 2,330)	2,740 (2,290 to 3,190)	3,260 (2,690 to 3,860)	4,220 (3,430 to 5,060)	4,750 (3,820 to 5,820)	5,040 (4,020 to 6,160)	5,060 (4,060 to 6,200)	5,060 (4,060 to 6,200)	5,070 (4,060 to 6,200)	3,060 (2,460 to 3,760)	1,700 (1,360 to 2,080)	871 (687 to 1,070)	729 (564 to 894)	464 (357 to 570)	212 (159 to 261)	69,100
HIV/AIDS - Drug-susceptible Tuberculosis	0 (0 to 0)	0 (0 to 0)	0 (0 to 0)	0 (0 to 0)	0 (0 to 0)	0 (0 to 0)	0 (0 to 0)	0 (0 to 0)	0 (0 to 0)	0 (0 to 0)	0 (0 to 0)	0 (0 to 0)	0 (0 to 0)	0 (0 to 0)	0 (0 to 0)	0 (0 to 0)	0 (0 to 0)	0 (0 to 0)	0 (0 to 0)	0 (0 to 0)	0 (0 to 0)	0 (0 to 0)	0 (0 to 0)	0
HIV/AIDS - Multidrug-resistant Tuberculosis without extensive drug resistance	0 (0 to 0)	0 (0 to 0)	0 (0 to 0)	0 (0 to 0)	0 (0 to 0)	0 (0 to 0)	0 (0 to 0)	0 (0 to 0)	0 (0 to 0)	0 (0 to 0)	0 (0 to 0)	0 (0 to 0)	0 (0 to 0)	0 (0 to 0)	0 (0 to 0)	0 (0 to 0)	0 (0 to 0)	0 (0 to 0)	0 (0 to 0)	0 (0 to 0)	0 (0 to 0)	0 (0 to 0)	0 (0 to 0)	0
HIV/AIDS - Extensively drug-resistant Tuberculosis	0 (0 to 0)	0 (0 to 0)	0 (0 to 0)	0 (0 to 0)	0 (0 to 0)	0 (0 to 0)	0 (0 to 0)	0 (0 to 0)	0 (0 to 0)	0 (0 to 0)	0 (0 to 0)	0 (0 to 0)	0 (0 to 0)	0 (0 to 0)	0 (0 to 0)	0 (0 to 0)	0 (0 to 0)	0 (0 to 0)	0 (0 to 0)	0 (0 to 0)	0 (0 to 0)	0 (0 to 0)	0 (0 to 0)	0
HIV/AIDS resulting in other diseases	0 (0 to 0)	0 (0 to 0)	4 (1 to 7)	0 (0 to 0)	0 (0 to 0)	0 (0 to 0)	0 (0 to 0)	0 (0 to 0)	0 (0 to 0)	0 (0 to 0)	0 (0 to 0)	0 (0 to 0)	0 (0 to 0)	0 (0 to 0)	0 (0 to 0)	0 (0 to 0)	0 (0 to 0)	0 (0 to 0)	0 (0 to 0)	0 (0 to 0)	0 (0 to 0)	0 (0 to 0)	0 (0 to 0)	0
Sexually transmitted infections, excluding HIV	114 (84 to 154)	3 (1 to 6)	3 (2 to 4)	0 (0 to 0)	0 (0 to 0)	0 (0 to 0)	0 (0 to 0)	0 (0 to 0)	0 (0 to 0)	0 (0 to 0)	0 (0 to 0)	0 (0 to 0)	0 (0 to 0)	0 (0 to 0)	0 (0 to 0)	0 (0 to 0)	0 (0 to 0)	0 (0 to 0)	0 (0 to 0)	0 (0 to 0)	0 (0 to 0)	0 (0 to 0)	0 (0 to 0)	0
Syphilis	0 (0 to 0)	0 (0 to 0)	0 (0 to 0)	0 (0 to 0)	0 (0 to 0)	0 (0 to 0)	0 (0 to 0)	0 (0 to 0)	0 (0 to 0)	0 (0 to 0)	0 (0 to 0)	0 (0 to 0)	0 (0 to 0)	0 (0 to 0)	0 (0 to 0)	0 (0 to 0)	0 (0 to 0)	0 (0 to 0)	0 (0 to 0)	0 (0 to 0)	0 (0 to 0)	0 (0 to 0)	0 (0 to 0)	0
Chlamydial infection	0 (0 to 0)	0 (0 to 0)	0 (0 to 0)	0 (0 to 0)	1 (0 to 2)	4 (2 to 7)	11 (5 to 20)	21 (12 to 32)	20 (11 to 31)	26 (15 to 40)	29 (17 to 44)	31 (18 to 47)	32 (19 to 48)	33 (20 to 50)	33 (20 to 50)	33 (20 to 50)	20 (12 to 31)	11 (6 to 17)	6 (3 to 9)	4 (2 to 6)	2 (1 to 3)	1 (0 to 2)	0 (0 to 1)	150
Gonococcal infection	0 (0 to 0)	0 (0 to 0)	0 (0 to 0)	0 (0 to 0)	1 (0 to 2)	3 (1 to 4)	6 (3 to 11)	14 (7 to 22)	20 (11 to 31)	26 (15 to 40)	31 (18 to 47)	33 (19 to 51)	34 (20 to 52)	35 (21 to 53)	35 (21 to 53)	35 (21 to 53)	21 (13 to 32)	12 (7 to 18)	6 (3 to 9)	4 (2 to 6)	2 (1 to 3)	1 (0 to 2)	0 (0 to 1)	176
Trichomoniasis	0 (0 to 0)	0 (0 to 0)	0 (0 to 0)	0 (0 to 0)	0 (0 to 1)	1 (0 to 2)	4 (2 to 7)	11 (5 to 19)	16 (8 to 26)	21 (11 to 33)	24 (13 to 37)	26 (14 to 39)	27 (15 to 41)	28 (16 to 42)	28 (16 to 42)	28 (16 to 42)	17 (10 to 26)	9 (5 to 14)	5 (2 to 7)	3 (1 to 4)	2 (1 to 3)	1 (0 to 1)	0 (0 to 0)	148
Genital herpes	0 (0 to 0)	0 (0 to 0)	0 (0 to 0)	0 (0 to 0)	0 (0 to 0)	0 (0 to 0)	0 (0 to 0)	0 (0 to 0)	0 (0 to 0)	0 (0 to 0)	0 (0 to 0)	0 (0 to 0)	0 (0 to 0)	0 (0 to 0)	0 (0 to 0)	0 (0 to 0)	0 (0 to 0)	0 (0 to 0)	0 (0 to 0)	0 (0 to 0)	0 (0 to 0)	0 (0 to 0)	0 (0 to 0)	0
Other sexually transmitted infections	0 (0 to 0)	0 (0 to 0)	0 (0 to 0)	0 (0 to 0)	0 (0 to 0)	0 (0 to 0)	0 (0 to 0)	0 (0 to 0)	0 (0 to 0)	0 (0 to 0)	0 (0 to 0)	0 (0 to 0)	0 (0 to 0)	0 (0 to 0)	0 (0 to 0)	0 (0 to 0)	0 (0 to 0)	0 (0 to 0)	0 (0 to 0)	0 (0 to 0)	0 (0 to 0)	0 (0 to 0)	0 (0 to 0)	0
Respiratory infections and tuberculosis	972 (869 to 1,100)	169 (129 to 202)	2,080 (1,720 to 2,500)	2,040 (1,700 to 2,500)	1,370 (1,060 to 1,730)	1,990 (1,550 to 2,500)	2,130 (1,650 to 2,700)	2,450 (1,900 to 3,100)	2,660 (2,060 to 3,370)	2,660 (2,060 to 3,370)	2,660 (2,060 to 3,370)	2,720 (2,100 to 3,440)	3,750 (2,900 to 4,800)	4,760 (3,680 to 6,100)	6,320 (4,870 to 8,100)	6,900 (5,320 to 8,900)	7,200 (5,500 to 9,300)	7,600 (5,800 to 9,800)	7,670 (5,850 to 9,900)	7,200 (5,500 to 9,300)	6,270 (4,780 to 8,100)	4,600 (3,500 to 5,940)	2,090 (1,590 to 2,700)	90,200
Tuberculosis	0 (0 to 0)	0 (0 to 0)	0.1 (0 to 1)	0.8 (0 to 2)	0.1 (0 to 0)	0.2 (0 to 1)	0.4 (0 to 1)	0.7 (0 to 2)	0.9 (0 to 2)	1.1 (0 to 3)	1.2 (0 to 3)	1.3 (0 to 3)	1.6 (0 to 4)	2.1 (0 to 5)	2.8 (0 to 7)	3.5 (0 to 8)	3.8 (0 to 9)	4.1 (0 to 10)	4.2 (0 to 10)	4.1 (0 to 10)	3.9 (0 to 9)	3.4 (0 to 8)	2.5 (0 to 6)	1,690
Latent tuberculosis infection	0 (0 to 0)	0 (0 to 0)	0 (0 to 0)	0 (0 to 0)	0 (0 to 0)	0 (0 to 0)	0 (0 to 0)	0 (0 to 0)	0 (0 to 0)	0 (0 to 0)	0 (0 to 0)	0 (0 to 0)	0 (0 to 0)	0 (0 to 0)	0 (0 to 0)	0 (0 to 0)	0 (0 to 0)	0 (0 to 0)	0 (0 to 0)	0 (0 to 0)	0 (0 to 0)	0 (0 to 0)	0 (0 to 0)	0
Drug-susceptible tuberculosis	0 (0 to 0)	0 (0 to 0)	0.1 (0 to 1)	0.8 (0 to 2)	0.1 (0 to 0)	0.2 (0 to 1)	0.4 (0 to 1)	0.7 (0 to 2)	0.9 (0 to 2)	1.1 (0 to 3)	1.2 (0 to 3)	1.3 (0 to 3)	1.6 (0 to 4)	2.1 (0 to 5)	2.8 (0 to 7)	3.5 (0 to 8)	3.8 (0 to 9)	4.1 (0 to 10)	4.2 (0 to 10)	4.1 (0 to 10)	3.9 (0 to 9)	3.4 (0 to 8)	2.5 (0 to 6)	1,690
Multidrug-resistant tuberculosis without extensive drug resistance	0 (0 to 0)	0 (0 to 0)	0 (0 to 0)	0 (0 to 0)	0 (0 to 0)	0 (0 to 0)	0 (0 to 0)	0 (0 to 0)	0 (0 to 0)	0 (0 to 0)	0 (0 to 0)	0 (0 to 0)	0 (0 to 0)	0 (0 to 0)	0 (0 to 0)	0 (0 to 0)	0 (0 to 0)	0 (0 to 0)	0 (0 to 0)	0 (0 to 0)	0 (0 to 0)	0 (0 to 0)	0 (0 to 0)	0
Extensively drug-resistant tuberculosis	0 (0 to 0)	0 (0 to 0)	0 (0 to 0)	0 (0 to 0)	0 (0 to 0)	0 (0 to 0)	0 (0 to 0)	0 (0 to 0)	0 (0 to 0)	0 (0 to 0)	0 (0 to 0)	0 (0 to 0)	0 (0 to 0)	0 (0 to 0)	0 (0 to 0)	0 (0 to 0)	0 (0 to 0)	0 (0 to 0)	0 (0 to 0)	0 (0 to 0)	0 (0 to 0)	0 (0 to 0)	0 (0 to 0)	0
Lower respiratory infections	972 (869 to 1,100)	169 (129 to 202)	2,080 (1,720 to 2,500)	2,040 (1,700 to 2,500)	1,370 (1,060 to 1,730)	1,990 (1,550 to 2,500)	2,130 (1,650 to 2,700)	2,450 (1,900 to 3,100)	2,660 (2,060 to 3,370)	2,660 (2,060 to 3,370)	2,660 (2,060 to 3,370)	2,720 (2,100 to 3,440)	3,750 (2,900 to 4,800)	4,760 (3,680 to 6,100)	6,320 (4,870 to 8,100)	6,900 (5,320 to 8,900)	7,200 (5,500 to 9,300)	7,600 (5,800 to 9,800)	7,670 (5,850 to 9,900)	7,200 (5,500 to 9,300)	6,270 (4,780 to 8,100)	4,600 (3,500 to 5,940)	2,090 (1,590 to 2,700)	90,200
Otitis media	0 (0 to 0)	0 (0 to 0)	0 (0 to 0)	0 (0 to 0)	0 (0 to 0)	0 (0 to 0)	0 (0 to 0)	0 (0 to 0)	0 (0 to 0)	0 (0 to 0)	0 (0 to 0)	0 (0 to 0)	0 (0 to 0)	0 (0 to 0)	0 (0 to 0)	0 (0 to 0)	0 (0 to 0)	0 (0 to 0)	0 (0 to 0)	0 (0 to 0)	0 (0 to 0)	0 (0 to 0)	0 (0 to 0)	0
Enteric infections	2015 (1,750 to 2,410)	780 (570 to 1,100)	1,360 (920 to 1,940)	1,120 (760 to 1,620)	664 (444 to 1,010)	1,060 (709 to 1,570)	1,210 (814 to 1,720)	1,410 (947 to 1,990)	1,600 (1,080 to 2,260)	1,600 (1,080 to 2,260)	1,600 (1,080 to 2,260)	1,610 (1,080 to 2,270)	1,770 (1,190 to 2,500)	1,900 (1,280 to 2,680)	2,060 (1,400 to 2,920)	2,170 (1,470 to 3,060)	2,210 (1,500 to 3,120)	2,240 (1,520 to 3,160)	2,260 (1,530 to 3,190)	2,210 (1,500 to 3,120)	2,010 (1,360 to 2,840)	1,500 (1,020 to 2,120)	1,060 (720 to 1,500)	29,700
Diarrheal diseases	393 (82 to 847)	484 (333 to 666)	699 (479 to 1,000)	1,060 (1,060 to 1,060)	660 (660 to 660)	978 (978 to 978)	1,060 (1,060 to 1,060)	1,060 (1,060 to 1,060)	1,060 (1,060 to 1,060)	1,060 (1,060 to 1,060)	1,060 (1,060 to 1,060)	1,060 (1,060 to 1,060)	1,770 (1,770 to 1,770)	1,770 (1,770 to 1,770)	1,770 (1,770 to 1,770)	1,770 (1,770 to 1,770)	2,120 (2,120 to 2,120)	2,260 (2,260 to 2,260)	2,260 (2,260 to 2,260)	2,210 (2,210 to 2,210)	1,960 (1,960 to 1,960)	1,520 (1,520 to 1,520)	932 (932 to 932)	499 (499 to 499)	29,600
Typhoid and paratyphoid	0 (0 to 0)	0 (0 to 0)	0.2 (0 to 0)	0.3 (0 to 0)	0.2 (0 to 0)	0.3 (0 to 0)	0.3 (0 to 0)	0.3 (0 to 0)	0.3 (0 to 0)	0.3 (0 to 0)	0.3 (0 to 0)	0.3 (0 to 0)	0.3 (0 to 0)	0.3 (0 to 0)	0.3 (0 to 0)	0.3 (0 to 0)	0.3 (0 to 0)	0.3 (0 to 0)	0.3 (0 to 0)	0.3 (0 to 0)	0.3 (0 to 0)	0.3 (0 to 0)	0.3 (0 to 0)	2.6
Typhoid fever	0 (0 to 0)	0 (0 to 0)	0 (0 to 0)	0 (0 to 0)	0 (0 to 0)	0 (0 to 0)	0 (0 to 0)	0 (0 to 0)	0 (0 to 0)	0 (0 to 0)	0 (0 to 0)	0 (0 to 0)	0 (0 to 0)	0 (0 to 0)	0 (0 to 0)	0 (0 to 0)	0 (0 to 0)	0 (0 to 0)	0 (0 to 0)	0 (0 to 0)	0 (0 to 0)	0 (0 to 0)	0 (0 to 0)	1.8
Paratyphoid fever	0 (0 to 0)	0 (0 to 0)	0 (0 to 0)	0 (0 to 0)	0 (0 to 0)	0 (0 to 0)	0 (0 to 0)	0 (0 to 0)	0 (0 to 0)	0 (0 to 0)	0 (0 to 0)	0 (0 to 0)	0 (0 to 0)	0 (0 to 0)	0 (0 to 0)	0 (0 to 0)	0 (0 to 0)	0 (0 to 0)	0 (0 to 0)	0 (0 to 0)	0 (0 to 0)	0 (0 to 0)	0 (0 to 0)	0.8
Invasive Non-typhoidal Salmonella (iNTS)	2.3 (1.7 to 2.9)	5.4 (4.2 to 6.7)	8.6 (6.4 to 11.0)	7.4 (5.4 to 9.6)	4.6 (3.2 to 6.2)	7.0 (5.0 to 9.2)	7.9 (5.6 to 10.4)	9.2 (6.6 to 12.1)	10.4 (7.4 to 13.6)	10.4 (7.4 to 13.6)	10.4 (7.4 to 13.6)	10.5 (7.4 to 13.7)	11.5 (8.1 to 15.1)	12.4 (8.7 to 16.2)	13.4 (9.4 to 17.5)	14.1 (9.9 to 18.4)	14.4 (10.1 to 18.8)	14.7 (10.3 to 19.2)	14.7 (10.3 to 19.2)	14.4 (10.1 to 18.8)	13.1 (9.2 to 17.1)	9.8 (6.9 to 12.8)	6.8 (4.7 to 8.9)	264.5
Other intestinal infectious diseases	1.5 (1.1 to 2.0)	0.7 (0.5 to 1.0)	1.4 (1.0 to 1.9)	1.4 (1.0 to 1.9)	1.4 (1.0 to 1.9



Other transport injuries	7·7 (5·9 to 10)	4·7 (3·4 to 6·4)	23·2 (18 to 29·5)	134 (99·2 to 175)	283 (226 to 352)	506 (398 to 630)	858 (616 to 1,160)	1,070 (753 to 1,470)	1,010 (725 to 1,380)	1,020 (724 to 1,330)	1,020 (779 to 1,320)	966 (740 to 1,230)	1,130 (869 to 1,440)	1,290 (987 to 1,610)	1,530 (1,170 to 1,920)	1,510 (1,150 to 1,920)	1,430 (1,080 to 1,860)	1,300 (959 to 1,720)	1,030 (743 to 1,410)	714 (518 to 967)	499 (364 to 668)	330 (237 to 443)	198 (138 to 268)	17,900
Unintentional injuries	158 (124 to 199)	432 (321 to 569)	7,690 (5,760 to 9,640)	6,910 (5,780 to 8,100)	3,230 (2,620 to 3,930)	3,610 (2,820 to 4,620)	5,690 (4,380 to 7,350)	7,520 (5,820 to 9,740)	8,940 (6,890 to 11,600)	10,200 (7,800 to 13,400)	11,100 (8,430 to 14,600)	11,900 (9,100 to 15,600)	14,600 (11,100 to 19,200)	17,900 (13,800 to 23,100)	22,400 (17,400 to 29,000)	24,300 (18,600 to 31,300)	25,300 (19,400 to 32,600)	27,400 (21,100 to 34,700)	26,100 (20,400 to 33,200)	23,500 (18,600 to 29,500)	19,600 (15,500 to 24,300)	14,000 (11,000 to 17,500)	8,160 (6,360 to 10,300)	301,000
Falls	8·7 (7·1 to 10·6)	9·2 (7·1 to 11·8)	110 (87·1 to 141)	383 (286 to 511)	607 (405 to 873)	1,010 (679 to 1,440)	1,610 (1,170 to 2,210)	2,200 (1,610 to 2,970)	2,900 (2,100 to 3,890)	3,510 (2,570 to 4,760)	4,120 (3,060 to 5,610)	4,670 (3,490 to 6,290)	6,250 (4,710 to 8,220)	8,400 (6,480 to 10,900)	11,500 (8,930 to 14,800)	13,500 (10,400 to 17,400)	15,400 (11,700 to 19,700)	18,200 (14,200 to 23,100)	18,900 (14,700 to 24,200)	18,300 (14,600 to 23,000)	16,100 (12,700 to 20,100)	11,900 (9,310 to 14,800)	6,990 (5,370 to 8,890)	167,000
Drowning	19·4 (14·3 to 25·7)	4·5 (3·2 to 6)	484 (351 to 630)	4,160 (3,470 to 4,890)	1,040 (800 to 1,330)	608 (447 to 797)	1,320 (932 to 1,790)	1,460 (996 to 2,070)	1,150 (783 to 1,600)	1,120 (788 to 1,500)	989 (737 to 1,300)	1,010 (746 to 1,300)	1,110 (809 to 1,440)	1,180 (904 to 1,500)	1,090 (806 to 1,430)	890 (696 to 1,110)	622 (474 to 794)	466 (362 to 582)	299 (234 to 373)	178 (143 to 216)	91·7 (70·1 to 114)	40·9 (32·6 to 49·2)	16·3 (12·3 to 20)	19,400
Fire, heat, and hot substances	2·6 (2·1 to 3·3)	5·6 (4·3 to 7·3)	112 (83·3 to 141)	477 (353 to 626)	334 (260 to 421)	253 (191 to 348)	307 (212 to 451)	427 (296 to 623)	578 (400 to 838)	776 (506 to 1,220)	834 (525 to 1,280)	829 (548 to 1,250)	977 (652 to 1,450)	1,140 (796 to 1,710)	1,340 (902 to 1,980)	1,330 (920 to 1,910)	1,160 (787 to 1,680)	988 (680 to 1,450)	762 (526 to 1,100)	520 (362 to 748)	345 (240 to 495)	212 (153 to 297)	110 (80·3 to 150)	13,800
Poisonings	7·1 (5 to 9·8)	5·3 (3·5 to 7·7)	63·1 (44·5 to 84·5)	209 (148 to 281)	147 (98 to 215)	231 (159 to 329)	308 (220 to 414)	470 (342 to 630)	612 (437 to 814)	555 (401 to 735)	505 (375 to 659)	453 (329 to 596)	389 (280 to 508)	456 (338 to 585)	424 (314 to 554)	319 (238 to 412)	233 (167 to 314)	195 (142 to 259)	136 (96·9 to 186)	97·6 (72·4 to 128)	63 (47·1 to 83·1)	32·8 (23·8 to 43)	14·4 (10·4 to 18·9)	5,920
Poisoning by carbon monoxide	0·6 (0·3 to 1·1)	0·7 (0·3 to 1·5)	16·5 (7·8 to 29·4)	59·1 (29·5 to 101)	35·1 (22·5 to 50·9)	51·3 (29·2 to 82·7)	128 (79·5 to 187)	216 (126 to 326)	290 (169 to 445)	327 (213 to 468)	286 (192 to 413)	251 (168 to 352)	192 (126 to 268)	188 (120 to 283)	167 (104 to 243)	114 (81·8 to 156)	72·7 (50·9 to 99·8)	53·7 (39·2 to 72)	38·7 (26·5 to 53·9)	27·8 (19·8 to 37·6)	18·8 (12·7 to 26·5)	7·8 (5·5 to 10·2)	2·5 (1·7 to 3·4)	2,540
Poisoning by other means	6·5 (4·7 to 9)	4·6 (3·1 to 6·5)	46·6 (33·4 to 61)	149 (109 to 199)	112 (68·5 to 174)	180 (114 to 273)	180 (118 to 265)	253 (179 to 344)	322 (231 to 432)	228 (154 to 312)	219 (152 to 301)	202 (139 to 281)	197 (130 to 279)	268 (190 to 362)	256 (179 to 342)	205 (138 to 288)	161 (103 to 234)	141 (93·5 to 202)	97·6 (63·3 to 140)	69·8 (47·8 to 98)	44·3 (30·5 to 61·1)	25 (17·3 to 34·5)	11·9 (8·3 to 16·1)	3,380
Exposure to mechanical forces	4·7 (3·4 to 6·5)	3·5 (2·7 to 4·7)	58·2 (44·4 to 75·1)	367 (284 to 475)	412 (291 to 603)	644 (420 to 985)	1,020 (696 to 1,500)	1,420 (1,000 to 2,080)	1,700 (1,180 to 2,450)	1,910 (1,300 to 2,780)	2,050 (1,410 to 3,060)	2,080 (1,440 to 3,050)	2,440 (1,680 to 3,560)	2,690 (1,860 to 3,930)	3,100 (2,130 to 4,530)	3,070 (2,090 to 4,400)	2,820 (1,910 to 4,030)	2,500 (1,680 to 3,600)	1,890 (1,270 to 2,710)	1,290 (871 to 1,820)	845 (568 to 1,220)	499 (334 to 711)	247 (166 to 350)	33,000
Unintentional firearm injuries	0·8 (0·5 to 1·2)	0·3 (0·2 to 0·5)	3·3 (2·2 to 4·8)	48·9 (32·6 to 73·4)	44·6 (31·4 to 62·4)	83·3 (58 to 116)	184 (123 to 260)	216 (143 to 326)	159 (106 to 254)	144 (98·7 to 222)	136 (97·9 to 196)	122 (82·9 to 185)	137 (96·6 to 200)	139 (101 to 200)	147 (103 to 216)	126 (90 to 178)	108 (75·6 to 157)	89 (62·9 to 133)	62·7 (42·8 to 93·2)	42·1 (28·7 to 62·2)	26 (17·6 to 39·6)	15·3 (10·4 to 22·8)	8·2 (5·6 to 12)	2,040
Other exposure to mechanical forces	3·9 (2·8 to 5·5)	3·2 (2·4 to 4·2)	54·9 (41·5 to 71·2)	318 (239 to 418)	368 (248 to 554)	560 (348 to 898)	832 (532 to 1,320)	1,200 (804 to 1,830)	1,540 (1,030 to 2,250)	1,760 (1,180 to 2,620)	1,910 (1,300 to 2,890)	1,960 (1,340 to 2,880)	2,300 (1,570 to 3,370)	2,550 (1,740 to 3,750)	2,950 (2,030 to 4,320)	2,950 (1,990 to 4,240)	2,710 (1,830 to 3,890)	2,420 (1,610 to 3,480)	1,820 (1,230 to 2,620)	1,250 (838 to 1,770)	819 (547 to 1,180)	484 (324 to 691)	239 (161 to 340)	31,000
Adverse effects of medical treatment	28·8 (21 to 44·7)	25·7 (19·3 to 34·8)	232 (159 to 332)	236 (163 to 335)	106 (70·7 to 159)	89·5 (60·7 to 133)	96·9 (66·7 to 143)	142 (94·5 to 201)	190 (132 to 271)	235 (162 to 328)	288 (208 to 403)	334 (236 to 471)	489 (351 to 656)	631 (458 to 852)	941 (697 to 1,250)	1,070 (779 to 1,480)	1,220 (877 to 1,760)	1,340 (942 to 1,910)	1,100 (752 to 1,590)	716 (504 to 1,050)	406 (285 to 640)	213 (143 to 391)	123 (75·1 to 244)	10,200
Animal contact	2·8 (2 to 3·8)	4·2 (2·8 to 6·1)	17 (12·3 to 23·2)	76·9 (57·1 to 102)	86·3 (59·5 to 126)	110 (70·7 to 160)	133 (85·1 to 193)	162 (105 to 234)	194 (128 to 287)	212 (139 to 312)	231 (155 to 344)	233 (152 to 343)	272 (175 to 403)	307 (208 to 449)	354 (236 to 517)	358 (236 to 529)	337 (221 to 505)	299 (192 to 451)	223 (144 to 339)	153 (98·8 to 232)	99·3 (64·4 to 152)	59·1 (38·4 to 89·9)	29·6 (19·3 to 45·3)	3,950
Venomous animal contact	0·3 (0·2 to 0·5)	0·3 (0·2 to 0·5)	3 (2 to 4·4)	19·8 (12·5 to 29·7)	35·9 (22·3 to 54·1)	53·6 (32 to 80·4)	64·3 (41·2 to 95·5)	75·2 (47·5 to 111)	88·1 (58·1 to 126)	91·5 (60·7 to 129)	93·7 (62·4 to 132)	92·3 (62·5 to 127)	101 (68·3 to 140)	108 (75·2 to 147)	115 (81·1 to 156)	109 (75·8 to 150)	94·2 (65·3 to 126)	76·1 (52·6 to 106)	51·6 (35·2 to 71·8)	33·6 (22·8 to 47·6)	20·2 (13·9 to 28·5)	11·5 (7·9 to 16)	5·6 (4 to 7·7)	1,340
Non-venomous animal contact	2·5 (1·8 to 3·4)	4 (2·5 to 5·8)	14 (10 to 19·5)	57·1 (41·8 to 76·9)	50·4 (32·5 to 79·9)	56·4 (31·8 to 92)	68·8 (40·2 to 115)	86·9 (50·2 to 143)	106 (63·3 to 174)	121 (71 to 201)	138 (81·9 to 233)	141 (82·6 to 234)	171 (99·2 to 277)	199 (119 to 320)	238 (143 to 386)	249 (149 to 399)	243 (147 to 390)	223 (135 to 357)	172 (102 to 274)	119 (72 to 189)	79·1 (48·1 to 126)	47·6 (29·2 to 74·3)	24 (14·8 to 37·7)	2,610
Foreign body	78·9 (59·3 to 104)	371 (267 to 497)	6,560 (4,830 to 8,300)	841 (680 to 1,020)	281 (213 to 371)	327 (235 to 474)	355 (246 to 541)	451 (310 to 671)	564 (405 to 852)	659 (477 to 945)	705 (515 to 991)	771 (579 to 1,030)	939 (719 to 1,250)	1,110 (863 to 1,430)	1,390 (1,100 to 1,710)	1,430 (1,130 to 1,770)	1,380 (1,100 to 1,680)	1,340 (1,090 to 1,650)	1,210 (979 to 1,450)	1,050 (854 to 1,250)	850 (672 to 1,040)	572 (443 to 703)	372 (275 to 465)	23,600
Pulmonary aspiration and foreign body in airway	78·5 (59 to 104)	370 (267 to 496)	6,550 (4,820 to 8,290)	768 (613 to 939)	172 (138 to 213)	169 (125 to 222)	153 (111 to 200)	199 (141 to 271)	253 (177 to 344)	308 (216 to 422)	318 (239 to 424)	373 (291 to 461)	467 (341 to 608)	583 (426 to 777)	771 (602 to 998)	766 (566 to 1,010)	719 (545 to 919)	698 (558 to 857)	671 (541 to 807)	646 (517 to 781)	567 (418 to 740)	389 (276 to 509)	271 (178 to 355)	16,300
Foreign body in eyes	0·1 (0 to 0·3)	0·3 (0·1 to 0·9)	5·4 (1 to 13·6)	28·4 (7·3 to 67·4)	47·7 (14·3 to 114)	73·8 (19·2 to 192)	102 (26·7 to 249)	134 (40·4 to 324)	167 (57·8 to 411)	184 (68·3 to 447)	198 (82·4 to 441)	202 (92·6 to 398)	229 (117 to 434)	242 (129 to 434)	267 (155 to 427)	268 (163 to 415)	256 (159 to 385)	227 (146 to 333)	174 (114 to 254)	117 (77·9 to 171)	75·9 (50·9 to 110)	44·9 (30·7 to 63·8)	22·1 (15·4 to 31·3)	3,070
Foreign body in other body part	0·3 (0·2 to 0·5)	0·5 (0·3 to 0·9)	9·3 (5 to 16·4)	45 (29·3 to 72·1)	61·5 (39·1 to 100)	84·1 (55·2 to 131)	100 (68 to 145)	117 (81 to 170)	144 (102 to 202)	167 (117 to 229)	188 (131 to 258)	196 (139 to 266)	243 (172 to 336)	289 (206 to 392)	353 (250 to 487)	391 (273 to 534)	405 (287 to 563)	413 (292 to 556)	366 (259 to 502)	285 (202 to 391)	207 (147 to 287)	137 (94·8 to 193)	79·6 (54·6 to 112)	4,280
Environmental heat and cold exposure	1·1 (0·8 to 1·4)	0·5 (0·4 to 0·7)	17·3 (12·4 to 23·4)	28·2 (20·6 to 37·6)	22·8 (16 to 32·9)	36·4 (24 to 54)	70·1 (48·1 to 101)	101 (70·8 to 141)	136 (96·6 to 185)	165 (117 to 225)	182 (128 to 249)	198 (141 to 271)	241 (171 to 326)	304 (220 to 409)	350 (249 to 474)	361 (250 to 502)	353 (240 to 489)	347 (242 to 487)	291 (203 to 398)	217 (154 to 297)	155 (110 to 210)	97·9 (69·6 to 132)	51·5 (36 to 69·5)	3,730
Exposure to forces of nature	0·4 (0·4 to 0·5)	1·2 (1·1 to 1·3)	9·7 (8·8 to 10·7)	48 (43·7 to 52·9)	50·9 (46·2 to 56·2)	64·1 (58·2 to 70·8)	63·8 (57·9 to 70·5)	63·3 (57·3 to 69·8)	63·9 (58·1 to 70·8)	55·9 (50·5 to 61·9)	50·7 (45·8 to 56·3)	44·3 (40·1 to 49·2)	45·7 (41·3 to 50·8)	45·8 (41·4 to 50·8)	44·1 (39·9 to 49)	40·3 (36·4 to 44·9)	31·6 (28·5 to 35·2)	23·9 (21·4 to 26·7)	15·6 (14 to 17·4)	10·4 (9·3 to 11·6)	6 (5·3 to 6·6)	2·6 (2·3 to 2·9)	0·9 (0·8 to 1)	783
Other unintentional injuries	3 (1·8 to 4·7)	1·6 (1 to 2·4)	23·7 (17·7 to 31·3)	84·4 (59·4 to 117)	141 (96·2 to 208)	232 (161 to 339)	404 (278 to 588)	622 (439 to 884)	846 (595 to 1,180)	1,050 (722 to 1,510)	1,180 (813 to 1,700)	1,250 (854 to 1,780)	1,470 (1,000 to 2,080)	1,650 (1,100 to 2,340)	1,930 (1,290 to 2,720)	1,920 (1,300 to 2,720)	1,820 (1,230 to 2,590)	1,650 (1,140 to 2,350)	1,290 (894 to 1,820)	902 (626 to 1,260)	618 (433 to 857)	389 (271 to 545)	206 (147 to 283)	19,700
Self-harm and interpersonal violence	125 (85·7 to 177)	64·6 (46 to 89·7)	2,170 (1,600 to 2,890)	2,510 (1,980 to 3,180)	944 (767 to 1,150)	2,860 (2,400 to 3,360)	16,800 (13,700 to 20,000)	25,000 (19,700 to 31,000)	22,800 (17,000 to 28,000)	20,600 (15,700 to 25,300)	18,900 (15,200 to 23,200)	17,500 (14,100 to 21,700)	17,900 (14,100 to 22,500)	17,200 (13,500 to 21,700)	16,500 (13,100 to 20,600)	11,600 (9,210 to 14,400)	8,110 (6,590 to 10,000)	5,680 (4,660 to 6,860)	3,620 (2,960 to 4,400)	2,080 (1,660 to 2,550)	1,140 (909 to 1,370)	472 (374 to 575)	163 (125 to 204)	215,000
Self-harm	0 (0 to 0)	0 (0 to 0)	0 (0 to 0)	0 (0 to 0)	0 (0 to 0)	1,560 (1,170 to 1,990)	7,730 (6,130 to 9,710)	11,200 (8,510 to 14,400)	11,200 (8,130 to 14,300)	11,200 (8,380 to 14,100)	11,500 (9,040 to 14,600)	11,600 (9,040 to 14,700)	12,900 (9,790 to 16,900)	12,800 (9,780 to 16,600)	12,700 (9,790 to 16,500)	8,800 (6,810 to 11,200)	6,100 (4,790 to 7,770)	4,150 (3,280 to 5,250)	2,610 (2,020 to 3,310)	1,550 (1,220 to 1,960)	848 (653 to 1,070)	323 (245 to 402)	92·3 (65·1 to 127)	129,000
Self-harm by firearm	0 (0 to 0)	0 (0 to 0)	0 (0 to 0)	0 (0 to 0)	0 (0 to 0)	490 (301 to 742)	3,320 (2,420 to 4,400)	5,380 (3,840 to 7,280)	5,400 (3,710 to 7,280)	5,180 (3,720 to 6,910)	4,930 (3,640 to 6,610)	5,120 (3,770 to 6,890)	5,550 (4,000 to 7,520)	5,870 (4,140 to 8,290)	6,240 (4,470 to 8,610)	4,710 (3,450 to 6,340)	3,700 (2,790 to 4,920)	2,700 (2,050 to 3,530)	1,780 (1,310 to 2,370)	1,070 (786 to 1,420)	574 (424 to 750)	193 (139 to 252)	36·2 (21 to 56·8)	62,300
Self-harm by other specified means	0 (0 to 0)	0 (0 to 0)	0 (0 to 0)	0 (0 to 0)	0 (0 to 0)	1,070 (774 to 1,400)	4,410 (3,400 to 5,570)	5,820 (4,330 to 7,800)	5,840 (4,220 to 7,780)	6,000 (4,420 to 7,770)	6,570 (4,960 to 8,490)	6,460 (4,870 to 8,340)	7,360 (5,340 to 9,870)	6,970 (4,980 to 9,280)	6,450 (4,640 to 8,630)	4,090 (2,930 to 5,320)	2,400 (1,810 to 3,090)	1,450 (1,110 to 1,830)	827 (641 to 1,060)	480 (374 to 632)	273 (207 to 358)	131 (100 to 168)	56·1 (38·6 to 76·8)	66,700
Interpersonal violence	125 (85·7 to 177)	64·6 (46 to 89·7)	2,160 (1,600 to 2,890)	2,500 (1,960 to 3,170)	935 (759 to 1,140)	1,290 (1,000 to 1,610)	8,970 (6,960 to 11,300)	13,600 (10,200 to 17,200)	11,300 (8,360 to 14,300)	9,250 (6,760 to 11,600)	7,240 (5,640 to 8,960)	5,780 (4,620 to 7,110)	4,880 (3,850 to 6,060)	4,230 (3,370 to 5,270)	3,710 (2,960 to 4,550)	2,730 (2,170 to 3,370)	1,980 (1,580 to 2,470)	1,520 (1,220 to 1,890)	999 (796 to 1,270)	521 (398 to 680)	289 (214 to 386)	148 (109 to 200)	69·7 (50·9 to 95·2)	84,300
Physical violence by firearm	7 (4·8 to 9·9)	6 (4·2 to 8·4)	125 (90·6 to 170)	488 (370 to 637)	409 (325 to 507)	778 (589 to 993)	7,590 (5,820 to 9,650)	11,400 (8,460 to 14,500)	9,100 (6,470 to 11,600)	6,970 (4,830 to 8,910)	5,060 (3,860 to 6,410)	3,790 (2,920 to 4,800)	2,880 (2,180 to 3,730)	2,180 (1,650 to 2,840)	1,690 (1,290 to 2,150)	1,100 (853 to 1,360)	679 (535 to 834)	455 (370 to 558)	279 (222 to 343)	109 (84·9 to 138)	51·3 (38·3 to 67·1)	22·7 (16·5 to 30·8)	11 (8 to 14·8)	55,200
Physical violence by sharp object	5·5 (3·7 to 7·9)	2·6 (1·9 to 3·5)	24·5 (18·3 to 32·7)	68·9 (54·1 to 87·2)	56·2 (45·3 to 67·9)	77·2 (60 to 96·6)	542 (417 to 694)	1,010 (763 to 1,310)	944 (698 to 1,190)	945 (711 to 1,200)	838 (658 to 1,040)	692 (548 to 853)	564 (443 to 703)	589 (461 to 740)	532 (417 to 655)	388 (303 to 487)	281 (220 to 360)	212 (165 to 273)	132 (101 to 175)	69·8 (51·6 to 94)	38·4 (27·3 to 53·4)	21 (14·9 to 29·1)	10·8 (7·6 to 15)	8,040
Sexual violence	0 (0 to 0)	0 (0 to 0)	0 (0 to 0)	5·1 (3 to 8·4)	44·6 (26·4 to 70·8)	132 (76·3 to 203)	356 (202 to 571)	394 (229 to 604)	270 (150 to 440)	187 (102 to 304)	156 (87·6 to 248)	130 (75·4 to 210)	124 (72·9 to 208)	103 (58·3 to 171)	79·3 (46·3 to 129)	60·8 (37·4 to 91·7)	53·3 (33 to 79·6)	44·4 (27·8 to 66·2)	32·2 (20·7 to 47·8)	22·1 (13·9 to 33)	12·8 (7·2 to 20·7)	3·4 (2 to 5·2)	0·3 (0·2 to 0·5)	2,210
Physical violence by other means	112 (77·2 to 159)	56 (39·8 to 77·5)	2,010 (1,490 to 2,690)	1,930 (1,520 to 2,450)	425 (339 to 528)	300 (233 to 379)	480 (387 to 591)	775 (605 to 968)	1,000 (785 to 1,280)	1,150 (901 to 1,450)	1,190 (922 to 1,500)	1,170 (907 to 1,460)	1,310 (1,000 to 1,680)	1,350 (1,040 to 1,750)	1,410 (1,080 to 1,820)	1,190 (896 to 1,580)	972 (719 to 1,310)	810 (600 to 1,080)	556 (407 to 742)	319 (228 to 438)	187 (132 to 256)	101 (72·3 to 140)	47·6 (34·1 to 66)	18,900
Conflict and terrorism	0 (0 to 0)	0 (0 to 0)	0 (0 to 0)	0 (0 to 0)	0·6 (0·3 to 1·3)	4·3 (2·2 to 8·7)	9·1 (4·9 to 18·3)	10·5 (5·6 to 19·3)	16·6 (8·9 to 29·3)	21·2 (11·9 to 38·8)	24·3 (14 to 43·7)	20·5 (12·2 to 35·8)	19 (11·3 to 31·7)	16·3 (10 to 27·9)	14·6 (8·9 to 24·1)	12·7 (8 to 20·2)	9·7 (6·2 to 15·8)	6·7 (4·2 to 10·7)	3·9 (2·4 to 6·4)	2·1 (1·4 to 3·5)	1·3 (0·8 to 2·1)	1 (0·6 to 1·5)	0·6 (0·3 to 1)	195

SR Table 2c. Hawaii DALYs by cause and age group for both sexes with 95% uncertainty intervals, 2019

Cause	Early Neonatal	Late Neonatal	Post-Neonatal	1 to 4	5 to 9	10 to 14	15 to 19	20 to 24	25 to 29	30 to 34	35 to 39	40 to 44	45 to 49	50 to 54	55 to 59	60 to 64	65 to 69	70 to 74	75 to 79	80 to 84	85 to 89	90 to 94	95 plus	Total
All causes	6,910 (5,830 to 8,005)	695 (749 to 1,059)	3,220 (2,791 to 3,668)	3,178 (2,548 to 3,920)	2,883 (2,362 to 3,486)	3,778 (3,389 to 7,332)	5,992 (7,789 to 12,495)	14,000 (11,900 to 17,690)	17,220 (13,900 to 21,150)	19,250 (15,900 to 22,890)	20,050 (16,400 to 24,200)	20,050 (16,400 to 23,900)	23,000 (19,400 to 26,900)	28,850 (23,900 to 34,200)	29,950 (24,900 to 35,600)	43,250 (36,400 to 50,900)	48,050 (39,900 to 56,700)	64,200 (53,900 to 75,900)	35,850 (29,700 to 42,700)	26,750 (22,600 to 32,000)	20,250 (16,600 to 24,300)	16,750 (13,700 to 19,300)	10,900 (8,810 to 11,200)	454,000
Communicable, maternal, neonatal, and nutritional diseases	3,940 (2,870 to 5,210)	529 (559 to 890)	859 (655 to 1,130)	452 (322 to 622)	647 (462 to 881)	561 (372 to 727)	964 (620 to 1,790)	2,180 (1,420 to 3,180)	797 (529 to 1,180)	996 (716 to 1,390)	998 (706 to 1,390)	996 (712 to 1,340)	993 (706 to 1,330)	930 (674 to 1,190)	1,070 (800 to 1,330)	1,160 (823 to 1,490)	1,160 (810 to 1,560)	1,160 (838 to 1,500)	1,050 (772 to 1,370)	939 (713 to 1,210)	664 (513 to 1,000)	622 (484 to 1,000)	460 (329 to 800)	22,900
HIV/AIDS and sexually transmitted infections	0.6 (0.3 to 0.9)	0.1 (0.1 to 0.2)	4.6 (3.6 to 6.1)	3.4 (2 to 5.9)	1.6 (1.4 to 2.1)	7.6 (2.2 to 31)	78 (9.8 to 162)	357 (29 to 64.4)	1,101 (79.4 to 126)	1,991 (129 to 208)	2,554 (162 to 268)	1,983 (129 to 208)	1,705 (128 to 214)	1,170 (116 to 153)	1,185 (119 to 153)	999.7 (99.7 to 141)	722.3 (90.6 to 103)	540.1 (78.5 to 98.5)	418.1 (66.6 to 89.2)	416 (73.2 to 74)	318.5 (71.9 to 71.1)	218.1 (72 to 52)	169.5 (69.6 to 74.6)	1,380
HIV/AIDS	0 (0 to 0)	0 (0 to 0)	4.2 (3.4 to 5.8)	3.4 (2 to 5.9)	1.6 (1.4 to 2.1)	7.7 (1.9 to 31)	4.3 (0.4 to 30.7)	24.4 (19.6 to 30.7)	82.3 (66.6 to 102)	136 (108 to 172)	177 (142 to 229)	192 (157 to 245)	152 (120 to 197)	136 (108 to 181)	116 (89 to 156)	89.9 (68.5 to 127)	62.4 (47.5 to 87.8)	22.2 (16 to 36.8)	9 (6.4 to 16.3)	1.7 (1.2 to 3.6)	0.6 (0.4 to 1.7)	0.5 (0.4 to 1.5)	0.2 (0.1 to 0.4)	1,180
HIV/AIDS - Drug-susceptible Tuberculosis	0 (0 to 0)	0 (0 to 0)	0 (0 to 0)	0 (0 to 0)	0 (0 to 0)	0 (0 to 0)	0 (0 to 0)	0 (0 to 0)	0 (0 to 0)	0 (0 to 0)	0 (0 to 0)	0 (0 to 0)	0 (0 to 0)	0 (0 to 0)	0 (0 to 0)	0 (0 to 0)	0 (0 to 0)	0 (0 to 0)	0 (0 to 0)	0 (0 to 0)	0 (0 to 0)	0 (0 to 0)	0 (0 to 0)	0
HIV/AIDS - Multidrug-resistant Tuberculosis without extensive drug-resistance	0 (0 to 0)	0 (0 to 0)	0 (0 to 0)	0 (0 to 0)	0 (0 to 0)	0 (0 to 0)	0 (0 to 0)	0 (0 to 0)	0 (0 to 0)	0 (0 to 0)	0 (0 to 0)	0 (0 to 0)	0 (0 to 0)	0 (0 to 0)	0 (0 to 0)	0 (0 to 0)	0 (0 to 0)	0 (0 to 0)	0 (0 to 0)	0 (0 to 0)	0 (0 to 0)	0 (0 to 0)	0 (0 to 0)	0
HIV/AIDS - Extensively drug-resistant Tuberculosis	0 (0 to 0)	0 (0 to 0)	0 (0 to 0)	0 (0 to 0)	0 (0 to 0)	0 (0 to 0)	0 (0 to 0)	0 (0 to 0)	0 (0 to 0)	0 (0 to 0)	0 (0 to 0)	0 (0 to 0)	0 (0 to 0)	0 (0 to 0)	0 (0 to 0)	0 (0 to 0)	0 (0 to 0)	0 (0 to 0)	0 (0 to 0)	0 (0 to 0)	0 (0 to 0)	0 (0 to 0)	0 (0 to 0)	0
HIV/AIDS resulting in other diseases	0 (0 to 0)	0 (0 to 0)	0.5 (0.1 to 0.6)	0.2 (0.1 to 0.3)	1.6 (1 to 2)	1.6 (1.4 to 1.8)	0.2 (0.2 to 0.3)	0.2 (0.1 to 0.3)	0.2 (0.1 to 0.3)	0.2 (0.1 to 0.3)	0.2 (0.1 to 0.3)	0.2 (0.1 to 0.3)	0.2 (0.1 to 0.3)	0.2 (0.1 to 0.3)	0.2 (0.1 to 0.3)	0.2 (0.1 to 0.3)	0.2 (0.1 to 0.3)	0.2 (0.1 to 0.3)	0.2 (0.1 to 0.3)	0.2 (0.1 to 0.3)	0.2 (0.1 to 0.3)	0.2 (0.1 to 0.3)	0.2 (0.1 to 0.3)	1,180
Sexually transmitted infections excluding HIV	0.6 (0.3 to 0.9)	0.1 (0.1 to 0.2)	0.2 (0.2 to 0.3)	0.2 (0.2 to 0.3)	0.1 (0.1 to 0.2)	0.1 (0.1 to 0.2)	0.2 (0.2 to 0.3)	0.2 (0.2 to 0.3)	0.2 (0.2 to 0.3)	0.2 (0.2 to 0.3)	0.2 (0.2 to 0.3)	0.2 (0.2 to 0.3)	0.2 (0.2 to 0.3)	0.2 (0.2 to 0.3)	0.1 (0.1 to 0.2)	0.1 (0.1 to 0.2)	0.1 (0.1 to 0.2





SR Table 2c. Idaho DALYS by cause and age arcoss for both sexes with 95% uncertainty intervals, 2019

Cause	Early Neonatal	Late Neonatal	Post-Neonatal	1 to 4	5 to 9	10 to 14	15 to 19	20 to 24	25 to 29	30 to 34	35 to 39	40 to 44	45 to 49	50 to 54	55 to 59	60 to 64	65 to 69	70 to 74	75 to 79	80 to 84	85 to 89	90 to 94	95 plus	Total
All causes	5,720 (3,920 to 7,350)	974 (749 to 1,240)	3,640 (2,130 to 5,470)	3,820 (2,660 to 5,180)	4,250 (2,960 to 5,760)	11,200 (7,770 to 11,700)	17,200 (13,600 to 21,400)	21,600 (17,400 to 26,200)	22,900 (18,600 to 27,800)	23,200 (18,600 to 27,800)	23,000 (18,400 to 27,800)	26,700 (21,600 to 31,900)	28,200 (23,300 to 33,900)	28,200 (23,300 to 33,900)	30,400 (25,100 to 36,200)	33,400 (27,900 to 39,200)	33,400 (28,000 to 39,600)	34,900 (29,000 to 41,000)	32,100 (26,700 to 38,200)	29,200 (24,000 to 35,000)	23,600 (19,000 to 28,600)	13,900 (10,700 to 18,100)	5,720 (1,770 to 9,670)	647,000
Communicable, maternal, neonatal, and nutritional diseases	5,690 (3,580 to 9,200)	432 (271 to 670)	709 (326 to 1,630)	779 (585 to 1,030)	192 (92 to 380)	752 (502 to 1,030)	1,020 (551 to 1,800)	1,070 (537 to 1,900)	1,020 (511 to 1,900)	1,020 (511 to 1,900)	1,020 (511 to 1,900)	996 (507 to 1,660)	926 (507 to 1,660)	900 (493 to 1,520)	905 (493 to 1,520)	974 (731 to 1,220)	1,060 (800 to 1,330)	1,070 (800 to 1,330)	1,090 (800 to 1,330)	1,040 (800 to 1,270)	866 (670 to 1,160)	799 (599 to 960)	575 (431 to 720)	260 (164 to 358)	21,800
HIV/AIDS and sexually transmitted infections	0.4 (0.3 to 0.6)	0.1 (0.1 to 0.2)	4.6 (1.1 to 21)	2.3 (1.6 to 3.2)	1.0 (0.4 to 1.9)	2.8 (2.0 to 4.0)	9.5 (6.6 to 13)	28 (20 to 39.1)	67.5 (47.7 to 94)	101 (71.4 to 139)	131 (93.1 to 184)	171 (121 to 239)	198 (139 to 276)	212 (149 to 296)	208 (146 to 290)	180 (127 to 251)	144 (101 to 201)	104 (73.1 to 145)	74.1 (52.1 to 103)	47.7 (33.5 to 66.5)	27.1 (19.1 to 37.8)	12.9 (9.1 to 18)	3.6 (2.5 to 5)	1,300
HIV/AIDS	0 (0 to 0)	0 (0 to 0)	2.3 (1.2 to 4.6)	2 (1.7 to 2.2)	1.2 (0.4 to 1.9)	1.4 (0.5 to 2.2)	3.5 (1.2 to 5.5)	13.7 (4.8 to 21.5)	33.4 (11.8 to 52.6)	54.6 (19.3 to 86)	73 (25.8 to 115)	89.5 (31.7 to 141)	106 (37.5 to 167)	119 (42.1 to 187)	117 (41.4 to 184)	101 (35.8 to 159)	80.7 (28.5 to 127)	58.4 (20.7 to 91.9)	41.5 (14.7 to 65.3)	26.7 (9.4 to 42)	15.2 (5.4 to 23.9)	7.2 (2.6 to 11.3)	2 (0.7 to 3.2)	648
HIV/AIDS - Drug-susceptible Tuberculosis	0 (0 to 0)	0 (0 to 0)	0 (0 to 0)	0 (0 to 0)	0 (0 to 0)	0 (0 to 0)	0 (0 to 0)	0 (0 to 0)	0 (0 to 0)	0 (0 to 0)	0 (0 to 0)	0 (0 to 0)	0 (0 to 0)	0 (0 to 0)	0 (0 to 0)	0 (0 to 0)	0 (0 to 0)	0 (0 to 0)	0 (0 to 0)	0 (0 to 0)	0 (0 to 0)	0 (0 to 0)	0 (0 to 0)	0 (0 to 0)	0
HIV/AIDS - Multidrug-resistant Tuberculosis without extensive drug-resistance	0 (0 to 0)	0 (0 to 0)	0 (0 to 0)	0 (0 to 0)	0 (0 to 0)	0 (0 to 0)	0 (0 to 0)	0 (0 to 0)	0 (0 to 0)	0 (0 to 0)	0 (0 to 0)	0 (0 to 0)	0 (0 to 0)	0 (0 to 0)	0 (0 to 0)	0 (0 to 0)	0 (0 to 0)	0 (0 to 0)	0 (0 to 0)	0 (0 to 0)	0 (0 to 0)	0 (0 to 0)	0 (0 to 0)	0 (0 to 0)	0
HIV/AIDS - Extensively drug-resistant Tuberculosis	0 (0 to 0)	0 (0 to 0)	0 (0 to 0)	0 (0 to 0)	0 (0 to 0)	0 (0 to 0)	0 (0 to 0)	0 (0 to 0)	0 (0 to 0)	0 (0 to 0)	0 (0 to 0)	0 (0 to 0)	0 (0 to 0)	0 (0 to 0)	0 (0 to 0)	0 (0 to 0)	0 (0 to 0)	0 (0 to 0)	0 (0 to 0)	0 (0 to 0)	0 (0 to 0)	0 (0 to 0)	0 (0 to 0)	0 (0 to 0)	0
HIV/AIDS resulting in other diseases	0 (0 to 0)	0 (0 to 0)	2.3 (1.2 to 4.6)	2 (1.7 to 2.2)	1.2 (0.4 to 1.9)	1.4 (0.5 to 2.2)	3.5 (1.2 to 5.5)	13.7 (4.8 to 21.5)	33.4 (11.8 to 52.6)	54.6 (19.3 to 86)	73 (25.8 to 115)	89.5 (31.7 to 141)	106 (37.5 to 167)	119 (42.1 to 187)	117 (41.4 to 184)	101 (35.8 to 159)	80.7 (28.5 to 127)	58.4 (20.7 to 91.9)	41.5 (14.7 to 65.3)	26.7 (9.4 to 42)	15.2 (5.4 to 23.9)	7.2 (2.6 to 11.3)	2 (0.7 to 3.2)	648
Sexually transmitted infections excluding HIV	0.4 (0.3 to 0.6)	0.1 (0.1 to 0.2)	2.3 (1.1 to 21)	0.3 (0.2 to 0.5)	0.1 (0.2 to 0.3)	1.4 (0.6 to 2.1)	6 (2.6 to 8.7)	14.3 (6.5 to 20.7)	33.5 (15.2 to 48.7)	46.4 (21.1 to 67.3)	58 (26.4 to 84.2)	81.5 (37.1 to 118)	92.4 (42.1 to 134)	93.2 (42.5 to 135)	91.1 (41.5 to 132)	79.3 (36.1 to 115)	63.3 (28.8 to 91.9)	45.6 (20.8 to 66.2)	32.6 (14.8 to 47.3)	20.9 (9.5 to 30.3)	11.9 (5.4 to 17.3)	5.1 (2.3 to 7.4)	1.4 (0.6 to 2)	509
Syphilis	0 (0 to 0)	0 (0 to 0)	0 (0 to 0)	0 (0 to 0)	0 (0 to 0)	0.1 (0.2 to 0.3)	0.4 (0.6 to 0.9)	1.5 (2.3 to 3.6)	3.6 (5.5 to 8.7)	5.1 (7.7 to 12.3)	6.4 (9.7 to 15.4)	8.9 (13.5 to 21.5)	10.2 (15.5 to 24.6)	10.3 (15.6 to 24.8)	10.1 (15.3 to 24.3)	8.8 (13.3 to 21.1)	7 (10.6 to 16.8)	5.1 (7.7 to 12.1)	3.6 (5.5 to 8.6)	2.3 (3.5 to 5.5)	1.3 (2 to 3.1)	0.6 (0.9 to 1.4)	0.2 (0.3 to 0.5)	72.6
Chlamydial infection	0 (0 to 0)	0 (0 to 0)	0 (0 to 0)	0 (0 to 0)	0 (0 to 0)	0.1 (0.1 to 0.2)	0.4 (0.5 to 0.6)	0.9 (0.9 to 1.3)	1.5 (1.5 to 2.1)	1.6 (1.6 to 2.3)	1.6 (1.6 to 2.3)	1.6 (1.6 to 2.3)	1.6 (1.6 to 2.3)	1.6 (1.6 to 2.3)	1.6 (1.6 to 2.3)	1.6 (1.6 to 2.3)	1.6 (1.6 to 2.3)	1.6 (1.6 to 2.3)	1.6 (1.6 to 2.3)	1.6 (1.6 to 2.3)	1.6 (1.6 to 2.3)	1.6 (1.6 to 2.3)	1.6 (1.6 to 2.3)	10.6
Gonococcal infection	0 (0 to 0)	0 (0 to 0)	0 (0 to 0)	0 (0 to 0)	0 (0 to 0)	0.2 (0.3 to 0.3)	0.7 (0.9 to 1.1)	1.4 (1.9 to 2.2)	1.9 (2.6 to 3.1)	1.9 (2.6 to 3.1)	1.9 (2.6 to 3.1)	1.2 (1.7 to 1.9)	0.7 (0.9 to 1.2)	0.4 (0.5 to 0.7)	0.3 (0.4 to 0.5)	0.2 (0.3 to 0.4)	0.1 (0.2 to 0.3)	0.1 (0.1 to 0.2)	0.1 (0.1 to 0.2)	0.1 (0.1 to 0.2)	0.1 (0.1 to 0.2)	0.1 (0.1 to 0.2)	0.1 (0.1 to 0.2)	11.6
Trichomoniasis	0 (0 to 0)	0 (0 to 0)	0 (0 to 0)	0 (0 to 0)	0 (0 to 0)	0.1 (0.1 to 0.2)	0.4 (0.5 to 0.6)	0.9 (0.9 to 1.3)	1.5 (1.5 to 2.1)	1.6 (1.6 to 2.3)	1.6 (1.6 to 2.3)	1.6 (1.6 to 2.3)	1.6 (1.6 to 2.3)	1.6 (1.6 to 2.3)	1.6 (1.6 to 2.3)	1.6 (1.6 to 2.3)	1.6 (1.6 to 2.3)	1.6 (1.6 to 2.3)	1.6 (1.6 to 2.3)	1.6 (1.6 to 2.3)	1.6 (1.6 to 2.3)	1.6 (1.6 to 2.3)	1.6 (1.6 to 2.3)	10.6
Genital herpes	0 (0 to 0)	0 (0 to 0)	0 (0 to 0)	0 (0 to 0)	0 (0 to 0)	0.1 (0.2 to 0.3)	0.4 (0.5 to 0.6)	0.9 (0.9 to 1.3)	1.5 (1.5 to 2.1)	1.6 (1.6 to 2.3)	1.6 (1.6 to 2.3)	1.6 (1.6 to 2.3)	1.6 (1.6 to 2.3)	1.6 (1.6 to 2.3)	1.6 (1.6 to 2.3)	1.6 (1.6 to 2.3)	1.6 (1.6 to 2.3)	1.6 (1.6 to 2.3)	1.6 (1.6 to 2.3)	1.6 (1.6 to 2.3)	1.6 (1.6 to 2.3)	1.6 (1.6 to 2.3)	1.6 (1.6 to 2.3)	10.6
Other sexually transmitted infections	0 (0 to 0)	0 (0 to 0)	0 (0 to 0)	0 (0 to 0)	0 (0 to 0)	0.2 (0.3 to 0.5)	0.9 (1.1 to 1.4)	2.1 (2.7 to 3.4)	3.6 (4.6 to 5.8)	4.6 (5.9 to 7.5)	5.2 (6.7 to 8.6)	5.2 (6.7 to 8.6)	5.2 (6.7 to 8.6)	5.2 (6.7 to 8.6)	5.2 (6.7 to 8.6)	5.2 (6.7 to 8.6)	5.2 (6.7 to 8.6)	5.2 (6.7 to 8.6)	5.2 (6.7 to 8.6)	5.2 (6.7 to 8.6)	5.2 (6.7 to 8.6)	5.2 (6.7 to 8.6)	5.2 (6.7 to 8.6)	43.6
Respiratory infections and tuberculosis	167 (119 to 217)	19 (11.4 to 31.4)	152 (108 to 207)	299 (171 to 378)	246 (137 to 382)	231 (139 to 339)	222 (139 to 318)	197 (130 to 282)	212 (142 to 306)	212 (142 to 306)	209 (140 to 300)	209 (140 to 300)	209 (140 to 300)	209 (140 to 300)	209 (140 to 300)	223 (150 to 320)	223 (150 to 320)	223 (150 to 320)	223 (150 to 320)	209 (140 to 300)	209 (140 to 300)	209 (140 to 300)	209 (140 to 300)	209 (140 to 300)	7,340
Tuberculosis	0 (0 to 0)	0 (0 to 0)	0.2 (0.2 to 0.4)	0.3 (0.3 to 0.4)	0.1 (0.1 to 0.2)	0.3 (0.3 to 0.4)	0.8 (0.9 to 1.2)	1.9 (1.9 to 2.6)	2.6 (2.6 to 3.6)	2.6 (2.6 to 3.6)	2.7 (2.7 to 3.6)	2.7 (2.7 to 3.6)	3.4 (3.4 to 4.5)	3.3 (3.3 to 4.5)	3.3 (3.3 to 4.5)	3.3 (3.3 to 4.5)	3.3 (3.3 to 4.5)	3.3 (3.3 to 4.5)	3.3 (3.3 to 4.5)	3.3 (3.3 to 4.5)	3.3 (3.3 to 4.5)	3.3 (3.3 to 4.5)	3.3 (3.3 to 4.5)	70.1
Latent tuberculosis infection	0 (0 to 0)	0 (0 to 0)	0.2 (0.2 to 0.3)	0.3 (0.3 to 0.4)	0.1 (0.1 to 0.2)	0.3 (0.3 to 0.4)	0.8 (0.9 to 1.2)	1.9 (1.9 to 2.6)	2.6 (2.6 to 3.6)	2.6 (2.6 to 3.6)	2.7 (2.7 to 3.6)	2.7 (2.7 to 3.6)	3.4 (3.4 to 4.5)	3.3 (3.3 to 4.5)	3.3 (3.3 to 4.5)	3.3 (3.3 to 4.5)	3.3 (3.3 to 4.5)	3.3 (3.3 to 4.5)	3.3 (3.3 to 4.5)	3.3 (3.3 to 4.5)	3.3 (3.3 to 4.5)	3.3 (3.3 to 4.5)	3.3 (3.3 to 4.5)	70.1
Drug-susceptible Tuberculosis	0 (0 to 0)	0 (0 to 0)	0.2 (0.2 to 0.4)	0.3 (0.3 to 0.4)	0.1 (0.1 to 0.2)	0.3 (0.3 to 0.4)	0.8 (0.9 to 1.2)	1.9 (1.9 to 2.6)	2.6 (2.6 to 3.6)	2.6 (2.6 to 3.6)	2.7 (2.7 to 3.6)	2.7 (2.7 to 3.6)	3.4 (3.4 to 4.5)	3.3 (3.3 to 4.5)	3.3 (3.3 to 4.5)	3.3 (3.3 to 4.5)	3.3 (3.3 to 4.5)	3.3 (3.3 to 4.5)	3.3 (3.3 to 4.5)	3.3 (3.3 to 4.5)	3.3 (3.3 to 4.5)	3.3 (3.3 to 4.5)	3.3 (3.3 to 4.5)	67.6
Multidrug-resistant tuberculosis without extensive drug-resistance	0 (0 to 0)	0 (0 to 0)	0 (0 to 0)	0 (0 to 0)	0 (0 to 0)	0 (0 to 0)	0 (0 to 0)	0 (0 to 0)	0 (0 to 0)	0 (0 to 0)	0 (0 to 0)	0 (0 to 0)	0 (0 to 0)	0 (0 to 0)	0 (0 to 0)	0 (0 to 0)	0 (0 to 0)	0 (0 to 0)	0 (0 to 0)	0 (0 to 0)	0 (0 to 0)	0 (0 to 0)	0 (0 to 0)	0 (0 to 0)	1.6
Extensively drug-resistant tuberculosis	0 (0 to 0)	0 (0 to 0)	0 (0 to 0)	0 (0 to 0)	0 (0 to 0)	0 (0 to 0)	0 (0 to 0)	0 (0 to 0)	0 (0 to 0)	0 (0 to 0)	0 (0 to 0)	0 (0 to 0)	0 (0 to 0)	0 (0 to 0)	0 (0 to 0)	0 (0 to 0)	0 (0 to 0)	0 (0 to 0)	0 (0 to 0)	0 (0 to 0)	0 (0 to 0)	0 (0 to 0)	0 (0 to 0)	0 (0 to 0)	0.4
Lower respiratory infections	10.3 (8.9 to 21.1)	13.6 (9.1 to 19.7)	7.66 (4.2 to 12.2)	4.7 (3.3 to 6.6)	29.2 (20.1 to 40.3)	26.3 (18.1 to 36.4)	39.2 (26.9 to 54.1)	65.2 (45.1 to 87.4)	69.1 (48.7 to 93.3)	77.2 (54.7 to 106)	107 (75.1 to 144)	133 (93.9 to 179)	169 (120 to 228)	190 (134 to 256)	192 (136 to 259)	234 (165 to 316)	275 (195 to 370)	402 (285 to 542)	490 (348 to 660)	618 (438 to 833)	680 (483 to 917)	599 (425 to 808)	271 (192 to 365)	5,190
Upper respiratory infections	2.3 (1.7 to 3.1)	0.3 (0.2 to 0.4)	0.1 (0.1 to 0.2)	186 (96 to 280)	160 (82 to 240)	150 (77 to 226)	139 (72 to 209)	124 (64 to 186)	120 (62 to 180)	121 (62 to 181)	109 (56 to 164)	109 (56 to 164)	92.4 (47 to 139)	84.4 (43 to 127)	69.4 (35 to 104)	72.3 (36 to 108)	54.1 (27 to 81)	34.6 (17 to 52)	19.3 (9.8 to 29)	10.9 (5.5 to 16.4)	5.4 (2.7 to 8.1)	2.6 (1.3 to 3.9)	0.8 (0.4 to 1.2)	1,860
Otitis media	0 (0 to 0)	0 (0 to 0)	0 (0 to 0)	186 (96 to 280)	160 (82 to 240)	150 (77 to 226)	139 (72 to 209)	124 (64 to 186)	120 (62 to 180)	121 (62 to 181)	109 (56 to 164)	109 (56 to 164)	92.4 (47 to 139)	84.4 (43 to 127)	69.4 (35 to 104)	72.3 (36 to 108)	54.1 (27 to 81)	34.6 (17 to 52)	19.3 (9.8 to 29)	10.9 (5.5 to 16.4)	5.4 (2.7 to 8.1)	2.6 (1.3 to 3.9)	0.8 (0.4 to 1.2)	1,860
Chronic respiratory diseases	154 (114 to 197)	5.3 (3.2 to 8.7)	3.6 (1.9 to 5.9)	22.7 (13.5 to 32.9)	15.7 (9.3 to 23.4)	15.4 (9.2 to 22.9)	15.4 (9.2 to 22.9)	15.4 (9.2 to 22.9)	15.4 (9.2 to 22.9)	15.4 (9.2 to 22.9)	15.4 (9.2 to 22.9)	15.4 (9.2 to 22.9)	15.4 (9.2 to 22.9)	15.4 (9.2 to 22.9)	15.4 (9.2 to 22.9)	15.4 (9.2 to 22.9)	15.4 (9.2 to 22.9)	15.4 (9.2 to 22.9)	15.4 (9.2 to 22.9)	15.4 (9.2 to 22.9)	15.4 (9.2 to 22.9)	15.4 (9.2 to 22.9)	15.4 (9.2 to 22.9)	1,890
Asthma	154 (114 to 197)	5.3 (3.2 to 8.7)	3.6 (1.9 to 5.9)	22.7 (13.5 to 32.9)	15.7 (9.3 to 23.4)	15.4 (9.2 to 22.9)	15.4 (9.2 to 22.9)	15.4 (9.2 to 22.9)	15.4 (9.2 to 22.9)	15.4 (9.2 to 22.9)	15.4 (9.2 to 22.9)	15.4 (9.2 to 22.9)	15.4 (9.2 to 22.9)	15.4 (9.2 to 22.9)	15.4 (9.2 to 22.9)	15.4 (9.2 to 22.9)	15.4 (9.2 to 22.9)	15.4 (9.2 to 22.9)	15.4 (9.2 to 22.9)	15.4 (9.2 to 22.9)	15.4 (9.2 to 22.9)	15.4 (9.2 to 22.9)	15.4 (9.2 to 22.9)	1,890
Chronic obstructive pulmonary disease	0 (0 to 0)	0 (0 to 0)	0 (0 to 0)	0 (0 to 0)	0 (0 to 0)	0 (0 to 0)	0 (0 to 0)	0 (0 to 0)	0 (0 to 0)	0 (0 to 0)	0 (0 to 0)	0 (0 to 0)	0 (0 to 0)	0 (0 to 0)	0 (0 to 0)	0 (0 to 0)	0 (0 to 0)	0 (0 to 0)	0 (0 to 0)	0 (0 to 0)	0 (0 to 0)	0 (0 to 0)	0 (0 to 0)	0 (0 to 0)	0
Pneumoconiosis	0 (0 to 0)	0 (0 to 0)	0 (0 to 0)	0 (0 to 0)	0 (0 to 0)	0 (0 to 0)	0 (0 to 0)	0 (0 to 0)	0 (0 to 0)	0 (0 to 0)	0 (0 to 0)	0 (0 to 0)	0 (0 to 0)	0 (0 to 0)	0 (0 to 0)	0 (0 to 0)	0 (0 to 0)	0 (0 to 0)	0 (0 to 0)	0 (0 to 0)	0 (0 to 0)	0 (0 to 0)	0 (0 to 0)	0 (0 to 0)	0
Interstitial lung disease and pulmonary sarcoidosis	0 (0 to 0)	0 (0 to 0)	0 (0 to 0)	0 (0 to 0)	0 (0 to 0)	0 (0 to 0)	0 (0 to 0)	0 (0 to 0)	0 (0 to 0)	0 (0 to 0)	0 (0 to 0)	0 (0 to 0)	0 (0 to 0)	0 (0 to 0)	0 (0 to 0)	0 (0 to 0)	0 (0 to 0)	0 (0 to 0)	0 (0 to 0)	0 (0 to 0)	0 (0 to 0)	0 (0 to 0)	0 (0 to 0)	0 (0 to 0)	0
Other chronic respiratory	0 (0 to 0)	0 (0 to 0)	0 (0 to 0)	0 (0 to 0)	0 (0 to 0)	0 (0 to 0)	0 (0 to 0)	0 (0 to 0)	0 (0 to 0)	0 (0 to 0)	0 (0 to 0)	0 (0 to 0)	0 (0 to 0)	0 (0 to 0)	0 (0 to 0)	0 (0 to 0)	0 (0 to 0)	0 (0 to 0)	0 (0 to 0)	0 (0 to 0)	0 (0 to 0)	0 (0 to 0)	0 (0 to 0)	0 (0 to 0)	0
Neglected tropical diseases and malaria	0.6 (0.1 to 0.9)	1.9 (1.6 to 2.1)	8.6 (3.1 to 19.1)	12.8 (4.3 to 24.3)	10.4 (3.5 to 19.7)	9.1 (3.1 to 17.2)	8.1 (2.7 to 15.4)	7.8 (2.6 to 14.7)	13.7 (4.6 to 25.9)	19.1 (6.4 to 36.1)	19.7 (6.6 to 37.2)	27.5 (9.2 to 52)	29.4 (9.8 to 55.5)	30.1 (10.1 to 56.8)	28.2 (9.4 to 53.2)	27.3 (9.1 to 51.5)	23.3 (7.8 to 44)	18.7 (6.2 to 35.3)	14.2 (4.7 to 26.8)	9.6 (3.2 to 18.1)	5.6 (1.9 to 10.6)	2.9 (1 to 5.5)	0.7 (0.2 to 1.3)	307
Malaria	0 (0 to 0)	0 (0 to 0)	0 (0 to 0)	0 (0 to 0)	0 (0 to 0)	0 (0 to 0)	0 (0 to 0)	0 (0 to 0)	0 (0 to 0)	0 (0 to 0)	0 (0 to 0)	0 (0 to 0)	0 (0 to 0)	0 (0 to 0)	0 (0 to 0)	0 (0 to 0)	0 (0 to 0)	0 (0 to 0)	0 (0 to 0)	0 (0 to 0)	0 (0 to 0)	0 (0 to 0)	0 (0 to 0)	0 (0 to 0)	0
Chagas disease	0 (0 to 0)	0 (0 to 0)	0 (0 to 0)	0 (0 to 0)	0 (0 to 0)	0 (0 to 0)	0 (0 to 0)	0 (0 to 0)	0 (0 to 0)	0 (0 to 0)	0 (0 to 0)	0 (0 to 0)	0 (0 to 0)	0 (0 to 0)	0 (0 to 0)	0 (0 to 0)	0 (0 to 0)	0 (0 to 0)	0 (0 to 0)	0 (0 to 0)	0 (0 to 0)	0 (0 to 0)	0 (0 to 0)	0 (0 to 0)	0
Leishmaniasis	0 (0 to 0)	0 (0 to 0)	0 (0 to 0)	0 (0 to 0)	0 (0 to 0)	0 (0 to 0)	0 (0 to 0)	0 (0 to 0)	0 (0 to 0)	0 (0 to 0)	0 (0 to 0)	0 (0 to 0)	0 (0 to 0)	0 (0 to 0)	0 (0 to 0)	0 (0 to 0)	0 (0 to 0)	0 (0 to 0)	0 (0 to 0)	0 (0 to 0)	0 (0 to 0)	0 (0 to 0)	0 (0 to 0)	0 (0 to 0)	0
Visceral leishmaniasis	0 (0 to 0)	0 (0 to 0)	0 (0 to 0)	0 (0 to 0)	0 (0 to 0)	0 (0 to 0)	0 (0 to 0)	0 (0 to 0)	0 (0 to 0)	0 (0 to 0)	0 (0 to 0)	0 (0 to 0)	0 (0 to 0)	0 (0 to 0)	0 (0 to 0)	0 (0 to 0)	0 (0 to 0)	0 (0 to 0)	0 (0 to 0)	0 (0 to 0)	0 (0 to 0)	0 (0 to 0)	0 (0 to 0)	0 (0 to 0)	0
Cutaneous and mucocutaneous leishmaniasis	0 (0 to 0)	0 (0 to 0)	0 (0 to 0)	0 (0 to 0)	0 (0 to 0)	0 (0 to 0)	0 (0 to 0)	0 (0 to 0)	0 (0 to 0)	0 (0 to 0)	0 (0 to 0)	0 (0 to 0)	0 (0 to 0)	0 (0 to 0)	0 (0 to 0)	0 (0 to 0)	0 (0 to 0)	0 (0 to 0)	0 (0 to 0)	0 (0 to 0)	0 (0 to 0)	0 (0 to 0)	0 (0 to 0)	0 (0 to 0)	0
African trypanosomiasis	0 (0 to 0)	0 (0 to 0)	0 (0 to 0)	0 (0 to 0)	0 (0 to 0)	0 (0 to 0)	0 (0 to 0)	0 (0 to 0)	0 (0 to 0)	0 (0 to 0)	0 (0 to 0)	0 (0 to 0)	0 (0 to 0)	0 (0 to 0)	0 (0 to 0)	0 (0 to 0)	0 (0 to 0)	0 (0 to 0)	0 (0 to 0)	0 (0 to 0)	0 (0 to 0)	0 (0 to 0)	0 (0 to 0)	0 (0 to 0)	0
Schistosomiasis	0 (0 to 0)	0 (0 to 0)	0 (0 to 0)	0 (0 to 0)	0 (0 to 0)	0 (0 to 0)	0 (0 to 0)	0 (0 to 0)	0 (0 to 0)	0 (0 to 0)	0 (0 to 0)	0 (0 to 0)	0 (0 to 0)	0 (0 to 0)	0 (0 to 0)	0 (0 to 0)	0 (0 to 0)	0 (0 to 0)	0 (0 to 0)	0 (0 to 0)	0 (0 to 0)	0 (0 to 0)	0 (0 to 0)	0 (0 to 0)	0
Cysticercosis	0 (0 to 0)	0 (0 to 0)	0 (0 to 0)	0 (0 to 0)	0.1 (0.2 to 0.4)	0.8 (0.9 to 1.2)	2.6 (2.6 to 3.6)	5.2 (5.1 to 7.5)	7.7 (7.6 to 11.3)	10.3 (10.2 to 15.2)	12.4 (12.2 to 18.4)	15.7 (15.5 to 23.2)	20.6 (20.4 to 30.5)	34 (33.6 to 50.3)	37 (36.6 to 54.8)	40.8 (40.3 to 60.3)	42.7 (42.2 to 63.2)	42.7 (42.2 to 63.2)	42.7 (42.2 to 63.2)	32.5 (32.1 to 48.1)	18.3 (18.1 to 27.1)	8.2 (8.1 to 12.1)	2.6 (2.6 to 3.8)	399
Cystic echinococcosis	0 (0 to 0)	0 (0 to 0)	0 (0 to 0)	0 (0 to 0)	0 (0 to 0)	0 (0 to 0)	0 (0 to 0)	0 (0 to 0)	0 (0 to 0)	0 (0 to 0)	0 (0 to 0)	0 (0 to 0)	0 (0 to 0)	0 (0 to 0)	0 (0 to 0)	0 (0 to 0)	0 (0 to 0)	0 (0 to 0)	0 (0 to 0)	0 (0 to 0)	0 (0 to 0)	0 (0 to 0)	0 (0 to 0)	0 (0 to 0)	0.7
Lymphatic filariasis	0 (0 to 0)	0 (0 to 0)	0 (0 to 0)	0 (0 to 0)	0 (0 to 0)	0 (0 to 0)	0 (0 to 0)	0 (0 to 0)	0 (0 to 0)	0 (0 to 0)	0 (0 to 0)	0 (0 to 0)	0 (0 to 0)	0 (0 to 0)	0 (0 to 0)	0 (0 to 0)	0 (0 to 0)	0 (0 to 0)	0 (0 to 0)	0 (0 to 0)	0 (0 to 0)	0 (0 to 0)	0 (0 to 0)	0 (0 to 0)	0
Onchocerciasis	0 (0 to 0)	0 (0 to 0)	0 (0 to 0)	0 (0 to 0)	0 (0 to 0)	0 (0 to 0)	0 (0 to 0)	0 (0 to 0)	0 (0 to 0)	0 (0 to 0)	0 (0 to 0)	0 (0 to 0)	0 (0 to 0)	0 (0 to 0)	0 (0 to 0)	0 (0 to 0)	0 (0 to 0)	0 (0 to 0)	0 (0 to 0)	0 (0 to 0)	0 (0 to 0)	0 (0 to 0)	0 (0 to 0)	0 (0 to 0)	0
Trachoma	0 (0 to 0)	0 (0 to 0)	0 (0 to 0)	0 (0 to 0)	0 (0 to 0)	0 (0 to 0)	0 (0 to 0)	0 (0 to 0)	0 (0 to 0)	0 (0 to 0)	0 (0 to 0)	0 (0 to 0)	0 (0 to 0)	0 (0 to 0)	0 (0 to 0)	0 (0 to 0)	0 (0 to 0)	0 (0 to 0)	0 (0 to 0)	0 (0 to 0)	0 (0 to 0)	0 (0 to 0)	0 (0 to 0)	0 (0 to 0)	0
Dengue	0 (0 to 0)	0 (0 to 0)	0 (0 to 0)	0 (0 to 0)	0 (0 to 0)	0 (0 to 0)	0 (0 to 0)	0 (0 to 0)	0 (0 to 0)	0 (0 to 0)	0 (0 to 0)	0 (0 to 0)	0 (0 to 0)	0 (0 to 0)	0 (0 to 0)	0 (0 to 0)	0 (0 to 0)	0 (0 to 0)	0 (0 to 0)	0 (0 to 0)	0 (0 to 0)	0 (0 to 0)	0 (0 to 0)	0 (0 to 0)	0
Yellow fever	0 (0 to 0)	0 (0 to 0)	0 (0 to 0)	0 (0 to 0)	0 (0 to 0)	0 (0 to 0)	0 (0 to 0)	0 (0 to 0)	0 (0 to 0)	0 (0 to 0)	0 (0 to 0)	0 (0 to 0)	0 (0 to 0)	0 (0 to 0)	0 (0 to 0)	0 (0 to 0)	0 (0 to 0)	0 (0 to 0)	0 (0 to 0)	0 (0 to 0)	0 (0 to 0)	0 (0 to 0)	0 (0 to 0)	0 (0 to 0)	0
Rabies	0 (0 to 0)	0.3 (0 to 0.8)	0.2 (0.1 to 0.6)	0.1 (0 to 0.3)	0.1 (0 to 0.3)	0.1 (0 to 0.3



Benign prostatic hyperplasia	0 (0 to 0)	0 (0 to 0)	0 (0 to 0)	0 (0 to 0)	0 (0 to 0)	0 (0 to 0)	0 (0 to 0)	0 (0 to 0)	0 (0 to 0)	0 (0 to 0)	0 (0 to 0)	0 (0 to 0)	2 (0 to 4.1)	0 (0 to 0)	8.2 (4.3 to 13.6)	19 (9.6 to 29.6)	39.5 (22.4 to 58.6)	59.8 (36.1 to 82.9)	80.1 (49.5 to 118)	83.4 (50.1 to 126)	63.9 (39.9 to 96.4)	39.6 (24.4 to 58.7)	20.4 (12.7 to 28.6)	8 (4.9 to 11.6)	1.9 (1.1 to 2.8)	423						
Male infertility	0 (0 to 0)	0 (0 to 0)	0 (0 to 0)	0 (0 to 0)	0 (0 to 0)	0 (0 to 0)	0 (0 to 0)	0 (0 to 0)	0 (0 to 0)	0 (0 to 0)	0 (0 to 0)	0 (0 to 0)

S8 Table 2c. Illness DALYs by cause, and sex group for both sexes with 95% uncertainty intervals, 2019.

Cause	Early Neonatal	Late Neonatal	Post Neonatal	1 to 4	5 to 9	10 to 14	15 to 19	20 to 24	25 to 29	30 to 34	35 to 39	40 to 44	45 to 49	50 to 54	55 to 59	60 to 64	65 to 69	70 to 74	75 to 79	80 to 84	85 to 89	90 to 94	95 plus	Total
All causes	44,000 (42,500 to 45,500)	9,660 (9,370 to 9,960)	29,000 (23,300 to 35,000)	27,400 (22,100 to 33,100)	22,000 (17,500 to 26,700)	18,100 (14,300 to 22,000)	115,000 (91,900 to 140,000)	141,000 (112,000 to 170,000)	141,000 (112,000 to 171,000)	139,000 (110,000 to 169,000)	174,000 (140,000 to 214,000)	164,000 (131,000 to 200,000)	166,000 (134,000 to 204,000)	200,000 (162,000 to 245,000)	207,000 (166,000 to 251,000)	268,000 (214,000 to 327,000)	274,000 (220,000 to 331,000)	414,000 (331,000 to 503,000)	444,000 (353,000 to 546,000)	375,000 (302,000 to 457,000)	312,000 (249,000 to 384,000)	260,000 (211,000 to 316,000)	167,000 (140,000 to 200,000)	121,000 (99,300 to 150,000)	60,800 (50,000 to 76,000)	4,290,000
Communicable, maternal, neonatal, and nutritional diseases	39,600 (37,900 to 41,300)	9,660 (9,370 to 9,960)	9,840 (6,870 to 13,000)	16,200 (12,900 to 19,700)	6,470 (5,170 to 7,910)	5,130 (4,070 to 6,310)	9,630 (7,700 to 11,800)	9,690 (7,750 to 11,900)	9,690 (7,750 to 11,900)	9,690 (7,750 to 11,900)	9,690 (7,750 to 11,900)	9,690 (7,750 to 11,900)	9,690 (7,750 to 11,900)	9,210 (7,370 to 11,300)	8,660 (6,930 to 10,600)	8,660 (6,930 to 10,600)	8,660 (6,930 to 10,600)	6,200 (4,960 to 7,610)	6,200 (4,960 to 7,610)	6,200 (4,960 to 7,610)	6,200 (4,960 to 7,610)	6,200 (4,960 to 7,610)	6,200 (4,960 to 7,610)	6,200 (4,960 to 7,610)	198,000
HIV/AIDS and sexually transmitted infections	11 (9 to 13)	49 (44 to 54)	1,100 (597 to 1,700)	1,200 (632 to 2,000)	1,200 (632 to 2,000)	1,200 (632 to 2,000



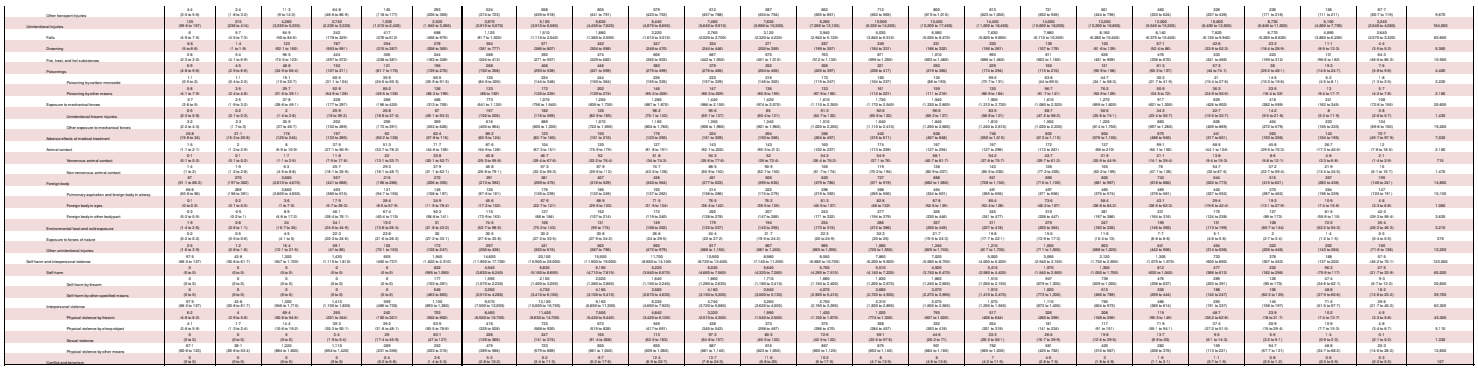

SR Table 2c: Indians DALYS by cause and age group for both sexes with 95% uncertainty intervals, 2019

Cause	Early Neonatal	Late Neonatal	Post Neonatal	1 to 4	5 to 9	10 to 14	15 to 19	20 to 24	25 to 29	30 to 34	35 to 39	40 to 44	45 to 49	50 to 54	55 to 59	60 to 64	65 to 69	70 to 74	75 to 79	80 to 84	85 to 89	90 to 94	95 plus	Total
All causes	26,100 (23,900 to 28,300)	9,050 (6,330 to 11,900)	17,900 (12,600 to 23,700)	16,500 (13,700 to 19,300)	10,700 (7,640 to 14,000)	31,900 (25,900 to 40,600)	49,500 (42,600 to 59,100)	62,700 (54,200 to 72,900)	75,400 (64,900 to 87,200)	89,200 (76,900 to 103,000)	103,000 (88,400 to 120,000)	127,000 (108,000 to 147,000)	170,000 (144,000 to 197,000)	227,000 (192,000 to 263,000)	310,000 (264,000 to 360,000)	407,000 (346,000 to 472,000)	510,000 (434,000 to 593,000)	618,000 (526,000 to 717,000)	727,000 (619,000 to 844,000)	840,000 (715,000 to 975,000)	940,000 (800,000 to 1,090,000)	1,040,000 (885,000 to 1,210,000)	1,130,000 (962,000 to 1,310,000)	26,700,000 (24,900,000 to 28,600,000)	2,470,000
Communicable, maternal, neonatal, and nutritional diseases	19,600 (17,600 to 21,400)	3,760 (2,320 to 5,850)	3,800 (2,550 to 5,250)	2,560 (2,040 to 3,190)	1,660 (1,280 to 2,080)	2,200 (1,880 to 2,720)	2,170 (1,810 to 2,720)	2,170 (1,810 to 2,720)	2,180 (1,810 to 2,720)	2,750 (2,320 to 3,460)	3,150 (2,710 to 3,850)	4,130 (3,570 to 5,040)	4,230 (3,650 to 5,060)	4,390 (3,790 to 5,260)	4,660 (4,010 to 5,700)	5,000 (4,310 to 6,190)	5,370 (4,580 to 6,960)	5,730 (4,770 to 8,000)	6,070 (4,930 to 8,760)	6,280 (4,990 to 9,160)	6,380 (4,990 to 9,330)	6,350 (4,910 to 9,350)	6,220 (4,750 to 9,260)	106,000
HIV/AIDS and sexually transmitted infections	2.6 (1.9 to 3.7)	1.1 (0.6 to 1.9)	13.4 (9.9 to 19.6)	17.4 (11.7 to 25.3)	2.1 (1.3 to 3.3)	2.7 (1.7 to 4.1)	3.1 (1.9 to 4.8)	3.5 (2.1 to 5.4)	3.8 (2.3 to 5.8)	4.2 (2.5 to 6.4)	4.6 (2.8 to 7.1)	5.1 (3.1 to 7.8)	5.6 (3.4 to 8.6)	6.2 (3.8 to 9.5)	6.8 (4.2 to 10.4)	7.5 (4.6 to 11.5)	8.2 (5.0 to 12.6)	8.9 (5.4 to 13.7)	9.5 (5.7 to 14.6)	10.0 (6.0 to 15.4)	10.4 (6.2 to 16.0)	10.6 (6.3 to 16.3)	10.5 (6.2 to 16.2)	5,840
HIV/AIDS	2.6 (0.9 to 5)	1.1 (0.3 to 2.5)	13.4 (3.6 to 19.2)	17.4 (11.7 to 24.9)	2.1 (0.9 to 4.1)	2.7 (1.2 to 5.2)	3.1 (1.4 to 6.1)	3.5 (1.6 to 6.8)	3.8 (1.7 to 7.3)	4.2 (1.9 to 8.1)	4.6 (2.1 to 8.9)	5.1 (2.3 to 9.8)	5.6 (2.6 to 10.8)	6.2 (2.9 to 11.9)	6.8 (3.2 to 13.1)	7.5 (3.5 to 14.5)	8.2 (3.8 to 15.9)	8.9 (4.1 to 17.3)	9.5 (4.3 to 18.4)	10.0 (4.6 to 19.4)	10.4 (4.7 to 20.2)	10.6 (4.8 to 20.5)	10.5 (4.7 to 20.4)	4,810
HIV/AIDS - Drug-susceptible Tuberculosis	0 (0 to 0)	0 (0 to 0)	0.4 (0.2 to 0.6)	0.3 (0.2 to 0.5)	0.1 (0 to 0.2)	0.2 (0.1 to 0.3)	0.4 (0.2 to 0.6)	0.6 (0.3 to 0.9)	0.8 (0.4 to 1.1)	1.1 (0.6 to 1.5)	1.4 (0.8 to 1.9)	1.8 (1.1 to 2.5)	2.3 (1.4 to 3.2)	2.9 (1.8 to 4.1)	3.5 (2.2 to 5)	4.2 (2.6 to 6)	4.9 (3.1 to 7.1)	5.6 (3.5 to 8.1)	6.2 (3.9 to 8.9)	6.7 (4.2 to 9.6)	7.1 (4.4 to 10.2)	7.3 (4.5 to 10.5)	7.2 (4.4 to 10.4)	79.0
HIV/AIDS - Multidrug-resistant Tuberculosis without extreme drug resistance	0 (0 to 0)	0 (0 to 0)	0 (0 to 0)	0 (0 to 0)	0 (0 to 0)	0 (0 to 0)	0 (0 to 0)	0 (0 to 0)	0 (0 to 0)	0 (0 to 0)	0 (0 to 0)	0 (0 to 0)	0 (0 to 0)	0 (0 to 0)	0 (0 to 0)	0 (0 to 0)	0 (0 to 0)	0 (0 to 0)	0 (0 to 0)	0 (0 to 0)	0 (0 to 0)	0 (0 to 0)	0 (0 to 0)	0 (0 to 0)	0.6
HIV/AIDS - Extensively drug-resistant Tuberculosis	0 (0 to 0)	0 (0 to 0)	0 (0 to 0)	0 (0 to 0)	0 (0 to 0)	0 (0 to 0)	0 (0 to 0)	0 (0 to 0)	0 (0 to 0)	0 (0 to 0)	0 (0 to 0)	0 (0 to 0)	0 (0 to 0)	0 (0 to 0)	0 (0 to 0)	0 (0 to 0)	0 (0 to 0)	0 (0 to 0)	0 (0 to 0)	0 (0 to 0)	0 (0 to 0)	0 (0 to 0)	0 (0 to 0)	0 (0 to 0)	0.7
HIV/AIDS resulting in other diseases	0 (0 to 0)	0 (0 to 0)	0 (0 to 0)	0 (0 to 0)	0 (0 to 0)	0 (0 to 0)	0 (0 to 0)	0 (0 to 0)	0 (0 to 0)	0 (0 to 0)	0 (0 to 0)	0 (0 to 0)	0 (0 to 0)	0 (0 to 0)	0 (0 to 0)	0 (0 to 0)	0 (0 to 0)	0 (0 to 0)	0 (0 to 0)	0 (0 to 0)	0 (0 to 0)	0 (0 to 0)	0 (0 to 0)	0 (0 to 0)	0.7
Sexually transmitted infections excluding HIV	2.9 (1.7 to 4.7)	1.1 (0.4 to 2.1)	1.1 (0.4 to 1.9)	0.1 (0 to 0.2)	0.1 (0 to 0.1)	0.4 (0.1 to 1.2)	2.1 (0.7 to 5.2)	5.3 (1.9 to 11.6)	8.6 (3.2 to 18.2)	11.7 (4.5 to 24.3)	13.2 (5.2 to 26.9)	13.4 (5.4 to 26.9)	13.3 (5.4 to 26.4)	12.9 (5.3 to 25.3)	12.4 (5.1 to 24.1)	11.9 (4.9 to 22.8)	11.4 (4.7 to 21.6)	10.9 (4.5 to 20.4)	10.4 (4.3 to 19.2)	9.9 (4.1 to 18.1)	9.4 (3.9 to 17.1)	8.9 (3.7 to 16.1)	8.5 (3.5 to 15.2)	1,030
Syphilis	2.9 (1.7 to 3.7)	1.1 (0.4 to 2.1)	1.1 (0.4 to 1.9)	0.1 (0 to 0.2)	0.1 (0 to 0.1)	0.4 (0.1 to 1.2)	2.1 (0.7 to 5.2)	5.3 (1.9 to 11.6)	8.6 (3.2 to 18.2)	11.7 (4.5 to 24.3)	13.2 (5.2 to 26.9)	13.4 (5.4 to 26.9)	13.3 (5.4 to 26.4)	12.9 (5.3 to 25.3)	12.4 (5.1 to 24.1)	11.9 (4.9 to 22.8)	11.4 (4.7 to 21.6)	10.9 (4.5 to 20.4)	10.4 (4.3 to 19.2)	9.9 (4.1 to 18.1)	9.4 (3.9 to 17.1)	8.9 (3.7 to 16.1)	8.5 (3.5 to 15.2)	992.5
Chlamydial infection	0 (0 to 0)	0 (0 to 0)	0 (0 to 0)	0 (0 to 0)	0 (0 to 0)	0 (0 to 0)	0 (0 to 0)	0 (0 to 0)	0 (0 to 0)	0 (0 to 0)	0 (0 to 0)	0 (0 to 0)	0 (0 to 0)	0 (0 to 0)	0 (0 to 0)	0 (0 to 0)	0 (0 to 0)	0 (0 to 0)	0 (0 to 0)	0 (0 to 0)	0 (0 to 0)	0 (0 to 0)	0 (0 to 0)	0 (0 to 0)	49.3
Gonococcal infection	0 (0 to 0)	0 (0 to 0)	0 (0 to 0)	0 (0 to 0)	0 (0 to 0)	0 (0 to 0)	0 (0 to 0)	0 (0 to 0)	0 (0 to 0)	0 (0 to 0)	0 (0 to 0)	0 (0 to 0)	0 (0 to 0)	0 (0 to 0)	0 (0 to 0)	0 (0 to 0)	0 (0 to 0)	0 (0 to 0)	0 (0 to 0)	0 (0 to 0)	0 (0 to 0)	0 (0 to 0)	0 (0 to 0)	0 (0 to 0)	62.9
Trichomoniasis	0 (0 to 0)	0 (0 to 0)	0 (0 to 0)	0 (0 to 0)	0 (0 to 0)	0 (0 to 0)	0 (0 to 0)	0 (0 to 0)	0 (0 to 0)	0 (0 to 0)	0 (0 to 0)	0 (0 to 0)	0 (0 to 0)	0 (0 to 0)	0 (0 to 0)	0 (0 to 0)	0 (0 to 0)	0 (0 to 0)	0 (0 to 0)	0 (0 to 0)	0 (0 to 0)	0 (0 to 0)	0 (0 to 0)	0 (0 to 0)	0.6
Genital herpes	0 (0 to 0)	0 (0 to 0)	0 (0 to 0)	0 (0 to 0)	0 (0 to 0)	0 (0 to 0)	0 (0 to 0)	0 (0 to 0)	0 (0 to 0)	0 (0 to 0)	0 (0 to 0)	0 (0 to 0)	0 (0 to 0)	0 (0 to 0)	0 (0 to 0)	0 (0 to 0)	0 (0 to 0)	0 (0 to 0)	0 (0 to 0)	0 (0 to 0)	0 (0 to 0)	0 (0 to 0)	0 (0 to 0)	0 (0 to 0)	0.6
Other sexually transmitted infections	0 (0 to 0)	0 (0 to 0)	0 (0 to 0)	0 (0 to 0)	0 (0 to 0)	0 (0 to 0)	0 (0 to 0)	0 (0 to 0)	0 (0 to 0)	0 (0 to 0)	0 (0 to 0)	0 (0 to 0)	0 (0 to 0)	0 (0 to 0)	0 (0 to 0)	0 (0 to 0)	0 (0 to 0)	0 (0 to 0)	0 (0 to 0)	0 (0 to 0)	0 (0 to 0)	0 (0 to 0)	0 (0 to 0)	0 (0 to 0)	0.6
Respiratory infections and tuberculosis	1,190 (621 to 1,940)	1,190 (614 to 1,940)	1,020 (497 to 1,200)	1,020 (703 to 1,440)	671 (463 to 1,010)	1,040 (676 to 1,540)	1,040 (686 to 1,570)	1,040 (703 to 1,560)	1,040 (703 to 1,560)	1,040 (703 to 1,560)	1,040 (703 to 1,560)	1,040 (703 to 1,560)	1,040 (703 to 1,560)	1,040 (703 to 1,560)	1,040 (703 to 1,560)	1,040 (703 to 1,560)	1,040 (703 to 1,560)	1,040 (703 to 1,560)	1,040 (703 to 1,560)	1,040 (703 to 1,560)	1,040 (703 to 1,560)	1,040 (703 to 1,560)	1,040 (703 to 1,560)	34,400
Tuberculosis	1,190 (621 to 1,940)	1,190 (614 to 1,940)	1,020 (497 to 1,200)	1,020 (703 to 1,440)	671 (463 to 1,010)	1,040 (676 to 1,540)	1,040 (686 to 1,570)	1,040 (703 to 1,560)	1,040 (703 to 1,560)	1,040 (703 to 1,560)	1,040 (703 to 1,560)	1,040 (703 to 1,560)	1,040 (703 to 1,560)	1,040 (703 to 1,560)	1,040 (703 to 1,560)	1,040 (703 to 1,560)	1,040 (703 to 1,560)	1,040 (703 to 1,560)	1,040 (703 to 1,560)	1,040 (703 to 1,560)	1,040 (703 to 1,560)	1,040 (703 to 1,560)	1,040 (703 to 1,560)	34,400
Latent tuberculosis infection	0 (0 to 0)	0 (0 to 0)	0 (0 to 0)	0 (0 to 0)	0 (0 to 0)	0 (0 to 0)	0 (0 to 0)	0 (0 to 0)	0 (0 to 0)	0 (0 to 0)	0 (0 to 0)	0 (0 to 0)	0 (0 to 0)	0 (0 to 0)	0 (0 to 0)	0 (0 to 0)	0 (0 to 0)	0 (0 to 0)	0 (0 to 0)	0 (0 to 0)	0 (0 to 0)	0 (0 to 0)	0 (0 to 0)	0 (0 to 0)	0
Drug-susceptible tuberculosis	1,190 (621 to 1,940)	1,190 (614 to 1,940)	1,020 (497 to 1,200)	1,020 (703 to 1,440)	671 (463 to 1,010)	1,040 (676 to 1,540)	1,040 (686 to 1,570)	1,040 (703 to 1,560)	1,040 (703 to 1,560)	1,040 (703 to 1,560)	1,040 (703 to 1,560)	1,040 (703 to 1,560)	1,040 (703 to 1,560)	1,040 (703 to 1,560)	1,040 (703 to 1,560)	1,040 (703 to 1,560)	1,040 (703 to 1,560)	1,040 (703 to 1,560)	1,040 (703 to 1,560)	1,040 (703 to 1,560)	1,040 (703 to 1,560)	1,040 (703 to 1,560)	1,040 (703 to 1,560)	34,400
Multidrug-resistant tuberculosis without extensive drug resistance	0 (0 to 0)	0 (0 to 0)	0 (0 to 0)	0 (0 to 0)	0 (0 to 0)	0 (0 to 0)	0 (0 to 0)	0 (0 to 0)	0 (0 to 0)	0 (0 to 0)	0 (0 to 0)	0 (0 to 0)	0 (0 to 0)	0 (0 to 0)	0 (0 to 0)	0 (0 to 0)	0 (0 to 0)	0 (0 to 0)	0 (0 to 0)	0 (0 to 0)	0 (0 to 0)	0 (0 to 0)	0 (0 to 0)	0 (0 to 0)	11.6
Extensively drug-resistant tuberculosis	0 (0 to 0)	0 (0 to 0)	0 (0 to 0)	0 (0 to 0)	0 (0 to 0)	0 (0 to 0)	0 (0 to 0)	0 (0 to 0)	0 (0 to 0)	0 (0 to 0)	0 (0 to 0)	0 (0 to 0)	0 (0 to 0)	0 (0 to 0)	0 (0 to 0)	0 (0 to 0)	0 (0 to 0)	0 (0 to 0)	0 (0 to 0)	0 (0 to 0)	0 (0 to 0)	0 (0 to 0)	0 (0 to 0)	0 (0 to 0)	0
Lower respiratory infections	974 (341 to 1,750)	1,190 (574 to 1,940)	992 (497 to 1,200)	311 (134 to 1,440)	134 (70 to 1,010)	1,040 (676 to 1,540)	1,040 (686 to 1,570)	1,040 (703 to 1,560)	1,040 (703 to 1,560)	1,040 (703 to 1,560)	1,040 (703 to 1,560)	1,040 (703 to 1,560)	1,040 (703 to 1,560)	1,040 (703 to 1,560)	1,040 (703 to 1,560)	1,040 (703 to 1,560)	1,040 (703 to 1,560)	1,040 (703 to 1,560)	1,040 (703 to 1,560)	1,040 (703 to 1,560)	1,040 (703 to 1,560)	1,040 (703 to 1,560)	1,040 (703 to 1,560)	29,800
Upper respiratory infections	1.4 (0.6 to 2.2)	1.5 (0.1 to 13.3)	1.5 (0.6 to 3.2)	1.5 (0.6 to 3.2)	0.6 (0.2 to 1.4)	0.6 (0.2 to 1.4)	0.6 (0.2 to 1.4)	0.6 (0.2 to 1.4)	0.6 (0.2 to 1.4)	0.6 (0.2 to 1.4)	0.6 (0.2 to 1.4)	0.6 (0.2 to 1.4)	0.6 (0.2 to 1.4)	0.6 (0.2 to 1.4)	0.6 (0.2 to 1.4)	0.6 (0.2 to 1.4)	0.6 (0.2 to 1.4)	0.6 (0.2 to 1.4)	0.6 (0.2 to 1.4)	0.6 (0.2 to 1.4)	0.6 (0.2 to 1.4)	0.6 (0.2 to 1.4)	0.6 (0.2 to 1.4)	7,070
Otitis media	0 (0 to 0)	0 (0.3 to 1.5)	1.5 (0.6 to 3.2)	128 (11 to 38.9)	0 (0 to 0)	0 (0 to 0)	0 (0 to 0)	0 (0 to 0)	0 (0 to 0)	0 (0 to 0)	0 (0 to 0)	0 (0 to 0)	0 (0 to 0)	0 (0 to 0)	0 (0 to 0)	0 (0 to 0)	0 (0 to 0)	0 (0 to 0)	0 (0 to 0)	0 (0 to 0)	0 (0 to 0)	0 (0 to 0)	0 (0 to 0)	0 (0 to 0)	1,080
Enteric infections	10.2 (9.6 to 20.1)	20.6 (10.6 to 39.9)	196 (124 to 288)	288 (228 to 343)	94 (61 to 169)	296 (229 to 479)	296 (229 to 479)	296 (229 to 479)	296 (229 to 479)	296 (229 to 479)	296 (229 to 479)	622 (479 to 999)	666 (499 to 999)	666 (499 to 999)	666 (499 to 999)	666 (499 to 999)	666 (499 to 999)	767 (574 to 1,150)	767 (574 to 1,150)	666 (499 to 999)	666 (499 to 999)	666 (499 to 999)	520 (389 to 780)	9,590
Malaria	0 (0 to 0)	0 (0 to 0)	0 (0 to 0)	0 (0 to 0)	0 (0 to 0)	0 (0 to 0)	0 (0 to 0)	0 (0 to 0)	0 (0 to 0)	0 (0 to 0)	0 (0 to 0)	0 (0 to 0)	0 (0 to 0)	0 (0 to 0)	0 (0 to 0)	0 (0 to 0)	0 (0 to 0)	0 (0 to 0)	0 (0 to 0)	0 (0 to 0)	0 (0 to 0)	0 (0 to 0)	0 (0 to 0)	0 (0 to 0)	0
Chagas disease	0 (0 to 0)	0 (0 to 0)	0 (0 to 0)	0 (0 to 0)	0 (0 to 0)	0 (0 to 0)	0 (0 to 0)	0 (0 to 0)	0 (0 to 0)	0 (0 to 0)	0 (0 to 0)	0 (0 to 0)	0 (0 to 0)	0 (0 to 0)	0 (0 to 0)	0 (0 to 0)	0 (0 to 0)	0 (0 to 0)	0 (0 to 0)	0 (0 to 0)	0 (0 to 0)	0 (0 to 0)	0 (0 to 0)	0 (0 to 0)	0
Leishmaniasis	0 (0 to 0)	0 (0 to 0)	0 (0 to 0)	0 (0 to 0)	0 (0 to 0)	0 (0 to 0)	0 (0 to 0)	0 (0 to 0)	0 (0 to 0)	0 (0 to 0)	0 (0 to 0)	0 (0 to 0)	0 (0 to 0)	0 (0 to 0)	0 (0 to 0)	0 (0 to 0)	0 (0 to 0)	0 (0 to 0)	0 (0 to 0)	0 (0 to 0)	0 (0 to 0)	0 (0 to 0)	0 (0 to 0)	0 (0 to 0)	0
Visceral leishmaniasis	0 (0 to 0)	0 (0 to 0)	0 (0 to 0)	0 (0 to 0)	0 (0 to 0)	0 (0 to 0)	0 (0 to 0)	0 (0 to 0)	0 (0 to 0)	0 (0 to 0)	0 (0 to 0)	0 (0 to 0)	0 (0 to 0)	0 (0 to 0)	0 (0 to 0)	0 (0 to 0)	0 (0 to 0)	0 (0 to 0)	0 (0 to 0)	0 (0 to 0)	0 (0 to 0)	0 (0 to 0)	0 (0 to 0)	0 (0 to 0)	0
Cutaneous and mucocutaneous leishmaniasis	0 (0 to 0)	0 (0 to 0)	0 (0 to 0)	0 (0 to 0)	0 (0 to 0)	0 (0 to 0)	0 (0 to 0)	0 (0 to 0)	0 (0 to 0)	0 (0 to 0)	0 (0 to 0)	0 (0 to 0)	0 (0 to 0)	0 (0 to 0)	0 (0 to 0)	0 (0 to 0)	0 (0 to 0)	0 (0 to 0)	0 (0 to 0)	0 (0 to 0)	0 (0 to 0)	0 (0 to 0)	0 (0 to 0)	0 (0 to 0)	0
African trypanosomiasis	0 (0 to 0)	0 (0 to 0)	0 (0 to 0)	0 (0 to 0)	0 (0 to 0)	0 (0 to 0)	0 (0 to 0)	0 (0 to 0)	0 (0 to 0)	0 (0 to 0)	0 (0 to 0)	0 (0 to 0)	0 (0 to 0)	0 (0 to 0)	0 (0 to 0)	0 (0 to 0)	0 (0 to 0)	0 (0 to 0)	0 (0 to 0)	0 (0 to 0)	0 (0 to 0)	0 (0 to 0)	0 (0 to 0)	0 (0 to 0)	0
Schistosomiasis	0 (0 to 0)	0 (0 to 0)	0 (0 to 0)	0 (0 to 0)	0 (0 to 0)	0 (0 to 0)	0 (0 to 0)	0 (0 to 0)	0 (0 to 0)	0 (0 to 0)	0 (0 to 0)	0 (0 to 0)	0 (0 to 0)	0 (0 to 0)	0 (0 to 0)	0 (0 to 0)	0 (0 to 0)	0 (0 to 0)	0 (0 to 0)	0 (0 to 0)	0 (0 to 0)	0 (0 to 0)	0 (0 to 0)	0 (0 to 0)	0
Cysticercosis	0 (0 to 0)	0 (0 to 0)	0 (0 to 0)	0 (0 to 0)	0.6 (0.1 to 1.7)	3.6 (1.1 to 10.6)	11.0 (2.2 to 30.6)	23.4 (3.3 to 58)	38.7 (4.5 to 93.1)	49.3 (5.1 to 119.6)	56.2 (5.4 to 141)	60.8 (5.6 to 156)	110 (20.1 to 250)	178 (30.7 to 399)	240 (39.5 to 530)	289 (39.5 to 630)	279 (39.5 to 630)	277 (39.5 to 630)	144 (39.2 to 330)	89.4 (39.2 to 195)	42.0 (39.2 to 90)	19.1 (19.2 to 39.5)	1,890
Cystic echinococcosis	0 (0 to 0)	0 (0 to 0)	0 (0 to 0)	0 (0 to 0)	0 (0 to 0)	0 (0 to 0)	0 (0 to 0)	0 (0 to 0)	0 (0 to 0)	0 (0 to 0)	0 (0 to 0)	0 (0 to 0)	0 (0 to 0)	0 (0 to 0)	0 (0 to 0)	0 (0 to 0)	0 (0 to 0)	0 (0 to 0)	0 (0 to 0)	0 (0 to 0)	0 (0 to 0)	0 (0 to 0)	0 (0 to 0)	0 (0 to 0)	3
Lymphatic filariasis	0 (0 to 0)	0 (0 to 0)	0 (0 to 0)	0 (0 to 0)	0 (0 to 0)	0 (0 to 0)	0 (0 to 0)	0 (0 to 0)	0 (0 to 0)	0 (0 to 0)	0 (0 to 0)	0 (0 to 0)	0 (0 to 0)	0 (0 to 0)	0 (0 to 0)	0 (0 to 0)	0 (0 to 0)	0 (0 to 0)	0 (0 to 0)	0 (0 to 0)	0 (0 to 0)	0 (0 to 0)	0 (0 to 0)	0 (0 to 0)	0
Onchocerciasis	0 (0 to 0)	0 (0 to 0)	0 (0 to 0)	0 (0 to 0)	0 (0 to 0)	0 (0 to 0)	0 (0 to 0)	0 (0 to 0)	0 (0 to 0)	0 (0 to 0)	0 (0 to 0)	0 (0 to 0)	0 (0 to 0)	0 (0 to 0)	0 (0 to 0)	0 (0 to 0)	0 (0 to 0)	0 (0 to 0)	0 (0 to 0)	0 (0 to 0)	0 (0 to 0)	0 (0 to 0)	0 (0 to 0)	0 (0 to 0)	0
Trachoma	0 (0 to 0)	0 (0 to 0)	0 (0 to 0)	0 (0 to 0)	0 (0 to 0)	0 (0 to 0)	0 (0 to 0)	0 (0 to 0)	0 (0 to 0)	0 (0 to 0)	0 (0 to 0)	0 (0 to 0)	0 (0 to 0)	0 (0 to 0)	0 (0 to 0)	0 (0 to 0)	0 (0 to 0)	0 (0 to 0)	0 (0 to 0)	0 (0 to 0)	0 (0 to 0)	0 (0 to 0)	0 (0 to 0)	0 (0 to 0)	0
Dengue	0 (0 to 0)	0 (0 to 0)	0 (0 to 0)	0 (0 to 0)	0 (0 to 0)	0 (0 to 0)	0 (0 to 0)	0 (0 to 0)	0 (0 to 0)	0 (0 to 0)	0 (0 to 0)	0 (0 to 0)	0 (0 to 0)	0 (0 to 0)	0 (0 to 0)	0 (0 to 0)	0 (0 to 0)	0 (0 to 0)	0 (0 to 0)	0 (0 to 0)	0 (0 to 0)	0 (0 to 0)	0 (0 to 0)	0 (0 to 0)	0
Yellow fever	0 (0 to 0)	0 (0 to 0)	0 (0 to 0)	0 (0 to 0)	0 (0 to 0)	0 (0 to 0)	0 (0 to 0)	0 (0 to 0)	0 (0 to 0)	0 (0 to 0)	0 (0 to 0)	0 (0 to 0)	0 (0 to 0)	0 (0 to 0)	0 (0 to 0)	0 (0 to 0)	0 (0 to 0)	0 (0 to 0)	0 (0 to 0)	0 (0 to 0)	0 (0 to 0)	0 (0 to 0)	0 (0 to 0)	0 (0 to 0)	0
Rabies	1 (0.3 to 2.5)	0.9 (0.3 to 1.9)	0.4 (0.1 to 1.1)	0.7 (0.2 to 1.8)	0.2 (0.1 to 0.5)	0.2 (0.1 to 0.5)	0.2 (0.1 to 0.5)	0.2 (0.1 to 0.5)	0.2 (0.1 to 0.5)	0.2 (0.1 to 0.5)	0.2 (0.1 to 0.5)	0.2 (0.1 to 0.5)	0.2 (0.1 to 0.5)	0.2 (0.1 to 0.5)	0.2 (0.1 to 0.5)	0.2 (0.1 to 0.5)	0.2 (0.1 to 0.5)	0.2 (0.1 to 0.5)	0.2 (0.1 to 0.5)	0.2 (0.1 to 0.5)	0.2 (0.1 to 0.5)	0.2 (0.1 to 0.5)	0.2 (0.1 to 0.5)	9.2
Intestinal nematode infections	0 (0 to 0)	0 (0 to 0)	0 (0 to 0)	0 (0 to 0)	0 (0 to 0)	0 (0 to 0)	0 (0 to 0)	0 (0 to 0)	0 (0 to 0)	0 (0 to 0)	0 (0 to 0)	0 (0 to 0)	0 (0 to 0)	0 (0 to 0)	0 (0 to 0)	0 (0 to 0)	0 (0 to 0)	0 (0 to 0)	0 (0 to 0)	0 (0 to 0)	0 (0 to 0)	0 (0 to 0)	0 (0 to 0)	0 (0 to 0)	0
Ascariasis	0 (0 to 0)	0 (0 to 0)	0 (0 to 0)	0 (0 to 0)	0 (0 to 0)	0 (0 to 0)	0 (0 to 0)	0 (0 to 0)	0 (0 to 0)	0 (0 to 0)	0 (0 to 0)	0 (0 to 0)	0 (0 to 0)	0 (0 to 0)	0 (0 to 0)	0 (0 to 0)	0 (0 to 0)	0 (0 to 0)	0 (0 to 0)	0 (0 to 0)	0 (0 to 0)	0 (0 to 0)	0 (0 to 0)	0 (0 to 0)	0
Trichuriasis	0 (0 to 0)	0 (0 to 0)	0 (0 to 0)	0 (0 to 0)	0 (0 to 0)	0 (0 to 0)	0 (0 to 0)	0 (0 to 0)	0 (0 to 0)	0 (0 to 0)	0 (0 to 0)	0 (0 to 0)	0 (0 to 0)	0 (0 to 0)	0 (0 to 0)	0 (0 to 0)	0 (0 to 0)	0 (0 to 0)	0 (0 to 0)	0 (0 to 0)	0 (0 to 0)	0 (0 to 0)	0 (0 to 0)	0 (0 to 0)	0
Hookworm disease	0 (0 to 0)	0 (0 to 0)	0 (0 to 0)	0 (0 to 0)	0 (0 to 0)	0 (0 to 0)	0 (0 to 0)	0 (0 to 0)	0 (0 to 0)	0 (0 to 0)	0 (0 to 0)	0 (0 to 0)	0 (0 to 0)	0 (0 to 0)	0 (0 to 0)	0 (0 to 0)	0 (0 to 0)	0 (0 to 0)	0 (0 to 0)	0 (0 to 0)	0 (0 to 0)	0 (0 to 0)	0 (0 to 0)	0 (0 to 0)	0
Food-borne trematodiases	0 (0 to 0)	0 (0 to 0)	0 (0 to 0)	0 (0 to 0)	0 (0 to 0)	0 (0 to 0)	0 (0 to 0)	0 (0 to 0)	0 (0 to 0)	0 (0 to 0)	0 (0 to 0)	0 (0 to 0)	0 (0 to 0)	0 (0 to 0)	0 (0 to 0)	0 (0 to 0)	0 (0 to 0)	0 (0 to 0)	0 (0 to 0)	0 (0 to 0)	0 (0 to 0)	0 (0 to 0)	0 (0 to 0)	0 (0 to 0)	0
Leprosy	0 (0 to 0)	0 (0 to 0)	0 (0 to 0)	0 (0 to 0)	0 (0 to 0)	0 (0 to 0)	0 (0 to 0)	0 (0 to 0)	0 (0 to 0)	0 (0 to 0)	0 (0 to 0)	0 (0 to 0)	0 (0 to 0)	0 (0 to 0)	0 (0 to 0)	0 (0 to 0)	0 (0 to 0)	0 (0 to 0)	0 (0 to 0)	0 (0 to 0)	0 (0 to 0)	0 (0 to 0)	0 (0 to 0)	0 (0 to 0)	0
Ebola	0 (0 to 0)	0 (0 to 0)	0 (0 to 0)	0 (0 to 0)	0 (0 to 0)	0 (0 to 0)	0 (0 to 0)	0 (0 to 0)	0 (0 to 0)	0 (0 to 0)	0 (0 to 0)	0 (0 to 0)	0 (0 to 0)	0 (0 to 0)	0 (0 to 0)	0 (0 to 0)	0 (0 to 0)	0 (0 to 0)	0 (0 to 0)	0 (0 to 0)	0 (0 to 0)	0 (0 to 0)	0 (0 to 0)	0 (0 to 0)	0
Zika virus	0 (0 to 0)	0 (0 to 0)	0 (0 to 0)	0 (0 to 0)	0 (0 to 0)	0 (0 to 0)	0 (0 to 0)	0 (0 to 0)	0 (0 to 0)	0 (0 to 0)	0 (0 to 0)	0 (0 to 0)	0 (0 to 0)	0 (0 to 0)	0 (0 to 0)	0 (0 to 0)	0 (0 to 0)	0 (0 to 0)	0 (0 to 0)	0 (0 to 0)	0 (0 to 0)	0 (0 to 0)	0 (0 to 0)	0 (0 to 0)	0
Guinea worm disease	0 (0 to 0)	0 (0 to 0)	0 (0 to 0)	0 (0 to 0)	0 (0 to 0)	0 (0 to 0)	0 (0 to 0)	0 (0 to 0)	0 (0 to 0)	0 (0 to 0)	0 (0 to 0)	0 (0 to 0)	0 (0 to 0)	0 (0 to 0)	0 (0 to 0)	0 (0 to 0)	0 (0 to 0)	0 (0 to 0)	0 (0 to 0)	0 (0 to 0)	0 (0 to 0)	0 (0 to 0)	0 (0 to 0)	0 (0 to 0)	0
Other neglected tropical diseases	4.2 (0.5 to 7.4)	12.1 (0.2 to 29.4)	29.3 (9.1 to 98.2)	86.4 (12.6 to 336)	21.6 (3.2 to 82.3)	7.8 (1.1 to 29.6)	8 (1.2 to 29.6)	8.1 (1.2 to 29.6)	8.2 (1.2 to 29.6)	8.3 (1.2 to 29.6)	8.4 (1.2 to 29.6)	8.5 (1.2 to 29.6)	8.6 (1.2 to 29.6)	8.7 (1.2 to 29.6)	8.8 (1.2 to 29.6)	8.9 (1.2 to 29.6)	9 (1.2 to 29.6)	9.1 (1.2 to 29.6)	9.2 (1.2 to 29.6)	9.3 (1.2



G6PD deficiency	0.2 (0.1 to 0.3)	0.4 (0.1 to 1.1)	0.7 (0.4 to 1.1)	3.3 (2.1 to 5.1)	6.2 (3.9 to 9.2)	9 (6.3 to 12.3)	24.9 (17.3 to 34.1)	24.2 (12.4 to 39.6)	27.6 (16.9 to 42.2)	27.9 (18.1 to 40.1)	49.1 (29.9 to 69.9)	29.7 (17.9 to 44.3)	29.6 (19.6 to 39.5)	22.7 (13.9 to 33)	22.2 (12.8 to 32.7)	21.8 (12.3 to 32.9)	16.5 (9 to 24.6)	11.2 (6.1 to 17)	6.4 (3.6 to 9.9)	2.8 (1.6 to 4.4)	1 (0.5 to 1.9)	0.3 (0.2 to 0.6)	0.1 (0 to 0.1)	326
G6PD trait	0.2 (0 to 0)	0.2 (0 to 0)	0.2 (0 to 0)	0.2 (0 to 0)	0.2 (0 to 0)	0.2 (0 to 0)	0.2 (0.1 to 0.4)	0.2 (0.1 to 0.5)	0.2 (0 to 0.1)	0.2 (0 to 0.1)	0.2 (0.1 to 0.4)	0.2 (0.1 to 0.4)	0.2 (0.1 to 0.4)	0.2 (0 to 0.5)	0.2 (0 to 0)	0.2 (0 to 0)	0.2 (0 to 0)	0.2 (0 to 0)	0.2 (0 to 0)	0.2 (0 to 0)	0.2 (0 to 0)	0.2 (0 to 0)	0.2 (0 to 0)	0.2 (0 to 0)	112
Other hemoglobinopathies and hemolytic anemias	0.4 (0.3 to 0.6)	0.6 (0.1 to 1.7)	2.2 (0.6 to 6.9)	7.5 (1.7 to 20.2)	17.5 (3.9 to 45.6)	12.5 (3.9 to 32.1)	29.7 (8.5 to 69.1)	19.3 (7.2 to 44.2)	19.4 (8.6 to 39.6)	20.6 (8.9 to 43.9)	41.3 (17.6 to 86.7)	47.4 (21.7 to 96.9)	44.3 (21.1 to 86.4)	42.1 (22.2 to 73.2)	69.9 (39.5 to 120)	82 (48.5 to 137)	89.3 (70.5 to 139)	98.6 (69.6 to 138)	91.1 (64.1 to 128)	76.6 (56 to 106)	62 (38.6 to 95.7)	34.6 (20.7 to 56.7)	19.3 (11.3 to 33.7)	895
Endocrine, metabolic, blood, and immune disorders	143 (130 to 159)	99.1 (90 to 107)	39 (36.1 to 42)	449 (397 to 501)	338 (279 to 391)	212 (167 to 259)	187 (147 to 228)	156 (121 to 191)	161 (123 to 199)	161 (123 to 199)	167 (127 to 207)	1,060 (1,010 to 1,110)	1,060 (1,010 to 1,110)	1,060 (1,010 to 1,110)	1,060 (1,010 to 1,110)	1,060 (1,010 to 1,110)	1,060 (1,010 to 1,110)	1,060 (1,010 to 1,110)	1,060 (1,010 to 1,110)	1,060 (1,010 to 1,110)	1,060 (1,010 to 1,110)	1,060 (1,010 to 1,110)	1,060 (1,010 to 1,110)	1,060 (1,010 to 1,110)	33,800
Oral disorders	0 (0 to 0)	0 (0 to 0)	0 (0 to 0)	201 (117 to 285)	139 (77 to 200)	39 (18 to 60)	39 (18 to 60)	39 (18 to 60)	604 (396 to 812)	604 (396 to 812)	604 (396 to 812)	1,100 (1,100 to 1,100)	1,100 (1,100 to 1,100)	1,100 (1,100 to 1,100)	1,100 (1,100 to 1,100)	3,070 (2,740 to 3,400)	3,070 (2,740 to 3,400)	3,070 (2,740 to 3,400)	3,070 (2,740 to 3,400)	3,070 (2,740 to 3,400)	3,070 (2,740 to 3,400)	3,070 (2,740 to 3,400)	3,070 (2,740 to 3,400)	3,070 (2,740 to 3,400)	104
Caries of deciduous teeth	0 (0 to 0)	0 (0 to 0)	0 (0 to 0)

SR Table 2c. loss DALYS by cause and age group for both sexes with 95% uncertainty intervals, 2019

Cause	Early Neonatal	Late Neonatal	Post-Neonatal	1 to 4	5 to 9	10 to 14	15 to 19	20 to 24	25 to 29	30 to 34	35 to 39	40 to 44	45 to 49	50 to 54	55 to 59	60 to 64	65 to 69	70 to 74	75 to 79	80 to 84	85 to 89	90 to 94	95 plus	Total
All causes	7,010 (5,780 to 8,660)	2,003 (1,420 to 2,950)	9,870 (6,390 to 14,300)	7,126 (5,160 to 9,430)	5,600 (3,980 to 10,000)	10,700 (7,280 to 18,600)	26,000 (21,200 to 32,300)	36,200 (29,400 to 42,800)	39,600 (31,900 to 47,200)	39,000 (31,500 to 47,300)	43,100 (35,200 to 52,100)	44,600 (36,700 to 53,700)	50,600 (42,000 to 60,000)	56,000 (46,900 to 66,700)	66,100 (55,600 to 78,100)	77,000 (64,900 to 91,000)	106,000 (89,600 to 127,000)	87,700 (73,600 to 103,000)	87,900 (73,000 to 105,000)	70,100 (57,900 to 85,000)	56,600 (46,400 to 68,900)	37,900 (30,600 to 51,100)	19,900 (16,300 to 25,900)	1,050,000
Communicable, maternal, neonatal, and nutritional diseases	5,520 (4,520 to 7,000)	1,050 (722 to 1,600)	1,290 (932 to 1,900)	1,490 (1,120 to 1,950)	1,360 (960 to 1,960)	1,230 (920 to 1,820)	1,310 (979 to 1,770)	1,390 (1,040 to 1,880)	1,490 (1,140 to 1,980)	1,490 (1,140 to 1,980)	1,630 (1,250 to 2,130)	1,600 (1,230 to 2,100)	1,550 (1,220 to 2,000)	1,670 (1,320 to 2,200)	2,050 (1,600 to 2,660)	2,160 (1,700 to 2,860)	2,540 (1,930 to 3,670)	2,060 (1,570 to 2,870)	1,920 (1,490 to 2,720)	1,950 (1,520 to 2,810)	1,920 (1,510 to 2,700)	1,960 (1,540 to 2,780)	1,050 (779 to 1,530)	43,700
HIV/AIDS and sexually transmitted infections	0.6 (0.2 to 3.6)	0.2 (0.1 to 0.4)	4.0 (2.6 to 6.4)	3.7 (2.5 to 4.2)	2.1 (1.4 to 2.5)	4.0 (2.6 to 5.3)	13.1 (9.1 to 19.2)	49.4 (33.2 to 68.4)	117 (86 to 161)	171 (126 to 226)	223 (166 to 277)	262 (196 to 340)	317 (240 to 412)	377 (284 to 489)	436 (329 to 561)	490 (372 to 631)	576 (434 to 746)	619 (466 to 806)	744 (561 to 969)	814 (614 to 1,060)	847 (639 to 1,100)	874 (656 to 1,140)	1,490
HIV/AIDS	0 (0 to 0)	0 (0 to 0)	4.1 (2.6 to 6.4)	3.7 (2.5 to 4.2)	2.1 (1.4 to 2.5)	2.2 (1.5 to 4.0)	9.3 (6.5 to 14.5)	39.8 (27.1 to 57.2)	79.2 (54.1 to 111)	112 (77 to 154)	152 (104 to 208)	199 (136 to 268)	241 (164 to 327)	318 (217 to 429)	427 (292 to 574)	479 (328 to 647)	579 (396 to 784)	619 (424 to 837)	744 (509 to 1,000)	814 (556 to 1,100)	847 (579 to 1,140)	874 (597 to 1,180)	1,490
HIV/AIDS - Drug-susceptible Tuberculosis	0 (0 to 0)	0 (0 to 0)	0 (0 to 0)	0 (0 to 0)	0 (0 to 0)	0 (0 to 0)	0 (0 to 0)	0 (0 to 0)	0 (0 to 0)	0 (0 to 0)	0 (0 to 0)	0 (0 to 0)	0 (0 to 0)	0 (0 to 0)	0 (0 to 0)	0 (0 to 0)	0 (0 to 0)	0 (0 to 0)	0 (0 to 0)	0 (0 to 0)	0 (0 to 0)	0 (0 to 0)	0 (0 to 0)	0
HIV/AIDS - Multidrug-resistant Tuberculosis without extensive	0 (0 to 0)	0 (0 to 0)	0 (0 to 0)	0 (0 to 0)	0 (0 to 0)	0 (0 to 0)	0 (0 to 0)	0 (0 to 0)	0 (0 to 0)	0 (0 to 0)	0 (0 to 0)	0 (0 to 0)	0 (0 to 0)	0 (0 to 0)	0 (0 to 0)	0 (0 to 0)	0 (0 to 0)	0 (0 to 0)	0 (0 to 0)	0 (0 to 0)	0 (0 to 0)	0 (0 to 0)	0 (0 to 0)	0
HIV/AIDS - Extensively drug-resistant Tuberculous	0 (0 to 0)	0 (0 to 0)	0 (0 to 0)	0 (0 to 0)	0 (0 to 0)	0 (0 to 0)	0 (0 to 0)	0 (0 to 0)	0 (0 to 0)	0 (0 to 0)	0 (0 to 0)	0 (0 to 0)	0 (0 to 0)	0 (0 to 0)	0 (0 to 0)	0 (0 to 0)	0 (0 to 0)	0 (0 to 0)	0 (0 to 0)	0 (0 to 0)	0 (0 to 0)	0 (0 to 0)	0 (0 to 0)	0
HIV/AIDS resulting in other diseases	0 (0 to 0)	0 (0 to 0)	0 (0 to 0.6)	0 (0 to 0.1)	0 (0 to 0.1)	1.8 (1.2 to 2.6)	3.8 (2.5 to 5.6)	9.6 (6.4 to 14.1)	37.8 (25.1 to 55.6)	59.3 (39.4 to 87.3)	70.8 (47.1 to 104)	63.1 (42.1 to 93.1)	76.1 (50.8 to 112)	59.2 (39.5 to 87.3)	9.2 (6.1 to 13.6)	11.2 (7.5 to 16.5)	3.9 (2.6 to 5.8)	0.4 (0.2 to 0.6)	0.1 (0 to 0.1)	0 (0 to 0.1)	0 (0 to 0.1)	0 (0 to 0.1)	0 (0 to 0.1)	1,060
Sexually transmitted infections excluding HIV	0.6 (0.2 to 3.6)	0.2 (0.1 to 0.4)	0.2 (0 to 0.1)	0 (0 to 0)	0 (0 to 0)	1.8 (1.1 to 4.0)	3.8 (2.6 to 5.3)	9.6 (6.4 to 14.1)	37.8 (25.1 to 55.6)	59.3 (39.4 to 87.3)	70.8 (47.1 to 104)	63.1 (42.1 to 93.1)	76.1 (50.8 to 112)	59.2 (39.5 to 87.3)	9.2 (6.1 to 13.6)	11.2 (7.5 to 16.5)	3.9 (2.6 to 5.8)	0.4 (0.2 to 0.6)	0.1 (0 to 0.1)	0 (0 to 0.1)	0 (0 to 0.1)	0 (0 to 0.1)	0 (0 to 0.1)	0
Syphilis	0 (0 to 0)	0 (0 to 0)	0 (0 to 0)	0 (0 to 0)	0 (0 to 0)	0 (0 to 0)	0 (0 to 0)	0 (0 to 0)	0 (0 to 0)	0 (0 to 0)	0 (0 to 0)	0 (0 to 0)	0 (0 to 0)	0 (0 to 0)	0 (0 to 0)	0 (0 to 0)	0 (0 to 0)	0 (0 to 0)	0 (0 to 0)	0 (0 to 0)	0 (0 to 0)	0 (0 to 0)	0 (0 to 0)	0
Chlamydial infection	0 (0 to 0)	0 (0 to 0)	0 (0 to 0)	0 (0 to 0)	0 (0 to 0)	0 (0 to 0)	0 (0 to 0)	0 (0 to 0)	0 (0 to 0)	0 (0 to 0)	0 (0 to 0)	0 (0 to 0)	0 (0 to 0)	0 (0 to 0)	0 (0 to 0)	0 (0 to 0)	0 (0 to 0)	0 (0 to 0)	0 (0 to 0)	0 (0 to 0)	0 (0 to 0)	0 (0 to 0)	0 (0 to 0)	0
Gonococcal infection	0 (0 to 0)	0 (0 to 0)	0 (0 to 0)	0 (0 to 0)	0 (0 to 0)	0 (0 to 0)	0 (0 to 0)	0 (0 to 0)	0 (0 to 0)	0 (0 to 0)	0 (0 to 0)	0 (0 to 0)	0 (0 to 0)	0 (0 to 0)	0 (0 to 0)	0 (0 to 0)	0 (0 to 0)	0 (0 to 0)	0 (0 to 0)	0 (0 to 0)	0 (0 to 0)	0 (0 to 0)	0 (0 to 0)	0
Trichomoniasis	0 (0 to 0)	0 (0 to 0)	0 (0 to 0)	0 (0 to 0)	0 (0 to 0)	0 (0 to 0)	1.4 (0.9 to 2.1)	7.6 (5.1 to 11.1)	19.9 (13.4 to 29.3)	19.3 (12.9 to 28.2)	19.3 (12.9 to 28.2)	16 (10.7 to 23.4)	12 (8.2 to 17.6)	9.2 (6.2 to 13.4)	6.2 (4.1 to 9.1)	3.6 (2.4 to 5.2)	1.1 (0.7 to 1.6)	0.2 (0.1 to 0.3)	0 (0 to 0.1)	0 (0 to 0.1)	0 (0 to 0.1)	0 (0 to 0.1)	0 (0 to 0.1)	132
Genital herpes	0 (0 to 0)	0 (0 to 0)	0 (0 to 0)	0 (0 to 0)	0 (0 to 0)	0 (0 to 0.1)	0 (0 to 0.1)	0 (0 to 0.1)	0 (0 to 0.1)	0 (0 to 0.1)	0 (0 to 0.1)	0 (0 to 0.1)	0 (0 to 0.1)	0 (0 to 0.1)	0 (0 to 0.1)	0 (0 to 0.1)	0 (0 to 0.1)	0 (0 to 0.1)	0 (0 to 0.1)	0 (0 to 0.1)	0 (0 to 0.1)	0 (0 to 0.1)	0 (0 to 0.1)	0
Other sexually transmitted infections	0 (0 to 0)	0 (0 to 0)	0 (0 to 0)	0 (0 to 0)	0 (0 to 0)	0 (0 to 0.6)	1 (0.4 to 2.1)	1.7 (0.7 to 3.7)	2.9 (1.2 to 6.1)	2.9 (1.2 to 6.1)	2.9 (1.2 to 6.1)	2.7 (1.1 to 5.7)	1.6 (0.6 to 3.4)	0.6 (0.2 to 1.3)	0.2 (0.1 to 0.4)	0.1 (0 to 0.2)	0 (0 to 0.1)	0 (0 to 0.1)	0 (0 to 0.1)	0 (0 to 0.1)	0 (0 to 0.1)	0 (0 to 0.1)	0 (0 to 0.1)	874
Respiratory infections and tuberculosis	2,160 (1,610 to 2,770)	1,010 (729 to 1,450)	1,060 (692 to 1,660)	1,220 (932 to 1,600)	1,060 (676 to 1,770)	1,000 (684 to 1,580)	1,000 (684 to 1,580)	1,000 (684 to 1,580)	1,000 (684 to 1,580)	1,000 (684 to 1,580)	1,000 (684 to 1,580)	1,000 (684 to 1,580)	1,000 (684 to 1,580)	1,000 (684 to 1,580)	1,000 (684 to 1,580)	1,000 (684 to 1,580)	1,000 (684 to 1,580)	1,000 (684 to 1,580)	1,000 (684 to 1,580)	1,000 (684 to 1,580)	1,000 (684 to 1,580)	1,000 (684 to 1,580)	1,000 (684 to 1,580)	15,900
Tuberculosis	0 (0 to 0)	0 (0 to 0)	0 (0.3 to 0.7)	0 (0.7 to 1.3)	0 (0.2 to 0.4)	1.3 (0.4 to 3.8)	2.5 (0.8 to 7.2)	3.3 (1 to 9.5)	3.3 (1 to 9.5)	3.3 (1 to 9.5)	3.3 (1 to 9.5)	3.3 (1 to 9.5)	3.3 (1 to 9.5)	3.3 (1 to 9.5)	3.3 (1 to 9.5)	3.3 (1 to 9.5)	3.3 (1 to 9.5)	3.3 (1 to 9.5)	3.3 (1 to 9.5)	3.3 (1 to 9.5)	3.3 (1 to 9.5)	3.3 (1 to 9.5)	3.3 (1 to 9.5)	127
Latent tuberculosis infection	0 (0 to 0)	0 (0 to 0)	0 (0 to 0)	0 (0 to 0)	0 (0 to 0)	0 (0 to 0)	0 (0 to 0)	0 (0 to 0)	0 (0 to 0)	0 (0 to 0)	0 (0 to 0)	0 (0 to 0)	0 (0 to 0)	0 (0 to 0)	0 (0 to 0)	0 (0 to 0)	0 (0 to 0)	0 (0 to 0)	0 (0 to 0)	0 (0 to 0)	0 (0 to 0)	0 (0 to 0)	0 (0 to 0)	0
Drug-susceptible Tuberculosis	0 (0 to 0)	0 (0 to 0)	0 (0.3 to 0.7)	0 (0.7 to 1.3)	0 (0.2 to 0.4)	1.3 (0.4 to 3.8)	2.5 (0.8 to 7.2)	3.3 (1 to 9.5)	3.3 (1 to 9.5)	3.3 (1 to 9.5)	3.3 (1 to 9.5)	3.3 (1 to 9.5)	3.3 (1 to 9.5)	3.3 (1 to 9.5)	3.3 (1 to 9.5)	3.3 (1 to 9.5)	3.3 (1 to 9.5)	3.3 (1 to 9.5)	3.3 (1 to 9.5)	3.3 (1 to 9.5)	3.3 (1 to 9.5)	3.3 (1 to 9.5)	3.3 (1 to 9.5)	127
Multidrug-resistant tuberculosis without extensive drug-resistar	0 (0 to 0)	0 (0 to 0)	0 (0 to 0)	0 (0 to 0)	0 (0 to 0)	0 (0 to 0)	0 (0 to 0)	0 (0 to 0)	0 (0 to 0)	0 (0 to 0)	0 (0 to 0)	0 (0 to 0)	0 (0 to 0)	0 (0 to 0)	0 (0 to 0)	0 (0 to 0)	0 (0 to 0)	0 (0 to 0)	0 (0 to 0)	0 (0 to 0)	0 (0 to 0)	0 (0 to 0)	0 (0 to 0)	0
Extensively drug-resistant tuberculosis	0 (0 to 0)	0 (0 to 0)	0 (0 to 0)	0 (0 to 0)	0 (0 to 0)	0 (0 to 0)	0 (0 to 0)	0 (0 to 0)	0 (0 to 0)	0 (0 to 0)	0 (0 to 0)	0 (0 to 0)	0 (0 to 0)	0 (0 to 0)	0 (0 to 0)	0 (0 to 0)	0 (0 to 0)	0 (0 to 0)	0 (0 to 0)	0 (0 to 0)	0 (0 to 0)	0 (0 to 0)	0 (0 to 0)	0
Lower respiratory infections	19.2 (14.2 to 27.5)	39.3 (27.6 to 56)	283 (197 to 401)	191 (139 to 257)	69.7 (47.2 to 98.8)	66.3 (44.2 to 94.5)	68.7 (46.6 to 98.6)	66.6 (44.8 to 95.6)	71.8 (48.3 to 103)	150 (101 to 215)	191 (128 to 273)	232 (156 to 332)	286 (192 to 409)	354 (238 to 507)	437 (294 to 626)	483 (325 to 691)	612 (411 to 876)	609 (409 to 872)	1,060 (708 to 1,520)	1,190 (796 to 1,710)	1,230 (821 to 1,760)	1,430 (955 to 2,050)	1,230 (821 to 1,760)	11,600
Upper respiratory infections	0 (0 to 0)	0.1 (0 to 0.1)	49.2 (32.1 to 69.6)	27.7 (18.1 to 39.2)	1.6 (1.1 to 2.2)	1.6 (1.1 to 2.2)	1.6 (1.1 to 2.2)	1.6 (1.1 to 2.2)	1.6 (1.1 to 2.2)	1.6 (1.1 to 2.2)	1.6 (1.1 to 2.2)	1.6 (1.1 to 2.2)	1.6 (1.1 to 2.2)	1.6 (1.1 to 2.2)	1.6 (1.1 to 2.2)	1.6 (1.1 to 2.2)	1.6 (1.1 to 2.2)	1.6 (1.1 to 2.2)	1.6 (1.1 to 2.2)	1.6 (1.1 to 2.2)	1.6 (1.1 to 2.2)	1.6 (1.1 to 2.2)	1.6 (1.1 to 2.2)	3,260
Otitis media	0 (0 to 0)	0 (0 to 0.1)	5.2 (4.9 to 56.7)	0.6 (0.4 to 0.8)	0.4 (0.3 to 0.5)	0.4 (0.3 to 0.5)	0.4 (0.3 to 0.5)	0.4 (0.3 to 0.5)	0.4 (0.3 to 0.5)	0.4 (0.3 to 0.5)	0.4 (0.3 to 0.5)	0.4 (0.3 to 0.5)	0.4 (0.3 to 0.5)	0.4 (0.3 to 0.5)	0.4 (0.3 to 0.5)	0.4 (0.3 to 0.5)	0.4 (0.3 to 0.5)	0.4 (0.3 to 0.5)	0.4 (0.3 to 0.5)	0.4 (0.3 to 0.5)	0.4 (0.3 to 0.5)	0.4 (0.3 to 0.5)	0.4 (0.3 to 0.5)	481
Enteric infections	2.6 (2.5 to 3.7)	2.6 (2.3 to 11.9)	69 (68.6 to 118)	164 (139 to 244)	139 (79.9 to 196)	132 (68.9 to 177)	137 (89.7 to 196)	139 (88.4 to 213)	139 (102 to 218)	139 (101 to 210)	139 (102 to 208)	139 (102 to 208)	139 (102 to 208)	139 (102 to 208)	139 (102 to 208)	139 (102 to 208)	139 (102 to 208)	139 (102 to 208)	227 (163 to 348)	227 (172 to 350)	227 (172 to 350)	227 (172 to 350)	227 (172 to 350)	3,563
Diarrheal diseases	2.6 (2.5 to 3.7)	7.7 (5.6 to 11.9)	69 (54.2 to 118)	164 (130 to 244)	139 (79.9 to 196)	111 (68.9 to 177)	139 (89.7 to 213)	139 (88.4 to 213)	139 (101 to 217)	139 (100 to 209)	139 (102 to 208)	139 (102 to 208)	139 (102 to 208)	139 (102 to 208)	139 (102 to 208)	139 (102 to 208)	139 (102 to 208)	139 (102 to 208)	139 (161 to 347)	139 (160 to 350)	139 (161 to 347)	139 (160 to 350)	139 (161 to 347)	3,563
Typhoid and paratyphoid	0 (0 to 0)	0 (0 to 0)	0 (0 to 0)	0 (0 to 0)	0 (0 to 0)	0 (0 to 0)	0 (0 to 0)	0 (0 to 0)	0 (0 to 0)	0 (0 to 0)	0 (0 to 0)	0 (0 to 0)	0 (0 to 0)	0 (0 to 0)	0 (0 to 0)	0 (0 to 0)	0 (0 to 0)	0 (0 to 0)	0 (0 to 0)	0 (0 to 0)	0 (0 to 0)	0 (0 to 0)	0 (0 to 0)	0
Typhoid fever	0 (0 to 0)	0 (0 to 0)	0 (0 to 0)	0 (0 to 0)	0 (0 to 0)	0 (0 to 0)	0 (0 to 0)	0 (0 to 0)	0 (0 to 0)	0 (0 to 0)	0 (0 to 0)	0 (0 to 0)	0 (0 to 0)	0 (0 to 0)	0 (0 to 0)	0 (0 to 0)	0 (0 to 0)	0 (0 to 0)	0 (0 to 0)	0 (0 to 0)	0 (0 to 0)	0 (0 to 0)	0 (0 to 0)	0
Paratyphoid fever	0 (0 to 0)	0 (0 to 0)	0 (0 to 0)	0 (0 to 0)	0 (0 to 0)	0 (0 to 0)	0 (0 to 0)	0 (0 to 0)	0 (0 to 0)	0 (0 to 0)	0 (0 to 0)	0 (0 to 0)	0 (0 to 0)	0 (0 to 0)	0 (0 to 0)	0 (0 to 0)	0 (0 to 0)	0 (0 to 0)	0 (0 to 0)	0 (0 to 0)	0 (0 to 0)	0 (0 to 0)	0 (0 to 0)	0
Invasive Non-typhoidal Salmonella (iNTS)	0 (0 to 0)	0 (0 to 0)	0.2 (0 to 0.7)	1.2 (0.9 to 2.4)	0.4 (0.2 to 0.8)	0.4 (0.2 to 0.8)	0.4 (0.2 to 0.8)	0.4 (0.2 to 0.8)	0.4 (0.2 to 0.8)	0.4 (0.2 to 0.8)	0.4 (0.2 to 0.8)	0.4 (0.2 to 0.8)	0.4 (0.2 to 0.8)	0.4 (0.2 to 0.8)	0.4 (0.2 to 0.8)	0.4 (0.2 to 0.8)	0.4 (0.2 to 0.8)	0.4 (0.2 to 0.8)	0.4 (0.2 to 0.8)	0.4 (0.2 to 0.8)	0.4 (0.2 to 0.8)	0.4 (0.2 to 0.8)	0.4 (0.2 to 0.8)	101
Other intestinal infectious diseases	0.8 (0.6 to 2.9)	1.1 (0.7 to 2.2)	0.5 (0.3 to 1.1)	0.5 (0.3 to 1.1)	0.5 (0.3 to 1.1





SR Table 2c. Kansas DALYS by cause and age group for both sexes with 95% uncertainty intervals, 2019

Cause	Early Neonatal	Late Neonatal	Post Neonatal	1 to 4	5 to 9	10 to 14	15 to 19	20 to 24	25 to 29	30 to 34	35 to 39	40 to 44	45 to 49	50 to 54	55 to 59	60 to 64	65 to 69	70 to 74	75 to 79	80 to 84	85 to 89	90 to 94	95 to Above	Total
All causes	9,692 (7,989 to 10,566)	2,366 (1,950 to 2,580)	6,290 (5,200 to 6,860)	7,156 (6,060 to 8,000)	5,693 (4,900 to 6,150)	5,923 (5,060 to 6,500)	7,709 (6,600 to 8,400)	9,192 (7,900 to 10,000)	10,000 (8,600 to 10,900)	10,900 (9,300 to 11,900)	11,400 (9,700 to 12,400)	11,700 (9,900 to 12,700)	12,900 (10,900 to 14,000)	14,000 (11,900 to 15,200)	15,400 (12,900 to 16,800)	16,900 (14,000 to 18,400)	18,100 (14,800 to 19,700)	19,500 (15,700 to 21,200)	19,700 (15,600 to 21,400)	20,000 (15,600 to 21,700)	19,700 (15,200 to 21,400)	19,500 (14,900 to 21,200)	19,400 (14,800 to 21,100)	198,000
Communicable, maternal, neonatal, and nutritional diseases	7,300 (5,800 to 8,200)	1,200 (939 to 1,300)	1,200 (977 to 1,400)	1,400 (1,100 to 1,600)	1,000 (1,000 to 2,000)	1,300 (960 to 1,900)	1,400 (1,000 to 1,900)	1,400 (1,000 to 1,900)	1,500 (1,200 to 2,000)	1,600 (1,200 to 2,000)	1,700 (1,300 to 2,200)	1,800 (1,400 to 2,300)	1,900 (1,500 to 2,500)	2,000 (1,500 to 2,700)	2,100 (1,600 to 2,800)	2,200 (1,600 to 2,900)	2,300 (1,700 to 3,000)	2,400 (1,700 to 3,100)	2,400 (1,600 to 3,000)	2,400 (1,600 to 3,000)	2,400 (1,600 to 3,000)	2,400 (1,600 to 3,000)	2,400 (1,600 to 3,000)	44,000
HIV/AIDS and sexually transmitted infections	0.6 (0.3 to 0.8)	0 (0.1 to 0.4)	6 (5.0 to 8.1)	9.6 (6.9 to 9.3)	3.2 (2.4 to 4.1)	2.9 (2.1 to 3.7)	19.7 (12.6 to 23.4)	43.6 (28.1 to 48.1)	68 (43.1 to 77.2)	100 (62.1 to 113)	133 (82.1 to 151)	166 (102 to 189)	191 (116 to 218)	196 (120 to 224)	192 (116 to 220)	179 (107 to 205)	162 (97.6 to 187)	134 (81.3 to 154)	98 (59.4 to 113)	64 (38.9 to 74)	34 (20.6 to 39.6)	17 (9.9 to 19.8)	8 (4.6 to 9.2)	1,900
HIV/AIDS	0 (0 to 0)	0 (0 to 0)	0.6 (0.3 to 0.9)	0.3 (0.2 to 0.5)	0.2 (0.2 to 0.3)	0.3 (0.2 to 0.4)	0.6 (0.4 to 0.9)	7.2 (4.7 to 10.4)	20 (12.6 to 28.6)	36 (22.5 to 50.1)	54 (33.6 to 74.1)	73 (45.1 to 98.6)	92 (56.1 to 120)	104 (63.1 to 135)	110 (66.6 to 142)	112 (67.2 to 144)	110 (65.6 to 142)	103 (61.5 to 133)	89 (52.9 to 114)	73 (43.3 to 93.1)	52 (30.9 to 66.1)	32 (18.9 to 40.5)	16 (9.4 to 20.2)	1,600
HIV/AIDS - Drug-susceptible Tuberculosis	0 (0 to 0)	0 (0 to 0)	0 (0 to 0)	0 (0 to 0)	0 (0 to 0)	0 (0 to 0)	0 (0 to 0)	0.1 (0 to 0.2)	0.3 (0.1 to 0.5)	0.5 (0.2 to 0.8)	0.8 (0.3 to 1.2)	1 (0.4 to 1.6)	1.3 (0.5 to 2)	1.5 (0.6 to 2.3)	1.6 (0.6 to 2.5)	1.6 (0.6 to 2.5)	1.6 (0.6 to 2.5)	1.5 (0.6 to 2.4)	1.3 (0.5 to 2.1)	1.1 (0.4 to 1.7)	0.8 (0.3 to 1.2)	0.5 (0.2 to 0.8)	0.2 (0.1 to 0.4)	22.5
HIV/AIDS - Multidrug-resistant Tuberculosis without extensive drug resistance	0 (0 to 0)	0 (0 to 0)	0 (0 to 0)	0 (0 to 0)	0 (0 to 0)	0 (0 to 0)	0 (0 to 0)	0 (0 to 0)	0 (0 to 0)	0 (0 to 0)	0 (0 to 0)	0 (0 to 0)	0 (0 to 0)	0 (0 to 0)	0 (0 to 0)	0 (0 to 0)	0 (0 to 0)	0 (0 to 0)	0 (0 to 0)	0 (0 to 0)	0 (0 to 0)	0 (0 to 0)	0 (0 to 0)	0 (0 to 0)	0.6
HIV/AIDS - Extensively drug-resistant Tuberculosis	0 (0 to 0)	0 (0 to 0)	0 (0 to 0)	0 (0 to 0)	0 (0 to 0)	0 (0 to 0)	0 (0 to 0)	0 (0 to 0)	0 (0 to 0)	0 (0 to 0)	0 (0 to 0)	0 (0 to 0)	0 (0 to 0)	0 (0 to 0)	0 (0 to 0)	0 (0 to 0)	0 (0 to 0)	0 (0 to 0)	0 (0 to 0)	0 (0 to 0)	0 (0 to 0)	0 (0 to 0)	0 (0 to 0)	0 (0 to 0)	0
HIV/AIDS resulting in other diseases	0 (0 to 0)	0 (0 to 0)	5 (4.6 to 6)	9.4 (7.7 to 9.1)	3.2 (2.6 to 3.8)	2.6 (2.6 to 3.7)	13 (7.1 to 19.2)	36 (20.4 to 53.6)	47 (26.8 to 70.6)	63 (36.1 to 94.3)	79 (45.3 to 118)	93 (53.4 to 139)	99 (57 to 148)	92 (53 to 137)	82 (47.2 to 122)	67 (38.7 to 100)	52 (29.7 to 77.9)	31 (17.7 to 46.5)	19 (10.8 to 28.4)	11 (6.4 to 16.3)	6.1 (3.5 to 9.1)	3.1 (1.8 to 4.6)	1.6 (0.9 to 2.4)	1,000
Sexually transmitted infections excluding HIV	0.6 (0.3 to 0.8)	0 (0 to 0.4)	0.2 (0.1 to 0.3)	0.1 (0 to 0.1)	0 (0 to 0)	0 (0 to 0)	0.2 (0.1 to 0.4)	0.6 (0.4 to 0.9)	0.7 (0.4 to 1.2)	1.1 (0.7 to 1.8)	1.4 (0.9 to 2)	1.4 (0.9 to 2)	1.7 (1.1 to 2.4)	1.9 (1.3 to 2.7)	2.1 (1.4 to 3)	2.2 (1.4 to 3.1)	2.2 (1.4 to 3.1)	2.1 (1.4 to 3)	1.8 (1.2 to 2.6)	1.5 (1 to 2.2)	1.1 (0.7 to 1.6)	0.7 (0.4 to 1)	0.3 (0.2 to 0.4)	38.0
Syphilis	0 (0 to 0)	0 (0 to 0)	0 (0 to 0.1)	0 (0 to 0)	0 (0 to 0)	0 (0 to 0)	0 (0 to 0.1)	0 (0 to 0.1)	0 (0 to 0.1)	0 (0 to 0.1)	0 (0 to 0.1)	0 (0 to 0.1)	0 (0 to 0.1)	0 (0 to 0.1)	0 (0 to 0.1)	0 (0 to 0.1)	0 (0 to 0.1)	0 (0 to 0.1)	0 (0 to 0.1)	0 (0 to 0.1)	0 (0 to 0.1)	0 (0 to 0.1)	0 (0 to 0.1)	0 (0 to 0.1)	0.1
Chlamydial infection	0 (0 to 0)	0 (0 to 0)	0 (0 to 0)	0 (0 to 0)	0 (0 to 0)	0 (0 to 0)	0 (0 to 0.1)	0.2 (0.1 to 0.4)	0.3 (0.2 to 0.6)	0.5 (0.3 to 0.9)	0.7 (0.4 to 1.2)	0.8 (0.5 to 1.4)	0.9 (0.6 to 1.5)	1 (0.6 to 1.7)	1.1 (0.7 to 1.8)	1.1 (0.7 to 1.8)	1.1 (0.7 to 1.8)	1 (0.7 to 1.7)	0.9 (0.6 to 1.5)	0.8 (0.5 to 1.3)	0.6 (0.4 to 1)	0.4 (0.2 to 0.6)	0.2 (0.1 to 0.3)	18.6
Gonococcal infection	0 (0 to 0)	0 (0 to 0)	0 (0 to 0)	0 (0 to 0)	0 (0 to 0)	0 (0 to 0)	0 (0 to 0)	0 (0 to 0)	0 (0 to 0)	0 (0 to 0)	0 (0 to 0)	0 (0 to 0)	0 (0 to 0)	0 (0 to 0)	0 (0 to 0)	0 (0 to 0)	0 (0 to 0)	0 (0 to 0)	0 (0 to 0)	0 (0 to 0)	0 (0 to 0)	0 (0 to 0)	0 (0 to 0)	0 (0 to 0)	0.1
Trichomoniasis	0 (0 to 0)	0 (0 to 0)	0 (0 to 0)	0 (0 to 0)	0 (0 to 0)	0 (0 to 0)	0.1 (0 to 0.1)	0.4 (0.2 to 0.7)	0.6 (0.3 to 1.1)	0.9 (0.5 to 1.5)	1.2 (0.7 to 2)	1.4 (0.8 to 2.3)	1.6 (0.9 to 2.6)	1.7 (1 to 2.8)	1.8 (1.1 to 2.9)	1.8 (1.1 to 2.9)	1.8 (1.1 to 2.9)	1.7 (1 to 2.8)	1.5 (0.9 to 2.4)	1.3 (0.8 to 2.1)	1 (0.6 to 1.6)	0.6 (0.4 to 1)	0.3 (0.2 to 0.5)	18.6
Genital herpes	0 (0 to 0)	0 (0 to 0)	0 (0 to 0)	0 (0 to 0)	0 (0 to 0)	0 (0 to 0)	0 (0 to 0)	0 (0 to 0)	0 (0 to 0)	0 (0 to 0)	0 (0 to 0)	0 (0 to 0)	0 (0 to 0)	0 (0 to 0)	0 (0 to 0)	0 (0 to 0)	0 (0 to 0)	0 (0 to 0)	0 (0 to 0)	0 (0 to 0)	0 (0 to 0)	0 (0 to 0)	0 (0 to 0)	0 (0 to 0)	0
Other sexually transmitted infections	0 (0 to 0)	0 (0 to 0)	0 (0 to 0)	0 (0 to 0)	0 (0 to 0)	0 (0 to 0)	0 (0 to 0)	0 (0 to 0)	0 (0 to 0)	0 (0 to 0)	0 (0 to 0)	0 (0 to 0)	0 (0 to 0)	0 (0 to 0)	0 (0 to 0)	0 (0 to 0)	0 (0 to 0)	0 (0 to 0)	0 (0 to 0)	0 (0 to 0)	0 (0 to 0)	0 (0 to 0)	0 (0 to 0)	0 (0 to 0)	0
Respiratory infections and tuberculosis	49.6 (18.6 to 87.7)	49.6 (29.6 to 69)	228 (228 to 453)	228 (215 to 466)	228 (215 to 464)	228 (215 to 464)	228 (217 to 465)	228 (220 to 467)	228 (220 to 468)	228 (220 to 468)	228 (220 to 468)	228 (220 to 468)	228 (220 to 468)	228 (220 to 468)	228 (220 to 468)	228 (220 to 468)	228 (220 to 468)	228 (220 to 468)	228 (220 to 468)	228 (220 to 468)	228 (220 to 468)	228 (220 to 468)	228 (220 to 468)	4,700
Tuberculosis	0 (0 to 0)	0 (0 to 0)	0.5 (0.4 to 0.8)	0.9 (0.7 to 1.2)	0.9 (0.5 to 0.7)	0.9 (0.4 to 0.9)	2.2 (1 to 2.3)	5.1 (2.6 to 5.5)	8.5 (3.8 to 9.2)	12 (5.6 to 13)	16 (7.4 to 17)	20 (9.1 to 21)	23 (10.5 to 25)	25 (11.3 to 27)	26 (11.9 to 28)	26 (11.9 to 28)	25 (11.5 to 27)	23 (10.4 to 25)	20 (9.2 to 22)	16 (7.1 to 17)	12 (5.2 to 13)	8.1 (3.5 to 8.8)	3.9 (1.7 to 4.2)	330
Latent tuberculosis infection	0 (0 to 0)	0 (0 to 0)	0 (0 to 0)	0 (0 to 0)	0 (0 to 0)	0 (0 to 0)	0 (0 to 0)	0 (0 to 0)	0 (0 to 0)	0 (0 to 0)	0 (0 to 0)	0 (0 to 0)	0 (0 to 0)	0 (0 to 0)	0 (0 to 0)	0 (0 to 0)	0 (0 to 0)	0 (0 to 0)	0 (0 to 0)	0 (0 to 0)	0 (0 to 0)	0 (0 to 0)	0 (0 to 0)	0 (0 to 0)	0
Drug-susceptible Tuberculosis	0 (0 to 0)	0 (0 to 0)	0.5 (0.4 to 0.8)	0.9 (0.7 to 1.1)	0.9 (0.5 to 0.6)	0.9 (0.4 to 0.9)	2.2 (1 to 2.3)	5.1 (2.6 to 5.5)	8.5 (3.8 to 9.2)	12 (5.6 to 13)	16 (7.4 to 17)	20 (9.1 to 21)	23 (10.5 to 25)	25 (11.3 to 27)	26 (11.9 to 28)	26 (11.9 to 28)	25 (11.5 to 27)	23 (10.4 to 25)	20 (9.2 to 22)	16 (7.1 to 17)	12 (5.2 to 13)	8.1 (3.5 to 8.8)	3.9 (1.7 to 4.2)	330
Multidrug-resistant tuberculosis without extensive drug resistance	0 (0 to 0)	0 (0 to 0)	0 (0 to 0)	0 (0 to 0)	0 (0 to 0)	0 (0 to 0)	0 (0 to 0)	0 (0 to 0)	0 (0 to 0)	0 (0 to 0)	0 (0 to 0)	0 (0 to 0)	0 (0 to 0)	0 (0 to 0)	0 (0 to 0)	0 (0 to 0)	0 (0 to 0)	0 (0 to 0)	0 (0 to 0)	0 (0 to 0)	0 (0 to 0)	0 (0 to 0)	0 (0 to 0)	0 (0 to 0)	0
Extensively drug-resistant tuberculosis	0 (0 to 0)	0 (0 to 0)	0 (0 to 0)	0 (0 to 0)	0 (0 to 0)	0 (0 to 0)	0 (0 to 0)	0 (0 to 0)	0 (0 to 0)	0 (0 to 0)	0 (0 to 0)	0 (0 to 0)	0 (0 to 0)	0 (0 to 0)	0 (0 to 0)	0 (0 to 0)	0 (0 to 0)	0 (0 to 0)	0 (0 to 0)	0 (0 to 0)	0 (0 to 0)	0 (0 to 0)	0 (0 to 0)	0 (0 to 0)	0
Lower respiratory infections	29.9 (17.7 to 37.7)	41.1 (24.8 to 52.9)	220 (138 to 278)	136 (86.2 to 186)	86.2 (47.4 to 88.7)	84.6 (46.4 to 87.2)	84.7 (46.4 to 88.6)	81.2 (44.5 to 85.2)	79 (43.1 to 83.1)	77.3 (42.1 to 81.2)	76.2 (41.5 to 80)	75.5 (41.2 to 79.2)	75.1 (41 to 78.8)	74.9 (40.9 to 78.6)	74.8 (40.8 to 78.5)	74.8 (40.8 to 78.5)	74.8 (40.8 to 78.5)	74.8 (40.8 to 78.5)	74.8 (40.8 to 78.5)	74.8 (40.8 to 78.5)	74.8 (40.8 to 78.5)	74.8 (40.8 to 78.5)	74.8 (40.8 to 78.5)	1,700
Upper respiratory infections	0.4 (0 to 0.9)	0.3 (0 to 0.7)	64.0 (28.1 to 89.6)	264 (116 to 369)	137 (60.1 to 192)	66.6 (29.2 to 93.2)	20 (8.8 to 28)	7.5 (3.3 to 10.5)	3.2 (1.4 to 4.5)	2.2 (1 to 3.1)	1.7 (0.7 to 2.4)	1.5 (0.6 to 2.1)	1.3 (0.6 to 1.8)	1.2 (0.5 to 1.7)	1.1 (0.5 to 1.6)	1.1 (0.5 to 1.6)	1.1 (0.5 to 1.6)	1.1 (0.5 to 1.6)	1.1 (0.5 to 1.6)	1.1 (0.5 to 1.6)	1.1 (0.5 to 1.6)	1.1 (0.5 to 1.6)	1.1 (0.5 to 1.6)	1,100
Otitis media	0 (0 to 0)	0 (0 to 0)	0 (0 to 0)	0 (0 to 0)	0 (0 to 0)	0 (0 to 0)	0 (0 to 0)	0 (0 to 0)	0 (0 to 0)	0 (0 to 0)	0 (0 to 0)	0 (0 to 0)	0 (0 to 0)	0 (0 to 0)	0 (0 to 0)	0 (0 to 0)	0 (0 to 0)	0 (0 to 0)	0 (0 to 0)	0 (0 to 0)	0 (0 to 0)	0 (0 to 0)	0 (0 to 0)	0 (0 to 0)	0
Enteric infections	3.7 (1.9 to 7.3)	0.9 (0.3 to 1.7)	2.4 (0.9 to 4.6)	1.2 (0.5 to 2.3)	0.5 (0.2 to 1)	0.4 (0.2 to 0.8)	0.4 (0.2 to 0.8)	0.4 (0.2 to 0.8)	0.4 (0.2 to 0.8)	0.4 (0.2 to 0.8)	0.4 (0.2 to 0.8)	0.4 (0.2 to 0.8)	0.4 (0.2 to 0.8)	0.4 (0.2 to 0.8)	0.4 (0.2 to 0.8)	0.4 (0.2 to 0.8)	0.4 (0.2 to 0.8)	0.4 (0.2 to 0.8)	0.4 (0.2 to 0.8)	0.4 (0.2 to 0.8)	0.4 (0.2 to 0.8)	0.4 (0.2 to 0.8)	0.4 (0.2 to 0.8)	39
Diarrheal diseases	3.7 (1.9 to 7.3)	0.9 (0.3 to 1.7)	2.4 (0.9 to 4.6)	1.2 (0.5 to 2.3)	0.5 (0.2 to 1)	0.4 (0.2 to 0.8)	0.4 (0.2 to 0.8)	0.4 (0.2 to 0.8)	0.4 (0.2 to 0.8)	0.4 (0.2 to 0.8)	0.4 (0.2 to 0.8)	0.4 (0.2 to 0.8)	0.4 (0.2 to 0.8)	0.4 (0.2 to 0.8)	0.4 (0.2 to 0.8)	0.4 (0.2 to 0.8)	0.4 (0.2 to 0.8)	0.4 (0.2 to 0.8)	0.4 (0.2 to 0.8)	0.4 (0.2 to 0.8)	0.4 (0.2 to 0.8)	0.4 (0.2 to 0.8)	0.4 (0.2 to 0.8)	39
Typhoid and paratyphoid	0 (0 to 0)	0 (0 to 0)	0 (0 to 0)	0 (0 to 0)	0 (0 to 0)	0 (0 to 0)	0 (0 to 0)	0 (0 to 0)	0 (0 to 0)	0 (0 to 0)	0 (0 to 0)	0 (0 to 0)	0 (0 to 0)	0 (0 to 0)	0 (0 to 0)	0 (0 to 0)	0 (0 to 0)	0 (0 to 0)	0 (0 to 0)	0 (0 to 0)	0 (0 to 0)	0 (0 to 0)	0 (0 to 0)	0 (0 to 0)	0
Typhoid fever	0 (0 to 0)	0 (0 to 0)	0 (0 to 0)	0 (0 to 0)	0 (0 to 0)	0 (0 to 0)	0 (0 to 0)	0 (0 to 0)	0 (0 to 0)	0 (0 to 0)	0 (0 to 0)	0 (0 to 0)	0 (0 to 0)	0 (0 to 0)	0 (0 to 0)	0 (0 to 0)	0 (0 to 0)	0 (0 to 0)	0 (0 to 0)	0 (0 to 0)	0 (0 to 0)	0 (0 to 0)	0 (0 to 0)	0 (0 to 0)	0
Paratyphoid fever	0 (0 to 0)	0 (0 to 0)	0 (0 to 0)	0 (0 to 0)	0 (0 to 0)	0 (0 to 0)	0 (0 to 0)	0 (0 to 0)	0 (0 to 0)	0 (0 to 0)	0 (0 to 0)	0 (0 to 0)	0 (0 to 0)	0 (0 to 0)	0 (0 to 0)	0 (0 to 0)	0 (0 to 0)	0 (0 to 0)	0 (0 to 0)	0 (0 to 0)	0 (0 to 0)	0 (0 to 0)	0 (0 to 0)	0 (0 to 0)	0
Invasive Non-typhoidal Salmonella (iNTS)	0 (0 to 0.1)	0 (0 to 0.1)	0.3 (0.3 to 0.6)	0.6 (0.5 to 1.1)	0.2 (0.2 to 0.4)	0.1 (0.2 to 0.3)	0.1 (0.1 to 0.2)	0.2 (0.1 to 0.4)	0.2 (0.1 to 0.4)	0.3 (0.2 to 0.5)	0.3 (0.2 to 0.5)	0.4 (0.2 to 0.6)	0.4 (0.2 to 0.6)	0.4 (0.2 to 0.6)	0.4 (0.2 to 0.6)	0.4 (0.2 to 0.6)	0.4 (0.2 to 0.6)	0.4 (0.2 to 0.6)	0.4 (0.2 to 0.6)	0.4 (0.2 to 0.6)	0.4 (0.2 to 0.6)	0.4 (0.2 to 0.6)	0.4 (0.2 to 0.6)	8.7
Other intestinal infectious diseases	0 (0 to 0)	0 (0 to 0)	0.6 (0.3 to 2.9)	1.1 (0.6 to 1.7)	0.6 (0.1 to 1.4)	0.6 (0.1 to 1.4)	0.6 (0.1 to 1.4)	0.6 (0.2 to 1.4)	0.6 (0.1 to 1.4)	0.6 (0.1 to 1.4)	0.6 (0.1 to 1.4)	0.6 (0.1 to 1.4)	0.6 (0.1 to 1.4)	0.6 (0.1 to 1.4)	0.6 (0.1 to 1.4)	0.6 (0.1 to 1.4)	0.6 (0.1 to 1.4)	0.6 (0.1 to 1.4)	0.6 (0.1 to 1.4)	0.6 (0.1 to 1.4)	0.6 (0.1 to 1.4)	0.6 (0.1 to 1.4)	0.6 (0.1 to 1.4)	7.7
Neglected tropical diseases and malaria	3.9 (2.2 to 5.8)	0.3 (0.1 to 0.5)	14.6 (7.6 to 24.1)	21.8 (11.3 to 36.1)	19.6 (10.2 to 32.4)	12.6 (6.5 to 20.8)	12.1 (6.3 to 20)	11 (5.7 to 18.2)	10.6 (5.5 to 17.5)	10.2 (5.3 to 16.9)	9.9 (5.1 to 16.4)	9.8 (5.1 to 16.2)	9.8 (5.1 to 16.2)	9.8 (5.1 to 16.2)	9.8 (5.1 to 16.2)	9.8 (5.1 to 16.2)	9.8 (5.1 to 16.2)	9.8 (5.1 to 16.2)	9.8 (5.1 to 16.2)	9.8 (5.1 to 16.2)	9.8 (5.1 to 16.2)	9.8 (5.1 to 16.2)	9.8 (5.1 to 16.2)	183
Malaria	0 (0 to 0)	0 (0 to 0)	0 (0 to 0)	0 (0 to 0)	0 (0 to 0)	0 (0 to 0)	0 (0 to 0)	0 (0 to 0)	0 (0 to 0)	0 (0 to 0)	0 (0 to 0)	0 (0 to 0)	0 (0 to 0)	0 (0 to 0)	0 (0 to 0)	0 (0 to 0)	0 (0 to 0)	0 (0 to 0)	0 (0 to 0)	0 (0 to 0)	0 (0 to 0)	0 (0 to 0)	0 (0 to 0)	0 (0 to 0)	0
Chagas disease	0 (0 to 0)	0 (0 to 0)	0 (0 to 0)	0 (0 to 0)	0 (0 to 0)	0 (0 to 0)	0 (0 to 0)	0 (0 to 0)	0 (0 to 0.1)	0 (0 to 0.1)	0 (0 to 0.1)	0 (0 to 0.1)	0 (0 to 0.1)	0 (0 to 0.1)	0 (0 to 0.1)	0 (0 to 0.1)	0 (0 to 0.1)	0 (0 to 0.1)	0 (0 to 0.1)	0 (0 to 0.1)	0 (0 to 0.1)	0 (0 to 0.1)	0 (0 to 0.1)	0 (0 to 0.1)	1.4
Leishmaniasis	0 (0 to 0)	0 (0 to 0)	0 (0 to 0)	0 (0 to 0)	0 (0 to 0)	0 (0 to 0)	0 (0 to 0)	0 (0 to 0)	0 (0 to 0)	0 (0 to 0)	0 (0 to 0)	0 (0 to 0)	0 (0 to 0)	0 (0 to 0)	0 (0 to 0)	0 (0 to 0)	0 (0 to 0)	0 (0 to 0)	0 (0 to 0)	0 (0 to 0)	0 (0 to 0)	0 (0 to 0)	0 (0 to 0)	0 (0 to 0)	0
Visceral leishmaniasis	0 (0 to 0)	0 (0 to 0)	0 (0 to 0)	0 (0 to 0)	0 (0 to 0)	0 (0 to 0)	0 (0 to 0)	0 (0 to 0)	0 (0 to 0)	0 (0 to 0)	0 (0 to 0)	0 (0 to 0)	0 (0 to 0)	0 (0 to 0)	0 (0 to 0)	0 (0 to 0)	0 (0 to 0)	0 (0 to 0)	0 (0 to 0)	0 (0 to 0)	0 (0 to 0)	0 (0 to 0)	0 (0 to 0)	0 (0 to 0)	0
Cutaneous and mucocutaneous leishmaniasis	0 (0 to 0)	0 (0 to 0)	0 (0 to 0)	0 (0 to 0)	0 (0 to 0)	0 (0 to 0)	0 (0 to 0)	0 (0 to 0)	0 (0 to 0)	0 (0 to 0)	0 (0 to 0)	0 (0 to 0)	0 (0 to 0)	0 (0 to 0)	0 (0 to 0)	0 (0 to 0)	0 (0 to 0)	0 (0 to 0)	0 (0 to 0)	0 (0 to 0)	0 (0 to 0)	0 (0 to 0)	0 (0 to 0)	0 (0 to 0)	0
African trypanosomiasis	0 (0 to 0)	0 (0 to 0)	0 (0 to 0)	0 (0 to 0)	0 (0 to 0)	0 (0 to 0)	0 (0 to 0)	0 (0 to 0)	0 (0 to 0)	0 (0 to 0)	0 (0 to 0)	0 (0 to 0)	0 (0 to 0)	0 (0 to 0)	0 (0 to 0)	0 (0 to 0)	0 (0 to 0)	0 (0 to 0)	0 (0 to 0)	0 (0 to 0)	0 (0 to 0)	0 (0 to 0)	0 (0 to 0)	0 (0 to 0)	0
Schistosomiasis	0 (0 to 0)	0 (0 to 0)	0 (0 to 0)	0 (0 to 0)	0 (0 to 0)	0 (0 to 0)	0 (0 to 0)	0 (0 to 0)	0 (0 to 0)	0 (0 to 0)	0 (0 to 0)	0 (0 to 0)	0 (0 to 0)	0 (0 to 0)	0 (0 to 0)	0 (0 to 0)	0 (0 to 0)	0 (0 to 0)	0 (0 to 0)	0 (0 to 0)	0 (0 to 0)	0 (0 to 0)	0 (0 to 0)	0 (0 to 0)	0
Cysticercosis	0 (0 to 0)	0 (0 to 0)	0 (0 to 0)	0 (0 to 0)	0 (0 to 0)	0.2 (0 to 0.7)	1.4 (0.5 to 3.7)	6.6 (2.7 to 14.4)	9.3 (4.4 to 20.3)	12.6 (6.4 to 26.6)	16.6 (8.4 to 34.8)	23 (11.6 to 48)	27.6 (14 to 57.2)	29.2 (14.9 to 60)	28.9 (14.8 to 59.5)	27.1 (13.9 to 55.8)	24.1 (12.3 to 49.5)	20.1 (10.3 to 41.2)	15.8 (8.1 to 32.3)	11.6 (5.9 to 23.6)	8.1 (4.1 to 16.4)	5.1 (2.6 to 10.3)	2.7 (1.4 to 5.4)	306
Cystic echinococcosis	0 (0 to 0)	0 (0 to 0)	0 (0 to 0)	0 (0 to 0)	0 (0 to 0)	0 (0 to 0)	0 (0 to 0)	0 (0 to 0)	0 (0 to 0)	0 (0 to 0)	0 (0 to 0)	0 (0 to 0)	0 (0 to 0)	0 (0 to 0)	0 (0 to 0)	0 (0 to 0)	0 (0 to 0)	0 (0 to 0)	0 (0 to 0)	0 (0 to 0)	0 (0 to 0)	0 (0 to 0)	0 (0 to 0)	0 (0 to 0)	0
Lymphatic filariasis	0 (0 to 0)	0 (0 to 0)	0 (0 to 0)	0 (0 to 0)	0 (0 to 0)	0 (0 to 0)	0 (0 to 0)	0 (0 to 0)	0 (0 to 0)	0 (0 to 0)	0 (0 to 0)	0 (0 to 0)	0 (0 to 0)	0 (0 to 0)	0 (0 to 0)	0 (0 to 0)	0 (0 to 0)	0 (0 to 0)	0 (0 to 0)	0 (0 to 0)	0 (0 to 0)	0 (0 to 0)	0 (0 to 0)	0 (0 to 0)	0
Onchocerciasis	0 (0 to 0)	0 (0 to 0)	0 (0 to 0)	0 (0 to 0)	0 (0 to 0)	0 (0 to 0)	0 (0 to 0)	0 (0 to 0)	0 (0 to 0)	0 (0 to 0)	0 (0 to 0)	0 (0 to 0)	0 (0 to 0)	0 (0 to 0)	0 (0 to 0)	0 (0 to 0)	0 (0 to 0)	0 (0 to 0)	0 (0 to 0)	0 (0 to 0)	0 (0 to 0)	0 (0 to 0)	0 (0 to 0)	0 (0 to 0)	0
Trachoma	0 (0 to 0)	0 (0 to 0)	0 (0 to 0)	0 (0 to 0)	0 (0 to 0)	0 (0 to 0)	0 (0 to 0)	0 (0 to 0)	0 (0 to 0)	0 (0 to 0)	0 (0 to 0)	0 (0 to 0)	0 (0 to 0)	0 (0 to 0)	0 (0 to 0)	0 (0 to 0)	0 (0 to 0)	0 (0 to 0)	0 (0 to 0)	0 (0 to 0)	0 (0 to 0)	0 (0 to 0)	0 (0 to 0)	0 (0 to 0)	0
Dengue	0 (0 to 0)	0 (0 to 0)	0 (0 to 0)	0 (0 to 0)	0 (0 to 0)	0 (0 to 0)	0 (0 to 0)	0 (0 to 0)	0 (0 to 0)	0 (0 to 0)	0 (0 to 0)	0 (0 to 0)	0 (0 to 0)	0 (0 to 0)	0 (0 to 0)	0 (0 to 0)	0 (0 to 0)	0 (0 to 0)	0 (0 to 0)	0 (0 to 0)	0 (0 to 0)	0 (0 to 0)	0 (0 to 0)	0 (0 to 0)	0
Yellow fever	0 (0 to 0)	0 (0 to 0)	0 (0 to 0)	0 (0 to 0)	0 (0 to 0)	0 (0 to 0)	0 (0 to 0)	0 (0 to 0)	0 (0 to 0)	0 (0 to 0)	0 (0 to 0)	0 (0 to 0)	0 (0 to 0)	0 (0 to 0)	0 (0 to 0)	0 (0 to 0)	0 (0 to 0)	0 (0 to 0)	0 (0 to 0)	0 (0 to 0)	0 (0 to 0)	0 (0 to 0)	0 (0 to 0)	0 (0 to 0)	0
Rabies	0 (0 to 0)	0 (0 to 0)	0.4 (0.1 to 1.1)	0.7 (0.1 to 1.8)	0.3 (0.1 to 0.7)	0.2 (0.1 to 0.6)	0.1 (0.1 to 0.4)	0.1 (0.1 to 0.4)	0.2 (0.1 to 0.4)	0.2 (0.1 to 0.4)	0.2 (0.1 to 0.4)	0.2 (0.1 to 0.4)	0.2 (0.1 to 0.4)	0.2 (0.1 to 0.4)	0.2 (0.1 to 0.4)	0.2 (0.1 to 0.4)	0.2 (0.1 to 0.4)	0.2 (0.1 to 0.4)	0.2 (0.1 to 0.4)	0.2 (0.1 to 0.4)	0.2 (0.1 to 0.4)	0.2 (0.1 to 0.4)	0.2 (0.1 to 0.4)	2.4
Intestinal nematode infections	0 (0 to 0)	0 (0 to 0)	0 (0 to 0)	0 (0 to 0)	0 (0 to 0)	0 (0 to 0)	0 (0 to 0)	0 (0 to 0)	0 (0 to 0)	0 (0 to 0)	0 (0 to 0)	0 (0 to 0)	0 (0 to 0)	0 (0 to 0)	0 (0 to 0)	0 (0 to 0)	0 (0 to 0)	0 (0 to 0)	0 (0 to 0)	0 (0 to 0)	0 (0 to 0)	0 (0 to 0)	0 (0 to 0)	0 (0 to 0)	0
Ascariasis	0 (0 to 0)	0 (0 to 0)	0 (0 to 0)	0 (0 to 0)	0 (0 to 0)	0 (0 to 0)	0 (0 to 0)	0 (0 to 0)

Ischemic heart disease	0 (0 to 0)	0 (0 to 0)	0 (0 to 0)	0 (0 to 0)	0 (0 to 0)	0 (0 to 0)	39.0 (29.4 to 51.6)	932.1 (86 to 121)	172 (131 to 217)	437 (350 to 513)	926 (735 to 1,146)	1,920 (1,200 to 2,860)	2,940 (2,290 to 3,690)	4,780 (3,750 to 5,950)	7,140 (5,540 to 8,970)	9,430 (7,180 to 13,300)	9,360 (7,660 to 11,700)	9,290 (7,649 to 11,100)	8,190 (6,660 to 9,930)	7,950 (6,660 to 9,110)	7,250 (5,950 to 8,410)	6,290 (5,090 to 7,230)	2,960 (2,190 to 3,950)	
Stroke	0 (0.1 to 12.3)	0 (0 to 0)	0 (0 to 0)	0 (0 to 0)	0 (0 to 0)	0 (0 to 0)	0 (0 to 0)	0 (0 to 0)	0 (0 to 0)	0 (0 to 0)	0 (0 to 0)	0 (0 to 0)	0 (0 to 0)	0 (0 to 0)	0 (0 to 0)	0 (0 to 0)	0 (0 to 0)	0 (0 to 0)	0 (0 to 0)	0 (0 to 0)	0 (0 to 0)	0 (0 to 0)	0 (0 to 0)	
Ischemic stroke	0.5 (27.1 to 8)	0.2 (2.2 to 7.6)	11 (2.6 to 19)	29 (20.4 to 39)	67.6 (50.4 to 78)	63.3 (39.4 to 89.6)	79 (50.4 to 112)	92.2 (59.6 to 136)	178 (119.1 to 272)	152 (102.9 to 232)	198 (130.9 to 298)	379 (249.1 to 579)	297 (197.9 to 454)	548 (364.9 to 840)	753 (516.1 to 1,150)	1,360 (1,200 to 2,030)	1,460 (1,060 to 2,060)	2,360 (1,690 to 3,220)	2,620 (2,020 to 3,610)	3,210 (2,560 to 4,210)	2,500 (1,790 to 3,400)	1,140 (800 to 1,610)	
Intracerebral hemorrhage	0.4 (0.2 to 20.6)	0.3 (0.1 to 0.9)	21.2 (10.4 to 31)	9.1 (4 to 14.3)	11.9 (7.4 to 16.3)	17.7 (12.2 to 24.3)	24.7 (16.5 to 34)	49.1 (33.1 to 70.3)	69.6 (48.5 to 98.5)	116 (79.9 to 167)	196 (131 to 289)	299 (200 to 439)	343 (234 to 493)	484 (337 to 687)	687 (482 to 1,000)	1,020 (676 to 1,570)	1,410 (1,020 to 1,920)	1,370 (1,000 to 1,740)	1,060 (866 to 1,750)	1,060 (829 to 1,390)	964 (670 to 1,630)	397 (272 to 2,740)	157 (107 to 214)	10,400
Subarachnoid hemorrhage	1.9 (0.8 to 3.4)	1.4 (0.7 to 2.5)	19.4 (11.9 to 28.1)	12.6 (8 to 18.3)	14 (9.5 to 20.2)	22 (15 to 32)	27.7 (20.1 to 37)	48 (34.1 to 65.1)	69.4 (49.9 to 100)	119 (79.9 to 166)	130 (100 to 187)	273 (194 to 385)	228 (158 to 325)	364 (256 to 508)	495 (351 to 692)	663 (469 to 932)	734 (497 to 1,060)	643 (453 to 946)	373 (262 to 548)	367 (257 to 538)	278 (195 to 407)	138 (96.7 to 201)	70.2 (49.7 to 99.5)	9,000
Hypertensive heart disease	0 (0 to 0)	0 (0 to 0)	0 (0 to 0)	0 (0 to 0)	0 (0 to 0)	0.2 (0 to 0.8)	0.9 (0.2 to 4.1)	1.9 (0.5 to 8.2)	3.6 (0.9 to 15.2)	6.2 (1.6 to 25.6)	11.3 (3.1 to 45.3)	22.1 (6.2 to 87.2)	33.5 (9.6 to 131)	53.3 (15.4 to 205)	83.6 (24.2 to 320)	122 (35.4 to 467)	145 (42.1 to 555)	159 (46.2 to 608)	164 (47.6 to 627)	166 (48.2 to 636)	160 (46.4 to 613)	154 (44.7 to 590)	74.3 (21.6 to 284)	5,450
Non-rheumatic valvular heart disease	0 (0 to 0)	0 (0 to 0)	0 (0 to 0)	0 (0 to 0)	0 (0 to 0)	0 (0 to 0)	0 (0 to 0)	0.2 (0 to 0.8)	0.6 (0.1 to 2.7)	1.2 (0.3 to 5.1)	2.4 (0.6 to 9.7)	4.7 (1.2 to 18.4)	7.1 (1.8 to 27.8)	11.4 (2.9 to 44.1)	17.8 (4.6 to 69.2)	26 (6.7 to 101)	31 (8 to 120)	34 (8.8 to 132)	35 (9.1 to 136)	35 (9.2 to 136)	34 (8.8 to 132)	33 (8.5 to 128)	15.9 (4.1 to 61.7)	1,160
Non-rheumatic calcific aortic valve disease	0 (0 to 0)	0 (0 to 0)	0 (0 to 0)	0 (0 to 0)	0 (0 to 0)	0 (0 to 0)	0 (0 to 0)	0.3 (0 to 1.5)	1.2 (0.6 to 12.4)	2.4 (0.9 to 25.4)	4.5 (1.5 to 51.3)	8.6 (2.9 to 97.3)	13 (4.4 to 149)	20.8 (7.1 to 239)	32.4 (11.1 to 372)	47.4 (16.1 to 545)	56.4 (19.1 to 649)	61.8 (20.9 to 711)	63.7 (21.6 to 732)	64.3 (21.8 to 739)	62.4 (21.1 to 717)	59.8 (20.3 to 688)	28.7 (9.7 to 330)	2,850
Non-rheumatic degenerative mitral valve disease	0 (0 to 0)	0 (0 to 0)	0 (0 to 0)	0 (0 to 0)	0 (0 to 0)	0 (0 to 0)	0 (0 to 0)	0.2 (0 to 0.6)	0.6 (0.1 to 1.8)	1.2 (0.3 to 3.6)	2.4 (0.6 to 7.2)	4.5 (1.1 to 13.7)	6.8 (1.7 to 20.9)	10.9 (2.7 to 33.1)	17 (4.3 to 52.3)	24.8 (6.2 to 78.5)	29.5 (7.4 to 93.7)	32.4 (8.1 to 103)	33.4 (8.4 to 106)	33.7 (8.4 to 107)	32.7 (8.2 to 104)	31.3 (7.8 to 99.4)	15 (3.8 to 47.6)	693
Other non-rheumatic valve diseases	0 (0 to 0)	0 (0 to 0)	0 (0 to 0)	0 (0 to 0)	0 (0 to 0)	0 (0 to 0)	0 (0 to 0)	0.2 (0 to 0.6)	0.5 (0.1 to 1.8)	1 (0.2 to 3.6)	2 (0.5 to 7.2)	3.8 (0.9 to 13.7)	5.7 (1.4 to 20.9)	9.2 (2.3 to 33.1)	14.4 (3.6 to 52.3)	20.9 (5.2 to 78.5)	24.9 (6.2 to 93.7)	27.3 (6.8 to 103)	28.2 (7.1 to 106)	28.4 (7.1 to 107)	27.6 (6.9 to 104)	26.4 (6.6 to 99.4)	12.6 (3.2 to 47.6)	584
Cardiomyopathy and myocarditis	0 (0.8 to 3.6)	0 (0.3 to 0.8)	0.2 (0.1 to 0.4)	0.2 (0.1 to 0.4)	0.2 (0.1 to 0.4



Benign prostatic hyperplasia	0 (0 to 0)	0 (0 to 0)	0 (0 to 0)	0 (0 to 0)	0 (0 to 0)	0 (0 to 0)	0 (0 to 0)	0 (0 to 0)	0 (0 to 0)	0 (0 to 0)	0 (0 to 0)	0 (0 to 0)	0 (0 to 0)	3 (1 to 7 to 6)	12 (6 to 23 to 3)	13 (6 to 24 to 4)	29 (14 to 47 to 4)	69 (37 to 102 to 4)	102 (58 to 156 to 4)	114 (69 to 176 to 4)	104 (62 to 163 to 4)	79 (46 to 119 to 4)	50 (31 to 76 to 4)	39 (19 to 60 to 4)	13 (6 to 20 to 4)	4 (2 to 6 to 4)	609
Male infertility	0 (0 to 0)	0 (0 to 0)	0 (0 to 0)	0 (0 to 0)	0 (0 to 0)	0 (0 to 0)	0 (0 to 0)	0 (0 to 0)	0 (0 to 0)	0 (0 to 0)	0 (0 to 0)	0 (0 to 0)	0 (0 to 0)

SR Table 2c: Samoa DALYs by cause and age group for both sexes with 95% uncertainty intervals, 2019

Cause	Early Neonatal	Late Neonatal	Post Neonatal	1 to 4	5 to 9	10 to 14	15 to 19	20 to 24	25 to 29	30 to 34	35 to 39	40 to 44	45 to 49	50 to 54	55 to 59	60 to 64	65 to 69	70 to 74	75 to 79	80 to 84	85 to 89	90 to 94	95 plus	Total
All causes	1,410 (940 to 1,992)	1,062 (497 to 1,777)	1,290 (911 to 1,710)	1,346 (1,070 to 1,670)	1,196 (1,016 to 1,394)	1,106 (1,026 to 1,240)	1,227 (1,060 to 1,535)	1,322 (1,060 to 1,635)	1,322 (1,061 to 1,619)	1,322 (1,070 to 1,640)	1,322 (1,062 to 1,629)	1,322 (1,062 to 1,626)	1,322 (1,062 to 1,626)	1,322 (1,062 to 1,626)	1,322 (1,062 to 1,626)	1,322 (1,062 to 1,626)	1,322 (1,062 to 1,626)	1,322 (1,062 to 1,626)	1,322 (1,062 to 1,626)	1,322 (1,062 to 1,626)	1,322 (1,062 to 1,626)	1,322 (1,062 to 1,626)	59,600
Communicable, maternal, neonatal, and nutritional diseases	1,410 (940 to 1,992)	1,062 (497 to 1,777)	1,290 (911 to 1,710)	1,346 (1,070 to 1,670)	1,196 (1,016 to 1,394)	1,106 (1,026 to 1,240)	1,227 (1,060 to 1,535)	1,322 (1,060 to 1,635)	1,322 (1,061 to 1,619)	1,322 (1,070 to 1,640)	1,322 (1,062 to 1,629)	1,322 (1,062 to 1,626)	1,322 (1,062 to 1,626)	1,322 (1,062 to 1,626)	1,322 (1,062 to 1,626)	1,322 (1,062 to 1,626)	1,322 (1,062 to 1,626)	1,322 (1,062 to 1,626)	1,322 (1,062 to 1,626)	1,322 (1,062 to 1,626)	1,322 (1,062 to 1,626)	1,322 (1,062 to 1,626)	59,600
HIV/AIDS and sexually transmitted infections	254 (66.2 to 520)	81.2 (26.2 to 179)	106 (22.3 to 241)	38.9 (7.7 to 106)	13.8 (1.4 to 37.5)	13.4 (1.6 to 39.4)	6.29 (0.5 to 22)	4.29 (0.3 to 16)	3.29 (0.2 to 13)	2.29 (0.2 to 9.4)	1.29 (0.1 to 6.2)	0.29 (0 to 3.1)	0.29 (0 to 2.1)	0.29 (0 to 1.5)	0.29 (0 to 1.1)	0.29 (0 to 0.8)	0.29 (0 to 0.6)	0.29 (0 to 0.4)	0.29 (0 to 0.3)	0.29 (0 to 0.2)	0.29 (0 to 0.1)	0.29 (0 to 0.1)	1,220
HIV/AIDS	0 (0 to 0)	0 (0 to 0.7)	7.5 (1.1 to 24)	26.8 (5.2 to 94)	11.5 (0.9 to 34)	12.7 (0.9 to 39)	27.2 (1.2 to 107)	37.2 (1.3 to 154)	47.2 (1.5 to 198)	57.2 (1.8 to 244)	67.2 (1.9 to 289)	77.2 (1.9 to 334)	87.2 (1.9 to 379)	97.2 (1.9 to 424)	107 (1.9 to 469)	117 (1.9 to 514)	127 (1.9 to 559)	137 (1.9 to 604)	147 (1.9 to 649)	157 (1.9 to 694)	167 (1.9 to 739)	177 (1.9 to 784)	743
HIV/AIDS - Drug-susceptible Tuberculosis	0 (0 to 0)	0 (0 to 0)	0.4 (0 to 1.1)	2.1 (0.1 to 5.5)	0.9 (0 to 2.5)	0.9 (0 to 2.1)	1.4 (0.1 to 3.2)	3.3 (0.1 to 5.5)	5.1 (0.1 to 9.2)	6.2 (0.2 to 10.1)	3.6 (0.2 to 7.8)	0.9 (0 to 5.3)	2.5 (0.2 to 6.3)	1.5 (0.4 to 3.3)	1.2 (0.2 to 3.1)	0.8 (0.2 to 2.1)	0.9 (0.2 to 1.7)	0.3 (0 to 1.4)	0.1 (0 to 0.3)	0.04 (0 to 0.3)	0 (0 to 0)	0 (0 to 0)	32.8
HIV/AIDS - Multidrug-resistant Tuberculosis without extensive drug resistance	0 (0 to 0)	0 (0 to 0)	0 (0 to 0)	0 (0 to 0)	0 (0 to 0)	0 (0 to 0)	0 (0 to 0)	0 (0 to 0)	0 (0 to 0)	0 (0 to 0)	0 (0 to 0)	0 (0 to 0)	0 (0 to 0)	0 (0 to 0)	0 (0 to 0)	0 (0 to 0)	0 (0 to 0)	0 (0 to 0)	0 (0 to 0)	0 (0 to 0)	0 (0 to 0)	0 (0 to 0)	0 (0 to 0)	0.1
HIV/AIDS - Extensively drug-resistant Tuberculosis	0 (0 to 0)	0 (0 to 0)	0 (0 to 0)	0 (0 to 0)	0 (0 to 0)	0 (0 to 0)	0 (0 to 0)	0 (0 to 0)	0 (0 to 0)	0 (0 to 0)	0 (0 to 0)	0 (0 to 0)	0 (0 to 0)	0 (0 to 0)	0 (0 to 0)	0 (0 to 0)	0 (0 to 0)	0 (0 to 0)	0 (0 to 0)	0 (0 to 0)	0 (0 to 0)	0 (0 to 0)	0 (0 to 0)	0
HIV/AIDS resulting in other diseases	254 (66.2 to 520)	81.2 (26.2 to 179)	98.1 (19.9 to 239)	3 (0.6 to 7.9)	2.3 (0.4 to 5.4)	0.7 (0.4 to 1.4)	1.6 (0.4 to 3.1)	3.4 (1.1 to 7.1)	4.7 (1.2 to 9.4)	5.3 (1.2 to 9.7)	5.4 (2.4 to 9.9)	4.7 (2.4 to 8.1)	4.3 (2.1 to 6.9)	2 (0.9 to 4.3)	1.4 (0.5 to 2.9)	1.1 (0.3 to 2.3)	0.7 (0.2 to 1.7)	0.4 (0.1 to 0.9)	0.2 (0.1 to 0.5)	0.2 (0.1 to 0.3)	0.1 (0 to 0.3)	0.1 (0 to 0.1)	710
Sexually transmitted infections excluding HIV	254 (66.2 to 520)	81.2 (26.2 to 179)	98.1 (29.9 to 228)	3 (0.6 to 7.9)	2.3 (0.4 to 5.4)	0.7 (0.4 to 1.4)	1.6 (0.4 to 3.1)	3.4 (1.1 to 7.1)	4.7 (1.2 to 9.4)	5.3 (1.2 to 9.7)	5.4 (2.4 to 9.9)	4.7 (2.4 to 8.1)	4.3 (2.1 to 6.9)	2 (0.9 to 4.3)	1.4 (0.5 to 2.9)	1.1 (0.3 to 2.3)	0.7 (0.2 to 1.7)	0.4 (0.1 to 0.9)	0.2 (0.1 to 0.5)	0.2 (0.1 to 0.3)	0.1 (0 to 0.3)	0.1 (0 to 0.1)	475
Syphilis	254 (66.2 to 520)	81.2 (29.9 to 228)	98.1 (6.8 to 7.6)	2.3 (0.4 to 5.4)	0.2 (0.1 to 0.4)	0.1 (0 to 0.2)	0.1 (0 to 0.2)	0.1 (0 to 0.2)	0.2 (0 to 0.4)	0.2 (0 to 0.4)	0.1 (0 to 0.3)	0.1 (0 to 0.3)	0.1 (0 to 0.3)	0.1 (0 to 0.2)	0.1 (0 to 0.2)	0.1 (0 to 0.1)	0.1 (0 to 0.1)	0.1 (0 to 0.1)	0.1 (0 to 0.1)	0.1 (0 to 0.1)	0.1 (0 to 0.1)	0.1 (0 to 0.1)	440
Chlamydial infection	0 (0 to 0)	0 (0 to 0)	0 (0 to 0)	0 (0 to 0)	0 (0 to 0)	0 (0 to 0)	0 (0 to 0.1)	0 (0 to 0.1)	0 (0 to 0.1)	0 (0 to 0.1)	0 (0 to 0.1)	0 (0 to 0.1)	0 (0 to 0.1)	0 (0 to 0.1)	0 (0 to 0.1)	0 (0 to 0.1)	0 (0 to 0.1)	0 (0 to 0.1)	0 (0 to 0.1)	0 (0 to 0.1)	0 (0 to 0.1)	0 (0 to 0.1)	0 (0 to 0.1)	2.2
Gonococcal infection	0 (0 to 0)	0 (0 to 0)	0 (0 to 0)	0 (0 to 0)	0 (0 to 0)	0 (0 to 0)	0 (0 to 0.1)	0 (0 to 0.1)	0 (0 to 0.1)	0 (0 to 0.1)	0 (0 to 0.1)	0 (0 to 0.1)	0 (0 to 0.1)	0 (0 to 0.1)	0 (0 to 0.1)	0 (0 to 0.1)	0 (0 to 0.1)	0 (0 to 0.1)	0 (0 to 0.1)	0 (0 to 0.1)	0 (0 to 0.1)	0 (0 to 0.1)	0 (0 to 0.1)	2.6
Trichomoniasis	0 (0 to 0)	0 (0 to 0)	0 (0 to 0)	0 (0 to 0)	0 (0 to 0)	0 (0 to 0)	0 (0 to 0.1)	0 (0 to 0.1)	0 (0 to 0.1)	0 (0 to 0.1)	0 (0 to 0.1)	0 (0 to 0.1)	0 (0 to 0.1)	0 (0 to 0.1)	0 (0 to 0.1)	0 (0 to 0.1)	0 (0 to 0.1)	0 (0 to 0.1)	0 (0 to 0.1)	0 (0 to 0.1)	0 (0 to 0.1)	0 (0 to 0.1)	0 (0 to 0.1)	15.4
Genital herpes	0 (0 to 0)	0 (0 to 0)	0 (0 to 0)	0 (0 to 0)	0 (0 to 0)	0 (0 to 0)	0 (0 to 0.1)	0 (0 to 0.1)	0 (0 to 0.2)	0 (0 to 0.1)	0 (0 to 0.2)	0 (0 to 0.1)	0 (0 to 0.2)	0 (0 to 0.1)	0 (0 to 0.1)	0 (0 to 0.1)	0 (0 to 0.1)	0 (0 to 0.1)	0 (0 to 0.1)	0 (0 to 0.1)	0 (0 to 0.1)	0 (0 to 0.1)	0 (0 to 0.1)	7.9
Other sexually transmitted infections	0 (0 to 0)	0 (0 to 0)	0 (0 to 0)	0 (0 to 0)	0 (0 to 0)	0 (0 to 0)	0 (0 to 0.1)	0 (0 to 0.1)	0 (0 to 0.1)	0 (0 to 0.1)	0 (0 to 0.1)	0 (0 to 0.1)	0 (0 to 0.1)	0 (0 to 0.2)	0 (0 to 0.1)	0 (0 to 0.1)	0 (0 to 0.1)	0 (0 to 0.1)	0 (0 to 0.1)	0 (0 to 0.1)	0 (0 to 0.1)	0 (0 to 0.1)	0 (0 to 0.1)	9.7
Respiratory infections and tuberculosis	1,156 (744 to 1,668)	980 (444 to 1,633)	1,151 (748 to 1,563)	1,343 (1,069 to 1,663)	1,193 (1,013 to 1,390)	1,103 (1,024 to 1,236)	1,225 (1,058 to 1,532)	1,319 (1,058 to 1,631)	1,319 (1,059 to 1,616)	1,319 (1,068 to 1,637)	1,319 (1,060 to 1,626)	1,319 (1,060 to 1,623)	1,319 (1,060 to 1,623)	1,319 (1,060 to 1,623)	1,319 (1,060 to 1,623)	1,319 (1,060 to 1,623)	1,319 (1,060 to 1,623)	1,319 (1,060 to 1,623)	1,319 (1,060 to 1,623)	1,319 (1,060 to 1,623)	1,319 (1,060 to 1,623)	1,319 (1,060 to 1,623)	59,400
Tuberculosis	0 (0 to 0)	0 (0 to 0)	0.3 (0 to 5.3)	3 (0 to 9.7)	3 (0 to 9.7)	4 (0 to 11)	6 (0 to 13)	8 (0 to 20)	10 (0 to 26)	12 (0 to 32)	14 (0 to 38)	16 (0 to 44)	18 (0 to 50)	20 (0 to 56)	22 (0 to 62)	24 (0 to 68)	26 (0 to 74)	28 (0 to 80)	30 (0 to 86)	32 (0 to 92)	34 (0 to 98)	36 (0 to 104)	38 (0 to 110)	491
Latent tuberculosis infection	0 (0 to 0)	0 (0 to 0)	0 (0 to 0)	0 (0 to 0)	0 (0 to 0)	0 (0 to 0)	0 (0 to 0)	0 (0 to 0)	0 (0 to 0)	0 (0 to 0)	0 (0 to 0)	0 (0 to 0)	0 (0 to 0)	0 (0 to 0)	0 (0 to 0)	0 (0 to 0)	0 (0 to 0)	0 (0 to 0)	0 (0 to 0)	0 (0 to 0)	0 (0 to 0)	0 (0 to 0)	0 (0 to 0)	0
Drug-susceptible tuberculosis	0 (0 to 0)	0 (0 to 0)	0.3 (0 to 5.3)	3 (0 to 9.7)	3 (0 to 9.7)	4 (0 to 11)	6 (0 to 13)	8 (0 to 20)	10 (0 to 26)	12 (0 to 32)	14 (0 to 38)	16 (0 to 44)	18 (0 to 50)	20 (0 to 56)	22 (0 to 62)	24 (0 to 68)	26 (0 to 74)	28 (0 to 80)	30 (0 to 86)	32 (0 to 92)	34 (0 to 98)	36 (0 to 104)	38 (0 to 110)	490
Multidrug-resistant tuberculosis without extensive drug resistance	0 (0 to 0)	0 (0 to 0)	0 (0 to 0)	0 (0 to 0)	0 (0 to 0)	0 (0 to 0)	0 (0 to 0.1)	0 (0 to 0.1)	0 (0 to 0.2)	0 (0 to 0.2)	0 (0 to 0.2)	0 (0 to 0.2)	0 (0 to 0.2)	0 (0 to 0.2)	0 (0 to 0.2)	0 (0 to 0.2)	0 (0 to 0.2)	0 (0 to 0.2)	0 (0 to 0.2)	0 (0 to 0.2)	0 (0 to 0.1)	0 (0 to 0.1)	0 (0 to 0.1)	0.7
Extensively drug-resistant tuberculosis	0 (0 to 0)	0 (0 to 0)	0 (0 to 0)	0 (0 to 0)	0 (0 to 0)	0 (0 to 0)	0 (0 to 0)	0 (0 to 0)	0 (0 to 0)	0 (0 to 0)	0 (0 to 0)	0 (0 to 0)	0 (0 to 0)	0 (0 to 0)	0 (0 to 0)	0 (0 to 0)	0 (0 to 0)	0 (0 to 0)	0 (0 to 0)	0 (0 to 0)	0 (0 to 0)	0 (0 to 0)	0 (0 to 0)	0.1
Lower respiratory infections	468 (245 to 805.8)	629 (349 to 1,153)	844 (143 to 274)	931 (324 to 1,539)	727 (346 to 79.7)	491 (234 to 847.7)	324 (56.5 to 114)	264 (54.6 to 114)	214 (53.8 to 145)	164 (52.9 to 145)	114 (43.7 to 132)	64 (42.1 to 150)	74.3 (46.5 to 153)	84.1 (41.4 to 114)	110 (53.4 to 126)	135 (68.9 to 150)	160 (83.3 to 168)	185 (98.6 to 187)	210 (79.9 to 161)	235 (79.9 to 161)	260 (83.3 to 168)	285 (98.6 to 187)	3,980
Upper respiratory infections	0 (0 to 0.1)	0 (0.1 to 0.3)	3.5 (2 to 5.6)	17.3 (9.4 to 29.9)	22.1 (12.6 to 40)	20.6 (10.4 to 35.3)	18 (9.3 to 31.6)	13.4 (7.3 to 22.9)	7.9 (3.5 to 11.4)	6.7 (3.5 to 11.4)	5.6 (3.5 to 11.4)	4.5 (3.5 to 11.4)	6.7 (3.5 to 10.7)	8.9 (3.3 to 10.7)	11 (3.3 to 10.7)	13.2 (3.3 to 10.7)	15.4 (3.3 to 10.7)	17.6 (3.3 to 10.7)	19.8 (3.3 to 10.7)	22 (3.3 to 10.7)	24.2 (3.3 to 10.7)	26.4 (3.3 to 10.7)	155
Otitis media	0 (0 to 0)	0 (0 to 0)	0.6 (0 to 3.1)	6.1 (4.6 to 13.6)	9.7 (7.5 to 17.2)	8.7 (5.1 to 17.2)	8 (4.2 to 14.2)	7.3 (3.8 to 13.1)	6.6 (3.4 to 11.4)	5.9 (3.4 to 11.4)	5.2 (1.9 to 7.7)	4.5 (1.9 to 7.7)	3.8 (1.3 to 5.8)	3.1 (1.3 to 5.8)	2.4 (1.3 to 5.8)	1.8 (1.1 to 4.2)	1.2 (0.4 to 2.5)	0.6 (0.2 to 1.2)	0.4 (0.2 to 1.2)	0.3 (0.1 to 0.7)	0.2 (0.1 to 0.5)	0.1 (0.1 to 0.3)	68.1
Enteric infections	1.7 (0.6 to 3.3)	0.1 (2.7 to 12)	0.2 (27.6 to 92.7)	105 (71 to 162)	73 (49.2 to 111)	75.6 (44.9 to 105)	78 (44.9 to 105)	80.4 (37.6 to 83)	39.4 (35.4 to 37.4)	38.1 (33.7 to 54.1)	33.5 (22.6 to 44.8)	28.9 (20.4 to 44.8)	24.3 (20.4 to 44.8)	19.7 (20.4 to 44.8)	15.1 (20.4 to 44.8)	10.5 (20.4 to 44.8)	5.9 (20.4 to 44.8)	1.4 (20.4 to 44.8)	0.9 (20.4 to 44.8)	0.4 (20.4 to 44.8)	0.2 (20.4 to 44.8)	0.1 (20.4 to 44.8)	672
Diarrheal diseases	1.7 (0.6 to 3.3)	0.1 (2.7 to 11.9)	0.2 (26.4 to 91.3)	105 (69.2 to 170)	73 (49.2 to 111)	75.6 (39.1 to 99.4)	78 (37.6 to 83)	80.4 (35.4 to 37.4)	39.4 (33.7 to 54.1)	38.1 (22.6 to 44.8)	33.5 (20.4 to 44.8)	28.9 (20.4 to 44.8)	24.3 (20.4 to 44.8)	19.7 (20.4 to 44.8)	15.1 (20.4 to 44.8)	10.5 (20.4 to 44.8)	5.9 (20.4 to 44.8)	1.4 (20.4 to 44.8)	0.9 (20.4 to 44.8)	0.4 (20.4 to 44.8)	0.2 (20.4 to 44.8)	0.1 (20.4 to 44.8)	764
Typhoid and paratyphoid	0 (0 to 0)	0 (0 to 0)	0 (0.5 to 2.1)	0.6 (0.2 to 1.4)	0.6 (0.2 to 1.4)	0.6 (0.2 to 1.4)	0.6 (0.2 to 1.4)	0.6 (0.2 to 1.4)	0.6 (0.2 to 1.4)	0.6 (0.2 to 1.4)	0.6 (0.2 to 1.4)	0.6 (0.2 to 1.4)	0.6 (0.2 to 1.4)	0.6 (0.2 to 1.4)	0.6 (0.2 to 1.4)	0.6 (0.2 to 1.4)	0.6 (0.2 to 1.4)	0.6 (0.2 to 1.4)	0.6 (0.2 to 1.4)	0.6 (0.2 to 1.4)	0.6 (0.2 to 1.4)	0.6 (0.2 to 1.4)	20.4
Typhoid fever	0 (0 to 0)	0 (0 to 0.3)	0.1 (0.5 to 2.1)	0.6 (0.2 to 1.4)	0.6 (0.2 to 1.4)	0.6 (0.2 to 1.4)	0.6 (0.2 to 1.4)	0.6 (0.2 to 1.4)	0.6 (0.2 to 1.4)	0.6 (0.2 to 1.4)	0.6 (0.2 to 1.4)	0.6 (0.2 to 1.4)	0.6 (0.2 to 1.4)	0.6 (0.2 to 1.4)	0.6 (0.2 to 1.4)	0.6 (0.2 to 1.4)	0.6 (0.2 to 1.4)	0.6 (0.2 to 1.4)	0.6 (0.2 to 1.4)	0.6 (0.2 to 1.4)	0.6 (0.2 to 1.4)	0.6 (0.2 to 1.4)	19.7
Paratyphoid fever	0 (0 to 0)	0 (0 to 0.1)	0.4 (0.2 to 1.1)	0.8 (0.2 to 1.4)	0.8 (0.2 to 1.4)	0.8 (0.2 to 1.4)	0.8 (0.2 to 1.4)	0.8 (0.2 to 1.4)	0.8 (0.2 to 1.4)	0.8 (0.2 to 1.4)	0.8 (0.2 to 1.4)	0.8 (0.2 to 1.4)	0.8 (0.2 to 1.4)	0.8 (0.2 to 1.4)	0.8 (0.2 to 1.4)	0.8 (0.2 to 1.4)	0.8 (0.2 to 1.4)	0.8 (0.2 to 1.4)	0.8 (0.2 to 1.4)	0.8 (0.2 to 1.4)	0.8 (0.2 to 1.4)	0.8 (0.2 to 1.4)	3.4
Invasive Non-typhoidal Salmonella (iNTS)	0 (0 to 0)	0.1 (0.4 to 1.3)	0.7 (1 to 4.9)	2.5 (1.3 to 5.4)	2.3 (0.9 to 4.4)	1.5 (0.7 to 3.1)	0.9 (0.3 to 2.2)	0.5 (0.1 to 1.4)	0.2 (0.1 to 1.4)	0.1 (0 to 1.4)	0.1 (0 to 1.4)	0.1 (0 to 1.4)	0.1 (0 to 1.4)	0.1 (0 to 1.4)	0.1 (0 to 1.4)	0.1 (0 to 1.4)	0.1 (0 to 1.4)	0.1 (0 to 1.4)	0.1 (0 to 1.4)	0.1 (0 to 1.4)	0.1 (0 to 1.4)	0.1 (0 to 1.4)	14.8
Other intestinal infectious diseases	0 (0 to 0)	0 (0 to 0)	0.2 (0 to 1.9)	0.2 (0 to 1.9)	0.2 (0 to 1.9

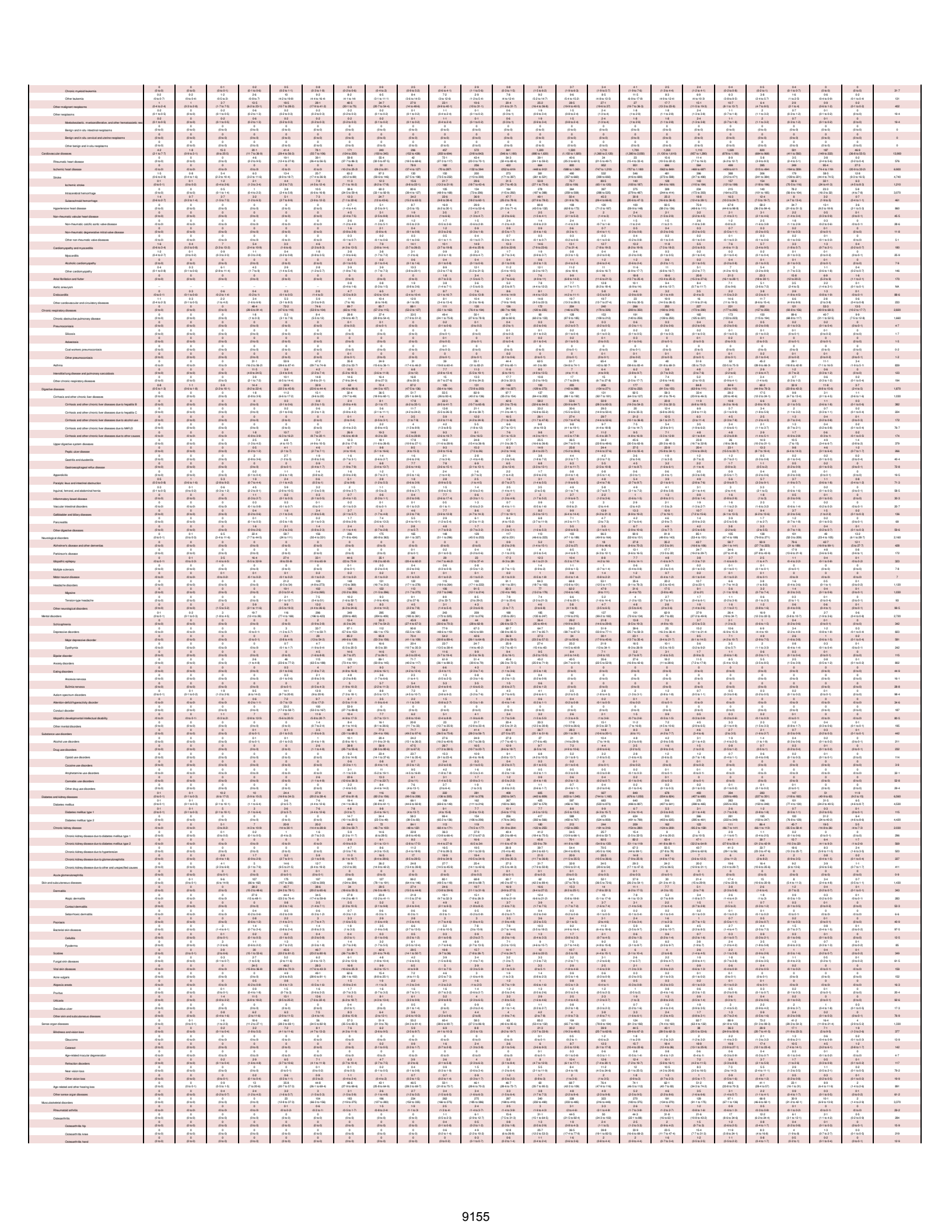

Osteoarthritis other	0 (0 to 0)	0 (0 to 0)	0 (0 to 0)	0 (0 to 0)	0 (0 to 0)	0 (0 to 0)	0 (0 to 0)	0 (0 to 0)	0 (0 to 0)	0 (0 to 0)	0 (0 to 1)	0 (0 to 0)	0 (0 to 1.2)	1 (0 to 3.4)	1 (0.9 to 4.6)	3 (1.9 to 6.4)	4 (2 to 10)	4 (2 to 10)	5 (2.7 to 12.7)	5 (2.7 to 12.5)	4 (2.2 to 9.4)	3 (1.7 to 7.2)	2 (1.1 to 4.5)	2 (1.1 to 4.5)	1 (0.4 to 2.5)	0 (0 to 0.4)	0 (0 to 0.2)	36.3
Low back pain	0 (0 to 0)	0 (0 to 0)	0 (0 to 0)	0 (0 to 0)	19.3 (9.4 to 33.3)	89.4 (53.8 to 141)	156 (81.5 to 277)	137 (77.7 to 200)	139 (79.7 to 210)	135 (80.4 to 213)	146 (89.6 to 222)	145 (94.3 to 222)	147 (102 to 209)	147 (102 to 209)	166 (122 to 231)	166 (122 to 231)	155 (99.2 to 228)	155 (99.2 to 228)	155 (99.2 to 228)	131 (84.4 to 194)	95.5 (62.1 to 143)	96.2 (62.1 to 147)	84 (53.2 to 77.7)	84 (53.2 to 77.7)	74 (45.2 to 59)	54 (32.9 to 77)	18.9 (10.9 to 31.9)	1,850
Neck pain	0 (0 to 0)	0 (0 to 0)	0 (0 to 0)	1.6 (0.5 to 3.6)	9.6 (4.6 to 18.8)	20.2 (9.7 to 38.1)	25.9 (12 to 51.6)	30.7 (17 to 57.4)	49.6 (24.6 to 94.2)	49.6 (24.6 to 95.8)	68 (41.9 to 105)	60.4 (38.2 to 91.4)	44.7 (28.1 to 70.4)	68 (41.9 to 105)	60.4 (38.2 to 96.1)	60.4 (38.2 to 96.1)	65 (40.4 to 99.9)	61.6 (38.9 to 96.7)	59.2 (37.3 to 93)	44.7 (28.1 to 70.4)	28.2 (16.5 to 45.6)	18.4 (10.1 to 31.1)	12.9 (6.4 to 22.9)	7.5 (3.4 to 15.2)	3.2 (1.3 to 6.8)	0.9 (0.3 to 2.1)	554
Gout	0 (0 to 0)	0 (0 to 0)	0 (0 to 0)	0 (0 to 0)	0 (0 to 0)	0 (0 to 0)	0 (0 to 0)	0 (0 to 0)	0 (0 to 0)	0 (0 to 0)	0 (0 to 0.4)	0 (0 to 0.3)	0 (0 to 0.4)	0 (0 to 0.4)	0 (0 to 0.4)	0 (0 to 0.4)	0 (0 to 0.4)	0 (0 to 0.4)	0 (0 to 0.4)	0 (0 to 0.4)	0 (0 to 0.3)	0 (0 to 0.3)	0 (0 to 0.3)	0 (0 to 0.3)	0 (0 to 0.3)	0 (0 to 0.3)	0 (0 to 0.1)	40.4
Other musculoskeletal disorders	0 (0 to 0)	0 (0 to 0)	0 (0 to 0)	0 (1.1 to 3.3)	5.1 (2.5 to 9.7)	26.2 (14.7 to 42.4)	27.6 (23.3 to 37.2)	60.4 (38.2 to 91.4)	68 (41.9 to 105)	68 (41.9 to 105)	80.9 (39.4 to 3)	80.7 (39.2 to 96.1)	65 (40.4 to 99.9)	65 (40.4 to 99.9)	60.4 (38.9 to 96.7)	60.4 (38.9 to 96.7)	53.2 (33.2 to 87)	44.7 (28.1 to 70.4)	39.2 (18.5 to 45.6)	18.4 (10.4 to 30.2)	11.5 (6.3 to 18.3)	6 (2.4 to 10.8)	1.6 (0.4 to 3.4)	0.4 (0.2 to 0.9)	0 (0 to 0.4)	619
Other non-communicable diseases	182 (97 to 282)	78.9 (47.5 to 119)	201 (109 to 332)	122 (78.5 to 185)	109 (80.1 to 146)	117 (79.5 to 163)	152 (106 to 216)	154 (109 to 216)	150 (109 to 208)	150 (109 to 208)	164 (120 to 223)	164 (120 to 223)	165 (122 to 222)	165 (122 to 222)	150 (110 to 199)	150 (110 to 199)	150 (98.5 to 213)	150 (98.5 to 213)	114 (84 to 156)	94 (64 to 132)	89.6 (52.6 to 131)	89.6 (52.6 to 131)	69.4 (52.6 to 91.4)	55.1 (41.2 to 71.3)	43.4 (32.9 to 56.2)	22.2 (16.8 to 28.6)	9.7 (6.6 to 11.1)	2,590
Congenital birth defects	99 (56 to 160)	72.6 (42.1 to 116)	160 (94 to 252)	88.7 (48.6 to 138)	60.8 (44.1 to 82.2)	59.2 (43.2 to 79.3)	61.6 (45.6 to 84.9)	39.4 (22.6 to 68.7)	22.6 (10.9 to 45.8)	25.3 (14.9 to 38.1)	14.9 (10.3 to 22.9)	15.3 (9.4 to 18.7)	13.6 (7.9 to 19.5)	13.6 (7.9 to 19.5)	10 (7.1 to 13.5)	10.1 (7.1 to 14.2)	9.4 (5.7 to 12.8)	9.4 (5.7 to 12.8)	6 (4.4 to 9.1)	2.8 (2 to 4)	2.8 (2 to 4)	1.1 (0.7 to 1.8)	0.8 (0.4 to 1.3)	0.5 (0.3 to 0.8)	0.2 (0.1 to 0.4)	0 (0 to 0)	802
Neural tube defects	22.7 (6.7 to 52.4)	3.2 (0.9 to 8.3)	32.5 (7.7 to 76)	2.7 (0.7 to 9.9)	1.1 (0.7 to 1.6)	2.7 (1.6 to 4.6)	0.8 (0.5 to 1.2)	0.6 (0.4 to 0.8)	0.5 (0.4 to 0.6)	0.6 (0.4 to 0.8)	0.3 (0.2 to 0.4)	0.3 (0.2 to 0.4)	0.4 (0.2 to 1)	0.1 (0 to 0.2)	0.1 (0 to 0.2)	0.1 (0 to 0.2)	0.1 (0 to 0.2)	0.1 (0 to 0.2)	0.1 (0 to 0.2)	0.1 (0 to 0.2)	0.1 (0 to 0.2)	0 (0 to 0)	0 (0 to 0)	0 (0 to 0)	0 (0 to 0)	0 (0 to 0)	0 (0 to 0)	46.1
Congenital heart anomalies	69.8 (37.9 to 125)	40.9 (22.4 to 68.7)	91.9 (46.4 to 157)	38 (14.4 to 72.8)	27.3 (16.7 to 42.7)	28.5 (18.1 to 42.4)	11.5 (6.4 to 20.5)	18.6 (10.4 to 30.5)	15.8 (7 to 28.5)	14.8 (8.1 to 24.8)	5.2 (2.6 to 8.2)	5.2 (2.6 to 8.4)	3.5 (1.5 to 3.8)	3.5 (1.5 to 3.8)	2.5 (1.1 to 4.6)	2.5 (1.1 to 4.6)	4 (2.5 to 5.9)	2 (1 to 2.9)	0.7 (0.4 to 1)	0.7 (0.4 to 1)	0.1 (0 to 0.1)	0.1 (0 to 0.1)	0 (0 to 0)	0 (0 to 0)	0 (0 to 0)	0 (0 to 0)	381
Orofacial clefts	0.2 (0 to 0)	0 (0 to 0.1)	0.1 (0.1 to 0.2)	0.6 (0.3 to 0.9)	0.5 (0.2 to 0.9)	0.5 (0.2 to 0.9)	0.4 (0.3 to 0.7)	0.2 (0 to 0.5)	0.2 (0 to 0.4)	0.2 (0 to 0.4)	0.2 (0 to 0.3)	0.2 (0 to 0.3)	0.2 (0 to 0.3)	0.2 (0 to 0.3)	0.2 (0 to 0.3)	0.2 (0 to 0.3)	0.2 (0 to 0.3)	0.2 (0 to 0.3)	0.1 (0 to 0.3)	0.1 (0 to 0.3)	0.1 (0 to 0.3)	0.1 (0 to 0.3)	0 (0 to 0.3)	0 (0 to 0.3)	0 (0 to 0.3)	0 (0 to 0.3)	0 (0 to 0.3)	4.3
Down syndrome	2.7 (1.1 to 5.4)	1.6 (0.7 to 3.1)	4.4 (1.7 to 9.2)	3.4 (1.4 to 7.2)	1.3 (0.4 to 2.7)	1.1 (0.4 to 2.4)	1.6 (0.5 to 3.5)	0.6 (0.4 to 1)	0.6 (0.4 to 0.9)	0.6 (0.4 to 0.9)	0.3 (0.2 to 0.4)	0.3 (0.2 to 0.4)	0.3 (0.2 to 0.7)	0.3 (0.2 to 0.7)	0.2 (0.1 to 0.4)	0.2 (0.1 to 0.4)	0.5 (0.3 to 1)	0.4 (0.2 to 0.9)	0.3 (0.2 to 0.6)	0.1 (0.1 to 0.3)	0.1 (0 to 0.3)	0.1 (0 to 0.3)	0 (0 to 0.3)	0 (0 to 0.3)	0 (0 to 0.3)	0 (0 to 0.3)	20
Turner syndrome	0 (0 to 0)	0 (0 to 0)	0 (0 to 0)	0 (0 to 0)	0 (0 to 0.1)	0 (0 to 0.1)	0 (0 to 0.1)	0 (0 to 0.1)	0 (0 to 0)	0 (0 to 0)	0 (0 to 0)	0 (0 to 0)	0 (0 to 0)	0 (0 to 0)	0 (0 to 0)	0 (0 to 0)	0 (0 to 0)	0 (0 to 0)	0 (0 to 0)	0 (0 to 0)	0 (0 to 0)	0 (0 to 0)	0 (0 to 0)	0 (0 to 0)	0 (0 to 0)	0 (0 to 0)	0 (0 to 0)	0-2
Klinefelter syndrome	0 (0 to 0)	0 (0 to 0)	0 (0 to 0)	0 (0 to 0)	0 (0 to 0)	0 (0 to 0)	0 (0 to 0)	0 (0 to 0)	0 (0 to 0)	0 (0 to 0)	0 (0 to 0)	0 (0 to 0)	0 (0 to 0)	0 (0 to 0)	0 (0 to 0)	0 (0 to 0)	0 (0 to 0)	0 (0 to 0)	0 (0 to 0)	0 (0 to 0)	0 (0 to 0)	0 (0 to 0)	0 (0 to 0)	0 (0 to 0)	0 (0 to 0)	0 (0 to 0)	0 (0 to 0)	6
Other chromosomal abnormalities	2.4 (2.0 to 11)	2.4 (2.4 to 10.1)	8 (3.8 to 14.7)	2.3 (1.4 to 3.5)	1.9 (1.1 to 2.8)	1.8 (1.1 to 2.8)	1.5 (0.9 to 2.5)	0.6 (0.4 to 0.8)	0.6 (0.4 to 1.4)	0.6 (0.4 to 0.8)	0.2 (0.1 to 0.3)	0.2 (0.1 to 0.3)	0.2 (0.1 to 0.3)	0.2 (0.1 to 0.3)	0.1 (0 to 0.3)	0.1 (0 to 0.3)	0.2 (0 to 0.3)	0.2 (0 to 0.3)	0.2 (0 to 0.3)	0.1 (0 to 0.3)	0.1 (0 to 0.3)	0 (0 to 0.3)	0 (0 to 0.3)	0 (0 to 0.3)	0 (0 to 0.3)	0 (0 to 0.3)	28.6
Congenital musculoskeletal and limb anomalies	3 (1.5 to 5.8)	1.5 (0.8 to 2.8)	7.1 (4.3 to 11.1)	11.6 (6.6 to 17.6)	5.4 (3.4 to 8.1)	3.6 (2.1 to 5.7)	0.5 (0.2 to 1.2)	0.4 (0.2 to 0.6)	0.4 (0.2 to 0.6)	0.4 (0.2 to 0.6)	0.2 (0.1 to 0.3)	0.2 (0.1 to 0.3)	0.2 (0.1 to 0.3)	0.2 (0.1 to 0.3)	0.2 (0.1 to 0.3)	0.2 (0.1 to 0.3)	0.2 (0.1 to 0.3)	0.2 (0.1 to 0.3)	0.2 (0.1 to 0.3)	0.2 (0.1 to 0.3)	0.2 (0.1 to 0.3)	0.2 (0.1 to 0.3)	0.2 (0.1 to 0.3)	0.2 (0.1 to 0.3)	0.2 (0.1 to 0.3)	0.2 (0.1 to 0.3)	79.7
Urogenital congenital anomalies	4.2 (1.6 to 8.4)	2.4 (1.1 to 4.6)	7.7 (4.1 to 13.2)	1.6 (0.9 to 2.6)	1.2 (0.7 to 1.7)	1.1 (0.6 to 1.6)	0.5 (0.3 to 0.8)	0.4 (0.2 to 0.6)	0.4 (0.2 to 0.6)	0.4 (0.2 to 0.6)	0.2 (0.1 to 0.3)	0.2 (0.1 to 0.3)	0.2 (0.1 to 0.3)	0.2 (0.1 to 0.3)	0.1 (0.1 to 0.2)	0.1 (0.1 to 0.2)	0.1 (0.1 to 0.2)	0.1 (0.1 to 0.2)	0.1 (0.1 to 0.2)	0.1 (0.1 to 0.2)	0.1 (0.1 to 0.2)	0.1 (0.1 to 0.2)	0.1 (0.1 to 0.2)	0.1 (0.1 to 0.2)	0.1 (0.1 to 0.2)	0.1 (0.1 to 0.2)	15.5
Digestive congenital anomalies	13.2 (6.6 to 22.2)	8.2 (3.8 to 16.4)	16.4 (9.4 to 30.3)	4.1 (2.4 to 6.3)	2.7 (1.4 to 4.1)	2.6 (1.4 to 4.1)	0.6 (0.3 to 1.1)	0.5 (0.3 to 0.8)	0.5 (0.3 to 0.8)	0.5 (0.3 to 0.8)	0.3 (0.2 to 0.4)	0.3 (0.2 to 0.4)	0.3 (0.2 to 0.4)	0.3 (0.2 to 0.4)	0.2 (0.1 to 0.3)	0.2 (0.1 to 0.3)	0.2 (0.1 to 0.3)	0.2 (0.1 to 0.3)	0.2 (0.1 to 0.3)	0.2 (0.1 to 0.3)	0.2 (0.1 to 0.3)	0.2 (0.1 to 0.3)	0.2 (0.1 to 0.3)	0.2 (0.1 to 0.3)	0.2 (0.1 to 0.3)	0.2 (0.1 to 0.3)	33
Other congenital birth defects	29.7 (18.2 to 51.8)	11.5 (5.5 to 28.7)	36.7 (11.7 to 98.3)	15.6 (12.3 to 49)	9.4 (8.3 to 22)	10.6 (8.3 to 22)	7.6 (6.3 to 24.3)	5.7 (4.3 to 13.8)	5.6 (4.3 to 8)	5.6 (4.1 to 12.8)	4.5 (2.9 to 6.2)	4.5 (2.9 to 6.2)	4.5 (2.3 to 7.7)	4.5 (2.3 to 7.7)	3.6 (2.4 to 7.6)	3.6 (2.4 to 7.6)	3.6 (1.9 to 6.3)	3.6 (1.9 to 6.3)	2.6 (1.4 to 5.1)	1.9 (0.9 to 4.2)	1.9 (0.9 to 4.2)	0.9 (0.3 to 2.3)	0.3 (0.2 to 0.9)	0.3 (0.1 to 0.7)	0.3 (0.1 to 0.7)	0.3 (0.1 to 0.7)	60.5
Urinary diseases and male infertility	0.2 (0.1 to 0.3)	0.7 (0.3 to 1.4)	1.1 (0.5 to 2.4)	1.4 (0.7 to 2.7)	1.4 (0.9 to 2)	1.4 (0.9 to 2)	0.4 (0.3 to 0.6)	0.4 (0.3 to 0.6)	0.4 (0.3 to 0.6)	0.4 (0.3 to 0.6)	0.3 (0.2 to 0.4)	0.3 (0.2 to 0.4)	0.5 (0.3 to 0.8)	0.5 (0.3 to 0.8)	0.4 (0.2 to 0.6)	0.4 (0.2 to 0.6)	0.4 (0.2 to 0.6)	0.4 (0.2 to 0.6)	0.4 (0.2 to 0.6)	0.4 (0.2 to 0.6)	0.4 (0.2 to 0.6)	0.4 (0.2 to 0.6)	0.4 (0.2 to 0.6)	0.4 (0.2 to 0.6)	0.4 (0.2 to 0.6)	0.4 (0.2 to 0.6)	182
Urolithiasis	0 (0 to 0)	0 (0 to 0)	0 (0 to 0)	0 (0 to 0.1)	0.1 (0.1 to 0.3)	0.1 (0.1 to 0.3)	0.1 (0.1 to 0.3)	0.1 (0.1 to 0.3)	0.1 (0.1 to 0.3)	0.1 (0.1 to 0.3)	0.2 (0.2 to 0.3)	0.2 (0.2 to 0.3)	0.2 (0.2 to 0.3)	0.2 (0.2 to 0.3)	0.1 (0.1 to 0.2)	0.1 (0.1 to 0.2)	0.1 (0.1 to 0.2)	0.1 (0.1 to 0.2)	0.1 (0.1 to 0.2)	0.1 (0.1 to 0.2)	0.1 (0.1 to 0.2)	0.1 (0.1 to 0.2)	0.1 (0.1 to 0.2)	0.1 (0.1 to 0.2)	0.1 (0.1 to 0.2)	0.1 (0.1 to 0.2)	10-2
Benign prostatic hyperplasia	0 (0 to 0)	0 (0 to 0)	0 (0 to 0)	0 (0 to 0)	0 (0 to 0)	0 (0 to 0)	0 (0 to 0)	0 (0 to 0)	0 (0 to 0)	0 (0 to 0)	0 (0 to 0)	0 (0 to 0)	0 (0 to 0)	0 (0 to 0)	0 (0 to 0)	0 (0 to 0)	0 (0 to 0.3)	0 (0 to 0.3)	0 (0 to 0.3)	0 (0 to 0.3)	0 (0 to 0.3)	0 (0 to 0.3)	0 (0 to 0.3)	0 (0 to 0.3)	0 (0 to 0.3)	0 (0 to 0.3)	0 (0 to 0.3)	0 (0 to 0.3)	40-3
Male infertility	0 (0 to 0)	0 (0 to 0)	0 (0 to 0)	0 (0 to 0)	0 (0 to 0)	0 (0 to 0)	0 (0 to 0)	0 (0 to 0.2)	0 (0 to 0.2)	0 (0 to 0.2)	0 (0 to 0.2)	0 (0 to 0.2)	0 (0 to 0.2)	0 (0 to 0.2)	0 (0 to 0.2)	0 (0 to 0.2)	0 (0 to 0.2)	0 (0 to 0.2)	0 (0 to 0.2)	0 (0 to 0.2)	0 (0 to 0.2)	0 (0 to 0.2)	0 (0 to 0.2)	0 (0 to 0.2)	0 (0 to 0.2)	0 (0 to 0.2)	0 (0 to 0.2)	0 (0 to 0.2)	8-3
Other urinary diseases	0.1 (0 to 0.1)	0.1 (0 to 0.2)	0.1 (0 to 0.1)	0.5 (0.2 to 0.9)	0.4 (0.3 to 0.7)	0.5 (0.3 to 0.8)	0.2 (0.1 to 0.4)	0.2 (0 to 0.4)	0.2 (0 to 0.4)	0.2 (0 to 0.4)	0.2 (0 to 0.3)	0.2 (0 to 0.3)	0.5 (0.2 to 0.8)	0.5 (0.2 to 0.8)	0.4 (0.2 to 0.6)	0.4 (0.2 to 0.6)	0.3 (0.1 to 0.6)	0.3 (0.1 to 0.6)	0.2 (0.1 to 0.4)	0.2 (0.1 to 0.4)	0.2 (0.1 to 0.4)	0.2 (0.1 to 0.4)	0.2 (0.1 to 0.4)	0.2 (0.1 to 0.4)	0.2 (0.1 to 0.4)	0.2 (0.1 to 0.4)	14-3
Gynecological diseases	0 (0 to 0)	0 (0 to 0)	0 (0 to 0)	0 (0 to 0)	0 (0 to 0)	0 (0 to 0)	68.1 (49.6 to 99.2)	68.1 (49.6 to 99.2)	68.1 (49.6 to 99.2

SR Table 2c: Kentucky DALYS by cause and age group for both sexes with 95% uncertainty intervals, 2019

Cause	Early Neonatal	Late Neonatal	Post Neonatal	1 to 4	5 to 9	10 to 14	15 to 19	20 to 24	25 to 29	30 to 34	35 to 39	40 to 44	45 to 49	50 to 54	55 to 59	60 to 64	65 to 69	70 to 74	75 to 79	80 to 84	85 to 89	90 to 94	95 plus	Total
All causes	15,000 (13,700 to 16,400)	3,990 (3,630 to 4,390)	12,100 (10,200 to 14,100)	11,700 (9,620 to 14,200)	12,900 (10,900 to 15,400)	21,900 (18,600 to 26,000)	43,900 (36,100 to 53,100)	64,700 (52,900 to 78,200)	77,200 (64,200 to 91,400)	79,900 (66,900 to 94,700)	86,900 (71,600 to 101,600)	91,800 (77,000 to 108,000)	111,000 (93,500 to 131,000)	135,000 (114,000 to 158,000)	170,000 (145,000 to 200,000)	196,000 (162,000 to 219,000)	224,000 (183,000 to 259,000)	247,000 (203,000 to 287,000)	141,000 (116,000 to 164,000)	100,000 (83,600 to 116,000)	70,400 (58,100 to 82,400)	39,100 (32,400 to 46,000)	16,900 (13,900 to 20,000)	1,470,000
Communicable, maternal, neonatal, and nutritional diseases	11,000 (9,600 to 12,200)	2,110 (1,820 to 2,470)	2,460 (1,980 to 3,060)	2,370 (1,850 to 3,040)	2,200 (1,670 to 2,700)	1,990 (1,510 to 2,440)	2,110 (1,570 to 2,660)	2,120 (1,550 to 2,790)	2,530 (2,000 to 3,190)	3,630 (2,770 to 4,590)	2,870 (2,210 to 3,670)	3,330 (2,500 to 4,190)	3,150 (2,350 to 4,060)	3,390 (2,720 to 4,200)	3,490 (2,800 to 4,260)	3,490 (2,800 to 4,220)	4,660 (3,660 to 5,720)	4,710 (3,660 to 5,800)	4,270 (3,260 to 5,400)	3,740 (2,910 to 4,690)	2,960 (2,310 to 3,800)	1,910 (1,420 to 2,620)	950 (700 to 1,290)	76,700
HIV/AIDS and sexually transmitted infections	0.6 (0.5 to 1.1)	0.3 (0.2 to 0.6)	9.4 (7.1 to 12)	7.6 (5.6 to 9.8)	3.6 (2.6 to 4.7)	2.4 (1.7 to 3.2)	12 (8.5 to 15)	65.4 (46.7 to 86.3)	276 (214 to 350)	1,160 (914 to 1,470)	1,980 (1,560 to 2,500)	2,610 (2,060 to 3,270)	3,140 (2,480 to 3,940)	3,660 (2,900 to 4,600)	3,980 (3,150 to 5,000)	4,220 (3,350 to 5,300)	4,360 (3,460 to 5,470)	4,350 (3,450 to 5,450)	2,560 (2,030 to 3,210)	1,710 (1,360 to 2,150)	1,110 (880 to 1,390)	615 (490 to 770)	31,900
HIV/AIDS	0.6 (0.5 to 1)	0.3 (0.2 to 0.6)	9.4 (7.1 to 12)	7.6 (5.6 to 9.8)	3.6 (2.6 to 4.7)	2.4 (1.7 to 3.2)	12 (8.5 to 15)	65.4 (46.7 to 86.3)	276 (214 to 350)	1,160 (914 to 1,470)	1,980 (1,560 to 2,500)	2,610 (2,060 to 3,270)	3,140 (2,480 to 3,940)	3,660 (2,900 to 4,600)	3,980 (3,150 to 5,000)	4,220 (3,350 to 5,300)	4,360 (3,460 to 5,470)	4,350 (3,450 to 5,450)	2,560 (2,030 to 3,210)	1,710 (1,360 to 2,150)	1,110 (880 to 1,390)	615 (490 to 770)	31,900
HIV/AIDS - Drug-susceptible Tuberculosis	0 (0 to 0)	0 (0 to 0)	0.4 (0.2 to 0.8)	0.3 (0.2 to 0.6)	0.1 (0.1 to 0.2)	0.1 (0.1 to 0.2)	0.3 (0.2 to 0.5)	1.6 (1.1 to 2.1)	6.8 (4.6 to 9.1)	28.6 (19.4 to 38.5)	48.8 (33.1 to 65.7)	64.3 (43.6 to 86.5)	77.4 (52.5 to 104)	90.2 (61.2 to 121)	98.1 (66.5 to 132)	104 (70.6 to 140)	107 (72.6 to 144)	107 (72.6 to 144)	63.1 (42.8 to 84.9)	42.1 (28.6 to 56.6)	27.4 (18.6 to 36.8)	15.2 (10.3 to 20.4)	786 (533 to 1,060)
HIV/AIDS - Multidrug-resistant Tuberculosis without extensi	0 (0 to 0)	0 (0 to 0)	0 (0 to 0)	0 (0 to 0)	0 (0 to 0)	0 (0 to 0)	0 (0 to 0)	0 (0 to 0)	0 (0 to 0)	0 (0 to 0)	0 (0 to 0)	0 (0 to 0)	0 (0 to 0)	0 (0 to 0)	0 (0 to 0)	0 (0 to 0)	0 (0 to 0)	0 (0 to 0)	0 (0 to 0)	0 (0 to 0)	0 (0 to 0)	0 (0 to 0)	0 (0 to 0)	0 (0 to 0)
HIV/AIDS - Extensively drug-resistant Tuberculosis	0 (0 to 0)	0 (0 to 0)	0 (0 to 0)	0 (0 to 0)	0 (0 to 0)	0 (0 to 0)	0 (0 to 0)	0 (0 to 0)	0 (0 to 0)	0 (0 to 0)	0 (0 to 0)	0 (0 to 0)	0 (0 to 0)	0 (0 to 0)	0 (0 to 0)	0 (0 to 0)	0 (0 to 0)	0 (0 to 0)	0 (0 to 0)	0 (0 to 0)	0 (0 to 0)	0 (0 to 0)	0 (0 to 0)	0 (0 to 0)
HIV/AIDS resulting in other diseases	0 (0 to 0)	0 (0 to 0)	0.2 (0 to 0.5)	0.2 (0 to 0.5)	0.1 (0 to 0.1)	0.1 (0 to 0.1)	0.3 (0 to 0.4)	1.6 (1.1 to 2.1)	6.8 (4.6 to 9.1)	28.6 (19.4 to 38.5)	48.8 (33.1 to 65.7)	64.3 (43.6 to 86.5)	77.4 (52.5 to 104)	90.2 (61.2 to 121)	98.1 (66.5 to 132)	104 (70.6 to 140)	107 (72.6 to 144)	107 (72.6 to 144)	63.1 (42.8 to 84.9)	42.1 (28.6 to 56.6)	27.4 (18.6 to 36.8)	15.2 (10.3 to 20.4)	786 (533 to 1,060)
Sexually transmitted infections excluding HIV	0.8 (0.6 to 1.1)	0.3 (0.2 to 0.4)	0.4 (0.2 to 0.7)	0.1 (0.1 to 0.2)	0.1 (0.1 to 0.1)	0.1 (0.1 to 0.1)	0.1 (0.1 to 0.2)	0.2 (0.1 to 0.3)	0.3 (0.2 to 0.4)	0.4 (0.3 to 0.5)	0.5 (0.3 to 0.7)	0.6 (0.4 to 0.8)	0.7 (0.5 to 0.9)	0.8 (0.6 to 1.1)	0.9 (0.7 to 1.2)	1 (0.8 to 1.3)	1.1 (0.8 to 1.4)	1.1 (0.8 to 1.4)	0.7 (0.5 to 0.9)	0.5 (0.4 to 0.7)	0.4 (0.3 to 0.5)	0.2 (0.2 to 0.3)	11 (8.1 to 14)
Syphilis	0.4 (0.3 to 1.1)	0.2 (0.2 to 0.6)	0.2 (0.2 to 0.5)	0.1 (0 to 0.1)	0.1 (0 to 0.1)	0.1 (0 to 0.1)	0.1 (0 to 0.1)	0.1 (0 to 0.2)	0.2 (0.1 to 0.3)	0.3 (0.2 to 0.4)	0.4 (0.2 to 0.5)	0.5 (0.3 to 0.6)	0.6 (0.4 to 0.8)	0.7 (0.5 to 0.9)	0.8 (0.6 to 1.1)	0.9 (0.7 to 1.2)	1 (0.7 to 1.3)	1 (0.8 to 1.3)	0.7 (0.5 to 0.9)	0.5 (0.4 to 0.7)	0.4 (0.3 to 0.5)	0.2 (0.2 to 0.3)	10 (7.5 to 13)
Chlamydial infection	0 (0 to 0)	0 (0 to 0)	0 (0 to 0)	0 (0 to 0)	0 (0 to 0)	0 (0 to 0)	0 (0 to 0)	0 (0 to 0)	0 (0 to 0)	0 (0 to 0)	0 (0 to 0)	0 (0 to 0)	0 (0 to 0)	0 (0 to 0)	0 (0 to 0)	0 (0 to 0)	0 (0 to 0)	0 (0 to 0)	0 (0 to 0)	0 (0 to 0)	0 (0 to 0)	0 (0 to 0)	0 (0 to 0)	0 (0 to 0)
Gonococcal infection	0 (0 to 0)	0 (0 to 0)	0 (0 to 0)	0 (0 to 0)	0 (0 to 0)	0 (0 to 0)	0 (0 to 0)	0 (0 to 0)	0 (0 to 0)	0 (0 to 0)	0 (0 to 0)	0 (0 to 0)	0 (0 to 0)	0 (0 to 0)	0 (0 to 0)	0 (0 to 0)	0 (0 to 0)	0 (0 to 0)	0 (0 to 0)	0 (0 to 0)	0 (0 to 0)	0 (0 to 0)	0 (0 to 0)	0 (0 to 0)
Trichomoniasis	0 (0 to 0)	0 (0 to 0)	0 (0 to 0)	0 (0 to 0)	0 (0 to 0)	0 (0 to 0)	0 (0 to 0)	0 (0 to 0)	0 (0 to 0)	0 (0 to 0)	0 (0 to 0)	0 (0 to 0)	0 (0 to 0)	0 (0 to 0)	0 (0 to 0)	0 (0 to 0)	0 (0 to 0)	0 (0 to 0)	0 (0 to 0)	0 (0 to 0)	0 (0 to 0)	0 (0 to 0)	0 (0 to 0)	0 (0 to 0)
Genital herpes	0 (0 to 0)	0 (0 to 0)	0 (0 to 0)	0 (0 to 0)	0 (0 to 0)	0 (0 to 0)	0 (0 to 0)	0 (0 to 0)	0 (0 to 0)	0 (0 to 0)	0 (0 to 0)	0 (0 to 0)	0 (0 to 0)	0 (0 to 0)	0 (0 to 0)	0 (0 to 0)	0 (0 to 0)	0 (0 to 0)	0 (0 to 0)	0 (0 to 0)	0 (0 to 0)	0 (0 to 0)	0 (0 to 0)	0 (0 to 0)
Other sexually transmitted infections	0 (0 to 0)	0 (0 to 0)	0 (0 to 0)	0 (0 to 0)	0 (0 to 0)	0 (0 to 0)	0 (0 to 0)	0 (0 to 0)	0 (0 to 0)	0 (0 to 0)	0 (0 to 0)	0 (0 to 0)	0 (0 to 0)	0 (0 to 0)	0 (0 to 0)	0 (0 to 0)	0 (0 to 0)	0 (0 to 0)	0 (0 to 0)	0 (0 to 0)	0 (0 to 0)	0 (0 to 0)	0 (0 to 0)	0 (0 to 0)
Respiratory infections and tuberculosis	414 (368 to 467)	69.6 (60.9 to 79.2)	169 (137 to 202)	722 (600 to 866)	243 (202 to 290)	122 (102 to 146)	109 (90.1 to 131)	169 (140 to 203)	249 (206 to 300)	362 (299 to 435)	427 (353 to 513)	511 (423 to 614)	621 (514 to 746)	1,110 (921 to 1,330)	1,620 (1,340 to 1,940)	2,320 (1,920 to 2,780)	3,180 (2,640 to 3,810)	3,960 (3,280 to 4,750)	2,660 (2,200 to 3,190)	2,060 (1,690 to 2,470)	1,560 (1,280 to 1,870)	1,010 (830 to 1,210)	20,700
Tuberculosis	0.4 (0.3 to 0.5)	0.1 (0.1 to 0.2)	0.4 (0.3 to 0.6)	2.1 (1.6 to 2.6)	0.8 (0.6 to 1.1)	0.4 (0.3 to 0.6)	0.4 (0.3 to 0.5)	0.8 (0.6 to 1.1)	1.4 (1.1 to 1.8)	3.6 (2.8 to 4.5)	5.6 (4.3 to 7.1)	8.1 (6.2 to 10)	11 (8.5 to 13)	15 (11 to 18)	20 (15 to 24)	25 (19 to 30)	32 (24 to 38)	38 (29 to 45)	25 (19 to 30)	20 (15 to 24)	16 (12 to 19)	10 (7.6 to 12)	285
Latent tuberculosis infection	0 (0 to 0)	0 (0 to 0)	0 (0 to 0)	0 (0 to 0)	0 (0 to 0)	0 (0 to 0)	0 (0 to 0)	0 (0 to 0)	0 (0 to 0)	0 (0 to 0)	0 (0 to 0)	0 (0 to 0)	0 (0 to 0)	0 (0 to 0)	0 (0 to 0)	0 (0 to 0)	0 (0 to 0)	0 (0 to 0)	0 (0 to 0)	0 (0 to 0)	0 (0 to 0)	0 (0 to 0)	0 (0 to 0)	0 (0 to 0)
Drug-susceptible tuberculosis	0.4 (0.3 to 0.5)	0.1 (0.1 to 0.2)	0.4 (0.3 to 0.6)	2.1 (1.6 to 2.6)	0.8 (0.6 to 1.1)	0.4 (0.3 to 0.6)	0.4 (0.3 to 0.5)	0.8 (0.6 to 1.1)	1.4 (1.1 to 1.8)	3.6 (2.8 to 4.5)	5.6 (4.3 to 7.1)	8.1 (6.2 to 10)	11 (8.5 to 13)	15 (11 to 18)	20 (15 to 24)	25 (19 to 30)	32 (24 to 38)	38 (29 to 45)	25 (19 to 30)	20 (15 to 24)	16 (12 to 19)	10 (7.6 to 12)	285
Multidrug-resistant tuberculosis without extensive drug-re	0 (0 to 0)	0 (0 to 0)	0 (0 to 0)	0 (0 to 0)	0 (0 to 0)	0 (0 to 0)	0 (0 to 0)	0 (0 to 0)	0 (0 to 0)	0 (0 to 0)	0 (0 to 0)	0 (0 to 0)	0 (0 to 0)	0 (0 to 0)	0 (0 to 0)	0 (0 to 0)	0 (0 to 0)	0 (0 to 0)	0 (0 to 0)	0 (0 to 0)	0 (0 to 0)	0 (0 to 0)	0 (0 to 0)	0 (0 to 0)
Extensively drug-resistant tuberculosis	0 (0 to 0)	0 (0 to 0)	0 (0 to 0)	0 (0 to 0)	0 (0 to 0)	0 (0 to 0)	0 (0 to 0)	0 (0 to 0)	0 (0 to 0)	0 (0 to 0)	0 (0 to 0)	0 (0 to 0)	0 (0 to 0)	0 (0 to 0)	0 (0 to 0)	0 (0 to 0)	0 (0 to 0)	0 (0 to 0)	0 (0 to 0)	0 (0 to 0)	0 (0 to 0)	0 (0 to 0)	0 (0 to 0)	0 (0 to 0)
Lower respiratory infections	409 (344 to 487)	69.4 (59.7 to 79.8)	167 (136 to 198)	720 (598 to 863)	241 (200 to 288)	120 (100 to 144)	107 (88.6 to 129)	167 (138 to 201)	247 (204 to 298)	359 (296 to 432)	423 (350 to 509)	507 (419 to 610)	616 (509 to 740)	1,100 (914 to 1,320)	1,620 (1,340 to 1,940)	2,320 (1,920 to 2,780)	3,180 (2,640 to 3,810)	3,960 (3,280 to 4,750)	2,660 (2,200 to 3,190)	2,060 (1,690 to 2,470)	1,560 (1,280 to 1,870)	1,010 (830 to 1,210)	20,700
Upper respiratory infections	4.6 (4.6 to 1.6)	0.1 (0.1 to 0.2)	0.1 (0.1 to 0.2)	0.1 (0.1 to 0.2

Non-rheumatic degenerative mitral valve disease	0 -(0 to 0)	0 -(0 to 0)	0 -(0 to 0)	0 -(0 to 0)	0 -(0 to 0)	0 -(0 to 0)	4 -(0.1 to 8.9)	7 -(4.6 to 10.1)	14 -(9.1 to 22.3)	19 -(12.2 to 29.6)	29 -(17.6 to 51.6)	34 -(22.6 to 59.8)	31 -(22.4 to 51.9)	66 -(43.2 to 108)	102 -(66.7 to 167)	139 -(89.9 to 233)	206 -(139.1 to 348)	287 -(196.1 to 459)	295 -(196.6 to 482)	293 -(197.9 to 461)	292 -(199.3 to 450)	322 -(221.1 to 485)	40 -(27.1 to 59.5)	1,910
Other non-rheumatic aloe diseases	0 -(0 to 0)	0 -(0 to 0)	0 -(0 to 0)	0 -(0 to 0)	0 -(0 to 0)	0 -(0 to 0)	0 -(0.3 to 1.4)	0 -(0.4 to 2.2)	0 -(0.6 to 3.2)	0 -(0.9 to 3.9)	0 -(0.6 to 3.3)	0 -(0.5 to 3.2)	0 -(0.5 to 2.5)	0 -(0.3 to 2.5)	0 -(0.3 to 2.5)	0 -(0.3 to 2.5)	0 -(0.3 to 2.5)	0 -(0.3 to 2.5)	0 -(0.3 to 2.5)	0 -(0.3 to 2.5)	0 -(0.3 to 2.5)	0 -(0.3 to 2.5)	0 -(0.1 to 0.7)	14
Cardiomyopathy and myocarditis	27 -(16 to 39.6)	50 -(32.2 to 58.7)	130 -(122 to 238)	284 -(63.3 to 121)	511 -(61.6 to 60.9)	917 -(62.2 to 56.2)	1,396 -(100 to 182)	191 -(127 to 259)	282 -(187 to 380)	337 -(232 to 479)	459 -(289 to 720)	643 -(395 to 1,010)	621 -(394 to 988)	798 -(539 to 1,200)	1,073 -(738 to 1,550)	1,170 -(813 to 1,610)	1,270 -(928 to 1,730)	1,170 -(860 to 1,580)	768 -(562 to 1,050)	577 -(422 to 1,000)	644 -(482 to 1,000)	668 -(503 to 1,000)	77 -(53.4 to 106)	11,100
Myocarditis	2 -(1 to 3.6)	1 -(0.1 to 1.8)	4 -(0.9 to 9.2)	49.6 -(26.2 to 97.6)	23.1 -(12.9 to 37.1)	22.6 -(11.9 to 37.1)	36.4 -(20.3 to 53.6)	39.2 -(24.6 to 59.4)	46.9 -(30.4 to 72.4)	49.4 -(31.4 to 77.3)	43.6 -(27.4 to 67.3)	36.7 -(24.9 to 51.4)	43.1 -(27.8 to 76.2)	39.6 -(26.4 to 58.2)	31.8 -(17.8 to 52.7)	29.7 -(14.9 to 51.1)	29.5 -(14.9 to 51.1)	19.3 -(9.9 to 34.3)	11.3 -(6.7 to 18.1)	7.8 -(4.6 to 12.1)	6.4 -(3.8 to 9.8)	2.1 -(1.4 to 3.2)	0.4 -(0.1 to 0.7)	694
Alcoholic cardiomyopathy	0 -(0 to 0)	0 -(0 to 0)	0 -(0 to 0)	0 -(0 to 0)	0 -(0 to 0)	0 -(0 to 0)	0 -(0.1 to 0.6)	0 -(0.2 to 0.8)	0 -(0.2 to 1.1)	0 -(0.2 to 1.1)	0 -(0.2 to 1.1)	0 -(0.2 to 1.1)	0 -(0.2 to 1.1)	0 -(0.2 to 1.1)	0 -(0.2 to 1.1)	0 -(0.2 to 1.1)	0 -(0.2 to 1.1)	0 -(0.2 to 1.1)	0 -(0.2 to 1.1)	0 -(0.2 to 1.1)	0 -(0.2 to 1.1)	0 -(0.2 to 1.1)	0 -(0.1 to 0.7)	0 -(0.1 to 1.4)	2,390
Other cardiomyopathy	25.6 -(14.6 to 32.4)	47.6 -(19.6 to 28.9)	37.6 -(9.1 to 106)	29.6 -(21.0 to 79.6)	97.3 -(20.3 to 39.6)	139 -(42.2 to 70.1)	143 -(72.6 to 143)	226 -(99 to 199)	252 -(139 to 283)	265 -(160 to 457)	270 -(160 to 454)	273 -(164 to 534)	277 -(229 to 663)	407 -(324 to 609)	599 -(474 to 1,160)	760 -(619 to 1,240)	848 -(686 to 1,290)	811 -(666 to 1,260)	776 -(666 to 1,050)	751 -(562 to 977)	527 -(390 to 677)	538 -(418 to 693)	68 -(50.9 to 79)	8,190
Atrial fibrillation and flutter	0 -(0 to 0)	0 -(0 to 0)	0 -(0 to 0)	0 -(0 to 0)	0 -(0 to 0)	0 -(0 to 0)

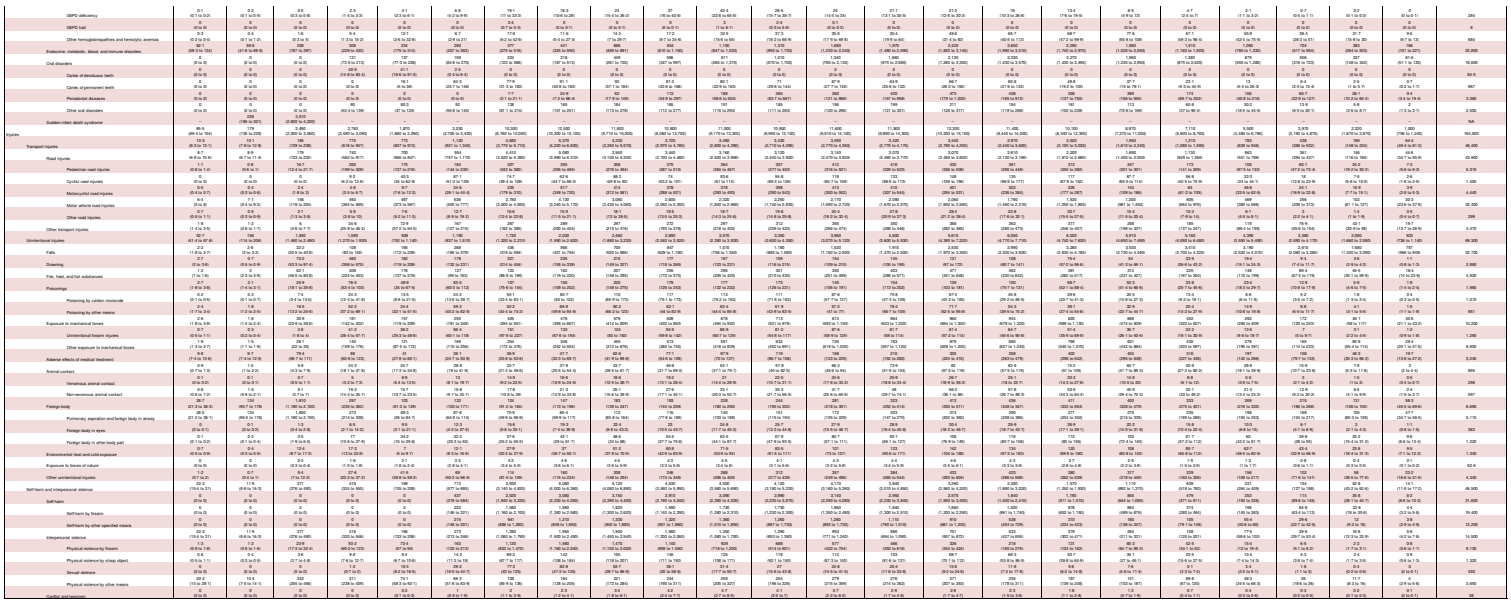

SR Table 2c: Louisiana DALYS by cause and age group for both sexes with 95% uncertainty intervals, 2019

Cause	Early Neonatal	Late Neonatal	Post Neonatal	1 to 4	5 to 9	10 to 14	15 to 19	20 to 24	25 to 29	30 to 34	35 to 39	40 to 44	45 to 49	50 to 54	55 to 59	60 to 64	65 to 69	70 to 74	75 to 79	80 to 84	85 to 89	90 to 94	95 plus	Total
All causes	17,200 (15,600 to 18,900)	6,100 (5,400 to 6,900)	17,400 (14,300 to 19,900)	15,100 (13,000 to 16,900)	10,100 (8,700 to 11,700)	10,400 (8,900 to 12,000)	46,900 (40,700 to 53,400)	46,900 (39,300 to 53,900)	47,100 (40,500 to 53,900)	44,000 (38,000 to 49,900)	43,000 (36,900 to 49,100)	46,100 (39,400 to 53,000)	47,900 (40,900 to 55,000)	49,000 (41,900 to 56,400)	134,000 (114,000 to 153,000)	145,000 (124,000 to 165,000)	158,000 (135,000 to 181,000)	166,000 (142,000 to 190,000)	170,000 (145,000 to 195,000)	141,000 (120,000 to 161,000)	125,000 (106,000 to 144,000)	99,000 (84,000 to 114,000)	84,000 (71,000 to 96,000)	17,000 (14,000 to 19,000)	1,790,000
Communicable, maternal, neonatal, and nutritional diseases	13,000 (11,900 to 14,000)	3,130 (2,730 to 3,570)	4,000 (3,330 to 4,850)	2,600 (2,330 to 2,720)	2,600 (1,940 to 3,710)	2,260 (1,880 to 2,680)	2,260 (1,790 to 2,740)	2,560 (2,000 to 3,240)	3,080 (2,600 to 3,490)	4,240 (3,600 to 4,850)	4,760 (3,940 to 5,470)	4,340 (3,540 to 5,170)	4,260 (3,500 to 5,160)	4,330 (3,570 to 5,330)	4,900 (3,900 to 5,950)	4,750 (3,810 to 5,900)	4,290 (3,400 to 5,270)	3,950 (3,120 to 4,900)	3,500 (2,800 to 4,350)	3,140 (2,500 to 3,930)	2,560 (2,000 to 3,190)	1,750 (1,290 to 2,190)	608 (470 to 1,100)	89,500
HIV/AIDS and sexually transmitted infections	3.4 (2.9 to 3.9)	1.8 (1.6 to 2.1)	414 (344 to 498)	342 (284 to 412)	51.7 (43.1 to 62.2)	44.3 (36.9 to 53.3)	264 (220 to 318)	1,000 (834 to 1,200)	977 (812 to 1,180)	1,020 (845 to 1,230)	980 (815 to 1,180)	1,010 (839 to 1,220)	1,040 (865 to 1,250)	1,120 (930 to 1,350)	1,100 (902 to 1,330)	1,000 (819 to 1,210)	924 (756 to 1,120)	734 (600 to 887)	496 (406 to 599)	307 (251 to 371)	147 (120 to 178)	47.1 (38.5 to 56.9)	11,900
HIV/AIDS	0 (0 to 0)	0 (0 to 0)	397 (341 to 464)	330 (282 to 387)	49.2 (42.2 to 57.6)	42.2 (36.2 to 49.2)	252 (216 to 293)	953 (818 to 1,110)	977 (839 to 1,140)	1,020 (877 to 1,190)	980 (842 to 1,140)	1,010 (867 to 1,180)	1,040 (893 to 1,210)	1,120 (961 to 1,300)	1,100 (932 to 1,280)	1,000 (847 to 1,160)	924 (781 to 1,070)	734 (620 to 851)	496 (419 to 575)	307 (259 to 355)	147 (124 to 170)	47.1 (39.8 to 54.7)	11,700
HIV/AIDS - Drug-susceptible Tuberculosis	0 (0 to 0)	0 (0 to 0)	0.6 (0.6 to 1.4)	0.6 (0.5 to 1.1)	0.6 (0.2 to 0.9)	0.4 (0.3 to 0.6)	0.4 (0.3 to 0.6)	0.4 (0.3 to 0.6)	0.4 (0.3 to 0.6)	0.2 (0.2 to 0.3)	0.1 (0.1 to 0.2)	0.2 (0.1 to 0.3)	0.1 (0.1 to 0.2)	0.1 (0.1 to 0.2)	0.1 (0.1 to 0.2)	0.1 (0.1 to 0.2)	0.1 (0.1 to 0.2)	0.1 (0.1 to 0.2)	0.1 (0.1 to 0.2)	0.1 (0.1 to 0.1)	0.1 (0.1 to 0.1)	0 (0 to 0.1)	5.1
HIV/AIDS - Multidrug-resistant Tuberculosis without extensi	0 (0 to 0)	0 (0 to 0)	0.1 (0 to 0.1)	0.1 (0 to 0.1)	0.1 (0 to 0.1)	0.1 (0 to 0.1)	0.1 (0 to 0.1)	0.1 (0 to 0.1)	0.1 (0 to 0.1)	0.1 (0 to 0.1)	0.1 (0 to 0.1)	0.1 (0 to 0.1)	0.1 (0 to 0.1)	0.1 (0 to 0.1)	0.1 (0 to 0.1)	0.1 (0 to 0.1)	0.1 (0 to 0.1)	0.1 (0 to 0.1)	0.1 (0 to 0.1)	0.1 (0 to 0.1)	0.1 (0 to 0.1)	0 (0 to 0.1)	1.6
HIV/AIDS - Extensively drug-resistant Tuberculosis	0 (0 to 0)	0 (0 to 0)	0 (0 to 0)	0 (0 to 0)	0 (0 to 0)	0 (0 to 0)	0 (0 to 0)	0 (0 to 0)	0 (0 to 0)	0.2 (0.1 to 0.3)	0.3 (0.2 to 0.4)	0.2 (0.1 to 0.3)	0.2 (0.1 to 0.3)	0.2 (0.1 to 0.3)	0.1 (0.1 to 0.2)	0.1 (0.1 to 0.2)	0.1 (0.1 to 0.2)	0.1 (0.1 to 0.2)	0.1 (0.1 to 0.2)	0.1 (0.1 to 0.1)	0.1 (0.1 to 0.1)	0 (0 to 0.1)	1.6
HIV/AIDS resulting in other diseases	0 (0 to 0)	0 (0 to 0)	39.7 (34.3 to 45.7)	33.1 (28.3 to 37.3)	1.7 (1.5 to 1.9)	1.6 (1.4 to 1.8)	9.4 (8.1 to 10.7)	44.4 (37.5 to 51.3)	0.1 (0.1 to 0.2)	0.2 (0.1 to 0.3)	0.1 (0.1 to 0.2)	0.2 (0.1 to 0.3)	0.1 (0.1 to 0.2)	0.2 (0.1 to 0.3)	0.1 (0.1 to 0.2)	0.1 (0.1 to 0.2)	0.1 (0.1 to 0.2)	0.1 (0.1 to 0.2)	0.1 (0.1 to 0.2)	0.1 (0.1 to 0.1)	0.1 (0.1 to 0.1)	0 (0 to 0.1)	0.6
Sexually transmitted infections excluding HIV	3.4 (2.9 to 3.9)	1.8 (1.6 to 2.1)	2.3 (2.1 to 2.6)	0.3 (0.3 to 0.4)	0.1 (0.1 to 0.2)	0.1 (0.1 to 0.2)	11.7 (9.8 to 13.8)	19.2 (16.1 to 22.6)	31 (26.1 to 36.5)	23.2 (19.4 to 27.3)	18.1 (15.1 to 21.3)	6.2 (5.2 to 7.3)	4.1 (3.4 to 4.8)	2.9 (2.4 to 3.4)	2.4 (2.0 to 2.8)	2.1 (1.8 to 2.5)	1.8 (1.5 to 2.1)	1.5 (1.2 to 1.8)	1.2 (1.0 to 1.5)	0.9 (0.7 to 1.1)	0.6 (0.5 to 0.8)	0.3 (0.2 to 0.4)	1.8
Syphilis	2.4 (2.0 to 3.1)	1.3 (0.9 to 2.1)	2.2 (0.8 to 4)	0.2 (0.1 to 0.7)	0.1 (0.1 to 0.2)	0.1 (0.1 to 0.2)	0.2 (0.1 to 0.6)	0.2 (0.1 to 0.6)	0.2 (0.1 to 0.6)	0.2 (0.1 to 0.6)	0.2 (0.1 to 0.6)	0.2 (0.1 to 0.6)	0.2 (0.1 to 0.6)	0.2 (0.1 to 0.6)	0.2 (0.1 to 0.6)	0.2 (0.1 to 0.6)	0.2 (0.1 to 0.6)	0.2 (0.1 to 0.6)	0.2 (0.1 to 0.6)	0.2 (0.1 to 0.6)	0.2 (0.1 to 0.6)	0.2 (0.1 to 0.5)	701
Chlamydial infection	0 (0 to 0)	0 (0 to 0)	0 (0 to 0)	0 (0 to 0)	0 (0 to 0)	0 (0 to 0)	4 (3.5 to 4.9)	7.5 (6.3 to 9.1)	4 (3.4 to 4.9)	2.6 (2.2 to 3.2)	1.6 (1.3 to 2)	0.6 (0.5 to 0.8)	0.3 (0.2 to 0.4)	0.2 (0.1 to 0.3)	0.1 (0.1 to 0.2)	0.1 (0.1 to 0.2)	0.1 (0.1 to 0.2)	0.1 (0.1 to 0.2)	0.1 (0.1 to 0.2)	0.1 (0.1 to 0.2)	0.1 (0.1 to 0.2)	0.1 (0.1 to 0.2)	50.8
Gonococcal infection	0 (0 to 0)	0 (0 to 0)	0 (0 to 0)	0 (0 to 0)	0 (0 to 0)	0 (0 to 0)	1.4 (1.1 to 1.8)	2.9 (2.3 to 3.7)	2.1 (1.6 to 2.8)	1.2 (0.9 to 1.6)	0.6 (0.5 to 0.8)	0.2 (0.2 to 0.3)	0.1 (0.1 to 0.2)	0.1 (0.1 to 0.1)	0.1 (0.1 to 0.1)	0.1 (0.1 to 0.1)	0.1 (0.1 to 0.1)	0.1 (0.1 to 0.1)	0.1 (0.1 to 0.1)	0.1 (0.1 to 0.1)	0.1 (0.1 to 0.1)	0.1 (0.1 to 0.1)	56
Trichomoniasis	0 (0 to 0)	0 (0 to 0)	0 (0 to 0)	0 (0 to 0)	0 (0 to 0)	0 (0 to 0)	0.1 (0 to 0.1)	0.1 (0 to 0.1)	0.1 (0 to 0.1)	0.1 (0 to 0.1)	0.1 (0 to 0.1)	0.1 (0 to 0.1)	0.1 (0 to 0.1)	0.1 (0 to 0.1)	0.1 (0 to 0.1)	0.1 (0 to 0.1)	0.1 (0 to 0.1)	0.1 (0 to 0.1)	0.1 (0 to 0.1)	0.1 (0 to 0.1)	0.1 (0 to 0.1)	0.1 (0 to 0.1)	0.1
Genital herpes	0 (0 to 0)	0 (0 to 0)	0 (0 to 0)	0 (0 to 0)	0 (0 to 0)	0 (0 to 0)	0.6 (0.4 to 0.8)	1.4 (1.1 to 1.8)	2.6 (2.1 to 3.3)	1.7 (1.3 to 2.2)	1.2 (0.9 to 1.5)	0.6 (0.5 to 0.8)	0.4 (0.3 to 0.5)	0.3 (0.2 to 0.4)	0.2 (0.2 to 0.3)	0.2 (0.1 to 0.2)	0.1 (0.1 to 0.2)	0.1 (0.1 to 0.2)	0.1 (0.1 to 0.2)	0.1 (0.1 to 0.1)	0.1 (0.1 to 0.1)	0 (0 to 0.1)	12.8
Other sexually transmitted infections	0 (0 to 0)	0 (0 to 0)	0 (0 to 0)	0 (0 to 0)	0 (0 to 0)	0 (0 to 0)	0.6 (0.4 to 0.8)	2.1 (1.7 to 2.7)	3.9 (3 to 4.9)	2.6 (2.1 to 3.2)	1.9 (1.5 to 2.4)	1.1 (0.9 to 1.4)	0.7 (0.6 to 0.9)	0.5 (0.4 to 0.6)	0.4 (0.3 to 0.5)	0.3 (0.3 to 0.4)	0.3 (0.2 to 0.3)	0.2 (0.2 to 0.3)	0.2 (0.1 to 0.2)	0.1 (0.1 to 0.2)	0.1 (0.1 to 0.1)	0 (0 to 0.1)	196
Respiratory infections and tuberculosis	483.3 (398.8 to 564.8)	606 (497.3 to 710)	1,060 (861.1 to 1,240)	1,060 (871 to 1,220)	1,020 (827 to 1,200)	1,020 (827 to 1,200)	1,020 (827 to 1,200)	1,020 (827 to 1,200)	1,020 (827 to 1,200)	1,020 (827 to 1,200)	1,020 (827 to 1,200)	1,020 (827 to 1,200)	1,020 (827 to 1,200)	1,020 (827 to 1,200)	1,020 (827 to 1,200)	1,020 (827 to 1,200)	1,020 (827 to 1,200)	1,020 (827 to 1,200)	1,020 (827 to 1,200)	1,020 (827 to 1,200)	1,020 (827 to 1,200)	1,020 (827 to 1,200)	29,900
Tuberculosis	0.2 (0.2 to 0.3)	0.1 (0.1 to 0.2)	0.2 (0.2 to 4)	0.2 (0.1 to 2.5)	0.1 (0.1 to 0.2)	0.1 (0.1 to 0.2)	0.1 (0.1 to 0.2)	0.1 (0.1 to 0.2)	0.1 (0.1 to 0.2)	0.1 (0.1 to 0.2)	0.1 (0.1 to 0.2)	0.1 (0.1 to 0.2)	0.1 (0.1 to 0.2)	0.1 (0.1 to 0.2)	0.1 (0.1 to 0.2)	0.1 (0.1 to 0.2)	0.1 (0.1 to 0.2)	0.1 (0.1 to 0.2)	0.1 (0.1 to 0.2)	0.1 (0.1 to 0.2)	0.1 (0.1 to 0.2)	0.1 (0.1 to 0.2)	547
Latent tuberculosis infection	0 (0 to 0)	0 (0 to 0)	0 (0 to 0)	0 (0 to 0)	0 (0 to 0)	0 (0 to 0)	0 (0 to 0)	0 (0 to 0)	0 (0 to 0)	0 (0 to 0)	0 (0 to 0)	0 (0 to 0)	0 (0 to 0)	0 (0 to 0)	0 (0 to 0)	0 (0 to 0)	0 (0 to 0)	0 (0 to 0)	0 (0 to 0)	0 (0 to 0)	0 (0 to 0)	0 (0 to 0)	0 (0 to 0)	0
Drug-susceptible tuberculosis	0.2 (0.2 to 0.3)	0.1 (0.1 to 0.2)	0.2 (0.2 to 4)	0.2 (0.1 to 2.5)	0.1 (0.1 to 0.2)	0.1 (0.1 to 0.2)	0.1 (0.1 to 0.2)	0.1 (0.1 to 0.2)	0.1 (0.1 to 0.2)	0.1 (0.1 to 0.2)	0.1 (0.1 to 0.2)	0.1 (0.1 to 0.2)	0.1 (0.1 to 0.2)	0.1 (0.1 to 0.2)	0.1 (0.1 to 0.2)	0.1 (0.1 to 0.2)	0.1 (0.1 to 0.2)	0.1 (0.1 to 0.2)	0.1 (0.1 to 0.2)	0.1 (0.1 to 0.2)	0.1 (0.1 to 0.2)	0.1 (0.1 to 0.2)	539
Multidrug-resistant tuberculosis without extensive drug-re	0 (0 to 0)	0 (0 to 0)	0 (0 to 0.3)	0 (0 to 0.1)	0 (0 to 0.2)	0 (0 to 0.2)	0 (0 to 0.2)	0 (0 to 0.2)	0 (0 to 0.2)	0 (0 to 0.2)	0 (0 to 0.2)	0 (0 to 0.2)	0 (0 to 0.2)	0 (0 to 0.2)	0 (0 to 0.2)	0 (0 to 0.2)	0 (0 to 0.2)	0 (0 to 0.2)	0 (0 to 0.2)	0 (0 to 0.2)	0 (0 to 0.2)	0 (0 to 0.2)	0 (0 to 0.2)	14.2
Extensively drug-resistant tuberculosis	0 (0 to 0)	0 (0 to 0)	0 (0 to 0.1)	0 (0 to 0)	0 (0 to 0)	0 (0 to 0)	0 (0 to 0)	0 (0 to 0)	0 (0 to 0)	0 (0 to 0)	0 (0 to 0)	0 (0 to 0)	0 (0 to 0)	0 (0 to 0)	0 (0 to 0)	0 (0 to 0)	0 (0 to 0)	0 (0 to 0)	0 (0 to 0)	0 (0 to 0)	0 (0 to 0)	0 (0 to 0)	0 (0 to 0)	3.7
Lower respiratory infections	39.3 (27.1 to 52.6)	60 (39.7 to 80.6)	199 (129.1 to 268)	329 (208.2 to 440)	241 (88.4 to 327)	112 (72.2 to 150)	119 (77.1 to 159)	233 (150.1 to 312)	227 (146.3 to 305)	198 (127.6 to 266)	167 (107.6 to 224)	179 (115.3 to 240)	207 (133.4 to 278)	279 (179.8 to 375)	1,020 (657.2 to 1,370)	1,310 (844.1 to 1,760)	1,500 (966.7 to 2,020)	1,740 (1,120 to 2,340)	1,720 (1,110 to 2,310)	1,490 (960.1 to 2,000)	1,270 (818.1 to 1,710)	713 (459.2 to 958)	20,600
Upper respiratory infections	419 (316.1 to 516)	539 (401.1 to 681)	861 (639.1 to 1,070)	418 (228.1 to 679)	279 (257.1 to 292)	339 (260.9 to 443)	350 (183.1 to 535)	339 (187.1 to 502)	339 (186.9 to 501)	347 (187.1 to 515)	338 (177.1 to 501)	347 (186.1 to 515)	338 (177.1 to 501)	347 (186.1 to 515)	338 (177.1 to 501)	347 (186.1 to 515)	338 (177.1 to 501)	347 (186.1 to 515)	338 (177.1 to 501)	347 (186.1 to 515)	338 (177.1 to 501)	347 (186.1 to 515)	6,840
Otitis media	0 (0 to 0)	0.9 (0.2 to 1.3)	19.7 (5.9 to 38)	33 (10.3 to 64)	58.9 (20.6 to 101)	67.7 (23.6 to 116)	42.6 (15.1 to 72)	22.5 (7.9 to 38)	11.6 (4.1 to 19)	6.4 (2.3 to 10)	3.6 (1.3 to 5.8)	2.2 (0.8 to 3.5)	1.4 (0.5 to 2.2)	1 (0.4 to 1.6)	0.8 (0.3 to 1.2)	0.6 (0.2 to 0.9)	0.4 (0.2 to 0.7)	0.3 (0.1 to 0.5)	0.2 (0.1 to 0.4)	0.2 (0.1 to 0.3)	0.1 (0.1 to 0.2)	0.1 (0.1 to 0.2)	784
Enteric infections	9.6 (4.6 to 30.1)	13.4 (6.4 to 39.4)	39 (17.8 to 210)	238 (122 to 539)	238 (109 to 367)	238 (109 to 367)	238 (109 to 367)	238 (109 to 367)	238 (109 to 367)	238 (109 to 367)	238 (109 to 367)	238 (109 to 367)	238 (109 to 367)	238 (109 to 367)	238 (109 to 367)	238 (109 to 367)	238 (109 to 367)	238 (109 to 367)	238 (109 to 367)	238 (109 to 367)	238 (109 to 367)	238 (109 to 367)	6,490
Malaria	0 (0 to 0)	0 (0 to 0)	0 (0 to 0)	0 (0 to 0)	0 (0 to 0)	0 (0 to 0)	0 (0 to 0)	0 (0 to 0)	0 (0 to 0)	0 (0 to 0)	0 (0 to 0)	0 (0 to 0)	0 (0 to 0)	0 (0 to 0)	0 (0 to 0)	0 (0 to 0)	0 (0 to 0)	0 (0 to 0)	0 (0 to 0)	0 (0 to 0)	0 (0 to 0)	0 (0 to 0)	0 (0 to 0)	0
Chagas disease	0 (0 to 0)	0 (0 to 0)	0 (0 to 0)	0 (0 to 0)	0 (0 to 0)	0 (0 to 0)	0 (0 to 0.1)	0 (0 to 0.1)	0 (0 to 0.1)	0.4 (0.2 to 0.6)	0.4 (0.2 to 0.6)	0.4 (0.2 to 0.6)	0.4 (0.2 to 0.6)	0.4 (0.2 to 0.6)	0.4 (0.2 to 0.6)	0.4 (0.2 to 0.6)	0.4 (0.2 to 0.6)	0.4 (0.2 to 0.6)	0.3 (0.2 to 0.5)	0.3 (0.2 to 0.4)	0.2 (0.2 to 0.3)	0.1 (0.1 to 0.2)	6.6
Leishmaniasis	0 (0 to 0)	0 (0 to 0)	0 (0 to 0)	0 (0 to 0)	0 (0 to 0)	0 (0 to 0)	0 (0 to 0)	0 (0 to 0)	0 (0 to 0)	0 (0 to 0)	0 (0 to 0)	0 (0 to 0)	0 (0 to 0)	0 (0 to 0)	0 (0 to 0)	0 (0 to 0)	0 (0 to 0)	0 (0 to 0)	0 (0 to 0)	0 (0 to 0)	0 (0 to 0)	0 (0 to 0)	0 (0 to 0)	0
Visceral leishmaniasis	0 (0 to 0)	0 (0 to 0)	0 (0 to 0)	0 (0 to 0)	0 (0 to 0)	0 (0 to 0)	0 (0 to 0)	0 (0 to 0)	0 (0 to 0)	0 (0 to 0)	0 (0 to 0)	0 (0 to 0)	0 (0 to 0)	0 (0 to 0)	0 (0 to 0)	0 (0 to 0)	0 (0 to 0)	0 (0 to 0)	0 (0 to 0)	0 (0 to 0)	0 (0 to 0)	0 (0 to 0)	0 (0 to 0)	0
Cutaneous and mucocutaneous leishmaniasis	0 (0 to 0)	0 (0 to 0)	0 (0 to 0)	0 (0 to 0)	0 (0 to 0)	0 (0 to 0)	0 (0 to 0)	0 (0 to 0)	0 (0 to 0)	0 (0 to 0)	0 (0 to 0)	0 (0 to 0)	0 (0 to 0)	0 (0 to 0)	0 (0 to 0)	0 (0 to 0)	0 (0 to 0)	0 (0 to 0)	0 (0 to 0)	0 (0 to 0)	0 (0 to 0)	0 (0 to 0)	0 (0 to 0)	0
African trypanosomiasis	0 (0 to 0)	0 (0 to 0)	0 (0 to 0)	0 (0 to 0)	0 (0 to 0)	0 (0 to 0)	0 (0 to 0)	0 (0 to 0)	0 (0 to 0)	0 (0 to 0)	0 (0 to 0)	0 (0 to 0)	0 (0 to 0)	0 (0 to 0)	0 (0 to 0)	0 (0 to 0)	0 (0 to 0)	0 (0 to 0)	0 (0 to 0)	0 (0 to 0)	0 (0 to 0)	0 (0 to 0)	0 (0 to 0)	0
Schistosomiasis	0 (0 to 0)	0 (0 to 0)	0 (0 to 0)	0 (0 to 0)	0 (0 to 0)	0 (0 to 0)	0 (0 to 0)	0 (0 to 0)	0 (0 to 0)	0 (0 to 0)	0 (0 to 0)	0 (0 to 0)	0 (0 to 0)	0 (0 to 0)	0 (0 to 0)	0 (0 to 0)	0 (0 to 0)	0 (0 to 0)	0 (0 to 0)	0 (0 to 0)	0 (0 to 0)	0 (0 to 0)	0 (0 to 0)	0
Cysticercosis	0 (0 to 0)	0 (0 to 0)	0 (0 to 0)	0 (0 to 0.1)	0 (0 to 0.1)	0 (0 to 0.1)	0 (0 to 0.1)	0 (0 to 0.1)	0 (0 to 0.1)	0 (0 to 0.1)	0 (0 to 0.1)	0 (0 to 0.1)	0 (0 to 0.1)	0 (0 to 0.1)	0 (0 to 0.1)	0 (0 to 0.1)	0 (0 to 0.1)	0 (0 to 0.1)	0 (0 to 0.1)	0 (0 to 0.1)	0 (0 to 0.1)	0 (0 to 0.1)	0 (0 to 0.1)	2.6
Cystic echinococcosis	0 (0 to 0)	0 (0 to 0)	0 (0 to 0.1)	0 (0 to 0.1)	0 (0 to 0.1)	0 (0 to 0.1)	0 (0 to 0.1)	0 (0 to 0.1)	0 (0 to 0.1)	0 (0 to 0.1)	0 (0 to 0.1)	0 (0 to 0.1)	0 (0 to 0.1)	0 (0 to 0.1)	0 (0 to 0.1)	0 (0 to 0.1)	0 (0 to 0.1)	0 (0 to 0.1)	0 (0 to 0.1)	0 (0 to 0.1)	0 (0 to 0.1)	0 (0 to 0.1)	0 (0 to 0.1)	2.9
Lymphatic filariasis	0 (0 to 0)	0 (0 to 0)	0 (0 to 0)	0 (0 to 0)	0 (0 to 0)	0 (0 to 0)	0 (0 to 0)	0 (0 to 0)	0 (0 to 0)	0 (0 to 0)	0 (0 to 0)	0 (0 to 0)	0 (0 to 0)	0 (0 to 0)	0 (0 to 0)	0 (0 to 0)	0 (0 to 0)	0 (0 to 0)	0 (0 to 0)	0 (0 to 0)	0 (0 to 0)	0 (0 to 0)	0 (0 to 0)	0
Onchocerciasis	0 (0 to 0)	0 (0 to 0)	0 (0 to 0)	0 (0 to 0)	0 (0 to 0)	0 (0 to 0)	0 (0 to 0)	0 (0 to 0)	0 (0 to 0)	0 (0 to 0)	0 (0 to 0)	0 (0 to 0)	0 (0 to 0)	0 (0 to 0)	0 (0 to 0)	0 (0 to 0)	0 (0 to 0)	0 (0 to 0)	0 (0 to 0)	0 (0 to 0)	0 (0 to 0)	0 (0 to 0)	0 (0 to 0)	0
Trachoma	0 (0 to 0)	0 (0 to 0)	0 (0 to 0)	0 (0 to 0)	0 (0 to 0)	0 (0 to 0)	0 (0 to 0)	0 (0 to 0)	0 (0 to 0)	0 (0 to 0)	0 (0 to 0)	0 (0 to 0)	0 (0 to 0)	0 (0 to 0)	0 (0 to 0)	0 (0 to 0)	0 (0 to 0)	0 (0 to 0)	0 (0 to 0)	0 (0 to 0)	0 (0 to 0)	0 (0 to 0)	0 (0 to 0)	0
Dengue	0 (0 to 0)	0 (0 to 0)	0 (0 to 0)	0 (0 to 0)	0 (0 to 0)	0 (0 to 0)	0 (0 to 0)	0 (0 to 0)	0 (0 to 0)	0 (0 to 0)	0 (0 to 0)	0 (0 to 0)	0 (0 to 0)	0 (0 to 0)	0 (0 to 0)	0 (0 to 0)	0 (0 to 0)	0 (0 to 0)	0 (0 to 0)	0 (0 to 0)	0 (0 to 0)	0 (0 to 0)	0 (0 to 0)	0
Yellow fever	0 (0 to 0)	0 (0 to 0)	0 (0 to 0)	0 (0 to 0)	0 (0 to 0)	0 (0 to 0)	0 (0 to 0)	0 (0 to 0)	0 (0 to 0)	0 (0 to 0)	0 (0 to 0)	0 (0 to 0)	0 (0 to 0)	0 (0 to 0)	0 (0 to 0)	0 (0 to 0)	0 (0 to 0)	0 (0 to 0)	0 (0 to 0)	0 (0 to 0)	0 (0 to 0)	0 (0 to 0)	0 (0 to 0)	0
Rabies	0 (0 to 0)	0 (0 to 0)	0.4 (0.2 to 1)	0.4 (0.1 to 0.9)	0.2 (0.1 to 0.4)	0.2 (0.1 to 0.4)	0.2 (0.1 to 0.4)	0.2 (0.1 to 0.4)	0.2 (0.1 to 0.4)	0.2 (0.1 to 0.4)	0.2 (0.1 to 0.4)	0.2 (0.1 to 0.4)	0.2 (0.1 to 0.4)	0.2 (0.1 to 0.4)	0.2 (0.1 to 0.4)	0.2 (0.1 to 0.4)	0.2 (0.1 to 0.4)	0.2 (0.1 to 0.4)	0.2 (0.1 to 0.4)	0.2 (0.1 to 0.4)	0.2 (0.1 to 0.4)	0.2 (0.1 to 0.4)	2.2
Intestinal nematode infections	0 (0 to 0)	0 (0 to 0)	0 (0 to 0)	0 (0 to 0)	0 (0 to 0)	0 (0 to 0)	0 (0 to 0)	0 (0 to 0)	0 (0 to 0)	0 (0 to 0)	0 (0 to 0)	0 (0 to 0)	0 (0 to 0)	0 (0 to 0)	0 (0 to 0)	0 (0 to 0)	0 (0 to 0)	0 (0 to 0)	0 (0 to 0)	0 (0 to 0)	0 (0 to 0)	0 (0 to 0)	0 (0 to 0)	0
Ascariasis	0 (0 to 0)	0 (0 to 0)	0 (0 to 0)	0 (0 to 0)	0 (0 to 0)	0 (0 to 0)	0 (0 to 0)	0 (0 to 0)	0 (0 to 0)	0 (0 to 0)	0 (0 to 0)	0 (0 to 0)	0 (0 to 0)	0 (0 to 0)	0 (0 to 0)	0 (0 to 0)	0 (0 to 0)	0 (0 to 0)	0 (0 to 0)	0 (0 to 0)	0 (0 to 0)	0 (0 to 0)	0 (0 to 0)	0
Trichuriasis	0 (0 to 0)	0 (0 to 0)	0 (0 to 0)	0 (0 to 0)	0 (0 to 0)	0 (0 to 0)	0 (0 to 0)	0 (0 to 0)	0 (0 to 0)	0 (0 to 0)	0 (0 to 0)	0 (0 to 0)	0 (0 to 0)	0 (0 to 0)	0 (0 to 0)	0 (0 to 0)	0 (0 to 0)	0 (0 to 0)	0 (0 to 0)	0 (0 to 0)	0 (0 to 0)	0 (0 to 0)	0 (0 to 0)	0
Hookworm disease	0 (0 to 0)	0 (0 to 0)	0 (0 to 0)	0 (0 to 0)	0 (0 to 0)	0 (0 to 0)	0 (0 to 0)	0 (0 to 0)	0 (0 to 0)	0 (0 to 0)	0 (0 to 0)	0 (0 to 0)	0 (0 to 0)	0 (0 to 0)	0 (0 to 0)	0 (0 to 0)	0 (0 to 0)	0 (0 to 0)	0 (0 to 0)	0 (0 to 0)	0 (0 to 0)	0 (0 to 0)	0 (0 to 0)	0
Food-borne trematodiases	0 (0 to 0)	0 (0 to 0)	0 (0 to 0)	0 (0 to 0)	0 (0 to 0)	0 (0 to 0)	0 (0 to 0)	0 (0 to 0)	0 (0 to 0)	0 (0 to 0)	0 (0 to 0)	0 (0 to 0)	0 (0 to 0)	0 (0 to 0)	0 (0 to 0)	0 (0 to 0)	0 (0 to 0)	0 (0 to 0)	0 (0 to 0)	0 (0 to 0)	0 (0 to 0)	0 (0 to 0)	0 (0 to 0)	0
Leprosy	0 (0 to 0)	0 (0 to 0)	0 (0 to 0)	0 (0 to 0)	0 (0 to 0)	0 (0 to 0)	0 (0 to 0)	0 (0 to 0)	0 (0 to 0)	0 (0 to 0)	0 (0 to 0)	0 (0 to 0)	0 (0 to 0)	0 (0 to 0)	0 (0 to 0)	0 (0 to 0)	0 (0 to 0)	0 (0 to 0)	0 (0 to 0)	0 (0 to 0)	0 (0 to 0)	0 (0 to 0)	0 (0 to 0)	0
Measles	0 (0 to 0)	0 (0 to 0)	0 (0 to 0)	0 (0 to 0)	0 (0 to 0)	0 (0 to 0)	0 (0 to 0)	0 (0 to 0)	0 (0 to 0)	0 (0 to 0)	0 (0 to 0)	0 (0 to 0)	0 (0 to 0)	0 (0 to 0)	0 (0 to 0)	0 (0 to 0)	0 (0 to 0)	0 (0 to 0)	0 (0 to 0)	0 (0 to 0)	0 (0 to 0)	0 (0 to 0)	0 (0 to 0)	0
Varicella and herpes zoster	0 (0 to 1.3)	0 (0 to 0.9)	0.7 (0.3 to 1.7)	0.9 (0.4 to 2.2)	0.3 (0.1 to 0.8)	0.3 (0.1 to 0.8)	0.3 (0.1 to 0.8)	0.3 (0.1 to 0.8)	0.3 (0.1 to 0.8)	0.3 (0.1 to 0.8)	0.3 (0.1 to 0.8)	0.3 (0.1 to 0.8)	0.3 (0.1 to 0.8)	0.3 (0.1 to 0.8)	0.3 (0.1 to 0.8)	0.3 (0.1 to 0.8)	0.3 (0.1 to 0.8)	0.3 (0.1 to 0.8)	0.3 (0.1 to 0.8)	0.3 (0.1 to 0.8)	0.3 (0.1 to 0.8)	0.3 (0.1 to 0.8)	8.6
Acute hepatitis	2.6 (1.9 to 3.4)	1.4 (0.9 to 1.9)	2.1 (1.1 to 3.2)	1.8 (0.9 to 2.8)	1.2 (0.6 to 1.8)	1.2 (0.6 to 1.8)	12.1 (6.3 to 18.6)	11.3 (5.9 to 17.4)	11.2 (5.9 to 17.2)	11.4 (6 to 17.5)	11.1 (5.8 to 17.1)	9.6 (5 to 14.8)	9.6 (5 to 14.8)	9.6 (5 to 14.8)	9.6 (5 to 14.8)	9.6 (5 to 14.8)	7.7 (4 to 11.9)	5.1 (2.7 to 7.9)	3.2 (1.6 to 5.3)	1.8 (0.9 to 3)	0.9 (0.5 to 1.5)	0.3 (0.2 to 0.5)	139
Acute hepatitis A	0 (0 to 0)



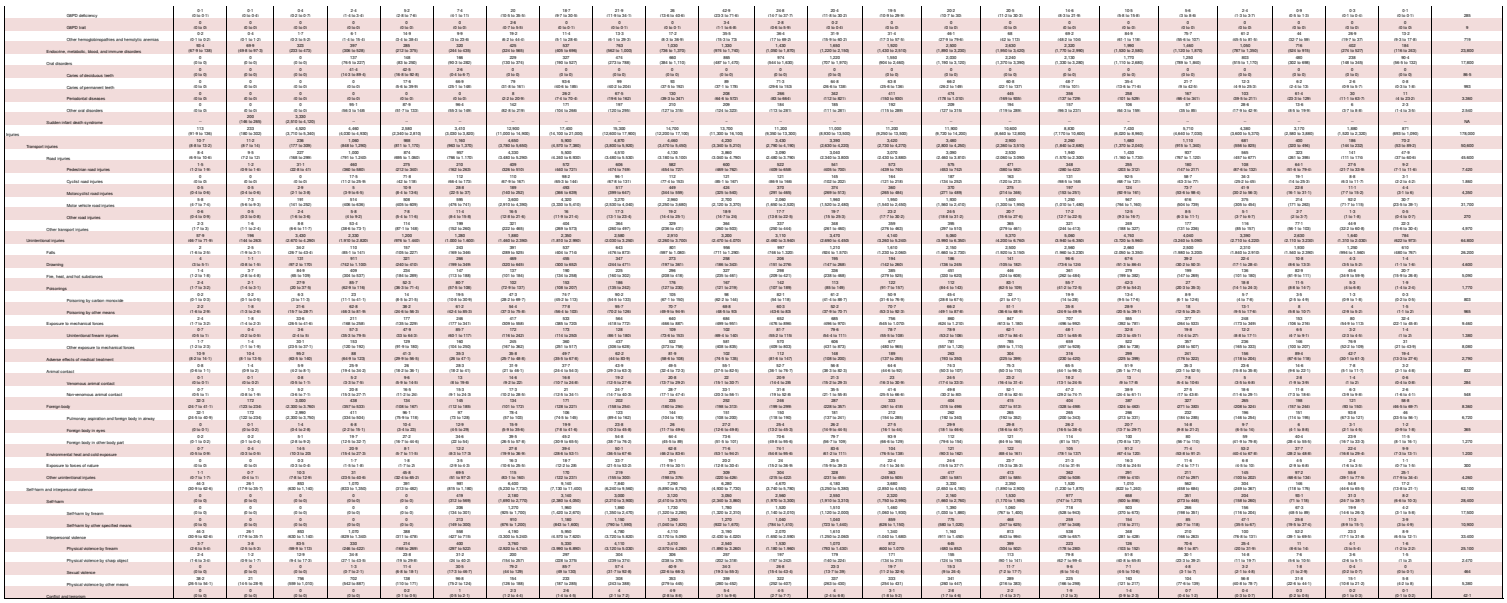

SR Table 2c. Maine DALYS by cause and age across for both sexes with 95% uncertainty Intervals, 2019

Cause	Early Neonatal	Late Neonatal	Post-Neonatal	1 to 4	5 to 9	10 to 14	15 to 19	20 to 24	25 to 29	30 to 34	35 to 39	40 to 44	45 to 49	50 to 54	55 to 59	60 to 64	65 to 69	70 to 74	75 to 79	80 to 84	85 to 89	90 to 94	95 plus	Total
All causes	3,640 (2,770 to 4,799)	696 (720 to 1,000)	2,180 (1,990 to 2,490)	2,170 (1,700 to 2,710)	2,860 (2,260 to 3,760)	3,790 (3,060 to 4,640)	5,600 (4,600 to 7,000)	7,600 (6,110 to 9,660)	7,450 (5,630 to 10,300)	8,150 (6,170 to 10,900)	9,700 (7,530 to 12,900)	10,200 (7,630 to 13,700)	11,200 (8,460 to 15,000)	12,400 (9,270 to 16,800)	14,400 (10,800 to 19,200)	16,600 (12,200 to 22,400)	18,600 (13,600 to 25,000)	20,600 (14,900 to 27,900)	22,600 (16,000 to 30,600)	24,600 (16,900 to 33,400)	26,100 (17,200 to 35,800)	27,400 (17,400 to 38,200)	9,980 (6,180 to 14,800)	327,000
Communicable, maternal, neonatal, and nutritional diseases	2,710 (2,060 to 3,570)	471 (385 to 574)	497 (375 to 649)	442 (320 to 573)	498 (370 to 661)	429 (311 to 578)	478 (354 to 662)	469 (341 to 658)	567 (407 to 795)	620 (451 to 861)	661 (503 to 926)	624 (462 to 880)	677 (501 to 956)	756 (557 to 1,060)	882 (646 to 1,240)	1,060 (781 to 1,480)	1,160 (821 to 1,640)	1,160 (821 to 1,660)	1,160 (806 to 1,680)	1,260 (784 to 1,760)	1,170 (721 to 1,760)	1,060 (623 to 1,720)	361 (222 to 629)	19,000
HIV/AIDS and sexually transmitted infections	0.0 (0.0 to 0.0)	0.1 (0.1 to 0.2)	1.6 (1.6 to 3.2)	1.4 (1.0 to 1.9)	0.6 (0.6 to 1)	1.7 (1.4 to 2.1)	3.6 (3.0 to 4.5)	6.8 (5.7 to 8.2)	9.7 (8.1 to 11.8)	12.4 (10.3 to 15.1)	15.1 (12.5 to 18.4)	17.3 (14.3 to 21.1)	19.2 (15.8 to 23.4)	21.0 (17.2 to 25.6)	22.6 (18.5 to 27.5)	23.9 (19.5 to 29.1)	24.9 (20.2 to 30.3)	25.6 (20.7 to 31.2)	26.1 (21.1 to 31.8)	26.4 (21.3 to 32.2)	26.5 (21.3 to 32.3)	26.4 (21.2 to 32.2)	26.1 (20.9 to 31.8)	677
HIV/AIDS	0 (0 to 0)	0 (0 to 0)	1.7 (1.6 to 3.4)	1.3 (1.0 to 1.9)	0.6 (0.6 to 1)	1 (0.8 to 1.3)	2.9 (2.4 to 3.6)	10.4 (8.7 to 12.6)	22.3 (18.6 to 27.1)	40.7 (33.9 to 49.5)	67.1 (55.9 to 81.6)	97 (80.9 to 118)	132 (110 to 161)	172 (143 to 209)	219 (182 to 266)	271 (225 to 329)	317 (263 to 385)	358 (297 to 435)	394 (327 to 479)	424 (352 to 516)	447 (372 to 544)	463 (385 to 563)	469 (389 to 570)	693
HIV/AIDS - Drug-susceptible Tuberculosis	0 (0 to 0)	0 (0 to 0)	0 (0 to 0.1)	0 (0 to 0)	0 (0 to 0)	0 (0 to 0)	0.1 (0 to 0.1)	0.2 (0.2 to 0.3)	0.4 (0.4 to 0.6)	0.7 (0.6 to 0.9)	1.1 (1 to 1.4)	1.6 (1.4 to 2)	2.2 (1.9 to 2.7)	2.8 (2.5 to 3.5)	3.6 (3.2 to 4.4)	4.4 (3.9 to 5.4)	5.2 (4.6 to 6.3)	5.8 (5.2 to 7)	6.4 (5.7 to 7.7)	6.9 (6.1 to 8.3)	7.2 (6.4 to 8.6)	7.5 (6.6 to 8.9)	7.6 (6.7 to 9)	134
HIV/AIDS - Multidrug-resistant Tuberculosis without extensive	0 (0 to 0)	0 (0 to 0)	0 (0 to 0)





SR Table 2c: Maryland DALYS by cause and age group for both sexes with 95% uncertainty intervals, 2019

Cause	Early Neonatal	Late Neonatal	Post Neonatal	1 to 4	5 to 9	10 to 14	15 to 19	20 to 24	25 to 29	30 to 34	35 to 39	40 to 44	45 to 49	50 to 54	55 to 59	60 to 64	65 to 69	70 to 74	75 to 79	80 to 84	85 to 89	90 to 94	95 plus	Total
All causes	29,000 (27,700 to 31,400)	9,170 (8,490 to 9,930)	12,300 (11,300 to 13,300)	10,800 (9,810 to 11,900)	14,600 (12,900 to 16,200)	24,000 (21,700 to 26,600)	48,500 (43,900 to 53,400)	71,900 (64,900 to 79,000)	97,900 (87,900 to 107,000)	90,900 (73,000 to 103,000)	94,900 (76,900 to 110,000)	99,200 (79,000 to 115,000)	114,000 (89,900 to 132,000)	135,000 (106,000 to 156,000)	160,000 (126,000 to 186,000)	206,000 (159,000 to 241,000)	260,000 (199,000 to 305,000)	316,000 (239,000 to 372,000)	374,000 (279,000 to 441,000)	414,000 (306,000 to 491,000)	440,000 (326,000 to 523,000)	450,000 (326,000 to 546,000)	2,350,000
Communicable, maternal, neonatal, and nutritional diseases	29,000 (26,600 to 31,400)	9,130 (8,460 to 9,880)	2,870 (2,280 to 3,550)	3,190 (2,690 to 4,100)	2,600 (2,150 to 3,220)	2,320 (1,890 to 3,000)	2,700 (2,260 to 3,710)	3,260 (2,610 to 4,270)	4,030 (3,170 to 5,620)	4,670 (3,720 to 6,520)	5,630 (4,550 to 7,940)	6,920 (5,600 to 9,720)	8,440 (6,830 to 11,700)	9,660 (7,810 to 13,200)	11,200 (9,070 to 15,200)	13,200 (10,600 to 17,800)	15,300 (12,300 to 20,500)	16,900 (13,500 to 22,500)	17,900 (14,200 to 23,600)	17,900 (14,200 to 23,600)	17,200 (13,600 to 22,600)	16,000 (12,600 to 21,000)	106,000
HIV/AIDS and sexually transmitted infections	0.9 (0.6 to 1.3)	64 (39 to 91)	37.4 (23.1 to 52.6)	25.4 (15.7 to 36.2)	10.4 (6.4 to 14.8)	24.2 (14.9 to 34.7)	75.1 (46.2 to 107)	294 (180 to 420)	766 (469 to 1,090)	1,170 (720 to 1,670)	1,490 (917 to 2,120)	1,660 (1,020 to 2,370)	1,960 (1,200 to 2,800)	2,130 (1,310 to 3,040)	2,190 (1,340 to 3,120)	2,240 (1,370 to 3,190)	2,220 (1,360 to 3,170)	2,060 (1,260 to 2,940)	1,840 (1,130 to 2,630)	1,540 (945 to 2,200)	1,220 (749 to 1,740)	1,010 (619 to 1,440)	13,200
HIV/AIDS	0 (0 to 0)	0 (0 to 0)	0.1 (0.0 to 0.2)	0.2 (0.1 to 0.3)	0.2 (0.1 to 0.3)	0.2 (0.1 to 0.3)	0.2 (0.1 to 0.3)	0.2 (0.1 to 0.3)	0.2 (0.1 to 0.3)	0.2 (0.1 to 0.3)	0.2 (0.1 to 0.3)	0.2 (0.1 to 0.3)	0.2 (0.1 to 0.3)	0.2 (0.1 to 0.3)	0.2 (0.1 to 0.3)	0.2 (0.1 to 0.3)	0.2 (0.1 to 0.3)	0.2 (0.1 to 0.3)	0.2 (0.1 to 0.3)	0.2 (0.1 to 0.3)	0.2 (0.1 to 0.3)	0.2 (0.1 to 0.3)	12,300
HIV/AIDS - Drug-susceptible Tuberculosis	0 (0 to 0)	0 (0 to 0)	0.6 (0.4 to 1.1)	0.9 (0.3 to 2.1)	0.3 (0.0 to 0.9)	0.3 (0.0 to 0.9)	0.3 (0.0 to 0.9)	0.3 (0.0 to 0.9)	0.3 (0.0 to 0.9)	0.3 (0.0 to 0.9)	0.3 (0.0 to 0.9)	0.3 (0.0 to 0.9)	0.3 (0.0 to 0.9)	0.3 (0.0 to 0.9)	0.3 (0.0 to 0.9)	0.3 (0.0 to 0.9)	0.3 (0.0 to 0.9)	0.3 (0.0 to 0.9)	0.3 (0.0 to 0.9)	0.3 (0.0 to 0.9)	0.3 (0.0 to 0.9)	0.3 (0.0 to 0.9)	130
HIV/AIDS - Multidrug-resistant Tuberculosis without extensi	0 (0 to 0)	0 (0 to 0)	0.1 (0.0 to 0.1)	0.1 (0.0 to 0.1)	0.1 (0.0 to 0.1

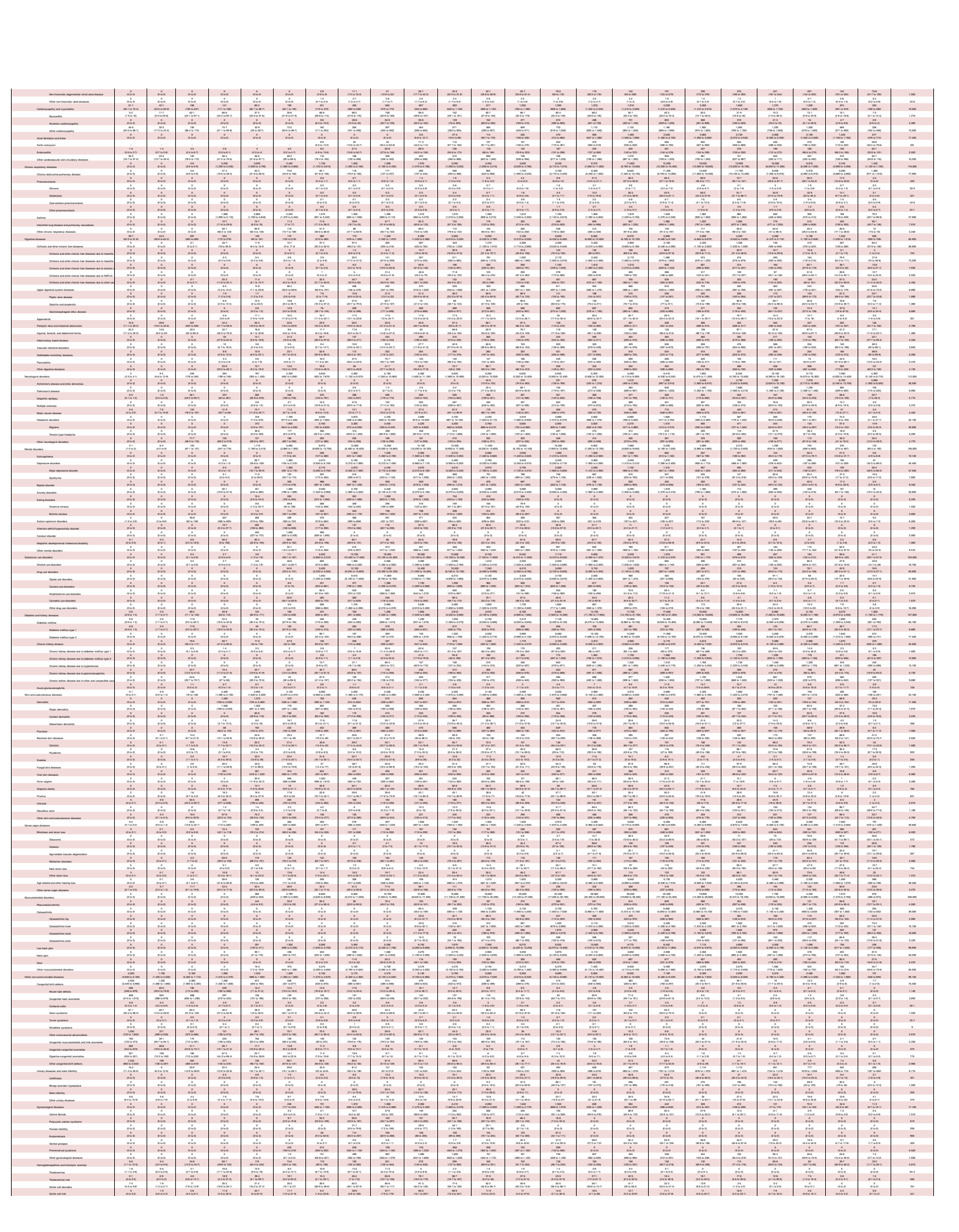

G6PD deficiency	0/1 (0/1 to 0/2)	0/1 (0 to 0/1)	0/3 (0/1 to 0/6)	1/6 (1 to 2/3)	3/8 (2/1 to 5/4)	6/2 (3 to 8)	13/3 (8/6 to 23/2)	19/6 (7/7 to 29/4)	17/7 (9/4 to 28/1)	18/4 (9/5 to 30)	17/6 (9/4 to 28/2)	22/5 (11/4 to 36/4)	19/3 (9/4 to 29/4)	14/8 (7/4 to 23/3)	19/3 (7/6 to 32/8)	16/3 (8/3 to 23/3)	11/7 (6/1 to 17/8)	9/7 (4/3 to 14/1)	6/3 (2/7 to 9)	2/3 (1/2 to 3/4)	0/6 (0/3 to 1/6)	0/3 (0/2 to 0/5)	0/1 (0 to 0/1)	208
G6PD test	0/3 (0 to 0/5)	0/1 (0 to 0/2)	0/3 (0 to 0/5)	0/5 (0 to 0)	0/3 (0 to 0/5)	0/1 (0 to 0/2)	0/2 (0/2 to 0/4)	0/1 (0 to 0/1)	0/1 (0 to 0/1)	0/1 (0 to 0/1)	0/1 (0 to 0/1)	0/1 (0 to 0/1)	0/1 (0 to 0/1)	0/1 (0 to 0/1)	0/1 (0 to 0)	0/1 (0 to 0)	0/1 (0 to 0)	0/1 (0 to 0)	0/1 (0 to 0)	0/1 (0 to 0)	0/1 (0 to 0)	0/1 (0 to 0)	0/1 (0 to 0)	0/1 (0 to 0)	7.6
Other hemoglobinopathies and hemolytic anemias	0/2 (0 / 0 to 1/2)	0/6 (0 / 0 to 1/4)	2 (0 / 0 to 4)	8/1 (1 / 1 to 22/8)	10/8 (3 / 2 to 22/3)	9/6 (3 / 2 to 18)	20/4 (5 / 4 to 53/4)	11/6 (4 / 3 to 32/1)	13/5 (5 / 3 to 32/1)	16 (7 / 3 to 38/1)	22/6 (9 / 5 to 51/1)	38/6 (16 / 8 to 90/3)	30/6 (14 / 6 to 71/1)	33 (16 / 6 to 85/4)	49/6 (23 / 9 to 91/1)	66/6 (37 / 14 / 139)	63 (41 / 12 / 139)	60 (39 / 9 to 112)	78/1 (56 / 9 to 112)	62/3 (45 / 6 to 85/4)	49 (37 / 5 to 64/4)	33/6 (26 / 1 to 46/4)	19/6 (15 / 1 to 21/4)	721
Endocrine, metabolic, blood, and immune disorders	1/66 (1/59 to 1/99)	87/8 (35/2 to 1/33)	332 (220 to 496)	407 (270 to 597)	326 (222 to 482)	218 (151 to 309)	460 (343 to 613)	617 (469 to 798)	609 (466 to 1,000)	1,116 (824 to 1,466)	1,410 (1,059 to 1,866)	1,960 (1,559 to 2,500)	1,960 (1,669 to 2,500)	2,010 (1,670 to 2,500)	3,388 (2,360 to 4,360)	3,000 (2,000 to 4,000)	2,980 (2,000 to 4,000)	2,980 (1,800 to 4,000)	1,478 (1,000 to 2,000)	667 (500 to 1,000)	664 (500 to 1,000)	660 (500 to 837)	326 (172 to 609)	29,700
Oral disorders	0 (0 to 0)	0 (0 to 0)	0 (0 to 0)	174 (96 / 0 to 597)	160 (102 to 455)	233 (147 to 470)	260 (164 to 508)	409 (243 to 1,020)	625 (397 to 1,620)	917 (587 to 1,963)	1,060 (671 to 2,370)	1,210 (816 to 2,450)	1,060 (816 to 2,450)	2,090 (1,150 to 3,630)	2,090 (1,150 to 3,990)	2,640 (1,450 to 4,740)	2,420 (1,450 to 4,740)	2,260 (1,450 to 3,770)	1,470 (950 to 2,350)	625 (500 to 1,370)	664 (500 to 1,000)	308 (172 to 609)	176 (70 to 170)	21,800
Caries of deciduous teeth	0 (0 to 0)	0 (0 to 0)	0 (0 to 0)	0 (1/66 to 1/16)	0 (21 to 1/16)	0 (0 to 1/16)	0 (0 to 1/16)	0 (0 to 1/16)	0 (0 to 1/16)	0 (0 to 1/16)	0 (0 to 1/16)	0 (0 to 1/16)	0 (0 to 1/16)	0 (0 to 1/16)	0 (0 to 1/16)	0 (0 to 1/16)	0 (0 to 1/16)	0 (0 to 1/16)	0 (0 to 1/16)	0 (0 to 1/16)	0 (0 to 1/16)	0 (0 to 1/16)	0 (0 to 1/16)	111
Caries of permanent teeth	0 (0 to 0)	0 (0 to 0)	0 (0 to 0)	0 (0 to 0)	28.7 (6 to 94)	61.7 (30 to 138)	100 (49.4 to 203)	135 (53 to 3,238)	235 (53/4 to 270)	134 (51/3 to 251)	134 (49 to 300)	178 (59.7 to 251)	96.7 (28 to 251)	92.6 (28.3 to 191)	94.6 (27.6 to 190)	89.1 (27/4 to 210)	89.1 (30 to 180)	89.1 (30.5 to 133)	89.1 (19.8 to 89.6)	89.1 (11.6 to 54.4)	89.1 (6 to 22.3)	89.1 (4 to 13.1)	3.6 (1 to 8)	1,330
Periodontal diseases	0 (0 to 0)	0 (0 to 0)	0 (0 to 0)	0 (0 to 0)	0 (0 to 0)	0 (0 to 0)	0 (0 to 31)	0 (0 to 31)	0 (0/1 to 31)	0 (0/1 to 31)	0 (0/1 to 31)	0 (0/1 to 31)	0 (0/1 to 31)	0 (0/1 to 31)	0 (0/1 to 31)	0 (0/1 to 31)	0 (0/1 to 31)	0 (0/1 to 31)	0 (0/1 to 31)	0 (0/1 to 31)	0 (0/1 to 31)	0 (0/1 to 31)	0 (0/1 to 31)	5,000
Other oral disorders	0 (0 to 0)	0 (0 to 0)	0 (0 to 0)	135 (72/4 to 396)	106 (62 to 186)	119 (69/4 to 196)	179 (107 to 272)	230 (126 to 539)	370 (193 to 833)	599 (372 to 1,030)	899 (572 to 1,530)	1,260 (764 to 2,020)	1,260 (764 to 2,020)	1,260 (770 to 1,940)	1,260 (764 to 4,020)	1,260 (761 to 367)	1,260 (727 to 3,020)	1,260 (686 to 2,230)	1,260 (67 / to 1/16)	1,260 (423 to 3,167)	1,260 (6 to 13/1)	1,260 (117 to 27/4)	1,260 (6 to 13/1)	3,470
Sudden infant death syndrome	– –	272 (262 to 282)	3,300 (2,000 to 4,270)	– –	– –	– –	– –	– –	– –	– –	– –	– –	– –	– –	– –	– –	– –	– –	– –	– –	– –	– –	– –	NA
Injuries	133 (107 to 162)	1,762 (1,600 to 1,920)	2,900 (2,500 to 3,310)	3,200 (2,800 to 3,600)	2,960 (1,700 to 3,600)	11,600 (10,000 to 13,000)	19,400 (16,000 to 22,100)	27,700 (24,000 to 30,900)	33,000 (30,000 to 37,000)	39,000 (34,000 to 43,000)	44,000 (39,000 to 49,000)	52,700 (47,000 to 58,100)	53,600 (47,000 to 60,000)	54,400 (47,000 to 61,200)	55,100 (47,000 to 62,200)	56,100 (47,000 to 63,100)	55,700 (46,000 to 63,000)	54,400 (45,000 to 62,000)	7,640 (6,000 to 9,000)	6,200 (5,000 to 7,400)	4,640 (3,800 to 5,500)	3,200 (2,600 to 3,740)	1,360 (1,200 to 1,660)	199,000
Transport injuries	12 (9/4 to 16/4)	67 (6/4 to 1/1)	122 (89 / 6 to 156)	264 (170 / 1 to 728)	1,200 (629 to 777)	1,200 (665 to 892)	3,000 (2,610 to 5,430)	4,800 (3,760 to 6,110)	4,200 (3,200 to 5,370)	3,200 (2,840 to 4,490)	2,600 (2,510 to 3,900)	2,600 (2,000 to 3,910)	2,600 (2,400 to 3,720)	2,600 (2,600 to 3,940)	2,600 (2,970 to 4,340)	2,600 (2,290 to 3,960)	2,600 (2,970 to 3,960)	1,300 (1,440 to 2,100)	1,300 (998 to 1,960)	1,200 (970 to 1,932)	647 (399 to 972)	379 (279 to 291)	177 (91 / to 170)	69,700
Road injuries	12.2 (8/2 to 12/7)	7.6 (6/1 to 9/4)	117 (89 / to 150)	666 (438 to 711)	664 (464 to 712)	629 (478 to 753)	3,400 (2,640 to 4,230)	4,800 (3,960 to 5,830)	4,200 (3,060 to 5,220)	3,200 (2,610 to 4,120)	2,600 (2,000 to 3,600)	2,600 (2,100 to 3,290)	2,770 (2,230 to 3,400)	2,980 (2,300 to 3,500)	2,980 (2,400 to 3,460)	2,610 (2,040 to 3,060)	1,920 (1,580 to 2,320)	1,220 (1,260 to 1,640)	647 (622 to 1,260)	376 (320 to 788)	177 (120 to 450)	177 (120 to 223)	69.7 (48 to 75.9)	39,600
Pedestrian road injuries	2.2 (1/6 to 2/6)	1.2 (0/6 to 1/8)	19/6 (10/1 to 29/3)	283 (220 to 350)	213 (167 to 266)	178 (139 to 226)	420 (329 to 539)	600 (464 to 768)	530 (409 to 687)	400 (309 to 514)	331 (249 to 427)	312 (239 to 399)	338 (249 to 450)	338 (249 to 450)	338 (249 to 450)	329 (242 to 422)	329 (242 to 422)	329 (242 to 422)	329 (242 to 422)	329 (242 to 422)	329 (242 to 422)	329 (242 to 422)	329 (242 to 422)	82 (60 to 106)	7,560
Cyclist road injuries	0 (0 to 0)	0 (0 to 0)	0 (0 to 0)	0 (0 / to 0)	0 (0/4 to 1/4)	0 (0/3 to 1/4)	0 (0/3 to 1/4)	0 (0/3 to 1/4)	0 (0/3 to 1/4)	0 (0/3 to 1/4)	0 (0/3 to 1/4)	0 (0/3 to 1/4)	0 (0/3 to 1/4)	0 (0/3 to 1/4)	0 (0/3 to 1/4)	0 (0/3 to 1/4)	0 (0/3 to 1/4)	0 (0/3 to 1/4)	0 (0/3 to 1/4)	0 (0/3 to 1/4)	0 (0/3 to 1/4)	0 (0/3 to 1/4)	0 (0/3 to 1/4)	1,660
Motorcyclist road injuries	0/8 (0/7 to 1)	2/5 (1/6 to 2/7)	2/1 (1/6 to 2/7)	5/7 (4 to 7/6)	11/1 (8/7 to 14/1)	30/4 (23/2 to 39/3)	26/7 (19/1 to 37)	66/5 (49/4 to 89)	62/9 (47/3 to 81/3)	59/8 (43/9 to 79)	46/7 (34/1 to 62)	49/2 (36/4 to 66)	46/7 (34/1 to 62)	47/5 (34/1 to 64)	49/1 (36/4 to 66)	34/5 (25/1 to 46)	29/2 (21/6 to 39/1)	16/8 (12/4 to 22/5)	12/1 (9/1 to 16/1)	9/6 (7/1 to 12/8)	2/1.7 (1/6 to 2/3)	1/4 (1 to 1/6)	6,490
Motor vehicle road injuries	6/6 (5/4 to 8/2)	9/7 (7/4 to 12)	99/2 (74 / to 126)	243 (204 to 307)	329 (247 to 386)	319 (261 to 400)	2,620 (2,030 to 3,240)	3,200 (2,600 to 3,900)	2,800 (2,200 to 3,500)	2,600 (1,970 to 3,210)	2,070 (1,620 to 2,600)	1,760 (1,380 to 2,190)	1,520 (1,230 to 1,900)	1,690 (1,290 to 1,980)	1,690 (1,240 to 1,920)	1,690 (1/4 to 2,200)	1,070 (1,160 to 1,450)	1,190 (907 to 1,450)	600 (760 to 1,160)	455 (332 to 600)	242 (183 to 318)	173 (89 / to 142)	37/3 (21/4 to 68)	26,700
Other road injuries	0/6 (0/5 to 0/7)	0/3 (0/2 to 0/4)	0/9 (0/7 to 1/3)	3/1 (2 / 1 to 4)	3/1 (2 / 1 to 4)	3/1 (2 / 1 to 4)	12/1 (8/4 to 14/3)	10/8 (7/3 to 14/1)	10/1 (7/1 to 13/4)	10/1 (7/1 to 13/4)	10/1 (7/1 to 13/4)	10/1 (7/1 to 13/4)	10/1 (7/1 to 13/4)	10/1 (7/1 to 13/4)	10/1 (7/1 to 13/4)	10/1 (7/1 to 13/4)	10/1 (7/1 to 13/4)	10/1 (7/1 to 13/4)	10/1 (7/1 to 13/4)	10/1 (7/1 to 13/4)	10/1 (7/1 to 13/4)	10/1 (7/1 to 13/4)	10/1 (7/1 to 13/4)	249
Other transport injuries	1/6 (1/4 to 2/4)	2/6 (2/1 to 3/3)	3/9 (2/3 to 5/2)	27/1 (20/4 to 35/4)	20/4 (16/2 to 26/4)	128 (83/7 to 138)	150 (132 to 389)	284 (182 to 327)	251 (160 to 341)	252 (167 to 344)	237 (168 to 333)	227 (170 to 291)	224 (166 to 328)	228 (228 to 379)	228 (252 to 429)	228 (241 to 413)	217 (208 to 366)	278 (206 to 378)	227 (228 to 344)	178 (283 to 1/65)	118 (80/4 to 1/13)	84/4 (58 / to 72/4)	33/7 (16 to 39/7)	3,830
Unintentional injuries	121 (89/4 to 77/4)	1,060 (900 to 1,190)	1,260 (1,100 to 1,490)	1,210 (827 to 1,300)	1,160 (870 to 1,530)	1,160 (1,060 to 2,390)	2,280 (1,920 to 3,160)	3,200 (2,310 to 3,900)	3,200 (2,610 to 4,480)	3,200 (2,960 to 4,890)	3,200 (2,910 to 4,870)	3,790 (3,360 to 6,750)	3,810 (4,230 to 7,220)	4,890 (4,270 to 6,990)	5,970 (5,270 to 8,920)	6,760 (5,570 to 8,920)	6,950 (6,530 to 8,920)	6,200 (4,980 to 8,540)	3,380 (4,920 to 7,290)	2,710 (3,890 to 6,130)	1,260 (2,770 to 3,350)	1,260 (998 to 1,540)	1,260 (2,160 to 2,900)	78,400
Falls	0 (0 to 0)	0 (0 to 0)	0 (0 to 0)	0 (0 / to 0)	0 (0 / to 0)	0 (0 / to 0)	0 (0 / to 0)	0 (0 / to 0)	0 (0 / to 0)	0 (0 / to 0)	0 (0 / to 0)	0 (0 / to 0)	0 (0 / to 0)	0 (0 / to 0)	0 (0 / to 0)	0 (0 / to 0)	0 (0 / to 0)	0 (0 / to 0)	0 (0 / to 0)	0 (0 / to 0)	0 (0 / to 0)	0 (0 / to 0)	0 (0 / to 0)	40,600
Drowning	3/8 (2/8 to 5/1)	0/7 (0/6 to 1/1)	9/7 (6/8 to 13/7)	41/3 (32/1 to 51/3)	19/2 (13/2 to 28/5)	19/2 (13/6 to 19/6)	29/6 (19/6 to 42/5)	22/6 (15/1 to 27/4)	24/7 (16/8 to 31/4)	20/3 (13/7 to 27/1)	19/3 (13/4 to 26/1)	16/8 (11/3 to 22/6)	15/3 (10/3 to 20/6)	16/5 (10/6 to 19/6)	15/0 (10/6 to 20/6)	14/0 (10/2 to 19/6)	13/4 (9/2 to 18/4)	13/7 (9/2 to 18/4)	10/1 (6/7 to 14/7)	10/8 (6/7 to 15/3)	6/6 (3/6 to 9/6)	1/6 (0/3 to 2/3)	2/3 (0/3 to 3/3)	2,980
Fire, heat, and hot substances	1/6 (1/3 to 2)	2/6 (2/2 to 3/4)	4/3 (3/1 to 5/7)	26/2 (18/2 to 35/5)	18/4 (14/3 to 27)	1/1 (0/6 to 1/6)	1/3 (0/7 to 1/6)	1/6 (1/1 to 2/2)	1/6 (1/2 to 2/2)	2/6 (1/6 to 3/7)	2/3 (1/5 to 3/5)	3/3 (2/2 to 4/6)	3/3 (2/2 to 4/5)	3/5 (2/4 to 4/7)	4/3 (2/6 to 5/6)	3/2 (2/2 to 4/1)	3/2 (2/2 to 4/1)	3/2 (2/2 to 4/1)	2/2 (1/5 to 3/1)	1/6 (1/2 to 2/2)	1/2 (1/1 to 2/1)	1/2 (1/1 to 2/1)	1/2 (1/1 to 2/1)	6,390
Poisonings	3/6 (2/5 to 4/3)	2/3 (1/6 to 2/5)	19/6 (14/7 to 27/6)	77/1 (54/7 to 104)	42/6 (32/4 to 57/3)	61/2 (46/2 to 82/4)	72/6 (54/2 to 97/1)	102 (76/2 to 137)	93/3 (70/2 to 127)	71/6 (53/2 to 96/2)	47/6 (35/2 to 64/1)	37/6 (28/2 to 50/4)	37/6 (28/2 to 50/4)	37/6 (28/2 to 50/4)	37/6 (28/2 to 50/4)	37/6 (28/2 to 50/4)	37/6 (28/2 to 50/4)	37/6 (28/2 to 50/4)	37/6 (28/2 to 50/4)	37/6 (28/2 to 50/4)	37/6 (28/2 to 50/4)	37/6 (28/2 to 50/4)	37/6 (28/2 to 50/4)	2,210
Poisoning by carbon monoxide	0/3 (0/1 to 0/6)	0/3 (0/1 to 0/6)	1/1 (2/4 to 6/4)	3/4 (1/1 to 38/4)	2/6 (1/2 to 23/1)	2/4 (1/7 to 33/7)	5/4 (2/2 to 62/4)	5/4 (2/2 to 62/4)	5/4 (2/2 to 62/4)	5/4 (2/2 to 62/4)	5/4 (2/2 to 62/4)	5/4 (2/2 to 62/4)	5/4 (2/2 to 62/4)	5/4 (2/2 to 62/4)	5/4 (2/2 to 62/4)	5/4 (2/2 to 62/4)	5/4 (2/2 to 62/4)	5/4 (2/2 to 62/4)	5/4 (2/2 to 62/4)	5/4 (2/2 to 62/4)	5/4 (2/2 to 62/4)	5/4 (2/2 to 62/4)	5/4 (2/2 to 62/4)	1,050
Poisoning by other means	2/3 (2/3 to 2/3)	2 (1/4 to 2/7)	1/4/8 (1/3/5 to 1/9/9)	38 (28 / to 72/9)	46/7 (29/9 to 71/7)	69/4 (49/9 to 98/3)	50/6 (32/9 to 84/4)	123 (89/2 to 163)	92/4 (62/3 to 139)	46/6 (32/1 to 73/4)	27/6 (19/2 to 42/6)	22 (15/1 to 38/7)	22 (15/1 to 38/7)	23/6 (15/1 to 38/7)	23/6 (15/1 to 38/7)	23/6 (15/1 to 38/7)	23/6 (15/1 to 38/7)	23/6 (15/1 to 38/7)	23/6 (15/1 to 38/7)	23/6 (15/1 to 38/7)	23/6 (15/1 to 38/7)	23/6 (15/1 to 38/7)	23/6 (15/1 to 38/7)	1,210
Exposure to mechanical forces	1/7 (1/3 to 2/4)	1/1 (0/6 to 1/6)	19/2 (12/3 to 21/8)	112 (66 to 166)	106 (66 to 216)	225 (135 to 341)	302 (203 to 466)	478 (327 to 643)	395 (259 to 533)	555 (419 to 849)	670 (482 to 879)	771 (568 to 1,020)	661 (483 to 1,020)	767 (523 to 1,150)	877 (648 to 1,290)	899 (668 to 1,220)	759 (627 to 1,100)	612 (472 to 889)	425 (339 to 613)	273 (195 to 390)	190 (135 to 268)	99/4 (69 to 143)	39/3 (28/3 to 66/9)	9,680
Unintentional firearm injuries	0 (0 / to 0/3)	0 (0 to 0/1)	0 (0 to 1/1)	0 (0 to 16/3)	0 (0 to 17/6)	0 (0 to 28/3)	0 (0/4 to 51/4)	0 (0/2 to 53)	0 (0/4 to 56/4)	0 (0/3 to 70/4)	0 (0/3 to 90)	0 (0/3 to 79/4)	0 (0/3 to 90)	0 (0/3 to 84/4)	0 (0/3 to 84/4)	0 (0/3 to 79/4)	0 (0/3 to 79/4)	0 (0/3 to 77/4)	0 (0/3 to 70/4)	0 (0/3 to 35/1)	0 (0/3 to 70/4)	0 (0/3 to 70/4)	0 (0/3 to 70/4)	657
Other exposure to mechanical forces	1/6 (1/1 to 2/1)	1/1 (0/6 to 1/4)	19/4 (11/4 to 29/6)	102 (74/4 to 136)	106 (66 to 228)	199 (122 to 313)	265 (165 to 445)	478 (281 to 623)	344 (203 to 760)	625 (422 to 927)	667 (453 to 966)	844 (633 to 966)	737 (481 to 1,060)	823 (640 to 1,230)	922 (613 to 1,390)	968 (663 to 1,270)	778 (678 to 1,060)	667 (584 to 898)	408 (273 to 597)	266 (176 to 395)	170 (116 to 249)	99/4 (69 to 137)	37/6 (29/3 to 64/4)	9,270
Adverse effects of medical treatment	16/6 (12/3 to 21/8)	12/4 (9/3 to 15/6)	66/4 (50/9 to 126)	107 (77 / to 164)	68/2 (54/3 to 88/1)	29/8 (25/1 to 36)	42/1 (34/2 to 57/1)	65/3 (54/1 to 84/4)	85/6 (66/7 to 114)	106 (77/9 to 149)	127/6 (91/3 to 169)	128 (96/7 to 174)	151/6 (114/3 to 206)	161 (114/3 to 221)	166 (114/3 to 229)	168 (119/6 to 232)	159 (113/3 to 220)	159 (113/3 to 220)	107 (76/2 to 147)	72/3 (51/3 to 99/4)	46/6 (32/3 to 64/4)	23/6 (16/3 to 32/3)	6/6 (3/6 to 9/6)	3,690
Animal contact	0/8 (0/5 to 1/1)	2/4 (0/7 to 1/6)	7/6 (3/4 to 12/4)	19 (14 / to 26)	15/4 (10/4 to 22/3)	20/4 (16/2 to 26/4)	25/4 (20/3 to 33/4)	40/6 (29/3 to 51/3)	50/3 (37/4 to 65/4)	50/6 (39/1 to 64/7)	46/4 (32/4 to 61/7)	43/2 (41/2 to 64)	37/4 (29/1 to 51/3)	35/1 (26/7 to 51/3)	35/1 (26/7 to 51/3)	35 (26/7 to 51/3)	35 (26/7 to 51/3)	35 (26/7 to 51/3)	35 (26/7 to 51/3)	35 (26/7 to 51/3)	35 (26/7 to 51/3)	35 (26/7 to 51/3)	35 (26/7 to 51/3)	985
Venomous animal contact	0/1 (0 to 0/2)	0/1 (0 to 0/1)	0/3 (0/6 to 1/2)	2/1 (1 to 6/7)	1/4/6 (0 to 8/7)	3/4/4 (1/6 to 16)	7/4/6 (3/1 to 22/1)	19/4 (10/1 to 28/6)	27/4 (13/2 to 39/1)	23/6 (13/6 to 36)	23/6 (17/4 to 34)	23/6 (16/6 to 32/4)	23/6 (17/2 to 36)	27/4 (19/4 to 36/4)	24/4 (20/3 to 39/4)	26/6 (18/3 to 39)	23/2 (14/3 to 37/6)	21/4 (13/3 to 33/3)	8/4 (4/6 to 13/1)	8/4 (4/3 to 14/6)	8/4 (1/3 to 2/4)	8/4 (0/3 to 1)	331
Non-venomous animal contact	0/7 (0/4 to 1)	0/9 (0/6 to 1/4)	2/6 (2 to 3/4)	13 (9/4 to 19)	12/8 (8/7 to 20/1)	19/4 (14/2 to 27/4)	19/4 (11/3 to 33/3)	29/7 (15/3 to 42/4)	39/7 (19/2 to 50/4)	39 (23/3 to 58/4)	45 (23/2 to 68/4)	39/4 (22/6 to 66/2)	46/3 (28/6 to 75/4)	50/6 (32/2 to 82/1)	49/3 (33/4 to 72/4)	49/3 (32/4 to 69)	59 (33/7 to 90/4)	47/4 (28/6 to 76)	33/4 (20/7 to 54/4)	22/6 (13/4 to 36)	19/1 (9/3 to 29/1)	8/6 (5/3 to 13/4)	3/4 (2/1 to 5/4)	654
Foreign body	1/3 (0/3 to 2/4)	1/1 (0/6 to 1/8)	1/4 (0/7 to 1/8)	1/4 (0/6 to 1/6)	1/4 (0/6 to 1/6)	1/4 (0/6 to 1/6

SR Table 2c: Massachusetts DALYS by cause and age group for both sexes with 95% uncertainty intervals, 2019

Cause	Early Neonatal	Late Neonatal	Post Neonatal	1 to 4	5 to 9	10 to 14	15 to 19	20 to 24	25 to 29	30 to 34	35 to 39	40 to 44	45 to 49	50 to 54	55 to 59	60 to 64	65 to 69	70 to 74	75 to 79	80 to 84	85 to 89	90 to 94	95 plus	Total
All causes	15,000 (12,200 to 18,400)	2,920 (2,430 to 3,500)	7,190 (5,980 to 8,490)	11,200 (9,600 to 12,900)	14,700 (12,900 to 16,700)	21,300 (18,900 to 24,000)	29,600 (26,100 to 33,400)	40,100 (35,100 to 45,600)	50,200 (44,000 to 56,800)	60,200 (52,800 to 68,200)	66,500 (58,200 to 75,600)	77,500 (67,900 to 88,000)	94,000 (82,700 to 106,000)	115,000 (101,000 to 130,000)	150,000 (132,000 to 171,000)	190,000 (166,000 to 217,000)	240,000 (209,000 to 273,000)	296,000 (258,000 to 336,000)	356,000 (309,000 to 405,000)	427,000 (371,000 to 486,000)	509,000 (442,000 to 580,000)	617,000 (536,000 to 703,000)	1,160,000 (1,010,000 to 1,320,000)	3,160,000
Communicable, maternal, neonatal, and nutritional diseases	12,000 (9,630 to 14,900)	1,760 (1,460 to 2,090)	1,970 (1,580 to 2,440)	2,420 (1,780 to 3,410)	2,420 (1,780 to 3,410)	2,260 (1,660 to 3,260)	2,560 (1,850 to 3,630)	2,910 (2,070 to 4,180)	3,310 (2,350 to 4,880)	3,600 (2,560 to 5,320)	3,580 (2,550 to 5,230)	3,860 (2,750 to 5,720)	4,130 (2,930 to 6,170)	4,760 (3,370 to 7,200)	5,820 (4,050 to 8,870)	6,970 (4,880 to 10,700)	8,430 (5,870 to 13,000)	9,970 (6,980 to 15,000)	11,900 (8,130 to 18,000)	14,700 (9,620 to 22,700)	18,200 (11,900 to 28,000)	24,000 (15,600 to 36,900)	96,100
HIV/AIDS and sexually transmitted infections	6.6 (5.1 to 8.3)	5.2 (3.9 to 6.7)	19.1 (14.1 to 25.1)	7.6 (5.6 to 9.9)	13.3 (9.4 to 18.2)	21.6 (15.1 to 29.6)	47.1 (32.4 to 64.4)	79.2 (54.1 to 108.0)	107.0 (73.1 to 145.0)	129.0 (88.4 to 174.0)	146.0 (100.0 to 197.0)	161.0 (110.0 to 218.0)	167.0 (114.0 to 226.0)	168.0 (115.0 to 228.0)	160.0 (109.0 to 217.0)	148.0 (101.0 to 200.0)	132.0 (90.1 to 179.0)	107.0 (73.0 to 145.0)	79.0 (54.0 to 107.0)	51.0 (35.0 to 69.0)	29.0 (20.0 to 39.0)	16.0 (11.0 to 22.0)	1,360
HIV/AIDS	6.4 (5.0 to 8.1)	5.0 (3.8 to 6.5)	18.5 (14.0 to 24.4)	7.1 (5.3 to 9.3)	12.7 (9.0 to 17.5)	20.4 (14.4 to 28.1)	45.2 (31.2 to 62.0)	76.2 (52.1 to 104.0)	103.0 (70.3 to 140.0)	124.0 (85.1 to 168.0)	140.0 (96.4 to 190.0)	155.0 (106.0 to 210.0)	161.0 (110.0 to 219.0)	162.0 (111.0 to 220.0)	154.0 (105.0 to 209.0)	142.0 (97.2 to 193.0)	127.0 (86.6 to 172.0)	103.0 (70.2 to 140.0)	76.0 (52.0 to 103.0)	49.0 (34.0 to 67.0)	28.0 (19.0 to 38.0)	15.0 (10.0 to 21.0)	1,310
HIV/AIDS - Drug-susceptible Tuberculosis	0.1 (0.0 to 0.1)	0.2 (0.2 to 0.4)	0.2 (0.1 to 0.4)	0.1 (0.1 to 0.2)	0.1 (0.1 to 0.2)	0.1 (0.1 to 0.2)	0.2 (0.2 to 0.3)	0.3 (0.2 to 0.5)	0.4 (0.2 to 0.6)	0.5 (0.3 to 0.7)	0.5 (0.3 to 0.8)	0.6 (0.4 to 0.9)	0.7 (0.4 to 1.0)	0.8 (0.5 to 1.1)	0.8 (0.5 to 1.2)	0.9 (0.6 to 1.3)	0.9 (0.6 to 1.3)	0.9 (0.6 to 1.3)	0.8 (0.5 to 1.1)	0.6 (0.4 to 0.9)	0.4 (0.2 to 0.5)	0.2 (0.1 to 0.3)	9
HIV/AIDS - Multidrug-resistant Tuberculosis without extensi	0.0 (0.0 to 0.0)	0.0 (0.0 to 0.0)	0.0 (0.0 to 0.0)	0.0 (0.0 to 0.0)	0.0 (0.0 to 0.0)	0.0 (0.0 to 0.0)	0.0 (0.0 to 0.1)	0.0 (0.0 to 0.1)	0.0 (0.0 to 0.1)	0.0 (0.0 to 0.1)	0.0 (0.0 to 0.1)	0.0 (0.0 to 0.1)	0.0 (0.0 to 0.1)	0.0 (0.0 to 0.1)	0.0 (0.0 to 0.1)	0.0 (0.0 to 0.1)	0.0 (0.0 to 0.1)	0.0 (0.0 to 0.1)	0.0 (0.0 to 0.1)	0.0 (0.0 to 0.1)	0.0 (0.0 to 0.0)	0.0 (0.0 to 0.0)	0
HIV/AIDS - Extensively drug-resistant Tuberculosis	0.0 (0.0 to 0.0)	0.0 (0.0 to 0.0)	0.0 (0.0 to 0.0)	0.0 (0.0 to 0.0)	0.0 (0.0 to 0.0)	0.0 (0.0 to 0.0)



GBPD deficiency	0/-1 (0 to 0/-1)	0/-1 (0 to 0/-1)	0/-2 (0/-1 to 0/-2)	1/-1 (0/-1 to 1/-1)	2/-8 (1/-6 to 4/-2)	4/-1 (2/-2 to 6/-1)	9/-9 (5/-5 to 19/-5)	19/-3 (10/-2 to 34/-4)	20/-9 (12/-2 to 33/-5)	22/-6 (12/-6 to 34/-8)	78 (11 to 28)	22/-7 (13/-1 to 39/-8)	19/-1 (9/-6 to 23/-5)	18/-5 (9/-5 to 22/-1)	78/-1 (39/-6 to 22/-5)	14/-3 (6/-6 to 27/-8)	11/-2 (6/-1 to 19/-6)	8/-4 (4/-5 to 12/-6)	4/-8 (2/-5 to 7/-2)	2/-4 (1/-2 to 3/-5)	1 (0/-5 to 1/-5)	0/-4 (0/-2 to 0/-5)	0/-1 (0 to 0/-1)	212
GBPD bet	0 (0 to 0)	0 (0 to 0)	0 (0 to 0)	0 (0 to 0)	0 (0 to 0)	0 (0 to 0)	0 (0 to 0)	0 (0 to 0.9)	0 (0 to 0.9)	0 (0 to 0.7)	0 (0 to 0.1)	0 (0 to 0.1)	0 (0 to 0.1)	0 (0 to 0.1)	0 (0 to 0.1)	0 (0 to 0)	0 (0 to 0)	0 (0 to 0)	0 (0 to 0)	0 (0 to 0)	0 (0 to 0)	0 (0 to 0)	0 (0 to 0)	0 (0 to 0)	0 (0 to 0)	0 (0 to 0)	0 (0 to 0)	0 (0 to 0)	0 (0 to 0)	917
Other hemoglobinopathies and hemolytic anemias	0/-2 (0/-1 to 0/-2)	0/-4 (0/-4 to 1/-3)	1/-4 (0/-2 to 0/-8)	4/-3 (0/-7 to 11/-9)	10/-7 (1/-7 to 31/-8)	7/-2 (1/-5 to 20/-1)	17/-4 (6/-5 to 37/-9)	14/-7 (6/-4 to 36/-9)	17/-1 (7/-5 to 40/-8)	22/-8 (9/-6 to 58)	156 (72 to 312)	37/-2 (16/-5 to 81/-2)	34/-9 (13/-6 to 77/-8)	33/-6 (17 to 68/-4)	69/-5 (29/-2 to 181/-1)	66/-4 (27/-2 to 138)	73/-5 (32/-5 to 153)	81/-7 (39/-5 to 123)	75/-3 (42/-5 to 113)	66/-7 (38/-1 to 103)	57/-1 (32/-9 to 79/-2)	49/-2 (27/-5 to 69/-9)	21/-7 (14/-1 to 30/-9)	767
Endocrine, metabolic, blood, and immune disorders	60/-8 (38/-5 to 106)	49/-8 (29/-5 to 79/-7)	27/-9 (13/-7 to 49/2)	29/-9 (12/-9 to 58)	24/-5 (7/-7 to 69)	32/-2 (7/-5 to 102)	25/-5 (9/-5 to 69)	44/-7 (20/-6 to 95)	69/-7 (34/-5 to 162)	90/-3 (45/-1 to 208)	1,220 (697 to 2,060)	1,440 (898 to 2,190)	1,310 (797 to 2,050)	1,220 (1,030 to 1,720)	1,480 (1,220 to 2,080)	2,010 (1,600 to 2,660)	3,090 (2,670 to 3,690)	3,400 (2,970 to 4,810)	3,120 (2,260 to 3,780)	2,780 (2,060 to 3,720)	2,180 (1,660 to 2,920)	1,960 (1,530 to 2,720)	797 (603 to 984)	399 (262 to 538)	39,900
Oral disorders	0 (0 to 0)	0 (0 to 0)	0 (0 to 0)	0 (0 to 0)	1/-2 (0/-1 to 2/-1)	2/-2 (0/-1 to 5/-2)	2/-2 (0/-1 to 5/-2)	3/-2 (1/-1 to 6/-2)	3/-2 (1/-1 to 6/-2)	4/-2 (2/-1 to 7/-2)	6/-3 (3/-1 to 11/-3)	6/-3 (3/-1 to 11/-3)	6/-3 (3/-1 to 11/-3

SR Table 2c: Michigan DALYS by cause and age group for both sexes with 95% uncertainty intervals, 2019

Cause	Early Neonatal	Late Neonatal	Post Neonatal	1 to 4	5 to 9	10 to 14	15 to 19	20 to 24	25 to 29	30 to 34	35 to 39	40 to 44	45 to 49	50 to 54	55 to 59	60 to 64	65 to 69	70 to 74	75 to 79	80 to 84	85 to 89	90 to 94	95 plus	Total
All causes	31,800 (29,000 to 34,600)	8,060 (7,390 to 8,800)	20,600 (19,300 to 22,100)	21,800 (17,900 to 26,400)	25,400 (19,400 to 32,800)	43,200 (33,300 to 55,000)	88,100 (70,100 to 109,000)	127,000 (103,000 to 153,000)	145,000 (119,000 to 173,000)	136,000 (112,000 to 163,000)	137,000 (113,000 to 164,000)	149,000 (123,000 to 178,000)	192,000 (159,000 to 228,000)	245,000 (205,000 to 289,000)	325,000 (273,000 to 383,000)	377,000 (320,000 to 439,000)	378,000 (323,000 to 437,000)	353,000 (305,000 to 404,000)	292,000 (254,000 to 332,000)	224,000 (198,000 to 252,000)	167,000 (150,000 to 187,000)	106,000 (95,600 to 116,000)	48,200 (44,600 to 51,900)	3,640,000
Communicable, maternal, neonatal, and nutritional diseases	24,700 (22,300 to 27,300)	4,820 (4,230 to 5,430)	4,620 (3,630 to 5,930)	4,370 (3,420 to 5,490)	4,140 (3,030 to 5,800)	3,810 (2,830 to 5,080)	4,350 (3,240 to 5,900)	4,490 (3,520 to 5,790)	5,240 (4,180 to 6,610)	5,100 (4,050 to 6,390)	5,420 (4,240 to 7,160)	5,710 (4,500 to 7,390)	6,400 (5,170 to 8,130)	6,930 (5,660 to 8,510)	8,190 (6,530 to 10,200)	8,800 (7,090 to 10,800)	8,500 (6,800 to 10,500)	8,000 (6,310 to 10,100)	7,520 (6,150 to 9,120)	6,440 (5,100 to 8,030)	5,500 (4,370 to 6,740)	3,950 (2,940 to 4,940)	2,130 (1,530 to 2,640)	149,000
HIV/AIDS and sexually transmitted infections	1·8 (1·2 to 2·7)	0·8 (0·4 to 1·4)	23·1 (20·6 to 25·6)	17·9 (15·9 to 20·3)	10·8 (9·6 to 12·2)	18·4 (16 to 21·8)	58·7 (44·9 to 80·2)	241 (187 to 316)	592 (466 to 758)	750 (585 to 965)	905 (720 to 1,160)	1,080 (873 to 1,360)	1,150 (913 to 1,420)	1,010 (808 to 1,290)	897 (679 to 1,170)	690 (508 to 944)	454 (327 to 639)	182 (119 to 279)	94·8 (61 to 144)	37·6 (26·4 to 54·9)	22·8 (15·8 to 33·1)	11·4 (8 to 16·6)	4·5 (3·2 to 6·2)	8,260
HIV/AIDS	0 (0 to 0)	0 (0 to 0)	22·4 (19·9 to 25)	17·8 (15·8 to 20·2)	10·8 (9·6 to 12·2)	11·9 (10·5 to 13·4)	33·5 (28·3 to 40·6)	172 (141 to 211)	461 (367 to 574)	595 (466 to 751)	742 (600 to 937)	925 (757 to 1,150)	1,020 (820 to 1,260)	908 (731 to 1,150)	797 (592 to 1,050)	602 (440 to 846)	378 (269 to 553)	122 (71·3 to 211)	51 (27·2 to 92·9)	9·6 (5·5 to 16·9)	4·6 (2·2 to 8·8)	2 (0·9 to 4·1)	0·8 (0·4 to 1·4)	6,880
HIV/AIDS - Drug-susceptible Tuberculosis	0 (0 to 0)	0 (0 to 0)	0·5 (0·3 to 0·8)	0·4 (0·2 to 0·6)	0·2 (0·1 to 0·4)	0·3 (0·2 to 0·4)	0·6 (0·4 to 0·9)	2·8 (1·8 to 4·4)	7·3 (4·7 to 11·3)	9·4 (6 to 14·4)	12·1 (7·7 to 18·6)	16 (10·2 to 24·7)	17·6 (11·2 to 27·2)	15 (9·6 to 23·1)	11·9 (7·8 to 18·2)	8·6 (5·7 to 13·1)	5·3 (3·5 to 8)	1·2 (0·8 to 1·7)	0·5 (0·3 to 0·6)	0·1 (0·1 to 0·2)	0 (0 to 0·1)	0 (0 to 0)	0 (0 to 0)	110
HIV/AIDS - Multidrug-resistant Tuberculosis without exte	0 (0 to 0)	0 (0 to 0)	0 (0 to 0·1)	0 (0 to 0·1)	0 (0 to 0)	0 (0 to 0)	0 (0 to 0·1)	0·1 (0 to 0·4)	0·2 (0 to 1)	0·3 (0 to 1·2)	0·4 (0 to 1·6)	0·5 (0 to 2·1)	0·6 (0 to 2·3)	0·5 (0 to 2)	0·4 (0 to 1·5)	0·3 (0 to 1·1)	0·2 (0 to 0·7)	0 (0 to 0·1)	0 (0 to 0·1)	0 (0 to 0)	0 (0 to 0)	0 (0 to 0)	0 (0 to 0)	3·6
HIV/AIDS - Extensively drug-resistant Tuberculosis	0 (0 to 0)	0 (0 to 0)	0 (0 to 0)	0 (0 to 0)	0 (0 to 0)	0 (0 to 0)	0 (0 to 0)	0 (0 to 0·1)	0·1 (0 to 0·3)	0·1 (0 to 0·3)	0·1 (0 to 0·4)	0·1 (0 to 0·6)	0·2 (0 to 0·6)	0·1 (0 to 0·5)	0·1 (0 to 0·4)	0·1 (0 to 0·3)	0 (0 to 0·2)	0 (0 to 0)	0 (0 to 0)	0 (0 to 0)	0 (0 to 0)	0 (0 to 0)	0 (0 to 0)	0·9
HIV/AIDS resulting in other diseases	0 (0 to 0)	0 (0 to 0)	21·9 (19·4 to 24·5)	17·4 (15·5 to 19·8)	10·5 (9·3 to 11·9)	11·6 (10·2 to 13·1)	33 (27·8 to 40·1)	169 (138 to 209)	453 (358 to 567)	585 (457 to 743)	729 (584 to 926)	908 (738 to 1,130)	1,000 (804 to 1,240)	892 (715 to 1,130)	784 (580 to 1,030)	593 (430 to 834)	372 (262 to 548)	121 (69·9 to 209)	50·6 (26·8 to 92·5)	9·5 (5·3 to 16·7)	4·5 (2·2 to 8·8)	2 (0·9 to 4·1)	0·8 (0·4 to 1·4)	6,770
Sexually transmitted infections excluding HIV	1·8 (1·2 to 2·7)	0·8 (0·4 to 1·4)	0·7 (0·3 to 1·4)	0·1 (0 to 0·3)	0 (0 to 0·1)	6·5 (4·7 to 9·5)	25·1 (14·5 to 42·7)	69·2 (37·3 to 129)	131 (70·1 to 239)	155 (81·8 to 282)	163 (84·4 to 299)	157 (81·4 to 297)	129 (65·9 to 251)	104 (50·5 to 209)	99·9 (49·7 to 192)	87·2 (46·7 to 163)	76·7 (43·9 to 139)	60·5 (37·2 to 105)	43·7 (28·5 to 70·2)	28·1 (18·9 to 44·2)	18·2 (12·6 to 27·3)	9·4 (6·6 to 13·9)	3·6 (2·6 to 5·2)	1,370
Syphilis	1·8 (1·2 to 2·7)	0·8 (0·4 to 1·4)	0·7 (0·3 to 1·4)	0·1 (0 to 0·3)	0 (0 to 0·1)	1·5 (1·2 to 1·8)	0·6 (0·3 to 1)	2·8 (1·9 to 4)	3·3 (2·2 to 5)	4·8 (3·3 to 6·7)	5·8 (4·1 to 7·8)	6·4 (4·5 to 8·6)	8·4 (6·1 to 11·3)	10 (7·1 to 13·7)	13·5 (9·5 to 18·2)	17 (11·4 to 24·1)	19·6 (13·4 to 27·3)	18 (12·5 to 24·6)	14·2 (10·1 to 19·1)	9·2 (6·4 to 12·6)	6·2 (4·3 to 8·3)	3·2 (2·2 to 4·4)	1·3 (0·9 to 1·8)	149
Chlamydial infection	0 (0 to 0)	0 (0 to 0)	0 (0 to 0)	0 (0 to 0)	0 (0 to 0)	0·7 (0·5 to 0·9)	2·2 (1·4 to 3·4)	5·4 (3·4 to 8·7)	9·2 (5·8 to 14·3)	8·8 (4·9 to 14·7)	10·2 (6·1 to 17·4)	10 (5·6 to 17)	5·5 (3·5 to 8·7)	2·6 (1·7 to 3·8)	2 (1·4 to 2·7)	1·4 (0·8 to 2·2)	0·9 (0·5 to 1·4)	1·3 (0·7 to 2·1)	1·3 (0·8 to 2)	1·3 (0·8 to 2·1)	1 (0·6 to 1·5)	0·6 (0·4 to 0·9)	0·3 (0·2 to 0·4)	64·4
Gonococcal infection	0 (0 to 0)	0 (0 to 0)	0 (0 to 0)	0 (0 to 0)	0 (0 to 0)	0·9 (0·6 to 1·3)	2·6 (1·8 to 3·8)	4·1 (2·7 to 6·4)	5·9 (3·7 to 8·8)	8·3 (5·8 to 12·2)	7·6 (5·1 to 11·5)	6·9 (4·5 to 10·7)	4·9 (3·2 to 7·5)	3·5 (2·3 to 5·2)	3·6 (2·3 to 5·4)	4·5 (2·7 to 7·1)	5·3 (3·1 to 8·5)	4·7 (2·6 to 7·7)	4·9 (3 to 7·7)	3·6 (2·1 to 5·7)	2·7 (1·6 to 4)	1·6 (1 to 2·4)	0·8 (0·5 to 1·2)	76·3
Trichomoniasis	0 (0 to 0)	0 (0 to 0)	0 (0 to 0)	0 (0 to 0)	0 (0 to 0)	0·3 (0 to 0·8)	4·9 (1·4 to 12·3)	24·4 (7·9 to 60·1)	51·9 (17 to 120)	55·9 (17·9 to 137)	53·2 (17·1 to 124)	49·2 (16·3 to 119)	48·7 (15·2 to 112)	38·7 (11·9 to 93·2)	30·9 (9·7 to 77·3)	22·7 (8 to 52·5)	17·3 (6·1 to 40·4)	12 (4·4 to 27·2)	7·4 (2·8 to 16·2)	4·2 (1·6 to 9·4)	2·3 (0·9 to 5·2)	0·9 (0·3 to 2·2)	0·2 (0·1 to 0·6)	425
Genital herpes	0 (0 to 0)	0 (0 to 0)	0 (0 to 0)	0 (0 to 0)	0 (0 to 0)	1·6 (0·5 to 3·9)	7·9 (2·3 to 18·3)	16·4 (5·3 to 39·2)	26·4 (8·6 to 66·3)	30·9 (9·6 to 73·6)	33·9 (10·8 to 81·9)	34·3 (11·2 to 84·9)	39·2 (11·8 to 98)	40·9 (12·8 to 101)	43·5 (13·2 to 109)	40 (12·1 to 96·7)	31·8 (9·7 to 77·8)	22·5 (7 to 55·1)	14·6 (4·4 to 35·6)	8·7 (2·7 to 21·1)	5·2 (1·6 to 12·5)	2·6 (0·8 to 6·2)	0·9 (0·3 to 2·2)	401
Other sexually transmitted infections	0 (0 to 0)	0 (0 to 0)	0 (0 to 0)	0 (0 to 0)	0 (0 to 0)	1·6 (1 to 2·5)	7·1 (4·8 to 10·4)	16·1 (8·3 to 27·6)	34·7 (19·1 to 57·3)	46·1 (26·5 to 76·3)	52·3 (29·5 to 85·6)	50·6 (26·5 to 87·4)	22·5 (11·4 to 41·7)	8·2 (3·5 to 15·9)	6·3 (4·4 to 8·9)	1·6 (1 to 2·5)	1·8 (1·1 to 3)	2·1 (1·2 to 3·4)	1·3 (0·8 to 2)	1·1 (0·7 to 1·8)	0·9 (0·5 to 1·3)	0·5 (0·3 to 0·7)	0·1 (0·1 to 0·2)	255
Respiratory infections and tuberculosis	69·6 (49·7 to 95·4)	135 (101 to 178)	1,030 (768 to 1,350)	1,290 (872 to 1,870)	1,160 (714 to 1,830)	1,020 (627 to 1,620)	1,060 (648 to 1,700)	1,110 (724 to 1,670)	1,200 (833 to 1,720)	1,180 (823 to 1,670)	1,260 (874 to 1,730)	1,430 (1,020 to 1,920)	1,880 (1,410 to 2,500)	2,510 (1,900 to 3,250)	3,360 (2,510 to 4,560)	4,090 (2,980 to 5,540)	4,400 (3,190 to 5,910)	4,670 (3,390 to 6,200)	4,750 (3,670 to 6,020)	4,470 (3,290 to 5,870)	3,980 (2,970 to 5,150)	3,000 (2,150 to 3,910)	1,640 (1,130 to 2,070)	50,700
Tuberculosis	0 (0 to 0)	0 (0 to 0)	2·2 (1·6 to 2·9)	3·2 (2·4 to 4·1)	1·4 (1 to 2)	2·2 (1·5 to 3·1)	5·3 (3·5 to 8)	14·2 (9·5 to 20·6)	22 (15·1 to 32)	20·2 (13·9 to 28·5)	20 (14·1 to 27·5)	23·8 (16·2 to 33·1)	33·4 (23·4 to 47·3)	45·5 (31 to 63·3)	58·9 (39·3 to 86·6)	70·2 (50·1 to 96·8)	75·5 (55·7 to 103)	69·9 (50·3 to 94·9)	55·5 (40·9 to 76)	40·5 (28·2 to 55·2)	26·6 (18·8 to 35·9)	12·9 (9·6 to 16·5)	4·4 (3·1 to 5·8)	608
Latent tuberculosis infection	0 (0 to 0)	0 (0 to 0)	0 (0 to 0)	0 (0 to 0)	0 (0 to 0)	0 (0 to 0)	0 (0 to 0)	0 (0 to 0)	0 (0 to 0)	0 (0 to 0)	0 (0 to 0)	0 (0 to 0)	0 (0 to 0)	0 (0 to 0)	0 (0 to 0)	0 (0 to 0)	0 (0 to 0)	0 (0 to 0)	0 (0 to 0)	0 (0 to 0)	0 (0 to 0)	0 (0 to 0)	0 (0 to 0)	0
Drug-susceptible tuberculosis	0 (0 to 0)	0 (0 to 0)	2·1 (1·6 to 2·8)	3·1 (2·3 to 4)	1·4 (1 to 1·9)	2·1 (1·4 to 3)	5·1 (3·3 to 7·8)	13·8 (9·2 to 20·1)	21·5 (14·6 to 31)	19·7 (13·3 to 27·6)	19·4 (13·3 to 26·9)	23·1 (15·7 to 32·1)	32·3 (22·5 to 45·6)	43·9 (30 to 61·4)	56·9 (38·1 to 83·9)	67·9 (47·9 to 94·3)	73·2 (53·3 to 99·9)	67·7 (47·6 to 92·7)	53·7 (38·9 to 72·8)	39·1 (27 to 53·3)	25·7 (17·6 to 35·1)	12·5 (8·9 to 16·2)	4·3 (2·9 to 5·6)	589
Multidrug-resistant tuberculosis without extensive drug r	0 (0 to 0)	0 (0 to 0)	0·1 (0 to 0·2)	0·1 (0 to 0·3)	0 (0 to 0·1)	0 (0 to 0·2)	0·1 (0 to 0·4)	0·3 (0 to 1·1)	0·5 (0 to 1·8)	0·4 (0 to 1·7)	0·5 (0 to 2)	0·6 (0·1 to 2·3)	0·9 (0·1 to 3·6)	1·2 (0·1 to 4·8)	1·6 (0·1 to 6)	1·8 (0·2 to 6·8)	1·9 (0·2 to 7·5)	1·7 (0·2 to 6·7)	1·4 (0·1 to 5·9)	1·1 (0·1 to 4·1)	0·7 (0·1 to 2·6)	0·3 (0 to 1·3)	0·1 (0 to 0·4)	15·3
Extensively drug-resistant tuberculosis	0 (0 to 0)	0 (0 to 0)	0 (0 to 0·1)	0 (0 to 0·1)	0 (0 to 0)	0 (0 to 0)	0 (0 to 0·1)	0·1 (0 to 0·2)	0·1 (0 to 0·4)	0·1 (0 to 0·4)	0·1 (0 to 0·5)	0·1 (0 to 0·6)	0·2 (0 to 0·9)	0·3 (0 to 1·3)	0·4 (0 to 1·6)	0·5 (0 to 1·9)	0·5 (0 to 1·9)	0·4 (0 to 1·7)	0·4 (0 to 1·4)	0·3 (0 to 1·1)	0·2 (0 to 0·7)	0·1 (0 to 0·3)	0 (0 to 0·1)	3·9
Lower respiratory infections	67·8 (47·9 to 94·1)	123 (89·9 to 165)	819 (569 to 1,110)	371 (266 to 496)	156 (114 to 211)	155 (115 to 205)	179 (131 to 238)	267 (176 to 386)	374 (252 to 538)	463 (302 to 669)	568 (385 to 808)	793 (523 to 1,160)	1,200 (881 to 1,610)	1,810 (1,330 to 2,440)	2,620 (1,780 to 3,810)	3,400 (2,350 to 4,830)	3,830 (2,690 to 5,270)	4,240 (2,980 to 5,790)	4,470 (3,390 to 5,680)	4,300 (3,130 to 5,720)	3,870 (2,870 to 5,020)	2,940 (2,090 to 3,850)	1,620 (1,100 to 2,050)	38,600
Upper respiratory infections	1·7 (1·1 to 2·8)	10·5 (6·3 to 16·9)	184 (108 to 293)	769 (433 to 1,250)	843 (465 to 1,440)	746 (401 to 1,280)	756 (392 to 1,330)	736 (402 to 1,230)	724 (409 to 1,180)	629 (343 to 1,050)	604 (314 to 985)	544 (298 to 954)	560 (296 to 969)	564 (307 to 952)	590 (316 to 963)	537 (292 to 895)	442 (230 to 747)	323 (181 to 541)	205 (109 to 339)	118 (64·3 to 199)	68·3 (39·1 to 111)	36·7 (21·1 to 61·7)	13·4 (7·5 to 22·2)	10,000
Otitis media	0 (0 to 0·1)	0·8 (0·3 to 1·6)	24 (12·6 to 41·2)	151 (79·2 to 264)	159 (89·5 to 270)	120 (66·3 to 201)	118 (61·9 to 200)	97·3 (41·3 to 191)	84·8 (38·7 to 161)	68·2 (28·7 to 138)	68·3 (33·9 to 129)	70·6 (32·5 to 134)	86·7 (43·2 to 149)	95·6 (44 to 168)	96·5 (50·8 to 166)	80·2 (37·8 to 154)	53·1 (26 to 99·9)	33·3 (15 to 65·1)	22·9 (11·7 to 42·1)	15·6 (7·2 to 28·3)	10·8 (5·4 to 18·7)	6·2 (3·1 to 11·1)	2·6 (1·3 to 4·7)	1,470
Enteric infections	14·8 (9·8 to 21·7)	24 (16·8 to 33·5)	222 (164 to 291)	517 (340 to 755)	393 (252 to 603)	306 (189 to 462)	443 (290 to 636)	519 (349 to 735)	534 (363 to 753)	483 (328 to 666)	469 (327 to 641)	468 (336 to 638)	547 (395 to 750)	660 (491 to 874)	828 (610 to 1,100)	978 (719 to 1,300)	977 (723 to 1,320)	969 (684 to 1,330)	967 (732 to 1,250)	777 (509 to 1,140)	629 (388 to 954)	379 (244 to 565)	174 (111 to 257)	12,300
Diarrheal diseases	14·8 (9·8 to 21·7)	23·3 (16·3 to 32·9)	216 (158 to 288)	511 (334 to 750)	391 (248 to 600)	303 (188 to 459)	441 (288 to 632)	517 (347 to 732)	532 (362 to 752)	481 (326 to 664)	467 (326 to 640)	466 (335 to 636)	545 (394 to 748)	657 (489 to 872)	826 (607 to 1,100)	975 (713 to 1,290)	974 (720 to 1,320)	967 (679 to 1,330)	965 (730 to 1,250)	775 (508 to 1,140)	627 (386 to 951)	378 (243 to 564)	173 (110 to 256)	12,200
Typhoid and paratyphoid	0 (0 to 0)	0 (0 to 0)	0·1 (0 to 0·2)	0·1 (0 to 0·2)	0 (0 to 0·1)	0 (0 to 0·1)	0·1 (0 to 0·1)	0·1 (0 to 0·2)	0 (0 to 0·1)	0·1 (0 to 0·1)	0 (0 to 0·1)	0·1 (0 to 0·1)	0·1 (0 to 0·1)	0·1 (0 to 0·2)	0 (0 to 0·1)	0·1 (0 to 0·1)	0 (0 to 0·1)	0 (0 to 0·1)	0 (0 to 0·1)	0 (0 to 0·1)	0 (0 to 0·1)	0 (0 to 0·1)	0 (0 to 0·1)	1
Typhoid fever	0 (0 to 0)	0 (0 to 0)	0 (0 to 0)	0 (0 to 0)	0 (0 to 0)	0 (0 to 0)	0 (0 to 0·1)	0·1 (0 to 0·2)	0 (0 to 0)	0 (0 to 0·1)	0 (0 to 0)	0 (0 to 0·1)	0 (0 to 0·1)	0 (0 to 0)	0 (0 to 0)	0 (0 to 0·1)	0 (0 to 0)	0 (0 to 0·1)	0 (0 to 0)	0 (0 to 0)	0 (0 to 0)	0 (0 to 0)	0 (0 to 0)	0·4
Paratyphoid fever	0 (0 to 0)	0 (0 to 0)	0 (0 to 0·2)	0·1 (0 to 0·2)	0 (0 to 0·1)	0 (0 to 0·1)	0 (0 to 0·1)	0 (0 to 0·1)	0 (0 to 0·1)	0 (0 to 0·1)	0 (0 to 0·1)	0 (0 to 0·1)	0 (0 to 0·1)	0 (0 to 0·1)	0 (0 to 0·1)	0 (0 to 0·1)	0 (0 to 0·1)	0 (0 to 0)	0 (0 to 0)	0 (0 to 0)	0 (0 to 0)	0 (0 to 0·1)	0 (0 to 0·1)	0·6
Invasive Non-typhoidal Salmonella (iNTS)	0 (0 to 0)	0·8 (0·3 to 2·3)	2·6 (1 to 8·3)	2·4 (1 to 7·8)	1 (0·4 to 3·3)	1 (0·4 to 3·3)	0·2 (0·1 to 0·6)	0·4 (0·1 to 1·1)	0·6 (0·2 to 2)	0·8 (0·3 to 2·3)	0·6 (0·2 to 1·7)	0·6 (0·3 to 2)	1 (0·4 to 3·2)	1·3 (0·5 to 4·2)	1·4 (0·6 to 4·8)	1·8 (0·7 to 6·5)	2 (0·8 to 6·6)	2 (0·7 to 6·9)	1·7 (0·6 to 6·1)	1·3 (0·5 to 4·7)	0·9 (0·3 to 3·3)	0·6 (0·2 to 2·1)	0·4 (0·1 to 1·3)	25·2
Other intestinal infectious diseases	0 (0 to 0)	0 (0 to 0)	2·7 (0·1 to 8)	3·1 (0·7 to 7·6)	1·6 (0·4 to 4·2)	1·6 (0·3 to 4·2)	1·6 (0·3 to 3·8)	1·8 (0·4 to 4·1)	0·9 (0·2 to 2·1)	1·9 (0·5 to 4·7)	1 (0·3 to 2·4)	1·1 (0·3 to 2·7)	0·8 (0·2 to 2·1)	0·9 (0·2 to 2·4)	0·9 (0·1 to 2·3)	0·8 (0·1 to 2·4)	1·2 (0·1 to 3·6)	0·8 (0·2 to 2·4)	0·5 (0·1 to 1·5)	0·5 (0·1 to 1·5)	0·7 (0·2 to 2·4)	0·4 (0·1 to 1·4)	0·3 (0 to 0·9)	25·3
Neglected tropical diseases and malaria	1·3 (0·6 to 2)	5·5 (2·6 to 9·5)	15·5 (7·1 to 31·4)	33·7 (12·1 to 81·2)	61·8 (15·6 to 162)	41·8 (12·6 to 103)	30 (10·1 to 72)	27·7 (8·8 to 64)	48·8 (14·8 to 120)	63·7 (20·1 to 142)	93·9 (35·2 to 201)	119 (48·2 to 231)	159 (61·3 to 330)	215 (80·7 to 460)	344 (134 to 705)	462 (166 to 1,010)	540 (196 to 1,160)	519 (197 to 1,110)	417 (155 to 875)	279 (105 to 570)	166 (63 to 343)	84·1 (31·7 to 188)	32·6 (11·3 to 73·8)	3,760
Malaria	0 (0 to 0)	0 (0 to 0)	0 (0 to 0)	0 (0 to 0)	0 (0 to 0)	0 (0 to 0)	0 (0 to 0)	0 (0 to 0)	0 (0 to 0)	0 (0 to 0)	0 (0 to 0)	0 (0 to 0)	0 (0 to 0)	0 (0 to 0)	0 (0 to 0)	0 (0 to 0)	0 (0 to 0)	0 (0 to 0)	0 (0 to 0)	0 (0 to 0)	0 (0 to 0)	0 (0 to 0)	0 (0 to 0)	0
Chagas disease	0 (0 to 0)	0 (0 to 0)	0 (0 to 0)	0 (0 to 0)	0 (0 to 0)	0 (0 to 0)	0 (0 to 0)	0 (0 to 0·1)	0·1 (0·1 to 0·1)	0·2 (0·1 to 0·3)	0·2 (0·2 to 0·4)	0·3 (0·2 to 0·4)	0·3 (0·2 to 0·4)	0·3 (0·2 to 0·5)	0·3 (0·2 to 0·5)	0·3 (0·2 to 0·5)	0·3 (0·2 to 0·4)	0·3 (0·2 to 0·4)	0·2 (0·1 to 0·3)	0·2 (0·1 to 0·3)	0·1 (0·1 to 0·2)	0 (0 to 0·1)	0 (0 to 0·1)	3·2
Leishmaniasis	0 (0 to 0)	0 (0 to 0)	0 (0 to 0)	0 (0 to 0)	0 (0 to 0)	0 (0 to 0)	0 (0 to 0)	0 (0 to 0)	0 (0 to 0)	0 (0 to 0)	0 (0 to 0)	0 (0 to 0)	0 (0 to 0)	0 (0 to 0)	0 (0 to 0)	0 (0 to 0)	0 (0 to 0)	0 (0 to 0)	0 (0 to 0)	0 (0 to 0)	0 (0 to 0)	0 (0 to 0)	0 (0 to 0)	0
Visceral leishmaniasis	0 (0 to 0)	0 (0 to 0)	0 (0 to 0)	0 (0 to 0)	0 (0 to 0)	0 (0 to 0)	0 (0 to 0)	0 (0 to 0)	0 (0 to 0)	0 (0 to 0)	0 (0 to 0)	0 (0 to 0)	0 (0 to 0)	0 (0 to 0)	0 (0 to 0)	0 (0 to 0)	0 (0 to 0)	0 (0 to 0)	0 (0 to 0)	0 (0 to 0)	0 (0 to 0)	0 (0 to 0)	0 (0 to 0)	0
Cutaneous and mucocutaneous leishmaniasis	0 (0 to 0)	0 (0 to 0)	0 (0 to 0)	0 (0 to 0)	0 (0 to 0)	0 (0 to 0)	0 (0 to 0)	0 (0 to 0)	0 (0 to 0)	0 (0 to 0)	0 (0 to 0)	0 (0 to 0)	0 (0 to 0)	0 (0 to 0)	0 (0 to 0)	0 (0 to 0)	0 (0 to 0)	0 (0 to 0)	0 (0 to 0)	0 (0 to 0)	0 (0 to 0)	0 (0 to 0)	0 (0 to 0)	0
African trypanosomiasis	0 (0 to 0)	0 (0 to 0)	0 (0 to 0)	0 (0 to 0)	0 (0 to 0)	0 (0 to 0)	0 (0 to 0)	0 (0 to 0)	0 (0 to 0)	0 (0 to 0)	0 (0 to 0)	0 (0 to 0)	0 (0 to 0)	0 (0 to 0)	0 (0 to 0)	0 (0 to 0)	0 (0 to 0)	0 (0 to 0)	0 (0 to 0)	0 (0 to 0)	0 (0 to 0)	0 (0 to 0)	0 (0 to 0)	0
Schistosomiasis	0 (0 to 0)	0 (0 to 0)	0 (0 to 0)	0 (0 to 0)	0 (0 to 0)	0 (0 to 0)	0 (0 to 0)	0 (0 to 0)	0 (0 to 0)	0 (0 to 0)	0 (0 to 0)	0 (0 to 0)	0 (0 to 0)	0 (0 to 0)	0 (0 to 0)	0 (0 to 0)	0 (0 to 0)	0 (0 to 0)	0 (0 to 0)	0 (0 to 0)	0 (0 to 0)	0 (0 to 0)	0 (0 to 0)	0
Cysticercosis	0 (0 to 0)	0 (0 to 0)	0 (0 to 0)	0 (0 to 0)	0·1 (0 to 0·2)	0·8 (0·2 to 2·2)	5 (1·3 to 13·7)	17·4 (3·2 to 50·5)	37·4 (7·2 to 100)	50·9 (12·3 to 128)	65·4 (16·4 to 166)	81·6 (21·3 to 193)	126 (35·4 to 299)	187 (55·1 to 426)	308 (102 to 684)	440 (146 to 983)	519 (179 to 1,150)	498 (178 to 1,090)	398 (137 to 853)	267 (92·7 to 561)	159 (55·6 to 337)	80·8 (29 to 183)	30·7 (9·5 to 72·3)	3,270
Cystic echinococcosis	0 (0 to 0)	0 (0 to 0)	0 (0 to 0)	0 (0 to 0·1)	0·1 (0 to 0·3)	0·1 (0 to 0·3)	0·2 (0 to 0·4)	0·2 (0 to 0·5)	0·2 (0 to 0·7)	0·2 (0 to 0·7)	0·2 (0 to 0·7)	0·2 (0 to 0·7)	0·3 (0 to 0·8)	0·3 (0 to 1)	0·4 (0 to 1·2)	0·4 (0 to 1·2)	0·3 (0 to 1)	0·3 (0 to 0·7)	0·2 (0 to 0·5)	0·1 (0 to 0·3)	0·1 (0 to 0·3)	0·1 (0 to 0·2)	0 (0 to 0·1)	4·1
Lymphatic filariasis	0 (0 to 0)	0 (0 to 0)	0 (0 to 0)	0 (0 to 0)	0 (0 to 0)	0 (0 to 0)	0 (0 to 0)	0 (0 to 0)	0 (0 to 0)	0 (0 to 0)	0 (0 to 0)	0 (0 to 0)	0 (0 to 0)	0 (0 to 0)	0 (0 to 0)	0 (0 to 0)	0 (0 to 0)	0 (0 to 0)	0 (0 to 0)	0 (0 to 0)	0 (0 to 0)	0 (0 to 0)	0 (0 to 0)	0
Onchocerciasis	0 (0 to 0)	0 (0 to 0)	0 (0 to 0)	0 (0 to 0)	0 (0 to 0)	0 (0 to 0)	0 (0 to 0)	0 (0 to 0)	0 (0 to 0)	0 (0 to 0)	0 (0 to 0)	0 (0 to 0)	0 (0 to 0)	0 (0 to 0)	0 (0 to 0)	0 (0 to 0)	0 (0 to 0)	0 (0 to 0)	0 (0 to 0)	0 (0 to 0)	0 (0 to 0)	0 (0 to 0)	0 (0 to 0)	0
Trachoma	0 (0 to 0)	0 (0 to 0)	0 (0 to 0)	0 (0 to 0)	0 (0 to 0)	0 (0 to 0)	0 (0 to 0)	0 (0 to 0)	0 (0 to 0)	0 (0 to 0)	0 (0 to 0)	0 (0 to 0)	0 (0 to 0)	0 (0 to 0)	0 (0 to 0)	0 (0 to 0)	0 (0 to 0)	0 (0 to 0)	0 (0 to 0)	0 (0 to 0)	0 (0 to 0)	0 (0 to 0)	0 (0 to 0)	0
Dengue	0 (0 to 0)	0 (0 to 0)	0 (0 to 0)	0 (0 to 0)	0 (0 to 0)	0 (0 to 0)	0 (0 to 0)	0 (0 to 0)	0 (0 to 0)	0 (0 to 0)	0 (0 to 0)	0 (0 to 0)	0 (0 to 0)	0 (0 to 0)	0 (0 to 0)	0 (0 to 0)	0 (0 to 0)	0 (0 to 0)	0 (0 to 0)	0 (0 to 0)	0 (0 to 0)	0 (0 to 0)	0 (0 to 0)	0
Yellow fever	0 (0 to 0)	0 (0 to 0)	0 (0 to 0)	0 (0 to 0)	0 (0 to 0)	0 (0 to 0)	0 (0 to 0)	0 (0 to 0)	0 (0 to 0)	0 (0 to 0)	0 (0 to 0)	0 (0 to 0)	0 (0 to 0)	0 (0 to 0)	0 (0 to 0)	0 (0 to 0)	0 (0 to 0)	0 (0 to 0)	0 (0 to 0)	0 (0 to 0)	0 (0 to 0)	0 (0 to 0)	0 (0 to 0)	0
Rabies	0 (0 to 0)	0 (0 to 0)	0·7 (0·3 to 1·9)	0·6 (0·2 to 1·3)	0·3 (0·1 to 0·7)	0·6 (0·2 to 1·6)	0·2 (0·1 to 0·6)	0·1 (0 to 0·2)	0·3 (0·1 to 0·7)	0·1 (0 to 0·4)	0 (0 to 0·1)	0·2 (0·1 to 0·5)	0·1 (0 to 0·3)	0 (0 to 0·1)	0·2 (0·1 to 0·3)	0·1 (0 to 0·2)	0·1 (0 to 0·3)	0·1 (0·1 to 0·2)	0 (0 to 0·1)	0 (0 to 0·1)	0 (0 to 0·1)	0·1 (0 to 0·2)	0·1 (0 to 0·2)	4·2
Intestinal nematode infections	0 (0 to 0)	0 (0 to 0)	0 (0 to 0)	0 (0 to 0)	0 (0 to 0)	0 (0 to 0)	0 (0 to 0)	0 (0 to 0)	0 (0 to 0)	0 (0 to 0)	0 (0 to 0)	0 (0 to 0)	0 (0 to 0)	0 (0 to 0)	0 (0 to 0)	0 (0 to 0)	0 (0 to 0)	0 (0 to 0)	0 (0 to 0)	0 (0 to 0)	0 (0 to 0)	0 (0 to 0)	0 (0 to 0)	0
Ascariasis	0 (0 to 0)	0 (0 to 0)	0 (0 to 0)	0 (0 to 0)	0 (0 to 0)	0 (0 to 0)	0 (0 to 0)	0 (0 to 0)	0 (0 to 0)	0 (0 to 0)	0 (0 to 0)	0 (0 to 0)	0 (0 to 0)	0 (0 to 0)	0 (0 to 0)	0 (0 to 0)	0 (0 to 0)	0 (0 to 0)	0 (0 to 0)	0 (0 to 0)	0 (0 to 0)	0 (0 to 0)	0 (0 to 0)	0
Trichuriasis	0 (0 to 0)	0 (0 to 0)	0 (0 to 0)	0 (0 to 0)	0 (0 to 0)	0 (0 to 0)	0 (0 to 0)	0 (0 to 0)	0 (0 to 0)	0 (0 to 0)	0 (0 to 0)	0 (0 to 0)	0 (0 to 0)	0 (0 to 0)	0 (0 to 0)	0 (0 to 0)	0 (0 to 0)	0 (0 to 0)	0 (0 to 0)	0 (0 to 0)	0 (0 to 0)	0 (0 to 0)	0 (0 to 0)	0
Hookworm disease	0 (0 to 0)	0 (0 to 0)	0 (0 to 0)	0 (0 to 0)	0 (0 to 0)	0 (0 to 0)	0 (0 to 0)	0 (0 to 0)	0 (0 to 0)	0 (0 to 0)	0 (0 to 0)	0 (0 to 0)	0 (0 to 0)	0 (0 to 0)	0 (0 to 0)	0 (0 to 0)	0 (0 to 0)	0 (0 to 0)	0 (0 to 0)	0 (0 to 0)	0 (0 to 0)	0 (0 to 0)	0 (0 to 0)	0
Food-borne trematodiases	0 (0 to 0)	0 (0 to 0)	0 (0 to 0)	0 (0 to 0)	0 (0 to 0)	0 (0 to 0)	0 (0 to 0)	0 (0 to 0)	0 (0 to 0)	0 (0 to 0)	0 (0 to 0)	0 (0 to 0)	0 (0 to 0)	0 (0 to 0)	0 (0 to 0)	0 (0 to 0)	0 (0 to 0)	0 (0 to 0)	0 (0 to 0)	0 (0 to 0)	0 (0 to 0)	0 (0 to 0)	0 (0 to 0)	0
Leprosy	0 (0 to 0)	0 (0 to 0)	0 (0 to 0)	0 (0 to 0)	0 (0 to 0)	0 (0 to 0)	0 (0 to 0)	0 (0 to 0)	0 (0 to 0)	0 (0 to 0)	0 (0 to 0)	0 (0 to 0)	0 (0 to 0)	0 (0 to 0)	0 (0 to 0)	0 (0 to 0)	0 (0 to 0)	0 (0 to 0)	0 (0 to 0)	0 (0 to 0)	0 (0 to 0)	0 (0 to 0)	0 (0 to 0)	0
Ebola	0 (0 to 0)	0 (0 to 0)	0 (0 to 0)	0 (0 to 0)	0 (0 to 0)	0 (0 to 0)	0 (0 to 0)	0 (0 to 0)	0 (0 to 0)	0 (0 to 0)	0 (0 to 0)	0 (0 to 0)	0 (0 to 0)	0 (0 to 0)	0 (0 to 0)	0 (0 to 0)	0 (0 to 0)	0 (0 to 0)	0 (0 to 0)	0 (0 to 0)	0 (0 to 0)	0 (0 to 0)	0 (0 to 0)	0
Zika virus	0 (0 to 0)	0 (0 to 0)	0 (0 to 0)	0 (0 to 0)	0 (0 to 0)	0 (0 to 0)	0 (0 to 0)	0 (0 to 0)	0 (0 to 0)	0 (0 to 0)	0 (0 to 0)	0 (0 to 0)	0 (0 to 0)	0 (0 to 0)	0 (0 to 0)	0 (0 to 0)	0 (0 to 0)	0 (0 to 0)	0 (0 to 0)	0 (0 to 0)	0 (0 to 0)	0 (0 to 0)	0 (0 to 0)	0
Guinea worm disease	0 (0 to 0)	0 (0 to 0)	0 (0 to 0)	0 (0 to 0)	0 (0 to 0)	0 (0 to 0)	0 (0 to 0)	0 (0 to 0)	0 (0 to 0)	0 (0 to 0)	0 (0 to 0)	0 (0 to 0)	0 (0 to 0)	0 (0 to 0)	0 (0 to 0)	0 (0 to 0)	0 (0 to 0)	0 (0 to 0)	0 (0 to 0)	0 (0 to 0)	0 (0 to 0)	0 (0 to 0)	0 (0 to 0)	0
Other neglected tropical diseases	1·3 (0·6 to 2)	5·5 (2·6 to 9·5)	14·8 (6·5 to 30·7)	33 (11·5 to 80·9)	61·3 (15 to 162)	40·3 (11·5 to 102)	24·6 (5·9 to 65·6)	9·9 (2·2 to 33·4)	10·8 (2·7 to 33·8)	12·3 (2·9 to 36·3)	28 (7 to 74·7)	36·7 (11·2 to 83·8)	33 (9·9 to 79·7)	27·8 (9·1 to 62·4)	34·6 (13·1 to 78·8)	20·9 (8·6 to 41·9)	20·1 (8·8 to 38·3)	21·1 (9·6 to 37·8)	18·2 (8 to 32·6)	11·7 (5·5 to 19·9)	6·6 (3·1 to 12·2)	3·1 (1·6 to 5·8)	1·8 (0·8 to 3·1)	477
Other infectious diseases	59·3 (45 to 78·9)	190 (137 to 251)	524 (387 to 709)	299 (232 to 383)	201 (146 to 283)	188 (143 to 247)	217 (161 to 294)	209 (159 to 278)	224 (162 to 304)	227 (164 to 315)	263 (185 to 380)	286 (207 to 401)	372 (276 to 521)	422 (306 to 626)	548 (389 to 835)	637 (473 to 921)	651 (491 to 947)	522 (398 to 754)	361 (274 to 514)	215 (166 to 293)	132 (101 to 176)	68 (51·6 to 90·1)	31·8 (22·5 to 44·3)	6,840
Meningitis	11·1 (8 to 14·9)	36 (24·6 to 50·9)	154 (102 to 230)	84·8 (59 to 116)	37 (28·7 to 47)	37·8 (28·8 to 48·6)	47·2 (35·7 to 60·8)	51·2 (35·8 to 70·9)	56·3 (40·6 to 75·9)	57·8 (41 to 77·4)	57·9 (42·5 to 79·2)	64·9 (47·2 to 85·7)	82·7 (61·6 to 107)	69·7 (50·8 to 93·2)	75·8 (56·5 to 101)	73 (53·8 to 98·7)	59·1 (44·8 to 76·9)	50·3 (37·2 to 65·1)	38·1 (28·9 to 50·6)	26·9 (19·8 to 35·4)	18·1 (13·2 to 23·9)	9·4 (6·7 to 12·2)	3·2 (2·2 to 4·1)	1,200
Encephalitis	4·2 (2·8 to 6·1)	9·4 (6·3 to 13·6)	42 (28·6 to 59·5)	55 (37·8 to 76·1)	30·1 (21 to 41·3)	30·5 (21·7 to 41·7)	27·9 (19·8 to 38·7)	33·1 (22·8 to 46·9)	31·5 (21·5 to 44·3)	28·4 (19·3 to 39·9)	26·5 (18·9 to 36·8)	25·1 (17·9 to 35)	30·9 (21·1 to 43·1)	36·9 (25·7 to 50·9)	45·1 (32·3 to 61·8)	49·6 (35·7 to 66·6)	53·6 (38·8 to 73·2)	46·6 (33·1 to 65)	38·5 (26·8 to 52·8)	26·6 (17·5 to 39·2)	16 (10·1 to 24·1)	7·6 (4·8 to 10·9)	3·8 (2·4 to 5·7)	699
Diphtheria	0 (0 to 0)	0 (0 to 0)	0·1 (0 to 0·3)	0·2 (0 to 0·4)	0·2 (0·1 to 0·5)	0·1 (0 to 0·4)	0·1 (0 to 0·3)	0·1 (0 to 0·2)	0·1 (0 to 0·2)	0·1 (0 to 0·2)	0·1 (0 to 0·2)	0·1 (0 to 0·2)	0·1 (0 to 0·2)	0·1 (0 to 0·3)	0·1 (0 to 0·2)	0 (0 to 0)	0 (0 to 0)	0 (0 to 0)	0 (0 to 0)	0 (0 to 0)	0 (0 to 0)	0 (0 to 0)	0 (0 to 0)	1·5
Tetanus	0 (0 to 0·1)	0 (0 to 0·1)	0 (0 to 0)	0·1 (0 to 0·5)	0·1 (0 to 0·6)	0·1 (0 to 0·7)	0·1 (0 to 1)	0 (0 to 0·6)	0·1 (0 to 0·5)	0·1 (0 to 0·4)	0·1 (0 to 0·5)	0·1 (0 to 0·5)	0·1 (0 to 0·7)	0·1 (0 to 0·6)	0·2 (0·1 to 0·9)	0·2 (0·1 to 0·9)	0·3 (0·1 to 1·4)	0·2 (0·1 to 0·9)	0·2 (0·1 to 0·8)	0·1 (0 to 0·6)	0·1 (0 to 0·3)	0·1 (0 to 0·2)	0 (0 to 0·1)	2·3
Measles	0 (0 to 0)	0 (0 to 0)	0·2 (0 to 1·1)	0·6 (0 to 2·8)	0·1 (0 to 0·5)	0 (0 to 0·1)	0 (0 to 0)	0 (0 to 0)	0 (0 to 0)	0 (0 to 0)	0 (0 to 0)	0 (0 to 0)	0 (0 to 0)	0 (0 to 0)	0 (0 to 0)	0 (0 to 0)	0 (0 to 0)	0 (0 to 0)	0 (0 to 0)	0 (0 to 0)	0 (0 to 0)	0 (0 to 0)	0 (0 to 0)	1
Varicella and herpes zoster	1·4 (0·8 to 2·5)	5·3 (3 to 9·9)	11·7 (7·2 to 20·6)	15·1 (9·2 to 28·5)	14·8 (8·4 to 29·7)	13 (7 to 24)	12·6 (5·8 to 21·8)	15·4 (7·8 to 28·1)	17·9 (9·4 to 31·6)	17·3 (8·8 to 30·1)	17·9 (9·2 to 31·3)	18·3 (8·7 to 31·4)	24·4 (12·3 to 43·7)	33·3 (18·3 to 52·9)	43·9 (23·4 to 73·3)	52·8 (27·3 to 90·7)	52 (29·2 to 85·9)	47 (28·6 to 73·9)	38·3 (23·6 to 58·5)	31·7 (19·8 to 49·4)	27·6 (18 to 43·4)	20·1 (13·2 to 30·9)	12·5 (7·6 to 21·1)	544
Acute hepatitis	0 (0 to 0)	0 (0 to 0)	4·7 (2·2 to 8·9)	6·1 (3·2 to 10·2)	17·6 (9·1 to 30·1)	25·5 (14·2 to 40·8)	27·8 (15·4 to 45·6)	25·8 (15·1 to 40·7)	25·8 (15·3 to 39·7)	23·5 (14·1 to 36·3)	23·2 (15 to 35)	24·3 (16·2 to 35·8)	29·3 (19·5 to 41·7)	29 (20·3 to 40·7)	29·4 (21·1 to 40·9)	25·3 (17·4 to 34)	18·5 (13·1 to 25·7)	12·2 (8·5 to 17·2)	7·2 (5·2 to 9·6)	3·8 (2·7 to 5·3)	2·5 (1·7 to 3·5)	1·3 (0·8 to 1·9)	0·5 (0·3 to 0·8)	363
Acute hepatitis A	0 (0 to 0)	0 (0 to 0)	1 (0·3 to 2·3)	4 (1·4 to 7·9)	15·5 (7·4 to 27·2)	23·1 (12·2 to 37·9)	25·1 (13·1 to 42·1)	22·7 (12·6 to 36·8)	21·8 (11·7 to 35·2)	19 (10·2 to 30·8)	17·7 (10·3 to 28·8)	16·8 (9·9 to 26·7)	18·1 (10 to 28·4)	17·7 (10·1 to 27·9)	17·9 (10·5 to 28·5)	14·4 (7·7 to 22·3)	9·7 (5·1 to 16·1)	5·5 (2·6 to 9)	3·1 (1·7 to 4·8)	1·6 (0·8 to 2·5)	0·9 (0·4 to 1·5)	0·5 (0·3 to 0·8)	0·2 (0·1 to 0·3)	256
Acute hepatitis B	0 (0 to 0)	0 (0 to 0)	2·3 (0·9 to 5)	0·8 (0·3 to 1·8)	0·4 (0·2 to 0·6)	0·4 (0·2 to 0·7)	0·8 (0·4 to 1·5)	1·2 (0·7 to 2)	2·1 (1·2 to 3·2)	2·5 (1·4 to 4)	3·1 (1·8 to 5)	4·3 (2·5 to 6·7)	6·1 (3·5 to 9·7)	6·1 (3·5 to 9·5)	6·2 (3·5 to 10·2)	6·1 (3·5 to 9·5)	4·8 (2·8 to 7·6)	3·5 (1·9 to 6·2)	2·1 (1·1 to 3·6)	0·9 (0·5 to 1·7)	0·5 (0·2 to 0·9)	0·2 (0·1 to 0·3)	0·1 (0 to 0·2)	54·8
Acute hepatitis C	0 (0 to 0)	0 (0 to 0)	0·4 (0·2 to 0·7)	0·8 (0·4 to 1·5)	0·5 (0·2 to 1·1)	0·4 (0·2 to 0·8)	0·4 (0·2 to 0·8)	0·4 (0·2 to 0·9)	0·5 (0·2 to 1·1)	0·6 (0·3 to 1·2)	1 (0·5 to 1·8)	1·7 (0·8 to 3)	3·1 (1·5 to 6·2)	3·8 (1·8 to 7·3)	3·7 (1·8 to 6·8)	3 (1·5 to 5·6)	2·3 (1·1 to 4·2)	1·7 (0·8 to 3·2)	1 (0·5 to 1·8)	0·6 (0·3 to 1)	0·4 (0·2 to 0·8)	0·2 (0·1 to 0·4)	0·1 (0 to 0·2)	26·6
Acute hepatitis E	0 (0 to 0)	0 (0 to 0)	1 (0·3 to 2·4)	0·4 (0·2 to 0·8)	1·2 (0·6 to 2·1)	1·6 (0·8 to 2·7)	1·6 (0·8 to 2·7)	1·4 (0·7 to 2·4)	1·4 (0·8 to 2·6)	1·4 (0·8 to 2·3)	1·4 (0·8 to 2·3)	1·5 (0·9 to 2·5)	1·9 (1 to 3·3)	1·3 (0·7 to 2·3)	1·6 (0·9 to 2·8)	1·8 (1 to 3)	1·6 (0·8 to 2·6)	1·4 (0·7 to 2·4)	1 (0·5 to 1·8)	0·8 (0·4 to 1·4)	0·6 (0·3 to 1·2)	0·4 (0·1 to 0·8)	0·2 (0 to 0·4)	25·5
Other unspecified infectious diseases	42·3 (29·9 to 62)	139 (90·7 to 198)	276 (175 to 440)	109 (66·8 to 178)	98 (54·5 to 174)	80·5 (48·3 to 129)	101 (60·3 to 164)	83 (51·9 to 137)	92·2 (54·2 to 153)	100 (57·1 to 170)	137 (77·9 to 240)	153 (90·6 to 253)	204 (126 to 339)	253 (158 to 433)	353 (216 to 614)	436 (293 to 713)	468 (324 to 739)	365 (252 to 587)	239 (163 to 380)	126 (86·8 to 195)	67·4 (45·4 to 104)	29·6 (19·7 to 46·3)	11·7 (7·1 to 18·7)	3,960
Maternal and neonatal disorders	24,600 (22,100 to 27,200)	4,440 (3,880 to 5,040)	2,720 (2,000 to 3,560)	1,950 (1,470 to 2,450)	1,610 (1,170 to 2,130)	1,720 (1,260 to 2,260)	1,870 (1,400 to 2,410)	1,980 (1,520 to 2,490)	2,190 (1,700 to 2,740)	1,960 (1,530 to 2,440)	1,630 (1,280 to 2,030)	1,330 (1,020 to 1,720)	1,330 (990 to 1,730)	1,230 (921 to 1,580)	1,120 (810 to 1,470)	898 (656 to 1,170)	564 (412 to 753)	284 (210 to 367)	108 (79·9 to 142)	24·4 (16·4 to 34·5)	8·5 (4·5 to 13·6)	3·7 (1·7 to 6·5)	1·3 (0·6 to 2·3)	53,500
Maternal disorders	0 (0 to 0)	0 (0 to 0)	0 (0 to 0)	0 (0 to 0)	0 (0 to 0)	6·8 (5·5 to 8·2)	113 (89·4 to 143)	349 (258 to 473)	558 (409 to 747)	558 (407 to 744)	351 (261 to 456)	166 (121 to 221)	111 (76·8 to 153)	60·7 (42·7 to 81·9)	0 (0 to 0)	0 (0 to 0)	0 (0 to 0)	0 (0 to 0)	0 (0 to 0)	0 (0 to 0)	0 (0 to 0)	0 (0 to 0)	0 (0 to 0)	2,270
Maternal hemorrhage	0 (0 to 0)	0 (0 to 0)	0 (0 to 0)	0 (0 to 0)	0 (0 to 0)	0·2 (0·1 to 0·4)	6·8 (3·1 to 12·6)	25 (11·5 to 45·1)	54·2 (22·3 to 106)	61·2 (24·9 to 118)	36·6 (16·8 to 64·1)	10·5 (4·8 to 18·4)	3 (1·3 to 6·1)	0·2 (0·1 to 0·5)	0 (0 to 0)	0 (0 to 0)	0 (0 to 0)	0 (0 to 0)	0 (0 to 0)	0 (0 to 0)	0 (0 to 0)	0 (0 to 0)	0 (0 to 0)	198
Maternal sepsis and other maternal infections	0 (0 to 0)	0 (0 to 0)	0 (0 to 0)	0 (0 to 0)	0 (0 to 0)	0·2 (0·1 to 0·4)	8·5 (3 to 16·9)	27·3 (12·9 to 47·8)	29·1 (14·6 to 51·9)	17·6 (8·2 to 33·5)	7·7 (3·2 to 14·2)	3·1 (1·7 to 5·2)	1·8 (0·8 to 3·2)	0·5 (0·1 to 1·2)	0 (0 to 0)	0 (0 to 0)	0 (0 to 0)	0 (0 to 0)	0 (0 to 0)	0 (0 to 0)	0 (0 to 0)	0 (0 to 0)	0 (0 to 0)	95·9
Maternal hypertensive disorders	0 (0 to 0)	0 (0 to 0)	0 (0 to 0)	0 (0 to 0)	0 (0 to 0)	0·8 (0·5 to 1·1)	14·3 (8·9 to 21·3)	43·7 (27 to 66·9)	89·3 (55·3 to 133)	93·7 (59·7 to 143)	49 (31·1 to 74·2)	16·3 (9·5 to 25·6)	7·4 (4·2 to 11·7)	0·8 (0·5 to 1·3)	0 (0 to 0)	0 (0 to 0)	0 (0 to 0)	0 (0 to 0)	0 (0 to 0)	0 (0 to 0)	0 (0 to 0)	0 (0 to 0)	0 (0 to 0)	315
Maternal obstructed labor and uterine rupture	0 (0 to 0)	0 (0 to 0)	0 (0 to 0)	0 (0 to 0)	0 (0 to 0)	0·1 (0·1 to 0·2)	2·6 (1·4 to 4·2)	8·6 (4·6 to 14·5)	17·4 (1 to 41·5)	17·7 (2·2 to 40·6)	8·9 (4·8 to 14·3)	2·4 (1·4 to 3·8)	0·6 (0·3 to 1·1)	0 (0 to 0)	0 (0 to 0)	0 (0 to 0)	0 (0 to 0)	0 (0 to 0)	0 (0 to 0)	0 (0 to 0)	0 (0 to 0)	0 (0 to 0)	0 (0 to 0)	58·4
Maternal abortion and miscarriage	0 (0 to 0)	0 (0 to 0)	0 (0 to 0)	0 (0 to 0)	0 (0 to 0)	0·3 (0·2 to 0·6)	3·9 (2·2 to 6·7)	7·2 (3·7 to 12·8)	8·2 (2·6 to 17·7)	7·9 (4·2 to 14)	5·8 (2·8 to 11·9)	3·8 (1·6 to 8·1)	3·7 (1·2 to 8·6)	0·3 (0·1 to 0·6)	0 (0 to 0)	0 (0 to 0)	0 (0 to 0)	0 (0 to 0)	0 (0 to 0)	0 (0 to 0)	0 (0 to 0)	0 (0 to 0)	0 (0 to 0)	41·2
Ectopic pregnancy	0 (0 to 0)	0 (0 to 0)	0 (0 to 0)	0 (0 to 0)	0 (0 to 0)	0·2 (0·1 to 0·3)	2·4 (1·2 to 4·3)	6·9 (3·3 to 12·5)	9·1 (4·8 to 16·3)	8·1 (4·3 to 14·2)	5 (2·6 to 8·9)	2·1 (1·1 to 4·1)	1·1 (0·5 to 2)	0·1 (0 to 0·1)	0 (0 to 0)	0 (0 to 0)	0 (0 to 0)	0 (0 to 0)	0 (0 to 0)	0 (0 to 0)	0 (0 to 0)	0 (0 to 0)	0 (0 to 0)	35
Indirect maternal deaths	--	--	--	--	--	1·9 (1·1 to 2·9)	26 (14·5 to 40·9)	73·7 (37·6 to 125)	95·7 (48·5 to 160)	97·7 (49·1 to 157)	75·5 (39·8 to 125)	46·2 (25·5 to 76)	38·5 (19·6 to 63·3)	29·8 (18·3 to 43·9)	--	--	--	--	--	--	--	--	--	NA
Late maternal deaths	--	--	--	--	--	0·8 (0·4 to 1·4)	14·8 (7·7 to 26·6)	58·3 (33·3 to 97·8)	118 (72·1 to 183)	119 (71·6 to 182)	63·8 (36 to 98)	27 (13·8 to 47·5)	15·8 (9·1 to 25·5)	8·1 (4·4 to 13·8)	--	--	--	--	--	--	--	--	--	NA
Maternal deaths aggravated by HIV/AIDS	--	--	--	--	--	0 (0 to 0)	0 (0 to 0)	0·1 (0 to 0·2)	0·4 (0·2 to 0·8)	0·5 (0·2 to 1·1)	0·4 (0·2 to 0·9)	0·3 (0·1 to 0·6)	0·2 (0·1 to 0·4)	0·1 (0 to 0·2)	--	--	--	--	--	--	--	--	--	NA
Neonatal disorders	24,600 (22,100 to 27,200)	4,440 (3,880 to 5,040)	2,720 (2,000 to 3,560)	1,950 (1,470 to 2,450)	1,610 (1,170 to 2,130)	1,720 (1,250 to 2,250)	1,750 (1,290 to 2,310)	1,630 (1,190 to 2,130)	1,630 (1,200 to 2,150)	1,400 (1,020 to 1,830)	1,280 (943 to 1,650)	1,160 (849 to 1,530)	1,220 (884 to 1,600)	1,170 (861 to 1,520)	1,120 (810 to 1,470)	898 (656 to 1,170)	564 (412 to 753)	284 (210 to 367)	108 (79·9 to 142)	24·4 (16·4 to 34·5)	8·5 (4·5 to 13·6)	3·7 (1·7 to 6·5)	1·3 (0·6 to 2·3)	51,300
Neonatal preterm birth	16,200 (14,200 to 18,400)	2,160 (1,690 to 2,650)	1,780 (1,300 to 2,370)	1,040 (781 to 1,370)	1,210 (873 to 1,630)	1,290 (930 to 1,740)	1,310 (946 to 1,770)	1,220 (882 to 1,630)	1,210 (879 to 1,630)	1,030 (745 to 1,370)	939 (685 to 1,260)	849 (614 to 1,140)	883 (632 to 1,200)	836 (594 to 1,120)	779 (565 to 1,040)	604 (430 to 810)	387 (281 to 522)	203 (148 to 265)	82·5 (60·1 to 111)	19·4 (12·3 to 27·9)	7·5 (3·7 to 12·8)	3·6 (1·6 to 6·4)	1·3 (0·6 to 2·3)	34,000
Neonatal encephalopathy due to birth asphyxia and trau	3,130 (2,570 to 3,770)	468 (356 to 606)	264 (187 to 359)	345 (237 to 489)	345 (214 to 524)	368 (226 to 548)	381 (234 to 565)	359 (225 to 544)	358 (229 to 538)	316 (193 to 473)	291 (179 to 435)	269 (165 to 399)	289 (175 to 431)	285 (175 to 433)	293 (176 to 443)	252 (149 to 382)	148 (82·6 to 236)	63·7 (37·3 to 98·6)	17 (8·8 to 28·5)	2·7 (1 to 5·6)	0·4 (0·1 to 1)	0 (0 to 0·1)	0 (0 to 0)	8,250
Neonatal sepsis and other neonatal infections	759 (529 to 1,030)	800 (577 to 1,060)	201 (135 to 289)	30·6 (19·3 to 46·2)	38·5 (23·5 to 59·8)	41·7 (26 to 64·6)	43·9 (27 to 68·7)	42·5 (26·2 to 66·1)	42·9 (26·3 to 66·4)	37·3 (22·6 to 59·8)	34·8 (21·5 to 55·7)	32·4 (19·8 to 51·1)	35 (21·4 to 54·4)	35·2 (21·4 to 54·9)	35·5 (21·7 to 54·8)	30·5 (18·5 to 48)	21·4 (13·2 to 34)	12·7 (7·8 to 20·5)	6 (3·6 to 9·4)	1·6 (0·9 to 2·7)	0·4 (0·2 to 0·7)	0 (0 to 0·1)	0 (0 to 0)	2,280
Hemolytic disease and other neonatal jaundice	22·1 (14·1 to 33)	8·7 (5·5 to 12·8)	6·2 (4 to 9·7)	19·1 (14·1 to 24·9)	14·1 (10·3 to 18·7)	15·3 (11·2 to 20·2)	16·2 (11·9 to 21·4)	15·7 (11·5 to 20·7)	15·9 (11·6 to 21)	13·9 (10·1 to 18·3)	13 (9·4 to 17·2)	12·1 (8·8 to 16)	13·2 (9·6 to 17·5)	13·2 (9·6 to 17·5)	13·5 (9·8 to 17·7)	11·6 (8·5 to 15·3)	8·3 (6 to 10·9)	4·9 (3·6 to 6·5)	2·3 (1·7 to 3)	0·8 (0·6 to 1·1)	0·2 (0·1 to 0·3)	0 (0 to 0)	0 (0 to 0)	240
Other neonatal disorders	4,480 (3,350 to 5,750)	1,000 (754 to 1,280)	467 (346 to 617)	509 (378 to 642)	0 (0 to 0)	0 (0 to 0)	0 (0 to 0)	0 (0 to 0)	0 (0 to 0)	0 (0 to 0)	0 (0 to 0)	0 (0 to 0)	0 (0 to 0)	0 (0 to 0)	0 (0 to 0)	0 (0 to 0)	0 (0 to 0)	0 (0 to 0)	0 (0 to 0)	0 (0 to 0)	0 (0 to 0)	0 (0 to 0)	0 (0 to 0)	6,470
Nutritional deficiencies	0·1 (0 to 0·3)	19·1 (2·6 to 57·3)	94·3 (36·2 to 237)	258 (64·4 to 732)	711 (213 to 1,780)	509 (192 to 1,180)	679 (245 to 1,600)	395 (180 to 931)	447 (218 to 939)	440 (193 to 940)	805 (322 to 1,840)	995 (406 to 2,040)	959 (429 to 1,980)	884 (451 to 1,720)	1,090 (609 to 2,010)	1,040 (626 to 1,880)	912 (586 to 1,530)	851 (577 to 1,360)	823 (534 to 1,300)	634 (440 to 935)	568 (404 to 786)	404 (285 to 560)	249 (170 to 345)	13,800
Protein-energy malnutrition	0 (0 to 0)	0 (0 to 0)	25·1 (16·5 to 36·7)	6·5 (4·1 to 10·1)	104 (48·8 to 190)	104 (50 to 180)	121 (60·6 to 207)	132 (71·9 to 219)	152 (91 to 238)	152 (89·7 to 236)	162 (100 to 244)	174 (111 to 255)	228 (148 to 333)	282 (194 to 390)	387 (278 to 520)	458 (330 to 604)	486 (374 to 618)	484 (375 to 623)	483 (359 to 639)	440 (314 to 595)	454 (322 to 609)	342 (236 to 479)	220 (146 to 299)	5,390
Iodine deficiency	0 (0 to 0)	0 (0 to 0)	0 (0 to 0)	0·6 (0·1 to 1·7)	4·4 (1·4 to 9·6)	11·1 (4 to 24·7)	16·7 (7 to 34·1)	18·8 (7·6 to 39·5)	20·8 (8·3 to 43·4)	19·5 (8·2 to 40·7)	19·3 (8·2 to 38·1)	18·6 (8·2 to 36·6)	20·8 (9·2 to 41·6)	21·3 (9·2 to 43·1)	22·5 (9·8 to 43·7)	20·6 (9 to 41·4)	16·2 (7·1 to 32·3)	11·3 (5 to 22·2)	7·1 (3·2 to 14·1)	4 (1·8 to 8·1)	2·4 (1 to 4·6)	1·2 (0·5 to 2·3)	0·4 (0·2 to 0·9)	258
Vitamin A deficiency	0 (0 to 0)	0·3 (0·1 to 1)	0·5 (0·1 to 1·8)	2·1 (0·3 to 6·6)	4 (0·2 to 13·8)	1·5 (0·2 to 4·8)	0 (0 to 0)	0 (0 to 0)	0 (0 to 0)	0 (0 to 0)	0 (0 to 0)	0 (0 to 0)	0 (0 to 0)	0 (0 to 0)	0 (0 to 0)	0 (0 to 0)	0 (0 to 0)	0 (0 to 0)	0 (0 to 0)	0 (0 to 0)	0 (0 to 0)	0 (0 to 0)	0 (0 to 0)	8·4
Dietary iron deficiency	0 (0 to 0·3)	18·8 (2·5 to 56·9)	66·7 (9·9 to 212)	245 (52·7 to 717)	572 (108 to 1,630)	362 (79·2 to 987)	484 (77·7 to 1,400)	177 (19·1 to 667)	182 (17·1 to 679)	210 (21·5 to 711)	565 (98·9 to 1,570)	743 (188 to 1,840)	651 (154 to 1,690)	490 (117 to 1,280)	586 (161 to 1,490)	473 (119 to 1,280)	322 (73·5 to 874)	294 (77·4 to 777)	286 (77·8 to 730)	157 (41·7 to 382)	84·6 (16·9 to 265)	40·8 (6·8 to 128)	17·1 (3·1 to 50)	7,030
Other nutritional deficiencies	0 (0 to 0)	0 (0 to 0)	1·9 (0·9 to 3·9)	4·5 (2·7 to 7·2)	25·7 (13 to 45·1)	30·2 (15·4 to 50·8)	56·7 (29·1 to 96·3)	66·1 (35·4 to 111)	92·2 (51·9 to 149)	58·3 (32·6 to 92·4)	58·9 (33·2 to 93·2)	59·1 (33·6 to 91·5)	58·6 (34·2 to 91·8)	89·9 (52·6 to 135)	98·7 (59·9 to 148)	91·1 (55·7 to 139)	88·6 (56·3 to 134)	62·7 (38·8 to 97)	48 (31·9 to 74·3)	33·1 (21·7 to 54·6)	27·4 (16·8 to 55·9)	19·5 (11·2 to 41·3)	11·4 (5·9 to 25·1)	1,080
Non-communicable diseases	6,870 (5,760 to 8,570)	2,920 (2,510 to 3,450)	10,900 (9,790 to 12,200)	13,100 (10,000 to 16,700)	18,300 (13,400 to 24,400)	34,100 (25,200 to 44,500)	64,800 (48,400 to 83,300)	98,000 (76,100 to 122,000)	118,000 (93,300 to 145,000)	113,000 (90,800 to 138,000)	115,000 (93,300 to 139,000)	126,000 (103,000 to 151,000)	166,000 (137,000 to 198,000)	217,000 (181,000 to 256,000)	294,000 (248,000 to 346,000)	346,000 (294,000 to 404,000)	350,000 (300,000 to 405,000)	328,000 (284,000 to 376,000)	270,000 (236,000 to 308,000)	206,000 (182,000 to 232,000)	153,000 (137,000 to 171,000)	96,000 (87,200 to 106,000)	43,400 (40,100 to 46,800)	3,190,000
Neoplasms	56·8 (45·7 to 75·5)	37·3 (30·7 to 45·3)	250 (200 to 304)	1,190 (991 to 1,390)	1,340 (1,140 to 1,530)	1,540 (1,310 to 1,790)	1,800 (1,480 to 2,160)	2,200 (1,750 to 2,680)	2,980 (2,290 to 3,770)	4,470 (3,460 to 5,610)	6,780 (5,400 to 8,430)	11,700 (9,460 to 14,300)	21,700 (17,100 to 26,300)	39,600 (31,900 to 47,900)	65,400 (53,000 to 79,100)	85,700 (70,700 to 102,000)	89,800 (75,300 to 107,000)	83,600 (70,500 to 96,700)	63,400 (53,300 to 73,600)	40,600 (33,400 to 47,300)	24,200 (19,800 to 28,100)	10,900 (8,480 to 12,700)	3,200 (2,330 to 3,880)	562,000
Lip and oral cavity cancer	0 (0 to 0)	0 (0 to 0)	0 (0 to 0)	0 (0 to 0)	4·9 (4·4 to 5·4)	5 (4·4 to 5·7)	6·3 (4·7 to 8·7)	13 (8·8 to 18·5)	26·5 (16·9 to 38·5)	44·8 (30·2 to 62)	73·5 (51·3 to 103)	146 (98 to 211)	297 (199 to 429)	569 (409 to 788)	910 (651 to 1,220)	1,110 (806 to 1,450)	996 (738 to 1,320)	845 (634 to 1,110)	560 (426 to 712)	340 (257 to 427)	219 (164 to 285)	109 (81·4 to 140)	35·4 (24·8 to 46·8)	6,310
Nasopharynx cancer	0 (0 to 0)	0 (0 to 0)	0 (0 to 0)	0 (0 to 0)	4·9 (4·4 to 5·4)	5 (4·4 to 5·7)	7·6 (4·9 to 12·5)	10·8 (5·8 to 19·2)	11·2 (6 to 18·6)	13·4 (7·9 to 20·8)	23·1 (14·4 to 35·5)	41·1 (25·6 to 63·1)	72 (46·3 to 106)	112 (69·5 to 165)	172 (114 to 256)	139 (90·9 to 208)	118 (75·3 to 180)	84 (54 to 126)	39·5 (24·6 to 59·9)	21·7 (13·2 to 33·8)	12 (7·3 to 19·3)	4·4 (2·5 to 7·1)	1·3 (0·7 to 2·1)	893
Other pharynx cancer	0 (0 to 0)	0 (0 to 0)	0 (0 to 0)	0 (0 to 0)	0 (0 to 0)	0 (0 to 0)	0 (0 to 0)	3·9 (3·1 to 4·7)	3·4 (2·7 to 4·3)	7·2 (4·3 to 11·4)	19·1 (11·1 to 30·5)	52·3 (32·5 to 79·3)	155 (105 to 221)	308 (204 to 440)	550 (366 to 796)	561 (383 to 791)	455 (321 to 641)	313 (219 to 439)	170 (122 to 232)	81·5 (58 to 112)	38·2 (24·9 to 56·3)	15·5 (9·1 to 24·5)	4·5 (2·5 to 7·1)	2,740
Esophageal cancer	0 (0 to 0)	0 (0 to 0)	0 (0 to 0)	0 (0 to 0)	0 (0 to 0)	0 (0 to 0)	0 (0 to 0)	10·2 (6·7 to 15)	25·3 (14·5 to 39·2)	51·5 (30·6 to 78·9)	118 (74·5 to 179)	301 (181 to 461)	705 (483 to 1,000)	1,490 (1,020 to 2,090)	2,670 (1,890 to 3,650)	3,140 (2,190 to 4,240)	3,350 (2,430 to 4,550)	2,590 (1,860 to 3,510)	1,770 (1,270 to 2,320)	1,030 (725 to 1,420)	504 (365 to 678)	191 (135 to 261)	48·7 (29·7 to 69·9)	18,000
Stomach cancer	0 (0 to 0)	0 (0 to 0)	0 (0 to 0)	0 (0 to 0)	0 (0 to 0)	0 (0 to 0)	7 (4·7 to 10·3)	27·6 (19·1 to 38·5)	72·1 (47·5 to 104)	145 (96·8 to 214)	224 (149 to 326)	365 (258 to 506)	571 (406 to 775)	896 (634 to 1,220)	1,310 (951 to 1,770)	1,580 (1,170 to 2,070)	1,640 (1,230 to 2,140)	1,600 (1,220 to 2,020)	1,400 (1,090 to 1,760)	982 (749 to 1,240)	650 (488 to 828)	314 (229 to 411)	98·6 (65·2 to 135)	11,900
Colon and rectum cancer	0 (0 to 0)	0 (0 to 0)	0 (0 to 0)	0 (0 to 0)	10 (7·2 to 13·7)	14·7 (11 to 19·4)	34·5 (24·7 to 47·2)	101 (72 to 138)	231 (167 to 312)	530 (382 to 721)	821 (605 to 1,090)	1,510 (1,130 to 2,000)	2,750 (2,060 to 3,590)	4,420 (3,380 to 5,700)	6,640 (5,050 to 8,560)	8,160 (6,300 to 10,300)	8,210 (6,530 to 10,100)	7,620 (6,020 to 9,450)	6,150 (4,960 to 7,490)	4,440 (3,510 to 5,450)	3,150 (2,400 to 3,910)	1,570 (1,170 to 1,970)	554 (380 to 727)	56,900
Liver cancer	2·3 (1·3 to 3·6)	1·9 (1 to 3·2)	13·7 (8·5 to 19·7)	47·7 (30·8 to 68·9)	31·5 (25·1 to 39·2)	33·3 (25·9 to 43·5)	31·4 (19·2 to 46·8)	41 (26 to 62·4)	66 (39·1 to 102)	96·1 (56·9 to 155)	166 (102 to 254)	264 (170 to 396)	615 (387 to 930)	1,290 (863 to 1,900)	2,480 (1,690 to 3,490)	3,530 (2,500 to 4,900)	2,770 (2,010 to 3,750)	2,030 (1,480 to 2,690)	1,470 (1,090 to 1,860)	805 (601 to 1,050)	401 (299 to 517)	157 (111 to 203)	33·6 (21·9 to 48·8)	16,400
Liver cancer due to hepatitis B	0 (0 to 0)	0 (0 to 0)	0 (0 to 0)	0 (0 to 0)	0 (0 to 0)	2·2 (1 to 4·2)	3·8 (1·8 to 6·5)	7·4 (3·6 to 13·3)	16·1 (6·9 to 30·7)	23·3 (10·2 to 44·5)	35·2 (15·7 to 66·3)	43·5 (18·9 to 81·4)	70·7 (30·8 to 135)	108 (49·5 to 203)	167 (81·1 to 319)	198 (86·1 to 382)	131 (61·3 to 256)	82·4 (38·3 to 155)	53·3 (27·9 to 100)	25·9 (11·6 to 48·6)	11·6 (5·5 to 20·1)	4·2 (1·9 to 7·8)	0·8 (0·3 to 1·8)	984
Liver cancer due to hepatitis C	0 (0 to 0)	0 (0 to 0)	0 (0 to 0)	0 (0 to 0)	0 (0 to 0)	0·6 (0·3 to 1·1)	1 (0·5 to 1·7)	3·4 (1·9 to 5·6)	9·3 (4·8 to 15·8)	21·4 (11·8 to 35·6)	50·5 (28·2 to 84·9)	106 (65·1 to 165)	304 (187 to 471)	720 (467 to 1,070)	1,490 (1,020 to 2,140)	2,170 (1,480 to 3,030)	1,660 (1,180 to 2,240)	1,210 (872 to 1,610)	882 (651 to 1,140)	500 (362 to 665)	265 (196 to 344)	108 (76·9 to 143)	24 (15 to 35·3)	9,520
Liver cancer due to alcohol use	0 (0 to 0)	0 (0 to 0)	0 (0 to 0)	0 (0 to 0)	0 (0 to 0)	0 (0 to 0)	0·5 (0·1 to 1·2)	2·4 (1 to 4·8)	7·3 (2·8 to 14·9)	15·4 (6·8 to 31·1)	33·4 (14·1 to 64·8)	54·3 (25·6 to 102)	126 (53·9 to 239)	250 (118 to 449)	456 (225 to 769)	645 (342 to 1,070)	530 (302 to 868)	364 (206 to 592)	216 (132 to 334)	95·7 (56·4 to 148)	36·6 (22·3 to 56·8)	11·4 (6·3 to 18·8)	1·8 (0·7 to 3·5)	2,850
Liver cancer due to NASH	0 (0 to 0)	0 (0 to 0)	0 (0 to 0)	0 (0 to 0)	0 (0 to 0)	0 (0 to 0)	12·2 (6·9 to 19·3)	12·8 (7·7 to 20·2)	15·3 (8·5 to 25)	16·7 (9 to 28)	22·7 (12·6 to 37)	30·7 (17·8 to 48·5)	62·2 (37·8 to 98·8)	122 (76·1 to 194)	229 (147 to 350)	350 (222 to 526)	317 (210 to 461)	277 (190 to 394)	246 (173 to 347)	143 (96·5 to 205)	69 (48 to 94·4)	26 (16·5 to 37·8)	5·6 (3·2 to 9·2)	1,960
Liver cancer due to other causes	2·3 (1·3 to 3·6)	1·9 (1 to 3·2)	13·7 (8·5 to 19·7)	47·7 (30·8 to 68·9)	31·5 (25·1 to 39·2)	30·5 (23·9 to 39·2)	13·9 (8·2 to 21·5)	15 (9·1 to 23·6)	18 (9·8 to 29·7)	19·3 (10·5 to 31·6)	24·6 (13·8 to 41)	30·2 (17·3 to 48·9)	51·9 (28·3 to 86·4)	86·7 (49·8 to 138)	136 (80·3 to 221)	175 (104 to 277)	132 (80·7 to 201)	98·2 (58 to 148)	76·1 (46·3 to 116)	40 (24·2 to 60·3)	18·9 (12 to 28·3)	6·9 (4·2 to 10·4)	1·4 (0·8 to 2·5)	1,070
Gallbladder and biliary tract cancer	0 (0 to 0)	0 (0 to 0)	0 (0 to 0)	0 (0 to 0)	0 (0 to 0)	0 (0 to 0)	0 (0 to 0)	3·6 (2·9 to 4·4)	5·6 (3·8 to 8)	13·6 (9·1 to 19·5)	29·2 (20·2 to 40·8)	61·2 (42·9 to 83·6)	122 (88·1 to 165)	229 (163 to 318)	367 (267 to 507)	516 (382 to 718)	555 (419 to 729)	596 (448 to 773)	449 (344 to 593)	314 (235 to 410)	197 (145 to 262)	85·9 (59·5 to 117)	23·3 (14·9 to 35·2)	3,570
Pancreatic cancer	0 (0 to 0)	0 (0 to 0)	0 (0 to 0)	0 (0 to 0)	0 (0 to 0)	0 (0 to 0)	7·7 (4·8 to 12·1)	19·8 (11·6 to 31·5)	41·4 (24·2 to 64·5)	109 (73·1 to 161)	245 (173 to 339)	543 (386 to 745)	1,290 (925 to 1,770)	2,680 (1,880 to 3,610)	4,910 (3,590 to 6,600)	6,740 (4,970 to 8,900)	7,070 (5,250 to 9,300)	6,390 (4,890 to 8,150)	4,640 (3,540 to 5,920)	2,850 (2,120 to 3,710)	1,590 (1,160 to 2,120)	692 (488 to 931)	185 (124 to 247)	40,000
Larynx cancer	0 (0 to 0)	0 (0 to 0)	0 (0 to 0)	0 (0 to 0)	0 (0 to 0)	0 (0 to 0)	0 (0 to 0)	5 (4·1 to 6·2)	4·7 (3·6 to 6)	7·9 (5·3 to 11·1)	19·5 (12·3 to 29·8)	58 (35·5 to 91·9)	164 (110 to 236)	405 (276 to 573)	723 (527 to 961)	869 (636 to 1,140)	826 (618 to 1,100)	632 (464 to 835)	410 (310 to 535)	218 (160 to 289)	105 (76·8 to 143)	41·4 (29 to 56·6)	9·9 (6·2 to 14)	4,500
Tracheal, bronchus, and lung cancer	0 (0 to 0)	0 (0 to 0)	0 (0 to 0)	0 (0 to 0)	0 (0 to 0)	12 (7·4 to 18·4)	25·9 (18·5 to 34·5)	52·3 (34·5 to 76·6)	99·3 (66·6 to 140)	235 (158 to 335)	552 (393 to 762)	1,530 (1,160 to 2,020)	4,430 (3,300 to 5,620)	10,500 (8,070 to 13,300)	18,900 (14,600 to 23,600)	25,600 (20,300 to 31,500)	27,600 (22,300 to 33,800)	26,700 (22,100 to 32,000)	18,100 (14,800 to 21,700)	10,100 (8,030 to 12,300)	4,940 (3,810 to 6,100)	1,790 (1,320 to 2,250)	448 (297 to 604)	152,000
Malignant skin melanoma	0·5 (0·3 to 1·1)	0·5 (0·3 to 1·1)	5·1 (0·9 to 20·2)	20·5 (3·6 to 85·1)	5·3 (4·7 to 6)	7·3 (5·1 to 12·3)	23·2 (14·1 to 41·9)	64·5 (38·8 to 129)	144 (83·1 to 288)	228 (136 to 473)	314 (198 to 603)	454 (309 to 805)	603 (394 to 1,050)	897 (612 to 1,470)	1,140 (767 to 1,910)	1,360 (942 to 2,030)	1,220 (856 to 1,830)	997 (698 to 1,460)	788 (555 to 1,080)	518 (343 to 706)	297 (199 to 407)	128 (85·5 to 178)	37·1 (23·3 to 54)	9,260
Non-melanoma skin cancer	0 (0 to 0)	0 (0 to 0)	0 (0 to 0)	0 (0 to 0)	0 (0 to 0)	0 (0 to 0)	0 (0 to 0)	5·4 (4·1 to 7·2)	8·3 (6·1 to 11·8)	14·1 (10 to 18·9)	23·7 (17·4 to 32·7)	46·4 (34·6 to 60·6)	105 (76·5 to 139)	208 (153 to 276)	352 (255 to 473)	532 (391 to 706)	626 (471 to 821)	594 (448 to 776)	521 (393 to 687)	383 (299 to 499)	276 (218 to 355)	162 (127 to 203)	67 (49·6 to 87·1)	3,920
Non-melanoma skin cancer (squamous-cell carcinoma	0 (0 to 0)	0 (0 to 0)	0 (0 to 0)	0 (0 to 0)	0 (0 to 0)	0 (0 to 0)	0 (0 to 0)	5·4 (4 to 7·1)	8·2 (6 to 11·6)	13·8 (9·8 to 18·6)	23·2 (16·8 to 32·1)	45·6 (33·9 to 59·8)	103 (75·2 to 136)	206 (151 to 274)	349 (253 to 466)	528 (389 to 703)	621 (467 to 816)	589 (444 to 773)	517 (389 to 682)	380 (297 to 496)	274 (216 to 352)	161 (126 to 202)	66·6 (49·3 to 86·7)	3,890
Non-melanoma skin cancer (basal-cell carcinoma)	0 (0 to 0)	0 (0 to 0)	0 (0 to 0)	0 (0 to 0)	0 (0 to 0)	0 (0 to 0)	0 (0 to 0)	0·1 (0 to 0·1)	0·1 (0·1 to 0·3)	0·3 (0·1 to 0·5)	0·5 (0·1 to 1·3)	0·7 (0·2 to 1·8)	1·3 (0·4 to 3·1)	1·9 (0·6 to 4·3)	2·8 (1 to 5·9)	3·9 (1·5 to 8·2)	4·9 (1·9 to 10·9)	4·9 (2·2 to 9·6)	4·2 (1·8 to 8·5)	2·9 (1·3 to 5·7)	1·9 (0·9 to 3·6)	1 (0·4 to 2)	0·4 (0·2 to 0·7)	31·7
Breast cancer	0 (0 to 0)	0 (0 to 0)	0 (0 to 0)	0 (0 to 0)	0 (0 to 0)	0 (0 to 0)	13·3 (9·1 to 19·6)	41 (27·5 to 59·9)	206 (133 to 302)	635 (415 to 917)	1,230 (830 to 1,720)	2,060 (1,430 to 2,830)	2,880 (2,090 to 3,910)	4,300 (3,100 to 5,740)	5,920 (4,360 to 7,930)	6,640 (4,990 to 8,720)	6,000 (4,590 to 7,670)	4,930 (3,760 to 6,350)	3,640 (2,760 to 4,790)	2,580 (1,900 to 3,340)	1,650 (1,210 to 2,150)	911 (649 to 1,200)	343 (226 to 470)	44,000
Cervical cancer	0 (0 to 0)	0 (0 to 0)	0 (0 to 0)	0 (0 to 0)	0 (0 to 0)	0 (0 to 0)	4·8 (2·7 to 7·7)	31·4 (17·2 to 52·4)	135 (73·2 to 221)	270 (162 to 413)	418 (260 to 633)	537 (357 to 790)	680 (440 to 980)	763 (515 to 1,100)	886 (609 to 1,290)	806 (544 to 1,140)	682 (490 to 932)	563 (393 to 774)	363 (258 to 489)	250 (173 to 344)	125 (85·1 to 174)	55·8 (36·2 to 80·4)	18·1 (11·5 to 25·4)	6,590
Uterine cancer	0 (0 to 0)	0 (0 to 0)	0 (0 to 0)	0 (0 to 0)	0 (0 to 0)	0 (0 to 0)	0 (0 to 0)	2·5 (1·8 to 3·8)	10·1 (5·5 to 16·7)	43·9 (25·1 to 69·5)	79·1 (48·6 to 121)	148 (93·5 to 222)	298 (194 to 448)	569 (363 to 831)	1,030 (671 to 1,500)	1,700 (1,100 to 2,470)	1,700 (1,150 to 2,430)	1,320 (918 to 1,870)	912 (631 to 1,250)	493 (337 to 695)	292 (201 to 409)	138 (96·2 to 186)	41·1 (27·6 to 58·6)	8,780
Ovarian cancer	0 (0 to 0)	0 (0 to 0)	0 (0 to 0)	0 (0 to 0)	6·8 (3·9 to 10·9)	15·4 (9·4 to 23·1)	25·2 (14·5 to 39·5)	44·6 (26·5 to 71)	73·9 (44·3 to 118)	119 (74·4 to 185)	193 (119 to 288)	362 (242 to 527)	756 (499 to 1,080)	1,260 (877 to 1,760)	1,930 (1,290 to 2,740)	2,270 (1,590 to 3,170)	2,210 (1,570 to 3,060)	2,040 (1,470 to 2,760)	1,410 (1,010 to 1,900)	874 (615 to 1,210)	491 (329 to 699)	193 (125 to 273)	50·9 (30·9 to 74·4)	14,300
Prostate cancer	0 (0 to 0)	0 (0 to 0)	0 (0 to 0)	0 (0 to 0)	0 (0 to 0)	0 (0 to 0)	0 (0 to 0)	6·8 (4·6 to 11)	8·7 (5·6 to 14·2)	9·6 (6 to 15·3)	13·2 (8·7 to 19·5)	37·4 (23·1 to 58·4)	195 (122 to 303)	682 (436 to 1,010)	1,840 (1,170 to 2,820)	3,750 (2,490 to 5,680)	5,050 (3,350 to 7,990)	5,290 (3,570 to 8,510)	5,070 (3,480 to 8,200)	3,880 (2,670 to 6,110)	2,590 (1,850 to 3,900)	1,240 (857 to 1,820)	314 (170 to 493)	30,000
Testicular cancer	2·1 (0·1 to 20·7)	0·8 (0·1 to 5·6)	7·7 (0·7 to 24·6)	27·4 (2·8 to 94·3)	5·7 (3·8 to 7·8)	5·8 (3·4 to 9·2)	27·3 (15·3 to 45·2)	86 (49·1 to 133)	114 (67 to 187)	94·1 (53·5 to 158)	75·2 (46·3 to 118)	70·9 (41·1 to 111)	62·8 (34·9 to 101)	53·4 (30·5 to 84·7)	47·1 (27·1 to 74·1)	36·2 (21·3 to 55·9)	29·3 (16·7 to 49·7)	17·1 (9·9 to 27·8)	13·6 (7·5 to 23·4)	8·4 (4·3 to 14·6)	5 (2·9 to 7·8)	2·2 (1·2 to 3·4)	0·7 (0·4 to 1·2)	793
Kidney cancer	1·1 (0·9 to 1·4)	0·9 (0·7 to 1·1)	11 (7·8 to 14·9)	42·3 (31·5 to 54·8)	49·5 (30·1 to 76·2)	25·2 (15·6 to 39·6)	23·3 (12·6 to 39·2)	38·5 (20·6 to 65·5)	50·9 (29·3 to 80·6)	76·5 (41·3 to 124)	134 (80·2 to 208)	282 (179 to 417)	595 (386 to 874)	1,040 (665 to 1,520)	1,810 (1,220 to 2,600)	2,340 (1,620 to 3,270)	2,430 (1,710 to 3,320)	2,100 (1,490 to 2,800)	1,570 (1,110 to 2,130)	939 (648 to 1,310)	560 (376 to 774)	227 (149 to 321)	64·9 (39·4 to 95·1)	14,400
Bladder cancer	0 (0 to 0)	0 (0 to 0)	0 (0 to 0)	0 (0 to 0)	0 (0 to 0)	0 (0 to 0)	5 (4·3 to 5·8)	4·4 (3·3 to 5·8)	9·6 (5·5 to 15·6)	21·7 (12·8 to 35·5)	46·7 (29·6 to 71·3)	99·5 (65 to 146)	238 (166 to 330)	585 (409 to 806)	1,100 (787 to 1,520)	1,740 (1,240 to 2,360)	1,980 (1,400 to 2,680)	2,100 (1,530 to 2,770)	2,010 (1,480 to 2,640)	1,530 (1,140 to 1,980)	1,110 (814 to 1,460)	600 (439 to 783)	189 (119 to 260)	13,400
Brain and central nervous system cancer	8·7 (6 to 11·1)	5·6 (3·9 to 7·8)	61·1 (41·6 to 85)	309 (225 to 395)	503 (359 to 657)	446 (325 to 588)	309 (220 to 421)	306 (218 to 409)	377 (264 to 521)	470 (327 to 647)	584 (428 to 781)	804 (593 to 1,070)	1,190 (848 to 1,610)	1,700 (1,250 to 2,310)	2,390 (1,730 to 3,250)	2,560 (1,830 to 3,390)	2,570 (1,720 to 3,380)	1,850 (1,300 to 2,420)	1,210 (794 to 1,660)	640 (386 to 896)	294 (160 to 431)	110 (60 to 160)	30·5 (16·1 to 49·7)	18,700
Thyroid cancer	0 (0 to 0)	0 (0 to 0)	0 (0 to 0)	0 (0 to 0)	5·6 (5 to 6·4)	5·7 (5 to 6·6)	6·3 (4·9 to 8·7)	9·9 (5·9 to 15·4)	16·4 (8·9 to 26·4)	22·1 (12·3 to 36·4)	30·7 (18·7 to 45·6)	49·8 (33·7 to 71·6)	91·7 (62·5 to 131)	137 (95·5 to 190)	209 (146 to 283)	271 (198 to 362)	280 (208 to 373)	254 (190 to 330)	208 (154 to 271)	131 (96·6 to 175)	77·8 (55·6 to 105)	36·9 (26 to 51·2)	10·7 (6·8 to 15·1)	1,850
Mesothelioma	0 (0 to 0)	0 (0 to 0)	0 (0 to 0)	0 (0 to 0)	0 (0 to 0)	0 (0 to 0)	0 (0 to 0)	2·8 (1·8 to 4)	5·8 (3·7 to 8·8)	8 (5·5 to 11·1)	14·4 (10·4 to 19·8)	25 (18·1 to 32·9)	41·6 (29·9 to 55·5)	80·8 (59·6 to 106)	161 (118 to 222)	247 (177 to 328)	331 (246 to 433)	428 (315 to 558)	362 (269 to 467)	234 (174 to 298)	115 (84 to 151)	34·8 (25 to 45·9)	5·8 (3·6 to 8·2)	2,100
Hodgkin lymphoma	0 (0 to 0)	0 (0 to 0)	0 (0 to 0)	4·1 (3·5 to 4·7)	5·2 (4·6 to 6)	13·3 (7·4 to 21·5)	50·1 (29·1 to 81·7)	99·3 (64·2 to 156)	119 (76 to 183)	104 (65·7 to 158)	91·9 (60·1 to 139)	94·2 (65 to 135)	98 (68 to 143)	116 (78·1 to 160)	150 (105 to 213)	154 (110 to 219)	163 (118 to 224)	141 (104 to 189)	112 (83·5 to 149)	72·1 (49·1 to 100)	42·4 (28·5 to 60·6)	20·7 (11·3 to 36·1)	3 (1·6 to 5·2)	1,650
Non-Hodgkin lymphoma	0 (0 to 0)	0 (0 to 0)	0 (0 to 0)	30·2 (21·6 to 40·3)	51·9 (35·2 to 74·6)	78·8 (50·5 to 116)	127 (85·4 to 181)	186 (121 to 270)	197 (128 to 277)	236 (151 to 340)	271 (178 to 381)	435 (290 to 603)	653 (440 to 902)	1,140 (802 to 1,540)	1,910 (1,370 to 2,580)	2,610 (1,860 to 3,440)	3,090 (2,260 to 4,020)	3,250 (2,420 to 4,180)	2,880 (2,260 to 3,580)	1,890 (1,380 to 2,550)	1,290 (936 to 1,750)	524 (365 to 702)	134 (84·9 to 190)	21,000
Multiple myeloma	0 (0 to 0)	0 (0 to 0)	0 (0 to 0)	0 (0 to 0)	0 (0 to 0)	0 (0 to 0)	0 (0 to 0)	4·9 (3·2 to 7·5)	8·6 (5·8 to 12·2)	22·4 (13·8 to 33·5)	58 (37·6 to 85·8)	147 (104 to 204)	303 (213 to 444)	689 (482 to 955)	1,160 (832 to 1,640)	1,790 (1,360 to 2,360)	2,070 (1,580 to 2,770)	2,160 (1,670 to 2,720)	1,700 (1,320 to 2,150)	1,170 (855 to 1,500)	626 (456 to 835)	254 (173 to 345)	53 (33 to 73·6)	12,200
Leukemia	7·8 (6·3 to 9·5)	7·8 (6·3 to 9·5)	71·3 (53·3 to 95·5)	312 (244 to 392)	309 (227 to 410)	376 (278 to 499)	381 (272 to 517)	400 (282 to 538)	397 (272 to 548)	383 (264 to 519)	399 (288 to 543)	470 (345 to 639)	671 (506 to 914)	1,030 (752 to 1,370)	1,640 (1,210 to 2,190)	2,290 (1,700 to 3,010)	2,860 (2,170 to 3,680)	3,020 (2,300 to 3,900)	2,860 (2,170 to 3,710)	1,900 (1,410 to 2,480)	1,210 (873 to 1,610)	567 (411 to 743)	173 (109 to 238)	21,700
Acute lymphoid leukemia	2 (1·5 to 2·6)	1·1 (0·7 to 1·5)	19·5 (13·2 to 27·8)	109 (77·7 to 148)	175 (116 to 254)	191 (127 to 273)	159 (103 to 239)	138 (85·9 to 204)	118 (71·7 to 176)	86·8 (52·2 to 133)	81·6 (50·4 to 123)	79·4 (47·3 to 122)	91·5 (56·3 to 139)	107 (63 to 159)	143 (90·7 to 220)	147 (92·3 to 217)	143 (90·2 to 213)	121 (77·8 to 184)	91·3 (56·7 to 139)	49·1 (31·1 to 76·3)	29·7 (18·1 to 46·6)	11·9 (7 to 18·5)	3·5 (1·8 to 6·1)	2,100
Chronic lymphoid leukemia	0 (0 to 0)	0 (0 to 0)	0 (0 to 0)	0 (0 to 0)	0 (0 to 0)	0 (0 to 0)	0 (0 to 0)	3·9 (2·6 to 5·5)	3·5 (2·3 to 4·9)	3·6 (2·2 to 5·5)	8·1 (4·6 to 12·7)	16·2 (9·1 to 27·1)	46·8 (27·8 to 75·5)	118 (69·7 to 184)	252 (156 to 403)	386 (240 to 587)	534 (337 to 835)	592 (388 to 872)	640 (416 to 965)	462 (314 to 688)	353 (231 to 508)	198 (130 to 288)	70 (41·6 to 103)	3,690
Acute myeloid leukemia	1·7 (1·3 to 2·1)	2 (1·5 to 2·6)	28·9 (19·9 to 40·8)	142 (101 to 188)	80·8 (49·4 to 124)	120 (74·5 to 171)	145 (91·4 to 214)	166 (107 to 240)	167 (101 to 261)	177 (111 to 270)	192 (127 to 284)	239 (164 to 352)	345 (240 to 490)	536 (371 to 759)	807 (558 to 1,120)	1,100 (756 to 1,540)	1,390 (983 to 1,880)	1,470 (1,040 to 2,010)	1,220 (843 to 1,680)	747 (499 to 1,050)	369 (241 to 539)	134 (82·6 to 204)	28 (12·2 to 56·1)	9,610
Chronic myeloid leukemia	0·3 (0·1 to 0·6)	0·2 (0·1 to 0·6)	2 (1·1 to 3·4)	5·6 (3·6 to 8·5)	4·8 (3 to 7·1)	6·6 (4 to 10·1)	8·7 (4·7 to 14·5)	15·2 (7·9 to 26·8)	26·3 (14·2 to 42·8)	34 (20·1 to 56·2)	36·6 (21·5 to 57·4)	39·7 (23·2 to 62·7)	48·4 (29·4 to 75·9)	60·8 (36·9 to 97·9)	92·3 (53·4 to 152)	106 (65·2 to 162)	117 (74·1 to 178)	130 (78·3 to 207)	130 (78·2 to 199)	105 (68·1 to 161)	67·9 (42·4 to 108)	34·4 (19·8 to 55·1)	9·2 (5 to 15·1)	1,080
Other leukemia	3·8 (2·9 to 4·9)	4·4 (3·5 to 5·7)	21 (13·7 to 30·9)	55·5 (38·4 to 78·3)	48·4 (27·6 to 77·1)	58·6 (35·3 to 90·9)	68·9 (38·8 to 106)	76 (45·7 to 116)	81·3 (50·8 to 124)	81·7 (50·9 to 121)	80·6 (51 to 124)	95·3 (60 to 141)	140 (89·6 to 210)	207 (130 to 299)	346 (223 to 513)	551 (343 to 836)	673 (442 to 982)	710 (484 to 1,030)	776 (518 to 1,120)	532 (343 to 780)	387 (258 to 549)	189 (123 to 261)	62·2 (35·8 to 92·3)	5,250
Other malignant neoplasms	28·4 (22·4 to 35·5)	13·8 (11·1 to 16·8)	68·4 (55 to 83·5)	377 (304 to 460)	337 (268 to 416)	474 (388 to 578)	662 (523 to 847)	560 (428 to 707)	482 (355 to 642)	430 (315 to 580)	479 (353 to 642)	648 (484 to 854)	943 (706 to 1,230)	1,260 (944 to 1,630)	1,750 (1,330 to 2,280)	2,070 (1,570 to 2,670)	2,050 (1,620 to 2,640)	2,090 (1,600 to 2,640)	1,580 (1,190 to 2,020)	1,030 (768 to 1,310)	614 (451 to 792)	309 (214 to 403)	96·8 (66·3 to 133)	18,400
Other neoplasms	5·9 (3·7 to 8·7)	6·1 (3·3 to 10·9)	11·6 (6·7 to 17·8)	16 (11·3 to 22·6)	11·8 (7·6 to 17·2)	17·7 (11·8 to 25·1)	19·3 (12·8 to 27·6)	19 (12·4 to 28)	26·6 (17·7 to 38·4)	30·3 (20·2 to 43·5)	40 (27·7 to 57·1)	57·6 (41·7 to 77·6)	91·1 (65·2 to 127)	166 (118 to 230)	324 (237 to 462)	591 (426 to 820)	837 (574 to 1,110)	1,060 (746 to 1,420)	1,090 (741 to 1,480)	891 (650 to 1,180)	700 (494 to 908)	376 (262 to 490)	130 (83·6 to 182)	6,520
Myelodysplastic, myeloproliferative, and other hematopo	5·9 (3·7 to 8·7)	6·1 (3·3 to 10·9)	11·6 (6·7 to 17·8)	16 (11·3 to 22·6)	11·8 (7·6 to 17·2)	17·7 (11·8 to 25·1)	19·3 (12·8 to 27·6)	19 (12·4 to 28)	26·6 (17·7 to 38·4)	30·3 (20·2 to 43·5)	40 (27·7 to 57·1)	57·6 (41·7 to 77·6)	91·1 (65·2 to 127)	166 (118 to 230)	324 (237 to 462)	591 (426 to 820)	837 (574 to 1,110)	1,060 (746 to 1,420)	1,090 (741 to 1,480)	891 (650 to 1,180)	700 (494 to 908)	376 (262 to 490)	130 (83·6 to 182)	6,520
Benign and in situ intestinal neoplasms	0 (0 to 0)	0 (0 to 0)	0 (0 to 0)	0 (0 to 0)	0 (0 to 0)	0 (0 to 0)	0 (0 to 0)	0 (0 to 0)	0 (0 to 0)	0 (0 to 0)	0 (0 to 0)	0 (0 to 0)	0 (0 to 0)	0 (0 to 0)	0 (0 to 0)	0 (0 to 0)	0 (0 to 0)	0 (0 to 0)	0 (0 to 0)	0 (0 to 0)	0 (0 to 0)	0 (0 to 0)	0 (0 to 0)	0
Benign and in situ cervical and uterine neoplasms	0 (0 to 0)	0 (0 to 0)	0 (0 to 0)	0 (0 to 0)	0 (0 to 0)	0 (0 to 0)	0 (0 to 0)	0 (0 to 0)	0 (0 to 0)	0 (0 to 0)	0 (0 to 0)	0 (0 to 0)	0 (0 to 0)	0 (0 to 0)	0 (0 to 0)	0 (0 to 0)	0 (0 to 0)	0 (0 to 0)	0 (0 to 0)	0 (0 to 0)	0 (0 to 0)	0 (0 to 0)	0 (0 to 0)	0
Other benign and in situ neoplasms	0 (0 to 0)	0 (0 to 0)	0 (0 to 0)	0 (0 to 0)	0 (0 to 0)	0 (0 to 0)	0 (0 to 0)	0 (0 to 0)	0 (0 to 0)	0 (0 to 0)	0 (0 to 0)	0 (0 to 0)	0 (0 to 0)	0 (0 to 0)	0 (0 to 0)	0 (0 to 0)	0 (0 to 0)	0 (0 to 0)	0 (0 to 0)	0 (0 to 0)	0 (0 to 0)	0 (0 to 0)	0 (0 to 0)	0
Cardiovascular diseases	128 (95·1 to 170)	132 (98·4 to 170)	723 (560 to 897)	409 (339 to 477)	364 (292 to 450)	612 (483 to 765)	1,260 (1,000 to 1,590)	2,050 (1,580 to 2,620)	3,270 (2,570 to 4,090)	5,060 (3,950 to 6,180)	7,660 (6,020 to 9,410)	13,900 (11,300 to 16,700)	22,600 (18,200 to 27,500)	36,600 (29,400 to 45,200)	56,300 (45,400 to 68,700)	72,100 (59,400 to 86,700)	76,100 (63,400 to 90,100)	77,900 (66,300 to 90,300)	72,600 (62,100 to 83,700)	65,200 (56,000 to 74,300)	56,400 (47,000 to 64,800)	40,900 (32,700 to 47,300)	20,400 (15,300 to 23,700)	633,000
Rheumatic heart disease	0 (0 to 0)	0 (0 to 0)	0 (0 to 0)	8·5 (6·7 to 10·5)	7 (5·6 to 9)	11·1 (8·3 to 14·6)	16·5 (11·7 to 22·9)	26·5 (18·5 to 37·1)	47·5 (31·7 to 68)	60 (41·4 to 85·7)	65 (45·1 to 91·7)	85·6 (57·2 to 123)	119 (81·7 to 167)	171 (116 to 239)	287 (206 to 398)	400 (294 to 536)	503 (375 to 666)	583 (448 to 734)	559 (441 to 692)	519 (409 to 642)	423 (328 to 533)	284 (226 to 344)	123 (93 to 160)	4,300
Ischemic heart disease	0 (0 to 0)	0 (0 to 0)	0 (0 to 0)	0 (0 to 0)	0 (0 to 0)	0 (0 to 0)	160 (116 to 210)	366 (271 to 477)	730 (560 to 942)	1,600 (1,240 to 2,030)	2,910 (2,270 to 3,590)	6,020 (4,850 to 7,350)	11,300 (8,940 to 14,100)	20,600 (16,200 to 25,700)	33,500 (26,400 to 41,100)	43,600 (35,400 to 52,900)	44,600 (36,500 to 53,200)	44,400 (37,000 to 52,500)	39,200 (33,000 to 45,700)	34,400 (29,300 to 40,200)	30,000 (24,300 to 35,000)	22,300 (17,600 to 26,100)	11,600 (8,460 to 13,500)	348,000
Stroke	20 (10·5 to 33·7)	19·8 (11·9 to 30·3)	158 (95·7 to 239)	92·9 (66·4 to 121)	164 (113 to 233)	297 (201 to 411)	457 (319 to 632)	631 (444 to 867)	877 (628 to 1,170)	1,170 (852 to 1,530)	1,580 (1,130 to 2,040)	2,550 (1,950 to 3,280)	3,880 (2,910 to 4,990)	5,940 (4,530 to 7,710)	8,930 (6,810 to 11,500)	12,000 (9,200 to 15,100)	13,600 (10,600 to 17,200)	15,300 (12,600 to 18,200)	16,000 (12,800 to 19,800)	14,900 (12,100 to 18,300)	13,000 (10,300 to 15,900)	9,110 (7,140 to 11,100)	4,110 (3,070 to 4,990)	125,000
Ischemic stroke	13 (6·8 to 21·6)	14·3 (8·4 to 22)	19·1 (11·1 to 29·7)	36·4 (24·6 to 51·9)	94·5 (52·5 to 159)	163 (87·6 to 262)	231 (127 to 367)	290 (176 to 443)	365 (233 to 536)	423 (280 to 599)	513 (337 to 719)	679 (471 to 909)	1,090 (767 to 1,440)	1,720 (1,240 to 2,330)	2,890 (2,140 to 3,700)	4,980 (3,820 to 6,340)	6,030 (4,700 to 7,490)	8,620 (7,010 to 10,300)	9,520 (7,610 to 11,700)	11,000 (8,840 to 13,400)	10,100 (8,000 to 12,400)	7,320 (5,760 to 8,940)	3,390 (2,570 to 4,160)	69,500
Intracerebral hemorrhage	1·3 (0·6 to 2·5)	1 (0·5 to 1·7)	80·5 (42·3 to 132)	19·2 (12·5 to 26·8)	32 (21·4 to 44·2)	61 (42·2 to 84·9)	119 (79·9 to 172)	175 (114 to 255)	272 (187 to 389)	383 (250 to 546)	543 (360 to 764)	989 (696 to 1,350)	1,540 (1,050 to 2,120)	2,440 (1,710 to 3,340)	3,560 (2,580 to 4,860)	4,720 (3,340 to 6,430)	5,310 (3,860 to 7,260)	4,980 (3,900 to 6,310)	4,980 (3,700 to 6,570)	3,030 (2,290 to 3,900)	2,160 (1,620 to 2,780)	1,320 (975 to 1,670)	482 (332 to 651)	37,200
Subarachnoid hemorrhage	5·6 (2·8 to 10)	4·5 (2·5 to 7·3)	58·5 (31·4 to 96·5)	37·3 (24 to 51·9)	37·9 (25·5 to 53·7)	72·9 (47 to 104)	107 (71·7 to 157)	165 (108 to 247)	239 (162 to 359)	361 (237 to 534)	526 (344 to 739)	883 (631 to 1,210)	1,260 (868 to 1,740)	1,780 (1,270 to 2,430)	2,480 (1,750 to 3,370)	2,250 (1,660 to 2,960)	2,250 (1,650 to 3,040)	1,730 (1,320 to 2,200)	1,450 (1,090 to 1,910)	939 (695 to 1,240)	737 (532 to 989)	470 (330 to 618)	238 (158 to 325)	18,100
Hypertensive heart disease	0 (0 to 0)	0 (0 to 0)	0 (0 to 0)	0 (0 to 0)	0 (0 to 0)	0 (0 to 0)	19·1 (10·5 to 28·9)	90·3 (43·6 to 144)	248 (129 to 384)	547 (271 to 822)	964 (452 to 1,370)	1,790 (749 to 2,500)	3,030 (1,330 to 4,310)	4,320 (1,860 to 6,090)	5,430 (2,480 to 7,660)	5,370 (2,720 to 7,340)	4,780 (2,820 to 6,510)	3,840 (2,650 to 5,050)	3,280 (2,270 to 4,340)	2,940 (2,010 to 3,790)	2,740 (1,800 to 3,570)	2,190 (1,320 to 2,900)	1,250 (663 to 1,660)	42,800
Non-rheumatic valvular heart disease	0 (0 to 0)	0 (0 to 0)	0 (0 to 0)	0 (0 to 0)	0 (0 to 0)	0 (0 to 0)	23·2 (15·9 to 33·6)	35·9 (24·3 to 52·7)	58·5 (38·1 to 87)	76 (48·5 to 110)	102 (67·7 to 144)	144 (101 to 199)	201 (144 to 275)	299 (214 to 401)	536 (391 to 737)	802 (606 to 1,040)	1,030 (806 to 1,340)	1,390 (1,080 to 1,760)	1,700 (1,340 to 2,130)	1,930 (1,540 to 2,400)	2,000 (1,550 to 2,510)	1,650 (1,220 to 2,070)	870 (630 to 1,160)	12,800
Non-rheumatic calcific aortic valve disease	0 (0 to 0)	0 (0 to 0)	0 (0 to 0)	0 (0 to 0)	0 (0 to 0)	0 (0 to 0)	11·6 (7·1 to 18·4)	16·5 (10 to 25·8)	26·3 (15·5 to 41)	39·6 (24·5 to 59·1)	56·4 (35·5 to 84·7)	84·2 (55·9 to 122)	118 (76·5 to 171)	183 (125 to 258)	349 (244 to 494)	556 (397 to 748)	693 (512 to 915)	922 (706 to 1,180)	1,210 (944 to 1,530)	1,480 (1,180 to 1,840)	1,620 (1,250 to 2,050)	1,370 (997 to 1,720)	729 (503 to 997)	9,470
Non-rheumatic degenerative mitral valve disease	0 (0 to 0)	0 (0 to 0)	0 (0 to 0)	0 (0 to 0)	0 (0 to 0)	0 (0 to 0)	9·8 (6·6 to 14·4)	16·4 (10·6 to 25·3)	28·5 (17·5 to 43·1)	33·4 (20 to 53·5)	42·2 (27·1 to 63·2)	57·2 (37·2 to 84·2)	80·4 (50·8 to 119)	113 (73·2 to 178)	185 (117 to 279)	244 (154 to 374)	335 (211 to 499)	463 (304 to 679)	486 (322 to 713)	448 (302 to 647)	387 (272 to 556)	273 (187 to 399)	140 (98·5 to 197)	3,340
Other non-rheumatic valve diseases	0 (0 to 0)	0 (0 to 0)	0 (0 to 0)	0 (0 to 0)	0 (0 to 0)	0 (0 to 0)	1·7 (0·8 to 3·6)	3 (1·4 to 5·7)	3·7 (1·8 to 7·2)	2·9 (1·4 to 5·8)	3 (1·4 to 6)	2·8 (1·1 to 5·9)	2·5 (1 to 5·6)	2·1 (0·9 to 4·6)	2·8 (1·2 to 6·1)	2·8 (1·3 to 5·9)	2·1 (1 to 4·5)	1·7 (0·8 to 3·6)	1·7 (0·9 to 3·4)	1·4 (0·7 to 2·9)	0·9 (0·4 to 1·8)	1·1 (0·5 to 2·3)	0·6 (0·2 to 1·3)	37
Cardiomyopathy and myocarditis	63·9 (34·1 to 89·6)	67·3 (44·3 to 88·6)	323 (251 to 401)	199 (163 to 234)	110 (88·8 to 132)	185 (147 to 226)	360 (271 to 472)	525 (368 to 699)	693 (485 to 955)	845 (578 to 1,180)	1,010 (672 to 1,390)	1,250 (866 to 1,720)	1,710 (1,180 to 2,310)	2,150 (1,560 to 2,910)	2,720 (1,920 to 3,760)	3,060 (2,220 to 4,190)	3,020 (2,230 to 3,980)	2,780 (2,120 to 3,670)	2,440 (1,870 to 3,080)	1,980 (1,480 to 2,600)	1,560 (1,140 to 2,040)	989 (700 to 1,320)	519 (318 to 748)	28,600
Myocarditis	5·7 (2·5 to 9·9)	16·9 (9·1 to 27·1)	97·9 (61·4 to 143)	88·9 (61·1 to 119)	47·5 (33 to 63·3)	55 (37·7 to 76·2)	90·6 (58·2 to 135)	107 (64·8 to 162)	108 (64·1 to 171)	97·9 (55·2 to 159)	92·3 (54 to 149)	84·7 (46·6 to 136)	101 (55·2 to 169)	87·6 (48·1 to 148)	75·1 (42·6 to 124)	65·8 (39·3 to 106)	53·6 (32·6 to 86·8)	38·9 (23·4 to 63·3)	30·1 (17·9 to 48)	21·5 (12·9 to 34·9)	17·2 (10·1 to 29·5)	14·2 (7·8 to 25·4)	10 (5·2 to 19)	1,410
Alcoholic cardiomyopathy	0 (0 to 0)	0 (0 to 0)	0 (0 to 0)	0 (0 to 0)	0 (0 to 0)	0 (0 to 0)	15·2 (9·9 to 22·3)	26·9 (17·4 to 40·9)	68·2 (39·7 to 110)	105 (60·2 to 183)	158 (92·6 to 267)	246 (145 to 401)	563 (351 to 852)	849 (538 to 1,270)	1,180 (767 to 1,790)	1,220 (785 to 1,770)	997 (627 to 1,480)	609 (369 to 956)	421 (252 to 654)	49·8 (28·6 to 80)	27·4 (15 to 49·4)	7·5 (4·3 to 13·8)	1·7 (0·9 to 3·7)	6,540
Other cardiomyopathy	58·2 (31·4 to 81·5)	50·4 (33·2 to 68·3)	226 (163 to 298)	111 (79·6 to 145)	62·9 (45·4 to 82·8)	130 (96·2 to 167)	254 (181 to 346)	392 (264 to 548)	517 (345 to 736)	642 (421 to 932)	756 (479 to 1,070)	915 (607 to 1,320)	1,050 (697 to 1,440)	1,210 (841 to 1,670)	1,470 (977 to 2,140)	1,780 (1,220 to 2,560)	1,970 (1,420 to 2,680)	2,130 (1,620 to 2,820)	1,990 (1,500 to 2,580)	1,910 (1,420 to 2,510)	1,520 (1,100 to 2,000)	967 (682 to 1,300)	507 (310 to 733)	20,600
Atrial fibrillation and flutter	0 (0 to 0)	0 (0 to 0)	0 (0 to 0)	0 (0 to 0)	0 (0 to 0)	0 (0 to 0)	0 (0 to 0)	0 (0 to 0)	0 (0 to 0)	11·5 (7·5 to 17)	51·5 (22·4 to 95·5)	170 (107 to 263)	375 (245 to 547)	740 (486 to 1,070)	1,520 (1,060 to 2,120)	2,620 (1,870 to 3,610)	3,790 (2,720 to 5,130)	4,830 (3,520 to 6,590)	5,130 (3,840 to 6,700)	4,890 (3,770 to 6,180)	3,930 (3,040 to 4,940)	2,710 (2,150 to 3,370)	1,120 (860 to 1,470)	31,900
Aortic aneurysm	--	--	--	--	--	--	18·2 (12·1 to 27·6)	35·9 (21·5 to 56·8)	65 (38·3 to 102)	104 (62·1 to 161)	165 (104 to 242)	249 (169 to 343)	388 (258 to 538)	529 (372 to 734)	794 (546 to 1,140)	1,050 (717 to 1,430)	1,240 (889 to 1,700)	1,330 (952 to 1,800)	1,210 (885 to 1,630)	880 (637 to 1,190)	635 (466 to 832)	333 (238 to 437)	132 (91·9 to 186)	NA
Endocarditis	2·6 (0·8 to 5)	3·3 (1·3 to 6·2)	10 (5·8 to 15·7)	8·6 (6·2 to 12·1)	5·4 (4 to 7·7)	7·1 (4·4 to 11·6)	16·5 (8·5 to 28·7)	54·1 (24·8 to 93·8)	96 (39·6 to 168)	124 (51·8 to 220)	141 (66·9 to 227)	178 (88·3 to 271)	232 (124 to 371)	345 (160 to 541)	434 (211 to 656)	524 (252 to 792)	559 (265 to 860)	552 (270 to 791)	536 (253 to 800)	487 (223 to 757)	473 (198 to 754)	338 (140 to 540)	185 (67·9 to 318)	5,310



Other transport injuries	3 (2·3 to 3·9)	1·9 (1·4 to 2·6)	8·5 (6·7 to 10·6)	50·3 (38·4 to 66·9)	118 (90·4 to 151)	251 (196 to 327)	409 (285 to 572)	452 (319 to 638)	436 (316 to 576)	405 (296 to 530)	413 (309 to 534)	433 (324 to 564)	544 (424 to 695)	596 (454 to 761)	681 (522 to 877)	721 (545 to 927)	658 (495 to 858)	544 (403 to 722)	413 (295 to 561)	281 (203 to 375)	201 (146 to 269)	127 (90·7 to 172)	62 (42·9 to 84·1)	7,810
Unintentional injuries	89·4 (72·4 to 111)	269 (204 to 347)	3,890 (3,000 to 4,820)	2,260 (1,820 to 2,740)	1,490 (1,210 to 1,860)	1,950 (1,500 to 2,510)	2,900 (2,230 to 3,790)	3,640 (2,740 to 4,700)	4,240 (3,240 to 5,470)	4,380 (3,350 to 5,840)	4,800 (3,660 to 6,310)	5,280 (4,050 to 6,890)	6,660 (5,170 to 8,850)	8,280 (6,430 to 10,900)	10,400 (8,020 to 13,500)	11,700 (9,140 to 15,000)	11,600 (9,020 to 14,900)	11,200 (8,810 to 14,200)	10,200 (8,180 to 12,800)	8,790 (7,060 to 11,000)	7,440 (6,030 to 9,180)	5,120 (4,150 to 6,360)	2,430 (1,930 to 3,010)	129,000
Falls	4·5 (3·7 to 5·4)	4·8 (3·8 to 6·1)	51·7 (40·8 to 64·8)	179 (137 to 242)	290 (196 to 422)	480 (331 to 672)	804 (583 to 1,090)	1,070 (781 to 1,420)	1,320 (958 to 1,770)	1,460 (1,070 to 1,960)	1,720 (1,280 to 2,330)	2,010 (1,520 to 2,690)	2,710 (2,050 to 3,580)	3,660 (2,820 to 4,750)	5,020 (3,870 to 6,520)	6,150 (4,760 to 7,840)	6,640 (5,110 to 8,410)	7,000 (5,430 to 8,840)	6,980 (5,520 to 8,870)	6,550 (5,210 to 8,200)	5,890 (4,720 to 7,260)	4,210 (3,370 to 5,260)	2,040 (1,610 to 2,560)	66,200
Drowning	5 (3·8 to 6·6)	1·2 (0·9 to 1·6)	109 (80 to 141)	690 (532 to 855)	282 (209 to 368)	274 (199 to 360)	513 (347 to 732)	419 (282 to 603)	343 (240 to 487)	253 (179 to 344)	227 (165 to 295)	210 (152 to 279)	235 (175 to 311)	237 (173 to 318)	229 (171 to 302)	197 (150 to 254)	141 (108 to 182)	98·2 (75·9 to 125)	62·7 (49·3 to 79·4)	37·4 (29·6 to 46·9)	20·8 (16·3 to 25·6)	9·3 (7·4 to 11·2)	3 (2·4 to 3·7)	4,590
Fire, heat, and hot substances	2·2 (1·8 to 2·7)	4·9 (3·8 to 6·2)	84·9 (64·9 to 107)	355 (257 to 470)	253 (199 to 313)	210 (158 to 275)	220 (156 to 309)	310 (218 to 437)	370 (258 to 522)	429 (288 to 630)	471 (318 to 698)	478 (329 to 714)	599 (413 to 881)	718 (500 to 1,020)	855 (598 to 1,240)	883 (619 to 1,260)	728 (511 to 1,050)	570 (405 to 813)	432 (317 to 597)	294 (214 to 401)	193 (141 to 264)	112 (84·4 to 149)	47·2 (35·7 to 62·1)	8,620
Poisonings	6 (4·2 to 8·3)	4·7 (3·2 to 6·6)	47·5 (34 to 63·6)	144 (99·5 to 196)	96·1 (67·2 to 134)	171 (121 to 230)	225 (159 to 304)	362 (259 to 499)	442 (319 to 606)	359 (260 to 482)	327 (238 to 427)	315 (234 to 421)	281 (211 to 365)	321 (242 to 416)	294 (221 to 386)	220 (165 to 285)	152 (114 to 198)	112 (86·3 to 144)	74 (55·2 to 95·1)	51·3 (39·6 to 65·1)	33·9 (26·1 to 42·8)	16·5 (12·7 to 21)	5·5 (4·3 to 7)	4,060
Poisoning by carbon monoxide	0·8 (0·4 to 1·5)	0·9 (0·4 to 1·9)	17·4 (8·8 to 29·6)	55·8 (28·3 to 92·2)	33·2 (21·3 to 47·4)	60·5 (34·1 to 95·4)	125 (76·8 to 189)	223 (137 to 332)	277 (176 to 417)	252 (163 to 358)	224 (151 to 307)	214 (148 to 300)	180 (123 to 252)	178 (118 to 257)	157 (106 to 230)	108 (73·1 to 154)	71 (49·7 to 99·1)	46·3 (34·2 to 61·2)	31·3 (22·1 to 43·7)	20·8 (15·1 to 27·7)	14·2 (10 to 19·2)	5·9 (4·2 to 7·6)	1·4 (1 to 1·9)	2,300
Poisoning by other means	5·2 (3·8 to 7·1)	3·7 (2·6 to 5·1)	30 (21·7 to 39·9)	87·8 (61·7 to 116)	62·9 (39·4 to 98·1)	110 (75·2 to 149)	99·9 (65·6 to 146)	138 (95·9 to 192)	165 (119 to 225)	107 (72·5 to 150)	103 (72·7 to 141)	101 (71·3 to 144)	102 (70·4 to 144)	142 (102 to 192)	137 (97·2 to 184)	112 (78·1 to 157)	81·3 (54·7 to 116)	65·3 (45·1 to 89·9)	42·7 (29·4 to 59·2)	30·5 (21·8 to 41)	19·7 (13·8 to 26·9)	10·6 (7·6 to 14·2)	4·1 (3 to 5·4)	1,760
Exposure to mechanical forces	2·8 (2 to 3·8)	2·1 (1·6 to 2·7)	31 (23·8 to 39·4)	188 (145 to 238)	220 (156 to 323)	355 (240 to 532)	558 (392 to 803)	715 (510 to 1,030)	847 (583 to 1,250)	861 (602 to 1,250)	917 (630 to 1,330)	975 (682 to 1,410)	1,180 (828 to 1,720)	1,330 (936 to 1,930)	1,540 (1,060 to 2,230)	1,580 (1,090 to 2,250)	1,370 (935 to 1,940)	1,080 (744 to 1,530)	772 (526 to 1,110)	508 (345 to 722)	333 (226 to 472)	185 (125 to 261)	71·7 (48·3 to 102)	15,600
Unintentional firearm injuries	0·4 (0·2 to 0·6)	0·2 (0·1 to 0·3)	1·4 (1 to 2·2)	21·1 (13·1 to 33·2)	23 (15·7 to 35·1)	60·4 (39·9 to 87·2)	109 (68·5 to 162)	107 (68 to 172)	86 (54·7 to 139)	66·7 (44·7 to 116)	60·4 (41·7 to 94·5)	58 (39·8 to 91·5)	65·3 (44·9 to 101)	67·5 (48 to 103)	71·8 (49·9 to 110)	63·1 (43·9 to 93·4)	52·8 (36 to 77·6)	38·3 (26·3 to 56·6)	25·7 (17·6 to 38·4)	16·4 (11·3 to 24·6)	9·9 (6·7 to 15·1)	5·4 (3·6 to 8·3)	2·2 (1·5 to 3·2)	1,010
Other exposure to mechanical forces	2·4 (1·7 to 3·4)	1·9 (1·5 to 2·5)	29·7 (22·6 to 37·9)	167 (127 to 216)	197 (135 to 296)	294 (187 to 466)	449 (299 to 694)	608 (406 to 908)	761 (512 to 1,150)	795 (547 to 1,180)	857 (579 to 1,260)	917 (632 to 1,340)	1,110 (769 to 1,640)	1,270 (882 to 1,850)	1,470 (1,000 to 2,140)	1,510 (1,040 to 2,160)	1,310 (897 to 1,870)	1,040 (710 to 1,480)	746 (509 to 1,070)	492 (333 to 701)	323 (220 to 459)	180 (121 to 254)	69·6 (46·6 to 98·9)	14,600
Adverse effects of medical treatment	17·6 (13·3 to 24)	15·4 (12·2 to 19·8)	122 (86·9 to 167)	135 (93 to 192)	64 (43·9 to 95·2)	57·8 (40·6 to 81·3)	61·2 (42·4 to 84·9)	83·6 (58·3 to 119)	101 (68·9 to 144)	116 (81·6 to 161)	142 (103 to 191)	176 (131 to 232)	265 (195 to 357)	363 (264 to 490)	511 (364 to 684)	621 (457 to 839)	711 (527 to 960)	697 (511 to 948)	572 (420 to 788)	368 (270 to 511)	223 (168 to 302)	112 (82·4 to 155)	45·1 (30·2 to 66·5)	5,580
Animal contact	1·5 (1·1 to 2·1)	2·3 (1·6 to 3·5)	8·1 (5·8 to 11)	35 (25·6 to 46·6)	41·4 (28·2 to 60·2)	51·5 (32·7 to 75·4)	63·1 (40·1 to 91·1)	74·1 (47·8 to 106)	83 (54·3 to 122)	82·3 (54·2 to 122)	89·2 (59·7 to 131)	95 (64·4 to 142)	115 (76·9 to 170)	134 (90·6 to 195)	156 (107 to 231)	163 (109 to 242)	145 (95·7 to 214)	115 (76·9 to 174)	81·8 (55·2 to 123)	54·5 (35·7 to 82·5)	35·9 (23 to 54·4)	20·2 (13·3 to 30·4)	8 (5·3 to 12)	1,660
Venomous animal contact	0·2 (0·1 to 0·3)	0·2 (0·1 to 0·3)	1·4 (0·9 to 2)	9·2 (5·8 to 13·7)	16·7 (10·3 to 25·8)	23·9 (15 to 36·4)	29·3 (18·3 to 43·5)	33·1 (20·6 to 48·3)	36·2 (22·9 to 52·1)	34·3 (22·5 to 49·5)	34·8 (22·9 to 48·6)	36·7 (25·9 to 51·3)	41·9 (29·4 to 57·6)	46·1 (31·8 to 63·1)	50·3 (35·3 to 67·3)	49·3 (34·8 to 66·5)	39·9 (27·7 to 53·2)	28·5 (20 to 38·7)	18·1 (12·1 to 24·8)	11·4 (7·9 to 15·8)	6·8 (4·5 to 9·3)	3·7 (2·5 to 5)	1·4 (1 to 2)	554
Non-venomous animal contact	1·4 (1 to 1·9)	2·2 (1·4 to 3·3)	6·7 (4·8 to 9·2)	25·8 (18·4 to 34·3)	24·6 (15·5 to 39·4)	27·6 (16·1 to 44·6)	33·9 (19·5 to 56·6)	40·9 (23·6 to 67·2)	46·8 (27·5 to 77·2)	48 (28·7 to 80·7)	54·5 (32·5 to 91·3)	58·3 (34·5 to 97·2)	73·4 (43·7 to 121)	88·2 (52·6 to 142)	106 (65·3 to 167)	114 (69·8 to 182)	105 (65 to 169)	86·7 (53·7 to 137)	63·8 (38·7 to 101)	43·1 (26·4 to 67·5)	29 (17·9 to 45·7)	16·5 (10·3 to 25·8)	6·6 (4·1 to 10·1)	1,100
Foreign body	46·8 (36 to 60·3)	232 (172 to 302)	3,400 (2,590 to 4,260)	466 (366 to 568)	159 (124 to 208)	207 (150 to 279)	202 (143 to 291)	250 (179 to 357)	285 (209 to 414)	299 (220 to 411)	333 (246 to 445)	368 (287 to 474)	464 (361 to 597)	558 (430 to 724)	700 (548 to 892)	774 (609 to 961)	694 (555 to 862)	659 (543 to 788)	600 (499 to 712)	484 (395 to 585)	396 (326 to 466)	259 (205 to 322)	126 (95·3 to 157)	12,000
Pulmonary aspiration and foreign body in airway	46·6 (35·7 to 60)	232 (171 to 301)	3,400 (2,580 to 4,250)	429 (332 to 526)	102 (80·9 to 126)	126 (92 to 166)	96·4 (68·8 to 131)	124 (88·2 to 172)	139 (101 to 190)	151 (107 to 204)	172 (125 to 222)	194 (152 to 243)	247 (184 to 323)	307 (224 to 411)	404 (302 to 531)	453 (333 to 593)	393 (296 to 515)	398 (317 to 494)	390 (315 to 475)	332 (256 to 422)	289 (229 to 347)	194 (144 to 250)	97·4 (67·5 to 128)	8,710
Foreign body in eyes	0 (0 to 0·1)	0·1 (0 to 0·4)	2·4 (0·4 to 6·7)	12·8 (3·1 to 31·6)	21·8 (6·3 to 52·3)	32·6 (9·2 to 84)	46·7 (12·5 to 117)	59·2 (17·5 to 147)	68·6 (23·8 to 169)	67·1 (24·9 to 157)	70·9 (28·8 to 148)	75·7 (34·5 to 151)	89·5 (46·3 to 170)	96·3 (51·6 to 171)	106 (62 to 171)	108 (66·6 to 164)	95·9 (60·2 to 144)	76·5 (49·9 to 114)	56 (37 to 81·8)	36·9 (24·3 to 54·2)	24 (16·1 to 35·2)	13·1 (9 to 18·9)	5 (3·5 to 7·2)	1,160
Foreign body in other body part	0·1 (0·1 to 0·2)	0·3 (0·1 to 0·5)	4·4 (2·5 to 8·4)	25 (16·2 to 39·5)	35·3 (21·7 to 56·2)	48 (30·5 to 74)	59·3 (40·1 to 87·8)	67·2 (46·1 to 97·2)	77·4 (54·6 to 108)	81·2 (56·2 to 111)	90·3 (62·6 to 124)	98·5 (69·6 to 134)	127 (90·4 to 175)	155 (110 to 212)	190 (135 to 260)	213 (150 to 294)	205 (146 to 285)	185 (132 to 251)	154 (108 to 211)	115 (81·4 to 156)	83·1 (58·8 to 115)	51·9 (35·8 to 73·6)	23·6 (16·3 to 32·9)	2,090
Environmental heat and cold exposure	1·2 (0·9 to 1·7)	0·6 (0·4 to 0·9)	17·2 (12·4 to 23)	25·5 (18·9 to 34·5)	12·8 (9 to 17·5)	21·2 (14·6 to 29·4)	48·5 (35·3 to 66·1)	67·4 (48·3 to 92·5)	86 (60·5 to 116)	94·2 (67·3 to 128)	104 (76·4 to 139)	126 (93·4 to 169)	166 (122 to 223)	213 (155 to 296)	249 (186 to 339)	252 (187 to 344)	221 (164 to 294)	192 (147 to 256)	157 (118 to 209)	118 (88·5 to 154)	90·9 (68·6 to 120)	56·9 (42·6 to 75·2)	23·8 (17·8 to 31)	2,350
Exposure to forces of nature	0 (0 to 0)	0·1 (0·1 to 0·1)	0·7 (0·6 to 0·8)	3·5 (3·2 to 3·9)	3·9 (3·5 to 4·3)	5·1 (4·6 to 5·8)	5·8 (5·1 to 6·6)	5·9 (5·2 to 6·9)	6·3 (5·4 to 7·6)	5·4 (4·7 to 6·4)	5·3 (4·5 to 6·3)	4·9 (4·2 to 6)	5·2 (4·4 to 6·4)	5·3 (4·4 to 6·5)	5·3 (4·4 to 6·5)	5 (4·2 to 6)	4·1 (3·4 to 5)	3·1 (2·6 to 3·8)	2·1 (1·7 to 2·6)	1·4 (1·2 to 1·7)	0·9 (0·7 to 1·1)	0·4 (0·3 to 0·5)	0·2 (0·1 to 0·2)	80
Other unintentional injuries	1·8 (1·1 to 2·8)	0·9 (0·6 to 1·4)	12 (8·8 to 15·9)	40·9 (28·3 to 58·8)	70·6 (47·6 to 105)	116 (81·2 to 168)	199 (138 to 296)	284 (196 to 406)	364 (247 to 520)	415 (282 to 592)	466 (319 to 658)	520 (354 to 732)	642 (443 to 912)	742 (497 to 1,050)	873 (582 to 1,220)	891 (606 to 1,260)	788 (544 to 1,120)	640 (446 to 911)	477 (330 to 670)	326 (227 to 455)	229 (161 to 318)	139 (98·6 to 194)	60·6 (43·1 to 82·9)	8,300
Self-harm and interpersonal violence	66·1 (44·2 to 92)	34·9 (25·3 to 47·2)	947 (712 to 1,230)	1,110 (862 to 1,420)	451 (361 to 553)	1,720 (1,440 to 2,040)	9,360 (7,550 to 11,400)	13,400 (10,400 to 16,600)	11,300 (8,490 to 14,100)	9,040 (6,890 to 11,100)	8,130 (6,440 to 9,870)	8,040 (6,370 to 9,880)	8,010 (6,240 to 10,200)	7,670 (6,110 to 9,590)	7,000 (5,490 to 8,710)	5,000 (3,970 to 6,120)	3,220 (2,620 to 3,970)	2,020 (1,620 to 2,450)	1,290 (1,060 to 1,570)	667 (536 to 826)	355 (287 to 429)	145 (117 to 173)	42·7 (34·2 to 52·3)	99,100
Self-harm	0 (0 to 0)	0 (0 to 0)	0 (0 to 0)	0 (0 to 0)	0 (0 to 0)	960 (734 to 1,230)	5,060 (3,910 to 6,320)	6,630 (4,930 to 8,500)	5,730 (4,180 to 7,510)	5,060 (3,840 to 6,430)	4,900 (3,800 to 6,120)	5,330 (4,130 to 6,770)	5,610 (4,220 to 7,260)	5,660 (4,330 to 7,240)	5,190 (3,950 to 6,640)	3,580 (2,710 to 4,570)	2,200 (1,710 to 2,850)	1,360 (1,050 to 1,730)	875 (676 to 1,110)	462 (353 to 594)	239 (184 to 306)	88·8 (70·8 to 109)	22·4 (17·2 to 29·2)	58,900
Self-harm by firearm	0 (0 to 0)	0 (0 to 0)	0 (0 to 0)	0 (0 to 0)	0 (0 to 0)	294 (182 to 433)	2,200 (1,560 to 2,970)	2,970 (2,030 to 4,130)	2,570 (1,730 to 3,600)	2,100 (1,460 to 2,910)	1,980 (1,450 to 2,720)	2,290 (1,660 to 3,130)	2,360 (1,650 to 3,300)	2,660 (1,890 to 3,670)	2,640 (1,880 to 3,580)	1,920 (1,360 to 2,600)	1,270 (913 to 1,700)	863 (618 to 1,160)	588 (424 to 779)	302 (214 to 404)	151 (109 to 203)	47·7 (34·7 to 63)	7·9 (5·3 to 11·6)	27,200
Self-harm by other specified means	0 (0 to 0)	0 (0 to 0)	0 (0 to 0)	0 (0 to 0)	0 (0 to 0)	666 (484 to 883)	2,860 (2,100 to 3,670)	3,650 (2,640 to 4,850)	3,160 (2,300 to 4,230)	2,960 (2,200 to 3,850)	2,920 (2,170 to 3,740)	3,030 (2,270 to 3,860)	3,250 (2,350 to 4,310)	3,000 (2,230 to 3,910)	2,540 (1,920 to 3,250)	1,660 (1,260 to 2,130)	935 (723 to 1,230)	493 (379 to 635)	286 (224 to 379)	160 (121 to 212)	88·2 (67 to 114)	41·1 (32 to 51·1)	14·4 (10·9 to 18·5)	31,700
Interpersonal violence	66·1 (44·2 to 92)	34·9 (25·3 to 47·2)	946 (711 to 1,230)	1,110 (855 to 1,410)	447 (357 to 548)	753 (583 to 938)	4,260 (3,300 to 5,390)	6,720 (5,060 to 8,520)	5,510 (3,960 to 6,980)	3,890 (2,810 to 4,970)	3,150 (2,430 to 3,980)	2,650 (2,070 to 3,300)	2,350 (1,860 to 2,970)	1,970 (1,550 to 2,470)	1,780 (1,410 to 2,220)	1,400 (1,110 to 1,740)	1,010 (806 to 1,260)	658 (514 to 835)	415 (327 to 527)	204 (154 to 267)	115 (86·3 to 154)	55·3 (40·5 to 75·5)	20·1 (14·8 to 27·3)	39,500
Physical violence by firearm	3·4 (2·3 to 4·9)	3·2 (2·2 to 4·4)	54 (39 to 73·2)	217 (164 to 280)	185 (145 to 231)	451 (339 to 580)	3,530 (2,660 to 4,570)	5,610 (4,100 to 7,200)	4,370 (3,030 to 5,660)	2,850 (1,970 to 3,730)	2,190 (1,620 to 2,840)	1,740 (1,310 to 2,210)	1,310 (981 to 1,720)	935 (699 to 1,200)	768 (580 to 980)	538 (423 to 688)	325 (260 to 408)	178 (142 to 219)	108 (85·5 to 134)	38·5 (30·7 to 48·9)	18·4 (14·2 to 23·9)	7·7 (5·6 to 10·3)	2·9 (2·1 to 3·9)	25,400
Physical violence by sharp object	2·6 (1·7 to 3·7)	1·3 (0·9 to 1·7)	10 (7·3 to 13·1)	28 (21·8 to 35·3)	25·5 (20·5 to 31·2)	45 (35·7 to 56)	270 (205 to 349)	445 (336 to 564)	433 (319 to 549)	353 (261 to 451)	301 (235 to 375)	277 (221 to 344)	283 (222 to 357)	265 (209 to 338)	239 (189 to 301)	183 (145 to 234)	139 (110 to 178)	89·3 (69·8 to 115)	52·4 (40·2 to 68·6)	25·5 (19 to 34·8)	14 (10·2 to 19·4)	7·1 (5 to 9·9)	2·7 (1·9 to 3·8)	3,490
Sexual violence	0 (0 to 0)	0 (0 to 0)	0 (0 to 0)	2·4 (1·4 to 3·8)	21 (12·6 to 33·3)	59·7 (33·8 to 91·4)	169 (93·8 to 274)	182 (104 to 275)	118 (65·2 to 191)	74·5 (41·3 to 121)	61·6 (34·7 to 99·4)	53·5 (30·9 to 86·7)	52·8 (30·9 to 88·4)	45·4 (25·8 to 75)	35·4 (20·8 to 56·4)	27·8 (16·9 to 41·7)	22·8 (14·3 to 34·1)	17·1 (10·9 to 25·5)	11·8 (7·7 to 17·2)	7·9 (5·1 to 11·9)	4·6 (2·7 to 7·6)	1·2 (0·7 to 1·8)	0·1 (0 to 0·2)	968
Physical violence by other means	60·1 (40·1 to 83·7)	30·4 (22 to 41·2)	882 (665 to 1,150)	858 (661 to 1,090)	215 (171 to 264)	197 (152 to 244)	290 (233 to 359)	476 (374 to 590)	584 (451 to 746)	606 (471 to 767)	594 (466 to 750)	581 (455 to 731)	703 (551 to 891)	726 (557 to 932)	743 (557 to 966)	653 (484 to 863)	521 (391 to 689)	373 (274 to 498)	243 (179 to 328)	132 (95·2 to 180)	77·8 (55·4 to 107)	39·4 (28·4 to 55)	14·4 (10·5 to 19·7)	9,600
Conflict and terrorism	0 (0 to 0)	0 (0 to 0)	0 (0 to 0)	0 (0 to 0)	0·3 (0·2 to 0·6)	2 (1·1 to 4)	4·4 (2·3 to 8·7)	4·7 (2·5 to 8·6)	6·9 (3·7 to 12·8)	8·7 (4·9 to 15·6)	10·1 (5·9 to 18·2)	8·7 (5·2 to 15)	7·6 (4·5 to 12·8)	6·4 (3·8 to 10·9)	6·2 (3·7 to 10·3)	5·3 (3·3 to 8·6)	3·7 (2·3 to 6)	2·5 (1·6 to 4·1)	1·6 (1 to 2·7)	0·9 (0·6 to 1·5)	0·6 (0·4 to 1)	0·4 (0·2 to 0·7)	0·2 (0·1 to 0·4)	81·4

SR Table 2c: Minnesota DALYs by cause and age group for both sexes with 95% uncertainty intervals, 2019

Cause	Early Neonatal	Late Neonatal	Post Neonatal	1 to 4	5 to 9	10 to 14	15 to 19	20 to 24	25 to 29	30 to 34	35 to 39	40 to 44	45 to 49	50 to 54	55 to 59	60 to 64	65 to 69	70 to 74	75 to 79	80 to 84	85 to 89	90 to 94	95 plus	Total
All causes	15,600 (14,600 to 16,900)	3,900 (3,560 to 4,250)	6,290 (5,670 to 10,100)	11,900 (9,470 to 14,600)	14,200 (11,500 to 17,300)	23,800 (19,100 to 28,700)	33,100 (26,100 to 40,900)	46,300 (36,300 to 56,700)	43,700 (34,400 to 53,200)	47,900 (38,000 to 58,400)	74,200 (59,400 to 90,000)	68,400 (54,900 to 82,900)	67,600 (54,400 to 81,400)	82,200 (66,200 to 98,600)	104,000 (84,000 to 125,000)	98,100 (79,000 to 118,000)	140,000 (113,000 to 169,000)	148,000 (120,000 to 177,000)	159,000 (129,000 to 190,000)	151,000 (121,000 to 183,000)	151,000 (118,000 to 185,000)	153,000 (115,000 to 193,000)	153,000 (113,000 to 197,000)	2,490,000 (2,360,000 to 2,630,000)
Communicable, maternal, neonatal, and nutritional diseases	10,800 (9,660 to 12,200)	2,100 (1,830 to 2,390)	1,960 (1,590 to 2,400)	6,370 (5,060 to 7,880)	3,050 (2,460 to 3,770)	1,060 (870 to 1,300)	1,130 (1,000 to 1,270)	2,060 (1,810 to 2,350)	2,390 (2,070 to 2,750)	2,670 (2,310 to 3,050)	2,770 (2,360 to 3,200)	2,660 (2,270 to 3,090)	2,610 (2,210 to 3,060)	2,900 (2,510 to 3,350)	3,420 (2,720 to 4,200)	3,290 (2,740 to 4,040)	4,630 (3,670 to 5,830)	2,890 (2,240 to 3,690)	2,430 (1,870 to 3,090)	2,490 (1,870 to 3,260)	2,010 (1,490 to 2,720)	1,250 (879 to 1,890)	66,400
HIV/AIDS and sexually transmitted infections	1 (1 to 2)	0 (0 to 0)	0 (0 to 0)	0 (0 to 0)	0 (0 to 0)	0 (0 to 0)	0 (0 to 0)	0 (0 to 0)	0 (0 to 0)	0 (0 to 0)	0 (0 to 0)	0 (0 to 0)	0 (0 to 0)	0 (0 to 0)	0 (0 to 0)	0 (0 to 0)	0 (0 to 0)	0 (0 to 0)	0 (0 to 0)	0 (0 to 0)	0 (0 to 0)	0 (0 to 0)	0 (0 to 0)	3,980
HIV/AIDS	0 (0 to 0)	0 (0 to 0)	0 (0 to 0)	0 (0 to 0)	0 (0 to 0)	0 (0 to 0)	0 (0 to 0)	0 (0 to 0)	0 (0 to 0)	0 (0 to 0)	0 (0 to 0)	0 (0 to 0)	0 (0 to 0)	0 (0 to 0)	0 (0 to 0)	0 (0 to 0)	0 (0 to 0)	0 (0 to 0)	0 (0 to 0)	0 (0 to 0)	0 (0 to 0)	0 (0 to 0)	0 (0 to 0)	2,380
HIV/AIDS - Drug-susceptible Tuberculosis	0 (0 to 0)	0 (0 to 0)	0 (0 to 0)	0 (0 to 0)	0 (0 to 0)	0 (0 to 0)	0 (0 to 0)	0 (0 to 0)	0 (0 to 0)	0 (0 to 0)	0 (0 to 0)	0 (0 to 0)	0 (0 to 0)	0 (0 to 0)	0 (0 to 0)	0 (0 to 0)	0 (0 to 0)	0 (0 to 0)	0 (0 to 0)	0 (0 to 0)	0 (0 to 0)	0 (0 to 0)	0 (0 to 0)	0
HIV/AIDS - Multidrug-resistant Tuberculosis without extensi	0 (0 to 0)	0 (0 to 0)	0 (0 to 0)	0 (0 to 0)	0 (0 to 0)	0 (0 to 0)	0 (0 to 0)	0 (0 to 0)	0 (0 to 0)	0 (0 to 0)	0 (0 to 0)	0 (0 to 0)	0 (0 to 0)	0 (0 to 0)	0 (0 to 0)	0 (0 to 0)	0 (0 to 0)	0 (0 to 0)	0 (0 to 0)	0 (0 to 0)	0 (0 to 0)	0 (0 to 0)	0 (0 to 0)	0
HIV/AIDS - Extensively drug-resistant Tuberculosis	0 (0 to 0)	0 (0 to 0)	0 (0 to 0)	0 (0 to 0)	0 (0 to 0)	0 (0 to 0)	0 (0 to 0)	0 (0 to 0)	0 (0 to 0)	0 (0 to 0)	0 (0 to 0)	0 (0 to 0)	0 (0 to 0)	0 (0 to 0)	0 (0 to 0)	0 (0 to 0)	0 (0 to 0)	0 (0 to 0)	0 (0 to 0)	0 (0 to 0)	0 (0 to 0)	0 (0 to 0)	0 (0 to 0)	0
HIV/AIDS resulting in other diseases	0 (0 to 0)	0 (0 to 0)	0 (0 to 0)	0 (0 to 0)	0 (0 to 0)	0 (0 to 0)	0 (0 to 0)	0 (0 to 0)	0 (0 to 0)	0 (0 to 0)	0 (0 to 0)	0 (0 to 0)	0 (0 to 0)	0 (0 to 0)	0 (0 to 0)	0 (0 to 0)	0 (0 to 0)	0 (0 to 0)	0 (0 to 0)	0 (0 to 0)	0 (0 to 0)	0 (0 to 0)	0 (0 to 0)	0
Sexually transmitted infections excluding HIV	1 (1 to 2)	0 (0 to 0)	0 (0 to 0)	0 (0 to 0)	0 (0 to 0)	0 (0 to 0)	0 (0 to 0)	0 (0 to 0)	0 (0 to 0)	0 (0 to 0)	0 (0 to 0)	0 (0 to 0)	0 (0 to 0)	0 (0 to 0)	0 (0 to 0)	0 (0 to 0)	0 (0 to 0)	0 (0 to 0)	0 (0 to 0)	0 (0 to 0)	0 (0 to 0)	0 (0 to 0)	0 (0 to 0)	0
Syphilis	1 (1 to 2)	0 (0 to 0)	0 (0 to 0)	0 (0 to 0)	0 (0 to 0)	0 (0 to 0)	0 (0 to 0)	0 (0 to 0)	0 (0 to 0)	0 (0 to 0)	0 (0 to 0)	0 (0 to 0)	0 (0 to 0)	0 (0 to 0)	0 (0 to 0)	0 (0 to 0)	0 (0 to 0)	0 (0 to 0)	0 (0 to 0)	0 (0 to 0)	0 (0 to 0)	0 (0 to 0)	0 (0 to 0)	0
Chlamydial infection	0 (0 to 0)	0 (0 to 0)	0 (0 to 0)	0 (0 to 0)	0 (0 to 0)	0 (0 to 0)	0 (0 to 0)	0 (0 to 0)	0 (0 to 0)	0 (0 to 0)	0 (0 to 0)	0 (0 to 0)	0 (0 to 0)	0 (0 to 0)	0 (0 to 0)	0 (0 to 0)	0 (0 to 0)	0 (0 to 0)	0 (0 to 0)	0 (0 to 0)	0 (0 to 0)	0 (0 to 0)	0 (0 to 0)	0
Gonococcal infection	0 (0 to 0)	0 (0 to 0)	0 (0 to 0)	0 (0 to 0)	0 (0 to 0)	0 (0 to 0)	0 (0 to 0)	0 (0 to 0)	0 (0 to 0)	0 (0 to 0)	0 (0 to 0)	0 (0 to 0)	0 (0 to 0)	0 (0 to 0)	0 (0 to 0)	0 (0 to 0)	0 (0 to 0)	0 (0 to 0)	0 (0 to 0)	0 (0 to 0)	0 (0 to 0)	0 (0 to 0)	0 (0 to 0)	0
Trichomoniasis	0 (0 to 0)	0 (0 to 0)	0 (0 to 0)	0 (0 to 0)	0 (0 to 0)	0 (0 to 0)	0 (0 to 0)	0 (0 to 0)	0 (0 to 0)	0 (0 to 0)	0 (0 to 0)	0 (0 to 0)	0 (0 to 0)	0 (0 to 0)	0 (0 to 0)	0 (0 to 0)	0 (0 to 0)	0 (0 to 0)	0 (0 to 0)	0 (0 to 0)	0 (0 to 0)	0 (0 to 0)	0 (0 to 0)	0
Genital herpes	0 (0 to 0)	0 (0 to 0)	0 (0 to 0)	0 (0 to 0)	0 (0 to 0)	1 (0 to 2)	2 (1 to 3)	3 (2 to 4)	3 (2 to 4)	3 (2 to 4)	3 (2 to 4)	3 (2 to 4)	3 (2 to 4)	3 (2 to 4)	3 (2 to 4)	3 (2 to 4)	2 (1 to 3)	2 (1 to 3)	1 (1 to 2)	1 (1 to 2)	1 (1 to 2)	1 (1 to 2)	0 (0 to 0)	39
Other sexually transmitted infections	0 (0 to 0)	0 (0 to 0)	0 (0 to 0)	0 (0 to 0)	0 (0 to 0)	0 (0 to 1)	0 (0 to 1)	0 (0 to 1)	0 (0 to 1)	0 (0 to 1)	0 (0 to 1)	0 (0 to 1)	0 (0 to 1)	0 (0 to 1)	0 (0 to 1)	0 (0 to 1)	0 (0 to 1)	0 (0 to 1)	0 (0 to 1)	0 (0 to 1)	0 (0 to 1)	0 (0 to 1)	0 (0 to 1)	0
Respiratory infections and tuberculosis	3,800 (3,200 to 4,500)	670 (560 to 804)	924 (540 to 1,600)	1,170 (827 to 1,720)	165 (120 to 222)	99 (67 to 141)	178 (120 to 257)	344 (240 to 477)	402 (277 to 555)	496 (346 to 686)	713 (497 to 1,000)	699 (485 to 1,000)	1,000 (633 to 1,500)	1,400 (796 to 2,200)	1,900 (1,000 to 3,000)	1,900 (1,000 to 3,000)	2,900 (1,500 to 4,600)	3,300 (1,700 to 5,200)	3,400 (1,700 to 5,300)	3,000 (1,500 to 4,700)	2,600 (1,300 to 4,100)	1,900 (1,000 to 3,000)	1,100 (600 to 1,700)	31,400
Tuberculosis	0 (0 to 0)	0 (0 to 0)	0 (0 to 1)	0 (0 to 0)	0 (0 to 0)	0 (0 to 1)	0 (0 to 1)	0 (0 to 1)	0 (0 to 1)	0 (0 to 1)	0 (0 to 1)	0 (0 to 1)	0 (0 to 1)	0 (0 to 1)	0 (0 to 1)	0 (0 to 1)	0 (0 to 1)	0 (0 to 1)	0 (0 to 1)	0 (0 to 1)	0 (0 to 1)	0 (0 to 1)	0 (0 to 1)	0
Latent tuberculosis infection	0 (0 to 0)	0 (0 to 0)	0 (0 to 0)	0 (0 to 0)	0 (0 to 0)	0 (0 to 0)	0 (0 to 0)	0 (0 to 0)	0 (0 to 0)	0 (0 to 0)	0 (0 to 0)	0 (0 to 0)	0 (0 to 0)	0 (0 to 0)	0 (0 to 0)	0 (0 to 0)	0 (0 to 0)	0 (0 to 0)	0 (0 to 0)	0 (0 to 0)	0 (0 to 0)	0 (0 to 0)	0 (0 to 0)	0
Drug-susceptible tuberculosis	0 (0 to 0)	0 (0 to 0)	0 (0 to 1)	0 (0 to 0)	0 (0 to 0)	0 (0 to 1)	0 (0 to 1)	0 (0 to 1)	0 (0 to 1)	0 (0 to 1)	0 (0 to 1)	0 (0 to 1)	0 (0 to 1)	0 (0 to 1)	0 (0 to 1)	0 (0 to 1)	0 (0 to 1)	0 (0 to 1)	0 (0 to 1)	0 (0 to 1)	0 (0 to 1)	0 (0 to 1)	0 (0 to 1)	0
Multidrug-resistant tuberculosis without extensive drug-re	0 (0 to 0)	0 (0 to 0)	0 (0 to 0)	0 (0 to 0)	0 (0 to 0)	0 (0 to 0)	0 (0 to 0)	0 (0 to 0)	0 (0 to 0)	0 (0 to 0)	0 (0 to 0)	0 (0 to 0)	0 (0 to 0)	0 (0 to 0)	0 (0 to 0)	0 (0 to 0)	0 (0 to 0)	0 (0 to 0)	0 (0 to 0)	0 (0 to 0)	0 (0 to 0)	0 (0 to 0)	0 (0 to 0)	0
Extensively drug-resistant tuberculosis	0 (0 to 0)	0 (0 to 0)	0 (0 to 0)	0 (0 to 0)	0 (0 to 0)	0 (0 to 0)	0 (0 to 0)	0 (0 to 0)	0 (0 to 0)	0 (0 to 0)	0 (0 to 0)	0 (0 to 0)	0 (0 to 0)	0 (0 to 0)	0 (0 to 0)	0 (0 to 0)	0 (0 to 0)	0 (0 to 0)	0 (0 to 0)	0 (0 to 0)	0 (0 to 0)	0 (0 to 0)	0 (0 to 0)	0
Lower respiratory infections	3,800 (3,200 to 4,500)	670 (560 to 804)	920 (540 to 1,600)	1,170 (827 to 1,720)	165 (120 to 222)	99 (67 to 141)	178 (120 to 257)	344 (240 to 477)	402 (277 to 555)	496 (346 to 686)	713 (497 to 1,000)	699 (485 to 1,000)	1,000 (633 to 1,500)	1,400 (796 to 2,200)	1,900 (1,000 to 3,000)	1,900 (1,000 to 3,000)	2,900 (1,500 to 4,600)	3,300 (1,700 to 5,200)	3,400 (1,700 to 5,300)	3,000 (1,500 to 4,700)	2,600 (1,300 to 4,100)	1,900 (1,000 to 3,000)	1,100 (600 to 1,700)	31,400
Upper respiratory infections	0 (0 to 1.4)	0 (0 to 11)	1.7 (0.02 to 18)	0 (0 to 0)	0 (0 to 0)	0 (0 to 0)	0 (0 to 0)	0 (0 to 0)	0 (0 to 0)	0 (0 to 0)	0 (0 to 0)	0 (0 to 0)	0 (0 to 0)	0 (0 to 0)	0 (0 to 0)	0 (0 to 0)	0 (0 to 0)	0 (0 to 0)	0 (0 to 0)	0 (0 to 0)	0 (0 to 0)	0 (0 to 0)	0 (0 to 0)	0
Otitis media	0 (0 to 0.1)	0 (0 to 0.6)	0 (0 to 25.9)	0 (0 to 0)	0 (0 to 0)	0 (0 to 0)	0 (0 to 0)	0 (0 to 0)	0 (0 to 0)	0 (0 to 0)	0 (0 to 0)	0 (0 to 0)	0 (0 to 0)	0 (0 to 0)	0 (0 to 0)	0 (0 to 0)	0 (0 to 0)	0 (0 to 0)	0 (0 to 0)	0 (0 to 0)	0 (0 to 0)	0 (0 to 0)	0 (0 to 0)	0
Enteric infections	7.5 (5 to 10.6)	13.5 (10.1 to 19.7)	226 (97.1 to 779)	166 (100 to 333)	109 (77.9 to 281)	109 (72.5 to 266)	127 (82.1 to 298)	134 (87.6 to 316)	218 (139 to 333)	278 (169 to 423)	337 (193 to 523)	358 (199 to 559)	427 (231 to 670)	466 (249 to 731)	577 (299 to 907)	577 (299 to 907)	1,000 (529 to 1,600)	1,100 (562 to 1,800)	1,200 (592 to 1,900)	1,100 (562 to 1,800)	1,000 (529 to 1,600)	1,000 (529 to 1,600)	1,000 (529 to 1,600)	11,000 (5,900 to 18,000)
Diarrhoeal diseases	7.5 (5 to 10.6)	13.5 (10.1 to 19.7)	226 (97.1 to 779)	166 (100 to 333)	109 (77.9 to 281)	109 (72.5 to 266)	127 (82.1 to 298)	134 (87.6 to 316)	218 (139 to 333)	278 (169 to 423)	337 (193 to 523)	358 (199 to 559)	427 (231 to 670)	466 (249 to 731)	577 (299 to 907)	577 (299 to 907)	1,000 (529 to 1,600)	1,100 (562 to 1,800)	1,200 (592 to 1,900)	1,100 (562 to 1,800)	1,000 (529 to 1,600)	1,000 (529 to 1,600)	1,000 (529 to 1,600)	11,000 (5,900 to 18,000)
Typhoid and paratyphoid	0 (0 to 0)	0 (0 to 0)	0 (0 to 1)	0 (0 to 0)	0 (0 to 0)	0 (0 to 1)	0 (0 to 1)	0 (0 to 1)	0 (0 to 1)	0 (0 to 1)	0 (0 to 1)	0 (0 to 1)	0 (0 to 1)	0 (0 to 1)	0 (0 to 1)	0 (0 to 1)	0 (0 to 1)	0 (0 to 1)	0 (0 to 1)	0 (0 to 1)	0 (0 to 1)	0 (0 to 1)	0 (0 to 1)	0
Typhoid fever	0 (0 to 0)	0 (0 to 0)	0 (0 to 0)	0 (0 to 0)	0 (0 to 0)	0 (0 to 0)	0 (0 to 0)	0 (0 to 0)	0 (0 to 0)	0 (0 to 0)	0 (0 to 0)	0 (0 to 0)	0 (0 to 0)	0 (0 to 0)	0 (0 to 0)	0 (0 to 0)	0 (0 to 0)	0 (0 to 0)	0 (0 to 0)	0 (0 to 0)	0 (0 to 0)	0 (0 to 0)	0 (0 to 0)	0
Paratyphoid fever	0 (0 to 0)	0 (0 to 0)	0 (0 to 0)	0 (0 to 0)	0 (0 to 0)	0 (0 to 0)	0 (0 to 0)	0 (0 to 0)	0 (0 to 0)	0 (0 to 0)	0 (0 to 0)	0 (0 to 0)	0 (0 to 0)	0 (0 to 0)	0 (0 to 0)	0 (0 to 0)	0 (0 to 0)	0 (0 to 0)	0 (0 to 0)	0 (0 to 0)	0 (0 to 0)	0 (0 to 0)	0 (0 to 0)	0
Invasive Non-typhoidal Salmonella (iNTS)	0.6 (0.5 to 1.4)	1.1 (0.8 to 2.6)	1.9 (1 to 8.8)	0.4 (0.4 to 2.1)	0.4 (0.3 to 1.7)	0.7 (0.5 to 3.3)	0.2 (0.1 to 0.8)	0.4 (0.2 to 1.7)	0.4 (0.2 to 1.7)	0.4 (0.2 to 1.7)	0.4 (0.2 to 1.7)	0.5 (0.2 to 2.1)	0.4 (0.3 to 1.6)	0.5 (0.3 to 1.8)	0.6 (0.4 to 2.2)	0.6 (0.4 to 2.2)	1.0 (0.6 to 3.2)	1.1 (0.6 to 3.2)	1.1 (0.6 to 3.2)	0.9 (0.5 to 2.6)	0.8 (0.5 to 2.1)	0.6 (0.3 to 1.7)	0.3 (0.2 to 0.7)	18.3
Other intestinal infectious diseases	0 (0 to 0)	0 (0 to 0)	0.1 (0 to 2.0)	0.6 (0.3 to 1.6)	0.3 (0.2 to 2.2)	0.7 (0.3 to 1.6)	0.7 (0.3 to 1.6)	0.2 (0.1 to 0.6)	0.1 (0 to 0.4)	0.1 (0 to 0.4)	0.1 (0 to 0.4)	0.1 (0 to 0.4)	0.1 (0 to 0.4)	0.1 (0 to 0.4)	0.1 (0 to 0.4)	0.1 (0 to 0.4)	0.1 (0 to 0.4)	0.1 (0 to 0.4)	0.1 (0 to 0.4)	0.1 (0 to 0.4)	0.1 (0 to 0.4)	0.1 (0 to 0.4)	0.1 (0 to 0.4)	10.9
Neglected tropical diseases and malaria	0 (0 to 1.5)	0 (0 to 0.1)	0.1 (0 to 0.6)	0.5 (0.1 to 1.7)	0.2 (0.1 to 0.6)	0.1 (0 to 0.4)	0.1 (0 to 0.4)	0.1 (0 to 0.4)	0.1 (0 to 0.4)	0.1 (0 to 0.4)	0.1 (0 to 0.4)	0.1 (0 to 0.4)	0.1 (0 to 0.4)	0.1 (0 to 0.4)	0.1 (0 to 0.4)	0.1 (0 to 0.4)	0.1 (0 to 0.4)	0.1 (0 to 0.4)	0.1 (0 to 0.4)	0.1 (0 to 0.4)	0.1 (0 to 0.4)	0.1 (0 to 0.4)	0.1 (0 to 0.4)	3.4
Malaria	0 (0 to 0)	0 (0 to 0)	0 (0 to 0)	0 (0 to 0)	0 (0 to 0)	0 (0 to 0)	0 (0 to 0)	0 (0 to 0)	0 (0 to 0)	0 (0 to 0)	0 (0 to 0)	0 (0 to 0)	0 (0 to 0)	0 (0 to 0)	0 (0 to 0)	0 (0 to 0)	0 (0 to 0)	0 (0 to 0)	0 (0 to 0)	0 (0 to 0)	0 (0 to 0)	0 (0 to 0)	0 (0 to 0)	0
Chagas disease	0 (0 to 0)	0 (0 to 0)	0 (0 to 0)	0 (0 to 0)	0 (0 to 0)	0 (0 to 0)	0 (0 to 0)	0 (0 to 0)	0 (0 to 0)	0 (0 to 0)	0 (0 to 0)	0 (0 to 0)	0 (0 to 0)	0 (0 to 0)	0 (0 to 0)	0 (0 to 0)	0 (0 to 0)	0 (0 to 0)	0 (0 to 0)	0 (0 to 0)	0 (0 to 0)	0 (0 to 0)	0 (0 to 0)	0
Leishmaniasis	0 (0 to 0)	0 (0 to 0)	0 (0 to 0)	0 (0 to 0)	0 (0 to 0)	0 (0 to 0)	0 (0 to 0)	0 (0 to 0)	0 (0 to 0)	0 (0 to 0)	0 (0 to 0)	0 (0 to 0)	0 (0 to 0)	0 (0 to 0)	0 (0 to 0)	0 (0 to 0)	0 (0 to 0)	0 (0 to 0)	0 (0 to 0)	0 (0 to 0)	0 (0 to 0)	0 (0 to 0)	0 (0 to 0)	0
Visceral leishmaniasis	0 (0 to 0)	0 (0 to 0)	0 (0 to 0)	0 (0 to 0)	0 (0 to 0)	0 (0 to 0)	0 (0 to 0)	0 (0 to 0)	0 (0 to 0)	0 (0 to 0)	0 (0 to 0)	0 (0 to 0)	0 (0 to 0)	0 (0 to 0)	0 (0 to 0)	0 (0 to 0)	0 (0 to 0)	0 (0 to 0)	0 (0 to 0)	0 (0 to 0)	0 (0 to 0)	0 (0 to 0)	0 (0 to 0)	0
Cutaneous and mucocutaneous leishmaniasis	0 (0 to 0)	0 (0 to 0)	0 (0 to 0)	0 (0 to 0)	0 (0 to 0)	0 (0 to 0)	0 (0 to 0)	0 (0 to 0)	0 (0 to 0)	0 (0 to 0)	0 (0 to 0)	0 (0 to 0)	0 (0 to 0)	0 (0 to 0)	0 (0 to 0)	0 (0 to 0)	0 (0 to 0)	0 (0 to 0)	0 (0 to 0)	0 (0 to 0)	0 (0 to 0)	0 (0 to 0)	0 (0 to 0)	0
African trypanosomiasis	0 (0 to 0)	0 (0 to 0)	0 (0 to 0)	0 (0 to 0)	0 (0 to 0)	0 (0 to 0)	0 (0 to 0)	0 (0 to 0)	0 (0 to 0)	0 (0 to 0)	0 (0 to 0)	0 (0 to 0)	0 (0 to 0)	0 (0 to 0)	0 (0 to 0)	0 (0 to 0)	0 (0 to 0)	0 (0 to 0)	0 (0 to 0)	0 (0 to 0)	0 (0 to 0)	0 (0 to 0)	0 (0 to 0)	0
Schistosomiasis	0 (0 to 0)	0 (0 to 0)	0 (0 to 0)	0 (0 to 0)	0 (0 to 0)	0 (0 to 0)	0 (0 to 0)	0 (0 to 0)	0 (0 to 0)	0 (0 to 0)	0 (0 to 0)	0 (0 to 0)	0 (0 to 0)	0 (0 to 0)	0 (0 to 0)	0 (0 to 0)	0 (0 to 0)	0 (0 to 0)	0 (0 to 0)	0 (0 to 0)	0 (0 to 0)	0 (0 to 0)	0 (0 to 0)	0
Cysticercosis	0 (0 to 0)	0 (0 to 0)	0 (0 to 0)	0 (0 to 0)	0.4 (0.1 to 1.7)	2.1 (0.5 to 8.6)	0.9 (0.2 to 3.6)	1.7 (0.4 to 7.1)	1.6 (0.4 to 6.5)	1.5 (0.4 to 6.1)	1.4 (0.4 to 5.8)	1.3 (0.3 to 5.3)	1.2 (0.3 to 4.9)	1.1 (0.3 to 4.5)	1.0 (0.3 to 4.2)	0.9 (0.2 to 3.8)	0.8 (0.2 to 3.4)	0.7 (0.2 to 3.0)	0.6 (0.2 to 2.6)	0.5 (0.1 to 2.2)	0.4 (0.1 to 1.8)	0.3 (0.1 to 1.4)	0.2 (0.1 to 1.0)	69.3 (17.9 to 285)
Cystic echinococcosis	0 (0 to 0)	0 (0 to 0)	0 (0 to 0)	0 (0 to 0)	0 (0 to 0)	0 (0 to 0)	0 (0 to 0)	0 (0 to 0)	0 (0 to 0)	0 (0 to 0)	0 (0 to 0)	0 (0 to 0)	0 (0 to 0)	0 (0 to 0)	0 (0 to 0)	0 (0 to 0)	0 (0 to 0)	0 (0 to 0)	0 (0 to 0)	0 (0 to 0)	0 (0 to 0)	0 (0 to 0)	0 (0 to 0)	0
Lymphatic filariasis	0 (0 to 0)	0 (0 to 0)	0 (0 to 0)	0 (0 to 0)	0 (0 to 0)	0 (0 to 0)	0 (0 to 0)	0 (0 to 0)	0 (0 to 0)	0 (0 to 0)	0 (0 to 0)	0 (0 to 0)	0 (0 to 0)	0 (0 to 0)	0 (0 to 0)	0 (0 to 0)	0 (0 to 0)	0 (0 to 0)	0 (0 to 0)	0 (0 to 0)	0 (0 to 0)	0 (0 to 0)	0 (0 to 0)	0
Onchocerciasis	0 (0 to 0)	0 (0 to 0)	0 (0 to 0)	0 (0 to 0)	0 (0 to 0)	0 (0 to 0)	0 (0 to 0)	0 (0 to 0)	0 (0 to 0)	0 (0 to 0)	0 (0 to 0)	0 (0 to 0)	0 (0 to 0)	0 (0 to 0)	0 (0 to 0)	0 (0 to 0)	0 (0 to 0)	0 (0 to 0)	0 (0 to 0)	0 (0 to 0)	0 (0 to 0)	0 (0 to 0)	0 (0 to 0)	0
Trachoma	0 (0 to 0)	0 (0 to 0)	0 (0 to 0)	0 (0 to 0)	0 (0 to 0)	0 (0 to 0)	0 (0 to 0)	0 (0 to 0)	0 (0 to 0)	0 (0 to 0)	0 (0 to 0)	0 (0 to 0)	0 (0 to 0)	0 (0 to 0)	0 (0 to 0)	0 (0 to 0)	0 (0 to 0)	0 (0 to 0)	0 (0 to 0)	0 (0 to 0)	0 (0 to 0)	0 (0 to 0)	0 (0 to 0)	0
Dengue	0 (0 to 0)	0 (0 to 0)	0 (0 to 0)	0 (0 to 0)	0 (0 to 0)	0 (0 to 0)	0 (0 to 0)	0 (0 to 0)	0 (0 to 0)	0 (0 to 0)	0 (0 to 0)	0 (0 to 0)	0 (0 to 0)	0 (0 to 0)	0 (0 to 0)	0 (0 to 0)	0 (0 to 0)	0 (0 to 0)	0 (0 to 0)	0 (0 to 0)	0 (0 to 0)	0 (0 to 0)	0 (0 to 0)	0
Yellow fever	0 (0 to 0)	0 (0 to 0)	0 (0 to 0)	0 (0 to 0)	0 (0 to 0)	0 (0 to 0)	0 (0 to 0)	0 (0 to 0)	0 (0 to 0)	0 (0 to 0)	0 (0 to 0)	0 (0 to 0)	0 (0 to 0)	0 (0 to 0)	0 (0 to 0)	0 (0 to 0)	0 (0 to 0)	0 (0 to 0)	0 (0 to 0)	0 (0 to 0)	0 (0 to 0)	0 (0 to 0)	0 (0 to 0)	0
Rabies	0 (0 to 0)	0 (0 to 0)	0.4 (0.2 to 1.1)	0.4 (0.1 to 0.9)	0.2 (0.1 to 0.6)	0.6 (0.1 to 1.2)	0.2 (0.1 to 0.6)	0.2 (0.1 to 0.6)	0.2 (0.1 to 0.6)	0.2 (0.1 to 0.6)	0.2 (0.1 to 0.6)	0.2 (0.1 to 0.6)	0.2 (0.1 to 0.6)	0.2 (0.1 to 0.6)	0.2 (0.1 to 0.6)	0.2 (0.1 to 0.6)	0.2 (0.1 to 0.6)	0.2 (0.1 to 0.6)	0.2 (0.1 to 0.6)	0.2 (0.1 to 0.6)	0.2 (0.1 to 0.6)	0.2 (0.1 to 0.6)	0.1 (0 to 0.4)	3
Intestinal nematode infections	0 (0 to 0)	0 (0 to 0)	0 (0 to 0)	0 (0 to 0)	0 (0 to 0)	0 (0 to 0)	0 (0 to 0)	0 (0 to 0)	0 (0 to 0)	0 (0 to 0)	0 (0 to 0)	0 (0 to 0)	0 (0 to 0)	0 (0 to 0)	0 (0 to 0)	0 (0 to 0)	0 (0 to 0)	0 (0 to 0)	0 (0 to 0)	0 (0 to 0)	0 (0 to 0)	0 (0 to 0)	0 (0 to 0)	0
Ascariasis	0 (0 to 0)	0 (0 to 0)	0 (0 to 0)	0 (0 to 0)	0 (0 to 0)	0 (0 to 0)	0 (0 to 0)	0 (0 to 0)	0 (0 to 0)	0 (0 to 0)	0 (0 to 0)	0 (0 to 0)	0 (0 to 0)	0 (0 to 0)	0 (0 to 0)	0 (0 to 0)	0 (0 to 0)	0 (0 to 0)	0 (0 to 0)	0 (0 to 0)	0 (0 to 0)	0 (0 to 0)	0 (0 to 0)	0
Trichuriasis	0 (0 to 0)	0 (0 to 0)	0 (0 to 0)	0 (0 to 0)	0 (0 to 0)	0 (0 to 0)	0 (0 to 0)	0 (0 to 0)	0 (0 to 0)	0 (0 to 0)	0 (0 to 0)	0 (0 to 0)	0 (0 to 0)	0 (0 to 0)	0 (0 to 0)	0 (0 to 0)	0 (0 to 0)	0 (0 to 0)	0 (0 to 0)	0 (0 to 0)	0 (0 to 0)	0 (0 to 0)	0 (0 to 0)	0
Hookworm disease	0 (0 to 0)	0 (0 to 0)	0 (0 to 0)	0 (0 to 0)	0 (0 to 0)	0 (0 to 0)	0 (0 to 0)	0 (0 to 0)	0 (0 to 0)	0 (0 to 0)	0 (0 to 0)	0 (0 to 0)	0 (0 to 0)	0 (0 to 0)	0 (0 to 0)	0 (0 to 0)	0 (0 to 0)	0 (0 to 0)	0 (0 to 0)	0 (0 to 0)	0 (0 to 0)	0 (0 to 0)	0 (0 to 0)	0
Food-borne trematodiases	0 (0 to 0)	0 (0 to 0)	0 (0 to 0)	0 (0 to 0)	0 (0 to 0)	0 (0 to 0)	0 (0 to 0)	0 (0 to 0)	0 (0 to 0)	0 (0 to 0)	0 (0 to 0)	0 (0 to 0)	0 (0 to 0)	0 (0 to 0)	0 (0 to 0)	0 (0 to 0)	0 (0 to 0)	0 (0 to 0)	0 (0 to 0)	0 (0 to 0)	0 (0 to 0)	0 (0 to 0)	0 (0 to 0)	0
Leprosy	0 (0 to 0)	0 (0 to 0)	0 (0 to 0)	0 (0 to 0)	0 (0 to 0)	0 (0 to 0)	0 (0 to 0)	0 (0 to 0)	0 (0 to 0)	0 (0 to 0)	0 (0 to 0)	0 (0 to 0)	0 (0 to 0)	0 (0 to 0)	0 (0 to 0)	0 (0 to 0)	0 (0 to 0)	0 (0 to 0)	0 (0 to 0)	0 (0 to 0)	0 (0 to 0)	0 (0 to 0)	0 (0 to 0)	0
Ebola	0 (0 to 0)	0 (0 to 0)	0 (0 to 0)	0 (0 to 0)	0 (0 to 0)	0 (0 to 0)	0 (0 to 0)	0 (0 to 0)	0 (0 to 0)	0 (0 to 0)	0 (0 to 0)	0 (0 to 0)	0 (0 to 0)	0 (0 to 0)	0 (0 to 0)	0 (0 to 0)	0 (0 to 0)	0



GBPD deficiency	0/1 (0/1 to 0/2)	0/2 (0 to 0/4)	0/4 (0/2 to 0/6)	1/6 (1/1 to 2/1)	4/4 (2/3 to 6/4)	6/2 (4/1 to 8/3)	13/9 (9/1 to 21/2)	18/2 (10/2 to 27)	21/1 (12/4 to 30/4)	23/1 (14/1 to 29/1)	22/1 (12/1 to 32/4)	21/5 (12/4 to 31/2)	18/2 (10/1 to 27/1)	14/5 (8/4 to 21/2)	16/4 (9/4 to 23/4)	14/6 (7/4 to 21/3)	11/1 (6/1 to 16/2)	7/7 (4/2 to 11/1)	4/6 (2/4 to 6/4)	2/2 (1/2 to 3/3)	0/8 (0/3 to 1/4)	0/3 (0/2 to 0/4)	0/1 (0 to 0/1)	221
GBPD bet	0/3 (0 to 0)	0/3 (0 to 0/5)	0/3 (0 to 0)	0/3 (0 to 0)	0/3 (0 to 0)	0/3 (0/1 to 0/3)	0/3 (0 to 0/1)	0/3 (0 to 0/1)	0/3 (0 to 0/1)	0/3 (0 to 0/1)	0/3 (0 to 0/1)	0/3 (0/1 to 0/3)	0/3 (0 to 0/1)	0/3 (0 to 0)	0/3 (0 to 0)	0/3 (0 to 0)	0/3 (0 to 0)	0/3 (0 to 0)	0/3 (0 to 0)	0/3 (0 to 0)	0/3 (0 to 0)	0/3 (0 to 0)	0/3 (0 to 0)	0/3 (0 to 0)	0/3 (0 to 0)	3
Other hemoglobinopathies and hemolytic anemias	0/3 (0/2 to 0/4)	0/4 (0/1 to 1/2)	1/5 (0/2 to 3/4)	4/6 (0/6 to 10/6)	13/7 (6/3 to 28/4)	7/6 (2/1 to 13)	15/9 (5 to 30/1)	19/1 (8 to 34/3)	17/1 (6 to 29/3)	14 (7/4 to 28/4)	20 (9/3 to 41/4)	21/4 (12/4 to 36/3)	29/3 (17/4 to 51/4)	29/1 (15/4 to 48/4)	32 (22 to 48/4)	52 (32/1 to 85/4)	64/4 (38 to 92/2)	62/7 (39/1 to 88/3)	42/6 (26/3 to 67/1)	16/4 (10/1 to 25/3)	3/3 (2/1 to 4/4)	1/4 (0/3 to 1/4)	0 (0 to 0/1)	698
Endocrine, metabolic, blood, and immune disorders	89/2 (50/4 to 163)	69/4 (41/1 to 97/3)	242 (138/1 to 373)	333 (203/4 to 507)	245 (134/1 to 376)	276 (152/3 to 396)	343 (200/2 to 476)	297 (165/1 to 427)	299 (162/4 to 442)	722 (427/1 to 1,013)	947 (566/1 to 1,350)	1,072 (643/1 to 1,504)	1,190 (722/1 to 1,658)	1,073 (651/1 to 1,500)	1,040 (633/4 to 1,446)	2,282 (1,408/3 to 3,166)	2,728 (1,683/4 to 3,742)	1,749 (1,065/4 to 2,466)	1,299 (788/1 to 1,835)	1,202 (698/1 to 1,689)	788 (466/1 to 1,099)	619 (377/4 to 867)	282 (167/4 to 396)	19,900
Oral disorders	0 (0 to 0)	0 (0 to 0)	0 (0 to 0)	0 (0/2 to 0/3)	1/4 (0/2 to 1/4)	3/3 (1/2 to 3/4)	7/6 (3/2 to 9/4)	8/1 (3/4 to 12/3)	9/2 (3/4 to 13/4)	10/4 (5/2 to 17/3)	15/1 (8/2 to 23/3)	16/4 (9/2 to 24/3)	17/2 (9/4 to 27/3)	15/2 (8/4 to 23/3)	16/2 (9/4 to 24/3)	17/2 (9/4 to 25/4)	20/5 (11/4 to 30/4)	16/2 (9/1 to 24/3)	14/2 (8/1 to 20/4)	12/3 (6/4 to 18/3)	9/2 (5/1 to 13/4)	6/3 (3/2 to 9/3)	2/3 (1/2 to 3/3)	0 (0 to 0/1)	178,703
Caries of deciduous teeth	0 (0 to 0)	0 (0 to 0)	0 (0 to 0)	0/4 (0/1 to 1/3)	0/4 (0/1 to 1/4)	0/4 (0/1 to 1/4)	0/4 (0/1 to 1/4)	0/4 (0 to 0)	0/4 (0 to 0)	0/4 (0 to 0)	0/4 (0 to 0)	0/4 (0 to 0)	0/4 (0 to 0)	0/4 (0 to 0)	0/4 (0 to 0)	0/4 (0 to 0)	0/4 (0 to 0)	0/4 (0 to 0)	0/4 (0 to 0)	0/4 (0 to 0)	0/4 (0 to 0)	0/4 (0 to 0)	0/4 (0 to 0)	0/4 (0 to 0)	0/4 (0 to 0)	106
Caries of permanent teeth	0 (0 to 0)	0 (0 to 0)	0 (0 to 0)	0 (0 to 0)	2/3 (0/4 to 4/4)	1/4 (0/1 to 1/4)	5/2 (0/1 to 10/1)	7/2 (0/1 to 15/1)	7/2 (0/3 to 15/4)	11/2 (2/2 to 21/1)	13/2 (4/4 to 21/1)	13/2 (4/2 to 21/4)	13/2 (3/4 to 22/1)	15/2 (3/4 to 27/1)	16/2 (4/4 to 27/1)	17/2 (4/4 to 28/4)	17/2 (4/4 to 28/4)	16/2 (4/1 to 28/4)	15/2 (4/1 to 25/4)	14/2 (4/1 to 24/4)	12/2 (3/1 to 21/4)	9/2 (2/1 to 16/4)	5/2 (1/1 to 9/1)	0 (0 to 0/1)	1,200
Periodontal diseases	0 (0 to 0)	0 (0 to 0)	0 (0 to 0)	0 (0 to 0)

SR Table 2c: Mississippi DALYS by cause and age-group for both sexs with 95% uncertainty intervals, 2019

Cause	Early Neonatal	Late Neonatal	Post Neonatal	1 to 4	5 to 9	10 to 14	15 to 19	20 to 24	25 to 29	30 to 34	35 to 39	40 to 44	45 to 49	50 to 54	55 to 59	60 to 64	65 to 69	70 to 74	75 to 79	80 to 84	85 to 89	90 to 94	95 plus	Total
All causes	13,000 (10,900 to 15,600)	4,230 (3,500 to 5,130)	11,900 (9,930 to 14,300)	6,160 (5,270 to 7,280)	4,600 (3,900 to 5,500)	5,150 (4,450 to 6,060)	24,700 (21,400 to 28,600)	41,600 (35,900 to 48,000)	47,200 (40,600 to 54,900)	47,000 (40,200 to 55,000)	46,000 (39,600 to 54,200)	53,300 (45,000 to 62,700)	64,000 (54,000 to 75,600)	66,400 (56,000 to 78,600)	63,900 (54,000 to 75,600)	63,900 (54,000 to 75,600)	113,000 (96,400 to 135,000)	120,000 (100,000 to 143,000)	116,000 (97,000 to 137,000)	97,700 (81,000 to 116,000)	67,200 (55,000 to 81,000)	43,000 (34,000 to 53,000)	30,600 (25,000 to 37,000)	13,900 (10,700 to 17,700)	1,140,000
Communicable, maternal, neonatal, and nutritional diseases	10,200 (8,300 to 12,400)	2,990 (2,170 to 3,780)	2,910 (1,990 to 3,380)	1,600 (1,400 to 2,200)	1,600 (1,180 to 2,280)	1,690 (1,180 to 2,280)	1,600 (1,200 to 2,280)	1,700 (1,280 to 2,130)	2,140 (1,720 to 2,670)	2,360 (1,830 to 2,960)	2,600 (2,200 to 3,070)	2,760 (2,280 to 3,370)	2,780 (2,280 to 3,370)	2,750 (2,270 to 3,290)	3,200 (2,570 to 3,940)	3,290 (2,630 to 4,150)	3,100 (2,350 to 4,000)	3,040 (2,250 to 3,930)	2,780 (1,960 to 3,840)	2,520 (1,660 to 3,570)	1,990 (1,300 to 3,070)	1,200 (820 to 1,930)	630 (477 to 770)	61,000
HIV/AIDS and sexually transmitted infections	1 (1 to 2)	0 (0 to 0)	200 (120 to 310)	100 (70 to 170)	10 (7 to 16)	11 (7 to 19)	210 (120 to 370)	740 (430 to 1,270)	1,400 (810 to 2,370)	1,900 (1,100 to 3,200)	2,100 (1,200 to 3,500)	2,100 (1,200 to 3,500)	2,000 (1,100 to 3,300)	1,800 (1,000 to 3,000)	1,600 (900 to 2,600)	1,400 (800 to 2,300)	1,200 (700 to 2,000)	1,000 (600 to 1,700)	800 (500 to 1,300)	600 (400 to 1,000)	400 (200 to 700)	200 (100 to 400)	100 (50 to 200)	9,900
HIV/AIDS	0 (0 to 0)	0 (0 to 0)	200 (120 to 310)	100 (70 to 170)	10 (7 to 16)	11 (7 to 19)	210 (120 to 370)	740 (430 to 1,270)	1,400 (810 to 2,370)	1,900 (1,100 to 3,200)	2,100 (1,200 to 3,500)	2,100 (1,200 to 3,500)	2,000 (1,100 to 3,300)	1,800 (1,000 to 3,000)	1,600 (900 to 2,600)	1,400 (800 to 2,300)	1,200 (700 to 2,000)	1,000 (600 to 1,700)	800 (500 to 1,300)	600 (400 to 1,000)	400 (200 to 700)	200 (100 to 400)	100 (50 to 200)	9,900
HIV/AIDS - Drug-susceptible Tuberculosis	0 (0 to 0)	0 (0 to 0)	0 (0 to 0)	0 (0 to 0)	0 (0 to 0)	0 (0 to 0)	0 (0 to 0)	0 (0 to 0)	0 (0 to 0)	0 (0 to 0)	0 (0 to 0)	0 (0 to 0)	0 (0 to 0)	0 (0 to 0)	0 (0 to 0)	0 (0 to 0)	0 (0 to 0)	0 (0 to 0)	0 (0 to 0)	0 (0 to 0)	0 (0 to 0)	0 (0 to 0)	0 (0 to 0)	0 (0 to 0)	0
HIV/AIDS - Multidrug-resistant Tuberculosis without extens	0 (0 to 0)	0 (0 to 0)	0 (0 to 0)	0 (0 to 0)	0 (0 to 0)	0 (0 to 0)	0 (0 to 0)	0 (0 to 0)	0 (0 to 0)	0 (0 to 0)	0 (0 to 0)	0 (0 to 0)	0 (0 to 0)	0 (0 to 0)	0 (0 to 0)	0 (0 to 0)	0 (0 to 0)	0 (0 to 0)	0 (0 to 0)	0 (0 to 0)	0 (0 to 0)	0 (0 to 0)	0 (0 to 0)	0 (0 to 0)	0
HIV/AIDS - Extensively drug-resistant Tuberculosis	0 (0 to 0)	0 (0 to 0)	0 (0 to 0)	0 (0 to 0)	0 (0 to 0)	0 (0 to 0)	0 (0 to 0)	0 (0 to 0)	0 (0 to 0)	0 (0 to 0)	0 (0 to 0)	0 (0 to 0)	0 (0 to 0)	0 (0 to 0)	0 (0 to 0)	0 (0 to 0)	0 (0 to 0)	0 (0 to 0)	0 (0 to 0)	0 (0 to 0)	0 (0 to 0)	0 (0 to 0)	0 (0 to 0)	0 (0 to 0)	0
HIV/AIDS resulting in other diseases	0 (0 to 0)	0 (0 to 0)	0 (0 to 0)	0 (0 to 0)	0 (0 to 0)	0 (0 to 0)	0 (0 to 0)	0 (0 to 0)	0 (0 to 0)	0 (0 to 0)	0 (0 to 0)	0 (0 to 0)	0 (0 to 0)	0 (0 to 0)	0 (0 to 0)	0 (0 to 0)	0 (0 to 0)	0 (0 to 0)	0 (0 to 0)	0 (0 to 0)	0 (0 to 0)	0 (0 to 0)	0 (0 to 0)	0 (0 to 0)	0
Sexually transmitted infections excluding HIV	1 (1 to 2)	0 (0 to 1)	1 (1 to 2)	1 (0 to 1)	0 (0 to 0)	0 (0 to 0)	2 (1 to 3)	9 (5 to 14)	24 (14 to 37)	46 (27 to 70)	69 (41 to 105)	84 (50 to 128)	89 (53 to 135)	89 (53 to 135)	84 (50 to 128)	78 (46 to 119)	72 (43 to 110)	66 (39 to 101)	59 (35 to 90)	52 (31 to 79)	45 (27 to 69)	37 (22 to 57)	29 (17 to 44)	1,100
Syphilis	1 (1 to 2)	0 (0 to 1)	1 (0 to 2)	1 (0 to 1)	0 (0 to 0)	0 (0 to 0)	2 (1 to 3)	9 (5 to 14)	24 (14 to 37)	46 (27 to 70)	69 (41 to 105)	84 (50 to 128)	89 (53 to 135)	89 (53 to 135)	84 (50 to 128)	78 (46 to 119)	72 (43 to 110)	66 (39 to 101)	59 (35 to 90)	52 (31 to 79)	45 (27 to 69)	37 (22 to 57)	29 (17 to 44)	1,100
Chlamydial infection	0 (0 to 0)	0 (0 to 0)	0 (0 to 0)	0 (0 to 0)	0 (0 to 0)	0 (0 to 0)	0 (0 to 0)	0 (0 to 0)	0 (0 to 0)	0 (0 to 0)	0 (0 to 0)	0 (0 to 0)	0 (0 to 0)	0 (0 to 0)	0 (0 to 0)	0 (0 to 0)	0 (0 to 0)	0 (0 to 0)	0 (0 to 0)	0 (0 to 0)	0 (0 to 0)	0 (0 to 0)	0 (0 to 0)	0 (0 to 0)	0
Gonococcal infection	0 (0 to 0)	0 (0 to 0)	0 (0 to 0)	0 (0 to 0)	0 (0 to 0)	0 (0 to 0)	0 (0 to 0)	0 (0 to 0)	0 (0 to 0)	0 (0 to 0)	0 (0 to 0)	0 (0 to 0)	0 (0 to 0)	0 (0 to 0)	0 (0 to 0)	0 (0 to 0)	0 (0 to 0)	0 (0 to 0)	0 (0 to 0)	0 (0 to 0)	0 (0 to 0)	0 (0 to 0)	0 (0 to 0)	0 (0 to 0)	0
Trichomoniasis	0 (0 to 0)	0 (0 to 0)	0 (0 to 0)	0 (0 to 0)	0 (0 to 0)	0 (0 to 0)	0 (0 to 0)	0 (0 to 0)	0 (0 to 0)	0 (0 to 0)	0 (0 to 0)	0 (0 to 0)	0 (0 to 0)	0 (0 to 0)	0 (0 to 0)	0 (0 to 0)	0 (0 to 0)	0 (0 to 0)	0 (0 to 0)	0 (0 to 0)	0 (0 to 0)	0 (0 to 0)	0 (0 to 0)	0 (0 to 0)	0
Genital herpes	0 (0 to 0)	0 (0 to 0)	0 (0 to 0)	0 (0 to 0)	0 (0 to 0)	0 (0 to 0)	0 (0 to 0)	0 (0 to 0)	0 (0 to 0)	0 (0 to 0)	0 (0 to 0)	0 (0 to 0)	0 (0 to 0)	0 (0 to 0)	0 (0 to 0)	0 (0 to 0)	0 (0 to 0)	0 (0 to 0)	0 (0 to 0)	0 (0 to 0)	0 (0 to 0)	0 (0 to 0)	0 (0 to 0)	0 (0 to 0)	0
Other sexually transmitted infections	0 (0 to 0)	0 (0 to 0)	0 (0 to 0)	0 (0 to 0)	0 (0 to 0)	0 (0 to 0)	0 (0 to 0)	0 (0 to 0)	0 (0 to 0)	0 (0 to 0)	0 (0 to 0)	0 (0 to 0)	0 (0 to 0)	0 (0 to 0)	0 (0 to 0)	0 (0 to 0)	0 (0 to 0)	0 (0 to 0)	0 (0 to 0)	0 (0 to 0)	0 (0 to 0)	0 (0 to 0)	0 (0 to 0)	0 (0 to 0)	0
Respiratory infections and tuberculosis	3,600 (2,900 to 4,300)	1,200 (939 to 1,500)	1,000 (800 to 1,300)	1,100 (900 to 1,400)	1,000 (800 to 1,300)	1,000 (800 to 1,300)	1,000 (800 to 1,300)	1,000 (800 to 1,300)	1,000 (800 to 1,300)	1,000 (800 to 1,300)	1,000 (800 to 1,300)	1,000 (800 to 1,300)	1,000 (800 to 1,300)	1,000 (800 to 1,300)	1,000 (800 to 1,300)	1,000 (800 to 1,300)	1,000 (800 to 1,300)	1,000 (800 to 1,300)	1,000 (800 to 1,300)	1,000 (800 to 1,300)	1,000 (800 to 1,300)	1,000 (800 to 1,300)	1,000 (800 to 1,300)	21,200
Tuberculosis	0 (0 to 0)	0 (0 to 0)	0 (0 to 2.7)	0.7 (0 to 3.2)	0 (0 to 1.6)	0 (0 to 1.6)	0 (0 to 1.4)	0 (0 to 1.1)	0 (0 to 1.2)	0 (0 to 1.4)	0 (0 to 1.7)	0 (0 to 1.9)	0 (0 to 2.1)	0 (0 to 2.2)	0 (0 to 2.2)	0 (0 to 2.2)	0 (0 to 2.2)	0 (0 to 2.2)	0 (0 to 2.2)	0 (0 to 2.2)	0 (0 to 2.2)	0 (0 to 2.2)	0 (0 to 2.2)	0 (0 to 2.2)	0
Latent tuberculosis infection	0 (0 to 0)	0 (0 to 0)	0 (0 to 0)	0 (0 to 0)	0 (0 to 0)	0 (0 to 0)	0 (0 to 0)	0 (0 to 0)	0 (0 to 0)	0 (0 to 0)	0 (0 to 0)	0 (0 to 0)	0 (0 to 0)	0 (0 to 0)	0 (0 to 0)	0 (0 to 0)	0 (0 to 0)	0 (0 to 0)	0 (0 to 0)	0 (0 to 0)	0 (0 to 0)	0 (0 to 0)	0 (0 to 0)	0 (0 to 0)	0
Drug-susceptible tuberculosis	0 (0 to 0)	0 (0 to 0)	0 (0 to 2.7)	0.7 (0 to 3.2)	0 (0 to 1.6)	0 (0 to 1.6)	0 (0 to 1.4)	0 (0 to 1.1)	0 (0 to 1.2)	0 (0 to 1.4)	0 (0 to 1.7)	0 (0 to 1.9)	0 (0 to 2.1)	0 (0 to 2.2)	0 (0 to 2.2)	0 (0 to 2.2)	0 (0 to 2.2)	0 (0 to 2.2)	0 (0 to 2.2)	0 (0 to 2.2)	0 (0 to 2.2)	0 (0 to 2.2)	0 (0 to 2.2)	0 (0 to 2.2)	0
Multidrug-resistant tuberculosis without extensive drug-re	0 (0 to 0)	0 (0 to 0)	0 (0 to 0)	0 (0 to 0)	0 (0 to 0)	0 (0 to 0)	0 (0 to 0)	0 (0 to 0)	0 (0 to 0)	0 (0 to 0)	0 (0 to 0)	0 (0 to 0)	0 (0 to 0)	0 (0 to 0)	0 (0 to 0)	0 (0 to 0)	0 (0 to 0)	0 (0 to 0)	0 (0 to 0)	0 (0 to 0)	0 (0 to 0)	0 (0 to 0)	0 (0 to 0)	0 (0 to 0)	0
Extensively drug-resistant tuberculosis	0 (0 to 0)	0 (0 to 0)	0 (0 to 0)	0 (0 to 0)	0 (0 to 0)	0 (0 to 0)	0 (0 to 0)	0 (0 to 0)	0 (0 to 0)	0 (0 to 0)	0 (0 to 0)	0 (0 to 0)	0 (0 to 0)	0 (0 to 0)	0 (0 to 0)	0 (0 to 0)	0 (0 to 0)	0 (0 to 0)	0 (0 to 0)	0 (0 to 0)	0 (0 to 0)	0 (0 to 0)	0 (0 to 0)	0 (0 to 0)	0
Lower respiratory infections	3,600 (2,900 to 4,300)	1,200 (939 to 1,500)	1,000 (800 to 1,300)	1,100 (900 to 1,400)	1,000 (800 to 1,300)	1,000 (800 to 1,300)	1,000 (800 to 1,300)	1,000 (800 to 1,300)	1,000 (800 to 1,300)	1,000 (800 to 1,300)	1,000 (800 to 1,300)	1,000 (800 to 1,300)	1,000 (800 to 1,300)	1,000 (800 to 1,300)	1,000 (800 to 1,300)	1,000 (800 to 1,300)	1,000 (800 to 1,300)	1,000 (800 to 1,300)	1,000 (800 to 1,300)	1,000 (800 to 1,300)	1,000 (800 to 1,300)	1,000 (800 to 1,300)	1,000 (800 to 1,300)	21,200
Upper respiratory infections	0 (0 to 1)	0 (0 to 0)	0 (0 to 0)	0 (0 to 0)	0 (0 to 0)	0 (0 to 0)	0 (0 to 0)	0 (0 to 0)	0 (0 to 0)	0 (0 to 0)	0 (0 to 0)	0 (0 to 0)	0 (0 to 0)	0 (0 to 0)	0 (0 to 0)	0 (0 to 0)	0 (0 to 0)	0 (0 to 0)	0 (0 to 0)	0 (0 to 0)	0 (0 to 0)	0 (0 to 0)	0 (0 to 0)	0 (0 to 0)	0
Otitis media	0 (0 to 0)	0 (0 to 0)	0 (0 to 0)	0 (0 to 0)	0 (0 to 0)	0 (0 to 0)	0 (0 to 0)	0 (0 to 0)	0 (0 to 0)	0 (0 to 0)	0 (0 to 0)	0 (0 to 0)	0 (0 to 0)	0 (0 to 0)	0 (0 to 0)	0 (0 to 0)	0 (0 to 0)	0 (0 to 0)	0 (0 to 0)	0 (0 to 0)	0 (0 to 0)	0 (0 to 0)	0 (0 to 0)	0 (0 to 0)	0
Enteric infections	0.1 (0 to 7.0)	0.0 (0 to 1.6)	170 (14 to 616)	1,600 (629 to 3,100)	1,600 (1,000 to 2,300)	1,600 (1,000 to 2,300)	1,600 (1,000 to 2,300)	1,600 (1,000 to 2,300)	1,600 (1,000 to 2,300)	1,600 (1,000 to 2,300)	1,600 (1,000 to 2,300)	1,600 (1,000 to 2,300)	1,600 (1,000 to 2,300)	1,600 (1,000 to 2,300)	1,600 (1,000 to 2,300)	1,600 (1,000 to 2,300)	1,600 (1,000 to 2,300)	1,600 (1,000 to 2,300)	1,600 (1,000 to 2,300)	1,600 (1,000 to 2,300)	1,600 (1,000 to 2,300)	1,600 (1,000 to 2,300)	1,600 (1,000 to 2,300)	6,000
Shigella	0 (0 to 0)	0 (0 to 0)	0 (0 to 0)	0 (0 to 0)	0 (0 to 0)	0 (0 to 0)	0 (0 to 0)	0 (0 to 0)	0 (0 to 0)	0 (0 to 0)	0 (0 to 0)	0 (0 to 0)	0 (0 to 0)	0 (0 to 0)	0 (0 to 0)	0 (0 to 0)	0 (0 to 0)	0 (0 to 0)	0 (0 to 0)	0 (0 to 0)	0 (0 to 0)	0 (0 to 0)	0 (0 to 0)	0 (0 to 0)	0
Cholera	0 (0 to 0)	0 (0 to 0)	0 (0 to 0)	0 (0 to 0)	0 (0 to 0)	0 (0 to 0)	0 (0 to 0)	0 (0 to 0)	0 (0 to 0)	0 (0 to 0)	0 (0 to 0)	0 (0 to 0)	0 (0 to 0)	0 (0 to 0)	0 (0 to 0)	0 (0 to 0)	0 (0 to 0)	0 (0 to 0)	0 (0 to 0)	0 (0 to 0)	0 (0 to 0)	0 (0 to 0)	0 (0 to 0)	0 (0 to 0)	0
Other salmonella	0.1 (0 to 7.0)	0.0 (0 to 1.6)	170 (14 to 616)	1,600 (629 to 3,100)	1,600 (1,000 to 2,300)	1,600 (1,000 to 2,300)	1,600 (1,000 to 2,300)	1,600 (1,000 to 2,300)	1,600 (1,000 to 2,300)	1,600 (1,000 to 2,300)	1,600 (1,000 to 2,300)	1,600 (1,000 to 2,300)	1,600 (1,000 to 2,300)	1,600 (1,000 to 2,300)	1,600 (1,000 to 2,300)	1,600 (1,000 to 2,300)	1,600 (1,000 to 2,300)	1,600 (1,000 to 2,300)	1,600 (1,000 to 2,300)	1,600 (1,000 to 2,300)	1,600 (1,000 to 2,300)	1,600 (1,000 to 2,300)	1,600 (1,000 to 2,300)	6,000
Other enteric infections	0 (0 to 0)	0 (0 to 0)	0 (0 to 0)	0 (0 to 0)	0 (0 to 0)	0 (0 to 0)	0 (0 to 0)	0 (0 to 0)	0 (0 to 0)	0 (0 to 0)	0 (0 to 0)	0 (0 to 0)	0 (0 to 0)	0 (0 to 0)	0 (0 to 0)	0 (0 to 0)	0 (0 to 0)	0 (0 to 0)	0 (0 to 0)	0 (0 to 0)	0 (0 to 0)	0 (0 to 0)	0 (0 to 0)	0 (0 to 0)	0
Typhoid and paratyphoid	0 (0 to 0)	0 (0 to 0)	0 (0 to 0)	0 (0 to 0)	0 (0 to 0)	0 (0 to 0)	0 (0 to 0)	0 (0 to 0)	0 (0 to 0)	0 (0 to 0)	0 (0 to 0)	0 (0 to 0)	0 (0 to 0)	0 (0 to 0)	0 (0 to 0)	0 (0 to 0)	0 (0 to 0)	0 (0 to 0)	0 (0 to 0)	0 (0 to 0)	0 (0 to 0)	0 (0 to 0)	0 (0 to 0)	0 (0 to 0)	0
Typhoid fever	0 (0 to 0)	0 (0 to 0)	0 (0 to 0)	0 (0 to 0)	0 (0 to 0)	0 (0 to 0)	0 (0 to 0)	0 (0 to 0)	0 (0 to 0)	0 (0 to 0)	0 (0 to 0)	0 (0 to 0)	0 (0 to 0)	0 (0 to 0)	0 (0 to 0)	0 (0 to 0)	0 (0 to 0)	0 (0 to 0)	0 (0 to 0)	0 (0 to 0)	0 (0 to 0)	0 (0 to 0)	0 (0 to 0)	0 (0 to 0)	0
Paratyphoid fever	0 (0 to 0)	0 (0 to 0)	0 (0 to 0)	0 (0 to 0)	0 (0 to 0)	0 (0 to 0)	0 (0 to 0)	0 (0 to 0)	0 (0 to 0)	0 (0 to 0)	0 (0 to 0)	0 (0 to 0)	0 (0 to 0)	0 (0 to 0)	0 (0 to 0)	0 (0 to 0)	0 (0 to 0)	0 (0 to 0)	0 (0 to 0)	0 (0 to 0)	0 (0 to 0)	0 (0 to 0)	0 (0 to 0)	0 (0 to 0)	0
Invasive Non-typhoidal Salmonella (iNTS)	0.6 (0 to 5.1)	0.0 (0 to 1.6)	0 (0 to 0)	0 (0 to 0)	0 (0 to 0)	0 (0 to 0)	0 (0 to 0)	0 (0 to 0)	0 (0 to 0)	0 (0 to 0)	0 (0 to 0)	0 (0 to 0)	0 (0 to 0)	0 (0 to 0)	0 (0 to 0)	0 (0 to 0)	0 (0 to 0)	0 (0 to 0)	0 (0 to 0)	0 (0 to 0)	0 (0 to 0)	0 (0 to 0)	0 (0 to 0)	0 (0 to 0)	0
Other intestinal infectious diseases	0 (0 to 0)	0 (0 to 0)	1 (0 to 5)	0 (0 to 0)	0 (0 to 0)	0 (0 to 0)	0 (0 to 0)	0 (0 to 0)	0 (0 to 0)	0 (0 to 0)	0 (0 to 0)	0 (0 to 0)	0 (0 to 0)	0 (0 to 0)	0 (0 to 0)	0 (0 to 0)	0 (0 to 0)	0 (0 to 0)	0 (0 to 0)	0 (0 to 0)	0 (0 to 0)	0 (0 to 0)	0 (0 to 0)	0 (0 to 0)	0
Neglected tropical diseases and malaria	0.1 (0 to 0.2)	0 (0 to 0)	0 (0 to 0)	0 (0 to 0)	0 (0 to 0)	0 (0 to 0)	0 (0 to 0)	0 (0 to 0)	0 (0 to 0)	0 (0 to 0)	0 (0 to 0)	0 (0 to 0)	0 (0 to 0)	0 (0 to 0)	0 (0 to 0)	0 (0 to 0)	0 (0 to 0)	0 (0 to 0)	0 (0 to 0)	0 (0 to 0)	0 (0 to 0)	0 (0 to 0)	0 (0 to 0)	0 (0 to 0)	0
Malaria	0 (0 to 0)	0 (0 to 0)	0 (0 to 0)	0 (0 to 0)	0 (0 to 0)	0 (0 to 0)	0 (0 to 0)	0 (0 to 0)	0 (0 to 0)	0 (0 to 0)	0 (0 to 0)	0 (0 to 0)	0 (0 to 0)	0 (0 to 0)	0 (0 to 0)	0 (0 to 0)	0 (0 to 0)	0 (0 to 0)	0 (0 to 0)	0 (0 to 0)	0 (0 to 0)	0 (0 to 0)	0 (0 to 0)	0 (0 to 0)	0
Chagas disease	0 (0 to 0)	0 (0 to 0)	0 (0 to 0)	0 (0 to 0)	0 (0 to 0)	0 (0 to 0)	0 (0 to 0)	0 (0 to 0)	0 (0 to 0)	0 (0 to 0)	0 (0 to 0)	0 (0 to 0)	0 (0 to 0)	0 (0 to 0)	0 (0 to 0)	0 (0 to 0)	0 (0 to 0)	0 (0 to 0)	0 (0 to 0)	0 (0 to 0)	0 (0 to 0)	0 (0 to 0)	0 (0 to 0)	0 (0 to 0)	0
Leishmaniasis	0 (0 to 0)	0 (0 to 0)	0 (0 to 0)	0 (0 to 0)	0 (0 to 0)	0 (0 to 0)	0 (0 to 0)	0 (0 to 0)	0 (0 to 0)	0 (0 to 0)	0 (0 to 0)	0 (0 to 0)	0 (0 to 0)	0 (0 to 0)	0 (0 to 0)	0 (0 to 0)	0 (0 to 0)	0 (0 to 0)	0 (0 to 0)	0 (0 to 0)	0 (0 to 0)	0 (0 to 0)	0 (0 to 0)	0 (0 to 0)	0
Visceral leishmaniasis	0 (0 to 0)	0 (0 to 0)	0 (0 to 0)	0 (0 to 0)	0 (0 to 0)	0 (0 to 0)	0 (0 to 0)	0 (0 to 0)	0 (0 to 0)	0 (0 to 0)	0 (0 to 0)	0 (0 to 0)	0 (0 to 0)	0 (0 to 0)	0 (0 to 0)	0 (0 to 0)	0 (0 to 0)	0 (0 to 0)	0 (0 to 0)	0 (0 to 0)	0 (0 to 0)	0 (0 to 0)	0 (0 to 0)	0 (0 to 0)	0
Cutaneous and mucocutaneous leishmaniasis	0 (0 to 0)	0 (0 to 0)	0 (0 to 0)	0 (0 to 0)	0 (0 to 0)	0 (0 to 0)	0 (0 to 0)	0 (0 to 0)	0 (0 to 0)	0 (0 to 0)	0 (0 to 0)	0 (0 to 0)	0 (0 to 0)	0 (0 to 0)	0 (0 to 0)	0 (0 to 0)	0 (0 to 0)	0 (0 to 0)	0 (0 to 0)	0 (0 to 0)	0 (0 to 0)	0 (0 to 0)	0 (0 to 0)	0 (0 to 0)	0
African trypanosomiasis	0 (0 to 0)	0 (0 to 0)	0 (0 to 0)	0 (0 to 0)	0 (0 to 0)	0 (0 to 0)	0 (0 to 0)	0 (0 to 0)	0 (0 to 0)	0 (0 to 0)	0 (0 to 0)	0 (0 to 0)	0 (0 to 0)	0 (0 to 0)	0 (0 to 0)	0 (0 to 0)	0 (0 to 0)	0 (0 to 0)	0 (0 to 0)	0 (0 to 0)	0 (0 to 0)	0 (0 to 0)	0 (0 to 0)	0 (0 to 0)	0
Schistosomiasis	0 (0 to 0)	0 (0 to 0)	0 (0 to 0)	0 (0 to 0)	0 (0 to 0)	0 (0 to 0)	0 (0 to 0)	0 (0 to 0)	0 (0 to 0)	0 (0 to 0)	0 (0 to 0)	0 (0 to 0)	0 (0 to 0)	0 (0 to 0)	0 (0 to 0)	0 (0 to 0)	0 (0 to 0)	0 (0 to 0)	0 (0 to 0)	0 (0 to 0)	0 (0 to 0)	0 (0 to 0)	0 (0 to 0)	0 (0 to 0)	0
Cysticercosis	0 (0 to 0)	0 (0 to 0)	0 (0 to 0)	0 (0 to 0)	0.2 (0 to 0.7)	1.4 (0 to 5.7)	4.7 (1.4 to 12.7)	8.1 (2.4 to 23.7)	11.9 (3.5 to 32.5)	11.9 (3.5 to 32.5)	17.3 (5.1 to 46.9)	23 (6.8 to 63.5)	32.4 (9.7 to 75.8)	43.6 (13.1 to 97.3)	59.7 (20.8 to 129)	88.7 (35.6 to 183)	136 (62 to 249)	214 (100 to 376)	360.1 (167 to 599)	621.3 (293 to 1,000)	1,044 (493 to 1,700)	1,767 (831 to 2,900)	3,164 (1,500 to 5,200)	9.6 (2.9 to 19.6)	750
Cystic echinococcosis	0 (0 to 0)	0 (0 to 0)	0 (0 to 0)	0 (0 to 0)	0 (0 to 0)	0 (0 to 0)	0.1 (0 to 0.3)	0.2 (0 to 0.5)	0.3 (0 to 0.8)	0.3 (0 to 0.8)	0.4 (0 to 1.1)	0.5 (0 to 1.4)	0.7 (0 to 1.9)	0.9 (0 to 2.4)	1.2 (0 to 3.2)	1.8 (0 to 4.8)	2.8 (0 to 7.4)	4.4 (0 to 11.6)	7.4 (0 to 19.4)	12.8 (0 to 33.5)	21.5 (0 to 56.3)	36.4 (0 to 95.3)	65.2 (0 to 171)	0.2 (0 to 0.4)	19
Lymphatic filariasis	0 (0 to 0)	0 (0 to 0)	0 (0 to 0)	0 (0 to 0)	0 (0 to 0)	0 (0 to 0)	0 (0 to 0)	0 (0 to 0)	0 (0 to 0)	0 (0 to 0)	0 (0 to 0)	0 (0 to 0)	0 (0 to 0)	0 (0 to 0)	0 (0 to 0)	0 (0 to 0)	0 (0 to 0)	0 (0 to 0)	0 (0 to 0)	0 (0 to 0)	0 (0 to 0)	0 (0 to 0)	0 (0 to 0)	0 (0 to 0)	0
Onchocerciasis	0 (0 to 0)	0 (0 to 0)	0 (0 to 0)	0 (0 to 0)	0 (0 to 0)	0 (0 to 0)	0 (0 to 0)	0 (0 to 0)	0 (0 to 0)	0 (0 to 0)	0 (0 to 0)	0 (0 to 0)	0 (0 to 0)	0 (0 to 0)	0 (0 to 0)	0 (0 to 0)	0 (0 to 0)	0 (0 to 0)	0 (0 to 0)	0 (0 to 0)	0 (0 to 0)	0 (0 to 0)	0 (0 to 0)	0 (0 to 0)	0
Trachoma	0 (0 to 0)	0 (0 to 0)	0 (0 to 0)	0 (0 to 0)	0 (0 to 0)	0 (0 to 0)	0 (0 to 0)	0 (0 to 0)	0 (0 to 0)	0 (0 to 0)	0 (0 to 0)	0 (0 to 0)	0 (0 to 0)	0 (0 to 0)	0 (0 to 0)	0 (0 to 0)	0 (0 to 0)	0 (0 to 0)	0 (0 to 0)	0 (0 to 0)	0 (0 to 0)	0 (0 to 0)	0 (0 to 0)	0 (0 to 0)	0
Dengue	0 (0 to 0)	0 (0 to 0)	0 (0 to 0)	0 (0 to 0)	0 (0 to 0)	0 (0 to 0)	0 (0 to 0)	0 (0 to 0)	0 (0 to 0)	0 (0 to 0)	0 (0 to 0)	0 (0 to 0)	0 (0 to 0)	0 (0 to 0)	0 (0 to 0)	0 (0 to 0)	0 (0 to 0)	0 (0 to 0)	0 (0 to 0)	0 (0 to 0)	0 (0 to 0)	0 (0 to 0)	0 (0 to 0)	0 (0 to 0)	0
Yellow fever	0 (0 to 0)	0 (0 to 0)	0 (0 to 0)	0 (0 to 0)	0 (0 to 0)	0 (0 to 0)	0 (0 to 0)	0 (0 to 0)	0 (0 to 0)	0 (0 to 0)	0 (0 to 0)	0 (0 to 0)	0 (0 to 0)	0 (0 to 0)	0 (0 to 0)	0 (0 to 0)	0 (0 to 0)	0 (0 to 0)	0 (0 to 0)	0 (0 to 0)	0 (0 to 0)	0 (0 to 0)	0 (0 to 0)	0 (0 to 0)	0
Rabies	0 (0 to 0)	0 (0 to 0)	0.6 (0.2 to 1)	0.3 (0.1 to 0.5)	0.3 (0.1 to 0.5)	0.3 (0.1 to 0.5)	0.1 (0.1 to 0.2)	0.1 (0.1 to 0.2)	0.2 (0.1 to 0.3)	0.2 (0.1 to 0.4)	0.3 (0.1 to 0.5)	0.3 (0.1 to 0.5)	0.3 (0.1 to 0.5)	0.3 (0.1 to 0.5)	0.3 (0.1 to 0.5)	0.3 (0.1 to 0.5)	0.3 (0.1 to 0.5)	0.3 (0.1 to 0.5)	0.3 (0.1 to 0.5)	0.3 (0.1 to 0.5)	0.3 (0.1 to 0.5)	0.3 (0.1 to 0.5)	0.3 (0.1 to 0.5)	2.2
Intestinal nematode infections	0 (0 to 0)	0 (0 to 0)	0 (0 to 0)	0 (0 to 0)	0 (0 to 0)	0 (0 to 0)	0 (0 to 0)	0 (0 to 0)	0 (0 to 0)	0 (0 to 0)	0 (0 to 0)	0 (0 to 0)	0 (0 to 0)	0 (0 to 0)	0 (0 to 0)	0 (0 to 0)	0 (0 to 0)	0 (0 to 0)	0 (0 to 0)	0 (0 to 0)	0 (0 to 0)	0 (0 to 0)	0 (0 to 0)	0 (0 to 0)	0
Ascariasis	0 (0 to 0)	0 (0 to 0)	0 (0 to 0)	0 (0 to 0)	0 (0 to 0)	0 (0 to 0)	0 (0 to 0)	0 (0 to 0)	0 (0 to 0)	0 (0 to 0)	0 (0 to 0)	0 (0 to 0)	0 (0 to 0)	0 (0 to 0)	0 (0 to 0)	0 (0 to 0)	0 (0 to 0)	0 (0



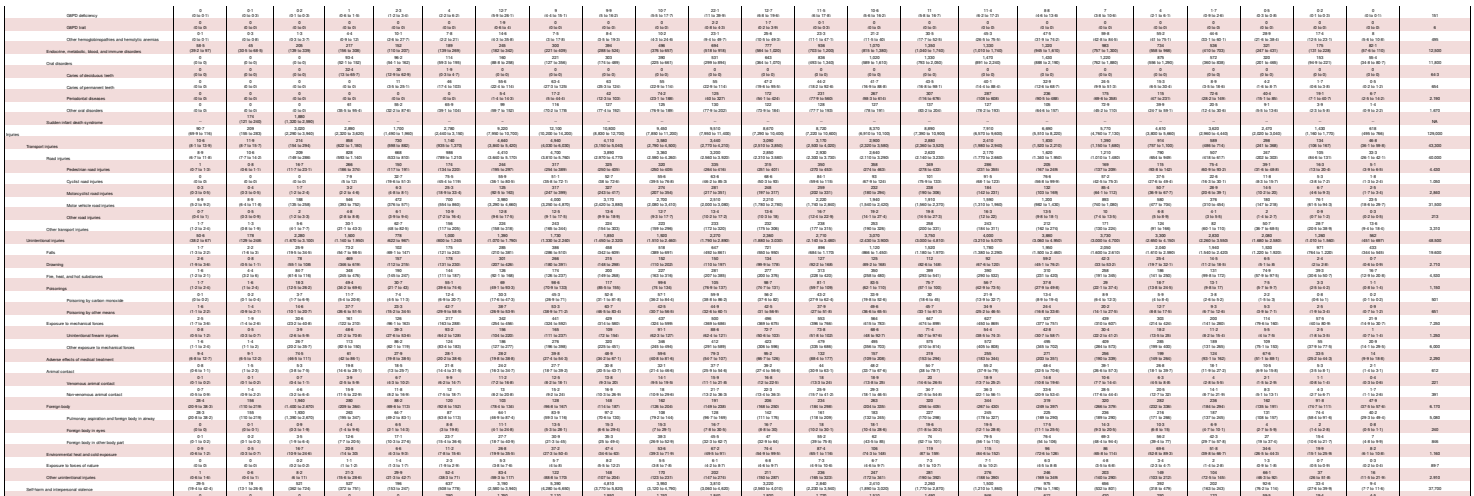

SR Table 2c: Missouri DALYS by cause and age group for both sexes with 95% uncertainty intervals, 2019

Cause	Early Neonatal	Late Neonatal	Post Neonatal	1 to 4	5 to 9	10 to 14	15 to 19	20 to 24	25 to 29	30 to 34	35 to 39	40 to 44	45 to 49	50 to 54	55 to 59	60 to 64	65 to 69	70 to 74	75 to 79	80 to 84	85 to 89	90 to 94	95 plus	Total
All causes	43,900 (39,100 to 48,900)	14,400 (9,160 to 19,900)	14,400 (3,150 to 13,900)	15,100 (12,700 to 18,000)	14,800 (13,000 to 17,000)	24,200 (21,300 to 28,000)	65,700 (57,600 to 75,900)	82,900 (68,200 to 99,600)	77,900 (63,600 to 94,000)	97,200 (80,600 to 116,000)	102,000 (84,600 to 122,000)	102,000 (85,100 to 121,000)	121,000 (101,000 to 143,000)	131,000 (110,000 to 154,000)	139,000 (116,000 to 164,000)	155,000 (129,000 to 184,000)	169,000 (140,000 to 200,000)	216,000 (179,000 to 258,000)	192,000 (159,000 to 233,000)	162,000 (129,000 to 206,000)	103,000 (72,000 to 145,000)	92,300 (57,000 to 140,000)	75,200 (37,000 to 131,000)	2,310,000
Communicable, maternal, neonatal, and nutritional diseases	19,900 (16,500 to 23,700)	2,400 (2,070 to 2,750)	3,170 (2,930 to 3,460)	3,690 (3,390 to 3,970)	2,850 (2,630 to 3,110)	2,360 (2,200 to 2,560)	2,900 (2,710 to 3,150)	3,410 (3,200 to 3,700)	3,690 (3,470 to 4,000)	3,690 (3,460 to 3,970)	4,030 (3,790 to 4,320)	3,900 (3,690 to 4,220)	4,120 (3,890 to 4,450)	4,390 (4,150 to 4,740)	5,470 (5,170 to 5,760)	5,710 (5,360 to 6,080)	6,270 (5,900 to 6,700)	9,370 (8,790 to 9,980)	6,390 (5,970 to 6,850)	4,700 (4,360 to 5,060)	4,130 (3,780 to 4,520)	2,830 (2,530 to 3,200)	1,610 (1,140 to 2,210)	99,000
HIV/AIDS and sexually transmitted infections	5.8 (4.4 to 7.5)	19.6 (14.7 to 25.2)	10.4 (7.8 to 13.3)	6.4 (4.8 to 8.2)	3.2 (2.4 to 4.1)	4.2 (3.2 to 5.4)	12.7 (9.7 to 16.2)	37.1 (28.7 to 47.1)	69.6 (54.2 to 88.2)	102 (80 to 129)	122 (96 to 154)	123 (97 to 156)	111 (87 to 140)	106 (84 to 135)	102 (80 to 129)	102 (80 to 129)	102 (80 to 129)	72 (56 to 92)	43.1 (33.7 to 55.1)	29.7 (23.2 to 38.0)	19.2 (14.9 to 24.5)	11.2 (8.7 to 14.3)	2.8 (2.2 to 3.6)	1,100
HIV/AIDS	(0 to 0)	(0 to 0)	(1.9 to 19.4)	(1.2 to 14.1)	(1.4 to 16.6)	(1.7 to 18.8)	(2.1 to 21.9)	(1.7 to 18.1)	(2.1 to 21.9)	(2.1 to 21.9)	(2.1 to 21.9)	(2.1 to 21.9)	(2.1 to 21.9)	(2.1 to 21.9)	(2.1 to 21.9)	(2.1 to 21.9)	(2.1 to 21.9)	(2.1 to 21.9)	(2.1 to 21.9)	(2.1 to 21.9)	(2.1 to 21.9)	(2.1 to 21.9)	(2.1 to 21.9)	4,900
HIV/AIDS - Drug-susceptible Tuberculosis	(0 to 0)	(0 to 0)	(0.2 to 0.9)	(0.2 to 0.9)	(0.1 to 0.5)	(0.1 to 0.5)	(0.3 to 0.9)	(0.1 to 0.3)	(0.1 to 0.3)	(0.1 to 0.3)	(0.2 to 0.5)	(0.2 to 0.5)	(0.2 to 0.5)	(0.2 to 0.5)	(0.2 to 0.5)	(0.2 to 0.5)	(0.2 to 0.5)	(0.2 to 0.5)	(0.2 to 0.5)	(0.2 to 0.5)	(0.2 to 0.5)	(0.2 to 0.5)	(0.2 to 0.5)	73.4
HIV/AIDS - Multidrug-resistant Tuberculosis without extensi	(0 to 0)	(0 to 0)	(0 to 0.1)	(0 to 0.1)	(0 to 0.1)	(0 to 0.1)	(0 to 0.1)	(0 to 0.1)	(0 to 0.1)	(0 to 0.1)	(0 to 0.1)	(0 to 0.1)	(0 to 0.1)	(0 to 0.1)	(0 to 0.1)	(0 to 0.1)	(0 to 0.1)	(0 to 0.1)	(0 to 0.1)	(0 to 0.1)	(0 to 0.1)	(0 to 0.1)	(0 to 0.1)	2.7
HIV/AIDS - Extensively drug-resistant Tuberculosis	(0 to 0)	(0 to 0)	(0 to 0)	(0 to 0)	(0 to 0)	(0 to 0)	(0 to 0)	(0 to 0)	(0 to 0)	(0 to 0)	(0 to 0)	(0 to 0)	(0 to 0)	(0 to 0)	(0 to 0)	(0 to 0)	(0 to 0)	(0 to 0)	(0 to 0)	(0 to 0)	(0 to 0)	(0 to 0)	(0 to 0)	(0 to 0)	0.7
HIV/AIDS resulting in other diseases	(0 to 0)	(0 to 0)	(1.9 to 19.3)	(1.2 to 14.1)	(1.4 to 16.6)	(1.7 to 18.8)	(2.1 to 21.9)	(1.7 to 18.1)	(2.1 to 21.9)	(2.1 to 21.9)	(2.1 to 21.9)	(2.1 to 21.9)	(2.1 to 21.9)	(2.1 to 21.9)	(2.1 to 21.9)	(2.1 to 21.9)	(2.1 to 21.9)	(2.1 to 21.9)	(2.1 to 21.9)	(2.1 to 21.9)	(2.1 to 21.9)	(2.1 to 21.9)	(2.1 to 21.9)	4,900
Sexually transmitted infections excluding HIV	1.3 (0.9 to 1.8)	0.7 (0.5 to 1.0)	0.9 (0.6 to 1.4)	0.1 (0.1 to 0.2)	0.1 (0.1 to 0.2)	0.6 (0.4 to 0.8)	11.7 (8.8 to 15.2)	30.4 (23.1 to 39.6)	67.1 (51.1 to 87.3)	100 (76 to 130)	120 (91 to 156)	120 (91 to 156)	109 (83 to 142)	104 (79 to 135)	99.8 (76 to 130)	99.8 (76 to 130)	99.8 (76 to 130)	70.6 (53.8 to 91.9)	42.2 (32.1 to 54.9)	29.1 (22.1 to 37.8)	18.8 (14.3 to 24.5)	11.0 (8.3 to 14.3)	2.7 (2.1 to 3.5)	1,000
Syphilis	(0.3 to 1.3)	(0.4 to 1.8)	(0.4 to 1.9)	(0 to 0.3)	(0 to 0.1)	(0.6 to 1.1)	(2.3 to 3.7)	(1.4 to 2.8)	(1.9 to 3.1)	(2.2 to 3.5)	(2.8 to 3.2)	(2.7 to 3.2)	(2.5 to 3.2)	(2.5 to 3.2)	(2.5 to 3.2)	(2.5 to 3.2)	(2.5 to 3.2)	(2.5 to 3.2)	(2.5 to 3.2)	(2.5 to 3.2)	(2.5 to 3.2)	(2.5 to 3.2)	(2.5 to 3.2)	89.9
Chlamydial infection	(0 to 0)	(0 to 0)	(0 to 0)	(0 to 0)	(0 to 0)	(0.3 to 0.6)	(0.9 to 2)	(2.2 to 5.7)	(3 to 9.6)	(3.6 to 10.4)	(4.5 to 12.6)	(4.5 to 12)	(2.2 to 6.8)	(1.1 to 2.6)	(1 to 2)	(0.6 to 1.1)	(0.4 to 0.8)	(0.6 to 1.1)	(0.6 to 1.6)	(0.6 to 1.1)	(0.4 to 0.8)	(0.3 to 0.6)	(0.1 to 0.3)	44.6
Gonococcal infection	(0 to 0)	(0 to 0)	(0 to 0)	(0 to 0)	(0 to 0)	(0 to 0)	(1.2 to 2.9)	(2.7 to 6.9)	(3.7 to 9.1)	(4.4 to 9.9)	(5.5 to 12.4)	(5.5 to 12.4)	(2.7 to 6.2)	(2.3 to 5.3)	(2.3 to 5.3)	(1.4 to 3.2)	(0.9 to 2.1)	(0.9 to 2.1)	(0.9 to 2.1)	(0.9 to 2.1)	(0.9 to 2.1)	(0.9 to 2.1)	(0.9 to 2.1)	99.8
Trichomoniasis	(0 to 0)	(0 to 0)	(0 to 0)	(0 to 0)	(0 to 0)	(0 to 0.1)	(0.2 to 0.6)	(0.1 to 0.5)	(0.1 to 0.5)	(0.1 to 0.5)	(0.2 to 0.6)	(0.2 to 0.6)	(0.2 to 0.6)	(0.2 to 0.6)	(0.2 to 0.6)	(0.2 to 0.6)	(0.2 to 0.6)	(0.2 to 0.6)	(0.2 to 0.6)	(0.2 to 0.6)	(0.2 to 0.6)	(0.2 to 0.6)	(0.2 to 0.6)	13.8
Genital herpes	(0 to 0)	(0 to 0)	(0 to 0)	(0 to 0)	(0 to 0)	1.6 (0.3 to 3.6)	2.9 (0.5 to 7.6)	2.1 (0.3 to 7.1)	2.1 (0.3 to 7.1)	2.1 (0.3 to 7.1)	2.1 (0.3 to 7.1)	2.1 (0.3 to 7.1)	2.1 (0.3 to 7.1)	2.1 (0.3 to 7.1)	2.1 (0.3 to 7.1)	2.1 (0.3 to 7.1)	2.1 (0.3 to 7.1)	2.1 (0.3 to 7.1)	2.1 (0.3 to 7.1)	2.1 (0.3 to 7.1)	2.1 (0.3 to 7.1)	2.1 (0.3 to 7.1)	2.1 (0.3 to 7.1)	2.7
Other sexually transmitted infections	(0 to 0)	(0 to 0)	(0 to 0)	(0 to 0)	(0 to 0)	1.2 (0.5 to 2.1)	2.9 (1.1 to 5.1)	3.3 (1.2 to 6.2)	3.3 (1.2 to 6.2)	3.3 (1.2 to 6.2)	3.3 (1.2 to 6.2)	3.3 (1.2 to 6.2)	3.3 (1.2 to 6.2)	3.3 (1.2 to 6.2)	3.3 (1.2 to 6.2)	3.3 (1.2 to 6.2)	3.3 (1.2 to 6.2)	3.3 (1.2 to 6.2)	3.3 (1.2 to 6.2)	3.3 (1.2 to 6.2)	3.3 (1.2 to 6.2)	3.3 (1.2 to 6.2)	3.3 (1.2 to 6.2)	176
Respiratory infections and tuberculosis	551.1 (377.2 to 753.3)	69.8 (39.6 to 107.1)	764 (420.1 to 1,180)	925 (514.7 to 1,440)	671 (439.1 to 1,020)	1,040 (697.1 to 1,560)	1,760 (1,160 to 2,660)	1,940 (1,270 to 2,940)	2,020 (1,320 to 3,060)	1,990 (1,300 to 3,020)	2,040 (1,330 to 3,090)	1,990 (1,300 to 3,020)	2,060 (1,350 to 3,120)	2,060 (1,350 to 3,120)	2,060 (1,350 to 3,120)	2,060 (1,350 to 3,120)	2,060 (1,350 to 3,120)	2,060 (1,350 to 3,120)	2,060 (1,350 to 3,120)	2,060 (1,350 to 3,120)	2,060 (1,350 to 3,120)	2,060 (1,350 to 3,120)	2,060 (1,350 to 3,120)	39,600
Tuberculosis	(0 to 0)	(0 to 0)	(1.1 to 2)	(1.6 to 3)	(1.7 to 1.9)	(1 to 2)	(2.4 to 5.2)	(6.7 to 14.7)	(9.4 to 21.4)	(10.2 to 23.3)	(11.2 to 25.2)	(12 to 26.3)	(13.1 to 27.3)	(13.1 to 27.3)	(19.6 to 41.4)	(29.1 to 59.7)	(29.1 to 59.7)	(29.1 to 59.7)	(29.1 to 59.7)	(29.1 to 59.7)	(29.1 to 59.7)	(29.1 to 59.7)	(29.1 to 59.7)	399
Latent tuberculosis infection	(0 to 0)	(0 to 0)	(0 to 0)	(0 to 0)	(0 to 0)	(0 to 0)	(0 to 0)	(0 to 0)	(0 to 0)	(0 to 0)	(0 to 0)	(0 to 0)	(0 to 0)	(0 to 0)	(0 to 0)	(0 to 0)	(0 to 0)	(0 to 0)	(0 to 0)	(0 to 0)	(0 to 0)	(0 to 0)	(0 to 0)	(0 to 0)	0
Drug-susceptible tuberculosis	(0 to 0)	(0 to 0)	(1.1 to 2)	(1.6 to 3)	(1.7 to 1.9)	(1 to 2)	(2.4 to 5.2)	(6.7 to 14.7)	(9.4 to 21.4)	(10.2 to 23.3)	(11.2 to 25.2)	(12 to 26.3)	(13.1 to 27.3)	(13.1 to 27.3)	(19.6 to 41.4)	(29.1 to 59.7)	(29.1 to 59.7)	(29.1 to 59.7)	(29.1 to 59.7)	(29.1 to 59.7)	(29.1 to 59.7)	(29.1 to 59.7)	(29.1 to 59.7)	397
Multidrug-resistant tuberculosis without extensive drug-re	(0 to 0)	(0 to 0)	(0 to 0.2)	(0 to 0)	(0 to 0.1)	(0 to 0.1)	(0 to 0.3)	(0 to 0.1)	(0 to 0.1)	(0 to 0.1)	(0 to 0.1)	(0 to 0.1)	(0 to 0.1)	(0 to 0.1)	(0 to 0.1)	(0 to 0.1)	(0 to 0.1)	(0 to 0.1)	(0 to 0.1)	(0 to 0.1)	(0 to 0.1)	(0 to 0.1)	(0 to 0.1)	13.8
Extensively drug-resistant tuberculosis	(0 to 0)	(0 to 0)	(0 to 0.1)	(0 to 0)	(0 to 0)	(0 to 0)	(0 to 0)	(0 to 0)	(0 to 0)	(0 to 0)	(0 to 0)	(0 to 0)	(0 to 0)	(0 to 0)	(0 to 0)	(0 to 0)	(0 to 0)	(0 to 0)	(0 to 0)	(0 to 0)	(0 to 0)	(0 to 0)	(0 to 0)	(0 to 0)	2.7
Lower respiratory infections	551.8 (377.2 to 753.3)	70.2 (40.1 to 108.1)	676 (411.1 to 1,060)	297 (169.8 to 466)	126 (74.1 to 195)	166 (97.6 to 256)	154 (90.5 to 237)	270 (159 to 416)	293 (172 to 452)	282 (166 to 435)	297 (175 to 458)	278 (164 to 429)	322 (189 to 496)	322 (189 to 496)	1,220 (1,000 to 1,450)	1,990 (1,660 to 2,360)	2,020 (1,700 to 2,400)	2,020 (1,700 to 2,400)	2,020 (1,700 to 2,400)	2,020 (1,700 to 2,400)	2,020 (1,700 to 2,400)	2,020 (1,700 to 2,400)	2,020 (1,700 to 2,400)	27,800
Upper respiratory infections	(0.7 to 1.9)	(4.2 to 11.3)	(1.7 to 3.2)	127 (66 to 203)	326 (218 to 466)	857 (570 to 1,230)	1,600 (1,060 to 2,420)	1,660 (1,090 to 2,520)	1,720 (1,130 to 2,610)	1,700 (1,120 to 2,580)	1,740 (1,150 to 2,640)	1,710 (1,130 to 2,590)	1,740 (1,150 to 2,640)	1,740 (1,150 to 2,640)	840 (595 to 1,120)	70.8 (46 to 106)	42.4 (23.8 to 70.1)	21.8 (12.8 to 34.9)	6,500
Otitis media	(0 to 0)	(0.2 to 1.1)	(0.5 to 1.6)	(69.6 to 208)	(62.6 to 188)	(49.7 to 150)	(39.6 to 121)	(26.6 to 84)	(22.6 to 69.7)	(22.6 to 69.7)	(22.6 to 69.7)	(22.6 to 69.7)	(22.6 to 69.7)	(22.6 to 69.7)	(22.6 to 69.7)	(22.6 to 69.7)	(22.6 to 69.7)	(22.6 to 69.7)	(22.6 to 69.7)	(22.6 to 69.7)	(22.6 to 69.7)	(22.6 to 69.7)	(22.6 to 69.7)	1,100
Sinusitis	113 (61.4 to 181.7)	17.6 (10.2 to 29.3)	271 (122 to 542)	246 (148 to 423)	80 (48.2 to 138)	68 (40.7 to 116)	39 (23.1 to 67.3)	39 (23.1 to 67.3)	39 (23.1 to 67.3)	39 (23.1 to 67.3)	39 (23.1 to 67.3)	39 (23.1 to 67.3)	39 (23.1 to 67.3)	39 (23.1 to 67.3)	467 (339 to 607)	467 (339 to 607)	467 (339 to 607)	467 (339 to 607)	467 (339 to 607)	467 (339 to 607)	467 (339 to 607)	467 (339 to 607)	467 (339 to 607)	9,360
Malaria	(0 to 0)	(0 to 0)	(0 to 0)	(0 to 0)	(0 to 0)	(0 to 0)	(0 to 0)	(0 to 0)	(0 to 0)	(0 to 0)	(0 to 0)	(0 to 0)	(0 to 0)	(0 to 0)	(0 to 0)	(0 to 0)	(0 to 0)	(0 to 0)	(0 to 0)	(0 to 0)	(0 to 0)	(0 to 0)	(0 to 0)	(0 to 0)	0
Chagas disease	(0 to 0)	(0 to 0)	(0 to 0)	(0 to 0)	(0 to 0)	(0 to 0)	(0 to 0)	(0 to 0.1)	(0 to 0.1)	(0 to 0.1)	(0 to 0.2)	(0 to 0.2)	(0 to 0.2)	(0 to 0.2)	(0 to 0.2)	(0 to 0.2)	(0 to 0.2)	(0 to 0.2)	(0 to 0.2)	(0 to 0.2)	(0 to 0.2)	(0 to 0.2)	(0 to 0.2)	3
Leishmaniasis	(0 to 0)	(0 to 0)	(0 to 0)	(0 to 0)	(0 to 0)	(0 to 0)	(0 to 0)	(0 to 0)	(0 to 0)	(0 to 0)	(0 to 0)	(0 to 0)	(0 to 0)	(0 to 0)	(0 to 0)	(0 to 0)	(0 to 0)	(0 to 0)	(0 to 0)	(0 to 0)	(0 to 0)	(0 to 0)	(0 to 0)	(0 to 0)	0
Visceral leishmaniasis	(0 to 0)	(0 to 0)	(0 to 0)	(0 to 0)	(0 to 0)	(0 to 0)	(0 to 0)	(0 to 0)	(0 to 0)	(0 to 0)	(0 to 0)	(0 to 0)	(0 to 0)	(0 to 0)	(0 to 0)	(0 to 0)	(0 to 0)	(0 to 0)	(0 to 0)	(0 to 0)	(0 to 0)	(0 to 0)	(0 to 0)	(0 to 0)	0
Cutaneous and mucocutaneous leishmaniasis	(0 to 0)	(0 to 0)	(0 to 0)	(0 to 0)	(0 to 0)	(0 to 0)	(0 to 0)	(0 to 0)	(0 to 0)	(0 to 0)	(0 to 0)	(0 to 0)	(0 to 0)	(0 to 0)	(0 to 0)	(0 to 0)	(0 to 0)	(0 to 0)	(0 to 0)	(0 to 0)	(0 to 0)	(0 to 0)	(0 to 0)	(0 to 0)	0
African trypanosomiasis	(0 to 0)	(0 to 0)	(0 to 0)	(0 to 0)	(0 to 0)	(0 to 0)	(0 to 0)	(0 to 0)	(0 to 0)	(0 to 0)	(0 to 0)	(0 to 0)	(0 to 0)	(0 to 0)	(0 to 0)	(0 to 0)	(0 to 0)	(0 to 0)	(0 to 0)	(0 to 0)	(0 to 0)	(0 to 0)	(0 to 0)	(0 to 0)	0
Schistosomiasis	(0 to 0)	(0 to 0)	(0 to 0)	(0 to 0)	(0 to 0)	(0 to 0)	(0 to 0)	(0 to 0)	(0 to 0)	(0 to 0)	(0 to 0)	(0 to 0)	(0 to 0)	(0 to 0)	(0 to 0)	(0 to 0)	(0 to 0)	(0 to 0)	(0 to 0)	(0 to 0)	(0 to 0)	(0 to 0)	(0 to 0)	(0 to 0)	0
Cysticercosis	(0 to 0)	(0 to 0)	(0 to 0)	0.6 (0.1 to 0.9)	2.6 (0.7 to 4.2)	7.1 (1.7 to 11.5)	9.9 (2.7 to 16.2)	11.7 (3.2 to 19.1)	21.7 (6.3 to 35.2)	31 (9.5 to 50.2)	41.9 (13 to 67.3)	50.7 (15.9 to 81.2)	75.2 (24.1 to 120)	99.1 (32.2 to 157)	168 (56 to 262)	226 (81.5 to 349)	284 (99.5 to 432)	266 (96.5 to 408)	279 (101 to 428)	168 (54.7 to 262)	89.2 (29.2 to 142)	42.8 (14.5 to 69.9)	9.6 (2.2 to 26.8)	1,760
Cystic echinococcosis	(0 to 0)	(0 to 0)	(0 to 0.1)	0.1 (0 to 0.2)	0.1 (0 to 0.2)	0.1 (0 to 0.3)	0.1 (0 to 0.3)	0.1 (0 to 0.3)	0.2 (0 to 0.5)	0.2 (0 to 0.5)	0.2 (0 to 0.5)	0.2 (0 to 0.5)	0.2 (0 to 0.5)	0.2 (0 to 0.5)	0.2 (0 to 0.5)	0.2 (0 to 0.5)	0.2 (0 to 0.5)	0.2 (0 to 0.5)	0.2 (0 to 0.5)	0.2 (0 to 0.5)	0.2 (0 to 0.5)	0.2 (0 to 0.5)	0.2 (0 to 0.5)	2.9
Lymphatic filariasis	(0 to 0)	(0 to 0)	(0 to 0)	(0 to 0)	(0 to 0)	(0 to 0)	(0 to 0)	(0 to 0)	(0 to 0)	(0 to 0)	(0 to 0)	(0 to 0)	(0 to 0)	(0 to 0)	(0 to 0)	(0 to 0)	(0 to 0)	(0 to 0)	(0 to 0)	(0 to 0)	(0 to 0)	(0 to 0)	(0 to 0)	(0 to 0)	0
Onchocerciasis	(0 to 0)	(0 to 0)	(0 to 0)	(0 to 0)	(0 to 0)	(0 to 0)	(0 to 0)	(0 to 0)	(0 to 0)	(0 to 0)	(0 to 0)	(0 to 0)	(0 to 0)	(0 to 0)	(0 to 0)	(0 to 0)	(0 to 0)	(0 to 0)	(0 to 0)	(0 to 0)	(0 to 0)	(0 to 0)	(0 to 0)	(0 to 0)	0
Trachoma	(0 to 0)	(0 to 0)	(0 to 0)	(0 to 0)	(0 to 0)	(0 to 0)	(0 to 0)	(0 to 0)	(0 to 0)	(0 to 0)	(0 to 0)	(0 to 0)	(0 to 0)	(0 to 0)	(0 to 0)	(0 to 0)	(0 to 0)	(0 to 0)	(0 to 0)	(0 to 0)	(0 to 0)	(0 to 0)	(0 to 0)	(0 to 0)	0
Dengue	(0 to 0)	(0 to 0)	(0 to 0)	(0 to 0)	(0 to 0)	(0 to 0)	(0 to 0)	(0 to 0)	(0 to 0)	(0 to 0)	(0 to 0)	(0 to 0)	(0 to 0)	(0 to 0)	(0 to 0)	(0 to 0)	(0 to 0)	(0 to 0)	(0 to 0)	(0 to 0)	(0 to 0)	(0 to 0)	(0 to 0)	(0 to 0)	0
Yellow fever	(0 to 0)	(0 to 0)	(0 to 0)	(0 to 0)	(0 to 0)	(0 to 0)	(0 to 0)	(0 to 0)	(0 to 0)	(0 to 0)	(0 to 0)	(0 to 0)	(0 to 0)	(0 to 0)	(0 to 0)	(0 to 0)	(0 to 0)	(0 to 0)	(0 to 0)	(0 to 0)	(0 to 0)	(0 to 0)	(0 to 0)	(0 to 0)	0
Rabies	0.6 (0.2 to 1)	0.6 (0.1 to 0.9)	0.6 (0.2 to 0.9)	0.2 (0.1 to 0.4)	0.2 (0.1 to 0.4)	0.2 (0.1 to 0.4)	0.2 (0.1 to 0.4)	0.2 (0.1 to 0.4)	0.2 (0.1 to 0.4)	0.1 (0.1 to 0.3)	0.1 (0.1 to 0.3)	0.2 (0.1 to 0.3)	0.1 (0.1 to 0.3)	0.1 (0.1 to 0.3)	0.1 (0.1 to 0.3)	0.1 (0.1 to 0.3)	0.1 (0.1 to 0.3)	0.1 (0.1 to 0.3)	0.1 (0.1 to 0.3)	0.1 (0.1 to 0.3)	0.1 (0.1 to 0.3)	0.1 (0.1 to 0.3)	0.1 (0.1 to 0.3)	3
Intestinal nematode infections	(0 to 0)	(0 to 0)	(0 to 0)	(0 to 0)	(0 to 0)	(0 to 0)	(0 to 0)	(0 to 0)	(0 to 0)	(0 to 0)	(0 to 0)	(0 to 0)	(0 to 0)	(0 to 0)	(0 to 0)	(0 to 0)	(0 to 0)	(0 to 0)	(0 to 0)	(0 to 0)	(0 to 0)	(0 to 0)	(0 to 0)	(0 to 0)	0
Ascariasis	(0 to 0)	(0 to 0)	(0 to 0)	(0 to 0)	(0 to 0)	(0 to 0)	(0 to 0)	(0 to 0)	(0 to 0)	(0 to 0)	(0 to 0)	(0 to 0)	(0 to 0)	(0 to 0)	(0 to 0)	(0 to 0)	(0 to 0)	(0 to 0)	(0 to 0)	(0 to 0)	(0 to 0)	(0 to 0)	(0 to 0)	(0 to 0)	0
Trichuriasis	(0 to 0)	(0 to 0)	(0 to 0)	(0 to 0)	(0 to 0)	(0 to 0)	(0 to 0)	(0 to 0)	(0 to 0)	(0 to 0)	(0 to 0)	(0 to 0)	(0 to 0)	(0 to 0)	(0 to 0)	(0 to 0)	(0 to 0)	(0 to 0)	(0 to 0)	(0 to 0)	(0 to 0)	(0 to 0)	(0 to 0)	(0 to 0)	0
Hookworm disease	(0 to 0)	(0 to 0)	(0 to 0)	(0 to 0)	(0 to 0)	(0 to 0)	(0 to 0)	(0 to 0)	(0 to 0)	(0 to 0)	(0 to 0)	(0 to 0)	(0 to 0)	(0 to 0)	(0 to 0)	(0 to 0)	(0 to 0)	(0 to 0)	(0 to 0)	(0 to 0)	(0 to 0)	(0 to 0)	(0 to 0)	(0 to 0)	0
Food-borne trematodiases	(0 to 0)	(0 to 0)	(0 to 0)	(0 to 0)	(0 to 0)	(0 to 0)	(0 to 0)	(0 to 0)	(0 to 0)	(0 to 0)	(0 to 0)	(0 to 0)	(0 to 0)	(0 to 0)	(0 to 0)	(0 to 0)	(0 to 0)	(0 to 0)	(0 to 0)	(0 to 0)	(0 to 0)	(0 to 0)	(0 to 0)	(0 to 0)	0
Leprosy	(0 to 0)	(0 to 0)	(0 to 0)	(0 to 0)	(0 to 0)	(0 to 0)	(0 to 0)	(0 to 0)	(0 to 0)	(0 to 0)	(0 to 0)	(0 to 0)	(0 to 0)	(0 to 0)	(0 to 0)	(0 to 0)	(0 to 0)	(0 to 0)	(0 to 0)	(0 to 0)	(0 to 0)	(0 to 0)	(0 to 0)	(0 to 0)	0
Ebola	(0 to 0)	(0 to 0)	(0 to 0)	(0 to 0)	(0 to 0)	(0 to 0)	(0 to 0)	(0 to 0)	(0 to 0)	(0 to 0)	(0 to 0)	(0 to 0)	(0 to 0)	(0 to 0)	(0 to 0)	(0 to 0)	(0 to 0)	(0 to 0)	(0 to 0)	(0 to 0)	(0 to 0)	(0 to 0)	(0 to 0)	(0 to 0)	0
Zika virus	(0 to 0)	(0 to 0)	(0 to 0)	(0 to 0)	(0 to 0)	(0 to 0)	(0 to 0)	(0 to 0)	(0 to 0)	(0 to 0)	(0 to 0)	(0 to 0)	(0 to 0)	(0 to 0)	(0 to 0)	(0 to 0)	(0 to 0)	(0 to 0)	(0 to 0)	(0 to 0)	(0 to 0)	(0 to 0)	(0 to 0)	(0 to 0)	0
Guinea worm disease	(0 to 0)	(0 to 0)	(0 to 0)	(0 to 0)	(0 to 0)	(0 to 0)	(0 to 0)	(0 to 0)	(0 to 0)	(0 to 0)	(0 to 0)	(0 to 0)	(0 to 0)	(0 to 0)	(0 to 0)	(0 to 0)	(0 to 0)	(0 to 0)	(0 to 0)	(0 to 0)	(0 to 0)	(0 to 0)	(0 to 0)	(0 to 0)	0
Other neglected tropical diseases	4.1 (1.7 to 7)	1.2 (0.5 to 2.2)	2.9 (0.9 to 6.1)	29.8 (12.4 to 52)	29.9 (9.1 to 72.8)	19.4 (7.4 to 47.1)	11.8 (4.6 to 27.4)	21.3 (8.2 to 52.8)	9.5 (3.5 to 23.7)	21.1 (8.1 to 52.6)	21.1 (8.1 to 52.6)	21.1 (8.1 to 52.6)	21.6 (8.3 to 53.9)	19.2 (8.3 to 46.1)	23.3 (9.1 to 57.1)	19.3 (8.3 to 46.1)	19.7 (8.3 to 46.1)	19.7 (8.3 to 46.1)	19.7 (8.3 to 46.1)	19.7 (8.3 to 46.1)	19.4 (8.3 to 46.1)	9.4 (3.5 to 23.7)	2.4 (0.6 to 6.9)	348
Other infectious diseases	1,100 (1,100 to 1,100)	1,100 (1,100 to 1,100)	2,200 (2,200 to 2,200)	1,100 (1,100 to 1,100)	1,100 (1,100 to 1,100)	1,100 (1,100 to 1,100



GBPD deficiency	0/1 (0/1 to 0/2)	0/2 (0 to 0/1)	0/5 (0/2 to 0/8)	2/5 (1/0 to 3/0)	4/8 (2/1 to 7/2)	6/6 (3/4 to 9/8)	26/3 (19/0 to 39/8)	20/9 (11/1 to 32/6)	22/1 (11/9 to 33/9)	29/1 (17/2 to 39/2)	49/8 (23/4 to 85/3)	24/8 (10/3 to 38/9)	27/1 (12/2 to 37/8)	19/6 (11/3 to 28/3)	20/7 (11/4 to 31/1)	29/2 (11/0 to 38/7)	14/9 (8/2 to 22/6)	10/3 (5/4 to 14/4)	6/3 (3/3 to 9/1)	2/9 (1/0 to 4/6)	1/1 (0/0 to 1/4)	6/3 (0/2 to 9/3)	0/1 (0 to 0/1)	291
GBPD bet	0/1 (0 to 0)	0/1 (0 to 0)	0/1 (0 to 0)	0/1 (0 to 0)	0/1 (0 to 0)	0/1 (0 to 0)	0/1 (0/1 to 0/1)	0/1 (0 to 0/1)	0/1 (0/1 to 0/1)	0/1 (0 to 0/1)	0/1 (0/1 to 0/1)	0/1 (0 to 0/1)	0/1 (0 to 0/1)	0/1 (0 to 0/1)	0/1 (0 to 0/1)	0/1 (0 to 0/1)	0/1 (0 to 0/1)	0/1 (0 to 0/1)	0/1 (0 to 0/1)	0/1 (0 to 0/1)	0/1 (0 to 0/1)	0/1 (0 to 0/1)	0/1 (0 to 0/1)	0/1 (0 to 0/1)	104
Other hemoglobinopathies and hemolytic anemias	0/2 (0/2 to 0/2)	0/6 (0/1 to 1/2)	1/8 (0/3 to 3/7)	6/9 (1/3 to 16/1)	15/7 (3/3 to 38)	10/7 (5/1 to 28/7)	13/3 (7/3 to 33/2)	7/5 (4/2 to 21/8)	18/8 (7/4 to 36/4)	37/4 (8/4 to 85/1)	49/1 (19/4 to 76/3)	27/9 (16/2 to 66/7)	27/5 (17/1 to 76/1)	36/6 (19/4 to 66/7)	53/5 (31/8 to 91)	77/6 (47/3 to 129)	91/1 (62/4 to 131)	93/5 (67/4 to 130)	57/8 (42/4 to 77/4)	37/1 (26/4 to 48/3)	17/6 (12/2 to 24/1)	840
Endocrine, metabolic, blood, and immune disorders	106 (79/4 to 168)	60/3 (48/6 to 106)	356 (278/3 to 516)	356 (286/3 to 561)	297 (210/4 to 472)	348 (257/2 to 602)	465 (339/4 to 820)	566 (428/3 to 784)	611 (466/4 to 1,000)	1,026 (720/4 to 1,600)	1,340 (989/4 to 1,770)	1,440 (1,100/1 to 1,940)	1,760 (1,340/4 to 2,270)	2,150 (1,640/4 to 2,830)	2,690 (2,100/4 to 3,770)	3,070 (2,370/4 to 3,990)	2,810 (2,180/4 to 3,640)	2,460 (1,870/4 to 3,180)	1,470 (1,110/4 to 1,980)	667 (506/4 to 1,060)	560 (437/4 to 750)	280 (184/4 to 372)	27,600
Oral disorders	0 (0 to 0)	0 (0 to 0)	0 (0 to 0)	175 (98/1 to 297)	197 (107/4 to 316)	212 (114/4 to 377)	304 (164/4 to 511)	434 (246/4 to 699)	612 (361/1 to 1,010)	812 (466/4 to 1,360)	1,070 (663/1 to 1,640)	1,240 (753/1 to 1,940)	1,400 (837/1 to 2,430)	2,020 (1,240/1 to 3,240)	2,780 (1,690/1 to 4,620)	3,000 (1,810/1 to 4,910)	2,900 (1,740/1 to 4,440)	2,480 (1,490/1 to 3,760)	1,490 (894/1 to 2,150)	734 (454/1 to 1,070)	370 (232/1 to 524)	160 (97/4 to 227)	24,000
Caries of deciduous teeth	0 (0 to 0)	0 (0 to 0)	0 (0 to 0)	84.8 (19/8 to 113)	84.8 (25/2 to 132)	84.8 (25/8 to 133)	84.8 (29/4 to 132)	84.8 (29/4 to 132)	84.8 (29/4 to 132)	84.8 (29/4 to 132)	84.8 (29/4 to 132)	84.8 (29/4 to 132)	84.8 (29/4 to 132)	84.8 (29/4 to 132)	84.8 (29/4 to 132)	84.8 (29/4 to 132)	84.8 (29/4 to 132)	84.8 (29/4 to 132)	84.8 (29/4 to 132)	84.8 (29/4 to 132)	84.8 (29/4 to 132)	84.8 (29/4 to 132)	84.8 (29/4 to 132)	178
Caries of permanent teeth	0 (0 to 0)	0 (0 to 0)	0 (0 to 0)	0 (0 to 0)	22.3 (7 to 47.6)	89.7 (33/4 to 199)	127 (62/4 to 218)	126 (62/2 to 202)	131 (61/1 to 207)	129 (49 to 284)	119 (47 to 283)	116 (42/2 to 283)	99.4 (42/1 to 242)	87.6 (39/4 to 193)	86.3 (39/1 to 219)	89.6 (39/1 to 224)	92.7 (37/2 to 238)	33.6 (15/2 to 67.6)	19.4 (7/4 to 39.7)	10.3 (3/4 to 22)	6.4 (1/4 to 9.6)	7.4 (0/4 to 21.1)	1,360
Periodontal diseases	0 (0 to 0)	0 (0 to 0)	0 (0 to 0)	0 (0 to 0)

SR Table 2c. Montana DALYS by cause and sex group for both sexes with 95% uncertainty intervals, 2019

Cause	Early Neonatal	Late Neonatal	Post-Neonatal	1 to 4	5 to 9	10 to 14	15 to 19	20 to 24	25 to 29	30 to 34	35 to 39	40 to 44	45 to 49	50 to 54	55 to 59	60 to 64	65 to 69	70 to 74	75 to 79	80 to 84	85 to 89	90 to 94	95 plus	Total
All causes	2,570 (2,503 to 2,615)	692 (659 to 766)	2,320 (1,930 to 2,756)	2,326 (1,956 to 2,772)	2,660 (2,270 to 3,050)	3,030 (2,669 to 3,430)	5,030 (4,799 to 5,260)	7,900 (7,559 to 8,260)	11,900 (11,600 to 12,200)	15,400 (15,000 to 15,800)	19,900 (19,500 to 20,300)	26,000 (25,600 to 26,500)	34,000 (33,500 to 34,700)	44,000 (43,300 to 44,800)	57,800 (56,900 to 58,800)	77,200 (76,000 to 78,400)	101,000 (99,400 to 102,600)	129,000 (127,000 to 131,000)	159,000 (156,000 to 162,000)	191,000 (187,000 to 195,000)	224,000 (218,000 to 230,000)	250,000 (240,000 to 260,000)	6,980 (6,590 to 7,450)	374,000
Communicable, maternal, neonatal, and nutritional diseases	1,660 (1,280 to 2,060)	337 (266 to 409)	472 (364 to 589)	481 (382 to 588)	439 (332 to 560)	369 (267 to 478)	410 (307 to 524)	458 (354 to 564)	480 (384 to 600)	537 (434 to 670)	596 (494 to 730)	688 (572 to 830)	856 (721 to 1,000)	1,110 (963 to 1,270)	1,450 (1,280 to 1,640)	1,900 (1,700 to 2,120)	2,360 (2,120 to 2,610)	2,900 (2,620 to 3,210)	3,450 (3,120 to 3,790)	3,970 (3,610 to 4,370)	4,530 (4,140 to 4,980)	4,920 (4,490 to 5,400)	268 (224 to 320)	13,800
HIV/AIDS and sexually transmitted infections	0.2 (0.1 to 0.3)	0.1 (0.1 to 0.2)	1.3 (1.1 to 1.4)	1.1 (1 to 1.3)	0.7 (0.6 to 0.8)	1.4 (1.1 to 1.7)	6.6 (5.7 to 8.2)	19.9 (17.9 to 21.9)	44.7 (39.6 to 49.6)	71.7 (64.5 to 78.7)	92 (82.9 to 101)	99.5 (87.5 to 111)	94.3 (82.7 to 104)	81.8 (71.7 to 90.5)	69.1 (61.2 to 76.2)	60.4 (53.6 to 66.4)	54.1 (47.9 to 59.3)	49.2 (43.6 to 53.8)	44.9 (39.8 to 49.1)	41.1 (36.4 to 44.9)	37.5 (33.2 to 41.1)	34.1 (30.1 to 37.3)	929
HIV/AIDS	0 (0 to 0)	0 (0 to 0)	1.2 (1.1 to 1.4)	1.1 (1 to 1.3)	0.7 (0.6 to 0.8)	0.7 (0.6 to 0.8)	1.6 (1.4 to 2.2)	9.2 (7.9 to 11.4)	32.1 (28.5 to 36.6)	54.6 (48.5 to 60.7)	64.3 (57.3 to 71.3)	59.9 (53.1 to 66.5)	42.6 (37.8 to 47.3)	32.5 (28.9 to 36.1)	28.9 (25.7 to 32.1)	25.1 (22.3 to 28.2)	19.4 (17.2 to 21.8)	9.3 (8.2 to 10.4)	2.4 (2.1 to 2.7)	0.6 (0.5 to 0.7)	0.2 (0.1 to 0.2)	0.1 (0.1 to 0.1)	389
HIV/AIDS - Drug-susceptible Tuberculosis	0 (0 to 0)	0 (0 to 0)	0 (0 to 0)	0 (0 to 0)	0 (0 to 0)	0 (0 to 0)	0 (0 to 0)	0 (0 to 0)	0 (0 to 0)	0 (0 to 0)	0 (0 to 0)	0 (0 to 0)	0 (0 to 0)	0 (0 to 0)	0 (0 to 0)	0 (0 to 0)	0 (0 to 0)	0 (0 to 0)	0 (0 to 0)	0 (0 to 0)	0 (0 to 0)	0 (0 to 0)	0 (0 to 0)	0
HIV/AIDS - Multidrug-resistant Tuberculosis without extensive	0 (0 to 0)	0 (0 to 0)	0 (0 to 0)	0 (0 to 0)	0 (0 to 0)	0 (0 to 0)	0 (0 to 0)	0 (0 to 0)	0 (0 to 0)	0 (0 to 0)	0 (0 to 0)	0 (0 to 0)	0 (0 to 0)	0 (0 to 0)	0 (0 to 0)	0 (0 to 0)	0 (0 to 0)	0 (0 to 0)	0 (0 to 0)	0 (0 to 0)	0 (0 to 0)	0 (0 to 0)	0 (0 to 0)	0
HIV/AIDS - Extensively drug-resistant Tuberculosis	0 (0 to 0)	0 (0 to 0)	0 (0 to 0)	0 (0 to 0)	0 (0 to 0)	0 (0 to 0)	0 (0 to 0)	0 (0 to 0)	0 (0 to 0)	0 (0 to 0)	0 (0 to 0)	0 (0 to 0)	0 (0 to 0)	0 (0 to 0)	0 (0 to 0)	0 (0 to 0)	0 (0 to 0)	0 (0 to 0)	0 (0 to 0)	0 (0 to 0)	0 (0 to 0)	0 (0 to 0)	0 (0 to 0)	0
HIV/AIDS resulting in other diseases	0 (0 to 0)	0 (0 to 0)	0 (0 to 0)	0 (0 to 0)	0 (0 to 0)	0 (0 to 0)	0 (0 to 0)	0 (0 to 0)	0 (0 to 0)	0 (0 to 0)	0 (0 to 0)	0 (0 to 0)	0 (0 to 0)	0 (0 to 0)	0 (0 to 0)	0 (0 to 0)	0 (0 to 0)	0 (0 to 0)	0 (0 to 0)	0 (0 to 0)	0 (0 to 0)	0 (0 to 0)	0 (0 to 0)	0
Sexually transmitted infections excluding HIV	0.2 (0.1 to 0.3)	0.1 (0 to 0.1)	0.1 (0 to 0.2)	0 (0 to 0)	0 (0 to 0)	0.1 (0 to 0.1)	0.2 (0 to 0.3)	0.3 (0.2 to 0.4)	0.4 (0.3 to 0.5)	0.5 (0.4 to 0.6)	0.6 (0.5 to 0.7)	0.6 (0.5 to 0.8)	0.6 (0.5 to 0.8)	0.7 (0.6 to 0.9)	0.7 (0.6 to 1.1)	0.8 (0.6 to 1.2)	0.9 (0.7 to 1.3)	0.9 (0.7 to 1.3)	0.9 (0.7 to 1.3)	0.9 (0.7 to 1.3)	0.9 (0.7 to 1.3)	0.9 (0.7 to 1.3)	0.1 (0.1 to 0.1)	12.8
Chlamydial infection	0 (0 to 0)	0 (0 to 0)	0 (0 to 0)	0 (0 to 0)	0 (0 to 0)	0 (0 to 0)	0.1 (0 to 0.1)	0.2 (0.1 to 0.3)	0.3 (0.2 to 0.4)	0.3 (0.2 to 0.4)	0.4 (0.3 to 0.5)	0.4 (0.3 to 0.5)	0.4 (0.3 to 0.5)	0.5 (0.4 to 0.6)	0.5 (0.4 to 0.7)	0.6 (0.5 to 0.8)	0.7 (0.6 to 0.9)	0.7 (0.6 to 0.9)	0.7 (0.6 to 0.9)	0.7 (0.6 to 0.9)	0.7 (0.6 to 0.9)	0.7 (0.6 to 0.9)	0.1 (0.1 to 0.1)	4.6
Gonococcal infection	0 (0 to 0)	0 (0 to 0)	0 (0 to 0)	0 (0 to 0)	0 (0 to 0)	0 (0 to 0)	0.1 (0 to 0.1)	0.2 (0.1 to 0.3)	0.4 (0.3 to 0.5)	0.6 (0.5 to 0.8)	0.8 (0.6 to 1)	0.7 (0.5 to 0.9)	0.5 (0.4 to 0.7)	0.4 (0.3 to 0.5)	0.3 (0.3 to 0.4)	0.3 (0.2 to 0.4)	0.2 (0.2 to 0.3)	0.2 (0.2 to 0.3)	0.2 (0.2 to 0.3)	0.2 (0.2 to 0.3)	0.2 (0.2 to 0.3)	0.2 (0.2 to 0.3)	0.1 (0.1 to 0.1)	6.4
Trichomoniasis	0 (0 to 0)	0 (0 to 0)	0 (0 to 0)	0 (0 to 0)	0 (0 to 0)	0 (0 to 0)	0 (0 to 0)	0.1 (0 to 0.1)	0.2 (0.1 to 0.3)	0.3 (0.2 to 0.4)	0.4 (0.3 to 0.5)	0.4 (0.3 to 0.5)	0.4 (0.3 to 0.5)	0.5 (0.4 to 0.6)	0.5 (0.4 to 0.7)	0.6 (0.5 to 0.8)	0.7 (0.6 to 0.9)	0.7 (0.6 to 0.9)	0.7 (0.6 to 0.9)	0.7 (0.6 to 0.9)	0.7 (0.6 to 0.9)	0.7 (0.6 to 0.9)	0.1 (0.1 to 0.1)	4.7
Genital herpes	0 (0 to 0)	0 (0 to 0)	0 (0 to 0)	0 (0 to 0)	0 (0 to 0)	0 (0 to 0)	0 (0 to 0)	0 (0 to 0)	0 (0 to 0)	0 (0 to 0)	0 (0 to 0)	0 (0 to 0)	0 (0 to 0)	0 (0 to 0)	0 (0 to 0)	0 (0 to 0)	0 (0 to 0)	0 (0 to 0)	0 (0 to 0)	0 (0 to 0)	0 (0 to 0)	0 (0 to 0)	0 (0 to 0)	0
Other sexually transmitted infections	0 (0 to 0)	0 (0 to 0)	0 (0 to 0)	0 (0 to 0)	0 (0 to 0)	0 (0 to 0)	0.1 (0 to 0.1)	0.2 (0.1 to 0.3)	0.3 (0.2 to 0.4)	0.4 (0.3 to 0.5)	0.5 (0.4 to 0.7)	0.5 (0.4 to 0.7)	0.5 (0.4 to 0.7)	0.6 (0.5 to 0.8)	0.6 (0.5 to 0.8)	0.6 (0.5 to 0.8)	0.6 (0.5 to 0.8)	0.6 (0.5 to 0.8)	0.6 (0.5 to 0.8)	0.6 (0.5 to 0.8)	0.6 (0.5 to 0.8)	0.6 (0.5 to 0.8)	0.1 (0.1 to 0.1)	5.1
Respiratory infections and tuberculosis	0.3 (0.3 to 0.3)	0.1 (0.1 to 0.1)	127 (90.2 to 169)	147 (105 to 210)	108 (86.3 to 135)	112 (87.4 to 139)	109 (87.6 to 137)	114 (91.7 to 146)	124 (98.2 to 156)	134 (107 to 167)	144 (117 to 181)	154 (119 to 201)	166 (126 to 223)	180 (131 to 246)	200 (139 to 286)	228 (145 to 339)	266 (152 to 406)	309 (159 to 488)	363 (163 to 602)	422 (164 to 692)	470 (167 to 816)	476 (167 to 899)	162 (162 to 298)	5,290
Tuberculosis	0 (0 to 0)	0 (0 to 0)	0.2 (0.2 to 0.3)	0.3 (0.3 to 0.5)	0.3 (0.2 to 0.5)	0.5 (0.4 to 0.6)	0.5 (0.4 to 0.6)	0.6 (0.5 to 0.8)	0.8 (0.6 to 1.1)	1 (0.8 to 1.3)	1.3 (1.1 to 1.7)	1.6 (1.3 to 2.1)	2 (1.6 to 2.6)	2.6 (2.1 to 3.4)	3.3 (2.6 to 4.5)	4.3 (3.2 to 6.1)	5.6 (3.9 to 8)	7.3 (4.1 to 12.1)	9.1 (4.2 to 17.3)	10.7 (4.2 to 23.5)	11.7 (4.2 to 32.1)	11.7 (4.2 to 36.1)	4.7 (2.3 to 8.6)	67
Latent tuberculosis infection	0 (0 to 0)	0 (0 to 0)	0.2 (0.2 to 0.3)	0.3 (0.3 to 0.4)	0.3 (0.2 to 0.4)	0.4 (0.3 to 0.5)	0.4 (0.3 to 0.5)	0.5 (0.4 to 0.6)	0.6 (0.5 to 0.8)	0.8 (0.6 to 1)	1 (0.8 to 1.3)	1.2 (0.9 to 1.6)	1.5 (1.2 to 2)	2 (1.5 to 2.6)	2.5 (1.9 to 3.4)	3.2 (2.4 to 4.5)	4.2 (2.9 to 6)	5.5 (3.1 to 9.1)	6.8 (3.2 to 13)	8 (3.2 to 17.5)	8.8 (3.2 to 24.2)	8.8 (3.2 to 27.2)	3.5 (1.7 to 6.5)	50
Drug-susceptible tuberculosis	0 (0 to 0)	0 (0 to 0)	0.2 (0.2 to 0.3)	0.3 (0.3 to 0.5)	0.3 (0.2 to 0.5)	0.5 (0.4 to 0.6)	0.5 (0.4 to 0.6)	0.6 (0.5 to 0.8)	0.8 (0.6 to 1.1)	1 (0.8 to 1.3)	1.3 (1.1 to 1.7)	1.6 (1.3 to 2.1)	2 (1.6 to 2.6)	2.6 (2.1 to 3.4)	3.3 (2.6 to 4.5)	4.3 (3.2 to 6.1)	5.6 (3.9 to 8)	7.3 (4.1 to 12.1)	9.1 (4.2 to 17.3)	10.7 (4.2 to 23.5)	11.7 (4.2 to 32.1)	11.7 (4.2 to 36.1)	4.7 (2.3 to 8.6)	67
Multidrug-resistant tuberculosis without extensive drug-resistar	0 (0 to 0)	0 (0 to 0)	0 (0 to 0)	0 (0 to 0)	0 (0 to 0)	0 (0 to 0)	0 (0 to 0)	0 (0 to 0)	0 (0 to 0)	0 (0 to 0)	0 (0 to 0)	0 (0 to 0)	0 (0 to 0)	0 (0 to 0)	0 (0 to 0)	0 (0 to 0)	0 (0 to 0)	0 (0 to 0)	0 (0 to 0)	0 (0 to 0)	0 (0 to 0)	0 (0 to 0)	0 (0 to 0)	0
Extensively drug-resistant tuberculosis	0 (0 to 0)	0 (0 to 0)	0 (0 to 0)	0 (0 to 0)	0 (0 to 0)	0 (0 to 0)	0 (0 to 0)	0 (0 to 0)	0 (0 to 0)	0 (0 to 0)	0 (0 to 0)	0 (0 to 0)	0 (0 to 0)	0 (0 to 0)	0 (0 to 0)	0 (0 to 0)	0 (0 to 0)	0 (0 to 0)	0 (0 to 0)	0 (0 to 0)	0 (0 to 0)	0 (0 to 0)	0 (0 to 0)	0
Lower respiratory infections	0.1 (0.1 to 0.2)	0.1 (0 to 0.2)	122 (86.9 to 164)	139 (98.9 to 204)	104 (82.8 to 131)	108 (83.8 to 135)	104 (83.8 to 132)	109 (87.6 to 141)	120 (94.2 to 151)	129 (103 to 162)	139 (112 to 176)	148 (114 to 195)	160 (121 to 216)	173 (126 to 238)	192 (134 to 276)	219 (140 to 327)	256 (146 to 391)	297 (153 to 470)	349 (157 to 580)	406 (158 to 667)	452 (161 to 786)	458 (161 to 866)	156 (156 to 287)	5,090
Upper respiratory infections	0 (0 to 0)	0 (0 to 0)	0.1 (0 to 0.2)	0.1 (0 to 0.2)	0.1 (0 to 0.1)	0.1 (0 to 0.1)	0.1 (0 to 0.1)	0.1 (0 to 0.1)	0.1 (0 to 0.1)	0.1 (0 to 0.1)	0.1 (0 to 0.1)	0.1 (0 to 0.1)	0.1 (0 to 0.1)	0.1 (0 to 0.1)	0.1 (0 to 0.1)	0.1 (0 to 0.1)	0.1 (0 to 0.1)	0.1 (0 to 0.1)	0.1 (0 to 0.1)	0.1 (0 to 0.1)	0.1 (0 to 0.1)	0.1 (0 to 0.1)	0 (0 to 0)	0.4
Otitis media	0 (0 to 0)	0 (0 to 0)	1.2 (1.2 to 1.3)	1.2 (1.2 to 1.3)	1.2 (1.2 to 1.3





SB Table 2c. Solomon Islands DALYS by cause and sex group for both sexes with 95% uncertainty intervals, 2019

Cause	Both Neonatal	Post Neonatal	1 to 4	5 to 9	10 to 14	15 to 19	20 to 24	25 to 29	30 to 34	35 to 39	40 to 44	45 to 49	50 to 54	55 to 59	60 to 64	65 to 69	70 to 74	75 to 79	80 to 84	85 to 89	90 to 94	95 plus	Total
All causes	15,109 (12,868 to 18,800)	9,480 (8,000 to 9,700)	13,380 (11,900 to 17,900)	13,380 (10,100 to 16,900)	7,970 (6,900 to 9,370)	12,660 (11,100 to 15,100)	13,660 (11,900 to 17,400)	15,700 (13,400 to 20,000)	15,700 (13,900 to 20,600)	22,400 (19,900 to 28,900)	28,000 (24,900 to 31,200)	27,060 (24,900 to 32,000)	25,280 (23,100 to 29,000)	22,060 (19,200 to 25,700)	18,280 (15,200 to 21,900)	15,160 (12,700 to 18,700)	10,360 (8,910 to 11,700)	6,420 (5,770 to 7,350)	3,560 (3,130 to 3,960)	1,110 (1,000 to 1,190)	210 (211 to 207)	269,000 (277 to 267)
Communicable, maternal, neonatal, and nutritional diseases	11,200 (11,300 to 11,700)	6,660 (5,660 to 9,770)	11,200 (9,780 to 13,300)	8,560 (6,390 to 11,400)	3,260 (2,560 to 4,160)	2,030 (1,620 to 2,500)	2,910 (2,260 to 3,360)	4,200 (3,150 to 5,400)	4,260 (3,220 to 5,470)	4,030 (2,970 to 5,390)	4,050 (2,960 to 5,390)	4,060 (2,960 to 5,390)	3,950 (2,960 to 5,460)	3,260 (2,370 to 4,320)	2,960 (1,980 to 3,990)	2,960 (1,630 to 3,940)	2,960 (1,630 to 3,940)	1,950 (1,190 to 2,930)	1,490 (1,020 to 2,000)	990 (760 to 1,340)	686 (1,010 to 1,060)	219 (1,010 to 1,060)	93.1 (61.5 to 96.2)	9.6 (4.2 to 11.5)	83,500
HIV/AIDS and sexually transmitted infections	2,280 (2,220 to 2,480)	1,610 (961 to 2,790)	2,120 (779 to 4,030)	398 (61.6 to 2,480)	109 (29.1 to 478)	44.6 (9.2 to 275)	77.9 (9.3 to 461)	186 (19.4 to 1,260)	342 (29 to 2,380)	399 (29.9 to 2,940)	395 (28 to 2,920)	324 (20.7 to 2,400)	179 (14.7 to 1,190)	99.6 (9.7 to 516)	69.1 (3.9 to 305)	43.3 (2.2 to 205)	39.5 (2.2 to 205)	16.4 (1 to 132)	4.9 (0.4 to 51)	0.4 (0 to 2.5)	0.1 (0 to 0.5)	0 (0 to 0.1)	11,900
HIV/AIDS	0 (0 to 0)	0 (0 to 0.1)	699 (0.1 to 3,600)	276 (0.4 to 2,080)	68.5 (0.5 to 420)	39.6 (0.7 to 267)	71.6 (0.9 to 439)	176 (0.9 to 1,200)	330 (0.7 to 2,270)	371 (0.7 to 2,520)	366 (0.7 to 2,470)	227 (0.5 to 1,600)	160 (0.4 to 1,060)	60.4 (0.3 to 329)	49.6 (0.2 to 220)	40 (0.1 to 209)	33.9 (0.1 to 209)	16.1 (0 to 132)	3.9 (0 to 50.7)	0.7 (0 to 2.5)	0.2 (0 to 0.5)	0 (0 to 0.1)	2,090
HIV/AIDS - Drug-susceptible Tuberculosis	0 (0 to 0)	0 (0 to 0)	0 (0.1 to 7.4)	0 (0.3 to 29.3)	0.2 (0.4 to 2.5)	0.2 (0.4 to 2.2)	0.4 (0.7 to 4.6)	0.9 (1.7 to 10.6)	1.7 (2.7 to 22.6)	1.9 (3 to 22.6)	1.9 (3 to 23.1)	1.2 (2 to 15.6)	0.8 (1.3 to 10.1)	0.3 (0.5 to 4.2)	0.2 (0.4 to 2.2)	0.2 (0.3 to 2.2)	0.2 (0.3 to 2.2)	0.1 (0.2 to 1.6)	0 (0 to 0.7)	0 (0 to 0.1)	0 (0 to 0)	0 (0 to 0)	102
HIV/AIDS - Multidrug-resistant Tuberculosis without extensive d	0 (0 to 0)	0 (0 to 0)	0 (0 to 0.1)	0 (0 to 0.9)	0 (0 to 0.1)	0 (0 to 0.1)	0 (0 to 0.2)	0 (0 to 0.3)	0 (0 to 0.4)	0 (0 to 0.5)	0 (0 to 0.4)	0 (0 to 0.4)	0 (0 to 0.4)	0 (0 to 0.3)	0 (0 to 0.3)	0 (0 to 0.3)	0 (0 to 0.3)	0 (0 to 0.3)	0 (0 to 0.3)	0 (0 to 0.3)	0 (0 to 0.3)	0 (0 to 0.3)	0.6
HIV/AIDS - Extensively drug-resistant Tuberculosis	0 (0 to 0)	0 (0 to 0)	0 (0 to 0.1)	0 (0 to 0.1)	0 (0 to 0)	0 (0 to 0)	0 (0 to 0)	0 (0 to 0.1)	0 (0 to 0.1)	0 (0 to 0.1)	0 (0 to 0.1)	0 (0 to 0.1)	0 (0 to 0)	0 (0 to 0)	0 (0 to 0)	0 (0 to 0)	0 (0 to 0)	0 (0 to 0)	0 (0 to 0)	0 (0 to 0)	0 (0 to 0)	0 (0 to 0)	0 (0 to 0)	0.1
HIV/AIDS resulting in other diseases	0 (0 to 0.1)	0 (0 to 0.2)	699 (0 to 3,600)	276 (0.1 to 2,080)	68.5 (0.1 to 420)	39.6 (0.3 to 266)	71.6 (0.3 to 439)	176 (0.4 to 1,200)	330 (0.7 to 2,270)	371 (0.7 to 2,520)	366 (0.7 to 2,470)	227 (0.5 to 1,600)	160 (0.4 to 1,060)	60.4 (0.3 to 329)	49.6 (0.2 to 220)	40 (0.1 to 209)	33.9 (0.1 to 209)	16.1 (0 to 132)	3.9 (0 to 50.7)	0.7 (0 to 2.5)	0.2 (0 to 0.5)	0 (0 to 0.1)	2,090
Sexually transmitted infections excluding HIV	2,280 (2,220 to 2,480)	1,610 (961 to 2,790)	2,060 (779 to 3,970)	122 (61.1 to 222)	40.5 (19.7 to 72.2)	4.9 (2.5 to 11.1)	6.1 (2.7 to 16.1)	9.9 (4.6 to 24.1)	2.8 (1.1 to 9.1)	2.3 (1 to 8.1)	1.6 (0.6 to 6.5)	1.9 (0.8 to 6.9)	1.1 (0.4 to 4.2)	0.9 (0.3 to 3.6)	0.9 (0.3 to 3.6)	1.1 (0.3 to 3.6)	0.9 (0.3 to 3.6)	0.3 (0.1 to 1.6)	0.1 (0 to 0.7)	0.1 (0 to 0.5)	0 (0 to 0.1)	0 (0 to 0)	9,090
Syphilis	0 (0 to 0)	0 (0 to 0)	0 (0 to 0)	0 (0 to 0)	0 (0 to 0)	0.4 (0.2 to 0.9)	0.7 (0.3 to 1.6)	0.9 (0.4 to 2.1)	0.6 (0.2 to 1.7)	0.5 (0.2 to 1.5)	0.3 (0.1 to 1.2)	0.5 (0.2 to 1.4)	0.3 (0.1 to 1.1)	0.2 (0 to 0.8)	0.2 (0 to 0.8)	0.2 (0 to 0.8)	0.2 (0 to 0.8)	0.1 (0 to 0.5)	0 (0 to 0.2)	0 (0 to 0.1)	0 (0 to 0.1)	0 (0 to 0)	10.7
Chlamydial infection	0 (0 to 0)	0 (0 to 0)	0 (0 to 0)	0 (0 to 0)	0.4 (0.2 to 0.9)	0.2 (0.1 to 0.6)	0.3 (0.1 to 0.8)	0.5 (0.2 to 1.1)	0.3 (0.1 to 0.7)	0.2 (0.1 to 0.7)	0.2 (0.1 to 0.6)	0.2 (0.1 to 0.6)	0.1 (0.1 to 0.5)	0.1 (0 to 0.4)	0.1 (0 to 0.3)	0.1 (0 to 0.3)	0.1 (0 to 0.3)	0.1 (0 to 0.3)	0 (0 to 0.1)	0 (0 to 0.1)	0 (0 to 0.1)	0 (0 to 0)	10.7
Gonococcal infection	0 (0 to 0)	0 (0 to 0)	0 (0 to 0)	0 (0 to 0)	0.8 (0.3 to 2.1)	0.8 (0.3 to 2.2)	1.2 (0.5 to 3.1)	2.6 (1 to 6.7)	1.4 (0.5 to 5.1)	1.2 (0.4 to 4.7)	0.8 (0.3 to 3.6)	1.1 (0.4 to 4.7)	0.7 (0.3 to 3.2)	0.4 (0.1 to 2.1)	0.4 (0.1 to 2.1)	0.4 (0.1 to 2.1)	0.4 (0.1 to 2.1)	0.2 (0.1 to 1.1)	0.1 (0 to 0.6)	0 (0 to 0.2)	0 (0 to 0.1)	0 (0 to 0)	17.3
Trichomoniasis	0 (0 to 0)	0 (0 to 0)	0 (0 to 0)	0 (0 to 0)	0.1 (0 to 0.3)	1.6 (0.6 to 3.9)	1.9 (0.7 to 4.6)	1.3 (0.4 to 3.3)	0.3 (0.1 to 1.1)	0.2 (0 to 0.8)	0.2 (0 to 0.8)	0.2 (0 to 0.8)	0.1 (0 to 0.6)	0.1 (0 to 0.4)	0.1 (0 to 0.4)	0.1 (0 to 0.4)	0.1 (0 to 0.4)	0.1 (0 to 0.4)	0 (0 to 0.2)	0 (0 to 0.1)	0 (0 to 0.1)	0 (0 to 0)	49.1
Genital herpes	0 (0 to 0)	0 (0 to 0)	0 (0 to 0)	0 (0 to 0)	0.1 (0.1 to 0.2)	0.1 (0.1 to 0.2)	0.1 (0.1 to 0.3)	0.1 (0.1 to 0.4)	0.1 (0.1 to 0.4)	0.1 (0.1 to 0.4)	0.1 (0.1 to 0.4)	0.1 (0.1 to 0.4)	0.1 (0.1 to 0.4)	0.1 (0.1 to 0.4)	0.1 (0.1 to 0.4)	0.1 (0.1 to 0.4)	0.1 (0.1 to 0.4)	0.1 (0.1 to 0.4)	0 (0 to 0.2)	0 (0 to 0.1)	0 (0 to 0.1)	0 (0 to 0)	22.8
Other sexually transmitted infections	0 (0 to 0)	0 (0 to 0)	0 (0 to 0)	0 (0 to 0)	1.3 (0.6 to 3.5)	1.3 (0.6 to 3.5)	1.6 (0.6 to 3.7)	2.6 (1.3 to 6.1)	1.3 (0.5 to 4.7)	1.2 (0.5 to 4.3)	1.2 (0.5 to 4.3)	1.2 (0.5 to 4.3)	1.1 (0.5 to 4.1)	0.9 (0.4 to 3.2)	0.9 (0.4 to 3.2)	0.9 (0.4 to 3.2)	0.9 (0.4 to 3.2)	0.9 (0.4 to 3.2)	0.4 (0.1 to 1.6)	0.1 (0 to 0.7)	0.1 (0 to 0.5)	0 (0 to 0.1)	32.9
Respiratory infections and tuberculosis	1,040 (637 to 1,870)	1,040 (627 to 1,990)	2,140 (1,710 to 3,400)	630 (1,420 to 2,990)	420 (366 to 609)	1,460 (348 to 1,764)	1,460 (395 to 1,830)	1,460 (366 to 1,820)	1,460 (365 to 2,030)	1,460 (1,060 to 2,190)	1,460 (1,060 to 2,190)	1,460 (1,060 to 2,110)	1,270 (940 to 1,890)	1,140 (897 to 1,730)	1,140 (833 to 1,690)	1,140 (808 to 1,610)	970 (648 to 1,170)	670 (498 to 804)	490 (329 to 597)	330 (777 to 334)	100 (718 to 31.9)	0 (31.6 to 0.7)	24,600
Tuberculosis	0 (0 to 0)	0 (0 to 0)	247 (159 to 374)	253 (119 to 324)	179 (119 to 261)	22.1 (14.7 to 33.7)	63.2 (41.8 to 94)	156 (100 to 238)	156 (100 to 239)	156 (100 to 239)	156 (99 to 240)	156 (99 to 240)	156 (99 to 240)	156 (99 to 240)	156 (100 to 233)	156 (99.4 to 234)	156 (99.3 to 236)	156 (99.1 to 237)	156 (97.4 to 237)	154 (222 to 80.6)	67 (224 to 80.1)	20.6 (71.9 to 8.3)	1.4 (0.6 to 1.3)	2,000
Latent tuberculosis infection	0 (0 to 0)	0 (0 to 0)	0 (0 to 0)	0 (0 to 0)	0 (0 to 0)	0 (0 to 0)	0 (0 to 0)	0 (0 to 0)	0 (0 to 0)	0 (0 to 0)	0 (0 to 0)	0 (0 to 0)	0 (0 to 0)	0 (0 to 0)	0 (0 to 0)	0 (0 to 0)	0 (0 to 0)	0 (0 to 0)	0 (0 to 0)	0 (0 to 0)	0 (0 to 0)	0 (0 to 0)	0 (0 to 0)	0
Drug-susceptible Tuberculosis	0 (0 to 0)	249 (159 to 374.4)	252 (117 to 324)	179 (119 to 261)	22.1 (14.7 to 33.7)	63.2 (41.8 to 94)	156 (100 to 238)	156 (100 to 239)	156 (100 to 239)	156 (99 to 240)	156 (99 to 240)	156 (99 to 240)	156 (99 to 240)	156 (100 to 233)	156 (99.4 to 234)	156 (99.3 to 236)	156 (99.1 to 237)	156 (97.4 to 237)	154 (222 to 80.6)	67 (224 to 80.1)	20.6 (71.9 to 8.3)	1.4 (0.6 to 1.3)	1,990
Multidrug-resistant tuberculosis without extensive drug-resista	0 (0 to 0)	0.2 (0 to 0.7)	0.1 (0 to 0.5)	0.1 (0 to 0.5)	0 (0 to 0)	0.4 (0.1 to 1)	1.2 (0.1 to 4.9)	1.4 (0.1 to 5.8)	1.4 (0.1 to 5.7)	1.4 (0.1 to 5.7)	1.4 (0.1 to 5.7)	1.2 (0.1 to 4.8)	1.2 (0.1 to 4.8)	1.1 (0.1 to 4.5)	1.1 (0.1 to 4.5)	0.9 (0.1 to 4.5)	0.9 (0.1 to 4.5)	0.6 (0.1 to 2.6)	0.3 (0 to 1.2)	0.1 (0 to 0.6)	0 (0 to 0.2)	0 (0 to 0.1)	12.8
Extensively drug-resistant tuberculosis	0 (0 to 0)	0 (0 to 0)	0 (0 to 0)	0 (0 to 0)	0 (0 to 0)	0 (0 to 0)	0 (0 to 0)	0 (0 to 0)	0 (0 to 0)	0 (0 to 0)	0 (0 to 0)	0 (0 to 0)	0 (0 to 0)	0 (0 to 0)	0 (0 to 0)	0 (0 to 0)	0 (0 to 0)	0 (0 to 0)	0 (0 to 0)	0 (0 to 0)	0 (0 to 0)	0 (0 to 0)	0 (0 to 0)	2.5
Lower respiratory infections	1,140 (637 to 1,870)	1,040 (627 to 1,990)	2,060 (2,070 to 3,360)	2,070 (1,290 to 2,770)	398 (366 to 572)	398 (348 to 596)	688 (395 to 1,220)	1,220 (698 to 1,730)	1,360 (777 to 1,930)	1,220 (781 to 1,820)	1,400 (868 to 1,940)	1,360 (851 to 1,790)	1,160 (777 to 1,670)	1,100 (739 to 1,560)	1,220 (779 to 1,730)	1,270 (793 to 1,790)	997 (630 to 1,390)	790 (506 to 1,090)	564 (357 to 810)	455 (320 to 635)	288 (320 to 635)	88.9 (72.6 to 109)	20.3 (23.3 to 4.6)	22,100
Upper respiratory infections	0.2 (0 to 0.2)	1.2 (0.1 to 2.9)	293.1 (0.1 to 2,319)	773.2 (0.1 to 6,180)	79.8 (0.1 to 637)	34.6 (0.1 to 273)	43.1 (0.1 to 344)	29.7 (0.1 to 237)	19.6 (0 to 156)	12.9 (0 to 102)	8.2 (0 to 65.1)	5.1 (0 to 41.2)	2.7 (0 to 21.5)	1.5 (0 to 12.2)	0.9 (0 to 7.4)	0.4 (0 to 3.2)	0.2 (0 to 1.9)	0.1 (0 to 0.8)	0 (0 to 0.4)	0 (0 to 0.1)	0 (0 to 0)	0 (0 to 0)	921
Otitis media	0 (0 to 0)	0 (0 to 0.2)	2,810 (2 to 9.3)	364 (231 to 524.6)	324 (99.7 to 861.4)	0 (0 to 0)	0 (0 to 0)	0 (0 to 0)	0 (0 to 0)	0 (0 to 0)	0 (0 to 0)	0 (0 to 0)	0 (0 to 0)	0 (0 to 0)	0 (0 to 0)	0 (0 to 0)	0 (0 to 0)	0 (0 to 0)	0 (0 to 0)	0 (0 to 0)	0 (0 to 0)	0 (0 to 0)	0 (0 to 0)	397
Enteric infections	874 (39.4 to 176)	289 (137 to 909)	2,060 (1,110 to 3,300)	1,790 (1,070 to 2,760)	699 (622 to 800)	699 (366 to 927)	699 (360 to 924)	699 (320 to 922)	699 (320 to 925)	699 (329 to 934)	699 (286 to 1,090)	699 (270 to 1,100)	699 (410 to 1,100)	699 (339 to 977)	699 (339 to 939)	699 (320 to 976)	699 (270 to 763)	699 (246 to 819)	699 (160 to 961)	699 (161 to 958)	699 (49 to 199)	699 (13.3 to 39.9)	0 (27 to 3)	12,600
Diarrheal diseases	874 (39.4 to 176)	289 (137 to 909)	2,060 (1,100 to 3,310)	1,790 (982 to 2,630)	699 (318 to 716)	699 (287 to 895)	699 (279 to 777)	699 (230 to 872)	699 (268 to 906)	699 (214 to 971)	699 (227 to 927)	699 (266 to 1,040)	699 (266 to 1,030)	699 (232 to 972)	699 (231 to 936)	699 (231 to 972)	699 (266 to 762)	699 (246 to 909)	699 (160 to 961)	699 (161 to 958)	699 (97.6 to 199)	699 (13.3 to 39.9)	0 (27 to 3)	11,900
Typhoid and paratyphoid	0 (0 to 0)	0 (0 to 1.4)	0.7 (0 to 5.1)	687 (164 to 131)	1,170 (32 to 580)	772 (43.2 to 239)	1,170 (28 to 167)	772 (11.7 to 739)	332 (6 to 369)	194 (3 to 224)	194 (3 to 224)	9.6 (0 to 224)	9.2 (0 to 224)	8.7 (0 to 224)	8.7 (0 to 224)	8.7 (0 to 224)	8.7 (0 to 224)	8.7 (0 to 224)	8.7 (0 to 224)	8.7 (0 to 224)	8.7 (0 to 224)	8.7 (0 to 224)	0 (0 to 0)	417
Typhoid fever	0 (0 to 0)	0 (0 to 1.4)	0.7 (0 to 5.1)	687 (164 to 131)	1,170 (32 to 580)	772 (43.2 to 239)	1,170 (28 to 167)	772 (11.7 to 739)	332 (6 to 369)	194 (3 to 224)	194 (3 to 224)	9.6 (0 to 224)	9.2 (0 to 224)	8.7 (0 to 224)	8.7 (0 to 224)	8.7 (0 to 224)	8.7 (0 to 224)	8.7 (0 to 224)	8.7 (0 to 224)	8.7 (0 to 224)	8.7 (0 to 224)	8.7 (0 to 224)	0 (0 to 0)	417
Paratyphoid fever	0 (0 to 0)	0 (0 to 0)	0.2 (0 to 1.4)	0.7 (0 to 4.9)	4.1 (0.7 to 9.6)	0.7 (0.7 to 2.4)	0.6 (0.3 to 2.6)	1.1 (0.2 to 4.1)	0.4 (0.1 to 2.1)	0.3 (0 to 1.5)	0.3 (0 to 1.5)	0.3 (0 to 1.5)	0.2 (0 to 1.1)	0.2 (0 to 1.1)	0.2 (0 to 1.1)	0.2 (0 to 1.1)	0.2 (0 to 1.1)	0.2 (0 to 1.1)	0.1 (0 to 0.6)	0 (0 to 0.3)	0 (0 to 0.2)	0 (0 to 0.1)	19.3
Invasive Non-typhoidal Salmonella (iNTS)	0 (0 to 0.1)	0.7 (0.4 to 1.2)	10.2 (4.5 to 17.3)	361 (117 to 624)	309.6 (167 to 58)	22.6 (12.2 to 37)	12.6 (6.3 to 23.1)	6.3 (2.9 to 13.4)	2.5 (1.2 to 7.4)	2.2 (0.9 to 6.1)	2.2 (0.9 to 6.1)	2.2 (0.9 to 6.1)	2.1 (0.9 to 6.1)	2.1 (0.9 to 6.1)	2.1 (0.9 to 6.1)	1.9 (0.9 to 5.2)	1.6 (0.9 to 4.3)	1.2 (0.9 to 3.1)	0.7 (0.4 to 1.7)	0.3 (0.2 to 0.7)	0.1 (0 to 0.3)	0 (0 to 0)	747
Other intestinal infectious diseases	0 (0 to 0)	0 (0 to 0)	2.6 (0.6 to 9.2)	4.2 (1.1 to 15.1)	1.7 (0.4 to 5.1)	1.6 (0.4 to 4.6)	1.2 (0.3 to 3.4)	1.4 (0.3 to 4.1)	1.4 (0.3 to 4.1)	1.4 (0.3 to 4.1)	1.4 (0.3 to 4.1)	1.4 (0.3 to 4.1)	1.4 (0.3 to 4.1)	1.4 (0.3 to 4.1)	1.4 (0.3 to 4.1)	1.4 (0.3 to 4.1)	1.4 (0.3 to 4.1)	1.4 (0.3 to 4.1)	1.4 (0.3 to 4.1)	1.4 (0.3 to 4.1)	1.4 (0.3 to 4.1)	1.4 (0.3 to 4.1)	18.1
Neglected tropical diseases and malaria	0.2 (0.1 to 0.2)	7.6 (7.1 to 7.9)	1,060 (1,060 to 1,060)	1,060 (1,060 to 1,060)	607 (607 to 607)	1,060 (1,060 to 1,060)	607 (607 to 607)	607 (607 to 607)	607 (607 to 607)	607 (607 to 607)	607 (607 to 607)	607 (607 to 607)	607 (607 to 607)	607 (607 to 607)	607 (607 to 607)	607 (607 to 607)	607 (607 to 607)	607 (607 to 607)	607 (607 to 607)	607 (607 to 607)	607 (607 to 607)	607 (607 to 607)	607 (607 to 607)	8,700
Malaria	0 (0 to 0.2)	7.6 (0.7 to 39.6)	1,060 (648 to 649.8)	1,060 (350 to 1,680)	607 (331.8 to 1,040)	1,060 (329.2 to 1,730)	607 (288 to 1,030)	607 (486 to 1,030)	607 (486 to 1,030)	607 (486 to 1,030)	607 (486 to 1,030)	607 (486 to 1,030)	607 (486 to 1,030)	607 (486 to 1,030)	607 (486 to 1,030)	607 (486 to 1,030)	607 (486 to 1,030)	607 (486 to 1,030)	607 (486 to 1,030)	607 (486 to 1,030)	607 (486 to 1,030)	607 (486 to 1,030)	607 (486 to 1,030)	8,700
Chagas disease	0 (0 to 0)	0 (0 to 0)	0 (0 to 0)	0 (0 to 0)	0 (0 to 0)	0 (0 to 0)	0 (0 to 0)	0 (0 to 0)	0 (0 to 0)	0 (0 to 0)	0 (0 to 0)	0 (0 to 0)	0 (0 to 0)	0 (0 to 0)	0 (0 to 0)	0 (0 to 0)	0 (0 to 0)	0 (0 to 0)	0 (0 to 0)	0 (0 to 0)	0 (0 to 0)	0 (0 to 0)	0 (0 to 0)	0
Leishmaniasis	0 (0 to 0)	0 (0 to 0)	0 (0 to 0)	0 (0 to 0)	0 (0 to 0)	0 (0 to 0)	0 (0 to 0)	0 (0 to 0)	0 (0 to 0)	0 (0 to 0)	0 (0 to 0)	0 (0 to 0)	0 (0 to 0)	0 (0 to 0)	0 (0 to 0)	0 (0 to 0)	0 (0 to 0)	0 (0 to 0)	0 (0 to 0)	0 (0 to 0)	0 (0 to 0)	0 (0 to 0)	0 (0 to 0)	0
Visceral leishmaniasis	0 (0 to 0)	0 (0 to 0)	0 (0 to 0)	0 (0 to 0)	0 (0 to 0)	0 (0 to 0)	0 (0 to 0)	0 (0 to 0)	0 (0 to 0)	0 (0 to 0)	0 (0 to 0)	0 (0 to 0)	0 (0 to 0)	0 (0 to 0)	0 (0 to 0)	0 (0 to 0)	0 (0 to 0)	0 (0 to 0)	0 (0 to 0)	0 (0 to 0)	0 (0 to 0)	0 (0 to 0)	0 (0 to 0)	0
Cutaneous and mucocutaneous leishmaniasis	0 (0 to 0)	0 (0 to 0)	0 (0 to 0)	0 (0 to 0)	0 (0 to 0)	0 (0 to 0)	0 (0 to 0)	0 (0 to 0)	0 (0 to 0)	0 (0 to 0)	0 (0 to 0)	0 (0 to 0)	0 (0 to 0)	0 (0 to 0)	0 (0 to 0)	0 (0 to 0)	0 (0 to 0)	0 (0 to 0)	0 (0 to 0)	0 (0 to 0)	0 (0 to 0)	0 (0 to 0)	0 (0 to 0)	0
African trypanosomiasis	0 (0 to 0)	0 (0 to 0)	0 (0 to 0)	0 (0 to 0)	0 (0 to 0)	0 (0 to 0)	0 (0 to 0)	0 (0 to 0)	0 (0 to 0)	0 (0 to 0)	0 (0 to 0)	0 (0 to 0)	0 (0 to 0)	0 (0 to 0)	0 (0 to 0)	0 (0 to 0)	0 (0 to 0)	0 (0 to 0)	0 (0 to 0)	0 (0 to 0)	0 (0 to 0)	0 (0 to 0)	0 (0 to 0)	0
Schistosomiasis	0 (0 to 0)	0 (0 to 0)	0 (0 to 0)	0 (0 to 0)	0 (0 to 0)	0 (0 to 0)	0 (0 to 0)	0 (0 to 0)	0 (0 to 0)	0 (0 to 0)	0 (0 to 0)	0 (0 to 0)	0 (0 to 0)	0 (0 to 0)	0 (0 to 0)	0 (0 to 0)	0 (0 to 0)	0 (0 to 0)	0 (0 to 0)	0 (0 to 0)	0 (0 to 0)	0 (0 to 0)	0 (0 to 0)	0
Cysticercosis	0 (0 to 0)	0 (0 to 0)	0 (0 to 0)	0.2 (0 to 0.6)	0.6 (0.2 to 2.1)	2.6 (0.3 to 7.4)	3.2 (0.3 to 11.6)	6.7 (0.6 to 19)	7.2 (0.7 to 22.3)	7.2 (0.7 to 22.3)	7.2 (0.7 to 22.3)	7 (0.7 to 21.9)	6.6 (0.6 to 21.9)	6.2 (0.6 to 20.7)	6.2 (0.6 to 20.7)	6.2 (0.6 to 20.7)	6.2 (0.6 to 20.7)	6.2 (0.6 to 20.7)	4.6 (0.5 to 15.2)	2.6 (0.3 to 8.7)	0.9 (0.1 to 3.1)	0.2 (0 to 0.6)	89.2
Cystic echinococcosis	0 (0 to 0)	0 (0 to 0)	0 (0 to 0)	0 (0 to 0)	0 (0 to 0)	0 (0 to 0)	0 (0 to 0)	0 (0 to 0)	0 (0 to 0)	0 (0 to 0)	0 (0 to 0)	0 (0 to 0)	0 (0 to 0)	0 (0 to 0)	0 (0 to 0)	0 (0 to 0)	0 (0 to 0)	0 (0 to 0)	0 (0 to 0)	0 (0 to 0)	0 (0 to 0)	0 (0 to 0)	0 (0 to 0)	3.9
Lymphatic filariasis	0 (0 to 0)	0 (0 to 0)	0 (0 to 0)	0 (0 to 0)	0 (0 to 0)	0 (0 to 0)	0 (0 to 0)	0 (0 to 0)	0 (0 to 0)	0 (0 to 0)	0 (0 to 0)	0 (0 to 0)	0 (0 to 0)	0 (0 to 0)	0 (0 to 0)	0 (0 to 0)	0 (0 to 0)	0 (0 to 0)	0 (0 to 0)	0 (0 to 0)	0 (0 to 0)	0 (0 to 0)	0 (0 to 0)	0
Onchocerciasis	0 (0 to 0)	0 (0 to 0)	0 (0 to 0)	0 (0 to 0)	0 (0 to 0)	0 (0 to 0)	0 (0 to 0)	0 (0 to 0)	0 (0 to 0)	0 (0 to 0)	0 (0 to 0)	0 (0 to 0)	0 (0 to 0)	0 (0 to 0)	0 (0 to 0)	0 (0 to 0)	0 (0 to 0)	0 (0 to 0)	0 (0 to 0)	0 (0 to 0)	0 (0





SR Table 2c. Nebraska DALYS by cause and sex group for both sexes with 95% uncertainty intervals, 2019

Cause	Early Neonatal	Late Neonatal	Post-Neonatal	1 to 4	5 to 9	10 to 14	15 to 19	20 to 24	25 to 29	30 to 34	35 to 39	40 to 44	45 to 49	50 to 54	55 to 59	60 to 64	65 to 69	70 to 74	75 to 79	80 to 84	85 to 89	90 to 94	95 plus	Total
All causes	6,920 (5,259 to 8,359)	3,129 (2,170 to 4,060)	4,699 (3,555 to 5,460)	5,280 (4,016 to 6,170)	6,035 (5,159 to 7,103)	16,900 (15,339 to 20,260)	20,900 (16,795 to 25,260)	23,900 (18,400 to 27,700)	25,900 (19,100 to 30,700)	26,200 (19,400 to 31,400)	26,200 (21,500 to 31,300)	26,200 (21,700 to 31,000)	26,800 (21,700 to 31,800)	26,800 (21,600 to 31,800)	26,600 (21,900 to 31,600)	26,700 (21,900 to 31,600)	26,900 (22,000 to 31,900)	26,200 (20,400 to 31,400)	26,200 (19,700 to 31,100)	26,600 (20,200 to 31,400)	26,600 (21,600 to 31,200)	26,600 (21,600 to 31,200)	26,700 (21,600 to 31,400)	26,600 (21,600 to 31,200)	6,970 (6,910 to 19,200)	597,000
Communicable, maternal, neonatal, and nutritional diseases	6,750 (5,780 to 8,070)	729 (552 to 1,060)	891 (620 to 1,190)	956 (797 to 1,260)	627 (479 to 1,300)	814 (669 to 1,110)	1,060 (849 to 1,340)	1,220 (950 to 1,560)	1,360 (1,050 to 1,760)	994 (760 to 1,290)	1,090 (840 to 1,370)	1,040 (791 to 1,370)	1,040 (791 to 1,370)	1,040 (791 to 1,370)	987 (749 to 1,300)	990 (749 to 1,300)	1,290 (980 to 1,690)	1,270 (1,000 to 1,640)	1,290 (1,030 to 1,630)	1,190 (943 to 1,470)	1,190 (943 to 1,500)	1,100 (797 to 1,370)	1,050 (797 to 1,300)	1,060 (797 to 1,300)	862 (642 to 1,140)	475 (350 to 660)	29,300
HIV/AIDS and sexually transmitted infections	0.6 (0.3 to 0.7)	0.2 (0.1 to 0.3)	3.7 (2.5 to 4.2)	3.4 (2.6 to 3.8)	2 (1.6 to 2.2)	3.4 (2.8 to 4.2)	10.6 (8.1 to 15.3)	37.2 (28.3 to 52.9)	99.1 (76 to 137)	152 (116 to 196)	192 (150 to 238)	196 (151 to 243)	173 (133 to 214)	142 (110 to 177)	112 (86 to 140)	104 (79.8 to 130)	74.8 (57.7 to 93.2)	59.7 (46.1 to 74.8)	44.8 (34.1 to 57.1)	32.6 (24.2 to 42.3)	23.3 (16.7 to 31.4)	4.4 (2.8 to 6.4)	2.2 (1.4 to 3.2)	0.9 (0.7 to 1.3)	1,200
HIV/AIDS	0 (0 to 0)	0 (0 to 0)	3.6 (3.1 to 4)	3.4 (3 to 3.8)	2 (1.6 to 2.2)	2 (1.7 to 2.2)	9.6 (7.4 to 11.7)	23.9 (18.2 to 29.1)	73.4 (56.5 to 91.2)	134.5 (103 to 167)	170 (131 to 211)	174 (134 to 216)	154 (118 to 191)	126 (97 to 156)	99.1 (76.1 to 123)	89 (68.5 to 110)	66.7 (51.3 to 82.8)	52 (40 to 64.5)	39.7 (30.5 to 49.3)	28.8 (22.1 to 35.8)	20.6 (15.9 to 25.6)	3.9 (2.5 to 5.7)	1.9 (1.2 to 2.8)	0.8 (0.5 to 1.2)	1,060
HIV/AIDS - Drug-susceptible Tuberculosis	0 (0 to 0)	0 (0 to 0)	0 (0 to 0)	0 (0 to 0)	0 (0 to 0)	0 (0 to 0)	0 (0 to 0)	0 (0 to 0)	0 (0 to 0)	0 (0 to 0)	0 (0 to 0)	0 (0 to 0)	0 (0 to 0)	0 (0 to 0)	0 (0 to 0)	0 (0 to 0)	0 (0 to 0)	0 (0 to 0)	0 (0 to 0)	0 (0 to 0)	0 (0 to 0)	0 (0 to 0)	0 (0 to 0)	0 (0 to 0)	0 (0 to 0)	0
HIV/AIDS - Multidrug-resistant Tuberculosis without extensive	0 (0 to 0)	0 (0 to 0)	0 (0 to 0)	0 (0 to 0)	0 (0 to 0)	0 (0 to 0)	0 (0 to 0)	0 (0 to 0)	0 (0 to 0)	0 (0 to 0)	0 (0 to 0)	0 (0 to 0)	0 (0 to 0)	0 (0 to 0)	0 (0 to 0)	0 (0 to 0)	0 (0 to 0)	0 (0 to 0)	0 (0 to 0)	0 (0 to 0)	0 (0 to 0)	0 (0 to 0)	0 (0 to 0)	0 (0 to 0)	0 (0 to 0)	0
HIV/AIDS - Extensively drug-resistant Tuberculous	0 (0 to 0)	0 (0 to 0)	0 (0 to 0)	0 (0 to 0)	0 (0 to 0)	0 (0 to 0)	0 (0 to 0)	0 (0 to 0)	0 (0 to 0)	0 (0 to 0)	0 (0 to 0)	0 (0 to 0)	0 (0 to 0)	0 (0 to 0)	0 (0 to 0)	0 (0 to 0)	0 (0 to 0)	0 (0 to 0)	0 (0 to 0)	0 (0 to 0)	0 (0 to 0)	0 (0 to 0)	0 (0 to 0)	0 (0 to 0)	0 (0 to 0)	0
HIV/AIDS resulting in other diseases	0 (0 to 0)	0 (0 to 0)	0.1 (0 to 0)	0 (0 to 0.1)	0 (0 to 0)	0 (0 to 0)	1 (0.6 to 1.4)	13.3 (9.6 to 18.3)	25.7 (18.6 to 35.3)	17.5 (12.6 to 24.1)	22 (15.9 to 30.2)	22 (15.9 to 30.2)	19 (13.7 to 26.1)	14 (10.1 to 19.2)	13 (9.4 to 17.8)	15 (10.8 to 20.6)	8.1 (5.8 to 11.1)	7.7 (5.5 to 10.6)	5.1 (3.6 to 7)	3.8 (2.7 to 5.2)	2.8 (2 to 3.8)	0.5 (0.3 to 0.8)	0.2 (0.1 to 0.4)	0.1 (0 to 0.2)	227
Sexually transmitted infections excluding HIV	0.6 (0.3 to 0.7)	0.2 (0.1 to 0.3)	0.1 (0 to 0.1)	0.1 (0 to 0.1)	0 (0 to 0)	0.4 (0.2 to 0.6)	1 (0.6 to 1.4)	3.9 (2.7 to 5.4)	6.1 (4.3 to 8.4)	7.5 (5.3 to 10.4)	8.1 (5.7 to 11.2)	8.1 (5.7 to 11.2)	7.5 (5.3 to 10.4)	6.8 (4.8 to 9.4)	5.8 (4.1 to 8)	5.4 (3.8 to 7.5)	4.6 (3.2 to 6.4)	3.8 (2.7 to 5.3)	3.1 (2.2 to 4.3)	2.4 (1.7 to 3.3)	1.8 (1.3 to 2.5)	0.4 (0.3 to 0.6)	0.2 (0.1 to 0.3)	0.1 (0 to 0.1)	102
Syphilis	0 (0 to 0)	0 (0 to 0)	0 (0 to 0)	0 (0 to 0)	0 (0 to 0)	0.2 (0.2 to 0.4)	0.6 (0.4 to 0.8)	2.1 (1.5 to 3)	3.3 (2.4 to 4.6)	4.1 (2.9 to 5.7)	4.4 (3.1 to 6.1)	4.4 (3.1 to 6.1)	4.1 (2.9 to 5.7)	3.7 (2.6 to 5.1)	3.2 (2.3 to 4.4)	3.1 (2.2 to 4.3)	2.5 (1.8 to 3.4)	2.1 (1.5 to 2.9)	1.7 (1.2 to 2.3)	1.3 (0.9 to 1.8)	1 (0.7 to 1.4)	0.2 (0.1 to 0.3)	0.1 (0 to 0.2)	0 (0 to 0.1)	29.2
Chlamydial infection	0 (0 to 0)	0 (0 to 0)	0 (0 to 0)	0 (0 to 0)	0 (0 to 0)	0.2 (0.1 to 0.2)	0.5 (0.3 to 0.7)	1 (0.7 to 1.4)	1.7 (1.1 to 2.4)	1.8 (1.3 to 2.5)	2.2 (1.5 to 3.1)	2.1 (1.5 to 3)	2 (1.4 to 2.8)	1.8 (1.3 to 2.5)	1.6 (1.1 to 2.2)	1.5 (1.1 to 2.1)	1.3 (0.9 to 1.8)	1.1 (0.8 to 1.5)	0.9 (0.6 to 1.2)	0.7 (0.5 to 0.9)	0.5 (0.4 to 0.7)	0.1 (0 to 0.2)	0.1 (0 to 0.1)	0 (0 to 0)	12.4
Gonococcal infection	0 (0 to 0)	0 (0 to 0)	0 (0 to 0)	0 (0 to 0)	0 (0 to 0)	0.2 (0.1 to 0.2)	0.6 (0.4 to 0.8)	2.1 (1.5 to 2.9)	3.4 (2.4 to 4.7)	4.2 (3 to 5.8)	4.5 (3.2 to 6.2)	4.5 (3.2 to 6.2)	4.2 (3 to 5.8)	3.8 (2.7 to 5.2)	3.3 (2.4 to 4.5)	3.2 (2.3 to 4.4)	2.6 (1.9 to 3.5)	2.2 (1.6 to 3)	1.8 (1.3 to 2.4)	1.4 (1 to 1.9)	1.1 (0.8 to 1.4)	0.2 (0.2 to 0.4)	0.1 (0.1 to 0.2)	0 (0 to 0.1)	14.2
Trichomoniasis	0 (0 to 0)	0 (0 to 0)	0 (0 to 0)	0 (0 to 0)	0 (0 to 0)	0.1 (0 to 0.1)	0.1 (0 to 0.2)	0.4 (0.2 to 0.5)	0.6 (0.4 to 0.8)	0.8 (0.5 to 1.1)	0.9 (0.6 to 1.2)	0.9 (0.6 to 1.2)	0.8 (0.5 to 1.1)	0.7 (0.5 to 1)	0.6 (0.4 to 0.8)	0.6 (0.4 to 0.8)	0.5 (0.3 to 0.7)	0.4 (0.3 to 0.6)	0.3 (0.2 to 0.5)	0.3 (0.2 to 0.4)	0.2 (0.1 to 0.3)	0 (0 to 0.1)	0 (0 to 0.1)	0 (0 to 0)	4.2
Genital herpes	0 (0 to 0)	0 (0 to 0)	0 (0 to 0)	0 (0 to 0)	0 (0 to 0)	0 (0 to 0)	0 (0 to 0)	0 (0 to 0)	0 (0 to 0)	0 (0 to 0)	0 (0 to 0)	0 (0 to 0)	0 (0 to 0)	0 (0 to 0)	0 (0 to 0)	0 (0 to 0)	0 (0 to 0)	0 (0 to 0)	0 (0 to 0)	0 (0 to 0)	0 (0 to 0)	0 (0 to 0)	0 (0 to 0)	0 (0 to 0)	0 (0 to 0)	0
Other sexually transmitted infections	0 (0 to 0)	0 (0 to 0)	0 (0 to 0)	0 (0 to 0)	0 (0 to 0)	0 (0 to 0)	0.1 (0 to 0.2)	0.4 (0.2 to 0.6)	0.8 (0.5 to 1.1)	1 (0.7 to 1.4)	1.1 (0.7 to 1.5)	1.1 (0.7 to 1.5)	1 (0.7 to 1.4)	0.9 (0.6 to 1.2)	0.8 (0.5 to 1.1)	0.7 (0.5 to 1)	0.6 (0.4 to 0.8)	0.5 (0.3 to 0.7)	0.4 (0.3 to 0.5)	0.3 (0.2 to 0.4)	0.2 (0.2 to 0.3)	0.1 (0 to 0.1)	0.1 (0 to 0.1)	0 (0 to 0)	0 (0 to 0)	0
Respiratory infections and tuberculosis	17,510 (14,510 to 20,300)	2,290 (1,700 to 2,900)	2,730 (2,150 to 3,200)	2,850 (2,350 to 3,300)	1,190 (1,000 to 1,400)	1,190 (1,000 to 1,400)	1,230 (1,000 to 1,500)	1,300 (1,000 to 1,600)	1,400 (1,100 to 1,800)	1,500 (1,200 to 1,900)	1,600 (1,300 to 2,000)	1,700 (1,400 to 2,100)	1,800 (1,500 to 2,200)	1,900 (1,600 to 2,300)	2,000 (1,700 to 2,400)	2,100 (1,800 to 2,500)	2,200 (1,900 to 2,600)	2,300 (1,900 to 2,700)	2,400 (1,900 to 2,800)	2,400 (1,900 to 2,800)	2,500 (1,900 to 2,900)	2,500 (1,900 to 2,900)	2,500 (1,900 to 2,900)	2,500 (1,900 to 2,900)	8,960
Tuberculosis	0 (0 to 0)	0 (0 to 0)	0.2 (0.2 to 0.3)	0.3 (0.3 to 0.4)	0.2 (0.2 to 0.3)	0.3 (0.2 to 0.4)	0.6 (0.5 to 1.3)	1.3 (1.3 to 3)	2.1 (2 to 4.7)	2.4 (2.3 to 5.3)	2.1 (2 to 4.7)	2.3 (2.3 to 5.1)	2.3 (2.3 to 5.1)	2.3 (2.3 to 5.1)	2.3 (2.3 to 5.1)	2.3 (2.3 to 5.1)	2.3 (2.3 to 5.1)	2.3 (2.3 to 5.1)	2.3 (2.3 to 5.1)	2.3 (2.3 to 5.1)	2.3 (2.3 to 5.1)	2.3 (2.3 to 5.1)	2.3 (2.3 to 5.1)	2.3 (2.3 to 5.1)	79.2
Latent tuberculosis infection	0 (0 to 0)	0 (0 to 0)	0 (0 to 0)	0 (0 to 0)	0 (0 to 0)	0 (0 to 0)	0 (0 to 0)	0 (0 to 0)	0 (0 to 0)	0 (0 to 0)	0 (0 to 0)	0 (0 to 0)	0 (0 to 0)	0 (0 to 0)	0 (0 to 0)	0 (0 to 0)	0 (0 to 0)	0 (0 to 0)	0 (0 to 0)	0 (0 to 0)	0 (0 to 0)	0 (0 to 0)	0 (0 to 0)	0 (0 to 0)	0 (0 to 0)	0
Active tuberculosis	0 (0 to 0)	0 (0 to 0)	0.2 (0.2 to 0.3)	0.3 (0.3 to 0.4)	0.2 (0.2 to 0.3)	0.3 (0.2 to 0.4)	0.6 (0.5 to 1.3)	1.3 (1.3 to 3)	2.1 (2 to 4.7)	2.4 (2.3 to 5.3)	2.1 (2 to 4.7)	2.3 (2.3 to 5.1)	2.3 (2.3 to 5.1)	2.3 (2.3 to 5.1)	2.3 (2.3 to 5.1)	2.3 (2.3 to 5.1)	2.3 (2.3 to 5.1)	2.3 (2.3 to 5.1)	2.3 (2.3 to 5.1)	2.3 (2.3 to 5.1)	2.3 (2.3 to 5.1)	2.3 (2.3 to 5.1)	2.3 (2.3 to 5.1)	2.3 (2.3 to 5.1)	79.2
Drug-susceptible Tuberculosis	0 (0 to 0)	0 (0 to 0)	0.2 (0.2 to 0.3)	0.3 (0.3 to 0.4)	0.2 (0.2 to 0.3)	0.3 (0.2 to 0.4)	0.6 (0.5 to 1.3)	1.3 (1.3 to 3)	2.1 (2 to 4.7)	2.4 (2.3 to 5.3)	2.1 (2 to 4.7)	2.3 (2.3 to 5.1)	2.3 (2.3 to 5.1)	2.3 (2.3 to 5.1)	2.3 (2.3 to 5.1)	2.3 (2.3 to 5.1)	2.3 (2.3 to 5.1)	2.3 (2.3 to 5.1)	2.3 (2.3 to 5.1)	2.3 (2.3 to 5.1)	2.3 (2.3 to 5.1)	2.3 (2.3 to 5.1)	2.3 (2.3 to 5.1)	2.3 (2.3 to 5.1)	79.2
Multidrug-resistant tuberculosis without extensive drug-resistan	0 (0 to 0)	0 (0 to 0)	0 (0 to 0)	0 (0 to 0)	0 (0 to 0)	0 (0 to 0)	0 (0 to 0)	0 (0 to 0)	0 (0 to 0)	0 (0 to 0)	0 (0 to 0)	0 (0 to 0)	0 (0 to 0)	0 (0 to 0)	0 (0 to 0)	0 (0 to 0)	0 (0 to 0)	0 (0 to 0)	0 (0 to 0)	0 (0 to 0)	0 (0 to 0)	0 (0 to 0)	0 (0 to 0)	0 (0 to 0)	0 (0 to 0)	0
Extensively drug-resistant tuberculosis	0 (0 to 0)	0 (0 to 0)	0 (0 to 0)	0 (0 to 0)	0 (0 to 0)	0 (0 to 0)	0 (0 to 0)	0 (0 to 0)	0 (0 to 0)	0 (0 to 0)	0 (0 to 0)	0 (0 to 0)	0 (0 to 0)	0 (0 to 0)	0 (0 to 0)	0 (0 to 0)	0 (0 to 0)	0 (0 to 0)	0 (0 to 0)	0 (0 to 0)	0 (0 to 0)	0 (0 to 0)	0 (0 to 0)	0 (0 to 0)	0 (0 to 0)	0
Lower respiratory infections	16,600 (13,700 to 19,400)	2,210 (1,600 to 2,800)	1,770 (1,200 to 2,200)	912 (733 to 1,100)	394 (294 to 497)	362 (272 to 461)	371 (276 to 467)	365 (271 to 459)	377 (280 to 475)	383 (285 to 482)	382 (284 to 481)	382 (284 to 481)	382 (284 to 481)	382 (284 to 481)	382 (284 to 481)	382 (284 to 481)	382 (284 to 481)	382 (284 to 481)	382 (284 to 481)	382 (284 to 481)	382 (284 to 481)	382 (284 to 481)	382 (284 to 481)	382 (284 to 481)	6,880
Upper respiratory infections	0.4 (0 to 1.1)	2.6 (0.7 to 5.6)	192 (108 to 298)	167 (107 to 237)	106 (67 to 156)	106 (67 to 156)	107 (67 to 156)	107 (67 to 156)	107 (67 to 156)	107 (67 to 156)	107 (67 to 156)	107 (67 to 156)	107 (67 to 156)	107 (67 to 156)	107 (67 to 156)	107 (67 to 156)	107 (67 to 156)	107 (67 to 156)	107 (67 to 156)	107 (67 to 156)	107 (67 to 156)	107 (67 to 156)	107 (67 to 156)	107 (67 to 156)	2,650
Otitis media	0 (0 to 0)	0.4 (0.1 to 0.5)	3.4 (2 to 5.2)	1.6 (1 to 2.4)	0.8 (0.5 to 1.2)	0.8 (0.5 to 1.2)	0.8 (0.5 to 1.2

Ischemic heart disease	0 (0.0)	0 (0.0)	0 (0.0)	0 (0.0)	0 (0.0)	0 (0.0)	21.7 (19 to 26.3)	49.7 (32.6 to 62)	92.5 (69.1 to 121)	208 (158 to 266)	423 (329 to 529)	779 (605 to 966)	1,386 (1,085 to 1,756)	2,290 (1,788 to 2,892)	3,648 (2,835 to 4,610)	4,566 (3,545 to 5,826)	4,870 (3,810 to 6,272)	4,566 (4,070 to 5,642)	4,050 (3,729 to 5,073)	4,650 (3,883 to 5,986)	4,350 (3,585 to 5,666)	3,475 (2,805 to 4,535)	1,363 (1,062 to 2,273)	41,900
Stroke	19 (11 to 31)	0 (0 to 0.8)	0 (0 to 0.8)	0 (0 to 0.8



SR Table 2c. Nevada DALYS by cause and sex group for both sexes with 95% uncertainty intervals, 2019

Cause	Early Neonatal	Late Neonatal	Post Neonatal	1 to 4	5 to 9	10 to 14	15 to 19	20 to 24	25 to 29	30 to 34	35 to 39	40 to 44	45 to 49	50 to 54	55 to 59	60 to 64	65 to 69	70 to 74	75 to 79	80 to 84	85 to 89	90 to 94	95 plus	Total
All causes	9,272 (8,719 to 10,000)	2,900 (1,900 to 4,200)	5,490 (3,470 to 7,760)	7,980 (5,230 to 10,200)	6,160 (4,210 to 8,430)	5,920 (3,960 to 7,990)	22,100 (20,200 to 24,000)	23,100 (20,200 to 26,600)	24,200 (20,400 to 28,600)	24,700 (21,200 to 28,600)	24,600 (20,900 to 28,200)	24,700 (21,200 to 28,600)	26,400 (22,700 to 30,100)	29,200 (25,200 to 33,200)	34,000 (29,200 to 38,800)	39,200 (33,800 to 44,800)	45,300 (39,000 to 51,800)	53,000 (45,300 to 60,800)	61,900 (53,000 to 70,800)	72,000 (61,900 to 82,300)	83,700 (72,000 to 95,800)	96,900 (83,700 to 111,000)	111,000 (96,900 to 127,000)	127,000 (111,000 to 145,000)	145,000 (127,000 to 165,000)	165,000 (145,000 to 188,000)	188,000 (165,000 to 214,000)	214,000 (188,000 to 243,000)	243,000 (214,000 to 276,000)	276,000 (243,000 to 312,000)	312,000 (276,000 to 353,000)	353,000 (312,000 to 399,000)	399,000 (353,000 to 452,000)	452,000 (399,000 to 511,000)	511,000 (452,000 to 579,000)	579,000 (511,000 to 655,000)	655,000 (579,000 to 741,000)	741,000 (655,000 to 838,000)	838,000 (741,000 to 947,000)	947,000 (838,000 to 1,070,000)	1,070,000 (947,000 to 1,210,000)	1,210,000 (1,070,000 to 1,360,000)	1,360,000 (1,210,000 to 1,530,000)	1,530,000 (1,360,000 to 1,720,000)	1,720,000 (1,530,000 to 1,940,000)	1,940,000 (1,720,000 to 2,180,000)	2,180,000 (1,940,000 to 2,460,000)	2,460,000 (2,180,000 to 2,770,000)	2,770,000 (2,460,000 to 3,120,000)	3,120,000 (2,770,000 to 3,520,000)	3,520,000 (3,120,000 to 3,970,000)	3,970,000 (3,520,000 to 4,480,000)	4,480,000 (3,970,000 to 5,060,000)	5,060,000 (4,480,000 to 5,710,000)	5,710,000 (5,060,000 to 6,450,000)	6,450,000 (5,710,000 to 7,290,000)	7,290,000 (6,450,000 to 8,240,000)	8,240,000 (7,290,000 to 9,310,000)	9,310,000 (8,240,000 to 10,500,000)	10,500,000 (9,310,000 to 11,900,000)	11,900,000 (10,500,000 to 13,400,000)	13,400,000 (11,900,000 to 15,100,000)	15,100,000 (13,400,000 to 17,000,000)	17,000,000 (15,100,000 to 19,100,000)	19,100,000 (17,000,000 to 21,400,000)	21,400,000 (19,100,000 to 24,000,000)	24,000,000 (21,400,000 to 26,900,000)	26,900,000 (24,000,000 to 30,100,000)	30,100,000 (26,900,000 to 33,600,000)	33,600,000 (30,100,000 to 37,500,000)	37,500,000 (33,600,000 to 41,800,000)	41,800,000 (37,500,000 to 46,500,000)	46,500,000 (41,800,000 to 51,700,000)	51,700,000 (46,500,000 to 57,400,000)	57,400,000 (51,700,000 to 63,600,000)	63,600,000 (57,400,000 to 70,400,000)	70,400,000 (63,600,000 to 77,800,000)	77,800,000 (70,400,000 to 85,800,000)	85,800,000 (77,800,000 to 94,500,000)	94,500,000 (85,800,000 to 104,000,000)	104,000,000 (94,500,000 to 114,000,000)	114,000,000 (104,000,000 to 125,000,000)	125,000,000 (114,000,000 to 137,000,000)	137,000,000 (125,000,000 to 150,000,000)	150,000,000 (137,000,000 to 164,000,000)	164,000,000 (150,000,000 to 179,000,000)	179,000,000 (164,000,000 to 195,000,000)	195,000,000 (179,000,000 to 212,000,000)	212,000,000 (195,000,000 to 230,000,000)	230,000,000 (212,000,000 to 249,000,000)	249,000,000 (230,000,000 to 269,000,000)	269,000,000 (249,000,000 to 289,000,000)	289,000,000 (269,000,000 to 310,000,000)	310,000,000 (289,000,000 to 331,000,000)	331,000,000 (310,000,000 to 353,000,000)	353,000,000 (331,000,000 to 375,000,000)	375,000,000 (353,000,000 to 398,000,000)	398,000,000 (375,000,000 to 421,000,000)	421,000,000 (398,000,000 to 445,000,000)	445,000,000 (421,000,000 to 469,000,000)	469,000,000 (445,000,000 to 493,000,000)	493,000,000 (469,000,000 to 517,000,000)	517,000,000 (493,000,000 to 541,000,000)	541,000,000 (517,000,000 to 565,000,000)	565,000,000 (541,000,000 to 589,000,000)	589,000,000 (565,000,000 to 613,000,000)	613,000,000 (589,000,000 to 637,000,000)	637,000,000 (613,000,000 to 661,000,000)	661,000,000 (637,000,000 to 685,000,000)	685,000,000 (661,000,000 to 709,000,000)	709,000,000 (685,000,000 to 733,000,000)	733,000,000 (709,000,000 to 757,000,000)	757,000,000 (733,000,000 to 781,000,000)	781,000,000 (757,000,000 to 805,000,000)	805,000,000 (781,000,000 to 829,000,000)	829,000,000 (805,000,000 to 853,000,000)	853,000,000 (829,000,000 to 877,000,000)	877,000,000 (853,000,000 to 901,000,000)	901,000,000 (877,000,000 to 925,000,000)	925,000,000 (901,000,000 to 949,000,000)	949,000,000 (925,000,000 to 973,000,000)	973,000,000 (949,000,000 to 997,000,000)	997,000,000 (973,000,000 to 1,021,000,000)	1,021,000,000 (997,000,000 to 1,045,000,000)	1,045,000,000 (1,021,000,000 to 1,069,000,000)	1,069,000,000 (1,045,000,000 to 1,093,000,000)	1,093,000,000 (1,069,000,000 to 1,117,000,000)	1,117,000,000 (1,093,000,000 to 1,141,000,000)	1,141,000,000 (1,117,000,000 to 1,165,000,000)	1,165,000,000 (1,141,000,000 to 1,189,000,000)	1,189,000,000 (1,165,000,000 to 1,213,000,000)	1,213,000,000 (1,189,000,000 to 1,237,000,000)	1,237,000,000 (1,213,000,000 to 1,261,000,000)	1,261,000,000 (1,237,000,000 to 1,285,000,000)	1,285,000,000 (1,261,000,000 to 1,309,000,000)	1,309,000,000 (1,285,000,000 to 1,333,000,000)	1,333,000,000 (1,309,000,000 to 1,357,000,000)	1,357,000,000 (1,333,000,000 to 1,381,000,000)	1,381,000,000 (1,357,000,000 to 1,405,000,000)	1,405,000,000 (1,381,000,000 to 1,429,000,000)	1,429,000,000 (1,405,000,000 to 1,453,000,000)	1,453,000,000 (1,429,000,000 to 1,477,000,000)	1,477,000,000 (1,453,000,000 to 1,501,000,000)	1,501,000,000 (1,477,000,000 to 1,525,000,000)	1,525,000,000 (1,501,000,000 to 1,549,000,000)	1,549,000,000 (1,525,000,000 to 1,573,000,000)	1,573,000,000 (1,549,000,000 to 1,597,000,000)	1,597,000,000 (1,573,000,000 to 1,621,000,000)	1,621,000,000 (1,597,000,000 to 1,645,000,000)	1,645,000,000 (1,621,000,000 to 1,669,000,000)	1,669,000,000 (1,645,000,000 to 1,693,000,000)	1,693,000,000 (1,669,000,000 to 1,717,000,000)	1,717,000,000 (1,693,000,000 to 1,741,000,000)	1,741,000,000 (1,717,000,000 to 1,765,000,000)	1,765,000,000 (1,741,000,000 to 1,789,000,000)	1,789,000,000 (1,765,000,000 to 1,813,000,000)	1,813,000,000 (1,789,000,000 to 1,837,000,000)	1,837,000,000 (1,813,000,000 to 1,861,000,000)	1,861,000,000 (1,837,000,000 to 1,885,000,000)	1,885,000,000 (1,861,000,000 to 1,909,000,000)	1,909,000,000 (1,885,000,000 to 1,933,000,000)	1,933,000,000 (1,909,000,000 to 1,957,000,000)	1,957,000,000 (1,933,000,000 to 1,981,000,000)	1,981,000,000 (1,957,000,000 to 2,005,000,000)	2,005,000,000 (1,981,000,000 to 2,029,000,000)	2,029,000,000 (2,005,000,000 to 2,053,000,000)	2,053,000,000 (2,029,000,000 to 2,077,000,000)	2,077,000,000 (2,053,000,000 to 2,101,000,000)	2,101,000,000 (2,077,000,000 to 2,125,000,000)	2,125,000,000 (2,101,000,000 to 2,149,000,000)	2,149,000,000 (2,125,000,000 to 2,173,000,000)	2,173,000,000 (2,149,000,000 to 2,197,000,000)	2,197,000,000 (2,173,000,000 to 2,221,000,000)	2,221,000,000 (2,197,000,000 to 2,245,000,000)	2,245,000,000 (2,221,000,000 to 2,269,000,000)	2,269,000,000 (2,245,000,000 to 2,293,000,000)	2,293,000,000 (2,269,000,000 to 2,317,000,000)	2,317,000,000 (2,293,000,000 to 2,341,000,000)	2,341,000,000 (2,317,000,000 to 2,365,000,000)	2,365,000,000 (2,341,000,000 to 2,389,000,000)	2,389,000,000 (2,365,000,000 to 2,413,000,000)	2,413,000,000 (2,389,000,000 to 2,437,000,000)	2,437,000,000 (2,413,000,000 to 2,461,000,000)	2,461,000,000 (2,437,000,000 to 2,485,000,000)	2,485,000,000 (2,461,000,000 to 2,509,000,000)	2,509,000,000 (2,485,000,000 to 2,533,000,000)	2,533,000,000 (2,509,000,000 to 2,557,000,000)	2,557,000,000 (2,533,000,000 to 2,581,000,000)	2,581,000,000 (2,557,000,000 to 2,605,000,000)	2,605,000,000 (2,581,000,000 to 2,629,000,000)	2,629,000,000 (2,605,000,000 to 2,653,000,000)	2,653,000,000 (2,629,000,000 to 2,677,000,000)	2,677,000,000 (2,653,000,000 to 2,701,000,000)	2,701,000,000 (2,677,000,000 to 2,725,000,000)	2,725,000,000 (2,701,000,000 to 2,749,000,000)	2,749,000,000 (2,725,000,000 to 2,773,000,000)	2,773,000,000 (2,749,000,000 to 2,797,000,000)	2,797,000,000 (2,773,000,000 to 2,821,000,000)	2,821,000,000 (2,797,000,000 to 2,845,000,000)	2,845,000,000 (2,821,000,000 to 2,869,000,000)	2,869,000,000 (2,845,000,000 to 2,893,000,000)	2,893,000,000 (2,869,000,000 to 2,917,000,000)	2,917,000,000 (2,893,000,000 to 2,941,000,000)	2,941,000,000 (2,917,000,000 to 2,965,000,000)	2,965,000,000 (2,941,000,000 to 2,989,000,000)	2,989,000,000 (2,965,000,000 to 3,013,000,000)	3,013,000,000 (2,989,000,000 to 3,037,000,000)	3,037,000,000 (3,013,000,000 to 3,061,000,000)	3,061,000,000 (3,037,000,000 to 3,085,000,000)	3,085,000,000 (3,061,000,000 to 3,109,000,000)	3,109,000,000 (3,085,000,000 to 3,133,000,000)	3,133,000,000 (3,109,000,000 to 3,157,000,000)	3,157,000,000 (3,133,000,000 to 3,181,000,000)	3,181,000,000 (3,157,000,000 to 3,205,000,000)	3,205,000,000 (3,181,000,000 to 3,229,000,000)	3,229,000,000 (3,205,000,000 to 3,253,000,000)	3,253,000,000 (3,229,000,000 to 3,277,000,000)	3,277,000,000 (3,253,000,000 to 3,301,000,000)	3,301,000,000 (3,277,000,000 to 3,325,000,000)	3,325,000,000 (3,301,000,000 to 3,349,000,000)	3,349,000,000 (3,325,000,000 to 3,373,000,000)	3,373,000,000 (3,349,000,000 to 3,397,000,000)	3,397,000,000 (3,373,000,000 to 3,421,000,000)	3,421,000,000 (3,397,000,000 to 3,445,000,000)	3,445,000,000 (3,421,000,000 to 3,469,000,000)	3,469,000,000 (3,445,000,000 to 3,493,000,000)	3,493,000,000 (3,469,000,000 to 3,517,000,000)	3,517,000,000 (3,493,000,000 to 3,541,000,000)	3,541,000,000 (3,517,000,000 to 3,565,000,000)	3,565,000,000 (3,541,000,000 to 3,589,000,000)	3,589,000,000 (3,565,000,000 to 3,613,000,000)	3,613,000,000 (3,589,000,000 to 3,637,000,000)	3,637,000,000 (3,613,000,000 to 3,661,000,000)	3,661,000,000 (3,637,000,000 to 3,685,000,000)	3,685,000,000 (3,661,000,000 to 3,709,000,000)	3,709,000,000 (3,685,000,000 to 3,733,000,000)	3,733,000,000 (3,709,000,000 to 3,757,000,000)	3,757,000,000 (3,733,000,000 to 3,781,000,000)	3,781,000,000 (3,757,000,000 to 3,805,000,000)	3,805,000,000 (3,781,000,000 to 3,829,000,000)	3,829,000,000 (3,805,000,000 to 3,853,000,000)	3,853,000,000 (3,829,000,000 to 3,877,000,000)	3,877,000,000 (3,853,000,000 to 3,901,000,000)	3,901,000,000 (3,877,000,000 to 3,925,000,000)	3,925,000,000 (3,901,000,000 to 3,949,000,000)	3,949,000,000 (3,925,000,000 to 3,973,000,000)	3,973,000,000 (3,949,000,000 to 3,997,000,000)	3,997,000,000 (3,973,000,000 to 4,021,000,000)	4,021,000,000 (3,997,000,000 to 4,045,000,000)	4,045,000,000 (4,021,000,000 to 4,069,000,000)	4,069,000,000 (4,045,000,000 to 4,093,000,000)	4,093,000,000 (4,069,000,000 to 4,117,000,000)	4,117,000,000 (4,093,000,000 to 4,141,000,000)	4,141,000,000 (4,117,000,000 to 4,165,000,000)	4,165,000,000 (4,141,000,000 to 4,189,000,000)	4,189,000,000 (4,165,000,000 to 4,213,000,000)	4,213,000,000 (4,189,000,000 to 4,237,000,000)	4,237,000,000 (4,213,000,000 to 4,261,000,000)	4,261,000,000 (4,237,000,000 to 4,285,000,000)	4,285,000,000 (4,261,000,000 to 4,309,000,000)	4,309,000,000 (4,285,000,000 to 4,333,000,000)	4,333,000,000 (4,309,000,000 to 4,357,000,000)	4,357,000,000 (4,333,000,000 to 4,381,000,000)	4,381,000,000 (4,357,000,000 to 4,405,000,000)	4,405,000,000 (4,381,000,000 to 4,429,000,000)	4,429,000,000 (4,405,000,000 to 4,453,000,000)	4,453,000,000 (4,429,000,000 to 4,477,000,000)	4,477,000,000 (4,453,000,000 to 4,501,000,000)	4,501,000,000 (4,477,000,000 to 4,525,000,000)	4,525,000,000 (4,501,000,000 to 4,549,000,000)	4,549,000,000 (4,525,000,000 to 4,573,000,000)	4,573,000,000 (4,549,000,000 to 4,597,000,000)	4,597,000,000 (4,573,000,000 to 4,621,000,000)	4,621,000,000 (4,597,000,000 to 4,645,000,000)	4,645,000,000 (4,621,000,000 to 4,669,000,000)	4,669,000,000 (4,645,000,000 to 4,693,000,000)	4,693,000,000 (4,669,000,000 to 4,717,000,000)	4,717,000,000 (4,693,000,000 to 4,741,000,000)	4,741,000,000 (4,717,000,000 to 4,765,000,000)	4,765,000,000 (4,741,000,000 to 4,789,000,000)	4,789,000,000 (4,765,000,000 to 4,813,000,000)	4,813,000,000 (4,789,000,000 to 4,837,000,000)	4,837,000,000 (4,813,000,000 to 4,861,000,000)	4,861,000,000 (4,837,000,000 to 4,885,000,000)	4,885,000,000 (4,861,000,000 to 4,909,000,000)	4,909,000,000 (4,885,000,000 to 4,933,000,000)	4,933,000,000 (4,909,000,000 to 4,957,000,000)	4,957,000,000 (4,933,000,000 to 4,981,000,000)	4,981,000,000 (4,957,000,000 to 5,005,000,000)	5,005,000,000 (4,981,000,000 to 5,029,000,000)	5,029,000,000 (5,005,000,000 to 5,053,000,000)	5,053,000,000 (5,029,000,000 to 5,077,000,000)	5,077,000,000 (5,053,000,000 to 5,101,000,000)	5,101,000,000 (5,077,000,000 to 5,125,000,000)	5,125,000,000 (5,101,000,000 to 5,149,000,000)	5,149,000,000 (5,125,000,000 to 5,173,000,000)	5,173,000,000 (5,149,000,000 to 5,197,000,000)	5,197,000,000 (5,173,000,000 to 5,221,000,000)	5,221,000,000 (5,197,000,000 to 5,245,000,000)	5,245,000,000 (5,221,000,000 to 5,269,000,000)	5,269,000,000 (5,245,000,000 to 5,293,000,000)	5,293,000,000 (5,269,000,000 to 5,317,000,000)	5,317,000,000 (5,293,000,000 to 5,341,000,000)	5,341,000,000 (5,317,000,000 to 5,365,000,000)	5,365,000,000 (5,341,000,000 to 5,389,000,000)	5,389,000,000 (5,365,000,000 to 5,413,000,000)	5,413,000,000 (5,389,000,000 to 5,437,000,000)	5,437,000,000 (5,413,000,000 to 5,461,000,000)	5,461,000,000 (5,437,000,000 to 5,485,000,000)	5,485,000,000 (5,461,000,000 to 5,509,000,000)	5,509,000,000 (5,485,000,000 to 5,533,000,000)	5,533,000,000 (5,509,000,000 to 5,557,000,000)	5,557,000,000 (5,533,000,000 to 5,581,000,000)	5,581,000,000 (5,557,000,000 to 5,605,000,000)	5,605,000,000 (5,581,000,000 to 5,629,000,000)	5,629,000,000 (5,605,000,000 to 5,653,000,000)	5,653,000,000 (5,629,000,000 to 5,677,000,000)	5,677,000,000 (5,653,000,000 to 5,701,000,000)	5,701,000,000 (5,677,000,000 to 5,725,000,000)	5,725,000,000 (5,701,000,000 to 5,749,000,000)	5,749,000,000 (5,725,000,000 to 5,773,000,000)	5,773,000,000 (5,749,000,000 to 5,797,000,000)	5,797,000,000 (5,773,000,000 to 5,821,000,000)	5,821,000,000 (5,797,000,000 to 5,845,000,000)	5,845,000,000 (5,821,000,000 to 5,869,000,000)	5,869,000,000 (5,845,000,000 to 5,893,000,000)	5,893,000,000 (5,869,000,000 to 5,917,000,000)	5,917,000,000 (5,893,000,000 to 5,941,000,000)	5,941,000,000 (5,917,000,000 to 5,965,000,000)	5,965,000,000 (5,941,000,000 to 5,989,000,000)	5,989,000,000 (5,965,000,000 to 6,013,000,000)	6,013,000,000 (5,989,000,000 to 6,037,000,000)	6,037,000,000 (6,013,000,000 to 6,061,000,000)	6,061,000,000 (6,037,000,000 to 6,085,000,000)	6,085,000,000 (6,061,000,000 to 6,109,000,000)	6,109,000,000 (6,085,000,000 to 6,133,000,000)	6,133,000,000 (6,109,000,000 to 6,157,000,000)	6,157,000,000 (6,133,000,000 to 6,181,000,000)	6,181,000,000 (6,157,000,000 to 6,205,000,000)	6,205,000,000 (6,181,000,000 to 6,229,000,000)	6,229,000,000 (6,205,000,000 to 6,253,000,000)	6,253,000,000 (6,229,000,000 to 6,277,000,000)	6,277,000,000 (6,253,000,000 to 6,301,000,000)	6,301,000,000 (6,277,000,000 to 6,325,000,000)	6,325,000,000 (6,301,000,000 to 6,349,000,000)	6,349,000,000 (6,325,000,000 to 6,373,000,000)	6,373,000,000 (6,349,000,000 to 6,397,000,000)	6,397,000,000 (6,373,000,000 to 6,421,000,000)	6,421,000,000 (6,397,000,000 to 6,445,000,000)	6,445,000,000 (6,421,000,000 to 6,469,000,000)	6,469,000,000 (6,445,000,000 to 6,493,000,000)	6,493,000,000 (6,469,000,000 to 6,517,000,000)	6,517,000,000 (6,493,000,000 to 6,541,000,000)	6,541,000,000 (6,517,000,000 to 6,565,000,000)	6,565,000,000 (6,541,000,000 to 6,589,000,000)	6,589,000,000 (6,565,000,000 to 6,613,000,000)	6,613,000,000 (6,589,000,000 to 6,637,000,000)	6,637,000,000 (6,613,000,000 to 6,661,000,000)	6,661,000,000 (6,637,000,000 to 6,685,000,000)	6,685,000,000 (6,661,000,000 to 6,709,000,000)	6,709,000,000 (6,685,000,000 to 6,733,000,000)	6,733,000,000 (6,709,000,000 to 6,757,000,000)	6,757,000,000 (6,733,000,000 to 6,781,000,000)	6,781,000,000 (6,757,000,000 to 6,805,000,000)	6,805,000,000 (6,781,000,000 to 6,829,000,000)	6,829,000,000 (6,805,000,000 to 6,853,000,000)	6,853,000,000 (6,829,000,000 to 6,877,000,000)	6,877,000,000 (6,853,000,000 to 6,901,000,000)	6,901,000,000 (6,877,000,000 to 6,925,000,000)	6,925,000,000 (6,901,000,000 to 6,949,000,000)	6,949,000,000 (6,925,000,000 to 6,973,000,000)	6,973,000,000 (6,949,000,000 to 6,997,000,000)	6,997,000,000 (6,973,000,000 to 7,021,000,000)	7,021,000,000 (6,997,000,000 to 7,045,000,000)	7,045,000,000 (7,021,000,000 to 7,069,000,000)	7,069,000,000 (7,045,000,000 to 7,093,000,000)	7,093,000,000 (7,069,000,000 to 7,117,000,000)	7,117,000,000 (7,093,000,000 to 7,141,000,000)	7,141,000,000 (7,117,000,000 to 7,165,000,000)	7,165,000,000 (7,141,000,000 to 7,189,000,000)	7,189,000,000 (7,165,000,000 to 7,213,000,000)	7,213,000,000 (7,189,000,000 to 7,237,000,000)	7,237,000,000 (7,213,000,000 to 7,261,000,000)	7,261,000,000 (7,237,000,000 to 7,285,000,000)	7,285,000,000 (7,261,000,000 to 7,309,000,000)	7,309,000,000 (7,285,000,000 to 7,333,000,000)	7,333,000,000 (7,309,000,000 to 7,357,000,000)	7,357,000,000 (7,333,000,000 to 7,381,000,000)	7,381,000,000 (7,357,000,000 to 7,405,000,000)	7,405,000,000 (7,381,000,000 to 7,429,000,000)	7,429,000,000 (7,405,000,000 to 7,453,000,000)	7,453,000,000 (7,429,000,000 to 7,477,000,000)	7,477,000,000 (7,453,000,000 to 7,501,000,000)	7,501,000,000 (7,477,000,000 to 7,525,000,000)	7,525,000,000 (7,501,000,000 to 7,549,000,000)	7,549,000,000 (7,525,000,000 to 7,573,000,000)	7,573,000,000 (7,549,000,000 to 7,597,000,000)	7,597,000,000 (7,573,000,000 to 7,621,000,000)	7,621,000,000 (7,597,000,000 to 7,645,000,000)	7,645,000,000 (7,621,000,000 to 7,669,000,000)	7,669,000,000 (7,645,000,000 to 7,693,000,000)	7,693,000,000 (7,669,000,000 to 7,717,000,000)	7,717,000,000 (7,693,000,000 to 7,741,000,000)	7,741,000,000 (7,717,000,000 to 7,765,000,000)	7,765,000,000 (7,741,000,000 to 7,789,000,000)	7,789,000,000 (7,765,000,000 to 7,813,000,000)	7,813,000,000 (7,789,000,000 to 7,837,000,000)	7,837,000,000 (7,813,000,000 to 7,861,000,000)	7,861,000,000 (7,837,000,000 to 7,885,000,000)	7,885,000,000 (7,861,000,000 to 7,909,000,000)	7,909,000,000 (7,885,000,000 to 7,933,000,000)	7,933,000,000 (7,909,000,000 to 7,957,000,000)	7,957,000,000 (7,933,000,000 to 7,981,000,000)	7,981,000,000 (7,957,000,000 to 8,005,000,000)	8,005,000,000 (7,981,000,000 to 8,029,000,000)	8,029,000,000 (8,005,000,000 to 8,053,000,000)	8,053,000,000 (8,029,000,000 to 8,077,000,000)	8,077,000,000 (8,053,000,000 to 8,101,000,000)	8,101,000,000 (8,077,000,000 to 8,125,000,000)	8,125,000,000 (8,101,000,000 to 8,149,000,000)	8,149,000,000 (8,125,000,000 to 8,173,000,000)	8,173,000,000 (8,149,000,000 to 8,197,000,000)	8,197,000,000 (8,173,000,000 to 8,221,000,000)	8,221,000,000 (8,197,000,000 to 8,245,000,000)	8,245,000,000 (8,221,000,000 to 8,269,000,000)	8,269,000,000 (8,245,000,000 to 8,293,000,000)	8,293,000,000 (8,269,000,000 to 8,317,000,000)	8,317,000,000 (8,293,000,000 to 8,341,000,000)	8,341,000,000 (8,317,000,000 to 8,365,000,000)	8,365,000,000 (8,341,000,000 to 8,389,000,000)	8,389,000,000 (8,365,000,000 to 8,413,000,000)	8,413,000,000 (8,389,000,000 to 8,437,000,000)	8,437,000,000 (8,413,000,000 to 8,461,000,000)	8,461,000,000 (8,437,000,000 to 8,485,000,000)	8,485,000,000 (8,461,000,000 to 8,509,000,000)	8,509,000,000 (8,485,000,000 to 8,533,000,000)	8,533,000,000 (8,509,000,000 to 8,557,000,000)	8,557,000,000 (8,533,000,000 to 8,581,000,000)	8,581,000,000 (8,557,000,000 to 8,605,000,000)	8,605,000,000 (8,581,000,000 to 8,629,000,000)	8,629,000,000 (8,605,000,000 to 8,653,000,000)	8,653,000,000 (8,629,000,000 to 8,677,000,000)	8,677,000,000 (8,653,000,000 to 8,701,000,000)	8,701,000,000 (8,677,000,000 to 8,725,000,000)	8,725,000,000 (8,701,000,000 to 8,749,000,000)	8,749,000,000 (8,725,000,000 to 8,773,000,000)	8,773,000,000 (8,749,000,000 to 8,797,000,000)	8,797,000,000 (8,773,000,000 to 8,821,000,000)	8,821,000,000 (8,797,000,000 to 8,845,000,000)	8,845,000,000 (8,821,000,000 to 8,869,000,000)	8,869,000,000 (8,845,000,000 to 8,893,000,000)	8,893,000,000 (8,869,000,000 to 8,917,000,000)	8,917,000,000 (8,893,000,000 to 8,941,000,000)	8,941,000,000 (8,917,000,000 to 8,965,000,000)	8,965,000,000 (8,941,000,000 to 8,989,000,000)	8,989,000,000 (8,965,000,000 to 9,013,000,000)	9,013,000,000 (8,989,000,000 to 9,037,000,000)	9,037,000,000 (9,013,000,000 to 9,061,000,000)	9,061,000,000 (9,037,000,000 to 9,085,000,000)	9,085,000,000 (9,061,000,000 to 9,109,000,000)	9,109,000,000 (9,085,000,000 to 9,133,000,000)	9,133,000,000 (9,109,000,000 to 9,157,000,000)	9,157,000,000 (9,133,000,000 to 9,181,000,000)	9,181,000,000 (9,157,000,000 to 9,205,000,000)	9,205,000,000 (9,181,000,000 to 9,229,000,000)	9,229,000,000 (9,205,000,000 to 9,253,000,000)	9,253,000,000 (9,229,000,000 to 9,277,000,000)	9,277,000,000 (9,253,000,000 to 9,301,000,000)	9,301,000,000 (9,277,000,000 to 9,325,000,000)	9,325,000,000 (9,301,000,000 to 9,349,000,000)	9,349,000,000 (9,325,000,000 to 9,373,000,000)	9,373,000,000 (9,349,000,000 to 9,397,000,000)	9,397,000,000 (9,373,000,000 to 9,421,000,000)	9,421,000,000 (9,397,000,000 to 9,445,000,000)	9,445,000,000 (9,421,000,000 to 9,469,000,000)	9,469,000,000 (9,445,000,000 to 9,493,000,000)	9,493,000,000 (9,469,000,000 to 9,517,000,000)	9,517,000,000 (9,493,000,000 to 9,541,000,000)	9,541,000,000 (9,517,000,000 to 9,565,000,000)	9,565,000,000 (9,541,000,000 to 9,589,000,000)	9,589,000,000 (9,565,000,000 to 9,613,000,000)	9,613,000,000 (9,589,000,000 to 9,637,000,000)	9,637,000,000 (9,613,000,000 to 9,661,000,000)	9,661,000,000 (9,637,000,000 to 9,685,000,000)	9,685,000,000 (9,661,000,000 to 9,709,000,000)	9,709,000,000 (9,685,000,000 to 9,733,000,000)	9,733,000,000 (9,709,000,000 to 9,757,000,000)	9,757,000,000 (9,733,000,000 to 9,781,000,000)	9,781,000,000 (9,757,000,000 to 9,805,000,000)	9,805,000,000 (9,781,000,000 to 9,829,000,000)	9,829,000,000 (9,805,000,000 to 9,853,000,000)	9,853,000,000 (9,829,000,000 to 9,877,000,000)	9,877,000,000 (9,853,000,000 to 9,901,000,000)	9,901,000,000 (9,877,000,000 to 9,925,000,000)	9,925,000,000 (9,901,000,000 to 9,949,000,000)	9,949,000,000 (9,925,000,000 to 9,973,000,000)	9,973,000,000 (9,949,000,000 to 9,997,000,000)	9,997,000,000 (9,973,000,000 to 10,021,000,000)	10,021,000,000 (9,997,000,000 to 10,045,000,000)	10,045,000,000 (10,021,000,000 to 10,069,000,000)	10,069,000,000 (10,045,000,000 to 10,093,000,000)	10,093,000,000 (10,069,000,000 to 10,117,000,000)	10,117,000,000 (10,093,000,000 to 10,141,000,000)	10,141,000,000 (10,117,000,000 to 10,165,000,000)	10,165,000,000 (10,141,000,000 to 10,189,000,000)	10,189,000,000 (10,165,000,000 to 10,213,000,000)	10,213,000,000 (10,189,000,000 to 10,237,000,000)	10,237,000,000 (10,213,000,000 to 10,261,000,000)	10,261,000,000 (10,237,000,000 to 10,285,000,000)	10,285,000,000 (10,261,000,000 to 10,309,000,000)	10,309,000,000 (10,285,000,000 to 10,333,000,000)	10,333,000,000 (10,309,000,000 to 10,357,000,000)	10,357,000,000 (10,333,000,000 to 10,381,000,000)	10,381,000,000 (10,357,000,000 to 10,405,000,000)	10,405,000,000 (10,381,000,000 to 10,429,000,000)	10,429,000,000 (10,405,000,000 to 10,453,000,000)	10,453,000,000 (10,429,000,000 to 10,477,000,000)	10,477,000,000 (10,453,000,000 to 10,501,000,000)	10,501,000,000 (10,477,000,000 to 10,525,000,000)	10,525,000,000 (10,501,000,000 to 10,549,000,000)	10,549,000,000 (10,525,000,000 to 10,573,000,000)	10,573,000,000 (10,549,000,000 to 10,597,000,000)	10,597,000,000 (10,573,000,000 to 10,621,000,000)	10,621,000,000 (10,597,000,000 to 10,645,000,000)	10,645,000,000 (10,621,000,000 to 10,669,000,000)	10,669,000,000 (10,645,000,000 to 10,693,000,000)	10,693,000,000 (10,669,000,000 to 10,717,000,000)	10,717,000,000 (10,693,000,000 to 10,741,000,000)	10,741,000,000 (10,717,000,000 to 10,765,000,000)	10,765,000,000 (10,741,000,000 to 10,789,000,000)	10,789,000,000 (10,765,000,000 to 10,813,000,000)	10,813,000,000 (10,789,000,000 to 10,837,000,000)	10,837,000,000 (10,813,000,000 to 10,861,000,000)	10,861,000,000 (10,837,000,000 to 10,885,000,000)	10,885,000,000 (10,861,000,000 to 10,909,000,000)	10,909,000,000 (10,885,000,000 to 10,933,000,000)	10,933,000,000 (10,909,000,000 to 10,957,000,000)	10,957,000,000 (10,933,000,000 to 10,





SR Table 2c. New Hampshire DALYS by cause and age group for both sexes with 95% uncertainty intervals, 2019

Cause	Early Neonatal	Late Neonatal	Post-Neonatal	1 to 4	5 to 9	10 to 14	15 to 19	20 to 24	25 to 29	30 to 34	35 to 39	40 to 44	45 to 49	50 to 54	55 to 59	60 to 64	65 to 69	70 to 74	75 to 79	80 to 84	85 to 89	90 to 94	95 plus	Total
All causes	2,670 (1,850 to 3,590)	592 (383 to 866)	1,280 (1,190 to 1,430)	1,990 (1,660 to 2,420)	2,250 (2,000 to 2,580)	2,720 (2,370 to 3,220)	5,130 (4,290 to 6,220)	10,700 (9,020 to 12,900)	20,100 (16,600 to 23,900)	19,900 (16,600 to 23,900)	19,100 (16,000 to 22,600)	19,100 (16,000 to 22,600)	19,100 (16,000 to 22,600)	20,600 (17,200 to 24,700)	20,600 (17,200 to 24,700)	20,700 (16,900 to 25,600)	19,600 (15,900 to 24,100)	19,600 (15,900 to 24,100)	20,300 (16,200 to 25,100)	19,900 (15,700 to 24,900)	20,400 (16,000 to 25,400)	22,700 (16,900 to 29,100)	13,900 (10,700 to 19,200)	9,600 (7,200 to 13,000)	686,000
Communicable, maternal, neonatal, and nutritional diseases	1,660 (1,020 to 2,710)	312 (200 to 429)	330 (299 to 429)	470 (315 to 623)	437 (311 to 587)	427 (321 to 566)	660 (502 to 867)	903 (683 to 1,180)	996 (672 to 1,390)	931 (669 to 1,290)	860 (612 to 1,190)	843 (610 to 1,150)	774 (570 to 1,030)	826 (626 to 1,080)	820 (619 to 1,080)	786 (579 to 1,060)	1,050 (822 to 1,300)	976 (746 to 1,220)	1,050 (770 to 1,360)	993 (640 to 1,390)	866 (567 to 1,290)	796 (478 to 1,190)	691 (384 to 1,090)	390 (196 to 661)	16,400
HIV/AIDS and sexually transmitted infections	0.2 (0.1 to 0.5)	0.1 (0 to 0.1)	1.3 (1.2 to 1.6)	1 (0.9 to 1.2)	0.7 (0.6 to 0.8)	1.7 (1.4 to 2.1)	9.4 (7.9 to 11.2)	17.2 (13.7 to 22.3)	48.3 (33.7 to 68.6)	69.3 (49.7 to 93.5)	109 (77 to 139)	98.6 (71.6 to 130)	76 (54.3 to 99.6)	78.3 (55.2 to 105)	62 (43.3 to 84)	49.5 (34.1 to 67.1)	43.1 (29.4 to 58.2)	33.1 (21.5 to 47.2)	18.3 (10.1 to 29.1)	10.1 (4.9 to 19)	4.7 (2.3 to 8.8)	2.6 (1.2 to 5)	1.4 (0.7 to 2.8)	0.5 (0.3 to 0.8)	782
HIV/AIDS	0 (0 to 0)	0 (0 to 0)	1.3 (1.2 to 1.6)	1 (0.9 to 1.2)	0.7 (0.6 to 0.8)	0.6 (0.5 to 0.8)	2.1 (1.6 to 2.8)	14 (10 to 17.5)	42.4 (31.6 to 59.1)	64.3 (47.4 to 89)	98.3 (72.1 to 128)	78 (57.2 to 102)	59.3 (42.6 to 78.5)	62 (45.4 to 82)	48 (34.1 to 63.5)	38.9 (27.5 to 52.5)	32.6 (22.2 to 45.3)	27 (17.3 to 39.5)	14.3 (7.5 to 23.5)	6.3 (2.9 to 12.3)	4 (1.6 to 8.5)	2.6 (0.9 to 5.8)	0.8 (0.2 to 2.2)	0.2 (0.1 to 0.5)	653
HIV/AIDS - Drug-susceptible Tuberculosis	0 (0 to 0)	0 (0 to 0)	0 (0 to 0)	0 (0 to 0)	0 (0 to 0)	0 (0 to 0)	0 (0 to 0)	0 (0 to 0)	0 (0 to 0)	0 (0 to 0)	0 (0 to 0)	0 (0 to 0)	0 (0 to 0)	0 (0 to 0)	0 (0 to 0)	0 (0 to 0)	0 (0 to 0)	0 (0 to 0)	0 (0 to 0)	0 (0 to 0)	0 (0 to 0)	0 (0 to 0)	0 (0 to 0)	0 (0 to 0)	0 (0 to 0)	0
HIV/AIDS - Multidrug-resistant Tuberculosis without extensive drug-resistance	0 (0 to 0)	0 (0 to 0)	0 (0 to 0)	0 (0 to 0)	0 (0 to 0)	0 (0 to 0)	0 (0 to 0)	0 (0 to 0)	0 (0 to 0)	0 (0 to 0)	0 (0 to 0)	0 (0 to 0)	0 (0 to 0)	0 (0 to 0)	0 (0 to 0)	0 (0 to 0)	0 (0 to 0)	0 (0 to 0)	0 (0 to 0)	0 (0 to 0)	0 (0 to 0)	0 (0 to 0)	0 (0 to 0)	0 (0 to 0)	0 (0 to 0)	0
HIV/AIDS - Extensively drug-resistant Tuberculosis	0 (0 to 0)	0 (0 to 0)	0 (0 to 0)	0 (0 to 0)	0 (0 to 0)	0 (0 to 0)	0 (0 to 0)	0 (0 to 0)	0 (0 to 0)	0 (0 to 0)	0 (0 to 0)	0 (0 to 0)	0 (0 to 0)	0 (0 to 0)	0 (0 to 0)	0 (0 to 0)	0 (0 to 0)	0 (0 to 0)	0 (0 to 0)	0 (0 to 0)	0 (0 to 0)	0 (0 to 0)	0 (0 to 0)	0 (0 to 0)	0 (0 to 0)	0
HIV/AIDS resulting in other diseases	0 (0 to 0)	0 (0 to 0)	1.1 (1 to 1.4)	0.9 (0.8 to 1.1)	0.6 (0.5 to 0.8)	0.7 (0.6 to 0.9)	1.3 (1.2 to 1.6)	3.1 (2.7 to 3.7)	6.1 (4.9 to 8.1)	4.9 (3.8 to 6.4)	10.7 (8.2 to 13.9)	20.6 (15.7 to 26.6)	16.7 (12.7 to 21.5)	16.3 (12.4 to 21.1)	14.1 (10.7 to 18.2)	10.6 (8.1 to 13.7)	10.5 (7.9 to 13.6)	6.1 (4.5 to 8.1)	3.9 (2.8 to 5.1)	3.8 (2.6 to 5.1)	0.7 (0.5 to 1)	0.6 (0.4 to 0.9)	0.6 (0.4 to 0.9)	0.3 (0.1 to 0.5)	106
Sexually transmitted infections excluding HIV	0.2 (0.1 to 0.5)	0.1 (0 to 0.1)	0 (0 to 0)	0 (0 to 0)	0.1 (0 to 0.2)	1.1 (0.8 to 1.4)	7.3 (5.8 to 9.1)	3.2 (2.5 to 4.1)	6.1 (4.7 to 7.9)	5.1 (3.9 to 6.6)	10.9 (8.4 to 14)	20.6 (15.7 to 26.6)	17.6 (13.4 to 22.7)	16.3 (12.4 to 21.1)	14.1 (10.7 to 18.2)	10.6 (8.1 to 13.7)	10.5 (7.9 to 13.6)	6.1 (4.5 to 8.1)	3.9 (2.8 to 5.1)	3.8 (2.6 to 5.1)	0.7 (0.5 to 1)	0.6 (0.4 to 0.9)	0.6 (0.4 to 0.9)	0.3 (0.1 to 0.5)	84
Syphilis	0 (0 to 0)	0 (0 to 0)	0 (0 to 0)	0 (0 to 0)	0 (0 to 0)	0.2 (0.2 to 0.3)	0.3 (0.2 to 0.5)	0.3 (0.2 to 0.5)	0.6 (0.4 to 1.1)	0.6 (0.4 to 1.1)	1.4 (1 to 1.9)	1.6 (1.2 to 2.2)	1.5 (1.1 to 2.1)	2.2 (1.6 to 3)	2.1 (1.6 to 2.9)	2.1 (1.6 to 2.9)	2.2 (1.6 to 3)	1.4 (1 to 2)	1.2 (0.8 to 1.7)	0.9 (0.6 to 1.3)	0.6 (0.4 to 0.9)	0.6 (0.4 to 0.9)	0.4 (0.2 to 0.6)	0.2 (0.1 to 0.3)	23.9
Chlamydial infection	0 (0 to 0)	0 (0 to 0)	0 (0 to 0)	0 (0 to 0)	0 (0 to 0)	0.1 (0 to 0.1)	0.3 (0.2 to 0.4)	0.6 (0.4 to 1.1)	1.1 (0.8 to 1.6)	1.1 (0.8 to 1.6)	1.2 (0.9 to 1.7)	1.2 (0.9 to 1.7)	0.7 (0.4 to 1.1)	0.8 (0.5 to 1.2)	0.6 (0.4 to 0.9)	0.6 (0.4 to 0.9)	0.6 (0.4 to 0.9)	0.4 (0.2 to 0.6)	0.2 (0.1 to 0.4)	0.2 (0.1 to 0.3)	0.1 (0 to 0.2)	0.1 (0 to 0.2)	0.1 (0 to 0.2)	0 (0 to 0.1)	7.7
Gonococcal infection	0 (0 to 0)	0 (0 to 0)	0 (0 to 0)	0 (0 to 0)	0 (0 to 0)	0.1 (0 to 0.2)	0.3 (0.2 to 0.5)	0.7 (0.5 to 1)	1 (0.7 to 1.4)	1 (0.7 to 1.4)	2.2 (1.6 to 3)	2.6 (1.9 to 3.5)	2.5 (1.8 to 3.4)	3.5 (2.5 to 4.8)	3.3 (2.4 to 4.5)	3.3 (2.4 to 4.5)	3.5 (2.5 to 4.8)	2.3 (1.6 to 3.2)	1.9 (1.3 to 2.7)	1.4 (0.9 to 2)	0.9 (0.6 to 1.3)	0.9 (0.6 to 1.3)	0.6 (0.4 to 0.9)	0.2 (0.1 to 0.3)	29.6
Trichomoniasis	0 (0 to 0)	0 (0 to 0)	0 (0 to 0)	0 (0 to 0)	0 (0 to 0)	0.4 (0.3 to 0.5)	0.6 (0.4 to 0.8)	1.1 (0.8 to 1.5)	1.6 (1.2 to 2.2)	1.6 (1.2 to 2.2)	2.2 (1.7 to 3)	2.2 (1.7 to 3)	1.1 (0.8 to 1.6)	1.1 (0.8 to 1.6)	0.8 (0.5 to 1.1)	0.8 (0.5 to 1.1)	0.8 (0.5 to 1.1)	0.5 (0.3 to 0.8)	0.3 (0.2 to 0.5)	0.2 (0.1 to 0.4)	0.1 (0 to 0.2)	0.1 (0 to 0.2)	0.1 (0 to 0.2)	0 (0 to 0.1)	10.7
Genital herpes	0 (0 to 0)	0 (0 to 0)	0 (0 to 0)	0 (0 to 0)	0 (0 to 0)	0.2 (0.1 to 0.3)	0.4 (0.3 to 0.6)	0.7 (0.5 to 1)	1.1 (0.8 to 1.5)	1.1 (0.8 to 1.5)	1.5 (1.1 to 2.1)	1.6 (1.2 to 2.2)	1.1 (0.8 to 1.5)	1.2 (0.8 to 1.7)	0.9 (0.6 to 1.3)	0.9 (0.6 to 1.3)	0.9 (0.6 to 1.3)	0.6 (0.4 to 0.9)	0.4 (0.2 to 0.6)	0.3 (0.2 to 0.4)	0.2 (0.1 to 0.3)	0.2 (0.1 to 0.3)	0.1 (0.1 to 0.2)	0 (0 to 0.1)	15.2
Other sexually transmitted infections	0 (0 to 0)	0 (0 to 0)	0 (0 to 0)	0 (0 to 0)	0 (0 to 0)	0.1 (0 to 0.1)	0.4 (0.3 to 0.5)	1.3 (1 to 1.7)	2.6 (2 to 3.5)	2.6 (2 to 3.5)	3.4 (2.6 to 4.5)	3.4 (2.6 to 4.5)	2.4 (1.8 to 3.2)	2.7 (2 to 3.6)	2.2 (1.6 to 2.9)	2.2 (1.6 to 2.9)	2.2 (1.6 to 2.9)	1.4 (1 to 1.9)	1.1 (0.8 to 1.5)	0.8 (0.5 to 1.1)	0.5 (0.3 to 0.7)	0.5 (0.3 to 0.7)	0.3 (0.2 to 0.5)	0.1 (0 to 0.2)	30.6
Respiratory infections and tuberculosis	1,260 (1,010 to 1,610)	267 (164 to 371)	327 (124 to 1,180)	1,020 (395 to 3,690)	1,190 (454 to 4,300)	1,230 (469 to 4,450)	3,230 (1,230 to 11,700)	7,230 (2,750 to 26,200)	16,200 (6,170 to 58,700)	15,200 (5,790 to 55,000)	14,200 (5,410 to 51,400)	13,200 (5,030 to 47,800)	12,200 (4,650 to 44,200)	12,700 (4,840 to 46,000)	11,700 (4,460 to 42,300)	10,700 (4,080 to 38,700)	9,660 (3,680 to 35,000)	8,700 (3,310 to 31,500)	8,960 (3,410 to 32,400)	8,700 (3,310 to 31,500)	8,630 (3,290 to 31,200)	8,570 (3,260 to 31,000)	5,870 (2,230 to 21,200)	4,020 (1,530 to 14,500)	423,000 (379 to 1,530)
Tuberculosis	0 (0 to 0)	0 (0 to 0)	0 (0 to 0.1)	0 (0 to 0.1)	0 (0 to 0.1)	0 (0 to 0.1)	0 (0 to 0.1)	0.1 (0 to 0.2)	0.3 (0 to 0.5)	0.3 (0 to 0.5)	0.4 (0 to 0.6)	0.4 (0 to 0.6)	0.3 (0 to 0.5)	0.4 (0 to 0.6)	0.3 (0 to 0.5)	0.3 (0 to 0.5)	0.3 (0 to 0.5)	0.2 (0 to 0.4)	0.2 (0 to 0.3)	0.1 (0 to 0.2)	0.1 (0 to 0.2)	0.1 (0 to 0.2)	0.1 (0 to 0.2)	0 (0 to 0.1)	0 (0 to 0.1)	3.7
Latent tuberculosis infection	0 (0 to 0)	0 (0 to 0)	0 (0 to 0)	0 (0 to 0)	0 (0 to 0)	0 (0 to 0)	0 (0 to 0)	0 (0 to 0)	0 (0 to 0)	0 (0 to 0)	0 (0 to 0)	0 (0 to 0)	0 (0 to 0)	0 (0 to 0)	0 (0 to 0)	0 (0 to 0)	0 (0 to 0)	0 (0 to 0)	0 (0 to 0)	0 (0 to 0)	0 (0 to 0)	0 (0 to 0)	0 (0 to 0)	0 (0 to 0)	0 (0 to 0)	0
Drug-susceptible Tuberculosis	0 (0 to 0)	0 (0 to 0)	0 (0 to 0.1)	0 (0.0 to 0.3)	0 (0 to 0.1)	0 (0 to 0.1)	0 (0 to 0.1)	0 (0 to 0.2)	0 (0 to 0.4)	0 (0 to 0.4)	0 (0 to 0.5)	0 (0 to 0.5)	0 (0 to 0.4)	0 (0 to 0.5)	0 (0 to 0.4)	0 (0 to 0.4)	0 (0 to 0.4)	0 (0 to 0.3)	0 (0 to 0.3)	0 (0 to 0.2)	0 (0 to 0.1)	0 (0 to 0.1)	0 (0 to 0.1)	0 (0 to 0.1)	0 (0 to 0.1)	0.6
Multidrug-resistant tuberculosis without extensive drug-resistance	0 (0 to 0)	0 (0 to 0)	0 (0 to 0)	0 (0 to 0)	0 (0 to 0)	0 (0 to 0)	0 (0 to 0)	0 (0 to 0)	0 (0 to 0)	0 (0 to 0)	0 (0 to 0)	0 (0 to 0)	0 (0 to 0)	0 (0 to 0)	0 (0 to 0)	0 (0 to 0)	0 (0 to 0)	0 (0 to 0)	0 (0 to 0)	0 (0 to 0)	0 (0 to 0)	0 (0 to 0)	0 (0 to 0)	0 (0 to 0)	0 (0 to 0)	0
Extensively drug-resistant tuberculosis	0 (0 to 0)	0 (0 to 0)	0 (0 to 0)	0 (0 to 0)	0 (0 to 0)	0 (0 to 0)	0 (0 to 0)	0 (0 to 0)	0 (0 to 0)	0 (0 to 0)	0 (0 to 0)	0 (0 to 0)	0 (0 to 0)	0 (0 to 0)	0 (0 to 0)	0 (0 to 0)	0 (0 to 0)	0 (0 to 0)	0 (0 to 0)	0 (0 to 0)	0 (0 to 0)	0 (0 to 0)	0 (0 to 0)	0 (0 to 0)	0 (0 to 0)	0
Lower respiratory infections	1,260 (1,010 to 1,610)	267 (164 to 371)	326 (124 to 1,180)	1,020 (395 to 3,690)	1,190 (454 to 4,300)	1,230 (469 to 4,450)	3,230 (1,230 to 11,700)	7,230 (2,750 to 26,200)	16,200 (6,170 to 58,700)	15,200 (5,790 to 55,000)	14,200 (5,410 to 51,400)	13,200 (5,030 to 47,800)	12,200 (4,650 to 44,200)	12,700 (4,840 to 46,000)	11,700 (4,460 to 42,300)	10,700 (4,080 to 38,700)	9,660 (3,680 to 35,000)	8,700 (3,310 to 31,500)	8,960 (3,410 to 32,400)	8,700 (3,310 to 31,500)	8,630 (3,290 to 31,200)	8,570 (3,260 to 31,000)	5,870 (2,230 to 21,200)	4,020 (1,530 to 14,500)	423,000 (379 to 1,530)
Upper respiratory infections	0 (0 to 0)	0 (0 to 0)	0.2 (0.1 to 0.3)	0.2 (0.1 to 0.3)	0.2 (0.1 to 0.3)	0.2 (0.1 to 0.3)	0.3 (0.2 to 0.4)	0.4 (0.3 to 0.5)	0.5 (0.4 to 0.7)	0.5 (0.4 to 0.7)	0.6 (0.4 to 0.8)	0.6 (0.4 to 0.8)	0.5 (0.4 to 0.7)	0.6 (0.4 to 0.8)	0.5 (0.4 to 0.7)	0.5 (0.4 to 0.7)	0.5 (0.4 to 0.7)	0.4 (0.3 to 0.5)	0.3 (0.2 to 0.4)	0.2 (0.2 to 0.3)	0.2 (0.1 to 0.3)	0.2 (0.1 to 0.3)	0.1 (0.1 to 0.2)	0 (0 to 0.1)	6.2
Otitis media	0 (0 to 0)	0 (0 to 0.2)	1.1 (0.6 to 2.2)	0.9 (0.6 to 2.2)	0.6 (0.4 to 1.5)	0.6 (0.4 to 1.4)	0.7 (0.4 to 1.6)	0.8 (0.5 to 2.2)	0.9 (0.6 to 1.7)	0.8 (0.6 to 1.6)	0.8 (0.5 to 1.6)	0.8 (0.5 to 1.6)	0.6 (0.4 to 1.2)	0.6 (0.4 to 1.2)	0.5 (0.3 to 1.1)	0.5 (0.3 to 1.1)	0.5 (0.3 to 1.1)	0.4 (0.2 to 0.8)	0.3 (0.2 to 0.6)	0.2 (0.1 to 0.5)	0.2 (0.1 to 0.4)	0.1 (0.1 to 0.3)	0.1 (0.1 to 0.2)	0 (0.1 to 0.1)	19
Sinitis	1.8 (1.1 to 3)	2.6 (1.6 to 3.8)	21.2 (9.4 to 61.3)	51 (22.6 to 151.1)	42.9 (19.1 to 124.1)	39.2 (17.4 to 113.4)	39.4 (17.5 to 114)	39.6 (17.6 to 114.6)	39.2 (17.4 to 113.4)	39.2 (17.4 to 113.4)	39.2 (17.4 to 113.4)	39.2 (17.4 to 113.4)	39.2 (17.4 to 113.4)	39.2 (17.4 to 113.4)	39.2 (17.4 to 113.4)	39.2 (17.4 to 113.4)	39.2 (17.4 to 113.4)	39.2 (17.4 to 113.4)	39.2 (17.4 to 113.4)	39.2 (17.4 to 113.4)	39.2 (17.4 to 113.4)	39.2 (17.4 to 113.4)	39.2 (17.4 to 113.4)	39.2 (17.4 to 113.4)	1,840
Diarrheal diseases	1,110 (1,110 to 1,110)	218 (218 to 218)	309.6 (309.6 to 309.6)	324 (324 to 324)	227 (227 to 227)	164 (164 to 164)	90.1 (90.1 to 90.1)	79.7 (79.7 to 79.7)	89.5 (89.5 to 89.5)	89.5 (89.5 to 89.5)	89.5 (89.5 to 89.5)	89.5 (89.5 to 89.5)	77 (77 to 77)	77 (77 to 77)	77 (77 to 77)	77 (77 to 77)	77 (77 to 77)	77 (77 to 77)	77 (77 to 77)	77 (77 to 77)	77 (77 to 77)	77 (77 to 77)	77 (77 to 77)	77 (77 to 77)	77 (77 to 77)	1,860
Typhoid and paratyphoid	0 (0 to 0)	0 (0 to 0)	0 (0 to 0.1)	0 (0 to 0)	0 (0 to 0)	0 (0 to 0)	0 (0 to 0)	0 (0 to 0)	0 (0 to 0)	0 (0 to 0)	0 (0 to 0)	0 (0 to 0)	0 (0 to 0)	0 (0 to 0)	0 (0 to 0)	0 (0 to 0)	0 (0 to 0)	0 (0 to 0)	0 (0 to 0)	0 (0 to 0)	0 (0 to 0)	0 (0 to 0)	0 (0 to 0)	0 (0 to 0)	0 (0 to 0)	0
Typhoid fever	0 (0 to 0)	0 (0 to 0)	0 (0 to 0)	0 (0 to 0)	0 (0 to 0)	0 (0 to 0)	0 (0 to 0)	0 (0 to 0)	0 (0 to 0)	0 (0 to 0)	0 (0 to 0)	0 (0 to 0)	0 (0 to 0)	0 (0 to 0)	0 (0 to 0)	0 (0 to 0)	0 (0 to 0)	0 (0 to 0)	0 (0 to 0)	0 (0 to 0)	0 (0 to 0)	0 (0 to 0)	0 (0 to 0)	0 (0 to 0)	0 (0 to 0)	0
Paratyphoid fever	0 (0 to 0)	0 (0 to 0)	0 (0 to 0)	0 (0 to 0)	0 (0 to 0)	0 (0 to 0)	0 (0 to 0)	0 (0 to 0)	0 (0 to 0)	0 (0 to 0)	0 (0 to 0)	0 (0 to 0)	0 (0 to 0)	0 (0 to 0)	0 (0 to 0)	0 (0 to 0)	0 (0 to 0)	0 (0 to 0)	0 (0 to 0)	0 (0 to 0)	0 (0 to 0)	0 (0 to 0)	0 (0 to 0)	0 (0 to 0)	0 (0 to 0)	0
Invasive Non-typhoidal Salmonella (iNTS)	0 (0 to 0)	0 (0 to 0)	0 (0 to 0)	0 (0 to 0)	0 (0 to 0)	0 (0 to 0)	0 (0 to 0)	0 (0 to 0)	0 (0 to 0)	0 (0 to 0)	0 (0 to 0)	0 (0 to 0)	0 (0 to 0)	0 (0 to 0)	0 (0 to 0)	0 (0 to 0)	0 (0 to 0)	0 (0 to 0)	0 (0 to 0)	0 (0 to 0)	0 (0 to 0)	0 (0 to 0)	0 (0 to 0)	0 (0 to 0)	0 (0 to 0)	0
Other intestinal infectious diseases	0 (0 to 0)	0 (0 to 0)	0 (0 to 0)	0 (0 to 0)	0 (0 to 0)	0 (0 to 0)	0 (0 to 0)	0 (0 to 0)	0 (0 to 0)	0 (0 to 0)	0 (0 to 0)	0 (0 to 0)	0 (0 to 0)	0 (0 to 0)	0 (0 to 0)	0 (0 to 0)	0 (0 to 0)	0 (0 to 0)	0 (0 to 0)	0 (0 to 0)	0 (0 to 0)	0 (0 to 0)	0 (0 to 0)	0 (0 to 0)	0 (0 to 0)	0
Neglected tropical diseases and malaria	0.2 (0.1 to 0.5)	0.2 (0.1 to 0.3)	2.1 (1.1 to 4.7)	6.1 (3.1 to 14.7)	4.6 (2.3 to 11.1)	3.6 (1.8 to 8.6)	3.4 (1.7 to 8.2)	2.6 (1.3 to 6.2)	2.2 (1.1 to 5.4)	2.2 (1.1 to 5.4)	2.2 (1.1 to 5.4)	2.2 (1.1 to 5.4)	2.2 (1.1 to 5.4)	2.2 (1.1 to 5.4)	2.2 (1.1 to 5.4)	2.2 (1.1 to 5.4)	2.2 (1.1 to 5.4)	2.2 (1.1 to 5.4)	2.2 (1.1 to 5.4)	2.2 (1.1 to 5.4)	2.2 (1.1 to 5.4)	2.2 (1.1 to 5.4)	2.2 (1.1 to 5.4)	2.2 (1.1 to 5.4)	381
Malaria	0 (0 to 0)	0 (0 to 0)	0 (0 to 0)	0 (0 to 0)	0 (0 to 0)	0 (0 to 0)	0 (0 to 0)	0 (0 to 0)	0 (0 to 0)	0 (0 to 0)	0 (0 to 0)	0 (0 to 0)	0 (0 to 0)	0 (0 to 0)	0 (0 to 0)	0 (0 to 0)	0 (0 to 0)	0 (0 to 0)	0 (0 to 0)	0 (0 to 0)	0 (0 to 0)	0 (0 to 0)	0 (0 to 0)	0 (0 to 0)	0 (0 to 0)	0
Chagas disease	0 (0 to 0)	0 (0 to 0)	0 (0 to 0)	0 (0 to 0)	0 (0 to 0)	0 (0 to 0)	0 (0 to 0)	0 (0 to 0)	0 (0 to 0)	0 (0 to 0)	0 (0 to 0)	0 (0 to 0)	0 (0 to 0)	0 (0 to 0)	0 (0 to 0)	0 (0 to 0)	0 (0 to 0)	0 (0 to 0)	0 (0 to 0)	0 (0 to 0)	0 (0 to 0)	0 (0 to 0)	0 (0 to 0)	0 (0 to 0)	0 (0 to 0)	0
Leishmaniasis	0 (0 to 0)	0 (0 to 0)	0 (0 to 0)	0 (0 to 0)	0 (0 to 0)	0 (0 to 0)	0 (0 to 0)	0 (0 to 0)	0 (0 to 0)	0 (0 to 0)	0 (0 to 0)	0 (0 to 0)	0 (0 to 0)	0 (0 to 0)	0 (0 to 0)	0 (0 to 0)	0 (0 to 0)	0 (0 to 0)	0 (0 to 0)	0 (0 to 0)	0 (0 to 0)	0 (0 to 0)	0 (0 to 0)	0 (0 to 0)	0 (0 to 0)	0
Visceral leishmaniasis	0 (0 to 0)	0 (0 to 0)	0 (0 to 0)	0 (0 to 0)	0 (0 to 0)	0 (0 to 0)	0 (0 to 0)	0 (0 to 0)	0 (0 to 0)	0 (0 to 0)	0 (0 to 0)	0 (0 to 0)	0 (0 to 0)	0 (0 to 0)	0 (0 to 0)	0 (0 to 0)	0 (0 to 0)	0 (0 to 0)	0 (0 to 0)	0 (0 to 0)	0 (0 to 0)	0 (0 to 0)	0 (0 to 0)	0 (0 to 0)	0 (0 to 0)	0
Cutaneous and mucocutaneous leishmaniasis	0 (0 to 0)	0 (0 to 0)	0 (0 to 0)	0 (0 to 0)	0 (0 to 0)	0 (0 to 0)	0 (0 to 0)	0 (0 to 0)	0 (0 to 0)	0 (0 to 0)	0 (0 to 0)	0 (0 to 0)	0 (0 to 0)	0 (0 to 0)	0 (0 to 0)	0 (0 to 0)	0 (0 to 0)	0 (0 to 0)	0 (0 to 0)	0 (0 to 0)	0 (0 to 0)	0 (0 to 0)	0 (0 to 0)	0 (0 to 0)	0 (0 to 0)	0
African trypanosomiasis	0 (0 to 0)	0 (0 to 0)	0 (0 to 0)	0 (0 to 0)	0 (0 to 0)	0 (0 to 0)	0 (0 to 0)	0 (0 to 0)	0 (0 to 0)	0 (0 to 0)	0 (0 to 0)	0 (0 to 0)	0 (0 to 0)	0 (0 to 0)	0 (0 to 0)	0 (0 to 0)	0 (0 to 0)	0 (0 to 0)	0 (0 to 0)	0 (0 to 0)	0 (0 to 0)	0 (0 to 0)	0 (0 to 0)	0 (0 to 0)	0 (0 to 0)	0
Schistosomiasis	0 (0 to 0)	0 (0 to 0)	0 (0 to 0)	0 (0 to 0)	0 (0 to 0)	0 (0 to 0)	0 (0 to 0)	0 (0 to 0)	0 (0 to 0)	0 (0 to 0)	0 (0 to 0)	0 (0 to 0)	0 (0 to 0)	0 (0 to 0)	0 (0 to 0)	0 (0 to 0)	0 (0 to 0)	0 (0 to 0)	0 (0 to 0)	0 (0 to 0)	0 (0 to 0)	0 (0 to 0)	0 (0 to 0)	0 (0 to 0)	0 (0 to 0)	0
Cysticercosis	0 (0 to 0)	0 (0 to 0)	0 (0 to 0)	0 (0 to 0)	0 (0 to 0)	0.1 (0 to 0.1)	0.5 (0.3 to 0.7)	1.7 (1.3 to 2.1)	3.4 (2.6 to 4.7)	4.7 (3.6 to 6.4)	6.2 (4.7 to 8.5)	6.2 (4.7 to 8.5)	5.1 (3.9 to 7.1)	12.6 (9.5 to 17.4)	19.2 (14.5 to 26.6)	23.1 (17.4 to 31.9)	22.7 (17.2 to 31.4)	22.7 (17.2 to 31.4)	22.7 (17.2 to 31.4)	22.7 (17.2 to 31.4)	22.7 (17.2 to 31.4)	22.7 (17.2 to 31.4)	22.7 (17.2 to 31.4)	22.7 (17.2 to 31.4)	22.7 (17.2 to 31.4)	373
Cystic echinococcosis	0 (0 to 0)	0 (0 to 0)	0 (0 to 0)	0 (0 to 0)	0 (0 to 0)	0 (0 to 0)	0 (0 to 0)	0 (0 to 0)	0 (0 to 0)	0 (0 to 0)	0 (0 to 0)	0 (0 to 0)	0 (0 to 0)	0 (0 to 0)	0 (0 to 0)	0 (0 to 0)	0 (0 to 0)	0 (0 to 0)	0 (0 to 0)	0 (0 to 0)	0 (0 to 0)	0 (0 to 0)	0 (0 to 0)	0 (0 to 0)	0 (0 to 0)	0
Lymphatic filariasis	0 (0 to 0)	0 (0 to 0)	0 (0 to 0)	0 (0 to 0)	0 (0 to 0)	0 (0 to 0)	0 (0 to 0)	0 (0 to 0)	0 (0 to 0)	0 (0 to 0)	0 (0 to 0)	0 (0 to 0)	0 (0 to 0)	0 (0 to 0)	0 (0 to 0)	0 (0 to 0)	0 (0 to 0)	0 (0 to 0)	0 (0 to 0)	0 (0 to 0)	0 (0 to 0)	0 (0 to 0)	0 (0 to 0)	0 (0 to 0)	0 (0 to 0)	0
Onchocerciasis	0 (0 to 0)	0 (0 to 0)	0 (0 to 0)	0 (0 to 0)	0 (0 to 0)	0 (0 to 0)	0 (0 to 0)	0 (0 to 0)	0 (0 to 0)	0 (0 to 0)	0 (0 to 0)	0 (0 to 0)	0 (0 to 0)	0 (0 to 0)	0 (0 to 0)	0 (0 to 0)	0 (0 to 0)	0 (0 to 0)	0 (0 to 0)	0 (0 to 0)	0 (0 to 0)	0 (0 to 0)	0 (0 to 0)	0 (0 to 0)	0 (0 to 0)	0
Trachoma	0 (0 to 0)	0 (0 to 0)	0 (0 to 0)	0 (0 to 0)	0 (0 to 0)	0 (0 to 0)	0 (0 to 0)	0 (0 to 0)	0 (0 to 0)	0 (0 to 0)	0 (0 to 0)	0 (0 to 0)	0 (0 to 0)	0 (0 to 0)	0 (0 to 0)	0 (0 to 0)	0 (0 to 0)	0 (0 to 0)	0 (0 to 0)	0 (0 to 0)	0 (0 to 0)	0 (0 to 0)	0 (0 to 0)	0 (0 to 0)	0 (0 to 0)	0
Dengue	0 (0 to 0)	0 (0 to 0)	0 (0 to 0)	0 (0 to 0)	0 (0 to 0)	0 (0 to 0)	0 (0 to 0)	0 (0 to 0)	0 (0 to 0)	0 (0 to 0)	0 (0 to 0)	0 (0 to 0)	0 (0 to 0)	0 (0 to 0)	0 (0 to 0)	0 (0 to 0)	0 (0 to 0)	0 (0 to 0)	0 (0 to 0)	0 (0 to 0)	0 (0 to 0)	0 (0 to 0)	0 (0 to 0)	0 (0 to 0)	0 (0 to 0)	0
Yellow fever	0 (0 to 0)	0 (0 to 0)	0 (0 to 0)	0 (0 to 0)	0 (0 to 0)	0 (0 to 0)	0 (0 to 0)	0 (0 to 0)	0 (0 to 0)	0 (0 to 0)	0 (0 to 0)	0 (0 to 0)	0 (0 to 0)	0 (0 to 0)	0 (0 to 0)	0 (0 to 0)	0 (0 to 0)	0 (0 to 0)	0 (0 to 0)	0 (0 to 0)	0 (0 to 0)	0 (0 to 0)	0 (0 to 0)

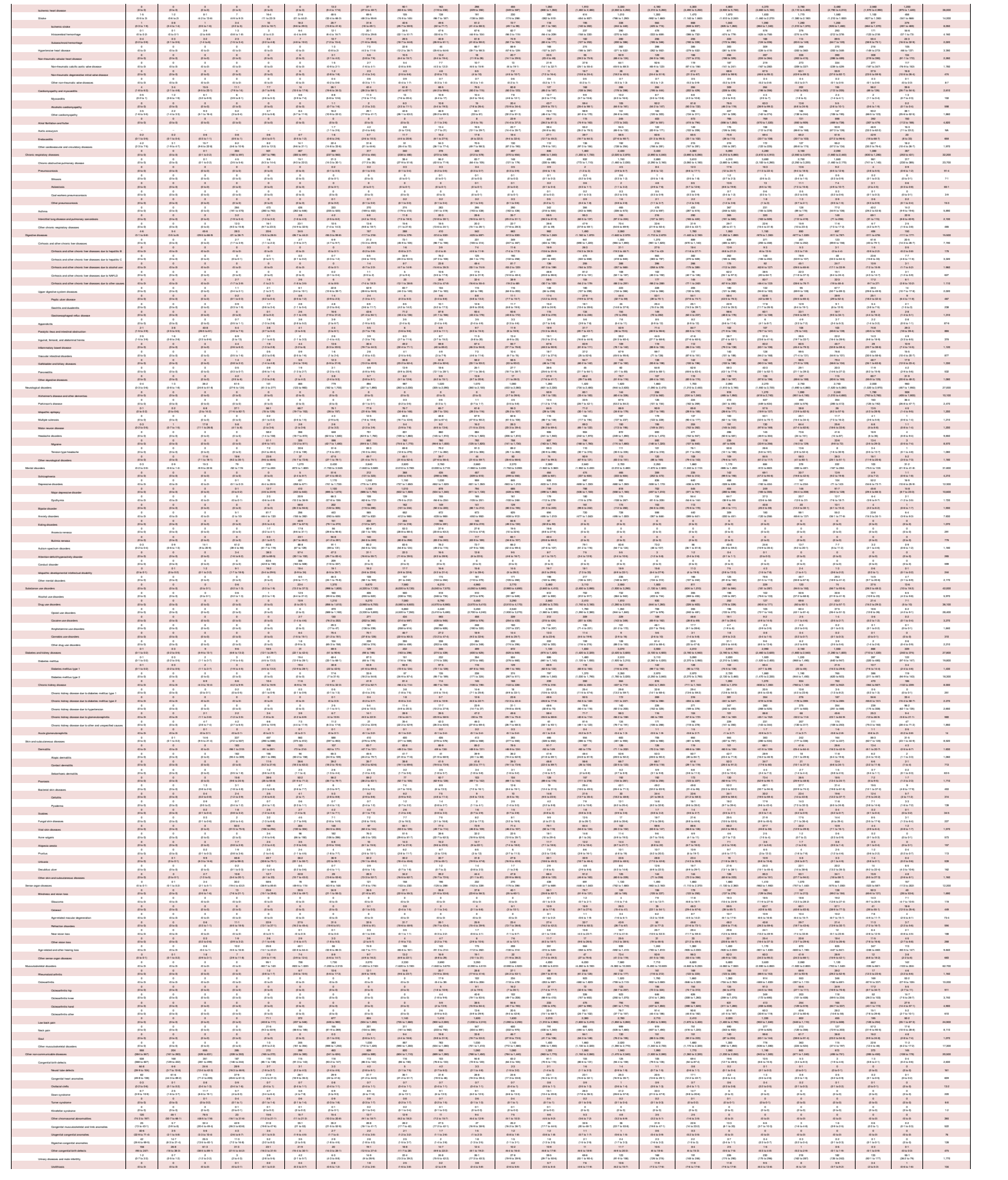



GBD Table 2c: New Jersey DALYS (in counts and age groups for both sexes with 95% uncertainty intervals, 2019)

Cause	Early Neonatal	Late Neonatal	Post Neonatal	1 to 4	5 to 9	10 to 14	15 to 19	20 to 24	25 to 29	30 to 34	35 to 39	40 to 44	45 to 49	50 to 54	55 to 59	60 to 64	65 to 69	70 to 74	75 to 79	80 to 84	85 to 89	90 to 94	95 plus	Total
All causes	37,000 (19,600 to 251,000)	4,880 (4,480 to 5,360)	12,900 (11,900 to 13,500)	14,100 (13,000 to 15,000)	20,000 (17,500 to 22,000)	27,700 (25,000 to 30,000)	66,400 (61,000 to 72,000)	150,000 (142,000 to 157,000)	211,000 (199,000 to 220,000)	222,000 (209,000 to 232,000)	227,000 (214,000 to 239,000)	244,000 (230,000 to 257,000)	263,000 (247,000 to 278,000)	289,000 (272,000 to 305,000)	322,000 (304,000 to 339,000)	366,000 (345,000 to 384,000)	418,000 (396,000 to 439,000)	461,000 (436,000 to 484,000)	499,000 (472,000 to 524,000)	519,000 (490,000 to 545,000)	542,000 (512,000 to 570,000)	562,000 (531,000 to 590,000)	562,000 (531,000 to 590,000)	2,000,000
Communicable, maternal, neonatal, and nutritional diseases	18,600 (14,000 to 24,000)	3,100 (2,700 to 3,500)	3,360 (2,700 to 4,000)	3,640 (2,900 to 4,400)	2,600 (2,100 to 3,200)	2,010 (1,640 to 2,450)	3,760 (3,100 to 4,500)	4,170 (3,500 to 5,000)	4,900 (4,000 to 5,900)	5,910 (4,900 to 7,100)	6,870 (5,700 to 8,200)	8,290 (6,900 to 9,900)	9,780 (8,100 to 11,600)	11,600 (9,600 to 13,700)	13,900 (11,500 to 16,400)	16,700 (13,900 to 19,700)	19,900 (16,600 to 23,400)	23,000 (19,200 to 26,900)	25,600 (21,400 to 29,800)	27,400 (23,000 to 31,800)	28,600 (24,000 to 33,100)	29,600 (24,900 to 34,200)	29,600 (24,900 to 34,200)	132,000
HIV/AIDS and sexually transmitted infections	1.6 (1.1 to 2.6)	0.4 (0.4 to 1.2)	30.4 (22.5 to 40.1)	31.2 (23.6 to 40.4)	20.4 (15.1 to 26.8)	20.4 (15.1 to 26.8)	219.6 (164.2 to 286.3)	1,100 (829 to 1,420)	2,230 (1,690 to 2,880)	3,220 (2,450 to 4,150)	4,220 (3,210 to 5,450)	5,770 (4,390 to 7,450)	7,540 (5,740 to 9,730)	9,720 (7,400 to 12,500)	12,200 (9,300 to 15,700)	15,000 (11,400 to 19,300)	17,900 (13,600 to 23,000)	20,600 (15,700 to 26,500)	22,900 (17,400 to 29,400)	24,500 (18,600 to 31,500)	25,600 (19,400 to 32,900)	26,500 (20,100 to 34,000)	26,500 (20,100 to 34,000)	14,700
HIV/AIDS	0 (0 to 0)	0 (0 to 0)	30.4 (22.5 to 40.1)	31.2 (23.6 to 40.4)	20.4 (15.1 to 26.8)	20.4 (15.1 to 26.8)	219.6 (164.2 to 286.3)	1,100 (829 to 1,420)	2,230 (1,690 to 2,880)	3,220 (2,450 to 4,150)	4,220 (3,210 to 5,450)	5,770 (4,390 to 7,450)	7,540 (5,740 to 9,730)	9,720 (7,400 to 12,500)	12,200 (9,300 to 15,700)	15,000 (11,400 to 19,300)	17,900 (13,600 to 23,000)	20,600 (15,700 to 26,500)	22,900 (17,400 to 29,400)	24,500 (18,600 to 31,500)	25,600 (19,400 to 32,900)	26,500 (20,100 to 34,000)	26,500 (20,100 to 34,000)	14,600
HIV/AIDS - Drug-susceptible Tuberculosis	0 (0 to 0)	0 (0 to 0)	0.9 (0.5 to 1.4)	1.8 (1.0 to 2.7)	0.4 (0.2 to 0.7)	0.4 (0.2 to 0.6)	0.4 (0.2 to 1.0)	0.4 (0.2 to 0.6)	0.7 (0.4 to 1.1)	1.1 (0.7 to 1.7)	1.5 (0.9 to 2.3)	1.9 (1.2 to 2.8)	2.5 (1.6 to 3.6)	3.2 (2.1 to 4.5)	4.0 (2.7 to 5.7)	5.0 (3.4 to 7.1)	6.0 (4.1 to 8.5)	7.0 (4.8 to 9.9)	7.8 (5.4 to 10.9)	8.4 (5.8 to 11.7)	8.8 (6.1 to 12.2)	9.1 (6.3 to 12.6)	9.1 (6.3 to 12.6)	187
HIV/AIDS - Multidrug-resistant Tuberculosis without extensive drug resistance	0 (0 to 0)	0 (0 to 0)	0 (0 to 0)	0 (0 to 0.1)	0 (0 to 0)	0 (0 to 0)	0 (0 to 0)	0 (0 to 0)	0 (0 to 0)	0.1 (0 to 0.2)	0.1 (0 to 0.2)	0.1 (0 to 0.2)	0.1 (0 to 0.2)	0.1 (0 to 0.2)	0.1 (0 to 0.2)	0.1 (0 to 0.2)	0.1 (0 to 0.2)	0.1 (0 to 0.2)	0.1 (0 to 0.2)	0.1 (0 to 0.2)	0.1 (0 to 0.2)	0.1 (0 to 0.2)	0.1 (0 to 0.2)	6.6
HIV/AIDS - Extensively drug-resistant Tuberculosis	0 (0 to 0)	0 (0 to 0)	0 (0 to 0)	0 (0 to 0)	0 (0 to 0)	0 (0 to 0)	0 (0 to 0)	0 (0 to 0)	0 (0 to 0)	0 (0 to 0)	0 (0 to 0)	0 (0 to 0)	0 (0 to 0)	0 (0 to 0)	0 (0 to 0)	0 (0 to 0)	0 (0 to 0)	0 (0 to 0)	0 (0 to 0)	0 (0 to 0)	0 (0 to 0)	0 (0 to 0)	0 (0 to 0)	0 (0 to 0)	1.7
HIV/AIDS resulting in other diseases	1.6 (1.1 to 2.6)	0.4 (0.4 to 1.2)	29.5 (21.8 to 38.7)	29.4 (22.0 to 38.1)	19.9 (14.8 to 26.3)	19.9 (14.8 to 26.3)	219.2 (163.9 to 285.9)	1,100 (829 to 1,420)	2,230 (1,690 to 2,880)	3,220 (2,450 to 4,150)	4,220 (3,210 to 5,450)	5,770 (4,390 to 7,450)	7,540 (5,740 to 9,730)	9,720 (7,400 to 12,500)	12,200 (9,300 to 15,700)	15,000 (11,400 to 19,300)	17,900 (13,600 to 23,000)	20,600 (15,700 to 26,500)	22,900 (17,400 to 29,400)	24,500 (18,600 to 31,500)	25,600 (19,400 to 32,900)	26,500 (20,100 to 34,000)	26,500 (20,100 to 34,000)	14,600
Sexually transmitted infections, excluding HIV	1.2 (1.1 to 1.6)	0.4 (0.4 to 0.5)	0.5 (0.4 to 0.6)	0.5 (0.4 to 0.7)	0.5 (0.4 to 0.6)	1.5 (1.0 to 1.9)	0.5 (0.4 to 0.6)	2.2 (1.5 to 3.0)	2.7 (1.8 to 3.7)	2.9 (2.0 to 4.0)	4.3 (2.9 to 5.7)	6.2 (4.2 to 8.1)	8.5 (5.9 to 11.1)	9.9 (6.9 to 13.0)	11.6 (8.1 to 15.1)	12.5 (8.8 to 16.1)	13 (9.2 to 16.7)	12.4 (8.7 to 15.9)	10.1 (7.1 to 13.0)	6.8 (4.8 to 8.7)	3.5 (2.5 to 4.5)	1.2 (0.9 to 1.5)	1.2 (0.9 to 1.5)	1,200
Syphilis	0 (0 to 0.2)	0 (0 to 0)	0.1 (0 to 0.1)	0.1 (0 to 0.1)	0 (0 to 0)	0.6 (0.4 to 0.8)	0.1 (0 to 0.2)	1.4 (1.0 to 1.9)	1.8 (1.2 to 2.5)	2.0 (1.4 to 2.8)	3.1 (2.1 to 4.2)	4.6 (3.1 to 6.1)	6.5 (4.5 to 8.6)	7.7 (5.4 to 10.1)	9.1 (6.4 to 12.0)	9.8 (6.9 to 12.7)	10.2 (7.2 to 13.1)	9.8 (6.9 to 12.5)	8.0 (5.6 to 10.3)	5.4 (3.8 to 6.9)	2.8 (2.0 to 3.6)	1.0 (0.7 to 1.3)	1.0 (0.7 to 1.3)	116
Chlamydial infection	0 (0 to 0)	0 (0 to 0)	0 (0 to 0)	0 (0 to 0)	0 (0 to 0)	0.6 (0.4 to 0.8)	1.4 (1.0 to 1.9)	2.1 (1.5 to 2.9)	2.5 (1.7 to 3.4)	2.6 (1.8 to 3.6)	3.6 (2.5 to 4.8)	4.6 (3.2 to 6.1)	5.3 (3.7 to 7.1)	5.7 (4.0 to 7.6)	6.0 (4.2 to 8.0)	5.9 (4.1 to 7.9)	5.7 (4.0 to 7.7)	5.2 (3.7 to 7.0)	4.4 (3.1 to 5.9)	3.1 (2.2 to 4.2)	1.7 (1.2 to 2.3)	0.6 (0.4 to 0.8)	0.6 (0.4 to 0.8)	69.9
Gonococcal infection	0 (0 to 0)	0 (0 to 0)	0 (0 to 0)	0 (0 to 0)	0 (0 to 0)	0.4 (0.3 to 0.5)	0.1 (0 to 0.2)	0.4 (0.3 to 0.5)	0.5 (0.3 to 0.7)	0.5 (0.3 to 0.7)	0.7 (0.5 to 1.0)	1.0 (0.7 to 1.4)	1.4 (1.0 to 1.9)	1.8 (1.3 to 2.4)	2.3 (1.6 to 3.1)	2.7 (1.9 to 3.6)	3.1 (2.2 to 4.1)	3.2 (2.3 to 4.2)	3.2 (2.3 to 4.2)	2.8 (2.0 to 3.7)	1.8 (1.3 to 2.4)	0.8 (0.6 to 1.0)	0.8 (0.6 to 1.0)	69.9
Trichomoniasis	0 (0 to 0)	0 (0 to 0)	0 (0 to 0)	0 (0 to 0)	0 (0 to 0)	0 (0 to 0.1)	0.2 (0.1 to 0.4)	0.7 (0.4 to 1.1)	1.1 (0.7 to 1.7)	1.5 (0.9 to 2.2)	2.1 (1.3 to 3.1)	2.8 (1.8 to 4.0)	3.6 (2.3 to 5.1)	4.4 (2.8 to 6.2)	5.3 (3.4 to 7.4)	6.1 (4.0 to 8.5)	6.8 (4.5 to 9.3)	7.3 (4.9 to 9.9)	7.4 (5.0 to 10.0)	6.8 (4.6 to 9.2)	5.1 (3.4 to 6.8)	2.8 (1.9 to 3.8)	2.8 (1.9 to 3.8)	671
Genital herpes	0 (0 to 0)	0 (0 to 0)	0 (0 to 0)	0 (0 to 0)	0 (0 to 0)	0 (0 to 0)	0 (0 to 0)	0 (0 to 0)	0 (0 to 0)	0 (0 to 0)	0 (0 to 0)	0 (0 to 0)	0 (0 to 0)	0 (0 to 0)	0 (0 to 0)	0 (0 to 0)	0 (0 to 0)	0 (0 to 0)	0 (0 to 0)	0 (0 to 0)	0 (0 to 0)	0 (0 to 0)	0 (0 to 0)	0 (0 to 0)	0
Other sexually transmitted infections	0 (0 to 0)	0 (0 to 0)	0.1 (0 to 0.2)	0.1 (0 to 0.2)	0.1 (0 to 0.2)	0.1 (0 to 0.2)	0.1 (0 to 0.2)	0.2 (0.1 to 0.3)	0.2 (0.1 to 0.3)	0.2 (0.1 to 0.3)	0.2 (0.1 to 0.3)	0.2 (0.1 to 0.3)	0.2 (0.1 to 0.3)	0.2 (0.1 to 0.3)	0.2 (0.1 to 0.3)	0.2 (0.1 to 0.3)	0.2 (0.1 to 0.3)	0.2 (0.1 to 0.3)	0.2 (0.1 to 0.3)	0.2 (0.1 to 0.3)	0.2 (0.1 to 0.3)	0.2 (0.1 to 0.3)	0.2 (0.1 to 0.3)	242
Respiratory infections and tuberculosis	48.2 (37.9 to 59.2)	19.2 (17.1 to 21.5)	699 (589 to 856)	1,150 (794 to 1,700)	1,090 (643 to 1,680)	620 (368 to 1,030)	998 (597 to 1,670)	1,010 (603 to 1,700)	1,010 (603 to 1,700)	1,110 (657 to 1,880)	1,260 (753 to 2,120)	1,660 (973 to 2,810)	2,060 (1,190 to 3,510)	2,700 (1,550 to 4,630)	3,670 (2,090 to 6,350)	5,240 (2,950 to 9,210)	6,490 (3,630 to 11,600)	8,640 (4,670 to 15,700)	10,600 (5,570 to 19,600)	12,400 (6,660 to 23,000)	13,600 (7,270 to 25,400)	14,600 (7,800 to 27,300)	14,600 (7,800 to 27,300)	69,900
Tuberculosis	0 (0 to 0)	0 (0 to 0)	1.9 (1.2 to 2.8)	4.2 (2.6 to 6.2)	1.9 (1.1 to 2.8)	2.2 (1.3 to 3.2)	9.6 (5.8 to 14.1)	19.2 (11.6 to 28.2)	30.6 (18.5 to 44.9)	39.2 (23.7 to 57.5)	54.3 (32.8 to 79.6)	77.3 (46.7 to 113.4)	104.2 (62.9 to 152.8)	137.3 (82.9 to 201.4)	181.2 (109.4 to 265.8)	241.2 (145.6 to 353.8)	317.3 (191.5 to 465.4)	409.6 (247.3 to 600.8)	511.1 (308.5 to 749.7)	611.3 (369.0 to 896.7)	703.1 (424.4 to 1,030)	783.1 (472.7 to 1,150)	783.1 (472.7 to 1,150)	637
Latent tuberculosis infection	0 (0 to 0)	0 (0 to 0)	0 (0 to 0)	0 (0 to 0)	0 (0 to 0)	0 (0 to 0)	0 (0 to 0)	0 (0 to 0)	0 (0 to 0)	0 (0 to 0)	0 (0 to 0)	0 (0 to 0)	0 (0 to 0)	0 (0 to 0)	0 (0 to 0)	0 (0 to 0)	0 (0 to 0)	0 (0 to 0)	0 (0 to 0)	0 (0 to 0)	0 (0 to 0)	0 (0 to 0)	0 (0 to 0)	0 (0 to 0)	0
Drug-susceptible tuberculosis	0 (0 to 0)	0 (0 to 0)	1.9 (1.2 to 2.8)	4.2 (2.6 to 6.2)	1.9 (1.1 to 2.8)	2.2 (1.3 to 3.2)	9.6 (5.8 to 14.1)	19.2 (11.6 to 28.2)	30.6 (18.5 to 44.9)	39.2 (23.7 to 57.5)	54.3 (32.8 to 79.6)	77.3 (46.7 to 113.4)	104.2 (62.9 to 152.8)	137.3 (82.9 to 201.4)	181.2 (109.4 to 265.8)	241.2 (145.6 to 353.8)	317.3 (191.5 to 465.4)	409.6 (247.3 to 600.8)	511.1 (308.5 to 749.7)	611.3 (369.0 to 896.7)	703.1 (424.4 to 1,030)	783.1 (472.7 to 1,150)	783.1 (472.7 to 1,150)	616
Multidrug-resistant tuberculosis without extensive drug resistance	0 (0 to 0)	0 (0 to 0)	0 (0 to 0)	0 (0 to 0)	0 (0 to 0)	0 (0 to 0)	0 (0 to 0)	0 (0 to 0)	0 (0 to 0)	0 (0 to 0)	0 (0 to 0)	0 (0 to 0)	0 (0 to 0)	0 (0 to 0)	0 (0 to 0)	0 (0 to 0)	0 (0 to 0)	0 (0 to 0)	0 (0 to 0)	0 (0 to 0)	0 (0 to 0)	0 (0 to 0)	0 (0 to 0)	0 (0 to 0)	18.6
Extensively drug-resistant tuberculosis	0 (0 to 0)	0 (0 to 0)	0 (0 to 0)	0 (0 to 0)	0 (0 to 0)	0 (0 to 0)	0 (0 to 0)	0 (0 to 0)	0 (0 to 0)	0 (0 to 0)	0 (0 to 0)	0 (0 to 0)	0 (0 to 0)	0 (0 to 0)	0 (0 to 0)	0 (0 to 0)	0 (0 to 0)	0 (0 to 0)	0 (0 to 0)	0 (0 to 0)	0 (0 to 0)	0 (0 to 0)	0 (0 to 0)	0 (0 to 0)	0
Lower respiratory infections	44.6 (35.2 to 55.6)	18.1 (16.1 to 20.1)	689 (581 to 843)	1,120 (770 to 1,660)	1,080 (639 to 1,670)	618 (367 to 1,030)	989 (594 to 1,660)	998 (596 to 1,670)	994 (593 to 1,670)	1,090 (647 to 1,850)	1,240 (742 to 2,090)	1,640 (961 to 2,780)	2,040 (1,180 to 3,470)	2,670 (1,530 to 4,580)	3,630 (2,070 to 6,270)	5,180 (2,910 to 9,090)	6,410 (3,580 to 11,500)	8,530 (4,610 to 15,500)	10,500 (5,490 to 19,400)	12,200 (6,570 to 22,600)	13,400 (7,170 to 25,100)	14,400 (7,700 to 26,900)	14,400 (7,700 to 26,900)	69,900
Otitis media	0 (0 to 0.1)	0 (0 to 0)	0.1 (0 to 0.1)	0.1 (0 to 0.1)	0.1 (0 to 0.1

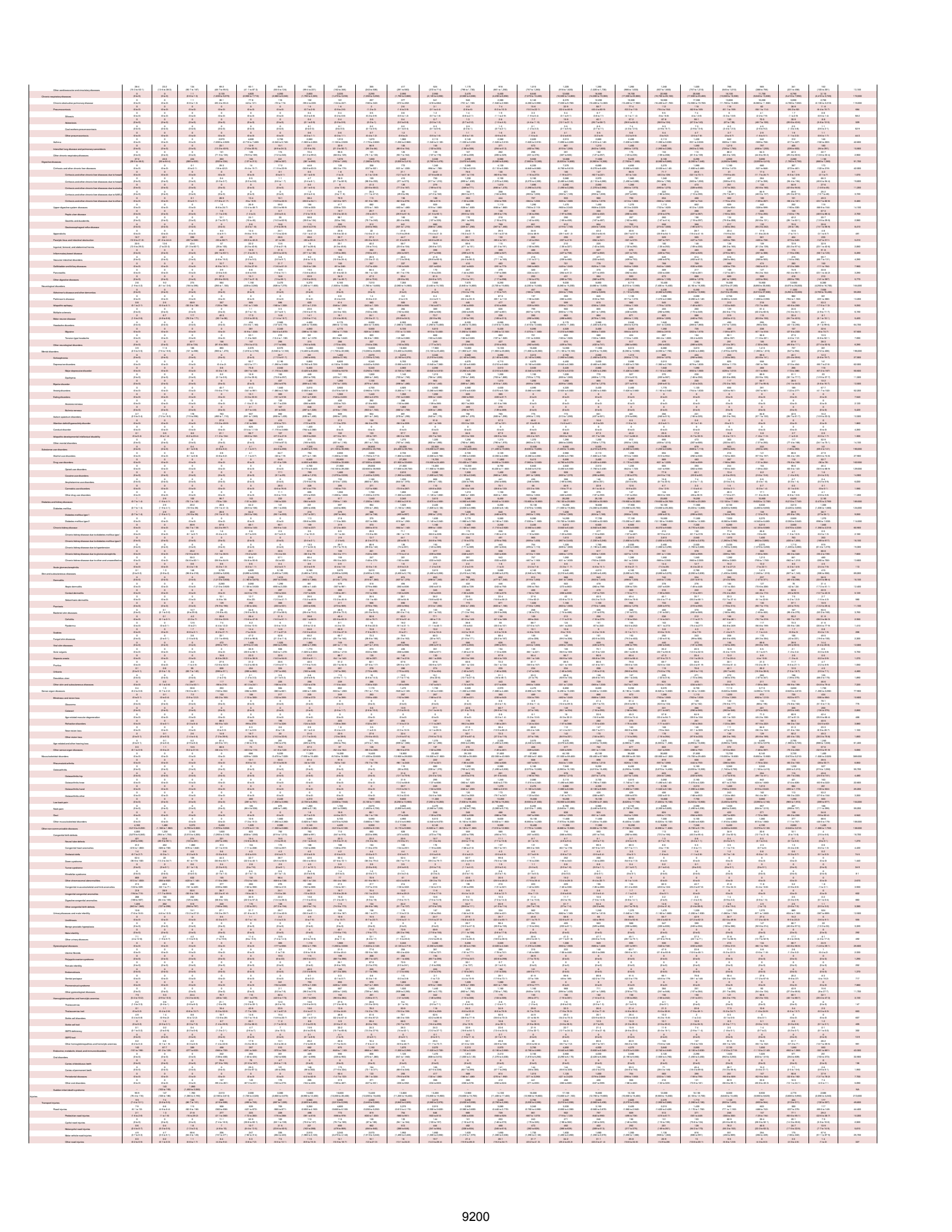

Other transport injuries	1·6 (1·2 to 2·1)	0·9 (0·6 to 1·2)	4·4 (3·2 to 6)	30·7 (23 to 40·8)	72·2 (56·1 to 92·8)	135 (106 to 171)	216 (158 to 295)	295 (209 to 413)	305 (219 to 406)	295 (223 to 388)	300 (228 to 395)	301 (232 to 393)	355 (273 to 451)	414 (316 to 536)	468 (358 to 598)	467 (348 to 622)	405 (303 to 542)	359 (263 to 481)	281 (200 to 383)	200 (144 to 268)	154 (111 to 208)	104 (73·5 to 141)	59·5 (40·7 to 80·9)	5,220
Unintentional injuries	55·6 (44 to 69·9)	126 (89·8 to 163)	1,300 (962 to 1,680)	1,460 (1,200 to 1,740)	1,150 (884 to 1,460)	1,500 (1,130 to 1,980)	2,180 (1,660 to 2,850)	2,980 (2,310 to 3,860)	3,610 (2,750 to 4,740)	4,150 (3,140 to 5,540)	4,630 (3,460 to 6,190)	4,990 (3,760 to 6,720)	6,000 (4,560 to 7,940)	7,530 (5,750 to 9,960)	9,040 (6,960 to 11,900)	9,280 (7,170 to 12,100)	8,560 (6,560 to 11,200)	8,430 (6,520 to 10,800)	7,710 (6,060 to 9,850)	6,750 (5,350 to 8,610)	5,930 (4,710 to 7,430)	4,260 (3,390 to 5,330)	2,370 (1,880 to 2,970)	104,000
Falls	2·6 (2·1 to 3·3)	2·7 (2 to 3·4)	32 (23·9 to 41·8)	150 (110 to 205)	272 (177 to 403)	448 (300 to 645)	696 (500 to 965)	959 (705 to 1,300)	1,240 (902 to 1,670)	1,520 (1,120 to 2,060)	1,800 (1,310 to 2,440)	2,020 (1,510 to 2,730)	2,570 (1,930 to 3,440)	3,470 (2,630 to 4,570)	4,450 (3,390 to 5,770)	4,850 (3,720 to 6,280)	4,800 (3,650 to 6,190)	5,110 (3,900 to 6,520)	5,110 (3,950 to 6,630)	4,850 (3,840 to 6,220)	4,490 (3,550 to 5,680)	3,350 (2,650 to 4,280)	1,900 (1,500 to 2,400)	54,100
Drowning	3 (2·2 to 3·9)	0·7 (0·5 to 0·9)	55 (39·1 to 73·8)	411 (320 to 506)	166 (122 to 222)	146 (107 to 191)	286 (196 to 404)	344 (229 to 491)	256 (173 to 354)	221 (158 to 302)	191 (139 to 260)	168 (123 to 223)	161 (118 to 211)	163 (122 to 216)	159 (119 to 207)	128 (98·2 to 166)	87·4 (66·6 to 112)	65·4 (51 to 82·1)	43·9 (34·5 to 54·4)	29·2 (23·4 to 36·3)	17·4 (14 to 21·4)	8·6 (6·9 to 10·6)	3·5 (2·8 to 4·3)	3,120
Fire, heat, and hot substances	1·3 (1 to 1·6)	2·4 (1·8 to 3·1)	43·7 (32·4 to 57·4)	225 (164 to 291)	180 (141 to 230)	141 (105 to 191)	157 (109 to 233)	230 (164 to 334)	287 (199 to 419)	371 (242 to 562)	417 (269 to 650)	423 (275 to 643)	494 (331 to 748)	591 (398 to 886)	654 (451 to 971)	613 (415 to 902)	485 (333 to 724)	407 (286 to 592)	314 (224 to 445)	221 (159 to 309)	160 (118 to 221)	97·5 (73·1 to 132)	49·1 (37·1 to 64·9)	6,560
Poisonings	2·4 (1·7 to 3·4)	1·6 (1 to 2·4)	17·4 (12·1 to 23·8)	70·6 (50·5 to 93·7)	65·7 (37·4 to 105)	103 (69·1 to 147)	127 (91·5 to 178)	195 (142 to 264)	238 (172 to 311)	202 (147 to 264)	190 (139 to 252)	178 (133 to 232)	164 (121 to 218)	187 (136 to 249)	170 (127 to 226)	132 (96·9 to 175)	89·4 (62 to 125)	70·8 (51·5 to 94)	48·5 (35·1 to 65·7)	34·8 (25·9 to 45·8)	24·1 (17·8 to 31·1)	12·7 (9·3 to 16·7)	5·2 (3·8 to 7)	2,330
Poisoning by carbon monoxide	0·2 (0·1 to 0·4)	0·2 (0·1 to 0·5)	4·5 (2·1 to 8)	18·9 (9·9 to 31·7)	13·5 (8·6 to 19·7)	21·5 (13 to 33·2)	48·5 (30·9 to 72·3)	90·3 (54·7 to 140)	112 (67·8 to 165)	106 (68·6 to 155)	96·2 (63·7 to 139)	88 (60·8 to 124)	74·7 (48·8 to 107)	71·5 (45·4 to 107)	61·4 (39·9 to 88·5)	44·3 (29·6 to 62·6)	27·4 (19 to 38)	19·7 (14·5 to 25·9)	14·1 (9·7 to 19·4)	10 (7·2 to 13·6)	7·1 (4·9 to 9·7)	3·1 (2·3 to 4)	0·9 (0·6 to 1·2)	934
Poisoning by other means	2·2 (1·6 to 3)	1·4 (0·9 to 2)	12·9 (9·2 to 17·2)	51·7 (36·4 to 71·4)	52·2 (25·4 to 89·6)	81·7 (51·4 to 121)	78·7 (49·6 to 121)	105 (72·1 to 148)	127 (90·1 to 170)	95·8 (64·7 to 138)	94·1 (61·7 to 135)	90·2 (58·9 to 127)	89·1 (57·7 to 129)	115 (80·8 to 159)	109 (73·6 to 154)	87·4 (58·8 to 124)	62 (39·3 to 92)	51·1 (33·9 to 72·6)	34·4 (22·4 to 50·2)	24·8 (16·9 to 34·9)	17 (11·7 to 23·9)	9·6 (6·6 to 13·2)	4·3 (3 to 5·9)	1,400
Exposure to mechanical forces	1·5 (1·1 to 2)	1·2 (0·8 to 1·6)	18·2 (13·1 to 25·1)	126 (93·6 to 169)	185 (120 to 276)	302 (193 to 475)	457 (308 to 701)	616 (428 to 890)	765 (520 to 1,110)	867 (587 to 1,270)	933 (622 to 1,390)	969 (651 to 1,450)	1,120 (754 to 1,680)	1,280 (860 to 1,910)	1,410 (962 to 2,080)	1,330 (898 to 1,950)	1,090 (734 to 1,580)	894 (600 to 1,300)	649 (440 to 942)	444 (298 to 637)	313 (210 to 450)	184 (122 to 265)	85·2 (56·9 to 122)	14,000
Unintentional firearm injuries	0·2 (0·1 to 0·3)	0·1 (0·1 to 0·1)	1·1 (0·7 to 1·5)	12·6 (7·9 to 19·5)	13·5 (9·2 to 19·1)	29·8 (20·9 to 41·1)	58·9 (39·5 to 83·8)	70·8 (44·9 to 110)	61·9 (41 to 92)	53 (36·2 to 77·9)	48·7 (34·9 to 69·5)	45·9 (32·2 to 65·3)	51 (35·8 to 73·3)	54·8 (38·1 to 78·5)	57·2 (40·7 to 82·6)	48·4 (33·5 to 71)	38·8 (27 to 56·3)	30·2 (20·6 to 44·2)	21·2 (14·3 to 31·6)	14·2 (9·7 to 20·9)	9·5 (6·4 to 14·1)	5·5 (3·7 to 8·3)	2·7 (1·8 to 4)	730
Other exposure to mechanical forces	1·3 (0·9 to 1·7)	1·1 (0·8 to 1·5)	17·2 (12·1 to 23·7)	114 (82·6 to 155)	171 (110 to 262)	272 (164 to 446)	398 (253 to 636)	545 (365 to 816)	703 (464 to 1,050)	814 (539 to 1,210)	884 (583 to 1,330)	923 (615 to 1,390)	1,060 (715 to 1,600)	1,220 (819 to 1,830)	1,360 (915 to 2,010)	1,280 (866 to 1,890)	1,050 (704 to 1,530)	864 (577 to 1,260)	628 (424 to 911)	430 (287 to 618)	303 (204 to 437)	179 (119 to 257)	82·5 (55·1 to 118)	13,300
Adverse effects of medical treatment	14·6 (11 to 20·1)	12 (9 to 16·3)	100 (71·1 to 140)	121 (82·1 to 179)	56·6 (38 to 84·6)	49·3 (34·1 to 70·1)	51·4 (35·5 to 73·6)	75·6 (53·3 to 107)	97·1 (68·2 to 137)	117 (83·1 to 160)	145 (105 to 196)	182 (131 to 238)	255 (181 to 349)	339 (244 to 455)	464 (336 to 619)	526 (382 to 701)	560 (418 to 748)	561 (405 to 761)	474 (346 to 642)	317 (234 to 427)	204 (153 to 268)	106 (77·6 to 143)	55·5 (39·3 to 73·8)	4,880
Animal contact	0·6 (0·4 to 0·8)	0·8 (0·5 to 1·2)	3·5 (2·5 to 5)	19·9 (14·4 to 28·2)	28·9 (18·4 to 45·5)	42·3 (26 to 64)	50·9 (32·6 to 74·8)	58·5 (36·6 to 86·6)	68·2 (44·2 to 104)	74·3 (48·4 to 111)	82·6 (52·8 to 128)	84·9 (55·6 to 128)	98·1 (61·4 to 147)	114 (74 to 171)	126 (80·1 to 190)	122 (78·2 to 184)	103 (66·5 to 158)	86 (54·8 to 132)	62·7 (39·8 to 95·8)	43·3 (27·6 to 66·5)	30·7 (19·4 to 47)	18·3 (11·7 to 28·1)	8·5 (5·5 to 13)	1,330
Venomous animal contact	0·1 (0 to 0·1)	0·1 (0 to 0·1)	1 (0·6 to 1·4)	7·1 (4·6 to 10·4)	12·8 (7·4 to 20·9)	19·9 (11·7 to 31·6)	23·4 (14·5 to 35)	26·1 (16·6 to 38·9)	29·5 (18·7 to 42·9)	30·3 (19·7 to 43·3)	31·3 (20·1 to 45·7)	30·7 (20·4 to 43·6)	33 (21·8 to 46·2)	36 (24·5 to 51·3)	37·2 (25·1 to 53·1)	33·7 (22·7 to 47·4)	26·1 (17·1 to 38·9)	19·9 (13·3 to 28)	13·3 (8·9 to 18·6)	8·7 (5·9 to 12·1)	5·7 (3·7 to 8·1)	3·2 (2·2 to 4·7)	1·5 (1 to 2)	430
Non-venomous animal contact	0·5 (0·4 to 0·8)	0·7 (0·5 to 1·1)	2·6 (1·7 to 3·8)	12·9 (8·9 to 19)	16·1 (9·3 to 28·2)	22·5 (12·5 to 37·3)	27·5 (15·7 to 46·7)	32·4 (17·9 to 53·6)	38·7 (22·3 to 64·9)	44 (25·1 to 75)	51·2 (29·6 to 89·4)	54·2 (30·8 to 92·7)	65·1 (36·9 to 107)	78·2 (45·6 to 127)	88·9 (51·8 to 146)	88·5 (51·5 to 143)	77 (46·4 to 125)	66 (39·5 to 108)	49·4 (29 to 80)	34·6 (20·7 to 55·4)	25 (15·1 to 39·9)	15 (9·2 to 23·6)	7·1 (4·3 to 11·1)	898
Foreign body	28 (21·1 to 36·8)	104 (71 to 138)	1,010 (714 to 1,350)	281 (226 to 336)	114 (87 to 150)	139 (104 to 190)	141 (102 to 197)	191 (142 to 259)	230 (172 to 308)	249 (192 to 328)	270 (206 to 357)	298 (232 to 386)	357 (282 to 461)	442 (346 to 559)	540 (429 to 671)	555 (440 to 695)	492 (391 to 611)	508 (422 to 610)	454 (371 to 542)	412 (335 to 493)	386 (319 to 454)	278 (219 to 349)	158 (124 to 189)	7,640
Pulmonary aspiration and foreign body in airway	27·8 (21 to 36·6)	103 (70·6 to 137)	1,010 (711 to 1,340)	249 (197 to 302)	68·4 (54·3 to 85·5)	76 (56·8 to 97·8)	63·9 (46·7 to 85·3)	101 (70·7 to 139)	122 (85·8 to 164)	125 (89 to 171)	132 (97 to 176)	150 (118 to 193)	183 (134 to 243)	235 (168 to 316)	306 (228 to 404)	317 (232 to 426)	280 (208 to 373)	315 (250 to 392)	294 (235 to 363)	292 (229 to 362)	295 (231 to 353)	218 (160 to 286)	127 (94·6 to 155)	5,090
Foreign body in eyes	0 (0 to 0·1)	0·1 (0 to 0·3)	2 (0·4 to 4·7)	10·3 (2·9 to 23·5)	16·4 (5 to 39·1)	23·4 (7·1 to 57·9)	30·9 (9·7 to 74·6)	38·2 (13·4 to 86·5)	46·1 (17·7 to 103)	50·6 (20 to 112)	54·5 (24·2 to 112)	56·9 (27·7 to 109)	63·7 (33·3 to 117)	69·6 (38·5 to 119)	72·8 (42·7 to 113)	68·7 (42 to 105)	57·7 (35·5 to 87·2)	48·2 (31 to 71·1)	35·9 (23·4 to 52·6)	24·5 (16·1 to 36·3)	17·2 (11·5 to 24·8)	10 (6·8 to 14·1)	4·6 (3·1 to 6·4)	802
Foreign body in other body part	0·1 (0·1 to 0·2)	0·2 (0·1 to 0·4)	3·7 (2 to 6·6)	21·2 (13·9 to 32·5)	29·1 (17·8 to 46·8)	39·1 (25·3 to 60·2)	45·8 (31·4 to 66·4)	51·5 (35·4 to 73·6)	62·1 (43·1 to 86·4)	73 (51·4 to 100)	83·7 (58·2 to 115)	90·3 (64·3 to 124)	111 (79·3 to 152)	138 (97·1 to 187)	162 (114 to 222)	169 (118 to 232)	154 (108 to 212)	145 (103 to 196)	123 (87 to 169)	95·6 (68 to 131)	74·5 (52·6 to 103)	49·5 (34 to 70·1)	26·9 (18·6 to 37·7)	1,750
Environmental heat and cold exposure	0·7 (0·5 to 0·9)	0·3 (0·2 to 0·4)	8·7 (6·2 to 12)	14·9 (11·2 to 19·7)	11·1 (7·8 to 16·1)	17·3 (11·8 to 25)	33·8 (23·7 to 47·6)	52 (37·8 to 70·8)	69·4 (50·3 to 93·3)	82·3 (59·1 to 112)	92·2 (67·8 to 124)	104 (77·3 to 140)	126 (92·2 to 168)	164 (122 to 218)	187 (135 to 252)	187 (136 to 253)	159 (116 to 215)	145 (103 to 194)	119 (87·7 to 160)	92·5 (68·5 to 122)	75 (56·7 to 98·8)	50·5 (37·3 to 66·4)	25·3 (18·8 to 33·4)	1,820
Exposure to forces of nature	0 (0 to 0)	0·1 (0·1 to 0·1)	0·7 (0·6 to 0·7)	3·3 (3 to 3·6)	3·6 (3·2 to 4)	4·7 (4·2 to 5·2)	5·1 (4·5 to 5·8)	5·1 (4·5 to 5·9)	5·6 (4·9 to 6·6)	4·9 (4·2 to 5·7)	4·8 (4·2 to 5·8)	4·6 (3·9 to 5·6)	4·8 (4 to 5·8)	4·7 (3·9 to 5·6)	4·6 (3·9 to 5·6)	4·3 (3·6 to 5·2)	3·5 (2·9 to 4·2)	2·6 (2·2 to 3·1)	1·8 (1·5 to 2·1)	1·2 (1 to 1·4)	0·7 (0·6 to 0·9)	0·4 (0·3 to 0·4)	0·1 (0·1 to 0·2)	71·1
Other unintentional injuries	1 (0·6 to 1·6)	0·6 (0·4 to 0·8)	7·7 (5·1 to 10·8)	34·4 (23·2 to 50·4)	63·7 (41·7 to 97·1)	105 (71·5 to 157)	174 (119 to 261)	256 (179 to 363)	352 (241 to 504)	440 (297 to 636)	509 (344 to 725)	559 (379 to 802)	658 (447 to 933)	774 (510 to 1,110)	872 (579 to 1,230)	827 (555 to 1,180)	690 (467 to 984)	584 (405 to 835)	440 (307 to 623)	308 (214 to 427)	228 (160 to 318)	144 (101 to 201)	72·5 (51·7 to 99·1)	8,100
Self-harm and interpersonal violence	30·7 (20·2 to 43)	13·5 (9·4 to 18·7)	359 (251 to 501)	508 (377 to 659)	239 (195 to 293)	745 (611 to 898)	4,820 (3,850 to 6,010)	8,550 (6,420 to 10,700)	7,340 (5,480 to 9,040)	5,970 (4,610 to 7,390)	5,320 (4,280 to 6,710)	4,710 (3,750 to 5,870)	4,670 (3,660 to 6,080)	4,690 (3,690 to 5,980)	4,080 (3,190 to 5,110)	2,890 (2,310 to 3,640)	1,750 (1,420 to 2,120)	1,180 (965 to 1,450)	722 (601 to 872)	407 (332 to 498)	242 (199 to 296)	106 (86·8 to 130)	38·9 (31·3 to 47·6)	59,400
Self-harm	0 (0 to 0)	0 (0 to 0)	0 (0 to 0)	0 (0 to 0)	0 (0 to 0)	348 (259 to 461)	2,050 (1,560 to 2,690)	3,450 (2,550 to 4,580)	3,210 (2,370 to 4,220)	2,790 (2,110 to 3,640)	2,960 (2,280 to 3,850)	3,020 (2,300 to 3,950)	3,200 (2,400 to 4,320)	3,410 (2,560 to 4,530)	2,900 (2,160 to 3,730)	1,990 (1,500 to 2,600)	1,130 (877 to 1,440)	747 (572 to 948)	445 (349 to 569)	261 (205 to 335)	155 (121 to 196)	62·3 (49·6 to 75·3)	20·1 (16 to 24·3)	32,200
Self-harm by firearm	0 (0 to 0)	0 (0 to 0)	0 (0 to 0)	0 (0 to 0)	0 (0 to 0)	46·9 (25·1 to 83·5)	403 (253 to 624)	707 (439 to 1,100)	764 (486 to 1,130)	590 (378 to 847)	618 (400 to 927)	674 (444 to 988)	669 (447 to 1,010)	789 (497 to 1,210)	714 (465 to 1,070)	614 (396 to 922)	413 (280 to 588)	316 (219 to 446)	195 (135 to 270)	122 (87·5 to 168)	63·6 (43·9 to 87·5)	21·7 (15·1 to 28·8)	4·7 (3 to 6·8)	7,720
Self-harm by other specified means	0 (0 to 0)	0 (0 to 0)	0 (0 to 0)	0 (0 to 0)	0 (0 to 0)	301 (225 to 397)	1,640 (1,240 to 2,190)	2,740 (2,020 to 3,600)	2,450 (1,790 to 3,210)	2,200 (1,660 to 2,890)	2,350 (1,790 to 3,050)	2,350 (1,790 to 3,110)	2,530 (1,860 to 3,430)	2,620 (1,900 to 3,450)	2,190 (1,610 to 2,840)	1,380 (1,030 to 1,840)	719 (554 to 920)	431 (332 to 553)	251 (195 to 327)	139 (106 to 184)	90·9 (71 to 115)	40·6 (32·5 to 50·2)	15·4 (12 to 19·1)	24,400
Interpersonal violence	30·7 (20·2 to 43)	13·5 (9·4 to 18·7)	358 (250 to 500)	501 (370 to 651)	235 (190 to 288)	390 (308 to 489)	2,740 (2,120 to 3,550)	5,030 (3,660 to 6,480)	4,040 (2,910 to 5,130)	3,090 (2,300 to 3,930)	2,290 (1,790 to 2,860)	1,620 (1,300 to 2,020)	1,400 (1,100 to 1,760)	1,220 (975 to 1,540)	1,110 (875 to 1,410)	855 (674 to 1,080)	590 (464 to 757)	423 (329 to 546)	270 (210 to 343)	144 (108 to 191)	86·8 (64·7 to 116)	43·4 (31·5 to 59·7)	18·5 (13·6 to 25·4)	26,500
Physical violence by firearm	1·1 (0·7 to 1·6)	0·9 (0·6 to 1·3)	16·5 (11·1 to 23·3)	80 (58·1 to 105)	76·4 (59·6 to 96·6)	191 (143 to 253)	2,180 (1,640 to 2,900)	4,090 (2,900 to 5,330)	3,090 (2,120 to 4,010)	2,220 (1,580 to 2,880)	1,460 (1,080 to 1,890)	865 (666 to 1,120)	627 (467 to 823)	445 (338 to 585)	377 (285 to 486)	260 (204 to 332)	150 (119 to 186)	95·7 (77·4 to 120)	55·9 (44·6 to 68·9)	23·9 (18·2 to 31·3)	12·6 (9·4 to 16·9)	5·6 (4 to 7·9)	2·5 (1·8 to 3·4)	16,300
Physical violence by sharp object	1·7 (1·1 to 2·5)	0·7 (0·5 to 1)	5·9 (4·1 to 8·2)	19·9 (14·9 to 25·6)	20·2 (16·1 to 25)	34 (26·3 to 43·7)	225 (172 to 292)	441 (327 to 575)	433 (316 to 548)	371 (276 to 473)	310 (244 to 389)	261 (207 to 327)	236 (186 to 299)	226 (179 to 286)	196 (152 to 250)	147 (117 to 186)	104 (82 to 131)	71·1 (55·7 to 92·2)	42·9 (33·3 to 55·8)	22 (16·4 to 29·4)	12·7 (9·3 to 17·5)	6·7 (4·8 to 9·3)	3 (2·2 to 4·3)	3,190
Sexual violence	0 (0 to 0)	0 (0 to 0)	0 (0 to 0)	2·2 (1·3 to 3·6)	19·5 (11·7 to 30·8)	55·6 (31·5 to 85·1)	148 (82·1 to 239)	158 (90·7 to 240)	107 (59·3 to 174)	76 (42·1 to 123)	64·9 (36·6 to 105)	55·5 (32·1 to 90)	52 (30·4 to 87·1)	45·2 (25·6 to 74·7)	33·3 (19·6 to 53·1)	24 (14·7 to 36·1)	18·5 (11·6 to 27·7)	14·4 (9·2 to 21·5)	10 (6·5 to 14·6)	6·9 (4·5 to 10·5)	4·3 (2·5 to 7)	1·1 (0·7 to 1·8)	0·1 (0·1 to 0·2)	897
Physical violence by other means	27·9 (18·4 to 38·8)	11·9 (8·3 to 16·5)	335 (234 to 470)	399 (290 to 520)	118 (95·1 to 147)	109 (85·4 to 138)	192 (155 to 241)	345 (275 to 433)	414 (319 to 521)	425 (326 to 549)	457 (355 to 586)	442 (339 to 573)	481 (360 to 636)	502 (379 to 659)	502 (379 to 668)	423 (312 to 569)	318 (234 to 425)	242 (177 to 328)	161 (121 to 215)	91·1 (65·3 to 126)	57·2 (40·6 to 78·7)	30 (21·3 to 42)	12·9 (9·4 to 18)	6,100
Conflict and terrorism	0 (0 to 0)	0 (0 to 0)	0 (0 to 0)	0 (0 to 0)	0·3 (0·1 to 0·6)	1·8 (0·9 to 3·7)	3·7 (2 to 7·3)	4 (2·2 to 7·4)	6·6 (3·5 to 11·8)	9·3 (5·1 to 17·1)	11·9 (6·8 to 21·6)	23·3 (13·4 to 40·8)	44·1 (25·9 to 76·1)	48·5 (28 to 83·2)	50·2 (28·6 to 86)	37·2 (21·4 to 64·2)	20·8 (12·7 to 34·6)	12 (7·3 to 19·7)	5·5 (3·3 to 8·9)	2 (1·2 to 3·2)	1 (0·6 to 1·6)	0·5 (0·3 to 0·8)	0·3 (0·1 to 0·4)	283

SR Table 2c. New Mexico DALYS by cause and age group for both sexes with 95% uncertainty intervals, 2019

Cause	Early Neonatal	Late Neonatal	Post-Neonatal	1 to 4	5 to 9	10 to 14	15 to 19	20 to 24	25 to 29	30 to 34	35 to 39	40 to 44	45 to 49	50 to 54	55 to 59	60 to 64	65 to 69	70 to 74	75 to 79	80 to 84	85 to 89	90 to 94	95 plus	Total
All causes	9,920 (7,719 to 12,509)	1,603 (1,270 to 2,079)	2,298 (2,000 to 2,715)	5,208 (4,488 to 6,370)	4,972 (4,300 to 5,886)	10,999 (9,429 to 13,360)	27,099 (23,772 to 30,993)	37,130 (29,992 to 47,000)	37,130 (30,992 to 43,909)	39,005 (32,159 to 49,693)	48,450 (40,939 to 57,700)	54,890 (44,939 to 67,000)	57,130 (47,700 to 69,000)	61,290 (49,992 to 75,000)	67,990 (54,992 to 83,000)	79,790 (64,992 to 99,000)	74,990 (61,992 to 92,000)	84,990 (67,992 to 105,000)	96,990 (77,992 to 120,000)	99,990 (77,992 to 125,000)	99,990 (77,992 to 125,000)	99,990 (77,992 to 125,000)	1,000,000 (800,000 to 1,250,000)	634,000
Communicable, maternal, neonatal, and nutritional diseases	6,510 (5,070 to 8,060)	1,040 (709 to 1,490)	1,030 (779 to 1,370)	1,960 (597 to 1,530)	999 (711 to 1,480)	958 (709 to 1,340)	1,050 (760 to 1,360)	1,050 (699 to 1,530)	1,260 (850 to 1,830)	1,360 (1,060 to 1,800)	1,560 (1,260 to 1,900)	1,560 (1,160 to 1,790)	1,560 (1,260 to 1,900)	1,400 (1,060 to 1,790)	1,390 (1,060 to 1,790)	1,670 (1,260 to 2,090)	1,760 (1,410 to 2,190)	1,770 (1,400 to 2,290)	1,770 (1,350 to 2,170)	1,770 (1,290 to 2,300)	1,590 (1,060 to 1,770)	1,490 (1,060 to 1,770)	1,190 (894 to 1,520)	752 (564 to 952)	464 (343 to 591)	32,100
HIV/AIDS and sexually transmitted infections	0.6 (0.3 to 0.7)	0.2 (0.1 to 0.4)	3.9 (3.4 to 4.6)	3.9 (3.0 to 4.4)	4.2 (3.6 to 5.2)	4.2 (3.6 to 5.2)	13.2 (10.1 to 16.6)	99.7 (68.9 to 137)	197 (139 to 272)	242 (161 to 339)	302 (207 to 416)	372 (249 to 507)	378 (249 to 519)	348 (229 to 478)	316 (199 to 441)	284 (178 to 393)	252 (157 to 352)	221 (137 to 312)	190 (117 to 272)	159 (97 to 230)	127 (77 to 184)	95 (58 to 138)	63 (38 to 92)	32 (19 to 47)	2,270 (1,700 to 3,110)	1,960
HIV/AIDS	0 (0 to 0)	0 (0 to 0)	3.7 (3.2 to 4.3)	3.6 (2.8 to 4.2)	3.2 (2.6 to 4.1)	2.6 (2.1 to 3.4)	7.4 (5.6 to 9.6)	61.4 (42.6 to 81.6)	137 (96 to 189)	202 (134 to 281)	266 (181 to 368)	370 (247 to 504)	352 (232 to 484)	324 (213 to 445)	292 (184 to 406)	261 (164 to 361)	231 (144 to 321)	201 (125 to 286)	171 (106 to 246)	142 (87 to 205)	113 (69 to 164)	84 (51 to 122)	56 (34 to 82)	28 (17 to 41)	1,670 (1,250 to 2,290)	1,670
HIV/AIDS - Drug-susceptible Tuberculosis	0 (0 to 0)	0 (0 to 0)	0.2 (0.1 to 0.3)	0.2 (0.1 to 0.3)	0.2 (0.1 to 0.3)	0.2 (0.1 to 0.3)	0.4 (0.2 to 0.6)	1.8 (1.1 to 2.8)	3.6 (2.2 to 5.4)	5.6 (3.5 to 8.4)	7.8 (4.9 to 11.6)	9.8 (6.2 to 14.4)	9.4 (5.9 to 13.8)	8.6 (5.4 to 12.6)	7.8 (4.9 to 11.4)	7.0 (4.4 to 10.2)	6.2 (3.9 to 9.2)	5.4 (3.4 to 8.0)	4.6 (2.9 to 6.8)	3.8 (2.4 to 5.6)	3.0 (1.9 to 4.4)	2.2 (1.4 to 3.2)	1.0 (0.6 to 1.4)	47 (30 to 69)	47
HIV/AIDS - Multidrug-resistant Tuberculosis without extensive drug resistance	0 (0 to 0)	0 (0 to 0)	0 (0 to 0)	0 (0 to 0)	0 (0 to 0)	0 (0 to 0)	0 (0 to 0)	0 (0 to 0)	0 (0 to 0)	0 (0 to 0)	0 (0 to 0)	0 (0 to 0)	0 (0 to 1.3)	0 (0 to 1.2)	0 (0 to 1.1)	0 (0 to 0.7)	0 (0 to 0.5)	0 (0 to 0.3)	0 (0 to 0.2)	0 (0 to 0.1)	0 (0 to 0.1)	0 (0 to 0.1)	0 (0 to 0.1)	0 (0 to 0)	1.6 (0.9 to 2.6)	1.6
HIV/AIDS - Extensively drug-resistant Tuberculosis	0 (0 to 0)	0 (0 to 0)	0 (0 to 0)	0 (0 to 0)	0 (0 to 0)	0 (0 to 0)	0 (0 to 0)	0 (0 to 0)	0 (0 to 0)	0 (0 to 0)	0 (0 to 0)	0 (0 to 0)





GBD Table 2c: New York DALYS (numbers and age-groups for both sexes with 95% uncertainty intervals, 2019

Cause	Early Neonatal	Late Neonatal	Post Neonatal	1 to 5	5 to 9	10 to 14	15 to 19	20 to 24	25 to 29	30 to 34	35 to 39	40 to 44	45 to 49	50 to 54	55 to 59	60 to 64	65 to 69	70 to 74	75 to 79	80 to 84	85 to 89	90 to 94	95 plus	Total
All causes	49,600 (47,500 to 52,100)	11,900 (10,600 to 13,100)	31,200 (29,300 to 33,300)	41,700 (33,200 to 52,000)	51,000 (39,000 to 66,400)	76,200 (57,000 to 100,000)	143,000 (112,000 to 180,000)	309,000 (234,000 to 396,000)	379,000 (294,000 to 486,000)	399,000 (307,000 to 507,000)	392,000 (302,000 to 501,000)	393,000 (302,000 to 500,000)	349,000 (267,000 to 443,000)	443,000 (341,000 to 564,000)	486,000 (369,000 to 626,000)	616,000 (472,000 to 793,000)	615,000 (472,000 to 793,000)	649,000 (492,000 to 843,000)	688,000 (508,000 to 904,000)	564,000 (341,000 to 831,000)	313,000 (172,000 to 521,000)	117,000 (108,000 to 126,000)	6,370,000
Communicable, maternal, neonatal, and nutritional diseases	39,600 (38,000 to 41,600)	7,430 (6,600 to 8,310)	12,100 (11,100 to 13,200)	8,820 (6,870 to 11,300)	4,240 (3,190 to 5,650)	7,090 (5,300 to 9,500)	16,400 (12,800 to 20,900)	41,600 (32,000 to 53,600)	51,600 (39,000 to 66,400)	53,600 (40,000 to 69,500)	51,600 (38,000 to 66,600)	51,600 (38,000 to 66,600)	46,200 (34,000 to 59,700)	58,200 (43,000 to 75,000)	64,000 (47,000 to 82,500)	81,000 (59,000 to 105,000)	81,000 (59,000 to 105,000)	85,000 (62,000 to 110,000)	90,000 (65,000 to 117,000)	74,000 (44,000 to 111,000)	41,000 (22,000 to 69,000)	15,400 (14,200 to 16,700)	838,000
HIV/AIDS and sexually transmitted infections	2.4 (2.3 to 2.6)	0.4 (0.4 to 0.5)	32.1 (27.1 to 38)	77 (64 to 92)	83.4 (62.4 to 107.2)	90.7 (61.2 to 123)	227 (151 to 299)	1,000 (674 to 1,400)	2,700 (2,000 to 3,600)	3,900 (2,900 to 5,200)	4,400 (3,200 to 5,900)	4,900 (3,700 to 6,400)	5,000 (3,700 to 6,700)	5,900 (4,300 to 7,800)	6,400 (4,600 to 8,600)	6,700 (4,800 to 9,000)	6,000 (4,100 to 8,200)	5,200 (3,500 to 7,200)	4,200 (2,700 to 6,000)	2,700 (1,600 to 4,200)	1,200 (600 to 2,000)	420 (210 to 710)	37,000
HIV/AIDS	2.4 (2.3 to 2.6)	0.4 (0.4 to 0.5)	32.1 (27.1 to 38)	77 (64 to 92)	83.4 (62.4 to 107.2)	90.7 (61.2 to 123)	227 (151 to 299)	1,000 (674 to 1,400)	2,700 (2,000 to 3,600)	3,900 (2,900 to 5,200)	4,400 (3,200 to 5,900)	4,900 (3,700 to 6,400)	5,000 (3,700 to 6,700)	5,900 (4,300 to 7,800)	6,400 (4,600 to 8,600)	6,700 (4,800 to 9,000)	6,000 (4,100 to 8,200)	5,200 (3,500 to 7,200)	4,200 (2,700 to 6,000)	2,700 (1,600 to 4,200)	1,200 (600 to 2,000)	420 (210 to 710)	37,000
HIV/AIDS - Drug-susceptible Tuberculosis	0 (0 to 0)	0 (0 to 0)	1 (1.1 to 2.5)	1 (1 to 2)	0.7 (0.7 to 1.7)	0.7 (0.7 to 1.6)	2 (1.4 to 3.5)	8 (5 to 12.7)	21 (14 to 30)	29 (20 to 41)	33 (23 to 46)	36 (25 to 50)	37 (26 to 52)	44 (30 to 61)	48 (33 to 67)	50 (34 to 71)	45 (29 to 67)	39 (25 to 53)	31 (20 to 44)	20 (12 to 31)	9 (5 to 15)	3 (1 to 5)	402
HIV/AIDS - Multidrug-resistant Tuberculosis without extensive drug resistance	0 (0 to 0)	0 (0 to 0)	0.1 (0 to 0.2)	0 (0 to 0)	0 (0 to 0)	0 (0 to 0)	0 (0 to 0)	0.4 (0 to 1.2)	0.9 (0 to 2.7)	1.3 (0 to 3.7)	1.7 (0 to 4.7)	2.5 (0.2 to 6.7)	2.6 (0.2 to 7.2)	3.1 (0.2 to 8.6)	3.4 (0.2 to 9.4)	3.5 (0.2 to 9.6)	3.1 (0.2 to 8.6)	2.7 (0.2 to 7.5)	2.2 (0.2 to 6.1)	1.4 (0.1 to 3.9)	0.6 (0 to 1.7)	0.2 (0 to 0.6)	19.8
HIV/AIDS - Extensively drug-resistant Tuberculosis	0 (0 to 0)	0 (0 to 0)	0 (0 to 0.1)	0 (0 to 0)	0 (0 to 0)	0 (0 to 0)	0 (0 to 0)	0 (0 to 0)	0 (0 to 0)	0 (0 to 0)	0 (0 to 0)	0 (0 to 0)	0 (0 to 0)	0 (0 to 0)	0 (0 to 0)	0 (0 to 0)	0 (0 to 0)	0 (0 to 0)	0 (0 to 0)	0 (0 to 0)	0 (0 to 0)	0 (0 to 0)	0 (0 to 0)	0.1
HIV/AIDS resulting in other diseases	2.4 (2.3 to 2.6)	0.4 (0.4 to 0.5)	32 (27 to 38)	77 (63.9 to 91.7)	83.4 (62.4 to 107.2)	90.7 (61.2 to 123)	225 (150 to 298)	992 (669 to 1,400)	2,700 (1,900 to 3,600)	3,900 (2,900 to 5,200)	4,400 (3,200 to 5,900)	4,900 (3,700 to 6,400)	5,000 (3,700 to 6,700)	5,900 (4,300 to 7,800)	6,400 (4,600 to 8,600)	6,700 (4,800 to 9,000)	6,000 (4,100 to 8,200)	5,200 (3,500 to 7,200)	4,200 (2,700 to 6,000)	2,700 (1,600 to 4,200)	1,200 (600 to 2,000)	420 (210 to 710)	37,000
Sexually transmitted infections, excluding HIV	0.1 (0 to 0.2)	1.3 (0.7 to 2.1)	1.3 (0.7 to 2.1)	0.2 (0.1 to 0.3)	0.1 (0 to 0.2)	2.6 (2.6 to 2.6)	16.6 (16.6 to 16.6)	16.6 (16.6 to 16.6)	16.6 (16.6 to 16.7)	13.3 (13.3 to 13.4)	9.6 (9.6 to 9.6)	10.5 (10.5 to 10.5)	11.4 (11.4 to 11.4)	13.5 (13.5 to 13.6)	15.6 (15.6 to 15.7)	17.5 (17.5 to 17.6)	18.1 (18.1 to 18.2)	17.9 (17.9 to 18)	16.7 (16.7 to 16.7)	11.2 (11.2 to 11.2)	6.3 (6.3 to 6.3)	2.1 (2.1 to 2.1)	274
Syphilis	0 (0 to 0)	0 (0 to 0)	0.1 (0 to 0.2)	0 (0 to 0)	0 (0 to 0)	0 (0 to 0)	0 (0 to 0)	0 (0 to 0)	0 (0 to 0)	0 (0 to 0)	0 (0 to 0)	0 (0 to 0)	0 (0 to 0)	0 (0 to 0)	0 (0 to 0)	0 (0 to 0)	0 (0 to 0)	0 (0 to 0)	0 (0 to 0)	0 (0 to 0)	0 (0 to 0)	0 (0 to 0)	0 (0 to 0)	0.1
Chlamydial infection	0 (0 to 0)	0 (0 to 0)	0 (0 to 0)	0 (0 to 0)	1.5 (1 to 2.1)	2.6 (2.6 to 2.6)	3.9 (3.9 to 3.9)	10.1 (10.1 to 10.1)	9.6 (9.6 to 9.6)	8.5 (8.5 to 8.5)	6.1 (6.1 to 6.1)	6.7 (6.7 to 6.7)	7.1 (7.1 to 7.1)	8.3 (8.3 to 8.3)	9.4 (9.4 to 9.4)	10.5 (10.5 to 10.5)	10.8 (10.8 to 10.8)	10.5 (10.5 to 10.5)	9.6 (9.6 to 9.6)	6.4 (6.4 to 6.4)	3.4 (3.4 to 3.4)	1.2 (1.2 to 1.2)	154
Gonococcal infection	0 (0 to 0)	0 (0 to 0)	0 (0 to 0)	0 (0 to 0)	1.5 (1 to 2.1)	2.6 (2.6 to 2.6)	4.8 (4.8 to 4.8)	11.5 (11.5 to 11.5)	10.7 (10.7 to 10.7)	9.4 (9.4 to 9.4)	6.7 (6.7 to 6.7)	7.5 (7.5 to 7.5)	7.9 (7.9 to 7.9)	9.2 (9.2 to 9.2)	10.4 (10.4 to 10.4)	11.6 (11.6 to 11.6)	11.9 (11.9 to 11.9)	11.6 (11.6 to 11.6)	10.6 (10.6 to 10.6)	7.1 (7.1 to 7.1)	3.8 (3.8 to 3.8)	1.3 (1.3 to 1.3)	168
Trichomoniasis	0 (0 to 0)	0 (0 to 0)	0 (0 to 0)	0 (0 to 0)	0 (0 to 0)	0 (0 to 0)	0.1 (0 to 0.1)	0.2 (0 to 0.5)	0.3 (0 to 0.7)	0.3 (0 to 0.7)	0.3 (0 to 0.7)	0.3 (0 to 0.7)	0.3 (0 to 0.7)	0.3 (0 to 0.7)	0.3 (0 to 0.7)	0.3 (0 to 0.7)	0.3 (0 to 0.7)	0.3 (0 to 0.7)	0.3 (0 to 0.7)	0.2 (0 to 0.5)	0.1 (0 to 0.3)	0 (0 to 0.1)	4
Chlamydial infection resistant tuberculosis	0 (0 to 0)	0 (0 to 0)	0 (0 to 0)	0 (0 to 0)	0 (0 to 0)	0 (0 to 0)	0 (0 to 0)	0 (0 to 0)	0 (0 to 0)	0 (0 to 0)	0 (0 to 0)	0 (0 to 0)	0 (0 to 0)	0 (0 to 0)	0 (0 to 0)	0 (0 to 0)	0 (0 to 0)	0 (0 to 0)	0 (0 to 0)	0 (0 to 0)	0 (0 to 0)	0 (0 to 0)	0 (0 to 0)	0
Multidrug-resistant tuberculosis without extensive drug resistance	0 (0 to 0)	0 (0 to 0)	0 (0 to 0)	0 (0 to 0)	0 (0 to 0)	0 (0 to 0)	0 (0 to 0)	0 (0 to 0)	0 (0 to 0)	0 (0 to 0)	0 (0 to 0)	0 (0 to 0)	0 (0 to 0)	0 (0 to 0)	0 (0 to 0)	0 (0 to 0)	0 (0 to 0)	0 (0 to 0)	0 (0 to 0)	0 (0 to 0)	0 (0 to 0)	0 (0 to 0)	0 (0 to 0)	0
Tuberculosis resistant to chlamydial infection	0 (0 to 0)	0 (0 to 0)	0 (0 to 0)	0 (0 to 0)	0 (0 to 0)	0 (0 to 0)	0 (0 to 0)	0 (0 to 0)	0 (0 to 0)	0 (0 to 0)	0 (0 to 0)	0 (0 to 0)	0 (0 to 0)	0 (0 to 0)	0 (0 to 0)	0 (0 to 0)	0 (0 to 0)	0 (0 to 0)	0 (0 to 0)	0 (0 to 0)	0 (0 to 0)	0 (0 to 0)	0 (0 to 0)	0
Other sexually transmitted infections	0 (0 to 0)	0 (0 to 0)	0 (0 to 0)	0 (0 to 0)	0 (0 to 0)	0 (0 to 0)	0 (0 to 0)	0 (0 to 0)	0 (0 to 0)	0 (0 to 0)	0 (0 to 0)	0 (0 to 0)	0 (0 to 0)	0 (0 to 0)	0 (0 to 0)	0 (0 to 0)	0 (0 to 0)	0 (0 to 0)	0 (0 to 0)	0 (0 to 0)	0 (0 to 0)	0 (0 to 0)	0 (0 to 0)	0
Respiratory infections and tuberculosis	1,100 (76.2 to 14,100)	214 (2.6 to 2,600)	2,090 (1,700 to 3,500)	2,540 (1,400 to 3,600)	1,910 (1,700 to 2,100)	1,810 (1,600 to 2,000)	2,240 (2,000 to 2,500)	2,650 (2,400 to 2,900)	2,810 (2,500 to 3,200)	2,910 (2,500 to 3,400)	3,110 (2,600 to 3,700)	3,700 (2,900 to 4,600)	3,810 (2,900 to 4,700)	4,870 (3,600 to 6,300)	5,270 (3,800 to 6,900)	6,270 (4,600 to 8,100)	6,660 (4,900 to 8,600)	6,760 (4,900 to 8,800)	6,790 (4,900 to 8,900)	6,690 (4,800 to 8,900)	5,270 (3,600 to 7,400)	1,140 (1,000 to 1,300)	108,000
Tuberculosis	0 (0 to 0)	0.1 (0 to 0.2)	0.5 (0.4 to 0.6)	0.5 (0.4 to 0.6)	5.3 (4.2 to 6.6)	13.2 (10.4 to 16.7)	29.7 (23.4 to 37.6)	69.8 (55.1 to 88.4)	69.1 (54.5 to 87.5)	67.2 (53.1 to 85.2)	70.4 (55.6 to 89.1)	67.4 (53.2 to 85.4)	58 (45.8 to 73.4)	66 (52.1 to 83.6)	70.5 (55.7 to 89.3)	77 (60.8 to 97.5)	71 (56.1 to 89.9)	67.8 (53.5 to 85.8)	63.6 (50.2 to 80.5)	49.6 (39.2 to 62.8)	27.4 (21.6 to 34.7)	9.6 (7.6 to 12.1)	1,000
Latent tuberculosis infection	0 (0 to 0)	0 (0 to 0)	0 (0 to 0)	0 (0 to 0)	0 (0 to 0)	0 (0 to 0)	0 (0 to 0)	0 (0 to 0)	0 (0 to 0)	0 (0 to 0)	0 (0 to 0)	0 (0 to 0)	0 (0 to 0)	0 (0 to 0)	0 (0 to 0)	0 (0 to 0)	0 (0 to 0)	0 (0 to 0)	0 (0 to 0)	0 (0 to 0)	0 (0 to 0)	0 (0 to 0)	0 (0 to 0)	0
Drug-susceptible tuberculosis	0 (0 to 0)	0 (0 to 0)	0.2 (0 to 0.3)	0.2 (0 to 0.3)	0.2 (0 to 0.4)	0.2 (0 to 0.4)	0.2 (0 to 0.4)	0.2 (0 to 0.4)	0.2 (0 to 0.4)	0.2 (0 to 0.4)	0.2 (0 to 0.4)	0.2 (0 to 0.4)	0.2 (0 to 0.4)	0.2 (0 to 0.4)	0.2 (0 to 0.4)	0.2 (0 to 0.4)	0.2 (0 to 0.4)	0.2 (0 to 0.4)	0.2 (0 to 0.4)	0.2 (0 to 0.4)	0.2 (0 to 0.4)	0.2 (0 to 0.4)	4
Multidrug-resistant tuberculosis without extensive drug resistance	0 (0 to 0)	0 (0 to 0)	0 (0 to 0)	0 (0 to 0)	0 (0 to 0)	0 (0 to 0)	0 (0 to 0)	0 (0 to 0)	0 (0 to 0)	0 (0 to 0)	0 (0 to 0)	0 (0 to 0)	0 (0 to 0)	0 (0 to 0)	0 (0 to 0)	0 (0 to 0)	0 (0 to 0)	0 (0 to 0)	0 (0 to 0)	0 (0 to 0)	0 (0 to 0)	0 (0 to 0)	0 (0 to 0)	0
Extensively drug-resistant tuberculosis	0 (0 to 0)	0 (0 to 0)	0 (0 to 0)	0 (0 to 0)	0 (0 to 0)	0 (0 to 0)	0 (0 to 0)	0 (0 to 0)	0 (0 to 0)	0 (0 to 0)	0 (0 to 0)	0 (0 to 0)	0 (0 to 0)	0 (0 to 0)	0 (0 to 0)	0 (0 to 0)	0 (0 to 0)	0 (0 to 0)	0 (0 to 0)	0 (0 to 0)	0 (0 to 0)	0 (0 to 0)	0 (0 to 0)	0
Tuberculosis resistant to other drugs	0 (0 to 0)	0 (0 to 0)	0 (0 to 0)	0 (0 to 0)	0 (0 to 0)	0 (0 to 0)	0 (0 to 0)	0 (0 to 0)	0 (0 to 0)	0 (0 to 0)	0 (0 to 0)	0 (0 to 0)	0 (0 to 0)	0 (0 to 0)	0 (0 to 0)	0 (0 to 0)	0 (0 to 0)	0 (0 to 0)	0 (0 to 0)	0 (0 to 0)	0 (0 to 0)	0 (0 to 0)	0 (0 to 0)	0
Tuberculosis resistant to chlamydial infection and other drugs	0 (0 to 0)	0 (0 to 0)	0 (0 to 0)	0 (0 to 0)	0 (0 to 0)	0 (0 to 0)	0 (0 to 0)	0 (0 to 0)	0 (0 to 0)	0 (0 to 0)	0 (0 to 0)	0 (0 to 0)	0 (0 to 0)	0 (0 to 0)	0 (0 to 0)	0 (0 to 0)	0 (0 to 0)	0 (0 to 0)	0 (0 to 0)	0 (0 to 0)	0 (0 to 0)	0 (0 to 0)	0 (0 to 0)	0
Enteric infections	1,100 (76.2 to 14,100)	214 (2.6 to 2,600)	1,900 (1,500 to 3,300)	1,900 (1,200 to 2,900)	1,700 (1,500 to 1,900)	1,600 (1,400 to 1,800)	1,900 (1,700 to 2,100)	2,000 (1,800 to 2,300)	2,000 (1,800 to 2,300)	2,000 (1,800 to 2,300)	2,000 (1,800 to 2,300)	2,000 (1,800 to 2,300)	2,000 (1,800 to 2,300)	2,000 (1,800 to 2,300)	2,000 (1,800 to 2,300)	2,000 (1,800 to 2,300)	2,000 (1,800 to 2,300)	2,000 (1,800 to 2,300)	2,000 (1,800 to 2,300)	2,000 (1,800 to 2,300)	1,900 (1,600 to 2,200)	1,100 (1,000 to 1,200)	97,000
Diarrheal diseases	1,100 (76.2 to 14,100)	214 (2.6 to 2,600)	1,900 (1,500 to 3,300)	1,900 (1,200 to 2,900)	1,700 (1,500 to 1,900)	1,600 (1,400 to 1,800)	1,900 (1,700 to 2,100)	2,000 (1,800 to 2,300)	2,000 (1,800 to 2,300)	2,000 (1,800 to 2,300)	2,000 (1,800 to 2,300)	2,000 (1,800 to 2,300)	2,000 (1,800 to 2,300)	2,000 (1,800 to 2,300)	2,000 (1,800 to 2,300)	2,000 (1,800 to 2,300)	2,000 (1,800 to 2,300)	2,000 (1,800 to 2,300)	2,000 (1,800 to 2,300)	2,000 (1,800 to 2,300)	1,900 (1,600 to 2,200)	1,100 (1,000 to 1,200)	97,000
Typhoid and paratyphoid	0 (0 to 0)	0 (0 to 0)	0 (0 to 0)	0 (0 to 0)	0 (0 to 0)	0 (0 to 0)	0 (0 to 0)	0 (0 to 0)	0 (0 to 0)	0 (0 to 0)	0 (0 to 0)	0 (0 to 0)	0 (0 to 0)	0 (0 to 0)	0 (0 to 0)	0 (0 to 0)	0 (0 to 0)	0 (0 to 0)	0 (0 to 0)	0 (0 to 0)	0 (0 to 0)	0 (0 to 0)	0 (0 to 0)	0
Typhoid fever	0 (0 to 0)	0 (0 to 0)	0 (0 to 0)	0 (0 to 0)	0 (0 to 0)	0 (0 to 0)	0 (0 to 0)	0 (0 to 0)	0 (0 to 0)	0 (0 to 0)	0 (0 to 0)	0 (0 to 0)	0 (0 to 0)	0 (0 to 0)	0 (0 to 0)	0 (0 to 0)	0 (0 to 0)	0 (0 to 0)	0 (0 to 0)	0 (0 to 0)	0 (0 to 0)	0 (0 to 0)	0 (0 to 0)	0
Paratyphoid fever	0 (0 to 0)	0 (0 to 0)	0 (0 to 0)	0 (0 to 0)	0 (0 to 0)	0 (0 to 0)	0 (0 to 0)	0 (0 to 0)	0 (0 to 0)	0 (0 to 0)	0 (0 to 0)	0 (0 to 0)	0 (0 to 0)	0 (0 to 0)	0 (0 to 0)	0 (0 to 0)	0 (0 to 0)	0 (0 to 0)	0 (0 to 0)	0 (0 to 0)	0 (0 to 0)	0 (0 to 0)	0 (0 to 0)	0
Invasive Non-typhoidal Salmonellae (iNTS)	0 (0 to 0)	0.3 (0.1 to 0.6)	0.5 (0.2 to 1.2)	0.4 (0.1 to 0.9)	0.3 (0.1 to 0.7)	0.3 (0.1 to 0.6)	0.3 (0.1 to 0.6)	0.3 (0.1 to 0.6)	0.3 (0.1 to 0.6)	0.3 (0.1 to 0.6)	0.3 (0.1 to 0.6)	0.3 (0.1 to 0.6)	0.3 (0.1 to 0.6)	0.3 (0.1 to 0.6)	0.3 (0.1 to 0.6)	0.3 (0.1 to 0.6)	0.3 (0.1 to 0.6)	0.3 (0.1 to 0.6)	0.3 (0.1 to 0.6)	0.3 (0.1 to 0.6)	0.2 (0.1 to 0.4)	0.1 (0 to 0.2)	6.3
Other intestinal infectious diseases	0 (0 to 0)	0 (0 to 0)	0.1 (0 to 0.2)	0.5 (0.1 to 1.2)	2.6 (1.1 to 5.2)	2.4 (1.1 to 4.5)	3.1 (1.4 to 5.7)	3.7 (1.7 to 6.7)	4.2 (1.9 to 7.5)	3.5 (1.6 to 6.3)	2.2 (1.1 to 4.1)	1.6 (0.8 to 3.1)	1.4 (0.7 to 2.8)	1.2 (0.6 to 2.4)	1.2 (0.6 to 2.3)	1.1 (0.5 to 2.2)	1.1 (0.5 to 2.1)	1.2 (0.6 to 2.3)	1.2 (0.6 to 2.3)	1.2 (0.6 to 2.3)	0.8 (0.4 to 1.5)	0.2 (0.1 to 0.4)	44.4
Neglected tropical diseases and malaria	0.2 (0.2 to 0.2)	0.1 (0 to 0.1)	0.6 (0.5 to 0.8)	1.5 (1.2 to 1.9)	0.9 (0.7 to 1.2)	0.9 (0.7 to 1.2)	0.9 (0.7 to 1.2)	0.9 (0.7 to 1.2)	1.1 (0.9 to 1.4)	1.2 (0.9 to 1.5)	1.2 (0.9 to 1.5)	1.2 (0.9 to 1.5)	1.2 (0.9 to 1.5)	1.2 (0.9 to 1.5)	1.2 (0.9 to 1.5)	1.2 (0.9 to 1.5)	1.2 (0.9 to 1.5)	1.2 (0.9 to 1.5)	1.2 (0.9 to 1.5)	1.2 (0.9 to 1.5)	1.1 (0.8 to 1.4)	0.5 (0.4 to 0.7)	27.4
Malaria	0 (0 to 0)	0 (0 to 0)	0 (0 to 0)	0 (0 to 0)	0 (0 to 0)	0 (0 to 0)	0 (0 to 0)	0 (0 to 0)	0 (0 to 0)	0 (0 to 0)	0 (0 to 0)	0 (0 to 0)	0 (0 to 0)	0 (0 to 0)	0 (0 to 0)	0 (0 to 0)	0 (0 to 0)	0 (0 to 0)	0 (0 to 0)	0 (0 to 0)	0 (0 to 0)	0 (0 to 0)	0 (0 to 0)	0
Chagas disease	0 (0 to 0)	0 (0 to 0)	0 (0 to 0)	0 (0 to 0)	0 (0 to 0)	0 (0 to 0)	0 (0 to 0)	0 (0 to 0)	0 (0 to 0)	0 (0 to 0)	0 (0 to 0)	0 (0 to 0)	0 (0 to 0)	0 (0 to 0)	0 (0 to 0)	0 (0 to 0)	0 (0 to 0)	0 (0 to 0)	0 (0 to 0)	0 (0 to 0)	0 (0 to 0)	0 (0 to 0)	0 (0 to 0)	0
Leishmaniasis	0 (0 to 0)	0 (0 to 0)	0 (0 to 0)	0 (0 to 0)	0 (0 to 0)	0 (0 to 0)	0 (0 to 0)	0 (0 to 0)	0 (0 to 0)	0 (0 to 0)	0 (0 to 0)	0 (0 to 0)	0 (0 to 0)	0 (0 to 0)	0 (0 to 0)	0 (0 to 0)	0 (0 to 0)	0 (0 to 0)	0 (0 to 0)	0 (0 to 0)	0 (0 to 0)	0 (0 to 0)	0 (0 to 0)	0
Visceral leishmaniasis	0 (0 to 0)	0 (0 to 0)	0 (0 to 0)	0 (0 to 0)	0 (0 to 0)	0 (0 to 0)	0 (0 to 0)	0 (0 to 0)	0 (0 to 0)	0 (0 to 0)	0 (0 to 0)	0 (0 to 0)	0 (0 to 0)	0 (0 to 0)	0 (0 to 0)	0 (0 to 0)	0 (0 to 0)	0 (0 to 0)	0 (0 to 0)	0 (0 to 0)	0 (0 to 0)	0 (0 to 0)	0 (0 to 0)	0
Cutaneous and mucocutaneous leishmaniasis	0 (0 to 0)	0 (0 to 0)	0 (0 to 0)	0 (0 to 0)	0 (0 to 0)	0 (0 to 0)	0 (0 to 0)	0 (0 to 0)	0 (0 to 0)	0 (0 to 0)	0 (0 to 0)	0 (0 to 0)	0 (0 to 0)	0 (0 to 0)	0 (0 to 0)	0 (0 to 0)	0 (0 to 0)	0 (0 to 0)	0 (0 to 0)	0 (0 to 0)	0 (0 to 0)	0 (0 to 0)	0 (0 to 0)	0
African trypanosomiasis	0 (0 to 0)	0 (0 to 0)	0 (0 to 0)	0 (0 to 0)	0 (0 to 0)	0 (0 to 0)	0 (0 to 0)	0 (0 to 0)	0 (0 to 0)	0 (0 to 0)	0 (0 to 0)	0 (0 to 0)	0 (0 to 0)	0 (0 to 0)	0 (0 to 0)	0 (0 to 0)	0 (0 to 0)	0 (0 to 0)	0 (0 to 0)	0 (0 to 0)	0 (0 to 0)	0 (0 to 0)	0 (0 to 0)	0
Schistosomiasis	0 (0 to 0)	0 (0 to 0)	0 (0 to 0)	0 (0 to 0)	0 (0 to 0)	0 (0 to 0)	0 (0 to 0)	0 (0 to 0)	0 (0 to 0)	0 (0 to 0)	0 (0 to 0)	0 (0 to 0)	0 (0 to 0)	0 (0 to 0)	0 (0 to 0)	0 (0 to 0)	0 (0 to 0)	0 (0 to 0)	0 (0 to 0)	0 (0 to 0)	0 (0 to 0)	0 (0 to 0)	0 (0 to 0)	0
Cysticercosis	0 (0 to 0)	0 (0 to 0)	0 (0 to 0)	0.1 (0 to 0.2)	1.5 (0.9 to 2.4)	0.9 (0.4 to 2.2)	0.7 (0.3 to 1.8)	0.6 (0.2 to 1.6)	0.5 (0.2 to 1.4)	0.4 (0.2 to 1.1)	0.3 (0.1 to 0.8)	0.2 (0.1 to 0.6)	0.2 (0.1 to 0.5)	0.2 (0.1 to 0.5)	0.2 (0.1 to 0.5)	0.2 (0.1 to 0.5)	0.2 (0.1 to 0.5)	0.2 (0.1 to 0.5)	0.2 (0.1 to 0.5)	0.2 (0.1 to 0.5)	0.1 (0 to 0.3)	0 (0 to 0.1)	7
Cystic echinococcosis	0 (0 to 0)	0 (0 to 0)	0 (0 to 0)	0 (0 to 0)	0 (0 to 0)	0 (0 to 0)	0 (0 to 0)	0 (0 to 0)	0 (0 to 0)	0 (0 to 0)	0 (0 to 0)	0 (0 to 0)	0 (0 to 0)	0 (0 to 0)	0 (0 to 0)	0 (0 to 0)	0 (0 to 0)	0 (0 to 0)	0 (0 to 0)	0 (0 to 0)	0 (0 to 0)	0 (0 to 0)	0 (0 to 0)	0
Lymphatic filariasis	0 (0 to 0)	0 (0 to 0)	0 (0 to 0)	0 (0 to 0)	0 (0 to 0)	0 (0 to 0)	0 (0 to 0)	0 (0 to 0)	0 (0 to 0)	0 (0 to 0)	0 (0 to 0)	0 (0 to 0)	0 (0 to 0)	0 (0 to 0)	0 (0 to 0)	0 (0 to 0)	0 (0 to 0)	0 (0 to 0)	0 (0 to 0)	0 (0 to 0)	0 (0 to 0)	0 (0 to 0)	0 (0 to 0)	0
Onchocerciasis	0 (0 to 0)	0 (0 to 0)	0 (0 to 0)	0 (0 to 0)	0 (0 to 0)	0 (0 to 0)	0 (0 to 0)	0 (0 to 0)	0 (0 to 0)	0 (0 to 0)	0 (0 to 0)	0 (0 to 0)	0 (0 to 0)	0 (0 to 0)	0 (0 to 0)	0 (0 to 0)	0 (0 to 0)	0 (0 to 0)	0 (0 to 0)	0 (0 to 0)	0 (0 to 0)	0 (0 to 0)	0 (0 to 0)	0
Trachoma	0 (0 to 0)	0 (0 to 0)	0 (0 to 0)	0 (0 to 0)	0 (0 to 0)	0 (0 to 0)	0 (0 to 0)	0 (0 to 0)	0 (0 to 0)	0 (0 to 0)	0 (0 to 0)	0 (0 to 0)	0 (0 to 0)	0 (0 to 0)	0 (0 to 0)	0 (0 to 0)	0 (0 to 0)	0 (0 to 0)	0 (0 to 0)	0 (0 to 0)	0 (0 to 0)	0 (0 to 0)	0 (0 to 0)	0
Dengue	0 (0 to 0)	0 (0 to 0)	0 (0 to 0)	0 (0 to 0)	0 (0 to 0)	0 (0 to 0)	0 (0 to 0)	0 (0 to 0)	0 (0 to 0)	0 (0 to 0)	0 (0 to 0)	0 (0 to 0)	0 (0 to 0)	0 (0 to 0)	0 (0 to 0)	0 (0 to 0)	0 (0 to 0)	0 (0 to 0)	0 (0 to 0)	0 (0 to 0)	0 (0 to 0)	0 (0 to 0)	0 (0 to 0)	0
Yellow fever	0 (0 to 0)	0 (0 to 0)	0 (0 to 0)	0 (0 to 0)	0 (0 to 0)	0 (0 to 0)	0 (0 to 0)	0 (0 to 0)	0 (0 to 0)	0 (0 to 0)	0 (0 to 0)	0 (0 to 0)	0 (0 to 0)	0 (0 to 0)	0 (0 to 0)	0 (0 to 0)	0 (0 to 0)	0 (0 to 0)	0 (0 to 0)	0 (0 to 0)	0 (0 to 0)	0 (0 to 0)	0 (0 to 0)	0
Rabies	0 (0 to 0)	0 (0 to 0)	0.2 (0 to 0.3)	0.2 (0 to 0.3)	0.2 (0 to 0.3)	0.2 (0 to 0.3)	0.2 (0 to 0.3)	0.2 (0 to 0.3)	0.2 (0 to 0.3)	0.2 (0 to 0.3)	0.2 (0 to 0.3)	0.2 (0 to 0.3)	0.2 (0 to 0.3)	0.2 (0 to 0.3)	0.2 (0 to 0.3)	0.2 (0 to 0.3)	0.2 (0 to 0.3)	0.2 (0 to 0.3)	0.2 (0 to 0.3)	0.2 (0 to 0.3)	0.2 (0 to 0.3)	0.1 (0 to 0.1)	2
Intestinal nematode infections	0 (0 to 0)	0 (0 to 0)	0 (0 to 0)	0 (0 to 0)	0 (0 to 0)	0 (0 to 0)	0 (0 to 0)	0 (0 to 0)	0 (0 to 0)	0 (0 to 0)	0 (0 to 0)	0 (0 to 0)	0 (0 to 0)	0 (0 to 0)	0 (0 to 0)	0 (0 to 0)	0 (0 to 0)	0 (0 to 0)	0 (0 to 0)	0 (0 to 0)	0 (0 to 0)	0 (0 to 0)	0 (0 to 0)	0
Ascariasis	0 (0 to 0)	0 (0 to 0)	0 (0 to 0)	0 (0 to 0)	0 (0 to 0)	0 (0 to 0)	0 (0 to 0)	0 (0 to 0)	0 (0 to 0)	0 (0 to 0)	0 (0 to 0)	0 (0 to 0)	0 (0 to 0)	0 (0 to 0)	0 (0 to 0)	0 (0 to 0)	0 (0 to 0)	0 (0 to 0)	0 (0 to 0)	0 (0 to 0)	0 (0 to 0)	0 (0 to 0)	0 (0 to 0)	0
Trichuriasis	0 (0 to 0)	0 (0 to 0)	0 (0 to 0)



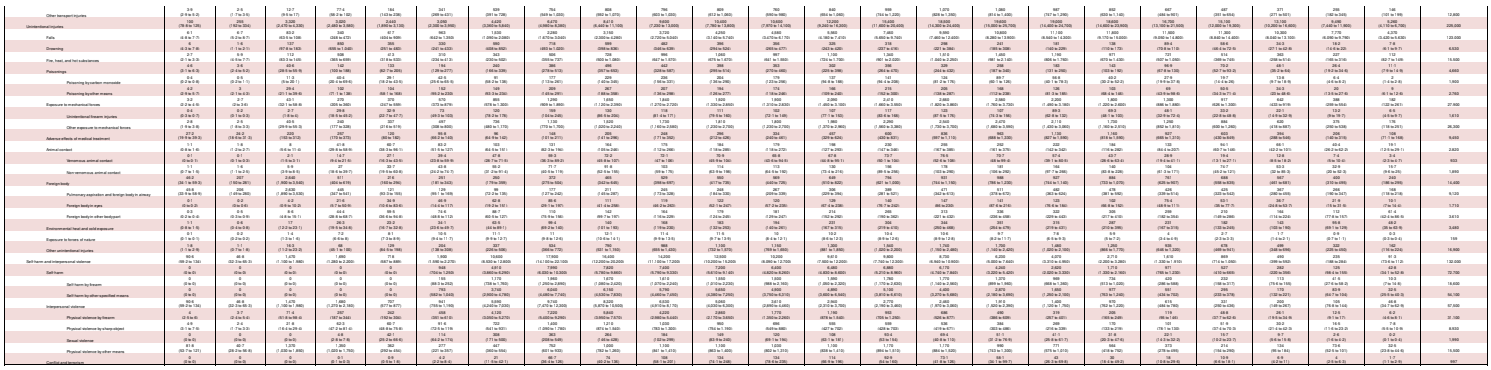



9208



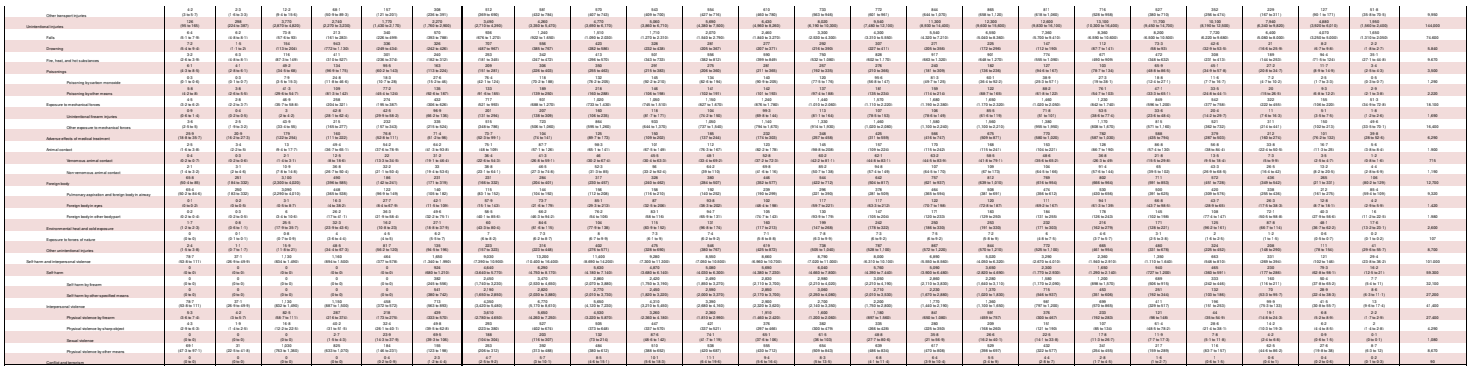

SB Table 2c: North Dakota DALYS by cause and sex group for both sexes with 95% uncertainty intervals, 2019

Cause	Early Neonatal	Late Neonatal	Post-Neonatal	1 to 4	5 to 9	10 to 14	15 to 19	20 to 24	25 to 29	30 to 34	35 to 39	40 to 44	45 to 49	50 to 54	55 to 59	60 to 64	65 to 69	70 to 74	75 to 79	80 to 84	85 to 89	90 to 94	95 plus	Total
All causes	2,592 (1,850 to 3,479)	697 (378 to 992)	2,182 (1,756 to 2,626)	1,588 (1,249 to 1,913)	1,060 (1,000 to 1,099)	2,648 (2,382 to 2,880)	5,450 (4,765 to 6,076)	9,195 (7,979 to 10,700)	10,205 (8,470 to 12,200)	11,196 (9,728 to 13,169)	13,005 (9,999 to 16,666)	13,669 (9,778 to 18,004)	11,165 (8,328 to 13,283)	11,105 (8,227 to 13,872)	13,782 (11,782 to 16,165)	16,866 (14,668 to 19,353)	20,469 (20,059 to 21,200)	20,566 (20,052 to 21,183)	17,089 (16,630 to 17,660)	13,990 (13,560 to 14,395)	12,360 (11,930 to 12,808)	8,809 (7,935 to 9,562)	4,290 (3,393 to 5,269)	336,950
Communicable, maternal, neonatal, and nutritional diseases	1,630 (1,350 to 2,068)	236 (187 to 282)	429 (329 to 537)	320 (239 to 427)	328 (232 to 479)	366 (256 to 561)	599 (352 to 990)	372 (242 to 600)	376 (255 to 574)	416 (320 to 619)	476 (312 to 870)	362 (210 to 688)	370 (221 to 688)	384 (232 to 716)	414 (252 to 777)	434 (262 to 822)	478 (277 to 922)	473 (270 to 922)	429 (252 to 832)	416 (252 to 810)	424 (252 to 834)	346 (201 to 684)	237 (131 to 490)	9,402
HIV/AIDS and sexually transmitted infections	0.1 (0.1 to 0.2)	0 (0 to 0.1)	0.6 (0.4 to 1.1)	0.6 (0.7 to 0.9)	0.4 (0.3 to 0.4)	0.6 (0.6 to 1)	1 (1.1 to 1.9)	2.2 (2.2 to 3.4)	4.1 (4.1 to 6.2)	6.2 (5.4 to 8.9)	8.9 (7.6 to 11.8)	9.6 (7.6 to 12.8)	9.2 (7.2 to 12.1)	9.6 (7.6 to 12.8)	10.3 (8.1 to 13.6)	10.7 (8.4 to 14.2)	11.2 (8.7 to 14.8)	9.7 (7.5 to 12.9)	8.4 (6.5 to 10.1)	7.1 (5.5 to 8.6)	5.2 (4.0 to 6.4)	2.5 (1.7 to 3.1)	1.7 (1.1 to 2.4)	0.5 (0.3 to 0.6)	84
HIV/AIDS	0 (0 to 0)	0 (0 to 0)	0.6 (0.4 to 1.1)	0.6 (0.7 to 0.9)	0.4 (0.3 to 0.4)	0.5 (0.5 to 0.6)	1 (1 to 1.9)	2.2 (2.2 to 3.4)	4.1 (4 to 6.2)	6.2 (5.4 to 8.9)	8.9 (7.6 to 11.8)	9.6 (7.6 to 12.8)	9.2 (7.2 to 12.1)	9.6 (7.6 to 12.8)	10.3 (8.1 to 13.6)	10.7 (8.4 to 14.2)	11.2 (8.7 to 14.8)	9.7 (7.5 to 12.9)	8.4 (6.5 to 10.1)	7.1 (5.5 to 8.6)	5.2 (4.0 to 6.4)	2.5 (1.7 to 3.1)	1.7 (1.1 to 2.4)	0.5 (0.3 to 0.6)	81
HIV/AIDS - Drug-susceptible Tuberculosis	0 (0 to 0)	0 (0 to 0)	0 (0 to 0)	0 (0 to 0)	0 (0 to 0)	0 (0 to 0)	0 (0 to 0)	0 (0 to 0)	0 (0 to 0)	0 (0 to 0)	0 (0 to 0)	0 (0 to 0)	0 (0 to 0)	0 (0 to 0)	0 (0 to 0)	0 (0 to 0)	0 (0 to 0)	0 (0 to 0)	0 (0 to 0)	0 (0 to 0)	0 (0 to 0)	0 (0 to 0)	0 (0 to 0)	0 (0 to 0)	0 (0 to 0)	0
HIV/AIDS - Multidrug-resistant Tuberculosis without extensive drug resistance	0 (0 to 0)	0 (0 to 0)	0 (0 to 0)	0 (0 to 0)	0 (0 to 0)	0 (0 to 0)	0 (0 to 0)	0 (0 to 0)	0 (0 to 0)	0 (0 to 0)	0 (0 to 0)	0 (0 to 0)	0 (0 to 0)	0 (0 to 0)	0 (0 to 0)	0 (0 to 0)	0 (0 to 0)	0 (0 to 0)	0 (0 to 0)	0 (0 to 0)	0 (0 to 0)	0 (0 to 0)	0 (0 to 0)	0 (0 to 0)	0 (0 to 0)	0
HIV/AIDS - Extensively drug-resistant Tuberculosis	0 (0 to 0)	0 (0 to 0)	0 (0 to 0)	0 (0 to 0)	0 (0 to 0)	0 (0 to 0)	0 (0 to 0)	0 (0 to 0)	0 (0 to 0)	0 (0 to 0)	0 (0 to 0)	0 (0 to 0)	0 (0 to 0)	0 (0 to 0)	0 (0 to 0)	0 (0 to 0)	0 (0 to 0)	0 (0 to 0)	0 (0 to 0)	0 (0 to 0)	0 (0 to 0)	0 (0 to 0)	0 (0 to 0)	0 (0 to 0)	0 (0 to 0)	0
HIV/AIDS resulting in other diseases	0 (0 to 0)	0 (0 to 0)	0 (0 to 0)	0 (0 to 0)	0.4 (0.3 to 0.4)	0.5 (0.5 to 0.6)	0.9 (0.8 to 1.3)	2.1 (2 to 3.2)	4.1 (4 to 6.2)	6.2 (5.4 to 8.9)	8.9 (7.6 to 11.8)	9.6 (7.6 to 12.8)	9.2 (7.2 to 12.1)	9.6 (7.6 to 12.8)	10.3 (8.1 to 13.6)	10.7 (8.4 to 14.2)	11.2 (8.7 to 14.8)	9.7 (7.5 to 12.9)	8.4 (6.5 to 10.1)	7.1 (5.5 to 8.6)	5.2 (4.0 to 6.4)	2.5 (1.7 to 3.1)	1.7 (1.1 to 2.4)	0.5 (0.3 to 0.6)	81
Sexually transmitted infections excluding HIV	0.1 (0 to 0.2)	0 (0 to 0.1)	0 (0 to 0)	0 (0 to 0)	0 (0 to 0)	0.1 (0 to 0.1)	0.1 (0 to 0.1)	0.1 (0 to 0.2)	0.1 (0 to 0.2)	0.1 (0 to 0.2)	0.1 (0 to 0.2)	0.1 (0 to 0.2)	0.1 (0 to 0.2)	0.1 (0 to 0.2)	0.1 (0 to 0.2)	0.1 (0 to 0.2)	0.1 (0 to 0.2)	0.1 (0 to 0.2)	0.1 (0 to 0.2)	0.1 (0 to 0.2)	0.1 (0 to 0.2)	0.1 (0 to 0.2)	0.1 (0 to 0.2)	0.1 (0 to 0.2)	0.1 (0 to 0.2)	1
Syphilis	0 (0 to 0)	0 (0 to 0)	0 (0 to 0)	0 (0 to 0)	0 (0 to 0)	0 (0 to 0)	0 (0 to 0)	0 (0 to 0)	0 (0 to 0)	0 (0 to 0)	0 (0 to 0)	0 (0 to 0)	0 (0 to 0)	0 (0 to 0)	0 (0 to 0)	0 (0 to 0)	0 (0 to 0)	0 (0 to 0)	0 (0 to 0)	0 (0 to 0)	0 (0 to 0)	0 (0 to 0)	0 (0 to 0)	0 (0 to 0)	0 (0 to 0)	0
Chlamydial infection	0 (0 to 0)	0 (0 to 0)	0 (0 to 0)	0 (0 to 0)	0 (0 to 0)	0 (0 to 0)	0.1 (0 to 0.1)	0.4 (0.2 to 0.6)	0.6 (0.4 to 1)	0.7 (0.4 to 1.2)	0.7 (0.4 to 1.2)	0.6 (0.3 to 1.1)	0.5 (0.3 to 0.9)	0.5 (0.3 to 0.9)	0.5 (0.3 to 0.9)	0.5 (0.3 to 0.9)	0.5 (0.3 to 0.9)	0.5 (0.3 to 0.9)	0.5 (0.3 to 0.9)	0.5 (0.3 to 0.9)	0.5 (0.3 to 0.9)	0.5 (0.3 to 0.9)	0.5 (0.3 to 0.9)	0.5 (0.3 to 0.9)	0.5 (0.3 to 0.9)	4
Gonococcal infection	0 (0 to 0)	0 (0 to 0)	0 (0 to 0)	0 (0 to 0)	0 (0 to 0)	0 (0 to 0)	0 (0 to 0)	0.1 (0 to 0.1)	0.2 (0.1 to 0.3)	0.3 (0.2 to 0.4)	0.4 (0.3 to 0.6)	0.4 (0.3 to 0.6)	0.3 (0.2 to 0.5)	0.3 (0.2 to 0.5)	0.3 (0.2 to 0.5)	0.3 (0.2 to 0.5)	0.3 (0.2 to 0.5)	0.3 (0.2 to 0.5)	0.3 (0.2 to 0.5)	0.3 (0.2 to 0.5)	0.3 (0.2 to 0.5)	0.3 (0.2 to 0.5)	0.3 (0.2 to 0.5)	0.3 (0.2 to 0.5)	0.3 (0.2 to 0.5)	4.4
Trichomoniasis	0 (0 to 0)	0 (0 to 0)	0 (0 to 0)	0 (0 to 0)	0 (0 to 0)	0.1 (0 to 0.1)	0.3 (0.2 to 0.5)	1.7 (1.2 to 2.5)	3.6 (2.7 to 5.1)	4.7 (3.4 to 7.1)	4.2 (3 to 6)	3.4 (2.4 to 5.1)	2.6 (1.8 to 4)	2.2 (1.5 to 3.4)	1.9 (1.3 to 2.9)	1.6 (1.1 to 2.4)	1.3 (0.9 to 2.1)	1.1 (0.7 to 1.8)	0.9 (0.6 to 1.5)	0.8 (0.5 to 1.3)	0.7 (0.4 to 1.1)	0.5 (0.3 to 0.8)	0.3 (0.2 to 0.5)	0.1 (0.1 to 0.2)	0.1 (0.1 to 0.2)	29.6
Genital herpes	0 (0 to 0)	0 (0 to 0)	0 (0 to 0)	0 (0 to 0)	0 (0 to 0)	0 (0 to 0)	0 (0 to 0)	0 (0 to 0)	0 (0 to 0)	0 (0 to 0)	0 (0 to 0)	0 (0 to 0)	0 (0 to 0)	0 (0 to 0)	0 (0 to 0)	0 (0 to 0)	0 (0 to 0)	0 (0 to 0)	0 (0 to 0)	0 (0 to 0)	0 (0 to 0)	0 (0 to 0)	0 (0 to 0)	0 (0 to 0)	0 (0 to 0)	0 (0 to 0)	0
Other sexually transmitted infections	0 (0 to 0)	0 (0 to 0)	0 (0 to 0)	0 (0 to 0)	0 (0 to 0)	0 (0 to 0.1)	0.2 (0.2 to 0.4)	0.5 (0.3 to 1.1)	0.8 (0.5 to 1.8)	1.1 (0.6 to 2.5)	0.9 (0.5 to 2.1)	0.8 (0.4 to 1.9)	0.6 (0.3 to 1.4)	0.5 (0.3 to 1.2)	0.4 (0.2 to 1)	0.4 (0.2 to 0.9)	0.3 (0.2 to 0.8)	0.3 (0.1 to 0.7)	0.2 (0.1 to 0.5)	0.2 (0.1 to 0.5)	0.1 (0.1 to 0.4)	0.1 (0.1 to 0.3)	0.1 (0.1 to 0.3)	0.1 (0.1 to 0.3)	0.1 (0.1 to 0.3)	19.8
Respiratory infections and tuberculosis	62.2 (41.1 to 84)	7.7 (3.7 to 12.4)	108 (77.4 to 149)	109 (69.1 to 159)	44.7 (28.9 to 66.3)	70.4 (46.4 to 109)	87.4 (57.4 to 135)	133 (89.7 to 197)	169 (107.8 to 249)	197 (127.6 to 289)	227 (146.1 to 333)	257 (170.7 to 380)	289 (192.2 to 426)	326 (217.7 to 477)	369 (246.1 to 541)	417 (277.7 to 611)	472 (314.2 to 692)	516 (343.1 to 756)	559 (372.1 to 819)	597 (397.3 to 874)	633 (421.2 to 927)	660 (439.2 to 967)	682 (453.9 to 999)	692 (460.5 to 1,014)	5,982
Tuberculosis	0 (0 to 0)	0 (0 to 0)	0.1 (0.1 to 0.3)	0.2 (0.2 to 0.3)	0.1 (0.1 to 0.1)	0.1 (0.1 to 0.2)	0.3 (0.3 to 0.5)	0.6 (0.6 to 1.4)	1.3 (1.3 to 2.6)	1.9 (1.9 to 3.5)	1.7 (1.7 to 2.4)	1.7 (1.7 to 2.4)	1.7 (1.7 to 2.4)	1.7 (1.7 to 2.4)	1.7 (1.7 to 2.4)	1.7 (1.7 to 2.4)	1.7 (1.7 to 2.4)	1.7 (1.7 to 2.4)	1.7 (1.7 to 2.4)	1.7 (1.7 to 2.4)	1.7 (1.7 to 2.4)	1.7 (1.7 to 2.4)	1.7 (1.7 to 2.4)	1.7 (1.7 to 2.4)	60.2
Latent tuberculosis infection	0 (0 to 0)	0 (0 to 0)	0 (0 to 0)	0 (0 to 0)	0 (0 to 0)	0 (0 to 0)	0 (0 to 0)	0 (0 to 0)	0 (0 to 0)	0 (0 to 0)	0 (0 to 0)	0 (0 to 0)	0 (0 to 0)	0 (0 to 0)	0 (0 to 0)	0 (0 to 0)	0 (0 to 0)	0 (0 to 0)	0 (0 to 0)	0 (0 to 0)	0 (0 to 0)	0 (0 to 0)	0 (0 to 0)	0 (0 to 0)	0 (0 to 0)	0
Active tuberculosis	0.2 (0.1 to 0.3)	0.2 (0.1 to 0.3)	0.2 (0.2 to 0.3)	0.2 (0.2 to 0.3)	0.1 (0.1 to 0.1)	0.1 (0.1 to 0.2)	0.3 (0.3 to 0.5)	0.6 (0.6 to 1.4)	1.3 (1.3 to 2.6)	1.9 (1.9 to 3.5)	1.7 (1.7 to 2.4)	1.7 (1.7 to 2.4)	1.7 (1.7 to 2.4)	1.7 (1.7 to 2.4)	1.7 (1.7 to 2.4)	1.7 (1.7 to 2.4)	1.7 (1.7 to 2.4)	1.7 (1.7 to 2.4)	1.7 (1.7 to 2.4)	1.7 (1.7 to 2.4)	1.7 (1.7 to 2.4)	1.7 (1.7 to 2.4)	1.7 (1.7 to 2.4)	1.7 (1.7 to 2.4)	60.2
Drug-susceptible Tuberculosis	0.2 (0.1 to 0.3)	0.2 (0.1 to 0.3)	0.2 (0.2 to 0.3)	0.2 (0.2 to 0.3)	0.1 (0.1 to 0.1)	0.1 (0.1 to 0.2)	0.3 (0.3 to 0.5)	0.6 (0.6 to 1.4)	1.3 (1.3 to 2.6)	1.9 (1.9 to 3.5)	1.7 (1.7 to 2.4)	1.7 (1.7 to 2.4)	1.7 (1.7 to 2.4)	1.7 (1.7 to 2.4)	1.7 (1.7 to 2.4)	1.7 (1.7 to 2.4)	1.7 (1.7 to 2.4)	1.7 (1.7 to 2.4)	1.7 (1.7 to 2.4)	1.7 (1.7 to 2.4)	1.7 (1.7 to 2.4)	1.7 (1.7 to 2.4)	1.7 (1.7 to 2.4)	1.7 (1.7 to 2.4)	58.8
Multidrug-resistant tuberculosis without extensive drug resistance	0 (0 to 0)	0 (0 to 0)	0 (0 to 0)	0 (0 to 0)	0 (0 to 0)	0 (0 to 0)	0 (0 to 0)	0 (0 to 0)	0 (0 to 0)	0 (0 to 0)	0 (0 to 0)	0 (0 to 0)	0 (0 to 0)	0 (0 to 0)	0 (0 to 0)	0 (0 to 0)	0 (0 to 0)	0 (0 to 0)	0 (0 to 0)	0 (0 to 0)	0 (0 to 0)	0 (0 to 0)	0 (0 to 0)	0 (0 to 0)	0 (0 to 0)	1.1
Extensively drug-resistant tuberculosis	0 (0 to 0)	0 (0 to 0)	0 (0 to 0)	0 (0 to 0)	0 (0 to 0)	0 (0 to 0)	0 (0 to 0)	0 (0 to 0)	0 (0 to 0)	0 (0 to 0)	0 (0 to 0)	0 (0 to 0)	0 (0 to 0)	0 (0 to 0)	0 (0 to 0)	0 (0 to 0)	0 (0 to 0)	0 (0 to 0)	0 (0 to 0)	0 (0 to 0)	0 (0 to 0)	0 (0 to 0)	0 (0 to 0)	0 (0 to 0)	0 (0 to 0)	0.3
Lower respiratory infections	61 (41.1 to 83.9)	6.7 (3.1 to 10.5)	97.5 (68.6 to 136.9)	106 (70.5 to 154.4)	44.3 (28.6 to 65.8)	70.1 (46.2 to 108.8)	86.9 (57.2 to 134.4)	132 (89.3 to 195.8)	166 (106.9 to 245.3)	193 (124.9 to 284.8)	222 (142.9 to 326.2)	251 (167.1 to 371.8)	283 (188.2 to 418.1)	319 (213.2 to 471.6)	361 (241.1 to 532.9)	408 (272.1 to 602.8)	462 (308.1 to 682.5)	505 (336.1 to 745.9)	547 (364.5 to 807.9)	584 (389.3 to 862.5)	619 (412.8 to 914.3)	646 (430.3 to 953.8)	666 (443.1 to 983.1)	678 (451.1 to 1,000.9)	5,855
Upper respiratory infections	0.2 (0 to 1.1)	0 (0 to 0.1)	10.6 (8.8 to 13.2)	3.2 (2.6 to 4.1)	0.4 (0.3 to 0.5)	0.4 (0.3 to 0.5)	0.5 (0.4 to 0.7)	1 (0.8 to 1.4)	1.3 (1 to 1.8)	1.5 (1.2 to 2.1)	1.7 (1.3 to 2.4)	1.9 (1.5 to 2.7)	2.1 (1.6 to 3)	2.4 (1.8 to 3.4)	2.7 (2.1 to 3.8)	3.1 (2.4 to 4.3)	3.5 (2.7 to 4.9)	3.9 (3 to 5.4)	4.2 (3.2 to 5.8)	4.4 (3.4 to 6.1)	4.7 (3.6 to 6.5)	4.9 (3.8 to 6.8)	5.1 (3.9 to 7.1)	5.2 (4 to 7.2)	79
Otitis media	0 (0 to 0)	0 (0 to 0.1)	1.1 (1 to 3.5)	1.2 (0.5 to 2.2)	0.2 (0.2 to 0.3)	0.2 (0.2 to 0.3)	0.2 (0.2 to 0.3





Sub Table 2c: Ohio DALYS by cause and age groups for both sexes with 95% uncertainty intervals, 2019.

Cause	Early Neonatal	Late Neonatal	Post Neonatal	1 to 4	5 to 9	10 to 14	15 to 19	20 to 24	25 to 29	30 to 34	35 to 39	40 to 44	45 to 49	50 to 54	55 to 59	60 to 64	65 to 69	70 to 74	75 to 79	80 to 84	85 to 89	90 to 94	95 plus	Total
All causes	68,600 (62,600 to 75,000)	10,000 (8,190 to 12,000)	27,000 (23,700 to 29,600)	30,900 (26,100 to 35,600)	21,700 (18,200 to 24,900)	19,200 (16,100 to 22,000)	19,000 (15,700 to 22,000)	19,200 (15,900 to 22,200)	19,200 (15,900 to 22,200)	19,100 (15,800 to 22,200)	19,000 (15,700 to 22,000)	19,000 (15,800 to 22,000)	20,100 (16,600 to 23,200)	20,000 (16,600 to 23,200)	20,000 (16,600 to 23,200)	20,000 (16,600 to 23,200)	20,000 (16,600 to 23,200)	20,000 (16,600 to 23,200)	20,000 (16,600 to 23,200)	20,000 (16,600 to 23,200)	20,000 (16,600 to 23,200)	19,000 (15,700 to 22,000)	97,300 (82,100 to 111,800)	4,630,000
Communicable, maternal, neonatal, and nutritional diseases	39,000 (32,600 to 45,000)	6,000 (4,970 to 7,000)	5,000 (4,070 to 5,770)	6,000 (4,970 to 6,970)	4,910 (4,020 to 5,670)	4,170 (3,430 to 4,870)	4,230 (3,500 to 4,930)	4,230 (3,500 to 4,930)	4,140 (3,430 to 4,830)	4,060 (3,370 to 4,730)	4,060 (3,370 to 4,730)	4,060 (3,370 to 4,730)	4,060 (3,370 to 4,730)	4,060 (3,370 to 4,730)	4,060 (3,370 to 4,730)	4,060 (3,370 to 4,730)	4,060 (3,370 to 4,730)	4,060 (3,370 to 4,730)	4,060 (3,370 to 4,730)	4,060 (3,370 to 4,730)	4,060 (3,370 to 4,730)	3,800 (3,170 to 4,430)	4,230 (3,510 to 4,930)	193,000
HIV/AIDS and sexually transmitted infections	3.6 (2.6 to 5.7)	1.6 (0.9 to 3)	29 (20 to 39)	22.9 (20 to 26)	21.1 (17.1 to 24.2)	21.1 (18.2 to 25.1)	69.1 (57.1 to 84.1)	258 (216 to 309)	726 (618 to 857)	1,210 (1,040 to 1,420)	1,350 (1,160 to 1,570)	1,350 (1,160 to 1,570)	1,350 (1,160 to 1,570)	1,350 (1,160 to 1,570)	1,350 (1,160 to 1,570)	1,350 (1,160 to 1,570)	1,350 (1,160 to 1,570)	1,350 (1,160 to 1,570)	1,350 (1,160 to 1,570)	1,350 (1,160 to 1,570)	1,350 (1,160 to 1,570)	1,350 (1,160 to 1,570)	1,350 (1,160 to 1,570)	15,000
HIV/AIDS	3.6 (2.6 to 5.7)	1.6 (0.9 to 3)	29 (20 to 39)	22.9 (20 to 26)	21.1 (17.1 to 24.2)	21.1 (18.2 to 25.1)	69.1 (57.1 to 84.1)	258 (216 to 309)	726 (618 to 857)	1,210 (1,040 to 1,420)	1,350 (1,160 to 1,570)	1,350 (1,160 to 1,570)	1,350 (1,160 to 1,570)	1,350 (1,160 to 1,570)	1,350 (1,160 to 1,570)	1,350 (1,160 to 1,570)	1,350 (1,160 to 1,570)	1,350 (1,160 to 1,570)	1,350 (1,160 to 1,570)	1,350 (1,160 to 1,570)	1,350 (1,160 to 1,570)	1,350 (1,160 to 1,570)	1,350 (1,160 to 1,570)	15,000
HIV/AIDS - Drug-susceptible Tuberculosis	0 (0 to 0)	0 (0 to 0)	0.3 (0.1 to 0.6)	0.3 (0.2 to 0.4)	0.4 (0.3 to 0.5)	0.4 (0.3 to 0.5)	0.4 (0.3 to 0.5)	0.4 (0.3 to 0.5)	0.4 (0.3 to 0.5)	0.4 (0.3 to 0.5)	0.4 (0.3 to 0.5)	0.4 (0.3 to 0.5)	0.4 (0.3 to 0.5)	0.4 (0.3 to 0.5)	0.4 (0.3 to 0.5)	0.4 (0.3 to 0.5)	0.4 (0.3 to 0.5)	0.4 (0.3 to 0.5)	0.4 (0.3 to 0.5)	0.4 (0.3 to 0.5)	0.4 (0.3 to 0.5)	0.4 (0.3 to 0.5)	0.4 (0.3 to 0.5)	5.1
HIV/AIDS - Multidrug-resistant Tuberculosis without extensive drug resistance	0 (0 to 0)	0 (0 to 0)	0 (0 to 0)	0 (0 to 0)	0 (0 to 0)	0 (0 to 0)	0 (0 to 0)	0 (0 to 0)	0 (0 to 0)	0 (0 to 0)	0 (0 to 0)	0 (0 to 0)	0 (0 to 0)	0 (0 to 0)	0 (0 to 0)	0 (0 to 0)	0 (0 to 0)	0 (0 to 0)	0 (0 to 0)	0 (0 to 0)	0 (0 to 0)	0 (0 to 0)	0 (0 to 0)	0 (0 to 0)	0
HIV/AIDS - Extensively drug-resistant Tuberculosis	0 (0 to 0)	0 (0 to 0)	0 (0 to 0)	0 (0 to 0)	0 (0 to 0)	0 (0 to 0)	0 (0 to 0)	0 (0 to 0)	0 (0 to 0)	0 (0 to 0)	0 (0 to 0)	0 (0 to 0)	0 (0 to 0)	0 (0 to 0)	0 (0 to 0)	0 (0 to 0)	0 (0 to 0)	0 (0 to 0)	0 (0 to 0)	0 (0 to 0)	0 (0 to 0)	0 (0 to 0)	0 (0 to 0)	0 (0 to 0)	1.1
HIV/AIDS resulting in other diseases	2.7 (2 to 4.7)	1.2 (0.6 to 2.5)	27 (20 to 37)	22.2 (19.4 to 24.9)	20.2 (16.2 to 23.4)	20.2 (17.4 to 24.2)	68.2 (56.2 to 83.2)	257 (215 to 308)	725 (617 to 856)	1,210 (1,040 to 1,420)	1,350 (1,160 to 1,570)	1,350 (1,160 to 1,570)	1,350 (1,160 to 1,570)	1,350 (1,160 to 1,570)	1,350 (1,160 to 1,570)	1,350 (1,160 to 1,570)	1,350 (1,160 to 1,570)	1,350 (1,160 to 1,570)	1,350 (1,160 to 1,570)	1,350 (1,160 to 1,570)	1,350 (1,160 to 1,570)	1,350 (1,160 to 1,570)	1,350 (1,160 to 1,570)	15,000
Sexually transmitted infections, excluding HIV	0.8 (0.4 to 1.7)	0.4 (0.2 to 0.8)	1.2 (0.5 to 2.2)	0.2 (0.1 to 0.3)	0.1 (0 to 0.2)	0.1 (0 to 0.2)	0.6 (0.4 to 0.8)	0.6 (0.4 to 0.8)	0.6 (0.4 to 0.8)	0.6 (0.4 to 0.8)	0.6 (0.4 to 0.8)	0.6 (0.4 to 0.8)	0.6 (0.4 to 0.8)	0.6 (0.4 to 0.8)	0.6 (0.4 to 0.8)	0.6 (0.4 to 0.8)	0.6 (0.4 to 0.8)	0.6 (0.4 to 0.8)	0.6 (0.4 to 0.8)	0.6 (0.4 to 0.8)	0.6 (0.4 to 0.8)	0.6 (0.4 to 0.8)	0.6 (0.4 to 0.8)	7.4
Syphilis	0.8 (0.4 to 1.7)	0.4 (0.2 to 0.8)	1.2 (0.5 to 2.2)	0.2 (0.1 to 0.3)	0.1 (0 to 0.2)	0.1 (0 to 0.2)	0.6 (0.4 to 0.8)	0.6 (0.4 to 0.8)	0.6 (0.4 to 0.8)	0.6 (0.4 to 0.8)	0.6 (0.4 to 0.8)	0.6 (0.4 to 0.8)	0.6 (0.4 to 0.8)	0.6 (0.4 to 0.8)	0.6 (0.4 to 0.8)	0.6 (0.4 to 0.8)	0.6 (0.4 to 0.8)	0.6 (0.4 to 0.8)	0.6 (0.4 to 0.8)	0.6 (0.4 to 0.8)	0.6 (0.4 to 0.8)	0.6 (0.4 to 0.8)	0.6 (0.4 to 0.8)	7.4
Chlamydial infection	0 (0 to 0)	0 (0 to 0)	0 (0 to 0)	0 (0 to 0)	0 (0 to 0)	0 (0 to 0)	0 (0 to 0)	0 (0 to 0)	0 (0 to 0)	0 (0 to 0)	0 (0 to 0)	0 (0 to 0)	0 (0 to 0)	0 (0 to 0)	0 (0 to 0)	0 (0 to 0)	0 (0 to 0)	0 (0 to 0)	0 (0 to 0)	0 (0 to 0)	0 (0 to 0)	0 (0 to 0)	0 (0 to 0)	0 (0 to 0)	0
Gonococcal infection	0 (0 to 0)	0 (0 to 0)	0 (0 to 0)	0 (0 to 0)	0 (0 to 0)	0 (0 to 0)	0 (0 to 0)	0 (0 to 0)	0 (0 to 0)	0 (0 to 0)	0 (0 to 0)	0 (0 to 0)	0 (0 to 0)	0 (0 to 0)	0 (0 to 0)	0 (0 to 0)	0 (0 to 0)	0 (0 to 0)	0 (0 to 0)	0 (0 to 0)	0 (0 to 0)	0 (0 to 0)	0 (0 to 0)	0 (0 to 0)	0
Trichomoniasis	0 (0 to 0)	0 (0 to 0)	0 (0 to 0)	0 (0 to 0)	0 (0 to 0)	0 (0 to 0)	0 (0 to 0)	0 (0 to 0)	0 (0 to 0)	0 (0 to 0)	0 (0 to 0)	0 (0 to 0)	0 (0 to 0)	0 (0 to 0)	0 (0 to 0)	0 (0 to 0)	0 (0 to 0)	0 (0 to 0)	0 (0 to 0)	0 (0 to 0)	0 (0 to 0)	0 (0 to 0)	0 (0 to 0)	0 (0 to 0)	0
Genital herpes	0 (0 to 0)	0 (0 to 0)	0 (0 to 0)	0 (0 to 0)	0 (0 to 0)	0 (0 to 0)	0 (0 to 0)	0 (0 to 0)	0 (0 to 0)	0 (0 to 0)	0 (0 to 0)	0 (0 to 0)	0 (0 to 0)	0 (0 to 0)	0 (0 to 0)	0 (0 to 0)	0 (0 to 0)	0 (0 to 0)	0 (0 to 0)	0 (0 to 0)	0 (0 to 0)	0 (0 to 0)	0 (0 to 0)	0 (0 to 0)	0
Other sexually transmitted infections	0 (0 to 0)	0 (0 to 0)	0.2 (0.1 to 0.4)	0.2 (0.1 to 0.3)	0.1 (0 to 0.2)	0.1 (0 to 0.2)	0.1 (0 to 0.2)	0.1 (0 to 0.2)	0.1 (0 to 0.2)	0.1 (0 to 0.2)	0.1 (0 to 0.2)	0.1 (0 to 0.2)	0.1 (0 to 0.2)	0.1 (0 to 0.2)	0.1 (0 to 0.2)	0.1 (0 to 0.2)	0.1 (0 to 0.2)	0.1 (0 to 0.2)	0.1 (0 to 0.2)	0.1 (0 to 0.2)	0.1 (0 to 0.2)	0.1 (0 to 0.2)	0.1 (0 to 0.2)	1.6
Respiratory infections and tuberculosis	132 (72.9 to 196)	171 (127 to 207)	1,220 (1,000 to 1,630)	1,690 (1,170 to 2,000)	1,460 (980 to 2,000)	1,260 (770 to 1,660)	1,260 (760 to 1,660)	1,310 (790 to 1,720)	1,420 (870 to 2,000)	1,490 (1,000 to 2,000)	1,460 (1,000 to 2,000)	1,610 (1,060 to 2,000)	2,020 (1,350 to 2,600)	2,240 (1,500 to 2,900)	2,420 (1,600 to 3,000)	2,750 (1,800 to 3,500)	3,160 (2,000 to 4,000)	3,560 (2,200 to 4,500)	3,960 (2,400 to 5,000)	4,360 (2,600 to 5,500)	4,760 (2,800 to 6,000)	5,140 (2,900 to 6,500)	3,960 (2,200 to 5,500)	2,090 (1,430 to 2,900)	69,400
Tuberculosis	0.3 (0.2 to 0.4)	0.2 (0.1 to 0.3)	4.1 (3.1 to 5.3)	3.3 (2.6 to 4.2)	2.4 (1.9 to 3.1)	2.4 (1.9 to 3.1)	4.4 (3.5 to 5.7)	5.1 (4.1 to 6.6)	5.1 (4.1 to 6.6)	5.1 (4.1 to 6.6)	5.1 (4.1 to 6.6)	5.1 (4.1 to 6.6)	5.1 (4.1 to 6.6)	5.1 (4.1 to 6.6)	5.1 (4.1 to 6.6)	5.1 (4.1 to 6.6)	5.1 (4.1 to 6.6)	5.1 (4.1 to 6.6)	5.1 (4.1 to 6.6)	5.1 (4.1 to 6.6)	5.1 (4.1 to 6.6)	5.1 (4.1 to 6.6)	5.1 (4.1 to 6.6)	73
Latent tuberculosis infection	0 (0 to 0)	0 (0 to 0)	0 (0 to 0)	0 (0 to 0)	0 (0 to 0)	0 (0 to 0)	0 (0 to 0)	0 (0 to 0)	0 (0 to 0)	0 (0 to 0)	0 (0 to 0)	0 (0 to 0)	0 (0 to 0)	0 (0 to 0)	0 (0 to 0)	0 (0 to 0)	0 (0 to 0)	0 (0 to 0)	0 (0 to 0)	0 (0 to 0)	0 (0 to 0)	0 (0 to 0)	0 (0 to 0)	0 (0 to 0)	0
Drug-susceptible tuberculosis	0.3 (0.2 to 0.4)	0.2 (0.1 to 0.3)	4.1 (3.1 to 5.3)	3.3 (2.6 to 4.2)	2.4 (1.9 to 3.1)	2.4 (1.9 to 3.1)	4.4 (3.5 to 5.7)	5.1 (4.1 to 6.6)	5.1 (4.1 to 6.6)	5.1 (4.1 to 6.6)	5.1 (4.1 to 6.6)	5.1 (4.1 to 6.6)	5.1 (4.1 to 6.6)	5.1 (4.1 to 6.6)	5.1 (4.1 to 6.6)	5.1 (4.1 to 6.6)	5.1 (4.1 to 6.6)	5.1 (4.1 to 6.6)	5.1 (4.1 to 6.6)	5.1 (4.1 to 6.6)	5.1 (4.1 to 6.6)	5.1 (4.1 to 6.6)	5.1 (4.1 to 6.6)	73
Multidrug-resistant tuberculosis without extensive drug resistance	0 (0 to 0)	0 (0 to 0)	0 (0 to 0)	0 (0 to 0)	0 (0 to 0)	0 (0 to 0)	0 (0 to 0)	0 (0 to 0)	0 (0 to 0)	0 (0 to 0)	0 (0 to 0)	0 (0 to 0)	0 (0 to 0)	0 (0 to 0)	0 (0 to 0)	0 (0 to 0)	0 (0 to 0)	0 (0 to 0)	0 (0 to 0)	0 (0 to 0)	0 (0 to 0)	0 (0 to 0)	0 (0 to 0)	0 (0 to 0)	0
Extensively drug-resistant tuberculosis	0 (0 to 0)	0 (0 to 0)	0 (0 to 0)	0 (0 to 0)	0 (0 to 0)	0 (0 to 0)	0 (0 to 0)	0 (0 to 0)	0 (0 to 0)	0 (0 to 0)	0 (0 to 0)	0 (0 to 0)	0 (0 to 0)	0 (0 to 0)	0 (0 to 0)	0 (0 to 0)	0 (0 to 0)	0 (0 to 0)	0 (0 to 0)	0 (0 to 0)	0 (0 to 0)	0 (0 to 0)	0 (0 to 0)	0 (0 to 0)	0
Upper respiratory infections	132 (72.9 to 196)	171 (127 to 207)	1,220 (1,000 to 1,630)	1,690 (1,170 to 2,000)	1,460 (980 to 2,000)	1,260 (770 to 1,660)	1,260 (760 to 1,660)	1,310 (790 to 1,720)	1,420 (870 to 2,000)	1,490 (1,000 to 2,000)	1,460 (1,000 to 2,000)	1,610 (1,060 to 2,000)	2,020 (1,350 to 2,600)	2,240 (1,500 to 2,900)	2,420 (1,600 to 3,000)	2,750 (1,800 to 3,500)	3,160 (2,000 to 4,000)	3,560 (2,200 to 4,500)	3,960 (2,400 to 5,000)	4,360 (2,600 to 5,500)	4,760 (2,800 to 6,000)	5,140 (2,900 to 6,500)	3,960 (2,200 to 5,500)	2,090 (1,430 to 2,900)	69,400
Otitis media	0 (0 to 0)	0 (0 to 0)	0 (0 to 0)	0 (0 to 0)	0 (0 to 0)	0 (0 to 0)	0 (0 to 0)	0 (0 to 0)	0 (0 to 0)	0 (0 to 0)	0 (0 to 0)	0 (0 to 0)	0 (0 to 0)	0 (0 to 0)	0 (0 to 0)	0 (0 to 0)	0 (0 to 0)	0 (0 to 0)	0 (0 to 0)	0 (0 to 0)	0 (0 to 0)	0 (0 to 0)	0 (0 to 0)	0 (0 to 0)	0
Enteric infections	29.2 (16.3 to 41.9)	22.2 (16.4 to 27.2)	250 (205 to 333)	699 (484 to 828)	588 (395 to 822)	486 (299 to 642)	474 (294 to 643)	572 (342 to 774)	623 (372 to 845)	645 (387 to 874)	644 (387 to 874)	657 (394 to 892)	670 (402 to 909)	684 (410 to 928)	698 (419 to 946)	711 (427 to 964)	725 (435 to 983)	739 (444 to 1,000)	753 (452 to 1,020)	767 (460 to 1,040)	781 (469 to 1,060)	795 (477 to 1,080)	809 (485 to 1,100)	698 (398 to 1,000)	19,000
Diarrheal diseases	29.2 (16.3 to 41.9)	22.2 (16.4 to 27.2)	250 (205 to 333)	697 (484 to 828)	582 (395 to 822)	482 (299 to 642)	474 (294 to 643)	572 (342 to 774)	622 (372 to 845)	645 (387 to 874)	644 (387 to 874)	657 (394 to 892)	670 (402 to 909)	684 (410 to 928)	698 (419 to 946)	711 (427 to 964)	725 (435 to 983)	739 (444 to 1,000)	753 (452 to 1,020)	767 (460 to 1,040)	781 (469 to 1,060)	795 (477 to 1,080)	809 (485 to 1,100)	698 (398 to 1,000)	17,900
Typhoid and paratyphoid	0 (0 to 0)	0 (0 to 0)	0 (0 to 0)	0 (0 to 0)	0 (0 to 0)	0 (0 to 0)	0 (0 to 0)	0 (0 to 0)	0 (0 to 0)	0 (0 to 0)	0 (0 to 0)	0 (0 to 0)	0 (0 to 0)	0 (0 to 0)	0 (0 to 0)	0 (0 to 0)	0 (0 to 0)	0 (0 to 0)	0 (0 to 0)	0 (0 to 0)	0 (0 to 0)	0 (0 to 0)	0 (0 to 0)	0 (0 to 0)	0
Typhoid fever	0 (0 to 0)	0 (0 to 0)	0 (0 to 0)	0 (0 to 0)	0 (0 to 0)	0 (0 to 0)	0 (0 to 0)	0 (0 to 0)	0 (0 to 0)	0 (0 to 0)	0 (0 to 0)	0 (0 to 0)	0 (0 to 0)	0 (0 to 0)	0 (0 to 0)	0 (0 to 0)	0 (0 to 0)	0 (0 to 0)	0 (0 to 0)	0 (0 to 0)	0 (0 to 0)	0 (0 to 0)	0 (0 to 0)	0 (0 to 0)	0
Paratyphoid fever	0 (0 to 0)	0 (0 to 0)	0 (0 to 0)	0 (0 to 0)	0 (0 to 0)	0 (0 to 0)	0 (0 to 0)	0 (0 to 0)	0 (0 to 0)	0 (0 to 0)	0 (0 to 0)	0 (0 to 0)	0 (0 to 0)	0 (0 to 0)	0 (0 to 0)	0 (0 to 0)	0 (0 to 0)	0 (0 to 0)	0 (0 to 0)	0 (0 to 0)	0 (0 to 0)	0 (0 to 0)	0 (0 to 0)	0 (0 to 0)	0
Invasive Non-typhoidal Salmonella (iNTS)	1.2 (0.4 to 2.6)	0.8 (0.4 to 1.5)	6.6 (2.7 to 15.6)	2.7 (0.9 to 4.2)	2.1 (0.8 to 3.2)	2.1 (0.8 to 3.2)	2.1 (0.7 to 3.1)	2.1 (0.8 to 3.1)	2.1 (0.8 to 3.1)	2.1 (0.8 to 3.1)	2.1 (0.8 to 3.1)	2.1 (0.8 to 3.1)	2.1 (0.8 to 3.1)	2.1 (0.8 to 3.1)	2.1 (0.8 to 3.1)	2.1 (0.8 to 3.1)	2.1 (0.8 to 3.1)	2.1 (0.8 to 3.1)	2.1 (0.8 to 3.1)	2.1 (0.8 to 3.1)	2.1 (0.8 to 3.1)	2.1 (0.8 to 3.1)	2.1 (0.8 to 3.1)	42.4
Other intestinal infectious diseases	0.4 (0.2 to 0.6)	0.4 (0.2 to 0.6)	2.2 (1.2 to 3.2)	2.1 (1.2 to 2.8)	2.1 (1.2 to 2.8)	1.9 (1.1 to 2.6)	2.1 (1.2 to 2.8)	2.1 (1.2 to 2.8)	2.1 (1.2 to 2.8)	2.1 (1.2 to 2.8)	1.9 (1.1 to 2.6)	1.9 (1.1 to 2.6)	1.9 (1.1 to 2.6)	1.9 (1.1 to 2.6)	1.9 (1.1 to 2.6)	1.9 (1.1 to 2.6)	1.9 (1.1 to 2.6)	1.9 (1.1 to 2.6)	1.9 (1.1 to 2.6)	1.9 (1.1 to 2.6)	1.9 (1.1 to 2.6)	1.9 (1.1 to 2.6)	1.9 (1.1 to 2.6)	33.3
Neglected tropical diseases and malaria	0.1 (0.1 to 0.2)	0.1 (0 to 0.1)	0.6 (0.3 to 1.1)	0.7 (0.3 to 1.1)	0.5 (0.2 to 0.8)	0.4 (0.2 to 0.7)	0.4 (0.2 to 0.7)	0.4 (0.2 to 0.7)	0.4 (0.2 to 0.7)	0.4 (0.2 to 0.7)	0.4 (0.2 to 0.7)	0.4 (0.2 to 0.7)	0.4 (0.2 to 0.7)	0.4 (0.2 to 0.7)	0.4 (0.2 to 0.7)	0.4 (0.2 to 0.7)	0.4 (0.2 to 0.7)	0.4 (0.2 to 0.7)	0.4 (0.2 to 0.7)	0.4 (0.2 to 0.7)	0.4 (0.2 to 0.7)	0.4 (0.2 to 0.7)	0.4 (0.2 to 0.7)	8.3
Malaria	0 (0 to 0)	0 (0 to 0)	0 (0 to 0)	0 (0 to 0)	0 (0 to 0)	0 (0 to 0)	0 (0 to 0)	0 (0 to 0)	0 (0 to 0)	0 (0 to 0)	0 (0 to 0)	0 (0 to 0)	0 (0 to 0)	0 (0 to 0)	0 (0 to 0)	0 (0 to 0)	0 (0 to 0)	0 (0 to 0)	0 (0 to 0)	0 (0 to 0)	0 (0 to 0)	0 (0 to 0)	0 (0 to 0)	0 (0 to 0)	0
Chagas disease	0 (0 to 0)	0 (0 to 0)	0 (0 to 0)	0 (0 to 0)	0 (0 to 0)	0 (0 to 0)	0 (0 to 0)	0 (0 to 0)	0 (0 to 0)	0 (0 to 0)	0 (0 to 0)	0 (0 to 0)	0 (0 to 0)	0 (0 to 0)	0 (0 to 0)	0 (0 to 0)	0 (0 to 0)	0 (0 to 0)	0 (0 to 0)	0 (0 to 0)	0 (0 to 0)	0 (0 to 0)	0 (0 to 0)	0 (0 to 0)	0
Leishmaniasis	0 (0 to 0)	0 (0 to 0)	0 (0 to 0)	0 (0 to 0)	0 (0 to 0)	0 (0 to 0)	0 (0 to 0)	0 (0 to 0)	0 (0 to 0)	0 (0 to 0)	0 (0 to 0)	0 (0 to 0)	0 (0 to 0)	0 (0 to 0)	0 (0 to 0)	0 (0 to 0)	0 (0 to 0)	0 (0 to 0)	0 (0 to 0)	0 (0 to 0)	0 (0 to 0)	0 (0 to 0)	0 (0 to 0)	0 (0 to 0)	0
Visceral leishmaniasis	0 (0 to 0)	0 (0 to 0)	0 (0 to 0)	0 (0 to 0)	0 (0 to 0)	0 (0 to 0)	0 (0 to 0)	0 (0 to 0)	0 (0 to 0)	0 (0 to 0)	0 (0 to 0)	0 (0 to 0)	0 (0 to 0)	0 (0 to 0)	0 (0 to 0)	0 (0 to 0)	0 (0 to 0)	0 (0 to 0)	0 (0 to 0)	0 (0 to 0)	0 (0 to 0)	0 (0 to 0)	0 (0 to 0)	0 (0 to 0)	0
Cutaneous and mucocutaneous leishmaniasis	0 (0 to 0)	0 (0 to 0)	0 (0 to 0)	0 (0 to 0)	0 (0 to 0)	0 (0 to 0)	0 (0 to 0)	0 (0 to 0)	0 (0 to 0)	0 (0 to 0)	0 (0 to 0)	0 (0 to 0)	0 (0 to 0)	0 (0 to 0)	0 (0 to 0)	0 (0 to 0)	0 (0 to 0)	0 (0 to 0)	0 (0 to 0)	0 (0 to 0)	0 (0 to 0)	0 (0 to 0)	0 (0 to 0)	0 (0 to 0)	0
African trypanosomiasis	0 (0 to 0)	0 (0 to 0)	0 (0 to 0)	0 (0 to 0)	0 (0 to 0)	0 (0 to 0)	0 (0 to 0)	0 (0 to 0)	0 (0 to 0)	0 (0 to 0)	0 (0 to 0)	0 (0 to 0)	0 (0 to 0)	0 (0 to 0)	0 (0 to 0)	0 (0 to 0)	0 (0 to 0)	0 (0 to 0)	0 (0 to 0)	0 (0 to 0)	0 (0 to 0)	0 (0 to 0)	0 (0 to 0)	0 (0 to 0)	0
Schistosomiasis	0 (0 to 0)	0 (0 to 0)	0 (0 to 0)	0 (0 to 0)	0 (0 to 0)	0 (0 to 0)	0 (0 to 0)	0 (0 to 0)	0 (0 to 0)	0 (0 to 0)	0 (0 to 0)	0 (0 to 0)	0 (0 to 0)	0 (0 to 0)	0 (0 to 0)	0 (0 to 0)	0 (0 to 0)	0 (0 to 0)	0 (0 to 0)	0 (0 to 0)	0 (0 to 0)	0 (0 to 0)	0 (0 to 0)	0 (0 to 0)	0
Cysticercosis	0 (0 to 0)	0 (0 to 0)	0 (0 to 0)	0.2 (0.1 to 0.3)	0.2 (0.2 to 0.3)	0.2 (0.1 to 0.3)	0.2 (0.1 to 0.3)	0.2 (0.1 to 0.3)	0.2 (0.1 to 0.3)	0.2 (0.1 to 0.3)	0.2 (0.1 to 0.3)	0.2 (0.1 to 0.3)	0.2 (0.1 to 0.3)	0.2 (0.1 to 0.3)	0.2 (0.1 to 0.3)	0.2 (0.1 to 0.3)	0.2 (0.1 to 0.3)	0.2 (0.1 to 0.3)	0.2 (0.1 to 0.3)	0.2 (0.1 to 0.3)	0.2 (0.1 to 0.3)	0.2 (0.1 to 0.3)	0.2 (0.1 to 0.3)	3.2
Cystic echinococcosis	0 (0 to 0)	0 (0 to 0)	0 (0 to 0)	0 (0 to 0)	0 (0 to 0)	0 (0 to 0)	0 (0 to 0)	0 (0 to 0)	0 (0 to 0)	0 (0 to 0)	0 (0 to 0)	0 (0 to 0)	0 (0 to 0)	0 (0 to 0)	0 (0 to 0)	0 (0 to 0)	0 (0 to 0)	0 (0 to 0)	0 (0 to 0)	0 (0 to 0)	0 (0 to 0)	0 (0 to 0)	0 (0 to 0)	0 (0 to 0)	0
Lymphatic filariasis	0 (0 to 0)	0 (0 to 0)	0 (0 to 0)	0 (0 to 0)	0 (0 to 0)	0 (0 to 0)	0 (0 to 0)	0 (0 to 0)	0 (0 to 0)	0 (0 to 0)	0 (0 to 0)	0 (0 to 0)	0 (0 to 0)	0 (0 to 0)	0 (0 to 0)	0 (0 to 0)	0 (0 to 0)	0 (0 to 0)	0 (0 to 0)	0 (0 to 0)	0 (0 to 0)	0 (0 to 0)	0 (0 to 0)	0 (0 to 0)	0
Onchocerciasis	0 (0 to 0)	0 (0 to 0)	0 (0 to 0)	0 (0 to 0)	0 (0 to 0)	0 (0 to 0)	0 (0 to 0)	0 (0 to 0)	0 (0 to 0)	0 (0 to 0)	0 (0 to 0)	0 (0 to 0)	0 (0 to 0)	0 (0 to 0)	0 (0 to 0)	0 (0 to 0)	0 (0 to 0)	0 (0 to 0)	0 (0 to 0)	0 (0 to 0)	0 (0 to 0)	0 (0 to 0)	0 (0 to 0)	0 (0 to 0)	0
Trachoma	0 (0 to 0)	0 (0 to 0)	0 (0 to 0)	0 (0 to 0)	0 (0 to 0)	0 (0 to 0)	0 (0 to 0)	0 (0 to 0)	0 (0 to 0)	0 (0 to 0)	0 (0 to 0)	0 (0 to 0)	0 (0 to 0)	0 (0 to 0)	0 (0 to 0)	0 (0 to 0)	0 (0 to 0)	0 (0 to 0)	0 (0 to 0)	0 (0 to 0)	0 (0 to 0)	0 (0 to 0)	0 (0 to 0)	0 (0 to 0)	0
Dengue	0 (0 to 0)	0 (0 to 0)	0 (0 to 0)	0 (0 to 0)	0 (0 to 0)	0 (0 to 0)	0 (0 to 0)	0 (0 to 0)	0 (0 to 0)	0 (0 to 0)	0 (0 to 0)	0 (0 to 0)	0 (0 to 0)	0 (0 to 0)	0 (0 to 0)	0 (0 to 0)	0 (0 to 0)	0 (0 to 0)	0 (0 to 0)	0 (0 to 0)	0 (0 to 0)	0 (0 to 0)	0 (0 to 0)	0 (0 to 0)	0
Yellow fever	0 (0 to 0)	0 (0 to 0)	0 (0 to 0)	0 (0 to 0)	0 (0 to 0)	0 (0 to 0)	0 (0 to 0)	0 (0 to 0)	0 (0 to 0)	0 (0 to 0)	0 (0 to 0)	0 (0 to 0)	0 (0 to 0)	0 (0 to 0)	0 (0 to 0)	0 (0 to 0)	0 (0 to 0)	0 (0 to 0)	0 (0 to 0)	0 (0 to 0)	0 (0 to 0)	0 (0 to 0)	0 (0 to 0)	0 (0 to 0)	0
Rabies	0 (0 to 0)	0 (0 to 0)	0.3 (0.2 to 0.4)	0.2 (0.1 to 0.3)	0.1 (0 to 0.1)	0.1 (0 to 0.1)	0.1 (0 to 0.1)	0.1 (0 to 0.1)	0.1 (0 to 0.1)	0.1 (0 to 0.1)	0.1 (0 to 0.1)	0.1 (0 to 0.1)	0.1 (0 to 0.1)	0.1 (0 to 0.1)	0.1 (0 to 0.1)	0.1 (0 to 0.1)	0.1 (0 to 0.1)	0.1 (0 to 0.1)	0.1 (0 to 0.1)	0.1 (0 to 0.1)	0.1 (0 to 0.1)	0.1 (0 to 0.1)	0.1 (0 to 0.1)	2
Intestinal nematode infections	0 (0 to 0)	0 (0 to 0)	0 (0 to 0)	0 (0 to 0)	0 (0 to 0)	0 (0 to 0)	0 (0 to 0)	0 (0 to 0)	0 (0 to 0)	0 (0 to 0)	0 (0 to 0)	0 (0 to 0)	0 (0 to 0)	0 (0 to 0)	0 (0 to 0)	0 (0 to 0)	0 (0 to 0)	0 (0 to 0)	0 (0 to 0)	0 (0 to 0)	0 (0 to 0)	0 (0 to 0)	0 (0 to 0)	0 (0 to 0)	0
Ascariasis	0 (0 to 0)	0 (0 to 0)	0 (0 to 0)	0 (0 to 0)	0 (0 to 0)	0 (0 to 0)	0 (0 to 0)	0 (0 to 0)	0 (0 to 0)	0 (0 to 0)	0 (0 to 0)	0 (0 to 0)	0 (0 to 0)	0 (0 to 0)	0 (0 to 0)	0 (0 to 0)	0 (0 to 0)	0 (0 to 0)	0 (0 to 0)	0 (0 to 0)	0 (0 to 0)	0 (0 to 0)	0 (0 to 0)



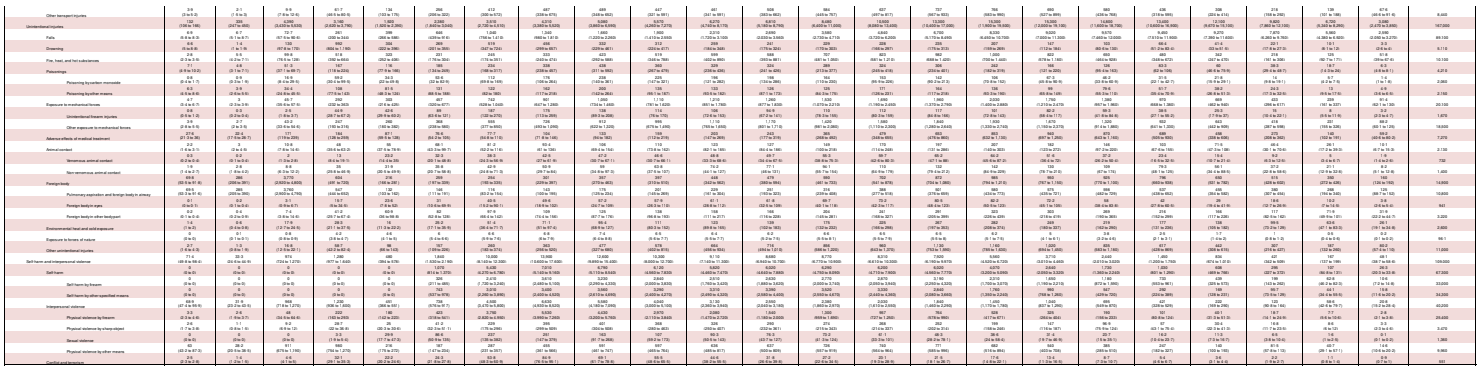

SR Table 2c: Oklahoma DALYS by cause and age group for both sexes with 95% uncertainty intervals, 2019

Cause	Early Neonatal	Late Neonatal	Post Neonatal	1 to 4	5 to 9	10 to 14	15 to 19	20 to 24	25 to 29	30 to 34	35 to 39	40 to 44	45 to 49	50 to 54	55 to 59	60 to 64	65 to 69	70 to 74	75 to 79	80 to 84	85 to 89	90 to 94	95 plus	Total
All causes	14,900 (13,900 to 16,300)	9,940 (8,900 to 11,300)	12,400 (11,300 to 13,400)	12,000 (10,900 to 13,200)	24,300 (22,100 to 26,700)	49,900 (45,700 to 54,600)	66,700 (60,900 to 73,000)	84,000 (76,900 to 92,000)	84,000 (76,900 to 92,000)	87,000 (79,400 to 95,400)	83,300 (76,000 to 91,200)	80,700 (73,600 to 88,400)	83,000 (75,800 to 90,900)	101,000 (92,300 to 110,000)	127,000 (116,000 to 139,000)	155,000 (142,000 to 170,000)	168,000 (154,000 to 183,000)	162,000 (148,000 to 177,000)	177,000 (161,000 to 193,000)	184,000 (167,000 to 201,000)	161,000 (145,000 to 177,000)	110,000 (98,500 to 122,000)	76,400 (67,900 to 85,400)	1,940,000
Communicable, maternal, neonatal, and nutritional diseases	11,000 (9,850 to 12,300)	2,230 (1,990 to 2,500)	2,660 (2,380 to 3,000)	2,290 (1,790 to 2,890)	2,070 (1,650 to 2,600)	1,920 (1,540 to 2,420)	1,950 (1,560 to 2,450)	1,900 (1,520 to 2,400)	2,290 (1,780 to 2,890)	2,430 (1,950 to 3,050)	2,920 (2,290 to 3,650)	3,630 (2,870 to 4,570)	2,960 (2,350 to 3,720)	2,920 (2,320 to 3,690)	3,020 (2,370 to 3,820)	3,420 (2,720 to 4,340)	3,420 (2,690 to 4,350)	3,270 (2,590 to 4,150)	3,070 (2,440 to 3,880)	2,980 (2,360 to 3,760)	2,740 (2,180 to 3,460)	1,390 (1,090 to 1,770)	699 (547 to 872)	66,600
HIV/AIDS and sexually transmitted infections	13.5 (9.2 to 19)	13.2 (9.1 to 18.6)	116 (79 to 164)	111 (76 to 157)	67.1 (45.7 to 94.7)	61.1 (41.7 to 86.1)	211 (144 to 298)	1,180 (807 to 1,660)	2,620 (1,790 to 3,690)	3,620 (2,480 to 5,100)	4,020 (2,750 to 5,670)	4,060 (2,770 to 5,720)	3,660 (2,500 to 5,160)	3,660 (2,500 to 5,160)	3,660 (2,500 to 5,160)	3,660 (2,500 to 5,160)	3,660 (2,500 to 5,160)	3,660 (2,500 to 5,160)	3,660 (2,500 to 5,160)	3,660 (2,500 to 5,160)	3,660 (2,500 to 5,160)	3,660 (2,500 to 5,160)	3,660 (2,500 to 5,160)	4,910
HIV/AIDS	0 (0 to 0)	0 (0 to 0)	0 (0 to 0)	0 (0 to 0)	0 (0 to 0)	0 (0 to 0)	0 (0 to 0)	0 (0 to 0)	0 (0 to 0)	0 (0 to 0)	0 (0 to 0)	0 (0 to 0)	0 (0 to 0)	0 (0 to 0)	0 (0 to 0)	0 (0 to 0)	0 (0 to 0)	0 (0 to 0)	0 (0 to 0)	0 (0 to 0)	0 (0 to 0)	0 (0 to 0)	0 (0 to 0)	0 (0 to 0)	0
HIV/AIDS - Drug-susceptible Tuberculosis	0 (0 to 0)	0 (0 to 0)	0 (0 to 0)	0 (0 to 0)	0 (0 to 0)	0 (0 to 0)	0 (0 to 0)	0 (0 to 0)	0 (0 to 0)	0 (0 to 0)	0 (0 to 0)	0 (0 to 0)	0 (0 to 0)	0 (0 to 0)	0 (0 to 0)	0 (0 to 0)	0 (0 to 0)	0 (0 to 0)	0 (0 to 0)	0 (0 to 0)	0 (0 to 0)	0 (0 to 0)	0 (0 to 0)	0 (0 to 0)	0
HIV/AIDS - Multidrug-resistant Tuberculosis without extensi	0 (0 to 0)	0 (0 to 0)	0 (0 to 0)	0 (0 to 0)	0 (0 to 0)	0 (0 to 0)	0 (0 to 0)	0 (0 to 0)	0 (0 to 0)	0 (0 to 0)	0 (0 to 0)	0 (0 to 0)	0 (0 to 0)	0 (0 to 0)	0 (0 to 0)	0 (0 to 0)	0 (0 to 0)	0 (0 to 0)	0 (0 to 0)	0 (0 to 0)	0 (0 to 0)	0 (0 to 0)	0 (0 to 0)	0 (0 to 0)	0
HIV/AIDS - Extensively drug-resistant Tuberculosis	0 (0 to 0)	0 (0 to 0)	0 (0 to 0)	0 (0 to 0)	0 (0 to 0)	0 (0 to 0)	0 (0 to 0)	0 (0 to 0)	0 (0 to 0)	0 (0 to 0)	0 (0 to 0)	0 (0 to 0)	0 (0 to 0)	0 (0 to 0)	0 (0 to 0)	0 (0 to 0)	0 (0 to 0)	0 (0 to 0)	0 (0 to 0)	0 (0 to 0)	0 (0 to 0)	0 (0 to 0)	0 (0 to 0)	0 (0 to 0)	0
HIV/AIDS resulting in other diseases	0 (0 to 0)	0 (0 to 0)	12.4 (8.5 to 17.6)	11.1 (9.7 to 12.7)	6.6 (5.4 to 8.1)	6.1 (5.1 to 7.5)	36.4 (29.5 to 44.5)	178.7 (143.2 to 224)	222 (180.2 to 276)	222 (180.2 to 276)	222 (180.2 to 276)	222 (180.2 to 276)	222 (180.2 to 276)	222 (180.2 to 276)	222 (180.2 to 276)	222 (180.2 to 276)	222 (180.2 to 276)	222 (180.2 to 276)	222 (180.2 to 276)	222 (180.2 to 276)	222 (180.2 to 276)	222 (180.2 to 276)	222 (180.2 to 276)	3,290
Sexually transmitted infections excluding HIV	0 (0 to 1.5)	0.4 (0 to 2.6)	0.5 (0 to 3.6)	0.1 (0 to 0.9)	0.1 (0 to 0.7)	0.1 (0 to 0.7)	11.1 (7.1 to 16.1)	19.6 (12.6 to 28.5)	29.9 (19.2 to 43.3)	50.4 (32.4 to 73.1)	70.1 (45.1 to 101.6)	74.4 (47.8 to 107.8)	67.7 (43.5 to 98.1)	69.9 (44.9 to 101.3)	84.1 (54.1 to 122)	97.3 (62.5 to 141)	97.3 (62.5 to 141)	92.6 (59.5 to 134.2)	84.1 (54.1 to 122)	73.4 (47.2 to 106.4)	64.4 (41.4 to 93.3)	31.6 (20.3 to 45.8)	11.1 (7.1 to 16.1)	932
Syphilis	0 (0 to 1.5)	0 (0 to 0.2)	0.2 (0.2 to 0.9)	0.1 (0 to 0.2)	0 (0 to 0.1)	0 (0 to 0.1)	0.1 (0 to 0.4)	0.1 (0 to 0.4)	0.2 (0 to 0.8)	0.3 (0 to 1.2)	0.4 (0 to 1.5)	0.5 (0 to 1.9)	0.4 (0 to 1.6)	0.4 (0 to 1.6)	0.5 (0 to 1.9)	0.6 (0 to 2.3)	0.6 (0 to 2.3)	0.6 (0 to 2.3)	0.5 (0 to 1.9)	0.4 (0 to 1.6)	0.4 (0 to 1.6)	0.2 (0 to 0.8)	0.1 (0 to 0.4)	9.6
Chlamydial infection	0 (0 to 0)	0 (0 to 0)	0 (0 to 0)	0 (0 to 0)	0 (0 to 0)	0 (0 to 0.2)	0 (0 to 0.4)	0.1 (0 to 0.6)	0.2 (0 to 0.9)	0.3 (0 to 1.2)	0.4 (0 to 1.6)	0.5 (0 to 2.1)	0.4 (0 to 1.7)	0.4 (0 to 1.7)	0.5 (0 to 2.1)	0.6 (0 to 2.5)	0.6 (0 to 2.5)	0.6 (0 to 2.5)	0.5 (0 to 2.1)	0.4 (0 to 1.7)	0.4 (0 to 1.7)	0.2 (0 to 0.9)	0.1 (0 to 0.5)	27.2
Gonococcal infection	0 (0 to 0)	0 (0 to 0)	0 (0 to 0)	0 (0 to 0)	0 (0 to 0)	0 (0 to 0.1)	0 (0 to 0.1)	0 (0 to 0.1)	0 (0 to 0.1)	0 (0 to 0.1)	0 (0 to 0.1)	0 (0 to 0.1)	0 (0 to 0.1)	0 (0 to 0.1)	0 (0 to 0.1)	0 (0 to 0.1)	0 (0 to 0.1)	0 (0 to 0.1)	0 (0 to 0.1)	0 (0 to 0.1)	0 (0 to 0.1)	0 (0 to 0.1)	0 (0 to 0.1)	0 (0 to 0.1)	0.4
Trichomoniasis	0 (0 to 0)	0 (0 to 0)	0 (0 to 0)	0 (0 to 0)	0 (0 to 0)	0 (0 to 0)	0 (0 to 0)	0 (0 to 0)	0 (0 to 0)	0 (0 to 0)	0 (0 to 0)	0 (0 to 0)	0 (0 to 0)	0 (0 to 0)	0 (0 to 0)	0 (0 to 0)	0 (0 to 0)	0 (0 to 0)	0 (0 to 0)	0 (0 to 0)	0 (0 to 0)	0 (0 to 0)	0 (0 to 0)	0 (0 to 0)	0
Genital herpes	0 (0 to 0)	0 (0 to 0)	0 (0 to 0)	0 (0 to 0)	0 (0 to 0)	0.1 (0 to 0.3)	0.7 (0.4 to 1.1)	2.5 (1.5 to 3.7)	4.7 (2.8 to 6.9)	10.8 (6.4 to 16.1)	13.9 (8.3 to 20.5)	15.9 (9.5 to 23.5)	14.9 (8.9 to 22)	16 (9.5 to 23.6)	14.9 (8.9 to 22)	15.7 (9.4 to 23.1)	11.3 (6.8 to 16.7)	9.6 (5.7 to 14.2)	7.5 (4.5 to 11.1)	5.6 (3.3 to 8.3)	3.2 (1.9 to 4.8)	1.6 (0.9 to 2.4)	0.6 (0.3 to 0.9)	157
HIV/AIDS resulting in other diseases	0 (0 to 0)	0 (0 to 0)	12.4 (8.5 to 17.6)	11.1 (9.7 to 12.7)	6.6 (5.4 to 8.1)	6.1 (5.1 to 7.5)	36.4 (29.5 to 44.5)	178.7 (143.2 to 224)	222 (180.2 to 276)	222 (180.2 to 276)	222 (180.2 to 276)	222 (180.2 to 276)	222 (180.2 to 276)	222 (180.2 to 276)	222 (180.2 to 276)	222 (180.2 to 276)	222 (180.2 to 276)	222 (180.2 to 276)	222 (180.2 to 276)	222 (180.2 to 276)	222 (180.2 to 276)	222 (180.2 to 276)	222 (180.2 to 276)	3,290
Respiratory infections and tuberculosis	384 (277 to 502.2)	1,450 (1,040 to 1,910)	633 (454 to 833)	702 (507 to 922)	290 (209 to 381)	181 (131 to 238)	166 (120 to 219)	169 (122 to 222)	226 (163 to 297)	329 (237 to 433)	450 (325 to 592)	691 (497 to 909)	1,030 (741 to 1,350)	1,440 (1,040 to 1,900)	1,940 (1,400 to 2,550)	2,370 (1,710 to 3,120)	2,570 (1,850 to 3,380)	2,480 (1,790 to 3,260)	2,710 (1,950 to 3,560)	2,810 (2,030 to 3,700)	2,460 (1,770 to 3,240)	1,690 (1,220 to 2,220)	1,170 (842 to 1,540)	29,400
Tuberculosis	0 (0 to 0)	0 (0 to 0)	0 (0 to 0.2)	0 (0 to 0.2)	0 (0 to 0.1)	0 (0 to 0.1)	0 (0 to 0.1)	0 (0 to 0.1)	0.1 (0 to 0.4)	0.2 (0 to 0.8)	0.3 (0 to 1.2)	0.5 (0 to 1.9)	0.5 (0 to 1.9)	0.6 (0 to 2.3)	0.7 (0 to 2.7)	0.8 (0 to 3.1)	0.8 (0 to 3.1)	0.8 (0 to 3.1)	0.7 (0 to 2.7)	0.6 (0 to 2.3)	0.5 (0 to 1.9)	0.2 (0 to 0.8)	0.1 (0 to 0.4)	14
Latent tuberculosis infection	0 (0 to 0)	0 (0 to 0)	0 (0 to 0)	0 (0 to 0)	0 (0 to 0)	0 (0 to 0)	0 (0 to 0)	0 (0 to 0)	0 (0 to 0)	0 (0 to 0)	0 (0 to 0)	0 (0 to 0)	0 (0 to 0)	0 (0 to 0)	0 (0 to 0)	0 (0 to 0)	0 (0 to 0)	0 (0 to 0)	0 (0 to 0)	0 (0 to 0)	0 (0 to 0)	0 (0 to 0)	0 (0 to 0)	0 (0 to 0)	0
Drug-susceptible tuberculosis	0 (0 to 0)	0 (0 to 0)	0 (0 to 0.2)	0 (0 to 0.2)	0 (0 to 0.1)	0 (0 to 0.1)	0 (0 to 0.1)	0 (0 to 0.1)	0.1 (0 to 0.4)	0.2 (0 to 0.8)	0.3 (0 to 1.2)	0.5 (0 to 1.9)	0.5 (0 to 1.9)	0.6 (0 to 2.3)	0.7 (0 to 2.7)	0.8 (0 to 3.1)	0.8 (0 to 3.1)	0.8 (0 to 3.1)	0.7 (0 to 2.7)	0.6 (0 to 2.3)	0.5 (0 to 1.9)	0.2 (0 to 0.8)	0.1 (0 to 0.4)	14
Multidrug-resistant tuberculosis without extensive drug-res	0 (0 to 0)	0 (0 to 0)	0 (0 to 0)	0 (0 to 0)	0 (0 to 0)	0 (0 to 0)	0 (0 to 0)	0 (0 to 0)	0 (0 to 0)	0 (0 to 0)	0 (0 to 0)	0 (0 to 0)	0 (0 to 0)	0 (0 to 0)	0 (0 to 0)	0 (0 to 0)	0 (0 to 0)	0 (0 to 0)	0 (0 to 0)	0 (0 to 0)	0 (0 to 0)	0 (0 to 0)	0 (0 to 0)	0 (0 to 0)	0
Extensively drug-resistant tuberculosis	0 (0 to 0)	0 (0 to 0)	0 (0 to 0)	0 (0 to 0)	0 (0 to 0)	0 (0 to 0)	0 (0 to 0)	0 (0 to 0)	0 (0 to 0)	0 (0 to 0)	0 (0 to 0)	0 (0 to 0)	0 (0 to 0)	0 (0 to 0)	0 (0 to 0)	0 (0 to 0)	0 (0 to 0)	0 (0 to 0)	0 (0 to 0)	0 (0 to 0)	0 (0 to 0)	0 (0 to 0)	0 (0 to 0)	0 (0 to 0)	0
Lower respiratory infections	384 (277 to 502.2)	1,450 (1,040 to 1,910)	633 (454 to 833)	702 (507 to 922)	290 (209 to 381)	181 (131 to 238)	166 (120 to 219)	169 (122 to 222)	226 (163 to 297)	329 (237 to 433)	450 (325 to 592)	691 (497 to 909)	1,030 (741 to 1,350)	1,440 (1,040 to 1,900)	1,940 (1,400 to 2,550)	2,370 (1,710 to 3,120)	2,570 (1,850 to 3,380)	2,480 (1,790 to 3,260)	2,710 (1,950 to 3,560)	2,810 (2,030 to 3,700)	2,460 (1,770 to 3,240)	1,690 (1,220 to 2,220)	1,170 (842 to 1,540)	29,400
Upper respiratory infections	0.6 (0.5 to 1.3)	2.6 (1.8 to 7.8)	0.6 (0.2 to 1.9)	0.2 (0.1 to 0.6)	0.1 (0 to 0.4)	0.1 (0 to 0.3)	0.1 (0 to 0.3)	0.1 (0 to 0.3)	0.1 (0 to 0.3)	0.1 (0 to 0.3)	0.1 (0 to 0.3)	0.1 (0 to 0.3)	0.1 (0 to 0.3)	0.1 (0 to 0.3)	0.1 (0 to 0.3)	0.1 (0 to 0.3)	0.1 (0 to 0.3)	0.1 (0 to 0.3)	0.1 (0 to 0.3)	0.1 (0 to 0.3)	0.1 (0 to 0.3)	0.1 (0 to 0.3)	0.1 (0 to 0.3)	4,170
Otitis media	0 (0 to 0.1)	0.2 (0 to 1.1)	0.1 (0 to 0.6)	0.1 (0 to 0.3)	0.1 (0 to 0.2)	0.1 (0 to 0.2)	0.1 (0 to 0.2)	0.1 (0 to 0.2)	0.1 (0 to 0.2)	0.1 (0 to 0.2)	0.1 (0 to 0.2)	0.1 (0 to 0.2)	0.1 (0 to 0.2)	0.1 (0 to 0.2)	0.1 (0 to 0.2)	0.1 (0 to 0.2)	0.1 (0 to 0.2)	0.1 (0 to 0.2)	0.1 (0 to 0.2)	0.1 (0 to 0.2)	0.1 (0 to 0.2)	0.1 (0 to 0.2)	0.1 (0 to 0.2)	10
Enteric infections	6.9 (4.6 to 10.1)	9.6 (6.4 to 14.7)	138 (101 to 189)	139 (98 to 187)	39 (28 to 53)	16 (11 to 22)	11 (8 to 15)	11 (8 to 15)	16 (11 to 22)	23 (16 to 32)	32 (22 to 44)	46 (32 to 63)	70 (49 to 96)	98 (69 to 135)	131 (92 to 180)	161 (114 to 221)	174 (123 to 239)	168 (119 to 230)	184 (130 to 252)	191 (135 to 261)	167 (118 to 229)	115 (81 to 157)	79 (56 to 108)	1,910
Cholera	0 (0 to 0)	0 (0 to 0)	0 (0 to 0)	0 (0 to 0)	0 (0 to 0)	0 (0 to 0)	0 (0 to 0)	0 (0 to 0)	0 (0 to 0)	0 (0 to 0)	0 (0 to 0)	0 (0 to 0)	0 (0 to 0)	0 (0 to 0)	0 (0 to 0)	0 (0 to 0)	0 (0 to 0)	0 (0 to 0)	0 (0 to 0)	0 (0 to 0)	0 (0 to 0)	0 (0 to 0)	0 (0 to 0)	0 (0 to 0)	0
Salmonella	0.9 (0.6 to 1.3)	1.3 (0.9 to 1.8)	19.2 (14 to 26.2)	19.3 (13.6 to 26)	5.4 (3.9 to 7.4)	2.2 (1.5 to 3.1)	1.5 (1.1 to 2.1)	1.5 (1.1 to 2.1)	2.2 (1.6 to 3.1)	3.2 (2.3 to 4.5)	4.4 (3.2 to 6.2)	6.4 (4.5 to 8.9)	9.7 (6.8 to 13.4)	13.6 (9.6 to 18.7)	18.2 (12.8 to 25.1)	22.4 (15.8 to 30.7)	24.2 (17.1 to 33.2)	23.3 (16.5 to 32)	25.6 (18.1 to 35)	26.5 (18.7 to 36.3)	23.2 (16.4 to 31.8)	16 (11.3 to 21.9)	11 (7.8 to 15.1)	265
Shigella	0 (0 to 0)	0 (0 to 0)	0 (0 to 0)	0 (0 to 0)	0 (0 to 0)	0 (0 to 0)	0 (0 to 0)	0 (0 to 0)	0 (0 to 0)	0 (0 to 0)	0 (0 to 0)	0 (0 to 0)	0 (0 to 0)	0 (0 to 0)	0 (0 to 0)	0 (0 to 0)	0 (0 to 0)	0 (0 to 0)	0 (0 to 0)	0 (0 to 0)	0 (0 to 0)	0 (0 to 0)	0 (0 to 0)	0 (0 to 0)	0
Escherichia coli	0.6 (0.4 to 0.9)	0.9 (0.6 to 1.3)	13 (9.5 to 17.8)	13.1 (9.2 to 17.7)	3.7 (2.6 to 5)	1.5 (1 to 2.1)	1 (0.7 to 1.4)	1 (0.7 to 1.4)	1.5 (1.1 to 2.1)	2.2 (1.5 to 3.1)	3 (2.1 to 4.2)	4.3 (3 to 6)	6.6 (4.6 to 9.1)	9.2 (6.5 to 12.7)	12.3 (8.7 to 17)	15.2 (10.7 to 21)	16.4 (11.6 to 22.5)	15.8 (11.2 to 21.7)	17.3 (12.2 to 23.7)	18 (12.7 to 24.6)	15.7 (11.1 to 21.6)	10.8 (7.7 to 14.8)	7.5 (5.3 to 10.2)	180
Yersinia	0 (0 to 0)	0 (0 to 0)	0 (0 to 0)	0 (0 to 0)	0 (0 to 0)	0 (0 to 0)	0 (0 to 0)	0 (0 to 0)	0 (0 to 0)	0 (0 to 0)	0 (0 to 0)	0 (0 to 0)	0 (0 to 0)	0 (0 to 0)	0 (0 to 0)	0 (0 to 0)	0 (0 to 0)	0 (0 to 0)	0 (0 to 0)	0 (0 to 0)	0 (0 to 0)	0 (0 to 0)	0 (0 to 0)	0 (0 to 0)	0
Campylobacter	0.3 (0.2 to 0.4)	0.5 (0.3 to 0.7)	7.4 (5.4 to 10.1)	7.4 (5.2 to 10)	2.1 (1.5 to 2.8)	0.8 (0.6 to 1.2)	0.6 (0.4 to 0.8)	0.6 (0.4 to 0.8)	0.8 (0.6 to 1.2)	1.2 (0.9 to 1.7)	1.7 (1.2 to 2.4)	2.4 (1.7 to 3.4)	3.7 (2.6 to 5.1)	5.2 (3.7 to 7.2)	6.9 (4.9 to 9.6)	8.6 (6.1 to 12)	9.2 (6.5 to 12.8)	8.9 (6.3 to 12.3)	9.7 (6.9 to 13.4)	10.1 (7.1 to 14)	8.8 (6.2 to 12.2)	6.1 (4.3 to 8.4)	4.2 (3 to 5.8)	102
Cryptosporidiosis	0.1 (0 to 0.2)	0.2 (0.1 to 0.3)	2.6 (1.9 to 3.6)	2.6 (1.8 to 3.5)	0.7 (0.5 to 1)	0.3 (0.2 to 0.4)	0.2 (0.1 to 0.3)	0.2 (0.1 to 0.3)	0.3 (0.2 to 0.4)	0.4 (0.3 to 0.6)	0.6 (0.4 to 0.8)	0.8 (0.6 to 1.2)	1.3 (0.9 to 1.8)	1.8 (1.3 to 2.5)	2.4 (1.7 to 3.3)	3 (2.1 to 4.2)	3.2 (2.3 to 4.5)	3.1 (2.2 to 4.3)	3.4 (2.4 to 4.8)	3.5 (2.5 to 4.9)	3.1 (2.2 to 4.3)	2.1 (1.5 to 2.9)	1.4 (1 to 2)	35
Giardiasis	0 (0 to 0)	0 (0 to 0)	0 (0 to 0)	0 (0 to 0)	0 (0 to 0)	0 (0 to 0)	0 (0 to 0)	0 (0 to 0)	0 (0 to 0)	0 (0 to 0)	0 (0 to 0)	0 (0 to 0)	0 (0 to 0)	0 (0 to 0)	0 (0 to 0)	0 (0 to 0)	0 (0 to 0)	0 (0 to 0)	0 (0 to 0)	0 (0 to 0)	0 (0 to 0)	0 (0 to 0)	0 (0 to 0)	0 (0 to 0)	0
Amoebiasis	0 (0 to 0)	0 (0 to 0)	0 (0 to 0)	0 (0 to 0)	0 (0 to 0)	0 (0 to 0)	0 (0 to 0)	0 (0 to 0)	0 (0 to 0)	0 (0 to 0)	0 (0 to 0)	0 (0 to 0)	0 (0 to 0)	0 (0 to 0)	0 (0 to 0)	0 (0 to 0)	0 (0 to 0)	0 (0 to 0)	0 (0 to 0)	0 (0 to 0)	0 (0 to 0)	0 (0 to 0)	0 (0 to 0)	0 (0 to 0)	0
Cyclosporiasis	0 (0 to 0)	0 (0 to 0)	0 (0 to 0)	0 (0 to 0)	0 (0 to 0)	0 (0 to 0)	0 (0 to 0)	0 (0 to 0)	0 (0 to 0)	0 (0 to 0)	0 (0 to 0)	0 (0 to 0)	0 (0 to 0)	0 (0 to 0)	0 (0 to 0)	0 (0 to 0)	0 (0 to 0)	0 (0 to 0)	0 (0 to 0)	0 (0 to 0)	0 (0 to 0)	0 (0 to 0)	0 (0 to 0)	0 (0 to 0)	0
Cysticercosis	0 (0 to 0)	0 (0 to 0)	0 (0 to 0)	0 (0 to 0)	0 (0 to 0)	0 (0 to 0)	0 (0 to 0)	0 (0 to 0)	0 (0 to 0)	0 (0 to 0)	0 (0 to 0)	0 (0 to 0)	0 (0 to 0)	0 (0 to 0)	0 (0 to 0)	0 (0 to 0)	0 (0 to 0)	0 (0 to 0)	0 (0 to 0)	0 (0 to 0)	0 (0 to 0)	0 (0 to 0)	0 (0 to 0)	0 (0 to 0)	0
Cystic echinococcosis	0 (0 to 0)	0 (0 to 0)	0 (0 to 0.1)	0 (0 to 0)	0 (0 to 0)	0 (0 to 0)	0 (0 to 0)	0 (0 to 0)	0 (0 to 0)	0 (0 to 0)	0 (0 to 0)	0 (0 to 0)	0 (0 to 0)	0 (0 to 0)	0 (0 to 0)	0 (0 to 0)	0 (0 to 0)	0 (0 to 0)	0 (0 to 0)	0 (0 to 0)	0 (0 to 0)	0 (0 to 0)	0 (0 to 0)	0 (0 to 0)	0
Lymphatic filariasis	0 (0 to 0)	0 (0 to 0)	0 (0 to 0)	0 (0 to 0)	0 (0 to 0)	0 (0 to 0)	0 (0 to 0)	0 (0 to 0)	0 (0 to 0)	0 (0 to 0)	0 (0 to 0)	0 (0 to 0)	0 (0 to 0)	0 (0 to 0)	0 (0 to 0)	0 (0 to 0)	0 (0 to 0)	0 (0 to 0)	0 (0 to 0)	0 (0 to 0)	0 (0 to 0)	0 (0 to 0)	0 (0 to 0)	0 (0 to 0)	0
Onchocerciasis	0 (0 to 0)	0 (0 to 0)	0 (0 to 0)	0 (0 to 0)	0 (0 to 0)	0 (0 to 0)	0 (0 to 0)	0 (0 to 0)	0 (0 to 0)	0 (0 to 0)	0 (0 to 0)	0 (0 to 0)	0 (0 to 0)	0 (0 to 0)	0 (0 to 0)	0 (0 to 0)	0 (0 to 0)	0 (0 to 0)	0 (0 to 0)	0 (0 to 0)	0 (0 to 0)	0 (0 to 0)	0 (0 to 0)	0 (0 to 0)	0
Trachoma	0 (0 to 0)	0 (0 to 0)	0 (0 to 0)	0 (0 to 0)	0 (0 to 0)	0 (0 to 0)	0 (0 to 0)	0 (0 to 0)	0 (0 to 0)	0 (0 to 0)	0 (0 to 0)	0 (0 to 0)	0 (0 to 0)	0 (0 to 0)	0 (0 to 0)	0 (0 to 0)	0 (0 to 0)	0 (0 to 0)	0 (0 to 0)	0 (0 to 0)	0 (0 to 0)	0 (0 to 0)	0 (0 to 0)	0 (0 to 0)	0
Dengue	0 (0 to 0)	0 (0 to 0)	0 (0 to 0)	0 (0 to 0)	0 (0 to 0)	0 (0 to 0)	0 (0 to 0)	0 (0 to 0)	0 (0 to 0)	0 (0 to 0)	0 (0 to 0)	0 (0 to 0)	0 (0 to 0)	0 (0 to 0)	0 (0 to 0)	0 (0 to 0)	0 (0 to 0)	0 (0 to 0)	0 (0 to 0)	0 (0 to 0)	0 (0 to 0)	0 (0 to 0)	0 (0 to 0)	0 (0 to 0)	0
Yellow fever	0 (0 to 0)	0 (0 to 0)	0 (0 to 0)	0 (0 to 0)	0 (0 to 0)	0 (0 to 0)	0 (0 to 0)	0 (0 to 0)	0 (0 to 0)	0 (0 to 0)	0 (0 to 0)	0 (0 to 0)	0 (0 to 0)	0 (0 to 0)	0 (0 to 0)	0 (0 to 0)	0 (0 to 0)	0 (0 to 0)	0 (0 to 0)	0 (0 to 0)	0 (0 to 0)	0 (0 to 0)	0 (0 to 0)	0 (0 to 0)	0
Rabies	0 (0 to 0)	0.6 (0.2 to 1.4)	0.5 (0.2 to 1.1)	0.2 (0 to 0.5)	0.1 (0 to 0.3)	0.1 (0 to 0.3)	0.1 (0 to 0.3)	0.1 (0 to 0.3)	0.1 (0 to 0.3)	0.1 (0 to 0.3)	0.1 (0 to 0.3)	0.1 (0 to 0.3)	0.1 (0 to 0.3)	0.1 (0 to 0.3)	0.1 (0 to 0.3)	0.1 (0 to 0.3)	0.1 (0 to 0.3)	0.1 (0 to 0.3)	0.1 (0 to 0.3)	0.1 (0 to 0.3)	0.1 (0 to 0.3)	0.1 (0 to 0.3)	0.1 (0 to 0.3)	3.2
Intestinal nematode infections	0 (0 to 0)	0 (0 to 0)	0 (0 to 0)	0 (0 to 0)	0 (0 to 0)	0 (0 to 0)	0 (0 to 0)	0 (0 to 0)	0 (0 to 0)	0 (0 to 0)	0 (0 to 0)	0 (0 to 0)	0 (0 to 0)	0 (0 to 0)	0 (0 to 0)	0 (0 to 0)	0 (0 to 0)	0 (0 to 0)	0 (0 to 0)	0 (0 to 0)	0 (0 to 0)	0 (0 to 0)	0 (0 to 0)	0 (0 to 0)	0
Ascariasis	0 (0 to 0)	0 (0 to 0)	0 (0 to 0)	0 (0 to 0)	0 (0 to 0)	0 (0 to 0)	0 (0 to 0)	0 (0 to 0)	0 (0 to 0)	0 (0 to 0)	0 (0 to 0)	0 (0 to 0)	0 (0 to 0)	0 (0 to 0)	0 (0 to 0)	0 (0 to 0)	0 (0 to 0)	0 (0 to 0)	0 (0 to 0)	0 (0 to 0)	0 (0 to 0)	0 (0 to 0)	0 (0 to 0)	0 (0 to 0)	0
Trichuriasis	0 (0 to 0)	0 (0 to 0)	0 (0 to 0)	0 (0 to 0)	0 (0 to 0)	0 (0 to 0)	0 (0 to 0)	0 (0 to 0)	0 (0 to 0)	0 (0 to 0)	0 (0 to 0)	0 (0 to 0)	0 (0 to 0)	0 (0 to 0)	0 (0 to 0)	0 (0 to 0)	0 (0 to 0)	0 (0 to 0)	0 (0 to 0)	0 (0 to 0)	0 (0 to 0)	0 (0 to 0)	0 (0 to 0)	0 (0 to 0)	0
Hookworm disease	0 (0 to 0)	0 (0 to 0)	0 (0 to 0)	0 (0 to 0)	0 (0 to 0)	0 (0 to 0)	0 (0 to 0)	0 (0 to 0)	0 (0 to 0)	0 (0 to 0)	0 (0 to 0)	0 (0 to 0)	0 (0 to 0)	0 (0 to 0)	0 (0 to 0)	0 (0 to 0)	0 (0 to 0)	0 (0 to 0)	0 (0 to 0)	0 (0 to 0)	0 (0 to 0)	0 (0 to 0)	0 (0 to 0)	0 (0 to 0)	0
Food-borne trematodiases	0 (0 to 0)	0 (0 to 0)	0 (0 to 0)	0 (0 to 0)	0 (0 to 0)	0 (0 to 0)	0 (0 to 0)	0 (0 to 0)	0 (0 to 0)	0 (0 to 0)	0 (0 to 0)	0 (0 to 0)	0 (0 to 0)	0 (0 to 0)	0 (0 to 0)	0 (0 to 0)	0 (0 to 0)	0 (0 to 0)	0 (0 to 0)	0 (0 to 0)	0 (0 to 0)	0 (0 to 0)	0 (0 to 0)	0 (0 to 0)	0
Leprosy	0 (0 to 0)	0 (0 to 0)	0 (0 to 0)	0 (0 to 0)	0 (0 to 0)	0 (0 to 0)	0 (0 to 0)	0 (0 to 0)	0 (0 to 0)	0 (0 to 0)	0 (0 to 0)	0 (0 to 0)	0 (0 to 0)	0 (0 to 0)	0 (0 to 0)	0 (0 to 0)	0 (0 to 0)	0 (0 to 0)	0 (0 to 0)	0 (0 to 0)	0 (0 to 0)	0 (0 to 0)	0 (0 to 0)	0 (0 to 0)	0
Measles	0 (0 to 0)	0 (0 to 0)	0 (0 to 0)	0 (0 to 1.5)	0 (0 to 0.3)	0 (0 to 0.1)	0 (0 to 0)	0 (0 to 0)	0 (0 to 0)	0 (0 to 0)	0 (0 to 0



G6PD deficiency	0 / 1 (0 to 0.1)	0 / 1 (0 to 0.3)	0 / 3 (0.2 to 0.9)	1 / 9 (1.1 to 2.6)	4 / 4 (2 to 4.9)	8 / 4 (3.6 to 6.9)	19 (10.9 to 28.9)	19 / 5 (9.4 to 20.1)	20 / 2 (11.6 to 29.7)	23 / 3 (13.6 to 34.6)	39 / 6 (21.4 to 60.4)	23 / 5 (10.7 to 33)	20 (12.3 to 29)	19 / 4 (10 to 32.6)	17 / 2 (10.9 to 26.7)	15 / 1 (9.6 to 22.9)	10 / 6 (4 to 19.4)	7 (3.6 to 13)	3 / 6 (2 to 5.6)	1 / 7 (0.9 to 2.9)	0 / 6 (0.3 to 0.9)	0 / 2 (0.1 to 0.3)	0 (0 to 0.1)	249
G6PD trait	0 / 1 (0 to 0)	0 / 1 (0 to 0)	0 / 1 (0 to 0)	0 / 1 (0 to 0)	0 / 1 (0 to 0)	0 / 1 (0 to 0)	0 / 1 (0 to 0.1)	0 / 1 (0 to 0.1)	0 / 1 (0 to 0.1)	0 / 1 (0 to 0.1)	0 / 1 (0 to 0.1)	0 / 1 (0 to 0.1)	0 / 1 (0 to 0.1)	0 / 1 (0 to 0.1)	0 / 1 (0 to 0.1)	0 / 1 (0 to 0.1)	0 / 1 (0 to 0.1)	0 / 1 (0 to 0.1)	0 / 1 (0 to 0.1)	0 / 1 (0 to 0.1)	0 / 1 (0 to 0.1)	0 / 1 (0 to 0.1)	0 / 1 (0 to 0.1)	0 (0 to 0.1)	7.9
Other hemoglobinopathies and hemolytic anemias	0 (0 to 0.2)	0 (0 to 0.1)	1 (0.3 to 4)	4 (1 to 10.9)	1 (0.9 to 31.9)	1 (0.7 to 27.9)	2 (0.7 to 22.9)	2 (0.8 to 63.1)	2 (0.8 to 57.7)	2 (0.8 to 51.2)	3 (1.1 to 79.1)	2 (0.8 to 54.2)	2 (0.8 to 52.8)	2 (0.8 to 54.9)	2 (0.8 to 58.1)	2 (0.8 to 64.9)	2 (0.8 to 66.2)	2 (0.8 to 68.2)	2 (0.8 to 70.1)	2 (0.8 to 72.1)	2 (0.8 to 74.1)	2 (0.8 to 76.1)	2 (0.8 to 78.1)	2 (0.8 to 80.1)	2 (0.8 to 82.1)	2 (0.8 to 84.1)	2 (0.8 to 86.1)	2 (0.8 to 88.1)	2 (0.8 to 90.1)	2 (0.8 to 92.1)	2 (0.8 to 94.1)	2 (0.8 to 96.1)	2 (0.8 to 98.1)	2 (0.8 to 100)	2 (0.8 to 102)	2 (0.8 to 104)	2 (0.8 to 106)	2 (0.8 to 108)	2 (0.8 to 110)	2 (0.8 to 112)	2 (0.8 to 114)	2 (0.8 to 116)	2 (0.8 to 118)	2 (0.8 to

SR Table 2c: Tonga DALYS by cause and age group for both sexes with 95% uncertainty intervals, 2019

Cause	Early Neonatal	Late Neonatal	Post Neonatal	1 to 4	5 to 9	10 to 14	15 to 19	20 to 24	25 to 29	30 to 34	35 to 39	40 to 44	45 to 49	50 to 54	55 to 59	60 to 64	65 to 69	70 to 74	75 to 79	80 to 84	85 to 89	90 to 94	95 plus	Total
All causes	1,120 (949 to 1,292)	1,120 (956 to 1,491)	1,120 (916 to 1,580)	1,120 (922 to 1,600)	1,120 (924 to 1,594)	1,120 (929 to 1,579)	1,120 (920 to 1,566)	1,120 (920 to 1,530)	1,120 (897 to 1,364)	1,120 (926 to 1,430)	1,120 (926 to 1,430)	1,120 (1,040 to 1,600)	1,120 (1,050 to 1,640)	1,120 (1,400 to 2,160)	1,120 (1,600 to 2,460)	1,120 (1,710 to 2,450)	1,120 (1,670 to 2,330)	1,120 (1,600 to 2,150)	1,120 (1,480 to 1,900)	1,120 (1,290 to 1,630)	1,120 (1,050 to 1,330)	1,120 (960 to 1,200)	1,120 (930 to 1,190)	27,200
Communicable, maternal, neonatal, and nutritional diseases	1,120 (570 to 1,696)	1,120 (557 to 1,672)	1,120 (452 to 1,810)	1,120 (448 to 1,766)	1,120 (456 to 1,939)	1,120 (462 to 1,810)	1,120 (459 to 1,840)	1,120 (462 to 1,666)	1,120 (464 to 1,531)	1,120 (467 to 1,520)	1,120 (467 to 1,520)	1,120 (1,120 to 1,520)	1,120 (1,120 to 1,520)	1,120 (1,120 to 1,520)	1,120 (1,120 to 1,520)	1,120 (1,120 to 1,520)	1,120 (1,120 to 1,520)	1,120 (1,120 to 1,520)	1,120 (1,120 to 1,520)	1,120 (1,120 to 1,520)	1,120 (1,120 to 1,520)	1,120 (1,120 to 1,520)	1,120 (1,120 to 1,520)	4,810
HIV/AIDS and sexually transmitted infections	192 (32.7 to 315)	32.9 (10.4 to 71.4)	40.5 (14.0 to 94.1)	4.5 (2.0 to 9.8)	2.4 (1.4 to 3.4)	1.1 (0.6 to 1.5)	2.4 (2.0 to 4.5)	6.1 (4.4 to 8.4)	7.2 (5.2 to 10.2)	8.9 (6.5 to 11.9)	8.8 (6.4 to 11.8)	8.8 (6.6 to 11.8)	8.1 (6.0 to 11.1)	6.7 (4.9 to 9.3)	2.2 (1.2 to 4.3)	2.1 (1.0 to 3.3)	1.5 (1.0 to 2.4)	1.4 (0.9 to 2.3)	0.9 (0.2 to 2.6)	0.2 (0.2 to 0.4)	0.1 (0.1 to 0.2)	0.1 (0.1 to 0.2)	0.1 (0.1 to 0.2)	245
HIV/AIDS	0 (0 to 0)	0 (0 to 0)	3.1 (2.2 to 4.2)	2.9 (1.9 to 3.9)	1.7 (1.0 to 2.4)	0.9 (0.5 to 1.2)	2.4 (1.9 to 3.4)	4.4 (3.2 to 6)	5.1 (3.5 to 7.1)	6.5 (4.7 to 8.7)	6.2 (4.5 to 8.4)	6.8 (4.9 to 9.2)	5.8 (4.2 to 7.8)	4.8 (3.4 to 6.4)	2.2 (1.5 to 3)	1.5 (1.0 to 2)	1.4 (0.9 to 1.9)	0.9 (0.6 to 1.4)	0.2 (0.1 to 0.5)	0.1 (0.1 to 0.2)	0.1 (0.1 to 0.2)	0.1 (0.1 to 0.2)	0.1 (0.1 to 0.2)	59.2
HIV/AIDS - Drug-susceptible Tuberculosis	0 (0 to 0)	0 (0 to 0)	0.4 (0.3 to 0.6)	0.4 (0.2 to 0.6)	0.2 (0.1 to 0.3)	0.1 (0.1 to 0.2)	0.4 (0.3 to 0.6)	0.6 (0.4 to 0.8)	0.7 (0.4 to 1)	0.8 (0.5 to 1.2)	0.8 (0.5 to 1.1)	0.8 (0.5 to 1.1)	0.7 (0.5 to 1.1)	0.6 (0.4 to 0.9)	0.3 (0.2 to 0.4)	0.2 (0.1 to 0.3)	0.2 (0.1 to 0.3)	0.1 (0.1 to 0.2)	0 (0 to 0)	0 (0 to 0)	0 (0 to 0)	0 (0 to 0)	0 (0 to 0)	6.5
HIV/AIDS - Multidrug-resistant Tuberculosis without extensive drug resistance	0 (0 to 0)	0 (0 to 0)	0 (0 to 0)	0 (0 to 0)	0 (0 to 0)	0 (0 to 0)	0 (0 to 0)	0 (0 to 0)	0 (0 to 0)	0 (0 to 0)	0 (0 to 0)	0 (0 to 0)	0 (0 to 0)	0 (0 to 0)	0 (0 to 0)	0 (0 to 0)	0 (0 to 0)	0 (0 to 0)	0 (0 to 0)	0 (0 to 0)	0 (0 to 0)	0 (0 to 0)	0 (0 to 0)	0 (0 to 0)	0
HIV/AIDS - Extensively drug-resistant Tuberculosis	0 (0 to 0)	0 (0 to 0)	0 (0 to 0)	0 (0 to 0)	0 (0 to 0)	0 (0 to 0)	0 (0 to 0)	0 (0 to 0)	0 (0 to 0)	0 (0 to 0)	0 (0 to 0)	0 (0 to 0)	0 (0 to 0)	0 (0 to 0)	0 (0 to 0)	0 (0 to 0)	0 (0 to 0)	0 (0 to 0)	0 (0 to 0)	0 (0 to 0)	0 (0 to 0)	0 (0 to 0)	0 (0 to 0)	0 (0 to 0)	0
HIV/AIDS resulting in other diseases	0 (0 to 0)	0 (0 to 0)	2.7 (1.9 to 3.6)	2.5 (1.7 to 3.4)	1.5 (1 to 2)	0.8 (0.5 to 1.1)	2.2 (1.5 to 3.1)	3.6 (2.5 to 5.4)	4.4 (2.9 to 6.3)	5.7 (3.8 to 7.9)	5.4 (3.7 to 7.4)	5 (3.4 to 7.2)	4.2 (2.7 to 6.4)	1.9 (1.2 to 2.7)	1.3 (0.8 to 2)	0.8 (0.5 to 1.2)	0.6 (0.4 to 1)	0.2 (0.2 to 0.3)	0.1 (0.1 to 0.2)	0 (0 to 0)	0 (0 to 0)	0 (0 to 0)	0 (0 to 0)	43.7
Sexually transmitted infections excluding HIV	192 (32.7 to 315)	32.9 (10.4 to 71.4)	36.3 (11.5 to 91.2)	1.6 (0.4 to 3.9)	0.7 (0.2 to 1.6)	0.3 (0.1 to 0.6)	0.4 (0.1 to 1.1)	1.7 (0.6 to 3.4)	2.2 (0.8 to 4.5)	2.4 (0.9 to 4.8)	2.6 (1 to 4.9)	2.6 (1 to 4.9)	2.3 (0.9 to 4.4)	1.9 (0.8 to 3.6)	0.9 (0.4 to 1.7)	0.6 (0.2 to 1.1)	0.4 (0.2 to 0.7)	0.2 (0.1 to 0.4)	0.1 (0.1 to 0.2)	0.1 (0.1 to 0.3)	0.1 (0.1 to 0.2)	0.1 (0.1 to 0.2)	0.1 (0.1 to 0.2)	195
Syphilis	192 (32.7 to 315)	32.9 (10.4 to 71.4)	36.3 (11.5 to 91.2)	1.6 (0.4 to 3.9)	0.7 (0.2 to 1.6)	0.1 (0 to 0.2)	0.1 (0 to 0.2)	0.2 (0 to 0.5)	0.1 (0 to 0.2)	0.1 (0 to 0.2)	0.1 (0 to 0.2)	0.1 (0 to 0.2)	0.1 (0 to 0.2)	0.1 (0 to 0.1)	0 (0 to 0.1)	0 (0 to 0.1)	0 (0 to 0.1)	0 (0 to 0.1)	0 (0 to 0.1)	0 (0 to 0.1)	0 (0 to 0.1)	0 (0 to 0.1)	0 (0 to 0.1)	0 (0 to 0.1)	178
Chlamydial infection	0 (0 to 0)	0 (0 to 0)	0 (0 to 0)	0 (0 to 0)	0 (0 to 0)	0 (0 to 0)	0 (0 to 0)	0 (0 to 0)	0 (0 to 0)	0 (0 to 0)	0 (0 to 0)	0 (0 to 0)	0 (0 to 0)	0 (0 to 0)	0 (0 to 0)	0 (0 to 0)	0 (0 to 0)	0 (0 to 0)	0 (0 to 0)	0 (0 to 0)	0 (0 to 0)	0 (0 to 0)	0 (0 to 0)	0 (0 to 0)	0
Gonococcal infection	0 (0 to 0)	0 (0 to 0)	0 (0 to 0)	0 (0 to 0)	0 (0 to 0)	0 (0 to 0)	0 (0 to 0)	0 (0 to 0)	0 (0 to 0)	0 (0 to 0)	0 (0 to 0)	0 (0 to 0)	0 (0 to 0)	0 (0 to 0)	0 (0 to 0)	0 (0 to 0)	0 (0 to 0)	0 (0 to 0)	0 (0 to 0)	0 (0 to 0)	0 (0 to 0)	0 (0 to 0)	0 (0 to 0)	0 (0 to 0)	0
Trichomoniasis	0 (0 to 0)	0 (0 to 0)	0 (0 to 0)	0 (0 to 0)	0 (0 to 0)	0 (0 to 0)	0 (0 to 0)	0 (0 to 0)	0 (0 to 0)	0 (0 to 0)	0 (0 to 0)	0 (0 to 0)	0 (0 to 0)	0 (0 to 0)	0 (0 to 0)	0 (0 to 0)	0 (0 to 0)	0 (0 to 0)	0 (0 to 0)	0 (0 to 0)	0 (0 to 0)	0 (0 to 0)	0 (0 to 0)	0 (0 to 0)	0
Genital herpes	0 (0 to 0)	0 (0 to 0)	0 (0 to 0)	0 (0 to 0)	0 (0 to 0)	0 (0 to 0)	0 (0 to 0)	0 (0 to 0)	0 (0 to 0)	0 (0 to 0)	0 (0 to 0)	0 (0 to 0)	0 (0 to 0)	0 (0 to 0)	0 (0 to 0)	0 (0 to 0)	0 (0 to 0)	0 (0 to 0)	0 (0 to 0)	0 (0 to 0)	0 (0 to 0)	0 (0 to 0)	0 (0 to 0)	0 (0 to 0)	0
Other sexually transmitted infections	0 (0 to 0)	0 (0 to 0)	0 (0 to 0)	0 (0 to 0)	0 (0 to 0)	0 (0 to 0)	0 (0 to 0)	0 (0 to 0)	0 (0 to 0)	0 (0 to 0)	0 (0 to 0)	0 (0 to 0)	0 (0 to 0)	0 (0 to 0)	0 (0 to 0)	0 (0 to 0)	0 (0 to 0)	0 (0 to 0)	0 (0 to 0)	0 (0 to 0)	0 (0 to 0)	0 (0 to 0)	0 (0 to 0)	0 (0 to 0)	0
Respiratory infections and tuberculosis	256.6 (161.5 to 446.8)	37 (21.6 to 58.6)	144 (83.4 to 231)	144 (84.5 to 237.3)	144 (84.5 to 244.8)	144 (82.5 to 257)	144 (82.5 to 253.5)	144 (82.5 to 253.5)	144 (82.5 to 253.5)	144 (82.5 to 253.5)	144 (82.5 to 253.5)	144 (82.5 to 253.5)	144 (82.5 to 253.5)	144 (82.5 to 253.5)	144 (82.5 to 253.5)	144 (82.5 to 253.5)	144 (82.5 to 253.5)	144 (82.5 to 253.5)	144 (82.5 to 253.5)	144 (82.5 to 253.5)	144 (82.5 to 253.5)	144 (82.5 to 253.5)	144 (82.5 to 253.5)	1,220
Tuberculosis	0 (0 to 0)	0 (0 to 0)	2.8 (1.5 to 4.3)	2.3 (1.7 to 4.7)	1.6 (1 to 2.4)	1.6 (1 to 2.3)	3.2 (2.2 to 7.4)	6.6 (4.6 to 14.4)	9.5 (6.6 to 12.4)	8.7 (6.1 to 12.2)	9.4 (6.5 to 13.1)	9.6 (6.6 to 13.4)	9.6 (6.7 to 14.1)	9.6 (6.2 to 14.1)	9.6 (6.2 to 14.1)	9.6 (6.2 to 14.1)	9.6 (6.2 to 14.1)	9.6 (6.2 to 14.1)	9.6 (6.2 to 14.1)	9.6 (6.2 to 14.1)	9.6 (6.2 to 14.1)	9.6 (6.2 to 14.1)	9.6 (6.2 to 14.1)	158
Latent tuberculosis infection	0 (0 to 0)	0 (0 to 0)	0 (0 to 0)	0 (0 to 0)	0 (0 to 0)	0 (0 to 0)	0 (0 to 0)	0 (0 to 0)	0 (0 to 0)	0 (0 to 0)	0 (0 to 0)	0 (0 to 0)	0 (0 to 0)	0 (0 to 0)	0 (0 to 0)	0 (0 to 0)	0 (0 to 0)	0 (0 to 0)	0 (0 to 0)	0 (0 to 0)	0 (0 to 0)	0 (0 to 0)	0 (0 to 0)	0 (0 to 0)	0
Drug-susceptible tuberculosis	0 (0 to 0)	2.7 (1.5 to 4.3)	2.3 (1.7 to 4.6)	2.3 (1.6 to 4.4)	1.6 (1 to 2.3)	1.6 (1 to 2.3)	3.2 (2.2 to 7.3)	6.6 (4.6 to 14.4)	9.5 (6.6 to 12.3)	8.7 (6.1 to 12.2)	9.4 (6.5 to 13.1)	9.6 (6.6 to 13.4)	9.6 (6.7 to 14.1)	9.6 (6.2 to 14.1)	9.6 (6.2 to 14.1)	9.6 (6.2 to 14.1)	9.6 (6.2 to 14.1)	9.6 (6.2 to 14.1)	9.6 (6.2 to 14.1)	9.6 (6.2 to 14.1)	9.6 (6.2 to 14.1)	9.6 (6.2 to 14.1)	9.6 (6.2 to 14.1)	156
Multidrug-resistant tuberculosis without extensive drug resistance	0 (0 to 0)	0 (0 to 0)	0 (0 to 0)	0 (0 to 0)	0 (0 to 0)	0 (0 to 0)	0 (0 to 0)	0 (0 to 0)	0 (0 to 0)	0 (0 to 0)	0 (0 to 0)	0 (0 to 0)	0 (0 to 0)	0 (0 to 0)	0 (0 to 0)	0 (0 to 0)	0 (0 to 0)	0 (0 to 0)	0 (0 to 0)	0 (0 to 0)	0 (0 to 0)	0 (0 to 0)	0 (0 to 0)	0 (0 to 0)	0.9
Extensively drug-resistant tuberculosis	0 (0 to 0)	0 (0 to 0)	0 (0 to 0)	0 (0 to 0)	0 (0 to 0)	0 (0 to 0)	0 (0 to 0)	0 (0 to 0)	0 (0 to 0)	0 (0 to 0)	0 (0 to 0)	0 (0 to 0)	0 (0 to 0)	0 (0 to 0)	0 (0 to 0)	0 (0 to 0)	0 (0 to 0)	0 (0 to 0)	0 (0 to 0)	0 (0 to 0)	0 (0 to 0)	0 (0 to 0)	0 (0 to 0)	0 (0 to 0)	0.2
Lower respiratory infections	256.6 (161.5 to 446.8)	36.9 (21.4 to 58.6)	135 (79.7 to 231)	98.1 (50.9 to 127)	36.7 (17.4 to 52.2)	19.2 (12.6 to 24.9)	36.7 (19.6 to 37.4)	29.2 (19.5 to 43.5)	29.2 (19.1 to 39.6)	29.7 (18.6 to 38.9)	30.1 (18.7 to 45.2)	27.5 (17.7 to 40.9)	22.9 (20.9 to 46)	41 (34.9 to 59.2)	49.4 (32 to 63)	49.4 (32.9 to 70.3)	50.1 (35.6 to 70.1)	50.5 (36.4 to 73.1)	49.5 (42.4 to 78)	44.4 (40.7 to 80.2)	40.6 (39.5 to 82.8)	38.4 (34.9 to 72.4)	954
Upper respiratory infections	0 (0 to 0)	0.1 (0 to 0.2)	0.2 (0.1 to 0.3)	0.6 (0.4 to 1.3)	0.3 (0.2 to 0.5)	0.1 (0 to 0.2)	0.5 (0.3 to 1.1)	0.5 (0.3 to 1.2)	0.5 (0.2 to 0.8)	0.4 (0.2 to 0.7)	0.4 (0.2 to 0.6)	0.3 (0.2 to 0.5)	0.3 (0.2 to 0.5)	0.5 (0.3 to 0.8)	0.5 (0.3 to 0.8)	0.5 (0.3 to 0.8)	0.5 (0.3 to 0.8)	0.5 (0.3 to 0.8)	0.5 (0.3 to 0.8)	0.5 (0.3 to 0.8)	0.5 (0.3 to 0.8)	0.5 (0.3 to 0.8)	0.5 (0.3 to 0.8)	75
Otitis media	0 (0 to 0)	0 (0 to 0)	0.4 (0.2 to 0.7)	4.6 (2.4 to 7.4)	3.5 (2 to 5.6)	2.3 (1.3 to 3.7)	2.5 (1.9 to 4.1)	2.4 (1.9 to 3.1)	2.1 (1.7 to 2.6)	1.9 (1.6 to 2.3)	1.9 (1.6 to 2.3)	1.9 (1.6 to 2.3)	1.9 (1.6 to 2.3)	1.3 (1.1 to 1.6)	1.3 (1.1 to 1.6)	1.3 (1.1 to 1.6)	1.2 (1 to 1.5)	1.2 (1 to 1.5)	1.2 (1 to 1.5)	1.2 (1 to 1.5)	1.2 (1 to 1.5)	1.2 (1 to 1.5)	1.2 (1 to 1.5)	32.9
Enteric infections	0.5 (0.3 to 0.9)	1.7 (1 to 2.9)	17.4 (11 to 27.2)	48.4 (32.5 to 69.4)	28.9 (19.3 to 43.1)	22.4 (14.6 to 37.9)	22.4 (15.4 to 32.7)	17.2 (11.4 to 24.5)	14.9 (10.1 to 20.9)	13.6 (9.4 to 19.7)	12.6 (8.6 to 18.4)	12.6 (8.6 to 18.4)	12.6 (8.6 to 18.4)	14 (10.1 to 19.7)	13.7 (9.7 to 19.4)	13.7 (9.7 to 19.3)	13.7 (9.7 to 19.3)	13.7 (9.7 to 19.3)	13.7 (9.7 to 19.3)	13.7 (9.7 to 19.3)	13.7 (9.7 to 19.3)	13.7 (9.7 to 19.3)	13.7 (9.7 to 19.3)	326
Diarrheal diseases	0.5 (0.3 to 0.9)	1.6 (1 to 2.9)	17.2 (10.9 to 26.4)	48.4 (27.1 to 59.2)	28.9 (13.3 to 35.4)	22.4 (10.2 to 27)	22.4 (10.7 to 27)	17.2 (8.9 to 20.9)	14.9 (7.6 to 18.2)	13.6 (6.9 to 16.6)	12.6 (6.4 to 15.4)	12.6 (6.4 to 15.4)	12.6 (6.4 to 15.4)	14 (7.1 to 17.1)	13.7 (6.9 to 16.8)	13.7 (6.9 to 16.8)	13.7 (6.9 to 16.8)	13.7 (6.9 to 16.8)	13.7 (6.9 to 16.8)	13.7 (6.9 to 16.8)	13.7 (6.9 to 16.8)	13.7 (6.9 to 16.8)	13.7 (6.9 to 16.8)	289
Typhoid and paratyphoid	0 (0 to 0)	0 (0 to 0)	0 (0 to 0)	0 (0 to 0)	0 (0 to 0)	0 (0 to 0)	0 (0 to 0)	0 (0 to 0)	0 (0 to 0)	0 (0 to 0)	0 (0 to 0)	0 (0 to 0)	0 (0 to 0)	0 (0 to 0)	0 (0 to 0)	0 (0 to 0)	0 (0 to 0)	0 (0 to 0)	0 (0 to 0)	0 (0 to 0)	0 (0 to 0)	0 (0 to 0)	0 (0 to 0)	0 (0 to 0)	21
Typhoid fever	0 (0 to 0)	0 (0 to 0)	0 (0 to 0)	0 (0 to 0)	0 (0 to 0)	0 (0 to 0)	0 (0 to 0)	0 (0 to 0)	0 (0 to 0)	0 (0 to 0)	0 (0 to 0)	0 (0 to 0)	0 (0 to 0)	0 (0 to 0)	0 (0 to 0)	0 (0 to 0)	0 (0 to 0)	0 (0 to 0)	0 (0 to 0)	0 (0 to 0)	0 (0 to 0)	0 (0 to 0)	0 (0 to 0)	0 (0 to 0)	21
Paratyphoid fever	0 (0 to 0)	0 (0 to 0)	0 (0 to 0)	0 (0 to 0)	0 (0 to 0)	0 (0 to 0)	0 (0 to 0)	0 (0 to 0)	0 (0 to 0)	0 (0 to 0)	0 (0 to 0)	0 (0 to 0)	0 (0 to 0)	0 (0 to 0)	0 (0 to 0)	0 (0 to 0)	0 (0 to 0)	0 (0 to 0)	0 (0 to 0)	0 (0 to 0)	0 (0 to 0)	0 (0 to 0)	0 (0 to 0)	0 (0 to 0)	0
Paraphoid fever	0 (0 to 0)	0 (0 to 0)	0 (0 to 0)	0 (0 to 0)	0 (0 to 0)	0 (0 to 0)	0 (0 to 0)	0 (0 to 0)	0 (0 to 0)	0 (0 to 0)	0 (0 to 0)	0 (0 to 0)	0 (0 to 0)	0 (0 to 0)	0 (0 to 0)	0 (0 to 0)	0 (0 to 0)	0 (0 to 0)	0 (0 to 0)	0 (0 to 0)	0 (0 to 0)	0 (0 to 0)	0 (0 to 0)	0 (0 to 0)	1.2
Invasive Non-typhoidal Salmonella (iNTS)	0 (0 to 0)	0 (0 to 0)	0.6 (0 to 1)	2.1 (0.6 to 2.4)	1.3 (0.3 to 1.9)	0.6 (0.2 to 0.9)	0.4 (0.1 to 0.6)	0.2 (0.1 to 0.4)	0.2 (0.1 to 0.4)	0.1 (0 to 0.3)	0.1 (0 to 0.3)	0.1 (0 to 0.3)	0.1 (0 to 0.3)	0.1 (0 to 0.3)	0.2 (0 to 0.3)	0.2 (0.1 to 0.3)	0.1 (0.1 to 0.3)	0.1 (0.1 to 0.3)	0.1 (0.1 to 0.3)	0.1 (0.1 to 0.3)	0.1 (0.1 to 0.3)	0.1 (0.1 to 0.3)	0.1 (0.1 to 0.3)	7.5
Other intestinal infectious diseases	0 (0 to 0)	0 (0 to 0)	0.2 (0 to 0.4)	1.3 (0.4 to 2.4)	0.8 (0.2 to 1.5)	0.5 (0.2 to 0.9)	0.3 (0 to 0.6)	0.1 (0 to 0.3)	0.1 (0 to 0.2)	0.1 (0 to 0.2)	0.1 (0 to 0.2)	0.1 (0 to 0.2)	0.1 (0 to 0.2)	0.1 (0 to 0.2)	0.1 (0 to 0.2)	0.1 (0 to 0.2)	0.1 (0 to 0.2)	0.1 (0 to 0.2)	0.1 (0 to 0.2)	0.1 (0 to 0.2)	0.1 (0 to 0.2)	0.1 (0 to 0.2)	0.1 (0 to 0.2)	0.8
Neglected tropical diseases and malaria	0 (0 to 0)	0.5 (0.4 to 0.7)	17.8 (5.5 to 39.2)	32.2 (10.9 to 69.2)	19.9 (6.2 to 29.3)	15.5 (5.1 to 22.9)	24.6 (11.3 to 54.6)	29.2 (12.5 to 65.5)	22 (9.6 to 45.4)	16.5 (7.1 to 32.5)	9.7 (5.1 to 17.4)	11.8 (6.5 to 20.7)	9.4 (4.9 to 17.1)	7.4 (3.8 to 14.4)	7.4 (3.8 to 14.4)	6.4 (2.9 to 13.4)	11.2 (4.3 to 28.2)	4.6 (2.4 to 8.5)	5.7 (3 to 10)	1.8 (1 to 3.3)	0.7 (0.3 to 1.4)	0.4 (0.2 to 0.8)	0.2 (0.1 to 0.3)	257
Malaria	0 (0 to 0)	0 (0 to 0)	0 (0 to 0)	0 (0 to 0)	0 (0 to 0)	0 (0 to 0)	0 (0 to 0)	0 (0 to 0)	0 (0 to 0)	0 (0 to 0)	0 (0 to 0)	0 (0 to 0)	0 (0 to 0)	0 (0 to 0)	0 (0 to 0)	0 (0 to 0)	0 (0 to 0)	0 (0 to 0)	0 (0 to 0)	0 (0 to 0)	0 (0 to 0)	0 (0 to 0)	0 (0 to 0)	0 (0 to 0)	0
Chagas disease	0 (0 to 0)	0 (0 to 0)	0 (0 to 0)	0 (0 to 0)	0 (0 to 0)	0 (0 to 0)	0 (0 to 0)	0 (0 to 0)	0 (0 to 0)	0 (0 to 0)	0 (0 to 0)	0 (0 to 0)	0 (0 to 0)	0 (0 to 0)	0 (0 to 0)	0 (0 to 0)	0 (0 to 0)	0 (0 to 0)	0 (0 to 0)	0 (0 to 0)	0 (0 to 0)	0 (0 to 0)	0 (0 to 0)	0 (0 to 0)	0
Leishmaniasis	0 (0 to 0)	0 (0 to 0)	0 (0 to 0)	0 (0 to 0)	0 (0 to 0)	0 (0 to 0)	0 (0 to 0)	0 (0 to 0)	0 (0 to 0)	0 (0 to 0)	0 (0 to 0)	0 (0 to 0)	0 (0 to 0)	0 (0 to 0)	0 (0 to 0)	0 (0 to 0)	0 (0 to 0)	0 (0 to 0)	0 (0 to 0)	0 (0 to 0)	0 (0 to 0)	0 (0 to 0)	0 (0 to 0)	0 (0 to 0)	0
Visceral leishmaniasis	0 (0 to 0)	0 (0 to 0)	0 (0 to 0)	0 (0 to 0)	0 (0 to 0)	0 (0 to 0)	0 (0 to 0)	0 (0 to 0)	0 (0 to 0)	0 (0 to 0)	0 (0 to 0)	0 (0 to 0)	0 (0 to 0)	0 (0 to 0)	0 (0 to 0)	0 (0 to 0)	0 (0 to 0)	0 (0 to 0)	0 (0 to 0)	0 (0 to 0)	0 (0 to 0)	0 (0 to 0)	0 (0 to 0)	0 (0 to 0)	0
Cutaneous and mucocutaneous leishmaniasis	0 (0 to 0)	0 (0 to 0)	0 (0 to 0)	0 (0 to 0)	0 (0 to 0)	0 (0 to 0)	0 (0 to 0)	0 (0 to 0)	0 (0 to 0)	0 (0 to 0)	0 (0 to 0)	0 (0 to 0)	0 (0 to 0)	0 (0 to 0)	0 (0 to 0)	0 (0 to 0)	0 (0 to 0)	0 (0 to 0)	0 (0 to 0)	0 (0 to 0)	0 (0 to 0)	0 (0 to 0)	0 (0 to 0)	0 (0 to 0)	0
African trypanosomiasis	0 (0 to 0)	0 (0 to 0)	0 (0 to 0)	0 (0 to 0)	0 (0 to 0)	0 (0 to 0)	0 (0 to 0)	0 (0 to 0)	0 (0 to 0)	0 (0 to 0)	0 (0 to 0)	0 (0 to 0)	0 (0 to 0)	0 (0 to 0)	0 (0 to 0)	0 (0 to 0)	0 (0 to 0)	0 (0 to 0)	0 (0 to 0)	0 (0 to 0)	0 (0 to 0)	0 (0 to 0)	0 (0 to 0)	0 (0 to 0)	0
Schistosomiasis	0 (0 to 0)	0 (0 to 0)	0 (0 to 0)	0 (0 to 0)	0 (0 to 0)	0 (0 to 0)	0 (0 to 0)	0 (0 to 0)	0 (0 to 0)	0 (0 to 0)	0 (0 to 0)	0 (0 to 0)	0 (0 to 0)	0 (0 to 0)	0 (0 to 0)	0 (0 to 0)	0 (0 to 0)	0 (0 to 0)	0 (0 to 0)	0 (0 to 0)	0 (0 to 0)	0 (0 to 0)	0 (0 to 0)	0 (0 to 0)	0
Cysticercosis	0 (0 to 0)	0 (0 to 0)	0 (0 to 0)	0 (0 to 0)	0 (0 to 0)	0 (0 to 0)	0 (0 to 0)	0 (0 to 0)	0 (0 to 0)	0 (0 to 0)	0 (0 to 0)	0 (0 to 0)	0 (0 to 0)	0 (0 to 0)	0 (0 to 0)	0 (0 to 0)	0 (0 to 0)	0 (0 to 0)	0 (0 to 0)	0 (0 to 0)	0 (0 to 0)	0 (0 to 0)	0 (0 to 0)	0 (0 to 0)	0
Cystic echinococcosis	0 (0 to 0)	0 (0 to 0)	0 (0 to 0)	0 (0 to 0)	0 (0 to 0)	0 (0 to 0)	0 (0 to 0)	0 (0 to 0)	0 (0 to 0)	0 (0 to 0)	0 (0 to 0)	0 (0 to 0)	0 (0 to 0)	0 (0 to 0)	0 (0 to 0)	0 (0 to 0)	0 (0 to 0)	0 (0 to 0)	0 (0 to 0)	0 (0 to 0)	0 (0 to 0)	0 (0 to 0)	0 (0 to 0)	0 (0 to 0)	0.1
Lymphatic filariasis	0 (0 to 0)	0 (0 to 0)	0 (0 to 0)	1.6 (1.2 to 2.9)	0.5 (0.3 to 1.1)	0.2 (0.1 to 0.4)	0.2 (0.1 to 0.5)	0.1 (0 to 0.3)	0.1 (0 to 0.2)	0.1 (0 to 0.2)	0.1 (0 to 0.2)	0.1 (0 to 0.2)	0.1 (0 to 0.2)	0.1 (0 to 0.2)	0.1 (0 to 0.2)	0.1 (0 to 0.2)	0.1 (0 to 0.2)	0.1 (0 to 0.2)	0.1 (0 to 0.2)	0.1 (0 to 0.2)	0.1 (0 to 0.2)	0.1 (0 to 0.2)	0.1 (0 to 0.2)	24.4
Onchocerciasis	0 (0 to 0)	0 (0 to 0)	0 (0 to 0)	0 (0 to 0)	0 (0 to 0)	0 (0 to 0)	0 (0 to 0)	0 (0 to 0)	0 (0 to 0)	0 (0 to 0)	0 (0 to 0)	0 (0 to 0)	0 (0 to 0)	0 (0 to 0)	0 (0 to 0)	0 (0 to 0)	0 (0 to 0)	0 (0 to 0)	0 (0 to 0)	0 (0 to 0)	0 (0 to 0)	0 (0 to 0)	0 (0 to 0)	0 (0 to 0)	0
Trachoma	0 (0 to 0)	0 (0 to 0)	0 (0 to 0)	0 (0 to 0)	0 (0 to 0)	0 (0 to 0)	0 (0 to 0)	0 (0 to 0)	0 (0 to 0)	0 (0 to 0)	0 (0 to 0)	0 (0 to 0)	0 (0 to 0)	0 (0 to 0)	0 (0 to 0)	0 (0 to 0)	0 (0 to 0)	0 (0 to 0)	0 (0 to 0)	0 (0 to 0)	0 (0 to 0)	0 (0 to 0)	0 (0 to 0)	0 (0 to 0)	0
Dengue	0 (0 to 0)	0.4 (0.1 to 1.2)	15.8 (7.7 to 44.2)	22.3 (7.5 to 57.6)	13.1 (4.1 to 36.2)	9.8 (3.4 to 21.3)	19.1 (6.8 to 46.3)	22.2 (8.9 to 48)	16.4 (6.9 to 40.6)	11.9 (4.9 to 28.9)	7.4 (3.2 to 17.6)	7.4 (2.7 to 17.6)	7.4 (1.9 to 14.2)	2.5 (0.7 to 6.6)	2.5 (0.7 to 6.6)	2.5 (0.7 to 6.6)	2.5 (0.7 to 6.6)	2.5 (0.7 to 6.6)	2.5 (0.7 to 6.6)	2.5 (0.7 to 6.6)	2.5 (0.7 to 6.6)	2.5 (0.7 to 6.6)	2.5 (0.7 to 6.6)	181
Yellow fever	0 (0 to 0)	0 (0 to 0)	0 (0 to 0)	0 (0 to 0)	0 (0 to 0)	0 (0 to 0)	0 (0 to 0)	0 (0 to 0)	0 (0 to 0)	0 (0 to 0)	0 (0 to 0)	0 (0 to 0)	0 (0 to 0)	0 (0 to 0)	0 (0 to 0)	0 (0 to 0)	0 (0 to 0)	0 (0 to 0)	0 (0 to 0)	0 (0 to 0)	0 (0 to 0)	0 (0 to 0)	0 (0 to 0)	0 (0 to 0)	0
Rabies	0 (0 to 0)	0 (0 to 0)	0 (0 to 0)	0 (0 to 0)	0 (0 to 0)	0 (0 to 0)	0 (0 to 0)	0 (0 to 0)	0 (0 to 0)	0 (0 to 0)	0 (0 to 0)	0 (0 to 0)	0 (0 to 0)	0 (0 to 0)	0 (0 to 0)	0 (0 to 0)	0 (0 to 0)	0 (0 to 0)	0 (0 to 0)	0 (0 to 0)	0 (0 to 0)	0 (0 to 0)

Osteoarthritis other	0 (0 to 0)	0 (0 to 0)	0 (0 to 0)	0 (0 to 0)	0 (0 to 0)	0 (0 to 0)	0 (0 to 0)	0 (0 to 0)	0 (0 to 0)	0 (0 to 0)	0 (0 to 1)	0.2 (0.1 to 0.4)	0.7 (0.3 to 1.4)	1.4 (0.4 to 3.1)	2.2 (1.0 to 4.9)	2.6 (1.2 to 5.7)	2.6 (1.2 to 5.9)	2.6 (1.2 to 5.5)	2.2 (1.1 to 4.7)	1.8 (0.9 to 3.6)	1.4 (0.7 to 2.9)	0.9 (0.4 to 1.7)	0.4 (0.2 to 0.7)	0.1 (0.1 to 0.2)	19.5
Low back pain	0 (0 to 0)	0 (0 to 0)	0 (0 to 0)	0 (0 to 0)	9.6 (4.2 to 15)	37.4 (22.9 to 59.4)	59.2 (32.3 to 91.4)	60.2 (30.6 to 94.6)	60.9 (36.1 to 94.7)	60.4 (35.6 to 95.4)	60.4 (39.5 to 89.5)	71.7 (43.3 to 110)	76.4 (46.4 to 119)	86 (49.1 to 132)	80.8 (50.1 to 126)	99.6 (44.8 to 154)	99.6 (44.8 to 157)	41.4 (24.9 to 67.3)	32.7 (24.2 to 79.3)	41.6 (26.6 to 61.5)	32.4 (20.7 to 48.2)	24.6 (15.6 to 39)	13.4 (8.4 to 19)	1.5 (0.9 to 2.1)	889
Neck pain	0 (0 to 0)	0 (0 to 0)	0 (0 to 0)	0.8 (0.2 to 1.6)	4.2 (2 to 9.3)	9.4 (4 to 16.5)	12.2 (5.8 to 24.5)	16.5 (8 to 31.7)	23.7 (11.1 to 42.9)	28.9 (13 to 49)	32 (14.2 to 56)	32 (14.2 to 56)	33.8 (14.2 to 59.2)	36.2 (17.4 to 59.2)	29.6 (14.6 to 55.2)	24.4 (11.4 to 43.6)	19.4 (10 to 34.4)	16 (8.4 to 26.5)	11.9 (6.5 to 20.4)	8.1 (4.3 to 14.7)	4.8 (2.4 to 8.6)	2.3 (1.2 to 3.9)	0.7 (0.4 to 1.2)	0.1 (0.1 to 0.3)	278
Gout	0 (0 to 0)	0 (0 to 0)	0 (0 to 0)	0 (0 to 0)	0 (0 to 0)	0 (0 to 0)	0 (0 to 0)	0 (0 to 0)	0 (0 to 0)	0 (0 to 0)	0 (0 to 0)	0 (0 to 0)	0 (0 to 0)	0 (0 to 0)	0 (0 to 0)	0 (0 to 0)	0 (0 to 0)	0 (0 to 0)	0 (0 to 0)	0 (0 to 0)	0 (0 to 0)	0 (0 to 0)	0 (0 to 0)	0 (0 to 0)	0 (0 to 0)	0
Other musculoskeletal disorders	0 (0 to 0)	0 (0 to 0)	0 (0 to 0)	2.6 (1.7 to 4.1)	5.3 (3.2 to 9.6)	16.5 (10.9 to 24.1)	21.6 (14 to 32.4)	31.6 (20.4 to 46.1)	35.2 (22.7 to 52)	35.2 (22 to 52.1)	34.7 (22.4 to 54.3)	36.2 (22.5 to 53.9)	34.7 (21.4 to 52.6)	29.6 (18.6 to 44)	29.6 (14.7 to 37.4)	22.2 (10.4 to 33.6)	16.4 (8.9 to 25.6)	11.9 (6.9 to 20.4)	8.2 (5.7 to 13.9)	5.8 (3.3 to 9)	2.3 (1.2 to 3.7)	0.8 (0.4 to 1.4)	0.2 (0.1 to 0.3)	361
Other non-communicable diseases	194 (62.5 to 378)	48 (29.5 to 76.3)	120 (72.7 to 188)	29.2 (16.1 to 51.1)	44.1 (27.1 to 68.5)	40.9 (21.4 to 68.1)	57.5 (41.3 to 79.5)	79 (52.3 to 104)	68.5 (54.9 to 112)	68.5 (47.5 to 114)	84.1 (62.4 to 119)	86.1 (62.4 to 119)	74.1 (54.1 to 99.2)	66.9 (48.1 to 88)	61.7 (45.9 to 81.7)	52.2 (40.4 to 73.9)	39.3 (26.4 to 67.8)	46.4 (34.9 to 61.5)	37.9 (28.5 to 49.5)	29.5 (22.3 to 38)	15.7 (11.6 to 20.2)	6.6 (4.9 to 8.5)	2.2 (1.6 to 3)	1,350
Congenital birth defects	103 (62.1 to 177)	43.7 (25.4 to 70.5)	59.6 (51.6 to 158)	55.4 (36.1 to 83.1)	23.3 (17.2 to 39.7)	19.8 (14.4 to 25.9)	15.8 (11.2 to 22.1)	12.1 (8.4 to 17.1)	9.7 (5.2 to 14.7)	7.1 (3.4 to 13.6)	5.2 (2.5 to 9.7)	5 (2.4 to 9.6)	4 (2.6 to 5.4)	4.4 (2.5 to 6.2)	3.6 (2.1 to 5.1)	2.2 (1.3 to 3.1)	1.3 (0.8 to 1.9)	0.7 (0.4 to 1.1)	0.5 (0.3 to 0.8)	0.3 (0.2 to 0.5)	0.2 (0.1 to 0.3)	0.1 (0 to 0.1)	0 (0 to 0)	410
Neural tube defects	11.6 (2.4 to 20.1)	1.7 (0.5 to 5)	7.2 (1.4 to 20)	2 (0.4 to 8.6)	0.4 (0.2 to 0.7)	0.3 (0.2 to 0.4)	0.3 (0.2 to 0.4)	0.2 (0.2 to 0.3)	0.2 (0.1 to 0.3)	0.2 (0.1 to 0.3)	0.1 (0.1 to 0.1)	0.2 (0.1 to 0.4)	0 (0 to 0)	0 (0 to 0)	0 (0 to 0)	0 (0 to 0)	0 (0 to 0)	0 (0 to 0)	0 (0 to 0)	0 (0 to 0)	0 (0 to 0)	0 (0 to 0)	0 (0 to 0)	0 (0 to 0)	24.6
Congenital heart anomalies	40.2 (21.6 to 74.7)	22.4 (12.5 to 39.2)	48.3 (34.9 to 81.1)	21.7 (11.9 to 36.4)	9.6 (4.3 to 14.5)	7.5 (4.6 to 11.3)	3.6 (2.1 to 5.6)	5.4 (3.4 to 8.4)	4.1 (2.1 to 6.9)	2.4 (1.1 to 4.6)	3.1 (1.2 to 6.2)	1.5 (0.6 to 3.2)	1.2 (0.4 to 1.6)	0.8 (0.1 to 0.8)	1.3 (0.8 to 2.2)	1.3 (0.8 to 2.1)	0.4 (0.2 to 0.9)	0.2 (0.1 to 0.3)	0.1 (0 to 0.1)	0.1 (0 to 0.1)	0 (0 to 0)	0 (0 to 0)	0 (0 to 0)	173
Orofacial clefts	0.1 (0 to 0.2)	0 (0 to 0)	0.3 (0.2 to 0.5)	0.2 (0.1 to 0.4)	0.2 (0.1 to 0.4)	0.2 (0.1 to 0.3)	0.2 (0.1 to 0.3)	0.1 (0.1 to 0.2)	0.1 (0.1 to 0.2)	0.1 (0.1 to 0.2)	0.1 (0.1 to 0.2)	0.1 (0.1 to 0.2)	0.1 (0.1 to 0.1)	0.1 (0.1 to 0.1)	0.1 (0.1 to 0.1)	0.1 (0.1 to 0.1)	0.1 (0.1 to 0.1)	0 (0 to 0)	0 (0 to 0)	0 (0 to 0)	0 (0 to 0)	0 (0 to 0)	0 (0 to 0)	0 (0 to 0)	2.1
Down syndrome	2.3 (1 to 4.6)	1.3 (0.4 to 2.5)	3.7 (1.4 to 8.4)	2.6 (1.2 to 5.2)	0.5 (0.3 to 0.9)	0.5 (0.3 to 0.7)	1 (0.5 to 1.9)	0.3 (0.2 to 0.4)	0.2 (0.1 to 0.3)	0.1 (0.1 to 0.2)	0.2 (0.1 to 0.4)	0.4 (0.1 to 0.2)	0.1 (0.1 to 0.2)	0.1 (0.1 to 0.1)	0.2 (0.1 to 0.4)	0.2 (0.1 to 0.4)	0.2 (0.1 to 0.3)	0 (0 to 0)	0 (0 to 0)	0 (0 to 0)	0 (0 to 0)	0 (0 to 0)	0 (0 to 0)	0 (0 to 0)	13.4
Turner syndrome	0 (0 to 0)	0 (0 to 0)	0 (0 to 0)	0 (0 to 0)	0 (0 to 0)	0 (0 to 0)	0 (0 to 0)	0 (0 to 0)	0 (0 to 0)	0 (0 to 0)	0 (0 to 0)	0 (0 to 0)	0 (0 to 0)	0 (0 to 0)	0 (0 to 0)	0 (0 to 0)	0 (0 to 0)	0 (0 to 0)	0 (0 to 0)	0 (0 to 0)	0 (0 to 0)	0 (0 to 0)	0 (0 to 0)	0 (0 to 0)	0 (0 to 0)	0.1
Klinefelter syndrome	0 (0 to 0)	0 (0 to 0)	0 (0 to 0)	0 (0 to 0)	0 (0 to 0)	0 (0 to 0)	0 (0 to 0)	0 (0 to 0)	0 (0 to 0)	0 (0 to 0)	0 (0 to 0)	0 (0 to 0)	0 (0 to 0)	0 (0 to 0)	0 (0 to 0)	0 (0 to 0)	0 (0 to 0)	0 (0 to 0)	0 (0 to 0)	0 (0 to 0)	0 (0 to 0)	0 (0 to 0)	0 (0 to 0)	0 (0 to 0)	0 (0 to 0)	0
Other chromosomal abnormalities	4.8 (1.9 to 10.7)	2.9 (1.6 to 7.3)	5.5 (2.5 to 10.9)	1.6 (1 to 2.5)	0.8 (0.5 to 1.1)	0.7 (0.4 to 1.1)	0.7 (0.4 to 1.3)	0.3 (0.2 to 0.4)	0.3 (0.2 to 0.4)	0.1 (0.1 to 0.1)	0.1 (0.1 to 0.1)	0.1 (0.1 to 0.1)	0.1 (0.1 to 0.2)	0 (0 to 0)	0 (0 to 0)	0.1 (0 to 0.2)	0 (0 to 0)	0 (0 to 0)	0 (0 to 0)	0 (0 to 0)	0 (0 to 0)	0 (0 to 0)	0 (0 to 0)	0 (0 to 0)	19
Congenital musculoskeletal and limb anomalies	2 (0.4 to 3.8)	1 (0.1 to 2)	4.4 (2.4 to 8.8)	4.6 (2.8 to 7.6)	2.6 (2.5 to 2.7)	2.4 (1.7 to 3.5)	2.3 (1.3 to 3.5)	1.9 (1.1 to 3)	1.6 (1 to 2.3)	1.4 (0.7 to 2.1)	1.2 (0.7 to 1.9)	1.1 (0.7 to 1.6)	0.7 (0.4 to 1.2)	0.6 (0.4 to 1.5)	0.5 (0.3 to 1.2)	0.4 (0.2 to 0.9)	0.4 (0.2 to 0.8)	0.2 (0.1 to 0.3)	0.1 (0.1 to 0.2)	0.1 (0 to 0.1)	0 (0 to 0)	0 (0 to 0)	0 (0 to 0)	39.3
Urogenital congenital anomalies	2.9 (1.2 to 5.4)	1.6 (0.4 to 3.4)	0.9 (0.5 to 1.4)	0.9 (0.5 to 1.4)	0.6 (0.4 to 1)	0.4 (0.2 to 0.7)	0.2 (0.2 to 0.3)	0.2 (0.1 to 0.3)	0.2 (0.1 to 0.3)	0.1 (0.1 to 0.2)	0.1 (0.1 to 0.2)	0.1 (0.1 to 0.1)	0 (0 to 0)	0 (0 to 0)	0 (0 to 0)	0 (0 to 0)	0 (0 to 0)	0 (0 to 0)	0 (0 to 0)	0 (0 to 0)	0 (0 to 0)	0 (0 to 0)	0 (0 to 0)	0 (0 to 0)	8.5
Digestive congenital anomalies	4.5 (2.9 to 6.4)	1.9 (0.8)	2.3 (2.3 to 2.4)	0.6 (0.4 to 0.9)	0.2 (0.2 to 0.4)	0.1 (0.1 to 0.2)	0.1 (0 to 0.2)	0.1 (0 to 0.2)	0.1 (0 to 0.2)	0.1 (0.1 to 0.2)	0.1 (0.1 to 0.2)	0.1 (0.1 to 0.2)	0 (0 to 0)	0 (0 to 0)	0 (0 to 0)	0 (0 to 0)	0 (0 to 0)	0 (0 to 0)	0 (0 to 0)	0 (0 to 0)	0 (0 to 0)	0 (0 to 0)	0 (0 to 0)	0 (0 to 0)	21.3
Other congenital birth defects	7.8 (1.5 to 22.9)	7.8 (3.4 to 14.2)	12.3 (6.1 to 22.1)	9.6 (5.7 to 17)	2.1 (1.5 to 2.6)	1.6 (0.9 to 2.5)	1.2 (0.6 to 2.1)	0.7 (0.4 to 1.2)	0.4 (0.2 to 0.7)	0.2 (0.1 to 0.4)	0.1 (0.1 to 0.2)	0.1 (0.1 to 0.2)	0 (0 to 0)	0 (0 to 0)	0 (0 to 0)	0 (0 to 0)	0 (0 to 0)	0 (0 to 0)	0 (0 to 0)	0 (0 to 0)	0 (0 to 0)	0 (0 to 0)	0 (0 to 0)	0 (0 to 0)	109
Urinary diseases and male infertility	0.2 (0.1 to 0.4)	0.5 (0.2 to 1)	2.5 (0.9 to 3.2)	1.8 (0.8 to 2.1)	1.4 (0.7 to 2.1)	1.2 (0.6 to 2)	2.6 (1.4 to 3.6)	2.6 (1.6 to 3.6)	2.1 (1.1 to 3.2)	2.1 (1.1 to 3.2)	1.9 (1.1 to 2.7)	2.1 (1.1 to 3.2)	1.9 (1.1 to 2.7)	1.7 (0.9 to 2.4)	1.4 (0.7 to 2.1)	1.2 (0.6 to 1.8)	0.9 (0.4 to 1.4)	0.6 (0.3 to 1.1)	0.4 (0.2 to 0.7)	0.2 (0.1 to 0.4)	0.1 (0 to 0.2)	0 (0 to 0)	0 (0 to 0)	0 (0 to 0)	109
Urolithiasis	0 (0 to 0)	0 (0 to 0)	0 (0 to 0)	0 (0 to 0.1)	0.1 (0 to 0.2)	0.1 (0 to 0.1)	0.1 (0 to 0.1)	0.1 (0 to 0.2)	0.1 (0 to 0.2)	0.1 (0 to 0.2)	0.1 (0 to 0.2)	0.1 (0 to 0.2)	0 (0 to 0.1)	0 (0 to 0.1)	0 (0 to 0.1)	0 (0 to 0.1)	0 (0 to 0.1)	0 (0 to 0.1)	0 (0 to 0.1)	0 (0 to 0.1)	0 (0 to 0.1)	0 (0 to 0.1)	0 (0 to 0.1)	0 (0 to 0.1)	0 (0 to 0.1)	4.5
Benign prostatic hyperplasia	0 (0 to 0)	0 (0 to 0)	0 (0 to 0)	0 (0 to 0)	0 (0 to 0)	0 (0 to 0)	0 (0 to 0)	0 (0 to 0)	0 (0 to 0)	0 (0 to 0)	0 (0 to 0)	0 (0 to 0)	0 (0 to 0)	0 (0 to 0)	0 (0 to 0)	0 (0 to 0)	0 (0 to 0)	0 (0 to 0)	0 (0 to 0)	0 (0 to 0)	0 (0 to 0)	0 (0 to 0)	0 (0 to 0)	0 (0 to 0)	0 (0 to 0)	0.1
Male infertility	0 (0 to 0)	0 (0 to 0)	0 (0 to 0)	0 (0 to 0)	0 (0 to 0)	0 (0 to 0)	0 (0 to 0)	0.2 (0.2 to 1.6)	0.2 (0.2 to 1.6)	0.2 (0.2 to 1.6)	0.2 (0.2 to 1.6)	0.2 (0.2 to 1.6)	0.2 (0.2 to 1.6)	0.2 (0.2 to 1.6)	0.2 (0.2 to 1.6)	0.2 (0.2 to 1.6)	0.2 (0.2 to 1.6)	0.2 (0.2 to 1.6)	0.2 (0.2 to 1.6)	0.2 (0.2 to 1.6)	0.2 (0.2 to 1.6)	0.2 (0.2 to 1.6)	0.2 (0.2 to 1.6)	0.2 (0.2 to 1.6)	3.6
Other urinary diseases	0.1 (0 to 0.1)	0.1 (0 to 0.2)	0.9 (0.4 to 1.6)	0.5 (0.3 to 0.8)	0.3 (0.2 to 0.5)	0.3 (0.2 to 0.4)	0.4 (0.2 to 0.7)	0.5 (0.1 to 0.4)	0.7 (0.4 to 1.2)	0.5 (0.2 to 0.9)	0.5 (0.2 to 0.9)	0.5 (0.2 to 0.9)	1 (0.4 to 2.3)	0.7 (0.3 to 1.6)	1.2 (0.4 to 2.9)	1.1 (0.4 to 2.6)	0.8 (0.3 to 1.7)	0.6 (0.2 to 1.4)	0.4 (0.2 to 0.9)	0.3 (0.1 to 0.7)	0.2 (0.1 to 0.4)	0.1 (0 to 0.2)	0 (0 to 0.1)	0 (0 to 0.2)	12.3
Gynecological diseases	0 (0 to 0)	0 (0 to 0)	0 (0 to 0)	0 (0 to 0)	7.2 (3.4 to 13.2)	18.4 (10.5 to 31.1)	34.1 (21.5 to 51.4)	46.2 (32.2 to 61.8)	44.3 (27.2 to 61.8)	44 (29.1 to 62.8)	39.1 (25.4 to 58.2)	44 (29.1 to 62.8)	39.1 (18.4 to 40.5)	28.4 (10.1 to 35.2)	19.7 (4.9 to 12)	13.1 (2.9 to 8.1)	8.1 (1.9 to 5.2)	3.7 (1.1 to 2.6)	2.5 (1.6 to 3.7)	1.6 (1.1 to 2.3)	1.1 (0.6 to 1.7)	0.6 (0.3 to 0.9)	0.2 (0.2 to 0.4)	0.2 (0.2 to 0.4)	299
Uterine fibroids	0 (0 to 0)	0 (0 to 0)	0 (0 to 0)	0 (0 to 0)	0 (0 to 0.1)	0 (0 to 0.1)	0 (0 to 0.2)	0.1 (0.1 to 0.4)	0.2 (0.1 to 0.4)	0.2 (0.1 to 0.5)	0.2 (0.1 to 0.5)	0.2 (0.1 to 0.5)	0.2 (0.1 to 0.5)	0.2 (0.1 to 0.5)	0.2 (0.1 to 0.5)	0.2 (0.1 to 0.5)	0.2 (0.1 to 0.5)	0.2 (0.1 to 0.5)	0.2 (0.1 to 0.5)	0.2 (0.1 to 0.5)	0.2 (0.1 to 0.5)	0.2 (0.1 to 0.5)	0.2 (0.1 to 0.5)	0 (0 to 0)	8.6
Polycystic ovarian syndrome	0 (0 to 0)	0 (0 to 0)	0 (0 to 0)	0 (0 to 0)	2 (0.2 to 6.1)	2 (0.3 to 4.4)	2.3 (1 to 4.8)	1.9 (0.8 to 3.9)	1.6 (0.7 to 3.3)	1.5 (0.6 to 3)	1.2 (0.5 to 2.5)	1.2 (0.5 to 2.5)	1 (0.4 to 2.1)	0.7 (0.3 to 1.6)	0.6 (0.2 to 1.3)	0.5 (0.2 to 1.1)	0.3 (0.1 to 0.6)	0.2 (0.1 to 0.5)	0.2 (0.1 to 0.4)	0.1 (0.1 to 0.3)	0.1 (0 to 0.2)	0 (0 to 0.1)	0 (0 to 0)	0 (0 to 0)	12.5
Female infertility	0 (0 to 0)	0 (0 to 0)	0 (0 to 0)	0 (0 to 0)	0 (0 to 0)	0 (0 to 0)	0 (0 to 0)	1.1 (0.3 to 4.3)	1.5 (0.4 to 5)	1.7 (0.5 to 5)	2 (0.5 to 6)	2 (0.5 to 6)	2 (0.4 to 4.4)	2.3 (0.5 to 6)	2.3 (0.5 to 6)	2.3 (0.5 to 6)	2.3 (0.5 to 6)	2.3 (0.5 to 6)	2.3 (0.5 to 6)	2.3 (0.5 to 6)	2.3 (0.5 to 6)	2.3 (0.5 to 6)	2.3 (0.5 to 6)	2.3 (0.5 to 6)	2.3 (0.5 to 6)	9.6
Endometriosis	0 (0 to 0)	0 (0 to 0)	0 (0 to 0)	0 (0 to 0)	1.5 (0.4 to 3.9)	4.5 (1.9 to 11.4)	7.9 (3.5 to 12.6)	7.9 (3.5 to 12.6)	7.9 (3.5 to 12.6)	8.3 (3.5 to 12.6)	8.3 (3.5 to 12.6)	8.3 (3.5 to 12.6)	8.3 (3.5 to 12.6)	8.3 (3.5 to 12.6)	8.3 (3.5 to 12.6)	8.3 (3.5 to 12.6)	8.3 (3.5 to 12.6)	8.3 (3.5 to 12.6)	8.3 (3.5 to 12.6)	8.3 (3.5 to 12.6)	8.3 (3.5 to 12.6)	8.3 (3.5 to 12.6)	8.3 (3.5 to 12.6)	8.3 (3.5 to 12.6)	36.2
Genital prolapse	0 (0 to 0)	0 (0 to 0)	0 (0 to 0)	0 (0 to 0)	0 (0 to 0)	0 (0 to 0)	0 (0 to 0)	0 (0 to 0)	0 (0 to 0)	0 (0 to 0)	0 (0 to 0)	0 (0 to 0)	0 (0 to 0)	0 (0 to 0)	0 (0 to 0)	0 (0 to 0)	0 (0 to 0)	0 (0 to 0)	0 (0 to 0)	0 (0 to 0)	0 (0 to 0)	0 (0 to 0)	0 (0 to 0)	0 (0 to 0)	0 (0 to 0)	2.9
Premenstrual syndrome	0 (0 to 0)	0 (0 to 0)	0 (0 to 0)	0 (0 to 0)	0 (0 to 0)	0 (0 to 0)	0 (0 to 0)	14.7 (3.5 to 37.6)	11.9 (2.7 to 29.5)	10.8 (2.5 to 27.1)	10.8 (2.5 to 27.1)	11.7 (2.7 to 29.9)	11.2 (2.5 to 28.2)	7.7 (1.2 to 4.5)	2.4 (0 to 0)	0.5 (0 to 0)	0.5 (0 to 0)	0.5 (0 to 0)	0.5 (0 to 0)	0.5 (0 to 0)	0.5 (0 to 0)	0.5 (0 to 0)	0.5 (0 to 0)	0.5 (0 to 0)	0.5 (0 to 0)	91.6
Other gynecological diseases	0 (0 to 0)	0 (0 to 0)	0 (0 to 0)	0 (0 to 0)	0.6 (0.1 to 1.5)	1.2 (0.3 to 4.2)	1.9 (0.5 to 4.3)	1.9 (0.5 to 4.3)	1.9 (0.5 to 4.3)	1.9 (0.5 to 4.3)	1.9 (0.5 to 4.3)	1.9 (0.5 to 4.3)	1.9 (0.5 to 4.3)	1.9 (0.5 to 4.3)	1.9 (0.5 to 4.3)	1.9 (0.5 to 4.3)	1.9 (0.5 to 4.3)	1.9 (0.5 to 4.3)	1.9 (0.5 to 4.3)	1.9 (0.5 to 4.3)	1.9 (0.5 to 4.3)	1.9 (0.5 to 4.3)	1.9 (0.5 to 4.3)	1.9 (0.5 to 4.3)	137
Hemoglobinopathies and hemolytic anemias	0.2 (0.1 to 0.3)	1.6 (0.9 to 2.4)	4.9 (2.7 to 8)	3.9 (2.1 to 6.5)	1.6 (0.8 to 2.6)	3.2 (1.7 to 5.4)	5.7 (2.3 to 9.2)	5.6 (2.3 to 9.6)	4.9 (2.6 to 7.8)	4.8 (2.6 to 7.7)	3.7 (2.6 to 6.2)	2.3 (1.3 to 3.8)	2.3 (1.3 to 3.8)	2.3 (1.4 to 3.2)	2.3 (1.4 to 3.1)	2 (1.1 to 3.2)	1.9 (1.1 to 3.2)	1.7 (1.1 to 2.5)	1.5 (1.0 to 2.2)	1.2 (0.8 to 1.7)	0.8 (0.4 to 1.2)	0.3 (0.2 to 0.5)	0.1 (0.1 to 0.2)	56.7
Thalassemias	0 (0 to 0)	0.5 (0.3 to 0.8)	0.7 (0.4 to 1.1)	0.5 (0.3 to 0.8)	0.4 (0.2 to 0.6)	0.4 (0.2 to 0.6)	0.1 (0 to 0.2)	0.1 (0 to 0.2)	0.1 (0 to 0.1)	0 (0 to 0)	0 (0 to 0)	0 (0 to 0)	0 (0 to 0)	0 (0 to 0)	0 (0 to 0)	0 (0 to 0)	0 (0 to 0)	0 (0 to 0)	0 (0 to 0)	0 (0 to 0)	0 (0 to 0)	0 (0 to 0)	0 (0 to 0)	0 (0 to 0)	0 (0 to 0)	2.7
Thalassemias trait	0 (0 to 0)	0.1 (0 to 0.2)	0.5 (0.2 to 0.7)	1.6 (0.9 to 2.3)	1.6 (0.8 to 2.6)	0.5 (0.2 to 1.1)	0.4 (0.1 to 0.8)	3.5 (1.9 to 5.6)	3.3 (1.8 to 5.2)	2.9 (1.6 to 4.6)	2.6 (1.6 to 4.2)	3.7 (2.1 to 5.7)	3.5 (2.2 to 5.6)	0.5 (0.3 to 0.9)	0.5 (0.3 to 0.9)	0.5 (0.3 to 0.9)	0.3 (0.2 to 0.6)	0.3 (0.2 to 0.5)	0.2 (0.1 to 0.5)	0.2 (0.1 to 0.4)	0.2 (0.1 to 0.3)	0.1 (0.1 to 0.2)	0 (0 to 0.1)	0 (0 to 0)	20.8
Sickle cell disorders	0 (0 to 0)	0 (0 to 0)	0 (0 to 0)	0 (0 to 0)	0 (0 to 0)	0 (0 to 0)	0 (0 to 0)	0 (0 to 0)	0 (0 to 0)	0 (0 to 0)	0 (0 to 0)	0 (0 to 0)	0 (0 to 0)	0 (0 to 0)	0 (0 to 0)	0 (0 to 0)	0 (0 to 0)	0 (0 to 0)	0 (0 to 0)	0 (0 to 0)	0 (0 to 0)	0 (0 to 0)	0 (0 to 0)	0 (0 to 0)	0 (0 to 0)	0
Sickle cell trait	0 (0 to 0)	0 (0 to 0)	0 (0 to 0)	0 (0 to 0)	0 (0 to 0)	0 (0 to 0)	0 (0 to 0)	0.2 (0 to 0.6)	0.1 (0 to 0.3)	0.1 (0 to 0.3)	0.1 (0 to 0.3)	0.1 (0 to 0.3)	0.1 (0 to 0.3)	0 (0 to 0.1)	0 (0 to 0.1)	0 (0 to 0.1)	0 (0 to 0.1)	0 (0 to 0.1)	0 (0 to 0.1)	0 (0 to 0.1)	0 (0 to 0.1)	0 (0 to 0.1)	0 (0 to 0.1)	0 (0 to 0.1)	0 (0 to 0.1)	1
G6PD deficiency	0 (0 to 0)	0 (0 to 0)	0.1 (0 to 0.1)	0.1 (0 to 0.1)	0.1 (0 to 0.2)	0.3 (0.1 to 0.7)	0.4 (0.2 to 0.7)	0.5 (0.2 to 0.9)	0.5 (0.2 to 0.9)	0.5 (0.2 to 0.9)	0.5 (0.2 to 0.9)	0.5 (0.2 to 0.9)	0.3 (0.2 to 0.6)	0.3 (0.2 to 0.5)	0.3 (0.2 to 0.5)	0.3 (0.2 to 0.5)	0.2 (0.1 to 0.3)	0.1 (0.1 to 0.2)	0.1 (0.1 to 0.2)	0.1 (0.1 to 0.1)	0.1 (0.1 to 0.1)	0 (0 to 0.1)	0 (0 to 0.1)	0 (0 to 0.1)	5.3
G6PD trait	0 (0 to 0)	0 (0 to 0)	0 (0 to 0)	0 (0 to 0)	0 (0 to 0)	0 (0 to 0)	0 (0 to 0)	0 (0 to 0)	0 (0 to 0)	0 (0 to 0)	0 (0 to 0)	0 (0 to 0)	0 (0 to 0)	0 (0 to 0)	0 (0 to 0)	0 (0 to 0)	0 (0 to 0)	0 (0 to 0)	0 (0 to 0)	0 (0 to 0)	0 (0 to 0)	0 (0 to 0)	0 (0 to 0)	0 (0 to 0)	0 (0 to 0)	0.3
Other hemoglobinopathies and hemolytic anemias	0.6 (0.3 to 1)	2.2 (1.1 to 3.9)	1.7 (0.4 to 3.4)	0.6 (0.2 to 1.2)	1.4 (0.7 to 2.7)	1.5 (0.7 to 2.8)	1.4 (0.7 to 2.6)	1.4 (0.7 to 2.6)	1.4 (0.7 to 2.6)	1.4 (0.7 to 2.6)	1.5 (0.7 to 2.8)	1.7 (0.9 to 3)	1.5 (0.7 to 2.8)	1.4 (0.7 to 2.6)	1.2 (0.6 to 2.2)	1.2 (0.6 to 2.2)	1.2 (0.6 to 2.2)	1.2 (0.6 to 2.2)	1.2 (0.6 to 2.2)	1.2 (0.6 to 2.2)	1.2 (0.6 to 2.2)	1.2 (0.6 to 2.2)	1.2 (0.6 to 2.2)	1.2 (0.6 to 2.2)	26.4
Endocrine, metabolic, blood, and immune disorders	1 (0.5 to 1.7)	1.2 (0.7 to 2)	6.2 (3.8 to 10.2)	11.2 (7.4 to 16.2)	7.5 (4.5 to 11.4)	2.8 (2.4 to 3.6)	7.3 (4.6 to 10.7)	8.1 (5.3 to 12.3)	10.3 (6.4 to 15.2)	12.5 (7.8 to 18.2)	12.5 (7.8 to 18.2)	17.6 (12.1 to 25.7)	21.2 (13.4 to 30.9)	22.5 (13.4 to 33.6)	22.2 (15.1 to 33.6)	22 (15.1 to 33.6)	17.1 (11.8 to 26.4)	12.9 (9 to 19.1)	10.3 (7.3 to 13.9)	6.6 (4.7 to 9.2)	4.9 (3.4 to 6.8)	2.6 (1.8 to 3.6)	1.2 (0.8 to 1.7)	0.5 (0.3 to 0.7)	235
Oral disorders	0 (0 to 0)	0.9 (0.3 to 1.7)	2.3 (1.2 to 4.2)	1.6 (0.9 to 2.6)	0.9 (0.4 to 1.5)	0.6 (0.3 to 1.1)	0.9 (0.4 to 1.6)	0.9 (0.4 to 1.7)	0.9 (0.4 to 1.7)	0.9 (0.4 to 1.7)	0.9 (0.4 to 1.7)	1.0 (0.4 to 1.9)	1.0 (0.4 to 1.7)	1.0 (0.4 to 1.7)	0.9 (0.4 to 1.7)	0.9 (0.4 to 1.7)	0.9 (0.4 to 1.7)	0.9 (0.4 to 1.7)	0.9 (0.4 to 1.7)	0.9 (0.4 to 1.7)	0.9 (0.4 to 1.7)	0.9 (0.4 to 1.7)	0.9 (0.4 to 1.7)	0.9 (0.4 to 1.7)	2.9
Caries of deciduous teeth	0 (0 to 0)	0 (0 to 0)	0 (0 to 0)	0 (0 to 0)	0 (0 to 0)	0 (0 to 0)	0 (0 to 0)	0 (0 to 0)	0 (0 to 0)	0 (0 to 0)	0 (0 to 0)	0 (0 to 0)	0 (0 to 0)	0 (0 to 0)	0 (0 to 0)	0 (0 to 0)	0 (0 to 0)	0 (0 to 0)	0 (0 to 0)	0 (0 to 0)	0 (0 to 0)	0 (0 to 0)	0 (0 to 0)	0 (0 to 0)	0 (0 to 0)	4
Caries of permanent teeth	0 (0 to 0)	0 (0 to 0)	0 (0 to 0)	0 (0 to 0)	3.5 (1.9 to 5.2)	3.5 (1.9 to 5.2)	3.5 (1.9 to 5.2)	3.7 (1.9 to 5.5)	3.7 (1.9 to 5.5)	3.7 (1.9 to 5.5)	3.7 (1.9 to 5.5)	3.7 (1.9 to 5.5)	3.7 (1.9 to 5.5)	3.7 (1.9 to 5.5)	3.7 (1.9 to 5.5)	3.7 (1.9 to 5.5)	3.7 (1.9 to 5.5)	3.7 (1.9 to 5.5)	3.7 (1.9 to 5.5)	3.7 (1.9 to 5.5)	3.7 (1.9 to 5.5)	3.7 (1.9 to 5.5)	3.7 (1.9 to 5.5)	3.7 (1.9 to 5.5)	31.4
Periodontal diseases	0 (0 to 0)	0 (0 to 0)	0 (0 to 0)	0 (0 to 0)	0 (0 to 0)	0 (0 to 0)	0 (0 to 0)	0 (0 to 0)	0 (0 to 0)	0 (0 to 0)	0 (0 to 0)	0 (0 to 0)	0 (0 to 0)	0 (0 to 0)	0 (0 to 0)	0 (0 to 0)	0 (0 to 0)	0 (0 to 0)	0 (0 to 0)	0 (0 to

SR Table 2c: Oregon DALYS by cause and age group for both sexes with 95% uncertainty intervals, 2019

Cause	Early Neonatal	Late Neonatal	Post Neonatal	1 to 4	5 to 9	10 to 14	15 to 19	20 to 24	25 to 29	30 to 34	35 to 39	40 to 44	45 to 49	50 to 54	55 to 59	60 to 64	65 to 69	70 to 74	75 to 79	80 to 84	85 to 89	90 to 94	95 plus	Total
All causes	3,750 (2,600 to 5,070)	2,950 (2,020 to 3,970)	5,950 (4,400 to 7,940)	7,200 (5,920 to 8,960)	6,950 (5,700 to 11,000)	10,900 (10,100 to 20,500)	45,600 (39,500 to 54,200)	53,000 (42,300 to 63,600)	54,200 (42,700 to 65,200)	61,000 (48,600 to 72,500)	62,300 (50,300 to 74,200)	72,600 (60,700 to 84,200)	84,200 (71,400 to 100,000)	99,200 (84,000 to 116,000)	126,000 (107,000 to 139,000)	152,000 (133,000 to 169,000)	149,000 (129,000 to 173,000)	142,000 (120,000 to 163,000)	114,000 (96,100 to 133,000)	89,000 (74,100 to 106,000)	62,900 (49,000 to 80,000)	33,400 (24,900 to 46,300)	1,370,000 (1,150,000 to 1,600,000)
Communicable, maternal, neonatal, and nutritional diseases	9,840 (5,580 to 15,870)	1,120 (780 to 1,810)	1,160 (888 to 1,560)	1,400 (1,100 to 1,840)	1,470 (1,060 to 2,150)	1,560 (1,060 to 2,660)	1,490 (1,070 to 2,600)	1,770 (1,190 to 2,650)	1,890 (1,280 to 2,810)	2,160 (1,490 to 3,090)	2,260 (1,760 to 3,050)	2,270 (1,670 to 3,090)	2,210 (1,670 to 2,990)	2,310 (1,730 to 3,020)	2,510 (1,870 to 3,290)	2,720 (2,070 to 3,590)	2,800 (2,110 to 3,790)	2,670 (1,920 to 3,720)	2,290 (1,620 to 3,290)	1,800 (1,260 to 2,630)	1,470 (1,060 to 2,260)	1,330 (1,010 to 1,980)	732 (540 to 1,060)	47,100
HIV/AIDS and sexually transmitted infections	0.6 (0 to 1.6)	0.2 (0 to 0.5)	0.8 (0.4 to 1.5)	0.1 (0 to 0.3)	0.1 (0 to 0.3)	0.1 (0 to 0.4)	0.2 (0.1 to 0.5)	20 (16 to 25)	210 (170 to 260)	370 (300 to 440)	370 (290 to 460)	330 (260 to 420)	290 (230 to 370)	260 (210 to 330)	230 (180 to 290)	200 (160 to 260)	190 (150 to 240)	160 (120 to 210)	120 (90 to 160)	80 (60 to 110)	50 (40 to 70)	30 (20 to 40)	3,100 (2,600 to 3,700)
HIV/AIDS	0 (0 to 0)	0 (0 to 0)	0.7 (0.7 to 0.7)	0.1 (0.3 to 0.3)	0.1 (0.3 to 0.3)	0.1 (0.7 to 0.7)	0.2 (0.7 to 0.7)	20 (17 to 23)	190 (157 to 220)	350 (300 to 400)	360 (298 to 397)	320 (260 to 400)	280 (219 to 356)	250 (202 to 322)	220 (177 to 276)	190 (154 to 250)	180 (147 to 229)	150 (111 to 220)	110 (82 to 157)	80 (57 to 121)	50 (31 to 82)	30 (21 to 42)	2,960 (2,500 to 3,500)
HIV/AIDS - Drug-susceptible Tuberculosis	0 (0 to 0)	0 (0 to 0)	0 (0.1 to 0.2)	0 (0.1 to 0.2)	0 (0.1 to 0.2)	0 (0.1 to 0.2)	0 (0.1 to 0.2)	0 (0.1 to 0.3)	0 (0.1 to 0.4)	0 (0.2 to 0.4)	0 (0.2 to 0.4)	0 (0.2 to 0.4)	0 (0.2 to 0.5)	0 (0.2 to 0.5)	0 (0.2 to 0.5)	0 (0.2 to 0.5)	0 (0.2 to 0.5)	0 (0.2 to 0.5)	0 (0.2 to 0.5)	0 (0.2 to 0.5)	0 (0.2 to 0.5)	0 (0.2 to 0.5)	0 (0.2 to 0.5)	435
HIV/AIDS - Multidrug-resistant Tuberculosis without extensi	0 (0 to 0)	0 (0 to 0)	0 (0 to 0)



G6PD deficiency	0/1 (0 to 0.1)	0/1 (0 to 0.2)	3/2 (0.1 to 0.3)	1 (0.0 to 1.0)	2/2 (1.0 to 2.3)	4 (2.0 to 5.9)	9/9 (5.7 to 15.6)	32/6 (17.4 to 79.1)	19/6 (9.9 to 22.6)	17/7 (10.0 to 29.3)	24 (12.9 to 37.2)	19/9 (11.6 to 28.2)	26 (16.2 to 37.4)	13 (7.7 to 19.1)	12/4 (7.3 to 18.2)	12/3 (7.1 to 18)	10 (5.6 to 16.2)	6/6 (3.6 to 10.6)	3/6 (2.0 to 9.6)	1/7 (0.9 to 2.8)	0/7 (0.1 to 1.1)	0/2 (0.1 to 0.3)	0 (0 to 0.1)	192
G6PD trait	0/1 (0 to 0)	0/1 (0 to 0)	0/1 (0 to 0)	0/1 (0 to 0)	0/1 (0 to 0)	0/1 (0 to 0)	0/1 (0.1 to 0)	0/1 (0 to 0.1)	0/1 (0 to 0)	0/1 (0 to 0)	0/1 (0 to 0)	0/1 (0 to 0.1)	0/1 (0 to 0.1)	0/1 (0 to 0.1)	0/1 (0 to 0.1)	0/1 (0 to 0)	0/1 (0 to 0)	0/1 (0 to 0)	0/1 (0 to 0)	0/1 (0 to 0)	0/1 (0 to 0)	0/1 (0 to 0)	0/1 (0 to 0)	0/1 (0 to 0)	7.1
Other hemoglobinopathies and hemolytic anemias	0/2 (0.1 to 0.5)	0/2 (0 to 0.7)	0/6 (0.1 to 0.9)	3 (0.6 to 9.3)	1 (1.0 to 20.6)	5/6 (1.7 to 19.7)	11/6 (3.7 to 29)	23/6 (7.9 to 61.1)	21 (4.7 to 37.7)	12/1 (4.2 to 25.4)	20/6 (9.4 to 50.1)	24 (12.3 to 54.7)	24/7 (12.1 to 66.9)	20/6 (10.4 to 39.6)	21 (10.4 to 39.6)	22 (11.2 to 39.3)	18 (9.3 to 32)	8/6 (3.9 to 16.1)	6/6 (2.9 to 12.6)	3/6 (1.0 to 8.2)	1/7 (0.3 to 3.7)	0/2 (0.1 to 0.6)	0/1 (0 to 0.2)	0 (0 to 0.1)	309
Endocrine, metabolic, blood, and immune disorders	62/3 (57.1 to 68)	61 (55.9 to 68.2)	108/6 (100 to 118)	207 (192 to 225)	192 (180 to 207)	214 (202 to 230)	287 (272 to 303)	272/6 (257 to 288)	303 (287 to 320)	342/6 (326 to 359)	378 (360 to 396)	396/6 (378 to 415)	1,000 (957 to 1,050)	1,286 (1,227 to 1,350)	1,320 (1,260 to 1,390)	1,568 (1,497 to 1,640)	2,330 (2,220 to 2,450)	2,780 (2,650 to 2,920)	2,360 (2,250 to 2,480)	1,870 (1,770 to 1,970)	1,330 (1,270 to 1,390)	1,220 (1,170 to 1,280)	700 (660 to 740)	693 (660 to 730)	216 (206 to 230)	20,000
Oral disorders	0 (0 to 0)	0 (0 to 0)	0 (0 to 0)	100 (90.7 to 106)	104/6 (93.9 to 110)	104 (94.2 to 221)	169 (154 to 183)	152 (138 to 167)	200 (184 to 217)	189 (174 to 205)	673 (621 to 726)	677 (625 to 730)	1,020 (946 to 1,100)	1,190 (1,100 to 1,280)	1,520 (1,410 to 1,630)	1,780 (1,670 to 1,900)	1,960 (1,830 to 2,090)	1,960 (1,830 to 2,070)	1,140 (1,060 to 1,210)	723 (670 to 780)	634 (590 to 686)	319 (292 to 350)	0 (0 to 0)	0 (0 to 0)	14,902
Caries of deciduous teeth	0 (0 to 0)	0 (0 to 0)	0 (0 to 0)	0 (1.1 to 63.4)	23/6 (13.9 to 79.2)	0 (0.3 to 9.7)	0 (0 to 0)	0 (0 to 0)	0 (0 to 0)	0 (0 to 0)	0 (0 to 0)	0 (0 to 0)	0 (0 to 0)	0 (0 to 0)	0 (0 to 0)	0 (0 to 0)	0 (0 to 0)	0 (0 to 0)	0 (0 to 0)	0 (0 to 0)	0 (0 to 0)	0 (0 to 0)	0 (0 to 0)	0 (0 to 0)	0 (0 to 0)	67.1
Caries of permanent teeth	0 (0 to 0)	0 (0 to 0)	0 (0 to 0)	0 (0 to 0)	13/1 (4.1 to 30.3)	0 (0 to 12.0)	69/6 (39.1 to 123)	79/1 (53.8 to 166)	83/1 (53.7 to 133)	77/6 (52.2 to 158)	122 (82.7 to 194)	108/6 (72.6 to 166)	87/6 (58.7 to 136)	67/6 (44.6 to 120)	82/6 (52.6 to 139)	86/7 (57.9 to 132)	81/6 (53.9 to 132)	85/6 (55 to 136)	72/6 (49.6 to 79.6)	23/6 (10 to 49)	22/6 (9.2 to 29.5)	12/6 (3.9 to 13.4)	6/6 (2.5 to 12.4)	2/6 (1 to 6.1)	693
Periodontal diseases	0 (0 to 0)	0 (0 to 0)	0 (0 to 0)	0 (0 to 0)	0 (0 to 0)	0 (0 to 0)	0 (0 to 0)	0 (0 to 0)	0 (0 to 0)	0 (0 to 0)	0 (0 to 0)	0 (0 to 0)	0 (0 to 0)	0 (0 to 0)	0 (0 to 0)	0 (0 to 0)	0 (0 to 0)	0 (0 to 0)	0 (0 to 0)

All Table 2c: Pennsylvania (DALY) by cause and sex group for both sexes with 95% uncertainty intervals, 2019

Cause	Early Neonatal	Late Neonatal	Post Neonatal	1 to 4	5 to 9	10 to 14	15 to 19	20 to 24	25 to 29	30 to 34	35 to 39	40 to 44	45 to 49	50 to 54	55 to 59	60 to 64	65 to 69	70 to 74	75 to 79	80 to 84	85 to 89	90 to 94	95 plus	Total
All causes	42,600 (39,524 to 45,500)	8,700 (6,922 to 9,992)	22,900 (21,300 to 24,400)	27,000 (22,000 to 32,400)	30,700 (26,300 to 35,300)	34,800 (29,900 to 40,000)	71,000 (62,900 to 77,900)	172,000 (149,000 to 208,000)	209,000 (179,000 to 248,000)	264,000 (199,000 to 342,000)	264,000 (194,000 to 342,000)	264,000 (170,000 to 352,000)	261,000 (159,000 to 358,000)	261,000 (159,000 to 358,000)	261,000 (159,000 to 358



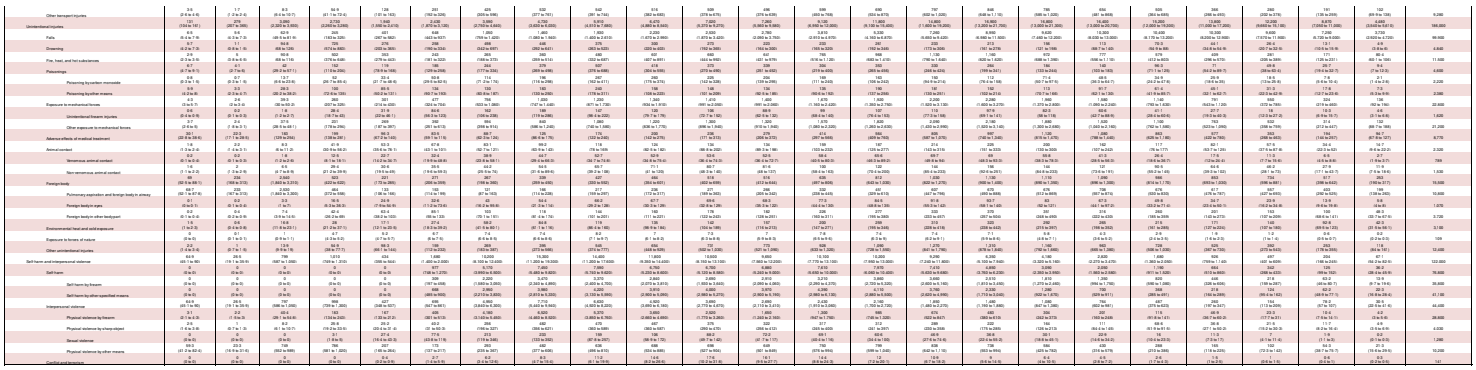

SR Table 2c: Rhode Island DALYS by cause and sex group for both sexes with 95% uncertainty intervals, 2019

Cause	Early Neonatal	Late Neonatal	Post-Neonatal	1 to 4	5 to 9	10 to 14	15 to 19	20 to 24	25 to 29	30 to 34	35 to 39	40 to 44	45 to 49	50 to 54	55 to 59	60 to 64	65 to 69	70 to 74	75 to 79	80 to 84	85 to 89	90 to 94	95 plus	Total
All causes	3,090 (2,650 to 3,550)	471 (399 to 574)	1,940 (1,370 to 2,790)	1,726 (1,370 to 2,170)	2,060 (1,670 to 2,570)	3,619 (2,960 to 4,540)	6,960 (5,700 to 8,560)	13,560 (10,580 to 16,950)	20,140 (15,700 to 25,300)	19,400 (15,000 to 24,300)	19,180 (15,000 to 24,000)	19,180 (15,000 to 24,000)	19,680 (15,000 to 25,000)	20,660 (15,700 to 26,000)	21,960 (16,700 to 27,500)	26,560 (20,000 to 33,200)	30,980 (23,000 to 38,800)	36,980 (26,000 to 46,000)	27,100 (18,000 to 36,000)	22,000 (14,000 to 30,000)	19,660 (11,000 to 28,000)	13,480 (7,000 to 19,000)	6,970 (6,000 to 7,290)	366,200
Communicable, maternal, neonatal, and nutritional diseases	2,640 (1,940 to 3,540)	282 (207 to 379)	439 (257 to 639)	405 (222 to 613)	431 (262 to 646)	368 (261 to 510)	692 (542 to 900)	911 (686 to 1,200)	933 (673 to 1,270)	934 (673 to 1,280)	922 (666 to 1,270)	927 (666 to 1,270)	972 (685 to 1,350)	736 (506 to 1,050)	664 (452 to 1,000)	666 (457 to 1,000)	636 (434 to 1,010)	760 (507 to 1,180)	706 (470 to 1,070)	665 (422 to 993)	660 (408 to 963)	569 (350 to 797)	216 (210 to 218)	19,700
HIV/AIDS and sexually transmitted infections	0.2 (0.1 to 0.5)	0 (0 to 0.1)	2.7 (2.0 to 3)	1.9 (1.7 to 2.1)	1.1 (1 to 1.3)	1.5 (1.2 to 2.3)	61 (47 to 81)	28.7 (22.5 to 37.7)	99.8 (78.2 to 128)	142 (110 to 183)	149 (116 to 191)	149 (116 to 191)	142 (110 to 183)	131 (100 to 169)	119 (89.1 to 156)	84.5 (60.8 to 120)	57.5 (37.5 to 85.3)	33.8 (18.7 to 58.3)	11.9 (7.6 to 19.2)	4.6 (3 to 6.8)	2.9 (2 to 4.2)	1.6 (1.1 to 2.4)	0.7 (0.5 to 1.1)	1,740
HIV/AIDS	0 (0 to 0)	0 (0 to 0)	2.7 (2.0 to 3)	1.9 (1.7 to 2.1)	1.1 (1 to 1.3)	1.3 (1.2 to 1.6)	6.6 (5.1 to 8.4)	21.4 (16.7 to 28.1)	66.6 (52.1 to 86.2)	126 (97.5 to 163)	135 (104 to 174)	135 (104 to 174)	130 (100 to 167)	120 (92.1 to 155)	109 (83.4 to 142)	78.1 (59.2 to 104)	49.5 (34.1 to 73.1)	27.5 (16.3 to 45.3)	7.3 (4.6 to 11.2)	1.6 (1 to 2.4)	0.7 (0.5 to 1)	0.4 (0.3 to 0.6)	0.2 (0.1 to 0.3)	1,010
HIV/AIDS - Drug-susceptible Tuberculosis	0 (0 to 0)	0 (0 to 0)	0 (0 to 0)	0 (0 to 0)	0 (0 to 0)	0 (0 to 0)	0.2 (0.2 to 0.3)	0.7 (0.7 to 0.7)	1 (1 to 2.6)	1.1 (1 to 2.6)	1.1 (1 to 2.7)	1.1 (1 to 2.7)	1.1 (1 to 2.7)	1 (1 to 2.6)	0.9 (0.8 to 1.9)	0.6 (0.5 to 1.2)	0.4 (0.4 to 0.8)	0.2 (0.2 to 0.5)	0 (0 to 0.1)	0 (0 to 0)	0 (0 to 0)	0 (0 to 0)	0 (0 to 0)	12.9
HIV/AIDS - Multidrug-resistant Tuberculosis without extensive drug resistance	0 (0 to 0)	0 (0 to 0)	0 (0 to 0)	0 (0 to 0)	0 (0 to 0)	0 (0 to 0)	0 (0 to 0)	0 (0 to 0)	0 (0 to 0)	0 (0 to 0)	0 (0 to 0)	0 (0 to 0)	0 (0 to 0)	0 (0 to 0)	0 (0 to 0)	0 (0 to 0)	0 (0 to 0)	0 (0 to 0)	0 (0 to 0)	0 (0 to 0)	0 (0 to 0)	0 (0 to 0)	0 (0 to 0)	0.5
HIV/AIDS - Extensively drug-resistant Tuberculosis	0 (0 to 0)	0 (0 to 0)	0 (0 to 0)	0 (0 to 0)	0 (0 to 0)	0 (0 to 0)	0 (0 to 0)	0 (0 to 0)	0 (0 to 0)	0 (0 to 0)	0 (0 to 0)	0 (0 to 0)	0 (0 to 0)	0 (0 to 0)	0 (0 to 0)	0 (0 to 0)	0 (0 to 0)	0 (0 to 0)	0 (0 to 0)	0 (0 to 0)	0 (0 to 0)	0 (0 to 0)	0 (0 to 0)	0.1
HIV/AIDS resulting in other diseases	0 (0 to 0)	0 (0 to 0)	0 (0 to 0.2)	0 (0 to 0.1)	0 (0 to 1.3)	0.2 (0.2 to 1.5)	3 (2.4 to 3.7)	7.7 (4.7 to 26.2)	33 (20.7 to 47.7)	16 (9.9 to 24.3)	14 (8.6 to 21.2)	14 (8.6 to 21.2)	12 (7.4 to 18.2)	11 (6.8 to 16.5)	9.6 (5.9 to 14.1)	6.5 (3.9 to 9.6)	4.5 (2.7 to 6.8)	2.7 (1.6 to 4.1)	1.2 (0.7 to 1.8)	0.6 (0.4 to 0.9)	0.3 (0.2 to 0.5)	0.2 (0.2 to 0.3)	0.1 (0.1 to 0.2)	1,600
Sexually transmitted infections excluding HIV	0.2 (0.1 to 0.5)	0 (0 to 0.1)	0 (0 to 0)	0 (0 to 0)	0 (0 to 0)	0.1 (0 to 0.1)	0.2 (0.2 to 0.3)	0.2 (0.2 to 0.3)	0.2 (0.2 to 0.3)	0.2 (0.2 to 0.3)	0.2 (0.2 to 0.3)	0.2 (0.2 to 0.3)	0.2 (0.2 to 0.3)	0.2 (0.2 to 0.3)	0.2 (0.2 to 0.3)	1 (1 to 2.6)	2.1 (1.4 to 3.2)	1.4 (1 to 2.3)	0.7 (0.5 to 1.1)	0.4 (0.3 to 0.6)	0.2 (0.2 to 0.3)	0.2 (0.1 to 0.3)	0.2 (0.1 to 0.3)	19.7
Syphilis	0 (0 to 0)	0 (0 to 0)	0 (0 to 0)	0 (0 to 0)	0 (0 to 0)	0.1 (0 to 0.1)	0.2 (0.2 to 0.3)	0.6 (0.5 to 0.8)	0.9 (0.7 to 1.2)	0.9 (0.7 to 1.2)	0.9 (0.7 to 1.2)	0.9 (0.7 to 1.2)	0.9 (0.7 to 1.2)	0.9 (0.6 to 1.4)	0.9 (0.6 to 1.4)	0.9 (0.6 to 1.4)	0.9 (0.6 to 1.4)	0.9 (0.6 to 1.4)	0.9 (0.6 to 1.4)	0.9 (0.6 to 1.4)	0.9 (0.6 to 1.4)	0.9 (0.6 to 1.4)	0.9 (0.6 to 1.4)	12.9
Chlamydial infection	0 (0 to 0)	0 (0 to 0)	0 (0 to 0)	0 (0 to 0)	0 (0 to 0)	0 (0 to 0)	0 (0 to 0)	0 (0 to 0)	0 (0 to 0)	0 (0 to 0)	0 (0 to 0)	0 (0 to 0)	0 (0 to 0)	0 (0 to 0)	0 (0 to 0)	0 (0 to 0)	0 (0 to 0)	0 (0 to 0)	0 (0 to 0)	0 (0 to 0)	0 (0 to 0)	0 (0 to 0)	0 (0 to 0)	0
Gonococcal infection	0 (0 to 0)	0 (0 to 0)	0 (0 to 0)	0 (0 to 0)	0 (0 to 0)	0 (0 to 0)	0 (0 to 0)	0 (0 to 0)	0 (0 to 0)	0 (0 to 0)	0 (0 to 0)	0 (0 to 0)	0 (0 to 0)	0 (0 to 0)	0 (0 to 0)	0 (0 to 0)	0 (0 to 0)	0 (0 to 0)	0 (0 to 0)	0 (0 to 0)	0 (0 to 0)	0 (0 to 0)	0 (0 to 0)	0
Trichomoniasis	0 (0 to 0)	0 (0 to 0)	0 (0 to 0)	0 (0 to 0)	0 (0 to 0)	0 (0 to 0)	0 (0 to 0)	0 (0 to 0)	0 (0 to 0)	0 (0 to 0)	0 (0 to 0)	0 (0 to 0)	0 (0 to 0)	0 (0 to 0)	0 (0 to 0)	0 (0 to 0)	0 (0 to 0)	0 (0 to 0)	0 (0 to 0)	0 (0 to 0)	0 (0 to 0)	0 (0 to 0)	0 (0 to 0)	0
Genital herpes	0 (0 to 0)	0 (0 to 0)	0 (0 to 0)	0 (0 to 0)	0 (0 to 0)	0 (0 to 0)	0 (0 to 0)	0 (0 to 0)	0 (0 to 0)	0 (0 to 0)	0 (0 to 0)	0 (0 to 0)	0 (0 to 0)	0 (0 to 0)	0 (0 to 0)	0 (0 to 0)	0 (0 to 0)	0 (0 to 0)	0 (0 to 0)	0 (0 to 0)	0 (0 to 0)	0 (0 to 0)	0 (0 to 0)	0
Other sexually transmitted infections	0 (0 to 0)	0 (0 to 0)	0 (0 to 0)	0 (0 to 0)	0 (0 to 0)	0 (0 to 0.1)	0.2 (0.1 to 0.2)	0.7 (0.7 to 0.7)	1.1 (1 to 1.2)	1.1 (1 to 1.2)	1.1 (1 to 1.2)	1.1 (1 to 1.2)	1.1 (1 to 1.2)	1.1 (1 to 1.2)	1.1 (1 to 1.2)	1.1 (1 to 1.2)	1.1 (1 to 1.2)	1.1 (1 to 1.2)	1.1 (1 to 1.2)	1.1 (1 to 1.2)	1.1 (1 to 1.2)	1.1 (1 to 1.2)	1.1 (1 to 1.2)	12.9
Respiratory infections and tuberculosis	67 (51 to 83.2)	7.4 (5.5 to 10.1)	42.6 (39.6 to 114)	139 (101 to 188)	111 (87.1 to 138)	108 (77.7 to 150)	117 (87.6 to 162)	132 (98.6 to 184)	139 (97.4 to 199)	139 (97.4 to 199)	139 (96.4 to 192)	139 (96.4 to 192)	150 (114 to 209)	169 (128 to 235)	207 (156 to 289)	249 (188 to 346)	329 (242 to 462)	427 (275 to 614)	397 (267 to 592)	463 (322 to 690)	447 (288 to 684)	294 (180 to 522)	143 (83 to 320)	4,780
Tuberculosis	0 (0 to 0)	0 (0 to 0)	0.5 (0.1 to 3.5)	0.5 (0.2 to 3.5)	0.1 (0 to 0.5)	0.1 (0 to 0.5)	0.5 (0.3 to 0.8)	2.1 (0.9 to 2.1)	5.6 (1.6 to 7.1)	7.1 (1.4 to 9.3)	7.1 (1.3 to 9.4)	7.1 (1.4 to 9.3)	7.1 (1.4 to 9.3)	6.2 (1.2 to 8.2)	5.6 (1.1 to 7.4)	5.6 (1.1 to 7.4)	5.6 (1.1 to 7.4)	5.6 (1.1 to 7.4)	5.6 (1.1 to 7.4)	5.6 (1.1 to 7.4)	5.6 (1.1 to 7.4)	5.6 (1.1 to 7.4)	5.6 (1.1 to 7.4)	99.6
Latent tuberculosis infection	0 (0 to 0)	0 (0 to 0)	0 (0 to 0)	0 (0 to 0)	0 (0 to 0)	0 (0 to 0)	0 (0 to 0)	0 (0 to 0)	0 (0 to 0)	0 (0 to 0)	0 (0 to 0)	0 (0 to 0)	0 (0 to 0)	0 (0 to 0)	0 (0 to 0)	0 (0 to 0)	0 (0 to 0)	0 (0 to 0)	0 (0 to 0)	0 (0 to 0)	0 (0 to 0)	0 (0 to 0)	0 (0 to 0)	0
Drug-susceptible tuberculosis	0 (0 to 0)	0 (0 to 0)	0.2 (0 to 0.2)	0.2 (0.2 to 0.3)	0.1 (0 to 0.5)	0.2 (0.1 to 0.5)	0.5 (0.3 to 0.8)	1.6 (0.7 to 2.1)	2.6 (1.4 to 3.6)	2.6 (1.3 to 3.6)	2.6 (1.3 to 3.6)	2.6 (1.3 to 3.6)	2.6 (1.4 to 3.6)	2.6 (1.4 to 3.6)	2.6 (1.4 to 3.6)	2.6 (1.4 to 3.6)	2.6 (1.4 to 3.6)	2.6 (1.4 to 3.6)	2.6 (1.4 to 3.6)	2.6 (1.4 to 3.6)	2.6 (1.4 to 3.6)	2.6 (1.4 to 3.6)	2.6 (1.4 to 3.6)	97.6
Multidrug-resistant tuberculosis without extensive drug resistance	0 (0 to 0)	0 (0 to 0)	0 (0 to 0)	0 (0 to 0)	0 (0 to 0)	0 (0 to 0)	0 (0 to 0)	0.1 (0 to 0.1)	0.2 (0 to 0.2)	0.2 (0 to 0.2)	0.2 (0 to 0.2)	0.2 (0 to 0.2)	0.2 (0 to 0.2)	0.2 (0 to 0.2)	0.2 (0 to 0.2)	0.2 (0 to 0.2)	0.2 (0 to 0.2)	0.2 (0 to 0.2)	0.2 (0 to 0.2)	0.1 (0 to 0.2)	0.1 (0 to 0.2)	0.1 (0 to 0.2)	0.1 (0 to 0.1)	1.6
Extensively drug-resistant tuberculosis	0 (0 to 0)	0 (0 to 0)	0 (0 to 0)	0 (0 to 0)	0 (0 to 0)	0 (0 to 0)	0 (0 to 0)	0 (0 to 0)	0 (0 to 0)	0 (0 to 0)	0 (0 to 0)	0 (0 to 0)	0 (0 to 0)	0 (0 to 0)	0 (0 to 0)	0 (0 to 0)	0 (0 to 0)	0 (0 to 0)	0 (0 to 0)	0 (0 to 0)	0 (0 to 0)	0 (0 to 0)	0 (0 to 0)	0.4
Lower respiratory infections	66.8 (47.2 to 82.8)	6.9 (4.9 to 9.6)	41.2 (39.3 to 98.5)	21 (19.3 to 26.5)	13 (9.2 to 17.4)	13.6 (9.1 to 19.2)	12.2 (8.1 to 17.3)	20.8 (13.7 to 29.6)	22.7 (14.1 to 34.1)	10.7 (6.1 to 16.1)	10.6 (6.1 to 16.1)	10.6 (6.1 to 16.1)	9.6 (5.5 to 14.5)	8.2 (4.7 to 12.3)	6.9 (3.9 to 10.4)	5.1 (2.9 to 7.6)	3.6 (2.1 to 5.4)	2.4 (1.4 to 3.6)	1.3 (0.8 to 2)	0.6 (0.4 to 0.9)	0.3 (0.2 to 0.4)	0.1 (0.1 to 0.2)	247
Upper respiratory infections	0.2 (0.2 to 0.2)	0 (0 to 1.6)	0.6 (0.6 to 0.6)	72.5 (46.2 to 114)	72.7 (47.4 to 106)	73.1 (47.4 to 106)	83.4 (54.1 to 122)	89.4 (58.1 to 132)	93.2 (60.4 to 137)	93.2 (60.4 to 137)	93.2 (60.4 to 137)	93.2 (60.4 to 137)	93.2 (60.4 to 137)	93.2 (60.4 to 137)	93.2 (60.4 to 137)	93.2 (60.4 to 137)	93.2 (60.4 to 137)	93.2 (60.4 to 137)	93.2 (60.4 to 137)	93.2 (60.4 to 137)	93.2 (60.4 to 137)	93.2 (60.4 to 137)	93.2 (60.4 to 137)	1,080
Otitis media	0 (0 to 0)	0.1 (0 to 0.1)	1.3 (1.3 to 3.3)	1.3 (0.9 to 2.7)	1.3 (0.7 to 2.1)	1.2 (0.7 to 2.1)	1.2 (0.6 to 2.2)	1.2 (0.6 to 2.2)	1.2 (0.6 to 2.2)	1.2 (0.6 to 2.2)	1.2 (0.6 to 2.2)	1.2 (0.6 to 2.2)	1.2 (0.6 to 2.2)	1.2 (0.6 to 2.2)	1.2 (0.6 to 2.2)	1.2 (0.6 to 2.2)	1.2 (0.6 to 2.2)	1.2 (0.6 to 2.2)	1.2 (0.6 to 2.2)	1.2 (0.6 to 2.2)	1.2 (0.6 to 2.2)	1.2 (0.6 to 2.2)	1.2 (0.6 to 2.2)	196
Enteric infections	2.6 (1.7 to 4.3)	2.9 (2 to 4.1)	28.7 (27.5 to 91.5)	63.1 (42 to 93.2)	136 (99.5 to 184)	131 (96 to 183)	67.9 (49.8 to 96)	75.2 (50.4 to 104)	68.7 (47.7 to 96.8)	68.7 (46.8 to 98.6)	68.7 (46.8 to 98.6)	68.7 (46.8 to 98.6)	73.5 (50.9 to 106)	79.9 (54.1 to 114)	89.1 (60.8 to 134)	104 (70.6 to 154)	129 (83.6 to 194)	160 (103 to 251)	155 (103 to 232)	166 (109 to 253)	166 (109 to 253)	161 (97.3 to 266)	158 (79.6 to 264)	1,960
Diarrheal diseases	2.6 (1.7 to 4.3)	2.9 (2 to 4.1)	28.7 (28.6 to 90.9)	63.1 (41.2 to 93.2)	136 (99.2 to 184)	131 (98.6 to 181)	67.9 (49.8 to 96.4)	75.2 (50.2 to 104)	68.7 (46.7 to 97.6)	68.7 (47.6 to 98.2)	68.7 (46.6 to 98.2)	68.7 (46.6 to 98.2)	73.5 (73.2 to 104)	79.9 (54.1 to 114)	89.1 (93.5 to 173)	104 (100 to 200)	129 (109 to 251)	160 (109 to 251)	155 (109 to 232)	166 (109 to 253)	166 (109 to 253)	161 (97.2 to 264)	158 (79.4 to 264)	1,940
Typhoid and paratyphoid	0 (0 to 0)	0 (0 to 0)	0 (0 to 0)	0 (0 to 0)	0 (0 to 0)	0 (0 to 0)	0 (0 to 0)	0 (0 to 0)	0 (0 to 0)	0 (0 to 0)	0 (0 to 0)	0 (0 to 0)	0 (0 to 0)	0 (0 to 0)	0 (0 to 0)	0 (0 to 0)	0 (0 to 0)	0 (0 to 0)	0 (0 to 0)	0 (0 to 0)	0 (0 to 0)	0 (0 to 0)	0 (0 to 0)	0.9
Typhoid fever	0 (0 to 0)	0 (0 to 0)	0 (0 to 0)	0 (0 to 0)	0 (0 to 0)	0 (0 to 0)	0 (0 to 0)	0 (0 to 0)	0 (0 to 0)	0 (0 to 0)	0 (0 to 0)	0 (0 to 0)	0 (0 to 0)	0 (0 to 0)	0 (0 to 0)	0 (0 to 0)	0 (0 to 0)	0 (0 to 0)	0 (0 to 0)	0 (0 to 0)	0 (0 to 0)	0 (0 to 0)	0 (0 to 0)	0
Paratyphoid fever	0 (0 to 0)	0 (0 to 0)	0 (0 to 0)	0 (0 to 0)	0 (0 to 0)	0 (0 to 0)	0 (0 to 0)	0 (0 to 0)	0 (0 to 0)	0 (0 to 0)	0 (0 to 0)	0 (0 to 0)	0 (0 to 0)	0 (0 to 0)	0 (0 to 0)	0 (0 to 0)	0 (0 to 0)	0 (0 to 0)	0 (0 to 0)	0 (0 to 0)	0 (0 to 0)	0 (0 to 0)	0 (0 to 0)	0.4
Invasive Non-typhoidal Salmonella (iNTS)	0 (0 to 0)	0.1 (0 to 0.2)	0.3 (0.2 to 0.6)	0.1 (0.1 to 0.3)	0.1 (0.1 to 0.3)	0.1 (0.1 to 0.3





SR Table 2c: South Carolina DALYS by cause and age group for both sexes with 95% uncertainty intervals, 2019

Cause	Each Neonatal	Late Neonatal	Post Neonatal	1 to 4	5 to 9	10 to 14	15 to 19	20 to 24	25 to 29	30 to 34	35 to 39	40 to 44	45 to 49	50 to 54	55 to 59	60 to 64	65 to 69	70 to 74	75 to 79	80 to 84	85 to 89	90 to 94	95 plus	Total
All causes	17,600 (16,100 to 19,300)	4,790 (4,130 to 5,530)	12,000 (11,600 to 13,200)	12,600 (10,900 to 14,200)	13,600 (12,600 to 14,800)	20,400 (17,200 to 24,400)	46,900 (37,600 to 58,900)	76,200 (64,700 to 90,200)	79,600 (66,700 to 94,200)	83,000 (70,100 to 98,600)	86,200 (72,700 to 102,000)	88,300 (74,600 to 104,600)	119,000 (100,000 to 142,000)	156,000 (132,000 to 184,000)	173,000 (146,000 to 205,000)	165,000 (140,000 to 195,000)	164,000 (139,000 to 193,000)	197,000 (169,000 to 227,000)	196,000 (169,000 to 226,000)	172,000 (149,000 to 199,000)	96,100 (86,600 to 106,000)	34,500 (30,000 to 40,200)	15,700 (13,900 to 18,000)	1,450,000
Communicable, maternal, neonatal, and nutritional diseases	13,800 (12,600 to 15,400)	2,480 (2,070 to 2,990)	2,800 (2,660 to 3,260)	2,920 (2,530 to 3,430)	2,390 (1,720 to 3,290)	2,270 (1,860 to 2,810)	2,560 (2,060 to 3,220)	3,390 (2,650 to 4,330)	3,640 (2,830 to 4,700)	3,960 (3,060 to 5,230)	4,190 (3,190 to 5,620)	4,330 (3,230 to 5,830)	4,570 (3,410 to 6,150)	4,870 (3,610 to 6,550)	4,960 (3,660 to 6,740)	4,720 (3,460 to 6,490)	4,700 (3,440 to 6,480)	4,390 (3,200 to 6,050)	3,990 (2,780 to 5,480)	2,620 (2,040 to 3,600)	923 (720 to 1,260)	291 (227 to 396)	88,900
HIV/AIDS and sexually transmitted infections	21 (19 to 24)	2 (2 to 3)	20 (20 to 23)	29 (24 to 34)	13 (11 to 15)	9 (8 to 10)	224 (189 to 267)	1,020 (866 to 1,210)	1,960 (1,650 to 2,330)	2,920 (2,460 to 3,470)	3,770 (3,170 to 4,470)	4,450 (3,740 to 5,280)	5,230 (4,390 to 6,210)	5,730 (4,810 to 6,800)	5,730 (4,810 to 6,800)	5,120 (4,300 to 6,080)	4,610 (3,870 to 5,470)	3,980 (3,340 to 4,720)	3,190 (2,680 to 3,790)	1,900 (1,590 to 2,250)	1,010 (849 to 1,200)	354 (297 to 420)	114 (96 to 135)	39,400
HIV/AIDS	0 (0 to 0)	0 (0 to 0)	0 (0 to 0)	0 (0 to 0)	0 (0 to 0)	0 (0 to 0)	0 (0 to 0)	0 (0 to 0)	0 (0 to 0)	0 (0 to 0)	0 (0 to 0)	0 (0 to 0)	0 (0 to 0)	0 (0 to 0)	0 (0 to 0)	0 (0 to 0)	0 (0 to 0)	0 (0 to 0)	0 (0 to 0)	0 (0 to 0)	0 (0 to 0)	0 (0 to 0)	0 (0 to 0)	0
HIV/AIDS - Drug-susceptible Tuberculosis	0 (0 to 0)	0 (0 to 0)	0 (0 to 1)	0 (0 to 0)	0 (0 to 0)	0 (0 to 0)	0 (0 to 1)	0 (0 to 1)	0 (0 to 1)	0 (0 to 1)	0 (0 to 1)	0 (0 to 1)	0 (0 to 1)	0 (0 to 1)	0 (0 to 1)	0 (0 to 1)	0 (0 to 1)	0 (0 to 1)	0 (0 to 1)	0 (0 to 1)	0 (0 to 0)	0 (0 to 0)	0 (0 to 0)	0
HIV/AIDS - Multidrug-resistant Tuberculosis without extensi	0 (0 to 0)	0 (0 to 0)	0 (0 to 0)	0 (0 to 0)	0 (0 to 0)	0 (0 to 0)	0 (0 to 0)	0 (0 to 0)	0 (0 to 0)	0 (0 to 0)	0 (0 to 0)	0 (0 to 0)	0 (0 to 0)	0 (0 to 0)	0 (0 to 0)	0 (0 to 0)	0 (0 to 0)	0 (0 to 0)	0 (0 to 0)	0 (0 to 0)	0 (0 to 0)	0 (0 to 0)	0 (0 to 0)	0
HIV/AIDS - Extensively drug-resistant Tuberculosis	0 (0 to 0)	0 (0 to 0)	0 (0 to 0)	0 (0 to 0)	0 (0 to 0)	0 (0 to 0)	0 (0 to 0)	0 (0 to 0)	0 (0 to 0)	0 (0 to 0)	0 (0 to 0)	0 (0 to 0)	0 (0 to 0)	0 (0 to 0)	0 (0 to 0)	0 (0 to 0)	0 (0 to 0)	0 (0 to 0)	0 (0 to 0)	0 (0 to 0)	0 (0 to 0)	0 (0 to 0)	0 (0 to 0)	0
HIV/AIDS resulting in other diseases	0 (0 to 0)	0 (0 to 0)	29 (29 to 29)	20 (19 to 21)	3 (3 to 3)	2 (2 to 2)	190 (189 to 192)	879 (875 to 884)	1,690 (1,680 to 1,700)	2,290 (2,280 to 2,300)	2,790 (2,780 to 2,800)	3,200 (3,190 to 3,210)	3,720 (3,710 to 3,730)	4,220 (4,210 to 4,230)	4,220 (4,210 to 4,230)	3,610 (3,600 to 3,620)	3,060 (3,050 to 3,070)	2,350 (2,340 to 2,360)	1,660 (1,650 to 1,670)	1,010 (1,000 to 1,020)	532 (529 to 535)	197 (196 to 199)	57 (56 to 58)	29,000
Sexually transmitted infections excluding HIV	21 (19 to 24)	2 (2 to 3)	0 (0 to 0)	0 (0 to 0)	0 (0 to 0)	0 (0 to 0)	0 (0 to 0)	0 (0 to 0)	0 (0 to 0)	0 (0 to 0)	0 (0 to 0)	0 (0 to 0)	0 (0 to 0)	0 (0 to 0)	0 (0 to 0)	0 (0 to 0)	0 (0 to 0)	0 (0 to 0)	0 (0 to 0)	0 (0 to 0)	0 (0 to 0)	0 (0 to 0)	0 (0 to 0)	0
Syphilis	2 (1 to 3)	2 (2 to 3)	0 (0 to 0)	0 (0 to 0)	0 (0 to 0)	0 (0 to 0)	0 (0 to 1)	0 (0 to 1)	0 (0 to 1)	0 (0 to 1)	0 (0 to 1)	0 (0 to 1)	0 (0 to 1)	0 (0 to 1)	0 (0 to 1)	0 (0 to 1)	0 (0 to 1)	0 (0 to 1)	0 (0 to 1)	0 (0 to 1)	0 (0 to 0)	0 (0 to 0)	0 (0 to 0)	0
Chlamydial infection	0 (0 to 0)	0 (0 to 0)	0 (0 to 0)	0 (0 to 0)	0 (0 to 0)	0 (0 to 0)	0 (0 to 0)	0 (0 to 0)	0 (0 to 0)	0 (0 to 0)	0 (0 to 0)	0 (0 to 0)	0 (0 to 0)	0 (0 to 0)	0 (0 to 0)	0 (0 to 0)	0 (0 to 0)	0 (0 to 0)	0 (0 to 0)	0 (0 to 0)	0 (0 to 0)	0 (0 to 0)	0 (0 to 0)	0
Gonococcal infection	0 (0 to 0)	0 (0 to 0)	0 (0 to 0)	0 (0 to 0)	0 (0 to 0)	0 (0 to 0)	0 (0 to 0)	0 (0 to 0)	0 (0 to 0)	0 (0 to 0)	0 (0 to 0)	0 (0 to 0)	0 (0 to 0)	0 (0 to 0)	0 (0 to 0)	0 (0 to 0)	0 (0 to 0)	0 (0 to 0)	0 (0 to 0)	0 (0 to 0)	0 (0 to 0)	0 (0 to 0)	0 (0 to 0)	0
Trichomoniasis	0 (0 to 0)	0 (0 to 0)	0 (0 to 0)	0 (0 to 0)	0 (0 to 0)	0 (0 to 0)	0 (0 to 0)	0 (0 to 0)	0 (0 to 0)	0 (0 to 0)	0 (0 to 0)	0 (0 to 0)	0 (0 to 0)	0 (0 to 0)	0 (0 to 0)	0 (0 to 0)	0 (0 to 0)	0 (0 to 0)	0 (0 to 0)	0 (0 to 0)	0 (0 to 0)	0 (0 to 0)	0 (0 to 0)	0
Genital herpes	0 (0 to 0)	0 (0 to 0)	0 (0 to 0)	0 (0 to 0)	0 (0 to 0)	0 (0 to 0)	0 (0 to 0)	0 (0 to 0)	0 (0 to 0)	0 (0 to 0)	0 (0 to 0)	0 (0 to 0)	0 (0 to 0)	0 (0 to 0)	0 (0 to 0)	0 (0 to 0)	0 (0 to 0)	0 (0 to 0)	0 (0 to 0)	0 (0 to 0)	0 (0 to 0)	0 (0 to 0)	0 (0 to 0)	0
Other sexually transmitted infections	0 (0 to 0)	0 (0 to 0)	0 (0 to 0)	0 (0 to 0)	0 (0 to 0)	0 (0 to 0)	0 (0 to 0)	0 (0 to 0)	0 (0 to 0)	0 (0 to 0)	0 (0 to 0)	0 (0 to 0)	0 (0 to 0)	0 (0 to 0)	0 (0 to 0)	0 (0 to 0)	0 (0 to 0)	0 (0 to 0)	0 (0 to 0)	0 (0 to 0)	0 (0 to 0)	0 (0 to 0)	0 (0 to 0)	0
Respiratory infections and tuberculosis	61.7 (29.2 to 97.4)	43.8 (20.8 to 69.1)	709 (507 to 1,060)	1,020 (746 to 1,360)	1,020 (799 to 1,310)	1,040 (827 to 1,310)	1,060 (827 to 1,370)	1,010 (787 to 1,300)	1,010 (787 to 1,300)	1,020 (787 to 1,300)	1,020 (787 to 1,300)	1,020 (787 to 1,300)	1,020 (787 to 1,300)	1,020 (787 to 1,300)	1,020 (787 to 1,300)	1,020 (787 to 1,300)	1,020 (787 to 1,300)	1,020 (787 to 1,300)	1,020 (787 to 1,300)	1,020 (787 to 1,300)	1,020 (787 to 1,300)	1,020 (787 to 1,300)	1,020 (787 to 1,300)	27,900
Tuberculosis	0 (0 to 0)	0 (0 to 0)	0 (0 to 2.6)	0 (0 to 2.7)	0 (0 to 2.2)	0 (0 to 2.2)	0 (0 to 2.6)	0 (0 to 2.6)	0 (0 to 2.6)	0 (0 to 2.6)	0 (0 to 2.6)	0 (0 to 2.6)	0 (0 to 2.6)	0 (0 to 2.6)	0 (0 to 2.6)	0 (0 to 2.6)	0 (0 to 2.6)	0 (0 to 2.6)	0 (0 to 2.6)	0 (0 to 2.6)	0 (0 to 2.6)	0 (0 to 2.6)	0 (0 to 2.6)	0 (0 to 2.6)	0
Latent tuberculosis infection	0 (0 to 0)	0 (0 to 0)	0 (0 to 0)	0 (0 to 0)	0 (0 to 0)	0 (0 to 0)	0 (0 to 0)	0 (0 to 0)	0 (0 to 0)	0 (0 to 0)	0 (0 to 0)	0 (0 to 0)	0 (0 to 0)	0 (0 to 0)	0 (0 to 0)	0 (0 to 0)	0 (0 to 0)	0 (0 to 0)	0 (0 to 0)	0 (0 to 0)	0 (0 to 0)	0 (0 to 0)	0 (0 to 0)	0
Drug-susceptible tuberculosis	0 (0 to 0)	0 (0 to 0)	0 (0 to 2.6)	0 (0 to 2.7)	0 (0 to 2.2)	0 (0 to 2.2)	0 (0 to 2.6)	0 (0 to 2.6)	0 (0 to 2.6)	0 (0 to 2.6)	0 (0 to 2.6)	0 (0 to 2.6)	0 (0 to 2.6)	0 (0 to 2.6)	0 (0 to 2.6)	0 (0 to 2.6)	0 (0 to 2.6)	0 (0 to 2.6)	0 (0 to 2.6)	0 (0 to 2.6)	0 (0 to 2.6)	0 (0 to 2.6)	0 (0 to 2.6)	0 (0 to 2.6)	0
Multidrug-resistant tuberculosis without extensive drug-res	0 (0 to 0)	0 (0 to 0)	0 (0 to 0.2)	0 (0 to 0)	0 (0 to 0)	0 (0 to 0)	0 (0 to 0)	0 (0 to 0)	0 (0 to 0)	0 (0 to 0)	0 (0 to 0)	0 (0 to 0)	0 (0 to 0)	0 (0 to 0)	0 (0 to 0)	0 (0 to 0)	0 (0 to 0)	0 (0 to 0)	0 (0 to 0)	0 (0 to 0)	0 (0 to 0)	0 (0 to 0)	0 (0 to 0)	0 (0 to 0)	0
Extensively drug-resistant tuberculosis	0 (0 to 0)	0 (0 to 0)	0 (0 to 0.1)	0 (0 to 0)	0 (0 to 0)	0 (0 to 0)	0 (0 to 0)	0 (0 to 0)	0 (0 to 0)	0 (0 to 0)	0 (0 to 0)	0 (0 to 0)	0 (0 to 0)	0 (0 to 0)	0 (0 to 0)	0 (0 to 0)	0 (0 to 0)	0 (0 to 0)	0 (0 to 0)	0 (0 to 0)	0 (0 to 0)	0 (0 to 0)	0 (0 to 0)	0 (0 to 0)	0
Lower respiratory infections	40.7 (20.1 to 66.9)	19.3 (9.6 to 32.2)	439 (296 to 686)	219 (146 to 317)	62.5 (42.1 to 89.1)	63.7 (43.1 to 91.1)	102 (69.1 to 145)	208 (141 to 296)	202 (137 to 288)	206 (140 to 293)	205 (139 to 292)	199 (135 to 284)	197 (133 to 281)	194 (131 to 277)	194 (131 to 277)	192 (130 to 274)	191 (129 to 272)	190 (128 to 270)	189 (128 to 269)	187 (126 to 267)	185 (125 to 264)	183 (123 to 261)	181 (122 to 258)	21,200
Upper respiratory infections	0 (0 to 1.4)	0 (0 to 9.4)	132 (28 to 529)	97 (20 to 394)	28 (5.9 to 114)	20 (4.2 to 82)	33 (7.1 to 134)	37 (7.9 to 151)	36 (7.6 to 147)	35 (7.5 to 144)	34 (7.3 to 140)	34 (7.2 to 138)	33 (7.1 to 136)	33 (7.1 to 135)	33 (7.1 to 135)	33 (7.1 to 135)	33 (7.1 to 135)	33 (7.1 to 135)	33 (7.1 to 135)	33 (7.1 to 135)	33 (7.1 to 135)	33 (7.1 to 135)	33 (7.1 to 135)	3,290
Otitis media	0 (0 to 0)	0 (0 to 0)	1.6 (0 to 6.6)	0.8 (0 to 3.3)	0.2 (0 to 0.9)	0.2 (0 to 0.8)	0.3 (0 to 1.2)	0.3 (0 to 1.2)	0.3 (0 to 1.1)	0.3 (0 to 1.1)	0.3 (0 to 1.1)	0.3 (0 to 1.1)	0.3 (0 to 1.1)	0.3 (0 to 1.1)	0.3 (0 to 1.1)	0.3 (0 to 1.1)	0.3 (0 to 1.1)	0.3 (0 to 1.1)	0.3 (0 to 1.1)	0.3 (0 to 1.1)	0.3 (0 to 1.1)	0.3 (0 to 1.1)	0.3 (0 to 1.1)	22
Enteric infections	13.3 (10.6 to 22.4)	1.7 (1.3 to 2.6)	107 (100 to 118)	222 (210 to 236)	194 (174 to 219)	39 (34 to 45)	329 (289 to 410)	324 (274 to 407)	312 (262 to 397)	312 (262 to 397)	312 (262 to 397)	312 (262 to 397)	312 (262 to 397)	312 (262 to 397)	312 (262 to 397)	312 (262 to 397)	312 (262 to 397)	312 (262 to 397)	312 (262 to 397)	312 (262 to 397)	312 (262 to 397)	312 (262 to 397)	312 (262 to 397)	7,510
Malaria	0 (0 to 0)	0 (0 to 0)	0 (0 to 0)	0 (0 to 0)	0 (0 to 0)	0 (0 to 0)	0 (0 to 0)	0 (0 to 0)	0 (0 to 0)	0 (0 to 0)	0 (0 to 0)	0 (0 to 0)	0 (0 to 0)	0 (0 to 0)	0 (0 to 0)	0 (0 to 0)	0 (0 to 0)	0 (0 to 0)	0 (0 to 0)	0 (0 to 0)	0 (0 to 0)	0 (0 to 0)	0 (0 to 0)	0
Chagas disease	0 (0 to 0)	0 (0 to 0)	0 (0 to 0)	0 (0 to 0)	0 (0 to 0)	0 (0 to 0)	0 (0 to 0)	0 (0 to 0)	0 (0 to 0)	0 (0 to 0)	0 (0 to 0)	0 (0 to 0)	0 (0 to 0)	0 (0 to 0)	0 (0 to 0)	0 (0 to 0)	0 (0 to 0)	0 (0 to 0)	0 (0 to 0)	0 (0 to 0)	0 (0 to 0)	0 (0 to 0)	0 (0 to 0)	0
Leishmaniasis	0 (0 to 0)	0 (0 to 0)	0 (0 to 0)	0 (0 to 0)	0 (0 to 0)	0 (0 to 0)	0 (0 to 0)	0 (0 to 0)	0 (0 to 0)	0 (0 to 0)	0 (0 to 0)	0 (0 to 0)	0 (0 to 0)	0 (0 to 0)	0 (0 to 0)	0 (0 to 0)	0 (0 to 0)	0 (0 to 0)	0 (0 to 0)	0 (0 to 0)	0 (0 to 0)	0 (0 to 0)	0 (0 to 0)	0
Visceral leishmaniasis	0 (0 to 0)	0 (0 to 0)	0 (0 to 0)	0 (0 to 0)	0 (0 to 0)	0 (0 to 0)	0 (0 to 0)	0 (0 to 0)	0 (0 to 0)	0 (0 to 0)	0 (0 to 0)	0 (0 to 0)	0 (0 to 0)	0 (0 to 0)	0 (0 to 0)	0 (0 to 0)	0 (0 to 0)	0 (0 to 0)	0 (0 to 0)	0 (0 to 0)	0 (0 to 0)	0 (0 to 0)	0 (0 to 0)	0
Cutaneous and mucocutaneous leishmaniasis	0 (0 to 0)	0 (0 to 0)	0 (0 to 0)	0 (0 to 0)	0 (0 to 0)	0 (0 to 0)	0 (0 to 0)	0 (0 to 0)	0 (0 to 0)	0 (0 to 0)	0 (0 to 0)	0 (0 to 0)	0 (0 to 0)	0 (0 to 0)	0 (0 to 0)	0 (0 to 0)	0 (0 to 0)	0 (0 to 0)	0 (0 to 0)	0 (0 to 0)	0 (0 to 0)	0 (0 to 0)	0 (0 to 0)	0
African trypanosomiasis	0 (0 to 0)	0 (0 to 0)	0 (0 to 0)	0 (0 to 0)	0 (0 to 0)	0 (0 to 0)	0 (0 to 0)	0 (0 to 0)	0 (0 to 0)	0 (0 to 0)	0 (0 to 0)	0 (0 to 0)	0 (0 to 0)	0 (0 to 0)	0 (0 to 0)	0 (0 to 0)	0 (0 to 0)	0 (0 to 0)	0 (0 to 0)	0 (0 to 0)	0 (0 to 0)	0 (0 to 0)	0 (0 to 0)	0
Schistosomiasis	0 (0 to 0)	0 (0 to 0)	0 (0 to 0)	0 (0 to 0)	0 (0 to 0)	0 (0 to 0)	0 (0 to 0)	0 (0 to 0)	0 (0 to 0)	0 (0 to 0)	0 (0 to 0)	0 (0 to 0)	0 (0 to 0)	0 (0 to 0)	0 (0 to 0)	0 (0 to 0)	0 (0 to 0)	0 (0 to 0)	0 (0 to 0)	0 (0 to 0)	0 (0 to 0)	0 (0 to 0)	0 (0 to 0)	0
Cysticercosis	0 (0 to 0)	0 (0 to 0)	0 (0 to 0)	0.4 (0.1 to 1.1)	2.2 (0.6 to 6.2)	7.9 (2.3 to 21.4)	19.7 (5.7 to 53.1)	27.7 (8.1 to 74.6)	29.6 (8.6 to 80.2)	27 (7.9 to 73.1)	24.9 (7.3 to 67.4)	19.7 (5.8 to 53.2)	19.7 (5.8 to 53.2)	19.7 (5.8 to 53.2)	19.7 (5.8 to 53.2)	19.7 (5.8 to 53.2)	19.7 (5.8 to 53.2)	19.7 (5.8 to 53.2)	19.7 (5.8 to 53.2)	19.7 (5.8 to 53.2)	19.7 (5.8 to 53.2)	19.7 (5.8 to 53.2)	19.7 (5.8 to 53.2)	1,360
Cystic echinococcosis	0 (0 to 0)	0 (0 to 0)	0 (0 to 0.1)	0 (0 to 0)	0 (0 to 0)	0 (0 to 0.1)	0 (0 to 0.3)	0 (0 to 0.4)	0.2 (0 to 0.6)	0.2 (0 to 0.6)	0.2 (0 to 0.6)	0.2 (0 to 0.6)	0.2 (0 to 0.6)	0.2 (0 to 0.6)	0.2 (0 to 0.6)	0.2 (0 to 0.6)	0.2 (0 to 0.6)	0.2 (0 to 0.6)	0.2 (0 to 0.6)	0.2 (0 to 0.6)	0.2 (0 to 0.6)	0.2 (0 to 0.6)	0.2 (0 to 0.6)	2.6
Lymphatic filariasis	0 (0 to 0)	0 (0 to 0)	0 (0 to 0)	0 (0 to 0)	0 (0 to 0)	0 (0 to 0)	0 (0 to 0)	0 (0 to 0)	0 (0 to 0)	0 (0 to 0)	0 (0 to 0)	0 (0 to 0)	0 (0 to 0)	0 (0 to 0)	0 (0 to 0)	0 (0 to 0)	0 (0 to 0)	0 (0 to 0)	0 (0 to 0)	0 (0 to 0)	0 (0 to 0)	0 (0 to 0)	0 (0 to 0)	0
Onchocerciasis	0 (0 to 0)	0 (0 to 0)	0 (0 to 0)	0 (0 to 0)	0 (0 to 0)	0 (0 to 0)	0 (0 to 0)	0 (0 to 0)	0 (0 to 0)	0 (0 to 0)	0 (0 to 0)	0 (0 to 0)	0 (0 to 0)	0 (0 to 0)	0 (0 to 0)	0 (0 to 0)	0 (0 to 0)	0 (0 to 0)	0 (0 to 0)	0 (0 to 0)	0 (0 to 0)	0 (0 to 0)	0 (0 to 0)	0
Trachoma	0 (0 to 0)	0 (0 to 0)	0 (0 to 0)	0 (0 to 0)	0 (0 to 0)	0 (0 to 0)	0 (0 to 0)	0 (0 to 0)	0 (0 to 0)	0 (0 to 0)	0 (0 to 0)	0 (0 to 0)	0 (0 to 0)	0 (0 to 0)	0 (0 to 0)	0 (0 to 0)	0 (0 to 0)	0 (0 to 0)	0 (0 to 0)	0 (0 to 0)	0 (0 to 0)	0 (0 to 0)	0 (0 to 0)	0
Dengue	0 (0 to 0)	0 (0 to 0)	0 (0 to 0)	0 (0 to 0)	0 (0 to 0)	0 (0 to 0)	0 (0 to 0)	0 (0 to 0)	0 (0 to 0)	0 (0 to 0)	0 (0 to 0)	0 (0 to 0)	0 (0 to 0)	0 (0 to 0)	0 (0 to 0)	0 (0 to 0)	0 (0 to 0)	0 (0 to 0)	0 (0 to 0)	0 (0 to 0)	0 (0 to 0)	0 (0 to 0)	0 (0 to 0)	0
Yellow fever	0 (0 to 0)	0 (0 to 0)	0 (0 to 0)	0 (0 to 0)	0 (0 to 0)	0 (0 to 0)	0 (0 to 0)	0 (0 to 0)	0 (0 to 0)	0 (0 to 0)	0 (0 to 0)	0 (0 to 0)	0 (0 to 0)	0 (0 to 0)	0 (0 to 0)	0 (0 to 0)	0 (0 to 0)	0 (0 to 0)	0 (0 to 0)	0 (0 to 0)	0 (0 to 0)	0 (0 to 0)	0 (0 to 0)	0
Rabies	0 (0 to 0)	0.6 (0.2 to 1.4)	0.9 (0.2 to 2.3)	0.3 (0.1 to 0.8)	0.4 (0.1 to 0.9)	0.2 (0 to 0.5)	0.2 (0 to 0.5)	0.2 (0 to 0.5)	0.1 (0 to 0.4)	0.1 (0 to 0.4)	0.2 (0 to 0.5)	0.1 (0 to 0.4)	0.1 (0 to 0.4)	0.1 (0 to 0.4)	0.1 (0 to 0.4)	0.1 (0 to 0.4)	0.1 (0 to 0.4)	0.1 (0 to 0.4)	0.1 (0 to 0.4)	0.1 (0 to 0.4)	0.1 (0 to 0.4)	0.1 (0 to 0.4)	0.1 (0 to 0.4)	3.3
Intestinal nematode infections	0 (0 to 0)	0 (0 to 0)	0 (0 to 0)	0 (0 to 0)	0 (0 to 0)	0 (0 to 0)	0 (0 to 0)	0 (0 to 0)	0 (0 to 0)	0 (0 to 0)	0 (0 to 0)	0 (0 to 0)	0 (0 to 0)	0 (0 to 0)	0 (0 to 0)	0 (0 to 0)	0 (0 to 0)	0 (0 to 0)	0 (0 to 0)	0 (0 to 0)	0 (0 to 0)	0 (0 to 0)	0 (0 to 0)	0
Ascariasis	0 (0 to 0)	0 (0 to 0)	0 (0 to 0)	0 (0 to 0)	0 (0 to 0)	0 (0 to 0)	0 (0 to 0)	0 (0 to 0)	0 (0 to 0)	0 (0 to 0)	0 (0 to 0)	0 (0 to 0)	0 (0 to 0)	0 (0 to 0)	0 (0 to 0)	0 (0 to 0)	0 (0 to 0)	0 (0 to 0)	0 (0 to 0)	0 (0 to 0)	0 (0 to 0)	0 (0 to 0)	0 (0 to 0)	0
Trichuriasis	0 (0 to 0)	0 (0 to 0)	0 (0 to 0)	0 (0 to 0)	0 (0 to 0)	0 (0 to 0)	0 (0 to 0)	0 (0 to 0)	0 (0 to 0)	0 (0 to 0)	0 (0 to 0)	0 (0 to 0)	0 (0 to 0)	0 (0 to 0)	0 (0 to 0)	0 (0 to 0)	0 (0 to 0)	0 (0 to 0)	0 (0 to 0)	0 (0 to 0)	0 (0 to 0)	0 (0 to 0)	0 (0 to 0)	0
Hookworm disease	0 (0 to 0)	0 (0 to 0)	0 (0 to 0)	0 (0 to 0)	0 (0 to 0)	0 (0 to 0)	0 (0 to 0)	0 (0 to 0)	0 (0 to 0)	0 (0 to 0)	0 (0 to 0)	0 (0 to 0)	0 (0 to 0)	0 (0 to 0)	0 (0 to 0)	0 (0 to 0)	0 (0 to 0)	0 (0 to 0)	0 (0 to 0)	0 (0 to 0)	0 (0 to 0)	0 (0 to 0)	0 (0 to 0)	0
Food-borne trematodiases	0 (0 to 0)	0 (0 to 0)	0 (0 to 0)	0 (0 to 0)	0 (0 to 0)	0 (0 to 0)	0 (0 to 0)	0 (0 to 0)	0 (0 to 0)	0 (0 to 0)	0 (0 to 0)	0 (0 to 0)	0 (0 to 0)	0 (0 to 0)	0 (0 to 0)	0 (0 to 0)	0 (0 to 0)	0 (0 to 0)	0 (0 to 0)	0 (0 to 0)	0 (0 to 0)	0 (0 to 0)	0 (0 to 0)	0
Leprosy	0 (0 to 0)	0 (0 to 0)	0 (0 to 0)	0 (0 to 0)	0 (0 to 0)	0 (0 to 0)	0 (0 to 0)	0 (0 to 0)	0 (0 to 0)	0 (0 to 0)	0 (0 to 0)	0 (0 to 0)	0 (0 to 0)	0 (0 to 0)	0 (0 to 0)	0 (0 to 0)	0 (0 to 0)	0 (0 to 0)	0 (0 to 0)	0 (0 to 0)	0 (0 to 0)	0 (0 to 0)	0 (0 to 0)	0
Ebola	0 (0 to 0)	0 (0 to 0)	0 (0 to 0)	0 (0 to 0)	0 (0 to 0)	0 (0 to 0)	0 (0 to 0)	0 (0 to 0)	0 (0 to 0)	0 (0 to 0)	0 (0 to 0)	0 (0 to 0)	0 (0 to 0)	0 (0 to 0)	0 (0 to 0)	0 (0 to 0)	0 (0 to 0)	0 (0 to 0)	0 (0 to 0)	0 (0 to 0)	0 (0 to 0)	0 (0 to 0)	0 (0 to 0)	0
Zika virus	0 (0 to 0)	0 (0 to 0)	0 (0 to 0)	0 (0 to 0)	0 (0 to 0)	0 (0 to 0)	0 (0 to 0)	0 (0 to 0)	0 (0 to 0)	0 (0 to 0)	0 (0 to 0)	0 (0 to 0)	0 (0 to 0)	0 (0 to 0)	0 (0 to 0)	0 (0 to 0)	0 (0 to 0)	0 (0 to 0)	0 (0 to 0)	0 (0 to 0)	0 (0 to 0)	0 (0 to 0)	0 (0 to 0)	0
Guinea worm disease	0 (0 to 0)	0 (0 to 0)	0 (0 to 0)	0 (0 to 0)	0 (0 to 0)	0 (0 to 0)	0 (0 to 0)	0 (0 to 0)	0 (0 to 0)	0 (0 to 0)	0 (0 to 0)	0 (0 to 0)	0 (0 to 0)	0 (0 to 0)	0 (0 to 0)	0 (0 to 0)	0 (0 to 0)	0 (0 to 0)	0 (0 to 0)	0 (0 to 0)	0 (0 to 0)	0 (0 to 0)	0 (0 to 0)	0
Other neglected tropical diseases	0.6 (0.4 to 1.3)	9.3 (1.4 to 45.9)	19.6 (1.7 to 98.7)	36.6 (3.1 to 184)	24.1 (2.1 to 121)	9.6 (0.9 to 48.1)	13.9 (1.3 to 69.7)	11.4 (1.1 to 57.3)	7.9 (0.7 to 39.7)	17.2 (1.6 to 86.3)	22.1 (2.1 to 111)	19.5 (1.8 to 98.1)	19.6 (1.8 to 98.7)	19.6 (1.8 to 98.7)	19.6 (1.8 to 98.7)	19.6 (1.8 to 98.7)	11.2 (1.1 to 56.2)	11.2 (1.1 to 56.2)	12.6 (1.2 to 63.2)	13.5 (1.3 to 67.8)	13.5 (1.3 to 67.8)	2.2 (0.2 to 11.1)	277 (26.5 to 1,390)
Other infectious diseases	189 (141 to 256)	28.8 (21.5 to 38.9)	63.7 (23.9 to 172)	29.4 (20.9 to 39.3)	23.6 (16.8 to 31.5)	26.2 (18.7 to 35.1)	29.6 (21.2 to 39.6)	31.2 (22.3 to 41.8)	43.9 (31.4 to 58.7)	38.6 (27.6 to 51.6)	51.3 (36.7 to 68.6)	59.2 (42.3 to 79.2)	66.7 (47.7 to 89.1)	74.2 (53.1 to 99.2)	94.2 (67.4 to 126)	86.4 (61.8 to 115)	92.9 (66.5 to 124)	67.6 (48.4 to 90.4)	77.2 (55.2 to 103)	72.5 (51.9 to 96.9)	29.9 (21.4 to 40.0)	10.3 (7.4 to 13.8)	1,700
Meningitis	24.7 (9.7 to 49.6)	3.9 (1.5 to 7.9)	13.2 (5.2 to 26.5)	4.8 (1.9 to 9.6)	2.9 (1.1 to 5.8)	2.4 (0.9 to 4.8)	2.4 (0.9 to 4.8)	2.4 (0.9 to 4.8)	2.4 (0.9 to 4.8)	2.4 (0.9 to 4.8)	2.4 (0.9 to 4.8)	2.4 (0.9 to 4.8)	2.4 (0.9 to 4.8)	2.4 (0.9 to 4.8)	2.4 (0.9 to 4.8)	2.4 (0.9 to 4.8)	2.4 (0.9 to 4.8)	2.4 (0.9 to 4.8)	2.4 (0.9 to 4.8)	2.4 (0.9 to 4.8)	2.4 (0.9 to 4.8)	2.4 (0.9 to 4.8)	2.4 (0.9 to 4.8)	109
Encephalitis	2.9 (1.6 to 4.2)	0.7 (0.4 to 1.1)	29.5 (18.8 to 43.1)	39.1 (24.9 to 57.1)	19.6 (12.5 to 28.6)	16.3 (10.4 to 23.8)	23.5 (15.1 to 34.2)	23.3 (15.1 to 33.7)	22.6 (14.6 to 32.6)	21.6 (13.9 to 31.2)

Non-rheumatic degenerative mitral valve disease	0 (0 to 0)	0 (0 to 0)	0 (0 to 0)	0 (0 to 0)	0 (0 to 0)	0 (0 to 0)	9 (4.1 to 9.6)	9.0 (4.1 to 9.6)	19 (11.1 to 29.9)	29.1 (16.9 to 45.6)	37 (23.2 to 57.6)	38.2 (24.9 to 57.8)	50.1 (37.6 to 76.9)	70.7 (57.5 to 104)	103 (71 to 160)	129 (90 to 204)	196 (131 to 306)	260 (200 to 401)	299 (227 to 452)	299 (178 to 512)	288 (140 to 566)	297 (179 to 556)	312 (182 to 578)	1,910
Other non-rheumatic aloe diseases	0 (0 to 0)	0 (0 to 0)	0 (0 to 0)	0 (0 to 0)	0 (0 to 0)	0 (0 to 0)	0 (0 to 0)	0 (0 to 0)	0 (0 to 0)	0 (0 to 0)	0 (0 to 0)	0 (0 to 0)	0 (0 to 0)	0 (0 to 0)	0 (0 to 0)	0 (0 to 0)	0 (0 to 0)	0 (0 to 0)	0 (0 to 0)	0 (0 to 0)	0 (0 to 0)	0 (0 to 0)	0 (0 to 0)	
Cardiomyopathy and myocarditis	38/6 (20.1 to 46.6)	37 (19.6 to 45)	176 (139 to 220)	110 (66.3 to 153)	68 (38.1 to 98.6)	67.7 (37.6 to 97.6)	104 (59.2 to 154)	102 (58.2 to 151)	139 (82.4 to 208)	164 (97.6 to 245)	183 (109.4 to 273)	183 (109.4 to 273)	183 (109.4 to 273)	183 (109.4 to 273)	183 (109.4 to 273)	183 (109.4 to 273)	183 (109.4 to 273)	183 (109.4 to 273)	183 (109.4 to 273)	183 (109.4 to 273)	183 (109.4 to 273)	183 (109.4 to 273)	2,450
Myocarditis	3/3 (1.3 to 6.6)	6/7 (2.9 to 14.6)	50/7 (32.2 to 72)	25/8 (11.7 to 38.2)	29/5 (15.1 to 46.4)	29.5 (15.1 to 46.4)	63/4 (39.5 to 102)	75/4 (46.2 to 122)	75/2 (46.2 to 122)	75/8 (47.1 to 121)	60/1 (37.7 to 97.1)	71/1 (44.7 to 114)	64/2 (41.1 to 105)	47/7 (29.4 to 76.9)	49/6 (29.6 to 79.5)	38/4 (19.6 to 54.5)	22/8 (12.1 to 41.2)	17/2 (8.61 to 32.2)	12 (6.1 to 23.1)	8/6 (2.2 to 19.1)	8/4 (2.1 to 18.7)	889
Alcoholic cardiomyopathy	0 (0 to 0)	0 (0 to 0)	0 (0 to 0)	0 (0 to 0)	0 (0 to 0)	0 (0 to 0)	13/8 (7.1 to 19.7)	13/8 (7.1 to 19.7)	47/8 (29.1 to 72.5)	47/8 (29.1 to 72.5)	47/8 (29.1 to 72.5)	47/8 (29.1 to 72.5)	47/8 (29.1 to 72.5)	47/8 (29.1 to 72.5)	47/8 (29.1 to 72.5)	47/8 (29.1 to 72.5)	47/8 (29.1 to 72.5)	47/8 (29.1 to 72.5)	47/8 (29.1 to 72.5)	47/8 (29.1 to 72.5)	47/8 (29.1 to 72.5)	47/8 (29.1 to 72.5)	3,390
Other cardiomyopathy	37/4 (19.7 to 57.9)	122 (66.6 to 190)	62/9 (41.6 to 94)	23/1 (12.1 to 40)	19/2 (9.66 to 36)	19/2 (9.66 to 36)	19/2 (9.66 to 36)	19/2 (9.66 to 36)	19/2 (9.66 to 36)	19/2 (9.66 to 36)	19/2 (9.66 to 36)	19/2 (9.66 to 36)	19/2 (9.66 to 36)	19/2 (9.66 to 36)	19/2 (9.66 to 36)	19/2 (9.66 to 36)	19/2 (9.66 to 36)	19/2 (9.66 to 36)	19/2 (9.66 to 36)	19/2 (9.66 to 36)	19/2 (9.66 to 36)	19/2 (9.66 to 36)	12,300
Atrial fibrillation and flutter	0 (0 to 0)	0 (0 to 0)	0 (0 to 0)	0 (0 to 0)	0 (0 to 0)	0 (0 to 0)	0 (0 to 0)	0 (0 to 0)	0 (0 to 0)	7 (4.7 to 13.2)	13 (8.4 to 23.5)	19/7 (12.6 to 35.6)	19/7 (12.6 to 35.6)	19/7 (12.6 to 35.6)	19/7 (12.6 to 35.6)	19/7 (12.6 to 35.6)	19/7 (12.6 to 35.6)	19/7 (12.6 to 35.6)	19/7 (12.6 to 35.6)	19/7 (12.6 to 35.6)	19/7 (12.6 to 35.6)	19/7 (12.6 to 35.6)	19,900
Aortic aneurysm	0 (0 to 0)	0 (0 to 0)	0 (0 to 0)	0 (0 to 0)	0 (0 to 0)	0 (0 to 0)	6/7 (2.7 to 13.6)	6/7 (2.7 to 13.6)	17/7 (9.1 to 34.6)	17/7 (9.1 to 34.6)	17/7 (9.1 to 34.6)	17/7 (9.1 to 34.6)	17/7 (9.1 to 34.6)	17/7 (9.1 to 34.6)	17/7 (9.1 to 34.6)	17/7 (9.1 to 34.6)	17/7 (9.1 to 34.6)	17/7 (9.1 to 34.6)	17/7 (9.1 to 34.6)	17/7 (9.1 to 34.6)	17/7 (9.1 to 34.6)	17/7 (9.1 to 34.6)	3,390
Endocarditis	1/3 (0.4 to 6.6)	1/6 (0.4 to 6.6)	4/9 (2.2 to 9.7)	2/4 (1.6 to 5.6)	2/1 (0.7 to 5.6)	2/1 (0.7 to 5.6)	2/1 (0.7 to 5.6)	2/1 (0.7 to 5.6)	2/1 (0.7 to 5.6)	2/1 (0.7 to 5.6)	2/1 (0.7 to 5.6)	2/1 (0.7 to 5.6)	2/1 (0.7 to 5.6)	2/1 (0.7 to 5.6)	2/1 (0.7 to 5.6)	2/1 (0.7 to 5.6)	2/1 (0.7 to 5.6)	2/1 (0.7 to 5.6)	2/1 (0.7 to 5.6)	2/1 (0.7 to 5.6)	2/1 (0.7 to 5.6)	2/1 (0.7 to 5.6)	2,690
Other cardiovascular and circulatory diseases	23/6 (13.3 to 40.4)	23/4 (13.3 to 40.4)	137 (93 to 178)	39/6 (22.1 to 71.1)	39/6 (27.1 to 56.9)	44 (27.1 to 56.9)	119 (81.3 to 162)	198 (141 to 239)	297 (217 to 358)	379 (277 to 458)	389 (285 to 469)	492 (361 to 593)	512 (376 to 618)	720 (529 to 868)	767 (564 to 925)	877 (645 to 1,060)	1,070 (786 to 1,290)	1,262 (927 to 1,520)	995 (731 to 1,200)	796 (585 to 960)	506 (372 to 610)	333 (245 to 402)	170 (125 to 205)	10,100
Chronic respiratory diseases	0 (0 to 0)	0 (0 to 0)	0 (0 to 0)	1,500 (977 to 2,300)	1,500 (1,000 to 2,300)	2,000 (1,300 to 3,000)	1,310 (1,000 to 1,700)	1,330 (1,000 to 1,700)	1,330 (1,000 to 1,700)	1,330 (1,000 to 1,700)	1,330 (1,000 to 1,700)	2,200 (1,700 to 2,800)	2,200 (1,700 to 2,800)	3,810 (2,900 to 4,900)	5,070 (3,900 to 6,500)	10,200 (7,800 to 13,100)	13,800 (10,600 to 17,700)	17,900 (13,700 to 23,000)	21,000 (16,100 to 27,000)	17,900 (13,700 to 23,000)	12,000 (9,200 to 15,400)	5,170 (3,960 to 6,640)	1,310 (1,000 to 1,680)	129,000
Chronic obstructive pulmonary disease	0 (0 to 0)	0 (0 to 0)	0 (0 to 0)	29/7 (17.9 to 39.9)	29/7 (19.4 to 46.6)	29.4 (19.4 to 46.6)	104 (74.1 to 146)	104 (74.1 to 146)	104 (74.1 to 146)	104 (74.1 to 146)	104 (74.1 to 146)	104 (74.1 to 146)	104 (74.1 to 146)	104 (74.1 to 146)	104 (74.1 to 146)	104 (74.1 to 146)	104 (74.1 to 146)	104 (74.1 to 146)	104 (74.1 to 146)	104 (74.1 to 146)	104 (74.1 to 146)	104 (74.1 to 146)	104 (74.1 to 146)	99,400
Pneumoconiosis	0 (0 to 0)	0 (0 to 0)	0 (0 to 0)	0 (0 to 0)	0 (0 to 0)	0 (0 to 0)	1/7 (0.9 to 1.9)	1/7 (0.9 to 1.9)	1/8 (0.7 to 2)	2 (1.1 to 3.4)	2 (1.4 to 3.1)	2 (1.4 to 3.1)	2 (1.4 to 3.1)	2 (1.4 to 3.1)	2 (1.4 to 3.1)	2 (1.4 to 3.1)	2 (1.4 to 3.1)	2 (1.4 to 3.1)	2 (1.4 to 3.1)	2 (1.4 to 3.1)	2 (1.4 to 3.1)	2 (1.4 to 3.1)	2 (1.4 to 3.1)	62
Silicosis	0 (0 to 0)	0 (0 to 0)	0 (0 to 0)	0 (0 to 0)	0 (0 to 0)	0 (0 to 0)	0 (0 to 0)	0 (0 to 0)	0 (0 to 0)	0 (0 to 0)	0 (0 to 0)	0 (0 to 0)	0 (0 to 0)	0 (0 to 0)	0 (0 to 0)	0 (0 to 0)	0 (0 to 0)	0 (0 to 0)	0 (0 to 0)	0 (0 to 0)	0 (0 to 0)	0 (0 to 0)	0 (0 to 0)	
Asbestosis	0 (0 to 0)	0 (0 to 0)	0 (0 to 0)	0 (0 to 0)	0 (0 to 0)	0 (0 to 0)	0 (0 to 0)	0 (0 to 0)	0 (0 to 0)	0 (0 to 0)	0 (0 to 0)	0 (0 to 0)	0 (0 to 0)	0 (0 to 0)	0 (0 to 0)	0 (0 to 0)	0 (0 to 0)	0 (0 to 0)	0 (0 to 0)	0 (0 to 0)	0 (0 to 0)	0 (0 to 0)	0 (0 to 0)	
Coal workers pneumoconiosis	0 (0 to 0)	0 (0 to 0)	0 (0 to 0)	0 (0 to 0)	0 (0 to 0)	0 (0 to 0)	0 (0 to 0)	0 (0 to 0)	0 (0 to 0)	0 (0 to 0)	0 (0 to 0)	0 (0 to 0)	0 (0 to 0)	0 (0 to 0)	0 (0 to 0)	0 (0 to 0)	0 (0 to 0)	0 (0 to 0)	0 (0 to 0)	0 (0 to 0)	0 (0 to 0)	0 (0 to 0)	0 (0 to 0)	
Other pneumoconiosis	0 (0 to 0)	0 (0 to 0)	0 (0 to 0)	0 (0 to 0)	0 (0 to 0)	0 (0 to 0)	0 (0 to 0)	0 (0 to 0)	0 (0 to 0)	0 (0 to 0)	1 (0.5 to 2.1)	1 (0.5 to 2.1)	1 (0.5 to 2.1)	1 (0.5 to 2.1)	1 (0.5 to 2.1)	1 (0.5 to 2.1)	1 (0.5 to 2.1)	1 (0.5 to 2.1)	1 (0.5 to 2.1)	1 (0.5 to 2.1)	1 (0.5 to 2.1)	1 (0.5 to 2.1)	1 (0.5 to 2.1)	657
Asthma	1,300 (763 to 2,000)	2,100 (1,200 to 3,300)	1,600 (1,000 to 2,500)	1,200 (800 to 1,800)	919 (600 to 1,400)	925 (600 to 1,400)	997 (643 to 1,500)	1,000 (643 to 1,500)	1,110 (643 to 1,500)	1,200 (643 to 1,500)	1,200 (643 to 1,500)	1,200 (643 to 1,500)	1,200 (643 to 1,500)	1,200 (643 to 1,500)	1,200 (643 to 1,500)	1,200 (643 to 1,500)	1,200 (643 to 1,500)	1,200 (643 to 1,500)	1,200 (643 to 1,500)	1,200 (643 to 1,500)	1,200 (643 to 1,500)	1,200 (643 to 1,500)	21,900
Interstitial lung disease and pulmonary sarcoidosis	0 (0 to 0)	0 (0 to 0)	0 (0 to 0)	0 (0 to 0)	0 (0 to 0)	0 (0 to 0)	0 (0 to 0)	0 (0 to 0)	0 (0 to 0)	0 (0 to 0)	0 (0 to 0)	0 (0 to 0)	0 (0 to 0)	0 (0 to 0)	0 (0 to 0)	0 (0 to 0)	0 (0 to 0)	0 (0 to 0)	0 (0 to 0)	0 (0 to 0)	0 (0 to 0)	0 (0 to 0)	0 (0 to 0)	
Other chronic respiratory diseases	0 (0 to 0)	0 (0 to 0)	0 (0 to 0)	0 (0 to 0)	0 (0 to 0)	0 (0 to 0)	0 (0 to 0)	0 (0 to 0)	0 (0 to 0)	0 (0 to 0)	0 (0 to 0)	0 (0 to 0)	0 (0 to 0)	0 (0 to 0)	0 (0 to 0)	0 (0 to 0)	0 (0 to 0)	0 (0 to 0)	0 (0 to 0)	0 (0 to 0)	0 (0 to 0)	0 (0 to 0)	0 (0 to 0)	
Digestive diseases	2,000 (1,300 to 2,800)	2,900 (1,900 to 4,000)	2,200 (1,500 to 3,100)	1,600 (1,100 to 2,200)	1,200 (800 to 1,700)	1,200 (800 to 1,700)	1,300 (900 to 1,800)	1,300 (900 to 1,800)	1,300 (900 to 1,800)	1,300 (900 to 1,800)	1,300 (900 to 1,800)	1,300 (900 to 1,800)	1,300 (900 to 1,800)	1,300 (900 to 1,800)	1,300 (900 to 1,800)	1,300 (900 to 1,800)	1,300 (900 to 1,800)	1,300 (900 to 1,800)	1,300 (900 to 1,800)	1,300 (900 to 1,800)	1,300 (900 to 1,800)	1,300 (900 to 1,800)	23,400
Cirrhosis and other chronic liver diseases	0 (0 to 0)	0 (0 to 0)	0 (0 to 0)	0 (0 to 0)	0 (0 to 0)	0 (0 to 0)	0 (0 to 0)	0 (0 to 0)	0 (0 to 0)	0 (0 to 0)	0 (0 to 0)	0 (0 to 0)	0 (0 to 0)	0 (0 to 0)	0 (0 to 0)	0 (0 to 0)	0 (0 to 0)	0 (0 to 0)	0 (0 to 0)	0 (0 to 0)	0 (0 to 0)	0 (0 to 0)	0 (0 to 0)	
Cirrhosis and other chronic liver diseases due to hepatitis B	0 (0 to 0)	0 (0 to 0)	0 (0 to 0)	0 (0 to 0)	0 (0 to 0)	0 (0 to 0)	0 (0 to 0)	0 (0 to 0)	0 (0 to 0)	0 (0 to 0)	0 (0 to 0)	0 (0 to 0)	0 (0 to 0)	0 (0 to 0)	0 (0 to 0)	0 (0 to 0)	0 (0 to 0)	0 (0 to 0)	0 (0 to 0)	0 (0 to 0)	0 (0 to 0)	0 (0 to 0)	0 (0 to 0)	
Cirrhosis and other chronic liver diseases due to hepatitis C	0 (0 to 0)	0 (0 to 0)	0 (0 to 0)	0 (0 to 0)	0 (0 to 0)	0 (0 to 0)	0 (0 to 0)	0 (0 to 0)	0 (0 to 0)	0 (0 to 0)	0 (0 to 0)	0 (0 to 0)	0 (0 to 0)	0 (0 to 0)	0 (0 to 0)	0 (0 to 0)	0 (0 to 0)	0 (0 to 0)	0 (0 to 0)	0 (0 to 0)	0 (0 to 0)	0 (0 to 0)	0 (0 to 0)	
Cirrhosis and other chronic liver diseases due to alcohol use	0 (0 to 0)	0 (0 to 0)	0 (0 to 0)	0 (0 to 0)	0 (0 to 0)	0 (0 to 0)	0 (0 to 0)	0 (0 to 0)	0 (0 to 0)	0 (0 to 0)	0 (0 to 0)	0 (0 to 0)	0 (0 to 0)	0 (0 to 0)	0 (0 to 0)	0 (0 to 0)	0 (0 to 0)	0 (0 to 0)	0 (0 to 0)	0 (0 to 0)	0 (0 to 0)	0 (0 to 0)	0 (0 to 0)	
Cirrhosis and other chronic liver diseases due to NAFLD	0 (0 to 0)	0 (0 to 0)	0 (0 to 0)	0 (0 to 0)	0 (0 to 0)	0 (0 to 0)	0 (0 to 2.2)	0 (0 to 2.2)	0 (0 to 2.2)	0 (0 to 2.2)	0 (0 to 2.2)	0 (0 to 2.2)	0 (0 to 2.2)	0 (0 to 2.2)	0 (0 to 2.2)	0 (0 to 2.2)	0 (0 to 2.2)	0 (0 to 2.2)	0 (0 to 2.2)	0 (0 to 2.2)	0 (0 to 2.2)	0 (0 to 2.2)	0 (0 to 2.2)	3,190
Cirrhosis and other chronic liver diseases due to other cause	0 (0 to 0)	0 (0 to 0)	23/7 (14.4 to 34.8)	0 (0 to 0)	0 (0 to 0)	0 (0 to 0)	0 (0 to 0)	0 (0 to 0)	0 (0 to 0)	0 (0 to 0)	0 (0 to 0)	0 (0 to 0)	0 (0 to 0)	0 (0 to 0)	0 (0 to 0)	0 (0 to 0)	0 (0 to 0)	0 (0 to 0)	0 (0 to 0)	0 (0 to 0)	0 (0 to 0)	0 (0 to 0)	0 (0 to 0)	
Upper digestive system diseases	0 (0 to 0)	0 (0 to 0)	23/4 (14.4 to 34.8)	0 (0 to 0)	0 (0 to 0)	0 (0 to 0)	0 (0 to 0)	0 (0 to 0)	0 (0 to 0)	0 (0 to 0)	0 (0 to 0)	0 (0 to 0)	0 (0 to 0)	0 (0 to 0)	0 (0 to 0)	0 (0 to 0)	0 (0 to 0)	0 (0 to 0)	0 (0 to 0)	0 (0 to 0)	0 (0 to 0)	0 (0 to 0)	0 (0 to 0)	
Peptic ulcer disease	0 (0 to 0)	0 (0 to 0)	1/6 (0.4 to 3.6)	2/4 (0.6 to 7.5)	1/6 (0.5 to 3.6)	1/6 (0.5 to 3.6)	1/7 (0.5 to 3.6)	1/7 (0.5 to 3.6)	1/7 (0.5 to 3.6)	1/7 (0.5 to 3.6)	1/7 (0.5 to 3.6)	1/7 (0.5 to 3.6)	1/7 (0.5 to 3.6)	1/7 (0.5 to 3.6)	1/7 (0.5 to 3.6)	1/7 (0.5 to 3.6)	1/7 (0.5 to 3.6)	1/7 (0.5 to 3.6)	1/7 (0.5 to 3.6)	1/7 (0.5 to 3.6)	1/7 (0.5 to 3.6)	1/7 (0.5 to 3.6)	2,690
Gastritis and duodenitis	0 (0 to 0)	0 (0 to 0)	4/8 (1.4 to 9.7)	1/6 (0.5 to 3.6)	1/6 (0.5 to 3.6)	1/6 (0.5 to 3.6)	1/6 (0.5 to 3.6)	1/6 (0.5 to 3.6)	1/6 (0.5 to 3.6)	1/6 (0.5 to 3.6)	1/6 (0.5 to 3.6)	1/6 (0.5 to 3.6)	1/6 (0.5 to 3.6)	1/6 (0.5 to 3.6)	1/6 (0.5 to 3.6)	1/6 (0.5 to 3.6)	1/6 (0.5 to 3.6)	1/6 (0.5 to 3.6)	1/6 (0.5 to 3.6)	1/6 (0.5 to 3.6)	1/6 (0.5 to 3.6)	1/6 (0.5 to 3.6)	2,690
Gastroesophageal reflux disease	0 (0 to 0)	0 (0 to 0)	0 (0 to 0)	0 (0 to 0)	0 (0 to 0)	0 (0 to 0)	0 (0 to 0)	0 (0 to 0)	0 (0 to 0)	0 (0 to 0)	0 (0 to 0)	0 (0 to 0)	0 (0 to 0)	0 (0 to 0)	0 (0 to 0)	0 (0 to 0)	0 (0 to 0)	0 (0 to 0)	0 (0 to 0)	0 (0 to 0)	0 (0 to 0)	0 (0 to 0)	0 (0 to 0)	
Appendicitis	0 (0 to 0)	0 (0 to 0)	0 (0 to 0)	0 (0 to 0)	0 (0 to 0)	0 (0 to 0)	0 (0 to 0)	0 (0 to 0)	0 (0 to 0)	0 (0 to 0)	0 (0 to 0)	0 (0 to 0)	0 (0 to 0)	0 (0 to 0)	0 (0 to 0)	0 (0 to 0)	0 (0 to 0)	0 (0 to 0)	0 (0 to 0)	0 (0 to 0)	0 (0 to 0)	0 (0 to 0)	0 (0 to 0)	
Paralytic ileus and intestinal obstruction	8/9 (4 to 18.2)	10 (5.2 to 19.2)	22/7 (12.7 to 36)	9/6 (4.7 to 17.1)	9/6 (4.7 to 17.1)	9/6 (4.7 to 17.1)	9/6 (4.7 to 17.1)	9/6 (4.7 to 17.1)	9/6 (4.7 to 17.1)	9/6 (4.7 to 17.1)	9/6 (4.7 to 17.1)	9/6 (4.7 to 17.1)	9/6 (4.7 to 17.1)	9/6 (4.7 to 17.1)	9/6 (4.7 to 17.1)	9/6 (4.7 to 17.1)	9/6 (4.7 to 17.1)	9/6 (4.7 to 17.1)	9/6 (4.7 to 17.1)	9/6 (4.7 to 17.1)	9/6 (4.7 to 17.1)	9/6 (4.7 to 17.1)	3,390
Inguinal, femoral, and abdominal hernia	17/4 (9.1 to 29.1)	17/4 (9.1 to 29.1)	23/7 (14.9 to 34.1)	9/1 (4.7 to 17.2)	9/1 (4.7 to 17.2)	9/1 (4.7 to 17.2)	9/1 (4.7 to 17.2)	9/1 (4.7 to 17.2)	9/1 (4.7 to 17.2)	9/1 (4.7 to 17.2)	9/1 (4.7 to 17.2)	9/1 (4.7 to 17.2)	9/1 (4.7 to 17.2)	9/1 (4.7 to 17.2)	9/1 (4.7 to 17.2)	9/1 (4.7 to 17.2)	9/1 (4.7 to 17.2)	9/1 (4.7 to 17.2)	9/1 (4.7 to 17.2)	9/1 (4.7 to 17.2)	9/1 (4.7 to 17.2)	9/1 (4.7 to 17.2)	3,390
Inflammatory bowel disease	2/1 (0.9 to 4.6)	2/1 (0.9 to 4.6)	31/2 (22.3 to 43)	13/2 (7.2 to 19.5)	17/4 (9.3 to 30.4)	19/2 (9.3 to 30.4)	19/2 (9.3 to 30.4)	19/2 (9.3 to 30.4)	19/7 (10.1 to 32.5)	19/7 (10.1 to 32.5)	19/7 (10.1 to 32.5)	19/7 (10.1 to 32.5)	19/7 (10.1 to 32.5)	19/7 (10.1 to 32.5)	19/7 (10.1 to 32.5)	19/7 (10.1 to 32.5)	19/7 (10.1 to 32.5)	19/7 (10.1 to 32.5)	19/7 (10.1 to 32.5)	19/7 (10.1 to 32.5)	19/7 (10.1 to 32.5)	19/7 (10.1 to 32.5)	2,690
Vascular intestinal disorders	0 (0 to 0)	0 (0 to 0)	9/1 (3.3 to 16.9)	2/6 (0.7 to 7.6)	4/8 (1.6 to 9.6)	4/8 (1.6 to 9.6)	13/3 (6.1 to 19.3)	13/3 (6.1 to 19.3)	18/2 (11.6 to 27.2)	18/2 (11.6 to 27.2)	18/2 (11.6 to 27.2)	18/2 (11.6 to 27.2)	18/2 (11.6 to 27.2)	18/2 (11.6 to 27.2)	18/2 (11.6 to 27.2)	18/2 (11.6 to 27.2)	18/2 (11.6 to 27.2)	18/2 (11.6 to 27.2)	18/2 (11.6 to 27.2)	18/2 (11.6 to 27.2)	18/2 (11.6 to 27.2)	18/2 (11.6 to 27.2)	3,740
Gallbladder and biliary diseases	0 (0 to 0)	0 (0 to 0)	0 (0 to 0)	0 (0 to 0)	0 (0 to 0)	0 (0 to 0)	0 (0 to 0)	0 (0 to 0)	0 (0 to 0)	0 (0 to 0)	0 (0 to 0)	0 (0 to 0)	0 (0 to 0)	0 (0 to 0)	0 (0 to 0)	0 (0 to 0)	0 (0 to 0)	0 (0 to 0)	0 (0 to 0)	0 (0 to 0)	0 (0 to 0)	0 (0 to 0)	0 (0 to 0)	
Pancreatitis	0 (0 to 0)	0 (0 to 0)	0 (0 to 0)	0 (0 to 0)	0 (0 to 0)	0 (0 to 0)	0 (0 to 0)	0 (0 to 0)	0 (0 to 0)	0 (0 to 0)	0 (0 to 0)	0 (0 to 0)	0 (0 to 0)	0 (0 to 0)	0 (0 to 0)	0 (0 to 0)	0 (0 to 0)	0 (0 to 0)	0 (0 to 0)	0 (0 to 0)	0 (0 to 0)	0 (0 to 0)	0 (0 to 0)	
Other digestive diseases	0 (0 to 0)	0 (0 to 0)	0 (0 to 0)	0 (0 to 0)	0 (0 to 0)	0 (0 to 0)	0 (0 to 0)	0 (0 to 0)	0 (0 to 0)	0 (0 to 0)	0 (0 to 0)	0 (0 to 0)	0 (0 to 0)	0 (0 to 0)	0 (0 to 0)	0 (0 to 0)	0 (0 to 0)	0 (0 to 0)	0 (0 to 0)	0 (0 to 0)	0 (0 to 0)	0 (0 to 0)	0 (0 to 0)	
Neurological disorders	4,100 (1.9 to 2.9)	6,200 (4.9 to 10.7)	2,800 (170 to 321)	1,200 (132 to 619)	1,200 (96 to 1,100)	1,200 (96 to 1,100)	1,200 (96 to 1,100)	1,200 (96 to 1,100)	1,200 (96 to 1,100)	1,200 (96 to 1,100)	1,200 (96 to 1,100)	1,200 (96 to 1,100)	1,200 (96 to 1,100)	1,200 (96 to 1,100)	1,200 (96 to 1,100)	1,200 (96 to 1,100)	1,200 (96 to 1,100)	1,200 (96 to 1,100)	1,200 (96 to 1,100)	1,200 (96 to 1,100)	1,200 (96 to 1,100)	1,200 (96 to 1,100)	1,200 (96 to 1,100)	83,600
Alzheimers disease and other dementias	0 (0 to 0)	0 (0 to 0)	0 (0 to 0)	0 (0 to 0)	0 (0 to 0)	0 (0 to 0)	0 (0 to 0)	0 (0 to 0)	0 (0 to 0)	0 (0 to 0)	0 (0 to 0)	0 (0 to 0)	0 (0 to 0)	0 (0 to 0)	0 (0 to 0)	0 (0 to 0)	0 (0 to 0)	0 (0 to 0)	0 (0 to 0)	0 (0 to 0)	0 (0 to 0)	0 (0 to 0)	0 (0 to 0)	
Parkinson's disease	0 (0 to 0)	0 (0 to 0)	0 (0 to 0)	0 (0 to 0)	0 (0 to 0)	0 (0 to 0)	0 (0 to 0)	0 (0 to 0)	0 (0 to 0)	0 (0 to 0)	0 (0 to 0)	0 (0 to 0)	0 (0 to 0)	0 (0 to 0)	0 (0 to 0)	0 (0 to 0)	0 (0 to 0)	0 (0 to 0)	0 (0 to 0)	0 (0 to 0)	0 (0 to 0)	0 (0 to 0)	0 (0 to 0)	
Idiopathic epilepsy	0 (0 to 0)	0 (0 to 0)	0 (0 to 0)	0 (0 to 0)	0 (0 to 0)	0 (0 to 0)	0 (0 to 0)	0 (0 to 0)	0 (0 to 0)	0 (0 to 0)	0 (0 to 0)	0 (0 to 0)	0 (0 to 0)	0 (0 to 0)	0 (0 to 0)	0 (0 to 0)	0 (0 to 0)	0 (0 to 0)	0 (0 to 0)	0 (0 to 0)	0 (0 to 0)	0 (0 to 0)	0 (0 to 0)	
Multiple sclerosis	0 (0 to 0)	0 (0 to 0)	0 (0 to 0)	0 (0 to 0)	0 (0 to 0)	0 (0 to 0)	0 (0 to 0)	0 (0 to 0)	0 (0 to 0)	0 (0 to 0)	0 (0 to 0)	0 (0 to 0)	0 (0 to 0)	0 (0 to 0)	0 (0 to 0)	0 (0 to 0)	0 (0 to 0)	0 (0 to 0)	0 (0 to 0)	0 (0 to 0)	0 (0 to 0)	0 (0 to 0)	0 (0 to 0)	
Motor neuron disease	1/6 (0.3 to 2)	1/6 (0.3 to 2)	2/8 (0.7 to 5.6)	1/4 (0.2 to 3.1)	1/4 (0.2 to 3.1)	1/4 (0.2 to 3.1)	1/4 (0.2 to 3.1)	1/4 (0.2 to 3.1)	1/4 (0.2 to 3.1)	1/4 (0.2 to 3.1)	1/4 (0.2 to 3.1)	1/4 (0.2 to 3.1)	1/4 (0.2 to 3.1)	1/4 (0.2 to 3.1)	1/4 (0.2 to 3.1)	1/4 (0.2 to 3.1)	1/4 (0.2 to 3.1)	1/4 (0.2 to 3.1)	1/4 (0.2 to 3.1)	1/4 (0.2 to 3.1)	1/4 (0.2 to 3.1)	1/4 (0.2 to 3.1)	2,830
Headache disorders	0 (0 to 0)	0 (0 to 0)	0 (0 to 0)	0 (0 to 0)	0 (0 to 0)	0 (0 to 0)	0 (0 to 0)	0 (0 to 0)	0 (0 to 0)	0 (0 to 0)	0 (0 to 0)	0 (0 to 0)	0 (0 to 0)	0 (0 to 0)	0 (0 to 0)	0 (0 to 0)	0 (0 to 0)	0 (0 to 0)	0 (0 to 0)	0 (0 to 0)	0 (0 to 0)	0 (0 to 0)	0 (0 to 0)	
Migraine	1/6 (0.3 to 2)	1/6 (0.3 to 2)	2/8 (0.7 to 5.6)	1/4 (0.2 to 3.1)	1/4 (0.2 to 3.1)	1/4 (0.2 to 3.1)	1/4 (0.2 to 3.1)	1/4 (0.2 to 3.1)	1/4 (0.2 to 3.1)	1/4 (0.2 to 3.1)	1/4 (0.2 to 3.1)	1/4 (0.2 to 3.1)	1/4 (0.2 to 3.1)	1/4 (0.2 to 3.1)	1/4 (0.2 to 3.1)	1/4 (0.2 to 3.1)	1/4 (0.2 to 3.1)	1/4 (0.2 to 3.1)	1/4 (0.2 to 3.1)	1/4 (0.2 to 3.1)	1/4 (0.2 to 3.1)	1/4 (0.2 to 3.1)	3,730
Tension-type headache	0 (0 to 0)	0 (0 to 0)	0 (0 to 0)	0 (0 to 0)	0 (0 to 0)	0 (0 to 0)	0 (0 to 0)	0 (0 to 0)	0 (0 to 0)	0 (0 to 0)	0 (0 to 0)	0 (0 to 0)	0 (0 to 0)	0 (0 to 0)	0 (0 to 0)	0 (0 to 0)	0 (0 to 0)	0 (0 to 0)	0 (0 to 0)	0 (0 to 0)	0 (0 to 0)	0 (0 to 0)	0 (0 to 0)	
Other neurological disorders	74/1 (38 to 117)	108 (59.1 to 173)	139 (98.1 to 203)	160 (98.1 to 253)	202 (98.1 to 253)	196 (98.1 to 253)	196 (98.1 to 253)	196 (98.1 to 253)	165 (98.1 to 253)	173 (98.1 to 253)	225 (98.1 to 253)	216 (98.1 to 253)	213 (98.1 to 253)	287 (98.1 to 253)	287 (98.1 to 253)	287 (98.1 to 253)	287 (98.1 to 253)	287 (98.1 to 253)	287 (98.1 to 253)	287 (98.1 to 253)	287 (98.1 to 253)	287 (98.1 to 253)	287 (98.1 to 253)	6,290
Mental disorders	1/4 (0.1 to 2.1)	4/3 (1.1 to 10.2)	19 (10.1 to 39.1)	3/9 (1.1 to 10.2)	6/960 (2.1 to 10.2)	9.0/10 (2.1 to 10.2)	10 (2.1 to 10.2)	10.2/10 (2.1 to 10.2)	10.2/10 (2.1 to 10.2)	10.2/10 (2.1 to 10.2)	10.2/10 (2.1 to 10.2)	10.2/10 (2.1 to 10.2)	10.2/10 (2.1 to 10.2)	10.2/10 (2.1 to 10.2)	10.2/10 (2.1 to 10.2)	10.2/10 (2.1 to 10.2)	10.2/10 (2.1 to 10.2)	10.2/10 (2.1 to 10.2)	10.2/10 (2.1 to 10.2)	10.2/10 (2.1 to 10.2)	10.2/10 (2.1 to 10.2)	10.2/10 (2.1



SR Table 2c: South Dakota DALYS by cause and sex-group for both sexes with 95% uncertainty intervals, 2019

Cause	Early Neonatal	Late Neonatal	Post-Neonatal	1 to 4	5 to 9	10 to 14	15 to 19	20 to 24	25 to 29	30 to 34	35 to 39	40 to 44	45 to 49	50 to 54	55 to 59	60 to 64	65 to 69	70 to 74	75 to 79	80 to 84	85 to 89	90 to 94	95 plus	Total
All causes	3,690 (2,780 to 4,690)	971 (689 to 1,300)	2,680 (2,290 to 3,090)	2,080 (1,710 to 2,510)	2,150 (1,900 to 2,420)	4,030 (3,550 to 4,620)	5,750 (5,270 to 6,300)	10,900 (9,990 to 12,000)	11,200 (9,930 to 12,400)	11,800 (10,600 to 13,100)	13,000 (11,600 to 14,600)	13,100 (11,600 to 14,600)	14,200 (12,500 to 16,700)	17,000 (14,400 to 19,900)	20,400 (17,200 to 24,000)	24,800 (20,900 to 29,000)	29,800 (24,200 to 35,200)	29,900 (25,600 to 33,700)	26,100 (23,100 to 29,600)	21,800 (19,400 to 24,600)	16,400 (14,300 to 18,300)	10,000 (8,700 to 10,900)	3,960 (3,700 to 3,960)	364,000
Communicable, maternal, neonatal, and nutritional diseases	2,100 (1,600 to 2,660)	373 (264 to 499)	668 (439 to 739)	486 (309 to 609)	438 (270 to 540)	378 (230 to 470)	382 (234 to 474)	366 (226 to 456)	416 (257 to 521)	461 (287 to 575)	500 (307 to 622)	492 (301 to 612)	435 (266 to 538)	436 (266 to 540)	469 (287 to 582)	573 (351 to 711)	677 (417 to 840)	637 (397 to 813)	575 (357 to 737)	552 (342 to 699)	516 (316 to 656)	432 (262 to 553)	286 (172 to 366)	12,500
HIV/AIDS and sexually transmitted infections	0.1 (0.1 to 0.2)	0.1 (0 to 0.1)	1.6 (1.4 to 1.8)	1.2 (1.1 to 1.4)	0.6 (0.5 to 0.8)	1.4 (1.2 to 1.6)	4.2 (3.7 to 4.8)	19.6 (17.1 to 22.1)	29.9 (25.9 to 34.1)	39.6 (33.4 to 45.7)	49.8 (41.1 to 59.5)	59.6 (49.6 to 72.6)	43.9 (34.2 to 54.9)	32.5 (24.9 to 42.6)	22.6 (16.9 to 32.1)	15.9 (11.3 to 24.4)	11.0 (7.6 to 17.5)	7.8 (5.3 to 12.1)	5.3 (3.5 to 8.1)	3.2 (2 to 4.9)	2.1 (1.4 to 3.1)	1.1 (0.7 to 1.6)	405 (324 to 507)	402
HIV/AIDS	0 (0 to 0)	0 (0 to 0)	1.5 (1.4 to 1.7)	1.2 (1.1 to 1.4)	0.6 (0.5 to 0.8)	0.6 (0.7 to 0.9)	2 (1.7 to 2.2)	17.9 (16.2 to 20.2)	28.3 (24.6 to 32.1)	38.4 (32.6 to 43.9)	49.1 (40.5 to 58.1)	59.1 (49.2 to 72.1)	43.6 (34.1 to 54.3)	32.3 (24.8 to 42.3)	22.5 (16.8 to 32.1)	15.8 (11.2 to 24.3)	11.0 (7.6 to 17.5)	7.8 (5.3 to 12.1)	5.3 (3.5 to 8.1)	3.2 (2 to 4.9)	2.1 (1.4 to 3.1)	1.1 (0.7 to 1.6)	399 (318 to 501)	398
HIV/AIDS - Drug-susceptible Tuberculosis	0 (0 to 0)	0 (0 to 0)	0 (0 to 0)	0 (0 to 0)	0 (0 to 0)	0 (0 to 0)	0 (0 to 0)	0 (0 to 0)	0 (0 to 0)	0 (0 to 0)	0 (0 to 0)	0 (0 to 0)	0 (0 to 0)	0 (0 to 0)	0 (0 to 0)	0 (0 to 0)	0 (0 to 0)	0 (0 to 0)	0 (0 to 0)	0 (0 to 0)	0 (0 to 0)	0 (0 to 0)	0 (0 to 0)	0 (0 to 0)	0
HIV/AIDS - Multidrug-resistant Tuberculosis without extensive drug resistance	0 (0 to 0)	0 (0 to 0)	0 (0 to 0)	0 (0 to 0)	0 (0 to 0)	0 (0 to 0)	0 (0 to 0)	0 (0 to 0)	0 (0 to 0)	0 (0 to 0)	0 (0 to 0)	0 (0 to 0)	0 (0 to 0)	0 (0 to 0)	0 (0 to 0)	0 (0 to 0)	0 (0 to 0)	0 (0 to 0)	0 (0 to 0)	0 (0 to 0)	0 (0 to 0)	0 (0 to 0)	0 (0 to 0)	0 (0 to 0)	0
HIV/AIDS - Extensively drug-resistant Tuberculosis	0 (0 to 0)	0 (0 to 0)	0 (0 to 0)	0 (0 to 0)	0 (0 to 0)	0 (0 to 0)	0 (0 to 0)	0 (0 to 0)	0 (0 to 0)	0 (0 to 0)	0 (0 to 0)	0 (0 to 0)	0 (0 to 0)	0 (0 to 0)	0 (0 to 0)	0 (0 to 0)	0 (0 to 0)	0 (0 to 0)	0 (0 to 0)	0 (0 to 0)	0 (0 to 0)	0 (0 to 0)	0 (0 to 0)	0 (0 to 0)	0
HIV/AIDS resulting in other diseases	0 (0 to 0)	0 (0 to 0)	1.5 (1.3 to 1.6)	1.1 (1 to 1.3)	0.6 (0.7 to 0.9)	0.6 (1.6 to 2.2)	1.9 (4.7 to 5.6)	17.5 (16.2 to 19.2)	27.8 (24.6 to 32.1)	37.6 (32.6 to 42.9)	48.1 (39.9 to 56.9)	57.9 (48.2 to 70.6)	42.5 (33.3 to 53.1)	31.3 (24.1 to 41.3)	21.8 (16.4 to 30.9)	15.2 (10.8 to 23.4)	10.6 (7.3 to 16.9)	7.5 (5.1 to 11.7)	5.1 (3.4 to 7.9)	3.1 (2 to 4.7)	2.1 (1.4 to 3.1)	1.1 (0.7 to 1.6)	384 (307 to 484)	382
Sexually transmitted infections excluding HIV	0.1 (0 to 0.2)	0.1 (0 to 0.1)	0.1 (0 to 0.2)	0.1 (0 to 0.2)	0.1 (0 to 0.2)	0.1 (0.1 to 0.2)	0.2 (0.2 to 0.3)	1.7 (1.5 to 2.1)	2.1 (1.8 to 2.5)	1.8 (1.5 to 2.2)	1.7 (1.4 to 2.1)	1.5 (1.2 to 1.9)	0.6 (0.5 to 0.8)	0.6 (0.5 to 0.8)	0.6 (0.5 to 0.8)	0.6 (0.5 to 0.8)	0.6 (0.5 to 0.8)	0.6 (0.5 to 0.8)	0.6 (0.5 to 0.8)	0.6 (0.5 to 0.8)	0.6 (0.5 to 0.8)	0.3 (0.2 to 0.4)	0.1 (0.1 to 0.2)	116
Syphilis	0 (0 to 0.1)	0 (0 to 0.1)	0 (0 to 0.1)





SR Table 2c: Tennessee DALYs by cause and age group for both sexes with 95% uncertainty intervals, 2019

Cause	Early Neonatal	Late Neonatal	Post Neonatal	1 to 4	5 to 9	10 to 14	15 to 19	20 to 24	25 to 29	30 to 34	35 to 39	40 to 44	45 to 49	50 to 54	55 to 59	60 to 64	65 to 69	70 to 74	75 to 79	80 to 84	85 to 89	90 to 94	95 plus	Total
All causes	21,000 (16,600 to 25,300)	6,060 (5,030 to 7,190)	21,900 (19,200 to 24,600)	19,900 (17,600 to 22,200)	19,300 (14,900 to 24,000)	21,000 (15,800 to 26,600)	42,300 (32,600 to 52,900)	61,700 (52,600 to 70,900)	74,100 (71,700 to 76,600)	89,200 (86,200 to 92,200)	113,000 (109,000 to 116,000)	137,000 (132,000 to 142,000)	157,000 (151,000 to 164,000)	181,000 (174,000 to 188,000)	202,000 (194,000 to 209,000)	224,000 (215,000 to 233,000)	244,000 (234,000 to 254,000)	267,000 (255,000 to 278,000)	289,000 (276,000 to 302,000)	312,000 (297,000 to 326,000)	334,000 (317,000 to 350,000)	354,000 (335,000 to 372,000)	22,700 (21,500 to 23,900)	2,650,000
Communicable, maternal, neonatal, and nutritional diseases	19,900 (15,800 to 23,700)	5,620 (4,660 to 6,660)	4,770 (3,920 to 5,660)	3,300 (2,610 to 4,060)	2,070 (1,610 to 2,600)	1,870 (1,450 to 2,350)	2,020 (1,560 to 2,530)	2,180 (1,690 to 2,720)	2,360 (1,830 to 2,950)	2,630 (2,040 to 3,300)	3,150 (2,450 to 3,950)	3,980 (3,100 to 4,980)	4,760 (3,700 to 5,960)	5,760 (4,470 to 7,260)	6,640 (5,160 to 8,360)	7,660 (5,960 to 9,650)	8,660 (6,720 to 10,900)	9,660 (7,500 to 12,200)	10,600 (8,220 to 13,400)	11,500 (8,880 to 14,600)	12,200 (9,370 to 15,500)	12,700 (9,660 to 16,200)	1,330 (1,030 to 1,690)	120,000
HIV/AIDS and sexually transmitted infections	1 (1 to 2.9)	0 (0 to 0)	29.4 (25.2 to 33.1)	20.6 (17.4 to 24.2)	1.1 (0.72 to 1.6)	1.2 (0.76 to 1.8)	2.1 (1.4 to 3)	3.2 (2.2 to 4.5)	4.2 (2.9 to 5.8)	5.6 (3.9 to 7.7)	7.6 (5.3 to 10.4)	9.8 (6.9 to 13.3)	12.3 (8.7 to 16.7)	15.1 (10.7 to 20.4)	18.2 (12.9 to 24.5)	21.6 (15.3 to 29.1)	25.2 (17.9 to 33.8)	29.1 (20.6 to 38.9)	33.1 (23.4 to 44.1)	37.2 (26.3 to 49.5)	41.4 (29.2 to 55.1)	45.6 (32.1 to 60.7)	3.2 (2.3 to 4.2)	10,000
HIV/AIDS	0 (0 to 0)	0 (0 to 0)	29.3 (25.2 to 33.1)	20.5 (17.4 to 24.2)	1.1 (0.72 to 1.6)	1.2 (0.76 to 1.8)	2.1 (1.4 to 3)	3.2 (2.2 to 4.5)	4.2 (2.9 to 5.8)	5.6 (3.9 to 7.7)	7.6 (5.3 to 10.4)	9.8 (6.9 to 13.3)	12.3 (8.7 to 16.7)	15.1 (10.7 to 20.4)	18.2 (12.9 to 24.5)	21.6 (15.3 to 29.1)	25.2 (17.9 to 33.8)	29.1 (20.6 to 38.9)	33.1 (23.4 to 44.1)	37.2 (26.3 to 49.5)	41.4 (29.2 to 55.1)	45.6 (32.1 to 60.7)	3.2 (2.3 to 4.2)	9,900
HIV/AIDS - Drug-susceptible Tuberculosis	0 (0 to 0)	0 (0 to 0)	0.6 (0.5 to 1.2)	0.5 (0.3 to 0.9)	0.3 (0.2 to 0.6)	0.7 (0.4 to 1.1)	0.8 (0.4 to 1.1)	1.2 (0.7 to 1.7)	1.6 (1 to 2.3)	2.1 (1.4 to 2.9)	2.8 (1.9 to 3.8)	3.7 (2.5 to 5)	4.6 (3.2 to 6.2)	5.6 (3.9 to 7.6)	6.7 (4.7 to 9.1)	8 (5.6 to 10.8)	9.3 (6.5 to 12.6)	10.7 (7.5 to 14.6)	12.2 (8.6 to 16.6)	13.7 (9.7 to 18.6)	15.3 (10.8 to 20.8)	16.8 (11.8 to 22.9)	1.2 (0.9 to 1.6)	175
HIV/AIDS - Multidrug-resistant Tuberculosis without extra-resistance	0 (0 to 0)	0 (0 to 0)	0 (0 to 0)	0 (0 to 0)	0 (0 to 0)	0 (0 to 0)	0 (0 to 0)	0 (0 to 0)	0 (0 to 0)	0 (0 to 0)	0 (0 to 0)	0 (0 to 0)	0 (0 to 0)	0 (0 to 0)	0 (0 to 0)	0 (0 to 0)	0 (0 to 0)	0 (0 to 0)	0 (0 to 0)	0 (0 to 0)	0 (0 to 0)	0 (0 to 0)	0 (0 to 0)	0 (0 to 0)	0
HIV/AIDS - Extensively drug-resistant Tuberculosis	0 (0 to 0)	0 (0 to 0)	0 (0 to 0)	0 (0 to 0)	0 (0 to 0)	0 (0 to 0)	0 (0 to 0)	0 (0 to 0)	0 (0 to 0)	0 (0 to 0)	0 (0 to 0)	0 (0 to 0)	0 (0 to 0)	0 (0 to 0)	0 (0 to 0)	0 (0 to 0)	0 (0 to 0)	0 (0 to 0)	0 (0 to 0)	0 (0 to 0)	0 (0 to 0)	0 (0 to 0)	0 (0 to 0)	0 (0 to 0)	0
HIV/AIDS resulting in other diseases	0 (0 to 0)	0 (0 to 0)	27.6 (23.7 to 31)	19.6 (16.6 to 23)	0.8 (0.5 to 1.2)	0.5 (0.3 to 0.8)	0.7 (0.4 to 1)	1.1 (0.7 to 1.6)	1.5 (1 to 2.1)	2.1 (1.4 to 2.9)	2.9 (2 to 4)	3.9 (2.7 to 5.3)	5.1 (3.6 to 6.9)	6.6 (4.6 to 8.8)	8.3 (5.8 to 11.1)	10.2 (7.1 to 13.7)	12.2 (8.5 to 16.4)	14.3 (9.9 to 19.3)	16.4 (11.3 to 22.1)	18.5 (12.7 to 25)	20.6 (14.1 to 27.8)	22.6 (15.4 to 30.6)	23.6 (16.1 to 32)	1.6 (1.1 to 2.2)	8,800
Sexually transmitted infections excluding HIV	1 (1 to 2.9)	0 (0 to 0)	0.1 (0.1 to 0.2)	0.1 (0.1 to 0.2)	0.1 (0.1 to 0.2

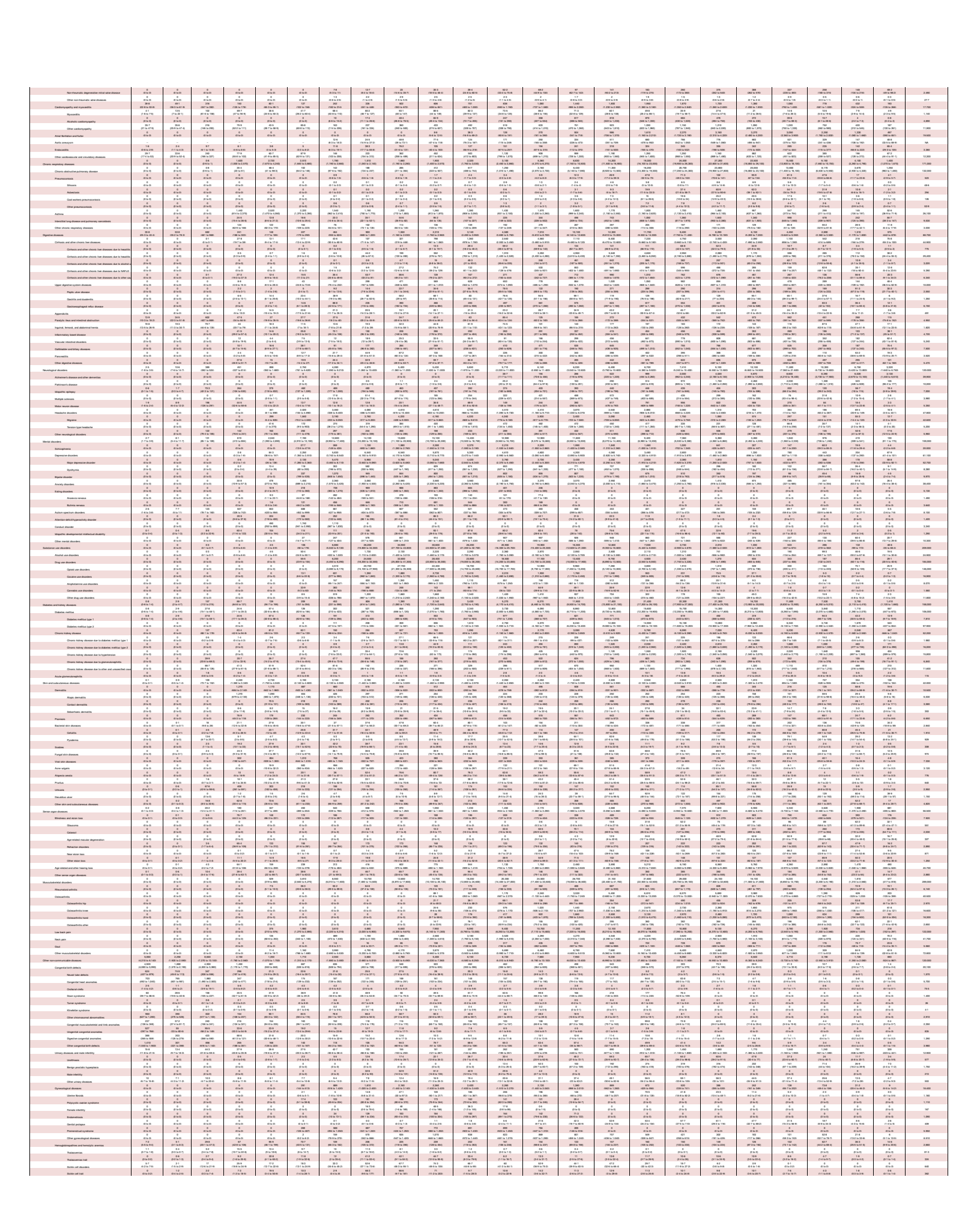

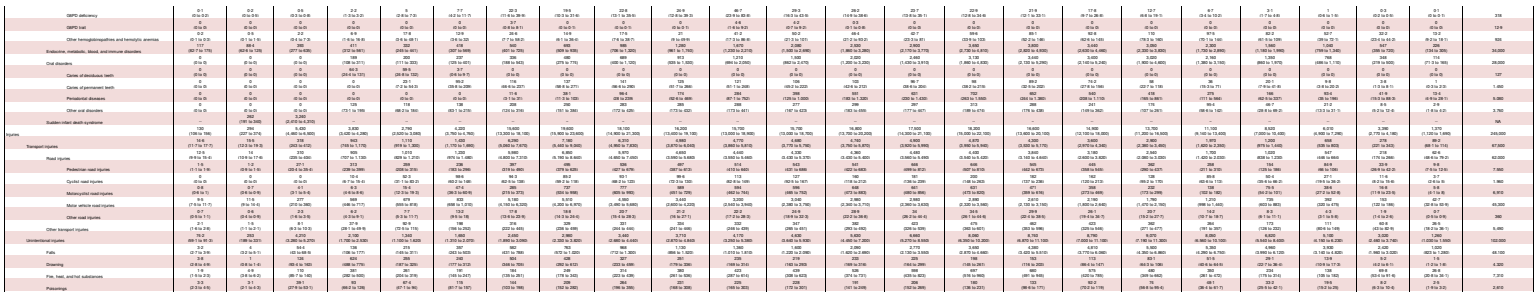

GBD Table 2a: Years (DALY) by cause and age group for both sexes with 95% uncertainty intervals, 2019

Cause	Early Neonatal	Late Neonatal	Post Neonatal	1 to 4	5 to 9	10 to 14	15 to 19	20 to 24	25 to 29	30 to 34	35 to 39	40 to 44	45 to 49	50 to 54	55 to 59	60 to 64	65 to 69	70 to 74	75 to 79	80 to 84	85 to 89	90 to 94	95 plus	Total
All causes	66,132 (58,524 to 74,730)	34,758 (22,553 to 47,106)	69,360 (51,209 to 71,160)	77,393 (54,455 to 101,530)	68,920 (52,732 to 113,590)	1,43,000 (1,03,000 to 1,91,000)	2,67,000 (2,03,000 to 3,29,000)	3,67,000 (2,80,000 to 4,51,000)	3,91,000 (3,00,000 to 4,79,000)	3,97,000 (3,01,000 to 4,79,000)	4,00,000 (3,01,000 to 4,93,000)	4,02,000 (3,06,000 to 4,93,000)	3,53,000 (2,68,000 to 4,33,000)	4,07,000 (3,09,000 to 5,01,000)	4,61,000 (3,51,000 to 5,68,000)	4,60,000 (3,49,000 to 5,68,000)	4,69,000 (3,55,000 to 5,81,000)	4,66,000 (3,52,000 to 5,80,000)	3,55,000 (2,68,000 to 4,39,000)	2,77,000 (2,09,000 to 3,46,000)	1,76,000 (1,32,000 to 2,19,000)	76,500 (57,700 to 92,400)	6,400,000
Communicable, maternal, neonatal, and nutritional diseases	43,900 (38,700 to 49,500)	14,400 (12,700 to 16,200)	14,900 (13,200 to 16,700)	19,300 (17,100 to 21,700)	13,200 (11,700 to 14,900)	13,700 (12,100 to 15,500)	14,600 (12,900 to 16,500)	14,900 (13,100 to 16,800)	17,400 (15,300 to 19,600)	19,900 (17,500 to 22,400)	21,400 (18,800 to 24,100)	21,900 (19,200 to 24,600)	22,600 (19,900 to 25,400)	23,600 (20,800 to 26,500)	22,700 (19,900 to 25,500)	20,200 (17,800 to 22,700)	18,200 (16,000 to 20,400)	16,200 (14,300 to 18,200)	13,600 (12,000 to 15,300)	11,200 (9,900 to 12,600)	7,100 (6,200 to 8,000)	3,04,000 (2,68,000 to 3,41,000)	427,000
HIV/AIDS and sexually transmitted infections	16 (12 to 20)	2 (2 to 3)	12 (12 to 1,43)	199 (98 to 1,22)	161 (97 to 1,75)	164 (94 to 1,11)	1,22 (1,22 to 2,60)	2,60 (1,98 to 3,49)	3,49 (2,42 to 4,78)	4,78 (3,49 to 6,46)	6,46 (4,78 to 7,82)	7,82 (5,72 to 9,98)	9,98 (7,82 to 12,70)	12,70 (9,98 to 15,70)	15,70 (12,70 to 19,00)	19,00 (15,70 to 22,40)	22,40 (19,00 to 25,60)	25,60 (22,40 to 28,60)	28,60 (25,60 to 31,20)	31,20 (28,60 to 33,30)	33,30 (31,20 to 34,80)	34,80 (33,30 to 35,60)	1,67,000 (1,57,000 to 1,77,000)	757 (714 to 801)	1,27,000 (1,19,000 to 1,34,000)	46,100 (43,600 to 48,700)
HIV/AIDS	16 (12 to 20)	2 (2 to 3)	12 (12 to 1,43)	199 (98 to 1,22)	161 (97 to 1,75)	164 (94 to 1,11)	1,22 (1,22 to 2,60)	2,60 (1,98 to 3,49)	3,49 (2,42 to 4,78)	4,78 (3,49 to 6,46)	6,46 (4,78 to 7,82)	7,82 (5,72 to 9,98)	9,98 (7,82 to 12,70)	12,70 (9,98 to 15,70)	15,70 (12,70 to 19,00)	19,00 (15,70 to 22,40)	22,40 (19,00 to 25,60)	25,60 (22,40 to 28,60)	28,60 (25,60 to 31,20)	31,20 (28,60 to 33,30)	33,30 (31,20 to 34,80)	34,80 (33,30 to 35,60)	1,67,000 (1,57,000 to 1,77,000)	757 (714 to 801)	1,27,000 (1,19,000 to 1,34,000)	46,100 (43,600 to 48,700)
HIV/AIDS - Drug-susceptible Tuberculosis	0 (0 to 0)	0 (0 to 0)	2 (0 to 2)	2,21 (1,14 to 2,73)	1,14 (0 to 2,73)	2,21 (1,14 to 2,73)	2,21 (1,14 to 2,73)	2,73 (2,21 to 3,49)	3,49 (2,73 to 4,78)	4,78 (3,49 to 6,46)	6,46 (4,78 to 7,82)	7,82 (5,72 to 9,98)	9,98 (7,82 to 12,70)	12,70 (9,98 to 15,70)	15,70 (12,70 to 19,00)	19,00 (15,70 to 22,40)	22,40 (19,00 to 25,60)	25,60 (22,40 to 28,60)	28,60 (25,60 to 31,20)	31,20 (28,60 to 33,30)	33,30 (31,20 to 34,80)	34,80 (33,30 to 35,60)	1,67,000 (1,57,000 to 1,77,000)	757 (714 to 801)	1,27,000 (1,19,000 to 1,34,000)	642 (604 to 681)
HIV/AIDS - Multidrug-resistant Tuberculosis without extensive drug resistance	0 (0 to 0)	0 (0 to 0)	0,1 (0 to 0,1)	0,1 (0 to 0,1)	0 (0 to 0)	0 (0 to 0)	0 (0 to 0)	0,1 (0 to 0,1)	0,1 (0 to 0,1)	0,1 (0 to 0,1)	0,1 (0 to 0,1)	0,1 (0 to 0,1)	0,1 (0 to 0,1)	0,1 (0 to 0,1)	0,1 (0 to 0,1)	0,1 (0 to 0,1)	0,1 (0 to 0,1)	0,1 (0 to 0,1)	0,1 (0 to 0,1)	0,1 (0 to 0,1)	0,1 (0 to 0,1)	0,1 (0 to 0,1)	0,1 (0 to 0,1)	0 (0 to 0)	0,1 (0 to 0,1)	0,1 (0 to 0,1)	19.7
HIV/AIDS - Extensively drug-resistant Tuberculosis	0 (0 to 0)	0 (0 to 0)	0 (0 to 0,1)	0 (0 to 0,1)	0 (0 to 0)	0 (0 to 0)	0 (0 to 0)	0 (0 to 0)	0 (0 to 0)	0 (0 to 0)	0 (0 to 0)	0 (0 to 0)	0 (0 to 0)	0 (0 to 0)	0 (0 to 0)	0 (0 to 0)	0 (0 to 0)	0 (0 to 0)	0 (0 to 0)	0 (0 to 0)	0 (0 to 0)	0 (0 to 0)	0 (0 to 0)	0 (0 to 0)	0 (0 to 0)	0 (0 to 0)	5.1
HIV/AIDS resulting in other diseases	0 (0 to 0)	0 (0 to 0)	1,09 (1,09 to 1,37)	1,09 (0 to 1,37)	0,1 (0 to 0,1)	0,1 (0 to 0,1)	0,1 (0 to 0,1)	0,1 (0 to 0,1)	0,1 (0 to 0,1)	0,1 (0 to 0,1)	0,1 (0 to 0,1)	0,1 (0 to 0,1)	0,1 (0 to 0,1)	0,1 (0 to 0,1)	0,1 (0 to 0,1)	0,1 (0 to 0,1)	0,1 (0 to 0,1)	0,1 (0 to 0,1)	0,1 (0 to 0,1)	0,1 (0 to 0,1)	0,1 (0 to 0,1)	0,1 (0 to 0,1)	0,1 (0 to 0,1)	0 (0 to 0)	0,1 (0 to 0,1)	0,1 (0 to 0,1)	42,300
Sexually transmitted infections excluding HIV	0 (0 to 0)	0 (0 to 0)	0,1 (0 to 0,1)	0,1 (0 to 0,1)	0,1 (0 to 0,1)	0,1 (0 to 0,1)	0,1 (0 to 0,1)	0,1 (0 to 0,1)	0,1 (0 to 0,1)	0,1 (0 to 0,1)	0,1 (0 to 0,1)	0,1 (0 to 0,1)	0,1 (0 to 0,1)	0,1 (0 to 0,1)	0,1 (0 to 0,1)	0,1 (0 to 0,1)	0,1 (0 to 0,1)	0,1 (0 to 0,1)	0,1 (0 to 0,1)	0,1 (0 to 0,1)	0,1 (0 to 0,1



Other transport injuries	9 (6·9 to 11·8)	6·1 (4·4 to 8·4)	27·1 (21·1 to 34·3)	184 (139 to 243)	440 (340 to 561)	875 (676 to 1,110)	1,330 (962 to 1,780)	1,440 (1,020 to 1,990)	1,300 (995 to 1,680)	1,300 (999 to 1,670)	1,260 (965 to 1,610)	1,300 (1,010 to 1,620)	1,450 (1,120 to 1,840)	1,510 (1,170 to 1,920)	1,610 (1,250 to 2,030)	1,610 (1,220 to 2,090)	1,420 (1,070 to 1,850)	1,150 (863 to 1,510)	840 (607 to 1,140)	558 (403 to 746)	370 (266 to 497)	207 (150 to 279)	94 (65·5 to 128)	20,300
Unintentional injuries	242 (191 to 309)	702 (530 to 901)	8,480 (6,390 to 10,700)	8,830 (7,350 to 10,500)	5,610 (4,420 to 6,980)	6,550 (5,070 to 8,440)	9,690 (7,420 to 12,400)	12,000 (9,340 to 15,200)	13,800 (10,600 to 17,800)	15,300 (11,700 to 20,200)	17,400 (13,300 to 22,800)	18,200 (13,900 to 23,700)	20,700 (15,700 to 27,000)	22,700 (17,400 to 29,500)	26,800 (20,500 to 34,600)	28,400 (21,800 to 36,400)	27,200 (20,900 to 34,400)	26,200 (20,600 to 33,000)	22,900 (18,000 to 29,000)	19,400 (15,300 to 24,600)	15,300 (12,300 to 19,200)	9,370 (7,470 to 11,600)	4,160 (3,310 to 5,140)	340,000
Falls	12·3 (10·2 to 14·8)	14·7 (11·5 to 18·6)	148 (116 to 187)	594 (439 to 799)	1,090 (731 to 1,600)	1,780 (1,210 to 2,530)	2,710 (1,940 to 3,720)	3,530 (2,560 to 4,810)	4,370 (3,170 to 5,920)	5,170 (3,760 to 6,990)	6,290 (4,650 to 8,570)	7,020 (5,190 to 9,370)	8,610 (6,510 to 11,500)	10,100 (7,660 to 13,100)	12,900 (9,770 to 16,800)	14,900 (11,500 to 19,200)	15,500 (11,800 to 19,700)	16,400 (12,900 to 20,800)	15,600 (12,300 to 19,900)	14,500 (11,300 to 18,300)	12,100 (9,610 to 15,200)	7,650 (6,060 to 9,470)	3,450 (2,720 to 4,300)	164,000
Drowning	18·7 (14 to 24·2)	4·9 (3·6 to 6·5)	424 (308 to 549)	3,890 (3,140 to 4,670)	1,350 (998 to 1,710)	939 (692 to 1,220)	1,860 (1,320 to 2,530)	1,790 (1,260 to 2,480)	1,500 (1,100 to 2,000)	1,140 (843 to 1,480)	1,100 (836 to 1,420)	920 (700 to 1,190)	866 (658 to 1,140)	825 (622 to 1,080)	731 (554 to 938)	617 (472 to 790)	411 (325 to 518)	287 (222 to 363)	169 (132 to 211)	97·9 (76·5 to 123)	48·6 (36·8 to 59·5)	19·1 (15·2 to 22·8)	6·2 (4·8 to 7·5)	19,000
Fire, heat, and hot substances	5·1 (4·1 to 6·2)	12·2 (9·5 to 15·3)	187 (142 to 237)	877 (653 to 1,160)	680 (523 to 856)	556 (415 to 736)	610 (422 to 881)	739 (508 to 1,090)	978 (666 to 1,400)	1,300 (849 to 1,990)	1,470 (960 to 2,260)	1,440 (939 to 2,200)	1,620 (1,070 to 2,460)	1,740 (1,190 to 2,560)	1,950 (1,350 to 2,860)	1,850 (1,260 to 2,690)	1,500 (1,070 to 2,170)	1,180 (836 to 1,700)	850 (604 to 1,190)	565 (408 to 791)	352 (256 to 487)	179 (133 to 242)	72·5 (54·6 to 95·4)	20,700
Poisonings	10·3 (7·3 to 13·9)	8·8 (5·9 to 12·4)	90·5 (63·1 to 121)	346 (251 to 469)	287 (195 to 416)	431 (296 to 590)	509 (359 to 688)	731 (537 to 977)	878 (654 to 1,160)	743 (546 to 955)	723 (544 to 939)	667 (504 to 861)	555 (412 to 726)	570 (424 to 739)	510 (384 to 671)	389 (291 to 511)	271 (198 to 362)	201 (146 to 264)	128 (93·2 to 167)	87·9 (64·9 to 114)	53·8 (39·7 to 69·4)	23·6 (17·2 to 31·1)	7·8 (5·8 to 10)	8,220
Poisoning by carbon monoxide	0·8 (0·4 to 1·6)	1·2 (0·5 to 2·5)	22·6 (10·4 to 40·1)	96·9 (47 to 168)	66·1 (42·3 to 95)	92·1 (53·8 to 143)	191 (121 to 284)	322 (197 to 492)	415 (269 to 628)	407 (279 to 565)	388 (266 to 545)	354 (244 to 487)	264 (183 to 370)	229 (148 to 338)	193 (124 to 277)	137 (93·5 to 193)	88·9 (62·5 to 122)	57·5 (42·4 to 75·9)	38·2 (26·8 to 52·3)	25·5 (18·6 to 34·9)	16·1 (10·8 to 22·1)	5·8 (4·2 to 7·8)	1·5 (1 to 2)	3,410
Poisoning by other means	9·4 (6·9 to 12·7)	7·6 (5·2 to 10·6)	67·9 (49·4 to 90·4)	249 (183 to 330)	221 (137 to 342)	339 (225 to 481)	319 (208 to 471)	409 (287 to 562)	463 (335 to 613)	336 (226 to 469)	335 (225 to 481)	313 (210 to 440)	291 (192 to 413)	342 (246 to 468)	316 (223 to 452)	251 (173 to 350)	182 (122 to 259)	143 (98·3 to 203)	89·8 (61·1 to 124)	62·4 (43 to 84·8)	37·6 (27 to 50·8)	17·7 (12·1 to 24·8)	6·3 (4·6 to 8·4)	4,810
Exposure to mechanical forces	10·6 (7·6 to 14·5)	8·2 (6·3 to 10·6)	120 (94·7 to 152)	838 (671 to 1,030)	856 (614 to 1,200)	1,220 (830 to 1,790)	1,980 (1,410 to 2,780)	2,560 (1,830 to 3,630)	2,870 (2,030 to 4,040)	3,220 (2,300 to 4,540)	3,530 (2,490 to 5,010)	3,520 (2,440 to 4,980)	3,840 (2,680 to 5,410)	3,890 (2,750 to 5,550)	4,230 (3,020 to 5,960)	4,040 (2,820 to 5,670)	3,370 (2,350 to 4,730)	2,670 (1,830 to 3,750)	1,830 (1,270 to 2,560)	1,190 (814 to 1,690)	736 (510 to 1,040)	363 (247 to 514)	136 (92·1 to 192)	47,000
Unintentional firearm injuries	2·4 (1·6 to 3·6)	1·2 (0·8 to 1·7)	9·8 (6·7 to 14)	160 (100 to 232)	140 (95·8 to 199)	220 (153 to 298)	483 (333 to 679)	529 (352 to 753)	391 (270 to 583)	331 (230 to 464)	303 (221 to 425)	257 (186 to 361)	273 (197 to 376)	265 (194 to 357)	271 (195 to 362)	217 (155 to 298)	173 (125 to 237)	123 (88·9 to 171)	75·6 (54·1 to 107)	47·4 (33·6 to 67·9)	26·3 (18·2 to 38)	12·5 (8·7 to 18·5)	5·1 (3·5 to 7·3)	4,320
Other exposure to mechanical forces	8·1 (5·9 to 11·1)	7 (5·3 to 9·1)	111 (86·6 to 141)	678 (533 to 853)	715 (479 to 1,040)	997 (636 to 1,560)	1,500 (997 to 2,290)	2,040 (1,390 to 3,010)	2,480 (1,700 to 3,600)	2,880 (2,010 to 4,170)	3,220 (2,240 to 4,710)	3,260 (2,260 to 4,680)	3,570 (2,480 to 5,110)	3,620 (2,530 to 5,240)	3,960 (2,780 to 5,650)	3,830 (2,660 to 5,380)	3,190 (2,200 to 4,520)	2,550 (1,740 to 3,600)	1,760 (1,220 to 2,470)	1,150 (779 to 1,630)	710 (491 to 1,000)	351 (238 to 498)	131 (88·5 to 185)	42,700
Adverse effects of medical treatment	49·5 (37·1 to 77·4)	46·2 (35·3 to 62·7)	368 (261 to 510)	457 (310 to 648)	228 (153 to 330)	190 (130 to 270)	192 (132 to 276)	261 (180 to 370)	313 (219 to 433)	381 (269 to 525)	484 (349 to 662)	587 (427 to 788)	781 (566 to 1,060)	923 (658 to 1,250)	1,300 (949 to 1,750)	1,480 (1,100 to 1,970)	1,630 (1,180 to 2,220)	1,590 (1,150 to 2,160)	1,200 (877 to 1,680)	754 (540 to 1,030)	429 (317 to 582)	202 (147 to 279)	77·4 (54·1 to 109)	13,900
Animal contact	6·1 (4·5 to 8·3)	10·4 (7·2 to 14·8)	34·7 (24·6 to 45·9)	166 (124 to 222)	181 (128 to 257)	204 (135 to 294)	232 (149 to 335)	264 (176 to 374)	293 (195 to 420)	313 (212 to 455)	355 (244 to 523)	363 (244 to 530)	395 (269 to 565)	410 (287 to 584)	442 (305 to 638)	428 (293 to 609)	368 (250 to 534)	293 (197 to 424)	197 (129 to 290)	129 (86 to 194)	79·1 (52·5 to 117)	39·2 (26·3 to 58·6)	14·7 (9·9 to 21·7)	5,220
Venomous animal contact	0·5 (0·3 to 1)	0·6 (0·3 to 1·1)	4·6 (3·1 to 6·7)	33·4 (21·3 to 50·1)	65·3 (40·9 to 101)	94·2 (59·2 to 141)	107 (66·2 to 161)	117 (75·5 to 170)	128 (84·2 to 186)	132 (87·9 to 187)	142 (97·5 to 198)	143 (98·1 to 196)	146 (100 to 202)	145 (102 to 195)	146 (103 to 204)	134 (95·7 to 182)	105 (73·7 to 144)	73·8 (51·7 to 101)	43·5 (30 to 58·5)	27·2 (18·9 to 36·9)	15·2 (10·5 to 21)	7·3 (5 to 10·3)	2·7 (2 to 3·7)	1,810
Non-venomous animal contact	5·6 (4 to 7·8)	9·8 (6·6 to 14·1)	30·1 (21·1 to 40·4)	133 (98·5 to 178)	115 (78·4 to 171)	110 (66·8 to 173)	125 (75·2 to 202)	147 (90·2 to 234)	164 (98·8 to 261)	181 (109 to 298)	213 (129 to 357)	220 (133 to 355)	249 (151 to 398)	265 (164 to 414)	296 (184 to 471)	294 (183 to 459)	263 (163 to 415)	219 (138 to 340)	153 (95·7 to 235)	102 (64 to 160)	63·8 (40·5 to 98·9)	31·9 (20·1 to 48·6)	12 (7·7 to 18·3)	3,400
Foreign body	119 (91·7 to 152)	590 (436 to 773)	6,990 (5,110 to 8,970)	1,350 (1,090 to 1,640)	542 (411 to 722)	622 (469 to 842)	620 (459 to 849)	757 (574 to 1,020)	852 (652 to 1,120)	960 (735 to 1,240)	1,090 (844 to 1,370)	1,170 (929 to 1,450)	1,320 (1,020 to 1,650)	1,420 (1,110 to 1,790)	1,660 (1,330 to 2,060)	1,730 (1,390 to 2,150)	1,640 (1,320 to 2,010)	1,540 (1,280 to 1,820)	1,360 (1,140 to 1,600)	1,060 (840 to 1,280)	845 (669 to 1,000)	525 (406 to 660)	246 (187 to 305)	29,000
Pulmonary aspiration and foreign body in airway	119 (90·9 to 151)	588 (434 to 772)	6,970 (5,080 to 8,930)	1,200 (954 to 1,470)	304 (237 to 375)	301 (220 to 394)	240 (179 to 318)	330 (241 to 445)	364 (273 to 477)	419 (308 to 550)	475 (361 to 612)	533 (424 to 667)	611 (471 to 793)	690 (513 to 921)	859 (643 to 1,110)	922 (696 to 1,230)	907 (706 to 1,150)	899 (718 to 1,100)	873 (707 to 1,070)	710 (544 to 892)	615 (456 to 752)	402 (288 to 528)	194 (134 to 254)	19,500
Foreign body in eyes	0·2 (0 to 0·4)	0·5 (0·1 to 1·1)	8·3 (2·4 to 17·6)	43·2 (13·7 to 95·4)	67·6 (21·9 to 150)	89 (30 to 202)	112 (42·9 to 248)	134 (52·4 to 278)	152 (65·6 to 292)	159 (71·4 to 302)	171 (81 to 314)	171 (89·1 to 304)	178 (100 to 301)	168 (96·8 to 268)	172 (103 to 265)	162 (100 to 241)	139 (87·3 to 202)	111 (72·2 to 159)	77·4 (51·4 to 111)	50·6 (33·3 to 73·3)	30·8 (21 to 44·6)	14·9 (10·3 to 21·3)	5·4 (3·7 to 7·6)	2,220
Foreign body in other body part	0·6 (0·3 to 1)	1·1 (0·5 to 2·2)	19·6 (10·2 to 38·3)	110 (67·8 to 183)	170 (102 to 283)	232 (150 to 360)	269 (182 to 397)	293 (204 to 424)	335 (236 to 479)	382 (264 to 528)	445 (308 to 615)	463 (324 to 641)	529 (370 to 726)	561 (396 to 772)	633 (447 to 870)	650 (459 to 895)	596 (420 to 831)	526 (370 to 710)	410 (289 to 562)	298 (210 to 402)	200 (140 to 272)	109 (75·4 to 152)	46·6 (32·6 to 65·1)	7,280
Environmental heat and cold exposure	3·3 (2·4 to 4·4)	1·8 (1·3 to 2·4)	51·7 (37·2 to 68·9)	90·6 (68·2 to 119)	48·7 (33·8 to 69·2)	77·8 (53·3 to 111)	162 (115 to 220)	225 (165 to 304)	284 (205 to 369)	330 (244 to 447)	381 (284 to 501)	417 (308 to 554)	484 (363 to 639)	543 (405 to 711)	599 (442 to 801)	605 (446 to 804)	508 (364 to 679)	432 (315 to 569)	345 (255 to 457)	249 (182 to 328)	179 (134 to 233)	97·1 (72·2 to 128)	40 (29·4 to 52·6)	6,150
Exposure to forces of nature	0·5 (0·4 to 0·5)	1·3 (1·1 to 1·4)	10·5 (9·6 to 11·6)	52·1 (47·3 to 57·3)	55·3 (50·3 to 61·1)	69·5 (63·1 to 77)	69·8 (63·3 to 77·1)	69·2 (62·7 to 76·5)	70·2 (63·5 to 77·8)	62·3 (56·3 to 69·1)	58·3 (52·3 to 64·8)	51·4 (46·1 to 57·5)	53·4 (47·8 to 59·6)	53·2 (47·7 to 59·5)	51·2 (45·9 to 57·3)	46·6 (41·7 to 52·2)	36·5 (32·6 to 41·1)	27·4 (24·6 to 30·7)	17·9 (16 to 20)	11·9 (10·6 to 13·3)	6·9 (6·2 to 7·8)	3 (2·7 to 3·4)	1 (0·9 to 1·1)	879
Other unintentional injuries	6·1 (3·8 to 9·4)	3·6 (2·3 to 5·3)	45·9 (33 to 59·6)	168 (119 to 226)	286 (200 to 411)	455 (324 to 644)	746 (527 to 1,070)	1,080 (768 to 1,490)	1,360 (967 to 1,910)	1,660 (1,170 to 2,350)	1,910 (1,320 to 2,650)	2,010 (1,390 to 2,820)	2,220 (1,520 to 3,120)	2,250 (1,520 to 3,180)	2,450 (1,660 to 3,420)	2,310 (1,560 to 3,270)	1,980 (1,360 to 2,800)	1,610 (1,110 to 2,270)	1,140 (793 to 1,610)	773 (537 to 1,070)	507 (355 to 706)	273 (191 to 376)	111 (79·8 to 152)	25,400
Self-harm and interpersonal violence	178 (124 to 243)	108 (80 to 147)	3,150 (2,360 to 4,150)	4,110 (3,160 to 5,160)	1,660 (1,370 to 2,010)	4,990 (4,200 to 5,940)	26,800 (22,200 to 32,200)	37,900 (30,900 to 45,700)	34,200 (27,900 to 41,100)	29,400 (24,100 to 35,300)	26,000 (21,300 to 31,300)	22,500 (18,200 to 27,600)	20,700 (16,700 to 26,100)	18,300 (14,600 to 22,700)	15,500 (12,200 to 19,300)	11,300 (9,020 to 13,900)	6,850 (5,550 to 8,370)	4,750 (3,850 to 5,720)	2,730 (2,240 to 3,250)	1,430 (1,140 to 1,740)	789 (631 to 949)	260 (212 to 311)	73 (58·5 to 88·2)	274,000
Self-harm	0 (0 to 0)	0 (0 to 0)	0 (0 to 0)	0 (0 to 0)	0 (0 to 0)	2,870 (2,200 to 3,670)	15,000 (12,000 to 18,500)	19,400 (15,200 to 24,600)	18,600 (14,600 to 23,000)	16,300 (12,700 to 20,000)	15,600 (12,300 to 18,900)	14,200 (11,100 to 17,900)	13,800 (10,600 to 17,500)	12,900 (9,960 to 16,500)	10,900 (8,240 to 14,100)	7,920 (6,070 to 10,100)	4,620 (3,560 to 5,880)	3,240 (2,510 to 4,060)	1,840 (1,420 to 2,320)	1,010 (761 to 1,290)	566 (431 to 704)	165 (128 to 204)	38 (29·6 to 47·4)	159,000
Self-harm by firearm	0 (0 to 0)	0 (0 to 0)	0 (0 to 0)	0 (0 to 0)	0 (0 to 0)	1,100 (714 to 1,520)	7,060 (5,230 to 9,290)	10,200 (7,550 to 13,500)	9,460 (7,100 to 12,200)	7,990 (6,060 to 10,100)	7,620 (5,630 to 9,880)	6,900 (5,040 to 8,970)	6,740 (4,990 to 8,940)	7,010 (5,120 to 9,480)	6,340 (4,600 to 8,450)	4,980 (3,690 to 6,700)	3,100 (2,320 to 4,070)	2,370 (1,750 to 3,080)	1,370 (1,020 to 1,780)	746 (551 to 995)	419 (304 to 540)	108 (77·8 to 138)	18·9 (13·6 to 25·2)	83,500
Self-harm by other specified means	0 (0 to 0)	0 (0 to 0)	0 (0 to 0)	0 (0 to 0)	0 (0 to 0)	1,760 (1,260 to 2,360)	7,930 (5,910 to 10,200)	9,260 (6,920 to 12,100)	9,190 (6,950 to 11,900)	8,310 (6,290 to 10,700)	7,940 (6,160 to 10,100)	7,270 (5,630 to 9,340)	7,020 (5,140 to 9,400)	5,860 (4,380 to 7,560)	4,590 (3,390 to 6,070)	2,940 (2,160 to 3,880)	1,520 (1,150 to 2,020)	871 (665 to 1,180)	466 (352 to 651)	261 (197 to 370)	147 (110 to 210)	57·4 (43·7 to 75·9)	19 (14·5 to 24)	75,400
Interpersonal violence	172 (119 to 237)	105 (76·5 to 143)	3,140 (2,340 to 4,130)	4,010 (3,060 to 5,050)	1,590 (1,300 to 1,940)	2,050 (1,620 to 2,600)	11,500 (9,010 to 14,800)	17,800 (14,100 to 22,000)	14,900 (11,800 to 18,400)	12,500 (10,100 to 15,300)	9,940 (7,980 to 12,400)	8,000 (6,510 to 9,860)	6,690 (5,360 to 8,390)	5,210 (4,130 to 6,380)	4,420 (3,540 to 5,440)	3,270 (2,600 to 3,970)	2,180 (1,740 to 2,680)	1,480 (1,180 to 1,840)	869 (693 to 1,090)	411 (314 to 543)	216 (161 to 287)	92·2 (67·6 to 125)	32·8 (24·2 to 44)	111,000
Physical violence by firearm	10·7 (7·4 to 14·9)	10·5 (7·5 to 14·7)	181 (128 to 246)	863 (647 to 1,110)	734 (590 to 910)	1,190 (904 to 1,550)	9,250 (7,160 to 12,100)	14,500 (11,300 to 18,200)	11,600 (9,030 to 14,500)	9,390 (7,340 to 11,600)	6,930 (5,430 to 8,800)	5,240 (4,090 to 6,660)	3,930 (3,030 to 5,100)	2,720 (2,050 to 3,510)	2,060 (1,600 to 2,620)	1,370 (1,060 to 1,730)	770 (619 to 948)	462 (369 to 560)	243 (195 to 297)	84·4 (66·9 to 106)	37·3 (28·3 to 47·6)	13·8 (10·4 to 18·3)	5·2 (3·9 to 6·7)	71,600
Physical violence by sharp object	8·6 (5·6 to 12·7)	4·7 (3·4 to 6·3)	37·7 (27·3 to 50·4)	118 (90 to 148)	104 (85 to 127)	145 (113 to 183)	947 (730 to 1,220)	1,600 (1,260 to 2,000)	1,470 (1,160 to 1,820)	1,370 (1,100 to 1,680)	1,200 (956 to 1,480)	989 (807 to 1,220)	904 (716 to 1,120)	771 (601 to 953)	698 (560 to 879)	495 (390 to 617)	342 (268 to 429)	230 (180 to 292)	132 (102 to 173)	61·3 (45·3 to 84·4)	31·7 (23·1 to 44)	14·2 (10·2 to 19·7)	5·5 (3·9 to 7·6)	11,700
Sexual violence	0 (0 to 0)	0 (0 to 0)	0 (0 to 0)	8·1 (4·7 to 13·1)	74·4 (44·6 to 118)	211 (119 to 323)	552 (306 to 894)	570 (326 to 861)	365 (202 to 591)	251 (139 to 407)	218 (123 to 351)	181 (105 to 294)	160 (93·4 to 267)	120 (68·1 to 198)	87·3 (51·3 to 139)	63·5 (38·7 to 95·4)	50·3 (31·5 to 75·5)	37·5 (23·9 to 56·1)	24·7 (16·1 to 36)	16·3 (10·6 to 24·6)	8·9 (5·1 to 14·5)	2 (1·2 to 3·1)	0·1 (0·1 to 0·3)	3,000
Physical violence by other means	153 (106 to 211)	89·4 (65·1 to 122)	2,920 (2,180 to 3,860)	3,020 (2,290 to 3,830)	680 (555 to 829)	504 (401 to 635)	765 (618 to 956)	1,140 (904 to 1,400)	1,450 (1,140 to 1,800)	1,530 (1,210 to 1,920)	1,590 (1,220 to 2,030)	1,590 (1,230 to 2,010)	1,700 (1,310 to 2,180)	1,600 (1,210 to 2,060)	1,580 (1,200 to 2,040)	1,340 (998 to 1,760)	1,020 (757 to 1,340)	747 (550 to 991)	470 (350 to 624)	249 (179 to 337)	138 (98·9 to 190)	62·2 (44·5 to 86·6)	22 (16·1 to 30·4)	24,400
Conflict and terrorism	6·1 (5·5 to 6·7)	3·4 (3 to 3·7)	11·2 (10·1 to 12·3)	78·4 (71·2 to 86·3)	54·4 (49·5 to 60·4)	60 (53·6 to 68·8)	132 (118 to 150)	209 (188 to 234)	172 (153 to 197)	139 (121 to 166)	110 (94 to 137)	77·8 (64·9 to 97·7)	66 (55·2 to 83)	55·4 (46·5 to 68·8)	50·6 (43 to 62·4)	40·7 (34·7 to 50·4)	31·5 (26·8 to 38·4)	21·1 (17·7 to 25·9)	13·4 (11·2 to 16·5)	8·6 (7·4 to 10·4)	5·4 (4·6 to 6·5)	2·6 (2 to 3·4)	2·1 (1·8 to 2·5)	1,350

SR Table 2c: Utah DALYS by cause and age group for both sexes with 95% uncertainty intervals, 2019

Cause	Zero Neonatal	Post Neonatal	1 to 4	5 to 9	10 to 14	15 to 19	20 to 24	25 to 29	30 to 34	35 to 39	40 to 44	45 to 49	50 to 54	55 to 59	60 to 64	65 to 69	70 to 74	75 to 79	80 to 84	85 to 89	90 to 94	95 plus	Total
All causes	2,789 (2,570 to 3,000)	6,009 (5,310 to 6,600)	9,460 (8,630 to 10,300)	6,916 (6,240 to 7,700)	7,458 (6,810 to 8,170)	10,100 (9,170 to 10,900)	14,200 (12,900 to 15,400)	17,700 (16,000 to 19,400)	17,600 (15,900 to 19,400)	17,900 (16,200 to 19,600)	18,200 (16,500 to 19,900)	20,600 (18,600 to 22,500)	23,600 (21,300 to 25,800)	26,400 (23,800 to 28,900)	30,600 (27,700 to 33,600)	34,600 (31,200 to 38,000)	37,000 (33,200 to 40,500)	34,500 (30,600 to 38,100)	23,600 (20,400 to 26,700)	22,500 (19,300 to 25,600)	17,900 (15,300 to 19,900)	9,270 (8,890 to 9,700)	350,000
Communicable, maternal, neonatal, and nutritional diseases	7,690 (6,780 to 10,000)	1,450 (1,120 to 1,810)	1,620 (1,060 to 2,290)	1,760 (1,280 to 2,290)	1,750 (1,280 to 2,360)	1,670 (1,190 to 2,180)	1,990 (1,350 to 2,630)	1,660 (1,210 to 2,150)	1,700 (1,260 to 2,110)	1,960 (1,500 to 2,560)	1,860 (1,430 to 2,360)	1,930 (1,510 to 2,540)	1,920 (1,380 to 2,550)	1,420 (1,100 to 1,770)	1,600 (1,260 to 2,020)	1,600 (1,310 to 2,020)	1,690 (1,290 to 2,060)	1,690 (1,290 to 2,060)	1,410 (1,070 to 1,800)	1,320 (1,000 to 1,700)	1,360 (1,060 to 1,680)	980 (738 to 1,350)	42,500 (39,500 to 46,000)
HIV/AIDS and sexually transmitted infections	1 (0.4 to 1.6)	0.2 (0.2 to 0.7)	0.7 (0.5 to 0.9)	3.3 (0.7 to 9.4)	3.1 (0.7 to 9.4)	6.4 (0.9 to 17.9)	24 (4.1 to 58.7)	70.5 (9.6 to 181.1)	139 (13.9 to 339)	229 (17.6 to 556)	354 (20.9 to 852)	492 (23.3 to 1,180)	626 (27.3 to 1,510)	775 (31.4 to 1,870)	940 (36.1 to 2,270)	1,110 (41.1 to 2,680)	1,270 (45.9 to 3,080)	1,400 (50.2 to 3,390)	1,510 (54.1 to 3,650)	1,610 (57.3 to 3,880)	1,710 (60.1 to 4,140)	1,710 (61.5 to 4,150)	1,710
HIV/AIDS	0 (0 to 0)	0 (0 to 0)	0.4 (0.3 to 0.6)	3.2 (0.7 to 9.3)	3.1 (0.7 to 9.3)	3.9 (0.6 to 11.1)	19.2 (3.2 to 47.2)	62 (8.6 to 162)	112 (10.2 to 272)	197 (15.1 to 479)	220 (13.1 to 529)	176 (8.5 to 421)	161 (7.1 to 386)	169 (6.9 to 407)	162 (6.2 to 389)	164 (6.1 to 394)	162 (5.5 to 389)	161 (5.8 to 387)	163 (6.1 to 391)	161 (6.1 to 387)	163 (6.1 to 391)	161 (6.1 to 387)	1,280
HIV/AIDS - Drug-susceptible Tuberculosis	0 (0 to 0)	0 (0 to 0)	0 (0 to 0)	0 (0 to 0)	0 (0 to 0)	0 (0 to 0)	0 (0 to 0)	0.5 (0 to 1.3)	1.3 (0 to 3.3)	2 (0 to 5.1)	2.4 (0 to 6.1)	1.9 (0 to 4.8)	2.2 (0 to 5.5)	1.4 (0 to 3.5)	2.1 (0 to 5.3)	0.6 (0 to 1.5)	1.1 (0 to 2.8)	0.4 (0 to 1.1)	0.7 (0 to 1.8)	0.4 (0 to 1.1)	0.7 (0 to 1.8)	0 (0 to 0)	19.2
HIV/AIDS - Multidrug-resistant Tuberculosis without extensive drug resistance	0 (0 to 0)	0 (0 to 0)	0 (0 to 0)	0 (0 to 0)	0 (0 to 0)	0 (0 to 0)	0 (0 to 0)	0 (0 to 0)	0 (0 to 0)	0 (0 to 0)	0 (0 to 0)	0 (0 to 0)	0 (0 to 0)	0 (0 to 0)	0 (0 to 0)	0 (0 to 0)	0 (0 to 0)	0 (0 to 0)	0 (0 to 0)	0 (0 to 0)	0 (0 to 0)	0 (0 to 0)	0 (0 to 0)	0.5
HIV/AIDS - Extensively drug-resistant Tuberculosis	0 (0 to 0)	0 (0 to 0)	0 (0 to 0)	0 (0 to 0)	0 (0 to 0)	0 (0 to 0)	0 (0 to 0)	0 (0 to 0)	0 (0 to 0)	0 (0 to 0)	0 (0 to 0)	0 (0 to 0)	0 (0 to 0)	0 (0 to 0)	0 (0 to 0)	0 (0 to 0)	0 (0 to 0)	0 (0 to 0)	0 (0 to 0)	0 (0 to 0)	0 (0 to 0)	0 (0 to 0)	0 (0 to 0)	0.1
HIV/AIDS resulting in other diseases	0 (0 to 0)	0 (0 to 0)	0.2 (0.1 to 0.5)	0.1 (0 to 0.3)	0.1 (0 to 0.3)	2.5 (0.3 to 6.8)	4.8 (0.9 to 11)	8.5 (1.4 to 20)	26 (3.4 to 62)	32 (3.4 to 77)	132 (7.8 to 316)	315 (14.8 to 750)	463 (20.2 to 1,100)	605 (24.5 to 1,440)	778 (29.9 to 1,850)	946 (36.1 to 2,250)	1,110 (41.4 to 2,640)	1,240 (45.7 to 2,940)	1,350 (49.2 to 3,210)	1,450 (52.1 to 3,450)	1,550 (54.6 to 3,690)	1,550 (55.9 to 3,690)	1,260
Sexually transmitted infections excluding HIV	1 (0.4 to 1.6)	0.2 (0.2 to 0.7)	0.3 (0.1 to 0.5)	0.1 (0 to 0.3)	0.1 (0 to 0.3)	0.3 (0.2 to 0.5)	0.8 (0.5 to 1.2)	1.1 (0.6 to 1.6)	1.5 (0.8 to 2.1)	2.7 (1.4 to 3.8)	2.7 (1.4 to 3.8)	2.7 (1.4 to 3.8)	2.7 (1.4 to 3.8)	2.8 (1.4 to 3.9)	2.9 (1.5 to 4.1)	2.9 (1.5 to 4.1)	2.9 (1.5 to 4.1)	2.9 (1.5 to 4.1)	2.9 (1.5 to 4.1)	2.9 (1.5 to 4.1)	2.9 (1.5 to 4.1)	0.7 (0.4 to 1.1)	69.6
Syphilis	0 (0 to 0)	0 (0 to 0)	0 (0 to 0)	0 (0 to 0)	0 (0 to 0)	0 (0 to 0)	0 (0 to 0)	0 (0 to 0)	0 (0 to 0)	0 (0 to 0)	0 (0 to 0)	0 (0 to 0)	0 (0 to 0)	0 (0 to 0)	0 (0 to 0)	0 (0 to 0)	0 (0 to 0)	0 (0 to 0)	0 (0 to 0)	0 (0 to 0)	0 (0 to 0)	0 (0 to 0)	0 (0 to 0)	0
Chlamydial infection	0 (0 to 0)	0 (0 to 0)	0 (0 to 0)	0 (0 to 0)	0 (0 to 0)	0 (0 to 0)	0.3 (0.2 to 0.5)	0.6 (0.3 to 1)	1 (0.5 to 1.5)	2.2 (1.1 to 3.2)	2.2 (1.1 to 3.2)	2.2 (1.1 to 3.2)	2.2 (1.1 to 3.2)	2.2 (1.1 to 3.2)	2.2 (1.1 to 3.2)	2.2 (1.1 to 3.2)	2.2 (1.1 to 3.2)	2.2 (1.1 to 3.2)	2.2 (1.1 to 3.2)	2.2 (1.1 to 3.2)	2.2 (1.1 to 3.2)	0.1 (0 to 0.2)	21.9
Gonococcal infection	0 (0 to 0)	0 (0 to 0)	0 (0 to 0)	0 (0 to 0)	0 (0 to 0)	0 (0 to 0)	0.4 (0.2 to 0.6)	0.5 (0.3 to 0.8)	0.5 (0.3 to 0.8)	0.7 (0.4 to 1.1)	0.5 (0.3 to 0.8)	0.5 (0.3 to 0.8)	0.5 (0.3 to 0.8)	0.6 (0.3 to 0.9)	0.7 (0.4 to 1.1)	0.7 (0.4 to 1.1)	0.7 (0.4 to 1.1)	0.7 (0.4 to 1.1)	0.7 (0.4 to 1.1)	0.7 (0.4 to 1.1)	0.7 (0.4 to 1.1)	0.3 (0.2 to 0.5)	20.9
Trichomoniasis	0 (0 to 0)	0 (0 to 0)	0 (0 to 0)	0 (0 to 0)	0 (0 to 0)	0 (0 to 0)	2 (0.7 to 4.1)	3.2 (1.1 to 6.4)	4 (1.4 to 8.1)	5.2 (1.8 to 10.5)	5.2 (1.8 to 10.5)	5.2 (1.8 to 10.5)	5.2 (1.8 to 10.5)	5.2 (1.8 to 10.5)	5.2 (1.8 to 10.5)	5.2 (1.8 to 10.5)	5.2 (1.8 to 10.5)	5.2 (1.8 to 10.5)	5.2 (1.8 to 10.5)	5.2 (1.8 to 10.5)	5.2 (1.8 to 10.5)	0.6 (0.2 to 1.2)	132
Genital herpes	0 (0 to 0)	0 (0 to 0)	0 (0 to 0)	0 (0 to 0)	0 (0 to 0)	0.1 (0 to 0.1)	1.3 (0.8 to 2)	3.3 (2 to 5.1)	6.4 (3.9 to 9.8)	9.2 (5.6 to 14)	11.6 (7.1 to 17.8)	13.5 (8.2 to 20.7)	15.4 (9.4 to 23.7)	17.3 (10.5 to 26.5)	19.5 (11.9 to 29.9)	21.5 (13.1 to 33)	23.7 (14.5 to 36.4)	25.7 (15.7 to 39.4)	27.1 (16.5 to 41.6)	28.4 (17.3 to 43.6)	29.1 (17.8 to 44.6)	1.9 (1.1 to 2.9)	115
Other sexually transmitted infections	0 (0 to 0)	0 (0 to 0)	0 (0 to 0)	0 (0 to 0)	0 (0 to 0)	0.1 (0 to 0.1)	0.6 (0.3 to 1)	1.1 (0.4 to 1.7)	1.6 (0.6 to 2.4)	2.2 (0.9 to 3.4)	2.7 (1.1 to 4.2)	3.1 (1.2 to 4.8)	3.6 (1.4 to 5.5)	4.1 (1.6 to 6.3)	4.6 (1.8 to 7)	5.1 (2 to 7.8)	5.6 (2.2 to 8.6)	6.1 (2.4 to 9.3)	6.4 (2.5 to 9.8)	6.7 (2.6 to 10.3)	6.9 (2.7 to 10.6)	0.5 (0.2 to 0.8)	93
Respiratory infections and tuberculosis	24.7 (23.7 to 49.6)	59.5 (29.9 to 79.6)	366 (258 to 497)	272 (188 to 409)	328 (223 to 529)	460 (278 to 743)	579 (295 to 1,110)	420 (262 to 967)	427 (264 to 909)	506 (303 to 976)	592 (360 to 1,150)	696 (392 to 1,350)	779 (371 to 1,660)	855 (423 to 1,710)	1,000 (503 to 1,930)	1,130 (569 to 2,180)	1,260 (629 to 2,440)	1,360 (676 to 2,630)	1,450 (691 to 2,820)	1,520 (729 to 2,960)	1,580 (767 to 3,060)	1,580 (736 to 3,060)	13,400
Tuberculosis	0 (0 to 0)	0 (0 to 0)	0.5 (0.4 to 0.7)	1.1 (0.8 to 1.4)	0.4 (0.3 to 0.6)	0.7 (0.5 to 1)	1.7 (1.1 to 2.7)	3.9 (2.6 to 6)	5.6 (3.8 to 8.6)	7.4 (5.1 to 11.3)	9 (6.2 to 13.8)	8.6 (6.1 to 13.1)	8.6 (6.1 to 13.1)	7.4 (5.2 to 11.3)	8.6 (6.1 to 13.1)	9.8 (6.9 to 15)	11.3 (7.9 to 17.3)	12.9 (9.1 to 19.4)	14.1 (9.9 to 21.2)	15.2 (10.7 to 22.8)	15.6 (11 to 23.4)	8.6 (6.1 to 13.1)	111
Latent tuberculosis infection	0 (0 to 0)	0 (0 to 0)	0 (0 to 0)	0 (0 to 0)	0 (0 to 0)	0 (0 to 0)	0 (0 to 0)	0 (0 to 0)	0 (0 to 0)	0 (0 to 0)	0 (0 to 0)	0 (0 to 0)	0 (0 to 0)	0 (0 to 0)	0 (0 to 0)	0 (0 to 0)	0 (0 to 0)	0 (0 to 0)	0 (0 to 0)	0 (0 to 0)	0 (0 to 0)	0 (0 to 0)	0 (0 to 0)	0
Drug-susceptible tuberculosis	0 (0 to 0)	0.5 (0.3 to 0.7)	0.5 (0.4 to 1.4)	1.1 (0.8 to 1.4)	0.4 (0.3 to 0.6)	0.7 (0.5 to 1)	1.7 (1.1 to 2.7)	3.9 (2.6 to 6)	5.6 (3.8 to 8.6)	7.4 (5.1 to 11.3)	9 (6.2 to 13.8)	8.6 (6.1 to 13.1)	8.6 (6.1 to 13.1)	7.4 (5.2 to 11.3)	8.6 (6.1 to 13.1)	9.8 (6.9 to 15)	11.3 (7.9 to 17.3)	12.9 (9.1 to 19.4)	14.1 (9.9 to 21.2)	15.2 (10.7 to 22.8)	15.6 (11 to 23.4)	8.6 (6.1 to 13.1)	107
Multidrug-resistant tuberculosis without extensive drug resistance	0 (0 to 0)	0 (0 to 0)	0 (0 to 0)	0 (0 to 0)	0 (0 to 0)	0 (0 to 0)	0 (0 to 0)	0 (0 to 0)	0 (0 to 0)	0 (0 to 0)	0 (0 to 0)	0 (0 to 0)	0 (0 to 0)	0 (0 to 0)	0 (0 to 0)	0 (0 to 0)	0 (0 to 0)	0 (0 to 0)	0 (0 to 0)	0 (0 to 0)	0 (0 to 0)	0 (0 to 0)	0 (0 to 0)	2.6
Extensively drug-resistant tuberculosis	0 (0 to 0)	0 (0 to 0)	0 (0 to 0)	0 (0 to 0)	0 (0 to 0)	0 (0 to 0)	0 (0 to 0)	0 (0 to 0)	0 (0 to 0)	0 (0 to 0)	0 (0 to 0)	0 (0 to 0)	0 (0 to 0)	0 (0 to 0)	0 (0 to 0)	0 (0 to 0)	0 (0 to 0)	0 (0 to 0)	0 (0 to 0)	0 (0 to 0)	0 (0 to 0)	0 (0 to 0)	0 (0 to 0)	0.7
Lower respiratory infections	23.9 (23.4 to 49)	51.5 (29.4 to 76)	269 (194 to 358)	159 (112 to 228)	73.2 (51 to 99.7)	66.7 (49.5 to 89.4)	64 (44 to 91)	105 (70.7 to 163)	132 (86.9 to 197)	173 (120 to 264)	222 (150 to 339)	297 (199 to 457)	374 (247 to 574)	490 (330 to 736)	624 (421 to 927)	776 (521 to 1,130)	907 (606 to 1,300)	1,060 (715 to 1,470)	1,060 (706 to 1,460)	1,060 (706 to 1,460)	742 (494 to 1,020)	329 (222 to 456)	9,260
Upper respiratory infections	0.6 (0.5 to 0.8)	4.6 (4.6 to 5.3)	80.4 (39.2 to 142)	225 (76 to 442)	396 (141 to 781)	341 (121 to 673)	377 (134 to 744)	299 (106 to 590)	294 (104 to 580)	237 (84 to 468)	241 (85 to 476)	214 (76 to 422)	192 (68 to 379)	132 (47 to 260)	127 (45 to 251)	115 (41 to 227)	99.1 (35 to 196)	67.7 (24 to 134)	43.3 (15 to 85.6)	29.2 (10 to 57.8)	13.6 (4.8 to 26.9)	4.1 (1.4 to 8.1)	3,490
Otitis media	0 (0 to 0)	0.1 (0.1 to 0.6)	12.4 (6.5 to 19.6)	3.6 (2.1 to 5.4)	1.2 (0.8 to 1.7)	0.6 (0.4 to 0.8)	0.2 (0.1 to 0.3)	0.1 (0 to 0.2)	0.1 (0 to 0.2)	0.1 (0 to 0.2)	0.1 (0 to 0.2)	0.1 (0 to 0.2)	0.1 (0 to 0.2)	0.1 (0 to 0.2)	0.1 (0 to 0.2)	0.1 (0 to 0.2)	0.1 (0 to 0.2)	0.1 (0 to 0.2)	0.1 (0 to 0.2)	0.1 (0 to 0.2)	0.1 (0 to 0.2)	0 (0 to 0)	29
Enteric infections	2.6 (2.6 to 7.6)	6.2 (6.6 to 14.6)	19 (7.6 to 39)	12 (10.7 to 39)	22 (10.7 to 58.1)	18.2 (9.4 to 58.1)	11.3 (3.4 to 36.2)	8.1 (2.4 to 25.2)	13.7 (4.1 to 42.8)	18.2 (5.2 to 56.5)	27.1 (7.8 to 84.2)	36.2 (10.7 to 112)	39.4 (12.7 to 114)	34 (11.1 to 98.7)	50.6 (16.5 to 151)	66.2 (21.7 to 193)	77.9 (25.1 to 226)	63.5 (20.7 to 181)	29.1 (9.6 to 81.4)	11.1 (3.7 to 31.2)	2.6 (1.1 to 6.4)	675
Diarrheal diseases	2.6 (2.6 to 7.6)	6.1 (6.7 to 14)	19 (7.6 to 39)	12 (10.6 to 39)	22 (10.7 to 58)	18.2 (9.4 to 58.1)	11.3 (3.4 to 36.2)	8.1 (2.4 to 25.2)	13.7 (4.1 to 42.8)	18.2 (5.2 to 56.5)	27.1 (7.8 to 84.2)	36.2 (10.7 to 112)	39.4 (12.7 to 114)	34 (11.1 to 98.7)	50.6 (16.5 to 151)	66.2 (21.7 to 193)	77.9 (25.1 to 226)	63.5 (20.7 to 181)	29.1 (9.6 to 81.4)	11.1 (3.7 to 31.2)	2.6 (1.1 to 6.4)	675
Typhoid and paratyphoid	0 (0 to 0)	0 (0 to 0)	0 (0 to 0)	0 (0 to 0)	0 (0 to 0)	0 (0 to 0)	0 (0 to 0)	0 (0 to 0)	0 (0 to 0)	0 (0 to 0)	0 (0 to 0)	0 (0 to 0)	0 (0 to 0)	0 (0 to 0)	0 (0 to 0)	0 (0 to 0)	0 (0 to 0)	0 (0 to 0)	0 (0 to 0)	0 (0 to 0)	0 (0 to 0)	0 (0 to 0)	0 (0 to 0)	0
Typhoid fever	0 (0 to 0)	0 (0 to 0)	0 (0 to 0)	0 (0 to 0)	0 (0 to 0)	0 (0 to 0)	0 (0 to 0)	0 (0 to 0)	0 (0 to 0)	0 (0 to 0)	0 (0 to 0)	0 (0 to 0)	0 (0 to 0)	0 (0 to 0)	0 (0 to 0)	0 (0 to 0)	0 (0 to 0)	0 (0 to 0)	0 (0 to 0)	0 (0 to 0)	0 (0 to 0)	0 (0 to 0)	0 (0 to 0)	0
Paratyphoid fever	0 (0 to 0)	0 (0 to 0)	0 (0 to 0)	0 (0 to 0)	0 (0 to 0)	0 (0 to 0)	0 (0 to 0)	0 (0 to 0)	0 (0 to 0)	0 (0 to 0)	0 (0 to 0)	0 (0 to 0)	0 (0 to 0)	0 (0 to 0)	0 (0 to 0)	0 (0 to 0)	0 (0 to 0)	0 (0 to 0)	0 (0 to 0)	0 (0 to 0)	0 (0 to 0)	0 (0 to 0)	0 (0 to 0)	0
Invasive Non-typhoidal Salmonella (iNTS)	0 (0 to 0)	0 (0 to 0)	0 (0 to 0)	0 (0 to 0)	0 (0 to 0)	0 (0 to 0)	0 (0 to 0)	0 (0 to 0)	0 (0 to 0)	0 (0 to 0)	0 (0 to 0)	0 (0 to 0)	0 (0 to 0)	0 (0 to 0)	0 (0 to 0)	0 (0 to 0)	0 (0 to 0)	0 (0 to 0)	0 (0 to 0)	0 (0 to 0)	0 (0 to 0)	0 (0 to 0)	0 (0 to 0)	0.6
Other intestinal infectious diseases	0 (0 to 0)	0.6 (0 to 2.9)	1.3 (0.4 to 2.9)	0.6 (0.2 to 1.4)	0.6 (0.1 to 1.5)	0.6 (0.1 to 1.5)	0.6 (0.1 to 1.5)	0.6 (0.1 to 1.5)	0.3 (0.1 to 0.8)	0.3 (0.2 to 1.1)	0.3 (0.2 to 1.1)	0.4 (0.1 to 0.9)	0.4 (0.1 to 0.9)	0.4 (0.1 to 0.9)	0.2 (0 to 0.5)	0.2 (0 to 0.5)	0.2 (0 to 0.5)	0.4 (0.1 to 0.9)	0.2 (0 to 0.5)	0.2 (0 to 0.5)	0.2 (0 to 0.5)	0.4 (0.1 to 0.9)	7.5
Neglected tropical diseases and malaria	2.6 (2.6 to 7.6)	6.2 (6.6 to 14.6)	14.7 (7.6 to 39)	27 (10.7 to 58.1)	19.2 (9.4 to 58.1)	11.3 (3.4 to 36.2)	8 (2.4 to 25.2)	13.7 (4.1 to 42.8)	18.2 (5.2 to 56.5)	27.1 (7.8 to 84.2)	36.2 (10.7 to 112)	39.4 (12.7 to 114)	34 (11.1 to 98.7)	50.6 (16.5 to 151)	66.2 (21.7 to 193)	77.9 (25.1 to 226)	63.5 (20.7 to 181)	29.1 (9.6 to 81.4)	11.1 (3.7 to 31.2)	2.6 (1.1 to 6.4)	675
Malaria	0 (0 to 0)	0 (0 to 0)	0 (0 to 0)	0 (0 to 0)	0 (0 to 0)	0 (0 to 0)	0 (0 to 0)	0 (0 to 0)	0 (0 to 0)	0 (0 to 0)	0 (0 to 0)	0 (0 to 0)	0 (0 to 0)	0 (0 to 0)	0 (0 to 0)	0 (0 to 0)	0 (0 to 0)	0 (0 to 0)	0 (0 to 0)	0 (0 to 0)	0 (0 to 0)	0 (0 to 0)	0 (0 to 0)	0
Chagas disease	0 (0 to 0)	0 (0 to 0)	0 (0 to 0)	0 (0 to 0)	0 (0 to 0)	0 (0 to 0)	0 (0 to 0)	0 (0 to 0)	0 (0 to 0)	0 (0 to 0)	0 (0 to 0)	0 (0 to 0)	0 (0 to 0)	0 (0 to 0)	0 (0 to 0)	0 (0 to 0)	0 (0 to 0)	0 (0 to 0)	0 (0 to 0)	0 (0 to 0)	0 (0 to 0)	0 (0 to 0)	0 (0 to 0)	0
Leishmaniasis	0 (0 to 0)	0 (0 to 0)	0 (0 to 0)	0 (0 to 0)	0 (0 to 0)	0 (0 to 0)	0 (0 to 0)	0 (0 to 0)	0 (0 to 0)	0 (0 to 0)	0 (0 to 0)	0 (0 to 0)	0 (0 to 0)	0 (0 to 0)	0 (0 to 0)	0 (0 to 0)	0 (0 to 0)	0 (0 to 0)	0 (0 to 0)	0 (0 to 0)	0 (0 to 0)	0 (0 to 0)	0 (0 to 0)	0
Visceral leishmaniasis	0 (0 to 0)	0 (0 to 0)	0 (0 to 0)	0 (0 to 0)	0 (0 to 0)	0 (0 to 0)	0 (0 to 0)	0 (0 to 0)	0 (0 to 0)	0 (0 to 0)	0 (0 to 0)	0 (0 to 0)	0 (0 to 0)	0 (0 to 0)	0 (0 to 0)	0 (0 to 0)	0 (0 to 0)	0 (0 to 0)	0 (0 to 0)	0 (0 to 0)	0 (0 to 0)	0 (0 to 0)	0 (0 to 0)	0
Cutaneous and mucocutaneous leishmaniasis	0 (0 to 0)	0 (0 to 0)	0 (0 to 0)	0 (0 to 0)	0 (0 to 0)	0 (0 to 0)	0 (0 to 0)	0 (0 to 0)	0 (0 to 0)	0 (0 to 0)	0 (0 to 0)	0 (0 to 0)	0 (0 to 0)	0 (0 to 0)	0 (0 to 0)	0 (0 to 0)	0 (0 to 0)	0 (0 to 0)	0 (0 to 0)	0 (0 to 0)	0 (0 to 0)	0 (0 to 0)	0 (0 to 0)	0
African trypanosomiasis	0 (0 to 0)	0 (0 to 0)	0 (0 to 0)	0 (0 to 0)	0 (0 to 0)	0 (0 to 0)	0 (0 to 0)	0 (0 to 0)	0 (0 to 0)	0 (0 to 0)	0 (0 to 0)	0 (0 to 0)	0 (0 to 0)	0 (0 to 0)	0 (0 to 0)	0 (0 to 0)	0 (0 to 0)	0 (0 to 0)	0 (0 to 0)	0 (0 to 0)	0 (0 to 0)	0 (0 to 0)	0 (0 to 0)	0
Schistosomiasis	0 (0 to 0)	0 (0 to 0)	0 (0 to 0)	0 (0 to 0)	0 (0 to 0)	0 (0 to 0)	0 (0 to 0)	0 (0 to 0)	0 (0 to 0)	0 (0 to 0)	0 (0 to 0)	0 (0 to 0)	0 (0 to 0)	0 (0 to 0)	0 (0 to 0)	0 (0 to 0)	0 (0 to 0)	0 (0 to 0)	0 (0 to 0)	0 (0 to 0)	0 (0 to 0)	0 (0 to 0)	0 (0 to 0)	0
Cysticercosis	0 (0 to 0)	0 (0 to 0)	0 (0 to 0)	0 (0 to 0)	0 (0 to 0)	0.2 (0 to 0.7)	0.4 (0.4 to 3.6)	1.4 (0.4 to 4.7)	4.7 (0.7 to 15.6)	9.2 (1.4 to 29.9)	13.2 (2.1 to 42.5)	18.6 (4.5 to 60.4)	23 (5.6 to 80.5)	28.7 (6.9 to 97.5)	37.6 (9.7 to 126)	42.9 (10.3 to 142)	47.1 (11.3 to 157)	78.9 (20.2 to 258)	72.8 (20.2 to 238)	99 (28.1 to 326)	103.2 (29.2 to 339)	3 (0.9 to 10.2)	972
Cystic echinococcosis	0 (0 to 0)	0 (0 to 0)	0 (0 to 0)	0 (0 to 0)	0 (0 to 0)	0 (0 to 0)	0 (0 to 0)	0 (0 to 0)	0 (0 to 0)	0 (0 to 0)	0 (0 to 0)	0 (0 to 0)	0 (0 to 0)	0 (0 to 0)	0 (0 to 0)	0 (0 to 0)	0 (0 to 0)	0 (0 to 0)	0 (0 to 0)	0 (0 to 0)	0 (0 to 0)	0 (0 to 0)	0 (0 to 0)	1.8
Lymphatic filariasis	0 (0 to 0)	0 (0 to 0)	0 (0 to 0)	0 (0 to 0)	0 (0 to 0)	0 (0 to 0)	0 (0 to 0)	0 (0 to 0)	0 (0 to 0)	0 (0 to 0)	0 (0 to 0)	0 (0 to 0)	0 (0 to 0)	0 (0 to 0)	0 (0 to 0)	0 (0 to 0)	0 (0 to 0)	0 (0 to 0)	0 (0 to 0)	0 (0 to 0)	0 (0 to 0)	0 (0 to 0)	0 (0 to 0)	0
Onchocerciasis	0 (0 to 0)	0 (0 to 0)	0 (0 to 0)	0 (0 to 0)	0 (0 to 0)	0 (0 to 0)	0 (0 to 0)	0 (0 to 0)	0 (0 to 0)	0 (0 to 0)	0 (0 to 0)	0 (0 to 0)	0 (0 to 0)	0 (0 to 0)	0 (0 to 0)	0 (0 to 0)	0 (0 to 0)	0 (0 to 0)	0 (0 to 0)	0 (0 to 0)	0 (0 to 0)	0 (0 to 0)	0 (0 to 0)	0
Trachoma	0 (0 to 0)	0 (0 to 0)	0 (0 to 0)	0 (0 to 0)	0 (0 to 0)	0 (0 to 0)	0 (0 to 0)	0 (0 to 0)	0 (0 to 0)	0 (0 to 0)	0 (0 to 0)	0 (0 to 0)	0 (0 to 0)	0 (0 to 0)	0 (0 to 0)	0 (0 to 0)	0 (0 to 0)	0





SR Table 2c: Vermont DALYS by cause and age group for both sexes with 95% uncertainty intervals, 2019

Cause	Early Neonatal (0-6 days)	Late Neonatal (7-27 days)	Post Neonatal (28-364 days)	1 to 4 (1-4 years)	5 to 9 (5-9 years)	10 to 14 (10-14 years)	15 to 19 (15-19 years)	20 to 24 (20-24 years)	25 to 29 (25-29 years)	30 to 34 (30-34 years)	35 to 39 (35-39 years)	40 to 44 (40-44 years)	45 to 49 (45-49 years)	50 to 54 (50-54 years)	55 to 59 (55-59 years)	60 to 64 (60-64 years)	65 to 69 (65-69 years)	70 to 74 (70-74 years)	75 to 79 (75-79 years)	80 to 84 (80-84 years)	85 to 89 (85-89 years)	90 to 94 (90-94 years)	95 plus (95 plus years)	Total
All causes	7,648 (7,648 to 7,648)	1,867 (1,867 to 1,867)	3,477 (3,477 to 3,477)	4,609 (4,609 to 4,609)	3,239 (3,239 to 3,239)	3,444 (3,444 to 3,444)	4,479 (4,479 to 4,479)	5,450 (5,450 to 5,450)	6,213 (6,213 to 6,213)	6,492 (6,492 to 6,492)	6,453 (6,453 to 6,453)	6,745 (6,745 to 6,745)	6,945 (6,945 to 6,945)	7,524 (7,524 to 7,524)	8,520 (8,520 to 8,520)	10,589 (10,589 to 10,589)	12,909 (12,909 to 12,909)	16,113 (16,113 to 16,113)	19,469 (19,469 to 19,469)	23,183 (23,183 to 23,183)	26,183 (26,183 to 26,183)	28,973 (28,973 to 28,973)	31,710 (31,710 to 31,710)	202,490
Communicable, maternal, neonatal, and nutritional diseases	743 (547 to 1,048)	192 (153 to 239)	177 (139 to 222)	208 (158 to 264)	201 (143 to 281)	189 (138 to 260)	216 (155 to 290)	232 (177 to 306)	262 (204 to 337)	275 (213 to 350)	282 (223 to 359)	297 (235 to 384)	317 (246 to 411)	354 (267 to 469)	437 (332 to 581)	492 (367 to 656)	615 (470 to 820)	776 (592 to 1,033)	939 (716 to 1,250)	1,116 (850 to 1,485)	1,261 (963 to 1,679)	1,395 (1,064 to 1,857)	1,527 (1,165 to 2,033)	7,990
HIV/AIDS and sexually transmitted infections	0.1 (0 to 0.1)	0 (0 to 0)	0.6 (0.4 to 0.9)	0.6 (0.4 to 0.9)	0.6 (0.3 to 0.9)	0.6 (0.4 to 0.9)	2.4 (1.7 to 3.5)	9.6 (7.1 to 13.3)	28.7 (22 to 37.1)	42.4 (32.9 to 54.6)	46.9 (36.4 to 61.1)	43.7 (33.9 to 57)	42.3 (32.7 to 54.9)	34.6 (27 to 46)	31.6 (23.7 to 43.7)	23.5 (18.2 to 34.1)	19.4 (14.9 to 27)	14.2 (10.7 to 20.3)	10.2 (7.5 to 14.7)	7.4 (5.4 to 10.6)	5.2 (3.8 to 7.4)	3.6 (2.6 to 5.1)	0.8 (0.5 to 1.1)	349
HIV/AIDS	0 (0 to 0)	0 (0 to 0)	0.6 (0.4 to 0.9)	0.6 (0.4 to 0.9)	0.3 (0.3 to 0.4)	0.3 (0.2 to 0.4)	2.1 (0.8 to 1.2)	9.4 (7 to 7.2)	21.6 (17.1 to 27.5)	23.5 (18.7 to 47.4)	24.7 (19.3 to 31.2)	27.5 (21.6 to 35.1)	34.5 (27.3 to 44.1)	27.8 (21.4 to 35.7)	24.6 (19.7 to 33.3)	19.3 (13.7 to 27.1)	12.8 (8.9 to 20.3)	8.1 (5.8 to 12.9)	2.1 (1.1 to 3.9)	0.4 (0.3 to 0.6)	0.2 (0.1 to 0.4)	0 (0 to 0)	264
HIV/AIDS - Drug-susceptible Tuberculosis	0 (0 to 0)	0 (0 to 0)	0 (0 to 0)	0 (0 to 0)	0 (0 to 0)	0 (0 to 0)	0 (0 to 0)	0.4 (0.3 to 0.5)	0.6 (0.4 to 0.9)	0.4 (0.3 to 0.5)	0.6 (0.4 to 0.9)	0.6 (0.4 to 0.9)	0.5 (0.4 to 0.7)	0.4 (0.3 to 0.6)	0.3 (0.2 to 0.4)	0.2 (0.1 to 0.3)	0.2 (0.1 to 0.3)	0.1 (0 to 0.1)	0 (0 to 0)	0 (0 to 0)	0 (0 to 0)	0 (0 to 0)	0 (0 to 0)	4.4
HIV/AIDS - Multidrug-resistant Tuberculosis without extensive drug resistance	0 (0 to 0)	0 (0 to 0)	0 (0 to 0)	0 (0 to 0)	0 (0 to 0)	0 (0 to 0)	0 (0 to 0)	0 (0 to 0)	0 (0 to 0)	0 (0 to 0)	0 (0 to 0)	0 (0 to 0)	0 (0 to 0)	0 (0 to 0)	0 (0 to 0)	0 (0 to 0)	0 (0 to 0)	0 (0 to 0)	0 (0 to 0)	0 (0 to 0)	0 (0 to 0)	0 (0 to 0)	0 (0 to 0)	0.2
HIV/AIDS - Extensively drug-resistant Tuberculosis	0 (0 to 0)	0 (0 to 0)	0 (0 to 0)	0 (0 to 0)	0 (0 to 0)	0 (0 to 0)	0 (0 to 0)	0 (0 to 0)	0 (0 to 0)	0 (0 to 0)	0 (0 to 0)	0 (0 to 0)	0 (0 to 0)	0 (0 to 0)	0 (0 to 0)	0 (0 to 0)	0 (0 to 0)	0 (0 to 0)	0 (0 to 0)	0 (0 to 0)	0 (0 to 0)	0 (0 to 0)	0 (0 to 0)	0
HIV/AIDS resulting in other diseases	0 (0 to 0)	0 (0 to 0)	0.6 (0.4 to 0.9)	0.5 (0.3 to 0.8)	0.3 (0.3 to 0.4)	0.3 (0.2 to 0.4)	0.3 (0.2 to 0.4)	0.2 (0.1 to 0.3)	7 (4.9 to 10.1)	18.9 (13.7 to 27.1)	21.9 (16.1 to 29.4)	15.9 (11.4 to 22.1)	7.8 (5.4 to 11.2)	6.8 (4.7 to 9.8)	6.9 (4.7 to 10.1)	4.2 (2.8 to 6.4)	6.5 (4.3 to 10.2)	6.1 (3.9 to 10.2)	8 (5.1 to 13.2)	6.8 (4.2 to 11.2)	4.8 (2.9 to 7.9)	3.4 (2.1 to 5.6)	0.2 (0.1 to 0.4)	259
Sexually transmitted infections excluding HIV	0.1 (0 to 0.1)	0 (0 to 0)	0 (0 to 0)	0 (0 to 0)	0.2 (0.1 to 0.3)	0.3 (0.2 to 0.4)	2.3 (1.6 to 3.4)	9.2 (6.9 to 12.6)	22.5 (16.9 to 30.2)	19.1 (14.3 to 25.8)	22.5 (16.9 to 30.2)	16.8 (12.6 to 22.7)	7.8 (5.8 to 10.6)	6.8 (5.1 to 9.3)	6.9 (5.2 to 9.4)	4.2 (3.1 to 5.8)	6.5 (4.8 to 9.1)	6.1 (4.5 to 8.6)	8 (5.9 to 11.3)	6.8 (5 to 9.6)	4.8 (3.5 to 6.8)	3.4 (2.5 to 4.8)	0.2 (0.2 to 0.3)	89.4
Syphilis	0 (0 to 0.1)	0 (0 to 0)	0 (0 to 0)	0 (0 to 0)	0 (0 to 0)	0 (0 to 0.1)	0.1 (0 to 0.1)	0.3 (0.1 to 0.6)	1.1 (0.5 to 2.2)	0.5 (0.1 to 1.1)	0.3 (0.2 to 0.6)	0.2 (0.1 to 0.5)	0.1 (0 to 0.3)	0.1 (0 to 0.3)	0.1 (0 to 0.3)	0.1 (0 to 0.2)	0.1 (0 to 0.2)	0.1 (0 to 0.2)	0.1 (0 to 0.2)	0.1 (0 to 0.2)	0.1 (0 to 0.2)	0.1 (0 to 0.2)	0.1 (0 to 0.2)	9.6
Chlamydial infection	0 (0 to 0)	0 (0 to 0)	0 (0 to 0)	0 (0 to 0)	0 (0 to 0)	0 (0 to 0)	0 (0 to 0)	0 (0 to 0)	0 (0 to 0)	0 (0 to 0)	0 (0 to 0)	0 (0 to 0)	0 (0 to 0)	0 (0 to 0)	0 (0 to 0)	0 (0 to 0)	0 (0 to 0)	0 (0 to 0)	0 (0 to 0)	0 (0 to 0)	0 (0 to 0)	0 (0 to 0)	0 (0 to 0)	0 (0 to 0)	3.6
Gonococcal infection	0 (0 to 0)	0 (0 to 0)	0 (0 to 0)	0 (0 to 0)	0 (0 to 0)	0 (0 to 0.1)	0 (0 to 0.2)	0 (0 to 0.2)	0 (0 to 0.2)	0 (0 to 0.2)	0 (0 to 0.2)	0 (0 to 0.2)	0 (0 to 0.2)	0 (0 to 0.2)	0 (0 to 0.2)	0 (0 to 0.2)	0 (0 to 0.2)	0 (0 to 0.2)	0 (0 to 0.2)	0 (0 to 0.2)	0 (0 to 0.2)	0 (0 to 0.2)	0 (0 to 0.2)	0 (0 to 0.1)	0.1
Trichomoniasis	0 (0 to 0)	0 (0 to 0)	0 (0 to 0)	0 (0 to 0)	0 (0 to 0)	0 (0 to 0)	0 (0 to 0.1)	0.1 (0 to 0.2)	0.3 (0.1 to 0.6)	0.2 (0.1 to 0.5)	0.2 (0.1 to 0.5)	0.2 (0.1 to 0.5)	0.1 (0 to 0.3)	0.1 (0 to 0.3)	0.1 (0 to 0.3)	0.1 (0 to 0.2)	0.1 (0 to 0.2)	0.1 (0 to 0.2)	0.1 (0 to 0.2)	0.1 (0 to 0.2)	0.1 (0 to 0.2)	0.1 (0 to 0.2)	0.1 (0 to 0.2)	2.9
Genital herpes	0 (0 to 0)	0 (0 to 0)	0 (0 to 0)	0 (0 to 0)	0 (0 to 0)	0 (0 to 0.1)	0.1 (0 to 0.1)	0.3 (0.1 to 0.7)	1.1 (0.5 to 2.3)	0.6 (0.2 to 1.4)	0.3 (0.2 to 0.8)	0.2 (0.1 to 0.6)	0.1 (0 to 0.4)	0.1 (0 to 0.4)	0.1 (0 to 0.4)	0.1 (0 to 0.3)	0.1 (0 to 0.3)	0.1 (0 to 0.3)	0.1 (0 to 0.3)	0.1 (0 to 0.3)	0.1 (0 to 0.3)	0.1 (0 to 0.3)	0.1 (0 to 0.3)	2.9
Other sexually transmitted infections	0 (0 to 0)	0 (0 to 0)	0 (0 to 0)	0 (0 to 0)	0 (0 to 0)	0 (0 to 0.1)	0 (0 to 0.1)	0 (0 to 0.1)	0 (0 to 0.1)	0 (0 to 0.1)	0 (0 to 0.1)	0 (0 to 0.1)	0 (0 to 0.1)	0 (0 to 0.1)	0 (0 to 0.1)	0 (0 to 0.1)	0 (0 to 0.1)	0 (0 to 0.1)	0 (0 to 0.1)	0 (0 to 0.1)	0 (0 to 0.1)	0 (0 to 0.1)	0 (0 to 0.1)	0 (0 to 0.1)	0.5
Respiratory infections and tuberculosis	211 (119 to 374)	46 (26 to 77)	289 (219 to 384)	1,109 (784 to 1,550)	180 (127 to 251)	93 (70 to 124)	99 (77 to 127)	107 (82 to 139)	116 (90 to 149)	122 (96 to 156)	129 (101 to 164)	144 (113 to 183)	164 (129 to 208)	192 (151 to 244)	242 (190 to 307)	303 (239 to 385)	393 (310 to 499)	504 (398 to 640)	636 (503 to 808)	787 (622 to 1,000)	889 (703 to 1,129)	984 (778 to 1,250)	1,078 (853 to 1,369)	5,570
Tuberculosis	0.3 (0 to 0.5)	0.1 (0 to 0.1)	0.3 (0 to 0.5)	0.3 (0 to 0.5)	0.3 (0 to 0.5)	0.3 (0 to 0.5)	0.4 (0 to 0.6)	0.4 (0 to 0.6)	0.5 (0 to 0.7)	0.5 (0 to 0.7)	0.5 (0 to 0.7)	0.5 (0 to 0.7)	0.5 (0 to 0.7)	0.5 (0 to 0.7)	0.5 (0 to 0.7)	0.5 (0 to 0.7)	0.5 (0 to 0.7)	0.5 (0 to 0.7)	0.5 (0 to 0.7)	0.5 (0 to 0.7)	0.5 (0 to 0.7)	0.5 (0 to 0.7)	0.5 (0 to 0.7)	31.5
Latent tuberculosis infection	0 (0 to 0)	0 (0 to 0)	0 (0 to 0)	0 (0 to 0)	0 (0 to 0)	0 (0 to 0)	0 (0 to 0)	0 (0 to 0)	0 (0 to 0)	0 (0 to 0)	0 (0 to 0)	0 (0 to 0)	0 (0 to 0)	0 (0 to 0)	0 (0 to 0)	0 (0 to 0)	0 (0 to 0)	0 (0 to 0)	0 (0 to 0)	0 (0 to 0)	0 (0 to 0)	0 (0 to 0)	0 (0 to 0)	0 (0 to 0)	0
Drug-susceptible tuberculosis	0 (0 to 0)	0 (0 to 0)	0 (0 to 0)	0 (0 to 0)	0 (0 to 0)	0 (0 to 0)	0 (0 to 0)	0 (0 to 0)	0 (0 to 0)	0 (0 to 0)	0 (0 to 0)	0 (0 to 0)	0 (0 to 0)	0 (0 to 0)	0 (0 to 0)	0 (0 to 0)	0 (0 to 0)	0 (0 to 0)	0 (0 to 0)	0 (0 to 0)	0 (0 to 0)	0 (0 to 0)	0 (0 to 0)	0 (0 to 0)	0
Multidrug-resistant tuberculosis without extensive drug resistance	0 (0 to 0)	0 (0 to 0)	0 (0 to 0)	0 (0 to 0)	0 (0 to 0)	0 (0 to 0)	0 (0 to 0)	0 (0 to 0)	0 (0 to 0)	0 (0 to 0)	0 (0 to 0)	0 (0 to 0)	0 (0 to 0)	0 (0 to 0)	0 (0 to 0)	0 (0 to 0)	0 (0 to 0)	0 (0 to 0)	0 (0 to 0)	0 (0 to 0)	0 (0 to 0)	0 (0 to 0)	0 (0 to 0)	0 (0 to 0)	0.6
Extensively drug-resistant tuberculosis	0 (0 to 0)	0 (0 to 0)	0 (0 to 0)	0 (0 to 0)	0 (0 to 0)	0 (0 to 0)	0 (0 to 0)	0 (0 to 0)	0 (0 to 0)	0 (0 to 0)	0 (0 to 0)	0 (0 to 0)	0 (0 to 0)	0 (0 to 0)	0 (0 to 0)	0 (0 to 0)	0 (0 to 0)	0 (0 to 0)	0 (0 to 0)	0 (0 to 0)	0 (0 to 0)	0 (0 to 0)	0 (0 to 0)	0 (0 to 0)	0.2
Lower respiratory infections	211 (119 to 374)	46 (26 to 77)	149 (104 to 214)	1,105 (781 to 1,545)	176 (124 to 247)	89 (67 to 120)	93 (72 to 120)	100 (77 to 130)	107 (83 to 138)	113 (88 to 145)	119 (93 to 153)	132 (104 to 170)	150 (118 to 192)	176 (139 to 225)	221 (174 to 283)	277 (218 to 353)	359 (283 to 456)	460 (363 to 583)	580 (459 to 736)	717 (567 to 909)	810 (641 to 1,029)	896 (709 to 1,138)	981 (777 to 1,246)	5,070
Upper respiratory infections	0 (0 to 0)	0 (0 to 0)	43.9 (24.9 to 71.2)	48.9 (27.2 to 83)	3.7 (2.1 to 6.2)	3.7 (2.1 to 6.2)	5.9 (3.3 to 9.7)	6.6 (3.8 to 10.8)	8.2 (4.7 to 13.4)	8.6 (4.9 to 14)	9.1 (5.2 to 14.9)	11.1 (6.4 to 18.1)	14.1 (8.1 to 23)	17.8 (10.2 to 29.1)	23.1 (13.2 to 37.8)	29.7 (17.1 to 48.4)	39.2 (22.6 to 63.9)	50.8 (29.3 to 82.8)	64.1 (37 to 104.5)	79.2 (45.7 to 129)	89.5 (51.6 to 146)	98.9 (57 to 161.3)	108.3 (62.4 to 176.6)	561
Otitis media	0 (0 to 0)	0 (0 to 0)	1.2 (0.6 to 2.2)	7.4 (3.8 to 14.3)	0.7 (0.4 to 1.4)	0.7 (0.4 to 1.4)	0.8 (0.4 to 1.5)	0.8 (0.4 to 1.5)	0.8 (0.4 to 1.5)	0.8 (0.4 to 1.5)	0.8 (0.4 to 1.5)	0.8 (0.4 to 1.5)	0.8 (0.4 to 1.5)	0.8 (0.4 to 1.5)	0.8 (0.4 to 1.5)	0.8 (0.4 to 1.5)	0.8 (0.4 to 1.5)	0.8 (0.4 to 1.5)	0.8 (0.4 to 1.5)	0.8 (0.4 to 1.5)	0.8 (0.4 to 1.5)	0.8 (0.4 to 1.5)	0.8 (0.4 to 1.5)	12.5
Enteric infections	0 (0 to 0)	0 (0 to 0)	0.3 (0.1 to 0.6)	0.3 (0.1 to 0.6)	0.2 (0.1 to 0.4)	0.2 (0.1 to 0.4)	0.2 (0.1 to 0.4)	0.2 (0.1 to 0.4)	0.2 (0.1 to 0.4)	0.2 (0.1 to 0.4)	0.2 (0.1 to 0.4)	0.2 (0.1 to 0.4)	0.2 (0.1 to 0.4)	0.2 (0.1 to 0.4)	0.2 (0.1 to 0.4)	0.2 (0.1 to 0.4)	0.2 (0.1 to 0.4)	0.2 (0.1 to 0.4)	0.2 (0.1 to 0.4)	0.2 (0.1 to 0.4)	0.2 (0.1 to 0.4)	0.2 (0.1 to 0.4)	0.2 (0.1 to 0.4)	4.9
Diarrheal diseases	0 (0 to 0)	0 (0 to 0)	0.3 (0.2 to 0.6)	0.3 (0.1 to 0.6)	0.2 (0.1 to 0.4)	0.2 (0.1 to 0.4)	0.2 (0.1 to 0.4)	0.2 (0.1 to 0.4)	0.2 (0.1 to 0.4)	0.2 (0.1 to 0.4)	0.2 (0.1 to 0.4)	0.2 (0.1 to 0.4)	0.2 (0.1 to 0.4)	0.2 (0.1 to 0.4)	0.2 (0.1 to 0.4)	0.2 (0.1 to 0.4)	0.2 (0.1 to 0.4)	0.2 (0.1 to 0.4)	0.2 (0.1 to 0.4)	0.2 (0.1 to 0.4)	0.2 (0.1 to 0.4)	0.2 (0.1 to 0.4)	0.2 (0.1 to 0.4)	4.9
Typhoid and paratyphoid	0 (0 to 0)	0 (0 to 0)	0 (0 to 0)	0 (0 to 0)	0 (0 to 0)	0 (0 to 0)	0 (0 to 0)	0 (0 to 0)	0 (0 to 0)	0 (0 to 0)	0 (0 to 0)	0 (0 to 0)	0 (0 to 0)	0 (0 to 0)	0 (0 to 0)	0 (0 to 0)	0 (0 to 0)	0 (0 to 0)	0 (0 to 0)	0 (0 to 0)	0 (0 to 0)	0 (0 to 0)	0 (0 to 0)	0 (0 to 0)	0.5
Typhoid fever	0 (0 to 0)	0 (0 to 0)	0 (0 to 0)	0 (0 to 0)	0 (0 to 0)	0 (0 to 0)	0 (0 to 0)	0 (0 to 0)	0 (0 to 0)	0 (0 to 0)	0 (0 to 0)	0 (0 to 0)	0 (0 to 0)	0 (0 to 0)	0 (0 to 0)	0 (0 to 0)	0 (0 to 0)	0 (0 to 0)	0 (0 to 0)	0 (0 to 0)	0 (0 to 0)	0 (0 to 0)	0 (0 to 0)	0 (0 to 0)	0
Paratyphoid fever	0 (0 to 0)	0 (0 to 0)	0 (0 to 0)	0 (0 to 0)	0 (0 to 0)	0 (0 to 0)	0 (0 to 0)	0 (0 to 0)	0 (0 to 0)	0 (0 to 0)	0 (0 to 0)	0 (0 to 0)	0 (0 to 0)	0 (0 to 0)	0 (0 to 0)	0 (0 to 0)	0 (0 to 0)	0 (0 to 0)	0 (0 to 0)	0 (0 to 0)	0 (0 to 0)	0 (0 to 0)	0 (0 to 0)	0 (0 to 0)	0.5
Invasive Non-typhoidal Salmonella (iNTS)	0 (0 to 0)	0 (0 to 0)	0.2 (0.1 to 0.4)	0.1 (0 to 0.3)	0.1 (0 to 0.2)	0.1 (0 to 0.2)	0.1 (0 to 0.2)	0.1 (0 to 0.2)	0.1 (0 to 0.2)	0.1 (0 to 0.2)	0.1 (0 to 0.2)	0.1 (0 to 0.2)	0.1 (0 to 0.2)	0.2 (0 to 0.3)	0.2 (0 to 0.3)	0.2 (0 to 0.3)	0.2 (0 to 0.3)	0.2 (0 to 0.3)	0.2 (0 to 0.3)	0.2 (0 to 0.3)	0.2 (0 to 0.3)	0.2 (0 to 0.3)	0.2 (0 to 0.3)	2.9
Other intestinal infectious diseases	0 (0 to 0)	0 (0 to 0)	0 (0 to 0)	0.1 (0 to 0.3)	0 (0 to 0.2)	0 (0 to 0.2)	0 (0 to 0.2)	0 (0 to 0.1)	0 (0 to 0.2)	0 (0 to 0.2)	0 (0 to 0.1)	0 (0 to 0.1)	0 (0 to 0.1)	0 (0 to 0.1)	0 (0 to 0.1)	0 (0 to 0.1)	0 (0 to 0.1)	0 (0 to 0.1)	0 (0 to 0.1)	0 (0 to 0.1)	0 (0 to 0.1)	0 (0 to 0.1)	0 (0 to 0.1)	0 (0 to 0.1)	1.2
Neglected tropical diseases and malaria	2.1 (0 to 5.2)	0.5 (0 to 0.9)	1.3 (0.3 to 2.4)	2.4 (0.6 to 4)	2.6 (1.5 to 4.9)	1.8 (1.1 to 3.6)	2.4 (1.3 to 5.2)	2.4 (1.3 to 5.2)	2.4 (1.3 to 5.2)	2.4 (1.3 to 5.2)	2.4 (1.3 to 5.2)	2.4 (1.3 to 5.2)	2.4 (1.3 to 5.2)	2.4 (1.3 to 5.2)	2.4 (1.3 to 5.2)	2.4 (1.3 to 5.2)	2.4 (1.3 to 5.2)	2.4 (1.3 to 5.2)	2.4 (1.3 to 5.2)	2.4 (1.3 to 5.2)	2.4 (1.3 to 5.2)	2.4 (1.3 to 5.2)	2.4 (1.3 to 5.2)	188
Malaria	0 (0 to 0)	0 (0 to 0)	0 (0 to 0)	0 (0 to 0)	0 (0 to 0)	0 (0 to 0)	0 (0 to 0)	0 (0 to 0)	0 (0 to 0)	0 (0 to 0)	0 (0 to 0)	0 (0 to 0)	0 (0 to 0)	0 (0 to 0)	0 (0 to 0)	0 (0 to 0)	0 (0 to 0)	0 (0 to 0)	0 (0 to 0)	0 (0 to 0)	0 (0 to 0)	0 (0 to 0)	0 (0 to 0)	0 (0 to 0)	0
Chagas disease	0 (0 to 0)	0 (0 to 0)	0 (0 to 0)	0 (0 to 0)	0 (0 to 0)	0 (0 to 0)	0 (0 to 0)	0 (0 to 0)	0 (0 to 0)	0 (0 to 0)	0 (0 to 0)	0 (0 to 0)	0 (0 to 0)	0 (0 to 0)	0 (0 to 0)	0 (0 to 0)	0 (0 to 0)	0 (0 to 0)	0 (0 to 0)	0 (0 to 0)	0 (0 to 0)	0 (0 to 0)	0 (0 to 0)	0 (0 to 0)	0.4
Leishmaniasis	0 (0 to 0)	0 (0 to 0)	0 (0 to 0)	0 (0 to 0)	0 (0 to 0)	0 (0 to 0)	0 (0 to 0)	0 (0 to 0)	0 (0 to 0)	0 (0 to 0)	0 (0 to 0)	0 (0 to 0)	0 (0 to 0)	0 (0 to 0)	0 (0 to 0)	0 (0 to 0)	0 (0 to 0)	0 (0 to 0)	0 (0 to 0)	0 (0 to 0)	0 (0 to 0)	0 (0 to 0)	0 (0 to 0)	0 (0 to 0)	0
Visceral leishmaniasis	0 (0 to 0)	0 (0 to 0)	0 (0 to 0)	0 (0 to 0)	0 (0 to 0)	0 (0 to 0)	0 (0 to 0)	0 (0 to 0)	0 (0 to 0)	0 (0 to 0)	0 (0 to 0)	0 (0 to 0)	0 (0 to 0)	0 (0 to 0)	0 (0 to 0)	0 (0 to 0)	0 (0 to 0)	0 (0 to 0)	0 (0 to 0)	0 (0 to 0)	0 (0 to 0)	0 (0 to 0)	0 (0 to 0)	0 (0 to 0)	0
Cutaneous and mucocutaneous leishmaniasis	0 (0 to 0)	0 (0 to 0)	0 (0 to 0)	0 (0 to 0)	0 (0 to 0)	0 (0 to 0)	0 (0 to 0)	0 (0 to 0)	0 (0 to 0)	0 (0 to 0)	0 (0 to 0)	0 (0 to 0)	0 (0 to 0)	0 (0 to 0)	0 (0 to 0)	0 (0 to 0)	0 (0 to 0)	0 (0 to 0)	0 (0 to 0)	0 (0 to 0)	0 (0 to 0)	0 (0 to 0)	0 (0 to 0)	0 (0 to 0)	0
African trypanosomiasis	0 (0 to 0)	0 (0 to 0)	0 (0 to 0)	0 (0 to 0)	0 (0 to 0)	0 (0 to 0)	0 (0 to 0)	0 (0 to 0)	0 (0 to 0)	0 (0 to 0)	0 (0 to 0)	0 (0 to 0)	0 (0 to 0)	0 (0 to 0)	0 (0 to 0)	0 (0 to 0)	0 (0 to 0)	0 (0 to 0)	0 (0 to 0)	0 (0 to 0)	0 (0 to 0)	0 (0 to 0)	0 (0 to 0)	0 (0 to 0)	0
Schistosomiasis	0 (0 to 0)	0 (0 to 0)	0 (0 to 0)	0 (0 to 0)	0 (0 to 0)	0 (0 to 0)	0 (0 to 0)	0 (0 to 0)	0 (0 to 0)	0 (0 to 0)	0 (0 to 0)	0 (0 to 0)	0 (0 to 0)	0 (0 to 0)	0 (0 to 0)	0 (0 to 0)	0 (0 to 0)	0 (0 to 0)	0 (0 to 0)	0 (0 to 0)	0 (0 to 0)	0 (0 to 0)	0 (0 to 0)	0 (0 to 0)	0
Cysticercosis	0 (0 to 0)	0 (0 to 0)	0 (0 to 0)	0.2 (0 to 0.6)	0.8 (0.2 to 2.1)	1.6 (0.5 to 4.3)	2.1 (0.7 to 5.4)	2.4 (0.7 to 7.4)	2.4 (0.6 to 8.7)	3.4 (0.8 to 12.2)	3.5 (0.9 to 12.2)	3.1 (1.4 to 12.2)	7.6 (2.3 to 18.9)	13.4 (4.4 to 34.6)	19.4 (6.4 to 48.1)	26 (9.2 to 59.1)	29.6 (11.2 to 59.1)	19 (9.2 to 42.5)	12.6 (6.2 to 26)	7.9 (3.9 to 17.4)	4.2 (2.1 to 9.2)	1.6 (0.8 to 3.5)	152
Cystic echinococcosis	0 (0 to 0)	0 (0 to 0)	0 (0 to 0)	0 (0 to 0)	0 (0 to 0)	0 (0 to 0)	0 (0 to 0)	0 (0 to 0)	0 (0 to 0)	0 (0 to 0)	0 (0 to 0)	0 (0 to 0)	0 (0 to 0)	0 (0 to 0)	0 (0 to 0)	0 (0 to 0)	0 (0 to 0)	0 (0 to 0)	0 (0 to 0)	0 (0 to 0)	0 (0 to 0)	0 (0 to 0)	0 (0 to 0)	0 (0 to 0)	0.2
Lymphatic filariasis	0 (0 to 0)	0 (0 to 0)	0 (0 to 0)	0 (0 to 0)	0 (0 to 0)	0 (0 to 0)	0 (0 to 0)	0 (0 to 0)	0 (0 to 0)	0 (0 to 0)	0 (0 to 0)	0 (0 to 0)	0 (0 to 0)	0 (0 to 0)	0 (0 to 0)	0 (0 to 0)	0 (0 to 0)	0 (0 to 0)	0 (0 to 0)	0 (0 to 0)	0 (0 to 0)	0 (0 to 0)	0 (0 to 0)	0 (0 to 0)	0
Onchocerciasis	0 (0 to 0)	0 (0 to 0)	0 (0 to 0)	0 (0 to 0)	0 (0 to 0)	0 (0 to 0)	0 (0 to 0)	0 (0 to 0)	0 (0 to 0)	0 (0 to 0)	0 (0 to 0)	0 (0 to 0)	0 (0 to 0)	0 (0 to 0)	0 (0 to 0)	0 (0 to 0)	0 (0 to 0)	0 (0 to 0)	0 (0 to 0)	0 (0 to 0)	0 (0 to 0)	0 (0 to 0)	0 (0 to 0)	0 (0 to 0)	0
Trachoma	0 (0 to 0)	0 (0 to 0)	0 (0 to 0)	0 (0 to 0)	0 (0 to 0)	0 (0 to 0)	0 (0 to 0)	0 (0 to 0)	0 (0 to 0)	0 (0 to 0)	0 (0 to 0)	0 (0 to 0)	0 (0 to 0)	0 (0 to 0)	0 (0 to 0)	0 (0 to 0)	0 (0 to 0)	0 (0 to 0)	0 (0 to 0)	0 (0 to 0)	0 (0 to 0)	0 (0 to 0)	0 (0 to 0)	0 (0 to 0)	0
Dengue	0 (0 to 0)	0 (0 to 0)	0 (0 to 0)	0 (0 to 0)	0 (0 to 0)	0 (0 to 0)	0 (0 to 0)	0 (0 to 0)	0 (0 to 0)	0 (0 to 0)	0 (0 to 0)	0 (0 to 0)	0 (0 to 0)	0 (0 to 0)	0 (0 to 0)	0 (0 to 0)	0 (0 to 0)	0 (0 to 0)	0 (0 to 0)	0 (0 to 0)	0 (0 to 0)	0 (0 to 0)	0 (0 to 0)	0 (0 to 0)	0
Yellow fever	0 (0 to 0)	0 (0 to 0)	0 (0 to 0)	0 (0 to 0)	0 (0 to 0)	0 (0 to 0)	0 (0 to 0)	0 (0 to 0)	0 (0 to 0)	0 (0 to 0)	0 (0 to 0)	0 (0 to 0)	0 (0 to 0)	0 (0 to 0)	0 (0 to 0)	0 (0 to 0)	0 (0 to 0)	0 (0 to 0)	0 (0 to 0)	0 (0 to 0)	0 (0 to 0)	0 (0 to 0)	0 (0 to 0)	0 (0 to 0)	0
Rabies	0 (0 to 0)	0 (0 to 0)	0 (0 to 0)	0 (0 to 0)	0 (0 to 0)	0 (0 to 0)	0 (0 to 0)	0 (0 to 0)	0 (0 to 0)	0 (0 to 0)	0 (0 to 0)	0 (0 to 0)	0 (0 to 0)	0 (0 to 0)	0 (0 to 0)	0 (0 to 0)	0 (0 to 0)	0 (0 to 0)	0 (0 to 0)	0 (0 to 0)	0 (0 to 0)	0 (0 to 0)	0 (0 to 0)	0 (0 to 0)	1.1
Intestinal nematode infections	0 (0 to 0)	0 (0 to 0)	0 (0 to 0)	0 (0 to 0)	0 (0 to 0)	0 (0 to 0)	0 (0 to 0)	0 (0 to 0)	0 (0 to 0)	0 (0 to 0)	0 (0 to 0)	0 (0 to 0)	0 (0 to 0)	0 (0 to 0)	0 (0 to 0)	0 (0 to 0)	0 (0 to 0)	0 (0 to 0)	0 (0 to 0)	0 (0 to 0)	0 (0 to 0)	0 (0 to 0)	0 (0 to 0)	0 (0 to 0)	0
Ascariasis	0 (0 to 0)	0 (0 to 0)	0 (0 to 0)	0 (0 to 0)	0 (0 to 0)	0 (0 to 0)	0 (0 to 0)	0 (0 to 0)	0 (0 to 0)	0 (0 to 0)	0 (0 to 0)	0 (0 to 0)	0 (0 to 0)	0 (0 to 0)	0 (0 to 0)	0 (0 to 0)	0 (0 to 0)	0 (0 to 0)	0 (0 to 0

Other neoplasms	0·2 (0·1 to 0·4)	0·3 (0·1 to 0·5)	0·4 (0·3 to 0·6)	0·5 (0·4 to 0·7)	0·5 (0·3 to 0·8)	0·6 (0·4 to 0·9)	0·9 (0·6 to 1·4)	1·1 (0·8 to 1·7)	1·4 (0·9 to 2·1)	1·7 (1·1 to 2·4)	2·2 (1·4 to 3·2)	3 (2·1 to 4·3)	4 (2·6 to 5·7)	5 (3·4 to 7·4)	10·1 (7·3 to 14·4)	20·2 (14·6 to 27·1)	37 (26·9 to 50·4)	59·2 (38·4 to 79·4)	67·8 (49·2 to 102)	69·6 (47·7 to 97·2)	54·1 (38·2 to 82·9)	39·4 (27·3 to 58·1)	23 (15·7 to 31·4)	9·4 (5·3 to 12)	398
Medulloblastoma, medulloblastoma, and other hemangioblastoma	0 (0·1 to 0·4)	0 (0·1 to 0·5)	0 (0·3 to 0·8)	0 (0·4 to 1·1)	0 (0·3 to 0·8)	0 (0·5 to 1·2)	0 (0·6 to 1·6)	0 (0·6 to 1·7)	0 (0·6 to 2·1)	0 (0·7 to 2·6)	0 (0·8 to 3·2)	0 (1·0 to 4·2)	0 (1·2 to 5·3)	0 (1·4 to 7·4)	0 (1·7 to 10·4)	0 (2·1 to 14·6)	0 (2·9 to 21)	0 (3·9 to 29·1)	0 (4·9 to 38·2)	0 (5·7 to 47·2)	0 (6·2 to 48·2)	0 (5·7 to 38·1)	0 (5·1 to 29·7)	0 (3·9 to 23)	0 (2·3 to 9·4)	398
Meningioma and in situ intestinal neoplasms	0 (0 to 0)	0 (0 to 0)	0 (0 to 0)	0 (0 to 0)	0 (0 to 0)	0 (0 to 0)	0 (0 to 0)	0 (0 to 0)	0 (0 to 0)	0 (0 to 0)	0 (0 to 0)	0 (0 to 0)	0 (0 to 0)	0 (0 to 0)	0 (0 to 0)	0 (0 to 0)	0 (0 to 0)	0 (0 to 0)	0 (0 to 0)	0 (0 to 0)	0 (0 to 0)	0 (0 to 0)	0 (0 to 0)	0 (0 to 0)	0 (0 to 0)	6
Benign and in situ cervical and uterine neoplasms	0 (0 to 0)	0 (0 to 0)	0 (0 to 0)	0 (0 to 0)	0 (0 to 0)	0 (0 to 0)	0 (0 to 0)	0 (0 to 0)	0 (0 to 0)	0 (0 to 0)	0 (0 to 0)	0 (0 to 0)	0 (0 to 0)	0 (0 to 0)	0 (0 to 0)	0 (0 to 0)	0 (0 to 0)	0 (0 to 0)	0 (0 to 0)	0 (0 to 0)	0 (0 to 0)	0 (0 to 0)	0 (0 to 0)	0 (0 to 0)	0 (0 to 0)	0
Other benign and in situ neoplasms	0 (0 to 0)	0 (0 to 0)	0 (0 to 0)	0 (0 to 0)	0 (0 to 0)	0 (0 to 0)	0 (0 to 0)	0 (0 to 0)	0 (0 to 0)	0 (0 to 0)	0 (0 to 0)	0 (0 to 0)	0 (0 to 0)	0 (0 to 0)	0 (0 to 0)	0 (0 to 0)	0 (0 to 0)	0 (0 to 0)	0 (0 to 0)	0 (0 to 0)	0 (0 to 0)	0 (0 to 0)	0 (0 to 0)	0 (0 to 0)	0 (0 to 0)	0
Cardiovascular diseases	6 (2·4 to 9·1)	7 (3·5 to 7)	21·2 (14·5 to 28·6)	13·9 (10·4 to 17·4)	12·9 (7·8 to 20·8)	22·5 (17·9 to 28·6)	66·6 (59·5 to 80·5)	99·2 (74·5 to 119)	128 (102 to 161)	202 (157 to 252)	280 (221 to 352)	495 (409 to 589)	793 (721 to 870)	889 (731 to 1,070)	1,585 (1,329 to 1,880)	2,430 (2,070 to 2,820)	3,710 (3,150 to 4,330)	4,310 (3,730 to 4,990)	4,340 (3,630 to 4,970)	4,160 (3,470 to 4,970)	3,070 (2,350 to 4,120)	2,220 (1,810 to 2,790)	2,460 (2,050 to 2,930)	1,320 (969 to 1,540)	34,000
Rheumatic heart disease	0 (0 to 0)	0 (0 to 0)	0 (0 to 0)	0 (0 to 0)	0 (0 to 0)	0 (0 to 0)	0 (0 to 0)	0 (0 to 0)	0 (0 to 0)	0 (0 to 0)	0 (0 to 0)	0 (0 to 0)	0 (0 to 0)	0 (0 to 0)	0 (0 to 0)	0 (0 to 0)	0 (0 to 0)	0 (0 to 0)	0 (0 to 0)	0 (0 to 0)	0 (0 to 0)	0 (0 to 0)	0 (0 to 0)	0 (0 to 0)	0 (0 to 0)	0
Ischemic heart disease	0 (0 to 0)	0 (0 to 0)	0 (0 to 0)	0·3 (0 to 0·5)	0·5 (0 to 0·8)	0·8 (0·5 to 1·2)	1·5 (1·1 to 2·1)	2·3 (1·7 to 3·1)	3·1 (2·4 to 4·1)	4·6 (3·6 to 6·2)	6·4 (4·9 to 8·7)	9·2 (7·1 to 12·3)	13·2 (10·2 to 17·5)	16·5 (12·7 to 21·7)	29·4 (23·1 to 37·9)	45·1 (35·7 to 57·8)	68·8 (54·6 to 87·3)	80·2 (63·8 to 101)	80·6 (64·1 to 102)	77·4 (61·5 to 98·1)	57·1 (45·3 to 72·3)	41·2 (32·7 to 52·1)	27·4 (21·8 to 34·7)	17·5 (13·9 to 22·2)	7·4 (5·9 to 9·4)	744
Ischemic stroke	0·4 (0·1 to 0·7)	0·5 (0·3 to 0·9)	0·6 (0·3 to 1·1)	1·4 (1·1 to 2·2)	1·7 (1·2 to 2·6)	2·3 (1·7 to 3·1)	3·4 (2·7 to 4·3)	4·7 (3·8 to 5·8)	6·2 (5·1 to 7·6)	7·9 (6·5 to 9·7)	9·9 (8·2 to 12·1)	12·7 (10·5 to 15·5)	16·2 (13·4 to 19·8)	19·2 (15·9 to 23·5)	29·9 (24·8 to 36·7)	40·3 (33·5 to 49·3)	51·6 (42·9 to 63·1)	54·6 (45·4 to 66·8)	51·4 (42·7 to 62·9)	43·2 (35·9 to 52·9)	32·4 (26·9 to 39·6)	23·1 (19·2 to 28·3)	15·4 (12·8 to 18·9)	7·1 (5·9 to 8·7)	534
Intracerebral hemorrhage	0·2 (0 to 0·5)	0·2 (0·1 to 0·5)	0·3 (0·2 to 0·7)	0·5 (0·3 to 1·1)	0·7 (0·4 to 1·4)	1·1 (0·7 to 1·9)	1·6 (1·1 to 2·5)	2·3 (1·6 to 3·4)	3·2 (2·3 to 4·5)	4·4 (3·2 to 6·2)	6·1 (4·5 to 8·5)	8·6 (6·4 to 11·8)	11·9 (9·1 to 16·1)	14·7 (11·2 to 19·8)	24·4 (19·1 to 31·8)	34·3 (27·1 to 44·2)	41·3 (33·1 to 52·1)	39·8 (32·3 to 50·2)	34·8 (28·1 to 44·2)	26·4 (21·3 to 33·5)	18·7 (15·1 to 23·8)	12·7 (10·2 to 16·1)	8·1 (6·4 to 10·2)	3·8 (2·9 to 4·8)	1,730
Subarachnoid hemorrhage	0·2 (0·1 to 0·3)	0·2 (0·1 to 0·3)	0·3 (0·2 to 0·7)	0·3 (0·2 to 0·8)	0·4 (0·2 to 0·9)	0·5 (0·3 to 1·1)	0·8 (0·5 to 1·4)	1·1 (0·7 to 1·7)	1·5 (1·1 to 2·3)	2·1 (1·5 to 3·2)	2·9 (2·1 to 4·2)	4·1 (3·0 to 5·8)	5·6 (4·2 to 7·8)	7·1 (5·3 to 9·8)	11·4 (8·6 to 15·6)	16·2 (12·2 to 22·1)	20·2 (15·2 to 27·5)	20·2 (15·2 to 27·5)	17·1 (12·9 to 23·3)	13·1 (9·9 to 17·8)	9·2 (6·9 to 12·5)	6·3 (4·7 to 8·5)	4·0 (3·0 to 5·4)	1·9 (1·4 to 2·6)	927
Hypertensive heart disease	0 (0 to 0)	0 (0 to 0)	0 (0 to 0)	0 (0 to 0)	0 (0 to 0)	0 (0 to 0)	0 (0 to 0)	0 (0 to 0)	0 (0 to 0)	0 (0 to 0)	0 (0 to 0)	0 (0 to 0)	0 (0 to 0)	0 (0 to 0)	0 (0 to 0)	0 (0 to 0)	0 (0 to 0)	0 (0 to 0)	0 (0 to 0)	0 (0 to 0)	0 (0 to 0)	0 (0 to 0)	0 (0 to 0)	0 (0 to 0)	0 (0 to 0)	0
Non-rheumatic valvular heart disease	0 (0 to 0)	0 (0 to 0)	0 (0 to 0)	0 (0 to 0)	0 (0 to 0)	0 (0 to 0)	0 (0 to 0)	0 (1 to 0·2)	0 (0 to 0·2)	0 (0 to 0·3)	0 (0 to 0·4)	0 (0 to 0·5)	0 (0 to 0·7)	0 (0 to 0·9)	0 (0 to 1·4)	0 (0 to 2·1)	0 (0 to 3·1)	0 (0 to 4·2)	0 (0 to 5·2)	0 (0 to 5·8)	0 (0 to 5·8)	0 (0 to 5·1)	0 (0 to 4·2)	0 (0 to 3·2)	0 (0 to 1·8)	150
Non-rheumatic calcific aortic valve disease	0 (0 to 0)	0 (0 to 0)	0 (0 to 0)	0 (0 to 0)	0 (0 to 0)	0 (0 to 0)	0 (0 to 0)	0 (0 to 0·1)	0 (0 to 0·2)	0 (0 to 0·2)	0 (0 to 0·3)	0 (0 to 0·4)	0 (0 to 0·6)	0 (0 to 0·8)	0 (0 to 1·2)	0 (0 to 1·9)	0 (0 to 2·9)	0 (0 to 4·1)	0 (0 to 5·1)	0 (0 to 5·7)	0 (0 to 5·7)	0 (0 to 5·1)	0 (0 to 4·1)	0 (0 to 3·1)	0 (0 to 1·8)	150
Non-rheumatic degenerative mitral valve disease	0 (0 to 0)	0 (0 to 0)	0 (0 to 0)	0 (0 to 0)	0 (0 to 0)	0 (0 to 0)	0 (0 to 0)	0 (0 to 0·1)	0 (0 to 0·2)	0 (0 to 0·3)	0 (0 to 0·4)	0 (0 to 0·6)	0 (0 to 0·8)	0 (0 to 1·1)	0 (0 to 1·7)	0 (0 to 2·6)	0 (0 to 3·8)	0 (0 to 5·5)	0 (0 to 6·8)	0 (0 to 7·6)	0 (0 to 7·6)	0 (0 to 6·8)	0 (0 to 5·5)	0 (0 to 4·2)	0 (0 to 2·4)	200
Other non-rheumatic valve diseases	0 (0 to 0)	0 (0 to 0)	0 (0 to 0)	0 (0 to 0)	0 (0 to 0)	0 (0 to 0)	0 (0 to 0)	0 (0 to 0·1)	0 (0 to 0·1)	0 (0 to 0·2)	0 (0 to 0·2)	0 (0 to 0·3)	0 (0 to 0·4)	0 (0 to 0·5)	0 (0 to 0·7)	0 (0 to 1·1)	0 (0 to 1·6)	0 (0 to 2·3)	0 (0 to 3·1)	0 (0 to 3·9)	0 (0 to 4·3)	0 (0 to 3·9)	0 (0 to 3·1)	0 (0 to 2·4)	0 (0 to 1·4)	113
Cardiomyopathy and myocarditis	1·7 (0·9 to 2·7)	2 (1·0 to 3)	2·3 (1·3 to 3·5)	2·6 (1·6 to 3·9)	2·9 (1·6 to 4·5)	3·3 (2·0 to 4·7)	4·4 (2·9 to 6·1)	5·7 (4·0 to 7·6)	7·2 (5·1 to 9·5)	9·1 (6·6 to 12·1)	11·4 (8·3 to 15·2)	14·6 (10·8 to 19·5)	18·7 (14·1 to 24·7)	21·9 (16·5 to 28·8)	33·7 (26·1 to 43·5)	46·1 (36·2 to 58·8)	57·1 (45·1 to 72·3)	59·4 (47·1 to 75·1)	54·2 (43·1 to 68·5)	43·2 (34·5 to 54·3)	32·1 (25·8 to 40·1)	23·4 (18·9 to 29·1)	15·7 (12·7 to 19·3)	7·5 (5·9 to 9·2)	1,240
Myocarditis	0·4 (0·2 to 0·6)	0·5 (0·3 to 0·7)	0·6 (0·4 to 0·9)	0·7 (0·5 to 1·0)	0·8 (0·5 to 1·2)	0·9 (0·6 to 1·3)	1·2 (0·8 to 1·7)	1·5 (1·1 to 2·1)	2·0 (1·4 to 2·8)	2·5 (1·8 to 3·5)	3·2 (2·3 to 4·4)	4·1 (3·0 to 5·6)	5·2 (3·8 to 7·1)	6·2 (4·6 to 8·4)	9·5 (7·1 to 12·8)	13·1 (9·8 to 17·6)	16·2 (12·1 to 21·8)	16·8 (12·6 to 22·6)	15·4 (11·5 to 20·7)	12·2 (9·2 to 16·4)	9·1 (6·8 to 12·3)	6·6 (5·0 to 8·9)	4·4 (3·3 to 6·0)	2·1 (1·6 to 2·9)	351
Alcoholic cardiomyopathy	0 (0 to 0)	0 (0 to 0)	0 (0 to 0)	0 (0 to 0)	0 (0 to 0)	0 (0 to 0)	0 (0 to 0)	0 (0 to 0)	0 (0 to 0)	0 (0 to 0)	0 (0 to 0)	0 (0 to 0)	0 (0 to 0)	0 (0 to 0)	0 (0 to 0)	0 (0 to 0)	0 (0 to 0)	0 (0 to 0)	0 (0 to 0)	0 (0 to 0)	0 (0 to 0)	0 (0 to 0)	0 (0 to 0)	0 (0 to 0)	0 (0 to 0)	0
Other cardiomyopathy	1·5 (0·7 to 2·4)	1·5 (1·0 to 2·1)	1·9 (1·2 to 2·8)	2·3 (1·5 to 3·4)	2·6 (1·6 to 3·9)	3·0 (2·0 to 4·4)	3·9 (2·7 to 5·6)	5·1 (3·7 to 7·0)	6·5 (4·8 to 8·7)	8·2 (6·1 to 11·1)	10·3 (7·6 to 14·1)	13·2 (9·8 to 18·1)	16·9 (12·7 to 23·1)	19·8 (14·9 to 27·1)	30·5 (23·1 to 41·7)	41·7 (31·6 to 57·1)	51·6 (39·2 to 70·6)	53·7 (40·8 to 73·5)	49·0 (37·2 to 67·1)	39·1 (29·7 to 53·5)	29·0 (22·1 to 39·7)	21·2 (16·1 to 29·1)	14·2 (10·8 to 19·4)	6·8 (5·2 to 9·3)	1,120
Atrial fibrillation and flutter	0 (0 to 0)	0 (0 to 0)	0 (0 to 0)	0 (0 to 0)	0 (0 to 0)	0 (0 to 0)	0 (0 to 0)	0 (0 to 0)	0 (0 to 0)	0 (0 to 0)	0 (0 to 0)	0 (0 to 0)	0 (0 to 0)	0 (0 to 0)	0 (0 to 0)	0 (0 to 0)	0 (0 to 0)	0 (0 to 0)	0 (0 to 0)	0 (0 to 0)	0 (0 to 0)	0 (0 to 0)	0 (0 to 0)	0 (0 to 0)	0 (0 to 0)	0
Aortic aneurysm	—	—	—	—	—	0·6 (0·2 to 1·3)	2·3 (1·4 to 3·4)	3·2 (1·9 to 5·1)	5·5 (3·3 to 8·1)	8·1 (5·1 to 11·4)	11·4 (7·5 to 16·2)	16·1 (11·0 to 22·4)	22·2 (15·7 to 30·5)	28·9 (20·8 to 38·6)	49·1 (37·4 to 63·1)	72·4 (55·7 to 91·8)	93·1 (73·1 to 117)	97·2 (77·3 to 121)	88·5 (70·1 to 111)	70·7 (55·7 to 88·1)	52·1 (41·1 to 65·3)	37·1 (29·3 to 46·3)	25·7 (20·3 to 32·2)	14·9 (11·7 to 18·8)	6·8 (5·3 to 8·6)	1,260
Endocarditis	0·1 (0·1 to 0·2)	0·1 (0 to 0·2)	0·3 (0·2 to 0·4)	0·4 (0·2 to 0·6)	0·5 (0·2 to 0·9)	0·6 (0·4 to 1·1)	0·9 (0·6 to 1·5)	1·2 (0·8 to 1·9)	1·6 (1·1 to 2·5)	2·1 (1·5 to 3·1)	2·8 (2·0 to 4·1)	3·7 (2·7 to 5·3)	4·9 (3·6 to 7·1)	6·1 (4·4 to 8·7)	9·6 (7·1 to 13·6)	13·6 (10·1 to 19·1)	17 (12·6 to 24·1)	17·6 (13·1 to 24·9)	16·1 (12·0 to 22·8)	13·2 (9·8 to 18·7)	9·7 (7·2 to 13·7)	7·1 (5·3 to 10·1)	4·8 (3·5 to 6·8)	2·4 (1·8 to 3·4)	342
Other cardiovascular and circulatory diseases	2 (1·2 to 3)	2 (1·3 to 3)	6·5 (4·4 to 9·4)	4·8 (3·4 to 6·6)	3·3 (2·0 to 5·2)	3·7 (2·4 to 5·4)	5·4 (3·8 to 7·5)	7·2 (5·2 to 9·7)	9·2 (6·8 to 12·3)	11·6 (8·5 to 15·3)	14·8 (10·9 to 19·7)	19·2 (14·2 to 25·7)	24·8 (18·4 to 33·2)	29·1 (21·6 to 38·9)	43·2 (32·4 to 57·3)	57·8 (43·5 to 76·2)	69·1 (52·4 to 90·3)	69·2 (52·7 to 90·1)	60·8 (46·5 to 79·1)	46·8 (35·9 to 60·5)	33·8 (26·1 to 43·5)	24·1 (18·6 to 30·9)	16·4 (12·8 to 20·9)	7·8 (6·1 to 9·8)	1,240
Chronic respiratory diseases	0 (0 to 0)	0 (0 to 0)	0·1 (0 to 0·1)	146 (99·9 to 206)	233 (160 to 329)	272 (183 to 386)	164 (105 to 246)	140 (89·1 to 210)	116 (72·3 to 180)	103 (63·1 to 163)	93 (56·2 to 154)	90 (53·2 to 150)	83 (48·2 to 140)	75 (43·1 to 128)	68 (39·1 to 116)	63 (36·2 to 107)	59 (34·1 to 100)	57 (33·1 to 96·2)	54 (31·4 to 90·8)	50 (29·1 to 84·2)	46 (26·8 to 77·5)	42 (24·4 to 70·8)	38 (22·1 to 64·1)	34 (19·8 to 57·3)	30 (17·5 to 50·6)	1,470
Chronic obstructive pulmonary disease	0 (0 to 0)	0 (0 to 0)	0 (0 to 0·1)	2·7 (1·8 to 3·7)	4·4 (2·9 to 6·2)	7·3 (4·9 to 10·3)	11·6 (7·9 to 16·2)	16·9 (11·6 to 23·2)	23·2 (16·1 to 31·8)	30·9 (21·6 to 42·2)	40·9 (28·8 to 55·4)	53·7 (38·1 to 72·3)	69·2 (49·3 to 92·5)	84·2 (60·2 to 112)	124 (90·1 to 164)	164 (120 to 216)	194 (142 to 255)	199 (147 to 261)	183 (136 to 240)	154 (115 to 202)	122 (91·2 to 160)	94·2 (70·4 to 123)	70·3 (52·6 to 92·3)	47·1 (35·2 to 61·8)	25·1 (18·8 to 32·9)	11,600
Pneumoconiosis	0 (0 to 0)	0 (0 to 0)	0 (0 to 0)	0 (0 to 0)	0 (0 to 0)	0 (0 to 0)	0 (0 to 0·1)	0 (0 to 0·1)	0 (0 to 0·2)	0 (0 to 0·2)	0 (0 to 0·3)	0 (0 to 0·4)	0 (0 to 0·5)	0 (0 to 0·6)	0 (0 to 0·9)	0 (0 to 1·3)	0 (0 to 1·9)	0 (0 to 2·6)	0 (0 to 3·3)	0 (0 to 3·7)	0 (0 to 3·7)	0 (0 to 3·3)	0 (0 to 2·7)	0 (0 to 2·2)	0 (0 to 1·3)	56
Silicosis	0 (0 to 0)	0 (0 to 0)	0 (0 to 0)	0 (0 to 0)	0 (0 to 0)	0 (0 to 0)	0 (0 to 0)	0 (0 to 0)	0 (0 to 0)	0 (0 to 0)	0 (0 to 0)	0 (0 to 0)	0 (0 to 0)	0 (0 to 0)	0 (0 to 0)	0 (0 to 0)	0 (0 to 0)	0 (0 to 0)	0 (0 to 0)	0 (0 to 0)	0 (0 to 0)	0 (0 to 0)	0 (0 to 0)	0 (0 to 0)	0 (0 to 0)	0
Asbestosis	0 (0 to 0)	0 (0 to 0)	0 (0 to 0)	0 (0 to 0)	0 (0 to 0)	0 (0 to 0)	0 (0 to 0)	0 (0 to 0)	0 (0 to 0)	0 (0 to 0)	0 (0 to 0)	0 (0 to 0)	0 (0 to 0)	0 (0 to 0)	0 (0 to 0)	0 (0 to 0)	0 (0 to 0)	0 (0 to 0)	0 (0 to 0)	0 (0 to 0)	0 (0 to 0)	0 (0 to 0)	0 (0 to 0)	0 (0 to 0)	0 (0 to 0)	0
Coal workers pneumoconiosis	0 (0 to 0)	0 (0 to 0)	0 (0 to 0)	0 (0 to 0)	0 (0 to 0)	0 (0 to 0)	0 (0 to 0)	0 (0 to 0)	0 (0 to 0)	0 (0 to 0)	0 (0 to 0)	0 (0 to 0)	0 (0 to 0)	0 (0 to 0)	0 (0 to 0)	0 (0 to 0)	0 (0 to 0)	0 (0 to 0)	0 (0 to 0)	0 (0 to 0)	0 (0 to 0)	0 (0 to 0)	0 (0 to 0)	0 (0 to 0)	0 (0 to 0)	2·5
Other pneumoconiosis	0 (0 to 0)	0 (0 to 0)	0 (0 to 0)	0 (0 to 0)	0 (0 to 0)	0 (0 to 0)	0 (0 to 0)	0 (0 to 0·1)	0 (0 to 0·1)	0 (0 to 0·2)	0 (0 to 0·2)	0 (0 to 0·3)	0 (0 to 0·4)	0 (0 to 0·5)	0 (0 to 0·7)	0 (0 to 1·1)	0 (0 to 1·6)	0 (0 to 2·2)	0 (0 to 2·8)	0 (0 to 3·1)	0 (0 to 3·1)	0 (0 to 2·8)	0 (0 to 2·3)	0 (0 to 1·8)	0 (0 to 1·1)	8·7
Asthma	0 (0 to 0)	0 (0 to 0)	0 (0 to 0)	159 (74·6 to 224)	229 (127 to 339)	233 (116 to 356)	152 (89·1 to 226)	112 (72·2 to 168)	109 (68·2 to 164)	116 (79·6 to 174)	120 (79·5 to 181)	120 (77·3 to 180)	116 (77·9 to 177)	107 (69·7 to 159)	94 (61·2 to 140)	84 (53·9 to 126)	77 (49·7 to 116)	72 (46·3 to 108)	67 (43·2 to 100)	62 (40·1 to 93·2)	57 (36·9 to 85·4)	52 (33·7 to 78·1)	47 (30·4 to 70·4)	42 (27·1 to 62·9)	37 (23·7 to 55·2)	2,610
Interstitial lung disease and pulmonary sarcoidosis	0 (0 to 0)	0 (0 to 0)	0 (0 to 0)	0 (0 to 0·1)	0 (0 to 0·1)	0 (0 to 0·2)	0 (0 to 0·2)	0 (0 to 0·3)	0 (0 to 0·5)	0 (0 to 0·7)	0 (0 to 1·1)	0 (0 to 1·5)	0 (0 to 2·1)	0 (0 to 2·8)	0 (0 to 4·5)	0 (0 to 6·7)	0 (0 to 9·5)	0 (0 to 12·1)	0 (0 to 13·7)	0 (0 to 13·7)	0 (0 to 12·1)	0 (0 to 9·8)	0 (0 to 7·5)	0 (0 to 5·4)	0 (0 to 3·2)	8·7
Other chronic respiratory diseases	2 (1·1 to 3·2)	3·4 (2·2 to 5)	5·6 (3·6 to 8·2)	9·4 (6·1 to 14·1)	14·7 (9·2 to 21·8)	22·6 (14·2 to 33·1)	31·9 (20·3 to 46·1)	41·9 (27·1 to 60·2)	53·7 (34·8 to 76·4)	67·2 (43·9 to 94·8)	82·9 (54·5 to 116)	101·2 (67·2 to 142)	122·2 (81·5 to 170)	140·1 (94·1 to 194)	197·1 (134·2 to 270)	251·2 (173·2 to 343)	277 (191·2 to 378)	261·9 (180·5 to 357)	224·5 (154·8 to 305)	180·2 (124·3 to 245)	139·1 (96·1 to 189)	104·4 (72·1 to 142)	77·4 (53·4 to 105)	52·1 (35·9 to 71·1)	27·7 (19·1 to 37·8)	1,660
Digestive diseases	0 (0 to 0·2)	0·2 (0·2 to 0·3)	0·6 (0·5 to 0·8)	1·4 (1·2 to 1·7)	2·7 (2·3 to 3·2)	4·6 (3·9 to 5·4)	7·6 (6·5 to 8·9)	11·3 (9·7 to 13·2)	15·8 (13·6 to 18·4)	21·7 (18·7 to 25·2)	28·9 (24·9 to 33·5)	38·1 (32·9 to 44·1)	49·8 (43·1 to 57·6)	61·3 (53·1 to 70·8)	89·1 (77·3 to 102·8)	116·2 (101·1 to 133·8)	139·1 (121·3 to 159·9)	144·1 (126·1 to 164·9)	134·1 (117·5 to 153·3)	113·2 (99·4 to 129·2)	89·1 (78·3 to 101·6)	68·2 (59·9 to 77·8)	49·8 (43·8 to 56·8)	32·4 (28·4 to 36·9)	3,190
Neurological disorders	0·2 (0·1 to 0·3)	0·3 (0·2 to 0·5)	21·6 (11·9 to 37·1)	23·4 (14·9 to 34·2)	66·1 (44·9 to 94·2)	229 (147·0 to 339)	357 (243·0 to 503)	436 (318·0 to 601)	467 (322·0 to 662)	479 (317·0 to 696)	477 (316·0 to 696)	493 (326·0 to 696)	517 (341·0 to 696)	540 (356·0 to 696)	624 (394·0 to 1,100)	742 (441·0 to 1,200)	841 (497·0 to 1,300)	829 (504·0 to 1,200)	853 (524·0 to 1,200)	1,030 (649·0 to 1,400)	1,230 (778·0 to 1,700)	1,060 (669·0 to 1,500)	732 (463·0 to 1,000)	398 (249·0 to 554)	12,900
Alzheimer's disease and other dementias	0 (0 to 0)	0 (0 to 0)	0 (0 to 0)	0 (0 to 0)	0 (0 to 0)	0 (0 to 0)	0 (0 to 0)	0 (0 to 0)	0 (0 to 0)	0 (0 to 0)	0 (0 to 0)	0 (0 to 0)	0 (0 to 0)	0 (0 to 0)	0 (0 to 0)	0 (0 to 0)	0 (0 to 0)	0 (0 to 0)	0 (0 to 0)	0 (0 to 0)	0 (0 to 0)	0 (0 to 0)	0 (0 to 0)	0 (0 to 0)	0 (0 to 0)	0
Parkinson's disease	0 (0 to 0)	0 (0 to 0)	0 (0 to 0)	0 (0 to 0)	0 (0 to 0)	0 (0 to 0)	0 (0 to 0)	0 (0 to 0·1)	0 (0 to 0·1)	0 (0 to 0·2)	0 (0 to 0·3)	0 (0 to 0·4)	0 (0 to 0·6)	0 (0 to 0·8)	0 (0 to 1·2)	0 (0 to 1·7)	0 (0 to 2·3)	0 (0 to 3·1)	0 (0 to 4·1)	0 (0 to 4·9)	0 (0 to 5·2)	0 (0 to 4·9)	0 (0 to 4·1)	0 (0 to 3·1)	0 (0 to 2·1)	0 (0 to 1·1)	1,330
Multiple sclerosis	0 (0 to 0)	0 (0 to 0)	0 (0 to 0)	0 (0 to 0)	0 (0 to 0)	0 (0 to 0)	0 (0 to 0)	0 (0 to 0)	0 (0 to 0)	0 (0 to 0)	0 (0 to 0)	0 (0 to 0)	0 (0 to 0)	0 (0 to 0)	0 (0 to 0)	0 (0 to 0)	0 (0 to 0)	0 (0 to 0)	0 (0 to 0)	0 (0 to 0)	0 (0 to 0)	0 (0 to 0)	0 (0 to 0)	0 (0 to 0)	0 (0 to 0)	0
Motor neuron disease	0 (0 to 0·2)	0 (0 to 0·1)	0 (0·1 to 0·2)	0 (0·1 to 0·3)	0 (0·1 to 0·4)	0 (0·1 to 0·7)	0 (0·2 to 1·1)	0 (0·3 to 1·6)	0 (0·3 to 2·2)	0 (0·4 to 3·1)	0 (0·5 to 4·3)	0 (0·6 to 5·8)	0 (0·8 to 7·6)	0 (0·9 to 9·6)	0 (1·2 to 13·6)	0 (1·5 to 19·4)	0 (1·8 to 25·6)	0 (1·9 to 30·5)	0 (1·9 to 32·6)	0 (1·8 to 31·2)	0 (1·6 to 27·8)	0 (1·4 to 23·8)	0 (1·2 to 19·8)	0 (0·9 to 14·6)	0 (0·5 to 6·9)	694
Headache disorders	0 (0 to 0)	0 (0 to 0)	0 (0 to 0)	0 (0 to 0)	0 (0 to 0)	0 (0 to 0)	0 (0 to 0)	0 (0 to 0)	0 (0 to 0)	0 (0 to 0)	0 (0 to 0)	0 (0 to 0)	0 (0 to 0)	0 (0 to 0)	0 (0 to 0)	0 (0 to 0)	0 (0 to 0)	0 (0 to 0)	0 (0 to 0)	0 (0 to 0)	0 (0 to 0)	0 (0 to 0)	0 (0 to 0)	0 (0 to 0)	0 (0 to 0)	0
Migraine	0 (0 to 0)	0 (0 to 0)	0 (0 to 0)	0 (0 to 0)	0 (0 to 0)	0 (0 to 0)	0 (0 to 0)	0 (0 to 0)	0 (0 to 0)	0 (0 to 0)	0 (0 to 0)	0 (0 to 0)	0 (0 to 0)	0 (0 to 0)	0 (0 to 0)	0 (0 to 0)	0 (0 to 0)	0 (0 to 0)	0 (0 to 0)	0 (0 to 0)	0 (0 to 0)	0 (0 to 0)	0 (0 to 0)	0 (0 to 0)	0 (0 to 0)	0
Tension-type headache	0 (0 to 0)	0 (0 to 0)	0 (0 to 0)	0 (0 to 0)	0 (0 to 0)	0 (0 to 0)	0 (0 to 0)	0 (0 to 0)	0 (0 to 0)	0 (0 to 0)	0 (0 to 0)	0 (0 to 0)	0 (0 to 0)	0 (0 to 0)	0 (0 to 0)	0 (0 to 0)	0 (0 to 0)	0 (0 to 0)	0 (0 to 0)	0 (0 to 0)	0 (0 to 0)	0 (0 to 0)	0 (0 to 0)	0 (0 to 0)	0 (0 to 0)	0
Other neurological disorders	0 (0 to 0)	0 (0 to 0)	0 (0 to 0)	0 (0 to 0)	0 (0 to 0)	0 (0 to 0)	0 (0 to 0)	0 (0 to 0)	0 (0 to 0)	0 (0 to 0)	0 (0 to 0)	0 (0 to 0)	0 (0 to 0)	0 (0 to 0)	0 (0 to 0)	0 (0 to 0)	0 (0 to 0)	0 (0 to 0)	0 (0 to 0)	0 (0 to 0)	0 (0 to 0)	0 (0 to 0)	0 (0 to 0)	0 (0 to 0)	0 (0 to 0)	0
Mental disorders	0 (0·1 to 0·2)	0 (0·2 to 0·7)	7 (4·9 to 9·9)	12·8 (9·6 to 16·5)	19·5 (14·7 to 25·3)	28·4 (21·5 to 36·8)	39·5 (30·0 to 51·1)	52·1 (39·6 to 67·3)	65·5 (49·8 to 84·6)	82·1 (62·5 to 106)	101·2 (77·0 to 131)	124·8 (95·1 to 161)	153·3 (117·0 to 198)	172·6 (131·0 to 223)	243·1 (184·5 to 314)	309·8 (235·0 to 400)	372·6 (282·6 to 481)	367·2 (278·5 to 474)	338·5 (256·7 to 437)	284·3 (215·6 to 367)	224·7 (170·4 to 290)	177·1 (134·3 to 229)	130·8 (99·2 to 169)	83·1 (63·0 to 107)	4,600
Alcohol use disorders	0 (0 to 0)	0 (0 to 0)	0 (0 to 0)	0 (0 to 0)	0 (0 to 0)	0 (0 to 0)	0 (0 to 0)	0 (0 to 0)	0 (

| | | |

GBD Table 2c. Vivarate (UI), by cause and age group for both sexes with 95% uncertainty intervals, 2019

Cause	Early Neonatal	Late Neonatal	Post Neonatal	1 to 4	5 to 9	10 to 14	15 to 19	20 to 24	25 to 29	30 to 34	35 to 39	40 to 44	45 to 49	50 to 54	55 to 59	60 to 64	65 to 69	70 to 74	75 to 79	80 to 84	85 to 89	90 to 94	95 plus	Total
All causes	37,650 (31,150 to 43,200)	7,260 (6,660 to 7,960)	16,760 (15,200 to 20,100)	14,660 (13,150 to 16,300)	22,200 (17,200 to 26,400)	26,100 (21,900 to 30,600)	70,600 (61,900 to 77,800)	91,900 (80,500 to 103,000)	160,000 (140,000 to 180,000)	210,000 (186,000 to 232,000)	290,000 (256,000 to 320,000)	390,000 (344,000 to 430,000)	530,000 (470,000 to 590,000)	720,000 (640,000 to 800,000)	1,000,000 (890,000 to 1,100,000)	1,400,000 (1,200,000 to 1,500,000)	1,900,000 (1,600,000 to 2,100,000)	2,500,000 (2,100,000 to 2,800,000)	3,200,000 (2,600,000 to 3,600,000)	3,900,000 (3,000,000 to 4,500,000)	4,600,000 (3,400,000 to 5,400,000)	5,200,000 (3,600,000 to 6,200,000)	67,700 (51,900 to 79,000)	2,611,000
Communicable, maternal, neonatal, and nutritional diseases	21,600 (16,600 to 25,000)	4,260 (3,900 to 4,660)	3,910 (3,550 to 4,330)	3,640 (3,260 to 4,020)	2,440 (2,060 to 2,810)	2,820 (2,370 to 3,270)	4,640 (3,900 to 5,370)	5,540 (4,650 to 6,420)	6,360 (5,330 to 7,370)	6,640 (5,560 to 7,690)	7,190 (6,020 to 8,330)	8,220 (6,880 to 9,520)	9,990 (8,360 to 11,600)	11,400 (9,540 to 13,200)	13,100 (10,900 to 15,200)	15,700 (13,000 to 18,200)	18,700 (15,400 to 21,600)	22,200 (18,200 to 25,600)	26,200 (21,400 to 30,200)	30,200 (24,600 to 34,800)	33,900 (27,600 to 39,100)	36,200 (29,400 to 41,800)	1,870 (1,520 to 2,160)	193,000
HIV/AIDS and sexually transmitted infections	11.6 (4 to 21)	6.7 (2 to 23)	29.9 (17 to 46)	22.4 (14 to 36)	12.9 (8 to 18.3)	22.2 (17.5 to 28.2)	61.3 (49.5 to 80.3)	253 (199 to 320)	633 (523 to 757)	1,120 (930 to 1,350)	1,660 (1,380 to 1,980)	2,180 (1,820 to 2,600)	2,660 (2,210 to 3,150)	3,170 (2,630 to 3,750)	3,620 (2,990 to 4,320)	4,170 (3,440 to 5,000)	4,770 (3,940 to 5,720)	5,370 (4,430 to 6,450)	5,940 (4,900 to 7,130)	6,450 (5,320 to 7,740)	6,870 (5,670 to 8,240)	7,170 (5,920 to 8,600)	15.6 (12.9 to 18.7)	73,000
HIV/AIDS	11.6 (4 to 21)	6.7 (2 to 23)	29.9 (17 to 46)	22.4 (14 to 36)	12.9 (8 to 18.3)	22.2 (17.5 to 28.2)	61.3 (49.5 to 80.3)	253 (199 to 320)	633 (523 to 757)	1,120 (930 to 1,350)	1,660 (1,380 to 1,980)	2,180 (1,820 to 2,600)	2,660 (2,210 to 3,150)	3,170 (2,630 to 3,750)	3,620 (2,990 to 4,320)	4,170 (3,440 to 5,000)	4,770 (3,940 to 5,720)	5,370 (4,430 to 6,450)	5,940 (4,900 to 7,130)	6,450 (5,320 to 7,740)	6,870 (5,670 to 8,240)	7,170 (5,920 to 8,600)	15.6 (12.9 to 18.7)	73,000
HIV/AIDS - Drug-susceptible Tuberculosis	0 (0 to 0)	0 (0 to 0)	0.6 (0 to 1.1)	0.8 (0 to 2.6)	0.2 (0.2 to 0.2)	0.1 (0.1 to 0.2)	0.1 (0 to 0.3)	0.4 (0.1 to 0.8)	1.2 (0.4 to 2.4)	2.9 (1.1 to 5.6)	7.9 (3 to 15)	19.8 (7.6 to 38)	31.8 (12.2 to 61)	50.9 (19.6 to 98.1)	77.9 (30 to 150)	116.7 (44.7 to 225)	170.7 (65.4 to 329)	243.5 (93.3 to 469)	338.6 (129.8 to 653)	464.1 (177.9 to 895)	607.4 (232.8 to 1,170)	774.1 (296.7 to 1,490)	1.1 (0.4 to 2.1)	3,700
HIV/AIDS - Multidrug-resistant Tuberculosis without extensive drug resistance	0 (0 to 0)	0 (0 to 0)	0 (0 to 0)	0 (0 to 0)	0 (0 to 0)	0 (0 to 0)	0 (0 to 0)	0 (0 to 0)	0 (0 to 0)	0 (0 to 0)	0 (0 to 0)	0 (0 to 0)	0 (0 to 0)	0 (0 to 0)	0 (0 to 0)	0 (0 to 0)	0 (0 to 0)	0 (0 to 0)	0 (0 to 0)	0 (0 to 0)	0 (0 to 0)	0 (0 to 0)	0 (0 to 0)	0 (0 to 0)	0
HIV/AIDS - Extensively drug-resistant Tuberculosis	0 (0 to 0)	0 (0 to 0)	0 (0 to 0)	0 (0 to 0)	0 (0 to 0)	0 (0 to 0)	0 (0 to 0)	0 (0 to 0)	0 (0 to 0)	0 (0 to 0)	0 (0 to 0)	0 (0 to 0)	0 (0 to 0)	0 (0 to 0)	0 (0 to 0)	0 (0 to 0)	0 (0 to 0)	0 (0 to 0)	0 (0 to 0)	0 (0 to 0)	0 (0 to 0)	0 (0 to 0)	0 (0 to 0)	0 (0 to 0)	0
HIV/AIDS resulting in other diseases	11.6 (4 to 21)	6.7 (2 to 23)	29.9 (17 to 46)	22.4 (14 to 36)	12.9 (8 to 18.3)	22.2 (17.5 to 28.2)	61.3 (49.5 to 80.3)	253 (199 to 320)	633 (523 to 757)	1,120 (930 to 1,350)	1,660 (1,380 to 1,980)	2,180 (1,820 to 2,600)	2,660 (2,210 to 3,150)	3,170 (2,630 to 3,750)	3,620 (2,990 to 4,320)	4,170 (3,440 to 5,000)	4,770 (3,940 to 5,720)	5,370 (4,430 to 6,450)	5,940 (4,900 to 7,130)	6,450 (5,320 to 7,740)	6,870 (5,670 to 8,240)	7,170 (5,920 to 8,600)	15.6 (12.9 to 18.7)	73,000
Sexually transmitted infections excluding HIV	2.6 (1.8 to 4.1)	2.7 (1.9 to 4.2)	2.8 (1.9 to 4.3)	3.1 (2.1 to 5.2)	2.6 (2 to 3.1)	1.3 (1.1 to 1.6)	2.1 (1.7 to 2.6)	2.2 (1.8 to 2.8)	2.9 (2.4 to 3.5)	3.4 (2.8 to 4.2)	4.4 (3.7 to 5.4)	5.3 (4.4 to 6.5)	6.4 (5.3 to 7.8)	6.6 (5.5 to 8.1)	6.9 (5.7 to 8.5)	7.1 (5.9 to 8.7)	7.2 (6 to 8.8)	7.3 (6.1 to 8.9)	7.2 (6 to 8.8)	7.2 (6 to 8.8)	6.7 (5.6 to 8.2)	6.1 (5.1 to 7.5)	0.7 (0.6 to 0.9)	1,200
Syphilis	0 (0 to 0)	0 (0 to 0)	0 (0 to 0)	0 (0 to 0)	0 (0 to 0)	0 (0 to 0)	0 (0 to 0)	0 (0 to 0)	0 (0 to 0)	0 (0 to 0)	0 (0 to 0)	0 (0 to 0)	0 (0 to 0)	0 (0 to 0)	0 (0 to 0)	0 (0 to 0)	0 (0 to 0)	0 (0 to 0)	0 (0 to 0)	0 (0 to 0)	0 (0 to 0)	0 (0 to 0)	0 (0 to 0)	0 (0 to 0)	0
Chlamydial infection	0 (0 to 0)	0 (0 to 0)	0 (0 to 0)	0 (0 to 0)	0 (0 to 0)	0 (0 to 0)	0.6 (0 to 1.7)	1.6 (0 to 4.4)	2.7 (0 to 7.3)	6.6 (1 to 17.8)	9.8 (1 to 26.5)	15.4 (2 to 41.5)	19.5 (3 to 52.5)	24.6 (4 to 66.4)	29.5 (5 to 79.6)	34.5 (6 to 93.1)	39.5 (7 to 107)	44.5 (8 to 120)	49.5 (9 to 133)	54.5 (10 to 147)	59.5 (11 to 160)	64.5 (12 to 174)	69.5 (13 to 187)	0.4 (0.1 to 1.1)	611
Gonococcal infection	0 (0 to 0)	0 (0 to 0)	0 (0 to 0)	0 (0 to 0)	0 (0 to 0)	0 (0 to 0)	0.4 (0 to 1.1)	1.1 (0 to 3.1)	1.9 (0 to 5.2)	4.7 (1 to 12.6)	6.9 (1 to 18.7)	10.9 (1 to 29.3)	13.7 (2 to 37)	17.4 (2 to 46.9)	20.8 (3 to 56.2)	24.3 (4 to 65.6)	27.9 (4 to 75.5)	31.4 (5 to 85.1)	34.9 (6 to 94.7)	38.5 (6 to 104)	42.1 (7 to 114)	45.7 (8 to 123)	49.3 (8 to 133)	0.3 (0 to 0.8)	432
Trichomoniasis	0 (0 to 0)	0 (0 to 0)	0 (0 to 0)	0 (0 to 0)	0 (0 to 0)	0 (0 to 0)	0.1 (0 to 0.3)	0.3 (0 to 0.8)	0.5 (0.1 to 1.3)	1.2 (0.3 to 3.2)	1.7 (0.5 to 4.6)	2.7 (0.8 to 7.3)	3.4 (1 to 9.2)	4.3 (1.3 to 11.6)	5.2 (1.6 to 14.1)	6.1 (1.9 to 16.5)	7 (2.2 to 18.9)	7.9 (2.5 to 21.3)	8.8 (2.8 to 23.8)	9.7 (3.1 to 26.2)	10.6 (3.4 to 28.6)	11.5 (3.7 to 31)	12.4 (4 to 33.5)	0.1 (0 to 0.3)	108
Genital herpes	0 (0 to 0)	0 (0 to 0)	0 (0 to 0)	0 (0 to 0)	0 (0 to 0)	0 (0 to 0)	0 (0 to 0)	0 (0 to 0)	0 (0 to 0)	0 (0 to 0)	0 (0 to 0)	0 (0 to 0)	0 (0 to 0)	0 (0 to 0)	0 (0 to 0)	0 (0 to 0)	0 (0 to 0)	0 (0 to 0)	0 (0 to 0)	0 (0 to 0)	0 (0 to 0)	0 (0 to 0)	0 (0 to 0)	0 (0 to 0)	0
Other sexually transmitted infections	0 (0 to 0)	0 (0 to 0)	0 (0 to 0)	1.4 (0 to 4.2)	0.4 (0.4 to 0.4)	0.1 (0 to 0.3)	1.4 (0.4 to 3.2)	1.4 (0.4 to 3.2)	2.8 (0.7 to 6.3)	5.7 (1.5 to 12.8)	8.1 (2.1 to 18.2)	11.4 (3 to 25.6)	13.5 (3.6 to 30.3)	15.6 (4.2 to 35)	17.7 (4.8 to 39.7)	19.8 (5.4 to 44.4)	21.9 (6 to 49.1)	24 (6.6 to 53.8)	26.1 (7.2 to 58.5)	28.2 (7.8 to 63.2)	30.3 (8.4 to 67.9)	32.4 (9 to 72.6)	34.5 (9.6 to 77.3)	0.2 (0 to 0.5)	252
Respiratory infections and tuberculosis	7510 (6,180 to 8,510)	131 (100 to 170)	679 (520 to 1,070)	1,050 (800 to 1,470)	1,080 (820 to 1,470)	920 (700 to 1,280)	920 (690 to 1,280)	1,010 (760 to 1,400)	1,160 (870 to 1,600)	1,260 (940 to 1,760)	1,220 (910 to 1,690)	1,270 (950 to 1,750)	1,610 (1,200 to 2,200)	2,130 (1,600 to 2,900)	2,890 (2,160 to 3,930)	3,230 (2,420 to 4,400)	3,420 (2,560 to 4,650)	3,560 (2,660 to 4,850)	3,600 (2,690 to 4,900)	3,600 (2,690 to 4,900)	3,600 (2,690 to 4,900)	3,600 (2,690 to 4,900)	521 (389 to 710)	82,000
Tuberculosis	0 (0 to 0)	0 (0 to 0)	0.4 (0 to 1.1)	1.4 (0 to 4.2)	1.6 (1 to 2.1)	0.2 (0 to 0.5)	0.2 (0.1 to 0.4)	0.8 (0.3 to 1.8)	1.9 (0.7 to 4.2)	3.5 (1.3 to 7.8)	5.3 (2 to 11.8)	7.5 (2.8 to 16.8)	9.9 (3.7 to 22.2)	12.7 (4.8 to 28.5)	16.2 (6.1 to 36.4)	20.2 (7.6 to 45.4)	24.8 (9.3 to 55.8)	29.8 (11.2 to 67)	35.2 (13.2 to 79.2)	40.9 (15.3 to 92)	46.8 (17.5 to 105)	52.8 (19.8 to 119)	58.9 (22.1 to 132)	0.4 (0.1 to 0.9)	980
Latent tuberculosis infection	0 (0 to 0)	0 (0 to 0)	0 (0 to 0)	0 (0 to 0)	0 (0 to 0)	0 (0 to 0)	0 (0 to 0)	0 (0 to 0)	0 (0 to 0)	0 (0 to 0)	0 (0 to 0)	0 (0 to 0)	0 (0 to 0)	0 (0 to 0)	0 (0 to 0)	0 (0 to 0)	0 (0 to 0)	0 (0 to 0)	0 (0 to 0)	0 (0 to 0)	0 (0 to 0)	0 (0 to 0)	0 (0 to 0)	0 (0 to 0)	0
Drug-susceptible tuberculosis	0 (0 to 0)	0 (0 to 0)	0.4 (0 to 1.1)	1.4 (0 to 4.2)	1.6 (1 to 2.1)	0.2 (0 to 0.5)	0.2 (0.1 to 0.4)	0.8 (0.3 to 1.8)	1.9 (0.7 to 4.2)	3.5 (1.3 to 7.8)	5.3 (2 to 11.8)	7.5 (2.8 to 16.8)	9.9 (3.7 to 22.2)	12.7 (4.8 to 28.5)	16.2 (6.1 to 36.4)	20.2 (7.6 to 45.4)	24.8 (9.3 to 55.8)	29.8 (11.2 to 67)	35.2 (13.2 to 79.2)	40.9 (15.3 to 92)	46.8 (17.5 to 105)	52.8 (19.8 to 119)	58.9 (22.1 to 132)	0.4 (0.1 to 0.9)	980
Multidrug-resistant tuberculosis without extensive drug resistance	0 (0 to 0)	0 (0 to 0)	0 (0 to 0)	0 (0 to 0)	0 (0 to 0)	0 (0 to 0)	0 (0 to 0)	0 (0 to 0)	0 (0 to 0)	0 (0 to 0)	0 (0 to 0)	0 (0 to 0)	0 (0 to 0)	0 (0 to 0)	0 (0 to 0)	0 (0 to 0)	0 (0 to 0)	0 (0 to 0)	0 (0 to 0)	0 (0 to 0)	0 (0 to 0)	0 (0 to 0)	0 (0 to 0)	0 (0 to 0)	0
Extensively drug-resistant tuberculosis	0 (0 to 0)	0 (0 to 0)	0 (0 to 0)	0 (0 to 0)	0 (0 to 0)	0 (0 to 0)	0 (0 to 0)	0 (0 to 0)	0 (0 to 0)	0 (0 to 0)	0 (0 to 0)	0 (0 to 0)	0 (0 to 0)	0 (0 to 0)	0 (0 to 0)	0 (0 to 0)	0 (0 to 0)	0 (0 to 0)	0 (0 to 0)	0 (0 to 0)	0 (0 to 0)	0 (0 to 0)	0 (0 to 0)	0 (0 to 0)	0
Lower respiratory infections	6,960 (5,740 to 7,940)	115 (88 to 150)	575 (440 to 920)	960 (730 to 1,350)	1,000 (760 to 1,350)	830 (630 to 1,150)	830 (630 to 1,150)	920 (700 to 1,270)	1,060 (800 to 1,460)	1,150 (860 to 1,600)	1,110 (830 to 1,540)	1,150 (860 to 1,590)	1,460 (1,090 to 2,000)	1,930 (1,450 to 2,630)	2,620 (1,960 to 3,560)	2,930 (2,190 to 3,990)	3,100 (2,320 to 4,220)	3,230 (2,410 to 4,400)	3,260 (2,440 to 4,440)	3,260 (2,440 to 4,440)	3,260 (2,440 to 4,440)	3,260 (2,440 to 4,440)	472 (353 to 643)	75,000
Upper respiratory infections	11 (3 to 24)	0.1 (0 to 0.1)	104 (30 to 286)	87 (27 to 196)	79 (24 to 179)	87 (27 to 196)	87 (27 to 196)	89 (28 to 200)	94 (29 to 212)	102 (32 to 230)	109 (34 to 246)	119 (37 to 268)	150 (47 to 337)	198 (62 to 446)	268 (84 to 603)	300 (94 to 676)	318 (100 to 715)	331 (104 to 744)	334 (105 to 751)	334 (105 to 751)	334 (105 to 751)	334 (105 to 751)	48.4 (15.2 to 109)	7,700
Otitis media	0 (0 to 0)	0 (0 to 0)	0 (0 to 0)	0 (0 to 0)	0 (0 to 0)	0 (0 to 0)	0 (0 to 0)	0 (0 to 0)	0 (0 to 0)	0 (0 to 0)	0 (0 to 0)	0 (0 to 0)	0 (0 to 0)	0 (0 to 0)	0 (0 to 0)	0 (0 to 0)	0 (0 to 0)	0 (0 to 0)	0 (0 to 0)	0 (0 to 0)	0 (0 to 0)	0 (0 to 0)	0 (0 to 0)	0 (0 to 0)	0
Enteric infections	1,160 (1,110 to 1,210)	24.9 (19.4 to 30.8)	250 (200 to 300)	495 (420 to 580)	520 (440 to 610)	430 (370 to 510)	370 (320 to 440)	486 (420 to 570)	554 (480 to 650)	730 (630 to 860)	1,060 (910 to 1,250)	1,540 (1,320 to 1,810)	2,160 (1,850 to 2,540)	2,970 (2,540 to 3,490)	4,150 (3,550 to 4,870)	5,790 (4,950 to 6,800)	8,060 (6,900 to 9,470)	11,200 (9,600 to 13,200)	15,600 (13,300 to 18,300)	21,700 (18,500 to 25,500)	30,200 (25,800 to 35,500)	42,000 (35,900 to 49,300)	2,420 (2,060 to 2,840)	252,000
Diarrheal diseases	1,160 (1,110 to 1,210)	24.9 (19.4 to 30.8)	248 (199 to 298)	477 (420 to 567)	504 (438 to 597)	430 (370 to 510)	370 (320 to 440)	486 (420 to 570)	554 (480 to 650)	724 (630 to 860)	1,060 (910 to 1,250)	1,540 (1,320 to 1,810)	2,160 (1,850 to 2,540)	2,970 (2,540 to 3,490)	4,150 (3,550 to 4,870)	5,790 (4,950 to 6,800)	8,060 (6,900 to 9,470)	11,200 (9,600 to 13,200)	15,600 (13,300 to 18,300)	21,700 (18,500 to 25,500)	30,200 (25,800 to 35,500)	42,000 (35,900 to 49,300)	2,420 (2,060 to 2,840)	252,000
Typhoid and paratyphoid	0 (0 to 0)	0 (0 to 0)	0.6 (0 to 1.1)	0.8 (0 to 2.6)	0.2 (0.2 to 0.2)	0.1 (0.1 to 0.2)	0.1 (0 to 0.3)	0.4 (0.1 to 0.8)	1.2 (0.4 to 2.4)	2.9 (1.1 to 5.6)	7.9 (3 to 15)	19.8 (7.6 to 38)	31.8 (12.2 to 61)	50.9 (19.6 to 98.1)	77.9 (30 to 150)	116.7 (44.7 to 225)	170.7 (65.4 to 329)	243.5 (93.3 to 469)	338.6 (129.8 to 653)	464.1 (177.9 to 895)	607.4 (232.8 to 1,170)	774.1 (296.7 to 1,490)	1.1 (0.4 to 2.1)	3,700
Typhoid fever	0 (0 to 0)	0 (0 to 0)	0 (0 to 0)	0 (0 to 0)	0 (0 to 0)	0 (0 to 0)	0 (0 to 0)	0 (0 to 0)	0 (0 to 0)	0 (0 to 0)	0 (0 to 0)	0 (0 to 0)	0 (0 to 0)	0 (0 to 0)	0 (0 to 0)	0 (0 to 0)	0 (0 to 0)	0 (0 to 0)	0 (0 to 0)	0 (0 to 0)	0 (0 to 0)	0 (0 to 0)	0 (0 to 0)	0 (0 to 0)	0
Paratyphoid fever	0 (0 to 0)	0 (0 to 0)	0 (0 to 0)	0 (0 to 0)	0 (0 to 0)	0 (0 to 0)	0 (0 to 0)	0 (0 to 0)	0 (0 to 0)	0 (0 to 0)	0 (0 to 0)	0 (0 to 0)	0 (0 to 0)	0 (0 to 0)	0 (0 to 0)	0 (0 to 0)	0 (0 to 0)	0 (0 to 0)	0 (0 to 0)	0 (0 to 0)	0 (0 to 0)	0 (0 to 0)	0 (0 to 0)	0 (0 to 0)	0
Invasive Non-typhoidal Salmonella (iNTS)	1.2 (0.4 to 2.1)	0.7 (0.2 to 2.4)	2.9 (1 to 4.7)	2.2 (0.7 to 3.6)	1.3 (0.7 to 2.1)	0.3 (0.2 to 0.5)	0.4 (0.2 to 0.7)	0.9 (0.4 to 1.5)	2.1 (0.9 to 3.6)	4.9 (2.1 to 8.4)	7.9 (3.4 to 13.6)	11.3 (4.8 to 19.4)	14.7 (6.3 to 25.2)	18.1 (7.8 to 31)	21.5 (9.2 to 36.9)	24.9 (10.7 to 42.8)	28.3 (12.2 to 48.6)	31.8 (13.7 to 54.5)	35.2 (15.1 to 60.4)	38.6 (16.6 to 66.3)	42.1 (18.1 to 72.2)	45.5 (19.6 to 78.1)	0.3 (0.1 to 0.5)	39.3
Other intestinal infectious diseases	0 (0 to 0)	0 (0 to 0)	2.3 (1 to 4.1)	1.6 (0.5 to 3.7)	1.4 (0.5 to 3.2)	1.2 (0.4 to 2.8)	1.2 (0.4 to 2.8)	1.2 (0.4 to 2.8)	1.2 (0.4 to 2.8)	2.1 (0.6 to 4.9)	2.1 (0.6 to 4.9)	2.1 (0.6 to 4.9)	2.1 (0.6 to 4.9)	2.1 (0.6 to 4.9)	2.1 (0.6 to 4.9)	2.1 (0.6 to 4.9)	2.1 (0.6 to 4.9)	2.1 (0.6 to 4.9)	2.1 (0.6 to 4.9)	2.1 (0.6 to 4.9)	2.1 (0.6 to 4.9)	2.1 (0.6 to 4.9)	0.1 (0 to 0.2)	22.6
Neglected tropical diseases and malaria	1,110 (1,060 to 1,160)	1.2 (0.4 to 2.4)	19 (10.7 to 31.1)	29 (16.6 to 47.1)	53.6 (30.6 to 87.1)	31 (18.2 to 50.6)	24.6 (14.5 to 40.1)	26.4 (15.6 to 43.1)	36.5 (21.5 to 59.6)	49.9 (29.4 to 81.4)	70.5 (41.5 to 115)	99.5 (58.6 to 162)	132 (77.8 to 216)	180 (106 to 294)	220 (130 to 360)	270 (159 to 441)	316 (186 to 516)	356 (210 to 581)	395 (233 to 645)	430 (253 to 702)	460 (271 to 751)	486 (286 to 793)	46.6 (27.5 to 76.1)	2,420
Malaria	0 (0 to 0)	0 (0 to 0)	0 (0 to 0)	0 (0 to 0)	0 (0 to 0)	0 (0 to 0)	0 (0 to 0)	0 (0 to 0)	0 (0 to 0)	0 (0 to 0)	0 (0 to 0)	0 (0 to 0)	0 (0 to 0)	0 (0 to 0)	0 (0 to 0)	0 (0 to 0)	0 (0 to 0)	0 (0 to 0)	0 (0 to 0)	0 (0 to 0)	0 (0 to 0)	0 (0 to 0)	0 (0 to 0)	0 (0 to 0)	0
Chagas disease	0 (0 to 0)	0 (0 to 0)	0 (0 to 0)	0 (0 to 0)	0 (0 to 0)	0 (0 to 0)	0.1 (0 to 0.3)	0.3 (0.1 to 0.8)	0.7 (0.2 to 1.6)	1.6 (0.5 to 3.8)	2.6 (0.8 to 6.1)	4.1 (1.3 to 9.5)	5.4 (1.7 to 12.5)	6.7 (2.1 to 15.6)	8.1 (2.5 to 18.7)	9.4 (2.9 to 21.8)	10.8 (3.3 to 24.9)	12.1 (3.7 to 28)	13.4 (4.1 to 31)	14.8 (4.5 to 34.1)	16.1 (4.9 to 37.2)	17.4 (5.3 to 40.2)	18.8 (5.7 to 43.3)	0.1 (0 to 0.2)	29
Leishmaniasis	0 (0 to 0)	0 (0 to 0)	0 (0 to 0)	0 (0 to 0)	0 (0 to 0)	0 (0 to 0)	0 (0 to 0)	0 (0 to 0)	0 (0 to 0)	0 (0 to 0)	0 (0 to 0)	0 (0 to 0)	0 (0 to 0)	0 (0 to 0)	0 (0 to 0)	0 (0 to 0)	0 (0 to 0)	0 (0 to 0)	0 (0 to 0)	0 (0 to 0)	0 (0 to 0)	0 (0 to 0)	0 (0 to 0)	0 (0 to 0)	0
Visceral leishmaniasis	0 (0 to 0)	0 (0 to 0)	0 (0 to 0)	0 (0 to 0)	0 (0 to 0)	0 (0 to 0)	0 (0 to 0)	0 (0 to 0)	0 (0 to 0)	0 (0 to 0)	0 (0 to 0)	0 (0 to 0)	0 (0 to 0)	0 (0 to 0)	0 (0 to 0)	0 (0 to 0)	0 (0 to 0)	0 (0 to 0)	0 (0 to 0)	0 (0 to 0)	0 (0 to 0)	0 (0 to 0)	0 (0 to 0)	0 (0 to 0)	0
Cutaneous and mucocutaneous leishmaniasis	0 (0 to 0)	0 (0 to 0)	0 (0 to 0)	0 (0 to 0)	0 (0 to 0)	0 (0 to 0)	0 (0 to 0)	0 (0 to 0)	0 (0 to 0)	0 (0 to 0)	0 (0 to 0)	0 (0 to 0)	0 (0 to 0)	0 (0 to 0)	0 (0 to 0)	0 (0 to 0)	0 (0 to 0)	0 (0 to 0)	0 (0 to 0)	0 (0 to 0)	0 (0 to 0)	0 (0 to 0)	0 (0 to 0)	0 (0 to 0)	0
African trypanosomiasis	0 (0 to 0)	0 (0 to 0)	0 (0 to 0)	0 (0 to 0)	0 (0 to 0)	0 (0 to 0)	0 (0 to 0)	0 (0 to 0)	0 (0 to 0)	0 (0 to 0)	0 (0 to 0)	0 (0 to 0)	0 (0 to 0)	0 (0 to 0)	0 (0 to 0)	0 (0 to 0)	0 (0 to 0)	0 (0 to 0)	0 (0 to 0)	0 (0 to 0)	0 (0 to 0)	0 (0 to 0)	0 (0 to 0)	0 (0 to 0)	0
Cysticercosis	0 (0 to 0)	0 (0 to 0)	0 (0 to 0)	0.4 (0 to 1.1)	0.4 (0.1 to 0.7)	0.2 (0.1 to 0.4)	0.2 (0.1 to 0.4)	0.2 (0.1 to 0.4)	0.2 (0.1 to 0.4)	0.2 (0.1 to 0.4)	0.2 (0.1 to 0.4)	0.2 (0.1 to 0.4)	0.2 (0.1 to 0.4)	0.2 (0.1 to 0.4)	0.2 (0.1 to 0.4)	0.2 (0.1 to 0.4)	0.2 (0.1 to 0.4)	0.2 (0.1 to 0.4)	0.2 (0.1 to 0.4)	0.2 (0.1 to 0.4)	0.2 (0.1 to 0.4)	0.2 (0.1 to 0.4)	0.2 (0.1 to 0.4)	0
Cystic echinococcosis	0 (0 to 0)	0 (0 to 0)	0 (0 to 0)	0 (0 to 0)	0 (0 to 0)	0 (0 to 0)	0 (0 to 0)	0 (0 to 0)	0 (0 to 0)	0 (0 to 0)	0 (0 to 0)	0 (0 to 0)	0 (0 to 0)	0 (0 to 0)	0 (0 to 0)	0 (0 to 0)	0 (0 to 0)	0 (0 to 0)	0 (0 to 0)	0 (0 to 0)	0 (0 to 0)	0 (0 to 0)	0 (0 to 0)	0 (0 to 0)	0
Lymphatic filariasis	0 (0 to 0)	0 (0 to 0)	0 (0 to 0)	0 (0 to 0)	0 (0 to 0)	0 (0 to 0)	0 (0 to 0)	0 (0 to 0)	0 (0 to 0)	0 (0 to 0)	0 (0 to 0)	0 (0 to 0)	0 (0 to 0)	0 (0 to 0)	0 (0 to 0)	0 (0 to 0)	0 (0 to 0)	0 (0 to 0)	0 (0 to 0)	0 (0 to 0)	0 (0 to 0)	0 (0 to 0)	0 (0 to 0)	0 (0 to 0)	0
Onchocerciasis	0 (0 to 0)	0 (0 to 0)	0 (0 to 0)	0 (0 to 0)	0 (0 to 0)	0 (0 to 0)	0 (0 to 0)	0 (0 to 0)	0 (0 to 0)	0 (0 to 0)	0 (0 to 0)	0 (0 to 0)	0 (0 to 0)	0 (0 to 0)	0 (0 to 0)	0 (0 to 0)	0 (0 to 0)	0 (0 to 0)	0 (0 to 0)	0 (0 to 0)	0 (0 to 0)	0 (0 to 0)	0 (0 to 0)	0 (0 to 0)	0
Trachoma	0 (0 to 0)	0 (0 to 0)	0 (0 to 0)	0 (0 to 0)	0 (0 to 0)	0 (0 to 0)	0 (0 to 0)	0 (0 to 0)	0 (0 to 0)	0 (0 to 0)	0 (0 to 0)	0 (0 to 0)	0 (0 to 0)	0 (0 to 0)	0 (0 to 0)	0 (0 to 0)	0 (0 to 0)	0 (0 to 0)	0 (0 to 0)	0 (0 to 0)	0 (0 to 0)	0 (0 to 0)	0 (0 to 0)	0 (0 to 0)	0
Dengue	0 (0 to 0)	0 (0 to 0)	0 (0 to 0)	0 (0 to 0)	0 (0 to 0)	0 (0 to 0)	0 (0 to 0)	0 (0 to 0)	0 (0 to 0)	0 (0 to 0)	0 (0 to 0)	0 (0 to 0)	0 (0 to 0)	0 (0 to 0)	0 (0 to 0)	0 (0 to 0)	0 (0 to 0)	0 (0 to 0)	0 (0 to 0)	0 (0 to 0)	0 (0 to 0)	0 (0 to 0)	0 (0 to 0)	0 (0 to 0)	0
Yellow fever	0 (0 to 0)	0 (0 to 0)	0 (0 to 0)	0 (0 to 0)	0 (0 to 0)	0 (0 to 0)	0 (0 to 0)	0 (0 to 0)	0 (0 to 0)	0 (0 to 0)	0 (0 to 0)	0 (0 to 0)	0 (0 to 0)	0 (0 to 0)	0 (0 to 0)	0 (0 to 0)	0 (0 to 0)	0 (0 to 0)	0 (0 to 0)	0 (0 to 0)	0 (0 to 0)	0 (0 to 0)	0 (0 to 0)	0 (0 to 0)	0
Rabies	0 (0 to 0)	0 (0 to 0)	0 (0 to 0)	0 (0 to 0)	0 (0 to 0)	0 (0 to 0)	0 (0 to 0)	0 (0 to 0)	0 (0 to 0)	0 (0 to 0)	0 (0 to 0)	0 (0 to 0)	0 (0 to 0)	0 (0 to 0)	0 (0 to 0)	0 (0 to 0)	0 (0 to 0)	0 (0 to 0)	0 (0 to 0)	0 (0 to 0)	0 (0 to 0)	0 (0 to 0)	0 (0 to 0)	0 (0 to 0)	0
Intestinal nematode infections	0 (0 to 0)	0 (0 to 0)	0 (0 to 0)	0 (0 to 0)	0 (0 to 0)	0 (0 to 0)	0 (0 to 0)	0 (0 to 0)	0 (0 to 0)	0 (0 to 0)	0 (0 to 0)	0 (0 to 0)	0 (0 to 0)	0 (0 to 0)	0 (0 to 0)	0 (0 to 0)	0 (0 to 0)	0 (0 to 0)	0 (0 to 0)	0 (0 to 0)	0 (0 to 0)	0 (0 to 0)	0 (0 to 0)	0 (0 to 0)	0
Ascariasis	0 (0 to 0)	0 (0 to 0)	0 (0 to 0)	0 (0 to 0)	0 (0 to 0)	0 (0 to 0)	0 (0 to 0)	0 (0 to 0)	0 (0 to 0)	0 (0 to 0)	0 (0 to 0)	0 (0 to 0)

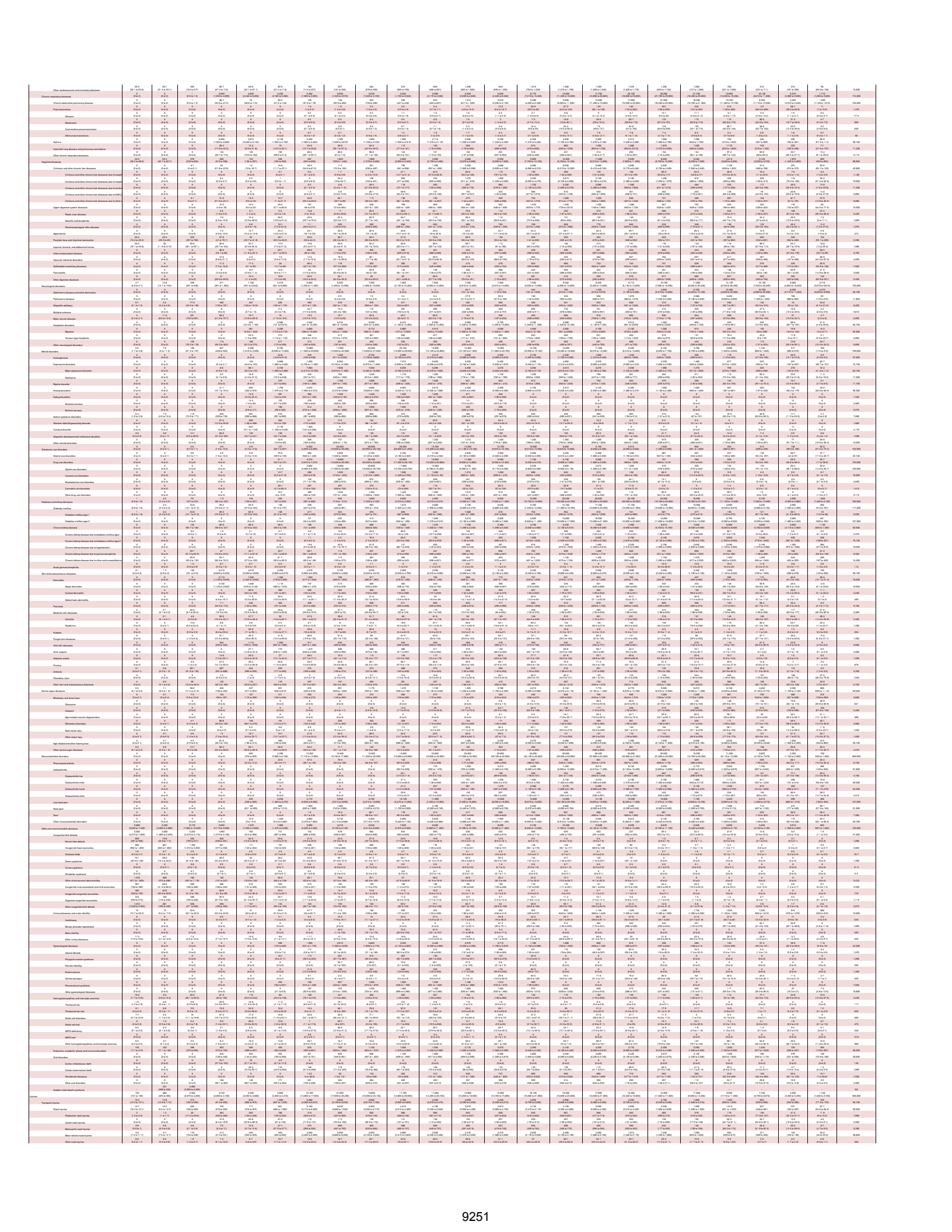

Other transport injuries	2·5 (1·9 to 3·4)	1·6 (1·1 to 2·2)	7·1 (5·5 to 9·1)	42·1 (30·7 to 58·1)	93·6 (72·5 to 118)	170 (131 to 220)	301 (217 to 416)	364 (256 to 496)	385 (282 to 501)	373 (282 to 479)	373 (279 to 479)	384 (296 to 490)	424 (323 to 546)	471 (359 to 601)	539 (418 to 686)	517 (386 to 670)	468 (353 to 614)	413 (304 to 554)	304 (221 to 412)	203 (147 to 272)	137 (99·6 to 185)	78·4 (55·5 to 107)	34 (23·2 to 46·3)	6,080
Unintentional injuries	91·5 (73·3 to 113)	246 (188 to 324)	2,390 (1,780 to 3,060)	2,140 (1,720 to 2,570)	1,410 (1,140 to 1,710)	1,700 (1,320 to 2,170)	2,610 (2,050 to 3,350)	3,450 (2,670 to 4,400)	4,150 (3,210 to 5,350)	4,660 (3,610 to 6,110)	5,160 (3,940 to 6,800)	5,320 (4,090 to 6,940)	6,300 (4,790 to 8,190)	7,610 (5,910 to 9,780)	9,250 (7,220 to 11,900)	9,740 (7,600 to 12,400)	9,500 (7,410 to 12,100)	9,760 (7,620 to 12,200)	8,830 (7,090 to 11,100)	7,630 (6,150 to 9,420)	6,110 (4,950 to 7,510)	3,870 (3,130 to 4,740)	1,610 (1,280 to 2,010)	114,000
Falls	4·5 (3·7 to 5·5)	4·9 (3·8 to 6·2)	51·9 (39·7 to 65·5)	174 (132 to 232)	271 (179 to 398)	436 (299 to 624)	726 (533 to 995)	994 (726 to 1,330)	1,280 (942 to 1,730)	1,530 (1,120 to 2,060)	1,820 (1,330 to 2,450)	1,970 (1,480 to 2,640)	2,540 (1,930 to 3,280)	3,290 (2,510 to 4,240)	4,380 (3,340 to 5,680)	4,990 (3,860 to 6,380)	5,330 (4,130 to 6,740)	6,040 (4,680 to 7,620)	5,990 (4,770 to 7,610)	5,650 (4,480 to 7,030)	4,800 (3,810 to 5,940)	3,150 (2,510 to 3,900)	1,340 (1,060 to 1,680)	56,800
Drowning	5·2 (3·9 to 6·8)	1·2 (0·9 to 1·7)	109 (78·6 to 146)	664 (510 to 821)	254 (189 to 333)	220 (160 to 292)	451 (318 to 623)	448 (295 to 628)	360 (248 to 499)	296 (212 to 397)	249 (183 to 326)	237 (177 to 307)	218 (160 to 296)	229 (166 to 304)	213 (158 to 280)	177 (135 to 227)	118 (90·5 to 153)	88·5 (69 to 115)	54·6 (42·8 to 68·1)	33·2 (25·6 to 42)	17·4 (13·6 to 21·3)	7·2 (5·9 to 8·7)	2·1 (1·6 to 2·5)	4,450
Fire, heat, and hot substances	2·1 (1·7 to 2·6)	4·7 (3·7 to 6)	80·2 (60 to 103)	345 (247 to 446)	237 (188 to 293)	170 (128 to 222)	190 (135 to 271)	256 (183 to 365)	344 (242 to 482)	450 (310 to 663)	493 (321 to 738)	462 (306 to 701)	546 (371 to 808)	639 (443 to 924)	714 (501 to 1,040)	688 (480 to 978)	575 (411 to 824)	480 (347 to 672)	351 (258 to 484)	235 (174 to 321)	148 (110 to 198)	79 (59·5 to 103)	30·3 (23·2 to 38·9)	7,520
Poisonings	3·9 (2·8 to 5·4)	3 (2·1 to 4·5)	31·5 (21·6 to 43·6)	100 (70·2 to 135)	77 (51·2 to 110)	118 (80·5 to 161)	158 (115 to 212)	233 (168 to 304)	294 (212 to 387)	247 (185 to 325)	230 (172 to 297)	208 (156 to 267)	182 (134 to 237)	204 (151 to 264)	187 (141 to 247)	143 (107 to 184)	100 (74 to 133)	79·7 (58·9 to 103)	52·3 (38·9 to 67·4)	35·7 (27·2 to 45·8)	22·2 (16·9 to 28·1)	9·9 (7·5 to 12·8)	3 (2·2 to 3·9)	2,720
Poisoning by carbon monoxide	0·2 (0·1 to 0·4)	0·3 (0·1 to 0·6)	5·4 (2·4 to 10·2)	19·7 (9·6 to 35·6)	15·2 (9·5 to 22·8)	21·5 (12·4 to 35·5)	58·1 (34·7 to 88·6)	90·5 (51·1 to 142)	116 (67·7 to 182)	122 (78·9 to 181)	109 (69·7 to 161)	98·6 (64·1 to 140)	80·4 (52·8 to 118)	69 (41·6 to 105)	61 (37·1 to 94·8)	45·4 (28·8 to 66)	30 (20·2 to 43·2)	21 (15·3 to 28·7)	14·9 (10 to 21·3)	9·4 (6·3 to 13·7)	6·1 (4 to 8·5)	2·2 (1·6 to 3)	0·5 (0·3 to 0·7)	997
Poisoning by other means	3·7 (2·6 to 5·1)	2·8 (1·9 to 4)	26·1 (18·3 to 34·8)	80·3 (57·2 to 106)	61·8 (38·7 to 92·9)	96·4 (65 to 133)	99·9 (68 to 144)	142 (105 to 185)	178 (133 to 230)	125 (90·6 to 170)	121 (84·5 to 163)	110 (76·5 to 148)	102 (70·5 to 138)	135 (100 to 174)	126 (92·6 to 170)	97·8 (69·1 to 134)	70·2 (48·5 to 100)	58·8 (41 to 80·1)	37·4 (26·8 to 50·3)	26·3 (19·5 to 35·2)	16·1 (11·7 to 20·9)	7·7 (5·6 to 10·2)	2·5 (1·8 to 3·3)	1,730
Exposure to mechanical forces	3·1 (2·2 to 4·3)	2·3 (1·8 to 2·8)	33·6 (25·1 to 42·3)	202 (157 to 252)	219 (157 to 309)	333 (232 to 491)	535 (386 to 755)	758 (539 to 1,060)	886 (624 to 1,260)	988 (700 to 1,430)	1,050 (733 to 1,510)	1,050 (744 to 1,510)	1,190 (827 to 1,730)	1,310 (915 to 1,880)	1,440 (1,000 to 2,060)	1,390 (976 to 1,990)	1,170 (813 to 1,690)	985 (683 to 1,410)	684 (474 to 956)	441 (307 to 628)	273 (186 to 387)	136 (92 to 192)	46·3 (31·6 to 65·3)	15,100
Unintentional firearm injuries	0·5 (0·3 to 0·7)	0·2 (0·1 to 0·3)	1·8 (1·2 to 2·5)	25·2 (15·5 to 36·6)	25·4 (17·7 to 35·9)	57·2 (38·5 to 82·3)	114 (78·1 to 168)	130 (81·2 to 193)	101 (66·6 to 147)	86·1 (59·1 to 126)	77·1 (55·1 to 108)	68·8 (48·5 to 96·6)	71·3 (50·7 to 101)	72·6 (52·9 to 101)	75·3 (53·5 to 105)	62·1 (44·3 to 87·5)	50·2 (35·4 to 69·8)	38·6 (27·7 to 56·1)	25 (17·6 to 36·6)	15·6 (10·8 to 22·6)	8·9 (6·2 to 13)	4·3 (3 to 6·4)	1·6 (1·1 to 2·3)	1,110
Other exposure to mechanical forces	2·7 (1·9 to 3·6)	2·1 (1·6 to 2·6)	31·8 (23·7 to 40·3)	177 (134 to 225)	194 (135 to 283)	276 (179 to 434)	421 (286 to 645)	627 (436 to 916)	785 (543 to 1,140)	902 (630 to 1,310)	972 (663 to 1,430)	984 (686 to 1,430)	1,120 (773 to 1,640)	1,240 (855 to 1,790)	1,370 (941 to 1,950)	1,330 (928 to 1,910)	1,120 (773 to 1,630)	946 (654 to 1,360)	660 (456 to 925)	426 (294 to 607)	264 (180 to 375)	131 (89·3 to 185)	44·7 (30·3 to 63)	14,000
Adverse effects of medical treatment	18·8 (14·4 to 25)	15·9 (12·4 to 19·9)	126 (91·2 to 176)	133 (90·5 to 187)	60·1 (40·7 to 87·1)	51 (35·5 to 70·1)	54·7 (38·2 to 76·4)	78·4 (55·1 to 109)	102 (71·4 to 142)	125 (90·5 to 170)	155 (113 to 209)	180 (133 to 235)	249 (180 to 333)	315 (232 to 421)	448 (334 to 584)	514 (380 to 673)	557 (414 to 746)	565 (410 to 772)	459 (339 to 621)	293 (217 to 393)	169 (126 to 223)	82·9 (63·2 to 109)	32·3 (22·5 to 43·2)	4,780
Animal contact	1·5 (1·1 to 2)	2·3 (1·5 to 3·4)	7·8 (5·8 to 10·4)	33·8 (25·2 to 45·3)	39·1 (26 to 57·8)	47·5 (30 to 70·2)	57·2 (36·2 to 83)	69·3 (45 to 102)	82·5 (54·2 to 120)	90·2 (59·3 to 133)	100 (66·3 to 153)	99·6 (66·6 to 147)	112 (75·2 to 165)	127 (86 to 185)	141 (93·8 to 206)	136 (91·2 to 202)	119 (80·7 to 178)	99·4 (65·6 to 150)	68·5 (44·8 to 103)	44·9 (29·5 to 67·4)	27·9 (18·2 to 42·5)	14·1 (9·2 to 21·4)	5 (3·3 to 7·5)	1,520
Venomous animal contact	0·2 (0·1 to 0·3)	0·2 (0·1 to 0·4)	1·5 (1 to 2·1)	9·4 (6·2 to 13·6)	16·5 (10·3 to 25·5)	22·6 (13·6 to 34·7)	26·9 (16·7 to 39·8)	31·7 (20·4 to 46·9)	37·1 (24·2 to 52·7)	38·8 (24·9 to 54·9)	40·6 (27·3 to 56·9)	39·7 (27·3 to 54·2)	42 (29·9 to 55·9)	45·5 (32·7 to 61·8)	47·9 (34·6 to 63·7)	43·4 (31 to 58·9)	34·7 (24·9 to 47·7)	26·2 (18·6 to 35·3)	16 (11·2 to 21·8)	10 (7·1 to 13·5)	5·6 (4 to 7·7)	2·7 (1·9 to 3·7)	1 (0·7 to 1·3)	540
Non-venomous animal contact	1·3 (0·9 to 1·8)	2·1 (1·4 to 3·1)	6·3 (4·6 to 8·6)	24·3 (17·6 to 33·1)	22·6 (14·6 to 36·7)	24·9 (14·1 to 40·3)	30·3 (17·7 to 50·4)	37·6 (21·8 to 61·4)	45·4 (26·8 to 73·9)	51·5 (30·2 to 86·4)	59·8 (35·8 to 104)	59·8 (35 to 98·2)	70·1 (40·4 to 114)	81·1 (47·6 to 132)	92·8 (55 to 150)	92·8 (55·4 to 150)	83·9 (51 to 135)	73·2 (44·5 to 118)	52·5 (31·9 to 83·5)	34·9 (21·5 to 55·1)	22·3 (13·8 to 35·2)	11·4 (7·2 to 17·8)	4 (2·5 to 6·2)	985
Foreign body	49·1 (37·2 to 63)	209 (157 to 281)	1,920 (1,380 to 2,510)	415 (329 to 504)	163 (128 to 209)	190 (144 to 248)	197 (151 to 259)	247 (186 to 328)	310 (240 to 402)	339 (263 to 428)	372 (290 to 471)	381 (309 to 466)	431 (345 to 538)	524 (406 to 651)	639 (522 to 779)	670 (530 to 820)	638 (512 to 784)	639 (524 to 770)	587 (489 to 700)	497 (401 to 623)	389 (302 to 482)	246 (186 to 307)	99·3 (75·5 to 119)	10,100
Pulmonary aspiration and foreign body in airway	48·9 (37 to 62·8)	209 (156 to 280)	1,910 (1,380 to 2,510)	372 (292 to 454)	100 (80·2 to 123)	107 (78·9 to 140)	95 (70·1 to 125)	124 (87·7 to 168)	159 (115 to 211)	168 (120 to 226)	183 (136 to 240)	193 (151 to 242)	213 (158 to 282)	277 (197 to 370)	361 (276 to 464)	390 (286 to 521)	382 (285 to 505)	406 (319 to 512)	407 (328 to 497)	370 (276 to 485)	304 (222 to 388)	200 (144 to 261)	81·7 (57·7 to 101)	7,060
Foreign body in eyes	0 (0 to 0·1)	0·1 (0 to 0·3)	2·4 (0·7 to 5·1)	12 (3·8 to 26·6)	17·6 (5·7 to 38·4)	22·8 (8 to 51·6)	29·4 (11·1 to 65·2)	37·9 (15 to 78·5)	46·3 (20·2 to 90·1)	49·5 (22·1 to 94)	51·9 (24·5 to 94·8)	50·3 (25·9 to 89·9)	54·7 (31·2 to 92·6)	56·7 (32·9 to 91·2)	59·4 (35·7 to 90·5)	56 (34·6 to 82·6)	48·5 (30·5 to 70·6)	40·7 (26·5 to 58·7)	28·9 (19·1 to 41·5)	18·7 (12·5 to 27·4)	11·5 (7·8 to 16·7)	5·6 (3·9 to 8)	1·9 (1·3 to 2·7)	703
Foreign body in other body part	0·2 (0·1 to 0·3)	0·3 (0·2 to 0·7)	5·5 (2·8 to 10·9)	31 (19 to 52·1)	45·2 (26·8 to 74·4)	60·1 (38·6 to 92)	72·2 (48·1 to 106)	84·8 (58·1 to 121)	104 (73·4 to 146)	121 (84·5 to 167)	137 (95·3 to 189)	138 (96·1 to 190)	163 (115 to 223)	190 (134 to 261)	219 (155 to 300)	224 (157 to 306)	207 (148 to 288)	192 (135 to 261)	152 (107 to 207)	108 (76·2 to 147)	73·2 (52·1 to 100)	40·1 (27·6 to 56·6)	15·8 (10·9 to 22·1)	2,380
Environmental heat and cold exposure	1·4 (1 to 1·9)	0·7 (0·5 to 0·9)	19·9 (13·6 to 27·9)	27·5 (20·2 to 35·8)	13·6 (9·4 to 18·7)	20·8 (14·6 to 29·7)	49·1 (35·1 to 67·7)	73·4 (53·4 to 99·7)	97·4 (70·7 to 129)	116 (85·1 to 155)	130 (96 to 173)	142 (105 to 190)	163 (117 to 218)	220 (163 to 301)	245 (182 to 327)	236 (174 to 316)	198 (149 to 258)	187 (141 to 245)	149 (112 to 196)	109 (82·9 to 143)	77·9 (59·1 to 101)	44·8 (33·8 to 58·4)	16·6 (12·1 to 21·5)	2,340
Exposure to forces of nature	0 (0 to 0)	0·1 (0·1 to 0·1)	0·6 (0·6 to 0·7)	3·4 (3·1 to 3·8)	3·8 (3·4 to 4·2)	5·3 (4·6 to 6·1)	5·6 (4·8 to 6·6)	5·7 (4·8 to 6·7)	6·5 (5·5 to 8)	5·8 (4·9 to 7·1)	5·6 (4·7 to 6·9)	5·3 (4·4 to 6·6)	5·8 (4·7 to 7·3)	5·6 (4·6 to 6·9)	5·5 (4·5 to 6·9)	5·3 (4·3 to 6·5)	4·3 (3·5 to 5·3)	3·3 (2·7 to 4·2)	2·3 (1·8 to 2·9)	1·6 (1·2 to 2)	1 (0·8 to 1·2)	0·5 (0·4 to 0·6)	0·2 (0·1 to 0·2)	82·9
Other unintentional injuries	1·8 (1·1 to 2·7)	1 (0·6 to 1·4)	12·1 (8·8 to 15·9)	41·6 (28·8 to 58·1)	70 (47·3 to 102)	112 (78·1 to 162)	190 (134 to 274)	286 (199 to 405)	387 (269 to 546)	482 (337 to 696)	554 (382 to 799)	577 (391 to 815)	662 (451 to 936)	744 (504 to 1,070)	837 (561 to 1,190)	796 (540 to 1,130)	692 (476 to 982)	591 (409 to 846)	428 (296 to 604)	286 (197 to 400)	190 (133 to 265)	104 (73·2 to 145)	40·3 (28·9 to 55·2)	8,090
Self-harm and interpersonal violence	52·1 (36·5 to 72·1)	26·6 (19·1 to 36)	729 (544 to 964)	813 (617 to 1,050)	324 (261 to 399)	1,120 (923 to 1,350)	6,980 (5,800 to 8,470)	11,000 (8,830 to 13,500)	9,580 (7,810 to 11,600)	8,210 (6,620 to 9,920)	7,360 (5,970 to 8,920)	6,400 (5,110 to 7,870)	5,970 (4,760 to 7,440)	5,850 (4,580 to 7,300)	5,330 (4,210 to 6,770)	3,980 (3,110 to 5,000)	2,470 (2,000 to 3,080)	1,810 (1,460 to 2,210)	1,050 (852 to 1,290)	542 (440 to 663)	292 (234 to 357)	104 (84·2 to 126)	24·9 (19·9 to 30·6)	80,000
Self-harm	0 (0 to 0)	0 (0 to 0)	0 (0 to 0)	0 (0 to 0)	0 (0 to 0)	624 (465 to 812)	3,910 (3,120 to 4,960)	5,820 (4,470 to 7,470)	5,490 (4,300 to 6,860)	5,000 (3,950 to 6,250)	4,700 (3,710 to 5,880)	4,410 (3,400 to 5,570)	4,270 (3,260 to 5,460)	4,350 (3,260 to 5,610)	4,010 (3,040 to 5,270)	2,990 (2,250 to 3,900)	1,790 (1,400 to 2,330)	1,310 (1,010 to 1,660)	743 (571 to 952)	391 (305 to 502)	211 (161 to 271)	69·5 (53·8 to 86·8)	14 (10·4 to 18)	50,100
Self-harm by firearm	0 (0 to 0)	0 (0 to 0)	0 (0 to 0)	0 (0 to 0)	0 (0 to 0)	239 (149 to 353)	1,960 (1,430 to 2,690)	3,120 (2,210 to 4,290)	2,840 (2,070 to 3,760)	2,370 (1,720 to 3,160)	2,290 (1,680 to 2,990)	2,130 (1,540 to 2,830)	2,080 (1,500 to 2,760)	2,270 (1,590 to 3,050)	2,230 (1,590 to 3,060)	1,840 (1,320 to 2,510)	1,180 (856 to 1,600)	937 (683 to 1,250)	532 (384 to 710)	278 (202 to 378)	149 (108 to 196)	43·8 (31·8 to 58)	6·6 (4·5 to 9·2)	26,500
Self-harm by other specified means	0 (0 to 0)	0 (0 to 0)	0 (0 to 0)	0 (0 to 0)	0 (0 to 0)	385 (276 to 516)	1,950 (1,460 to 2,510)	2,700 (1,990 to 3,590)	2,650 (1,990 to 3,460)	2,630 (2,010 to 3,360)	2,410 (1,820 to 3,100)	2,280 (1,730 to 2,980)	2,190 (1,630 to 2,890)	2,080 (1,550 to 2,710)	1,780 (1,290 to 2,310)	1,150 (863 to 1,480)	615 (465 to 810)	371 (288 to 477)	211 (162 to 290)	113 (86·3 to 152)	62·6 (47·3 to 86)	25·7 (19·7 to 33·2)	7·4 (5·5 to 9·5)	23,600
Interpersonal violence	52·1 (36·5 to 72·1)	26·6 (19·1 to 36)	728 (543 to 963)	806 (610 to 1,040)	320 (257 to 394)	492 (394 to 621)	3,010 (2,360 to 3,780)	5,000 (3,940 to 6,320)	3,920 (3,020 to 4,910)	3,050 (2,390 to 3,780)	2,520 (2,020 to 3,110)	1,880 (1,500 to 2,320)	1,610 (1,270 to 2,000)	1,430 (1,130 to 1,780)	1,280 (1,040 to 1,590)	957 (766 to 1,170)	664 (526 to 828)	492 (392 to 607)	299 (236 to 373)	148 (113 to 196)	79·1 (59 to 105)	33·5 (25 to 45·3)	10·6 (7·8 to 14·3)	28,800
Physical violence by firearm	3·3 (2·3 to 4·5)	2·8 (2 to 3·9)	51·4 (37·2 to 70·1)	188 (139 to 248)	144 (112 to 183)	289 (217 to 377)	2,440 (1,880 to 3,120)	4,110 (3,160 to 5,260)	2,990 (2,250 to 3,840)	2,210 (1,650 to 2,790)	1,690 (1,310 to 2,140)	1,140 (872 to 1,460)	844 (634 to 1,080)	680 (510 to 892)	537 (416 to 696)	362 (283 to 464)	212 (169 to 263)	147 (120 to 180)	79·1 (64 to 97·6)	30·1 (23·6 to 37·8)	13·6 (10·6 to 17·5)	4·9 (3·7 to 6·6)	1·6 (1·2 to 2·1)	18,200
Physical violence by sharp object	2·5 (1·7 to 3·7)	1·2 (0·9 to 1·6)	9·8 (7·2 to 12·9)	25·4 (19·4 to 32·5)	20·7 (16·5 to 25·6)	31·1 (24·5 to 39·3)	202 (156 to 262)	387 (306 to 482)	385 (295 to 481)	306 (242 to 380)	284 (228 to 352)	236 (186 to 291)	226 (178 to 285)	207 (162 to 258)	197 (159 to 248)	143 (114 to 178)	102 (80 to 130)	72·3 (56·7 to 92·6)	43 (33·4 to 56·5)	21·4 (15·9 to 29)	11·3 (8·1 to 15·4)	5·1 (3·6 to 7·1)	1·7 (1·2 to 2·4)	2,920
Sexual violence	0 (0 to 0)	0 (0 to 0)	0 (0 to 0)	2·6 (1·5 to 4·2)	22·4 (13·2 to 35·5)	63·3 (36·3 to 98·9)	171 (98·2 to 275)	193 (111 to 295)	135 (73·7 to 219)	92·9 (51 to 147)	77·7 (43·1 to 127)	62·6 (36·4 to 102)	57·8 (33·5 to 97·6)	48·4 (27·3 to 79)	36·7 (21·2 to 59·2)	27·2 (16·9 to 40·9)	21·8 (13·7 to 32·4)	17 (10·9 to 24·9)	11·3 (7·4 to 16·6)	7·3 (4·7 to 10·8)	3·9 (2·2 to 6·2)	0·8 (0·5 to 1·3)	0·1 (0 to 0·1)	1,050
Physical violence by other means	46·3 (32·4 to 63·9)	22·6 (16·2 to 30·5)	667 (497 to 886)	590 (450 to 768)	133 (104 to 164)	109 (85·9 to 137)	196 (157 to 243)	317 (250 to 394)	405 (315 to 512)	443 (338 to 573)	469 (360 to 598)	441 (341 to 566)	478 (361 to 626)	498 (372 to 646)	507 (381 to 664)	425 (311 to 567)	330 (237 to 441)	256 (188 to 340)	165 (122 to 219)	89·7 (64·2 to 123)	50·3 (36 to 69·2)	22·6 (16·4 to 31·4)	7·2 (5·2 to 9·9)	6,670
Conflict and terrorism	0 (0 to 0)	0 (0 to 0)	0 (0 to 0)	0 (0 to 0)	0·3 (0·2 to 0·7)	1·8 (0·9 to 3·5)	5·8 (3 to 11·5)	13·8 (7·5 to 26·1)	16·1 (8·8 to 28·6)	22·8 (12·6 to 41·4)	27·8 (15·6 to 50·2)	26·6 (15·5 to 46·7)	24 (14·3 to 40·2)	19 (11·2 to 32·5)	15 (8·9 to 25·6)	12 (7·2 to 19·8)	8·7 (5·4 to 14·1)	6 (3·7 to 9·9)	3·6 (2·2 to 5·8)	2·1 (1·3 to 3·4)	1·3 (0·8 to 2)	0·7 (0·4 to 1·1)	0·2 (0·2 to 0·4)	208

SR Table 2c: Vanuatu DALYS by cause and age group for both sexes with 95% uncertainty intervals, 2019

Cause	Early Neonatal	Late Neonatal	Post Neonatal	1 to 4	5 to 9	10 to 14	15 to 19	20 to 24	25 to 29	30 to 34	35 to 39	40 to 44	45 to 49	50 to 54	55 to 59	60 to 64	65 to 69	70 to 74	75 to 79	80 to 84	85 and over	Total
All causes	5,800 (4,400 to 7,200)	5,800 (1,500 to 11,000)	5,700 (4,100 to 8,100)	5,700 (3,900 to 8,000)	5,700 (2,500 to 12,000)	5,700 (2,470 to 9,500)	5,700 (3,000 to 9,200)	5,700 (3,200 to 9,000)	5,700 (4,100 to 7,300)	5,700 (4,300 to 7,200)	5,700 (4,500 to 8,400)	5,700 (4,600 to 8,400)	5,700 (4,600 to 8,400)	5,700 (5,270 to 8,600)	5,700 (5,300 to 9,000)	5,700 (5,300 to 9,000)	5,700 (5,300 to 9,000)	5,700 (5,300 to 7,400)	5,700 (5,400 to 8,100)	5,700 (5,400 to 8,100)	5,700 (3,700 to 8,400)	5,700 (2,020 to 12,000)	5,700 (1,900 to 12,000)	5,700 (1,900 to 12,000)	5,700 (1,900

Osteoarthritis other	0 (0 to 0)	0 (0 to 0)	0 (0 to 0)	0 (0 to 0)	0 (0 to 0)	0 (0 to 0)	0 (0 to 0)	0 (0 to 0)	0 (0 to 0)	0 (0 to 0)	0-1 (0 to 2)	0-7 (0 to 1.5)	1-8 (0 to 4.2)	3-3 (1 to 7.2)	4-6 (2 to 9.6)	5-5 (2 to 12.1)	5-5 (2 to 12.1)	6-2 (2 to 13.2)	5-6 (2 to 12)	4-7 (2 to 9.5)	3-7 (1 to 7.5)	1-9 (1 to 3.9)	0-7 (0 to 1.4)	0-2 (0 to 0.3)	0 (0 to 0)	39-2
Low back pain	0 (0 to 0)	0 (0 to 0)	0 (0 to 0)	0 (0 to 0)	30-5 (15.2 to 52.6)	194 (72.2 to 399)	29-7 (10.5 to 281)	0 (0 to 0)	202 (120 to 318)	0 (0 to 0)	0 (0 to 0)	0 (0 to 0)	0 (0 to 0)	0 (0 to 0)	0 (0 to 0)	0 (0 to 0)	0 (0 to 0)	0 (0 to 0)	0 (0 to 0)	0 (0 to 0)	0 (0 to 0)	0 (0 to 0)	0 (0 to 0)	0 (0 to 0)	0 (0 to 0)	2,550
Neck pain	0 (0 to 0)	0 (0 to 0)	0 (0 to 0)	2-4 (0 to 5.4)	12-6 (5 to 23.9)	29-7 (11.2 to 45.5)	27-3 (17 to 74.8)	0 (0 to 0)	54-2 (27.4 to 108)	75-1 (39.7 to 140)	85-3 (44.1 to 147)	85-3 (44.1 to 147)	96-1 (46.1 to 164)	87-9 (43.1 to 146)	82-4 (39.2 to 138)	79-5 (37.5 to 136)	80-3 (37.5 to 138)	46-6 (20.2 to 83)	38-1 (16.4 to 68.1)	28-1 (11.8 to 51)	19-7 (8.4 to 36.1)	6-7 (2.6 to 13.1)	0-3 (0 to 0.9)	0 (0 to 0)	732
Gout	0 (0 to 0)	0 (0 to 0)	0 (0 to 0)	0 (0 to 0)	0 (0 to 0)	0 (0 to 0)	0 (0 to 0)	0 (0 to 0)	0 (0 to 0)	0 (0 to 0)	0 (0 to 0)	0 (0 to 0)	0 (0 to 0)	0 (0 to 0)	0 (0 to 0)	0 (0 to 0)	0 (0 to 0)	0 (0 to 0)	0 (0 to 0)	0 (0 to 0)	0 (0 to 0)	0 (0 to 0)	0 (0 to 0)	0 (0 to 0)	0 (0 to 0)	44-9
Other musculoskeletal disorders	0 (0 to 0)	0 (0 to 0)	0 (0 to 0)	4-5 (2.5 to 8.4)	7-9 (4 to 12.9)	24-12 (9 to 46.7)	51-6 (31.4 to 79.3)	69-3 (52.2 to 120)	69-9 (39 to 147)	63-6 (31.5 to 127)	67-5 (40.4 to 121)	70-4 (42.8 to 118)	60-3 (35.3 to 97.2)	51-9 (31 to 90.3)	46-6 (26.3 to 79.3)	34-3 (19.9 to 54.1)	23-2 (12.5 to 39.1)	12-5 (6.3 to 20.8)	4-3 (1.6 to 8.2)	0-9 (0 to 2.1)	0-1 (0 to 0.3)	0 (0 to 0)	0 (0 to 0)	0 (0 to 0)	743
Other non-communicable diseases	632 (257 to 891)	319 (120 to 533)	644 (344 to 1,010)	345 (202 to 495)	211 (102 to 378)	183 (79 to 339)	218 (104 to 363)	360 (180 to 566)	336 (202 to 497)	398 (220 to 617)	379 (205 to 573)	353 (193 to 547)	330 (162 to 496)	190 (117 to 312)	160 (108 to 256)	147 (90 to 216)	126 (80 to 185)	119 (72.5 to 197)	102 (72.5 to 137)	75-9 (54.2 to 102)	46-2 (36.5 to 59.2)	13-9 (10.3 to 18)	0-4 (0.3 to 0.6)	0 (0 to 0)	4,600
Congenital birth defects	548 (224 to 807)	265 (116 to 387)	547 (267 to 867)	272 (152 to 409)	140 (64 to 249)	153 (74 to 132)	61-2 (26.1 to 94.3)	58-9 (30.1 to 92.4)	58-9 (30.1 to 89.3)	45 (22.5 to 68.4)	27-7 (13.1 to 44.6)	29-6 (16.1 to 39.1)	22-4 (12.3 to 31.2)	13-6 (9.4 to 18.9)	10-9 (6.6 to 16.2)	11-2 (7.6 to 15.8)	7-5 (5 to 10.4)	3-8 (2.5 to 5.5)	1-7 (0.9 to 2.8)	1-1 (0.4 to 1.8)	0-5 (0.1 to 0.9)	0-2 (0 to 0.3)	0 (0 to 0)	0 (0 to 0)	2,140
Neural tube defects	159 (32.9 to 242)	14-6 (4 to 32.8)	65-8 (16.4 to 163)	14-5 (2.7 to 32.2)	2-6 (0.5 to 4.7)	1-9 (0.2 to 5.1)	1-3 (0.3 to 2.7)	0-9 (0.2 to 1.5)	0-9 (0.2 to 1.2)	0-7 (0.2 to 1.2)	0-4 (0.1 to 0.9)	1-1 (0.4 to 2)	0-2 (0.1 to 0.3)	0-1 (0.1 to 0.2)	0-1 (0.1 to 0.2)	0-1 (0.1 to 0.1)	0-1 (0.1 to 0.2)	0-1 (0.1 to 0.2)	0-1 (0.1 to 0.2)	0-1 (0.1 to 0.2)	0-1 (0.1 to 0.1)	0 (0 to 0)	0 (0 to 0)	0 (0 to 0)	214
Congenital heart anomalies	294 (64.8 to 358)	107 (37 to 169)	286 (101 to 529)	121 (58 to 207)	68-1 (39 to 109)	50-1 (20.7 to 75.3)	16-4 (6.7 to 34.4)	20-6 (9.2 to 32.1)	19-2 (9.2 to 32.1)	39-5 (13.5 to 50.5)	13-5 (4.3 to 24.7)	8-6 (5.1 to 15.5)	5-6 (3 to 11.9)	3-4 (2 to 7.4)	4-6 (2.5 to 7.5)	2-5 (1.2 to 7.8)	2-5 (1 to 3.9)	0-1 (0 to 2.2)	0-1 (0 to 2)	0-1 (0 to 0.7)	0-1 (0 to 0.3)	0 (0 to 0)	0 (0 to 0)	0 (0 to 0)	979
Orofacial clefts	0-5 (0.1 to 1.2)	0-1 (0 to 0.3)	0-3 (0 to 0.5)	1-1 (0.4 to 1.6)	0-9 (0.3 to 1.2)	0-5 (0.2 to 1.3)	0-5 (0.3 to 0.7)	0-3 (0 to 0.7)	0-4 (0.2 to 0.9)	0-3 (0 to 0.7)	0-4 (0.2 to 0.9)	0-3 (0 to 0.5)	0-3 (0.2 to 0.4)	0-2 (0 to 0.5)	0-2 (0.1 to 0.3)	0-1 (0.1 to 0.2)	0-1 (0.1 to 0.2)	0-1 (0.1 to 0.2)	0-1 (0.1 to 0.2)	0-1 (0.1 to 0.2)	0-1 (0.1 to 0.1)	0 (0 to 0)	0 (0 to 0)	0 (0 to 0)	6-7
Down syndrome	7 (2.7 to 13)	4 (1.4 to 7.5)	12-5 (4.3 to 28)	9-7 (4 to 20.3)	2-7 (1.1 to 5.2)	1-6 (0.5 to 3.5)	2-4 (1.2 to 4.4)	1 (0.4 to 1.5)	0-7 (0.4 to 1.1)	0-5 (0.1 to 1.5)	1-5 (0.7 to 3.1)	0-6 (0.3 to 1.2)	0-2 (0.1 to 0.4)	0-2 (0.1 to 0.4)	0-7 (0.3 to 1.3)	0-4 (0.1 to 1)	0-3 (0 to 0.9)	0-1 (0 to 0.3)	0-1 (0 to 0.3)	0-1 (0 to 0.3)	0-1 (0 to 0.3)	0 (0 to 0)	0 (0 to 0)	0 (0 to 0)	45-8
Turner syndrome	0 (0 to 0)	0 (0 to 0)	0-1 (0 to 0.1)	0-1 (0 to 0.1)	0-1 (0 to 0.1)	0-1 (0 to 0.1)	0-1 (0 to 0.1)	0 (0 to 0)	0 (0 to 0)	0 (0 to 0)	0 (0 to 0)	0 (0 to 0)	0 (0 to 0)	0 (0 to 0)	0 (0 to 0)	0 (0 to 0)	0 (0 to 0)	0 (0 to 0)	0 (0 to 0)	0 (0 to 0)	0 (0 to 0)	0 (0 to 0)	0 (0 to 0)	0 (0 to 0)	0 (0 to 0)	0-4
Klinefelter syndrome	0 (0 to 0)	0 (0 to 0)	0 (0 to 0)	0 (0 to 0)	0 (0 to 0)	0 (0 to 0)	0 (0 to 0)	0 (0 to 0)	0 (0 to 0)	0 (0 to 0)	0 (0 to 0)	0 (0 to 0)	0 (0 to 0)	0 (0 to 0)	0 (0 to 0)	0 (0 to 0)	0 (0 to 0)	0 (0 to 0)	0 (0 to 0)	0 (0 to 0)	0 (0 to 0)	0 (0 to 0)	0 (0 to 0)	0 (0 to 0)	0 (0 to 0)	0
Other chromosomal abnormalities	14-2 (4 to 22.2)	13-4 (5 to 26.4)	22-1 (9 to 47.7)	6 (2.1 to 7.6)	2-9 (0.5 to 7)	2 (0.7 to 3.4)	1-2 (0.6 to 1.5)	0-9 (0.3 to 1.2)	1-2 (0.7 to 2.5)	0-9 (0.3 to 2.1)	0-3 (0.1 to 0.5)	0-2 (0.1 to 0.3)	0-2 (0.1 to 0.3)	0-1 (0 to 0.2)	0 (0 to 0)	0-3 (0 to 0.8)	0-1 (0 to 0.3)	0-1 (0 to 0.3)	0-1 (0 to 0.3)	0-2 (0 to 0.4)	0-1 (0 to 0.3)	0 (0 to 0)	0 (0 to 0)	0 (0 to 0)	66-9
Congenital musculoskeletal and limb anomalies	10-4 (4 to 16.2)	4-5 (2.4 to 7.8)	23-7 (14 to 39.4)	24-7 (10.1 to 37)	18-6 (10.1 to 28.6)	12-7 (7.2 to 19.5)	7-2 (4 to 12.7)	4-7 (2.1 to 7.7)	5-8 (3.3 to 8.9)	3-3 (1.6 to 5.1)	2-7 (1.2 to 4.7)	2-2 (1.1 to 3.5)	1-7 (0.9 to 2.6)	1-2 (0.6 to 2.1)	1-4 (0.6 to 2.2)	1-6 (0.8 to 2.6)	1-3 (0.6 to 2)	0-7 (0.4 to 1.1)	0-3 (0.2 to 0.6)	0-2 (0.1 to 0.3)	0-1 (0 to 0.2)	0 (0 to 0)	0 (0 to 0)	0 (0 to 0)	157
Urogenital congenital anomalies	15-2 (5.4 to 19.3)	7-6 (2.9 to 15.7)	23-9 (9 to 48.2)	22-2 (7.9 to 41.2)	11-6 (4.2 to 21.5)	11-5 (3.7 to 21.5)	9-8 (3.6 to 21.2)	6-8 (2.5 to 12.8)	9-7 (4.1 to 17.5)	6-1 (2.3 to 12.5)	5-3 (2.3 to 9.7)	3-7 (2.2 to 6.1)	3-2 (1.4 to 5.1)	2-2 (1.1 to 3.5)	2-1 (1.1 to 3.2)	2-1 (1.1 to 3.2)	1-8 (0.9 to 3.2)	1-1 (0.5 to 2)	0-7 (0.3 to 1.4)	0-4 (0.2 to 0.9)	0-1 (0 to 0.3)	0 (0 to 0)	0 (0 to 0)	0 (0 to 0)	49-1
Digestive congenital anomalies	49-1 (15.6 to 64.6)	19-2 (6.1 to 32.5)	51-6 (19.6 to 91.6)	44-4 (19.5 to 72.6)	24-5 (9.5 to 41.6)	19-4 (6.9 to 36.2)	16-4 (6.2 to 32.1)	12-4 (5.2 to 24.6)	12-6 (5.2 to 24.6)	9-5 (3.7 to 19.2)	8-2 (3.4 to 16.1)	6-6 (3.2 to 12.3)	5-2 (2.5 to 9.5)	4-3 (2.1 to 8.1)	3-9 (1.9 to 7.5)	3-4 (1.6 to 6.5)	2-5 (1.2 to 4.8)	1-9 (0.9 to 3.6)	1-3 (0.6 to 2.3)	0-8 (0.3 to 1.5)	0-1 (0 to 0.2)	0 (0 to 0)	0 (0 to 0)	0 (0 to 0)	111
Other congenital birth defects	146 (52.1 to 270)	32-7 (15.4 to 61.5)	56-2 (25.1 to 95.6)	39-2 (21.2 to 64.2)	24-2 (9.6 to 46.3)	19-6 (9.6 to 38.3)	16-4 (7.1 to 34.7)	15-5 (5.6 to 37.4)	16-4 (7.9 to 34.2)	11-9 (5.2 to 24.9)	9-6 (4.2 to 19.9)	8-4 (4.6 to 16.3)	6-1 (4.4 to 13.3)	4-5 (3.6 to 11.1)	3-1 (2.1 to 8.2)	2-5 (1.9 to 6.1)	1-9 (1.3 to 5.2)	1-5 (0.9 to 3.2)	1-1 (0.5 to 2.2)	0-4 (0.2 to 0.7)	0-1 (0.1 to 0.2)	0 (0 to 0)	0 (0 to 0)	0 (0 to 0)	520
Urinary diseases and male infertility	0-7 (0.3 to 1.2)	7-3 (1.1 to 4.2)	7-3 (3 to 13)	2-6-7 (2.6 to 7.1)	2-4 (1.7 to 4.1)	1-6 (0.5 to 13.1)	2-4 (0.9 to 5)	1 (0.4 to 1.5)	0-7 (0.4 to 1.1)	0-5 (0.1 to 1.2)	0-3 (0 to 0.7)	0-3 (0 to 0.6)	0-2 (0 to 0.4)	0-2 (0 to 0.4)	0-2 (0 to 0.4)	0-2 (0 to 0.4)	0-1 (0 to 0.3)	0-1 (0 to 0.3)	0-1 (0 to 0.3)	0-1 (0 to 0.3)	0-1 (0 to 0.3)	0 (0 to 0)	0 (0 to 0)	0 (0 to 0)	369
Urolithiasis	0 (0 to 0)	0 (0 to 0)	0 (0 to 0)	0-1 (0 to 0.2)	0-1 (0 to 0.3)	0-1 (0 to 0.3)	0-1 (0 to 0.3)	0-1 (0 to 0.4)	0-1 (0 to 0.4)	0-1 (0 to 0.3)	0-1 (0 to 0.3)	0-1 (0 to 0.3)	0-1 (0 to 0.3)	0-1 (0 to 0.4)	0-1 (0 to 0.4)	0-2 (0 to 0.5)	0-2 (0 to 0.5)	0-2 (0 to 0.5)	0-2 (0 to 0.5)	0-3 (0 to 1.3)	0-3 (0 to 1.3)	0-1 (0 to 0.8)	0 (0 to 0.1)	0 (0 to 0)	0 (0 to 0)	14-9
Benign prostatic hyperplasia	0 (0 to 0)	0 (0 to 0)	0 (0 to 0)	0 (0 to 0)	0 (0 to 0)	0 (0 to 0)	0 (0 to 0)	0 (0 to 0)	0 (0 to 0)	0 (0 to 0)	0 (0 to 0)	0 (0 to 0)	0 (0 to 0)	0 (0 to 0)	0 (0 to 0)	0 (0 to 0)	0 (0 to 0)	0 (0 to 0)	0 (0 to 0)	0 (0 to 0)	0 (0 to 0)	0 (0 to 0)	0 (0 to 0)	0 (0 to 0)	0 (0 to 0)	51-1
Male infertility	0 (0 to 0)	0 (0 to 0)	0 (0 to 0)	0 (0 to 0)	0 (0 to 0)	2-1 (0.6 to 5.4)	0-9 (0.4 to 2.6)	2-1 (0.7 to 5.9)	0-3 (0 to 2.3)	0-3 (0 to 2.2)	2-2 (0.6 to 5.7)	2-2 (0.7 to 5.4)	0-3 (0 to 1.3)	0-3 (0 to 1.1)	0-3 (0 to 0.9)	0-3 (0 to 0.8)	0-3 (0 to 0.8)	0-3 (0 to 0.8)	0-3 (0 to 0.8)	0-3 (0 to 0.8)	0-3 (0 to 0.8)	0-3 (0 to 0.8)	0 (0 to 0)	0 (0 to 0)	0 (0 to 0)	11-7
Other urinary diseases	0-2 (0.1 to 0.5)	0-2 (0.1 to 0.5)	0-2 (0.1 to 0.4)	1-9 (0.8 to 3.9)	0-7 (0.4 to 1.1)	0-6 (0.2 to 1.1)	0-6 (0.3 to 1.1)	0-6 (0.3 to 1.1)	0-6 (0.3 to 1.2)	0-5 (0.2 to 1.1)	0-5 (0.2 to 1.1)	0-5 (0.2 to 1.1)	0-5 (0.2 to 1.1)	0-5 (0.2 to 1.1)	0-5 (0.2 to 1.1)	0-5 (0.2 to 1.1)	0-5 (0.2 to 1.1)	0-5 (0.2 to 1.1)	0-5 (0.2 to 1.1)	0-5 (0.2 to 1.1)	0-5 (0.2 to 1.1)	0-5 (0.2 to 1.1)	0 (0 to 0)	0 (0 to 0)	25-8
Gynecological diseases	0 (0 to 0)	0 (0 to 0)	0 (0 to 0)	0 (0 to 0)	22-5 (10.4 to 40.2)	17-8 (8.1 to 30.4)	107 (40.3 to 169)	107 (40.3 to 169)	107 (40.3 to 162)	104 (47.5 to 207)	104 (44.2 to 208)	102 (44.1 to 177)	102 (47.2 to 193)	102 (47.2 to 193)	102 (47.2 to 193)	67-1 (44.9 to 95.4)	67-1 (21.7 to 94.2)	67-1 (19.8 to 94)	0-4 (0.2 to 0.7)	0-4 (0.2 to 0.7)	0-4 (0.2 to 0.7)	0-4 (0.2 to 0.7)	0 (0 to 0)	0 (0 to 0)	867
Uterine fibroids	0 (0 to 0)	0 (0 to 0)	0 (0 to 0)	0 (0 to 0)	0 (0 to 0.4)	0 (0 to 0.6)	0-1 (0 to 0.6)	0-4 (0 to 1.8)	0-4 (0 to 1.6)	0-7 (0 to 1.7)	0-7 (0 to 1.7)	0-7 (0 to 1.7)	0-7 (0 to 1.5)	0-3 (0 to 0.9)	0-3 (0 to 0.9)	0-3 (0 to 0.9)	0-3 (0 to 0.9)	0-3 (0 to 0.9)	0-3 (0 to 0.9)	0-3 (0 to 0.9)	0-3 (0 to 0.9)	0-3 (0 to 0.9)	0 (0 to 0)	0 (0 to 0)	0 (0 to 0)	24-1
Polycystic ovarian syndrome	0 (0 to 0)	0 (0 to 0)	0 (0 to 0)	0 (0 to 0)	0 (0 to 0)	0-1 (0 to 2.2)	0-4 (0 to 1.6)	0-8 (0 to 2.2)	0-4 (0 to 2.9)	0-5 (0 to 1.7)	0-5 (0 to 1.5)	0-5 (0 to 2.2)	0-5 (0 to 1.5)	0-5 (0 to 1.6)	0-5 (0 to 1.6)	0-5 (0 to 1.6)	0-5 (0 to 1.6)	0-5 (0 to 1.6)	0-5 (0 to 1.6)	0-5 (0 to 1.6)	0-5 (0 to 1.6)	0-5 (0 to 1.6)	0 (0 to 0)	0 (0 to 0)	0 (0 to 0)	24-5
Female infertility	0 (0 to 0)	0 (0 to 0)	0 (0 to 0)	0 (0 to 0)	0 (0 to 0)	0 (0 to 0)	0 (0 to 0)	3-9 (0.8 to 10.4)	5-5 (1.4 to 15.1)	5-7 (1.3 to 15.7)	5-7 (1.3 to 14.7)	6 (1.1 to 16.4)	6 (1.1 to 16.4)	6 (1.1 to 16.4)	6 (1.1 to 16.4)	6 (1.1 to 16.4)	6 (1.1 to 16.4)	6 (1.1 to 16.4)	6 (1.1 to 16.4)	6 (1.1 to 16.4)	6 (1.1 to 16.4)	6 (1.1 to 16.4)	0 (0 to 0)	0 (0 to 0)	0 (0 to 0)	27-1
Endometriosis	0 (0 to 0)	0 (0 to 0)	0 (0 to 0)	0 (0 to 0)	0 (0 to 0)	4-1 (1.8 to 7.8)	20-3 (9.8 to 39.4)	24-4 (12.3 to 43.4)	19-6 (9.9 to 33.2)	0 (0 to 0)	0 (0 to 0)	0 (0 to 0)	0 (0 to 0)	0 (0 to 0)	0 (0 to 0)	0 (0 to 0)	0 (0 to 0)	0 (0 to 0)	0 (0 to 0)	0 (0 to 0)	0 (0 to 0)	0 (0 to 0)	0 (0 to 0)	0 (0 to 0)	0 (0 to 0)	159
Genital prolapse	0 (0 to 0)	0 (0 to 0)	0 (0 to 0)	0 (0 to 0)	0 (0 to 0)	0 (0 to 0)	0 (0 to 0)	0 (0 to 0.1)	0-1 (0 to 0.7)	0 (0 to 0.3)	0 (0 to 0.3)	0 (0 to 0.3)	0 (0 to 0.3)	0 (0 to 0.3)	0-1 (0 to 0.3)	0-1 (0 to 0.3)	0-1 (0 to 0.3)	0-1 (0 to 0.3)	0-1 (0 to 0.3)	0-1 (0 to 0.3)	0-1 (0 to 0.3)	0-1 (0 to 0.3)	0 (0 to 0)	0 (0 to 0)	0 (0 to 0)	4-3
Premenstrual syndrome	0 (0 to 0)	0 (0 to 0)	0 (0 to 0)	0 (0 to 0)	0 (0 to 0)	0 (0 to 0)	0 (0 to 0)	0 (0 to 0)	0 (0 to 0)	0 (0 to 0)	0 (0 to 0)	0 (0 to 0)	0 (0 to 0)	0 (0 to 0)	0 (0 to 0)	0 (0 to 0)	0 (0 to 0)	0 (0 to 0)	0 (0 to 0)	0 (0 to 0)	0 (0 to 0)	0 (0 to 0)	0 (0 to 0)	0 (0 to 0)	0 (0 to 0)	376
Other gynecological diseases	0 (0 to 0)	0 (0 to 0)	0 (0 to 0)	0 (0 to 0)	0-7 (0.2 to 1.5)	0-7 (0.2 to 1.5)	0-7 (0.2 to 1.5)	0-7 (0.2 to 1.5)	0-7 (0.2 to 1.5)	0-7 (0.2 to 1.5)	0-7 (0.2 to 1.5)	0-7 (0.2 to 1.5)	0-7 (0.2 to 1.5)	0-7 (0.2 to 1.5)	0-7 (0.2 to 1.5)	0-7 (0.2 to 1.5)	0-7 (0.2 to 1.5)	0-7 (0.2 to 1.5)	0-7 (0.2 to 1.5)	0-7 (0.2 to 1.5)	0-7 (0.2 to 1.5)	0-7 (0.2 to 1.5)	0 (0 to 0)	0 (0 to 0)	0 (0 to 0)	403
Hemoglobinopathies and hemolytic anemias	0-2 (0.1 to 0.3)	0-7 (0.5 to 1.1)	6-4 (4 to 9.4)	17-9 (10.1 to 27.4)	16-5 (8.7 to 26.5)	9-2 (5.4 to 14.3)	21-1 (11.7 to 34.1)	17-3 (9.6 to 28.1)	28-8 (16.1 to 45.1)	18-1 (10.4 to 31.1)	24-3 (12.8 to 37.1)	15-9 (12.5 to 29.8)	14-7 (9.1 to 22)	9-7 (5.9 to 14.5)	7-3 (4.6 to 10.4)	6-9 (4.5 to 10.7)	6-7 (4.1 to 10.2)	4-3 (2.3 to 6.6)	5-1 (2.6 to 7.3)	4-3 (2.6 to 6.1)	2-3 (1.4 to 3.2)	1-3 (0.6 to 2.2)	0-2 (0 to 0.5)	0 (0 to 0)	247
Thalassemias	0-1 (0.1 to 0.2)	0-1 (0.1 to 0.3)	2-3 (1 to 3.4)	2-6 (1.4 to 4.1)	3-5 (1.4 to 5.5)	2-3 (1.1 to 3.3)	2 (1 to 3.2)	0-4 (0.2 to 0.9)	0-2 (0.1 to 0.5)	0-2 (0 to 0.6)	0-1 (0 to 0.1)	0 (0 to 0)	0 (0 to 0)	0 (0 to 0)	0 (0 to 0)	0 (0 to 0)	0 (0 to 0)	0 (0 to 0)	0 (0 to 0)	0 (0 to 0)	0 (0 to 0)	0 (0 to 0)	0 (0 to 0)	0 (0 to 0)	0 (0 to 0)	13-8
Thalassemias trait	0 (0 to 0.1)	0-4 (0.2 to 0.9)	1-7 (0.9 to 2.8)	0-6 (0.3 to 1.6)	2-9 (1.3 to 5.1)	1-8 (0.7 to 3.5)	15-4 (9.9 to 24.2)	9 (6.4 to 12.5)	15 (9.9 to 22.1)	12-3 (6.7 to 19.5)	10-3 (5.4 to 16.2)	2-2 (1.1 to 3.4)	1-4 (0.7 to 2.4)	0-7 (0.3 to 1.4)	1-4 (0.7 to 2.2)	0-9 (0.3 to 1.5)	0-7 (0.3 to 1.2)	0-6 (0.3 to 1.1)	0-5 (0.2 to 0.9)	0-2 (0.1 to 0.6)	0-1 (0.1 to 0.2)	0 (0 to 0)	0 (0 to 0)	0 (0 to 0)	98-3
Sickle cell disorders	0 (0 to 0)	0 (0 to 0)	0 (0 to 0)	0 (0 to 0)	0 (0 to 0)	0 (0 to 0)	0 (0 to 0)	0 (0 to 0)	0 (0 to 0)	0 (0 to 0)	0 (0 to 0)	0 (0 to 0)	0 (0 to 0)	0 (0 to 0)	0 (0 to 0)	0 (0 to 0)	0 (0 to 0)	0 (0 to 0)	0 (0 to 0)	0 (0 to 0)	0 (0 to 0)	0 (0 to 0)	0 (0 to 0)	0 (0 to 0)	0 (0 to 0)	0
Sickle cell trait	0 (0 to 0)	0 (0 to 0)	0-2 (0 to 0.9)	0-2 (0 to 0.9)	0-1 (0 to 0.4)	0-5 (0 to 2.2)	0-6 (0.2 to 1.2)	0-5 (0.2 to 1.2)	0-5 (0.2 to 1.2)	0-5 (0.2 to 1)	0-4 (0.1 to 0.9)	0-3 (0 to 0.9)	0-4 (0.1 to 0.9)	0-3 (0 to 0.8)	0-3 (0 to 0.8)	0-3 (0 to 0.8)	0-3 (0 to 0.8)	0-3 (0 to 0.8)	0-3 (0 to 0.8)	0-3 (0 to 0.8)	0-3 (0 to 0.8)	0-3 (0 to 0.8)	0 (0 to 0)	0 (0 to 0)	0 (0 to 0)	4-1
G6PD deficiency	0 (0 to 0)	0-1 (0 to 0.3)	0-2 (0 to 0.5)	0-4 (0.2 to 0.9)	0-8 (0.4 to 1.4)	2-5 (1 to 5.4)	2-5 (1 to 5.4)	2-6 (1 to 5.4)	3-7 (2.1 to 5.7)	2-1 (1 to 3.2)	4-3 (2.4 to 6.1)	7-5 (4.2 to 11.4)	4-9 (2.9 to 7.1)	1-7 (1 to 2.4)	1-2 (0.7 to 1.9)	1-1 (0.6 to 1.6)	0-7 (0.3 to 1.1)	0-5 (0.2 to 0.8)	0-3 (0.1 to 0.5)	0-2 (0.1 to 0.4)	0-1 (0 to 0.2)	0 (0 to 0)	0 (0 to 0)	0 (0 to 0)	27-3
G6PD trait	0 (0 to 0)	0 (0 to 0)	0 (0 to 0)	0 (0 to 0)	0 (0 to 0)	0 (0 to 0)	0 (0 to 0)	0 (0 to 0)	0 (0 to 0)	0 (0 to 0)	0 (0 to 0)	0 (0 to 0)	0 (0 to 0)	0 (0 to 0)	0 (0 to 0)	0 (0 to 0)	0 (0 to 0)	0 (0 to 0)	0 (0 to 0)	0 (0 to 0)	0 (0 to 0)	0 (0 to 0)	0 (0 to 0)	0 (0 to 0)	0 (0 to 0)	0-9
Other hemoglobinopathies and hemolytic anemias	0-2 (0 to 0.3)	2-2 (1 to 3.8)	9-2 (4.1 to 13.7)	6-2 (2.7 to 9.6)	3-1 (1.3 to 5.4)	4-9 (2.4 to 12.1)	8-1 (4.1 to 13.7)	9-2 (5.1 to 15.1)	7-7 (3.5 to 12.8)	7 (3.4 to 11.4)	6-3 (2.8 to 9.1)	7 (3.2 to 11.2)	4-3 (2.4 to 6.1)	7-5 (4.2 to 11.6)	4-6 (2.7 to 7.3)	4-7 (2.9 to 7.3)	5-1 (2.9 to 7)	4-7 (2.9 to 7)	4-2 (2.7 to 6.1)	3-7 (2.4 to 5.2)	2 (1.4 to 2.9)	0-8 (0.4 to 1.1)	0-1 (0.1 to 0.2)	0 (0 to 0)	152
Endocrine, metabolic, blood, and immune disorders	3-2 (1.6 to 5.4)	3-4 (2 to 5.7)	10-6 (5.2 to 20.2)	22-2 (9.6 to 47.4)	26-3 (14.9 to 41)	22 (12.5 to 29.7)	25-7 (16.2 to 36.2)	21-7 (13.5 to 34.9)	44-2 (29.9 to 61.7)	52 (33.3 to 79.4)	53-2 (34.6 to 80.1)	61-8 (42.3 to 88.1)	57-1 (40.5 to 82.9)	44-1 (30.1 to 62.2)	34-8 (24.9 to 51)	30-1 (21.5 to 42.1)	22-3 (15.6 to 31.4)	16 (10.9 to 23.6)	9-8 (5.9 to 15.2)	5-4 (3.2 to 8.2)	2-3 (1.5 to 3.4)	0-5 (0.3 to 0.8)	0-1 (0.1 to 0.2)	0 (0 to 0)	676
Oral disorders	0 (0 to 0)	0 (0 to 0)	16-1 (7.1 to 32.9)	10-1 (4.6 to 17.9)	25-5 (14.3 to 40.1)	24-4 (12.7 to 42.1)	24-7 (12.3 to 42.1)	19-2 (9.6 to 34.1)	32 (16.3 to 51.3)	32 (16.1 to 51.3)	30-7 (17.2 to 48.7)	30 (17.4 to 48.1)	30-7 (18.4 to 47.2)	22-9 (13.4 to 36.6)	27 (16.7 to 43.1)	47-5 (28.7 to 74.4)	49-2 (29.6 to 77.1)	43-5 (26.4 to 68.8)	34-6 (22.2 to 52.8)	17-2 (11.1 to 26.9)	6-3 (3.9 to 9.6)	1-2 (0.8 to 1.7)	0-2 (0.1 to 0.3)	0 (0 to 0)	546
Caries of deciduous teeth	0 (0 to 0)	0 (0 to 0)	0 (0 to 0)	0 (0 to 1.2)	0 (0 to 0.6)	0 (0 to 0.6)	0 (0 to 0.6)	0 (0 to 0)	0 (0 to 0)	0 (0 to 0)	0 (0 to 0)	0 (0 to 0)	0 (0 to 0)	0 (0 to 0)	0 (0 to 0)	0 (0 to 0)	0 (0 to 0)	0 (0 to 0)	0 (0 to 0)	0 (0 to 0)	0 (0 to 0)	0 (0 to 0)	0 (0 to 0)	0 (0 to 0)	0 (0 to 0)	12-6
Caries of permanent teeth	0 (0 to 0)	0 (0 to 0)	0 (0 to 0)	0 (0 to 0)	1-5 (0.5 to 3.8)	1-5 (0.5 to 3.6)	1-5 (0.5 to 3.1)	1-5 (0.5 to 3.1)	1-5 (0.5 to 3.1)	1-5 (0.5 to 3.1)	1-5 (0.5 to 3.1)	1-5 (0.5 to 3.1)	1-5 (0.5 to 3.1)	1-5 (0.5 to 3.1)	1-5 (0.5 to 3.1)	1-5 (0.5 to 3.1)	1-5 (0.5 to 3.1)	1-5 (0.5 to 3.1)	1-5 (0.5 to 3.1)	1-5 (0.5 to 3.1)	1-5 (0.5 to 3.1)	1-5 (0.5 to 3.1)	0 (0 to 0)	0 (0 to 0)	0 (0 to 0)	91-1
Periodontal diseases	0 (0 to 0)	0 (0 to 0)	0 (0 to 0)	0 (0 to 0)	0 (0 to 0)	0 (0 to 0)	0 (0 to 0)	0-1 (0 to 0.6)	0-2 (0 to 1.6)	0-4 (0.1 to 1.2)	0-4 (0.1 to 1.2)	0-4 (0.1 to 1.2)	0-4 (0.1 to 1.2)	0-4 (0.1 to 1.2)	0-4 (0.1 to 1.2)	0-4 (0.1 to 1.2)	0-4 (0.1 to 1.2)	0-4 (0.1 to 1.2)	0-4 (0.1 to 1.2)	0-4 (0.1 to 1.2)	0-4 (0.1 to 1.2)	0-4 (0.1 to 1.2)	0 (0 to 0)	0 (0 to 0)	0 (0 to 0)	29-9
Other oral disorders

SR Table 2c: Washington DALYS by cause and age group for both sexes with 95% uncertainty intervals, 2019

Cause	Sars Neonatal	Late Neonatal	Post Neonatal	1 to 4	5 to 9	10 to 14	15 to 19	20 to 24	25 to 29	30 to 34	35 to 39	40 to 44	45 to 49	50 to 54	55 to 59	60 to 64	65 to 69	70 to 74	75 to 79	80 to 84	85 to 89	90 to 94	95 plus	Total
All causes	15,600 (14,100–17,100)	3,970 (3,570 to 4,390)	11,900 (10,900 to 12,900)	14,000 (11,600–16,400)	12,900 (10,600 to 15,300)	10,700 (8,650–12,900)	58,900 (49,200–69,000)	62,600 (52,400–73,500)	66,900 (56,100–78,400)	76,500 (64,400–89,200)	123,000 (104,000–143,000)	173,000 (147,000–201,000)	171,000 (145,000–199,000)	171,000 (145,000–199,000)	196,000 (166,000–230,000)	196,000 (166,000–230,000)	204,000 (166,000–250,000)	230,000 (187,000–282,000)	221,000 (167,000–284,000)	174,000 (131,000–224,000)	132,000 (96,600–180,000)	90,900 (64,000–127,000)	46,100 (30,000–68,000)	2,330,000 (2,330,000–2,330,000)
Communicable, maternal, neonatal, and nutritional diseases	11,200 (9,770 to 12,900)	2,540 (2,190 to 2,950)	2,160 (1,720 to 2,660)	2,890 (2,290 to 3,700)	2,020 (1,600 to 2,600)	2,320 (1,850 to 2,970)	2,620 (2,060 to 3,400)	2,700 (2,010 to 3,710)	3,260 (2,310 to 4,610)	3,900 (2,750 to 5,610)	3,810 (2,670 to 5,670)	3,870 (2,640 to 5,930)	3,560 (2,340 to 5,630)	3,560 (2,340 to 5,630)	4,690 (3,040 to 6,900)	4,690 (3,040 to 6,900)	4,750 (3,050 to 6,850)	4,810 (2,920 to 6,990)	4,330 (2,620 to 6,640)	3,840 (2,150 to 6,410)	2,760 (1,570 to 4,630)	2,060 (1,020 to 3,810)	1,260 (507 to 2,660)	60,900
HIV/AIDS and sexually transmitted infections	1.4 (0.914–2.1)	75 (64.7–86)	1,174 (1,019–1,350)	1,174 (1,019–1,350)	1,174 (1,019–1,350)	264 (1,019–1,350)	1,174 (1,019–1,350)	1,174 (1,019–1,350)	1,174 (1,019–1,350)	1,174 (1,019–1,350)	1,174 (1,019–1,350)	1,174 (1,019–1,350)	1,174 (1,019–1,350)	1,174 (1,019–1,350)	1,174 (1,019–1,350)	1,174 (1,019–1,350)	1,174 (1,019–1,350)	1,174 (1,019–1,350)	1,174 (1,019–1,350)	1,174 (1,019–1,350)	1,174 (1,019–1,350)	1,174 (1,019–1,350)	1,174 (1,019–1,350)	5,900
HIV/AIDS	0 (0 to 0)	0 (0 to 0)	1,174 (1,019–1,350)	1,174 (1,019–1,350)	1,174 (1,019–1,350)	264 (7.5 to 31.2)	1,174 (1,019–1,350)	1,174 (1,019–1,350)	1,174 (1,019–1,350)	1,174 (1,019–1,350)	1,174 (1,019–1,350)	1,174 (1,019–1,350)	1,174 (1,019–1,350)	1,174 (1,019–1,350)	1,174 (1,019–1,350)	1,174 (1,019–1,350)	1,174 (1,019–1,350)	1,174 (1,019–1,350)	1,174 (1,019–1,350)	1,174 (1,019–1,350)	1,174 (1,019–1,350)	1,174 (1,019–1,350)	1,174 (1,019–1,350)	4,900
HIV/AIDS - Drug-susceptible Tuberculosis	0 (0 to 0)	0 (0 to 0)	0.0 (0.0–0.0)	0.0 (0.0–0.0)	0.0 (0 to 0)	0.0 (0.0–0.0)	1.6 (0.0–0.0)	3.7 (0.0–0.0)	9.6 (0.0–0.0)	7 (0.0–0.0)	7.6 (0.0–0.0)	8.7 (0.0–0.0)	8.7 (0.0–0.0)	8.7 (0.0–0.0)	7.6 (0.0–0.0)	7.6 (0.0–0.0)	6.2 (0.0–0.0)	5.6 (0.0–0.0)	4.6 (0.0–0.0)	3.4 (0.0–0.0)	2.3 (0.0–0.0)	1.4 (0.0–0.0)	0.6 (0.0–0.0)	0.1 (0.0–0.0)	69.5
HIV/AIDS - Multidrug-resistant Tuberculosis without extensi	0 (0 to 0)	0 (0 to 0)	0.0 (0.0–0.0)	0.0 (0.0–0.0)	0.0 (0 to 0)	0.0 (0.0–0.0)	0.0 (0.0–0.0)	0.0 (0.0–0.0)	0.0 (0.0–0.0)	0.0 (0.0–0.0)	0.0 (0.0–0.0)	0.0 (0.0–0.0)	0.0 (0.0–0.0)	0.0 (0.0–0.0)	0.0 (0.0–0.0)	0.0 (0.0–0.0)	0.0 (0.0–0.0)	0.0 (0.0–0.0)	0.0 (0.0–0.0)	0.0 (0.0–0.0)	0.0 (0.0–0.0)	0.0 (0.0–0.0)	0.0 (0.0–0.0)	0.0 (0.0–0.0)	0.0
HIV/AIDS - Extensively drug-resistant Tuberculosis	0 (0 to 0)	0 (0 to 0)	0.0 (0.0–0.0)	0.0 (0.0–0.0)	0.0 (0 to 0)	0.0 (0.0–0.0)	0.0 (0.0–0.0)	0.0 (0.0–0.0)	0.0 (0.0–0.0)	0.0 (0.0–0.0)	0.0 (0.0–0.0)	0.0 (0.0–0.0)	0.0 (0.0–0.0)	0.0 (0.0–0.0)	0.0 (0.0–0.0)	0.0 (0.0–0.0)	0.0 (0.0–0.0)	0.0 (0.0–0.0)	0.0 (0.0–0.0)	0.0 (0.0–0.0)	0.0 (0.0–0.0)	0.0 (0.0–0.0)	0.0 (0.0–0.0)	0.0 (0.0–0.0)	0.6
HIV/AIDS resulting in other diseases	0 (0 to 0)	0 (0 to 0)	0.0 (0.0–0.0)	0.0 (0.0–0.0)	0.0 (0 to 0)	0.0 (0.0–0.0)	0.0 (0.0–0.0)	0.0 (0.0–0.0)	0.0 (0.0–0.0)	0.0 (0.0–0.0)	0.0 (0.0–0.0)	0.0 (0.0–0.0)	0.0 (0.0–0.0)	0.0 (0.0–0.0)	0.0 (0.0–0.0)	0.0 (0.0–0.0)	0.0 (0.0–0.0)	0.0 (0.0–0.0)	0.0 (0.0–0.0)	0.0 (0.0–0.0)	0.0 (0.0–0.0)	0.0 (0.0–0.0)	0.0 (0.0–0.0)	0.0 (0.0–0.0)	0.0
Sexually transmitted infections excluding HIV	1.4 (0.914–2.1)	0.7 (0.5–0.9)	0.0 (0.0–0.0)	0.1 (0.0–0.1)	0.0 (0 to 0)	0.0 (0.0–0.0)	11.6 (9.9–13.5)	46 (39.1–53.7)	99.3 (84.2–116)	136 (115–159)	153 (129–179)	155 (131–181)	144 (122–169)	144 (122–169)	87.1 (72.4–104)	87.1 (72.4–104)	59.7 (48.2–73.5)	39.7 (31.2–49.9)	28.6 (21.2–38.5)	19.6 (13.9–27.5)	10.2 (7.1–14.5)	5.1 (3.4–7.6)	2.2 (1.3–3.6)	1,000
Syphilis	0 (0 to 2.2)	0.3 (0.1 to 1.1)	0.2 (0.2–0.3)	0.2 (0.2–0.3)	0.2 (0 to 0.7)	0.2 (0.2–0.3)	0.2 (0.2–0.3)	0.2 (0.2–0.3)	0.2 (0.2–0.3)	0.2 (0.2–0.3)	0.2 (0.2–0.3)	0.2 (0.2–0.3)	0.2 (0.2–0.3)	0.2 (0.2–0.3)	0.2 (0.2–0.3)	0.2 (0.2–0.3)	0.2 (0.2–0.3)	0.2 (0.2–0.3)	0.2 (0.2–0.3)	0.2 (0.2–0.3)	0.2 (0.2–0.3)	0.2 (0.2–0.3)	0.2 (0.2–0.3)	0.2 (0.2–0.3)	61.4
Chlamydial infection	0 (0 to 0)	0 (0 to 0)	0 (0 to 0)	0 (0 to 0)	0 (0 to 0)	0 (0 to 0)	0.4 (0.0–0.9)	0.9 (0.0–2.2)	2.1 (0.1–5.4)	3.8 (0.4–9.8)	5.4 (0.8–13.7)	6.7 (0.8–13.7)	6.1 (0.8–13.7)	6.1 (0.8–13.7)	3.7 (0.3 to 9.1)	3.7 (0.3 to 9.1)	2.6 (0.2–6.7)	1.7 (0.1–4.3)	1.2 (0.1–3.1)	0.8 (0.1–2.1)	0.4 (0.0–1.1)	0.2 (0.0–0.6)	0.1 (0.0–0.3)	49.4
Gonococcal infection	0 (0 to 0)	0 (0 to 0)	0 (0 to 0)	0 (0 to 0)	0 (0 to 0)	0 (0 to 0)	0.4 (0.0–0.9)	1.7 (0.2–4.3)	4.9 (0.4–12.6)	8.9 (0.9–23.1)	12.6 (1.4–32.1)	15.7 (1.8–39.8)	14.2 (1.6–36.1)	14.2 (1.6–36.1)	8.6 (0.9–21.8)	8.6 (0.9–21.8)	6.1 (0.6–15.4)	4 (0.4–10.1)	2.8 (0.3–7.1)	1.9 (0.2–4.8)	1.1 (0.1–2.7)	0.5 (0.1–1.3)	0.2 (0.0–0.7)	92.9
Trichomoniasis	0 (0 to 0)	0 (0 to 0)	0 (0 to 0)	0 (0 to 0)	0 (0 to 0)	0 (0 to 0)	0.1 (0 to 0.4)	0.3 (0.0–0.8)	0.7 (0.1–1.9)	1.3 (0.1–3.4)	1.8 (0.2–4.8)	2.3 (0.3–5.9)	2.1 (0.2–5.4)	2.1 (0.2–5.4)	1.3 (0.1–3.4)	1.3 (0.1–3.4)	0.9 (0.1–2.4)	0.6 (0.1–1.6)	0.4 (0.0–1.1)	0.3 (0.0–0.8)	0.2 (0.0–0.5)	0.1 (0.0–0.3)	0.0 (0.0–0.1)	16.9
Genital herpes	0 (0 to 0)	0 (0 to 0)	0 (0 to 0)	0 (0 to 0)	0 (0 to 0)	0 (0 to 0)	1.6 (0.1–4.4)	6.1 (0.7–16.4)	13.2 (1.7–34.6)	21.2 (2.9–55.4)	27.3 (3.9–70.4)	29.6 (4.3–76.3)	23 (3.3–59.4)	23 (3.3–59.4)	12.5 (1.8–32.4)	12.5 (1.8–32.4)	8.4 (1.2–21.8)	5.4 (0.8–14)	3.6 (0.5–9.4)	2.4 (0.3–6.3)	1.4 (0.2–3.7)	0.6 (0.1–1.7)	0.3 (0.0–0.8)	329
Other sexually transmitted infections	0 (0 to 0)	0 (0 to 0)	0 (0 to 0)	0 (0 to 0)	0 (0 to 0)	0 (0 to 0)	1.1 (0.1–2.9)	2.6 (0.3–6.7)	5.7 (0.7–14.1)	10.7 (1.3–26.1)	14.4 (1.8–34.9)	17.2 (2.2–41.5)	16.4 (2.1–39.4)	16.4 (2.1–39.4)	9.7 (1.2–23.1)	9.7 (1.2–23.1)	6.8 (0.8–16.1)	4.4 (0.5–10.4)	2.9 (0.4–7.1)	1.9 (0.2–4.8)	1.1 (0.1–2.7)	0.5 (0.1–1.3)	0.2 (0.0–0.7)	179
Respiratory infections and tuberculosis	36.1 (24.2–50.1)	457 (377–551)	685 (565–820)	685 (565–820)	685 (565–820)	685 (565–820)	685 (565–820)	685 (565–820)	685 (565–820)	685 (565–820)	685 (565–820)	685 (565–820)	685 (565–820)	685 (565–820)	685 (565–820)	685 (565–820)	685 (565–820)	685 (565–820)	685 (565–820)	685 (565–820)	685 (565–820)	685 (565–820)	685 (565–820)	685 (565–820)	26,900
Tuberculosis	0 (0 to 0)	0 (0 to 0)	0 (0 to 1.6)	0 (0 to 2.2)	0 (0 to 0.7)	0 (0 to 0.1)	10.4 (3.2–24)	10 (3.1–23.4)	9.5 (2.9–22.1)	11.9 (3.6–27.6)	12.9 (3.9–29.8)	14.6 (4.4–33.6)	14.6 (4.4–33.6)	14.6 (4.4–33.6)	17.3 (5.2–39.4)	17.3 (5.2–39.4)	17.3 (5.2–39.4)	17.3 (5.2–39.4)	17.3 (5.2–39.4)	17.3 (5.2–39.4)	17.3 (5.2–39.4)	17.3 (5.2–39.4)	17.3 (5.2–39.4)	17.3 (5.2–39.4)	389
Latent tuberculosis infection	0 (0 to 0)	0 (0 to 0)	0 (0 to 0)	0 (0 to 0)	0 (0 to 0)	0 (0 to 0)	0 (0 to 0)	0 (0 to 0)	0 (0 to 0)	0 (0 to 0)	0 (0 to 0)	0 (0 to 0)	0 (0 to 0)	0 (0 to 0)	0 (0 to 0)	0 (0 to 0)	0 (0 to 0)	0 (0 to 0)	0 (0 to 0)	0 (0 to 0)	0 (0 to 0)	0 (0 to 0)	0 (0 to 0)	0 (0 to 0)	0
Drug-susceptible tuberculosis	0 (0 to 1.6)	0 (0 to 1.6)	0 (0 to 2.6)	0 (0 to 1.6)	0 (0 to 0.1)	0 (0 to 0.1)	10.4 (3.2–24)	10 (3.1–23.4)	9.5 (2.9–22.1)	11.9 (3.6–27.6)	12.9 (3.9–29.8)	14.6 (4.4–33.6)	14.6 (4.4–33.6)	14.6 (4.4–33.6)	17.3 (5.2–39.4)	17.3 (5.2–39.4)	17.3 (5.2–39.4)	17.3 (5.2–39.4)	17.3 (5.2–39.4)	17.3 (5.2–39.4)	17.3 (5.2–39.4)	17.3 (5.2–39.4)	17.3 (5.2–39.4)	17.3 (5.2–39.4)	377
Multidrug-resistant tuberculosis without extensive drug-re	0 (0 to 0)	0 (0 to 0)	0 (0 to 0)	0 (0 to 0)	0 (0 to 0)	0 (0 to 0)	0 (0 to 0)	0 (0 to 0)	0 (0 to 0)	0 (0 to 0)	0 (0 to 0)	0 (0 to 0)	0 (0 to 0)	0 (0 to 0)	0 (0 to 0)	0 (0 to 0)	0 (0 to 0)	0 (0 to 0)	0 (0 to 0)	0 (0 to 0)	0 (0 to 0)	0 (0 to 0)	0 (0 to 0)	0 (0 to 0)	0
Extensively drug-resistant tuberculosis	0 (0 to 0)	0 (0 to 0)	0 (0 to 0)	0 (0 to 0)	0 (0 to 0)	0 (0 to 0)	0 (0 to 0)	0 (0 to 0)	0 (0 to 0)	0 (0 to 0)	0 (0 to 0)	0 (0 to 0)	0 (0 to 0)	0 (0 to 0)	0 (0 to 0)	0 (0 to 0)	0 (0 to 0)	0 (0 to 0)	0 (0 to 0)	0 (0 to 0)	0 (0 to 0)	0 (0 to 0)	0 (0 to 0)	0 (0 to 0)	0
Lower respiratory infections	22.7 (15.2–32.9)	348 (288–420)	397 (330–480)	398 (330–481)	401 (331–485)	401 (331–485)	401 (331–485)	401 (331–485)	401 (331–485)	401 (331–485)	401 (331–485)	401 (331–485)	401 (331–485)	401 (331–485)	401 (331–485)	401 (331–485)	401 (331–485)	401 (331–485)	401 (331–485)	401 (331–485)	401 (331–485)	401 (331–485)	401 (331–485)	401 (331–485)	17,900
Neonatal pneumonia	14.6 (9.8–20.7)	127 (102–157)	0 (0 to 0)	0 (0 to 0)	0 (0 to 0)	0 (0 to 0)	0 (0 to 0)	0 (0 to 0)	0 (0 to 0)	0 (0 to 0)	0 (0 to 0)	0 (0 to 0)	0 (0 to 0)	0 (0 to 0)	0 (0 to 0)	0 (0 to 0)	0 (0 to 0)	0 (0 to 0)	0 (0 to 0)	0 (0 to 0)	0 (0 to 0)	0 (0 to 0)	0 (0 to 0)	0 (0 to 0)	141
Upper respiratory infections	0 (0 to 2.1)	0 (0 to 12.4)	0 (0 to 3.7)	0 (0 to 0.1)	0 (0 to 0.1)	0 (0 to 0.1)	0 (0 to 0.1)	0 (0 to 0.1)	0 (0 to 0.1)	0 (0 to 0.1)	0 (0 to 0.1)	0 (0 to 0.1)	0 (0 to 0.1)	0 (0 to 0.1)	0 (0 to 0.1)	0 (0 to 0.1)	0 (0 to 0.1)	0 (0 to 0.1)	0 (0 to 0.1)	0 (0 to 0.1)	0 (0 to 0.1)	0 (0 to 0.1)	0 (0 to 0.1)	0 (0 to 0.1)	7,620
Otitis media	0 (0 to 0.1)	1.2 (0.2 to 3.1)	1.9 (0.3–4.7)	2.1 (0.3–5.1)	1.5 (0.2–3.7)	1.2 (0.2–2.9)	0.7 (0.1–1.7)	0.7 (0.1–1.7)	0.7 (0.1–1.7)	0.7 (0.1–1.7)	0.7 (0.1–1.7)	0.7 (0.1–1.7)	0.7 (0.1–1.7)	0.7 (0.1–1.7)	0.7 (0.1–1.7)	0.7 (0.1–1.7)	0.7 (0.1–1.7)	0.7 (0.1–1.7)	0.7 (0.1–1.7)	0.7 (0.1–1.7)	0.7 (0.1–1.7)	0.7 (0.1–1.7)	0.7 (0.1–1.7)	0.7 (0.1–1.7)	19
Enteric infections	14.2 (11 to 17.9)	432 (11.4 to 22.4)	338 (274 to 422)	338 (274 to 422)	338 (274 to 422)	338 (274 to 422)	338 (274 to 422)	338 (274 to 422)	338 (274 to 422)	338 (274 to 422)	338 (274 to 422)	338 (274 to 422)	338 (274 to 422)	338 (274 to 422)	338 (274 to 422)	338 (274 to 422)	338 (274 to 422)	338 (274 to 422)	338 (274 to 422)	338 (274 to 422)	338 (274 to 422)	338 (274 to 422)	338 (274 to 422)	338 (274 to 422)	8,780
Cholera	0 (0 to 0)	0 (0 to 0)	0 (0 to 0)	0 (0 to 0)	0 (0 to 0)	0 (0 to 0)	0 (0 to 0)	0 (0 to 0)	0 (0 to 0)	0 (0 to 0)	0 (0 to 0)	0 (0 to 0)	0 (0 to 0)	0 (0 to 0)	0 (0 to 0)	0 (0 to 0)	0 (0 to 0)	0 (0 to 0)	0 (0 to 0)	0 (0 to 0)	0 (0 to 0)	0 (0 to 0)	0 (0 to 0)	0 (0 to 0)	0
Typhoid and paratyphoid	0 (0 to 0)	0 (0 to 0)	0 (0 to 0.1)	0 (0 to 0.1)	0 (0 to 0)	0 (0 to 0)	0 (0 to 0)	0 (0 to 0)	0 (0 to 0)	0 (0 to 0)	0 (0 to 0)	0 (0 to 0)	0 (0 to 0)	0 (0 to 0)	0 (0 to 0)	0 (0 to 0)	0 (0 to 0)	0 (0 to 0)	0 (0 to 0)	0 (0 to 0)	0 (0 to 0)	0 (0 to 0)	0 (0 to 0)	0 (0 to 0)	0.7
Typhoid fever	0 (0 to 0)	0 (0 to 0)	0 (0 to 0)	0 (0 to 0)	0 (0 to 0)	0 (0 to 0)	0 (0 to 0)	0 (0 to 0)	0 (0 to 0)	0 (0 to 0)	0 (0 to 0)	0 (0 to 0)	0 (0 to 0)	0 (0 to 0)	0 (0 to 0)	0 (0 to 0)	0 (0 to 0)	0 (0 to 0)	0 (0 to 0)	0 (0 to 0)	0 (0 to 0)	0 (0 to 0)	0 (0 to 0)	0 (0 to 0)	0.1
Paratyphoid fever	0 (0 to 0)	0 (0 to 0)	0 (0 to 0.1)	0 (0 to 0.1)	0 (0 to 0)	0 (0 to 0)	0 (0 to 0)	0 (0 to 0)	0 (0 to 0)	0 (0 to 0)	0 (0 to 0)	0 (0 to 0)	0 (0 to 0)	0 (0 to 0)	0 (0 to 0)	0 (0 to 0)	0 (0 to 0)	0 (0 to 0)	0 (0 to 0)	0 (0 to 0)	0 (0 to 0)	0 (0 to 0)	0 (0 to 0)	0 (0 to 0)	0.6
Invasive Non-typhoidal Salmonella (iNTS)	0 (0 to 0)	1.3 (0.3 to 3.4)	1.3 (0.3 to 3)	0.6 (0.4 to 0.8)	0.6 (0.2 to 2.4)	0.6 (0.2 to 2.4)	0.6 (0.1 to 2.7)	0.6 (0.1 to 2.7)	0.6 (0.1 to 2.7)	0.6 (0.1 to 2.7)	0.6 (0.1 to 2.7)	0.6 (0.1 to 2.7)	0.6 (0.2 to 2.7)	0.6 (0.2 to 2.7)	0.6 (0.2 to 2.7)	0.6 (0.2 to 2.7)	0.6 (0.2 to 2.7)	0.6 (0.2 to 2.7)	0.6 (0.2 to 2.7)	0.6 (0.2 to 2.7)	0.6 (0.2 to 2.7)	0.6 (0.2 to 2.7)	0.6 (0.2 to 2.7)	12.7
Other intestinal infectious diseases	0 (0 to 0)	1.2 (0.1 to 3.6)	1.9 (0.6 to 4.1)	1.1 (0.3 to 2.7)	0.9 (0.2 to 2.1)	0.9 (0.2 to 2.1)	0.9 (0.2 to 2.3)	0.9 (0.2 to 2.3)	0.9 (0.2 to 2.3)	0.9 (0.2 to 2.3)	0.9 (0.2 to 2.3)	0.9 (0.2 to 2.3)	0.9 (0.2 to 2.3)	0.9 (0.2 to 2.3)	0.9 (0.2 to 2.3)	0.9 (0.2 to 2.3)	0.9 (0.2 to 2.3)	0.9 (0.2 to 2.3)	0.9 (0.2 to 2.3)	0.9 (0.2 to 2.3)	0.9 (0.2 to 2.3)	0.9 (0.2 to 2.3)	0.9 (0.2 to 2.3)	0.9 (0.2 to 2.3)	14.9
Neglected tropical diseases and malaria	0.2 (0.2 to 0.3)	0.2 (0.2 to 0.3)	0.2 (0.2 to 0.3)





SB Table 2c. West Virginia DALYS by cause and sex group for both sexes with 95% uncertainty intervals, 2019

Cause	Early Neonatal	Late Neonatal	Post-Neonatal	1 to 4	5 to 9	10 to 14	15 to 19	20 to 24	25 to 29	30 to 34	35 to 39	40 to 44	45 to 49	50 to 54	55 to 59	60 to 64	65 to 69	70 to 74	75 to 79	80 to 84	85 to 89	90 to 94	95 plus	Total
All causes	9,690 (8,210 to 9,930)	1,769 (1,160 to 2,550)	6,786 (5,970 to 8,010)	4,196 (3,470 to 5,360)	4,660 (3,900 to 5,970)	7,878 (6,710 to 9,650)	19,000 (13,300 to 28,000)	29,200 (21,600 to 39,200)	31,100 (24,600 to 38,600)	32,900 (27,600 to 38,400)	35,600 (30,200 to 41,400)	39,300 (33,300 to 45,600)	37,700 (30,900 to 44,200)	39,600 (32,700 to 46,100)	33,600 (26,200 to 39,900)	33,600 (25,100 to 39,600)	37,900 (29,600 to 44,700)	39,700 (29,600 to 47,000)	39,100 (27,400 to 48,000)	29,300 (19,000 to 39,200)	21,160 (12,200 to 30,600)	8,820 (3,550 to 15,600)	802,000
Communicable, maternal, neonatal, and nutritional diseases	3,990 (3,540 to 4,200)	1,010 (787 to 1,360)	1,010 (730 to 1,360)	872 (629 to 1,030)	699 (526 to 1,030)	604 (469 to 1,030)	605 (469 to 1,030)	647 (477 to 1,030)	1,020 (820 to 1,350)	1,260 (1,010 to 1,620)	1,780 (1,500 to 2,170)	1,260 (1,050 to 1,660)	1,350 (1,050 to 1,800)	1,410 (1,100 to 1,720)	1,660 (1,310 to 2,120)	1,960 (1,520 to 2,600)	2,170 (1,700 to 2,790)	2,210 (1,700 to 2,900)	2,090 (1,520 to 2,910)	1,890 (1,300 to 2,900)	1,420 (1,110 to 1,790)	626 (372 to 1,170)	402 (229 to 649)	31,700
HIV/AIDS and sexually transmitted infections	0.6 (0.3 to 0.7)	0.3 (0.2 to 0.7)	0.2 (0.2 to 0.7)	2.4 (2.0 to 3.7)	1.6 (1.3 to 1.7)	2.6 (2.4 to 3.4)	8.7 (6.4 to 12.0)	39.2 (27.2 to 57.7)	107 (84.4 to 136)	163 (126 to 209)	261 (199 to 353)	352 (262 to 484)	466 (349 to 627)	556 (406 to 775)	610 (437 to 881)	647 (440 to 1,010)	694 (455 to 1,090)	739 (455 to 1,150)	752 (455 to 1,190)	697 (455 to 1,190)	617 (455 to 1,190)	547 (455 to 1,190)	1,370
HIV/AIDS	0 (0 to 0)	0 (0 to 0)	0.2 (0.2 to 0.4)	2.4 (2.1 to 3.7)	1.6 (1.3 to 1.7)	1.6 (1.4 to 1.7)	4.2 (3.6 to 5.0)	22.6 (16.4 to 31.6)	83.6 (67.2 to 104)	139 (108 to 175)	168 (132 to 221)	170 (132 to 221)	161 (132 to 221)	116 (91.1 to 159)	88.3 (68.6 to 121)	69 (48.4 to 98.1)	48 (32.6 to 68.2)	19.2 (12.9 to 28.1)	6.7 (3.8 to 12.1)	1.3 (0.8 to 2.3)	0.6 (0.4 to 1.1)	0.2 (0.1 to 0.4)	0.1 (0.0 to 0.2)	1,100
HIV/AIDS - Drug-susceptible Tuberculosis	0 (0 to 0)	0 (0 to 0)	0 (0 to 0.1)	0.1 (0 to 0.1)	0.1 (0 to 0.1)	0.1 (0 to 0.1)	0.6 (0.4 to 0.8)	2.3 (1.6 to 3.2)	7.7 (5.7 to 10.4)	9.7 (7.3 to 13.1)	9.7 (7.3 to 13.1)	9.7 (7.3 to 13.1)	9.7 (7.3 to 13.1)	7.2 (5.4 to 9.8)	5.1 (3.8 to 7.0)	3.6 (2.7 to 4.9)	2.5 (1.9 to 3.5)	1.1 (0.8 to 1.6)	0.4 (0.3 to 0.5)	0.1 (0.1 to 0.2)	0 (0 to 0)	0 (0 to 0)	0 (0 to 0)	360
HIV/AIDS - Multidrug-resistant Tuberculosis without extensive	0 (0 to 0)	0 (0 to 0)	0 (0 to 0)	0 (0 to 0)	0 (0 to 0)	0 (0 to 0)	0 (0 to 0)	0 (0 to 0)	0 (0 to 0)	0 (0 to 0)	0 (0 to 0)	0 (0 to 0)	0 (0 to 0)	0 (0 to 0)	0 (0 to 0)	0 (0 to 0)	0 (0 to 0)	0 (0 to 0)	0 (0 to 0)	0 (0 to 0)	0 (0 to 0)	0 (0 to 0)	0 (0 to 0)	1.1
HIV/AIDS - Extensively drug-resistant Tuberculosis	0 (0 to 0)	0 (0 to 0)	0 (0 to 0)	0 (0 to 0)	0 (0 to 0)	0 (0 to 0)	0 (0 to 0)	0 (0 to 0)	0 (0 to 0)	0 (0 to 0)	0 (0 to 0)	0 (0 to 0)	0 (0 to 0)	0 (0 to 0)	0 (0 to 0)	0 (0 to 0)	0 (0 to 0)	0 (0 to 0)	0 (0 to 0)	0 (0 to 0)	0 (0 to 0)	0 (0 to 0)	0 (0 to 0)	0 (0 to 0)	0
HIV/AIDS resulting in other diseases	0 (0 to 0)	0 (0 to 0)	0 (0 to 0.3)	0 (0 to 0.6)	1.3 (1.1 to 1.6)	1.1 (1.0 to 1.7)	3.4 (3.0 to 4.6)	19.6 (14.2 to 27.1)	74.6 (59.5 to 93.6)	130 (103 to 166)	159 (126 to 208)	161 (126 to 208)	152 (126 to 208)	109 (87.0 to 150)	83.2 (66.0 to 114)	65 (46.0 to 92.4)	45.2 (30.8 to 64.3)	18.1 (12.2 to 26.5)	6.3 (3.6 to 11.4)	1.2 (0.8 to 2.2)	0.5 (0.4 to 1.0)	0.2 (0.1 to 0.4)	0.1 (0.0 to 0.2)	1,000
Sexually transmitted infections excluding HIV	0.6 (0.3 to 0.7)	0.3 (0.2 to 0.7)	0.2 (0.2 to 0.7)	0 (0 to 0.1)	0 (0 to 0.1)	0.9 (0.7 to 1.1)	4.5 (3.4 to 6.2)	16.6 (12.1 to 23.2)	23.4 (17.6 to 31.6)	24.1 (17.6 to 33.2)	91.7 (68.3 to 126)	182 (136 to 253)	305 (227 to 423)	440 (329 to 624)	526 (381 to 774)	582 (397 to 911)	649 (419 to 1,040)	720 (419 to 1,140)	746 (419 to 1,180)	696 (419 to 1,180)	617 (419 to 1,180)	547 (419 to 1,180)	1,370
Syphilis	0 (0 to 0)	0 (0 to 0)	0 (0 to 0)	0 (0 to 0)	0 (0 to 0)	0.1 (0 to 0.1)	0.6 (0.4 to 0.8)	2.1 (1.5 to 3.0)	3.1 (2.3 to 4.3)	3.2 (2.4 to 4.4)	3.2 (2.4 to 4.4)	3.2 (2.4 to 4.4)	3.2 (2.4 to 4.4)	2.4 (1.8 to 3.3)	1.7 (1.3 to 2.3)	1.2 (0.9 to 1.7)	0.8 (0.6 to 1.2)	0.4 (0.3 to 0.6)	0.2 (0.1 to 0.3)	0.1 (0.0 to 0.1)	0 (0 to 0)	0 (0 to 0)	0 (0 to 0)	39.4
Chlamydial infection	0 (0 to 0)	0 (0 to 0)	0 (0 to 0)	0 (0 to 0)	0 (0 to 0)	0 (0 to 0)	0 (0 to 0)	0 (0 to 0)	0 (0 to 0)	0 (0 to 0)	0 (0 to 0)	0 (0 to 0)	0 (0 to 0)	0 (0 to 0)	0 (0 to 0)	0 (0 to 0)	0 (0 to 0)	0 (0 to 0)	0 (0 to 0)	0 (0 to 0)	0 (0 to 0)	0 (0 to 0)	0 (0 to 0)	0 (0 to 0)	13.3
Gonococcal infection	0 (0 to 0)	0 (0 to 0)	0 (0 to 0)	0 (0 to 0)	0 (0 to 0)	0.2 (0 to 0.3)	0.8 (0.6 to 1.1)	3.1 (2.3 to 4.3)	4.1 (3.1 to 5.7)	4.2 (3.2 to 5.8)	4.2 (3.2 to 5.8)	4.2 (3.2 to 5.8)	4.2 (3.2 to 5.8)	3.2 (2.4 to 4.4)	2.2 (1.7 to 3.1)	1.5 (1.2 to 2.1)	1.1 (0.8 to 1.5)	0.5 (0.4 to 0.7)	0.2 (0.2 to 0.4)	0.1 (0.1 to 0.2)	0 (0 to 0)	0 (0 to 0)	0 (0 to 0)	18.2
Trichomoniasis	0 (0 to 0)	0 (0 to 0)	0 (0 to 0)	0 (0 to 0)	0 (0 to 0)	0 (0 to 0)	0.8 (0.6 to 1.1)	4.2 (3.2 to 5.8)	8.9 (6.8 to 12.2)	13.2 (10.1 to 18.0)	13.2 (10.1 to 18.0)	9.9 (7.6 to 13.5)	9.3 (7.1 to 12.7)	7.1 (5.4 to 9.8)	5.7 (4.4 to 7.8)	4.4 (3.4 to 6.0)	3.6 (2.7 to 4.9)	1.6 (1.2 to 2.2)	0.6 (0.4 to 0.8)	0.2 (0.2 to 0.4)	0 (0 to 0)	0 (0 to 0)	0 (0 to 0)	80.2
Genital herpes	0 (0 to 0)	0 (0 to 0)	0 (0 to 0)	0 (0 to 0)	0 (0 to 0)	0 (0 to 0)	0 (0 to 0)	0 (0 to 0)	0 (0 to 0)	0 (0 to 0)	0 (0 to 0)	0 (0 to 0)	0 (0 to 0)	0 (0 to 0)	0 (0 to 0)	0 (0 to 0)	0 (0 to 0)	0 (0 to 0)	0 (0 to 0)	0 (0 to 0)	0 (0 to 0)	0 (0 to 0)	0 (0 to 0)	0 (0 to 0)	0
Other sexually transmitted infections	0 (0 to 0)	0 (0 to 0)	0 (0 to 0)	0 (0 to 0)	0 (0 to 0)	0.2 (0 to 0.3)	0.6 (0.4 to 0.8)	1.6 (1.1 to 2.3)	4.1 (3.0 to 5.8)	9.1 (6.7 to 12.8)	9.1 (6.7 to 12.8)	9.1 (6.7 to 12.8)	9.1 (6.7 to 12.8)	7.2 (5.3 to 10.1)	5.7 (4.2 to 8.0)	4.4 (3.2 to 6.2)	3.3 (2.4 to 4.6)	1.5 (1.1 to 2.1)	0.6 (0.4 to 0.8)	0.2 (0.2 to 0.4)	0 (0 to 0)	0 (0 to 0)	0 (0 to 0)	49.6
Sexually transmitted infections excluding HIV	0.6 (0.3 to 0.7)	0.3 (0.2 to 0.7)	0.2 (0.2 to 0.7)	0 (0 to 0.1)	0 (0 to 0.1)	0.9 (0.7 to 1.1)	4.5 (3.4 to 6.2)	16.6 (12.1 to 23.2)	23.4 (17.6 to 31.6)	24.1 (17.6 to 33.2)	91.7 (68.3 to 126)	182 (136 to 253)	305 (227 to 423)	440 (329 to 624)	526 (381 to 774)	582 (397 to 911)	649 (419 to 1,040)	720 (419 to 1,140)	746 (419 to 1,180)	696 (419 to 1,180)	617 (419 to 1,180)	547 (419 to 1,180)	1,370
Respiratory infections and tuberculosis	3,990 (3,540 to 4,200)	1,010 (787 to 1,360)	1,010 (730 to 1,360)	872 (629 to 1,030)	699 (526 to 1,030)	604 (469 to 1,030)	605 (469 to 1,030)	647 (477 to 1,030)	1,020 (820 to 1,350)	1,260 (1,010 to 1,620)	1,780 (1,500 to 2,170)	1,260 (1,050 to 1,660)	1,350 (1,050 to 1,800)	1,410 (1,100 to 1,720)	1,660 (1,310 to 2,120)	1,960 (1,520 to 2,600)	2,170 (1,700 to 2,790)	2,210 (1,700 to 2,900)	2,090 (1,520 to 2,910)	1,890 (1,300 to 2,900)	1,420 (1,110 to 1,790)	626 (372 to 1,170)	402 (229 to 649)	31,700
Tuberculosis	0 (0 to 0)	0 (0 to 0)	0.4 (0.4 to 0.8)	0.6 (0.6 to 0.9)	0.2 (0.2 to 0.4)	0.3 (0.3 to 0.4)	0.7 (0.7 to 1.0)	2.9 (2.9 to 4.1)	6.7 (6.7 to 9.4)	9.7 (9.6 to 13.7)	9.2 (9.2 to 13.0)	8.2 (8.1 to 11.6)	10.7 (10.7 to 15.1)	10.2 (10.2 to 14.4)	10.7 (10.7 to 15.1)	10.2 (10.2 to 14.4)	10.2 (10.2 to 14.4)	10.2 (10.2 to 14.4)	10.2 (10.2 to 14.4)	10.2 (10.2 to 14.4)	10.2 (10.2 to 14.4)	10.2 (10.2 to 14.4)	10.2 (10.2 to 14.4)	179
Latent tuberculosis infection	0 (0 to 0)	0 (0 to 0)	0.2 (0.2 to 0.4)	0.3 (0.3 to 0.5)	0.1 (0.1 to 0.2)	0.2 (0.2 to 0.3)	0.4 (0.4 to 0.6)	1.7 (1.7 to 2.4)	3.9 (3.9 to 5.5)	5.6 (5.6 to 7.9)	5.3 (5.3 to 7.5)	4.7 (4.7 to 6.7)	6.2 (6.2 to 8.7)	5.9 (5.9 to 8.3)	6.2 (6.2 to 8.7)	5.9 (5.9 to 8.3)	5.9 (5.9 to 8.3)	5.9 (5.9 to 8.3)	5.9 (5.9 to 8.3)	5.9 (5.9 to 8.3)	5.9 (5.9 to 8.3)	5.9 (5.9 to 8.3)	5.9 (5.9 to 8.3)	103
Drug-susceptible Tuberculosis	0 (0 to 0)	0 (0 to 0)	0.2 (0.2 to 0.4)	0.3 (0.3 to 0.5)	0.1 (0.1 to 0.2)	0.2 (0.2 to 0.3)	0.4 (0.4 to 0.6)	1.2 (1.2 to 1.7)	2.8 (2.8 to 3.9)	3.9 (3.9 to 5.5)	3.9 (3.9 to 5.5)	3.5 (3.4 to 4.9)	4.5 (4.5 to 6.4)	4.3 (4.3 to 6.1)	4.5 (4.5 to 6.4)	4.3 (4.3 to 6.1)	4.3 (4.3 to 6.1)	4.3 (4.3 to 6.1)	4.3 (4.3 to 6.1)	4.3 (4.3 to 6.1)	4.3 (4.3 to 6.1)	4.3 (4.3 to 6.1)	4.3 (4.3 to 6.1)	76
Multidrug-resistant tuberculosis without extensive drug-resistar	0 (0 to 0)	0 (0 to 0)	0 (0 to 0)	0 (0 to 0)	0 (0 to 0)	0 (0 to 0)	0 (0 to 0)	0 (0 to 0)	0 (0 to 0)	0 (0 to 0)	0 (0 to 0)	0 (0 to 0)	0 (0 to 0)	0 (0 to 0)	0 (0 to 0)	0 (0 to 0)	0 (0 to 0)	0 (0 to 0)	0 (0 to 0)	0 (0 to 0)	0 (0 to 0)	0 (0 to 0)	0 (0 to 0)	0 (0 to 0)	5
Extensively drug-resistant tuberculosis	0 (0 to 0)	0 (0 to 0)	0 (0 to 0)	0 (0 to 0)	0 (0 to 0)	0 (0 to 0)	0 (0 to 0)	0 (0 to 0)	0 (0 to 0)	0 (0 to 0)	0 (0 to 0)	0 (0 to 0)	0 (0 to 0)	0 (0 to 0)	0 (0 to 0)	0 (0 to 0)	0 (0 to 0)	0 (0 to 0)	0 (0 to 0)	0 (0 to 0)	0 (0 to 0)	0 (0 to 0)	0 (0 to 0)	0 (0 to 0)	1.3
Lower respiratory infections	12.0 (9.2 to 17.6)	29 (19.9 to 46.1)	230 (132 to 360)	605 (419 to 1,030)	211 (151 to 329)	28.6 (22.8 to 46.1)	28.6 (22.8 to 46.1)	67.3 (47.7 to 97.1)	62.2 (44.1 to 77.4)	127 (89.2 to 180)	188 (132 to 262)	215 (149 to 305)	312 (220 to 443)	420 (295 to 591)	469 (329 to 661)	620 (435 to 874)	876 (599 to 1,310)	1,190 (803 to 1,810)	1,260 (803 to 1,960)	1,240 (803 to 1,960)	1,060 (803 to 1,960)	770 (803 to 1,960)	348 (299 to 509)	12,300
Upper respiratory infections	0.3 (0.2 to 0.4)	1.6 (1.1 to 2.2)	29.1 (17.7 to 45.2)	136 (96.6 to 205)	59.6 (42.7 to 92.3)	11.6 (9.2 to 18.7)	11.6 (9.2 to 18.7)	28.1 (19.9 to 40.5)	27.1 (19.2 to 33.7)	56.1 (39.4 to 79.5)	83.1 (58.4 to 115)	95.1 (66.0 to 135)	138 (97.4 to 196)	186 (130 to 261)	207 (146 to 292)	274 (192 to 386)	387 (265 to 579)	526 (355 to 800)	557 (355 to 866)	548 (355 to 866)	468 (355 to 866)	340 (355 to 866)	154 (132 to 225)	5,440
Otitis media	0 (0 to 0)	0 (0 to 0.4)	2.6 (2.6 to 9.7)	19.3 (19.3 to 51.9)	19.3 (19.3 to 51.9)	2.6 (2.6 to 12.3)	2.6 (2.6 to 12.3)	6.4 (6.4 to 26.7)	6.4 (6.4 to 26.7)	14.4 (14.4 to 26.7)	21.4 (21.4 to 26.7)	24.4 (24.4 to 26.7)	35.4 (35.4 to 41.4)	47.4 (47.4 to 54.4)	53.4 (53.4 to 62.4)	70.4 (70.4 to 82.4)	99.4 (99.4 to 116)	135 (135 to 158)	143 (143 to 167)	141 (141 to 165)	120 (120 to 141)	87.4 (87.4 to 103)	39.6 (39.6 to 46.3)	1,380
Enteric infections	9.9 (7.9 to 12.2)	4.6 (3.4 to 6.6)	61.2 (44.5 to 86.7)	139 (101 to 192)	48.2 (35.3 to 68.3)	19.6 (14.4 to 27.8)	19.6 (14.4 to 27.8)	27.1 (19.9 to 38.4)	26.1 (19.2 to 37.0)	26.1 (19.2 to 37.0)	26.1 (19.2 to 37.0)	26.1 (19.2 to 37.0)	26.1 (19.2 to 37.0)	26.1 (19.2 to 37.0)	26.1 (19.2 to 37.0)	26.1 (19.2 to 37.0)	26.1 (19.2 to 37.0)	26.1 (19.2 to 37.0)	26.1 (19.2 to 37.0)	26.1 (19.2 to 37.0)	26.1 (19.2 to 37.0)	26.1 (19.2 to 37.0)	26.1 (19.2 to 37.0)	1,370
Typhoid and paratyphoid	0 (0 to 0)	0 (0 to 0)	0 (0 to 0.1)	0 (0 to 0)	0 (0 to 0)	0 (0 to 0)	0 (0 to 0)	0 (0 to 0)	0 (0 to 0)	0 (0 to 0)	0 (0 to 0)	0 (0 to 0)	0 (0 to 0)	0 (0 to 0)	0 (0 to 0)	0 (0 to 0)	0 (0 to 0)	0 (0 to 0)	0 (0 to 0)	0 (0 to 0)	0 (0 to 0)	0 (0 to 0)	0 (0 to 0)	0 (0 to 0)	7
Typhoid fever	0 (0 to 0)	0 (0 to 0)	0 (0 to 0)	0 (0 to 0)	0 (0 to 0)	0 (0 to 0)	0 (0 to 0)	0 (0 to 0)	0 (0 to 0)	0 (0 to 0)	0 (0 to 0)	0 (0 to 0)	0 (0 to 0)	0 (0 to 0)	0 (0 to 0)	0 (0 to 0)	0 (0 to 0)	0 (0 to 0)	0 (0 to 0)	0 (0 to 0)	0 (0 to 0)	0 (0 to 0)	0 (0 to 0)	0 (0 to 0)	6.5
Paratyphoid fever	0 (0 to 0)	0 (0 to 0)	0 (0 to 0)	0 (0 to 0)	0 (0 to 0)	0 (0 to 0)	0 (0 to 0)	0 (0 to 0)	0 (0 to 0)	0 (0 to 0)	0 (0 to 0)	0 (0 to 0)	0 (0 to 0)	0 (0 to 0)	0 (0 to 0)	0 (0 to 0)	0 (0 to 0)	0 (0 to 0)	0 (0 to 0)	0 (0 to 0)	0 (0 to 0)	0 (0 to 0)	0 (0 to 0)	0 (0 to 0)	0.6
Invasive Non-typhoidal Salmonella (iNTS)	0 (0 to 0.2)	0.6 (0 to 1.5)	0.6 (0.2 to 1.4)	0.6 (0.2 to 1.4)	0.2 (0.1 to 0.7)	0.2 (0.1 to 0.7)	0.2 (0.1 to 0.7)	0.2 (0.1 to 0.7)	0.2 (0.1 to 0.7)	0.2 (0.1 to 0.7)	0.2 (0.1 to 0.7)	0.2 (0.1 to 0.7)	0.2 (0.1 to 0.7)	0.2 (0.1 to 0.7)	0.2 (0.1 to 0.7)	0.2 (0.1 to 0.7)	0.2 (0.1 to 0.7)	0.2 (0.1 to 0.7)	0.2 (0.1 to 0.7)	0.2 (0.1 to 0.7)	0.2 (0.1 to 0.7)	0.2 (0.1 to 0.7)	0.2 (0.1 to 0.7)	6.2
Other intestinal infectious diseases	0.7 (0.5 to 1.1)	0.7 (0.5 to 1.1)	0.7 (0.5 to 1.1)	0.4 (0.3 to 0.6)	0.4 (0.3 to 0.6)	0.4 (0.3 to 0.6)	0.4 (0.3 to 0.6)	0.4 (0.3 to 0.6)	0.2 (0.1 to 0.3)	0.6 (0.1 to 1.3)	0.3 (0.1 to 0.6)	0.3 (0.1 to 0.6)	0.4 (0.1 to 0.8)	0.4 (0.1 to 0.8)	0.4 (0.1 to 0.8)	0.4 (0.1 to 0.8)	0.4 (0.1 to 0.8)	0.4 (0.1 to 0.8)	0.4 (0.1 to 0.8)	0.4 (0.1 to 0.8)	0.4 (0.1 to 0.8)	0.4 (0.1 to 0.8)	0.4 (0.1 to 0.8)	6.4
Cysticercosis	0.2 (0.1 to 0.3)	0.9 (0.4 to 1.7)	6.6 (3.5 to 10.7)	19.1 (10.1 to 31.1)	6.6 (3.5 to 10.7)	0.8 (0.4 to 1.3)	0.8 (0.4 to 1.3)	0.7 (0.4 to 1.2)	0.7 (0.4 to 1.2)	0.7 (0.4 to 1.2)	0.7 (0.4 to 1.2)	0.7 (0.4 to 1.2)	0.7 (0.4 to 1.2)	0.7 (0.4 to 1.2)	0.7 (0.4 to 1.2)	0.7 (0.4 to 1.2)	0.7 (0.4 to 1.2)	0.7 (0.4 to 1.2)	0.7 (0.4 to 1.2)	0.7 (0.4 to 1.2)	0.7 (0.4 to 1.2)	0.7 (0.4 to 1.2)	0.7 (0.4 to 1.2)	750
Malaria	0 (0 to 0)	0 (0 to 0)	0 (0 to 0)	0 (0 to 0)	0 (0 to 0)	0 (0 to 0)	0 (0 to 0)	0 (0 to 0)	0 (0 to 0)	0 (0 to 0)	0 (0 to 0)	0 (0 to 0)	0 (0 to 0)	0 (0 to 0)	0 (0 to 0)	0 (0 to 0)	0 (0 to 0)	0 (0 to 0)	0 (0 to 0)	0 (0 to 0)	0 (0 to 0)	0 (0 to 0)	0 (0 to 0)	0 (0 to 0)	0
Chagas disease	0 (0 to 0)	0 (0 to 0)	0 (0 to 0)	0 (0 to 0)	0 (0 to 0)	0 (0 to 0)	0 (0 to 0)	0 (0 to 0)	0 (0 to 0)	0 (0 to 0)	0 (0 to 0)	0 (0 to 0)	0 (0 to 0)	0 (0 to 0)	0 (0 to 0)	0 (0 to 0)	0 (0 to 0)	0 (0 to 0)	0 (0 to 0)	0 (0 to 0)	0 (0 to 0)	0 (0 to 0)	0 (0 to 0)	0 (0 to 0)	0.5
Leishmaniasis	0 (0 to 0)	0 (0 to 0)	0 (0 to 0)	0 (0 to 0)	0 (0 to 0)	0 (0 to 0)	0 (0 to 0)	0 (0 to 0)	0 (0 to 0)	0 (0 to 0)	0 (0 to 0)	0 (0 to 0)	0 (0 to 0)	0 (0 to 0)	0 (0 to 0)	0 (0 to 0)	0 (0 to 0)	0 (0 to 0)	0 (0 to 0)	0 (0 to 0)	0 (0 to 0)	0 (0 to 0)	0 (0 to 0)	0 (0 to 0)	0
Visceral leishmaniasis	0 (0 to 0)	0 (0 to 0)	0 (0 to 0)	0 (0 to 0)	0 (0 to 0)	0 (0 to 0)	0 (0 to 0)	0 (0 to 0)	0 (0 to 0)	0 (0 to 0)	0 (0 to 0)	0 (0 to 0)	0 (0 to 0)	0 (0 to 0)	0 (0 to 0)	0 (0 to 0)	0 (0 to 0)	0 (0 to 0)	0 (0 to 0)	0 (0 to 0)	0 (0 to 0)	0 (0 to 0)	0 (0 to 0)	0 (0 to 0)	0
Cutaneous and mucocutaneous leishmaniasis	0 (0 to 0)	0 (0 to 0)	0 (0 to 0)	0 (0 to 0)	0 (0 to 0)	0 (0 to 0)	0 (0 to 0)	0 (0 to 0)	0 (0 to 0)	0 (0 to 0)	0 (0 to 0)	0 (0 to 0)	0 (0 to 0)	0 (0 to 0)	0 (0 to 0)	0 (0 to 0)	0 (0 to 0)	0 (0 to 0)	0 (0 to 0)	0 (0 to 0)	0 (0 to 0)	0 (0 to 0)	0 (0 to 0)	0 (0 to 0)	0
African trypanosomiasis	0 (0 to 0)	0 (0 to 0)	0 (0 to 0)	0 (0 to 0)	0 (0 to 0)	0 (0 to 0)	0 (0 to 0)	0 (0 to 0)	0 (0 to 0)	0 (0 to 0)	0 (0 to 0)	0 (0 to 0)	0 (0 to 0)	0 (0 to 0)	0 (0 to 0)	0 (0 to 0)	0 (0 to 0)	0 (0 to 0)	0 (0 to 0)	0 (0 to 0)	0 (0 to 0)	0 (0 to 0)	0 (0 to 0)	0 (0 to 0)	0
Schistosomiasis	0 (0 to 0)	0 (0 to 0)	0 (0 to 0)	0 (0 to 0)	0 (0 to 0)	0 (0 to 0)	0 (0 to 0)	0 (0 to 0)	0 (0 to 0)	0 (0 to 0)	0 (0 to 0)	0 (0 to 0)	0 (0 to 0)	0 (0 to 0)	0 (0 to 0)	0 (0 to 0)	0 (0 to 0)	0 (0 to 0)	0 (0 to 0)	0 (0 to 0)	0 (0 to 0)	0 (0 to 0)	0 (0 to 0)	0 (0 to 0)	0
Cysticercosis	0 (0 to 0)	0 (0 to 0)	0 (0 to 0)	0 (0 to 0)	0.2 (0 to 0.3)	1 (0.5 to 2.4)	3.4 (1.6 to 6.9)	7.2 (3.4 to 14.9)	10.1 (4.8 to 20.3)	14 (6.6 to 28.4)	18.8 (8.9 to 38.6)	28.9 (13.6 to 58.6)	38.6 (17.9 to 78.2)	58.9 (27.7 to 119)	80.1 (38.2 to 162)	106 (50.2 to 212)	132 (63.5 to 276)	77.4 (36.7 to 161)	64.1 (30.7 to 133)	29.7 (13.4 to 62.3)	14.6 (6.7 to 30.6)	5.8 (2.7 to 12)	698
Cystic echinococcosis	0 (0 to 0)	0 (0 to 0)	0 (0 to 0)	0 (0 to 0)	0 (0 to 0)	0 (0 to 0)	0 (0 to 0)	0 (0 to 0)	0 (0 to 0)	0 (0 to 0)	0 (0 to 0)	0 (0 to 0)	0 (0 to 0)	0 (0 to 0)	0 (0 to 0)	0 (0 to 0)	0 (0 to 0)	0 (0 to 0)	0 (0 to 0)	0 (0 to 0)	0 (0 to 0)	0 (0 to 0)	0 (0 to 0)	0 (0 to 0)	1.2
Lymphatic filariasis	0 (0 to 0)	0 (0 to 0)	0 (0 to 0)	0 (0 to 0)	0 (0 to 0)	0 (0 to 0)	0 (0 to 0)	0 (0 to 0)	0 (0 to 0)	0 (0 to 0)	0 (0 to 0)	0 (0 to 0)	0 (0 to 0)	0 (0 to 0)	0 (0 to 0)	0 (0 to 0)	0 (0 to 0)	0 (0 to 0)	0 (0 to 0)	0 (0 to 0)	0 (0 to 0)	0 (0 to 0)	0 (0 to 0)	0 (0 to 0)	0
Onchocerciasis	0 (0 to 0)	0 (0 to 0)	0 (0 to 0)	0 (0 to 0)	0 (0 to 0)	0 (0 to 0)	0 (0 to 0)	0 (0 to 0)	0 (0 to 0)	0 (0 to 0)	0 (0 to 0)	0 (0 to 0)	0 (0 to 0)	0 (0 to 0)	0 (0 to 0)	0 (0 to 0)	0 (0 to 0)	0 (0 to 0)	0 (0 to 0)	0 (0 to 0)	0 (0 to 0)	0 (0 to 0)	0 (0 to 0)	0 (0 to 0)	0
Trachoma	0 (0 to 0)	0 (0 to 0)	0 (0 to 0)	0 (0 to 0)	0 (0 to 0)	0 (0 to 0)	0 (0 to 0)	0 (0 to 0)	0 (0 to 0)	0 (0 to 0)	0 (0 to 0)	0 (0 to 0)	0 (0 to 0)	0 (0 to 0)	0 (0 to 0)	0 (0 to 0)	0 (0 to 0)	0 (0 to 0)	0 (0 to 0)	0 (0 to 0)	0 (0 to 0)	0 (0 to 0)	0 (0 to 0)	0 (0 to 0)	0
Dengue	0 (0 to 0)	0 (0 to 0)	0 (0 to 0)	0 (0 to 0)	0 (0 to 0)	0 (0 to 0)	0 (0 to 0)	0 (0 to 0)	0 (0 to 0)	0 (0 to 0)	0 (0 to 0)	0 (0 to 0)	0 (0 to 0)	0 (0 to 0)	0 (0 to 0)	0 (0 to 0)	0 (0 to 0)	0 (0 to 0)	0 (0 to 0)	0 (0 to 0)	0 (0 to 0)	0 (0 to 0)	0 (0 to 0)	0 (0 to 0)	0
Yellow fever	0 (0 to 0)	0 (0 to 0)	0 (0 to 0)	0 (0 to 0)	0 (0 to 0)	0 (0 to 0)	0 (0 to 0)	0 (0 to 0)	0 (0 to 0)	0 (0 to 0)	0 (0 to 0)	0 (0 to 0)	0 (0 to 0)	0 (0 to 0)	0 (0 to 0)	0 (0 to 0)	0 (0 to 0)	0 (0 to 0)	0 (0 to 0)	0 (0 to 0)	0 (0 to 0)	0 (0 to 0)	0 (0 to 0)	0 (0 to 0)	0
Rabies	0 (0 to 0)	0 (0 to 0)	0.2 (0 to 0.6)	0.2 (0.1 to 0.6)	0.1 (0.1 to 0.1)	0.2 (0 to 0.2)	0.1 (0 to 0.2)	0.1 (0 to 0.2)	0.2 (0.1 to 0.4)	0.1 (0 to 0.2)	0.1 (0 to 0.2)	0.1 (0 to 0.2)	0.1 (0 to 0.2)	0.1 (0 to 0.2)	0.1 (0 to 0.2)	0.1 (0 to 0.2)	0.1 (0 to 0.2)	0.1 (0 to 0.2)	0.1 (0 to 0.2)	0.1 (0 to 0.2)	0.1 (0 to 0.2)	0.1 (0 to 0.2)	0.1 (0 to 0.2)	2
Intestinal nematode infections	0 (0 to 0)	0 (0 to 0)	0 (0 to 0)	0 (0 to 0)	0 (0 to 0)	0 (0 to 0)	0 (0 to 0)	0 (0 to 0)	0 (0 to 0)	0 (0 to 0)	0 (0 to 0)	0 (0 to 0)	0 (0 to 0)	0 (0 to 0)	0 (0 to 0)	0 (0 to 0)	0 (0 to 0)	0 (0 to 0)	0 (0 to 0)	0 (0 to 0)	0 (0 to 0)



Benign prostatic hyperplasia	0 (0 to 0)	0 (0 to 0)	0 (0 to 0)	0 (0 to 0)	0 (0 to 0)	0 (0 to 0)	0 (0 to 0)	0 (0 to 0)	0 (0 to 0)	0 (0 to 0)	0 (0 to 0)	0 (0 to 0)	4 (1 to 9)	4 (1 to 9.2)	17 (9 to 27.2)	38 (20 to 57)	79 (43 to 114)	129 (70 to 182)	143 (87 to 216)	130 (78 to 186)	91 (56 to 140)	60 (37 to 89.2)	39 (19 to 60.3)	13 (6 to 19.9)	3 (1 to 4.7)	738
Male infertility	0 (0 to 0)	0 (0 to 0)	0 (0 to 0)	0 (0 to 0)	0 (0 to 0)	0 (0 to 0)	0 (0 to 0)	0 (0 to 0)	0 (0 to 0)	0 (0 to 0)	0 (0 to 0)	0 (0 to 0)

SR Table 2c: Wisconsin DALYs by cause and age group for both sexes with 95% uncertainty intervals, 2019

Cause	Early Neonatal	Late Neonatal	Post Neonatal	1 to 4	5 to 9	10 to 14	15 to 19	20 to 24	25 to 29	30 to 34	35 to 39	40 to 44	45 to 49	50 to 54	55 to 59	60 to 64	65 to 69	70 to 74	75 to 79	80 to 84	85 to 89	90 to 94	95 plus	Total
All causes	16,400 (14,800 to 18,100)	4,190 (3,690 to 4,690)	10,400 (8,870 to 11,900)	11,600 (9,770 to 13,500)	14,200 (11,100 to 16,900)	24,900 (19,700 to 29,300)	60,900 (49,900 to 72,000)	76,400 (62,200 to 90,600)	77,700 (62,900 to 92,600)	80,900 (64,900 to 96,600)	84,700 (67,800 to 100,000)	90,700 (67,800 to 109,000)	127,000 (95,600 to 153,000)	170,000 (129,000 to 202,000)	214,000 (163,000 to 257,000)	196,000 (149,000 to 233,000)	182,000 (136,000 to 217,000)	151,000 (107,000 to 183,000)	135,000 (93,000 to 164,000)	96,200 (67,000 to 116,000)	60,600 (41,000 to 73,000)	29,200 (19,000 to 35,000)	1,960,000
Communicable, maternal, neonatal, and nutritional diseases	13,800 (12,000 to 16,200)	2,410 (2,120 to 2,760)	2,920 (2,590 to 3,170)	2,440 (1,910 to 3,000)	1,270 (1,070 to 1,540)	2,200 (1,840 to 2,660)	3,370 (2,790 to 3,970)	2,930 (2,390 to 3,560)	2,760 (2,190 to 3,370)	2,960 (2,350 to 3,650)	2,980 (2,290 to 3,670)	3,070 (2,220 to 3,920)	3,360 (2,710 to 4,170)	3,540 (2,850 to 4,360)	4,090 (3,220 to 5,070)	4,690 (3,620 to 5,900)	3,810 (2,880 to 4,830)	3,650 (2,660 to 4,600)	2,390 (1,660 to 3,200)	2,620 (1,670 to 3,300)	1,480 (1,070 to 1,800)	78,900
HIV/AIDS and sexually transmitted infections	6.6 (5.6 to 7.6)	1.4 (1.2 to 1.7)	6.1 (4.7 to 7.7)	7.2 (5.4 to 9.1)	6.4 (4.9 to 8.1)	27.4 (20.7 to 34.7)	151 (114 to 192)	193 (146 to 245)	207 (156 to 263)	207 (156 to 263)	201 (151 to 255)	200 (150 to 255)	264 (197 to 335)	294 (220 to 374)	307 (230 to 390)	276 (207 to 350)	254 (191 to 323)	192 (144 to 244)	124 (93 to 157)	69 (52 to 87)	34 (26 to 43)	14 (10 to 18)	3,200
HIV/AIDS	6.6 (5.6 to 7.6)	1.4 (1.2 to 1.7)	6.1 (4.7 to 7.7)	7.2 (5.4 to 9.1)	6.4 (4.9 to 8.1)	27.4 (20.7 to 34.7)	151 (114 to 192)	193 (146 to 245)	207 (156 to 263)	207 (156 to 263)	201 (151 to 255)	200 (150 to 255)	264 (197 to 335)	294 (220 to 374)	307 (230 to 390)	276 (207 to 350)	254 (191 to 323)	192 (144 to 244)	124 (93 to 157)	69 (52 to 87)	34 (26 to 43)	14 (10 to 18)	3,200
HIV/AIDS - Drug-susceptible Tuberculosis	0 (0 to 0)	0 (0 to 0)	0 (0 to 0)	0 (0 to 0)	0 (0 to 0)	0 (0 to 0)	0 (0 to 0)	0 (0 to 0)	0 (0 to 0)	0 (0 to 0)	0 (0 to 0)	0 (0 to 0)	0 (0 to 0)	0 (0 to 0)	0 (0 to 0)	0 (0 to 0)	0 (0 to 0)	0 (0 to 0)	0 (0 to 0)	0 (0 to 0)	0 (0 to 0)	0 (0 to 0)	0
HIV/AIDS - Multidrug-resistant Tuberculosis without extensi	0 (0 to 0)	0 (0 to 0)	0 (0 to 0)	0 (0 to 0)	0 (0 to 0)	0 (0 to 0)	0 (0 to 0)	0 (0 to 0)	0 (0 to 0)	0 (0 to 0)	0 (0 to 0)	0 (0 to 0)	0 (0 to 0)	0 (0 to 0)	0 (0 to 0)	0 (0 to 0)	0 (0 to 0)	0 (0 to 0)	0 (0 to 0)	0 (0 to 0)	0 (0 to 0)	0 (0 to 0)	0
HIV/AIDS - Extensively drug-resistant Tuberculosis	0 (0 to 0)	0 (0 to 0)	0 (0 to 0)	0 (0 to 0)	0 (0 to 0)	0 (0 to 0)	0 (0 to 0)	0 (0 to 0)	0 (0 to 0)	0 (0 to 0)	0 (0 to 0)	0 (0 to 0)	0 (0 to 0)	0 (0 to 0)	0 (0 to 0)	0 (0 to 0)	0 (0 to 0)	0 (0 to 0)	0 (0 to 0)	0 (0 to 0)	0 (0 to 0)	0 (0 to 0)	0
HIV/AIDS resulting in other diseases	0 (0 to 0)	0 (0 to 0)	0 (0 to 0)	0 (0 to 0)	0 (0 to 0)	0 (0 to 0)	0 (0 to 0)	0 (0 to 0)	0 (0 to 0)	0 (0 to 0)	0 (0 to 0)	0 (0 to 0)	0 (0 to 0)	0 (0 to 0)	0 (0 to 0)	0 (0 to 0)	0 (0 to 0)	0 (0 to 0)	0 (0 to 0)	0 (0 to 0)	0 (0 to 0)	0 (0 to 0)	0
Sexually transmitted infections excluding HIV	0.9 (0.6 to 1.2)	0.2 (0.2 to 0.3)	0.2 (0.2 to 0.4)	0 (0 to 0)	0.4 (0.3 to 0.6)	14.1 (9.9 to 19.1)	57 (39 to 78)	69.4 (47 to 94)	69.2 (46 to 94)	67.7 (45 to 92)	66.5 (44 to 90)	70.3 (46 to 97)	99.1 (65 to 132)	91.6 (60 to 122)	100.2 (66 to 134)	41.6 (27 to 56)	32 (19 to 46)	23.6 (13 to 34)	16.6 (9 to 24)	10.4 (5 to 15)	6.3 (3 to 9)	4 (2 to 5)	787
Syphilis	0.9 (0.6 to 1.4)	0.2 (0.2 to 0.3)	0.2 (0.1 to 0.4)	0 (0 to 0)	0.4 (0.3 to 0.6)	14 (9.9 to 19.1)	56.9 (39.9 to 78)	69.2 (47.9 to 93)	69.1 (47.9 to 93)	67.6 (46.8 to 92)	66.4 (45.9 to 90)	70.2 (47.8 to 97)	99.1 (67.3 to 132)	91.6 (61.9 to 122)	100.2 (67.8 to 134)	41.6 (27.9 to 56)	32 (19.7 to 46)	23.6 (13.9 to 34)	16.6 (9.6 to 24)	10.4 (5.7 to 15)	6.3 (3.2 to 9)	4 (2 to 5)	786
Chlamydial infection	0 (0 to 0)	0 (0 to 0)	0 (0 to 0)	0 (0 to 0)	0 (0 to 0)	0.1 (0.1 to 0.2)	0.7 (0.4 to 1.2)	2.9 (2.0 to 4.6)	3.5 (2.6 to 7.4)	4.6 (3.2 to 9.1)	5.1 (3.2 to 9.1)	5.7 (3.7 to 9.8)	8.1 (5.1 to 13.4)	7.5 (4.8 to 12.5)	8.1 (5.1 to 13.4)	3.4 (2.1 to 5.6)	2.6 (1.5 to 4.3)	1.9 (1.1 to 3.2)	1.4 (0.8 to 2.3)	0.9 (0.5 to 1.5)	0.5 (0.3 to 0.9)	0.3 (0.2 to 0.6)	53
Gonococcal infection	0 (0 to 0)	0 (0 to 0)	0 (0 to 0)	0 (0 to 0)	0 (0 to 0)	0.1 (0.1 to 0.2)	0.6 (0.4 to 1.1)	2.1 (1.6 to 3.7)	2.7 (2.0 to 5.9)	3.5 (2.5 to 7.1)	3.9 (2.5 to 7.1)	4.3 (2.9 to 7.5)	6.2 (3.9 to 10.3)	5.7 (3.7 to 9.6)	6.2 (3.9 to 10.3)	2.6 (1.6 to 4.3)	2 (1.2 to 3.3)	1.4 (0.9 to 2.4)	1.1 (0.7 to 1.8)	0.7 (0.4 to 1.2)	0.4 (0.2 to 0.7)	0.2 (0.1 to 0.4)	41
Trichomoniasis	0 (0 to 0)	0 (0 to 0)	0 (0 to 0)	0 (0 to 0)	0 (0 to 0)	0.1 (0.1 to 0.2)	0.6 (0.4 to 1.1)	2.1 (1.6 to 3.7)	2.7 (2.0 to 5.9)	3.5 (2.5 to 7.1)	3.9 (2.5 to 7.1)	4.3 (2.9 to 7.5)	6.2 (3.9 to 10.3)	5.7 (3.7 to 9.6)	6.2 (3.9 to 10.3)	2.6 (1.6 to 4.3)	2 (1.2 to 3.3)	1.4 (0.9 to 2.4)	1.1 (0.7 to 1.8)	0.7 (0.4 to 1.2)	0.4 (0.2 to 0.7)	0.2 (0.1 to 0.4)	41
Genital herpes	0 (0 to 0)	0 (0 to 0)	0 (0 to 0)	0 (0 to 0)	0 (0 to 0)	0 (0 to 0)	0 (0 to 0)	0 (0 to 0)	0 (0 to 0)	0 (0 to 0)	0 (0 to 0)	0 (0 to 0)	0 (0 to 0)	0 (0 to 0)	0 (0 to 0)	0 (0 to 0)	0 (0 to 0)	0 (0 to 0)	0 (0 to 0)	0 (0 to 0)	0 (0 to 0)	0 (0 to 0)	0
Other sexually transmitted infections	0 (0 to 0)	0 (0 to 0)	0 (0 to 0)	0 (0 to 0)	0 (0 to 0)	0 (0 to 0)	0 (0 to 0)	0 (0 to 0)	0 (0 to 0)	0 (0 to 0)	0 (0 to 0)	0 (0 to 0)	0 (0 to 0)	0 (0 to 0)	0 (0 to 0)	0 (0 to 0)	0 (0 to 0)	0 (0 to 0)	0 (0 to 0)	0 (0 to 0)	0 (0 to 0)	0 (0 to 0)	0
Respiratory infections and tuberculosis	429 (317 to 564)	124 (94 to 161)	607 (464 to 784)	599 (432 to 793)	140 (101 to 187)	82 (59 to 110)	83 (60 to 110)	107 (77 to 142)	124 (90 to 165)	144 (104 to 192)	167 (120 to 220)	207 (150 to 270)	329 (240 to 423)	468 (342 to 603)	647 (473 to 833)	1,020 (746 to 1,310)	1,360 (1,000 to 1,750)	1,540 (1,130 to 1,980)	1,540 (1,130 to 1,980)	1,240 (911 to 1,590)	1,020 (747 to 1,310)	429 (314 to 551)	13,400
Tuberculosis	0.9 (0.6 to 1.4)	0.2 (0.2 to 0.3)	0.7 (0.6 to 1.4)	0.7 (0.5 to 2.0)	0.4 (0.3 to 0.6)	0.4 (0.3 to 0.6)	0.5 (0.3 to 0.6)	0.6 (0.4 to 0.9)	0.8 (0.5 to 1.2)	1.1 (0.7 to 1.6)	1.4 (0.9 to 2.1)	1.8 (1.2 to 2.7)	2.8 (1.8 to 4.2)	3.9 (2.6 to 5.8)	5.4 (3.6 to 8.1)	8.5 (5.7 to 12.7)	11.3 (7.6 to 16.9)	12.8 (8.6 to 19.1)	12.8 (8.6 to 19.1)	10.2 (6.9 to 15.2)	8.5 (5.7 to 12.7)	3.6 (2.4 to 5.3)	289
Latent tuberculosis infection	0 (0 to 0)	0 (0 to 0)	0 (0 to 0)	0 (0 to 0)	0 (0 to 0)	0 (0 to 0)	0 (0 to 0)	0 (0 to 0)	0 (0 to 0)	0 (0 to 0)	0 (0 to 0)	0 (0 to 0)	0 (0 to 0)	0 (0 to 0)	0 (0 to 0)	0 (0 to 0)	0 (0 to 0)	0 (0 to 0)	0 (0 to 0)	0 (0 to 0)	0 (0 to 0)	0 (0 to 0)	0 (0 to 0)	0
Drug-susceptible tuberculosis	0.9 (0.6 to 1.4)	0.2 (0.2 to 0.3)	0.7 (0.6 to 1.4)	0.7 (0.5 to 2.0)	0.4 (0.3 to 0.6)	0.4 (0.3 to 0.6)	0.5 (0.3 to 0.6)	0.6 (0.4 to 0.9)	0.8 (0.5 to 1.2)	1.1 (0.7 to 1.6)	1.4 (0.9 to 2.1)	1.8 (1.2 to 2.7)	2.8 (1.8 to 4.2)	3.9 (2.6 to 5.8)	5.4 (3.6 to 8.1)	8.5 (5.7 to 12.7)	11.3 (7.6 to 16.9)	12.8 (8.6 to 19.1)	12.8 (8.6 to 19.1)	10.2 (6.9 to 15.2)	8.5 (5.7 to 12.7)	3.6 (2.4 to 5.3)	279
Multidrug-resistant tuberculosis without extensive drug-res	0 (0 to 0)	0 (0 to 0)	0 (0 to 0)	0 (0 to 0)	0 (0 to 0)	0 (0 to 0)	0 (0 to 0)	0 (0 to 0)	0 (0 to 0)	0 (0 to 0)	0 (0 to 0)	0 (0 to 0)	0 (0 to 0)	0 (0 to 0)	0 (0 to 0)	0 (0 to 0)	0 (0 to 0)	0 (0 to 0)	0 (0 to 0)	0 (0 to 0)	0 (0 to 0)	0 (0 to 0)	0 (0 to 0)	0
Extensively drug-resistant tuberculosis	0 (0 to 0)	0 (0 to 0)	0 (0 to 0)	0 (0 to 0)	0 (0 to 0)	0 (0 to 0)	0 (0 to 0)	0.1 (0 to 0.2)	0.1 (0 to 0.2)	0.1 (0 to 0.2)	0.1 (0 to 0.2)	0.1 (0 to 0.2)	0.1 (0 to 0.2)	0.1 (0 to 0.2)	0.1 (0 to 0.2)	0.1 (0 to 0.2)	0.1 (0 to 0.2)	0.1 (0 to 0.2)	0.1 (0 to 0.2)	0.1 (0 to 0.2)	0.1 (0 to 0.2)	0.1 (0 to 0.2)	2
Lower respiratory infections	424 (301 to 561)	118.7 (89 to 156)	600 (456 to 779)	592 (426 to 786)	97.4 (69 to 130)	39.7 (28 to 54)	39.1 (27 to 53)	48.1 (33 to 65)	58.1 (40 to 79)	68.2 (47 to 93)	79.1 (54 to 107)	98.2 (67 to 133)	156 (107 to 211)	222 (153 to 300)	307 (212 to 414)	484 (335 to 653)	645 (446 to 870)	730 (505 to 985)	730 (505 to 985)	588 (407 to 793)	484 (335 to 653)	203 (140 to 274)	6,400
Upper respiratory infections	0.7 (0.1 to 1.6)	0.2 (0.0 to 0.5)	0.6 (0.1 to 1.5)	0.7 (0.1 to 1.8)	0.2 (0.0 to 0.5)	0.1 (0.0 to 0.3)	0.1 (0.0 to 0.3)	0.1 (0.0 to 0.3)	0.1 (0.0 to 0.3)	0.1 (0.0 to 0.3)	0.1 (0.0 to 0.3)	0.1 (0.0 to 0.3)	0.1 (0.0 to 0.3)	0.1 (0.0 to 0.3)	0.1 (0.0 to 0.3)	0.1 (0.0 to 0.3)	0.1 (0.0 to 0.3)	0.1 (0.0 to 0.3)	0.1 (0.0 to 0.3)	0.1 (0.0 to 0.3)	0.1 (0.0 to 0.3)	0.1 (0.0 to 0.3)	2
Otitis media	0 (0 to 0)	0 (0 to 0)	0 (0 to 0)	0 (0 to 0)	0 (0 to 0)	0 (0 to 0)	0 (0 to 0)	0 (0 to 0)	0 (0 to 0)	0 (0 to 0)	0 (0 to 0)	0 (0 to 0)	0 (0 to 0)	0 (0 to 0)	0 (0 to 0)	0 (0 to 0)	0 (0 to 0)	0 (0 to 0)	0 (0 to 0)	0 (0 to 0)	0 (0 to 0)	0 (0 to 0)	0 (0 to 0)	0
Enteric infections	8.4 (5.7 to 12)	1.6 (1.0 to 1.9)	2.9 (2.0 to 3.8)	3.6 (2.6 to 4.8)	3.2 (2.2 to 4.3)	1.9 (1.3 to 2.6)	1.9 (1.3 to 2.6)	2.1 (1.4 to 2.9)	2.6 (1.8 to 3.5)	3.1 (2.1 to 4.2)	3.7 (2.5 to 5.1)	4.5 (3.1 to 6.2)	6.8 (4.6 to 9.3)	8.9 (6.1 to 12.2)	12.3 (8.4 to 16.8)	17.3 (11.9 to 23.7)	23 (15.8 to 31.5)	26.1 (17.9 to 35.8)	26.1 (17.9 to 35.8)	20.8 (14.3 to 28.5)	17.3 (11.9 to 23.7)	7.3 (5.0 to 10.0)	582
Diarrheal diseases	8.4 (5.7 to 12)	1.6 (1.0 to 1.9)	2.9 (2.0 to 3.8)	3.6 (2.6 to 4.8)	3.2 (2.2 to 4.3)	1.9 (1.3 to 2.6)	1.9 (1.3 to 2.6)	2.1 (1.4 to 2.9)	2.6 (1.8 to 3.5)	3.1 (2.1 to 4.2)	3.7 (2.5 to 5.1)	4.5 (3.1 to 6.2)	6.8 (4.6 to 9.3)	8.9 (6.1 to 12.2)	12.3 (8.4 to 16.8)	17.3 (11.9 to 23.7)	23 (15.8 to 31.5)	26.1 (17.9 to 35.8)	26.1 (17.9 to 35.8)	20.8 (14.3 to 28.5)	17.3 (11.9 to 23.7)	7.3 (5.0 to 10.0)	582
Typhoid and paratyphoid	0 (0 to 0)	0 (0 to 0)	0 (0 to 0)	0 (0 to 0)	0 (0 to 0)	0 (0 to 0)	0 (0 to 0)	0 (0 to 0)	0 (0 to 0)	0 (0 to 0)	0 (0 to 0)	0 (0 to 0)	0 (0 to 0)	0 (0 to 0)	0 (0 to 0)	0 (0 to 0)	0 (0 to 0)	0 (0 to 0)	0 (0 to 0)	0 (0 to 0)	0 (0 to 0)	0 (0 to 0)	0 (0 to 0)	0
Typhoid fever	0 (0 to 0)	0 (0 to 0)	0 (0 to 0)	0 (0 to 0)	0 (0 to 0)	0 (0 to 0)	0 (0 to 0)	0 (0 to 0)	0 (0 to 0)	0 (0 to 0)	0 (0 to 0)	0 (0 to 0)	0 (0 to 0)	0 (0 to 0)	0 (0 to 0)	0 (0 to 0)	0 (0 to 0)	0 (0 to 0)	0 (0 to 0)	0 (0 to 0)	0 (0 to 0)	0 (0 to 0)	0 (0 to 0)	0
Paratyphoid fever	0 (0 to 0)	0 (0 to 0)	0 (0 to 0)	0 (0 to 0)	0 (0 to 0)	0 (0 to 0)	0 (0 to 0)	0 (0 to 0)	0 (0 to 0)	0 (0 to 0)	0 (0 to 0)	0 (0 to 0)	0 (0 to 0)	0 (0 to 0)	0 (0 to 0)	0 (0 to 0)	0 (0 to 0)	0 (0 to 0)	0 (0 to 0)	0 (0 to 0)	0 (0 to 0)	0 (0 to 0)	0 (0 to 0)	0
Invasive Non-typhoidal Salmonella (iNTS)	0.6 (0.3 to 1.3)	0.1 (0.0 to 0.3)	0.1 (0.0 to 0.3)	0.1 (0.1 to 0.6)	0.1 (0.0 to 0.4)	0.1 (0.0 to 0.4)	0.1 (0.0 to 0.4)	0.1 (0.0 to 0.3)	0.1 (0.0 to 0.3)	0.1 (0.0 to 0.3)	0.1 (0.0 to 0.3)	0.1 (0.0 to 0.3)	0.1 (0.0 to 0.3)	0.1 (0.0 to 0.3)	0.1 (0.0 to 0.3)	0.1 (0.0 to 0.3)	0.1 (0.0 to 0.3)	0.1 (0.0 to 0.3)	0.1 (0.0 to 0.3)	0.1 (0.0 to 0.3)	0.1 (0.0 to 0.3)	0.1 (0.0 to 0.3)	21
Other intestinal infectious diseases	0 (0 to 0)	1.4 (0.1 to 4)	0.9 (0.3 to 3.6)	0.8 (0.1 to 2.3)	0.9 (0.1 to 2.2)	0.9 (0.1 to 2.2)	0.9 (0.1 to 2.2)	0.9 (0.2 to 2.2)	0.9 (0.1 to 1.1)	0.9 (0.2 to 1.2)	0.9 (0.1 to 1.2)	0.9 (0.1 to 1.2)	0.9 (0.1 to 1.1)	0.9 (0.1 to 1.1)	0.9 (0.1 to 1.1)	0.9 (0.1 to 1.1)	0.9 (0.1 to 1.1)	0.9 (0.1 to 1.1)	0.9 (0.1 to 1.1)	0.9 (0.1 to 1.1)	0.9 (0.1 to 1.1)	0.9 (0.1 to 1.1)	12.9
Neglected tropical diseases and malaria	0.2 (0.1 to 0.3)	0.1 (0.1 to 0.1)	0.1 (0.1 to 0.2)	0.1 (0.1 to 0.2)	0.1 (0.1 to 0.2





SR Table 2c: Wyoming DALYS by cause and age group for both sexes with 95% uncertainty intervals, 2019

Cause	Early Neonatal	Late Neonatal	Post Neonatal	1 to 4	5 to 9	10 to 14	15 to 19	20 to 24	25 to 29	30 to 34	35 to 39	40 to 44	45 to 49	50 to 54	55 to 59	60 to 64	65 to 69	70 to 74	75 to 79	80 to 84	85 to 89	90 to 94	95 plus	Total
All causes	1,338 (1,220 to 1,444)	1,060 (924 to 1,205)	1,010 (932 to 1,095)	1,868 (1,555 to 1,790)	1,679 (1,391 to 2,060)	1,665 (1,346 to 2,010)	2,116 (1,699 to 2,600)	2,553 (2,113 to 3,052)	2,829 (2,331 to 3,402)	3,104 (2,573 to 3,751)	3,284 (2,722 to 3,960)	3,503 (2,900 to 4,230)	3,845 (3,179 to 4,650)	4,240 (3,500 to 5,124)	4,660 (3,844 to 5,630)	5,116 (4,220 to 6,180)	5,599 (4,615 to 6,760)	6,109 (5,028 to 7,380)	6,650 (5,469 to 8,030)	7,220 (5,935 to 8,720)	7,819 (6,427 to 9,440)	8,448 (6,942 to 10,200)	9,106 (7,481 to 11,000)	204,250 (167,790 to 246,400)
Communicable, maternal, neonatal, and nutritional diseases	1,268 (951 to 1,515)	232 (161 to 351)	202 (120 to 328)	307 (203 to 396)	289 (203 to 408)	256 (167 to 384)	257 (163 to 381)	249 (154 to 371)	304 (203 to 464)	352 (262 to 482)	390 (306 to 498)	390 (277 to 505)	345 (242 to 455)	338 (240 to 453)	315 (224 to 426)	399 (313 to 508)	440 (370 to 574)	470 (373 to 596)	493 (397 to 621)	483 (389 to 606)	383 (296 to 484)	338 (256 to 430)	253 (192 to 325)	149 (110 to 179)	8,060
HIV/AIDS and sexually transmitted infections	0.2 (0.1 to 0.3)	0.1 (0.1 to 0.2)	0.7 (0.7 to 0.8)	0.6 (0.5 to 0.7)	0.6 (0.5 to 0.8)	0.8 (0.6 to 1)	2.6 (1.9 to 4)	9.2 (6.9 to 12.7)	26.4 (20.2 to 34.9)	44.6 (35.1 to 56.9)	69.3 (56.1 to 86.2)	99.6 (82.4 to 120)	139.6 (117.2 to 165)	201.6 (174.6 to 234)	276.5 (241.1 to 316)	361.1 (317.2 to 411)	454.3 (401.2 to 514)	552.1 (490.1 to 623)	646.1 (574.1 to 729)	732.1 (650.1 to 826)	809.1 (718.1 to 913)	874.1 (775.1 to 986)	923.1 (818.1 to 1,040)	289
HIV/AIDS	0 (0 to 0)	0 (0 to 0)	0.7 (0.5 to 0.9)	0.6 (0.4 to 0.8)	0.6 (0.3 to 0.9)	0.3 (0.2 to 0.5)	2.5 (1.6 to 3.2)	9 (4.1 to 9.2)	26.3 (14.9 to 32.7)	43.7 (24.4 to 47.3)	68.2 (39.6 to 67.1)	98.2 (59 to 126)	138.2 (83 to 179)	200.1 (123.5 to 266.9)	274.8 (178.9 to 355.3)	359.1 (233.5 to 466.9)	451.7 (293.8 to 587.3)	549.5 (357.5 to 714.9)	643.2 (418.5 to 836.4)	729.1 (474.5 to 947.8)	806.1 (524.5 to 1,050)	871.1 (567.5 to 1,130)	920.1 (599.5 to 1,190)	198
HIV/AIDS - Drug-susceptible Tuberculosis	0 (0 to 0)	0 (0 to 0)	0 (0 to 0)	0 (0 to 0)	0 (0 to 0)	0 (0 to 0)	0 (0 to 0)	0 (0 to 0)	0.1 (0 to 0.1)	0.3 (0.2 to 0.4)	0.5 (0.3 to 0.6)	0.8 (0.5 to 0.9)	1.2 (0.7 to 1.4)	1.8 (1.1 to 2.1)	2.4 (1.5 to 2.8)	3.1 (2 to 3.6)	3.9 (2.5 to 4.5)	4.7 (3 to 5.4)	5.5 (3.6 to 6.4)	6.2 (4 to 7.2)	6.9 (4.5 to 8)	7.5 (4.9 to 8.7)	7.8 (5.1 to 9)	2.9
HIV/AIDS - Multidrug-resistant Tuberculosis without extensive drug resistance	0 (0 to 0)	0 (0 to 0)	0 (0 to 0)	0 (0 to 0)	0 (0 to 0)	0 (0 to 0)	0 (0 to 0)	0 (0 to 0)

Other neoplasms	0 (0.0 to 0.4)	0 (0.0 to 0.4)	0 (0.0 to 0.4)	0 (0.0 to 0.4)	1 (0.4 to 1.5)	0 (0.0 to 0.4)	1 (0.4 to 1.5)	1 (0.4 to 1.5)	1 (0.4 to 1.5)	2 (0.7 to 2.4)	1 (0.4 to 1.5)	2 (0.7 to 2.4)	3 (1.0 to 3.3)	2 (0.7 to 2.4)	3 (1.0 to 3.3)	2 (0.7 to 2.4)	3 (1.0 to 3.3)	5 (2.0 to 4.9)	9 (4.5 to 8.3)	17 (9.9 to 15.7)	13 (9.2 to 15.1)	22 (14.4 to 22.3)	29 (20.1 to 29.7)	47 (34.5 to 46.1)	58 (43.0 to 59.4)	52 (39.3 to 51.9)	45 (33.4 to 44.1)	33 (24.5 to 44.9)	31 (23.1 to 44.9)	17 (11.7 to 23.7)	17 (11.7 to 23.7)	
Methylcobalamin, methionyltetrahydrofolate and other hematopoietic agents	0 (0.0 to 0.4)	0 (0.0 to 0.4)	0 (0.0 to 0.4)	1 (0.4 to 1.5)	1 (0.4 to 1.5)	0 (0.0 to 0.4)	1 (0.4 to 1.5)	1 (0.4 to 1.5)	1 (0.4 to 1.5)	2 (0.7 to 2.4)	1 (0.4 to 1.5)	2 (0.7 to 2.4)	3 (1.0 to 3.3)	2 (0.7 to 2.4)	3 (1.0 to 3.3)	2 (0.7 to 2.4)	3 (1.0 to 3.3)	5 (2.0 to 4.9)	9 (4.5 to 8.3)	17 (9.9 to 15.7)	13 (9.2 to 15.1)	22 (14.4 to 22.3)	29 (20.1 to 29.7)	47 (34.5 to 46.1)	58 (43.0 to 59.4)	52 (39.3 to 51.9)	45 (33.4 to 44.1)	33 (24.5 to 44.9)	31 (23.1 to 44.9)	17 (11.7 to 23.7)	17 (11.7 to 23.7)	337
Benign and in situ intestinal neoplasms	0 (0.0 to 0.4)	0 (0.0 to 0.4)	0 (0.0 to 0.4)	0 (0.0 to 0.4)

Congenital birth defects	421 (282 to 609)	129 (99 to 160)	241 (180 to 322)	143 (115 to 179)	71-9 (54 to 89-9)	61-5 (47 to 79)	64-8 (50 to 83-6)	52-8 (41-7 to 65-5)	52-8 (40 to 66-3)	52 (40 to 66-5)	49-6 (39 to 62-3)	40-6 (31 to 50-3)	37-5 (29 to 47-1)	35-9 (27 to 44-7)	42-3 (32 to 53-3)	40-6 (31 to 50-2)	28-7 (23 to 36)	7-3 (6 to 10-9)	4 (3 to 5-4)	2-1 (1 to 3-3)	1-1 (0 to 1-7)	0-5 (0 to 0-9)	0-2 (0 to 0-3)		1,580
Neural tube defects	41-9 (24 to 69-4)	4-6 (2 to 7-5)	19-5 (9 to 32-9)	19-6 (11 to 29)	2-3 (1 to 3-1)	2-3 (1 to 3-2)	2-4 (1 to 3-9)	2-3 (1 to 3-4)	2-4 (1 to 3-6)	2-3 (1 to 3-2)	1-9 (1 to 2-9)	1-2 (0 to 2-1)	1-1 (0 to 1-7)	3-7 (2 to 5-9)	0-6 (0 to 1-5)	0-6 (0 to 1-4)	0-2 (0 to 0-5)	0-2 (0 to 0-5)	0-1 (0 to 0-1)	0-1 (0 to 0-1)	0-1 (0 to 0-1)	0 (0 to 0)	0 (0 to 0)	0 (0 to 0)		101
Congenital heart anomalies	65-4 (45 to 103)	19-5 (13 to 30-1)	37-1 (24 to 59)	22-1 (16 to 31-4)	11-1 (7 to 17-2)	9-5 (6 to 13-7)	10-1 (7 to 15-2)	8-1 (5 to 12-3)	8-2 (5 to 12-5)	8-1 (5 to 12-4)	7-6 (5 to 11-7)	6-3 (4 to 9-6)	5-8 (4 to 8-7)	5-5 (3 to 8-5)	6-5 (4 to 10-1)	6-3 (4 to 9-7)	4-4 (3 to 6-7)	1-1 (0 to 1-7)	0-6 (0 to 1-2)	0-3 (0 to 0-7)	0-2 (0 to 0-5)	0-1 (0 to 0-3)	0-1 (0 to 0-2)	0-1 (0 to 0-1)		264
Cochlear cells	0-2 (0 to 0-4)	0-1 (0 to 0-2)	0-5 (0 to 0-9)	0-4 (0 to 0-8)	0-2 (0 to 0-5)	0-4 (0 to 0-8)	0-3 (0 to 0-6)	0-2 (0 to 0-5)	0-2 (0 to 0-5)	0-2 (0 to 0-4)	0-2 (0 to 0-5)	0-2 (0 to 0-5)	0-2 (0 to 0-5)	0-2 (0 to 0-5)	0-2 (0 to 0-5)	0-2 (0 to 0-5)	0-2 (0 to 0-4)	0-2 (0 to 0-5)	0-2 (0 to 0-5)	0-1 (0 to 0-1)	0-1 (0 to 0-1)	0-1 (0 to 0-1)	0 (0 to 0)	0 (0 to 0)		8-7
Down syndrome	4-8 (2 to 7-5)	1-7 (1 to 2-9)	7-5 (4 to 11-3)	4-1 (2 to 6-6)	2-7 (1 to 3-7)	2-9 (2 to 3-9)	2-5 (1 to 3-4)	2-7 (1 to 3-7)	2-7 (1 to 3-7)	2-7 (1 to 3-6)	2-7 (1 to 3-5)	4-6 (3 to 6-3)	2-3 (1 to 3-2)	4-6 (3 to 6-3)	2-3 (1 to 3-2)	4-5 (3 to 6-2)	9-3 (6 to 12-7)	13-2 (9 to 18-1)	12-2 (9 to 16-7)	3-9 (2 to 5-2)	0-5 (0 to 0-7)	0-2 (0 to 0-3)	0-1 (0 to 0-2)	0-1 (0 to 0-2)		66-5
Turner syndrome	0 (0 to 0)	0 (0 to 0)	0-1 (0 to 0-2)	0-2 (0 to 0-6)	0-3 (0 to 0-9)	0-3 (0 to 0-9)	0-4 (0 to 0-9)	0-4 (0 to 0-9)	0-3 (0 to 0-7)	0-3 (0 to 0-7)	0-3 (0 to 0-7)	0-3 (0 to 0-7)	0-3 (0 to 0-6)	0-3 (0 to 0-6)	0-3 (0 to 0-6)	0-3 (0 to 0-6)	0-1 (0 to 0-1)	0-1 (0 to 0-1)	0-1 (0 to 0-1)	0-1 (0 to 0-2)	0-1 (0 to 0-2)	0 (0 to 0)	0 (0 to 0)	0 (0 to 0)		3-2
Klinefelter syndrome	0 (0 to 0)	0 (0 to 0)	0 (0 to 0-1)	0 (0 to 0-1)	0 (0 to 0-1)	0 (0 to 0-1)	0 (0 to 0-1)	0 (0 to 0-1)	0 (0 to 0-1)	0 (0 to 0-1)	0 (0 to 0-1)	0 (0 to 0-1)	0 (0 to 0-1)	0 (0 to 0-1)	0 (0 to 0-1)	0 (0 to 0-1)	0 (0 to 0)	0 (0 to 0)	0 (0 to 0)	0 (0 to 0)	0 (0 to 0)	0 (0 to 0)	0 (0 to 0)	0 (0 to 0)	0 (0 to 0)		0-6
Other chromosomal abnormalities	9-6-3 (5-6 to 14-6)	3-3-5 (2-1 to 4-7-2)	5-9-9 (3-5 to 7-3)	1-7-3 (1-1 to 2-5-2)	1-9-9 (1-1 to 2-9)	1-9-2 (1-1 to 2-8)	2-1 (1-1 to 3-1)	1-7-7 (1-1 to 2-5)	1-8-1 (1-1 to 2-6)	1-7-5 (1-1 to 2-5)	1-6-9 (1-1 to 2-5)	1-5-5 (0-9 to 2-2)	1-4-8 (0-9 to 2-1)	2-3-4 (1-5 to 3-4)	2-1-9 (1-4 to 3-1)	2-6 (1-5 to 3-6)	1-9 (1 to 2-6)	1-2 (0-7 to 1-9)	0-9 (0-5 to 1-3)	0-3 (0 to 0-5)	0-1 (0 to 0-2)	0-1 (0 to 0-2)	0-1 (0 to 0-2)	0-1 (0 to 0-2)		258
Congenital musculoskeletal and limb anomalies	19-5 (11-7 to 33-5)	6 (2-9 to 9-7)	13-2 (7-3 to 20-6)	24-7 (16-7 to 34-4)	19-7 (12-4 to 31-2)	20-5 (12-4 to 31-2)	17-5 (10-8 to 26-3)	13 (8-2 to 19-1)	13-1 (8-2 to 20-4)	13-7 (8-6 to 20-6)	14 (8-8 to 20-6)	11-9 (7-5 to 17-5)	11-2 (7-1 to 16-4)	10-7 (6-4 to 15-9)	12-4 (7-7 to 18-7)	11-7 (7-3 to 17-5)	4-9 (2-9 to 7-6)	2-4 (1-4 to 3-8)	1-2 (0-7 to 1-9)	0-7 (0-3 to 0-9)	0-3 (0-1 to 0-5)	0-2 (0-1 to 0-3)	0-1 (0 to 0-2)		259
Congenital congenital anomalies	2-9 (1-9 to 3-8)	2-5 (1-5 to 3-2)	3-7 (2-2 to 5-4)	2-9 (1-8 to 4-5)	1-7-2 (1-2 to 2-2)	1-6 (1 to 2-3)	1-3 (0-8 to 1-9)	1-1 (0-6 to 1-5)	0-9 (0-6 to 1-4)	1-1 (0-6 to 1-5)	0-9 (0-6 to 1-4)	0-8 (0-6 to 1-3)	0-8 (0-5 to 1-1)	0-8 (0-5 to 1-3)	0-9 (0-5 to 1-4)	0-8 (0-5 to 1-3)	0-3 (0-2 to 0-5)	0-1 (0-1 to 0-2)	0-1 (0 to 0-2)	0-1 (0 to 0-2)	0-1 (0 to 0-2)	0-1 (0 to 0-2)	0 (0 to 0)	0 (0 to 0)		481
Digestive congenital anomalies	23-6 (14 to 39-4)	7 (3 to 13)	11-4 (7 to 19)	9-2 (5-6 to 14-2)	4-1 (2 to 6-6)	3-9 (2 to 6-2)	4-1 (2 to 6-6)	3-6 (2 to 5-6)	3-6 (2 to 5-7)	3-6 (2 to 5-6)	3-5 (2 to 5-4)	3-1 (1 to 4-7)	2-7 (1 to 4-1)	2-6 (1 to 4-1)	3-1 (1 to 4-7)	2-9 (1 to 4-5)	1-1 (0 to 2-1)	0-6 (0 to 1-2)	0-3 (0 to 0-5)	0-1 (0 to 0-2)	0-1 (0 to 0-2)	0-1 (0 to 0-2)	0 (0 to 0)	0 (0 to 0)		85-3
Other congenital birth defects	133 (84-1 to 204)	37-3 (14 to 59-2)	60-8 (29 to 98-7)	29-5 (21 to 39-2)	16-5 (12-2 to 21-7)	13 (9 to 18-7)	13-2 (9-1 to 18-4)	9-5 (6-5 to 13-7)	9-6 (5-7 to 13-3)	9-5 (5-9 to 12)	8-9 (4-6 to 10-9)	7-5 (3-9 to 9-6)	6-6 (3 to 9-7)	6-6 (3 to 9-7)	7-1 (3 to 9-7)	6-3 (2-5 to 7-7)	2-5 (1 to 3-6)	2-2 (0-9 to 3-2)	0-9 (0-4 to 1-3)	0-3 (0-1 to 0-5)	0-1 (0-1 to 0-3)	0-1 (0 to 0-2)	0-1 (0 to 0-2)	0-1 (0 to 0-2)		328
Urinary diseases and male infertility	9 (6 to 14)	3-7 (2 to 5-1)	7-6 (4 to 12-2)	3-4 (2 to 5)	2-4 (1 to 3-3)	1-9 (1 to 3-1)	2-3 (1 to 3-4)	2-1 (1 to 3-1)	2-1 (1 to 3-4)	2-1 (1 to 3)	1-9 (1 to 2-7)	1-6 (1 to 2-4)	1-5 (0 to 2-2)	1-6 (0 to 2-3)	1-5 (0 to 2-2)	1-5 (0 to 2-2)	0-8 (0 to 1-3)	0-5 (0 to 0-8)	0-3 (0 to 0-5)	0-1 (0 to 0-2)	0-1 (0 to 0-2)	0-1 (0 to 0-2)	0-1 (0 to 0-2)	0-1 (0 to 0-2)		755
Urolithiasis	0 (0 to 0)	0 (0 to 0)	0 (0 to 0)	0 (0 to 0-1)	0-1 (0-1 to 0-2)	0-2 (0-1 to 0-3)	0-2 (0-2 to 0-5)	0-1 (0-1 to 0-3)	0-1 (0-1 to 0-3)	0-1 (0-1 to 0-3)	0-1 (0-1 to 0-2)	0-1 (0-1 to 0-2)	0-1 (0-1 to 0-2)	0-1 (0-1 to 0-2)	0-1 (0-1 to 0-2)	0-1 (0-1 to 0-2)	0-1 (0-1 to 0-2)	0-1 (0-1 to 0-2)	0-1 (0-1 to 0-2)	0-1 (0-1 to 0-2)	0-1 (0-1 to 0-2)	0-1 (0-1 to 0-2)	0 (0 to 0)	0 (0 to 0)		36-6
Benign prostatic hyperplasia	0 (0 to 0)	0 (0 to 0)	0 (0 to 0)	0 (0 to 0)	0 (0 to 0)	0 (0 to 0)	0 (0 to 0)	0 (0 to 0)	0 (0 to 0)

SR Table 2c. North East England DALYS by cause and sex group for both sexes with 95% uncertainty intervals, 2019

Cause	Early Neonatal	Late Neonatal	Post Neonatal	1 to 4	5 to 9	10 to 14	15 to 19	20 to 24	25 to 29	30 to 34	35 to 39	40 to 44	45 to 49	50 to 54	55 to 59	60 to 64	65 to 69	70 to 74	75 to 79	80 to 84	85 to 89	90 to 94	95 +Over	Total
All causes	3,590 (2,750 to 4,606)	1,429 (1,219 to 1,669)	3,190 (2,356 to 4,096)	5,299 (4,110 to 6,400)	4,260 (3,610 to 5,305)	4,005 (3,466 to 5,000)	11,760 (11,300 to 16,800)	21,260 (19,600 to 26,300)	27,260 (21,400 to 33,700)	32,700 (26,600 to 40,400)	34,900 (28,200 to 41,900)	39,300 (29,500 to 52,300)	46,000 (37,400 to 62,400)	56,800 (47,500 to 76,200)	66,100 (56,200 to 90,800)	76,000 (64,900 to 97,200)	86,400 (74,400 to 99,700)	96,400 (84,900 to 112,000)	94,200 (76,900 to 113,000)	85,400 (72,400 to 101,000)	58,300 (53,900 to 62,900)	28,700 (26,700 to 30,900)	9,270 (8,600 to 9,900)	667,000
Communicable, maternal, neonatal, and nutritional diseases	2,670 (1,880 to 3,590)	875 (656 to 1,169)	1,170 (656 to 1,660)	1,340 (994 to 1,680)	1,220 (798 to 2,030)	854 (629 to 1,110)	793 (616 to 1,090)	1,160 (897 to 1,480)	1,290 (1,000 to 1,630)	1,290 (1,020 to 1,630)	1,290 (999 to 1,640)	1,290 (999 to 1,640)	1,410 (1,100 to 1,790)	1,640 (1,280 to 2,080)	1,810 (1,420 to 2,310)	1,840 (1,440 to 2,340)	2,090 (1,630 to 2,630)	2,300 (1,800 to 2,930)	3,090 (2,150 to 4,100)	4,230 (3,060 to 5,580)	4,500 (3,660 to 5,580)	3,260 (2,720 to 3,870)	1,140 (919 to 1,390)	42,500
HIV/AIDS and sexually transmitted infections	102 (28.6 to 224)	32.6 (9.4 to 71)	49.6 (19.6 to 111)	4.8 (2.6 to 8.4)	2.6 (1.4 to 4.6)	2.9 (2.0 to 3.4)	6.6 (4.6 to 8)	20.1 (14.1 to 27.1)	49 (32.1 to 62.2)	78 (58.6 to 107)	90.6 (67.2 to 124)	87.2 (63.4 to 123)	79.7 (57.3 to 109)	68.2 (48.7 to 96)	57.6 (37.9 to 87.8)	49.2 (29.1 to 87.1)	39.4 (20.1 to 78.1)	23.6 (9.7 to 53.3)	13.2 (4.6 to 33)	7.4 (2.3 to 21.1)	4.6 (2.2 to 9.4)	2.2 (1.1 to 4.2)	0.7 (0.4 to 0.9)	636
HIV/AIDS	0 (0 to 0)	0 (0 to 0)	4.1 (1.4 to 9.2)	3.2 (1.5 to 5.6)	1.7 (1.0 to 2.8)	1.7 (1.0 to 2.1)	2.8 (2.0 to 3.2)	8.7 (6.2 to 11.6)	20.6 (14.2 to 26.1)	42.6 (32.5 to 54.8)	61.6 (48.5 to 77.2)	69.1 (52.9 to 91.2)	68.6 (52.8 to 90.2)	62.9 (47.1 to 84.3)	54.3 (39.4 to 75.6)	46.1 (27.4 to 77.2)	37.4 (19.5 to 68.4)	23.1 (9.6 to 49.2)	9 (3.2 to 23.1)	5 (2.2 to 9.2)	2.7 (1.2 to 5.2)	0.6 (0.3 to 1.2)	0.1 (0.2 to 0.5)	382
HIV/AIDS - Drug-susceptible Tuberculosis	0 (0 to 0)	0 (0 to 0)	0.1 (0 to 0.3)	0.1 (0.2 to 0.3)	0.1 (0 to 0.2)	0.1 (0 to 0.2)	0.2 (0.2 to 0.3)	0.7 (0.5 to 0.9)	1.7 (1.2 to 2.1)	3.5 (2.7 to 4.5)	5.1 (4 to 6.4)	5.8 (4.4 to 7.6)	5.7 (4.4 to 7.5)	5.2 (3.9 to 7)	4.5 (3.3 to 6.3)	3.8 (2.3 to 6.4)	3.1 (1.6 to 5.8)	1.9 (0.8 to 4.3)	0.8 (0.3 to 2.2)	0.4 (0.2 to 1.1)	0.2 (0.1 to 0.5)	0 (0 to 0)	0 (0 to 0)	47.9
HIV/AIDS - Multidrug-resistant Tuberculosis without extensive	0 (0 to 0)	0 (0 to 0)	0 (0 to 0.1)	0 (0 to 0.1)	0 (0 to 0)	0 (0 to 0)	0 (0 to 0.1)	0 (0 to 0.2)	0 (0 to 0.2)	0 (0 to 0.3)	0 (0 to 0.3)	0 (0 to 0.3)	0 (0 to 0.3)	0 (0 to 0.3)	0 (0 to 0.3)	0 (0 to 0.3)	0 (0 to 0.3)	0 (0 to 0.3)	0 (0 to 0.3)	0 (0 to 0.3)	0 (0 to 0.3)	0 (0 to 0.3)	0 (0 to 0.3)	0 (0 to 0.1)	1.4
HIV/AIDS - Extensively drug-resistant Tuberculous	0 (0 to 0)	0 (0 to 0)	0 (0 to 0)	0 (0 to 0)	0 (0 to 0)	0 (0 to 0)	0 (0 to 0)	0 (0 to 0)	0 (0 to 0)	0 (0 to 0.2)	0 (0 to 0.2)	0 (0 to 0.2)	0 (0 to 0.2)	0 (0 to 0.2)	0 (0 to 0.1)	0 (0 to 0.1)	0 (0 to 0.1)	0 (0 to 0.1)	0 (0 to 0)	0 (0 to 0)	0 (0 to 0)	0 (0 to 0)	0 (0 to 0)	0 (0 to 0)	0.4
HIV/AIDS resulting in other diseases	0 (0 to 0)	0 (0 to 0)	0.2 (0.6 to 0.9)	0.2 (0 to 2.9)	1.4 (1.1 to 1.8)	1.1 (1.1 to 1.6)	0.2 (1.9 to 2.2)	1.1 (8.6 to 9.7)	2.9 (13.1 to 20.1)	5.7 (28.1 to 39.4)	9.5 (32.6 to 50.7)	12.4 (31.6 to 51.9)	16.3 (33.4 to 53.9)	21.4 (39.4 to 66.9)	27.3 (50.3 to 92.3)	34.2 (71.9 to 136.1)	41.3 (113.9 to 221.9)	46.1 (151.9 to 316.4)	46.1 (179.5 to 372.2)	36.2 (142.9 to 301.2)	21.2 (83.1 to 171.1)	9.7 (37.1 to 74.1)	3.3 (12.3 to 24.5)	334
Sexually transmitted infections excluding HIV	102 (28.6 to 224)	32.6 (9.4 to 71)	49.5 (19.5 to 110)	1.7 (0.9 to 3.6)	0.9 (0.2 to 2.4)	1.2 (0.2 to 1.6)	3.8 (2.6 to 4.5)	11.4 (8.1 to 14.5)	28.4 (18.9 to 36.2)	75.4 (56.6 to 103)	88.6 (65.8 to 121)	86.8 (63.1 to 122)	73.4 (52.8 to 100)	62.8 (44.8 to 88.4)	53.3 (36.4 to 82.8)	44.9 (26.6 to 80.1)	35.3 (17.9 to 70.1)	21.5 (8.8 to 48.2)	12.4 (4.3 to 31.1)	7.1 (2.1 to 20.1)	4.4 (2.1 to 9.1)	2.2 (1.1 to 4.2)	0.7 (0.4 to 0.9)	191
Syphilis	0 (0 to 0)	0 (0 to 0)	1.7 (0.5 to 3.9)	0.8 (0.2 to 1.8)	0.3 (0.2 to 0.4)	0.3 (0.2 to 0.5)	0.6 (0.5 to 0.8)	0.1 (0.1 to 0.2)	0.6 (0.3 to 1)	0.6 (0.3 to 1)	0.6 (0.3 to 1)	0.6 (0.3 to 1)	0.6 (0.3 to 1)	0.7 (0.4 to 1)	0.7 (0.5 to 1)	0.7 (0.4 to 1)	0.7 (0.4 to 1)	0.6 (0.3 to 1)	0.4 (0.2 to 0.8)	0.2 (0.1 to 0.5)	0.2 (0.1 to 0.5)	0.1 (0.1 to 0.3)	0 (0 to 0)	19
Chlamydial infection	0 (0 to 0)	0 (0 to 0)	0 (0 to 0)	0 (0 to 0)	0 (0 to 0)	0 (0 to 0)	0.1 (0 to 0.2)	0.4 (0.3 to 0.5)	0.9 (0.6 to 1.1)	1.9 (1.4 to 2.3)	2.6 (1.9 to 3.2)	2.6 (1.9 to 3.2)	2.4 (1.8 to 3.1)	2.1 (1.5 to 2.8)	1.8 (1.2 to 2.7)	1.5 (0.9 to 2.6)	1.2 (0.6 to 2.3)	0.8 (0.3 to 1.8)	0.4 (0.1 to 1.1)	0.2 (0.1 to 0.6)	0.1 (0 to 0.4)	0.1 (0 to 0.2)	0 (0 to 0)	20.1
Gonococcal infection	0 (0 to 0)	0 (0 to 0)	0 (0 to 0)	0 (0 to 0)	0.2 (0.1 to 0.2)	0.2 (0.1 to 0.2)	0.7 (0.5 to 1)	1.3 (0.9 to 1.7)	2.5 (1.7 to 3.2)	2.6 (1.8 to 3.3)	2.5 (1.8 to 3.2)	2.3 (1.6 to 3.1)	1.4 (1.1 to 1.9)	1.4 (1.1 to 1.8)	1.2 (0.9 to 1.6)	1.1 (0.7 to 2.1)	0.9 (0.5 to 2.1)	0.7 (0.3 to 1.8)	0.4 (0.2 to 1.1)	0.2 (0.1 to 0.6)	0.1 (0.1 to 0.4)	0.1 (0 to 0.2)	0 (0 to 0)	29.1
Trichomoniasis	0 (0 to 0)	0 (0 to 0)	0 (0 to 0)	0 (0 to 0)	0 (0 to 0)	0 (0 to 0)	0 (0 to 0)	0 (0 to 0)	0 (0 to 0)





SR Table 2c: North West England DALYS by cause and age group for both sexes with 95% uncertainty intervals, 2019

Cause	Early Neonatal	Late Neonatal	Post Neonatal	1 to 4	5 to 9	10 to 14	15 to 19	20 to 24	25 to 29	30 to 34	35 to 39	40 to 44	45 to 49	50 to 54	55 to 59	60 to 64	65 to 69	70 to 74	75 to 79	80 to 84	85 to 89	90 to 94	95 plus	Total
All causes	15,400 (12,900 to 18,000)	6,000 (4,400 to 8,100)	12,200 (9,170 to 15,700)	5,500 (3,300 to 10,200)	3,700 (2,100 to 6,000)	3,600 (2,100 to 5,600)	4,200 (2,500 to 6,600)	5,200 (3,200 to 8,000)	6,200 (3,900 to 9,500)	7,100 (4,600 to 10,200)	8,200 (5,500 to 11,500)	9,900 (6,900 to 13,600)	12,200 (8,600 to 16,600)	15,000 (10,900 to 20,000)	18,600 (13,900 to 24,600)	23,000 (17,400 to 30,000)	29,000 (22,000 to 38,000)	36,000 (27,000 to 47,000)	45,000 (33,000 to 59,000)	57,000 (41,000 to 76,000)	72,000 (51,000 to 97,000)	90,000 (63,000 to 120,000)	25,000 (16,000 to 35,000)	2,300,000
Communicable, maternal, neonatal, and nutritional diseases	11,600 (9,370 to 13,900)	5,430 (3,740 to 7,350)	4,660 (3,430 to 6,190)	3,640 (2,570 to 5,090)	2,460 (1,450 to 3,890)	2,030 (1,060 to 3,290)	2,310 (1,220 to 3,870)	2,750 (1,390 to 4,840)	3,190 (1,650 to 5,650)	3,570 (1,870 to 6,060)	3,670 (1,900 to 6,060)	3,730 (1,960 to 6,060)	4,180 (2,200 to 6,550)	4,760 (2,500 to 7,540)	4,900 (2,570 to 7,650)	4,850 (2,550 to 7,570)	4,710 (2,480 to 7,350)	4,660 (2,450 to 7,260)	4,610 (2,420 to 7,200)	4,560 (2,390 to 7,120)	4,510 (2,370 to 7,040)	4,460 (2,340 to 6,960)	125,000 (98,000 to 156,000)
HIV/AIDS and sexually transmitted infections	301 (264 to 344)	164 (129 to 201)	156 (116 to 196)	76 (52 to 104)	52 (32 to 77)	51 (32 to 73)	62 (39 to 87)	81 (51 to 116)	101 (64 to 144)	120 (76 to 171)	133 (84 to 189)	139 (88 to 197)	144 (91 to 205)	147 (93 to 209)	149 (94 to 212)	150 (95 to 213)	150 (95 to 213)	150 (95 to 213)	150 (95 to 213)	150 (95 to 213)	150 (95 to 213)	150 (95 to 213)	150 (95 to 213)	2,760
HIV/AIDS	(0 to 0)	(0 to 0)	(0 to 0.2)	(1.4 to 19.2)	(0.6 to 10.6)	(0.6 to 9.8)	(0.6 to 8.6)	(0.1 to 34.5)	(29 to 37.3)	(86.6 to 91.3)	(120 to 186)	(161 to 208)	(182 to 240)	(198 to 267)	(134 to 213)	(99.2 to 179)	(79.6 to 137)	(68.1 to 130)	(22.5 to 91)	(8.7 to 33.5)	(1.6 to 4)	(0.6 to 2)	(0.2 to 0.6)	1,490
HIV/AIDS - Drug-susceptible Tuberculosis	(0 to 0)	(0 to 0)	(0 to 0.1)	(1.4 to 3.6)	(0.6 to 2.3)	(0.7 to 1.8)	(0.6 to 1.6)	(2 to 4.6)	(4.6 to 11.4)	(10 to 29.7)	(13.3 to 32.6)	(13.6 to 33.7)	(13.3 to 34)	(10.4 to 29.4)	(7.7 to 18.9)	(6 to 13)	(4.4 to 10.4)	(1 to 1.6)	(0.5 to 0.7)	(0.1 to 0.2)	(0 to 0.1)	(0 to 0)	(0 to 0)	127
HIV/AIDS - Multidrug-resistant Tuberculosis without extensi	(0 to 0)	(0 to 0)	(0 to 0)	(0 to 0.1)	(0 to 0.1)	(0 to 0.1)	(0 to 0.1)	(0 to 0.1)	(0 to 0.1)	(0 to 0.1)	(0 to 0.1)	(0 to 0.1)	(0 to 0.1)	(0 to 0.1)	(0 to 0.1)	(0 to 0.1)	(0 to 0.1)	(0 to 0.1)	(0 to 0.1)	(0 to 0.1)	(0 to 0)	(0 to 0)	(0 to 0)	3.6
HIV/AIDS - Extensively drug-resistant Tuberculosis	(0 to 0)	(0 to 0)	(0 to 0.1)	(0 to 0.1)	(0 to 0)	(0 to 0)	(0 to 0)	(0 to 0.1)	(0 to 0.1)	(0 to 0.1)	(0 to 0.1)	(0 to 0.1)	(0 to 0.1)	(0 to 0.1)	(0 to 0.1)	(0 to 0.1)	(0 to 0.1)	(0 to 0.1)	(0 to 0.1)	(0 to 0.1)	(0 to 0)	(0 to 0)	(0 to 0)	0
HIV/AIDS resulting in other diseases	(0 to 0)	(0 to 0)	19.6 (13.7 to 26.6)	12.4 (10.6 to 15.2)	7.6 (6.6 to 8.5)	6.6 (5.8 to 7.5)	7.1 (6.2 to 8.1)	7.8 (6.8 to 8.9)	8.6 (7.5 to 9.8)	9.3 (8.1 to 10.6)	9.8 (8.5 to 11.2)	10.1 (8.8 to 11.5)	10.4 (9.1 to 11.9)	10.6 (9.2 to 12.1)	10.7 (9.3 to 12.2)	10.8 (9.4 to 12.3)	10.9 (9.4 to 12.4)	10.9 (9.5 to 12.4)	10.9 (9.5 to 12.4)	10.9 (9.5 to 12.4)	10.9 (9.5 to 12.4)	10.9 (9.5 to 12.4)	10.9 (9.5 to 12.4)	1,200
Sexually transmitted infections excluding HIV	301 (264 to 344)	164 (129 to 201)	136 (96 to 177)	63 (32 to 92)	44 (21 to 69)	44 (21 to 67)	55 (28 to 81)	73 (38 to 107)	93 (49 to 137)	111 (60 to 164)	123 (67 to 181)	129 (71 to 190)	134 (74 to 197)	137 (76 to 201)	139 (77 to 204)	140 (78 to 205)	140 (78 to 205)	140 (78 to 205)	140 (78 to 205)	140 (78 to 205)	140 (78 to 205)	140 (78 to 205)	140 (78 to 205)	1,270
Syphilis	(99.9 to 664)	(29.9 to 208)	(28.6 to 321)	(1.3 to 19.8)	(0.7 to 16)	(0.8 to 14)	(1.2 to 24)	(2.6 to 31)	(2.6 to 31)	(2.6 to 31)	(2.6 to 31)	(2.6 to 31)	(2.7 to 31)	(2.7 to 31)	(1.4 to 24)	(1.3 to 24)	(1.3 to 24)	(1.3 to 24)	(1.3 to 24)	(1.3 to 24)	(0.7 to 13)	(0.4 to 6.7)	(0.2 to 3.3)	662
Chlamydial infection	(0 to 0)	(0 to 0)	(0 to 0)	(0 to 0)	(0 to 0)	(0 to 0)	(0 to 1.2)	(1.6 to 4.3)	(4.8 to 12.1)	(9.3 to 27.3)	(11.4 to 36)	(13.4 to 42.6)	(13.9 to 42.3)	(12.2 to 29.2)	(2.2 to 6.1)	(0.4 to 2)	(0.4 to 1.7)	(1.4 to 2.2)	(1.6 to 2.1)	(1.6 to 2.2)	(1.6 to 2.4)	(1.2 to 1.8)	(0.7 to 1.1)	130
Gonococcal infection	(0 to 0)	(0 to 0)	(0 to 0)	(0 to 0)	(0 to 0)	(0 to 0.6)	(0 to 1.2)	(0 to 2.6)	(2.4 to 9.6)	(9.6 to 19.6)	(9.2 to 19.6)	(9.7 to 21)	(9.4 to 19)	(3.9 to 9)	(0.3 to 0.9)	(0.1 to 0.4)	(0.1 to 0.4)	(0.1 to 0.4)	(0.1 to 0.4)	(0.1 to 0.4)	(0.1 to 0.4)	(0.1 to 0.4)	(0 to 0.2)	23
Trichomoniasis	(0 to 0)	(0 to 0)	(0 to 0)	(0 to 0)	(0 to 0)	(0.3 to 2.4)	(1.6 to 7.1)	(1.6 to 7.1)	(1.6 to 7.1)	(1.6 to 7.1)	(1.6 to 7.1)	(1.6 to 7.1)	(1.6 to 7.1)	(1.6 to 7.1)	(1.6 to 7.1)	(1.6 to 7.1)	(1.6 to 7.1)	(1.6 to 7.1)	(1.6 to 7.1)	(1.6 to 7.1)	(0.7 to 3.1)	(0.3 to 1.3)	(0.1 to 0.5)	100
Genital herpes	(0 to 0)	(0 to 0)	(0 to 0)	(0 to 0)	(0 to 0)	(0 to 0)	(0 to 0)	(0 to 0)	(0 to 0)	(0 to 0)	(0 to 0)	(0 to 0)	(0 to 0)	(0 to 0)	(0 to 0)	(0 to 0)	(0 to 0)	(0 to 0)	(0 to 0)	(0 to 0)	(0 to 0)	(0 to 0)	(0 to 0)	0
Other sexually transmitted infections	(0 to 0)	(0 to 0)	(0 to 0)	(0 to 0)	(0 to 0)	(0 to 0)	(0 to 0)	(0 to 0)	(0 to 0)	(0 to 0)	(0 to 0)	(0 to 0)	(0 to 0)	(0 to 0)	(0 to 0)	(0 to 0)	(0 to 0)	(0 to 0)	(0 to 0)	(0 to 0)	(0 to 0)	(0 to 0)	(0 to 0)	0
Respiratory infections and tuberculosis	7,330 (7,160 to 7,500)	3,270 (3,190 to 3,350)	1,170 (1,140 to 1,200)	626 (611 to 642)	422 (412 to 432)	408 (398 to 418)	475 (464 to 486)	599 (585 to 613)	744 (727 to 761)	1,000 (977 to 1,020)	1,270 (1,240 to 1,300)	1,610 (1,570 to 1,650)	2,060 (2,010 to 2,110)	2,660 (2,590 to 2,720)	3,340 (3,250 to 3,420)	4,060 (3,950 to 4,150)	4,740 (4,610 to 4,850)	5,340 (5,190 to 5,460)	5,870 (5,710 to 6,010)	6,310 (6,140 to 6,460)	6,670 (6,490 to 6,830)	6,960 (6,770 to 7,120)	68,500 (66,600 to 70,100)
Tuberculosis	(0 to 0)	(0 to 0)	(1.7 to 3.1)	(5 to 8.8)	(2.6 to 3.8)	(7.3 to 12.6)	(14.6 to 24.7)	(29.6 to 56.9)	(29.6 to 56.9)	(29.6 to 56.9)	(29.6 to 56.9)	(29.6 to 56.9)	(29.6 to 56.9)	(29.6 to 56.9)	(29.6 to 56.9)	(29.6 to 56.9)	(29.6 to 56.9)	(29.6 to 56.9)	(29.6 to 56.9)	(29.6 to 56.9)	(29.6 to 56.9)	(29.6 to 56.9)	(29.6 to 56.9)	998
Latent tuberculosis infection	(0 to 0)	(0 to 0)	(0 to 0)	(0 to 0)	(0 to 0)	(0 to 0)	(0 to 0)	(0 to 0)	(0 to 0)	(0 to 0)	(0 to 0)	(0 to 0)	(0 to 0)	(0 to 0)	(0 to 0)	(0 to 0)	(0 to 0)	(0 to 0)	(0 to 0)	(0 to 0)	(0 to 0)	(0 to 0)	(0 to 0)	0
Drug-susceptible tuberculosis	(0 to 0)	(0 to 0)	(1.6 to 3.1)	(4.9 to 8.8)	(2.6 to 3.8)	(7.1 to 12.5)	(14.2 to 24.6)	(27.9 to 54.4)	(27.9 to 54.4)	(27.9 to 54.4)	(27.9 to 54.4)	(27.9 to 54.4)	(27.9 to 54.4)	(27.9 to 54.4)	(27.9 to 54.4)	(27.9 to 54.4)	(27.9 to 54.4)	(27.9 to 54.4)	(27.9 to 54.4)	(27.9 to 54.4)	(27.9 to 54.4)	(27.9 to 54.4)	(27.9 to 54.4)	971
Multidrug-resistant tuberculosis without extensive drug-re	(0 to 0)	(0 to 0)	(0 to 0)	(0 to 0)	(0 to 0)	(0 to 0)	(0 to 0)	(0 to 0)	(0 to 0)	(0 to 0)	(0 to 0)	(0 to 0)	(0 to 0)	(0 to 0)	(0 to 0)	(0 to 0)	(0 to 0)	(0 to 0)	(0 to 0)	(0 to 0)	(0 to 0)	(0 to 0)	(0 to 0)	19.6
Extensively drug-resistant tuberculosis	(0 to 0)	(0 to 0)	(0 to 0)	(0 to 0)	(0 to 0)	(0 to 0)	(0 to 0)	(0 to 0)	(0 to 0)	(0 to 0)	(0 to 0)	(0 to 0)	(0 to 0)	(0 to 0)	(0 to 0)	(0 to 0)	(0 to 0)	(0 to 0)	(0 to 0)	(0 to 0)	(0 to 0)	(0 to 0)	(0 to 0)	5
Lower respiratory infections	7,127 (7,027 to 7,240)	3,110 (3,040 to 3,190)	997 (961 to 1,040)	451 (439 to 464)	137 (132 to 142)	153 (147 to 159)	190 (183 to 197)	266 (256 to 276)	365 (352 to 378)	489 (472 to 506)	619 (598 to 641)	778 (751 to 805)	1,010 (975 to 1,050)	1,320 (1,270 to 1,370)	1,720 (1,650 to 1,780)	2,180 (2,090 to 2,260)	2,640 (2,530 to 2,730)	3,010 (2,880 to 3,110)	3,310 (3,170 to 3,430)	3,560 (3,410 to 3,690)	3,760 (3,600 to 3,900)	3,930 (3,760 to 4,070)	38,600 (37,000 to 39,900)
Upper respiratory infections	(0 to 1.4)	(3.6 to 10.3)	(7.6 to 22.1)	107 (27.9 to 281)	69 (18 to 181)	63 (16.4 to 165)	78 (20.3 to 205)	109 (28.5 to 286)	150 (39.2 to 394)	201 (52.5 to 528)	254 (66.4 to 667)	320 (83.7 to 841)	415 (108.4 to 1,090)	543 (141.9 to 1,430)	707 (184.8 to 1,860)	896 (234.2 to 2,360)	1,090 (284.9 to 2,870)	1,240 (323.9 to 3,260)	1,360 (355.4 to 3,580)	1,460 (381.5 to 3,840)	1,540 (402.5 to 4,050)	1,610 (421.1 to 4,240)	15,800 (4,130 to 41,600)
Otitis media	(0 to 0)	(0 to 0.1)	2.9 (1.6 to 5.3)	1.6 (0.9 to 2.6)	0.6 (0.3 to 1.1)	0.6 (0.3 to 1.1)	0.8 (0.4 to 1.4)	1.1 (0.6 to 1.9)	1.5 (0.8 to 2.6)	2 (1.1 to 3.4)	2.6 (1.4 to 4.4)	3.3 (1.8 to 5.5)	4.3 (2.3 to 7.1)	5.5 (3 to 9.1)	7.2 (3.9 to 11.9)	9.2 (5 to 15.2)	11.1 (6 to 18.3)	12.6 (6.8 to 20.8)	13.8 (7.5 to 22.8)	14.6 (7.9 to 24.1)	15.2 (8.2 to 25.1)	15.6 (8.4 to 25.8)	160 (86 to 264)
Sinusitis	9.4 (7.7 to 11.4)	3.9 (2.9 to 5.1)	3.8 (2.7 to 5.1)	2.9 (2.1 to 3.9)	2.2 (1.6 to 2.9)	2.2 (1.6 to 2.9)	2.5 (1.8 to 3.3)	2.8 (2 to 3.7)	3.1 (2.2 to 4.1)	3.4 (2.4 to 4.5)	3.6 (2.6 to 4.8)	3.8 (2.7 to 5)	3.9 (2.8 to 5.2)	4 (2.9 to 5.3)	4.1 (2.9 to 5.4)	4.1 (3 to 5.4)	4.2 (3 to 5.5)	4.2 (3 to 5.5)	4.2 (3 to 5.5)	4.2 (3 to 5.5)	4.2 (3 to 5.5)	4.2 (3 to 5.5)	4.2 (3 to 5.5)	99
Chronic diseases	(0 to 0)	(0 to 0)	(0 to 0)	(0 to 0)	(0 to 0)	(0 to 0)	(0 to 0)	(0 to 0)	(0 to 0)	(0 to 0)	(0 to 0)	(0 to 0)	(0 to 0)	(0 to 0)	(0 to 0)	(0 to 0)	(0 to 0)	(0 to 0)	(0 to 0)	(0 to 0)	(0 to 0)	(0 to 0)	(0 to 0)	0
Typhoid and paratyphoid	(0 to 0)	(0 to 0)	(0 to 0)	(0 to 0)	(0 to 0)	(0 to 0)	(0 to 0)	(0 to 0)	(0 to 0)	(0 to 0)	(0 to 0)	(0 to 0)	(0 to 0)	(0 to 0)	(0 to 0)	(0 to 0)	(0 to 0)	(0 to 0)	(0 to 0)	(0 to 0)	(0 to 0)	(0 to 0)	(0 to 0)	0
Typhoid fever	(0 to 0)	(0 to 0)	(0 to 0)	(0 to 0)	(0 to 0)	(0 to 0)	(0 to 0)	(0 to 0)	(0 to 0)	(0 to 0)	(0 to 0)	(0 to 0)	(0 to 0)	(0 to 0)	(0 to 0)	(0 to 0)	(0 to 0)	(0 to 0)	(0 to 0)	(0 to 0)	(0 to 0)	(0 to 0)	(0 to 0)	0
Paratyphoid fever	(0 to 0)	(0 to 0)	(0 to 0)	(0 to 0)	(0 to 0)	(0 to 0)	(0 to 0)	(0 to 0)	(0 to 0)	(0 to 0)	(0 to 0)	(0 to 0)	(0 to 0)	(0 to 0)	(0 to 0)	(0 to 0)	(0 to 0)	(0 to 0)	(0 to 0)	(0 to 0)	(0 to 0)	(0 to 0)	(0 to 0)	0
Invasive Non-typhoidal Salmonella (iNTS)	0.6 (0.1 to 0.7)	0.4 (0.3 to 3)	1.4 (0.6 to 9.6)	0.8 (0.5 to 4.6)	0.6 (0.2 to 1.7)	0.6 (0.3 to 1.7)	0.6 (0.3 to 1.6)	0.6 (0.3 to 1.6)	0.6 (0.3 to 1.6)	0.6 (0.3 to 1.6)	0.6 (0.3 to 1.6)	0.6 (0.3 to 1.6)	0.6 (0.3 to 1.6)	0.6 (0.3 to 1.6)	0.6 (0.3 to 1.6)	0.6 (0.3 to 1.6)	0.6 (0.3 to 1.6)	0.6 (0.3 to 1.6)	0.6 (0.3 to 1.6)	0.6 (0.3 to 1.6)	0.6 (0.3 to 1.6)	0.6 (0.3 to 1.6)	29.7
Other intestinal infectious diseases	(0 to 0)	(0 to 0)	1.8 (0.3 to 4.7)	2.6 (0.9 to 9.6)	0.5 (0.2 to 2.6)	0.6 (0.1 to 1.4)	0.6 (0.1 to 1.4)	0.6 (0.1 to 1.5)	0.6 (0.2 to 2.3)	0.6 (0.1 to 1.6)	0.6 (0.1 to 1.6)	0.6 (0.1 to 1.6)	0.6 (0.1 to 1.6)	0.6 (0.1 to 1.6)	0.6 (0.1 to 1.6)	0.6 (0.1 to 1.6)	0.6 (0.1 to 1.6)	0.6 (0.1 to 1.6)	0.6 (0.1 to 1.6)	0.6 (0.1 to 1.6)	0.6 (0.1 to 1.6)	0.6 (0.1 to 1.6)	19
Neglected tropical diseases and malaria	0 (0 to 0)	0 (0 to 0)	0 (0 to 0)	0 (0 to 0)	0 (0 to 0)	0 (0 to 0)	0 (0 to 0)	0 (0 to 0)	0 (0 to 0)	0 (0 to 0)	0 (0 to 0)	0 (0 to 0)	0 (0 to 0)	0 (0 to 0)	0 (0 to 0)	0 (0 to 0)	0 (0 to 0)	0 (0 to 0)	0 (0 to 0)	0 (0 to 0)	0 (0 to 0)	0 (0 to 0)	0 (0 to 0)	0
Malaria	(0 to 0)	(0 to 0)	(0 to 0)	(0 to 0)	(0 to 0)	(0 to 0)	(0 to 0)	(0 to 0)	(0 to 0)	(0 to 0)	(0 to 0)	(0 to 0)	(0 to 0)	(0 to 0)	(0 to 0)	(0 to 0)	(0 to 0)	(0 to 0)	(0 to 0)	(0 to 0)	(0 to 0)	(0 to 0)	(0 to 0)	0
Chagas disease	(0 to 0)	(0 to 0)	(0 to 0)	(0 to 0)	(0 to 0)	(0 to 0)	(0 to 0)	(0 to 0)	(0 to 0)	(0 to 0)	(0 to 0)	(0 to 0)	(0 to 0)	(0 to 0)	(0 to 0)	(0 to 0)	(0 to 0)	(0 to 0)	(0 to 0)	(0 to 0)	(0 to 0)	(0 to 0)	(0 to 0)	0
Leishmaniasis	(0 to 0)	(0 to 0)	(0 to 0)	(0 to 0)	(0 to 0)	(0 to 0)	(0 to 0)	(0 to 0)	(0 to 0)	(0 to 0)	(0 to 0)	(0 to 0)	(0 to 0)	(0 to 0)	(0 to 0)	(0 to 0)	(0 to 0)	(0 to 0)	(0 to 0)	(0 to 0)	(0 to 0)	(0 to 0)	(0 to 0)	0
Visceral leishmaniasis	(0 to 0)	(0 to 0)	(0 to 0)	(0 to 0)	(0 to 0)	(0 to 0)	(0 to 0)	(0 to 0)	(0 to 0)	(0 to 0)	(0 to 0)	(0 to 0)	(0 to 0)	(0 to 0)	(0 to 0)	(0 to 0)	(0 to 0)	(0 to 0)	(0 to 0)	(0 to 0)	(0 to 0)	(0 to 0)	(0 to 0)	0
Cutaneous and mucocutaneous leishmaniasis	(0 to 0)	(0 to 0)	(0 to 0)	(0 to 0)	(0 to 0)	(0 to 0)	(0 to 0)	(0 to 0)	(0 to 0)	(0 to 0)	(0 to 0)	(0 to 0)	(0 to 0)	(0 to 0)	(0 to 0)	(0 to 0)	(0 to 0)	(0 to 0)	(0 to 0)	(0 to 0)	(0 to 0)	(0 to 0)	(0 to 0)	0
African trypanosomiasis	(0 to 0)	(0 to 0)	(0 to 0)	(0 to 0)	(0 to 0)	(0 to 0)	(0 to 0)	(0 to 0)	(0 to 0)	(0 to 0)	(0 to 0)	(0 to 0)	(0 to 0)	(0 to 0)	(0 to 0)	(0 to 0)	(0 to 0)	(0 to 0)	(0 to 0)	(0 to 0)	(0 to 0)	(0 to 0)	(0 to 0)	0
Schistosomiasis	(0 to 0)	(0 to 0)	(0 to 0)	(0 to 0)	(0 to 0)	(0 to 0)	(0 to 0)	(0 to 0)	(0 to 0)	(0 to 0)	(0 to 0)	(0 to 0)	(0 to 0)	(0 to 0)	(0 to 0)	(0 to 0)	(0 to 0)	(0 to 0)	(0 to 0)	(0 to 0)	(0 to 0)	(0 to 0)	(0 to 0)	0
Cysticercosis	(0 to 0)	(0 to 0)	(0 to 0)	(0 to 0)	(0 to 0)	(0 to 0)	(0 to 0)	(0 to 0)	(0 to 0)	(0 to 0)	(0 to 0)	(0 to 0)	(0 to 0)	(0 to 0)	(0 to 0)	(0 to 0)	(0 to 0)	(0 to 0)	(0 to 0)	(0 to 0)	(0 to 0)	(0 to 0)	(0 to 0)	0
Cystic echinococcosis	(0 to 0)	(0 to 0)	(0 to 0)	0.1 (0 to 0.3)	0.1 (0 to 0.3)	0.2 (0 to 0.6)	0.2 (0 to 0.6)	0.2 (0 to 0.6)	0.2 (0 to 0.6)	0.2 (0 to 0.6)	0.2 (0 to 0.6)	0.3 (0 to 0.7)	0.3 (0 to 0.7)	0.3 (0 to 0.8)	0.3 (0 to 0.8)	0.3 (0 to 0.8)	0.2 (0 to 0.6)	0.2 (0 to 0.6)	0.2 (0 to 0.6)	0.2 (0 to 0.6)	0.2 (0 to 0.6)	0.2 (0 to 0.6)	0.2 (0 to 0.6)	3.8
Lymphatic filariasis	(0 to 0)	(0 to 0)	(0 to 0)	(0 to 0)	(0 to 0)	(0 to 0)	(0 to 0)	(0 to 0)	(0 to 0)	(0 to 0)	(0 to 0)	(0 to 0)	(0 to 0)	(0 to 0)	(0 to 0)	(0 to 0)	(0 to 0)	(0 to 0)	(0 to 0)	(0 to 0)	(0 to 0)	(0 to 0)	(0 to 0)	0
Onchocerciasis	(0 to 0)	(0 to 0)	(0 to 0)	(0 to 0)	(0 to 0)	(0 to 0)	(0 to 0)	(0 to 0)	(0 to 0)	(0 to 0)	(0 to 0)	(0 to 0)	(0 to 0)	(0 to 0)	(0 to 0)	(0 to 0)	(0 to 0)	(0 to 0)	(0 to 0)	(0 to 0)	(0 to 0)	(0 to 0)	(0 to 0)	0
Trachoma	(0 to 0)	(0 to 0)	(0 to 0)	(0 to 0)	(0 to 0)	(0 to 0)	(0 to 0)	(0 to 0)	(0 to 0)	(0 to 0)	(0 to 0)	(0 to 0)	(0 to 0)	(0 to 0)	(0 to 0)	(0 to 0)	(0 to 0)	(0 to 0)	(0 to 0)	(0 to 0)	(0 to 0)	(0 to 0)	(0 to 0)	0
Dengue	(0 to 0)	(0 to 0)	(0 to 0)	(0 to 0)	(0 to 0)	(0 to 0)	(0 to 0)	(0 to 0)	(0 to 0)	(0 to 0)	(0 to 0)	(0 to 0)	(0 to 0)	(0 to 0)	(0 to 0)	(0 to 0)	(0 to 0)	(0 to 0)	(0 to 0)	(0 to 0)	(0 to 0)	(0 to 0)	(0 to 0)	0
Yellow fever	(0 to 0)	(0 to 0)	(0 to 0)	(0 to 0)	(0 to 0)	(0 to 0)	(0 to 0)	(0 to 0)	(0 to 0)	(0 to 0)	(0 to 0)	(0 to 0)	(0 to 0)	(0 to 0)	(0 to 0)	(0 to 0)	(0 to 0)	(0 to 0)	(0 to 0)	(0 to 0)	(0 to 0)	(0 to 0)	(0 to 0)	0
Rabies	(0 to 0)	(0 to 0)	0.6 (0.3 to 1)	0.7 (0.3 to 1.5)	0.5 (0.2 to 1.1)	0.1 (0 to 0.3)	0.1 (0 to 0.3)	0.1 (0 to 0.3)	0.1 (0 to 0.3)	0.1 (0 to 0.3)	0.2 (0.1 to 0.4)	0.1 (0 to 0.3)	0.2 (0.1 to 0.4)	0.2 (0.1 to 0.4)	0.2 (0.1 to 0.4)	0.2 (0.1 to 0.4)	0.2 (0.1 to 0.4)	0.2 (0.1 to 0.4)	0.2 (0.1 to 0.4)	0.2 (0.1 to 0.4)	0.2 (0.1 to 0.4)	0.2 (0.1 to 0.4)	3.4
Intestinal nematode infections	(0 to 0)	(0 to 0)	(0 to 0)	(0 to 0)	(0 to 0)	(0 to 0)	(0 to 0)	(0 to 0)	(0 to 0)	(0 to 0)	(0 to 0)	(0 to 0)	(0 to 0)	(0 to 0)	(0 to 0)	(0 to 0)	(0 to 0)	(0 to 0)	(0 to 0)	(0 to 0)	(0 to 0)	(0 to 0)	(0 to 0)	0
Ascariasis	(0 to 0)	(0 to 0)	(0 to 0)	(0 to 0)	(0 to 0)	(0 to 0)	(0 to 0)	(0 to 0)	(0 to 0)	(0 to 0)	(0 to 0)	(0 to 0)	(0 to 0)	(0 to 0)	(0 to 0)	(0 to 0)	(0 to 0)	(0 to 0)	(0 to 0)	(0 to 0)	(0 to 0)	(0 to 0)	(0 to 0)	0
Trichuriasis	(0 to 0)	(0 to 0)	(0 to 0)	(0 to 0)	(0 to 0)	(0 to 0)	(0 to 0)	(0 to 0)	(0 to 0)	(0 to 0)	(0 to 0)	(0 to 0)	(0 to 0)	(0 to 0)	(0 to 0)	(0 to 0)	(0 to 0)	(0 to 0)	(0 to 0)	(0 to 0)	(0 to 0)	(0 to 0)	(0 to 0)	0
Hookworm disease	(0 to 0)	(0 to 0)	(0 to 0)	(0 to 0)	(0 to 0)	(0 to 0)	(0 to 0)	(0 to 0)	(0 to 0)	(0 to 0)	(0 to 0)	(0 to 0)	(0 to 0)	(0 to 0)	(0 to 0)	(0 to 0)	(0 to 0)	(0 to 0)	(0 to 0)	(0 to 0)	(0 to 0)	(0 to 0)	(0 to 0)	0
Food-borne trematodiases	(0 to 0)	(0 to 0)	(0 to 0)	(0 to 0)	(0 to 0)	(0 to 0)	(0 to 0)	(0 to 0)	(0 to 0)	(0 to 0)	(0 to 0)	(0 to 0)	(0 to 0)	(0 to 0)	(0 to 0)	(0 to 0)	(0 to 0)	(0 to 0)	(0 to 0)	(0 to 0)	(0 to 0)	(0 to 0)	(0 to 0)	0
Leprosy	(0 to 0)	(0 to 0)	(0 to 0)	(0 to 0)	(0 to 0)	(0 to 0)	(0 to 0)	(0 to 0)	(0 to 0)	(0 to 0)	(0 to 0)	(0 to 0)	(0 to 0)	(0 to 0)	(0 to 0)	(0 to 0)	(0 to 0)	(0 to 0)	(0 to 0)	(0 to 0)	(0 to 0)	(0 to 0)	(0 to 0)	0
Ebola	(0 to 0)	(0 to 0)	(0 to 0)	(0 to 0)	(0 to 0)	(0 to 0)	(0 to 0)	(0 to 0)	(0 to 0)	(0 to 0)	(0 to 0)	(0 to 0)	(0 to 0)	(0 to 0)	(0 to 0)	(0 to 0)	(0 to 0)	(0 to 0)	(0 to 0)	(0 to 0)	(0 to 0)	(0 to 0)	(0 to 0)	0
Zika virus	(0 to 0)	(0 to 0)	(0 to 0)	(0 to 0)	(0 to 0)	(0 to 0)	(0 to 0)	(0 to 0)	(0 to 0)	(0 to 0)	(0 to 0)	(0 to 0)	(0 to 0)	(0 to 0)	(0 to 0)	(0 to 0)	(0 to 0)	(0 to 0)	(0 to 0)	(0 to 0)	(0 to 0)	(0 to 0)	(0 to 0)	0
Guinea worm disease	(0 to 0)	(0 to 0)	(0 to 0)	(0 to 0)	(0 to 0)	(0 to 0)	(0 to 0)	(0 to 0)	(0 to 0)	(0 to 0)	(0 to 0)	(0 to 0)	(0 to 0)	(0 to 0)	(0 to 0)	(0 to 0)	(0 to 0)	(0 to 0)	(0 to 0)	(0 to 0)	(0 to 0)	(0 to 0)	(0 to 0)	0
Other neglected tropical diseases	17 (0.1 to 0.2)	12.6 (0.3 to 0.4)	22.2 (1.1 to 1.6)	42.7 (16.9 to 68.1)	19.3 (7.6 to 30.8)	2 (0.3 to 4.2)	2.2 (0.2 to 5.1)	2.2 (0.2 to 5.1)	2.2 (0.2 to 5.1)	2.2 (0.2 to 5.1)	2.2 (0.2 to 5.1)	2.2 (0.2 to 5.1)	2.2 (0.2 to 5.1)	2.2 (0.2 to 5.1)	19.9 (1.7 to 46.1)	22.5 (1.7 to 52.3)	19.9 (1.7 to 46.1)	6.6 (1.7 to 17.6)	3.7 (1.7 to 6.1)	3.3 (1.7 to 5.1)	2.7 (1.7 to 4)	1.2 (0.6 to 1.8)	282
Other infectious diseases	431 (73 to 1,100)	1,100 (190 to 2,800)	1,200 (200 to 3,000)	229 (39 to 577)	92.6 (16 to 232)	79.6 (13 to 199)	120 (20 to 301)	79.6 (13 to 199)	89.7 (15 to 225)	89.5 (15 to 225)	89.1 (15 to 225)	91.8 (15 to 230)	99.2 (17 to 249)	90.1 (15 to 226)	93 (16 to 233)	79.6 (13 to 199)	69.2 (12 to 174)	57.7 (9.8 to 145)	46.2 (7.8 to 116)	36.2 (6.1 to 91)	27.1 (4.6 to 68)	19.1 (3.2 to 48)	2,200 (370 to 5,500)
Meningitis	(23 to 25)	(4.2 to 4.7)	(7.9 to 27)	(7.6 to 8.6)	(3.2 to 3.6)	(2.6 to 2.9)	(2.6 to 2.9)	(2.6 to 2.9)	(2.6 to 2.9)	(2.6 to 2.9)	(2.6 to 2.9)	(2.6 to 2.9)	(2.6 to 2.9)	(2.6 to 2.9)	(2.6 to 2.9)	(2.6 to 2.9)	(2.6 to 2.9)	(2.6 to 2.9)	(2.6 to 2.9)	(2.6 to 2.9)	(2.6 to 2.9)	(2.6 to 2.9)	(2.6 to 2.9)	1,770
Encephalitis	2.2 (1.9 to 2.5)	7.4 (1.4 to 9.2)	42.6 (17.6 to 62.2)	66.7 (27.6 to 97.4)	21.6 (8.9 to 31.5)	27.6 (11.4 to 40.3)	34.2 (14.1 to 49.9)	36.3 (15 to 53)	29.5 (12.2 to 43)	39 (16.1 to 56.9)	43.6 (18 to 63.7)	49 (20.3 to 71.5)	47.2 (19.5 to 68.9)	48.1 (19.9 to 70.2)	50.8 (21 to 74.2)	51.6 (21.3 to 75.3)	51.6 (21.3 to 75.3)	51.6 (21.3 to 75.3)	51.6 (21.3 to 75.3)	51.6 (21.3 to 75.3)	51.6 (21.3 to 75.3)	51.6 (21.3 to 75.3)	871
Diphtheria	(0 to 0)	(0 to 0)	(0 to 0)	(0 to 0)	(0 to 0)	(0 to 0)	(0 to 0)	(0 to 0)	(0 to 0)	(0 to 0)	(0 to 0)	(0 to 0)	(0 to 0)	(0 to 0)	(0 to 0)	(0 to 0)	(0 to 0)	(0 to 0)	(0 to 0)	(0 to 0)	(0 to 0)	(0

Non-rheumatic degenerative mitral valve disease	0 (0 to 0)	0 (0 to 0)	0 (0 to 0)	0 (0 to 0)	0 (0 to 0)	0 (0 to 0)	7 (3 to 12)	10 (6 to 14)	15 (10 to 19)	15 (10 to 19)	21 (16 to 26)	29 (24 to 33)	29.7 (24.6 to 34.7)	33 (28.6 to 37.5)	40 (35.4 to 44.6)	49 (44.1 to 53.9)	64 (58.7 to 69.3)	94 (88.6 to 99.4)	137 (131.5 to 142.5)	179 (173.2 to 184.8)	238 (232.1 to 243.9)	288 (282.1 to 293.9)	288 (282.1 to 293.9)	266 (259.9 to 272.1)	247 (240.9 to 253.1)	147 (140.9 to 153.1)	50.2 (43.7 to 56.7)	
Other non-rheumatic aortic valve disease	0 (0 to 0)	0 (0 to 0)	0 (0 to 0)	0 (0 to 0)	0 (0 to 0)	0 (0 to 0)	0 (0 to 0)	0 (0 to 0)	0 (0 to 0)	0 (0 to 0)	0 (0 to 0)	0 (0 to 0)	0 (0 to 0)	0 (0 to 0)	0 (0 to 0)	0 (0 to 0)	0 (0 to 0)	0 (0 to 0)	0 (0 to 0)	0 (0 to 0)	0 (0 to 0)	0 (0 to 0)	0 (0 to 0)	0 (0 to 0)	0 (0 to 0)	0 (0 to 0)	0 (0 to 0)	
Cardiomyopathy and myocarditis	59.7 (53.1 to 66.4)	29.1 (23.6 to 34.5)	170 (163.3 to 176.8)	152 (145.5 to 158.5)	44.6 (38.5 to 50.7)	63.2 (57.1 to 69.3)	126 (119.8 to 132.2)	162 (155.8 to 168.2)	227 (220.8 to 233.2)	297 (290.8 to 303.2)	326 (319.8 to 332.2)	399 (392.8 to 405.2)	370 (363.8 to 376.2)	510 (503.8 to 516.2)	561 (554.8 to 567.2)	602 (595.8 to 608.2)	661 (654.8 to 667.2)	679 (672.8 to 685.2)	603 (596.8 to 609.2)	666 (659.8 to 672.2)	696 (689.8 to 702.2)	696 (689.8 to 702.2)	559 (552.8 to 565.2)	372 (365.8 to 378.2)	139 (132.8 to 145.2)	
Myocarditis	0 (0 to 0)	0 (0 to 0)	0 (0 to 0)	0 (0 to 0)	0 (0 to 0)	0 (0 to 0)	0 (0 to 0)	0 (0 to 0)	0 (0 to 0)	0 (0 to 0)	0 (0 to 0)	0 (0 to 0)	0 (0 to 0)	0 (0 to 0)	0 (0 to 0)	0 (0 to 0)	0 (0 to 0)	0 (0 to 0)	0 (0 to 0)	0 (0 to 0)	0 (0 to 0)	0 (0 to 0)	0 (0 to 0)	0 (0 to 0)	0 (0 to 0)	0 (0 to 0)	0 (0 to 0)	
Alcoholic cardiomyopathy	0 (0 to 0)	0 (0 to 0)	0 (0 to 0)	0 (0 to 0)	0 (0 to 0)	0 (0 to 0)	0 (0 to 0)	0 (0 to 0)	0 (0 to 0)	0 (0 to 0)	0 (0 to 0)	0 (0 to 0)	0 (0 to 0)	0 (0 to 0)	0 (0 to 0)	0 (0 to 0)	0 (0 to 0)	0 (0 to 0)	0 (0 to 0)	0 (0 to 0)	0 (0 to 0)	0 (0 to 0)	0 (0 to 0)	0 (0 to 0)	0 (0 to 0)	0 (0 to 0)	0 (0 to 0)	
Other cardiomyopathy	77.8 (74.6 to 81.1)	19.3 (16.2 to 22.4)	87.2 (82.9 to 91.6)	89.4 (85.1 to 93.8)	26 (22.6 to 29.4)	22 (18.6 to 25.4)	79.5 (75.9 to 83.1)	81.4 (77.8 to 85.1)	106 (99.9 to 112.1)	135 (129.1 to 141.1)	166 (159.9 to 172.1)	207 (201.1 to 213.1)	207 (201.1 to 213.1)	282 (276.1 to 288.1)	322 (316.1 to 328.1)	386 (380.1 to 392.1)	476 (470.1 to 482.1)	497 (491.1 to 503.1)	486 (480.1 to 492.1)	470 (464.1 to 476.1)	497 (491.1 to 503.1)	497 (491.1 to 503.1)	413 (407.1 to 419.1)	320 (314.1 to 326.1)	160 (154.1 to 166.1)	50 (44.1 to 56.1)	
Atrial fibrillation and flutter	0 (0 to 0)	0 (0 to 0)	0 (0 to 0)	0 (0 to 0)	0 (0 to 0)	0 (0 to 0)	0 (0 to 0)	0 (0 to 0)	0 (0 to 0)	0 (0 to 0)	0 (0 to 0)	0 (0 to 0)	0 (0 to 0)	0 (0 to 0)	0 (0 to 0)	0 (0 to 0)	0 (0 to 0)	0 (0 to 0)	0 (0 to 0)	0 (0 to 0)	0 (0 to 0)	0 (0 to 0)	0 (0 to 0)	0 (0 to 0)	0 (0 to 0)	0 (0 to 0)	0 (0 to 0)	
Aortic aneurysm	17.6 (14.6 to 20.5)	19.3 (16.2 to 22.4)	87.2 (82.9 to 91.6)	89.4 (85.1 to 93.8)	26 (22.6 to 29.4)	22 (18.6 to 25.4)	79.5 (75.9 to 83.1)	81.4 (77.8 to 85.1)	106 (99.9 to 112.1)	135 (129.1 to 141.1)	166 (159.9 to 172.1)	207 (201.1 to 213.1)	207 (201.1 to 213.1)	282 (276.1 to 288.1)	322 (316.1 to 328.1)	386 (380.1 to 392.1)	476 (470.1 to 482.1)	497 (491.1 to 503.1)	486 (480.1 to 492.1)	470 (464.1 to 476.1)	497 (491.1 to 503.1)	497 (491.1 to 503.1)	413 (407.1 to 419.1)	320 (314.1 to 326.1)	160 (154.1 to 166.1)	50 (44.1 to 56.1)	
Endocarditis	0.3 (0.2 to 0.7)	1.6 (0.4 to 2.8)	9.5 (5.3 to 13.6)	11.8 (7.1 to 16.5)	7.1 (3.3 to 10.9)	19.6 (14.1 to 25.1)	27 (21.1 to 32.9)	47.4 (41.4 to 53.4)	69.6 (63.6 to 75.6)	89.3 (83.3 to 95.3)	94.1 (88.1 to 100.1)	119 (113.1 to 125.1)	124.6 (118.7 to 130.6)	159 (153.1 to 165.1)	164 (158.1 to 170.1)	179 (173.1 to 185.1)	192 (186.1 to 198.1)	241 (235.1 to 247.1)	256 (250.1 to 262.1)	260 (254.1 to 266.1)	260 (254.1 to 266.1)	260 (254.1 to 266.1)	209 (203.1 to 215.1)	119 (113.1 to 125.1)	68 (62.1 to 74.1)	22.9 (16.9 to 28.9)	
Other cardiovascular and circulatory diseases	20.7 (10.3 to 30.1)	19.6 (10.4 to 28.8)	62.2 (52.1 to 72.3)	48.3 (38.2 to 58.4)	23.6 (13.5 to 33.7)	72.7 (62.6 to 82.8)	101 (91.1 to 111.2)	199 (189.1 to 209.2)	227 (217.1 to 237.2)	499 (489.1 to 509.2)	638 (628.1 to 648.2)	644 (634.1 to 654.2)	1,000 (990.1 to 1,010.2)	1,000 (990.1 to 1,010.2)	1,000 (990.1 to 1,010.2)	1,000 (990.1 to 1,010.2)	1,000 (990.1 to 1,010.2)	1,000 (990.1 to 1,010.2)	1,000 (990.1 to 1,010.2)	1,000 (990.1 to 1,010.2)	1,000 (990.1 to 1,010.2)	1,000 (990.1 to 1,010.2)	1,000 (990.1 to 1,010.2)	1,000 (990.1 to 1,010.2)	1,000 (990.1 to 1,010.2)	1,000 (990.1 to 1,010.2)	
Chronic respiratory diseases	0.6 (0.5 to 0.8)	0.6 (0.5 to 0.8)	673 (653.3 to 692.7)	1,470 (1,450.3 to 1,489.7)	2,000 (1,980.3 to 2,019.7)	2,000 (1,980.3 to 2,019.7)	2,000 (1,980.3 to 2,019.7)	2,000 (1,980.3 to 2,019.7)	3,000 (2,980.3 to 3,019.7)	5,000 (4,980.3 to 5,019.7)	7,000 (6,980.3 to 7,019.7)	8,000 (7,980.3 to 8,019.7)	8,000 (7,980.3 to 8,019.7)	8,000 (7,980.3 to 8,019.7)	8,000 (7,980.3 to 8,019.7)	8,000 (7,980.3 to 8,019.7)	8,000 (7,980.3 to 8,019.7)	8,000 (7,980.3 to 8,019.7)	8,000 (7,980.3 to 8,019.7)	8,000 (7,980.3 to 8,019.7)	8,000 (7,980.3 to 8,019.7)	8,000 (7,980.3 to 8,019.7)	8,000 (7,980.3 to 8,019.7)	8,000 (7,980.3 to 8,019.7)	8,000 (7,980.3 to 8,019.7)	8,000 (7,980.3 to 8,019.7)	161,000
Chronic obstructive pulmonary disease	0 (0 to 0)	0 (0 to 0)	27.3 (0 to 0.6)	0 (0 to 0)	0 (0 to 0)	0 (0 to 0)	0 (0 to 0)	0 (0 to 0)	0 (0 to 0)	0 (0 to 0)	0 (0 to 0)	0 (0 to 0)	0 (0 to 0)	0 (0 to 0)	0 (0 to 0)	0 (0 to 0)	0 (0 to 0)	0 (0 to 0)	0 (0 to 0)	0 (0 to 0)	0 (0 to 0)	0 (0 to 0)	0 (0 to 0)	0 (0 to 0)	0 (0 to 0)	0 (0 to 0)	0 (0 to 0)	
Pneumoconiosis	0 (0 to 0)	0 (0 to 0)	0 (0 to 0)	0 (0 to 0)	0 (0 to 0)	0 (0 to 0)	0 (0 to 0)	0 (0 to 0)	0 (0 to 0)	0 (0 to 0)	0 (0 to 0)	0 (0 to 0)	0 (0 to 0)	0 (0 to 0)	0 (0 to 0)	0 (0 to 0)	0 (0 to 0)	0 (0 to 0)	0 (0 to 0)	0 (0 to 0)	0 (0 to 0)	0 (0 to 0)	0 (0 to 0)	0 (0 to 0)	0 (0 to 0)	0 (0 to 0)	0 (0 to 0)	
Silicosis	0 (0 to 0)	0 (0 to 0)	0 (0 to 0)	0 (0 to 0)	0 (0 to 0)	0 (0 to 0)	0 (0 to 0)	0 (0 to 0)	0 (0 to 0)	0 (0 to 0)	0 (0 to 0)	0 (0 to 0)	0 (0 to 0)	0 (0 to 0)	0 (0 to 0)	0 (0 to 0)	0 (0 to 0)	0 (0 to 0)	0 (0 to 0)	0 (0 to 0)	0 (0 to 0)	0 (0 to 0)	0 (0 to 0)	0 (0 to 0)	0 (0 to 0)	0 (0 to 0)	0 (0 to 0)	
Asbestosis	0 (0 to 0)	0 (0 to 0)	0 (0 to 0)	0 (0 to 0)	0 (0 to 0)	0 (0 to 0)	0 (0 to 0)	0 (0 to 0)	0 (0 to 0)	0 (0 to 0)	0 (0 to 0)	0 (0 to 0)	0 (0 to 0)	0 (0 to 0)	0 (0 to 0)	0 (0 to 0)	0 (0 to 0)	0 (0 to 0)	0 (0 to 0)	0 (0 to 0)	0 (0 to 0)	0 (0 to 0)	0 (0 to 0)	0 (0 to 0)	0 (0 to 0)	0 (0 to 0)	0 (0 to 0)	
Coal workers pneumoconiosis	0 (0 to 0)	0 (0 to 0)	0 (0 to 0)	0 (0 to 0)	0 (0 to 0)	0 (0 to 0)	0 (0 to 0)	0 (0 to 0)	0 (0 to 0)	0 (0 to 0)	0 (0 to 0)	0 (0 to 0)	0 (0 to 0)	0 (0 to 0)	0 (0 to 0)	0 (0 to 0)	0 (0 to 0)	0 (0 to 0)	0 (0 to 0)	0 (0 to 0)	0 (0 to 0)	0 (0 to 0)	0 (0 to 0)	0 (0 to 0)	0 (0 to 0)	0 (0 to 0)	0 (0 to 0)	
Other pneumoconiosis	0 (0 to 0)	0 (0 to 0)	0 (0 to 0)	0 (0 to 0)	0 (0 to 0)	0 (0 to 0)	0 (0 to 0)	0 (0 to 0)	0 (0 to 0)	0 (0 to 0)	0 (0 to 0)	0 (0 to 0)	0 (0 to 0)	0 (0 to 0)	0 (0 to 0)	0 (0 to 0)	0 (0 to 0)	0 (0 to 0)	0 (0 to 0)	0 (0 to 0)	0 (0 to 0)	0 (0 to 0)	0 (0 to 0)	0 (0 to 0)	0 (0 to 0)	0 (0 to 0)	0 (0 to 0)	
Asthma	0 (0 to 0)	0 (0 to 0)	673 (653.3 to 692.7)	1,470 (1,450.3 to 1,489.7)	2,000 (1,980.3 to 2,019.7)	2,000 (1,980.3 to 2,019.7)	2,000 (1,980.3 to 2,019.7)	2,000 (1,980.3 to 2,019.7)	3,000 (2,980.3 to 3,019.7)	5,000 (4,980.3 to 5,019.7)	7,000 (6,980.3 to 7,019.7)	8,000 (7,980.3 to 8,019.7)	8,000 (7,980.3 to 8,019.7)	8,000 (7,980.3 to 8,019.7)	8,000 (7,980.3 to 8,019.7)	8,000 (7,980.3 to 8,019.7)	8,000 (7,980.3 to 8,019.7)	8,000 (7,980.3 to 8,019.7)	8,000 (7,980.3 to 8,019.7)	8,000 (7,980.3 to 8,019.7)	8,000 (7,980.3 to 8,019.7)	8,000 (7,980.3 to 8,019.7)	8,000 (7,980.3 to 8,019.7)	8,000 (7,980.3 to 8,019.7)	8,000 (7,980.3 to 8,019.7)	8,000 (7,980.3 to 8,019.7)	31,400
Interstitial lung disease and pulmonary sarcoidosis	0 (0 to 0)	0 (0 to 0)	0 (0 to 0)	0 (0 to 0)	0 (0 to 0)	0 (0 to 0)	0 (0 to 0)	0 (0 to 0)	0 (0 to 0)	0 (0 to 0)	0 (0 to 0)	0 (0 to 0)	0 (0 to 0)	0 (0 to 0)	0 (0 to 0)	0 (0 to 0)	0 (0 to 0)	0 (0 to 0)	0 (0 to 0)	0 (0 to 0)	0 (0 to 0)	0 (0 to 0)	0 (0 to 0)	0 (0 to 0)	0 (0 to 0)	0 (0 to 0)	0 (0 to 0)	
Other chronic respiratory diseases	0.6 (0.5 to 0.8)	0.6 (0.5 to 0.8)	0 (0 to 0)	0 (0 to 0)	0 (0 to 0)	0 (0 to 0)	0 (0 to 0)	0 (0 to 0)	0 (0 to 0)	0 (0 to 0)	0 (0 to 0)	0 (0 to 0)	0 (0 to 0)	0 (0 to 0)	0 (0 to 0)	0 (0 to 0)	0 (0 to 0)	0 (0 to 0)	0 (0 to 0)	0 (0 to 0)	0 (0 to 0)	0 (0 to 0)	0 (0 to 0)	0 (0 to 0)	0 (0 to 0)	0 (0 to 0)	0 (0 to 0)	
Digestive diseases	0.6 (0.5 to 0.8)	0.6 (0.5 to 0.8)	673 (653.3 to 692.7)	1,470 (1,450.3 to 1,489.7)	2,000 (1,980.3 to 2,019.7)	2,000 (1,980.3 to 2,019.7)	2,000 (1,980.3 to 2,019.7)	2,000 (1,980.3 to 2,019.7)	3,000 (2,980.3 to 3,019.7)	5,000 (4,980.3 to 5,019.7)	7,000 (6,980.3 to 7,019.7)	8,000 (7,980.3 to 8,019.7)	8,000 (7,980.3 to 8,019.7)	8,000 (7,980.3 to 8,019.7)	8,000 (7,980.3 to 8,019.7)	8,000 (7,980.3 to 8,019.7)	8,000 (7,980.3 to 8,019.7)	8,000 (7,980.3 to 8,019.7)	8,000 (7,980.3 to 8,019.7)	8,000 (7,980.3 to 8,019.7)	8,000 (7,980.3 to 8,019.7)	8,000 (7,980.3 to 8,019.7)	8,000 (7,980.3 to 8,019.7)	8,000 (7,980.3 to 8,019.7)	8,000 (7,980.3 to 8,019.7)	8,000 (7,980.3 to 8,019.7)	161,000
Cirrhosis and other chronic liver diseases	0 (0 to 0)	0.2 (0 to 0.7)	28.6 (25.3 to 32.0)	28.6 (25.3 to 32.0)	27.1 (23.9 to 30.4)	57.8 (54.5 to 61.1)	111 (107.8 to 114.2)	663 (659.8 to 666.2)	1,000 (996.8 to 1,003.2)	2,000 (1,996.8 to 2,003.2)	3,000 (2,996.8 to 3,003.2)	4,000 (3,996.8 to 4,003.2)	4,000 (3,996.8 to 4,003.2)	4,000 (3,996.8 to 4,003.2)	4,000 (3,996.8 to 4,003.2)	4,000 (3,996.8 to 4,003.2)	4,000 (3,996.8 to 4,003.2)	4,000 (3,996.8 to 4,003.2)	4,000 (3,996.8 to 4,003.2)	4,000 (3,996.8 to 4,003.2)	4,000 (3,996.8 to 4,003.2)	4,000 (3,996.8 to 4,003.2)	4,000 (3,996.8 to 4,003.2)	4,000 (3,996.8 to 4,003.2)	4,000 (3,996.8 to 4,003.2)	4,000 (3,996.8 to 4,003.2)	420,000
Cirrhosis and other chronic liver diseases due to alcohol use	0 (0 to 0)	0 (0 to 0)	0.1 (0 to 0.3)	0.2 (0 to 0.6)	0.2 (0 to 0.6)	0.1 (0 to 0.3)	0.1 (0 to 0.3)	427.1 (421.9 to 432.3)	1,000 (994.8 to 1,005.2)	1,000 (994.8 to 1,005.2)	1,000 (994.8 to 1,005.2)	1,000 (994.8 to 1,005.2)	1,000 (994.8 to 1,005.2)	1,000 (994.8 to 1,005.2)	1,000 (994.8 to 1,005.2)	1,000 (994.8 to 1,005.2)	1,000 (994.8 to 1,005.2)	1,000 (994.8 to 1,005.2)	1,000 (994.8 to 1,005.2)	1,000 (994.8 to 1,005.2)	1,000 (994.8 to 1,005.2)	1,000 (994.8 to 1,005.2)	1,000 (994.8 to 1,005.2)	1,000 (994.8 to 1,005.2)	1,000 (994.8 to 1,005.2)	1,000 (994.8 to 1,005.2)	420,000
Cirrhosis and other chronic liver diseases due to hepatitis B	0 (0 to 0)	0 (0 to 0)	0 (0 to 0)	0 (0 to 0)	0 (0 to 0)	0 (0 to 0)	0 (0 to 0)	0 (0 to 0)	0 (0 to 0)	0 (0 to 0)	0 (0 to 0)	0 (0 to 0)	0 (0 to 0)	0 (0 to 0)	0 (0 to 0)	0 (0 to 0)	0 (0 to 0)	0 (0 to 0)	0 (0 to 0)	0 (0 to 0)	0 (0 to 0)	0 (0 to 0)	0 (0 to 0)	0 (0 to 0)	0 (0 to 0)	0 (0 to 0)	0 (0 to 0)	
Cirrhosis and other chronic liver diseases due to hepatitis C	0 (0 to 0)	0 (0 to 0)	0 (0 to 0)	0 (0 to 0)	0 (0 to 0)	0 (0 to 0)	0 (0 to 0)	0 (0 to 0)	0 (0 to 0)	0 (0 to 0)	0 (0 to 0)	0 (0 to 0)	0 (0 to 0)	0 (0 to 0)	0 (0 to 0)	0 (0 to 0)	0 (0 to 0)	0 (0 to 0)	0 (0 to 0)	0 (0 to 0)	0 (0 to 0)	0 (0 to 0)	0 (0 to 0)	0 (0 to 0)	0 (0 to 0)	0 (0 to 0)	0 (0 to 0)	
Cirrhosis and other chronic liver diseases due to other etiologies	0 (0 to 0)	0 (0 to 0)	0 (0 to 0)	0 (0 to 0)	0 (0 to 0)	0 (0 to 0)	0 (0 to 0)	0 (0 to 0)	0 (0 to 0)	0 (0 to 0)	0 (0 to 0)	0 (0 to 0)	0 (0 to 0)	0 (0 to 0)	0 (0 to 0)	0 (0 to 0)	0 (0 to 0)	0 (0 to 0)	0 (0 to 0)	0 (0 to 0)	0 (0 to 0)	0 (0 to 0)	0 (0 to 0)	0 (0 to 0)	0 (0 to 0)	0 (0 to 0)	0 (0 to 0)	
Upper digestive system diseases	0 (0 to 0)	0 (0 to 0)	0 (0 to 0)	0 (0 to 0)	0 (0 to 0)	0 (0 to 0)	0 (0 to 0)	0 (0 to 0)	0 (0 to 0)	0 (0 to 0)	0 (0 to 0)	0 (0 to 0)	0 (0 to 0)	0 (0 to 0)	0 (0 to 0)	0 (0 to 0)	0 (0 to 0)	0 (0 to 0)	0 (0 to 0)	0 (0 to 0)	0 (0 to 0)	0 (0 to 0)	0 (0 to 0)	0 (0 to 0)	0 (0 to 0)	0 (0 to 0)	0 (0 to 0)	
Peptic ulcer disease	0 (0 to 0)	0 (0 to 0)	2.8 (2.3 to 3.4)	1.6 (1.4 to 1.8)	2.1 (1.9 to 2.3)	7.4 (6.9 to 10.6)	10.9 (7.7 to 14.2)	22.1 (18.9 to 25.3)	34.2 (31.0 to 37.4)	46.4 (43.2 to 49.6)	53.2 (50.0 to 56.4)	62.7 (59.5 to 65.9)	58.7 (55.5 to 61.9)	80.2 (77.0 to 83.4)	88.3 (85.1 to 91.5)	94.7 (91.5 to 97.9)	104.1 (100.9 to 107.3)	112.8 (109.6 to 116.0)	102.2 (99.0 to 105.4)	92.1 (88.9 to 95.3)	109.6 (106.4 to 112.8)	109.6 (106.4 to 112.8)	89.7 (86.5 to 92.9)	58.6 (55.4 to 61.8)	27.1 (23.9 to 30.3)	6,100
Gastritis and duodenitis	0 (0 to 0)	0 (0 to 0)	11.9 (7.1 to 16.8)	11.8 (7.1 to 16.5)	19 (14.2 to 23.8)	29.3 (24.5 to 34.1)	57.3 (52.5 to 62.1)	62.1 (57.3 to 66.9)	66.3 (61.5 to 71.1)	67 (62.2 to 71.8)	76 (71.2 to 80.8)	100 (95.2 to 104.8)	107 (102.2 to 111.8)	106 (101.2 to 110.8)	107 (102.2 to 111.8)	107 (102.2 to 111.8)	107 (102.2 to 111.8)	107 (102.2 to 111.8)	107 (102.2 to 111.8)	107 (102.2 to 111.8)	107 (102.2 to 111.8)	107 (102.2 to 111.8)	107 (102.2 to 111.8)	107 (102.2 to 111.8)	107 (102.2 to 111.8)	107 (102.2 to 111.8)	
Gastroesophageal reflux disease	0 (0 to 0)	0 (0 to 0)	0 (0 to 0)	0 (0 to 0)	0 (0 to 0)	0 (0 to 0)	0 (0 to 0)	0 (0 to 0)	0 (0 to 0)	0 (0 to 0)	0 (0 to 0)	0 (0 to 0)	0 (0 to 0)	0 (0 to 0)	0 (0 to 0)	0 (0 to 0)	0 (0 to 0)	0 (0 to 0)	0 (0 to 0)	0 (0 to 0)	0 (0 to 0)	0 (0 to 0)	0 (0 to 0)	0 (0 to 0)	0 (0 to 0)	0 (0 to 0)	0 (0 to 0)	
Appendicitis	0 (0 to 0)	0 (0 to 0)	0 (0 to 0)	19.2 (14.9 to 23.5)	27.8 (23.5 to 32.1)	39 (34.8 to 43.3)	29.9 (25.6 to 34.2)	29.1 (24.8 to 33.4)	29.1 (24.8 to 33.4)	29.1 (24.8 to 33.4)	27.7 (23.4 to 31.9)	29.1 (24.8 to 33.4)	27.7 (23.4 to 31.9)	27.7 (23.4 to 31.9)	27.7 (23.4 to 31.9)	27.7 (23.4 to 31.9)	27.7 (23.4 to 31.9)	27.7 (23.4 to 31.9)	27.7 (23.4 to 31.9)	27.7 (23.4 to 31.9)	27.7 (23.4 to 31.9)	27.7 (23.4 to 31.9)	27.7 (23.4 to 31.9)	27.7 (23.4 to 31.9)	27.7 (23.4 to 31.9)	27.7 (23.4 to 31.9)	
Paralytic ileus and intestinal obstruction	38 (9.7 to 66.3)	138 (104.6 to 171.4)	291 (261.9 to 320.1)	228 (198.9 to 257.2)	139 (109.9 to 168.2)	284 (254.8 to 313.2)	221 (191.9 to 250.1)	284 (254.8 to 313.2)	284 (254.8 to 313.2)	284 (254.8 to 313.2)	284 (254.8 to 313.2)	284 (254.8 to 313.2)	284 (254.8 to 313.2)	284 (254.8 to 313.2)	284 (254.8 to 313.2)	284 (254.8 to 313.2)	284 (254.8 to 313.2)	284 (254.8 to 313.2)	284 (254.8 to 313.2)	284 (254.8 to 313.2)	284 (254.8 to 313.2)	284 (254.8 to 313.2)	284 (254.8 to 313.2)	284 (254.8 to 313.2)	284 (254.8 to 313.2)	284 (254.8 to 313.2)	9,270
Inguinal, femoral, and abdominal hernia	0.7 (0.3 to 1.2)	1.2 (0.7 to 1.7)	4.7 (3.7 to 5.7)	3.7 (2.7 to 4.7)	3.6 (2.6 to 4.6)	3.6 (2.6 to 4.6)	3.6 (2.6 to 4.6

G6PD deficiency	0 (0 to 0)	0.1 (0 to 0.2)	0.2 (0.1 to 0.3)	0.9 (0.5 to 1.4)	2.4 (1.3 to 3.7)	3.4 (1.9 to 5.2)	9.5 (5.1 to 15)	19.9 (9.6 to 36.1)	9.4 (5.1 to 17.4)	9.4 (5.6 to 13.6)	9.3 (5.5 to 12.9)	13.5 (7.5 to 22.3)	8.9 (5.4 to 11.4)	9.4 (5.6 to 12.7)	19.3 (9.1 to 33.9)	9.8 (6.1 to 12.7)	7.3 (4.1 to 13.1)	9.9 (5.2 to 16.4)	3.3 (1.7 to 6.9)	1.4 (0.9 to 2.2)	0.6 (0.3 to 0.9)	0.2 (0.1 to 0.3)	0 (0 to 0.1)	122
G6PD bat	0 (0 to 0)	0 (0 to 0)	0 (0 to 0)	0 (0 to 0)	0 (0 to 0)	0 (0 to 0)	0 (0 to 0.4)	0.3 (0.2 to 2.3)	0 (0 to 0.1)	0 (0 to 0.1)	0 (0 to 0.1)	0 (0 to 0.1)	0 (0 to 0.1)	0 (0 to 0.1)	0 (0 to 0.1)	0 (0 to 0)	0 (0 to 0)	0 (0 to 0)	0 (0 to 0)	0 (0 to 0)	0 (0 to 0)	0 (0 to 0)	0 (0 to 0)	0 (0 to 0)	0 (0 to 0)	0 (0 to 0)	0 (0 to 0)	9.9
Other hemoglobinopathies and hemolytic anemias	0.1 (0 to 0.1)	0.6 (0.1 to 1.4)	3.6 (0.6 to 9.6)	15 (2.9 to 42.4)	23.4 (5.2 to 62)	7.2 (1.9 to 20.2)	3.6 (1.6 to 8.3)	10.5 (4.9 to 26.1)	11.3 (4.2 to 28.6)	16 (6.1 to 43.8)	19.6 (7.3 to 57.1)	32.7 (12 to 73.8)	29.3 (11 to 65.1)	39.6 (16.3 to 82.9)	69.4 (29.3 to 87.8)	54.2 (22.9 to 72)	78.9 (37.2 to 126)	69.8 (32.5 to 104)	66.2 (32.9 to 94.3)	51.6 (29.1 to 73.2)	30.7 (23.3 to 42.7)	10.3 (7.9 to 14.3)	686
Endocrine, metabolic, blood, and immune disorders	109 (79.6 to 139)	104 (69.8 to 132)	478 (326 to 648)	823 (629 to 1,060)	1,120 (816 to 1,490)	875 (664 to 1,200)	928 (648 to 1,320)	1,090 (770 to 1,610)	1,320 (868 to 1,950)	1,660 (1,100 to 2,370)	2,210 (1,430 to 3,350)	2,290 (1,430 to 3,360)	3,370 (2,070 to 5,020)	3,890 (2,630 to 5,720)	4,470 (2,830 to 6,610)	4,290 (2,770 to 6,460)	3,560 (2,060 to 6,020)	2,820 (2,060 to 4,170)	1,660 (1,150 to 2,440)	763 (547 to 1,130)	299 (222 to 418)	87.6 (62.7 to 113)	41,400
Oral disorders	0 (0 to 0)	0 (0 to 0)	0 (0 to 0)	199 (81 to 353)	726 (373 to 1,440)	356 (174 to 637)	331 (164 to 527)	490 (254 to 742)	697 (364 to 1,140)	1,020 (577 to 1,460)	1,020 (586 to 1,740)	1,100 (611 to 1,690)	1,490 (899 to 2,420)	2,140 (1,260 to 3,520)	2,470 (1,500 to 3,270)	2,320 (1,420 to 4,700)	2,020 (1,160 to 4,540)	2,020 (1,210 to 3,470)	2,060 (1,170 to 4,060)	2,320 (1,260 to 3,990)	1,330 (1,020 to 1,740)	603 (463 to 792)	150 (116 to 200)	16,600
Caries of deciduous teeth	0 (0 to 0)	0 (0 to 0)	0 (0 to 0)	0 (0.1 to 42.4)	19.2 (3.6 to 88.5)	3.1 (0.2 to 8.6)	0.2 (0 to 0)	0.1 (0 to 0)	0 (0 to 0)	0 (0 to 0)	0 (0 to 0)	0 (0 to 0)	0 (0 to 0)	0 (0 to 0)	0 (0 to 0)	0 (0 to 0)	0 (0 to 0)	0 (0 to 0)	0 (0 to 0)	0 (0 to 0)	0 (0 to 0)	0 (0 to 0)	0 (0 to 0)	0 (0 to 0)	0 (0 to 0)	0 (0 to 0)	0 (0 to 0)	99.3
Caries of permanent teeth	0 (0 to 0)	0 (0 to 0)	0 (0 to 0)	0 (0 to 0)	37.6 (13.1 to 81.9)	11.9 (4.6 to 29.8)	12.2 (4.6 to 28.8)	19 (8.2 to 39.3)	17.2 (6.9 to 39.6)	17.5 (7.2 to 36.2)	17.5 (6.9 to 38.1

SR Table 2c: Yorkshire and the Humber DALYS by cause and age group for both sexes with 95% uncertainty intervals, 2019

Cause	Early Neonatal	Late Neonatal	Post Neonatal	1 to 4	5 to 9	10 to 14	15 to 19	20 to 24	25 to 29	30 to 34	35 to 39	40 to 44	45 to 49	50 to 54	55 to 59	60 to 64	65 to 69	70 to 74	75 to 79	80 to 84	85 to 89	90 to 94	95 plus	Total
All causes	10,109 (8,470 to 11,900)	3,870 (3,250 to 4,560)	6,290 (5,213 to 7,529)	11,399 (9,660 to 13,260)	14,690 (13,350 to 16,050)	20,900 (19,400 to 22,250)	31,020 (29,600 to 32,600)	43,960 (42,000 to 45,900)	66,600 (63,900 to 69,300)	94,700 (91,000 to 98,300)	135,700 (131,000 to 140,400)	171,600 (166,000 to 177,200)	227,100 (220,000 to 234,200)	295,400 (286,000 to 304,800)	360,200 (348,000 to 372,400)	431,700 (416,000 to 447,400)	515,000 (497,000 to 533,000)	599,000 (578,000 to 620,000)	747,000 (722,000 to 772,000)	1,000,000 (966,000 to 1,034,000)	1,400,000 (1,350,000 to 1,450,000)	1,600,000 (1,550,000 to 1,650,000)	1,600,000 (1,550,000 to 1,650,000)	1,600,000 (1,550,000 to 1,650





SR Table 2c: East Midlands DALYS by cause and age group for both sexes with 95% uncertainty intervals, 2019

Cause	Early Neonatal	Late Neonatal	Post Neonatal	1 to 4	5 to 9	10 to 14	15 to 19	20 to 24	25 to 29	30 to 34	35 to 39	40 to 44	45 to 49	50 to 54	55 to 59	60 to 64	65 to 69	70 to 74	75 to 79	80 to 84	85 to 89	90 to 94	95 plus	Total
All causes	10,000 (8,870 to 11,300)	2,950 (2,610 to 3,330)	6,090 (5,610 to 7,120)	8,020 (6,930 to 10,600)	5,290 (4,290 to 7,110)	17,600 (14,700 to 22,600)	26,600 (22,300 to 32,200)	36,600 (30,400 to 44,000)	44,800 (36,600 to 56,800)	51,400 (42,100 to 64,400)	64,000 (52,800 to 80,700)	76,200 (62,800 to 97,000)	91,700 (75,200 to 117,000)	107,000 (87,400 to 135,000)	113,000 (91,700 to 144,000)	121,000 (97,400 to 155,000)	126,000 (101,000 to 161,000)	140,000 (112,000 to 179,000)	146,000 (116,000 to 191,000)	97,000 (76,000 to 130,000)	59,500 (45,600 to 79,100)	17,700 (13,700 to 24,600)	1,450,000 (1,350,000 to 1,550,000)
Communicable, maternal, neonatal, and nutritional diseases	7,580 (6,780 to 8,590)	1,740 (1,560 to 2,100)	2,260 (1,880 to 2,970)	1,950 (1,580 to 2,540)	1,940 (1,570 to 2,660)	1,920 (1,570 to 2,560)	1,430 (1,170 to 1,960)	1,760 (1,390 to 2,290)	2,000 (1,580 to 2,660)	2,090 (1,660 to 2,800)	2,090 (1,670 to 2,760)	2,100 (1,700 to 2,830)	2,270 (1,790 to 2,930)	2,470 (1,960 to 3,220)	2,660 (1,980 to 3,230)	2,860 (2,300 to 3,700)	2,940 (2,260 to 3,880)	3,300 (2,600 to 4,370)	3,240 (2,530 to 4,360)	2,190 (1,720 to 3,060)	1,450 (1,090 to 2,120)	1,060 (810 to 1,540)	70,400 (61,600 to 81,000)
HIV/AIDS and sexually transmitted infections	197 (64.4 to 412)	40.6 (13.7 to 107)	69.1 (23.4 to 184)	51.9 (17.5 to 134)	15.6 (5.19 to 41)	19.1 (6.6 to 48.7)	20.1 (7.1 to 50.1)	22.7 (7.7 to 57.4)	29.6 (9.9 to 73.2)	33.2 (11.2 to 82.1)	39.8 (13.5 to 97.6)	49.2 (16.7 to 120)	59.2 (20.1 to 144)	76.1 (25.8 to 185)	79.1 (26.9 to 192)	79.1 (26.7 to 197)	77.4 (26.1 to 194)	79.6 (26.8 to 199)	77.2 (25.8 to 197)	52.4 (17.4 to 135)	31.6 (10.4 to 82.1)	8.7 (2.8 to 23.1)	1,140 (384 to 2,900)
HIV/AIDS	(0 to 0)	(0 to 0)	(0.1 to 12.9)	(0.6 to 10.2)	(0.2 to 8.3)	(0.1 to 8)	(0.2 to 9.6)	(0.7 to 29.6)	(2.6 to 56.2)	(5.5 to 86.4)	(7.5 to 111)	(9.6 to 136)	(12.1 to 158)	(15.5 to 187)	(18.5 to 206)	(21.7 to 227)	(24.5 to 242)	(27.5 to 262)	(29.8 to 277)	(19.7 to 187)	(9.3 to 91.2)	(2.9 to 29.7)	(0.5 to 5.1)	898
HIV/AIDS - Drug-susceptible Tuberculosis	(0 to 0)	(0 to 0)	2.1 (1.3 to 3.4)	1.6 (1 to 2.9)	0.9 (0.6 to 1.9)	0.9 (0.5 to 1.9)	0.8 (0.5 to 1.6)	0.9 (0.6 to 2)	1.2 (0.8 to 2.7)	1.4 (0.9 to 3.2)	1.7 (1.1 to 3.8)	2.1 (1.4 to 4.7)	2.5 (1.6 to 5.6)	3.1 (2 to 6.9)	3.5 (2.2 to 7.8)	3.7 (2.4 to 8.2)	3.9 (2.5 to 8.6)	4.1 (2.6 to 9.1)	4.1 (2.6 to 9.1)	2.6 (1.7 to 5.8)	1.5 (0.9 to 3.4)	0.4 (0.2 to 0.9)	0.1 (0 to 0.2)	63.7
HIV/AIDS - Multidrug-resistant Tuberculosis without extreme drug resistance	(0 to 0)	(0 to 0)	(0 to 0)	(0 to 0)	(0 to 0)	(0 to 0)	(0 to 0)	(0 to 0)	(0 to 0)	(0 to 0)	(0 to 0)	(0 to 0)	(0 to 0)	(0 to 0)	(0 to 0)	(0 to 0)	(0 to 0)	(0 to 0)	(0 to 0)	(0 to 0)	(0 to 0)	(0 to 0)	(0 to 0)	(0 to 0)	0.1
HIV/AIDS - Extensively drug-resistant Tuberculosis	(0 to 0)	(0 to 0)	(0 to 0)	(0 to 0)	(0 to 0)	(0 to 0)	(0 to 0)	(0 to 0)	(0 to 0)	(0 to 0)	(0 to 0)	(0 to 0)	(0 to 0)	(0 to 0)	(0 to 0)	(0 to 0)	(0 to 0)	(0 to 0)	(0 to 0)	(0 to 0)	(0 to 0)	(0 to 0)	(0 to 0)	(0 to 0)	0
HIV/AIDS resulting in other diseases	(0 to 0)	(0 to 0)	7.5 (5.1 to 10.7)	4.6 (3.4 to 6.1)	4.3 (3.2 to 5.8)	6.7 (5.1 to 8.8)	10.6 (7.9 to 14.2)	12.5 (9.2 to 17)	16.1 (11.7 to 22.2)	18.5 (13.2 to 25.9)	21.8 (15.3 to 30.8)	25.8 (18.1 to 36.8)	30.1 (21.1 to 43.2)	34.1 (23.7 to 49.2)	36.3 (24.9 to 52.7)	38.1 (26.1 to 55.5)	39.1 (26.7 to 57.2)	40.8 (27.8 to 59.8)	41.9 (28.5 to 61.5)	29.6 (20.1 to 43.7)	15.6 (10.3 to 23.1)	3.6 (2.3 to 5.5)	0.6 (0.4 to 0.9)	787
Sexually transmitted infections excluding HIV	197 (64.4 to 412)	40.6 (13.7 to 107)	62.4 (22.3 to 177)	2.7 (0.9 to 7.1)	1.5 (0.4 to 3.7)	2.2 (0.7 to 5.1)	1.7 (0.6 to 3.9)	1.5 (0.5 to 3.6)	1.6 (0.5 to 3.8)	1.7 (0.6 to 4.1)	1.8 (0.6 to 4.2)	1.9 (0.6 to 4.4)	2.1 (0.7 to 4.8)	2.2 (0.7 to 5.1)	2.3 (0.8 to 5.3)	2.4 (0.8 to 5.5)	2.4 (0.8 to 5.5)	2.5 (0.8 to 5.7)	2.5 (0.8 to 5.7)	2.5 (0.8 to 5.7)	1.7 (0.6 to 3.9)	0.7 (0.2 to 1.6)	0.2 (0.1 to 0.4)	74.4 (25.4 to 172)
Syphilis	(64.4 to 412)	(19.7 to 107)	(22 to 160)	(0.8 to 5.1)	(0.4 to 3.3)	(0.5 to 5.6)	(0.7 to 3.4)	(0.3 to 1.5)	(0.4 to 1.7)	(0.5 to 1.8)	(0.5 to 1.9)	(0.7 to 1.9)	(0.7 to 1.9)	(0.7 to 1.9)	(0.8 to 1.9)	(0.8 to 1.9)	(0.8 to 1.9)	(0.7 to 1.9)	(0.7 to 1.9)	(0.4 to 0.9)	(0.2 to 0.5)	(0.1 to 0.2)	(0.0 to 0.1)	306
Chlamydial infection	(0 to 0)	(0 to 0)	(0 to 0)	(0 to 0)	(0 to 0)	(0.3 to 0.9)	1.6 (1.1 to 2)	1.5 (0.3 to 5.1)	1.6 (0.3 to 5.1)	1.7 (0.3 to 5.1)	1.8 (0.3 to 5.1)	1.9 (0.3 to 5.1)	2 (0.3 to 5.1)	2.1 (0.3 to 5.1)	2.2 (0.3 to 5.1)	2.3 (0.3 to 5.1)	2.3 (0.3 to 5.1)	2.4 (0.3 to 5.1)	2.4 (0.3 to 5.1)	2.4 (0.3 to 5.1)	2.4 (0.3 to 5.1)	1.6 (0.2 to 3.9)	0.7 (0.1 to 1.6)	0.2 (0 to 0.4)	63.7
Gonococcal infection	(0 to 0)	(0 to 0)	(0 to 0)	(0 to 0)	(0 to 0)	(0.2 to 0.6)	(0.6 to 1.6)	(0.6 to 1.7)	(0.5 to 1.5)	(0.5 to 1.5)	(0.5 to 1.4)	(0.5 to 1.4)	(0.5 to 1.4)	(0.5 to 1.4)	(0.5 to 1.4)	(0.5 to 1.4)	(0.5 to 1.4)	(0.5 to 1.4)	(0.5 to 1.4)	(0.5 to 1.4)	(0.5 to 1.4)	(0.3 to 0.9)	(0.1 to 0.3)	(0.0 to 0.1)	63.7
Trichomoniasis	(0 to 0)	(0 to 0)	(0 to 0)	(0 to 0)	(0 to 0)	(0 to 0)	(0 to 0)	(0 to 0)	(0 to 0)	(0 to 0)	(0 to 0)	(0 to 0)	(0 to 0)	(0 to 0)	(0 to 0)	(0 to 0)	(0 to 0)	(0 to 0)	(0 to 0)	(0 to 0)	(0 to 0)	(0 to 0)	(0 to 0)	(0 to 0)	0
Genital herpes	(0 to 0)	(0 to 0)	(0 to 0)	(0 to 0)	(0 to 0)	(0.2 to 0.6)	(0.2 to 0.7)	0.1 (0.1 to 0.3)	(0.2 to 0.8)	0.1 (0.2 to 0.9)	0.1 (0.2 to 0.9)	0.1 (0.2 to 0.9)	0.1 (0.2 to 0.9)	0.1 (0.2 to 0.9)	0.1 (0.2 to 0.9)	0.1 (0.2 to 0.9)	0.1 (0.2 to 0.9)	0.1 (0.2 to 0.9)	0.1 (0.2 to 0.9)	0.1 (0.2 to 0.9)	0.1 (0.2 to 0.9)	0.1 (0.2 to 0.9)	(0 to 0.1)	(0 to 0)	7.4
Other sexually transmitted infections	(0 to 0)	(0 to 0)	(0 to 0)	(0 to 0)	(0 to 0)	(0 to 0)	(0.2 to 1.1)	(0.1 to 0.6)	(0.1 to 0.6)	(0.1 to 0.6)	(0.1 to 0.6)	(0.1 to 0.6)	(0.1 to 0.6)	(0.1 to 0.6)	(0.1 to 0.6)	(0.1 to 0.6)	(0.1 to 0.6)	(0.1 to 0.6)	(0.1 to 0.6)	(0.1 to 0.6)	(0.1 to 0.6)	(0.1 to 0.6)	(0 to 0.1)	(0 to 0)	1.9
Respiratory infections and tuberculosis	6,180 (5,480 to 6,790)	1,450 (1,290 to 1,720)	1,620 (1,420 to 2,000)	1,020 (900 to 1,280)	1,040 (920 to 1,320)	1,020 (897 to 1,290)	1,020 (897 to 1,290)	1,020 (897 to 1,290)	1,020 (897 to 1,290)	1,020 (897 to 1,290)	1,020 (897 to 1,290)	1,020 (897 to 1,290)	1,020 (897 to 1,290)	1,020 (897 to 1,290)	1,020 (897 to 1,290)	1,020 (897 to 1,290)	1,020 (897 to 1,290)	1,020 (897 to 1,290)	1,020 (897 to 1,290)	1,020 (897 to 1,290)	1,020 (897 to 1,290)	1,020 (897 to 1,290)	1,020 (897 to 1,290)	45,700
Tuberculosis	(0 to 0)	(0 to 0)	(0.9 to 1.6)	(0.3 to 2.5)	(1.4 to 2.1)	(1.9 to 2.9)	(0.4 to 0.2)	(10.2 to 19.7)	(20.7 to 36.6)	(23.7 to 39.6)	(23.9 to 39.6)	(23.9 to 39.6)	(23.9 to 39.6)	(23.9 to 39.6)	(23.9 to 39.6)	(23.9 to 39.6)	(23.9 to 39.6)	(23.9 to 39.6)	(23.9 to 39.6)	(23.9 to 39.6)	(23.9 to 39.6)	(23.9 to 39.6)	(23.9 to 39.6)	(23.9 to 39.6)	642
Latent tuberculosis infection	(0 to 0)	(0 to 0)	(0 to 0)	(0 to 0)	(0 to 0)	(0 to 0)	(0 to 0)	(0 to 0)	(0 to 0)	(0 to 0)	(0 to 0)	(0 to 0)	(0 to 0)	(0 to 0)	(0 to 0)	(0 to 0)	(0 to 0)	(0 to 0)	(0 to 0)	(0 to 0)	(0 to 0)	(0 to 0)	(0 to 0)	(0 to 0)	(0 to 0)	0
Drug-susceptible tuberculosis	(0 to 0)	(0 to 0)	(0.9 to 1.6)	(0.3 to 2.5)	(1.4 to 2.1)	(1.9 to 2.9)	(0.4 to 0.2)	(10.2 to 19.7)	(20.7 to 36.6)	(23.7 to 39.6)	(23.9 to 39.6)	(23.9 to 39.6)	(23.9 to 39.6)	(23.9 to 39.6)	(23.9 to 39.6)	(23.9 to 39.6)	(23.9 to 39.6)	(23.9 to 39.6)	(23.9 to 39.6)	(23.9 to 39.6)	(23.9 to 39.6)	(23.9 to 39.6)	(23.9 to 39.6)	(23.9 to 39.6)	622
Multidrug-resistant tuberculosis without extensive drug resistance	(0 to 0)	(0 to 0)	(0 to 0)	(0 to 0)	(0 to 0)	(0 to 0)	(0 to 0)	(0 to 0)	(0 to 0)	(0 to 0)	(0 to 0)	(0 to 0)	(0 to 0)	(0 to 0)	(0 to 0)	(0 to 0)	(0 to 0)	(0 to 0)	(0 to 0)	(0 to 0)	(0 to 0)	(0 to 0)	(0 to 0)	(0 to 0)	(0 to 0)	0.1
Extensively drug-resistant tuberculosis	(0 to 0)	(0 to 0)	(0 to 0)	(0 to 0)	(0 to 0)	(0 to 0)	(0 to 0)	(0 to 0)	(0 to 0)	(0 to 0)	(0 to 0)	(0 to 0)	(0 to 0)	(0 to 0)	(0 to 0)	(0 to 0)	(0 to 0)	(0 to 0)	(0 to 0)	(0 to 0)	(0 to 0)	(0 to 0)	(0 to 0)	(0 to 0)	(0 to 0)	0.3
Lower respiratory infections	5,980 (5,290 to 6,540)	1,390 (1,230 to 1,650)	1,560 (1,360 to 1,920)	1,000 (877 to 1,250)	1,020 (904 to 1,300)	1,000 (877 to 1,270)	1,000 (877 to 1,270)	1,000 (877 to 1,270)	1,000 (877 to 1,270)	1,000 (877 to 1,270)	1,000 (877 to 1,270)	1,000 (877 to 1,270)	1,000 (877 to 1,270)	1,000 (877 to 1,270)	1,000 (877 to 1,270)	1,000 (877 to 1,270)	1,000 (877 to 1,270)	1,000 (877 to 1,270)	1,000 (877 to 1,270)	1,000 (877 to 1,270)	1,000 (877 to 1,270)	1,000 (877 to 1,270)	1,000 (877 to 1,270)	44,000
Upper respiratory infections	(0 to 1.1)	(0 to 0.6)	47.4 (9.9 to 129)	20.2 (205 to 587)	4.1 (222 to 672)	2.2 (172 to 539)	1.2 (167 to 472)	0.8 (159 to 442)	0.6 (156 to 440)	0.5 (156 to 440)	0.4 (156 to 440)	0.4 (160 to 451)	0.3 (162 to 456)	0.3 (163 to 459)	0.3 (163 to 459)	0.2 (163 to 459)	0.2 (163 to 459)	0.2 (163 to 459)	0.2 (163 to 459)	0.2 (163 to 459)	0.2 (163 to 459)	0.2 (163 to 459)	0.2 (163 to 459)	0.2 (163 to 459)	4,280
Otitis media	(0 to 0)	(0 to 0)	(0.6 to 3.5)	(0.6 to 3.5)	(0.5 to 3.1)	(0.5 to 3.1)	(0.5 to 3.1)	(0.5 to 3.1)	(0.5 to 3.1)	(0.5 to 3.1)	(0.5 to 3.1)	(0.5 to 3.1)	(0.5 to 3.1)	(0.5 to 3.1)	(0.5 to 3.1)	(0.5 to 3.1)	(0.5 to 3.1)	(0.5 to 3.1)	(0.5 to 3.1)	(0.5 to 3.1)	(0.5 to 3.1)	(0.5 to 3.1)	(0.5 to 3.1)	(0.5 to 3.1)	0.1
Sinusitis	6.4 (5.3 to 7.8)	2.6 (1.9 to 3.6)	2.6 (1.7 to 3.6)	1.6 (1.2 to 2.2)	1.7 (1.3 to 2.3)	1.6 (1.2 to 2.2)	1.6 (1.2 to 2.2)	1.6 (1.2 to 2.2)	1.6 (1.2 to 2.2)	1.6 (1.2 to 2.2)	1.6 (1.2 to 2.2)	1.6 (1.2 to 2.2)	1.6 (1.2 to 2.2)	1.6 (1.2 to 2.2)	1.6 (1.2 to 2.2)	1.6 (1.2 to 2.2)	1.6 (1.2 to 2.2)	1.6 (1.2 to 2.2)	1.6 (1.2 to 2.2)	1.6 (1.2 to 2.2)	1.6 (1.2 to 2.2)	1.6 (1.2 to 2.2)	1.6 (1.2 to 2.2)	1.6 (1.2 to 2.2)	41.2
Pharyngitis	21.6 (16.9 to 27.1)	7.6 (5.6 to 10.1)	7.6 (5.2 to 10.1)	4.6 (3.4 to 6.2)	4.8 (3.6 to 6.4)	4.6 (3.4 to 6.2)	4.6 (3.4 to 6.2)	4.6 (3.4 to 6.2)	4.6 (3.4 to 6.2)	4.6 (3.4 to 6.2)	4.6 (3.4 to 6.2)	4.6 (3.4 to 6.2)	4.6 (3.4 to 6.2)	4.6 (3.4 to 6.2)	4.6 (3.4 to 6.2)	4.6 (3.4 to 6.2)	4.6 (3.4 to 6.2)	4.6 (3.4 to 6.2)	4.6 (3.4 to 6.2)	4.6 (3.4 to 6.2)	4.6 (3.4 to 6.2)	4.6 (3.4 to 6.2)	4.6 (3.4 to 6.2)	4.6 (3.4 to 6.2)	186
Chronic diseases	(0.5 to 1.1)	(0.2 to 0.6)	47.1 (9.8 to 129)	20.1 (205 to 587)	4.1 (222 to 672)	2.2 (172 to 539)	1.2 (167 to 472)	0.8 (159 to 442)	0.6 (156 to 440)	0.5 (156 to 440)	0.4 (156 to 440)	0.4 (160 to 451)	0.3 (162 to 456)	0.3 (163 to 459)	0.3 (163 to 459)	0.2 (163 to 459)	0.2 (163 to 459)	0.2 (163 to 459)	0.2 (163 to 459)	0.2 (163 to 459)	0.2 (163 to 459)	0.2 (163 to 459)	0.2 (163 to 459)	0.2 (163 to 459)	4,090
Tracheal, bronchus, and lung cancer	0.2 (0.2 to 0.3)	0.2 (0.2 to 0.3)	0.2 (0.2 to 0.3)

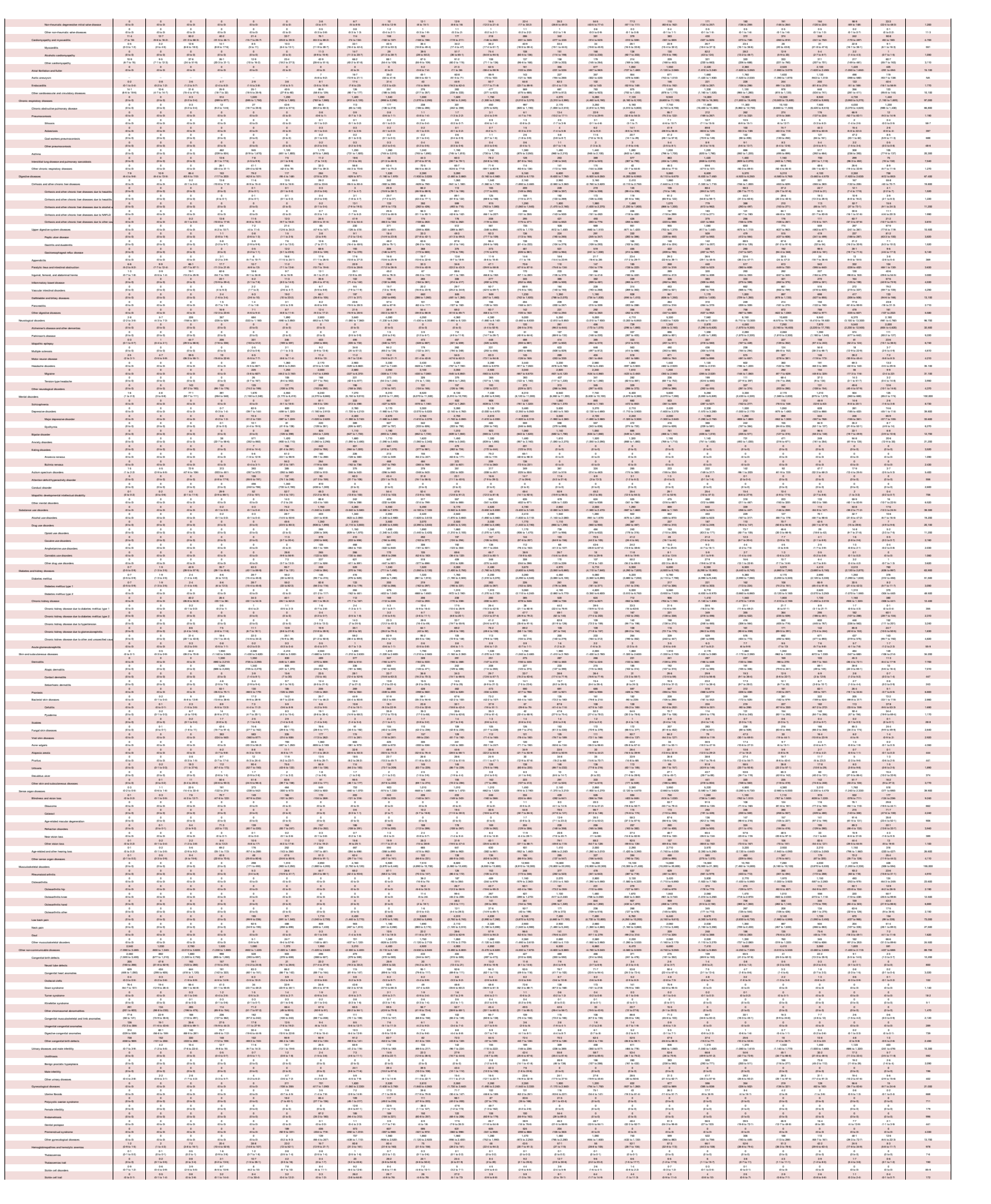



SR Table 2c: West Midlands DALYS by cause and age group for both sexes with 95% uncertainty intervals, 2019

Cause	Early Neonatal	Late Neonatal	Post Neonatal	1 to 4	5 to 9	10 to 14	15 to 19	20 to 24	25 to 29	30 to 34	35 to 39	40 to 44	45 to 49	50 to 54	55 to 59	60 to 64	65 to 69	70 to 74	75 to 79	80 to 84	85 to 89	90 to 94	95 plus	Total
All causes	16,160 (15,920, 21,300)	4,660 (4,530, 5,560)	10,160 (9,130, 13,160)	12,700 (10,160, 16,600)	16,650 (12,950, 23,100)	25,450 (17,600, 42,000)	33,600 (20,900, 63,100)	46,300 (26,900, 91,900)	61,450 (33,600, 114,000)	66,800 (34,500, 122,000)	71,800 (36,900, 132,000)	74,150 (38,000, 136,000)	76,300 (39,000, 139,000)	76,100 (38,400, 138,000)	115,900 (56,400, 214,000)	127,000 (58,300, 239,000)	138,000 (61,000, 262,000)	149,000 (62,000, 284,000)	160,000 (62,000, 312,000)	164,000 (61,000, 324,000)	176,000 (59,000, 357,000)	44,700 (12,000, 107,000)	21,700 (5,900, 53,000)	1,760,000 (1,660,000, 1,860,000)
Communicable, maternal, neonatal, and nutritional diseases	13,600 (11,600, 16,900)	2,920 (2,200, 3,900)	4,200 (3,530, 5,160)	5,660 (3,810, 8,720)	3,260 (2,160, 5,060)	2,350 (1,660, 3,190)	1,950 (1,360, 2,760)	2,340 (1,700, 3,330)	3,600 (2,600, 5,000)	2,820 (2,200, 3,580)	2,930 (2,270, 3,840)	2,850 (2,200, 3,660)	3,200 (2,500, 4,090)	3,970 (2,930, 5,460)	3,690 (2,970, 4,230)	3,010 (2,500, 3,540)	3,960 (3,270, 4,610)	5,340 (4,310, 6,560)	6,120 (4,820, 7,690)	6,260 (4,820, 8,000)	8,020 (6,020, 10,100)	4,220 (2,930, 7,720)	3,310 (2,930, 3,740)	100,000
HIV/AIDS and sexually transmitted infections	248 (70, 1,140)	71 (21, 327)	126 (39, 586)	112 (31, 519)	31 (9, 143)	19 (5, 87)	19 (5, 87)	69 (20, 317)	116 (34, 530)	164 (49, 750)	224 (68, 1,020)	274 (82, 1,250)	319 (96, 1,460)	374 (112, 1,710)	162 (48, 741)	125 (37, 572)	84 (25, 384)	63 (19, 289)	39 (12, 181)	19 (5, 87)	8 (2, 36)	1 (0, 4)	2,180
HIV/AIDS	0 (0 to 0)	0 (0 to 0)	0 (0 to 0)	0 (0 to 0)	0 (0 to 0)	0 (0 to 0)	0 (0 to 0)	0 (0 to 0)	0 (0 to 0)	0 (0 to 0)	0 (0 to 0)	0 (0 to 0)	0 (0 to 0)	0 (0 to 0)	0 (0 to 0)	0 (0 to 0)	0 (0 to 0)	0 (0 to 0)	0 (0 to 0)	0 (0 to 0)	0 (0 to 0)	0 (0 to 0)	0 (0 to 0)	0
HIV/AIDS - Drug-susceptible Tuberculosis	0 (0 to 0)	0 (0 to 0)	2 (0 to 6.7)	1 (0 to 3)	1 (0 to 3)	1 (0 to 3)	1 (0 to 3)	1 (0 to 3)	1 (0 to 3)	1 (0 to 3)	1 (0 to 3)	1 (0 to 3)	1 (0 to 3)	1 (0 to 3)	1 (0 to 3)	1 (0 to 3)	1 (0 to 3)	1 (0 to 3)	1 (0 to 3)	1 (0 to 3)	1 (0 to 3)	0 (0 to 0)	0 (0 to 0)	14
HIV/AIDS - Multidrug-resistant Tuberculosis without extreme drug resistance	0 (0 to 0)	0 (0 to 0)	0 (0 to 0)	0 (0 to 0)	0 (0 to 0)	0 (0 to 0)	0 (0 to 0)	0 (0 to 0)	0 (0 to 0)	0 (0 to 0)	0 (0 to 0)	0 (0 to 0)	0 (0 to 0)	0 (0 to 0)	0 (0 to 0)	0 (0 to 0)	0 (0 to 0)	0 (0 to 0)	0 (0 to 0)	0 (0 to 0)	0 (0 to 0)	0 (0 to 0)	0 (0 to 0)	0
HIV/AIDS - Extensively drug-resistant Tuberculosis	0 (0 to 0)	0 (0 to 0)	0 (0 to 0)	0 (0 to 0)	0 (0 to 0)	0 (0 to 0)	0 (0 to 0)	0 (0 to 0)	0 (0 to 0)	0 (0 to 0)	0 (0 to 0)	0 (0 to 0)	0 (0 to 0)	0 (0 to 0)	0 (0 to 0)	0 (0 to 0)	0 (0 to 0)	0 (0 to 0)	0 (0 to 0)	0 (0 to 0)	0 (0 to 0)	0 (0 to 0)	0 (0 to 0)	0
HIV/AIDS resulting in other diseases	0 (0 to 0)	0 (0 to 0)	0 (0 to 0)	0 (0 to 0)	0 (0 to 0)	0 (0 to 0)	0 (0 to 0)	0 (0 to 0)	0 (0 to 0)	0 (0 to 0)	0 (0 to 0)	0 (0 to 0)	0 (0 to 0)	0 (0 to 0)	0 (0 to 0)	0 (0 to 0)	0 (0 to 0)	0 (0 to 0)	0 (0 to 0)	0 (0 to 0)	0 (0 to 0)	0 (0 to 0)	0 (0 to 0)	0
Sexually transmitted infections excluding HIV	248 (70, 1,140)	71 (21, 327)	126 (39, 586)	112 (31, 519)	31 (9, 143)	19 (5, 87)	19 (5, 87)	69 (20, 317)	116 (34, 530)	164 (49, 750)	224 (68, 1,020)	274 (82, 1,250)	319 (96, 1,460)	374 (112, 1,710)	162 (48, 741)	125 (37, 572)	84 (25, 384)	63 (19, 289)	39 (12, 181)	19 (5, 87)	8 (2, 36)	1 (0, 4)	1,520
Syphilis	0 (0 to 0)	0 (0 to 0)	0 (0 to 0)	0 (0 to 0)	0 (0 to 0)	0 (0 to 0)	0 (0 to 0)	0 (0 to 0)	0 (0 to 0)	0 (0 to 0)	0 (0 to 0)	0 (0 to 0)	0 (0 to 0)	0 (0 to 0)	0 (0 to 0)	0 (0 to 0)	0 (0 to 0)	0 (0 to 0)	0 (0 to 0)	0 (0 to 0)	0 (0 to 0)	0 (0 to 0)	0 (0 to 0)	0
Chlamydial infection	0 (0 to 0)	0 (0 to 0)	0 (0 to 0)	0 (0 to 0)	0 (0 to 0)	0 (0 to 0)	0 (0 to 0)	0 (0 to 0)	0 (0 to 0)	0 (0 to 0)	0 (0 to 0)	0 (0 to 0)	0 (0 to 0)	0 (0 to 0)	0 (0 to 0)	0 (0 to 0)	0 (0 to 0)	0 (0 to 0)	0 (0 to 0)	0 (0 to 0)	0 (0 to 0)	0 (0 to 0)	0 (0 to 0)	0
Gonococcal infection	0 (0 to 0)	0 (0 to 0)	0 (0 to 0)	0 (0 to 0)	0 (0 to 0)	0 (0 to 0)	0 (0 to 0)	0 (0 to 0)	0 (0 to 0)	0 (0 to 0)	0 (0 to 0)	0 (0 to 0)	0 (0 to 0)	0 (0 to 0)	0 (0 to 0)	0 (0 to 0)	0 (0 to 0)	0 (0 to 0)	0 (0 to 0)	0 (0 to 0)	0 (0 to 0)	0 (0 to 0)	0 (0 to 0)	0
Trichomoniasis	0 (0 to 0)	0 (0 to 0)	0 (0 to 0)	0 (0 to 0)	0 (0 to 0)	0 (0 to 0)	0 (0 to 0)	0 (0 to 0)	0 (0 to 0)	0 (0 to 0)	0 (0 to 0)	0 (0 to 0)	0 (0 to 0)	0 (0 to 0)	0 (0 to 0)	0 (0 to 0)	0 (0 to 0)	0 (0 to 0)	0 (0 to 0)	0 (0 to 0)	0 (0 to 0)	0 (0 to 0)	0 (0 to 0)	0
Genital herpes	0 (0 to 0)	0 (0 to 0)	0 (0 to 0)	0 (0 to 0)	0 (0 to 0)	0 (0 to 0)	0 (0 to 0)	0 (0 to 0)	0 (0 to 0)	0 (0 to 0)	0 (0 to 0)	0 (0 to 0)	0 (0 to 0)	0 (0 to 0)	0 (0 to 0)	0 (0 to 0)	0 (0 to 0)	0 (0 to 0)	0 (0 to 0)	0 (0 to 0)	0 (0 to 0)	0 (0 to 0)	0 (0 to 0)	0
Other sexually transmitted infections	0 (0 to 0)	0 (0 to 0)	0 (0 to 0)	0 (0 to 0)	0 (0 to 0)	0 (0 to 0)	0 (0 to 0)	0 (0 to 0)	0 (0 to 0)	0 (0 to 0)	0 (0 to 0)	0 (0 to 0)	0 (0 to 0)	0 (0 to 0)	0 (0 to 0)	0 (0 to 0)	0 (0 to 0)	0 (0 to 0)	0 (0 to 0)	0 (0 to 0)	0 (0 to 0)	0 (0 to 0)	0 (0 to 0)	0
Respiratory infections and tuberculosis	7,680 (7,020, 8,520)	1,520 (1,360, 1,720)	967 (807, 1,170)	1,290 (1,070, 1,560)	1,150 (1,000, 1,350)	1,100 (1,000, 1,250)	1,000 (900, 1,150)	1,000 (900, 1,150)	1,000 (900, 1,150)	1,000 (900, 1,150)	1,000 (900, 1,150)	1,000 (900, 1,150)	1,000 (900, 1,150)	1,000 (900, 1,150)	1,000 (900, 1,150)	1,000 (900, 1,150)	1,000 (900, 1,150)	1,000 (900, 1,150)	1,000 (900, 1,150)	1,000 (900, 1,150)	1,000 (900, 1,150)	1,000 (900, 1,150)	49,900
Tuberculosis	0 (0 to 0)	0 (0 to 0)	2 (0 to 3.6)	0 (0 to 0.6)	0 (0 to 0.6)	0 (0 to 0.6)	0 (0 to 0.6)	0 (0 to 0.6)	0 (0 to 0.6)	0 (0 to 0.6)	0 (0 to 0.6)	0 (0 to 0.6)	0 (0 to 0.6)	0 (0 to 0.6)	0 (0 to 0.6)	0 (0 to 0.6)	0 (0 to 0.6)	0 (0 to 0.6)	0 (0 to 0.6)	0 (0 to 0.6)	0 (0 to 0.6)	0 (0 to 0.6)	0 (0 to 0.6)	0
Latent tuberculosis infection	0 (0 to 0)	0 (0 to 0)	0 (0 to 0)	0 (0 to 0)	0 (0 to 0)	0 (0 to 0)	0 (0 to 0)	0 (0 to 0)	0 (0 to 0)	0 (0 to 0)	0 (0 to 0)	0 (0 to 0)	0 (0 to 0)	0 (0 to 0)	0 (0 to 0)	0 (0 to 0)	0 (0 to 0)	0 (0 to 0)	0 (0 to 0)	0 (0 to 0)	0 (0 to 0)	0 (0 to 0)	0 (0 to 0)	0
Drug-susceptible tuberculosis	0 (0 to 0)	0 (0 to 0)	2 (0 to 3.6)	0 (0 to 0.6)	0 (0 to 0.6)	0 (0 to 0.6)	0 (0 to 0.6)	0 (0 to 0.6)	0 (0 to 0.6)	0 (0 to 0.6)	0 (0 to 0.6)	0 (0 to 0.6)	0 (0 to 0.6)	0 (0 to 0.6)	0 (0 to 0.6)	0 (0 to 0.6)	0 (0 to 0.6)	0 (0 to 0.6)	0 (0 to 0.6)	0 (0 to 0.6)	0 (0 to 0.6)	0 (0 to 0.6)	0 (0 to 0.6)	0
Multidrug-resistant tuberculosis without extensive drug resistance	0 (0 to 0)	0 (0 to 0)	0 (0 to 0)	0 (0 to 0)	0 (0 to 0)	0 (0 to 0)	0 (0 to 0)	0 (0 to 0)	0 (0 to 0)	0 (0 to 0)	0 (0 to 0)	0 (0 to 0)	0 (0 to 0)	0 (0 to 0)	0 (0 to 0)	0 (0 to 0)	0 (0 to 0)	0 (0 to 0)	0 (0 to 0)	0 (0 to 0)	0 (0 to 0)	0 (0 to 0)	0 (0 to 0)	0
Extensively drug-resistant tuberculosis	0 (0 to 0)	0 (0 to 0)	0 (0 to 0)	0 (0 to 0)	0 (0 to 0)	0 (0 to 0)	0 (0 to 0)	0 (0 to 0)	0 (0 to 0)	0 (0 to 0)	0 (0 to 0)	0 (0 to 0)	0 (0 to 0)	0 (0 to 0)	0 (0 to 0)	0 (0 to 0)	0 (0 to 0)	0 (0 to 0)	0 (0 to 0)	0 (0 to 0)	0 (0 to 0)	0 (0 to 0)	0 (0 to 0)	0
Lower respiratory infections	7,680 (7,020, 8,520)	1,520 (1,360, 1,720)	960 (800, 1,170)	1,290 (1,070, 1,560)	1,150 (1,000, 1,350)	1,100 (1,000, 1,250)	1,000 (900, 1,150)	1,000 (900, 1,150)	1,000 (900, 1,150)	1,000 (900, 1,150)	1,000 (900, 1,150)	1,000 (900, 1,150)	1,000 (900, 1,150)	1,000 (900, 1,150)	1,000 (900, 1,150)	1,000 (900, 1,150)	1,000 (900, 1,150)	1,000 (900, 1,150)	1,000 (900, 1,150)	1,000 (900, 1,150)	1,000 (900, 1,150)	1,000 (900, 1,150)	49,900
Upper respiratory infections	0 (0 to 1.4)	0 (0 to 6.6)	7 (2 to 18)	120 (29 to 330)	120 (28 to 330)	120 (28 to 330)	120 (28 to 330)	120 (28 to 330)	120 (28 to 330)	120 (28 to 330)	120 (28 to 330)	120 (28 to 330)	120 (28 to 330)	120 (28 to 330)	120 (28 to 330)	120 (28 to 330)	120 (28 to 330)	120 (28 to 330)	120 (28 to 330)	120 (28 to 330)	120 (28 to 330)	120 (28 to 330)	120 (28 to 330)	1,700
Otitis media	0 (0 to 0)	0 (0 to 0)	0 (0 to 0)	0 (0 to 0)	0 (0 to 0)	0 (0 to 0)	0 (0 to 0)	0 (0 to 0)	0 (0 to 0)	0 (0 to 0)	0 (0 to 0)	0 (0 to 0)	0 (0 to 0)	0 (0 to 0)	0 (0 to 0)	0 (0 to 0)	0 (0 to 0)	0 (0 to 0)	0 (0 to 0)	0 (0 to 0)	0 (0 to 0)	0 (0 to 0)	0 (0 to 0)	0
Enteric infections	9 (4 to 21)	4 (2 to 9)	204 (137, 296)	106 (72, 154)	139 (96, 202)	122 (84, 178)	126 (87, 183)	122 (84, 178)	126 (87, 183)	122 (84, 178)	126 (87, 183)	122 (84, 178)	126 (87, 183)	122 (84, 178)	126 (87, 183)	122 (84, 178)	126 (87, 183)	122 (84, 178)	126 (87, 183)	122 (84, 178)	126 (87, 183)	122 (84, 178)	126 (87, 183)	3,200
Malaria	0 (0 to 0)	0 (0 to 0)	0 (0 to 0)	0 (0 to 0)	0 (0 to 0)	0 (0 to 0)	0 (0 to 0)	0 (0 to 0)	0 (0 to 0)	0 (0 to 0)	0 (0 to 0)	0 (0 to 0)	0 (0 to 0)	0 (0 to 0)	0 (0 to 0)	0 (0 to 0)	0 (0 to 0)	0 (0 to 0)	0 (0 to 0)	0 (0 to 0)	0 (0 to 0)	0 (0 to 0)	0 (0 to 0)	0
Chagas disease	0 (0 to 0)	0 (0 to 0)	0 (0 to 0)	0 (0 to 0)	0 (0 to 0)	0 (0 to 0)	0 (0 to 0)	0 (0 to 0)	0 (0 to 0)	0 (0 to 0)	0 (0 to 0)	0 (0 to 0)	0 (0 to 0)	0 (0 to 0)	0 (0 to 0)	0 (0 to 0)	0 (0 to 0)	0 (0 to 0)	0 (0 to 0)	0 (0 to 0)	0 (0 to 0)	0 (0 to 0)	0 (0 to 0)	0
Leishmaniasis	0 (0 to 0)	0 (0 to 0)	0 (0 to 0)	0 (0 to 0)	0 (0 to 0)	0 (0 to 0)	0 (0 to 0)	0 (0 to 0)	0 (0 to 0)	0 (0 to 0)	0 (0 to 0)	0 (0 to 0)	0 (0 to 0)	0 (0 to 0)	0 (0 to 0)	0 (0 to 0)	0 (0 to 0)	0 (0 to 0)	0 (0 to 0)	0 (0 to 0)	0 (0 to 0)	0 (0 to 0)	0 (0 to 0)	0
Visceral leishmaniasis	0 (0 to 0)	0 (0 to 0)	0 (0 to 0)	0 (0 to 0)	0 (0 to 0)	0 (0 to 0)	0 (0 to 0)	0 (0 to 0)	0 (0 to 0)	0 (0 to 0)	0 (0 to 0)	0 (0 to 0)	0 (0 to 0)	0 (0 to 0)	0 (0 to 0)	0 (0 to 0)	0 (0 to 0)	0 (0 to 0)	0 (0 to 0)	0 (0 to 0)	0 (0 to 0)	0 (0 to 0)	0 (0 to 0)	0
Cutaneous and mucocutaneous leishmaniasis	0 (0 to 0)	0 (0 to 0)	0 (0 to 0)	0 (0 to 0)	0 (0 to 0)	0 (0 to 0)	0 (0 to 0)	0 (0 to 0)	0 (0 to 0)	0 (0 to 0)	0 (0 to 0)	0 (0 to 0)	0 (0 to 0)	0 (0 to 0)	0 (0 to 0)	0 (0 to 0)	0 (0 to 0)	0 (0 to 0)	0 (0 to 0)	0 (0 to 0)	0 (0 to 0)	0 (0 to 0)	0 (0 to 0)	0
African trypanosomiasis	0 (0 to 0)	0 (0 to 0)	0 (0 to 0)	0 (0 to 0)	0 (0 to 0)	0 (0 to 0)	0 (0 to 0)	0 (0 to 0)	0 (0 to 0)	0 (0 to 0)	0 (0 to 0)	0 (0 to 0)	0 (0 to 0)	0 (0 to 0)	0 (0 to 0)	0 (0 to 0)	0 (0 to 0)	0 (0 to 0)	0 (0 to 0)	0 (0 to 0)	0 (0 to 0)	0 (0 to 0)	0 (0 to 0)	0
Schistosomiasis	0 (0 to 0)	0 (0 to 0)	0 (0 to 0)	0 (0 to 0)	0 (0 to 0)	0 (0 to 0)	0 (0 to 0)	0 (0 to 0)	0 (0 to 0)	0 (0 to 0)	0 (0 to 0)	0 (0 to 0)	0 (0 to 0)	0 (0 to 0)	0 (0 to 0)	0 (0 to 0)	0 (0 to 0)	0 (0 to 0)	0 (0 to 0)	0 (0 to 0)	0 (0 to 0)	0 (0 to 0)	0 (0 to 0)	0
Cysticercosis	0 (0 to 0)	0 (0 to 0)	0 (0 to 0)	0 (0 to 0)	0 (0 to 0)	0 (0 to 0)	0 (0 to 0)	0 (0 to 0)	0 (0 to 0)	0 (0 to 0)	0 (0 to 0)	0 (0 to 0)	0 (0 to 0)	0 (0 to 0)	0 (0 to 0)	0 (0 to 0)	0 (0 to 0)	0 (0 to 0)	0 (0 to 0)	0 (0 to 0)	0 (0 to 0)	0 (0 to 0)	0 (0 to 0)	0
Cystic echinococcosis	0 (0 to 0)	0 (0 to 0)	0 (0 to 0)	0 (0 to 0)	0 (0 to 0)	0 (0 to 0)	0 (0 to 0)	0 (0 to 0)	0 (0 to 0)	0 (0 to 0)	0 (0 to 0)	0 (0 to 0)	0 (0 to 0)	0 (0 to 0)	0 (0 to 0)	0 (0 to 0)	0 (0 to 0)	0 (0 to 0)	0 (0 to 0)	0 (0 to 0)	0 (0 to 0)	0 (0 to 0)	0 (0 to 0)	0
Lymphatic filariasis	0 (0 to 0)	0 (0 to 0)	0 (0 to 0)	0 (0 to 0)	0 (0 to 0)	0 (0 to 0)	0 (0 to 0)	0 (0 to 0)	0 (0 to 0)	0 (0 to 0)	0 (0 to 0)	0 (0 to 0)	0 (0 to 0)	0 (0 to 0)	0 (0 to 0)	0 (0 to 0)	0 (0 to 0)	0 (0 to 0)	0 (0 to 0)	0 (0 to 0)	0 (0 to 0)	0 (0 to 0)	0 (0 to 0)	0
Onchocerciasis	0 (0 to 0)	0 (0 to 0)	0 (0 to 0)	0 (0 to 0)	0 (0 to 0)	0 (0 to 0)	0 (0 to 0)	0 (0 to 0)	0 (0 to 0)	0 (0 to 0)	0 (0 to 0)	0 (0 to 0)	0 (0 to 0)	0 (0 to 0)	0 (0 to 0)	0 (0 to 0)	0 (0 to 0)	0 (0 to 0)	0 (0 to 0)	0 (0 to 0)	0 (0 to 0)	0 (0 to 0)	0 (0 to 0)	0
Trachoma	0 (0 to 0)	0 (0 to 0)	0 (0 to 0)	0 (0 to 0)	0 (0 to 0)	0 (0 to 0)	0 (0 to 0)	0 (0 to 0)	0 (0 to 0)	0 (0 to 0)	0 (0 to 0)	0 (0 to 0)	0 (0 to 0)	0 (0 to 0)	0 (0 to 0)	0 (0 to 0)	0 (0 to 0)	0 (0 to 0)	0 (0 to 0)	0 (0 to 0)	0 (0 to 0)	0 (0 to 0)	0 (0 to 0)	0
Dengue	0 (0 to 0)	0 (0 to 0)	0 (0 to 0)	0 (0 to 0)	0 (0 to 0)	0 (0 to 0)	0 (0 to 0)	0 (0 to 0)	0 (0 to 0)	0 (0 to 0)	0 (0 to 0)	0 (0 to 0)	0 (0 to 0)	0 (0 to 0)	0 (0 to 0)	0 (0 to 0)	0 (0 to 0)	0 (0 to 0)	0 (0 to 0)	0 (0 to 0)	0 (0 to 0)	0 (0 to 0)	0 (0 to 0)	0
Yellow fever	0 (0 to 0)	0 (0 to 0)	0 (0 to 0)	0 (0 to 0)	0 (0 to 0)	0 (0 to 0)	0 (0 to 0)	0 (0 to 0)	0 (0 to 0)	0 (0 to 0)	0 (0 to 0)	0 (0 to 0)	0 (0 to 0)	0 (0 to 0)	0 (0 to 0)	0 (0 to 0)	0 (0 to 0)	0 (0 to 0)	0 (0 to 0)	0 (0 to 0)	0 (0 to 0)	0 (0 to 0)	0 (0 to 0)	0
Rabies	0 (0 to 0)	0 (0 to 0)	0 (0 to 0)	0 (0 to 0)	0 (0 to 0)	0 (0 to 0)	0 (0 to 0)	0 (0 to 0)	0 (0 to 0)	0 (0 to 0)	0 (0 to 0)	0 (0 to 0)	0 (0 to 0)	0 (0 to 0)	0 (0 to 0)	0 (0 to 0)	0 (0 to 0)	0 (0 to 0)	0 (0 to 0)	0 (0 to 0)	0 (0 to 0)	0 (0 to 0)	0 (0 to 0)	0
Intestinal nematode infections	0 (0 to 0)	0 (0 to 0)	0 (0 to 0)	0 (0 to 0)	0 (0 to 0)	0 (0 to 0)	0 (0 to 0)	0 (0 to 0)	0 (0 to 0)	0 (0 to 0)	0 (0 to 0)	0 (0 to 0)	0 (0 to 0)	0 (0 to 0)	0 (0 to 0)	0 (0 to 0)	0 (0 to 0)	0 (0 to 0)	0 (0 to 0)	0 (0 to 0)	0 (0 to 0)	0 (0 to 0)	0 (0 to 0)	0
Ascariasis	0 (0 to 0)	0 (0 to 0)	0 (0 to 0)	0 (0 to 0)	0 (0 to 0)	0 (0 to 0)	0 (0 to 0)	0 (0 to 0)	0 (0 to 0)	0 (0 to 0)	0 (0 to 0)	0 (0 to 0)	0 (0 to 0)	0 (0 to 0)	0 (0 to 0)	0 (0 to 0)	0 (0 to 0)	0 (0 to 0)	0 (0 to 0)	0 (0 to 0)	0 (0 to 0)	0 (0 to 0)	0 (0 to 0)	0
Trichuriasis	0 (0 to 0)	0 (0 to 0)	0 (0 to 0)	0 (0 to 0)	0 (0 to 0)	0 (0 to 0)	0 (0 to 0)	0 (0 to 0)	0 (0 to 0)	0 (0 to 0)	0 (0 to 0)	0 (0 to 0)	0 (0 to 0)	0 (0 to 0)	0 (0 to 0)	0 (0 to 0)	0 (0 to 0)	0 (0 to 0)	0 (0 to 0)	0 (0 to 0)	0 (0 to 0)	0 (0 to 0)	0 (0 to 0)	0
Hookworm disease	0 (0 to 0)	0 (0 to 0)	0 (0 to 0)	0 (0 to 0)	0 (0 to 0)	0 (0 to 0)	0 (0 to 0)	0 (0 to 0)	0 (0 to 0)	0 (0 to 0)	0 (0 to 0)	0 (0 to 0)	0 (0 to 0)	0 (0 to 0)	0 (0 to 0)	0 (0 to 0)	0 (0 to 0)	0 (0 to 0)	0 (0 to 0)	0 (0 to 0)	0 (0 to 0)	0 (0 to 0)	0 (0 to 0)	0
Food-borne trematodiases	0 (0 to 0)	0 (0 to 0)	0 (0 to 0)	0 (0 to 0)	0 (0 to 0)	0 (0 to 0)	0 (0 to 0)	0 (0 to 0)	0 (0 to 0)	0 (0 to 0)	0 (0 to 0)	0 (0 to 0)	0 (0 to 0)	0 (0 to 0)	0 (0 to 0)	0 (0 to 0)	0 (0 to 0)	0 (0 to 0)	0 (0 to 0)	0 (0 to 0)	0 (0 to 0)	0 (0 to 0)	0 (0 to 0)	0
Leprosy	0 (0 to 0)	0 (0 to 0)	0 (0 to 0)	0 (0 to 0)	0 (0 to 0)	0 (0 to 0)	0 (0 to 0)	0 (0 to 0)	0 (0 to 0)	0 (0 to 0)	0 (0 to 0)	0 (0 to 0)	0 (0 to 0)	0 (0 to 0)	0 (0 to 0)	0 (0 to 0)	0 (0 to 0)	0 (0 to 0)	0 (0 to 0)	0 (0 to 0)	0 (0 to 0)	0 (0 to 0)	0 (0 to 0)	0
Ebola	0 (0 to 0)	0 (0 to 0)	0 (0 to 0)	0 (0 to 0)	0 (0 to 0)	0 (0 to 0)	0 (0 to 0)	0 (0 to 0)	0 (0 to 0)	0 (0 to 0)	0 (0 to 0)	0 (0 to 0)	0 (0 to 0)	0 (0 to 0)	0 (0 to 0)	0 (0 to 0)	0 (0 to 0)	0 (0 to 0)	0 (0 to 0)	0 (0 to 0)	0 (0 to 0)	0 (0 to 0)	0 (0 to 0)	0
Zika virus	0 (0 to 0)	0 (0 to 0)	0 (0 to 0)	0 (0 to 0)	0 (0 to 0)	0 (0 to 0)	0 (0 to 0)	0 (0 to 0)	0 (0 to 0)	0 (0 to 0)	0 (0 to 0)	0 (0 to 0)	0 (0 to 0)	0 (0 to 0)	0 (0 to 0)	0 (0 to 0)	0 (0 to 0)	0 (0 to 0)	0 (0 to 0)	0 (0 to 0)	0 (0 to 0)	0 (0 to 0)	0 (0 to 0)	0
Guinea worm disease	0 (0 to 0)	0 (0 to 0)	0 (0 to 0)	0 (0 to 0)	0 (0 to 0)	0 (0 to 0)	0 (0 to 0)	0 (0 to 0)	0 (0 to 0)	0 (0 to 0)	0 (0 to 0)	0 (0 to 0)	0 (0 to 0)	0 (0 to 0)	0 (0 to 0)	0 (0 to 0)	0 (0 to 0)	0 (0 to 0)	0 (0 to 0)	0 (0 to 0)	0 (0 to 0)	0 (0 to 0)	0 (0 to 0)	0
Other neglected tropical diseases	0.2 (0.1 to 0.6)	2 (0.9 to 4.4)	69 (44 to 93)	77 (49 to 110)	27 (18 to 39)	4 (2 to 7)	7 (4 to 11)	9 (5 to 14)	5 (3 to 8)	6 (3 to 10)	7 (4 to 11)	9 (5 to 14)	11 (6 to 17)	13 (8 to 20)	18 (11 to 28)	19 (12 to 29)	18 (11 to 28)	16 (10 to 25)	13 (8 to 20)	8 (5 to 12)	4 (2 to 6)	1 (0 to 2)	308
Other infectious diseases	5,920 (5,280, 6,760)	1,400 (1,240, 1,600)	3,200 (2,600, 3,900)	4,300 (3,200, 5,800)	2,100 (1,500, 2,900)	1,200 (900, 1,600)	900 (700, 1,200)	1,200 (900, 1,600)	2,400 (1,800, 3,200)	1,800 (1,400, 2,400)	1,900 (1,500, 2,500)	1,800 (1,400, 2,400)	2,000 (1,600, 2,700)	2,600 (2,100, 3,500)	1,900 (1,500, 2,500)	1,900 (1,500, 2,500)	2,800 (2,200, 3,700)	4,000 (3,200, 5,400)	4,800 (3,800, 6,400)	4,800 (3,800, 6,400)	6,600 (4,800, 8,000)	3,000 (2,000, 5,400)	2,600 (2,200, 2,900)	78,000 (73,000, 84,000)
Meningitis	20.9 (14.7 to 28.4)	57 (40 to 78)	195 (139 to 268)	648.8 (458 to 882)	98.9 (70.1 to 134.3)	73.6 (52.2 to 100.1)	60.5 (42.9 to 82.3)	52.4 (37.1 to 71.3)	48.1 (34.1 to 65.4)	47 (33.3 to 64)	46.9 (33.2 to 63.8)	47.1 (33.4 to 64)	49.6 (35.1 to 67.5)	51.4 (36.4 to 69.9)	60 (42.5 to 81.6)	60.1 (42.6 to 81.7)	62.1 (44.1 to 84.5)	64.2 (45.6 to 87.3)	66.1 (46.9 to 89.9)	63.3 (44.9 to 86.1)	59.7 (42.3 to 81.2)	6.8 (4.8 to 9.2)	2.3 (1.6 to 3.1)	1,210
Encephalitis	3.1 (1.6 to 6.6)	6.3 (3.2 to 13.2)	43.8 (22.2 to 91.6)	60 (29.8 to 120.1)	29.5 (14.6 to 59.2)	24.6 (12.2 to 49.3)	27.6 (13.7 to 54.9)	24.4 (12.1 to 48.8)	23.2 (11.5 to 46.2)	22.5 (11.2 to 44.9)	20.6 (10.2 to 41.1)	20.3 (10.1 to 40.5)	20.1 (10 to 40.1)	20.1 (10 to 40.1)	20.1 (10 to 40.1)	20.1 (10 to 40.1)	20.1 (10 to 40.1)	20.1 (10 to 40.1)	20.1 (10 to 40.1)	20.1 (10 to 40.1)	20.1 (10 to 40.1)	20.1 (10 to 40.1)	20.1 (10 to 40.1)	741
Diphtheria	0 (0 to 0)	0 (0 to 0)	0 (0 to 0)	0.2 (0 to 0.6)	0.2 (0 to 0.6)	0.2 (0 to 0.6



GBPD deficiency	0 (0 to 0.1)	0 (0 to 0.4)	0 (0 to 0.3)	1 (0 to 1.4)	0 (0 to 0.3)	0 (1.7 to 4.4)	0 (0 to 0.3)	0 (0 to 0.3)	10 (4 to 18.1)	9 (4 to 16.2)	9 (4 to 15.6)	8 (3 to 12.6)	6 (2 to 10.6)	8 (3 to 13.6)	11.7 (7 to 19.2)	7 (3 to 12.9)	7 (3 to 12.9)	8.1 (4 to 13.8)	8 (4 to 12.9)	7.1 (3 to 11.7)	6 (3 to 9.4)	4 (2 to 6.8)	2.8 (1 to 4.1)	1.4 (0 to 3.2)	0.6 (0 to 2.5)	0.2 (0 to 1.5)	0 (0 to 0.3)	172
GBPD bet	0 (0 to 0)	0 (0 to 0)	0 (0 to 0)	0 (0 to 0)	0 (0 to 0)	0 (0 to 0)	0 (0 to 0)	0 (0 to 0)	0 (0 to 0.1)	0 (0 to 0.1)	0 (0 to 0.1)	0 (0 to 0.4)	0 (0 to 0.4)	0 (0 to 0.4)	0 (0 to 0.3)	0 (0 to 0.3)	0 (0 to 0.3)	0 (0 to 0.3)	0 (0 to 0)	0 (0 to 0)	0 (0 to 0)	0 (0 to 0)	0 (0 to 0)	0 (0 to 0)	0 (0 to 0)	0 (0 to 0)	0 (0 to 0)	0 (0 to 0)	3.7
Other hemoglobinopathies and hemolytic anemias	0.1 (0.1 to 0.2)	0.6 (0.2 to 1.5)	0.1 (1.6 to 13.4)	23.6 (7.3 to 56.7)	29.1 (8.6 to 79.6)	11.1 (2.9 to 28.7)	4 (1.6 to 11.4)	13.5 (4.4 to 35.1)	19.1 (6.3 to 56.3)	13.6 (4 to 39.7)	19.6 (5 to 58.7)	29.7 (9.7 to 92.3)	23.3 (5.7 to 97.6)	32.5 (7.4 to 89.4)	37.6 (12.1 to 89.4)	43.6 (20.6 to 89.5)	52.4 (32 to 98.8)	62.1 (39 to 98.8)	66.3 (49.7 to 77.9)	64.5 (43.4 to 80.6)	66.1 (36.1 to 90.8)	27.6 (21.2 to 37.4)	9.4 (6.9 to 12.9)	823
Endocrine, metabolic, blood, and immune disorders	147 (99.9 to 194)	113 (80.2 to 148)	492 (372 to 609)	668 (507 to 868)	696 (523 to 900)	687 (473 to 930)	680 (471 to 899)	669 (466 to 1,190)	983 (667 to 1,490)	1,200 (862 to 2,140)	1,690 (1,060 to 2,280)	1,840 (1,060 to 2,760)	2,260 (1,500 to 3,320)	2,760 (1,800 to 4,080)	3,090 (1,970 to 4,810)	2,910 (1,970 to 4,250)	2,810 (1,850 to 4,220)	2,840 (1,890 to 4,170)	2,010 (1,350 to 2,970)	1,260 (874 to 1,890)	629 (450 to 907)	255 (180 to 356)	75 (51 to 104)	30,300
Oral disorders	0 (0 to 0)	0 (0 to 0)	0 (0 to 0)	139 (73 to 214)	0 (0 to 0)	214 (0 to 585)	299 (0 to 643)	403 (0 to 1,040)	603 (0 to 1,560)	830 (0 to 2,140)	1,040 (0 to 2,360)	1,240 (0 to 2,930)	1,240 (0 to 2,930)	1,600 (0 to 3,780)	2,090 (0 to 5,290)	2,210 (0 to 5,430)	2,160 (0 to 5,430)	2,090 (0 to 5,430)	1,450 (0 to 3,630)	1,020 (0 to 2,760)	557 (0 to 1,380)	222 (0 to 557)	67 (0 to 186)	23,900
Caries of deciduous teeth	0 (0 to 0)	0 (0 to 0)	0 (0 to 0)	0 (0 to 0)	29.6 (0 to 89.8)	0 (0 to 89.8)	0 (0 to 89.8)	0

SR Table 2c: East of England DALYS by cause and age group for both sexes with 95% uncertainty intervals, 2019

Cause	Early Neonatal	Late Neonatal	Post Neonatal	1 to 4	5 to 9	10 to 14	15 to 19	20 to 24	25 to 29	30 to 34	35 to 39	40 to 44	45 to 49	50 to 54	55 to 59	60 to 64	65 to 69	70 to 74	75 to 79	80 to 84	85 to 89	90 to 94	95 plus	Total
All causes	10,999 (8,769 to 12,959)	2,602 (2,430 to 2,975)	7,219 (5,450 to 9,126)	11,999 (8,930 to 15,189)	14,766 (10,983 to 19,200)	12,488 (9,600 to 16,260)	20,183 (15,359 to 25,600)	26,220 (19,995 to 34,468)	29,005 (22,650 to 36,930)	34,408 (26,980 to 43,709)	37,009 (29,600 to 46,000)	39,766 (31,600 to 49,000)	44,660 (37,600 to 54,000)	47,116 (39,000 to 57,000)	49,000 (41,000 to 59,000)	49,000 (41,000 to 59,000)	47,000 (39,000 to 57,000)	44,000 (36,000 to 54,000)	41,000 (33,000 to 51,000)	37,000 (29,000 to 47,000)	32,000 (24,000 to 41,000)	19,000 (13,000 to 27,000)	15,400 (10,000 to 22,000)	1,800,000 (1,500,000 to 2,200,000)
Communicable, maternal, neonatal, and nutritional diseases	7,620 (6,000 to 9,640)	1,730 (1,500 to 2,100)	3,620 (1,900 to 5,610)	2,660 (1,900 to 3,600)	2,920 (1,780 to 3,710)	1,920 (1,400 to 2,600)	1,420 (1,000 to 1,900)	2,130 (1,400 to 2,770)	2,420 (1,600 to 3,200)	2,660 (2,000 to 3,360)	2,760 (2,200 to 3,470)	2,620 (2,000 to 3,350)	2,710 (2,000 to 3,500)	2,660 (2,000 to 3,500)	2,660 (2,000 to 3,500)	2,660 (2,000 to 3,500)	2,660 (2,000 to 3,500)	2,660 (2,000 to 3,500)	2,660 (2,000 to 3,500)	2,660 (2,000 to 3,500)	2,660 (2,000 to 3,500)	2,660 (2,000 to 3,500)	2,660 (2,000 to 3,500)	2,660 (2,000 to 3,500)	160,200
HIV/AIDS and sexually transmitted infections	220 (87 to 430)	30 (8 to 70)	110 (42 to 220)	70 (19 to 160)	70 (19 to 160)	60 (16 to 150)	60 (16 to 150)	110 (30 to 270)	110 (30 to 270)	160 (44 to 370)	170 (47 to 390)	180 (50 to 410)	190 (52 to 430)	200 (55 to 450)	210 (58 to 470)	220 (61 to 490)	220 (61 to 490)	220 (61 to 490)	210 (58 to 470)	210 (58 to 470)	190 (52 to 430)	150 (41 to 340)	110 (30 to 250)	60 (16 to 140)	2,170
HIV/AIDS	0 (0 to 0)	0 (0 to 0)	0 (0 to 0)



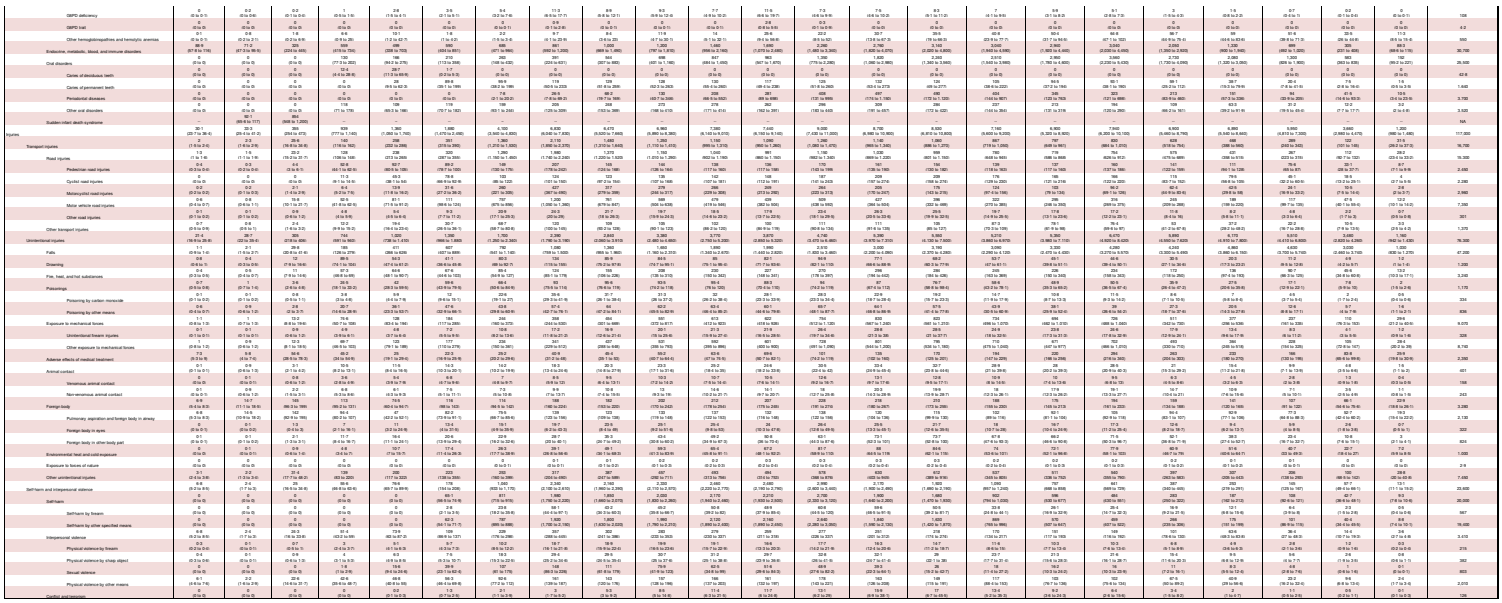

Table 2c. Cholera, Eastern Europe, and Central Asia GBD/R for cause and age arrays for both sexes with 95% uncertainty intervals, 2019

Causes	Early Neonatal	Late Neonatal	Post Neonatal	1 to 4	5 to 9	10 to 14	15 to 19	20 to 24	25 to 29	30 to 34	35 to 39	40 to 44	45 to 49	50 to 54	55 to 59	60 to 64	65 to 69	70 to 74	75 to 79	80 to 84	85 to 89	90 to 94	95 plus	Total
All causes	2,749,000 to 2,928,000	2,049,000 to 2,182,000	3,041,000 to 3,239,000	11,410,000 to 12,150,000	11,230,000 to 11,960,000	11,440,000 to 12,170,000	11,960,000 to 12,740,000	12,620,000 to 13,460,000	13,760,000 to 14,660,000	14,660,000 to 15,660,000	15,720,000 to 16,740,000	17,470,000 to 18,550,000	18,710,000 to 19,850,000	19,850,000 to 21,050,000	20,980,000 to 22,230,000	21,190,000 to 22,450,000	21,190,000 to 22,450,000	17,130,000 to 18,150,000	13,520,000 to 14,330,000	10,500,000 to 11,130,000	6,940,000 to 7,350,000	3,570,000 to 3,770,000	1,610,000 to 1,700,000	159,664,000
Communicable, maternal, neonatal, and nutritional diseases	2,749,000 to 2,928,000	2,049,000 to 2,182,000	2,824,000 to 3,000,000	10,910,000 to 11,620,000	10,620,000 to 11,300,000	10,610,000 to 11,300,000	10,900,000 to 11,600,000	11,300,000 to 12,000,000	11,900,000 to 12,600,000	12,400,000 to 13,100,000	12,800,000 to 13,500,000	13,200,000 to 13,900,000	13,500,000 to 14,200,000	13,800,000 to 14,500,000	14,000,000 to 14,700,000	14,000,000 to 14,700,000	13,900,000 to 14,600,000	12,000,000 to 12,700,000	9,000,000 to 9,500,000	6,500,000 to 6,900,000	4,000,000 to 4,200,000	2,000,000 to 2,100,000	1,000,000 to 1,050,000	1,000,000
HIV/AIDS and sexually transmitted infections	4,400 to 6,200	1,900 to 2,700	51,000 to 72,000	9,200 to 13,000	2,900 to 4,100	3,400 to 4,800	11,000 to 15,000	28,000 to 39,000	49,000 to 69,000	72,000 to 100,000	97,000 to 140,000	120,000 to 170,000	140,000 to 200,000	160,000 to 230,000	180,000 to 250,000	190,000 to 270,000	200,000 to 280,000	190,000 to 270,000	170,000 to 240,000	140,000 to 200,000	100,000 to 140,000	60,000 to 85,000	30,000 to 42,000	1,600,000
HIV/AIDS	2,100 to 3,000	1,000 to 1,400	28,000 to 39,000	5,000 to 7,000	1,600 to 2,200	1,900 to 2,600	6,000 to 8,300	15,000 to 21,000	27,000 to 37,000	39,000 to 54,000	53,000 to 74,000	66,000 to 92,000	77,000 to 110,000	88,000 to 120,000	98,000 to 140,000	110,000 to 150,000	110,000 to 150,000	110,000 to 150,000	93,000 to 130,000	77,000 to 110,000	55,000 to 77,000	33,000 to 46,000	16,000 to 23,000	880,000
HIV/AIDS - Drug-susceptible Tuberculosis	40 to 60	10 to 20	1,000 to 1,400	200 to 300	70 to 100	80 to 110	200 to 300	500 to 700	900 to 1,300	1,300 to 1,800	1,800 to 2,500	2,200 to 3,100	2,600 to 3,600	2,900 to 4,000	3,300 to 4,600	3,600 to 5,000	3,600 to 5,000	3,200 to 4,500	2,800 to 3,900	2,300 to 3,200	1,600 to 2,200	1,000 to 1,400	500 to 700	30,000
HIV/AIDS - Multidrug-resistant Tuberculosis	0 to 0	0 to 0	40 to 60	10 to 20	3 to 5	4 to 6	10 to 20	30 to 40	50 to 70	70 to 100	100 to 140	130 to 180	150 to 210	170 to 230	190 to 260	200 to 280	200 to 280	180 to 250	150 to 210	120 to 170	80 to 110	50 to 70	20 to 30	1,700
HIV/AIDS resistant to other treatment	0 to 0	0 to 0	10 to 20	3 to 4	1 to 2	1 to 2	3 to 4	7 to 10	10 to 20	20 to 30	30 to 40	40 to 50	50 to 70	60 to 80	70 to 90	80 to 100	80 to 100	70 to 90	60 to 80	50 to 60	30 to 40	20 to 30	10 to 10	0 to 0	600
HIV/AIDS resulting in other diseases	0 to 0	0 to 0	10 to 20	3 to 4	1 to 2	1 to 2	3 to 4	7 to 10	10 to 20	20 to 30	30 to 40	40 to 50	50 to 70	60 to 80	70 to 90	80 to 100	80 to 100	70 to 90	60 to 80	50 to 60	30 to 40	20 to 30	10 to 10	0 to 0	600
Sexually transmitted infections excluding HIV	2,300 to 3,200	900 to 1,300	23,000 to 33,000	4,000 to 5,900	1,300 to 1,900	1,500 to 2,200	5,000 to 7,000	13,000 to 18,000	22,000 to 31,000	33,000 to 46,000	44,000 to 62,000	54,000 to 76,000	63,000 to 89,000	72,000 to 100,000	81,000 to 110,000	89,000 to 120,000	89,000 to 120,000	81,000 to 110,000	69,000 to 97,000	57,000 to 80,000	40,000 to 56,000	24,000 to 34,000	12,000 to 17,000	710,000
Syphilis	42,000 to 53,000	400 to 5,000	500 to 6,700	67 to 270	23 to 120	26 to 170	28 to 120	170 to 300	310 to 570	560 to 1,000	1,000 to 1,800	1,700 to 3,000	2,800 to 4,900	4,200 to 7,300	5,900 to 10,000	7,900 to 13,000	9,200 to 15,000	8,900 to 14,000	8,000 to 13,000	6,600 to 10,000	4,600 to 7,200	2,800 to 4,400	1,400 to 2,200	110,000
Chlamydial infection	0 to 0	0 to 0	0 to 0	0 to 0	0 to 0	0 to 0	0 to 0	0 to 0	0 to 0	0 to 0	0 to 0	0 to 0	0 to 0	0 to 0	0 to 0	0 to 0	0 to 0	0 to 0	0 to 0	0 to 0	0 to 0	0 to 0	0 to 0	0 to 0	0
Gonococcal infection	0 to 0	0 to 0	0 to 0	0 to 0	0 to 0	0 to 0	0 to 0	0 to 0	0 to 0	0 to 0	0 to 0	0 to 0	0 to 0	0 to 0	0 to 0	0 to 0	0 to 0	0 to 0	0 to 0	0 to 0	0 to 0	0 to 0	0 to 0	0 to 0	0
Trichomoniasis	0 to 0	0 to 0	0 to 0	0 to 0	0 to 0	0 to 0	0 to 0	0 to 0	0 to 0	0 to 0	0 to 0	0 to 0	0 to 0	0 to 0	0 to 0	0 to 0	0 to 0	0 to 0	0 to 0	0 to 0	0 to 0	0 to 0	0 to 0	0 to 0	0
Genital herpes	0 to 0	0 to 0	0 to 0	0 to 0	0 to 0	0 to 0	0 to 0	0 to 0	0 to 0	0 to 0	0 to 0	0 to 0	0 to 0	0 to 0	0 to 0	0 to 0	0 to 0	0 to 0	0 to 0	0 to 0	0 to 0	0 to 0	0 to 0	0 to 0	0
Other sexually transmitted infections	0 to 0	0 to 0	0 to 0	0 to 0	0 to 0	0 to 0	0 to 0	0 to 0	0 to 0	0 to 0	0 to 0	0 to 0	0 to 0	0 to 0	0 to 0	0 to 0	0 to 0	0 to 0	0 to 0	0 to 0	0 to 0	0 to 0	0 to 0	0 to 0	0
Respiratory infections and tuberculosis	210,000 to 230,000	160,000 to 180,000	200,000 to 220,000	1,000,000 to 1,100,000	1,000,000 to 1,100,000	1,000,000 to 1,100



SR Table 2c: Greater London DALYS by cause and age group for both sexes with 95% uncertainty intervals, 2019

Cause	Early Neonatal	Late Neonatal	Post Neonatal	1 to 4	5 to 9	10 to 14	15 to 19	20 to 24	25 to 29	30 to 34	35 to 39	40 to 44	45 to 49	50 to 54	55 to 59	60 to 64	65 to 69	70 to 74	75 to 79	80 to 84	85 to 89	90 to 94	95 to 98	All ages	Total
All causes	16,900 (16,600 to 20,100)	6,790 (6,490 to 8,060)	14,900 (12,800 to 19,500)	21,900 (17,600 to 36,600)	29,600 (19,600 to 59,000)	33,900 (20,300 to 64,900)	47,700 (30,100 to 81,900)	71,900 (49,300 to 99,700)	107,000 (81,900 to 126,000)	132,600 (99,500 to 163,000)	140,000 (111,000 to 175,900)	146,000 (112,000 to 181,000)	156,000 (112,000 to 196,000)	166,000 (124,000 to 217,000)	180,000 (130,000 to 231,000)	199,000 (135,000 to 270,000)	191,000 (126,000 to 275,000)	145,000 (102,000 to 193,000)	142,000 (102,000 to 192,000)	136,000 (102,000 to 181,000)	117,000 (77,000 to 163,000)	136,000 (92,000 to 190,000)	99,000 (66,000 to 147,000)	41,900 (27,000 to 66,000)	21,000 (14,000 to 33,000)	2,100,000
Communicable, maternal, neonatal, and nutritional diseases	14,600 (11,500 to 17,700)	4,290 (3,270 to 5,290)	5,750 (4,230 to 7,480)	6,980 (5,230 to 9,640)	3,450 (2,700 to 4,290)	3,170 (2,540 to 3,900)	2,710 (2,090 to 3,540)	3,660 (2,760 to 4,760)	5,900 (4,520 to 7,600)	6,600 (5,000 to 8,400)	6,020 (4,540 to 7,770)	5,320 (4,020 to 6,770)	5,070 (3,780 to 6,490)	4,900 (3,650 to 6,150)	4,630 (3,440 to 5,930)	4,170 (3,060 to 5,400)	3,920 (2,920 to 5,020)	3,060 (2,270 to 4,000)	2,630 (1,970 to 3,410)	2,170 (1,600 to 2,850)	1,370 (1,010 to 1,810)	1,200 (870 to 1,610)	1,000 (720 to 1,360)	3,800 (2,800 to 5,300)	106,000
HIV/AIDS and sexually transmitted infections	499 (334 to 1,040)	134 (41 to 316)	209 (56 to 488)	87 (26 to 196)	16 (4 to 36)	14 (4 to 32)	47 (14 to 107)	154 (73 to 313)	410 (197 to 810)	797 (397 to 1,570)	1,060 (532 to 2,100)	1,060 (532 to 2,100)	1,040 (497 to 2,060)	1,010 (484 to 2,000)	999 (477 to 1,980)	922 (441 to 1,830)	812 (388 to 1,610)	664 (318 to 1,320)	530 (253 to 1,050)	414 (198 to 821)	291 (139 to 577)	214 (102 to 424)	151 (72 to 299)	6,920
HIV/AIDS	0 (0 to 0)	0 (0 to 0)	0 (0 to 0)





SR Table 2c: South East England DALYS by cause and age group for both sexes with 95% uncertainty intervals, 2019

Cause	Early Neonatal	Late Neonatal	Post Neonatal	1 to 4	5 to 9	10 to 14	15 to 19	20 to 24	25 to 29	30 to 34	35 to 39	40 to 44	45 to 49	50 to 54	55 to 59	60 to 64	65 to 69	70 to 74	75 to 79	80 to 84	85 to 89	90 to 94	95 plus	Total
All causes	10,600 (9,130 to 12,400)	6,130 (4,230 to 8,190)	10,900 (8,170 to 13,300)	7,600 (5,920 to 9,290)	22,200 (16,300 to 28,900)	36,600 (29,000 to 43,900)	62,000 (51,900 to 72,600)	66,600 (55,900 to 78,200)	61,200 (52,700 to 70,200)	62,700 (53,400 to 73,000)	102,000 (87,200 to 118,000)	132,000 (112,000 to 154,000)	126,000 (110,000 to 145,000)	125,000 (109,000 to 143,000)	170,000 (151,000 to 192,000)	190,000 (167,000 to 214,000)	193,000 (166,000 to 223,000)	214,000 (187,000 to 245,000)	269,000 (236,000 to 303,000)	299,000 (270,000 to 334,000)	329,000 (296,000 to 368,000)	197,000 (177,000 to 220,000)	114,000 (107,000 to 122,000)	38,900 (37,600 to 40,100)	2,660,000
Communicable, maternal, neonatal, and nutritional diseases	11,500 (9,720 to 13,900)	5,970 (4,270 to 8,780)	3,970 (2,930 to 5,170)	4,120 (3,450 to 4,870)	3,130 (2,570 to 3,760)	2,660 (2,260 to 3,120)	3,150 (2,660 to 3,750)	3,620 (2,920 to 4,450)	3,760 (2,960 to 4,770)	3,630 (2,950 to 4,590)	4,780 (3,950 to 5,830)	4,910 (3,990 to 6,060)	5,130 (4,170 to 6,460)	5,150 (4,200 to 6,270)	6,150 (5,020 to 7,550)	6,830 (5,580 to 8,410)	7,470 (6,070 to 9,400)	8,590 (7,000 to 10,800)	11,700 (9,720 to 14,200)	14,900 (12,700 to 18,200)	13,200 (11,200 to 16,000)	6,800 (5,760 to 8,180)	199,000
HIV/AIDS and sexually transmitted infections	340 (261 to 451)	139 (93 to 204)	166 (93 to 264)	29.3 (20 to 42.4)	5.6 (3.8 to 8.1)	7.4 (5.1 to 10.7)	29.4 (21.1 to 41.2)	89.4 (66.1 to 119)	199 (147 to 265)	331 (246 to 441)	399 (292 to 533)	412 (301 to 550)	395 (289 to 527)	353 (258 to 470)	428 (313 to 570)	475 (347 to 633)	476 (348 to 634)	501 (367 to 667)	709 (519 to 945)	814 (596 to 1,080)	877.1 (642 to 1,170)	513 (375 to 684)	294 (215 to 392)	6,940
HIV/AIDS	67.6 (51 to 87)	27.5 (18 to 40)	32.9 (20.1 to 52.6)	5.8 (3.8 to 9.3)	1.1 (0.8 to 1.7)	1.5 (1.1 to 2.1)	5.8 (4.2 to 8.2)	17.7 (13.1 to 25.3)	39.5 (29.2 to 56.5)	65.7 (48.8 to 94)	79.2 (58.9 to 113)	81.8 (60.8 to 117)	78.4 (58.2 to 112)	70 (51.9 to 100)	84.9 (63 to 121)	94.3 (70 to 135)	94.5 (70.1 to 135)	99.4 (73.7 to 142)	141 (104 to 201)	162 (120 to 231)	174 (129 to 248)	102 (75.8 to 145)	58.3 (43.3 to 83.1)	1,380
HIV/AIDS - Drug-susceptible Tuberculosis	0 (0 to 0)	0 (0 to 0)	0.1 (0.1 to 0.4)	1.7 (1 to 2.6)	0.4 (0.3 to 0.6)	0.6 (0.4 to 0.9)	2.5 (2 to 3.2)	8.6 (6.9 to 10.9)	21.5 (17.5 to 27.5)	37.8 (30.9 to 48.5)	47.5 (38.7 to 61.1)	49.2 (40.1 to 63.2)	47.2 (38.4 to 60.6)	42.1 (34.2 to 54.1)	51.1 (41.5 to 65.7)	56.8 (46.1 to 73)	56.9 (46.2 to 73.1)	59.9 (48.6 to 76.9)	84.9 (68.9 to 109)	97.5 (79.1 to 125)	104.8 (85 to 134)	61.4 (49.8 to 78.9)	35 (28.4 to 44.9)	830
HIV/AIDS - Multidrug-resistant Tuberculosis without extensi	0 (0 to 0)	0 (0 to 0)	0 (0 to 0)	0 (0 to 0)	0 (0 to 0)	0 (0 to 0)	0 (0 to 0)	0 (0 to 0)	0 (0 to 0)	0 (0 to 0)	0 (0 to 0)	0 (0 to 0)	0 (0 to 0)	0 (0 to 0)	0 (0 to 0)	0 (0 to 0)	0 (0 to 0)	0 (0 to 0)	0 (0 to 0)	0 (0 to 0)	0 (0 to 0)	0 (0 to 0)	0 (0 to 0)	0
HIV/AIDS - Extensively drug-resistant Tuberculosis	0 (0 to 0)	0 (0 to 0)	0 (0 to 0)	0 (0 to 0)	0 (0 to 0)	0 (0 to 0)	0 (0 to 0)	0 (0 to 0)	0 (0 to 0)	0 (0 to 0)	0 (0 to 0)	0 (0 to 0)	0 (0 to 0)	0 (0 to 0)	0 (0 to 0)	0 (0 to 0)	0 (0 to 0)	0 (0 to 0)	0 (0 to 0)	0 (0 to 0)	0 (0 to 0)	0 (0 to 0)	0 (0 to 0)	0
HIV/AIDS resulting in other diseases	67.6 (51 to 87)	27.5 (18 to 40)	32.9 (20.1 to 52.6)	4.1 (2.7 to 6.5)	0.7 (0.5 to 1.1)	0.9 (0.7 to 1.3)	3.3 (2.4 to 4.6)	9.1 (6.8 to 12.4)	17.9 (13.5 to 24.5)	27.9 (21.1 to 38.4)	31.7 (24.1 to 43.5)	32.6 (24.8 to 44.8)	31.2 (23.8 to 42.9)	27.8 (21.2 to 38.2)	33.1 (25.2 to 45.5)	37.5 (28.6 to 51.6)	37.6 (28.7 to 51.7)	39.5 (30.1 to 54.3)	56.1 (42.8 to 77.1)	64.5 (49.2 to 88.7)	69.2 (52.8 to 95.1)	40.5 (30.9 to 55.7)	23.1 (17.6 to 31.8)	548
Sexually transmitted infections excluding HIV	272 (207 to 361)	111 (74 to 164)	133 (74 to 212)	25.2 (17.6 to 35.1)	4.5 (3.1 to 6.5)	5.8 (4.1 to 8.4)	23.6 (16.9 to 33.8)	71.8 (52.9 to 95.6)	177 (131 to 236)	265 (197 to 353)	319 (234 to 426)	329 (241 to 440)	316 (231 to 421)	283 (207 to 376)	343 (251 to 456)	380 (278 to 506)	381 (278 to 507)	402 (294 to 535)	567 (415 to 756)	651 (477 to 867)	701.9 (514 to 936)	410 (300 to 547)	235 (172 to 314)	5,310
Syphilis	0 (0 to 0)	0 (0 to 0)	0 (0 to 0)	0 (0 to 0)	0 (0 to 0)	0 (0 to 0)	0 (0 to 0)	0 (0 to 0)	0 (0 to 0)	0 (0 to 0)	0 (0 to 0)	0 (0 to 0)	0 (0 to 0)	0 (0 to 0)	0 (0 to 0)	0 (0 to 0)	0 (0 to 0)	0 (0 to 0)	0 (0 to 0)	0 (0 to 0)	0 (0 to 0)	0 (0 to 0)	0 (0 to 0)	0
Chlamydial infection	0 (0 to 0)	0 (0 to 0)	0 (0 to 0)	0 (0 to 0)	0 (0 to 0)	0 (0 to 0)	0 (0 to 1)	0 (0 to 0)	0 (0 to 0)	0 (0 to 0)	0 (0 to 0)	0 (0 to 0)	0 (0 to 0)	0 (0 to 0)	0 (0 to 0)	0 (0 to 0)	0 (0 to 0)	0 (0 to 0)	0 (0 to 0)	0 (0 to 0)	0 (0 to 0)	0 (0 to 0)	0 (0 to 0)	0
Gonococcal infection	0 (0 to 0)	0 (0 to 0)	0 (0 to 0)	0 (0 to 0)	0 (0 to 0)	0 (0 to 0)	0 (0 to 0)	0 (0 to 0)	0 (0 to 0)	0 (0 to 0)	0 (0 to 0)	0 (0 to 0)	0 (0 to 0)	0 (0 to 0)	0 (0 to 0)	0 (0 to 0)	0 (0 to 0)	0 (0 to 0)	0 (0 to 0)	0 (0 to 0)	0 (0 to 0)	0 (0 to 0)	0 (0 to 0)	0
Trichomoniasis	0 (0 to 0)	0 (0 to 0)	0 (0 to 0)	0 (0 to 0)	0 (0 to 0)	0 (0 to 0)	0 (0 to 0)	0 (0 to 0)	0 (0 to 0)	0 (0 to 0)	0 (0 to 0)	0 (0 to 0)	0 (0 to 0)	0 (0 to 0)	0 (0 to 0)	0 (0 to 0)	0 (0 to 0)	0 (0 to 0)	0 (0 to 0)	0 (0 to 0)	0 (0 to 0)	0 (0 to 0)	0 (0 to 0)	0
Genital herpes	0 (0 to 0)	0 (0 to 0)	0 (0 to 0)	0 (0 to 0)	0 (0 to 0)	0.1 (0 to 0.2)	0.6 (0.4 to 0.9)	2.6 (2.1 to 3.4)	11 (8.7 to 14.5)	19.3 (15.3 to 25.5)	19.3 (15.1 to 25.5)	19.2 (15.1 to 25.4)	22.4 (17.5 to 29.5)	23.6 (18.5 to 31.2)	22 (17.2 to 29.2)	19.6 (15.3 to 26.1)	14.6 (11.4 to 19.4)	9.7 (7.5 to 13)	9.6 (7.4 to 12.9)	3.9 (3 to 5.2)	1.7 (1.3 to 2.3)	0.6 (0.5 to 0.8)	271.2
Other sexually transmitted infections	0 (0 to 0)	0 (0 to 0)	0 (0 to 0)	0 (0 to 0)	0 (0 to 0)	0 (0 to 0)	0.1 (0 to 0.1)	0.7 (0.5 to 1)	1.2 (0.9 to 1.7)	1.8 (1.3 to 2.6)	2.2 (1.6 to 3.1)	2.5 (1.8 to 3.5)	2.6 (1.9 to 3.6)	2.6 (1.9 to 3.6)	3.2 (2.4 to 4.4)	3.5 (2.6 to 4.8)	3.6 (2.7 to 4.9)	3.8 (2.8 to 5.2)	4.9 (3.6 to 6.7)	5.4 (4 to 7.4)	5.6 (4.1 to 7.7)	3.2 (2.3 to 4.4)	1.8 (1.3 to 2.5)	39.4
Respiratory infections and tuberculosis	1,030 (878 to 1,220)	513 (373 to 670)	670 (455 to 1,000)	1,160 (1,040 to 1,290)	1,000 (895 to 1,120)	527 (462 to 597)	744 (667 to 832)	1,160 (1,040 to 1,310)	999 (896 to 1,120)	1,070 (966 to 1,200)	1,760 (1,590 to 1,960)	2,320 (2,100 to 2,570)	1,900 (1,720 to 2,120)	2,190 (1,980 to 2,420)	2,770 (2,510 to 3,060)	3,060 (2,770 to 3,390)	3,040 (2,750 to 3,370)	3,230 (2,920 to 3,580)	4,220 (3,810 to 4,680)	5,260 (4,750 to 5,830)	5,260 (4,750 to 5,830)	2,900 (2,620 to 3,210)	1,160 (1,050 to 1,280)	75,300
Tuberculosis	1,030 (878 to 1,220)	513 (373 to 670)	670 (455 to 1,000)	1,160 (1,040 to 1,290)	1,000 (895 to 1,120)	527 (462 to 597)	744 (667 to 832)	1,160 (1,040 to 1,310)	999 (896 to 1,120)	1,070 (966 to 1,200)	1,760 (1,590 to 1,960)	2,320 (2,100 to 2,570)	1,900 (1,720 to 2,120)	2,190 (1,980 to 2,420)	2,770 (2,510 to 3,060)	3,060 (2,770 to 3,390)	3,040 (2,750 to 3,370)	3,230 (2,920 to 3,580)	4,220 (3,810 to 4,680)	5,260 (4,750 to 5,830)	5,260 (4,750 to 5,830)	2,900 (2,620 to 3,210)	1,160 (1,050 to 1,280)	75,300
Latent tuberculosis infection	0 (0 to 0)	0 (0 to 0)	0 (0 to 0)	0 (0 to 0)	0 (0 to 0)	0 (0 to 0)	0 (0 to 0)	0 (0 to 0)	0 (0 to 0)	0 (0 to 0)	0 (0 to 0)	0 (0 to 0)	0 (0 to 0)	0 (0 to 0)	0 (0 to 0)	0 (0 to 0)	0 (0 to 0)	0 (0 to 0)	0 (0 to 0)	0 (0 to 0)	0 (0 to 0)	0 (0 to 0)	0 (0 to 0)	0
Drug-susceptible tuberculosis	1,030 (878 to 1,220)	513 (373 to 670)	670 (455 to 1,000)	1,160 (1,040 to 1,290)	1,000 (895 to 1,120)	527 (462 to 597)	744 (667 to 832)	1,160 (1,040 to 1,310)	999 (896 to 1,120)	1,070 (966 to 1,200)	1,760 (1,590 to 1,960)	2,320 (2,100 to 2,570)	1,900 (1,720 to 2,120)	2,190 (1,980 to 2,420)	2,770 (2,510 to 3,060)	3,060 (2,770 to 3,390)	3,040 (2,750 to 3,370)	3,230 (2,920 to 3,580)	4,220 (3,810 to 4,680)	5,260 (4,750 to 5,830)	5,260 (4,750 to 5,830)	2,900 (2,620 to 3,210)	1,160 (1,050 to 1,280)	75,300
Multidrug-resistant tuberculosis without extensive drug-res	0 (0 to 0)	0 (0 to 0)	0 (0 to 0)	0 (0 to 0)	0 (0 to 0)	0 (0 to 0)	0 (0 to 0)	0 (0 to 0)	0 (0 to 0)	0 (0 to 0)	0 (0 to 0)	0 (0 to 0)	0 (0 to 0)	0 (0 to 0)	0 (0 to 0)	0 (0 to 0)	0 (0 to 0)	0 (0 to 0)	0 (0 to 0)	0 (0 to 0)	0 (0 to 0)	0 (0 to 0)	0 (0 to 0)	0
Extensively drug-resistant tuberculosis	0 (0 to 0)	0 (0 to 0)	0 (0 to 0)	0 (0 to 0)	0 (0 to 0)	0 (0 to 0)	0 (0 to 0)	0 (0 to 0)	0 (0 to 0)	0 (0 to 0)	0 (0 to 0)	0 (0 to 0)	0 (0 to 0)	0 (0 to 0)	0 (0 to 0)	0 (0 to 0)	0 (0 to 0)	0 (0 to 0)	0 (0 to 0)	0 (0 to 0)	0 (0 to 0)	0 (0 to 0)	0 (0 to 0)	0
Lower respiratory infections	127 (79 to 192)	104 (59 to 163)	497 (277 to 1,000)	218 (151 to 299)	98.6 (68.1 to 137)	61 (42.1 to 85.2)	137 (94.7 to 192)	251 (173 to 352)	229 (158 to 321)	228 (157 to 320)	498 (344 to 698)	1,020 (705 to 1,430)	1,010 (697 to 1,420)	1,420 (980 to 1,990)	2,310 (1,600 to 3,240)	3,110 (2,150 to 4,360)	3,190 (2,200 to 4,470)	3,760 (2,600 to 5,270)	5,130 (3,540 to 7,190)	6,290 (4,340 to 8,810)	6,290 (4,340 to 8,810)	3,450 (2,380 to 4,840)	1,380 (952 to 1,930)	64,500
Upper respiratory infections	0.7 (0.7 to 0.8)	0.2 (0.2 to 0.3)	0.2 (0.2 to 0.3)	0.2 (0.2 to 0.3)	0.1 (0.1 to 0.2)	0.1 (0.1 to 0.2)	0.2 (0.2 to 0.3)	0.3 (0.3 to 0.4)	0.3 (0.3 to 0.4)	0.3 (0.3 to 0.4)	0.4 (0.4 to 0.5)	0.5 (0.5 to 0.6)	0.5 (0.5 to 0.6)	0.5 (0.5 to 0.6)	0.6 (0.6 to 0.7)	0.6 (0.6 to 0.7)	0.6 (0.6 to 0.7)	0.6 (0.6 to 0.7)	0.6 (0.6 to 0.7)	0.6 (0.6 to 0.7)	0.6 (0.6 to 0.7)	0.5 (0.5 to 0.6)	0.2 (0.2 to 0.3)	8.1
Otitis media	0.1 (0 to 0.1)	0 (0 to 0.1)	0 (0 to 0.1)	14 (7.6 to 24.6)	3 (1.6 to 5.4)	1.4 (0.8 to 2.5)	0.9 (0.5 to 1.6)	0.6 (0.3 to 1.1)	0.5 (0.3 to 0.9)	0.5 (0.3 to 0.9)	0.6 (0.3 to 1.1)	0.7 (0.4 to 1.2)	0.7 (0.4 to 1.2)	0.7 (0.4 to 1.2)	0.8 (0.4 to 1.4)	0.8 (0.4 to 1.4)	0.8 (0.4 to 1.4)	0.8 (0.4 to 1.4)	0.8 (0.4 to 1.4)	0.8 (0.4 to 1.4)	0.8 (0.4 to 1.4)	0.7 (0.4 to 1.2)	0.3 (0.2 to 0.5)	49
Sinusitis	11.9 (9.2 to 16.1)	4.6 (3.6 to 6.4)	4.7 (3.6 to 6.6)	3.6 (2.8 to 4.6)	2.2 (1.7 to 2.8)	1.6 (1.2 to 2.1)	1.9 (1.5 to 2.5)	2.2 (1.7 to 2.9)	2.1 (1.6 to 2.8)	2.1 (1.6 to 2.8)	2.7 (2.1 to 3.6)	3.1 (2.4 to 4.1)	3.1 (2.4 to 4.1)	3.1 (2.4 to 4.1)	3.7 (2.9 to 4.9)	3.9 (3 to 5.2)	3.9 (3 to 5.2)	4.1 (3.2 to 5.4)	5.3 (4.1 to 7.1)	6.1 (4.7 to 8.1)	6.3 (4.8 to 8.4)	3.8 (2.9 to 5.1)	2.3 (1.8 to 3.1)	68
Tracheitis	0.6 (0.4 to 0.9)	0.3 (0.2 to 0.4)	0.3 (0.2 to 0.4)	0.3 (0.2 to 0.4)	0.1 (0.1 to 0.2)	0.1 (0.1 to 0.2)	0.1 (0.1 to 0.2)	0.2 (0.1 to 0.2)	0.2 (0.1 to 0.2)	0.2 (0.1 to 0.2)	0.2 (0.1 to 0.3)	0.2 (0.1 to 0.3)	0.2 (0.1 to 0.3)	0.2 (0.1 to 0.3)	0.2 (0.1 to 0.3)	0.2 (0.1 to 0.3)	0.2 (0.1 to 0.3)	0.2 (0.1 to 0.3)	0.2 (0.1 to 0.3)	0.2 (0.1 to 0.3)	0.2 (0.1 to 0.3)	0.2 (0.1 to 0.3)	0.1 (0.1 to 0.2)	3
Bronchitis	0.1 (0 to 0.1)	0 (0 to 0.1)	0 (0 to 0.1)	0

Non-rheumatic degenerative mitral valve disease	0 (0 to 0)	0 (0 to 0)	0 (0 to 0)	0 (0 to 0)	0 (0 to 0)	0 (0 to 0)	9.0 (4.0 to 7.0)	14.7 (9.0 to 19.0)	19.7 (12.0 to 23.0)	20.1 (13.0 to 26.0)	27 (22.0 to 28.7)	37.1 (27.0 to 47.0)	99.6 (68.0 to 82.0)	99 (71.0 to 104)	132 (96.0 to 168)	192 (140.0 to 216)	294 (216.0 to 329)	319 (240.0 to 358)	358 (272.0 to 393)	341 (229.0 to 400)	222 (151.0 to 310)	92.1 (57.0 to 134)	2,230
Other non-rheumatic aortic diseases	0 (0 to 0)	0 (0 to 0)	0 (0 to 0)	0 (0 to 0)	0 (0 to 0)	0 (0 to 0)

G6PD deficiency	0/-1 (0 to 0.1)	0/-0 (0 to 0.04)	0/-0 (0.2 to 0.8)	2/-2 (1.3 to 2.6)	9/-6 (3.2 to 5)	7/-5 (1.7 to 10)	10/-6 (4.6 to 12.6)	21 (12.8 to 33)	16/-1 (11 to 29.7)	19/-1 (15 to 19.7)	11/-5 (7.4 to 14.7)	18/9 (10.9 to 31)	11/-9 (7.4 to 18)	11/-6 (7.5 to 18)	11/-9 (7.5 to 18)	12/-5 (8 to 19.7)	13 (8 to 19.4)	9/-3 (4.7 to 17.6)	6/-1 (2.6 to 9.9)	2 (1.1 to 2.8)	0/-0 (0 to 1.3)	0/-0 (0.2 to 0.9)	0/-1 (0 to 0.1)	178	
G6PD bat	0/-0 (0 to 0)	0/-0 (0 to 0)	0/-0 (0 to 0)	0/-0 (0 to 0)	0/-0 (0 to 0)	0/-0 (0 to 0)	0/-0 (0 to 0)	0/-0 (0.1 to 0.1)	0/-0 (0 to 0.1)	0/-0 (0 to 0)	0/-0 (0 to 0)	0/-0 (0 to 0)	0/-0 (0 to 0)	0/-0 (0 to 0)	0/-0 (0 to 0)	0/-0 (0 to 0)	0/-0 (0 to 0)	0/-0 (0 to 0)	0/-0 (0 to 0)	0/-0 (0 to 0)	0/-0 (0 to 0)	0/-0 (0 to 0)	0/-0 (0 to 0)	0/-0 (0 to 0)	7.4	
Other hemoglobinopathies and hemolytic anemias	0/-0 (0.1 to 0.2)	1/-1 (0.3 to 0.4)	10/-2 (3.4 to 21.4)	42/-9 (19.1 to 67.9)	30/-4 (7.4 to 57.2)	13/-5 (6.2 to 26.2)	9/-9 (3.2 to 12.6)	19/-4 (8.1 to 40.7)	16/-2 (6.4 to 34.7)	14/-2 (5.4 to 30.1)	11/-5 (4.6 to 24.7)	18/-5 (10.9 to 31)	11/-5 (7.4 to 18)	11/-5 (7.4 to 18)	11/-5 (7.4 to 18)	11/-6 (7.5 to 18.9)	9/-5 (4.6 to 19.4)	6/-4 (2.6 to 14.1)	2/-1 (0.8 to 5.3)	1/-1 (0.3 to 2.8)	0/-0 (0 to 1.3)	0/-0 (0 to 0.9)	0/-0 (0 to 0.1)	0/-0 (0 to 0.1)	898	
Endocrine, metabolic, blood, and immune disorders	1/20 (79 to 109)	1/29 (70.7 to 100)	4/47 (37.5 to 61.4)	6/19 (20.4 to 1.28E)	12/20 (48 to 1.23E)	8/64 (39.9 to 1.24E)	9/69 (60.7 to 1.38E)	1.21E (829 to 1.71E)	1.46E (929 to 2.09E)	1.46E (1.12E to 2.02E)	1.46E (1.12E to 2.02E)	2.46E (1.56E to 3.59E)	3.21E (2.09E to 4.71E)	3.21E (2.09E to 4.71E)	3.97E (2.61E to 5.80E)	4.51E (3.01E to 6.65E)	4.23E (2.73E to 6.46E)	4.05E (2.65E to 6.11E)	2.87E (1.88E to 4.25E)	1.78E (1.16E to 2.66E)	1.78E (1.16E to 2.66E)	1.78E (1.16E to 2.66E)	1.78E (1.16E to 2.66E)	1.78E (1.16E to 2.66E)	63,000	
Oral disorders	0 (0 to 0)	0 (0 to 0)	0 (0 to 0)

SR Table 2c: South West England DALYS by cause and age group for both sexes with 95% uncertainty intervals, 2019

Cause	Early Neonatal	Late Neonatal	Post Neonatal	1 to 4	5 to 9	10 to 14	15 to 19	20 to 24	25 to 29	30 to 34	35 to 39	40 to 44	45 to 49	50 to 54	55 to 59	60 to 64	65 to 69	70 to 74	75 to 79	80 to 84	85 to 89	90 to 94	95 plus	Total
All causes	2,765 (2,420 to 3,200)	2,760 (2,350 to 3,264)	6,092 (4,716 to 7,966)	12,600 (9,388 to 16,480)	10,332 (7,850 to 13,305)	10,900 (8,222 to 14,159)	12,155 (10,153 to 14,477)	20,324 (17,468 to 24,160)	22,782 (19,400 to 26,705)	29,200 (25,000 to 34,000)	37,002 (31,200 to 43,200)	44,000 (38,000 to 51,000)	54,000 (46,000 to 63,000)	63,000 (52,700 to 75,400)	76,000 (64,000 to 90,000)	105,000 (87,900 to 124,000)	119,000 (100,000 to 140,000)	139,000 (117,000 to 164,000)	146,000 (122,000 to 172,000)	166,000 (137,000 to 197,000)	167,000 (136,000 to 212,000)	137,000 (109,000 to 174,000)	100,000 (78,000 to 131,000)	80,000 (63,000 to 106,000)	27,000 (20,000 to 39,000)	1,490,000 (1,400,000 to 1,600,000)
Communicable, maternal, neonatal, and nutritional diseases	1,670 (1,460 to 1,890)	1,660 (1,390 to 1,960)	2,370 (1,840 to 3,090)	3,360 (2,500 to 4,390)	2,450 (1,870 to 3,200)	1,890 (1,290 to 2,550)	1,620 (1,070 to 2,230)	1,910 (1,400 to 2,490)	2,220 (1,630 to 2,890)	2,500 (1,850 to 3,250)	2,280 (1,690 to 3,000)	2,560 (1,900 to 3,350)	2,670 (1,980 to 3,500)	2,760 (2,050 to 3,600)	3,160 (2,320 to 4,200)	3,160 (2,320 to 4,200)	3,130 (2,310 to 4,080)	3,060 (2,260 to 4,170)	3,100 (2,400 to 4,000)	6,980 (5,080 to 9,330)	7,910 (5,760 to 10,600)	6,770 (4,880 to 9,220)	6,420 (4,660 to 8,570)	3,240 (2,400 to 4,240)	87,700
HIV/AIDS and sexually transmitted infections	200 (98 to 420)	60 (30 to 128)	140 (70 to 296)	120 (60 to 250)	70 (30 to 140)	110 (50 to 230)	190 (90 to 410)	1,000 (500 to 2,000)	1,500 (800 to 3,000)	2,000 (1,000 to 4,000)	2,000 (1,000 to 4,000)	2,000 (1,000 to 4,000)	2,000 (1,000 to 4,000)	2,000 (1,000 to 4,000)	2,000 (1,000 to 4,000)	2,000 (1,000 to 4,000)	1,900 (1,000 to 4,000)	1,900 (1,000 to 4,000)	1,900 (1,000 to 4,000)	1,900 (1,000 to 4,000)	1,900 (1,000 to 4,000)	1,900 (1,000 to 4,000)	1,900 (1,000 to 4,000)	1,900 (1,000 to 4,000)	1,900 (1,000 to 4,000)	2,000 (1,000 to 4,000)	33,000 (17,000 to 67,000)
HIV/AIDS	0 (0 to 0)	0 (0 to 0)	0 (0 to 0)





SR Table 2c. Wales DALYS by cause and age arrays for both sexes with 95% uncertainty intervals, 2019

Cause	Early Neonatal	Late Neonatal	Post-Neonatal	1 to 4	5 to 9	10 to 14	15 to 19	20 to 24	25 to 29	30 to 34	35 to 39	40 to 44	45 to 49	50 to 54	55 to 59	60 to 64	65 to 69	70 to 74	75 to 79	80 to 84	85 to 89	90 to 94	95 plus	Total
All causes	6,680 (5,660 to 8,290)	1,720 (1,500 to 1,950)	3,480 (2,970 to 4,060)	4,890 (3,730 to 6,180)	4,010 (3,200 to 5,000)	11,090 (9,330 to 13,000)	17,040 (13,400 to 20,900)	24,600 (19,400 to 30,200)	27,270 (20,800 to 34,200)	33,990 (27,200 to 41,600)	39,610 (29,900 to 49,200)	39,310 (27,900 to 53,000)	48,690 (31,700 to 69,600)	62,750 (42,900 to 86,700)	73,990 (56,000 to 93,900)	78,990 (61,700 to 97,700)	93,990 (74,000 to 116,000)	122,000 (96,000 to 152,000)	164,000 (129,000 to 207,000)	191,000 (144,000 to 243,000)	206,000 (150,000 to 271,000)	200,000 (143,000 to 274,000)	13,700 (13,700 to 13,700)	1,010,000
Communicable, maternal, neonatal, and nutritional diseases	3,510 (2,660 to 4,790)	1,050 (911 to 1,470)	1,230 (959 to 1,730)	1,260 (929 to 1,730)	1,350 (924 to 1,770)	858 (669 to 1,260)	1,070 (824 to 1,770)	1,310 (1,010 to 1,960)	1,400 (1,020 to 2,060)	1,490 (1,100 to 2,190)	1,490 (1,060 to 2,190)	1,410 (1,070 to 2,020)	1,390 (1,060 to 2,060)	1,860 (1,400 to 2,810)	1,960 (1,470 to 2,810)	2,060 (1,570 to 2,810)	2,060 (1,530 to 2,900)	3,770 (2,900 to 4,790)	6,490 (5,060 to 8,540)	9,660 (7,490 to 12,700)	9,050 (6,820 to 12,600)	4,540 (3,070 to 6,850)	1,650 (1,650 to 1,650)	63,400
HIV/AIDS and sexually transmitted infections	0 (0 to 0)	0 (0 to 0)	6.9 (6.7 to 11.3)	7.2 (6.5 to 9.2)	9 (6.9 to 9.5)	13.6 (9.7 to 20.5)	61.6 (39.8 to 73.7)	196 (163 to 239)	294 (163 to 396)	372 (166 to 536)	292 (166 to 536)	234 (166 to 536)	196 (166 to 536)	139 (83.1 to 236)	87.7 (54.6 to 144)	54.6 (34.9 to 89.6)	37.4 (24.2 to 59.2)	19.2 (9.5 to 36.7)	10.1 (4.7 to 19.4)	2 (0.9 to 4)	1 (0.4 to 2)	0.4 (0.2 to 0.8)	0.1 (0.1 to 0.1)	1,710
HIV/AIDS	0 (0 to 0)	0 (0 to 0)	6.9 (6.7 to 11.3)	7.2 (6.5 to 9.2)	9 (6.9 to 9.5)	13.6 (9.7 to 20.5)	61.6 (39.8 to 73.7)	196 (163 to 239)	294 (163 to 396)	372 (166 to 536)	292 (166 to 536)	234 (166 to 536)	196 (166 to 536)	139 (83.1 to 236)	87.7 (54.6 to 144)	54.6 (34.9 to 89.6)	37.4 (24.2 to 59.2)	19.2 (9.5 to 36.7)	10.1 (4.7 to 19.4)	2 (0.9 to 4)	1 (0.4 to 2)	0.4 (0.2 to 0.8)	0.1 (0.1 to 0.1)	1,490
HIV/AIDS - Drug-susceptible Tuberculosis	0 (0 to 0)	0 (0 to 0)	6.9 (6.7 to 11.3)	7.2 (6.5 to 9.2)	9 (6.9 to 9.5)	13.6 (9.7 to 20.5)	61.6 (39.8 to 73.7)	196 (163 to 239)	294 (163 to 396)	372 (166 to 536)	292 (166 to 536)	234 (166 to 536)	196 (166 to 536)	139 (83.1 to 236)	87.7 (54.6 to 144)	54.6 (34.9 to 89.6)	37.4 (24.2 to 59.2)	19.2 (9.5 to 36.7)	10.1 (4.7 to 19.4)	2 (0.9 to 4)	1 (0.4 to 2)	0.4 (0.2 to 0.8)	0.1 (0.1 to 0.1)	1,490
HIV/AIDS - Multidrug-resistant Tuberculosis without extensive	0 (0 to 0)	0 (0 to 0)	0.1 (0 to 0.6)	0 (0 to 0)	0 (0 to 0)	0 (0 to 0)	0 (0 to 0)	0 (0 to 0)	0 (0 to 0)	0 (0 to 0)	0 (0 to 0)	0 (0 to 0)	0 (0 to 0)	0.4 (0 to 1.4)	0.3 (0 to 1.1)	0.2 (0 to 0.9)	0.2 (0 to 0.8)	0.2 (0 to 0.7)	0.1 (0 to 0.5)	0 (0 to 0)	0 (0 to 0)	0 (0 to 0)	0 (0 to 0)	4.6
HIV/AIDS - Extensively drug-resistant Tuberculous	0 (0 to 0)	0 (0 to 0)	0 (0 to 0.1)	0 (0 to 0.1)	0 (0 to 0)	0 (0 to 0)	0 (0 to 0.2)	0 (0 to 0.7)	0 (0 to 1.1)	0 (0 to 0.9)	0 (0 to 0.7)	0 (0 to 0.6)	0 (0 to 0.6)	0 (0 to 0.6)	0 (0 to 0.5)	0 (0 to 0.2)	0 (0 to 0.2)	0 (0 to 0.1)	0 (0 to 0.1)	0 (0 to 0)	0 (0 to 0)	0 (0 to 0)	0 (0 to 0)	1.2
HIV/AIDS resulting in other diseases	0 (0 to 0)	0 (0 to 0)	6.8 (6.6 to 9.8)	6.8 (6.5 to 7.1)	9 (6.9 to 9.4)	13.6 (9.7 to 20.4)	61.4 (39.6 to 73.6)	196 (163 to 239)	294 (163 to 396)	372 (166 to 536)	292 (166 to 536)	234 (166 to 536)	196 (166 to 536)	139 (83.1 to 236)	87.5 (54.5 to 144)	54.5 (34.8 to 89.5)	37.3 (24.1 to 59.1)	19.1 (9.4 to 36.6)	10.1 (4.7 to 19.4)	2 (0.9 to 4)	1 (0.4 to 2)	0.4 (0.2 to 0.8)	0.1 (0.1 to 0.1)	1,400
Sexually transmitted infections excluding HIV	0 (0 to 0)	0 (0 to 0)	0 (0 to 0)	0 (0 to 0)	0 (0 to 0)	0 (0 to 0)	0 (0 to 0)	0 (0 to 0)	0 (0 to 0)	0 (0 to 0)	0 (0 to 0)	0 (0 to 0)	0 (0 to 0)	0 (0 to 0)	0 (0 to 0)	0 (0 to 0)	0 (0 to 0)	0 (0 to 0)	0 (0 to 0)	0 (0 to 0)	0 (0 to 0)	0 (0 to 0)	0 (0 to 0)	0 (0 to 0)	270
Syphilis	0 (0 to 0)	0 (0 to 0)	0 (0 to 0)	0 (0 to 0)	0 (0 to 0)	0 (0 to 0)	0 (0 to 0.1)	0 (0 to 0.2)	0 (0 to 0.3)	0 (0 to 0.4)	0 (0 to 0.3)	0 (0 to 0.3)	0 (0 to 0.3)	0 (0 to 0.3)	0 (0 to 0.3)	0 (0 to 0.3)	0 (0 to 0.3)	0 (0 to 0.3)	0 (0 to 0.3)	0 (0 to 0.2)	0 (0 to 0.1)	0 (0 to 0.1)	0 (0 to 0.1)	0 (0 to 0.1)	9.6
Chlamydial infection	0 (0 to 0)	0 (0 to 0)	0 (0 to 0)	0 (0 to 0)	0 (0 to 0)	0.1 (0 to 0.2)	0.3 (0 to 0.6)	0.6 (0 to 1.1)	1.4 (0 to 2.3)	1.4 (0 to 2.7)	1.6 (0 to 2.7)	1.9 (1 to 3)	2 (1 to 3)	1.9 (1 to 3)	0.6 (0 to 1.2)	0.5 (0 to 1.2)	0.6 (0 to 1.2)	0.6 (0 to 1.1)	1 (0 to 1.6)	1 (0 to 1.4)	0.7 (0 to 1.1)	0.3 (0 to 0.7)	0.2 (0 to 0.5)	17.1
Gonococcal infection	0 (0 to 0)	0 (0 to 0)	0 (0 to 0)	0 (0 to 0)	0 (0 to 0)	0.2 (0 to 0.3)	0.3 (0 to 0.6)	0.6 (0 to 0.9)	1.6 (1 to 2.2)	1.5 (1 to 2.2)	1.5 (1 to 2.2)	1.6 (1 to 2.2)	1.6 (1 to 2.2)	1.7 (1 to 2.6)	1.6 (1 to 2.7)	2.6 (2 to 4.7)	3.2 (2 to 5.7)	3.6 (2 to 6.4)	3.8 (2 to 6.5)	3.2 (1 to 5.6)	2 (0 to 3.4)	1.2 (0 to 2.1)	0.6 (0 to 1.1)	32.1
Trichomoniasis	0 (0 to 0)	0 (0 to 0)	0 (0 to 0)	0 (0 to 0)	0 (0 to 0)	0.6 (0 to 0.8)	2.5 (1 to 3.4)	3.9 (2 to 5.3)	4.1 (2 to 5.8)	4.3 (2 to 6.2)	4.1 (2 to 6.2)	3.9 (2 to 6.2)	4.1 (2 to 6.2)	3.6 (2 to 5.8)	3.1 (1 to 5.1)	2.6 (1 to 4.7)	2.1 (1 to 3.8)	1.9 (0 to 3.4)	1.2 (0 to 2.2)	0.7 (0 to 1.4)	0.4 (0 to 0.8)	0.2 (0 to 0.5)	0 (0 to 0)	39.2
Genital herpes	0 (0 to 0)	0 (0 to 0)	0 (0 to 0)	0 (0 to 0)	0 (0 to 0)	0 (0 to 0)	0 (0 to 0.2)	0 (0 to 0.3)	0 (0 to 0.5)	0 (0 to 0.6)	0 (0 to 0.5)	0 (0 to 0.5)	0 (0 to 0.5)	0 (0 to 0.5)	0 (0 to 0.5)	0 (0 to 0.5)	0 (0 to 0.5)	0 (0 to 0.5)	0 (0 to 0.5)	0 (0 to 0.5)	0 (0 to 0.5)	0 (0 to 0.5)	0 (0 to 0.5)	0 (0 to 0.5)	87.8
Other sexually transmitted infections	0 (0 to 0)	0 (0 to 0)	0 (0 to 0)	0 (0 to 0)	0 (0 to 0)	0.5 (0.1 to 0.9)	0.9 (0.4 to 2.1)	1.3 (0.5 to 3.1)	1.6 (0.6 to 3.9)	1.8 (0.6 to 4.2)	2 (0.7 to 4.6)	2.1 (0.7 to 4.6)	2.4 (0.8 to 4.9)	2.5 (0.8 to 5.2)	2.4 (0.8 to 5.2)	2.3 (0.8 to 5.2)	2.2 (0.8 to 5.2)	2.1 (0.8 to 5.2)	1.9 (0.8 to 5.2)	1.6 (0.7 to 5.2)	1.2 (0.5 to 5.2)	0.8 (0.3 to 5.2)	0.3 (0.1 to 5.2)	29.2
Respiratory infections and tuberculosis	2,960 (2,390 to 3,760)	672 (546 to 916)	1,040 (840 to 1,310)	1,020 (727 to 1,420)	1,060 (809 to 1,420)	1,060 (793 to 1,510)	1,170 (859 to 1,770)	1,270 (1,000 to 1,850)	1,270 (1,000 to 1,850)	1,270 (1,000 to 1,850)	1,270 (1,000 to 1,850)	1,270 (1,000 to 1,850)	1,270 (1,000 to 1,850)	1,270 (1,000 to 1,850)	1,270 (1,000 to 1,850)	1,270 (1,000 to 1,850)	1,270 (1,000 to 1,850)	1,270 (1,000 to 1,850)	1,270 (1,000 to 1,850)	1,270 (1,000 to 1,850)	1,270 (1,000 to 1,850)	1,270 (1,000 to 1,850)	1,270 (1,000 to 1,850)	33,600
Tuberculosis	0 (0 to 0)	0 (0 to 0)	0.7 (0.4 to 1)	1.4 (1.1 to 1.9)	1.1 (0.8 to 1.5)	1.5 (1.1 to 2.1)	2.5 (1.9 to 4.4)	6.8 (4.9 to 11.3)	11.1 (7.8 to 18.2)	16.2 (11.3 to 26.1)	19.6 (13.4 to 31.1)	19.2 (13.4 to 30.4)	23.2 (15.9 to 36.6)	32.5 (22.3 to 51.2)	40 (27.4 to 63.1)	43.1 (29.5 to 67.9)	51.2 (34.9 to 80.7)	67.5 (46.2 to 106.3)	89.2 (61.1 to 140.5)	47.3 (32.4 to 74.5)	29.5 (20.2 to 46.5)	11.1 (7.6 to 17.5)	3
Latent tuberculosis infection	0 (0 to 0)	0 (0 to 0)	0.6 (0.4 to 0.9)	1.3 (1 to 1.8)	1 (0.8 to 1.4)	1.4 (1.1 to 2)	2.3 (1.8 to 4.1)	6.3 (4.6 to 10.5)	10.3 (7.2 to 16.9)	15 (10.5 to 24.2)	18.2 (12.4 to 28.9)	17.8 (12.4 to 28.2)	21.5 (14.8 to 33.9)	30.1 (20.7 to 47.5)	37.1 (25.4 to 58.5)	40 (27.4 to 62.9)	47.5 (32.4 to 74.9)	62.6 (42.8 to 98.6)	82.7 (56.6 to 130.2)	43.9 (30.1 to 69.1)	27.4 (18.7 to 43.1)	10.3 (7 to 16.2)	2.8
Drug-susceptible Tuberculosis	0 (0 to 0)	0 (0 to 0)	0.7 (0.4 to 1)	1.4 (1.1 to 1.9)	1.1 (0.8 to 1.5)	1.5 (1.1 to 2.1)	2.5 (1.9 to 4.4)	6.8 (4.9 to 11.3)	11.1 (7.8 to 18.2)	16.2 (11.3 to 26.1)	19.6 (13.4 to 31.1)	19.2 (13.4 to 30.4)	23.2 (15.9 to 36.6)	32.5 (22.3 to 51.2)	40 (27.4 to 63.1)	43.1 (29.5 to 67.9)	51.2 (34.9 to 80.7)	67.5 (46.2 to 106.3)	89.2 (61.1 to 140.5)	47.3 (32.4 to 74.5)	29.5 (20.2 to 46.5)	11.1 (7.6 to 17.5)	3
Multidrug-resistant tuberculosis without extensive drug-resistar	0 (0 to 0)	0 (0 to 0)	0 (0 to 0)	0 (0 to 0)	0 (0 to 0)	0 (0 to 0)	0 (0 to 0)	0 (0 to 0)	0 (0 to 0)	0 (0 to 0)	0 (0 to 0)	0 (0 to 0)	0 (0 to 0)	0 (0 to 0)	0 (0 to 0)	0 (0 to 0)	0 (0 to 0)	0 (0 to 0)	0 (0 to 0)	0 (0 to 0)	0 (0 to 0)	0 (0 to 0)	0 (0 to 0)	0 (0 to 0)	0.6
Extensively drug-resistant tuberculosis	0 (0 to 0)	0 (0 to 0)	0 (0 to 0)	0 (0 to 0)	0 (0 to 0)	0 (0 to 0)	0 (0 to 0)	0 (0 to 0)	0 (0 to 0)	0 (0 to 0)	0 (0 to 0)	0 (0 to 0)	0 (0 to 0)	0 (0 to 0)	0 (0 to 0)	0 (0 to 0)	0 (0 to 0)	0 (0 to 0)	0 (0 to 0)	0 (0 to 0)	0 (0 to 0)	0 (0 to 0)	0 (0 to 0)	0 (0 to 0)	0.1
Lower respiratory infections	2,960 (2,390 to 3,760)	672 (546 to 916)	1,040 (840 to 1,310)	1,020 (727 to 1,420)	1,060 (809 to 1,420)	1,060 (793 to 1,510)	1,170 (859 to 1,770)	1,270 (1,000 to 1,850)	1,270 (1,000 to 1,850)	1,270 (1,000 to 1,850)	1,270 (1,000 to 1,850)	1,270 (1,000 to 1,850)	1,270 (1,000 to 1,850)	1,270 (1,000 to 1,850)	1,270 (1,000 to 1,850)	1,270 (1,000 to 1,850)	1,270 (1,000 to 1,850)	1,270 (1,000 to 1,850)	1,270 (1,000 to 1,850)	1,270 (1,000 to 1,850)	1,270 (1,000 to 1,850)	1,270 (1,000 to 1,850)	1,270 (1,000 to 1,850)	28,900
Upper respiratory infections	2 (1 to 3)	0.3 (0.2 to 0.5)	0.3 (0.2 to 0.5)	0.2 (0.1 to 0.3)	0.2 (0.1 to 0.3)	0.2 (0.1 to 0.3





SR Table 2c. Associations DALYS by cause and sex- aroup for both sexes with 95% uncertainty intervals, 2019

Cause	Early Neonatal	Late Neonatal	Post Neonatal	1 to 4	5 to 9	10 to 14	15 to 19	20 to 24	25 to 29	30 to 34	35 to 39	40 to 44	45 to 49	50 to 54	55 to 59	60 to 64	65 to 69	70 to 74	75 to 79	80 to 84	85 to 89	90 to 94	95 plus	Total
All causes	9,650 (7,970 to 10,900)	4,020 (2,150 to 5,170)	7,910 (5,770 to 9,910)	7,690 (5,610 to 9,210)	6,050 (4,760 to 7,490)	6,190 (4,970 to 7,560)	14,900 (13,000 to 17,000)	19,700 (16,000 to 23,000)	19,600 (15,000 to 24,000)	19,600 (15,000 to 24,000)	20,900 (16,000 to 26,000)	21,200 (16,000 to 26,000)	23,000 (17,000 to 28,000)	24,300 (18,000 to 29,000)	23,900 (20,000 to 28,000)	23,900 (20,000 to 28,000)	23,900 (20,000 to 28,000)	21,300 (18,000 to 24,000)	19,900 (16,000 to 23,000)	15,100 (12,000 to 18,000)	8,870 (6,700 to 11,000)	3,490 (2,310 to 4,780)	980 (639 to 994)	329,000
Communicable, maternal, neonatal, and nutritional diseases	7,250 (5,390 to 8,460)	2,760 (1,660 to 4,020)	3,960 (1,800 to 4,620)	2,020 (1,630 to 2,430)	1,450 (1,050 to 1,890)	1,370 (1,050 to 1,760)	1,110 (850 to 1,390)	1,370 (1,100 to 1,650)	1,460 (1,150 to 1,800)	1,370 (1,100 to 1,620)	1,460 (1,150 to 1,800)	1,290 (1,050 to 1,520)	1,200 (993 to 1,420)	1,200 (993 to 1,420)	1,030 (792 to 1,300)	922 (792 to 1,300)	845 (682 to 1,200)	769 (589 to 974)	633 (501 to 806)	506 (382 to 656)	277 (201 to 367)	368 (221 to 497)	239 (123 to 356)	79.6 (42.3 to 99.4)	32,600
HIV/AIDS and sexually transmitted infections	0.7 (0.4 to 1)	0.4 (0.2 to 0.7)	23.4 (27.3 to 29.9)	20.9 (19.2 to 25.1)	27.6 (17.7 to 33.3)	29.6 (20.5 to 37.6)	60.4 (54.3 to 74)	202 (161 to 251)	355 (267 to 461)	366 (263 to 483)	372 (324 to 426)	322 (277 to 378)	247 (212 to 290)	155 (133 to 184)	96.9 (86.2 to 117)	66.9 (58 to 79.6)	47.1 (41.1 to 56)	32.2 (27 to 38.7)	21 (17.6 to 25.1)	13 (11 to 15.8)	6.4 (5.3 to 8.6)	3.1 (1.5 to 5.1)	0.1 (0.1 to 0.1)	2,370
HIV/AIDS	0 (0 to 0)	0 (0 to 0)	22 (26.6 to 29.5)	21.6 (19.1 to 24)	28.2 (27.5 to 28.8)	29.8 (28.9 to 30.5)	64 (58.4 to 69.2)	207 (172 to 250)	370 (284 to 461)	386 (276 to 496)	396 (344 to 452)	342 (294 to 402)	262 (224 to 308)	213 (178 to 256)	135 (114 to 166)	86.6 (75.5 to 102)	59.2 (51.7 to 69.6)	41 (36.1 to 47.5)	27.6 (24.2 to 32)	16 (14 to 18.6)	8.2 (7.2 to 9.5)	3.2 (2.8 to 3.7)	0.1 (0.1 to 0.1)	2,696
HIV/AIDS - Drug-susceptible Tuberculosis	0 (0 to 0)	0 (0 to 0)	0.6 (0.9 to 2.8)	0.7 (0.7 to 2)	0.7 (0.6 to 1.6)	0.8 (0.6 to 2.2)	2.1 (1.5 to 5.6)	6.9 (4.7 to 19.2)	13 (8.6 to 36)	14 (9.1 to 38.9)	15 (9.8 to 36)	13 (8.7 to 32.9)	9.7 (6.5 to 24)	7.9 (5.3 to 19.7)	5.1 (3.4 to 12.6)	3.3 (2.2 to 8.4)	2.2 (1.4 to 5.6)	1.5 (0.9 to 3.8)	1 (0.6 to 2.6)	0.5 (0.3 to 1.3)	0.2 (0.1 to 0.6)	0.1 (0 to 0.2)	0 (0 to 0.1)	125
HIV/AIDS - Multidrug-resistant Tuberculosis without extensive	0 (0 to 0)	0 (0 to 0)	0.7 (0 to 0.9)	0.7 (0 to 0.9)	0.7 (0 to 0.9)	0.8 (0 to 1)	2.1 (1.5 to 2.8)	6.9 (5 to 9.3)	13 (9.3 to 18)	14 (9.9 to 19)	15 (11 to 20)	13 (9.4 to 17)	9.7 (7 to 13)	8 (5.8 to 10)	5.1 (3.7 to 6.4)	3.3 (2.4 to 4.2)	2.2 (1.6 to 2.8)	1.5 (1 to 1.9)	1 (0.7 to 1.3)	0.5 (0.3 to 0.6)	0.2 (0.1 to 0.3)	0.1 (0 to 0.1)	0 (0 to 0)	162
HIV/AIDS - Extensively drug-resistant Tuberculosis	0 (0 to 0)	0 (0 to 0)	0 (0 to 0.1)	0 (0 to 0.1)	0 (0 to 0.1)	0 (0 to 0.1)	0.1 (0 to 0.2)	0.3 (0 to 0.6)	0.6 (0 to 1.3)	0.6 (0 to 1.3)	0.7 (0 to 1.4)	0.6 (0 to 1.3)	0.4 (0 to 0.9)	0.4 (0 to 0.8)	0.2 (0 to 0.5)	0.2 (0 to 0.4)	0.1 (0 to 0.3)	0.1 (0 to 0.2)	0 (0 to 0.2)	0 (0 to 0.1)	0 (0 to 0.1)	0 (0 to 0)	0 (0 to 0)	1.9
HIV/AIDS resulting in other diseases	0 (0 to 0)	0 (0 to 0)	0 (0 to 39.4)	0 (0 to 17.4)	0 (0 to 1.3)	0 (0 to 0.1)	0 (0 to 0.3)	0 (0 to 0.8)	0 (0 to 1.5)	0 (0 to 1.7)	0 (0 to 2.1)	0 (0 to 2.2)	0 (0 to 2.2)	0 (0 to 2.2)	0 (0 to 2.2)	0 (0 to 2.2)	0 (0 to 2.2)	0 (0 to 2.2)	0 (0 to 2.2)	0 (0 to 2.2)	0 (0 to 2.2)	0 (0 to 2.2)	0 (0 to 0)	0 (0 to 0)	1,950
Sexually transmitted infections excluding HIV	0.7 (0.4 to 1)	0.4 (0.2 to 0.7)	0.4 (0.2 to 0.6)	0.2 (0 to 0.1)	0.1 (0 to 0.2)	0.1 (0 to 0.2)	0.4 (0.2 to 0.6)	0.6 (0.5 to 1.1)	0.9 (0.5 to 2.1)	1.2 (0.7 to 2.7)	0.9 (0.6 to 1.8)	0.8 (0.6 to 1.5)	0.7 (0.6 to 1.4)	0.6 (0.5 to 1.1)	0.6 (0.5 to 1.1)	0.6 (0.5 to 1.1)	0.6 (0.5 to 1.1)	0.6 (0.5 to 1.1)	0.6 (0.5 to 1.1)	0.5 (0.4 to 0.9)	0.3 (0.2 to 0.5)	0.2 (0.1 to 0.3)	0.1 (0 to 0.1)	13.2
Syphilis	0 (0 to 0)	0 (0 to 0)	0 (0 to 0)	0 (0 to 0)	0 (0 to 0)	0.2 (0 to 0.3)	0.6 (0.4 to 0.9)	2.1 (1.5 to 3.1)	3.9 (2.7 to 5.8)	4.2 (2.9 to 6.2)	4.7 (3.2 to 6.9)	4.5 (3.1 to 6.6)	3.4 (2.3 to 5)	3.2 (2.2 to 4.7)	1.9 (1.3 to 2.8)	0.9 (0.6 to 1.4)	0.5 (0.3 to 0.8)	0.3 (0.2 to 0.5)	0.2 (0.1 to 0.3)	0.1 (0 to 0.2)	0.1 (0 to 0.1)	0 (0 to 0.1)	0 (0 to 0)	27.4
Chlamydial infection	0 (0 to 0)	0 (0 to 0)	0 (0 to 0)	0 (0 to 0)	0 (0 to 0)	0 (0 to 0)	0 (0 to 0)	0 (0 to 0)	0 (0 to 0)	0 (0 to 0)	0 (0 to 0)	0 (0 to 0)	0 (0 to 0)	0 (0 to 0)	0 (0 to 0)	0 (0 to 0)	0 (0 to 0)	0 (0 to 0)	0 (0 to 0)	0 (0 to 0)	0 (0 to 0)	0 (0 to 0)	0 (0 to 0)	0 (0 to 0)	0
Gonococcal infection	0 (0 to 0)	0 (0 to 0)	0 (0 to 0)	0 (0 to 0)	0 (0 to 0)	0 (0 to 0)	0 (0 to 0)	0 (0 to 0)	0 (0 to 0)	0 (0 to 0)	0 (0 to 0)	0 (0 to 0)	0 (0 to 0)	0 (0 to 0)	0 (0 to 0)	0 (0 to 0)	0 (0 to 0)	0 (0 to 0)	0 (0 to 0)	0 (0 to 0)	0 (0 to 0)	0 (0 to 0)	0 (0 to 0)	0 (0 to 0)	0
Trichomoniasis	0 (0 to 0)	0 (0 to 0)	0 (0 to 0)	0 (0 to 0)	0 (0 to 0)	0 (0 to 0)	0.1 (0 to 0.2)	0.2 (0 to 0.4)	0.3 (0 to 0.6)	0.4 (0 to 0.8)	0.4 (0 to 0.8)	0.4 (0 to 0.8)	0.3 (0 to 0.7)	0.3 (0 to 0.6)	0.2 (0 to 0.4)	0.1 (0 to 0.3)	0.1 (0 to 0.2)	0.1 (0 to 0.2)	0 (0 to 0.1)	0 (0 to 0.1)	0 (0 to 0.1)	0 (0 to 0.1)	0 (0 to 0)	0 (0 to 0)	4.4
Genital herpes	0 (0 to 0)	0 (0 to 0)	0 (0 to 0)	0 (0 to 0)	0 (0 to 0)	0 (0 to 0)	0 (0 to 0.1)	0.1 (0 to 0.2)	0.2 (0 to 0.4)	0.2 (0 to 0.5)	0.2 (0 to 0.4)	0.2 (0 to 0.4)	0.2 (0 to 0.4)	0.2 (0 to 0.4)	0.1 (0 to 0.3)	0.1 (0 to 0.2)	0.1 (0 to 0.2)	0.1 (0 to 0.2)	0 (0 to 0.1)	0 (0 to 0.1)	0 (0 to 0.1)	0 (0 to 0.1)	0 (0 to 0)	0 (0 to 0)	2.2
Other sexually transmitted infections	0 (0 to 0)	0 (0 to 0)	0 (0 to 0)	0 (0 to 0)	0 (0 to 0)	0.1 (0 to 0.2)	0.2 (0 to 0.4)	0.7 (0.4 to 1.7)	1.4 (0.8 to 3.7)	1.7 (0.9 to 4.8)	1.4 (0.8 to 3.7)	1.2 (0.7 to 3.2)	0.9 (0.6 to 2.3)	0.8 (0.5 to 2.1)	0.5 (0.3 to 1.4)	0.3 (0.2 to 0.8)	0.2 (0.1 to 0.6)	0.2 (0.1 to 0.4)	0.1 (0 to 0.3)	0.1 (0 to 0.2)	0.1 (0 to 0.2)	0 (0 to 0.1)	0 (0 to 0)	10.2
Respiratory infections and tuberculosis	215 (137 to 309)	216 (160 to 309)	686 (561 to 1,480)	564 (361 to 667)	257 (191 to 322)	172 (130 to 222)	284 (214 to 366)	287 (204 to 429)	307 (223 to 422)	280 (203 to 429)	259 (187 to 406)	244 (177 to 376)	307 (224 to 474)	284 (205 to 438)	297 (222 to 399)	260 (209 to 354)	222 (173 to 279)	181 (139 to 232)	166 (129 to 209)	141 (109 to 180)	102 (78 to 129)	72.8 (55 to 92)	37.2 (27.7 to 45.3)	6,790
Tuberculosis	0 (0 to 0)	0 (0 to 0)	0.8 (2.7 to 8)	0.8 (1.6 to 6.9)	0.7 (0.9 to 3.7)	0.7 (0.9 to 3.1)	1.2 (2.6 to 20.6)	2.1 (3.1 to 42.1)	2.7 (3.6 to 73.4)	3.1 (3.9 to 94.6)	3.2 (3.9 to 79.6)	3.1 (3.8 to 77.4)	3.4 (4.2 to 79.7)	3.5 (4.2 to 79.6)	3.6 (4.2 to 79.6)	3.6 (4.2 to 79.6)	3.6 (4.2 to 79.6)	3.6 (4.2 to 79.6)	3.6 (4.2 to 79.6)	3.6 (4.2 to 79.6)	3.6 (4.2 to 79.6)	3.6 (4.2 to 79.6)	3.6 (4.2 to 79.6)	622
Latent tuberculosis infection	0 (0 to 0)	0 (0 to 0)	0 (0 to 0)	0 (0 to 0)	0 (0 to 0)	0 (0 to 0)	0 (0 to 0)	0 (0 to 0)	0 (0 to 0)	0 (0 to 0)	0 (0 to 0)	0 (0 to 0)	0 (0 to 0)	0 (0 to 0)	0 (0 to 0)	0 (0 to 0)	0 (0 to 0)	0 (0 to 0)	0 (0 to 0)	0 (0 to 0)	0 (0 to 0)	0 (0 to 0)	0 (0 to 0)	0 (0 to 0)	0
Drug-susceptible tuberculosis	0 (0 to 0)	0 (0 to 0)	0.8 (2.6 to 7.9)	0.8 (1.6 to 6.8)	0.7 (0.9 to 3.7)	0.7 (0.9 to 3.1)	1.2 (2.6 to 20.4)	2.1 (3.1 to 41.7)	2.7 (3.6 to 72.7)	3.1 (3.9 to 93.7)	3.2 (3.9 to 78.8)	3.1 (3.8 to 76.6)	3.4 (4.2 to 78.9)	3.5 (4.2 to 78.8)	3.6 (4.2 to 78.8)	3.6 (4.2 to 78.8)	3.6 (4.2 to 78.8)	3.6 (4.2 to 78.8)	3.6 (4.2 to 78.8)	3.6 (4.2 to 78.8)	3.6 (4.2 to 78.8)	3.6 (4.2 to 78.8)	3.6 (4.2 to 78.8)	581
Multidrug-resistant tuberculosis without extensive drug-resistar	0 (0 to 0)	0 (0 to 0)	0 (0 to 0)	0 (0 to 0)	0 (0 to 0)	0 (0 to 0)	0.1 (0 to 0.2)	0.4 (0 to 1.1)	0.9 (0 to 2.5)	1.1 (0 to 3.2)	1.1 (0 to 2.9)	1.1 (0 to 2.7)	1.2 (0 to 2.9)	1.2 (0 to 2.9)	1.2 (0 to 2.9)	1.2 (0 to 2.9)	1.2 (0 to 2.9)	1.2 (0 to 2.9)	1.2 (0 to 2.9)	1.2 (0 to 2.9)	1.2 (0 to 2.9)	1.2 (0 to 2.9)	1.2 (0 to 2.9)	1.2 (0 to 2.9)	39.2
Extensively drug-resistant tuberculosis	0 (0 to 0)	0 (0 to 0)	0 (0 to 0)	0 (0 to 0)	0 (0 to 0)	0 (0 to 0)	0 (0 to 0)	0 (0 to 0)	0 (0 to 0)	0 (0 to 0)	0 (0 to 0)	0 (0 to 0)	0 (0 to 0)	0 (0 to 0)	0 (0 to 0)	0 (0 to 0)	0 (0 to 0)	0 (0 to 0)	0 (0 to 0)	0 (0 to 0)	0 (0 to 0)	0 (0 to 0)	0 (0 to 0)	0 (0 to 0)	0
Lower respiratory infections	210 (136 to 301)	210 (158 to 301)	621 (446 to 1,280)	520 (352 to 592)	64.5 (46.7 to 87.7)	44.6 (29.8 to 66)	90.4 (70.1 to 119)	104 (79.1 to 144)	126 (91.8 to 191)	104 (74.2 to 170)	102 (73.6 to 170)	102 (73.6 to 170)	171 (124.2 to 270)	161 (116.2 to 270)	170 (124.2 to 270)	161 (116.2 to 270)	222 (166.2 to 296)	222 (166.2 to 296)	222 (166.2 to 296)	222 (166.2 to 296)	222 (166.2 to 296)	222 (166.2 to 296)	222 (166.2 to 296)	222 (166.2 to 296)	4,480
Upper respiratory infections	4.7 (2.6 to 6.9)	0.4 (0.2 to 0.6)	0.4 (0.2 to 0.6)	0.2 (0.1 to 0.3)	0.2 (0.1 to 0.3)	0.2 (0.1 to 0.3





SR Table 2c: Baja California DALYS by cause and age group for both sexes with 95% uncertainty intervals, 2019

Cause	Early Neonatal	Late Neonatal	Post Neonatal	1 to 4	5 to 9	10 to 14	15 to 19
All causes	18,200 (13,000 to 25,000)	7,860 (5,630 to 10,600)	15,600 (10,900 to 22,000)	25,100 (20,600 to 30,400)	15,700 (12,300 to 19,600)	21,200 (16,800 to 26,700)	37,100 (30,900 to 45,300)
Communicable, maternal, neonatal, and nutritional diseases	12,700 (8,590 to 17,600)	5,080 (3,470 to 6,940)	6,190 (4,160 to 8,890)	6,640 (5,300 to 8,070)	4,390 (3,120 to 6,030)	2,990 (2,290 to 3,910)	2,910 (2,320 to 3,590)
HIV/AIDS and sexually transmitted infections	3·9 (2·2 to 6·5)	2·6 (1·3 to 4·8)	149 (130 to 171)	94·8 (82·7 to 108)	82·3 (71·4 to 94)	94 (82·5 to 107)	212 (183 to 247)
HIV/AIDS	0 (0 to 0)	0 (0 to 0·1)	147 (127 to 168)	94·1 (81·8 to 108)	82·2 (71·2 to 93·8)	87·9 (76·3 to 101)	184 (160 to 212)
HIV/AIDS - Drug-susceptible Tuberculosis	0 (0 to 0)	0 (0 to 0)	23·5 (12·2 to 37)	15·3 (8·1 to 24·1)	13·2 (7 to 20·6)	13·9 (7·4 to 21·7)	28·2 (15·6 to 43·6)
HIV/AIDS - Multidrug-resistant Tuberculosis without extensive	0 (0 to 0)	0 (0 to 0)	2 (0·1 to 9·7)	1·3 (0·1 to 6·3)	1·1 (0·1 to 5·3)	1·1 (0·1 to 5·6)	2·3 (0·1 to 11)
HIV/AIDS - Extensively drug-resistant Tuberculosis	0 (0 to 0)	0 (0 to 0)	0·3 (0 to 1·6)	0·2 (0 to 1)	0·2 (0 to 0·9)	0·2 (0 to 0·9)	0·4 (0 to 1·8)
HIV/AIDS resulting in other diseases	0 (0 to 0)	0 (0 to 0·1)	121 (98·3 to 145)	77·2 (62·1 to 92·6)	67·7 (54·1 to 80·8)	72·7 (59·3 to 86·5)	153 (127 to 184)
Sexually transmitted infections excluding HIV	3·9 (2·2 to 6·5)	2·6 (1·3 to 4·7)	2·4 (0·9 to 5·3)	0·7 (0·3 to 1·5)	0·1 (0·1 to 0·3)	6·2 (4·2 to 8·8)	27·9 (17·2 to 44·6)
Syphilis	3·9 (2·2 to 6·5)	2·6 (1·3 to 4·7)	2·4 (0·9 to 5·3)	0·7 (0·3 to 1·5)	0·1 (0·1 to 0·3)	1·6 (1·1 to 2·3)	2·3 (1·6 to 3·3)
Chlamydial infection	0 (0 to 0)	0 (0 to 0)	0 (0 to 0)	0 (0 to 0)	0 (0 to 0)	0·5 (0·4 to 0·8)	2·9 (1·9 to 4·2)
Gonococcal infection	0 (0 to 0)	0 (0 to 0)	0 (0 to 0)	0 (0 to 0)	0 (0 to 0)	0·9 (0·5 to 1·7)	5·7 (2·4 to 11·4)
Trichomoniasis	0 (0 to 0)	0 (0 to 0)	0 (0 to 0)	0 (0 to 0)	0 (0 to 0)	0·2 (0 to 0·5)	3·4 (1 to 8·6)
Genital herpes	0 (0 to 0)	0 (0 to 0)	0 (0 to 0)	0 (0 to 0)	0 (0 to 0)	0·9 (0·3 to 2·2)	4·2 (1·2 to 10·6)

Cause	20 to 24	25 to 29	30 to 34	35 to 39	40 to 44	45 to 49	50 to 54	55 to 59
All causes	56,100 (47,900 to 65,900)	64,500 (55,400 to 75,500)	69,900 (60,200 to 81,300)	75,900 (65,100 to 88,300)	83,300 (71,000 to 97,600)	89,900 (75,900 to 106,000)	91,600 (77,500 to 108,000)	85,300 (72,100 to 101,000)
Communicable, maternal, neonatal, and nutritional diseases	4,130 (3,510 to 4,900)	5,590 (4,820 to 6,470)	6,300 (5,520 to 7,200)	7,010 (6,080 to 8,030)	6,860 (5,890 to 7,920)	6,590 (5,540 to 7,900)	5,370 (4,450 to 6,490)	4,190 (3,400 to 5,180)
HIV/AIDS and sexually transmitted infections	899 (780 to 1,030)	1,870 (1,620 to 2,160)	2,450 (2,130 to 2,810)	2,680 (2,370 to 3,030)	2,400 (2,090 to 2,720)	1,900 (1,650 to 2,200)	1,100 (949 to 1,270)	612 (527 to 704)
HIV/AIDS	832 (721 to 952)	1,760 (1,520 to 2,050)	2,320 (2,020 to 2,670)	2,550 (2,240 to 2,880)	2,260 (1,960 to 2,570)	1,780 (1,540 to 2,050)	1,030 (891 to 1,190)	569 (494 to 651)
HIV/AIDS - Drug-susceptible Tuberculosis	133 (72·8 to 206)	286 (160 to 448)	381 (207 to 593)	417 (230 to 645)	366 (196 to 572)	286 (158 to 451)	163 (87·4 to 255)	89·5 (48·5 to 139)
HIV/AIDS - Multidrug-resistant Tuberculosis without extensive	10·5 (0·7 to 51·2)	22·4 (1·4 to 109)	29·8 (1·8 to 146)	32·8 (2 to 158)	29·1 (1·8 to 140)	23 (1·4 to 113)	13·3 (0·8 to 64·8)	7·3 (0·4 to 35·5)
HIV/AIDS - Extensively drug-resistant Tuberculosis	1·7 (0·1 to 8·2)	3·6 (0·2 to 17·4)	4·8 (0·3 to 23·1)	5·3 (0·3 to 25·5)	4·8 (0·3 to 22·7)	3·8 (0·2 to 18)	2·2 (0·1 to 10·4)	1·2 (0·1 to 5·7)
HIV/AIDS resulting in other diseases	687 (561 to 819)	1,450 (1,160 to 1,760)	1,900 (1,530 to 2,280)	2,090 (1,720 to 2,480)	1,860 (1,470 to 2,220)	1,470 (1,190 to 1,770)	850 (682 to 1,020)	471 (386 to 562)
Sexually transmitted infections excluding HIV	66·4 (39·5 to 110)	108 (58·4 to 187)	131 (73·7 to 229)	137 (78·4 to 238)	138 (80·2 to 242)	118 (70·3 to 202)	66·7 (37·8 to 120)	42·3 (24·6 to 74·7)
Syphilis	2·3 (1·5 to 3·4)	5·1 (3·6 to 7·1)	6·9 (5 to 9·4)	7·4 (5·5 to 10)	6·1 (4·6 to 8·2)	7·8 (5·9 to 10·2)	6·1 (4·3 to 8·2)	4·7 (3·2 to 6·4)
Chlamydial infection	8·9 (5·4 to 14·5)	12·9 (6·4 to 22·6)	14·3 (7 to 24·8)	16·4 (9 to 27)	16·9 (10 to 27·1)	12·8 (7·4 to 20·6)	4·3 (2·9 to 6·3)	2·1 (1·5 to 3)
Gonococcal infection	10·2 (5·3 to 17·2)	10 (5·4 to 16·4)	9·3 (6·3 to 13·6)	10·3 (7 to 14·8)	13·3 (8·8 to 19·3)	13·5 (8·7 to 19·9)	6·4 (4 to 9·8)	4 (2·5 to 6)
Trichomoniasis	20·2 (6·7 to 48·7)	44·4 (14·6 to 99·8)	52·3 (17·3 to 119)	48·6 (16·3 to 112)	44·6 (15·1 to 107)	37·1 (12·1 to 84·9)	24·1 (7·5 to 56·8)	13·6 (4·4 to 32·4)
Genital herpes	9·4 (3·1 to 23·4)	15·3 (5 to 37·3)	19·3 (6·6 to 46·5)	21·2 (6·7 to 51·9)	21·6 (7 to 52·7)	20·6 (6·5 to 49·7)	16·9 (5·5 to 41·3)	12·9 (4 to 31·7)

Cause	60 to 64	65 to 69	70 to 74	75 to 79	80 to 84	85 to 89	90 to 94	95 plus	Total
All causes	77,600 (66,100 to 90,700)	63,000 (54,100 to 73,100)	51,700 (44,700 to 59,500)	38,800 (33,900 to 44,100)	26,100 (23,100 to 29,300)	15,600 (14,000 to 17,200)	7,000 (6,440 to 7,610)	1,570 (1,470 to 1,680)	1,040,000
Communicable, maternal, neonatal, and nutritional diseases	3,340 (2,750 to 4,060)	2,570 (2,070 to 3,140)	2,070 (1,630 to 2,600)	1,680 (1,350 to 2,070)	1,260 (977 to 1,560)	908 (727 to 1,090)	503 (399 to 608)	136 (106 to 161)	99,400
HIV/AIDS and sexually transmitted infections	341 (297 to 391)	227 (198 to 260)	50·1 (41·4 to 60·4)	21·7 (17·8 to 27)	8·2 (6·4 to 11)	4 (3 to 5·3)	1 (0·8 to 1·4)	0·2 (0·2 to 0·3)	15,200
HIV/AIDS	312 (271 to 356)	205 (177 to 235)	35·4 (29·8 to 41·1)	12·4 (10·4 to 14·3)	3 (2·6 to 3·4)	1·1 (0·9 to 1·2)	0·2 (0·2 to 0·3)	0·1 (0·1 to 0·1)	14,300
HIV/AIDS - Drug-susceptible Tuberculosis	48·5 (26·6 to 75·1)	31·7 (17·4 to 49)	5·1 (3 to 7·7)	1·8 (1 to 2·7)	0·4 (0·2 to 0·7)	0·2 (0·1 to 0·2)	0 (0 to 0)	0 (0 to 0)	2,300
HIV/AIDS - Multidrug-resistant Tuberculosis without extensive	3·9 (0·2 to 19)	2·5 (0·2 to 12·4)	0·4 (0 to 1·9)	0·1 (0 to 0·7)	0 (0 to 0·2)	0 (0 to 0·1)	0 (0 to 0)	0 (0 to 0)	183
HIV/AIDS - Extensively drug-resistant Tuberculosis	0·6 (0 to 3)	0·4 (0 to 2)	0·1 (0 to 0·3)	0 (0 to 0·1)	0 (0 to 0)	0 (0 to 0)	0 (0 to 0)	0 (0 to 0)	29·8
HIV/AIDS resulting in other diseases	259 (211 to 309)	171 (139 to 203)	29·8 (23·8 to 35·5)	10·5 (8·4 to 12·5)	2·5 (2 to 3)	0·9 (0·7 to 1·1)	0·2 (0·1 to 0·2)	0·1 (0·1 to 0·1)	11,700
Sexually transmitted infections excluding HIV	28·6 (16·5 to 49·8)	21·5 (13 to 35·6)	14·7 (9·5 to 23·4)	9·2 (6·2 to 14·4)	5·2 (3·4 to 7·9)	2·9 (1·9 to 4·2)	0·8 (0·6 to 1·1)	0·1 (0·1 to 0·2)	935
Syphilis	3·9 (2·8 to 5·3)	3·4 (2·5 to 4·7)	2·8 (2 to 3·7)	1·7 (1·2 to 2·2)	1·2 (0·9 to 1·6)	0·7 (0·5 to 0·9)	0·3 (0·2 to 0·3)	0 (0 to 0·1)	74·1
Chlamydial infection	1·4 (0·8 to 2·2)	0·8 (0·5 to 1·4)	0·8 (0·5 to 1·3)	0·6 (0·4 to 0·9)	0·5 (0·3 to 0·7)	0·3 (0·2 to 0·4)	0·1 (0 to 0·1)	0 (0 to 0)	96·7
Gonococcal infection	3·5 (2·1 to 5·7)	4·6 (2·6 to 7·6)	2·9 (1·7 to 4·5)	2·2 (1·4 to 3·3)	1·1 (0·6 to 1·7)	0·7 (0·4 to 1·1)	0·2 (0·1 to 0·2)	0 (0 to 0)	98·8
Trichomoniasis	7·3 (2·4 to 17·3)	4·4 (1·5 to 10·5)	2·7 (1 to 6·2)	1·5 (0·6 to 3·5)	0·7 (0·3 to 1·6)	0·3 (0·1 to 0·6)	0·1 (0 to 0·1)	0 (0 to 0)	306
Genital herpes	9·3 (2·7 to 22·9)	6 (1·8 to 15·2)	4 (1·2 to 9·7)	2·4 (0·7 to 5·8)	1·2 (0·4 to 3·1)	0·6 (0·2 to 1·4)	0·2 (0·1 to 0·4)	0 (0 to 0·1)	166





SR Table 2c: Baja California Sur DALYS by cause and age group for both sexes with 95% uncertainty intervals, 2019

Cause	Early Neonatal (0-6 days)	Late Neonatal (7-27 days)	Post Neonatal (28-364 days)	1 to 4	5 to 9	10 to 14	15 to 19	20 to 24	25 to 29	30 to 34	35 to 39	40 to 44	45 to 49	50 to 54	55 to 59	60 to 64	65 to 69	70 to 74	75 to 79	80 to 84	85 to 89	90 to 94	95 plus	Total
All causes	3,710 (3,626 to 3,792)	1,831 (1,740 to 1,940)	1,670 (1,560 to 1,785)	1,092 (1,000 to 1,200)	1,004 (909 to 1,112)	1,006 (909 to 1,116)	1,153 (1,047 to 1,268)	1,429 (1,302 to 1,564)	1,677 (1,533 to 1,840)	1,886 (1,722 to 2,053)	2,186 (1,993 to 2,384)	2,539 (2,314 to 2,774)	3,009 (2,744 to 3,300)	3,577 (3,260 to 3,920)	4,302 (3,920 to 4,722)	5,043 (4,593 to 5,542)	5,977 (5,444 to 6,565)	6,966 (6,342 to 7,650)	7,975 (7,259 to 8,760)	8,679 (7,900 to 9,539)	8,599 (7,824 to 9,450)	6,975 (6,347 to 7,662)	77,252 (70,318 to 84,894)
Communicable, maternal, neonatal, and nutritional diseases	3,710 (2,795 to 4,562)	1,810 (1,309 to 2,299)	1,670 (1,196 to 2,200)	1,092 (832 to 1,393)	992 (687 to 1,336)	858 (529 to 1,260)	653 (354 to 1,066)	577 (316 to 1,000)	557 (315 to 1,000)	586 (329 to 1,033)	1,200 (1,000 to 1,433)	1,356 (1,160 to 1,586)	1,660 (1,379 to 1,979)	1,992 (1,655 to 2,350)	2,443 (2,029 to 2,888)	2,924 (2,428 to 3,455)	3,487 (2,894 to 4,120)	4,060 (3,369 to 4,797)	4,650 (3,859 to 5,497)	5,031 (4,175 to 5,947)	5,010 (4,158 to 5,922)	4,063 (3,372 to 4,802)	44,998 (37,316 to 53,168)	211,202
HIV/AIDS and sexually transmitted infections	0.6 (0.4 to 0.9)	0.4 (0.3 to 0.6)	23 (20.1 to 26.6)	11 (10.6 to 11.6)	16.5 (14.3 to 18.6)	19.7 (17.3 to 22.7)	28.2 (27.7 to 28.4)	152 (132 to 177)	345 (296 to 402)	495 (424 to 573)	643 (564 to 733)	824 (678 to 1,016)	1,024 (774 to 1,273)	1,288 (1,000 to 1,628)	1,498 (1,127 to 1,888)	1,618 (1,198 to 2,117)	1,717 (1,197 to 2,317)	1,716 (1,144 to 2,377)	1,618 (1,044 to 2,291)	1,408 (1,000 to 1,911)	1,116 (1,000 to 1,500)	1,016 (1,000 to 1,500)	14,508 (11,000 to 18,000)	2,440
HIV/AIDS	0 (0 to 0)	0 (0 to 0)	22.7 (7.9 to 29.3)	19.9 (11.7 to 31.3)	19.5 (14.3 to 26.6)	19.2 (10.6 to 29.8)	22.1 (8.4 to 38.7)	139 (39.1 to 263)	321 (92.3 to 615)	375 (122.3 to 637)	432 (148.9 to 677)	410 (148.9 to 677)	282 (54.9 to 551)	282 (27.7 to 555)	282 (27.7 to 555)	132 (17.5 to 184)	132 (8.1 to 166)	93 (4.0 to 129)	29.2 (1.5 to 41.5)	29.2 (1.5 to 41.5)	2.6 (0.4 to 7.6)	0.2 (0.0 to 0.6)	2,230
HIV/AIDS - Drug-susceptible Tuberculosis	0 (0 to 0)	0 (0 to 0)	1.9 (0.2 to 2.3)	1.2 (0.2 to 2.2)	1.4 (0.4 to 2.1)	1.5 (0.4 to 2.3)	2.7 (1.4 to 4.1)	11.3 (4.5 to 17.3)	29.4 (10.2 to 49.2)	29.4 (10.2 to 49.2)	31.3 (11.1 to 49.9)	32.9 (10.8 to 50.8)	23.7 (12.9 to 39.1)	23.7 (12.9 to 39.1)	21.6 (12.3 to 33.1)	10.9 (6.2 to 16.6)	7.6 (4.3 to 11.6)	4.3 (2.3 to 6.6)	3 (1.6 to 4.6)	3 (1.6 to 4.6)	0.3 (0.1 to 0.3)	0 (0.0 to 0.0)	182
HIV/AIDS - Multidrug-resistant Tuberculosis without extensive drug resistance	0 (0 to 0)	0 (0 to 0)	0.2 (0.0 to 0.3)	0.1 (0.0 to 0.2)	0.1 (0.0 to 0.2)	0.1 (0.0 to 0.2)	0.2 (0.0 to 0.4)	0.9 (0.3 to 1.4)	2.1 (0.7 to 3.5)	2.1 (0.7 to 3.5)	2.5 (0.9 to 3.9)	2.7 (0.9 to 4.2)	2 (0.7 to 3.2)	2 (0.7 to 3.2)	1.8 (0.7 to 2.8)	0.9 (0.3 to 1.4)	0.7 (0.2 to 1.1)	0.4 (0.1 to 0.6)	0.3 (0.1 to 0.5)	0.3 (0.1 to 0.5)	0 (0.0 to 0.0)	0 (0.0 to 0.0)	15
HIV/AIDS - Extensively drug-resistant Tuberculosis	0 (0 to 0)	0 (0 to 0)	0 (0 to 0)	0 (0 to 0)	0 (0 to 0)	0 (0 to 0)	0 (0 to 0)	0.1 (0 to 0.1)	0.3 (0 to 0.4)	0.3 (0 to 0.4)	0.3 (0 to 0.5)	0.4 (0 to 0.6)	0.3 (0 to 0.4)	0.3 (0 to 0.4)	0.3 (0 to 0.4)	0.1 (0 to 0.2)	0.1 (0 to 0.1)	0.1 (0 to 0.1)	0 (0 to 0)	0 (0 to 0)	0 (0 to 0)	0 (0 to 0)	0 (0 to 0)	2.4
HIV/AIDS resulting in other diseases	0 (0 to 0)	0 (0 to 0)	20.6 (7.5 to 26.4)	10.6 (5.7 to 17.8)	14.9 (12.9 to 17.4)	16.5 (14.5 to 19.2)	25.2 (8.3 to 36.5)	125 (35.1 to 245)	292 (82.9 to 564)	342 (102.5 to 604)	391 (135.5 to 624)	374 (135.5 to 624)	257 (50.1 to 504)	257 (25.3 to 506)	229 (22.5 to 269)	121 (16.0 to 168)	121 (7.4 to 152)	85 (3.7 to 118)	26.7 (1.4 to 38.0)	26.7 (1.4 to 38.0)	2.4 (0.4 to 6.9)	0.2 (0.0 to 0.5)	2,030
Sexually transmitted infections excluding HIV	0.6 (0.4 to 0.9)	0.4 (0.3 to 0.6)	0.4 (0 to 1.1)	0.2 (0 to 0.5)	1.6 (0.2 to 3.2)	3.2 (0.9 to 6.3)	3 (0.8 to 6.4)	14.2 (3.3 to 29.7)	24.7 (7.7 to 47.6)	30.5 (9.7 to 54.6)	33 (11.4 to 59.2)	33.1 (11.4 to 59.2)	24.7 (3.9 to 49.4)	24.7 (3.9 to 49.4)	24.7 (3.9 to 49.4)	11.4 (1.8 to 20.5)	11.4 (1.8 to 20.5)	8 (1.3 to 14.3)	2.5 (0.4 to 4.5)	2.5 (0.4 to 4.5)	0.2 (0.0 to 0.4)	0 (0.0 to 0.1)	209
Syphilis	0 (0 to 0)	0 (0 to 0)	0.4 (0.2 to 0.8)	0.2 (0 to 0.5)	0.2 (0 to 0.5)	0.2 (0 to 0.5)	0.2 (0 to 0.5)	0.2 (0 to 0.6)	0.2 (0 to 0.6)	0.2 (0 to 0.6)	0.2 (0 to 0.6)	0.2 (0 to 0.6)	0.2 (0 to 0.6)	0.2 (0 to 0.6)	0.2 (0 to 0.6)	0.2 (0 to 0.6)	0.2 (0 to 0.6)	0.2 (0 to 0.6)	0.2 (0 to 0.6)	0.2 (0 to 0.6)	0.2 (0 to 0.6)	0 (0 to 0)	0 (0 to 0)	12.4
Chlamydial infection	0 (0 to 0)	0 (0 to 0)	0 (0 to 0)	0 (0 to 0)	0 (0 to 0)	0 (0 to 0)	0.1 (0 to 0.2)	0.4 (0 to 0.9)	0.4 (0 to 0.9)	0.4 (0 to 0.9)	0.4 (0 to 0.9)	0.4 (0 to 0.9)	0.4 (0 to 0.9)	0.4 (0 to 0.9)	0.4 (0 to 0.9)	0.4 (0 to 0.9)	0.4 (0 to 0.9)	0.4 (0 to 0.9)	0.4 (0 to 0.9)	0.4 (0 to 0.9)	0.4 (0 to 0.9)	0.4 (0 to 0.9)	0 (0 to 0)	3.3
Gonococcal infection	0 (0 to 0)	0 (0 to 0)	0 (0 to 0)	0 (0 to 0)	0 (0 to 0)	0 (0 to 0)	0.2 (0 to 0.5)	0.2 (0 to 0.5)	0.2 (0 to 0.5)	0.2 (0 to 0.5)	0.2 (0 to 0.5)	0.2 (0 to 0.5)	0.2 (0 to 0.5)	0.2 (0 to 0.5)	0.2 (0 to 0.5)	0.2 (0 to 0.5)	0.2 (0 to 0.5)	0.2 (0 to 0.5)	0.2 (0 to 0.5)	0.2 (0 to 0.5)	0.2 (0 to 0.5)	0.2 (0 to 0.5)	0 (0 to 0)	29.6
Trichomoniasis	0 (0 to 0)	0 (0 to 0)	0 (0 to 0)	0 (0 to 0)	0 (0 to 0)	0 (0 to 0)	0.2 (0 to 0.7)	4.1 (0.4 to 9.7)	9.4 (0 to 21.3)	11.9 (0 to 25.6)	14.2 (0 to 29.4)	14.2 (0 to 29.4)	11.2 (3.7 to 23.5)	9.9 (3.7 to 23.5)	7.7 (2.4 to 18.1)	2.9 (0 to 6.7)	1.5 (0 to 3.5)	0.9 (0 to 2.1)	0.3 (0 to 0.8)	0.3 (0 to 0.8)	0.1 (0 to 0.2)	0 (0 to 0.1)	99
Genital herpes	0 (0 to 0)	0 (0 to 0)	0 (0 to 0)	0 (0 to 0)	0 (0 to 0)	0 (0 to 0)	0.2 (0 to 0.5)	2.2 (0.6 to 4.6)	4.6 (1.4 to 9.3)	6.7 (1.7 to 13.4)	8.4 (1.4 to 16.4)	8.4 (1.4 to 16.4)	6.9 (1.4 to 13.3)	4.9 (1.4 to 11.7)	4.3 (1.4 to 11.7)	2.2 (1.3 to 3.1)	1.4 (1.1 to 1.8)	0.9 (0.6 to 1.2)	0.4 (0.2 to 0.6)	0.4 (0.2 to 0.6)	0.2 (0.1 to 0.3)	0 (0 to 0.1)	39.4
Other sexually transmitted infections	0 (0 to 0)	0 (0 to 0)	0 (0 to 0)	0 (0 to 0)	0.4 (0 to 0.9)	0.4 (0 to 0.9)	0.4 (0 to 0.9)	2.4 (1 to 3.7)	4.8 (1.4 to 10.4)	7 (1.4 to 15.4)	8.5 (1.4 to 15.4)	8.4 (1.4 to 15.4)	6.3 (1.4 to 12.2)	4.1 (1.4 to 10.4)	3.6 (1.4 to 10.4)	1.9 (1.3 to 2.6)	1.2 (1.1 to 1.5)	0.8 (0.6 to 1.0)	0.3 (0.2 to 0.5)	0.3 (0.2 to 0.5)	0.1 (0.1 to 0.2)	0 (0 to 0.1)	49.9
Respiratory infections and tuberculosis	139 (91.3 to 201)	749 (169 to 1,231)	599 (388 to 900)	232 (194 to 339)	174 (121 to 244)	146 (102 to 205)	139 (102 to 206)	229 (172 to 306)	344 (222 to 475)	344 (222 to 475)	344 (222 to 475)	344 (259 to 452)	341 (256 to 446)	341 (256 to 446)	339 (256 to 446)	330 (231 to 427)	327 (214 to 427)	316 (196 to 426)	298 (183 to 426)	276 (169 to 426)	219 (139 to 339)	178 (139 to 339)	139 (99 to 194)	5,280
Tuberculosis	139 (91.3 to 201)	749 (169 to 1,231)	599 (388 to 900)	232 (194 to 339)	174 (121 to 244)	146 (102 to 205)	139 (102 to 206)	229 (172 to 306)	344 (222 to 475)	344 (222 to 475)	344 (222 to 475)	344 (259 to 452)	341 (256 to 446)	341 (256 to 446)	339 (256 to 446)	330 (231 to 427)	327 (214 to 427)	316 (196 to 426)	298 (183 to 426)	276 (169 to 426)	219 (139 to 339)	178 (139 to 339)	139 (99 to 194)	5,280
Latent tuberculosis infection	0 (0 to 0)	0 (0 to 0)	0 (0 to 0)	0 (0 to 0)	0 (0 to 0)	0 (0 to 0)	0 (0 to 0)	0 (0 to 0)	0 (0 to 0)	0 (0 to 0)	0 (0 to 0)	0 (0 to 0)	0 (0 to 0)	0 (0 to 0)	0 (0 to 0)	0 (0 to 0)	0 (0 to 0)	0 (0 to 0)	0 (0 to 0)	0 (0 to 0)	0 (0 to 0)	0 (0 to 0)	0 (0 to 0)	0
Drug-susceptible tuberculosis	0 (0 to 0)	0 (0 to 0)	0 (0 to 0)	0 (0 to 0)	0 (0 to 0)	0 (0 to 0)	0 (0 to 0)	0 (0 to 0)	0 (0 to 0)	0 (0 to 0)	0 (0 to 0)	0 (0 to 0)	0 (0 to 0)	0 (0 to 0)	0 (0 to 0)	0 (0 to 0)	0 (0 to 0)	0 (0 to 0)	0 (0 to 0)	0 (0 to 0)	0 (0 to 0)	0 (0 to 0)	0 (0 to 0)	0
Multidrug-resistant tuberculosis without extensive drug resistance	0 (0 to 0)	0 (0 to 0)	0 (0 to 0)	0 (0 to 0)	0 (0 to 0)	0 (0 to 0)	0 (0 to 0)	0 (0 to 0)	0 (0 to 0)	0 (0 to 0)	0 (0 to 0)	0 (0 to 0)	0 (0 to 0)	0 (0 to 0)	0 (0 to 0)	0 (0 to 0)	0 (0 to 0)	0 (0 to 0)	0 (0 to 0)	0 (0 to 0)	0 (0 to 0)	0 (0 to 0)	0 (0 to 0)	0
Extensively drug-resistant tuberculosis	0 (0 to 0)	0 (0 to 0)	0 (0 to 0)	0 (0 to 0)	0 (0 to 0)	0 (0 to 0)	0 (0 to 0)	0 (0 to 0)	0 (0 to 0)	0 (0 to 0)	0 (0 to 0)	0 (0 to 0)	0 (0 to 0)	0 (0 to 0)	0 (0 to 0)	0 (0 to 0)	0 (0 to 0)	0 (0 to 0)	0 (0 to 0)	0 (0 to 0)	0 (0 to 0)	0 (0 to 0)	0 (0 to 0)	0
Lower respiratory infections	139 (89.7 to 200)	160 (77.1 to 232)	595 (386 to 896)	166 (126 to 223)	64.5 (37.1 to 97.3)	44.1 (21.4 to 69.4)	60.7 (29.6 to 96.4)	102 (49.1 to 166)	141 (68.3 to 230)	155 (75.1 to 252)	188 (91.1 to 306)	199 (96.4 to 324)	213 (103.3 to 346)	205 (99.4 to 334)	223 (108.2 to 362)	197 (95.6 to 321)	191 (92.6 to 311)	166 (80.2 to 270)	170 (82.4 to 276)	132 (63.9 to 215)	125 (60.6 to 203)	97.7 (47.3 to 159)	3,350
Upper respiratory infections	0.6 (0.3 to 1.4)	2.6 (1.6 to 4.2)	23.9 (7.2 to 27.6)	66 (49.2 to 85)	76.9 (42.7 to 131)	70 (32.1 to 118)	67.2 (29.6 to 118)	66.2 (29.6 to 118)	63.1 (29.6 to 118)	61.6 (29.6 to 118)	59.4 (29.6 to 118)	49.5 (24.6 to 83.7)	40.2 (21.7 to 68.9)	31.4 (13.2 to 59.4)	23.2 (13.2 to 39.4)	17.1 (9.1 to 28.7)	12.2 (6.1 to 19.7)	7.5 (3.3 to 12.1)	4.4 (1.4 to 7.1)	2.4 (1.4 to 3.9)	1.1 (0.7 to 1.7)	0.2 (0.1 to 0.3)	746
Otitis media	0 (0 to 0)	0.1 (0 to 0.2)	0.4 (0.1 to 0.8)	27.1 (24.7 to 29.4)	38.4 (27.2 to 49.4)	33.2 (20.4 to 46.6)	25.5 (11.6 to 39.2)	17.4 (7.6 to 28.3)	12.6 (4.9 to 26.7)	12.6 (4.9 to 26.7)	12 (4.9 to 22.2)	12 (6.1 to 21.6)	10.7 (5.9 to 18.5)	10.7 (5.9 to 18.5)	10.6 (5.9 to 18.5)	8.6 (4.6 to 15.4)	6.5 (3.3 to 11.4)	2.5 (1.3 to 4.4)	1.4 (0.7 to 2.4)	0.8 (0.4 to 1.4)	0.3 (0.2 to 0.5)	0 (0 to 0.1)	229
Enteric infections	6.3 (3.9 to 9.9)	19.5 (11.1 to 32.1)	19.5 (12.8 to 29.2)	194 (161 to 232)	63.6 (49.1 to 81.1)	8.6 (5.4 to 12.6)	6.6 (3.4 to 10.6)	6.5 (3.4 to 10.6)	6.5 (3.4 to 10.6)	6.5 (3.4 to 10.6)	6.5 (3.4 to 10.6)	6.5 (3.4 to 10.6)	6.5 (3.4 to 10.6)	6.5 (3.4 to 10.6)	6.5 (3.4 to 10.6)	6.5 (3.4 to 10.6)	6.5 (3.4 to 10.6)	6.5 (3.4 to 10.6)	6.5 (3.4 to 10.6)	6.5 (3.4 to 10.6)	6.5 (3.4 to 10.6)	6.5 (3.4 to 10.6)	6.5 (3.4 to 10.6)	1,410
Diarrheal diseases	6.3 (3.9 to 9.9)	19.5 (11.1 to 32.1)	19.5 (12.8 to 29.2)	192 (157 to 232)	192 (139 to 261)	194 (97.7 to 329)	194 (50 to 329)	194 (50 to 329)	194 (50 to 329)	194 (50 to 329)	194 (50 to 329)	194 (50 to 329)	194 (50 to 329)	194 (50 to 329)	194 (50 to 329)	194 (50 to 329)	194 (50 to 329)	194 (50 to 329)	194 (50 to 329)	194 (50 to 329)	194 (50 to 329)	194 (50 to 329)	194 (50 to 329)	1,403
Typhoid and paratyphoid	0 (0 to 0)	0 (0 to 0)	0 (0 to 0)	0.2 (0 to 1.1)	0.2 (0 to 1.1)	0.2 (0 to 1.1

Other neoplasms	0·5 (0·1 to 0·9)	0·3 (0·1 to 0·4)	3·6 (1·8 to 6·4)	5·4 (3·3 to 8·4)	5·1 (3·1 to 7·1)	5·2 (3·3 to 7·6)	7·7 (4·8 to 12·4)	6·4 (4·1 to 11·1)	7·7 (4·8 to 12·4)	6·4 (4·1 to 9·9)	7·7 (5·1 to 13·2)	10·8 (6·9 to 19·1)	11·6 (7·9 to 19·1)	13·4 (9·9 to 20·5)	16·2 (10·9 to 27·1)	18·1 (12·7 to 30·3)	17·1 (11·8 to 29·6)	16·2 (11·1 to 29·7)	12·2 (8·4 to 18·9)	7 (5·0 to 11·4)	3·2 (2·2 to 4·6)	0·9 (0·6 to 1·4)	0·2 (0·1 to 0·3)	191
Medulloblastoma, medulloblastoma, and other hemangioblastoma	0·3 (0·1 to 0·6)	0·3 (0·1 to 0·4)	3·6 (1·8 to 6·4)	5·4 (3·3 to 8·4)	5·1 (3·1 to 7·1)	5·2 (3·3 to 7·6)	7·7 (4·8 to 12·4)	6·4 (4·1 to 11·1)	7·7 (4·8 to 12·4)	6·4 (4·1 to 9·9)	7·7 (5·1 to 13·2)	10·8 (6·9 to 19·1)	11·6 (7·9 to 19·1)	13·4 (9·9 to 20·5)	16·2 (10·9 to 27·1)	18·1 (12·7 to 30·3)	17·1 (11·8 to 29·6)	16·2 (11·1 to 29·7)	12·2 (8·4 to 18·9)	7 (5·0 to 11·4)	3·2 (2·2 to 4·6)	0·9 (0·6 to 1·4)	0·2 (0·1 to 0·3)	191
Meningioma and in situ intestinal neoplasms	0·0 (0·0 to 0·0)	0·0 (0·0 to 0·0)	0·0 (0·0 to 0·0)

Congenital birth defects	1,230 (612 to 1,948)	701 (497 to 962)	1,260 (808 to 1,810)	463 (263 to 681)	243 (183 to 312)	225 (166 to 290)	202 (143 to 281)	176 (116 to 233)	161 (106 to 214)	129 (84 to 170)	115 (77 to 153)	93.9 (69.2 to 124)	73.5 (49.6 to 99.4)	66.4 (37.9 to 79.4)	44.5 (29.3 to 59.8)	39.7 (20.4 to 41)	19.2 (12.6 to 25.1)	9.4 (6.2 to 9)	3.1 (2 to 4.7)	1.4 (0.9 to 2.2)	0.6 (0.4 to 0.9)	0.2 (0.1 to 0.3)	0 (0 to 0.1)		5,330
Neural tube defects	129 (70.9 to 191)	39.3 (17.6 to 69.4)	74.3 (49.6 to 108)	49.7 (26.7 to 83.4)	9.3 (6.6 to 12.7)	9.4 (6.9 to 12.4)	8.7 (6.3 to 11.6)	8 (5.4 to 11)	6 (3.4 to 8.7)	4 (2.6 to 5.4)	2.6 (2 to 3.3)	2.1 (1.5 to 2.8)	1.6 (1.2 to 2.3)	1.1 (0.8 to 1.5)	0.7 (0.5 to 1)	0.5 (0.3 to 0.7)	0.4 (0.3 to 0.5)	0.1 (0.1 to 0.2)	0 (0 to 0.1)	0 (0 to 0.1)	0 (0 to 0.1)	0 (0 to 0.1)	0 (0 to 0.1)		332
Congenital heart anomalies	1,100 (547 to 1,844)	662 (458 to 1,013)	1,190 (728 to 1,773)	413 (238 to 671)	234 (176 to 302)	216 (159 to 280)	194 (136 to 272)	168 (110 to 224)	155 (102 to 208)	124 (81 to 164)	110 (73 to 150)	89.8 (66.2 to 119)	70.4 (47.5 to 95.5)	63.5 (36.2 to 76)	42.6 (28 to 57.3)	38 (19.5 to 38.5)	18.4 (12.1 to 24)	9 (5.9 to 8.6)	3 (1.9 to 4.5)	1.3 (0.9 to 2.1)	0.6 (0.4 to 0.8)	0.2 (0.1 to 0.3)	0 (0 to 0.1)		2,003
Orofacial clefts	4.7 (2.5 to 6.9)	2.6 (1.3 to 4.4)	5 (2.2 to 7.5)	2.5 (0.9 to 5.2)	1.3 (0.6 to 2.2)	1.3 (0.6 to 2.2)	1.3 (0.6 to 2.2)	1.2 (0.5 to 2.2)	1.2 (0.5 to 2.2)	1.3 (0.6 to 2.2)	1.2 (0.5 to 2.2)	1.2 (0.7 to 1.7)	1.1 (0.6 to 1.5)	0.9 (0.5 to 1.3)	0.6 (0.3 to 0.9)	0.6 (0.2 to 0.9)	0.3 (0.2 to 0.5)	0.2 (0.1 to 0.3)	0.1 (0.1 to 0.2)	0.1 (0.1 to 0.2)	0 (0 to 0.1)	0 (0 to 0.1)	0 (0 to 0.1)		31.1
Down syndrome	19.3 (13.7 to 31.6)	10.3 (6.4 to 22)	44.5 (27.1 to 107)	32.5 (17.4 to 56.2)	11 (7.2 to 15.4)	9.5 (6.5 to 13.5)	10.5 (7 to 15.1)	12.3 (7.7 to 17.6)	13.4 (8.1 to 20.4)	11.4 (6.6 to 17.2)	9.6 (5.6 to 14.4)	8.4 (5.1 to 12.4)	7.7 (4.3 to 11.5)	6.6 (3.2 to 8.4)	4.8 (2.4 to 7.4)	2.6 (1.3 to 3.8)	0.7 (0.4 to 1.1)	0.4 (0 to 0.6)	0 (0 to 0.1)	0 (0 to 0.1)	0 (0 to 0.1)	0 (0 to 0.1)	0 (0 to 0.1)		241
Turner syndrome	0 (0 to 0)	0 (0 to 0)	0 (0 to 0)	0 (0 to 0.2)	0 (0 to 0)	0 (0 to 0.1)	0 (0 to 0.1)	0 (0 to 0.2)	0 (0 to 0.1)	0 (0 to 0.1)	0 (0 to 0.1)	0 (0 to 0.1)	0 (0 to 0.1)	0 (0 to 0.1)	0 (0 to 0.1)	0 (0 to 0)	0 (0 to 0)	0 (0 to 0)	0 (0 to 0)	0 (0 to 0)	0 (0 to 0)	0 (0 to 0)	0 (0 to 0)		1.2
Klinefelter syndrome	0 (0 to 0)	0 (0 to 0)	0 (0 to 0)	0 (0 to 0)	0 (0 to 0)	0 (0 to 0)	0 (0 to 0)	0 (0 to 0)

SR Table 2c. Campeche DALYS by cause and sex group for both sexes with 95% uncertainty intervals, 2019

Cause	Both Neonatal	Late Neonatal	Post Neonatal	1 to 4	5 to 9	10 to 14	15 to 19	20 to 24	25 to 29	30 to 34	35 to 39	40 to 44	45 to 49	50 to 54	55 to 59	60 to 64	65 to 69	70 to 74	75 to 79	80 to 84	85 to 89	90 to 94	95 plus	Total
All causes	8,090 (6,799 to 11,366)	4,570 (2,460 to 8,219)	4,870 (3,900 to 7,366)	4,870 (3,900 to 6,210)	3,070 (2,650 to 3,570)	3,020 (2,670 to 3,470)	5,020 (4,550 to 5,610)	7,020 (6,290 to 7,930)	9,020 (7,850 to 10,200)	11,000 (9,600 to 12,600)	13,000 (11,200 to 14,900)	15,000 (12,900 to 17,600)	17,000 (14,600 to 20,000)	19,000 (16,300 to 22,600)	21,000 (18,000 to 25,000)	23,000 (19,700 to 27,700)	25,000 (21,200 to 29,900)	26,000 (21,900 to 31,700)	26,000 (21,900 to 32,000)	25,000 (20,900 to 31,000)	23,000 (18,900 to 29,000)	20,000 (16,000 to 26,000)	17,000 (13,000 to 23,000)	817 (600 to 1,100)	261,000
Communicable, maternal, neonatal, and nutritional diseases	6,770 (5,160 to 8,870)	3,310 (2,060 to 5,210)	2,460 (1,960 to 3,260)	1,900 (1,520 to 2,570)	1,320 (960 to 1,760)	692 (603 to 1,160)	634 (572 to 1,030)	1,060 (922 to 1,260)	1,370 (1,200 to 1,620)	1,910 (1,510 to 1,720)	1,420 (1,200 to 1,610)	1,320 (1,120 to 1,540)	1,310 (1,110 to 1,500)	993 (796 to 1,180)	816 (630 to 998)	733 (574 to 730)	691 (539 to 861)	609 (466 to 787)	661 (478 to 882)	607 (433 to 836)	516 (372 to 696)	77 (54 to 101)	30,400
HIV/AIDS and sexually transmitted infections	1.6 (0.9 to 2.1)	1.1 (0.6 to 2.1)	39.0 (31.7 to 42)	29.0 (23 to 30.0)	22.1 (19.0 to 28.1)	24 (21 to 27.4)	27.4 (24.0 to 30.3)	462 (166 to 272)	681 (620 to 870)	979 (899 to 988)	913 (847 to 988)	640 (580 to 692)	490 (376 to 592)	292 (170 to 292)	132 (118 to 156)	101 (91.7 to 121)	62.1 (49.4 to 89.1)	12.6 (10.2 to 19.6)	6.3 (5.1 to 7.4)	2.2 (1.8 to 3.1)	0.4 (0.3 to 0.5)	0.1 (0.1 to 0.2)	3,480
HIV/AIDS	0 (0 to 0)	0 (0 to 0)	39.6 (31 to 41.1)	28.5 (22.9 to 30.1)	22.1 (19.0 to 28.1)	23.7 (19.7 to 26)	48 (39.6 to 52.2)	274 (158 to 262)	660 (600 to 849)	949 (872 to 959)	870 (809 to 941)	623 (564 to 672)	477 (367 to 576)	196 (102 to 196)	125 (107 to 149)	99.5 (89.2 to 118)	61.4 (47.2 to 88.4)	12.5 (10.1 to 19.5)	6.1 (4.9 to 7.1)	2.1 (1.8 to 3.1)	0.4 (0.3 to 0.5)	0.1 (0.1 to 0.2)	3,280
HIV/AIDS - Drug-susceptible Tuberculosis	0 (0 to 0)	0 (0 to 0)	0.2 (0.2 to 0.4)	0.4 (0.3 to 0.5)	0.1 (0.1 to 0.2)	0.4 (0.3 to 0.5)	2.9 (2.5 to 3.2)	9.2 (6.1 to 11.1)	21.7 (14.7 to 27.1)	29.6 (19.9 to 36.1)	27.5 (17.6 to 33.1)	19.6 (12.4 to 23.5)	14.7 (9.4 to 17.6)	6.1 (3.9 to 7.3)	3.9 (2.5 to 4.7)	3.1 (2.0 to 3.7)	1.9 (1.2 to 2.3)	0.4 (0.2 to 0.5)	0.2 (0.1 to 0.2)	0.1 (0.1 to 0.2)	0 (0 to 0)	0 (0 to 0)	213
HIV/AIDS - Multidrug-resistant Tuberculosis without extensive	0 (0 to 0)	0 (0 to 0)	0 (0 to 0.05)	0 (0 to 0.06)	0 (0 to 0.1)	0 (0 to 0.1)	0.1 (0 to 0.1)	0.4 (0 to 0.7)	1.2 (0.5 to 1.3)	2.2 (0.9 to 2.5)	2.2 (0.9 to 2.5)	2.2 (0.9 to 2.5)	2.2 (0.9 to 2.5)	1.2 (0.5 to 1.4)	0.8 (0.3 to 0.9)	0.6 (0.2 to 0.7)	0.4 (0.1 to 0.5)	0.2 (0 to 0.2)	0.1 (0 to 0.2)	0 (0 to 0)	0 (0 to 0)	0 (0 to 0)	17.3
HIV/AIDS - Extensively drug-resistant Tuberculosis	0 (0 to 0)	0 (0 to 0)	0 (0 to 0.1)	0 (0 to 0.1)	0 (0 to 0.1)	0 (0 to 0.1)	0 (0 to 0.2)	0 (0 to 0.2)	0 (0 to 0.2)	0 (0 to 0.2)	0 (0 to 0.2)	0 (0 to 0.2)	0 (0 to 0.2)	0 (0 to 0.2)	0 (0 to 0.2)	0 (0 to 0.2)	0 (0 to 0.2)	0 (0 to 0.2)	0 (0 to 0.2)	0 (0 to 0.2)	0 (0 to 0.2)	0 (0 to 0.2)	0 (0 to 0.2)	2.6
HIV/AIDS resulting in other diseases	0 (0 to 0)	0 (0 to 0)	0.04 (0.04 to 39.6)	0.04 (0.03 to 28.6)	0.04 (0.03 to 21.7)	0.04 (0.03 to 23.6)	0.04 (0.03 to 46.1)	0.04 (0.03 to 273)	0.04 (0.03 to 659)	0.04 (0.03 to 939)	0.04 (0.03 to 860)	0.04 (0.03 to 594)	0.04 (0.03 to 330)	0.04 (0.03 to 187)	0.04 (0.03 to 109)	0.04 (0.03 to 87.8)	0.04 (0.03 to 53.3)	0.04 (0.03 to 8.9)	0.04 (0.03 to 3.1)	0.04 (0.03 to 0.6)	0.04 (0.03 to 0.1)	0 (0 to 0)	0 (0 to 0)	3,540
Sexually transmitted infections excluding HIV	1.6 (0.9 to 2.1)	1.1 (0.6 to 2.1)	0.7 (0.5 to 1.4)	0.5 (0.3 to 0.9)	0.1 (0.1 to 0.2)	0.3 (0.2 to 0.5)	0.4 (0.3 to 0.5)	0.4 (0.4 to 1.4)	1.1 (0.8 to 1.4)	1.1 (0.8 to 1.4)	0.6 (0.5 to 1.4)	0.6 (0.4 to 1.4)	0.6 (0.4 to 1.4)	0.6 (0.4 to 0.9)	0.6 (0.4 to 0.9)	0.6 (0.4 to 0.9)	0.6 (0.4 to 0.9)	0.6 (0.4 to 0.9)	0.3 (0.2 to 0.4)	0.2 (0.1 to 0.3)	0.1 (0.1 to 0.2)	0 (0 to 0)	271
Syphilis	0 (0 to 0)	0 (0 to 0)	0 (0 to 0)	0 (0 to 0)	0 (0 to 0)	0.1 (0 to 0.1)	0.2 (0.2 to 0.3)	0.3 (0.2 to 0.4)	0.4 (0.4 to 1.4)	0.4 (0.4 to 1.4)	0.3 (0.3 to 1.4)	0.3 (0.3 to 1.4)	0.3 (0.3 to 1.4)	0.3 (0.2 to 0.4)	0.3 (0.2 to 0.4)	0.3 (0.2 to 0.4)	0.2 (0.2 to 0.4)	0.2 (0.2 to 0.3)	0.2 (0.2 to 0.3)	0.1 (0.1 to 0.2)	0.1 (0 to 0)	0 (0 to 0)	13.3
Chlamydial infection	0 (0 to 0)	0 (0 to 0)	0 (0 to 0)	0 (0 to 0)	0 (0 to 0)	0.1 (0 to 0.1)	0.1 (0 to 0.1)	0.6 (0.4 to 0.8)	1.6 (1.5 to 1.8)	2.7 (2.5 to 2.8)	2.9 (2.7 to 3.1)	3.3 (3.1 to 3.5)	3.2 (3.1 to 3.4)	2.4 (2.3 to 2.6)	1.9 (1.8 to 2.1)	1.5 (1.4 to 1.7)	1.0 (0.9 to 1.2)	0.6 (0.5 to 0.7)	0.3 (0.2 to 0.4)	0.1 (0.1 to 0.2)	0.1 (0 to 0.2)	0 (0 to 0)	19.6
Gonococcal infection	0 (0 to 0)	0 (0 to 0)	0 (0 to 0)	0 (0 to 0)	0 (0 to 0)	0.2 (0.1 to 0.2)	0.1 (0.1 to 0.2)	1.8 (0.9 to 2.6)	2.1 (1.2 to 2.6)	1.8 (1.0 to 2.6)	1.8 (1.0 to 2.6)	2.3 (1.4 to 2.6)	1.8 (1.0 to 2.6)	1.1 (0.7 to 1.7)	0.7 (0.4 to 1.1)	0.6 (0.3 to 0.9)	0.6 (0.3 to 0.9)	0.4 (0.2 to 0.6)	0.2 (0.1 to 0.3)	0.1 (0 to 0.2)	0 (0 to 0.1)	0 (0 to 0)	19.6
Trichomoniasis	0 (0 to 0)	0 (0 to 0)	0 (0 to 0)	0 (0 to 0)	0 (0 to 0)	0.2 (0.1 to 0.2)	0.1 (0.1 to 0.2)	0.6 (0.4 to 1.1)	0.7 (0.6 to 1.1)	0.6 (0.4 to 1.1)	0.7 (0.6 to 1.1)	0.7 (0.6 to 1.1)	0.6 (0.4 to 1.1)	0.5 (0.3 to 0.7)	0.3 (0.2 to 0.4)	0.2 (0.2 to 0.4)	0.2 (0.1 to 0.3)	0.1 (0.1 to 0.2)	0.1 (0 to 0.2)	0.1 (0 to 0.1)	0 (0 to 0)	0 (0 to 0)	10.3
Genital herpes	0 (0 to 0)	0 (0 to 0)	0 (0 to 0)	0 (0 to 0)	0 (0 to 0)	0 (0 to 0)	0 (0 to 0.1)	0.1 (0 to 0.1)	0.2 (0.1 to 0.2)	0.2 (0.1 to 0.2)	0.2 (0.1 to 0.2)	0.2 (0.1 to 0.2)	0.2 (0.1 to 0.2)	0.1 (0.1 to 0.2)	0.1 (0.1 to 0.2)	0.1 (0.1 to 0.2)	0.1 (0.1 to 0.2)	0.1 (0.1 to 0.2)	0.1 (0.1 to 0.2)	0.1 (0.1 to 0.2)	0 (0 to 0)	0 (0 to 0)	0 (0 to 0)	0.4
Other sexually transmitted infections	0 (0 to 0)	0 (0 to 0)	0 (0 to 0)	0 (0 to 0)	0 (0 to 0)	0.1 (0.2 to 0.6)	1.7 (0.9 to 2.6)	2.7 (1.4 to 4.2)	3.7 (2.4 to 6.2)	3.7 (3.5 to 6.7)	4.2 (4 to 6.8)	4.2 (4.1 to 6.7)	4.2 (4.0 to 7.2)	3.7 (3.6 to 6.1)	3.4 (3.2 to 5.6)	3.2 (3.0 to 5.4)	2.9 (2.7 to 4.9)	2.2 (2.0 to 3.7)	1.4 (1.2 to 2.3)	0.7 (0.6 to 1.1)	0.3 (0.2 to 0.5)	0.1 (0 to 0.2)	0 (0 to 0)	36.1
Respiratory infections and tuberculosis	238 (189 to 360)	329 (220 to 499)	799 (477 to 1,290)	302 (206 to 508)	184 (137 to 266)	154 (108 to 239)	139 (112 to 216)	242 (188 to 338)	342 (278 to 481)	360 (271 to 479)	286 (195 to 386)	246 (166 to 328)	227 (152 to 298)	215 (153 to 276)	194 (143 to 248)	177 (132 to 226)	170 (122 to 220)	160 (112 to 210)	151 (102 to 206)	140 (82.4 to 192)	81.6 (39.7 to 132)	3,950
Tuberculosis	0 (0 to 0)	0 (0 to 0)	6.7 (2.9 to 9)	5 (2.3 to 9.9)	3.4 (1.6 to 6.6)	3.4 (1.6 to 6.6)	13.2 (9.3 to 19.1)	37 (26 to 51.2)	59 (39.1 to 79.3)	66.1 (43.4 to 79.5)	60.7 (42.5 to 83.3)	61.3 (42.2 to 89.4)	69.5 (47.5 to 101)	63.1 (42 to 90.6)	56 (39.1 to 86)	49.6 (33.6 to 69.6)	43.1 (29.2 to 59.6)	29.1 (20.3 to 37.7)	19.2 (13.7 to 26.3)	7.2 (5 to 9.9)	2.1 (1.6 to 3)	0 (0 to 0)	671
Latent tuberculosis infection	0 (0 to 0)	0 (0 to 0)	0 (0 to 0)	0 (0 to 0)	0 (0 to 0)	0 (0 to 0)	0 (0 to 0)	0 (0 to 0)	0 (0 to 0)	0 (0 to 0)	0 (0 to 0)	0 (0 to 0)	0 (0 to 0)	0 (0 to 0)	0 (0 to 0)	0 (0 to 0)	0 (0 to 0)	0 (0 to 0)	0 (0 to 0)	0 (0 to 0)	0 (0 to 0)	0 (0 to 0)	0 (0 to 0)	0
Drug-susceptible Tuberculosis	0 (0 to 0)	0 (0 to 0)	6.7 (2.9 to 7.8)	5 (2.3 to 9.7)	3.4 (1.6 to 6.5)	3.4 (1.6 to 6.5)	12.3 (7.9 to 17.6)	34.5 (21.1 to 47.6)	54.5 (32.1 to 73.6)	59.5 (34.5 to 73.3)	54.5 (34.5 to 76.4)	54.5 (34.5 to 82.1)	61.6 (39.6 to 91.6)	55.6 (34.5 to 82.1)	49.2 (34.5 to 76.4)	43.1 (29.2 to 59.6)	37.5 (24.5 to 52.1)	25.1 (17.2 to 32.5)	16.2 (11.4 to 22.2)	6.1 (4.2 to 8.4)	1.7 (1.3 to 2.5)	0 (0 to 0)	623
Multidrug-resistant tuberculosis without extensive drug-resista	0 (0 to 0)	0 (0 to 0)	0.2 (0.1 to 0.3)	0.4 (0.2 to 0.5)	0.2 (0.1 to 0.3)	0.2 (0.1 to 0.3)	0.6 (0.4 to 1.4)	2.1 (1.2 to 3.2)	3.2 (1.8 to 4.5)	3.2 (1.8 to 4.5)	3.2 (1.8 to 4.5)	3.7 (2.2 to 4.5)	4.3 (2.4 to 5.7)	4 (2.2 to 5.7)	3.2 (2.1 to 4.5)	2.6 (1.7 to 3.7)	2.2 (1.4 to 3.1)	1.6 (1.1 to 2.2)	1.1 (0.7 to 1.5)	0.5 (0.3 to 0.7)	0.2 (0.1 to 0.3)	0 (0 to 0)	41.2
Extensively drug-resistant tuberculosis	0 (0 to 0)	0 (0 to 0)	0 (0 to 0)	0 (0 to 0)	0 (0 to 0)	0 (0 to 0)	0 (0 to 0.1)	0 (0 to 0.1)	0 (0 to 0.2)	0 (0 to 0.2)	0 (0 to 0.2)	0 (0 to 0.2)	0 (0 to 0.2)	0 (0 to 0.2)	0 (0 to 0.2)	0 (0 to 0.2)	0 (0 to 0.2)	0 (0 to 0.2)	0 (0 to 0.2)	0 (0 to 0.2)	0 (0 to 0.1)	0 (0 to 0)	0 (0 to 0)	4.6
Lower respiratory infections	237 (187 to 360)	323 (216 to 479)	192 (140 to 288)	238 (182 to 388)	153.8 (98.6 to 217)	39.4 (22.4 to 66.2)	48.9 (29.1 to 73.6)	76.4 (46.1 to 116)	124 (76.7 to 186)	170 (104 to 256)	127 (78.1 to 190)	127 (78.1 to 190)	129 (79.2 to 194)	156 (96 to 234)	132 (81.2 to 198)	133 (82 to 199)	140 (86 to 210)	146 (89 to 219)	151 (93 to 226)	156 (96 to 234)	147 (90 to 221)	83.8 (51.6 to 126)	3,770
Upper respiratory infections	1 (0.6 to 1.4)	6.8 (2.1 to 20.4)	534 (211 to 1,120)	63.7 (25.2 to 133)	30.4 (12 to 63.7)	114 (45.1 to 239)	90.4 (35.8 to 189)	166 (65.7 to 348)	218 (86.4 to 457)	190 (75.2 to 398)	159 (62.9 to 333)	121 (47.9 to 253)	98.6 (39 to 206)	77.2 (30.5 to 161)	62.1 (24.6 to 130)	47.9 (18.9 to 100)	34.5 (13.6 to 72.1)	23.1 (9.1 to 48.2)	14.4 (5.7 to 30)	8.1 (3.2 to 16.9)	3.1 (1.2 to 6.4)	0 (0 to 0)	1,770
Otitis media	0 (0 to 0)	0 (0.1 to 0.4)	0.2 (0.2 to 7.4)	0.2 (0.2 to 7.6)	0.2 (0.2 to 7.6)	0.2 (0.2 to 7.6)	0.2 (0.2 to 7.6)	0.2 (0.2 to 7.6)	0.2 (0.2 to 7.6)	0.2 (0.2 to 7.6)	0.2 (0.2 to 7.6)	0.2 (0.2 to 7.6)	0.2 (0.2 to 7.6)	0.2 (0.2 to 7.6)	0.2 (0.2 to 7.6)	0.2 (0.2 to 7.6)	0.2 (0.2 to 7.6)	0.2 (0.2 to 7.6)	0.2 (0.2 to 7.6)	0.2 (0.2 to 7.6)	0.2 (0.2 to 7.6)	0 (0 to 0)	0 (0 to 0)	271
Sinusitis	238 (9.3 to 20.4)	329 (20.2 to 49)	256 (206 to 413)	168 (206 to 413)	151 (122 to 213)	114 (73.1 to 167)	40.8 (21.6 to 67.3)	84 (22.2 to 92)	94 (39.1 to 132)	77 (40.6 to 92.2)	72.6 (49.6 to 92.2)	77 (49.6 to 92.2)	72.6 (49.6 to 92.2)	77 (39.9 to 102)	66.5 (39.7 to 92.2)	72.6 (39.7 to 92.2)	77 (39.7 to 92.2)	75 (39.7 to 92.2)	67.2 (39.2 to 83.5)	28.7 (16.1 to 37.5)	8.5 (5.3 to 11)	0 (0 to 0)	2,070
Enteric infections	17 (9.3 to 20.4)	14.6 (8.2 to 20.4)	277 (262 to 409)	222 (262 to 409)	153 (205 to 421)	153 (73.1 to 167)	69.6 (61.6 to 86.6)	84 (30.6 to 92.6)	94 (39.1 to 75.7)	77 (29.6 to 74)	72.6 (49.6 to 92.2)	77 (49.6 to 92.2)	72.6 (49.6 to 92.2)	77 (39.9 to 102)	66.5 (39.7 to 92.2)	72.6 (39.7 to 92.2)	77 (39.7 to 92.2)	75 (39.7 to 92.2)	67.2 (39.2 to 83.5)	28.7 (16.1 to 37.5)	8.5 (5.3 to 11)	0 (0 to 0)	2,040
Diarrheal diseases	17 (9.3 to 20.4)	14.6 (8.2 to 20.4)	277 (262 to 409)	222 (205 to 421)	153 (131 to 213)	153 (73.1 to 167)	69.6 (61.6 to 86.6)	84 (30.6 to 92.6)	94 (39.1 to 75.7)	77 (29.6 to 74)	72.6 (49.6 to 92.2)	77 (49.6 to 92.2)	72.6 (49.6 to 92.2)	77 (39.9 to 102)	66.5 (39.7 to 92.2)	72.6 (39.7 to 92.2)	77 (39.7 to 92.2)	75 (39.7 to 92.2)	67.2 (39.2 to 83.5)	28.7 (16.1 to 37.5)	8.5 (5.3 to 11)	0 (0 to 0)	2,040
Typhoid and paratyphoid	0 (0 to 0)	0 (0 to 1.9)	0 (0 to 2.1)	0 (0 to 2.1)	0 (0 to 1.7)	0 (0 to 1.7)	0 (0 to 2.4)	0 (0 to 2.2)	0 (0 to 2.2)	0 (0 to 2.2)	0 (0 to 2.2)	0 (0 to 2.2)	0 (0 to 2.4)	0 (0 to 2.4)	0 (0 to 2.1)	0 (0 to 1.9)	0 (0 to 1.9)	0 (0 to 1.9)	0 (0 to 1.9)	0 (0 to 1.7)	0 (0 to 1.7)	0 (0 to 1.7)	0 (0 to 0)	17.5
Typhoid fever	0 (0 to 0)	0 (0 to 1.9)	0 (0 to 2.1)	0 (0 to 2.1)	0 (0 to 1.7)	0 (0 to 1.7)	0 (0 to 2.4)	0 (0 to 2.2)	0 (0 to 2.2)	0 (0 to 2.2)	0 (0 to 2.2)	0 (0 to 2.2)	0 (0 to 2.4)	0 (0 to 2.4)	0 (0 to 2.1)	0 (0 to 1.9)	0 (0 to 1.9)	0 (0 to 1.9)	0 (0 to 1.9)	0 (0 to 1.7)	0 (0 to 1.7)	0 (0 to 1.7)	0 (0 to 0)	17.5
Paratyphoid fever	0 (0 to 0)	0 (0 to 0)	0 (0 to 0.1)	0 (0 to 0.1)	0 (0 to 0)	0 (0 to 0)	0 (0 to 0)	0 (0 to 0)	0 (0 to 0)	0 (0 to 0)	0 (0 to 0)	0 (0 to 0)	0 (0 to 0)	0 (0 to 0)	0 (0 to 0)	0 (0 to 0)	0 (0 to 0)	0 (0 to 0)	0 (0 to 0)	0 (0 to 0)	0 (0 to 0)	0 (0 to 0)	0 (0 to 0)	0
Invasive Non-typhoidal Salmonella (iNTS)	0 (0 to 0)	0 (0 to 0.6)	0.6 (0.1 to 0.2)	0.6 (0.1 to 0.2)	1.1 (0.1 to 1.7)	1.1 (0.1 to 1.7)	0.7 (0.1 to 0.7)	0.3 (0.1 to 0.7)	0.3 (0.1 to 0.7)	0.2 (0.1 to 0.3)	0.2 (0.1 to 0.3)	0.2 (0.1 to 0.3)	0.2 (0.1 to 0.3)	0.2 (0.1 to 0.3)	0.1 (0.1 to 0.2)	0.1 (0.1 to 0.2)	0.1 (0.1 to 0.2)	0.1 (0.1 to 0.2)	0.1 (0.1 to 0.2)	0.1 (0.1 to 0.2)	0.1 (0.1 to 0.1)	0 (0 to 0)	0 (0 to 0)	6.2
Other intestinal infectious diseases	0 (0 to 0)	0 (0 to 0)	0.6 (0.2 to 2.4)	0.6 (0.2 to 2.4)	0.5 (0.2 to 1.7)	0.5 (0.2 to 1.7)	0.2 (0.1 to 0.6)	0.2 (0.1 to 0.6)	0.2 (0.1 to 0.6)	0.2 (0.1 to 0.6)	0.2 (0.1 to 0.6)	0.2 (0.1 to 0.6)	0.1 (0.1 to 0.6)	0.1 (0.1 to 0.6)	0.1 (0.1 to 0.6)	0.1 (0.1 to 0.6)	0.1 (0.1 to 0.6)	0.1 (0.1 to 0.6)	0.1 (0.1 to 0.6)	0.1 (0.1 to 0.6)	0.1 (0.1 to 0.6)	0 (0 to 0)	0 (0 to 0)	3.7
Neglected tropical diseases and malaria	1.7 (1.3 to 2.1)	1.7 (1.3 to 2.1)	13.1 (7.5 to 21.2)	10.4 (6.2 to 17.2)	7.3 (4.3 to 12.2)	6.3 (3.8 to 10.5)	6.3 (3.8 to 10.5)	8.8 (5.3 to 14.5)	7.6 (4.6 to 12.5)	6.1 (3.7 to 10.1)	4.7 (2.8 to 7.8)	3.5 (2.1 to 5.8)	2.7 (1.6 to 4.5)	2.1 (1.2 to 3.5)	1.6 (0.9 to 2.6)	1.2 (0.7 to 2)	0.9 (0.5 to 1.5)	0.6 (0.3 to 1)	0.4 (0.2 to 0.6)	0.2 (0.1 to 0.3)	0.1 (0 to 0.2)	0 (0 to 0)	0 (0 to 0)	1,200
Malaria	0 (0 to 0)	0 (0 to 0)	0 (0 to 0.1)	0 (0 to 1.6)	0 (0 to 1.6)	0 (0 to 0.6)	0 (0 to 0.6)	0 (0 to 1.4)	0 (0 to 0.6)	0 (0 to 0.6)	0 (0 to 0.6)	0 (0 to 0.6)	0 (0 to 0.6)	0 (0 to 0.6)	0 (0 to 0.6)	0 (0 to 0.6)	0 (0 to 0.6)	0 (0 to 0.6)	0 (0 to 0.6)	0 (0 to 0.6)	0 (0 to 0.6)	0 (0 to 0)	0 (0 to 0)	3.9
Chagas disease	0 (0 to 0)	0 (0 to 0)	0 (0 to 0.1)	0 (0 to 0.1)	0.1 (0 to 0.2)	0.1 (0 to 0.2)	0.2 (0 to 0.3)	0.3 (0 to 0.4)	0.3 (0 to 0.5)	0.3 (0 to 0.5)	0.3 (0 to 0.5)	0.3 (0 to 0.5)	0.3 (0 to 0.5)	0.3 (0 to 0.5)	0.3 (0 to 0.5)	0.3 (0 to 0.5)	0.3 (0 to 0.5)	0.3 (0 to 0.5)	0.3 (0 to 0.5)	0.3 (0 to 0.5)	0.3 (0 to 0.5)	0 (0 to 0)	0 (0 to 0)	72.3
Leishmaniasis	0 (0 to 0)	0 (0 to 0)	0.2 (0 to 0.7)	0.2 (0.1 to 0.7)	0.2 (0.1 to 0.7)	0.2 (0.1 to 0.7)	0.3 (0.2 to 0.5)	0.4 (0.1 to 2.1)	0.5 (0.1 to 2.6)	0.5 (0.2 to 2.6)	0.5 (0.1 to 2.6)	0.5 (0.1 to 2.6)	0.5 (0.1 to 2.6)	0.5 (0.1 to 2.6)	0.5 (0.1 to 2.6)	0.5 (0.1 to 2.6)	0.5 (0.1 to 2.6)	0.5 (0.1 to 2.6)	0.5 (0.1 to 2.6)	0.5 (0.1 to 2.6)	0.5 (0.1 to 2.6)	0 (0 to 0)	0 (0 to 0)	14.3
Visceral leishmaniasis	0 (0 to 0)	0 (0 to 0)	0 (0 to 0)	0 (0 to 0)	0 (0 to 0)	0 (0 to 0)	0 (0 to 0)	0 (0 to 0)	0 (0 to 0)	0 (0 to 0)	0 (0 to 0)	0 (0 to 0)	0 (0 to 0)	0 (0 to 0)	0 (0 to 0)	0 (0 to 0)	0 (0 to 0)	0 (0 to 0)	0 (0 to 0)	0 (0 to 0)	0 (0 to 0)	0 (0 to 0)	0 (0 to 0)	0
Cutaneous and mucocutaneous leishmaniasis	0 (0 to 0)	0 (0 to 0)	0.2 (0.1 to 0.7)	0.2 (0.1 to 0.7)	0.2 (0.1 to 0.7)	0.2 (0.1 to 0.7)	0.3 (0.2 to 0.5)	0.4 (0.1 to 2.1)	0.5 (0.1 to 2.6)	0.5 (0.2 to 2.6)	0.5 (0.1 to 2.6)	0.5 (0.1 to 2.6)	0.5 (0.1 to 2.6)	0.5 (0.1 to 2.6)	0.5 (0.1 to 2.6)	0.5 (0.1 to 2.6)	0.5 (0.1 to 2.6)	0.5 (0.1 to 2.6)	0.5 (0.1 to 2.6)	0.5 (0.1 to 2.6)	0.5 (0.1 to 2.6)	0 (0 to 0)	0 (0 to 0)	14.3
African trypanosomiasis	0 (0 to 0)	0 (0 to 0)	0 (0 to 0)	0 (0 to 0)	0 (0 to 0)	0 (0 to 0)	0 (0 to 0)	0 (0 to 0)	0 (0 to 0)	0 (0 to 0)	0 (0 to 0)	0 (0 to 0)	0 (0 to 0)	0 (0 to 0)	0 (0 to 0)	0 (0 to 0)	0 (0 to 0)	0 (0 to 0)	0 (0 to 0)	0 (0 to 0)	0 (0 to 0)	0 (0 to 0)	0 (0 to 0)	0
Schistosomiasis	0 (0 to 0)	0 (0 to 0)	0 (0 to 0)	0 (0 to 0)	0 (0 to 0)	0 (0 to 0)	0 (0 to 0)	0 (0 to 0)	0 (0 to 0)	0 (0 to 0)	0 (0 to 0)	0 (0 to 0)	0 (0 to 0)	0 (0 to 0)	0 (0 to 0)	0 (0 to 0)	0 (0 to 0)	0 (0 to 0)	0 (0 to 0)	0 (0 to 0)	0 (0 to 0)	0 (0 to 0)	0 (0 to 0)	0
Cysticercosis	0 (0 to 0)	0 (0 to 0)	0 (0 to 0.2)	0 (0 to 0.2)	0.3 (0 to 1.3)	1.3 (0.3 to 3.2)	7.5 (1.7 to 19.9)	29.4 (7.6 to 81.1)	60.7 (15.7 to 166.7)	92.2 (24 to 253.1)	89.2 (24 to 244.9)	89.7 (23.2 to 247.1)	89.7 (23.2 to 247.1)	89.2



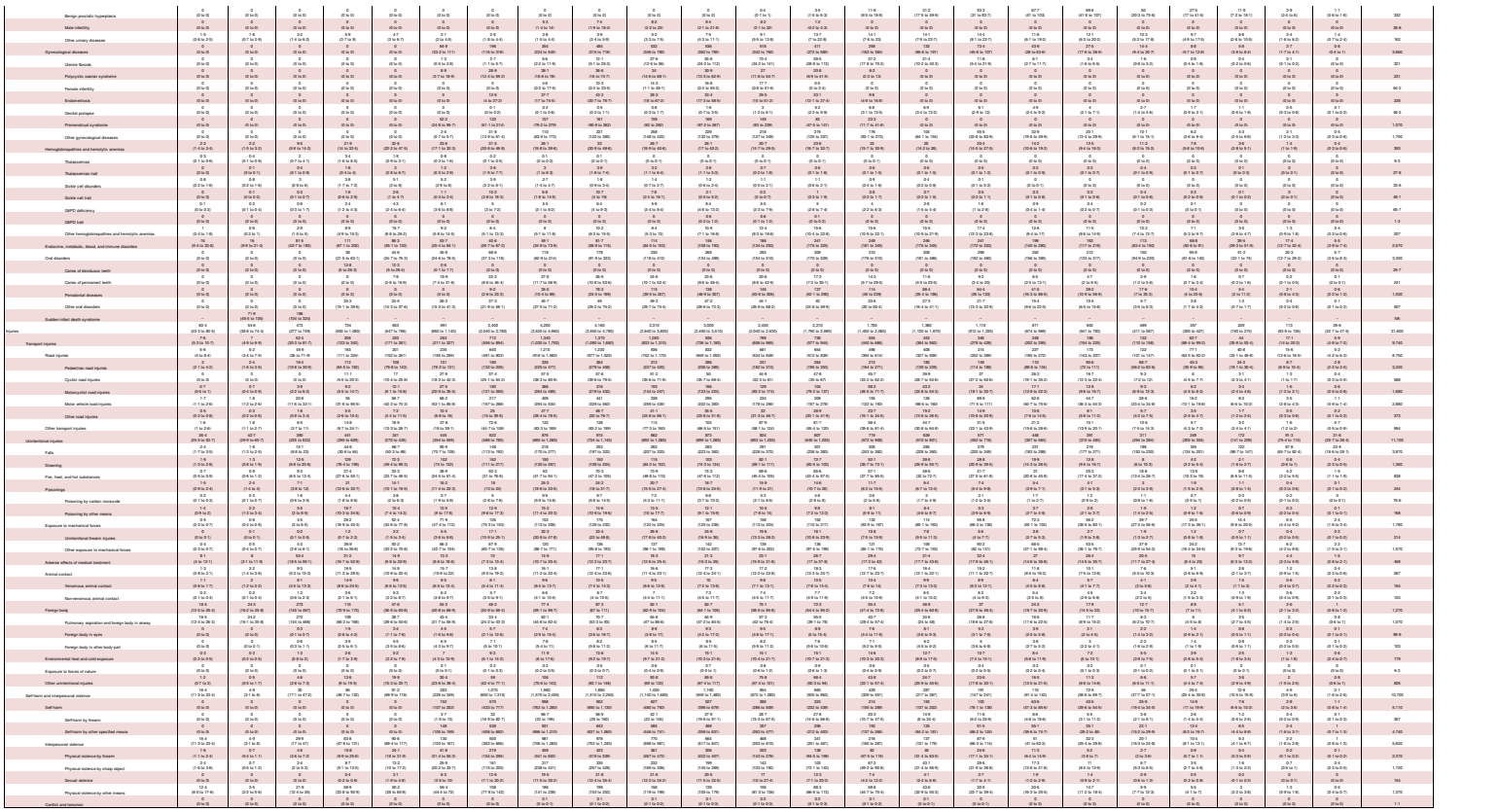

SR Table 2c: Cashulla DALYS by cause and sex arous for both sexes with 95% uncertainty intervals. 2019

Cause	Both Remainder	Both Remainder	Post Neonatal	1 to 4	5 to 9	10 to 14	15 to 19	20 to 24	25 to 29	30 to 34	35 to 39	40 to 44	45 to 49	50 to 54	55 to 59	60 to 64	65 to 69	70 to 74	75 to 79	80 to 84	85 to 89	90 to 95	95 plus	Total
All causes	21,700 (20,200 to 23,200)	21,100 (19,500 to 22,800)	17,900 (17,000 to 18,900)	76,100 (72,600 to 79,100)	74,400 (71,000 to 77,400)	78,100 (74,600 to 81,200)	256,200 (242,200 to 269,300)	256,600 (242,600 to 269,300)	256,700 (243,000 to 269,300)	255,600 (242,000 to 268,200)	255,200 (242,000 to 268,200)	252,200 (242,400 to 263,400)	249,600 (240,000 to 259,600)	249,300 (240,400 to 259,200)	249,600 (240,400 to 259,200)	249,600 (240,400 to 259,200)	249,600 (240,400 to 259,200)	252,900 (240,400 to 265,400)	261,000 (246,800 to 275,000)	261,200 (246,200 to 275,200)	171,400 (162,400 to 180,800)	77,700 (72,900 to 82,600)	3,020 (2,870 to 3,200)	3,020 (2,870 to 3,200)
Communicable, maternal, neonatal, and nutritional diseases	25,900 (19,100 to 31,600)	8,690 (6,750 to 11,100)	7,090 (4,600 to 11,200)	4,990 (3,750 to 6,560)	3,720 (2,670 to 5,010)	2,630 (2,070 to 3,310)	2,620 (2,060 to 3,330)	3,120 (2,450 to 3,730)	3,460 (2,800 to 4,000)	3,460 (2,800 to 4,000)	3,730 (3,120 to 4,440)	3,460 (2,800 to 4,000)	3,360 (2,760 to 3,960)	2,970 (2,360 to 3,560)	2,760 (2,260 to 3,260)	2,500 (2,060 to 3,070)	2,110 (1,700 to 2,580)	1,960 (1,470 to 2,270)	1,660 (1,300 to 1,960)	1,290 (998 to 1,580)	648 (498 to 794)	256 (196 to 314)	232 (178 to 279)	92,000
HIV/AIDS and sexually transmitted infections	2.2 (1.5 to 3.3)	1.3 (0.9 to 2.1)	44.1 (29.7 to 71)	43.9 (29.5 to 69.1)	36.9 (24.7 to 58.2)	47.3 (31.5 to 69.4)	199 (134 to 288)	369 (250 to 489)	671 (470 to 880)	768 (570 to 1,000)	883 (666 to 1,160)	772 (586 to 1,000)	676 (495 to 878)	560 (411 to 720)	499 (370 to 656)	390 (290 to 508)	297 (220 to 382)	227 (167 to 292)	221 (161 to 283)	96 (69 to 123)	36 (26 to 46)	8.6 (6.4 to 11)	2.3 (1.7 to 3.1)	6,320
HIV/AIDS	0 (0 to 0)	0 (0 to 0)	42 (29 to 70)	43.7 (29.4 to 68.8)	36.6 (24.5 to 57.9)	46.6 (31.1 to 68.4)	196 (132 to 284)	366 (248 to 485)	667 (466 to 874)	763 (567 to 995)	878 (662 to 1,150)	768 (582 to 995)	672 (492 to 873)	557 (409 to 716)	496 (368 to 652)	388 (288 to 505)	295 (219 to 380)	225 (166 to 290)	220 (160 to 282)	95 (69 to 123)	36 (26 to 46)	8.6 (6.4 to 11)	2.3 (1.7 to 3.1)	4,620
HIV/AIDS - Drug-susceptible Tuberculosis	0 (0 to 0)	0 (0 to 0)	0.4 (0.2 to 12.1)	0.4 (0.2 to 3.6)	0.4 (0.2 to 3.6)	0.4 (0.2 to 3.6



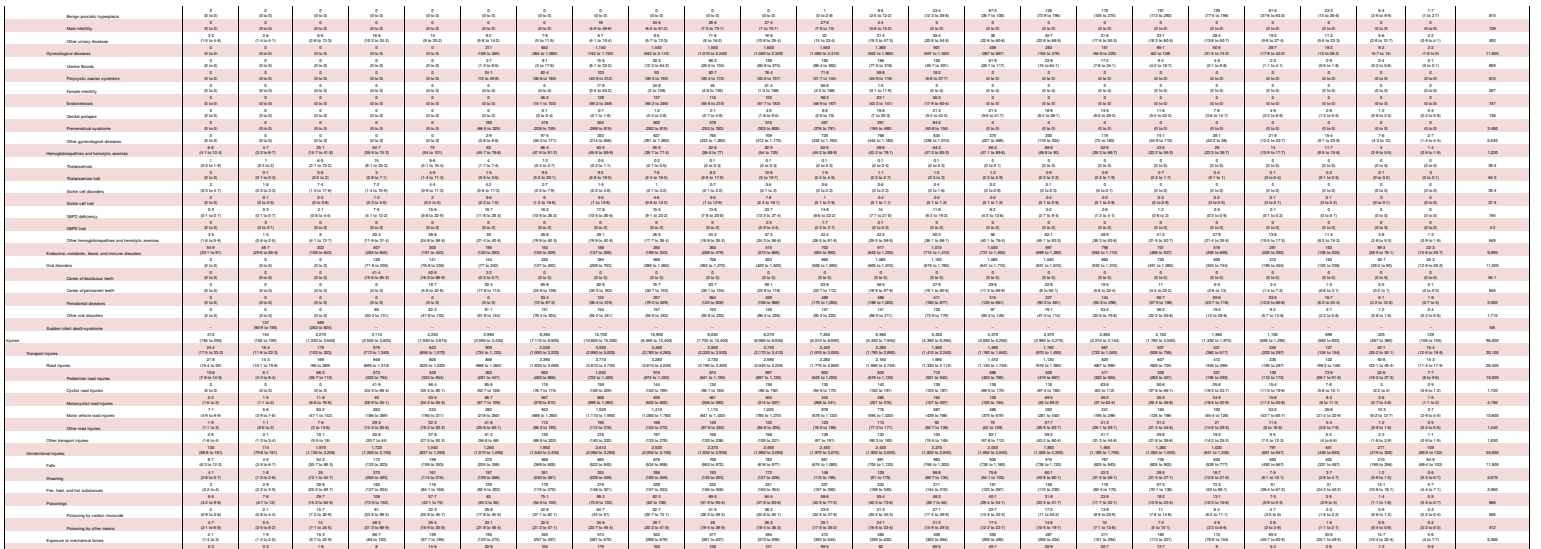

SR Table 2c. Colima DALYS by cause and age group for both sexes with 95% uncertainty intervals. 2019

Cause	Early Neonatal	Late Neonatal	Post-Neonatal	1 to 4	5 to 9	10 to 14	15 to 19	20 to 24	25 to 29	30 to 34	35 to 39	40 to 44	45 to 49	50 to 54	55 to 59	60 to 64	65 to 69	70 to 74	75 to 79	80 to 84	85 to 89	90 to 94	95 plus	Total
All causes	4,520 (3,200 to 5,970)	2,069 (1,569 to 2,688)	3,199 (2,136 to 4,766)	3,126 (2,339 to 3,720)	2,160 (2,010 to 2,360)	2,409 (2,270 to 2,600)	5,430 (7,190 to 10,000)	13,960 (13,900 to 14,100)	14,700 (13,900 to 16,000)	13,900 (13,900 to 14,000)	13,900 (13,700 to 14,300)	14,800 (14,600 to 15,100)	16,800 (16,700 to 16,900)	16,700 (16,200 to 16,900)	17,200 (16,900 to 22,800)	17,800 (16,200 to 19,300)	19,200 (17,600 to 21,300)	19,600 (17,600 to 22,200)	13,400 (11,900 to 15,000)	7,666 (6,300 to 9,300)	2,976 (2,360 to 3,760)	2,076 (2,160 to 2,020)	460 (499 to 419)	227,000
Communicable, maternal, neonatal, and nutritional diseases	3,670 (2,290 to 3,960)	1,366 (930 to 2,000)	1,260 (1,000 to 1,770)	945 (740 to 1,160)	196 (166 to 1,190)	604 (489 to 770)	663 (579 to 758)	788 (659 to 928)	997 (767 to 1,290)	1,120 (767 to 1,290)	1,160 (950 to 1,290)	1,060 (774 to 1,370)	934 (784 to 1,120)	778 (542 to 943)	712 (498 to 870)	660 (357 to 900)	669 (364 to 937)	669 (364 to 937)	466 (367 to 564)	397 (238 to 520)	272 (135 to 392)	161 (59 to 251)	63.3 (30.1 to 91.6)	19,000
HIV/AIDS and sexually transmitted infections	0.6 (0.3 to 0.9)	0.4 (0.2 to 0.7)	23.6 (20.6 to 27)	19.6 (14.9 to 19.8)	14.3 (12.9 to 16.4)	29.6 (25.4 to 29.6)	97.6 (97.6 to 97.6)	192 (132 to 219)	276 (267 to 314)	409 (364 to 466)	420 (364 to 466)	392 (329 to 450)	241 (237 to 279)	143 (129 to 169)	97.3 (84.3 to 113)	67.4 (58.5 to 78.7)	41.2 (29.4 to 47.7)	11.9 (9.9 to 14.3)	6.2 (5.1 to 7.7)	2 (1.6 to 2.7)	1.1 (0.8 to 1.4)	0.3 (0.2 to 0.4)	0.1 (0.1 to 0.1)	2,360
HIV/AIDS	0 (0 to 0)	0 (0 to 0)	23.4 (20.4 to 26.8)	19.4 (13.8 to 19.6)	14.3 (12.9 to 16.4)	29.6 (25.4 to 29.6)	97.7 (97.7 to 97.7)	191 (131 to 218)	276 (267 to 314)	394 (350 to 449)	397 (350 to 449)	328 (275 to 376)	221 (217 to 256)	133 (120 to 157)	89 (77.4 to 103)	61.6 (53.5 to 72)	38.7 (27.5 to 44.8)	11 (9.2 to 13.2)	5.8 (4.8 to 7.2)	1.9 (1.5 to 2.5)	1.1 (0.8 to 1.4)	0.3 (0.2 to 0.4)	0.1 (0.1 to 0.1)	2,170
HIV/AIDS - Drug-susceptible Tuberculosis	0 (0 to 0)	0 (0 to 0)	0.1 (0.1 to 0.2)	0.2 (0.1 to 0.3)	0.1 (0 to 0.1)	0.2 (0.1 to 0.2)	0.3 (0.3 to 0.3)	0.6 (0.4 to 0.7)	0.8 (0.7 to 0.9)	1.1 (0.9 to 1.3)	1.2 (0.9 to 1.3)	1.1 (0.9 to 1.3)	0.7 (0.6 to 0.8)	0.4 (0.3 to 0.5)	0.3 (0.2 to 0.3)	0.2 (0.1 to 0.2)	0.1 (0.1 to 0.1)	0 (0 to 0)	0 (0 to 0)	0 (0 to 0)	0 (0 to 0)	0 (0 to 0)	0 (0 to 0)	8
HIV/AIDS - Multidrug-resistant Tuberculosis without extensive	0 (0 to 0)	0 (0 to 0)	0 (0 to 0.1)	0 (0 to 0)	0 (0 to 0)	0 (0 to 0)	0 (0 to 1.1)	0.1 (0.1 to 0.4)	0.1 (0.1 to 0.5)	0.2 (0.2 to 0.5)	0.2 (0.2 to 0.5)	0.2 (0.1 to 0.5)	0.1 (0.1 to 0.4)	0.1 (0.1 to 0.3)	0.1 (0.1 to 0.3)	0.1 (0 to 0.2)	0 (0 to 0.2)	0 (0 to 0.1)	0 (0 to 0)	0 (0 to 0)	0 (0 to 0)	0 (0 to 0)	0 (0 to 0)	1.8
HIV/AIDS - Extensively drug-resistant Tuberculosis	0 (0 to 0)	0 (0 to 0)	0 (0 to 0)	0 (0 to 0)	0 (0 to 0)	0 (0 to 0)	0 (0 to 0.1)	0.1 (0 to 0.2)	0.1 (0 to 0.2)	0.2 (0 to 0.3)	0.2 (0 to 0.3)	0.2 (0 to 0.3)	0.1 (0 to 0.2)	0.1 (0 to 0.2)	0.1 (0 to 0.2)	0.1 (0 to 0.2)	0 (0 to 0.1)	0 (0 to 0)	0 (0 to 0)	0 (0 to 0)	0 (0 to 0)	0 (0 to 0)	0 (0 to 0)	1.3
HIV/AIDS resulting in other diseases	0 (0 to 0)	0 (0 to 0)	0.2 (0.1 to 0.3)	0.1 (0 to 0.1)	0.1 (0 to 0.1)	0.1 (0 to 0.1)	0.1 (0 to 0.1)	0.2 (0 to 0.2)	0.2 (0 to 0.2)	0.3 (0 to 0.3)	0.3 (0 to 0.3)	0.3 (0 to 0.3)	0.2 (0 to 0.2)	0.2 (0 to 0.2)	0.1 (0 to 0.2)	0.1 (0 to 0.1)	0.1 (0 to 0.1)	0 (0 to 0)	0 (0 to 0)	0 (0 to 0)	0 (0 to 0)	0 (0 to 0)	0 (0 to 0)	1.9
Sexually transmitted infections excluding HIV	0.6 (0.3 to 0.9)	0.4 (0.2 to 0.7)	0.2 (0.1 to 0.3)	0.2 (0.1 to 0.3)	0.1 (0 to 0.1)	0.1 (0 to 0.1)	0.1 (0.1 to 0.1)	0.2 (0.2 to 0.2)	0.2 (0.1 to 0.2)	0.2 (0.1 to 0.2)	0.2 (0.1 to 0.2)	0.2 (0.1 to 0.2)	0.2 (0.1 to 0.2)	0.2 (0.1 to 0.2)	0.2 (0.1 to 0.2)	0.2 (0.1 to 0.2)	0.2 (0.1 to 0.2)	0.2 (0.1 to 0.2)	0.2 (0.1 to 0.2)	0.2 (0.1 to 0.2)	0.2 (0.1 to 0.2)	0.1 (0.1 to 0.1)	0 (0 to 0)	172
Syphilis	0 (0 to 0)	0 (0 to 0)	0.2 (0.1 to 0.3)	0.2 (0.1 to 0.3)	0.1 (0 to 0.1)	0.1 (0 to 0.1)	0.1 (0.1 to 0.1)	0.2 (0.2 to 0.2)	0.2 (0.1 to 0.2)	0.2 (0.1 to 0.2)	0.2 (0.1 to 0.2)	0.2 (0.1 to 0.2)	0.2 (0.1 to 0.2)	0.2 (0.1 to 0.2)	0.2 (0.1 to 0.2)	0.2 (0.1 to 0.2)	0.2 (0.1 to 0.2)	0.2 (0.1 to 0.2)	0.2 (0.1 to 0.2)	0.2 (0.1 to 0.2)	0.2 (0.1 to 0.2)	0.1 (0.1 to 0.1)	0 (0 to 0)	103
Chlamydial infection	0 (0 to 0)	0 (0 to 0)	0 (0 to 0)	0 (0 to 0)	0 (0 to 0)	0.1 (0 to 0.1)	0.6 (0 to 0.7)	1.6 (0.2 to 1.8)	2.4 (0.2 to 2.7)	2.9 (0.2 to 3.3)	2.9 (0.2 to 3.3)	2.9 (0.2 to 3.3)	2.4 (0.1 to 2.7)	1.7 (0.1 to 2.1)	0.8 (0.1 to 0.9)	0.4 (0.1 to 0.5)	0.3 (0.1 to 0.4)	0.2 (0.1 to 0.3)	0.1 (0.1 to 0.2)	0.1 (0.1 to 0.2)	0.1 (0.1 to 0.1)	0 (0 to 0)	0 (0 to 0)	17.1
Gonococcal infection	0 (0 to 0)	0 (0 to 0)	0 (0 to 0)	0 (0 to 0)	0 (0 to 0)	0.2 (0.1 to 0.2)	1 (0.4 to 1.1)	1.6 (0.2 to 1.8)	1.6 (0.2 to 1.8)	1.6 (0.2 to 1.8)	1.6 (0.2 to 1.8)	1.5 (0.2 to 1.7)	1.2 (0.1 to 1.3)	1.1 (0.1 to 1.3)	0.7 (0.1 to 0.8)	0.5 (0.1 to 0.6)	0.3 (0.1 to 0.4)	0.2 (0.1 to 0.3)	0.1 (0.1 to 0.2)	0.1 (0.1 to 0.2)	0.1 (0.1 to 0.1)	0 (0 to 0)	0 (0 to 0)	17.3
Trichomoniasis	0 (0 to 0)	0 (0 to 0)	0 (0 to 0)	0 (0 to 0)	0 (0 to 0)	0.6 (0.2 to 1.1)	3.7 (1.2 to 4.5)	8.3 (2.5 to 9.8)	10.4 (3.2 to 12.1)	9.7 (3.2 to 11.2)	9.7 (3.2 to 11.2)	8.7 (2.9 to 10.1)	7.2 (2.4 to 8.3)	4.8 (1.6 to 5.6)	2.9 (1 to 3.4)	1.6 (0.4 to 2.1)	0.7 (0.2 to 1.1)	0.4 (0.1 to 0.7)	0.2 (0.1 to 0.4)	0.1 (0.1 to 0.3)	0.1 (0.1 to 0.2)	0 (0 to 0)	0 (0 to 0)	60.4
Genital herpes	0 (0 to 0)	0 (0 to 0)	0 (0 to 0)	0 (0 to 0)	0 (0 to 0)	0 (0 to 0)	0 (0 to 0)	0.1 (0 to 0.1)	0.1 (0 to 0.1)	0.1 (0 to 0.1)	0.1 (0 to 0.1)	0.1 (0 to 0.1)	0.1 (0 to 0.1)	0.1 (0 to 0.1)	0.1 (0 to 0.1)	0.1 (0 to 0.1)	0.1 (0 to 0.1)	0.1 (0 to 0.1)	0.1 (0 to 0.1)	0.1 (0 to 0.1)	0.1 (0 to 0.1)	0 (0 to 0)	0 (0 to 0)	2.6
Other sexually transmitted infections	0 (0 to 0)	0 (0 to 0)	0.2 (0.1 to 0.3)	0.2 (0.1 to 0.3)	0.1 (0 to 0.1)	0.2 (0.1 to 0.2)	0.2 (0.1 to 0.2)	0.2 (0.1 to 0.2)	0.2 (0.1 to 0.2)	0.2 (0.1 to 0.2)	0.2 (0.1 to 0.2)	0.2 (0.1 to 0.2)	0.2 (0.1 to 0.2)	0.2 (0.1 to 0.2)	0.2 (0.1 to 0.2)	0.2 (0.1 to 0.2)	0.2 (0.1 to 0.2)	0.2 (0.1 to 0.2)	0.2 (0.1 to 0.2)	0.2 (0.1 to 0.2)	0.2 (0.1 to 0.2)	0.1 (0.1 to 0.1)	0 (0 to 0)	3.6
Maternal disorders	0 (0 to 0)	0 (0 to 0)	0 (0 to 0)	0 (0 to 0)	0 (0 to 0)	0 (0 to 0)	0 (0 to 0)	0 (0 to 0)	0 (0 to 0)	0 (0 to 0)	0 (0 to 0)	0 (0 to 0)	0 (0 to 0)	0 (0 to 0)	0 (0 to 0)	0 (0 to 0)	0 (0 to 0)	0 (0 to 0)	0 (0 to 0)	0 (0 to 0)	0 (0 to 0)	0 (0 to 0)	0 (0 to 0)	0 (0 to 0)	0
Hypertensive disorders	0 (0 to 0)	0 (0 to 0)	0 (0 to 0)	0 (0 to 0)	0 (0 to 0)	0 (0 to 0)	0 (0 to 0)	0 (0 to 0)	0 (0 to 0)	0 (0 to 0)	0 (0 to 0)	0 (0 to 0)	0 (0 to 0)	0 (0 to 0)	0 (0 to 0)	0 (0 to 0)	0 (0 to 0)	0 (0 to 0)	0 (0 to 0)	0 (0 to 0)	0 (0 to 0)	0 (0 to 0)	0 (0 to 0)	0 (0 to 0)	0
Haemorrhage	0 (0 to 0)	0 (0 to 0)	0 (0 to 0)	0 (0 to 0)	0 (0 to 0)	0 (0 to 0)	0 (0 to 0)	0 (0 to 0)	0 (0 to 0)	0 (0 to 0)	0 (0 to 0)	0 (0 to 0)	0 (0 to 0)	0 (0 to 0)	0 (0 to 0)	0 (0 to 0)	0 (0 to 0)	0 (0 to 0)	0 (0 to 0)	0 (0 to 0)	0 (0 to 0)	0 (0 to 0)	0 (0 to 0)	0 (0 to 0)	0
Sepsis and other maternal infections	0 (0 to 0)	0 (0 to 0)	0 (0 to 0)	0 (0 to 0)	0 (0 to 0)	0 (0 to 0)	0 (0 to 0)	0 (0 to 0)	0 (0 to 0)	0 (0 to 0)	0 (0 to 0)	0 (0 to 0)	0 (0 to 0)	0 (0 to 0)	0 (0 to 0)	0 (0 to 0)	0 (0 to 0)	0 (0 to 0)	0 (0 to 0)	0 (0 to 0)	0 (0 to 0)	0 (0 to 0)	0 (0 to 0)	0 (0 to 0)	0
Abortion and miscarriage	0 (0 to 0)	0 (0 to 0)	0 (0 to 0)	0 (0 to 0)	0 (0 to 0)	0 (0 to 0)	0 (0 to 0)	0 (0 to 0)	0 (0 to 0)	0 (0 to 0)	0 (0 to 0)	0 (0 to 0)	0 (0 to 0)	0 (0 to 0)	0 (0 to 0)	0 (0 to 0)	0 (0 to 0)	0 (0 to 0)	0 (0 to 0)	0 (0 to 0)	0 (0 to 0)	0 (0 to 0)	0 (0 to 0)	0 (0 to 0)	0
Ectopic pregnancy	0 (0 to 0)	0 (0 to 0)	0 (0 to 0)	0 (0 to 0)	0 (0 to 0)	0 (0 to 0)	0 (0 to 0)	0 (0 to 0)	0 (0 to 0)	0 (0 to 0)	0 (0 to 0)	0 (0 to 0)	0 (0 to 0)	0 (0 to 0)	0 (0 to 0)	0 (0 to 0)	0 (0 to 0)	0 (0 to 0)	0 (0 to 0)	0 (0 to 0)	0 (0 to 0)	0 (0 to 0)	0 (0 to 0)	0 (0 to 0)	0
Indirect maternal deaths	0 (0 to 0)	0 (0 to 0)	0 (0 to 0)	0 (0 to 0)	0 (0 to 0)	0 (0 to 0)	0 (0 to 0)	0 (0 to 0)	0 (0 to 0)	0 (0 to 0)	0 (0 to 0)	0 (0 to 0)	0 (0 to 0)	0 (0 to 0)	0 (0 to 0)	0 (0 to 0)	0 (0 to 0)	0 (0 to 0)	0 (0 to 0)	0 (0 to 0)	0 (0 to 0)	0 (0 to 0)	0 (0 to 0)	0 (0 to 0)	0
Late maternal deaths	0 (0 to 0)	0 (0 to 0)	0 (0 to 0)	0 (0 to 0)	0 (0 to 0)	0 (0 to 0)	0 (0 to 0)	0 (0 to 0)	0 (0 to 0)	0 (0 to 0)	0 (0 to 0)	0 (0 to 0)	0 (0 to 0)	0 (0 to 0)	0 (0 to 0)	0 (0 to 0)	0 (0 to 0)	0 (0 to 0)	0 (0 to 0)	0 (0 to 0)	0 (0 to 0)	0 (0 to 0)	0 (0 to 0)	0 (0 to 0)	0
Maternal deaths aggravated by HIV/AIDS	–	–	–	–	–	–	–	–	–	–	–	–	–	–	–	–	–	–	–	–	–	–	–	NA
Neonatal disorders	2,960 (2,740 to 3,790)	1,203 (919 to 1,580)	415 (229 to 676)	266 (166 to 372)	171 (124 to 227)	172 (123 to 228)	166 (123 to 222)	197 (114 to 274)	196 (107 to 298)	196 (102 to 297)	196 (90 to 310)	196 (80 to 310)	196 (86 to 310)	196 (89 to 310)	196 (90 to 310)	196 (90 to 310)	196 (89 to 310)	196 (89 to 310)	196 (89 to 310)	196 (89 to 310)	196 (89 to 310)	196 (89 to 310)	196 (89 to 310)	6,280
Neonatal preterm birth	1,020 (1,000 to 1,060)	1,020 (1,000 to 1,060)	1,020 (1,000 to 1,060)

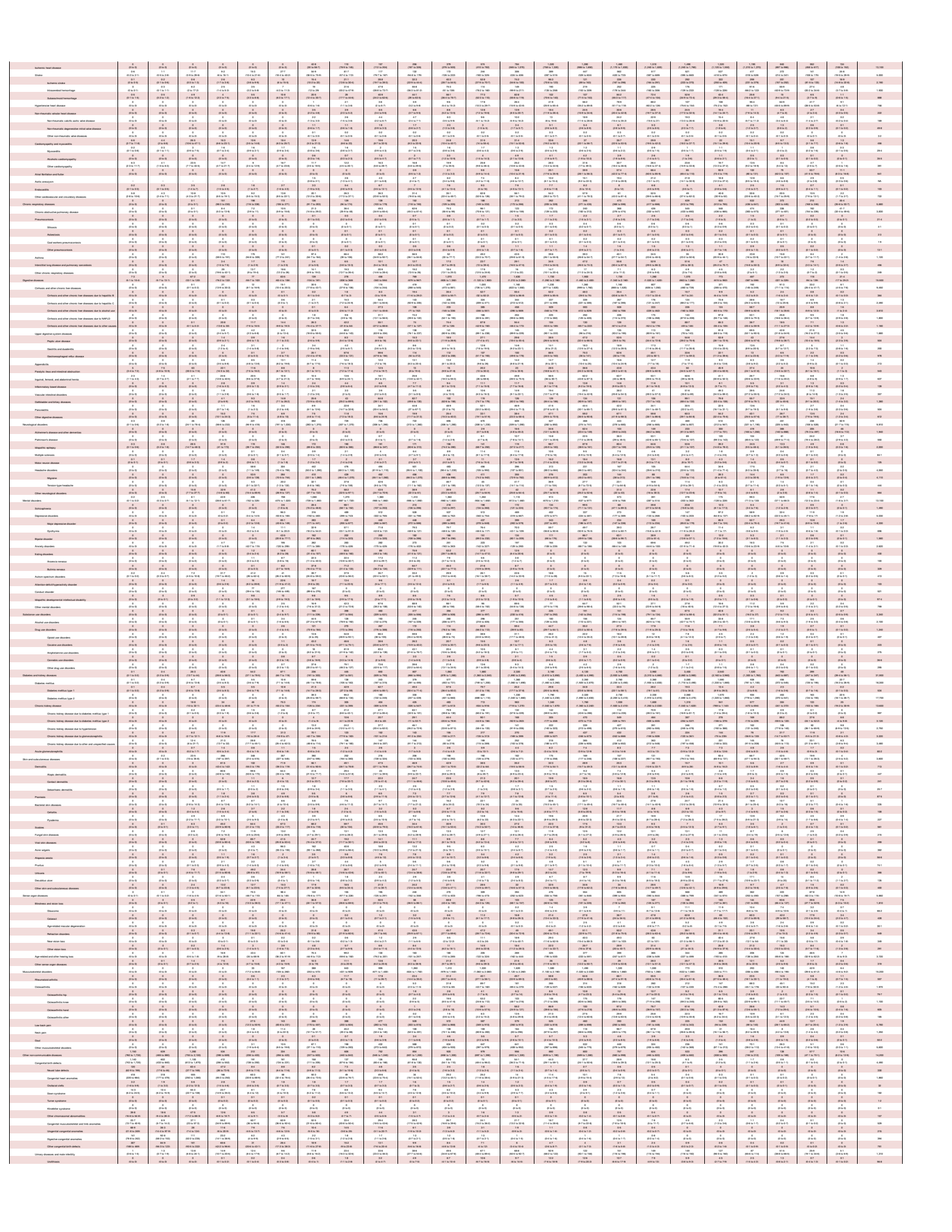



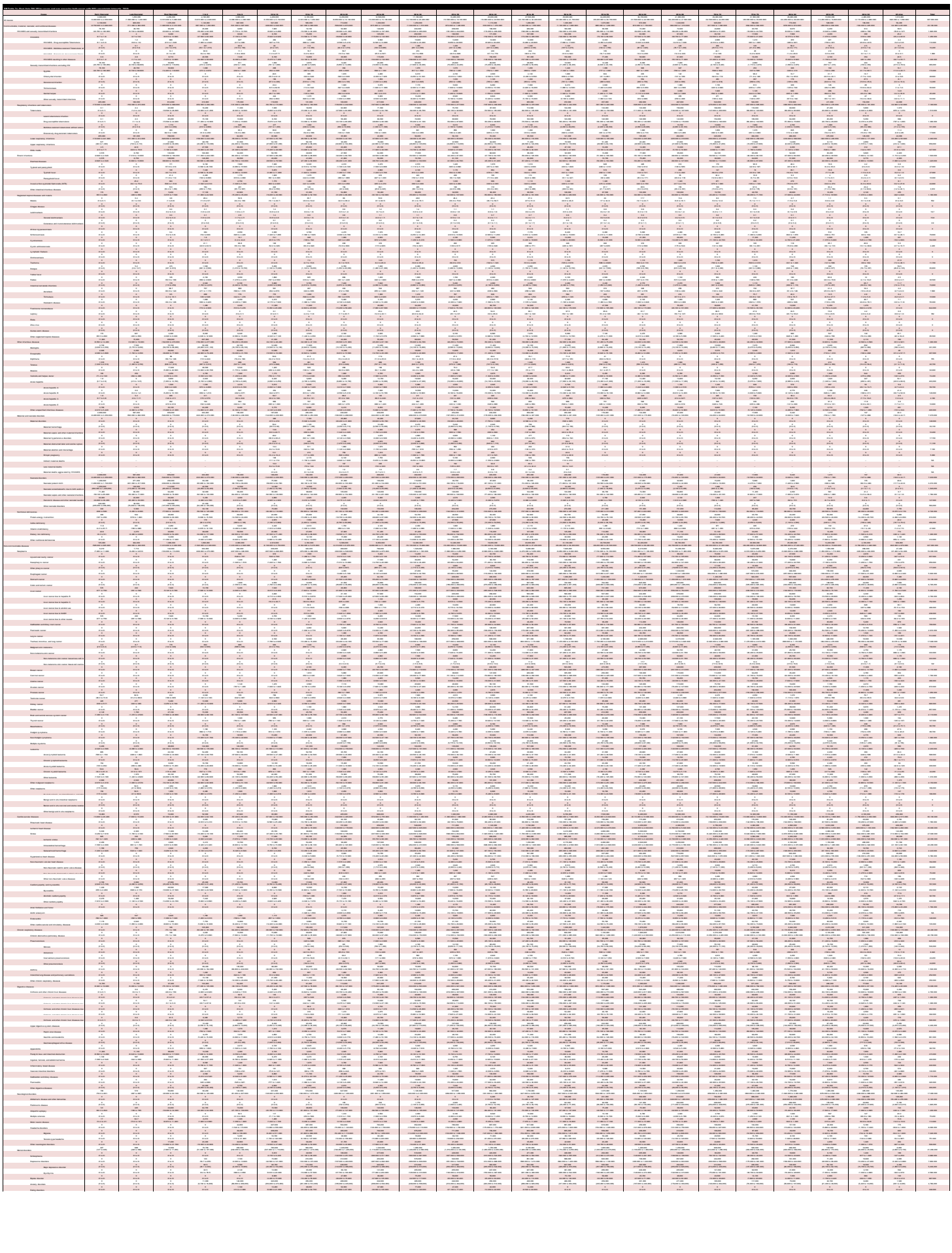



Net Years by Cluster, Age, SVL/TB by cause, and sub-causes for both sexes with 95% uncertainty intervals, 2019

Cause	Early Neonatal	Late Neonatal	Post Neonatal	1 to 4	5 to 9	10 to 14	15 to 19	20 to 24	25 to 29	30 to 34	35 to 39	40 to 44	45 to 49	50 to 54	55 to 59	60 to 64	65 to 69	70 to 74	75 to 79	80 to 84	85 to 89	90 to 94	95 plus	All Ages	Total
All causes	1,304,000 (1 to 1,304,000)	570,000 (570,000 to 570,000)	847,000 (847,000 to 847,000)	4,710,000 (4,710,000 to 4,710,000)	3,520,000 (3,520,000 to 3,520,000)	3,210,000 (3,210,000 to 3,210,000)	3,210,000 (3,210,000 to 3,210,000)	3,220,000 (3,220,000 to 3,220,000)	3,220,000 (3,220,000 to 3,220,000)	3,220,000 (3,220,000 to 3,220



SR Table 2c: Chagas DALYS by cause and age group for both sexes with 95% uncertainty intervals, 2019

Cause	Early Neonatal	Late Neonatal	Post Neonatal	1 to 4	5 to 9	10 to 14	15 to 19	20 to 24	25 to 29	30 to 34	35 to 39	40 to 44	45 to 49	50 to 54	55 to 59	60 to 64	65 to 69	70 to 74	75 to 79	80 to 84	85 to 89	90 to 94	95 plus	Total
All causes	72,600 (56,900 to 90,000)	41,100 (29,900 to 54,900)	61,100 (46,700 to 81,900)	93,600 (72,100 to 122,100)	43,700 (33,900 to 56,600)	36,100 (27,900 to 46,900)	47,100 (36,200 to 60,700)	64,900 (49,700 to 84,000)	77,900 (59,700 to 100,600)	94,600 (72,600 to 122,300)	99,600 (76,000 to 129,000)	95,700 (72,600 to 123,900)	93,600 (70,600 to 121,000)	90,300 (67,600 to 117,000)	79,400 (59,000 to 103,000)	64,300 (47,600 to 83,200)	46,700 (34,200 to 60,800)	33,000 (23,900 to 43,000)	23,100 (16,600 to 30,000)	14,600 (10,400 to 19,000)	7,600 (5,400 to 9,900)	4,070 (2,910 to 5,300)	1,490,000
Communicable, maternal, neonatal, and nutritional diseases	67,600 (52,700 to 76,100)	39,600 (28,900 to 52,900)	37,700 (26,900 to 50,600)	22,600 (16,000 to 31,200)	11,200 (8,670 to 14,300)	7,210 (5,370 to 9,490)	8,190 (6,110 to 10,800)	10,700 (7,720 to 14,200)	9,690 (6,870 to 13,400)	8,270 (5,830 to 11,600)	8,050 (5,610 to 11,400)	6,860 (4,800 to 9,760)	6,060 (4,220 to 8,760)	5,060 (3,490 to 7,450)	4,200 (2,900 to 6,060)	3,060 (2,080 to 4,560)	2,660 (1,790 to 3,980)	2,060 (1,380 to 3,060)	1,430 (1,110 to 2,020)	987 (769 to 1,370)	480 (372 to 666)	264,000
HIV/AIDS and sexually transmitted infections	124 (0 to 14)	1,140 (0 to 1,140)	20 (0 to 415)	232 (0 to 1,140)	192 (0 to 1,140)	192 (0 to 1,140)	230 (0 to 1,140)	1,260 (0 to 2,280)	2,600 (0 to 2,280)	2,670 (0 to 2,280)	2,420 (0 to 2,280)	1,240 (0 to 2,280)	784 (0 to 1,140)	624 (0 to 1,140)	468 (0 to 1,140)	208 (0 to 1,140)	208 (0 to 1,140)	111 (0 to 1,140)	64 (0 to 1,140)	0 (0 to 1,140)	0 (0 to 0)	0 (0 to 0)	16,200
HIV/AIDS	0 (0 to 0)	0 (0 to 0)	0 (0 to 0)	0 (0 to 0)	0 (0 to 0)	0 (0 to 0)	0 (0 to 0)	0 (0 to 0)	0 (0 to 0)	0 (0 to 0)	0 (0 to 0)	0 (0 to 0)	0 (0 to 0)	0 (0 to 0)	0 (0 to 0)	0 (0 to 0)	0 (0 to 0)	0 (0 to 0)	0 (0 to 0)	0 (0 to 0)	0 (0 to 0)	0 (0 to 0)	0 (0 to 0)	0
HIV/AIDS - Drug-susceptible Tuberculosis	0 (0 to 0)	0 (0 to 0)	0 (0 to 0)	0 (0 to 0)	0 (0 to 0)	0 (0 to 0)	0 (0 to 0)	0 (0 to 0)	0 (0 to 0)	0 (0 to 0)	0 (0 to 0)	0 (0 to 0)	0 (0 to 0)	0 (0 to 0)	0 (0 to 0)	0 (0 to 0)	0 (0 to 0)	0 (0 to 0)	0 (0 to 0)	0 (0 to 0)	0 (0 to 0)	0 (0 to 0)	0 (0 to 0)	0
HIV/AIDS - Multidrug-resistant Tuberculosis without extensi	0 (0 to 0)	0 (0 to 0)	0 (0 to 0)	0 (0 to 0)	0 (0 to 0)	0 (0 to 0)	0 (0 to 0)	0 (0 to 0)	0 (0 to 0)	0 (0 to 0)	0 (0 to 0)	0 (0 to 0)	0 (0 to 0)	0 (0 to 0)	0 (0 to 0)	0 (0 to 0)	0 (0 to 0)	0 (0 to 0)	0 (0 to 0)	0 (0 to 0)	0 (0 to 0)	0 (0 to 0)	0 (0 to 0)	0
HIV/AIDS - Extensively drug-resistant Tuberculosis	0 (0 to 0)	0 (0 to 0)	0 (0 to 0)	0 (0 to 0)	0 (0 to 0)	0 (0 to 0)	0 (0 to 0)	0 (0 to 0)	0 (0 to 0)	0 (0 to 0)	0 (0 to 0)	0 (0 to 0)	0 (0 to 0)	0 (0 to 0)	0 (0 to 0)	0 (0 to 0)	0 (0 to 0)	0 (0 to 0)	0 (0 to 0)	0 (0 to 0)	0 (0 to 0)	0 (0 to 0)	0 (0 to 0)	0
HIV/AIDS resulting in other diseases	0 (0 to 0)	0 (0 to 0)	0 (0 to 0)	0 (0 to 0)	0 (0 to 0)	0 (0 to 0)	0 (0 to 0)	0 (0 to 0)	0 (0 to 0)	0 (0 to 0)	0 (0 to 0)	0 (0 to 0)	0 (0 to 0)	0 (0 to 0)	0 (0 to 0)	0 (0 to 0)	0 (0 to 0)	0 (0 to 0)	0 (0 to 0)	0 (0 to 0)	0 (0 to 0)	0 (0 to 0)	0 (0 to 0)	0
Sexually transmitted infections excluding HIV	124 (0 to 14)	1,140 (0 to 1,140)	20 (0 to 415)	232 (0 to 1,140)	192 (0 to 1,140)	192 (0 to 1,140)	230 (0 to 1,140)	1,260 (0 to 2,280)	2,600 (0 to 2,280)	2,670 (0 to 2,280)	2,420 (0 to 2,280)	1,240 (0 to 2,280)	784 (0 to 1,140)	624 (0 to 1,140)	468 (0 to 1,140)	208 (0 to 1,140)	208 (0 to 1,140)	111 (0 to 1,140)	64 (0 to 1,140)	0 (0 to 1,140)	0 (0 to 0)	0 (0 to 0)	16,200
Syphilis	0 (0 to 14)	0 (0 to 0)	0 (0 to 415)	0 (0 to 0)	0 (0 to 0)	0 (0 to 0)	0 (0 to 0)	0 (0 to 0)	0 (0 to 0)	0 (0 to 0)	0 (0 to 0)	0 (0 to 0)	0 (0 to 0)	0 (0 to 0)	0 (0 to 0)	0 (0 to 0)	0 (0 to 0)	0 (0 to 0)	0 (0 to 0)	0 (0 to 0)	0 (0 to 0)	0 (0 to 0)	0 (0 to 0)	0
Chlamydial infection	0 (0 to 0)	0 (0 to 0)	0 (0 to 0)	0 (0 to 0)	0 (0 to 0)	0 (0 to 0)	0 (0 to 0)	0 (0 to 0)	0 (0 to 0)	0 (0 to 0)	0 (0 to 0)	0 (0 to 0)	0 (0 to 0)	0 (0 to 0)	0 (0 to 0)	0 (0 to 0)	0 (0 to 0)	0 (0 to 0)	0 (0 to 0)	0 (0 to 0)	0 (0 to 0)	0 (0 to 0)	0 (0 to 0)	0
Gonococcal infection	0 (0 to 0)	0 (0 to 0)	0 (0 to 0)	0 (0 to 0)	0 (0 to 0)	0 (0 to 0)	0 (0 to 0)	0 (0 to 0)	0 (0 to 0)	0 (0 to 0)	0 (0 to 0)	0 (0 to 0)	0 (0 to 0)	0 (0 to 0)	0 (0 to 0)	0 (0 to 0)	0 (0 to 0)	0 (0 to 0)	0 (0 to 0)	0 (0 to 0)	0 (0 to 0)	0 (0 to 0)	0 (0 to 0)	0
Trichomoniasis	0 (0 to 0)	0 (0 to 0)	0 (0 to 0)	0 (0 to 0)	0 (0 to 0)	0 (0 to 0)	0 (0 to 0)	0 (0 to 0)	0 (0 to 0)	0 (0 to 0)	0 (0 to 0)	0 (0 to 0)	0 (0 to 0)	0 (0 to 0)	0 (0 to 0)	0 (0 to 0)	0 (0 to 0)	0 (0 to 0)	0 (0 to 0)	0 (0 to 0)	0 (0 to 0)	0 (0 to 0)	0 (0 to 0)	0
Genital herpes	0 (0 to 0)	0 (0 to 0)	0 (0 to 0)	0 (0 to 0)	0 (0 to 0)	1 (0 to 1)	1 (0 to 1)	1 (0 to 1)	1 (0 to 1)	1 (0 to 1)	1 (0 to 1)	1 (0 to 1)	1 (0 to 1)	1 (0 to 1)	1 (0 to 1)	1 (0 to 1)	1 (0 to 1)	1 (0 to 1)	1 (0 to 1)	1 (0 to 1)	0 (0 to 0)	0 (0 to 0)	0 (0 to 0)	16
Other sexually transmitted infections	0 (0 to 0)	0 (0 to 0)	0 (0 to 0)	0 (0 to 0)	0 (0 to 0)	0 (0 to 0)	0 (0 to 0)	0 (0 to 0)	0 (0 to 0)	0 (0 to 0)	0 (0 to 0)	0 (0 to 0)	0 (0 to 0)	0 (0 to 0)	0 (0 to 0)	0 (0 to 0)	0 (0 to 0)	0 (0 to 0)	0 (0 to 0)	0 (0 to 0)	0 (0 to 0)	0 (0 to 0)	0 (0 to 0)	0
Respiratory infections and tuberculosis	1,870 (1,320 to 2,460)	2,260 (1,590 to 3,020)	1,240 (872 to 1,650)	1,810 (1,270 to 2,420)	1,020 (717 to 1,360)	1,020 (717 to 1,360)	1,020 (717 to 1,360)	1,020 (717 to 1,360)	1,020 (717 to 1,360)	1,020 (717 to 1,360)	1,020 (717 to 1,360)	1,020 (717 to 1,360)	1,020 (717 to 1,360)	1,020 (717 to 1,360)	1,020 (717 to 1,360)	1,020 (717 to 1,360)	1,020 (717 to 1,360)	1,020 (717 to 1,360)	1,020 (717 to 1,360)	1,020 (717 to 1,360)	1,020 (717 to 1,360)	1,020 (717 to 1,360)	61,400
Tuberculosis	1,870 (1,320 to 2,460)	2,260 (1,590 to 3,020)	1,240 (872 to 1,650)	1,810 (1,270 to 2,420)	1,020 (717 to 1,360)	1,020 (717 to 1,360)	1,020 (717 to 1,360)	1,020 (717 to 1,360)	1,020 (717 to 1,360)	1,020 (717 to 1,360)	1,020 (717 to 1,360)	1,020 (717 to 1,360)	1,020 (717 to 1,360)	1,020 (717 to 1,360)	1,020 (717 to 1,360)	1,020 (717 to 1,360)	1,020 (717 to 1,360)	1,020 (717 to 1,360)	1,020 (717 to 1,360)	1,020 (717 to 1,360)	1,020 (717 to 1,360)	1,020 (717 to 1,360)	61,400
Latent tuberculosis infection	0 (0 to 0)	0 (0 to 0)	0 (0 to 0)	0 (0 to 0)	0 (0 to 0)	0 (0 to 0)	0 (0 to 0)	0 (0 to 0)	0 (0 to 0)	0 (0 to 0)	0 (0 to 0)	0 (0 to 0)	0 (0 to 0)	0 (0 to 0)	0 (0 to 0)	0 (0 to 0)	0 (0 to 0)	0 (0 to 0)	0 (0 to 0)	0 (0 to 0)	0 (0 to 0)	0 (0 to 0)	0 (0 to 0)	0
Active tuberculosis	1,870 (1,320 to 2,460)	2,260 (1,590 to 3,020)	1,240 (872 to 1,650)	1,810 (1,270 to 2,420)	1,020 (717 to 1,360)	1,020 (717 to 1,360)	1,020 (717 to 1,360)	1,020 (717 to 1,360)	1,020 (717 to 1,360)	1,020 (717 to 1,360)	1,020 (717 to 1,360)	1,020 (717 to 1,360)	1,020 (717 to 1,360)	1,020 (717 to 1,360)	1,020 (717 to 1,360)	1,020 (717 to 1,360)	1,020 (717 to 1,360)	1,020 (717 to 1,360)	1,020 (717 to 1,360)	1,020 (717 to 1,360)	1,020 (717 to 1,360)	1,020 (717 to 1,360)	61,400
Drug-susceptible tuberculosis	1,870 (1,320 to 2,460)	2,260 (1,590 to 3,020)	1,240 (872 to 1,650)	1,810 (1,270 to 2,420)	1,020 (717 to 1,360)	1,020 (717 to 1,360)	1,020 (717 to 1,360)	1,020 (717 to 1,360)	1,020 (717 to 1,360)	1,020 (717 to 1,360)	1,020 (717 to 1,360)	1,020 (717 to 1,360)	1,020 (717 to 1,360)	1,020 (717 to 1,360)	1,020 (717 to 1,360)	1,020 (717 to 1,360)	1,020 (717 to 1,360)	1,020 (717 to 1,360)	1,020 (717 to 1,360)	1,020 (717 to 1,360)	1,020 (717 to 1,360)	1,020 (717 to 1,360)	61,400
Multidrug-resistant tuberculosis without extensive drug-re	0 (0 to 0)	0 (0 to 0)	0 (0 to 0)	0 (0 to 0)	0 (0 to 0)	0 (0 to 0)	0 (0 to 0)	0 (0 to 0)	0 (0 to 0)	0 (0 to 0)	0 (0 to 0)	0 (0 to 0)	0 (0 to 0)	0 (0 to 0)	0 (0 to 0)	0 (0 to 0)	0 (0 to 0)	0 (0 to 0)	0 (0 to 0)	0 (0 to 0)	0 (0 to 0)	0 (0 to 0)	0 (0 to 0)	0
Extensively drug-resistant tuberculosis	0 (0 to 0)	0 (0 to 0)	0 (0 to 0)	0 (0 to 0)	0 (0 to 0)	0 (0 to 0)	0 (0 to 0)	0 (0 to 0)	0 (0 to 0)	0 (0 to 0)	0 (0 to 0)	0 (0 to 0)	0 (0 to 0)	0 (0 to 0)	0 (0 to 0)	0 (0 to 0)	0 (0 to 0)	0 (0 to 0)	0 (0 to 0)	0 (0 to 0)	0 (0 to 0)	0 (0 to 0)	0 (0 to 0)	0
Lower respiratory infections	1,860 (1,310 to 2,450)	2,170 (1,530 to 2,900)	13,800 (9,710 to 18,400)	6,110 (4,290 to 8,160)	1,260 (885 to 1,680)	772 (542 to 1,030)	676 (475 to 902)	1,040 (731 to 1,390)	1,280 (900 to 1,710)	1,160 (815 to 1,550)	1,240 (872 to 1,650)	1,350 (950 to 1,800)	1,290 (907 to 1,720)	1,420 (998 to 1,890)	1,500 (1,060 to 2,000)	1,360 (957 to 1,810)	1,540 (1,080 to 2,050)	1,150 (809 to 1,530)	898 (631 to 1,200)	643 (452 to 858)	192 (135 to 256)	44,900
Upper respiratory infections	0 (0 to 14)	0 (0 to 0)	0 (0 to 415)	0 (0 to 0)	0 (0 to 0)	0 (0 to 0)	0 (0 to 0)	0 (0 to 0)	0 (0 to 0)	0 (0 to 0)	0 (0 to 0)	0 (0 to 0)	0 (0 to 0)	0 (0 to 0)	0 (0 to 0)	0 (0 to 0)	0 (0 to 0)	0 (0 to 0)	0 (0 to 0)	0 (0 to 0)	0 (0 to 0)	0 (0 to 0)	0 (0 to 0)	0
Otitis media	0 (0 to 0)	0 (0 to 0)	0 (0 to 0)	0 (0 to 0)	0 (0 to 0)	0 (0 to 0)	0 (0 to 0)	0 (0 to 0)	0 (0 to 0)	0 (0 to 0)	0 (0 to 0)	0 (0 to 0)	0 (0 to 0)	0 (0 to 0)	0 (0 to 0)	0 (0 to 0)	0 (0 to 0)	0 (0 to 0)	0 (0 to 0)	0 (0 to 0)	0 (0 to 0)	0 (0 to 0)	0 (0 to 0)	0
Enteric infections	179 (99.3 to 300)	307 (162 to 568)	6,230 (4,730 to 8,150)	2,320 (1,530 to 3,390)	1,070 (1,060 to 1,080)	296 (1,060 to 1,080)	402 (1,060 to 1,080)	1,060 (1,060 to 1,080)	1,060 (1,060 to 1,080)	1,060 (1,060 to 1,080)	1,060 (1,060 to 1,080)	1,060 (1,060 to 1,080)	1,060 (1,060 to 1,080)	1,060 (1,060 to 1,080)	1,060 (1,060 to 1,080)	1,060 (1,060 to 1,080)	1,060 (1,060 to 1,080)	1,060 (1,060 to 1,080)	1,060 (1,060 to 1,080)	1,060 (1,060 to 1,080)	1,060 (1,060 to 1,080)	1,060 (1,060 to 1,080)	31,300
Diarrhoeal diseases	179 (99.3 to 300)	307 (162 to 568)	6,230 (4,730 to 8,150)	2,320 (1,530 to 3,390)	1,070 (1,060 to 1,080)	296 (1,060 to 1,080)	402 (1,060 to 1,080)	1,060 (1,060 to 1,080)	1,060 (1,060 to 1,080)	1,060 (1,060 to 1,080)	1,060 (1,060 to 1,080)	1,060 (1,060 to 1,080)	1,060 (1,060 to 1,080)	1,060 (1,060 to 1,080)	1,060 (1,060 to 1,080)	1,060 (1,060 to 1,080)	1,060 (1,060 to 1,080)	1,060 (1,060 to 1,080)	1,060 (1,060 to 1,080)	1,060 (1,060 to 1,080)	1,060 (1,060 to 1,080)	1,060 (1,060 to 1,080)	31,300
Malaria	0 (0 to 0)	0 (0 to 0)	0 (0 to 0)	0 (0 to 0)	0 (0 to 0)	0 (0 to 0)	0 (0 to 0)	0 (0 to 0)	0 (0 to 0)	0 (0 to 0)	0 (0 to 0)	0 (0 to 0)	0 (0 to 0)	0 (0 to 0)	0 (0 to 0)	0 (0 to 0)	0 (0 to 0)	0 (0 to 0)	0 (0 to 0)	0 (0 to 0)	0 (0 to 0)	0 (0 to 0)	0 (0 to 0)	0
Chagas disease	0 (0 to 0)	0 (0 to 0)	0 (0 to 0)	2 (0 to 4)	2 (0 to 4)	13 (7.3 to 18)	27 (17 to 37)	29 (18 to 41)	41 (26 to 57)	53 (34 to 74)	70 (45 to 97)	86 (55 to 120)	103 (66 to 144)	120 (77 to 167)	135 (87 to 188)	147 (94 to 205)	154 (98 to 214)	157 (100 to 219)	157 (100 to 219)	157 (100 to 219)	157 (100 to 219)	157 (100 to 219)	2,900
Leishmaniasis	0 (0 to 0)	0 (0 to 0)	19 (4.1 to 44)	19 (4.1 to 44)	13 (2.8 to 30)	13 (2.8 to 30)	13 (2.8 to 30)	13 (2.8 to 30)	13 (2.8 to 30)	13 (2.8 to 30)	13 (2.8 to 30)	13 (2.8 to 30)	13 (2.8 to 30)	13 (2.8 to 30)	13 (2.8 to 30)	13 (2.8 to 30)	13 (2.8 to 30)	13 (2.8 to 30)	13 (2.8 to 30)	13 (2.8 to 30)	13 (2.8 to 30)	13 (2.8 to 30)	13 (2.8 to 30)	310
Visceral leishmaniasis	0 (0 to 0)	0 (0 to 0)	19 (4.1 to 44)	19 (4.1 to 44)	13 (2.8 to 30)	13 (2.8 to 30)	13 (2.8 to 30)	13 (2.8 to 30)	13 (2.8 to 30)	13 (2.8 to 30)	13 (2.8 to 30)	13 (2.8 to 30)	13 (2.8 to 30)	13 (2.8 to 30)	13 (2.8 to 30)	13 (2.8 to 30)	13 (2.8 to 30)	13 (2.8 to 30)	13 (2.8 to 30)	13 (2.8 to 30)	13 (2.8 to 30)	13 (2.8 to 30)	13 (2.8 to 30)	310
Cutaneous and mucocutaneous leishmaniasis	0 (0 to 0)	0 (0 to 0)	0 (0 to 0)	0 (0 to 0)	0 (0 to 0)	0 (0 to 0)	0 (0 to 0)	0 (0 to 0)	0 (0 to 0)	0 (0 to 0)	0 (0 to 0)	0 (0 to 0)	0 (0 to 0)	0 (0 to 0)	0 (0 to 0)	0 (0 to 0)	0 (0 to 0)	0 (0 to 0)	0 (0 to 0)	0 (0 to 0)	0 (0 to 0)	0 (0 to 0)	0 (0 to 0)	0
African trypanosomiasis	0 (0 to 0)	0 (0 to 0)	0 (0 to 0)	0 (0 to 0)	0 (0 to 0)	0 (0 to 0)	0 (0 to 0)	0 (0 to 0)	0 (0 to 0)	0 (0 to 0)	0 (0 to 0)	0 (0 to 0)	0 (0 to 0)	0 (0 to 0)	0 (0 to 0)	0 (0 to 0)	0 (0 to 0)	0 (0 to 0)	0 (0 to 0)	0 (0 to 0)	0 (0 to 0)	0 (0 to 0)	0 (0 to 0)	0
Schistosomiasis	0 (0 to 0)	0 (0 to 0)	0 (0 to 0)	0 (0 to 0)	0 (0 to 0)	0 (0 to 0)	0 (0 to 0)	0 (0 to 0)	0 (0 to 0)	0 (0 to 0)	0 (0 to 0)	0 (0 to 0)	0 (0 to 0)	0 (0 to 0)	0 (0 to 0)	0 (0 to 0)	0 (0 to 0)	0 (0 to 0)	0 (0 to 0)	0 (0 to 0)	0 (0 to 0)	0 (0 to 0)	0 (0 to 0)	0
Cysticercosis	0 (0 to 0)	0 (0 to 0)	1.1 (0 to 2.5)	7.2 (2.1 to 20.6)	19.7 (2.9 to 44)	29.6 (29.6 to 29.6)	29.6 (29.6 to 29.6)	29.6 (29.6 to 29.6)	29.6 (29.6 to 29.6)	29.6 (29.6 to 29.6)	29.6 (29.6 to 29.6)	29.6 (29.6 to 29.6)	29.6 (29.6 to 29.6)	29.6 (29.6 to 29.6)	29.6 (29.6 to 29.6)	29.6 (29.6 to 29.6)	29.6 (29.6 to 29.6)	29.6 (29.6 to 29.6)	29.6 (29.6 to 29.6)	29.6 (29.6 to 29.6)	29.6 (29.6 to 29.6)	29.6 (29.6 to 29.6)	574
Cystic echinococcosis	0 (0 to 0)	0 (0 to 0)	0 (0 to 0)	0.2 (0 to 0.6)	0.2 (0 to 0.6)	0.2 (0 to 0.6)	0.2 (0 to 0.6)	0.2 (0 to 0.6)	0.2 (0 to 0.6)	0.2 (0 to 0.6)	0.2 (0 to 0.6)	0.2 (0 to 0.6)	0.2 (0 to 0.6)	0.2 (0 to 0.6)	0.2 (0 to 0.6)	0.2 (0 to 0.6)	0.2 (0 to 0.6)	0.2 (0 to 0.6)	0.2 (0 to 0.6)	0.2 (0 to 0.6)	0.2 (0 to 0.6)	0.2 (0 to 0.6)	2.8
Lymphatic filariasis	0 (0 to 0)	0 (0 to 0)	0 (0 to 0)	0 (0 to 0)	0 (0 to 0)	0 (0 to 0)	0 (0 to 0)	0 (0 to 0)	0 (0 to 0)	0 (0 to 0)	0 (0 to 0)	0 (0 to 0)	0 (0 to 0)	0 (0 to 0)	0 (0 to 0)	0 (0 to 0)	0 (0 to 0)	0 (0 to 0)	0 (0 to 0)	0 (0 to 0)	0 (0 to 0)	0 (0 to 0)	0 (0 to 0)	0
Onchocerciasis	0 (0 to 0)	0 (0 to 0)	0 (0 to 0)	0 (0 to 0)	0 (0 to 0)	0 (0 to 0)	0 (0 to 0)	0 (0 to 0)	0 (0 to 0)	0 (0 to 0)	0 (0 to 0)	0 (0 to 0)	0 (0 to 0)	0 (0 to 0)	0 (0 to 0)	0 (0 to 0)	0 (0 to 0)	0 (0 to 0)	0 (0 to 0)	0 (0 to 0)	0 (0 to 0)	0 (0 to 0)	0 (0 to 0)	0
Trachoma	0 (0 to 0)	0 (0 to 0)	0 (0 to 0)	0 (0 to 0)	0 (0 to 0)	0 (0 to 0)	869 (90.9 to 1,760)	179 (18.7 to 362)	112 (11.7 to 227)	462 (48.3 to 936)	1,060 (289 to 1,760)	217 (59.4 to 361)	89.6 (24.5 to 149)	193 (52.9 to 321)	223 (61.1 to 371)	273 (74.8 to 454)	313 (85.8 to 521)	193 (52.9 to 321)	223 (61.1 to 371)	273 (74.8 to 454)	313 (85.8 to 521)	193 (52.9 to 321)	6,160
Dengue	0 (0 to 14)	0 (0 to 0)	0 (0 to 415)	0 (0 to 0)	0 (0 to 0)	0 (0 to 0)	0 (0 to 0)	0 (0 to 0)	0 (0 to 0)	0 (0 to 0)	0 (0 to 0)	0 (0 to 0)	0 (0 to 0)	0 (0 to 0)	0 (0 to 0)	0 (0 to 0)	0 (0 to 0)	0 (0 to 0)	0 (0 to 0)	0 (0 to 0)	0 (0 to 0)	0 (0 to 0)	0 (0 to 0)	0
Yellow fever	0 (0 to 0)	0 (0 to 0)	0 (0 to 0)	0 (0 to 0)	0 (0 to 0)	0 (0 to 0)	0 (0 to 0)	0 (0 to 0)	0 (0 to 0)	0 (0 to 0)	0 (0 to 0)	0 (0 to 0)	0 (0 to 0)	0 (0 to 0)	0 (0 to 0)	0 (0 to 0)	0 (0 to 0)	0 (0 to 0)	0 (0 to 0)	0 (0 to 0)	0 (0 to 0)	0 (0 to 0)	0 (0 to 0)	0
Rabies	0 (0 to 0)	0 (0 to 0)	0 (0 to 0)	0 (0 to 0)	0 (0 to 0)	0 (0 to 0)	0 (0 to 0)	0 (0 to 0)	0 (0 to 0)	0 (0 to 0)	0 (0 to 0)	0 (0 to 0)	0 (0 to 0)	0 (0 to 0)	0 (0 to 0)	0 (0 to 0)	0 (0 to 0)	0 (0 to 0)	0 (0 to 0)	0 (0 to 0)	0 (0 to 0)	0 (0 to 0)	0 (0 to 0)	0
Intestinal nematode infections	0 (0 to 0)	0 (0 to 0)	0 (0 to 0)	0 (0 to 0)	0 (0 to 0)	0 (0 to 0)	0 (0 to 0)	0 (0 to 0)	0 (0 to 0)	0 (0 to 0)	0 (0 to 0)	0 (0 to 0)	0 (0 to 0)	0 (0 to 0)	0 (0 to 0)	0 (0 to 0)	0 (0 to 0)	0 (0 to 0)	0 (0 to 0)	0 (0 to 0)	0 (0 to 0)	0 (0 to 0)	0 (0 to 0)	0
Ascariasis	0 (0 to 0)	0 (0 to 0)	0.7 (0.1 to 1.7)	0 (0 to 0)	0 (0 to 0)	0 (0 to 0)	0 (0 to 0)	0 (0 to 0)	0 (0 to 0)	0 (0 to 0)	0 (0 to 0)	0 (0 to 0)	0 (0 to 0)	0 (0 to 0)	0 (0 to 0)	0 (0 to 0)	0 (0 to 0)	0 (0 to 0)	0 (0 to 0)	0 (0 to 0)	0 (0 to 0)	0 (0 to 0)	0 (0 to 0)	0
Trichuriasis	0 (0 to 0)	0 (0 to 0)	0.7 (0 to 1.7)	0 (0 to 0)	0 (0 to 0)	0 (0 to 0)	0 (0 to 0)	0 (0 to 0)	0 (0 to 0)	0 (0 to 0)	0 (0 to 0)	0 (0 to 0)	0 (0 to 0)	0 (0 to 0)	0 (0 to 0)	0 (0 to 0)	0 (0 to 0)	0 (0 to 0)	0 (0 to 0)	0 (0 to 0)	0 (0 to 0)	0 (0 to 0)	0 (0 to 0)	0
Hookworm disease	0 (0 to 0)	0 (0 to 0)	0 (0 to 1.2)	0 (0 to 0.1)	0 (0 to 0)	0 (0 to 0)	14.7 (0 to 31.6)	0 (0 to 0)	0 (0 to 0)	0 (0 to 0)	0 (0 to 0)	0 (0 to 0)	0 (0 to 0)	0 (0 to 0)	0 (0 to 0)	0 (0 to 0)	0 (0 to 0)	0 (0 to 0)	0 (0 to 0)	0 (0 to 0)	0 (0 to 0)	0 (0 to 0)	0 (0 to 0)	309
Food-borne trematodiases	0 (0 to 0)	0 (0 to 0)	0 (0 to 0)	0 (0 to 0)	0 (0 to 0)	0 (0 to 0)	0 (0 to 0)	0 (0 to 0)	0 (0 to 0)	0 (0 to 0)	0 (0 to 0)	0 (0 to 0)	0 (0 to 0)	0 (0 to 0)	0 (0 to 0)	0 (0 to 0)	0 (0 to 0)	0 (0 to 0)	0 (0 to 0)	0 (0 to 0)	0 (0 to 0)	0 (0 to 0)	0 (0 to 0)	0
Leprosy	0 (0 to 0)	0 (0 to 0)	0 (0 to 0)	0 (0 to 0)	0 (0 to 0)	0 (0 to 0)	0.1 (0 to 0.3)	0 (0 to 0)	0 (0 to 0)	0 (0 to 0)	0 (0 to 0)	0 (0 to 0)	0 (0 to 0)	0 (0 to 0)	0 (0 to 0)	0 (0 to 0)	0 (0 to 0)	0 (0 to 0)	0 (0 to 0)	0 (0 to 0)	0 (0 to 0)	0 (0 to 0)	0 (0 to 0)	3.1
Ebola	0 (0 to 0)	0 (0 to 0)	0 (0 to 0)	0 (0 to 0)	0 (0 to 0)	0 (0 to 0)	0 (0 to 0)	0 (0 to 0)	0 (0 to 0)	0 (0 to 0)	0 (0 to 0)	0 (0 to 0)	0 (0 to 0)	0 (0 to 0)	0 (0 to 0)	0 (0 to 0)	0 (0 to 0)	0 (0 to 0)	0 (0 to 0)	0 (0 to 0)	0 (0 to 0)	0 (0 to 0)	0 (0 to 0)	0
Zika virus	0 (0 to 0)	0 (0 to 0)	0 (0 to 0)	0 (0 to 0)	0 (0 to 0)	0 (0 to 0)	0 (0 to 0)	0 (0 to 0)	0 (0 to 0)	0 (0 to 0)	0 (0 to 0)	0 (0 to 0)	0 (0 to 0)	0 (0 to 0)	0 (0 to 0)	0 (0 to 0)	0 (0 to 0)	0 (0 to 0)	0 (0 to 0)	0 (0 to 0)	0 (0 to 0)	0 (0 to 0)	0 (0 to 0)	0
Guinea worm disease	0 (0 to 0)	0 (0 to 0)	0 (0 to 0)	0 (0 to 0)	0 (0 to 0)	0 (0 to 0)	0 (0 to 0)	0 (0 to 0)	0 (0 to 0)	0 (0 to 0)	0 (0 to 0)	0 (0 to 0)	0 (0 to 0)	0 (0 to 0)	0 (0 to 0)	0 (0 to 0)	0 (0 to 0)	0 (0 to 0)	0 (0 to 0)	0 (0 to 0)	0 (0 to 0)	0 (0 to 0)	0 (0 to 0)	0
Other neglected tropical diseases	98.7 (22.7 to 159)	104 (18.6 to 246)	49.6 (4.5 to 150)	232 (124 to 420)	232 (132 to 377)	119 (63.7 to 204)	31.3 (16.5 to 60.1)	29.2 (12.6 to 66.9)	27.2 (11.9 to 61.3)	27.2 (11.9 to 61.3)	27.2 (11.9 to 61.3)	27.2 (11.9 to 61.3)	20 (11.9 to 33.7)	19.7 (11.9 to 33.7)	19.6 (11.9 to 33.7)	7.1 (3.6 to 12.2)	2.6 (0.8 to 5.6)	1.1 (0.4 to 2.3)	0.7 (0.2 to 1.6)	0.4 (0.1 to 1.1)	0.2 (0.1 to 0.5)	0.1 (0.1 to 0.2)	1,020
Other infectious diseases	499 (0.5 to 1,560)	1,140 (0.5 to 1,140)	1,140 (0.5 to 1,140)	1,140 (0.5 to 1,140)	1,140 (0.5 to 1,140)	1,140 (0.5 to 1,140)	1,140 (0.5 to 1,140)	1,140 (0.5 to 1,140)	1,140 (0.5 to 1,140)	1,140 (0.5 to 1,140)	1,140 (0.5 to 1,140)	1,140 (0.5 to 1,140)	1,140 (0.5 to 1,140)	1,140 (0.5 to 1,140)	1,140 (0.5 to 1,140)	1,140 (0.5 to 1,140)	1,140 (0.5 to 1,140)	1,140 (0.5 to 1,140)	1,140 (0.5 to 1,



G6PD deficiency	0.7 (0.0 to 1.0)	0.7 (0.0 to 1.4)	9.4 (2 to 17.1)	18.5 (9.9 to 30.6)	42 (22.3 to 42.6)	67.8 (27.4 to 70.9)	37 (21.1 to 39.6)	39.6 (20.9 to 52.2)	22.7 (13.7 to 50)	27.9 (19.8 to 43)	29.9 (14.2 to 49)	30.4 (17.9 to 48.1)	29.6 (11.6 to 37.6)	19.7 (8 to 32.7)	10.1 (4.2 to 13.6)	6.4 (2.3 to 12.3)	3 (1.4 to 6)	1.6 (0.6 to 2.4)	0.7 (0.4 to 1.2)	0.2 (0.1 to 0.4)	0.1 (0 to 0.1)	0 (0 to 0)	0 (0 to 0)	0 (0 to 0)	362
G6PD bat	0 (0 to 0)	0 (0 to 0)	0 (0 to 0)	0 (0 to 0)	0 (0 to 0)	0 (0 to 0)	0 (0 to 0)	0 (0 to 0)	0 (0 to 0.1)	0 (0 to 0.1)	0 (0 to 0.1)	0 (0 to 0.1)	0 (0 to 0.1)	0 (0 to 0)	0 (0 to 0)	0 (0 to 0)	0 (0 to 0)	0 (0 to 0)	0 (0 to 0)	0 (0 to 0)	0 (0 to 0)	0 (0 to 0)	0 (0 to 0)	0 (0 to 0)	0 (0 to 0)	5.3
Other hemoglobinopathies and hemolytic anemias	4.9 (2.1 to 9.6)	2.9 (1.2 to 5.9)	20.4 (10.2 to 35.3)	60.1 (39.4 to 74)	93.3 (66.1 to 130)	69.8 (44.7 to 107)	54.5 (34 to 81.7)	53.8 (34.5 to 82.4)	53.6 (32.4 to 87.7)	42.3 (26.1 to 69.9)	50.5 (31 to 79.1)	60.7 (39.9 to 98.1)	56 (35.3 to 84.1)	40.7 (21.1 to 67.8)	40.6 (18.7 to 69.7)	27.6 (9.6 to 59.1)	18.3 (5.6 to 38.9)	9.3 (2.9 to 18.2)	3.9 (1.2 to 8.2)	1.6 (0.5 to 3.2)	0.3 (0.1 to 0.6)	0.1 (0 to 0.2)	0 (0 to 0.1)	0 (0 to 0)	1.4 (0.5 to 2.9)	1,010
Endocrine, metabolic, blood, and immune disorders	97.6 (58.5 to 162)	64.6 (51.6 to 102)	647 (363.5 to 1,130)	925 (669.5 to 1,310)	798 (598.1 to 1,100)	480 (297.3 to 696)	338 (229.3 to 482)	293 (196.2 to 439)	228 (146.3 to 353)	209 (137.2 to 317)	209 (129.3 to 333)	209 (129.9 to 333)	209 (129.9 to 333)	209 (129.9 to 333)	209 (129.9 to 333)	209 (129.9 to 333)	209 (129.9 to 333)	209 (129.9 to 333)	209 (129.9 to 333)	209 (129.9 to 333)	209 (129.9 to 333)	209 (129.9 to 333)	209 (129.9 to 333)	209 (129.9 to 333)	16,800
Oral disorders	0 (0 to 0)	0 (0 to 0)	0 (0 to 0)	0 (0 to 616)	0 (0 to 1,691)	316 (164.8 to 542)	316 (164.8 to 542)	316 (164.8 to 542)	316 (164.8 to 542)	316 (164.8 to 542)	1,080 (564.2 to 1,850)	1,080 (564.2 to 1,850)	1,440 (752.3 to 2,470)	1,440 (752.3 to 2,470)	1,440 (752.3 to 2,470)	1,080 (564.2 to 1,850)	1,080 (564.2 to 1,850)	1,080 (564.2 to 1,850)	1,080 (564.2 to 1,850)	1,080 (564.2 to 1,850)	1,080 (564.2 to 1,850)	1,080 (564.2 to 1,850)	1,080 (564.2 to 1,850)	1,080 (564.2 to 1,850)	16,200
Caries of deciduous teeth	0 (0 to 0)	0 (0 to 0)	0 (0 to 0)	0 (0 to 0)	0 (0 to 0)	0 (0 to 0)	0 (0 to 0)	0 (0 to 0)	0 (0 to 0)	0 (0 to 0)	0 (0 to 0)	0 (0 to 0)

SB Table 2c: Chihuahua DALYS by cause and age-group for both sexes with 95% uncertainty intervals, 2019

Cause	Birth Prevalent	Late Neonatal	Post Neonatal	1 to 4	5 to 9	10 to 14	15 to 19	20 to 24	25 to 29	30 to 34	35 to 39	40 to 44	45 to 49	50 to 54	55 to 59	60 to 64	65 to 69	70 to 74	75 to 79	80 to 84	85 to 89	90 to 94	95 plus	Total
All causes	16,469 (17,598 to 15,407)	15,139 (16,553 to 13,955)	32,290 (33,750 to 30,406)	21,250 (21,750 to 20,585)	16,950 (17,703 to 16,358)	24,050 (24,850 to 23,397)	49,930 (52,450 to 48,085)	66,200 (69,950 to 62,900)	68,950 (72,700 to 65,450)	66,700 (70,350 to 63,250)	66,700 (70,450 to 63,250)	77,700 (82,300 to 73,450)	89,450 (94,850 to 84,600)	101,450 (107,650 to 96,150)	117,000 (124,000 to 110,900)	90,450 (96,700 to 84,200)	89,950 (95,650 to 84,400)	74,100 (80,350 to 68,350)	60,900 (67,200 to 55,100)	37,600 (43,100 to 32,700)	20,200 (25,000 to 16,700)	9,100 (9,300 to 10,000)	3,070 (3,900 to 3,300)	1,160,000
Communicable, maternal, neonatal, and nutritional diseases	28,200 (21,200 to 36,800)	9,330 (8,900 to 10,300)	16,300 (14,600 to 18,000)	6,000 (5,100 to 7,400)	3,690 (3,400 to 4,400)	2,890 (2,300 to 3,600)	3,760 (3,000 to 4,800)	3,760 (3,100 to 4,600)	4,310 (3,600 to 5,600)	4,460 (3,800 to 5,600)	4,600 (3,900 to 5,700)	6,760 (5,900 to 8,000)	4,600 (3,900 to 5,600)	4,200 (3,600 to 5,100)	3,700 (2,900 to 4,600)	3,300 (2,600 to 4,100)	2,800 (2,100 to 3,600)	2,470 (1,900 to 3,200)	1,990 (1,500 to 2,600)	1,490 (1,100 to 1,900)	667 (510 to 852)	270 (200 to 332)	118,000
HIV/AIDS and sexually transmitted infections	9.8 (3.6 to 19.1)	3.1 (1.4 to 6.4)	69.3 (29.6 to 132.0)	68.8 (28.5 to 151.0)	44.9 (20.6 to 91.1)	60.2 (32.4 to 108.0)	163 (77.1 to 302.0)	417 (200 to 688.0)	763 (387.0 to 1,160)	1,120 (570.0 to 1,690)	1,180 (597.0 to 1,800)	1,120 (567.0 to 1,690)	889 (450.0 to 1,360)	643 (327.0 to 977.0)	321 (161.0 to 487.0)	249 (124.0 to 378.0)	147 (73.0 to 224.0)	79.0 (39.0 to 121.0)	43.3 (21.0 to 66.0)	22.6 (10.0 to 35.0)	9.4 (3.0 to 16.0)	1.5 (0.3 to 3.0)	7,390
HIV/AIDS	0 (0 to 0)	0 (0 to 0)	69.1 (29.1 to 131.7)	68.4 (28.1 to 151.0)	44.4 (20.4 to 90.6)	60.2 (32.4 to 108.0)	113 (53.0 to 208.0)	362 (173.0 to 596.0)	689 (350.0 to 1,050)	996 (513.0 to 1,500)	1,050 (542.0 to 1,600)	997 (507.0 to 1,500)	766 (387.0 to 1,170)	570 (287.0 to 866.0)	276 (137.0 to 419.0)	197 (98.0 to 300.0)	120 (59.0 to 184.0)	62.0 (30.0 to 96.0)	32 (15.0 to 49.0)	16 (7.0 to 25.0)	2.1 (0.4 to 4.0)	0.7 (0.2 to 1.0)	6,600
HIV/AIDS - Drug-susceptible Tuberculosis	0 (0 to 0)	0 (0 to 0)	0.9 (0.4 to 1.7)	0.8 (0.3 to 1.8)	0.5 (0.2 to 1.1)	0.5 (0.2 to 1.0)	0.9 (0.4 to 1.7)	2.8 (1.3 to 4.6)	5.1 (2.6 to 7.7)	7.5 (3.8 to 11.0)	7.9 (4.0 to 11.0)	7.5 (3.8 to 11.0)	5.7 (2.9 to 8.7)	4.3 (2.2 to 6.5)	2.1 (1.1 to 3.1)	1.5 (0.7 to 2.3)	0.9 (0.4 to 1.4)	0.5 (0.2 to 0.8)	0.2 (0.1 to 0.4)	0.1 (0.0 to 0.2)	0.0 (0.0 to 0.0)	0.0 (0.0 to 0.0)	49
HIV/AIDS - Multidrug-resistant Tuberculosis without extensive	0 (0 to 0)	0 (0 to 0)	0.1 (0.0 to 0.3)	0.1 (0.0 to 0.4)	0.1 (0.0 to 0.2)	0.1 (0.0 to 0.2)	0.1 (0.1 to 0.2)	0.3 (0.2 to 0.6)	0.6 (0.3 to 1.0)	0.9 (0.5 to 1.4)	1.0 (0.6 to 1.5)	0.9 (0.5 to 1.4)	0.7 (0.4 to 1.1)	0.5 (0.3 to 0.8)	0.3 (0.1 to 0.4)	0.2 (0.1 to 0.3)	0.1 (0.0 to 0.2)	0.1 (0.0 to 0.1)	0.0 (0.0 to 0.0)	0.0 (0.0 to 0.0)	0.0 (0.0 to 0.0)	0.0 (0.0 to 0.0)	81
HIV/AIDS - Extensively drug-resistant Tuberculosis	0 (0 to 0)	0 (0 to 0)	0.1 (0.0 to 0.1)	0.1 (0.0 to 0.2)	0.0 (0.0 to 0.1)	0.0 (0.0 to 0.1)	0.0 (0.0 to 0.1)	0.1 (0.0 to 0.2)	0.2 (0.1 to 0.3)	0.3 (0.1 to 0.4)	0.3 (0.1 to 0.4)	0.3 (0.1 to 0.4)	0.2 (0.1 to 0.3)	0.2 (0.1 to 0.3)	0.1 (0.0 to 0.2)	0.1 (0.0 to 0.1)	0.0 (0.0 to 0.1)	0.0 (0.0 to 0.0)	0.0 (0.0 to 0.0)	0.0 (0.0 to 0.0)	0.0 (0.0 to 0.0)	0.0 (0.0 to 0.0)	9.9
HIV/AIDS resulting in other diseases	0 (0 to 0)	0 (0 to 0)	0.2 (0.0 to 0.5)	0.1 (0.0 to 0.3)	0.1 (0.0 to 0.2)	0.1 (0.0 to 0.2)	0.2 (0.1 to 0.4)	0.5 (0.2 to 0.8)	0.9 (0.4 to 1.4)	1.3 (0.6 to 2.0)	1.4 (0.7 to 2.0)	1.3 (0.6 to 2.0)	1.0 (0.5 to 1.5)	0.8 (0.4 to 1.2)	0.4 (0.2 to 0.6)	0.3 (0.1 to 0.4)	0.2 (0.1 to 0.3)	0.1 (0.0 to 0.2)	0.0 (0.0 to 0.1)	0.0 (0.0 to 0.0)	0.0 (0.0 to 0.0)	0.0 (0.0 to 0.0)	13
Sexually transmitted infections excluding HIV	9.8 (3.6 to 19.1)	3.1 (1.4 to 6.4)	0.2 (0.1 to 0.4)	0.6 (0.2 to 1.4)	0.2 (0.1 to 0.5)	0.1 (0.0 to 0.3)	0.2 (0.1 to 0.5)	0.7 (0.2 to 1.6)	0.7 (0.2 to 1.6)	0.6 (0.2 to 1.4)	0.6 (0.2 to 1.4)	0.6 (0.2 to 1.4)	0.5 (0.2 to 1.2)	0.4 (0.1 to 1.0)	0.2 (0.1 to 0.5)	0.2 (0.1 to 0.4)	0.1 (0.0 to 0.3)	0.1 (0.0 to 0.2)	0.0 (0.0 to 0.1)	0.0 (0.0 to 0.1)	0.0 (0.0 to 0.0)	0.0 (0.0 to 0.0)	92
Syphilis	0 (0 to 0)	0 (0 to 0)	0.1 (0.0 to 0.2)	0.4 (0.1 to 1.0)	0.2 (0.1 to 0.4)	0.1 (0.0 to 0.2)	0.1 (0.0 to 0.3)	0.4 (0.1 to 1.0)	0.7 (0.2 to 1.6)	0.7 (0.2 to 1.6)	0.7 (0.2 to 1.6)	0.7 (0.2 to 1.6)	0.5 (0.2 to 1.2)	0.4 (0.1 to 1.0)	0.2 (0.1 to 0.5)	0.2 (0.1 to 0.4)	0.1 (0.0 to 0.3)	0.1 (0.0 to 0.2)	0.0 (0.0 to 0.1)	0.0 (0.0 to 0.1)	0.0 (0.0 to 0.0)	0.0 (0.0 to 0.0)	116
Chlamydial infection	0 (0 to 0)	0 (0 to 0)	0 (0 to 0)	0 (0 to 0)	0 (0 to 0)	0 (0 to 0)	0 (0 to 0)	0 (0 to 0)	0 (0 to 0)	0 (0 to 0)	0 (0 to 0)	0 (0 to 0)	0 (0 to 0)	0 (0 to 0)	0 (0 to 0)	0 (0 to 0)	0 (0 to 0)	0 (0 to 0)	0 (0 to 0)	0 (0 to 0)	0 (0 to 0)	0 (0 to 0)	0 (0 to 0)	0
Gonococcal infection	0 (0 to 0)	0 (0 to 0)	0 (0 to 0)	0 (0 to 0)	0 (0 to 0)	0 (0 to 0)	0 (0 to 0)	0 (0 to 0)	0 (0 to 0)	0 (0 to 0)	0 (0 to 0)	0 (0 to 0)	0 (0 to 0)	0 (0 to 0)	0 (0 to 0)	0 (0 to 0)	0 (0 to 0)	0 (0 to 0)	0 (0 to 0)	0 (0 to 0)	0 (0 to 0)	0 (0 to 0)	0 (0 to 0)	0
Trichomoniasis	0 (0 to 0)	0 (0 to 0)	0 (0 to 0)	0 (0 to 0)	0 (0 to 0)	0 (0 to 0)	0 (0 to 0)	0 (0 to 0)	0 (0 to 0)	0 (0 to 0)	0 (0 to 0)	0 (0 to 0)	0 (0 to 0)	0 (0 to 0)	0 (0 to 0)	0 (0 to 0)	0 (0 to 0)	0 (0 to 0)	0 (0 to 0)	0 (0 to 0)	0 (0 to 0)	0 (0 to 0)	0 (0 to 0)	0
Genital herpes	0 (0 to 0)	0 (0 to 0)	0 (0 to 0)	0 (0 to 0)	0 (0 to 0)	0 (0 to 0)	0 (0 to 0)	0 (0 to 0)	0 (0 to 0)	0 (0 to 0)	0 (0 to 0)	0 (0 to 0)	0 (0 to 0)	0 (0 to 0)	0 (0 to 0)	0 (0 to 0)	0 (0 to 0)	0 (0 to 0)	0 (0 to 0)	0 (0 to 0)	0 (0 to 0)	0 (0 to 0)	0 (0 to 0)	0
Other sexually transmitted infections	0 (0 to 0)	0 (0 to 0)	0.2 (0.1 to 0.4)	0.2 (0.1 to 0.5)	0.1 (0.0 to 0.3)	0.1 (0.0 to 0.2)	0.2 (0.1 to 0.4)	0.7 (0.2 to 1.6)	0.7 (0.2 to 1.6)	0.6 (0.2 to 1.4)	0.6 (0.2 to 1.4)	0.6 (0.2 to 1.4)	0.5 (0.2 to 1.2)	0.4 (0.1 to 1.0)	0.2 (0.1 to 0.5)	0.2 (0.1 to 0.4)	0.1 (0.0 to 0.3)	0.1 (0.0 to 0.2)	0.0 (0.0 to 0.1)	0.0 (0.0 to 0.1)	0.0 (0.0 to 0.0)	0.0 (0.0 to 0.0)	164
Respiratory infections and tuberculosis	636 (568 to 1,200)	672 (543 to 1,170)	1,660 (1,160 to 3,190)	1,450 (1,060 to 2,830)	738 (529 to 1,360)	697 (529 to 1,260)	1,260 (823 to 1,940)	1,250 (967 to 1,900)	1,260 (1,060 to 1,870)	1,190 (1,060 to 1,790)	1,230 (1,060 to 1,800)	1,550 (1,300 to 2,140)	1,630 (1,350 to 2,260)	1,470 (1,200 to 2,060)	1,290 (1,050 to 1,860)	1,290 (1,050 to 1,860)	1,290 (1,050 to 1,860)	1,290 (1,050 to 1,860)	1,290 (1,050 to 1,860)	1,290 (1,050 to 1,830)	1,290 (1,050 to 1,830)	1,290 (879 to 1,830)	1,290 (1,050 to 1,830)	32,600
Tuberculosis	0 (0 to 0)	0 (0 to 0)	0 (0 to 0)	39.6 (19.6 to 59.9)	23.2 (11.7 to 35.2)	32.6 (16.4 to 49.3)	73.2 (37.0 to 110)	225 (113 to 340)	225 (113 to 340)	225 (113 to 340)	225 (113 to 340)	225 (113 to 340)	225 (113 to 340)	225 (113 to 340)	225 (113 to 340)	225 (113 to 340)	225 (113 to 340)	225 (113 to 340)	225 (113 to 340)	225 (113 to 340)	225 (113 to 340)	225 (113 to 340)	225 (113 to 340)	3,830
Latent tuberculosis infection	0 (0 to 0)	0 (0 to 0)	0 (0 to 0)	0 (0 to 0)	0 (0 to 0)	0 (0 to 0)	0 (0 to 0)	0 (0 to 0)	0 (0 to 0)	0 (0 to 0)	0 (0 to 0)	0 (0 to 0)	0 (0 to 0)	0 (0 to 0)	0 (0 to 0)	0 (0 to 0)	0 (0 to 0)	0 (0 to 0)	0 (0 to 0)	0 (0 to 0)	0 (0 to 0)	0 (0 to 0)	0 (0 to 0)	0
Drug-susceptible Tuberculosis	0 (0 to 0)	0 (0 to 0)	0 (0 to 0)	39.6 (19.6 to 59.9)	23.2 (11.7 to 35.2)	32.6 (16.4 to 49.3)	73.2 (37.0 to 110)	225 (113 to 340)	225 (113 to 340)	225 (113 to 340)	225 (113 to 340)	225 (113 to 340)	225 (113 to 340)	225 (113 to 340)	225 (113 to 340)	225 (113 to 340)	225 (113 to 340)	225 (113 to 340)	225 (113 to 340)	225 (113 to 340)	225 (113 to 340)	225 (113 to 340)	225 (113 to 340)	3,830
Multidrug-resistant tuberculosis without extensive drug-resistan	0 (0 to 0)	0 (0 to 0)	0 (0 to 0)	0 (0 to 0)	0 (0 to 0)	0 (0 to 0)	0 (0 to 0)	0 (0 to 0)	0 (0 to 0)	0 (0 to 0)	0 (0 to 0)	0 (0 to 0)	0 (0 to 0)	0 (0 to 0)	0 (0 to 0)	0 (0 to 0)	0 (0 to 0)	0 (0 to 0)	0 (0 to 0)	0 (0 to 0)	0 (0 to 0)	0 (0 to 0)	0 (0 to 0)	0
Extensively drug-resistant tuberculosis	0 (0 to 0)	0 (0 to 0)	0 (0 to 0)	0.4 (0 to 0)	0.2 (0 to 0)	0.3 (0 to 1)	0.8 (0 to 1.4)	2.5 (1.1 to 4.1)	2.5 (1.1 to 4.1)	2.5 (1.1 to 4.1)	2.5 (1.1 to 4.1)	2.5 (1.1 to 4.1)	2.5 (1.1 to 4.1)	2.5 (1.1 to 4.1)	2.5 (1.1 to 4.1)	2.5 (1.1 to 4.1)	2.5 (1.1 to 4.1)	2.5 (1.1 to 4.1)	2.5 (1.1 to 4.1)	2.5 (1.1 to 4.1)	2.5 (1.1 to 4.1)	2.5 (1.1 to 4.1)	2.5 (1.1 to 4.1)	39
Lower respiratory infections	636 (568 to 1,196)	796 (629 to 1,180)	1,660 (1,160 to 3,190)	1,450 (1,060 to 2,830)	293 (177 to 507)	349 (221 to 557)	333 (210 to 525)	483 (317 to 753)	629 (423 to 1,000)	663 (444 to 1,050)	823 (554 to 1,300)	1,100 (747 to 1,740)	1,190 (801 to 1,880)	1,260 (849 to 1,990)	1,370 (919 to 2,160)	1,330 (891 to 2,090)	1,200 (805 to 1,870)	1,060 (709 to 1,650)	1,060 (709 to 1,650)	1,060 (709 to 1,650)	1,060 (709 to 1,650)	1,060 (709 to 1,650)	1,060 (709 to 1,650)	24,400
Upper respiratory infections	7.6 (4.0 to 13.0)	4.7 (3.0 to 7.7)	0.2 (0.1 to 0.4)	0.1 (0.0 to 0.2)	0.1 (0.0 to 0.2)	0.1 (0.0 to 0.2)	0.1 (0.0 to 0.2)	0.2 (0.1 to 0.4)	0.3 (0.1 to 0.5)	0.3 (0.1 to 0.5)	0.3 (0.1 to 0.5)	0.3 (0.1 to 0.5)	0.3 (0.1 to 0.5)	0.3 (0.1 to 0.5)	0.2 (0.1 to 0.4)	0.2 (0.1 to 0.4)	0.2 (0.1 to 0.4)	0.2 (0.1 to 0.4)	0.2 (0.1 to 0.4)	0.2 (0.1 to 0.4)	0.2 (0.1 to 0.4)	0.2 (0.1 to 0.4)	0.2 (0.1 to 0.4)	3,310
Otitis media	0 (0 to 0)	0 (0 to 0)	0 (0 to 0)	0 (0 to 0)	0 (0 to 0)	0 (0 to 0)	0 (0 to 0)	0 (0 to 0)	0 (0 to 0)	0 (0 to 0)	0 (0 to 0)	0 (0 to 0)	0 (0 to 0)	0 (0 to 0)	0 (0 to 0)	0 (0 to 0)	0 (0 to 0)	0 (0 to 0)	0 (0 to 0)	0 (0 to 0)	0 (0 to 0)	0 (0 to 0)	0 (0 to 0)	0
Enteric infections	89.4 (84.6 to 92.9)	89.4 (84.6 to 92.9)	1,210 (967 to 1,720)	701 (484 to 1,130)	437 (297 to 686)	479 (332 to 744)	594 (403 to 914)	753 (514 to 1,150)	894 (614 to 1,350)	1,010 (703 to 1,500)	1,060 (734 to 1,560)	1,060 (734 to 1,560)	1,020 (707 to 1,500)	1,000 (694 to 1,470)	1,000 (694 to 1,470)	1,000 (694 to 1,470)	1,000 (694 to 1,470)	1,000 (694 to 1,470)	1,000 (694 to 1,470)	1,000 (694 to 1,470)	1,000 (694 to 1,470)	1,000 (694 to 1,470)	1,000 (694 to 1,470)	32,000
Diarrheal diseases	89.2 (84.4 to 92.8)	89.2 (84.4 to 92.8)	1,200 (967 to 1,720)	700 (484 to 1,130)	437 (297 to 686)	479 (332 to 744)	594 (403 to 914)	753 (514 to 1,150)	894 (614 to 1,350)	1,010 (703 to 1,500)	1,060 (734 to 1,560)	1,060 (734 to 1,560)	1,020 (707 to 1,500)	1,000 (694 to 1,470)	1,000 (694 to 1,470)	1,000 (694 to 1,470)	1,000 (694 to 1,470)	1,000 (694 to 1,470)	1,000 (694 to 1,470)	1,000 (694 to 1,470)	1,000 (694 to 1,470)	1,000 (694 to 1,470)	1,000 (694 to 1,470)	32,000
Typhoid and paratyphoid	0 (0 to 0)	0 (0 to 0)	0.6 (0.3 to 1.1)	0.4 (0.2 to 0.8)	0.2 (0.1 to 0.4)	0.2 (0.1 to 0.4)	0.3 (0.2 to 0.5)	0.4 (0.2 to 0.7)	0.5 (0.2 to 0.8)	0.6 (0.3 to 0.9)	0.6 (0.3 to 0.9)	0.6 (0.3 to 0.9)	0.6 (0.3 to 0.9)	0.6 (0.3 to 0.9)	0.6 (0.3 to 0.9)	0.6 (0.3 to 0.9)	0.6 (0.3 to 0.9)	0.6 (0.3 to 0.9)	0.6 (0.3 to 0.9)	0.6 (0.3 to 0.9)	0.6 (0.3 to 0.9)	0.6 (0.3 to 0.9)	0.6 (0.3 to 0.9)	18
Typhoid fever	0 (0 to 0)	0 (0 to 0)	0.6 (0.3 to 1.1)	0.4 (0.2 to 0.8)	0.2 (0.1 to 0.4)	0.2 (0.1 to 0.4)	0.3 (0.2 to 0.5)	0.4 (0.2 to 0.7)	0.5 (0.2 to 0.8)	0.6 (0.3 to 0.9)	0.6 (0.3 to 0.9)	0.6 (0.3 to 0.9)	0.6 (0.3 to 0.9)	0.6 (0.3 to 0.9)	0.6 (0.3 to 0.9)	0.6 (0.3 to 0.9)	0.6 (0.3 to 0.9)	0.6 (0.3 to 0.9)	0.6 (0.3 to 0.9)	0.6 (0.3 to 0.9)	0.6 (0.3 to 0.9)	0.6 (0.3 to 0.9)	0.6 (0.3 to 0.9)	18
Paratyphoid fever	0 (0 to 0)	0 (0 to 0)	0.2 (0.1 to 0.4)	0.1 (0.0 to 0.2)	0.0 (0.0 to 0.1)	0.0 (0.0 to 0.1)	0.1 (0.0 to 0.1)	0.1 (0.0 to 0.2)	0.1 (0.0 to 0.2)	0.1 (0.0 to 0.2)	0.1 (0.0 to 0.2)	0.1 (0.0 to 0.2)	0.1 (0.0 to 0.2)	0.1 (0.0 to 0.2)	0.1 (0.0 to 0.1)	0.1 (0.0 to 0.1)	0.1 (0.0 to 0.1)	0.1 (0.0 to 0.1)	0.1 (0.0 to 0.1)	0.1 (0.0 to 0.1)	0.1 (0.0 to 0.1)	0.1 (0.0 to 0.1)	0.1 (0.0 to 0.1)	0.4
Invasive non-typhoidal Salmonella (iNTS)	2.2 (0.9 to 3.7)	2.2 (0.9 to 3.7)	2.2 (0.9 to 3.8)	0.4 (0.2 to 0.8)	0.6 (0.3 to 0.9)	0.6 (0.3 to 0.9)	0.7 (0.3 to 1.1)	0.8 (0.4 to 1.2)	0.9 (0.4 to 1.4)	0.9 (0.4 to 1.4)	0.9 (0.4 to 1.4)	0.9 (0.4 to 1.4)	0.8 (0.4 to 1.3)	0.7 (0.3 to 1.1)	0.4 (0.2 to 0.6)	0.3 (0.1 to 0.5)	0.2 (0.1 to 0.4)	0.1 (0.0 to 0.3)	0.1 (0.0 to 0.2)	0.0 (0.0 to 0.1)	0.0 (0.0 to 0.1)	0.0 (0.0 to 0.1)	0.0 (0.0 to 0.1)	21.5
Other intestinal infectious diseases	0 (0 to 0)	0 (0 to 0)	4.6 (0.1 to 11.4)	4.6 (0.1 to 11.4)	1.7 (0.4 to 4.5)	1.7 (0.4 to 4.5)	1.2 (0.1 to 3.3)	1.2 (0.1 to 3.3)	1.1 (0.1 to 3.3)	0.6 (0.1 to 1.8)	0.6 (0.1 to 1.8)	0.6 (0.1 to 1.8)	0.4 (0.1 to 1.1)	0.4 (0.1 to 1.1)	0.3 (0.1 to 0.8)	0.2 (0.0 to 0.6)	0.2 (0.0 to 0.6)	0.1 (0.0 to 0.4)	0.1 (0.0 to 0.3)	0.0 (0.0 to 0.2)	0.0 (0.0 to 0.1)	0.0 (0.0 to 0.1)	0.0 (0.0 to 0.1)	14
Neglected tropical diseases and malaria	12.6 (9.4 to 16.4)	5.4 (3.9 to 7.2)	51.8 (37.8 to 69.2)	104 (76.1 to 139)	102 (74.7 to 136)	125 (91.7 to 167)	161 (118 to 214)	264 (193 to 352)	323 (237 to 431)	327 (240 to 436)	328 (240 to 438)	272 (199 to 363)	276 (202 to 368)	266 (195 to 355)	247 (181 to 329)	248 (182 to 331)	249 (183 to 332)	189 (139 to 252)	123 (90.1 to 164)	69.6 (51.0 to 92.8)	28.7 (21.0 to 38.2)	9.2 (6.7 to 12.3)	4,200
Malaria	0 (0 to 0)	0 (0 to 0)	0.0 (0 to 0)	0.0 (0 to 0.2)	0.0 (0 to 0.1)	0.0 (0 to 0.2)	0.0 (0 to 0.2)	0.0 (0 to 0.2)	0.0 (0 to 0.2)	0.1 (0 to 0.2)	0.1 (0 to 0.2)	0.1 (0 to 0.2)	0.1 (0 to 0.2)	0.1 (0 to 0.2)	0.1 (0 to 0.2)	0.1 (0 to 0.2)	0.1 (0 to 0.2)	0.1 (0 to 0.2)	0.1 (0 to 0.2)	0.1 (0 to 0.2)	0.1 (0 to 0.2)	0.1 (0 to 0.2)	0.1 (0 to 0.2)	15
Chagas disease	0 (0 to 0)	0 (0 to 0)	0 (0 to 0)	0 (0 to 0)	0 (0 to 0)	0 (0 to 0)	0 (0 to 0)	0 (0 to 0)	0 (0 to 0)	0 (0 to 0)	0 (0 to 0)	0 (0 to 0)	0 (0 to 0)	0 (0 to 0)	0 (0 to 0)	0 (0 to 0)	0 (0 to 0)	0 (0 to 0)	0 (0 to 0)	0 (0 to 0)	0 (0 to 0)	0 (0 to 0)	0 (0 to 0)	0
Leishmaniasis	0 (0 to 0)	0 (0 to 0)	0 (0 to 0)	0 (0 to 0)	0 (0 to 0)	0 (0 to 0)	0 (0 to 0)	0 (0 to 0)	0 (0 to 0)	0 (0 to 0)	0 (0 to 0)	0 (0 to 0)	0 (0 to 0)	0 (0 to 0)	0 (0 to 0)	0 (0 to 0)	0 (0 to 0)	0 (0 to 0)	0 (0 to 0)	0 (0 to 0)	0 (0 to 0)	0 (0 to 0)	0 (0 to 0)	0
Visceral leishmaniasis	0 (0 to 0)	0 (0 to 0)	0 (0 to 0)	0 (0 to 0)	0 (0 to 0)	0 (0 to 0)	0 (0 to 0)	0 (0 to 0)	0 (0 to 0)	0 (0 to 0)	0 (0 to 0)	0 (0 to 0)	0 (0 to 0)	0 (0 to 0)	0 (0 to 0)	0 (0 to 0)	0 (0 to 0)	0 (0 to 0)	0 (0 to 0)	0 (0 to 0)	0 (0 to 0)	0 (0 to 0)	0 (0 to 0)	0
Cutaneous and mucocutaneous leishmaniasis	0 (0 to 0)	0 (0 to 0)	0 (0 to 0)	0 (0 to 0)	0 (0 to 0)	0 (0 to 0)	0 (0 to 0)	0 (0 to 0)	0 (0 to 0)	0 (0 to 0)	0 (0 to 0)	0 (0 to 0)	0 (0 to 0)	0 (0 to 0)	0 (0 to 0)	0 (0 to 0)	0 (0 to 0)	0 (0 to 0)	0 (0 to 0)	0 (0 to 0)	0 (0 to 0)	0 (0 to 0)	0 (0 to 0)	0
African trypanosomiasis	0 (0 to 0)	0 (0 to 0)	0 (0 to 0)	0 (0 to 0)	0 (0 to 0)	0 (0 to 0)	0 (0 to 0)	0 (0 to 0)	0 (0 to 0)	0 (0 to 0)	0 (0 to 0)	0 (0 to 0)	0 (0 to 0)	0 (0 to 0)	0 (0 to 0)	0 (0 to 0)	0 (0 to 0)	0 (0 to 0)	0 (0 to 0)	0 (0 to 0)	0 (0 to 0)	0 (0 to 0)	0 (0 to 0)	0
Schistosomiasis	0 (0 to 0)	0 (0 to 0)	0 (0 to 0)	0 (0 to 0)	0 (0 to 0)	0 (0 to 0)	0 (0 to 0)	0 (0 to 0)	0 (0 to 0)	0 (0 to 0)	0 (0 to 0)	0 (0 to 0)	0 (0 to 0)	0 (0 to 0)	0 (0 to 0)	0 (0 to 0)	0 (0 to 0)	0 (0 to 0)	0 (0 to 0)	0 (0 to 0)	0 (0 to 0)	0 (0 to 0)	0 (0 to 0)	0
Cysticercosis	0 (0 to 0)	0 (0 to 0)	0.3 (0 to 1)	1.7 (0.3 to 5.2)	0.6 (0.1 to 1.9)	0.6 (0.1 to 1.9)	0.4 (0 to 1.2)	0.4 (0 to 1.2)	0.4 (0 to 1.2)	0.2 (0 to 0.6)	0.2 (0 to 0.6)	0.2 (0 to 0.6)	0.2 (0 to 0.5)	0.1 (0 to 0.4)	0.1 (0 to 0.3)	0.1 (0 to 0.2)	0.0 (0 to 0.2)	0.0 (0 to 0.1)	0.0 (0 to 0.1)	0.0 (0 to 0.1)	0.0 (0 to 0.0)	0.0 (0 to 0.0)	0.0 (0 to 0.0)	6
Cystic echinococcosis	0 (0 to 0)	0 (0 to 0)	0.1 (0 to 0.3)	0.1 (0 to 0.3)	0.1 (0 to 0.3

| | | |



Cell Table 2c: Mexico Life DALYS by cause and age group for both sexes with 95% uncertainty intervals, 2015

Cause	Early Neonatal	Late Neonatal	Post Neonatal	1 to 4	5 to 9	10 to 14	15 to 19	20 to 24	25 to 29	30 to 34	35 to 39	40 to 44	45 to 49	50 to 54	55 to 59	60 to 64	65 to 69	70 to 74	75 to 79	80 to 84	85 to 89	90 to 94	95 plus	Total
All causes	67,000 (42,600 to 79,100)	20,100 (17,000 to 30,000)	51,600 (34,600 to 74,300)	59,800 (29,200 to 93,500)	29,900 (23,900 to 36,600)	40,100 (32,100 to 52,300)	66,000 (56,600 to 80,200)	100,000 (82,400 to 118,000)	117,000 (96,100 to 139,000)	131,000 (110,000 to 155,000)	146,000 (120,000 to 174,000)	170,000 (140,000 to 201,000)	196,000 (162,000 to 231,000)	211,000 (180,000 to 243,000)	209,000 (180,000 to 239,000)	200,000 (170,000 to 230,000)	207,000 (170,000 to 246,000)	211,000 (180,000 to 247,000)	197,000 (171,000 to 229,000)	190,000 (161,000 to 220,000)	180,000 (152,000 to 208,000)	171,000 (139,000 to 200,000)	2,660,000
Communicable, maternal, neonatal, and nutritional diseases	42,100 (30,000 to 49,800)	15,000 (12,600 to 23,000)	23,400 (17,600 to 32,000)	9,910 (7,600 to 12,800)	4,620 (3,600 to 5,800)	5,120 (4,000 to 6,500)	6,370 (5,000 to 8,000)	8,270 (6,500 to 10,400)	10,400 (8,200 to 13,000)	11,700 (9,200 to 14,600)	12,800 (10,000 to 16,000)	13,800 (10,800 to 17,200)	15,100 (11,800 to 18,800)	16,700 (13,000 to 20,800)	16,600 (13,000 to 20,800)	16,000 (12,500 to 20,000)	16,400 (12,800 to 20,500)	16,000 (12,500 to 20,000)	14,900 (11,600 to 18,600)	13,900 (10,800 to 17,300)	12,900 (9,900 to 16,000)	11,400 (8,600 to 14,200)	242,000
HIV/AIDS and sexually transmitted infections	2.2 (1.6 to 2.9)	2.2 (1.1 to 3.6)	2.1 (1.2 to 3.3)	1.6 (0.9 to 2.5)	1.1 (0.6 to 1.7)	1.1 (0.6 to 1.7)	3.7 (2.1 to 5.6)	7.1 (4.1 to 10.7)	9.5 (5.5 to 14.3)	9.8 (5.7 to 14.8)	9.8 (5.7 to 14.8)	9.5 (5.5 to 14.3)	9.1 (5.3 to 13.7)	8.7 (5.1 to 13.1)	8.1 (4.7 to 12.2)	7.5 (4.4 to 11.3)	6.9 (4.0 to 10.4)	6.3 (3.7 to 9.5)	5.7 (3.3 to 8.6)	5.1 (3.0 to 7.7)	4.5 (2.6 to 6.8)	3.9 (2.2 to 5.9)	23,500
HIV/AIDS	2.1 (1.5 to 2.8)	2.1 (1.1 to 3.5)	2.0 (1.1 to 3.2)	1.5 (0.8 to 2.4)	1.0 (0.5 to 1.6)	1.0 (0.5 to 1.6)	3.5 (1.9 to 5.4)	6.9 (3.9 to 10.4)	9.2 (5.3 to 13.9)	9.5 (5.5 to 14.3)	9.5 (5.5 to 14.3)	9.2 (5.3 to 13.9)	8.8 (5.1 to 13.3)	8.4 (4.9 to 12.7)	7.8 (4.5 to 11.8)	7.2 (4.2 to 10.9)	6.7 (3.8 to 10.1)	6.1 (3.5 to 9.2)	5.5 (3.2 to 8.3)	4.9 (2.8 to 7.4)	4.3 (2.5 to 6.5)	3.8 (2.1 to 5.7)	21,000
HIV/AIDS - Drug-susceptible Tuberculosis	0 (0 to 0)	0 (0 to 0)	0.6 (0.4 to 1.1)	0.6 (0 to 2.4)	0.6 (0 to 2.4)	1.1 (0.7 to 2.7)	2.7 (1.7 to 4.1)	4.4 (2.7 to 6.6)	5.6 (3.5 to 8.4)	5.6 (3.5 to 8.4)	5.6 (3.5 to 8.4)	5.6 (3.5 to 8.4)	5.6 (3.5 to 8.4)	5.6 (3.5 to 8.4)	5.6 (3.5 to 8.4)	5.6 (3.5 to 8.4)	5.6 (3.5 to 8.4)	5.6 (3.5 to 8.4)	5.6 (3.5 to 8.4)	5.6 (3.5 to 8.4)	5.6 (3.5 to 8.4)	5.6 (3.5 to 8.4)	744
HIV/AIDS - Multidrug resistant Tuberculosis without extensive drug resistance	0 (0 to 0)	0 (0 to 0)	0.7 (0 to 3.5)	0.6 (0 to 3.1)	0.6 (0 to 3.1)	0.6 (0 to 3.1)	0.6 (0 to 3.1)	0.1 (0.2 to 0.4)	0.1 (0.3 to 0.5)	0.1 (0.3 to 0.5)	0.1 (0.3 to 0.5)	0.1 (0.3 to 0.5)	0.1 (0.3 to 0.5)	0.1 (0.3 to 0.5)	0.1 (0.3 to 0.5)	0.1 (0.3 to 0.5)	0.1 (0.3 to 0.5)	0.1 (0.3 to 0.5)	0.1 (0.3 to 0.5)	0.1 (0.3 to 0.5)	0.1 (0.3 to 0.5)	0.1 (0.3 to 0.5)	53.1
HIV/AIDS - Extensively drug-resistant Tuberculosis	0 (0 to 0)	0 (0 to 0)	0 (0 to 0.1)	0 (0 to 0.3)	0 (0 to 0.3)	0 (0 to 0.3)	0 (0 to 0.3)	0 (0 to 0.3)	0.1 (0.1 to 0.3)	0.1 (0.1 to 0.3)	0.1 (0.1 to 0.3)	0.1 (0.1 to 0.3)	0.1 (0.1 to 0.3)	0.1 (0.1 to 0.3)	0.1 (0.1 to 0.3)	0.1 (0.1 to 0.3)	0.1 (0.1 to 0.3)	0.1 (0.1 to 0.3)	0.1 (0.1 to 0.3)	0.1 (0.1 to 0.3)	0.1 (0.1 to 0.3)	0.1 (0.1 to 0.3)	9.6
HIV/AIDS resulting in other diseases	0 (0 to 0)	0 (0 to 0)	0.1 (0 to 0.5)	0.1 (0 to 0.5)	0.1 (0 to 0.5



Other transport injuries	2·6 (1·5 to 4·3)	2·4 (1·4 to 3·8)	14·7 (8·6 to 24·7)	32·3 (22·6 to 45·3)	49·4 (36·3 to 67·1)	68·3 (51·2 to 89·2)	154 (104 to 228)	264 (183 to 364)	266 (194 to 363)	261 (188 to 363)	244 (172 to 349)	219 (158 to 299)	197 (145 to 267)	167 (123 to 225)	137 (102 to 180)	106 (80·5 to 139)	76·2 (58·8 to 95·8)	57·8 (44·2 to 74·1)	40 (30·1 to 51·7)	23·3 (18·2 to 29·3)	13·9 (10·7 to 17·6)	6·4 (5 to 7·9)	2·4 (1·8 to 3·1)	2,410
Unintentional injuries	182 (124 to 260)	161 (111 to 229)	3,130 (1,840 to 5,120)	2,260 (1,730 to 2,890)	2,110 (1,660 to 2,670)	2,780 (2,150 to 3,610)	4,200 (3,260 to 5,460)	6,050 (4,730 to 7,720)	6,650 (5,290 to 8,460)	7,200 (5,710 to 9,220)	7,550 (6,000 to 9,630)	7,770 (6,130 to 10,000)	7,860 (6,160 to 10,200)	7,750 (6,070 to 9,990)	7,170 (5,650 to 9,220)	6,770 (5,370 to 8,630)	5,500 (4,330 to 7,000)	4,890 (3,870 to 6,110)	3,840 (3,030 to 4,860)	2,960 (2,360 to 3,710)	2,010 (1,610 to 2,500)	981 (785 to 1,210)	316 (256 to 392)	100,000
Falls	13·2 (9·1 to 19)	7·9 (5·3 to 11·2)	125 (73·7 to 202)	323 (237 to 438)	574 (422 to 769)	876 (632 to 1,200)	1,450 (1,080 to 1,910)	2,160 (1,640 to 2,770)	2,550 (1,990 to 3,310)	2,920 (2,270 to 3,760)	3,180 (2,470 to 4,090)	3,480 (2,670 to 4,490)	3,640 (2,790 to 4,740)	3,920 (3,070 to 4,990)	3,750 (2,940 to 4,780)	3,750 (2,970 to 4,720)	3,170 (2,490 to 4,000)	2,980 (2,370 to 3,720)	2,460 (1,950 to 3,090)	2,020 (1,610 to 2,520)	1,450 (1,160 to 1,800)	735 (582 to 917)	239 (191 to 300)	45,800
Drowning	4·5 (3 to 6·6)	2·1 (1·3 to 3)	41·8 (23·5 to 70·2)	370 (251 to 516)	192 (134 to 267)	241 (177 to 321)	462 (316 to 652)	521 (371 to 714)	452 (333 to 592)	369 (272 to 483)	328 (243 to 434)	279 (207 to 365)	221 (161 to 293)	190 (135 to 261)	140 (100 to 189)	120 (88·4 to 160)	85 (63·7 to 111)	58·3 (45 to 74·5)	35·2 (27·6 to 44·8)	18·6 (14·6 to 23·5)	9·3 (7·1 to 11·9)	3·3 (2·7 to 4·1)	1·2 (1 to 1·5)	4,140
Fire, heat, and hot substances	5 (3·6 to 6·8)	5·4 (4 to 7·1)	94·6 (66 to 138)	309 (249 to 382)	329 (226 to 502)	417 (254 to 668)	579 (357 to 901)	736 (467 to 1,130)	838 (538 to 1,260)	951 (592 to 1,470)	981 (615 to 1,490)	978 (621 to 1,520)	977 (622 to 1,490)	931 (585 to 1,420)	829 (524 to 1,270)	734 (471 to 1,120)	562 (363 to 835)	464 (308 to 689)	337 (230 to 496)	241 (169 to 343)	147 (107 to 203)	66·6 (50·1 to 90)	21·2 (16·4 to 27·5)	11,500
Poisonings	4·9 (3·1 to 7·4)	6·1 (3·7 to 9·4)	32·7 (18·4 to 54·8)	71·3 (47·6 to 104)	70·4 (48 to 98·9)	88·4 (60·1 to 126)	106 (74·7 to 144)	138 (103 to 184)	128 (94 to 170)	121 (88·3 to 161)	115 (82·2 to 152)	106 (78·2 to 146)	101 (73·5 to 135)	90·2 (63·9 to 121)	75·4 (53·4 to 102)	63·4 (44·4 to 85·4)	48·9 (35·7 to 66·5)	38·6 (28·7 to 51·1)	28·4 (21·4 to 36·7)	18·2 (14 to 23·8)	10·2 (7·7 to 13·4)	4 (3 to 5·1)	1·1 (0·9 to 1·4)	1,470
Poisoning by carbon monoxide	1·1 (0·6 to 2·1)	1·4 (0·6 to 2·8)	16·3 (7·3 to 31·6)	35·2 (17·7 to 59·5)	29·6 (19·2 to 42·3)	31·4 (19·3 to 46·1)	46·4 (31·6 to 66·3)	70·8 (48·1 to 98·9)	62·9 (44·1 to 88)	54·6 (37·8 to 75·3)	51·3 (35·1 to 71·3)	45·6 (31 to 63·7)	42·2 (28·8 to 59·2)	36·2 (24·7 to 51·1)	29·6 (19·6 to 41·8)	24·1 (16·2 to 33·6)	19·9 (13·8 to 27·9)	16·5 (12·5 to 21·3)	13·4 (10·1 to 17·5)	8·3 (6·4 to 10·4)	4·7 (3·3 to 6·5)	2 (1·4 to 2·6)	0·5 (0·4 to 0·7)	644
Poisoning by other means	3·7 (2·4 to 5·4)	4·7 (3 to 7)	16·4 (8·9 to 27·9)	36·1 (23·9 to 50·5)	40·9 (24·2 to 63·9)	57 (34·8 to 87·1)	59·9 (37·8 to 90·7)	66·8 (43·3 to 100)	65·5 (41·6 to 96·8)	66·4 (42·7 to 98·5)	63·3 (40·6 to 93·9)	60·6 (37·9 to 88·5)	59 (37·8 to 87·6)	54 (34·4 to 79)	45·8 (29·4 to 66·4)	39·3 (24·5 to 58·6)	29 (18·9 to 42·9)	22·1 (13·8 to 32·5)	15 (9·4 to 21·9)	10 (6·4 to 14·6)	5·6 (3·6 to 8)	2 (1·4 to 3)	0·6 (0·4 to 0·9)	824
Exposure to mechanical forces	2·6 (1·7 to 3·9)	2·6 (1·8 to 3·6)	29·8 (19·9 to 42·6)	142 (94·3 to 209)	291 (196 to 436)	415 (273 to 637)	668 (482 to 965)	1,020 (766 to 1,410)	1,140 (841 to 1,560)	1,190 (877 to 1,670)	1,220 (899 to 1,720)	1,220 (870 to 1,730)	1,210 (860 to 1,730)	1,130 (814 to 1,630)	1,020 (720 to 1,480)	900 (620 to 1,300)	701 (484 to 1,010)	559 (386 to 788)	393 (270 to 552)	248 (171 to 350)	139 (95·8 to 198)	57 (39·2 to 80·6)	16·4 (11·4 to 23·1)	13,700
Unintentional firearm injuries	0·3 (0·1 to 0·5)	0·3 (0·2 to 0·4)	2·1 (1·2 to 3·6)	10·7 (6·8 to 16·8)	17·8 (12·1 to 26·5)	38·4 (27 to 53)	133 (88·2 to 192)	257 (171 to 358)	268 (182 to 373)	247 (162 to 338)	220 (149 to 299)	194 (134 to 266)	150 (106 to 205)	121 (88 to 166)	95 (68·1 to 129)	75·8 (55·1 to 106)	56·7 (40·7 to 78)	42·5 (29·8 to 60·2)	30 (20·7 to 43·5)	19·6 (13·4 to 28·7)	11·4 (7·5 to 17·1)	5·1 (3·4 to 7·6)	1·7 (1·1 to 2·5)	2,000
Other exposure to mechanical forces	2·3 (1·5 to 3·5)	2·4 (1·6 to 3·2)	27·7 (18·6 to 39·6)	131 (85·6 to 196)	273 (181 to 414)	376 (241 to 593)	535 (358 to 830)	767 (544 to 1,110)	876 (616 to 1,240)	947 (655 to 1,390)	1,000 (706 to 1,470)	1,020 (712 to 1,490)	1,060 (738 to 1,540)	1,010 (707 to 1,470)	929 (642 to 1,360)	825 (561 to 1,210)	645 (439 to 927)	516 (353 to 737)	363 (247 to 509)	228 (156 to 324)	128 (88 to 183)	51·9 (35·4 to 73·9)	14·8 (10·2 to 20·6)	11,700
Adverse effects of medical treatment	28·6 (17 to 42·2)	23·7 (14·8 to 34·3)	256 (123 to 444)	135 (87·7 to 199)	71·7 (52·9 to 95·5)	63·4 (47·3 to 85·3)	58·6 (42·2 to 77·7)	85·2 (62 to 115)	90·4 (63·3 to 127)	105 (75·6 to 143)	129 (95·2 to 171)	152 (110 to 198)	174 (125 to 237)	224 (150 to 305)	260 (170 to 357)	300 (185 to 413)	261 (157 to 351)	263 (158 to 355)	209 (129 to 280)	153 (86·3 to 205)	97·7 (54·2 to 130)	39 (22·3 to 53·7)	11·5 (6·7 to 15·7)	3,190
Animal contact	1·8 (1·2 to 2·9)	2·5 (1·6 to 3·9)	22 (13·2 to 35·4)	46·2 (32·1 to 66·7)	57·2 (36·8 to 91·1)	71·3 (45·5 to 109)	80 (50·7 to 118)	93·3 (60·6 to 137)	99·6 (64·6 to 147)	104 (68·4 to 154)	108 (71 to 160)	112 (74·6 to 167)	119 (79 to 174)	119 (79·5 to 168)	112 (76·4 to 159)	104 (72·2 to 151)	83·3 (57·7 to 121)	70·8 (49·3 to 101)	50·7 (35·4 to 73·1)	33 (22·8 to 47·9)	18·3 (13 to 26·4)	7·2 (5·1 to 10·3)	2 (1·4 to 2·8)	1,520
Venomous animal contact	1·3 (0·8 to 2)	2 (1·2 to 3·1)	16·9 (9·5 to 27·6)	31·1 (20·2 to 46)	32·2 (19·9 to 51·8)	40·5 (24·1 to 62·3)	45·6 (28·3 to 67·6)	52·9 (33·6 to 79·5)	56·6 (36 to 84·7)	57·1 (37 to 83·5)	57·8 (37·9 to 83·7)	58·5 (39·1 to 85·5)	60·5 (40·2 to 87·5)	58·9 (40·4 to 81·8)	55·1 (38·2 to 76·4)	49·3 (34·5 to 68·6)	36·7 (25·7 to 50·7)	31 (22·3 to 42·2)	21·3 (15·3 to 28·6)	13·8 (9·8 to 19)	7·3 (5·2 to 9·7)	2·7 (2 to 3·6)	0·7 (0·5 to 1)	790
Non-venomous animal contact	0·6 (0·3 to 1)	0·6 (0·3 to 1·1)	5·1 (2·5 to 9·5)	15·2 (9 to 24·6)	25 (14·1 to 46)	30·8 (17·1 to 53·2)	34·4 (19·8 to 60·8)	40·4 (23·1 to 68·7)	43 (25·1 to 72·6)	46·8 (26·8 to 82)	50 (29·3 to 85·5)	53·5 (31·3 to 90·9)	58·7 (34·8 to 96·1)	59·7 (35·7 to 95·4)	57 (34 to 90·3)	55·1 (33·3 to 88·8)	46·6 (28·8 to 72·5)	39·9 (25·4 to 61·9)	29·4 (18·8 to 46)	19·2 (12·1 to 30)	11 (7 to 17)	4·5 (2·9 to 6·9)	1·2 (0·8 to 1·9)	727
Foreign body	116 (77·2 to 167)	107 (69·9 to 156)	2,490 (1,400 to 4,170)	750 (530 to 1,010)	338 (260 to 431)	358 (276 to 463)	352 (264 to 460)	576 (442 to 739)	644 (507 to 788)	716 (555 to 895)	709 (546 to 900)	668 (524 to 852)	604 (474 to 766)	535 (409 to 692)	455 (358 to 571)	366 (283 to 467)	265 (211 to 330)	208 (171 to 251)	140 (112 to 173)	103 (81·9 to 126)	61·2 (49·4 to 74·4)	31·6 (25·4 to 38·2)	11·4 (9·2 to 13·5)	10,600
Pulmonary aspiration and foreign body in airway	116 (77·1 to 167)	107 (69·4 to 155)	2,490 (1,400 to 4,160)	709 (494 to 967)	276 (207 to 360)	278 (208 to 364)	253 (183 to 339)	452 (338 to 595)	504 (385 to 642)	564 (418 to 735)	549 (408 to 716)	500 (380 to 648)	431 (319 to 560)	372 (265 to 519)	311 (227 to 415)	242 (174 to 332)	168 (123 to 219)	128 (100 to 160)	82·5 (62·9 to 107)	65·8 (49·2 to 84·4)	40·6 (31·2 to 51·1)	23·5 (18·1 to 29·4)	9·2 (7·1 to 11·2)	8,670
Foreign body in eyes	0 (0 to 0·1)	0·1 (0 to 0·3)	2·5 (0·7 to 5·6)	14·1 (4·4 to 30·9)	24·6 (7·9 to 55)	33·9 (11·5 to 75)	46·4 (17·1 to 102)	63·2 (24·3 to 130)	74·1 (31·4 to 148)	81·8 (36·3 to 155)	87·3 (40·4 to 165)	94·3 (47·9 to 166)	96·7 (53·4 to 167)	87·8 (51·4 to 140)	75·2 (44·6 to 115)	65·4 (39·9 to 96·2)	51·4 (32·1 to 74·9)	41·9 (27 to 60·7)	29·9 (19·6 to 42·5)	19·2 (12·8 to 28·1)	10·4 (7 to 14·9)	4 (2·7 to 5·7)	1 (0·7 to 1·4)	1,010
Foreign body in other body part	0·1 (0·1 to 0·2)	0·3 (0·1 to 0·5)	4·9 (2·7 to 8·6)	26·4 (16·9 to 41)	37·7 (23·8 to 58·7)	46·2 (30·8 to 67·6)	52·6 (36·7 to 73·5)	61·2 (43 to 85·3)	66·2 (46·4 to 91·3)	70·3 (49·4 to 96·8)	72·5 (51·5 to 99·5)	73·9 (53·8 to 99·2)	76·7 (55·3 to 103)	74·7 (54·6 to 102)	68·9 (50 to 93·1)	58·6 (42·3 to 79·6)	45·6 (32·9 to 61·4)	38·2 (27·5 to 51·3)	27·8 (20·4 to 36·8)	18·2 (13·3 to 24·7)	10·2 (7·4 to 13·8)	4·1 (3 to 5·7)	1·2 (0·8 to 1·6)	937
Environmental heat and cold exposure	0·7 (0·4 to 1)	0·5 (0·3 to 0·7)	4·3 (2·7 to 6·7)	12·2 (7·7 to 19·2)	26 (15·6 to 41·9)	39 (23·1 to 59·9)	56·3 (35·6 to 87·2)	73 (47·3 to 112)	84·7 (55·8 to 126)	96·1 (61·9 to 147)	101 (66·2 to 153)	107 (71·4 to 161)	114 (74·5 to 165)	115 (77·6 to 169)	108 (72·7 to 157)	98·9 (65·8 to 147)	82 (53·7 to 120)	72 (47·8 to 106)	54·2 (36·6 to 77·8)	38·2 (25·8 to 54·2)	23·7 (16·5 to 33)	10·9 (7·6 to 15·1)	3·4 (2·5 to 4·6)	1,320
Exposure to forces of nature	0 (0 to 0)	0 (0 to 0)	0 (0 to 0)	1·1 (0·7 to 1·8)	2·5 (1·5 to 4·1)	5·7 (3·5 to 9·1)	5·9 (3·7 to 9·4)	6·1 (3·9 to 9·4)	6·1 (4·1 to 9·2)	11·6 (7·9 to 17·1)	93·7 (53·2 to 155)	113 (70·1 to 178)	193 (116 to 315)	69·7 (40·7 to 118)	57·6 (35 to 87·2)	56 (32·7 to 87·3)	41·7 (24·1 to 68·2)	28·2 (16·7 to 43·9)	18·8 (11·5 to 28·9)	11·2 (6·9 to 17·7)	5·7 (3·4 to 9)	1·9 (1·2 to 3)	0·5 (0·3 to 0·8)	730
Other unintentional injuries	5·2 (2·9 to 8·8)	3·2 (1·9 to 5·1)	32·6 (21·1 to 49·4)	96·8 (70·2 to 132)	157 (115 to 216)	211 (162 to 278)	386 (291 to 511)	632 (476 to 829)	611 (472 to 787)	615 (478 to 791)	583 (448 to 741)	554 (427 to 713)	509 (395 to 652)	420 (319 to 551)	362 (278 to 472)	277 (212 to 364)	206 (157 to 271)	154 (115 to 202)	114 (87·4 to 151)	76·5 (57·5 to 101)	49·6 (38 to 64·5)	23·8 (18 to 30·2)	8 (6·3 to 10)	6,090
Self-harm and interpersonal violence	147 (89·5 to 224)	32·1 (20·9 to 46·4)	330 (179 to 547)	705 (456 to 1,020)	885 (704 to 1,090)	2,080 (1,700 to 2,500)	10,200 (8,410 to 12,400)	17,700 (14,500 to 21,800)	17,000 (14,000 to 20,400)	14,500 (11,900 to 17,500)	11,900 (9,610 to 14,700)	9,210 (7,310 to 11,600)	6,660 (5,180 to 8,540)	4,610 (3,620 to 5,950)	3,160 (2,470 to 3,990)	2,130 (1,700 to 2,640)	1,340 (1,070 to 1,640)	884 (724 to 1,060)	545 (452 to 654)	262 (215 to 317)	137 (110 to 167)	51·8 (41·6 to 64·1)	17·7 (14·1 to 21·9)	105,000
Self-harm	0 (0 to 0)	0 (0 to 0)	0 (0 to 0)	0 (0 to 0)	0 (0 to 0)	827 (611 to 1,100)	3,750 (2,880 to 4,720)	5,340 (4,050 to 6,970)	4,510 (3,460 to 5,580)	3,800 (2,900 to 4,830)	3,110 (2,330 to 4,020)	2,340 (1,780 to 3,070)	1,800 (1,320 to 2,420)	1,240 (911 to 1,670)	901 (657 to 1,200)	625 (465 to 822)	414 (306 to 545)	276 (208 to 359)	174 (130 to 223)	79·3 (60·5 to 101)	41·3 (30·8 to 52·4)	16·2 (12·2 to 20·1)	5·2 (3·9 to 6·4)	29,200
Self-harm by firearm	0 (0 to 0)	0 (0 to 0)	0 (0 to 0)	0 (0 to 0)	0 (0 to 0)	30·4 (14·9 to 65·4)	293 (174 to 568)	492 (283 to 912)	463 (281 to 747)	434 (274 to 730)	373 (225 to 637)	332 (212 to 540)	285 (171 to 452)	215 (137 to 338)	163 (99·4 to 251)	132 (83·6 to 201)	108 (67·9 to 164)	74·7 (47·3 to 111)	50·4 (31·6 to 73·3)	25·9 (16·6 to 37·4)	12 (8 to 17·3)	4·1 (2·8 to 6)	1 (0·7 to 1·5)	3,490
Self-harm by other specified means	0 (0 to 0)	0 (0 to 0)	0 (0 to 0)	0 (0 to 0)	0 (0 to 0)	797 (586 to 1,050)	3,460 (2,620 to 4,370)	4,850 (3,670 to 6,310)	4,050 (3,080 to 5,080)	3,360 (2,550 to 4,320)	2,730 (2,030 to 3,520)	2,010 (1,530 to 2,630)	1,520 (1,110 to 2,050)	1,020 (752 to 1,370)	738 (544 to 983)	493 (371 to 644)	306 (226 to 406)	202 (153 to 262)	124 (92·3 to 163)	53·4 (39·9 to 69·6)	29·4 (21·5 to 37·5)	12 (9 to 15·3)	4·3 (3·1 to 5·2)	25,800
Interpersonal violence	147 (89·5 to 224)	32·1 (20·9 to 46·4)	329 (178 to 545)	697 (450 to 1,000)	880 (699 to 1,090)	1,240 (977 to 1,560)	6,450 (5,150 to 8,060)	12,400 (9,950 to 15,500)	12,400 (9,990 to 15,300)	10,700 (8,640 to 12,900)	8,830 (6,930 to 11,100)	6,860 (5,350 to 8,770)	4,860 (3,740 to 6,230)	3,370 (2,630 to 4,340)	2,260 (1,750 to 2,910)	1,500 (1,190 to 1,860)	927 (742 to 1,160)	606 (487 to 737)	370 (303 to 453)	182 (143 to 232)	95·1 (74 to 121)	35·6 (26·7 to 47)	12·4 (9·3 to 16·2)	75,200
Physical violence by firearm	18·6 (10·1 to 31·8)	5·8 (3·3 to 9·3)	63·9 (33·7 to 112)	182 (112 to 274)	293 (219 to 377)	502 (375 to 653)	4,290 (3,360 to 5,430)	8,460 (6,640 to 10,800)	8,410 (6,650 to 10,400)	6,870 (5,490 to 8,480)	5,280 (4,040 to 6,810)	3,890 (2,920 to 5,110)	2,430 (1,770 to 3,230)	1,610 (1,170 to 2,240)	893 (649 to 1,240)	491 (360 to 661)	257 (191 to 349)	121 (90·9 to 156)	61·3 (47·1 to 79·9)	20·4 (15·4 to 26·7)	9·4 (7·2 to 11·8)	3·2 (2·3 to 4·2)	1·8 (1·2 to 2·5)	44,200
Physical violence by sharp object	11 (6·4 to 17·3)	2·1 (1·3 to 3·3)	18·3 (10·3 to 30·3)	36·6 (24·5 to 52·3)	69·3 (55·1 to 85)	131 (103 to 166)	888 (684 to 1,150)	1,660 (1,330 to 2,100)	1,590 (1,270 to 2,010)	1,360 (1,070 to 1,690)	1,090 (844 to 1,380)	892 (661 to 1,150)	676 (525 to 879)	509 (389 to 671)	384 (289 to 499)	287 (226 to 360)	186 (149 to 232)	136 (107 to 171)	82 (66·5 to 103)	42·2 (32·4 to 56·3)	21·3 (15·9 to 28·4)	8·1 (5·8 to 11·1)	3 (2·2 to 4·1)	10,100
Sexual violence	0 (0 to 0)	0 (0 to 0)	0 (0 to 0)	2·9 (1·7 to 4·7)	22·3 (13·4 to 35)	48 (27 to 76·3)	102 (57·4 to 163)	164 (96·7 to 255)	191 (108 to 310)	198 (112 to 313)	193 (109 to 307)	172 (101 to 276)	138 (79·5 to 228)	90·1 (50·8 to 149)	53·1 (30·6 to 85·1)	37 (22·8 to 56·4)	26·8 (16·7 to 40·9)	20·6 (12·8 to 31·1)	13·6 (8·8 to 19·9)	8·2 (5·2 to 12·4)	3·5 (2 to 5·5)	0·6 (0·3 to 0·9)	0 (0 to 0)	1,490
Physical violence by other means	117 (70·6 to 180)	24·1 (15·2 to 35)	246 (133 to 406)	476 (298 to 694)	495 (387 to 626)	563 (419 to 712)	1,160 (888 to 1,480)	2,100 (1,620 to 2,670)	2,230 (1,720 to 2,840)	2,260 (1,730 to 2,890)	2,270 (1,710 to 2,950)	1,910 (1,510 to 2,390)	1,610 (1,230 to 2,070)	1,160 (901 to 1,490)	926 (706 to 1,210)	686 (529 to 865)	457 (357 to 572)	329 (257 to 412)	214 (167 to 270)	111 (85·5 to 145)	60·9 (45·6 to 78·2)	23·7 (17·7 to 31·1)	7·6 (5·7 to 9·9)	19,400
Conflict and terrorism	0 (0 to 0)	0 (0 to 0)	0 (0 to 0)	0 (0 to 0)	0·9 (0·5 to 1·7)	1·2 (0·6 to 2·2)	1·6 (0·9 to 2·9)	2·6 (1·4 to 4·6)	4·2 (2·5 to 7·3)	4·1 (2·5 to 7)	4·2 (2·5 to 7)	3·9 (2·3 to 6·5)	3·5 (2·1 to 5·8)	2·7 (1·7 to 4·3)	1·9 (1·2 to 3·1)	1·3 (0·8 to 2)	0·8 (0·5 to 1·2)	0·5 (0·4 to 0·9)	0·4 (0·2 to 0·6)	0·2 (0·1 to 0·3)	0·1 (0·1 to 0·2)	0·1 (0 to 0·1)	0 (0 to 0)	34·2

SR Table 2c. Duranso DALYS by cause and sex arous for both sexes with 95% uncertainty intervals, 2019

Cause	Both Secretion	Late Secretion	1 to 4	5 to 9	10 to 14	15 to 19	20 to 24	25 to 29	30 to 34	35 to 39	40 to 44	45 to 49	50 to 54	55 to 59	60 to 64	65 to 69	70 to 74	75 to 79	80 to 84	85 to 89	90 to 94	95 plus	Total
All causes	15,960 (15,960 to 15,960)	9,600 (9,290 to 9,770)	13,090 (9,290 to 15,960)	11,790 (9,960 to 13,930)	7,990 (5,360 to 9,760)	10,600 (10,600 to 10,700)	10,300 (10,300 to 10,700)	20,400 (20,400 to 20,500)	20,300 (20,300 to 20,500)	21,200 (21,200 to 21,300)	23,200 (23,200 to 23,300)	23,200 (23,200 to 23,300)	23,400 (23,300 to 23,500)	24,700 (24,700 to 24,800)	26,200 (26,200 to 26,300)	27,400 (27,400 to 27,500)	28,900 (28,900 to 29,000)	27,700 (27,700 to 27,800)	23,500 (23,500 to 23,600)	16,000 (16,000 to 16,000)	8,426 (8,426 to 8,426)	15,960 (15,960 to 15,960)	462,000
Communicable, maternal, neonatal, and nutritional diseases	15,960 (15,920 to 16,100)	6,990 (3,770 to 9,270)	9,990 (5,390 to 9,410)	3,270 (2,600 to 3,900)	1,980 (1,420 to 2,460)	1,470 (1,130 to 1,900)	1,900 (1,200 to 1,400)	1,760 (1,400 to 2,100)	1,960 (1,600 to 2,300)	1,960 (1,600 to 2,300)	1,960 (1,600 to 2,300)	1,960 (1,600 to 2,300)	1,960 (1,600 to 2,300)	1,900 (1,510 to 2,210)	1,960 (1,510 to 1,960)	1,400 (1,130 to 1,960)	1,350 (1,090 to 1,400)	1,200 (977 to 1,370)	1,020 (829 to 1,230)	692 (566 to 1,190)	358 (288 to 1,190)	1,020 (829 to 1,230)	69,000 (69,000 to 69,000)	286 (230 to 372)	169 (132 to 297)	52,100
HIV/AIDS and sexually transmitted infections	1.8 (0.9 to 2.9)	1.1 (0.5 to 2)	29.5 (24.2 to 44.8)	30.6 (27 to 39.1)	59.6 (14.6 to 79.2)	22.5 (19.4 to 29.7)	63.2 (49.3 to 74.9)	206 (175 to 244)	276 (261 to 290)	292 (277 to 306)	302 (283 to 319)	299 (281 to 316)	297 (277 to 320)	287 (267 to 311)	196 (178 to 216)	116 (94.2 to 133)	72.2 (61.9 to 84.4)	62.2 (49.7 to 81)	19.6 (13.9 to 27)	8.6 (6.7 to 12.3)	4.1 (2.9 to 6)	2.2 (1.6 to 3.4)	0.7 (0.2 to 0.9)	2,480
HIV/AIDS	0 (0 to 0)	0 (0 to 0)	28.2 (24.1 to 43.9)	29.7 (26.7 to 38)	59.1 (14.5 to 78.7)	19.6 (17.3 to 27.1)	60.7 (47.9 to 72.5)	178 (151 to 210)	252 (239 to 265)	268 (254 to 281)	280 (264 to 296)	280 (264 to 296)	280 (264 to 296)	272 (253 to 294)	187 (170 to 206)	110 (89 to 126)	68.3 (57.6 to 79.8)	59.6 (47.4 to 77.4)	18.6 (13.2 to 25.6)	8.2 (6.4 to 11.8)	3.9 (2.8 to 5.7)	2.1 (1.5 to 3.2)	0.7 (0.2 to 0.9)	2,150
HIV/AIDS - Drug-susceptible Tuberculosis	0 (0 to 0)	0 (0 to 0)	0.4 (0.3 to 0.6)	0.1 (0 to 0.2)	0.2 (0 to 0.3)	0.1 (0 to 0.2)	0.2 (0 to 0.3)	0.6 (0.4 to 0.9)	0.9 (0.6 to 1.2)	1.1 (0.8 to 1.4)	1.4 (1 to 1.8)	1.5 (1.1 to 1.9)	1.6 (1.2 to 2)	1.7 (1.2 to 2.2)	1.5 (1.1 to 1.9)	1.1 (0.8 to 1.4)	0.8 (0.6 to 1.1)	0.6 (0.4 to 0.8)	0.3 (0.2 to 0.5)	0.2 (0.1 to 0.4)	0.1 (0 to 0.2)	0.1 (0 to 0.1)	0 (0 to 0)	276
HIV/AIDS - Multidrug-resistant Tuberculosis without extensive d	0 (0 to 0)	0 (0 to 0)	0 (0 to 1.2)	0 (0 to 0.1)	0.2 (0 to 0.6)	0.2 (0 to 0.6)	0.6 (0 to 1.4)	1.6 (0.1 to 3.7)	2.5 (0.1 to 5.8)	3.2 (0.2 to 7.3)	3.8 (0.2 to 8.6)	3.8 (0.2 to 8.6)	3.8 (0.2 to 8.6)	3.6 (0.1 to 7)	2.5 (0.1 to 4.9)	1.5 (0 to 2.9)	1 (0 to 1.9)	0.8 (0 to 1.5)	0.4 (0 to 0.8)	0.2 (0 to 0.5)	0.1 (0 to 0.3)	0.1 (0 to 0.2)	0 (0 to 0)	161
HIV/AIDS - Extensively drug-resistant Tuberculosis	0 (0 to 0)	0 (0 to 0)	0 (0 to 0.2)	0 (0 to 0.1)	0 (0 to 0.1)	0 (0 to 0.1)	0 (0 to 0.2)	0 (0 to 0.3)	0 (0 to 0.5)	0 (0 to 0.6)	0 (0 to 0.7)	0 (0 to 0.7)	0 (0 to 0.7)	0 (0 to 0.7)	0 (0 to 0.5)	0 (0 to 0.3)	0 (0 to 0.2)	0 (0 to 0.2)	0 (0 to 0.1)	0 (0 to 0.1)	0 (0 to 0.1)	0 (0 to 0)	0 (0 to 0)	24
HIV/AIDS resulting in other diseases	0 (0 to 0)	0 (0 to 0)	0.1 (0.1 to 0.2)	0.1 (0 to 0.1)	0.2 (0.1 to 0.3)	0.1 (0 to 0.2)	0.2 (0.1 to 0.3)	0.5 (0.3 to 0.7)	0.8 (0.5 to 1.1)	1.1 (0.7 to 1.5)	1.4 (0.9 to 1.9)	1.5 (1 to 2)	1.6 (1 to 2.1)	1.7 (1.1 to 2.2)	1.5 (1 to 2)	1.1 (0.7 to 1.4)	0.8 (0.5 to 1.1)	0.6 (0.4 to 0.8)	0.3 (0.2 to 0.4)	0.2 (0.1 to 0.3)	0.1 (0 to 0.2)	0.1 (0 to 0.1)	0 (0 to 0)	1,960
Sexually transmitted infections excluding HIV	1.8 (0.9 to 2.9)	1.1 (0.5 to 2)	1.3 (0.6 to 1.9)	0.9 (0.4 to 1.4)	0.5 (0.2 to 0.8)	2.9 (1.4 to 4.4)	2.5 (1.2 to 3.8)	5.6 (2.7 to 8.5)	7.3 (3.5 to 11)	8.6 (4.2 to 13)	9.5 (4.6 to 14)	9.5 (4.6 to 14)	9.5 (4.6 to 14)	9.3 (4.5 to 14)	7.1 (3.4 to 10)	5.1 (2.5 to 7.7)	4.2 (2 to 6.4)	3.4 (1.6 to 5.1)	2.1 (1 to 3.2)	1.1 (0.5 to 1.7)	0.6 (0.3 to 0.9)	0.3 (0.1 to 0.5)	0.1 (0 to 0.2)	223
Syphilis	0 (0 to 0)	0 (0 to 0)	0 (0 to 0)	0 (0 to 0)	0 (0 to 0)	0.1 (0 to 0.1)	0.2 (0.1 to 0.3)	0.6 (0.3 to 0.9)	0.9 (0.4 to 1.3)	1.1 (0.5 to 1.6)	1.2 (0.6 to 1.8)	1.2 (0.6 to 1.8)	1.2 (0.6 to 1.8)	1.2 (0.6 to 1.8)	0.9 (0.4 to 1.3)	0.6 (0.3 to 0.9)	0.4 (0.2 to 0.6)	0.3 (0.1 to 0.5)	0.2 (0.1 to 0.3)	0.1 (0 to 0.2)	0 (0 to 0.1)	0 (0 to 0.1)	0 (0 to 0)	38
Chlamydial infection	0 (0 to 0)	0 (0 to 0)	0 (0 to 0)	0 (0 to 0)	0 (0 to 0)	0.2 (0 to 0.3)	1.2 (0.6 to 1.8)	2.7 (1.3 to 4.1)	3.4 (1.6 to 5.1)	3.8 (1.8 to 5.7)	4.2 (2 to 6.3)	4.2 (2 to 6.3)	4.2 (2 to 6.3)	4.1 (2 to 6.2)	3.2 (1.5 to 4.8)	2.2 (1 to 3.3)	1.6 (0.8 to 2.4)	1.2 (0.6 to 1.8)	0.7 (0.3 to 1.1)	0.4 (0.2 to 0.6)	0.2 (0.1 to 0.3)	0.1 (0 to 0.2)	0 (0 to 0)	0
Gonococcal infection	0 (0 to 0)	0 (0 to 0)	0 (0 to 0)	0 (0 to 0)	0 (0 to 0)	0.1 (0 to 0.1)	0.7 (0.3 to 1.1)	2.1 (1 to 3.2)	2.7 (1.3 to 4.1)	3.1 (1.5 to 4.7)	3.5 (1.7 to 5.3)	3.5 (1.7 to 5.3)	3.5 (1.7 to 5.3)	3.4 (1.7 to 5.2)	2.7 (1.3 to 4.1)	1.9 (0.9 to 2.8)	1.4 (0.7 to 2.1)	1 (0.5 to 1.5)	0.6 (0.3 to 0.9)	0.3 (0.1 to 0.5)	0.2 (0.1 to 0.3)	0.1 (0 to 0.2)	0 (0 to 0)	39.2
Trichomoniasis	0 (0 to 0)	0 (0 to 0)	0 (0 to 0)	0 (0 to 0)	0 (0 to 0)	0 (0 to 0)	0.1 (0 to 0.1)	0.3 (0.1 to 0.5)	0.5 (0.2 to 0.8)	0.6 (0.3 to 0.9)	0.7 (0.3 to 1)	0.7 (0.3 to 1)	0.7 (0.3 to 1)	0.7 (0.3 to 1)	0.5 (0.2 to 0.8)	0.4 (0.2 to 0.6)	0.3 (0.1 to 0.4)	0.2 (0.1 to 0.3)	0.1 (0 to 0.2)	0.1 (0 to 0.1)	0 (0 to 0.1)	0 (0 to 0)	0 (0 to 0)	139
Genital herpes	0 (0 to 0)	0 (0 to 0)	0 (0 to 0)	0 (0 to 0)	0 (0 to 0)	0 (0 to 0)	0 (0 to 0.1)	0.1 (0 to 0.2)	0.2 (0 to 0.3)	0.2 (0 to 0.3)	0.2 (0 to 0.3)	0.2 (0 to 0.3)	0.2 (0 to 0.3)	0.2 (0 to 0.3)	0.2 (0 to 0.2)	0.1 (0 to 0.2)	0.1 (0 to 0.1)	0.1 (0 to 0.1)	0 (0 to 0.1)	0 (0 to 0.1)	0 (0 to 0)	0 (0 to 0)	0 (0 to 0)	73.8
Other sexually transmitted infections	0 (0 to 0)	0 (0 to 0)	0 (0 to 0)	0 (0 to 0)	0 (0 to 0)	0 (0 to 0.1)	0.2 (0.1 to 0.3)	0.4 (0.2 to 0.6)	0.6 (0.3 to 0.9)	0.8 (0.4 to 1.2)	1 (0.5 to 1.4)	1.1 (0.5 to 1.5)	1.2 (0.6 to 1.6)	1.2 (0.6 to 1.6)	1 (0.5 to 1.4)	0.8 (0.4 to 1.1)	0.6 (0.3 to 0.8)	0.4 (0.2 to 0.6)	0.2 (0.1 to 0.4)	0.1 (0.1 to 0.3)	0.1 (0 to 0.2)	0 (0 to 0.1)	0 (0 to 0)	767
Respiratory infections and tuberculosis	484 (465 to 526)	420 (406 to 428)	1,030 (1,030 to 1,230)	699 (711 to 1,030)	390 (261 to 477)	420 (397 to 504)	386 (289 to 476)	420 (372 to 502)	428 (363 to 506)	470 (397 to 555)	526 (463 to 620)	586 (515 to 686)	655 (586 to 763)	722 (650 to 832)	757 (687 to 857)	777 (709 to 866)	798 (740 to 880)	772 (720 to 843)	645 (607 to 697)	448 (427 to 481)	297 (287 to 321)	166 (160 to 179)	113 (113 to 226)	11,400
Tuberculosis	0 (0 to 0)	0 (0 to 0)	12.1 (8.5 to 20.6)	23 (13.6 to 27.7)	8.6 (6.1 to 11.6)	10.7 (7.7 to 14.6)	16.7 (11.9 to 23.3)	29.7 (21.2 to 41.2)	39.2 (28.2 to 53.2)	49.2 (35.7 to 66.2)	59.6 (43.2 to 79.8)	70.1 (51.3 to 93.6)	80.6 (59.6 to 106)	90.9 (68.1 to 118)	99.6 (74.6 to 129)	106 (79.7 to 137)	111 (83.9 to 144)	112 (84.9 to 145)	107 (81.1 to 138)	90.1 (68.3 to 116)	64.2 (48.7 to 82.8)	41 (31.1 to 52.9)	30.5 (23.1 to 39.4)	1,220
Latent tuberculosis infection	0 (0 to 0)	0 (0 to 0)	0 (0 to 0)	0 (0 to 0)	0 (0 to 0)	0 (0 to 0)	0 (0 to 0)	0 (0 to 0)	0 (0 to 0)	0 (0 to 0)	0 (0 to 0)	0 (0 to 0)	0 (0 to 0)	0 (0 to 0)	0 (0 to 0)	0 (0 to 0)	0 (0 to 0)	0 (0 to 0)	0 (0 to 0)	0 (0 to 0)	0 (0 to 0)	0 (0 to 0)	0 (0 to 0)	0 (0 to 0)	0
Drug-susceptible Tuberculosis	0 (0 to 0)	0 (0 to 0)	11.6 (8.1 to 19.8)	19.6 (11.7 to 26.4)	7.9 (5.6 to 10.7)	9.5 (6.9 to 13)	14.5 (10.3 to 20.3)	25.1 (17.9 to 35.1)	33.1 (23.8 to 45)	41.6 (30.2 to 56.1)	50.4 (36.5 to 67.5)	59.3 (43.4 to 79.2)	68.2 (50.4 to 90.1)	76.9 (57.6 to 101)	84.3 (63.1 to 111)	89.7 (67.4 to 118)	94 (71 to 124)	94.8 (71.8 to 125)	90.6 (68.7 to 119)	76.2 (57.8 to 100)	54.3 (41.2 to 71.4)	34.7 (26.3 to 45.6)	25.8 (19.6 to 33.9)	1,030
Multidrug-resistant tuberculosis without extensive drug-resista	0 (0 to 0)	0 (0 to 0)	0.7 (0.5 to 1.2)	1.2 (0.7 to 1.6)	0.6 (0.4 to 0.8)	0.8 (0.5 to 1.1)	1.1 (0.7 to 1.6)	2.1 (1.3 to 3.1)	3.1 (1.9 to 4.6)	4.1 (2.5 to 6.1)	5.1 (3.1 to 7.6)	6.1 (3.8 to 9.1)	7.1 (4.4 to 10.6)	8.1 (5 to 12.1)	8.9 (5.5 to 13.3)	9.5 (5.9 to 14.2)	9.9 (6.2 to 14.8)	9.9 (6.2 to 14.8)	9.5 (6 to 14.2)	8.1 (5.1 to 12.1)	5.7 (3.6 to 8.5)	3.7 (2.3 to 5.5)	2.7 (1.7 to 4)	109
Extensively drug-resistant tuberculosis	0 (0 to 0)	0 (0 to 0)	0.1 (0 to 0.2)	0.2 (0 to 0.3)	0.1 (0 to 0.1)	0.1 (0 to 0.2)	0.2 (0 to 0.3)	0.4 (0.2 to 0.6)	0.6 (0.3 to 0.9)	0.8 (0.4 to 1.2)	1 (0.5 to 1.5)	1.2 (0.6 to 1.7)	1.4 (0.7 to 2)	1.6 (0.8 to 2.3)	1.8 (0.9 to 2.6)	1.9 (0.9 to 2.7)	1.9 (0.9 to 2.8)	1.9 (0.9 to 2.8)	1.8 (0.9 to 2.7)	1.6 (0.8 to 2.4)	1.1 (0.5 to 1.7)	0.7 (0.3 to 1.1)	0.2 (0.1 to 0.4)	11.2
Lower respiratory infections	481 (481 to 526)	399 (398 to 428)	1,790 (1,790 to 1,990)	689 (679 to 992)	384 (383 to 472)	400 (398 to 497)	367 (287 to 472)	397 (372 to 498)	406 (362 to 506)	447 (396 to 556)	499 (462 to 620)	557 (513 to 686)	622 (584 to 763)	686 (647 to 832)	719 (687 to 857)	738 (709 to 866)	758 (740 to 880)	733 (720 to 843)	613 (607 to 697)	426 (427 to 481)	282 (287 to 321)	158 (160 to 179)	107 (107 to 212)	7,860
Upper respiratory infections	1 (1 to 1.4)	0.7 (0.6 to 1)	79.7 (79.7 to 176)	191 (191 to 287)	192 (102 to 192)	178 (178 to 192)	79 (79 to 178)	24 (24 to 79)	10 (10 to 24)	5.2 (5.2 to 10)	2.6 (2.6 to 5.2)	1.3 (1.3 to 2.6)	0.6 (0.6 to 1.3)	0.3 (0.3 to 0.6)	0.1 (0.1 to 0.3)	0.1 (0.1 to 0.1)	0 (0 to 0.1)	0 (0 to 0)	0 (0 to 0)	0 (0 to 0)	0 (0 to 0)	0 (0 to 0)	0 (0 to 0)	1,860
Otitis media	0.2 (0.1 to 0.4)	0.2 (0.1 to 0.4)	13.7 (9.8 to 13)	13.7 (9.8 to 13)	6.8 (4.9 to 9.2)	3.4 (2.5 to 4.6)	1.7 (1.2 to 2.3)	0.8 (0.6 to 1.1)	0.4 (0.3 to 0.6)	0.2 (0.1 to 0.3)	0.1 (0.1 to 0.1)	0 (0 to 0.1)	0 (0 to 0)	0 (0 to 0)	0 (0 to 0)	0 (0 to 0)	0 (0 to 0)	0 (0 to 0)	0 (0 to 0)	0 (0 to 0)	0 (0 to 0)	0 (0 to 0)	0 (0 to 0)	0 (0 to 0)	0
Enteric infections	19.8 (19.6 to 22.4)	46.7 (39.3 to 60.9)	700 (374 to 1,220)	437 (470 to 606)	276 (229 to 663)	306 (332 to 396)	1,060 (784 to 1,060)	1,060 (787 to 1,060)	1,060 (787 to 1,060)	1,060 (787 to 1,060)	1,060 (787 to 1,060)	1,060 (787 to 1,060)	1,060 (787 to 1,060)	1,060 (787 to 1,060)	1,060 (787 to 1,060)	1,060 (787 to 1,060)	1,060 (787 to 1,060)	1,060 (787 to 1,060)	1,060 (787 to 1,060)	1,060 (787 to 1,060)	1,060 (787 to 1,060)	1,060 (787 to 1,060)	1,060 (787 to 1,060)	3,960
Diarrheal diseases	19.8 (19.6 to 22.4)	46.6 (39.1 to 60.3)	700 (374 to 1,220)	421 (459 to 601)	276 (229 to 663)	306 (332 to 396)	1,060 (784 to 1,060)	1,060 (787 to 1,060)	1,060 (787 to 1,060)	1,060 (787 to 1,060)	1,060 (787 to 1,060)	1,060 (787 to 1,060)	1,060 (787 to 1,060)	1,060 (787 to 1,060)	1,060 (787 to 1,060)	1,060 (787 to 1,060)	1,060 (787 to 1,060)	1,060 (787 to 1,060)	1,060 (787 to 1,060)	1,060 (787 to 1,060)	1,060 (787 to 1,060)	1,060 (787 to 1,060)	1,060 (787 to 1,060)	3,960
Typhoid and paratyphoid	0 (0 to 0)	0 (0 to 0)	0.3 (0.2 to 0.7)	0.1 (0 to 0.2)	0.1 (0 to 0.1)	0.1 (0 to 0.1)	0.2 (0 to 0.3)	0.3 (0 to 0.5)	0.4 (0 to 0.6)	0.5 (0 to 0.7)	0.6 (0 to 0.8)	0.6 (0 to 0.8)	0.6 (0 to 0.8)	0.6 (0 to 0.8)	0.5 (0 to 0.7)	0.4 (0 to 0.6)	0.3 (0 to 0.5)	0.3 (0 to 0.4)	0.2 (0 to 0.3)	0.1 (0 to 0.2)	0.1 (0 to 0.1)	0 (0 to 0.1)	0 (0 to 0)	224
Typhoid fever	0 (0 to 0)	0 (0 to 0)	0.3 (0.2 to 0.6)	0.1 (0 to 0.1)	0.1 (0 to 0.1)	0.1 (0 to 0.1)	0.2 (0 to 0.3)	0.3 (0 to 0.4)	0.4 (0 to 0.5)	0.4 (0 to 0.6)	0.5 (0 to 0.7)	0.5 (0 to 0.7)	0.5 (0 to 0.7)	0.5 (0 to 0.7)	0.4 (0 to 0.6)	0.3 (0 to 0.5)	0.3 (0 to 0.4)	0.2 (0 to 0.3)	0.2 (0 to 0.3)	0.1 (0 to 0.2)	0.1 (0 to 0.1)	0 (0 to 0.1)	0 (0 to 0)	224
Paratyphoid fever	0 (0 to 0)	0 (0 to 0)	0 (0 to 0)	0 (0 to 0)	0 (0 to 0)	0 (0 to 0)	0 (0 to 0)	0 (0 to 0)	0 (0 to 0)	0 (0 to 0)	0 (0 to 0)	0 (0 to 0)	0 (0 to 0)	0 (0 to 0)	0 (0 to 0)	0 (0 to 0)	0 (0 to 0)	0 (0 to 0)	0 (0 to 0)	0 (0 to 0)	0 (0 to 0)	0 (0 to 0)	0 (0 to 0)	0 (0 to 0)	0
Invasive Non-typhoidal Salmonella (iNTS)	0.2 (0.1 to 0.4)	0.2 (0.1 to 0.3)	7.9 (7.4 to 11.1)	7.9 (3.2 to 9)	3.9 (1.9 to 5.1)	2.2 (1.2 to 2.8)	1.1 (0.7 to 1.4)	1.4 (0.9 to 1.8)	1.6 (1 to 2.1)	1.8 (1.1 to 2.3)	2.1 (1.3 to 2.7)	2.2 (1.4 to 2.8)	2.3 (1.4 to 2.9)	2.3 (1.4 to 2.9)	2.1 (1.3 to 2.7)	1.8 (1.1 to 2.3)	1.5 (0.9 to 1.9)	1.2 (0.7 to 1.5)	0.8 (0.5 to 1.1)	0.5 (0.3 to 0.7)	0.3 (0.2 to 0.4)	0.1 (0 to 0.2)	0.1 (0 to 0.1)	69.4
Other intestinal infectious diseases	0 (0 to 0)	0 (0 to 0)	1.9 (1.3 to 2.8)	2.7 (1.8 to 3.7)	0.9 (0.6 to 1.3)	0.7 (0.5 to 1)	0.4 (0.3 to 0.6)	0.5 (0.3 to 0.7)	0.6 (0.4 to 0.8)	0.7 (0.5 to 0.9)	0.8 (0.5 to 1.1)	0.8 (0.5 to 1.1)	0.8 (0.5 to 1.1)	0.8 (0.5 to 1.1)	0.7 (0.4 to 0.9)	0.5 (0.3 to 0.7)	0.4 (0.2 to 0.5)	0.3 (0.2 to 0.4)	0.2 (0.1 to 0.3)	0.1 (0.1 to 0.2)	0.1 (0 to 0.1)	0 (0 to 0.1)	0 (0 to 0)	9.2
Neglected tropical diseases and malaria	1.6 (1.6 to 2.2)	1.6 (1.6 to 1.7)	73.5 (47.7 to 101)	93.6 (57.9 to 120)	63.6 (40.2 to 85.1)	67.1 (42.1 to 89.5)	104 (65.7 to 139)	138 (87.1 to 184)	147 (92.8 to 196)	150 (94.7 to 200)	150 (94.7 to 200)	150 (94.7 to 200)	150 (94.7 to 200)	150 (94.7 to 200)	150 (94.7 to 200)	150 (94.7 to 200)	151 (95.3 to 201)	139 (87.7 to 185)	99 (62.5 to 132)	68.6 (43.3 to 91.4)	41.7 (26.3 to 55.6)	19.3 (12.2 to 25.7)	10.3 (6.5 to 13.7)	2,110
Malaria	0 (0 to 0)	0 (0 to 0)	0.4 (0 to 0.7)	3.4 (1.1 to 5.1)	3.4 (0.7 to 5.9)	4.4 (0.9 to 7.6)	6.4 (1.3 to 11)	9.2 (1.9 to 15.9)	12.1 (2.4 to 20.9)	15.1 (3.1 to 26.1)	18.1 (3.7 to 31.3)	21.1 (4.3 to 36.4)	24.1 (4.9 to 41.6)	26.9 (5.5 to 46.5)	29.4 (6 to 50.8)	31.5 (6.4 to 54.4)	33.1 (6.8 to 57.2)	33.9 (6.9 to 58.6)	33.7 (6.9 to 58.2)	32.3 (6.6 to 55.8)	29.6 (6.1 to 51.1)	25.6 (5.2 to 44.2)	20.8 (4.3 to 35.9)	1,200
Chagas disease	0 (0 to 0)	0 (0 to 0)	0 (0 to 0.1)	0 (0 to 0.1)	0.2 (0 to 0.4)	0.3 (0.2 to 0.4)	0.7 (0.4 to 1)	1.1 (0.6 to 1.6)	1.6 (0.9 to 2.3)	2.1 (1.2 to 3.1)	2.6 (1.5 to 3.8)	3.1 (1.8 to 4.5)	3.6 (2.1 to 5.2)	4.1 (2.4 to 5.9)	4.5 (2.6 to 6.5)	4.8 (2.8 to 6.9)	5 (2.9 to 7.2)	5.1 (3 to 7.3)	5 (2.9 to 7.2)	4.7 (2.8 to 6.8)	4.2 (2.5 to 6.1)	3.6 (2.1 to 5.2)	2.9 (1.7 to 4.2)	196
Leishmaniasis	0 (0 to 0)	0 (0 to 0)	0 (0 to 0)	0 (0 to 0)	0 (0 to 0)	0 (0 to 0)	0 (0 to 0)	0 (0 to 0)	0 (0 to 0)	0 (0 to 0)	0 (0 to 0)	0 (0 to 0)	0 (0 to 0)	0 (0 to 0)	0 (0 to 0)	0 (0 to 0)	0 (0 to 0)	0 (0 to 0)	0 (0 to 0)	0 (0 to 0)	0 (0 to 0)	0 (0 to 0)	0 (0 to 0)	0 (0 to 0)	0
Visceral leishmaniasis	0 (0 to 0)	0 (0 to 0)	0 (0 to 0)	0 (0 to 0)	0 (0 to 0)	0 (0 to 0)	0 (0 to 0)	0 (0 to 0)	0 (0 to 0)	0 (0 to 0)	0 (0 to 0)	0 (0 to 0)	0 (0 to 0)	0 (0 to 0)	0 (0 to 0)	0 (0 to 0)	0 (0 to 0)	0 (0 to 0)	0 (0 to 0)	0 (0 to 0)	0 (0 to 0)	0 (0 to 0)	0 (0 to 0)	0 (0 to 0)	0
Cutaneous and mucocutaneous leishmaniasis	0 (0 to 0)	0 (0 to 0)	0 (0 to 0)	0 (0 to 0)	0 (0 to 0)	0 (0 to 0)	0 (0 to 0)	0 (0 to 0)	0 (0 to 0)	0 (0 to 0)	0 (0 to 0)	0 (0 to 0)	0 (0 to 0)	0 (0 to 0)	0 (0 to 0)	0 (0 to 0)	0 (0 to 0)	0 (0 to 0)	0 (0 to 0)	0 (0 to 0)	0 (0 to 0)	0 (0 to 0)	0 (0 to 0)	0 (0 to 0)	0
African trypanosomiasis	0 (0 to 0)	0 (0 to 0)	0 (0 to 0)	0 (0 to 0)	0 (0 to 0)	0 (0 to 0)	0 (0 to 0)	0 (0 to 0)	0 (0 to 0)	0 (0 to 0)	0 (0 to 0)	0 (0 to 0)	0 (0 to 0)	0 (0 to 0)	0 (0 to 0)	0 (0 to 0)	0 (0 to 0)	0 (0 to 0)	0 (0 to 0)	0 (0 to 0)	0 (0 to 0)	0 (0 to 0)	0 (0 to 0)	0 (0 to 0)	0
Schistosomiasis	0 (0 to 0)	0 (0 to 0)	0 (0 to 0)	0 (0 to 0)	0 (0 to 0)	0 (0 to 0)	0 (0 to 0)	0 (0 to 0)	0 (0 to 0)	0 (0 to 0)	0 (0 to 0)	0 (0 to 0)	0 (0 to 0)	0 (0 to 0)	0 (0 to 0)	0 (0 to 0)	0 (0 to 0)	0 (0 to 0)	0 (0 to 0)	0 (0 to 0)	0 (0 to 0)	0 (0 to 0)	0 (0 to 0)	0 (0 to 0)	0
Cysticercosis	0 (0 to 0)	0 (0 to 0)	0.2 (0.1 to 0.4)	0.7 (0.4 to 0.9)	1.7.2 (0.9 to 1.9)	99.4 (57.7 to 139)	90.6 (57.7 to 139)	102 (57.7 to 139)	102 (57.7 to 139)	102 (57.7 to 139)	110 (57.7 to 139)	117 (57.7 to 139)	117 (57.7 to 139)	117 (57.7 to 139)	120 (57.7 to 139)	120 (57.7 to 139)	117 (57.7 to 139)	99.1 (57.7 to 139)	79.2 (57.7 to 139)	66.6 (57.7 to 139)	32.7 (14.4 to 52.3)	10.7 (6.9 to 27.4)	7.6 (7.6 to 15.3)	1,370
Cystic echinococcosis	0 (0 to 0)	0 (0 to 0)	0 (0 to 0.1)	0 (0 to 0)	0 (0 to 0)	0 (0 to 0)	0 (0 to 0)	0 (0 to 0)	0 (0 to 0)	0 (0 to 0)	0 (0 to 0)	0 (0 to 0)	0 (0 to 0)	0 (0 to 0)	0 (0 to 0)	0 (0 to 0)	0 (0 to 0)	0 (0 to 0)	0 (0 to 0)	0 (0 to 0)	0 (0 to 0)	0 (0 to 0)	0 (0 to 0)	0 (0 to 0)	0.7
Lymphatic filariasis	0 (0 to 0)	0 (0 to 0)	0 (0 to 0)	0 (0 to 0)	0 (0 to 0)	0 (0 to 0)	0 (0 to 0)	0 (0 to 0)	0 (0 to 0)	0 (0 to 0)	0 (0 to 0)	0 (0 to 0)	0 (0 to 0)	0 (0 to 0)	0 (0 to 0)	0 (0 to 0)	0 (0 to 0)	0 (0 to 0)	0 (0 to 0)	0 (0 to 0)	0 (0 to 0)	0 (0 to 0)	0 (0 to 0)	0 (0 to 0)	0
Onchocerciasis	0 (0 to 0)	0 (0 to 0)	0 (0 to 0)	0 (0 to 0)	0 (0 to 0)	0 (0 to 0)	0 (0 to 0)	0 (0 to 0)	0 (0 to 0)	0 (0 to 0)	0 (0 to 0)	0 (0 to 0)	0 (0 to 0)	0 (0 to 0)	0 (0 to 0)	0 (0 to 0)	0 (0 to 0)	0 (0 to 0)	0 (0 to 0)	0 (0 to 0)	0 (0 to 0)	0 (0 to 0)	0 (0 to 0)	0 (0 to 0)	0
Trachoma	0 (0 to 0)	0 (0 to 0)	0 (0 to 0)	0 (0 to 0)	0 (0 to 0)	0 (0 to 0)	0 (0 to 0)	0 (0 to 0)	0 (0 to 0)	0 (0 to 0)	0 (0 to 0)	0 (0 to 0)	0 (0 to 0)	0 (0 to 0)	0 (0 to 0)	0 (0 to 0)	0 (0 to 0)	0 (0 to 0)	0 (0 to 0)	0 (0 to 0)	0 (0 to 0)	0 (0 to 0)	0 (0 to 0)	0 (0 to 0)	0
Dengue	0 (0 to 0)	0 (0 to 0)	3.6 (2.3 to 5.7)	3.6 (0.9 to 7.9)	7.8 (1.8 to 17.8)	2.6 (1.6 to 3.6)	3.1 (2.3 to 4.2)	3.7 (2.8 to 5.1)	4.1 (3.1 to 5.6)	4.7 (3.6 to 6.4)	5.2 (3.9 to 7.1)	5.6 (4.2 to 7.6)	6 (4.5 to 8.1)	6.3 (4.7 to 8.5)	6.5 (4.8 to 8.8)	6.6 (4.9 to 8.9)	6.6 (4.9 to 8.9)	6.4 (4.8 to 8.7)	5.9 (4.4 to 8)	5.2 (3.9 to 7.1)	4.3 (3.2 to 5.9)	3.2 (2.4 to 4.4)	2.2 (1.6 to 3.1)	87.3
Yellow fever	0 (0 to 0)	0 (0 to 0)	0 (0 to 0)	0 (0 to 0)	0 (0 to 0)	0 (0 to 0)	0 (0 to 0)	0 (0 to 0)	0 (0 to 0)	0 (0 to 0)	0 (0 to 0)	0 (0 to 0)	0 (0 to 0)	0 (0 to 0)	0 (0 to 0)	0 (0 to 0)	0 (0 to 0)	0 (0 to 0)	0 (0 to 0)	0 (0 to 0)	0 (0 to 0)	0 (0 to 0)	0 (0 to 0)	0 (0 to 0)	0
Rabies	0 (0 to 0)	0 (0 to 0)	0 (0 to 0)	0 (0 to 0)





SR Table 2c: Guanajuato DALYS by cause and age group for both sexes with 95% uncertainty intervals, 2019

Cause	Early Neonatal	Late Neonatal	Post Neonatal	1 to 4	5 to 9	10 to 14	15 to 19	20 to 24	25 to 29	30 to 34	35 to 39	40 to 44	45 to 49	50 to 54	55 to 59	60 to 64	65 to 69	70 to 74	75 to 79	80 to 84	85 to 89	90 to 94	95 plus	Total
All causes	49,900 (47,200 to 48,600)	29,500 (28,300 to 30,400)	36,100 (33,200 to 38,500)	33,200 (32,100 to 33,900)	27,700 (26,400 to 28,500)	42,000 (40,400 to 43,200)	45,700 (44,200 to 46,900)	54,200 (52,700 to 55,600)	64,100 (62,300 to 65,700)	76,200 (74,100 to 78,000)	90,300 (87,800 to 92,400)	107,900 (104,900 to 110,600)	127,900 (124,400 to 131,000)	151,000 (147,000 to 154,600)	177,900 (173,100 to 182,000)	204,000 (198,400 to 208,800)	231,000 (224,600 to 236,400)	257,000 (249,900 to 263,000)	281,000 (272,900 to 287,700)	302,000 (293,300 to 309,000)	317,000 (307,900 to 324,000)	325,000 (315,500 to 332,000)	5,960 (5,790 to 6,090)	1,690,000
Communicable, maternal, neonatal, and nutritional diseases	34,600 (29,300 to 38,900)	13,900 (10,800 to 16,500)	16,200 (12,500 to 20,300)	9,040 (7,190 to 11,200)	4,190 (3,350 to 5,210)	4,690 (3,800 to 5,850)	4,900 (3,980 to 6,060)	5,790 (4,710 to 7,190)	6,280 (5,090 to 7,980)	6,240 (5,060 to 7,900)	6,490 (5,240 to 8,170)	6,590 (5,310 to 8,320)	6,890 (5,500 to 8,720)	6,260 (4,950 to 8,070)	5,870 (4,550 to 7,720)	4,920 (3,690 to 6,600)	3,970 (2,950 to 5,450)	3,200 (2,350 to 4,500)	2,770 (2,060 to 3,980)	2,220 (1,650 to 3,290)	1,570 (1,200 to 2,360)	998 (1,060 to 1,850)	179,000 (179 to 712)	161,000
HIV/AIDS and sexually transmitted infections	0 (0 to 1)	0 (0 to 1)	524 (1 to 1,700)	464 (1 to 1,500)	57 (0 to 183)	114 (0 to 367)	469 (149 to 1,510)	1,010 (327 to 3,260)	1,620 (524 to 5,230)	1,980 (642 to 6,380)	2,290 (742 to 7,380)	2,520 (816 to 8,120)	2,660 (862 to 8,570)	2,540 (822 to 8,190)	2,350 (761 to 7,570)	2,000 (647 to 6,450)	1,610 (521 to 5,190)	1,230 (398 to 3,960)	1,000 (323 to 3,220)	777 (251 to 2,500)	574 (186 to 1,850)	364 (118 to 1,170)	65 (21 to 210)	24,000
HIV/AIDS	0 (0 to 0)	0 (0 to 0)	524 (79.6 to 703)	464 (70.4 to 623)	57 (8.7 to 76.4)	114 (17.3 to 153)	469 (71.2 to 630)	1,010 (153 to 1,360)	1,620 (246 to 2,170)	1,980 (301 to 2,650)	2,290 (348 to 3,060)	2,520 (383 to 3,370)	2,660 (404 to 3,560)	2,540 (385 to 3,400)	2,350 (357 to 3,140)	2,000 (303 to 2,670)	1,610 (244 to 2,150)	1,230 (186 to 1,650)	1,000 (151 to 1,340)	777 (118 to 1,040)	574 (87 to 768)	364 (55.2 to 487)	65 (9.9 to 87.1)	24,000 (3.1 to 32.2)	6,140
HIV/AIDS - Drug-susceptible Tuberculosis	0 (0 to 0)	0 (0 to 0)	0.3 (0 to 0.9)	0.3 (0 to 0.9)	0.1 (0 to 0.3)	0.1 (0 to 0.4)	0.9 (0.3 to 3)	3.4 (1.1 to 11)	6.6 (2.1 to 21)	10.2 (3.3 to 33)	14.4 (4.6 to 46)	19.1 (6.1 to 61)	24.1 (7.7 to 77)	28.7 (9.2 to 92)	32.9 (10.6 to 106)	36.1 (11.6 to 116)	38.3 (12.3 to 123)	39.3 (12.6 to 126)	39.1 (12.6 to 126)	37.9 (12.2 to 122)	35.7 (11.5 to 115)	32.4 (10.4 to 104)	5.8 (1.9 to 18.6)	392
HIV/AIDS - Multidrug-resistant Tuberculosis without extra	0 (0 to 0)	0 (0 to 0)	0 (0 to 0)	0 (0 to 0)	0 (0 to 0)	0 (0 to 0)	0 (0 to 0)	0.1 (0 to 0.3)	0.2 (0 to 0.6)	0.3 (0 to 0.9)	0.4 (0 to 1.2)	0.5 (0 to 1.6)	0.6 (0 to 1.9)	0.7 (0 to 2.2)	0.8 (0 to 2.5)	0.9 (0 to 2.8)	0.9 (0 to 2.9)	0.9 (0 to 2.9)	0.9 (0 to 2.9)	0.8 (0 to 2.7)	0.8 (0 to 2.5)	0.7 (0 to 2.3)	0.1 (0 to 0.4)	8.9
HIV/AIDS - Extensively drug-resistant Tuberculosis	0 (0 to 0)	0 (0 to 0)	0 (0 to 0)	0 (0 to 0)	0 (0 to 0)	0 (0 to 0)	0 (0 to 0)	0.1 (0 to 0.4)	0.4 (0.1 to 1.4)	0.6 (0.2 to 2.1)	0.9 (0.3 to 3)	1.2 (0.4 to 4)	1.5 (0.5 to 5)	1.8 (0.6 to 5.8)	2.1 (0.7 to 6.9)	2.3 (0.8 to 7.5)	2.4 (0.8 to 7.8)	2.5 (0.8 to 8.1)	2.5 (0.8 to 8.1)	2.4 (0.8 to 7.8)	2.3 (0.8 to 7.4)	2.1 (0.7 to 6.7)	0.4 (0.1 to 1.3)	25
HIV/AIDS resulting in other diseases	0 (0 to 0)	0 (0 to 0)	69.2 (71.7 to 97.5)	60.9 (63.1 to 85.9)	69.6 (69.3 to 94.1)	84.2 (84.5 to 114)	109 (109 to 148)	188 (188 to 255)	277 (276 to 375)	369 (368 to 501)	462 (461 to 627)	554 (553 to 752)	653 (652 to 887)	744 (743 to 1,010)	840 (840 to 1,140)	938 (938 to 1,270)	1,040 (1,040 to 1,410)	1,140 (1,140 to 1,550)	1,240 (1,240 to 1,680)	1,340 (1,340 to 1,810)	1,440 (1,440 to 1,950)	1,540 (1,540 to 2,080)	277 (277 to 375)	9,710
Sexually transmitted infections excluding HIV	3.1 (1.1 to 6.8)	1.9 (0.7 to 4.2)	0.1 (0 to 0.3)	0.1 (0 to 0.2)	0.1 (0 to 0.3)	0.1 (0 to 0.3)	0.1 (0 to 0.3)	0.1 (0 to 0.3)	0.1 (0 to 0.3)	0.1 (0 to 0.3)	0.1 (0 to 0.3)	0.1 (0 to 0.3)	0.1 (0 to 0.3)	0.1 (0 to 0.3)	0.1 (0 to 0.3)	0.1 (0 to 0.3)	0.1 (0 to 0.3)	0.1 (0 to 0.3)	0.1 (0 to 0.3)	0.1 (0 to 0.3)	0.1 (0 to 0.3)	0.1 (0 to 0.3)	0 (0 to 0)	1,250
Syphilis	3.1 (1.1 to 6.8)	1.9 (0.7 to 4.2)	0.1 (0 to 0.3)	0.1 (0 to 0.2)	0.1 (0 to 0.3)	0.1 (0 to 0.3)	0.1 (0 to 0.3)	0.1 (0 to 0.3)	0.1 (0 to 0.3)	0.1 (0 to 0.3)	0.1 (0 to 0.3)	0.1 (0 to 0.3)	0.1 (0 to 0.3)	0.1 (0 to 0.3)	0.1 (0 to 0.3)	0.1 (0 to 0.3)	0.1 (0 to 0.3)	0.1 (0 to 0.3)	0.1 (0 to 0.3)	0.1 (0 to 0.3)	0.1 (0 to 0.3)	0.1 (0 to 0.3)	0 (0 to 0)	98
Chlamydial infection	0 (0 to 0)	0 (0 to 0)	0 (0 to 0)	0 (0 to 0)	0 (0 to 0)	0 (0 to 0)	0 (0 to 0)	0 (0 to 0)	0 (0 to 0)	0 (0 to 0)	0 (0 to 0)	0 (0 to 0)	0 (0 to 0)	0 (0 to 0)	0 (0 to 0)	0 (0 to 0)	0 (0 to 0)	0 (0 to 0)	0 (0 to 0)	0 (0 to 0)	0 (0 to 0)	0 (0 to 0)	0 (0 to 0)	0 (0 to 0)	116
Gonococcal infection	0 (0 to 0)	0 (0 to 0)	0 (0 to 0)	0 (0 to 0)	0 (0 to 0)	0 (0 to 0)	0 (0 to 0)	0 (0 to 0)	0 (0 to 0)	0 (0 to 0)	0 (0 to 0)	0 (0 to 0)	0 (0 to 0)	0 (0 to 0)	0 (0 to 0)	0 (0 to 0)	0 (0 to 0)	0 (0 to 0)	0 (0 to 0)	0 (0 to 0)	0 (0 to 0)	0 (0 to 0)	0 (0 to 0)	0 (0 to 0)	117
Trichomoniasis	0 (0 to 0)	0 (0 to 0)	0 (0 to 0)	0 (0 to 0)	0 (0 to 0)	0 (0 to 0)	0 (0 to 0)	0 (0 to 0)	0 (0 to 0)	0 (0 to 0)	0 (0 to 0)	0 (0 to 0)	0 (0 to 0)	0 (0 to 0)	0 (0 to 0)	0 (0 to 0)	0 (0 to 0)	0 (0 to 0)	0 (0 to 0)	0 (0 to 0)	0 (0 to 0)	0 (0 to 0)	0 (0 to 0)	0 (0 to 0)	0
Genital herpes	0 (0 to 0)	0 (0 to 0)	0 (0 to 0)	0 (0 to 0)	0 (0 to 0)	1.5 (0.4 to 3.7)	1.5 (1.6 to 3.7)	1.9 (1.1 to 4.6)	2.3 (1.2 to 5.6)	2.5 (1.3 to 6.2)	2.6 (1.3 to 6.5)	2.7 (1.3 to 6.6)	2.7 (1.3 to 6.6)	2.6 (1.3 to 6.5)	2.5 (1.2 to 6.2)	2.3 (1.1 to 5.7)	2.1 (1.1 to 5.2)	1.9 (0.9 to 4.6)	1.6 (0.8 to 4.1)	1.4 (0.7 to 3.5)	1.2 (0.6 to 3.1)	1 (0.5 to 2.6)	0.2 (0.1 to 0.5)	258
Other sexually transmitted infections	0 (0 to 0)	0 (0 to 0)	0 (0 to 0)	0 (0 to 0)	0 (0 to 0)	0 (0 to 0)	0 (0 to 0)	0 (0 to 0)	0 (0 to 0)	0 (0 to 0)	0 (0 to 0)	0 (0 to 0)	0 (0 to 0)	0 (0 to 0)	0 (0 to 0)	0 (0 to 0)	0 (0 to 0)	0 (0 to 0)	0 (0 to 0)	0 (0 to 0)	0 (0 to 0)	0 (0 to 0)	0 (0 to 0)	0 (0 to 0)	215
Respiratory infections and tuberculosis	1,160 (764 to 1,790)	1,240 (826 to 1,900)	2,190 (1,290 to 3,210)	2,430 (1,430 to 3,570)	1,420 (1,000 to 2,000)	1,220 (854 to 1,770)	1,040 (663 to 1,600)	1,150 (745 to 1,800)	1,320 (858 to 2,030)	1,520 (1,000 to 2,320)	1,720 (1,130 to 2,620)	1,920 (1,270 to 2,900)	2,120 (1,400 to 3,190)	2,260 (1,500 to 3,390)	2,360 (1,560 to 3,530)	2,360 (1,560 to 3,530)	2,310 (1,520 to 3,460)	2,210 (1,460 to 3,310)	2,060 (1,360 to 3,080)	1,870 (1,230 to 2,800)	1,650 (1,090 to 2,470)	1,340 (884 to 2,010)	202 (133 to 303)	39,900
Tuberculosis	21.9 (17.6 to 28.3)	21.9 (17.6 to 28.3)	21.9 (17.6 to 28.3)	21.9 (19.1 to 31.6)	21.9 (19.7 to 34)	21.9 (20.4 to 36.4)	21.9 (19.9 to 36)	21.9 (19.9 to 36)	21.9 (19.9 to 36)	21.9 (19.9 to 36)	21.9 (19.9 to 36)	21.9 (19.9 to 36)	21.9 (19.9 to 36)	21.9 (19.9 to 36)	21.9 (19.9 to 36)	21.9 (19.9 to 36)	21.9 (19.9 to 36)	21.9 (19.9 to 36)	21.9 (19.9 to 36)	21.9 (19.9 to 36)	21.9 (19.9 to 36)	21.9 (19.9 to 36)	4.3 (3.5 to 5.6)	2,330
Latent tuberculosis infection	0 (0 to 0)	0 (0 to 0)	0 (0 to 0)	0 (0 to 0)	0 (0 to 0)	0 (0 to 0)	0 (0 to 0)	0 (0 to 0)	0 (0 to 0)	0 (0 to 0)	0 (0 to 0)	0 (0 to 0)	0 (0 to 0)	0 (0 to 0)	0 (0 to 0)	0 (0 to 0)	0 (0 to 0)	0 (0 to 0)	0 (0 to 0)	0 (0 to 0)	0 (0 to 0)	0 (0 to 0)	0 (0 to 0)	0 (0 to 0)	0
Drug-susceptible tuberculosis	0 (0 to 0)	0 (0 to 0)	0 (0 to 0)	0 (0 to 0)	0 (0 to 0)	0 (0 to 0)	0 (0 to 0)	0 (0 to 0)	0 (0 to 0)	0 (0 to 0)	0 (0 to 0)	0 (0 to 0)	0 (0 to 0)	0 (0 to 0)	0 (0 to 0)	0 (0 to 0)	0 (0 to 0)	0 (0 to 0)	0 (0 to 0)	0 (0 to 0)	0 (0 to 0)	0 (0 to 0)	0 (0 to 0)	0 (0 to 0)	0
Multidrug-resistant tuberculosis without extensive drug-re	1.2 (0.1 to 4.6)	1.2 (0.1 to 4.6)	1.2 (0.1 to 4.6)	1.6 (0.1 to 6.1)	3.6 (0.4 to 13.8)	3.6 (0.4 to 13.8)	3.6 (0.4 to 13.8)	3.6 (0.4 to 13.8)	3.6 (0.4 to 13.8)	3.6 (0.4 to 13.8)	3.6 (0.4 to 13.8)	3.6 (0.4 to 13.8)	3.6 (0.4 to 13.8)	3.6 (0.4 to 13.8)	3.6 (0.4 to 13.8)	3.6 (0.4 to 13.8)	3.6 (0.4 to 13.8)	3.6 (0.4 to 13.8)	3.6 (0.4 to 13.8)	3.6 (0.4 to 13.8)	3.6 (0.4 to 13.8)	3.6 (0.4 to 13.8)	0.7 (0.1 to 2.7)	132
Extensively drug-resistant tuberculosis	0.2 (0 to 0.6)	0.2 (0 to 0.6)	0.2 (0 to 0.6)	0.2 (0 to 0.7)	0.2 (0 to 0.8)	0.2 (0 to 0.8)	1.6 (0.1 to 5.7)	1.6 (0.1 to 5.7)	1.6 (0.1 to 5.7)	1.6 (0.1 to 5.7)	1.6 (0.1 to 5.7)	1.6 (0.1 to 5.7)	1.6 (0.1 to 5.7)	1.6 (0.1 to 5.7)	2.1 (0.1 to 8.1)	2.1 (0.1 to 8.1)	1.8 (0.1 to 6.9)	1.3 (0.1 to 5.1)	0.9 (0.1 to 3.6)	0.6 (0.1 to 2.4)	0.3 (0 to 1.2)	0.1 (0 to 0.5)	0 (0 to 0.1)	29.6
Lower respiratory infections	1,160 (764 to 1,790)	1,210 (807 to 1,900)	1,940 (1,040 to 3,060)	1,820 (1,000 to 2,940)	372 (267 to 525)	230 (166 to 325)	138 (98 to 195)	161 (115 to 227)	197 (141 to 278)	1,170 (1,000 to 1,650)	1,310 (1,130 to 1,850)	1,440 (1,240 to 2,030)	1,560 (1,340 to 2,200)	1,670 (1,440 to 2,360)	1,720 (1,480 to 2,430)	1,720 (1,480 to 2,430)	1,680 (1,450 to 2,370)	1,610 (1,390 to 2,270)	1,500 (1,290 to 2,120)	1,360 (1,170 to 1,920)	1,200 (1,030 to 1,690)	975 (839 to 1,380)	147 (126 to 207)	39,200
Upper respiratory infections	21.1 (14.2 to 32.4)	21.1 (13.4 to 32.8)	21.1 (12.4 to 32.8)	21.1 (12.4 to 32.8)	21.1 (12



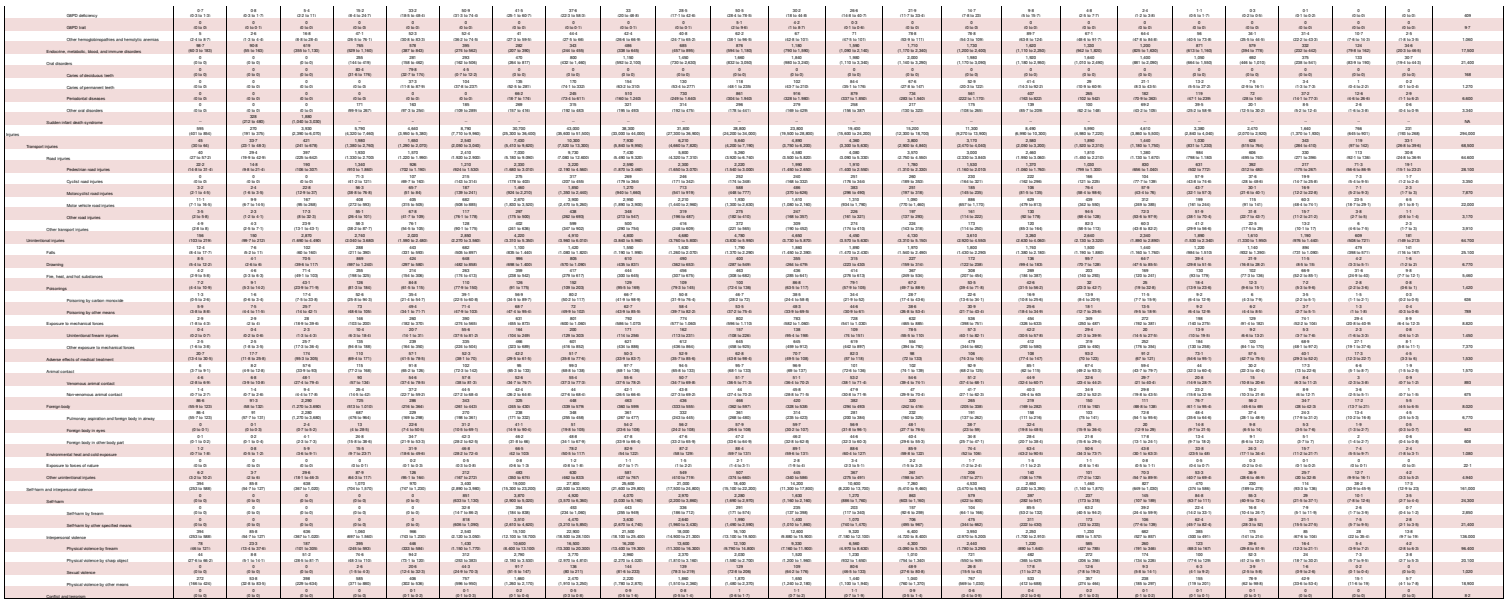

SB Table 2c. Guinness DALYs by cause and sex aroun for both sexes with 95% uncertainty intervals. 2019

Cause	Early Neonatal	Late Neonatal	Post Neonatal	1 to 4	5 to 9	10 to 14	15 to 19	20 to 24	25 to 29	30 to 34	35 to 39	40 to 44	45 to 49	50 to 54	55 to 59	60 to 64	65 to 69	70 to 74	75 to 79	80 to 84	85 to 89	90 to 94	95 plus	Total
All causes	26,000 (26,000 to 26,000)	16,000 (16,000 to 16,000)	29,000 (19,000 to 42,000)	39,000 (27,000 to 56,000)	21,000 (17,000 to 26,000)	29,000 (23,000 to 37,000)	44,000 (37,000 to 52,000)	52,000 (43,000 to 62,000)	52,000 (43,000 to 62,000)	51,000 (41,000 to 62,000)	54,000 (44,000 to 66,000)	60,000 (49,000 to 73,000)	66,000 (53,000 to 82,000)	73,000 (59,000 to 89,000)	79,000 (64,000 to 96,000)	81,000 (65,000 to 100,000)	79,000 (64,000 to 97,000)	84,000 (68,000 to 103,000)	87,000 (70,000 to 107,000)	87,000 (70,000 to 107,000)	84,000 (68,000 to 103,000)	3,500 (2,500 to 4,900)	1,066,000
Communicable, maternal, neonatal, and nutritional diseases	25,900 (19,800 to 47,200)	11,000 (7,100 to 19,700)	14,300 (9,400 to 26,000)	12,200 (8,000 to 22,200)	5,340 (3,500 to 9,720)	3,970 (2,600 to 7,230)	3,800 (2,510 to 6,910)	4,750 (3,120 to 8,630)	5,510 (3,610 to 9,990)	6,140 (4,010 to 11,100)	6,950 (4,550 to 12,700)	8,370 (5,450 to 15,100)	9,960 (6,450 to 17,800)	9,360 (6,070 to 16,600)	9,340 (6,040 to 16,500)	9,140 (5,900 to 16,300)	8,760 (5,660 to 15,600)	8,700 (5,620 to 15,400)	8,700 (5,620 to 15,400)	8,760 (5,660 to 15,600)	8,700 (5,620 to 15,400)	1,330 (1,040 to 1,810)	326 (326 to 326)	266 (266 to 266)	132,000
HIV/AIDS and sexually transmitted infections	6.6 (2.4 to 9.2)	2.7 (1.1 to 5.3)	664 (265 to 960)	2460 (943 to 3820)	111 (39.5 to 177)	127 (72.0 to 194)	289 (201 to 394)	603 (396 to 873)	1,700 (1,070 to 2,670)	1,700 (1,060 to 2,660)	1,700 (1,020 to 2,660)	1,700 (1,070 to 2,610)	1,600 (1,010 to 2,500)	1,400 (870 to 2,210)	1,200 (727 to 1,940)	1,000 (597 to 1,660)	837 (497 to 1,400)	681 (396 to 1,160)	529 (296 to 924)	409 (216 to 716)	309 (147 to 548)	1.0 (0.9 to 1.2)	10,700
HIV/AIDS	0 (0 to 0)	0 (0 to 0)	327 (262 to 397)	2452 (1,940 to 3,000)	111 (87.5 to 136)	127 (100 to 156)	277 (221 to 339)	666 (527 to 815)	1,610 (1,280 to 1,980)	1,620 (1,290 to 1,990)	1,620 (1,290 to 1,990)	1,540 (1,230 to 1,890)	1,460 (1,160 to 1,790)	1,420 (1,130 to 1,740)	1,220 (967 to 1,500)	1,000 (797 to 1,230)	837 (663 to 1,030)	681 (539 to 836)	529 (419 to 650)	409 (324 to 502)	309 (245 to 380)	1.2 (0.9 to 1.5)	9,940
HIV/AIDS - Drug-susceptible Tuberculosis	0 (0 to 0)	0 (0 to 0)	0.4 (0.3 to 0.5)	3.1 (2.4 to 3.8)	0.1 (0.1 to 0.2)	0.2 (0.1 to 0.2)	0.4 (0.3 to 0.5)	0.8 (0.6 to 1.0)	2.1 (1.6 to 2.6)	2.1 (1.6 to 2.6)	2.1 (1.6 to 2.6)	1.9 (1.5 to 2.4)	1.8 (1.4 to 2.2)	1.7 (1.3 to 2.1)	1.5 (1.2 to 1.9)	1.2 (0.9 to 1.5)	1.0 (0.8 to 1.3)	0.8 (0.6 to 1.0)	0.6 (0.5 to 0.8)	0.5 (0.4 to 0.6)	0.4 (0.3 to 0.5)	0.0 (0.0 to 0.0)	1,020
HIV/AIDS - Multidrug-resistant Tuberculosis without extensive	0 (0 to 0)	0 (0 to 0)	0.1 (0.1 to 12.7)	0.7 (0.1 to 12.6)	0.0 (0 to 0.1)	0.1 (0 to 0.1)	0.1 (0 to 0.1)	0.2 (0.1 to 0.3)	0.5 (0.3 to 0.6)	0.5 (0.3 to 0.6)	0.5 (0.3 to 0.6)	0.4 (0.3 to 0.5)	0.4 (0.3 to 0.5)	0.4 (0.3 to 0.5)	0.3 (0.2 to 0.4)	0.3 (0.2 to 0.3)	0.2 (0.2 to 0.3)	0.2 (0.1 to 0.2)	0.1 (0.1 to 0.2)	0.1 (0.1 to 0.1)	0.1 (0.1 to 0.1)	0.0 (0.0 to 0.0)	79.6
HIV/AIDS - Extensively drug-resistant Tuberculosis	0 (0 to 0)	0 (0 to 0)	0.4 (0.3 to 2.0)	2.9 (2.1 to 3.7)	0.2 (0.1 to 0.3)	0.2 (0.1 to 0.3)	0.4 (0.3 to 1.6)	0.8 (0.6 to 3.1)	2.1 (1.5 to 8.1)	2.1 (1.5 to 8.1)	2.1 (1.5 to 8.1)	1.9 (1.4 to 7.5)	1.8 (1.3 to 7.0)	1.7 (1.2 to 6.5)	1.5 (1.1 to 5.9)	1.2 (0.9 to 4.7)	1.0 (0.7 to 3.9)	0.8 (0.6 to 3.2)	0.6 (0.4 to 2.4)	0.5 (0.3 to 1.9)	0.4 (0.2 to 1.4)	0.0 (0.0 to 0.0)	12.3
HIV/AIDS resulting in other diseases	6.6 (2.4 to 9.2)	2.7 (1.1 to 5.3)	336 (135 to 491)	2460 (943 to 3820)	111 (39.5 to 177)	127 (72.0 to 194)	289 (201 to 394)	603 (396 to 873)	1,700 (1,070 to 2,670)	1,700 (1,060 to 2,660)	1,700 (1,020 to 2,660)	1,700 (1,070 to 2,610)	1,600 (1,010 to 2,500)	1,400 (870 to 2,210)	1,200 (727 to 1,940)	1,000 (597 to 1,660)	837 (497 to 1,400)	681 (396 to 1,160)	529 (296 to 924)	409 (216 to 716)	309 (147 to 548)	1.0 (0.9 to 1.2)	8,650
Sexually transmitted infections excluding HIV	6.6 (2.4 to 9.2)	2.7 (1.1 to 5.3)	336 (135 to 491)	2460 (943 to 3820)	111 (39.5 to 177)	127 (72.0 to 194)	289 (201 to 394)	603 (396 to 873)	1,700 (1,070 to 2,670)	1,700 (1,060 to 2,660)	1,700 (1,020 to 2,660)	1,700 (1,070 to 2,610)	1,600 (1,010 to 2,500)	1,400 (870 to 2,210)	1,200 (727 to 1,940)	1,000 (597 to 1,660)	837 (497 to 1,400)	681 (396 to 1,160)	529 (296 to 924)	409 (216 to 716)	309 (147 to 548)	1.0 (0.9 to 1.2)	2,050
Syphilis	0 (0 to 0)	0 (0 to 0)	0.2 (0.2 to 0.3)	0.6 (0.4 to 0.8)	0.1 (0.1 to 0.2)	0.1 (0.1 to 0.2)	0.2 (0.1 to 0.3)	0.4 (0.2 to 0.5)	1.1 (0.6 to 1.4)	1.1 (0.6 to 1.4)	1.1 (0.6 to 1.4)	1.0 (0.6 to 1.3)	0.9 (0.5 to 1.2)	0.8 (0.5 to 1.1)	0.7 (0.4 to 0.9)	0.6 (0.3 to 0.8)	0.5 (0.3 to 0.7)	0.4 (0.2 to 0.6)	0.3 (0.2 to 0.5)	0.3 (0.1 to 0.4)	0.2 (0.1 to 0.3)	0.0 (0.0 to 0.0)	62.4
Chlamydial infection	0 (0 to 0)	0 (0 to 0)	0 (0 to 0)	0 (0 to 0)	0 (0 to 0)	0 (0 to 0)	0 (0 to 0)	0 (0 to 0)	0 (0 to 0)	0 (0 to 0)	0 (0 to 0)	0 (0 to 0)	0 (0 to 0)	0 (0 to 0)	0 (0 to 0)	0 (0 to 0)	0 (0 to 0)	0 (0 to 0)	0 (0 to 0)	0 (0 to 0)	0 (0 to 0)	0 (0 to 0)	0 (0 to 0)	0
Gonococcal infection	0 (0 to 0)	0 (0 to 0)	0 (0 to 0)	0 (0 to 0)	0 (0 to 0)	0.4 (0.3 to 0.6)	0.9 (0.6 to 1.2)	2.0 (1.4 to 2.8)	5.4 (3.6 to 7.4)	5.4 (3.6 to 7.4)	5.4 (3.6 to 7.4)	5.0 (3.4 to 6.9)	4.8 (3.2 to 6.6)	4.5 (3.0 to 6.2)	4.0 (2.7 to 5.5)	3.3 (2.2 to 4.5)	2.7 (1.8 to 3.7)	2.2 (1.5 to 3.0)	1.7 (1.1 to 2.3)	1.2 (0.8 to 1.6)	0.8 (0.5 to 1.1)	0.0 (0.0 to 0.0)	49.1
Trichomoniasis	0 (0 to 0)	0 (0 to 0)	0 (0 to 0)	0 (0 to 0)	0 (0 to 0)	0.9 (0.6 to 1.2)	2.0 (1.4 to 2.8)	4.6 (3.2 to 6.3)	12.1 (8.1 to 16.7)	12.1 (8.1 to 16.7)	12.1 (8.1 to 16.7)	11.2 (7.6 to 15.4)	10.8 (7.2 to 14.8)	10.1 (6.8 to 13.9)	8.9 (6.0 to 12.4)	7.4 (5.0 to 10.2)	6.0 (4.0 to 8.3)	4.9 (3.3 to 6.8)	3.8 (2.5 to 5.2)	2.7 (1.8 to 3.7)	1.8 (1.1 to 2.5)	0.0 (0.0 to 0.0)	110.3
Genital herpes	0 (0 to 0)	0 (0 to 0)	0 (0 to 0)	0 (0 to 0)	0 (0 to 0)	0 (0 to 0)	0 (0 to 0)	0 (0 to 0)	0 (0 to 0)	0 (0 to 0)	0 (0 to 0)	0 (0 to 0)	0 (0 to 0)	0 (0 to 0)	0 (0 to 0)	0 (0 to 0)	0 (0 to 0)	0 (0 to 0)	0 (0 to 0)	0 (0 to 0)	0 (0 to 0)	0 (0 to 0)	0 (0 to 0)	0
Other sexually transmitted infections	0 (0 to 0)	0 (0 to 0)	0 (0 to 0)	0 (0 to 0)	0 (0 to 0)	0 (0 to 0)	0 (0 to 0)	0 (0 to 0)	0 (0 to 0)	0 (0 to 0)	0 (0 to 0)	0 (0 to 0)	0 (0 to 0)	0 (0 to 0)	0 (0 to 0)	0 (0 to 0)	0 (0 to 0)	0 (0 to 0)	0 (0 to 0)	0 (0 to 0)	0 (0 to 0)	0 (0 to 0)	0 (0 to 0)	0
Respiratory infections and tuberculosis	1,720 (378 to 1,270)	779 (418 to 1,310)	1,160 (2,320 to 6,790)	1,160 (2,340 to 6,490)	90 (740 to 1,490)	69 (667 to 1,160)	1,010 (822 to 1,260)	1,010 (768 to 1,300)	1,010 (864 to 1,260)	1,010 (777 to 1,260)	1,160 (1,060 to 1,260)	1,160 (820 to 1,260)	1,160 (998 to 1,260)	1,160 (998 to 1,260)	1,160 (998 to 1,260)	1,160 (962 to 1,260)	1,160 (950 to 1,260)	1,160 (987 to 1,260)	1,160 (998 to 1,260)	1,160 (720 to 1,260)	697 (439 to 870)	698 (439 to 872)	29,900
Tuberculosis	0 (0 to 0)	0 (0 to 0)	37.2 (9.2 to 89.9)	101 (64.9 to 152)	20.2 (9.1 to 38.1)	17.5 (8.7 to 33.1)	32.1 (19.3 to 47.2)	49.7 (27.9 to 70.6)	77.3 (44.2 to 107)	77.3 (44.2 to 107)	77.3 (44.2 to 107)	77.3 (44.2 to 107)	77.3 (44.2 to 107)	77.3 (44.2 to 107)	77.3 (44.2 to 107)	77.3 (44.2 to 107)	77.3 (44.2 to 107)	77.3 (44.2 to 107)	77.3 (44.2 to 107)	77.3 (44.2 to 107)	77.3 (44.2 to 107)	0.0 (0.0 to 0.0)	1,160
Latent tuberculosis infection	0 (0 to 0)	0 (0 to 0)	0 (0 to 0)	0 (0 to 0)	0 (0 to 0)	0 (0 to 0)	0 (0 to 0)	0 (0 to 0)	0 (0 to 0)	0 (0 to 0)	0 (0 to 0)	0 (0 to 0)	0 (0 to 0)	0 (0 to 0)	0 (0 to 0)	0 (0 to 0)	0 (0 to 0)	0 (0 to 0)	0 (0 to 0)	0 (0 to 0)	0 (0 to 0)	0 (0 to 0)	0 (0 to 0)	0
Drug-susceptible Tuberculosis	0 (0 to 0)	0 (0 to 0)	34.6 (7.7 to 89.3)	94.6 (57.1 to 147)	19.0 (8.0 to 37.5)	16.5 (7.6 to 32.5)	30.4 (17.1 to 46.4)	47.1 (24.7 to 69.4)	73.2 (39.1 to 105)	73.2 (39.1 to 105)	73.2 (39.1 to 105)	73.2 (39.1 to 105)	73.2 (39.1 to 105)	73.2 (39.1 to 105)	73.2 (39.1 to 105)	73.2 (39.1 to 105)	73.2 (39.1 to 105)	73.2 (39.1 to 105)	73.2 (39.1 to 105)	73.2 (39.1 to 105)	73.2 (39.1 to 105)	0.0 (0.0 to 0.0)	1,080
Multidrug-resistant tuberculosis without extensive drug-resistan	0 (0 to 0)	0 (0 to 0)	2.2 (0.1 to 10.3)	5.6 (0.3 to 26.4)	0.9 (0.0 to 11.6)	0.8 (0.1 to 12.4)	1.7 (0.2 to 26.3)	2.6 (0.3 to 39.8)	4.2 (0.5 to 64.1)	4.2 (0.5 to 64.1)	4.2 (0.5 to 64.1)	4.2 (0.5 to 64.1)	4.2 (0.5 to 64.1)	4.2 (0.5 to 64.1)	4.2 (0.5 to 64.1)	4.2 (0.5 to 64.1)	4.2 (0.5 to 64.1)	4.2 (0.5 to 64.1)	4.2 (0.5 to 64.1)	4.2 (0.5 to 64.1)	4.2 (0.5 to 64.1)	0.0 (0.0 to 0.0)	233
Extensively drug-resistant tuberculosis	0 (0 to 0)	0 (0 to 0)	0.6 (0.1 to 2.8)	0.3 (0.0 to 1.6)	0.3 (0.0 to 4.4)	0.4 (0.1 to 5.9)	0.8 (0.1 to 11.4)	1.3 (0.2 to 17.9)	2.1 (0.2 to 29.1)	2.1 (0.2 to 29.1)	2.1 (0.2 to 29.1)	2.1 (0.2 to 29.1)	2.1 (0.2 to 29.1)	2.1 (0.2 to 29.1)	2.1 (0.2 to 29.1)	2.1 (0.2 to 29.1)	2.1 (0.2 to 29.1)	2.1 (0.2 to 29.1)	2.1 (0.2 to 29.1)	2.1 (0.2 to 29.1)	2.1 (0.2 to 29.1)	0.0 (0.0 to 0.0)	37.2
Lower respiratory infections	719 (368 to 1,280)	736 (399 to 1,290)	3,620 (2,170 to 6,470)	2,630 (1,740 to 3,960)	227 (153 to 350)	214 (143 to 320)	263 (178 to 382)	338 (230 to 487)	369 (252 to 527)	391 (267 to 560)	427 (292 to 611)	525 (360 to 750)	662 (454 to 945)	871 (597 to 1,240)	1,163 (797 to 1,650)	1,420 (973 to 2,010)	1,607 (1,100 to 2,270)	1,688 (1,160 to 2,380)	1,622 (1,120 to 2,280)	1,488 (1,030 to 2,090)	1,190 (824 to 1,670)	1,190 (824 to 1,670)	19,000
Upper respiratory infections	0.4 (0 to 2)	0.2 (0 to 1.2)	113 (13.2 to 344)	288 (29.7 to 1,020)	20.1 (2.0 to 72.2)	19.0 (1.9 to 68.2)	23.3 (2.3 to 83.7)	29.9 (3.0 to 107)	32.7 (3.3 to 117)	34.6 (3.5 to 124)	37.8 (3.8 to 136)	46.5 (4.7 to 167)	58.6 (5.9 to 210)	77.1 (7.8 to 277)	103 (10.4 to 370)	126 (12.7 to 452)	142 (14.3 to 509)	149 (15.0 to 535)	144 (14.5 to 516)	132 (13.3 to 473)	105 (10.6 to 378)	105 (10.6 to 378)	3,490
Otitis media	0 (0 to 0)	0 (0 to 0)	0.1 (0.0 to 1.1)	0.6 (0.0 to 36.9)	0.0 (0 to 0.2)	0.0 (0 to 0.2)	0.0 (0 to 0.2)	0.0 (0 to 0.2)	0.0 (0 to 0.2)	0.0 (0 to 0.2)	0.0 (0 to 0.2)	0.0 (0 to 0.2)	0.0 (0 to 0.2)	0.0 (0 to 0.2)	0.0 (0 to 0.2)	0.0 (0 to 0.2)	0.0 (0 to 0.2)	0.0 (0 to 0.2)	0.0 (0 to 0.2)	0.0 (0 to 0.2)	0.0 (0 to 0.2)	0.0 (0 to 0.2)	0.2
Sinusitis	0 (0 to 0)	0 (0 to 0)	0 (0 to 0)	0 (0 to 0)	0 (0 to 0)	0 (0 to 0)	0 (0 to 0)	0 (0 to 0)	0 (0 to 0)	0 (0 to 0)	0 (0 to 0)	0 (0 to 0)	0 (0 to 0)	0 (0 to 0)	0 (0 to 0)	0 (0 to 0)	0 (0 to 0)	0 (0 to 0)	0 (0 to 0)	0 (0 to 0)	0 (0 to 0)	0 (0 to 0)	0 (0 to 0)	0
Pharyngitis	0 (0 to 0)	0 (0 to 0)	0.1 (0.0 to 0.4)	0.4 (0.1 to 1.4)	0.2 (0.0 to 0.8)	0.2 (0.0 to 0.8)	0.3 (0.0 to 1.0)	0.4 (0.1 to 1.3)	0.5 (0.1 to 1.6)	0.5 (0.1 to 1.6)	0.5 (0.1 to 1.6)	0.5 (0.1 to 1.6)	0.5 (0.1 to 1.6)	0.5 (0.1 to 1.6)	0.5 (0.1 to 1.6)	0.5 (0.1 to 1.6)	0.5 (0.1 to 1.6)	0.5 (0.1 to 1.6)	0.5 (0.1 to 1.6)	0.5 (0.1 to 1.6)	0.5 (0.1 to 1.6)	0.0 (0.0 to 0.0)	2.5
Inasive Non-typhoidal Salmonella (iNTS)	0 (0 to 0)	0 (0 to 0)	0.6 (0.2 to 0.7)	0.7 (0.2 to 0.8)	0.1 (0.0 to 0.1)	0.1 (0.0 to 0.1)	0.2 (0.1 to 0.2)	0.3 (0.1 to 0.3)	0.4 (0.1 to 0.4)	0.4 (0.1 to 0.4)	0.4 (0.1 to 0.4)	0.4 (0.1 to 0.4)	0.4 (0.1 to 0.4)	0.4 (0.1 to 0.4)	0.4 (0.1 to 0.4)	0.4 (0.1 to 0.4)	0.4 (0.1 to 0.4)	0.4 (0.1 to 0.4)	0.4 (0.1 to 0.4)	0.4 (0.1 to 0.4)	0.4 (0.1 to 0.4)	0.0 (0.0 to 0.0)	92.7
Other intestinal infectious diseases	0 (0 to 0)	0 (0 to 0)	0.7 (0.2 to 1.7)	4.7 (0.6 to 24.3)	0.7 (0.1 to 2.8)	1.6 (0.2 to 6.2)	1.1 (0.1 to 3.9)	0.4 (0.0 to 1.5)	0.1 (0 to 0.4)	0.1 (0 to 0.4)	0.1 (0 to 0.4)	0.1 (0 to 0.4)	0.1 (0 to 0.4)	0.1 (0 to 0.4)	0.1 (0 to 0.4)	0.1 (0 to 0.4)	0.1 (0 to 0.4)	0.1 (0 to 0.4)	0.1 (0 to 0.4)	0.1 (0 to 0.4)	0.1 (0 to 0.4)	0.1 (0 to 0.4)	29.1
Neglected tropical diseases and malaria	274 (114 to 498)	9.2 (3.6 to 19.7)	166.6 (70.2 to 350)	344 (144 to 722)	378 (159 to 794)	369 (155 to 775)	327 (138 to 687)	283 (119 to 594)	272 (114 to 571)	263 (110 to 552)	198 (83.1 to 416)	167 (70.2 to 351)	143 (60.1 to 300)	129 (54.2 to 271)	108 (45.4 to 227)	92.2 (38.7 to 193)	84.7 (35.6 to 178)	84.0 (35.3 to 176)	74.2 (31.2 to 156)	64.2 (27.0 to 135)	54.0 (22.7 to 113)	14.0 (5.9 to 29.4)	6,890
Malaria	0 (0 to 0)	0 (0 to 0)	0 (0 to 0)	0 (0 to 0)	0 (0 to 0)	0 (0 to 0)	0 (0 to 0)	0 (0 to 0)	0 (0 to 0)	0 (0 to 0)	0 (0 to 0)	0 (0 to 0)	0 (0 to 0)	0 (0 to 0)	0 (0 to 0)	0 (0 to 0)	0 (0 to 0)	0 (0 to 0)	0 (0 to 0)	0 (0 to 0)	0 (0 to 0)	0 (0 to 0)	0 (0 to 0)	0
Chagas disease	0 (0 to 0)	0 (0 to 0)	0 (0 to 2)	0 (0 to 2.3)	0 (0 to 0.4)	0 (0 to 0.4)	0 (0 to 0.4)	0 (0 to 0.4)	0 (0 to 0.4)	0 (0 to 0.4)	0 (0 to 0.4)	0 (0 to 0.4)	0 (0 to 0.4)	0 (0 to 0.4)	0 (0 to 0.4)	0 (0 to 0.4)	0 (0 to 0.4)	0 (0 to 0.4)	0 (0 to 0.4)	0 (0 to 0.4)	0 (0 to 0.4)	0 (0 to 0.4)	0 (0 to 0.4)	582
Leishmaniasis	0 (0 to 0)	0 (0 to 0)	0.1 (0 to 0.6)	0.9 (0 to 6.4)	0.7 (0 to 2.6)	0.6 (0 to 2.4)	0.3 (0 to 1.3)	0.2 (0 to 1.1)	0.2 (0 to 1.1)	0.2 (0 to 1.1)	0.2 (0 to 1.1)	0.2 (0 to 1.1)	0.2 (0 to 1.1)	0.2 (0 to 1.1)	0.2 (0 to 1.1)	0.2 (0 to 1.1)	0.2 (0 to 1.1)	0.2 (0 to 1.1)	0.2 (0 to 1.1)	0.2 (0 to 1.1)	0.2 (0 to 1.1)	0.2 (0 to 1.1)	3.4
Visceral leishmaniasis	0 (0 to 0)	0 (0 to 0)	0 (0 to 0)	0 (0 to 0)	0 (0 to 0)	0 (0 to 0)	0 (0 to 0)	0 (0 to 0)	0 (0 to 0)	0 (0 to 0)	0 (0 to 0)	0 (0 to 0)	0 (0 to 0)	0 (0 to 0)	0 (0 to 0)	0 (0 to 0)	0 (0 to 0)	0 (0 to 0)	0 (0 to 0)	0 (0 to 0)	0 (0 to 0)	0 (0 to 0)	0 (0 to 0)	0
Cutaneous and mucocutaneous leishmaniasis	0 (0 to 0)	0 (0 to 0)	0 (0 to 0)	0 (0 to 0)	0 (0 to 0)	0 (0 to 0)	0 (0 to 0)	0 (0 to 0)	0 (0 to 0)	0 (0 to 0)	0 (0 to 0)	0 (0 to 0)	0 (0 to 0)	0 (0 to 0)	0 (0 to 0)	0 (0 to 0)	0 (0 to 0)	0 (0 to 0)	0 (0 to 0)	0 (0 to 0)	0 (0 to 0)	0 (0 to 0)	0 (0 to 0)	0
African trypanosomiasis	0 (0 to 0)	0 (0 to 0)	0 (0 to 0)	0 (0 to 0)	0 (0 to 0)	0 (0 to 0)	0 (0 to 0)	0 (0 to 0)	0 (0 to 0)	0 (0 to 0)	0 (0 to 0)	0 (0 to 0)	0 (0 to 0)	0 (0 to 0)	0 (0 to 0)	0 (0 to 0)	0 (0 to 0)	0 (0 to 0)	0 (0 to 0)	0 (0 to 0)	0 (0 to 0)	0 (0 to 0)	0 (0 to 0)	0
Schistosomiasis	0 (0 to 0)	0 (0 to 0)	0 (0 to 0)	0 (0 to 0)	0 (0 to 0)	0 (0 to 0)	0 (0 to 0)	0 (0 to 0)	0 (0 to 0)	0 (0 to 0)	0 (0 to 0)	0 (0 to 0)	0 (0 to 0)	0 (0 to 0)	0 (0 to 0)	0 (0 to 0)	0 (0 to 0)	0 (0 to 0)	0 (0 to 0)	0 (0 to 0)	0 (0 to 0)	0 (0 to 0)	0 (0 to 0)	0
Cysticercosis	0 (0 to 0)	0 (0 to 0)	0.6 (0.2 to 1.4)	2.7 (0.5 to 25.1)	0.9 (0.2 to 3.5)	0.9 (0.2 to 3.5)	137 (20.2 to 376)	213 (31.5 to 584)	222 (32.7 to 607)	228 (33.6 to 626)	228 (33.6 to 626)	222 (32.7 to 607)	212 (31.3 to 580)	219 (32.3 to 599)	228 (33.6 to 626)	228 (33.6 to 626)	190 (28.0 to 521)	163 (24.1 to 446)	112 (16.5 to 306)	67.6 (10.0 to 185)	22.4 (3.3 to 61.4)	8.6 (1.3 to 23.5)	2,730
Cystic echinococcosis	0 (0 to 0)	0 (0 to 0)	0.1 (0 to 0.4)	0.1 (0 to 0.4)	0.1 (0 to 0.4)	0.1 (0 to 0.4)	0.1 (0 to 0.4)	0.2 (0 to 0.6)	0.2 (0 to 0.6)	0.2 (0 to 0.6)	0.2 (0 to 0.6)	0.2 (0 to 0.6)	0.2 (0 to 0.6)	0.2 (0 to 0.6)	0.2 (0 to 0.6)	0.2 (0 to 0.6)	0.2 (0 to 0.6)	0.2 (0 to 0.6)	0.2 (0 to 0.6)	0.2 (0 to 0.6)	0.2 (0 to 0.6)	0.2 (0 to 0.6)	2.1
Lymphatic filariasis	0 (0 to 0)	0 (0 to 0)	0 (0 to 0)	0 (0 to 0)	0 (0 to 0)	0 (0 to 0)	0 (0 to 0)	0 (0 to 0)	0 (0 to 0)	0 (0 to 0)	0 (0 to 0)	0 (0 to 0)	0 (0 to 0)	0 (0 to 0)	0 (0 to 0)	0 (0 to 0)	0 (0 to 0)	0 (0 to 0)	0 (0 to 0)	0 (0 to 0)	0 (0 to 0)	0 (0 to 0)	0 (0 to 0)	0
Onchocerciasis	0 (0 to 0)	0 (0 to 0)	0 (0 to 0)	0 (0 to 0)	0 (0 to 0)	0 (0 to 0)	0 (0 to 0)	0 (0 to 0)	0 (0 to 0)	0 (0 to 0)	0 (0 to 0)	0 (0 to 0)	0 (0 to 0)	0 (0 to 0)	0 (0 to 0)	0 (0 to 0)	0 (0 to 0)	0 (0 to 0)	0 (0 to 0)	0 (0 to 0)	0 (0 to 0)	0 (0 to 0)	0 (0 to 0)	0
Trachoma	0 (0 to 0)	0 (0 to 0)	0 (0 to 0)	0 (0 to 0)	0 (0 to 0)	0 (0 to 0)	0 (0 to 0)	0 (0 to 0)	0 (0 to 0)	0 (0 to 0)	0 (0 to 0)	0 (0 to 0)	0 (0 to 0)	0 (0 to 0)	0 (0 to 0)	0 (0 to 0)	0 (0 to 0)	0 (0 to 0)	0 (0 to 0)	0 (0 to 0)	0 (0 to 0)	0 (0 to 0)	0 (0 to 0)	0
Dengue	2.2 (0 to 9.2)	0.6 (0 to 2.6)	60.6 (19.6 to 79.4)	68 (19.6 to 79.4)	79.1 (24.6 to 103)	68.6 (20.6 to 92.2)	68.6 (20.6 to 92.2)	68.6 (20.6 to 92.2)	68.6 (20.6 to 92.2)	68.6 (19.9 to 92.2)	68.6 (19.9 to 92.2)	68.6 (20.3 to 92.2)	68.6 (20.3 to 92.2)	68.6 (20.3 to 92.2)	68.6 (20.3 to 92.2)	68.6 (20.3 to 92.2)	68.6 (20.3 to 92.2)	68.6 (20.3 to 92.2)	68.6 (20.3 to 92.2)	68.6 (20.3 to 92.2)	68.6 (20.3 to 92.2)	68.6 (20.3 to 92.2)	1,600
Yellow fever	0 (0 to 0)	0 (0 to 0)	0 (0 to 0)	0 (0 to 0)	0 (0 to 0)	0 (0 to 0)	0 (0 to 0)	0 (0 to 0)	0 (0 to 0)	0 (0 to 0)	0 (0 to 0)	0 (0 to 0)	0 (0 to 0)	0 (0 to 0)	0 (0 to 0)	0 (0 to 0)	0 (0 to 0)	0 (0 to 0)	0 (0 to 0)	0 (0 to 0)	0 (0 to 0)	0 (0 to 0)	0 (0 to 0)	0
Rabies	0 (0 to 0)	0 (0 to 0)	0.1 (0 to 0.4)	0.4 (0 to 2.1)	0.1 (0 to 0.3)	0.1 (0 to 0.3)	0.1 (0 to 0.3)	0.1 (0 to 0.3)	0.1 (0 to 0.3)	0.1 (0 to 0.3)	0.1 (0 to 0.3)	0.1 (0 to 0.3)	0.1 (0 to 0.3)	0.1 (0 to 0.3)	0.1 (0 to 0.3)	0.1 (0 to 0.3)	0.1 (0 to 0.3)	0.1 (0 to 0.3)	0.1 (0 to 0.3)	0.1 (0 to 0.3)	0.1 (0 to 0.3)	0.1 (0 to 0.3)	0.7
Intestinal nematode infections	0 (0 to 19.4)	0 (0 to 9.6)	69.7 (43.2 to 187)	169 (90.4 to 286)	107 (68.7 to 178)	107 (68.7 to 178)	89.6 (61.0 to 132)	89.7 (61.0 to 132)	89.6 (61.0 to 132)	81.6 (55.4 to 120)	81.6 (55.4 to 120)	274 (179 to 406)	264 (179 to 390)	197 (134 to 291)	143 (97.1 to 211)	119 (81.1 to 175)	78.6 (53.5 to 116)	68.6 (46.7 to 101)	64.3 (43.8 to 94.8)	3 (1.9 to 4.5)	1.9 (1.2 to 2.8)	0.0 (0.0 to 0.0)	600
Ascariasis	0 (0 to 0)	0 (0 to 0)	19.1 (8.5 to 46.6)	110 (49.1 to 268)	69.9 (31.2 to 170)	69.9 (31.2 to 170)	58.4 (26.1 to 142)	58.4 (26.1 to 142)	58.4 (26.1 to 142)	53.1 (23.7 to 129)	53.1 (23.7 to 129)	178 (79.6 to 434)	172 (76.8 to 419)	128 (57.2 to 312)	93.1 (41.6 to 227)	77.5 (34.6 to 189)	51.1 (22.8 to 124)	44.6 (19.9 to 108)	41.8 (18.7 to 102)	2 (0.9 to 4.9)	1.2 (0.5 to 2.9)	0.0 (0.0 to 0.0)	389
Trichuriasis	0 (0 to 0)	0 (0 to 0)	11.1 (4.9 to 27.1)	27.2 (12.1 to 66.3)	28.7 (12.8 to 70.1)	28.6 (12.8 to 69.8)	17.4 (7.8 to 42.5)	11.7 (5.2 to 28.6)	8.6 (3.8 to 21.0)	8.4 (3.7 to 20.5)	8.4 (3.7 to 20.5)	6.4 (2.8 to 15.6)	5.1 (2.3 to 12.4)	3.7 (1.6 to 9.1)	2.8 (1.2 to 6.8)	2.1 (0.9 to 5.2)	1.4 (0.6 to 3.4)	1.1 (0.5 to 2.7)	0.8 (0.3 to 2.0)	0.5 (0.2 to 1.3)	0.3 (0.1 to 0.8)	0.0 (0.0 to 0.0)	177
Hookworm disease	0 (0 to 0)	1.3 (0.6 to 3.1)	18.6 (8.3 to 45.4)	18.6 (8.3 to 45.4)	27.2 (12.2 to 66.4)	27.2 (12.2 to 66.4)	28.9 (12.9 to 70.5)	30.8 (13.8 to 75.2)	32.8 (14.7 to 80.1)	32.8 (14.7 to 80.1)	32.





SR Table 2c. Hidalgo DALYS by cause and sex group for both sexes with 95% uncertainty intervals, 2019

Cause	Both Neonatal	Late Neonatal	Post Neonatal	1 to 4	5 to 9	10 to 14	15 to 19	20 to 24	25 to 29	30 to 34	35 to 39	40 to 44	45 to 49	50 to 54	55 to 59	60 to 64	65 to 69	70 to 74	75 to 79	80 to 84	85 to 89	90 to 94	95 plus	Total
All causes	18,900 (16,200 to 20,700)	9,250 (8,200 to 10,000)	19,100 (17,000 to 21,200)	76,900 (71,000 to 81,700)	14,600 (13,200 to 15,900)	18,800 (17,200 to 20,500)	20,900 (19,100 to 22,600)	26,900 (24,800 to 29,000)	31,200 (28,700 to 33,700)	40,600 (37,400 to 43,700)	52,400 (48,200 to 56,400)	64,900 (59,700 to 69,800)	82,900 (76,300 to 89,200)	94,100 (86,600 to 101,400)	98,800 (90,800 to 106,200)	90,200 (82,900 to 96,900)	89,000 (81,700 to 95,600)	89,000 (81,600 to 95,500)	79,700 (72,900 to 85,500)	79,700 (72,900 to 85,500)	39,200 (35,600 to 42,000)	30,100 (26,600 to 32,300)	19,500 (17,600 to 21,000)	10,400 (9,300 to 11,300)	6,778 (6,300 to 8,060)	775,000
Communicable, maternal, neonatal, and nutritional diseases	14,700 (12,200 to 16,600)	5,850 (4,270 to 7,760)	5,970 (3,650 to 8,720)	6,760 (5,750 to 8,060)	3,230 (2,630 to 4,210)	2,950 (1,960 to 3,760)	2,450 (1,960 to 3,060)	2,760 (2,350 to 3,340)	3,320 (2,790 to 3,970)	3,440 (2,870 to 4,120)	3,440 (2,900 to 4,210)	3,330 (2,790 to 4,120)	3,130 (2,580 to 3,860)	2,890 (2,290 to 3,760)	2,690 (2,090 to 3,560)	2,290 (1,760 to 3,160)	1,910 (1,450 to 2,800)	1,770 (1,370 to 2,710)	1,610 (1,220 to 2,480)	1,540 (1,070 to 2,440)	979 (744 to 1,719)	566 (422 to 982)	327 (254 to 570)	75,100
HIV/AIDS and sexually transmitted infections	0.6 (0.5 to 1.4)	0.6 (0.5 to 1.4)	46.7 (40.9 to 52)	39.5 (29.5 to 58.9)	30.5 (26.4 to 39.7)	39.9 (31.5 to 49.9)	64.9 (51.1 to 78.6)	285 (242 to 330)	540 (460 to 640)	836 (686 to 1,000)	987 (816 to 1,210)	983 (816 to 1,210)	897 (736 to 1,110)	837 (686 to 1,040)	753 (615 to 940)	607 (496 to 760)	601 (483 to 761)	507 (397 to 661)	413 (317 to 551)	311 (236 to 417)	211 (156 to 283)	112 (81 to 151)	61 (44 to 82)	3,810
HIV/AIDS	0 (0 to 0)	0 (0 to 0)	46.2 (40.4 to 52.0)	32.6 (24.4 to 39.6)	30.5 (26.4 to 39.7)	31.6 (24.9 to 39.2)	58.3 (45.7 to 70.7)	242 (205 to 279)	471 (401 to 558)	745 (611 to 889)	498 (412 to 611)	399 (329 to 497)	331 (272 to 397)	269 (220 to 338)	192 (147 to 246)	141 (104 to 181)	97 (72 to 131)	64 (46 to 89)	41 (29 to 57)	14 (9 to 21)	7 (4 to 11)	3 (2 to 4)	0.1 (0.1 to 0.2)	3,190
HIV/AIDS - Drug-susceptible Tuberculosis	0 (0 to 0)	0 (0 to 0)	0.6 (0.6 to 0.6)	0.6 (0.6 to 0.6)	0.3 (0.3 to 0.3)	0.3 (0.3 to 0.3)	0.5 (0.4 to 0.5)	2.2 (1.9 to 2.5)	4.2 (3.6 to 4.8)	6.6 (5.6 to 7.5)	4.4 (3.7 to 5.1)	3.5 (2.9 to 4.2)	2.9 (2.4 to 3.5)	2.4 (1.9 to 2.9)	1.7 (1.3 to 2.1)	1.2 (0.9 to 1.5)	0.8 (0.6 to 1.1)	0.5 (0.4 to 0.7)	0.3 (0.2 to 0.4)	0.1 (0.1 to 0.2)	0.1 (0.0 to 0.1)	0.0 (0.0 to 0.0)	332
HIV/AIDS - Multidrug-resistant Tuberculosis without extensive drug resistance	0 (0 to 0)	0 (0 to 0)	0.1 (0.1 to 0.1)	0.1 (0.1 to 0.1)	0.1 (0.1 to 0.1)	0.1 (0.1 to 0.1)	0.1 (0.1 to 0.1)	0.4 (0.3 to 0.4)	0.7 (0.6 to 0.8)	1.1 (0.9 to 1.3)	0.7 (0.6 to 0.8)	0.6 (0.5 to 0.7)	0.5 (0.4 to 0.6)	0.4 (0.3 to 0.5)	0.3 (0.2 to 0.4)	0.2 (0.1 to 0.3)	0.1 (0.1 to 0.2)	0.1 (0.0 to 0.1)	0.0 (0.0 to 0.1)	0.0 (0.0 to 0.0)	0.0 (0.0 to 0.0)	0.0 (0.0 to 0.0)	27.6
HIV/AIDS - Extensively drug-resistant Tuberculosis	0 (0 to 0)	0 (0 to 0)	0 (0 to 0)	0 (0 to 0)	0 (0 to 0)	0 (0 to 0)	0 (0 to 0)	0 (0 to 0)	0 (0 to 0)	0 (0 to 0)	0 (0 to 0)	0 (0 to 0)	0 (0 to 0)	0 (0 to 0)	0 (0 to 0)	0 (0 to 0)	0 (0 to 0)	0 (0 to 0)	0 (0 to 0)	0 (0 to 0)	0 (0 to 0)	0 (0 to 0)	0 (0 to 0)	4.9
HIV/AIDS resulting in other diseases	0 (0 to 0)	0 (0 to 0)	0.1 (0.1 to 0.1)	0.1 (0.1 to 0.1)	0.1 (0.1 to 0.1)	0.1 (0.1 to 0.1)	0.1 (0.1 to 0.1)	0.3 (0.2 to 0.3)	0.5 (0.4 to 0.6)	0.8 (0.6 to 0.9)	0.6 (0.5 to 0.7)	0.5 (0.4 to 0.6)	0.4 (0.3 to 0.5)	0.3 (0.3 to 0.4)	0.3 (0.2 to 0.3)	0.2 (0.1 to 0.2)	0.1 (0.1 to 0.2)	0.1 (0.0 to 0.1)	0.0 (0.0 to 0.1)	0.0 (0.0 to 0.0)	0.0 (0.0 to 0.0)	0.0 (0.0 to 0.0)	2,930
Sexually transmitted infections excluding HIV	0.6 (0.5 to 1.4)	0.6 (0.5 to 1.4)	0.5 (0.5 to 0.5)	6.9 (5.1 to 9.1)	0.2 (0.2 to 0.3)	8.3 (6.6 to 10.4)	6.6 (5.1 to 8.1)	42 (34 to 50)	68 (55 to 82)	90 (73 to 110)	89 (73 to 109)	84 (69 to 104)	66 (54 to 82)	56 (46 to 70)	61 (50 to 76)	65 (53 to 81)	91 (74 to 113)	57 (46 to 71)	28 (23 to 35)	17 (14 to 21)	8 (6 to 10)	3 (2 to 4)	0.1 (0.1 to 0.2)	633
Syphilis	0 (0 to 0)	0 (0 to 0)	0 (0 to 0)	0 (0 to 0)	0 (0 to 0)	0.3 (0.2 to 0.4)	1.9 (1.5 to 2.4)	9.0 (7.2 to 11.2)	18.7 (14.9 to 23.3)	29.2 (23.3 to 36.3)	34.1 (27.2 to 42.4)	33.9 (27.1 to 42.1)	28.1 (22.4 to 34.9)	23.2 (18.5 to 28.8)	18.2 (14.5 to 22.6)	13.6 (10.8 to 16.9)	9.6 (7.6 to 11.9)	6.6 (5.2 to 8.2)	4.1 (3.2 to 5.1)	1.8 (1.4 to 2.3)	0.8 (0.6 to 1.1)	0.3 (0.2 to 0.4)	0.1 (0.1 to 0.2)	222
Chlamydial infection	0 (0 to 0)	0 (0 to 0)	0 (0 to 0)	0 (0 to 0)	0 (0 to 0)	0.3 (0.2 to 0.4)	1.9 (1.5 to 2.4)	9.0 (7.2 to 11.2)	18.7 (14.9 to 23.3)	29.2 (23.3 to 36.3)	34.1 (27.2 to 42.4)	33.9 (27.1 to 42.1)	28.1 (22.4 to 34.9)	23.2 (18.5 to 28.8)	18.2 (14.5 to 22.6)	13.6 (10.8 to 16.9)	9.6 (7.6 to 11.9)	6.6 (5.2 to 8.2)	4.1 (3.2 to 5.1)	1.8 (1.4 to 2.3)	0.8 (0.6 to 1.1)	0.3 (0.2 to 0.4)	0.1 (0.1 to 0.2)	222
Gonococcal infection	0 (0 to 0)	0 (0 to 0)	0 (0 to 0)	0 (0 to 0)	0 (0 to 0)	0.3 (0.2 to 0.4)	1.9 (1.5 to 2.4)	9.0 (7.2 to 11.2)	18.7 (14.9 to 23.3)	29.2 (23.3 to 36.3)	34.1 (27.2 to 42.4)	33.9 (27.1 to 42.1)	28.1 (22.4 to 34.9)	23.2 (18.5 to 28.8)	18.2 (14.5 to 22.6)	13.6 (10.8 to 16.9)	9.6 (7.6 to 11.9)	6.6 (5.2 to 8.2)	4.1 (3.2 to 5.1)	1.8 (1.4 to 2.3)	0.8 (0.6 to 1.1)	0.3 (0.2 to 0.4)	0.1 (0.1 to 0.2)	222
Trichomoniasis	0 (0 to 0)	0 (0 to 0)	0 (0 to 0)	0 (0 to 0)	0 (0 to 0)	0.3 (0.2 to 0.4)	1.9 (1.5 to 2.4)	9.0 (7.2 to 11.2)	18.7 (14.9 to 23.3)	29.2 (23.3 to 36.3)	34.1 (27.2 to 42.4)	33.9 (27.1 to 42.1)	28.1 (22.4 to 34.9)	23.2 (18.5 to 28.8)	18.2 (14.5 to 22.6)	13.6 (10.8 to 16.9)	9.6 (7.6 to 11.9)	6.6 (5.2 to 8.2)	4.1 (3.2 to 5.1)	1.8 (1.4 to 2.3)	0.8 (0.6 to 1.1)	0.3 (0.2 to 0.4)	0.1 (0.1 to 0.2)	222
Genital herpes	0 (0 to 0)	0 (0 to 0)	0 (0 to 0)	0 (0 to 0)	0 (0 to 0)	0 (0 to 0)	0 (0 to 0)	0 (0 to 0)	0 (0 to 0)	0 (0 to 0)	0 (0 to 0)	0 (0 to 0)	0 (0 to 0)	0 (0 to 0)	0 (0 to 0)	0 (0 to 0)	0 (0 to 0)	0 (0 to 0)	0 (0 to 0)	0 (0 to 0)	0 (0 to 0)	0 (0 to 0)	0 (0 to 0)	0
Other sexually transmitted infections	0 (0 to 0)	0 (0 to 0)	0 (0 to 0)	0 (0 to 0)	1.3 (0.9 to 2.4)	0.8 (0.5 to 1.6)	0.6 (0.2 to 1.6)	0.6 (0.2 to 1.6)	0.6 (0.2 to 1.6)	0.6 (0.2 to 1.6)	0.6 (0.2 to 1.6)	0.6 (0.2 to 1.6)	0.6 (0.2 to 1.6)	0.6 (0.2 to 1.6)	0.6 (0.2 to 1.6)	0.6 (0.2 to 1.6)	0.6 (0.2 to 1.6)	0.6 (0.2 to 1.6)	0.6 (0.2 to 1.6)	0.6 (0.2 to 1.6)	0.6 (0.2 to 1.6)	0.6 (0.2 to 1.6)	0.6 (0.2 to 1.6)	119
Respiratory infections and tuberculosis	338 (289 to 617)	1,060 (1,060 to 2,000)	1,060 (1,060 to 1,060)	1,060 (911 to 1,060)	1,060 (423 to 1,060)	1,060 (423 to 1,060)	1,060 (423 to 1,060)	1,060 (423 to 1,060)	1,060 (423 to 1,060)	1,060 (423 to 1,060)	1,060 (423 to 1,060)	1,060 (423 to 1,060)	1,060 (760 to 1,060)	1,060 (760 to 1,060)	1,060 (760 to 1,060)	1,060 (760 to 1,060)	1,060 (760 to 1,060)	1,060 (760 to 1,060)	1,060 (760 to 1,060)	1,060 (760 to 1,060)	1,060 (423 to 1,060)	1,060 (423 to 1,060)	1,060 (423 to 1,060)	18,400
Tuberculosis	0 (0 to 0)	13.3 (7.9 to 21.1)	29.6 (19.3 to 39.4)	16 (11.4 to 23)	21.3 (14.2 to 27.2)	56 (39.5 to 76.3)	127 (89.5 to 176.3)	139 (101 to 187)	159 (113 to 218)	166 (119 to 232)	166 (120 to 230)	166 (127 to 228)	166 (127 to 228)	166 (127 to 228)	166 (127 to 228)	166 (113 to 228)	166 (114 to 228)	166 (114 to 228)	166 (99.6 to 228)	166 (83.1 to 166)	166 (78.2 to 166)	166 (64.6 to 166)	166 (51.1 to 166)	1,970
Latent tuberculosis infection	0 (0 to 0)	0 (0 to 0)	0 (0 to 0)	0 (0 to 0)	0 (0 to 0)	0 (0 to 0)	0 (0 to 0)	0 (0 to 0)	0 (0 to 0)	0 (0 to 0)	0 (0 to 0)	0 (0 to 0)	0 (0 to 0)	0 (0 to 0)	0 (0 to 0)	0 (0 to 0)	0 (0 to 0)	0 (0 to 0)	0 (0 to 0)	0 (0 to 0)	0 (0 to 0)	0 (0 to 0)	0 (0 to 0)	0
Drug-susceptible Tuberculosis	13.3 (7.9 to 21.1)	29.6 (19.3 to 39.4)	19.6 (11.4 to 27.5)	16 (11.4 to 23)	21.3 (14.2 to 27.2)	56 (39.5 to 76.3)	127 (89.5 to 176.3)	139 (101 to 187)	159 (113 to 218)	166 (119 to 232)	166 (120 to 230)	166 (127 to 228)	166 (127 to 228)	166 (127 to 228)	166 (127 to 228)	166 (113 to 228)	166 (114 to 228)	166 (114 to 228)	166 (99.6 to 228)	166 (83.1 to 166)	166 (78.2 to 166)	166 (64.6 to 166)	166 (51.1 to 166)	1,930
Multidrug-resistant tuberculosis without extensive drug resistance	0 (0 to 0)	0 (0 to 0)	0.8 (0.4 to 1.7)	0 (0 to 0)	0 (0 to 0)	0 (0 to 0)	0 (0 to 0)	0 (0 to 0)	0 (0 to 0)	0 (0 to 0)	0 (0 to 0)	0 (0 to 0)	0 (0 to 0)	0 (0 to 0)	0 (0 to 0)	0 (0 to 0)	0 (0 to 0)	0 (0 to 0)	0 (0 to 0)	0 (0 to 0)	0 (0 to 0)	0 (0 to 0)	0 (0 to 0)	0 (0 to 0)	123
Extensively drug-resistant tuberculosis	0 (0 to 0)	0 (0 to 0)	0.1 (0.1 to 0.1)	0.3 (0.3 to 0.3)	0.2 (0.2 to 0.2)	0.6 (0.6 to 0.6)	1.1 (1.1 to 1.1)	1.6 (1.6 to 1.6)	1.6 (1.6 to 1.6)	1.6 (1.6 to 1.6)	1.6 (1.6 to 1.6)	1.6 (1.6 to 1.6)	1.6 (1.6 to 1.6)	1.6 (1.6 to 1.6)	1.6 (1.6 to 1.6)	1.6 (1.6 to 1.6)	1.6 (1.6 to 1.6)	1.6 (1.6 to 1.6)	1.6 (1.6 to 1.6)	1.6 (1.6 to 1.6)	1.6 (1.6 to 1.6)	1.6 (1.6 to 1.6)	1.6 (1.6 to 1.6)	19.6
Lower respiratory infections	344 (276 to 613)	632 (1,770 to 1,770)	1,050 (1,050 to 1,050)	293 (293 to 1,050)	207 (207 to 1,050)	260 (260 to 1,050)	226 (226 to 1,050)	431 (431 to 1,050)	680 (680 to 1,050)	938 (938 to 1,050)	997 (997 to 1,050)	999 (999 to 1,050)	1,050 (1,050 to 1,050)	1,050 (1,050 to 1,050)	1,050 (1,050 to 1,050)	1,050 (1,050 to 1,050)	1,050 (1,050 to 1,050)	1,050 (1,050 to 1,050)	1,050 (1,050 to 1,050)	1,050 (1,050 to 1,050)	1,050 (1,050 to 1,050)	1,050 (1,050 to 1,050)	1,050 (1,050 to 1,050)	12,600
Upper respiratory infections	2.9 (2.9 to 8.9)	2.9 (2.9 to 8.9)	2.9 (2.9 to 8.9)





SR Table 2c: Jelisco DALYS by cause and age group for both sexes with 90% uncertainty intervals, 2019

Cause	Early Neonatal	Late Neonatal	Post Neonatal	1 to 4	5 to 9	10 to 14	15 to 19	20 to 24	25 to 29	30 to 34	35 to 39	40 to 44	45 to 49	50 to 54	55 to 59	60 to 64	65 to 69	70 to 74	75 to 79	80 to 84	85 to 89	90 to 94	95 plus	Total
All causes	66,000 (64,700 to 76,300)	23,000 (17,700 to 28,600)	66,000 (56,000 to 80,300)	43,000 (33,400 to 56,600)	34,000 (27,300 to 45,000)	46,700 (41,100 to 54,900)	67,000 (60,100 to 75,300)	112,000 (100,000 to 126,000)	137,000 (121,000 to 155,000)	157,000 (137,000 to 179,000)	179,000 (156,000 to 205,000)	192,000 (167,000 to 220,000)	193,000 (167,000 to 224,000)	196,000 (167,000 to 230,000)	196,000 (166,000 to 230,000)	190,000 (159,000 to 226,000)	183,000 (153,000 to 218,000)	169,000 (139,000 to 204,000)	153,000 (124,000 to 188,000)	129,000 (104,000 to 159,000)	114,000 (91,000 to 140,000)	109,000 (86,000 to 135,000)	1,400 (1,200 to 1,600)
Communicable, maternal, neonatal, and nutritional diseases	42,000 (39,900 to 46,600)	14,000 (11,000 to 18,000)	22,700 (19,200 to 26,200)	12,000 (9,600 to 14,900)	6,900 (5,400 to 8,700)	6,400 (5,000 to 8,100)	6,710 (5,420 to 8,230)	9,000 (6,850 to 11,500)	9,670 (6,230 to 11,900)	11,900 (8,670 to 15,200)	13,200 (9,900 to 16,900)	15,200 (10,900 to 20,000)	16,200 (11,200 to 21,600)	17,200 (11,600 to 23,000)	17,900 (11,900 to 24,000)	18,000 (11,900 to 24,000)	17,900 (11,900 to 24,000)	17,100 (11,400 to 23,000)	16,000 (10,900 to 22,000)	14,000 (9,500 to 20,000)	12,000 (8,000 to 18,000)	11,000 (7,000 to 17,000)	204,000
HIV/AIDS and sexually transmitted infections	0.2 (0.1 to 0.4)	129 (72 to 216)	1,100 (600 to 1,900)	1,100 (1,100 to 1,100)	179 (100 to 300)	329 (180 to 550)	1,000 (560 to 1,700)	2,170 (1,200 to 3,600)	2,900 (1,600 to 4,800)	3,600 (2,000 to 6,000)	4,000 (2,200 to 6,700)	3,700 (2,000 to 6,200)	3,300 (1,800 to 5,500)	2,900 (1,600 to 4,800)	2,500 (1,400 to 4,200)	2,100 (1,200 to 3,500)	1,800 (1,000 to 3,000)	1,500 (800 to 2,500)	1,200 (700 to 2,000)	1,000 (600 to 1,700)	800 (500 to 1,300)	600 (400 to 1,000)	16,800
HIV/AIDS	0 (0 to 0)	0 (0 to 0)	1 (1 to 1)	1 (1 to 1)	1 (1 to 1)	2 (1 to 3)	3 (2 to 5)	5 (3 to 8)	7 (4 to 11)	9 (5 to 14)	11 (6 to 17)	13 (7 to 20)	15 (8 to 23)	17 (9 to 26)	19 (10 to 29)	21 (11 to 32)	23 (12 to 35)	25 (13 to 38)	27 (14 to 41)	29 (15 to 44)	31 (16 to 47)	33 (17 to 50)	35 (18 to 53)	15,100
HIV/AIDS - Drug-susceptible Tuberculosis	0 (0 to 0)	0 (0 to 0)	0 (0 to 0)	0 (0 to 0)	0 (0 to 0)	0 (0 to 0)	0 (0 to 0)	0 (0 to 0)	0 (0 to 0)	0 (0 to 0)	0 (0 to 0)	0 (0 to 0)	0 (0 to 0)	0 (0 to 0)	0 (0 to 0)	0 (0 to 0)	0 (0 to 0)	0 (0 to 0)	0 (0 to 0)	0 (0 to 0)	0 (0 to 0)	0 (0 to 0)	0 (0 to 0)	0
HIV/AIDS - Multidrug-resistant Tuberculosis without extensi	0 (0 to 0)	0 (0 to 0)	0 (0 to 0)	0 (0 to 0)	0 (0 to 0)	0 (0 to 0)	0 (0 to 0)	0 (0 to 0)	0 (0 to 0)	0 (0 to 0)	0 (0 to 0)	0 (0 to 0)	0 (0 to 0)	0 (0 to 0)	0 (0 to 0)	0 (0 to 0)	0 (0 to 0)	0 (0 to 0)	0 (0 to 0)	0 (0 to 0)	0 (0 to 0)	0 (0 to 0)	0 (0 to 0)	0
HIV/AIDS - Extensively drug-resistant Tuberculosis	0 (0 to 0)	0 (0 to 0)	0 (0 to 0)	0 (0 to 0)	0 (0 to 0)	0 (0 to 0)	0 (0 to 0)	0 (0 to 0)	0 (0 to 0)	0 (0 to 0)	0 (0 to 0)	0 (0 to 0)	0 (0 to 0)	0 (0 to 0)	0 (0 to 0)	0 (0 to 0)	0 (0 to 0)	0 (0 to 0)	0 (0 to 0)	0 (0 to 0)	0 (0 to 0)	0 (0 to 0)	0 (0 to 0)	0
HIV/AIDS resulting in other diseases	0 (0 to 0)	0 (0 to 0)	1 (0 to 2)	1 (0 to 1)	1 (0 to 1)	2 (1 to 3)	3 (2 to 5)	5 (3 to 8)	7 (4 to 11)	9 (5 to 14)	11 (6 to 17)	13 (7 to 20)	15 (8 to 23)	17 (9 to 26)	19 (10 to 29)	21 (11 to 32)	23 (12 to 35)	25 (13 to 38)	27 (14 to 41)	29 (15 to 44)	31 (16 to 47)	33 (17 to 50)	35 (18 to 53)	15,100
Sexually transmitted infections excluding HIV	0.2 (0 to 0.5)	5.6 (2.9 to 9.4)	0.9 (0.4 to 1.6)	0.3 (0.2 to 0.5)	12.6 (6.7 to 21.1)	69.1 (36.7 to 115.7)	330 (175 to 553)	788 (418 to 1,320)	1,400 (744 to 2,340)	2,200 (1,170 to 3,680)	2,200 (1,170 to 3,680)	2,200 (1,170 to 3,680)	2,200 (1,170 to 3,680)	2,200 (1,170 to 3,680)	2,200 (1,170 to 3,680)	2,200 (1,170 to 3,680)	2,200 (1,170 to 3,680)	2,200 (1,170 to 3,680)	2,200 (1,170 to 3,680)	2,200 (1,170 to 3,680)	2,200 (1,170 to 3,680)	2,200 (1,170 to 3,680)	1,690
Syphilis	0 (0 to 0)	0 (0 to 0)	0.1 (0.2 to 1.2)	0.1 (0.2 to 1.2)	0.1 (0.2 to 1.2



GBPD deficiency	0 (0 [0 to 1 [0 to 1]	1 (0 to 2)	0 (0 to 1)	0 (0 to 1)	0 (0 to 1

Cell Table 2c: Mexico (UK) by income and age groups for both sexes with 95% uncertainty intervals, 2019

Cause	Early Neonatal	Late Neonatal	Post Neonatal	1 to 4	5 to 9	10 to 14	15 to 19	20 to 24	25 to 29	30 to 34	35 to 39	40 to 44	45 to 49	50 to 54	55 to 59	60 to 64	65 to 69	70 to 74	75 to 79	80 to 84	85 to 89	90 to 94	95 plus	Total
All causes	117,000 (114,000 to 120,000)	68,000 (61,000 to 77,000)	163,000 (159,000 to 170,000)	97,000 (79,000 to 119,000)	76,000 (62,900 to 96,600)	100,000 (82,000 to 126,000)	166,000 (138,000 to 200,000)	327,000 (192,000 to 486,000)	446,000 (271,000 to 646,000)	446,000 (271,000 to 646,000)	446,000 (271,000 to 646,000)	579,000 (333,000 to 836,000)	513,000 (342,000 to 695,000)	513,000 (342,000 to 695,000)	513,000 (290,000 to 736,000)	562,000 (324,000 to 805,000)	562,000 (324,000 to 805,000)	562,000 (324,000 to 805,000)	591,000 (351,000 to 839,000)	599,000 (346,000 to 857,000)	599,000 (346,000 to 857,000)	653,000 (381,000 to 937,000)	653,000 (381,000 to 937,000)	39,000 (19,000 to 62,000)	10,000 (3,000 to 17,000)	4,990,000
Communicable, maternal, neonatal, and nutritional diseases	106,000 (103,000 to 109,000)	59,000 (57,000 to 62,000)	73,000 (68,000 to 78,000)	39,000 (32,000 to 47,000)	19,000 (15,000 to 24,000)	13,000 (10,000 to 17,000)	13,000 (10,000 to 17,000)	17,000 (13,000 to 21,000)	24,000 (19,000 to 30,000)	24,000 (19,000 to 30,000)	24,000 (19,000 to 30,000)	29,000 (23,000 to 36,000)	19,000 (15,000 to 24,000)	19,000 (15,000 to 24,000)	14,000 (11,000 to 18,000)	13,000 (10,000 to 16,000)	13,000 (10,000 to 16,000)	13,000 (10,000 to 16,000)	9,100 (7,100 to 11,000)	7,100 (5,600 to 8,900)	6,000 (4,600 to 7,500)	4,600 (3,600 to 5,800)	2,400 (1,900 to 3,000)	1,100 (900 to 1,400)	539,000
HIV/AIDS and sexually transmitted infections	1,200 (1,100 to 1,300)	1,100 (1,000 to 1,200)	1,200 (1,100 to 1,300)	1,200 (1,100 to 1,300)	1,200 (1,100 to 1,300

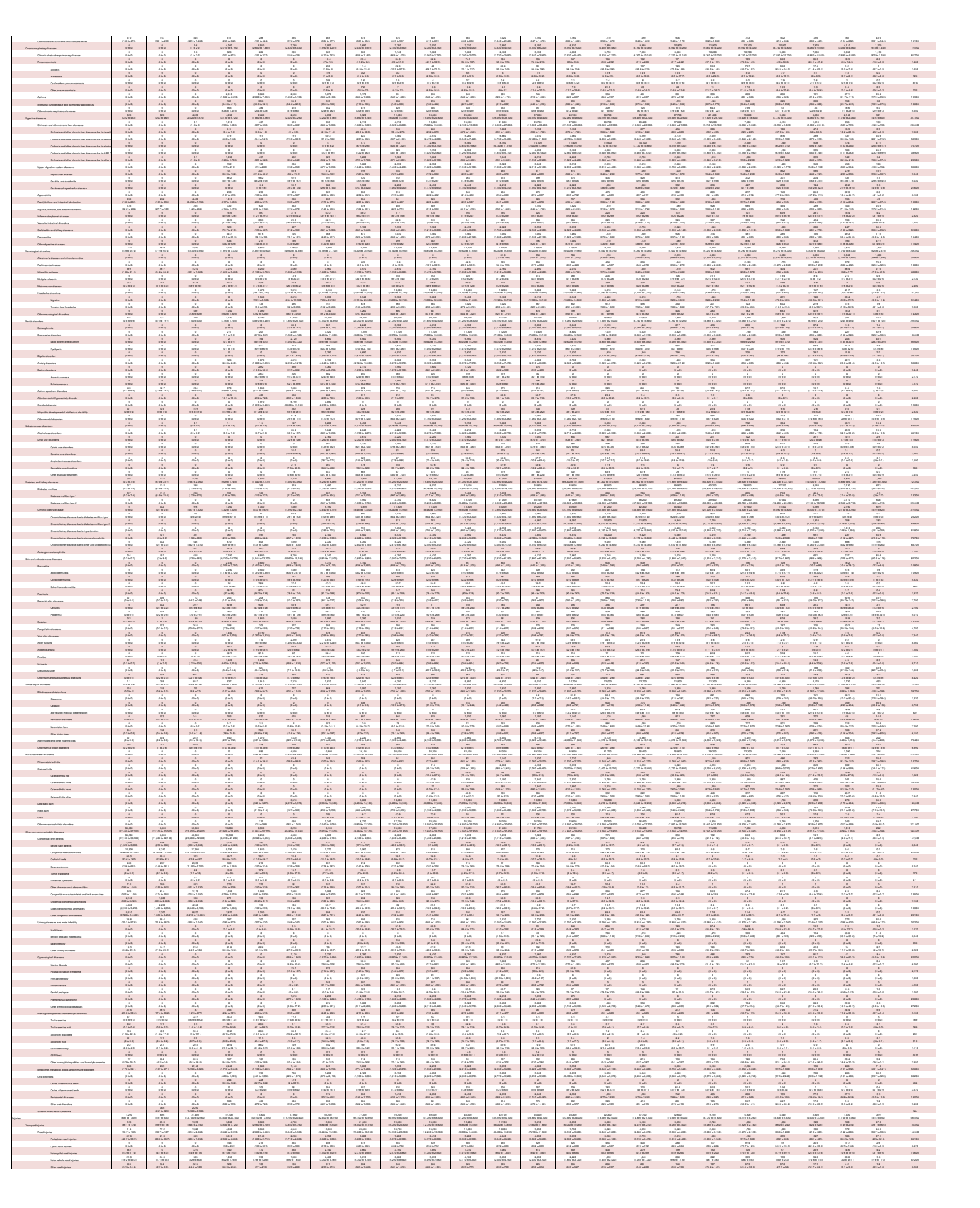

Other transport injuries	9·4 (5·6 to 14·6)	8·1 (4·7 to 12·7)	53·6 (29·8 to 88)	120 (78·1 to 176)	150 (109 to 201)	220 (166 to 288)	532 (360 to 776)	864 (558 to 1,270)	821 (572 to 1,160)	706 (494 to 991)	581 (398 to 823)	523 (366 to 710)	459 (329 to 637)	367 (268 to 501)	279 (203 to 379)	194 (148 to 256)	127 (99·2 to 161)	88·8 (68·4 to 114)	57·5 (43·3 to 75·1)	30·7 (24 to 38·8)	16·8 (12·8 to 21)	7·6 (5·9 to 9·5)	2·6 (2·1 to 3·4)	6,220
Unintentional injuries	559 (383 to 764)	483 (329 to 678)	18,800 (11,200 to 29,200)	9,840 (7,320 to 12,900)	5,400 (4,240 to 6,680)	7,200 (5,760 to 8,930)	9,820 (7,770 to 12,300)	12,900 (10,500 to 15,600)	13,200 (10,700 to 16,300)	13,300 (10,900 to 16,400)	13,200 (10,700 to 16,400)	13,300 (10,700 to 16,500)	12,900 (10,400 to 16,300)	12,000 (9,560 to 15,100)	10,500 (8,360 to 13,100)	9,330 (7,530 to 11,500)	7,080 (5,700 to 8,690)	5,870 (4,760 to 7,190)	4,440 (3,570 to 5,470)	3,310 (2,740 to 3,990)	2,160 (1,770 to 2,630)	1,090 (902 to 1,290)	314 (259 to 376)	187,000
Falls	45·8 (31·6 to 63·9)	26·6 (18 to 37)	437 (267 to 674)	1,060 (768 to 1,400)	1,200 (914 to 1,540)	1,720 (1,280 to 2,250)	2,710 (2,070 to 3,510)	3,880 (2,980 to 4,930)	4,350 (3,410 to 5,550)	4,640 (3,640 to 5,750)	4,980 (3,890 to 6,370)	5,390 (4,210 to 6,790)	5,590 (4,410 to 7,110)	5,820 (4,590 to 7,340)	5,290 (4,190 to 6,650)	5,140 (4,150 to 6,300)	4,100 (3,290 to 5,100)	3,640 (2,950 to 4,450)	2,910 (2,330 to 3,580)	2,340 (1,930 to 2,840)	1,600 (1,310 to 1,960)	837 (695 to 1,000)	241 (198 to 289)	67,900
Drowning	21 (13·8 to 30)	9·5 (6·4 to 13·7)	205 (116 to 322)	2,420 (1,600 to 3,500)	790 (549 to 1,070)	1,150 (880 to 1,480)	1,710 (1,250 to 2,310)	1,540 (1,110 to 2,120)	1,160 (857 to 1,510)	900 (674 to 1,140)	690 (505 to 888)	647 (482 to 832)	501 (368 to 655)	410 (299 to 543)	323 (233 to 428)	248 (181 to 322)	173 (130 to 224)	107 (82·1 to 137)	58·6 (45 to 75·1)	28·6 (21·8 to 36·5)	13·8 (10·3 to 17·3)	5 (4 to 6·2)	1·9 (1·4 to 2·3)	13,100
Fire, heat, and hot substances	14·2 (10·1 to 19·1)	14·3 (10·5 to 19·3)	255 (171 to 369)	774 (591 to 1,020)	587 (416 to 858)	694 (443 to 1,100)	893 (568 to 1,360)	1,070 (711 to 1,580)	1,140 (748 to 1,690)	1,220 (814 to 1,820)	1,220 (803 to 1,780)	1,180 (785 to 1,740)	1,160 (762 to 1,710)	1,020 (664 to 1,510)	865 (574 to 1,290)	734 (492 to 1,080)	530 (366 to 768)	414 (293 to 578)	294 (206 to 405)	209 (158 to 282)	125 (96·7 to 163)	60 (47·5 to 76·4)	17·6 (14·1 to 21·6)	14,500
Poisonings	21·1 (13·4 to 31·3)	25·3 (15·3 to 38·5)	143 (80·6 to 227)	361 (225 to 560)	213 (153 to 292)	275 (198 to 376)	294 (212 to 404)	354 (261 to 467)	307 (223 to 404)	269 (196 to 351)	240 (176 to 314)	209 (156 to 269)	193 (138 to 255)	166 (122 to 220)	128 (93·3 to 171)	101 (75·3 to 132)	74·5 (55·6 to 97·7)	54·2 (41·8 to 70·5)	38·4 (29·8 to 48·9)	23 (17·9 to 29·4)	12·4 (9·1 to 16·1)	4·8 (3·7 to 6·2)	1·2 (1 to 1·6)	3,510
Poisoning by carbon monoxide	5 (2·5 to 8·9)	6·1 (2·4 to 11·8)	70·2 (33·8 to 122)	183 (94 to 316)	98·8 (62 to 144)	110 (68·9 to 163)	142 (94·4 to 209)	197 (131 to 285)	166 (112 to 235)	133 (87·7 to 190)	116 (77 to 161)	95·6 (64 to 136)	86 (57·4 to 122)	73·9 (49·3 to 106)	55 (35·4 to 78·5)	41·6 (27·5 to 60)	34·1 (22·4 to 48·6)	25·8 (18·7 to 34)	20·5 (15 to 27·1)	11·7 (8·8 to 15·1)	6·3 (4·2 to 8·6)	2·7 (1·9 to 3·6)	0·6 (0·4 to 0·8)	1,680
Poisoning by other means	16·1 (10·4 to 23·5)	19·2 (12·2 to 28·9)	72·5 (40·2 to 117)	177 (116 to 261)	114 (74·1 to 170)	165 (109 to 243)	151 (99·6 to 222)	157 (103 to 222)	141 (95·1 to 203)	136 (91·8 to 194)	124 (83·2 to 179)	113 (77 to 162)	107 (71·3 to 153)	92·3 (62·9 to 135)	72·8 (48·1 to 107)	59 (40 to 82·7)	40·4 (27·5 to 58)	28·4 (18·7 to 41·3)	17·9 (12 to 25·8)	11·2 (7·2 to 16·7)	6·1 (4·1 to 8·6)	2·1 (1·5 to 3)	0·6 (0·5 to 0·8)	1,830
Exposure to mechanical forces	8·5 (5·6 to 12·5)	8 (5·4 to 10·9)	89·1 (59·9 to 124)	408 (292 to 556)	664 (453 to 967)	932 (643 to 1,380)	1,480 (1,100 to 2,060)	2,050 (1,530 to 2,760)	2,130 (1,610 to 2,850)	2,100 (1,590 to 2,790)	2,050 (1,530 to 2,810)	1,970 (1,460 to 2,690)	1,900 (1,390 to 2,660)	1,690 (1,230 to 2,380)	1,410 (1,020 to 1,990)	1,140 (800 to 1,630)	841 (590 to 1,180)	619 (430 to 879)	411 (287 to 574)	244 (170 to 343)	131 (91·6 to 184)	53·4 (37·6 to 74·9)	15·3 (10·9 to 21·2)	22,300
Unintentional firearm injuries	0·9 (0·5 to 1·9)	0·9 (0·5 to 1·5)	6·8 (4 to 12·6)	30·3 (18·4 to 53·5)	47·6 (32·1 to 71)	114 (78·9 to 161)	340 (227 to 508)	553 (375 to 808)	563 (389 to 777)	492 (348 to 669)	396 (283 to 545)	347 (242 to 478)	261 (179 to 366)	193 (139 to 278)	139 (101 to 199)	102 (72·6 to 141)	70·1 (50·1 to 97·8)	47·5 (33·5 to 66)	31 (22·1 to 44·4)	18·8 (13 to 27·1)	10·3 (6·9 to 15·1)	4·6 (3·1 to 6·8)	1·5 (1·1 to 2·2)	3,770
Other exposure to mechanical forces	7·6 (4·9 to 11·2)	7 (4·8 to 9·8)	82·3 (55·3 to 115)	378 (268 to 523)	617 (415 to 915)	818 (547 to 1,240)	1,140 (817 to 1,670)	1,500 (1,040 to 2,130)	1,560 (1,120 to 2,210)	1,610 (1,160 to 2,230)	1,650 (1,190 to 2,330)	1,620 (1,160 to 2,280)	1,640 (1,150 to 2,360)	1,490 (1,060 to 2,150)	1,270 (899 to 1,810)	1,040 (728 to 1,500)	771 (535 to 1,090)	572 (391 to 814)	380 (263 to 533)	225 (156 to 318)	121 (84 to 169)	48·8 (34 to 68·6)	13·8 (9·7 to 19·3)	18,600
Adverse effects of medical treatment	60 (39·8 to 87·6)	49·6 (33·8 to 69·6)	568 (303 to 972)	315 (204 to 484)	147 (106 to 205)	133 (95·5 to 187)	112 (76·8 to 170)	141 (96·5 to 225)	142 (96·4 to 240)	151 (103 to 248)	174 (120 to 277)	197 (137 to 301)	239 (169 to 332)	271 (194 to 363)	307 (224 to 409)	324 (233 to 435)	255 (187 to 334)	233 (173 to 301)	178 (130 to 230)	118 (85·5 to 154)	69·8 (50·9 to 91·7)	30·2 (22·1 to 39·7)	7·9 (5·7 to 10·4)	4,220
Animal contact	13·6 (8·6 to 20·5)	17·7 (11·2 to 27·9)	145 (82·7 to 228)	265 (183 to 377)	207 (147 to 300)	233 (161 to 333)	218 (144 to 316)	241 (163 to 353)	240 (168 to 341)	238 (163 to 339)	241 (164 to 341)	247 (170 to 361)	257 (180 to 357)	252 (179 to 353)	223 (160 to 307)	200 (143 to 276)	149 (107 to 205)	122 (88·8 to 167)	83·2 (61·6 to 114)	50·8 (36·7 to 69·6)	26·8 (19·9 to 36·5)	10·4 (7·8 to 14)	2·8 (2·1 to 3·8)	3,680
Venomous animal contact	9·3 (5·4 to 14·8)	13·6 (7·9 to 22·2)	113 (62·4 to 182)	191 (122 to 292)	114 (73·9 to 170)	127 (80·5 to 185)	119 (73·2 to 180)	131 (84·1 to 198)	131 (86·7 to 191)	124 (81·9 to 174)	124 (86 to 179)	124 (83·5 to 177)	126 (87·6 to 175)	122 (87·8 to 167)	110 (79·5 to 148)	93·7 (67·8 to 127)	63·9 (44·9 to 87·3)	52·7 (38 to 73·6)	34·8 (25·3 to 47·5)	21·9 (16 to 29·8)	11·1 (8·1 to 14·6)	4 (3 to 5·2)	1·1 (0·8 to 1·4)	1,960
Non-venomous animal contact	4·3 (2·3 to 7·5)	4·1 (2·1 to 7·3)	32 (14·8 to 62·2)	74·8 (43·9 to 123)	93·4 (57·6 to 155)	107 (67·4 to 166)	99·2 (62·4 to 158)	110 (69·1 to 179)	108 (66·6 to 171)	114 (71·9 to 182)	117 (72·5 to 192)	124 (76·7 to 204)	132 (83·2 to 204)	129 (83·6 to 200)	113 (73 to 175)	106 (68·3 to 156)	84·9 (56·2 to 124)	68·9 (46·1 to 99·7)	48·4 (32 to 70)	28·8 (19·3 to 42·6)	15·7 (10·8 to 22·9)	6·4 (4·4 to 9·2)	1·7 (1·2 to 2·5)	1,720
Foreign body	351 (236 to 489)	319 (214 to 459)	16,800 (9,880 to 26,300)	3,900 (2,600 to 5,610)	1,120 (856 to 1,400)	1,350 (1,040 to 1,700)	1,180 (921 to 1,540)	1,780 (1,360 to 2,290)	1,920 (1,520 to 2,410)	2,140 (1,650 to 2,650)	2,010 (1,550 to 2,490)	2,050 (1,600 to 2,540)	1,740 (1,350 to 2,170)	1,410 (1,100 to 1,790)	1,090 (855 to 1,360)	811 (630 to 1,040)	495 (392 to 625)	348 (278 to 433)	230 (186 to 279)	141 (115 to 170)	80·1 (66·4 to 93·7)	40·8 (32·5 to 49·9)	12·9 (10·6 to 15·1)	41,300
Pulmonary aspiration and foreign body in airway	351 (235 to 488)	318 (213 to 458)	16,800 (9,870 to 26,300)	3,790 (2,510 to 5,470)	949 (709 to 1,210)	1,140 (860 to 1,460)	942 (707 to 1,240)	1,500 (1,120 to 2,010)	1,630 (1,240 to 2,090)	1,830 (1,380 to 2,310)	1,690 (1,270 to 2,130)	1,720 (1,310 to 2,180)	1,410 (1,060 to 1,810)	1,120 (816 to 1,490)	854 (632 to 1,120)	620 (450 to 838)	355 (266 to 469)	242 (181 to 317)	158 (122 to 200)	97·7 (76·8 to 122)	57·6 (45·7 to 69)	32·2 (24·3 to 40·4)	10·7 (8·4 to 12·7)	37,600
Foreign body in eyes	0·1 (0 to 0·3)	0·4 (0·1 to 0·9)	7 (2 to 15·3)	38·1 (12 to 83·8)	64·5 (20·8 to 146)	84·8 (29·5 to 186)	107 (39 to 235)	136 (53·7 to 282)	150 (64·7 to 296)	158 (67·9 to 302)	165 (75·7 to 311)	175 (89·4 to 310)	172 (98 to 293)	148 (85 to 236)	118 (70·4 to 179)	96·2 (59·1 to 141)	70·5 (45·1 to 103)	53·5 (35·4 to 77·3)	35·9 (23·7 to 51·8)	21·7 (14·4 to 31·6)	11·1 (7·5 to 16·1)	4·1 (2·8 to 6)	1 (0·7 to 1·4)	1,820
Foreign body in other body part	0·4 (0·2 to 0·6)	0·7 (0·4 to 1·4)	12·6 (6·8 to 23·2)	77·7 (48·4 to 120)	106 (66·3 to 165)	127 (84·2 to 188)	135 (95 to 193)	147 (103 to 205)	149 (105 to 204)	152 (108 to 207)	152 (110 to 206)	153 (110 to 206)	152 (110 to 206)	139 (102 to 188)	119 (86·9 to 160)	94·5 (68·1 to 129)	68·6 (49·2 to 92·6)	52·8 (38·1 to 70·9)	35·5 (25·6 to 47·5)	21·9 (15·7 to 29·8)	11·4 (8·2 to 15·8)	4·5 (3·2 to 6·2)	1·2 (0·9 to 1·6)	1,910
Environmental heat and cold exposure	2·9 (1·9 to 4·2)	2·1 (1·4 to 3)	20·5 (13·8 to 29·4)	70·5 (45 to 107)	135 (82·3 to 206)	181 (116 to 276)	226 (145 to 341)	265 (172 to 399)	286 (188 to 418)	306 (200 to 473)	312 (206 to 469)	326 (218 to 482)	334 (221 to 494)	320 (216 to 460)	282 (191 to 412)	246 (161 to 359)	193 (125 to 277)	159 (106 to 225)	114 (76·9 to 162)	76 (51·1 to 108)	44·9 (30·9 to 62·4)	20 (13·9 to 27·3)	6·1 (4·3 to 8·4)	3,930
Exposure to forces of nature	0 (0 to 0)	0 (0 to 0)	0 (0 to 0)	0·5 (0·3 to 0·8)	1·2 (0·7 to 1·9)	2·6 (1·6 to 4)	3·4 (2·2 to 5·4)	4·6 (3 to 7·1)	4·7 (3·1 to 6·8)	7·3 (4·9 to 10·8)	23·1 (13·8 to 37·2)	28·8 (18·5 to 44·2)	46·6 (29·1 to 74·5)	20·6 (12·8 to 33·1)	16·6 (10·6 to 24·6)	15·1 (9·3 to 23·1)	10·4 (6·4 to 16·3)	6·5 (4·1 to 9·8)	4·1 (2·6 to 6·1)	2·4 (1·6 to 3·7)	1·3 (0·8 to 1·9)	0·5 (0·3 to 0·7)	0·1 (0·1 to 0·2)	200
Other unintentional injuries	20·5 (11·5 to 33·5)	11·5 (6·5 to 19)	111 (65·1 to 170)	270 (192 to 372)	334 (254 to 432)	526 (414 to 666)	986 (738 to 1,320)	1,580 (1,180 to 2,120)	1,500 (1,120 to 1,950)	1,370 (1,030 to 1,820)	1,270 (987 to 1,640)	1,050 (816 to 1,320)	916 (692 to 1,180)	655 (507 to 861)	535 (407 to 683)	364 (281 to 461)	252 (193 to 326)	164 (127 to 210)	116 (88·5 to 146)	73·7 (56·2 to 93·9)	47·6 (36·4 to 60·8)	23·9 (18·5 to 30·3)	7·5 (6 to 9·4)	12,200
Self-harm and interpersonal violence	608 (385 to 956)	126 (80 to 186)	1,200 (691 to 1,870)	2,720 (1,770 to 3,890)	2,590 (2,050 to 3,260)	5,910 (4,990 to 6,960)	27,500 (22,700 to 33,300)	42,900 (35,100 to 52,400)	37,500 (31,600 to 44,400)	30,300 (25,500 to 36,000)	23,200 (18,800 to 28,200)	17,700 (14,000 to 22,000)	12,600 (9,740 to 16,000)	8,180 (6,380 to 10,500)	5,220 (4,080 to 6,660)	3,180 (2,530 to 3,960)	1,870 (1,510 to 2,330)	1,110 (897 to 1,350)	621 (509 to 753)	290 (241 to 350)	139 (114 to 168)	49·7 (40·2 to 61)	17·9 (14·1 to 22·2)	226,000
Self-harm	0 (0 to 0)	0 (0 to 0)	0 (0 to 0)	0 (0 to 0)	0 (0 to 0)	2,000 (1,470 to 2,590)	8,130 (6,280 to 10,500)	9,480 (7,310 to 12,400)	6,910 (5,340 to 8,750)	5,180 (4,040 to 6,580)	4,010 (3,020 to 5,060)	3,170 (2,420 to 4,030)	2,310 (1,690 to 3,070)	1,550 (1,160 to 2,060)	1,060 (787 to 1,410)	672 (502 to 870)	447 (332 to 576)	280 (214 to 365)	147 (110 to 194)	80·3 (61·2 to 104)	37·4 (28·9 to 48·4)	12·9 (10 to 15·9)	4·2 (3·2 to 5·1)	45,500
Self-harm by firearm	0 (0 to 0)	0 (0 to 0)	0 (0 to 0)	0 (0 to 0)	0 (0 to 0)	34·8 (17 to 72·1)	346 (191 to 693)	506 (296 to 916)	409 (250 to 683)	349 (224 to 542)	289 (183 to 444)	255 (153 to 401)	209 (123 to 338)	174 (102 to 269)	128 (72·7 to 199)	93·5 (52·4 to 147)	72·9 (40·7 to 114)	44·7 (25·6 to 67·3)	26 (15·1 to 39·9)	15·7 (9 to 24·2)	6·6 (4·2 to 9·9)	2·2 (1·4 to 3·1)	0·6 (0·4 to 0·8)	2,960
Self-harm by other specified means	0 (0 to 0)	0 (0 to 0)	0 (0 to 0)	0 (0 to 0)	0 (0 to 0)	1,960 (1,460 to 2,540)	7,780 (6,030 to 10,000)	8,970 (6,940 to 11,800)	6,500 (4,990 to 8,210)	4,830 (3,760 to 6,130)	3,720 (2,800 to 4,690)	2,910 (2,220 to 3,720)	2,100 (1,550 to 2,800)	1,380 (1,020 to 1,820)	935 (696 to 1,230)	579 (428 to 748)	375 (280 to 484)	236 (181 to 304)	121 (89·5 to 160)	64·5 (49·3 to 83·9)	30·8 (23·8 to 39·6)	10·7 (8·3 to 13·3)	3·7 (2·8 to 4·5)	42,500
Interpersonal violence	608 (385 to 956)	126 (80 to 186)	1,200 (689 to 1,860)	2,700 (1,750 to 3,860)	2,580 (2,030 to 3,250)	3,900 (3,230 to 4,610)	19,400 (15,500 to 23,800)	33,400 (27,000 to 41,300)	30,500 (24,900 to 36,300)	25,100 (20,900 to 30,100)	19,200 (15,300 to 23,500)	14,600 (11,300 to 18,600)	10,300 (7,920 to 13,200)	6,630 (5,100 to 8,500)	4,160 (3,170 to 5,310)	2,510 (1,950 to 3,160)	1,420 (1,120 to 1,820)	825 (653 to 1,010)	474 (380 to 586)	209 (168 to 261)	101 (79·9 to 127)	36·7 (28·8 to 47)	13·7 (10·5 to 17·6)	180,000
Physical violence by firearm	52·7 (26·4 to 92·4)	16 (8·4 to 25·7)	168 (90·2 to 280)	504 (310 to 753)	682 (510 to 910)	1,240 (964 to 1,550)	11,700 (9,160 to 14,600)	21,500 (17,100 to 27,000)	19,900 (16,100 to 24,000)	16,700 (13,600 to 20,300)	12,300 (9,680 to 15,400)	8,900 (6,680 to 11,500)	5,870 (4,260 to 7,870)	3,530 (2,600 to 4,660)	2,000 (1,450 to 2,690)	1,000 (724 to 1,350)	465 (342 to 642)	219 (160 to 291)	105 (75·4 to 147)	29·3 (22·3 to 38·4)	11·6 (8·8 to 15·1)	3·6 (2·8 to 4·7)	2·2 (1·5 to 3)	107,000
Physical violence by sharp object	29·8 (17·3 to 48·5)	5·8 (3·2 to 9)	47·3 (28·1 to 74·4)	102 (69·1 to 141)	166 (132 to 208)	338 (269 to 422)	2,620 (2,060 to 3,330)	4,280 (3,460 to 5,360)	3,900 (3,170 to 4,720)	3,030 (2,500 to 3,680)	2,290 (1,850 to 2,830)	1,920 (1,500 to 2,450)	1,300 (999 to 1,670)	956 (732 to 1,230)	576 (440 to 748)	439 (334 to 570)	278 (212 to 365)	176 (137 to 221)	98·4 (76·6 to 128)	48·4 (37·7 to 62·1)	22 (16·8 to 29·1)	7·8 (5·7 to 10·5)	2·9 (2·1 to 3·9)	22,600
Sexual violence	0 (0 to 0)	0 (0 to 0)	0 (0 to 0)	7·8 (4·5 to 12·7)	58·8 (35·4 to 92)	120 (67·5 to 191)	237 (133 to 379)	356 (209 to 553)	390 (221 to 632)	386 (218 to 609)	367 (206 to 583)	318 (187 to 511)	242 (140 to 400)	148 (83·4 to 245)	80·7 (46·4 to 129)	52·6 (32·5 to 80·1)	35·3 (22 to 53·8)	25·1 (15·7 to 37·9)	15·4 (10 to 22·6)	8·7 (5·6 to 13·1)	3·4 (2 to 5·5)	0·5 (0·3 to 0·8)	0 (0 to 0)	2,850
Physical violence by other means	526 (333 to 819)	105 (66·3 to 157)	984 (568 to 1,540)	2,090 (1,350 to 2,980)	1,670 (1,310 to 2,140)	2,200 (1,790 to 2,630)	4,890 (3,800 to 6,220)	7,230 (5,650 to 9,120)	6,350 (5,000 to 7,930)	5,050 (4,070 to 6,220)	4,220 (3,330 to 5,370)	3,420 (2,650 to 4,390)	2,850 (2,180 to 3,710)	2,000 (1,540 to 2,570)	1,500 (1,140 to 1,930)	1,020 (786 to 1,280)	638 (495 to 808)	406 (312 to 510)	255 (200 to 320)	123 (95·6 to 157)	63·9 (49·3 to 80·7)	24·8 (19·3 to 31·6)	8·6 (6·6 to 11·2)	47,600
Conflict and terrorism	0 (0 to 0)	0 (0 to 0)	0 (0 to 0)	0 (0 to 0·1)	0·9 (0·5 to 1·8)	0·9 (0·5 to 1·7)	1·2 (0·7 to 2·2)	2·5 (1·4 to 4·6)	4·2 (2·5 to 7·5)	4·1 (2·4 to 6·8)	4·3 (2·6 to 7·5)	4·5 (2·6 to 7·7)	4·3 (2·6 to 7·3)	3·3 (2 to 5·2)	2·2 (1·4 to 3·5)	1·4 (0·8 to 2·2)	0·8 (0·5 to 1·3)	0·6 (0·3 to 0·9)	0·3 (0·2 to 0·5)	0·2 (0·1 to 0·3)	0·1 (0·1 to 0·2)	0·1 (0 to 0·1)	0 (0 to 0)	36·1

SR Table 2c: Michoacán de Ocampo DALYS by cause and age group for both sexes with 95% uncertainty intervals, 2019

Cause	Early Neonatal	Late Neonatal	Post Neonatal	1 to 4	5 to 9	10 to 14	15 to 19	20 to 24	25 to 29	30 to 34	35 to 39	40 to 44	45 to 49	50 to 54	55 to 59	60 to 64	65 to 69	70 to 74	75 to 79	80 to 84	85 to 89	90 to 94	95 plus	Total
All causes	22,600 (21,100 to 24,000)	9,770 (7,350 to 12,900)	32,600 (31,200 to 34,600)	29,200 (27,600 to 30,800)	10,100 (7,600 to 13,100)	29,700 (22,600 to 38,000)	54,900 (43,000 to 68,700)	69,400 (54,700 to 81,600)	75,700 (66,400 to 86,200)	76,400 (65,400 to 88,200)	75,200 (65,900 to 86,400)	90,400 (77,300 to 99,900)	84,600 (71,700 to 99,100)	87,100 (75,100 to 103,000)	89,400 (76,900 to 105,000)	90,200 (77,400 to 106,000)	83,000 (72,100 to 96,800)	74,700 (64,300 to 87,000)	64,100 (55,100 to 75,000)	57,900 (48,600 to 68,200)	50,000 (39,800 to 62,000)	9,290 (6,900 to 12,100)	1,210,000
Communicable, maternal, neonatal, and nutritional diseases	14,600 (11,200 to 18,300)	6,810 (4,790 to 9,760)	14,700 (9,490 to 22,100)	7,960 (5,290 to 11,700)	3,010 (2,060 to 4,660)	2,560 (1,850 to 3,670)	4,370 (3,240 to 6,120)	6,190 (4,420 to 8,720)	5,300 (3,810 to 7,270)	5,070 (3,370 to 6,990)	4,800 (3,230 to 6,900)	4,370 (2,900 to 6,240)	3,900 (2,520 to 5,720)	3,740 (2,500 to 5,540)	3,740 (2,550 to 5,440)	3,740 (2,550 to 5,440)	2,610 (1,810 to 3,850)	2,610 (1,790 to 3,850)	2,200 (1,490 to 3,260)	1,870 (1,280 to 2,800)	1,190 (820 to 1,800)	192 (129 to 297)	110,000
HIV/AIDS and sexually transmitted infections	1.4 (0.9 to 2.1)	1.4 (0.9 to 2.1)	132 (84 to 192)	169.9 (99.9 to 256)	69.6 (39.9 to 109)	19.6 (9.7 to 33.5)	67.1 (32.9 to 114)	422 (207 to 722)	897 (443 to 1,530)	1,060 (523 to 1,810)	984 (487 to 1,670)	704 (348 to 1,200)	422 (208 to 720)	276 (137 to 470)	169 (84 to 289)	132 (66 to 225)	104 (51 to 177)	82.2 (41 to 140)	59.4 (29.2 to 101)	41.1 (20.1 to 70.1)	9.9 (4.9 to 16.9)	1.1 (0.5 to 1.9)	6,460
HIV/AIDS	0.9 (0 to 2)	1.2 (0 to 3.6)	112 (72 to 166)	164 (93.6 to 250)	68.4 (39.2 to 108)	19.2 (9.5 to 32.7)	66.2 (32.4 to 112)	417 (205 to 713)	892 (439 to 1,520)	1,060 (519 to 1,810)	982 (485 to 1,670)	703 (347 to 1,200)	421 (207 to 720)	275 (136 to 470)	168 (83 to 287)	131 (65 to 224)	104 (51 to 177)	82.2 (40 to 140)	59.4 (29 to 101)	41.1 (20 to 70.1)	9.9 (4.9 to 16.9)	1.1 (0.5 to 1.9)	5,990
HIV/AIDS - Drug-susceptible Tuberculosis	0 (0 to 0)	0 (0 to 0)	0.6 (0.6 to 13.6)	6.4 (3.6 to 10)	0.8 (0.4 to 1.4)	0.6 (0.2 to 1.1)	1.1 (0.4 to 2.1)	2.7 (0.9 to 5.1)	5.3 (1.8 to 10)	6.4 (2.2 to 12)	5.7 (2.1 to 11)	4.5 (1.6 to 8.7)	2.6 (0.9 to 5.1)	2.4 (0.8 to 4.7)	1.4 (0.5 to 2.7)	0.7 (0.2 to 1.4)	0.4 (0.1 to 0.8)	0.3 (0.1 to 0.6)	0.2 (0.1 to 0.4)	0.1 (0 to 0.3)	0 (0 to 0)	0 (0 to 0)	382
HIV/AIDS - Multidrug-resistant Tuberculosis without extensi	0 (0 to 0)	0 (0 to 0)	0 (0 to 0)	0 (0 to 0)	0 (0 to 0)	0 (0 to 0)	0 (0 to 0)	0 (0 to 0)	0 (0 to 0)	0 (0 to 0)	0 (0 to 0)	0 (0 to 0)	0 (0 to 0)	0 (0 to 0)	0 (0 to 0)	0 (0 to 0)	0 (0 to 0)	0 (0 to 0)	0 (0 to 0)	0 (0 to 0)	0 (0 to 0)	0 (0 to 0)	0 (0 to 0)	0
HIV/AIDS - Extensively drug-resistant Tuberculosis	0 (0 to 0)	0 (0 to 0)	0 (0 to 0)	0 (0 to 0)	0 (0 to 0)	0 (0 to 0)	0 (0 to 0)	0 (0 to 0)	0 (0 to 0)	0 (0 to 0)	0 (0 to 0)	0 (0 to 0)	0 (0 to 0)	0 (0 to 0)	0 (0 to 0)	0 (0 to 0)	0 (0 to 0)	0 (0 to 0)	0 (0 to 0)	0 (0 to 0)	0 (0 to 0)	0 (0 to 0)	0 (0 to 0)	0
HIV/AIDS resulting in other diseases	0 (0 to 0)	0 (0 to 0)	19.2 (12 to 28.1)	158 (89.5 to 246)	67.6 (38.6 to 106)	18.6 (9.2 to 32.1)	65 (31.7 to 110)	414 (203 to 708)	887 (435 to 1,520)	1,050 (513 to 1,810)	977 (480 to 1,670)	699 (343 to 1,200)	419 (205 to 720)	273 (134 to 470)	167 (82 to 287)	130 (64 to 224)	103 (50 to 177)	81.6 (40 to 140)	59 (29 to 101)	40.8 (20 to 70.1)	9.8 (4.8 to 16.9)	1.1 (0.5 to 1.9)	5,180
Sexually transmitted infections excluding HIV	1.6 (0.9 to 2.4)	1.1 (0.6 to 2.2)	2.9 (1.6 to 4.5)	5.1 (2.8 to 8)	0.8 (0.4 to 1.4)	0.6 (0.3 to 1.1)	1.1 (0.5 to 2.1)	4.4 (1.9 to 8.2)	7.6 (3.2 to 14)	9.4 (3.9 to 18)	8.2 (3.4 to 16)	5.1 (2.1 to 9.8)	2.7 (1.1 to 5.2)	2.4 (1 to 4.7)	1.4 (0.5 to 2.7)	0.7 (0.2 to 1.4)	0.4 (0.1 to 0.8)	0.3 (0.1 to 0.6)	0.2 (0.1 to 0.4)	0.1 (0 to 0.3)	0 (0 to 0)	0 (0 to 0)	696
Syphilis	0.4 (0 to 2.4)	0.3 (0.1 to 1.5)	0.6 (0.6 to 4.3)	0.3 (0.1 to 0.4)	0.1 (0 to 0.2)	0.1 (0 to 0.1)	0.2 (0 to 0.4)	1.6 (0.7 to 3.6)	2.9 (1.2 to 6.4)	3.6 (1.4 to 7.8)	3.2 (1.2 to 6.9)	2.1 (0.8 to 4.3)	1.2 (0.4 to 2.5)	1.2 (0.4 to 2.5)	0.8 (0.3 to 1.7)	0.4 (0.1 to 0.9)	0.2 (0 to 0.5)	0.2 (0 to 0.4)	0.1 (0 to 0.3)	0.1 (0 to 0.2)	0 (0 to 0)	0 (0 to 0)	37
Chlamydial infection	0 (0 to 0)	0 (0 to 0)	0 (0 to 0)	0 (0 to 0)	0 (0 to 0)	0 (0 to 0)	0 (0.4 to 0.7)	0 (1.7 to 3.6)	0 (3.9 to 7.9)	0 (4.9 to 9.9)	0 (4.2 to 8.2)	0 (2.7 to 5.4)	0 (1.4 to 2.7)	0 (1.3 to 2.7)	0 (0.5 to 1.1)	0 (0.2 to 0.5)	0 (0.1 to 0.3)	0 (0 to 0.2)	0 (0 to 0.1)	0 (0 to 0.1)	0 (0 to 0.1)	0 (0 to 0.1)	0 (0 to 0.1)	80.3
Gonococcal infection	0 (0 to 0)	0 (0 to 0)	0 (0 to 0)	0 (0 to 0)	0 (0 to 0)	0 (0 to 0)	0.1 (0.2 to 0.4)	0.2 (0.7 to 1.5)	0.4 (1.5 to 3.1)	0.5 (1.9 to 4.1)	0.4 (1.6 to 3.7)	0.3 (1.1 to 2.5)	0.2 (0.6 to 1.5)	0.2 (0.6 to 1.5)	0.1 (0.3 to 0.8)	0 (0.1 to 0.4)	0 (0 to 0.2)	0 (0 to 0.1)	0 (0 to 0.1)	0 (0 to 0.1)	0 (0 to 0.1)	0 (0 to 0.1)	0 (0 to 0.1)	72.7
Trichomoniasis	0 (0 to 0)	0 (0 to 0)	0 (0 to 0)	0 (0 to 0)	0 (0 to 0)	0 (0 to 0)	0 (0.1 to 0.2)	0 (0.5 to 1.1)	0 (1.1 to 2.4)	0 (1.5 to 3.1)	0 (1.3 to 2.7)	0 (0.8 to 1.7)	0 (0.4 to 0.8)	0 (0.4 to 0.8)	0 (0.1 to 0.3)	0 (0.1 to 0.2)	0 (0 to 0.1)	0 (0 to 0.1)	0 (0 to 0.1)	0 (0 to 0.1)	0 (0 to 0.1)	0 (0 to 0.1)	0 (0 to 0.1)	23.1
Genital herpes	0 (0 to 0)	0 (0 to 0)	0 (0 to 0)	0 (0 to 0)	0 (0 to 0)	0.1 (0 to 0.2)	0.1 (0.3 to 0.6)	0.6 (2.4 to 5.1)	1.1 (4.5 to 9.1)	1.4 (5.6 to 12)	1.2 (4.9 to 10)	0.9 (3.4 to 7.5)	0.5 (2 to 4.2)	0.4 (1.9 to 3.9)	0.2 (0.9 to 2.1)	0.1 (0.4 to 1.1)	0.1 (0.2 to 0.6)	0 (0.1 to 0.4)	0 (0.1 to 0.3)	0 (0 to 0.2)	0 (0 to 0.1)	0 (0 to 0.1)	0 (0 to 0.1)	196
Other sexually transmitted infections	0 (0 to 0)	0 (0 to 0)	0 (0 to 0)	2.1 (1.2 to 3.4)	0.7 (0.4 to 1.2)	0.4 (0.2 to 0.8)	0.7 (0.3 to 1.4)	1.2 (0.4 to 2.5)	1.9 (0.6 to 4.1)	2.2 (0.7 to 4.8)	2.2 (0.8 to 4.8)	2.3 (0.8 to 5.1)	1.6 (0.5 to 3.6)	1.7 (0.6 to 3.8)	1.2 (0.4 to 2.7)	0.7 (0.2 to 1.6)	0.4 (0.1 to 0.9)	0.3 (0.1 to 0.6)	0.2 (0.1 to 0.4)	0.1 (0 to 0.2)	0 (0 to 0.1)	0 (0 to 0.1)	147
Respiratory infections and tuberculosis	497 (298 to 699)	529 (326 to 748)	2,240 (1,340 to 3,160)	1,660 (1,000 to 2,340)	551 (330 to 780)	1,060 (638 to 1,500)	1,450 (870 to 2,040)	1,560 (931 to 2,200)	1,210 (724 to 1,710)	1,420 (846 to 2,000)	1,240 (739 to 1,750)	1,310 (780 to 1,840)	1,210 (720 to 1,700)	1,360 (811 to 1,910)	1,360 (810 to 1,910)	1,360 (772 to 1,910)	1,220 (727 to 1,720)	1,220 (727 to 1,720)	1,020 (607 to 1,440)	886 (528 to 1,250)	670 (397 to 946)	106 (63 to 149)	28,700
Tuberculosis	497 (298 to 699)	529 (326 to 748)	2,240 (1,340 to 3,160)	1,660 (1,000 to 2,340)	551 (330 to 780)	1,060 (638 to 1,500)	1,450 (870 to 2,040)	1,560 (931 to 2,200)	1,210 (724 to 1,710)	1,420 (846 to 2,000)	1,240 (739 to 1,750)	1,310 (780 to 1,840)	1,210 (720 to 1,700)	1,360 (811 to 1,910)	1,360 (810 to 1,910)	1,360 (772 to 1,910)	1,220 (727 to 1,720)	1,220 (727 to 1,720)	1,020 (607 to 1,440)	886 (528 to 1,250)	670 (397 to 946)	106 (63 to 149)	28,700
Latent tuberculosis infection	0 (0 to 0)	0 (0 to 0)	0 (0 to 0)	0 (0 to 0)	0 (0 to 0)	0 (0 to 0)	0 (0 to 0)	0 (0 to 0)	0 (0 to 0)	0 (0 to 0)	0 (0 to 0)	0 (0 to 0)	0 (0 to 0)	0 (0 to 0)	0 (0 to 0)	0 (0 to 0)	0 (0 to 0)	0 (0 to 0)	0 (0 to 0)	0 (0 to 0)	0 (0 to 0)	0 (0 to 0)	0 (0 to 0)	0
Drug-susceptible tuberculosis	497 (298 to 699)	529 (326 to 748)	2,240 (1,340 to 3,160)	1,660 (1,000 to 2,340)	551 (330 to 780)	1,060 (638 to 1,500)	1,450 (870 to 2,040)	1,560 (931 to 2,200)	1,210 (724 to 1,710)	1,420 (846 to 2,000)	1,240 (739 to 1,750)	1,310 (780 to 1,840)	1,210 (720 to 1,700)	1,360 (811 to 1,910)	1,360 (810 to 1,910)	1,360 (772 to 1,910)	1,220 (727 to 1,720)	1,220 (727 to 1,720)	1,020 (607 to 1,440)	886 (528 to 1,250)	670 (397 to 946)	106 (63 to 149)	28,700
Multidrug-resistant tuberculosis without extensive drug-res	0 (0 to 0)	0 (0 to 0)	1.1 (0.1 to 9.6)	1.4 (0.1 to 9.6)	0.9 (0.1 to 7.5)	2.2 (0.2 to 15.2)	3.2 (0.3 to 22.4)	7.2 (0.6 to 51.6)	12 (0.9 to 83.6)	9.7 (0.8 to 68.2)	9.6 (0.7 to 67.3)	8.6 (0.7 to 59.8)	7.3 (0.6 to 50.6)	9.1 (0.7 to 63.7)	8.8 (0.6 to 61.5)	7.3 (0.5 to 51.2)	6.1 (0.4 to 42.7)	4.6 (0.3 to 32.3)	3.6 (0.2 to 25.2)	2.6 (0.1 to 18.1)	1.6 (0.1 to 11.2)	0.2 (0 to 1.2)	138
Extensively drug-resistant tuberculosis	0.2 (0 to 0.9)	0.2 (0 to 1.1)	0.2 (0 to 1.1)	0.1 (0 to 0.6)	0.1 (0 to 0.5)	0.5 (0 to 2.3)	0.7 (0 to 3.1)	1.1 (0.1 to 4.9)	1.5 (0.1 to 6.9)	1.5 (0.1 to 7.1)	1.7 (0.1 to 7.5)	1.7 (0.1 to 7.5)	1.6 (0.1 to 7.5)	1.6 (0.1 to 7.5)	1.5 (0.1 to 6.9)	1.4 (0.1 to 6.3)	1.2 (0.1 to 5.3)	0.9 (0.1 to 4.2)	0.7 (0 to 3.2)	0.5 (0 to 2.2)	0.1 (0 to 0.5)	0 (0 to 0.1)	19.6
Lower respiratory infections	483 (289 to 680)	530 (326 to 749)	5,090 (3,040 to 7,180)	1,500 (1,000 to 2,120)	312 (208 to 440)	478 (319 to 675)	354 (236 to 500)	417 (278 to 589)	371 (247 to 524)	451 (300 to 637)	376 (250 to 531)	563 (375 to 795)	664 (442 to 938)	923 (615 to 1,300)	1,330 (886 to 1,880)	877 (584 to 1,240)	966 (643 to 1,360)	1,060 (706 to 1,500)	887 (591 to 1,250)	680 (453 to 960)	339 (226 to 479)	31,000 (20,600 to 43,800)
Upper respiratory infections	0.6 (0.4 to 7.7)	0.5 (0.4 to 20.2)	441 (131 to 375)	478 (286 to 703)	200 (242 to 813)	259 (226 to 716)	227 (202 to 668)	227 (193 to 596)	177 (177 to 529)	222 (192 to 666)	172 (145 to 532)	232 (126 to 459)	232 (209 to 331)	231 (185 to 331)	231 (185 to 331)	231 (185 to 331)	194 (154 to 331)	194 (154 to 331)	157 (129 to 331)	157 (129 to 331)	157 (129 to 331)	157 (129 to 331)	157 (129 to 331)	4,260
Otitis media	0 (0 to 0.1)	0 (0.3 to 1)	22.2 (11.3 to 39.7)	39 (18.9 to 72.9)	244 (122 to 424)	158 (78 to 299)	128 (65 to 242)	190 (96 to 359)	194 (98 to 366)	194 (98 to 366)	194 (98 to 366)	194 (98 to 366)	194 (98 to 366)	194 (98 to 366)	194 (98 to 366)	194 (98 to 366)	194 (98 to 366)	194 (98 to 366)	194 (98 to 366)	194 (98 to 366)	194 (98 to 366)	194 (98 to 366)	194 (98 to 366)	1,400
Enteric infections	44.6 (19 to 91)	27 (19 to 51)	2,160 (1,160 to 3,770)	1,230 (1,080 to 2,070)	238 (168 to 328)	239 (170 to 330)	244 (172 to 336)	273 (193 to 377)	221 (156 to 309)	221 (156 to 309)	221 (156 to 309)	221 (156 to 309)	221 (156 to 309)	221 (156 to 309)	221 (156 to 309)	221 (156 to 309)	221 (156 to 309)	221 (156 to 309)	221 (156 to 309)	221 (156 to 309)	221 (156 to 309)	221 (156 to 309)	221 (156 to 309)	9,490
Diarrheal diseases	44.6 (19 to 91)	27 (19 to 51)	2,160 (1,160 to 3,770)	1,230 (1,080 to 2,070)	238 (168 to 328)	239 (170 to 330)	244 (172 to 336)	273 (193 to 377)	221 (156 to 309)	221 (156 to 309)	221 (156 to 309)	221 (156 to 309)	221 (156 to 309)	221 (156 to 309)	221 (156 to 309)	221 (156 to 309)	221 (156 to 309)	221 (156 to 309)	221 (156 to 309)	221 (156 to 309)	221 (156 to 309)	221 (156 to 309)	221 (156 to 309)	9,490
Cholera	0 (0 to 0)	0 (0 to 0)	0 (0 to 0)	0 (0 to 0)	0 (0 to 0)	0 (0 to 0)	0 (0 to 0)	0 (0 to 0)	0 (0 to 0)	0 (0 to 0)	0 (0 to 0)	0 (0 to 0)	0 (0 to 0)	0 (0 to 0)	0 (0 to 0)	0 (0 to 0)	0 (0 to 0)	0 (0 to 0)	0 (0 to 0)	0 (0 to 0)	0 (0 to 0)	0 (0 to 0)	0 (0 to 0)	0
Typhoid and paratyphoid	0 (0 to 0)	0 (0 to 0.4)	19.2 (9.6 to 31.6)	3.9 (1.7 to 8.3)	0.6 (0.3 to 1.2)	0.4 (0.2 to 0.8)	0.6 (0.3 to 1.2)	0.8 (0.4 to 1.6)	0.9 (0.4 to 1.8)	0.9 (0.4 to 1.8)	0.8 (0.3 to 1.7)	0.7 (0.3 to 1.4)	0.5 (0.2 to 1.1)	0.4 (0.2 to 0.9)	0.3 (0.1 to 0.7)	0.2 (0.1 to 0.5)	0.1 (0 to 0.3)	0.1 (0 to 0.2)	0 (0 to 0.1)	0 (0 to 0.1)	0 (0 to 0.1)	0 (0 to 0.1)	0 (0 to 0.1)	101
Typhoid fever	0 (0 to 0)	7.6 (2.7 to 18)	13.1 (4.7 to 31)	3.9 (1.4 to 9.2)	0.6 (0.2 to 1.5)	0.4 (0.1 to 1)	0.6 (0.2 to 1.4)	0.8 (0.3 to 1.9)	0.9 (0.3 to 2.1)	0.9 (0.3 to 2.1)	0.8 (0.3 to 2)	0.7 (0.2 to 1.7)	0.5 (0.2 to 1.3)	0.4 (0.1 to 1)	0.3 (0.1 to 0.8)	0.2 (0 to 0.5)	0.1 (0 to 0.3)	0.1 (0 to 0.2)	0 (0 to 0.1)	0 (0 to 0.1)	0 (0 to 0.1)	0 (0 to 0.1)	0 (0 to 0.1)	99.6
Paratyphoid fever	0 (0 to 0)	0.2 (0 to 0.4)	6.1 (3.1 to 10.6)	0.1 (0 to 0.2)	0.1 (0 to 0.2)	0.1 (0 to 0.2)	0.1 (0 to 0.2)	0.1 (0 to 0.2)	0.1 (0 to 0.2)	0.1 (0 to 0.2)	0.1 (0 to 0.2)	0.1 (0 to 0.2)	0.1 (0 to 0.2)	0.1 (0 to 0.2)	0.1 (0 to 0.2)	0.1 (0 to 0.2)	0.1 (0 to 0.2)	0.1 (0 to 0.2)	0 (0 to 0.1)	0 (0 to 0.1)	0 (0 to 0.1)	0 (0 to 0.1)	0 (0 to 0.1)	1.6
Invasive Non-typhoidal Salmonella (iNTS)	0 (0 to 0)	0.2 (0.1 to 0.6)	7.1 (1.6 to 37.8)	0.2 (0.1 to 38.4)	0.1 (0 to 0.4)	0.1 (0 to 0.4)	0.1 (0.1 to 0.4)	0.2 (0.1 to 0.6)	0.2 (0.1 to 0.6)	0.2 (0.1 to 0.6)	0.2 (0.1 to 0.6)	0.2 (0.1 to 0.6)	0.2 (0.1 to 0.6)	0.2 (0.1 to 0.6)	0.2 (0.1 to 0.6)	0.2 (0.1 to 0.6)	0.2 (0.1 to 0.6)	0.2 (0.1 to 0.6)	0.2 (0.1 to 0.6)	0.2 (0.1 to 0.6)	0.2 (0.1 to 0.6)	0.2 (0.1 to 0.6)	0.2 (0.1 to 0.6)	50.5
Other intestinal infectious diseases	0 (0 to 0)	0 (0 to 0)	0.1 (0.1 to 34)	0.4 (0.9 to 12.9)	0.2 (0.9 to 8.2)	0.1 (0.3 to 3.6)	0.1 (0.3 to 3.6)	0.1 (0.3 to 3.6)	0.1 (0.3 to 3.6)	0.1 (0.3 to 3.6)	0.1 (0.3 to 3.6)	0.1 (0.3 to 3.6)	0.1 (0.3 to 3.6)	0.1 (0.3 to 3.6)	0.1 (0.3 to 3.6)	0.1 (0.3 to 3.6)	0.1 (0.3 to 3.6)	0.1 (0.3 to 3.6)	0.1 (0.3 to 3.6)	0.1 (0.3 to 3.6)	0.1 (0.3 to 3.6)	0.1 (0.3 to 3.6)	0.1 (0.3 to 3.6)	22.2
Neglected tropical diseases and malaria	0 (0 to 0.1)	0 (0 to 0.2)	0.1 (0 to 0.3)	0.1 (0 to 0.2)	0 (0 to 0.1)	0 (0 to 0.1)	0 (0 to 0.1)	0 (0 to 0.1)	0 (0 to 0.1)	0 (0 to 0.1)	0 (0 to 0.1)	0 (0 to 0.1)	0 (0 to 0.1)	0 (0 to 0.1)	0 (0 to 0.1)	0 (0 to 0.1)	0 (0 to 0.1)	0 (0 to 0.1)	0 (0 to 0.1)	0 (0 to 0.1)	0 (0 to 0.1)	0 (0 to 0.1)	0 (0 to 0.1)	0.3
Malaria	0 (0 to 0)	0 (0 to 0)	0 (0 to 0)	0 (0 to 0)	0 (0 to 0)	0 (0 to 0)	0 (0 to 0)	0 (0 to 0)	0 (0 to 0)	0 (0 to 0)	0 (0 to 0)	0 (0 to 0)	0 (0 to 0)	0 (0 to 0)	0 (0 to 0)	0 (0 to 0)	0 (0 to 0)	0 (0 to 0)	0 (0 to 0)	0 (0 to 0)	0 (0 to 0)	0 (0 to 0)	0 (0 to 0)	0
Chagas disease	0 (0 to 0)	0 (0 to 0.2)	0.1 (0.1 to 0.2)	1 (0.4 to 1.4)	0.6 (0.3 to 0.9)	12.1 (6.5 to 20.5)	17.9 (9.5 to 31.5)	22 (11.1 to 37.6)	22.1 (11.7 to 37.4)	19.9 (10.2 to 34.2)	20.7 (10.6 to 34.4)	22.5 (11.5 to 37.8)	20.4 (10.4 to 34.1)	22 (11.2 to 36.8)	20.2 (10.3 to 33.6)	18.9 (9.6 to 31.5)	16.7 (8.5 to 28.1)	14.2 (7.2 to 24.1)	11.3 (5.7 to 19.2)	8.2 (4.1 to 14.1)	1.7 (0.8 to 3.1)	0.2 (0.1 to 0.4)	539
Leishmaniasis	0 (0 to 0)	0 (0 to 0)	0 (0 to 0.1)	0 (0 to 0)	0 (0 to 0)	0 (0 to 0)	0 (0 to 0)	0 (0 to 0)	0 (0 to 0)	0 (0 to 0)	0 (0 to 0)	0 (0 to 0)	0 (0 to 0)	0 (0 to 0)	0 (0 to 0)	0 (0 to 0)	0 (0 to 0)	0 (0 to 0)	0 (0 to 0)	0 (0 to 0)	0 (0 to 0)	0 (0 to 0)	0 (0 to 0)	0.1
Visceral leishmaniasis	0 (0 to 0)	0 (0 to 0)	0 (0 to 0)	0 (0 to 0)	0 (0 to 0)	0 (0 to 0)	0 (0 to 0)	0 (0 to 0)	0 (0 to 0)	0 (0 to 0)	0 (0 to 0)	0 (0 to 0)	0 (0 to 0)	0 (0 to 0)	0 (0 to 0)	0 (0 to 0)	0 (0 to 0)	0 (0 to 0)	0 (0 to 0)	0 (0 to 0)	0 (0 to 0)	0 (0 to 0)	0 (0 to 0)	0
Cutaneous and mucocutaneous leishmaniasis	0 (0 to 0)	0 (0 to 0)	0 (0 to 0.1)	0 (0 to 0.1)	0 (0 to 0)	0 (0 to 0)	0 (0 to 0)	0 (0 to 0)	0 (0 to 0)	0 (0 to 0)	0 (0 to 0)	0 (0 to 0)	0 (0 to 0)	0 (0 to 0)	0 (0 to 0)	0 (0 to 0)	0 (0 to 0)	0 (0 to 0)	0 (0 to 0)	0 (0 to 0)	0 (0 to 0)	0 (0 to 0)	0 (0 to 0)	0.1
African trypanosomiasis	0 (0 to 0)	0 (0 to 0)	0 (0 to 0)	0 (0 to 0)	0 (0 to 0)	0 (0 to 0)	0 (0 to 0)	0 (0 to 0)	0 (0 to 0)	0 (0 to 0)	0 (0 to 0)	0 (0 to 0)	0 (0 to 0)	0 (0 to 0)	0 (0 to 0)	0 (0 to 0)	0 (0 to 0)	0 (0 to 0)	0 (0 to 0)	0 (0 to 0)	0 (0 to 0)	0 (0 to 0)	0 (0 to 0)	0
Schistosomiasis	0 (0 to 0)	0 (0 to 0)	0 (0 to 0)	0 (0 to 0)	0 (0 to 0)	0 (0 to 0)	0 (0 to 0)	0 (0 to 0)	0 (0 to 0)	0 (0 to 0)	0 (0 to 0)	0 (0 to 0)	0 (0 to 0)	0 (0 to 0)	0 (0 to 0)	0 (0 to 0)	0 (0 to 0)	0 (0 to 0)	0 (0 to 0)	0 (0 to 0)	0 (0 to 0)	0 (0 to 0)	0 (0 to 0)	0
Cysticercosis	0 (0 to 0)	0 (0 to 0)	0 (0 to 0.2)	1.6 (0.1 to 4.6)	0.8 (1 to 2.7)	69.7 (13.2 to 172)	152 (51.7 to 337)	268 (93.7 to 577)	251 (103 to 479)	287 (127 to 545)	287 (127 to 545)	287 (127 to 545)	309 (127 to 612)	312 (120 to 608)	309 (120 to 608)	309 (120 to 608)	316 (120 to 608)	287 (122 to 543)	259 (122 to 543)	174 (78 to 329)	79.6 (40.1 to 150)	10.6 (5.1 to 20.7)	3,820
Cystic echinococcosis	0 (0 to 0)	0 (0 to 0)	0 (0 to 0.2)	0 (0 to 0.2)	0 (0 to 0.1)	0 (0 to 0.1)	0 (0 to 0.1)	0 (0 to 0.1)	0 (0 to 0.2)	0 (0 to 0.2)	0 (0 to 0.2)	0 (0 to 0.2)	0 (0 to 0.2)	0 (0 to 0.2)	0 (0 to 0.2)	0 (0 to 0.2)	0 (0 to 0.2)	0 (0 to 0.2)	0 (0 to 0.2)	0 (0 to 0.2)	0 (0 to 0.2)	0 (0 to 0.2)	0 (0 to 0.2)	2.1
Lymphatic filariasis	0 (0 to 0)	0 (0 to 0)	0 (0 to 0)	0 (0 to 0)	0 (0 to 0)	0 (0 to 0)	0 (0 to 0)	0 (0 to 0)	0 (0 to



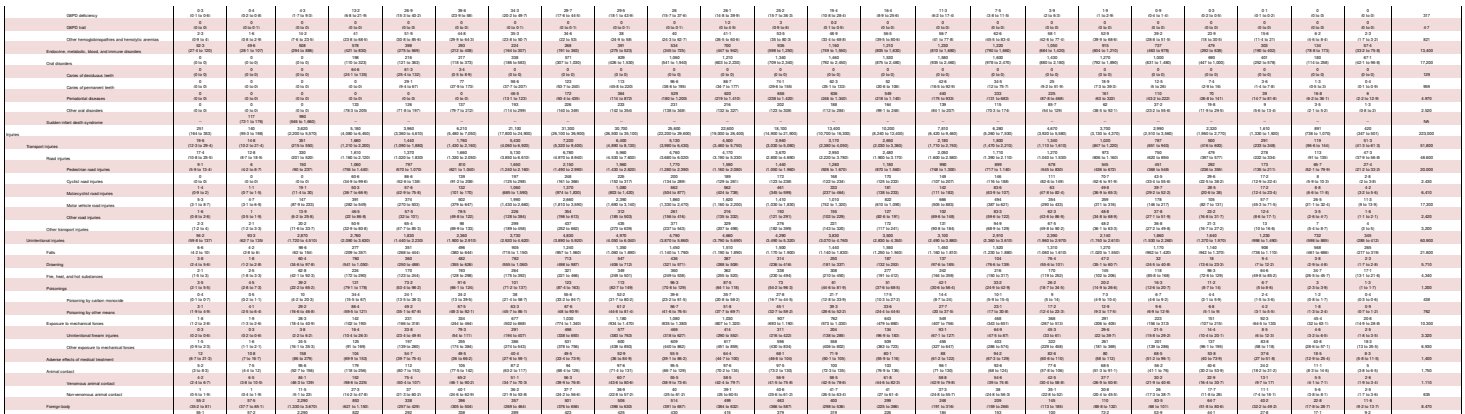

SR Table 2c. Armenia DALYS by cause and sex group for both sexes with 95% uncertainty intervals, 2019

Cause	Both Neonatal	Late Neonatal	Post Neonatal	1 to 4	5 to 9	10 to 14	15 to 19	20 to 24	25 to 29	30 to 34	35 to 39	40 to 44	45 to 49	50 to 54	55 to 59	60 to 64	65 to 69	70 to 74	75 to 79	80 to 84	85 to 89	90 to 94	95 plus	Total
All causes	16,200 (11,200 to 19,100)	9,660 (6,770 to 11,700)	13,700 (9,330 to 16,900)	19,700 (12,200 to 27,900)	11,600 (9,350 to 14,000)	11,600 (9,590 to 14,000)	12,200 (11,000 to 13,900)	15,600 (13,200 to 18,200)	20,100 (16,900 to 23,500)	26,700 (23,200 to 30,700)	29,600 (25,500 to 34,100)	32,100 (28,000 to 36,600)	35,700 (30,900 to 41,000)	38,400 (33,400 to 44,000)	40,600 (35,600 to 46,200)	42,900 (37,700 to 48,600)	45,200 (39,600 to 51,000)	52,900 (46,000 to 59,800)	60,600 (52,200 to 67,400)	77,100 (66,000 to 86,200)	39,400 (34,700 to 43,200)	17,600 (15,600 to 19,700)	2,500 (2,300 to 2,700)	922,000
Communicable, maternal, neonatal, and nutritional diseases	13,100 (7,570 to 15,300)	4,090 (3,110 to 5,220)	6,800 (5,080 to 8,370)	5,940 (3,320 to 8,580)	3,230 (2,500 to 4,000)	2,060 (1,630 to 2,570)	1,890 (1,370 to 2,760)	2,200 (1,680 to 2,900)	2,860 (2,240 to 3,600)	3,200 (2,560 to 3,960)	3,210 (2,530 to 4,000)	2,770 (2,200 to 3,490)	2,320 (1,830 to 2,930)	2,290 (1,830 to 2,900)	2,890 (2,330 to 3,560)	2,660 (2,130 to 3,250)	2,640 (1,920 to 2,970)	1,470 (1,130 to 1,790)	1,130 (862 to 1,410)	1,990 (1,530 to 1,910)	911 (713 to 1,110)	409 (320 to 490)	609 (454 to 694)	69,300
HIV/AIDS and sexually transmitted infections	0 (0 to 0)	0 (0 to 0)	9.8 (8.1 to 9.7)	12 (10.1 to 14)	11.8 (10.1 to 13.4)	4.6 (3.9 to 7.1)	17.2 (14.7 to 28.4)	52 (39.6 to 73.9)	166 (132 to 215)	372 (297 to 479)	296 (248 to 366)	264 (222 to 322)	131 (108 to 162)	103 (84.2 to 127)	60.3 (49.1 to 74)	66 (53 to 84.3)	29.7 (23.9 to 42.7)	12.6 (7.9 to 19.6)	6.7 (4.2 to 11.3)	9.2 (5.9 to 15.6)	1.3 (0.9 to 2.6)	0.2 (0.1 to 0.5)	1,970
HIV/AIDS	0 (0 to 0)	0 (0 to 0)	9.8 (8 to 9.7)	12 (10.1 to 14.4)	11.8 (10.1 to 13.4)	1.6 (1.4 to 2.1)	2.6 (2.4 to 3.2)	19.1 (16.5 to 22.5)	109 (91.6 to 132)	233 (200 to 286)	232 (199 to 277)	199 (170 to 239)	72.1 (62.4 to 85.6)	57.6 (49.6 to 67.2)	29.7 (24.7 to 35.6)	9.4 (7.6 to 11.4)	3.6 (2.9 to 4.3)	0.7 (0.5 to 1.2)	0.3 (0.2 to 0.5)	0.2 (0.1 to 0.4)	0 (0 to 0)	0 (0 to 0)	1,080
HIV/AIDS - Drug-susceptible Tuberculosis	0 (0 to 0)	0 (0 to 0)	0.3 (0.2 to 0.3)	2.3 (1.9 to 2.7)	2.3 (2 to 2.6)	0.2 (0.2 to 0.3)	0.3 (0.2 to 0.4)	3.5 (2.9 to 4.2)	20.6 (17.2 to 25.1)	49.6 (41.6 to 59.8)	43.6 (36.8 to 52.6)	39.1 (32.9 to 47.2)	17.5 (14.7 to 21.1)	14.3 (12 to 17.2)	8.1 (6.8 to 9.7)	2.7 (2.3 to 3.2)	1.1 (0.9 to 1.3)	0.2 (0.1 to 0.3)	0.1 (0 to 0.2)	0.1 (0 to 0.2)	0 (0 to 0)	0 (0 to 0)	208
HIV/AIDS - Multidrug-resistant Tuberculosis without extensive	0 (0 to 0)	0 (0 to 0)	0.9 (0.1 to 1)	3.6 (0.2 to 2)	3.6 (0.2 to 2)	0.3 (0.1 to 0.5)	0.5 (0.2 to 0.7)	4.1 (0.3 to 3)	23.7 (1.7 to 17.3)	57.5 (3.6 to 39.8)	50.5 (3.4 to 35)	45.3 (3.2 to 32.2)	20.3 (1.4 to 14.4)	16.6 (1.2 to 11.9)	9.4 (0.7 to 6.7)	3.1 (0.2 to 2.2)	1.3 (0.1 to 0.9)	0.3 (0 to 0.2)	0.1 (0 to 0.1)	0.1 (0 to 0.1)	0 (0 to 0)	0 (0 to 0)	80
HIV/AIDS - Extensively drug-resistant Tuberculosis	0 (0 to 0)	0 (0 to 0)	0.4 (0.3 to 0.5)	0.9 (0.1 to 0.9)	0.9 (0.1 to 0.9)	0.1 (0 to 0.1)	0.1 (0 to 0.2)	0.9 (0.1 to 1.3)	5.6 (0.8 to 7.8)	13.7 (1.7 to 17.3)	12.1 (1.6 to 14.7)	10.8 (1.5 to 13.4)	4.9 (0.6 to 6.3)	3.9 (0.5 to 5)	2.2 (0.3 to 2.8)	0.7 (0.1 to 0.9)	0.3 (0 to 0.4)	0.1 (0 to 0.2)	0 (0 to 0.1)	0 (0 to 0.1)	0 (0 to 0)	0 (0 to 0)	39.3
HIV/AIDS resulting in other diseases	0 (0 to 0)	0 (0 to 0)	0.4 (0.3 to 0.1)	0.9 (0.1 to 1.1)	0.9 (0.1 to 1.1)	1.1 (0.9 to 1.4)	1.9 (1.6 to 2.3)	4.1 (3.6 to 5.1)	16.2 (14.1 to 20.1)	32.4 (28.1 to 40.1)	34.1 (29.6 to 42.2)	32.1 (27.8 to 39.7)	16.4 (14.2 to 20.3)	12.9 (11.2 to 16)	7.5 (6.5 to 9.3)	2.5 (2.2 to 3.1)	1.1 (0.9 to 1.4)	0.3 (0.2 to 0.4)	0.1 (0 to 0.2)	0.1 (0 to 0.2)	0 (0 to 0)	0 (0 to 0)	729
Sexually transmitted infections excluding HIV	0 (0 to 0.1)	0 (0 to 0)	0 (0 to 0)	0 (0 to 0)	0 (0 to 0)	0.4 (0.3 to 0.6)	0.1 (0 to 0.2)	0.6 (0.4 to 1.2)	0.2 (0.2 to 0.7)	0.2 (0.2 to 0.7)	0.2 (0.2 to 0.7)	0.2 (0.2 to 0.6)	0.2 (0.1 to 0.5)	0.2 (0.2 to 0.5)	0.3 (0.2 to 0.6)	0.3 (0.2 to 0.6)	0.2 (0.1 to 0.4)	0.1 (0 to 0.3)	0.1 (0 to 0.3)	0.1 (0 to 0.4)	0 (0 to 0)	0 (0 to 0)	3.7
Syphilis	0 (0 to 0)	0 (0 to 0)	0 (0 to 0)	0 (0 to 0)	0 (0 to 0)	0.2 (0.2 to 0.3)	0.1 (0 to 0.2)	0.4 (0.3 to 0.9)	0.2 (0.2 to 0.6)	0.2 (0.2 to 0.7)	0.2 (0.2 to 0.7)	0.2 (0.2 to 0.6)	0.2 (0.1 to 0.5)	0.2 (0.2 to 0.5)	0.3 (0.2 to 0.6)	0.3 (0.2 to 0.6)	0.2 (0.1 to 0.4)	0.1 (0 to 0.3)	0.1 (0 to 0.3)	0.1 (0 to 0.4)	0 (0 to 0)	0 (0 to 0)	3.7
Chlamydial infection	0 (0 to 0)	0 (0 to 0)	0 (0 to 0)	0 (0 to 0)	0 (0 to 0)	0.2 (0.2 to 0.3)	0.2 (0.1 to 0.3)	0.8 (0.4 to 1.7)	2.1 (1.1 to 4.3)	4.6 (2.1 to 9.8)	4.2 (1.9 to 8.9)	3.8 (1.7 to 8.1)	2.1 (0.9 to 4.5)	1.6 (0.7 to 3.4)	1.1 (0.5 to 2.4)	0.8 (0.3 to 1.7)	0.4 (0.2 to 0.9)	0.2 (0.1 to 0.4)	0.1 (0 to 0.3)	0.1 (0 to 0.3)	0 (0 to 0)	0 (0 to 0)	73.2
Gonococcal infection	0 (0 to 0)	0 (0 to 0)	0 (0 to 0)	0 (0 to 0)	0 (0 to 0)	0.6 (0.4 to 0.9)	0.6 (0.3 to 1.1)	2.6 (1.2 to 5.9)	6.6 (2.8 to 14.8)	13.7 (5.9 to 30.5)	12.6 (5.5 to 27.8)	11.2 (4.9 to 24.7)	5.6 (2.5 to 12.2)	4.5 (2 to 9.8)	2.9 (1.3 to 6.2)	2.1 (0.9 to 4.5)	1.1 (0.5 to 2.3)	0.6 (0.2 to 1.2)	0.3 (0.1 to 0.6)	0.2 (0.1 to 0.5)	0 (0 to 0)	0 (0 to 0)	74.3
Trichomoniasis	0 (0 to 0)	0 (0 to 0)	0 (0 to 0)	0 (0 to 0)	0 (0 to 0)	0.1 (0.1 to 0.2)	0.1 (0.1 to 0.2)	0.6 (0.3 to 1.4)	2.1 (1.1 to 4.7)	4.9 (2.4 to 10.7)	4.5 (2.2 to 9.8)	4 (1.9 to 8.7)	2.2 (1.1 to 4.8)	1.7 (0.8 to 3.7)	1.1 (0.5 to 2.4)	0.8 (0.3 to 1.7)	0.4 (0.2 to 0.9)	0.2 (0.1 to 0.4)	0.1 (0 to 0.3)	0.1 (0 to 0.3)	0 (0 to 0)	0 (0 to 0)	142
Genital herpes	0 (0 to 0)	0 (0 to 0)	0 (0 to 0)	0 (0 to 0)	0 (0 to 0)	0.1 (0 to 0.2)	0.1 (0 to 0.2)	0.4 (0.2 to 0.9)	1.2 (0.6 to 2.7)	2.7 (1.3 to 6.1)	2.5 (1.2 to 5.6)	2.2 (1.1 to 5)	1.2 (0.6 to 2.7)	0.9 (0.5 to 2.1)	0.6 (0.3 to 1.4)	0.4 (0.2 to 1)	0.2 (0.1 to 0.5)	0.1 (0 to 0.3)	0 (0 to 0.2)	0 (0 to 0.1)	0 (0 to 0)	0 (0 to 0)	78.4
Other sexually transmitted infections	0 (0 to 0)	0 (0 to 0)	0 (0 to 0)	0 (0 to 0)	0 (0 to 0)	1.5 (0.6 to 3.2)	0.6 (0.3 to 1.1)	1.4 (0.7 to 1.7)	1.4 (0.7 to 1.7)	2.6 (1.4 to 3.2)	2.2 (1.2 to 2.8)	2.2 (1.2 to 2.7)	1.2 (0.6 to 1.5)	1.2 (0.6 to 1.4)	0.7 (0.4 to 0.9)	0.6 (0.3 to 0.8)	0.3 (0.2 to 0.4)	0.2 (0.1 to 0.3)	0.1 (0 to 0.2)	0.1 (0 to 0.2)	0 (0 to 0)	0 (0 to 0)	160
Respiratory infections and tuberculosis	797 (617 to 1,100)	1,000 (783 to 1,360)	4,490 (3,120 to 6,490)	2,730 (2,050 to 3,580)	799 (569 to 999)	499 (353 to 670)	290 (215 to 393)	491 (364 to 663)	660 (500 to 861)	837 (636 to 1,090)	878 (676 to 1,160)	844 (641 to 1,090)	899 (696 to 1,140)	1,170 (923 to 1,490)	1,390 (1,060 to 1,800)	1,220 (955 to 1,560)	710 (516 to 1,000)	320 (209 to 469)	164 (104 to 252)	169 (109 to 261)	23,600 (20,500 to 26,900)
Tuberculosis	0 (0 to 0)	0.3 (0 to 0)	71 (47 to 105)	751 (493 to 991)	22.2 (14.6 to 32.4)	10.3 (7.3 to 14.6)	29.5 (19.7 to 37.4)	108 (74.6 to 161)	177 (126 to 239)	175 (122 to 234)	297 (210 to 374)	329 (228 to 433)	329 (228 to 432)	331 (214 to 424)	349 (226 to 419)	299 (198 to 379)	192 (123 to 256)	33 (21 to 47.3)	19.4 (12.2 to 30.3)	19.6 (12.4 to 31.5)	3,070 (2,310 to 3,910)
Latent tuberculosis infection	0 (0 to 0)	0 (0 to 0)	0 (0 to 0)	0 (0 to 0)	0 (0 to 0)	0 (0 to 0)	0 (0 to 0)	0 (0 to 0)	0 (0 to 0)	0 (0 to 0)	0 (0 to 0)	0 (0 to 0)	0 (0 to 0)	0 (0 to 0)	0 (0 to 0)	0 (0 to 0)	0 (0 to 0)	0 (0 to 0)	0 (0 to 0)	0 (0 to 0)	0 (0 to 0)	0 (0 to 0)	0
Drug-susceptible Tuberculosis	0 (0 to 0)	0 (0 to 0)	69.4 (47.9 to 97.6)	681.7 (441.1 to 743.3)	19.6 (9.4 to 28.7)	7.7 (4.7 to 13.1)	19.6 (9.4 to 27.1)	78.4 (42.5 to 129)	137 (67.4 to 199)	256 (126 to 358)	232 (115 to 338)	239 (119 to 349)	215 (107 to 316)	217 (108 to 319)	243 (121 to 352)	264 (132 to 384)	155 (77 to 224)	79.6 (39.6 to 116)	35 (17.4 to 51.3)	20.6 (10.3 to 30.4)	10 (4.9 to 15.1)	3.2 (1.6 to 4.8)	3,230
Multidrug-resistant tuberculosis without extensive drug-resistar	0 (0 to 0)	0 (0 to 0)	19.6 (13.4 to 26.2)	14.9 (11.3 to 20.2)	6.2 (3.9 to 9.5)	1.6 (1.3 to 2.1)	6.6 (3.9 to 9.6)	17.3 (10.9 to 26.1)	23.7 (15.4 to 35.1)	23.6 (15.7 to 34.2)	17.3 (11.6 to 25.1)	12.6 (8.5 to 18.2)	9.5 (6.7 to 13.5)	7.6 (5.3 to 10.8)	5.6 (3.9 to 8)	3.5 (2.5 to 5)	2.1 (1.5 to 3)	1.2 (0.8 to 1.7)	0.6 (0.4 to 0.9)	0.3 (0.2 to 0.5)	0.1 (0 to 0.2)	0 (0 to 0)	638
Extensively drug-resistant tuberculosis	0 (0 to 0)	0 (0 to 0)	7.1 (4.9 to 10.1)	6.9 (5.1 to 9.4)	1.6 (1 to 2.4)	0.7 (0.5 to 1.1)	1.6 (0.9 to 2.3)	4.1 (2.6 to 6.2)	5.6 (3.7 to 8.3)	5.5 (3.6 to 8.1)	4.1 (2.7 to 6.1)	3 (2 to 4.4)	2.3 (1.6 to 3.4)	1.8 (1.3 to 2.6)	1.3 (0.9 to 1.9)	0.8 (0.6 to 1.2)	0.5 (0.3 to 0.7)	0.3 (0.2 to 0.4)	0.1 (0 to 0.2)	0.1 (0 to 0.1)	0 (0 to 0)	0 (0 to 0)	276
Lower respiratory infections	766 (617 to 1,090)	1,000 (780 to 1,360)	4,290 (3,000 to 6,200)	2,480 (1,790 to 3,330)	781 (551 to 980)	482 (341 to 650)	232 (166 to 328)	184 (135 to 260)	199 (144 to 279)	192 (139 to 269)	207 (149 to 286)	229 (166 to 316)	289 (209 to 396)	371 (269 to 509)	429 (309 to 585)	456 (329 to 620)	668 (469 to 913)	695 (469 to 1,010)	797 (537 to 1,150)	774 (477 to 1,210)	722 (446 to 1,130)	1,150 (707 to 1,810)	602 (370 to 945)	320 (197 to 502)	453 (280 to 710)	17,400
Upper respiratory infections	0.7 (0.5 to 1.1)	2.6 (1.9 to 3.6)	344 (241 to 479)	131 (91.7 to 183)	159 (111 to 222)	162 (113 to 226)	116 (81.1 to 161)	77 (53.9 to 107)	69.7 (48.7 to 96.7)	70.3 (49.1 to 97.6)	113 (78.7 to 157)	170 (118 to 236)	192 (133 to 266)	276 (192 to 383)	339 (236 to 470)	360 (250 to 500)	412 (286 to 572)	371 (257 to 515)	294 (204 to 408)	197 (137 to 273)	151 (105 to 210)	34.7 (24.1 to 48.2)	9.5 (6.6 to 13.2)	3,400
Otitis media	0 (0 to 0)	0 (0 to 0.2)	2.4 (0.9 to 5.2)	13.2 (4.9 to 24)	0.6 (0.2 to 1.2)	0.2 (0.1 to 0.4)	0.1 (0 to 0.2)	0.2 (0.1 to 0.4)	0.2 (0.1 to 0.4)	0.2 (0.1 to 0.4)	0.2 (0.1 to 0.4)	0.2 (0.1 to 0.4)	0.2 (0.1 to 0.4)	0.2 (0.1 to 0.4)	0.2 (0.1 to 0.4)	0.2 (0.1 to 0.4)	0.2 (0.1 to 0.4)	0.2 (0.1 to 0.4)	0.2 (0.1 to 0.4)	0.2 (0.1 to 0.4)	0.2 (0.1 to 0.4)	0.2 (0.1 to 0.4)	814
Enteric infections	222 (19 to 33 k)	61 (47 k to 131)	438 (277 to 668)	511 (382 to 709)	457 (276 to 717)	475 (280 to 756)	297 (201 to 573)	435 (277 to 827)	297 (249 to 763)	432 (344 to 762)	422 (264 to 740)	329 (226 to 479)	247 (179 to 376)	257 (186 to 357)	279 (192 to 404)	275 (189 to 392)	239 (166 to 332)	166 (109 to 232)	97.9 (68 to 139)	61 (39.6 to 89.6)	29.1 (19.1 to 42.6)	3.2 (2.1 to 4.7)	9,140
Diarrheal diseases	222 (19 to 33 k)	61 (47 k to 131)	438 (275 to 668)	509 (380 to 703)	455 (273 to 715)	474 (279 to 754)	296 (201 to 571)	434 (276 to 827)	296 (248 to 760)	431 (343 to 760)	421 (263 to 738)	328 (226 to 478)	246 (178 to 374)	256 (186 to 357)	278 (192 to 403)	274 (188 to 391)	238 (166 to 332)	165 (108 to 232)	97.5 (68 to 139)	60.8 (39.5 to 89.4)	29.1 (19.1 to 42.6)	3.2 (2.1 to 4.7)	9,110
Typhoid and paratyphoid	0 (0 to 0)	0 (0 to 0)	1.9 (0.1 to 3.4)	0.6 (0.1 to 1)	0.1 (0 to 0.2)	0.1 (0 to 0.2)	0 (0 to 0)	0 (0 to 0)	0 (0 to 0)	0 (0 to 0)	0 (0 to 0)	0.1 (0 to 0.1)	0 (0 to 0)	0.2 (0 to 0.7)	0.2 (0 to 0.8)	0.1 (0 to 0.3)	0.1 (0 to 0.2)	0.1 (0 to 0.2)	0 (0 to 0.1)	0 (0 to 0.1)	0 (0 to 0)	0 (0 to 0)	19
Typhoid fever	0 (0 to 0)	0 (0 to 0)	1.9 (0.1 to 3.4)	0.6 (0.1 to 1)	0.1 (0 to 0.2)	0.1 (0 to 0.2)	0 (0 to 0)	0 (0 to 0)	0 (0 to 0)	0 (0 to 0)	0 (0 to 0)	0.1 (0 to 0.1)	0 (0 to 0)	0.2 (0 to 0.7)	0.2 (0 to 0.8)	0.1 (0 to 0.3)	0.1 (0 to 0.2)	0.1 (0 to 0.2)	0 (0 to 0.1)	0 (0 to 0.1)	0 (0 to 0)	0 (0 to 0)	19
Paratyphoid fever	0 (0 to 0)	0 (0 to 0)	0.6 (0 to 2.1)	0.3 (0 to 0.5)	0.1 (0 to 0.2)	0.1 (0 to 0.2)	0 (0 to 0)	0 (0 to 0)	0 (0 to 0)	0 (0 to 0)	0 (0 to 0)	0 (0 to 0)	0 (0 to 0)	0.1 (0 to 0.2)	0.1 (0 to 0.4)	0.1 (0 to 0.2)	0 (0 to 0.1)	0 (0 to 0.1)	0 (0 to 0.1)	0 (0 to 0.1)	0 (0 to 0)	0 (0 to 0)	0 (0 to 0)	8.1
Invasive Non-typhoidal Salmonella (iNTS)	0 (0 to 0)	0 (0 to 0)	0.1 (0 to 1.1)	0.1 (0 to 1.1)	0.1 (0 to 0.1)	0.1 (0 to 0.2)	0 (0 to 0)	0 (0 to 0)	0 (0 to 0)	0 (0 to 0)	0 (0 to 0)	0 (0 to 0)	0 (0 to 0)	0 (0 to 0)	0 (0 to 0)	0 (0 to 0)	0 (0 to 0)	0 (0 to 0)	0 (0 to 0)	0 (0 to 0)	0 (0 to 0)	0 (0 to 0)	0 (0 to 0)	1.6
Other intestinal infectious diseases	0 (0 to 0)	0 (0 to 0)	1.3 (0.1 to 3.6)	2.6 (0.1 to 7.2)	1.2 (0.1 to 3.4)	0.9 (0.1 to 2.7)	0.4 (0 to 1.3)	0.6 (0.1 to 1.7)	0.4 (0.1 to 1.1)	1.1 (0.1 to 3.1)	0.6 (0.1 to 1.8)	0.3 (0 to 0.9)	0.3 (0 to 0.9)	0.3 (0 to 0.9)	0.3 (0 to 0.9)	0.2 (0 to 0.6)	0.1 (0 to 0.4)	0.1 (0 to 0.3)	0 (0 to 0.2)	0 (0 to 0.1)	0 (0 to 0)	0 (0 to 0)	11.7
Neglected tropical diseases and malaria	0.1 (0 to 0.1)	2.6 (1.7 to 4.1)	29.6 (19.7 to 43.7)	137.7 (90.1 to 227)	123 (77.7 to 200)	68.6 (41.9 to 114)	27.4 (17.1 to 46)	73.3 (47.1 to 120)	132 (86.1 to 202)	197 (129 to 302)	111 (73.1 to 169)	106 (67.5 to 161)	121 (77.1 to 183)	182 (114 to 276)	199 (124 to 301)	173 (108 to 261)	137 (84.7 to 207)	64.1 (39.1 to 97)	24.6 (14.7 to 38.2)	13.4 (8.1 to 20.8)	1.8 (1.1 to 2.8)	2,070
Malaria	0 (0 to 0)	0 (0 to 0)	0 (0 to 0)	0 (0 to 0)	0 (0 to 0)	0 (0 to 0)	0 (0 to 0)	0 (0 to 0)	0 (0 to 0)	0 (0 to 0)	0 (0 to 0)	0 (0 to 0)	0 (0 to 0)	0 (0 to 0)	0 (0 to 0)	0 (0 to 0)	0 (0 to 0)	0 (0 to 0)	0 (0 to 0)	0 (0 to 0)	0 (0 to 0)	0 (0 to 0)	0 (0 to 0)	0
Chagas disease	0 (0 to 0)	0 (0 to 0)	0 (0 to 0)	0 (0 to 0)	0 (0 to 0)	0 (0 to 0)	0 (0 to 0)	0 (0 to 0)	0 (0 to 0)	0 (0 to 0)	0 (0 to 0)	0 (0 to 0)	0 (0 to 0)	0 (0 to 0)	0 (0 to 0)	0 (0 to 0)	0 (0 to 0)	0 (0 to 0)	0 (0 to 0)	0 (0 to 0)	0 (0 to 0)	0 (0 to 0)	0 (0 to 0)	0
Leishmaniasis	0 (0 to 0)	0 (0 to 0)	3.7 (2.9 to 27.7)	22.9 (0.1 to 329)	18.4 (0.1 to 263)	8 (0 to 109)	3.3 (0 to 45.2)	3.6 (0 to 49.6)	7.6 (0 to 99.5)	7.6 (0 to 99.5)	7.6 (0 to 99.5)	6.3 (0 to 82.6)	4.1 (0 to 56.4)	2.6 (0 to 34.7)	2.6 (0 to 34.4)	2.6 (0 to 34.2)	2.6 (0 to 34.2)	2.6 (0 to 34.2)	2.6 (0 to 34.2)	2.6 (0 to 34.2)	2.6 (0 to 34.2)	2.6 (0 to 34.2)	113
Visceral leishmaniasis	0 (0 to 0)	0 (0 to 0)	3.7 (2.9 to 27.7)	22.9 (0.1 to 329)	18.4 (0.1 to 263)	8 (0 to 109)	3.3 (0 to 45.2)	3.6 (0 to 49.6)	7.6 (0 to 99.5)	7.6 (0 to 99.5)	7.6 (0 to 99.5)	6.3 (0 to 82.6)	4.1 (0 to 56.4)	2.6 (0 to 34.7)	2.6 (0 to 34.4)	2.6 (0 to 34.2)	2.6 (0 to 34.2)	2.6 (0 to 34.2)	2.6 (0 to 34.2)	2.6 (0 to 34.2)	2.6 (0 to 34.2)	2.6 (0 to 34.2)	113
Cutaneous and mucocutaneous leishmaniasis	0 (0 to 0)	0 (0 to 0)	3.7 (2.9 to 27.7)	22.9 (0.1 to 329)	18.4 (0.1 to 263)	8 (0 to 109)	3.3 (0 to 45.2)	3.6 (0 to 49.6)	7.6 (0 to 99.5)	7.6 (0 to 99.5)	7.6 (0 to 99.5)	6.3 (0 to 82.6)	4.1 (0 to 56.4)	2.6 (0 to 34.7)	2.6 (0 to 34.4)	2.6 (0 to 34.2)	2.6 (0 to 34.2)	2.6 (0 to 34.2)	2.6 (0 to 34.2)	2.6 (0 to 34.2)	2.6 (0 to 34.2)	2.6 (0 to 34.2)	113
African trypanosomiasis	0 (0 to 0)	0 (0 to 0)	0 (0 to 0)	0 (0 to 0)	0 (0 to 0)	0 (0 to 0)	0 (0 to 0)	0 (0 to 0)	0 (0 to 0)	0 (0 to 0)	0 (0 to 0)	0 (0 to 0)	0 (0 to 0)	0 (0 to 0)	0 (0 to 0)	0 (0 to 0)	0 (0 to 0)	0 (0 to 0)	0 (0 to 0)	0 (0 to 0)	0 (0 to 0)	0 (0 to 0)	0 (0 to 0)	0
Schistosomiasis	0 (0 to 0)	0 (0 to 0)	0 (0 to 0)	0 (0 to 0)	0 (0 to 0)	0 (0 to 0)	0 (0 to 0)	0 (0 to 0)	0 (0 to 0)	0 (0 to 0)	0 (0 to 0)	0 (0 to 0)	0 (0 to 0)	0 (0 to 0)	0 (0 to 0)	0 (0 to 0)	0 (0 to 0)	0 (0 to 0)	0 (0 to 0)	0 (0 to 0)	0 (0 to 0)	0 (0 to 0)	0 (0 to 0)	0
Cysticercosis	0 (0 to 0)	0 (0 to 0)	0.4 (0.3 to 0.5)	0.1 (0 to 0.1)	1.9 (1.1 to 3.2)	9.6 (5.6 to 16)	29.6 (17.6 to 49.6)	40.6 (24.1 to 67.6)	27.4 (16.2 to 45.6)	17.7 (10.5 to 29.5)	43.2 (25.6 to 72)	52.6 (31.2 to 87.6)	44.3 (26.2 to 73.7)	43.7 (25.9 to 72.8)	37.4 (22.2 to 62.3)	34.4 (20.4 to 57.3)	31.7 (18.8 to 52.8)	26.1 (15.5 to 43.5)	9.7 (5.8 to 16.2)	4.2 (2.5 to 7)	1.4 (0.8 to 2.3)	0.3 (0.2 to 0.5)	621
Cystic echinococcosis	0 (0 to 0)	0 (0 to 0)	0 (0 to 0)	0 (0 to 0)	0 (0 to 0)	0 (0 to 0)	0 (0 to 0)	0 (0 to 0)	0 (0 to 0)	0 (0 to 0)	0 (0 to 0)	0 (0 to 0)	0 (0 to 0)	0 (0 to 0)	0 (0 to 0)	0 (0 to 0)	0 (0 to 0)	0 (0 to 0)	0 (0 to 0)	0 (0 to 0)	0 (0 to 0)	0 (0 to 0)	0 (0 to 0)	0
Lymphatic filariasis	0 (0 to 0)	0 (0 to 0)	0 (0 to 0)	0 (0 to 0)	0 (0 to 0)	0 (0 to 0)	0 (0 to 0)	0 (0 to 0)	0 (0 to 0)	0 (0 to 0)	0 (0 to 0)	0 (0 to 0)	0 (0 to 0)	0 (0 to 0)	0 (0 to 0)	0 (0 to 0)	0 (0 to 0)	0 (0 to 0)	0 (0 to 0)	0 (0 to 0)	0 (0 to 0)	0 (0 to 0)	0 (0 to 0)	0
Onchocerciasis	0 (0 to 0)	0 (0 to 0)	0 (0 to 0)	0 (0 to 0)	0 (0 to 0)	0 (0 to 0)	0 (0 to 0)	0



| | | |

Benign prostatic hyperplasia	0 (0 to 0)	0 (0 to 0)	0 (0 to 0)	0 (0 to 0)	0 (0 to 0)	0 (0 to 0)	0 (0 to 0)	0 (0 to 0)	0 (0 to 0)	0 (0 to 0)	0 (0 to 0)	0 (0 to 0)	0 (0 to 0)	1.7 (0.3 to 9.9)	13.4 (9.1 to 28.2)	41.6 (33.0 to 73.1)	113 (94.1 to 169)	206 (176 to 329)	147 (90.6 to 249)	99.4 (39 to 199)	39.4 (19.6 to 129)	8.4 (0.6 to 13.6)	0.7 (0.4 to 1.1)	928	
Male infertility	0 (0 to 0)	0 (0 to 0)	0 (0 to 0)	0 (0 to 0)	0 (0 to 0)	0 (0 to 0)	0 (0 to 0)	0 (0 to 0)	0 (0 to 0)	0 (0 to 0)	0 (0 to 0)	0 (0 to 0)	0 (0 to 0)

SR Table 2c. Morbidity DALYS by cause and sex group for both sexes with 95% uncertainty intervals, 2019

Cause	Both Neonatal	Late Neonatal	1 to 4	5 to 9	10 to 14	15 to 19	20 to 24	25 to 29	30 to 34	35 to 39	40 to 44	45 to 49	50 to 54	55 to 59	60 to 64	65 to 69	70 to 74	75 to 79	80 to 84	85 to 89	90 to 94	95 plus	Total
All causes	13,109 (10,898 to 15,200)	9,810 (4,850 to 17,900)	42,170 (6,300 to 74,900)	30,900 (8,900 to 58,900)	17,200 (6,900 to 33,500)	19,200 (7,700 to 37,200)	22,200 (9,200 to 42,900)	26,400 (11,100 to 50,300)	29,200 (12,300 to 55,300)	31,200 (13,300 to 58,400)	34,800 (15,100 to 61,200)	37,700 (16,500 to 65,400)	42,000 (18,500 to 69,900)	45,700 (20,100 to 74,500)	49,200 (22,000 to 82,200)	39,600 (18,100 to 65,900)	36,000 (16,500 to 60,200)	29,400 (13,500 to 50,300)	22,700 (10,500 to 39,000)	15,200 (7,100 to 27,200)	7,910 (3,900 to 15,100)	2,160 (1,070 to 4,370)	661,000
Communicable, maternal, neonatal, and nutritional diseases	13,900 (7,900 to 19,900)	6,020 (3,000 to 9,780)	6,200 (2,920 to 9,220)	2,060 (1,000 to 3,220)	1,640 (1,160 to 2,300)	1,460 (1,000 to 1,950)	1,500 (1,040 to 1,930)	2,010 (1,490 to 2,450)	2,500 (2,100 to 2,950)	2,990 (2,530 to 3,540)	2,470 (2,060 to 2,910)	2,160 (1,760 to 2,620)	2,050 (1,660 to 2,420)	1,940 (1,560 to 2,290)	1,490 (1,200 to 1,790)	1,090 (820 to 1,430)	1,050 (800 to 1,360)	916 (690 to 1,200)	566 (434 to 730)	266 (198 to 339)	52,900
HIV/AIDS and sexually transmitted infections	113 (0.9 to 2)	0.6 (0.4 to 1.4)	58.5 (39.5 to 85.3)	49.4 (32.7 to 69.6)	39.2 (25.1 to 57)	49.6 (32.3 to 69.2)	119 (78.6 to 163)	425 (286 to 582)	1,040 (716 to 1,470)	1,760 (1,190 to 2,540)	2,540 (1,660 to 3,820)	3,160 (1,900 to 5,180)	3,760 (2,160 to 6,450)	4,340 (2,370 to 7,870)	4,870 (2,550 to 8,970)	3,450 (1,810 to 6,450)	2,930 (1,540 to 5,500)	2,220 (1,170 to 4,230)	1,450 (762 to 2,770)	1,010 (529 to 1,930)	6,910 (3,630 to 13,200)	42,000 (22,000 to 80,200)
HIV/AIDS	0 (0 to 0)	0 (0 to 0)	58.6 (39.5 to 84.9)	49.4 (32.7 to 69.4)	39.2 (25 to 57.1)	49.6 (32.3 to 69.2)	97.4 (64.7 to 131)	297 (197 to 400)	791 (525 to 1,110)	1,570 (1,050 to 2,260)	2,440 (1,600 to 3,680)	3,150 (1,900 to 5,160)	3,760 (2,160 to 6,450)	4,340 (2,370 to 7,870)	4,870 (2,550 to 8,970)	3,450 (1,810 to 6,450)	2,930 (1,540 to 5,500)	2,220 (1,170 to 4,230)	1,450 (762 to 2,770)	1,010 (529 to 1,930)	6,910 (3,630 to 13,200)	41,000 (21,500 to 78,400)
HIV/AIDS - Drug-susceptible Tuberculosis	0 (0 to 0)	0.4 (0 to 1)	3.6 (1.6 to 7.2)	3.2 (1.4 to 6.6)	2.4 (1.1 to 4.8)	4.1 (1.8 to 8.2)	9.3 (4.2 to 18)	31.6 (14.3 to 59.2)	97.6 (44.2 to 178)	224 (102 to 398)	367 (167 to 650)	476 (217 to 841)	561 (256 to 992)	651 (297 to 1,150)	731 (334 to 1,290)	517 (236 to 913)	439 (200 to 776)	333 (152 to 588)	217 (99 to 384)	151 (69 to 267)	1,040 (474 to 1,840)	6,200 (2,800 to 11,000)
HIV/AIDS - Multidrug-resistant Tuberculosis without extensive drug resistance	0 (0 to 0)	0.3 (0 to 1.2)	2.6 (0.9 to 6.1)	2.3 (0.8 to 5.6)	1.8 (0.6 to 4.1)	3.1 (1.1 to 7.1)	7.1 (2.5 to 16)	24.1 (8.5 to 54.9)	74.4 (26.3 to 169)	171 (60.4 to 390)	280 (98.9 to 637)	363 (128 to 826)	428 (151 to 975)	497 (175 to 1,130)	557 (197 to 1,270)	394 (139 to 898)	335 (118 to 763)	254 (89.6 to 578)	165 (58.2 to 376)	115 (40.6 to 262)	793 (280 to 1,810)	4,730 (1,670 to 10,800)
HIV/AIDS - Extensively drug-resistant Tuberculosis	0 (0 to 0)	0 (0 to 0)	0.2 (0 to 0.9)	0.2 (0 to 0.7)	0.1 (0 to 0.5)	0.2 (0 to 0.9)	0.5 (0.2 to 2)	1.9 (0.7 to 7.3)	5.9 (2.1 to 22)	13.6 (4.8 to 51.4)	22.2 (7.9 to 84)	28.8 (10.2 to 109)	34 (12 to 129)	39.4 (14 to 149)	44.2 (15.7 to 167)	31.2 (11.1 to 118)	26.5 (9.4 to 100)	20.1 (7.1 to 76.3)	13.1 (4.7 to 49.7)	9.1 (3.2 to 34.5)	62.8 (22.3 to 238)	375 (133 to 1,420)
HIV/AIDS resulting in other diseases	0 (0 to 0)	0.2 (0 to 0.6)	52.4 (10.5 to 92.7)	43.5 (9.5 to 77.4)	35 (7.6 to 62.1)	44.3 (9.6 to 78.8)	87.1 (19.1 to 154)	266 (57.7 to 472)	707 (153 to 1,250)	1,400 (304 to 2,490)	2,180 (473 to 3,880)	2,820 (612 to 5,020)	3,360 (729 to 5,980)	3,880 (842 to 6,910)	4,360 (946 to 7,750)	3,090 (670 to 5,500)	2,620 (568 to 4,660)	1,990 (431 to 3,540)	1,300 (281 to 2,310)	904 (196 to 1,610)	6,180 (1,340 to 11,000)	37,500 (8,130 to 66,700)
Sexually transmitted infections excluding HIV	113 (0.9 to 2)	0.6 (0.4 to 1.4)	5.9 (2.2 to 11.6)	6 (2.4 to 11.7)	4.1 (1.6 to 7.5)	5.3 (2.1 to 9.8)	21.5 (7.7 to 41.5)	128 (46.2 to 246)	249 (90.4 to 476)	190 (69.2 to 362)	160 (58.2 to 303)	189 (68.8 to 358)	291 (106 to 552)	343 (125 to 652)	313 (114 to 594)	358 (130 to 679)	395 (144 to 750)	226 (82.3 to 429)	153 (55.8 to 290)	106 (38.6 to 201)	729 (265 to 1,380)	4,440 (1,620 to 8,410)
Syphilis	0 (0 to 0)	0 (0 to 0)	0.1 (0 to 0.5)	0.1 (0 to 0.5)	0.1 (0 to 0.4)	0.2 (0 to 1.3)	1.1 (0.7 to 1.9)	2.6 (1.6 to 4.1)	5.8 (3.9 to 8.2)	11.2 (7.6 to 15.5)	16.6 (11.2 to 23.1)	22.2 (14.9 to 31.2)	27.3 (18.2 to 38.5)	32.2 (21.4 to 45.5)	36.2 (24.1 to 51.2)	25.9 (17.2 to 36.6)	22.1 (14.7 to 31.2)	16.8 (11.2 to 23.7)	10.9 (7.2 to 15.4)	7.6 (5.1 to 10.7)	51.9 (34.6 to 73.3)	312 (208 to 441)
Chlamydial infection	0 (0 to 0)	0 (0 to 0)	0 (0 to 0)	0 (0 to 0)	0.2 (0.2 to 0.3)	0.3 (0.2 to 0.4)	1.1 (0.9 to 1.3)	3.6 (2.9 to 4.2)	9.4 (7.6 to 11)	21.3 (17.2 to 25)	34.6 (27.8 to 40.6)	47.2 (37.9 to 55.4)	57.9 (46.5 to 67.9)	68.4 (54.9 to 80.2)	77.1 (61.9 to 90.4)	54.9 (44.1 to 64.4)	46.8 (37.6 to 54.9)	35.6 (28.6 to 41.7)	23.1 (18.6 to 27.1)	16.1 (12.9 to 18.9)	110 (88.2 to 129)	659 (529 to 772)
Gonococcal infection	0 (0 to 0)	0 (0 to 0)	0 (0 to 0)	0 (0 to 0)	0.2 (0.1 to 0.3)	0.3 (0.2 to 0.4)	1.1 (0.9 to 1.3)	3.6 (2.9 to 4.2)	9.4 (7.6 to 11)	21.3 (17.2 to 25)	34.6 (27.8 to 40.6)	47.2 (37.9 to 55.4)	57.9 (46.5 to 67.9)	68.4 (54.9 to 80.2)	77.1 (61.9 to 90.4)	54.9 (44.1 to 64.4)	46.8 (37.6 to 54.9)	35.6 (28.6 to 41.7)	23.1 (18.6 to 27.1)	16.1 (12.9 to 18.9)	110 (88.2 to 129)	659 (529 to 772)
Trichomoniasis	0 (0 to 0)	0 (0 to 0)	0 (0 to 0)	0 (0 to 0)	0.2 (0.2 to 0.3)	0.3 (0.2 to 0.4)	1.1 (0.9 to 1.3)	3.6 (2.9 to 4.2)	9.4 (7.6 to 11)	21.3 (17.2 to 25)	34.6 (27.8 to 40.6)	47.2 (37.9 to 55.4)	57.9 (46.5 to 67.9)	68.4 (54.9 to 80.2)	77.1 (61.9 to 90.4)	54.9 (44.1 to 64.4)	46.8 (37.6 to 54.9)	35.6 (28.6 to 41.7)	23.1 (18.6 to 27.1)	16.1 (12.9 to 18.9)	110 (88.2 to 129)	659 (529 to 772)
Genital herpes	0 (0 to 0)	0 (0 to 0)	0 (0 to 0)	0 (0 to 0)	0 (0 to 0)	0 (0 to 0)	0 (0 to 0)	0 (0 to 0)	0 (0 to 0)	0 (0 to 0)	0 (0 to 0)	0 (0 to 0)	0 (0 to 0)	0 (0 to 0)	0 (0 to 0)	0 (0 to 0)	0 (0 to 0)	0 (0 to 0)	0 (0 to 0)	0 (0 to 0)	0 (0 to 0)	0 (0 to 0)	0 (0 to 0)
Other sexually transmitted infections	0 (0 to 0)	0 (0 to 0)	0 (0 to 0)	0 (0 to 0)	0 (0 to 0)	0 (0 to 0)	0 (0 to 0)	0 (0 to 0)	0 (0 to 0)	0 (0 to 0)	0 (0 to 0)	0 (0 to 0)	0 (0 to 0)	0 (0 to 0)	0 (0 to 0)	0 (0 to 0)	0 (0 to 0)	0 (0 to 0)	0 (0 to 0)	0 (0 to 0)	0 (0 to 0)	0 (0 to 0)	0 (0 to 0)
Respiratory infections and tuberculosis	288 (189 to 408)	1,130 (789 to 1,670)	686 (539 to 1,060)	104 (78 to 151)	2,090 (1,570 to 2,790)	2,170 (1,630 to 2,900)	1,940 (1,450 to 2,610)	1,530 (1,140 to 2,060)	1,220 (910 to 1,650)	1,110 (827 to 1,500)	1,040 (780 to 1,400)	1,010 (753 to 1,360)	1,000 (747 to 1,350)	1,010 (753 to 1,360)	1,020 (761 to 1,370)	1,040 (777 to 1,400)	1,060 (791 to 1,430)	1,060 (792 to 1,430)	1,060 (792 to 1,430)	1,060 (792 to 1,430)	1,060 (792 to 1,430)	30,600 (22,900 to 41,200)
Tuberculosis	0 (0 to 0)	7 (3.6 to 11.3)	8.6 (4.9 to 11.6)	8.6 (4.9 to 11.7)	8.6 (4.9 to 12.2)	8.6 (4.9 to 12.2)	8.6 (4.9 to 12.2)	8.6 (4.9 to 12.2)	8.6 (4.9 to 12.2)	8.6 (4.9 to 12.2)	8.6 (4.9 to 12.2)	8.6 (4.9 to 12.2)	8.6 (4.9 to 12.2)	8.6 (4.9 to 12.2)	8.6 (4.9 to 12.2)	8.6 (4.9 to 12.2)	8.6 (4.9 to 12.2)	8.6 (4.9 to 12.2)	8.6 (4.9 to 12.2)	8.6 (4.9 to 12.2)	8.6 (4.9 to 12.2)	160 (93 to 230)
Latent tuberculosis infection	0 (0 to 0)	0 (0 to 0)	0 (0 to 0)	0 (0 to 0)	0 (0 to 0)	0 (0 to 0)	0 (0 to 0)	0 (0 to 0)	0 (0 to 0)	0 (0 to 0)	0 (0 to 0)	0 (0 to 0)	0 (0 to 0)	0 (0 to 0)	0 (0 to 0)	0 (0 to 0)	0 (0 to 0)	0 (0 to 0)	0 (0 to 0)	0 (0 to 0)	0 (0 to 0)	0 (0 to 0)	0 (0 to 0)
Drug-susceptible Tuberculosis	0 (0 to 0)	6.6 (3.4 to 10.8)	3.7 (2.2 to 5.6)	3.7 (2.2 to 5.5)	3.8 (2.3 to 5.7)	3.8 (2.3 to 5.7)	3.8 (2.3 to 5.7)	3.8 (2.3 to 5.7)	3.8 (2.3 to 5.7)	3.8 (2.3 to 5.7)	3.8 (2.3 to 5.7)	3.8 (2.3 to 5.7)	3.8 (2.3 to 5.7)	3.8 (2.3 to 5.7)	3.8 (2.3 to 5.7)	3.8 (2.3 to 5.7)	3.8 (2.3 to 5.7)	3.8 (2.3 to 5.7)	3.8 (2.3 to 5.7)	3.8 (2.3 to 5.7)	3.8 (2.3 to 5.7)	70.8 (42.6 to 106)
Multidrug-resistant tuberculosis without extensive drug resistance	0 (0 to 0)	0.4 (0 to 1.7)	0.6 (0 to 1.9)	0.6 (0 to 2.2)	0.6 (0 to 2.3)	1.4 (0.4 to 3.6)	2.4 (0.7 to 6.2)	4.7 (1.3 to 10.7)	9.3 (2.6 to 21.2)	15.1 (4.2 to 34.2)	19.7 (5.5 to 44.7)	23.5 (6.5 to 53.3)	26.7 (7.4 to 60.7)	29.6 (8.2 to 67.2)	32.2 (8.9 to 73.1)	23.1 (6.4 to 52.4)	21.1 (5.8 to 47.9)	19 (5.2 to 43.1)	12.3 (3.4 to 27.9)	8.6 (2.4 to 19.5)	58.8 (16.3 to 133)	369 (102 to 836)
Extensively drug-resistant tuberculosis	0 (0 to 0)	0 (0 to 0.3)	0.1 (0 to 0.3)	0.1 (0 to 0.3)	0.1 (0 to 0.4)	0.2 (0 to 0.6)	0.4 (0.1 to 1)	0.8 (0.2 to 1.8)	1.6 (0.4 to 3.6)	2.6 (0.7 to 5.8)	3.4 (0.9 to 7.6)	4 (1.1 to 9)	4.6 (1.3 to 10.3)	5.1 (1.4 to 11.5)	5.5 (1.5 to 12.4)	3.9 (1.1 to 8.9)	3.6 (1 to 8.1)	3.2 (0.9 to 7.3)	2.1 (0.6 to 4.7)	1.5 (0.4 to 3.3)	10 (2.8 to 22.6)	63 (17.4 to 142)
Lower respiratory infections	288 (189 to 407)	1,090 (743 to 1,610)	381 (267 to 537)	74 (52 to 104)	64.6 (46 to 89.7)	112 (79.5 to 157)	171 (121 to 236)	208 (147 to 288)	239 (169 to 330)	266 (188 to 367)	302 (213 to 417)	322 (227 to 445)	428 (303 to 592)	432 (305 to 597)	666 (472 to 921)	437 (310 to 604)	662 (469 to 914)	462 (327 to 639)	428 (303 to 592)	371 (262 to 513)	238 (169 to 329)	8,510 (6,020 to 11,800)	1,700
Upper respiratory infections	0.7 (0.4 to 1.2)	42.7 (26.1 to 77.9)	160 (98.1 to 291)	13.6 (8.3 to 24.8)	1.9 (1.2 to 3.4)	3.3 (2 to 6)	5.1 (3.1 to 9.2)	6.2 (3.8 to 11.2)	7.1 (4.3 to 12.9)	7.9 (4.8 to 14.3)	9 (5.5 to 16.3)	9.6 (5.9 to 17.3)	12.7 (7.8 to 23)	12.8 (7.9 to 23.2)	19.8 (12.2 to 35.8)	13 (8 to 23.5)	19.7 (12.1 to 35.6)	13.7 (8.4 to 24.8)	12.7 (7.8 to 23)	11 (6.8 to 19.9)	7.1 (4.4 to 12.8)	253 (155 to 458)	1,730
Otitis media	0 (0 to 0)	0 (0.1 to 0.5)	0.4 (0.2 to 0.7)	0.4 (0.2 to 0.7)	0.4 (0.2 to 0.7)	0.4 (0.2 to 0.7)	0.4 (0.2 to 0.7)	0.4 (0.2 to 0.7)	0.4 (0.2 to 0.7)	0.4 (0.2 to 0.7)	0.4 (0.2 to 0.7)	0.4 (0.2 to 0.7)	0.4 (0.2 to 0.7)	0.4 (0.2 to 0.7)	0.4 (0.2 to 0.7)	0.4 (0.2 to 0.7)	0.4 (0.2 to 0.7)	0.4 (0.2 to 0.7)	0.4 (0.2 to 0.7)	0.4 (0.2 to 0.7)	0.4 (0.2 to 0.7)	7.6 (4.3 to 12.3)
Enteric infections	2,220 (132 to 3,610)	606 (31.2 to 994)	488 (369 to 1,180)	232 (200 to 400)	198 (181 to 440)	88.6 (102 to 227)	71.8 (60.9 to 123)	69.9 (60.2 to 107)	67.7 (57.9 to 109)	66.2 (57 to 107)	64.9 (56.2 to 105)	64.1 (55.8 to 104)	63.6 (55.4 to 103)	63.4 (55.2 to 103)	63.4 (55.2 to 103)	63.5 (55.3 to 103)	63.8 (55.6 to 103)	64.3 (56 to 104)	65 (56.6 to 105)	66.1 (57.6 to 107)	67.7 (59 to 109)	5,660 (4,930 to 9,160)
Diarrheal diseases	2,220 (132 to 3,610)	606 (31.2 to 977)	488 (329 to 1,180)	232 (200 to 400)	198 (187 to 438)	88.6 (98.4 to 223)	71.8 (59.4 to 116)	69.9 (59.9 to 98)	67.7 (58 to 109)	66.2 (56.9 to 107)	64.9 (56.2 to 105)	64.1 (55.8 to 104)	63.6 (55.4 to 103)	63.4 (55.2 to 103)	63.4 (55.2 to 103)	63.5 (55.3 to 103)	63.8 (55.6 to 103)	64.3 (56 to 104)	65 (56.6 to 105)	66.1 (57.6 to 107)	67.7 (59 to 109)	5,660 (4,930 to 9,160)
Typhoid and paratyphoid	0 (0 to 0)	0 (0 to 0.2)	0 (0 to 0.2)	0 (0 to 0.2





SR Table 2c. Novartl DALYS by cause and age groups for both sexes with 95% uncertainty intervals, 2019

Cause	Early Neonatal	Late Neonatal	Post Neonatal	1 to 4	5 to 9	10 to 14	15 to 19	20 to 24	25 to 29	30 to 34	35 to 39	40 to 44	45 to 49	50 to 54	55 to 59	60 to 64	65 to 69	70 to 74	75 to 79	80 to 84	85 to 89	90 to 94	95 plus	Total
All causes	9,980 (9,670 to 10,290)	2,729 (2,570 to 2,900)	10,400 (7,490 to 14,000)	6,760 (5,930 to 7,630)	3,190 (2,810 to 3,620)	2,980 (2,630 to 3,370)	13,000 (10,900 to 15,100)	18,600 (14,200 to 24,000)	18,400 (14,700 to 23,000)	19,200 (15,300 to 24,000)	20,000 (16,000 to 25,000)	22,000 (17,700 to 28,000)	22,000 (17,700 to 28,000)	22,700 (18,000 to 28,000)	22,000 (17,000 to 28,000)	23,000 (18,000 to 29,000)	24,000 (18,000 to 30,000)	22,200 (16,100 to 29,000)	19,000 (13,900 to 26,000)	13,000 (9,000 to 18,000)	8,970 (5,990 to 13,000)	4,290 (2,990 to 6,790)	2,290 (2,090 to 2,490)	331,000
Communicable, maternal, neonatal, and nutritional diseases	8,240 (7,930 to 8,560)	1,760 (1,590 to 1,930)	2,920 (1,970 to 4,220)	1,970 (1,570 to 2,420)	1,040 (1,020 to 1,730)	992 (750 to 1,260)	996 (779 to 1,180)	1,350 (1,110 to 1,630)	1,810 (1,390 to 1,860)	1,750 (1,360 to 2,300)	1,750 (1,400 to 2,320)	1,500 (1,200 to 1,790)	1,370 (1,100 to 1,690)	1,110 (899 to 1,330)	1,050 (819 to 1,270)	994 (779 to 1,230)	932 (728 to 1,150)	890 (686 to 1,090)	799 (597 to 1,000)	619 (462 to 783)	396 (284 to 529)	262 (202 to 330)	176 (135 to 217)	32,200
HIV/AIDS and sexually transmitted infections	417 (314 to 711)	0.6 (0.5 to 0.9)	441 (284 to 662)	61.9 (39.7 to 97.6)	28.2 (18.2 to 44.4)	30.6 (20.7 to 44.9)	69.3 (48.7 to 94.4)	286 (205 to 393)	517 (368 to 693)	668 (505 to 885)	670 (509 to 884)	654 (492 to 863)	626 (469 to 827)	582 (437 to 768)	516 (386 to 681)	396 (296 to 523)	276 (206 to 364)	184 (137 to 243)	96.7 (72.1 to 127)	44.5 (33.2 to 58.7)	17 (12.7 to 22.4)	3.1 (2.3 to 4.1)	0.6 (0.4 to 0.8)	3,920
HIV/AIDS	0 (0 to 0)	0 (0 to 0)	431 (277 to 647)	61.7 (39.7 to 97.4)	28.2 (18.2 to 44.4)	29.9 (20.2 to 43.9)	67.4 (47.4 to 92.1)	266 (190 to 366)	487 (347 to 653)	592 (448 to 785)	572 (435 to 754)	478 (359 to 630)	398 (292 to 526)	291 (227 to 384)	195 (147 to 258)	120 (89.6 to 159)	69.6 (51.7 to 92.3)	38.1 (28.1 to 50.7)	13.1 (9.6 to 17.4)	3.8 (2.8 to 5.1)	1.4 (1.1 to 1.8)	0.4 (0.3 to 0.5)	0.2 (0.1 to 0.2)	3,270
HIV/AIDS - Drug-susceptible Tuberculosis	0 (0 to 0)	0 (0 to 0)	7.4 (4.8 to 11)	1.4 (0.9 to 2.1)	0.4 (0.3 to 0.6)	0.4 (0.3 to 0.6)	0.9 (0.6 to 1.3)	3.1 (2.2 to 4.3)	5.5 (3.9 to 7.6)	6.5 (4.8 to 8.8)	6.1 (4.6 to 8.1)	4.6 (3.4 to 6.1)	3.6 (2.7 to 4.8)	2.5 (1.9 to 3.3)	1.6 (1.2 to 2.1)	0.9 (0.7 to 1.2)	0.5 (0.4 to 0.7)	0.3 (0.2 to 0.4)	0.1 (0.1 to 0.2)	0 (0 to 0.1)	0 (0 to 0)	0 (0 to 0)	0 (0 to 0)	380
HIV/AIDS - Multidrug-resistant Tuberculosis without extensive	0 (0 to 0)	0 (0 to 0)	0.3 (0.2 to 0.5)	0.1 (0 to 0.2)	0 (0 to 0)	0 (0 to 0)	0.1 (0 to 0.2)	0.4 (0.2 to 0.6)	0.7 (0.4 to 1.1)	0.9 (0.5 to 1.3)	0.8 (0.5 to 1.2)	0.6 (0.4 to 0.9)	0.5 (0.3 to 0.7)	0.3 (0.2 to 0.5)	0.2 (0.1 to 0.3)	0.1 (0.1 to 0.2)	0.1 (0 to 0.1)	0 (0 to 0.1)	0 (0 to 0)	0 (0 to 0)	0 (0 to 0)	0 (0 to 0)	0 (0 to 0)	31.9
HIV/AIDS - Extensively drug-resistant Tuberculous	0 (0 to 0)	0 (0 to 0)	0 (0 to 0.1)	0 (0 to 0.1)	0 (0 to 0.1)	0 (0 to 0.1)	0 (0 to 0.1)	0.1 (0 to 0.1)	0.1 (0 to 0.2)	0.2 (0.1 to 0.3)	0.2 (0.1 to 0.3)	0.1 (0 to 0.2)	0.1 (0 to 0.2)	0.1 (0 to 0.2)	0 (0 to 0.1)	0 (0 to 0.1)	0 (0 to 0.1)	0 (0 to 0.1)	0 (0 to 0.1)	0 (0 to 0.1)	0 (0 to 0)	0 (0 to 0)	0 (0 to 0)	9.1
HIV/AIDS resulting in other diseases	0 (0 to 0)	0 (0 to 0)	27.9 (17.2 to 44.1)	3.6 (2.1 to 5.7)	0.4 (0.2 to 0.6)	0.4 (0.2 to 0.6)	1.1 (0.7 to 1.6)	4.6 (3.1 to 6.5)	8.6 (5.9 to 12)	10.5 (7.6 to 14)	9.8 (7.2 to 13)	7.5 (5.4 to 10)	5.8 (4.2 to 7.8)	4.1 (3.0 to 5.5)	2.7 (1.9 to 3.6)	1.6 (1.1 to 2.2)	0.9 (0.6 to 1.2)	0.5 (0.3 to 0.7)	0.2 (0.1 to 0.3)	0.1 (0 to 0.1)	0 (0 to 0)	0 (0 to 0)	0 (0 to 0)	2,600
Sexually transmitted infections excluding HIV	417 (314 to 711)	0.6 (0.5 to 0.9)	9.3 (6.4 to 13)	0.2 (0.1 to 0.3)	0.1 (0 to 0.1)	0.6 (0.4 to 0.9)	2.1 (1.4 to 3.1)	19.6 (13.4 to 27)	30.4 (21.1 to 42)	75.9 (53.1 to 107)	97.7 (68.7 to 136)	154 (109 to 213)	228 (163 to 312)	291 (209 to 398)	321 (231 to 438)	302 (217 to 412)	244 (176 to 333)	146 (106 to 199)	83.5 (60.4 to 114)	43.1 (31.2 to 58.7)	16.6 (12.4 to 22.1)	3.1 (2.3 to 4.1)	0.6 (0.4 to 0.8)	559
Syphilis	0 (0 to 0)	0 (0 to 0)	0.1 (0 to 0.2)	0 (0 to 0.1)	0 (0 to 0.1)	0.1 (0 to 0.2)	0.4 (0.3 to 0.6)	2.1 (1.5 to 2.9)	3.6 (2.7 to 4.8)	4.9 (3.7 to 6.5)	5.1 (3.9 to 6.7)	4.9 (3.7 to 6.5)	4.6 (3.5 to 6.1)	4.2 (3.2 to 5.5)	3.8 (2.9 to 5.1)	3.4 (2.6 to 4.5)	3.1 (2.4 to 4.1)	2.7 (2.1 to 3.6)	2.3 (1.8 to 3.1)	1.8 (1.4 to 2.4)	1.2 (0.9 to 1.6)	0.6 (0.4 to 0.8)	0.2 (0.1 to 0.3)	133
Chlamydial infection	0 (0 to 0)	0 (0 to 0)	0 (0 to 0)	0 (0 to 0)	0 (0 to 0)	0.1 (0 to 0.1)	0.6 (0.4 to 0.9)	2.3 (1.5 to 3.4)	3.6 (2.4 to 5)	3.9 (2.6 to 5.6)	4.3 (2.9 to 6.1)	3.9 (2.7 to 5.6)	3 (2.1 to 4.4)	1.9 (1.3 to 2.8)	1.1 (0.7 to 1.6)	0.7 (0.4 to 1)	0.3 (0.2 to 0.5)	0.2 (0.1 to 0.3)	0.1 (0 to 0.2)	0 (0 to 0.1)	0 (0 to 0.1)	0 (0 to 0.1)	0 (0 to 0)	29.2
Gonococcal infection	0 (0 to 0)	0 (0 to 0)	0 (0 to 0)	0 (0 to 0)	0 (0 to 0)	0.1 (0 to 0.2)	0.6 (0.4 to 0.9)	2.8 (1.9 to 4)	4.5 (3.2 to 6.3)	5.2 (3.7 to 7.3)	5.4 (3.9 to 7.5)	4.9 (3.5 to 6.8)	3.9 (2.8 to 5.4)	2.7 (1.9 to 3.8)	1.6 (1.1 to 2.3)	0.9 (0.6 to 1.3)	0.5 (0.3 to 0.7)	0.3 (0.2 to 0.4)	0.1 (0.1 to 0.2)	0 (0 to 0.1)	0 (0 to 0.1)	0 (0 to 0)	0 (0 to 0)	24
Trichomoniasis	0 (0 to 0)	0 (0 to 0)	0 (0 to 0)	0 (0 to 0)	0 (0 to 0)	0.1 (0 to 0.1)	1.1 (0.7 to 1.6)	7.9 (5.2 to 11)	12 (8.1 to 17)	15.7 (10.7 to 22)	14.6 (9.9 to 20)	13.1 (8.9 to 18)	10.6 (7.2 to 14)	7.3 (4.9 to 10)	4.4 (2.9 to 6.1)	2.6 (1.7 to 3.6)	1.7 (1.1 to 2.3)	1.2 (0.7 to 1.6)	0.7 (0.4 to 1)	0.4 (0.2 to 0.6)	0.2 (0.1 to 0.3)	0 (0 to 0.1)	0 (0 to 0)	167
Genital herpes	0 (0 to 0)	0 (0 to 0)	0 (0 to 0)	0 (0 to 0)	0 (0 to 0)	0 (0 to 0.1)	0.1 (0 to 0.2)	0.5 (0.3 to 0.8)	0.9 (0.6 to 1.4)	1.3 (0.9 to 1.9)	1.5 (1 to 2.2)	1.5 (1 to 2.2)	1.5 (1 to 2.2)	1.5 (1 to 2.2)	1.5 (1 to 2.2)	1.5 (1 to 2.2)	1.5 (1 to 2.2)	1.5 (1 to 2.2)	1.5 (1 to 2.2)	1.5 (1 to 2.2)	1.5 (1 to 2.2)	1.5 (1 to 2.2)	1.5 (1 to 2.2)	51.6
Other sexually transmitted infections	0 (0 to 0)	0 (0 to 0)	0 (0 to 0)	0 (0 to 0)	0 (0 to 0)	0.3 (0.2 to 0.5)	1.5 (1 to 2.2)	5.8 (3.9 to 8.2)	9.3 (6.4 to 13)	11.7 (8.1 to 16)	12.1 (8.4 to 16)	11.1 (7.8 to 15)	9.5 (6.7 to 13)	8.2 (5.8 to 11)	7.1 (5.1 to 9.7)	6.1 (4.4 to 8.3)	5.3 (3.8 to 7.1)	4.4 (3.2 to 5.9)	3.6 (2.6 to 4.8)	2.8 (2.1 to 3.8)	2.1 (1.5 to 2.8)	1.3 (0.9 to 1.7)	0.5 (0.3 to 0.7)	484
Respiratory infections and tuberculosis	1,100 (972 to 1,230)	197 (166 to 267)	1,230 (1,080 to 1,390)	420 (360 to 484)	297 (256 to 339)	208 (179 to 239)	272 (233 to 313)	329 (279 to 385)	376 (319 to 435)	479 (406 to 551)	586 (497 to 672)	722 (610 to 830)	1,000 (852 to 1,150)	1,390 (1,190 to 1,590)	1,870 (1,610 to 2,150)	2,440 (2,100 to 2,800)	3,110 (2,690 to 3,570)	3,660 (3,170 to 4,200)	3,980 (3,450 to 4,560)	4,000 (3,470 to 4,580)	3,660 (3,170 to 4,200)	2,730 (2,370 to 3,130)	1,740 (1,510 to 1,990)	30,600
Tuberculosis	0 (0 to 0)	0 (0 to 0)	19.5 (9.6 to 33.3)	19.5 (12.4 to 28.7)	11.4 (7.6 to 16.6)	22 (15.1 to 31.4)	79.6 (57.4 to 107)	164 (124 to 210)	264 (204 to 332)	329 (264 to 402)	389 (317 to 475)	439 (361 to 530)	488 (402 to 587)	541 (447 to 650)	597 (494 to 717)	654 (541 to 786)	717 (594 to 861)	784 (650 to 942)	847 (703 to 1,020)	903 (750 to 1,090)	947 (787 to 1,140)	977 (812 to 1,180)	1,000 (831 to 1,210)	9,990
Latent tuberculosis infection	0 (0 to 0)	0 (0 to 0)	0 (0 to 0)	0 (0 to 0)	0 (0 to 0)	0 (0 to 0)	0 (0 to 0)	0 (0 to 0)	0 (0 to 0)	0 (0 to 0)	0 (0 to 0)	0 (0 to 0)	0 (0 to 0)	0 (0 to 0)	0 (0 to 0)	0 (0 to 0)	0 (0 to 0)	0 (0 to 0)	0 (0 to 0)	0 (0 to 0)	0 (0 to 0)	0 (0 to 0)	0 (0 to 0)	0 (0 to 0)	0
Drug-susceptible Tuberculosis	0 (0 to 0)	0 (0 to 0)	19.5 (7.8 to 33.2)	19.5 (12.4 to 28.7)	11.4 (7.6 to 16.6)	22 (15.1 to 31.4)	79.6 (57.4 to 107)	164 (124 to 210)	264 (204 to 332)	329 (264 to 402)	389 (317 to 475)	439 (361 to 530)	488 (402 to 587)	541 (447 to 650)	597 (494 to 717)	654 (541 to 786)	717 (594 to 861)	784 (650 to 942)	847 (703 to 1,020)	903 (750 to 1,090)	947 (787 to 1,140)	977 (812 to 1,180)	1,000 (831 to 1,210)	9,990
Multidrug-resistant tuberculosis without extensive drug-resistan	0 (0 to 0)	0 (0 to 0)	1.1 (0.1 to 3.1)	0.7 (0.1 to 2.1)	0.4 (0 to 1.2)	0.7 (0.1 to 2.1)	2.5 (0.3 to 7.1)	4.6 (0.6 to 13)	7 (0.9 to 19)	7.4 (0.9 to 20)	6.6 (0.8 to 18)	5.5 (0.7 to 15)	4.5 (0.6 to 12)	3.4 (0.4 to 9.5)	2.5 (0.3 to 7)	1.8 (0.2 to 5)	1.2 (0.1 to 3.4)	0.8 (0.1 to 2.3)	0.5 (0.1 to 1.4)	0.3 (0 to 0.8)	0.1 (0 to 0.4)	0 (0 to 0.1)	0 (0 to 0)	91.1
Extensively drug-resistant tuberculosis	0 (0 to 0)	0 (0 to 0)	0.2 (0 to 0.6)	0.2 (0 to 0.6)	0.1 (0 to 0.3)	0.1 (0 to 0.3)	0.4 (0.1 to 1.1)	0.8 (0.2 to 2.1)	1.2 (0.3 to 3.2)	1.3 (0.3 to 3.5)	1.1 (0.3 to 3)	0.9 (0.2 to 2.5)	0.7 (0.2 to 2)	0.6 (0.1 to 1.6)	0.4 (0.1 to 1.1)	0.3 (0.1 to 0.8)	0.2 (0 to 0.6)	0.1 (0 to 0.4)	0.1 (0 to 0.3)	0 (0 to 0.2)	0 (0 to 0.1)	0 (0 to 0)	0 (0 to 0)	14.4
Lower respiratory infections	194 (91.4 to 371)	164 (103 to 264)	1,010 (686 to 1,480)	451 (279 to 675)	86.2 (66.1 to 112)	67.9 (50.2 to 90.2)	79.2 (59.2 to 104)	110 (79.7 to 147)	151 (109 to 203)	192 (139 to 258)	191 (138 to 258)	192 (139 to 258)	256 (185 to 345)	334 (241 to 450)	412 (297 to 555)	498 (359 to 671)	598 (431 to 806)	698 (503 to 941)	786 (566 to 1,060)	862 (621 to 1,160)	907 (654 to 1,220)	862 (621 to 1,160)	739 (533 to 996)	6,010
Upper respiratory infections	0.6 (0 to 2.6)	2.6 (1.1 to 5.1)	0.5 (0 to 2.1)	0.3 (0 to 1.2)	0.1 (0 to 0.5)	0.1 (0 to 0.4)	0.1 (0 to 0.4)	0.1 (0 to 0.4)	0.1 (0 to 0.4)	0.1 (0 to 0.4)	0.1 (0 to 0.4)	0.1 (0 to 0.4)	0.1 (0 to 0.4)	0.1 (0 to 0.4)	0.1 (0 to 0.4)	0.1 (0 to 0.4)	0.1 (0 to 0.4)	0.1 (0 to 0.4)	0.1 (0 to 0.4)	0.1 (0 to 0.4)	0.1 (0 to 0.4)	0.1 (0 to 0.4)	0.1 (0 to 0.4)	1,100
Otitis media	0 (0 to 0)	0 (0 to 0.3)	0.1 (0 to 0.6)	0.1 (0 to 0.4)	0.1 (0 to 0.3)	0.1 (0 to 0.3)	0.1 (0 to 0.3)	0.1 (0 to 0.3)	0.1 (0 to 0.3)	0.1 (0 to 0.3)	0.1 (0 to 0.3)	0.1 (0 to 0.3)	0.1 (0 to 0.3)	0.1 (0 to 0.3)	0.1 (0 to 0.3)	0.1 (0 to 0.3)	0.1 (0 to 0.3)	0.1 (0 to 0.3)	0.1 (0 to 0.3)	0.1 (0 to 0.3)	0.1 (0 to 0.3)	0.1 (0 to 0.3)	0.1 (0 to 0.3)	392
Enteric infections	1,230 (9.3 to 3.9)	23 (19.7 to 39.3)	695 (366 to 1,180)	420 (300 to 572)	276 (197 to 413)	191 (149 to 228)	849 (692 to 1,020)	1,230 (1,020 to 1,460)	1,240 (1,020 to 1,490)	1,270 (1,040 to 1,530)	1,270 (1,040 to 1,530)	1,270 (1,040 to 1,530)	1,270 (1,040 to 1,530)	1,270 (1,040 to 1,530)	1,270 (1,040 to 1,530)	1,270 (1,040 to 1,530)	1,270 (1,040 to 1,530)	1,270 (1,040 to 1,530)	1,270 (1,040 to 1,530)	1,270 (1,040 to 1,530)	1,270 (1,040 to 1,530)	1,270 (1,040 to 1,530)	1,270 (1,040 to 1,530)	32,000
Diarrheal diseases	1,230 (9.3 to 3.9)	23 (19.6 to 39.2)	695 (360 to 1,170)	420 (300 to 572)	276 (197 to 413)	191 (149 to 228)	849 (692 to 1,020)	1,230 (1,020 to 1,460)	1,240 (1,020 to 1,490)	1,270 (1,040 to 1,530)	1,270 (1,040 to 1,530)	1,270 (1,040 to 1,530)	1,270 (1,040 to 1,530)	1,270 (1,040 to 1,530)	1,270 (1,040 to 1,530)	1,270 (1,040 to 1,530)	1,270 (1,040 to 1,530)	1,270 (1,040 to 1,530)	1,270 (1,040 to 1,530)	1,270 (1,040 to 1,530)	1,270 (1,040 to 1,530)	1,270 (1,040 to 1,530)	1,270 (1,040 to 1,530)	32,000
Typhoid and paratyphoid	0 (0 to 0)	0 (0 to 0)	0 (0 to 0)	0 (0 to 0)	0 (0 to 0)	0 (0 to 0)	0 (0 to 0)	0 (0 to 0)	0 (0 to 0)	0 (0 to 0)	0 (0 to 0)	0 (0 to 0)	0 (0 to 0)	0 (0 to 0)	0 (0 to 0)	0 (0 to 0)	0 (0 to 0)	0 (0 to 0)	0 (0 to 0)	0 (0 to 0)	0 (0 to 0)	0 (0 to 0)	0 (0 to 0)	0 (0 to 0)	0
Typhoid fever	0 (0 to 0)	0 (0 to 0)	0 (0 to 0)	0 (0 to 0)	0 (0 to 0)	0 (0 to 0)	0 (0 to 0)	0 (0 to 0)	0 (0 to 0)	0 (0 to 0)	0 (0 to 0)	0 (0 to 0)	0 (0 to 0)	0 (0 to 0)	0 (0 to 0)	0 (0 to 0)	0 (0 to 0)	0 (0 to 0)	0 (0 to 0)	0 (0 to 0)	0 (0 to 0)	0 (0 to 0)	0 (0 to 0)	0 (0 to 0)	0
Paratyphoid fever	0 (0 to 0)	0 (0 to 0)	0 (0 to 0)	0 (0 to 0)	0 (0 to 0)	0 (0 to 0)	0 (0 to 0)	0 (0 to 0)	0 (0 to 0)	0 (0 to 0)	0 (0 to 0)	0 (0 to 0)	0 (0 to 0)	0 (0 to 0)	0 (0 to 0)	0 (0 to 0)	0 (0 to 0)	0 (0 to 0)	0 (0 to 0)	0 (0 to 0)	0 (0 to 0)	0 (0 to 0)	0 (0 to 0)	0 (0 to 0)	0
Invasive Non-typhoidal Salmonella (iNTS)	0 (0 to 0)	0 (0 to 0)	0 (0 to 0)	0 (0 to 0)	0 (0 to 0)	0 (0 to 0)	0 (0 to 0)	0 (0 to 0)	0 (0 to 0)	0 (0 to 0)	0 (0 to 0)	0 (0 to 0)	0 (0 to 0)	0 (0 to 0)	0 (0 to 0)	0 (0 to 0)	0 (0 to 0)	0 (0 to 0)	0 (0 to 0)	0 (0 to 0)	0 (0 to 0)	0 (0 to 0)	0 (0 to 0)	0 (0 to 0)	0
Other intestinal infectious diseases	0 (0 to 0)	0 (0 to 0)	1.6 (0.8 to 3.1)	1.6 (0.8 to 3.1)	0.8 (0.4 to 1.6)	0.8 (0.4 to 1.6)	0.8 (0.4 to 1.6)	0.8 (0.4 to 1.6)	0.8 (0.4 to 1.6)	0.8 (0.4 to 1.6)	0.8 (0.4 to 1.6)	0.8 (0.4 to 1.6)	0.8 (0.4 to 1.6)	0.8 (0.4 to 1.6)	0.8 (0.4 to 1.6)	0.8 (0.4 to 1.6)	0.8 (0.4 to 1.6)	0.8 (0.4 to 1.6)	0.8 (0.4 to 1.6)	0.8 (0.4 to 1.6)	0.8 (0.4 to 1.6)	0.8 (0.4 to 1.6)	0.8 (0.4 to 1.6)	6.3
Neglected tropical diseases and malaria	6.3 (4.7 to 8.2)	1.3 (0.9 to 1.8)	33.5 (20.1 to 52.1)	59.1 (37.7 to 87.1)	77.6 (49.7 to 113)	61.6 (39.8 to 89.8)	59.8 (38.7 to 87.1)	72.2 (46.7 to 105)	102 (66.1 to 148)	134 (86.7 to 196)	139 (90.2 to 203)	132 (85.7 to 193)	124 (80.2 to 181)	119 (77.1 to 173)	114 (73.8 to 166)	110 (71.2 to 160)	107 (69.2 to 156)	104 (67.3 to 151)	101 (65.4 to 147)	98.1 (63.5 to 143)	95.2 (61.6 to 138)	92.4 (59.8 to 134)	89.7 (58.1 to 130)	1,730
Malaria	0 (0 to 0)	0 (0 to 0)	0 (0 to 0.1)	0 (0 to 0.1)	0 (0 to 0.1)	0.1 (0 to 0.2)	0.6 (0.4 to 0.9)	2.6 (1.8 to 3.7)	4.1 (2.8 to 5.9)	4.7 (3.3 to 6.7)	4.5 (3.1 to 6.4)	3.9 (2.7 to 5.6)	3.3 (2.3 to 4.8)	2.8 (1.9 to 4)	2.3 (1.6 to 3.3)	1.9 (1.3 to 2.7)	1.6 (1.1 to 2.3)	1.3 (0.9 to 1.9)	1.1 (0.7 to 1.6)	0.8 (0.6 to 1.2)	0.6 (0.4 to 0.9)	0.3 (0.2 to 0.5)	0.1 (0 to 0.2)	53
Chagas disease	0 (0 to 0)	0 (0 to 0)	0 (0 to 0)	0.1 (0 to 0.1)	0.1 (0 to 0.2)	0.2 (0 to 0.4)	0.6 (0.4 to 0.9)	1.2 (0.8 to 1.7)	1.8 (1.2 to 2.6)	2.2 (1.5 to 3.1)	2.2 (1.5 to 3.1)	2.1 (1.4 to 3)	2 (1.4 to 2.9)	1.9 (1.3 to 2.7)	1.8 (1.2 to 2.6)	1.7 (1.2 to 2.5)	1.6 (1.1 to 2.3)	1.5 (1 to 2.2)	1.4 (0.9 to 2)	1.3 (0.9 to 1.9)	1.2 (0.8 to 1.7)	0.8 (0.5 to 1.2)	0.4 (0.2 to 0.6)	125
Leishmaniasis	0 (0 to 0)	0 (0 to 0)	0 (0 to 0)	0 (0 to 0.1)	0 (0 to 0.1)	0 (0 to 0.1)	0 (0 to 0.1)	0 (0 to 0.1)	0 (0 to 0.1)	0 (0 to 0.1)	0 (0 to 0.1)	0 (0 to 0.1)	0 (0 to 0.1)	0 (0 to 0.1)	0 (0 to 0.1)	0 (0 to 0.1)	0 (0 to 0.1)	0 (0 to 0.1)	0 (0 to 0.1)	0 (0 to 0.1)	0 (0 to 0.1)	0 (0 to 0.1)	0 (0 to 0.1)	0 (0 to 0)	2.1
Visceral leishmaniasis	0 (0 to 0)	0 (0 to 0)	0 (0 to 0)	0 (0 to 0)	0 (0 to 0)	0 (0 to 0)	0 (0 to 0)	0 (0 to 0)	0 (0 to 0)	0 (0 to 0)	0 (0 to 0)	0 (0 to 0)	0 (0 to 0)	0 (0 to 0)	0 (0 to 0)	0 (0 to 0)	0 (0 to 0)	0 (0 to 0)	0 (0 to 0)	0 (0 to 0)	0 (0 to 0)	0 (0 to 0)	0 (0 to 0)	0 (0 to 0)	0
Cutaneous and mucocutaneous leishmaniasis	0 (0 to 0)	0 (0 to 0)	0 (0 to 0)	0 (0 to 0)	0 (0 to 0)	0 (0 to 0)	0 (0 to 0)	0 (0 to 0)	0 (0 to 0)	0 (0 to 0)	0 (0 to 0)	0 (0 to 0)	0 (0 to 0)	0 (0 to 0)	0 (0 to 0)	0 (0 to 0)	0 (0 to 0)	0 (0 to 0)	0 (0 to 0)	0 (0 to 0)	0 (0 to 0)	0 (0 to 0)	0 (0 to 0)	0 (0 to 0)	0
African trypanosomiasis	0 (0 to 0)	0 (0 to 0)	0 (0 to 0)	0 (0 to 0)	0 (0 to 0)	0 (0 to 0)	0 (0 to 0)	0 (0 to 0)	0 (0 to 0)	0 (0 to 0)	0 (0 to 0)	0 (0 to 0)	0 (0 to 0)	0 (0 to 0)	0 (0 to 0)	0 (0 to 0)	0 (0 to 0)	0 (0 to 0)	0 (0 to 0)	0 (0 to 0)	0 (0 to 0)	0 (0 to 0)	0 (0 to 0)	0 (0 to 0)	0
Schistosomiasis	0 (0 to 0)	0 (0 to 0)	0 (0 to 0)	0 (0 to 0)	0 (0 to 0)	0 (0 to 0)	0 (0 to 0)	0 (0 to 0)	0 (0 to 0)	0 (0 to 0)	0 (0 to 0)	0 (0 to 0)	0 (0 to 0)	0 (0 to 0)	0 (0 to 0)	0 (0 to 0)	0 (0 to 0)	0 (0 to 0)	0 (0 to 0)	0 (0 to 0)	0 (0 to 0)	0 (0 to 0)	0 (0 to 0)	0 (0 to 0)	0
Cysticercosis	0 (0 to 0)	0 (0 to 0)	0.1 (0 to 0.4)	0.6 (0 to 1.7)	0.2 (0 to 0.6)	0.1 (0 to 0.3)	0.4 (0.1 to 1.1)	0.9 (0.3 to 2.5)	1.1 (0.4 to 3.1)	1.2 (0.4 to 3.3)	1.1 (0.4 to 3.1)	1 (0.3 to 2.8)	0.8 (0.3 to 2.3)	0.7 (0.2 to 2)	0.6 (0.2 to 1.7)	0.5 (0.2 to 1.4)	0.4 (0.1 to 1.2)	0.3 (0.1 to 0.9)	0.2 (0.1 to 0.7)	0.2 (0.1 to 0.5)	0.1 (0 to 0.3)	0 (0 to 0.1)	0 (0 to 0)	9.6
Cystic echinococcosis	0 (0 to 0)	0 (0 to 0)	0 (0 to 0.1)	0 (0 to 0.1)	0 (0 to 0.1)	0 (0 to 0.1)	0 (0 to 0.1)	0 (0 to 0.1)	0 (0 to 0.1)	0 (0 to 0.1)	0 (0 to 0.1)	0 (0 to 0.1)	0 (0 to 0.1)	0 (0 to 0.1)	0 (0 to 0.1)	0 (0 to 0.1)	0 (0 to 0.1)	0 (0 to 0.1)	0 (0 to 0.1)	0 (0 to 0.1)	0 (0 to 0.1)	0 (0 to 0.1)	0 (0 to 0.1)	0 (0 to 0)	0.9
Lymphatic filariasis	0 (0 to 0)	0 (0 to 0)	0 (0 to 0)	0 (0 to 0)	0 (0 to 0)	0 (0 to 0)	0 (0 to 0)	0 (0 to 0)	0 (0 to 0)	0 (0 to 0)	0 (0 to 0)	0 (0 to 0)	0 (0 to 0)	0 (0 to 0)	0 (0 to 0)	0 (0 to 0)	0 (0 to 0)	0 (0 to 0)	0 (0 to 0)	0 (0 to 0)	0 (0 to 0)	0 (0 to 0)	0 (0 to 0)	0 (0 to 0)	0
Onchocerciasis	0 (0 to 0)	0 (0 to 0)	0 (0 to 0)	0 (0 to 0)	0 (0 to 0)	0 (0 to 0)	0 (0 to 0)	0 (0 to 0)	0 (0 to 0)	0 (0 to 0)	0 (0 to 0)	0 (0 to 0)	0 (0 to 0)	0 (0 to 0)	0 (0 to 0)	0 (0 to 0)	0 (0 to 0)	0 (0 to 0)	0 (0 to 0)	0 (0 to 0)	0 (0 to 0)	0 (0 to 0)	0 (0 to 0)	0 (0 to 0)	0
Trachoma	0 (0 to 0)	0 (0 to 0)	0 (0 to 0)	0 (0 to 0)	0 (0 to 0)	0 (0 to 0)	0 (0 to 0)	0 (0 to 0)	0 (0 to 0)	0 (0 to 0)	0 (0 to 0)	0 (0 to 0)	0 (0 to 0)	0 (0 to 0)	0 (0 to 0)	0 (0 to 0)	0 (0 to 0)	0 (0 to 0)	0 (0 to 0)	0 (0 to 0)	0 (0 to 0)	0 (0 to 0)	0 (0 to 0)	0 (0 to 0)	0
Dengue	0 (0 to 0)	0.2 (0 to 0.6)	7.4 (2.8 to 13.8)	16.1 (6.9 to 27.8)	20.1 (9.4 to 36.2)	20.2 (10.4 to 37.6)	27.2 (12.0 to 49.6)	29.6 (13.4 to 54.1)	22.9 (10.1 to 41.7)	20.9 (9.1 to 38.1)	20.6 (9.1 to 37.5)	19.8 (8.8 to 36)	19.4 (8.7 to 35)	19.4 (8.6 to 35.2)	19.4 (8.6 to 35.2)	19.4 (8.6 to 35.2)	19.4 (8.6 to 35.2)	19.4 (8.6 to 35.2)	19.4 (8.6 to 35.2)	19.4 (8.6 to 35.2)	19.4 (8.6 to 35.2)	19.4 (8.6 to 35.2)	19.4 (8.6 to 35.2)	289
Yellow fever	0 (0 to 0)	0 (0 to 0)	0 (0 to 0)	0 (0 to 0)	0 (0 to 0)	0 (0 to 0)	0 (0 to 0)	0 (0 to 0)	0 (0 to 0)	0 (0 to 0)	0 (0 to 0)	0 (0 to 0)	0 (0 to 0)	0 (0 to 0)	0 (0 to 0)	0 (0 to 0)	0 (0 to 0)	0 (0 to 0)	0 (0 to 0)	0 (0 to 0)	0 (0 to 0)	0 (0 to 0)	0 (0 to 0)	0 (0 to 0)	0
Rabies	0 (0 to 0)	0 (0 to 0)	0 (0 to 0)	0 (0 to 0)	0 (0 to 0)	0 (0 to 0)	0 (0 to 0)	0 (0 to 0)	0 (0 to 0)	0 (0 to 0)	0 (0 to 0)	0 (0 to 0)	0 (0 to 0)	0 (0 to 0)	0 (0 to 0)	0 (0 to 0)	0 (0 to 0)	0 (0 to 0)	0 (0 to 0)	0 (0 to 0)	0 (





SR Table 2c: Nuevo León DALYS by cause and age group for both sexes with 95% uncertainty intervals, 2019

Cause	Early Neonatal	Late Neonatal	Post Neonatal	1 to 4	5 to 9	10 to 14	15 to 19	20 to 24	25 to 29	30 to 34	35 to 39	40 to 44	45 to 49	50 to 54	55 to 59	60 to 64	65 to 69	70 to 74	75 to 79	80 to 84	85 to 89	90 to 94	95 plus	Total
All causes	54,000 (29,700 to 84,600)	13,900 (10,400 to 18,200)	20,600 (15,400 to 26,900)	29,000 (22,500 to 37,000)	21,100 (16,800 to 26,000)	27,200 (21,300 to 34,400)	25,400 (20,700 to 30,700)	34,100 (28,400 to 41,000)	43,900 (36,600 to 52,600)	66,600 (55,900 to 79,000)	76,300 (63,200 to 90,800)	94,500 (78,000 to 112,000)	99,900 (82,800 to 118,000)	107,000 (89,100 to 126,000)	111,000 (91,500 to 132,000)	107,000 (91,900 to 125,000)	93,300 (81,700 to 106,000)	66,600 (58,900 to 75,600)	49,000 (43,200 to 56,000)	31,400 (27,500 to 35,800)	14,200 (12,600 to 16,000)	5,240 (4,670 to 5,900)	1,330,000
Communicable, maternal, neonatal, and nutritional diseases	23,800 (17,200 to 31,800)	9,230 (6,810 to 12,300)	9,190 (6,930 to 12,000)	7,990 (6,000 to 10,300)	5,760 (4,330 to 7,350)	4,040 (3,070 to 5,230)	3,960 (3,180 to 4,960)	4,470 (3,530 to 5,670)	5,710 (4,610 to 6,910)	6,970 (5,570 to 8,510)	8,720 (6,850 to 10,800)	8,750 (6,850 to 11,000)	8,400 (6,760 to 10,700)	9,890 (7,900 to 12,300)	9,290 (7,530 to 11,600)	8,370 (6,970 to 9,990)	7,600 (6,750 to 8,600)	5,190 (4,670 to 5,780)	2,540 (2,330 to 2,780)	1,090 (1,000 to 1,200)	480 (440 to 530)	160 (150 to 170)	133,000
HIV/AIDS and sexually transmitted infections	3.6 (2.1 to 5.7)	2.2 (1.1 to 3.7)	139 (91 to 201)	46.3 (29.1 to 69.1)	10.4 (6.5 to 15.5)	12.4 (7.7 to 18.4)	62.4 (39.1 to 92.5)	197 (123 to 292)	392 (246 to 580)	1,040 (652 to 1,540)	1,900 (1,190 to 2,820)	2,870 (1,800 to 4,250)	3,670 (2,300 to 5,440)	4,370 (2,740 to 6,480)	4,660 (2,920 to 6,900)	4,600 (2,880 to 6,810)	4,210 (2,640 to 6,230)	3,210 (2,010 to 4,750)	1,810 (1,130 to 2,680)	1,010 (630 to 1,490)	510 (320 to 760)	190 (120 to 280)	71,100
HIV/AIDS	0 (0 to 0)	0 (0 to 0)	124 (89.8 to 183)	39.2 (29.2 to 56.6)	7.6 (4.1 to 12.6)	9.6 (5.5 to 15.3)	58 (33.1 to 89.1)	194 (120 to 289)	387 (245 to 573)	1,040 (647 to 1,540)	1,900 (1,200 to 2,820)	2,870 (1,800 to 4,250)	3,670 (2,300 to 5,440)	4,370 (2,740 to 6,480)	4,660 (2,920 to 6,900)	4,600 (2,880 to 6,810)	4,210 (2,640 to 6,230)	3,210 (2,010 to 4,750)	1,810 (1,130 to 2,680)	1,010 (630 to 1,490)	510 (320 to 760)	190 (120 to 280)	9,930
HIV/AIDS - Drug-susceptible Tuberculosis	0 (0 to 0)	0 (0 to 0)	0.2 (0.2 to 0.3)	0.1 (0.1 to 0.2)	0.1 (0 to 0.1)	0.1 (0 to 0.1)	0.4 (0.2 to 0.6)	1.6 (0.9 to 2.5)	3.4 (2.1 to 5.1)	9.2 (5.7 to 13.7)	17.1 (10.7 to 25.4)	25.8 (16.2 to 38.2)	33.1 (20.7 to 49.1)	39.4 (24.7 to 58.4)	42 (26.3 to 62.2)	41.5 (26 to 61.5)	37.9 (23.8 to 56.2)	28.9 (18.1 to 42.9)	16.3 (10.2 to 24.2)	9.1 (5.7 to 13.5)	4.6 (2.9 to 6.8)	1.7 (1.1 to 2.5)	89.4
HIV/AIDS - Multidrug-resistant Tuberculosis without extensi	0 (0 to 0)	0 (0 to 0)	0.2 (0.1 to 0.3)	0.1 (0 to 0.2)	0 (0 to 0.1)	0 (0 to 0.1)	0.1 (0 to 0.2)	0.4 (0.2 to 0.6)	0.8 (0.5 to 1.2)	2.3 (1.4 to 3.5)	4.3 (2.7 to 6.4)	6.5 (4.1 to 9.6)	8.3 (5.2 to 12.3)	9.9 (6.2 to 14.6)	10.5 (6.6 to 15.5)	10.4 (6.5 to 15.4)	9.5 (6 to 14)	7.2 (4.5 to 10.7)	4.1 (2.6 to 6)	2.3 (1.4 to 3.4)	1.1 (0.7 to 1.7)	0.4 (0.3 to 0.6)	22.4
HIV/AIDS - Extensively drug-resistant Tuberculosis	0 (0 to 0)	0 (0 to 0)	0 (0 to 0)	0 (0 to 0)	0 (0 to 0)	0 (0 to 0)	0 (0 to 0)	0.2 (0.1 to 0.3)	0.5 (0.3 to 0.7)	1.4 (0.9 to 2.1)	2.7 (1.7 to 4)	4.1 (2.6 to 6.1)	5.3 (3.3 to 7.8)	6.3 (3.9 to 9.3)	6.7 (4.2 to 9.9)	6.6 (4.1 to 9.8)	6 (3.8 to 8.9)	4.6 (2.9 to 6.8)	2.6 (1.6 to 3.8)	1.4 (0.9 to 2.2)	0.7 (0.4 to 1.1)	0.3 (0.2 to 0.4)	14.1
HIV/AIDS resulting in other diseases	3.6 (2.1 to 5.7)	2.2 (1.1 to 3.7)	14.9 (9.5 to 23)	6.9 (4.4 to 10.5)	2.8 (1.6 to 4.4)	2.8 (1.6 to 4.4)	4.4 (2.6 to 6.8)	2.5 (1.5 to 3.9)	1.3 (0.8 to 2)	0.6 (0.4 to 1)	0.3 (0.2 to 0.5)	0.2 (0.1 to 0.3)	0.1 (0.1 to 0.2)	0.1 (0.1 to 0.1)	0.1 (0 to 0.1)	0 (0 to 0.1)	0 (0 to 0.1)	0 (0 to 0.1)	0 (0 to 0.1)	0 (0 to 0.1)	0 (0 to 0.1)	0 (0 to 0.1)	0.2
Sexually transmitted infections excluding HIV	3.6 (2.1 to 5.7)	2.2 (1.1 to 3.7)	1.2 (0.7 to 1.9)	0.4 (0.2 to 0.6)	0.1 (0 to 0.2)	7.7 (4.7 to 11.9)	54.2 (33.2 to 83.6)	81.6 (50.1 to 125.8)	132 (81.2 to 203)	192 (118 to 296)	297 (183 to 457)	372 (229 to 573)	392 (241 to 604)	396 (244 to 610)	367 (226 to 565)	291 (179 to 448)	206 (127 to 317)	130 (80.2 to 200)	69.1 (42.6 to 106)	34.1 (21 to 52.5)	15.6 (9.6 to 24.1)	5.4 (3.3 to 8.3)	1,210
Syphilis	1.8 (1.1 to 2.9)	1.1 (0.7 to 1.8)	0.6 (0.4 to 0.9)	0.2 (0.1 to 0.3)	0.1 (0 to 0.1)	1.9 (1.2 to 2.9)	17.9 (11 to 27.6)	27.9 (17.1 to 43)	45.3 (27.9 to 69.7)	66.1 (40.7 to 101.8)	102 (62.9 to 157)	128 (79 to 197)	135 (83.1 to 208)	136 (83.8 to 209)	126 (77.8 to 194)	100 (61.8 to 154)	70.8 (43.8 to 109)	44.8 (27.6 to 68.9)	23.8 (14.6 to 36.5)	11.8 (7.3 to 18.1)	5.4 (3.3 to 8.3)	1.9 (1.2 to 2.9)	416
Chlamydial infection	0 (0 to 0)	0 (0 to 0)	0 (0 to 0)	0 (0 to 0)	0 (0 to 0)	0.7 (0.5 to 1)	5.1 (3.4 to 7.3)	8.3 (5.6 to 11.8)	13 (8.5 to 18.4)	18.5 (12.4 to 26.3)	28.7 (19.2 to 40.8)	35.9 (24 to 51)	37.9 (25.4 to 53.8)	38.2 (25.6 to 54.2)	35.2 (23.6 to 50)	28.1 (18.8 to 39.9)	19.9 (13.3 to 28.2)	12.5 (8.4 to 17.8)	6.7 (4.5 to 9.5)	3.3 (2.2 to 4.7)	1.5 (1 to 2.1)	0.5 (0.3 to 0.7)	117
Gonococcal infection	0 (0 to 0)	0 (0 to 0)	0 (0 to 0)	0 (0 to 0)	0 (0 to 0)	0.7 (0.5 to 1)	5.1 (3.4 to 7.3)	8.3 (5.6 to 11.8)	13 (8.5 to 18.4)	18.5 (12.4 to 26.3)	28.7 (19.2 to 40.8)	35.9 (24 to 51)	37.9 (25.4 to 53.8)	38.2 (25.6 to 54.2)	35.2 (23.6 to 50)	28.1 (18.8 to 39.9)	19.9 (13.3 to 28.2)	12.5 (8.4 to 17.8)	6.7 (4.5 to 9.5)	3.3 (2.2 to 4.7)	1.5 (1 to 2.1)	0.5 (0.3 to 0.7)	117
Trichomoniasis	0 (0 to 0)	0 (0 to 0)	0 (0 to 0)	0 (0 to 0)	0 (0 to 0)	0.2 (0.1 to 0.3)	1.2 (0.8 to 1.8)	2.1 (1.4 to 3)	3.4 (2.2 to 4.8)	4.8 (3.2 to 6.8)	7.4 (4.9 to 10.5)	9.3 (6.2 to 13.2)	9.8 (6.6 to 13.9)	9.9 (6.6 to 14)	9.1 (6.1 to 13)	7.3 (4.9 to 10.3)	5.2 (3.4 to 7.3)	3.2 (2.2 to 4.6)	1.7 (1.1 to 2.4)	0.9 (0.6 to 1.2)	0.4 (0.2 to 0.5)	0.1 (0.1 to 0.2)	30.3
Genital herpes	0 (0 to 0)	0 (0 to 0)	0 (0 to 0)	0 (0 to 0)	0 (0 to 0)	0 (0 to 0)	0 (0 to 0)	0 (0 to 0)	0 (0 to 0)	0 (0 to 0)	0 (0 to 0)	0 (0 to 0)	0 (0 to 0)	0 (0 to 0)	0 (0 to 0)	0 (0 to 0)	0 (0 to 0)	0 (0 to 0)	0 (0 to 0)	0 (0 to 0)	0 (0 to 0)	0 (0 to 0)	0 (0 to 0)	0
Other sexually transmitted infections	0 (0 to 0)	0 (0 to 0)	0.2 (0.1 to 0.3)	0.1 (0 to 0.2)	0.1 (0 to 0.1)	2.5 (1.6 to 3.8)	11.2 (7.4 to 16.4)	19.6 (12.9 to 28.9)	29 (19.2 to 42.3)	39.3 (26 to 56.9)	57.1 (37.8 to 82.5)	68.1 (45.2 to 98.1)	67.9 (44.9 to 97.8)	66.9 (44.2 to 96.2)	60.2 (39.8 to 86.5)	47.9 (31.6 to 68.9)	32.1 (21.2 to 46.1)	19.5 (12.9 to 28)	9.6 (6.4 to 13.7)	4.6 (3 to 6.5)	1.9 (1.2 to 2.7)	0.5 (0.3 to 0.7)	565
Respiratory infections and tuberculosis	786 (670 to 1,170)	620 (426 to 1,040)	2,340 (1,740 to 3,190)	2,240 (1,670 to 3,070)	1,070 (797 to 1,520)	971 (721 to 1,340)	1,040 (749 to 1,460)	1,140 (811 to 1,630)	1,340 (951 to 1,940)	1,360 (1,000 to 1,940)	1,350 (1,000 to 1,900)	1,220 (900 to 1,720)	1,040 (767 to 1,460)	1,020 (752 to 1,430)	1,000 (737 to 1,400)	1,000 (737 to 1,400)	1,010 (744 to 1,410)	1,010 (744 to 1,410)	1,010 (744 to 1,410)	1,010 (744 to 1,410)	1,010 (744 to 1,410)	1,010 (744 to 1,410)	39,700
Tuberculosis	0.5 (0.3 to 0.8)	0.3 (0.1 to 0.5)	0.5 (0.3 to 0.8)	0.5 (0.3 to 0.8)	0.3 (0.2 to 0.5)	0.3 (0.2 to 0.5)	0.4 (0.2 to 0.6)	0.5 (0.3 to 0.8)	0.6 (0.4 to 0.9)	0.7 (0.4 to 1)	0.8 (0.5 to 1.2)	0.9 (0.6 to 1.3)	0.9 (0.6 to 1.3)	0.9 (0.6 to 1.3)	0.9 (0.6 to 1.3)	0.9 (0.6 to 1.3)	0.9 (0.6 to 1.3)	0.9 (0.6 to 1.3)	0.9 (0.6 to 1.3)	0.9 (0.6 to 1.3)	0.9 (0.6 to 1.3)	0.9 (0.6 to 1.3)	9,220
Latent tuberculosis infection	0 (0 to 0)	0 (0 to 0)	0 (0 to 0)	0 (0 to 0)	0 (0 to 0)	0 (0 to 0)	0 (0 to 0)	0 (0 to 0)	0 (0 to 0)	0 (0 to 0)	0 (0 to 0)	0 (0 to 0)	0 (0 to 0)	0 (0 to 0)	0 (0 to 0)	0 (0 to 0)	0 (0 to 0)	0 (0 to 0)	0 (0 to 0)	0 (0 to 0)	0 (0 to 0)	0 (0 to 0)	0 (0 to 0)	0
Active tuberculosis	0.5 (0.3 to 0.8)	0.3 (0.1 to 0.5)	0.5 (0.3 to 0.8)	0.5 (0.3 to 0.8)	0.3 (0.2 to 0.5)	0.3 (0.2 to 0.5)	0.4 (0.2 to 0.6)	0.5 (0.3 to 0.8)	0.6 (0.4 to 0.9)	0.7 (0.4 to 1)	0.8 (0.5 to 1.2)	0.9 (0.6 to 1.3)	0.9 (0.6 to 1.3)	0.9 (0.6 to 1.3)	0.9 (0.6 to 1.3)	0.9 (0.6 to 1.3)	0.9 (0.6 to 1.3)	0.9 (0.6 to 1.3)	0.9 (0.6 to 1.3)	0.9 (0.6 to 1.3)	0.9 (0.6 to 1.3)	0.9 (0.6 to 1.3)	3,500
Drug-susceptible tuberculosis	0.5 (0.3 to 0.8)	0.3 (0.1 to 0.5)	0.5 (0.3 to 0.8)	0.5 (0.3 to 0.8)	0.3 (0.2 to 0.5)	0.3 (0.2 to 0.5)	0.4 (0.2 to 0.6)	0.5 (0.3 to 0.8)	0.6 (0.4 to 0.9)	0.7 (0.4 to 1)	0.8 (0.5 to 1.2)	0.9 (0.6 to 1.3)	0.9 (0.6 to 1.3)	0.9 (0.6 to 1.3)	0.9 (0.6 to 1.3)	0.9 (0.6 to 1.3)	0.9 (0.6 to 1.3)	0.9 (0.6 to 1.3)	0.9 (0.6 to 1.3)	0.9 (0.6 to 1.3)	0.9 (0.6 to 1.3)	0.9 (0.6 to 1.3)	3,500
Multidrug-resistant tuberculosis without extensive drug-re	0 (0 to 0)	0 (0 to 0)	0 (0 to 0)	0 (0 to 0)	0 (0 to 0)	0 (0 to 0)	0 (0 to 0)	0 (0 to 0)	0 (0 to 0)	0 (0 to 0)	0 (0 to 0)	0 (0 to 0)	0 (0 to 0)	0 (0 to 0)	0 (0 to 0)	0 (0 to 0)	0 (0 to 0)	0 (0 to 0)	0 (0 to 0)	0 (0 to 0)	0 (0 to 0)	0 (0 to 0)	0 (0 to 0)	0
Extensively drug-resistant tuberculosis	0 (0 to 0)	0 (0 to 0)	0 (0 to 0)	0 (0 to 0)	0 (0 to 0)	0 (0 to 0)	0 (0 to 0)	0 (0 to 0)	0 (0 to 0)	0 (0 to 0)	0 (0 to 0)	0 (0 to 0)	0 (0 to 0)	0 (0 to 0)	0 (0 to 0)	0 (0 to 0)	0 (0 to 0)	0 (0 to 0)	0 (0 to 0)	0 (0 to 0)	0 (0 to 0)	0 (0 to 0)	0 (0 to 0)	0
Lower respiratory infections	782 (671 to 1,170)	621 (426 to 1,040)	2,160 (1,610 to 2,960)	1,940 (1,440 to 2,660)	322 (239 to 441)	256 (189 to 350)	286 (212 to 392)	298 (221 to 408)	362 (268 to 496)	367 (272 to 503)	362 (268 to 496)	329 (244 to 451)	322 (239 to 441)	322 (239 to 441)	322 (239 to 441)	322 (239 to 441)	322 (239 to 441)	322 (239 to 441)	322 (239 to 441)	322 (239 to 441)	322 (239 to 441)	322 (239 to 441)	322 (239 to 441)	7,010
Upper respiratory infections	3.4 (1.1 to 9.7)	3.5 (0.9 to 14.4)	180 (90.2 to 317)	305 (246 to 387)	745 (270 to 972)	715 (432 to 1,090)	753 (227 to 1,180)	842 (219 to 1,610)	978 (183 to 1,940)	993 (202 to 1,910)	988 (183 to 1,940)	891 (167 to 1,720)	702 (165 to 1,530)	698 (129 to 1,480)	678 (119 to 1,460)	678 (90.3 to 1,460)	678 (44.3 to 1,460)	678 (20.5 to 1,460)	678 (21.9 to 1,460)	678 (12.3 to 1,460)	678 (8.3 to 17.9)	678 (2.8 to 7.4)	4,630
Otitis media	0.1 (0 to 0.1)	0.1 (0 to 0.3)	0.7 (0.1 to 3.8)	2.2 (0.4 to 9.6)	0.9 (0.2 to 3.8)	0.6 (0.1 to 2.5)	0.4 (0.1 to 1.7)	0.3 (0.1 to 1.2)	0.2 (0 to 0.9)	0.2 (0 to 0.8)	0.1 (0 to 0.6)	0.1 (0 to 0.5)	0.1 (0 to 0.4)	0.1 (0 to 0.3)	0.1 (0 to 0.3)	0.1 (0 to 0.3)	0.1 (0 to 0.3)	0.1 (0 to 0.3)	0.1 (0 to 0.3)	0.1 (0 to 0.3)	0.1 (0 to 0.3)	0.1 (0 to 0.3)	1,420
Sinusitis	33.1 (20.2 to 51)	19.6 (9.9 to 33)	220 (139 to 330)	299 (199 to 430)	178 (120 to 254)	140 (97 to 200)	158 (109 to 228)	177 (121 to 254)	199 (134 to 280)	217 (146 to 306)	199 (134 to 280)	180 (120 to 254)	177 (119 to 250)	176 (118 to 249)	176 (118 to 249)	176 (118 to 249)	176 (118 to 249)	176 (118 to 249)	176 (118 to 249)	176 (118 to 249)	176 (118 to 249)	176 (118 to 249)	176 (118 to 249)	3,840
Pharyngitis	0.1 (0 to 0.2)	0.1 (0 to 0.2)	0.7 (0.2 to 1.7)	1.4 (0.5 to 3.5)	0.6 (0.2 to 1.5)	0.4 (0.1 to 1.1)	0.3 (0.1 to 0.8)	0.2 (0.1 to 0.6)	0.2 (0 to 0.5)	0.1 (0 to 0.4)	0.1 (0 to 0.3)	0.1 (0 to 0.2)	0.1 (0 to 0.2)	0.1 (0 to 0.2)	0.1 (0 to 0.2)	0.1 (0 to 0.2)	0.1 (0 to 0.2)	0.1 (0 to 0.2)	0.1 (0 to 0.2)	0.1 (0 to 0.2)	0.1 (0 to 0.2)	0.1 (0 to 0.2)	3.2
Laryngitis	0.1 (0 to 0.2)	0.1 (0 to 0.2)	0.7 (0.2 to 1.7)	1.4 (0.5 to 3.5)	0.6 (0.2 to 1.5)	0.4 (0.1 to 1.1)	0.3 (0.1 to 0.8)	0.2 (0.1 to 0.6)	0.2 (0 to 0.5)	0.1 (0 to 0.4)	0.1 (0 to 0.3)	0.1 (0 to 0.2)	0.1 (0 to 0.2)	0.1 (0 to 0.2)	0.1 (0 to 0.2)	0.1 (0 to 0.2)	0.1 (0 to 0.2)	0.1 (0 to 0.2)	0.1 (0 to 0.2)	0.1 (0 to 0.2)	0.1 (0 to 0.2)	0.1 (0 to 0.2)	3.2
Bronchitis	0.1 (0 to 0.2)	0.1 (0 to 0.2)	0.7 (0.2 to 1.7)	1.4 (0.5 to 3.5)	0.6 (0.2 to 1.5)	0.4 (0.1 to 1.1)	0.3 (0.1 to 0.8)	0.2 (0.1 to 0.6)	0.2 (0 to 0.5)	0.1 (0 to 0.4)	0.1 (0 to 0.3)	0.1 (0 to 0.2)	0.1 (0 to 0.2)	0.1 (0 to 0.2)	0.1 (0 to 0.2)	0.1 (0 to 0.2)	0.1 (0 to 0.2)	0.1 (0 to 0.2)	0.1 (0 to 0.2)	0.1 (0 to 0.2)	0.1 (0 to 0.2)	0.1 (0 to 0.2)	3.2
Pneumonia	782 (671 to 1,170)	621 (426 to 1,040)	2,160 (1,610 to 2,960)	1,940 (1,440 to 2,660)	322 (239 to 441)	256 (189 to 350)	286 (212 to 392)	298 (221 to 408)	362 (268 to 496)	367 (272 to 503)	362 (268 to 496)	329 (244 to 451)	322 (239 to 441)	322 (239 to 441)	322 (239 to 441)	322 (239 to 441)	322 (239 to 441)	322 (239 to 441)	322 (239 to 441)	322 (239 to 441)	322 (239 to 441)	322 (239 to 441)	322 (239 to 441)	7,010
Neglected tropical diseases and malaria	0.1 (0 to 0.2)	0 (0 to 0.1)	0.1 (0 to 0.2)	0.1 (0 to 0.2)	0.1 (0 to 0.2)	0.1 (0 to 0.2)	0.1 (0 to 0.2)	0.1 (0 to 0.2)	0.1 (0 to 0.2)	0.1 (0 to 0.2)	0.1 (0 to 0.2)	0.1 (0 to 0.2)	0.1 (0 to 0.2





SB Table 2c: Classic DALYS by cause and age group for both sexes with 95% uncertainty intervals, 2019

Cause	Birth/Neonatal	Late Neonatal	Post Neonatal	1 to 4	5 to 9	10 to 14	15 to 19	20 to 24	25 to 29	30 to 34	35 to 39	40 to 44	45 to 49	50 to 54	55 to 59	60 to 64	65 to 69	70 to 74	75 to 79	80 to 84	85 to 89	90 to 94	95 plus	Total
All causes	22,400 (17,696 to 28,900)	11,500 (9,700 to 13,900)	20,200 (17,700 to 22,900)	24,600 (23,000 to 26,400)	21,900 (17,900 to 26,900)	28,700 (23,200 to 35,400)	41,400 (34,600 to 50,200)	54,600 (45,700 to 64,900)	69,000 (59,900 to 80,500)	82,200 (72,200 to 93,200)	93,700 (84,200 to 104,400)	106,100 (97,800 to 115,700)	116,600 (107,900 to 125,700)	126,300 (117,400 to 135,600)	134,200 (124,900 to 143,600)	139,600 (129,800 to 149,400)	144,000 (133,900 to 154,000)	144,300 (133,900 to 154,600)	141,700 (130,700 to 151,700)	136,200 (121,400 to 149,900)	117,900 (94,000 to 139,600)	7,490 (6,810 to 8,000)	1,490,000
Communicable, maternal, neonatal, and nutritional diseases	15,900 (11,500 to 21,700)	8,090 (5,870 to 10,500)	16,100 (12,000 to 20,400)	19,600 (17,600 to 21,700)	5,510 (3,270 to 7,220)	4,100 (2,900 to 5,110)	5,870 (4,020 to 8,010)	6,970 (4,820 to 9,490)	9,490 (6,600 to 13,000)	9,710 (6,830 to 13,700)	9,400 (6,540 to 13,300)	9,260 (6,360 to 13,000)	8,470 (5,800 to 12,000)	8,960 (6,140 to 12,600)	8,900 (6,060 to 12,600)	8,360 (5,660 to 11,900)	8,300 (5,700 to 11,800)	8,160 (5,610 to 11,600)	8,310 (5,700 to 11,800)	8,110 (5,550 to 11,500)	2,770 (2,330 to 3,350)	1,660 (1,330 to 2,060)	169 (79 to 1,110)	139,000
HIV/AIDS and sexually transmitted infections	3.3 (2.9 to 4.0)	2.7 (1.4 to 5.1)	189 (162 to 217)	190 (166 to 217)	69.1 (59.5 to 80.9)	99.3 (86.2 to 113)	197 (170 to 230)	497 (429 to 582)	1,290 (1,100 to 1,500)	1,920 (1,650 to 2,260)	1,960 (1,660 to 2,340)	1,880 (1,600 to 2,240)	1,760 (1,500 to 2,100)	1,490 (1,270 to 1,770)	1,220 (1,040 to 1,450)	1,000 (852 to 1,190)	807 (687 to 960)	644 (547 to 765)	484 (411 to 575)	296 (252 to 352)	122 (97 to 151)	44.8 (34.1 to 59.5)	0.0 (0.0 to 1.1)	8,320
HIV/AIDS	0 (0 to 0)	0 (0 to 0)	162 (139 to 187)	163 (142 to 187)	69.9 (60.2 to 81.8)	99.6 (86.4 to 114)	128 (110 to 150)	374 (324 to 439)	1,130 (973 to 1,320)	1,770 (1,520 to 2,080)	1,740 (1,480 to 2,080)	1,630 (1,390 to 1,940)	1,490 (1,270 to 1,770)	1,260 (1,070 to 1,500)	1,040 (882 to 1,230)	852 (725 to 1,010)	688 (584 to 817)	549 (466 to 652)	412 (350 to 490)	252 (214 to 299)	104 (82.6 to 127)	38.1 (29.0 to 50.6)	0.0 (0.0 to 0.9)	7,660
HIV/AIDS - Drug-susceptible Tuberculosis	0 (0 to 0)	0 (0 to 0)	0.8 (0.4 to 1.3)	0.8 (0.4 to 1.3)	0.3 (0.1 to 0.5)	0.5 (0.2 to 0.8)	0.6 (0.3 to 1.0)	1.8 (0.9 to 3.0)	5.4 (2.7 to 9.1)	8.4 (4.2 to 14.2)	8.3 (4.1 to 14.0)	7.7 (3.8 to 13.0)	7.1 (3.5 to 12.0)	6.0 (3.0 to 10.1)	4.9 (2.4 to 8.3)	4.0 (1.9 to 6.8)	3.3 (1.6 to 5.6)	2.6 (1.3 to 4.4)	2.0 (1.0 to 3.4)	1.2 (0.6 to 2.0)	0.5 (0.2 to 0.8)	0.2 (0.1 to 0.4)	0.0 (0.0 to 0.1)	976
HIV/AIDS - Multidrug-resistant Tuberculosis without extensive drug resistance	0 (0 to 0)	0 (0 to 0)	1.7 (0.1 to 7.8)	1.8 (0.1 to 8.4)	0.7 (0.0 to 3.2)	1.1 (0.1 to 5.3)	1.4 (0.1 to 6.5)	4.1 (0.3 to 19.1)	12.7 (0.9 to 59.2)	19.2 (1.4 to 89.3)	19.1 (1.4 to 88.9)	17.7 (1.3 to 82.5)	16.4 (1.2 to 76.4)	13.9 (1.0 to 64.7)	11.2 (0.8 to 52.1)	9.4 (0.7 to 43.8)	7.7 (0.6 to 35.9)	6.1 (0.4 to 28.4)	4.7 (0.3 to 21.9)	2.8 (0.2 to 13.0)	1.2 (0.1 to 5.6)	0.5 (0.0 to 2.1)	0.0 (0.0 to 0.2)	219
HIV/AIDS - Extensively drug-resistant Tuberculosis	0 (0 to 0)	0 (0 to 0)	0.2 (0.0 to 1.0)	0.2 (0.0 to 1.1)	0.1 (0.0 to 0.4)	0.1 (0.0 to 0.7)	0.2 (0.0 to 0.8)	0.5 (0.0 to 2.4)	1.6 (0.1 to 7.5)	2.4 (0.2 to 11.3)	2.4 (0.2 to 11.2)	2.2 (0.2 to 10.4)	2.1 (0.2 to 9.6)	1.8 (0.1 to 8.2)	1.4 (0.1 to 6.6)	1.2 (0.1 to 5.5)	1.0 (0.1 to 4.5)	0.8 (0.1 to 3.6)	0.6 (0.0 to 2.8)	0.4 (0.0 to 1.7)	0.2 (0.0 to 0.7)	0.1 (0.0 to 0.3)	0.0 (0.0 to 0.1)	27.6
HIV/AIDS resulting in other diseases	0 (0 to 0)	0 (0 to 0)	1322 (1,160 to 1,510)	1,370 (1,190 to 1,570)	1,190 (1,040 to 1,360)	1,730 (1,520 to 1,980)	3,170 (2,790 to 3,620)	4,670 (4,120 to 5,340)	6,620 (5,840 to 7,560)	8,620 (7,610 to 9,850)	8,610 (7,600 to 9,840)	8,170 (7,210 to 9,340)	7,480 (6,600 to 8,550)	6,870 (6,060 to 7,850)	6,070 (5,350 to 6,940)	5,270 (4,640 to 6,020)	4,530 (3,990 to 5,180)	3,810 (3,350 to 4,350)	3,110 (2,730 to 3,550)	2,410 (2,110 to 2,750)	1,740 (1,520 to 1,980)	1,110 (967 to 1,260)	70 (32 to 511)	84,200
Sexually transmitted infections excluding HIV	3.3 (2.9 to 4.0)	2.7 (1.4 to 5.1)	26.6 (22.8 to 30.8)	26.6 (23.2 to 30.6)	0.2 (0.1 to 0.4)	0.2 (0.1 to 0.4)	0.2 (0.1 to 0.4)	0.2 (0.1 to 0.4)	0.2 (0.1 to 0.4)	0.2 (0.1 to 0.4)	0.2 (0.1 to 0.4)	0.2 (0.1 to 0.4)	0.2 (0.1 to 0.4)	0.2 (0.1 to 0.4)	0.2 (0.1 to 0.4)	0.2 (0.1 to 0.4)	0.2 (0.1 to 0.4)	0.2 (0.1 to 0.4)	0.2 (0.1 to 0.4)	0.2 (0.1 to 0.4)	0.1 (0.1 to 0.2)	0.0 (0.0 to 0.1)	0.0 (0.0 to 0.1)	652
Syphilis	0 (0 to 0)	0 (0 to 0)	0.6 (0.2 to 2.0)	0.6 (0.2 to 2.0)	0.2 (0.1 to 0.6)	0.3 (0.1 to 0.8)	0.4 (0.1 to 1.2)	1.1 (0.4 to 2.6)	3.1 (1.1 to 7.1)	4.6 (1.7 to 10.5)	4.5 (1.6 to 10.3)	4.2 (1.5 to 9.5)	3.8 (1.4 to 8.7)	3.2 (1.2 to 7.4)	2.6 (1.0 to 6.0)	2.1 (0.8 to 4.9)	1.7 (0.7 to 4.0)	1.3 (0.5 to 3.1)	1.0 (0.4 to 2.4)	0.7 (0.3 to 1.7)	0.3 (0.1 to 0.8)	0.1 (0.0 to 0.3)	0.0 (0.0 to 0.1)	54.6
Chlamydial infection	0 (0 to 0)	0 (0 to 0)	0 (0 to 0)	0 (0 to 0)	0 (0 to 0)	0.1 (0 to 0.1)	0.1 (0 to 0.2)	0.2 (0 to 0.4)	0.6 (0.2 to 1.3)	0.9 (0.4 to 1.9)	0.9 (0.4 to 1.9)	0.8 (0.4 to 1.8)	0.8 (0.3 to 1.6)	0.6 (0.3 to 1.4)	0.5 (0.2 to 1.1)	0.4 (0.2 to 0.9)	0.3 (0.1 to 0.7)	0.3 (0.1 to 0.6)	0.2 (0.1 to 0.5)	0.1 (0.1 to 0.3)	0.1 (0.0 to 0.2)	0.0 (0.0 to 0.1)	0.0 (0.0 to 0.0)	8.8
Gonococcal infection	0 (0 to 0)	0 (0 to 0)	0 (0 to 0)	0 (0 to 0)	0 (0 to 0)	0.1 (0 to 0.1)	0.1 (0 to 0.2)	0.2 (0 to 0.4)	0.6 (0.2 to 1.3)	0.9 (0.4 to 1.9)	0.9 (0.4 to 1.9)	0.8 (0.4 to 1.8)	0.8 (0.3 to 1.6)	0.6 (0.3 to 1.4)	0.5 (0.2 to 1.1)	0.4 (0.2 to 0.9)	0.3 (0.1 to 0.7)	0.3 (0.1 to 0.6)	0.2 (0.1 to 0.5)	0.1 (0.1 to 0.3)	0.1 (0.0 to 0.2)	0.0 (0.0 to 0.1)	0.0 (0.0 to 0.0)	8.8
Trichomoniasis	0 (0 to 0)	0 (0 to 0)	0 (0 to 0)	0 (0 to 0)	0 (0 to 0)	0.1 (0 to 0.1)	0.1 (0 to 0.2)	0.2 (0 to 0.4)	0.6 (0.2 to 1.3)	0.9 (0.4 to 1.9)	0.9 (0.4 to 1.9)	0.8 (0.4 to 1.8)	0.8 (0.3 to 1.6)	0.6 (0.3 to 1.4)	0.5 (0.2 to 1.1)	0.4 (0.2 to 0.9)	0.3 (0.1 to 0.7)	0.3 (0.1 to 0.6)	0.2 (0.1 to 0.5)	0.1 (0.1 to 0.3)	0.1 (0.0 to 0.2)	0.0 (0.0 to 0.1)	0.0 (0.0 to 0.0)	8.8
Genital herpes	0 (0 to 0)	0 (0 to 0)	0 (0 to 0)	0 (0 to 0)	0 (0 to 0)	0 (0 to 0)	0 (0 to 0)	0 (0 to 0)	0 (0 to 0)	0 (0 to 0)	0 (0 to 0)	0 (0 to 0)	0 (0 to 0)	0 (0 to 0)	0 (0 to 0)	0 (0 to 0)	0 (0 to 0)	0 (0 to 0)	0 (0 to 0)	0 (0 to 0)	0 (0 to 0)	0 (0 to 0)	0 (0 to 0)	0 (0 to 0)	172
Other sexually transmitted infections	0 (0 to 0)	0 (0 to 0)	0 (0 to 0)	0 (0 to 0)	0 (0 to 0)	0 (0 to 0)	0.1 (0 to 0.2)	0.2 (0 to 0.5)	0.7 (0.2 to 1.5)	1.1 (0.4 to 2.3)	1.1 (0.4 to 2.3)	1.0 (0.4 to 2.2)	0.9 (0.4 to 2.0)	0.8 (0.3 to 1.8)	0.6 (0.3 to 1.4)	0.5 (0.2 to 1.2)	0.4 (0.2 to 1.0)	0.3 (0.1 to 0.8)	0.3 (0.1 to 0.6)	0.2 (0.1 to 0.4)	0.1 (0.0 to 0.2)	0.0 (0.0 to 0.1)	0.0 (0.0 to 0.0)	10.6
Respiratory infections and tuberculosis	4356 (2921 to 6181)	4,070 (3,020 to 5,660)	2,450 (1,920 to 3,240)	1,160 (1,020 to 1,340)	699 (610 to 811)	660 (574 to 771)	1,030 (887 to 1,200)	1,720 (1,460 to 2,060)	2,660 (2,210 to 3,270)	3,970 (3,270 to 4,870)	5,010 (4,120 to 6,140)	5,970 (4,900 to 7,330)	6,870 (5,630 to 8,450)	7,770 (6,360 to 9,560)	8,610 (7,040 to 10,600)	9,280 (7,580 to 11,400)	9,770 (7,980 to 12,000)	10,000 (8,160 to 12,300)	9,980 (8,140 to 12,300)	9,670 (7,900 to 11,900)	8,630 (7,117 to 10,600)	4,620 (3,790 to 5,700)	29,600
Tuberculosis	0 (0 to 0)	0 (0 to 0)	29.2 (24.9 to 33.9)	29.3 (25.0 to 34.0)	4.8 (4.1 to 5.6)	5.2 (4.4 to 6.0)	7.8 (6.7 to 9.1)	13.4 (11.4 to 15.6)	24.2 (20.6 to 28.1)	40.1 (34.2 to 46.5)	54.2 (46.3 to 62.9)	68.2 (58.2 to 79.1)	80.1 (68.4 to 92.9)	91.1 (77.9 to 106)	100 (85.4 to 116)	107 (91.4 to 124)	111 (94.8 to 129)	111 (94.8 to 129)	107 (91.4 to 124)	98.1 (83.8 to 114)	84.1 (71.8 to 97.6)	49.1 (41.9 to 57.0)	2.1 (1.8 to 2.4)	1,130
Latent tuberculosis infection	0 (0 to 0)	0 (0 to 0)	0 (0 to 0)	0 (0 to 0)	0 (0 to 0)	0 (0 to 0)	0 (0 to 0)	0 (0 to 0)	0 (0 to 0)	0 (0 to 0)	0 (0 to 0)	0 (0 to 0)	0 (0 to 0)	0 (0 to 0)	0 (0 to 0)	0 (0 to 0)	0 (0 to 0)	0 (0 to 0)	0 (0 to 0)	0 (0 to 0)	0 (0 to 0)	0 (0 to 0)	0 (0 to 0)	0 (0 to 0)	0
Drug-susceptible Tuberculosis	0 (0 to 0)	49.3 (22.6 to 82.9)	49 (18.1 to 79.1)	49.2 (18.2 to 79.4)	8.1 (2.9 to 13.1)	8.7 (3.2 to 14.1)	13.1 (4.8 to 21.1)	22.5 (8.3 to 36.3)	40.6 (15.0 to 65.5)	67.3 (24.9 to 108)	90.9 (33.7 to 147)	114 (42.3 to 184)	134 (49.8 to 217)	153 (56.6 to 246)	168 (62.3 to 270)	179 (66.4 to 289)	186 (69.1 to 300)	186 (69.1 to 300)	179 (66.4 to 289)	164 (61.0 to 265)	141 (52.5 to 228)	82.6 (30.7 to 133)	3.5 (1.3 to 5.7)	1,890
Multidrug-resistant tuberculosis without extensive drug resistance	0 (0 to 0)	0 (0 to 0)	0.1 (0.1 to 0.7)	0.1 (0.1 to 0.8)	0.1 (0.0 to 0.4)	0.1 (0.0 to 0.5)	0.1 (0.0 to 0.6)	0.2 (0.1 to 1.2)	0.4 (0.2 to 2.3)	0.6 (0.3 to 3.4)	0.8 (0.4 to 4.5)	1.0 (0.5 to 5.5)	1.2 (0.6 to 6.5)	1.4 (0.7 to 7.5)	1.5 (0.8 to 8.1)	1.6 (0.8 to 8.6)	1.7 (0.8 to 9.0)	1.7 (0.8 to 9.0)	1.6 (0.8 to 8.6)	1.5 (0.7 to 8.0)	1.3 (0.6 to 6.9)	0.7 (0.3 to 3.8)	0.0 (0.0 to 0.2)	39.3
Extensively drug-resistant tuberculosis	0 (0 to 0)	0 (0 to 0)	0 (0 to 0.1)	0 (0 to 0.1)	0 (0 to 0.1)	0 (0 to 0.1)	0 (0 to 0.1)	0 (0 to 0.2)	0.1 (0 to 0.3)	0.1 (0 to 0.5)	0.2 (0 to 0.7)	0.2 (0 to 0.9)	0.3 (0 to 1.1)	0.3 (0 to 1.2)	0.3 (0 to 1.3)	0.3 (0 to 1.4)	0.3 (0 to 1.4)	0.3 (0 to 1.4)	0.3 (0 to 1.4)	0.3 (0 to 1.3)	0.2 (0 to 1.1)	0.1 (0 to 0.6)	0.0 (0 to 0.2)	0.0 (0 to 0.1)	5.4
Lower respiratory infections	4354 (2920 to 6180)	4,070 (3,020 to 5,660)	2,450 (1,920 to 3,240)	1,150 (1,020 to 1,340)	690 (600 to 801)	651 (566 to 762)	1,010 (870 to 1,180)	1,690 (1,440 to 2,020)	2,610 (2,170 to 3,210)	3,900 (3,210 to 4,790)	4,920 (4,050 to 6,040)	5,860 (4,810 to 7,200)	6,740 (5,530 to 8,300)	7,620 (6,240 to 9,380)	8,440 (6,910 to 10,400)	9,100 (7,440 to 11,200)	9,580 (7,830 to 11,800)	9,810 (8,010 to 12,100)	9,800 (8,000 to 12,100)	9,500 (7,760 to 11,700)	8,490 (7,000 to 10,400)	4,540 (3,720 to 5,610)	29,600
Upper respiratory infections	2 (1 to 3)	0 (0 to 0)	0 (0 to 0)	0 (0 to 0)	0 (0 to 0)	0 (0 to 0)	0 (0 to 0)	0 (0 to 0)	0 (0 to 0)	0 (0 to 0)	0 (0 to 0)	0 (0 to 0)	0 (0 to 0)	0 (0 to 0)	0 (0 to 0)	0 (0 to 0)	0 (0 to 0)	0 (0 to 0)	0 (0 to 0)	0 (0 to 0)	0 (0 to 0)	0 (0 to 0)	0 (0 to 0)	0 (0 to 0)	0
Otitis media	0 (0 to 0)	0 (0 to 0)	0.2 (0.0 to 0.7)	0.2 (0.0 to 0.7)	0.1 (0.0 to 0.2)	0.1 (0.0 to 0.2)	0.1 (0.0 to 0.2)	0.1 (0.0 to 0.2)	0.1 (0.0 to 0.2)	0.1 (0.0 to 0.2)	0.1 (0.0 to 0.2)	0.1 (0.0 to 0.2)	0.1 (0.0 to 0.2)	0.1 (0.0 to 0.2)	0.1 (0.0 to 0.2)	0.1 (0.0 to 0.2)	0.1 (0.0 to 0.2)	0.1 (0.0 to 0.2)	0.1 (0.0 to 0.2)	0.1 (0.0 to 0.2)	0.1 (0.0 to 0.2)	0.0 (0.0 to 0.1)	0.0 (0.0 to 0.0)	1.3
Enteric infections	2,840 (2,040 to 4,180)	2,650 (1,960 to 3,680)	1,160 (1,020 to 1,340)	1,160 (1,020 to 1,340)	691 (600 to 801)	651 (566 to 762)	1,010 (870 to 1,180)	1,690 (1,440 to 2,020)	2,610 (2,170 to 3,210)	3,900 (3,210 to 4,790)	4,920 (4,050 to 6,040)	5,860 (4,810 to 7,200)	6,740 (5,530 to 8,300)	7,620 (6,240 to 9,380)	8,440 (6,910 to 10,400)	9,100 (7,440 to 11,200)	9,580 (7,830 to 11,800)	9,810 (8,010 to 12,100)	9,800 (8,000 to 12,100)	9,500 (7,760 to 11,700)	8,490 (7,000 to 10,400)	4,540 (3,720 to 5,610)	29,600
Diarrheal diseases	2,840 (2,040 to 4,180)	2,650 (1,960 to 3,680)	1,160 (1,020 to 1,340)	1,160 (1,020 to 1,340)	691 (600 to 801)	651 (566 to 762)	1,010 (870 to 1,180)	1,690 (1,440 to 2,020)	2,610 (2,170 to 3,210)	3,900 (3,210 to 4,790)	4,920 (4,050 to 6,040)	5,860 (4,810 to 7,200)	6,740 (5,530 to 8,300)	7,620 (6,240 to 9,380)	8,440 (6,910 to 10,400)	9,100 (7,440 to 11,200)	9,580 (7,830 to 11,800)	9,810 (8,010 to 12,100)	9,800 (8,000 to 12,100)	9,500 (7,760 to 11,700)	8,490 (7,000 to 10,400)	4,540 (3,720 to 5,610)	29,600
Typhoid and paratyphoid	0 (0 to 0)	0 (0 to 0)	0.2 (0.2 to 0.6)	0.2 (0.2 to 0.6)	0.1 (0.1 to 0.2)	0.1 (0.1 to 0.2)	0.1 (0.1 to 0.2)	0.1 (0.1 to 0.2)	0.1 (0.1 to 0.2)	0.1 (0.1 to 0.2)	0.1 (0.1 to 0.2)	0.1 (0.1 to 0.2)	0.1 (0.1 to 0.2)	0.1 (0.1 to 0.2)	0.1 (0.1 to 0.2)	0.1 (0.1 to 0.2)	0.1 (0.1 to 0.2)	0.1 (0.1 to 0.2)	0.1 (0.1 to 0.2)	0.1 (0.1 to 0.2)	0.1 (0.1 to 0.2)	0.0 (0.0 to 0.1)	0.0 (0.0 to 0.0)	1.4
Typhoid fever	0 (0 to 0)	0 (0 to 0)	0.2 (0.2 to 0.6)	0.2 (0.2 to 0.6)	0.1 (0.1 to 0.2)	0.1 (0.1 to 0.2)	0.1 (0.1 to 0.2)	0.1 (0.1 to 0.2)	0.1 (0.1 to 0.2)	0.1 (0.1 to 0.2)	0.1 (0.1 to 0.2)	0.1 (0.1 to 0.2)	0.1 (0.1 to 0.2)	0.1 (0.1 to 0.2)	0.1 (0.1 to 0.2)	0.1 (0.1 to 0.2)	0.1 (0.1 to 0.2)	0.1 (0.1 to 0.2)	0.1 (0.1 to 0.2)	0.1 (0.1 to 0.2)	0.1 (0.1 to 0.2)	0.0 (0.0 to 0.1)	0.0 (0.0 to 0.0)	1.4
Paratyphoid fever	0 (0 to 0)	0 (0 to 0)	0 (0 to 0)	0 (0 to 0)	0 (0 to 0)	0 (0 to 0)	0 (0 to 0)	0 (0 to 0)	0 (0 to 0)	0 (0 to 0)	0 (0 to 0)	0 (0 to 0)	0 (0 to 0)	0 (0 to 0)	0 (0 to 0)	0 (0 to 0)	0 (0 to 0)	0 (0 to 0)	0 (0 to 0)	0 (0 to 0)	0 (0 to 0)	0 (0 to 0)	0 (0 to 0)	0 (0 to 0)	0
Invasive Non-typhoidal Salmonella (iNTS)	0 (0 to 0)	0.4 (0.3 to 0.7)	7.3 (5.6 to 9.4)	3.6 (2.7 to 4.6)	0.6 (0.4 to 0.8)	0.7 (0.5 to 1.0)	0.9 (0.7 to 1.2)	1.1 (0.8 to 1.5)	1.4 (1.0 to 1.9)	1.7 (1.2 to 2.3)	1.7 (1.2 to 2.3)	1.6 (1.2 to 2.2)	1.5 (1.1 to 2.1)	1.4 (1.0 to 1.9)	1.2 (0.9 to 1.7)	1.1 (0.8 to 1.5)	0.9 (0.7 to 1.3)	0.8 (0.6 to 1.1)	0.7 (0.5 to 1.0)	0.5 (0.4 to 0.7)	0.3 (0.2 to 0.4)	0.1 (0.1 to 0.2)	0.0 (0.0 to 0.0)	28.9
Other intestinal infectious diseases	0 (0 to 0)	0 (0 to 0)	4.2 (3.2 to 5.4)	4.6 (3.7 to 5.7)	1.2 (0.9 to 1.5)	1.1 (0.9 to 1.4)	1.1 (0.9 to 1.4)	1.1 (0.9 to 1.4)	1.2 (0.9 to 1.4)	1.2 (0.9 to 1.4)	1.2 (0.9 to 1.4)	1.1 (0.9 to 1.4)	1.1 (0.9 to 1.4)	1.1 (0.9 to 1.4)	1.1 (0.9 to 1.4)	1.1 (0.9 to 1.4)	1.1 (0.9 to 1.4)	1.1 (0.9 to 1.4)	1.1 (0.9 to 1.4)	1.1 (0.9 to 1.4)	1.1 (0.9 to 1.4)	0.5 (0.4 to 0.6)	0.0 (0.0 to 0.0)	22.4
Neglected tropical diseases and malaria	23.8 (20.5 to 27.2)	6.8 (4.9 to 9.2)	166 (142 to 192)	228 (207 to 252)	229 (210 to 248)	229 (210 to 248)	323 (297 to 350)	419 (385 to 454)	491 (451 to 532)	483 (444 to 523)	481 (442 to 521)	478 (439 to 518)	469 (431 to 508)	466 (428 to 505)	460 (423 to 498)	452 (415 to 490)	442 (406 to 479)	432 (397 to 468)	422 (387 to 457)	409 (375 to 443)	393 (361 to 426)	337 (309 to 365)	29.6 (27.2 to 32.1)	5,890
Malaria	0 (0 to 0)	0 (0 to 0)	0 (0 to 0)	0 (0 to 0)	0 (0 to 0)	0 (0 to 0)	0 (0 to 0)	0 (0 to 0)	0 (0 to 0)	0 (0 to 0)	0 (0 to 0)	0 (0 to 0)	0 (0 to 0)	0 (0 to 0)	0 (0 to 0)	0 (0 to 0)	0 (0 to 0)	0 (0 to 0)	0 (0 to 0)	0 (0 to 0)	0 (0 to 0)	0 (0 to 0)	0 (0 to 0)	0 (0 to 0)	0
Chagas disease	0 (0 to 0)	0 (0 to 0)	1.4 (1.1 to 1.8)	4.1 (3.4 to 5.0)	3.4 (2.8 to 4.1)	3.4 (2.8 to 4.1)	4.6 (3.8 to 5.6)	5.9 (4.9 to 7.2)	7.6 (6.3 to 9.2)	9.6 (7.9 to 11.6)	9.5 (7.9 to 11.5)	9.2 (7.6 to 11.2)	8.7 (7.2 to 10.6)	8.2 (6.8 to 10.0)	7.6 (6.3 to 9.2)	7.0 (5.8 to 8.5)	6.4 (5.3 to 7.8)	5.8 (4.8 to 7.1)	5.2 (4.3 to 6.3)	4.5 (3.7 to 5.5)	3.8 (3.1 to 4.6)	2.9 (2.4 to 3.5)	0.1 (0.1 to 0.2)	104
Leishmaniasis	0 (0 to 0)	0 (0 to 0)	0.1 (0 to 0.3)	0.1 (0 to 0.4)	0.1 (0 to 0.2)	0.1 (0 to 0.2)	0.1 (0 to 0.2)	0.1 (0 to 0.2)	0.1 (0 to 0.2)	0.1 (0 to 0.2)	0.1 (0 to 0.2)	0.1 (0 to 0.2)	0.1 (0 to 0.2)	0.1 (0 to 0.2)	0.1 (0 to 0.2)	0.1 (0 to 0.2)	0.1 (0 to 0.2)	0.1 (0 to 0.2)	0.1 (0 to 0.2)	0.1 (0 to 0.2)	0.1 (0 to 0.2)	0.0 (0 to 0.1)	0.0 (0 to 0.0)	1.7
Visceral leishmaniasis	0 (0 to 0)	0 (0 to 0)	0 (0 to 0.2)	0 (0 to 0.2)	0 (0 to 0.1)	0 (0 to 0.1)	0 (0 to 0.1)	0 (0 to 0.1)	0 (0 to 0.1)	0 (0 to 0.1)	0 (0 to 0.1)	0 (0 to 0.1)	0 (0 to 0.1)	0 (0 to 0.1)	0 (0 to 0.1)	0 (0 to 0.1)	0 (0 to 0.1)	0 (0 to 0.1)	0 (0 to 0.1)	0 (0 to 0.1)	0 (0 to 0.1)	0 (0 to 0.1)	0 (0 to 0.0)	0 (0 to 0.0)	0.9
Cutaneous and mucocutaneous leishmaniasis	0 (0 to 0)	0 (0 to 0)	0 (0 to 0.1)	0 (0 to 0.1)	0 (0 to 0.1)	0 (0 to 0.1)	0 (0 to 0.1)	0 (0 to 0.1)	0 (0 to 0.1)	0 (0 to 0.1)	0 (0 to 0.1)	0 (0 to 0.1)	0 (0 to 0.1)	0 (0 to 0.1)	0 (0 to 0.1)	0 (0 to 0.1)	0 (0 to 0.1)	0 (0 to 0.1)	0 (0 to 0.1)	0 (0 to 0.1)	0 (0 to 0.1)	0 (0 to 0.1)	0 (0 to 0.0)	0 (0 to 0.0)	0.1
African trypanosomiasis	0 (0 to 0)	0 (0 to 0)	0 (0 to 0)	0 (0 to 0)	0 (0 to 0)	0 (0 to 0)	0 (0 to 0)	0 (0 to 0)	0 (0 to 0)	0 (0 to 0)	0 (0 to 0)	0 (0 to 0)	0 (0 to 0)	0 (0 to 0)	0 (0 to 0)	0 (0 to 0)	0 (0 to 0)	0 (0 to 0)	0 (0 to 0)	0 (0 to 0)	0 (0 to 0)	0 (0 to 0)	0 (0 to 0)	0 (0 to 0)	0
Schistosomiasis	0 (0 to 0)	0 (0 to 0)	0 (0 to 0)	0 (0 to 0)	0 (0 to 0)	0 (0 to 0)	0 (0 to 0)	0 (0 to 0)	0 (0 to 0)	0 (0 to 0)	0 (0 to 0)	0 (0 to 0)	0 (0 to 0)	0 (0 to 0)	0 (0 to 0)	0 (0 to 0)	0 (0 to 0)	0 (0 to 0)	0 (0 to 0)	0 (0 to 0)	0 (0 to 0)	0 (0 to 0)	0 (0 to 0)	0 (0 to 0)	0
Cysticercosis	0 (0 to 0)	0 (0 to 0)	0.3 (0.2 to 0.4)	2.8 (2.3 to 3.4)	10.2 (8.5 to 12.0)	49.4 (41.3 to 58.1)	162 (135 to 190)	267 (224 to 314)	373 (312 to 439)	378 (316 to 444)	331 (277 to 390)	287 (240 to 338)	243 (203 to 286)	203 (170 to 239)	168 (140 to 197)	139 (116 to 163)	114 (95.2 to 134)	93.5 (78.1 to 110)	76.6 (64.0 to 90.1)	62.8 (52.5 to 73.9)	51.5 (43.0 to 60.6)	42.2 (35.2 to 49.6)	3.4 (2.8 to 4.0)	3,140
Cystic echinococcosis	0 (0 to 0)	0 (0 to 0)	0.1 (0 to 0.1)	0.1 (0 to 0.1)	0.1 (0 to 0.1





SR Table 2c: Puebla DALYS by cause and age group for both sexes with 95% uncertainty intervals, 2019

Cause	Early Neonatal	Late Neonatal	Post Neonatal	1 to 4	5 to 9	10 to 14	15 to 19	20 to 24	25 to 29	30 to 34	35 to 39	40 to 44	45 to 49	50 to 54	55 to 59	60 to 64	65 to 69	70 to 74	75 to 79	80 to 84	85 to 89	90 to 94	95 plus	Total
All causes	67,700 (56,600 to 80,700)	29,200 (19,700 to 39,900)	40,100 (32,400 to 47,400)	43,100 (35,000 to 50,400)	33,500 (27,300 to 40,000)	42,600 (36,100 to 50,300)	67,900 (56,700 to 81,000)	71,300 (57,200 to 87,000)	77,600 (62,100 to 97,000)	82,000 (64,900 to 101,600)	86,600 (66,600 to 110,000)	96,300 (74,100 to 122,000)	113,600 (87,000 to 144,000)	131,900 (102,000 to 166,000)	156,000 (119,000 to 195,000)	186,000 (138,000 to 239,000)	229,000 (166,000 to 299,000)	234,000 (163,000 to 324,000)	241,000 (163,000 to 339,000)	231,000 (153,000 to 330,000)	209,000 (137,000 to 303,000)	42,700 (26,000 to 67,000)	2,760,000
Communicable, maternal, neonatal, and nutritional diseases	51,600 (37,700 to 66,300)	17,800 (13,700 to 23,100)	26,300 (17,700 to 41,900)	14,300 (11,600 to 17,400)	7,060 (5,120 to 10,200)	5,940 (4,030 to 8,290)	7,200 (4,770 to 9,960)	8,230 (5,230 to 11,900)	8,120 (5,000 to 12,000)	8,390 (5,190 to 12,400)	8,120 (5,000 to 12,000)	8,160 (5,190 to 12,000)	8,270 (5,660 to 12,000)	8,600 (5,800 to 12,600)	8,710 (5,890 to 12,900)	8,700 (5,890 to 12,900)	8,710 (5,890 to 12,900)	8,370 (5,660 to 12,200)	7,920 (5,370 to 11,500)	6,920 (4,690 to 10,000)	5,660 (3,840 to 8,210)	2,620 (1,770 to 3,780)	216,000
HIV/AIDS and sexually transmitted infections	6.8 (3.7 to 11.1)	3.4 (1.7 to 5.7)	52 (27 to 84)	202 (107 to 327)	140 (74 to 226)	141 (75 to 228)	297 (157 to 480)	601 (318 to 971)	826 (438 to 1,330)	1,020 (540 to 1,650)	1,040 (550 to 1,680)	1,040 (550 to 1,680)	1,040 (550 to 1,680)	1,040 (550 to 1,680)	1,040 (550 to 1,680)	1,040 (550 to 1,680)	1,040 (550 to 1,680)	1,040 (550 to 1,680)	1,040 (550 to 1,680)	1,040 (550 to 1,680)	1,040 (550 to 1,680)	1,040 (550 to 1,680)	13,100
HIV/AIDS	0 (0 to 0)	0 (0 to 0)	52 (27 to 84)	202 (109 to 327)	140 (73 to 227)	141 (74 to 227)	297 (156 to 479)	601 (317 to 970)	826 (436 to 1,330)	1,020 (540 to 1,650)	1,040 (550 to 1,680)	1,040 (550 to 1,680)	1,040 (550 to 1,680)	1,040 (550 to 1,680)	1,040 (550 to 1,680)	1,040 (550 to 1,680)	1,040 (550 to 1,680)	1,040 (550 to 1,680)	1,040 (550 to 1,680)	1,040 (550 to 1,680)	1,040 (550 to 1,680)	1,040 (550 to 1,680)	11,700
HIV/AIDS - Drug-susceptible Tuberculosis	0 (0 to 0)	0 (0 to 0)	28.1 (15 to 47)	18.4 (10.6 to 28.8)	11.1 (6.5 to 17.2)	10.4 (6.1 to 16.2)	17.1 (10.1 to 26.1)	17.6 (10.1 to 27)	19.8 (11.4 to 30.7)	19.5 (11.2 to 30.2)	19.5 (11.2 to 30.2)	19.5 (11.2 to 30.2)	19.5 (11.2 to 30.2)	19.5 (11.2 to 30.2)	19.5 (11.2 to 30.2)	19.5 (11.2 to 30.2)	19.5 (11.2 to 30.2)	19.5 (11.2 to 30.2)	19.5 (11.2 to 30.2)	19.5 (11.2 to 30.2)	19.5 (11.2 to 30.2)	19.5 (11.2 to 30.2)	307
HIV/AIDS - Multidrug-resistant Tuberculosis without extra-resistance	0 (0 to 0)	0 (0 to 0)	0.3 (0.1 to 0.7)	0.4 (0.2 to 0.8)	0.3 (0.1 to 0.6)	0.3 (0.1 to 0.6)	0.5 (0.2 to 1)	0.5 (0.2 to 1)	0.6 (0.2 to 1.2)	0.6 (0.2 to 1.2)	0.6 (0.2 to 1.2)	0.6 (0.2 to 1.2)	0.6 (0.2 to 1.2)	0.6 (0.2 to 1.2)	0.6 (0.2 to 1.2)	0.6 (0.2 to 1.2)	0.6 (0.2 to 1.2)	0.6 (0.2 to 1.2)	0.6 (0.2 to 1.2)	0.6 (0.2 to 1.2)	0.6 (0.2 to 1.2)	0.6 (0.2 to 1.2)	8.9
HIV/AIDS - Extensively drug-resistant Tuberculosis	0 (0 to 0)	0 (0 to 0)	0.2 (0.1 to 0.4)	0.1 (0 to 0.2)	0.1 (0 to 0.2)	0.1 (0 to 0.2)	0.2 (0.1 to 0.4)	0.2 (0.1 to 0.4)	0.2 (0.1 to 0.4)	0.2 (0.1 to 0.4)	0.2 (0.1 to 0.4)	0.2 (0.1 to 0.4)	0.2 (0.1 to 0.4)	0.2 (0.1 to 0.4)	0.2 (0.1 to 0.4)	0.2 (0.1 to 0.4)	0.2 (0.1 to 0.4)	0.2 (0.1 to 0.4)	0.2 (0.1 to 0.4)	0.2 (0.1 to 0.4)	0.2 (0.1 to 0.4)	0.2 (0.1 to 0.4)	3.1
HIV/AIDS resulting in other diseases	0 (0 to 0)	0 (0 to 0)	229 (210 to 278)	222 (186 to 256)	139 (109 to 158)	118 (93 to 135)	232 (177 to 285)	402 (302 to 493)	1,370 (1,070 to 1,760)	1,690 (1,280 to 2,190)	1,720 (1,300 to 2,230)	1,720 (1,300 to 2,230)	1,720 (1,300 to 2,230)	1,720 (1,300 to 2,230)	1,720 (1,300 to 2,230)	1,720 (1,300 to 2,230)	1,720 (1,300 to 2,230)	1,720 (1,300 to 2,230)	1,720 (1,300 to 2,230)	1,720 (1,300 to 2,230)	1,720 (1,300 to 2,230)	1,720 (1,300 to 2,230)	19,700
Sexually transmitted infections excluding HIV	6.8 (3.7 to 11.1)	3.3 (1.7 to 5.7)	1.7 (1.4 to 2.1)	0.4 (0.3 to 0.5)	0.2 (0.2 to 0.3)	11 (7 to 15)	65 (37 to 97)	123 (69 to 183)	143 (80 to 213)	154 (86 to 230)	79 (44 to 118)	166 (93 to 247)	166 (93 to 247)	166 (93 to 247)	69 (39 to 103)	43 (24 to 64)	19 (10 to 28)	24 (13 to 36)	19 (10 to 28)	19 (10 to 28)	4 (2 to 6)	3 (1 to 4)	1,370
Syphilis	6.8 (3.4 to 9.9)	3.3 (1.7 to 5.1)	1.6 (1.4 to 1.9)	0.4 (0.2 to 0.5)	0.2 (0.2 to 0.3)	11 (7 to 15)	65 (37 to 97)	123 (69 to 183)	143 (80 to 213)	154 (86 to 230)	79 (44 to 118)	166 (93 to 247)	166 (93 to 247)	166 (93 to 247)	69 (39 to 103)	43 (24 to 64)	19 (10 to 28)	24 (13 to 36)	19 (10 to 28)	19 (10 to 28)	4 (2 to 6)	3 (1 to 4)	1,370
Chlamydial infection	0 (0 to 0)	0 (0 to 0)	0 (0 to 0)	0 (0 to 0)	0 (0 to 0)	0 (0 to 0)	0 (0 to 0)	0 (0 to 0)	0 (0 to 0)	0 (0 to 0)	0 (0 to 0)	0 (0 to 0)	0 (0 to 0)	0 (0 to 0)	0 (0 to 0)	0 (0 to 0)	0 (0 to 0)	0 (0 to 0)	0 (0 to 0)	0 (0 to 0)	0 (0 to 0)	0 (0 to 0)	0 (0 to 0)	0
Gonococcal infection	0 (0 to 0)	0 (0 to 0)	0 (0 to 0)	0 (0 to 0)	0 (0 to 0)	0 (0 to 0)	0 (0 to 0)	0 (0 to 0)	0 (0 to 0)	0 (0 to 0)	0 (0 to 0)	0 (0 to 0)	0 (0 to 0)	0 (0 to 0)	0 (0 to 0)	0 (0 to 0)	0 (0 to 0)	0 (0 to 0)	0 (0 to 0)	0 (0 to 0)	0 (0 to 0)	0 (0 to 0)	0 (0 to 0)	0
Trichomoniasis	0 (0 to 0)	0 (0 to 0)	0 (0 to 0)	0 (0 to 0)	0 (0 to 0)	0 (0 to 0)	0 (0 to 0)	0 (0 to 0)	0 (0 to 0)	0 (0 to 0)	0 (0 to 0)	0 (0 to 0)	0 (0 to 0)	0 (0 to 0)	0 (0 to 0)	0 (0 to 0)	0 (0 to 0)	0 (0 to 0)	0 (0 to 0)	0 (0 to 0)	0 (0 to 0)	0 (0 to 0)	0 (0 to 0)	0
Genital herpes	0 (0 to 0)	0 (0 to 0)	0 (0 to 0)	0 (0 to 0)	0 (0 to 0)	0 (0 to 0)	0 (0 to 0)	0 (0 to 0)	0 (0 to 0)	0 (0 to 0)	0 (0 to 0)	0 (0 to 0)	0 (0 to 0)	0 (0 to 0)	0 (0 to 0)	0 (0 to 0)	0 (0 to 0)	0 (0 to 0)	0 (0 to 0)	0 (0 to 0)	0 (0 to 0)	0 (0 to 0)	0 (0 to 0)	0
Other sexually transmitted infections	0 (0 to 0)	0 (0 to 0)	1.7 (1.4 to 2.1)	0.4 (0.3 to 0.5)	0.2 (0.2 to 0.3)	3.4 (2.4 to 4.5)	14.6 (9.9 to 21.1)	21.9 (14.2 to 32.2)	27 (16.4 to 42.2)	27.6 (16.4 to 42.2)	27.1 (16.4 to 42.2)	42.9 (25.9 to 64.6)	42.9 (25.9 to 64.6)	42.9 (25.9 to 64.6)	11.4 (6.9 to 17.2)	6.5 (3.9 to 9.8)	3.1 (1.9 to 4.7)	4.3 (2.6 to 6.5)	3.1 (1.9 to 4.7)	3.1 (1.9 to 4.7)	0.8 (0.5 to 1.2)	0.2 (0.1 to 0.3)	264
Respiratory infections and tuberculosis	1,960 (1,300 to 2,850)	1,400 (1,070 to 1,800)	6,400 (4,600 to 8,500)	4,100 (3,100 to 5,400)	1,940 (1,500 to 2,500)	1,100 (1,100 to 1,100)	1,100 (1,100 to 1,100)	1,100 (1,100 to 1,100)	1,100 (1,100 to 1,100)	1,100 (1,100 to 1,100)	1,100 (1,100 to 1,100)	1,100 (1,100 to 1,100)	1,100 (1,100 to 1,100)	1,100 (1,100 to 1,100)	1,100 (1,100 to 1,100)	1,100 (1,100 to 1,100)	1,100 (1,100 to 1,100)	1,100 (1,100 to 1,100)	1,100 (1,100 to 1,100)	1,100 (1,100 to 1,100)	1,100 (1,100 to 1,100)	1,100 (1,100 to 1,100)	54,200
Tuberculosis	0 (0 to 0)	0 (0 to 0)	37.2 (34.9 to 39.3)	69.6 (64.9 to 73.9)	95.3 (89.2 to 101.1)	114 (106.8 to 120.8)	204 (189.9 to 216.3)	304 (281.7 to 322.4)	354 (327.4 to 375.4)	373 (344.5 to 395.5)	354 (327.4 to 375.4)	354 (327.4 to 375.4)	354 (327.4 to 375.4)	354 (327.4 to 375.4)	354 (327.4 to 375.4)	354 (327.4 to 375.4)	354 (327.4 to 375.4)	354 (327.4 to 375.4)	354 (327.4 to 375.4)	354 (327.4 to 375.4)	354 (327.4 to 375.4)	354 (327.4 to 375.4)	4,290
Latent tuberculosis infection	0 (0 to 0)	0 (0 to 0)	0 (0 to 0)	0 (0 to 0)	0 (0 to 0)	0 (0 to 0)	0 (0 to 0)	0 (0 to 0)	0 (0 to 0)	0 (0 to 0)	0 (0 to 0)	0 (0 to 0)	0 (0 to 0)	0 (0 to 0)	0 (0 to 0)	0 (0 to 0)	0 (0 to 0)	0 (0 to 0)	0 (0 to 0)	0 (0 to 0)	0 (0 to 0)	0 (0 to 0)	0 (0 to 0)	0
Drug-susceptible tuberculosis	0 (0 to 0)	0 (0 to 0)	37.2 (34.9 to 39.3)	69.6 (64.9 to 73.9)	95.3 (89.2 to 101.1)	114 (106.8 to 120.8)	204 (189.9 to 216.3)	304 (281.7 to 322.4)	354 (327.4 to 375.4)	373 (344.5 to 395.5)	354 (327.4 to 375.4)	354 (327.4 to 375.4)	354 (327.4 to 375.4)	354 (327.4 to 375.4)	354 (327.4 to 375.4)	354 (327.4 to 375.4)	354 (327.4 to 375.4)	354 (327.4 to 375.4)	354 (327.4 to 375.4)	354 (327.4 to 375.4)	354 (327.4 to 375.4)	354 (327.4 to 375.4)	4,290
Multidrug-resistant tuberculosis without extensive drug resistance	0 (0 to 0)	0 (0 to 0)	0.3 (0.2 to 0.3)	0.6 (0.4 to 0.6)	0.8 (0.5 to 1)	1 (0.7 to 1.1)	1.8 (1.2 to 2.1)	2.7 (1.8 to 3.2)	3.1 (2.1 to 3.7)	3.3 (2.2 to 3.9)	3.1 (2.1 to 3.7)	3.1 (2.1 to 3.7)	3.1 (2.1 to 3.7)	3.1 (2.1 to 3.7)	3.1 (2.1 to 3.7)	3.1 (2.1 to 3.7)	3.1 (2.1 to 3.7)	3.1 (2.1 to 3.7)	3.1 (2.1 to 3.7)	3.1 (2.1 to 3.7)	3.1 (2.1 to 3.7)	3.1 (2.1 to 3.7)	38
Extensively drug-resistant tuberculosis	0 (0 to 0)	0 (0 to 0)	0.6 (0.5 to 0.7)	0.2 (0 to 0.3)	0.2 (0 to 0.3)	0.2 (0 to 0.3)	0.3 (0.1 to 0.4)	0.5 (0.2 to 0.6)	0.6 (0.2 to 0.7)	0.6 (0.2 to 0.7)	0.6 (0.2 to 0.7)	0.6 (0.2 to 0.7)	0.6 (0.2 to 0.7)	0.6 (0.2 to 0.7)	0.6 (0.2 to 0.7)	0.6 (0.2 to 0.7)	0.6 (0.2 to 0.7)	0.6 (0.2 to 0.7)	0.6 (0.2 to 0.7)	0.6 (0.2 to 0.7)	0.6 (0.2 to 0.7)	0.6 (0.2 to 0.7)	9.4
Lower respiratory infections	1,960 (1,300 to 2,850)	1,400 (1,070 to 1,800)	6,400 (4,600 to 8,500)	4,100 (3,100 to 5,400)	1,940 (1,500 to 2,500)	992 (1,100 to 1,100)	892 (1,100 to 1,100)	795 (1,100 to 1,100)	1,100 (1,100 to 1,100)	1,100 (1,100 to 1,100)	1,100 (1,100 to 1,100)	1,100 (1,100 to 1,100)	1,100 (1,100 to 1,100)	1,100 (1,100 to 1,100)	1,100 (1,100 to 1,100)	1,100 (1,100 to 1,100)	1,100 (1,100 to 1,100)	1,100 (1,100 to 1,100)	1,100 (1,100 to 1,100)	1,100 (1,100 to 1,100)	1,100 (1,100 to 1,100)	1,100 (1,100 to 1,100)	41,900
Upper respiratory infections	13.4 (4.0 to 27.8)	29.7 (17.9 to 48.9)	0.6 (0.4 to 0.8)	0.6 (0.4 to 0.8)	0.6 (0.4 to 0.8





SR Table 2c. Quantiloz DALYS by cause and age arcus for both sexes with 95% uncertainty intervals, 2019

Cause	Early Neonatal	Late Neonatal	Post Neonatal	1 to 4	5 to 9	10 to 14	15 to 19	20 to 24	25 to 29	30 to 34	35 to 39	40 to 44	45 to 49	50 to 54	55 to 59	60 to 64	65 to 69	70 to 74	75 to 79	80 to 84	85 to 89	90 to 94	95 plus	Total
All causes	11,500 (9,200 to 16,900)	8,150 (6,150 to 14,000)	19,400 (11,300 to 33,600)	9,300 (7,900 to 11,300)	5,400 (7,400 to 11,400)	12,000 (10,200 to 16,900)	20,000 (17,400 to 25,300)	26,200 (24,000 to 30,700)	30,400 (27,700 to 36,900)	32,200 (27,300 to 38,200)	36,200 (30,000 to 41,800)	36,400 (32,800 to 42,300)	41,000 (36,400 to 47,000)	42,700 (38,400 to 48,200)	43,200 (38,900 to 48,600)	39,000 (34,700 to 43,700)	33,400 (29,000 to 38,000)	29,600 (25,000 to 33,900)	23,600 (19,600 to 28,700)	17,200 (14,400 to 19,900)	11,200 (9,200 to 13,600)	6,090 (4,400 to 8,190)	597 (386 to 1,000)	529,000
Communicable, maternal, neonatal, and nutritional diseases	8,290 (5,740 to 11,300)	5,500 (3,110 to 7,190)	6,370 (4,270 to 9,410)	2,900 (2,270 to 3,870)	1,260 (1,370 to 2,060)	1,440 (1,360 to 1,960)	1,440 (1,360 to 1,960)	2,170 (1,820 to 2,960)	2,490 (2,080 to 2,960)	2,940 (2,190 to 3,790)	2,830 (2,220 to 3,180)	2,490 (2,110 to 2,960)	2,260 (1,910 to 2,760)	1,960 (1,600 to 2,370)	1,760 (1,450 to 2,220)	1,570 (1,280 to 1,920)	1,360 (1,080 to 1,660)	1,190 (920 to 1,510)	1,060 (780 to 1,360)	861 (700 to 1,060)	762 (620 to 1,000)	435 (280 to 720)	108 (61 to 192)	56,400
HIV/AIDS and sexually transmitted infections	0 (0 to 1 th)	0 (0 to 1 th)	403 (97.7 to 963)	277 (91.1 to 571)	29.4 (27 to 29.1)	29.5 (29.5 to 29.5)	71.1 (66.4 to 82.8)	270 (232 to 316)	490 (428 to 563)	694 (629 to 800)	660 (579 to 800)	668 (602 to 804)	660 (598 to 747)	660 (598 to 747)	627 (566 to 708)	139 (119 to 164)	66.7 (56.6 to 77.6)	48.9 (39.9 to 57.4)	18.1 (14.1 to 22.3)	9.2 (7.4 to 12.6)	2.4 (2.2 to 4.4)	0.4 (0.1 to 2.1)	0 (0 to 0.1)	3,490
HIV/AIDS	0 (0 to 0)	0 (0 to 0)	394 (97.7 to 953)	277 (91.1 to 571)	29.4 (27.9 to 29.1)	29.5 (29.5 to 29.5)	69.6 (64.9 to 81.3)	223 (187 to 272)	419 (362 to 498)	621 (498 to 800)	584 (513 to 800)	594 (532 to 804)	597 (541 to 747)	597 (541 to 747)	569 (514 to 708)	139 (119 to 164)	66.5 (56.4 to 77.4)	48.9 (39.9 to 57.4)	18.1 (14.1 to 22.3)	9.2 (7.4 to 12.6)	2.4 (2.2 to 4.4)	0.4 (0.1 to 2.1)	0 (0 to 0.1)	3,060
HIV/AIDS - Drug-susceptible Tuberculosis	0 (0 to 0)	0 (0 to 0)	0.8 (0.8 to 1.3)	0.4 (0.4 to 0.4)	0.4 (0.4 to 0.4)	0.4 (0.4 to 0.4)	1.5 (1.5 to 1.5)	46.6 (46.6 to 46.6)	70.8 (70.8 to 70.8)	72.7 (72.7 to 72.7)	75.7 (75.7 to 75.7)	73.7 (73.7 to 73.7)	63.2 (63.2 to 63.2)	63.2 (63.2 to 63.2)	57.5 (57.5 to 57.5)	0 (0 to 0)	0 (0 to 0)	0 (0 to 0)	0 (0 to 0)	0 (0 to 0)	0 (0 to 0)	0 (0 to 0)	0 (0 to 0)	393
HIV/AIDS - Multidrug-resistant Tuberculosis without extensive	0 (0 to 0)	0 (0 to 0)	0.3 (0 to 1.3)	0.2 (0 to 0.9)	0.2 (0 to 0.9)	0.2 (0 to 0.9)	0.4 (0 to 1.8)	0.4 (0.1 to 1.8)	0.7 (0.2 to 3.3)	0.7 (0.2 to 3.3)	0.7 (0.2 to 3.3)	0.7 (0.2 to 3.3)	0.7 (0.2 to 3.3)	0.7 (0.2 to 3.3)	0.6 (0.2 to 2.7)	0.5 (0.2 to 1.8)	0.4 (0 to 0.3)	0 (0 to 0)	0 (0 to 0)	0 (0 to 0)	0 (0 to 0)	0 (0 to 0)	0 (0 to 0)	22.4
HIV/AIDS - Extensively drug-resistant Tuberculosis	0 (0 to 0)	0 (0 to 0)	0 (0 to 0.2)	0 (0 to 0.2)	0 (0 to 0.1)	0 (0 to 0.1)	0 (0 to 0.3)	0 (0 to 1.2)	0 (0 to 2.1)	0 (0 to 2.6)	0 (0 to 2.6)	0 (0 to 2.6)	0 (0 to 2.6)	0 (0 to 2.6)	0 (0 to 2.1)	0 (0 to 0.6)	0 (0 to 0.3)	0 (0 to 0)	0 (0 to 0)	0 (0 to 0)	0 (0 to 0)	0 (0 to 0)	0 (0 to 0)	3.6
HIV/AIDS resulting in other diseases	0 (0 to 0)	0 (0 to 0)	390 (93.4 to 951)	277 (91.1 to 571)	29.1 (26.9 to 29.1)	29.1 (29.1 to 29.1)	67.6 (61.9 to 80.4)	175 (172 to 209)	348 (312 to 402)	548 (498 to 637)	508 (446 to 637)	520 (466 to 637)	534 (484 to 637)	534 (484 to 637)	510 (462 to 637)	139 (119 to 164)	66.1 (56.1 to 76.9)	48.9 (39.9 to 57.4)	18.1 (14.1 to 22.3)	9.2 (7.4 to 12.6)	2.4 (2.2 to 4.4)	0.4 (0.1 to 2.1)	0 (0 to 0.1)	2,660
Sexually transmitted infections excluding HIV	0 (0 to 1 th)	0 (0 to 1 th)	9.1 (2.6 to 21.1)	0.7 (0.2 to 1.3)	0.1 (0.1 to 0.1)	0.1 (0.1 to 0.1)	1.5 (0.7 to 7.8)	47.1 (41.1 to 53.2)	71.1 (64.1 to 79.7)	72.5 (65.1 to 81.3)	76.1 (67.7 to 85.2)	74.1 (66.1 to 83.2)	63.7 (56.8 to 71.4)	63.7 (56.8 to 71.4)	58.1 (51.9 to 65.1)	0.5 (0.4 to 0.6)	0.1 (0 to 0.1)	0 (0 to 0)	0 (0 to 0)	0 (0 to 0)	0 (0 to 0)	0 (0 to 0)	0 (0 to 0)	512
Syphilis	0 (0 to 0)	0 (0 to 0)	0.1 (0.1 to 0.4)	0.1 (0.1 to 0.2)	0 (0 to 0)	0 (0 to 0)	0.1 (0.1 to 0.4)	1.2 (0.6 to 1.8)	2.6 (1.6 to 4.3)	2.6 (1.6 to 4.3)	2.6 (1.6 to 4.3)	2.6 (1.6 to 4.3)	2.6 (1.6 to 4.3)	2.6 (1.6 to 4.3)	2.6 (1.6 to 4.3)	1.6 (1.1 to 2.5)	1.6 (1.1 to 2.5)	1.6 (1.1 to 2.5)	1.6 (1.1 to 2.5)	0.5 (0.4 to 1.1)	0.5 (0.4 to 1.1)	0.2 (0.1 to 0.6)	0 (0 to 0.1)	39.8
Chlamydial infection	0 (0 to 0)	0 (0 to 0)	0 (0 to 0)	0 (0 to 0)	0 (0 to 0)	0.3 (0.1 to 0.3)	1.6 (1.1 to 2.2)	6.8 (3.4 to 8.2)	7.1 (3.9 to 12.3)	7.5 (3.7 to 11.7)	6.6 (3.2 to 10.3)	6.9 (3.4 to 10.8)	6.6 (3.4 to 10.4)	6.6 (3.4 to 10.4)	6.3 (1.6 to 9.3)	1.1 (0.7 to 1.6)	0.6 (0.4 to 1.2)	0.4 (0.3 to 0.7)	0.3 (0.2 to 0.6)	0.2 (0.1 to 0.5)	0.2 (0.1 to 0.5)	0 (0 to 0.1)	0 (0 to 0.1)	91
Gonococcal infection	0 (0 to 0)	0 (0 to 0)	0 (0 to 0)	0 (0 to 0)	0 (0 to 0)	0.6 (0.2 to 0.6)	0.7 (0.3 to 2.4)	5.9 (2.7 to 7.4)	5.9 (2.7 to 10.2)	6.1 (2.7 to 9.6)	5.5 (2.7 to 8.6)	5.7 (2.7 to 8.9)	5.5 (2.7 to 8.6)	5.5 (2.7 to 8.6)	5.1 (1.4 to 7.5)	0.9 (0.6 to 1.3)	0.5 (0.3 to 1.1)	0.3 (0.2 to 0.6)	0.2 (0.1 to 0.5)	0.1 (0.1 to 0.4)	0.1 (0.1 to 0.4)	0 (0 to 0.1)	0 (0 to 0.1)	54.3
Trichomoniasis	0 (0 to 0)	0 (0 to 0)	0 (0 to 0)	0 (0 to 0)	0.1 (0 to 0.1)	0.2 (0.1 to 0.2)	0.7 (0.4 to 1.2)	11.3 (6.7 to 14.2)	20.6 (12.1 to 32.1)	20.5 (11.7 to 31.1)	20.6 (11.7 to 31.1)	20.2 (11.7 to 31.1)	20.1 (11.7 to 31.1)	19.7 (11.7 to 31.1)	18.1 (10.4 to 27.3)	4.4 (2.6 to 6.6)	2.6 (1.6 to 4.1)	1.6 (1.1 to 2.5)	0.9 (0.6 to 1.6)	0.5 (0.4 to 1.1)	0.2 (0.1 to 0.6)	0 (0 to 0.1)	0 (0 to 0.1)	177
Genital herpes	0 (0 to 0)	0 (0 to 0)	0 (0 to 0)	0 (0 to 0)	0 (0 to 0)	0 (0 to 0)	0.1 (0 to 0.1)	0.7 (0.4 to 1.1)	1.2 (0.7 to 1.8)	1.2 (0.7 to 1.8)	1.2 (0.7 to 1.8)	1.2 (0.7 to 1.8)	1.2 (0.7 to 1.8)	1.2 (0.7 to 1.8)	1.2 (0.7 to 1.8)	0.7 (0.5 to 1.1)	0.5 (0.3 to 0.8)	0.3 (0.2 to 0.5)	0.2 (0.1 to 0.4)	0.1 (0.1 to 0.3)	0.1 (0.1 to 0.3)	0 (0 to 0.1)	0 (0 to 0.1)	93.5
Other sexually transmitted infections	0 (0 to 0)	0 (0 to 0)	0 (0 to 0)	0 (0 to 0)	0 (0 to 0)	0.1 (0.1 to 0.2)	0.1 (0.1 to 0.2)	0.4 (0.1 to 1.2)	0.6 (0.1 to 1.6)	0.6 (0.1 to 1.6)	0.5 (0.1 to 1.6)	0.5 (0.1 to 1.6)	0.5 (0.1 to 1.6)	0.5 (0.1 to 1.6)	0.5 (0.1 to 1.6)	0.3 (0.1 to 0.8)	0.2 (0.1 to 0.6)	0.1 (0.1 to 0.4)	0.1 (0.1 to 0.3)	0.1 (0.1 to 0.3)	0.1 (0.1 to 0.3)	0 (0 to 0.1)	0 (0 to 0)	100
Respiratory infections and tuberculosis	479 (167 to 627)	462 (209 to 686)	1,200 (1,200 to 3,200)	720 (519 to 999)	486 (369 to 799)	431 (283 to 609)	497 (330 to 636)	602 (451 to 850)	642 (483 to 830)	737 (510 to 975)	799 (567 to 1,060)	1,060 (808 to 1,430)	1,190 (916 to 1,530)	1,190 (877 to 1,560)	1,190 (901 to 1,610)	1,110 (858 to 1,510)	1,010 (767 to 1,370)	1,010 (767 to 1,370)	1,010 (767 to 1,370)	696 (532 to 966)	696 (530 to 966)	348 (266 to 483)	84 (64 to 116)	14,600
Tuberculosis	0 (0 to 0)	0 (0 to 0)	19.7 (10 to 37.1)	13.1 (9.6 to 18)	11.6 (8.4 to 16)	14.7 (12.2 to 19.9)	38 (27.4 to 53.7)	106 (70.6 to 144)	139 (91.4 to 181)	139 (90.9 to 179)	139 (92 to 186)	166 (109 to 207)	183 (122 to 236)	183 (122 to 233)	183 (120 to 233)	168 (90.4 to 261)	168 (79.1 to 262)	168 (80.2 to 261)	167 (89.1 to 259)	167 (89.1 to 259)	167 (89.1 to 259)	167 (89.1 to 259)	84 (64.5 to 116)	1,330
Latent tuberculosis infection	0 (0 to 0)	0 (0 to 0)	0 (0 to 0)	0 (0 to 0)	0 (0 to 0)	0 (0 to 0)	0 (0 to 0)	0 (0 to 0)	0 (0 to 0)	0 (0 to 0)	0 (0 to 0)	0 (0 to 0)	0 (0 to 0)	0 (0 to 0)	0 (0 to 0)	0 (0 to 0)	0 (0 to 0)	0 (0 to 0)	0 (0 to 0)	0 (0 to 0)	0 (0 to 0)	0 (0 to 0)	0 (0 to 0)	0
Drug-susceptible tuberculosis	0 (0 to 0)	0 (0 to 0)	19.6 (9.6 to 36.9)	13.1 (9.6 to 17.9)	11.5 (8.4 to 16)	14.7 (12.2 to 19.9)	38 (27.4 to 53.7)	106 (70.6 to 144)	139 (91.4 to 181)	139 (90.9 to 179)	139 (92 to 186)	166 (109 to 207)	183 (122 to 236)	183 (122 to 233)	183 (120 to 233)	168 (90.4 to 261)	168 (79.1 to 262)	168 (80.2 to 261)	167 (89.1 to 259)	167 (89.1 to 259)	167 (89.1 to 259)	167 (89.1 to 259)	84 (64.5 to 116)	1,330
Multidrug-resistant tuberculosis without extensive drug-resistat	0 (0 to 0)	0 (0 to 0)	0.1 (0.1 to 0.7)	0.1 (0.1 to 0.2)	0.1 (0 to 0.2)	0.2 (0.1 to 0.4)	0.3 (0.2 to 0.5)	0.9 (0.4 to 2.4)	0.9 (0.4 to 2.4)	0.9 (0.4 to 2.4)	0.9 (0.4 to 2.4)	0.9 (0.4 to 2.4)	0.9 (0.4 to 2.4)	0.9 (0.4 to 2.4)	0.9 (0.4 to 2.4)	0.6 (0.3 to 1.6)	0.4 (0.2 to 1.1)	0.3 (0.1 to 0.8)	0.2 (0.1 to 0.6)	0.1 (0.1 to 0.4)	0.1 (0.1 to 0.4)	0 (0 to 0.1)	0 (0 to 0)	91.1
Extensively drug-resistant tuberculosis	0 (0 to 0)	0 (0 to 0)	0.2 (0 to 0.8)	0.1 (0 to 0.5)	0.1 (0 to 0.4)	0.1 (0 to 0.5)	0.2 (0 to 0.7)	0.6 (0.2 to 1.7)	0.9 (0.3 to 2.5)	1.1 (0.3 to 3.2)	1.1 (0.3 to 3.2)	1.3 (0.3 to 3.8)	1.4 (0.3 to 4.2)	1.5 (0.3 to 4.2)	1.4 (0.3 to 4.2)	1.1 (0.3 to 3.2)	0.9 (0.2 to 2.6)	0.7 (0.2 to 2.1)	0.5 (0.1 to 1.5)	0.3 (0.1 to 1.1)	0.2 (0.1 to 0.8)	0 (0 to 0.1)	0 (0 to 0)	14.5
Lower respiratory infections	273 (160 to 439)	455 (209 to 676)	2,200 (1,200 to 3,200)	491 (291 to 833)	169 (111 to 259)	129 (83.1 to 177)	169 (110 to 232)	277 (180 to 382)	316 (205 to 435)	394 (255 to 543)	422 (274 to 581)	492 (320 to 677)	549 (356 to 756)	642 (416 to 884)	679 (441 to 935)	649 (421 to 894)	679 (441 to 935)	688 (447 to 947)	679 (441 to 935)	689 (447 to 948)	679 (441 to 935)	339 (220 to 466)	84 (64.5 to 116)	10,400
Upper respiratory infections	1.2 (0 to 1.8)	6.9 (0 to 13.6)	891 (0 to 1,900)	196 (0 to 1,000)	219 (0 to 1,000)	164 (0 to 1,000)	164 (0 to 1,000)	164 (0 to 1,000)	164 (0 to 1,000)	164 (0 to 1,000)	164 (0 to 1,000)	164 (0 to 1,000)	164 (0 to 1,000)	164 (0 to 1,000)	164 (0 to 1,000)	164 (0 to 1,000)	164 (0 to 1,000)	164 (0 to 1,000)	164 (0 to 1,000)	164 (0 to 1,000)	164 (0 to 1,000)	164 (0 to 1,000)	84 (64.5 to 116)	3,200
Otitis media	0 (0 to 0)	0 (0 to 0.6)	0.1 (0 to 1.7)	0.1 (0 to 1.6)	0.1 (0 to 1.7)	0.1 (0 to 1.7)	0.1 (0 to 1.7)	0.1 (0 to 1.7)	0.1 (0 to 1.7)	0.1 (0 to 1.7)	0.1 (0 to 1.7)	0.1 (0 to 1.7)	0.1 (0 to 1.7)	0.1 (0 to 1.7)	0.1 (0 to 1.7)	0.1 (0 to 1.7)	0.1 (0 to 1.7)	0.1 (0 to 1.7)	0.1 (0 to 1.7)	0.1 (0 to 1.7)	0.1 (0 to 1.7)	0.1 (0 to 1.7)	0.1 (0 to 1.7)	623
Enteric infections	20.1 (17.6 to 21.4)	15 (12.2 to 17.4)	666 (572 to 1,470)	323 (275 to 729)	360 (228 to 568)	191 (127 to 286)	194 (79.4 to 191)	126 (67.1 to 133)	122 (72.6 to 141)	120 (77.6 to 146)	124 (82.6 to 149)	126 (85.3 to 150)	124 (84.4 to 149)	127 (84.4 to 151)	121 (84.4 to 151)	122 (84.4 to 151)	122 (84.4 to 151)	122 (84.4 to 151)	122 (84.4 to 151)	122 (84.4 to 151)	122 (84.4 to 151)	122 (84.4 to 151)	61 (61.1 to 61.6)	4,200
Diarrheal diseases	20.1 (17.6 to 21.4)	15 (12.2 to 17.4)	666 (572 to 1,470)	323 (275 to 729)	360 (254 to 568)	191 (132 to 279)	194 (79.4 to 191)	126 (67.1 to 133)	122 (72.6 to 141)	120 (77.6 to 146)	124 (82.6 to 149)	126 (85.3 to 150)	124 (84.4 to 149)	127 (84.4 to 151)	121 (84.4 to 151)	122 (84.4 to 151)	122 (84.4 to 151)	122 (84.4 to 151)	122 (84.4 to 151)	122 (84.4 to 151)	122 (84.4 to 151)	122 (84.4 to 151)	61 (61.1 to 61.6)	4,190
Typhoid and paratyphoid	0 (0 to 0)	0 (0 to 0)	0.9 (0.9 to 1.9)	0.9 (0.9 to 1.9)	0.3 (0.3 to 0.3)	0.3 (0.3 to 0.3)	0.3 (0.3 to 0.3)	0.4 (0.4 to 0.4)	0.4 (0.4 to 0.4)	0.4 (0.4 to 0.4)	0.4 (0.4 to 0.4)	0.4 (0.4 to 0.4)	0.4 (0.4 to 0.4)	0.4 (0.4 to 0.4)	0.4 (0.4 to 0.4)	0.3 (0.3 to 0.3)	0.3 (0.3 to 0.3)	0.3 (0.3 to 0.3)	0.3 (0.3 to 0.3)	0.3 (0.3 to 0.3)	0.3 (0.3 to 0.3)	0.3 (0.3 to 0.3)	0.1 (0.1 to 0.1)	23.7
Typhoid fever	0 (0 to 0)	0 (0 to 0)	0.5 (0.5 to 1.1)	0.5 (0.5 to 1.1)	0.2 (0.2 to 0.2)	0.2 (0.2 to 0.2)	0.2 (0.2 to 0.2)	0.2 (0.2 to 0.2)	0.2 (0.2 to 0.2)	0.2 (0.2 to 0.2)	0.2 (0.2 to 0.2)	0.2 (0.2 to 0.2)	0.2 (0.2 to 0.2)	0.2 (0.2 to 0.2)	0.2 (0.2 to 0.2)	0.2 (0.2 to 0.2)	0.2 (0.2 to 0.2)	0.2 (0.2 to 0.2)	0.2 (0.2 to 0.2)	0.2 (0.2 to 0.2)	0.2 (0.2 to 0.2)	0.2 (0.2 to 0.2)	0.1 (0.1 to 0.1)	14.7
Paratyphoid fever	0 (0 to 0)	0 (0 to 0)	0.4 (0.4 to 0.7)	0.4 (0.4 to 0.7)	0.1 (0.1 to 0.1)	0.1 (0.1 to 0.1)	0.1 (0.1 to 0.1)	0.1 (0.1 to 0.1)	0.1 (0.1 to 0.1)	0.1 (0.1 to 0.1)	0.1 (0.1 to 0.1)	0.1 (0.1 to 0.1)	0.1 (0.1 to 0.1)	0.1 (0.1 to 0.1)	0.1 (0.1 to 0.1)	0.1 (0.1 to 0.1)	0.1 (0.1 to 0.1)	0.1 (0.1 to 0.1)	0.1 (0.1 to 0.1)	0.1 (0.1 to 0.1)	0.1 (0.1 to 0.1)	0.1 (0.1 to 0.1)	0 (0 to 0)	8.9
Invasive Non-typhoidal Salmonella (iNTS)	0 (0 to 0)	0.1 (0 to 0.2)	1.7 (0.1 to 5.2)	1.1 (0.1 to 3.3)	0.9 (0.1 to 2.8)	0.9 (0.1 to 2.8)	0.9 (0.1 to 2.8)	0.4 (0.1 to 1.4)	0.4 (0.1 to 1.4)	0.3 (0.1 to 1.1)	0.3 (0.1 to 1.1)	0.4 (0.1 to 1.4)	0.3 (0.1 to 1.1)	0.4 (0.1 to 1.4)	0.3 (0.1 to 1.1)	0.2 (0.1 to 0.7)	0.2 (0.1 to 0.6)	0.1 (0.1 to 0.4)	0.1 (0.1 to 0.4)	0.1 (0.1 to 0.4)	0.1 (0.1 to 0.4)	0 (0 to 0.1)	0 (0 to 0)	12.3
Other intestinal infectious diseases	0 (0 to 0)	0 (0 to 0)	1.6 (0.4 to 3.9)	1.6 (0.4 to 3.9)	0.7 (0.2 to 1.8)	0.4 (0.1 to 1.1)	0.5 (0.1 to 1.4)	0.6 (0.2 to 1.6)	0.6 (0.2 to 1.6)	0.6 (0.2 to 1.6)	0.6 (0.2 to 1.6)	0.6 (0.2 to 1.6)	0.6 (0.2 to 1.6)	0.6 (0.2 to 1.6)	0.6 (0.2 to 1.6)	0.5 (0.2 to 1.4)	0.5 (0.2 to 1.4)	0.5 (0.2 to 1.4)	0.5 (0.2 to 1.4)	0.5 (0.2 to 1.4)	0.5 (0.2 to 1.4)	0.5 (0.2 to 1.4)	0 (0 to 0)	8
Neglected tropical diseases and malaria	8.5 (3.2 to 18.6)	2.1 (0.7 to 4.1)	29.7 (9.1 to 67.5)	73.7 (39.7 to 139)	65.8 (46.1 to 92)	41.3 (28.1 to 58.2)	66 (44.1 to 92.1)	114 (77.1 to 157)	154 (103 to 211)	170 (113 to 232)	189 (126 to 259)	186 (124 to 255)	169 (112 to 232)	163 (108 to 224)	162 (107 to 222)	156 (103 to 214)	148 (97.8 to 203)	133 (87.8 to 183)	99.6 (65.8 to 137)	67.2 (44.4 to 92.2)	39 (25.8 to 53.5)	17.1 (11.3 to 23.5)	3.1 (2.1 to 4.3)	2,410
Malaria	0 (0 to 0)	0 (0 to 0)	0 (0 to 0)	0 (0 to 0)	0 (0 to 0)	0 (0 to 0)	0 (0 to 0)	0 (0 to 0)	0 (0 to 0)	0 (0 to 0)	0 (0 to 0)	0 (0 to 0)	0 (0 to 0)	0 (0 to 0)	0 (0 to 0)	0 (0 to 0)	0 (0 to 0)	0 (0 to 0)	0 (0 to 0)	0 (0 to 0)	0 (0 to 0)	0 (0 to 0)	0 (0 to 0)	0
Chagas disease	0 (0 to 0)	0 (0 to 0)	0 (0 to 0.1)	0 (0 to 0.1)	0.2 (0 to 0.5)	1.6 (1.3 to 2.1)	5.4 (1.6 to 7.6)	6.7 (2.8 to 12.3)	12.4 (4 to 19.6)	14.6 (4.6 to 19.9)	16.2 (5.1 to 22.2)	16.2 (5.1 to 22.2)	17.4 (5.1 to 24.3)	17.4 (5.1 to 24.3)	16.6 (5.1 to 23.2)	16.6 (5.1 to 23.2)	16.6 (5.1 to 23.2)	16.6 (5.1 to 23.2)	16.6 (5.1 to 23.2)	16.6 (5.1 to 23.2)	16.6 (5.1 to 23.2)	16.6 (5.1 to 23.2)	16.6 (5.1 to 23.2)	192
Leishmaniasis	0 (0 to 0)	0 (0 to 0)	0 (0 to 0)	0 (0 to 0)	0 (0 to 0)	0 (0 to 0)	0 (0 to 0)	0 (0 to 0)	0 (0 to 0)	0 (0 to 0)	0 (0 to 0)	0 (0 to 0)	0 (0 to 0)	0 (0 to 0)	0 (0 to 0)	0 (0 to 0)	0 (0 to 0)	0 (0 to 0)	0 (0 to 0)	0 (0 to 0)	0 (0 to 0)	0 (0 to 0)	0 (0 to 0)	0
Visceral leishmaniasis	0 (0 to 0)	0 (0 to 0)	0 (0 to 0)	0 (0 to 0)	0 (0 to 0)	0 (0 to 0)	0 (0 to 0)	0 (0 to 0)	0 (0 to 0)	0 (0 to 0)	0 (0 to 0)	0 (0 to 0)	0 (0 to 0)	0 (0 to 0)	0 (0 to 0)	0 (0 to 0)	0 (0 to 0)	0 (0 to 0)	0 (0 to 0)	0 (0 to 0)	0 (0 to 0)	0 (0 to 0)	0 (0 to 0)	0
Cutaneous and mucocutaneous leishmaniasis	0 (0 to 0)	0 (0 to 0)	0 (0 to 0)	0 (0 to 0)	0 (0 to 0)	0 (0 to 0)	0 (0 to 0)	0 (0 to 0)	0 (0 to 0)	0 (0 to 0)	0 (0 to 0)	0 (0 to 0)	0 (0 to 0)	0 (0 to 0)	0 (0 to 0)	0 (0 to 0)	0 (0 to 0)	0 (0 to 0)	0 (0 to 0)	0 (0 to 0)	0 (0 to 0)	0 (0 to 0)	0 (0 to 0)	0
African trypanosomiasis	0 (0 to 0)	0 (0 to 0)	0 (0 to 0)	0 (0 to 0)	0 (0 to 0)	0 (0 to 0)	0 (0 to 0)	0 (0 to 0)	0 (0 to 0)	0 (0 to 0)	0 (0 to 0)	0 (0 to 0)	0 (0 to 0)	0 (0 to 0)	0 (0 to 0)	0 (0 to 0)	0 (0 to 0)	0 (0 to 0)	0 (0 to 0)	0 (0 to 0)	0 (0 to 0)	0 (0 to 0)	0 (0 to 0)	0
Schistosomiasis	0 (0 to 0)	0 (0 to 0)	0 (0 to 0)	0 (0 to 0)	0 (0 to 0)	0 (0 to 0)	0 (0 to 0)	0 (0 to 0)	0 (0 to 0)	0 (0 to 0)	0 (0 to 0)	0 (0 to 0)	0 (0 to 0)	0 (0 to 0)	0 (0 to 0)	0 (0 to 0)	0 (0 to 0)	0 (0 to 0)	0 (0 to 0)	0 (0 to 0)	0 (0 to 0)	0 (0 to 0)	0 (0 to 0)	0
Cysticercosis	0 (0 to 0)	0 (0 to 0)	0 (0 to 0)	0.1 (0 to 0.1)	0.7 (0.2 to 1.8)	0.2 (0.1 to 0.4)	18.9 (8.6 to 28.1)	44.6 (29.5 to 63.2)	110 (68.9 to 172)	131 (84.2 to 189)	143 (94.5 to 199)	154 (99.6 to 220)	160 (99.5 to 220)	161 (94.5 to 214)	160 (87.6 to 209)	161 (79.6 to 204)	137 (61.3 to 180)	116 (53.4 to 158)	87.2 (37.7 to 116)	47.8 (20.5 to 68.6)	28.9 (12.7 to 39.5)	1.3 (0.5 to 2.9)	1,770
Cystic echinococcosis	0 (0 to 0)	0 (0 to 0)	0 (0 to 0)	0 (0 to 0)	0 (0 to 0)	0 (0 to 0)	0 (0 to 0)	0 (0 to 0)	0 (0 to 0)	0 (0 to 0)	0 (0 to 0)	0 (0 to 0)	0 (0 to 0)	0 (0 to 0)	0 (0 to 0)	0 (0 to 0)	0 (0 to 0)	0 (0 to 0)	0 (0 to 0)	0 (0 to 0)	0 (0 to 0)	0 (0 to 0)	0 (0 to 0)	1
Lymphatic filariasis	0 (0 to 0)	0 (0 to 0)	0 (0 to 0)	0 (0 to 0)	0 (0 to 0)	0 (0 to 0)	0 (0 to 0)	0 (0 to 0)	0 (0 to 0)	0 (0 to 0)	0 (0 to 0)	0 (0 to 0)	0 (0 to 0)	0 (0 to 0)	0 (0 to 0)	0 (0 to 0)	0 (0 to 0)	0 (0 to 0)	0 (0 to 0)	0 (0 to 0)	0 (0 to 0)	0 (0 to 0)	0 (0 to 0)	0
Onchocerciasis	0 (0 to 0)	0 (0 to 0)	0 (0 to 0)	0 (0 to 0)	0 (0 to 0)	0 (0 to 0)	0 (0 to 0)	0 (0 to 0)	0 (0 to 0)	0 (0 to 0)	0 (0 to 0)	0 (0 to 0)	0 (0 to 0)	0 (0 to 0)	0 (0 to 0)	0 (0 to 0)	0 (0 to 0)	0 (0 to 0)	0 (0 to 0)	0 (0 to 0)	0 (0 to 0)	0 (0 to 0)	0 (0 to 0)	0
Trachoma	0 (0 to 0)	0 (0 to 0)	0 (0 to 0)	0 (0 to 0)	0 (0 to 0)	0 (0 to 0)	0 (0 to 0)	0 (0 to 0)	0 (0 to 0)	0 (0 to 0)	0 (0 to 0)	0 (0 to 0)	0 (0 to 0)	0 (0 to 0)	0 (0 to 0)	0 (0 to 0)	0 (0 to 0)	0 (0 to 0)	0 (0 to 0)	0 (0 to 0)	0 (0 to 0)	0 (0 to 0)	0 (0 to 0)	0
Dengue	0 (0 to 0)	0 (0 to 0)	3 (0.3 to 2.6)	2 (0.6 to 7.4)	7 (0.6 to 19.6)	7.3 (1.2 to 19.1)	6.9 (0.9 to 17.8)	6.6 (1.1 to 16.6)	6.1 (1.2 to 14.7)	5.3 (1.2 to 12.4)	4.8 (1.1 to 12.5)	4.2 (1.2 to 11.2)	3.4 (1.1 to 11.2)	2.6 (1.1 to 8.4)	2.6 (1.1 to 7.6)	2.6 (1.1 to 6.6)	2.6 (1.1 to 6.6)	2.6 (1.1 to 6.6)	2.6 (1.1 to 6.6)	2.6 (1.1 to 6.6)	2.6 (1.1 to 6.6)	2.6 (1.1 to 6.6)	0.1 (0 to 0.1)	74.9
Yellow fever	0 (0 to 0)	0 (0 to 0)	0 (0 to 0)	0 (0 to 0)	0 (0 to 0)	0 (0 to 0)	0 (0 to 0)	0 (0 to 0)	0 (0 to 0)	0 (0 to 0)	0 (0 to 0)	0 (0 to 0)	0 (0 to 0)	0 (0 to 0)	0 (0 to 0)	0 (0 to 0)	0 (0 to 0)	0 (0 to 0)	0 (0 to 0)	0 (0 to 0)	0 (0 to 0)	0 (0 to 0)	0 (0 to 0)	0
Rabies	0 (0 to 0)	0 (0 to 0)	0 (0 to 0)	0 (0 to 0)	0 (0 to 0)	0 (0 to 0)	0 (0 to 0)	0 (0 to 0)	0 (0 to 0)	0 (0 to 0)	0 (0 to 0)	0 (0 to 0)	0 (0 to 0)	0 (0 to 0)	0 (0 to 0)	0 (0 to 0)	0 (0 to 0)	0 (0 to 0)	0 (0 to 0)	0 (0 to 0)	0 (0 to 0)	0 (0 to 0)	0 (0 to 0)	0
Intestinal nematode infections	0





SR Table 2c: Quintana Roo DALYS by cause and age group for both sexes with 95% uncertainty intervals, 2019

Cause	Zero Neonatal	Late Neonatal	Post Neonatal	1 to 4	5 to 9	10 to 14	15 to 19	20 to 24	25 to 29	30 to 34	35 to 39	40 to 44	45 to 49	50 to 54	55 to 59	60 to 64	65 to 69	70 to 74	75 to 79	80 to 84	85 to 89	90 to 94	95 plus	Total
All causes	11,400 (9,200 to 16,900)	6,380 (3,300 to 7,960)	10,900 (7,600 to 16,200)	2,960 (2,660 to 3,190)	2,970 (2,660 to 3,200)	3,660 (3,230 to 4,120)	5,470 (4,750 to 6,660)	7,400 (6,270 to 9,250)	8,400 (7,200 to 10,200)	10,100 (8,400 to 12,700)	11,200 (9,400 to 14,200)	12,400 (10,300 to 15,500)	13,400 (11,200 to 16,800)	14,200 (11,900 to 17,800)	15,000 (12,600 to 18,800)	15,400 (12,900 to 19,300)	15,700 (13,200 to 19,600)	15,700 (13,400 to 19,300)	15,900 (13,600 to 19,300)	15,900 (13,600 to 19,400)	14,700 (12,600 to 18,000)	9,900 (8,500 to 12,400)	4,170 (3,700 to 5,620)	376 (339 to 600)	407,000
Communicable, maternal, neonatal, and nutritional diseases	8,700 (6,670 to 11,100)	4,460 (2,270 to 5,700)	4,750 (3,190 to 6,720)	2,420 (1,920 to 2,800)	2,160 (1,600 to 2,600)	1,670 (1,130 to 1,970)	1,420 (1,100 to 1,700)	2,060 (1,600 to 2,420)	2,860 (2,260 to 3,310)	3,960 (3,100 to 4,660)	5,060 (3,940 to 6,160)	6,660 (5,200 to 8,160)	8,220 (6,350 to 9,990)	9,760 (7,550 to 11,800)	11,420 (8,770 to 13,900)	11,970 (9,220 to 14,600)	12,400 (9,560 to 15,000)	12,400 (9,620 to 14,700)	12,400 (9,610 to 14,700)	12,400 (9,620 to 14,800)	11,400 (8,810 to 13,800)	7,700 (5,900 to 9,400)	3,370 (2,580 to 4,620)	326 (252 to 466)	69,000
HIV/AIDS and sexually transmitted infections	1 (0 to 2)	0 (0 to 1)	79.2 (68 to 92.7)	68.6 (49.6 to 82.2)	49.2 (29.3 to 62)	61.6 (40.3 to 76.2)	126 (107 to 147)	440 (366 to 502)	1,260 (1,070 to 1,460)	1,860 (1,600 to 2,160)	1,410 (1,200 to 1,620)	1,260 (970 to 1,550)	777 (670 to 887)	626 (539 to 721)	539 (461 to 619)	376 (316 to 436)	192 (162 to 224)	82.6 (71 to 100)	31.5 (26 to 37.5)	8.2 (6 to 10.5)	2.2 (2 to 2.8)	0.1 (0 to 0.1)	8,370
HIV/AIDS	0 (0 to 0)	0 (0 to 0)	79.4 (68.1 to 92)	68.4 (49.6 to 82.2)	49.3 (29.2 to 61.9)	61.3 (40.2 to 76.1)	126 (106 to 146)	439 (365 to 500)	1,250 (1,060 to 1,450)	1,850 (1,590 to 2,150)	1,390 (1,180 to 1,600)	996 (800 to 1,190)	734 (622 to 837)	626 (535 to 720)	539 (452 to 622)	376 (316 to 436)	192 (162 to 224)	82.6 (72.2 to 98.8)	31.5 (26.7 to 37.5)	8.2 (6 to 10.5)	1.1 (0.7 to 1.5)	0.1 (0 to 0.1)	8,010
HIV/AIDS - Drug-susceptible Tuberculosis	0 (0 to 0)	0 (0 to 0)	0.1 (0 to 0.1)	0.1 (0 to 0.1)	0.1 (0 to 0.1)	0.3 (0 to 0.3)	0.6 (0 to 0.7)	1.2 (0 to 1.4)	2.6 (0 to 3.1)	4.6 (0 to 5.6)	6.2 (0 to 7.5)	7.4 (0 to 9.1)	8.3 (0 to 10.2)	8.7 (0 to 10.7)	8.8 (0 to 10.8)	8.8 (0 to 10.8)	8.8 (0 to 10.8)	8.8 (0 to 10.8)	8.8 (0 to 10.8)	8.8 (0 to 10.8)	8.8 (0 to 10.8)	8.8 (0 to 10.8)	130
HIV/AIDS - Multidrug-resistant Tuberculosis without extensive	0 (0 to 0)	0 (0 to 0)	0.1 (0 to 1.3)	0.1 (0 to 1.1)	0.1 (0 to 0.9)	0.3 (0 to 0.9)	0.6 (0 to 2)	1.2 (0.1 to 11.7)	2.6 (0.2 to 21.7)	4.6 (0.4 to 33)	6.2 (0.5 to 39.3)	7.4 (0.6 to 43.2)	8.3 (0.7 to 43.7)	8.7 (0.7 to 43.7)	8.8 (0.7 to 43.7)	8.8 (0.7 to 43.7)	8.8 (0.7 to 43.7)	8.8 (0.7 to 43.7)	8.8 (0.7 to 43.7)	8.8 (0.7 to 43.7)	8.8 (0.7 to 43.7)	8.8 (0.7 to 43.7)	32.1
HIV/AIDS - Extensively drug-resistant Tuberculosis	0 (0 to 0)	0 (0 to 0)	0.1 (0 to 0.2)	0.1 (0 to 0.1)	0.1 (0 to 0.2)	0.3 (0 to 0.3)	0.6 (0 to 1.8)	1.2 (0 to 3.4)	2.6 (0.1 to 9.6)	4.6 (0.2 to 16.3)	6.2 (0.3 to 21)	7.4 (0.3 to 23.3)	8.3 (0.4 to 23)	8.7 (0.4 to 23)	8.8 (0.4 to 23)	8.8 (0.4 to 23)	8.8 (0.4 to 23)	8.8 (0.4 to 23)	8.8 (0.4 to 23)	8.8 (0.4 to 23)	8.8 (0.4 to 23)	8.8 (0.4 to 23)	9.2
HIV/AIDS resulting in other diseases	0 (0 to 0)	0 (0 to 0)	79.1 (68.1 to 86.9)	68.2 (49.2 to 81.7)	49.1 (29.6 to 59.4)	60.9 (40 to 73.9)	125 (101 to 139)	436 (359 to 485)	1,240 (1,060 to 1,390)	1,840 (1,600 to 2,050)	1,380 (1,180 to 1,530)	990 (790 to 1,090)	730 (620 to 799)	623 (532 to 687)	536 (449 to 591)	374 (314 to 413)	191 (161 to 211)	82.2 (71.8 to 93.1)	31.3 (26.5 to 35.5)	8.1 (5.9 to 9.2)	1.1 (0.7 to 1.3)	0.1 (0 to 0.1)	7,940
Sexually transmitted infections excluding HIV	1 (0 to 2)	0 (0 to 1)	0.2 (0 to 0.7)	0.2 (0 to 0.7)	0.1 (0 to 0.1)	0.6 (0.4 to 0.9)	0.7 (0.5 to 1)	1.6 (0.9 to 2.7)	1.9 (1.2 to 3.2)	1.7 (1.1 to 2.6)	1.4 (0.9 to 1.9)	1.1 (0.8 to 1.5)	0.6 (0.4 to 0.8)	0.3 (0.2 to 0.4)	0.2 (0.1 to 0.3)	0.1 (0 to 0.2)	0.1 (0 to 0.1)	0.1 (0 to 0.1)	0.1 (0 to 0.1)	0.1 (0 to 0.1)	0.1 (0 to 0.1)	0 (0 to 0)	17.3
Syphilis	0 (0 to 0)	0 (0 to 0)	0 (0 to 0.1)	0 (0 to 0)	0 (0 to 0)	0.2 (0.1 to 0.3)	0.4 (0.2 to 0.6)	1.1 (0.6 to 1.7)	1.6 (1.1 to 2.4)	1.5 (0.9 to 2.1)	1.2 (0.8 to 1.6)	0.9 (0.6 to 1.2)	0.5 (0.3 to 0.7)	0.3 (0.2 to 0.4)	0.2 (0.1 to 0.3)	0.1 (0 to 0.2)	0.1 (0 to 0.1)	0.1 (0 to 0.1)	0.1 (0 to 0.1)	0.1 (0 to 0.1)	0.1 (0 to 0.1)	0 (0 to 0)	7.3
Chlamydial infection	0 (0 to 0)	0 (0 to 0)	0 (0 to 0)	0 (0 to 0)	0 (0 to 0)	0.2 (0.1 to 0.3)	0.6 (0.4 to 1.2)	1.6 (1.1 to 3.4)	2.6 (2.6 to 6.3)	2.2 (2.6 to 7)	1.6 (2.1 to 5.6)	1.2 (1.6 to 4.1)	0.6 (0.7 to 2.1)	0.3 (0.3 to 1.2)	0.2 (0.2 to 0.8)	0.1 (0.1 to 0.4)	0.1 (0.1 to 0.3)	0.1 (0.1 to 0.3)	0.1 (0.1 to 0.3)	0.1 (0.1 to 0.3)	0.1 (0.1 to 0.3)	0 (0 to 0)	36.7
Gonococcal infection	0 (0 to 0)	0 (0 to 0)	0 (0 to 0)	0 (0 to 0)	0 (0 to 0)	0.2 (0.1 to 0.3)	0.6 (0.4 to 0.7)	1.6 (1.1 to 2.1)	2.6 (2.6 to 3.5)	2.2 (2.6 to 3.5)	1.6 (2.1 to 2.6)	1.2 (1.6 to 2.1)	0.6 (0.7 to 1.1)	0.3 (0.3 to 0.6)	0.2 (0.2 to 0.4)	0.1 (0.1 to 0.2)	0.1 (0.1 to 0.2)	0.1 (0.1 to 0.2)	0.1 (0.1 to 0.2)	0.1 (0.1 to 0.2)	0.1 (0.1 to 0.2)	0 (0 to 0)	34.8
Trichomoniasis	0 (0 to 0)	0 (0 to 0)	0 (0 to 0)	0 (0 to 0)	0 (0 to 0)	0.1 (0 to 0.1)	0.6 (0.4 to 0.8)	1.6 (1.1 to 2.1)	2.6 (1.7 to 3.5)	2.2 (1.7 to 3.1)	1.6 (1.2 to 2.1)	1.2 (0.9 to 1.6)	0.6 (0.4 to 0.8)	0.3 (0.2 to 0.4)	0.2 (0.1 to 0.3)	0.1 (0 to 0.2)	0.1 (0 to 0.1)	0.1 (0 to 0.1)	0.1 (0 to 0.1)	0.1 (0 to 0.1)	0.1 (0 to 0.1)	0 (0 to 0)	138
Genital herpes	0 (0 to 0)	0 (0 to 0)	0 (0 to 0)	0 (0 to 0)	0 (0 to 0)	0.1 (0 to 0.1)	0.4 (0.3 to 0.5)	1.1 (0.8 to 1.4)	1.9 (1.4 to 2.5)	1.7 (1.3 to 2.2)	1.3 (1 to 1.7)	1.1 (0.8 to 1.4)	0.6 (0.4 to 0.8)	0.3 (0.2 to 0.4)	0.2 (0.1 to 0.3)	0.1 (0 to 0.2)	0.1 (0 to 0.1)	0.1 (0 to 0.1)	0.1 (0 to 0.1)	0.1 (0 to 0.1)	0.1 (0 to 0.1)	0 (0 to 0)	71.1
Other sexually transmitted infections	0 (0 to 0)	0 (0 to 0)	0 (0 to 0)	0 (0 to 0)	0 (0 to 0)	0.1 (0 to 0.1)	0.1 (0 to 0.2)	0.1 (0.1 to 0.4)	0.1 (0 to 0.4)	0.1 (0.1 to 0.3)	0.1 (0 to 0.2)	0.1 (0 to 0.2)	0.1 (0 to 0.2)	0.1 (0 to 0.2)	0.1 (0 to 0.2)	0.1 (0 to 0.2)	0.1 (0 to 0.2)	0.1 (0 to 0.2)	0.1 (0 to 0.2)	0.1 (0 to 0.2)	0.1 (0 to 0.2)	0 (0 to 0)	69
Respiratory infections and tuberculosis	2,020 (1,710 to 2,470)	602 (262 to 818)	1,020 (699 to 2,020)	538 (386 to 767)	364 (261 to 529)	248 (180 to 352)	177 (122 to 245)	220 (150 to 305)	272 (179 to 364)	330 (225 to 450)	418 (288 to 567)	554 (398 to 745)	699 (492 to 919)	846 (598 to 1,120)	1,000 (708 to 1,320)	1,090 (767 to 1,430)	1,130 (797 to 1,480)	1,140 (792 to 1,480)	1,150 (792 to 1,480)	1,150 (792 to 1,480)	1,060 (734 to 1,370)	717 (497 to 928)	302 (209 to 391)	29 (20 to 37.5)	16,700 (11,600 to 21,600)
Tuberculosis	1,970 (1,670 to 2,410)	588 (255 to 798)	995 (681 to 1,970)	525 (377 to 748)	355 (255 to 516)	242 (176 to 343)	173 (119 to 239)	215 (147 to 298)	265 (175 to 355)	322 (220 to 439)	408 (281 to 553)	541 (389 to 727)	683 (480 to 898)	826 (584 to 1,090)	977 (691 to 1,290)	1,060 (749 to 1,400)	1,100 (777 to 1,450)	1,110 (774 to 1,450)	1,120 (774 to 1,450)	1,120 (774 to 1,450)	1,030 (717 to 1,340)	697 (484 to 903)	294 (204 to 381)	28 (19.5 to 36.5)	16,300 (11,300 to 21,100)
Latent tuberculosis infection	0 (0 to 0)	0 (0 to 0)	0 (0 to 0)	0 (0 to 0)	0 (0 to 0)	0 (0 to 0)	0 (0 to 0)	0 (0 to 0)	0 (0 to 0)	0 (0 to 0)	0 (0 to 0)	0 (0 to 0)	0 (0 to 0)	0 (0 to 0)	0 (0 to 0)	0 (0 to 0)	0 (0 to 0)	0 (0 to 0)	0 (0 to 0)	0 (0 to 0)	0 (0 to 0)	0 (0 to 0)	0 (0 to 0)	0
Drug-susceptible tuberculosis	0 (0 to 0)	0 (0 to 0)	0 (0 to 0)	0 (0 to 0)	0 (0 to 0)	0 (0 to 0)	0 (0 to 0)	0 (0 to 0)	0 (0 to 0)	0 (0 to 0)	0 (0 to 0)	0 (0 to 0)	0 (0 to 0)	0 (0 to 0)	0 (0 to 0)	0 (0 to 0)	0 (0 to 0)	0 (0 to 0)	0 (0 to 0)	0 (0 to 0)	0 (0 to 0)	0 (0 to 0)	0 (0 to 0)	0
Multidrug-resistant tuberculosis without extensive drug-resista	0 (0 to 0)	0 (0 to 0)	0.6 (0 to 0.8)	0.6 (0 to 0.8)	0.6 (0 to 0.8)	0.6 (0 to 0.8)	1.2 (0.1 to 1.6)	0.6 (0.2 to 0.8)	0.7 (0.3 to 0.9)	0.1 (0.3 to 0.3)	0.6 (0.3 to 0.7)	0.6 (0.4 to 0.8)	0.6 (0.4 to 0.8)	0.6 (0.3 to 0.8)	0.6 (0.3 to 0.8)	0.6 (0.2 to 0.8)	0.6 (0.2 to 0.8)	0.6 (0.2 to 0.8)	0.6 (0.2 to 0.8)	0.6 (0.2 to 0.8)	0.6 (0.2 to 0.8)	0 (0 to 0)	63.1
Extensively drug-resistant tuberculosis	0 (0 to 0)	0 (0 to 0.1)	0.1 (0 to 0.2)	0.1 (0 to 0.1)	0.1 (0 to 0.1)	0.1 (0 to 0.2)	0.2 (0 to 0.3)	0.1 (0 to 0.3)	0.1 (0 to 0.4)	0.1 (0 to 0.3)	0.1 (0 to 0.3)	0.1 (0 to 0.3)	0.1 (0 to 0.3)	0.1 (0 to 0.3)	0.1 (0 to 0.3)	0.1 (0 to 0.3)	0.1 (0 to 0.3)	0.1 (0 to 0.3)	0.1 (0 to 0.3)	0.1 (0 to 0.3)	0.1 (0 to 0.3)	0 (0 to 0)	12
Lower respiratory infections	320 (172 to 488)	266 (209 to 589)	1,440 (921 to 2,230)	321 (181 to 539)	99.1 (56 to 139)	79.9 (46.6 to 97.4)	129 (79.9 to 155)	186 (109 to 217)	238 (149 to 281)	286 (182 to 350)	379 (240 to 470)	483 (307 to 598)	593 (387 to 736)	697 (460 to 865)	786 (520 to 975)	832 (550 to 1,030)	837 (553 to 1,040)	770 (510 to 956)	633 (417 to 786)	377 (249 to 467)	169 (111 to 209)	46.9 (30.7 to 58.2)	9,890
Upper respiratory infections	1 (1 to 1)	0 (0 to 0.2)	0.1 (0 to 1.1)	0.1 (0 to 0.7)	0.1 (0 to 0.5)	0.1 (0 to 0.3)	0.1 (0 to 0.2)	0.1 (0 to 0.2)	0.1 (0 to 0.2)	0.1 (0 to 0.2)	0.1 (0 to 0.2)	0.1 (0 to 0.2)	0.1 (0 to 0.2)	0.1 (0 to 0.2)	0.1 (0 to 0.2)	0.1 (0 to 0.2)	0.1 (0 to 0.2)	0.1 (0 to 0.2)	0.1 (0 to 0.2)	0.1 (0 to 0.2)	0.1 (0 to 0.2)	0 (0 to 0)	1.6
Otitis media	0 (0 to 0)	0 (0.1 to 0.6)	1.8 (0 to 13.1)	61.7 (32.6 to 100)	20.6 (10.9 to 33)	5.2 (2.8 to 8.2)	2.1 (1.1 to 3.3)	0.8 (0.4 to 1.3)	0.3 (0.2 to 0.5)	0.2 (0.1 to 0.3)	0.1 (0.1 to 0.2)	0.1 (0.1 to 0.2)	0.1 (0.1 to 0.2)	0.1 (0.1 to 0.2)	0.1 (0.1 to 0.2)	0.1 (0.1 to 0.2)	0.1 (0.1 to 0.2)	0.1 (0.1 to 0.2)	0.1 (0.1 to 0.2)	0.1 (0.1 to 0.2)	0.1 (0.1 to 0.2)	0 (0 to 0)	493
Enteric infections	19.4 (9.6 to 32.4)	61.1 (29.2 to 113)	783 (449 to 1,330)	520 (370 to 729)	422 (272 to 597)	247 (169 to 361)	131 (87 to 190)	109 (67 to 164)	114 (77 to 164)	139 (89 to 197)	178 (120 to 252)	197 (130 to 280)	132 (87 to 188)	116 (77 to 164)	132 (72 to 204)	137 (72 to 197)	129 (69 to 184)	92.3 (50 to 132)	72.6 (39 to 104)	38.2 (20 to 54.5)	19.6 (10 to 28)	3.5 (2 to 4.9)	3,770
Diarrheal diseases	19.4 (9.6 to 32.4)	61.1 (29.1 to 113)	780 (449 to 1,330)	517 (369 to 729)	420 (269 to 595)	246 (168 to 360)	130 (86.2 to 190)	108 (66.7 to 164)	113 (76.9 to 164)	138 (89.3 to 196)	177 (119 to 251)	196 (129 to 279)	131 (86.1 to 187)	115 (76.5 to 163)	131 (72 to 203)	136 (72 to 196)	128 (68.9 to 183)	91.6 (49.8 to 131)	72.1 (38.9 to 104)	37.9 (20.2 to 54.2)	19.4 (10.3 to 27.9)	3.5 (2.3 to 4.9)	3,690
Typhoid and paratyphoid	0 (0 to 0)	0 (0 to 0.3)	0.3 (0 to 1.3)	0.3 (0.1 to 0.8)	0.3 (0.2 to 1.6)	0.3 (0.2 to 2.6)	0.3 (0.2 to 2.6)	0.3 (0.2 to 2.6)	0.3 (0.2 to 2.6)	0.3 (0.2 to 2.6)	0.3 (0.2 to 2.6)	0.3 (0.2 to 2.6)	0.3 (0.2 to 2.6)	0.3 (0.2 to 2.6)	0.3 (0.2 to 2.6)	0.3 (0.2 to 2.6)	0.3 (0.2 to 2.6)	0.3 (0.2 to 2.6)	0.3 (0.2 to 2.6)	0.3 (0.2 to 2.6)	0.3 (0.2 to 2.6)	0 (0 to 0)	19.1
Typhoid fever	0 (0 to 0)	0 (0 to 0)	0.3 (0 to 1.3)	0.3 (0.1 to 0.8)	0.3 (0.2 to 1.6)	0.3 (0.2 to 2.6)	0.3 (0.2 to 2.6)	0.3 (0.2 to 2.6)	0.3 (0.2 to 2.6)	0.3 (0.2 to 2.6)	0.3 (0.2 to 2.6)	0.3 (0.2 to 2.6)	0.3 (0.2 to 2.6)	0.3 (0.2 to 2.6)	0.3 (0.2 to 2.6)	0.3 (0.2 to 2.6)	0.3 (0.2 to 2.6)	0.3 (0.2 to 2.6)	0.3 (0.2 to 2.6)	0.3 (0.2 to 2.6)	0.3 (0.2 to 2.6)	0 (0 to 0)	19.1
Paratyphoid fever	0 (0 to 0)	0 (0 to 0)	0 (0 to 0)	0 (0 to 0)	0 (0 to 0)	0 (0 to 0)	0 (0 to 0)	0 (0 to 0)	0 (0 to 0)	0 (0 to 0)	0 (0 to 0)	0 (0 to 0)	0 (0 to 0)	0 (0 to 0)	0 (0 to 0)	0 (0 to 0)	0 (0 to 0)	0 (0 to 0)	0 (0 to 0)	0 (0 to 0)	0 (0 to 0)	0 (0 to 0)	0 (0 to 0)	0.2
Invasive Non-typhoidal Salmonella (iNTS)	0 (0 to 0.6)	0 (0 to 0.6)	1.6 (0.1 to 9.5)	0.6 (0.1 to 4.2)	1.6 (0.2 to 13.5)	1.6 (0.2 to 13.5)	2.6 (0.2 to 13.5)	2.6 (0.2 to 13.5)	2.6 (0.2 to 13.5)	2.6 (0.2 to 13.5)	2.6 (0.2 to 13.5)	2.6 (0.2 to 13.5)	2.6 (0.2 to 13.5)	2.6 (0.2 to 13.5)	2.6 (0.2 to 13.5)	2.6 (0.2 to 13.5)	2.6 (0.2 to 13.5)	2.6 (0.2 to 13.5)	2.6 (0.2 to 13.5)	2.6 (0.2 to 13.5)	2.6 (0.2 to 13.5)	0 (0 to 0)	9.3
Other intestinal infectious diseases	0 (0 to 0)	0 (0 to 0)	1.2 (0 to 8.9)	1.6 (0.4 to 3.9)	0.9 (0.4 to 1.9)	0.6 (0.3 to 1.3)	0.6 (0.3 to 1.3)	0.6 (0.3 to 1.3)	0.6 (0.3 to 1.3)	0.6 (0.3 to 1.3)	0.6 (0.3 to 1.3)	0.6 (0.3 to 1.3)	0.6 (0.3 to 1.3)	0.6 (0.3 to 1.3)	0.6 (0.3 to 1.3)	0.6 (0.3 to 1.3)	0.6 (0.3 to 1.3)	0.6 (0.3 to 1.3)	0.6 (0.3 to 1.3)	0.6 (0.3 to 1.3)	0.6 (0.3 to 1.3)	0 (0 to 0)	6.3
Neglected tropical diseases and malaria	1 (0.7 to 1.5)	0 (0 to 0.3)	29.7 (14.7 to 59.5)	11.9 (5.7 to 23.1)	7.9 (3.8 to 15.2)	7.8 (3.8 to 15.1)	20.7 (10.1 to 40.1)	16 (7.8 to 31.1)	12 (5.8 to 23.3)	9.2 (4.5 to 17.9)	7.2 (3.5 to 14)	5.7 (2.8 to 11.1)	4.2 (2.1 to 8.2)	3.2 (1.6 to 6.3)	2.5 (1.2 to 4.9)	2.1 (1 to 4.1)	1.8 (0.9 to 3.5)	1.6 (0.8 to 3.1)	1.5 (0.7 to 2.9)	1.4 (0.7 to 2.8)	1.3 (0.6 to 2.5)	0.2 (0.1 to 0.5)	183.3
Malaria	0 (0 to 0)	0 (0 to 0)	0 (0 to 0.1)	0 (0 to 0.1)	0 (0 to 0.1)	0 (0.1 to 0.2)	0 (0 to 0.1)	0 (0.1 to 0.2)	0 (0 to 0.1)	0 (0.2 to 0.3)	0 (0 to 0.1)	0 (0.1 to 0.2)	0 (0 to 0.1)	0 (0.1 to 0.2)	0 (0 to 0.1)	0 (0.1 to 0.2)	0 (0 to 0.1)	0 (0 to 0.1)	0 (0 to 0.1)	0 (0 to 0.1)	0 (0 to 0.1)	0 (0 to 0.1)	0 (0 to 0)	0.5
Chagas disease	0 (0 to 0)	0 (0 to 0)	0 (0 to 0.1)	0 (0 to 0)	0 (0 to 0)	0 (0.2 to 0.4)	0 (0.2 to 0.4)	0 (0.2 to 0.4)	0 (0.2 to 0.4)	0 (0.2 to 0.3)	0 (0.2 to 0.3)	0 (0.2 to 0.3)	0 (0.2 to 0.3)	0 (0.2 to 0.3)	0 (0.2 to 0.3)	0 (0.2 to 0.3)	0 (0.2 to 0.3)	0 (0.2 to 0.3)	0 (0.2 to 0.3)	0 (0.2 to 0.3)	0 (0.2 to 0.3)	0 (0 to 0)	121
Leishmaniasis	0 (0 to 0)	0 (0 to 0)	0.2 (0 to 0.6)	1.2 (0 to 3.6)	0.6 (0.2 to 2.3)	0.6 (0.2 to 2.3)	0.6 (0 to 2.6)	0.6 (0.1 to 2.3)	0.6 (0.2 to 2.3)	0.6 (0.2 to 2.3)	0.6 (0.2 to 2.3)	0.6 (0.2 to 2.3)	0.6 (0.2 to 2.3)	0.6 (0 to 2.6)	0.6 (0 to 2.6)	0.6 (0 to 2.6)	0.6 (0 to 2.6)	0.6 (0 to 2.6)	0.6 (0 to 2.6)	0.6 (0 to 2.6)	0.6 (0 to 2.6)	0 (0 to 0)	13.7
Visceral leishmaniasis	0 (0 to 0)	0 (0 to 0)	0 (0 to 0)	0 (0 to 0)	0 (0 to 0)	0 (0 to 0)	0 (0 to 0)	0 (0 to 0)	0 (0 to 0)	0 (0 to 0)	0 (0 to 0)	0 (0 to 0)	0 (0 to 0)	0 (0 to 0)	0 (0 to 0)	0 (0 to 0)	0 (0 to 0)	0 (0 to 0)	0 (0 to 0)	0 (0 to 0)	0 (0 to 0)	0 (0 to 0)	0 (0 to 0)	0
Cutaneous and mucocutaneous leishmaniasis	0 (0 to 0)	0 (0 to 0)	0.2 (0 to 0.6)	1.2 (0 to 3.6)	0.6 (0.2 to 2.3)	0.6 (0.2 to 2.3)	0.6 (0 to 2.6)	0.6 (0.1 to 2.3)	0.6 (0.2 to 2.3)	0.6 (0.2 to 2.3)	0.6 (0.2 to 2.3)	0.6 (0.2 to 2.3)	0.6 (0.2 to 2.3)	0.6 (0 to 2.6)	0.6 (0 to 2.6)	0.6 (0 to 2.6)	0.6 (0 to 2.6)	0.6 (0 to 2.6)	0.6 (0 to 2.6)	0.6 (0 to 2.6)	0.6 (0 to 2.6)	0 (0 to 0)	13.7
African trypanosomiasis	0 (0 to 0)	0 (0 to 0)	0 (0 to 0)	0 (0 to 0)	0 (0 to 0)	0 (0 to 0)	0 (0 to 0)	0 (0 to 0)	0 (0 to 0)	0 (0 to 0)	0 (0 to 0)	0 (0 to 0)	0 (0 to 0)	0 (0 to 0)	0 (0 to 0)	0 (0 to 0)	0 (0 to 0)	0 (0 to 0)	0 (0 to 0)	0 (0 to 0)	0 (0 to 0)	0 (0 to 0)	0 (0 to 0)	0
Schistosomiasis	0 (0 to 0)	0 (0 to 0)	0 (0 to 0)	0 (0 to 0)	0 (0 to 0)	0 (0 to 0)	0 (0 to 0)	0 (0 to 0)	0 (0 to 0)	0 (0 to 0)	0 (0 to 0)	0 (0 to 0)	0 (0 to 0)	0 (0 to 0)	0 (0 to 0)	0 (0 to 0)	0 (0 to 0)	0 (0 to 0)	0 (0 to 0)	0 (0 to 0)	0 (0 to 0)	0 (0 to 0)	0 (0 to 0)	0
Cysticercosis	0 (0 to 0)	0 (0 to 0)	0.1 (0 to 0.6)	0.6 (0.1 to 1.6)	0.6 (0.1 to 1.6)	2.1 (0.6 to 5.5)	12.6 (3.5 to 33.5)	49.8 (14.1 to 131)	84.3 (23.8 to 219)	99 (27.9 to 256)	135 (37.7 to 350)	138 (38.7 to 358)	122 (34.2 to 317)	104 (29.4 to 268)	87.6 (24.7 to 226)	69.3 (19.5 to 179)	72.4 (21 to 182)	49.3 (14.3 to 123)	39.6 (11.4 to 98.2)	21.2 (6.1 to 52.5)	9.9 (2.8 to 24.5)	3.2 (0.9 to 7.9)	1,090
Cystic echinococcosis	0 (0 to 0)	0 (0 to 0)	0 (0 to 0)	0 (0 to 0)	0 (0 to 0)	0 (0 to 0)	0 (0 to 0)	0 (0 to 0)	0 (0 to 0)	0 (0 to 0)	0 (0 to 0)	0 (0 to 0)	0 (0 to 0)	0 (0 to 0)	0 (0 to 0)	0 (0 to 0)	0 (0 to 0)	0 (0 to 0)	0 (0 to 0)	0 (0 to 0)	0 (0 to 0)	0 (0 to 0)	0 (0 to 0)	0.9
Lymphatic filariasis	0 (0 to 0)	0 (





SR Table 2c. San Luis Potosí DALYS by cause and age group for both sexes with 95% uncertainty intervals, 2019

Cause	Both Neonatal	Late Neonatal	1 to 4	5 to 9	10 to 14	15 to 19	20 to 24	25 to 29	30 to 34	35 to 39	40 to 44	45 to 49	50 to 54	55 to 59	60 to 64	65 to 69	70 to 74	75 to 79	80 to 84	85 to 89	90 to 94	95 plus	Total
All causes	16,900 (12,600 to 22,200)	7,120 (5,270 to 9,390)	19,800 (11,300 to 34,600)	12,700 (8,610 to 19,200)	16,100 (10,700 to 24,400)	21,000 (13,900 to 31,600)	28,600 (20,000 to 41,000)	28,600 (20,600 to 40,700)	29,000 (20,600 to 41,100)	31,100 (24,600 to 40,400)	46,100 (36,100 to 59,900)	49,400 (41,000 to 60,200)	53,900 (45,200 to 65,900)	53,700 (45,200 to 65,300)	54,100 (44,000 to 66,200)	49,100 (42,200 to 58,800)	44,600 (38,400 to 51,900)	40,600 (35,300 to 46,100)	32,200 (28,300 to 36,500)	23,700 (21,100 to 26,400)	8,630 (8,190 to 9,080)	736,000
Communicable, maternal, neonatal, and nutritional diseases	11,900 (8,780 to 16,900)	6,660 (5,050 to 9,070)	7,220 (5,500 to 9,370)	2,470 (2,050 to 2,950)	2,010 (1,660 to 2,510)	2,060 (1,690 to 2,530)	2,810 (2,370 to 3,360)	3,070 (2,600 to 3,670)	3,090 (2,630 to 3,630)	3,090 (2,660 to 3,650)	3,190 (2,750 to 3,760)	2,900 (2,510 to 3,390)	2,940 (2,560 to 3,450)	2,290 (1,960 to 2,690)	2,170 (1,790 to 2,600)	1,960 (1,660 to 2,340)	1,830 (1,540 to 2,200)	1,490 (1,270 to 1,790)	1,200 (1,060 to 1,380)	1,050 (1,000 to 1,100)	876 (1,100 to 1,760)	412 (827 to 1,230)	70,600
HIV/AIDS and sexually transmitted infections	0.6 (0.4 to 1.1)	84.6 (73.9 to 96.6)	184.9 (161.1 to 208.6)	39.1 (31.9 to 51.3)	47.3 (41.3 to 55.4)	109 (89.8 to 132)	394 (321 to 518)	624 (442 to 920)	644 (504 to 793)	668 (569 to 807)	678 (522 to 725)	597 (522 to 691)	392 (356 to 442)	177 (151 to 212)	137 (110 to 180)	90.1 (77 to 109)	27.6 (21.5 to 36)	19.7 (15.1 to 27.1)	7.4 (5.2 to 12.1)	4.6 (3.2 to 8.2)	1.2 (0.9 to 1.8)	6.6 (0.9 to 19)	4,420
HIV/AIDS	0 (0 to 0)	0 (0 to 0)	84.1 (72.9 to 95.1)	39.1 (31.9 to 51.3)	47.3 (41.3 to 55.4)	82.6 (72.7 to 97.4)	364.4 (294 to 483)	572 (392 to 865)	632 (493 to 782)	660 (563 to 799)	664 (513 to 720)	594 (520 to 688)	424 (387 to 480)	267 (227 to 325)	166 (135 to 219)	107 (89.2 to 134)	78.9 (64.3 to 98.4)	59.7 (46.3 to 77.6)	7.3 (4.7 to 11.5)	1.8 (0.7 to 3.1)	0.6 (0.2 to 1.2)	0.2 (0 to 0.5)	3,870
HIV/AIDS - Drug-susceptible Tuberculosis	0 (0 to 0)	1.1 (0.9 to 1.3)	0.2 (0.2 to 0.2)	0.4 (0.4 to 0.4)	0.6 (0.5 to 0.7)	0.7 (0.6 to 0.8)	1.1 (0.9 to 1.3)	1.4 (1.2 to 1.6)	1.4 (1.2 to 1.6)	1.4 (1.2 to 1.6)	1.4 (1.2 to 1.6)	1.3 (1.1 to 1.5)	1.2 (1 to 1.4)	0.9 (0.8 to 1.1)	0.7 (0.6 to 0.8)	0.5 (0.4 to 0.6)	0.3 (0.3 to 0.4)	0.2 (0.2 to 0.3)	0 (0 to 0.1)	0 (0 to 0)	0 (0 to 0)	0 (0 to 0)	905
HIV/AIDS - Multidrug-resistant Tuberculosis without extensive	0 (0 to 0)	0 (0 to 0)	0.1 (0.1 to 0.4)	0.2 (0.1 to 1.9)	0.4 (0.3 to 2.3)	0.6 (0.4 to 3.4)	1.1 (0.7 to 4.6)	1.6 (1.1 to 6.4)	1.8 (1.2 to 7.1)	1.9 (1.3 to 7.4)	1.9 (1.3 to 7.4)	1.7 (1.2 to 6.6)	1.3 (0.9 to 5.1)	0.9 (0.6 to 3.6)	0.6 (0.4 to 2.5)	0.4 (0.3 to 1.7)	0.2 (0.1 to 1.1)	0.1 (0.1 to 0.7)	0 (0 to 0.3)	0 (0 to 0.1)	0 (0 to 0)	0 (0 to 0)	47.2
HIV/AIDS - Extensively drug-resistant Tuberculous	0 (0 to 0)	0 (0 to 0)	0.2 (0 to 0.7)	0.1 (0 to 0.5)	0.1 (0 to 0.4)	0.2 (0 to 0.7)	0.3 (0.1 to 0.9)	0.4 (0.2 to 1.2)	0.4 (0.2 to 1.2)	0.4 (0.2 to 1.2)	0.4 (0.2 to 1.2)	0.3 (0.2 to 1.1)	0.3 (0.1 to 1)	0.2 (0.1 to 0.8)	0.2 (0 to 0.6)	0.1 (0 to 0.5)	0.1 (0 to 0.3)	0 (0 to 0.2)	0 (0 to 0.1)	0 (0 to 0)	0 (0 to 0)	0 (0 to 0)	4.7
HIV/AIDS resulting in other diseases	0 (0 to 0)	0.6 (0 to 1.1)	99.5 (69.5 to 69.9)	0 (0 to 0)	0 (0 to 0)	26.3 (18.5 to 36.2)	29.6 (20.9 to 41.7)	51.4 (36.1 to 72.3)	11.4 (8 to 16.1)	7.1 (5 to 10)	13.4 (9.4 to 18.9)	3.1 (2.2 to 4.4)	0.8 (0.6 to 1.1)	0.2 (0.1 to 0.3)	0.1 (0 to 0.1)	0 (0 to 0)	0 (0 to 0)	0 (0 to 0)	0 (0 to 0)	0 (0 to 0)	0 (0 to 0)	0 (0 to 0)	0 (0 to 0)	466
Sexually transmitted infections excluding HIV	0.6 (0.4 to 1.1)	0.6 (0.5 to 0.8)	0.1 (0 to 0.2)	0 (0 to 0)	1.3 (0.9 to 1.8)	1.8 (1.3 to 2.5)	2.6 (1.9 to 3.7)	2.8 (2 to 4)	2.8 (1.9 to 4.2)	2.8 (1.9 to 4.2)	2.9 (1.9 to 4.3)	2.2 (1.4 to 3.1)	1.7 (1.2 to 2.5)	1.7 (1.2 to 2.5)	1.6 (1.1 to 2.3)	1.1 (0.8 to 1.6)	0.7 (0.7 to 1.6)	0.7 (0.5 to 0.9)	0.3 (0.2 to 0.5)	0.1 (0.1 to 0.2)	0.1 (0.1 to 0.2)	0.1 (0 to 0.2)	25.1
Syphilis	0 (0 to 0)	0 (0 to 0)	0 (0 to 0)	0 (0 to 0)	0 (0 to 0)	0 (0 to 0)	0 (0 to 0)	0 (0 to 0)	0 (0 to 0)	0 (0 to 0)	0 (0 to 0)	0 (0 to 0)	0 (0 to 0)	0 (0 to 0)	0 (0 to 0)	0 (0 to 0)	0 (0 to 0)	0 (0 to 0)	0 (0 to 0)	0 (0 to 0)	0 (0 to 0)	0 (0 to 0)	0 (0 to 0)	0
Chlamydial infection	0 (0 to 0)	0 (0 to 0)	0 (0 to 0)	0 (0 to 0)	0.4 (0.3 to 0.6)	0.4 (0.3 to 0.6)	2.1 (1.5 to 3)	0.8 (0.6 to 1.2)	0.3 (0.2 to 0.4)	0.3 (0.2 to 0.4)	0.8 (0.6 to 1.2)	0.7 (0.5 to 1)	0.6 (0.4 to 0.8)	0.5 (0.4 to 0.7)	0.4 (0.3 to 0.6)	0.3 (0.2 to 0.4)	0.2 (0.2 to 0.3)	0.2 (0.1 to 0.3)	0.1 (0.1 to 0.2)	0 (0 to 0.1)	0 (0 to 0.1)	0 (0 to 0)	69.9
Gonococcal infection	0 (0 to 0)	0 (0 to 0)	0 (0 to 0)	0 (0 to 0)	0 (0 to 0)	0.7 (0.5 to 1.1)	4.2 (2.9 to 6.1)	2.2 (1.5 to 3.2)	0.6 (0.4 to 0.9)	0.5 (0.3 to 0.8)	0.6 (0.4 to 0.9)	0.5 (0.3 to 0.8)	0.4 (0.3 to 0.6)	0.3 (0.2 to 0.4)	0.2 (0.2 to 0.3)	0.2 (0.1 to 0.3)	0.1 (0.1 to 0.2)	0.1 (0 to 0.2)	0 (0 to 0.1)	0 (0 to 0.1)	0 (0 to 0)	0 (0 to 0)	67.5
Trichomoniasis	0 (0 to 0)	0 (0 to 0)	0 (0 to 0)	0 (0 to 0)	0.1 (0 to 0.1)	0.7 (0.5 to 1)	2.6 (1.8 to 3.7)	1.4 (1 to 2)	0.4 (0.3 to 0.6)	0.3 (0.2 to 0.5)	0.6 (0.4 to 0.9)	0.5 (0.3 to 0.7)	0.4 (0.3 to 0.6)	0.3 (0.2 to 0.4)	0.2 (0.1 to 0.3)	0.2 (0.1 to 0.3)	0.1 (0.1 to 0.2)	0.1 (0 to 0.2)	0 (0 to 0.1)	0 (0 to 0.1)	0 (0 to 0)	0 (0 to 0)	219
Genital herpes	0 (0 to 0)	0 (0 to 0)	0 (0 to 0)	0 (0 to 0)	0 (0 to 0)	0.1 (0 to 0.1)	0.7 (0.5 to 1)	0.4 (0.3 to 0.6)	0.1 (0.1 to 0.2)	0.1 (0.1 to 0.2)	0.2 (0.1 to 0.3)	0.2 (0.1 to 0.3)	0.2 (0.1 to 0.3)	0.1 (0.1 to 0.2)	0.1 (0 to 0.2)	0.1 (0 to 0.1)	0 (0 to 0.1)	0 (0 to 0.1)	0 (0 to 0.1)	0 (0 to 0)	0 (0 to 0)	0 (0 to 0)	178
Other sexually transmitted infections	0 (0 to 0)	0 (0 to 0)	0 (0 to 0)	0 (0 to 0)	0 (0 to 0)	1.9 (0.9 to 3.9)	6.8 (4 to 10.4)	9.6 (5.9 to 15)	7.2 (4.6 to 10.6)	7.2 (4.6 to 10.6)	10.2 (6.7 to 14.7)	8.2 (5.4 to 12.1)	6.3 (4.2 to 9.2)	4.8 (3.2 to 7.1)	3.6 (2.4 to 5.4)	2.6 (1.7 to 3.9)	1.8 (1.2 to 2.7)	1.3 (0.8 to 2.2)	0.6 (0.4 to 1.1)	0.3 (0.2 to 0.7)	0.1 (0.1 to 0.3)	0.2 (0 to 0.7)	117
Respiratory infections and tuberculosis	487 (286 to 899)	2,500 (1,850 to 3,230)	1,270 (789 to 1,890)	632 (420 to 950)	699 (470 to 1,060)	1,040 (679 to 1,580)	1,760 (1,220 to 2,610)	2,020 (1,350 to 3,070)	2,020 (1,350 to 3,060)	2,190 (1,480 to 3,190)	2,980 (2,060 to 4,220)	3,120 (2,220 to 4,230)	3,280 (2,350 to 4,450)	3,260 (2,350 to 4,400)	3,280 (2,350 to 4,400)	3,200 (2,350 to 4,200)	3,200 (2,350 to 4,200)	3,200 (2,350 to 4,200)	3,200 (2,350 to 4,200)	3,200 (2,350 to 4,200)	3,200 (2,350 to 4,200)	3,200 (2,350 to 4,200)	77,600
Tuberculosis	0 (0 to 0)	0 (0 to 0)	0 (0 to 0)	0 (0 to 0)	0 (0 to 0)	0 (0 to 0)	0 (0 to 0)	0 (0 to 0)	0 (0 to 0)	0 (0 to 0)	0 (0 to 0)	0 (0 to 0)	0 (0 to 0)	0 (0 to 0)	0 (0 to 0)	0 (0 to 0)	0 (0 to 0)	0 (0 to 0)	0 (0 to 0)	0 (0 to 0)	0 (0 to 0)	0 (0 to 0)	0 (0 to 0)	0
Latent tuberculosis infection	0 (0 to 0)	0 (0 to 0)	0 (0 to 0)	0 (0 to 0)	0 (0 to 0)	0 (0 to 0)	0 (0 to 0)	0 (0 to 0)	0 (0 to 0)	0 (0 to 0)	0 (0 to 0)	0 (0 to 0)	0 (0 to 0)	0 (0 to 0)	0 (0 to 0)	0 (0 to 0)	0 (0 to 0)	0 (0 to 0)	0 (0 to 0)	0 (0 to 0)	0 (0 to 0)	0 (0 to 0)	0 (0 to 0)	0
Drug-susceptible Tuberculosis	0 (0 to 0)	0 (0 to 0)	0 (0 to 0)	0 (0 to 0)	0 (0 to 0)	0 (0 to 0)	0 (0 to 0)	0 (0 to 0)	0 (0 to 0)	0 (0 to 0)	0 (0 to 0)	0 (0 to 0)	0 (0 to 0)	0 (0 to 0)	0 (0 to 0)	0 (0 to 0)	0 (0 to 0)	0 (0 to 0)	0 (0 to 0)	0 (0 to 0)	0 (0 to 0)	0 (0 to 0)	0 (0 to 0)	0
Multidrug-resistant tuberculosis without extensive drug-resista	0 (0 to 0)	0 (0 to 0)	1.4 (0.7 to 2.5)	1.6 (0.7 to 3.1)	0.9 (0.4 to 1.8)	1.8 (0.8 to 3.5)	4.8 (2.3 to 9.2)	9.6 (4.6 to 18.6)	11.9 (5.7 to 23.2)	11.9 (5.7 to 23.2)	13.1 (6.3 to 25.5)	13.6 (6.5 to 26.5)	12 (5.8 to 23.3)	10.4 (5 to 20.3)	12.1 (5.8 to 23.6)	10.2 (4.9 to 19.9)	9.6 (4.6 to 18.7)	8.6 (4.1 to 16.8)	2.9 (1.4 to 5.6)	2.2 (1 to 4.4)	0.7 (0.3 to 1.4)	0.2 (0 to 0.6)	159
Extensively drug-resistant tuberculous	0 (0 to 0)	0 (0 to 0)	0.2 (0 to 1.2)	0.3 (0 to 2.4)	0.2 (0 to 1.6)	0.3 (0.1 to 2.3)	0.8 (0.3 to 5.6)	1.9 (0.7 to 11.6)	1.8 (0.7 to 11.6)	1.9 (0.7 to 11.6)	2.1 (0.8 to 12.9)	2.2 (0.9 to 13.2)	2.3 (0.9 to 13.8)	2.1 (0.8 to 12.8)	2.2 (0.9 to 13.4)	2 (0.8 to 11.9)	1.9 (0.8 to 11.7)	1.8 (0.7 to 11.1)	1.1 (0.4 to 6.7)	0.6 (0.2 to 3.9)	0.2 (0.1 to 1.3)	0.1 (0 to 0.4)	29.4
Lower respiratory infections	487 (286 to 899)	2,450 (1,800 to 3,170)	888 (530 to 1,230)	192 (120 to 288)	255 (157 to 378)	398 (246 to 598)	378 (230 to 580)	381 (230 to 590)	409 (252 to 627)	479 (309 to 691)	615 (411 to 861)	627 (424 to 860)	643 (446 to 882)	667 (469 to 900)	670 (469 to 922)	729 (509 to 1,020)	666 (469 to 922)	665 (469 to 922)	736 (527 to 1,020)	727 (527 to 1,020)	698 (527 to 1,020)	432 (327 to 547)	218 (163 to 281)	13,900
Upper respiratory infections	0 (0 to 0)	604 (416 to 814)	247 (147 to 397)	291 (192 to 429)	376 (247 to 544)	314 (207 to 463)	179 (118 to 263)	154 (101 to 227)	179 (118 to 263)	191 (126 to 281)	142 (93 to 210)	121 (80 to 179)	102 (67 to 150)	80 (53 to 118)	63 (42 to 93)	49 (32 to 72)	34 (22 to 50)	25 (16 to 37)	9.1 (6 to 13)	5.6 (3.7 to 8.2)	1.6 (1.1 to 2.3)	0.3 (0.2 to 0.5)	2,630
Otitis media	0 (0 to 0)	0.4 (0.2 to 0.7)	0.2 (0.1 to 0.3)	0.1 (0 to 0.2)	0.1 (0 to 0.2)	0.1 (0 to 0.2)	0.1 (0 to 0.2)	0.1 (0 to 0.2)	0.1 (0 to 0.2)	0.1 (0 to 0.2)	0.1 (0 to 0.2)	0.1 (0 to 0.2)	0.1 (0 to 0.2)	0.1 (0 to 0.2)	0.1 (0 to 0.2)	0.1 (0 to 0.2)	0.1 (0 to 0.2)	0.1 (0 to 0.2)	0.1 (0 to 0.2)	0.1 (0 to 0.2)	0.1 (0 to 0.2)	0.1 (0 to 0.2)	894
Enteric infections	2774 (1969 to 4218)	980 (649 to 1,310)	998 (630 to 1,490)	548 (371 to 1,160)	339 (220 to 549)	209 (139 to 329)	171 (109 to 274)	129 (80 to 194)	132 (81 to 197)	130 (80 to 196)	161 (103 to 241)	171 (109 to 257)	190 (124 to 284)	217 (148 to 320)	254 (174 to 364)	286 (196 to 412)	299 (204 to 429)	296 (202 to 426)	339 (231 to 487)	340 (232 to 490)	323 (220 to 464)	183 (125 to 263)	43 (29 to 62)	16,900
Diarrheal diseases	2,770 (1969 to 4,218)	980 (649 to 1,310)	998 (630 to 1,490)	548 (371 to 1,160)	339 (220 to 549)	209 (139 to 329)	171 (109 to 274)	129 (80 to 194)	132 (81 to 197)	130 (80 to 196)	161 (103 to 241)	171 (109 to 257)	190 (124 to 284)	217 (148 to 320)	254 (174 to 364)	286 (196 to 412)	299 (204 to 429)	296 (202 to 426)	339 (231 to 487)	340 (232 to 490)	323 (220 to 464)	183 (125 to 263)	43 (29 to 62)	16,900
Typhoid and paratyphoid	0 (0 to 0)	0 (0 to 0)	0.1 (0 to 0.3)	0.9 (0.3 to 2.1)	0.6 (0.2 to 1.4)	0.3 (0.1 to 0.8)	0.1 (0 to 0.3)	0.1 (0 to 0.3)	0.1 (0 to 0.3)	0.1 (0 to 0.3)	0.1 (0 to 0.3)	0.1 (0 to 0.3)	0.1 (0 to 0.3)	0.1 (0 to 0.3)	0.1 (0 to 0.3)	0.1 (0 to 0.3)	0.1 (0 to 0.3)	0.1 (0 to 0.3)	0.1 (0 to 0.3)	0.1 (0 to 0.3)	0.1 (0 to 0.3)	0.1 (0 to 0.3)	26
Typhoid fever	0 (0 to 0)	0 (0 to 0)	0.1 (0 to 0.3)	0.9 (0.3 to 2.1)	0.6 (0.2 to 1.4)	0.3 (0.1 to 0.8)	0.1 (0 to 0.3)	0.1 (0 to 0.3)	0.1 (0 to 0.3)	0.1 (0 to 0.3)	0.1 (0 to 0.3)	0.1 (0 to 0.3)	0.1 (0 to 0.3)	0.1 (0 to 0.3)	0.1 (0 to 0.3)	0.1 (0 to 0.3)	0.1 (0 to 0.3)	0.1 (0 to 0.3)	0.1 (0 to 0.3)	0.1 (0 to 0.3)	0.1 (0 to 0.3)	0.1 (0 to 0.3)	26
Paratyphoid fever	0 (0 to 0)	0 (0 to 0)	0 (0 to 0)	0 (0 to 0)	0 (0 to 0)	0 (0 to 0)	0 (0 to 0)	0 (0 to 0)	0 (0 to 0)	0 (0 to 0)	0 (0 to 0)	0 (0 to 0)	0 (0 to 0)	0 (0 to 0)	0 (0 to 0)	0 (0 to 0)	0 (0 to 0)	0 (0 to 0)	0 (0 to 0)	0 (0 to 0)	0 (0 to 0)	0 (0 to 0)	0 (0 to 0)	0.3
Invasive Non-typhoidal Salmonella (NTS)	0 (0 to 0)	0.2 (0.2 to 0.3)	2.6 (1.7 to 3.7)	1.9 (1.3 to 2.7)	2.3 (1.5 to 3.4)	0.4 (0.2 to 0.6)	0.4 (0.3 to 0.6)	0.4 (0.3 to 0.6)	0.2 (0.2 to 0.3)	0.2 (0.2 to 0.3)	0.2 (0.2 to 0.3)	0.2 (0.2 to 0.3)	0.2 (0.2 to 0.3)	0.2 (0.2 to 0.3)	0.2 (0.2 to 0.3)	0.2 (0.2 to 0.3)	0.2 (0.2 to 0.3)	0.2 (0.2 to 0.3)	0.2 (0.2 to 0.3)	0.2 (0.2 to 0.3)	0.2 (0.2 to 0.3)	0.2 (0.2 to 0.3)	18.9
Other intestinal infectious diseases	0 (0 to 0)	0 (0 to 0)	0.2 (0.1 to 0.4)	0.2 (0.1 to 0.4)	1.3 (0.8 to 2.2)	1.3 (0.8 to 2.2)	1.3 (0.8 to 2.2)	0.7 (0.4 to 1.2)	0.3 (0.2 to 0.5)	0.3 (0.2 to 0.5)	0.3 (0.2 to 0.5)	0.3 (0.2 to 0.5)	0.3 (0.2 to 0.5)	0.3 (0.2 to 0.5)	0.3 (0.2 to 0.5)	0.3 (0.2 to 0.5)	0.3 (0.2 to 0.5)	0.3 (0.2 to 0.5)	0.3 (0.2 to 0.5)	0.3 (0.2 to 0.5)	0.3 (0.2 to 0.5)	0.3 (0.2 to 0.5)	12.6
Neglected tropical diseases and malaria	13.6 (9.7 to 18.9)	24.5 (17.6 to 34.2)	137 (98.1 to 214)	111 (77 to 171)	122 (84.2 to 189)	129 (89.7 to 202)	197 (136 to 302)	204 (137 to 301)	279 (187 to 401)	297 (201 to 424)	301 (204 to 427)	304 (208 to 427)	302 (208 to 423)	301 (208 to 423)	297 (205 to 417)	302 (208 to 423)	301 (208 to 423)	196 (135 to 276)	116 (80.6 to 162)	69.6 (48.6 to 100)	36.3 (25.3 to 51.6)	12.7 (8.8 to 18.1)	4,110
Malaria	0 (0 to 0)	0 (0 to 0)	0 (0 to 0)	0 (0 to 0)	0 (0 to 0)	0 (0 to 0)	0 (0 to 0)	0 (0 to 0)	0 (0 to 0)	0 (0 to 0)	0 (0 to 0)	0 (0 to 0)	0 (0 to 0)	0 (0 to 0)	0 (0 to 0)	0 (0 to 0)	0 (0 to 0)	0 (0 to 0)	0 (0 to 0)	0 (0 to 0)	0 (0 to 0)	0 (0 to 0)	0 (0 to 0)	0
Chagas disease	0 (0 to 0)	0 (0 to 0)	0 (0 to 0)	0.7 (0 to 1)	2.7 (1.8 to 3.9)	2.7 (1.8 to 3.9)	5.4 (3.6 to 7.8)	5.4 (3.6 to 7.8)	5.4 (3.6 to 7.8)	5.4 (3.6 to 7.8)	5.4 (3.6 to 7.8)	5.4 (3.6 to 7.8)	5.4 (3.6 to 7.8)	5.4 (3.6 to 7.8)	5.4 (3.6 to 7.8)	5.4 (3.6 to 7.8)	5.4 (3.6 to 7.8)	5.4 (3.6 to 7.8)	5.4 (3.6 to 7.8)	5.4 (3.6 to 7.8)	5.4 (3.6 to 7.8)	5.4 (3.6 to 7.8)	365
Leishmaniasis	0 (0 to 0)	0 (0 to 0)	0 (0 to 0)	0 (0 to 0)	0 (0 to 0)	0 (0 to 0)	0 (0 to 0)	0 (0 to 0)	0 (0 to 0)	0 (0 to 0)	0 (0 to 0)	0 (0 to 0)	0 (0 to 0)	0 (0 to 0)	0 (0 to 0)	0 (0 to 0)	0 (0 to 0)	0 (0 to 0)	0 (0 to 0)	0 (0 to 0)	0 (0 to 0)	0 (0 to 0)	0 (0 to 0)	0
Visceral leishmaniasis	0 (0 to 0)	0 (0 to 0)	0 (0 to 0)	0 (0 to 0)	0 (0 to 0)	0 (0 to 0)	0 (0 to 0)	0 (0 to 0)	0 (0 to 0)	0 (0 to 0)	0 (0 to 0)	0 (0 to 0)	0 (0 to 0)	0 (0 to 0)	0 (0 to 0)	0 (0 to 0)	0 (0 to 0)	0 (0 to 0)	0 (0 to 0)	0 (0 to 0)	0 (0 to 0)	0 (0 to 0)	0 (0 to 0)	0
Cutaneous and mucocutaneous leishmaniasis	0 (0 to 0)	0 (0 to 0)	0 (0 to 0)	0 (0 to 0)	0 (0 to 0)	0 (0 to 0)	0 (0 to 0)	0 (0 to 0)	0 (0 to 0)	0 (0 to 0)	0 (0 to 0)	0 (0 to 0)	0 (0 to 0)	0 (0 to 0)	0 (0 to 0)	0 (0 to 0)	0 (0 to 0)	0 (0 to 0)	0 (0 to 0)	0 (0 to 0)	0 (0 to 0)	0 (0 to 0)	0 (0 to 0)	0
African trypanosomiasis	0 (0 to 0)	0 (0 to 0)	0 (0 to 0)	0 (0 to 0)	0 (0 to 0)	0 (0 to 0)	0 (0 to 0)	0 (0 to 0)	0 (0 to 0)	0 (0 to 0)	0 (0 to 0)	0 (0 to 0)	0 (0 to 0)	0 (0 to 0)	0 (0 to 0)	0 (0 to 0)	0 (0 to 0)	0 (0 to 0)	0 (0 to 0)	0 (0 to 0)	0 (0 to 0)	0 (0 to 0)	0 (0 to 0)	0
Schistosomiasis	0 (0 to 0)	0 (0 to 0)	0 (0 to 0)	0 (0 to 0)	0 (0 to 0)	0 (0 to 0)	0 (0 to 0)	0 (0 to 0)	0 (0 to 0)	0 (0 to 0)	0 (0 to 0)	0 (0 to 0)	0 (0 to 0)	0 (0 to 0)	0 (0 to 0)	0 (0 to 0)	0 (0 to 0)	0 (0 to 0)	0 (0 to 0)	0 (0 to 0)	0 (0 to 0)	0 (0 to 0)	0 (0 to 0)	0
Cysticercosis	0 (0 to 0)	0 (0 to 0)	0.1 (0 to 0.5)	0.6 (0.2 to 1.4)	0.1 (0 to 0.1)	0.1 (0 to 0.1)	0.1 (0 to 0.1)	0.1 (0 to 0.1)	0.1 (0 to 0.1)	0.1 (0 to 0.1)	0.1 (0 to 0.1)	0.1 (0 to 0.1)	0.1 (0 to 0.1)	0.1 (0 to 0.1)	0.1 (0 to 0.1)	0.1 (0 to 0.1)	0.1 (0 to 0.1)	0.1 (0 to 0.1)	0.1 (0 to 0.1)	0.1 (0 to 0.1)	0.1 (0 to 0.1)	0.1 (0 to 0.1)	2,760
Cystic echinococcosis	0 (0 to 0)	0 (0 to 0)	0 (0 to 0)	0 (0 to 0)	0 (0 to 0)	0 (0 to 0)	0 (0 to 0)	0 (0 to 0)	0 (0 to 0)	0 (0 to 0)	0 (0 to 0)	0 (0 to 0)	0 (0 to 0)	0 (0 to 0)	0 (0 to 0)	0 (0 to 0)	0 (0 to 0)	0 (0 to 0)	0 (0 to 0)	0 (0 to 0)	0 (0 to 0)	0 (0 to 0)	0 (0 to 0)	1.2
Lymphatic filariasis	0 (0 to 0)	0 (0 to 0)	0 (0 to 0)	0 (0 to 0)	0 (0 to 0)	0 (0 to 0)	0 (0 to 0)	0 (0 to 0)	0 (0 to 0)	0 (0 to 0)	0 (0 to 0)	0 (0 to 0)	0 (0 to 0)	0 (0 to 0)	0 (0 to 0)	0 (0 to 0)	0 (0 to 0)	0 (0 to 0)	0 (0 to 0)	0 (0 to 0)	0 (0 to 0)	0 (0 to 0)	0 (0 to 0)	0
Onchocerciasis	0 (0 to 0)	0 (0 to 0)	0 (0 to 0)	0 (0 to 0)	0 (0 to 0)	0 (0 to 0)	0 (0 to 0)	0 (0 to 0)	0 (0 to 0)	0 (0 to 0)	0 (0 to 0)	0 (0 to 0)	0 (0 to 0)	0 (0 to 0)	0 (0 to 0)	0 (0 to 0)	0 (0 to 0)	0 (0 to 0)	0 (0 to 0)	0 (0 to 0)	0 (

Ischemic heart disease	0 (0 to 0)	0 (0 to 0)	0 (0 to 0)	0 (0 to 0)	0 (0 to 0)	0 (0 to 0)	192 (139 to 249)	327 (257 to 419)	491 (389 to 599)	738 (593 to 899)	943 (769 to 1,200)	1,060 (1,000 to 1,100)	2,110 (1,600 to 2,600)	2,060 (2,000 to 2,100)	3,490 (2,700 to 4,270)	4,270 (3,600 to 5,000)	4,600 (3,600 to 5,600)	4,660 (3,600 to 5,600)	4,360 (3,100 to 5,700)	4,460 (3,600 to 5,400)	3,960 (3,200 to 4,800)	3,260 (1,700 to 4,900)	1,120 (960 to 1,280)	63,200
Stroke	0 (0.0 to 0.0)	0 (0 to 0)	0 (0 to 0)	0 (0 to 0)	0 (0 to 0)	0 (0 to 0)	0 (0 to 0)	0 (0 to 0)	0 (0 to 0)	0 (0 to 0)	0 (0 to 0)	0 (0 to 0)	0 (0 to 0)	0 (0 to 0)	0 (0 to 0)	0 (0 to 0)	0 (0 to 0)	0 (0 to 0)	0 (0 to 0)	0 (0 to 0)	0 (0 to 0)	0 (0 to 0)	0 (0 to 0)	0
Ischemic stroke	0.6 (0.0 to 2.0)	0.6 (0.0 to 2.0)	0.6 (0 to 1.9)	10.6 (7.3 to 16.6)	24.7 (14.7 to 38.8)	49.4 (29.6 to 81.3)	69.6 (43.9 to 114)	77 (50.6 to 118)	90.4 (60.6 to 132)	104 (70.6 to 154)	133 (94.2 to 179)	192 (139.0 to 242)	261 (197.0 to 333)	327 (258.0 to 429)	366 (288.0 to 469)	468 (369.0 to 619)	753 (614.0 to 966)	1,100 (888.0 to 1,400)	1,460 (1,100.0 to 1,780)	1,720 (1,400.0 to 2,100)	548 (497.0 to 599)	2020 (1,950.0 to 2,090)	8,860
Intracerebral hemorrhage	0.1 (0.0 to 0.4)	1.4 (0.5 to 4.0)	49 (17.1 to 137)	111 (43.4 to 251)	14 (5.6 to 33.0)	34.0 (21.7 to 56.2)	91.6 (59.3 to 135)	114 (74.0 to 166)	134 (89.0 to 196)	172 (124.0 to 231)	252 (182.0 to 339)	389 (284.0 to 504)	532 (373.0 to 729)	481 (323.0 to 663)	767 (523.0 to 1,030)	814 (542.0 to 1,110)	837 (552.0 to 1,140)	874 (568.0 to 1,170)	746 (484.0 to 1,020)	496 (322.0 to 684)	378 (245.0 to 520)	191 (127.0 to 261)	69.6 (46.0 to 95.0)	7,290
Subarachnoid hemorrhage	1.8 (0.6 to 5.4)	1.7 (0.6 to 5.1)	24 (8.6 to 68.9)	17.6 (6.3 to 50.2)	20.4 (7.1 to 56.4)	60.5 (29.6 to 92.4)	96.7 (61.8 to 141)	106 (69.7 to 157)	124 (84.0 to 186)	140 (97.0 to 198)	202 (143.0 to 279)	295 (197.0 to 422)	360 (252.0 to 520)	360 (252.0 to 520)	363 (252.0 to 520)	377 (263.0 to 541)	292 (173.0 to 447)	192 (114.0 to 294)	171 (101.0 to 262)	138 (78.9 to 196)	109 (67.0 to 164)	69.8 (39.8 to 99.3)	2,540 (2,500.0 to 2,580)
Hypertensive heart disease	0 (0 to 0)	0 (0 to 0)	0 (0 to 0)	0 (0 to 0)	0 (0 to 0)	0 (0 to 0)	6.3 (4.1 to 9.2)	12.0 (8.1 to 17.1)	14.6 (9.8 to 20.9)	24.2 (16.2 to 33.6)	39.6 (27.0 to 51.1)	72.3 (49.0 to 93.2)	129 (87.0 to 166)	174 (117.0 to 224)	219 (148.0 to 283)	266 (180.0 to 343)	371 (251.0 to 478)	465 (315.0 to 600)	578 (392.0 to 745)	582 (395.0 to 750)	670 (454.0 to 864)	736 (499.0 to 948)	498 (338.0 to 642)	1,930
Non-rheumatic valvular heart disease	0 (0 to 0)	0 (0 to 0)	0 (0 to 0)	0 (0 to 0)	0 (0 to 0)	0 (0 to 0)	7.7 (5.1 to 10.6)	9.5 (6.3 to 13.1)	12.9 (8.6 to 17.8)	19.8 (13.2 to 27.3)	29.4 (19.6 to 40.5)	39.1 (26.0 to 54.0)	47.9 (31.9 to 66.1)	52.0 (34.6 to 71.8)	63.0 (42.0 to 87.0)	68.7 (45.8 to 94.8)	74.0 (49.3 to 102)	79.3 (52.8 to 109)	83.0 (55.3 to 114)	81.1 (54.0 to 112)	82.3 (54.8 to 114)	81.7 (54.4 to 113)	29.5 (19.7 to 40.7)	912
Non-rheumatic calcific aortic valve disease	0 (0 to 0)	0 (0 to 0)	0 (0 to 0)	0 (0 to 0)	0 (0 to 0)	0 (0 to 0)	0 (0 to 0)	0 (0 to 0)	0 (0 to 0)	0 (0 to 0)	0 (0 to 0)	0 (0 to 0)	0 (0 to 0)	0 (0 to 0)	0 (0 to 0)	0 (0 to 0)	0 (0 to 0)	0 (0 to 0)	0 (0 to 0)	0 (0 to 0)	0 (0 to 0)	0 (0 to 0)	0 (0 to 0)	0
Non-rheumatic, degenerative mitral valve disease	0 (0 to 0)	0 (0 to 0)	0 (0 to 0)	0 (0 to 0)	0 (0 to 0)	0 (0 to 0)	0 (0 to 0)	0 (0 to 0)	0 (0 to 0)	0 (0 to 0)	0 (0 to 0)	0 (0 to 0)	0 (0 to 0)	0 (0 to 0)	0 (0 to 0)	0 (0 to 0)	0 (0 to 0)	0 (0 to 0)	0 (0 to 0)	0 (0 to 0)	0 (0 to 0)	0 (0 to 0)	0 (0 to 0)	0
Other non-rheumatic valve diseases	0 (0 to 0)	0 (0 to 0)	0 (0 to 0)	0 (0 to 0)	0 (0 to 0)	0 (0 to 0)	0 (0.0 to 1.4)	0 (0.0 to 1.8)	0 (0.0 to 2.1)	0 (0.0 to 2.1)	0 (0.0 to 2.1)	0 (0.0 to 1.8)	0 (0.0 to 1.8)	0 (0.0 to 1.8)	0 (0.0 to 2.0)	0 (0.0 to 1.8)	0 (0.0 to 2.0)	0 (0.0 to 2.0)	0 (0.0 to 1.8)	0 (0.0 to 1.7)	0 (0.0 to 1.8)	0 (0.0 to 1.7)	0 (0.0 to 1.8)	11.4
Cardiomyopathy and myocarditis	211 (137.0 to 317)	134 (86.0 to 199)	134 (87.0 to 199)	133 (85.0 to 197)	131 (84.0 to 194)	131 (84.0 to 194)	130 (84.0 to 192)	129 (83.0 to 191)	128 (82.0 to 189)	127 (82.0 to 188)	126 (81.0 to 186)	125 (81.0 to 185)	124 (80.0 to 183)	123 (79.0 to 182)	122 (79.0 to 180)	121 (78.0 to 179)	120 (77.0 to 177)	119 (77.0 to 176)	118 (76.0 to 174)	117 (75.0 to 173)	116 (75.0 to 171)	115 (74.0 to 170)	1,950
Myocarditis	2.1 (0.7 to 7.2)	4.2 (1.5 to 13.0)	49.6 (16.7 to 162)	29.6 (9.4 to 97.6)	19.6 (6.0 to 66.4)	33.3 (9.9 to 124)	26.3 (7.6 to 93.6)	16.5 (3.9 to 62.0)	16.6 (3.9 to 62.0)	12.6 (2.9 to 48.0)	12.6 (2.7 to 47.2)	12.9 (2.7 to 47.2)	14.8 (3.2 to 51.4)	12.4 (2.6 to 43.0)	12.6 (2.7 to 43.6)	11.7 (2.7 to 39.6)	11.7 (2.6 to 39.4)	10.7 (2.4 to 36.4)	20.2 (2.5 to 93.6)	23.6 (2.5 to 93.6)	14.6 (2.4 to 53.1)	14.6 (2.4 to 50.1)	399
Alcoholic cardiomyopathy	0 (0 to 0)	0 (0 to 0)	0 (0 to 0)	0 (0 to 0)	0 (0 to 0)	0 (0 to 0)	10.2 (6.6 to 15.6)	11 (7.1 to 16.2)	14.7 (9.5 to 21.5)	24.7 (16.2 to 34.2)	33.6 (22.0 to 46.7)	43.6 (27.0 to 59.7)	58.7 (39.0 to 79.5)	60.2 (41.0 to 80.7)	71 (47.0 to 94.5)	69.9 (46.0 to 93.2)	74.3 (48.0 to 99.1)	73.6 (47.0 to 98.2)	74.3 (47.0 to 99.1)	73.6 (47.0 to 98.2)	74.3 (47.0 to 99.1)	1.6 (0.9 to 2.5)	622
Other cardiomyopathy	24.6 (10.1 to 36.6)	19.6 (8.9 to 27.6)	97.2 (44.9 to 135)	24.0 (9.5 to 35.4)	64.1 (29.6 to 94.4)	47.3 (15.8 to 76.4)	39.4 (14.3 to 62.4)	39.6 (15.4 to 62.7)	37 (13.7 to 58.6)	34.9 (11.7 to 55.4)	33.6 (11.2 to 53.2)	32.5 (10.8 to 51.4)	30.9 (10.3 to 48.9)	29.5 (9.8 to 46.7)	28.4 (9.5 to 45.0)	27.5 (9.2 to 43.6)	26.6 (8.9 to 42.2)	25.9 (8.6 to 41.0)	25.3 (8.4 to 40.1)	24.7 (8.2 to 39.2)	24.2 (8.0 to 38.4)	23.7 (7.9 to 37.6)	10.6 (3.5 to 16.8)	1,170
Atrial fibrillation and flutter	0 (0 to 0)	0 (0 to 0)	0 (0 to 0)	0 (0 to 0)	0 (0 to 0)	0 (0 to 0)	0 (0 to 0)	0 (0 to 0)	0 (0 to 0)	0 (0 to 0)	0 (0 to 0)	0 (0 to 0)	0 (0 to 0)	0 (0 to 0)	0 (0 to 0)	0 (0 to 0)	0 (0 to 0)	0 (0 to 0)	0 (0 to 0)	0 (0 to 0)	0 (0 to 0)	0 (0 to 0)	0 (0 to 0)	0
Aortic aneurysm	– –	– –	– –	– –	– –	– –	– –	– –	– –	– –	– –	– –	– –	– –	– –	– –	– –	– –	– –	– –	– –	– –	NA
Endocarditis	1.3 (0.5 to 1.3)	1.6 (0.4 to 1.6)	14.3 (7.6 to 27.9)	11.6 (6.6 to 18.9)	9.8 (5.5 to 9.5)	11.4 (7 to 18.1)	11.7 (6.4 to 22.4)	11.1 (7.1 to 20.1)	11.2 (7.1 to 20.1)	11.2 (7.1 to 20.1)	11.2 (7.1 to 20.1)	11.2 (7.1 to 20.1)	11.2 (7.1 to 20.1)	11.2 (7.1 to 20.1)	11.2 (7.1 to 20.1)	11.2 (7.1 to 20.1)	11.2 (7.1 to 20.1)	11.2 (7.1 to 20.1)	11.2 (7.1 to 20.1)	11.2 (7.1 to 20.1)	11.2 (7.1 to 20.1)	11.2 (7.1 to 20.1)	394
Other cardiovascular and circulatory diseases	12.6 (9.9 to 38.6)	12.6 (9.9 to 23.4)	23.4 (21.1 to 97.4)	23.4 (21.1 to 97.4)	23.4 (21.1 to 97.4)	84 (27.7 to 97.7)	84 (69.3 to 126)	84 (66 to 136)	136 (77.6 to 163)	136 (75.1 to 139)	289 (159.0 to 430)	321 (153.0 to 430)	556 (330.0 to 747)	556 (330.0 to 747)	556 (330.0 to 747)	556 (330.0 to 747)	556 (330.0 to 747)	556 (330.0 to 747)	556 (330.0 to 747)	556 (330.0 to 747)	556 (330.0 to 747)	556 (330.0 to 747)	2,510
Chronic respiratory diseases	0 (0 to 0)	0 (0 to 0)	0 (0.1 to 0.3)	0 (0.1 to 0.3)	677 (459 to 1,200)	1,060 (677 to 1,390)	720 (493 to 971)	1,040 (693 to 1,360)	1,040 (693 to 1,360)	1,040 (693 to 1,360)	1,040 (693 to 1,360)	1,040 (679 to 1,400)	1,040 (679 to 1,400)	1,040 (679 to 1,400)	1,040 (679 to 1,400)	1,040 (679 to 1,400)	1,040 (679 to 1,400)	1,040 (679 to 1,400)	1,040 (679 to 1,400)	1,040 (679 to 1,400)	1,040 (679 to 1,400)	1,040 (679 to 1,400)	23,900
Chronic obstructive pulmonary disease	0 (0 to 0)	0 (0 to 0)	0 (0 to 0)	0 (0 to 0)	0 (0 to 0)	0 (0 to 0)	0 (0 to 0)	0 (0 to 0)	0 (0 to 0)	0 (0 to 0)	0 (0 to 0)	0 (0 to 0)	0 (0 to 0)	0 (0 to 0)	0 (0 to 0)	0 (0 to 0)	0 (0 to 0)	0 (0 to 0)	0 (0 to 0)	0 (0 to 0)	0 (0 to 0)	0 (0 to 0)	0 (0 to 0)	0
Pneumoconiosis	0 (0 to 0)	0 (0 to 0)	0 (0 to 0)	0 (0 to 0)	0 (0 to 0)	0 (0 to 0)	1.1 (0.7 to 1.6)	2.3 (1.5 to 3.4)	2.3 (1.5 to 3.4)	2.3 (1.5 to 3.4)	2.3 (1.5 to 3.4)	6.7 (4.3 to 10.0)	12.9 (8.3 to 19.1)	12.9 (8.3 to 19.1)	12.9 (8.3 to 19.1)	12.9 (8.3 to 19.1)	12.9 (8.3 to 19.1)	12.9 (8.3 to 19.1)	12.9 (8.3 to 19.1)	12.9 (8.3 to 19.1)	12.9 (8.3 to 19.1)	12.9 (8.3 to 19.1)	12.9 (8.3 to 19.1)	99.1
Silicosis	0 (0 to 0)	0 (0 to 0)	0 (0 to 0)	0 (0 to 0)	0 (0 to 0)	0 (0 to 0)	0.2 (0.1 to 0.3)	0.2 (0.1 to 0.3)	0.2 (0.1 to 0.3)	0.2 (0.1 to 0.3)	0.2 (0.1 to 0.3)	0.6 (0.4 to 0.8)	0.6 (0.4 to 0.8)	0.6 (0.4 to 0.8)	0.7 (0.4 to 0.9)	0.7 (0.4 to 0.9)	0.7 (0.4 to 0.9)	0.7 (0.4 to 0.9)	0.7 (0.4 to 0.9)	0.7 (0.4 to 0.9)	0.7 (0.4 to 0.9)	0.7 (0.4 to 0.9)	0.7 (0.4 to 0.9)	11.6
Asbestosis	0 (0 to 0)	0 (0 to 0)	0 (0 to 0)	0 (0 to 0)	0 (0 to 0)	0 (0 to 0)	0 (0 to 0)	0 (0 to 0)	0 (0 to 0)	0 (0 to 0)	0 (0 to 0)	0 (0 to 0)	0 (0 to 0)	0 (0 to 0)	0 (0 to 0)	0 (0 to 0)	0 (0 to 0)	0 (0 to 0)	0 (0 to 0)	0 (0 to 0)	0 (0 to 0)	0 (0 to 0)	0 (0 to 0)	0
Coal workers pneumoconiosis	0 (0 to 0)	0 (0 to 0)	0 (0 to 0)	0 (0 to 0)	0 (0 to 0)	0 (0 to 0)	0.1 (0.1 to 0.1)	0.1 (0.1 to 0.1)	0.1 (0.1 to 0.1)	0.1 (0.1 to 0.1)	0.1 (0.1 to 0.1)	0.3 (0.2 to 0.4)	0.6 (0.4 to 0.8)	0.6 (0.4 to 0.8)	0.6 (0.4 to 0.8)	0.6 (0.4 to 0.8)	0.6 (0.4 to 0.8)	0.6 (0.4 to 0.8)	0.6 (0.4 to 0.8)	0.6 (0.4 to 0.8)	0.6 (0.4 to 0.8)	0.6 (0.4 to 0.8)	0.6 (0.4 to 0.8)	14.6
Other pneumoconiosis	0 (0 to 0)	0 (0 to 0)	0 (0 to 0)	0 (0 to 0)	0 (0 to 0)	0 (0 to 0)	0 (0 to 0)	0 (0.0 to 0.1)	0 (0.0 to 0.1)	0 (0.0 to 0.1)	0 (0.0 to 0.1)	0 (0.0 to 0.1)	0 (0.0 to 0.1)	0 (0.0 to 0.1)	0 (0.0 to 0.1)	0 (0.0 to 0.1)	0 (0.0 to 0.1)	0 (0.0 to 0.1)	0 (0.0 to 0.1)	0 (0.0 to 0.1)	0 (0.0 to 0.1)	0 (0.0 to 0.1)	0 (0.0 to 0.1)	0.1
Asthma	0 (0 to 0)	0 (0 to 0)	0 (0 to 0)	466 (297 to 602)	728 (389 to 1,280)	672 (315 to 990)	392 (211 to 604)	1,040 (139 to 399)	1,040 (111 to 309)	1,040 (107 to 271)	1,040 (104 to 226)	1,040 (97 to 220)	1,040 (98 to 194)	1,040 (98 to 194)	1,040 (98 to 194)	1,040 (79 to 194)	1,040 (79 to 194)	1,040 (79 to 194)	1,040 (77 to 197)	1,040 (66 to 132)	1,040 (62 to 132)	1,040 (66 to 132)	1,040 (66 to 132)	6,010
Interstitial lung disease and pulmonary sarcoidosis	0 (0 to 0)	0 (0 to 0)	0 (0 to 0)	0 (0 to 0)	0 (0 to 0)	0 (0 to 0)	0 (0 to 0)	0 (0 to 0)	0 (0 to 0)	0 (0 to 0)	0 (0 to 0)	0 (0 to 0)	0 (0 to 0)	0 (0 to 0)	0 (0 to 0)	0 (0 to 0)	0 (0 to 0)	0 (0 to 0)	0 (0 to 0)	0 (0 to 0)	0 (0 to 0)	0 (0 to 0)	0 (0 to 0)	0
Other chronic respiratory diseases	0 (0 to 0)	0 (0 to 0)	0 (102 to 219)	0 (0 to 0)	349 (297 to 521)	90.4 (63 to 121)	77 (51.6 to 96.4)	0 (0 to 0)	0 (0 to 0)	0 (0 to 0)	0 (0 to 0)	0 (0 to 0)	0 (0 to 0)	0 (0 to 0)	0 (0 to 0)	0 (0 to 0)	0 (0 to 0)	0 (0 to 0)	0 (0 to 0)	0 (0 to 0)	0 (0 to 0)	0 (0 to 0)	0 (0 to 0)	1,020
Digestive diseases	219 (190.0 to 374)	39.6 (39.6 to 47.9)	239 (39.6 to 560)	146 (32.0 to 509)	203 (32.0 to 509)	275 (32.0 to 509)	599 (460 to 761)	1,010 (1,000 to 1,020)	1,060 (1,000 to 1,100)	1,060 (1,000 to 1,100)	1,060 (1,000 to 1,100)	1,010 (1,000 to 1,020)	1,060 (1,000 to 1,100)	1,060 (1,000 to 1,100)	1,060 (1,000 to 1,100)	1,060 (1,000 to 1,100)	1,060 (1,000 to 1,100)	1,060 (1,000 to 1,100)	1,060 (1,000 to 1,100)	1,060 (1,000 to 1,100)	1,060 (1,000 to 1,100)	1,060 (1,000 to 1,100)	1,060 (1,000 to 1,100)	69,100
Cirrhosis and other chronic liver diseases	0 (0 to 0)	0 (0 to 0)	0 (0.4 to 1.4)	0 (0.4 to 1.4)	0 (0.4 to 1.4



SR Table 2c. Sinalco DALYS by cause and age groups for both sexes with 95% uncertainty intervals, 2019

Cause	Neo-Neonatal	Late Neonatal	Post Neonatal	1 to 4	5 to 9	10 to 14	15 to 19	20 to 24	25 to 29	30 to 34	35 to 39	40 to 44	45 to 49	50 to 54	55 to 59	60 to 64	65 to 69	70 to 74	75 to 79	80 to 84	85 to 89	90 to 94	95 plus	Total
All causes	15,109 (12,498 to 18,900)	9,970 (5,239 to 16,990)	17,760 (12,900 to 24,200)	13,060 (10,300 to 16,600)	13,160 (10,900 to 16,000)	16,090 (13,100 to 20,900)	21,890 (17,900 to 27,800)	27,060 (22,000 to 34,700)	28,290 (22,900 to 36,500)	27,490 (21,900 to 35,400)	28,390 (22,600 to 36,700)	29,150 (23,200 to 37,900)	31,230 (24,600 to 40,900)	33,990 (26,700 to 44,700)	37,990 (29,600 to 49,900)	42,750 (33,600 to 55,900)	46,990 (36,900 to 61,900)	49,990 (38,700 to 65,900)	52,990 (40,600 to 69,900)	55,990 (42,900 to 73,900)	58,990 (45,600 to 77,900)	60,990 (46,700 to 79,900)	61,990 (47,600 to 81,900)	8,790 (6,900 to 10,900)	645,000 (545,000 to 775,000)	816,000
Communicable, maternal, neonatal, and nutritional diseases	15,400 (9,800 to 19,100)	8,690 (3,500 to 9,370)	7,990 (5,200 to 11,100)	3,970 (3,070 to 5,020)	3,130 (2,330 to 4,160)	2,230 (1,670 to 2,990)	2,230 (1,790 to 2,790)	2,670 (2,210 to 3,290)	3,130 (2,630 to 3,730)	3,130 (2,590 to 3,770)	3,110 (2,580 to 3,630)	3,110 (2,590 to 3,630)	2,890 (2,390 to 3,390)	2,630 (2,190 to 3,100)	2,490 (1,930 to 2,910)	2,350 (1,840 to 2,880)	2,020 (1,630 to 2,590)	2,020 (1,630 to 2,590)	1,990 (1,600 to 2,490)	1,990 (1,250 to 1,960)	1,110 (869 to 1,370)	996 (693 to 1,520)	374 (270 to 667)	69,400
HIV/AIDS and sexually transmitted infections	1.6 (1 to 2.7)	1.4 (0.7 to 2.5)	49.1 (29.4 to 81.4)	36 (22 to 53.4)	29.2 (20.3 to 33.6)	41.1 (29.6 to 46.8)	99.7 (74.1 to 102)	194 (139 to 213)	361 (278 to 368)	568 (399 to 605)	877 (682 to 916)	1,270 (988 to 1,320)	1,660 (1,290 to 1,720)	2,060 (1,620 to 2,130)	2,450 (1,900 to 2,540)	2,720 (2,070 to 2,820)	2,780 (1,790 to 2,910)	2,810 (1,800 to 2,940)	2,840 (1,810 to 2,970)	2,870 (1,820 to 3,000)	1,600 (1,010 to 2,100)	1,440 (1,010 to 1,960)	541 (379 to 737)	4,310
HIV/AIDS	0 (0 to 0)	0 (0 to 0)	43.1 (27.6 to 69.6)	31.6 (20.3 to 43.2)	24.1 (16.2 to 27.5)	37.4 (26.4 to 42.9)	89.4 (66.2 to 93)	184 (136 to 201)	334 (259 to 341)	492 (346 to 523)	688 (535 to 720)	995 (775 to 1,030)	1,280 (1,000 to 1,330)	1,600 (1,260 to 1,650)	1,900 (1,490 to 1,970)	2,110 (1,610 to 2,190)	2,160 (1,390 to 2,260)	2,180 (1,400 to 2,280)	2,210 (1,410 to 2,310)	2,230 (1,420 to 2,330)	1,240 (784 to 1,630)	1,120 (784 to 1,520)	420 (294 to 573)	3,700
HIV/AIDS - Drug-susceptible Tuberculosis	0 (0 to 0)	0 (0 to 0)	0.2 (0.2 to 0.4)	0.2 (0.2 to 0.3)	0.2 (0.2 to 0.2)	0.2 (0.2 to 0.2)	0.2 (0.2 to 0.2





SR Table 2c. Sonora DALYS by cause and age group for both sexes with 95% uncertainty intervals, 2019

Cause	Birth/Neonatal	Late Neonatal	Post Neonatal	1 to 4	5 to 9	10 to 14	15 to 19	20 to 24	25 to 29	30 to 34	35 to 39	40 to 44	45 to 49	50 to 54	55 to 59	60 to 64	65 to 69	70 to 74	75 to 79	80 to 84	85 to 89	90 to 94	95 plus	Total
All causes	16,800 (14,800 to 18,900)	7,990 (6,970 to 10,900)	19,600 (15,000 to 31,900)	19,600 (17,000 to 19,900)	13,600 (11,900 to 15,600)	17,000 (15,000 to 21,200)	29,900 (24,900 to 35,700)	29,900 (24,100 to 37,100)	42,800 (36,700 to 50,100)	45,400 (39,200 to 53,100)	47,900 (41,200 to 56,000)	53,000 (45,800 to 62,300)	56,600 (48,700 to 66,600)	61,900 (52,800 to 73,200)	67,100 (57,200 to 79,100)	66,600 (56,800 to 78,900)	50,900 (43,200 to 60,700)	41,600 (35,600 to 51,100)	29,400 (24,200 to 35,900)	17,600 (14,200 to 22,200)	7,040 (5,600 to 9,290)	2,080 (1,650 to 2,810)	609,000
Communicable, maternal, neonatal, and nutritional diseases	14,900 (13,010 to 16,900)	5,510 (4,810 to 7,230)	6,990 (5,180 to 10,400)	4,810 (3,790 to 6,040)	3,510 (2,630 to 4,690)	2,490 (1,900 to 3,170)	2,400 (1,900 to 2,960)	3,020 (2,500 to 3,670)	3,660 (3,130 to 4,360)	3,760 (3,200 to 4,390)	4,160 (3,560 to 4,860)	4,630 (3,930 to 5,420)	3,690 (3,090 to 4,400)	3,310 (2,730 to 3,960)	3,100 (2,530 to 3,760)	2,750 (2,230 to 3,360)	2,490 (1,970 to 3,070)	2,170 (1,700 to 2,760)	2,090 (1,720 to 2,490)	1,640 (1,290 to 2,020)	1,200 (949 to 1,470)	998 (781 to 1,260)	191 (149 to 237)	82,300
HIV/AIDS and sexually transmitted infections	1.6 (1 to 2.7)	1.1 (0.6 to 2)	60.5 (36.1 to 72.3)	46.2 (26.4 to 61.4)	44.2 (26.2 to 59.4)	96 (61.1 to 122)	128 (89.5 to 151)	428 (363 to 490)	978 (840 to 1,160)	1,980 (1,720 to 2,260)	3,260 (2,880 to 3,660)	4,660 (4,120 to 5,220)	4,530 (3,980 to 5,080)	4,630 (4,060 to 5,200)	4,750 (4,160 to 5,350)	4,220 (3,690 to 4,750)	3,220 (2,810 to 3,620)	2,160 (1,870 to 2,430)	1,160 (1,000 to 1,300)	616 (531 to 692)	314 (271 to 353)	82 (70 to 93)	42,000
HIV/AIDS	0 (0 to 0)	0 (0 to 0)	60.4 (36.1 to 71.7)	46.1 (26.3 to 61.3)	44.1 (26.2 to 59.1)	61.4 (36.9 to 84.6)	60.2 (39.7 to 78)	282 (226 to 341)	900 (772 to 1,060)	1,900 (1,660 to 2,180)	3,220 (2,850 to 3,620)	4,620 (4,090 to 5,170)	4,500 (3,950 to 5,050)	4,600 (4,040 to 5,170)	4,720 (4,140 to 5,320)	4,190 (3,670 to 4,720)	3,200 (2,790 to 3,600)	2,140 (1,850 to 2,410)	1,150 (994 to 1,290)	611 (527 to 687)	311 (268 to 350)	81 (69 to 92)	41,900 (36,300 to 47,200)	6,350
HIV/AIDS - Drug-susceptible Tuberculosis	0 (0 to 0)	0 (0 to 0)	0.1 (0 to 0.4)	0.1 (0 to 0.4)	0.1 (0 to 0.4)	0.4 (0.1 to 1.6)	2.2 (0.7 to 7.6)	7.2 (2.5 to 19.1)	16 (5.9 to 36.1)	30 (11 to 67.6)	44 (16 to 98.3)	52 (19.5 to 116)	43 (16 to 96.2)	36 (13.7 to 80.1)	30 (11.4 to 67)	24 (9.2 to 53.7)	18 (6.9 to 40.2)	12 (4.5 to 26.7)	6.2 (2.4 to 13.7)	3.2 (1.2 to 7.1)	1.5 (0.6 to 3.4)	0.4 (0.2 to 0.9)	703
HIV/AIDS - Multidrug-resistant Tuberculosis without extensive drug-resistance	0 (0 to 0)	0 (0 to 0)	0 (0 to 0.4)	0 (0 to 0.4)	0 (0 to 0.4)	0 (0 to 0.3)	0.3 (0.1 to 1.1)	1.2 (0.4 to 3.2)	2.8 (1.1 to 6.2)	5.2 (2.1 to 11.2)	7.6 (3.1 to 16.8)	9 (3.5 to 19.2)	7.5 (3 to 16.1)	6.2 (2.5 to 13.4)	5.2 (2.1 to 11.2)	4.2 (1.7 to 9.1)	3.1 (1.2 to 6.7)	2.1 (0.8 to 4.5)	1.1 (0.4 to 2.4)	0.5 (0.2 to 1.1)	0.2 (0.1 to 0.5)	0 (0 to 0.1)	120
HIV/AIDS - Extensively drug-resistant Tuberculosis	0 (0 to 0)	0 (0 to 0)	0 (0 to 0.1)	0 (0 to 0.1)	0 (0 to 0.1)	0 (0 to 0.1)	0.1 (0 to 0.3)	0.3 (0.1 to 0.8)	0.7 (0.3 to 1.6)	1.3 (0.5 to 2.8)	1.9 (0.8 to 4.2)	2.3 (0.9 to 4.8)	1.9 (0.8 to 4)	1.6 (0.6 to 3.4)	1.3 (0.5 to 2.8)	1 (0.4 to 2.3)	0.8 (0.3 to 1.7)	0.5 (0.2 to 1.1)	0.3 (0.1 to 0.6)	0.1 (0 to 0.3)	0.1 (0 to 0.2)	0 (0 to 0)	30
HIV/AIDS resulting in other diseases	0 (0 to 0)	0 (0 to 0)	49.6 (29.6 to 60.7)	33.1 (18.9 to 44.1)	30.7 (18.2 to 41.3)	42.2 (25.4 to 58.1)	41.5 (27.3 to 52.1)	272 (218 to 329)	790 (662 to 939)	1,690 (1,480 to 1,930)	2,900 (2,560 to 3,260)	4,170 (3,690 to 4,670)	4,060 (3,560 to 4,560)	4,150 (3,640 to 4,650)	4,250 (3,730 to 4,790)	3,770 (3,300 to 4,250)	2,880 (2,510 to 3,240)	1,930 (1,670 to 2,170)	1,040 (898 to 1,170)	550 (474 to 620)	283 (244 to 318)	73 (63 to 82)	37,700 (32,700 to 42,400)	5,970
Sexually transmitted infections excluding HIV	1.6 (1 to 2.7)	1.1 (0.6 to 2)	11 (6.1 to 16.1)	12 (6.5 to 20.1)	13 (6.5 to 21.1)	34 (17.4 to 51.1)	67 (36.9 to 91.6)	156 (87.5 to 211)	188 (111 to 252)	280 (177 to 374)	360 (232 to 476)	460 (311 to 612)	470 (316 to 623)	480 (322 to 636)	480 (322 to 636)	470 (316 to 623)	350 (234 to 463)	240 (161 to 318)	150 (101 to 198)	76 (51 to 101)	38 (25 to 50)	10 (6.8 to 13)	4,000
Syphilis	0 (0 to 0)	0 (0 to 0)	0 (0 to 0)	0 (0 to 0)	0 (0 to 0)	0.4 (0.2 to 0.8)	2.6 (1.3 to 4.6)	9.1 (4.6 to 16.6)	21 (11 to 36)	41 (21 to 69.2)	68 (36 to 113)	98 (53 to 161)	110 (60 to 180)	120 (66 to 196)	130 (72 to 210)	130 (72 to 210)	110 (61 to 180)	90 (49 to 150)	60 (33 to 100)	30 (16 to 51)	15 (8.2 to 25)	4 (2.2 to 6.8)	1,300
Chlamydial infection	0 (0 to 0)	0 (0 to 0)	0 (0 to 0)	0 (0 to 0)	0.4 (0.2 to 0.8)	2.6 (1.3 to 4.6)	9.1 (4.6 to 16.6)	21 (11 to 36)	41 (21 to 69.2)	68 (36 to 113)	98 (53 to 161)	110 (60 to 180)	120 (66 to 196)	130 (72 to 210)	130 (72 to 210)	110 (61 to 180)	90 (49 to 150)	60 (33 to 100)	30 (16 to 51)	15 (8.2 to 25)	4 (2.2 to 6.8)	1 (0.6 to 1.7)	1,300
Gonococcal infection	0 (0 to 0)	0 (0 to 0)	0 (0 to 0)	0 (0 to 0)	0 (0 to 0)	0.4 (0.2 to 0.8)	2.6 (1.3 to 4.6)	9.1 (4.6 to 16.6)	21 (11 to 36)	41 (21 to 69.2)	68 (36 to 113)	98 (53 to 161)	110 (60 to 180)	120 (66 to 196)	130 (72 to 210)	130 (72 to 210)	110 (61 to 180)	90 (49 to 150)	60 (33 to 100)	30 (16 to 51)	15 (8.2 to 25)	4 (2.2 to 6.8)	1,300
Trichomoniasis	0 (0 to 0)	0 (0 to 0)	0 (0 to 0)	0 (0 to 0)	0 (0 to 0)	0.4 (0.2 to 0.8)	2.6 (1.3 to 4.6)	9.1 (4.6 to 16.6)	21 (11 to 36)	41 (21 to 69.2)	68 (36 to 113)	98 (53 to 161)	110 (60 to 180)	120 (66 to 196)	130 (72 to 210)	130 (72 to 210)	110 (61 to 180)	90 (49 to 150)	60 (33 to 100)	30 (16 to 51)	15 (8.2 to 25)	4 (2.2 to 6.8)	1,300
Genital herpes	0 (0 to 0)	0 (0 to 0)	0 (0 to 0)	0 (0 to 0)	0 (0 to 0)	1.5 (0.9 to 2.4)	6.5 (3.8 to 10.6)	15.5 (9.2 to 24.2)	16.7 (9.9 to 23)	23.2 (13.7 to 31)	29.2 (17.3 to 39.3)	37.5 (19.1 to 51.1)	37.5 (19.9 to 51.1)	37.5 (19.9 to 51.1)	37.5 (19.9 to 51.1)	37.5 (19.9 to 51.1)	37.5 (19.9 to 51.1)	37.5 (19.9 to 51.1)	37.5 (19.9 to 51.1)	37.5 (19.9 to 51.1)	37.5 (19.9 to 51.1)	37.5 (19.9 to 51.1)	136
Other sexually transmitted infections	0 (0 to 0)	0 (0 to 0)	0 (0 to 0)	0 (0 to 0)	0 (0 to 0)	1.5 (0.9 to 2.4)	6.5 (3.8 to 10.6)	15.5 (9.2 to 24.2)	16.7 (9.9 to 23)	23.2 (13.7 to 31)	29.2 (17.3 to 39.3)	37.5 (19.1 to 51.1)	37.5 (19.9 to 51.1)	37.5 (19.9 to 51.1)	37.5 (19.9 to 51.1)	37.5 (19.9 to 51.1)	37.5 (19.9 to 51.1)	37.5 (19.9 to 51.1)	37.5 (19.9 to 51.1)	37.5 (19.9 to 51.1)	37.5 (19.9 to 51.1)	37.5 (19.9 to 51.1)	136
Respiratory infections and tuberculosis	538 (348 to 760)	432 (349 to 566)	1,280 (1,060 to 3,660)	1,040 (829 to 1,740)	640 (491 to 916)	528 (396 to 786)	640 (475 to 830)	721 (540 to 960)	1,020 (766 to 1,360)	1,180 (887 to 1,570)	1,330 (994 to 1,490)	1,590 (1,180 to 1,790)	2,080 (1,620 to 2,320)	2,280 (1,800 to 2,560)	2,540 (1,990 to 2,860)	2,270 (1,770 to 2,560)	2,090 (1,630 to 2,360)	1,760 (1,370 to 1,990)	1,170 (906 to 1,320)	672 (521 to 1,440)	334 (260 to 1,160)	106 (82 to 1,120)	21,600
Tuberculosis	0 (0 to 0)	0 (0 to 0)	16.1 (9 to 28)	26 (20.2 to 49.4)	26 (12.9 to 29.2)	19.6 (10.1 to 24.4)	30.6 (20.3 to 49.2)	120 (97.4 to 156)	196 (140 to 270)	228 (166 to 296)	260 (183 to 350)	320 (224 to 421)	320 (223 to 428)	320 (212 to 428)	320 (198 to 398)	320 (192 to 313)	320 (132 to 260)	320 (110 to 256)	320 (114 to 256)	320 (79.7 to 174)	320 (167 to 33)	13 (8.6 to 8.6)	2,860
Latent tuberculosis infection	0 (0 to 0)	0 (0 to 0)	0 (0 to 0)	0 (0 to 0)	0 (0 to 0)	0 (0 to 0)	0 (0 to 0)	0 (0 to 0)	0 (0 to 0)	0 (0 to 0)	0 (0 to 0)	0 (0 to 0)	0 (0 to 0)	0 (0 to 0)	0 (0 to 0)	0 (0 to 0)	0 (0 to 0)	0 (0 to 0)	0 (0 to 0)	0 (0 to 0)	0 (0 to 0)	0 (0 to 0)	0 (0 to 0)	0
Drug-susceptible Tuberculosis	16 (9.1 to 24.1)	19 (11.7 to 27.4)	39.4 (19.3 to 23.2)	19.7 (11.4 to 23.1)	17.3 (9.9 to 20.6)	13 (7.5 to 15.5)	20 (11.5 to 24)	77 (44.1 to 92)	126 (72.1 to 150)	146 (84.2 to 175)	167 (96.1 to 200)	205 (118 to 245)	205 (118 to 245)	205 (118 to 245)	205 (118 to 245)	205 (118 to 245)	205 (118 to 245)	205 (118 to 245)	205 (118 to 245)	205 (118 to 245)	205 (118 to 245)	8.4 (4.8 to 10)	2,860
Multidrug-resistant tuberculosis without extensive drug-resistance	0 (0 to 0)	0 (0 to 0)	1.2 (0.1 to 9)	1.2 (0.1 to 9)	0.9 (0.1 to 6.7)	0.7 (0.1 to 5.2)	1.1 (0.1 to 8.2)	4.1 (0.4 to 30.5)	10.6 (1.1 to 79)	12.6 (1.3 to 94.2)	14.6 (1.5 to 109)	17.5 (1.8 to 131)	17.5 (1.8 to 131)	17.5 (1.8 to 131)	17.5 (1.8 to 131)	17.5 (1.8 to 131)	17.5 (1.8 to 131)	17.5 (1.8 to 131)	17.5 (1.8 to 131)	17.5 (1.8 to 131)	17.5 (1.8 to 131)	0.7 (0.1 to 5.1)	171
Extensively drug-resistant tuberculosis	0 (0 to 0)	0 (0 to 0)	0.2 (0 to 1.5)	0.3 (0 to 2.1)	0.2 (0 to 1.6)	0.2 (0 to 1.3)	0.3 (0 to 2.1)	1.2 (0.1 to 8.7)	3.1 (0.3 to 23)	3.8 (0.4 to 28.6)	4.4 (0.4 to 33)	5.3 (0.5 to 39.7)	5.3 (0.5 to 39.7)	5.3 (0.5 to 39.7)	5.3 (0.5 to 39.7)	5.3 (0.5 to 39.7)	5.3 (0.5 to 39.7)	5.3 (0.5 to 39.7)	5.3 (0.5 to 39.7)	5.3 (0.5 to 39.7)	5.3 (0.5 to 39.7)	0.2 (0 to 1.5)	27
Lower respiratory infections	529 (340 to 756)	428 (338 to 566)	2,770 (1,980 to 3,600)	980 (680 to 1,360)	270 (190 to 374)	150 (104 to 208)	150 (104 to 208)	209 (145 to 290)	299 (208 to 415)	371 (258 to 515)	441 (307 to 612)	597 (415 to 828)	715 (497 to 992)	837 (582 to 1,200)	941 (654 to 1,350)	1,000 (695 to 1,430)	1,000 (695 to 1,430)	1,000 (695 to 1,430)	1,000 (695 to 1,430)	1,040 (723 to 1,490)	847 (587 to 1,210)	480 (333 to 688)	354 (246 to 508)	16,000
Upper respiratory infections	0.3 (0 to 1.2)	0.2 (0 to 0.9)	1.6 (0.4 to 127)	1.6 (0.4 to 397)	1.2 (0.3 to 324)	0.9 (0.2 to 242)	0.9 (0.2 to 242)	1.2 (0.3 to 324)	1.7 (0.4 to 466)	2.1 (0.5 to 582)	2.5 (0.6 to 699)	3.4 (0.8 to 932)	4.1 (0.9 to 1,120)	4.8 (1.1 to 1,310)	5.4 (1.2 to 1,470)	5.7 (1.3 to 1,550)	5.7 (1.3 to 1,550)	5.7 (1.3 to 1,550)	5.7 (1.3 to 1,550)	6 (1.4 to 1,630)	4.8 (1.1 to 1,310)	2.7 (0.6 to 737)	0.6 (0.1 to 164)	1,700
Otitis media	0 (0 to 0.1)	0 (0 to 0.2)	0.2 (0.1 to 0.8)	0.2 (0.1 to 0.8)	0.2 (0.1 to 0.8





All Table 2c: Azerbaijan GA, YS by cause and age group for both sexes with 95% uncertainty intervals, 2023

Cause	Early Neonatal	Late Neonatal	Post Neonatal	1 to 4	5 to 9	10 to 14	15 to 19	20 to 24	25 to 29	30 to 34	35 to 39	40 to 44	45 to 49	50 to 54	55 to 59	60 to 64	65 to 69	70 to 74	75 to 79	80 to 84	85 to 89	90 to 94	95 plus	Total
All causes	140,000 (137,000 to 277,000)	47,400 (31,600 to 69,500)	109,000 (86,300 to 135,000)	67,600 (49,600 to 106,000)	60,200 (50,100 to 71,300)	64,700 (53,900 to 77,500)	67,900 (61,700 to 82,600)	101,000 (93,100 to 120,000)	136,000 (113,000 to 163,000)	164,000 (139,000 to 179,000)	181,000 (156,000 to 194,000)	192,000 (166,000 to 210,000)	194,000 (166,000 to 214,000)	206,000 (173,000 to 229,000)	242,000 (205,000 to 270,000)	331,000 (283,000 to 369,000)	348,000 (320,000 to 381,000)	346,000 (332,000 to 366,000)	344,000 (331,000 to 359,000)	356,000 (345,000 to 368,000)	66,900 (62,600 to 69,900)	9,290 (8,690 to 9,690)	974 (910 to 1,020)	3,190,000
Communicable, maternal, neonatal, and nutritional diseases	136,000 (132,000 to 272,000)	39,900 (29,000 to 52,000)	64,100 (49,600 to 77,000)	29,200 (22,000 to 38,000)	17,600 (13,600 to 22,000)	13,600 (10,600 to 17,000)	8,910 (7,000 to 11,000)	12,100 (9,500 to 15,000)	16,300 (13,000 to 20,000)	17,200 (13,600 to 21,000)	14,200 (11,200 to 17,000)	11,800 (9,300 to 14,000)	11,200 (8,800 to 13,000)	11,900 (9,300 to 14,000)	12,200 (9,500 to 15,000)	9,970 (7,800 to 12,000)	9,940 (7,800 to 12,000)	7,810 (6,100 to 9,500)	5,410 (4,200 to 6,600)	3,260 (2,500 to 3,900)	1,130 (870 to 1,350)	187 (143 to 223)	683,000
HIV/AIDS and sexually transmitted infections	884 (543 to 2,040)	277 (73 to 647)	399 (130 to 884)	73 (39 to 139)	69.8 (34.4 to 130)	65.4 (30.2 to 127)	87.9 (40.1 to 181)	322 (150 to 699)	1,040 (502 to 2,260)	2,020 (1,000 to 4,210)	2,660 (1,370 to 5,710)	3,020 (1,560 to 6,210)	3,020 (1,560 to 6,210)	2,810 (1,450 to 5,810)	2,170 (1,120 to 4,490)	1,360 (700 to 2,810)	1,020 (526 to 2,110)	674 (347 to 1,390)	414 (213 to 855)	254 (131 to 524)	74.1 (38.2 to 153)	9.4 (4.9 to 19.4)	26,000
HIV/AIDS	0 (0 to 0)	0 (0 to 0)	0 (0 to 0)	0 (0 to 0)	0 (0 to 0)	0 (0 to 0)	0 (0 to 0)	0 (0 to 0)	0 (0 to 0)	0 (0 to 0)	0 (0 to 0)	0 (0 to 0)	0 (0 to 0)	0 (0 to 0)	0 (0 to 0)	0 (0 to 0)	0 (0 to 0)	0 (0 to 0)	0 (0 to 0)	0 (0 to 0)	0 (0 to 0)	0 (0 to 0)	0 (0 to 0)	0
HIV/AIDS - Drug-susceptible Tuberculosis	0 (0 to 0)	0 (0 to 0)	0 (0 to 0)	0 (0 to 0)	0 (0 to 0)	0 (0 to 0)	0 (0 to 0)	0 (0 to 0)	0 (0 to 0)	0 (0 to 0)	0 (0 to 0)	0 (0 to 0)	0 (0 to 0)	0 (0 to 0)	0 (0 to 0)	0 (0 to 0)	0 (0 to 0)	0 (0 to 0)	0 (0 to 0)	0 (0 to 0)	0 (0 to 0)	0 (0 to 0)	0 (0 to 0)	0
HIV/AIDS - Multidrug-resistant Tuberculosis without extensive drug resistance	0 (0 to 0)	0 (0 to 0)	0 (0 to 0)	0 (0 to 0)	0 (0 to 0)	0 (0 to 0)	0 (0 to 0)	0 (0 to 0)	0 (0 to 0)	0 (0 to 0)	0 (0 to 0)	0 (0 to 0)	0 (0 to 0)	0 (0 to 0)	0 (0 to 0)	0 (0 to 0)	0 (0 to 0)	0 (0 to 0)	0 (0 to 0)	0 (0 to 0)	0 (0 to 0)	0 (0 to 0)	0 (0 to 0)	0
HIV/AIDS - Extensively drug-resistant Tuberculosis	0 (0 to 0)	0 (0 to 0)	0 (0 to 0)	0 (0 to 0)	0 (0 to 0)	0 (0 to 0)	0 (0 to 0)	0 (0 to 0)	0 (0 to 0)	0 (0 to 0)	0 (0 to 0)	0 (0 to 0)	0 (0 to 0)	0 (0 to 0)	0 (0 to 0)	0 (0 to 0)	0 (0 to 0)	0 (0 to 0)	0 (0 to 0)	0 (0 to 0)	0 (0 to 0)	0 (0 to 0)	0 (0 to 0)	0
HIV/AIDS resulting in other diseases	884 (543 to 2,040)	277 (73 to 647)	399 (130 to 884)	73 (39 to 139)	69.8 (34.4 to 130)	65.4 (30.2 to 127)	87.9 (40.1 to 181)	322 (150 to 699)	1,040 (502 to 2,260)	2,020 (1,000 to 4,210)	2,660 (1,370 to 5,710)	3,020 (1,560 to 6,210)	3,020 (1,560 to 6,210)	2,810 (1,450 to 5,810)	2,170 (1,120 to 4,490)	1,360 (700 to 2,810)	1,020 (526 to 2,110)	674 (347 to 1,390)	414 (213 to 855)	254 (131 to 524)	74.1 (38.2 to 153)	9.4 (4.9 to 19.4)	26,000
Sexually transmitted infections, excluding HIV	884 (543 to 2,040)	277 (73 to 647)	399 (130 to 884)	73 (39 to 139)	69.8 (34.4 to 130)	65.4 (30.2 to 127)	87.9 (40.1 to 181)	322 (150 to 699)	1,040 (502 to 2,260)	2,020 (1,000 to 4,210)	2,660 (1,370 to 5,710)	3,020 (1,560 to 6,210)	3,020 (1,560 to 6,210)	2,810 (1,450 to 5,810)	2,170 (1,120 to 4,490)	1,360 (700 to 2,810)	1,020 (526 to 2,110)	674 (347 to 1,390)	414 (213 to 855)	254 (131 to 524)	74.1 (38.2 to 153)	9.4 (4.9 to 19.4)	26,000
Syphilis	0 (0 to 0)	0 (0 to 0)	0 (0 to 0)	0 (0 to 0)	0 (0 to 0)	0 (0 to 0)	0 (0 to 0)	0 (0 to 0)	0 (0 to 0)	0 (0 to 0)	0 (0 to 0)	0 (0 to 0)	0 (0 to 0)	0 (0 to 0)	0 (0 to 0)	0 (0 to 0)	0 (0 to 0)	0 (0 to 0)	0 (0 to 0)	0 (0 to 0)	0 (0 to 0)	0 (0 to 0)	0 (0 to 0)	0
Chlamydial infection	0 (0 to 0)	0 (0 to 0)	0 (0 to 0)	0 (0 to 0)	0 (0 to 0)	0 (0 to 0)	0 (0 to 0)	0 (0 to 0)	0 (0 to 0)	0 (0 to 0)	0 (0 to 0)	0 (0 to 0)	0 (0 to 0)	0 (0 to 0)	0 (0 to 0)	0 (0 to 0)	0 (0 to 0)	0 (0 to 0)	0 (0 to 0)	0 (0 to 0)	0 (0 to 0)	0 (0 to 0)	0 (0 to 0)	0
Gonococcal infection	0 (0 to 0)	0 (0 to 0)	0 (0 to 0)	0 (0 to 0)	0 (0 to 0)	0 (0 to 0)	0 (0 to 0)	0 (0 to 0)	0 (0 to 0)	0 (0 to 0)	0 (0 to 0)	0 (0 to 0)	0 (0 to 0)	0 (0 to 0)	0 (0 to 0)	0 (0 to 0)	0 (0 to 0)	0 (0 to 0)	0 (0 to 0)	0 (0 to 0)	0 (0 to 0)	0 (0 to 0)	0 (0 to 0)	0
Trichomoniasis	0 (0 to 0)	0 (0 to 0)	0 (0 to 0)	0 (0 to 0)	0 (0 to 1.5)	0 (0 to 1.5)	0 (0 to 1.5)	0 (0 to 1.5)	0 (0 to 1.5)	0 (0 to 1.5)	0 (0 to 1.5)	0 (0 to 1.5)	0 (0 to 1.5)	0 (0 to 1.5)	0 (0 to 1.5)	0 (0 to 1.5)	0 (0 to 1.5)	0 (0 to 1.5)	0 (0 to 1.5)	0 (0 to 1.5)	0 (0 to 1.5)	0 (0 to 1.5)	0 (0 to 1.5)	0
Genital herpes	0 (0 to 0)	0 (0 to 0)	0 (0 to 0)	0 (0 to 0)	0 (0 to 0)	0 (0 to 0)	0 (0 to 0)	0 (0 to 0)	0 (0 to 0)	0 (0 to 0)	0 (0 to 0)	0 (0 to 0)	0 (0 to 0)	0 (0 to 0)	0 (0 to 0)	0 (0 to 0)	0 (0 to 0)	0 (0 to 0)	0 (0 to 0)	0 (0 to 0)	0 (0 to 0)	0 (0 to 0)	0 (0 to 0)	0
Other sexually transmitted infections	884 (543 to 2,040)	277 (73 to 647)	399 (130 to 884)	73 (39 to 139)	69.8 (34.4 to 130)	65.4 (30.2 to 127)	87.9 (40.1 to 181)	322 (150 to 699)	1,040 (502 to 2,260)	2,020 (1,000 to 4,210)	2,660 (1,370 to 5,710)	3,020 (1,560 to 6,210)	3,020 (1,560 to 6,210)	2,810 (1,450 to 5,810)	2,170 (1,120 to 4,490)	1,360 (700 to 2,810)	1,020 (526 to 2,110)	674 (347 to 1,390)	414 (213 to 855)	254 (131 to 524)	74.1 (38.2 to 153)	9.4 (4.9 to 19.4)	26,000
HIV/AIDS resulting in other diseases	0 (0 to 0)	0 (0 to 0)	0 (0 to 0)	0 (0 to 0)	0 (0 to 0)	0 (0 to 0)	0 (0 to 0)	0 (0 to 0)	0 (0 to 0)	0 (0 to 0)	0 (0 to 0)	0 (0 to 0)	0 (0 to 0)	0 (0 to 0)	0 (0 to 0)	0 (0 to 0)	0 (0 to 0)	0 (0 to 0)	0 (0 to 0)	0 (0 to 0)	0 (0 to 0)	0 (0 to 0)	0 (0 to 0)	0
Respiratory infections and tuberculosis	18,200 (17,700 to 37,000)	18,700 (12,500 to 26,000)	61,600 (47,000 to 77,000)	29,600 (21,700 to 40,000)	7,200 (5,300 to 9,600)	3,900 (2,800 to 5,300)	2,600 (1,900 to 3,600)	4,900 (3,600 to 6,900)	6,200 (4,700 to 8,100)	6,500 (4,900 to 8,500)	6,500 (4,900 to 8,500)	4,700 (3,500 to 6,200)	5,200 (3,900 to 6,700)	6,200 (4,700 to 8,100)	6,500 (4,900 to 8,500)	4,900 (3,700 to 6,400)	5,400 (4,000 to 7,000)	5,200 (3,900 to 6,700)	3,900 (2,900 to 5,100)	2,900 (2,200 to 3,800)	927 (689 to 1,210)	149 (111 to 195)	16.9 (12.5 to 22.1)	193,000
Tuberculosis	0 (0 to 0)	1,400 (843 to 2,170)	420 (227 to 700)	340 (180 to 570)	356 (191 to 592)	538 (289 to 895)	2,040 (1,100 to 3,400)	3,710 (2,000 to 6,170)	4,210 (2,270 to 7,000)	5,260 (2,840 to 8,750)	5,260 (2,840 to 8,750)	3,620 (1,950 to 6,020)	4,020 (2,170 to 6,690)	4,890 (2,640 to 8,130)	5,020 (2,710 to 8,350)	3,760 (2,030 to 6,250)	4,170 (2,250 to 6,940)	4,020 (2,170 to 6,690)	3,010 (1,620 to 5,010)	2,240 (1,210 to 3,730)	715 (386 to 1,190)	115 (62 to 191)	13.1 (7.1 to 21.8)	31,200
Latent tuberculosis infection	0 (0 to 0)	0 (0 to 0)	0 (0 to 0)	0 (0 to 0)	0 (0 to 0)	0 (0 to 0)	0 (0 to 0)	0 (0 to 0)	0 (0 to 0)	0 (0 to 0)	0 (0 to 0)	0 (0 to 0)	0 (0 to 0)	0 (0 to 0)	0 (0 to 0)	0 (0 to 0)	0 (0 to 0)	0 (0 to 0)	0 (0 to 0)	0 (0 to 0)	0 (0 to 0)	0 (0 to 0)	0 (0 to 0)	0
Drug-susceptible tuberculosis	0 (0 to 0)	1,400 (843 to 2,170)	420 (227 to 700)	340 (180 to 570)	356 (191 to 592)	538 (289 to 895)	2,040 (1,100 to 3,400)	3,710 (2,000 to 6,170)	4,210 (2,270 to 7,000)	5,260 (2,840 to 8,750)	5,260 (2,840 to 8,750)	3,620 (1,950 to 6,020)	4,020 (2,170 to 6,690)	4,890 (2,640 to 8,130)	5,020 (2,710 to 8,350)	3,760 (2,030 to 6,250)	4,170 (2,250 to 6,940)	4,020 (2,170 to 6,690)	3,010 (1,620 to 5,010)	2,240 (1,210 to 3,730)	715 (386 to 1,190)	115 (62 to 191)	13.1 (7.1 to 21.8)	31,200
Multidrug-resistant tuberculosis without extensive drug resistance	0 (0 to 0)	0 (0 to 0)	0 (0 to 0)	0 (0 to 0)	0 (0 to 0)	0 (0 to 0)	0 (0 to 0)	0 (0 to 0)	0 (0 to 0)	0 (0 to 0)	0 (0 to 0)	0 (0 to 0)	0 (0 to 0)	0 (0 to 0)	0 (0 to 0)	0 (0 to 0)	0 (0 to 0)	0 (0 to 0)	0 (0 to 0)	0 (0 to 0)	0 (0 to 0)	0 (0 to 0)	0 (0 to 0)	0
Extensively drug-resistant tuberculosis	0 (0 to 0)	0 (0 to 0)	0 (0 to 0)	0 (0 to 0)	0 (0 to 0)	0 (0 to 0)	0 (0 to 0)	0 (0 to 0)	0 (0 to 0)	0 (0 to 0)	0 (0 to 0)	0 (0 to 0)	0 (0 to 0)	0 (0 to 0)	0 (0 to 0)	0 (0 to 0)	0 (0 to 0)	0 (0 to 0)	0 (0 to 0)	0 (0 to 0)	0 (0 to 0)	0 (0 to 0)	0 (0 to 0)	0
Tuberculosis resulting in other diseases	0 (0 to 0)	0 (0 to 0)	0 (0 to 0)	0 (0 to 0)	0 (0 to 0)	0 (0 to 0)	0 (0 to 0)	0 (0 to 0)	0 (0 to 0)	0 (0 to 0)	0 (0 to 0)	0 (0 to 0)	0 (0 to 0)	0 (0 to 0)	0 (0 to 0)	0 (0 to 0)	0 (0 to 0)	0 (0 to 0)	0 (0 to 0)	0 (0 to 0)	0 (0 to 0)	0 (0 to 0)	0 (0 to 0)	0
Lower respiratory infections	18,200 (17,700 to 37,000)	17,300 (11,600 to 24,100)	61,200 (46,700 to 76,700)	29,300 (21,500 to 39,600)	6,800 (5,000 to 9,100)	3,400 (2,500 to 4,700)	560 (410 to 770)	1,200 (870 to 1,600)	2,000 (1,500 to 2,700)	1,200 (870 to 1,600)	1,200 (870 to 1,600)	1,100 (810 to 1,500)	1,200 (870 to 1,600)	1,300 (960 to 1,800)	1,500 (1,100 to 2,000)	1,100 (810 to 1,500)	1,200 (870 to 1,600)	1,200 (870 to 1,600)	890 (650 to 1,200)	690 (510 to 940)	212 (158 to 290)	32.4 (24.1 to 44.3)	3.8 (2.8 to 5.2)	153,000
Upper respiratory infections	0 (0 to 125)	0 (0 to 79)	0 (0 to 1,200)	0 (0 to 1,300)	0 (0 to 730)	0 (0 to 1,300)	0 (0 to 1,300)	0 (0 to 1,300)	0 (0 to 1,300)	0 (0 to 1,300)	0 (0 to 1,300)	0 (0 to 1,300)	0 (0 to 1,300)	0 (0 to 1,300)	0 (0 to 1,300)	0 (0 to 1,300)	0 (0 to 1,300)	0 (0 to 1,300)	0 (0 to 1,300)	0 (0 to 1,300)	0 (0 to 1,300)	0 (0 to 1,300)	0 (0 to 1,300)	0
Otitis media	0 (0 to 0)	0 (0 to 0)	0 (0 to 0)	0 (0 to 0)	0 (0 to 0)	0 (0 to 0)	0 (0 to 0)	0 (0 to 0)	0 (0 to 0)	0 (0 to 0)	0 (0 to 0)	0 (0 to 0)	0 (0 to 0)	0 (0 to 0)	0 (0 to 0)	0 (0 to 0)	0 (0 to 0)	0 (0 to 0)	0 (0 to 0)	0 (0 to 0)	0 (0 to 0)	0 (0 to 0)	0 (0 to 0)	0
Pneumonia	17,200 (16,700 to 35,000)	16,900 (11,300 to 23,500)	60,200 (46,000 to 75,500)	28,900 (21,200 to 39,000)	6,400 (4,700 to 8,600)	2,900 (2,100 to 4,000)	560 (410 to 770)	1,200 (870 to 1,600)	2,000 (1,500 to 2,700)	1,200 (870 to 1,600)	1,200 (870 to 1,600)	1,100 (810 to 1,500)	1,200 (870 to 1,600)	1,300 (960 to 1,800)	1,500 (1,100 to 2,000)	1,100 (810 to 1,500)	1,200 (870 to 1,600)	1,200 (870 to 1,600)	890 (650 to 1,200)	690 (510 to 940)	212 (158 to 290)	32.4 (24.1 to 44.3)	3.8 (2.8 to 5.2)	153,000
Interstitial lung disease and pulmonary sarcoidosis	0 (0 to 0)	0 (0 to 0)	0 (0 to 0)	0 (0 to 0)	0 (0 to 0)	0 (0 to 0)	0 (0 to 0)	0 (0 to 0)	0 (0 to 0)	0 (0 to 0)	0 (0 to 0)	0 (0 to 0)	0 (0 to 0)	0 (0 to 0)	0 (0 to 0)	0 (0 to 0)	0 (0 to 0)	0 (0 to 0)	0 (0 to 0)	0 (0 to 0)	0 (0 to 0)	0 (0 to 0)	0 (0 to 0)	0
Other respiratory infections	1,000 (1,000 to 2,100)	400 (270 to 570)	1,000 (770 to 1,300)	400 (290 to 540)	400 (290 to 540)	400 (290 to 540)	0 (0 to 0)	0 (0 to 0)	0 (0 to 0)	0 (0 to 0)	0 (0 to 0)	0 (0 to 0)	0 (0 to 0)	0 (0 to 0)	0 (0 to 0)	0 (0 to 0)	0 (0 to 0)	0 (0 to 0)	0 (0 to 0)	0 (0 to 0)	0 (0 to 0)	0 (0 to 0)	0 (0 to 0)	0
Enteric infections	1,000 (1,000 to 2,100)	1,400 (1,000 to 2,000)	1,700 (1,300 to 2,200)	1,900 (1,500 to 2,400)	1,900 (1,500 to 2,400)	1,700 (1,300 to 2,200)	2,000 (1,600 to 2,600)	1,900 (1,500 to 2,400)	1,800 (1,400 to 2,300)	1,700 (1,300 to 2,200)	1,700 (1,300 to 2,200)	1,700 (1,300 to 2,200)	1,700 (1,300 to 2,200)	1,700 (1,300 to 2,200)	1,700 (1,300 to 2,200)	1,700 (1,300 to 2,200)	1,700 (1,300 to 2,200)	1,700 (1,300 to 2,200)	1,700 (1,300 to 2,200)	1,700 (1,300 to 2,200)	1,700 (1,300 to 2,200)	1,700 (1,300 to 2,200)	1,700 (1,300 to 2,200)	29,800
Diarrheal diseases	0 (0 to 0)	0 (0 to 0)	0 (0 to 0)	0 (0 to 0)	0 (0 to 0)	0 (0 to 0)	0 (0 to 0)	0 (0 to 0)	0 (0 to 0)	0 (0 to 0)	0 (0 to 0)	0 (0 to 0)	0 (0 to 0)	0 (0 to 0)	0 (0 to 0)	0 (0 to 0)	0 (0 to 0)	0 (0 to 0)	0 (0 to 0)	0 (0 to 0)	0 (0 to 0)	0 (0 to 0)	0 (0 to 0)	0
Typhoid and paratyphoid	0 (0 to 0)	0 (0 to 0)	0 (0 to 0)	0 (0 to 0)	0 (0 to 0)	0 (0 to 0)	0 (0 to 0)	0 (0 to 0)	0 (0 to 0)	0 (0 to 0)	0 (0 to 0)	0 (0 to 0)	0 (0 to 0)	0 (0 to 0)	0 (0 to 0)	0 (0 to 0)	0 (0 to 0)	0 (0 to 0)	0 (0 to 0)	0 (0 to 0)	0 (0 to 0)	0 (0 to 0)	0 (0 to 0)	0
Invasive Non-typhoidal Salmonella (iNTS)	0 (0 to 0)	0 (0 to 0)	0 (0 to 0)	0 (0 to 0)	0 (0 to 0)	0 (0 to 0)	0 (0 to 0)	0 (0 to 0)	0 (0 to 0)	0 (0 to 0)	0 (0 to 0)	0 (0 to 0)	0 (0 to 0)	0 (0 to 0)	0 (0 to 0)	0 (0 to 0)	0 (0 to 0)	0 (0 to 0)	0 (0 to 0)	0 (0 to 0)	0 (0 to 0)	0 (0 to 0)	0 (0 to 0)	0
Other intestinal infectious diseases	0 (0 to 0)	0 (0 to 0)	0 (0 to 0)	0 (0 to 0)	0 (0 to 0)	0 (0 to 0)	0 (0 to 0)	0 (0 to 0)	0 (0 to 0)	0 (0 to 0)	0 (0 to 0)	0 (0 to 0)	0 (0 to 0)	0 (0 to 0)	0 (0 to 0)	0 (0 to 0)	0 (0 to 0)	0 (0 to 0)	0 (0 to 0)	0 (0 to 0)	0 (0 to 0)	0 (0 to 0)	0 (0 to 0)	0
Meningitis	0 (0 to 0)	0 (0 to 0)	0 (0 to 0)	0 (0 to 0)	0 (0 to 0)	0 (0 to 0)	0 (0 to 0)	0 (0 to 0)	0 (0 to 0)	0 (0 to 0)	0 (0 to 0)	0 (0 to 0)	0 (0 to 0)	0 (0 to 0)	0 (0 to 0)	0 (0 to 0)	0 (0 to 0)	0 (0 to 0)	0 (0 to 0)	0 (0 to 0)	0 (0 to 0)	0 (0 to 0)	0 (0 to 0)	0
Encephalitis	414 (407 to 1,660)	606 (127 to 1,660)	3,440 (1,100 to 7,300)	3,120 (670 to 8,600)	1,090 (233 to 2,900)	479 (103 to 1,280)	392 (84 to 1,040)	399 (86 to 1,060)	429 (92 to 1,140)	429 (92 to 1,140)	429 (92 to 1,140)	429 (92 to 1,140)	429 (92 to 1,140)	429 (92 to 1,140)	429 (92 to 1,140)	429 (92 to 1,140)	429 (92 to 1,140)	429 (92 to 1,140)	429 (92 to 1,140)	429 (92 to 1,140)	429 (92 to 1,140)	429 (92 to 1,140)	429 (92 to 1,140)	13,600
Diphtheria	0 (0 to 0)	0 (0 to 0)	7.5 (1 to 21.4)	8.1 (1 to 23.4)	2.2 (0 to 6.3)	2.2 (0 to 6.3)	0.6 (0 to 1.8)	0.6 (0 to 1.7)	0.6 (0 to 1.7)	0.6 (0 to 1.7)	0.6 (0 to 1.7)	0.6 (0 to 1.7)	0.6 (0 to 1.7)	1.4 (0 to 3.9)	1.4 (0 to 3.9)	1.4 (0 to 3.9)	0.6 (0 to 1.7)	0.6 (0 to 1.7)	0.6 (0 to 1.7)	0.6 (0 to 1.7)	0.6 (0 to 1.7)	0.6 (0 to 1.7)	0.6 (0 to 1.7)	32.6
Tetanus	0 (0 to 0.9)	0 (0 to 0.2)	2.9 (0.3 to 7.7)	3.1 (0.3 to 8.2)	0.9 (0.1 to 2.4)	0.9 (0.1 to 2.4)	0.2 (0 to 0.7)	0.2 (0 to 0.7)	0.2 (0 to 0.7)	0.2 (0 to 0.7)	0.2 (0 to 0.7)	0.2 (0 to 0.7)	0.2 (0 to 0.7)	0.6 (0 to 1.5)	0.6 (0 to 1.5)	0.6 (0 to 1.5)	0.2 (0 to 0.7)	0.2 (0 to 0.7)	0.2 (0 to 0.7)	0.2 (0 to 0.7)	0.2 (0 to 0.7)	0.2 (0 to 0.7)	0.2 (0 to 0.7)	13.6
Measles	0 (0 to 0)	0 (0 to 0)	12.7 (1 to 31.6)	13.4 (1 to 33.1)	3.7 (0 to 9.2)	3.7 (0 to 9.2)	1 (0 to 2.6)	1 (0 to 2.5)	1 (0 to 2.5)	1 (0 to 2.5)	1 (0 to 2.5)	1 (0 to 2.5)	1 (0 to 2.5)	2.4 (0 to 6.1)	2.4 (0 to 6.1)	2.4 (0 to 6.1)	1 (0 to 2.5)	1 (0 to 2.5)	1 (0 to 2.5)	1 (0 to 2.5)	1 (0 to 2.5)	1 (0 to 2.5)	1 (0 to 2.5)	56.4
Varicella and herpes zoster	0 (0 to 0)	0 (0 to 0)	7.9e-13 (7.9e-13 to 7.9e-13)	8.4e-13 (8.4e-13 to 8.4e-13)	2.3e-13 (2.3e-13 to 2.3e-13)	2.3e-13 (2.3e-13 to 2.3e-13)	6.3e-14 (6.3e-14 to 6.3e-14)	6.3e-14 (6.3e-14 to 6.3e-14)	6.3e-14 (6.3e-14 to 6.3e-14)	6.3e-14 (6.3e-14 to 6.3e-14)	6.3e-14 (6.3e-14 to 6.3e-14)	6.3e-14 (6.3e-14 to 6.3e-14)	6.3e-14 (6.3e-14 to 6.3e-14)	1.5e-13 (1.5e-13 to 1.5e-13)	1.5e-13 (1.5e-13 to 1.5e-13)	1.5e-13 (1.5e-13 to 1.5e-13)	6.3e-14 (6.3e-14 to 6.3e-14)	6.3e-14 (6.3e-14 to 6.3e-14)	6.3e-14 (6.3e-14 to 6.3e-14)	6.3e-14 (6.3e-14 to 6.3e-14)	6.3e-14 (6.3e-14 to 6.3e-14)	6.3e-14 (6.3e-14 to 6.3e-14)	1.8e-12
Acute hepatitis	0 (0 to 0.1)	0 (0 to 0.2)	61 (13.7 to 169)	147 (15.2 to 394)	126 (14.1 to 350)	68.7 (7.6 to 191)	13.5 (1.5 to 37.5)	13.5 (1.5 to 37.5)	13.5 (1.5 to 37.5)	13.5 (1.5 to 37.5)	13.5 (1.5 to 37.5)	13.5 (1.5 to 37.5)	13.5 (1.5 to 37.5)	27.5 (3.1 to 76.4)	27.5 (3.1 to 76.4)	27.5 (3.1 to 76.4)	13.5 (1.5 to 37.5)	13.5 (1.5 to 37.5)	13.5 (1.5 to 37.5)	13.5 (1.5 to 37.5)	13.5 (1.5 to 37.5)	13.5 (1.5 to 37.5)	13.5 (1.5 to 37.5)	1,760
Acute hepatitis A	0 (0 to 0)	0 (0 to 0)	24.6 (5.5 to 68)	33.8 (3.5 to 90.4)	11.4 (1.3 to 31.7)	6.1 (0.7 to 17)	1.2 (0.1 to 3.3)	1.2 (0.1 to 3.3)	1.2 (0.1 to 3.3)	1.2 (0.1 to 3.3)	1.2 (0.1 to 3.3)	1.2 (0.1 to 3.3)	1.2 (0.1 to 3.3)	2.5 (0.3 to 6.9)	2.5 (0.3 to 6.9)	2.5 (0.3 to 6.9)	1.2 (0.1 to 3.3)	1.2 (0.1 to 3.3)	1.2 (0.1 to 3.3)	1.2 (0.1 to 3.3)	1.2 (0.1 to 3.3)	1.2 (0.1 to 3.3)	1.2 (0.1 to 3.3)	160
Acute hepatitis B	0 (0 to 0)	0 (0 to 0)	12.3 (2.8 to 34)	16.9 (1.8 to 45.2)	5.7 (0.6 to 15.9)	3.1 (0.3 to 8.5)	0.6 (0.1 to 1.7)	0.6 (0.1 to 1.7)	0.6 (0.1 to 1.7)	0.6 (0.1 to 1.7)	0.6 (0.1 to 1.7)	0.6 (0.1 to 1.7)	0.6 (0.1 to 1.7)	1.2 (0.1 to 3.4)	1.2 (0.1 to 3.4)	1.2 (0.1 to 3.4)	0.6 (0.1 to 1.7)	0.6 (0.1 to 1.7)	0.6 (0.1 to 1.7)	0.6 (0.1 to 1.7)	0.6 (0.1 to 1.7)	0.6 (0.1 to 1.7)	0.6 (0.1 to 1.7)	1,060
Acute hepatitis C	0 (0 to 0.1)	0 (0 to 0.2)	24.6 (5.5 to 68)	33.8 (3.5 to 90.4)	11.4 (1.3 to 31.7)	6.1 (0.7 to 17)	1.2 (0.1 to 3.3)	1.2 (0.1 to 3.3)	1.2 (0.1 to 3.3)	1.2 (0.1 to 3.3)	1.2 (0.1 to 3.3)	1.2 (0.1 to 3.3)	1.2 (0.1 to 3.3)	2.5 (0.3 to 6.9)	2.5 (0.3 to 6.9)	2.5 (0.3 to 6.9)	1.2 (0.1 to 3.3)	1.2 (0.1 to 3.3)	1.2 (0.1 to 3.3)	1.2 (0.1 to 3.3)	1.2 (0.1 to 3.3)	1.2 (0.1 to 3.3)	1.2 (0.1 to 3.3)	527
Other unspecified infectious diseases	1,100 (1,000 to 2,300)	200 (62.7 to 514)	2,600 (1,000 to 5,600)	1,600 (1,000 to 2,400)	219 (119 to 359)	116 (59.4 to 204)	19.8 (7.6 to 43.6)	17.1 (6.7 to 37.5)	140 (54.2 to 308)	171 (66.1 to 376)	140 (54.2 to 308)	114 (44.1 to 251)	140 (54.2 to 308)	161 (61.9 to 355)	161 (61.9 to 355)	161 (61.9 to 355)	79.2 (30.5 to 174)	65.1 (25.1 to 143)	19.8 (7.6 to 43.6)	13.5 (5.2 to 29.7)	12.6 (4.9 to 27.8)	0.6 (0.2 to 1.4)	0.6 (0.2 to 1.4)	2,370
Maternal and neonatal disorders	136,000 (137,000 to 272,000)	17,900 (10,600 to 29,000)	6,990 (4,990 to 9,600)	2,270 (1,610 to 3,200)	2,060 (1,460 to 2,900)	2,010 (1,420 to 2,800)	3,090 (2,190 to 4,300)	3,090 (2,200 to 4,300)	3,030 (2,210 to 4,200)	3,030 (2,210 to 4,200)	3,030 (2,210 to 4,200)	1,670 (1,220 to 2,300)	1,350 (1,000 to 1,900)	1,260 (940 to 1,700)	1,050 (790 to 1,400)	620 (470 to 830)	270 (210 to 360)	94.9 (74.1 to 123)	29.7 (23.6 to 37.9)	9.6 (7.6 to 12.2)	1.1 (0.9 to 1.4)	0.1 (0.1 to 0.2)	0.1 (0.1 to 0.2)	187,000
Maternal disorders	0 (0 to 0)	0 (0 to 0)	0 (0 to 0)	0 (0 to 0)	0 (0 to 0)	0 (0 to 0)	0 (0 to 0)	0 (0 to 0)	0 (0 to 0)	0 (0 to 0)	0 (0 to 0)	0 (0 to 0)	0 (0 to 0)	0 (0 to 0)	0 (0 to 0)	0 (0 to 0)	0 (0 to 0)	0 (0 to 0)	0 (0 to 0)	0 (0 to 0)	0 (0 to 0)	0 (0 to 0)	0 (0 to 0)	2,440
Maternal hemorrhage	0 (0 to 0)	0 (0 to 0)	0 (0 to 0)	0 (0 to 0)	0 (0 to 1.3)	27.4 (7.4 to 70.3)	72.7 (20.7 to 187)	47.4 (14.1 to 122)	47.4 (14.1 to 122)	47.4 (14.1 to 122)	47.4 (14.1 to 122)	47.4 (14.1 to 122)	47.4 (14.1 to 122)	47.4 (14.1 to 122)	47.4 (14.1 to 122)	47.4 (14.1 to 122)	47.4 (14.1 to 122)	47.4 (14.1 to 122)	47.4 (14.1 to 122)	47.4 (14.1 to 122)	47.4 (14.1 to 122)	47.4 (14.1 to 122)	47.4 (14.1 to 122)	420
Maternal sepsis and other



Other transport injuries	10·3 (3·4 to 25·3)	6·8 (2·5 to 14·9)	30·6 (13·8 to 61·4)	46·1 (23·3 to 96·7)	78·1 (48·7 to 127)	72·7 (49·2 to 109)	115 (70·5 to 190)	220 (131 to 377)	251 (158 to 406)	247 (158 to 401)	219 (144 to 337)	184 (124 to 289)	172 (118 to 260)	183 (127 to 265)	173 (125 to 237)	128 (93·4 to 181)	66·2 (48·1 to 91·2)	27 (19·8 to 36·1)	18·8 (14 to 25·2)	13·9 (10·2 to 18·7)	3·9 (2·8 to 5·4)	0·6 (0·4 to 0·8)	0·1 (0 to 0·1)	2,270
Unintentional injuries	1,260 (863 to 1,850)	1,000 (560 to 1,720)	4,360 (2,690 to 6,850)	6,720 (3,630 to 11,900)	6,740 (5,390 to 8,380)	5,720 (4,680 to 6,920)	7,120 (5,710 to 8,740)	10,800 (8,640 to 13,200)	13,300 (10,700 to 16,400)	14,700 (11,700 to 18,600)	13,100 (10,400 to 16,500)	11,000 (8,650 to 14,100)	10,500 (8,200 to 13,400)	11,200 (8,710 to 14,300)	11,200 (8,640 to 14,300)	7,970 (6,280 to 10,200)	4,350 (3,380 to 5,570)	2,080 (1,610 to 2,670)	1,630 (1,290 to 2,100)	1,390 (1,090 to 1,780)	409 (328 to 514)	64·1 (51 to 79·3)	5·9 (4·5 to 7·5)	147,000
Falls	330 (171 to 640)	194 (86·7 to 375)	844 (383 to 1,660)	805 (359 to 1,620)	914 (638 to 1,250)	1,070 (763 to 1,460)	1,510 (1,100 to 2,030)	2,370 (1,710 to 3,130)	3,360 (2,450 to 4,530)	3,830 (2,810 to 5,260)	3,610 (2,630 to 4,840)	3,180 (2,290 to 4,290)	3,180 (2,360 to 4,190)	3,560 (2,640 to 4,690)	3,670 (2,730 to 4,780)	2,710 (2,040 to 3,560)	1,560 (1,170 to 2,030)	792 (598 to 1,030)	664 (503 to 867)	603 (466 to 773)	174 (133 to 225)	27·9 (21·4 to 35·1)	2·6 (1·8 to 3·5)	39,000
Drowning	222 (119 to 392)	109 (52·5 to 206)	336 (163 to 648)	1,680 (716 to 3,990)	2,020 (1,230 to 3,390)	1,500 (1,000 to 2,270)	1,570 (920 to 2,460)	2,060 (1,260 to 3,100)	1,830 (1,200 to 2,710)	1,700 (1,160 to 2,520)	1,360 (895 to 2,060)	957 (633 to 1,490)	773 (488 to 1,270)	658 (419 to 1,050)	591 (376 to 930)	380 (263 to 575)	189 (133 to 280)	81·4 (57·7 to 114)	58·2 (41·4 to 81·9)	50·8 (34·3 to 71·9)	19·6 (13·8 to 28·7)	2·9 (2 to 4·1)	0·3 (0·2 to 0·4)	18,200
Fire, heat, and hot substances	449 (254 to 783)	340 (163 to 630)	1,610 (692 to 3,400)	2,590 (1,030 to 5,660)	1,360 (875 to 2,070)	899 (642 to 1,270)	1,250 (868 to 1,770)	2,050 (1,440 to 3,040)	2,720 (1,910 to 3,920)	3,200 (2,280 to 4,710)	2,800 (2,030 to 4,080)	2,260 (1,670 to 3,180)	2,180 (1,590 to 3,060)	2,270 (1,660 to 3,160)	2,180 (1,610 to 2,990)	1,540 (1,110 to 2,110)	820 (589 to 1,120)	392 (273 to 538)	308 (214 to 420)	263 (190 to 364)	84·2 (59·3 to 116)	13·1 (9·4 to 18·3)	1·1 (0·7 to 1·7)	31,600
Poisonings	62·2 (24·3 to 131)	45 (13·7 to 118)	121 (44·1 to 279)	167 (66·7 to 351)	193 (116 to 289)	180 (120 to 256)	262 (172 to 395)	474 (300 to 702)	603 (398 to 915)	603 (399 to 895)	514 (325 to 814)	415 (276 to 613)	394 (257 to 603)	402 (254 to 619)	388 (248 to 587)	249 (161 to 362)	123 (83·6 to 181)	54·8 (36·5 to 77·7)	40·3 (27·1 to 57·9)	28·8 (19·1 to 42·8)	7·7 (5·2 to 10·8)	1·1 (0·7 to 1·5)	0·1 (0·1 to 0·2)	5,330
Poisoning by carbon monoxide	56·2 (22·5 to 116)	41·5 (12·1 to 110)	92 (32·7 to 214)	92·7 (34·5 to 215)	89 (48·2 to 151)	66·6 (39·7 to 105)	180 (99·4 to 298)	369 (209 to 594)	470 (281 to 770)	473 (276 to 760)	405 (227 to 687)	327 (197 to 525)	310 (184 to 508)	313 (181 to 522)	299 (177 to 489)	190 (110 to 299)	89·7 (52·9 to 142)	36·3 (21·4 to 56)	25·5 (14·3 to 40·6)	14·4 (7·7 to 24·5)	3·8 (2·1 to 6·2)	0·5 (0·3 to 0·9)	0 (0 to 0·1)	3,940
Poisoning by other means	6 (0·8 to 19·3)	3·5 (0·4 to 13·7)	29·1 (7·2 to 84·4)	74·3 (24·3 to 168)	104 (57·6 to 163)	114 (71·9 to 166)	82·4 (49·7 to 124)	105 (65·3 to 154)	133 (85·3 to 194)	130 (81·3 to 190)	109 (69·8 to 158)	87·6 (56 to 129)	84·3 (53·5 to 121)	89·1 (57·7 to 129)	89·3 (59·3 to 130)	59·6 (36·4 to 91·2)	33·7 (21·8 to 47·9)	18·5 (12 to 26·8)	14·8 (9·3 to 22·1)	14·5 (9·1 to 22·7)	3·9 (2·4 to 6·1)	0·6 (0·4 to 0·9)	0·1 (0 to 0·1)	1,390
Exposure to mechanical forces	22·9 (2·4 to 112)	77·9 (2·5 to 474)	192 (32·5 to 884)	319 (170 to 597)	616 (424 to 878)	627 (422 to 911)	822 (561 to 1,150)	1,300 (914 to 1,790)	1,780 (1,250 to 2,530)	2,050 (1,430 to 2,910)	1,890 (1,310 to 2,730)	1,680 (1,160 to 2,350)	1,690 (1,190 to 2,380)	1,830 (1,270 to 2,620)	1,890 (1,310 to 2,690)	1,360 (935 to 1,940)	741 (508 to 1,050)	348 (237 to 493)	255 (174 to 364)	200 (134 to 287)	53·9 (36·1 to 77·1)	8 (5·5 to 11·2)	0·7 (0·5 to 1)	19,800
Unintentional firearm injuries	2·9 (0·1 to 16·5)	13·8 (0·1 to 124)	11·1 (0·6 to 62·4)	21·7 (7·4 to 49·5)	25·7 (14·5 to 48·8)	25·4 (14·2 to 44·9)	74·8 (31·4 to 167)	126 (54·1 to 252)	127 (58·1 to 270)	139 (66·5 to 286)	125 (60·6 to 243)	91·3 (49·3 to 169)	100 (51·7 to 175)	88·4 (51·2 to 151)	79 (47·8 to 139)	51·2 (32·4 to 75·9)	29·8 (19·5 to 49)	13·1 (8·8 to 19·2)	9·1 (6·5 to 12·7)	6·4 (4·5 to 9·2)	1·8 (1·2 to 2·4)	0·3 (0·2 to 0·5)	0 (0 to 0·1)	1,160
Other exposure to mechanical forces	20·1 (2 to 104)	64·1 (2 to 422)	181 (31 to 843)	297 (161 to 558)	591 (403 to 837)	601 (404 to 873)	748 (509 to 1,070)	1,170 (803 to 1,680)	1,660 (1,140 to 2,380)	1,910 (1,330 to 2,750)	1,770 (1,220 to 2,540)	1,580 (1,070 to 2,270)	1,590 (1,100 to 2,270)	1,740 (1,210 to 2,500)	1,810 (1,260 to 2,610)	1,310 (894 to 1,890)	711 (479 to 1,020)	335 (226 to 479)	246 (167 to 354)	194 (129 to 278)	52·2 (34·7 to 75)	7·7 (5·2 to 10·9)	0·7 (0·5 to 1)	18,600
Adverse effects of medical treatment	14·6 (7·6 to 24·9)	16·6 (9·7 to 27·2)	73·6 (48·3 to 115)	96 (57·7 to 156)	87 (54·9 to 132)	44·5 (28·4 to 66·3)	48·8 (30·3 to 80·2)	67·1 (44 to 103)	77·6 (51·9 to 114)	68·2 (45·2 to 101)	63·6 (41·3 to 91·6)	54·4 (37·7 to 75·3)	54·7 (36·2 to 77·4)	76·1 (53·1 to 108)	90·1 (64·7 to 123)	76·5 (53·8 to 104)	58·8 (42·3 to 78·9)	32·3 (23·2 to 43·5)	30·5 (21·1 to 42·1)	30·6 (19·2 to 42·5)	10·8 (6·3 to 15·2)	1·9 (1·1 to 2·7)	0·2 (0·1 to 0·3)	1,170
Animal contact	1·4 (0·4 to 2·6)	2·3 (0·8 to 4·6)	18·8 (9·5 to 37·6)	41·6 (21·3 to 79·1)	70·8 (44·6 to 112)	43·4 (28·9 to 61·7)	42·2 (28·2 to 59·3)	57·6 (38·9 to 80·5)	73·1 (50·5 to 100)	82·6 (57·7 to 113)	72 (49·7 to 98·8)	57·1 (40·5 to 80·6)	54·1 (36·9 to 75·6)	57·7 (39·8 to 79·6)	60·7 (42·9 to 84·6)	50 (34·8 to 68·9)	26·2 (18·5 to 36·9)	12·9 (9·2 to 18·1)	9·3 (6·6 to 13)	7·3 (5·2 to 10·2)	2·1 (1·5 to 2·9)	0·3 (0·2 to 0·4)	0 (0 to 0)	844
Venomous animal contact	0·5 (0·1 to 0·9)	0·7 (0·3 to 1·5)	3·7 (1·8 to 6·9)	14·8 (8·1 to 25·9)	34·6 (21·8 to 54·8)	24·8 (15·9 to 36·3)	25·1 (16·2 to 35·4)	35·1 (23·4 to 49·9)	50·1 (34 to 69·2)	58·1 (39·4 to 79·7)	49·8 (33·1 to 69·4)	34·4 (23·9 to 48·5)	31 (20·9 to 43)	32·1 (21·8 to 45·1)	30·4 (20·8 to 43·1)	22·5 (15·3 to 32·1)	12·9 (8·9 to 18·2)	5·9 (4 to 8·4)	4·3 (2·9 to 6·1)	3·4 (2·3 to 4·8)	0·9 (0·6 to 1·3)	0·1 (0·1 to 0·2)	0 (0 to 0)	475
Non-venomous animal contact	1 (0·3 to 1·8)	1·6 (0·5 to 3·3)	15·1 (7·3 to 32·1)	26·8 (12·2 to 55·9)	36·2 (21·4 to 58·7)	18·6 (11·7 to 27·6)	17·2 (10·5 to 25·7)	22·4 (14·4 to 33·2)	23 (14·6 to 35·1)	24·4 (15·5 to 38·3)	22·2 (14·1 to 35·9)	22·7 (15 to 34·9)	23·2 (15·2 to 34·1)	25·5 (17 to 37·2)	30·3 (20·3 to 44)	27·5 (18·7 to 39·7)	13·4 (9·1 to 19·4)	7 (4·7 to 10·1)	5 (3·4 to 7·2)	4 (2·7 to 5·7)	1·2 (0·8 to 1·7)	0·2 (0·1 to 0·2)	0 (0 to 0)	368
Foreign body	124 (62·3 to 226)	202 (105 to 344)	1,050 (525 to 1,910)	599 (318 to 1,090)	588 (409 to 867)	488 (349 to 656)	402 (294 to 545)	618 (435 to 865)	720 (536 to 950)	723 (539 to 953)	637 (469 to 857)	534 (398 to 712)	477 (361 to 630)	485 (369 to 630)	518 (392 to 671)	372 (281 to 487)	202 (154 to 262)	84·8 (65·8 to 109)	62·6 (48·9 to 81·2)	53·4 (40·7 to 71)	16·3 (12·4 to 22·6)	2·8 (2·1 to 4)	0·3 (0·2 to 0·5)	8,960
Pulmonary aspiration and foreign body in airway	122 (61·3 to 224)	201 (103 to 341)	1,040 (511 to 1,890)	545 (273 to 1,030)	500 (331 to 760)	396 (275 to 553)	303 (211 to 433)	480 (319 to 704)	536 (380 to 740)	529 (364 to 750)	470 (323 to 672)	389 (265 to 563)	335 (236 to 475)	343 (243 to 475)	375 (266 to 517)	261 (185 to 369)	139 (98·7 to 195)	53·7 (38·5 to 73·9)	38·7 (27·5 to 54·3)	33·7 (24·4 to 48·3)	11 (7·7 to 16·8)	2 (1·4 to 3·1)	0·2 (0·1 to 0·4)	7,100
Foreign body in eyes	0 (0 to 0·1)	0·1 (0 to 0·3)	2·3 (0·6 to 5)	13·2 (3·9 to 29·4)	23 (6·6 to 52·6)	26·6 (8·2 to 61·6)	31·8 (10 to 74·7)	47·9 (14·9 to 103)	65·7 (23·4 to 142)	65·5 (23·7 to 138)	52·4 (20·4 to 109)	41·5 (18·2 to 81·1)	37·8 (18·4 to 69·4)	36·5 (19·7 to 64·8)	33·6 (19·6 to 54·2)	24·4 (14·5 to 37·5)	13·6 (8·4 to 20·4)	6·6 (4·2 to 9·7)	5·1 (3·4 to 7·5)	4·1 (2·7 to 6)	1·1 (0·7 to 1·6)	0·2 (0·1 to 0·2)	0 (0 to 0)	533
Foreign body in other body part	1·1 (0·4 to 2·7)	1·3 (0·6 to 2·7)	13·5 (7·2 to 23·6)	41·3 (25·4 to 62·7)	65·1 (42 to 95·3)	64·8 (43·4 to 94)	67·3 (47·6 to 92·4)	90·5 (64·2 to 125)	119 (86·9 to 161)	129 (92·7 to 177)	116 (83·8 to 158)	103 (75·7 to 139)	103 (75·5 to 139)	106 (76·5 to 142)	109 (79·5 to 148)	87 (63·6 to 116)	49·3 (35·8 to 66·3)	24·6 (17·7 to 32·4)	18·8 (13·6 to 25·7)	15·7 (10·9 to 21·7)	4·2 (2·9 to 5·8)	0·7 (0·5 to 0·9)	0·1 (0·1 to 0·1)	1,330
Environmental heat and cold exposure	7·5 (2·8 to 17)	3 (1·3 to 6)	16·3 (8·3 to 32·1)	63·7 (34·4 to 114)	118 (75·7 to 188)	123 (83·5 to 183)	294 (166 to 514)	474 (271 to 773)	629 (357 to 1,080)	784 (449 to 1,340)	755 (429 to 1,250)	714 (406 to 1,250)	646 (390 to 1,050)	751 (442 to 1,250)	719 (413 to 1,210)	479 (273 to 806)	211 (129 to 347)	88 (57·6 to 136)	58 (38·8 to 87·5)	39·6 (25·9 to 61·9)	10·2 (6·4 to 16·6)	1·6 (1 to 2·5)	0·1 (0·1 to 0·2)	6,990
Exposure to forces of nature	0 (0 to 0)	0 (0 to 0)	0 (0 to 0)	0 (0 to 0)	0 (0 to 0)	0·1 (0 to 0·1)	0·2 (0·1 to 0·3)	2·6 (1·7 to 4·1)	10·8 (7·2 to 16·2)	16·7 (11·2 to 24·5)	19·8 (13·3 to 29·8)	11·6 (7·8 to 16·5)	9 (6·2 to 12·8)	10 (6·9 to 14·3)	9·4 (6·4 to 13·6)	5·7 (4 to 8·1)	2·9 (2 to 4·1)	1·3 (0·9 to 1·7)	0·9 (0·6 to 1·3)	0·7 (0·5 to 0·9)	0·2 (0·1 to 0·3)	0 (0 to 0)	0 (0 to 0)	102
Other unintentional injuries	27 (13 to 53·1)	14·4 (7 to 29·1)	88·7 (52·3 to 154)	362 (194 to 695)	768 (466 to 1,300)	747 (493 to 1,140)	913 (578 to 1,430)	1,330 (865 to 1,960)	1,470 (991 to 2,160)	1,610 (1,100 to 2,330)	1,410 (964 to 2,070)	1,170 (812 to 1,660)	1,080 (747 to 1,520)	1,130 (786 to 1,580)	1,080 (728 to 1,530)	753 (527 to 1,060)	411 (278 to 584)	190 (129 to 269)	142 (96·9 to 203)	112 (75·7 to 160)	29·9 (20·3 to 42·5)	4·5 (3 to 6·3)	0·4 (0·3 to 0·6)	14,900
Self-harm and interpersonal violence	51·1 (24·8 to 93·5)	10·4 (4·7 to 20·3)	69·6 (34·7 to 127)	142 (67·1 to 297)	325 (226 to 478)	733 (520 to 998)	3,120 (2,220 to 4,380)	5,890 (4,300 to 7,880)	6,980 (5,340 to 9,260)	6,600 (4,910 to 8,720)	5,150 (3,870 to 6,880)	3,900 (2,960 to 5,140)	3,350 (2,600 to 4,380)	3,070 (2,410 to 4,050)	2,670 (2,060 to 3,480)	1,630 (1,310 to 2,060)	824 (650 to 1,070)	362 (288 to 464)	266 (210 to 353)	193 (153 to 263)	58·8 (45·6 to 80·6)	7·8 (5·9 to 11)	0·9 (0·6 to 1·7)	45,400
Self-harm	0 (0 to 0)	0 (0 to 0)	0 (0 to 0)	0 (0 to 0)	0 (0 to 0)	272 (159 to 442)	1,380 (896 to 2,100)	2,400 (1,530 to 3,480)	2,560 (1,680 to 3,740)	2,490 (1,600 to 3,860)	2,070 (1,330 to 3,060)	1,620 (1,050 to 2,390)	1,330 (893 to 1,920)	1,290 (874 to 1,880)	1,190 (830 to 1,700)	755 (534 to 1,060)	400 (282 to 560)	184 (124 to 255)	137 (95·4 to 193)	113 (77·1 to 166)	32·4 (22·2 to 46·9)	4 (2·7 to 6)	0·3 (0·2 to 0·4)	18,200
Self-harm by firearm	0 (0 to 0)	0 (0 to 0)	0 (0 to 0)	0 (0 to 0)	0 (0 to 0)	3·6 (1·5 to 6·3)	22·8 (8 to 50·7)	54·9 (21·5 to 109)	55·4 (23·2 to 106)	62·7 (21·7 to 129)	43·1 (17·3 to 84·2)	30·6 (11·7 to 58·5)	26·8 (10·9 to 47·9)	35·1 (15·9 to 64)	39·2 (19·4 to 66·2)	26·6 (14·3 to 43·9)	16·5 (8·7 to 27·4)	6·8 (4 to 10·9)	5 (3·1 to 7·9)	4 (2·4 to 6·3)	1·3 (0·8 to 2·2)	0·2 (0·1 to 0·3)	0 (0 to 0)	435
Self-harm by other specified means	0 (0 to 0)	0 (0 to 0)	0 (0 to 0)	0 (0 to 0)	0 (0 to 0)	268 (156 to 437)	1,350 (876 to 2,080)	2,350 (1,490 to 3,410)	2,500 (1,650 to 3,650)	2,420 (1,580 to 3,750)	2,020 (1,300 to 2,990)	1,590 (1,040 to 2,350)	1,300 (882 to 1,880)	1,260 (850 to 1,840)	1,150 (803 to 1,660)	729 (518 to 1,020)	384 (270 to 537)	177 (119 to 246)	132 (91·6 to 186)	109 (74·2 to 160)	31·1 (21·3 to 45·3)	3·8 (2·6 to 5·8)	0·3 (0·2 to 0·4)	17,800
Interpersonal violence	51·1 (24·8 to 93·5)	10·4 (4·7 to 20·3)	68·3 (33·7 to 126)	132 (59·8 to 287)	298 (204 to 447)	436 (289 to 628)	1,710 (977 to 2,910)	3,430 (2,080 to 5,390)	3,960 (2,610 to 5,910)	3,610 (2,390 to 5,490)	2,640 (1,820 to 3,980)	1,850 (1,270 to 2,710)	1,510 (1,070 to 2,210)	1,320 (944 to 1,860)	1,140 (809 to 1,610)	706 (521 to 981)	359 (255 to 502)	154 (111 to 214)	114 (79·3 to 164)	69·7 (49·3 to 102)	23·6 (15·9 to 36·8)	3·4 (2·2 to 5·2)	0·6 (0·3 to 1·3)	23,600
Physical violence by firearm	0·4 (0·1 to 0·9)	0·3 (0·1 to 0·9)	1·2 (0·5 to 2·7)	3 (1·4 to 6·3)	5·8 (3·8 to 8·7)	7·2 (4·7 to 10·8)	208 (70·8 to 481)	354 (129 to 834)	346 (135 to 793)	297 (128 to 632)	191 (77·1 to 416)	115 (47·2 to 253)	53·2 (26·8 to 114)	21·2 (12·3 to 35·7)	18·2 (9·8 to 32·8)	13·9 (7·5 to 25)	7 (3·7 to 13·4)	2·5 (1·4 to 4·4)	1·9 (1 to 3·8)	5·8 (2·9 to 11·2)	2·9 (1·5 to 5·7)	0·4 (0·2 to 0·9)	0·1 (0 to 0·2)	1,660
Physical violence by sharp object	2·1 (0·7 to 5·8)	0·2 (0·1 to 0·4)	2·2 (1·1 to 4·9)	7·9 (4·7 to 12·8)	15·2 (10·5 to 21·4)	23 (15 to 36·1)	268 (117 to 547)	660 (286 to 1,280)	828 (378 to 1,440)	802 (349 to 1,540)	569 (271 to 1,030)	396 (183 to 715)	312 (168 to 537)	284 (161 to 485)	248 (144 to 426)	125 (80·3 to 196)	56 (35·7 to 90)	23·7 (15·7 to 36·6)	17·8 (11·2 to 28·4)	16·9 (9·9 to 31·5)	5·7 (3·3 to 12·1)	1·1 (0·6 to 2·2)	0·3 (0·1 to 0·7)	4,660
Sexual violence	0 (0 to 0)	0 (0 to 0)	0 (0 to 0)	3·5 (2 to 5·6)	28·5 (16·9 to 45·5)	54·7 (31·4 to 88·1)	102 (58·7 to 163)	180 (106 to 273)	247 (138 to 396)	241 (135 to 392)	193 (107 to 313)	139 (79·6 to 229)	106 (61·5 to 178)	84·6 (47·7 to 138)	58·9 (34·3 to 95)	34·5 (21 to 52·2)	18·7 (11·5 to 28·2)	8·9 (5·5 to 13·3)	6·5 (4·2 to 9·6)	5·1 (3·3 to 7·6)	1·1 (0·6 to 1·7)	0·1 (0 to 0·1)	0 (0 to 0)	1,510
Physical violence by other means	48·6 (23·5 to 89·2)	9·8 (4·4 to 19)	64·9 (31·2 to 121)	118 (47·5 to 264)	249 (155 to 389)	351 (214 to 535)	1,130 (605 to 2,030)	2,240 (1,280 to 3,660)	2,540 (1,550 to 4,170)	2,270 (1,450 to 3,500)	1,690 (1,080 to 2,640)	1,200 (791 to 1,820)	1,040 (707 to 1,600)	929 (636 to 1,390)	813 (554 to 1,190)	532 (379 to 778)	277 (192 to 393)	119 (84·9 to 170)	87·5 (58·8 to 130)	41·8 (29·3 to 61)	13·9 (9·4 to 21·9)	1·7 (1·2 to 2·8)	0·2 (0·1 to 0·5)	15,800
Conflict and terrorism	0 (0 to 0)	0 (0 to 0)	0 (0 to 0)	4·6 (2·6 to 8·4)	20·5 (11·2 to 38·9)	18·9 (10·8 to 34·9)	24·4 (14·4 to 42·4)	42·9 (26·3 to 71·8)	454 (256 to 790)	504 (271 to 890)	433 (239 to 731)	426 (237 to 737)	509 (298 to 877)	456 (271 to 752)	340 (205 to 549)	167 (103 to 270)	64·1 (38·7 to 104)	23·8 (14·4 to 38·6)	15·2 (9·3 to 24·6)	10·6 (6·3 to 16·3)	2·8 (1·6 to 4·3)	0·4 (0·2 to 0·6)	0 (0 to 0·1)	3,520

SR Table 2c: Tobacco DALYS by cause and sex group for both sexes with 95% uncertainty intervals, 2019

Cause	Both Remainder	Late Neonatal	Post Neonatal	1 to 4	5 to 9	10 to 14	15 to 19	20 to 24	25 to 29	30 to 34	35 to 39	40 to 44	45 to 49	50 to 54	55 to 59	60 to 64	65 to 69	70 to 74	75 to 79	80 to 84	85 to 89	90 to 94	95 plus	Total
All causes	16,900 (14,698 to 20,000)	15,000 (9,700 to 18,900)	26,000 (17,000 to 32,300)	11,900 (9,100 to 14,900)	13,400 (10,600 to 16,600)	17,700 (14,300 to 21,500)	27,900 (21,700 to 33,200)	37,300 (29,300 to 47,500)	41,600 (32,200 to 52,900)	42,900 (33,800 to 54,600)	42,900 (34,300 to 53,100)	45,400 (36,700 to 55,200)	47,800 (38,400 to 58,400)	49,900 (40,100 to 60,800)	50,400 (40,600 to 60,900)	49,100 (39,400 to 60,000)	49,400 (39,500 to 59,200)	53,900 (43,200 to 65,300)	27,200 (19,600 to 33,900)	27,700 (19,700 to 35,900)	13,400 (12,100 to 15,300)	9,670 (8,360 to 9,400)	677,000 (1,780 to 2,060)
Communicable, maternal, neonatal, and nutritional diseases	14,700 (12,600 to 16,600)	9,790 (7,160 to 12,400)	11,400 (2,970 to 4,980)	3,660 (2,700 to 4,700)	3,750 (2,700 to 5,000)	2,760 (2,100 to 3,700)	2,450 (1,970 to 2,900)	3,970 (3,000 to 5,200)	4,860 (4,200 to 5,600)	5,050 (4,410 to 5,700)	4,360 (3,790 to 5,000)	3,830 (3,330 to 4,480)	3,290 (2,790 to 3,810)	2,830 (2,290 to 3,330)	2,160 (1,810 to 2,600)	1,870 (1,570 to 2,260)	1,470 (1,230 to 1,770)	1,220 (974 to 1,530)	1,050 (724 to 1,120)	918 (629 to 786)	668 (474 to 831)	394 (121 to 781)	156 (32 to 557)	88,100
HIV/AIDS and sexually transmitted infections	1-6 (0-9 to 2-2)	1-6 (0-9 to 2-1)	121 (100 to 156)	80.1 (71.7 to 90.3)	70.9 (65.5 to 83.2)	132 (117 to 151)	276 (237 to 335)	1,160 (998 to 1,390)	2,340 (2,020 to 2,740)	2,220 (1,760 to 2,800)	1,870 (1,700 to 2,260)	1,490 (1,290 to 1,760)	1,110 (962 to 1,290)	629 (545 to 729)	385 (335 to 442)	269 (235 to 308)	163 (142 to 189)	94.9 (78.9 to 93.2)	17.2 (14.7 to 21.4)	9.5 (7.2 to 7.6)	2.6 (2 to 3.6)	0.7 (0.9 to 1.1)	0.2 (0.2 to 0.3)	12,800
HIV/AIDS	0 (0 to 0)	0 (0 to 0)	118 (100 to 156)	82 (71.6 to 90.3)	70.6 (65.4 to 83.2)	126 (112 to 146)	260 (224 to 316)	1,120 (964 to 1,340)	2,260 (1,960 to 2,650)	2,060 (1,660 to 2,600)	1,860 (1,690 to 2,250)	1,430 (1,230 to 1,690)	1,060 (909 to 1,230)	592 (509 to 686)	362 (314 to 416)	254 (222 to 291)	152 (132 to 176)	217 (131 to 201)	12.5 (10.3 to 14.6)	2.6 (2.2 to 3.1)	1.1 (0.9 to 1.3)	0.2 (0.2 to 0.3)	12,000
HIV/AIDS - Drug-susceptible Tuberculosis	0 (0 to 0)	0 (0 to 0)	0.1 (0 to 17.2)	0.1 (0 to 16.6)	0.1 (0 to 16.4)	0.1 (0 to 19.3)	0.1 (0 to 19.7)	0.1 (0 to 21.1)	0.1 (0 to 21.9)	0.1 (0 to 22.3)	0.1 (0 to 22.5)	0.1 (0 to 22.7)	0.1 (0 to 22.8)	0.1 (0 to 22.9)	0.1 (0 to 22.9)	0.1 (0 to 22.9)	0.1 (0 to 22.9)	0.1 (0 to 22.9)	0.1 (0 to 22.9)	0.1 (0 to 22.9)	0.1 (0 to 22.9)	0.1 (0 to 22.9)	940
HIV/AIDS - Multidrug-resistant Tuberculosis without extensive	0 (0 to 0)	0 (0 to 0)	0 (0 to 2.6)	0 (0.1 to 3.7)	0 (0 to 1.9)	0 (0 to 3.4)	0 (0.1 to 6.4)	0 (0.4 to 27.6)	0 (0.6 to 56.9)	0 (0.6 to 81)	0 (0.7 to 89.2)	0 (0.6 to 34.6)	0 (0.4 to 26.7)	0 (0.2 to 14.3)	0 (0.1 to 8.6)	0 (0.1 to 5.6)	0 (0.1 to 3.9)	0 (0.1 to 3.6)	0 (0.1 to 3.9)	0 (0.1 to 4.1)	0 (0.1 to 4.5)	0 (0.1 to 5)	0 (0.1 to 5)	878
HIV/AIDS - Extensively drug-resistant Tuberculosis	0 (0 to 0)	0 (0 to 0)	0 (0 to 0.4)	0 (0 to 0.6)	0 (0 to 0.3)	0 (0 to 0.7)	0 (0 to 1.1)	0 (0 to 1.2)	0 (0 to 1.2)	0 (0 to 1.2)	0 (0 to 1.2)	0 (0 to 1.2)	0 (0 to 1.2)	0 (0 to 1.2)	0 (0 to 1.2)	0 (0 to 1.2)	0 (0 to 1.2)	0 (0 to 1.2)	0 (0 to 1.2)	0 (0 to 1.2)	0 (0 to 1.2)	0 (0 to 1.2)	0 (0 to 1.2)	11
HIV/AIDS resulting in other diseases	0 (0 to 0)	0 (0 to 0)	111 (94.1 to 139)	74.4 (66.1 to 82.3)	68.9 (63.4 to 77.4)	119 (107 to 136)	247 (202 to 299)	1,050 (894 to 1,220)	2,080 (1,760 to 2,460)	1,900 (1,460 to 2,400)	1,710 (1,560 to 2,060)	1,320 (1,090 to 1,550)	980 (819 to 1,140)	547 (467 to 640)	334 (289 to 387)	234 (196 to 270)	140 (120 to 163)	200 (121 to 182)	11.6 (9.5 to 13.5)	2.4 (2 to 2.9)	1 (0.8 to 1.2)	0.2 (0.2 to 0.3)	11,300
Sexually transmitted infections excluding HIV	1-6 (0-9 to 2-2)	1-6 (0-9 to 2-1)	3.7 (2.7 to 6.2)	6.1 (5 to 8.2)	2.1 (2 to 2.4)	6.6 (5.4 to 8.4)	14.1 (11.9 to 21.6)	40.1 (34.1 to 49.5)	81.2 (71.2 to 93.3)	150 (134 to 169)	150 (131 to 172)	109 (97.1 to 124)	110 (97.6 to 127)	81.8 (72.1 to 91.2)	50.8 (44.8 to 57.2)	34.9 (30.7 to 39.5)	23.3 (20.4 to 26.1)	17.4 (15.1 to 19.7)	5.6 (4.8 to 6.4)	2.2 (1.9 to 2.5)	0.6 (0.5 to 0.7)	0.1 (0.1 to 0.1)	690
Syphilis	0 (0 to 0)	0 (0 to 0)	0 (0 to 0)	0 (0 to 0)	0 (0 to 0)	0 (0 to 0)	0 (0 to 0)	0 (0 to 0)	0 (0 to 0)	0 (0 to 0)	0 (0 to 0)	0 (0 to 0)	0 (0 to 0)	0 (0 to 0)	0 (0 to 0)	0 (0 to 0)	0 (0 to 0)	0 (0 to 0)	0 (0 to 0)	0 (0 to 0)	0 (0 to 0)	0 (0 to 0)	0 (0 to 0)	24
Chlamydial infection	0 (0 to 0)	0 (0 to 0)	0 (0 to 0)	0 (0 to 0)	0.3 (0 to 0.4)	1.6 (1.3 to 2.1)	4.1 (3.4 to 7.4)	9.9 (8.4 to 17.3)	19.4 (16.4 to 34.3)	34.8 (29.5 to 61.5)	34.8 (29.5 to 61.5)	25.3 (21.4 to 44.7)	25.5 (21.6 to 45.1)	18.9 (16 to 33.4)	11.8 (9.9 to 20.8)	8.1 (6.9 to 14.3)	5.4 (4.6 to 9.5)	4.1 (3.5 to 7.2)	1.3 (1.1 to 2.3)	0.5 (0.4 to 0.9)	0.1 (0.1 to 0.2)	0.1 (0 to 0.1)	49.7
Gonococcal infection	0 (0 to 0)	0 (0 to 0)	0 (0 to 0)	0 (0 to 0)	0.6 (0.5 to 0.7)	2.6 (2.1 to 3.4)	5.1 (4.2 to 9.2)	12.2 (10.4 to 21.4)	23.9 (20.3 to 42.3)	42.9 (36.4 to 75.8)	42.9 (36.4 to 75.8)	31.2 (26.4 to 55.1)	31.4 (26.6 to 55.6)	23.3 (19.8 to 41.2)	14.5 (12.3 to 25.6)	10 (8.5 to 17.6)	6.7 (5.7 to 11.8)	5.1 (4.3 to 8.9)	1.6 (1.4 to 2.8)	0.6 (0.5 to 1.1)	0.2 (0.1 to 0.3)	0 (0 to 0)	39.9
Trichomoniasis	0 (0 to 0)	0 (0 to 0)	0 (0 to 0)	0 (0 to 0)	0.1 (0 to 0.1)	0.4 (0.3 to 0.5)	1.1 (0.9 to 1.5)	2.7 (2.3 to 4.7)	5.3 (4.5 to 9.4)	9.4 (8 to 16.8)	9.4 (8 to 16.8)	6.9 (5.9 to 12.3)	6.9 (5.9 to 12.3)	5.1 (4.4 to 9.1)	3.2 (2.7 to 5.7)	2.2 (1.9 to 3.9)	1.5 (1.3 to 2.6)	1.1 (0.9 to 2)	0.4 (0.3 to 0.7)	0.1 (0.1 to 0.3)	0 (0 to 0.1)	0 (0 to 0)	198
Genital herpes	0 (0 to 0)	0 (0 to 0)	0 (0 to 0)	0 (0 to 0)	0 (0 to 0.1)	0 (0 to 0.1)	0 (0 to 0.1)	0 (0 to 0.2)	0 (0 to 0.3)	0 (0 to 0.3)	0 (0 to 0.3)	0 (0 to 0.3)	0 (0 to 0.3)	0 (0 to 0.3)	0 (0 to 0.3)	0 (0 to 0.3)	0 (0 to 0.3)	0 (0 to 0.3)	0 (0 to 0.3)	0 (0 to 0.3)	0 (0 to 0.3)	0 (0 to 0.3)	0 (0 to 0.3)	105
Other sexually transmitted infections	0 (0 to 0)	0 (0 to 0)	0 (0 to 0)	0 (0 to 0)	0 (0 to 0)	0.7 (0.7 to 2.1)	1.7 (2.6 to 6.1)	5.1 (6.9 to 19)	10 (13.9 to 36)	17 (23.1 to 61.1)	17 (23.1 to 61.1)	12 (16.3 to 43.2)	12 (16.3 to 43.2)	9.2 (12.5 to 33.1)	5.8 (7.9 to 21)	4 (5.4 to 14.2)	2.7 (3.7 to 9.8)	2 (2.7 to 7.1)	0.6 (0.8 to 2.1)	0.3 (0.4 to 0.8)	0.1 (0.1 to 0.3)	0 (0 to 0)	86
Respiratory infections and tuberculosis	228 (206 to 249)	699 (586 to 841)	3,660 (2,320 to 5,290)	918 (827 to 1,290)	660 (617 to 837)	527 (363 to 729)	329 (267 to 734)	734 (476 to 938)	1,170 (1,040 to 1,340)	1,720 (1,560 to 1,890)	1,720 (1,560 to 1,890)	1,790 (1,640 to 1,930)	1,990 (1,840 to 2,150)	2,160 (1,990 to 2,310)	2,190 (1,990 to 2,360)	2,130 (1,920 to 2,300)	2,150 (1,920 to 2,300)	2,350 (2,120 to 2,540)	1,190 (1,060 to 1,290)	1,210 (1,060 to 1,320)	584 (500 to 636)	413 (272 to 479)	16,800 (220 to 342)
Tuberculosis	0 (0 to 0)	0 (0 to 0)	0.6 (0.6 to 39.9)	1.2 (1.2 to 27.5)	0.6 (0.6 to 33.3)	0.7 (0.7 to 23.4)	0.8 (0.8 to 69.6)	1.6 (1.6 to 111)	2.5 (2.5 to 216)	3.6 (3.6 to 332)	3.6 (3.6 to 332)	3.6 (3.6 to 332)	3.6 (3.6 to 332)	3.6 (3.6 to 332)	3.6 (3.6 to 332)	3.6 (3.6 to 332)	3.6 (3.6 to 332)	3.6 (3.6 to 332)	3.6 (3.6 to 332)	3.6 (3.6 to 332)	3.6 (3.6 to 332)	3.6 (3.6 to 332)	2,060
Latent tuberculosis infection	0 (0 to 0)	0 (0 to 0)	0 (0 to 0)	0 (0 to 0)	0 (0 to 0)	0 (0 to 0)	0 (0 to 0)	0 (0 to 0)	0 (0 to 0)	0 (0 to 0)	0 (0 to 0)	0 (0 to 0)	0 (0 to 0)	0 (0 to 0)	0 (0 to 0)	0 (0 to 0)	0 (0 to 0)	0 (0 to 0)	0 (0 to 0)	0 (0 to 0)	0 (0 to 0)	0 (0 to 0)	0 (0 to 0)	0
Drug-susceptible Tuberculosis	0 (0 to 0)	0 (0 to 0)	39.7 (27.2 to 89.6)	19 (11.1 to 25.6)	21.6 (11.1 to 27.5)	28.3 (14.1 to 34.5)	60.3 (30.1 to 82.2)	147 (74.2 to 213)	197 (104 to 277)	266 (134 to 381)	266 (134 to 381)	283 (144 to 402)	283 (144 to 402)	219 (111 to 311)	162 (82.1 to 230)	111 (56.1 to 159)	99.8 (50.5 to 142)	67 (33.9 to 96.1)	49.2 (24.9 to 70.6)	20.6 (10.4 to 29.5)	6.4 (3.2 to 9.2)	1.4 (0.7 to 2)	2,260
Multidrug-resistant tuberculosis without extensive drug-resistat	0 (0 to 0)	0 (0 to 0)	1.2 (0.1 to 18.6)	1.2 (0.1 to 4.6)	1.2 (0.1 to 5.1)	1.2 (0.1 to 6.2)	2.6 (0.2 to 17.3)	6.2 (0.5 to 39.5)	11.6 (1.1 to 82.6)	12.1 (1.2 to 82.3)	12.1 (1.2 to 82.3)	13.4 (1.3 to 91.8)	13.6 (1.3 to 91.8)	11.3 (1.1 to 77.1)	10.7 (1 to 72.8)	7.9 (0.8 to 53.6)	6.7 (0.6 to 45.6)	6.2 (0.6 to 42.1)	2.6 (0.3 to 17.8)	1.3 (0.1 to 8.8)	0.4 (0 to 2.7)	0.1 (0 to 0.7)	137
Extensively drug-resistant tuberculosis	0 (0 to 1.6)	0 (0 to 0.4)	0.2 (0 to 4.6)	0.2 (0 to 1.2)	0.2 (0 to 1.3)	0.2 (0 to 1.7)	0.5 (0 to 4.3)	1.2 (0.1 to 10.2)	2.2 (0.2 to 18.4)	2.4 (0.2 to 20.1)	2.4 (0.2 to 20.1)	2.6 (0.3 to 21.9)	2.7 (0.3 to 22.1)	2.2 (0.2 to 18.6)	2.1 (0.2 to 17.5)	1.5 (0.2 to 12.7)	1.3 (0.1 to 10.7)	1.2 (0.1 to 10.1)	0.5 (0.1 to 4.2)	0.2 (0 to 1.7)	0.1 (0 to 0.5)	0 (0 to 0)	22
Lower respiratory infections	218 (200 to 236)	679 (570 to 820)	3,600 (2,280 to 5,190)	894 (806 to 1,260)	637 (596 to 810)	492 (339 to 692)	252 (204 to 660)	524 (337 to 732)	899 (797 to 1,060)	1,420 (1,290 to 1,590)	1,420 (1,290 to 1,590)	1,470 (1,350 to 1,610)	1,670 (1,530 to 1,810)	1,770 (1,640 to 1,910)	1,770 (1,610 to 1,920)	1,690 (1,530 to 1,850)	1,660 (1,490 to 1,810)	1,770 (1,590 to 1,940)	1,000 (894 to 1,090)	1,020 (894 to 1,110)	494 (414 to 536)	347 (229 to 403)	13,400
Upper respiratory infections	0 (0 to 0)	0 (0 to 0)	0 (0 to 0)	0 (0 to 0)	0 (0 to 0)	0 (0 to 0)	0 (0 to 0)	0 (0 to 0)	0 (0 to 0)	0 (0 to 0)	0 (0 to 0)	0 (0 to 0)	0 (0 to 0)	0 (0 to 0)	0 (0 to 0)	0 (0 to 0)	0 (0 to 0)	0 (0 to 0)	0 (0 to 0)	0 (0 to 0)	0 (0 to 0)	0 (0 to 0)	0 (0 to 0)	0
Otitis media	0 (0 to 0)	0 (0 to 0)	0.2 (0.1 to 26.4)	0.2 (0.1 to 16.1)	0.2 (0.1 to 18.2)	0.2 (0.1 to 22)	0.2 (0.1 to 28.5)	0.2 (0.1 to 37.1)	0.2 (0.1 to 47.2)	0.2 (0.1 to 59.6)	0.2 (0.1 to 59.6)	0.2 (0.1 to 66.9)	0.2 (0.1 to 73.4)	0.2 (0.1 to 73.4)	0.2 (0.1 to 73.4)	0.2 (0.1 to 73.4)	0.2 (0.1 to 73.4)	0.2 (0.1 to 73.4)	0.2 (0.1 to 73.4)	0.2 (0.1 to 73.4)	0.2 (0.1 to 73.4)	0.2 (0.1 to 73.4)	794
Enteric infections	29.4 (17.7 to 49.6)	119 (99.7 to 177)	1,660 (960 to 3,060)	538 (505 to 1,030)	327 (303 to 501)	229 (225 to 478)	171 (122 to 239)	122 (86.1 to 166)	109 (79.3 to 148)	100 (72.1 to 139)	100 (72.1 to 139)	104 (74.7 to 144)	109 (78.2 to 150)	113 (81.1 to 156)	113 (81.1 to 156)	109 (78.2 to 150)	109 (78.2 to 150)	113 (81.1 to 156)	62.8 (45.1 to 86.8)	64.2 (46.1 to 88.6)	30.6 (21.9 to 42.3)	21.4 (15.3 to 29.6)	6,790
Diarrheal diseases	172 (157 to 49.6)	1,660 (99.7 to 177)	1,660 (954 to 3,060)	539 (923 to 1,010)	320 (347 to 796)	229 (218 to 466)	167 (118 to 233)	118 (83.3 to 160)	106 (84.9 to 144)	96.8 (69.8 to 134)	96.8 (69.8 to 134)	100 (72.3 to 139)	106 (76.1 to 146)	109 (78.2 to 150)	109 (78.2 to 150)	106 (76.1 to 146)	106 (76.1 to 146)	109 (78.2 to 150)	60.8 (43.7 to 83.9)	62.2 (44.7 to 85.8)	29.6 (21.2 to 40.9)	20.8 (14.8 to 28.7)	6,700
Typhoid and paratyphoid	0 (0 to 0)	0 (0 to 0)	0.6 (0.4 to 9.6)	0.6 (0.4 to 5.6)	0.6 (0.4 to 6.2)	0.6 (0.4 to 7.6)	0.6 (0.4 to 11.4)	0.6 (0.4 to 16.9)	0.6 (0.4 to 23.1)	0.6 (0.4 to 30.6)	0.6 (0.4 to 30.6)	0.6 (0.4 to 34.1)	0.6 (0.4 to 37.7)	0.6 (0.4 to 37.7)	0.6 (0.4 to 37.7)	0.6 (0.4 to 37.7)	0.6 (0.4 to 37.7)	0.6 (0.4 to 37.7)	0.6 (0.4 to 37.7)	0.6 (0.4 to 37.7)	0.6 (0.4 to 37.7)	0.6 (0.4 to 37.7)	917
Typhoid fever	0 (0 to 0)	0 (0 to 0)	0.6 (0.4 to 9.6)	0.6 (0.4 to 5.6)	0.6 (0.4 to 6.2)	0.6 (0.4 to 7.6)	0.6 (0.4 to 11.4)	0.6 (0.4 to 16.9)	0.6 (0.4 to 23.1)	0.6 (0.4 to 30.6)	0.6 (0.4 to 30.6)	0.6 (0.4 to 34.1)	0.6 (0.4 to 37.7)	0.6 (0.4 to 37.7)	0.6 (0.4 to 37.7)	0.6 (0.4 to 37.7)	0.6 (0.4 to 37.7)	0.6 (0.4 to 37.7)	0.6 (0.4 to 37.7)	0.6 (0.4 to 37.7)	0.6 (0.4 to 37.7)	0.6 (0.4 to 37.7)	574
Paratyphoid fever	0 (0 to 0)	0 (0 to 0)	0 (0 to 0.1)	0 (0 to 0.1)	0 (0 to 0.1





SR Table 2c. Tamsulosin DALYS by cause and age group for both sexes with 95% uncertainty intervals, 2019

Cause	Early Neonatal	Late Neonatal	Post Neonatal	1 to 4	5 to 9	10 to 14	15 to 19	20 to 24	25 to 29	30 to 34	35 to 39	40 to 44	45 to 49	50 to 54	55 to 59	60 to 64	65 to 69	70 to 74	75 to 79	80 to 84	85 to 89	90 to 94	95 plus	Total
All causes	23,100 (19,700 to 26,200)	8,080 (6,200 to 11,200)	23,100 (15,200 to 33,700)	17,900 (13,600 to 21,700)	14,600 (11,600 to 18,100)	19,100 (15,300 to 24,000)	26,600 (20,700 to 33,700)	49,600 (37,900 to 67,600)	61,100 (44,300 to 84,500)	53,900 (38,700 to 83,200)	57,900 (39,300 to 84,300)	63,900 (44,200 to 91,200)	71,700 (51,300 to 99,400)	79,600 (57,900 to 104,200)	79,700 (58,100 to 103,000)	79,700 (58,300 to 105,000)	68,000 (50,000 to 89,000)	67,000 (51,000 to 83,900)	53,600 (39,700 to 67,300)	33,600 (24,600 to 43,600)	22,600 (16,600 to 29,900)	10,700 (8,619 to 13,900)	1,029 (6,556 to 9,753)	963,000
Communicable, maternal, neonatal, and nutritional diseases	15,100 (10,600 to 20,200)	5,690 (3,320 to 7,810)	9,040 (5,920 to 13,600)	4,950 (3,690 to 6,230)	3,710 (2,730 to 5,070)	2,850 (1,990 to 3,900)	2,870 (2,110 to 3,760)	3,370 (2,620 to 4,350)	4,250 (3,020 to 5,810)	4,420 (2,900 to 6,300)	4,390 (2,900 to 6,160)	4,330 (2,990 to 6,150)	4,690 (3,190 to 6,760)	3,540 (2,390 to 5,300)	2,930 (1,990 to 4,310)	2,690 (1,830 to 3,770)	2,690 (1,890 to 3,870)	1,950 (1,370 to 2,850)	1,770 (1,230 to 2,570)	1,290 (1,060 to 1,670)	1,040 (819 to 1,290)	566 (451 to 728)	348 (268 to 439)	87,300
HIV/AIDS and sexually transmitted infections	2.1 (1.5 to 2.5)	1.4 (0.7 to 2.4)	78.9 (66.3 to 91.4)	97.2 (86.7 to 99.6)	44.2 (37.4 to 51.6)	99.4 (85.2 to 99.7)	140 (122 to 157)	686 (609 to 766)	1,260 (1,160 to 1,360)	1,680 (1,370 to 1,950)	1,460 (1,270 to 1,660)	1,290 (1,170 to 1,460)	1,130 (962 to 1,310)	673 (567 to 777)	403 (326 to 482)	271 (236 to 312)	160 (140 to 184)	63.5 (55.5 to 69.6)	22.9 (19.3 to 26.9)	8.5 (6.9 to 10.1)	4.7 (3.4 to 6.6)	1.4 (1 to 2.1)	0.7 (0.5 to 0.9)	9,430
HIV/AIDS	0 (0 to 0)	0 (0 to 0)	76.4 (66 to 89.6)	97 (86.6 to 99.4)	44.1 (37.3 to 51.4)	91.6 (84.5 to 99)	135 (120 to 149)	656 (589 to 731)	1,260 (1,160 to 1,360)	1,670 (1,370 to 1,950)	1,340 (1,170 to 1,540)	1,240 (1,080 to 1,420)	1,030 (884 to 1,190)	615 (520 to 707)	366 (279 to 434)	245 (216 to 278)	141 (122 to 161)	56.2 (49 to 64.4)	19.4 (17.1 to 22.1)	2.6 (2.3 to 3)	1.2 (0.9 to 1.6)	0.3 (0.2 to 0.5)	0.2 (0.1 to 0.3)	8,640
HIV/AIDS - Drug-susceptible Tuberculosis	0 (0 to 0)	0 (0 to 0)	0.2 (0.1 to 0.3)	0.1 (0.1 to 0.2)	0.1 (0 to 0.1)	0.2 (0.1 to 0.3)	0.4 (0.2 to 0.7)	1.8 (0.9 to 3.2)	3.5 (1.7 to 6.1)	4.6 (2.1 to 8.1)	3.8 (1.7 to 6.7)	3.5 (1.6 to 6.1)	2.9 (1.3 to 5.1)	1.8 (0.8 to 3.2)	1.1 (0.5 to 2.2)	0.7 (0.3 to 1.6)	0.4 (0.2 to 0.9)	0.2 (0.1 to 0.5)	0.1 (0 to 0.3)	0 (0 to 0.1)	0 (0 to 0)	0 (0 to 0)	0 (0 to 0)	41
HIV/AIDS - Multidrug-resistant Tuberculosis without extensive drug resistance	0 (0 to 0)	0 (0 to 0)	0 (0 to 0.2)	0 (0 to 0.1)	0 (0 to 0.1)	0 (0 to 0.1)	0.1 (0 to 0.1)	0.4 (0.2 to 0.8)	0.8 (0.3 to 1.5)	1.1 (0.4 to 2.1)	0.9 (0.3 to 1.7)	0.8 (0.3 to 1.5)	0.7 (0.2 to 1.4)	0.4 (0.1 to 0.9)	0.3 (0.1 to 0.7)	0.2 (0 to 0.5)	0.1 (0 to 0.3)	0.1 (0 to 0.2)	0 (0 to 0.1)	0 (0 to 0)	0 (0 to 0)	0 (0 to 0)	0 (0 to 0)	3
HIV/AIDS - Extensively drug-resistant Tuberculosis	0 (0 to 0)	0 (0 to 0)	0 (0 to 0)	0 (0 to 0)



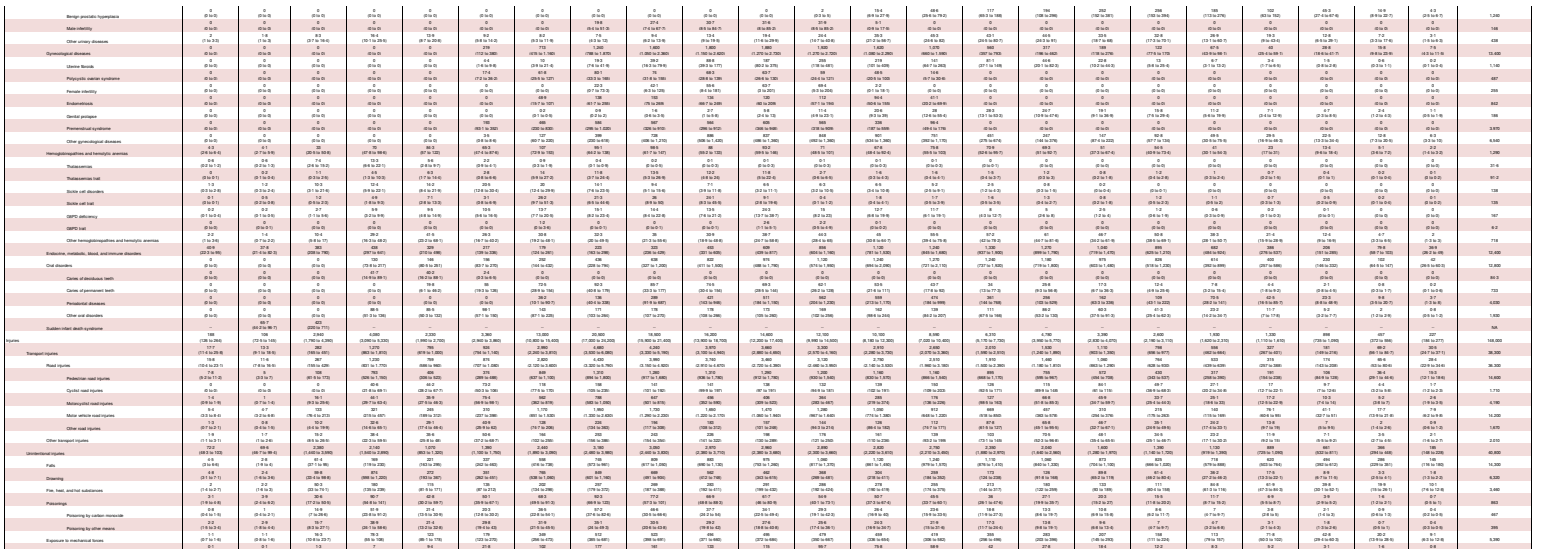

SR Table 2c. Tbacaids DALYS by cause and sex group for both sexes with 95% uncertainty intervals, 2019

Cause	Both Neonatal	Late Neonatal	Post Neonatal	1 to 4	5 to 9	10 to 14	15 to 19	20 to 24	25 to 29	30 to 34	35 to 39	40 to 44	45 to 49	50 to 54	55 to 59	60 to 64	65 to 69	70 to 74	75 to 79	80 to 84	85 to 89	90 to 94	95 plus	Total
All causes	6,770 (6,600 to 11,100)	4,690 (2,790 to 6,140)	13,000 (9,980 to 18,000)	9,920 (8,060 to 12,300)	6,190 (4,780 to 7,580)	6,460 (5,300 to 8,060)	10,700 (7,980 to 14,700)	16,200 (12,600 to 21,800)	19,600 (15,600 to 25,100)	19,600 (15,700 to 25,100)	19,600 (15,600 to 25,100)	20,100 (16,700 to 26,000)	20,400 (16,900 to 27,700)	20,600 (17,000 to 28,000)	20,600 (17,000 to 28,000)	20,600 (17,000 to 28,000)	20,600 (16,700 to 27,900)	17,600 (14,300 to 24,200)	14,600 (12,600 to 19,700)	11,700 (10,000 to 15,100)	8,700 (7,500 to 11,000)	4,300 (3,700 to 5,400)	1,300 (1,100 to 1,600)	323,000
Communicable, maternal, neonatal, and nutritional diseases	6,630 (6,470 to 6,460)	3,410 (2,060 to 4,370)	5,810 (3,660 to 8,150)	1,990 (1,580 to 2,420)	1,490 (1,130 to 1,860)	1,130 (864 to 1,430)	1,190 (901 to 1,490)	1,490 (1,240 to 1,890)	1,690 (1,340 to 2,180)	1,630 (1,290 to 2,120)	1,690 (1,270 to 2,190)	1,690 (1,290 to 2,190)	1,370 (1,040 to 1,800)	1,200 (914 to 1,590)	1,010 (816 to 1,330)	878 (714 to 1,090)	752 (599 to 922)	650 (523 to 822)	561 (474 to 717)	501 (424 to 640)	453 (389 to 573)	378 (342 to 398)	168 (159 to 186)	37,000
HIV/AIDS and sexually transmitted infections	0.9 (0.4 to 1.7)	0.7 (0.3 to 1.6)	40.1 (24.5 to 64.1)	22.6 (20.5 to 24.9)	21.1 (19.4 to 24)	29.6 (27.1 to 32.2)	93.6 (86.2 to 98.5)	207 (179 to 244)	339 (299 to 396)	334 (296 to 387)	299 (256 to 353)	260 (221 to 306)	206 (179 to 246)	147 (127 to 172)	92.2 (79.9 to 109)	68.5 (59.7 to 82.1)	42.9 (36.4 to 50.4)	12.6 (9.7 to 16.1)	4.6 (3.1 to 6.6)	2.7 (1.9 to 4)	1.4 (1.1 to 2.3)	0.5 (0.4 to 0.8)	0.2 (0.2 to 0.3)	2,180
HIV/AIDS	0 (0 to 0)	0 (0 to 0)	39.1 (23.7 to 62.1)	22.6 (20.5 to 24.9)	21 (19.3 to 23)	29.6 (27.1 to 32.2)	93.6 (86.2 to 98.5)	198 (167 to 236)	322 (283 to 380)	294 (256 to 345)	257 (217 to 309)	222 (183 to 267)	173 (142 to 207)	127 (103 to 157)	79.4 (64.1 to 99.4)	58.9 (47.5 to 73.6)	36.7 (29.3 to 45.3)	9 (6.5 to 11.9)	3.6 (2.5 to 5.1)	0.6 (0.4 to 0.9)	0.3 (0.2 to 0.4)	0.1 (0.1 to 0.1)	0.1 (0.1 to 0.1)	1,900
HIV/AIDS - Drug-susceptible Tuberculosis	0 (0 to 0)	0 (0 to 0)	1.2 (1 to 3.1)	0.1 (0.04 to 0.7)	0.1 (0.04 to 0.8)	0.2 (0.1 to 0.5)	0.2 (0.1 to 0.6)	0.4 (0.2 to 0.9)	0.6 (0.3 to 1.6)	0.6 (0.3 to 1.5)	0.6 (0.3 to 1.6)	0.6 (0.3 to 1.6)	0.6 (0.3 to 1.5)	0.6 (0.3 to 1.5)	0.6 (0.3 to 1.5)	0.6 (0.3 to 1.5)	0.6 (0.3 to 1.5)	0.6 (0.3 to 1.5)	0.6 (0.3 to 1.5)	0.6 (0.3 to 1.5)	0.6 (0.3 to 1.5)	0.6 (0.3 to 1.5)	0.6 (0.3 to 1.5)	110
HIV/AIDS - Multidrug-resistant Tuberculosis without extensive	0 (0 to 0)	0 (0 to 0)	0.3 (0 to 0.7)	0.1 (0 to 0.4)	0.1 (0 to 0.4)	0.1 (0 to 0.4)	0.2 (0 to 0.5)	0.4 (0 to 0.9)	0.6 (0 to 1.6)	0.6 (0 to 1.5)	0.6 (0 to 1.5)	0.6 (0 to 1.5)	0.6 (0 to 1.5)	0.6 (0 to 1.5)	0.6 (0 to 1.5)	0.6 (0 to 1.5)	0.6 (0 to 1.5)	0.6 (0 to 1.5)	0.6 (0 to 1.5)	0.6 (0 to 1.5)	0.6 (0 to 1.5)	0.6 (0 to 1.5)	0.6 (0 to 1.5)	9.1
HIV/AIDS - Extensively drug-resistant Tuberculosis	0 (0 to 0)	0 (0 to 0)	0 (0 to 0)	0 (0 to 0.1)	0 (0 to 0.1)	0 (0 to 0.1)	0 (0 to 0.1)	0 (0 to 0.4)	0 (0 to 0.6)	0 (0 to 0.6)	0 (0 to 0.6)	0 (0 to 0.6)	0 (0 to 0.6)	0 (0 to 0.6)	0 (0 to 0.6)	0 (0 to 0.6)	0 (0 to 0.6)	0 (0 to 0.6)	0 (0 to 0.6)	0 (0 to 0.6)	0 (0 to 0.6)	0 (0 to 0.6)	0 (0 to 0.6)	0 (0 to 0.6)	1.3
HIV/AIDS resulting in other diseases	0 (0 to 0)	0 (0 to 0)	36.9 (22.6 to 59.1)	22.1 (19.9 to 24.7)	20.7 (19.1 to 22.7)	29.1 (26.6 to 32.1)	92.1 (84.7 to 96.9)	197 (166 to 236)	319 (281 to 376)	291 (253 to 342)	254 (214 to 306)	219 (180 to 264)	170 (139 to 204)	125 (102 to 154)	77.6 (63.1 to 97.2)	57.3 (46.1 to 71.9)	35.8 (28.5 to 44.3)	8.4 (6.1 to 11.2)	3.1 (2.1 to 4.6)	0.5 (0.3 to 0.8)	0.2 (0.2 to 0.3)	0.1 (0.1 to 0.1)	0.1 (0.1 to 0.1)	1,790
Sexually transmitted infections excluding HIV	0.9 (0.4 to 1.7)	0.7 (0.3 to 1.6)	0.9 (0.4 to 2.1)	0.5 (0.3 to 0.7)	0.5 (0.3 to 0.7)	0.5 (0.3 to 0.8)	0.6 (0.4 to 1.2)	0.9 (0.6 to 1.6)	1.1 (0.7 to 1.8)	1.2 (0.7 to 1.8)	1.1 (0.7 to 1.8)	0.9 (0.6 to 1.6)	0.8 (0.6 to 1.5)	0.8 (0.6 to 1.5)	0.8 (0.6 to 1.5)	0.8 (0.6 to 1.5)	0.8 (0.6 to 1.5)	0.8 (0.6 to 1.5)	0.8 (0.6 to 1.5)	0.8 (0.6 to 1.5)	0.8 (0.6 to 1.5)	0.8 (0.6 to 1.5)	0.8 (0.6 to 1.5)	16
Syphilis	0 (0 to 0)	0 (0 to 0)	0 (0 to 0)





Sri Table 2c: Versorgt de Verlock de Libre Dit. Q to cause and exercise for both acres with 95 vaccination intervals, 2029

Cause	Early Neonatal	Late Neonatal	Post Neonatal	1 to 4	5 to 9	10 to 14	15 to 19	20 to 24	25 to 29	30 to 34	35 to 39	40 to 44	45 to 49	50 to 54	55 to 59	60 to 64	65 to 69	70 to 74	75 to 79	80 to 84	85 to 89	90 to 94	95 plus	Total
All causes	54,600	22,200	46,400	49,800	33,800	47,700	61,100	71,600	127,000	131,000	136,000	152,000	167,000	185,000	192,000	191,000	173,000	144,000	132,000	101,000	69,200	28,800	11,600	2,499,000
	(47,200 to 72,000)	(19,600 to 26,000)	(37,700 to 60,300)	(39,200 to 59,500)	(27,000 to 42,700)	(38,900 to 59,300)	(49,500 to 76,000)	(57,900 to 87,000)	(104,000 to 160,000)	(107,000 to 162,000)	(111,000 to 169,000)	(124,000 to 189,000)	(136,000 to 207,000)	(151,000 to 229,000)	(157,000 to 239,000)	(156,000 to 237,000)	(141,000 to 215,000)	(118,000 to 179,000)	(108,000 to 164,000)	(82,900 to 126,000)	(56,600 to 86,000)	(23,600 to 35,900)	(9,500 to 14,400)	(2,049,000 to 3,109,000)
Communicable, maternal, neonatal, and nutritional diseases	47,400	19,900	22,400	19,100	7,610	6,790	7,140	8,600	11,200	11,200	11,200	11,600	11,600	13,200	8,600	7,600	6,630	5,120	5,400	4,240	3,270	1,740	923	202,000
	(39,000 to 57,000)	(17,000 to 23,000)	(10,800 to 34,000)	(15,000 to 23,000)	(6,000 to 9,220)	(5,600 to 8,040)	(6,600 to 9,700)	(7,900 to 11,300)	(10,000 to 14,400)	(10,000 to 14,400)	(10,000 to 14,400)	(10,000 to 15,000)	(10,000 to 15,000)	(11,000 to 16,000)	(7,600 to 11,000)	(6,600 to 9,600)	(5,500 to 8,000)	(4,400 to 6,500)	(4,600 to 6,800)	(3,600 to 5,400)	(2,700 to 4,200)	(1,500 to 2,300)	(800 to 1,220)	(169,000 to 249,000)
HIV/AIDS and sexually transmitted infections	0.1	0.0	322	232	108	217	671	2,950	5,200	5,200	5,300	4,200	3,500	2,200	1,200	1,200	1,200	1,200	1,200	1,200	1,200	1,200	1,200	34,000
	(0.1 to 0.3)	(1.0 to 0.0)	(280 to 387)	(219 to 291)	(104 to 156)	(191 to 269)	(450 to 695)	(2,600 to 3,420)	(4,600 to 6,900)	(4,700 to 6,900)	(4,800 to 6,900)	(3,700 to 5,400)	(3,100 to 4,600)	(2,000 to 2,700)	(1,200 to 1,900)	(987 to 1,480)	(850 to 1,630)	(720 to 1,760)	(720 to 107)	(21 to 38 th)	(19 to 19 th)	(2 to 5 th)	(1 to 2 th)	33,400
HIV/AIDS	0.1	0.0	317	229	107	214	661	2,900	5,100	5,100	5,200	4,100	3,400	2,200	1,200	1,200	1,200	1,200	1,200	1,200	1,200	1,200	1,200	33,000
	(0.1 to 0.3)	(0.0 to 0.0)	(277 to 381)	(216 to 288)	(104 to 154)	(189 to 265)	(443 to 684)	(2,600 to 3,400)	(4,600 to 6,800)	(4,700 to 6,800)	(4,800 to 6,800)	(3,700 to 5,300)	(3,100 to 4,600)	(2,000 to 2,700)	(1,200 to 1,900)	(987 to 1,480)	(850 to 1,630)	(720 to 1,760)	(720 to 107)	(21 to 38 th)	(19 to 19 th)	(2 to 5 th)	(1 to 2 th)	(64,000 to 98,000)
HIV/AIDS - Drug-susceptible Tuberculosis	0.0	0.0	0.6	29.2	4.4	23.2	58.8	204	342	342	342	259	205	139	69.4	69.4	69.4	69.4	69.4	69.4	69.4	69.4	69.4	3,860
	(0 to 0)	(0 to 0)	(0.3 to 0.9)	(17.5 to 44.1)	(1.2 to 27.6)	(13.7 to 34.7)	(34.5 to 88.9)	(207 to 552)	(345 to 942)	(338 to 1,000)	(374 to 915)	(259 to 643)	(205 to 503)	(139 to 374)	(69.4 to 214)	(69.4 to 214)	(69.4 to 214)	(69.4 to 214)	(69.4 to 214)	(69.4 to 214)	(69.4 to 214)	(69.4 to 214)	(69.4 to 214)	(0.1 to 0.1)
HIV/AIDS - Multidrug-resistant Tuberculosis without extensive drug resistance	0	0	2.8	2.2	1.4	1.7	2.3	23.6	44.3	49.2	43	32.5	27.6	19.5	7.6	7.6	7.6	7.6	7.6	7.6	7.6	7.6	7.6	379
	(0 to 0)	(0 to 0)	(0.1 to 10.1)	(0.1 to 8.8)	(0.1 to 5.6)	(0.1 to 6.7)	(0.2 to 9.2)	(2.3 to 91.1)	(4.3 to 174)	(4.8 to 198)	(4.2 to 170)	(3.2 to 128)	(2.7 to 109)	(1.9 to 76.8)	(0.7 to 30.2)	(0.7 to 30.2)	(0.7 to 30.2)	(0.7 to 30.2)	(0.7 to 30.2)	(0.7 to 30.2)	(0.7 to 30.2)	(0.7 to 30.2)	(0.7 to 30.2)	(37 to 1,500)
HIV/AIDS - Extensively drug-resistant Tuberculosis	0	0	0.1	0.1	0.1	0.1	0.2	0.9	1.7	1.9	1.7	1.3	1.1	0.8	0.3	0.3	0.3	0.3	0.3	0.3	0.3	0.3	0.3	15
	(0 to 0)	(0 to 0)	(0 to 0.4)	(0 to 0.3)	(0 to 0.2)	(0 to 0.2)	(0 to 0.3)	(0.2 to 3.6)	(0.3 to 6.8)	(0.4 to 7.7)	(0.3 to 6.8)	(0.2 to 5.2)	(0.2 to 4.4)	(0.1 to 3.1)	(0.1 to 1.2)	(0.1 to 1.2)	(0.1 to 1.2)	(0.1 to 1.2)	(0.1 to 1.2)	(0.1 to 1.2)	(0.1 to 1.2)	(0.1 to 1.2)	(0.1 to 1.2)	(6.0 to 59)
HIV/AIDS resulting in other diseases	0	0	0.1	0.1	0.1	0.1	0.2	0.9	1.7	1.9	1.7	1.3	1.1	0.8	0.3	0.3	0.3	0.3	0.3	0.3	0.3	0.3	0.3	15
	(0 to 0)	(0 to 0)	(0 to 0.4)	(0 to 0.3)	(0 to 0.2)	(0 to 0.2)	(0 to 0.3)	(0.2 to 3.6)	(0.3 to 6.8)	(0.4 to 7.7)	(0.3 to 6.8)	(0.2 to 5.2)	(0.2 to 4.4)	(0.1 to 3.1)	(0.1 to 1.2)	(0.1 to 1.2)	(0.1 to 1.2)	(0.1 to 1.2)	(0.1 to 1.2)	(0.1 to 1.2)	(0.1 to 1.2)	(0.1 to 1.2)	(0.1 to 1.2)	(6.0 to 59)
Sexually transmitted infections, excluding HIV	0.1	0.0	0.2	0.5	0.2	0.5	0.5	0.5	0.5	0.5	0.5	0.5	0.5	0.5	0.5	0.5	0.5	0.5	0.5	0.5	0.5	0.5	0.5	1,700
	(0.1 to 0.3)	(0.0 to 0.0)	(0.2 to 0.3)	(0.4 to 0.6)	(0.2 to 0.3)	(0.4 to 0.6)	(0.4 to 0.6)	(0.4 to 0.6)	(0.4 to 0.6)	(0.4 to 0.6)	(0.4 to 0.6)	(0.4 to 0.6)	(0.4 to 0.6)	(0.4 to 0.6)	(0.4 to 0.6)	(0.4 to 0.6)	(0.4 to 0.6)	(0.4 to 0.6)	(0.4 to 0.6)	(0.4 to 0.6)	(0.4 to 0.6)	(0.4 to 0.6)	(0.4 to 0.6)	(1,700 to 1,700)
Syphilis	0.1	0.0	0.2	0.5	0.2	0.5	0.5	0.5	0.5	0.5	0.5	0.5	0.5	0.5	0.5	0.5	0.5	0.5	0.5	0.5	0.5	0.5	0.5	872
	(0.1 to 0.3)	(0.0 to 0.0)	(0.2 to 0.3)	(0.4 to 0.6)	(0.2 to 0.3)	(0.4 to 0.6)	(0.4 to 0.6)	(0.4 to 0.6)	(0.4 to 0.6)	(0.4 to 0.6)	(0.4 to 0.6)	(0.4 to 0.6)	(0.4 to 0.6)	(0.4 to 0.6)	(0.4 to 0.6)	(0.4 to 0.6)	(0.4 to 0.6)	(0.4 to 0.6)	(0.4 to 0.6)	(0.4 to 0.6)	(0.4 to 0.6)	(0.4 to 0.6)	(0.4 to 0.6)	(872 to 872)
Chlamydial infection	0	0	0	0	0	0 (0 to 1.4)	0.3	19.1	22.6	24.6	27.5	29.5	22.0	9.1	2.9	1.9	1.9	1.9	1.9	1.9	1.9	0.3 (0 to 2.3)	0 (0 to 0.1)	189
	(0 to 0)	(0 to 0)	(0 to 0)	(0 to 0)	(0 to 0)		(0.1 to 0.6)	(12.1 to 29.6)	(14.4 to 37.1)	(15.7 to 39.4)	(17.5 to 44.2)	(18.7 to 47.3)	(14.0 to 35.3)	(5.8 to 14.7)	(1.8 to 4.7)	(1.2 to 3.1)	(1.2 to 3.1)	(1.2 to 3.1)	(1.2 to 3.1)	(1.2 to 3.1)	(1.2 to 3.1)			
Gonococcal infection	0	0	0	0	0	1.6	1.6	6.2	6.2	6.2	6.2	6.2	6.2	6.2	6.2	6.2	6.2	6.2	6.2	6.2	6.2	1.6	0.1	181
	(0 to 0)	(0 to 0)	(0 to 0)	(0 to 0)	(0 to 0)	(0 to 5.6)	(0.4 to 7.2)	(0.6 to 31.1)	(0.6 to 31.1)	(0.6 to 31.1)	(0.6 to 31.1)	(0.6 to 31.1)	(0.6 to 31.1)	(0.6 to 31.1)	(0.6 to 31.1)	(0.6 to 31.1)	(0.6 to 31.1)	(0.6 to 31.1)	(0.6 to 31.1)	(0.6 to 31.1)	(0.6 to 31.1)	(0.4 to 5.6)	(0 to 0.1)	(0.6 to 181)
Trichomoniasis	0	0	0	0	0	0	0.1	0.3	0.3	0.3	0.3	0.3	0.3	0.3	0.3	0.3	0.3	0.3	0.3	0.3	0.3	0.3	0.3	16
	(0 to 0)	(0 to 0)	(0 to 0)	(0 to 0)	(0 to 0)	(0 to 1)	(0 to 1.1)	(0.1 to 0.7)	(0.1 to 0.7)	(0.1 to 0.7)	(0.1 to 0.7)	(0.1 to 0.7)	(0.1 to 0.7)	(0.1 to 0.7)	(0.1 to 0.7)	(0.1 to 0.7)	(0.1 to 0.7)	(0.1 to 0.7)	(0.1 to 0.7)	(0.1 to 0.7)	(0.1 to 0.7)	(0.1 to 0.7)	(0.1 to 0.7)	(1.6 to 16)
Genital herpes	0	0	0	0	0	0	0.1	0.3	0.3	0.3	0.3	0.3	0.3	0.3	0.3	0.3	0.3	0.3	0.3	0.3	0.3	0.3	0.3	16
	(0 to 0)	(0 to 0)	(0 to 0)	(0 to 0)	(0 to 0)	(0 to 1)	(0 to 1.1)	(0.1 to 0.7)	(0.1 to 0.7)	(0.1 to 0.7)	(0.1 to 0.7)	(0.1 to 0.7)	(0.1 to 0.7)	(0.1 to 0.7)	(0.1 to 0.7)	(0.1 to 0.7)	(0.1 to 0.7)	(0.1 to 0.7)	(0.1 to 0.7)	(0.1 to 0.7)	(0.1 to 0.7)	(0.1 to 0.7)	(0.1 to 0.7)	(1.6 to 16)
Other sexually transmitted infections	0	0	0.2	0.6	0.2	0.6	0.6	0.6	0.6	0.6	0.6	0.6	0.6	0.6	0.6	0.6	0.6	0.6	0.6	0.6	0.6	0.6	0.6	329
	(0 to 0)	(0 to 0)	(0 to 0)	(0 to 1)	(0 to 0)	(0 to 1)	(0 to 1.1)	(0.1 to 0.7)	(0.1 to 0.7)	(0.1 to 0.7)	(0.1 to 0.7)	(0.1 to 0.7)	(0.1 to 0.7)	(0.1 to 0.7)	(0.1 to 0.7)	(0.1 to 0.7)	(0.1 to 0.7)	(0.1 to 0.7)	(0.1 to 0.7)	(0.1 to 0.7)	(0.1 to 0.7)	(0.1 to 0.7)	(0.1 to 0.7)	(1.6 to 16)
Respiratory infections and tuberculosis	864	1,160	7,090	4,660	1,440	1,490	1,730	2,200	2,750	2,980	3,160	3,190	2,880	3,110	2,690	2,690	2,530	2,690	2,690	1,950	1,060	763	362	57,000
	(648 to 1,260)	(780 to 1,660)	(5,200 to 9,320)	(3,500 to 5,820)	(1,130 to 2,070)	(1,160 to 2,100)	(1,290 to 2,490)	(1,720 to 3,260)	(2,060 to 3,660)	(2,230 to 3,960)	(2,360 to 4,200)	(2,380 to 4,230)	(2,150 to 3,820)	(2,320 to 4,130)	(2,010 to 3,580)	(2,010 to 3,580)	(1,890 to 3,360)	(2,010 to 3,580)	(2,010 to 3,580)	(1,460 to 2,590)	(793 to 1,410)	(570 to 1,010)	(271 to 481)	(42,600 to 75,800)
Tuberculosis	0	0	11.3	139	49.2	94.4	290	1,040	1,620	1,620	1,620	1,650	1,670	1,630	1,440	1,440	1,440	1,440	1,440	1,440	1,440	1,440	1,440	27,000
	(0 to 0)	(0 to 0)	(7.7 to 15)	(95 to 183)	(33 to 65)	(64 to 124)	(198 to 382)	(712 to 1,370)	(1,110 to 2,130)	(1,110 to 2,130)	(1,110 to 2,130)	(1,130 to 2,170)	(1,140 to 2,200)	(1,120 to 2,150)	(984 to 1,890)	(984 to 1,890)	(984 to 1,890)	(984 to 1,890)	(984 to 1,890)	(984 to 1,890)	(984 to 1,890)	(984 to 1,890)	(984 to 1,890)	(18,500 to 35,500)
Tuberculosis	0	0	11.3	139	49.2	94.4	290	1,040	1,620	1,620	1,620	1,650	1,670	1,630	1,440	1,440	1,440	1,440	1,440	1,440	1,440	1,440	1,440	27,000
	(0 to 0)	(0 to 0)	(7.7 to 15)	(95 to 183)	(33 to 65)	(64 to 124)	(198 to 382)	(712 to 1,370)	(1,110 to 2,130)	(1,110 to 2,130)	(1,110 to 2,130)	(1,130 to 2,170)	(1,140 to 2,200)	(1,120 to 2,150)	(984 to 1,890)	(984 to 1,890)	(984 to 1,890)	(984 to 1,890)	(984 to 1,890)	(984 to 1,890)	(984 to 1,890)	(984 to 1,890)	(984 to 1,890)	(18,500 to 35,500)
Latent tuberculosis infection	0	0	0	0	0	0	0	0	0	0	0	0	0	0	0	0	0	0	0	0	0	0	0	0
	(0 to 0)	(0 to 0)	(0 to 0)	(0 to 0)	(0 to 0)	(0 to 0)	(0 to 0)	(0 to 0)	(0 to 0)	(0 to 0)	(0 to 0)	(0 to 0)	(0 to 0)	(0 to 0)	(0 to 0)	(0 to 0)	(0 to 0)	(0 to 0)	(0 to 0)	(0 to 0)	(0 to 0)	(0 to 0)	(0 to 0)	(0 to 0)
Drug-susceptible tuberculosis	0	0	11.3	139	49.2	94.4	290	1,040	1,620	1,620	1,620	1,650	1,670	1,630	1,440	1,440	1,440	1,440	1,440	1,440	1,440	1,440	1,440	27,000
	(0 to 0)	(0 to 0)	(7.7 to 15)	(95 to 183)	(33 to 65)	(64 to 124)	(198 to 382)	(712 to 1,370)	(1,110 to 2,130)	(1,110 to 2,130)	(1,110 to 2,130)	(1,130 to 2,170)	(1,140 to 2,200)	(1,120 to 2,150)	(984 to 1,890)	(984 to 1,890)	(984 to 1,890)	(984 to 1,890)	(984 to 1,890)	(984 to 1,890)	(984 to 1,890)	(984 to 1,890)	(984 to 1,890)	(18,500 to 35,500)
Multidrug-resistant tuberculosis without extensive drug resistance	0	0	0.7	6.1	2.2	4.1	12.7	45.7	71.2	71.2	71.2	72.5	73.4	71.6	63.3	63.3	63.3	63.3	63.3	63.3	63.3	63.3	63.3	1,200
	(0 to 0)	(0 to 0)	(0.3 to 0.7)	(4.2 to 11.1)	(1.5 to 3.3)	(2.8 to 7.6)	(8.7 to 24.1)	(31.3 to 87.7)	(48.8 to 135)	(48.8 to 135)	(48.8 to 135)	(49.7 to 137)	(50.3 to 139)	(49.1 to 135)	(43.4 to 120)	(43.4 to 120)	(43.4 to 120)	(43.4 to 120)	(43.4 to 120)	(43.4 to 120)	(43.4 to 120)	(43.4 to 120)	(43.4 to 120)	(822 to 2,300)
Extensively drug-resistant tuberculosis	0	0	0.7	6.1	2.2	4.1	12.7	45.7	71.2	71.2	71.2	72.5	73.4	71.6	63.3	63.3	63.3	63.3	63.3	63.3	63.3	63.3	63.3	1,200
	(0 to 0)	(0 to 0)	(0.3 to 0.7)	(4.2 to 11.1)	(1.5 to 3.3)	(2.8 to 7.6)	(8.7 to 24.1)	(31.3 to 87.7)	(48.8 to 135)	(48.8 to 135)	(48.8 to 135)	(49.7 to 137)	(50.3 to 139)	(49.1 to 135)	(43.4 to 120)	(43.4 to 120)	(43.4 to 120)	(43.4 to 120)	(43.4 to 120)	(43.4 to 120)	(43.4 to 120)	(43.4 to 120)	(43.4 to 120)	(822 to 2,300)
Other infectious diseases	47,600	19,700	14,900	14,300	5,870	4,980	5,010	5,050	5,050	5,050	5,050	5,050	5,050	5,050	5,050	5,050	5,050	5,050	5,050	5,050	5,050	5,050	5,050	1,200,000
	(41,600 to 57,000)	(17,000 to 23,000)	(10,800 to 24,000)	(12,000 to 17,000)	(4,600 to 7,000)	(3,600 to 5,600)	(3,600 to 6,000)	(3,600 to 6,000)	(3,600 to 6,000)	(3,600 to 6,000)	(3,600 to 6,000)	(3,600 to 6,000)	(3,600 to 6,000)	(3,600 to 6,000)	(3,600 to 6,000)	(3,600 to 6,000)	(3,600 to 6,000)	(3,600 to 6,000)	(3,600 to 6,000)	(3,600 to 6,000)	(3,600 to 6,000)	(3,600 to 6,000)	(3,600 to 6,000)	(1,100,000 to 1,300,000)
Meningitis	1,210	1,450	1,020	1,020	1,020	1,020	1,020	1,020	1,020	1,020	1,020	1,020	1,020	1,020	1,020	1,020	1,020	1,020	1,020	1,020	1,020	1,020	1,020	24,000
	(1,020 to 1,400)	(1,220 to 1,680)	(860 to 1,180)	(860 to 1,180)	(860 to 1,180)	(860 to 1,180)	(860 to 1,180)	(860 to 1,180)	(860 to 1,180)	(860 to 1,180)	(860 to 1,180)	(860 to 1,180)	(860 to 1,180)	(860 to 1,180)	(860 to 1,180)	(860 to 1,180)	(860 to 1,180)	(860 to 1,180)	(860 to 1,180)	(860 to 1,180)	(860 to 1,180)	(860 to 1,180)	(860 to 1,180)	(20,000 to 28,000)
Encephalitis	29.4	58.6	513	597	358	229	203	203	203	203	192	170	160	137	79.6	79.6	61.2	34.1	23.8	9.9	3.2	1.7	0.3	4,070
	(25 to 34)	(50 to 69)	(443 to 593)	(515 to 690)	(309 to 414)	(197 to 264)	(175 to 234)	(175 to 234)	(175 to 234)	(175 to 234)	(166 to 222)	(147 to 197)	(138 to 185)	(118 to 158)	(68.7 to 92.1)	(68.7 to 92.1)	(52.8 to 70.8)	(29.4 to 39.4)	(20.5 to 27.5)	(8.5 to 11.4)	(2.8 to 3.7)	(1.5 to 2.0)	(0.2 to 0.4)	(3,500 to 4,700)
Diphtheria	0.4	0.8	0.1	0.1	0.1	0.1	0.1	0.1	0.1	0.1	0.1	0.1	0.1	0.1	0.1	0.1	0.1	0.1	0.1	0.1	0.1	0.1	0.1	2.0
	(0 to 0.5)	(0 to 1.1)	(0 to 0.1)	(0 to 0.1)	(0 to 0.1)	(0 to 0.1)	(0 to 0.1)	(0 to 0.1)	(0 to 0.1)	(0 to 0.1)	(0 to 0.1)	(0 to 0.1)	(0 to 0.1)	(0 to 0.1)	(0 to 0.1)	(0 to 0.1)	(0 to 0.1)	(0 to 0.1)	(0 to 0.1)	(0 to 0.1)	(0 to 0.1)	(0 to 0.1)	(0 to 0.1)	(0 to 0.3)
Tetanus	5.4	10.7	10.3	10.3	10.3	10.3	10.3	10.3	10.3	10.3	10.3	10.3	10.3	10.3	10.3	10.3	10.3	10.3	10.3	10.3	10.3	10.3	10.3	244
	(3.4 to 7.7)	(6.9 to 17.6)	(6.5 to 21.1)	(6.5 to 17.9)	(6.5 to 15.7)	(6.5 to 15.7)	(6.5 to 15.7)	(6.5 to 15.7)	(6.5 to 15.7)	(6.5 to 15.7)	(6.5 to 15.7)	(6.5 to 15.7)	(6.5 to 15.7)	(6.5 to 15.7)	(6.5 to 15.7)	(6.5 to 15.7)	(6.5 to 15.7)	(6.5 to 15.7)	(6.5 to 15.7)	(6.5 to 15.7)	(6.5 to 15.7)	(6.5 to 15.7)	(6.5 to 15.7)	(74.4)
Measles	0	0	1.9	1.9	1.9	1.9	1.9	1.9	1.9	1.9	1.9	1.9	1.9	1.9	1.9	1.9	1.9	1.9	1.9	1.9	1.9	1.9	1.9	46
	(0 to 0)	(0 to 0)	(0 to 0)	(0 to 0)	(0 to 0)	(0 to 0)	(0 to 0)	(0 to 0)	(0 to 0)	(0 to 0)	(0 to 0)	(0 to 0)	(0 to 0)	(0 to 0)	(0 to 0)	(0 to 0)	(0 to 0)	(0 to 0)	(0 to 0)	(0 to 0)	(0 to 0)	(0 to 0)	(0 to 0)	(0.1 to 0.1)
Varicella and herpes zoster	0	0	0.6	0.6	0.6	0.6	0.6	0.6	0.6	0.6	0.6	0.6	0.6	0.6	0.6	0.6	0.6	0.6	0.6	0.6	0.6	0.6	0.6	329
	(0 to 0)	(0 to 0)	(0.1 to 0.1)	(0.1 to 0.1)	(0.1 to 0.1)	(0.1 to 0.1)	(0.1 to 0.1)	(0.1 to 0.1)	(0.1 to 0.1)	(0.1 to 0.1)	(0.1 to 0.1)	(0.1 to 0.1)	(0.1 to 0.1)	(0.1 to 0.1)	(0.1 to 0.1)	(0.1 to 0.1)	(0.1 to 0.1)	(0.1 to 0.1)	(0.1 to 0.1)	(0.1 to 0.1)	(0.1 to 0.1)	(0.1 to 0.1)	(0.1 to 0.1)	(1.6 to 16)
Acute hepatitis	0	0	99.6	237	64.7	81	29.1	49.6	64.2	47.9	33.9	39.9	39.3	24.0	24.0	24.0	24.0	24.0	24.0	24.0	24.0	12.9	7.6	1,130
	(0 to 0)	(0 to 0)	(71.1 to 464)	(170 to 464)	(46.2 to 119)	(58.6 to 158)	(20.8 to 56.7)	(35.4 to 96.9)	(45.9 to 125)	(34.2 to 93.5)	(24.2 to 66.3)	(28.5 to 78.1)	(28.1 to 76.9)	(17.1 to 46.9)	(17.1 to 46.9)	(17.1 to 46.9)	(17.1 to 46.9)	(17.1 to 46.9)	(17.1 to 46.9)	(17.1 to 46.9)	(17.1 to 46.9)	(9.2 to 25.2)	(5.4 to 14.9)	(807 to 2,200)
Acute hepatitis A	0	0	29	162	68.3	69.6	49.8	27.8	22.6	20.6	24.6	22.2	22.6	21	19.6	19.6	15.2	12.6	12.6	8.2	1.7	0.2	0.1	327
	(0 to 0)	(0 to 0)	(2.9 to 68.9)	(82 to 256)	(34.6 to 97.1)	(35.2 to 99.7)	(27.6 to 71.3)	(14.8 to 37.7)	(12.5 to 32.2)	(10.6 to 27.5)	(13.6 to 35.5)	(12.3 to 32.1)	(12.5 to 32.6)	(11.7 to 30.6)	(10.9 to 28.4)	(10.9 to 28.4)	(8.4 to 22.1)	(7.0 to 18.4)	(7.0 to 18.4)	(4.5 to 11.9)	(0.9 to 2.5)	(0.1 to 0.3)	(0.1 to 0.2)	(181 to 475)
Acute hepatitis B	0	0	76	74.5	0.4	10.5	0.3	21.8	41.6	26.3	8.9	16.9	16.6	2.9	4.3	4.3	8.8	11.3	11.3	15.8	22.3	12.7	7.4	727
	(0 to 0)	(0 to 0)	(4.2 to 7.9)	(9.6 to 19.6)	(0 to 1.2)	(0.7 to 31.5)	(0 to 0.9)	(2.9 to 65.3)	(5.7 to 124)	(3.6 to 78.9)	(1.2 to 26.7)	(2.3 to 50.7)	(2.3 to 49.8)	(0.4 to 8.7)	(0.6 to 12.9)	(0.6 to 12.9)	(1.2 to 26.3)	(1.6 to 33.9)	(1.6 to 33.9)	(2.2 to 47.4)	(3.1 to 66.9)	(1.8 to 38.1)	(1.0 to 22.2)	(101 to 2,180)
Acute hepatitis C	0	0	0.1	0.1	0.1	0.1	0.1	0.1	0.1	0.1	0.1	0.1	0.1	0.1	0.1	0.1	0.1	0.1	0.1	0.1	0.1	0.1	0.1	2.0
	(0 to 0)	(0 to 0)	(0 to 0.2)	(0 to 0.2)	(0 to 0.1)	(0 to 0.2)	(0 to 0.1)	(0 to 0.1)	(0 to 0.1)	(0 to 0.1)	(0 to 0.1)	(0 to 0.1)	(0 to 0.1)	(0 to 0.1)	(0 to 0.1)	(0 to 0.1)	(0 to 0.1)	(0 to 0.1)	(0 to 0.1)	(0 to 0.1)	(0 to 0.1)	(0 to 0.1)	(0 to 0.1)	(0 to 0.3)
Hepatitis C	49.5	67.9	313	299	140	132	109	159	132	159	132	116	116	132	82.0	82.0	61.0	40.9	23.8	16.3	6.6	2.3	0.6	2,260
Other unspecified infectious diseases	(37.5 to 108)	(51.9 to 149)	(238 to 687)	(228 to 656)	(106 to 306)	(99.6 to 283)	(82.8 to 240)	(121 to 350)	(100 to 290)	(121 to 350)	(100 to 290)	(88.1 to 255)	(88.1 to 255)	(100 to 290)	(62.3 to 180)	(62.3 to 180)	(46.3 to 134)	(31.1 to 89.8)	(18.1 to 52.3)	(12.4 to 35.8)	(5.0 to 14.5)	(1.7 to 5.0)	(0.4 to 1.3)	(1,700 to 4,900)
Maternal and neonatal disorders	48,000	19,900	7,490	2,160	1,490	1,130	2,200	2,640	2,640	2,110	1,760	1,200	911	699	349	190	109	67.5	18.9	3.6	0.3	0.0	0.0	61,600
	(43,000 to 53,000)	(18,000 to 22,000)	(6,400 to 8,600)	(1,800 to 2,500)	(1,300 to 1,700)	(1,000 to 1,300)	(1,900 to 2,500)	(2,300 to 3,000)	(2,300 to 3,000)	(1,800 to 2,400)	(1,500 to 2,000)	(1,000 to 1,400)	(784 to 1,100)	(599 to 840)	(297 to 420)	(161 to 230)	(92.1 to 132)	(57.2 to 82.4)	(16.0 to 23.1)	(3.0 to 4.4)	(0.2 to 0.4)	(0.0 to 0.0)	(0.0 to 0.0)	(52,000 to 74,000)
Maternal disorders	0	0	0	0	0	0	32.2	745	745	745	745	745	745	745	745	745	745	745	745	745	745	745	745	9,700
	(0 to 0)	(0 to 0)	(0 to 0)	(0 to 0)	(0 to 0)	(0 to 0)	(0 to 0)	(0 to 0)	(0 to 0)	(0 to 0)	(0 to 0)	(0 to 0)	(0 to 0)	(0 to 0)	(0 to 0)	(0 to 0)	(0 to 0)	(0 to 0)	(0 to 0)	(0 to 0)	(0 to 0)	(0 to 0)	(0 to 0)	(0 to 0)
Maternal hemorrhage	0	0	0	0	0	0	4.7	123	123	123	123	123	123	123	123	123	123	123	123	123	123	123	123	1,600
	(0 to 0)	(0 to 0)	(0 to 0)	(0 to 0)	(0 to 0)	(0 to 0)	(0 to 0)	(0 to 0)	(0 to 0)	(0 to 0)	(0 to 0)	(0 to 0)	(0 to 0)	(0 to 0)	(0 to 0)	(0 to 0)	(0 to 0)	(0 to 0)	(0 to 0)	(0 to 0)	(0 to 0)	(0 to 0)	(0 to 0)	(0 to 0)
Maternal sepsis and other maternal infections	0	0	0	0	0	0	1.1	22.9	22.9	22.9	22.9	22.9	22.9	22.9	22.9	22.9	22.9	22.9	22.9	22.9	22.9	22.9	22.9	328
	(0 to 0)	(0 to 0)	(0 to 0)	(0 to 0)	(0 to 0)	(0 to 0)	(0 to 0)	(0 to 0)	(0 to 0)	(0 to 0)	(0 to 0)	(0 to 0)	(0 to 0)	(0 to 0)	(0 to 0)	(0 to 0)	(0 to 0)	(0 to 0)	(0 to 0)	(0 to 0)	(0 to 0)	(0 to 0)	(0 to 0)	(0 to 0)
Maternal hypertensive disorders	0	0	0	0	0	0	4.7	123	123	123	123	123	123	123	123	123	123	123	123	123	123	123	123	1,600
	(0 to 0)	(0 to 0)	(0 to 0)	(0 to 0)	(0 to 0)	(0 to 0)	(0 to 0)	(0 to 0)	(0 to 0)	(0 to 0)	(0 to 0)	(0 to 0)	(0 to 0)	(0 to 0)	(0 to 0)	(0 to 0)	(0 to 0)	(0 to 0)	(0 to 0)	(0 to 0)	(0 to 0)	(0 to 0)	(0 to 0)	(0 to 0)
Maternal obstructed labor and uterine rupture	0	0	0	0	0	0	1.1	22.9	22.9	22.9	22.9	22



Other transport injuries	3·7 (2·2 to 6·1)	3·2 (1·9 to 5·2)	19 (10·8 to 31·8)	67·6 (43·3 to 103)	68·1 (48·3 to 93·7)	112 (80·5 to 154)	309 (194 to 459)	533 (334 to 795)	501 (318 to 733)	430 (285 to 629)	348 (235 to 495)	312 (209 to 441)	263 (184 to 374)	225 (158 to 317)	170 (121 to 233)	124 (90·8 to 164)	88 (67 to 115)	64·8 (49·3 to 85·5)	47·7 (35·8 to 64·1)	26·1 (20·3 to 33·5)	15 (11·5 to 18·8)	6·8 (5·3 to 8·5)	3·5 (2·6 to 4·5)	3,740
Unintentional injuries	159 (110 to 219)	150 (101 to 214)	2,840 (1,720 to 4,360)	4,580 (3,300 to 6,240)	2,450 (1,970 to 3,000)	3,810 (3,080 to 4,670)	6,270 (4,960 to 7,770)	8,870 (7,180 to 10,800)	8,720 (7,160 to 10,600)	8,150 (6,780 to 9,950)	7,650 (6,280 to 9,470)	7,420 (5,990 to 9,220)	7,150 (5,690 to 9,020)	7,040 (5,680 to 8,760)	6,190 (4,980 to 7,790)	5,550 (4,450 to 7,000)	4,480 (3,600 to 5,630)	3,940 (3,160 to 4,920)	3,290 (2,660 to 4,130)	2,610 (2,120 to 3,200)	1,780 (1,460 to 2,160)	864 (713 to 1,040)	365 (297 to 441)	104,000
Falls	13·3 (9·1 to 19·7)	8 (5·4 to 11·6)	113 (67·3 to 177)	471 (349 to 627)	532 (404 to 702)	872 (646 to 1,150)	1,590 (1,230 to 2,040)	2,400 (1,880 to 3,030)	2,630 (2,080 to 3,350)	2,650 (2,130 to 3,320)	2,680 (2,100 to 3,400)	2,850 (2,240 to 3,630)	2,980 (2,330 to 3,790)	3,380 (2,670 to 4,220)	3,100 (2,460 to 3,860)	3,030 (2,410 to 3,790)	2,520 (2,010 to 3,150)	2,390 (1,920 to 2,960)	2,110 (1,700 to 2,620)	1,810 (1,480 to 2,220)	1,310 (1,060 to 1,590)	663 (544 to 805)	280 (225 to 341)	40,400
Drowning	9·9 (6·5 to 14)	4·9 (3·2 to 7·3)	83·4 (46·1 to 137)	1,470 (994 to 2,070)	499 (357 to 679)	945 (712 to 1,220)	1,630 (1,180 to 2,170)	1,600 (1,140 to 2,150)	1,220 (897 to 1,600)	975 (729 to 1,270)	801 (596 to 1,030)	669 (504 to 877)	556 (412 to 749)	446 (322 to 609)	319 (234 to 437)	248 (182 to 328)	188 (141 to 247)	114 (87·2 to 147)	71·3 (54·8 to 90·7)	38·3 (29·7 to 49·2)	19 (14·7 to 23·9)	6·4 (5 to 7·8)	3·4 (2·5 to 4·1)	11,900
Fire, heat, and hot substances	4·3 (3·1 to 5·8)	4·8 (3·5 to 6·5)	80·4 (57·1 to 115)	403 (305 to 525)	281 (198 to 417)	356 (229 to 566)	483 (309 to 745)	594 (398 to 864)	634 (431 to 918)	669 (448 to 982)	658 (432 to 974)	636 (426 to 940)	618 (403 to 925)	584 (389 to 864)	510 (339 to 761)	447 (295 to 660)	347 (233 to 505)	293 (205 to 422)	228 (160 to 323)	170 (125 to 230)	105 (80·3 to 140)	46·4 (35·5 to 60·5)	19·7 (15·1 to 25·1)	8,170
Poisonings	6·9 (4·4 to 10·4)	8·7 (5·1 to 14·6)	42·5 (24·2 to 71·1)	203 (127 to 299)	97·2 (68·1 to 136)	133 (94·3 to 185)	151 (109 to 204)	205 (149 to 272)	183 (135 to 240)	157 (116 to 203)	137 (99·6 to 181)	125 (90·9 to 163)	113 (82·9 to 153)	98·8 (72·5 to 131)	81·9 (59·8 to 109)	64·7 (47·7 to 85·1)	50·9 (37 to 68·1)	39·4 (29·6 to 50·8)	30·2 (22·6 to 39·9)	19·3 (15·1 to 24·5)	10·4 (7·8 to 13·3)	3·8 (3 to 4·9)	1·5 (1·1 to 1·9)	1,960
Poisoning by carbon monoxide	0·7 (0·3 to 1·4)	0·9 (0·3 to 2·2)	10·7 (4·2 to 22·9)	55·8 (24·3 to 105)	27·5 (15·6 to 44·8)	31 (16·5 to 50·1)	47·8 (27·1 to 74·4)	82·8 (48·3 to 130)	73·5 (43·7 to 113)	55·4 (33·9 to 84·9)	47·1 (27·5 to 74·4)	40·4 (24 to 63·1)	34·7 (21·6 to 55·7)	28·7 (16·9 to 46·1)	24·3 (14·1 to 38·3)	16·7 (9·8 to 26·1)	15·1 (9·1 to 23·2)	12·3 (8·3 to 17·4)	11 (7·1 to 16·2)	6·7 (4·5 to 9·1)	3·4 (2·2 to 4·8)	1·4 (0·9 to 2)	0·4 (0·3 to 0·6)	628
Poisoning by other means	6·2 (4 to 9·1)	7·8 (4·6 to 13·1)	31·7 (18·6 to 52)	147 (98·7 to 216)	69·6 (48·5 to 100)	102 (70·9 to 145)	103 (74·1 to 142)	122 (88·6 to 164)	109 (79·1 to 147)	101 (74·7 to 136)	89·8 (65·1 to 121)	84·6 (61·3 to 115)	78·5 (57·1 to 108)	70·1 (50·1 to 94·2)	57·6 (41·7 to 78·7)	48 (35·5 to 65)	35·8 (25·1 to 49)	27 (19·2 to 36·7)	19·2 (13·9 to 26·1)	12·6 (9·3 to 16·9)	7 (5·3 to 9·2)	2·5 (1·8 to 3·3)	1·1 (0·8 to 1·4)	1,330
Exposure to mechanical forces	3·1 (2 to 4·6)	3·2 (2·2 to 4·5)	33·5 (22·6 to 46·5)	235 (169 to 329)	328 (233 to 478)	512 (363 to 736)	1,040 (775 to 1,380)	1,820 (1,380 to 2,330)	1,820 (1,410 to 2,340)	1,680 (1,310 to 2,180)	1,560 (1,210 to 2,050)	1,430 (1,100 to 1,930)	1,340 (996 to 1,850)	1,210 (898 to 1,680)	1,030 (757 to 1,470)	861 (607 to 1,220)	671 (467 to 948)	532 (367 to 746)	395 (278 to 561)	254 (178 to 362)	139 (96·6 to 197)	57·5 (40 to 81·1)	23·6 (16·5 to 32·7)	17,000
Unintentional firearm injuries	0·4 (0·2 to 0·8)	0·4 (0·2 to 0·8)	2·6 (1·4 to 5·2)	16·6 (10 to 30·9)	25·1 (16·9 to 42)	73·1 (48·1 to 107)	331 (220 to 472)	701 (476 to 971)	663 (451 to 911)	556 (384 to 762)	442 (318 to 598)	348 (246 to 480)	249 (171 to 355)	170 (121 to 240)	123 (87·8 to 171)	79 (56·7 to 109)	55·8 (40·2 to 77)	38·1 (27·2 to 53·2)	27·2 (19·3 to 38·6)	17·4 (12·1 to 25·1)	9·5 (6·5 to 14·3)	4·3 (3 to 6·4)	2·1 (1·4 to 3)	3,940
Other exposure to mechanical forces	2·8 (1·8 to 4)	2·8 (1·9 to 3·9)	31 (20·8 to 43·5)	218 (155 to 306)	303 (211 to 445)	439 (301 to 652)	705 (498 to 1,010)	1,120 (802 to 1,520)	1,150 (830 to 1,570)	1,130 (820 to 1,590)	1,120 (828 to 1,590)	1,090 (792 to 1,540)	1,090 (787 to 1,560)	1,040 (739 to 1,470)	912 (649 to 1,300)	782 (546 to 1,130)	615 (428 to 878)	494 (338 to 697)	368 (255 to 528)	236 (164 to 339)	130 (89·8 to 184)	53·2 (36·8 to 75·2)	21·5 (14·9 to 29·9)	13,100
Adverse effects of medical treatment	21·1 (13 to 33·8)	17·8 (11·8 to 27·5)	186 (102 to 316)	156 (103 to 234)	65·9 (46 to 94·1)	64·4 (45·5 to 92·6)	55·9 (37·9 to 95·4)	74 (48·7 to 130)	75·7 (48·1 to 139)	83·4 (55·6 to 147)	92 (61·6 to 160)	104 (71·3 to 172)	115 (80·8 to 178)	139 (95·7 to 197)	148 (105 to 212)	161 (114 to 224)	142 (103 to 196)	136 (99·3 to 194)	116 (86·3 to 162)	82·7 (61·1 to 121)	53·5 (38·2 to 79·5)	21·1 (14·9 to 32·7)	8·1 (5·5 to 12·1)	2,120
Animal contact	5·9 (3·6 to 9·2)	7·7 (4·6 to 11·9)	55·5 (30·8 to 88·3)	169 (111 to 248)	110 (79·6 to 153)	129 (90·2 to 180)	124 (86·5 to 176)	138 (96·8 to 195)	139 (98·8 to 192)	136 (96·7 to 190)	135 (96·3 to 191)	140 (97·6 to 196)	148 (104 to 204)	157 (113 to 216)	151 (110 to 208)	136 (97·4 to 188)	110 (78·9 to 149)	96·9 (71·8 to 133)	75·6 (53·9 to 103)	50·7 (37·5 to 68·3)	27·5 (20·7 to 36·8)	10·5 (7·8 to 14·3)	4·2 (3·1 to 5·7)	2,260
Venomous animal contact	4·9 (2·9 to 7·9)	6·7 (4 to 10·7)	47·7 (25·4 to 77·5)	140 (90·6 to 207)	68·8 (47·6 to 98·3)	76·9 (52·1 to 108)	71·4 (48·2 to 100)	80·1 (55·3 to 112)	82·9 (58·2 to 115)	76·4 (54·1 to 107)	75·6 (53·8 to 103)	77·5 (54 to 106)	80·9 (58·7 to 109)	88·4 (63·9 to 118)	86·9 (64·5 to 117)	74·2 (54·6 to 100)	56·4 (39·6 to 77·7)	49·9 (37 to 67)	38·2 (27 to 51·8)	26·3 (19·3 to 34·4)	13·7 (10·3 to 18)	4·7 (3·6 to 6·1)	1·9 (1·4 to 2·4)	1,330
Non-venomous animal contact	0·9 (0·5 to 1·8)	0·9 (0·5 to 1·8)	7·8 (4 to 15·6)	29·6 (17·3 to 50·4)	41·2 (24·8 to 70·1)	52·2 (32·7 to 83·7)	52·3 (32·9 to 84·3)	58·1 (36·3 to 91·7)	56·1 (34·3 to 91·4)	59·6 (36·1 to 96·2)	59·3 (36·2 to 96·6)	62·5 (38·5 to 101)	67·1 (40·4 to 104)	68·7 (43 to 106)	63·8 (40·1 to 98·7)	61·4 (38·7 to 95·1)	53·8 (34·7 to 82·6)	47 (31·1 to 70)	37·4 (24·3 to 56·8)	24·4 (15·6 to 36·7)	13·8 (9 to 20·4)	5·8 (3·8 to 8·7)	2·3 (1·6 to 3·5)	926
Foreign body	85·9 (57·9 to 122)	89·5 (59·1 to 134)	2,200 (1,290 to 3,460)	1,300 (896 to 1,820)	342 (264 to 434)	475 (367 to 604)	436 (327 to 558)	711 (547 to 908)	696 (539 to 872)	674 (522 to 874)	627 (490 to 785)	593 (465 to 745)	512 (395 to 658)	459 (355 to 598)	387 (304 to 494)	284 (220 to 361)	212 (168 to 265)	161 (131 to 198)	123 (98·7 to 151)	86·9 (68·5 to 110)	50 (40·6 to 60)	23·3 (19 to 27·6)	10·4 (8·4 to 12·2)	10,500
Pulmonary aspiration and foreign body in airway	85·7 (57·8 to 122)	89 (58·7 to 134)	2,200 (1,280 to 3,450)	1,260 (847 to 1,780)	274 (202 to 357)	386 (289 to 502)	328 (240 to 431)	584 (427 to 778)	565 (424 to 734)	539 (397 to 717)	489 (365 to 630)	452 (341 to 587)	370 (273 to 495)	327 (231 to 452)	272 (199 to 373)	186 (132 to 249)	135 (101 to 178)	95·8 (74·6 to 123)	73·5 (56·1 to 94)	54·1 (38·7 to 73·4)	32·5 (25·3 to 40·5)	16·3 (12·7 to 19·3)	7·7 (5·9 to 9·2)	8,820
Foreign body in eyes	0·1 (0 to 0·1)	0·2 (0 to 0·4)	2·8 (0·8 to 6·1)	15·4 (4·8 to 33·9)	27·1 (8·6 to 61)	37·6 (13 to 83)	50·3 (18·3 to 110)	63·7 (24·8 to 130)	68·9 (30·1 to 137)	71·9 (32·2 to 137)	74·9 (34·2 to 139)	78·9 (40·4 to 140)	79·4 (43·7 to 136)	71·8 (40·9 to 114)	60·4 (35·5 to 91·8)	52 (31·4 to 76·8)	41·1 (25·5 to 59·2)	34·1 (22·1 to 49·6)	25·7 (16·8 to 36·9)	16·8 (11·2 to 24·7)	8·8 (6 to 12·8)	3·4 (2·3 to 4·9)	1·2 (0·8 to 1·7)	887
Foreign body in other body part	0·1 (0·1 to 0·2)	0·3 (0·1 to 0·5)	5 (2·8 to 8·6)	30·1 (19·5 to 46·2)	41·4 (26·5 to 63·4)	51·8 (35·2 to 77)	57·7 (39·7 to 81·3)	62·9 (44·7 to 87·3)	62·6 (44·8 to 85·3)	62·8 (44·3 to 86)	62·4 (45·2 to 85·5)	62·4 (44·9 to 85·3)	62·9 (45·5 to 85·4)	60·9 (44·4 to 81·6)	55 (40·1 to 74·2)	46·1 (33·7 to 62·8)	36·2 (26 to 48·9)	30·9 (22·3 to 41·8)	23·6 (17 to 31·6)	15·9 (11·6 to 21·8)	8·7 (6·3 to 11·8)	3·6 (2·6 to 4·9)	1·4 (1 to 1·9)	845
Environmental heat and cold exposure	1·6 (1 to 2·3)	1·1 (0·7 to 1·7)	7·7 (4·7 to 12·1)	16·9 (11·5 to 24·3)	30·1 (19·6 to 43·7)	40·4 (25·7 to 59·8)	53·7 (35·7 to 79)	66·3 (45·3 to 94·8)	72·5 (50·8 to 104)	77·1 (54·6 to 111)	77·7 (54·6 to 113)	81·6 (57·4 to 113)	84 (60·2 to 117)	92·1 (67 to 125)	82·8 (60·8 to 116)	70·3 (49·7 to 97·9)	58·3 (40·6 to 84)	53·6 (38·8 to 73·4)	43·8 (31·4 to 60·7)	32·6 (23·6 to 43·7)	21·2 (15·6 to 28·6)	10·6 (7·8 to 13·9)	5·2 (3·9 to 6·8)	1,080
Exposure to forces of nature	0 (0 to 0)	0 (0 to 0)	0 (0 to 0)	0·1 (0·1 to 0·2)	0·8 (0·5 to 1·2)	1·7 (1 to 2·5)	3·1 (2 to 4·8)	7·4 (4·7 to 11·4)	8·3 (5·3 to 12·6)	14·3 (9·3 to 22·4)	12·3 (8·1 to 18·5)	13·3 (8·9 to 19·3)	15·2 (10·2 to 22·6)	12 (7·9 to 17·4)	9·1 (6 to 12·9)	7·4 (5·1 to 10·5)	5·4 (3·6 to 7·8)	4 (2·8 to 5·6)	2·6 (1·8 to 3·7)	1·6 (1·1 to 2·2)	0·8 (0·5 to 1·1)	0·3 (0·2 to 0·4)	0·1 (0·1 to 0·1)	120
Other unintentional injuries	6·9 (3·9 to 11·4)	4·2 (2·4 to 7·4)	35·6 (21·4 to 55·6)	154 (109 to 212)	161 (123 to 206)	284 (223 to 356)	705 (511 to 943)	1,260 (904 to 1,740)	1,250 (923 to 1,700)	1,030 (759 to 1,400)	863 (659 to 1,150)	782 (611 to 1,000)	664 (497 to 885)	461 (353 to 604)	366 (283 to 482)	241 (187 to 312)	178 (138 to 228)	125 (96·9 to 161)	98·5 (75·3 to 127)	66·6 (50·9 to 86)	43·4 (33·8 to 54·4)	20·8 (16·2 to 26·1)	9·7 (7·7 to 11·9)	8,810
Self-harm and interpersonal violence	182 (121 to 267)	42·2 (25·5 to 65·4)	369 (210 to 584)	1,500 (979 to 2,160)	998 (791 to 1,230)	2,540 (2,100 to 3,080)	13,300 (10,900 to 16,400)	23,500 (19,000 to 29,300)	21,800 (18,100 to 25,900)	17,300 (14,200 to 20,800)	13,300 (10,500 to 16,400)	10,200 (8,060 to 13,000)	7,270 (5,600 to 9,470)	5,070 (3,950 to 6,510)	3,370 (2,660 to 4,370)	2,070 (1,650 to 2,640)	1,260 (1,020 to 1,540)	775 (632 to 966)	485 (401 to 579)	241 (194 to 295)	126 (103 to 153)	42·8 (34·4 to 52·2)	21·7 (17·3 to 26·4)	126,000
Self-harm	0 (0 to 0)	0 (0 to 0)	0 (0 to 0)	0 (0 to 0)	0 (0 to 0)	791 (569 to 1,060)	2,950 (2,260 to 3,820)	4,300 (3,240 to 5,570)	3,580 (2,760 to 4,640)	2,780 (2,090 to 3,560)	2,240 (1,670 to 2,960)	1,860 (1,400 to 2,530)	1,560 (1,140 to 2,130)	1,150 (817 to 1,570)	872 (640 to 1,190)	592 (441 to 788)	384 (286 to 515)	247 (186 to 330)	147 (112 to 191)	80·4 (60·1 to 106)	46·4 (34·2 to 60·1)	14·4 (10·7 to 17·9)	6·2 (4·6 to 7·6)	23,600
Self-harm by firearm	0 (0 to 0)	0 (0 to 0)	0 (0 to 0)	0 (0 to 0)	0 (0 to 0)	19·3 (8·9 to 44·6)	170 (96·8 to 294)	287 (165 to 539)	252 (148 to 437)	203 (125 to 333)	168 (94·6 to 286)	147 (89·7 to 261)	136 (81 to 241)	111 (60·8 to 197)	86·1 (51·2 to 144)	62·7 (37·2 to 106)	49·1 (29·8 to 81·3)	31·3 (20·1 to 51·7)	21·4 (13·2 to 33·5)	14·2 (8·8 to 22·8)	7 (4·3 to 11·7)	2 (1·4 to 3·4)	0·8 (0·5 to 1·4)	1,770
Self-harm by other specified means	0 (0 to 0)	0 (0 to 0)	0 (0 to 0)	0 (0 to 0)	0 (0 to 0)	772 (550 to 1,030)	2,780 (2,120 to 3,570)	4,010 (3,030 to 5,220)	3,330 (2,560 to 4,370)	2,570 (1,920 to 3,300)	2,080 (1,540 to 2,720)	1,720 (1,290 to 2,320)	1,420 (1,030 to 1,950)	1,040 (755 to 1,430)	786 (574 to 1,070)	530 (396 to 714)	335 (248 to 447)	216 (161 to 287)	126 (94 to 164)	66·2 (49·2 to 87·9)	39·4 (28·8 to 52)	12·4 (9·1 to 15·4)	5·4 (4·1 to 6·7)	21,800
Interpersonal violence	182 (121 to 267)	42·2 (25·5 to 65·4)	367 (209 to 582)	1,490 (972 to 2,150)	993 (786 to 1,230)	1,750 (1,410 to 2,150)	10,300 (8,220 to 13,000)	19,000 (15,000 to 24,000)	18,100 (14,800 to 21,800)	14,400 (11,800 to 17,500)	11,000 (8,680 to 13,800)	8,330 (6,480 to 10,700)	5,690 (4,360 to 7,390)	3,910 (3,040 to 5,050)	2,490 (1,950 to 3,270)	1,480 (1,160 to 1,920)	874 (696 to 1,080)	528 (417 to 670)	337 (275 to 411)	161 (126 to 202)	79·6 (61·9 to 102)	28·4 (21·8 to 36·7)	15·5 (11·7 to 19·8)	102,000
Physical violence by firearm	23·4 (12·5 to 38·9)	7·5 (4 to 12·6)	71·1 (39·2 to 117)	374 (234 to 549)	338 (252 to 442)	665 (508 to 841)	6,080 (4,810 to 7,710)	11,600 (9,120 to 14,600)	11,200 (9,110 to 13,700)	8,660 (6,990 to 10,600)	6,580 (5,160 to 8,380)	4,680 (3,580 to 6,050)	2,960 (2,220 to 3,960)	1,890 (1,410 to 2,510)	1,110 (824 to 1,500)	544 (392 to 748)	248 (185 to 331)	117 (86·8 to 156)	69·5 (50·1 to 92·2)	20·1 (14·9 to 26·5)	8·7 (6·5 to 11·3)	2·9 (2·1 to 3·7)	2·5 (1·7 to 3·5)	57,300
Physical violence by sharp object	23·5 (14·4 to 35·8)	5 (2·8 to 8·5)	36 (20·6 to 57·9)	137 (87·1 to 196)	125 (97·5 to 158)	278 (216 to 351)	2,180 (1,710 to 2,800)	3,870 (3,050 to 4,890)	3,510 (2,850 to 4,320)	2,970 (2,420 to 3,610)	2,110 (1,660 to 2,640)	1,700 (1,330 to 2,150)	1,230 (945 to 1,610)	938 (727 to 1,220)	609 (478 to 790)	403 (306 to 527)	260 (199 to 335)	149 (115 to 194)	95·1 (75·9 to 118)	50·4 (38·8 to 64·1)	23·8 (17·9 to 30·9)	8·2 (6·1 to 10·9)	4·9 (3·6 to 6·4)	20,700
Sexual violence	0 (0 to 0)	0 (0 to 0)	0 (0 to 0)	3·1 (1·8 to 5·2)	24·7 (14·8 to 38·6)	53·2 (29·9 to 84·5)	111 (62·4 to 178)	168 (98·9 to 261)	182 (103 to 295)	178 (101 to 282)	169 (94·9 to 268)	146 (85·7 to 235)	113 (65·2 to 187)	72·3 (40·8 to 120)	41·3 (23·8 to 66·2)	28·3 (17·5 to 43·2)	20·5 (12·8 to 31·3)	15·9 (9·9 to 23·9)	10·9 (7 to 15·9)	6·7 (4·2 to 10)	2·6 (1·6 to 4·2)	0·4 (0·3 to 0·7)	0 (0 to 0)	1,350
Physical violence by other means	135 (87·8 to 200)	29·7 (17·6 to 47·4)	260 (148 to 412)	979 (617 to 1,430)	506 (392 to 628)	749 (592 to 950)	1,960 (1,450 to 2,620)	3,410 (2,560 to 4,470)	3,140 (2,450 to 3,990)	2,630 (2,020 to 3,400)	2,120 (1,610 to 2,760)	1,810 (1,420 to 2,380)	1,390 (1,030 to 1,830)	1,020 (782 to 1,320)	734 (569 to 942)	504 (393 to 646)	345 (273 to 432)	245 (190 to 307)	161 (126 to 201)	83·4 (63·6 to 106)	44·5 (34 to 57)	16·8 (12·5 to 21·9)	8 (6·1 to 10·4)	22,300
Conflict and terrorism	0 (0 to 0)	0 (0 to 0)	0 (0 to 0)	0 (0 to 0·1)	0·6 (0·3 to 1·1)	0·6 (0·3 to 1·1)	0·9 (0·5 to 1·6)	1·4 (0·8 to 2·5)	2·3 (1·4 to 4·2)	2·4 (1·4 to 4)	2·4 (1·4 to 4·1)	2·5 (1·5 to 4·2)	2·5 (1·5 to 4·2)	2 (1·3 to 3·3)	1·4 (0·9 to 2·2)	0·9 (0·6 to 1·4)	0·6 (0·3 to 0·9)	0·4 (0·2 to 0·6)	0·2 (0·2 to 0·4)	0·1 (0·1 to 0·2)	0·1 (0·1 to 0·1)	0 (0 to 0·1)	0 (0 to 0)	21·6

SR Table 2c. Yucatan DALYS by cause and sex group for both sexes with 95% uncertainty intervals, 2019

Cause	Both Neonatal	Post Neonatal	1 to 4	5 to 9	10 to 14	15 to 19	20 to 24	25 to 29	30 to 34	35 to 39	40 to 44	45 to 49	50 to 54	55 to 59	60 to 64	65 to 69	70 to 74	75 to 79	80 to 84	85 to 89	90 to 94	95 plus	Total
All causes	15,489 (11,668 to 19,900)	8,699 (5,850 to 12,200)	2,565 (2,012 to 3,182)	2,090 (1,619 to 2,653)	1,746 (1,370 to 2,183)	1,733 (1,360 to 2,183)	2,150 (1,680 to 2,723)	2,193 (1,720 to 2,777)	2,233 (1,753 to 2,833)	2,293 (1,797 to 2,913)	2,393 (1,867 to 3,042)	2,763 (2,160 to 3,512)	2,960 (2,310 to 3,760)	3,164 (2,472 to 4,022)	3,164 (2,480 to 4,020)	3,164 (2,480 to 4,020)	2,810 (2,182 to 3,572)	1,960 (1,470 to 2,520)	1,770 (1,330 to 2,330)	1,569 (1,180 to 2,080)	1,310 (1,000 to 1,720)	687 (509 to 928)	158 (109 to 194)	64,900
Communicable, maternal, neonatal, and nutritional diseases	11,260 (8,990 to 14,900)	6,390 (3,910 to 9,730)	6,400 (4,170 to 9,290)	3,890 (2,670 to 5,760)	2,970 (1,930 to 4,360)	1,850 (1,200 to 2,930)	1,720 (1,090 to 2,720)	2,350 (1,560 to 3,700)	2,970 (2,000 to 4,460)	3,160 (2,150 to 4,660)	3,250 (2,170 to 4,750)	3,160 (2,060 to 4,760)	2,760 (2,000 to 3,980)	2,460 (2,010 to 2,960)	2,160 (1,700 to 2,660)	2,150 (1,620 to 2,800)	2,010 (1,470 to 2,720)	1,860 (1,420 to 2,530)	1,770 (1,330 to 2,450)	1,590 (1,180 to 2,080)	1,310 (1,000 to 1,810)	687 (509 to 928)	158 (109 to 194)	64,900
HIV/AIDS and sexually transmitted infections	2 (1.0 to 3)	113 (77 to 214)	372 (98 to 981)	60.6 (42.0 to 97.6)	49.4 (32.0 to 80.2)	50.3 (32.7 to 81.4)	101 (66 to 166)	197 (127 to 320)	322 (207 to 523)	443 (284 to 720)	576 (369 to 935)	764 (490 to 1,240)	786 (506 to 1,270)	698 (450 to 1,130)	592 (381 to 959)	392 (252 to 635)	242 (156 to 392)	192 (123 to 311)	99.9 (64.3 to 162)	39.6 (25.5 to 64.2)	19.2 (12.4 to 31.1)	6.7 (4.3 to 10.9)	3.5 (2.2 to 5.6)	0.8 (0.5 to 1.3)	6,860 (4,420 to 11,100)
HIV/AIDS	0 (0 to 0)	0 (0 to 0)	79.6 (68.6 to 87.3)	50.6 (43.7 to 55.4)	42.3 (36.4 to 46.3)	47.2 (40.7 to 51.7)	94.4 (81.4 to 103.4)	348 (300 to 381)	699 (603 to 766)	1,250 (1,080 to 1,370)	998 (861 to 1,100)	992 (856 to 1,090)	732 (631 to 801)	610 (526 to 668)	397 (342 to 435)	226 (195 to 248)	119 (103 to 131)	39.4 (34.0 to 43.2)	13 (11.2 to 14.2)	3.9 (3.4 to 4.3)	1.4 (1.2 to 1.5)	0.3 (0.2 to 0.4)	0.1 (0.1 to 0.1)	6,390
HIV/AIDS - Drug-susceptible Tuberculosis	0 (0 to 0)	4.9 (3.1 to 7.6)	3.3 (2.1 to 5.1)	1.9 (1.2 to 2.9)	1.6 (1.0 to 2.4)	1.8 (1.1 to 2.8)	3.6 (2.3 to 5.5)	7.5 (4.8 to 11.5)	14.2 (9.1 to 21.7)	20.2 (13.0 to 30.9)	27.2 (17.5 to 41.5)	34.1 (22.0 to 52.1)	33.2 (21.4 to 50.7)	29.4 (18.9 to 44.9)	25.1 (16.2 to 38.4)	19.2 (12.4 to 29.3)	14.3 (9.2 to 21.9)	9.1 (5.9 to 13.9)	5.4 (3.5 to 8.3)	2.7 (1.7 to 4.1)	1.1 (0.7 to 1.7)	0.4 (0.2 to 0.6)	0.1 (0.1 to 0.2)	471
HIV/AIDS - Multidrug-resistant Tuberculosis without extensive drug resistance	0 (0 to 0)	0.4 (0.3 to 1.8)	0.3 (0.2 to 1.2)	0.2 (0.1 to 1.1)	0.2 (0.1 to 1.1)	0.2 (0.1 to 1.1)	0.4 (0.2 to 1.7)	0.9 (0.4 to 3.6)	1.8 (0.9 to 7.2)	2.6 (1.3 to 10.3)	3.5 (1.8 to 13.8)	4.4 (2.3 to 17.3)	4.2 (2.3 to 16.9)	3.7 (2.0 to 15.1)	3.2 (1.8 to 13.1)	2.4 (1.4 to 9.8)	1.8 (1.0 to 7.4)	1.2 (0.7 to 4.9)	0.7 (0.4 to 2.9)	0.3 (0.2 to 1.2)	0.1 (0.1 to 0.5)	0.1 (0.1 to 0.2)	0.0 (0.0 to 0.1)	31.3
HIV/AIDS - Extensively drug-resistant Tuberculosis	0 (0 to 0)	0 (0 to 0)	0 (0 to 0)	0 (0 to 0)	0 (0 to 0)	0 (0 to 0)	0 (0 to 0)	0 (0 to 0)	0 (0 to 0)	0 (0 to 0)	0 (0 to 0)	0 (0 to 0)	0 (0 to 0)	0 (0 to 0)	0 (0 to 0)	0 (0 to 0)	0 (0 to 0)	0 (0 to 0)	0 (0 to 0)	0 (0 to 0)	0 (0 to 0)	0 (0 to 0)	0 (0 to 0)	0 (0 to 0)	9.1
HIV/AIDS resulting in other diseases	0 (0 to 0)	0 (0 to 0)	69.3 (60.1 to 76.0)	49.0 (42.6 to 53.6)	39.2 (33.7 to 43.0)	45.0 (38.7 to 49.3)	90.4 (77.9 to 99.0)	336 (289 to 368)	682 (586 to 747)	1,230 (1,060 to 1,350)	983 (846 to 1,080)	983 (846 to 1,080)	726 (625 to 795)	606 (522 to 664)	396 (341 to 434)	225 (194 to 247)	119 (102 to 130)	39.2 (33.8 to 43.0)	12.9 (11.1 to 14.2)	3.9 (3.3 to 4.3)	1.4 (1.2 to 1.5)	0.3 (0.2 to 0.4)	0.1 (0.1 to 0.1)	6,340
Sexually transmitted infections excluding HIV	2 (1.0 to 3)	113 (77 to 214)	292 (29.5 to 917)	9.6 (6.4 to 15.1)	7.1 (4.7 to 11.1)	3.1 (2.1 to 4.9)	6.8 (4.5 to 10.6)	8.9 (5.9 to 14.0)	23.2 (15.4 to 36.4)	193 (128 to 303)	193 (128 to 303)	21.1 (14.0 to 33.1)	26.1 (17.4 to 41.0)	31.9 (21.2 to 50.1)	32.1 (21.4 to 50.4)	19.2 (12.8 to 30.1)	12.2 (8.1 to 19.1)	7.2 (4.8 to 11.3)	3.4 (2.3 to 5.4)	1.4 (0.9 to 2.2)	0.7 (0.5 to 1.1)	0.2 (0.1 to 0.4)	0.0 (0.0 to 0.1)	667 (114 to 1,300)
Syphilis	0 (0 to 0)	0 (0 to 0)	0 (0 to 0)	0 (0 to 0)	0 (0 to 0)	0 (0 to 0)	0 (0 to 0)	0 (0 to 0)	0 (0 to 0)	0 (0 to 0)	0 (0 to 0)	0 (0 to 0)	0 (0 to 0)	0 (0 to 0)	0 (0 to 0)	0 (0 to 0)	0 (0 to 0)	0 (0 to 0)	0 (0 to 0)	0 (0 to 0)	0 (0 to 0)	0 (0 to 0)	0 (0 to 0)	0 (0 to 0)	29.3
Chlamydial infection	0 (0 to 0)	0 (0 to 0)	0 (0 to 0)	0.2 (0.2 to 0.4)	1.2 (0.8 to 1.8)	3.9 (2.7 to 5.7)	6.1 (4.1 to 9.0)	7 (4.7 to 10.4)	7.6 (5.2 to 11.2)	7.6 (5.2 to 11.2)	8.5 (5.8 to 12.5)	9.5 (6.5 to 14.0)	11.6 (7.9 to 17.1)	13.2 (9.0 to 19.5)	13.2 (9.0 to 19.5)	9.8 (6.6 to 14.1)	6.9 (4.6 to 10.0)	4.4 (2.9 to 6.4)	2.3 (1.5 to 3.4)	1.1 (0.7 to 1.6)	0.5 (0.3 to 0.8)	0.2 (0.1 to 0.3)	0.0 (0.0 to 0.1)	69.2
Gonococcal infection	0 (0 to 0)	0 (0 to 0)	0 (0 to 0)	0 (0 to 0)	0.5 (0.3 to 0.9)	0.5 (0.3 to 0.9)	0.7 (0.4 to 1.2)	0.7 (0.4 to 1.2)	0.7 (0.4 to 1.2)	0.7 (0.4 to 1.2)	0.7 (0.4 to 1.2)	0.7 (0.4 to 1.2)	0.7 (0.4 to 1.2)	0.7 (0.4 to 1.2)	0.7 (0.4 to 1.2)	0.7 (0.4 to 1.2)	0.7 (0.4 to 1.2)	0.7 (0.4 to 1.2)	0.7 (0.4 to 1.2)	0.7 (0.4 to 1.2)	0.7 (0.4 to 1.2)	0.7 (0.4 to 1.2)	0.0 (0.0 to 0.1)	10.2
Trichomoniasis	0 (0 to 0)	0 (0 to 0)	0 (0 to 0)	0 (0 to 0)	0 (0 to 0)	0 (0 to 0)	0 (0 to 0)	0 (0 to 0)	0 (0 to 0)	0 (0 to 0)	0 (0 to 0)	0 (0 to 0)	0 (0 to 0)	0 (0 to 0)	0 (0 to 0)	0 (0 to 0)	0 (0 to 0)	0 (0 to 0)	0 (0 to 0)	0 (0 to 0)	0 (0 to 0)	0 (0 to 0)	0 (0 to 0)	0 (0 to 0)	417
Genital herpes	0 (0 to 0)	0 (0 to 0)	0 (0 to 0)	0 (0 to 0)	0 (0 to 0)	0 (0 to 0)	0 (0 to 0)	0 (0 to 0)	0 (0 to 0)	0 (0 to 0)	0 (0 to 0)	0 (0 to 0)	0 (0 to 0)	0 (0 to 0)	0 (0 to 0)	0 (0 to 0)	0 (0 to 0)	0 (0 to 0)	0 (0 to 0)	0 (0 to 0)	0 (0 to 0)	0 (0 to 0)	0 (0 to 0)	0 (0 to 0)	176
Other sexually transmitted infections	0 (0 to 0)	0 (0 to 0)	0 (0 to 0)	0 (0 to 0)	0 (0 to 0)	0 (0 to 0)	0 (0 to 0)	0 (0 to 0)	0 (0 to 0)	0 (0 to 0)	0 (0 to 0)	0 (0 to 0)	0 (0 to 0)	0 (0 to 0)	0 (0 to 0)	0 (0 to 0)	0 (0 to 0)	0 (0 to 0)	0 (0 to 0)	0 (0 to 0)	0 (0 to 0)	0 (0 to 0)	0 (0 to 0)	0 (0 to 0)	96
Respiratory infections and tuberculosis	619 (389 to 902)	667 (430 to 990)	1,080 (1,080 to 1,080)	786 (786 to 1,240)	576 (340 to 872)	427 (265 to 667)	427 (267 to 726)	548 (335 to 784)	716 (462 to 992)	1,080 (667 to 1,560)	1,080 (695 to 1,560)	1,080 (676 to 1,730)	1,080 (636 to 1,730)	1,080 (686 to 1,690)	1,080 (687 to 1,760)	1,080 (660 to 1,800)	1,080 (660 to 1,800)	1,080 (731 to 1,700)	1,080 (693 to 1,690)	1,080 (613 to 1,690)	1,080 (611 to 1,720)	1,080 (611 to 1,720)	1,080 (611 to 1,720)	17,000
Tuberculosis	0 (0 to 0)	0 (0 to 0)	53.3 (43.3 to 66.6)	53.1 (7.5 to 134)	29.6 (12.3 to 54.3)	29.6 (9.3 to 59.6)	29.6 (9.6 to 59.6)	29.6 (9.6 to 59.6)	29.6 (9.6 to 59.6)	29.6 (7.1 to 67.1)	29.6 (8.1 to 69.1)	29.6 (8.1 to 69.1)	29.6 (8.1 to 69.1)	29.6 (9.6 to 69.1)	29.6 (9.6 to 69.1)	29.6 (9.6 to 69.1)	29.6 (9.6 to 69.1)	29.6 (9.6 to 69.1)	29.6 (9.6 to 69.1)	29.6 (9.6 to 69.1)	29.6 (9.6 to 69.1)	29.6 (9.6 to 69.1)	29.6 (9.6 to 69.1)	1,400
Latent tuberculosis infection	0 (0 to 0)	0 (0 to 0)	0 (0 to 0)	0 (0 to 0)	0 (0 to 0)	0 (0 to 0)	0 (0 to 0)	0 (0 to 0)	0 (0 to 0)	0 (0 to 0)	0 (0 to 0)	0 (0 to 0)	0 (0 to 0)	0 (0 to 0)	0 (0 to 0)	0 (0 to 0)	0 (0 to 0)	0 (0 to 0)	0 (0 to 0)	0 (0 to 0)	0 (0 to 0)	0 (0 to 0)	0 (0 to 0)	0 (0 to 0)	0
Drug-susceptible Tuberculosis	0 (0 to 0)	0 (0 to 0)	0 (0 to 0)	0 (0 to 0)	0 (0 to 0)	0 (0 to 0)	0 (0 to 0)	0 (0 to 0)	0 (0 to 0)	0 (0 to 0)	0 (0 to 0)	0 (0 to 0)	0 (0 to 0)	0 (0 to 0)	0 (0 to 0)	0 (0 to 0)	0 (0 to 0)	0 (0 to 0)	0 (0 to 0)	0 (0 to 0)	0 (0 to 0)	0 (0 to 0)	0 (0 to 0)	0 (0 to 0)	0
Multidrug-resistant tuberculosis without extensive drug resistance	0 (0 to 0)	0 (0 to 0)	0.6 (0 to 0)	0.6 (0 to 0)	0.7 (0 to 0)	1.4 (0 to 0)	2.8 (0 to 0)	5.7 (0 to 0)	8.5 (0 to 0)	11.3 (0 to 0)	14.2 (0 to 0)	17 (0 to 0)	19.8 (0 to 0)	22.7 (0 to 0)	25.5 (0 to 0)	28.4 (0 to 0)	31.2 (0 to 0)	34 (0 to 0)	36.8 (0 to 0)	39.7 (0 to 0)	42.5 (0 to 0)	45.3 (0 to 0)	48.2 (0 to 0)	51 (0 to 0)	824
Extensively drug-resistant tuberculosis	0 (0 to 0)	0 (0 to 0)	0.1 (0 to 0.1)	0.1 (0 to 0.1)	0.1 (0 to 0.1)	0.1 (0 to 0.1)	0.2 (0 to 0.2)	0.4 (0 to 0.4)	0.6 (0 to 0.6)	0.8 (0 to 0.8)	1.1 (0 to 1.1)	1.3 (0 to 1.3)	1.5 (0 to 1.5)	1.7 (0 to 1.7)	1.9 (0 to 1.9)	2.1 (0 to 2.1)	2.3 (0 to 2.3)	2.5 (0 to 2.5)	2.7 (0 to 2.7)	2.9 (0 to 2.9)	3.1 (0 to 3.1)	3.3 (0 to 3.3)	3.5 (0 to 3.5)	3.7 (0 to 3.7)	13.3
Lower respiratory infections	612 (289 to 868)	660 (406 to 960)	1,080 (1,080 to 1,080)	643 (643 to 1,170)	490 (278 to 778)	131 (72 to 216)	108 (58 to 186)	108 (58 to 186)	108 (58 to 186)	108 (58 to 186)	108 (58 to 186)	108 (58 to 186)	108 (58 to 186)	108 (58 to 186)	108 (58 to 186)	108 (58 to 186)	108 (58 to 186)	108 (58 to 186)	108 (58 to 186)	108 (58 to 186)	108 (58 to 186)	108 (58 to 186)	108 (58 to 186)	108 (58 to 186)	13,000
Upper respiratory infections	2.6 (0.6 to 6.1)	6.6 (1.6 to 15.6)	69.2 (69.2 to 69.2)	171 (171 to 171)	171 (171 to 171)	171 (171 to 171)	171 (171 to 171)	171 (171 to 171)	171 (171 to 171)	171 (171 to 171)	171 (171 to 171)	171 (171 to 171)	171 (171 to 171)	171 (171 to 171)	171 (171 to 171)	171 (171 to 171)	171 (171 to 171)	171 (171 to 171)	171 (171 to 171)	171 (171 to 171)	171 (171 to 171)	171 (171 to 171)	171 (171 to 171)	171 (171 to 171)	1,960
Otitis media	0.9 (0.9 to 0.1)	1.9 (0.1 to 0.4)	2.2 (0.7 to 5.3)	2.2 (0.8 to 5.6)	1.6 (0.6 to 4.2)	1.6 (0.6 to 4.2)	1.6 (0.6 to 4.2)	1.6 (0.6 to 4.2)	1.6 (0.6 to 4.2)	1.6 (0.6 to 4.2)	1.6 (0.6 to 4.2)	1.6 (0.6 to 4.2)	1.6 (0.6 to 4.2)	1.6 (0.6 to 4.2)	1.6 (0.6 to 4.2)	1.6 (0.6 to 4.2)	1.6 (0.6 to 4.2)	1.6 (0.6 to 4.2)	1.6 (0.6 to 4.2)	1.6 (0.6 to 4.2)	1.6 (0.6 to 4.2)	1.6 (0.6 to 4.2)	1.6 (0.6 to 4.2)	636
Enteric infections	29.9 (17.6 to 47.2)	70.9 (43.9 to 123)	1,030 (564 to 1,760)	289 (289 to 601)	222 (222 to 387)	208 (208 to 361)	130 (130 to 227)	115 (115 to 192)	127 (127 to 212)	146 (146 to 242)	166 (166 to 275)	196 (196 to 324)	196 (196 to 324)	196 (196 to 324)	196 (196 to 324)	196 (196 to 324)	196 (196 to 324)	196 (196 to 323)	196 (196 to 323)	196 (196 to 323)	196 (196 to 323)	196 (196 to 323)	196 (196 to 323)	196 (196 to 323)	6,780
Diarrheal diseases	29.9 (17.6 to 47.2)	70.9 (43.9 to 123)	1,030 (563 to 1,760)	279 (172 to 764)	222 (98 to 598)	208 (167 to 361)	130 (97 to 227)	115 (79 to 192)	127 (86 to 212)	146 (92 to 242)	166 (113 to 275)	196 (127 to 324)	196 (127 to 324)	196 (127 to 324)	196 (127 to 324)	196 (127 to 324)	196 (127 to 324)	196 (127 to 323)	196 (127 to 323)	196 (127 to 323)	196 (127 to 323)	196 (127 to 323)	196 (127 to 323)	196 (127 to 323)	6,100
Typhoid and paratyphoid	0 (0 to 0)	0.7 (0.4 to 1.4)	0.9 (0.9 to 2.2)	0.9 (0.9 to 2.2)	0.9 (0.9 to 2.2





SR Table 2c. Zscalcas DALYS by cause and sex aroun for both sexes with 95% uncertainty intervals, 2019

Cause	Sero Neonatal	Low Neonatal	1 to 5	5 to 9	10 to 14	15 to 19	20 to 24	25 to 29	30 to 34	35 to 39	40 to 44	45 to 49	50 to 54	55 to 59	60 to 64	65 to 69	70 to 74	75 to 79	80 to 84	85 to 89	90 to 94	95 plus	Total
All causes	Sero Neonatal	Post Neonatal	1 to 5	5 to 9	10 to 14	15 to 19	20 to 24	25 to 29	30 to 34	35 to 39	40 to 44	45 to 49	50 to 54	55 to 59	60 to 64	65 to 69	70 to 74	75 to 79	80 to 84	85 to 89	90 to 94	95 plus	Total
Communicable, maternal, neonatal, and nutritional diseases	5,199 (5,170 to 5,228)	15,788 (15,600 to 15,976)	7,795 (6,989 to 8,596)	6,256 (5,710 to 6,806)	3,255 (2,874 to 3,638)	2,293 (2,004 to 2,582)	2,004 (1,760 to 2,252)	1,960 (1,722 to 2,202)	1,960 (1,722 to 2,202)	1,960 (1,722 to 2,202)	1,960 (1,722 to 2,202)	1,960 (1,722 to 2,202)	1,960 (1,722 to 2,202)	1,960 (1,722 to 2,202)	1,960 (1,722 to 2,202)	1,960 (1,722 to 2,202)	1,960 (1,722 to 2,202)	1,960 (1,722 to 2,202)	1,960 (1,722 to 2,202)	1,960 (1,722 to 2,202)	1,960 (1,722 to 2,202)	1,960 (1,722 to 2,202)
HIV/AIDS and sexually transmitted infections	1-6 (0 to 1-9)	28-9 (26-2 to 32-0)	41-1 (39-5 to 42-2)	19-7 (14-5 to 24-2)	29 (21-9 to 35-4)	163 (131 to 179)	355 (295 to 391)	388 (347 to 398)	362 (322 to 370)	354 (322 to 362)	176 (161 to 180)	178 (161 to 182)	117 (106 to 120)	85-6 (77-1 to 87-5)	61-1 (52-9 to 72-2)	38 (32-4 to 46-2)	13 (9-9 to 19)	7-9 (5-7 to 11-2)	4-1 (2-9 to 6-1)	2-5 (1-7 to 3-7)	0-8 (0-5 to 1-2)	1,840
HIV/AIDS	0 (0 to 0)	27-6 (24-3 to 31-9)	21 (18-7 to 23-1)	19-7 (14-5 to 24-1)	22-2 (16-7 to 26-6)	48-2 (34-7 to 56-4)	124 (111 to 134)	175 (159 to 184)	208 (189 to 215)	212 (192 to 220)	167 (152 to 170)	138 (127 to 141)	92-8 (85-2 to 94)	67-3 (60-6 to 68-9)	46 (42-5 to 48-5)	29-6 (26-6 to 32-3)	9-5 (8-5 to 11-3)	5-4 (4-8 to 6-4)	2-8 (2-5 to 3-4)	1-4 (1-2 to 1-7)	0-1 (0-1 to 0-1)	1,495
HIV/AIDS - Drug-susceptible Tuberculosis	0 (0 to 0)	0-7 (0-5 to 0-9)	1-3 (1-2 to 1-5)	1-4 (1-1 to 1-5)	3-6 (2-7 to 4-2)	7-2 (5-2 to 8-4)	19-4 (14-1 to 22-5)	22-2 (16-1 to 25-8)	19-7 (14-2 to 22-8)	17-2 (12-4 to 19-8)	12-6 (9-1 to 14-4)	9-5 (6-9 to 10-8)	4-5 (3-2 to 5-1)	2-7 (1-9 to 3-1)	0-9 (0-6 to 1-1)	0-3 (0-2 to 0-4)	0-1 (0-1 to 0-1)	0-1 (0-1 to 0-1)	0-1 (0-1 to 0-1)	0-1 (0-1 to 0-1)	0-1 (0-1 to 0-1)	139
HIV/AIDS - Multidrug-resistant Tuberculosis without extensive	0 (0 to 0)	0-2 (0 to 1-7)	0-2 (0 to 0-5)	0-2 (0 to 0-5)	0-5 (0 to 0-9)	1-1 (0 to 1-8)	2-9 (0-1 to 7-1)	3-4 (0-1 to 8-2)	3-1 (0-1 to 7-3)	2-7 (0-1 to 6-2)	1-9 (0-1 to 4-5)	1-4 (0-1 to 3-4)	0-7 (0-1 to 1-7)	0-4 (0-1 to 1-1)	0-1 (0-1 to 0-3)	0-1 (0-1 to 0-2)	0-1 (0-1 to 0-1)	0-1 (0-1 to 0-1)	0-1 (0-1 to 0-1)	0-1 (0-1 to 0-1)	0-1 (0-1 to 0-1)	19-9
HIV/AIDS - Extensively drug-resistant Tuberculosis	0 (0 to 0)	0-1 (0 to 0-2)	0-1 (0 to 0-2)	0-1 (0 to 0-2)	0-1 (0 to 0-1)	0-2 (0 to 0-3)	0-5 (0 to 0-7)	0-6 (0 to 0-8)	0-5 (0 to 0-7)	0-4 (0 to 0-6)	0-3 (0 to 0-4)	0-2 (0 to 0-3)	0-1 (0 to 0-2)	0-1 (0 to 0-1)	0-1 (0 to 0-1)	0-1 (0 to 0-1)	0-1 (0 to 0-1)	0-1 (0 to 0-1)	0-1 (0 to 0-1)	0-1 (0 to 0-1)	0-1 (0 to 0-1)	1-6
HIV/AIDS resulting in other diseases	0 (0 to 0)	0-9 (0-9 to 28-9)	19-4 (19-7 to 21-6)	19-7 (12-7 to 17-4)	21-1 (17-1 to 23-1)	44 (32-5 to 42-6)	105 (87-4 to 109)	153 (130 to 159)	154 (130 to 161)	142 (122 to 147)	109 (93-1 to 111)	108 (92-1 to 110)	73 (62-6 to 74)	50-6 (43-5 to 51-5)	34-5 (29-6 to 35-2)	22-6 (19-3 to 23-1)	8-6 (7-3 to 9-1)	5-2 (4-4 to 5-5)	2-7 (2-3 to 2-9)	1-3 (1-1 to 1-4)	0-1 (0-1 to 0-1)	1,340
Sexually transmitted infections excluding HIV	1-4 (0-6 to 2-2)	1-1 (0-4 to 2-3)	0-1 (0 to 0-2)	0-1 (0 to 0-1)	0-1 (0 to 0-1)	0-7 (0-3 to 1-5)	3-6 (1-5 to 7-4)	1-9 (0-8 to 3-9)	1-1 (0-5 to 2-4)	0-8 (0-4 to 1-6)	0-7 (0-3 to 1-4)	0-5 (0-2 to 1-1)	0-3 (0-1 to 0-6)	0-2 (0-1 to 0-4)	0-1 (0 to 0-3)	0-1 (0 to 0-2)	0-1 (0 to 0-1)	0-1 (0 to 0-1)	0-1 (0 to 0-1)	0-1 (0 to 0-1)	0-1 (0 to 0-1)	22-9
Syphilis	0 (0 to 0)	0 (0 to 0)	0 (0 to 0)	0 (0 to 0)	0-2 (0 to 0-5)	0-7 (0-1 to 1-1)	2-6 (0-6 to 4-2)	3-6 (0-9 to 5-8)	3-1 (0-8 to 5-1)	2-5 (0-6 to 4-2)	1-7 (0-5 to 2-8)	1-3 (0-3 to 2-1)	0-6 (0-2 to 1-1)	0-4 (0-1 to 0-7)	0-3 (0-1 to 0-5)	0-2 (0-1 to 0-3)	0-1 (0-1 to 0-2)	0-1 (0-1 to 0-2)	0-1 (0-1 to 0-2)	0-1 (0-1 to 0-2)	0-1 (0-1 to 0-2)	34
Chlamydial infection	0 (0 to 0)	0 (0 to 0)	0 (0 to 0)	0 (0 to 0)	0-2 (0 to 0-5)	1-1 (0-2 to 2-2)	3-2 (1-4 to 5-3)	3-6 (2-1 to 7-1)	3-6 (2-1 to 6-8)	3-2 (1-9 to 6-1)	2-5 (1-4 to 4-8)	2-1 (1-2 to 4-1)	1-4 (0-8 to 2-7)	1-1 (0-6 to 2-1)	0-8 (0-5 to 1-5)	0-5 (0-3 to 0-9)	0-3 (0-2 to 0-5)	0-2 (0-1 to 0-3)	0-1 (0-1 to 0-2)	0-1 (0-1 to 0-2)	0-1 (0-1 to 0-2)	0
Gonococcal infection	0 (0 to 0)	0 (0 to 0)	0 (0 to 0)	0 (0 to 0)	0-2 (0 to 0-5)	0-6 (0-2 to 1-3)	2-3 (0-9 to 4-6)	2-7 (1-1 to 5-4)	2-6 (1-1 to 5-2)	2-2 (0-9 to 4-6)	1-8 (0-8 to 3-8)	1-5 (0-7 to 3-1)	1-1 (0-5 to 2-1)	0-8 (0-4 to 1-7)	0-6 (0-3 to 1-2)	0-4 (0-2 to 0-8)	0-2 (0-1 to 0-4)	0-1 (0-1 to 0-3)	0-1 (0-1 to 0-2)	0-1 (0-1 to 0-2)	0-1 (0-1 to 0-2)	39-1
Trichomoniasis	0 (0 to 0)	0 (0 to 0)	0 (0 to 0)	0 (0 to 0)	0-1 (0 to 0-3)	0-4 (0-1 to 0-7)	1-4 (0-7 to 2-6)	1-8 (0-9 to 3-4)	1-6 (0-7 to 3-1)	1-2 (0-6 to 2-4)	0-9 (0-4 to 1-8)	0-7 (0-3 to 1-4)	0-5 (0-2 to 1-1)	0-3 (0-1 to 0-7)	0-2 (0-1 to 0-5)	0-2 (0-1 to 0-3)	0-1 (0-1 to 0-2)	0-1 (0-1 to 0-2)	0-1 (0-1 to 0-2)	0-1 (0-1 to 0-2)	0-1 (0-1 to 0-2)	122
Genital herpes	0 (0 to 0)	0 (0 to 0)	0 (0 to 0)	0 (0 to 0)	0-1 (0 to 0-1)	0-4 (0-1 to 0-8)	1-3 (0-5 to 2-5)	1-7 (0-7 to 3-1)	1-5 (0-6 to 2-7)	1-1 (0-5 to 2-1)	0-8 (0-4 to 1-6)	0-6 (0-3 to 1-1)	0-4 (0-2 to 0-8)	0-3 (0-1 to 0-5)	0-2 (0-1 to 0-4)	0-1 (0-1 to 0-3)	0-1 (0-1 to 0-2)	0-1 (0-1 to 0-2)	0-1 (0-1 to 0-2)	0-1 (0-1 to 0-2)	0-1 (0-1 to 0-2)	66-6
Other sexually transmitted infections	0 (0 to 0)	0 (0 to 0)	0 (0 to 0)	0 (0 to 0)	0 (0 to 0)	0-5 (0 to 1-3)	2-1 (1 to 3-6)	2-3 (0 to 3-1)	1-9 (0 to 3-1)	1-5 (0 to 2-7)	1-2 (0 to 2-1)	0-9 (0 to 1-7)	0-6 (0 to 1-2)	0-4 (0 to 0-8)	0-3 (0 to 0-6)	0-2 (0 to 0-4)	0-1 (0 to 0-3)	0-1 (0 to 0-2)	0-1 (0 to 0-2)	0-1 (0 to 0-2)	0-1 (0 to 0-1)	66-6
Respiratory infections and tuberculosis	2398 (2356 to 2471)	2,660 (2,567 to 2,844)	1,756 (1,599 to 2,003)	648 (497 to 865)	413 (295 to 572)	228 (159 to 350)	220 (162 to 316)	424 (300 to 583)	428 (305 to 583)	427 (303 to 580)	424 (303 to 579)	420 (303 to 580)	428 (303 to 582)	428 (303 to 582)	428 (303 to 582)	428 (303 to 582)	428 (303 to 582)	428 (303 to 582)	428 (303 to 582)	428 (303 to 582)	428 (303 to 582)	191 (127 to 268)	11,400
Tuberculosis	0 (0 to 0)	0-2 (0 to 0)	9-2 (3-8 to 17-7)	9-2 (4-5 to 12-4)	7-2 (4-1 to 10)	7-8 (4-1 to 11-6)	20-3 (9-9 to 31)	34-1 (16-9 to 51)	35-3 (17-6 to 52)	34-6 (17-2 to 51)	34-2 (17-1 to 50)	33-9 (16-9 to 50)	34-5 (17-2 to 51)	34-5 (17-2 to 51)	34-5 (17-2 to 51)	34-5 (17-2 to 51)	34-5 (17-2 to 51)	34-5 (17-2 to 51)	34-5 (17-2 to 51)	34-5 (17-2 to 51)	34-5 (17-2 to 51)	666
Latent tuberculosis infection	0 (0 to 0)	0 (0 to 0)	0 (0 to 0)	0 (0 to 0)	0 (0 to 0)	0 (0 to 0)	0 (0 to 0)	0 (0 to 0)	0 (0 to 0)	0 (0 to 0)	0 (0 to 0)	0 (0 to 0)	0 (0 to 0)	0 (0 to 0)	0 (0 to 0)	0 (0 to 0)	0 (0 to 0)	0 (0 to 0)	0 (0 to 0)	0 (0 to 0)	0 (0 to 0)	0 (0 to 0)	0
Drug-susceptible tuberculosis	0 (0 to 0)	0-2 (0 to 0)	9-2 (3-8 to 17-7)	9-2 (4-5 to 12-4)	7-2 (4-1 to 10)	7-8 (4-1 to 11-6)	20-3 (9-9 to 31)	34-1 (16-9 to 51)	35-3 (17-6 to 52)	34-6 (17-2 to 51)	34-2 (17-1 to 50)	33-9 (16-9 to 50)	34-5 (17-2 to 51)	34-5 (17-2 to 51)	34-5 (17-2 to 51)	34-5 (17-2 to 51)	34-5 (17-2 to 51)	34-5 (17-2 to 51)	34-5 (17-2 to 51)	34-5 (17-2 to 51)	34-5 (17-2 to 51)	666
Multidrug-resistant tuberculosis without extensive drug-resistan	0 (0 to 0)	0 (0 to 0)	0 (0 to 0)	0 (0 to 0)	0 (0 to 0)	0 (0 to 0)	0 (0 to 0)	0 (0 to 0)	0 (0 to 0)	0 (0 to 0)	0 (0 to 0)	0 (0 to 0)	0 (0 to 0)	0 (0 to 0)	0 (0 to 0)	0 (0 to 0)	0 (0 to 0)	0 (0 to 0)	0 (0 to 0)	0 (0 to 0)	0 (0 to 0)	0 (0 to 0)	0
Extensively drug-resistant tuberculosis	0 (0 to 0)	0 (0 to 0)	0-1 (0 to 0-2)	0-1 (0 to 0-2)	0-1 (0 to 0-1)	0-2 (0 to 0-3)	0-5 (0 to 0-7)	0-6 (0 to 0-8)	0-5 (0 to 0-7)	0-4 (0 to 0-6)	0-3 (0 to 0-4)	0-2 (0 to 0-3)	0-1 (0 to 0-2)	0-1 (0 to 0-1)	0-1 (0 to 0-1)	0-1 (0 to 0-1)	0-1 (0 to 0-1)	0-1 (0 to 0-1)	0-1 (0 to 0-1)	0-1 (0 to 0-1)	0-1 (0 to 0-1)	7-9
Lower respiratory infections	2397 (2355 to 2470)	2,660 (2,567 to 2,844)	1,668 (1,509 to 1,913)	639 (489 to 857)	147 (102 to 196)	108 (78 to 159)	160 (109 to 250)	164 (107 to 254)	232 (157 to 338)	236 (160 to 338)	285 (194 to 407)	326 (219 to 470)	334 (224 to 480)	373 (250 to 537)	402 (268 to 581)	398 (266 to 581)	398 (266 to 581)	398 (266 to 581)	398 (266 to 581)	398 (266 to 581)	398 (266 to 581)	272 (180 to 396)	8,640
Upper respiratory infections	1-1 (1 to 1-2)	0-3 (0 to 0-3)	88-8 (82-2 to 103)	8-5 (6-6 to 10-5)	266 (199-8 to 332)	120 (89-2 to 150)	60 (44-7 to 75)	40 (29-7 to 50)	29 (21-5 to 36)	19 (14-1 to 24)	14 (10-4 to 17)	10 (7-4 to 13)	7-2 (5-3 to 9)	5-1 (3-8 to 6-4)	3-6 (2-6 to 4-5)	2-5 (1-8 to 3-1)	1-7 (1-2 to 2-1)	1-2 (0-9 to 1-5)	0-8 (0-6 to 1-1)	0-5 (0-4 to 0-7)	0-3 (0-2 to 0-4)	1,470
Otitis media	0 (0 to 0)	0-2 (0-1 to 0-3)	7-3 (3-9 to 12-3)	62-2 (32-9 to 106)	266 (149-5 to 446)	120 (67 to 210)	60 (36-2 to 96-3)	40 (24-1 to 72-4)	29 (16-3 to 53-5)	19 (9-9 to 44-7)	14 (6-9 to 40-3)	10 (4-6 to 40-3)	7-2 (3-4 to 40-3)	5-1 (2-4 to 40-3)	3-6 (1-7 to 40-3)	2-5 (1-2 to 40-3)	1-7 (0-8 to 40-3)	1-2 (0-6 to 40-3)	0-8 (0-4 to 40-3)	0-5 (0-3 to 40-3)	0-3 (0-2 to 0-5)	499
Enteric infections	2-6 (2-3 to 23-3)	2-1 (1-9 to 12-3)	548 (548 to 1,000)	277 (277 to 507)	228 (228 to 417)	227 (227 to 417)	227 (227 to 417)	227 (227 to 417)	227 (227 to 417)	227 (227 to 417)	227 (227 to 417)	227 (227 to 417)	227 (227 to 417)	227 (227 to 417)	227 (227 to 417)	227 (227 to 417)	227 (227 to 417)	227 (227 to 417)	227 (227 to 417)	227 (227 to 417)	227 (227 to 417)	227 (227 to 417)	3,340
Diarrheal diseases	2-6 (2-3 to 23-3)	2-1 (1-9 to 12-3)	548 (548 to 1,000)	277 (277 to 507)	228 (214 to 376)	227 (159 to 374)	227 (159 to 374)	227 (159 to 374)	227 (159 to 374)	227 (159 to 374)	227 (159 to 374)	227 (159 to 374)	227 (159 to 374)	227 (159 to 374)	227 (159 to 374)	227 (159 to 374)	227 (159 to 374)	227 (159 to 374)	227 (159 to 374)	227 (159 to 374)	227 (159 to 374)	227 (159 to 374)	3,290
Typhoid and paratyphoid	0 (0 to 0)	0 (0 to 0)	0 (0 to 0-1)	0 (0 to 0-1)	0 (0 to 0-1)	0 (0 to 0-1)	0 (0 to 0-1)	0 (0 to 0-1)	0 (0 to 0-1)	0 (0 to 0-1)	0 (0 to 0-1)	0 (0 to 0-1)	0 (0 to 0-1)	0 (0 to 0-1)	0 (0 to 0-1)	0 (0 to 0-1)	0 (0 to 0-1)	0 (0 to 0-1)	0 (0 to 0-1)	0 (0 to 0-1)	0 (0 to 0-1)	0 (0 to 0-1)	28-6
Typhoid fever	0 (0 to 0)	0 (0 to 0)	0 (0 to 0-1)	0 (0 to 0-1)	0 (0 to 0-1)	0 (0 to 0-1)	0 (0 to 0-1)	0 (0 to 0-1)	0 (0 to 0-1)	0 (0 to 0-1)	0 (0 to 0-1)	0 (0 to 0-1)	0 (0 to 0-1)	0 (0 to 0-1)	0 (0 to 0-1)	0 (0 to 0-1)	0 (0 to 0-1)	0 (0 to 0-1)	0 (0 to 0-1)	0 (0 to 0-1)	0 (0 to 0-1)	0 (0 to 0-1)	11-3
Paratyphoid fever	0 (0 to 0)	0 (0 to 0-1)	0 (0 to 0-1)	0 (0 to 0-1)	0 (0 to 0-1)	0 (0 to 0-1)	0 (0 to 0-1)	0 (0 to 0-1)	0 (0 to 0-1)	0 (0 to 0-1)	0 (0 to 0-1)	0 (0 to 0-1)	0 (0 to 0-1)	0 (0 to 0-1)	0 (0 to 0-1)	0 (0 to 0-1)	0 (0 to 0-1)	0 (0 to 0-1)	0 (0 to 0-1)	0 (0 to 0-1)	0 (0 to 0-1)	0 (0 to 0-1)	0-3
Invasive Non-typhoidal Salmonella (iNTS)	0 (0 to 0-1)	0-1 (0 to 0-1)	1-6 (0-7 to 1-9)	2-3 (0-2 to 16-5)	2-1 (0-1 to 15-6)	0-6 (0-1 to 4-1)	0-3 (0-1 to 2-1)	0-2 (0-1 to 1-7)	0-2 (0-1 to 1-5)	0-2 (0-1 to 1-4)	0-2 (0-1 to 1-3)	0-2 (0-1 to 1-3)	0-2 (0-1 to 1-3)	0-2 (0-1 to 1-3)	0-2 (0-1 to 1-3)	0-2 (0-1 to 1-3)	0-2 (0-1 to 1-3)	0-2 (0-1 to 1-3)	0-2 (0-1 to 1-3)	0-2 (0-1 to 1-3)	0-2 (0-1 to 1-3)	11-3
Other intestinal infectious diseases	0 (0 to 0)	1-3 (0-6 to 2-6)	1-5 (0-7 to 2-3)	0-9 (0-4 to 2-2)	0-6 (0 to 1-8)	0-5 (0 to 1-6)	0-5 (0 to 1-6)	0-5 (0 to 1-6)	0-5 (0 to 1-6)	0-5 (0 to 1-6)	0-5 (0 to 1-6)	0-5 (0 to 1-6)	0-5 (0 to 1-6)	0-5 (0 to 1-6)	0-5 (0 to 1-6)	0-5 (0 to 1-6)	0-5 (0 to 1-6)	0-5 (0 to 1-6)	0-5 (0 to 1-6)	0-5 (0 to 1-6)	0-5 (0 to 1-6)	7
Neglected tropical diseases and malaria	6-5 (2-6 to 7-4)	1-2 (0-4 to 1-8)	12 (3-1 to 28-6)	47-9 (20-1 to 78-1)	82-5 (46-1 to 130)	60-3 (32-2 to 96-6)	49-9 (26-7 to 79-6)	39 (20-7 to 62-2)	32-2 (16-9 to 51-2)	27-3 (14-2 to 43-3)	23-5 (12-2 to 37-2)	20-5 (10-6 to 32-4)	18-1 (9-4 to 28-6)	16-1 (8-3 to 25-4)	14-4 (7-4 to 22-7)	12-9 (6-6 to 20-2)	11-5 (5-9 to 18-1)	10-2 (5-2 to 16-1)	9-1 (4-7 to 14-4)	8-2 (4-2 to 12-9)	7-4 (3-7 to 11-7)	2,000
Malaria	0 (0 to 0)	0 (0 to 0)	0 (0 to 0)	0 (0 to 0)	0 (0 to 0)	0 (0 to 0)	0 (0 to 0)	0 (0 to 0)	0 (0 to 0)	0 (0 to 0)	0 (0 to 0)	0 (0 to 0)	0 (0 to 0)	0 (0 to 0)	0 (0 to 0)	0 (0 to 0)	0 (0 to 0)	0 (0 to 0)	0 (0 to 0)	0 (0 to 0)	0 (0 to 0)	0 (0 to 0)	0
Chagas disease	0 (0 to 0)	0 (0 to 0-1)	0 (0 to 0)	0 (0 to 0-2)	0 (0 to 0-3)	0 (0 to 0-3)	0 (0 to 0-3)	0 (0 to 0-3)	0 (0 to 0-3)	0 (0 to 0-3)	0 (0 to 0-3)	0 (0 to 0-3)	0 (0 to 0-3)	0 (0 to 0-3)	0 (0 to 0-3)	0 (0 to 0-3)	0 (0 to 0-3)	0 (0 to 0-3)	0 (0 to 0-3)	0 (0 to 0-3)	0 (0 to 0-3)	0 (0 to 0-3)	152
Leishmaniasis	0 (0 to 0)	0 (0 to 0)	0 (0 to 0)	0 (0 to 0)	0 (0 to 0)	0 (0 to 0)	0 (0 to 0)	0 (0 to 0)	0 (0 to 0)	0 (0 to 0)	0 (0 to 0)	0 (0 to 0)	0 (0 to 0)	0 (0 to 0)	0 (0 to 0)	0 (0 to 0)	0 (0 to 0)	0 (0 to 0)	0 (0 to 0)	0 (0 to 0)	0 (0 to 0)	0 (0 to 0)	0
Visceral leishmaniasis	0 (0 to 0)	0 (0 to 0)	0 (0 to 0)	0 (0 to 0)	0 (0 to 0)	0 (0 to 0)	0 (0 to 0)	0 (0 to 0)	0 (0 to 0)	0 (0 to 0)	0 (0 to 0)	0 (0 to 0)	0 (0 to 0)	0 (0 to 0)	0 (0 to 0)	0 (0 to 0)	0 (0 to 0)	0 (0 to 0)	0 (0 to 0)	0 (0 to 0)	0 (0 to 0)	0 (0 to 0)	0
Cutaneous and mucocutaneous leishmaniasis	0 (0 to 0)	0 (0 to 0)	0 (0 to 0)	0 (0 to 0)	0 (0 to 0)	0 (0 to 0)	0 (0 to 0)	0 (0 to 0)	0 (0 to 0)	0 (0 to 0)	0 (0 to 0)	0 (0 to 0)	0 (0 to 0)	0 (0 to 0)	0 (0 to 0)	0 (0 to 0)	0 (0 to 0)	0 (0 to 0)	0 (0 to 0)	0 (0 to 0)	0 (0 to 0)	0 (0 to 0)	0
African trypanosomiasis	0 (0 to 0)	0 (0 to 0)	0 (0 to 0)	0 (0 to 0)	0 (0 to 0)	0 (0 to 0)	0 (0 to 0)	0 (0 to 0)	0 (0 to 0)	0 (0 to 0)	0 (0 to 0)	0 (0 to 0)	0 (0 to 0)	0 (0 to 0)	0 (0 to 0)	0 (0 to 0)	0 (0 to 0)	0 (0 to 0)	0 (0 to 0)	0 (0 to 0)	0 (0 to 0)	0 (0 to 0)	0
Schistosomiasis	0 (0 to 0)	0 (0 to 0)	0 (0 to 0)	0 (0 to 0)	0 (0 to 0)	0 (0 to 0)	0 (0 to 0)	0 (0 to 0)	0 (0 to 0)	0 (0 to 0)	0 (0 to 0)	0 (0 to 0)	0 (0 to 0)	0 (0 to 0)	0 (0 to 0)	0 (0 to 0)	0 (0 to 0)	0 (0 to 0)	0 (0 to 0)	0 (0 to 0)	0 (0 to 0)	0 (0 to 0)	0
Cysticercosis	0 (0 to 0)	0-1 (0 to 0-2)	0-7 (0-2 to 2-2)	2-9 (0-9 to 8-9)	18-9 (3-6 to 39-4)	92 (14-9 to 135)	88-7 (20-1 to 139)	103 (26-1 to 151)	110 (27-7 to 157)	116 (32 to 165)	123 (38-3 to 172)	124 (38 to 176)	126 (37-9 to 178)	126 (37-9 to 178)	114 (36-3 to 164)	105 (28-1 to 156)	88-1 (20-6 to 139)	69-6 (17-5 to 118)	38-6 (9-7 to 73-7)	18-6 (4-6 to 37-9)	6-9 (2-2 to 15-9)	1,420
Cystic echinococcosis	0 (0 to 0)	0 (0 to 0)	0 (0 to 0)	0 (0 to 0)	0 (0 to 0)	0 (0 to 0)	0 (0 to 0)	0 (0 to 0)	0 (0 to 0)	0 (0 to 0)	0 (0 to 0)	0 (0 to 0)	0 (0 to 0)	0 (0 to 0)	0 (0 to 0)	0 (0 to 0)	0 (0 to 0)	0 (0 to 0)	0 (0 to 0)	0 (0 to 0)	0 (0 to 0)	0 (0 to 0)	0-7
Lymphatic filariasis	0 (0 to 0)	0 (0 to 0)	0 (0 to 0)	0 (0 to 0)	0 (0 to 0)	0 (0 to 0)	0 (0 to 0)	0 (0 to 0)	0 (0 to 0)	0 (0 to 0)	0 (0 to 0)	0 (0 to 0)	0 (0 to 0)	0 (0 to 0)	0 (0 to 0)	0 (0 to 0)	0 (0 to 0)	0 (0 to 0)	0 (0 to 0)	0 (0 to 0)	0 (0 to 0)	0 (0 to 0)	0
Onchocerciasis	0 (0 to 0)	0 (0 to 0)	0 (0 to 0)	0 (0 to 0)	0 (0 to 0)	0 (0 to 0)	0 (0 to 0)	0 (0 to 0)	0 (0 to 0)	0 (0 to 0)	0 (0 to 0)	0 (0 to 0)	0 (0 to 0)	0 (0 to 0)	0 (0 to 0)	0 (0 to 0)	0 (0 to 0)	0 (0 to 0)	0 (0 to 0)	0 (0 to 0)	0 (0 to 0)	0 (0 to 0)	0
Trachoma	0 (0 to 0)	0 (0 to 0)	0 (0 to 0)	0 (0 to 0)	0 (0 to 0)	0 (0 to 0)	0 (0 to 0)	0 (0 to 0)	0 (0 to 0)	0 (0 to 0)	0 (0 to 0)	0 (0 to 0)	0 (0 to 0)	0 (0 to 0)	0 (0 to 0)	0 (0 to 0)	0 (0 to 0)	0 (0 to 0)	0 (0 to 0)	0 (0 to 0)	0 (0 to 0)	0 (0 to 0)	0
Dengue	0 (0 to 0)	0-7 (0 to 1-9)	2-5 (1 to 6-5)	6-4 (1-4 to 19-6)	7-2 (1-6 to 19-7)	6-9 (1-6 to 18-6)	6-3 (1 to 18-6)	6-3 (1 to 18-6)	5-2 (1 to 13-1)	4-3 (1 to 11-6)	4-3 (0-9 to 10-6)	3-7 (0-8 to 9-9)	3-1 (0-7 to 8-7)	2-8 (0-6 to 8-4)	2-3 (0-5 to 8-4)	1-9 (0-4 to 8-4)	1-5 (0-3 to 8-4)	1-2 (0-2 to 8-4)	0-9 (0-2 to 8-4)	0-7 (0-1 to 8-4)	0-5 (0-1 to 8-4)	66-6
Yellow fever	0 (0 to 0)	0 (0 to 0)	0 (0 to 0)	0 (0 to 0)	0 (0 to 0)	0 (0 to 0)	0 (0 to 0)	0 (0 to 0)	0 (0 to 0)	0 (0 to 0)	0 (0 to 0)	0 (0 to 0)	0 (0 to 0)	0 (0 to 0)	0 (0 to 0)	0 (0 to 0)	0 (0 to 0)	0 (0 to 0)	0 (0 to 0)	0 (0 to 0)	0 (0 to 0)	0 (0 to 0)	0
Rabies	0 (0 to 0)	0 (0 to 0)	0 (0 to 0)	0 (0 to 0)	0 (0 to 0)	0 (0 to 0)	0 (0 to 0)	0 (0 to 0)	0 (0 to 0)	0 (0 to 0)	0 (0 to 0)	0 (0 to 0)	0 (0 to 0)	0 (0 to 0)	0 (0 to 0)	0 (0 to 0)	0 (0 to 0)	0 (0 to 0)	0 (0 to 0)	0 (0 to 0)	0 (0 to 0)	0 (0 to 0)	0
Intestinal nematode infections	0 (0 to 0)	1-3 (0-3 to 3-4)	17-3 (7-3 to 38-6)	18-9 (7-9 to 39-3)	10-2 (4-2 to 21-6)	6-4 (2-6 to 13-6)	4-1 (1-7 to 8-7)	2-7 (1-1 to 5-7)	1-9 (0-8 to 4-1)	1-4 (0-6 to 3-1)	1-1 (0-5 to 2-4)	0-9 (0-4 to 2-1)	0-8 (0-3 to 1-7)	0-6 (0-3 to 1-4)	0-5 (0-2 to 1-2)	0-4 (0-2 to 0-9)	0-3 (0-1 to 0-7)	0-2 (0-1 to 0-5)	0-2 (0-1 to 0-4)	0-1 (0-1 to 0-3)	0-1 (0-1 to 0-2)	225
Ascariasis	0 (0 to 0)	0-1 (0-1 to 0-1)	9-3 (3-6 to 17-6)	18-6 (7-5 to 36-3)	10-2 (4-2 to 20-8)	6-4 (2-6 to 13-6)	4-1 (1-7 to 8-7)	2-7 (1-1 to 5-7)	1-9 (0-8 to 4-1)	1-4 (0-6 to 3-1)	1-1 (0-5 to 2-4)	0-9 (0-4 to 2-1)	0-8 (0-3 to 1-7)	0-6 (0-3 to 1-4)	0-5 (0-2 to 1-2)	0-4 (0-2 to 0-9)	0-3 (0-1 to 0-7)	0-2 (0-1 to 0-5)	0-2 (0-1 to 0-4)	0-1 (0-1 to 0-3)	0-1 (0-1 to 0-2)	77-6
Trichuriasis	0 (0 to 0)	0-2 (0 to 0-6)	4-6 (1-7 to 9-6)	18-7 (8-5 to 32-6)	13-1 (5-5 to 25-3)	12-3 (5-1 to 23-7)	11-1 (4-6 to 21-3)	9-8 (3-9 to 18-6)	8-3 (3-3 to 15-8)	7-2 (2-8 to 13-7)	6-3 (2-5 to 11-9)	5-3 (2-1 to 10-1)	4-5 (1-8 to 8-5)	3-8 (1-5 to 7-1)	3-2 (1-3 to 6-1)	2-6 (1-0 to 4-9)	2-1 (0-8 to 3-9)	1-6 (0-6 to 3-1)	1-2 (0-5 to 2-3)	0-9 (0-3 to 1-7)	0-6 (0-2 to 1-2)	87-2
Hookworm disease	0 (0 to 0)	0-1 (0-1 to 0-2)	6-4 (2-5 to 12-7)	12-3 (5-1 to 23-7)	8-5 (3-4 to 16-2)	5-3 (2-1 to 10-1)	3-7 (1-4 to 7-1)	2-4 (0-9 to 4-6)	1-8 (0-7 to 3-5)	1-



Benign prostatic hyperplasia	0 (0 to 0)	0 (0 to 0)	0 (0 to 0)	0 (0 to 0)	0 (0 to 0)	0 (0 to 0)	0 (0 to 0)	0 (0 to 0)	0 (0 to 0)	0 (0 to 0)	0 (0 to 0)	0 (0 to 0)	0 (0 to 0)	0 (0 to 1)	0 (0 to 1)	2 (1 to 3)	129 (120 to 138)	49 (42 to 57)	22 (18 to 27)	7 (4 to 11)	2 (1 to 3)	529
Male infertility	0 (0 to 0)	0 (0 to 0)	0 (0 to 0)	0 (0 to 0)	0 (0 to 0)	0 (0 to 0)	0 (0 to 0)	0 (0 to 0)	0 (0 to 0)	0 (0 to 0)	0 (0 to 0)	0 (0 to 0)	0 (0 to 0)	0 (0 to 0)	0 (0 to 0)	0 (0 to 0)	0 (0 to 0)	0 (0 to 0)	0 (0 to 0)	0 (0 to 0)	0 (0 to 0)	60
Other urinary diseases	11 (9 to 13)	11 (9 to 14)	3.9 (1.7 to 9.4)	7.4 (4.6 to 11.3)	8.8 (6.2 to 12)	4.7 (2.9 to 7)	4.7 (2.9 to 7)	4.2 (2.4 to 6.7)	9.1 (5.7 to 13)	6.6 (4.3 to 9.6)	9.7 (6.7 to 13)	12.1 (7.1 to 18.9)	19.2 (8.9 to 35)	19.4 (10.1 to 31.2)	19.2 (10.6 to 31.4)	19.6 (10.9 to 32)	19.7 (11.2 to 30.2)	19.8 (11.3 to 30.4)	10.9 (6.2 to 17.2)	2.8 (1.3 to 5)	226
Gynecological diseases	0 (0 to 0)	0 (0 to 0)	0 (0 to 0)	0 (0 to 0)	0 (0 to 0)	0 (0 to 1.2)	0.9 (0.3 to 2.5)	0.9 (0.3 to 2.5)	0.9 (0.3 to 2.5

SR Table 2c: Aceh DALYS by cause and age group for both sexes with 95% uncertainty intervals, 2019

Cause	Early Neonatal	Late Neonatal	Post Neonatal	1 to 4	5 to 9	10 to 14	15 to 19	20 to 24	25 to 29	30 to 34	35 to 39
All causes	99,000 (75,200 to 128,000)	21,600 (16,400 to 27,700)	66,700 (48,800 to 89,100)	56,000 (46,000 to 67,200)	37,200 (31,300 to 44,800)	39,500 (32,200 to 48,500)	63,900 (52,200 to 77,600)	74,100 (60,900 to 90,300)	76,500 (62,500 to 94,000)	82,000 (67,000 to 102,000)	92,900 (75,900 to 116,000)
Communicable, maternal, neonatal, and nutritional diseases	85,000 (63,200 to 109,000)	15,200 (10,700 to 20,000)	44,800 (31,100 to 61,200)	34,100 (26,100 to 44,100)	13,800 (10,600 to 17,900)	9,870 (7,670 to 12,700)	11,200 (8,960 to 14,000)	13,600 (11,100 to 17,100)	14,500 (11,600 to 18,800)	13,700 (10,900 to 18,100)	13,600 (10,600 to 18,100)
HIV/AIDS and sexually transmitted infections	4,750 (1,360 to 11,400)	1,650 (496 to 3,630)	2,330 (1,160 to 4,260)	4,010 (2,310 to 5,650)	454 (298 to 584)	227 (150 to 290)	649 (545 to 755)	1,600 (1,370 to 1,850)	2,660 (2,160 to 3,200)	2,720 (2,270 to 3,290)	2,100 (1,510 to 2,800)
HIV/AIDS	0·1 (0 to 0·1)	0·2 (0·1 to 0·3)	889 (498 to 1,260)	3,930 (2,230 to 5,560)	418 (267 to 535)	211 (137 to 273)	609 (509 to 714)	1,520 (1,300 to 1,770)	2,560 (2,070 to 3,100)	2,610 (2,170 to 3,190)	1,990 (1,400 to 2,660)
HIV/AIDS - Drug-susceptible Tuberculosis	0 (0 to 0)	0 (0 to 0·1)	397 (215 to 561)	1,770 (978 to 2,520)	210 (136 to 275)	108 (68·8 to 147)	332 (263 to 417)	866 (706 to 1,060)	1,370 (1,100 to 1,670)	1,320 (1,030 to 1,590)	1,020 (740 to 1,350)
HIV/AIDS - Multidrug-resistant Tuberculosis without exten	0 (0 to 0)	0 (0 to 0)	4·7 (0·1 to 27·1)	20·4 (0·5 to 118)	2·2 (0·1 to 12·8)	1·1 (0 to 6·7)	3·1 (0·1 to 17)	7·4 (0·2 to 40·8)	11·9 (0·4 to 65)	12·2 (0·4 to 67·6)	9·4 (0·3 to 51)
HIV/AIDS - Extensively drug-resistant Tuberculosis	0 (0 to 0)	0 (0 to 0)	0·9 (0 to 5·5)	3·9 (0·1 to 23·8)	0·4 (0 to 2·3)	0·2 (0 to 1·2)	0·5 (0 to 3)	1·2 (0 to 6·9)	2 (0·1 to 11·9)	2·1 (0·1 to 12·4)	1·6 (0 to 9·4)
HIV/AIDS resulting in other diseases	0·1 (0 to 0·1)	0·2 (0·1 to 0·3)	486 (271 to 692)	2,140 (1,190 to 3,040)	206 (127 to 262)	102 (61·9 to 130)	273 (230 to 313)	646 (568 to 751)	1,170 (913 to 1,450)	1,270 (1,050 to 1,580)	957 (624 to 1,340)
Sexually transmitted infections excluding HIV	4,750 (1,360 to 11,400)	1,650 (496 to 3,630)	1,440 (428 to 3,310)	74·8 (20·3 to 174)	35·4 (9·9 to 80·1)	15·4 (7·6 to 28·9)	39·8 (18·9 to 70·6)	74·7 (40 to 124)	101 (55·2 to 166)	107 (58·1 to 181)	112 (63·4 to 185)
Syphilis	4,750 (1,360 to 11,400)	1,650 (496 to 3,630)	1,440 (428 to 3,310)	74·8 (20·3 to 174)	35·4 (9·9 to 80·1)	5·1 (1·8 to 12·9)	7·3 (1·7 to 23·4)	7 (1·6 to 20·2)	11·1 (2·3 to 33·7)	5·9 (2·5 to 13)	11·8 (4·4 to 31·4)
Chlamydial infection	0 (0 to 0)	0 (0 to 0)	0 (0 to 0)	0 (0 to 0)	0 (0 to 0)	0·3 (0·2 to 0·7)	2 (1·1 to 3·5)	8·9 (2·9 to 17·5)	15·5 (5·8 to 30·3)	17·6 (6·5 to 34)	16·9 (7·4 to 30·5)
Gonococcal infection	0 (0 to 0)	0 (0 to 0)	0 (0 to 0)	0 (0 to 0)	0 (0 to 0)	2·5 (1·1 to 5)	10·7 (3·5 to 21·9)	18·8 (7·7 to 35·9)	13·6 (5·3 to 27)	8·1 (2·4 to 17·8)	9·4 (3·4 to 17·9)
Trichomoniasis	0 (0 to 0)	0 (0 to 0)	0 (0 to 0)	0 (0 to 0)	0 (0 to 0)	0·2 (0 to 0·7)	3·1 (0·9 to 8·3)	13·3 (4·2 to 32·2)	24·7 (7·9 to 56·4)	29·5 (9·5 to 71·3)	28·4 (8·9 to 69·6)
Genital herpes	0 (0 to 0)	0 (0 to 0)	0 (0 to 0)	0 (0 to 0)	0 (0 to 0)	1 (0·3 to 2·5)	4·4 (1·4 to 10·9)	9·4 (2·8 to 22·6)	15·2 (4·9 to 35·7)	20·6 (6·7 to 48·1)	22·9 (7·4 to 56·4)
Other sexually transmitted infections	0 (0 to 0)	0 (0 to 0)	0 (0 to 0)	0 (0 to 0)	0 (0 to 0)	6·3 (2·8 to 12·5)	12·3 (5·1 to 23·3)	17·3 (8·7 to 29·3)	20·8 (10·8 to 34·1)	25·3 (13·5 to 42·8)	22·7 (12·5 to 36·2)
Respiratory infections and tuberculosis	1,990 (1,130 to 3,200)	2,630 (1,540 to 4,030)	14,600 (8,730 to 22,300)	5,690 (3,410 to 7,830)	2,540 (1,950 to 3,280)	1,920 (1,480 to 2,480)	2,760 (2,030 to 3,670)	4,910 (3,610 to 6,850)	5,350 (3,740 to 7,890)	4,450 (3,050 to 6,820)	5,040 (3,530 to 7,640)
Tuberculosis	0 (0 to 0)	0 (0 to 0)	1,810 (1,040 to 2,980)	1,040 (575 to 1,600)	813 (572 to 1,140)	739 (522 to 1,010)	1,680 (1,100 to 2,390)	3,810 (2,620 to 5,550)	4,310 (2,790 to 6,680)	3,540 (2,270 to 5,780)	4,010 (2,610 to 6,330)
Latent tuberculosis infection	0 (0 to 0)	0 (0 to 0)	0 (0 to 0)	0 (0 to 0)	0 (0 to 0)	0 (0 to 0)	0 (0 to 0)	0 (0 to 0)	0 (0 to 0)	0 (0 to 0)	0 (0 to 0)
Drug-susceptible tuberculosis	0 (0 to 0)	0 (0 to 0)	1,790 (1,010 to 2,950)	1,030 (567 to 1,580)	805 (565 to 1,120)	731 (515 to 998)	1,660 (1,080 to 2,390)	3,770 (2,580 to 5,510)	4,270 (2,770 to 6,660)	3,500 (2,220 to 5,710)	3,970 (2,600 to 6,290)
Multidrug-resistant tuberculosis without extensive drug res	0 (0 to 0)	0 (0 to 0)	17 (0·5 to 98·5)	9·5 (0·3 to 55·9)	6·7 (0·2 to 37·8)	6·7 (0·2 to 38·9)	15·6 (0·4 to 90·8)	32·6 (0·9 to 189)	36·4 (0·9 to 209)	30·1 (0·8 to 181)	34·1 (0·8 to 196)
Extensively drug-resistant tuberculosis	0 (0 to 0)	0 (0 to 0)	3·2 (0·1 to 18·2)	1·8 (0 to 11)	1·2 (0 to 6·7)	1·2 (0 to 6·9)	3 (0·1 to 17·8)	6·1 (0·2 to 36·4)	6·9 (0·2 to 42·5)	5·7 (0·1 to 34·3)	6·5 (0·2 to 38·8)
Lower respiratory infections	1,980 (1,130 to 3,200)	2,630 (1,540 to 4,020)	12,600 (7,270 to 19,300)	3,960 (2,100 to 5,880)	869 (584 to 1,200)	474 (339 to 641)	439 (307 to 606)	545 (355 to 831)	553 (351 to 861)	475 (310 to 731)	623 (395 to 950)
Upper respiratory infections	1 (0·5 to 1·6)	6 (3·4 to 9·8)	114 (65·4 to 186)	485 (274 to 787)	557 (304 to 937)	495 (257 to 852)	462 (247 to 820)	423 (229 to 718)	378 (207 to 631)	357 (191 to 611)	333 (167 to 554)
Otitis media	0·4 (0·1 to 1·1)	0·4 (0·2 to 0·7)	17·8 (9·7 to 31·6)	201 (112 to 337)	306 (166 to 513)	208 (108 to 367)	171 (88·9 to 293)	137 (60·1 to 270)	105 (48·3 to 194)	84·6 (36·9 to 161)	79·6 (38·8 to 146)
Enteric infections	501 (245 to 885)	1,840 (962 to 3,290)	12,200 (6,180 to 20,200)	6,880 (3,810 to 10,600)	3,450 (2,070 to 5,470)	3,120 (1,820 to 4,990)	2,520 (1,310 to 4,510)	1,560 (901 to 2,740)	1,250 (782 to 2,060)	1,200 (746 to 1,940)	1,270 (787 to 2,190)
Diarrheal diseases	501 (245 to 885)	1,840 (959 to 3,280)	12,200 (6,150 to 20,100)	5,810 (3,040 to 9,380)	1,620 (933 to 2,790)	986 (577 to 1,650)	725 (446 to 1,170)	685 (410 to 1,200)	805 (489 to 1,410)	929 (560 to 1,550)	1,100 (657 to 2,010)
Typhoid and paratyphoid	0 (0 to 0)	0 (0 to 0)	6·1 (1·9 to 14·9)	921 (273 to 2,070)	1,720 (643 to 3,520)	2,060 (861 to 3,820)	1,750 (639 to 3,670)	849 (306 to 1,920)	431 (170 to 973)	255 (91·7 to 587)	160 (58·3 to 352)
Typhoid fever	0 (0 to 0)	0 (0 to 0)	5·7 (1·8 to 14)	855 (252 to 1,930)	1,600 (595 to 3,300)	1,920 (794 to 3,560)	1,630 (593 to 3,460)	795 (286 to 1,810)	404 (157 to 910)	240 (85·7 to 551)	151 (55·5 to 326)
Paratyphoid fever	0 (0 to 0)	0 (0 to 0)	0·4 (0·1 to 1·2)	65·6 (15·6 to 170)	120 (36·5 to 282)	143 (48·1 to 318)	118 (35·3 to 291)	54·4 (16·8 to 134)	26·7 (8·6 to 62·8)	14·8 (4·2 to 36·2)	8·8 (2·9 to 20·3)
Invasive Non-typhoidal Salmonella (iNTS)	0 (0 to 0)	2·6 (1·2 to 4·7)	27·1 (12·8 to 50)	138 (57·9 to 266)	105 (48·4 to 207)	64·9 (26·8 to 132)	47·3 (18 to 99·8)	28·5 (9·8 to 64·6)	16·5 (5·7 to 36·7)	11·9 (3·9 to 26·3)	10·3 (3·6 to 21·6)
Other intestinal infectious diseases	0 (0 to 0)	0 (0 to 0)	8·3 (0·3 to 27·4)	9·1 (1·2 to 25·5)	4·5 (0·4 to 13·7)	2·9 (0·3 to 8·2)	1·9 (0·2 to 5·4)	1·6 (0·2 to 4·5)	0·6 (0·1 to 1·8)	1·5 (0·3 to 4)	0·9 (0·2 to 2·2)
Neglected tropical diseases and malaria	3·1 (1·2 to 6·6)	30·1 (10·8 to 83·4)	280 (106 to 821)	730 (280 to 3,430)	915 (514 to 2,120)	783 (465 to 1,490)	677 (393 to 1,330)	785 (425 to 1,580)	680 (385 to 1,450)	615 (359 to 1,110)	592 (343 to 1,020)
Malaria	0 (0 to 0)	2·9 (0·2 to 12·2)	23·2 (1·7 to 110)	48·2 (9·6 to 195)	51·7 (20·5 to 140)	28·6 (15·7 to 62·7)	108 (22·7 to 414)	84·2 (19·6 to 313)	55·9 (17·3 to 187)	43·3 (16·1 to 132)	39·1 (14·1 to 120)
Chagas disease	0 (0 to 0)	0 (0 to 0)	0 (0 to 0)	0 (0 to 0)	0 (0 to 0)	0 (0 to 0)	0 (0 to 0)	0 (0 to 0)	0 (0 to 0)	0 (0 to 0)	0 (0 to 0)
Leishmaniasis	0 (0 to 0)	0 (0 to 0)	0 (0 to 0)	0 (0 to 0)	0 (0 to 0)	0 (0 to 0)	0 (0 to 0)	0 (0 to 0)	0 (0 to 0)	0 (0 to 0)	0 (0 to 0)
Visceral leishmaniasis	0 (0 to 0)	0 (0 to 0)	0 (0 to 0)	0 (0 to 0)	0 (0 to 0)	0 (0 to 0)	0 (0 to 0)	0 (0 to 0)	0 (0 to 0)	0 (0 to 0)	0 (0 to 0)
Cutaneous and mucocutaneous leishmaniasis	0 (0 to 0)	0 (0 to 0)	0 (0 to 0)	0 (0 to 0)	0 (0 to 0)	0 (0 to 0)	0 (0 to 0)	0 (0 to 0)	0 (0 to 0)	0 (0 to 0)	0 (0 to 0)
African trypanosomiasis	0 (0 to 0)	0 (0 to 0)	0 (0 to 0)	0 (0 to 0)	0 (0 to 0)	0 (0 to 0)	0 (0 to 0)	0 (0 to 0)	0 (0 to 0)	0 (0 to 0)	0 (0 to 0)
Schistosomiasis	0 (0 to 0)	0 (0 to 0)	0 (0 to 0)	0 (0 to 0)	0 (0 to 0)	0 (0 to 0)	0 (0 to 0)	0 (0 to 0)	0 (0 to 0)	0 (0 to 0)	0 (0 to 0)
Cysticercosis	0 (0 to 0)	0 (0 to 0)	0 (0 to 0)	0 (0 to 0)	0·1 (0 to 0·3)	0·2 (0 to 0·4)	0·3 (0 to 0·7)	0·5 (0·1 to 1·2)	0·7 (0·2 to 1·4)	0·9 (0·2 to 1·8)	1 (0·3 to 2)
Cystic echinococcosis	0 (0 to 0)	0 (0 to 0)	0 (0 to 0)	1·9 (0 to 6·3)	2·9 (0 to 9·6)	2 (0 to 5·8)	1·8 (0·1 to 5)	1·8 (0·1 to 4·9)	2·3 (0·1 to 6·7)	2·5 (0·1 to 7·1)	2·6 (0·1 to 7·8)
Lymphatic filariasis	0 (0 to 0)	0 (0 to 0)	0 (0 to 0)	0 (0 to 0)	187 (97·4 to 346)	219 (110 to 403)	243 (125 to 437)	257 (138 to 463)	265 (141 to 464)	273 (147 to 473)	272 (148 to 480)
Onchocerciasis	0 (0 to 0)	0 (0 to 0)	0 (0 to 0)	0 (0 to 0)	0 (0 to 0)	0 (0 to 0)	0 (0 to 0)	0 (0 to 0)	0 (0 to 0)	0 (0 to 0)	0 (0 to 0)
Trachoma	0 (0 to 0)	0 (0 to 0)	0 (0 to 0)	0 (0 to 0)	0 (0 to 0)	0 (0 to 0)	0 (0 to 0)	0 (0 to 0)	0 (0 to 0)	0 (0 to 0)	0 (0 to 0)
Dengue	0 (0 to 0)	20·4 (3·7 to 70·1)	201 (46·4 to 750)	438 (76·7 to 3,130)	214 (48·4 to 1,370)	172 (50·7 to 943)	145 (41·6 to 710)	162 (43·4 to 868)	160 (40·8 to 914)	101 (26·6 to 535)	87·7 (23·3 to 436)
Yellow fever	0 (0 to 0)	0 (0 to 0)	0 (0 to 0)	0 (0 to 0)	0 (0 to 0)	0 (0 to 0)	0 (0 to 0)	0 (0 to 0)	0 (0 to 0)	0 (0 to 0)	0 (0 to 0)
Rabies	0 (0 to 0)	0 (0 to 0)	10·2 (0 to 36·8)	13·6 (0·2 to 51)	48 (1·2 to 149)	83·8 (1·2 to 251)	4 (0·3 to 10·4)	2·8 (0·3 to 7·7)	0·6 (0·1 to 1·6)	0·7 (0·2 to 2)	2·9 (0·4 to 10·1)
Intestinal nematode infections	0 (0 to 0)	0 (0 to 0)	6·4 (1·7 to 16·7)	93·8 (46·3 to 166)	207 (106 to 363)	156 (78·6 to 274)	122 (60·6 to 223)	244 (96 to 510)	159 (70·2 to 314)	153 (64·4 to 306)	143 (52·3 to 304)
Ascariasis	0 (0 to 0)	0 (0 to 0)	4·6 (0·5 to 14·6)	48·9 (15 to 103)	79·9 (29·4 to 159)	42·6 (15·6 to 87·5)	26·1 (10 to 56·7)	21 (7·2 to 44·2)	18·8 (6·5 to 39·5)	17·8 (6·2 to 38·4)	17·1 (6 to 36·9)
Trichuriasis	0 (0 to 0)	0 (0 to 0)	0·3 (0·1 to 0·6)	7·8 (3·1 to 16·3)	21·5 (8·7 to 45)	22·7 (9·2 to 45·9)	33·6 (13·6 to 66·8)	30·4 (12·6 to 61·3)	21·7 (8·4 to 44·6)	16·2 (6 to 33·9)	12·2 (4·6 to 25·8)
Hookworm disease	0 (0 to 0)	0 (0 to 0)	1·5 (0·5 to 3·1)	37·1 (16·1 to 73)	105 (45·4 to 208)	90·2 (39·6 to 180)	61·9 (29·2 to 121)	193 (59·1 to 433)	119 (43·9 to 259)	119 (41·2 to 253)	114 (31·1 to 269)
Food-borne trematodiases	0 (0 to 0)	0 (0 to 0)	0 (0 to 0)	0 (0 to 0)	0 (0 to 0)	0 (0 to 0)	0 (0 to 0)	0 (0 to 0)	0 (0 to 0)	0 (0 to 0)	0 (0 to 0)
Leprosy	0 (0 to 0)	0 (0 to 0)	0 (0 to 0)	0 (0 to 0)	0 (0 to 0)	0 (0 to 0·1)	0·6 (0·4 to 0·9)	0·9 (0·6 to 1·4)	1·3 (0·8 to 2)	1·8 (1·1 to 2·7)	2·2 (0·6 to 4·8)
Ebola	0 (0 to 0)	0 (0 to 0)	0 (0 to 0)	0 (0 to 0)	0 (0 to 0)	0 (0 to 0)	0 (0 to 0)	0 (0 to 0)	0 (0 to 0)	0 (0 to 0)	0 (0 to 0)
Zika virus	0 (0 to 0)	0 (0 to 0)	0 (0 to 0)	0 (0 to 0)	0 (0 to 0)	0 (0 to 0)	0 (0 to 0)	0 (0 to 0)	0 (0 to 0)	0 (0 to 0)	0 (0 to 0)
Guinea worm disease	0 (0 to 0)	0 (0 to 0)	0 (0 to 0)	0 (0 to 0)	0 (0 to 0)	0 (0 to 0)	0 (0 to 0)	0 (0 to 0)	0 (0 to 0)	0 (0 to 0)	0 (0 to 0)
Other neglected tropical diseases	3 (1·2 to 6·6)	6·8 (3 to 11·6)	39·1 (13·7 to 82·7)	135 (57·2 to 270)	205 (70·9 to 445)	121 (39·9 to 264)	52·1 (15·6 to 112)	31·4 (6·8 to 79·6)	35·4 (9·3 to 81·8)	39·9 (11·5 to 87·7)	41·2 (11·3 to 97·3)
Other infectious diseases	890 (354 to 1,710)	981 (465 to 1,750)	9,980 (4,060 to 23,700)	11,100 (4,700 to 23,100)	2,540 (1,490 to 4,880)	1,090 (743 to 1,710)	1,110 (792 to 1,550)	1,060 (743 to 1,530)	794 (553 to 1,190)	899 (609 to 1,370)	1,040 (715 to 1,650)
Meningitis	179 (68 to 387)	299 (127 to 585)	2,220 (1,040 to 4,250)	1,150 (514 to 2,080)	598 (354 to 933)	279 (182 to 431)	337 (208 to 558)	366 (222 to 598)	215 (135 to 336)	174 (109 to 285)	164 (103 to 265)
Encephalitis	32·6 (5·3 to 73·5)	136 (7·1 to 402)	1,380 (113 to 3,090)	1,440 (311 to 3,060)	383 (129 to 789)	293 (90 to 564)	258 (81·3 to 485)	174 (58·6 to 319)	103 (48·1 to 201)	173 (66·7 to 330)	136 (57·1 to 267)
Diphtheria	0 (0 to 0)	0 (0 to 0)	34·6 (4·5 to 89·3)	52·2 (7 to 151)	35·4 (5·4 to 96·5)	15·6 (2·3 to 44)	8 (1 to 24·8)	4·7 (0·6 to 14·2)	3·3 (0·4 to 9·5)	3·7 (0·5 to 11·6)	4·1 (0·5 to 11·9)
Tetanus	283 (106 to 617)	272 (85·7 to 665)	143 (56·2 to 326)	156 (24·9 to 606)	60·5 (17·6 to 208)	23·4 (3·8 to 144)	47·8 (15·5 to 181)	45·3 (16·4 to 157)	68·9 (24·7 to 165)	102 (34 to 292)	128 (39·6 to 364)
Measles	0 (0 to 0)	0 (0 to 0)	302 (88·2 to 737)	1,000 (296 to 2,400)	167 (51·3 to 403)	44·6 (13·3 to 108)	16·5 (4·9 to 40·1)	8·1 (2·4 to 19·8)	3·7 (1·1 to 9·5)	2·2 (0·7 to 5·9)	1·3 (0·4 to 3·4)
Varicella and herpes zoster	5·8 (1·2 to 14)	18·2 (4·1 to 46·3)	86·5 (18·1 to 212)	178 (32·5 to 466)	70·7 (19·8 to 168)	27·4 (9·2 to 58·8)	18·3 (7·6 to 36·1)	18·7 (8·5 to 34·7)	20·2 (8·8 to 40·5)	24·2 (10·7 to 45·2)	22·6 (10·9 to 39·7)
Acute hepatitis	0 (0 to 0)	0 (0 to 0·1)	81·6 (37·6 to 163)	47·7 (24 to 90·4)	168 (96·9 to 284)	124 (76·2 to 195)	244 (149 to 387)	319 (176 to 558)	276 (161 to 478)	316 (174 to 541)	483 (281 to 793)
Acute hepatitis A	0 (0 to 0)	0 (0 to 0)	27·5 (7·1 to 73)	28 (12·2 to 56·6)	107 (56 to 185)	77 (44·4 to 131)	136 (67·6 to 249)	128 (52·8 to 283)	131 (54·6 to 278)	89·8 (28·7 to 220)	125 (30·9 to 322)
Acute hepatitis B	0 (0 to 0)	0 (0 to 0)	42·5 (13·5 to 91·5)	12·2 (3·5 to 29·4)	39·3 (8·4 to 93·8)	33·6 (9 to 77·1)	81 (24·5 to 161)	133 (39·5 to 278)	114 (38·9 to 236)	169 (65·1 to 332)	280 (115 to 505)
Acute hepatitis C	0 (0 to 0)	0 (0 to 0)	4·3 (1·2 to 12·5)	4·7 (1·4 to 12·5)	15·7 (3 to 48·6)	6·4 (1·5 to 18·6)	8·8 (2·3 to 24)	30·1 (8·3 to 81·1)	15·7 (4·9 to 40·8)	38·5 (11·1 to 93·7)	56·5 (16·6 to 143)
Acute hepatitis E	0 (0 to 0)	0 (0 to 0)	7·3 (1·9 to 18·6)	2·8 (0·7 to 8·2)	6·5 (2·9 to 13·6)	7·4 (3·1 to 14·6)	18·4 (6·8 to 41)	27·5 (9·5 to 68·3)	15·8 (5·3 to 36·5)	18·8 (6·6 to 42·5)	22·1 (6·5 to 56·5)
Other unspecified infectious diseases	390 (31·4 to 981)	255 (32·8 to 672)	461 (77·8 to 1,270)	221 (83·4 to 483)	212 (103 to 390)	113 (55·9 to 206)	114 (64·6 to 194)	80·4 (38·2 to 153)	76·8 (32·6 to 153)	83·6 (37·3 to 174)	90·6 (36·3 to 213)
Maternal and neonatal disorders	76,900 (57,600 to 99,500)	7,970 (5,090 to 11,600)	2,450 (1,430 to 3,920)	1,240 (932 to 1,600)	1,030 (750 to 1,380)	1,060 (785 to 1,440)	1,850 (1,340 to 2,450)	2,500 (1,780 to 3,520)	2,410 (1,620 to 3,520)	2,350 (1,570 to 3,550)	2,060 (1,370 to 3,100)
Maternal disorders	0 (0 to 0)	0 (0 to 0)	0 (0 to 0)	0 (0 to 0)	0 (0 to 0)	31·8 (10·5 to 76·7)	919 (526 to 1,500)	1,670 (990 to 2,690)	1,660 (913 to 2,770)	1,660 (900 to 2,840)	1,430 (793 to 2,520)
Maternal hemorrhage	0 (0 to 0)	0 (0 to 0)	0 (0 to 0)	0 (0 to 0)	0 (0 to 0)	18·2 (5·5 to 42·6)	371 (172 to 659)	641 (317 to 1,150)	620 (300 to 1,120)	649 (303 to 1,180)	639 (304 to 1,240)
Maternal sepsis and other maternal infections	0 (0 to 0)	0 (0 to 0)	0 (0 to 0)	0 (0 to 0)	0 (0 to 0)	0·2 (0·1 to 0·5)	24·1 (10·7 to 47·5)	75·4 (35·5 to 144)	83·9 (39·6 to 162)	67·5 (28·8 to 141)	44·8 (19·5 to 92·1)
Maternal hypertensive disorders	0 (0 to 0)	0 (0 to 0)	0 (0 to 0)	0 (0 to 0)	0 (0 to 0)	11 (3 to 27·6)	357 (184 to 617)	542 (269 to 950)	496 (238 to 888)	392 (185 to 731)	297 (138 to 541)
Maternal obstructed labor and uterine rupture	0 (0 to 0)	0 (0 to 0)	0 (0 to 0)	0 (0 to 0)	0 (0 to 0)	0·1 (0 to 0·2)	9 (3·5 to 20)	17·7 (8 to 37)	23·3 (7·4 to 50)	16 (7·8 to 31·7)	15·7 (7·2 to 31·6)
Maternal abortion and miscarriage	0 (0 to 0)	0 (0 to 0)	0 (0 to 0)	0 (0 to 0)	0 (0 to 0)	0·3 (0·1 to 0·8)	29 (10·2 to 69·1)	57·8 (19·7 to 143)	74·1 (25·6 to 170)	82·4 (23·3 to 210)	61·6 (17·3 to 153)
Ectopic pregnancy	0 (0 to 0)	0 (0 to 0)	0 (0 to 0)	0 (0 to 0)	0 (0 to 0)	0·1 (0 to 0·2)	6·9 (3 to 14·2)	20·3 (8·8 to 39·5)	18·1 (7 to 37·2)	27·4 (10·9 to 59·1)	19·8 (8 to 41)
Indirect maternal deaths	–	–	–	–	–	0·1 (0 to 0·2)	15·1 (5·6 to 30·7)	50·5 (21·8 to 109)	54·5 (21·1 to 115)	61·1 (22·1 to 126)	54·4 (20·8 to 114)
Late maternal deaths	–	–	–	–	–	1·1 (0·3 to 3)	25·3 (12·3 to 46)	36·2 (16·5 to 70·7)	29·7 (13·3 to 56·5)	27·9 (12·8 to 55·9)	25·6 (11·6 to 51)
Maternal deaths aggravated by HIV/AIDS	–	–	–	–	–	0 (0 to 0)	0·6 (0·2 to 1·2)	1·2 (0·4 to 2·7)	1·6 (0·6 to 3·6)	1·5 (0·6 to 3·3)	1 (0·4 to 2·1)
Neonatal disorders	76,900 (57,600 to 99,500)	7,970 (5,090 to 11,600)	2,450 (1,430 to 3,920)	1,240 (932 to 1,600)	1,030 (750 to 1,380)	1,020 (757 to 1,400)	928 (659 to 1,240)	826 (602 to 1,110)	746 (547 to 1,000)	692 (505 to 914)	628 (456 to 836)
Neonatal preterm birth	37,800 (24,800 to 53,700)	2,730 (1,350 to 4,480)	793 (430 to 1,430)	422 (299 to 567)	499 (354 to 681)	490 (348 to 664)	439 (302 to 589)	385 (270 to 530)	346 (242 to 478)	316 (226 to 434)	283 (200 to 385)
Neonatal encephalopathy due to birth asphyxia and traum	27,500 (15,100 to 41,000)	1,080 (509 to 1,900)	381 (179 to 728)	149 (87·3 to 236)	107 (51·8 to 183)	108 (54 to 183)	99·2 (49·5 to 168)	90·8 (49 to 155)	82·5 (44·5 to 139)	78·3 (41·3 to 130)	72·5 (41 to 116)
Neonatal sepsis and other neonatal infections	6,280 (2,850 to 11,900)	3,120 (1,670 to 5,030)	747 (374 to 1,330)	297 (172 to 466)	381 (215 to 634)	380 (208 to 611)	347 (188 to 569)	311 (178 to 508)	281 (159 to 456)	263 (148 to 425)	240 (134 to 393)
Hemolytic disease and other neonatal jaundice	387 (215 to 630)	90·3 (44·4 to 159)	22·7 (12 to 45·1)	39·8 (29·7 to 50·3)	46·3 (34·7 to 59·7)	46·4 (34·6 to 59·7)	43·3 (32·3 to 55·3)	39·6 (29·4 to 50·7)	36·5 (27·2 to 46·5)	34·6 (25·7 to 44·3)	31·7 (23·4 to 40·8)
Other neonatal disorders	4,820 (2,190 to 8,490)	952 (439 to 1,670)	510 (248 to 890)	333 (248 to 436)	0 (0 to 0)	0 (0 to 0)	0 (0 to 0)	0 (0 to 0)	0 (0 to 0)	0 (0 to 0)	0 (0 to 0)
Nutritional deficiencies	21·8 (14·1 to 31·5)	133 (79·7 to 207)	2,890 (1,860 to 4,290)	4,480 (2,980 to 6,390)	2,870 (1,370 to 5,390)	1,690 (780 to 3,210)	1,610 (781 to 3,020)	1,210 (619 to 2,290)	1,360 (698 to 2,430)	1,490 (788 to 2,570)	1,510 (756 to 2,750)
Protein-energy malnutrition	21 (13·3 to 30·5)	76·3 (49·1 to 110)	2,360 (1,430 to 3,730)	3,110 (2,120 to 4,360)	598 (392 to 862)	318 (216 to 450)	316 (205 to 456)	319 (215 to 453)	317 (207 to 446)	438 (304 to 615)	434 (298 to 600)
Iodine deficiency	0 (0 to 0)	0 (0 to 0)	0 (0 to 0)	0·3 (0·1 to 0·6)	2 (0·5 to 4·6)	5·7 (2·1 to 12·8)	12·1 (5·1 to 23·8)	19·3 (8·3 to 39·2)	23·3 (10 to 48·9)	24·7 (10·4 to 51·5)	23·2 (10·2 to 47)
Vitamin A deficiency	0·3 (0 to 1·1)	7·2 (2·1 to 17·9)	49·9 (23·8 to 97·4)	209 (104 to 393)	191 (94·9 to 343)	119 (61·9 to 209)	62·5 (30 to 109)	54·3 (24·9 to 93·5)	49·2 (23·4 to 83·1)	44·8 (21·1 to 77·8)	39·5 (18·3 to 69·2)
Dietary iron deficiency	0·5 (0 to 2·5)	49·9 (17·4 to 99)	357 (104 to 815)	1,070 (335 to 2,380)	2,030 (631 to 4,610)	1,180 (347 to 2,700)	1,100 (330 to 2,460)	662 (119 to 1,670)	732 (158 to 1,750)	846 (218 to 1,880)	886 (215 to 2,050)
Other nutritional deficiencies	0 (0 to 0)	0 (0 to 0)	126 (61·6 to 243)	96·7 (65·7 to 138)	46·4 (27·8 to 74·6)	61·3 (36 to 98·3)	116 (75·1 to 171)	157 (105 to 222)	234 (152 to 327)	132 (86·1 to 187)	123 (78·6 to 174)
Non-communicable diseases	12,400 (7,530 to 18,200)	4,650 (2,960 to 6,750)	15,800 (9,250 to 25,400)	14,700 (10,300 to 19,700)	16,800 (13,100 to 21,200)	24,000 (18,300 to 31,400)	33,900 (26,300 to 43,400)	40,200 (31,800 to 49,900)	45,300 (36,000 to 56,800)	54,300 (43,300 to 67,400)	66,100 (53,300 to 82,300)
Neoplasms	42·6 (22·9 to 72·1)	39·5 (20·7 to 69·5)	353 (182 to 613)	1,890 (1,000 to 2,990)	1,990 (1,420 to 2,630)	1,790 (1,350 to 2,290)	2,450 (1,800 to 3,230)	2,680 (1,970 to 3,630)	3,410 (2,380 to 5,010)	5,000 (3,580 to 7,550)	7,280 (5,160 to 10,700)
Lip and oral cavity cancer	0 (0 to 0)	0 (0 to 0)	0 (0 to 0)	0 (0 to 0)	4·9 (3·3 to 7·4)	8·5 (4·6 to 14·1)	16·4 (8·4 to 29·3)	25 (13·6 to 43)	35·9 (18·7 to 63·2)	53·7 (28·2 to 95·8)	86·6 (44·6 to 152)
Nasopharynx cancer	0 (0 to 0)	0 (0 to 0)	0 (0 to 0)	0 (0 to 0)	6·6 (3·7 to 11·5)	10·3 (5·5 to 17·9)	35·4 (16·8 to 68·4)	47·3 (24 to 87·2)	43·8 (23·6 to 78·9)	63·2 (36·2 to 107)	108 (59 to 184)
Other pharynx cancer	0 (0 to 0)	0 (0 to 0)	0 (0 to 0)	0 (0 to 0)	0 (0 to 0)	0 (0 to 0)	0 (0 to 0)	5 (2·6 to 9·6)	5·3 (2·6 to 9·8)	9·2 (4·4 to 16·7)	19·2 (9·3 to 36·4)
Esophageal cancer	0 (0 to 0)	0 (0 to 0)	0 (0 to 0)	0 (0 to 0)	0 (0 to 0)	0 (0 to 0)	0 (0 to 0)	21·1 (11·1 to 33·6)	24·5 (13·1 to 39·9)	39·5 (21·2 to 66)	74·8 (42·3 to 125)
Stomach cancer	0 (0 to 0)	0 (0 to 0)	0 (0 to 0)	0 (0 to 0)	0 (0 to 0)	0 (0 to 0)	40·4 (24·7 to 61·9)	63·9 (41·9 to 90·9)	104 (63·2 to 164)	197 (121 to 310)	288 (179 to 445)
Colon and rectum cancer	0 (0 to 0)	0 (0 to 0)	0 (0 to 0)	0 (0 to 0)	20 (13 to 29·9)	30·8 (19·6 to 46·4)	117 (57·8 to 197)	192 (114 to 303)	274 (162 to 455)	486 (282 to 822)	717 (404 to 1,170)
Liver cancer	1 (0·4 to 2·5)	7 (1·7 to 21·5)	36·9 (16 to 77·2)	57·9 (27·8 to 96·9)	43·5 (26·5 to 67·4)	44·1 (27 to 67·1)	43·4 (23·2 to 73·8)	35 (20·2 to 57·6)	32 (18·4 to 54·6)	36·7 (20·2 to 64·4)	47·4 (25·9 to 83·6)
Liver cancer due to hepatitis B	0 (0 to 0)	0 (0 to 0)	0 (0 to 0)	0 (0 to 0)	0 (0 to 0)	16·1 (7·9 to 28·8)	18·9 (10·1 to 32·7)	18·4 (10·6 to 30·5)	19·1 (10·5 to 34·2)	21·3 (11·6 to 38·1)	25·3 (12·8 to 46·5)
Liver cancer due to hepatitis C	0 (0 to 0)	0 (0 to 0)	0 (0 to 0)	0 (0 to 0)	0 (0 to 0)	1 (0·4 to 2)	1·1 (0·5 to 2·1)	2 (1 to 3·6)	2·8 (1·3 to 5·1)	4·7 (2·3 to 8·5)	7·9 (3·8 to 14·6)
Liver cancer due to alcohol use	0 (0 to 0)	0 (0 to 0)	0 (0 to 0)	0 (0 to 0)	0 (0 to 0)	0 (0 to 0)	0·6 (0·2 to 1·2)	1·3 (0·7 to 2·4)	2·1 (1 to 4·3)	3·5 (1·7 to 6·8)	6·8 (3 to 13·7)
Liver cancer due to NASH	0 (0 to 0)	0 (0 to 0)	0 (0 to 0)	0 (0 to 0)	0 (0 to 0)	0 (0 to 0)	13·4 (6·7 to 24·3)	7·8 (4·1 to 13·8)	4·7 (2·3 to 8·2)	4·3 (2·1 to 7·8)	4·5 (2·2 to 8·3)
Liver cancer due to other causes	1 (0·4 to 2·5)	7 (1·7 to 21·5)	36·9 (16 to 77·2)	57·9 (27·8 to 96·9)	43·5 (26·5 to 67·4)	27·1 (17·2 to 39·3)	9·4 (4·9 to 17·6)	5·5 (3 to 9·2)	3·4 (1·8 to 6)	3 (1·5 to 5·5)	3 (1·4 to 5·6)
Gallbladder and biliary tract cancer	0 (0 to 0)	0 (0 to 0)	0 (0 to 0)	0 (0 to 0)	0 (0 to 0)	0 (0 to 0)	0 (0 to 0)	3·3 (2·3 to 4·9)	7 (3·5 to 12·2)	10·9 (5·7 to 18·9)	26·5 (13·9 to 48·5)
Pancreatic cancer	0 (0 to 0)	0 (0 to 0)	0 (0 to 0)	0 (0 to 0)	0 (0 to 0)	0 (0 to 0)	12·8 (6 to 26)	22·1 (11 to 39·5)	46·2 (24·2 to 79·1)	104 (58·5 to 180)	179 (99·6 to 300)
Larynx cancer	0 (0 to 0)	0 (0 to 0)	0 (0 to 0)	0 (0 to 0)	0 (0 to 0)	0 (0 to 0)	0 (0 to 0)	5·6 (3·3 to 9·2)	7·2 (4·3 to 12)	9·9 (5·5 to 17·4)	23·1 (12·4 to 42·6)
Tracheal, bronchus, and lung cancer	0 (0 to 0)	0 (0 to 0)	0 (0 to 0)	0 (0 to 0)	0 (0 to 0)	16·9 (7·6 to 32·5)	97·1 (46·9 to 174)	150 (72·6 to 270)	219 (101 to 385)	336 (164 to 630)	623 (298 to 1,110)
Malignant skin melanoma	0 (0 to 0·1)	0·1 (0 to 0·1)	0·6 (0·4 to 1)	3·2 (1·8 to 4·9)	3·4 (2·5 to 4·4)	3·2 (2·5 to 4·5)	7 (3·8 to 12)	8·1 (4·6 to 13·5)	9·6 (5·5 to 16·9)	12 (7·1 to 20·6)	17·7 (9·9 to 31·3)
Non-melanoma skin cancer	0 (0 to 0)	0 (0 to 0)	0 (0 to 0)	0 (0 to 0)	0 (0 to 0)	0 (0 to 0)	0 (0 to 0)	17·7 (9 to 31·6)	17·1 (8·8 to 30·8)	18·2 (9·5 to 32·8)	39·5 (19 to 78·4)
Non-melanoma skin cancer (squamous-cell carcinoma)	0 (0 to 0)	0 (0 to 0)	0 (0 to 0)	0 (0 to 0)	0 (0 to 0)	0 (0 to 0)	0 (0 to 0)	17·7 (9 to 31·6)	17·1 (8·8 to 30·8)	18·2 (9·5 to 32·8)	39·5 (19 to 78·4)
Non-melanoma skin cancer (basal-cell carcinoma)	0 (0 to 0)	0 (0 to 0)	0 (0 to 0)	0 (0 to 0)	0 (0 to 0)	0 (0 to 0)	0 (0 to 0)	0 (0 to 0)	0 (0 to 0)	0 (0 to 0)	0 (0 to 0)
Breast cancer	0 (0 to 0)	0 (0 to 0)	0 (0 to 0)	0 (0 to 0)	0 (0 to 0)	0 (0 to 0)	172 (87·7 to 314)	401 (233 to 655)	982 (565 to 1,650)	1,900 (1,120 to 3,160)	2,720 (1,620 to 4,470)
Cervical cancer	0 (0 to 0)	0 (0 to 0)	0 (0 to 0)	0 (0 to 0)	0 (0 to 0)	0 (0 to 0)	25 (8·7 to 52·6)	53·6 (19·9 to 104)	119 (42 to 235)	274 (111 to 513)	532 (210 to 1,030)
Uterine cancer	0 (0 to 0)	0 (0 to 0)	0 (0 to 0)	0 (0 to 0)	0 (0 to 0)	0 (0 to 0)	0 (0 to 0)	12·3 (2·9 to 26·8)	22·3 (6·2 to 48·8)	40·4 (14·1 to 84·4)	76·4 (26·6 to 159)
Ovarian cancer	0 (0 to 0)	0 (0 to 0)	0 (0 to 0)	0 (0 to 0)	17·7 (7·4 to 32·8)	32·8 (15·9 to 58·6)	65·7 (30·8 to 130)	94·7 (42·6 to 191)	121 (55·4 to 226)	168 (81·7 to 325)	239 (116 to 490)
Prostate cancer	0 (0 to 0)	0 (0 to 0)	0 (0 to 0)	0 (0 to 0)	0 (0 to 0)	0 (0 to 0)	0 (0 to 0)	5·4 (3 to 9·6)	7·2 (4·1 to 13)	7·2 (4·2 to 13)	10·2 (5·8 to 17·6)
Testicular cancer	0·4 (0·2 to 0·7)	0·7 (0·3 to 1·1)	2·3 (1·2 to 4·1)	14·8 (7·7 to 25·5)	5·3 (2·7 to 9·4)	5·6 (2·6 to 11·2)	16·3 (6·4 to 36·6)	31·8 (15·5 to 62·6)	39·6 (18·3 to 78)	31·6 (15·1 to 64·6)	25·7 (12 to 52·4)
Kidney cancer	2·5 (0·6 to 6·3)	1·6 (0·4 to 4·3)	30·2 (10·5 to 73·1)	109 (44·3 to 216)	46·6 (23·5 to 86·3)	24·2 (12·4 to 45·4)	22·4 (10·3 to 47·1)	19·6 (8·8 to 42·8)	26·5 (12·7 to 52·4)	35·1 (16·8 to 70·2)	64·2 (32·5 to 123)
Bladder cancer	0 (0 to 0)	0 (0 to 0)	0 (0 to 0)	0 (0 to 0)	0 (0 to 0)	0 (0 to 0)	4·2 (2·9 to 7·2)	5·4 (2·9 to 10)	6·1 (3·1 to 10·9)	14·6 (7·7 to 26·1)	23·9 (12·7 to 42·1)
Brain and central nervous system cancer	7 (2·7 to 17·4)	7 (2·6 to 18·7)	46·4 (21 to 88·9)	260 (116 to 457)	397 (235 to 598)	290 (180 to 452)	211 (134 to 319)	196 (118 to 314)	211 (123 to 339)	230 (131 to 366)	256 (147 to 423)
Thyroid cancer	0 (0 to 0)	0 (0 to 0)	0 (0 to 0)	0 (0 to 0)	4·8 (3 to 9·3)	5·1 (3·2 to 8·1)	10·5 (5·3 to 16·8)	12·6 (6·2 to 23·8)	16·9 (7·5 to 34·8)	22·3 (10·7 to 39·9)	44·6 (22·9 to 81·5)
Mesothelioma	0 (0 to 0)	0 (0 to 0)	0 (0 to 0)	0 (0 to 0)	0 (0 to 0)	0 (0 to 0)	0 (0 to 0)	11 (4·1 to 26·9)	12·5 (4·4 to 31·3)	10 (4·4 to 21·1)	16·8 (6·1 to 40·2)
Hodgkin lymphoma	0 (0 to 0)	0 (0 to 0)	0 (0 to 0)	4·8 (1·6 to 10·1)	8·2 (3·1 to 15·5)	15·6 (5·9 to 30·1)	40·1 (17·1 to 77·9)	44·6 (20 to 87·5)	47·5 (21·1 to 101)	28·3 (12·5 to 61·2)	29·6 (13·2 to 65·3)
Non-Hodgkin lymphoma	0 (0 to 0)	0 (0 to 0)	0 (0 to 0)	113 (49·3 to 194)	139 (73·9 to 222)	122 (70·1 to 190)	218 (112 to 362)	226 (120 to 391)	198 (105 to 342)	169 (88·9 to 292)	189 (102 to 323)
Multiple myeloma	0 (0 to 0)	0 (0 to 0)	0 (0 to 0)	0 (0 to 0)	0 (0 to 0)	0 (0 to 0)	0 (0 to 0)	3·1 (2·2 to 4·8)	3·5 (2 to 5·6)	7·7 (3·8 to 13·6)	15·8 (8·3 to 28·4)
Leukemia	17·8 (6 to 40)	11·4 (4·2 to 24·2)	155 (57·1 to 304)	954 (458 to 1,590)	984 (592 to 1,440)	802 (502 to 1,180)	820 (483 to 1,260)	578 (341 to 902)	470 (268 to 753)	413 (238 to 673)	461 (262 to 755)
Acute lymphoid leukemia	3·6 (0·9 to 10·1)	2·5 (0·5 to 6·5)	52·4 (16·3 to 120)	311 (129 to 581)	372 (176 to 640)	297 (151 to 506)	205 (93·6 to 354)	99·7 (40·7 to 200)	75·2 (32·5 to 165)	39·4 (16·9 to 81·7)	48·8 (21·2 to 104)
Chronic lymphoid leukemia	0 (0 to 0)	0 (0 to 0)	0 (0 to 0)	0 (0 to 0)	0 (0 to 0)	0 (0 to 0)	0 (0 to 0)	4·5 (2 to 8·3)	3·5 (1·5 to 7)	2·7 (1·3 to 5·4)	4·9 (2 to 11·4)
Acute myeloid leukemia	2·7 (0·4 to 8·1)	2·2 (0·2 to 6·8)	18·2 (4·9 to 45·4)	176 (61·7 to 375)	149 (55·7 to 310)	133 (55·4 to 256)	210 (85 to 413)	110 (46·4 to 208)	102 (41·5 to 204)	102 (42·9 to 211)	114 (47 to 243)
Chronic myeloid leukemia	0·3 (0 to 1·4)	0·3 (0 to 1·8)	3·9 (1 to 9·4)	10·1 (3·2 to 21·8)	11 (4·2 to 22·4)	15·8 (6·9 to 30·7)	13·2 (4·8 to 28·5)	28 (9·7 to 64·3)	22·1 (7·4 to 47·2)	23·5 (8·7 to 54·3)	30·3 (12·2 to 63·9)
Other leukemia	11·1 (3·1 to 27·9)	6·3 (1·7 to 15·5)	80·7 (24·7 to 165)	457 (200 to 805)	452 (227 to 755)	356 (187 to 558)	392 (215 to 669)	336 (184 to 548)	267 (144 to 457)	245 (132 to 410)	263 (135 to 463)
Other malignant neoplasms	13·5 (6 to 24·2)	11·6 (4·2 to 26)	78·4 (37·8 to 145)	364 (182 to 600)	306 (216 to 433)	374 (269 to 510)	467 (322 to 652)	382 (262 to 538)	301 (208 to 450)	261 (176 to 394)	326 (208 to 501)
Other neoplasms	0·4 (0·2 to 1)	0·1 (0·1 to 0·3)	2·9 (0·9 to 8)	6·6 (2·9 to 13·4)	4·9 (3·4 to 8·3)	4·7 (3·1 to 9·6)	4·3 (3·1 to 6·6)	4·3 (2·7 to 7·8)	5·8 (2·7 to 12·9)	4·4 (2·3 to 8·2)	7·6 (3·9 to 15·7)
Myelodysplastic, myeloproliferative, and other hematopoie	0·4 (0·2 to 1)	0·1 (0·1 to 0·3)	2·9 (0·9 to 8)	6·6 (2·9 to 13·4)	4·9 (3·4 to 8·3)	4·7 (3·1 to 9·6)	4·3 (3·1 to 6·6)	4·3 (2·7 to 7·8)	5·8 (2·7 to 12·9)	4·4 (2·3 to 8·2)	7·6 (3·9 to 15·7)
Benign and in situ intestinal neoplasms	0 (0 to 0)	0 (0 to 0)	0 (0 to 0)	0 (0 to 0)	0 (0 to 0)	0 (0 to 0)	0 (0 to 0)	0 (0 to 0)	0 (0 to 0)	0 (0 to 0)	0 (0 to 0)
Benign and in situ cervical and uterine neoplasms	0 (0 to 0)	0 (0 to 0)	0 (0 to 0)	0 (0 to 0)	0 (0 to 0)	0 (0 to 0)	0 (0 to 0)	0 (0 to 0)	0 (0 to 0)	0 (0 to 0)	0 (0 to 0)
Other benign and in situ neoplasms	0 (0 to 0)	0 (0 to 0)	0 (0 to 0)	0 (0 to 0)	0 (0 to 0)	0 (0 to 0)	0 (0 to 0)	0 (0 to 0)	0 (0 to 0)	0 (0 to 0)	0 (0 to 0)
Cardiovascular diseases	33·8 (16·6 to 89·1)	64·5 (33·2 to 109)	447 (237 to 802)	290 (164 to 493)	519 (390 to 716)	770 (562 to 1,040)	2,660 (1,980 to 3,520)	4,370 (3,080 to 6,130)	5,870 (4,020 to 8,460)	8,530 (5,880 to 12,600)	13,600 (9,670 to 19,500)
Rheumatic heart disease	0 (0 to 0)	0 (0 to 0)	0 (0 to 0)	22·7 (11·9 to 39·6)	98·6 (61·2 to 152)	183 (112 to 283)	254 (162 to 383)	268 (174 to 386)	264 (176 to 382)	249 (162 to 365)	240 (161 to 341)
Ischemic heart disease	0 (0 to 0)	0 (0 to 0)	0 (0 to 0)	0 (0 to 0)	0 (0 to 0)	0 (0 to 0)	865 (555 to 1,270)	1,680 (1,030 to 2,500)	2,570 (1,580 to 3,880)	3,980 (2,500 to 6,180)	6,040 (3,900 to 9,300)
Stroke	25·3 (12·9 to 55·1)	35·6 (17·7 to 63·3)	224 (103 to 434)	166 (93·2 to 269)	307 (220 to 425)	458 (319 to 633)	1,170 (832 to 1,640)	1,880 (1,290 to 2,660)	2,340 (1,620 to 3,360)	3,420 (2,370 to 5,000)	6,030 (4,230 to 8,570)
Ischemic stroke	5·5 (2 to 12·4)	6·3 (2·6 to 12·8)	21·2 (8 to 45·3)	44·3 (27·4 to 67·4)	102 (55·5 to 168)	142 (72·3 to 242)	279 (174 to 396)	384 (252 to 541)	464 (309 to 667)	589 (394 to 869)	957 (637 to 1,360)
Intracerebral hemorrhage	12·5 (4·4 to 29)	23·6 (10·3 to 44·6)	156 (65·2 to 321)	77·3 (38·7 to 143)	148 (99·2 to 216)	241 (157 to 349)	712 (469 to 1,040)	1,180 (767 to 1,770)	1,500 (983 to 2,250)	2,340 (1,520 to 3,490)	4,260 (2,870 to 6,200)
Subarachnoid hemorrhage	7·3 (2·1 to 20)	5·6 (2 to 11·7)	46·4 (13·8 to 117)	44·6 (18·3 to 90·1)	56·2 (27·4 to 99·8)	74·9 (38 to 136)	183 (89·3 to 308)	316 (143 to 574)	375 (182 to 664)	486 (241 to 900)	813 (382 to 1,470)
Hypertensive heart disease	0 (0 to 0)	0 (0 to 0)	0 (0 to 0)	0 (0 to 0)	0 (0 to 0)	0 (0 to 0)	39·1 (19·1 to 70·9)	89·4 (39·6 to 166)	156 (70·3 to 285)	318 (145 to 559)	580 (255 to 996)
Non-rheumatic valvular heart disease	0 (0 to 0)	0 (0 to 0)	0 (0 to 0)	0 (0 to 0)	0 (0 to 0)	0 (0 to 0)	10·2 (5 to 17·5)	15·3 (8 to 26·7)	14·8 (8·4 to 25)	18·2 (10·5 to 33·1)	28·2 (16·9 to 49·7)
Non-rheumatic calcific aortic valve disease	0 (0 to 0)	0 (0 to 0)	0 (0 to 0)	0 (0 to 0)	0 (0 to 0)	0 (0 to 0)	3·9 (1·7 to 7·5)	5·3 (2·4 to 10)	7·8 (4·2 to 13·9)	8·6 (4·3 to 16·3)	15·6 (8 to 29·2)

Cause	40 to 44	45 to 49	50 to 54	55 to 59	60 to 64	65 to 69	70 to 74	75 to 79	80 to 84	85 to 89	90 to 94	95 plus	Total
All causes	103,000 (83,600 to 128,000)	109,000 (89,100 to 136,000)	114,000 (91,800 to 139,000)	114,000 (91,600 to 137,000)	110,000 (90,600 to 129,000)	95,500 (80,200 to 108,000)	75,300 (64,600 to 83,300)	54,800 (48,000 to 59,800)	34,200 (30,700 to 37,200)	15,800 (13,700 to 17,300)	4,640 (3,920 to 5,150)	898 (767 to 1,010)	1,540,000
Communicable, maternal, neonatal, and nutritional diseases	12,300 (9,480 to 15,900)	11,000 (8,530 to 14,300)	10,100 (7,670 to 13,300)	9,380 (7,090 to 12,100)	9,960 (7,770 to 12,800)	9,810 (7,810 to 12,100)	8,410 (6,660 to 10,400)	6,690 (5,280 to 8,310)	4,680 (3,700 to 5,810)	2,470 (1,870 to 3,120)	813 (596 to 1,040)	185 (136 to 243)	355,000
HIV/AIDS and sexually transmitted infections	1,380 (1,120 to 1,680)	753 (523 to 1,080)	351 (269 to 444)	135 (99·7 to 182)	49·1 (34·4 to 69·2)	46·5 (33 to 73·5)	33·3 (23·1 to 53·8)	10·6 (7·6 to 15·2)	6·9 (3·7 to 11·2)	4 (1·4 to 7·8)	1·4 (0·4 to 2·7)	0·3 (0·1 to 0·6)	25,900
HIV/AIDS	1,290 (1,050 to 1,580)	675 (450 to 992)	300 (228 to 393)	101 (72·2 to 144)	28 (20·5 to 39·1)	32·2 (21·3 to 57·9)	24·3 (15·9 to 45·4)	6·6 (4·4 to 10·3)	1·7 (1 to 2·6)	0·6 (0·4 to 0·9)	0·1 (0·1 to 0·2)	0 (0 to 0)	17,200
HIV/AIDS - Drug-susceptible Tuberculosis	663 (525 to 811)	347 (234 to 490)	154 (114 to 197)	53·1 (35·6 to 73·6)	15·1 (10·5 to 21·2)	20·2 (12·9 to 33·3)	14·7 (9·2 to 24·9)	4 (2·7 to 5·9)	1·2 (0·7 to 1·9)	0·4 (0·2 to 0·7)	0·1 (0·1 to 0·2)	0 (0 to 0)	8,680
HIV/AIDS - Multidrug-resistant Tuberculosis without exten	6·4 (0·2 to 33·8)	3·5 (0·1 to 19·8)	1·6 (0 to 9·4)	0·6 (0 to 3·2)	0·2 (0 to 0·9)	0·2 (0 to 1·1)	0·1 (0 to 0·9)	0 (0 to 0·2)	0 (0 to 0·1)	0 (0 to 0)	0 (0 to 0)	0 (0 to 0)	85·1
HIV/AIDS - Extensively drug-resistant Tuberculosis	1·1 (0 to 6·3)	0·6 (0 to 3·7)	0·3 (0 to 1·7)	0·1 (0 to 0·6)	0 (0 to 0·2)	0 (0 to 0·2)	0 (0 to 0·1)	0 (0 to 0)	0 (0 to 0)	0 (0 to 0)	0 (0 to 0)	0 (0 to 0)	15·1
HIV/AIDS resulting in other diseases	624 (501 to 775)	324 (207 to 502)	144 (106 to 193)	47·4 (35 to 69·3)	12·7 (9·2 to 18·3)	11·8 (7·6 to 26·6)	9·5 (5·8 to 20·6)	2·5 (1·5 to 4·4)	0·6 (0·3 to 0·8)	0·2 (0·1 to 0·3)	0 (0 to 0·1)	0 (0 to 0)	8,420
Sexually transmitted infections excluding HIV	88·5 (49·3 to 160)	77·9 (42·5 to 136)	51·3 (27·2 to 90·7)	34·3 (17·6 to 63·4)	21·1 (10·5 to 38·4)	14·3 (7·4 to 25·3)	9 (4·7 to 15·8)	4 (2·1 to 7·4)	5·2 (2 to 9·7)	3·4 (0·8 to 7·2)	1·2 (0·2 to 2·5)	0·3 (0 to 0·6)	8,710
Syphilis	3·4 (2·4 to 4·8)	4·4 (2·8 to 6·9)	3·9 (2·4 to 6·8)	2·4 (1·5 to 3·8)	2·3 (1·2 to 4·8)	1·7 (0·9 to 3·8)	1·4 (0·7 to 3·6)	0·6 (0·4 to 1·2)	1 (0·4 to 1·9)	0·7 (0·2 to 1·4)	0·4 (0·1 to 0·8)	0·1 (0 to 0·2)	8,020
Chlamydial infection	13·5 (6 to 25·3)	9·9 (4·4 to 17)	4·1 (1·5 to 8·3)	2·1 (0·9 to 4·7)	1 (0·3 to 2·5)	0·5 (0·1 to 1·3)	0·4 (0·1 to 1·1)	0·1 (0 to 0·2)	0·7 (0·1 to 1·5)	0·4 (0 to 1·1)	0·1 (0 to 0·3)	0 (0 to 0·1)	94·3
Gonococcal infection	8·1 (3·2 to 16·3)	9·5 (3·6 to 18·9)	7·2 (2·3 to 14)	5·1 (1·6 to 12·1)	2·6 (0·8 to 6·6)	2·7 (0·8 to 6·8)	1·6 (0·5 to 3·8)	0·4 (0·1 to 0·9)	1·6 (0·2 to 3·4)	1·2 (0·1 to 2·8)	0·4 (0 to 0·9)	0·1 (0 to 0·2)	104
Trichomoniasis	25·5 (8·3 to 62)	20·8 (6·2 to 49·6)	14·4 (4·5 to 34·6)	9·1 (3 to 22·6)	5·3 (1·7 to 12·7)	3·2 (1·1 to 7·4)	1·8 (0·6 to 4·1)	0·9 (0·3 to 2·1)	0·4 (0·1 to 0·9)	0·1 (0 to 0·3)	0 (0 to 0)	0 (0 to 0)	181
Genital herpes	21·6 (6·8 to 54·2)	18·6 (6 to 46)	14·7 (4·7 to 36·8)	11·1 (3·4 to 27·8)	7·8 (2·4 to 19)	5 (1·5 to 12·1)	2·9 (0·9 to 7·3)	1·6 (0·5 to 4·1)	0·8 (0·2 to 2)	0·3 (0·1 to 0·7)	0·1 (0 to 0·2)	0 (0 to 0)	158
Other sexually transmitted infections	16·4 (9·7 to 26·4)	14·7 (8 to 24·4)	6·9 (3·2 to 12·6)	4·5 (1·8 to 9·8)	2·3 (0·7 to 5·7)	1·2 (0·4 to 3)	0·9 (0·3 to 2)	0·3 (0·1 to 0·6)	0·7 (0·2 to 1·5)	0·7 (0·1 to 1·5)	0·2 (0 to 0·5)	0·1 (0 to 0·1)	153
Respiratory infections and tuberculosis	4,860 (3,320 to 7,140)	5,020 (3,500 to 7,090)	5,000 (3,490 to 7,070)	4,800 (3,320 to 6,580)	5,540 (4,040 to 7,290)	5,380 (4,060 to 6,910)	4,330 (3,270 to 5,460)	3,040 (2,380 to 3,820)	1,960 (1,540 to 2,470)	902 (692 to 1,140)	261 (195 to 333)	54·5 (40·7 to 69·7)	93,000
Tuberculosis	3,800 (2,410 to 6,000)	4,060 (2,720 to 5,940)	3,920 (2,530 to 5,710)	3,570 (2,360 to 5,080)	3,720 (2,620 to 5,140)	3,600 (2,610 to 4,910)	2,590 (1,890 to 3,460)	1,620 (1,190 to 2,160)	942 (677 to 1,250)	369 (263 to 494)	95·9 (68·7 to 131)	21·5 (15·3 to 29·8)	50,100
Latent tuberculosis infection	0 (0 to 0)	0 (0 to 0)	0 (0 to 0)	0 (0 to 0)	0 (0 to 0)	0 (0 to 0)	0 (0 to 0)	0 (0 to 0)	0 (0 to 0)	0 (0 to 0)	0 (0 to 0)	0 (0 to 0)	0
Drug-susceptible tuberculosis	3,760 (2,390 to 5,960)	4,020 (2,630 to 5,820)	3,870 (2,500 to 5,680)	3,530 (2,290 to 5,070)	3,670 (2,590 to 5,090)	3,560 (2,530 to 4,870)	2,570 (1,850 to 3,410)	1,600 (1,170 to 2,130)	931 (666 to 1,230)	365 (260 to 491)	94·8 (67·7 to 129)	21·3 (15·1 to 29·5)	49,500
Multidrug-resistant tuberculosis without extensive drug res	32·7 (0·8 to 195)	37·5 (1 to 214)	37·3 (0·9 to 203)	35·4 (0·9 to 206)	36·3 (1 to 217)	34·8 (0·9 to 197)	24·8 (0·7 to 135)	15·5 (0·4 to 85)	9·1 (0·3 to 52·6)	3·6 (0·1 to 18·7)	0·9 (0 to 6)	0·2 (0 to 1·3)	457
Extensively drug-resistant tuberculosis	6·2 (0·1 to 37·5)	7·1 (0·2 to 43·2)	7·1 (0·2 to 43·8)	6·7 (0·2 to 39·7)	6·8 (0·2 to 42·8)	6·5 (0·2 to 37·5)	4·6 (0·1 to 28·4)	2·9 (0·1 to 16·7)	1·7 (0 to 10)	0·7 (0 to 4)	0·2 (0 to 1)	0 (0 to 0·2)	86·1
Lower respiratory infections	710 (445 to 1,060)	676 (452 to 1,020)	864 (566 to 1,270)	1,070 (707 to 1,530)	1,720 (1,040 to 2,420)	1,710 (1,110 to 2,360)	1,690 (1,100 to 2,290)	1,400 (946 to 1,910)	1,000 (700 to 1,360)	528 (384 to 697)	164 (118 to 222)	32·8 (23·2 to 43·8)	36,800
Upper respiratory infections	276 (153 to 495)	216 (117 to 377)	166 (89·4 to 280)	123 (66·4 to 203)	88·3 (48·6 to 148)	58·7 (30·6 to 98·6)	34·9 (18·8 to 57)	20·1 (10·6 to 33·4)	9·5 (5·2 to 15·9)	3·5 (2 to 5·8)	0·9 (0·6 to 1·5)	0·2 (0·1 to 0·3)	4,610
Otitis media	74·5 (35·1 to 135)	64·1 (32·3 to 113)	51·5 (24·5 to 91·1)	37·9 (19·1 to 67·3)	25·7 (12·2 to 49·3)	14·7 (7 to 27·2)	7·9 (3·5 to 15·1)	4·6 (2·3 to 8·4)	2·6 (1·1 to 4·7)	1 (0·5 to 1·8)	0·3 (0·1 to 0·5)	0·1 (0 to 0·1)	1,590
Enteric infections	1,280 (767 to 2,290)	1,460 (861 to 2,700)	1,670 (952 to 3,190)	1,760 (1,000 to 3,200)	2,070 (1,190 to 3,590)	2,300 (1,330 to 3,870)	2,220 (1,240 to 3,640)	2,060 (1,140 to 3,440)	1,630 (867 to 2,640)	934 (472 to 1,570)	318 (158 to 529)	65 (30·6 to 110)	53,600
Diarrheal diseases	1,160 (678 to 2,170)	1,360 (778 to 2,540)	1,590 (872 to 3,080)	1,690 (927 to 3,140)	2,020 (1,140 to 3,560)	2,270 (1,290 to 3,850)	2,200 (1,220 to 3,620)	2,050 (1,140 to 3,440)	1,620 (864 to 2,630)	933 (470 to 1,570)	318 (157 to 529)	64·9 (30·5 to 110)	44,500
Typhoid and paratyphoid	112 (44·2 to 233)	89·6 (35·3 to 197)	73·5 (28·1 to 160)	56·7 (20·9 to 123)	38·5 (14·1 to 85·3)	22·5 (9·2 to 46·2)	11·3 (4·4 to 24·2)	5·4 (2 to 10·9)	2·4 (0·8 to 4·9)	0·9 (0·4 to 1·7)	0·2 (0·1 to 0·4)	0 (0 to 0·1)	8,570
Typhoid fever	106 (41·7 to 219)	85·4 (32·8 to 187)	70·3 (26·9 to 150)	54·4 (20·1 to 119)	37 (13·6 to 82·1)	21·7 (8·8 to 44·4)	10·9 (4·2 to 23·4)	5·2 (1·9 to 10·5)	2·4 (0·8 to 4·8)	0·9 (0·4 to 1·6)	0·2 (0·1 to 0·4)	0 (0 to 0·1)	8,000
Paratyphoid fever	5·7 (1·8 to 14·2)	4·2 (1·3 to 10·6)	3·2 (1 to 7·8)	2·4 (0·7 to 5·9)	1·5 (0·4 to 3·8)	0·8 (0·3 to 2)	0·4 (0·1 to 1)	0·2 (0·1 to 0·4)	0·1 (0 to 0·2)	0 (0 to 0·1)	0 (0 to 0)	0 (0 to 0)	570
Invasive Non-typhoidal Salmonella (iNTS)	9·7 (3·8 to 20)	9·1 (3·7 to 18·6)	9·5 (3·8 to 18·8)	10·3 (4·3 to 19·7)	10·6 (4·5 to 20·8)	9·4 (4 to 17·7)	6·5 (2·9 to 11·9)	3·8 (1·7 to 7·1)	1·9 (0·8 to 3·7)	0·7 (0·2 to 1·4)	0·1 (0 to 0·3)	0 (0 to 0·1)	523
Other intestinal infectious diseases	1 (0·2 to 2·7)	0·6 (0·1 to 1·6)	0·6 (0·1 to 1·5)	0·4 (0·1 to 1)	0·3 (0 to 0·9)	0·5 (0·1 to 1·2)	0·3 (0 to 0·7)	0·1 (0 to 0·4)	0·1 (0 to 0·3)	0·1 (0 to 0·3)	0 (0 to 0·1)	0 (0 to 0)	35·2
Neglected tropical diseases and malaria	495 (299 to 890)	402 (246 to 734)	328 (200 to 538)	274 (174 to 439)	204 (128 to 335)	142 (90·2 to 232)	93 (60·7 to 157)	54 (33·8 to 97·4)	29·9 (19·4 to 55·2)	12·9 (8·1 to 31·8)	3·7 (2·3 to 9·9)	1·1 (0·6 to 3·1)	8,130
Malaria	45·1 (13·3 to 154)	32 (8·2 to 118)	22·8 (6·2 to 85·6)	19 (4·5 to 73·6)	19 (3·2 to 79·3)	12·4 (1·9 to 52)	10·5 (1·2 to 47·2)	4·6 (0·6 to 20·7)	1·6 (0·2 to 6·8)	0·2 (0·1 to 0·6)	0 (0 to 0·1)	0 (0 to 0)	653
Chagas disease	0 (0 to 0)	0 (0 to 0)	0 (0 to 0)	0 (0 to 0)	0 (0 to 0)	0 (0 to 0)	0 (0 to 0)	0 (0 to 0)	0 (0 to 0)	0 (0 to 0)	0 (0 to 0)	0 (0 to 0)	0
Leishmaniasis	0 (0 to 0)	0 (0 to 0)	0 (0 to 0)	0 (0 to 0)	0 (0 to 0)	0 (0 to 0)	0 (0 to 0)	0 (0 to 0)	0 (0 to 0)	0 (0 to 0)	0 (0 to 0)	0 (0 to 0)	0
Visceral leishmaniasis	0 (0 to 0)	0 (0 to 0)	0 (0 to 0)	0 (0 to 0)	0 (0 to 0)	0 (0 to 0)	0 (0 to 0)	0 (0 to 0)	0 (0 to 0)	0 (0 to 0)	0 (0 to 0)	0 (0 to 0)	0
Cutaneous and mucocutaneous leishmaniasis	0 (0 to 0)	0 (0 to 0)	0 (0 to 0)	0 (0 to 0)	0 (0 to 0)	0 (0 to 0)	0 (0 to 0)	0 (0 to 0)	0 (0 to 0)	0 (0 to 0)	0 (0 to 0)	0 (0 to 0)	0
African trypanosomiasis	0 (0 to 0)	0 (0 to 0)	0 (0 to 0)	0 (0 to 0)	0 (0 to 0)	0 (0 to 0)	0 (0 to 0)	0 (0 to 0)	0 (0 to 0)	0 (0 to 0)	0 (0 to 0)	0 (0 to 0)	0
Schistosomiasis	0 (0 to 0)	0 (0 to 0)	0 (0 to 0)	0 (0 to 0)	0 (0 to 0)	0 (0 to 0)	0 (0 to 0)	0 (0 to 0)	0 (0 to 0)	0 (0 to 0)	0 (0 to 0)	0 (0 to 0)	0
Cysticercosis	1·1 (0·4 to 2·3)	1·2 (0·4 to 2·5)	1·4 (0·5 to 2·9)	1·6 (0·6 to 3·4)	1·7 (0·7 to 3·8)	1·6 (0·6 to 3·5)	1·2 (0·5 to 2·5)	0·9 (0·4 to 1·8)	0·5 (0·2 to 1·1)	0·2 (0·1 to 0·4)	0·1 (0 to 0·1)	0 (0 to 0)	15·1
Cystic echinococcosis	2·5 (0 to 7·9)	2·4 (0 to 7·3)	2·3 (0 to 6·9)	2·2 (0 to 6·3)	1·8 (0 to 5·4)	1·4 (0 to 4·2)	1 (0 to 3)	0·6 (0 to 1·9)	0·4 (0 to 1·1)	0·2 (0 to 0·6)	0·1 (0 to 0·2)	0 (0 to 0)	32·6
Lymphatic filariasis	249 (138 to 433)	217 (118 to 374)	178 (98·8 to 307)	141 (78·8 to 240)	108 (61·1 to 182)	73·1 (41 to 123)	42·4 (24·2 to 69·1)	24·3 (13·9 to 38·9)	12·6 (7·2 to 19·9)	4·8 (2·8 to 7·6)	1·2 (0·7 to 2)	0·2 (0·1 to 0·3)	2,770
Onchocerciasis	0 (0 to 0)	0 (0 to 0)	0 (0 to 0)	0 (0 to 0)	0 (0 to 0)	0 (0 to 0)	0 (0 to 0)	0 (0 to 0)	0 (0 to 0)	0 (0 to 0)	0 (0 to 0)	0 (0 to 0)	0
Trachoma	0 (0 to 0)	0 (0 to 0)	0 (0 to 0)	0 (0 to 0)	0 (0 to 0)	0 (0 to 0)	0 (0 to 0)	0 (0 to 0)	0 (0 to 0)	0 (0 to 0)	0 (0 to 0)	0 (0 to 0)	0
Dengue	76·9 (19·7 to 378)	61·1 (16·2 to 305)	47 (13·8 to 213)	40·6 (13·3 to 171)	29·4 (9·4 to 117)	21·5 (7·4 to 80·4)	14·1 (4·8 to 59·6)	10 (3·3 to 48·4)	6·4 (2 to 32·7)	4·1 (1·2 to 22·7)	1·4 (0·4 to 7·5)	0·5 (0·1 to 2·7)	2,010
Yellow fever	0 (0 to 0)	0 (0 to 0)	0 (0 to 0)	0 (0 to 0)	0 (0 to 0)	0 (0 to 0)	0 (0 to 0)	0 (0 to 0)	0 (0 to 0)	0 (0 to 0)	0 (0 to 0)	0 (0 to 0)	0
Rabies	8·6 (0·5 to 29)	2·8 (0·5 to 7·2)	4·6 (0·4 to 13·2)	6·5 (0·3 to 20)	3·5 (0·2 to 11·4)	2 (0·1 to 5·8)	1·7 (0·1 to 5·6)	0·2 (0·1 to 0·5)	0·3 (0·1 to 0·7)	0·2 (0 to 0·6)	0·1 (0 to 0·3)	0·1 (0 to 0·3)	197
Intestinal nematode infections	55·2 (28·7 to 93·5)	39·3 (19·6 to 70·5)	31·3 (15 to 55·2)	25·3 (12·9 to 45·8)	19·5 (10·1 to 34·2)	13 (6·7 to 22·4)	8·6 (4·2 to 15·2)	5·5 (2·7 to 9·7)	2·8 (1·5 to 4·8)	1 (0·5 to 1·8)	0·3 (0·1 to 0·4)	0 (0 to 0·1)	1,490
Ascariasis	14·4 (5·2 to 30·8)	11 (4 to 22·8)	8·1 (3·1 to 17·4)	6·3 (2·3 to 13·3)	5·1 (1·7 to 10·3)	2·9 (1·1 to 5·6)	2·1 (0·7 to 4·1)	1·4 (0·4 to 3)	0·7 (0·2 to 1·5)	0·2 (0·1 to 0·6)	0·1 (0 to 0·2)	0 (0 to 0·1)	329
Trichuriasis	8·9 (3·5 to 18·7)	6·4 (2·3 to 13·1)	4·5 (1·6 to 9·3)	3·1 (1·2 to 6·5)	2 (0·7 to 4·4)	1·1 (0·4 to 2·4)	0·6 (0·2 to 1·3)	0·3 (0·1 to 0·8)	0·1 (0 to 0·3)	0 (0 to 0·1)	0 (0 to 0)	0 (0 to 0)	194
Hookworm disease	31·8 (14·8 to 55·4)	21·9 (9·2 to 42·9)	18·7 (8·1 to 35·5)	15·8 (6·8 to 30·3)	12·4 (5·5 to 23·8)	8·9 (3·9 to 16·9)	6 (2·7 to 11·2)	3·8 (1·7 to 7·2)	1·9 (0·9 to 3·7)	0·7 (0·3 to 1·4)	0·2 (0·1 to 0·3)	0 (0 to 0)	963
Food-borne trematodiases	0 (0 to 0)	0 (0 to 0)	0 (0 to 0)	0 (0 to 0)	0 (0 to 0)	0 (0 to 0)	0 (0 to 0)	0 (0 to 0)	0 (0 to 0)	0 (0 to 0)	0 (0 to 0)	0 (0 to 0)	0
Leprosy	2·4 (0·8 to 5)	2·7 (1 to 5·1)	2·5 (0·9 to 5·2)	2·4 (0·8 to 4·5)	2·1 (0·9 to 3·8)	1·6 (0·6 to 2·9)	1·1 (0·5 to 2)	0·7 (0·3 to 1·2)	0·4 (0·2 to 0·8)	0·2 (0·1 to 0·3)	0·1 (0 to 0·1)	0 (0 to 0)	23·2
Ebola	0 (0 to 0)	0 (0 to 0)	0 (0 to 0)	0 (0 to 0)	0 (0 to 0)	0 (0 to 0)	0 (0 to 0)	0 (0 to 0)	0 (0 to 0)	0 (0 to 0)	0 (0 to 0)	0 (0 to 0)	0
Zika virus	0 (0 to 0)	0 (0 to 0)	0 (0 to 0)	0 (0 to 0)	0 (0 to 0)	0 (0 to 0)	0 (0 to 0)	0 (0 to 0)	0 (0 to 0)	0 (0 to 0)	0 (0 to 0)	0 (0 to 0)	0
Guinea worm disease	0 (0 to 0)	0 (0 to 0)	0 (0 to 0)	0 (0 to 0)	0 (0 to 0)	0 (0 to 0)	0 (0 to 0)	0 (0 to 0)	0 (0 to 0)	0 (0 to 0)	0 (0 to 0)	0 (0 to 0)	0
Other neglected tropical diseases	54·6 (20·2 to 108)	43·8 (16·5 to 84·2)	38·1 (14·5 to 76·1)	35·7 (15 to 67·5)	18·5 (8·7 to 31·6)	15·5 (7·2 to 27·4)	12·3 (6·4 to 20·8)	7·1 (3·5 to 11·8)	5 (2·6 to 8)	2·1 (1·2 to 3·4)	0·5 (0·3 to 0·8)	0·2 (0·1 to 0·3)	943
Other infectious diseases	1,170 (770 to 1,810)	1,040 (665 to 1,620)	942 (595 to 1,510)	871 (562 to 1,350)	652 (435 to 994)	435 (294 to 679)	330 (233 to 468)	254 (174 to 368)	100 (68 to 145)	57 (35·3 to 82·7)	15 (8·9 to 21·8)	3·6 (2 to 5·7)	37,300
Meningitis	146 (93·2 to 229)	97·3 (59·4 to 155)	71·8 (44 to 117)	70·8 (44·6 to 112)	54·6 (32·5 to 85·8)	41·8 (23·9 to 73·5)	31·8 (18·5 to 52·4)	23·2 (14·2 to 36·5)	10·1 (6·2 to 15·9)	4·3 (2·7 to 6·7)	0·8 (0·5 to 1·2)	0·2 (0·1 to 0·2)	6,540
Encephalitis	88·8 (45·2 to 173)	75·2 (44·8 to 125)	56·2 (32·7 to 90·1)	56·7 (32·9 to 95·5)	29·7 (15·9 to 53·5)	26·4 (13·8 to 44·6)	36·9 (22·2 to 61·2)	25·6 (13·5 to 47)	7·9 (4·1 to 14·2)	11·7 (3 to 26·6)	3 (0·7 to 6·3)	0·8 (0·2 to 1·7)	4,920
Diphtheria	5·5 (0·7 to 16)	9·2 (1·2 to 26·2)	6·8 (1 to 18·7)	4·1 (0·6 to 11·5)	0 (0 to 0)	0 (0 to 0)	0 (0 to 0)	0 (0 to 0)	0 (0 to 0)	0 (0 to 0)	0 (0 to 0)	0 (0 to 0)	187
Tetanus	199 (60·6 to 484)	295 (77·4 to 669)	253 (76·6 to 585)	229 (65·7 to 529)	146 (48·9 to 344)	120 (47·8 to 259)	82·5 (32·7 to 183)	70·7 (27 to 138)	16·6 (5·5 to 36·7)	10·1 (4·7 to 19·8)	2·3 (1·1 to 4·9)	0·5 (0·2 to 1·3)	2,750
Measles	0·9 (0·3 to 2·2)	0·5 (0·2 to 1·3)	0·3 (0·1 to 0·8)	0·3 (0·1 to 0·7)	0 (0 to 0)	0 (0 to 0)	0 (0 to 0)	0 (0 to 0)	0 (0 to 0)	0 (0 to 0)	0 (0 to 0)	0 (0 to 0)	1,550
Varicella and herpes zoster	18·6 (8·3 to 33·9)	18·4 (9·3 to 32)	18·3 (9·4 to 30·3)	17·6 (9·4 to 29·1)	16·7 (8·7 to 29·2)	17·2 (8 to 29·8)	12·2 (5·9 to 22·2)	11·7 (4·8 to 25·1)	11·2 (3·9 to 22·5)	8·5 (2·3 to 18·9)	3·2 (0·9 to 7·4)	1·1 (0·2 to 2·6)	646
Acute hepatitis	600 (334 to 1,040)	446 (241 to 745)	449 (236 to 826)	418 (225 to 710)	369 (197 to 635)	197 (103 to 356)	137 (78·6 to 234)	106 (54·3 to 182)	41·3 (22·4 to 75·4)	13·8 (7·9 to 23·4)	3 (1·8 to 5)	0·5 (0·2 to 0·8)	4,840
Acute hepatitis A	228 (62·3 to 494)	88·5 (15·5 to 236)	136 (24·4 to 330)	164 (40·6 to 367)	94·5 (14 to 267)	44·1 (4·8 to 120)	40·4 (6·3 to 107)	52·4 (15·1 to 112)	21·9 (8·1 to 48·7)	4·8 (1·3 to 11·1)	1 (0·2 to 2·3)	0·1 (0 to 0·4)	1,720
Acute hepatitis B	275 (83·1 to 547)	285 (117 to 530)	253 (85·2 to 538)	204 (58·4 to 419)	224 (80 to 424)	122 (44·7 to 240)	83·5 (27·2 to 167)	44·4 (11·1 to 95·9)	15·8 (3·5 to 36·4)	7·3 (2·4 to 14)	1·8 (0·6 to 3·5)	0·3 (0·1 to 0·6)	2,420
Acute hepatitis C	55·4 (15·2 to 154)	56·2 (18 to 139)	51·9 (15·5 to 149)	42 (11·2 to 111)	41·7 (12·4 to 99·4)	25·5 (7·6 to 67·2)	10·5 (3·2 to 24)	6·6 (1·8 to 16·9)	2·2 (0·6 to 5·5)	0·9 (0·3 to 2·1)	0·1 (0 to 0·2)	0 (0 to 0)	474
Acute hepatitis E	42·3 (11·3 to 116)	16 (3·9 to 42·3)	7·9 (1·6 to 22·2)	8·9 (2·1 to 25·3)	8·3 (1·7 to 21·3)	5·5 (1·2 to 15·3)	3 (0·7 to 7·4)	2·8 (0·7 to 9·3)	1·5 (0·4 to 3·9)	0·8 (0·3 to 2)	0·1 (0 to 0·3)	0 (0 to 0·1)	224
Other unspecified infectious diseases	102 (46·1 to 208)	88·4 (41 to 190)	78·6 (41·9 to 144)	66 (33 to 116)	36·9 (18·9 to 75·4)	33 (18·5 to 56·8)	29·3 (18·6 to 43)	16·8 (11·1 to 23·7)	13·2 (7·3 to 21·5)	8·6 (3·8 to 15·3)	2·6 (1·1 to 5)	0·6 (0·2 to 1·1)	2,570
Maternal and neonatal disorders	1,270 (869 to 1,820)	748 (521 to 1,090)	305 (227 to 395)	183 (130 to 250)	104 (74·3 to 140)	47·9 (33·7 to 66·6)	18·5 (12·9 to 25·6)	6·6 (4·5 to 9·7)	1·5 (0·8 to 2·5)	0·5 (0·2 to 0·8)	0·1 (0 to 0·2)	0 (0 to 0)	104,000
Maternal disorders	752 (397 to 1,300)	347 (153 to 670)	22 (7·9 to 46·4)	0 (0 to 0)	0 (0 to 0)	0 (0 to 0)	0 (0 to 0)	0 (0 to 0)	0 (0 to 0)	0 (0 to 0)	0 (0 to 0)	0 (0 to 0)	8,500
Maternal hemorrhage	319 (142 to 616)	154 (58·3 to 331)	9·7 (3·2 to 22·1)	0 (0 to 0)	0 (0 to 0)	0 (0 to 0)	0 (0 to 0)	0 (0 to 0)	0 (0 to 0)	0 (0 to 0)	0 (0 to 0)	0 (0 to 0)	3,420
Maternal sepsis and other maternal infections	16·8 (6·7 to 38·9)	5·8 (2 to 13·5)	0·3 (0·1 to 0·8)	0 (0 to 0)	0 (0 to 0)	0 (0 to 0)	0 (0 to 0)	0 (0 to 0)	0 (0 to 0)	0 (0 to 0)	0 (0 to 0)	0 (0 to 0)	319
Maternal hypertensive disorders	189 (87·1 to 364)	101 (40·9 to 204)	5·6 (1·8 to 12·4)	0 (0 to 0)	0 (0 to 0)	0 (0 to 0)	0 (0 to 0)	0 (0 to 0)	0 (0 to 0)	0 (0 to 0)	0 (0 to 0)	0 (0 to 0)	2,390
Maternal obstructed labor and uterine rupture	27·6 (9·2 to 65·9)	3 (0·8 to 7·5)	0 (0 to 0)	0 (0 to 0)	0 (0 to 0)	0 (0 to 0)	0 (0 to 0)	0 (0 to 0)	0 (0 to 0)	0 (0 to 0)	0 (0 to 0)	0 (0 to 0)	112
Maternal abortion and miscarriage	38 (11·1 to 93·7)	32·6 (8·5 to 85·2)	0·2 (0 to 0·4)	0 (0 to 0)	0 (0 to 0)	0 (0 to 0)	0 (0 to 0)	0 (0 to 0)	0 (0 to 0)	0 (0 to 0)	0 (0 to 0)	0 (0 to 0)	376
Ectopic pregnancy	13·5 (5·2 to 28·8)	5·8 (2 to 13·2)	3·4 (1 to 8·1)	0 (0 to 0)	0 (0 to 0)	0 (0 to 0)	0 (0 to 0)	0 (0 to 0)	0 (0 to 0)	0 (0 to 0)	0 (0 to 0)	0 (0 to 0)	115
Indirect maternal deaths	25·7 (9·3 to 56·3)	11 (3·6 to 24)	2 (0·6 to 4·9)	–	–	–	–	–	–	–	–	–	NA
Late maternal deaths	14 (6·1 to 27·7)	6·5 (2·7 to 13·1)	0·4 (0·1 to 1)	–	–	–	–	–	–	–	–	–	NA
Maternal deaths aggravated by HIV/AIDS	0·3 (0·1 to 0·7)	0·1 (0 to 0·1)	0 (0 to 0)	–	–	–	–	–	–	–	–	–	NA
Neonatal disorders	519 (377 to 685)	401 (295 to 533)	283 (208 to 378)	183 (130 to 250)	104 (74·3 to 140)	47·9 (33·7 to 66·6)	18·5 (12·9 to 25·6)	6·6 (4·5 to 9·7)	1·5 (0·8 to 2·5)	0·5 (0·2 to 0·8)	0·1 (0 to 0·2)	0 (0 to 0)	96,000
Neonatal preterm birth	230 (166 to 311)	174 (127 to 230)	121 (90·5 to 160)	74·6 (55·3 to 97·5)	39·9 (29 to 54)	18·2 (12·7 to 25·1)	7·7 (4·8 to 11·7)	3·6 (2·1 to 5·9)	1·2 (0·5 to 2·1)	0·4 (0·2 to 0·8)	0·1 (0 to 0·2)	0 (0 to 0)	45,200
Neonatal encephalopathy due to birth asphyxia and traum	61 (34·8 to 97·8)	47·4 (27·1 to 76·3)	33·7 (19 to 55·9)	22·7 (12·6 to 37·1)	13·1 (7·2 to 21·8)	4·5 (2·4 to 7·5)	0·9 (0·4 to 1·6)	0·1 (0·1 to 0·2)	0 (0 to 0)	0 (0 to 0)	0 (0 to 0)	0 (0 to 0)	30,000
Neonatal sepsis and other neonatal infections	201 (113 to 319)	159 (90·5 to 256)	113 (63·2 to 179)	75·5 (38·5 to 127)	44·7 (23·6 to 74·5)	22·4 (12 to 38·1)	8·9 (5·2 to 14·6)	2·6 (1·4 to 4·5)	0·3 (0·1 to 0·7)	0 (0 to 0·1)	0 (0 to 0)	0 (0 to 0)	13,300
Hemolytic disease and other neonatal jaundice	26·9 (19·9 to 34·5)	21·2 (15·7 to 27·2)	15·3 (11·5 to 19·6)	10·1 (7·6 to 13)	5·8 (4·4 to 7·5)	2·8 (2 to 3·6)	1 (0·7 to 1·3)	0·3 (0·2 to 0·4)	0 (0 to 0·1)	0 (0 to 0)	0 (0 to 0)	0 (0 to 0)	902
Other neonatal disorders	0 (0 to 0)	0 (0 to 0)	0 (0 to 0)	0 (0 to 0)	0 (0 to 0)	0 (0 to 0)	0 (0 to 0)	0 (0 to 0)	0 (0 to 0)	0 (0 to 0)	0 (0 to 0)	0 (0 to 0)	6,620
Nutritional deficiencies	1,790 (978 to 3,030)	1,530 (872 to 2,480)	1,460 (885 to 2,380)	1,350 (825 to 2,090)	1,330 (877 to 1,880)	1,450 (974 to 2,060)	1,390 (981 to 1,900)	1,260 (864 to 1,800)	954 (662 to 1,330)	563 (385 to 793)	214 (144 to 307)	60·1 (39·3 to 86·6)	32,600
Protein-energy malnutrition	454 (323 to 611)	462 (319 to 631)	487 (333 to 675)	530 (357 to 770)	604 (409 to 870)	796 (516 to 1,180)	930 (602 to 1,390)	982 (640 to 1,450)	764 (497 to 1,140)	474 (309 to 691)	189 (123 to 279)	54·2 (34·1 to 79·9)	15,000
Iodine deficiency	19·1 (8·5 to 38·7)	14·8 (6·6 to 29·5)	11·1 (5 to 21·6)	8 (3·7 to 15·9)	5·5 (2·5 to 10·5)	3·5 (1·6 to 6·6)	2 (0·9 to 3·8)	1·1 (0·5 to 2·1)	0·5 (0·2 to 1)	0·2 (0·1 to 0·4)	0 (0 to 0·1)	0 (0 to 0)	176
Vitamin A deficiency	32·8 (14·7 to 58)	27·5 (12·6 to 48·8)	21·9 (9·4 to 40·1)	16·5 (8·3 to 28·8)	11·2 (5·3 to 20·1)	7·5 (3·4 to 13·1)	4·6 (2 to 8·3)	2·6 (1·2 to 4·7)	1·2 (0·5 to 2·1)	0·4 (0·2 to 0·8)	0·1 (0 to 0·2)	0 (0 to 0)	953
Dietary iron deficiency	1,170 (423 to 2,300)	935 (332 to 1,900)	804 (285 to 1,660)	698 (259 to 1,360)	626 (247 to 1,130)	573 (248 to 1,050)	398 (175 to 702)	217 (88·8 to 401)	146 (67·6 to 254)	62·2 (31·3 to 105)	15·3 (6·8 to 26·5)	3 (1·5 to 5·3)	14,600
Other nutritional deficiencies	111 (70·7 to 158)	90·1 (59·4 to 127)	137 (90·1 to 194)	103 (67·5 to 146)	83·4 (54·1 to 125)	67·1 (44·2 to 98·1)	60·3 (35·1 to 104)	56·9 (32·7 to 98)	42·4 (23·5 to 74·1)	25·7 (13·2 to 50·3)	9·4 (4·7 to 17·7)	2·9 (1·4 to 5·8)	1,880
Non-communicable diseases	77,800 (63,300 to 98,100)	87,400 (70,300 to 109,000)	94,500 (75,300 to 116,000)	96,700 (77,300 to 117,000)	93,800 (77,000 to 110,000)	81,400 (68,300 to 92,700)	63,800 (54,400 to 70,500)	45,900 (40,000 to 50,300)	28,200 (25,000 to 31,000)	12,800 (11,000 to 14,200)	3,660 (3,090 to 4,130)	680 (569 to 782)	1,010,000
Neoplasms	10,300 (7,240 to 15,100)	12,400 (8,630 to 17,800)	14,400 (10,300 to 19,800)	14,400 (10,100 to 19,700)	13,800 (10,100 to 17,900)	11,800 (8,790 to 15,000)	8,150 (6,090 to 10,200)	4,970 (3,710 to 6,310)	2,470 (1,850 to 3,110)	992 (704 to 1,290)	209 (145 to 278)	30·6 (21·3 to 40·4)	121,000
Lip and oral cavity cancer	133 (67·9 to 240)	199 (104 to 353)	241 (136 to 411)	265 (150 to 436)	277 (159 to 452)	239 (145 to 388)	162 (100 to 265)	107 (64·7 to 186)	55·8 (34·3 to 95)	21·5 (12·6 to 36·8)	5·1 (3 to 8·5)	0·8 (0·5 to 1·3)	1,930
Nasopharynx cancer	165 (95·2 to 269)	222 (132 to 370)	246 (143 to 411)	236 (141 to 381)	195 (117 to 306)	152 (92·2 to 241)	100 (61·7 to 156)	44·5 (28·9 to 67·2)	20·7 (12·9 to 31·7)	6·7 (3·9 to 10·5)	1·3 (0·7 to 2·1)	0·2 (0·1 to 0·3)	1,700
Other pharynx cancer	32·6 (16·2 to 67·5)	55 (28·3 to 113)	82·3 (41·3 to 175)	92 (47·1 to 201)	89 (47·1 to 186)	71·4 (39·5 to 136)	47 (25·8 to 88·5)	22·7 (13·8 to 38·7)	9·6 (5·5 to 16·3)	3 (1·8 to 4·7)	0·9 (0·5 to 1·4)	0·1 (0·1 to 0·2)	544
Esophageal cancer	136 (76·6 to 228)	227 (131 to 378)	320 (198 to 525)	371 (235 to 594)	361 (231 to 560)	311 (203 to 473)	207 (140 to 307)	121 (81·1 to 177)	55·6 (36·7 to 82·7)	22·1 (14·3 to 34·2)	4·5 (2·8 to 7·1)	0·5 (0·3 to 0·8)	2,290
Stomach cancer	448 (283 to 682)	562 (355 to 846)	722 (448 to 1,060)	793 (528 to 1,130)	812 (549 to 1,130)	749 (539 to 982)	543 (400 to 716)	348 (265 to 457)	188 (137 to 249)	84·7 (61·2 to 110)	17·8 (12 to 24·1)	2·8 (1·9 to 3·9)	5,960
Colon and rectum cancer	1,020 (558 to 1,660)	1,380 (777 to 2,320)	1,810 (998 to 2,940)	1,880 (1,070 to 2,960)	1,910 (1,070 to 2,930)	1,720 (962 to 2,560)	1,230 (704 to 1,810)	790 (446 to 1,140)	423 (239 to 630)	176 (94·3 to 268)	37·9 (20 to 57·9)	6·4 (3·7 to 9·8)	14,200
Liver cancer	73·1 (40·4 to 127)	105 (56·7 to 180)	168 (96·3 to 264)	224 (129 to 358)	252 (161 to 370)	244 (158 to 359)	185 (127 to 260)	114 (80·9 to 162)	56·9 (41·7 to 78·7)	19·9 (13·9 to 28·2)	3·9 (2·7 to 5·5)	0·5 (0·3 to 0·8)	1,830
Liver cancer due to hepatitis B	34 (17·6 to 62·1)	40·5 (20·4 to 73·3)	53·7 (26·4 to 92·6)	61·4 (31·7 to 108)	57·9 (31·6 to 96·1)	45 (25·6 to 73·7)	27·6 (16 to 42·6)	14·1 (8·5 to 21·7)	5·9 (3·5 to 8·9)	1·8 (1·1 to 2·8)	0·3 (0·2 to 0·5)	0 (0 to 0·1)	461
Liver cancer due to hepatitis C	16·1 (8·5 to 28·7)	29·3 (14·8 to 52·1)	57·5 (32 to 92·8)	87·9 (50·4 to 146)	108 (64·9 to 165)	111 (71·5 to 164)	92·7 (62·4 to 131)	64·4 (44·1 to 89·6)	35·4 (24·8 to 49·2)	13·3 (9·1 to 18·8)	2·8 (1·8 to 3·9)	0·4 (0·2 to 0·6)	638
Liver cancer due to alcohol use	12·3 (5·7 to 25·2)	20·3 (9·2 to 40·7)	34·8 (17·2 to 62·4)	47·8 (23·6 to 84·4)	57 (31·1 to 94·1)	59·8 (34 to 97·1)	41·9 (24·8 to 67·4)	20·2 (12·8 to 31·7)	7·8 (5 to 11·7)	2·1 (1·4 to 3·3)	0·3 (0·2 to 0·5)	0 (0 to 0·1)	319
Liver cancer due to NASH	6·7 (3·6 to 11·7)	9·7 (5 to 16·9)	15·3 (8·2 to 24·9)	19·4 (10·4 to 32·7)	22·2 (12·4 to 35·9)	22·3 (13·3 to 34·7)	18·5 (11·9 to 27·5)	12·9 (8 to 19·7)	6·7 (4·3 to 9·9)	2·3 (1·4 to 3·5)	0·4 (0·3 to 0·7)	0·1 (0 to 0·1)	171
Liver cancer due to other causes	4 (2 to 7·2)	4·9 (2·5 to 8·7)	6·6 (3·5 to 11·5)	7·2 (3·8 to 11·9)	6·9 (3·9 to 11·1)	5·9 (3·5 to 9·1)	4·2 (2·5 to 6·6)	2·5 (1·6 to 3·9)	1·2 (0·8 to 1·8)	0·4 (0·3 to 0·6)	0·1 (0 to 0·1)	0 (0 to 0)	242
Gallbladder and biliary tract cancer	42·8 (23·4 to 75·2)	66·3 (36·9 to 121)	110 (60·1 to 208)	115 (63·4 to 213)	132 (77·7 to 243)	119 (71·8 to 213)	91 (56 to 162)	60·2 (36·6 to 109)	31·3 (19·4 to 56·2)	12·2 (6·9 to 23)	2·5 (1·4 to 4·8)	0·3 (0·2 to 0·6)	830
Pancreatic cancer	297 (159 to 505)	441 (233 to 769)	595 (304 to 1,020)	700 (352 to 1,210)	747 (378 to 1,240)	658 (340 to 1,080)	471 (246 to 775)	293 (151 to 478)	144 (73·6 to 242)	55·6 (26·7 to 92·3)	11·2 (5·5 to 18·9)	1·4 (0·7 to 2·3)	4,780
Larynx cancer	38·4 (19·2 to 72)	71·3 (39 to 129)	115 (64·7 to 198)	148 (83·7 to 254)	158 (94·9 to 255)	134 (80·3 to 213)	89·4 (56·2 to 143)	48·1 (31·1 to 73·9)	22·4 (14·7 to 33)	7·4 (4·8 to 11·3)	1·2 (0·8 to 1·9)	0·2 (0·1 to 0·3)	879
Tracheal, bronchus, and lung cancer	1,120 (578 to 1,920)	1,830 (993 to 3,000)	2,760 (1,550 to 4,390)	3,400 (1,940 to 5,290)	3,750 (2,280 to 5,570)	3,360 (2,140 to 4,890)	2,170 (1,370 to 3,140)	1,190 (708 to 1,790)	496 (269 to 795)	191 (102 to 316)	33·6 (17·6 to 57·1)	4·1 (2·2 to 6·9)	21,700
Malignant skin melanoma	25·2 (14·2 to 44·3)	23·6 (13·8 to 40·5)	26·5 (15·8 to 43·5)	27·3 (16·7 to 44·2)	21·3 (13·7 to 33·4)	20 (12·6 to 30·1)	14·4 (9·5 to 21)	10·1 (6·7 to 14·6)	5·8 (3·9 to 8·6)	2·8 (1·8 to 4·2)	0·8 (0·5 to 1·2)	0·1 (0·1 to 0·2)	243
Non-melanoma skin cancer	39·1 (21·7 to 66·4)	58·2 (32·7 to 100)	71·3 (40·3 to 115)	78·9 (46·1 to 123)	88·7 (53·8 to 131)	77·8 (50·1 to 115)	58·6 (37·1 to 85·9)	38·2 (24·3 to 56·3)	22·7 (15 to 34)	11·4 (6·9 to 17·4)	3·5 (2 to 5·6)	0·8 (0·5 to 1·3)	642
Non-melanoma skin cancer (squamous-cell carcinoma)	39·1 (21·7 to 66·4)	58·2 (32·7 to 100)	71·3 (40·3 to 115)	78·9 (46·1 to 123)	88·7 (53·8 to 131)	77·8 (50·1 to 115)	58·6 (37·1 to 85·9)	38·2 (24·3 to 56·3)	22·7 (15 to 34)	11·4 (6·9 to 17·4)	3·5 (2 to 5·6)	0·8 (0·5 to 1·3)	642
Non-melanoma skin cancer (basal-cell carcinoma)	0 (0 to 0)	0 (0 to 0)	0 (0 to 0)	0 (0 to 0)	0 (0 to 0)	0 (0 to 0)	0 (0 to 0)	0 (0 to 0)	0 (0 to 0)	0 (0 to 0)	0 (0 to 0)	0 (0 to 0)	0
Breast cancer	3,590 (2,150 to 5,770)	3,550 (2,110 to 5,540)	2,950 (1,830 to 4,510)	2,050 (1,210 to 3,270)	1,250 (798 to 1,890)	730 (475 to 1,050)	404 (289 to 562)	234 (169 to 321)	117 (82·8 to 162)	46·8 (31·5 to 65·9)	10·9 (7·3 to 15·4)	1·7 (1 to 2·6)	21,100
Cervical cancer	865 (363 to 1,700)	937 (378 to 1,710)	963 (404 to 1,730)	806 (334 to 1,510)	496 (216 to 945)	342 (162 to 642)	223 (116 to 428)	121 (63·4 to 229)	53·2 (28·1 to 102)	20·1 (10·7 to 40·9)	3·6 (1·8 to 7·8)	0·5 (0·2 to 1·1)	5,830
Uterine cancer	136 (49 to 261)	233 (91·4 to 438)	299 (122 to 559)	306 (133 to 550)	276 (128 to 472)	197 (101 to 341)	127 (67·3 to 205)	66·3 (37·1 to 107)	30 (17·3 to 47·5)	9·6 (5·4 to 15·2)	2 (1·1 to 3·4)	0·2 (0·1 to 0·4)	1,830
Ovarian cancer	340 (164 to 701)	510 (253 to 1,140)	557 (269 to 1,220)	444 (218 to 966)	353 (177 to 757)	231 (122 to 516)	157 (86·2 to 318)	87·6 (48·9 to 172)	38·3 (21 to 72·7)	14·3 (8 to 26·5)	3·2 (1·6 to 5·4)	0·4 (0·2 to 0·7)	3,480
Prostate cancer	18·9 (9·7 to 34·3)	55·7 (29·7 to 98·5)	141 (76·1 to 234)	256 (141 to 437)	494 (288 to 784)	609 (360 to 970)	584 (358 to 876)	480 (300 to 740)	302 (187 to 461)	129 (78·8 to 208)	31·6 (19·1 to 51·8)	4·4 (2·4 to 8·1)	3,140
Testicular cancer	26·1 (11·9 to 52·1)	14·1 (6·2 to 27·7)	5·9 (2·6 to 12·2)	7·7 (3·3 to 15·8)	7·8 (3·3 to 15·7)	5·5 (2 to 11·9)	3·6 (1·5 to 7·8)	2·3 (0·9 to 5·5)	1·5 (0·5 to 3·6)	0·2 (0·1 to 0·4)	0·1 (0 to 0·2)	0 (0 to 0·1)	249
Kidney cancer	89·3 (45·6 to 174)	144 (74·9 to 267)	184 (99 to 337)	190 (100 to 338)	192 (104 to 351)	161 (93 to 279)	98·6 (56·1 to 170)	59·8 (35·7 to 105)	26·3 (15·2 to 47·6)	10·5 (5·9 to 20)	2·3 (1·3 to 4·1)	0·4 (0·2 to 0·6)	1,540
Bladder cancer	53·9 (30·8 to 92·9)	72·7 (42·2 to 127)	116 (66·9 to 200)	144 (83·9 to 246)	177 (106 to 314)	179 (110 to 299)	143 (90·7 to 231)	115 (76·1 to 177)	64·7 (41·6 to 97·5)	29·5 (18·4 to 45·6)	6·5 (4·1 to 10·3)	1 (0·6 to 1·5)	1,160
Brain and central nervous system cancer	288 (162 to 460)	283 (166 to 436)	296 (175 to 460)	274 (165 to 408)	227 (139 to 344)	172 (107 to 250)	103 (64·6 to 150)	54·5 (35·2 to 80·7)	26 (15·9 to 40·9)	9·2 (5·5 to 15·3)	1·7 (1 to 2·8)	0·3 (0·2 to 0·5)	3,850
Thyroid cancer	60·8 (33 to 107)	90·2 (49·4 to 151)	130 (72 to 216)	140 (77·9 to 227)	139 (81·3 to 216)	117 (72·5 to 175)	90·1 (57·7 to 135)	52·8 (35 to 79·2)	23·5 (15·3 to 34·1)	9·7 (6·2 to 14·5)	1·9 (1·2 to 2·9)	0·2 (0·1 to 0·2)	971
Mesothelioma	22·4 (9·4 to 47·9)	23·4 (12 to 44·9)	25·1 (14 to 43·3)	32·6 (17·6 to 54·7)	10·2 (5·6 to 17·3)	9·3 (5·1 to 15)	4·6 (2·5 to 8)	5·5 (3·4 to 8·3)	2·8 (1·7 to 4·5)	1·1 (0·6 to 1·8)	0·2 (0·1 to 0·4)	0 (0 to 0·1)	188
Hodgkin lymphoma	32·1 (14·7 to 68·2)	26·4 (12·4 to 54·4)	30·1 (14·5 to 61)	23·4 (12 to 43·5)	21·8 (11·5 to 39·3)	21 (11·5 to 37·3)	14·2 (8·1 to 24·4)	6·7 (3·7 to 11·3)	3·1 (1·8 to 5)	1·1 (0·6 to 1·7)	0·2 (0·1 to 0·3)	0 (0 to 0)	399
Non-Hodgkin lymphoma	266 (150 to 457)	272 (152 to 452)	342 (211 to 538)	340 (204 to 545)	335 (210 to 500)	285 (186 to 409)	202 (132 to 283)	108 (68·8 to 160)	50·5 (31·3 to 76·2)	17·4 (10·5 to 27·1)	3·7 (2·1 to 5·7)	0·5 (0·3 to 0·7)	3,600
Multiple myeloma	33·9 (19·6 to 55·8)	51·6 (31·1 to 86·1)	82·6 (49·9 to 136)	98·3 (60·9 to 157)	108 (70·4 to 168)	95·4 (62·4 to 141)	66·4 (43 to 99·7)	35·8 (23·5 to 56·6)	14·7 (8·8 to 24·1)	4·3 (2·4 to 7·4)	0·9 (0·5 to 1·5)	0·1 (0·1 to 0·2)	622
Leukemia	493 (285 to 809)	494 (298 to 770)	492 (301 to 752)	485 (300 to 707)	463 (289 to 677)	389 (259 to 559)	272 (186 to 384)	172 (113 to 244)	84·6 (55·3 to 124)	37·8 (23·3 to 56·8)	8·4 (5·2 to 12·8)	1·2 (0·6 to 1·8)	9,060
Acute lymphoid leukemia	42 (18·9 to 86·9)	39·9 (19·3 to 77·5)	42·6 (21 to 79·2)	39·1 (18·6 to 75·9)	30·2 (14·8 to 56·5)	26·1 (13·5 to 44·5)	17·4 (8·8 to 31·5)	6·7 (3·3 to 13·3)	5·5 (2·8 to 9·5)	2·6 (1·3 to 4·6)	0·3 (0·2 to 0·7)	0 (0 to 0)	1,760
Chronic lymphoid leukemia	8·7 (3·9 to 19·4)	10·5 (5·2 to 21)	19·4 (9·4 to 35·9)	24·4 (11·6 to 45·4)	26·6 (13 to 47·8)	28·2 (14·9 to 47·4)	14·5 (7 to 25·7)	11·5 (5·7 to 19·6)	8·1 (4·2 to 13·2)	2·4 (1·2 to 4·2)	0·6 (0·3 to 1·2)	0 (0 to 0·1)	171
Acute myeloid leukemia	110 (48·4 to 225)	104 (46·2 to 221)	102 (47·1 to 210)	95·5 (41·4 to 183)	79·2 (35·4 to 156)	63·5 (29·9 to 117)	37·2 (17·9 to 68·2)	27·1 (12·4 to 52·8)	12·5 (5·8 to 21·7)	5 (2·3 to 9·2)	0·7 (0·3 to 1·3)	0·1 (0 to 0·3)	1,760
Chronic myeloid leukemia	40·5 (14·8 to 89·6)	29·3 (12·7 to 59)	37·6 (16·9 to 74·2)	39·2 (16·6 to 76·8)	28·9 (12·8 to 54·2)	28·4 (14·3 to 50)	16·8 (8·2 to 30·7)	12·2 (5·9 to 22·1)	5·5 (2·6 to 10·2)	2·7 (1·2 to 5·2)	0·5 (0·2 to 0·9)	0 (0 to 0·1)	400
Other leukemia	292 (154 to 501)	310 (171 to 506)	291 (165 to 482)	287 (161 to 443)	298 (180 to 453)	243 (152 to 362)	187 (122 to 271)	115 (71·5 to 172)	53·1 (32 to 82·1)	25·1 (14·4 to 38·9)	6·2 (3·6 to 9·9)	1 (0·5 to 1·5)	4,970
Other malignant neoplasms	379 (244 to 577)	422 (273 to 618)	466 (292 to 663)	460 (284 to 666)	422 (282 to 586)	370 (246 to 492)	257 (184 to 336)	163 (117 to 216)	83·9 (59·5 to 114)	31·8 (21·6 to 44·6)	7·1 (4·6 to 10·3)	1·3 (0·9 to 1·8)	5,950
Other neoplasms	12·2 (6·3 to 22·9)	16·9 (9 to 34·7)	23·2 (12·9 to 43·6)	32·2 (17·8 to 59·4)	33·3 (19·3 to 58·3)	36·4 (22 to 61·3)	30·9 (17·7 to 54·4)	20·2 (11·5 to 36·7)	10·9 (6·1 to 21·3)	4·3 (2·2 to 8·1)	0·8 (0·4 to 1·5)	0·1 (0·1 to 0·2)	267
Myelodysplastic, myeloproliferative, and other hematopoie	12·2 (6·3 to 22·9)	16·9 (9 to 34·7)	23·2 (12·9 to 43·6)	32·2 (17·8 to 59·4)	33·3 (19·3 to 58·3)	36·4 (22 to 61·3)	30·9 (17·7 to 54·4)	20·2 (11·5 to 36·7)	10·9 (6·1 to 21·3)	4·3 (2·2 to 8·1)	0·8 (0·4 to 1·5)	0·1 (0·1 to 0·2)	267
Benign and in situ intestinal neoplasms	0 (0 to 0)	0 (0 to 0)	0 (0 to 0)	0 (0 to 0)	0 (0 to 0)	0 (0 to 0)	0 (0 to 0)	0 (0 to 0)	0 (0 to 0)	0 (0 to 0)	0 (0 to 0)	0 (0 to 0)	0
Benign and in situ cervical and uterine neoplasms	0 (0 to 0)	0 (0 to 0)	0 (0 to 0)	0 (0 to 0)	0 (0 to 0)	0 (0 to 0)	0 (0 to 0)	0 (0 to 0)	0 (0 to 0)	0 (0 to 0)	0 (0 to 0)	0 (0 to 0)	0
Other benign and in situ neoplasms	0 (0 to 0)	0 (0 to 0)	0 (0 to 0)	0 (0 to 0)	0 (0 to 0)	0 (0 to 0)	0 (0 to 0)	0 (0 to 0)	0 (0 to 0)	0 (0 to 0)	0 (0 to 0)	0 (0 to 0)	0
Cardiovascular diseases	19,600 (14,100 to 28,000)	27,100 (19,900 to 37,400)	32,000 (23,700 to 41,600)	35,800 (27,000 to 45,200)	37,100 (29,400 to 45,200)	33,300 (26,800 to 38,600)	28,100 (22,800 to 31,900)	21,500 (18,100 to 24,300)	13,600 (11,600 to 15,500)	6,030 (4,920 to 6,950)	1,740 (1,370 to 2,070)	315 (238 to 386)	293,000
Rheumatic heart disease	204 (141 to 288)	141 (96·1 to 200)	97·2 (68·9 to 135)	84 (60·7 to 113)	61·7 (44·7 to 82·5)	44·7 (33·1 to 58·9)	38·3 (28·8 to 49·7)	23·5 (17·8 to 30·3)	14·7 (10·6 to 19·3)	6·9 (4·9 to 9·3)	2·3 (1·5 to 3·1)	0·4 (0·3 to 0·6)	2,300
Ischemic heart disease	8,510 (5,750 to 12,300)	10,900 (7,310 to 15,700)	11,700 (8,060 to 16,400)	12,800 (9,020 to 16,700)	12,400 (9,150 to 16,100)	10,200 (7,690 to 12,900)	8,250 (6,450 to 10,300)	6,100 (4,820 to 7,440)	3,990 (3,130 to 4,930)	1,880 (1,450 to 2,330)	590 (434 to 750)	119 (86 to 152)	103,000
Stroke	9,030 (6,490 to 13,100)	13,400 (9,770 to 18,600)	17,000 (12,500 to 23,100)	19,200 (14,300 to 24,800)	20,500 (15,800 to 25,600)	19,200 (15,300 to 22,800)	16,200 (12,800 to 19,100)	12,600 (10,400 to 14,600)	7,690 (6,370 to 9,040)	3,280 (2,590 to 3,920)	867 (651 to 1,070)	140 (103 to 179)	155,000
Ischemic stroke	1,330 (869 to 1,960)	2,200 (1,410 to 3,300)	3,090 (2,020 to 4,630)	3,850 (2,560 to 5,500)	6,400 (4,340 to 8,770)	6,380 (4,500 to 8,460)	7,950 (5,860 to 9,860)	6,570 (4,990 to 8,120)	5,170 (4,090 to 6,260)	2,220 (1,700 to 2,720)	592 (432 to 739)	98·4 (69·2 to 128)	48,800
Intracerebral hemorrhage	6,610 (4,580 to 9,640)	10,100 (7,120 to 14,100)	12,700 (8,990 to 17,200)	14,000 (10,200 to 18,300)	13,300 (9,770 to 18,100)	12,200 (9,320 to 15,000)	7,840 (5,940 to 9,830)	5,780 (4,420 to 7,370)	2,380 (1,760 to 3,150)	1,010 (720 to 1,360)	259 (181 to 363)	39·7 (26·5 to 57·9)	96,900
Subarachnoid hemorrhage	1,090 (498 to 1,940)	1,110 (515 to 1,930)	1,210 (604 to 2,060)	1,310 (639 to 2,370)	759 (382 to 1,340)	640 (329 to 1,080)	383 (193 to 651)	264 (128 to 463)	143 (72·7 to 261)	55·7 (27·9 to 104)	15·7 (8·1 to 29·4)	2·2 (1·1 to 4·2)	9,390
Hypertensive heart disease	1,020 (454 to 1,760)	1,660 (794 to 2,740)	2,220 (1,080 to 3,610)	2,560 (1,290 to 3,940)	2,880 (1,510 to 4,370)	2,730 (1,510 to 4,040)	2,570 (1,490 to 3,830)	1,910 (1,140 to 2,800)	1,260 (775 to 1,850)	523 (322 to 769)	160 (98·6 to 239)	31 (19·5 to 45·5)	20,700
Non-rheumatic valvular heart disease	30·8 (18·6 to 53)	34·8 (21 to 57·6)	40·1 (24·3 to 67·9)	44 (27·7 to 71·6)	46·6 (31·3 to 73·7)	47·4 (31·2 to 71·1)	36·7 (24·3 to 54·9)	27·1 (18·4 to 39·4)	18·2 (12·1 to 26·7)	7·9 (4·9 to 12·2)	2·4 (1·4 to 3·7)	0·4 (0·2 to 0·7)	423
Non-rheumatic calcific aortic valve disease	20·1 (11·2 to 37·1)	17·7 (9·3 to 31·3)	24·2 (13·4 to 42·3)	22·9 (12 to 39·6)	27 (16·3 to 44·7)	29·4 (17·9 to 45·1)	20·2 (11·5 to 31·8)	13·9 (8·2 to 21·6)	9·3 (5·3 to 14·9)	4·3 (2·4 to 7·2)	1·1 (0·5 to 1·9)	0·1 (0·1 to 0·3)	231





All Table 2c: North Sumatra 0-5, 15 browse and see cross for both sexes with 95 uncertainty intervals, 2019

Cause	Early Neonatal	Late Neonatal	Post Neonatal	1 to 4	5 to 9	10 to 14	15 to 19	20 to 24	25 to 29	30 to 34	35 to 39	40 to 44	45 to 49	50 to 54	55 to 59	60 to 64	65 to 69	70 to 74	75 to 79	80 to 84	85 to 89	90 to 94	95 plus	Total
All causes	343,000 (269,000 to 431,000)	79,200 (59,600 to 99,700)	240,000 (169,000 to 323,000)	567,000 (393,000 to 723,000)	111,000 (81,900 to 150,000)	79,000 (57,600 to 104,000)	113,000 (77,700 to 151,000)	160,000 (110,000 to 208,000)	186,000 (132,000 to 239,000)	202,000 (144,000 to 259,000)	239,000 (170,000 to 296,000)	276,000 (224,000 to 334,000)	309,000 (253,000 to 366,000)	349,000 (287,000 to 407,000)	368,000 (297,000 to 440,000)	399,000 (326,000 to 472,000)	399,000 (326,000 to 472,000)	413,000 (339,000 to 488,000)	153,000 (119,000 to 190,000)	101,000 (76,100 to 129,000)	49,000 (31,700 to 69,100)	14,900 (10,600 to 19,700)	5,200 (2,770 to 8,500)	4,940,000
Communicable, maternal, neonatal, and nutritional diseases	288,000 (227,000 to 362,000)	59,800 (44,900 to 75,600)	114,000 (80,400 to 157,000)	97,500 (69,100 to 133,000)	15,200 (10,900 to 21,400)	9,400 (6,830 to 13,000)	11,200 (8,060 to 15,000)	16,200 (11,200 to 21,600)	19,200 (13,600 to 25,600)	22,700 (16,200 to 30,000)	27,700 (19,700 to 36,000)	31,900 (25,900 to 38,600)	35,200 (28,800 to 42,000)	38,800 (31,900 to 46,600)	37,900 (30,600 to 45,700)	39,700 (32,000 to 47,900)	39,900 (32,000 to 48,000)	39,200 (31,000 to 47,500)	37,300 (29,000 to 46,000)	24,900 (18,600 to 32,300)	12,900 (9,600 to 16,900)	4,270 (2,900 to 6,000)	2,240 (1,600 to 3,000)	1,118,000
Diarrhoeal diseases	14,200 (9,000 to 20,700)	4,610 (2,970 to 6,600)	5,750 (3,370 to 8,700)	5,210 (3,120 to 7,930)	561 (366 to 820)	299 (200 to 447)	1,200 (823 to 1,650)	2,360 (1,720 to 3,200)	3,400 (2,540 to 4,200)	5,260 (3,830 to 6,870)	6,220 (4,660 to 7,800)	7,700 (5,870 to 9,200)	8,870 (6,900 to 10,600)	9,870 (7,720 to 11,800)	9,270 (7,240 to 11,400)	9,220 (7,190 to 11,400)	8,900 (6,940 to 11,000)	8,570 (6,670 to 10,600)	7,810 (6,080 to 9,660)	5,140 (3,980 to 6,360)	2,660 (2,060 to 3,290)	1,000 (770 to 1,240)	540 (410 to 670)	115,000
HIV/AIDS and sexually transmitted infections	0 (0 to 0)	0 (0 to 0)	1,060 (1,070 to 1,060)	2,560 (2,560 to 2,560)	1,060 (1,060 to 1,060)	1,060 (1,060 to 1,060)	1,060 (1,060 to 1,060)	1,060 (1,060 to 1,060)	1,060 (1,060 to 1,060)	1,060 (1,060 to 1,060)	1,060 (1,060 to 1,060)	1,060 (1,060 to 1,060)	1,060 (1,060 to 1,060)	1,060 (1,060 to 1,060)	1,060 (1,060 to 1,060)	1,060 (1,060 to 1,060)	1,060 (1,060 to 1,060)	1,060 (1,060 to 1,060)	1,060 (1,060 to 1,060)	1,060 (1,060 to 1,060)	1,060 (1,060 to 1,060)	1,060 (1,060 to 1,060)	1,060 (1,060 to 1,060)	21,200
HIV/AIDS	0 (0 to 0)	0 (0 to 0)	1,060 (1,070 to 1,060)	2,560 (2,560 to 2,560)	1,060 (1,060 to 1,060)	1,060 (1,060 to 1,060)	1,060 (1,060 to 1,060)	1,060 (1,060 to 1,060)	1,060 (1,060 to 1,060)	1,060 (1,060 to 1,060)	1,060 (1,060 to 1,060)	1,060 (1,060 to 1,060)	1,060 (1,060 to 1,060)	1,060 (1,060 to 1,060)	1,060 (1,060 to 1,060)	1,060 (1,060 to 1,060)	1,060 (1,060 to 1,060)	1,060 (1,060 to 1,060)	1,060 (1,060 to 1,060)	1,060 (1,060 to 1,060)	1,060 (1,060 to 1,060)	1,060 (1,060 to 1,060)	1,060 (1,060 to 1,060)	21,200
HIV/AIDS - Drug-susceptible Tuberculosis	0 (0 to 0)	0 (0 to 0)	526 (359 to 749)	2,560 (1,200 to 3,290)	262 (151 to 362)	1,060 (999 to 1,170)	1,060 (857 to 1,190)	1,060 (1,060 to 1,060)	1,060 (1,060 to 1,060)	1,060 (1,060 to 1,060)	1,060 (1,060 to 1,060)	1,060 (1,060 to 1,060)	1,060 (1,060 to 1,060)	1,060 (1,060 to 1,060)	1,060 (1,060 to 1,060)	1,060 (1,060 to 1,060)	1,060 (1,060 to 1,060)	1,060 (1,060 to 1,060)	1,060 (1,060 to 1,060)	1,060 (1,060 to 1,060)	1,060 (1,060 to 1,060)	1,060 (1,060 to 1,060)	1,060 (1,060 to 1,060)	11,800
HIV/AIDS - Multidrug resistant Tuberculosis without extensi	0 (0 to 0)	0 (0 to 0)	0.6 (0.1 to 0.7)	24.9 (3.4 to 34.1)	2.4 (0.3 to 3.3)	1.3 (0.2 to 1.8)	4.3 (0.6 to 5.9)	10.9 (1.5 to 14.9)	14 (2.0 to 19.2)	12.6 (1.8 to 17.2)	9.6 (1.4 to 13.2)	7 (1.0 to 9.6)	4.3 (0.6 to 5.9)	2.3 (0.3 to 3.2)	0.8 (0.1 to 1.1)	0.3 (0.0 to 0.4)	0.2 (0.0 to 0.3)	0.1 (0.0 to 0.1)	0 (0 to 0)	0 (0 to 0)	0 (0 to 0)	0 (0 to 0)	0 (0 to 0)	101
HIV/AIDS - Extensively drug-resistant Tuberculosis	0 (0 to 0)	0 (0 to 0)	0.1 (0 to 0.1)	4.1 (0.6 to 5.6)	0.4 (0.1 to 0.5)	0.2 (0 to 0.3)	0.7 (0.1 to 1)	1.8 (0.3 to 2.5)	2.3 (0.3 to 3.2)	2.1 (0.3 to 2.9)	1.6 (0.2 to 2.2)	1.2 (0.2 to 1.6)	0.7 (0.1 to 1)	0.4 (0.1 to 0.5)	0.1 (0 to 0.2)	0.1 (0 to 0.1)	0 (0 to 0)	0 (0 to 0)	0 (0 to 0)	0 (0 to 0)	0 (0 to 0)	0 (0 to 0)	0 (0 to 0)	17.1
HIV/AIDS resulting in other diseases	0.1 (0 to 0.2)	0.2 (0 to 0.3)	2,760 (1,980 to 3,640)	207 (137 to 307)	1,190 (770 to 1,810)	557 (371 to 821)	1,060 (705 to 1,650)	1,060 (763 to 1,650)	1,060 (863 to 1,650)	1,060 (863 to 1,650)	1,060 (868 to 1,650)	1,060 (868 to 1,650)	1,060 (868 to 1,650)	1,060 (868 to 1,650)	1,060 (868 to 1,650)	1,060 (868 to 1,650)	1,060 (868 to 1,650)	1,060 (868 to 1,650)	1,060 (868 to 1,650)	1,060 (868 to 1,650)	1,060 (868 to 1,650)	1,060 (868 to 1,650)	1,060 (868 to 1,650)	21,200
Sexually transmitted infections, excluding HIV	14,000 (4,000 to 32,000)	4,610 (1,270 to 10,600)	4,990 (1,380 to 10,500)	236 (65.1 to 503)	150 (39 to 353)	57 (15 to 129)	23.0 (6.4 to 53)	37 (9.7 to 85.0)	20.0 (5.4 to 47)	14.0 (3.7 to 33)	37.0 (9.4 to 86.0)	14.0 (3.7 to 33)	13.0 (3.4 to 31)	7.0 (1.8 to 16.0)	3.0 (0.8 to 7.0)	1.4 (0.4 to 3.2)	0.6 (0.2 to 1.4)	0.4 (0.1 to 1.0)	0.2 (0.0 to 0.5)	0.1 (0.0 to 0.3)	0.1 (0.0 to 0.2)	0 (0 to 0)	0 (0 to 0)	25,800
Syphilis	0 (0 to 0)	0 (0 to 0)	0 (0 to 0)	0 (0 to 0)	0 (0 to 0)	0 (0 to 0)	0 (0 to 0)	0 (0 to 0)	0 (0 to 0)	0 (0 to 0)	0 (0 to 0)	0 (0 to 0)	0 (0 to 0)	0 (0 to 0)	0 (0 to 0)	0 (0 to 0)	0 (0 to 0)	0 (0 to 0)	0 (0 to 0)	0 (0 to 0)	0 (0 to 0)	0 (0 to 0)	0 (0 to 0)	0 (0 to 0)	0
Chlamydial infection	0 (0 to 0)	0 (0 to 0)	0 (0 to 0)	0 (0 to 0)	0 (0 to 0)	0.8 (0 to 2.1)	2.3 (0.7 to 5.4)	4.7 (1.5 to 10.2)	4.6 (1.5 to 10.2)	4.1 (1.3 to 9.2)	3.7 (1.2 to 8.2)	3.3 (1.1 to 7.4)	2.8 (0.9 to 6.2)	2.4 (0.7 to 5.4)	2.0 (0.6 to 4.5)	1.7 (0.5 to 3.8)	1.4 (0.4 to 3.2)	1.1 (0.3 to 2.5)	0.8 (0.2 to 1.8)	0.5 (0.1 to 1.2)	0.3 (0.1 to 0.7)	0.1 (0 to 0.3)	0 (0 to 0.1)	251
Gonococcal infection	0 (0 to 0)	0 (0 to 0)	0 (0 to 0)	0 (0 to 0)	0 (0 to 0)	0.2 (0 to 0.5)	0.6 (0.2 to 1.4)	1.2 (0.4 to 2.7)	1.2 (0.4 to 2.7)	1.1 (0.3 to 2.4)	1 (0.3 to 2.2)	0.9 (0.3 to 2)	0.7 (0.2 to 1.6)	0.6 (0.2 to 1.4)	0.5 (0.1 to 1.2)	0.4 (0.1 to 1)	0.3 (0.1 to 0.8)	0.3 (0.1 to 0.7)	0.2 (0.1 to 0.5)	0.1 (0 to 0.3)	0.1 (0 to 0.2)	0 (0 to 0.1)	0 (0 to 0)	76
Trichomoniasis	0 (0 to 0)	0 (0 to 0)	0 (0 to 0)	0 (0 to 0)	0 (0 to 0)	0.2 (0 to 0.5)	0.6 (0.2 to 1.4)	1.2 (0.4 to 2.7)	1.2 (0.4 to 2.7)	1.1 (0.3 to 2.4)	1 (0.3 to 2.2)	0.9 (0.3 to 2)	0.7 (0.2 to 1.6)	0.6 (0.2 to 1.4)	0.5 (0.1 to 1.2)	0.4 (0.1 to 1)	0.3 (0.1 to 0.8)	0.3 (0.1 to 0.7)	0.2 (0.1 to 0.5)	0.1 (0 to 0.3)	0.1 (0 to 0.2)	0 (0 to 0.1)	0 (0 to 0)	76
Genital herpes	0 (0 to 0)	0 (0 to 0)	0 (0 to 0)	0 (0 to 0)	0 (0 to 0)	0 (0 to 0)	0 (0 to 0)	0 (0 to 0)	0 (0 to 0)	0 (0 to 0)	0 (0 to 0)	0 (0 to 0)	0 (0 to 0)	0 (0 to 0)	0 (0 to 0)	0 (0 to 0)	0 (0 to 0)	0 (0 to 0)	0 (0 to 0)	0 (0 to 0)	0 (0 to 0)	0 (0 to 0)	0 (0 to 0)	0 (0 to 0)	0
Other sexually transmitted infections	0.1 (0 to 0.3)	0.2 (0 to 0.6)	4,990 (1,380 to 10,500)	207 (57 to 434)	1,190 (770 to 1,810)	556 (371 to 821)	1,060 (705 to 1,650)	1,060 (763 to 1,650)	1,060 (863 to 1,650)	1,060 (868 to 1,650)	1,060 (868 to 1,650)	1,060 (868 to 1,650)	1,060 (868 to 1,650)	1,060 (868 to 1,650)	1,060 (868 to 1,650)	1,060 (868 to 1,650)	1,060 (868 to 1,650)	1,060 (868 to 1,650)	1,060 (868 to 1,650)	1,060 (868 to 1,650)	1,060 (868 to 1,650)	1,060 (868 to 1,650)	1,060 (868 to 1,650)	21,200
Respiratory infections and tuberculosis	9,810 (4,600 to 17,000)	8,650 (4,180 to 13,600)	62,200 (31,600 to 101,000)	29,900 (13,200 to 49,600)	7,430 (3,420 to 12,600)	6,450 (2,980 to 10,800)	6,860 (3,160 to 11,600)	10,000 (4,610 to 16,800)	13,600 (6,270 to 22,600)	17,900 (8,240 to 29,700)	23,000 (10,600 to 38,100)	32,100 (15,300 to 52,800)	43,000 (20,500 to 70,000)	55,400 (26,400 to 90,000)	62,900 (29,900 to 102,000)	73,800 (35,100 to 119,000)	82,000 (39,000 to 132,000)	89,000 (42,300 to 143,000)	91,000 (43,300 to 147,000)	70,000 (33,300 to 113,000)	41,000 (19,500 to 66,400)	15,000 (7,140 to 24,300)	4,600 (2,190 to 7,450)	667,000
Tuberculosis	9,600 (4,400 to 16,800)	8,060 (3,980 to 13,400)	3,660 (1,730 to 6,040)	1,240 (577 to 2,050)	1,040 (485 to 1,720)	1,260 (584 to 2,080)	1,260 (584 to 2,080)	3,260 (1,510 to 5,380)	7,660 (3,550 to 12,600)	10,700 (4,970 to 17,600)	15,000 (6,960 to 24,700)	19,000 (8,820 to 31,300)	23,400 (10,900 to 38,600)	28,600 (13,300 to 47,200)	32,800 (15,200 to 54,100)	37,900 (17,600 to 62,500)	42,100 (19,600 to 69,400)	45,600 (21,200 to 75,200)	46,500 (21,600 to 76,700)	35,800 (16,600 to 59,000)	20,900 (9,720 to 34,500)	7,740 (3,600 to 12,800)	2,340 (1,090 to 3,860)	332,000
Latent tuberculosis infection	0 (0 to 0)	0 (0 to 0)	0 (0 to 0)	0 (0 to 0)	0 (0 to 0)	0 (0 to 0)	0 (0 to 0)	0 (0 to 0)	0 (0 to 0)	0 (0 to 0)	0 (0 to 0)	0 (0 to 0)	0 (0 to 0)	0 (0 to 0)	0 (0 to 0)	0 (0 to 0)	0 (0 to 0)	0 (0 to 0)	0 (0 to 0)	0 (0 to 0)	0 (0 to 0)	0 (0 to 0)	0 (0 to 0)	0 (0 to 0)	0
Drug-susceptible tuberculosis	9,600 (4,400 to 16,800)	8,060 (3,980 to 13,400)	3,660 (1,730 to 6,040)	1,240 (577 to 2,050)	1,040 (485 to 1,720)	1,260 (584 to 2,080)	1,260 (584 to 2,080)	3,260 (1,510 to 5,380)	7,660 (3,550 to 12,600)	10,700 (4,970 to 17,600)	15,000 (6,960 to 24,700)	19,000 (8,820 to 31,300)	23,400 (10,900 to 38,600)	28,600 (13,300 to 47,200)	32,800 (15,200 to 54,100)	37,900 (17,600 to 62,500)	42,100 (19,600 to 69,400)	45,600 (21,200 to 75,200)	46,500 (21,600 to 76,700)	35,800 (16,600 to 59,000)	20,900 (9,720 to 34,500)	7,740 (3,600 to 12,800)	2,340 (1,090 to 3,860)	332,000
Multidrug-resistant tuberculosis without extensive drug re	0 (0 to 0)	0 (0 to 0)	0 (0 to 0)	0 (0 to 0)	0 (0 to 0)	0 (0 to 0)	0 (0 to 0)	0 (0 to 0)	0 (0 to 0)	0 (0 to 0)	0 (0 to 0)	0 (0 to 0)	0 (0 to 0)	0 (0 to 0)	0 (0 to 0)	0 (0 to 0)	0 (0 to 0)	0 (0 to 0)	0 (0 to 0)	0 (0 to 0)	0 (0 to 0)	0 (0 to 0)	0 (0 to 0)	0 (0 to 0)	0
Extensively drug-resistant tuberculosis	0 (0 to 0)	0 (0 to 0)	0 (0 to 0)	0 (0 to 0)	0 (0 to 0)	0 (0 to 0)	0 (0 to 0)	0 (0 to 0)	0 (0 to 0)	0 (0 to 0)	0 (0 to 0)	0 (0 to 0)	0 (0 to 0)	0 (0 to 0)	0 (0 to 0)	0 (0 to 0)	0 (0 to 0)	0 (0 to 0)	0 (0 to 0)	0 (0 to 0)	0 (0 to 0)	0 (0 to 0)	0 (0 to 0)	0 (0 to 0)	0
Lower respiratory infections	210 (150 to 290)	580 (410 to 800)	58,200 (29,600 to 95,000)	28,700 (12,600 to 47,900)	6,390 (2,940 to 10,900)	5,190 (2,400 to 8,700)	5,600 (2,580 to 9,500)	6,740 (3,110 to 11,300)	5,940 (2,740 to 9,900)	7,200 (3,330 to 12,000)	8,000 (3,690 to 13,300)	13,100 (6,240 to 21,600)	20,000 (9,540 to 33,000)	26,800 (12,800 to 44,200)	30,100 (14,700 to 49,600)	35,900 (17,000 to 59,200)	39,900 (19,000 to 65,800)	43,400 (20,600 to 71,600)	44,500 (20,700 to 73,400)	34,200 (15,900 to 56,400)	20,000 (9,300 to 33,000)	7,400 (3,440 to 12,200)	2,240 (1,040 to 3,690)	516,000
Upper respiratory infections	0 (0 to 0)	0 (0 to 0)	0 (0 to 0)	0 (0 to 0)	0 (0 to 0)	0 (0 to 0)	0 (0 to 0)	0 (0 to 0)	0 (0 to 0)	0 (0 to 0)	0 (0 to 0)	0 (0 to 0)	0 (0 to 0)	0 (0 to 0)	0 (0 to 0)	0 (0 to 0)	0 (0 to 0)	0 (0 to 0)	0 (0 to 0)	0 (0 to 0)	0 (0 to 0)	0 (0 to 0)	0 (0 to 0)	0 (0 to 0)	0
Otitis media	0 (0 to 0.1)	0 (0 to 0.1)	0 (0 to 0)	0 (0 to 0)	0 (0 to 0)	0 (0 to 0)	0 (0 to 0)	0 (0 to 0)	0 (0 to 0)	0 (0 to 0)	0 (0 to 0)	0 (0 to 0)	0 (0 to 0)	0 (0 to 0)	0 (0 to 0)	0 (0 to 0)	0 (0 to 0)	0 (0 to 0)	0 (0 to 0)	0 (0 to 0)	0 (0 to 0)	0 (0 to 0)	0 (0 to 0)	0 (0 to 0)	0
Enteric infections	1,990 (814 to 3,640)	5,660 (2,660 to 9,700)	2,540 (1,040 to 4,760)	9,420 (4,020 to 16,100)	2,250 (1,000 to 3,730)	1,240 (554 to 2,060)	1,960 (1,060 to 3,000)	2,200 (1,220 to 3,400)	2,200 (1,460 to 3,200)	2,200 (1,460 to 3,200)	2,200 (1,460 to 3,200)	2,200 (1,460 to 3,200)	2,200 (1,460 to 3,200)	2,200 (1,460 to 3,200)	2,200 (1,460 to 3,200)	2,200 (1,460 to 3,200)	2,200 (1,460 to 3,200)	2,200 (1,460 to 3,200)	2,200 (1,460 to 3,200)	2,200 (1,460 to 3,200)	2,200 (1,460 to 3,200)	2,200 (1,460 to 3,200)	2,200 (1,460 to 3,200)	74,000
Diarrhoeal diseases	1,990 (814 to 3,640)	5,660 (2,660 to 9,700)	2,540 (1,040 to 4,760)	9,420 (4,020 to 16,100)	2,250 (1,000 to 3,730)	1,240 (554 to 2,060)	1,960 (1,060 to 3,000)	2,200 (1,220 to 3,400)	2,200 (1,460 to 3,200)	2,200 (1,460 to 3,200)	2,200 (1,460 to 3,200)	2,200 (1,460 to 3,200)	2,200 (1,460 to 3,200)	2,200 (1,460 to 3,200)	2,200 (1,460 to 3,200)	2,200 (1,460 to 3,200)	2,200 (1,460 to 3,200)	2,200 (1,460 to 3,200)	2,200 (1,460 to 3,200)	2,200 (1,460 to 3,200)	2,200 (1,460 to 3,200)	2,200 (1,460 to 3,200)	2,200 (1,460 to 3,200)	74,000
Typhoid and paratyphoid	0 (0 to 0)	0 (0 to 0)	49 (17 to 94)	1,790 (662 to 3,200)	1,020 (378 to 1,820)	1,020 (378 to 1,820)	1,020 (378 to 1,820)	1,020 (378 to 1,820)	1,020 (378 to 1,820)	1,020 (378 to 1,820)	1,020 (378 to 1,820)	1,020 (378 to 1,820)	1,020 (378 to 1,820)	1,020 (378 to 1,820)	1,020 (378 to 1,820)	1,020 (378 to 1,820)	1,020 (378 to 1,820)	1,020 (378 to 1,820)	1,020 (378 to 1,820)	1,020 (378 to 1,820)	1,020 (378 to 1,820)	1,020 (378 to 1,820)	1,020 (378 to 1,820)	24,500
Invasive non-typhoidal Salmonella (iNTS)	0 (0 to 0)	0 (0 to 0)	0 (0 to 0)	0 (0 to 0)	0 (0 to 0)	0 (0 to 0)	0 (0 to 0)	0 (0 to 0)	0 (0 to 0)	0 (0 to 0)	0 (0 to 0)	0 (0 to 0)	0 (0 to 0)	0 (0 to 0)	0 (0 to 0)	0 (0 to 0)	0 (0 to 0)	0 (0 to 0)	0 (0 to 0)	0 (0 to 0)	0 (0 to 0)	0 (0 to 0)	0 (0 to 0)	0 (0 to 0)	0
Other intestinal infectious diseases	0 (0 to 0)	0 (0 to 0)	491 (71 to 960)	7,630 (1,720 to 13,900)	1,230 (276 to 2,240)	220 (49.6 to 400)	900 (202 to 1,640)	1,980 (446 to 3,600)	1,180 (265 to 2,150)	1,180 (265 to 2,150)	1,180 (265 to 2,150)	1,180 (265 to 2,150)	1,180 (265 to 2,150)	1,180 (265 to 2,150)	1,180 (265 to 2,150)	1,180 (265 to 2,150)	1,180 (265 to 2,150)	1,180 (265 to 2,150)	1,180 (265 to 2,150)	1,180 (265 to 2,150)	1,180 (265 to 2,150)	1,180 (265 to 2,150)	1,180 (265 to 2,150)	39,900
Neglected tropical diseases and malaria	0 (0 to 0)	0 (0 to 0)	0 (0 to 0)	0 (0 to 0)	0 (0 to 0)	0 (0 to 0)	0 (0 to 0)	0 (0 to 0)	0 (0 to 0)	0 (0 to 0)	0 (0 to 0)	0 (0 to 0)	0 (0 to 0)	0 (0 to 0)	0 (0 to 0)	0 (0 to 0)	0 (0 to 0)	0 (0 to 0)	0 (0 to 0)	0 (0 to 0)	0 (0 to 0)	0 (0 to 0)	0 (0 to 0)	0 (0 to 0)	0
Malaria	0 (0 to 0)	0 (0 to 0)	0 (0 to 0)	0 (0 to 0)	0 (0 to 0)	0 (0 to 0)	0 (0 to 0)	0 (0 to 0)	0 (0 to 0)	0 (0 to 0)	0 (0 to 0)	0 (0 to 0)	0 (0 to 0)	0 (0 to 0)	0 (0 to 0)	0 (0 to 0)	0 (0 to 0)	0 (0 to 0)	0 (0 to 0)	0 (0 to 0)	0 (0 to 0)	0 (0 to 0)	0 (0 to 0)	0 (0 to 0)	0
Chagas disease	0 (0 to 0)	0 (0 to 0)	0 (0 to 0)	0 (0 to 0)	0 (0 to 0)	0 (0 to 0)	0 (0 to 0)	0 (0 to 0)	0 (0 to 0)	0 (0 to 0)	0 (0 to 0)	0 (0 to 0)	0 (0 to 0)	0 (0 to 0)	0 (0 to 0)	0 (0 to 0)	0 (0 to 0)	0 (0 to 0)	0 (0 to 0)	0 (0 to 0)	0 (0 to 0)	0 (0 to 0)	0 (0 to 0)	0 (0 to 0)	0
Leishmaniasis	0 (0 to 0)	0 (0 to 0)	0 (0 to 0)	0 (0 to 0)	0 (0 to 0)	0 (0 to 0)	0 (0 to 0)	0 (0 to 0)	0 (0 to 0)	0 (0 to 0)	0 (0 to 0)	0 (0 to 0)	0 (0 to 0)	0 (0 to 0)	0 (0 to 0)	0 (0 to 0)	0 (0 to 0)	0 (0 to 0)	0 (0 to 0)	0 (0 to 0)	0 (0 to 0)	0 (0 to 0)	0 (0 to 0)	0 (0 to 0)	0
Visceral leishmaniasis	0 (0 to 0)	0 (0 to 0)	0 (0 to 0)	0 (0 to 0)	0 (0 to 0)	0 (0 to 0)	0 (0 to 0)	0 (0 to 0)	0 (0 to 0)	0 (0 to 0)	0 (0 to 0)	0 (0 to 0)	0 (0 to 0)	0 (0 to 0)	0 (0 to 0)	0 (0 to 0)	0 (0 to 0)	0 (0 to 0)	0 (0 to 0)	0 (0 to 0)	0 (0 to 0)	0 (0 to 0)	0 (0 to 0)	0 (0 to 0)	0
Cutaneous and mucocutaneous leishmaniasis	0 (0 to 0)	0 (0 to 0)	0 (0 to 0)	0 (0 to 0)	0 (0 to 0)	0 (0 to 0)	0 (0 to 0)	0 (0 to 0)	0 (0 to 0)	0 (0 to 0)	0 (0 to 0)	0 (0 to 0)	0 (0 to 0)	0 (0 to 0)	0 (0 to 0)	0 (0 to 0)	0 (0 to 0)	0 (0 to 0)	0 (0 to 0)	0 (0 to 0)	0 (0 to 0)	0 (0 to 0)	0 (0 to 0)	0 (0 to 0)	0
African trypanosomiasis	0 (0 to 0)	0 (0 to 0)	0 (0 to 0)	0 (0 to 0)	0 (0 to 0)	0 (0 to 0)	0 (0 to 0)	0 (0 to 0)	0 (0 to 0)	0 (0 to 0)	0 (0 to 0)	0 (0 to 0)	0 (0 to 0)	0 (0 to 0)	0 (0 to 0)	0 (0 to 0)	0 (0 to 0)	0 (0 to 0)	0 (0 to 0)	0 (0 to 0)	0 (0 to 0)	0 (0 to 0)	0 (0 to 0)	0 (0 to 0)	0
Schistosomiasis	0 (0 to 0)	0 (0 to 0)	0 (0 to 0)	0 (0 to 0)	0 (0 to 0)	0 (0 to 0)	0 (0 to 0)	0 (0 to 0)	0 (0 to 0)	0 (0 to 0)	0 (0 to 0)	0 (0 to 0)	0 (0 to 0)	0 (0 to 0)	0 (0 to 0)	0 (0 to 0)	0 (0 to 0)	0 (0 to 0)	0 (0 to 0)	0 (0 to 0)	0 (0 to 0)	0 (0 to 0)	0 (0 to 0)	0 (0 to 0)	0
Cysticercosis	0 (0 to 0)	0 (0 to 0)	0 (0 to 0)	0 (0 to 0)	0 (0 to 0)	0 (0 to 0)	0 (0 to 0)	0 (0 to 0)	0 (0 to 0)	0 (0 to 0)	0 (0 to 0)	0 (0 to 0)	0 (0 to 0)	0 (0 to 0)	0 (0 to 0)	0 (0 to 0)	0 (0 to 0)	0 (0 to 0)	0 (0 to 0)	0 (0 to 0)	0 (0 to 0)	0 (0 to 0)	0 (0 to 0)	0 (0 to 0)	0
Cystic echinococcosis	0 (0 to 0)	0 (0 to 0)	7.2 (0 to 22.6)	8 (0 to 27.1)	0.4 (0 to 1.4)	0.5 (0 to 1.6)	0.5 (0 to 1.6)	0.3 (0 to 1.1)	0.6 (0 to 1.7)	0.2 (0 to 0.8)	0.2 (0 to 0.8)	0.1 (0 to 0.4)	0.1 (0 to 0.4)	0.1 (0 to 0.4)	0.1 (0 to 0.4)	0.1 (0 to 0.4)	0.1 (0 to 0.4)	0.1 (0 to 0.4)	0.1 (0 to 0.4)	0.1 (0 to 0.4)	0.1 (0 to 0.4)	0.1 (0 to 0.4)	0.1 (0 to 0.4)	82.9
Alveolar echinococcosis	0 (0 to 0)	0 (0 to 0)	0 (0 to 0)	0 (0 to 0)	0 (0 to 0)	0 (0 to 0)	0 (0 to 0)	0 (0 to 0)	0 (0 to 0)	0 (0 to 0)	0 (0 to 0)	0 (0 to 0)	0 (0 to 0)	0 (0 to 0)	0 (0 to 0)	0 (0 to 0)	0 (0 to 0)	0 (0 to 0)	0 (0 to 0)	0 (0 to 0)	0 (0 to 0)	0 (0 to 0)	0 (0 to 0)	0 (0 to 0)	0
Neglected tropical diseases and malaria	0 (0 to 0)	0 (0 to 0)	491 (71 to 960)	7,630 (1,720 to 13,900)	1,230 (276 to 2,240)	220 (49.6 to 400)	900 (202 to 1,640)	1,980 (446 to 3,600)	1,180 (265 to 2,150)	1,180 (265 to 2,150)	1,180 (265 to 2,150)	1,180 (265 to 2,150)	1,180 (265 to 2,150)	1,180 (265 to 2,150)	1,180 (265 to 2,150)	1,180 (265 to 2,150)	1,180 (265 to 2,150)	1,180 (265 to 2,150)	1,180 (265 to 2,150)	1,180 (265 to 2,150)	1,180 (265 to 2,150)	1,180 (265 to 2,150)	1,180 (265 to 2,150)	39,900
Malaria	0 (0 to 0)	0 (0 to 0)	0 (0 to 0)	0 (0 to 0)	0 (0 to 0)	0 (0 to 0)	0 (0 to 0)	0 (0 to 0)	0 (0 to 0)	0 (0 to 0)	0 (0 to 0)	0 (0 to 0)	0 (0 to 0)	0 (0 to 0)	0 (0 to 0)	0 (0 to 0)	0 (0 to 0)	0 (0 to 0)	0 (0 to 0)	0 (0 to 0)	0 (0 to 0)	0 (0 to 0)	0 (0 to 0)	0 (0 to 0)	0
Dengue	0 (0 to 0)	0 (0 to 0)	0 (0 to 0)	0 (0 to 0)	0 (0 to 0)	0 (0 to 0)	0 (0 to 0)	0 (0 to 0)	0 (0 to 0)	0 (0 to 0)	0 (0 to 0)	0 (0 to 0)	0 (0 to 0)	0 (0 to 0)	0 (0 to 0)	0 (0 to 0)	0 (0 to 0)	0 (0 to 0)	0 (0 to 0)	0 (0 to 0)	0 (0 to 0)	0 (0 to 0)	0 (0 to 0)	0 (0 to 0)	0
Yellow fever	0 (0 to 0)	0 (0 to 0)	0 (0 to 0)	0 (0 to 0)	0 (0 to 0)	0 (0 to 0)	0 (0 to 0)	0 (0 to 0)	0 (0 to 0)	0 (0 to 0)	0 (0 to 0)	0 (0 to 0)	0 (0 to 0)	0 (0 to 0)	0 (0 to 0)	0 (0 to 0)	0 (0 to 0)	0 (0 to 0)	0 (0 to 0)	0 (0 to 0)	0 (0 to 0)	0 (0 to 0)	0 (0 to 0)	0 (0 to 0)	0
Rabies	0 (0 to 0)	0 (0 to 0)	1.2 (0 to 3.1)	1.2 (0 to 3.1)	0.2 (0 to 0.4)	0.1 (0 to 0.3)	0.1 (0 to 0.3)	0.1 (0 to 0.3)	0.1 (0 to 0.3)	0.1 (0 to 0.3)	0.1 (0 to 0.3)	0.1 (0 to 0.3)	0.1 (0 to 0.3)	0.1 (0 to 0.3)	0.1 (0 to 0.3)	0.1 (0 to 0.3)	0.1 (0 to 0.3)	0.1 (0 to 0.3)	0.1 (0 to 0.3)	0.1 (0 to 0.3)	0.1 (0 to 0.3)	0.1 (0 to 0.3)	0.1 (0 to 0.3)	39.9
Intestinal nematode infections	0 (0 to 0)	0 (0 to 0)	0 (0 to 0)	0 (0 to 0)	0 (0 to 0)	0 (0 to 0)	0 (0 to 0)	0 (0 to 0)	0 (0 to 0)	0 (0 to 0)	0 (0 to 0)	0 (0 to 0)	0 (0 to 0)	0 (0 to 0)	0 (0 to 0)	0 (0 to 0)	0 (0 to 0)	0 (0 to 0)	0 (0 to 0)	0 (0 to 0)	0 (0 to 0)	0 (0 to 0)	0 (0 to 0)	0 (



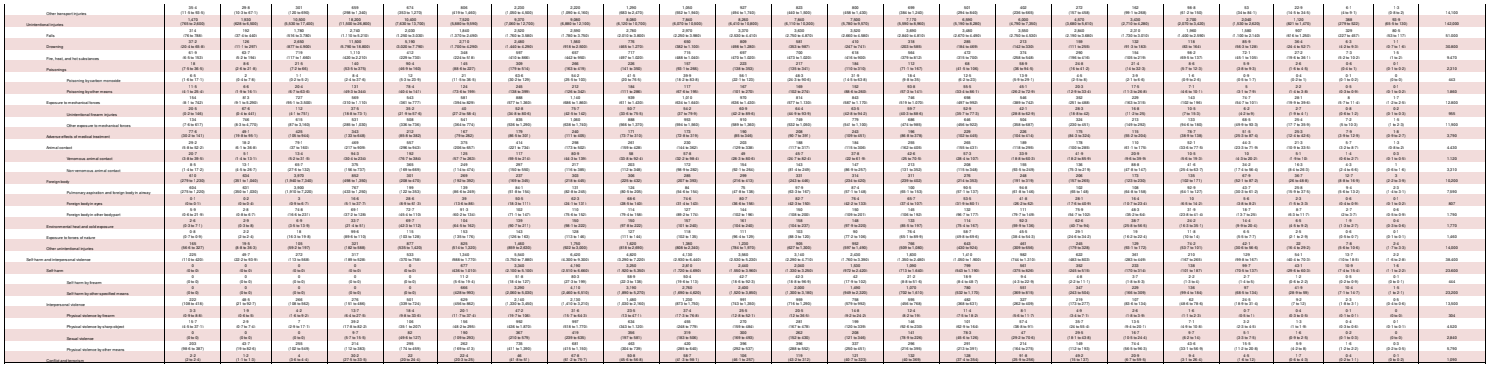

SR Table 2c: West Sumatra DALYS by cause and age group for both sexes with 95% uncertainty intervals, 2019

Cause	Early Neonatal	Late Neonatal	Post Neonatal	1 to 4	5 to 9	10 to 14	15 to 19	20 to 24	25 to 29	30 to 34	35 to 39	40 to 44	45 to 49	50 to 54	55 to 59	60 to 64	65 to 69	70 to 74	75 to 79	80 to 84	85 to 89	90 to 94	95 plus	Total
All causes	45,500 (40,900 to 50,000)	9,000 (7,900 to 10,300)	40,300 (35,100 to 46,400)	37,100 (32,500 to 42,300)	30,900 (24,900 to 37,100)	36,900 (28,700 to 45,700)	69,700 (55,400 to 85,000)	65,100 (51,400 to 80,200)	69,300 (54,900 to 85,400)	62,100 (49,400 to 76,400)	76,600 (60,900 to 92,900)	93,400 (73,600 to 114,900)	109,000 (87,900 to 134,000)	120,000 (96,500 to 147,000)	142,000 (114,000 to 173,000)	88 to 89 (69,600 to 108,000)	89 to 94 (72,000 to 110,000)	90 to 94 (72,000 to 110,000)	95 plus (72,000 to 110,000)	95 plus (69,300 to 108,000)	90 to 94 (66,400 to 101,000)	95 plus (62,500 to 97,300)	26,100 (25,000 to 27,200)	6,990 (7,100 to 6,900)	1,706 (1,650 to 1,760)	1,940,000
Communicable, maternal, neonatal, and nutritional diseases	39,600 (35,900 to 43,400)	8,000 (6,970 to 9,100)	27,400 (19,900 to 36,400)	21,700 (15,500 to 29,200)	11,000 (6,760 to 14,200)	8,790 (4,960 to 11,000)	10,900 (7,980 to 12,600)	11,400 (8,070 to 13,400)	11,600 (8,170 to 13,700)	10,800 (7,660 to 13,000)	10,600 (7,420 to 12,800)	11,400 (8,610 to 13,500)	11,400 (8,620 to 13,500)	11,300 (8,760 to 13,700)	11,600 (8,850 to 14,000)	11,500 (8,770 to 13,900)	11,500 (8,760 to 13,900)	12,700 (9,300 to 15,400)	12,500 (9,260 to 15,000)	10,200 (7,560 to 12,300)	8,680 (6,300 to 10,600)	5,990 (4,350 to 7,230)	1,280 (1,180 to 1,370)	297 (273 to 319)	294,000
Respiratory infections and tuberculosis	2,250 (1,940 to 2,570)	1,460 (1,260 to 1,670)	1,850 (1,600 to 2,120)	1,810 (1,560 to 2,070)	794 (686 to 909)	729 (630 to 834)	1,010 (872 to 1,160)	1,070 (924 to 1,220)	1,160 (1,000 to 1,330)	1,060 (914 to 1,210)	1,200 (1,040 to 1,370)	1,300 (1,120 to 1,490)	1,300 (1,120 to 1,490)	787 (677 to 897)	1,000 (862 to 1,140)	1,000 (867 to 1,150)	1,000 (867 to 1,150)	1,100 (952 to 1,260)	1,100 (952 to 1,260)	1,100 (952 to 1,260)	1,100 (952 to 1,260)	1,100 (952 to 1,260)	1,100 (952 to 1,260)	1,100 (952 to 1,260)	1,100 (952 to 1,260)	20,100
HIV/AIDS	0 (0 to 0)	0 (0 to 0.2)	0 (0 to 0.2)	0 (196 to 676)	0 (0 to 0)	0 (0 to 0)	0 (0 to 0)	0 (0 to 0)	0 (0 to 0)	0 (0 to 0)	0 (0 to 0)	0 (0 to 0)	0 (0 to 0)	0 (0 to 0)	0 (0 to 0)	0 (0 to 0)	0 (0 to 0)	0 (0 to 0)	0 (0 to 0)	0 (0 to 0)	0 (0 to 0)	0 (0 to 0)	0 (0 to 0)	0 (0 to 0)	0 (0 to 0)	0 (0 to 0)	12,300
HIV/AIDS - Drug-susceptible Tuberculosis	0 (0 to 0)	0 (0 to 0)	599 (0 to 1,500)	1,500 (599 to 3,300)	0 (0 to 0)	0 (0 to 0)	0 (0 to 0)	0 (0 to 0)	0 (0 to 0)	0 (0 to 0)	0 (0 to 0)	0 (0 to 0)	0 (0 to 0)	0 (0 to 0)	0 (0 to 0)	0 (0 to 0)	0 (0 to 0)	0 (0 to 0)	0 (0 to 0)	0 (0 to 0)	0 (0 to 0)	0 (0 to 0)	0 (0 to 0)	0 (0 to 0)	0 (0 to 0)	0 (0 to 0)	8,560
HIV/AIDS - Multidrug-resistant Tuberculosis without extensi	0 (0 to 0)	0 (0 to 0)	0 (0 to 0)	0 (0 to 0)	0 (0 to 0)	0 (0 to 0)	0 (0 to 0)	0 (0 to 0)	0 (0 to 0)	0 (0 to 0)	0 (0 to 0)	0 (0 to 0)	0 (0 to 0)	0 (0 to 0)	0 (0 to 0)	0 (0 to 0)	0 (0 to 0)	0 (0 to 0)	0 (0 to 0)	0 (0 to 0)	0 (0 to 0)	0 (0 to 0)	0 (0 to 0)	0 (0 to 0)	0 (0 to 0)	0 (0 to 0)	0
HIV/AIDS - Extensively drug-resistant Tuberculosis	0 (0 to 0)	0 (0 to 0)	0 (0 to 0)	0 (0 to 0)	0 (0 to 0)	0 (0 to 0)	0 (0 to 0)	0 (0 to 0)	0 (0 to 0)	0 (0 to 0)	0 (0 to 0)	0 (0 to 0)	0 (0 to 0)	0 (0 to 0)	0 (0 to 0)	0 (0 to 0)	0 (0 to 0)	0 (0 to 0)	0 (0 to 0)	0 (0 to 0)	0 (0 to 0)	0 (0 to 0)	0 (0 to 0)	0 (0 to 0)	0 (0 to 0)	0 (0 to 0)	918
HIV/AIDS resulting in other diseases	0 (0 to 0)	0 (0 to 0)	217 (196 to 249)	668 (567 to 1,800)	132 (29.4 to 139)	324 (0 to 0)	602 (120 to 2,200)	868 (228 to 3,600)	1,100 (288 to 4,600)	1,100 (288 to 4,600)	752 (199 to 3,100)	984 (269 to 3,700)	356 (210 to 661)	1,600 (1,000 to 2,600)	1,600 (1,000 to 2,600)	1,600 (1,000 to 2,600)	1,600 (1,000 to 2,600)	1,600 (1,000 to 2,600)	1,600 (1,000 to 2,600)	1,600 (1,000 to 2,600)	1,600 (1,000 to 2,600)	1,600 (1,000 to 2,600)	1,600 (1,000 to 2,600)	1,600 (1,000 to 2,600)	1,600 (1,000 to 2,600)	5,700
Sexually transmitted infections excluding HIV	4,200 (1,300 to 7,100)	1,400 (437 to 2,370)	1,200 (381 to 2,060)	44.0 (14.2 to 74.5)	31.5 (10.2 to 53.3)	14.2 (4.6 to 24.0)	41.6 (13.4 to 70.4)	75.5 (24.3 to 128)	94.7 (30.5 to 160)	99.2 (32.0 to 168)	108 (34.8 to 183)	87.5 (28.2 to 148)	79.6 (25.6 to 135)	62.0 (20.0 to 105)	56.2 (18.1 to 95.2)	43.9 (14.1 to 74.4)	39.2 (12.6 to 66.4)	21.9 (7.04 to 37.1)	13.9 (4.47 to 23.5)	7.6 (2.44 to 12.9)	10.4 (3.34 to 17.6)	7.1 (2.28 to 12.0)	2.6 (0.84 to 4.41)	0.7 (0.23 to 1.19)	7,820
Syphilis	4,200 (1,300 to 5,210)	1,400 (437 to 2,370)	1,200 (381 to 2,060)	44.0 (14.2 to 74.5)	31.5 (10.2 to 53.3)	14.2 (4.6 to 24.0)	41.6 (13.4 to 70.4)	75.5 (24.3 to 128)	94.7 (30.5 to 160)	99.2 (32.0 to 168)	108 (34.8 to 183)	87.5 (28.2 to 148)	79.6 (25.6 to 135)	62.0 (20.0 to 105)	56.2 (18.1 to 95.2)	43.9 (14.1 to 74.4)	39.2 (12.6 to 66.4)	21.9 (7.04 to 37.1)	13.9 (4.47 to 23.5)	7.6 (2.44 to 12.9)	10.4 (3.34 to 17.6)	7.1 (2.28 to 12.0)	2.6 (0.84 to 4.41)	0.7 (0.23 to 1.19)	7,720
Chlamydial infection	0 (0 to 0)	0 (0 to 0)	0 (0 to 0)	0 (0 to 0)	0 (0 to 0)	0 (0 to 0)	0 (0.2 to 0.4)	0 (1.2 to 3.7)	0 (2.6 to 16.9)	0 (6.8 to 28.8)	0 (6.5 to 29)	0 (6.5 to 29.6)	0 (4.2 to 17.9)	0 (2.1 to 8.2)	0 (0.9 to 4.2)	0 (0.3 to 3.9)	0 (0.3 to 3.6)	0 (0.2 to 1.6)	0 (0.1 to 0.8)	0 (0.1 to 0.6)	0 (0.1 to 0.6)	0 (0.1 to 0.5)	0 (0.1 to 0.5)	0 (0.1 to 0.5)	0 (0 to 0.1)	91
Gonococcal infection	0 (0 to 0)	0 (0 to 0)	0 (0 to 0)	0 (0 to 0)	0 (0 to 0)	0 (1.9 to 5.1)	0 (3.1 to 23.6)	0 (17.4 to 53.6)	0 (15.9 to 73)	0 (7.2 to 39.2)	0 (2.9 to 18.2)	0 (2.4 to 13.2)	0 (2.1 to 11.6)	0 (1.8 to 10.4)	0 (1.6 to 9.5)	0 (1.4 to 8.6)	0 (1.3 to 8.2)	0 (1.2 to 7.4)	0 (0.9 to 5.6)	0 (0.7 to 4.2)	0 (0.5 to 3.2)	0 (0.4 to 2.6)	0 (0.3 to 2.1)	0 (0.1 to 0.6)	0 (0 to 0.1)	703
Trichomoniasis	0 (0 to 0)	0 (0 to 0)	0 (0 to 0)	0 (0 to 0)	0 (0 to 0)	0 (0 to 0.1)	0 (0.2 to 0.5)	0 (0.1 to 0.3)	0 (0.1 to 0.3)	0 (0.1 to 0.3)	0 (0.1 to 0.3)	0 (0.1 to 0.3)	0 (0.1 to 0.3)	0 (0.1 to 0.3)	0 (0.1 to 0.3)	0 (0.1 to 0.3)	0 (0.1 to 0.3)	0 (0.1 to 0.3)	0 (0.1 to 0.3)	0 (0.1 to 0.3)	0 (0.1 to 0.3)	0 (0.1 to 0.3)	0 (0.1 to 0.3)	0 (0.1 to 0.3)	0 (0.1 to 0.3)	0
Genital herpes	0 (0 to 0)	0 (0 to 0)	0 (0 to 0)	0 (0 to 0)	0 (0 to 0)	0 (0.3 to 2.6)	1 (1.5 to 11.2)	3.6 (2.8 to 22.5)	5.6 (2.8 to 32.8)	7 (3.4 to 37.5)	7.5 (3.4 to 37.4)	6.9 (3.1 to 34.1)	6.1 (2.7 to 30.4)	4.7 (2.1 to 23.5)	3.9 (1.7 to 19.6)	3.2 (1.4 to 16.2)	2.9 (1.3 to 14.7)	1.7 (0.8 to 8.6)	1.3 (0.6 to 6.5)	0.9 (0.4 to 4.5)	0.7 (0.3 to 3.6)	0.5 (0.2 to 2.7)	0.2 (0.1 to 1.4)	0.1 (0 to 0.3)	0 (0 to 0.1)	189
Other sexually transmitted infections	0 (0 to 0)	0 (0 to 0)	0 (0 to 0)	0 (0 to 0)	0 (0 to 0)	0 (0.3 to 2.6)	1 (1.5 to 11.2)	3.6 (2.8 to 22.5)	5.6 (2.8 to 32.8)	7 (3.4 to 37.5)	7.5 (3.4 to 37.4)	6.9 (3.1 to 34.1)	6.1 (2.7 to 30.4)	4.7 (2.1 to 23.5)	3.9 (1.7 to 19.6)	3.2 (1.4 to 16.2)	2.9 (1.3 to 14.7)	1.7 (0.8 to 8.6)	1.3 (0.6 to 6.5)	0.9 (0.4 to 4.5)	0.7 (0.3 to 3.6)	0.5 (0.2 to 2.7)	0.2 (0.1 to 1.4)	0.1 (0 to 0.3)	0 (0 to 0.1)	189
Respiratory infections and tuberculosis	1,450 (1,260 to 1,670)	1,450 (1,260 to 1,670)	1,850 (1,600 to 2,120)	1,810 (1,560 to 2,070)	794 (686 to 909)	729 (630 to 834)	1,010 (872 to 1,160)	1,070 (924 to 1,220)	1,160 (1,000 to 1,330)	1,060 (914 to 1,210)	1,200 (1,040 to 1,370)	1,300 (1,120 to 1,490)	1,300 (1,120 to 1,490)	787 (677 to 897)	1,000 (862 to 1,140)	1,000 (867 to 1,150)	1,000 (867 to 1,150)	1,100 (952 to 1,260)	1,100 (952 to 1,260)	1,100 (952 to 1,260)	1,100 (952 to 1,260)	1,100 (952 to 1,260)	1,100 (952 to 1,260)	1,100 (952 to 1,260)	1,100 (952 to 1,260)	20,100
Tuberculosis	0 (0 to 0)	0 (0 to 0)	0 (475 to 1,480)	0 (399 to 1,360)	0 (289 to 920)	0 (268 to 851)	0 (997 to 2,120)	0 (1,130 to 2,900)	0 (1,760 to 5,270)	0 (2,210 to 6,130)	0 (2,410 to 6,290)	0 (2,660 to 6,640)	0 (3,260 to 7,190)	0 (3,280 to 7,290)	0 (3,880 to 7,310)	0 (3,880 to 6,760)	0 (3,820 to 6,770)	0 (3,880 to 6,760)	0 (3,880 to 6,760)	0 (3,880 to 6,760)	0 (3,880 to 6,760)	0 (3,880 to 6,760)	0 (3,880 to 6,760)	0 (3,880 to 6,760)	0 (3,880 to 6,760)	93,100
Latent tuberculosis infection	0 (0 to 0)	0 (0 to 0)	0 (0 to 0)	0 (0 to 0)	0 (0 to 0)	0 (0 to 0)	0 (0 to 0)	0 (0 to 0)	0 (0 to 0)	0 (0 to 0)	0 (0 to 0)	0 (0 to 0)	0 (0 to 0)	0 (0 to 0)	0 (0 to 0)	0 (0 to 0)	0 (0 to 0)	0 (0 to 0)	0 (0 to 0)	0 (0 to 0)	0 (0 to 0)	0 (0 to 0)	0 (0 to 0)	0 (0 to 0)	0 (0 to 0)	0 (0 to 0)	0
Drug-susceptible tuberculosis	0 (0 to 0)	0 (0 to 0)	0 (475 to 1,480)	0 (399 to 1,360)	0 (289 to 920)	0 (268 to 851)	0 (997 to 2,120)	0 (1,130 to 2,900)	0 (1,760 to 5,270)	0 (2,210 to 6,130)	0 (2,410 to 6,290)	0 (2,660 to 6,640)	0 (3,260 to 7,190)	0 (3,280 to 7,290)	0 (3,880 to 7,310)	0 (3,880 to 6,760)	0 (3,820 to 6,770)	0 (3,880 to 6,760)	0 (3,880 to 6,760)	0 (3,880 to 6,760)	0 (3,880 to 6,760)	0 (3,880 to 6,760)	0 (3,880 to 6,760)	0 (3,880 to 6,760)	0 (3,880 to 6,760)	93,100
Multidrug-resistant tuberculosis without extensive drug-re	0 (0 to 0)	0 (0 to 0)	0 (0.2 to 39.7)	0 (0.2 to 39.7)	0 (0.1 to 21.1)	0 (0.1 to 22.8)	0 (0.2 to 34.4)	0 (0.2 to 46.8)	0 (0.4 to 124)	0 (0.4 to 124)	0 (0.4 to 124)	0 (0.4 to 124)	0 (0.4 to 124)	0 (0.4 to 124)	0 (0.4 to 124)	0 (0.4 to 124)	0 (0.4 to 124)	0 (0.4 to 124)	0 (0.4 to 124)	0 (0.4 to 124)	0 (0.4 to 124)	0 (0.4 to 124)	0 (0.4 to 124)	0 (0.4 to 124)	0 (0.4 to 124)	0
Extensively drug-resistant tuberculosis	0 (0 to 0)	0 (0 to 0)	1.6 (0 to 5.2)	0.9 (0 to 3.1)	0.7 (0 to 2.4)	0.4 (0 to 1.4)	0.5 (0.1 to 1.7)	0.6 (0.1 to 2.1)	0.9 (0.1 to 3.2)	1.1 (0.1 to 3.7)	1.1 (0.1 to 3.7)	1.1 (0.1 to 3.7)	1.1 (0.1 to 3.7)	1.1 (0.1 to 3.7)	1.1 (0.1 to 3.7)	1.1 (0.1 to 3.7)	1.1 (0.1 to 3.7)	1.1 (0.1 to 3.7)	1.1 (0.1 to 3.7)	1.1 (0.1 to 3.7)	1.1 (0.1 to 3.7)	1.1 (0.1 to 3.7)	1.1 (0.1 to 3.7)	1.1 (0.1 to 3.7)	1.1 (0.1 to 3.7)	62.2
Lower respiratory infections	1,450 (1,260 to 1,670)	1,450 (1,260 to 1,670)	1,200 (1,000 to 1,420)	1,260 (1,060 to 1,490)	539 (466 to 624)	399 (344 to 461)	417 (360 to 482)	495 (427 to 572)	511 (441 to 591)	360 (310 to 416)	456 (394 to 527)	660 (569 to 763)	883 (761 to 1,020)	759 (654 to 877)	960 (827 to 1,110)	1,000 (862 to 1,150)	1,000 (867 to 1,150)	1,100 (952 to 1,260)	1,100 (952 to 1,260)	1,100 (952 to 1,260)	1,100 (952 to 1,260)	1,100 (952 to 1,260)	1,100 (952 to 1,260)	1,100 (952 to 1,260)	1,100 (952 to 1,260)	20,000
Upper respiratory infections	0 (0 to 1.6)	0 (0 to 13.2)	669 (0 to 1,180)	1,000 (289 to 1,821)	592 (331 to 1,030)	330 (161 to 597)	592 (275 to 943)	575 (268 to 783)	649 (312 to 838)	699 (339 to 894)	744 (362 to 951)	639 (309 to 816)	439 (212 to 561)	328 (161 to 464)	439 (212 to 561)	139 (64 to 196)	139 (64 to 196)	139 (64 to 196)	139 (64 to 196)	139 (64 to 196)	139 (64 to 196)	139 (64 to 196)	139 (64 to 196)	139 (64 to 196)	139 (64 to 196)	6,200
Otitis media	0 (0 to 1.2)	0 (0 to 9.6)	0 (0 to 29)	0 (0 to 29)	0 (0 to 32)	0 (0 to 32)	0 (0 to 32)	0 (0 to 32)	0 (0 to 32)	0 (0 to 32)	0 (0 to 32)	0 (0 to 32)	0 (0 to 32)	0 (0 to 32)	0 (0 to 32)	0 (0 to 32)	0 (0 to 32)	0 (0 to 32)	0 (0 to 32)	0 (0 to 32)	0 (0 to 32)	0 (0 to 32)	0 (0 to 32)	0 (0 to 32)	0 (0 to 32)	0 (0 to 32)	0
Sinusitis	277 (171 to 500)	1,260 (620 to 2,260)	6.6 (3.1 to 12.3)	6,000 (2,900 to 11,000)	1,000 (1,970 to 3,070)	1,000 (1,960 to 2,980)	1,000 (1,960 to 2,980)	1,000 (1,960 to 2,980





SR Table 2c: Rau DALYS by cause and age group for both sexes with 95% uncertainty intervals, 2019

Cause	Early Neonatal	Late Neonatal	Post Neonatal	1 to 4	5 to 9	10 to 14	15 to 19	20 to 24	25 to 29	30 to 34	35 to 39	40 to 44	45 to 49	50 to 54	55 to 59	60 to 64	65 to 69	70 to 74	75 to 79	80 to 84	85 to 89	90 to 94	95 plus	Total
All causes	179,000 (162,000 to 193,000)	36,800 (25,400 to 52,400)	71,800 (53,900 to 96,500)	66,500 (49,100 to 89,900)	54,900 (39,900 to 74,700)	42,000 (30,100 to 57,100)	46,700 (33,700 to 63,000)	47,200 (34,000 to 64,100)	46,400 (33,200 to 63,000)	46,400 (33,200 to 63,000)	47,100 (33,700 to 64,000)	52,000 (37,000 to 70,600)	59,000 (42,000 to 80,200)	68,400 (48,600 to 92,000)	79,000 (56,200 to 107,000)	91,000 (64,600 to 123,000)	106,000 (75,000 to 144,000)	124,000 (88,000 to 169,000)	145,000 (103,000 to 197,000)	169,000 (120,000 to 230,000)	196,000 (139,000 to 267,000)	226,000 (160,000 to 308,000)	260,000 (184,000 to 354,000)	1,760,000
Communicable, maternal, neonatal, and nutritional diseases	98,900 (74,000 to 127,000)	25,300 (15,000 to 40,400)	18,700 (12,000 to 28,000)	39,800 (24,700 to 58,600)	26,800 (20,000 to 35,600)	17,500 (12,500 to 24,000)	12,100 (8,500 to 16,900)	14,200 (10,000 to 20,000)	16,400 (12,700 to 20,900)	16,400 (12,700 to 20,900)	16,400 (12,500 to 20,900)	16,400 (12,400 to 20,900)	16,400 (12,300 to 20,900)	16,400 (12,200 to 20,900)	16,400 (12,100 to 20,900)	16,400 (12,000 to 20,900)	16,400 (11,900 to 20,900)	16,400 (11,800 to 20,900)	16,400 (11,700 to 20,900)	16,400 (11,600 to 20,900)	16,400 (11,500 to 20,900)	16,400 (11,400 to 20,900)	391,000
HIV/AIDS and sexually transmitted infections	6,398 (4,440 to 8,960)	2,726 (1,800 to 3,960)	2,270 (1,500 to 3,290)	696 (464 to 1,010)	162 (107 to 236)	842 (557 to 1,220)	379 (250 to 550)	1,426 (943 to 2,070)	2,113 (1,400 to 3,060)	2,410 (1,600 to 3,500)	2,630 (1,740 to 3,810)	2,820 (1,870 to 4,090)	2,980 (1,970 to 4,320)	3,100 (2,060 to 4,490)	3,190 (2,120 to 4,630)	3,250 (2,150 to 4,710)	3,280 (2,170 to 4,760)	3,290 (2,180 to 4,770)	3,280 (2,170 to 4,760)	3,250 (2,150 to 4,710)	3,200 (2,120 to 4,630)	3,120 (2,060 to 4,520)	3,010 (1,990 to 4,360)	29,700
HIV/AIDS	2,511 (974 to 5,110)	2,511 (1,110 to 5,110)	2,511 (779 to 5,890)	696 (305 to 2,180)	162 (69 to 399)	842 (407 to 1,830)	379 (228 to 639)	1,426 (1,080 to 1,940)	2,113 (1,660 to 2,760)	2,410 (1,870 to 3,240)	2,630 (2,220 to 3,160)	2,820 (1,980 to 3,270)	2,980 (1,720 to 3,660)	3,100 (1,420 to 3,810)	3,190 (1,120 to 3,960)	3,250 (1,000 to 4,040)	3,280 (907 to 4,080)	3,290 (833 to 4,110)	3,280 (769 to 4,120)	3,250 (731 to 4,120)	3,200 (701 to 4,120)	3,120 (694 to 4,120)	3,010 (694 to 4,120)	11,100
HIV/AIDS - Drug-susceptible Tuberculosis	0 (0 to 0)	0 (0 to 0)	56 (30 to 274)	216 (108 to 977)	62.7 (28 to 414)	277 (138 to 1,300)	221 (109 to 1,000)	803 (402 to 3,610)	1,330 (666 to 5,980)	1,780 (893 to 7,980)	992 (497 to 4,450)	944 (473 to 4,230)	868 (435 to 3,890)	737 (370 to 3,310)	644 (323 to 2,890)	554 (278 to 2,490)	467 (234 to 2,090)	384 (192 to 1,720)	307 (154 to 1,380)	236 (118 to 1,060)	174 (87 to 781)	122 (61 to 547)	77 (39 to 346)	6,000
HIV/AIDS - Multidrug-resistant Tuberculosis without extensi	0 (0 to 0)	0 (0 to 0)	0 (0 to 0)	0 (0 to 0)	0 (0 to 0)	0 (0 to 0)	0 (0 to 0)	0 (0 to 0)	0 (0 to 0)	0 (0 to 0)	0 (0 to 0)	0 (0 to 0)	0 (0 to 0)	0 (0 to 0)	0 (0 to 0)	0 (0 to 0)	0 (0 to 0)	0 (0 to 0)	0 (0 to 0)	0 (0 to 0)	0 (0 to 0)	0 (0 to 0)	0 (0 to 0)	0
HIV/AIDS - Extensively drug-resistant Tuberculosis	0 (0 to 0)	0 (0 to 0)	0.2 (0 to 1)	0.6 (0 to 3)	0.1 (0 to 0.8)	0 (0 to 0.2)	0 (0 to 0.1)	1.7 (0 to 8.6)	2.9 (0 to 15)	3.5 (0 to 18)	1.9 (0 to 9.7)	1.8 (0 to 9.2)	1.7 (0 to 8.4)	1.4 (0 to 7.2)	1.2 (0 to 6.1)	1.1 (0 to 5.4)	0.9 (0 to 4.6)	0.7 (0 to 3.7)	0.6 (0 to 3.1)	0.4 (0 to 2.1)	0.3 (0 to 1.5)	0.2 (0 to 1.1)	0.1 (0 to 0.6)	8.6
HIV/AIDS resulting in other diseases	0 (0 to 0)	0 (0 to 1)	588 (381 to 869)	472 (288 to 1,180)	41.9 (25.9 to 104)	23 (14.6 to 54.3)	106 (66.9 to 246)	497 (316 to 1,150)	1,020 (649 to 2,350)	1,020 (661 to 2,320)	1,020 (661 to 2,320)	1,020 (661 to 2,320)	1,020 (661 to 2,320)	707 (459 to 1,600)	496 (323 to 1,120)	272 (177 to 615)	106 (69.3 to 240)	22.7 (14.8 to 51.4)	4.9 (3.2 to 11.1)	1.2 (0.8 to 2.8)	0.3 (0.2 to 0.6)	0.1 (0.1 to 0.2)	0 (0 to 0.1)	9,000
Sexually transmitted infections excluding HIV	4,398 (2,460 to 6,960)	2,726 (1,800 to 3,960)	2,060 (1,500 to 2,960)	106 (68.1 to 154)	41.9 (26.9 to 60.3)	224 (144 to 323)	60.2 (38.6 to 86.6)	117 (75.1 to 169)	193 (124 to 277)	177 (114 to 255)	207 (133 to 298)	194 (125 to 279)	169 (109 to 243)	146 (93.9 to 210)	126 (81.1 to 181)	109 (69.8 to 156)	93.6 (60.1 to 134)	80.9 (51.9 to 116)	69.6 (44.7 to 100)	59.7 (38.3 to 85.8)	50.4 (32.4 to 72.5)	41.9 (26.9 to 60.3)	34.1 (21.9 to 49.1)	1,400
Syphilis	1,288 (2,470 to 16,000)	2,726 (1,800 to 3,960)	1,554 (609 to 4,400)	106 (37 to 290)	41.9 (13.6 to 139)	224 (74 to 743)	60.2 (21.4 to 207)	117 (41.7 to 391)	193 (68.7 to 651)	177 (63.2 to 591)	207 (74.1 to 687)	194 (69.6 to 643)	169 (60.8 to 562)	146 (52.4 to 484)	126 (45.3 to 419)	109 (39.1 to 362)	93.6 (33.6 to 311)	80.9 (29.1 to 268)	69.6 (25.1 to 231)	59.7 (21.5 to 198)	50.4 (18.2 to 168)	41.9 (15.1 to 139)	34.1 (12.3 to 113)	13,600
Chlamydial infection	0 (0 to 0)	0 (0 to 0)	0 (0 to 0)	0 (0 to 0)	0 (0 to 0)	0 (0 to 1.6)	0 (0 to 0.4)	0 (0 to 0.6)	0 (0 to 0.8)	0 (0 to 0.7)	0 (0 to 0.8)	0 (0 to 0.8)	0 (0 to 0.7)	0 (0 to 0.6)	0 (0 to 0.5)	0 (0 to 0.4)	0 (0 to 0.4)	0 (0 to 0.3)	0 (0 to 0.3)	0 (0 to 0.2)	0 (0 to 0.2)	0 (0 to 0.1)	0 (0 to 0.1)	0 (0 to 0.3)	176
Gonococcal infection	0 (0 to 0)	0 (0 to 0)	0 (0 to 0)	0 (0 to 0)	0 (0 to 0)	0 (0 to 1.6)	0 (0 to 0.4)	0 (0 to 0.6)	0 (0 to 0.8)	0 (0 to 0.7)	0 (0 to 0.8)	0 (0 to 0.8)	0 (0 to 0.7)	0 (0 to 0.6)	0 (0 to 0.5)	0 (0 to 0.4)	0 (0 to 0.4)	0 (0 to 0.3)	0 (0 to 0.3)	0 (0 to 0.2)	0 (0 to 0.2)	0 (0 to 0.1)	0 (0 to 0.1)	0 (0 to 0.3)	203
Trichomoniasis	0 (0 to 0)	0 (0 to 0)	0 (0 to 0)	0 (0 to 0)	0 (0 to 0)	0 (0 to 1.1)	0 (0 to 0.3)	0 (0 to 0.4)	0 (0 to 0.5)	0 (0 to 0.5)	0 (0 to 0.5)	0 (0 to 0.5)	0 (0 to 0.5)	0 (0 to 0.4)	0 (0 to 0.3)	0 (0 to 0.3)	0 (0 to 0.3)	0 (0 to 0.2)	0 (0 to 0.2)	0 (0 to 0.1)	0 (0 to 0.1)	0 (0 to 0.1)	0 (0 to 0.1)	0 (0 to 0.2)	55
Genital herpes	0 (0 to 0)	0 (0 to 0)	0 (0 to 0)	0 (0 to 0)	0 (0 to 0)	0 (0 to 0.6)	0 (0 to 0.2)	0 (0 to 0.3)	0 (0 to 0.4)	0 (0 to 0.4)	0 (0 to 0.4)	0 (0 to 0.4)	0 (0 to 0.4)	0 (0 to 0.3)	0 (0 to 0.3)	0 (0 to 0.2)	0 (0 to 0.2)	0 (0 to 0.2)	0 (0 to 0.1)	0 (0 to 0.1)	0 (0 to 0.1)	0 (0 to 0.1)	0 (0 to 0.1)	0 (0 to 0.1)	229
Other sexually transmitted infections	0 (0 to 0)	0 (0 to 0)	0 (0 to 0)	0 (0 to 0)	0 (0 to 0)	0 (0 to 0.5)	0 (0 to 0.1)	0 (0 to 0.1)	0 (0 to 0.1)	0 (0 to 0.1)	0 (0 to 0.1)	0 (0 to 0.1)	0 (0 to 0.1)	0 (0 to 0.1)	0 (0 to 0.1)	0 (0 to 0.1)	0 (0 to 0.1)	0 (0 to 0.1)	0 (0 to 0.1)	0 (0 to 0.1)	0 (0 to 0.1)	0 (0 to 0.1)	0 (0 to 0.1)	0 (0 to 0.1)	301
Respiratory infections and tuberculosis	2,868 (1,990 to 4,130)	3,068 (2,060 to 4,730)	1,900 (1,300 to 2,900)	1,260 (1,000 to 1,710)	1,260 (1,000 to 1,710)	1,260 (1,000 to 1,710





SR Table 2c: Georgia DALYS by cause and age group for both sexes with 95% uncertainty intervals, 2019

Cause	Early Neonatal	Late Neonatal	Post Neonatal	1 to 4	5 to 9	10 to 14	15 to 19	20 to 24	25 to 29	30 to 34	35 to 39	40 to 44	45 to 49	50 to 54	55 to 59	60 to 64	65 to 69	70 to 74	75 to 79	80 to 84	85 to 89	90 to 94	95 plus	Total
All causes	16,000 (12,100 to 21,000)	7,080 (5,780 to 8,560)	12,900 (10,600 to 17,400)	13,300 (10,700 to 16,200)	13,700 (10,600 to 17,400)	14,000 (11,000 to 17,600)	19,600 (14,200 to 25,900)	28,100 (20,700 to 35,900)	29,200 (23,400 to 36,400)	45,400 (36,600 to 55,400)	64,000 (51,600 to 78,400)	86,800 (67,600 to 107,000)	87,900 (69,800 to 109,000)	102,000 (82,000 to 126,000)	126,000 (101,000 to 155,000)	161,000 (129,000 to 199,000)	194,000 (156,000 to 239,000)	126,000 (103,000 to 156,000)	120,000 (97,000 to 148,000)	124,000 (97,000 to 159,000)	80,900 (61,000 to 107,000)	60,900 (42,900 to 85,300)	42,100 (27,700 to 61,000)	12,100 (7,260 to 19,200)	1,458,000
Communicable, maternal, neonatal, and nutritional diseases	13,900 (10,600 to 18,100)	6,140 (4,870 to 7,560)	6,410 (5,090 to 11,000)	4,790 (3,590 to 6,230)	3,670 (2,610 to 5,310)	2,620 (1,850 to 3,580)	3,250 (2,250 to 4,560)	2,760 (2,000 to 3,850)	3,690 (2,850 to 4,890)	4,260 (3,400 to 5,220)	4,360 (3,470 to 5,500)	4,420 (3,560 to 5,450)	4,100 (3,270 to 5,150)	4,720 (3,820 to 6,000)	4,230 (3,370 to 5,270)	3,700 (2,950 to 4,720)	2,620 (1,900 to 3,590)	2,300 (1,660 to 3,190)	2,300 (1,610 to 3,270)	1,770 (1,240 to 2,610)	690 (440 to 1,080)	229 (134 to 356)	91,900
HIV/AIDS and sexually transmitted infections	0 (0 to 1)	0 (0 to 0)	29 (21 to 39)	29 (21 to 37)	6.7 (4.7 to 9.2)	6.7 (4.7 to 9.2)	29.4 (20.7 to 40.1)	69.4 (49.1 to 94.6)	109 (77.1 to 149)	152 (107 to 207)	202 (142 to 277)	262 (184 to 360)	297 (209 to 407)	334 (235 to 457)	354 (249 to 484)	373 (263 to 511)	377 (266 to 516)	364 (257 to 498)	344 (243 to 471)	312 (220 to 427)	264 (186 to 361)	174 (123 to 238)	84 (59 to 115)	2,990
HIV/AIDS	0 (0 to 0)	0 (0 to 0)	27 (21 to 37)	27 (22 to 37)	5.9 (3.9 to 8.4)	5.9 (3.9 to 8.4)	27 (17 to 38)	67 (47 to 92)	107 (77 to 146)	150 (107 to 205)	200 (142 to 276)	260 (183 to 358)	295 (208 to 405)	332 (234 to 455)	352 (248 to 482)	371 (262 to 508)	375 (265 to 513)	362 (256 to 495)	342 (242 to 468)	310 (219 to 424)	262 (185 to 359)	173 (122 to 237)	83 (59 to 114)	1,980
HIV/AIDS - Drug-susceptible Tuberculosis	0 (0 to 0)	0 (0 to 0)	0.9 (0.1 to 4.6)	1.3 (0.2 to 6.6)	0.6 (0 to 2.4)	0.6 (0 to 2.4)	1.8 (0.1 to 7.4)	0.6 (0 to 2.6)	1.4 (0.1 to 5.6)	1.8 (0.2 to 6.7)	1.8 (0.2 to 6.7)	1.7 (0.2 to 6.4)	1.5 (0.2 to 5.7)	1.4 (0.2 to 5.3)	1.3 (0.2 to 4.8)	1.2 (0.2 to 4.4)	1.1 (0.2 to 4.1)	1.1 (0.2 to 4.1)	1.1 (0.2 to 4.1)	1.1 (0.2 to 4.1)	1.1 (0.2 to 4.1)	1.1 (0.2 to 4.1)	1.1 (0.2 to 4.1)	311
HIV/AIDS - Multidrug-resistant Tuberculosis without extensi	0 (0 to 0)	0 (0 to 0)	0.1 (0 to 0.6)	0.2 (0 to 0.8)	0.1 (0 to 0.3)	0.1 (0 to 0.3)	0.2 (0 to 0.9)	0.1 (0 to 0.3)	0.2 (0 to 0.7)	0.2 (0 to 0.8)	0.2 (0 to 0.8)	0.2 (0 to 0.7)	0.2 (0 to 0.7)	0.2 (0 to 0.6)	0.2 (0 to 0.6)	0.1 (0 to 0.5)	0.1 (0 to 0.5)	0.1 (0 to 0.5)	0.1 (0 to 0.5)	0.1 (0 to 0.5)	0.1 (0 to 0.5)	0.1 (0 to 0.5)	0.1 (0 to 0.5)	37
HIV/AIDS - Extensively drug-resistant Tuberculosis	0 (0 to 0)	0 (0 to 0)	0.1 (0.1 to 0.2)	0.2 (0.1 to 0.3)	0.1 (0.1 to 0.2)	0.1 (0.1 to 0.2)	0.2 (0.1 to 0.3)	0.1 (0.1 to 0.2)	0.2 (0.1 to 0.3)	0.2 (0.1 to 0.3)	0.2 (0.1 to 0.3)	0.2 (0.1 to 0.3)	0.2 (0.1 to 0.3)	0.2 (0.1 to 0.3)	0.2 (0.1 to 0.3)	0.2 (0.1 to 0.3)	0.2 (0.1 to 0.3)	0.2 (0.1 to 0.3)	0.2 (0.1 to 0.3)	0.2 (0.1 to 0.3)	0.2 (0.1 to 0.3)	0.2 (0.1 to 0.3)	0.2 (0.1 to 0.3)	56
HIV/AIDS resulting in other diseases	0 (0 to 0.1)	0 (0 to 0.1)	0.6 (0.1 to 1.6)	0.8 (0.2 to 2.1)	0.2 (0 to 0.7)	0.2 (0 to 0.7)	0.6 (0.1 to 1.8)	1.8 (0.4 to 4.6)	4.6 (1.2 to 11.2)	8 (2.1 to 19.2)	12 (3.2 to 28.3)	17 (4.5 to 39.1)	19 (5.1 to 43.3)	21 (5.6 to 47.1)	22 (5.9 to 48.8)	23 (6.2 to 50.1)	23 (6.2 to 50.1)	22 (6.1 to 48.6)	21 (5.8 to 46.1)	20 (5.5 to 43.9)	17 (4.6 to 38.4)	12 (3.2 to 27.1)	7.1 (1.9 to 16.1)	990
Sexually transmitted infections excluding HIV	0 (0 to 0)	0 (0 to 0)	0.6 (0.1 to 1.4)	0 (0 to 0)	0.8 (0.1 to 2.1)	0.8 (0.1 to 2.1)	1.7 (0.3 to 4.2)	2.2 (0.4 to 5.4)	3.6 (0.7 to 8.6)	4.4 (0.9 to 10.2)	5.2 (1.1 to 12.1)	5.6 (1.2 to 13.1)	5.6 (1.2 to 13.1)	5.6 (1.2 to 13.1)	5.5 (1.2 to 12.8)	5.3 (1.1 to 12.3)	5.1 (1.1 to 11.8)	4.8 (1 to 11.1)	4.5 (0.9 to 10.4)	4.1 (0.9 to 9.5)	3.6 (0.8 to 8.3)	3.1 (0.7 to 7.1)	2.6 (0.6 to 6.1)	105
Syphilis	0 (0 to 0)	0 (0 to 0)	0.4 (0.2 to 1.4)	0 (0 to 0)	0 (0 to 0)	0 (0 to 0)	0.5 (0.2 to 1.7)	0.9 (0.3 to 3.1)	1.5 (0.5 to 5.1)	2.1 (0.7 to 7.1)	2.7 (0.9 to 9.2)	3.1 (1 to 10.5)	3.2 (1 to 10.8)	3.2 (1 to 10.8)	3.2 (1 to 10.8)	3.1 (1 to 10.6)	3 (1 to 10.2)	2.9 (0.9 to 9.8)	2.7 (0.9 to 9.2)	2.5 (0.8 to 8.5)	2.2 (0.7 to 7.5)	1.9 (0.6 to 6.4)	1.5 (0.5 to 5.2)	57.4
Chlamydial infection	0 (0 to 0)	0 (0 to 0)	0 (0 to 0)	0 (0 to 0)	0 (0 to 0)	0 (0 to 0)	0.2 (0 to 0.6)	0.3 (0.1 to 1.0)	0.6 (0.2 to 1.7)	0.8 (0.3 to 2.1)	1.1 (0.4 to 2.8)	1.2 (0.5 to 3.1)	1.3 (0.5 to 3.3)	1.3 (0.5 to 3.3)	1.3 (0.5 to 3.3)	1.3 (0.5 to 3.2)	1.2 (0.5 to 3.1)	1.2 (0.5 to 3.1)	1.2 (0.5 to 3.1)	1.2 (0.5 to 3.1)	1.2 (0.5 to 3.1)	1.2 (0.5 to 3.1)	1.2 (0.5 to 3.1)	63.1
Gonococcal infection	0 (0 to 0)	0 (0 to 0)	0 (0 to 0)	0 (0 to 0)	0 (0 to 0)	0 (0 to 0)	0.1 (0 to 0.4)	0.2 (0 to 0.6)	0.4 (0.1 to 1.2)	0.6 (0.2 to 1.5)	0.8 (0.3 to 2.1)	0.9 (0.3 to 2.3)	1 (0.4 to 2.5)	1 (0.4 to 2.5)	1 (0.4 to 2.5)	1 (0.4 to 2.5)	1 (0.4 to 2.5)	1 (0.4 to 2.5)	1 (0.4 to 2.5)	1 (0.4 to 2.5)	1 (0.4 to 2.5)	1 (0.4 to 2.5)	1 (0.4 to 2.5)	1 (0.4 to 2.5)	44.6
Trichomoniasis	0 (0 to 0)	0 (0 to 0)	0 (0 to 0)	0 (0 to 0)	0 (0 to 0)	0 (0 to 0)	0.1 (0 to 0.4)	0.2 (0 to 0.6)	0.4 (0.1 to 1.2)	0.6 (0.2 to 1.5)	0.8 (0.3 to 2.1)	0.9 (0.3 to 2.3)	1 (0.4 to 2.5)	1 (0.4 to 2.5)	1 (0.4 to 2.5)	1 (0.4 to 2.5)	1 (0.4 to 2.5)	1 (0.4 to 2.5)	1 (0.4 to 2.5)	1 (0.4 to 2.5)	1 (0.4 to 2.5)	1 (0.4 to 2.5)	1 (0.4 to 2.5)	1 (0.4 to 2.5)	44.6
Genital herpes	0 (0 to 0)	0 (0 to 0)	0 (0 to 0)	0 (0 to 0)	0 (0 to 0)	0 (0 to 0)	0 (0 to 0)	0 (0 to 0)	0 (0 to 0)	0 (0 to 0)	0 (0 to 0)	0 (0 to 0)	0 (0 to 0)	0 (0 to 0)	0 (0 to 0)	0 (0 to 0)	0 (0 to 0)	0 (0 to 0)	0 (0 to 0)	0 (0 to 0)	0 (0 to 0)	0 (0 to 0)	0 (0 to 0)	0 (0 to 0)	0
Other sexually transmitted infections	0 (0 to 0)	0 (0 to 0)	0.1 (0 to 0.4)	0.1 (0 to 0.4)	0.1 (0 to 0.4)	0.1 (0 to 0.4)	0.2 (0 to 0.6)	0.3 (0.1 to 0.9)	0.5 (0.2 to 1.4)	0.7 (0.2 to 1.8)	0.9 (0.3 to 2.3)	1 (0.4 to 2.6)	1.1 (0.4 to 2.7)	1.1 (0.4 to 2.7)	1.1 (0.4 to 2.7)	1.1 (0.4 to 2.6)	1 (0.4 to 2.5)	1 (0.4 to 2.4)	0.9 (0.3 to 2.3)	0.8 (0.3 to 2.1)	0.7 (0.2 to 1.8)	0.5 (0.2 to 1.4)	0.4 (0.1 to 1.1)	176
Respiratory infections and tuberculosis	723 (701 to 747)	1,060 (1,030 to 1,090)	1,420 (1,390 to 1,450)	1,060 (1,030 to 1,090)	462 (450 to 475)	292 (284 to 300)	269 (261 to 277)	369 (358 to 380)	1,200 (1,160 to 1,240)	1,940 (1,880 to 2,000)	2,120 (2,050 to 2,190)	1,910 (1,850 to 1,970)	1,900 (1,840 to 1,960)	2,140 (2,070 to 2,200)	2,140 (2,070 to 2,200)	2,140 (2,070 to 2,200)	2,020 (1,960 to 2,080)	1,870 (1,800 to 1,930)	1,870 (1,800 to 1,930)	1,740 (1,670 to 1,800)	1,480 (1,420 to 1,540)	1,060 (1,010 to 1,110)	479 (457 to 501)	39,900
Tuberculosis	0 (0 to 0)	0 (0 to 0)	186 (139 to 256)	170 (3 to 1163)	27.6 (21.6 to 35.5)	25.4 (19.9 to 32.6)	99.5 (77.9 to 128)	216 (169 to 278)	408 (320 to 524)	621 (483 to 800)	1,170 (913 to 1,500)	1,720 (1,340 to 2,210)	1,610 (1,250 to 2,060)	1,540 (1,200 to 1,980)	1,540 (1,200 to 1,980)	1,540 (1,200 to 1,980)	1,540 (1,200 to 1,980)	1,540 (1,200 to 1,980)	1,540 (1,200 to 1,980)	1,540 (1,200 to 1,980)	1,540 (1,200 to 1,980)	1,540 (1,200 to 1,980)	1,540 (1,200 to 1,980)	1,540 (1,200 to 1,980)	29,000
Latent tuberculosis infection	0 (0 to 0)	0 (0 to 0)	0 (0 to 0)	0 (0 to 0)	0 (0 to 0)	0 (0 to 0)	0 (0 to 0)	0 (0 to 0)	0 (0 to 0)	0 (0 to 0)	0 (0 to 0)	0 (0 to 0)	0 (0 to 0)	0 (0 to 0)	0 (0 to 0)	0 (0 to 0)	0 (0 to 0)	0 (0 to 0)	0 (0 to 0)	0 (0 to 0)	0 (0 to 0)	0 (0 to 0)	0 (0 to 0)	0 (0 to 0)	0
Drug-susceptible tuberculosis	0 (0 to 0)	0 (0 to 0)	186 (139 to 256)	170 (3 to 1163)	27.6 (21.6 to 35.5)	25.4 (19.9 to 32.6)	99.5 (77.9 to 128)	216 (169 to 278)	408 (320 to 524)	621 (483 to 800)	1,170 (913 to 1,500)	1,720 (1,340 to 2,210)	1,610 (1,250 to 2,060)	1,540 (1,200 to 1,980)	1,540 (1,200 to 1,980)	1,540 (1,200 to 1,980)	1,540 (1,200 to 1,980)	1,540 (1,200 to 1,980)	1,540 (1,200 to 1,980)	1,540 (1,200 to 1,980)	1,540 (1,200 to 1,980)	1,540 (1,200 to 1,980)	1,540 (1,200 to 1,980)	1,540 (1,200 to 1,980)	29,000
Multidrug-resistant tuberculosis without extensive drug-res	0 (0 to 0)	0 (0 to 0)	49.8 (37.1 to 68.2)	45.5 (0.3 to 312)	7.4 (5.8 to 9.5)	6.8 (5.3 to 8.7)	26.7 (20.9 to 34.4)	57.9 (45.3 to 74.5)	109 (85.8 to 140)	166 (129 to 214)	313 (244 to 402)	460 (359 to 592)	431 (335 to 552)	412 (321 to 530)	412 (321 to 530)	412 (321 to 530)	412 (321 to 530)	412 (321 to 530)	412 (321 to 530)	412 (321 to 530)	412 (321 to 530)	412 (321 to 530)	412 (321 to 530)	412 (321 to 530)	7,700
Extensively drug-resistant tuberculosis	0 (0 to 0)	0 (0 to 0)	29.6 (22 to 40.6)	11.4 (0.1 to 77.4)	1.8 (1.4 to 2.3)	0.9 (0.7 to 1.2)	3.6 (2.8 to 4.6)	7.8 (6.1 to 10)	14.7 (11.6 to 18.9)	22.4 (17.4 to 28.8)	42.2 (32.9 to 54.3)	62 (48.4 to 79.8)	58.1 (45.3 to 74.8)	55.6 (43.3 to 71.5)	55.6 (43.3 to 71.5)	55.6 (43.3 to 71.5)	55.6 (43.3 to 71.5)	55.6 (43.3 to 71.5)	55.6 (43.3 to 71.5)	55.6 (43.3 to 71.5)	55.6 (43.3 to 71.5)	55.6 (43.3 to 71.5)	55.6 (43.3 to 71.5)	55.6 (43.3 to 71.5)	1,040
Lower respiratory infections	722 (700 to 746)	1,060 (1,030 to 1,090)	1,190 (1,150 to 1,230)	1,060 (1,030 to 1,090)	399 (387 to 412)	242 (234 to 250)	142 (134 to 150)	126 (118 to 134)	459 (429 to 490)	460 (429 to 492)	511 (477 to 546)	692 (645 to 739)	827 (771 to 883)	916 (854 to 978)	1,010 (941 to 1,080)	1,200 (1,120 to 1,280)	1,300 (1,210 to 1,390)	1,310 (1,220 to 1,400)	1,310 (1,220 to 1,400)	1,310 (1,220 to 1,400)	1,310 (1,220 to 1,400)	1,310 (1,220 to 1,400)	1,310 (1,220 to 1,400)	1,310 (1,220 to 1,400)	18,400
Upper respiratory infections	0.22 (0.2 to 0.4)	0 (0 to 0.2)	1.3 (0.6 to 2.4)	0.6 (0.4 to 1.2)	0.2 (0.1 to 0.4)	0.1 (0 to 0.2)	0.1 (0 to 0.2)	0.1 (0 to 0.2)	0.2 (0.1 to 0.3)	0.2 (0.1 to 0.3)	0.2 (0.1 to 0.3)	0.2 (0.1 to 0.3)	0.2 (0.1 to 0.3)	0.2 (0.1 to 0.3)	0.2 (0.1 to 0.3)	0.2 (0.1 to 0.3)	0.2 (0.1 to 0.3)	0.2 (0.1 to 0.3)	0.2 (0.1 to 0.3)	0.2 (0.1 to 0.3)	0.2 (0.1 to 0.3)	0.2 (0.1 to 0.3)	0.2 (0.1 to 0.3)	0.2 (0.1 to 0.3)	1,760
Otitis media	0 (0 to 0)	0 (0 to 0.2)	0.6 (0.2 to 1.4)	0.6 (0.2 to 1.4)	0.2 (0.1 to 0.4)	0.1 (0 to 0.2)	0.1 (0 to 0.2)	0.1 (0 to 0.2)	0.2 (0.1 to 0.3)	0.2 (0.1 to 0.3)	0.2 (0.1 to 0.3)	0.2 (0.1 to 0.3)	0.2 (0.1 to 0.3)	0.2 (0.1 to 0.3)	0.2 (0.1 to 0.3)	0.2 (0.1 to 0.3)	0.2 (0.1 to 0.3)	0.2 (0.1 to 0.3)	0.2 (0.1 to 0.3)	0.2 (0.1 to 0.3)	0.2 (0.1 to 0.3)	0.2 (0.1 to 0.3)	0.2 (0.1 to 0.3)	0.2 (0.1 to 0.3)	14.7
Sinusitis infections	0.1 (0 to 0.2)	0 (0 to 0.1)	0.4 (0.2 to 0.7)	0.2 (0.1 to 0.5)	0.1 (0 to 0.2)	0.1 (0 to 0.2)	0.1 (0 to 0.2



G6PD deficiency	0 (0 to 0)	0 (0 to 0.2)	0 (0 to 0.1)	0 (0 to 0.1)	0 (0 to 0.1)	0 (0 to 0.1)	0.7 (0 to 1.3)	0.6 (0 to 1.2)	3.6 (1.7 to 6)	7.2 (3.3 to 12.3)	10 (5 to 16.2)	30.3 (18.3 to 47.4)	13 (7 to 22.1)	9.2 (3.7 to 17)	9.6 (3.9 to 17.6)	9.6 (4.6 to 16.6)	6 (3 to 9.6)	2.1 (1 to 3.5)	1.2 (0.6 to 2)	1 (0.5 to 1.6)	0.3 (0.2 to 0.6)	0.1 (0.1 to 0.2)	0.1 (0 to 0.1)	0 (0 to 0)	107
G6PD bet	0 (0 to 0)	0 (0 to 0)	0 (0 to 0)	0 (0 to 0)	0 (0 to 0)	0 (0 to 0)	0 (0 to 0.1)	0 (0 to 0.1)	0 (0 to 0.1)	0 (0 to 0.1)	0 (0 to 0.1)	0 (0 to 0.1)	0 (0 to 0.1)	0 (0 to 0.1)	0 (0 to 0.1)	0 (0 to 0)	0 (0 to 0)	0 (0 to 0)	0 (0 to 0)	0 (0 to 0)	0 (0 to 0)	0 (0 to 0)	0 (0 to 0)	0 (0 to 0)	0 (0 to 0)	7.6
Other hemoglobinopathies and hemolytic anemias	0 (0 to 0.1)	1.1 (0.6 to 1.8)	8.6 (3.9 to 15.6)	39.2 (18.3 to 71.2)	40.6 (18.2 to 77.3)	21 (8.1 to 40.7)	20.2 (8.3 to 39.2)	29.6 (12.6 to 59.1)	29.6 (13.6 to 55.1)	39.9 (18.5 to 68.7)	62.6 (28.5 to 106.7)	69 (29.5 to 108.3)	69.4 (28.6 to 113)	69 (28.7 to 113)	70.6 (29.1 to 114)	102 (41.9 to 160)	141 (62 to 209)	137 (70.7 to 205)	78.5 (48.6 to 114)	69.6 (34.6 to 99.8)	66 (28.5 to 88.7)	39.7 (20.6 to 60.8)	20.3 (12.6 to 31.2)	4.7 (3 to 7.3)	1,160
Endocrine, metabolic, blood, and immune disorders	28.6 (17.6 to 41.3)	27.4 (16.7 to 41.1)	170 (103 to 261)	242 (156 to 357)	191 (124 to 286)	191 (122 to 282)	192 (120 to 283)	196 (120 to 291)	196 (120 to 291)	343 (221 to 507)	541 (343 to 801)	751 (478 to 1,140)	928 (584 to 1,440)	1,150 (717 to 1,728)	1,260 (790 to 1,910)	1,620 (1,060 to 2,480)	1,680 (949 to 2,350)	1,120 (728 to 1,720)	948 (564 to 764)	388 (267 to 533)	196 (81 to 312)	68.9 (31 to 121)	28.9 (15.2 to 59.7)	8.4 (3.4 to 19.2)	11,900
Oral disorders	0 (0 to 0)	0 (0 to 0)	0 (0 to 0)	123 (70.7 to 203)	192 (92 to 355)	192 (79 to 355)	192 (79 to 355)	298 (141 to 491)	491 (250 to 764)	1,040 (544 to 1,640)	1,920 (939 to 3,140)	4,010 (2,170 to 6,560)	5,060 (2,660 to 8,190)	5,060 (2,660 to 8,190)	5,220 (2,750 to 8,190)	5,060 (2,660 to 8,190)	2,230 (1,180 to 3,490)	2,070 (1,410 to 2,960)	1,660 (1,040 to 2,440)	1,240 (844 to 1,670)	692 (362 to 1,010)	362 (202 to 514)	113 (69.2 to 166)	17,800
Caries of deciduous teeth	0 (0 to 0)	0 (0 to 0)	0 (0 to 0)	0 (0 to 0)	0 (0 to 0)	0 (0 to 0)	1.8 (0.3 to 4.8)	0.6 (0 to 3)	0 (0 to 0)	0 (0 to 0)	0 (0 to 0)	0 (0 to 0)	0 (0 to 0)	0 (0 to 0)	0 (0 to 0)	0 (0 to 0)	0 (0 to 0)	0 (0 to 0)	0 (0 to 0)	0 (0 to 0)	0 (0 to 0)	0 (0 to 0)	0 (0 to 0)	0 (0 to 0)	0 (0 to 0)	89.4
Caries of permanent teeth	0 (0 to 0)	0 (0 to 0)	0 (0 to 0)	0 (0 to 0)	31.2 (11 to 69.7)	60.5 (32.6 to 113)	60.5 (30.9 to 119)	60.2 (30.9 to 119)	96 (49.3 to 186)	191 (101 to 371)	321 (165 to 614)	661 (351 to 1,260)	1,080 (579 to 1,980)	1,080 (579 to 1,980)	1,080 (577 to 1,921)	1,080 (580 to 1,920)	1,080 (563 to 1,921)	1,080 (722 to 1,680)	1,080 (722 to 1,680)	1,080 (722 to 1,680)	1,080 (721 to 1,680)	1,080 (721 to 1,680)	1,080 (721 to 1,680)	1,080 (721 to 1,680)	1,170
Periodontal diseases	0 (0 to 0)	0 (0 to 0)	0 (0 to 0)	0 (0 to 0)	0 (0 to 0)	0 (0 to 0)	0 (0 to 0.1)	0 (0 to 0.1)	0 (0 to 0.1)	0 (0 to 0.1)	0 (0 to 0.1)	0 (0 to 0.1)	0 (0 to 0.1)	0 (0 to 0.1)	0 (0 to 0.1)	0 (0 to 0.1)	0 (0 to 0.1)	0 (0 to 0.1)	0 (0 to 0.1)	0 (0 to 0.1)	0 (0 to 0.1)	0 (0 to 0.1)	0 (0 to 0.1)	0 (0 to 0.1)	0 (0 to 0.1)	3,260
Other oral disorders	0 (0 to 0)	0 (0 to 0)	0 (0 to 0)	0 (0 to 0)	81.6 (48.7 to 128)	76.2 (39.9 to 128)	69.6 (36.7 to 120)	91.1 (50.7 to 153)	135 (72.1 to 196)	199 (96.7 to 297)	176 (108 to 297)	170 (102 to 259)	162 (99.9 to 248)	191 (97.3 to 294)	190 (97 to 297)	174 (107 to 299)	162 (99.9 to 259)	130 (79.4 to 197)	73.6 (44.3 to 112)	49.7 (29.1 to 75.3)	20.6 (10.1 to 37.2)	12.6 (7.9 to 18.9)	6 (3.7 to 9.1)	1.6 (1.1 to 2.8)	2,070
Sudden infant death syndrome	– –	29.6 (19.5 to 37.2)	176 (103 to 288)	– –	– –	– –	– –	– –	– –	– –	– –	– –	– –	– –	– –	– –	– –	– –	– –	– –	– –	– –	– –	– –	N/A
Injuries	197 (75 to 396)	131 (64 to 265)	873 (504 to 1,180)	1,490 (1,200 to 2,190)	1,870 (1,660 to 2,620)	2,360 (1,940 to 3,200)	5,470 (4,450 to 7,170)	6,350 (5,160 to 8,600)	9,300 (8,170 to 12,600)	12,300 (10,800 to 16,900)	13,700 (11,900 to 18,600)	12,600 (10,900 to 17,300)	11,900 (10,200 to 16,400)	10,900 (9,170 to 15,100)	10,100 (8,490 to 14,200)	10,100 (8,170 to 13,700)	9,930 (7,980 to 13,900)	7,300 (5,920 to 9,980)	5,800 (3,850 to 8,060)	3,700 (2,670 to 5,580)	3,140 (2,110 to 4,540)	1,470 (1,110 to 2,060)	781 (577 to 1,096)	209 (117 to 336)	134,000
Transport injuries	9.8 (6.2 to 17.4)	13.2 (8 to 18.4)	69 (44.2 to 115)	222 (152 to 328)	322 (223 to 459)	322 (223 to 459)	322 (223 to 459)	1,060 (1,020 to 1,120)	2,360 (2,260 to 2,500)	4,630 (4,500 to 4,720)	6,230 (6,230 to 6,760)	3,410 (3,000 to 4,600)	4,320 (3,230 to 6,760)	3,230 (2,980 to 4,280)	2,230 (2,260 to 3,500)	2,230 (2,290 to 3,520)	2,230 (1,830 to 2,790)	1,210 (1,060 to 1,370)	1,210 (868 to 1,210)	732 (613 to 898)	440 (365 to 556)	238 (198 to 284)	108 (84.6 to 134)	22.1 to 39.5)	41,000
Road injuries	9 (6.1 to 16.9)	12.5 (8 to 18.4)	69.5 (42 to 113)	214 (150 to 312)	308 (220 to 413)	308 (220 to 413)	307 (220 to 413)	1,060 (1,020 to 1,120)	2,360 (2,260 to 2,500)	4,480 (4,500 to 4,720)	6,070 (5,710 to 6,630)	3,360 (2,980 to 4,860)	3,940 (2,910 to 6,390)	3,230 (2,920 to 4,210)	2,770 (2,270 to 3,370)	2,230 (2,230 to 3,290)	2,230 (1,680 to 2,320)	1,200 (1,060 to 1,370)	1,060 (760 to 1,160)	664 (597 to 827)	709 (577 to 823)	233 (170 to 268)	100 (78.8 to 126)	29.7 (20.5 to 33.6)	38,100
Pedestrian road injuries	3.8 (2.6 to 8.1)	4.3 (2.1 to 9.2)	29.5 (19.6 to 48.9)	94.6 (64.6 to 213)	135 (93 to 202)	135 (93 to 202)	132 (92 to 202)	478 (466 to 511)	1,030 (1,040 to 1,180)	1,990 (2,060 to 2,300)	2,660 (2,730 to 3,200)	1,460 (1,360 to 2,300)	1,760 (1,320 to 3,150)	1,170 (1,060 to 1,880)	1,190 (1,060 to 1,880)	1,060 (969 to 1,560)	1,060 (969 to 1,560)	669 (611 to 956)	496 (379 to 671)	328 (232 to 514)	241 (203 to 297)	109 (83.6 to 139)	43.6 (33.6 to 53.6)	11.3 (8.6 to 14.3)	13,400
Cyclist road injuries	0.5 (0.3 to 0.9)	0.7 (0.4 to 1.1)	4.3 (2.5 to 8.1)	13.2 (8 to 25)	19 (11.4 to 37.2)	19 (11.4 to 37.2)	19 (11.4 to 37.2)	68.2 (64.2 to 72.8)	151 (144 to 167)	277 (282 to 309)	372 (362 to 436)	203 (189 to 323)	247 (184 to 441)	166 (148 to 264)	168 (148 to 264)	122 (96.3 to 171)	122 (96.3 to 171)	69.5 (57.6 to 93.9)	69.5 (54.5 to 97.2)	39.9 (32.3 to 54.6)	22.3 (16.3 to 34.6)	10.4 (7.1 to 20.7)	1.6 (0.9 to 3.3)	0.8 (0.5 to 1.4)	1,860
Motorcyclist road injuries	0.6 (0.4 to 1.1)	0.7 (0.4 to 1.1)	3.9 (2.2 to 6.4)	13.2 (8 to 20)	20.7 (12.9 to 36.6)	21.2 (12.9 to 36.6)	122 (78.1 to 218)	221 (251 to 269)	317 (251 to 399)	412 (329 to 499)	372 (292 to 482)	323 (229 to 433)	297 (190 to 391)	198 (139 to 278)	122 (84.6 to 172)	122 (84.3 to 171)	69.5 (57.6 to 93.9)	69.5 (54.5 to 97.2)	22.3 (16.3 to 34.6)	19.4 (11.1 to 33.7)	14.5 (10.5 to 19.1)	7.6 (5.5 to 13.1)	0 (0 to 0.3)	1 (0.6 to 1.4)	2,460
Motor vehicle road injuries	4.2 (2.4 to 8.6)	5 (3.6 to 9.1)	50.5 (31.1 to 82.3)	149 (90.1 to 218)	297 (173 to 370)	293 (164 to 343)	293 (164 to 343)	1,030 (1,000 to 1,060)	2,060 (1,960 to 2,300)	2,580 (2,720 to 3,200)	2,660 (2,720 to 3,200)	2,210 (1,680 to 2,960)	1,960 (1,500 to 3,440)	1,960 (1,500 to 3,440)	1,260 (1,060 to 1,880)	1,220 (969 to 1,560)	950 (969 to 1,210)	388 (293 to 496)	292 (227 to 348)	198 (167 to 243)	777 (577 to 1,000)	394 (281 to 501)	104 (77.4 to 137)	20.1 (14.9 to 26.6)	20,100
Other road injuries	0.6 (0.4 to 0.9)	0.7 (0.4 to 0.9)	4.2 (2.7 to 6.1)	13.2 (8.4 to 20.5)	20.8 (13.2 to 32.6)	20.8 (13.2 to 32.6)	20.7 (13.2 to 32.6)	69.4 (64.2 to 72.8)	151 (144 to 167)	277 (282 to 309)	372 (362 to 436)	203 (189 to 323)	247 (184 to 441)	166 (148 to 264)	168 (148 to 264)	122 (96.3 to 171)	122 (96.3 to 171)	69.5 (57.6 to 93.9)	69.5 (54.5 to 97.2)	39.9 (29.6 to 54.6)	22.3 (16.3 to 34.6)	10.4 (7.1 to 20.7)	1.6 (0.9 to 3.3)	0.8 (0.5 to 1.4)	1,860
Other transport injuries	2.9 (0.9 to 1.9)	1.7 (1 to 2.8)	17.6 (10.2 to 29.1)	27.8 (16.6 to 49.9)	26.9 (29.7 to 84)	29.1 (29.7 to 84.6)	112 (71.9 to 162)	256 (251 to 411)	512 (244 to 490)	1,020 (954 to 916)	1,360 (1,360 to 1,410)	1,220 (1,060 to 1,410)	1,220 (1,060 to 1,410)	1,220 (1,060 to 1,410)	1,220 (1,060 to 1,410)	1,220 (1,060 to 1,410)	1,220 (1,060 to 1,410)	1,220 (1,060 to 1,410)	1,220 (1,060 to 1,410)	1,220 (1,060 to 1,410)	1,220 (1,060 to 1,410)	1,220 (1,060 to 1,410)	1,220 (1,060 to 1,410)	1,220 (1,060 to 1,410)	2,830
Unintentional injuries	90.8 (48.3 to 153)	122 (63.6 to 199)	696 (388 to 940)	1,240 (668 to 1,870)	1,660 (1,010 to 1,910)	1,660 (1,010 to 1,910)	3,880 (2,050 to 5,000)	3,880 (3,350 to 4,460)	6,140 (4,550 to 6,190)	8,210 (4,960 to 7,260)	8,210 (4,960 to 7,260)	8,200 (4,930 to 7,200)	8,770 (4,620 to 7,200)	9,020 (4,620 to 7,200)	9,260 (4,610 to 7,120)	9,260 (4,670 to 7,000)	9,090 (4,570 to 7,000)	6,770 (3,370 to 7,090)	5,130 (3,860 to 6,960)	3,600 (2,660 to 3,960)	2,360 (2,090 to 3,240)	1,160 (1,060 to 1,960)	632 (489 to 1,060)	172 (109 to 242)	199 (189 to 242)	72,400
Falls	49.8 (29.1 to 81.4)	74.9 (44.2 to 119)	423 (248 to 623)	756 (456 to 1,120)	1,010 (595 to 1,470)	1,010 (611 to 1,470)	2,360 (1,420 to 3,450)	2,360 (2,060 to 2,720)	3,730 (2,790 to 3,760)	4,990 (2,990 to 4,420)	4,990 (2,990 to 4,420)	4,980 (2,810 to 4,370)	5,330 (2,810 to 4,370)	5,480 (2,810 to 4,370)	5,630 (2,800 to 4,330)	5,630 (2,840 to 4,250)	5,520 (2,780 to 4,250)	4,110 (2,050 to 4,310)	3,120 (2,350 to 4,230)	2,190 (1,620 to 2,410)	1,430 (1,270 to 1,960)	705 (597 to 1,190)	384 (297 to 607)	104 (66.4 to 147)	121 (115 to 147)	44,100
Drowning	18.7 (10.9 to 30.6)	28.1 (16.6 to 44.9)	159 (93.1 to 236)	284 (171 to 421)	380 (223 to 554)	380 (230 to 554)	887 (534 to 1,290)	887 (773 to 1,020)	1,400 (1,040 to 1,410)	1,880 (1,120 to 2,720)	1,870 (1,120 to 2,720)	1,870 (1,060 to 2,720)	2,000 (1,060 to 2,720)	2,060 (1,060 to 2,720)	2,110 (1,060 to 2,720)	2,110 (1,070 to 2,720)	2,070 (1,040 to 2,720)	1,540 (1,040 to 2,220)	1,170 (797 to 1,700)	822 (597 to 1,190)	540 (409 to 779)	269 (203 to 391)	73.1 (49.6 to 106)	18.6 (12.6 to 27.1)	27,100
Poisonings	4 (2.4 to 6.6)	5.4 (3.2 to 8.5)	22.6 (13.5 to 38.7)	41.6 (24.6 to 70.1)	49.3 (27.4 to 85.6)	50.7 (28.7 to 85.6)	89.5 (51.2 to 147)	154 (89.5 to 254)	137 (77.5 to 227)	139 (77.5 to 227)	139 (77.5 to 227)	140 (78.1 to 227)	120 (66.4 to 196)	106 (59.1 to 172)	107 (59.1 to 172)	89.7 (49.6 to 146)	89.6 (49.6 to 146)	39.7 (27.2 to 58.3)	29.7 (20.4 to 43.3)	21.6 (14.8 to 31.5)	10 (6.9 to 14.6)	9.3 (6.4 to 13.6)	3.6 (2.5 to 5.2)	1.1 (0.7 to 1.6)	1,800
Poisoning by carbon monoxide	3.7 (2.4 to 5.6)	5.3 (3 to 8)	19.5 (12.3 to 32.3)	36 (21.9 to 57.7)	42.8 (26.3 to 70.4)	43.7 (27.9 to 67.6)	76.9 (49.5 to 114)	131 (89.2 to 201)	117 (80.4 to 124)	119 (81 to 126)	119 (81 to 126)	119 (84.1 to 119)	102 (69.2 to 123)	90.4 (67 to 102)	91.1 (62.7 to 94.4)	76.4 (49.6 to 94.4)	76.4 (50.3 to 91)	33.7 (19.7 to 51.6)	25.2 (9.2 to 38.1)	18.1 (10.2 to 28.1)	8.5 (6.2 to 10.3)	7.9 (6.2 to 10.3)	3.1 (2.3 to 3.7)	0.9 (0.3 to 0.9)	791
Poisoning by other means	0.4 (0.2 to 0.7)	0.7 (0.2 to 0.9)	3.1 (2.7 to 7.9)	5.6 (2.9 to 19.6)	6.5 (2.7 to 22.6)	6.8 (2.9 to 22.6)	12.6 (5.9 to 33.2)	23.2 (15.6 to 53.9)	19.8 (14.1 to 46.9)	20.1 (14.1 to 46.9)	20.1 (14.1 to 46.9)	20.1 (14.1 to 46.9)	17.4 (12.1 to 40.2)	15.3 (10.6 to 35.5)	15.4 (10.6 to 35.5)	12.9 (8.6 to 30.1)	12.9 (8.6 to 30.1)	5.7 (3.4 to 13.4)	4.3 (1.6 to 10.1)	3.1 (1.8 to 7.2)	1.4 (0.8 to 3.4)	1.3 (0.8 to 3.1)	0.5 (0.3 to 1.2)	0.1 (0.1 to 0.4)	134
Exposure to mechanical forces	1.5 (1 to 2.2)	1.5 (1 to 2.2)	19.7 (11.6 to 33.6)	83.2 (48.6 to 118)	104 (1.10 to 207)	106 (1.10 to 207)	207 (102 to 370)	706 (299 to 689)	671 (683 to 940)	1,020 (748 to 1,350)	871 (687 to 1,600)	1,170 (836 to 1,660)	1,170 (837 to 1,600)	1,150 (822 to 1,490)	1,150 (758 to 1,430)	1,170 (880 to 1,400)	1,030 (732 to 1,430)	838 (570 to 1,120)	699 (398 to 951)	373 (289 to 514)	307 (270 to 427)	154 (109 to 215)	79.6 (63.5 to 106)	19.7 (13.9 to 29.6)	12,500
Unintentional firearm injuries	0.1 (0.1 to 0.2)	0.1 (0.1 to 0.2)	0.6 (0.1 to 2.3)	1.8 (0.1 to 10.2)	2.1 (0.1 to 26.4)	2.1 (0.1 to 26.4)	2.1 (0.1 to 26.4

SR Table 2c. Jamii DALYS by cause and age group for both sexes with 95% uncertainty intervals, 2019

Cause	Birth Neonatal	Late Neonatal	Post Neonatal	1 to 4	5 to 9	10 to 14	15 to 19	20 to 24	25 to 29	30 to 34	35 to 39	40 to 44	45 to 49	50 to 54	55 to 59	60 to 64	65 to 69	70 to 74	75 to 79	80 to 84	85 to 89	90 to 94	95 plus	Total
All causes	15,600 (27,600 to 9,000)	10,500 (20,900 to 6,300)	21,800 (33,200 to 14,100)	29,500 (39,700 to 22,000)	20,200 (24,600 to 16,100)	24,600 (29,100 to 20,600)	37,600 (43,800 to 32,600)	42,900 (49,800 to 36,800)	49,000 (56,100 to 42,700)	54,800 (62,300 to 47,700)	61,700 (69,200 to 54,600)	68,700 (77,200 to 60,300)	73,600 (82,300 to 65,000)	76,400 (85,100 to 68,000)	81,700 (90,400 to 72,900)	79,500 (89,200 to 70,600)	69,200 (80,000 to 59,000)	68,700 (81,900 to 56,900)	59,700 (73,500 to 46,700)	43,200 (59,000 to 29,600)	9,960 (15,500 to 5,980)	2,700 (4,290 to 1,530)	692 (971 to 500)	976,000
Communicable, maternal, neonatal, and nutritional diseases	43,900 (52,200 to 36,200)	8,310 (10,700 to 6,150)	20,700 (25,500 to 16,200)	17,400 (23,900 to 12,100)	8,090 (9,930 to 6,540)	6,090 (7,760 to 4,770)	6,660 (8,410 to 5,410)	7,870 (9,950 to 6,600)	8,660 (10,900 to 7,350)	9,310 (11,700 to 7,900)	9,310 (11,700 to 7,900)	8,760 (10,700 to 7,200)	7,860 (9,520 to 6,600)	7,410 (8,980 to 6,400)	6,860 (8,160 to 5,930)	7,050 (8,340 to 6,000)	6,260 (7,400 to 5,400)	5,270 (6,140 to 4,440)	4,110 (4,940 to 3,430)	2,810 (3,340 to 2,380)	1,390 (1,670 to 1,170)	429 (526 to 359)	194,000 (224,000 to 169,000)
HIV/AIDS and sexually transmitted infections	2,680 (789 to 6,020)	606 (243 to 1,480)	650 (224 to 1,770)	478 (172 to 1,170)	143 (79.2 to 224)	66 (44.7 to 104)	203 (141 to 285)	417 (297 to 572)	1,060 (796 to 1,350)	1,160 (863 to 1,490)	1,110 (827 to 1,420)	878 (646 to 1,200)	668 (472 to 922)	260 (205 to 327)	163 (117 to 220)	78.6 (59.2 to 106)	44.9 (32.9 to 61.1)	18.8 (14.4 to 23.1)	6.6 (5.6 to 8.1)	2.6 (2.4 to 2.9)	0.7 (0.6 to 0.8)	0.1 (0.1 to 0.2)	11,400
HIV/AIDS	0 (0 to 0)	0.1 (0 to 0.1)	1.63 (0.6 to 3.9)	4.09 (1.7 to 7.09)	18.7 (8.6 to 33.2)	44.7 (20.6 to 77.6)	268 (177 to 368)	1,163 (777 to 1,555)	2,772 (2,060 to 3,482)	4,777 (3,660 to 5,888)	6,329 (4,900 to 7,758)	7,190 (5,600 to 8,780)	7,478 (5,800 to 9,170)	7,242 (5,600 to 8,880)	7,138 (5,500 to 8,750)	6,852 (5,300 to 8,400)	6,509 (5,000 to 8,000)	5,966 (4,600 to 7,300)	5,211 (4,000 to 6,400)	4,124 (3,200 to 5,000)	2,744 (2,100 to 3,400)	1,324 (1,000 to 1,600)	8,520
HIV/AIDS - Drug-susceptible Tuberculosis	0 (0 to 0)	0 (0 to 0)	0.3 (0 to 0.8)	0.89 (0.4 to 1.6)	4.09 (1.9 to 7.3)	9.8 (4.5 to 17.1)	58.8 (38.9 to 80.6)	255 (171 to 341)	608 (452 to 764)	1,048 (803 to 1,292)	1,388 (1,075 to 1,720)	1,577 (1,228 to 1,926)	1,640 (1,273 to 2,012)	1,588 (1,228 to 1,948)	1,565 (1,206 to 1,919)	1,502 (1,163 to 1,850)	1,427 (1,105 to 1,759)	1,308 (1,013 to 1,612)	1,142 (884 to 1,408)	904 (700 to 1,114)	602 (466 to 742)	290 (225 to 357)	1,870
HIV/AIDS - Multidrug-resistant Tuberculosis without extensive drug resistance	0 (0 to 0)	0 (0 to 0)	0.1 (0 to 0.3)	0.3 (0.1 to 0.6)	1.4 (0.6 to 3.2)	3.4 (1.5 to 7.1)	20.4 (13.5 to 28.0)	88.6 (59.3 to 119)	211 (157 to 265)	364 (279 to 449)	482 (373 to 594)	547 (424 to 674)	569 (441 to 702)	551 (426 to 679)	543 (420 to 669)	521 (404 to 642)	495 (384 to 610)	454 (352 to 559)	396 (307 to 488)	314 (243 to 387)	209 (162 to 257)	101 (78.2 to 124)	649
HIV/AIDS - Extensively drug-resistant Tuberculosis	0 (0 to 0)	0 (0 to 0)	0 (0 to 0.1)	0.1 (0 to 0.1)	0.5 (0.2 to 1.1)	1.2 (0.5 to 2.5)	7.1 (4.7 to 9.7)	30.8 (20.6 to 41.4)	73.4 (54.5 to 92.1)	126 (96.9 to 156)	167 (129 to 205)	190 (147 to 234)	198 (153 to 243)	191 (148 to 235)	189 (146 to 232)	181 (140 to 223)	172 (133 to 212)	158 (122 to 194)	138 (107 to 170)	109 (84.4 to 134)	72.6 (56.2 to 89.2)	35.1 (27.2 to 43.1)	225
Sexually transmitted infections excluding HIV	2,680 (789 to 6,020)	606 (243 to 1,480)	649 (224 to 1,770)	474 (172 to 1,170)	139 (78.2 to 220)	62 (42.9 to 98.7)	183 (127 to 257)	329 (234 to 452)	288 (216 to 367)	112 (84.2 to 144)	52.2 (37.7 to 67.3)	12.2 (9.2 to 15.3)	3.62 (2.6 to 4.8)	1.6 (1.2 to 2.1)	0.6 (0.4 to 0.8)	0.3 (0.2 to 0.4)	0.1 (0.1 to 0.2)	0.1 (0 to 0.1)	0 (0 to 0.1)	0 (0 to 0)	0 (0 to 0)	0 (0 to 0)	4,570
Syphilis	2,680 (789 to 6,020)	606 (243 to 1,480)	649 (224 to 1,770)	474 (172 to 1,170)	139 (78.2 to 220)	62 (42.9 to 98.7)	183 (127 to 257)	329 (234 to 452)	288 (216 to 367)	112 (84.2 to 144)	52.2 (37.7 to 67.3)	12.2 (9.2 to 15.3)	3.62 (2.6 to 4.8)	1.6 (1.2 to 2.1)	0.6 (0.4 to 0.8)	0.3 (0.2 to 0.4)	0.1 (0.1 to 0.2)	0.1 (0 to 0.1)	0 (0 to 0.1)	0 (0 to 0)	0 (0 to 0)	0 (0 to 0)	4,570
Chlamydial infection	0 (0 to 0)	0 (0 to 0)	0 (0 to 0)	0 (0 to 0)	0 (0 to 0)	0.3 (0.1 to 0.7)	1.9 (1.4 to 2.5)	7.2 (4.9 to 10.4)	11.1 (8.5 to 14.6)	13.7 (10.4 to 18.2)	13.5 (9.8 to 18.2)	10.6 (7.6 to 14.4)	4.3 (3.1 to 5.8)	2.3 (1.6 to 3.2)	1.6 (1.2 to 2.1)	0.7 (0.5 to 1.0)	0.6 (0.4 to 0.8)	0.1 (0.1 to 0.2)	0.1 (0 to 0.1)	0.1 (0 to 0.2)	0 (0 to 0.1)	0 (0 to 0)	89.6
Gonococcal infection	0 (0 to 0)	0 (0 to 0)	0 (0 to 0)	0 (0 to 0)	0 (0 to 0)	1.8 (0.6 to 3.7)	9.2 (5.6 to 13.6)	19.2 (12.6 to 26.8)	10.9 (7.3 to 15.5)	4.4 (2.9 to 6.2)	1.5 (1.0 to 2.1)	0.5 (0.3 to 0.7)	0.2 (0.1 to 0.3)	0.1 (0 to 0.1)	0.1 (0 to 0.1)	0 (0 to 0.1)	0 (0 to 0.1)	0 (0 to 0)	0 (0 to 0)	0 (0 to 0)	0 (0 to 0)	0 (0 to 0)	117
Trichomoniasis	0 (0 to 0)	0 (0 to 0)	0 (0 to 0)	0 (0 to 0)	0.1 (0 to 0.2)	0.4 (0.2 to 0.8)	2.1 (1.4 to 3.1)	8.7 (5.8 to 12.4)	16.5 (11.8 to 22.2)	20.2 (14.7 to 27.4)	20.7 (14.8 to 28.1)	16 (11.5 to 21.8)	7.9 (5.6 to 10.8)	4.3 (3.1 to 5.9)	3.1 (2.2 to 4.2)	1.4 (1.0 to 1.9)	1.1 (0.8 to 1.5)	0.4 (0.3 to 0.6)	0.2 (0.1 to 0.3)	0.1 (0 to 0.2)	0 (0 to 0.1)	0 (0 to 0)	139
Genital herpes	0 (0 to 0)	0 (0 to 0)	0 (0 to 0)	0 (0 to 0)	0 (0 to 0)	0 (0 to 0.1)	0.1 (0 to 0.2)	0.3 (0.1 to 0.6)	0.5 (0.2 to 0.9)	0.6 (0.3 to 1.1)	0.7 (0.3 to 1.2)	0.6 (0.3 to 1.1)	0.4 (0.2 to 0.7)	0.3 (0.1 to 0.5)	0.2 (0.1 to 0.4)	0.1 (0.1 to 0.3)	0.1 (0 to 0.2)	0 (0 to 0.1)	0 (0 to 0.1)	0 (0 to 0)	0 (0 to 0)	0 (0 to 0)	1.7
Other sexually transmitted infections	939 (489 to 1,490)	1,290 (787 to 1,960)	4,060 (2,540 to 6,010)	3,350 (2,140 to 4,810)	1,050 (1,270 to 2,120)	1,290 (822 to 1,960)	1,790 (1,170 to 2,700)	2,910 (2,060 to 4,020)	3,700 (2,560 to 5,230)	4,350 (2,920 to 6,060)	4,850 (3,260 to 6,960)	5,200 (3,280 to 8,040)	5,350 (3,320 to 8,340)	5,490 (3,400 to 8,520)	5,660 (3,500 to 8,700)	5,850 (3,610 to 8,900)	5,950 (3,660 to 9,000)	5,950 (3,660 to 9,000)	5,850 (3,600 to 8,900)	5,660 (3,500 to 8,700)	5,350 (3,320 to 8,340)	4,850 (3,000 to 7,500)	96,400
Respiratory infections and tuberculosis	3,070 (1,570 to 5,060)	1,190 (1,070 to 1,310)	1,270 (1,140 to 1,410)	1,200 (1,080 to 1,330)	1,120 (1,010 to 1,240)	1,110 (1,000 to 1,230)	1,170 (1,050 to 1,290)	1,270 (1,140 to 1,410)	1,400 (1,260 to 1,550)	1,540 (1,380 to 1,700)	1,710 (1,540 to 1,890)	1,900 (1,710 to 2,100)	2,110 (1,900 to 2,330)	2,330 (2,100 to 2,580)	2,560 (2,300 to 2,830)	2,800 (2,520 to 3,100)	3,040 (2,730 to 3,360)	3,270 (2,940 to 3,610)	3,480 (3,130 to 3,850)	3,660 (3,290 to 4,050)	3,800 (3,420 to 4,200)	3,890 (3,500 to 4,300)	56,400
Tuberculosis	3,070 (1,570 to 5,060)	1,190 (1,070 to 1,310)	1,270 (1,140 to 1,410)	1,200 (1,080 to 1,330)	1,120 (1,010 to 1,240)	1,110 (1,000 to 1,230)	1,170 (1,050 to 1,290)	1,270 (1,140 to 1,410)	1,400 (1,260 to 1,550)	1,540 (1,380 to 1,700)	1,710 (1,540 to 1,890)	1,900 (1,710 to 2,100)	2,110 (1,900 to 2,330)	2,330 (2,100 to 2,580)	2,560 (2,300 to 2,830)	2,800 (2,520 to 3,100)	3,040 (2,730 to 3,360)	3,270 (2,940 to 3,610)	3,480 (3,130 to 3,850)	3,660 (3,290 to 4,050)	3,800 (3,420 to 4,200)	3,890 (3,500 to 4,300)	55,700
Latent tuberculosis infection	0 (0 to 0)	0 (0 to 0)	0 (0 to 0)	0 (0 to 0)	0 (0 to 0)	0 (0 to 0)	0 (0 to 0)	0 (0 to 0)	0 (0 to 0)	0 (0 to 0)	0 (0 to 0)	0 (0 to 0)	0 (0 to 0)	0 (0 to 0)	0 (0 to 0)	0 (0 to 0)	0 (0 to 0)	0 (0 to 0)	0 (0 to 0)	0 (0 to 0)	0 (0 to 0)	0 (0 to 0)	0 (0 to 0)	0
Drug-susceptible Tuberculosis	0 (0 to 0)	1,170 (1,070 to 1,310)	1,270 (1,140 to 1,410)	1,200 (1,080 to 1,330)	1,120 (1,010 to 1,240)	1,110 (1,000 to 1,230)	1,170 (1,050 to 1,290)	1,270 (1,140 to 1,410)	1,400 (1,260 to 1,550)	1,540 (1,380 to 1,700)	1,710 (1,540 to 1,890)	1,900 (1,710 to 2,100)	2,110 (1,900 to 2,330)	2,330 (2,100 to 2,580)	2,560 (2,300 to 2,830)	2,800 (2,520 to 3,100)	3,040 (2,730 to 3,360)	3,270 (2,940 to 3,610)	3,480 (3,130 to 3,850)	3,660 (3,290 to 4,050)	3,800 (3,420 to 4,200)	3,890 (3,500 to 4,300)	55,300
Multidrug-resistant tuberculosis without extensive drug resistance	0 (0 to 0)	0 (0 to 0)	0 (0 to 0)	0 (0 to 0)	0 (0 to 0)	0 (0 to 0)	0 (0 to 0)	0 (0 to 0)	0 (0 to 0)	0 (0 to 0)	0 (0 to 0)	0 (0 to 0)	0 (0 to 0)	0 (0 to 0)	0 (0 to 0)	0 (0 to 0)	0 (0 to 0)	0 (0 to 0)	0 (0 to 0)	0 (0 to 0)	0 (0 to 0)	0 (0 to 0)	0 (0 to 0)	285
Extensively drug-resistant tuberculosis	0 (0 to 0)	1.5 (0 to 6.9)	0.9 (0 to 4.2)	0.6 (0 to 2.7)	0.7 (0 to 3.3)	0.6 (0 to 2.8)	0.7 (0 to 3.1)	0.6 (0 to 2.8)	0.6 (0 to 2.7)	0.6 (0 to 2.7)	0.6 (0 to 2.7)	0.6 (0 to 2.7)	0.6 (0 to 2.7)	0.6 (0 to 2.7)	0.6 (0 to 2.7)	0.6 (0 to 2.7)	0.6 (0 to 2.7)	0.6 (0 to 2.7)	0.6 (0 to 2.7)	0.6 (0 to 2.7)	0.6 (0 to 2.7)	0.6 (0 to 2.7)	544
Lower respiratory infections	939 (668 to 1,180)	1,290 (799 to 1,960)	4,060 (2,540 to 6,010)	3,350 (2,140 to 4,810)	932 (1,270 to 1,970)	1,290 (822 to 1,960)	1,790 (1,170 to 2,700)	2,910 (2,060 to 4,020)	3,700 (2,560 to 5,230)	4,350 (2,920 to 6,060)	4,850 (3,260 to 6,960)	5,200 (3,280 to 8,040)	5,350 (3,320 to 8,340)	5,490 (3,400 to 8,520)	5,660 (3,500 to 8,700)	5,850 (3,610 to 8,900)	5,950 (3,660 to 9,000)	5,950 (3,660 to 9,000)	5,850 (3,600 to 8,900)	5,660 (3,500 to 8,700)	5,350 (3,320 to 8,340)	4,850 (3,000 to 7,500)	96,400
Upper respiratory infections	0.4 (0 to 2.2)	0.3 (0 to 1.2)	0.3 (0 to 1.2)	0.3 (0 to 1



9422



SR Table 2c: South Sumatra DALYS by cause and age group for both sexes with 95% uncertainty intervals, 2019

Cause	Early Neonatal	Late Neonatal	Post Neonatal	1 to 4	5 to 9	10 to 14	15 to 19	20 to 24	25 to 29	30 to 34	35 to 39	40 to 44	45 to 49	50 to 54	55 to 59	60 to 64	65 to 69	70 to 74	75 to 79	80 to 84	85 to 89	90 to 94	95 plus	Total
All causes	145,000 (131,000 to 159,000)	31,900 (28,300 to 35,200)	56,600 (49,600 to 63,300)	52,000 (47,900 to 56,000)	52,600 (43,900 to 64,600)	56,000 (47,200 to 72,400)	65,200 (52,700 to 82,700)	76,500 (62,300 to 113,000)	87,300 (76,100 to 113,000)	113,000 (98,500 to 137,000)	130,000 (109,000 to 160,000)	149,000 (126,000 to 177,000)	164,000 (136,000 to 199,000)	182,000 (152,000 to 219,000)	179,000 (146,000 to 220,000)	170,000 (132,000 to 208,000)	172,000 (129,000 to 217,000)	151,000 (109,000 to 201,000)	122,000 (86,300 to 161,000)	92,900 (62,300 to 130,000)	62,200 (39,500 to 90,700)	29,700 (20,100 to 39,000)	9,990 (7,000 to 13,100)	1,970 (1,660 to 2,340)	2,250,000
Communicable, maternal, neonatal, and nutritional diseases	126,000 (96,700 to 161,000)	24,300 (18,000 to 30,900)	46,000 (34,000 to 59,200)	47,800 (37,800 to 60,100)	23,700 (17,800 to 29,000)	19,300 (14,000 to 24,900)	19,700 (15,100 to 25,000)	19,500 (15,100 to 25,000)	19,400 (15,400 to 24,600)	19,800 (15,100 to 25,600)	19,100 (14,600 to 25,000)	17,400 (13,600 to 22,200)	16,300 (12,800 to 20,600)	14,800 (11,600 to 18,300)	12,700 (10,000 to 15,700)	10,600 (8,400 to 13,300)	11,900 (8,400 to 16,900)	8,600 (7,600 to 12,900)	7,900 (5,900 to 9,480)	5,640 (3,920 to 7,640)	1,270 (816 to 1,700)	321 (239 to 435)	626,000
HIV/AIDS and sexually transmitted infections	6,270 (1,770 to 14,400)	2,140 (616 to 4,760)	2,130 (1,000 to 3,490)	196 (72 to 342)	634 (261 to 1,120)	2,810 (1,210 to 4,750)	292 (120 to 502)	1,140 (477 to 1,940)	2,210 (1,000 to 3,610)	1,640 (777 to 2,600)	1,140 (533 to 1,800)	692 (323 to 1,090)	394 (177 to 625)	172 (74 to 270)	118 (50 to 187)	69.7 (29 to 111)	297 (99 to 514)	97.9 (29 to 179)	39.5 (9 to 74)	19.6 (4 to 37)	10.1 (2 to 19)	6.4 (1 to 12)	2.7 (0 to 5.4)	20,900
HIV/AIDS	6,140 (0 to 0)	2,140 (0 to 0.1)	2,130 (0 to 19.5)	196 (27 to 350)	634 (112 to 1,120)	2,810 (1,210 to 4,750)	292 (120 to 502)	1,140 (477 to 1,940)	2,210 (999 to 1,320)	1,640 (1,000 to 2,360)	1,140 (1,000 to 2,360)	692 (1,000 to 1,090)	394 (177 to 625)	172 (74 to 270)	118 (50 to 187)	69.7 (29 to 111)	297 (99 to 514)	97.9 (29 to 179)	39.5 (9 to 74)	19.6 (4 to 37)	10.1 (2 to 19)	6.4 (1 to 12)	2.7 (0 to 5.4)	8,870
HIV/AIDS - Drug-susceptible Tuberculosis	0 (0 to 0)	9.2 (0 to 0.1)	61.5 (2.7 to 33.3)	7.7 (12.3 to 169)	12.2 (0.1 to 127.1)	139 (9.7 to 77.6)	697 (48.2 to 256)	1,200 (529 to 697)	1,100 (999 to 1,930)	1,100 (670 to 1,360)	662 (668 to 1,090)	595 (433 to 793)	336 (239 to 439)	163 (120 to 214)	116 (79 to 148)	69.2 (12.3 to 269)	132 (13 to 33)	22.0 (7.9 to 22)	13.9 (0.6 to 44)	3.4 (1.1 to 23)	1.6 (0.4 to 6.6)	0.4 (0.1 to 2.2)	0.3 (0 to 0.5)	5,270
HIV/AIDS - Multidrug-resistant Tuberculosis without extreme drug resistance	0 (0 to 0)	0 (0 to 0)	0 (0 to 0)





SR Table 2c. Bendidia DALYS by cause and sex group for both sexes with 95% uncertainty intervals, 2019

Cause	Both Neonatal	Late Neonatal	Post Neonatal	1 to 4	5 to 9	10 to 14	15 to 19	20 to 24	25 to 29	30 to 34	35 to 39	40 to 44	45 to 49	50 to 54	55 to 59	60 to 64	65 to 69	70 to 74	75 to 79	80 to 84	85 to 89	90 to 94	95 plus	Total
All causes	24,900 (21,696 to 28,169)	7,660 (5,890 to 9,643)	22,200 (19,783 to 24,283)	116,400 (104,900 to 129,200)	113,900 (101,600 to 126,900)	112,100 (101,500 to 121,900)	120,400 (106,600 to 134,800)	126,200 (106,700 to 144,900)	126,200 (101,600 to 151,200)	127,000 (101,900 to 152,900)	126,900 (101,900 to 153,400)	126,900 (101,900 to 153,400)	126,900 (101,900 to 153,400)	126,900 (101,900 to 153,400)	126,900 (101,900 to 153,400)	126,900 (101,900 to 153,400)	126,900 (101,900 to 153,400)	126,900 (101,900 to 153,400)	126,900 (101,900 to 153,400)	126,900 (101,900 to 153,400)	126,900 (101,900 to 153,400)	126,900 (101,900 to 153,400)	3,600,000 (2,900,000 to 4,300,000)
Communicable, maternal, neonatal, and nutritional diseases	20,000 (15,100 to 24,300)	5,550 (3,550 to 7,600)	14,000 (9,500 to 20,400)	10,000 (7,420 to 13,300)	4,390 (3,350 to 5,780)	3,290 (2,560 to 4,430)	3,630 (2,560 to 5,230)	4,890 (2,940 to 8,240)	5,340 (2,940 to 8,980)	6,290 (3,210 to 9,970)	6,180 (3,210 to 9,970)	6,760 (3,210 to 9,970)	6,390 (3,210 to 9,970)	6,690 (3,610 to 9,980)	6,220 (3,290 to 9,440)	6,000 (3,290 to 9,140)	6,060 (3,290 to 9,140)	5,690 (3,070 to 8,420)	5,690 (3,070 to 8,420)	5,690 (3,070 to 8,420)	5,690 (3,070 to 8,420)	5,690 (3,070 to 8,420)	127,000 (104,000 to 154,000)
HIV/AIDS and sexually transmitted infections	1,470 (400 to 3,370)	488 (180 to 1,100)	626 (291 to 1,210)	706 (301 to 1,270)	178 (61 to 392)	76.7 (36.3 to 144)	182 (67.3 to 318)	392 (230 to 621)	726 (277 to 1,060)	975 (367 to 1,330)	992 (392 to 1,320)	1,040 (433 to 1,340)	917 (434 to 1,270)	913 (436 to 1,270)	772 (364 to 1,070)	743 (372 to 1,030)	719 (354 to 1,000)	552 (277 to 768)	315 (151 to 437)	216 (106 to 300)	128 (63 to 177)	44 (21 to 61)	8,840 (4,900 to 13,000)
HIV/AIDS	0 (0 to 0)	0 (0 to 0)	156 (53 to 396)	688 (292 to 1,230)	139 (70.7 to 236)	73.4 (36.1 to 139)	170 (66.9 to 314)	335 (229 to 559)	689 (275 to 1,050)	870 (367 to 1,330)	897 (392 to 1,320)	970 (433 to 1,340)	840 (434 to 1,270)	840 (436 to 1,270)	691 (364 to 1,070)	661 (372 to 1,030)	637 (354 to 1,000)	474 (277 to 768)	268 (151 to 437)	178 (106 to 300)	98 (63 to 177)	32 (21 to 61)	6,980 (4,900 to 13,000)
HIV/AIDS - Drug-susceptible Tuberculosis	0 (0 to 0)	0 (0 to 0)	69.6 (23 to 178)	172 (72.5 to 315)	57.5 (29.4 to 96.4)	40.2 (19.8 to 77.1)	106 (41.8 to 196)	204 (139 to 339)	394 (158 to 600)	492 (207 to 749)	504 (221 to 742)	545 (244 to 753)	472 (244 to 714)	472 (245 to 713)	387 (204 to 599)	371 (209 to 577)	357 (198 to 561)	265 (155 to 430)	150 (84.9 to 245)	99.6 (59.2 to 168)	54.8 (35.4 to 98.6)	17.9 (11.9 to 34.1)	3,930 (2,750 to 7,300)
HIV/AIDS - Multidrug-resistant Tuberculosis without extensive drug resistance	0 (0 to 0)	0 (0 to 0)	6.1 (1.9 to 16)	15.1 (6.35 to 27.6)	5.03 (2.58 to 8.44)	3.52 (1.73 to 6.75)	9.27 (3.66 to 17.1)	17.9 (12.2 to 29.7)	34.5 (13.9 to 52.6)	43.2 (18.1 to 65.7)	44.2 (19.4 to 65.1)	47.7 (21.4 to 66.1)	41.3 (21.4 to 62.5)	41.3 (21.5 to 62.5)	33.9 (17.9 to 52.5)	32.5 (18.2 to 50.4)	31.2 (17.3 to 49.2)	23.2 (13.5 to 37.7)	13.1 (7.43 to 21.5)	8.72 (5.19 to 14.8)	4.79 (3.11 to 8.63)	1.72 (1.04 to 3.00)	344 (240 to 639)
HIV/AIDS - Extensively drug-resistant Tuberculosis	0 (0 to 0)	0 (0 to 0)	0.54 (0.17 to 1.41)	1.34 (0.56 to 2.44)	0.44 (0.23 to 0.74)	0.31 (0.15 to 0.59)	0.82 (0.32 to 1.51)	1.58 (1.08 to 2.62)	3.05 (1.23 to 4.64)	3.82 (1.6 to 5.81)	3.91 (1.72 to 5.75)	4.22 (1.89 to 5.84)	3.65 (1.89 to 5.53)	3.65 (1.9 to 5.53)	3.00 (1.58 to 4.64)	2.87 (1.61 to 4.45)	2.76 (1.53 to 4.35)	2.05 (1.19 to 3.33)	1.16 (0.657 to 1.9)	0.771 (0.459 to 1.31)	0.424 (0.275 to 0.763)	0.152 (0.092 to 0.265)	30.4 (21.2 to 56.5)
HIV/AIDS resulting in other diseases	0 (0 to 0)	0 (0 to 0)	0.54 (0.17 to 1.41)	1.34 (0.56 to 2.44)	0.44 (0.23 to 0.74)	0.31 (0.15 to 0.59)	0.82 (0.32 to 1.51)	1.58 (1.08 to 2.62)	3.05 (1.23 to 4.64)	3.82 (1.6 to 5.81)	3.91 (1.72 to 5.75)	4.22 (1.89 to 5.84)	3.65 (1.89 to 5.53)	3.65 (1.9 to 5.53)	3.00 (1.58 to 4.64)	2.87 (1.61 to 4.45)	2.76 (1.53 to 4.35)	2.05 (1.19 to 3.33)	1.16 (0.657 to 1.9)	0.771 (0.459 to 1.31)	0.424 (0.275 to 0.763)	0.152 (0.092 to 0.265)	30.4 (21.2 to 56.5)
Sexually transmitted infections excluding HIV	1,470 (400 to 3,370)	488 (180 to 1,100)	470 (238 to 814)	18 (0 to 57)	39 (0 to 156)	3.4 (0 to 14)	11.8 (0 to 49)	56.6 (0 to 219)	37.4 (0 to 146)	104 (0 to 429)	94.6 (0 to 391)	69.8 (0 to 288)	76.6 (0 to 316)	72.6 (0 to 299)	80.6 (0 to 333)	82.2 (0 to 339)	81.6 (0 to 337)	77.6 (0 to 320)	47.3 (0 to 195)	37.2 (0 to 154)	34.1 (0 to 141)	26.2 (0 to 108)	2,440 (0 to 10,100)
Syphilis	0 (0 to 0)	0 (0 to 0)	0 (0 to 0)	0 (0 to 0)	0 (0 to 0)	0 (0 to 0)	0 (0 to 0)	0 (0 to 0)	0 (0 to 0)	0 (0 to 0)	0 (0 to 0)	0 (0 to 0)	0 (0 to 0)	0 (0 to 0)	0 (0 to 0)	0 (0 to 0)	0 (0 to 0)	0 (0 to 0)	0 (0 to 0)	0 (0 to 0)	0 (0 to 0)	0 (0 to 0)	0 (0 to 0)	0 (0 to 0)
Chlamydial infection	0 (0 to 0)	0 (0 to 0)	0 (0 to 0)	0 (0 to 0)	0 (0 to 0)	0 (0 to 0)	0.67 (0 to 3.3)	2.8 (0 to 14)	2.8 (0 to 14)	9.6 (0 to 47)	7.2 (0 to 36)	6.8 (0 to 34)	6.6 (0 to 33)	6.2 (0 to 31)	3.6 (0 to 18)	1.2 (0 to 6.1)	0.6 (0 to 3.1)	0.2 (0 to 1.1)	0.1 (0 to 0.6)	0.2 (0 to 0.8)	0.1 (0 to 0.6)	0.2 (0 to 0.8)	0 (0 to 0)	33.9 (0 to 170)
Gonococcal infection	0 (0 to 0)	0 (0 to 0)	0 (0 to 0)	0 (0 to 0)	0 (0 to 0)	0.8 (0 to 3.8)	3.5 (0 to 17)	6.1 (2.3 to 11.8)	4.4 (1.3 to 9.1)	2.2 (0.7 to 4.6)	2.2 (0.7 to 4.6)	2.1 (0.7 to 4.4)	2.5 (0.8 to 5.2)	1.6 (0.5 to 3.4)	0.7 (0.2 to 1.5)	0.2 (0 to 0.6)	0.1 (0 to 0.4)	0.1 (0 to 0.2)	0 (0 to 0.1)	0 (0 to 0.1)	0 (0 to 0.1)	0 (0 to 0.1)	0 (0 to 0)	30.0 (17.1 to 70.6)
Trichomoniasis	0 (0 to 0)	0 (0 to 0)	0 (0 to 0)	0 (0 to 0)	0 (0 to 0)	1.1 (0 to 5.1)	4.8 (1.6 to 11.4)	11 (4.2 to 25.4)	11 (3.5 to 28.4)	10.2 (3.3 to 24.6)	8.1 (2.6 to 19.6)	6.8 (2.2 to 16.2)	3.6 (1.2 to 8.5)	2.1 (0.7 to 5.1)	1.1 (0.4 to 2.7)	0.4 (0.1 to 1.1)	0.2 (0 to 0.7)	0.1 (0 to 0.4)	0 (0 to 0.1)	0 (0 to 0.1)	0 (0 to 0.1)	0 (0 to 0.1)	0 (0 to 0)	69.4 (0 to 170)
Genital herpes	0 (0 to 0)	0 (0 to 0)	0 (0 to 0)	0 (0 to 0)	0 (0 to 0)	0.8 (0 to 3.8)	3.7 (1.2 to 8.6)	6.1 (2.3 to 11.8)	4.4 (1.3 to 9.1)	2.2 (0.7 to 4.6)	2.2 (0.7 to 4.6)	2.1 (0.7 to 4.4)	2.5 (0.8 to 5.2)	1.6 (0.5 to 3.4)	0.7 (0.2 to 1.5)	0.2 (0 to 0.6)	0.1 (0 to 0.4)	0.1 (0 to 0.2)	0 (0 to 0.1)	0 (0 to 0.1)	0 (0 to 0.1)	0 (0 to 0.1)	0 (0 to 0)	30.0 (17.1 to 70.6)
Other sexually transmitted infections	0 (0 to 0)	0 (0 to 0)	0 (0 to 0)	0 (0 to 0)	0 (0 to 0)	1.8 (0.6 to 3.6)	6.7 (1.7 to 16.1)	27.7 (9.9 to 61.3)	23.9 (11.3 to 46.1)	83.6 (39.1 to 162)	74.2 (34.2 to 143)	49.3 (22.7 to 95.2)	63.4 (29.2 to 122)	64.6 (29.8 to 124)	76.4 (35.2 to 147)	80.1 (36.9 to 154)	80.6 (37.1 to 155)	75.1 (34.6 to 145)	46.9 (21.6 to 90.6)	37.1 (17.1 to 71.6)	34.1 (15.7 to 65.9)	26.2 (12.1 to 50.6)	913 (421 to 1,760)
Respiratory infections and tuberculosis	2,400 (420 to 6,937)	4,480 (3,660 to 5,290)	1,980 (1,260 to 2,800)	1,200 (1,010 to 1,430)	725 (588 to 884)	648 (527 to 791)	1,050 (854 to 1,280)	1,280 (1,030 to 1,570)	1,230 (1,030 to 1,480)	1,190 (1,000 to 1,430)	1,130 (1,000 to 1,280)	1,080 (1,000 to 1,170)	1,080 (1,000 to 1,170)	1,010 (1,000 to 1,030)	1,060 (1,000 to 1,130)	1,020 (1,000 to 1,060)	1,020 (1,000 to 1,060)	1,020 (1,000 to 1,060)	1,020 (1,000 to 1,060)	1,020 (1,000 to 1,060)	1,020 (1,000 to 1,060)	1,020 (1,000 to 1,060)	1,020 (1,000 to 1,060)	32,400 (29,900 to 34,900)
Tuberculosis	0 (0 to 0)	0 (0 to 0)	600 (322 to 992)	222 (212 to 580)	227 (162 to 339)	222 (160 to 327)	999 (370 to 788)	1,230 (929 to 1,920)	1,230 (1,020 to 2,370)	1,230 (790 to 1,920)	1,230 (848 to 2,020)	1,230 (873 to 2,030)	1,370 (886 to 2,170)	1,500 (1,020 to 2,310)	1,470 (970 to 2,060)	1,500 (1,060 to 2,060)	1,500 (1,060 to 2,060)	1,500 (1,060 to 2,060)	1,500 (1,060 to 2,060)	1,500 (1,060 to 2,060)	1,500 (1,060 to 2,060)	1,500 (1,060 to 2,060)	1,500 (1,060 to 2,060)	19,400 (13,900 to 29,900)
Latent tuberculosis infection	0 (0 to 0)	0 (0 to 0)	0 (0 to 0)	0 (0 to 0)	0 (0 to 0)	0 (0 to 0)	0 (0 to 0)	0 (0 to 0)	0 (0 to 0)	0 (0 to 0)	0 (0 to 0)	0 (0 to 0)	0 (0 to 0)	0 (0 to 0)	0 (0 to 0)	0 (0 to 0)	0 (0 to 0)	0 (0 to 0)	0 (0 to 0)	0 (0 to 0)	0 (0 to 0)	0 (0 to 0)	0 (0 to 0)	0 (0 to 0)	0 (0 to 0)
Drug-susceptible Tuberculosis	0 (0 to 0)	0 (0 to 0)	287 (154 to 475)	189 (179 to 493)	193 (138 to 288)	189 (136 to 278)	850 (315 to 670)	1,050 (790 to 1,630)	1,050 (868 to 2,020)	1,050 (672 to 1,630)	1,050 (721 to 1,720)	1,050 (743 to 1,730)	1,170 (753 to 1,850)	1,280 (868 to 1,970)	1,250 (826 to 1,750)	1,280 (902 to 1,750)	1,280 (902 to 1,750)	1,280 (902 to 1,750)	1,280 (902 to 1,750)	1,280 (902 to 1,750)	1,280 (902 to 1,750)	1,280 (902 to 1,750)	1,280 (902 to 1,750)	16,400 (11,800 to 25,500)
Multidrug-resistant tuberculosis without extensive drug resistance	0 (0 to 0)	0 (0 to 0)	9.1 (2.1 to 30.6)	2.9 (0.14 to 8.4)	1.9 (0.09 to 5.5)	1.9 (0.09 to 5.5)	4.8 (0.23 to 14)	10.9 (0.53 to 31.6)	11.6 (0.56 to 33.6)	9.4 (0.46 to 27.3)	11.2 (0.54 to 32.5)	10.4 (0.51 to 30.2)	12.1 (0.59 to 35.1)	13.1 (0.64 to 38)	13.1 (0.64 to 38)	13.4 (0.65 to 38.9)	11 (0.53 to 31.9)	8.5 (0.41 to 24.7)	5.2 (0.25 to 15.1)	1.3 (0.06 to 3.8)	0.4 (0.02 to 1.2)	0.2 (0.01 to 0.6)	191 (9.2 to 554)
Extensively drug-resistant tuberculosis	0 (0 to 0)	0 (0 to 0)	1 (0.3 to 3.4)	0.4 (0 to 1.4)	0.2 (0 to 0.6)	0.2 (0 to 0.6)	0.5 (0.1 to 1.7)	1.2 (0.2 to 3.6)	1.2 (0.2 to 3.6)	1 (0.2 to 3.1)	1.2 (0.2 to 3.7)	1.1 (0.2 to 3.4)	1.3 (0.2 to 4)	1.4 (0.2 to 4.3)	1.4 (0.2 to 4.3)	1.4 (0.2 to 4.3)	1.2 (0.2 to 3.6)	0.9 (0.1 to 2.7)	0.6 (0.1 to 1.7)	0.1 (0 to 0.4)	0 (0 to 0.1)	0 (0 to 0.1)	0 (0 to 0.1)	20.9 (2.9 to 63.1)
Lower respiratory infections	582 (420 to 909)	609 (2,210 to 960)	3,850 (2,720 to 5,180)	1,060 (1,030 to 1,230)	198 (154 to 271)	129 (104 to 181)	129 (104 to 181)	169 (136 to 237)	169 (136 to 237)	169 (136 to 237)	169 (136 to 237)	169 (136 to 237)	169 (136 to 237)	372 (270 to 519)	248 (181 to 348)	332 (241 to 466)	429 (312 to 601)	609 (443 to 853)	620 (451 to 869)	620 (451 to 869)	620 (451 to 869)	620 (451 to 869)	620 (451 to 869)	13,700 (9,980 to 19,200)
Upper respiratory infections	0 (0 to 0)	0 (0 to 0)	0 (0 to 0)	0 (0 to 0)	0 (0 to 0)	0 (0 to 0)	0 (0 to 0)	0 (0 to 0)	0 (0 to 0)	0 (0 to 0)	0 (0 to 0)	0 (0 to 0)	0 (0 to 0)	0 (0 to 0)	0 (0 to 0)	0 (0 to 0)	0 (0 to 0)	0 (0 to 0)	0 (0 to 0)	0 (0 to 0)	0 (0 to 0)	0 (0 to 0)	0 (0 to 0)	0 (0 to 0)	0 (0 to 0)
Otitis media	0 (0 to 0.6)	0 (0 to 0.2)	0.6 (0.1 to 1.8)	0.2 (0.1 to 0.5)	0.1 (0 to 0.3)	0.1 (0 to 0.3)	0.1 (0 to 0.3)	0.1 (0 to 0.3)	0.1 (0 to 0.3)	0.1 (0 to 0.3)	0.1 (0 to 0.3)	0.1 (0 to 0.3)	0.1 (0 to 0.3)	0.1 (0 to 0.3)	0.1 (0 to 0.3)	0.1 (0 to 0.3)	0.1 (0 to 0.3)	0.1 (0 to 0.3)	0.1 (0 to 0.3)	0.1 (0 to 0.3)	0.1 (0 to 0.3)	0.1 (0 to 0.3)	0.1 (0 to 0.3)	0 (0 to 0)
Enteric infections	439 (97.3 to 272)	3,960 (1,960 to 7,120)	2,260 (1,260 to 3,910)	1,220 (670 to 1,870)	937 (560 to 1,360)	794 (474 to 1,150)	1,030 (614 to 1,500)	1,220 (727 to 1,770)	1,220 (727 to 1,770)	1,220 (727 to 1,770)	1,220 (727 to 1,770)	1,220 (727 to 1,770)	1,220 (727 to 1,770)	1,220 (727 to 1,770)	1,220 (727 to 1,770)	1,220 (727 to 1,770)	1,220 (727 to 1,770)	1,220 (727 to 1,770)	1,220 (727 to 1,770)	1,220 (727 to 1,770)	1,220 (727 to 1,770)	1,220 (727 to 1,770)	1,220 (727 to 1,770)	29,200 (11,100 to 49,600)
Diarrheal diseases	439 (97.3 to 272)	3,960 (1,960 to 7,120)	2,260 (1,260 to 3,910)	1,220 (670 to 1,870)	937 (560 to 1,360)	794 (474 to 1,150)	1,030 (614 to 1,500)	1,220 (727 to 1,770)	1,220 (727 to 1,770)	1,220 (727 to 1,770)	1,220 (727 to 1,770)	1,220 (727 to 1,770)	1,220 (727 to 1,770)	1,220 (727 to 1,770)	1,220 (727 to 1,770)	1,220 (727 to 1,770)	1,220 (727 to 1,770)	1,220 (727 to 1,770)	1,220 (727 to 1,770)	1,220 (727 to 1,770)	1,220 (727 to 1,770)	1,220 (727 to 1,770)	1,220 (727 to 1,770)	29,200 (11,100 to 49,600)
Typhoid and paratyphoid	0 (0 to 0)	0 (0 to 0)	0.7 (0.1 to 2.4)	0.4 (0.1 to 1.1)	0.2 (0 to 0.6)	0.2 (0 to 0.6)	0.3 (0 to 0.8)	0.4 (0 to 1.1)	0.4 (0 to 1.1)	0.4 (0 to 1.1)	0.4 (0 to 1.1)	0.4 (0 to 1.1)	0.4 (0 to 1.1)	0.4 (0 to 1.1)	0.4 (0 to 1.1)	0.4 (0 to 1.1)	0.4 (0 to 1.1)	0.4 (0 to 1.1)	0.4 (0 to 1.1)	0.4 (0 to 1.1)	0.4 (0 to 1.1)	0.4 (0 to 1.1)	0.4 (0 to 1.1)	9.9 (2.7 to 29.1)
Typhoid fever	0 (0 to 0)	0 (0 to 0)	0.7 (0.1 to 2.4)	0.4 (0.1 to 1.1)	0.2 (0 to 0.6)	0.2 (0 to 0.6)	0.3 (0 to 0.8)	0.4 (0 to 1.1)	0.4 (0 to 1.1)	0.4 (0 to 1.1)	0.4 (0 to 1.1)	0.4 (0 to 1.1)	0.4 (0 to 1.1)	0.4 (0 to 1.1)	0.4 (0 to 1.1)	0.4 (0 to 1.1)	0.4 (0 to 1.1)	0.4 (0 to 1.1)	0.4 (0 to 1.1)	0.4 (0 to 1.1)	0.4 (0 to 1.1)	0.4 (0 to 1.1)	0.4 (0 to 1.1)	9.9 (2.7 to 29.1)
Paratyphoid fever	0 (0 to 0)	0 (0 to 0)	0 (0 to 0)	0 (0 to 0)	0 (0 to 0)	0 (0 to 0)	0 (0 to 0)	0 (0 to 0)	0 (0 to 0)	0 (0 to 0)	0 (0 to 0)	0 (0 to 0)	0 (0 to 0)	0 (0 to 0)	0 (0 to 0)	0 (0 to 0)	0 (0 to 0)	0 (0 to 0)	0 (0 to 0)	0 (0 to 0)	0 (0 to 0)	0 (0 to 0)	0 (0 to 0)	0 (0 to 0)	0 (0 to 0)
Invasive Non-typhoidal Salmonella (iNTS)	0 (0 to 0)	0 (0 to 0)	0.1 (0 to 0.3)	21.4 (9.69 to 39.1)	39.3 (19.5 to 76.1)	49.2 (23.3 to 97.6)	35 (17.4 to 67.8)	17.2 (8.54 to 33.4)	9.3 (4.62 to 18)	5.3 (2.64 to 10.3)	3.3 (1.64 to 6.4)	2.2 (1.09 to 4.3)	1.6 (0.79 to 3.1)	1.3 (0.64 to 2.5)	1.1 (0.54 to 2.1)	0.9 (0.44 to 1.8)	0.8 (0.38 to 1.5)	0.6 (0.29 to 1.2)	0.4 (0.19 to 0.8)	0.3 (0.14 to 0.6)	0.2 (0.1 to 0.4)	0.1 (0.05 to 0.2)	198 (96.1 to 386)
Other intestinal infectious diseases	0 (0 to 0)	0 (0 to 0)	2.9 (0.8 to 7.1)	3.2 (1.4 to 6.1)	1.4 (0.6 to 2.7)	0.7 (0.3 to 1.4)	0.7 (0.3 to 1.4)	0.6 (0.3 to 1.1)	0.6 (0.3 to 1.1)	0.6 (0.3 to 1.1)	0.6 (0.3 to 1.1)	0.6 (0.3 to 1.1)	0.6 (0.3 to 1.1)	0.6 (0.3 to 1.1)	0.6 (0.3 to 1.1)	0.6 (0.3 to 1.1)	0.6 (0.3 to 1.1)	0.6 (0.3 to 1.1)	0.6 (0.3 to 1.1)	0.6 (0.3 to 1.1)	0.6 (0.3 to 1.1)	0.6 (0.3 to 1.1)	0.6 (0.3 to 1.1)	12.6 (6.1 to 24.5)
Neglected tropical diseases and malaria	1,110 (241 to 3,230)	2,190 (1,190 to 3,790)	1,660 (1,000 to 2,680)	1,060 (671 to 1,660)	376 (229 to 579)	370 (229 to 569)	369 (229 to 569)	369 (229 to 569)	369 (229 to 569)	369 (229 to 569)	369 (229 to 569)	369 (229 to 569)	369 (229 to 569)	369 (229 to 569)	369 (229 to 569)	369 (229 to 569)	369 (229 to 569)	369 (229 to 569)	369 (229 to 569)	369 (229 to 569)	369 (229 to 569)	369 (229 to 569)	369 (229 to 569)	8,500 (5,270 to 13,100)
Malaria	43 (to 0.1)	43 (to 114)	239 (to 1,139)	1,190 (to 2,230)	239 (to 649)	119 (to 324)	119 (to 324)	297 (to 752)	274 (to 709)	273 (to 699)	284 (to 699)	229 (to 575)	177 (to 510)	129 (to 429)	103 (to 373)	89 (to 291)	89 (to 289)	64 (to 196)	31 (to 114)	17 (to 71.1)	8.8 (to 28)	4.2 (to 2.2)	45 (to 0.2)	1,980 (to 5,200)
Chagas disease	0 (0 to 0)	0 (0 to 0)	0 (0 to 0)	0 (0 to 0)	0 (0 to 0)	0 (0 to 0)	0 (0 to 0)	0 (0 to 0)	0 (0 to 0)	0 (0 to 0)	0 (0 to 0)	0 (0 to 0)	0 (0 to 0)	0 (0 to 0)	0 (0 to 0)	0 (0 to 0)	0 (0 to 0)	0 (0 to 0)	0 (0 to 0)	0 (0 to 0)	0 (0 to 0)	0 (0 to 0)	0 (0 to 0)	0 (0 to 0)
Leishmaniasis	0 (0 to 0)	0 (0 to 0)	0 (0 to 0)	0 (0 to 0)	0 (0 to 0)	0 (0 to 0)	0 (0 to 0)	0 (0 to 0)	0 (0 to 0)	0 (0 to 0)	0 (0 to 0)	0 (0 to 0)	0 (0 to 0)	0 (0 to 0)	0 (0 to 0)	0 (0 to 0)	0 (0 to 0)	0 (0 to 0)	0 (0 to 0)	0 (0 to 0)	0 (0 to 0)	0 (0 to 0)	0 (0 to 0)	0 (0 to 0)
Visceral leishmaniasis	0 (0 to 0)	0 (0 to 0)	0 (0 to 0)	0 (0 to 0)	0 (0 to 0)	0 (0 to 0)	0 (0 to 0)	0 (0 to 0)	0 (0 to 0)	0 (0 to 0)	0 (0 to 0)	0 (0 to 0)	0 (0 to 0)	0 (0 to 0)	0 (0 to 0)	0 (0 to 0)	0 (0 to 0)	0 (0 to 0)	0 (0 to 0)	0 (0 to 0)	0 (0 to 0)	0 (0 to 0)	0 (0 to 0)	0 (0 to 0)
Cutaneous and mucocutaneous leishmaniasis	0 (0 to 0)	0 (0 to 0)	0 (0 to 0)	0 (0 to 0)	0 (0 to 0)	0 (0 to 0)	0 (0 to 0)	0 (0 to 0)	0 (0 to 0)	0 (0 to 0)	0 (0 to 0)	0 (0 to 0)	0 (0 to 0)	0 (0 to 0)	0 (0 to 0)	0 (0 to 0)	0 (0 to 0)	0 (0 to 0)	0 (0 to 0)	0 (0 to 0)	0 (0 to 0)	0 (0 to 0)	0 (0 to 0)	0 (0 to 0)
African trypanosomiasis	0 (0 to 0)	0 (0 to 0)	0 (0 to 0)	0 (0 to 0)	0 (0 to 0)	0 (0 to 0)	0 (0 to 0)	0 (0 to 0)	0 (0 to 0)	0 (0 to 0)	0 (0 to 0)	0 (0 to 0)	0 (0 to 0)	0 (0 to 0)	0 (0 to 0)	0 (0 to 0)	0 (0 to 0)	0 (0 to 0)	0 (0 to 0)	0 (0 to 0)	0 (0 to 0)	0 (0 to 0)	0 (0 to 0)	0 (0 to 0)
Schistosomiasis	0 (0 to 0)	0 (0 to 0)	0 (0 to 0)	0 (0 to 0)	0 (0 to 0)	0 (0 to 0)	0 (0 to 0)	0 (0 to 0)	0 (0 to 0)	0 (0 to 0)	0 (0 to 0)	0 (0 to 0)	0 (0 to 0)	0 (0 to 0)	0 (0 to 0)	0 (0 to 0)	0 (0 to 0)	0 (0 to 0)	0 (0 to 0)	0 (0 to 0)	0 (0 to 0)	0 (0 to 0)	0 (0 to 0)	0 (0 to 0)
Cysticercosis	0 (0 to 0)	0 (0 to 0)	0 (0 to 0)	0 (0 to 0.1)	0 (0 to 0.1)	0 (0 to 0.1)	0 (0 to 0.2)	0 (0 to 0.2)	0 (0 to 0.2)	0 (0 to 0.2)	0 (0 to 0.2)	0 (0 to 0.2)	0 (0 to 0.2)	0 (0 to 0.2)	0 (0 to 0.2)	0 (0 to 0.2)	0 (0 to 0.2)	0 (0 to 0.2)	0 (0 to 0.2)	0 (0 to 0.2)	0 (0 to 0.2)	0 (0 to 0.2)	0 (0 to 0.2)	0 (0 to 0.2)	0 (0 to 0.2)
Cystic echinococcosis	0 (0 to 0)	0 (0 to 0)	0 (0 to 0)	0 (0 to 0)	0 (0 to 0)	0 (0 to 0)	0 (0 to 0)	0 (0 to 0)	0 (0 to 0)	0 (0 to 0)	0 (0 to 0)	0 (0 to 0)	0 (0 to 0)	0 (0 to 0)	0 (0 to 0)	0 (0 to 0)	0 (0 to 0)	0 (0 to 0)	0 (0 to 0)	0 (0 to 0)	0 (0 to 0)	0 (0 to 0)	0 (0 to 0)	0 (0 to 0)	0 (0 to 0)
Lymphatic filariasis	0 (0 to 0)	0 (0 to 0)	0 (0 to 0)	0 (0 to 0)	0 (0 to 0)	0 (0 to 0)	0 (0 to 0)	0 (0 to 0)	0 (0 to 0)	0 (0 to 0)	0 (0 to 0)	0 (0 to 0)	0 (0 to 0)	0 (0 to 0)	0 (0 to 0)	0 (0 to 0)	0 (0 to 0)	0 (0 to 0)	0 (0 to 0)	0 (0 to 0)	0 (0 to 0)	0 (0 to 0)	0 (0 to 0)	0 (0 to 0)	0 (0 to 0)
Onchocerciasis	0 (0 to 0)	0 (0 to 0)	0 (0 to 0)	0 (0 to 0)	0 (0 to 0)	0 (0 to 0)	0 (0 to 0)	0 (0 to 0)	0 (0 to 0)	0 (0 to 0)	0 (0 to 0)	0 (0 to 0)	0 (0 to 0)	0 (0 to 0)	0 (0 to 0)	0 (0 to 0)	0 (0 to 0)	0 (0 to 0)	0 (0 to 0)	0 (0 to 0)	0 (0 to 0)	0 (0 to 0)	0 (0 to 0)	0 (0 to 0)	0 (0 to 0)
Trachoma	0 (0 to 0)	0 (0 to 0)	0 (0 to 0)	0 (0 to 0)	0 (0 to 0)	0 (0 to 0)	0 (0 to 0)	0 (0 to 0)	0 (0 to 0)	0 (0 to 0)	0 (0 to 0)	0 (0 to 0)	0 (0 to 0)	0 (0 to 0)	0 (0 to 0)	0 (0 to 0)	0 (0 to 0)	0 (0 to 0)	0 (0 to 0)	0 (0 to 0)	0 (0 to 0)	0 (0 to 0)	0 (0 to 0)	0 (0 to 0)	0 (0 to 0)
Dengue	46.6 (3.6 to 179)	196 (27.1 to 697)	926 (94.4 to 3,160)	192 (42 to 534)	76.2 (22.9 to 227)	69.4 (20.5 to 204)	84.6 (24.6 to 242)	89.7 (26.1 to 253)	66 (19.7 to 187)	42.6 (13.4 to 119)	40.6 (13.4 to 111)	34.7 (11.7 to 97.1)	27.9 (9.54 to 78.6)	27.7 (9.54 to 78.6)	19.5 (6.91 to 55.1)	19.6 (6.94 to 55.1)	19.6 (6.94 to 55.1)	19.6 (6.94 to 55.1)	19.6 (6.94 to 55.1)	19.6 (6.94 to 55.1)	19.6 (6.94 to 55.1)	19.6 (6.94 to 55.1)	19.6 (6.94 to 55.1)	1,690 (611 to 4,720)
Yellow fever	0 (0 to 0)	0 (0 to 0)	0 (0 to 0)	0 (0 to 0)	0 (0 to 0)	0 (0 to 0)	0 (0 to 0)	0 (0 to 0)	0 (0 to 0)	0 (0 to 0)	0 (0 to 0)	0 (0 to 0)	0 (0 to 0)	0 (0 to 0)	0 (0 to 0)	0 (0 to 0)	0 (0 to 0)	0 (0 to 0)	0 (0 to 0)	0 (0 to 0)	0 (0 to 0)	0 (0 to 0)	0 (0 to 0)	0 (0 to 0)	0 (0 to 0)
Rabies	0 (0 to 0)	0 (0 to 0)	1.2 (0.3 to 4)	0.8 (0.3 to 1.8)	0.4 (0.2 to 0.9)	0.4 (0.2 to 0.9)	0.5 (0.2 to 1.1)	0.6 (0.2 to 1.4)	0.6 (0.2 to 1.4)	0.5 (0.2 to 1.2)	0.5 (0.2 to 1.1)	0.5 (0.2 to 1.1)	0.4 (0.2 to 1)	0.4 (0.2 to 1)	0.3 (0.1 to 0.8)	0.3 (0.1 to 0.7)	0.3 (0.1 to 0.7)	0.3 (0.1 to 0.7)	0.3 (0.1 to 0.7)	0.3 (0.1



	Benign prostatic hyperplasia	0 (0 to 0)	0 (0 to 0)	0 (0 to 0)	0 (0 to 0)	0 (0 to 0)	0 (0 to 0)	0 (0 to 0)	0 (0 to 0)	0 (0 to 0)	0 (0 to 0)	0 (0 to 0)	0 (0 to 0)	2.1 (0.4 to 9.1)	12.6 (6.9 to 22.9)	31.4 (19.1 to 49.9)	60.5 (39.9 to 101)	83.2 (44.2 to 140)	89.6 (68.7 to 139)	89.6 (39.9 to 167)	69.9 (39.9 to 107)	39.7 (20.9 to 62.1)	19.4 (11 to 30.7)	6.8 (3.7 to 10.6)	1.9 (0.6 to 2.4)	0.2 (0.1 to 0.3)		639
	Male infertility	0 (0 to 0)	0 (0 to 0)	0 (0 to 0)	0 (0 to 0)	0 (0 to 0)	0 (0 to 0)	0 (0 to 0)	0 (0 to 0)	0 (0 to 0)	0 (0 to 0)	0 (0 to 0)	0 (0 to 0)	0 (0 to 0)	0 (0 to 0)	0 (0 to 0)	0 (0 to 0)	0 (0 to 0)	0 (0 to 0)	0 (0 to 0)	0 (0 to 0)	0 (0 to 0)	0 (0 to 0)	0 (0 to 0)	0 (0 to 0)	0 (0 to 0)	0 (0 to 0)		133
	Other urinary diseases	0.1 (0 to 0.5)	0.3 (0.1 to 0.6)	2.7 (0.9 to 11.3)	2.7 (0.9 to 7.8)	4.4 (1.2 to 11.6)	6.6 (2.1 to 14.4)	9.5 (2.7 to 21.1)	11.9 (4 to 26.1)	9.8 (1.9 to 24.1)	9.4 (4.2 to 19.9)	10.4 (4.9 to 22.6)	19.6 (8.9 to 34.4)	34.6 (17.5 to 60)	39.8 (20.5 to 65)	29.6 (12.2 to 62)	42.6 (18.7 to 94.9)	50.6 (22.9 to 120)	39.6 (19.5 to 76.6)	29.1 (12.6 to 51.3)	11.3 (4.9 to 23.2)	3.4 (0.9 to 26.1)	0.6 (0.2 to 5.1)	0.2 (0.1 to 0.4)		324
	Gynecological diseases	0 (0 to 0)	0 (0 to 0)	0 (0 to 0)	0 (0 to 0)	0 (0 to 0)	139 (71.8 to 249)	372 (279 to 629)	608 (379 to 956)	764 (492 to 1,120)	818 (527 to 1,210)	698 (481 to 1,030)	706 (504 to 1,100)	449 (286 to 660)	202 (126 to 299)	79.1 (49 to 113)	53.3 (27.7 to 92.3)	38.6 (23 to 62.8)	29.0 (12.5 to 52)	14 (6.9 to 27.6)	10.5 (4.6 to 17.7)	4.6 (2.1 to 7.9)	1 (0.4 to 1.7)	0.2 (0.1 to 0.3)	5,150
	Uterine fibroids	0 (0 to 0)	0 (0 to 0)	0 (0 to 0)	0 (0 to 0)	1.6 (0.5 to 3.1)	8.2 (2.1 to 22.3)	11.7 (4.9 to 24.4)	27.7 (12 to 56.4)	29.7 (9.5 to 67.8)	26.9 (11.7 to 54.1)	26 (11.7 to 49.4)	18.5 (8.6 to 35)	10.2 (7.3 to 27.8)	7.5 (3.3 to 14.5)	3.5 (2.3 to 9.4)	2.7 (1.1 to 6.2)	2.1 (0.3 to 1.4)	0.2 (0.1 to 0.6)	0.1 (0.1 to 0.4)	0.1 (0 to 0.2)	0 (0 to 0.1)	0 (0 to 0.1)	174
	Polycystic ovarian syndrome	0 (0 to 0)	0 (0 to 0)	0 (0 to 0)	0 (0 to 0)	6.4 (2.9 to 14.4)	29.9 (17.7 to 59)	36 (17.7 to 77.7)	39.9 (18.2 to 81.1)	33.6 (13.9 to 69.7)	31.9 (12.9 to 66.1)	27.6 (11.5 to 56.9)	21.5 (8.1 to 46.7)	9.8 (7.1 to 21.6)	4.1 (1.9 to 7.6)	2.1 (0.9 to 4.5)	1.1 (0.4 to 2.5)	0.4 (0.1 to 1.1)	0.1 (0 to 0.3)	0 (0 to 0.1)	0 (0 to 0.1)	0 (0 to 0.1)	0 (0 to 0.1)	0 (0 to 0.1)	227
	Female infertility	0 (0 to 0)	0 (0 to 0)	0 (0 to 0)	0 (0 to 0)	0 (0 to 0)	0 (0 to 0)	0 (0 to 0)	0 (0 to 0)	0 (0 to 0)	0 (0 to 0)	0 (0 to 0)	0 (0 to 0)	0 (0 to 0)	0 (0 to 0)	0 (0 to 0)	0 (0 to 0)	0 (0 to 0)	0 (0 to 0)	0 (0 to 0)	0 (0 to 0)	0 (0 to 0)	0 (0 to 0)	0 (0 to 0)	0 (0 to 0)	272
	Endometriosis	0 (0 to 0)	0 (0 to 0)	0 (0 to 0)	0 (0 to 0)	0 (0 to 0)	0 (0 to 0)	21.7 (8.1 to 41.1)	108 (68.9 to 219)	196 (82.2 to 377)	177 (74.4 to 360)	122 (77.3 to 253)	106 (68.1 to 202)	79.1 (42.2 to 122)	29.7 (10.6 to 66.4)	8.5 (4.1 to 20)	4.7 (2.2 to 8.5)	2.6 (0.9 to 5.5)	1.6 (0.5 to 3.4)	0.4 (0.1 to 1.1)	0.1 (0.1 to 0.3)	0 (0 to 0.1)	0 (0 to 0.1)	0 (0 to 0.1)	823
	Genital prolapse	0 (0 to 0)	0 (0 to 0)	0 (0 to 0)	0 (0 to 0)	0 (0 to 0)	0 (0.2 to 2.2)	2.1 (0.6 to 8.2)	3.6 (0.9 to 9.6)	1.7 (0.6 to 5.6)	2.2 (0.7 to 6.1)	3.5 (1.2 to 8.9)	4.4 (2.2 to 8.6)	6.6 (3.6 to 11.6)	9.1 (4.2 to 17.9)	7.6 (3.4 to 14.6)	4.7 (2.2 to 9.6)	2.8 (1.4 to 5.2)	1.6 (0.2 to 2.7)	0.4 (0.1 to 1.1)	0.1 (0.1 to 0.2)	0.1 (0.1 to 0.2)	0.1 (0.1 to 0.2)	0.1 (0.1 to 0.2)	613
	Premenstrual syndrome	0 (0 to 0)	0 (0 to 0)	0 (0 to 0)	0 (0 to 0)	0 (0 to 0)	0 (429 to 229)	0 (132 to 609)	0 (173 to 899)	0 (182 to 833)	0 (182 to 833)	0 (216 to 993)	0 (183 to 921)	0 (169 to 899)	0 (99.1 to 561)	0 (54 to 303)	0 (34.4 to 203)	0 (24.3 to 153)	0 (16.8 to 114)	0 (9.4 to 69.4)	0 (4.6 to 34.6)	0 (2.3 to 16.6)	0 (0.9 to 8)	0 (0.2 to 2.1)	0 (0.1 to 0.5)	2,360
	Other gynecological diseases	0 (0 to 0)	0 (0 to 0)	0 (0 to 0)	0 (0 to 0)	0 (0 to 0)	27.5 (13.7 to 47.6)	74 (39.9 to 107)	119 (79.1 to 161)	151 (77.6 to 244)	162 (113.2 to 211)	138 (101.2 to 210)	140 (78.9 to 213)	89 (47.7 to 154)	40 (20.7 to 74.1)	15.7 (8.2 to 32.9)	9.3 (4.2 to 19.6)	5.2 (2.2 to 11.4)	3.2 (1.2 to 7.2)	0.8 (0.2 to 2.1)	0.2 (0.1 to 0.6)	0.1 (0 to 0.3)	0 (0 to 0.1)	0 (0 to 0.1)	1,250
	Hemoglobinopathies and hemolytic anemias	62.6 (28.6 to 118)	27.9 (9.8 to 164)	139 (39 to 373)	222 (32 to 554)	136 (79.6 to 227)	140 (79.9 to 222)	160 (92 to 287)	187 (77.9 to 373)	169 (66.7 to 362)	169 (78 to 373)	111 (64.8 to 192)	99.4 (56.2 to 162)	94 (56.9 to 163)	97.1 (56.9 to 163)	102 (56.9 to 181)	83.9 (56.9 to 181)	66.4 (43.2 to 138)	39.4 (27.9 to 82.2)	22.5 (22.3 to 51.1)	10.7 (7.9 to 32.4)	3.6 (2.1 to 8.3)	0.6 (0.4 to 0.8)	0.2 (0.2 to 0.3)	2,320
	Thalassemias	49.7 (47.4 to 168)	29.5 (11.1 to 47)	79.4 (34 to 134)	97.9 (54.7 to 162)	79.6 (59.6 to 121)	47.4 (29.4 to 72.4)	39.4 (22.4 to 67.6)	29.2 (7.9 to 26.3)	14.3 (7.9 to 26.3)	11 (6.6 to 19.3)	8.3 (4.1 to 14.8)	8.1 (4.1 to 14.7)	6.6 (2.4 to 11.7)	2.4 (0.9 to 5.2)	1.7 (0.9 to 3.2)	0.4 (0.2 to 0.9)	0.2 (0.1 to 0.4)	0.1 (0 to 0.1)	0 (0 to 0.1)	0 (0 to 0.1)	0 (0 to 0.1)	0 (0 to 0.1)	0 (0 to 0.1)	633
	Thalassemias trait	0.2 (0.9 to 3.6)	2.1 (1.1 to 6.7)	19.6 (9.9 to 32)	62.8 (42.3 to 215)	111 (72.9 to 217)	62.9 (21.6 to 128)	40.5 (19.9 to 79.3)	155 (44.5 to 199)	132 (39.2 to 190)	99.3 (39.9 to 178)	147 (44.9 to 288)	49.2 (20.9 to 86.4)	28.5 (4.1 to 14.7)	5.1 (2.4 to 9.6)	2.1 (0.8 to 4.2)	0.6 (0.2 to 1.4)	0.2 (0.1 to 0.4)	0.1 (0 to 0.1)	0 (0 to 0.1)	0 (0 to 0.1)	0 (0 to 0.1)	0 (0 to 0.1)	0 (0 to 0.1)	1,020
	Sickle cell disorders	0.4 (0.2 to 0.8)	0.1 (0 to 0.4)	0.6 (0.1 to 1.7)	0.6 (0.2 to 0.7)	0.4 (0.2 to 0.7)	0.2 (0 to 0.2)	0.1 (0 to 0.2)	0.1 (0 to 0.1)	0 (0 to 0.1)	0 (0 to 0.1)	0 (0 to 0.1)	0 (0 to 0.1)	0 (0 to 0.1)	0 (0 to 0.1)	0 (0 to 0.1)	0 (0 to 0.1)	0 (0 to 0.1)	0 (0 to 0.1)	0 (0 to 0.1)	0 (0 to 0.1)	0 (0 to 0.1)	0 (0 to 0.1)	0 (0 to 0.1)	0 (0 to 0.1)	2.2
	Sickle cell trait	0.2 (0 to 0.5)	0.1 (0 to 0.5)	0.4 (0.1 to 1.6)	0.6 (0.2 to 1.4)	0.4 (0.2 to 1.1)	0.2 (0.1 to 0.4)	0.1 (0.1 to 0.3)	0.1 (0 to 0.2)	0.1 (0 to 0.1)	0 (0 to 0.1)	0 (0 to 0.1)	0 (0 to 0.1)	0 (0 to 0.1)	0 (0 to 0.1)	0 (0 to 0.1)	0 (0 to 0.1)	0 (0 to 0.1)	0 (0 to 0.1)	0 (0 to 0.1)	0 (0 to 0.1)	0 (0 to 0.1)	0 (0 to 0.1)	0 (0 to 0.1)	0 (0 to 0.1)	571
	SERPINA1 deficiency	0.2 (0 to 0.6)	0.2 (0.1 to 0.4)	0.4 (0.2 to 1.4)	0.8 (0.4 to 1.6)	1.8 (0.9 to 3.6)	2.5 (1.2 to 4.6)	3.1 (1.5 to 5.7)	3.5 (1.7 to 6.5)	3.2 (1.6 to 6.1)	2.8 (1.4 to 5.3)	2.3 (1.1 to 4.4)	1.9 (0.9 to 3.7)	1.5 (0.7 to 3)	1.2 (0.6 to 2.3)	0.9 (0.4 to 1.8)	0.6 (0.3 to 1.2)	0.4 (0.2 to 0.8)	0.2 (0.1 to 0.4)	0.1 (0.1 to 0.2)	0 (0 to 0.1)	0 (0 to 0.1)	0 (0 to 0.1)	0 (0 to 0.1)	25
	SMPD deficiency	0 (0 to 0.1)	0 (0 to 0.1)	0 (0.3 to 1.4)	0 (0.4 to 2.9)	0 (1.6 to 6.4)	0 (2.5 to 10.4)	0 (3.1 to 12.6)	0 (3.4 to 13.4)	0 (3.3 to 13.4)	0 (2.8 to 11.4)	0 (2.3 to 9.5)	0 (1.7 to 7.3)	0 (1.1 to 4.7)	0 (0.6 to 2.7)	0 (0.3 to 1.3)	0 (0.2 to 0.6)	0 (0.1 to 0.3)	0 (0 to 0.1)	0 (0 to 0.1)	0 (0 to 0.1)	0 (0 to 0.1)	0 (0 to 0.1)	0 (0 to 0.1)	0 (0 to 0.1)	199
	SMPD1 trait	0 (0 to 0)	0 (0 to 0)	0 (0 to 0)	0 (0 to 0)	0 (0 to 0)	0 (0 to 0)	0 (0.7 to 4.2)	0 (2.4 to 9.1)	0 (3.4 to 13)	0 (3.1 to 12.1)	0 (2.6 to 9.8)	0 (2.2 to 8.2)	0 (1.7 to 6.2)	0 (1.2 to 4.3)	0 (0.6 to 2.5)	0 (0.3 to 1.2)	0 (0.2 to 0.6)	0 (0.1 to 0.3)	0 (0 to 0.1)	0 (0 to 0.1)	0 (0 to 0.1)	0 (0 to 0.1)	0 (0 to 0.1)	0 (0 to 0.1)	61
	Other hemoglobinopathies and hemolytic anemias	1.7 (0.6 to 3.2)	0.7 (0.3 to 1.4)	4.8 (1.5 to 12.9)	12.7 (4.2 to 36.9)	29.2 (8.3 to 87.7)	16.2 (5.2 to 37)	29.6 (9.6 to 82.9)	20.3 (8.5 to 49)	21.9 (8.3 to 46.3)	24.6 (9.6 to 46.1)	29.4 (12.9 to 61.6)	39.4 (18.6 to 72.7)	33.9 (17.1 to 62.4)	41 (19.1 to 69.4)	66.3 (33.9 to 89.3)	33.6 (29.2 to 67.3)	22.8 (23.1 to 52.8)	16 (16.6 to 33.3)	8 (10.4 to 23.4)	2.5 (6.6 to 14.4)	0.5 (3.6 to 8)	0.1 (0.4 to 1.4)	0.1 (0.1 to 0.2)	518
	Endocrine, metabolic, blood, and immune disorders	0 (0 to 0.1)	0 (0 to 0.1)	0 (0 to 0.1)	0 (0 to 0.1)	0 (0 to 0.1)	0 (0 to 0.1)	0 (0 to 0.1)	0 (0 to 0.1)	0 (0 to 0.1)	0 (0 to 0.1)	0 (0 to 0.1)	0 (0 to 0.1)	0 (0 to 0.1)	0 (0 to 0.1)	0 (0 to 0.1)	0 (0 to 0.1)

SR Table 2c: Lampung DALYS by cause and age group for both sexes with 95% uncertainty intervals, 2019

Cause	Born Neonatal	Late Neonatal	Post Neonatal	1 to 4	5 to 9	10 to 14	15 to 19	20 to 24	25 to 29	30 to 34	35 to 39	40 to 44	45 to 49	50 to 54	55 to 59	60 to 64	65 to 69	70 to 74	75 to 79	80 to 84	85 to 89	90 to 94	95 plus	Total
All causes	129,000 (99,900 to 169,000)	27,100 (20,900 to 34,400)	79,000 (59,600 to 102,000)	64,500 (47,800 to 85,000)	44,100 (33,400 to 57,700)	54,100 (42,600 to 68,300)	76,900 (60,200 to 96,000)	86,100 (68,000 to 104,000)	90,000 (72,600 to 109,000)	100,000 (82,000 to 122,000)	106,000 (86,600 to 130,000)	120,000 (98,000 to 145,000)	137,000 (112,000 to 170,000)	151,000 (124,000 to 186,000)	161,000 (132,000 to 207,000)	180,000 (144,000 to 231,000)	178,000 (140,000 to 230,000)	164,000 (127,000 to 214,000)	153,000 (116,000 to 197,000)	72,400 (54,900 to 92,200)	34,400 (25,900 to 44,200)	11,000 (8,300 to 14,000)	1,560 (1,190 to 2,000)	2,233,000 (1,908,000 to 2,600,000)
Communicable, maternal, neonatal, and nutritional diseases	119,000 (83,700 to 159,000)	26,700 (19,300 to 36,900)	52,700 (29,600 to 78,000)	17,600 (10,900 to 27,900)	7,400 (4,600 to 11,600)	5,100 (3,200 to 8,000)	6,400 (4,000 to 10,200)	8,200 (5,200 to 13,400)	9,700 (6,200 to 15,400)	12,000 (7,800 to 19,000)	16,100 (10,600 to 25,300)	18,200 (12,000 to 28,600)	19,400 (12,900 to 30,100)	19,700 (13,000 to 30,600)	19,100 (12,600 to 29,600)	19,200 (12,800 to 29,600)	16,200 (10,800 to 25,000)	13,900 (9,200 to 21,500)	11,600 (7,700 to 17,700)	6,200 (4,000 to 9,600)	2,200 (1,400 to 3,400)	660 (420 to 1,000)	460,000
HIV/AIDS and sexually transmitted infections	5,400 (4,000 to 7,400)	2,200 (1,600 to 2,900)	2,000 (1,400 to 2,800)	380 (280 to 530)	110 (80 to 150)	70 (50 to 100)	170 (120 to 240)	1,100 (800 to 1,500)	1,800 (1,300 to 2,500)	2,600 (1,900 to 3,600)	3,200 (2,300 to 4,500)	3,600 (2,600 to 5,000)	3,800 (2,700 to 5,400)	3,700 (2,600 to 5,300)	3,500 (2,500 to 5,000)	3,200 (2,300 to 4,600)	2,600 (1,800 to 3,800)	1,900 (1,300 to 2,800)	1,300 (900 to 1,900)	700 (500 to 1,000)	300 (200 to 400)	70 (50 to 100)	16,900
HIV/AIDS	(0 to 0)	(0 to 0)	(19.6 to 202)	(70.7 to 974)	(24.6 to 86.3)	(28.6 to 89)	(960 to 1,270)	(1,360 to 1,940)	(1,280 to 1,930)	(994 to 1,790)	(675 to 1,270)	(362 to 850)	(184 to 561)	(53.8 to 149)	(18.9 to 46.3)	(21.8 to 58.3)	(16.7 to 39)	(4.4 to 12.3)	(2.5 to 6.9)	(1.1 to 2.8)	(0.3 to 0.8)	(0.1 to 0.2)	8,490
HIV/AIDS - Drug-susceptible Tuberculosis	(0 to 0)	(0 to 0.1)	28.7 (7.6 to 97.7)	178 (39.3 to 478)	277 (116.6 to 624.9)	304 (97.4 to 784.9)	248 (77.9 to 644)	609 (172.1 to 1,610)	1,010 (332.8 to 2,550)	992 (297.5 to 2,260)	755 (227.3 to 1,660)	536 (122.9 to 1,220)	342 (39.6 to 1,090)	197 (10.8 to 1,030)	59.1 (0.7 to 1,030)	19.7 (0.1 to 1,030)	6.6 (0 to 1,030)	2.1 (0 to 1,030)	0.6 (0 to 1,030)	0.2 (0 to 1,030)	0.1 (0 to 1,030)	(0 to 0)	5,000
HIV/AIDS - Multidrug-resistant Tuberculosis without extensi	(0 to 0)	(0 to 0)	0.1 (0 to 0.4)	0.2 (0 to 1.9)	0 (0 to 0.3)	0 (0 to 0.4)	0 (0 to 0.9)	1.3 (0.2 to 4.1)	1.3 (0.2 to 4.1)	1 (0.1 to 3.1)	0.7 (0.1 to 2.1)	0.5 (0.1 to 1.6)	0.6 (0.1 to 1.8)	0.2 (0 to 0.6)	0.1 (0 to 0.3)	0 (0 to 0.1)	(0 to 0)	(0 to 0)	(0 to 0)	(0 to 0)	(0 to 0)	(0 to 0)	6
HIV/AIDS - Extensively drug-resistant Tuberculosis	(0 to 0)	(0 to 0)	(0 to 1.9)	(0 to 0.2)	(0 to 0.2)	(0 to 0.2)	(0 to 0.1)	(0 to 0.2)	(0 to 0.2)	(0 to 0.2)	(0 to 0.2)	(0 to 0.2)	(0 to 0.2)	(0 to 0.2)	(0 to 0.2)	(0 to 0.2)	(0 to 0.2)	(0 to 0.2)	(0 to 0.2)	(0 to 0.2)	(0 to 0.2)	(0 to 0.2)	(0 to 0.2)	6
HIV/AIDS resulting in other diseases	(0 to 0)	(0 to 0.1)	29.8 (7.9 to 103)	139 (39.3 to 499)	77.9 (31.1 to 194)	19.8 (5.1 to 54.6)	3.5 (0.9 to 10.2)	1.7 (0.4 to 5.1)	0.8 (0.2 to 2.5)	0.4 (0.1 to 1.3)	0.2 (0 to 0.7)	0.1 (0 to 0.4)	0.1 (0 to 0.3)	(0 to 0.1)	(0 to 0.1)	(0 to 0.1)	(0 to 0.1)	(0 to 0.1)	(0 to 0.1)	(0 to 0.1)	(0 to 0.1)	(0 to 0.1)	(0 to 0.1)	3,430
Sexually transmitted infections excluding HIV	5,400 (3,900 to 7,400)	2,200 (1,600 to 2,900)	2,000 (1,400 to 2,800)	170 (120 to 240)	34.4 (24.2 to 48.5)	20.7 (14.5 to 29.2)	69.3 (48.7 to 97.7)	119 (83.6 to 167)	195 (137 to 275)	169 (119 to 238)	196 (138 to 276)	198 (139 to 279)	192 (135 to 271)	159 (112 to 224)	109 (76.6 to 154)	83.9 (58.9 to 118)	54.2 (38.1 to 76.4)	29.5 (20.7 to 41.6)	13.1 (9.2 to 18.5)	3.5 (2.5 to 5)	0.7 (0.5 to 1)	0.1 (0.1 to 0.2)	11,000
Syphilis	(1,500 to 12,400)	(620 to 4,600)	(614 to 4,720)	(20 to 270)	(3.9 to 52)	(7.7 to 98.1)	(21.6 to 96)	(2.3 to 61.4)	(3.7 to 80.7)	(4.1 to 20.9)	(6.8 to 37.3)	(9.3 to 51.3)	(9.9 to 51.7)	(9.9 to 29.6)	(7.5 to 21)	(2.9 to 7.2)	(2.3 to 6.7)	(1.1 to 6.6)	(0.7 to 2.4)	(0.3 to 1.1)	(0.2 to 0.7)	(0.1 to 0.3)	9,800
Chlamydial infection	(0 to 0)	(0 to 0)	(0 to 0)	(0 to 0)	(0 to 0)	(0.3 to 1.4)	(1.7 to 5.2)	(3.7 to 9.9)	(5.6 to 29.8)	(10.9 to 51.2)	(11.2 to 56.4)	(12.9 to 61.3)	(13.6 to 62.6)	(13.7 to 62.6)	(10.6 to 49.3)	(3.4 to 16)	(2.3 to 11.6)	(0.7 to 3.6)	(0.1 to 0.6)	(0.1 to 0.5)	(0 to 0.1)	(0 to 0)	(0 to 0)	171
Gonococcal infection	(0 to 0)	(0 to 0)	(0 to 0)	(0 to 0)	(0 to 0)	(0 to 0)	(1.7 to 8)	(4.9 to 32.4)	(12.7 to 56.4)	(9.6 to 39.4)	(4.3 to 28.4)	(0.7 to 16.9)	(0.3 to 9.6)	(0.2 to 5.3)	(0.1 to 3.1)	(0 to 1.7)	(0 to 1.1)	(0 to 0.6)	(0 to 0.3)	(0 to 0.1)	(0 to 0)	(0 to 0)	(0 to 0)	2021
Trichomoniasis	(0 to 0)	(0 to 0)	(0 to 0)	(0 to 0)	(0 to 0)	(0 to 0)	(1.1 to 5.1)	(3.1 to 13.1)	(4.4 to 22.6)	(4.4 to 19.8)	(3.2 to 15.6)	(1.8 to 9.1)	(1.1 to 5.6)	(0.5 to 2.7)	(0.2 to 1.1)	(0.1 to 0.4)	(0 to 0.2)	(0 to 0.1)	(0 to 0.1)	(0 to 0)	(0 to 0)	(0 to 0)	(0 to 0)	614
Genital herpes	(0 to 0)	(0 to 0)	(0 to 0)	(0 to 0)	(0 to 0)	(0.4 to 3.5)	(1.6 to 9.6)	(2.6 to 22.1)	(3.7 to 36.7)	(3.7 to 36.7)	(3.2 to 31.9)	(2.6 to 25.1)	(2.1 to 19.5)	(1.5 to 13.9)	(1.1 to 9.8)	(0.7 to 6.3)	(0.4 to 3.4)	(0.2 to 1.8)	(0.1 to 0.8)	(0 to 0.4)	(0 to 0.2)	(0 to 0.1)	(0 to 0)	275
Other sexually transmitted infections	(0 to 0)	(0 to 0)	(0 to 0)	(0 to 0)	(0 to 0)	(0 to 0)	(0.1 to 0.6)	(0.2 to 1.2)	(0.3 to 1.7)	(0.3 to 1.7)	(0.3 to 1.6)	(0.2 to 1.3)	(0.2 to 1.1)	(0.1 to 0.8)	(0.1 to 0.5)	(0 to 0.3)	(0 to 0.2)	(0 to 0.1)	(0 to 0.1)	(0 to 0)	(0 to 0)	(0 to 0)	(0 to 0)	280
Respiratory infections and tuberculosis	2,100 (1,400 to 2,900)	2,900 (2,200 to 3,800)	(11,100 to 17,900)	(5,700 to 9,000)	(1,400 to 2,300)	(1,000 to 1,600)	(1,300 to 2,100)	(1,500 to 2,400)	(1,600 to 2,600)	(1,600 to 2,600)	(1,600 to 2,600)	(1,600 to 2,600)	(1,600 to 2,600)	(1,600 to 2,600)	(1,600 to 2,600)	(1,600 to 2,600)	(1,600 to 2,600)	(1,600 to 2,600)	(1,600 to 2,600)	(1,600 to 2,600)	(1,600 to 2,600)	(1,600 to 2,600)	(1,600 to 2,600)	129,000
Tuberculosis	(0 to 0)	(0 to 0)	2,222 (1,000 to 3,470)	1,110 (1,080 to 1,140)	1,000 (720 to 1,470)	1,000 (682 to 1,270)	1,000 (1,180 to 2,760)	1,000 (2,070 to 4,530)	1,000 (2,060 to 4,530)	1,000 (2,760 to 6,010)	1,000 (3,150 to 6,880)	1,000 (3,100 to 6,900)	1,000 (3,020 to 7,740)	1,000 (3,600 to 8,490)	1,000 (3,260 to 7,110)	1,000 (3,660 to 7,440)	1,000 (3,420 to 6,970)	1,000 (2,880 to 5,990)	1,000 (1,960 to 3,880)	1,000 (1,260 to 2,470)	1,000 (698 to 1,390)	1,000 (272 to 545)	66,300
Latent tuberculosis infection	(0 to 0)	(0 to 0)	(0 to 0)	(0 to 0)	(0 to 0)	(0 to 0)	(0 to 0)	(0 to 0)	(0 to 0)	(0 to 0)	(0 to 0)	(0 to 0)	(0 to 0)	(0 to 0)	(0 to 0)	(0 to 0)	(0 to 0)	(0 to 0)	(0 to 0)	(0 to 0)	(0 to 0)	(0 to 0)	(0 to 0)	(0 to 0)
Drug-susceptible tuberculosis	1,400 (1,000 to 2,000)	2,000 (1,500 to 2,800)	(10,000 to 16,700)	(4,900 to 8,000)	(1,100 to 1,700)	(1,000 to 1,500)	(1,200 to 1,900)	(1,400 to 2,200)	(1,500 to 2,300)	(1,500 to 2,300)	(1,500 to 2,300)	(1,500 to 2,300)	(1,500 to 2,300)	(1,500 to 2,300)	(1,500 to 2,300)	(1,500 to 2,300)	(1,500 to 2,300)	(1,500 to 2,300)	(1,500 to 2,300)	(1,500 to 2,300)	(1,500 to 2,300)	(1,500 to 2,300)	(1,500 to 2,300)	66,900
Multidrug-resistant tuberculosis without extensive drug-res	(0 to 0)	(0 to 0)	227.1 (0.9 to 972)	164.6 (0.9 to 978)	83 (0.9 to 374)	174.8 (0.9 to 1,010)	299 (0.9 to 1,220)	437.7 (0.9 to 1,800)	399.6 (0.9 to 1,610)	319.5 (0.9 to 1,290)	400.3 (0.9 to 1,620)	414.1 (0.9 to 1,680)	424.6 (0.9 to 1,720)	466.5 (0.9 to 1,890)	491.6 (0.9 to 1,990)	472.2 (0.9 to 1,910)	399.9 (0.9 to 1,620)	178.8 (0.9 to 724)	74.6 (0.9 to 302)	24.6 (0.9 to 99.6)	8.1 (0.9 to 32.8)	0.9 (0.9 to 3.6)	6,400
Extensively drug-resistant tuberculosis	(0 to 0)	(0 to 0)	6.2 (0.1 to 26.6)	3.1 (0.1 to 13.5)	1.6 (0.1 to 6.9)	3.3 (0.1 to 14.2)	5.7 (0.2 to 24.5)	8.2 (0.2 to 35.2)	7.5 (0.2 to 32.2)	6 (0.2 to 25.8)	6.7 (0.2 to 28.8)	7.7 (0.2 to 33.2)	7.9 (0.2 to 34.1)	8.7 (0.2 to 37.5)	9.1 (0.2 to 39.2)	8.8 (0.2 to 37.9)	7.4 (0.2 to 32)	3.3 (0.1 to 14.3)	1.4 (0 to 6)	0.5 (0 to 2.1)	0.2 (0 to 0.7)	0 (0 to 0.1)	119
Lower respiratory infections	2,100 (1,400 to 2,900)	2,900 (2,200 to 3,800)	10,900 (9,700 to 12,000)	6,170 (5,600 to 6,800)	1,130 (1,030 to 1,240)	900 (820 to 990)	910 (830 to 1,000)	1,000 (910 to 1,100)	1,100 (1,000 to 1,200)	1,000 (1,000 to 1,200)	1,000 (1,000 to 1,200)	1,000 (1,000 to 1,200)	1,000 (1,000 to 1,200)	1,000 (1,000 to 1,200)	1,000 (1,000 to 1,200)	1,000 (1,000 to 1,200)	1,000 (1,000 to 1,200)	1,000 (1,000 to 1,200)	1,000 (1,000 to 1,200)	1,000 (1,000 to 1,200)	1,000 (1,000 to 1,200)	1,000 (1,000 to 1,200)	1,000 (1,000 to 1,200)	66,900
Upper respiratory infections	(0.7 to 2.1)	(0.6 to 12.3)	(89.4 to 299)	(363 to 1,100)	(449 to 1,280)	(451 to 1,240)	(370 to 1,240)	(332 to 1,120)	(329 to 1,120)	(327 to 989)	(299 to 940)	(286 to 949)	(286 to 949)	(289 to 979)	(277 to 797)	(185 to 555)	(141 to 420)	(105 to 314)	(69.3 to 209)	(40.6 to 126)	(14.2 to 47)	(2.6 to 7.5)	(0.3 to 0.9)	7,490
Otitis media	(0 to 0)	(0 to 0)	(12.5 to 61.1)	(192 to 992)	(248 to 799)	(173 to 669)	(168 to 607)	(168 to 599)	(168 to 599)	(167 to 599)	(167 to 599)	(167 to 599)	(167 to 599)	(167 to 599)	(167 to 599)	(167 to 599)	(167 to 599)	(167 to 599)	(167 to 599)	(167 to 599)	(167 to 599)	(167 to 599)	(167 to 599)	6,000
Enteric infections	672 (327 to 1,010)	2,500 (1,300 to 4,010)	16,000 (9,100 to 27,900)	4,600 (2,400 to 7,900)	2,500 (1,300 to 4,300)	2,500 (1,400 to 4,100)	2,500 (1,300 to 3,710)	2,500 (1,300 to 3,900)	2,500 (1,300 to 3,900)	2,500 (900 to 3,900)	2,500 (1,300 to 3,900)	2,500 (1,300 to 3,900)	2,500 (1,300 to 3,900)	2,500 (1,300 to 3,900)	2,500 (1,300 to 3,900)	2,500 (1,300 to 3,900)	2,500 (1,300 to 3,900)	2,500 (1,300 to 3,900)	2,500 (1,300 to 3,900)	2,500 (1,300 to 3,900)	2,500 (1,300 to 3,900)	2,500 (1,300 to 3,900)	2,500 (1,300 to 3,900)	77,900
Diarrheal diseases	(327 to 1,010)	(1,300 to 4,010)	(9,100 to 27,900)	(2,400 to 7,900)	(1,300 to 4,300)	(1,400 to 4,100)	(1,300 to 3,710)	(1,300 to 3,900)	(900 to 3,900)	(1,300 to 3,900)	(1,300 to 3,900)	(1,300 to 3,900)	(1,300 to 3,900)	(1,300 to 3,900)	(1,300 to 3,900)	(1,300 to 3,900)	(1,300 to 3,900)	(1,300 to 3,900)	(1,300 to 3,900)	(1,300 to 3,900)	(1,300 to 3,900)	(1,300 to 3,900)	(1,300 to 3,900)	69,900
Typhoid and paratyphoid	(0 to 0)	(0 to 0)	8.7 (0.2 to 43.2)	1,680 (460 to 5,200)	2,580 (1,180 to 5,370)	3,050 (1,180 to 6,270)	2,490 (807 to 5,280)	1,220 (396 to 2,580)	626 (203 to 1,330)	399 (129 to 846)	258 (83.5 to 546)	193 (62.5 to 408)	164 (61.5 to 344)	139 (60.7 to 289)	139 (60.8 to 289)	139 (60.8 to 289)	139 (60.8 to 289)	76.9 (33.6 to 160)	42.6 (18.6 to 88.7)	23.7 (10.3 to 49.3)	12.4 (5.4 to 25.8)	3.5 (1.5 to 7.3)	0.6 (0.2 to 1.2)	13,000
Typhoid fever	(0 to 0)	(0 to 0)	8.1 (0.2 to 39.6)	1,260 (457 to 4,750)	2,380 (1,180 to 5,370)	2,830 (807 to 6,270)	2,490 (807 to 5,280)	1,140 (396 to 2,520)	585 (203 to 1,330)	377 (129 to 846)	243 (83.5 to 546)	182 (62.5 to 408)	155 (61.5 to 344)	131 (60.7 to 289)	131 (60.8 to 289)	131 (60.8 to 289)	131 (60.8 to 289)	72.5 (33.6 to 160)	40.1 (18.6 to 88.7)	22.3 (10.3 to 49.3)	11.7 (5.4 to 25.8)	3.3 (1.5 to 7.3)	0.6 (0.2 to 1.2)	12,000
Paratyphoid fever	(0 to 0)	(0 to 0)	0.6 (0 to 3.6)	192 (3 to 450)	202 (0 to 1,000)	221 (0 to 1,037)	0 (0 to 0)	79.4 (0 to 259)	41.3 (0 to 134)	22.6 (0 to 73.2)	14.3 (0 to 46.3)	10.8 (0 to 35)	8.6 (0 to 28)	8.2 (0 to 26.7)	8.2 (0 to 26.7)	8.2 (0 to 26.7)	8.2 (0 to 26.7)	4.4 (0 to 14.4)	2.5 (0 to 8.1)	1.4 (0 to 4.6)	0.7 (0 to 2.4)	0.2 (0 to 0.8)	0 (0 to 0.1)	899
Invasive Non-typhoidal Salmonella (iNTS)	(0 to 0)	(1.6 to 9.1)	2.6 (19.3 to 48.2)	139 (66.8 to 352)	145 (68.6 to 356)	202 (98.6 to 516)	224 (257.7 to 541)	233 (133.3 to 619)	233 (61.1 to 619)	233 (6.6 to 619)	233 (6.7 to 619)	233 (6.7 to 619)	233 (6.7 to 619)	233 (6.7 to 619)	233 (6.7 to 619)	233 (6.7 to 619)	233 (6.7 to 619)	233 (6.7 to 619)	233 (6.7 to 619)	233 (6.7 to 619)	233 (6.7 to 619)	233 (6.7 to 619)	233 (6.7 to 619)	795
Other intestinal infectious diseases	(0 to 0)	(0 to 0)	0.4 (0.1 to 39.7)	19.5 (1.1 to 42)	4.1 (0.5 to 19)	2.6 (0.3 to 13.6)	2.5 (0.3 to 13.6)	2.5 (0.3 to 13.6)	2.5 (0.3 to 13.6)	1.9 (0.1 to 21)	1.1 (0.1 to 6.6)	1.4 (0.2 to 7.9)	2.5 (0.3 to 14)	2.5 (0.3 to 14)	2.5 (0.3 to 14)	2.5 (0.3 to 14)	2.5 (0.3 to 14)	2.5 (0.3 to 14)	2.5 (0.3 to 14)	2.5 (0.3 to 14)	2.5 (0.3 to 14)	2.5 (0.3 to 14)	2.5 (0.3 to 14)	517
Neglected tropical diseases and malaria	672 (0.4 to 1.1)	2,500 (2.2 to 3.9)	16,000 (12.1 to 22.1)	4,600 (3.1 to 6.4)	2,500 (1.7 to 3.5)	2,500 (1.7 to 3.5)	2,500 (1.7 to 3.5)	2,500 (1.7 to 3.5)	2,500 (1.7 to 3.5)	2,500 (1.7 to 3.5)	2,500 (1.7 to 3.5)	2,500 (1.7 to 3.5)	2,500 (1.7 to 3.5)	2,500 (1.7 to 3.5)	2,500 (1.7 to 3.5)	2,500 (1.7 to 3.5)	2,500 (1.7 to 3.5)	2,500 (1.7 to 3.5)	2,500 (1.7 to 3.5)	2,500 (1.7 to 3.5)	2,500 (1.7 to 3.5)	2,500 (1.7 to 3.5)	2,500 (1.7 to 3.5)	77,900
Malaria	0.1 (0 to 0.1)	2.2 (0.5 to 9.4)	30.2 (4.5 to 121)	63.3 (16.1 to 261)	66.9 (28.7 to 165)	27.1 (11.6 to 66.1)	217 (69.6 to 681)	349 (123.5 to 1,060)	120 (39.1 to 364)	112 (34.6 to 340)	97.6 (30.2 to 298)	119 (36.9 to 348)	96.7 (29.4 to 286)	79.6 (20.6 to 219)	69.5 (14.5 to 179)	69.6 (14.6 to 179)	39.9 (8.2 to 104)	19.2 (3.8 to 54)	13.6 (2.7 to 40.1)	6.8 (1.4 to 20.6)	2.2 (0.4 to 6.5)	0.2 (0 to 0.6)	1,440
Chagas disease	(0 to 0)	(0 to 0)	(0 to 0)	(0 to 0)	(0 to 0)	(0 to 0)	(0 to 0)	(0 to 0)	(0 to 0)	(0 to 0)	(0 to 0)	(0 to 0)	(0 to 0)	(0 to 0)	(0 to 0)	(0 to 0)	(0 to 0)	(0 to 0)	(0 to 0)	(0 to 0)	(0 to 0)	(0 to 0)	(0 to 0)	0
Leishmaniasis	(0 to 0)	(0 to 0)	(0 to 0)	(0 to 0)	(0 to 0)	(0 to 0)	(0 to 0)	(0 to 0)	(0 to 0)	(0 to 0)	(0 to 0)	(0 to 0)	(0 to 0)	(0 to 0)	(0 to 0)	(0 to 0)	(0 to 0)	(0 to 0)	(0 to 0)	(0 to 0)	(0 to 0)	(0 to 0)	(0 to 0)	0
Visceral leishmaniasis	(0 to 0)	(0 to 0)	(0 to 0)	(0 to 0)	(0 to 0)	(0 to 0)	(0 to 0)	(0 to 0)	(0 to 0)	(0 to 0)	(0 to 0)	(0 to 0)	(0 to 0)	(0 to 0)	(0 to 0)	(0 to 0)	(0 to 0)	(0 to 0)	(0 to 0)	(0 to 0)	(0 to 0)	(0 to 0)	(0 to 0)	0
Cutaneous and mucocutaneous leishmaniasis	(0 to 0)	(0 to 0)	(0 to 0)	(0 to 0)	(0 to 0)	(0 to 0)	(0 to 0)	(0 to 0)	(0 to 0)	(0 to 0)	(0 to 0)	(0 to 0)	(0 to 0)	(0 to 0)	(0 to 0)	(0 to 0)	(0 to 0)	(0 to 0)	(0 to 0)	(0 to 0)	(0 to 0)	(0 to 0)	(0 to 0)	0
African trypanosomiasis	(0 to 0)	(0 to 0)	(0 to 0)	(0 to 0)	(0 to 0)	(0 to 0)	(0 to 0)	(0 to 0)	(0 to 0)	(0 to 0)	(0 to 0)	(0 to 0)	(0 to 0)	(0 to 0)	(0 to 0)	(0 to 0)	(0 to 0)	(0 to 0)	(0 to 0)	(0 to 0)	(0 to 0)	(0 to 0)	(0 to 0)	0
Schistosomiasis	(0 to 0)	(0 to 0)	(0 to 0)	(0 to 0)	(0 to 0)	(0 to 0)	(0 to 0)	(0 to 0)	(0 to 0)	(0 to 0)	(0 to 0)	(0 to 0)	(0 to 0)	(0 to 0)	(0 to 0)	(0 to 0)	(0 to 0)	(0 to 0)	(0 to 0)	(0 to 0)	(0 to 0)	(0 to 0)	(0 to 0)	0
Cysticercosis	(0 to 0)	(0 to 0)	(0 to 0)	(0 to 0.1)	0.1 (0 to 0.1)	(0.5 to 1.2)	(0.5 to 1.2)	(0.6 to 1.2)	(0.6 to 1.2)	1 (0.6 to 1.2)	1.2 (0.6 to 1.2)	1.4 (0.6 to 1.2)	1.6 (0.6 to 1.2)	2.3 (0.6 to 1.2)	2.6 (0.6 to 1.2)	3.4 (0.6 to 1.2)	3.5 (0.6 to 1.2)	2.1 (0.6 to 1.2)	1.6 (0.6 to 1.2)	1.1 (0.6 to 1.2)	0.4 (0.2 to 0.5)	0.1 (0 to 0.1)	25.2
Cystic echinococcosis	(0 to 0)	(0 to 0)	3.6 (0.4 to 12.8)	4.3 (0.6 to 14.6)	2.5 (0.3 to 9.6)	2.5 (0.3 to 9.7)	2.5 (0.3 to 9.7)	2.5 (0.3 to 9.7)	3.1 (0.3 to 9.8)	3.4 (0.3 to 11.2)	3.6 (0.3 to 12.1)	4 (0.3 to 13.1)	3.9 (0.3 to 12.4)	3.9 (0.3 to 12.4)	3.9 (0.3 to 12.4)	3.4 (0.3 to 11.2)	2.9 (0.3 to 9.6)	1.8 (0.3 to 6.1)	1.2 (0.2 to 4.2)	0.6 (0.2 to 2.2)	0.2 (0 to 0.8)	0 (0 to 0.1)	522
Lymphatic filariasis	(0 to 0)	(0 to 0)	2.6 (0.1 to 12.2)	429 (102 to 1,220)	1,060 (222 to 3,410)	222 (0 to 1,418)	212 (0 to 1,418)	209 (0 to 1,418)	209 (0 to 1,418)	209 (0 to 1,418)	209 (0 to 1,418)	209 (0 to 1,418)	209 (0 to 1,418)	209 (0 to 1,418)	209 (0 to 1,418)	209 (0 to 1,418)	209 (0 to 1,418)	209 (0 to 1,418)	209 (0 to 1,418)	209 (0 to 1,418)	209 (0 to 1,418)	209 (0 to 1,418)	209 (0 to 1,418)	2,330
Onchocerciasis	(0 to 0)	(0 to 0)	(0 to 0)	(0 to 0)	(0 to 0)	(0 to 0)	(0 to 0)	(0 to 0)	(0 to 0)	(0 to 0)	(0 to 0)	(0 to 0)	(0 to 0)	(0 to 0)	(0 to 0)	(0 to 0)	(0 to 0)	(0 to 0)	(0 to 0)	(0 to 0)	(0 to 0)	(0 to 0)	(0 to 0)	0
Trachoma	(0 to 0)	(0 to 0)	(0 to 0)	(0 to 0)	(0 to 0)	(0 to 0)	(0 to 0)	(0 to 0)	(0 to 0)	(0 to 0)	(0 to 0)	(0 to 0)	(0 to 0)	(0 to 0)	(0 to 0)	(0 to 0)	(0 to 0)	(0 to 0)	(0 to 0)	(0 to 0)	(0 to 0)	(0 to 0)	(0 to 0)	0
Dengue	(0 to 0)	(12.6 to 560)	(167.3 to 2,260)	(222.4 to 1,100)	(248.6 to 1,080)	(0 to 1,250)	(0 to 1,250)	(0 to 1,250)	(0 to 1,250)	(66.3 to 1,250)	(66.3 to 1,250)	(66.3 to 1,250)	(66.3 to 1,250)	(66.3 to 1,250)	(66.3 to 1,250)	(66.3 to 1,250)	(66.3 to 1,250)	(66.3 to 1,250)	(66.3 to 1,250)	(66.3 to 1,250)	(66.3 to 1,250)	(66.3 to 1,250)	(66.3 to 1,250)	67,100
Yellow fever	(0 to 0)	(0 to 0)	(0 to 0)	(0 to 0)	(0 to 0)	(0 to 0)	(0 to 0)	(0 to 0)	(0 to 0)	(0 to 0)	(0 to 0)	(0 to 0)	(0 to 0)	(0 to 0)	(0 to 0)	(0 to 0)	(0 to 0)	(0 to 0)	(0 to 0)	(0 to 0)	(0 to 0)	(0 to 0)	(0 to 0)	0
Rabies	(0 to 0)	(0 to 0)	18.1 (4.1 to 73.3)	14.2 (3.3 to 56)	49.2 (11.4 to 178)	41.2 (9.6 to 175)	2.6 (0.6 to 7.4)	1.8 (0.4 to 4)	0.6 (0.1 to 1.6)	0.6 (0.2 to 2)	0.7 (0.2 to 2)	2.6 (0.6 to 8)	9.6 (2.7 to 27.7)	9.2 (2.7 to 25.5)	8.3 (2.7 to 19.7)	9.6 (2.9 to 20.6)	9.4 (2.9 to 19.7)	2.6 (0.8 to 5.6)	0.6 (0.2 to 1.4)	0.6 (0.1 to 1.5)	0.1 (0 to 0.3)	0.2 (0 to 0.5)	195
Intestinal nematode infections	(0 to 0)	(0 to 0)	7.4 (1.7 to 33.3)	113 (27.1 to 511)	127 (30.1 to 556)	156 (38.2 to 695)	156 (38.2 to 695)	156 (38.2 to 695)	156 (38.2 to 695)	156 (38.2 to 695)	156 (38.2 to 695)	156 (38.2 to 695)	156 (38.2 to 695)	156 (38.2 to 695)	156 (38.2 to 695)	156 (38.2 to 695)	156 (38.2 to 695)	156 (38.2 to 695)	156 (38.2 to 695)	156 (38.2 to 695)	156 (38.2 to 695)	156 (38.2 to 695)	156 (38.2 to 695)	1,540
Ascariasis	(0 to 0)	(0 to 0)	69.6 (16.2 to 315)	89.9 (20.9 to 413)	1,100 (259.6 to 5,210)	89.6 (20.9 to 413)	32.7 (7.6 to 151)	19.6 (4.6 to 90.7)	19.7 (4.6 to 90.9)	19.7 (4.6 to 90.9)	19.7 (4.6 to 90.9)	19.7 (4.6 to 90.9)	19.7 (4.6 to 90.9)	19.7 (4.6 to 90.9)	19.7 (4.6 to 90.9)	19.7 (4.6 to 90.9)	19.7 (4.6 to 90.9)	19.7 (4.6 to 90.9)	19.7 (4.6 to 90.9)	19.7 (4.6 to 90.9)	19.7 (4.6 to 90.9)	19.7 (4.6 to 90.9)	19.7 (4.6 to 90.9)	674
Trichuriasis	(0 to 0)	(0 to 0)	2.7 (0.6 to 12.1)	41 (9.8 to 186)	46.2 (10.9 to 201)	32.5 (7.7 to 141)	11.9 (2.8 to 55)	7.1 (1.7 to 33)	7.2 (1.7 to 33)	7.2 (1.7 to 33)	7.2 (1.7 to 33)	7.2 (1.7 to 33)	7.2 (1.7 to 33)	7.2 (1.7 to 33)	7.2 (1.7 to 33)	7.2 (1.7 to 33)	7.2 (1.7 to 33)	7.2 (1.7 to 33)	7.2 (1.7 to 33)	7.2 (1.7 to 33)	7.2 (1.7 to 33)	7.2 (1.7 to 33)	7.2 (1.7 to 33)	246
Hookworm disease	(0 to 0)	(0 to 0)	19.2 (3.5 to 116)	16.7 (3.4 to 119)	8.7 (1.6 to 58)	27.7 (5.5 to 159)	29.9 (5.7 to 159)	29.9 (5.7 to 159)	29.9 (5.7 to 159)	29.9 (5.7 to 159)	29.9 (5.7 to 159)	29.9 (5.7 to 159)	29.9 (5.7 to 159)	29.9 (5.7 to 159)	29.9 (5.7 to 159)	29.9 (5.7 to 159)	29.9 (5.7 to 159)	29.9 (5.7 to 159)	29.9 (5.7 to 159)	29.9 (5.7 to 159)	29.9 (5.7 to 159)	29.9 (5.7 to 159)	29.9 (5.7 to 159)	609
Food-borne trematodiases	(0 to 0)	(0 to 0)	(0 to 0)	(0 to 0)	(0 to 0)	(0 to 0)	(0 to 0)	(0 to 0)	(0 to 0)	(0 to 0)	(0 to 0)	(0 to 0)	(0 to 0)	(0 to 0)	(0 to 0)	(0 to 0)	(0 to 0)	(0 to 0)	(0 to 0)	(0 to 0)	(0 to 0)	(0 to 0)	(0 to 0)	0
Leprosy	(0 to 0)	(0 to 0)	(0 to 0)	(0 to 0)	(0 to 0)	0.7 (0 to 1.1)	1.1 (0.7 to 1.7)	1.1 (0.7 to 1.7)	1.6 (1.1 to 2.4)	2.2 (1.6 to 3.4)	2.6 (1.6 to 4.4)	3.6 (2.1 to 7.7)	2.9 (1.7 to 6.7)	4.1 (1.9 to 9.8)	4.1 (1.9 to 9.8)	3.6 (1.7 to 8.7)	2.7 (1.3 to 6.5)





SB Table 2c. Bandke-Bellfuno Islands DALYS by cause and sex group for both sexes with 95% uncertainty intervals, 2019

Cause	Both Sexes All	Late Neonatal	Post Neonatal	1 to 4	5 to 9	10 to 14	15 to 19	20 to 24	25 to 29	30 to 34	35 to 39	40 to 44	45 to 49	50 to 54	55 to 59	60 to 64	65 to 69	70 to 74	75 to 79	80 to 84	85 to 89	90 to 94	95 plus	Total
All causes	23,300 (19,200 to 27,600)	6,660 (3,900 to 9,900)	14,600 (10,100 to 19,600)	12,300 (10,300 to 14,500)	6,730 (5,670 to 7,930)	5,980 (5,070 to 7,050)	6,370 (5,410 to 7,490)	6,820 (5,800 to 8,060)	7,210 (6,150 to 8,490)	7,730 (6,600 to 9,100)	8,220 (7,000 to 9,660)	8,490 (7,230 to 9,980)	8,720 (7,420 to 10,200)	8,650 (7,350 to 10,200)	8,650 (7,350 to 10,200)	8,720 (7,400 to 10,200)	8,420 (7,100 to 10,000)	8,020 (6,700 to 9,500)	7,220 (6,000 to 8,600)	6,260 (5,200 to 7,500)	4,960 (4,000 to 6,200)	2,900 (2,100 to 4,000)	2,900 (2,100 to 4,000)	209,000
Communicable, maternal, neonatal, and nutritional diseases	15,300 (10,700 to 20,500)	3,510 (2,000 to 4,900)	9,760 (6,470 to 13,300)	6,600 (5,490 to 7,900)	2,930 (2,280 to 3,580)	2,280 (1,810 to 2,800)	3,600 (2,850 to 4,500)	4,210 (3,320 to 5,200)	4,390 (3,420 to 5,500)	4,600 (3,720 to 5,660)	4,290 (3,340 to 5,350)	3,610 (2,750 to 4,600)	3,290 (2,510 to 4,200)	3,040 (2,300 to 3,910)	3,100 (2,350 to 3,900)	2,860 (2,200 to 3,500)	2,900 (2,200 to 3,500)	1,740 (1,370 to 2,150)	627 (472 to 812)	214 (159 to 282)	49.1 (35.1 to 66.9)	91,100
HIV/AIDS and sexually transmitted infections	1,630 (950 to 2,620)	402 (171 to 972)	992 (181 to 1,930)	977 (239 to 1,540)	88 (60 to 129)	68 (34 to 97.6)	157 (120 to 192)	689 (371 to 1,040)	722 (564 to 921)	672 (373 to 1,050)	577 (379 to 1,020)	529 (352 to 822)	291 (207 to 402)	229 (164 to 312)	83 (59 to 114)	16 (11 to 21)	11.6 (8 to 16.1)	8.1 (5 to 11.6)	2.6 (1.5 to 3.9)	1.3 (0.9 to 2)	0.6 (0.4 to 1.1)	0.2 (0.1 to 0.3)	6,930
HIV/AIDS	0 (0 to 0)	0 (0 to 0)	121 (69.6 to 220)	598 (329 to 1,020)	79.2 (46.5 to 131)	42.7 (25.2 to 64.1)	122 (72.5 to 179)	371 (223 to 559)	696 (418 to 1,020)	920 (558 to 1,350)	732 (442 to 1,060)	627 (424 to 907)	399 (242 to 578)	312 (189 to 451)	224 (135 to 324)	144 (86.3 to 208)	94.2 (56.4 to 136)	64.1 (38.4 to 92.8)	34.1 (20.4 to 49.4)	14.6 (8.8 to 21.2)	5.1 (3 to 7.4)	1.1 (0.6 to 1.6)	4,640
HIV/AIDS - Drug-susceptible Tuberculosis	0 (0 to 0)	0 (0 to 0)	0.4 (0.2 to 0.7)	204 (97.7 to 397)	45.6 (21.8 to 88.4)	23.6 (11.3 to 45.6)	74.8 (35.8 to 145)	178 (85.3 to 345)	329 (158 to 637)	444 (213 to 860)	344 (165 to 666)	297 (142 to 575)	187 (89.7 to 362)	146 (69.8 to 283)	104 (49.8 to 202)	67.2 (32.2 to 130)	43.9 (21 to 85)	29.9 (14.3 to 58)	15.9 (7.6 to 30.8)	6.8 (3.2 to 13.2)	2.4 (1.1 to 4.6)	0.5 (0.2 to 1)	2,260
HIV/AIDS - Multidrug-resistant Tuberculosis without extensive drug resistance	0 (0 to 0)	0 (0 to 0)	0.1 (0 to 0.3)	3.6 (1.1 to 10.1)	0.8 (0.2 to 2.3)	0.4 (0.1 to 1.1)	1.3 (0.4 to 3.5)	3.2 (1 to 8.6)	5.9 (1.9 to 15.6)	7.9 (2.6 to 20.2)	6.2 (2 to 15.7)	5.4 (1.8 to 13.5)	3.4 (1.1 to 8.5)	2.6 (0.8 to 6.5)	1.9 (0.6 to 4.6)	1.2 (0.4 to 2.9)	0.8 (0.3 to 2)	0.5 (0.2 to 1.3)	0.3 (0.1 to 0.7)	0.1 (0 to 0.3)	0 (0 to 0.1)	0 (0 to 0.1)	39
HIV/AIDS - Extensively drug-resistant Tuberculosis	0 (0 to 0)	0 (0 to 0)	0 (0 to 0)	0.1 (0 to 0.4)	0 (0 to 0.1)	0 (0 to 0.1)	0 (0 to 0.1)	0.1 (0 to 0.2)	0.2 (0 to 0.4)	0.3 (0 to 0.6)	0.2 (0 to 0.5)	0.2 (0 to 0.4)	0.1 (0 to 0.3)	0.1 (0 to 0.2)	0.1 (0 to 0.2)	0 (0 to 0.1)	0 (0 to 0.1)	0 (0 to 0.1)	0 (0 to 0.1)	0 (0 to 0)	0 (0 to 0)	0 (0 to 0)	3.6
HIV/AIDS resulting in other diseases	0 (0 to 0)	0 (0 to 0)	0 (0 to 0)	394 (291 to 531)	33 (19.1 to 54.1)	19.7 (10.4 to 29.1)	48.6 (26.1 to 73.1)	178 (104 to 278)	367 (209 to 560)	469 (262 to 722)	386 (210 to 607)	325 (174 to 513)	205 (107 to 329)	165 (85.2 to 266)	120 (60.6 to 196)	77.4 (38.4 to 126)	50.3 (24.9 to 81.9)	34.5 (17.5 to 57.1)	18.4 (9.4 to 30.6)	8.1 (4.1 to 13.4)	3.1 (1.6 to 5.1)	0.6 (0.3 to 1)	2,170
Sexually transmitted infections excluding HIV	1,630 (950 to 2,620)	402 (171 to 972)	871 (120 to 1,760)	379 (42 to 1,000)	9.1 (2.3 to 27.6)	25.3 (7.6 to 64.9)	35.1 (9.5 to 86.4)	311 (114 to 744)	326 (117 to 777)	203 (73.1 to 484)	192 (69.4 to 452)	202 (72.9 to 479)	92 (33.2 to 219)	83 (29.9 to 197)	59 (21.3 to 141)	71 (25.6 to 171)	61 (21.9 to 146)	73 (26.3 to 174)	43 (15.5 to 103)	24 (8.6 to 57.1)	12 (4.3 to 28.5)	5.1 (1.8 to 12.1)	1,900
Syphilis	0 (0 to 0)	0 (0 to 0)	342 (157 to 708)	194 (84.5 to 421)	0.6 (0.2 to 1.5)	1.2 (0.4 to 2.8)	1.5 (0.4 to 3.6)	1.2 (0.4 to 2.8)	1.2 (0.4 to 2.8)	1.2 (0.4 to 2.8)	1.2 (0.4 to 2.8)	1.2 (0.4 to 2.8)	1.2 (0.4 to 2.8)	1.2 (0.4 to 2.8)	1.2 (0.4 to 2.8)	1.2 (0.4 to 2.8)	1.2 (0.4 to 2.8)	1.2 (0.4 to 2.8)	0.6 (0.2 to 1.4)	0.2 (0.1 to 0.5)	0.1 (0 to 0.2)	0 (0 to 0.1)	1,600
Chlamydial infection	0 (0 to 0)	0 (0 to 0)	0 (0 to 0)	0 (0 to 0)	0.1 (0 to 0.1)	0.5 (0.1 to 1.4)	0.9 (0.2 to 2.4)	2.1 (0.7 to 5.4)	4.3 (1.4 to 11.2)	6.9 (2.4 to 17.2)	6.7 (2.4 to 16.9)	6.6 (2.4 to 16.4)	5.2 (1.9 to 13.1)	4.8 (1.7 to 12.2)	3.8 (1.3 to 9.6)	2.8 (1 to 7.2)	1.9 (0.7 to 4.9)	1.1 (0.4 to 2.8)	0.4 (0.2 to 1.1)	0.2 (0 to 0.5)	0.1 (0 to 0.3)	0 (0 to 0.1)	27.4
Gonococcal infection	0 (0 to 0)	0 (0 to 0)	0 (0 to 0)	0 (0 to 0)	0 (0 to 0)	0.6 (0.1 to 1.7)	0.9 (0.2 to 2.5)	2.4 (0.8 to 6.4)	3.6 (1.2 to 9.5)	5.5 (1.8 to 14.4)	5.2 (1.7 to 13.6)	5.1 (1.7 to 13.2)	4.2 (1.4 to 10.7)	3.8 (1.3 to 9.8)	3.1 (1.1 to 8.1)	2.2 (0.7 to 5.8)	1.5 (0.5 to 4)	0.9 (0.3 to 2.4)	0.3 (0.1 to 0.8)	0.2 (0 to 0.5)	0.1 (0 to 0.2)	0 (0 to 0.1)	23.3
Trichomoniasis	0 (0 to 0)	0 (0 to 0)	0 (0 to 0)	0 (0 to 0)	0.1 (0 to 0.1)	0.6 (0.2 to 1.7)	0.9 (0.2 to 2.4)	2.2 (0.7 to 5.7)	4.2 (1.4 to 11)	6.7 (2.3 to 17.4)	6.4 (2.3 to 16.5)	6.4 (2.3 to 16.1)	5.1 (1.8 to 12.8)	4.6 (1.6 to 11.9)	3.7 (1.3 to 9.4)	2.7 (0.9 to 7)	1.8 (0.6 to 4.8)	1.1 (0.4 to 2.8)	0.4 (0.2 to 1.1)	0.2 (0 to 0.5)	0.1 (0 to 0.2)	0 (0 to 0.1)	26.4
Genital herpes	0 (0 to 0)	0 (0 to 0)	0 (0 to 0)	0 (0 to 0)	0 (0 to 0)	0.1 (0 to 0.2)	0.2 (0 to 0.4)	0.5 (0.1 to 1.2)	0.9 (0.3 to 2.3)	1.4 (0.5 to 3.5)	1.3 (0.5 to 3.2)	1.3 (0.5 to 3.1)	1.1 (0.4 to 2.6)	1 (0.4 to 2.4)	0.8 (0.3 to 2)	0.6 (0.2 to 1.4)	0.4 (0.2 to 1)	0.2 (0.1 to 0.6)	0.1 (0 to 0.3)	0 (0 to 0.1)	0 (0 to 0)	0 (0 to 0)	4.7
Other sexually transmitted infections	0 (0 to 0)	0 (0 to 0)	0 (0 to 0)	0 (0 to 0)	0 (0 to 0)	0.4 (0.1 to 1.1)	0.6 (0.1 to 1.6)	1.4 (0.4 to 3.7)	2.7 (0.9 to 6.9)	4.3 (1.5 to 10.7)	4.2 (1.5 to 10.2)	4.1 (1.5 to 9.8)	3.3 (1.2 to 7.8)	3 (1.1 to 7.1)	2.4 (0.9 to 5.6)	1.8 (0.6 to 4.3)	1.2 (0.4 to 2.9)	0.7 (0.3 to 1.8)	0.3 (0.1 to 0.7)	0.1 (0 to 0.3)	0 (0 to 0.2)	0 (0 to 0.1)	17.6
Respiratory infections and tuberculosis	1,280 (780 to 1,920)	307 (127 to 722)	2,300 (1,740 to 2,960)	1,560 (1,150 to 2,090)	299 (189 to 472)	222 (129 to 362)	220 (128 to 358)	246 (143 to 400)	277 (161 to 450)	309 (179 to 502)	346 (200 to 562)	420 (243 to 683)	485 (280 to 788)	548 (317 to 890)	620 (358 to 1,010)	691 (400 to 1,120)	744 (430 to 1,210)	760 (439 to 1,230)	722 (417 to 1,170)	645 (372 to 1,040)	511 (295 to 826)	288 (166 to 466)	16,800
Tuberculosis	0 (0 to 0)	0 (0 to 0)	442 (269 to 733)	299 (182 to 433)	279 (189 to 391)	225 (156 to 316)	206 (139 to 290)	225 (152 to 317)	232 (156 to 327)	239 (161 to 337)	246 (165 to 347)	255 (171 to 359)	264 (177 to 372)	273 (183 to 384)	282 (189 to 397)	290 (194 to 408)	298 (200 to 420)	305 (204 to 430)	311 (208 to 438)	316 (211 to 445)	320 (214 to 451)	323 (216 to 455)	11,700
Latent tuberculosis infection	0 (0 to 0)	0 (0 to 0)	0 (0 to 0)	0 (0 to 0)	0 (0 to 0)	0 (0 to 0)	0 (0 to 0)	0 (0 to 0)	0 (0 to 0)	0 (0 to 0)	0 (0 to 0)	0 (0 to 0)	0 (0 to 0)	0 (0 to 0)	0 (0 to 0)	0 (0 to 0)	0 (0 to 0)	0 (0 to 0)	0 (0 to 0)	0 (0 to 0)	0 (0 to 0)	0 (0 to 0)	0 (0 to 0)	0
Drug-susceptible Tuberculosis	0 (0 to 0)	0 (0 to 0)	437 (266 to 727)	296 (180 to 429)	273 (185 to 383)	220 (153 to 309)	202 (136 to 284)	220 (149 to 311)	227 (153 to 320)	234 (158 to 330)	241 (162 to 340)	250 (168 to 353)	259 (174 to 365)	268 (180 to 377)	276 (186 to 389)	284 (191 to 400)	292 (197 to 412)	299 (201 to 421)	305 (205 to 429)	310 (208 to 436)	314 (211 to 442)	317 (213 to 446)	11,500
Multidrug-resistant tuberculosis without extensive drug resistance	0 (0 to 0)	0 (0 to 0)	4.1 (2.1 to 8.3)	2.6 (1.1 to 5.1)	2.3 (1.1 to 4.5)	1.5 (0.7 to 3.1)	0.8 (0.4 to 1.7)	0.5 (0.2 to 1.1)	0.3 (0.1 to 0.7)	0.2 (0.1 to 0.5)	0.2 (0.1 to 0.4)	0.1 (0 to 0.3)	0.1 (0 to 0.2)	0.1 (0 to 0.2)	0 (0 to 0.1)	0 (0 to 0.1)	0 (0 to 0.1)	0 (0 to 0.1)	0 (0 to 0.1)	0 (0 to 0)	0 (0 to 0)	0 (0 to 0)	39
Extensively drug-resistant tuberculosis	0 (0 to 0)	0 (0 to 0)	0.6 (0.3 to 1.2)	0.4 (0.2 to 0.8)	0.4 (0.2 to 0.8)	0.3 (0.1 to 0.6)	0.2 (0.1 to 0.4)	0.2 (0.1 to 0.3)	0.1 (0 to 0.2)	0.1 (0 to 0.2)	0.1 (0 to 0.2)	0 (0 to 0.1)	0 (0 to 0.1)	0 (0 to 0.1)	0 (0 to 0.1)	0 (0 to 0.1)	0 (0 to 0.1)	0 (0 to 0.1)	0 (0 to 0.1)	0 (0 to 0)	0 (0 to 0)	0 (0 to 0)	0.2
Lower respiratory infections	329 (199 to 509)	288 (139 to 563)	2,060 (1,550 to 2,610)	1,200 (869 to 1,530)	242 (157 to 357)	195 (120 to 297)	173 (103 to 270)	179 (103 to 283)	192 (109 to 303)	191 (108 to 303)	221 (125 to 350)	223 (126 to 353)	243 (138 to 384)	289 (165 to 457)	329 (187 to 520)	370 (211 to 584)	399 (227 to 630)	399 (227 to 630)	358 (203 to 565)	296 (168 to 467)	196 (111 to 309)	69.7 (39.5 to 110)	9,170
Upper respiratory infections	0 (0 to 0)	1.4 (0.7 to 2.7)	31.6 (20.1 to 47.7)	7.2 (4.6 to 10.2)	1.6 (1 to 2.3)	1.1 (0.7 to 1.6)	0.8 (0.5 to 1.2)	0.8 (0.5 to 1.2)	0.8 (0.5 to 1.2)	0.8 (0.5 to 1.2)	0.8 (0.5 to 1.2)	0.8 (0.5 to 1.2)	0.8 (0.5 to 1.2)	0.8 (0.5 to 1.2)	0.8 (0.5 to 1.2)	0.8 (0.5 to 1.2)	0.8 (0.5 to 1.2)	0.8 (0.5 to 1.2)	0.8 (0.5 to 1.2)	0.8 (0.5 to 1.2)	0.8 (0.5 to 1.2)	0.8 (0.5 to 1.2)	1,510
Otitis media	0 (0 to 0.1)	0 (0 to 0.1)	46.7 (23.3 to 84.9)	74.8 (39.1 to 78)	30.9 (16.7 to 52.6)	22.2 (11.5 to 38.5)	20.4 (10.4 to 35.5)	20.3 (10.4 to 35.2)	20.3 (10.4 to 35.3)	20.3 (10.4 to 35.3)	20.3 (10.4 to 35.3)	20.3 (10.4 to 35.3)	20.3 (10.4 to 35.3)	20.3 (10.4 to 35.3)	20.3 (10.4 to 35.3)	20.3 (10.4 to 35.3)	20.3 (10.4 to 35.3)	20.3 (10.4 to 35.3)	20.3 (10.4 to 35.3)	20.3 (10.4 to 35.3)	20.3 (10.4 to 35.3)	20.3 (10.4 to 35.3)	409
Enteric infections	1,100 (920 to 1,300)	400 (180 to 780)	3,060 (2,560 to 3,600)	1,970 (1,560 to 2,370)	648 (490 to 1,040)	427 (320 to 560)	698 (530 to 913)	577 (430 to 750)	397 (295 to 523)	292 (216 to 383)	233 (173 to 305)	199 (147 to 260)	173 (128 to 226)	153 (113 to 200)	140 (103 to 183)	133 (98.6 to 174)	127 (94.2 to 166)	120 (88.9 to 157)	107 (79.1 to 140)	92.6 (68.6 to 121)	77.1 (57.1 to 101)	58.1 (43.1 to 76)	14,500
Diarrheal diseases	1,100 (920 to 1,300)	399 (180 to 778)	3,060 (2,560 to 3,600)	1,970 (1,560 to 2,370)	648 (490 to 1,040)	427 (320 to 560)	698 (530 to 913)	577 (430 to 750)	397 (295 to 523)	292 (216 to 383)	233 (173 to 305)	199 (147 to 260)	173 (128 to 226)	153 (113 to 200)	140 (103 to 183)	133 (98.6 to 174)	127 (94.2 to 166)	120 (88.9 to 157)	107 (79.1 to 140)	92.6 (68.6 to 121)	77.1 (57.1 to 101)	58.1 (43.1 to 76)	12,600
Typhoid and paratyphoid	0 (0 to 0)	0 (0 to 0)	0.9 (0.4 to 2.1)	1.4 (0.6 to 3.2)	0.6 (0.2 to 1.5)	0.5 (0.2 to 1.2)	0.5 (0.2 to 1.2)	0.5 (0.2 to 1.2)	0.5 (0.2 to 1.2)	0.5 (0.2 to 1.2)	0.5 (0.2 to 1.2)	0.5 (0.2 to 1.2)	0.5 (0.2 to 1.2)	0.5 (0.2 to 1.2)	0.5 (0.2 to 1.2)	0.5 (0.2 to 1.2)	0.5 (0.2 to 1.2)	0.5 (0.2 to 1.2)	0.5 (0.2 to 1.2)	0.5 (0.2 to 1.2)	0.5 (0.2 to 1.2)	0.5 (0.2 to 1.2)	2,330
Typhoid fever	0 (0 to 0)	0 (0 to 0)	0.5 (0.2 to 1.2)	0.8 (0.3 to 1.8)	0.3 (0.1 to 0.8)	0.3 (0.1 to 0.7)	0.3 (0.1 to 0.7)	0.3 (0.1 to 0.7)	0.3 (0.1 to 0.7)	0.3 (0.1 to 0.7)	0.3 (0.1 to 0.7)	0.3 (0.1 to 0.7)	0.3 (0.1 to 0.7)	0.3 (0.1 to 0.7)	0.3 (0.1 to 0.7)	0.3 (0.1 to 0.7)	0.3 (0.1 to 0.7)	0.3 (0.1 to 0.7)	0.3 (0.1 to 0.7)	0.3 (0.1 to 0.7)	0.3 (0.1 to 0.7)	0.3 (0.1 to 0.7)	1,300
Paratyphoid fever	0 (0 to 0)	0 (0 to 0)	0.1 (0 to 0.2)	0.6 (0.2 to 1.4)	0.3 (0.1 to 0.7)	0.2 (0.1 to 0.5)	0.2 (0.1 to 0.5)	0.2 (0.1 to 0.5)	0.2 (0.1 to 0.5)	0.2 (0.1 to 0.5)	0.2 (0.1 to 0.5)	0.2 (0.1 to 0.5)	0.2 (0.1 to 0.5)	0.2 (0.1 to 0.5)	0.2 (0.1 to 0.5)	0.2 (0.1 to 0.5)	0.2 (0.1 to 0.5)	0.2 (0.1 to 0.5)	0.2 (0.1 to 0.5)	0.2 (0.1 to 0.5)	0.2 (0.1 to 0.5)	0.2 (0.1 to 0.5)	154
Invasive Non-typhoidal Salmonella (iNTS)	0 (0 to 0)	0.7 (0.4 to 1.7)	8.6 (2.5 to 12.8)	27.5 (17.9 to 37.2)	27.1 (17.6 to 36.8)	19.6 (12.7 to 26.6)	11.9 (7.7 to 16.1)	7.9 (5.1 to 10.8)	6.4 (4.1 to 8.7)	5.6 (3.6 to 7.6)	5.2 (3.3 to 7.1)	5.1 (3.3 to 6.9)	5.2 (3.3 to 7.1)	5.3 (3.4 to 7.2)	5.4 (3.4 to 7.3)	5.4 (3.4 to 7.3)	5.4 (3.4 to 7.3)	5.4 (3.4 to 7.3)	5.4 (3.4 to 7.3)	5.4 (3.4 to 7.3)	5.4 (3.4 to 7.3)	5.4 (3.4 to 7.3)	161
Other intestinal infectious diseases	0 (0 to 0)	0 (0 to 0)	2 (0.9 to 4.5)	2.4 (1.1 to 5.4)	1.2 (0.5 to 2.8)	0.6 (0.3 to 1.4)	0.5 (0.2 to 1.2)	0.5 (0.2 to 1.2)	0.5 (0.2 to 1.2)	0.6 (0.2 to 1.3)	0.5 (0.2 to 1.2)	0.4 (0.2 to 1)	0.3 (0.1 to 0.8)	0.3 (0.1 to 0.8)	0.2 (0.1 to 0.6)	0.2 (0.1 to 0.5)	0.2 (0.1 to 0.5)	0.1 (0 to 0.3)	0.1 (0 to 0.3)	0 (0 to 0.2)	0 (0 to 0.1)	0 (0 to 0.1)	10
Neglected tropical diseases and malaria	2,100 (1,400 to 2,900)	517 (178 to 1,180)	1,560 (1,060 to 2,150)	1,170 (810 to 1,610)	204 (138 to 286)	156 (106 to 220)	164 (111 to 230)	166 (112 to 233)	168 (113 to 236)	169 (114 to 237)	170 (114 to 239)	171 (115 to 240)	172 (116 to 242)	173 (116 to 243)	174 (117 to 244)	175 (118 to 246)	176 (118 to 247)	177 (119 to 248)	178 (119 to 249)	178 (119 to 250)	179 (120 to 251)	179 (120 to 251)	3,140
Malaria	0 (0 to 0)	0 (0 to 0)	0 (0 to 0)	0 (0 to 0)	0 (0 to 0)	0 (0 to 0)	0 (0 to 0)	0 (0 to 0)	0 (0 to 0)	0 (0 to 0)	0 (0 to 0)	0 (0 to 0)	0 (0 to 0)	0 (0 to 0)	0 (0 to 0)	0 (0 to 0)	0 (0 to 0)	0 (0 to 0)	0 (0 to 0)	0 (0 to 0)	0 (0 to 0)	0 (0 to 0)	0 (0 to 0)	0
Chagas disease	0 (0 to 0)	0 (0 to 0)	0 (0 to 0)	0 (0 to 0)	0 (0 to 0)	0 (0 to 0)	0 (0 to 0)	0 (0 to 0)	0 (0 to 0)	0 (0 to 0)	0 (0 to 0)	0 (0 to 0)	0 (0 to 0)	0 (0 to 0)	0 (0 to 0)	0 (0 to 0)	0 (0 to 0)	0 (0 to 0)	0 (0 to 0)	0 (0 to 0)	0 (0 to 0)	0 (0 to 0)	0 (0 to 0)	0
Leishmaniasis	0 (0 to 0)	0 (0 to 0)	0 (0 to 0)	0 (0 to 0)	0 (0 to 0)	0 (0 to 0)	0 (0 to 0)	0 (0 to 0)	0 (0 to 0)	0 (0 to 0)	0 (0 to 0)	0 (0 to 0)	0 (0 to 0)	0 (0 to 0)	0 (0 to 0)	0 (0 to 0)	0 (0 to 0)	0 (0 to 0)	0 (0 to 0)	0 (0 to 0)	0 (0 to 0)	0 (0 to 0)	0 (0 to 0)	0
Visceral leishmaniasis	0 (0 to 0)	0 (0 to 0)	0 (0 to 0)	0 (0 to 0)	0 (0 to 0)	0 (0 to 0)	0 (0 to 0)	0 (0 to 0)	0 (0 to 0)	0 (0 to 0)	0 (0 to 0)	0 (0 to 0)	0 (0 to 0)	0 (0 to 0)	0 (0 to 0)	0 (0 to 0)	0 (0 to 0)	0 (0 to 0)	0 (0 to 0)	0 (0 to 0)	0 (0 to 0)	0 (0 to 0)	0 (0 to 0)	0
Cutaneous and mucocutaneous leishmaniasis	0 (0 to 0)	0 (0 to 0)	0 (0 to 0)	0 (0 to 0)	0 (0 to 0)	0 (0 to 0)	0 (0 to 0)	0 (0 to 0)	0 (0 to 0)	0 (0 to 0)	0 (0 to 0)	0 (0 to 0)	0 (0 to 0)	0 (0 to 0)	0 (0 to 0)	0 (0 to 0)	0 (0 to 0)	0 (0 to 0)	0 (0 to 0)	0 (0 to 0)	0 (0 to 0)	0 (0 to 0)	0 (0 to 0)	0
African trypanosomiasis	0 (0 to 0)	0 (0 to 0)	0 (0 to 0)	0 (0 to 0)	0 (0 to 0)	0 (0 to 0)	0 (0 to 0)	0 (0 to 0)	0 (0 to 0)	0 (0 to 0)	0 (0 to 0)	0 (0 to 0)	0 (0 to 0)	0 (0 to 0)	0 (0 to 0)	0 (0 to 0)	0 (0 to 0)	0 (0 to 0)	0 (0 to 0)	0 (0 to 0)	0 (0 to 0)	0 (0 to 0)	0 (0 to 0)	0
Schistosomiasis	0 (0 to 0)	0 (0 to 0)	0 (0 to 0)	0 (0 to 0)	0 (0 to 0)	0 (0 to 0)	0 (0 to 0)	0 (0 to 0)	0 (0 to 0)	0 (0 to 0)	0 (0 to 0)	0 (0 to 0)	0 (0 to 0)	0 (0 to 0)	0 (0 to 0)	0 (0 to 0)	0 (0 to 0)	0 (0 to 0)	0 (0 to 0)	0 (0 to 0)	0 (0 to 0)	0 (0 to 0)	0 (0 to 0)	0
Cysticercosis	0 (0 to 0)	0 (0 to 0)	0 (0 to 0)	0 (0 to 0)	0 (0 to 0)	0.1 (0 to 0.1)	0.1 (0 to 0.1)	0.2 (0 to 0.3)	0.3 (0.1 to 0.4)	0.4 (0.1 to 0.5)	0.4 (0.1 to 0.5)	0.4 (0.1 to 0.5)	0.4 (0.1 to 0.5)	0.4 (0.1 to 0.5)	0.4 (0.1 to 0.5)	0.4 (0.1 to 0.5)	0.4 (0.1 to 0.5)	0.4 (0.1 to 0.5)	0.3 (0.1 to 0.4)	0.2 (0 to 0.3)	0.1 (0 to 0.2)	0 (0 to 0.1)	4.7
Cystic echinococcosis	0 (0 to 0)	0 (0 to 0)	0 (0 to 0)	0 (0 to 0)	0 (0 to 0)	0.4 (0.1 to 1.1)	0.4 (0.1 to 1.1)	0.4 (0.1 to 1.1)	0.4 (0.1 to 1.1)	0.4 (0.1 to 1.1)	0.4 (0.1 to 1.1)	0.4 (0.1 to 1.1)	0.4 (0.1 to 1.1)	0.4 (0.1 to 1.1)	0.4 (0.1 to 1.1)	0.4 (0.1 to 1.1)	0.4 (0.1 to 1.1)	0.4 (0.1 to 1.1)	0.4 (0.1 to 1.1)	0.4 (0.1 to 1.1)	0.4 (0.1 to 1.1)	0.4 (0.1 to 1.1)	11.9
Lymphatic filariasis	0 (0 to 0)	0 (0 to 0)	0 (0 to 0)	0 (0 to 0)	0 (0 to 0)	28.2 (19.9 to 41.9)	28.2 (20.3 to 41.9)	28.2 (19.8 to 41.9)	28.2 (19.8 to 41.9)	28.2 (21.7 to 41.9)	28.2 (22.3 to 41.9)	28.2 (19.8 to 41.9)	28.2 (19.1 to 41.9)	28.2 (19.2 to 41.9)	28.2 (19.3 to 41.9)	28.2 (19.3 to 41.9)	28.2 (19.3 to 41.9)	28.2 (19.3 to 41.9)	28.2 (19.3 to 41.9)	28.2 (19.3 to 41.9)	28.2 (19.3 to 41.9)	28.2 (19.3 to 41.9)	416
Onchocerciasis	0 (0 to 0)	0 (0 to 0)	0 (0 to 0)	0 (0 to 0)	0 (0 to 0)	0 (0 to 0)	0 (0 to 0)	0 (0 to 0)	0 (0 to 0)	0 (0 to 0)	0 (0 to 0)	0 (0 to 0)	0 (0 to 0)	0 (0 to 0)	0 (0 to 0)	0 (0 to 0)	0 (0 to 0)	0 (0 to 0)	0 (0 to 0)	0 (0 to 0)	0 (0 to 0)	0 (0 to 0)	0 (0 to 0)	0
Trachoma	0 (0 to 0)	0 (0 to 0)	0 (0 to 0)	0 (0 to 0)	0 (0 to 0)	0 (0 to 0)	0 (0 to 0)	0 (0 to 0)	0 (0 to 0)	0 (0 to 0)	0 (0 to 0)	0 (0 to 0)	0 (0 to 0)	0 (0 to 0)	0 (0 to 0)	0 (0 to 0)	0 (0 to 0)	0 (0 to 0)	0 (0 to 0)	0 (0 to 0)	0 (0 to 0)	0 (0 to 0)	0 (0 to 0)	0
Dengue	0 (0 to 0)	0 (0 to 0)	107 (9.2 to 742)	44.5 (20.3 to 78)	42.7 (19.7 to 368)	42.7 (12.7 to 221)	42.4 (10.2 to 213)	42.4 (11.1 to 214)	42.4 (11.1 to 214)	42.4 (11.1 to 214)	42.4 (11.1 to 214)	42.4 (11.1 to 214)	42.4 (11.1 to 214)	42.4 (11.1 to 214)	42.4 (11.1 to 214)	42.4 (11.1 to 214)	42.4 (11.1 to 214)	42.4 (11.1 to 214)	42.4 (11.1 to 214)	42.4 (11.1 to 214)	42.4 (11.1 to 214)	42.4 (11.1 to 214)	2,100
Yellow fever	0 (0 to 0)	0 (0 to 0)	0 (0 to 0)	0 (0 to 0)	0 (0 to 0)	0 (0 to 0)	0 (0 to 0)	0 (0 to 0)	0 (0 to 0)	0 (0 to 0)	0 (0 to 0)	0 (0 to 0)	0 (0 to 0)	0 (0 to 0)	0 (0 to 0)	0 (0 to 0)	0 (0 to 0)	0 (0 to 0)	0 (0 to 0)	0 (0 to 0)	0 (0 to 0)	0 (0 to 0)	0 (0 to 0)	0
Rabies	0 (0 to 0)	0 (0 to 0)	0.9 (0.4 to 2.1)	1.3 (0.6 to 3.1)	0.8 (0.3 to 1.9)	0.6 (0.2 to 1.4)	0.6 (0.2 to 1.4)	0.6 (0.2 to 1.4)	0.6 (0.2 to 1.4)	0.6 (0.2 to 1.4)	0.6 (0.2 to 1.4)	0.6 (0.2 to 1.4)	0.6 (0.2 to 1.4)	0.6 (0.2 to 1.4)	0.6 (0.2 to 1.4)	0.6 (0.2 to 1.4)	0.6 (0.2 to 1.4)	0.6 (0.2 to 1.4)	0.6 (0.2 to 1.4)	0.6 (0.2 to 1.4)	0.6 (0.2 to 1.4)	0.6 (0.2 to 1.4)	39
Intestinal nematode infections	0 (0 to 0)	0 (0 to 0)	0.3 (0.2 to 0.8)	0.5 (0.2 to 1.2)	0.3 (0.1 to 0.8)	0.2 (0.1 to 0.5)	0.2 (0.1 to 0.5)	0.2 (0.1 to 0.5)	0.2 (0.1 to 0.5)	0.2 (0.1 to 0.5)	0.2 (0.1 to 0.5)	0.2 (0.1 to 0.5)	0.2 (0.1 to 0.5)	0.2 (0.1 to 0.5)	0.2 (0.1 to 0.5)	0.2 (0.1 to 0.5)	0.2 (0.1 to 0.5)	0.2 (0.1 to 0.5)	0.2 (0.1 to 0.5)	0.2 (0.1 to 0.5)	0.2 (0.1 to 0.5)	0.2 (0.1 to 0.5)	262
Ascariasis	0 (0 to 0)	0 (0 to 0)	1.6 (0.2 to 4.1)	17.2 (2.1 to





SR Table 2c. Risu islands DALYs by cause and age group for both sexes with 50% uncertainty intervals, 2019

Cause	Early Neonatal	Late Neonatal	Post Neonatal	1 to 4	5 to 9	10 to 14	15 to 19	20 to 24	25 to 29	30 to 34	35 to 39	40 to 44	45 to 49	50 to 54	55 to 59	60 to 64	65 to 69	70 to 74	75 to 79	80 to 84	85 to 89	90 to 94	95 plus	Total
All causes	25,000 (23,000 to 26,000)	9,940 (9,270 to 11,000)	17,490 (13,100 to 23,100)	17,990 (14,600 to 22,000)	12,290 (10,300 to 15,000)	10,090 (8,550 to 12,300)	14,000 (11,900 to 17,000)	15,000 (12,600 to 18,000)	16,000 (13,200 to 19,700)	20,000 (16,500 to 24,700)	26,000 (22,000 to 32,000)	28,000 (23,000 to 34,000)	31,000 (26,100 to 38,000)	29,000 (24,700 to 35,000)	24,000 (19,700 to 29,700)	22,000 (18,000 to 28,000)	19,000 (15,000 to 25,000)	13,000 (11,000 to 16,000)	9,980 (8,270 to 12,700)	6,980 (5,300 to 8,980)	2,890 (2,200 to 3,200)	780 (660 to 1,000)	253 (200 to 350)	410,000
Communicable, maternal, neonatal, and nutritional diseases	25,400 (25,100 to 26,800)	6,790 (5,870 to 9,970)	12,300 (8,130 to 17,400)	10,900 (8,510 to 13,300)	5,160 (4,020 to 6,370)	3,130 (2,490 to 3,910)	2,930 (2,330 to 3,660)	3,160 (2,510 to 3,990)	3,750 (2,980 to 4,710)	4,700 (3,720 to 5,970)	5,900 (4,660 to 7,530)	6,410 (5,060 to 8,200)	3,090 (2,420 to 3,960)	2,310 (1,770 to 3,060)	1,990 (1,520 to 2,620)	1,990 (1,500 to 2,670)	1,750 (1,300 to 2,360)	1,450 (1,120 to 1,920)	1,290 (949 to 1,760)	764 (564 to 970)	420 (320 to 539)	202 (146 to 280)	107 (77 to 154)	130,000
HIV/AIDS and sexually transmitted infections	1,690 (989 to 2,760)	922 (781 to 1,140)	490 (190 to 1,080)	818 (537 to 1,210)	19.1 (9.6 to 39.7)	19.6 (11.0 to 36.2)	76.3 (60.3 to 96.2)	198 (156 to 254)	290 (223 to 372)	373 (279 to 477)	398 (308 to 509)	397 (308 to 514)	284 (216 to 374)	181 (131 to 244)	141 (97 to 194)	97.6 (64 to 131)	69 (44 to 93)	42.8 (27 to 61)	24.2 (14 to 34)	14.1 (8 to 19)	4.6 (2 to 6)	0.8 (0 to 1)	0.1 (0 to 0)	6,370
HIV/AIDS	0 (0 to 0)	0 (0 to 0)	124 (21 to 431)	977 (616 to 1,580)	4.6 (2.2 to 10.4)	6.8 (3.6 to 14.6)	67.3 (50.1 to 84.2)	179 (140 to 224)	247 (203 to 302)	319 (253 to 403)	352 (284 to 444)	350 (268 to 460)	248 (189 to 330)	157 (114 to 214)	120 (82 to 164)	75.7 (48 to 101)	58.9 (35 to 80)	7.2 (3 to 12)	2.7 (1 to 5)	1.9 (0 to 4)	1 (0 to 2)	0.2 (0 to 0)	0.1 (0 to 0)	1,693
HIV/AIDS - Drug-susceptible Tuberculosis	0 (0 to 0)	0 (0 to 0)	0.2 (0 to 0.8)	0.1 (0 to 0.4)	2.4 (0.9 to 6.1)	3.1 (1.4 to 7.5)	9.6 (5.9 to 13.1)	16.1 (10.1 to 22.5)	19.1 (12.1 to 27.1)	19.2 (12.1 to 27.5)	17.2 (10.7 to 25.1)	14.2 (8.8 to 21.2)	9.2 (5.6 to 14.1)	5.6 (3.3 to 8.8)	3.7 (2.1 to 5.9)	2.1 (1.1 to 3.6)	1.4 (0.7 to 2.7)	0.3 (0.1 to 0.6)	0.1 (0 to 0.3)	0.1 (0 to 0.2)	0 (0 to 0.1)	0 (0 to 0)	0 (0 to 0)	868
HIV/AIDS - Multidrug-resistant Tuberculosis without extensive	0 (0 to 0)	0 (0 to 0)	0.1 (0 to 0.4)	0.1 (0 to 1.9)	0.2 (0 to 0.5)	0.4 (0 to 1.0)	2.6 (0 to 3.9)	2.8 (0 to 4.0)	2.8 (0 to 4.0)	2.8 (0 to 4.0)	2.8 (0 to 4.0)	2.8 (0 to 4.0)	2.4 (0 to 3.7)	1.8 (0 to 2.8)	1.4 (0 to 2.2)	0.8 (0 to 1.2)	0.6 (0 to 0.9)	0.2 (0 to 0.3)	0.1 (0 to 0.2)	0 (0 to 0.1)	0 (0 to 0)	0 (0 to 0)	0 (0 to 0)	7.3
HIV/AIDS - Extensively drug-resistant Tuberculosis	0 (0 to 0)	0 (0 to 0)	0 (0 to 0.1)	0 (0 to 0.4)	0 (0 to 0)	0 (0 to 0)	0.1 (0 to 0.3)	0.1 (0 to 0.4)	0.1 (0 to 0.4)	0.1 (0 to 0.4)	0.1 (0 to 0.4)	0.1 (0 to 0.4)	0.1 (0 to 0.4)	0.1 (0 to 0.3)	0.1 (0 to 0.3)	0.1 (0 to 0.3)	0.1 (0 to 0.3)	0 (0 to 0.2)	0 (0 to 0.1)	0 (0 to 0.1)	0 (0 to 0.1)	0 (0 to 0)	0 (0 to 0)	1.2
HIV/AIDS resulting in other diseases	0 (0 to 0)	0 (0 to 0)	11.5 (1.5 to 32.9)	8.5 (0.9 to 19.1)	2.6 (0.7 to 6.1)	2.6 (1.1 to 5.1)	7.7 (3.5 to 11.1)	16.1 (7.1 to 24.1)	22.1 (9.7 to 33.1)	29.1 (12.9 to 43.6)	32.2 (14.1 to 48.1)	32.2 (14.1 to 48.1)	22.4 (9.8 to 33.5)	14.2 (6.2 to 21.2)	10.8 (4.7 to 16.2)	6.8 (2.9 to 10.1)	5.3 (2.3 to 7.9)	0.7 (0.3 to 1.1)	0.2 (0.1 to 0.4)	0.1 (0 to 0.1)	0 (0 to 0.1)	0 (0 to 0)	0 (0 to 0)	161
Sexually transmitted infections excluding HIV	1,690 (989 to 2,760)	922 (781 to 1,140)	366 (66 to 1,070)	24 (9.9 to 59.9)	16.6 (7.0 to 36.1)	1.1 (0.5 to 2.6)	1.8 (0.9 to 5.2)	1.9 (0.9 to 6.7)	2.2 (1.0 to 8.7)	2.9 (1.3 to 12.1)	2.2 (0.9 to 9.9)	0.9 (0.4 to 3.9)	1.5 (0.7 to 5.1)	1.2 (0.5 to 3.9)	0.8 (0.4 to 2.5)	0.5 (0.2 to 1.6)	0.3 (0.1 to 0.9)	0.2 (0.1 to 0.6)	0.1 (0 to 0.3)	0.1 (0 to 0.2)	0 (0 to 0.1)	0 (0 to 0)	0 (0 to 0)	2,680
Syphilis	0 (0 to 0)	0 (0 to 0)	0 (0 to 0)

Ischemic heart disease	0 (0 to 0)	0 (0 to 0)	0 (0 to 0)	0 (0 to 0)	0 (0 to 0)	0 (0 to 0)	0 (0 to 0)	160 (103 to 231)	285 (192 to 423)	564 (389 to 867)	1,260 (879 to 1,696)	2,050 (1,420 to 3,006)	2,750 (1,940 to 4,020)	2,910 (2,070 to 4,356)	2,690 (1,900 to 3,710)	2,690 (1,980 to 3,540)	2,690 (1,980 to 3,540)	2,330 (1,680 to 3,370)	1,970 (1,400 to 2,810)	1,610 (1,160 to 2,300)	997 (667 to 1,566)	369 (269 to 540)	103 (72 to 156)	33.8 (20.7 to 54)	23,600
Stroke	0 (0 to 0)	0 (0 to 0)	0 (0 to 0)	0 (0 to 0)	0 (0 to 0)	0 (0 to 0)	0 (0 to 0)	160 (103 to 231)	285 (192 to 423)	564 (389 to 867)	1,260 (879 to 1,696)	2,050 (1,420 to 3,006)	2,750 (1,940 to 4,020)	2,910 (2,070 to 4,356)	2,690 (1,900 to 3,710)	2,690 (1,980 to 3,540)	2,690 (1,980 to 3,540)	2,330 (1,680 to 3,370)	1,970 (1,400 to 2,810)	1,610 (1,160 to 2,300)	997 (667 to 1,566)	369 (269 to 540)	103 (72 to 156)	33.8 (20.7 to 54)	23,600
Ischemic stroke	0 (0 to 0)	0 (0 to 0)	0 (0 to 0)	0 (0 to 0)	0 (0 to 0)	0 (0 to 0)	0 (0 to 0)	160 (103 to 231)	285 (192 to 423)	564 (389 to 867)	1,260 (879 to 1,696)	2,050 (1,420 to 3,006)	2,750 (1,940 to 4,020)	2,910 (2,070 to 4,356)	2,690 (1,900 to 3,710)	2,690 (1,980 to 3,540)	2,690 (1,980 to 3,540)	2,330 (1,680 to 3,370)	1,970 (1,400 to 2,810)	1,610 (1,160 to 2,300)	997 (667 to 1,566)	369 (269 to 540)	103 (72 to 156)	33.8 (20.7 to 54)	23,600
Intracerebral hemorrhage	0 (0 to 0)	0 (0 to 0)	0 (0 to 0)	0 (0 to 0)	0 (0 to 0)	0 (0 to 0)	0 (0 to 0)	0 (0 to 0)	0 (0 to 0)	0 (0 to 0)	0 (0 to 0)	0 (0 to 0)	0 (0 to 0)	0 (0 to 0)	0 (0 to 0)	0 (0 to 0)	0 (0 to 0)	0 (0 to 0)	0 (0 to 0)	0 (0 to 0)	0 (0 to 0)	0 (0 to 0)	0 (0 to 0)	0 (0 to 0)	0
Subarachnoid hemorrhage	0 (0 to 0)	0 (0 to 0)	0 (0 to 0)	0 (0 to 0)	0 (0 to 0)	0 (0 to 0)	0 (0 to 0)	0 (0 to 0)	0 (0 to 0)	0 (0 to 0)	0 (0 to 0)	0 (0 to 0)	0 (0 to 0)	0 (0 to 0)	0 (0 to 0)	0 (0 to 0)	0 (0 to 0)	0 (0 to 0)	0 (0 to 0)	0 (0 to 0)	0 (0 to 0)	0 (0 to 0)	0 (0 to 0)	0 (0 to 0)	0
Hypertensive heart disease	0 (0 to 0)	0 (0 to 0)	0 (0 to 0)	0 (0 to 0)	0 (0 to 0)	0 (0 to 0)	0 (0 to 0)	0 (0 to 0)	0 (0 to 0)	0 (0 to 0)	0 (0 to 0)	0 (0 to 0)	0 (0 to 0)	0 (0 to 0)	0 (0 to 0)	0 (0 to 0)	0 (0 to 0)	0 (0 to 0)	0 (0 to 0)	0 (0 to 0)	0 (0 to 0)	0 (0 to 0)	0 (0 to 0)	0 (0 to 0)	0
Hypertensive heart disease without heart failure	0 (0 to 0)	0 (0 to 0)	0 (0 to 0)	0 (0 to 0)	0 (0 to 0)	0 (0 to 0)	0 (0 to 0)	0 (0 to 0)	0 (0 to 0)	0 (0 to 0)	0 (0 to 0)	0 (0 to 0)	0 (0 to 0)	0 (0 to 0)	0 (0 to 0)	0 (0 to 0)	0 (0 to 0)	0 (0 to 0)	0 (0 to 0)	0 (0 to 0)	0 (0 to 0)	0 (0 to 0)	0 (0 to 0)	0 (0 to 0)	0
Non-rheumatic valve disease	0 (0 to 0)	0 (0 to 0)	0 (0 to 0)	0 (0 to 0)	0 (0 to 0)	0 (0 to 0)	0 (0 to 0)	0 (0 to 0)	0 (0 to 0)	0 (0 to 0)	0 (0 to 0)	0 (0 to 0)	0 (0 to 0)	0 (0 to 0)	0 (0 to 0)	0 (0 to 0)	0 (0 to 0)	0 (0 to 0)	0 (0 to 0)	0 (0 to 0)	0 (0 to 0)	0 (0 to 0)	0 (0 to 0)	0 (0 to 0)	0
Non-rheumatic aortic valve disease	0 (0 to 0)	0 (0 to 0)	0 (0 to 0)	0 (0 to 0)	0 (0 to 0)	0 (0 to 0)	0 (0 to 0)	0 (0 to 0)	0 (0 to 0)	0 (0 to 0)	0 (0 to 0)	0 (0 to 0)	0 (0 to 0)	0 (0 to 0)	0 (0 to 0)	0 (0 to 0)	0 (0 to 0)	0 (0 to 0)	0 (0 to 0)	0 (0 to 0)	0 (0 to 0)	0 (0 to 0)	0 (0 to 0)	0 (0 to 0)	0
Non-rheumatic, degenerative mitral valve disease	0 (0 to 0)	0 (0 to 0)	0 (0 to 0)	0 (0 to 0)	0 (0 to 0)	0 (0 to 0)	0 (0 to 0)	0 (0 to 0)	0 (0 to 0)	0 (0 to 0)	0 (0 to 0)	0 (0 to 0)	0 (0 to 0)	0 (0 to 0)	0 (0 to 0)	0 (0 to 0)	0 (0 to 0)	0 (0 to 0)	0 (0 to 0)	0 (0 to 0)	0 (0 to 0)	0 (0 to 0)	0 (0 to 0)	0 (0 to 0)	0
Other non-rheumatic valve diseases	0 (0 to 0)	0 (0 to 0)	0 (0 to 0)	0 (0 to 0)	0 (0 to 0)	0 (0 to 0)	0 (0 to 0)	0 (0 to 0)	0 (0 to 0)	0 (0 to 0)	0 (0 to 0)	0 (0 to 0)	0 (0 to 0)	0 (0 to 0)	0 (0 to 0)	0 (0 to 0)	0 (0 to 0)	0 (0 to 0)	0 (0 to 0)	0 (0 to 0)	0 (0 to 0)	0 (0 to 0)	0 (0 to 0)	0 (0 to 0)	0
Cardiomyopathy and myocarditis	0 (0 to 0)	0 (0 to 0)	0 (0 to 0)	0 (0 to 0)	0 (0 to 0)	0 (0 to 0)	0 (0 to 0)	0 (0 to 0)	0 (0 to 0)	0 (0 to 0)	0 (0 to 0)	0 (0 to 0)	0 (0 to 0)	0 (0 to 0)	0 (0 to 0)	0 (0 to 0)	0 (0 to 0)	0 (0 to 0)	0 (0 to 0)	0 (0 to 0)	0 (0 to 0)	0 (0 to 0)	0 (0 to 0)	0 (0 to 0)	0
Myocarditis	0 (0 to 0)	0 (0 to 0)	0 (0 to 0)	0 (0 to 0)	0 (0 to 0)	0 (0 to 0)	0 (0 to 0)	0 (0 to 0)	0 (0 to 0)	0 (0 to 0)	0 (0 to 0)	0 (0 to 0)	0 (0 to 0)	0 (0 to 0)	0 (0 to 0)	0 (0 to 0)	0 (0 to 0)	0 (0 to 0)	0 (0 to 0)	0 (0 to 0)	0 (0 to 0)	0 (0 to 0)	0 (0 to 0)	0 (0 to 0)	0
Alcoholic cardiomyopathy	0 (0 to 0)	0 (0 to 0)	0 (0 to 0)	0 (0 to 0)	0 (0 to 0)	0 (0 to 0)	0 (0 to 0)	0 (0 to 0)	0 (0 to 0)	0 (0 to 0)	0 (0 to 0)	0 (0 to 0)	0 (0 to 0)	0 (0 to 0)	0 (0 to 0)	0 (0 to 0)	0 (0 to 0)	0 (0 to 0)	0 (0 to 0)	0 (0 to 0)	0 (0 to 0)	0 (0 to 0)	0 (0 to 0)	0 (0 to 0)	0
Other cardiomyopathy	0 (0 to 0)	0 (0 to 0)	0 (0 to 0)	0 (0 to 0)	0 (0 to 0)	0 (0 to 0)	0 (0 to 0)	0 (0 to 0)	0 (0 to 0)	0 (0 to 0)	0 (0 to 0)	0 (0 to 0)	0 (0 to 0)	0 (0 to 0)	0 (0 to 0)	0 (0 to 0)	0 (0 to 0)	0 (0 to 0)	0 (0 to 0)	0 (0 to 0)	0 (0 to 0)	0 (0 to 0)	0 (0 to 0)	0 (0 to 0)	0
Atrial fibrillation and flutter	0 (0 to 0)	0 (0 to 0)	0 (0 to 0)	0 (0 to 0)	0 (0 to 0)	0 (0 to 0)	0 (0 to 0)	0 (0 to 0)	0 (0 to 0)	0 (0 to 0)	0 (0 to 0)	0 (0 to 0)	0 (0 to 0)	0 (0 to 0)	0 (0 to 0)	0 (0 to 0)	0 (0 to 0)	0 (0 to 0)	0 (0 to 0)	0 (0 to 0)	0 (0 to 0)	0 (0 to 0)	0 (0 to 0)	0 (0 to 0)	0
Aortic aneurysm	–	–	–	–	–	–	–	0 (0 to 0)	0 (0 to 0)	0 (0 to 0)	0 (0 to 0)	0 (0 to 0)	0 (0 to 0)	0 (0 to 0)	0 (0 to 0)	0 (0 to 0)	0 (0 to 0)	0 (0 to 0)	0 (0 to 0)	0 (0 to 0)	0 (0 to 0)	0 (0 to 0)	0 (0 to 0)	0 (0 to 0)	0
Endocarditis	0 (0 to 0.2)	0 (0.2 to 1.4)	0 (0.1 to 1.2)	1.8 (0.9 to 3.4)	1.8 (0.7 to 4.4)	2 (0.7 to 4.4)	1 (0.1 to 3.2)	13.2 (6.6 to 21.4)	16.5 (9.6 to 31.4)	32.5 (19.2 to 56.9)	69.5 (39.6 to 109)	139 (78.1 to 229)	170 (96.1 to 275)	174 (97.6 to 283)	161 (89.6 to 263)	161 (89.6 to 263)	161 (89.6 to 263)	139 (77.5 to 227)	118 (64.7 to 193)	96.4 (51.1 to 162)	59.7 (27.3 to 113)	22.1 (9.3 to 44.1)	6.2 (1.1 to 14.6)	1.4 (0.2 to 3.5)	1,400
Other cardiovascular and circulatory diseases	1.1 (0.2 to 2.7)	2.6 (1.2 to 3.7)	1.6 (0.8 to 2.4)	1.6 (0.8 to 2.4)	1.6 (0.8 to 2.4)	1.9 (0.8 to 2.7)	1.9 (0.8 to 2.7)	14.3 (7.1 to 22.1)	19.4 (9.9 to 32.7)	31.7 (16.1 to 52.4)	59.6 (29.1 to 102)	94.2 (46.1 to 162)	114 (55.9 to 196)	117 (57.4 to 201)	108 (52.9 to 186)	108 (52.9 to 186)	108 (52.9 to 186)	93.4 (45.7 to 161)	79.3 (38.8 to 136)	64.8 (31.7 to 111)	40.1 (19.6 to 69.1)	14.9 (7.3 to 25.6)	4.2 (2.1 to 7.2)	0.9 (0.5 to 1.6)	946
Chronic respiratory diseases	0 (0 to 0)	0 (0 to 0)	0 (0 to 0)	279 (219 to 424)	398 (312 to 605)	473 (369 to 718)	660 (517 to 1,000)	1,170 (897 to 1,780)	1,170 (897 to 1,780)	1,170 (897 to 1,780)	1,170 (897 to 1,780)	1,170 (897 to 1,780)	1,170 (897 to 1,780)	1,170 (897 to 1,780)	1,170 (897 to 1,780)	1,170 (897 to 1,780)	1,170 (897 to 1,780)	1,170 (897 to 1,780)	1,170 (897 to 1,780)	1,170 (897 to 1,780)	1,170 (897 to 1,780)	1,170 (897 to 1,780)	1,170 (897 to 1,780)	1,170 (897 to 1,780)	13,600
Chronic obstructive pulmonary disease	0 (0 to 0)	0 (0 to 0)	0 (0 to 0)	279 (219 to 424)	398 (312 to 605)	473 (369 to 718)	660 (517 to 1,000)	1,170 (897 to 1,780)	1,170 (897 to 1,780)	1,170 (897 to 1,780)	1,170 (897 to 1,780)	1,170 (897 to 1,780)	1,170 (897 to 1,780)	1,170 (897 to 1,780)	1,170 (897 to 1,780)	1,170 (897 to 1,780)	1,170 (897 to 1,780)	1,170 (897 to 1,780)	1,170 (897 to 1,780)	1,170 (897 to 1,780)	1,170 (897 to 1,780)	1,170 (897 to 1,780)	1,170 (897 to 1,780)	1,170 (897 to 1,780)	13,600
Pneumoconiosis	0 (0 to 0)	0 (0 to 0)	0 (0 to 0)	0 (0 to 0)	0 (0 to 0)	0 (0 to 0)	0 (0 to 0)	0 (0 to 0)	0 (0 to 0)	0 (0 to 0)	0 (0 to 0)	0 (0 to 0)	0 (0 to 0)	0 (0 to 0)	0 (0 to 0)	0 (0 to 0)	0 (0 to 0)	0 (0 to 0)	0 (0 to 0)	0 (0 to 0)	0 (0 to 0)	0 (0 to 0)	0 (0 to 0)	0 (0 to 0)	0
Asbestosis	0 (0 to 0)	0 (0 to 0)	0 (0 to 0)	0 (0 to 0)	0 (0 to 0)	0 (0 to 0)	0 (0 to 0)	0 (0 to 0)	0 (0 to 0)	0 (0 to 0)	0 (0 to 0)	0 (0 to 0)	0 (0 to 0)	0 (0 to 0)	0 (0 to 0)	0 (0 to 0)	0 (0 to 0)	0 (0 to 0)	0 (0 to 0)	0 (0 to 0)	0 (0 to 0)	0 (0 to 0)	0 (0 to 0)	0 (0 to 0)	0
Coal workers pneumoconiosis	0 (0 to 0)	0 (0 to 0)	0 (0 to 0)	0 (0 to 0)	0 (0 to 0)	0 (0 to 0)	0 (0 to 0)	0 (0 to 0)	0 (0 to 0)	0 (0 to 0)	0 (0 to 0)	0 (0 to 0)	0 (0 to 0)	0 (0 to 0)	0 (0 to 0)	0 (0 to 0)	0 (0 to 0)	0 (0 to 0)	0 (0 to 0)	0 (0 to 0)	0 (0 to 0)	0 (0 to 0)	0 (0 to 0)	0 (0 to 0)	0
Other pneumoconiosis	0 (0 to 0)	0 (0 to 0)	0 (0 to 0)	0 (0 to 0)	0 (0 to 0)	0 (0 to 0)	0 (0 to 0)	0 (0 to 0)	0 (0 to 0)	0 (0 to 0)	0 (0 to 0)	0 (0 to 0)	0 (0 to 0)	0 (0 to 0)	0 (0 to 0)	0 (0 to 0)	0 (0 to 0)	0 (0 to 0)	0 (0 to 0)	0 (0 to 0)	0 (0 to 0)	0 (0 to 0)	0 (0 to 0)	0 (0 to 0)	0
Asthma	0 (0 to 0)	0 (0 to 0)	0 (0 to 0)	279 (209 to 568)	398 (279 to 749)	473 (327 to 892)	660 (451 to 1,090)	1,170 (797 to 1,880)	1,170 (797 to 1,880)	1,170 (797 to 1,880)	1,170 (797 to 1,880)	1,170 (797 to 1,880)	1,170 (797 to 1,880)	1,170 (797 to 1,880)	1,170 (797 to 1,880)	1,170 (797 to 1,880)	1,170 (797 to 1,880)	1,170 (797 to 1,880)	1,170 (797 to 1,880)	1,170 (797 to 1,880)	1,170 (797 to 1,880)	1,170 (797 to 1,880)	1,170 (797 to 1,880)	1,170 (797 to 1,880)	13,600
Interstitial lung disease and pulmonary sarcoidosis	0 (0 to 0)	0 (0 to 0)	0 (0 to 0)	0 (0 to 0)	0 (0 to 0)	0 (0 to 0)	0 (0 to 0)	0 (0 to 0)	0 (0 to 0)	0 (0 to 0)	0 (0 to 0)	0 (0 to 0)	0 (0 to 0)	0 (0 to 0)	0 (0 to 0)	0 (0 to 0)	0 (0 to 0)	0 (0 to 0)	0 (0 to 0)	0 (0 to 0)	0 (0 to 0)	0 (0 to 0)	0 (0 to 0)	0 (0 to 0)	0
Other chronic respiratory diseases	0 (0 to 0)	0 (0 to 0)	0 (0 to 0)	317 (149 to 744)	69 (69 to 69)	69 (69 to 69)	69 (69 to 69)	69 (69 to 69)	69 (69 to 69)	69 (69 to 69)	69 (69 to 69)	69 (69 to 69)	69 (69 to 69)	69 (69 to 69)	69 (69 to 69)	69 (69 to 69)	69 (69 to 69)	69 (69 to 69)	69 (69 to 69)	69 (69 to 69)	69 (69 to 69)	69 (69 to 69)	69 (69 to 69)	69 (69 to 69)	69
Digestive diseases	73.7 (39 to 131)	124 (66 to 224)	276 (148 to 498)	660 (372 to 1,130)	660 (372 to 1,130)	660 (372 to 1,130)	660 (372 to 1,130)	660 (372 to 1,130)	660 (372 to 1,130)	660 (372 to 1,130)	660 (372 to 1,130)	660 (372 to 1,130)	660 (372 to 1,130)	660 (372 to 1,130)	660 (372 to 1,130)	660 (372 to 1,130)	660 (372 to 1,130)	660 (372 to 1,130)	660 (372 to 1,130)	660 (372 to 1,130)	660 (372 to 1,130)	660 (372 to 1,130)	660 (372 to 1,130)	660 (372 to 1,130)	660
Cirrhosis and other chronic liver diseases	464 (249 to 794)	464 (249 to 794)	464 (249 to 794)	464 (249 to 794)	464 (249 to 794)	464 (249 to 794)	464 (249 to 794)	464 (249 to 794)	464 (249 to 794)	464 (249 to 794)	464 (249 to 794)	464 (249 to 794)	464 (249 to 794)	464 (249 to 794)	464 (249 to 794)	464 (249 to 794)	464 (249 to 794)	464 (249 to 794)	464 (249 to 794)	464 (249 to 794)	464 (249 to 794)	464 (249 to 794)	464 (249 to 794)	464 (249 to 794)	464
Cirrhosis and other chronic liver diseases due to hepatitis B	0 (0 to 0)	0 (0 to 0)	0 (0 to 0)	0 (0 to 0)	0 (0 to 0)	0 (0 to 0)	0 (0 to 0)	0 (0 to 0)	0 (0 to 0)	0 (0 to 0)	0 (0 to 0)	0 (0 to 0)	0 (0 to 0)	0 (0 to 0)	0 (0 to 0)	0 (0 to 0)	0 (0 to 0)	0 (0 to 0)	0 (0 to 0)	0 (0 to 0)	0 (0 to 0)	0 (0 to 0)	0 (0 to 0)	0 (0 to 0)	0
Cirrhosis and other chronic liver diseases due to hepatitis C	0 (0 to 0)	0 (0 to 0)	0 (0 to 0)	0 (0 to 0)	0 (0 to 0)	0 (0 to 0)	0 (0 to 0)	0 (0 to 0)	0 (0 to 0)	0 (0 to 0)	0 (0 to 0)	0 (0 to 0)	0 (0 to 0)	0 (0 to 0)	0 (0 to 0)	0 (0 to 0)	0 (0 to 0)	0 (0 to 0)	0 (0 to 0)	0 (0 to 0)	0 (0 to 0)	0 (0 to 0)	0 (0 to 0)	0 (0 to 0)	0
Cirrhosis and other chronic liver diseases due to alcohol use	0 (0 to 0)	0 (0 to 0)	0 (0 to 0)	0 (0 to 0)	0 (0 to 0)	0 (0 to 0)	0 (0 to 0)	0 (0 to 0)	0 (0 to 0)	0 (0 to 0)	0 (0 to 0)	0 (0 to 0)	0 (0 to 0)	0 (0 to 0)	0 (0 to 0)	0 (0 to 0)	0 (0 to 0)	0 (0 to 0)	0 (0 to 0)	0 (0 to 0)	0 (0 to 0)	0 (0 to 0)	0 (0 to 0)	0 (0 to 0)	0
Cirrhosis and other chronic liver diseases due to NAFLD	0 (0 to 0)	0 (0 to 0)	0 (0 to 0)	0 (0 to 0)	0 (0 to 0)	0 (0 to 0)	0 (0 to 0)	0 (0 to 0)	0 (0 to 0)	0 (0 to 0)	0 (0 to 0)	0 (0 to 0)	0 (0 to 0)	0 (0 to 0)	0 (0 to 0)	0 (0 to 0)	0 (0 to 0)	0 (0 to 0)	0 (0 to 0)	0 (0 to 0)	0 (0 to 0)	0 (0 to 0)	0 (0 to 0)	0 (0 to 0)	0
Cirrhosis and other chronic liver diseases due to other causes	0 (0 to 0)	0 (0 to 0)	0 (0 to 0)	0 (0 to 0)	0 (0 to 0)	0 (0 to 0)	0 (0 to 0)	0 (0 to 0)	0 (0 to 0)	0 (0 to 0)	0 (0 to 0)	0 (0 to 0)	0 (0 to 0)	0 (0 to 0)	0 (0 to 0)	0 (0 to 0)	0 (0 to 0)	0 (0 to 0)	0 (0 to 0)	0 (0 to 0)	0 (0 to 0)	0 (0 to 0)	0 (0 to 0)	0 (0 to 0)	0
Upper digestive system diseases	0 (0 to 0)	0 (0 to 0)	0 (0 to 0)	0 (0 to 0)	0 (0 to 0)	0 (0 to 0)	0 (0 to 0)	0 (0 to 0)	0 (0 to 0)	0 (0 to 0)	0 (0 to 0)	0 (0 to 0)	0 (0 to 0)	0 (0 to 0)	0 (0 to 0)	0 (0 to 0)	0 (0 to 0)	0 (0 to 0)	0 (0 to 0)	0 (0 to 0)	0 (0 to 0)	0 (0 to 0)	0 (0 to 0)	0 (0 to 0)	0
Peptic ulcer disease	0 (0 to 0)	0 (0 to 0)	0 (0 to 0)	0 (0 to 0)	0 (0 to 0)	0 (0 to 0)	0 (0 to 0)	0 (0 to 0)	0 (0 to 0)	0 (0 to 0)	0 (0 to 0)	0 (0 to 0)	0 (0 to 0)	0 (0 to 0)	0 (0 to 0)	0 (0 to 0)	0 (0 to 0)	0 (0 to 0)	0 (0 to 0)	0 (0 to 0)	0 (0 to 0)	0 (0 to 0)	0 (0 to 0)	0 (0 to 0)	0
Gastritis and duodenitis	0 (0 to 0)	0 (0 to 0)	0 (0 to 0)	0 (0 to 0)	0 (0 to 0)	0 (0 to 0)	0 (0 to 0)	0 (0 to 0)	0 (0 to 0)	0 (0 to 0)	0 (0 to 0)	0 (0 to 0)	0 (0 to 0)	0 (0 to 0)	0 (0 to 0)	0 (0 to 0)	0 (0 to 0)	0 (0 to 0)	0 (0 to 0)	0 (0 to 0)	0 (0 to 0)	0 (0 to 0)	0 (0 to 0)	0 (0 to 0)	0
Gastrointestinal infection	0 (0 to 0)	0 (0 to 0)	0 (0 to 0)	0 (0 to 0)	0 (0 to 0)	0 (0 to 0)	0 (0 to 0)	0 (0 to 0)	0 (0 to 0)	0 (0 to 0)	0 (0 to 0)	0 (0 to 0)	0 (0 to 0)	0 (0 to 0)	0 (0 to 0)	0 (0 to 0)	0 (0 to 0)	0 (0 to 0)	0 (0 to 0)	0 (0 to 0)	0 (0 to 0)	0 (0 to 0)	0 (0 to 0)	0 (0 to 0)	0
Appendicitis	0 (0 to 0)	0 (0 to 0)	19.6 (9.7 to 34.8)	39.2 (17.9 to 79.2)	29.5 (13.6 to 63)	24.1 (11.6 to 44.5)	19.2 (9.2 to 34.9)	20 (9.6 to 36.2)	19.4 (9.6 to 35.3)	20 (9.6 to 36.2)	19.4 (9.6 to 35.3)	20 (9.6 to 36.2)	19.4 (9.6 to 35.3)	17.6 (8.5 to 32)	14.6 (7.1 to 26.6)	7 (2.9 to 14.7)	7.6 (2.9 to 16.2)	7.7 (2.9 to 16.2)	8.2 (2.9 to 18.2)	4.1 (2.2 to 8.1)	3.9 (1.7 to 7.9)	1.5 (0.6 to 3.2)	1.3 (0.5 to 2.6)	0.6 (0.2 to 1.2)	263
Diverticulosis of intestine	0 (0 to 0)	0 (0 to 0)	0 (0 to 0)	0 (0 to 0)	0 (0 to 0)	0 (0 to 0)	0 (0 to 0)	0 (0 to 0)	0 (0 to 0)	0 (0 to 0)	0 (0 to 0)	0 (0 to 0)	0 (0 to 0)	0 (0 to 0)	0 (0 to 0)	0 (0 to 0)	0 (0 to 0)	0 (0 to 0)	0 (0 to 0)	0 (0 to 0)	0 (0 to 0)	0 (0 to 0)	0 (0 to 0)	0 (0 to 0)	0
Gastroesophageal reflux disease	0 (0 to 0)	0 (0 to 0)	0 (0 to 0)	0 (0 to 0)	0 (0 to 0)	0 (0 to 0)	0 (0 to 0)	0 (0 to 0)	0 (0 to 0)	0 (0 to 0)	0 (0 to 0)	0 (0 to 0)	0 (0 to 0)	0 (0 to 0)	0 (0 to 0)	0 (0 to 0)	0 (0 to 0)	0 (0 to 0)	0 (0 to 0)	0 (0 to 0)	0 (0 to 0)	0 (0 to 0)	0 (0 to 0)	0 (0 to 0)	0
Appendicitis	0 (0 to 0)	0 (0 to 0)	19.6 (9.7 to 34.8)	39.2 (17.9 to 79.2)	29.5 (13.6 to 63)	24.1 (11.6 to 44.5)	19.2 (9.2 to 34.9)	20 (9.6 to 36.2)	19.4 (9.6 to 35.3)	20 (9.6 to 36.2)	19.4 (9.6 to 35.3)	20 (9.6 to 36.2)	19.4 (9.6 to 35.3)	17.6 (8.5 to 32)	14.6 (7.1 to 26.6)	7 (2.9 to 14.7)	7.6 (2.9 to 16.2)	7.7 (2.9 to 16.2)	8.2 (2.9 to 18.2)	4.1 (2.2 to 8.1)	3.9 (1.7 to 7.9)	1.5 (0.6 to 3.2)	1.3 (0.5 to 2.6)	0.6 (0.2 to 1.2)	263
Abdominal hernia and intestinal obstruction	64.6 (27.6 to 166)	96.3 (42.3 to 233)	248 (108 to 600)	299 (129 to 724)	135 (58.3 to 328)	28 (11.6 to 67.3)	25.3 (10.5 to 61.2)	25.3 (10.5 to 61.2)	25.3 (10.5 to 61.2)	25.3 (10.5 to 61.2)	25.3 (10.5 to 61.2)	25.3 (10.5 to 61.2)	25.3 (10.5 to 61.2)	25.3 (10.5 to 61.2)	25.3 (10.5 to 61.2)	25.3 (10.5 to 61.2)	25.3 (10.5 to 61.2)	25.3 (10.5 to 61.2)	25.3 (10.5 to 61.2)	25.3 (10.5 to 61.2)	25.3 (10.5 to 61.2)	25.3 (10.5 to 61.2)	25.3 (10.5 to 61.2)	25.3 (10.5 to 61.2)	1,880
Inguinal, femoral, and abdominal hernia	29.2 (10.6 to 80.1)	37.9 (11.7 to 93)	126 (38.1 to 309)	172 (51.9 to 421)	169.5 (51.2 to 417)	29.6 (9.1 to 72.8)	19.4 (5.9 to 47.7)	11.7 (3.6 to 28.7)	29.6 (9.1 to 72.8)	11.7 (3.6 to 28.7)	29.6 (9.1 to 72.8)	11.7 (3.6 to 28.7)	29.6 (9.1 to 72.8)	11.7 (3.6 to 28.7)	29.6 (9.1 to 72.8)	11.7 (3.6 to 28.7)	29.6 (9.1 to 72.8)	11.7 (3.6 to 28.7)	29.6 (9.1 to 72.8)	11.7 (3.6 to 28.7)	29.6 (9.1 to 72.8)	11.7 (3.6 to 28.7)	29.6 (9.1 to 72.8)	11.7 (3.6 to 28.7)	1,100
Inflammatory bowel disease	0 (0 to 0)	0 (0 to 0)	0 (0 to 0)	0 (0 to 0)	0 (0 to 0)	0 (0 to 0)	0 (0 to 0)	0 (0 to 0)	0 (0 to 0)	0 (0 to 0)	0 (0 to 0)	0 (0 to 0)	0 (0 to 0)	0 (0 to 0)	0 (0 to 0)	0 (0 to 0)	0 (0 to 0)	0 (0 to 0)	0 (0 to 0)	0 (0 to 0)	0 (0 to 0)	0 (0 to 0)	0 (0 to 0)	0 (0 to 0)	0
Vascular intestinal disorders	0 (0 to 0)	0 (0 to 0)	0 (0 to 0)	0 (0 to 0)	0 (0 to 0)	0 (0 to 0)	0 (0 to 0)	0 (0 to 0)	0 (0 to 0)	0 (0 to 0)	0 (0 to 0)	0 (0 to 0)	0 (0 to 0)	0 (0 to 0)	0 (0 to 0)	0 (0 to 0)	0 (0 to 0)	0 (0 to 0)	0 (0 to 0)	0 (0 to 0)	0 (0 to 0)	0 (0 to 0)	0 (0 to 0)	0 (0 to 0)	0
Gallbladder and biliary diseases	0 (0 to 0)	0 (0 to 0)	0 (0 to 0)	0 (0 to 0)	0 (0 to 0)	0 (0 to 0)	0 (0 to 0)	0 (0 to 0)	0 (0 to 0)	0 (0 to 0)	0 (0 to 0)	0 (0 to 0)	0 (0 to 0)	0 (0 to 0)	0 (0 to 0)	0 (0 to 0)	0 (0 to 0)	0 (0 to 0)	0 (0 to 0)	0 (0 to 0)	0 (0 to 0)	0 (0 to 0)	0 (0 to 0)	0 (0 to 0)	0
Pancreatitis	0 (0 to 0)	0 (0 to 0)	0 (0 to 0)	0 (0 to 0)	0 (0 to 0)	0 (0 to 0)	0 (0 to 0)	0 (0 to 0)	0 (0 to 0)	0 (0 to 0)	0 (0 to 0)	0 (0 to 0)	0 (0 to 0)	0 (0 to 0)	0 (0 to 0)	0 (0 to 0)	0 (0 to 0)	0 (0 to 0)	0 (0 to 0)	0 (0 to 0)	0 (0 to 0)	0 (0 to 0)	0 (0 to 0)	0 (0 to 0)	0
Other digestive diseases	0 (0 to 0)	0 (0 to 0)	0 (0 to 0)	0 (0 to 0)	0 (0 to 0)	0 (0 to 0)	0 (0 to 0)	0 (0 to 0)	0 (0 to 0)	0 (0 to 0)	0 (0 to 0)	0 (0 to 0)	0 (0 to 0)	0 (0 to 0)	0 (0 to 0)	0 (0 to 0)	0 (0 to 0)	0 (0 to 0)	0 (0 to 0)	0 (0 to 0)	0 (0 to 0)	0 (0 to 0)	0 (0 to 0)	0 (0 to 0)	0
Neurological disorders	0 (0 to 0)	0 (0 to 0)	0 (0 to 0)	0 (0 to 0)	0 (0 to 0)	0 (0 to 0)	0 (0 to 0)	0 (0 to 0)	0 (0 to 0)	0 (0 to 0)	0 (0 to 0)	0 (0 to 0)	0 (0 to 0)	0 (0 to 0)	0 (0 to 0)	0 (0 to 0)	0 (0 to 0)	0 (0 to 0)	0 (0 to 0)	0 (0 to 0)	0 (0 to 0)	0 (0 to 0)	0 (0 to 0)	0 (0 to 0)	0
Alzheimer's disease and other dementias	0 (0 to 0)	0 (0 to 0)	0 (0 to 0)	0 (0 to 0)	0 (0 to 0)	0 (0 to 0)	0 (0 to 0)	0 (0 to 0)	0 (0 to 0)	0 (0 to 0)	0 (0 to 0)	0 (0 to 0)	0 (0 to 0)	0 (0 to 0)	0 (0 to 0)	0 (0 to 0)	0 (0 to 0)	0 (0 to 0)	0 (0 to 0)	0 (0 to 0)	0 (0 to 0)	0 (0 to 0)	0 (0 to 0)	0 (0 to 0)	0
Parkinson's disease	0 (0 to 0)	0 (0 to 0)	0 (0 to 0)	0 (0

| | | |

SR Table 2c: North Kalimantan DALYS by cause and age group for both sexes with 95% uncertainty intervals, 2019

Cause	Early Neonatal (0-6 days)	Late Neonatal (7-27 days)	Post Neonatal (28-364 days)	1 to 4	5 to 9	10 to 14	15 to 19	20 to 24	25 to 29	30 to 34	35 to 39	40 to 44	45 to 49	50 to 54	55 to 59	60 to 64	65 to 69	70 to 74	75 to 79	80 to 84	85 to 89	90 to 94	95 plus	Total
All causes	11,100 to 17,000	2,420 to 3,790	4,290 to 6,560	5,470 to 8,640	3,640 to 5,890	2,650 to 4,370	4,790 to 7,410	6,220 to 9,600	8,750 to 13,300	11,700 to 17,700	15,700 to 23,700	21,000 to 31,600	27,400 to 41,200	34,700 to 52,200	43,200 to 64,700	52,700 to 78,800	63,100 to 94,300	73,400 to 109,000	82,300 to 122,000	87,600 to 129,000	89,300 to 131,000	89,600 to 131,000	152,000
Communicable, maternal, neonatal, and nutritional diseases	11,700 (9,390 to 14,800)	2,160 (1,670 to 2,800)	3,810 (3,000 to 4,730)	3,800 (2,900 to 5,410)	1,690 (1,200 to 1,900)	1,050 (830 to 1,260)	969 (720 to 1,220)	838 (728 to 1,010)	1,110 (858 to 1,440)	1,350 (951 to 1,950)	1,500 (999 to 2,430)	1,940 (950 to 2,740)	2,200 (761 to 3,230)	2,370 (663 to 3,390)	2,620 (469 to 3,902)	2,980 (399 to 4,739)	3,280 (329 to 5,079)	3,660 (227 to 5,685)	3,810 (153 to 5,956)	3,820 (132 to 5,956)	3,810 (98 to 5,927)	3,810 (70 to 5,922)	37,800
HIV/AIDS and sexually transmitted infections	657 (140 to 1,400)	200 (37.7 to 476)	328 (79.1 to 649)	521 (91 to 1,060)	49.3 (4.9 to 128)	28.1 (2.6 to 101)	66.1 (2.6 to 197)	122 (12.4 to 199)	223 (14.1 to 417)	309 (23.9 to 533)	530 (29.5 to 1,040)	674 (27.9 to 1,340)	740 (24.5 to 1,410)	724 (21.9 to 1,470)	526 (17.5 to 1,470)	282 (12.2 to 934)	109 (4.6 to 378)	24.6 (2.4 to 97.2)	9.9 (1.4 to 44.1)	4.6 (0.3 to 31.1)	0.6 (0.1 to 6.4)	0.2 (0.1 to 2.4)	5,240
HIV/AIDS	0 (0 to 0)	0 (0 to 0)	117 (7.7 to 353)	572 (3.8 to 1,552)	42.6 (2.6 to 127)	24.2 (2.1 to 73)	60.4 (2.1 to 153)	122 (9.6 to 181)	209 (7.5 to 405)	320 (21.5 to 1,140)	526 (21.5 to 1,890)	726 (24.5 to 1,890)	817 (19.5 to 1,480)	777 (21.1 to 2,220)	517 (16.5 to 1,480)	277 (9.4 to 830)	123 (4.1 to 374)	29.5 (2.2 to 116)	9.2 (1.3 to 43.3)	2.7 (0.3 to 20.1)	0.4 (0.1 to 5.6)	0.1 (0.1 to 2.3)	4,190
HIV/AIDS - Drug-susceptible Tuberculosis	0 (0 to 0)	0 (0 to 0)	90.6 (4.4 to 150)	223 (2.1 to 665)	19.5 (1.2 to 51)	12.2 (1.2 to 30.2)	29.1 (1.2 to 68.8)	60.8 (3.4 to 93.1)	147 (4.6 to 214)	246 (17.1 to 436)	313 (17.1 to 731)	325 (19.1 to 731)	229 (21.1 to 622)	124 (21.1 to 543)	55.6 (21.1 to 543)	29.9 (7.3 to 89.3)	17.4 (2.3 to 29.3)	9.2 (2.3 to 29.3)	2.3 (0.4 to 5.1)	0.2 (0.1 to 0.4)	0.1 (0.1 to 0.4)	0 (0 to 0)	1,900
HIV/AIDS - Multidrug-resistant Tuberculosis without extensive drug resistance	0 (0 to 0)	0 (0 to 0)	0.7 (0.1 to 2.1)	3.1 (0.2 to 9.4)	0.2 (0.2 to 0.4)	0.2 (0.2 to 0.4)	0.4 (0.2 to 0.4)	0.7 (0.5 to 0.8)	1.6 (0.5 to 2.1)	2.6 (0.5 to 18.4)	3.7 (0.5 to 22.3)	3.9 (0.5 to 23.6)	2.8 (0.5 to 17.5)	1.6 (0.5 to 16.2)	0.7 (0.4 to 6.1)	0.4 (0.2 to 2.6)	0.2 (0.1 to 1.4)	0.2 (0.1 to 1.4)	0.1 (0.1 to 0.4)	0 (0 to 0)	0 (0 to 0)	0 (0 to 0)	23.5
HIV/AIDS - Extensively drug-resistant Tuberculosis	0 (0 to 0)	0 (0 to 0)	0 (0 to 0.1)	0 (0 to 0.1)	0 (0 to 0)	0 (0 to 0)	0 (0 to 0)	0.3 (0 to 0.3)	0.6 (0 to 0.7)	0.9 (0 to 2.1)	0.7 (0 to 2.7)	0.7 (0 to 4.7)	0.4 (0 to 3.7)	0.3 (0 to 3.4)	0.1 (0 to 3.4)	0.1 (0 to 1.4)	0 (0 to 0.7)	0 (0 to 0.7)	0 (0 to 0.4)	0 (0 to 0.1)	0 (0 to 0)	0 (0 to 0)	0 (0 to 0)	4.5
HIV/AIDS resulting in other diseases	0 (0 to 0)	69.7 (5.2 to 209)	286 (57.1 to 866)	22.7 (2.6 to 77.3)	13.6 (0.9 to 53.9)	3.6 (0.3 to 12.6)	6.3 (0.3 to 19.2)	159 (29.3 to 596.7)	280 (39.5 to 680)	375 (39.5 to 933)	396 (120.5 to 1,110)	285 (79.2 to 673)	151 (41.7 to 472)	99.6 (20.3 to 259)	39.1 (10.2 to 134)	20.9 (3.9 to 96.7)	11.9 (2.1 to 57.2)	2.9 (0.4 to 17.7)	0.2 (0.1 to 1.2)	0 (0 to 0.1)	0 (0 to 0)	0 (0 to 0)	2,270
Sexually transmitted infections excluding HIV	212 (140 to 1,400)	84.1 (37.7 to 476)	6.4 (0 to 53.3)	0.6 (0 to 4.2)	0.4 (0 to 2.6)	0.4 (0 to 2.6)	0.5 (0 to 2.7)	0.5 (0 to 2.7)	0.5 (0 to 2.7)	0.5 (0 to 2.7)	0.5 (0 to 2.7)	0.5 (0 to 2.7)	0.5 (0 to 2.7)	0.5 (0 to 2.7)	0.5 (0 to 2.7)	0.5 (0 to 2.7)	0.5 (0 to 2.7)	0.5 (0 to 2.7)	0.5 (0 to 2.7)	0.5 (0 to 2.7)	0.5 (0 to 2.7)	0.5 (0 to 2.7)	0.5 (0 to 2.7)	1,070
Syphilis	0 (0 to 0)	0 (0 to 0)	0 (0 to 0)	0 (0 to 0)	0 (0 to 0)	0 (0 to 0)	0 (0 to 0)	0 (0 to 0)	0 (0 to 0)	0 (0 to 0)	0 (0 to 0)	0 (0 to 0)	0 (0 to 0)	0 (0 to 0)	0 (0 to 0)	0 (0 to 0)	0 (0 to 0)	0 (0 to 0)	0 (0 to 0)	0 (0 to 0)	0 (0 to 0)	0 (0 to 0)	0 (0 to 0)	985
Chlamydial infection	0 (0 to 0)	0 (0 to 0)	0 (0 to 0)	0 (0 to 0)	0 (0 to 0)	0 (0 to 0)	0 (0 to 0.4)	0 (0 to 0)	0 (0 to 0)	2.6 (0 to 9)	2.6 (0 to 9.4)	2.6 (0 to 9.6)	2.6 (0 to 9.2)	2.6 (0 to 9.1)	2.6 (0 to 9.1)	2.6 (0 to 9.2)	2.6 (0 to 9.1)	2.6 (0 to 9.1)	2.6 (0 to 9.1)	2.6 (0 to 9.1)	2.6 (0 to 9.1)	2.6 (0 to 9.1)	2.6 (0 to 9.1)	12
Gonococcal infection	0 (0 to 0)	0 (0 to 0)	0 (0 to 0)	0 (0 to 0)	0 (0 to 0)	0 (0 to 0.4)	1.8 (0 to 3.6)	0 (0 to 0)	0 (0 to 0)	0 (0 to 2.2)	0 (0 to 2.2)	0 (0 to 1.1)	0 (0 to 1.1)	0 (0 to 1.1)	0 (0 to 0)	0 (0 to 1.1)	0 (0 to 0)	0 (0 to 0)	0 (0 to 0)	0 (0 to 0)	0 (0 to 0)	0 (0 to 0)	0 (0 to 0)	8.5
Trichomoniasis	0 (0 to 0)	0 (0 to 0)	0 (0 to 0)	0 (0 to 0)	0 (0 to 0)	0 (0 to 0)	0.4 (0 to 1.1)	0 (0 to 0)	0.1 (0 to 1.2)	1.7 (0.2 to 9)	1.7 (0.2 to 9)	1.7 (0.2 to 9)	1.7 (0.2 to 9)	1.7 (0.5 to 6.4)	1.7 (0.5 to 6.4)	1.7 (0.3 to 2.3)	0.6 (0.2 to 1.3)	0 (0 to 0.1)	0 (0 to 0)	0 (0 to 0)	0 (0 to 0)	0 (0 to 0)	0 (0 to 0)	23
Genital herpes	0 (0 to 0)	0 (0 to 0)	0 (0 to 0)	0 (0 to 0)	0 (0 to 0)	0 (0 to 0)	1.9 (0 to 3.4)	1.8 (0 to 4.2)	2.6 (0 to 6.9)	2.6 (0 to 6.7)	2.6 (0 to 7.1)	2.6 (0 to 7.1)	2.6 (0 to 6.9)	2.6 (0 to 6.6)	2.6 (0 to 6.6)	1.4 (0 to 3.3)	0.6 (0 to 2.2)	0.2 (0 to 1.4)	0 (0 to 0.6)	0 (0 to 0.1)	0 (0 to 0)	0 (0 to 0)	0 (0 to 0)	21.7
Other sexually transmitted infections	0 (0 to 0)	0 (0 to 0)	0 (0 to 0)	0 (0 to 0)	0 (0 to 0)	0 (0 to 0)	1.9 (0 to 3.4)	2.1 (1 to 3.4)	2.3 (1 to 3.4)	2.3 (1 to 3.4)	2.3 (1 to 3.4)	2.1 (1 to 3.4)	1.4 (0 to 3.4)	0.5 (0 to 2.4)	0.2 (0 to 0.9)	0.1 (0 to 0.1)	0 (0 to 0)	0 (0 to 0)	0 (0 to 0)	0 (0 to 0)	0 (0 to 0)	0 (0 to 0)	0 (0 to 0)	17.3
Respiratory infections and tuberculosis	334 (127 to 541)	1,060 (186 to 1,530)	1,220 (1,220 to 3,910)	1,220 (377 to 991)	1,220 (146 to 2,980)	229 (84.8 to 1,190)	139 (46.1 to 356)	206 (146 to 268)	156 (156 to 350)	206 (146 to 280)	206 (146 to 280)	206 (146 to 280)	206 (133 to 314)	206 (133 to 314)	206 (137 to 313)	192 (120 to 274)	166 (120 to 256)	154 (116 to 256)	154 (97.8 to 256)	154 (97.8 to 256)	154 (97.8 to 256)	154 (97.8 to 256)	154 (97.8 to 256)	6,410
Tuberculosis	0 (0 to 0)	0 (0 to 0)	1,220 (1,220 to 3,910)	1,220 (377 to 991)	1,220 (146 to 2,980)	229 (84.8 to 1,190)	139 (46.1 to 356)	206 (146 to 268)	156 (156 to 350)	206 (146 to 280)	206 (146 to 280)	206 (146 to 280)	206 (133 to 314)	206 (133 to 314)	206 (137 to 313)	192 (120 to 274)	166 (120 to 256)	154 (116 to 256)	154 (97.8 to 256)	154 (97.8 to 256)	154 (97.8 to 256)	154 (97.8 to 256)	154 (97.8 to 256)	1,540
Latent tuberculosis infection	0 (0 to 0)	0 (0 to 0)	0 (0 to 0)	0 (0 to 0)	0 (0 to 0)	0 (0 to 0)	0 (0 to 0)	0 (0 to 0)	0 (0 to 0)	0 (0 to 0)	0 (0 to 0)	0 (0 to 0)	0 (0 to 0)	0 (0 to 0)	0 (0 to 0)	0 (0 to 0)	0 (0 to 0)	0 (0 to 0)	0 (0 to 0)	0 (0 to 0)	0 (0 to 0)	0 (0 to 0)	0 (0 to 0)	0 (0 to 0)
Drug-susceptible tuberculosis	0 (0 to 0)	194 (74 to 304)	71.6 (38.7 to 120)	49.6 (26.4 to 82.1)	29.2 (22.3 to 43.6)	28.4 (22.3 to 43.6)	115 (71.7 to 160)	109 (59.9 to 153)	99.6 (59.9 to 153)	109 (67.7 to 177)	97.1 (57.7 to 149)	108 (60.1 to 176)	111 (62.3 to 184)	96 (52.3 to 160)	107 (49.7 to 166)	99.5 (45.9 to 145)	80.9 (32.3 to 129)	56.3 (32.3 to 79.4)	21.2 (18.9 to 28.6)	11.6 (7.3 to 18.9)	3.9 (2.5 to 5.7)	1.2 (0.4 to 1.9)	1,570
Multidrug-resistant tuberculosis without extensive drug resistance	0 (0 to 0)	0 (0 to 0)	0 (0 to 0)	0.2 (0 to 0.6)	0.2 (0 to 1.5)	0.2 (0 to 1.5)	1.2 (0 to 1.4)	1.2 (0 to 1.4)	1.1 (0 to 1.4)	0.9 (0 to 1.4)	0.3 (0 to 1.4)	0.3 (0 to 1.4)	0.2 (0 to 1.1)	0.1 (0 to 1.1)	0.1 (0 to 1.1)	1.2 (0 to 1.4)	0.4 (0 to 1.4)	0.4 (0 to 1.4)	0.2 (0 to 0.7)	0.2 (0 to 0.4)	0.1 (0 to 0.4)	0 (0 to 0)	16.4
Extensively drug-resistant tuberculosis	0 (0 to 0)	0 (0 to 0)	0 (0 to 0.2)	0.1 (0 to 0.9)	0.1 (0 to 0.4)	0.1 (0 to 0.4)	0.2 (0 to 0.4)	0.2 (0 to 0.4)	0.2 (0 to 0.4)	0.2 (0 to 1.1)	0.2 (0 to 1.1)	0.2 (0 to 1.1)	0.2 (0 to 1.1)	0.2 (0 to 1.1)	0.2 (0 to 1.1)	0.2 (0 to 1.1)	0.2 (0 to 1.1)	0.2 (0 to 1.1)	0.1 (0 to 0.4)	0.1 (0 to 0.4)	0.1 (0 to 0.4)	0 (0 to 0)	0 (0 to 0)	3.1
Lower respiratory infections	253 (127 to 541)	322 (186 to 526)	2,670 (1,110 to 3,460)	471 (269 to 765)	57 (24.6 to 274)	24.6 (21.4 to 27.4)	22.2 (13.4 to 33.9)	31.2 (21.4 to 46.3)	43.3 (32.4 to 59.2)	57.2 (37.6 to 92.2)	81 (39.6 to 136)	60.3 (41.5 to 113)	54.6 (41.5 to 113)	67.9 (41.5 to 139)	78.9 (41.5 to 139)	72.4 (39.7 to 115)	78.1 (41.6 to 130)	64.9 (41.6 to 130)	50.6 (31.7 to 90.3)	26.8 (17.2 to 39.2)	10.5 (7.2 to 13.7)	3.8 (2.5 to 5.1)	4,040
Upper respiratory infections	0.1 (0 to 1.4)	0.6 (0 to 2.4)	19.2 (6.6 to 24)	62.2 (26 to 103)	73.6 (24.4 to 96)	66.3 (24.4 to 71.1)	60.6 (24.4 to 71.1)	59.7 (32.3 to 89.7)	51.5 (32.3 to 89.7)	51.6 (24.7 to 89.4)	51.6 (24.7 to 89.4)	48 (22.4 to 79.1)	43 (21.7 to 74.8)	31.7 (14.8 to 58.2)	22 (12.4 to 38.3)	15.8 (8.4 to 28)	8.8 (4.9 to 17.8)	4.1 (2.3 to 9.6)	2.1 (1.2 to 3.6)	0.4 (0.2 to 0.8)	0.1 (0 to 0.2)	0 (0 to 0)	621
Otitis media	0 (0 to 0)	2.1 (1.1 to 4)	23.1 (12.5 to 40.1)	32.4 (18.2 to 61)	19.6 (7.9 to 27.4)	19.6 (7.9 to 27.4)	8.6 (4.6 to 20.3)	7.7 (3.7 to 13.2)	7.7 (3.7 to 13.2)	7.2 (2.2 to 13.2)	6.6 (2.2 to 13.2)	4.6 (2.2 to 10.7)	3.1 (2.1 to 8.4)	2 (1.2 to 5.2)	1.3 (0.8 to 3.2)	0.8 (0.4 to 2.1)	0.4 (0.2 to 1.1)	0.2 (0.1 to 0.6)	0.1 (0.1 to 0.2)	0 (0 to 0.1)	0 (0 to 0)	0 (0 to 0)	153
Enteric infections	2,190 (1,540 to 3,290)	627 (386 to 1,230)	1,220 (240 to 2,270)	1,220 (320 to 2,220)	287 (198 to 1,220)	248 (198 to 1,220)	194 (198 to 1,220)	265 (55 to 1,220)	265 (90 to 1,150)	265 (90 to 1,150)	265 (90 to 1,150)	264 (90 to 1,150)	264 (90 to 1,150)	264 (90 to 1,150)	264 (90 to 1,150)	264 (90 to 1,150)	264 (90 to 1,150)	264 (90 to 1,150)	264 (90 to 1,150)	264 (90 to 1,150)	264 (90 to 1,150)	264 (90 to 1,150)	264 (90 to 1,150)	3,220
Diarrheal diseases	2,190 (1,540 to 3,290)	626 (386 to 1,230)	1,220 (240 to 2,270)	1,220 (320 to 2,220)	287 (198 to 1,220)	248 (198 to 1,220)	194 (198 to 1,220)	265 (55 to 1,220)	265 (90 to 1,150)	265 (90 to 1,150)	265 (90 to 1,150)	264 (90 to 1,150)	264 (90 to 1,150)	264 (90 to 1,150)	264 (90 to 1,150)	264 (90 to 1,150)	264 (90 to 1,150)	264 (90 to 1,150)	264 (90 to 1,150)	264 (90 to 1,150)	264 (90 to 1,150)	264 (90 to 1,150)	264 (90 to 1,150)	3,220
Typhoid and paratyphoid	0 (0 to 0)	0 (0 to 0)	0 (0 to 0)	0 (0 to 0)	0 (0 to 0)	0 (0 to 0)	0 (0 to 0)	0 (0 to 0)	0 (0 to 0)	0 (0 to 0)	0 (0 to 0)	0 (0 to 0)	0 (0 to 0)	0 (0 to 0)	0 (0 to 0)	0 (0 to 0)	0 (0 to 0)	0 (0 to 0)	0 (0 to 0)	0 (0 to 0)	0 (0 to 0)	0 (0 to 0)	0 (0 to 0)	0
Typhoid fever	0 (0 to 0)	0 (0 to 0)	0 (0 to 0)	0 (0 to 0)	0 (0 to 0)	0 (0 to 0)	0 (0 to 0)	0 (0 to 0)	0 (0 to 0)	0 (0 to 0)	0 (0 to 0)	0 (0 to 0)	0 (0 to 0)	0 (0 to 0)	0 (0 to 0)	0 (0 to 0)	0 (0 to 0)	0 (0 to 0)	0 (0 to 0)	0 (0 to 0)	0 (0 to 0)	0 (0 to 0)	0 (0 to 0)	0
Paratyphoid fever	0 (0 to 0)	0 (0 to 0)	0 (0 to 0.2)	13.3 (2 to 37)	13.8 (4.6 to 30.3)	13.8 (2.1 to 29.7)	13.8 (1.4 to 12.9)	13.8 (0.6 to 9.6)	13.8 (0.6 to 9.6)	13.8 (0.6 to 9.6)	13.8 (0.6 to 9.6)	13.8 (0.2 to 1.7)	13.8 (0.1 to 1.2)	13.8 (0.1 to 1.2)	13.8 (0.1 to 1.2)	13.8 (0.1 to 1.2)	13.8 (0.1 to 1.2)	13.8 (0.1 to 1.2)	13.8 (0.1 to 1.2)	13.8 (0.1 to 1.2)	13.8 (0.1 to 1.2)	13.8 (0.1 to 1.2)	13.8 (0.1 to 1.2)	61.3
Invasive Non-typhoidal Salmonella (iNTS)	0 (0 to 0)	0.2 (0 to 1.4)	0.6 (0 to 2.8)	0.6 (0 to 2.8)	1.5 (0.1 to 16.1)	1.6 (0.1 to 6.2)	2.3 (0.1 to 6.3)	2.3 (0.1 to 6.3)	2.3 (0.1 to 6.3)	2.3 (0.1 to 6.3)	2.3 (0.1 to 6.3)	1.4 (0.1 to 5.1)	0.9 (0.1 to 5.1)	0.6 (0.1 to 2.1)	0.4 (0.1 to 2.1)	0.3 (0.1 to 1.3)	0.2 (0.1 to 1.3)	0.1 (0.1 to 0.8)	0.1 (0.1 to 0.8)	0.1 (0.1 to 0.5)	0 (0 to 0.1)	0 (0 to 0)	37.9
Other intestinal infectious diseases	0 (0 to 0)	1.5 (0 to 4.9)	1.2 (0 to 3.6)	0.9 (0 to 1.1)	0.1 (0 to 0.5)	0.1 (0 to 0.3)	0.1 (0 to 0.3)	0.1 (0 to 0.1)	0.1 (0 to 0.2)	0.1 (0 to 0.2)	0.1 (0 to 0.2)	0.1 (0 to 0.1)	0.1 (0 to 0.1)	0.1 (0 to 0.1)	0.1 (0 to 0.1)	0.1 (0 to 0.1)	0.1 (0 to 0.1)	0.1 (0 to 0.1)	0.1 (0 to 0.1)	0.1 (0 to 0.1)	0.1 (0 to 0.1)	0.1 (0 to 0.1)	0.1 (0 to 0.1)	3.9
Neglected tropical diseases and malaria	2,190 (1,540 to 3,290)	1,220 (480 to 1,230)	1,220 (180 to 1,730)	1,220 (120 to 916)	1,220 (90 to 916)	1,220 (90 to 916)	1,220 (90 to 916)	1,220 (90 to 916)	1,220 (90 to 916)	1,220 (90 to 916)	1,220 (90 to 916)	1,220 (90 to 916)	1,220 (90 to 916)	1,220 (90 to 916)	1,220 (90 to 916)	1,220 (90 to 916)	1,220 (90 to 916)	1,220 (90 to 916)	1,220 (90 to 916)	1,220 (90 to 916)	1,220 (90 to 916)	1,220 (90 to 916)	1,220 (90 to 916)	3,270
Malaria	0 (0 to 0)	0 (0 to 0)	0 (0 to 0)	0 (0 to 0)	0 (0 to 0)	0 (0 to 0)	0 (0 to 0)	0 (0 to 0)	0 (0 to 0)	0 (0 to 0)	0 (0 to 0)	0 (0 to 0)	0 (0 to 0)	0 (0 to 0)	0 (0 to 0)	0 (0 to 0)	0 (0 to 0)	0 (0 to 0)	0 (0 to 0)	0 (0 to 0)	0 (0 to 0)	0 (0 to 0)	0 (0 to 0)	0
Chagas disease	0 (0 to 0)	0 (0 to 0)	0 (0 to 0)	0 (0 to 0)	0 (0 to 0)	0 (0 to 0)	0 (0 to 0)	0 (0 to 0)	0 (0 to 0)	0 (0 to 0)	0 (0 to 0)	0 (0 to 0)	0 (0 to 0)	0 (0 to 0)	0 (0 to 0)	0 (0 to 0)	0 (0 to 0)	0 (0 to 0)	0 (0 to 0)	0 (0 to 0)	0 (0 to 0)	0 (0 to 0)	0 (0 to 0)	0
Leishmaniasis	0 (0 to 0)	0 (0 to 0)	0 (0 to 0)	0 (0 to 0)	0 (0 to 0)	0 (0 to 0)	0 (0 to 0)	0 (0 to 0)	0 (0 to 0)	0 (0 to 0)	0 (0 to 0)	0 (0 to 0)	0 (0 to 0)	0 (0 to 0)	0 (0 to 0)	0 (0 to 0)	0 (0 to 0)	0 (0 to 0)	0 (0 to 0)	0 (0 to 0)	0 (0 to 0)	0 (0 to 0)	0 (0 to 0)	0
Visceral leishmaniasis	0 (0 to 0)	0 (0 to 0)	0 (0 to 0)	0 (0 to 0)	0 (0 to 0)	0 (0 to 0)	0 (0 to 0)	0 (0 to 0)	0 (0 to 0)	0 (0 to 0)	0 (0 to 0)	0 (0 to 0)	0 (0 to 0)	0 (0 to 0)	0 (0 to 0)	0 (0 to 0)	0 (0 to 0)	0 (0 to 0)	0 (0 to 0)	0 (0 to 0)	0 (0 to 0)	0 (0 to 0)	0 (0 to 0)	0
Cutaneous and mucocutaneous leishmaniasis	0 (0 to 0)	0 (0 to 0)	0 (0 to 0)	0 (0 to 0)	0 (0 to 0)	0 (0 to 0)	0 (0 to 0)	0 (0 to 0)	0 (0 to 0)	0 (0 to 0)	0 (0 to 0)	0 (0 to 0)	0 (0 to 0)	0 (0 to 0)	0 (0 to 0)	0 (0 to 0)	0 (0 to 0)	0 (0 to 0)	0 (0 to 0)	0 (0 to 0)	0 (0 to 0)	0 (0 to 0)	0 (0 to 0)	0
African trypanosomiasis	0 (0 to 0)	0 (0 to 0)	0 (0 to 0)	0 (0 to 0)	0 (0 to 0)	0 (0 to 0)	0 (0 to 0)	0 (0 to 0)	0 (0 to 0)	0 (0 to 0)	0 (0 to 0)	0 (0 to 0)	0 (0 to 0)	0 (0 to 0)	0 (0 to 0)	0 (0 to 0)	0 (0 to 0)	0 (0 to 0)	0 (0 to 0)	0 (0 to 0)	0 (0 to 0)	0 (0 to 0)	0 (0 to 0)	0
Schistosomiasis	0 (0 to 0)	0 (0 to 0)	0 (0 to 0)	0 (0 to 0)	0 (0 to 0)	0 (0 to 0)	0 (0 to 0)	0 (0 to 0)	0 (0 to 0)	0 (0 to 0)	0 (0 to 0)	0 (0 to 0)	0 (0 to 0)	0 (0 to 0)	0 (0 to 0)	0 (0 to 0)	0 (0 to 0)	0 (0 to 0)	0 (0 to 0)	0 (0 to 0)	0 (0 to 0)	0 (0 to 0)	0 (0 to 0)	0
Cysticercosis	0 (0 to 0)	0 (0 to 0)	0 (0 to 0)	0 (0 to 0)	0 (0 to 0)	0 (0 to 0)	0 (0 to 0)	0 (0 to 0)	0 (0 to 0)	0 (0 to 0)	0 (0 to 0)	0 (0 to 0)	0 (0 to 0)	0 (0 to 0)	0 (0 to 0)	0 (0 to 0)	0 (0 to 0)	0 (0 to 0)	0 (0 to 0)	0 (0 to 0)	0 (0 to 0)	0 (0 to 0)	0 (0 to 0)	1.2
Cystic echinococcosis	0 (0 to 0)	0 (0 to 0)	0 (0 to 0.2)	0 (0 to 0)	0 (0 to 0)	0 (0 to 0)	0 (0 to 0)	0 (0 to 0)	0 (0 to 0)	0 (0 to 0)	0 (0 to 0)	0 (0 to 0)	0 (0 to 0)	0 (0 to 0)	0 (0 to 0)	0 (0 to 0)	0 (0 to 0)	0 (0 to 0)	0 (0 to 0)	0 (0 to 0)	0 (0 to 0)	0 (0 to 0)	0 (0 to 0)	2
Lymphatic filariasis	0 (0 to 0)	0 (0 to 0)	0 (0 to 0)	21 (16.3 to 58.7)	0 (0 to 0)	0 (0 to 0)	0 (0 to 0)	59.1 (27.7 to 87.2)	82.4 (32 to 95.6)	82.4 (39 to 107)	82.4 (39 to 107)	82.4 (39 to 107)	82.4 (39 to 107)	82.4 (39 to 107)	82.4 (39 to 107)	41.2 (19.2 to 67.7)	41.2 (19.2 to 67.7)	41.2 (19.2 to 67.7)	41.2 (19.2 to 67.7)	41.2 (19.2 to 67.7)	41.2 (19.2 to 67.7)	41.2 (19.2 to 67.7)	41.2 (19.2 to 67.7)	734
Onchocerciasis	0 (0 to 0)	0 (0 to 0)	0 (0 to 0)	0 (0 to 0)	0 (0 to 0)	0 (0 to 0)	0 (0 to 0)	0 (0 to 0)	0 (0 to 0)	0 (0 to 0)	0 (0 to 0)	0 (0 to 0)	0 (0 to 0)	0 (0 to 0)	0 (0 to 0)	0 (0 to 0)	0 (0 to 0)	0 (0 to 0)	0 (0 to 0)	0 (0 to 0)	0 (0 to 0)	0 (0 to 0)	0 (0 to 0)	0
Trachoma	0 (0 to 0)	0 (0 to 0)	0 (0 to 0)	0 (0 to 0)	0 (0 to 0)	0 (0 to 0)	0 (0 to 0)	0 (0 to 0)	0 (0 to 0)	0 (0 to 0)	0 (0 to 0)	0 (0 to 0)	0 (0 to 0)	0 (0 to 0)	0 (0 to 0)	0 (0 to 0)	0 (0 to 0)	0 (0 to 0)	0 (0 to 0)	0 (0 to 0)	0 (0 to 0)	0 (0 to 0)	0 (0 to 0)	0
Dengue	29.6 (2.3 to 101)	428 (40 to 1,220)	662 (182 to 1,760)	279 (59.9 to 594)	139 (30 to 332)	99.3 (21.3 to 243)	122 (20 to 294)	102 (22.8 to 222)	87 (22.8 to 222)	83.6 (14.1 to 181)	84.6 (14.3 to 199)	72.1 (14.6 to 194)	68 (10.2 to 175)	21.6 (7.5 to 75.1)	24.6 (6.3 to 86.7)	29.2 (4.5 to 83.2)	22.3 (2.9 to 69)	14.7 (1.4 to 49.2)	11.3 (1.6 to 39.5)	11.4 (1.3 to 33.2)	2.4 (0.3 to 7.7)	2.4 (0.3 to 6.4)	2,450
Yellow fever	0 (0 to 0)	0 (0 to 0)	0 (0 to 0)	0 (0 to 0)	0 (0 to 0)	0 (0 to 0)	0 (0 to 0)	0 (0 to 0)	0 (0 to 0)	0 (0 to 0)	0 (0 to 0)	0 (0 to 0)	0 (0 to 0)	0 (0 to 0)	0 (0 to 0)	0 (0 to 0)	0 (0 to 0)	0 (0 to 0)	0 (0 to 0)	0 (0 to 0)	0 (0 to 0)	0 (0 to 0)	0 (0 to 0)	0
Rabies	0 (0 to 0)	0 (0 to 0)	0 (0 to 0.3)	0 (0 to 1.3)	0 (0 to 1.7)	0 (0 to 1.7)	0 (0 to 2.1)	0 (0 to 2.1)	0 (0 to 2.1)	0 (0 to 2.1)	0 (0 to 2.1)	0 (0 to 2.1)	0 (0 to 2.1)	0 (0 to 2.1)	0 (0 to 2.1)	0 (0 to 2.1)	0 (0 to 2.1)	0 (0 to 2.1)	0 (0 to 2.1)	0 (0 to 2.1)	0 (0 to 2.1)	0 (0 to 2.1)	0 (0 to 2.1)	0 (0 to 2.1)	3.6
Intestinal nematode infections	0 (0 to 0)	0 (0 to 0)	0 (0 to 0.2)	2.9 (0.9 to 15.1)	1.1 (0.1 to 10.9)	0.7 (0.1 to 2.7)	0.7 (0.1 to 2.7)	0.6 (0.1 to 2.7)	0.6 (0.1 to 2.7)	0.6 (0.1 to 2.7)	0.6 (0.1 to 2.7)	0.6 (0.1 to 2.7)	0.6 (0.1 to 2.7)	0.6 (0.1 to 2.7)	0.6 (0.1 to 2.7)	0.6 (0.1 to 2.7)	0.6 (0.1 to 2.7)	0.6 (0.1 to 2.7)	0.6 (0.1 to 2.7)	0.6 (0.1 to 2.7)	0.6 (0.1 to 2.7)	0.6 (0.1 to 2.7)	0.6 (0.1 to 2.7)	73.3
Ascariasis	0 (0 to 0)	0 (0 to 0)	0 (0 to 0)	0 (0 to 0)	0 (0 to 0)	0 (0 to 0)	0 (0 to 0)	0 (0 to 0)	0 (0 to 0)	0 (0 to 0)	0 (0 to 0)	0 (0 to 0)	0 (0 to 0)	0 (0 to 0)	0 (0 to 0)	0 (0 to 0)	0 (0 to 0)	0 (0 to 0)	0 (0 to 0)	0 (0 to 0)	0 (0 to 0)	0 (0 to 0)	0 (0 to 0)	0
Trichuriasis	0 (0 to 0)	0 (0 to 0)	0 (0 to 0.1)	0 (0 to 0.7)	0 (0 to 0.4)	0 (0 to 0.4)	0 (0 to 0.4)	0 (0 to 0.3)	0 (0 to 0.3)	0 (0 to 0.3)	0 (0 to 0.3)	0 (0 to 0.3)	0 (0 to 0.3)	0 (0 to



| | | |

SR Table 2c: Jakarta DALYS by cause and age group for both sexes with 95% uncertainty intervals, 2019

Cause	Term Neonatal	Late Neonatal	Post Neonatal	1 to 4	5 to 9	10 to 14	15 to 19	20 to 24	25 to 29	30 to 34	35 to 39	40 to 44	45 to 49	50 to 54	55 to 59	60 to 64	65 to 69	70 to 74	75 to 79	80 to 84	85 to 89	90 to 94	95 plus	Total
All causes	132,660 (99,150 to 167,200)	26,490 (20,280 to 31,900)	46,530 (29,600 to 66,200)	65,120 (51,400 to 79,200)	45,750 (37,350 to 54,900)	51,660 (41,600 to 63,100)	61,760 (49,300 to 75,200)	71,980 (56,400 to 89,000)	119,600 (96,400 to 145,000)	143,000 (115,600 to 175,000)	166,650 (135,000 to 204,000)	162,000 (128,900 to 200,000)	163,000 (127,900 to 207,000)	205,000 (160,000 to 253,000)	209,000 (164,000 to 258,000)	202,000 (154,000 to 252,000)	164,000 (126,000 to 206,000)	124,000 (94,000 to 160,000)	84,900 (62,000 to 112,000)	62,600 (47,200 to 80,200)	34,600 (24,000 to 47,000)	7,490 (5,100 to 10,400)	1,410 (1,190 to 1,630)	
Communicable, maternal, neonatal, and nutritional diseases	68,200 (72,600 to 118,000)	19,800 (14,100 to 25,900)	37,000 (21,200 to 57,100)	39,100 (26,700 to 47,000)	18,620 (11,500 to 28,100)	14,000 (9,200 to 20,000)	17,000 (12,000 to 22,300)	21,000 (16,300 to 27,100)	22,700 (17,900 to 29,000)	23,000 (18,100 to 29,000)	22,000 (17,000 to 28,000)	20,000 (15,900 to 26,000)	18,000 (14,000 to 23,000)	16,200 (12,500 to 20,900)	14,200 (10,200 to 18,200)	12,700 (9,400 to 17,200)	11,200 (8,300 to 15,100)	8,400 (6,000 to 12,000)	6,200 (4,700 to 8,200)	3,290 (2,510 to 4,170)	1,160 (844 to 1,500)	268 (180 to 364)	486,000
HIV/AIDS and sexually transmitted infections	6,730 (2,000 to 15,200)	2,230 (660 to 5,600)	7,910 (2,400 to 18,400)	2,210 (660 to 5,400)	1,770 (530 to 4,100)	2,020 (610 to 4,600)	5,190 (1,560 to 11,700)	11,400 (3,400 to 25,800)	15,100 (4,500 to 34,000)	16,700 (5,000 to 37,000)	17,000 (5,100 to 38,000)	16,000 (4,800 to 36,000)	14,000 (4,200 to 32,000)	12,000 (3,600 to 27,000)	9,500 (2,900 to 21,000)	7,500 (2,300 to 17,000)	5,600 (1,700 to 13,000)	4,000 (1,200 to 9,200)	2,700 (810 to 6,200)	1,500 (450 to 3,400)	660 (200 to 1,500)	150 (45 to 340)	24,000
HIV/AIDS	(0 to 0.1)	(0.1 to 0.2)	(1.6 to 9.4)	(4.6 to 7.5)	(2.7 to 3.2)	(3.2 to 4.2)	(3.6 to 4.6)	(3.4 to 4.4)	(3.2 to 4.2)	(3.1 to 4.1)	(3.1 to 4.1)	(3.2 to 4.2)	(3.2 to 4.2)	(3.2 to 4.2)	(3.2 to 4.2)	(3.2 to 4.2)	(3.2 to 4.2)	(3.2 to 4.2)	(3.2 to 4.2)	(3.2 to 4.2)	(3.2 to 4.2)	(3.2 to 4.2)	(3.2 to 4.2)	11,800
HIV/AIDS - Drug-susceptible Tuberculosis	0 (0 to 0.1)	0.1 (0 to 0.1)	179 (69 to 410)	156 (229 to 1,780)	106 (59 to 230)	167 (73 to 440)	1,040 (510 to 2,200)	2,660 (1,300 to 5,600)	3,800 (1,800 to 8,000)	4,200 (1,900 to 8,900)	4,200 (1,900 to 8,900)	4,000 (1,800 to 8,400)	3,600 (1,600 to 7,600)	3,100 (1,400 to 6,500)	2,600 (1,100 to 5,400)	2,000 (900 to 4,200)	1,500 (700 to 3,100)	1,100 (500 to 2,300)	800 (300 to 1,600)	500 (200 to 1,000)	300 (100 to 600)	100 (40 to 200)	30 (10 to 70)	6,680
HIV/AIDS - Multidrug-resistant Tuberculosis without extensi	0 (0 to 0)	0 (0 to 0)	0 (0 to 0)	0 (0 to 0)	0 (0 to 0)	0 (0 to 0)	0 (0 to 0)	0 (0 to 0)	0 (0 to 0)	0 (0 to 0)	0 (0 to 0)	0 (0 to 0)	0 (0 to 0)	0 (0 to 0)	0 (0 to 0)	0 (0 to 0)	0 (0 to 0)	0 (0 to 0)	0 (0 to 0)	0 (0 to 0)	0 (0 to 0)	0 (0 to 0)	0 (0 to 0)	0
HIV/AIDS - Extensively drug-resistant Tuberculosis	0 (0 to 0)	0 (0 to 0)	0 (0 to 0)	1 (0 to 6)	1 (0 to 4)	1 (0 to 4)	2 (0 to 5)	3 (1 to 8)	4 (1 to 9)	4 (1 to 9)	4 (1 to 9)	4 (1 to 9)	4 (1 to 9)	3 (1 to 8)	3 (1 to 7)	2 (1 to 6)	2 (1 to 5)	1 (0 to 4)	1 (0 to 3)	1 (0 to 2)	0 (0 to 1)	0 (0 to 1)	0 (0 to 0)	914
HIV/AIDS resulting in other diseases	0 (0 to 0)	0 (0 to 0)	208 (68 to 510)	686 (232 to 1,780)	811 (261 to 2,100)	415 (134 to 1,100)	196 (63 to 510)	496 (160 to 1,300)	795 (260 to 2,000)	1,100 (360 to 2,800)	1,300 (430 to 3,300)	1,400 (450 to 3,600)	1,400 (450 to 3,600)	1,300 (420 to 3,300)	1,200 (380 to 3,000)	1,000 (320 to 2,600)	800 (260 to 2,000)	600 (190 to 1,500)	400 (130 to 1,000)	300 (90 to 700)	200 (60 to 400)	100 (20 to 200)	40 (10 to 70)	5,000
Respiratory infections and tuberculosis	2,190 (1,700 to 2,690)	3,090 (2,400 to 3,800)	1,300 (1,000 to 1,600)	1,400 (1,100 to 1,800)	1,200 (1,000 to 1,500)	1,200 (1,000 to 1,500)	1,400 (1,100 to 1,700)	1,600 (1,300 to 2,000)	2,000 (1,600 to 2,500)	2,200 (1,800 to 2,700)	2,500 (2,000 to 3,000)	2,500 (2,000 to 3,000)	2,500 (2,000 to 3,000)	2,500 (2,000 to 3,000)	2,500 (2,000 to 3,000)	2,500 (2,000 to 3,000)	2,500 (2,000 to 3,000)	2,500 (2,000 to 3,000)	2,500 (2,000 to 3,000)	2,500 (2,000 to 3,000)	2,500 (2,000 to 3,000)	2,500 (2,000 to 3,000)	2,500 (2,000 to 3,000)	126,000
Tuberculosis	(0 to 0)	(0 to 0)	(929 to 2,860)	(772 to 1,780)	(522 to 1,090)	(497 to 1,050)	(1,310 to 3,290)	(2,900 to 7,200)	(4,900 to 12,000)	(5,900 to 14,000)	(6,400 to 16,000)	(6,900 to 17,000)	(6,900 to 17,000)	(6,400 to 16,000)	(5,900 to 14,000)	(5,200 to 13,000)	(4,100 to 10,000)	(2,900 to 7,300)	(2,000 to 4,900)	(1,200 to 3,000)	(600 to 1,500)	(200 to 500)	(70 to 170)	74,100
Latent tuberculosis infection	(0 to 0)	(0 to 0)	(0 to 0)	(0 to 0)	(0 to 0)	(0 to 0)	(0 to 0)	(0 to 0)	(0 to 0)	(0 to 0)	(0 to 0)	(0 to 0)	(0 to 0)	(0 to 0)	(0 to 0)	(0 to 0)	(0 to 0)	(0 to 0)	(0 to 0)	(0 to 0)	(0 to 0)	(0 to 0)	(0 to 0)	(0 to 0)	0
Drug-susceptible tuberculosis	(0 to 0)	(0 to 0)	(929 to 2,860)	(772 to 1,780)	(522 to 1,090)	(497 to 1,050)	(1,310 to 3,290)	(2,900 to 7,200)	(4,900 to 12,000)	(5,900 to 14,000)	(6,400 to 16,000)	(6,900 to 17,000)	(6,900 to 17,000)	(6,400 to 16,000)	(5,900 to 14,000)	(5,200 to 13,000)	(4,100 to 10,000)	(2,900 to 7,300)	(2,000 to 4,900)	(1,200 to 3,000)	(600 to 1,500)	(200 to 500)	(70 to 170)	74,100
Multidrug-resistant tuberculosis without extensive drug-res	(0 to 0)	(0 to 0)	(0 to 0)	(0 to 0)	(0 to 0)	(0 to 0)	(0 to 0)	(0 to 0)	(0 to 0)	(0 to 0)	(0 to 0)	(0 to 0)	(0 to 0)	(0 to 0)	(0 to 0)	(0 to 0)	(0 to 0)	(0 to 0)	(0 to 0)	(0 to 0)	(0 to 0)	(0 to 0)	(0 to 0)	(0 to 0)	0
Extensively drug-resistant tuberculosis	(0 to 0)	(0 to 0)	(0 to 0)	(0 to 0)	(0 to 0)	(0 to 0)	(0 to 0)	(0 to 0)	(0 to 0)	(0 to 0)	(0 to 0)	(0 to 0)	(0 to 0)	(0 to 0)	(0 to 0)	(0 to 0)	(0 to 0)	(0 to 0)	(0 to 0)	(0 to 0)	(0 to 0)	(0 to 0)	(0 to 0)	(0 to 0)	0
Lower respiratory infections	2,190 (1,700 to 2,690)	3,090 (2,400 to 3,800)	1,300 (1,000 to 1,600)	1,400 (1,100 to 1,800)	1,200 (1,000 to 1,500)	1,200 (1,000 to 1,500)	1,400 (1,100 to 1,700)	1,600 (1,300 to 2,000)	2,000 (1,600 to 2,500)	2,200 (1,800 to 2,700)	2,500 (2,000 to 3,000)	2,500 (2,000 to 3,000)	2,500 (2,000 to 3,000)	2,500 (2,000 to 3,000)	2,500 (2,000 to 3,000)	2,500 (2,000 to 3,000)	2,500 (2,000 to 3,000)	2,500 (2,000 to 3,000)	2,500 (2,000 to 3,000)	2,500 (2,000 to 3,000)	2,500 (2,000 to 3,000)	2,500 (2,000 to 3,000)	2,500 (2,000 to 3,000)	126,000
Upper respiratory infections	(0.6 to 2.7)	(9.7 to 17.1)	(109 to 319)	(488 to 1,340)	(493 to 1,020)	(345 to 1,360)	(266 to 1,040)	(227 to 1,040)	(229 to 1,060)	(267 to 1,400)	(321 to 1,750)	(397 to 2,200)	(479 to 2,600)	(579 to 3,100)	(708 to 3,700)	(858 to 4,400)	(1,000 to 5,000)	(1,100 to 5,400)	(1,200 to 5,600)	(1,200 to 5,600)	(1,200 to 5,600)	(1,200 to 5,600)	(1,200 to 5,600)	(1,200 to 5,600)	9,090
Otitis media	(0.1 to 0.7)	(2.3 to 5.6)	(16.1 to 47.9)	(107 to 668)	(212 to 854)	(138 to 433)	(63 to 327)	(61 to 297)	(63 to 304)	(72 to 364)	(87 to 441)	(107 to 554)	(129 to 654)	(156 to 790)	(191 to 969)	(231 to 1,170)	(270 to 1,370)	(296 to 1,500)	(323 to 1,640)	(323 to 1,640)	(323 to 1,640)	(323 to 1,640)	(323 to 1,640)	(323 to 1,640)	2,450
Sinusitis	0.766 (0.0 to 3.1)	0.766 (0.0 to 3.1)	0.766 (0.0 to 3.1)



G6PD deficiency	2 (1 to 4.0)	1 (0.4 to 2.6)	4 (1.4 to 9.4)	9 (4.1 to 19.4)	10 (4.3 to 18.9)	14 (8.6 to 24.1)	91 (49 to 147)	79 (58.6 to 128)	93 (74 to 147.5)	53 (39.1 to 92.4)	61 (34.6 to 204)	59 (34.6 to 96.4)	38 (22.2 to 62)	39 (20.2 to 63.8)	47 (24.6 to 79.2)	36 (20.1 to 59.1)	26 (14.1 to 47.2)	11 (5.8 to 20.7)	14 (6.7 to 22.9)	9 (4.1 to 21)	11 (5.9 to 21)	6 (2.2 to 13.6)	0 (0 to 21)	6 (2.1 to 21)	0 (0 to 3)	0 (0 to 3)	669
G6PD trait	0 (0 to 0)	0 (0 to 0)	0 (0 to 0)

Cause	Early Neonatal	Late Neonatal	Post Neonatal	1 to 4	5 to 9	10 to 14	15 to 19	20 to 24	25 to 29	30 to 34	35 to 39	40 to 44	45 to 49	50 to 54	55 to 59	60 to 64	65 to 69	70 to 74	75 to 79	80 to 84	85 to 89	90 to 94	95 plus	Total
All causes	497,643 (475,532 to 519,754)	433,349 (414,139 to 452,559)	379,649 (362,722 to 396,576)	264,262 (252,469 to 276,055)	209,330 (199,966 to 218,694)	162,550 (155,292 to 169,808)	160,140 (152,981 to 167,299)	169,249 (161,693 to 176,805)	182,819 (174,623 to 190,914)	217,282 (207,554 to 226,990)	256,120 (244,670 to 267,570)	308,203 (294,420 to 321,986)	365,030 (348,662 to 381,398)	439,826 (420,124 to 459,528)	511,153 (488,271 to 534,035)	578,020 (552,044 to 603,996)	632,333 (604,010 to 660,656)	673,003 (642,811 to 703,195)	700,283 (668,800 to 731,766)	674,924 (644,600 to 705,248)	599,330 (572,450 to 626,210)	190,630 (182,048 to 199,212)	10,169,102 (9,711,000 to 10,627,204)	13,668,891
Communicable, maternal, neonatal, and nutritional diseases	452,183 (430,794 to 473,572)	418,550 (399,982 to 436,885)	364,592 (346,599 to 382,585)	253,092 (240,622 to 265,562)	197,966 (188,426 to 207,506)	147,992 (140,844 to 155,140)	96,400 (91,466 to 101,334)	124,580 (118,009 to 131,150)	139,660 (132,287 to 147,033)	164,400 (155,744 to 173,056)	191,600 (181,512 to 201,688)	229,600 (217,644 to 241,556)	273,000 (258,844 to 287,156)	330,400 (313,344 to 347,456)	384,400 (364,444 to 404,356)	434,400 (411,844 to 456,956)	475,400 (450,644 to 500,156)	506,400 (480,044 to 532,756)	526,400 (499,044 to 553,756)	507,400 (481,044 to 533,756)	451,400 (428,044 to 474,756)	143,400 (136,044 to 150,756)	7,640,000 (7,250,000 to 8,030,000)	10,666,800
HIV/AIDS and sexually transmitted infections	1,000 (1,000 to 1,000)	1,000 (1,000 to 1,000)	1,000 (1,000 to 1,000)



Exposure to forces of nature	2.7 (2 to 3)	7.6 (6 to 9)	63.2 (57.3 to 69.4)	356 (33 to 398)	456 (36.1 to 611)	643 (473 to 831)	537 (427 to 683)	493 (405 to 626)	456 (367 to 523)	429 (369 to 494)	493 (424 to 567)	567 (514 to 636)	517 (470 to 578)	399 (333 to 479)	297 (177 to 395)	190 (129 to 192)	193 (88.5 to 223)	67.7 (57.1 to 80.4)	41.6 (36.7 to 46.7)	22.5 (19.5 to 27.3)	8.9 (7 to 10.5)	2.2 (1.9 to 2.6)	0.3 (0.2 to 0.5)	0.193
Other unintentional injuries	44.5 (31.7 to 60.2)	49.7 (39.5 to 62.9)	150 (79.2 to 275)	517 (297 to 936)	1,356 (868 to 2,076)	2,602 (1,858 to 4,048)	2,410 (1,765 to 3,196)	2,472 (1,726 to 3,456)	2,040 (1,509 to 2,713)	2,568 (2,026 to 2,930)	2,810 (1,999 to 3,815)	3,450 (2,778 to 3,956)	2,530 (1,799 to 3,513)	2,143 (1,569 to 2,858)	1,702 (1,010 to 2,629)	1,300 (845 to 1,856)	797 (569 to 1,065)	477 (320 to 628)	286 (204 to 389)	164 (108 to 216)	71.6 (52 to 95.2)	23.3 (17.2 to 31.3)	6 (4.3 to 8)	51.193
Self-harm and interpersonal violence	21.1 (15.5 to 27.7)	74.7 (54.1 to 98)	448 (327 to 627)	967 (747 to 1,175)	1,178 (843 to 1,709)	2,753 (2,004 to 3,699)	15,600 (11,400 to 20,500)	16,300 (11,900 to 21,600)	12,500 (9,440 to 15,400)	11,900 (7,770 to 15,100)	10,300 (7,080 to 13,900)	7,810 (5,640 to 10,600)	7,270 (5,270 to 9,640)	6,850 (4,720 to 8,970)	4,740 (3,170 to 6,470)	2,980 (1,940 to 4,090)	1,990 (1,400 to 2,690)	1,160 (804 to 1,550)	664 (424 to 908)	371 (248 to 500)	150 (98.6 to 205)	40.9 (26.6 to 56.6)	7.4 (4.8 to 9.9)	132.000
Self-harm	20.4 (9 to 5)	72.1 (0 to 0)	0 (0 to 0)	0 (0 to 0)	0 (0 to 0)	1,340 (968 to 1,900)	7,900 (5,700 to 11,100)	10,300 (6,400 to 17,400)	8,060 (5,200 to 13,100)	7,590 (4,790 to 11,500)	6,630 (4,610 to 10,600)	5,040 (3,670 to 8,040)	4,630 (2,950 to 7,620)	2,240 (2,070 to 4,310)	2,040 (1,480 to 3,290)	1,340 (1,010 to 2,340)	1,040 (671 to 1,530)	784 (499 to 1,200)	446 (289 to 645)	248 (156 to 368)	94 (63.6 to 139)	25.4 (16.6 to 37.9)	5.1 (3.4 to 7.4)	60.504
Self-harm by firearm	0 (0 to 0)	0 (0 to 0)	0 (0 to 0)	0 (0 to 0)	0 (0 to 0)	0 (0 to 0)	0 (0 to 0)	0 (0 to 0)	0 (0 to 0)	0 (0 to 0)	0 (0 to 0)	0 (0 to 0)	0 (0 to 0)	0 (0 to 0)	0 (0 to 0)	0 (0 to 0)	0 (0 to 0)	0 (0 to 0)	0 (0 to 0)	0 (0 to 0)	0 (0 to 0)	0 (0 to 0)	0 (0 to 0)	1.000
Self-harm by other specified means	0 (0 to 0)	0 (0 to 0)	0 (0 to 0)	0 (0 to 0)	0 (0 to 0)	1,060 (555 to 1,630)	7,130 (4,870 to 12,000)	10,000 (6,300 to 17,100)	8,040 (5,190 to 12,900)	7,530 (4,690 to 11,300)	6,660 (4,540 to 10,600)	5,060 (3,700 to 8,150)	4,640 (2,900 to 6,820)	2,240 (2,020 to 4,730)	2,040 (1,420 to 3,260)	1,320 (960 to 2,310)	1,000 (661 to 1,510)	699 (479 to 1,000)	397 (264 to 558)	246 (156 to 356)	101 (61.5 to 159)	25 (15.6 to 38.1)	4.9 (3.3 to 7.1)	60.200
Interpersonal violence	21.1 (15.5 to 27.7)	74.8 (54.1 to 98)	448 (327 to 627)	968 (747 to 1,175)	1,178 (843 to 1,709)	1,023 (1,160 to 1,770)	8,496 (6,830 to 10,700)	5,402 (4,440 to 7,000)	3,569 (2,940 to 4,670)	3,156 (2,560 to 4,109)	3,670 (2,960 to 4,690)	2,662 (2,110 to 3,390)	2,614 (1,790 to 3,720)	1,764 (1,440 to 2,530)	1,272 (1,010 to 1,670)	884 (743 to 1,170)	788 (548 to 1,080)	377 (247 to 548)	235 (173 to 326)	86.5 (64 to 117)	32 (23.4 to 41.4)	8.4 (6.1 to 11.1)	1.4 (1 to 2.7)	20.600
Physical violence by firearm	3.8 (0.8 to 7.3)	5.2 (0.7 to 9.2)	6.4 (3.1 to 12.7)	37.4 (16.7 to 72.1)	60.8 (32.9 to 96.8)	84 (56.5 to 99.7)	79.7 (62.3 to 93)	89.8 (42.5 to 173)	89.3 (57.3 to 138)	89.7 (42.8 to 151)	81.6 (42 to 150)	84.7 (46.7 to 139)	72.9 (30.9 to 79.9)	47.9 (20.1 to 87.9)	24.5 (22.9 to 50.4)	26.4 (11.5 to 35.3)	20.8 (6.5 to 32.6)	8.2 (5.9 to 7.8)	5.2 (2.9 to 8.4)	2.8 (1 to 2)	1.4 (0.3 to 3.5)	0.4 (0.1 to 0.9)	0.1 (0.1 to 0.2)	800
Physical violence by sharp object	14.5 (4.4 to 27.3)	11.4 (1.5 to 21.1)	14.2 (4.4 to 31.1)	84.4 (34.1 to 164)	128 (66.1 to 197)	244 (144 to 353)	2,220 (1,720 to 2,900)	1,410 (1,110 to 1,870)	1,010 (824 to 1,370)	886 (703 to 1,150)	1,010 (820 to 1,300)	744 (604 to 1,000)	695 (484 to 1,000)	478 (384 to 646)	354 (282 to 478)	246 (206 to 332)	199 (137 to 269)	104 (71 to 141)	64.6 (41 to 87.1)	24.1 (14.7 to 33)	7.7 (4.7 to 11)	1.4 (0.8 to 2.1)	0.2 (0.1 to 0.3)	9.600
Sexual violence	0 (0 to 0)	0 (0 to 0)	0 (0 to 0)	0 (0 to 0)	27.4 (10 to 51.9)	248 (120 to 379)	593 (354 to 914)	1,220 (726 to 1,930)	1,270 (838 to 2,030)	1,290 (712 to 2,130)	1,170 (698 to 1,950)	1,140 (654 to 1,870)	1,030 (608 to 1,700)	825 (490 to 1,370)	531 (302 to 909)	358 (199 to 603)	176 (108 to 291)	114 (72.6 to 175)	72 (42.6 to 102)	40.6 (26.3 to 58.9)	20.2 (13 to 30.1)	6.1 (3.8 to 9.6)	0.8 (0.5 to 1.2)	0 (0 to 0.1)	10.000
Physical violence by other means	2.8 (1.4 to 4.5)	11.6 (6.1 to 17.7)	41.6 (19.1 to 67.5)	458 (224 to 885)	598 (264 to 1,040)	877 (462 to 1,340)	1,740 (1,160 to 2,610)	1,750 (1,170 to 2,710)	1,130 (744 to 1,740)	1,010 (714 to 1,450)	1,060 (723 to 1,540)	1,000 (714 to 1,450)	940 (699 to 1,340)	818 (611 to 1,220)	701 (484 to 1,050)	592 (420 to 879)	429 (291 to 636)	243 (170 to 353)	146 (111 to 206)	84.9 (57.1 to 118)	18.3 (11.6 to 26.1)	5.4 (3.4 to 7.8)	0.4 (0.2 to 0.7)	14.000
Conflict and terrorism	0.1 (0 to 1.4)	0.4 (0.1 to 3)	1.1 (0.3 to 3)	1.1 (0.6 to 2.2)	1.1 (0.6 to 2.1)	1.1 (0.6 to 2.1)	1.1 (0.6 to 2.1)	1.1 (0.6 to 2.1)	1.1 (0.6 to 2.1)	1.1 (0.6 to 2.1)	1.1 (0.6 to 2.1)	1.1 (0.6 to 2.1)	1.1 (0.6 to 2.1)	1.1 (0.6 to 2.1)	1.1 (0.6 to 2.1)	1.1 (0.6 to 2.1)	1.1 (0.6 to 2.1)	1.1 (0.6 to 2.1)	1.1 (0.6 to 2.1)	1.1 (0.6 to 2.1)	1.1 (0.6 to 2.1)	1.1 (0.6 to 2.1)	1.1 (0.6 to 2.1)	0.292

Bill Table 2c: Central Jaw DALY by cause and sex group for both sexes with 40% uncertainty intervals, 2026

Cause	Early Neonatal	Late Neonatal	Post Neonatal	1 to 4	5 to 9	10 to 14	15 to 19	20 to 24	25 to 29	30 to 34	35 to 39	40 to 44	45 to 49	50 to 54	55 to 59	60 to 64	65 to 69	70 to 74	75 to 79	80 to 84	85 to 89	90 to 94	95 plus	Total
All causes	264,000 (222,000 to 307,000)	67,100 (52,600 to 82,100)	176,000 (120,000 to 232,000)	177,000 (149,000 to 211,000)	149,000 (127,000 to 182,000)	160,000 (131,000 to 197,000)	302,000 (240,000 to 373,000)	329,000 (256,000 to 410,000)	329,000 (257,000 to 403,000)	329,000 (256,000 to 403,000)	369,000 (288,000 to 453,000)	453,000 (356,000 to 554,000)	574,000 (460,000 to 706,000)	712,000 (569,000 to 865,000)	871,000 (711,000 to 1,050,000)	1,010,000 (815,000 to 1,210,000)	1,090,000 (868,000 to 1,320,000)	970,000 (767,000 to 1,170,000)	809,000 (642,000 to 992,000)	647,000 (500,000 to 797,000)	449,000 (327,000 to 580,000)	249,000 (174,000 to 346,000)	74,400 (51,000 to 105,000)	14,100 (7,200 to 19,000)	10,300,000
Communicable, maternal, neonatal, and nutritional diseases	239,000 (199,000 to 280,000)	47,900 (36,000 to 59,000)	101,000 (79,000 to 123,000)	101,000 (80,000 to 123,000)	67,900 (49,000 to 87,700)	52,000 (37,000 to 68,000)	54,000 (38,000 to 69,000)	49,000 (34,000 to 65,000)	47,000 (32,000 to 63,000)	58,900 (40,000 to 78,000)	63,000 (42,000 to 86,000)	69,000 (46,000 to 93,000)	83,000 (55,000 to 113,000)	87,000 (57,000 to 120,000)	73,000 (46,000 to 103,000)	77,000 (47,000 to 110,000)	69,900 (41,000 to 100,000)	61,000 (36,000 to 89,000)	49,000 (28,000 to 72,000)	33,000 (18,000 to 50,000)	20,000 (10,000 to 31,000)	7,000 (3,000 to 11,000)	1,200 (500 to 2,000)	1,638,000
HIV/AIDS and sexually transmitted infections	6,030 to 40,600	1,900 to 14,000	4,430 (2,410 to 13,400)	4,270 (1,870 to 9,770)	670 (422 to 929)	1,060 (220 to 2,510)	1,590 (1,180 to 2,010)	4,710 (3,630 to 5,760)	5,590 (4,410 to 7,020)	5,290 (4,130 to 6,540)	4,510 (3,440 to 5,640)	3,440 (2,610 to 4,270)	2,250 (1,640 to 2,930)	1,240 (926 to 1,720)	538 (329 to 768)	302 (190 to 449)	232 (127 to 350)	164 (77 to 264)	91 (37 to 154)	38.7 (21 to 61.8)	8.2 (3 to 15)	1.4 (0.5 to 2.5)	69,100
HIV/AIDS	5,410 (1,900 to 40,400)	1,900 (1,000 to 14,000)	4,430 (2,410 to 13,400)	4,270 (1,870 to 9,770)	670 (422 to 929)	1,060 (220 to 2,510)	1,590 (1,180 to 2,010)	4,710 (3,630 to 5,760)	5,590 (4,410 to 7,020)	5,290 (4,130 to 6,540)	4,510 (3,440 to 5,640)	3,440 (2,610 to 4,270)	2,250 (1,640 to 2,930)	1,240 (926 to 1,720)	538 (329 to 768)	302 (190 to 449)	232 (127 to 350)	164 (77 to 264)	91 (37 to 154)	38.7 (21 to 61.8)	8.2 (3 to 15)	1.4 (0.5 to 2.5)	69,100
HIV/AIDS - Drug-susceptible Tuberculosis	0 (0 to 0)	0 (0 to 0)	0 (0 to 0)	0 (0 to 0)	0 (0 to 0)	0 (0 to 0)	0 (0 to 0)	0 (0 to 0)	0 (0 to 0)	0 (0 to 0)	0 (0 to 0)	0 (0 to 0)	0 (0 to 0)	0 (0 to 0)	0 (0 to 0)	0 (0 to 0)	0 (0 to 0)	0 (0 to 0)	0 (0 to 0)	0 (0 to 0)	0 (0 to 0)	0 (0 to 0)	0 (0 to 0)	0
HIV/AIDS - Multidrug-resistant Tuberculosis without extensive drug resistance	0 (0 to 0)	0 (0 to 0)	0 (0 to 0)	0 (0 to 0)	0 (0 to 0)	0 (0 to 0)	0 (0 to 0)	0 (0 to 0)	0 (0 to 0)	0 (0 to 0)	0 (0 to 0)	0 (0 to 0)	0 (0 to 0)	0 (0 to 0)	0 (0 to 0)	0 (0 to 0)	0 (0 to 0)	0 (0 to 0)	0 (0 to 0)	0 (0 to 0)	0 (0 to 0)	0 (0 to 0)	0 (0 to 0)	0
HIV/AIDS - Extensively drug-resistant Tuberculosis	0 (0 to 0)	0 (0 to 0)	0 (0 to 0)	0 (0 to 0)	0 (0 to 0)	0 (0 to 0)	0 (0 to 0)	0 (0 to 0)	0 (0 to 0)	0 (0 to 0)	0 (0 to 0)	0 (0 to 0)	0 (0 to 0)	0 (0 to 0)	0 (0 to 0)	0 (0 to 0)	0 (0 to 0)	0 (0 to 0)	0 (0 to 0)	0 (0 to 0)	0 (0 to 0)	0 (0 to 0)	0 (0 to 0)	0
HIV/AIDS resulting in other diseases	621 (0 to 5.5)	0 (0 to 0)	2,430 (0 to 9,990)	2,430 (607 to 6,930)	0 (0 to 0)	0 (0 to 0)	0 (0 to 0)	0 (0 to 0)	0 (0 to 0)	0 (0 to 0)	0 (0 to 0)	0 (0 to 0)	0 (0 to 0)	0 (0 to 0)	0 (0 to 0)	0 (0 to 0)	0 (0 to 0)	0 (0 to 0)	0 (0 to 0)	0 (0 to 0)	0 (0 to 0)	0 (0 to 0)	0 (0 to 0)	22
Sexually transmitted infections, excluding HIV	14,600 (5,030 to 32,600)	0 (0 to 0)	0 (0 to 0)	1,840 (1,140 to 2,660)	0 (0 to 0)	0 (0 to 0)	0 (0 to 0)	0 (0 to 0)	0 (0 to 0)	0 (0 to 0)	0 (0 to 0)	0 (0 to 0)	0 (0 to 0)	0 (0 to 0)	0 (0 to 0)	0 (0 to 0)	0 (0 to 0)	0 (0 to 0)	0 (0 to 0)	0 (0 to 0)	0 (0 to 0)	0 (0 to 0)	0 (0 to 0)	0
Syphilis	14,600 (5,030 to 32,600)	6,260 (3,500 to 10,400)	5,430 (2,960 to 8,170)	1,840 (1,140 to 2,660)	0 (0 to 0)	0 (0 to 0)	0 (0 to 0)	0 (0 to 0)	0 (0 to 0)	0 (0 to 0)	0 (0 to 0)	0 (0 to 0)	0 (0 to 0)	0 (0 to 0)	0 (0 to 0)	0 (0 to 0)	0 (0 to 0)	0 (0 to 0)	0 (0 to 0)	0 (0 to 0)	0 (0 to 0)	0 (0 to 0)	0 (0 to 0)	31,200
Chlamydial infection	0 (0 to 0)	0 (0 to 0)	0 (0 to 0)	0 (0 to 0)	0 (0 to 0)	0 (0 to 0)	0 (0 to 0)	0 (0 to 0)	0 (0 to 0)	0 (0 to 0)	0 (0 to 0)	0 (0 to 0)	0 (0 to 0)	0 (0 to 0)	0 (0 to 0)	0 (0 to 0)	0 (0 to 0)	0 (0 to 0)	0 (0 to 0)	0 (0 to 0)	0 (0 to 0)	0 (0 to 0)	0 (0 to 0)	900
Gonococcal infection	0 (0 to 0)	0 (0 to 0)	0 (0 to 0)	0 (0 to 0)	0 (0 to 0)	0 (0 to 0)	0 (0 to 0)	0 (0 to 0)	0 (0 to 0)	0 (0 to 0)	0 (0 to 0)	0 (0 to 0)	0 (0 to 0)	0 (0 to 0)	0 (0 to 0)	0 (0 to 0)	0 (0 to 0)	0 (0 to 0)	0 (0 to 0)	0 (0 to 0)	0 (0 to 0)	0 (0 to 0)	0 (0 to 0)	0
Trichomoniasis	0 (0 to 0)	0 (0 to 0)	0 (0 to 0)	0 (0 to 0)	0 (0 to 0)	1.4 (0 to 3.5)	17.2 (0 to 43.1)	74.8 (0 to 187)	140 (0 to 351)	187 (0 to 468)	178 (0 to 445)	156 (0 to 391)	122 (0 to 305)	88.8 (0 to 222)	62 (0 to 155)	41.6 (0 to 104)	27.6 (0 to 69)	18.6 (0 to 46.5)	12.7 (0 to 31.8)	8.2 (0 to 20.5)	4.8 (0 to 12)	2.2 (0 to 5.5)	0.6 (0 to 1.5)	1,330
Genital herpes	0 (0 to 0)	0 (0 to 0)	0 (0 to 0)	0 (0 to 0)	0 (0 to 0)	0 (0 to 0)	0 (0 to 0)	0 (0 to 0)	0 (0 to 0)	0 (0 to 0)	0 (0 to 0)	0 (0 to 0)	0 (0 to 0)	0 (0 to 0)	0 (0 to 0)	0 (0 to 0)	0 (0 to 0)	0 (0 to 0)	0 (0 to 0)	0 (0 to 0)	0 (0 to 0)	0 (0 to 0)	0 (0 to 0)	1,200
Other sexually transmitted infections	0 (0 to 0)	0 (0 to 0)	0 (0 to 0)	271 (0 to 2,040)	0 (0 to 0)	0 (0 to 0)	0 (0 to 0)	0 (0 to 0)	0 (0 to 0)	0 (0 to 0)	0 (0 to 0)	0 (0 to 0)	0 (0 to 0)	0 (0 to 0)	0 (0 to 0)	0 (0 to 0)	0 (0 to 0)	0 (0 to 0)	0 (0 to 0)	0 (0 to 0)	0 (0 to 0)	0 (0 to 0)	0 (0 to 0)	474
Tuberculosis	9,660 (5,600 to 15,000)	8,660 (5,100 to 13,000)	32,600 (19,200 to 47,200)	17,100 (12,000 to 22,200)	6,490 (4,600 to 8,600)	8,190 (5,700 to 10,900)	19,700 (13,700 to 26,400)	22,500 (15,600 to 30,000)	21,600 (14,900 to 28,800)	20,700 (14,200 to 27,600)	24,100 (16,600 to 32,000)	26,600 (18,000 to 35,800)	27,600 (18,600 to 37,000)	34,200 (23,400 to 45,700)	37,100 (25,000 to 49,700)	39,400 (26,500 to 52,600)	40,600 (26,900 to 54,000)	34,700 (22,800 to 46,200)	29,600 (19,200 to 39,400)	23,400 (14,800 to 31,200)	15,700 (9,600 to 21,000)	6,270 (3,600 to 8,500)	1,040 (522,000 to 1,500)
Tuberculosis	0 (0 to 0)	4,230 (2,230 to 6,660)	3,330 (2,110 to 4,660)	3,410 (2,390 to 4,530)	2,040 (1,440 to 2,660)	2,170 (1,520 to 2,880)	2,160 (1,510 to 2,870)	2,170 (1,520 to 2,880)	2,160 (1,510 to 2,870)	2,170 (1,520 to 2,880)	2,160 (1,510 to 2,870)	2,170 (1,520 to 2,880)	2,160 (1,510 to 2,870)	2,170 (1,520 to 2,880)	2,160 (1,510 to 2,870)	2,170 (1,520 to 2,880)	2,160 (1,510 to 2,870)	2,170 (1,520 to 2,880)	2,160 (1,510 to 2,870)	2,170 (1,520 to 2,880)	2,160 (1,510 to 2,870)	2,140 (1,500 to 2,850)	911 (638 to 1,210)	329,000
Latent tuberculosis infection	0 (0 to 0)	0 (0 to 0)	0 (0 to 0)	0 (0 to 0)	0 (0 to 0)	0 (0 to 0)	0 (0 to 0)	0 (0 to 0)	0 (0 to 0)	0 (0 to 0)	0 (0 to 0)	0 (0 to 0)	0 (0 to 0)	0 (0 to 0)	0 (0 to 0)	0 (0 to 0)	0 (0 to 0)	0 (0 to 0)	0 (0 to 0)	0 (0 to 0)	0 (0 to 0)	0 (0 to 0)	0 (0 to 0)	0
Drug-susceptible tuberculosis	0 (0 to 0)	0 (0 to 0)	0 (0 to 0)	0 (0 to 0)	0 (0 to 0)	0 (0 to 0)	0 (0 to 0)	0 (0 to 0)	0 (0 to 0)	0 (0 to 0)	0 (0 to 0)	0 (0 to 0)	0 (0 to 0)	0 (0 to 0)	0 (0 to 0)	0 (0 to 0)	0 (0 to 0)	0 (0 to 0)	0 (0 to 0)	0 (0 to 0)	0 (0 to 0)	0 (0 to 0)	0 (0 to 0)	0
Multidrug-resistant tuberculosis without extensive drug resistance	0 (0 to 0)	24.2 (0 to 69.5)	28.5 (0 to 82.1)	17.6 (0 to 50.6)	0 (0 to 0)	20.2 (0 to 58.2)	62.2 (0 to 179)	124 (0 to 357)	124 (0 to 357)	124 (0 to 357)	124 (0 to 357)	124 (0 to 357)	124 (0 to 357)	124 (0 to 357)	124 (0 to 357)	124 (0 to 357)	124 (0 to 357)	124 (0 to 357)	124 (0 to 357)	124 (0 to 357)	124 (0 to 357)	124 (0 to 357)	124 (0 to 357)	2,600
Extensively drug-resistant tuberculosis	0 (0 to 0)	0 (0 to 0)	0 (0 to 0)	0 (0 to 0)	0 (0 to 0)	0 (0 to 0)	0 (0 to 0)	0 (0 to 0)	0 (0 to 0)	0 (0 to 0)	0 (0 to 0)	0 (0 to 0)	0 (0 to 0)	0 (0 to 0)	0 (0 to 0)	0 (0 to 0)	0 (0 to 0)	0 (0 to 0)	0 (0 to 0)	0 (0 to 0)	0 (0 to 0)	0 (0 to 0)	0 (0 to 0)	0
Tuberculosis resulting in other diseases	6,920 (1,900 to 18,000)	1,900 (0 to 5,000)	6,930 (1,900 to 18,000)	1,900 (0 to 5,000)	0 (0 to 0)	0 (0 to 0)	0 (0 to 0)	0 (0 to 0)	0 (0 to 0)	0 (0 to 0)	0 (0 to 0)	0 (0 to 0)	0 (0 to 0)	0 (0 to 0)	0 (0 to 0)	0 (0 to 0)	0 (0 to 0)	0 (0 to 0)	0 (0 to 0)	0 (0 to 0)	0 (0 to 0)	0 (0 to 0)	0 (0 to 0)	0
Respiratory infections and tuberculosis	9,660 (5,600 to 15,000)	8,660 (5,100 to 13,000)	32,600 (19,200 to 47,200)	17,100 (12,000 to 22,200)	6,490 (4,600 to 8,600)	8,190 (5,700 to 10,900)	19,700 (13,700 to 26,400)	22,500 (15,600 to 30,000)	21,600 (14,900 to 28,800)	20,700 (14,200 to 27,600)	24,100 (16,600 to 32,000)	26,600 (18,000 to 35,800)	27,600 (18,600 to 37,000)	34,200 (23,400 to 45,700)	37,100 (25,000 to 49,700)	39,400 (26,500 to 52,600)	40,600 (26,900 to 54,000)	34,700 (22,800 to 46,200)	29,600 (19,200 to 39,400)	23,400 (14,800 to 31,200)	15,700 (9,600 to 21,000)	6,270 (3,600 to 8,500)	1,040 (522,000 to 1,500)
Tuberculosis	0 (0 to 0)	4,230 (2,230 to 6,660)	3,330 (2,110 to 4,660)	3,410 (2,390 to 4,530)	2,040 (1,440 to 2,660)	2,170 (1,520 to 2,880)	2,160 (1,510 to 2,870)	2,170 (1,520 to 2,880)	2,160 (1,510 to 2,870)	2,170 (1,520 to 2,880)	2,160 (1,510 to 2,870)	2,170 (1,520 to 2,880)	2,160 (1,510 to 2,870)	2,170 (1,520 to 2,880)	2,160 (1,510 to 2,870)	2,170 (1,520 to 2,880)	2,160 (1,510 to 2,870)	2,170 (1,520 to 2,880)	2,160 (1,510 to 2,870)	2,170 (1,520 to 2,880)	2,160 (1,510 to 2,870)	2,140 (1,500 to 2,850)	911 (638 to 1,210)	329,000
Latent tuberculosis infection	0 (0 to 0)	0 (0 to 0)	0 (0 to 0)	0 (0 to 0)	0 (0 to 0)	0 (0 to 0)	0 (0 to 0)	0 (0 to 0)	0 (0 to 0)	0 (0 to 0)	0 (0 to 0)	0 (0 to 0)	0 (0 to 0)	0 (0 to 0)	0 (0 to 0)	0 (0 to 0)	0 (0 to 0)	0 (0 to 0)	0 (0 to 0)	0 (0 to 0)	0 (0 to 0)	0 (0 to 0)	0 (0 to 0)	0
Drug-susceptible tuberculosis	0 (0 to 0)	0 (0 to 0)	0 (0 to 0)	0 (0 to 0)	0 (0 to 0)	0 (0 to 0)	0 (0 to 0)	0 (0 to 0)	0 (0 to 0)	0 (0 to 0)	0 (0 to 0)	0 (0 to 0)	0 (0 to 0)	0 (0 to 0)	0 (0 to 0)	0 (0 to 0)	0 (0 to 0)	0 (0 to 0)	0 (0 to 0)	0 (0 to 0)	0 (0 to 0)	0 (0 to 0)	0 (0 to 0)	0
Multidrug-resistant tuberculosis without extensive drug resistance	0 (0 to 0)	24.2 (0 to 69.5)	28.5 (0 to 82.1)	17.6 (0 to 50.6)	0 (0 to 0)	20.2 (0 to 58.2)	62.2 (0 to 179)	124 (0 to 357)	124 (0 to 357)	124 (0 to 357)	124 (0 to 357)	124 (0 to 357)	124 (0 to 357)	124 (0 to 357)	124 (0 to 357)	124 (0 to 357)	124 (0 to 357)	124 (0 to 357)	124 (0 to 357)	124 (0 to 357)	124 (0 to 357)	124 (0 to 357)	124 (0 to 357)	2,600
Extensively drug-resistant tuberculosis	0 (0 to 0)	0 (0 to 0)	0 (0 to 0)	0 (0 to 0)	0 (0 to 0)	0 (0 to 0)	0 (0 to 0)	0 (0 to 0)	0 (0 to 0)	0 (0 to 0)	0 (0 to 0)	0 (0 to 0)	0 (0 to 0)	0 (0 to 0)	0 (0 to 0)	0 (0 to 0)	0 (0 to 0)	0 (0 to 0)	0 (0 to 0)	0 (0 to 0)	0 (0 to 0)	0 (0 to 0)	0 (0 to 0)	0
Tuberculosis resulting in other diseases	6,920 (1,900 to 18,000)	1,900 (0 to 5,000)	6,930 (1,900 to 18,000)	1,900 (0 to 5,000)	0 (0 to 0)	0 (0 to 0)	0 (0 to 0)	0 (0 to 0)	0 (0 to 0)	0 (0 to 0)	0 (0 to 0)	0 (0 to 0)	0 (0 to 0)	0 (0 to 0)	0 (0 to 0)	0 (0 to 0)	0 (0 to 0)	0 (0 to 0)	0 (0 to 0)	0 (0 to 0)	0 (0 to 0)	0 (0 to 0)	0 (0 to 0)	0
Enteric infections	15,000 (9,600 to 22,000)	3,270 (2,020 to 4,900)	2,230 (1,400 to 3,200)	2,270 (1,400 to 3,200)	2,730 (1,800 to 3,800)	2,930 (1,900 to 4,100)	2,420 (1,600 to 3,400)	2,130 (1,400 to 3,000)	2,130 (1,400 to 3,000)	2,130 (1,400 to 3,000)	2,130 (1,400 to 3,000)	2,130 (1,400 to 3,000)	2,130 (1,400 to 3,000)	2,130 (1,400 to 3,000)	2,130 (1,400 to 3,000)	2,130 (1,400 to 3,000)	2,130 (1,400 to 3,000)	2,130 (1,400 to 3,000)	2,130 (1,400 to 3,000)	2,130 (1,400 to 3,000)	2,130 (1,400 to 3,000)	2,130 (1,400 to 3,000)	2,130 (1,400 to 3,000)	44,000
Diarrheal diseases	15,000 (9,600 to 22,000)	3,270 (2,020 to 4,900)	2,230 (1,400 to 3,200)	2,270 (1,400 to 3,200)	2,730 (1,800 to 3,800)	2,930 (1,900 to 4,100)	2,420 (1,600 to 3,400)	2,130 (1,400 to 3,000)	2,130 (1,400 to 3,000)	2,130 (1,400 to 3,000)	2,130 (1,400 to 3,000)	2,130 (1,400 to 3,000)	2,130 (1,400 to 3,000)	2,130 (1,400 to 3,000)	2,130 (1,400 to 3,000)	2,130 (1,400 to 3,000)	2,130 (1,400 to 3,000)	2,130 (1,400 to 3,000)	2,130 (1,400 to 3,000)	2,130 (1,400 to 3,000)	2,130 (1,400 to 3,000)	2,130 (1,400 to 3,000)	2,130 (1,400 to 3,000)	44,000
Typhoid and paratyphoid	0 (0 to 0)	27 (0 to 77.5)	4,430 (2,410 to 13,400)	0 (0 to 0)	0 (0 to 0)	10,900 (5,700 to 20,000)	4,690 (2,400 to 8,600)	2,900 (1,500 to 5,300)	2,900 (1,500 to 5,300)	2,900 (1,500 to 5,300)	2,900 (1,500 to 5,300)	2,900 (1,500 to 5,300)	2,900 (1,500 to 5,300)	2,900 (1,500 to 5,300)	2,900 (1,500 to 5,300)	2,900 (1,500 to 5,300)	2,900 (1,500 to 5,300)	2,900 (1,500 to 5,300)	2,900 (1,500 to 5,300)	2,900 (1,500 to 5,300)	2,900 (1,500 to 5,300)	2,900 (1,500 to 5,300)	2,900 (1,500 to 5,300)	44,000
Typhoid fever	0 (0 to 0)	0 (0 to 0)	0 (0 to 0)	0 (0 to 0)	0 (0 to 0)	0 (0 to 0)	0 (0 to 0)	0 (0 to 0)	0 (0 to 0)	0 (0 to 0)	0 (0 to 0)	0 (0 to 0)	0 (0 to 0)	0 (0 to 0)	0 (0 to 0)	0 (0 to 0)	0 (0 to 0)	0 (0 to 0)	0 (0 to 0)	0 (0 to 0)	0 (0 to 0)	0 (0 to 0)	0 (0 to 0)	0
Paratyphoid fever	0 (0 to 0)	27 (0 to 77.5)	4,430 (2,410 to 13,400)	0 (0 to 0)	0 (0 to 0)	10,900 (5,700 to 20,000)	4,690 (2,400 to 8,600)	2,900 (1,500 to 5,300)	2,900 (1,500 to 5,300)	2,900 (1,500 to 5,300)	2,900 (1,500 to 5,300)	2,900 (1,500 to 5,300)	2,900 (1,500 to 5,300)	2,900 (1,500 to 5,300)	2,900 (1,500 to 5,300)	2,900 (1,500 to 5,300)	2,900 (1,500 to 5,300)	2,900 (1,500 to 5,300)	2,900 (1,500 to 5,300)	2,900 (1,500 to 5,300)	2,900 (1,500 to 5,300)	2,900 (1,500 to 5,300)	2,900 (1,500 to 5,300)	44,000
Invasive Non-typhoidal Salmonella (iNTS)	0 (0 to 19.1)	0 (0 to 0)	287 (99.1 to 730)	287 (99.1 to 730)	0 (0 to 0)	0 (0 to 0)	0 (0 to 0)	0 (0 to 0)	0 (0 to 0)	0 (0 to 0)	0 (0 to 0)	0 (0 to 0)	0 (0 to 0)	0 (0 to 0)	0 (0 to 0)	0 (0 to 0)	0 (0 to 0)	0 (0 to 0)	0 (0 to 0)	0 (0 to 0)	0 (0 to 0)	0 (0 to 0)	0 (0 to 0)	2,750
Other intestinal infectious diseases	0 (0 to 0)	320 (0 to 1.5)	37.3 (0 to 96.3)	19 (0 to 49.1)	11.7 (0 to 30.2)	0 (0 to 0)	0 (0 to 0)	7.4 (0 to 19.2)	2.8 (0 to 7.2)	1.4 (0 to 3.6)	0.7 (0 to 1.8)	0.2 (0 to 0.6)	0 (0 to 0)	0.1 (0 to 0.2)	0 (0 to 0)	0 (0 to 0)	0 (0 to 0)	0 (0 to 0)	0 (0 to 0)	0 (0 to 0)	0 (0 to 0)	0 (0 to 0)	0 (0 to 0)	146
Neglected tropical diseases and malaria	1,740 (1,140 to 2,420)	1,060 (0 to 1,600)	1,220 (0 to 1,600)	1,220 (0 to 1,600)	1,220



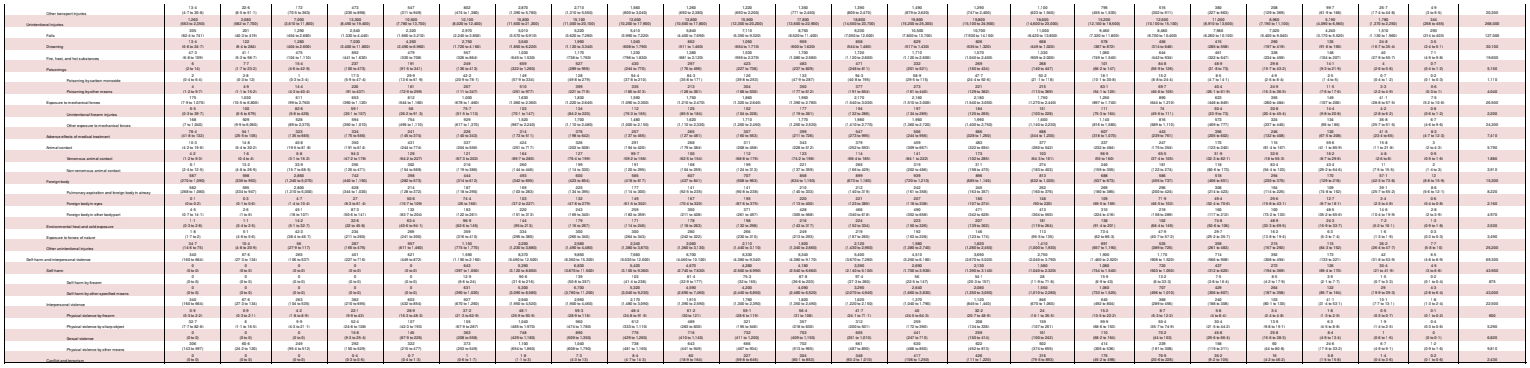

DR Table 2c. Kazakhstan DALYS by cause and age group for both sexes with 95% uncertainty intervals (UI), 2019

Cause	Early Neonatal	Late Neonatal	Post Neonatal	1 to 4	5 to 9	10 to 14	15 to 19	20 to 24	25 to 29	30 to 34	35 to 39	40 to 44	45 to 49	50 to 54	55 to 59	60 to 64	65 to 69	70 to 74	75 to 79	80 to 84	85 to 89	90 to 94	95 plus	Total
All causes	197,000 (179,000 to 197,000)	67,200 (60,500 to 68,200)	129,000 (109,000 to 131,000)	132,000 (109,000 to 141,000)	107,000 (89,100 to 120,000)	101,000 (82,900 to 116,000)	124,000 (102,000 to 143,000)	165,000 (132,000 to 200,000)	269,000 (209,000 to 329,000)	369,000 (291,000 to 453,000)	365,000 (274,000 to 459,000)	363,000 (263,000 to 463,000)	413,000 (295,000 to 530,000)	449,000 (309,000 to 593,000)	564,000 (373,000 to 749,000)	623,000 (408,000 to 832,000)	668,000 (436,000 to 904,000)	806,000 (519,000 to 1,090,000)	1,010,000 (650,000 to 1,360,000)	1,240,000 (800,000 to 1,670,000)	1,440,000 (927,000 to 1,940,000)	1,660,000 (1,070,000 to 2,230,000)	6,950 (4,480 to 9,350)	6,780,000
Communicable, maternal, neonatal, and nutritional diseases	84,200 (76,500 to 84,900)	47,300 (43,000 to 48,000)	42,100 (38,400 to 42,700)	42,100 (38,400 to 42,700)	26,000 (23,700 to 26,300)	11,900 (10,900 to 12,100)	15,100 (13,800 to 15,300)	20,200 (18,400 to 20,500)	33,900 (30,900 to 34,400)	52,300 (47,700 to 53,100)	74,000 (67,500 to 75,100)	97,100 (88,500 to 98,500)	127,000 (116,000 to 129,000)	154,000 (140,000 to 156,000)	190,000 (173,000 to 193,000)	219,000 (199,000 to 222,000)	246,000 (224,000 to 250,000)	284,000 (259,000 to 288,000)	317,000 (289,000 to 322,000)	350,000 (319,000 to 355,000)	377,000 (344,000 to 383,000)	403,000 (368,000 to 409,000)	1,770 (1,620 to 1,800)	969,000 (885,000 to 984,000)
HIV/AIDS and sexually transmitted infections	112 (2.2 to 31.4)	0.1 (0.1 to 0.1)	200 (7.7 to 230)	150 (9.1 to 220)	49.1 (4.1 to 120)	46.1 (4.2 to 98.9)	73.2 (4.2 to 167)	181 (4.2 to 396)	372 (4.2 to 809)	1,200 (4.2 to 2,600)	2,200 (4.2 to 4,770)	3,400 (4.2 to 7,350)	5,000 (4.2 to 10,800)	6,700 (4.2 to 14,500)	9,000 (4.2 to 19,400)	11,000 (4.2 to 23,800)	13,000 (4.2 to 28,200)	15,000 (4.2 to 32,500)	17,000 (4.2 to 36,800)	19,000 (4.2 to 41,000)	20,000 (4.2 to 43,400)	21,000 (4.2 to 45,400)	0.2 (0.1 to 0.3)	96,000 (1,100 to 208,000)
HIV/AIDS	0 (0 to 0)	0 (0 to 0)	0 (0 to 0)	0 (0 to 0)	0 (0 to 0)	0 (0 to 0)	0 (0 to 0)	0 (0 to 0)	0 (0 to 0)	0 (0 to 0)	0 (0 to 0)	0 (0 to 0)	0 (0 to 0)	0 (0 to 0)	0 (0 to 0)	0 (0 to 0)	0 (0 to 0)	0 (0 to 0)	0 (0 to 0)	0 (0 to 0)	0 (0 to 0)	0 (0 to 0)	0 (0 to 0)	0 (0 to 0)	0
HIV/AIDS - Drug-susceptible Tuberculosis	0 (0 to 0)	0 (0 to 0)	0 (0 to 0)	0 (0 to 0)	0 (0 to 0)	0 (0 to 0)	0 (0 to 0)	0 (0 to 0)	0 (0 to 0)	0 (0 to 0)	0 (0 to 0)	0 (0 to 0)	0 (0 to 0)	0 (0 to 0)	0 (0 to 0)	0 (0 to 0)	0 (0 to 0)	0 (0 to 0)	0 (0 to 0)	0 (0 to 0)	0 (0 to 0)	0 (0 to 0)	0 (0 to 0)	0 (0 to 0)	0
HIV/AIDS - Multidrug resistant Tuberculosis without extensive drug resistance	0 (0 to 0)	0 (0 to 0)	0 (0 to 0)	0 (0 to 0)	0 (0 to 0)	0 (0 to 0)	0 (0 to 0)	0 (0 to 0)	0 (0 to 0)	0 (0 to 0)	0 (0 to 0)	0 (0 to 0)	0 (0 to 0)	0 (0 to 0)	0 (0 to 0)	0 (0 to 0)	0 (0 to 0)	0 (0 to 0)	0 (0 to 0)	0 (0 to 0)	0 (0 to 0)	0 (0 to 0)	0 (0 to 0)	0 (0 to 0)	0
HIV/AIDS - Extensively drug-resistant Tuberculosis	0 (0 to 0)	0 (0 to 0)	0 (0 to 0)	0 (0 to 0)	0 (0 to 0)	0 (0 to 0)	0 (0 to 0)	0 (0 to 0)	0 (0 to 0)	0 (0 to 0)	0 (0 to 0)	0 (0 to 0)	0 (0 to 0)	0 (0 to 0)	0 (0 to 0)	0 (0 to 0)	0 (0 to 0)	0 (0 to 0)	0 (0 to 0)	0 (0 to 0)	0 (0 to 0)	0 (0 to 0)	0 (0 to 0)	0 (0 to 0)	0
HIV/AIDS resulting in other diseases	0 (0 to 0)	0 (0 to 0)	0 (0 to 0)	0 (0 to 0)	0 (0 to 0)	0 (0 to 0)	0 (0 to 0)	0 (0 to 0)	0 (0 to 0)	0 (0 to 0)	0 (0 to 0)	0 (0 to 0)	0 (0 to 0)	0 (0 to 0)	0 (0 to 0)	0 (0 to 0)	0 (0 to 0)	0 (0 to 0)	0 (0 to 0)	0 (0 to 0)	0 (0 to 0)	0 (0 to 0)	0 (0 to 0)	0 (0 to 0)	0
Sexually transmitted infections, excluding HIV	112 (2.2 to 31.4)	0.1 (0.1 to 0.1)	200 (7.7 to 230)	150 (9.1 to 220)	49.1 (4.1 to 120)	46.1 (4.2 to 98.9)	73.2 (4.2 to 167)	181 (4.2 to 396)	372 (4.2 to 809)	1,200 (4.2 to 2,600)	2,200 (4.2 to 4,770)	3,400 (4.2 to 7,350)	5,000 (4.2 to 10,800)	6,700 (4.2 to 14,500)	9,000 (4.2 to 19,400)	11,000 (4.2 to 23,800)	13,000 (4.2 to 28,200)	15,000 (4.2 to 32,500)	17,000 (4.2 to 36,800)	19,000 (4.2 to 41,000)	20,000 (4.2 to 43,400)	21,000 (4.2 to 45,400)	0.2 (0.1 to 0.3)	96,000 (1,100 to 208,000)
Syphilis	19.3 (0.4 to 25.8)	13.8 (0.4 to 22.4)	0 (0 to 0)	0 (0 to 0)	0 (0 to 0)	0 (0 to 0)	0 (0 to 0)	0 (0 to 0)	0 (0 to 0)	0 (0 to 0)	0 (0 to 0)	0 (0 to 0)	0 (0 to 0)	0 (0 to 0)	0 (0 to 0)	0 (0 to 0)	0 (0 to 0)	0 (0 to 0)	0 (0 to 0)	0 (0 to 0)	0 (0 to 0)	0 (0 to 0)	0 (0 to 0)	0 (0 to 0)	112
Chlamydial infection	0 (0 to 0)	0 (0 to 0)	0 (0 to 0)	0 (0 to 0)	0 (0 to 0)	0.3 (0 to 1.4)	1.1 (0 to 4.6)	2.6 (0 to 10.6)	4.9 (0 to 19.6)	7.7 (0 to 30.7)	9.5 (0 to 37.7)	11.7 (0 to 46.1)	14.7 (0 to 57.7)	17.1 (0 to 67.1)	19.7 (0 to 77.1)	21.9 (0 to 85.7)	23.9 (0 to 93.5)	25.7 (0 to 100)	27.3 (0 to 107)	28.7 (0 to 112)	29.8 (0 to 116)	30.7 (0 to 120)	31.4 (0 to 123)	0.1 (0 to 0.3)	496
Gonococcal infection	0 (0 to 0)	0 (0 to 0)	0 (0 to 0)	0 (0 to 0)	0 (0 to 0)	0.3 (0 to 1.4)	1.1 (0 to 4.6)	2.6 (0 to 10.6)	4.9 (0 to 19.6)	7.7 (0 to 30.7)	9.5 (0 to 37.7)	11.7 (0 to 46.1)	14.7 (0 to 57.7)	17.1 (0 to 67.1)	19.7 (0 to 77.1)	21.9 (0 to 85.7)	23.9 (0 to 93.5)	25.7 (0 to 100)	27.3 (0 to 107)	28.7 (0 to 112)	29.8 (0 to 116)	30.7 (0 to 120)	31.4 (0 to 123)	0.1 (0 to 0.3)	496
Trichomoniasis	0 (0 to 0)	0 (0 to 0)	0 (0 to 0)	0 (0 to 0)	0 (0 to 0)	0 (0 to 0)	0 (0 to 0)	0 (0 to 0)	0 (0 to 0)	0 (0 to 0)	0 (0 to 0)	0 (0 to 0)	0 (0 to 0)	0 (0 to 0)	0 (0 to 0)	0 (0 to 0)	0 (0 to 0)	0 (0 to 0)	0 (0 to 0)	0 (0 to 0)	0 (0 to 0)	0 (0 to 0)	0 (0 to 0)	0 (0 to 0)	0
Genital herpes	0 (0 to 0)	0 (0 to 0)	0 (0 to 0)	0 (0 to 0)	0 (0 to 0)	0 (0 to 0)	0 (0 to 0)	0 (0 to 0)	0 (0 to 0)	0 (0 to 0)	0 (0 to 0)	0 (0 to 0)	0 (0 to 0)	0 (0 to 0)	0 (0 to 0)	0 (0 to 0)	0 (0 to 0)	0 (0 to 0)	0 (0 to 0)	0 (0 to 0)	0 (0 to 0)	0 (0 to 0)	0 (0 to 0)	0 (0 to 0)	0
Other sexually transmitted infections	93.2 (1.8 to 26.1)	33.4 (1.8 to 96.8)	200 (7.7 to 230)	150 (9.1 to 220)	49.1 (4.1 to 120)	45.8 (4.2 to 98.5)	72.1 (4.2 to 165)	178 (4.2 to 391)	367 (4.2 to 798)	1,200 (4.2 to 2,600)	2,200 (4.2 to 4,770)	3,400 (4.2 to 7,350)	5,000 (4.2 to 10,800)	6,700 (4.2 to 14,500)	9,000 (4.2 to 19,400)	11,000 (4.2 to 23,800)	13,000 (4.2 to 28,200)	15,000 (4.2 to 32,500)	17,000 (4.2 to 36,800)	19,000 (4.2 to 41,000)	20,000 (4.2 to 43,400)	21,000 (4.2 to 45,400)	0.2 (0.1 to 0.3)	96,000 (1,100 to 208,000)
Respiratory infections and tuberculosis	9,550 (8,630 to 9,630)	7,850 (5,420 to 11,200)	20,600 (17,100 to 21,400)	14,100 (11,600 to 15,000)	3,070 (2,620 to 3,370)	2,240 (1,880 to 2,500)	3,080 (2,580 to 3,450)	6,220 (5,220 to 6,970)	11,700 (9,750 to 13,100)	13,400 (11,200 to 15,000)	14,600 (12,100 to 16,400)	15,100 (12,500 to 16,900)	14,600 (12,100 to 16,400)	14,100 (11,600 to 15,800)	14,600 (12,000 to 16,400)	12,900 (10,700 to 14,500)	9,910 (8,220 to 11,100)	9,230 (7,650 to 10,300)	9,420 (7,810 to 10,500)	8,660 (7,180 to 9,650)	7,270 (6,030 to 8,100)	764 (634 to 851)	197 (163 to 220)	298,000
Tuberculosis	0 (0 to 0)	0 (0 to 1)	934 (629 to 1,170)	702 (473 to 879)	267 (180 to 334)	204 (137 to 255)	333 (224 to 417)	1,090 (734 to 1,360)	3,000 (2,020 to 3,760)	6,090 (4,100 to 7,630)	9,140 (6,150 to 11,400)	4,810 (3,240 to 6,030)	4,220 (2,840 to 5,280)	3,290 (2,210 to 4,120)	2,930 (1,970 to 3,670)	1,920 (1,290 to 2,400)	1,230 (827 to 1,540)	432 (291 to 541)	335 (225 to 419)	139 (93.6 to 174)	36.6 (24.6 to 45.8)	14.6 (9.8 to 18.3)	2.1 (1.4 to 2.6)	36,400
Latent tuberculosis infection	0 (0 to 0)	0 (0 to 0)	0 (0 to 0)	0 (0 to 0)	0 (0 to 0)	0 (0 to 0)	0 (0 to 0)	0 (0 to 0)	0 (0 to 0)	0 (0 to 0)	0 (0 to 0)	0 (0 to 0)	0 (0 to 0)	0 (0 to 0)	0 (0 to 0)	0 (0 to 0)	0 (0 to 0)	0 (0 to 0)	0 (0 to 0)	0 (0 to 0)	0 (0 to 0)	0 (0 to 0)	0 (0 to 0)	0 (0 to 0)	0
Drug-susceptible tuberculosis	0 (0 to 0)	0 (0 to 0)	934 (629 to 1,170)	702 (473 to 879)	267 (180 to 334)	204 (137 to 255)	333 (224 to 417)	1,090 (734 to 1,360)	3,000 (2,020 to 3,760)	6,090 (4,100 to 7,630)	9,140 (6,150 to 11,400)	4,810 (3,240 to 6,030)	4,220 (2,840 to 5,280)	3,290 (2,210 to 4,120)	2,930 (1,970 to 3,670)	1,920 (1,290 to 2,400)	1,230 (827 to 1,540)	432 (291 to 541)	335 (225 to 419)	139 (93.6 to 174)	36.6 (24.6 to 45.8)	14.6 (9.8 to 18.3)	2.1 (1.4 to 2.6)	36,400
Multidrug-resistant tuberculosis without extensive drug resistance	0 (0 to 0)	0 (0 to 0)	270 (120 to 380)	190 (85 to 270)	73.3 (32.6 to 103)	55.8 (24.8 to 78.3)	91.7 (40.8 to 129)	297 (132 to 418)	824 (366 to 1,160)	1,670 (744 to 2,350)	2,510 (1,120 to 3,530)	1,320 (589 to 1,860)	1,160 (514 to 1,630)	903 (402 to 1,270)	804 (358 to 1,130)	527 (234 to 741)	337 (150 to 474)	119 (53 to 167)	92 (41 to 129)	38 (17 to 53.4)	10 (4.4 to 14)	4 (1.8 to 5.6)	0.6 (0.3 to 0.8)	5,700
Extensively drug-resistant tuberculosis	0 (0 to 0)	0 (0 to 0)	123 (28 to 200)	84.6 (19 to 144)	28.6 (6.4 to 48.8)	21.6 (4.9 to 36.9)	69.2 (15.6 to 118)	217 (49 to 369)	642 (145 to 1,090)	1,640 (371 to 2,790)	2,680 (606 to 4,560)	1,630 (369 to 2,770)	1,540 (348 to 2,620)	1,210 (273 to 2,060)	1,060 (240 to 1,810)	677 (153 to 1,150)	441 (100 to 750)	157 (35 to 267)	121 (27 to 206)	49.8 (11 to 84.7)	13 (2.9 to 22.1)	5.2 (1.2 to 8.8)	0.8 (0.2 to 1.3)	6,640
Lower respiratory infections	8,940 (7,970 to 9,020)	7,810 (5,370 to 11,100)	19,500 (16,000 to 20,200)	13,000 (10,600 to 13,900)	2,450 (2,000 to 2,690)	1,940 (1,600 to 2,170)	2,600 (2,160 to 2,900)	4,410 (3,700 to 4,910)	6,490 (5,420 to 7,230)	5,230 (4,370 to 5,830)	3,450 (2,880 to 3,850)	2,230 (1,860 to 2,490)	1,450 (1,210 to 1,620)	1,040 (867 to 1,160)	1,010 (842 to 1,130)	1,000 (834 to 1,120)	1,040 (865 to 1,160)	1,040 (865 to 1,160)	1,040 (865 to 1,160)	1,040 (865 to 1,160)	1,040 (865 to 1,160)	1,040 (865 to 1,160)	1,040 (865 to 1,160)	1,040 (865 to 1,160)	101,000 (82,900 to 113,000)
Upper respiratory infections	0 (0 to 0)	0 (0 to 0)	0 (0 to 0)	0 (0 to 0)	0 (0 to 0)	0 (0 to 0)	0 (0 to 0)	0 (0 to 0)	0 (0 to 0)	0 (0 to 0)	0 (0 to 0)	0 (0 to 0)	0 (0 to 0)	0 (0 to 0)	0 (0 to 0)	0 (0 to 0)	0 (0 to 0)	0 (0 to 0)	0 (0 to 0)	0 (0 to 0)	0 (0 to 0)	0 (0 to 0)	0 (0 to 0)	0 (0 to 0)	0
Otitis media	0 (0 to 0)	0 (0 to 0)	0 (0 to 0)	0 (0 to 0)	0 (0 to 0)	0 (0 to 0)	0 (0 to 0)	0 (0 to 0)	0 (0 to 0)	0 (0 to 0)	0 (0 to 0)	0 (0 to 0)	0 (0 to 0)	0 (0 to 0)	0 (0 to 0)	0 (0 to 0)	0 (0 to 0)	0 (0 to 0)	0 (0 to 0)	0 (0 to 0)	0 (0 to 0)	0 (0 to 0)	0 (0 to 0)	0 (0 to 0)	0
Enteric infections	79.2 (66.7 to 100)	397 (227 to 642)	2,640 (1,670 to 3,210)	3,180 (2,200 to 4,000)	2,660 (1,940 to 3,200)	2,410 (1,750 to 2,910)	1,460 (1,060 to 1,760)	2,190 (1,590 to 2,640)	2,190 (1,590 to 2,640)	2,190 (1,590 to 2,640)	1,460 (1,060 to 1,760)	1,460 (1,060 to 1,760)	1,460 (1,060 to 1,760)	1,190 (862 to 1,430)	872 (633 to 1,050)	666 (483 to 802)	619 (449 to 746)	413 (300 to 498)	356 (258 to 429)	127 (92.1 to 153)	60.7 (44 to 73.1)	27.9 (20.2 to 33.6)	4.2 (3.1 to 5.1)	27,100
Diarrheal diseases	79.2 (66.7 to 100)	397 (227 to 642)	2,640 (1,670 to 3,210)	3,180 (2,200 to 4,000)	2,660 (1,940 to 3,200)	2,410 (1,750 to 2,910)	1,460 (1,060 to 1,760)	2,190 (1,590 to 2,640)	2,190 (1,590 to 2,640)	2,190 (1,590 to 2,640)	1,460 (1,060 to 1,760)	1,460 (1,060 to 1,760)	1,460 (1,060 to 1,760)	1,190 (862 to 1,430)	872 (633 to 1,050)	666 (483 to 802)	619 (449 to 746)	413 (300 to 498)	356 (258 to 429)	127 (92.1 to 153)	60.7 (44 to 73.1)	27.9 (20.2 to 33.6)	4.2 (3.1 to 5.1)	27,100
Typhoid and paratyphoid	0 (0 to 0)	0 (0 to 0)	0 (0 to 0)	0 (0 to 0)	0 (0 to 0)	0 (0 to 0)	0 (0 to 0)	0 (0 to 0)	0 (0 to 0)	0 (0 to 0)	0 (0 to 0)	0 (0 to 0)	0 (0 to 0)	0 (0 to 0)	0 (0 to 0)	0 (0 to 0)	0 (0 to 0)	0 (0 to 0)	0 (0 to 0)	0 (0 to 0)	0 (0 to 0)	0 (0 to 0)	0 (0 to 0)	0 (0 to 0)	0
Invasive Non-typhoidal Salmonella (iNTS)	0 (0 to 0)	0 (0 to 0)	0 (0 to 0)	0 (0 to 0)	0 (0 to 0)	0 (0 to 0)	0 (0 to 0)	0 (0 to 0)	0 (0 to 0)	0 (0 to 0)	0 (0 to 0)	0 (0 to 0)	0 (0 to 0)	0 (0 to 0)	0 (0 to 0)	0 (0 to 0)	0 (0 to 0)	0 (0 to 0)	0 (0 to 0)	0 (0 to 0)	0 (0 to 0)	0 (0 to 0)	0 (0 to 0)	0 (0 to 0)	0
Other intestinal infectious diseases	79.2 (66.7 to 100)	397 (227 to 642)	2,640 (1,670 to 3,210)	3,180 (2,200 to 4,000)	2,660 (1,940 to 3,200)	2,410 (1,750 to 2,910)	1,460 (1,060 to 1,760)	2,190 (1,590 to 2,640)	2,190 (1,590 to 2,640)	2,190 (1,590 to 2,640)	1,460 (1,060 to 1,760)	1,460 (1,060 to 1,760)	1,460 (1,060 to 1,760)	1,190 (862 to 1,430)	872 (633 to 1,050)	666 (483 to 802)	619 (449 to 746)	413 (300 to 498)	356 (258 to 429)	127 (92.1 to 153)	60.7 (44 to 73.1)	27.9 (20.2 to 33.6)	4.2 (3.1 to 5.1)	27,100
Neglected tropical diseases and malaria	0 (0 to 0)	0 (0 to 0)	0 (0 to 0)	0 (0 to 0)	0 (0 to 0)	0 (0 to 0)	0 (0 to 0)	0 (0 to 0)	0 (0 to 0)	0 (0 to 0)	0 (0 to 0)	0 (0 to 0)	0 (0 to 0)	0 (0 to 0)	0 (0 to 0)	0 (0 to 0)	0 (0 to 0)	0 (0 to 0)	0 (0 to 0)	0 (0 to 0)	0 (0 to 0)	0 (0 to 0)	0 (0 to 0)	0 (0 to 0)	0
Malaria	0 (0 to 0)	0 (0 to 0)	0 (0 to 0)	0 (0 to 0)	0 (0 to 0)	0 (0 to 0)	0 (0 to 0)	0 (0 to 0)	0 (0 to 0)	0 (0 to 0)	0 (0 to 0)	0 (0 to 0)	0 (0 to 0)	0 (0 to 0)	0 (0 to 0)	0 (0 to 0)	0 (0 to 0)	0 (0 to 0)	0 (0 to 0)	0 (0 to 0)	0 (0 to 0)	0 (0 to 0)	0 (0 to 0)	0 (0 to 0)	0
Chagas disease	0 (0 to 0)	0 (0 to 0)	0 (0 to 0)	0 (0 to 0)	0 (0 to 0)	0 (0 to 0)	0 (0 to 0)	0 (0 to 0)	0 (0 to 0)	0 (0 to 0)	0 (0 to 0)	0 (0 to 0)	0 (0 to 0)	0 (0 to 0)	0 (0 to 0)	0 (0 to 0)	0 (0 to 0)	0 (0 to 0)	0 (0 to 0)	0 (0 to 0)	0 (0 to 0)	0 (0 to 0)	0 (0 to 0)	0 (0 to 0)	0
Leishmaniasis	0 (0 to 0)	0 (0 to 0)	29.9 (0 to 36)	14.2 (0 to 18)	5.7 (0 to 7.2)	4.2 (0 to 5.3)	6.4 (0 to 8.1)	4.6 (0 to 5.8)	4.6 (0 to 5.8)	4.6 (0 to 5.8)	4.6 (0 to 5.8)	4.6 (0 to 5.8)	4.6 (0 to 5.8)	4.6 (0 to 5.8)	4.6 (0 to 5.8)	4.6 (0 to 5.8)	4.6 (0 to 5.8)	4.6 (0 to 5.8)	4.6 (0 to 5.8)	4.6 (0 to 5.8)	4.6 (0 to 5.8)	4.6 (0 to 5.8)	4.6 (0 to 5.8)	4.6 (0 to 5.8)	76.9
Visceral leishmaniasis	0 (0 to 0)	0 (0 to 0)	3.4 (0 to 29.9)	29.8 (0 to 29.9)	1.6 (0 to 14.2)	0.6 (0 to 5.7)	0.2 (0 to 2.2)	0.6 (0 to 6.4)	0.4 (0 to 4.6)	0.4 (0 to 4.6)	0.6 (0 to 6.4)	0.4 (0 to 4.6)	0.4 (0 to 4.6)	0.4 (0 to 4.6)	0.4 (0 to 4.6)	0.4 (0 to 4.6)	0.4 (0 to 4.6)	0.4 (0 to 4.6)	0.4 (0 to 4.6)	0.4 (0 to 4.6)	0.4 (0 to 4.6)	0.4 (0 to 4.6)	0.4 (0 to 4.6)	0.4 (0 to 4.6)	79.9
Cutaneous and mucocutaneous leishmaniasis	0 (0 to 0)	0 (0 to 0)	0 (0 to 0)	0 (0 to 0)	0 (0 to 0)	0 (0 to 0)	0 (0 to 0)	0 (0 to 0)	0 (0 to 0)	0 (0 to 0)	0 (0 to 0)	0 (0 to 0)	0 (0 to 0)	0 (0 to 0)	0 (0 to 0)	0 (0 to 0)	0 (0 to 0)	0 (0 to 0)	0 (0 to 0)	0 (0 to 0)	0 (0 to 0)	0 (0 to 0)	0 (0 to 0)	0 (0 to 0)	0
African trypanosomiasis	0 (0 to 0)	0 (0 to 0)	0 (0 to 0)	0 (0 to 0)	0 (0 to 0)	0 (0 to 0)	0 (0 to 0)	0 (0 to 0)	0 (0 to 0)	0 (0 to 0)	0 (0 to 0)	0 (0 to 0)	0 (0 to 0)	0 (0 to 0)	0 (0 to 0)	0 (0 to 0)	0 (0 to 0)	0 (0 to 0)	0 (0 to 0)	0 (0 to 0)	0 (0 to 0)	0 (0 to 0)	0 (0 to 0)	0 (0 to 0)	0
Schistosomiasis	0 (0 to 0)	0 (0 to 0)	0 (0 to 0)	0 (0 to 0)	0 (0 to 0)	0 (0 to 0)	0 (0 to 0)	0 (0 to 0)	0 (0 to 0)	0 (0 to 0)	0 (0 to 0)	0 (0 to 0)	0 (0 to 0)	0 (0 to 0)	0 (0 to 0)	0 (0 to 0)	0 (0 to 0)	0 (0 to 0)	0 (0 to 0)	0 (0 to 0)	0 (0 to 0)	0 (0 to 0)	0 (0 to 0)	0 (0 to 0)	0
Cysticercosis	0 (0 to 0)	0 (0 to 0)	0 (0 to 0)	0 (0 to 0)	0.1 (0 to 0.4)	1.4 (0 to 5.7)	2.2 (0 to 7.7)	4.1 (1 to 15.5)	21.9 (5.5 to 82.5)	59.5 (14.7 to 224)	72 (17.7 to 269)	59 (14.5 to 220)	39 (9.5 to 145)	27 (6.7 to 100)	23 (5.6 to 86.2)	21 (5.2 to 78.5)	20 (4.9 to 74.1)	19 (4.7 to 70.8)	18 (4.4 to 67.2)	17 (4.2 to 63.6)	16 (3.9 to 60.1)	15 (3.7 to 56.8)	14 (3.5 to 53.8)	0.4 (0.1 to 1.5)	2,770
Cystic echinococcosis	0 (0 to 0)	0 (0 to 0)	20.5 (7.4 to 45.1)	156 (56.1 to 343)	241 (86.7 to 529)	332 (119 to 730)	494 (178 to 1,090)	779 (280 to 1,710)	786 (283 to 1,730)	640 (230 to 1,410)	573 (206 to 1,260)	556 (200 to 1,220)	549 (197 to 1,210)	549 (197 to 1,210)	549 (197 to 1,210)	549 (197 to 1,210)	537 (193 to 1,180)	498 (179 to 1,100)	427 (153 to 941)	168 (60.4 to 370)	49.5 (17.8 to 109)	22.2 (8 to 48.9)	4.1 (1.5 to 9)	6,930
Lymphatic filariasis	0 (0 to 0)	0 (0 to 0)	0 (0 to 0)	0 (0 to 0)	0 (0 to 0)	0 (0 to 0)	0 (0 to 0)	0 (0 to 0)	0 (0 to 0)	0 (0 to 0)	0 (0 to 0)	0 (0 to 0)	0 (0 to 0)	0 (0 to 0)	0 (0 to 0)	0 (0 to 0)	0 (0 to 0)	0 (0 to 0)	0 (0 to 0)	0 (0 to 0)	0 (0 to 0)	0 (0 to 0)	0 (0 to 0)	0 (0 to 0)	0
Onchocerciasis	0 (0 to 0)	0 (0 to 0)	0 (0 to 0)	0 (0 to 0)	0 (0 to 0)	0 (0 to 0)	0 (0 to 0)	0 (0 to 0)	0 (0 to 0)	0 (0 to 0)	0 (0 to 0)	0 (0 to 0)	0 (0 to 0)	0 (0 to 0)	0 (0 to 0)	0 (0 to 0)	0 (0 to 0)	0 (0 to 0)	0 (0 to 0)	0 (0 to 0)	0 (0 to 0)	0 (0 to 0)	0 (0 to 0)	0 (0 to 0)	0
Trachoma	0 (0 to 0)	0 (0 to 0)	0 (0 to 0)	0 (0 to 0)	0 (0 to 0)	0 (0 to 0)	0 (0 to 0)	0 (0 to 0)	0 (0 to 0)	0 (0 to 0)	0 (0 to 0)	0 (0 to 0)	0 (0 to 0)	0 (0 to 0)	0 (0 to 0)	0 (0 to 0)	0 (0 to 0)	0 (0 to 0)	0 (0 to 0)	0 (0 to 0)	0 (0 to 0)	0 (0 to 0)	0 (0 to 0)	0 (0 to 0)	0
Dengue	0 (0 to 0)	0 (0 to 0)	0 (0 to 0)	0 (0 to 0)	0 (0 to 0)	0 (0 to 0)	0 (0 to 0)	0 (0 to 0)	0 (0 to 0)	0 (0 to 0)	0 (0 to 0)	0 (0 to 0)	0 (0 to 0)	0 (0 to 0)	0 (0 to 0)	0 (0 to 0)	0 (0 to 0)	0 (0 to 0)	0 (0 to 0)	0 (0 to 0)	0 (0 to 0)	0 (0 to 0)	0 (0 to 0)	0 (0 to 0)	0
Yellow fever	0 (0 to 0)	0 (0 to 0)	0 (0 to 0)	0 (0 to 0)	0 (0 to 0)	0 (0 to 0)	0 (0 to 0)	0 (0 to 0)	0 (0 to 0)	0 (0 to 0)	0 (0 to 0)	0 (0 to 0)	0 (0 to 0)	0 (0 to 0)	0 (0 to 0)	0 (0 to 0)	0 (0 to 0)	0 (0 to 0)	0 (0 to 0)	0 (0 to 0)	0 (0 to 0)	0 (0 to 0)	0 (0 to 0)	0 (0 to 0)	0
Rabies	0 (0 to 0)	0 (0 to 0)	29.2 (0 to 36)	29.2 (0 to 36)	5.7 (0 to 7.2)	4.2 (0 to 5.3)	6.4 (0 to 8.1)	4.6 (0 to 5.8)	4.6 (0 to 5.8)	4.6 (0 to 5.8)	4.6 (0 to 5.8)	4.6 (0 to 5.8)	4.6 (0 to 5.8)	4.6 (0 to 5.8)	4.6 (0 to 5.8)	4.6 (0 to 5.8)	4.6 (0 to 5.8)	4.6 (0 to 5.8)	4.6 (0 to 5.8)	4.6 (0 to 5.8)	4.6 (0 to 5.8)	4.6 (0 to 5.8)	4.6 (0 to 5.8)	4.6 (0 to 5.8)	256
Intestinal nematode infections	0 (0 to 0)	0 (0 to 0)	43.9 (20.4 to 79)	1,270 (38.3 to 139)	753 (16.6 to 86.7)	616 (13.7 to 71.2)	97.6 (2.2 to 11.3)	64.2 (1.4 to 7.4)	174.6 (3.9 to 20.1)	1,140 (25.1 to 131)	2,240 (49.4 to 258)	3,170 (69.9 to 365)	4,270 (94.2 to 491)	5,210 (115 to 599)	6,170 (136 to 710)	6,970 (154 to 802)	7,660 (169 to 882)	8,230 (181 to 947)	8,670 (191 to 998)	9,000 (198 to 1,040)	9,220 (203 to 1,060)	9,340 (206 to 1,080)	9,380 (207 to 1,080)	44.1 (0.9 to 5.1)	791
Ascariasis	0 (0 to 0)	0 (0 to 0)	0 (0 to 0)	0 (0 to 0)	0 (0 to 0)	0 (0 to 0)	0 (0 to 0)	0 (0 to 0)	0 (0 to 0)	0 (0 to 0)	0 (0 to 0)	0 (0 to 0)	0 (0 to 0)	0 (0 to 0)	0 (0 to 0)	0 (0 to 0)	0 (0 to 0)	0 (0 to 0)	0 (0 to 0)	0 (0 to 0)	0 (0 to 0)	0 (0 to 0)	0 (0 to 0)	0 (0 to 0)	0
Trichuriasis	0 (0 to 0)	0 (0 to 0)	0 (0 to 0)	0 (0 to 0)	0 (0 to 0)	0 (0 to 0)	0 (0 to 0)	0 (0 to 0)	0 (0 to 0)	0 (0 to 0)	0 (0 to 0)	0 (0 to 0)	0 (0 to 0)	0 (0 to 0)	0 (0 to 0)	0 (0 to 0)	0 (0 to 0)	0 (0 to 0)	0 (0 to 0)	0 (0 to 0)	0 (0 to 0)	0 (0 to 0)	0 (0 to 0)	0 (0 to 0)	0
Hookworm disease	0 (0 to 0)	0 (0 to 0)	43.9 (20.4 to 79)	1,270 (38.3 to 139)	753 (16.6 to 86.7)	616 (13.7 to 71.2)	97.6 (2.2 to 11.3)	64.2 (1.4 to 7.4)	174.6 (3.9 to 20.1)	1,140 (25.1



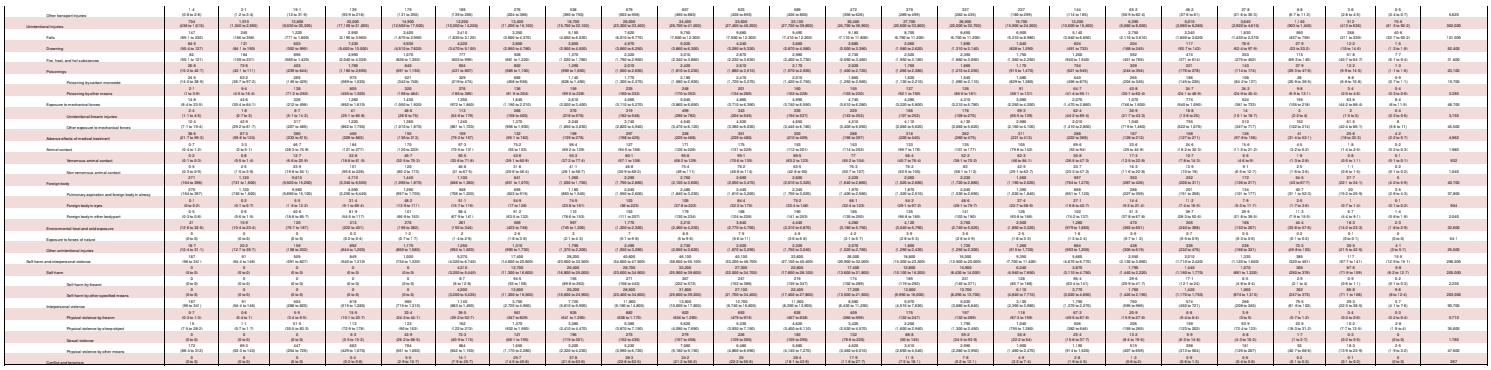

SR Table 2c: Yogyakarta DALYS by cause and age group for both sexes with 95% uncertainty intervals, 2019

Cause	Early Neonatal	Late Neonatal	Post Neonatal	1 to 4	5 to 9	10 to 14	15 to 19	20 to 24	25 to 29	30 to 34	35 to 39	40 to 44	45 to 49	50 to 54	55 to 59	60 to 64	65 to 69	70 to 74	75 to 79	80 to 84	85 to 89	90 to 94	95 plus	Total
All causes	29,000 (19,600 to 37,400)	6,140 (4,430 to 7,980)	16,400 (12,000 to 19,900)	13,600 (10,600 to 16,600)	14,000 (11,600 to 17,000)	21,600 (16,900 to 26,000)	36,000 (28,400 to 43,700)	43,300 (33,200 to 54,700)	45,300 (34,600 to 57,600)	47,700 (36,600 to 60,300)	54,600 (42,000 to 70,600)	64,000 (49,500 to 81,300)	80,000 (62,000 to 102,000)	112,000 (87,000 to 142,000)	136,000 (106,000 to 172,000)	155,000 (120,000 to 196,000)	160,000 (124,000 to 202,000)	162,000 (124,000 to 206,000)	164,000 (124,000 to 210,000)	156,000 (117,000 to 201,000)	138,000 (102,000 to 180,000)	97,700 (72,400 to 126,000)	13,000 (9,600 to 16,900)	3,099,000 (2,750,000 to 3,410,000)	
Communicable, maternal, neonatal, and nutritional diseases	21,000 (16,100 to 26,900)	4,300 (3,290 to 5,600)	10,600 (7,700 to 13,800)	9,130 (7,170 to 11,300)	3,780 (2,870 to 4,960)	4,370 (3,260 to 5,670)	6,150 (4,760 to 7,960)	7,860 (5,760 to 10,300)	8,530 (6,320 to 11,100)	7,720 (5,600 to 10,300)	8,220 (6,080 to 10,900)	8,610 (6,320 to 11,200)	9,990 (6,960 to 13,900)	9,760 (7,070 to 12,400)	10,600 (7,660 to 13,800)	11,100 (8,060 to 14,200)	11,100 (8,060 to 14,200)	10,900 (7,900 to 14,000)	10,100 (7,300 to 13,000)	8,900 (6,300 to 11,700)	6,200 (4,370 to 8,700)	2,100 (1,570 to 2,700)	997 (809 to 777)	190,000
HIV/AIDS and sexually transmitted infections	1,750 (1,360 to 2,200)	584 (460 to 740)	674 (540 to 840)	1,630 (1,290 to 2,040)	714 (560 to 910)	524 (411 to 672)	731 (572 to 933)	1,090 (861 to 1,390)	1,270 (1,000 to 1,620)	929 (731 to 1,190)	1,020 (801 to 1,300)	1,020 (801 to 1,300)	1,020 (801 to 1,300)	1,020 (801 to 1,300)	1,020 (801 to 1,300)	1,020 (801 to 1,300)	1,020 (801 to 1,300)	1,020 (801 to 1,300)	1,020 (801 to 1,300)	1,020 (801 to 1,300)	1,020 (801 to 1,300)	1,020 (801 to 1,300)	1,020 (801 to 1,300)	10,400
HIV/AIDS	0 (0 to 0)	0 (0 to 0)	1,460 (229 to 546)	1,460 (1,030 to 2,000)	0 (0 to 0)	0 (0 to 0)	0 (0 to 0)	0 (0 to 0)	0 (0 to 0)	0 (0 to 0)	0 (0 to 0)	0 (0 to 0)	0 (0 to 0)	0 (0 to 0)	0 (0 to 0)	0 (0 to 0)	0 (0 to 0)	0 (0 to 0)	0 (0 to 0)	0 (0 to 0)	0 (0 to 0)	0 (0 to 0)	0 (0 to 0)	0 (0 to 0)	7,140
HIV/AIDS - Drug-susceptible Tuberculosis	0 (0 to 0)	0 (0 to 0)	197 (101 to 344)	774 (469 to 1,110)	0 (0 to 0)	0 (0 to 0)	0 (0 to 0)	0 (0 to 0)	0 (0 to 0)	0 (0 to 0)	0 (0 to 0)	0 (0 to 0)	0 (0 to 0)	0 (0 to 0)	0 (0 to 0)	0 (0 to 0)	0 (0 to 0)	0 (0 to 0)	0 (0 to 0)	0 (0 to 0)	0 (0 to 0)	0 (0 to 0)	0 (0 to 0)	0 (0 to 0)	3,900
HIV/AIDS - Multidrug-resistant Tuberculosis without extensi	0 (0 to 0)	0 (0 to 0)	0 (0 to 0)	0 (0 to 0)	0 (0 to 0)	0 (0 to 0)	0 (0 to 0)	0 (0 to 0)	0 (0 to 0)	0 (0 to 0)	0 (0 to 0)	0 (0 to 0)	0 (0 to 0)	0 (0 to 0)	0 (0 to 0)	0 (0 to 0)	0 (0 to 0)	0 (0 to 0)	0 (0 to 0)	0 (0 to 0)	0 (0 to 0)	0 (0 to 0)	0 (0 to 0)	0 (0 to 0)	0
HIV/AIDS - Extensively drug-resistant Tuberculosis	0 (0 to 0)	0 (0 to 0)	0 (0 to 0)	0 (0 to 0)	0 (0 to 0)	0 (0 to 0)	0 (0 to 0)	0 (0 to 0)	0 (0 to 0)	0 (0 to 0)	0 (0 to 0)	0 (0 to 0)	0 (0 to 0)	0 (0 to 0)	0 (0 to 0)	0 (0 to 0)	0 (0 to 0)	0 (0 to 0)	0 (0 to 0)	0 (0 to 0)	0 (0 to 0)	0 (0 to 0)	0 (0 to 0)	0 (0 to 0)	0
HIV/AIDS resulting in other diseases	0 (0 to 0)	0 (0 to 0)	192 (124 to 298)	898 (596 to 1,290)	694 (478 to 1,000)	520 (359 to 750)	703 (484 to 1,010)	1,090 (747 to 1,570)	1,270 (869 to 1,830)	929 (636 to 1,340)	1,020 (698 to 1,470)	1,020 (698 to 1,470)	1,020 (698 to 1,470)	1,020 (698 to 1,470)	1,020 (698 to 1,470)	1,020 (698 to 1,470)	1,020 (698 to 1,470)	1,020 (698 to 1,470)	1,020 (698 to 1,470)	1,020 (698 to 1,470)	1,020 (698 to 1,470)	1,020 (698 to 1,470)	1,020 (698 to 1,470)	3,260
Sexually transmitted infections excluding HIV	1,750 (1,360 to 2,200)	584 (460 to 740)	523 (382 to 680)	24.7 (9.1 to 47.2)	12.1 (3.5 to 27.1)	9.6 (2.8 to 21.4)	28.1 (8.2 to 62.7)	417 (122 to 931)	261 (76.2 to 582)	79.2 (23.1 to 176)	66.7 (19.5 to 149)	60 (17.5 to 133)	42.6 (12.4 to 94.9)	30.7 (8.9 to 68.4)	19.6 (5.7 to 43.7)	12.4 (3.6 to 27.6)	8.9 (2.6 to 19.8)	6.4 (1.9 to 14.2)	3.4 (1.0 to 7.6)	1.7 (0.5 to 3.8)	0.9 (0.3 to 2.1)	0.2 (0.1 to 0.5)	3,420
Syphilis	1,750 (1,360 to 2,200)	584 (460 to 740)	324.7 (191 to 1,160)	24.7 (9.1 to 47.2)	12.1 (3.5 to 27.1)	9.6 (2.8 to 21.4)	28.1 (8.2 to 62.7)	417 (122 to 931)	261 (76.2 to 582)	79.2 (23.1 to 176)	66.7 (19.5 to 149)	60 (17.5 to 133)	42.6 (12.4 to 94.9)	30.7 (8.9 to 68.4)	19.6 (5.7 to 43.7)	12.4 (3.6 to 27.6)	8.9 (2.6 to 19.8)	6.4 (1.9 to 14.2)	3.4 (1.0 to 7.6)	1.7 (0.5 to 3.8)	0.9 (0.3 to 2.1)	0.2 (0.1 to 0.5)	2,960
Chlamydial infection	0 (0 to 0)	0 (0 to 0)	0 (0 to 0)	0 (0 to 0)	0 (0 to 0)	0 (0 to 0)	0 (0 to 0)	0 (0 to 0)	0 (0 to 0)	0 (0 to 0)	0 (0 to 0)	0 (0 to 0)	0 (0 to 0)	0 (0 to 0)	0 (0 to 0)	0 (0 to 0)	0 (0 to 0)	0 (0 to 0)	0 (0 to 0)	0 (0 to 0)	0 (0 to 0)	0 (0 to 0)	0 (0 to 0)	0 (0 to 0)	63.3
Gonococcal infection	0 (0 to 0)	0 (0 to 0)	0 (0 to 0)	0 (0 to 0)	0 (0 to 0)	0 (0 to 0)	0 (0 to 0)	0 (0 to 0)	0 (0 to 0)	0 (0 to 0)	0 (0 to 0)	0 (0 to 0)	0 (0 to 0)	0 (0 to 0)	0 (0 to 0)	0 (0 to 0)	0 (0 to 0)	0 (0 to 0)	0 (0 to 0)	0 (0 to 0)	0 (0 to 0)	0 (0 to 0)	0 (0 to 0)	0 (0 to 0)	61.6
Trichomoniasis	0 (0 to 0)	0 (0 to 0)	0 (0 to 0)	0 (0 to 0)	0 (0 to 0)	0 (0 to 0)	0 (0 to 0)	0 (0 to 0)	0 (0 to 0)	0 (0 to 0)	0 (0 to 0)	0 (0 to 0)	0 (0 to 0)	0 (0 to 0)	0 (0 to 0)	0 (0 to 0)	0 (0 to 0)	0 (0 to 0)	0 (0 to 0)	0 (0 to 0)	0 (0 to 0)	0 (0 to 0)	0 (0 to 0)	0 (0 to 0)	0
Genital herpes	0 (0 to 0)	0 (0 to 0)	0 (0 to 0)	0 (0 to 0)	0 (0 to 0)	0 (0 to 0)	0 (0 to 0)	0 (0 to 0)	0 (0 to 0)	0 (0 to 0)	0 (0 to 0)	0 (0 to 0)	0 (0 to 0)	0 (0 to 0)	0 (0 to 0)	0 (0 to 0)	0 (0 to 0)	0 (0 to 0)	0 (0 to 0)	0 (0 to 0)	0 (0 to 0)	0 (0 to 0)	0 (0 to 0)	0 (0 to 0)	0
Other sexually transmitted infections	0 (0 to 0)	0 (0 to 0)	198 (126 to 268)	888 (596 to 1,210)	694 (478 to 1,000)	520 (359 to 750)	703 (484 to 1,010)	1,090 (747 to 1,570)	1,270 (869 to 1,830)	929 (636 to 1,340)	1,020 (698 to 1,470)	1,020 (698 to 1,470)	1,020 (698 to 1,470)	1,020 (698 to 1,470)	1,020 (698 to 1,470)	1,020 (698 to 1,470)	1,020 (698 to 1,470)	1,020 (698 to 1,470)	1,020 (698 to 1,470)	1,020 (698 to 1,470)	1,020 (698 to 1,470)	1,020 (698 to 1,470)	1,020 (698 to 1,470)	102
Respiratory infections and tuberculosis	470 (299 to 660)	920 (580 to 1,300)	1,340 (1,040 to 1,710)	1,290 (1,000 to 1,660)	1,170 (877 to 1,570)	1,140 (849 to 1,540)	1,120 (837 to 1,500)	2,920 (2,180 to 3,900)	2,910 (2,170 to 3,890)	2,900 (2,160 to 3,880)	2,900 (2,160 to 3,880)	2,900 (2,160 to 3,880)	2,900 (2,160 to 3,880)	2,900 (2,160 to 3,880)	2,900 (2,160 to 3,880)	2,900 (2,160 to 3,880)	2,900 (2,160 to 3,880)	2,900 (2,160 to 3,880)	2,900 (2,160 to 3,880)	2,900 (2,160 to 3,880)	2,900 (2,160 to 3,880)	2,900 (2,160 to 3,880)	2,900 (2,160 to 3,880)	63,900
Tuberculosis	470 (299 to 660)	920 (580 to 1,300)	1,340 (1,040 to 1,710)	1,290 (1,000 to 1,660)	1,170 (877 to 1,570)	1,140 (849 to 1,540)	1,120 (837 to 1,500)	2,920 (2,180 to 3,900)	2,910 (2,170 to 3,890)	2,900 (2,160 to 3,880)	2,900 (2,160 to 3,880)	2,900 (2,160 to 3,880)	2,900 (2,160 to 3,880)	2,900 (2,160 to 3,880)	2,900 (2,160 to 3,880)	2,900 (2,160 to 3,880)	2,900 (2,160 to 3,880)	2,900 (2,160 to 3,880)	2,900 (2,160 to 3,880)	2,900 (2,160 to 3,880)	2,900 (2,160 to 3,880)	2,900 (2,160 to 3,880)	2,900 (2,160 to 3,880)	39,900
Latent tuberculosis infection	0 (0 to 0)	0 (0 to 0)	0 (0 to 0)	0 (0 to 0)	0 (0 to 0)	0 (0 to 0)	0 (0 to 0)	0 (0 to 0)	0 (0 to 0)	0 (0 to 0)	0 (0 to 0)	0 (0 to 0)	0 (0 to 0)	0 (0 to 0)	0 (0 to 0)	0 (0 to 0)	0 (0 to 0)	0 (0 to 0)	0 (0 to 0)	0 (0 to 0)	0 (0 to 0)	0 (0 to 0)	0 (0 to 0)	0 (0 to 0)	0
Active tuberculosis	470 (299 to 660)	920 (580 to 1,300)	1,340 (1,040 to 1,710)	1,290 (1,000 to 1,660)	1,170 (877 to 1,570)	1,140 (849 to 1,540)	1,120 (837 to 1,500)	2,920 (2,180 to 3,900)	2,910 (2,170 to 3,890)	2,900 (2,160 to 3,880)	2,900 (2,160 to 3,880)	2,900 (2,160 to 3,880)	2,900 (2,160 to 3,880)	2,900 (2,160 to 3,880)	2,900 (2,160 to 3,880)	2,900 (2,160 to 3,880)	2,900 (2,160 to 3,880)	2,900 (2,160 to 3,880)	2,900 (2,160 to 3,880)	2,900 (2,160 to 3,880)	2,900 (2,160 to 3,880)	2,900 (2,160 to 3,880)	2,900 (2,160 to 3,880)	63,900
Drug-susceptible tuberculosis	0 (0 to 0)	0 (0 to 0)	0 (0 to 0)	0 (0 to 0)	0 (0 to 0)	0 (0 to 0)	0 (0 to 0)	0 (0 to 0)	0 (0 to 0)	0 (0 to 0)	0 (0 to 0)	0 (0 to 0)	0 (0 to 0)	0 (0 to 0)	0 (0 to 0)	0 (0 to 0)	0 (0 to 0)	0 (0 to 0)	0 (0 to 0)	0 (0 to 0)	0 (0 to 0)	0 (0 to 0)	0 (0 to 0)	0 (0 to 0)	0
Multidrug-resistant tuberculosis without extensive drug-re	0 (0 to 0)	0 (0 to 0)	0 (0 to 0)	0 (0 to 0)	0 (0 to 0)	0 (0 to 0)	0 (0 to 0)	0 (0 to 0)	0 (0 to 0)	0 (0 to 0)	0 (0 to 0)	0 (0 to 0)	0 (0 to 0)	0 (0 to 0)	0 (0 to 0)	0 (0 to 0)	0 (0 to 0)	0 (0 to 0)	0 (0 to 0)	0 (0 to 0)	0 (0 to 0)	0 (0 to 0)	0 (0 to 0)	0 (0 to 0)	0
Extensively drug-resistant tuberculosis	0 (0 to 0)	0 (0 to 0)	0 (0 to 0)	0 (0 to 0)	0 (0 to 0)	0 (0 to 0)	0 (0 to 0)	0 (0 to 0)	0 (0 to 0)	0 (0 to 0)	0 (0 to 0)	0 (0 to 0)	0 (0 to 0)	0 (0 to 0)	0 (0 to 0)	0 (0 to 0)	0 (0 to 0)	0 (0 to 0)	0 (0 to 0)	0 (0 to 0)	0 (0 to 0)	0 (0 to 0)	0 (0 to 0)	0 (0 to 0)	0
Lower respiratory infections	468 (297 to 658)	2,760 (1,740 to 3,900)	1,720 (1,330 to 2,200)	1,120 (867 to 1,440)	1,040 (778 to 1,390)	1,040 (778 to 1,390)	1,040 (778 to 1,390)	2,030 (1,520 to 2,710)	2,020 (1,510 to 2,700)	2,010 (1,500 to 2,690)	2,010 (1,500 to 2,690)	2,010 (1,500 to 2,690)	2,010 (1,500 to 2,690)	2,010 (1,500 to 2,690)	2,010 (1,500 to 2,690)	2,010 (1,500 to 2,690)	2,010 (1,500 to 2,690)	2,010 (1,500 to 2,690)	2,010 (1,500 to 2,690)	2,010 (1,500 to 2,690)	2,010 (1,500 to 2,690)	2,010 (1,500 to 2,690)	2,010 (1,500 to 2,690)	111,000
Upper respiratory infections	2.1 (0.3 to 9.6)	0.6 (0.1 to 2.5)	329 (128 to 627)	170 (64 to 367)	131 (49 to 283)	100 (38 to 216)	76 (29 to 164)	89 (34 to 192)	89 (34 to 192)	89 (34 to 192)	89 (34 to 192)	89 (34 to 192)	89 (34 to 192)	89 (34 to 192)	89 (34 to 192)	89 (34 to 192)	89 (34 to 192)	89 (34 to 192)	89 (34 to 192)	89 (34 to 192)	89 (34 to 192)	89 (34 to 192)	89 (34 to 192)	3,870
Otitis media	0 (0 to 0)	0 (0 to 0)	0 (0 to 0)	0 (0 to 0)	0 (0 to 0)	0 (0 to 0)	0 (0 to 0)	0 (0 to 0)	0 (0 to 0)	0 (0 to 0)	0 (0 to 0)	0 (0 to 0)	0 (0 to 0)	0 (0 to 0)	0 (0 to 0)	0 (0 to 0)	0 (0 to 0)	0 (0 to 0)	0 (0 to 0)	0 (0 to 0)	0 (0 to 0)	0 (0 to 0)	0 (0 to 0)	0 (0 to 0)	0
Enteric infections	178 (62.9 to 312)	477 (228 to 883)	2,190 (1,270 to 4,160)	1,490 (1,010 to 2,690)	1,230 (1,000 to 1,510)	1,230 (1,000 to 1,510)	809 (437 to 1,400)	698 (396 to 1,200)	698 (396 to 1,200)	672 (396 to 1,110)	772 (434 to 1,180)	994 (561 to 1,500)	1,390 (849 to 1,900)	1,390 (849 to 1,900)	1,390 (849 to 1,900)	1,390 (849 to 1,900)	1,390 (849 to 1,900)	1,390 (849 to 1,900)	1,390 (849 to 1,900)	1,390 (849 to 1,900)	1,390 (849 to 1,900)	1,390 (849 to 1,900)	1,390 (849 to 1,900)	32,100
Diarrheal diseases	178 (62.9 to 312)	477 (228 to 883)	2,190 (1,270 to 4,160)	1,490 (1,010 to 2,690)	1,230 (1,000 to 1,510)	1,230 (1,000 to 1,510)	809 (437 to 1,400)	698 (396 to 1,200)	698 (396 to 1,200)	672 (396 to 1,110)	772 (434 to 1,180)	994 (561 to 1,500)	1,390 (849 to 1,900)	1,390 (849 to 1,900)	1,390 (849 to 1,900)	1,390 (849 to 1,900)	1,390 (849 to 1,900)	1,390 (849 to 1,900)	1,390 (849 to 1,900)	1,390 (849 to 1,900)	1,390 (849 to 1,900)	1,390 (849 to 1,900)	1,390 (849 to 1,900)	32,100
Typhoid and paratyphoid	0 (0 to 0)	2.4 (0.6 to 9.6)	3.68 (1.1 to 12.6)	976 (229 to 1,270)	664 (155 to 865)	664 (155 to 865)	479 (112 to 624)	376 (88 to 490)	376 (88 to 490)	362 (85 to 472)	416 (97 to 542)	536 (126 to 698)	749 (176 to 976)	749 (176 to 976)	749 (176 to 976)	749 (176 to 976)	749 (176 to 976)	749 (176 to 976)	749 (176 to 976)	749 (176 to 976)	749 (176 to 976)	749 (176 to 976)	749 (176 to 976)	4,160
Typhoid fever	0 (0 to 0)	2.2 (0.7 to 8.9)	327 (89 to 756)	664 (272 to 1,180)	664 (272 to 1,180)	664 (272 to 1,180)	448 (184 to 796)	356 (146 to 633)	356 (146 to 633)	339 (139 to 603)	393 (161 to 699)	506 (207 to 900)	708 (290 to 1,260)	708 (290 to 1,260)	708 (290 to 1,260)	708 (290 to 1,260)	708 (290 to 1,260)	708 (290 to 1,260)	708 (290 to 1,260)	708 (290 to 1,260)	708 (290 to 1,260)	708 (290 to 1,260)	708 (290 to 1,260)	3,890
Paratyphoid fever	0 (0 to 0)	0.2 (0 to 1.1)	29.8 (12.7 to 72.4)	312 (72.6 to 595)	0 (0 to 0)	0 (0 to 0)	30.7 (7.2 to 58.5)	19.9 (4.7 to 38)	19.9 (4.7 to 38)	22.7 (5.3 to 43.3)	23.1 (5.4 to 44.1)	29.7 (7 to 56.6)	41.5 (9.8 to 79.1)	41.5 (9.8 to 79.1)	41.5 (9.8 to 79.1)	41.5 (9.8 to 79.1)	41.5 (9.8 to 79.1)	41.5 (9.8 to 79.1)	41.5 (9.8 to 79.1)	41.5 (9.8 to 79.1)	41.5 (9.8 to 79.1)	41.5 (9.8 to 79.1)	41.5 (9.8 to 79.1)	239
Invasive Non-typhoidal Salmonella (iNTS)	0 (0 to 0)	0.9 (0.6 to 1.7)	3.9 (2.3 to 6.2)	0 (0 to 0)	0 (0 to 0)	0 (0 to 0)	0 (0 to 0)	0 (0 to 0)	0 (0 to 0)	0 (0 to 0)	0 (0 to 0)	0 (0 to 0)	0 (0 to 0)	0 (0 to 0)	0 (0 to 0)	0 (0 to 0)	0 (0 to 0)	0 (0 to 0)	0 (0 to 0)	0 (0 to 0)	0 (0 to 0)	0 (0 to 0)	0 (0 to 0)	0 (0 to 0)	248
Other intestinal infectious diseases	0 (0 to 0)	0 (0 to 0)	0.1 (0 to 0.5)	0 (0 to 0)	0 (0 to 0)	0 (0 to 0)	0 (0 to 0)	0 (0 to 0)	0 (0 to 0)	0 (0 to 0)	0 (0 to 0)	0 (0 to 0)	0 (0 to 0)	0 (0 to 0)	0 (0 to 0)	0 (0 to 0)	0 (0 to 0)	0 (0 to 0)	0 (0 to 0)	0 (0 to 0)	0 (0 to 0)	0 (0 to 0)	0 (0 to 0)	0 (0 to 0)	13.5
Neglected tropical diseases and malaria	471 (224 to 811)	2,700 (939 to 5,900)	1,490 (1,270 to 1,760)	4,050 (3,200 to 5,000)	1,200 (1,000 to 1,450)	809 (667 to 1,000)	698 (572 to 1,000)	1,090 (896 to 1,350)	1,200 (896 to 1,710)	1,090 (896 to 1,350)	1,090 (896 to 1,350)	1,090 (896 to 1,350)	1,090 (896 to 1,350)	1,090 (896 to 1,350)	1,090 (896 to 1,350)	1,090 (896 to 1,350)	1,090 (896 to 1,350)	1,090 (896 to 1,350)	1,090 (896 to 1,350)	1,090 (896 to 1,350)	1,090 (896 to 1,350)	1,090 (896 to 1,350)	1,090 (896 to 1,350)	11,900
Malaria	0 (0 to 0)	0.7 (0.3 to 1.4)	2.9 (0.9 to 8.9)	19.6 (6.7 to 103)	13.2 (4.5 to 69.3)	11.4 (3.9 to 59.8)	11.3 (3.9 to 59.2)	19.4 (6.6 to 101)	9.6 (3.3 to 50.3)	7.4 (2.5 to 38.9)	13.4 (4.6 to 70.1)	8.7 (3 to 45.6)	8.1 (2.7 to 42.5)	8.1 (2.7 to 42.5)	8.1 (2.7 to 42.5)	3.2 (1.1 to 16.9)	2.3 (0.8 to 12.1)	1.1 (0.4 to 5.9)	0.5 (0.2 to 2.7)	0.2 (0.1 to 1.3)	0.1 (0 to 0.6)	0 (0 to 0.2)	123
Chagas disease	0 (0 to 0)	0 (0 to 0)	0 (0 to 0)	0 (0 to 0)	0 (0 to 0)	0 (0 to 0)	0 (0 to 0)	0 (0 to 0)	0 (0 to 0)	0 (0 to 0)	0 (0 to 0)	0 (0 to 0)	0 (0 to 0)	0 (0 to 0)	0 (0 to 0)	0 (0 to 0)	0 (0 to 0)	0 (0 to 0)	0 (0 to 0)	0 (0 to 0)	0 (0 to 0)	0 (0 to 0)	0 (0 to 0)	0 (0 to 0)	0
Leishmaniasis	0 (0 to 0)	0 (0 to 0)	0 (0 to 0)	0 (0 to 0)	0 (0 to 0)	0 (0 to 0)	0 (0 to 0)	0 (0 to 0)	0 (0 to 0)	0 (0 to 0)	0 (0 to 0)	0 (0 to 0)	0 (0 to 0)	0 (0 to 0)	0 (0 to 0)	0 (0 to 0)	0 (0 to 0)	0 (0 to 0)	0 (0 to 0)	0 (0 to 0)	0 (0 to 0)	0 (0 to 0)	0 (0 to 0)	0 (0 to 0)	0
Visceral leishmaniasis	0 (0 to 0)	0 (0 to 0)	0 (0 to 0)	0 (0 to 0)	0 (0 to 0)	0 (0 to 0)	0 (0 to 0)	0 (0 to 0)	0 (0 to 0)	0 (0 to 0)	0 (0 to 0)	0 (0 to 0)	0 (0 to 0)	0 (0 to 0)	0 (0 to 0)	0 (0 to 0)	0 (0 to 0)	0 (0 to 0)	0 (0 to 0)	0 (0 to 0)	0 (0 to 0)	0 (0 to 0)	0 (0 to 0)	0 (0 to 0)	0
Cutaneous and mucocutaneous leishmaniasis	0 (0 to 0)	0 (0 to 0)	0 (0 to 0)	0 (0 to 0)	0 (0 to 0)	0 (0 to 0)	0 (0 to 0)	0 (0 to 0)	0 (0 to 0)	0 (0 to 0)	0 (0 to 0)	0 (0 to 0)	0 (0 to 0)	0 (0 to 0)	0 (0 to 0)	0 (0 to 0)	0 (0 to 0)	0 (0 to 0)	0 (0 to 0)	0 (0 to 0)	0 (0 to 0)	0 (0 to 0)	0 (0 to 0)	0 (0 to 0)	0
African trypanosomiasis	0 (0 to 0)	0 (0 to 0)	0 (0 to 0)	0 (0 to 0)	0 (0 to 0)	0 (0 to 0)	0 (0 to 0)	0 (0 to 0)	0 (0 to 0)	0 (0 to 0)	0 (0 to 0)	0 (0 to 0)	0 (0 to 0)	0 (0 to 0)	0 (0 to 0)	0 (0 to 0)	0 (0 to 0)	0 (0 to 0)	0 (0 to 0)	0 (0 to 0)	0 (0 to 0)	0 (0 to 0)	0 (0 to 0)	0 (0 to 0)	0
Schistosomiasis	0 (0 to 0)	0 (0 to 0)	0 (0 to 0)	0 (0 to 0)	0 (0 to 0)	0 (0 to 0)	0 (0 to 0)	0 (0 to 0)	0 (0 to 0)	0 (0 to 0)	0 (0 to 0)	0 (0 to 0)	0 (0 to 0)	0 (0 to 0)	0 (0 to 0)	0 (0 to 0)	0 (0 to 0)	0 (0 to 0)	0 (0 to 0)	0 (0 to 0)	0 (0 to 0)	0 (0 to 0)	0 (0 to 0)	0 (0 to 0)	0
Cysticercosis	0 (0 to 0)	0 (0 to 0)	0 (0 to 0)	0 (0 to 0)	0 (0 to 0)	0 (0 to 0)	0 (0 to 0)	0 (0 to 0)	0 (0 to 0)	0.4 (0 to 2.1)	0 (0 to 0)	0.6 (0 to 2.6)	0.6 (0 to 2.6)	0.6 (0 to 2.6)	0.6 (0 to 2.6)	1.6 (0.7 to 6.1)	1.9 (0.7 to 6.1)	2 (0.7 to 6.1)	1.7 (0.7 to 5.3)	1.4 (0.6 to 4.1)	1.1 (0.4 to 3.2)	0.6 (0.2 to 1.7)	0.1 (0 to 0.3)	14
Cystic echinococcosis	0.7 (0 to 4.1)	0.7 (0 to 4.1)	0.7 (0 to 4.1)	0.7 (0 to 4.1)	0.7 (0 to 4.1)	0.7 (0 to 4.1)	0.7 (0 to 4.1)	1.2 (0 to 6.7)	1.2 (0 to 6.7)	1.2 (0 to 6.7)	1.9 (0 to 9.1)	2.1 (0 to 9.1)	2.1 (0 to 9.1)	2.1 (0 to 9.1)	2.1 (0 to 9.1)	2.1 (0 to 9.1)	2.1 (0 to 9.1)	2.1 (0 to 9.1)	2.1 (0 to 9.1)	2.1 (0 to 9.1)	2.1 (0 to 9.1)	2.1 (0 to 9.1)	2.1 (0 to 9.1)	23.1
Lymphatic filariasis	0 (0 to 0)	0 (0 to 0)	0 (0 to 0)	0 (0 to 0)	0 (0 to 0)	0 (0 to 0)	0 (0 to 0)	0 (0 to 0)	0 (0 to 0)	0 (0 to 0)	0 (0 to 0)	0 (0 to 0)	0 (0 to 0)	0 (0 to 0)	0 (0 to 0)	0 (0 to 0)	0 (0 to 0)	0 (0 to 0)	0 (0 to 0)	0 (0 to 0)	0 (0 to 0)	0 (0 to 0)	0 (0 to 0)	0 (0 to 0)	2,210
Onchocerciasis	0 (0 to 0)	0 (0 to 0)	0 (0 to 0)	0 (0 to 0)	0 (0 to 0)	0 (0 to 0)	0 (0 to 0)	0 (0 to 0)	0 (0 to 0)	0 (0 to 0)	0 (0 to 0)	0 (0 to 0)	0 (0 to 0)	0 (0 to 0)	0 (0 to 0)	0 (0 to 0)	0 (0 to 0)	0 (0 to 0)	0 (0 to 0)	0 (0 to 0)	0 (0 to 0)	0 (0 to 0)	0 (0 to 0)	0 (0 to 0)	0
Trachoma	0 (0 to 0)	0 (0 to 0)	0 (0 to 0)	0 (0 to 0)	0 (0 to 0)	0 (0 to 0)	0 (0 to 0)	0 (0 to 0)	0 (0 to 0)	0 (0 to 0)	0 (0 to 0)	0 (0 to 0)	0 (0 to 0)	0 (0 to 0)	0 (0 to 0)	0 (0 to 0)	0 (0 to 0)	0 (0 to 0)	0 (0 to 0)	0 (0 to 0)	0 (0 to 0)	0 (0 to 0)	0 (0 to 0)	0 (0 to 0)	0
Dengue	0 (0 to 0)	0 (0 to 0)	0 (0 to 0)	0 (0 to 0)	0 (0 to 0)	0 (0 to 0)	0 (0 to 0)	0 (0 to 0)	0 (0 to 0)	0 (0 to 0)	0 (0 to 0)	0 (0 to 0)	0 (0 to 0)	0 (0 to 0)	0 (0 to 0)	0 (0 to 0)	0 (0 to 0)	0 (0 to 0)	0 (0 to 0)	0 (0 to 0)	0 (0 to 0)	0 (0 to 0)	0 (0 to 0)	0 (0 to 0)	0
Yellow fever	0 (0 to 0)	0 (0 to 0)	0 (0 to 0)	0 (0 to 0)	0 (0 to 0)	0 (0 to 0)	0 (0 to 0)	0 (0 to 0)	0 (0 to 0)	0 (0 to 0)	0 (0 to 0)	0 (0 to 0)	0 (0 to 0)	0 (0 to 0)	0 (0 to 0)	0 (0 to 0)	0 (0 to 0)	0 (0 to 0)	0 (0 to 0)	0 (0 to 0)	0 (0 to 0)	0 (0 to 0)	0 (0 to 0)	0 (0 to 0)	0
Rabies	0 (0 to 0)	0 (0 to 0)	1.9 (0.4 to 4.4)	2.3 (0.5 to 9.1)	9.6 (2.4 to 32.1)	10 (2.4 to 32.1)	2.2 (0.5 to 7.1)	1 (0.2 to 3.3)	1.3 (0.3 to 4.2)	1.6 (0.4 to 5.2)	2.3 (0.5 to 7.5)	2.3 (0.5 to 7.5)	2.3 (0.5 to 7.5)	2.3 (0.5 to 7.5)	2.3 (0.5 to 7.5)	2.3 (0.5 to 7.5)	2.3 (0.5 to 7.5)	2.3 (0.5 to 7.5)	2.3 (0.5 to 7.5)	2.3 (0.5 to 7.5)	2.3 (0.5 to 7.5)	2.3 (0.5 to 7.5)	2.3 (0.5 to 7.5)	63.3
Intestinal nematode infections	0 (0 to 0)	0 (0 to 0)	43.2 (0 to 129)	101 (0 to 302)	71.2 (0 to 213)	70.2 (0 to 210)	50.4 (0 to 151)	107 (0 to 321)	107 (0 to 321)	78.6 (0 to 236)	74.8 (0 to 224)	64.5 (0 to 193)	39.3 (0 to 118)	32.9 (0 to 98.7)	29.6 (0 to 88.7)	23.7 (0 to 71.1)	17.6 (0 to 52.8)	11.2 (0 to 33.6)	8.8 (0 to 26.4)	5.2 (0 to 15.6)	2.6 (0 to 7.8)	1.1 (0 to 3.3)	0.4 (0 to 1.2)	858
Ascariasis	0 (0



G6PD deficiency	0.4 (0.2 to 1)	0.3 (0.1 to 0.7)	1 (0.4 to 2.3)	1.7 (0.9 to 3.6)	3.1 (1.5 to 6.4)	6.3 (3.5 to 11.4)	26.9 (19.9 to 42.3)	27.6 (13.6 to 60.6)	24 (12.2 to 52.1)	20.7 (10.1 to 39.1)	30 (16 to 66)	31.1 (15.8 to 68.4)	27.6 (12.5 to 65.3)	30.4 (16.6 to 63.6)	37.3 (20.4 to 68.6)	39.2 (19.8 to 81.1)	25 (12.6 to 53.2)	18.3 (9.1 to 37.1)	9.3 (3.9 to 23.6)	2 (1 to 3.2)	0.7 (0.3 to 1.3)	0.1 (0.1 to 0.2)	0 (0 to 0)	366
G6PD bet	0.4 (0.2 to 0.9)	0.3 (0.1 to 0.7)	0.9 (0.5 to 2)	1.6 (0.9 to 3)	3.1 (1.5 to 6.4)	6.3 (3.7 to 11.3)	26.9 (20.1 to 42.3)	27.6 (13.6 to 60.6)	24 (12.2 to 52.1)	20.7 (10.1 to 39.1)	30 (16 to 66)	31.1 (15.8 to 68.4)	27.6 (12.5 to 65.3)	30.4 (16.6 to 63.6)	37.3 (20.4 to 68.6)	39.2 (19.8 to 81.1)	25 (12.6 to 53.2)	18.3 (9.1 to 37.1)	9.3 (3.9 to 23.6)	2 (1 to 3.2)	0.7 (0.3 to 1.3)	0.1 (0.1 to 0.2)	0 (0 to 0)	349
Other hemoglobinopathies and hemolytic anemias	0.6 (0.3 to 1.3)	0.6 (0.3 to 1.6)	0.3 (1.5 to 1.4)	0.1 (0 to 0.5)	29.6 (8.7 to 90.2)	19.6 (5.6 to 36.8)	49.3 (18.6 to 86.4)	21.2 (12.1 to 46.2)	13.4 (7.9 to 24.5)	49.1 (19.6 to 88.2)	17.4 (7.7 to 56)	99.3 (42.2 to 157)	99.2 (42.2 to 157)	79.4 (38.9 to 127)	79.4 (42.3 to 128)	79.8 (48.8 to 134)	99.5 (64.2 to 218)	142 (88.6 to 218)	191 (96.9 to 227)	157.7 (67.7 to 198)	130 (62.4 to 158)	86 (36 to 117)	33.6 (23.2 to 50.9)	12.6 (6.7 to 18.5)	2.2 (2.1 to 2.7)	1,270
Endocrine, metabolic, blood, and immune disorders	28.6 (9.4 to 99.7)	13.6 (5.6 to 39.7)	86 (32.2 to 107)	47 (20.2 to 72.3)	82.9 (36.2 to 96.2)	74.2 (49.2 to 111)	160 (87.7 to 266)	139 (81 to 218)	241.5 (160 to 364)	247 (214 to 327)	239 (205 to 277)	602 (383 to 882)	602 (383 to 897)	667 (413 to 1,000)	672 (397 to 994)	493 (296 to 716)	276 (214 to 472)	226 (159 to 334)	143 (109 to 192)	69.6 (66.7 to 127)	39.9 (24 to 56.9)	12.3 (8.2 to 17.6)	3 (2 to 4.6)	6,972
Oral disorders	0 (0 to 0)	0 (0 to 0)	0 (0 to 0)	102 (67.7 to 148)	139 (76.7 to 226)	76 (67.4 to 85)	222 (127 to 379)	324 (214 to 449)	481 (258 to 833)	620 (218 to 1,160)	1,140 (388 to 2,140)	1,110 (384 to 1,870)	1,110 (384 to 1,870)	1,260 (667 to 1,770)	1,220 (71 to 1,740)	1,240 (763 to 2,230)	1,090 (666 to 1,760)	1,120 (679 to 1,610)	974 (677 to 1,530)	753 (397 to 1,130)	607 (326 to 762)	337 (186 to 477)	76.6 (42 to 111)	19.1 (10.2 to 22.9)	12,400
Caries of deciduous teeth	0 (0 to 0)	0 (0 to 0)	0 (0 to 0)

Sex Table 3c: East Java DALYS by cause and age across for both sexes with 95%uncertainty intervals, 2019

Cause	Early Neonatal	Late Neonatal	Post Neonatal	1 to 4	5 to 9	10 to 14	15 to 19	20 to 24	25 to 29	30 to 34	35 to 39	40 to 44	45 to 49	50 to 54	55 to 59	60 to 64	65 to 69	70 to 74	75 to 79	80 to 84	85 to 89	90 to 94	95 plus	Total
All causes	293,643	76,648	213,264	297,348	179,243	223,823	361,549	420,955	432,508	477,552	455,010	575,552	576,952	726,243	761,595	1,060,530	1,260,550	1,254,940	1,164,556	971,540	784,330	527,923	274,540	19,992
Communicable, maternal, neonatal, and nutritional diseases	287,592	76,648	213,264	297,348	179,243	223,823	361,549	420,955	432,508	477,552	455,010	575,552	576,952	726,243	761,595	1,060,530	1,260,550	1,254,940	1,164,556	971,540	784,330	527,923	274,540	19,992
HIV/AIDS and sexually transmitted infections	287,592 (272,000 to 299,000)	76,648 (68,000 to 72,700)	213,264 (196,000 to 227,000)	297,348 (264,000 to 330,000)	179,243 (156,000 to 199,000)	223,823 (192,000 to 255,000)	361,549 (311,000 to 412,000)	420,955 (361,000 to 480,000)	432,508 (371,000 to 494,000)	477,552 (410,000 to 545,000)	455,010 (391,000 to 519,000)	575,552 (496,000 to 655,000)	576,952 (497,000 to 656,000)	726,243 (627,000 to 825,000)	761,595 (658,000 to 864,000)	1,060,530 (917,000 to 1,200,000)	1,260,550 (1,090,000 to 1,430,000)	1,254,940 (1,080,000 to 1,430,000)	1,164,556 (1,000,000 to 1,330,000)	971,540 (834,000 to 1,110,000)	784,330 (673,000 to 896,000)	527,923 (453,000 to 603,000)	274,540 (236,000 to 313,000)	19,992 (17,200 to 22,800)
HIV/AIDS	0.0 (0.0 to 0.1)	0.0 (0.0 to 0.0)	266 (256 to 277)	1,772 (1,704 to 1,847)	548 (526 to 569)	113 (109 to 117)	1,292 (1,241 to 1,338)	2,698 (2,591 to 2,800)	2,060 (1,978 to 2,139)	2,960 (2,842 to 3,073)	1,942 (1,865 to 2,022)	1,419 (1,364 to 1,474)	920 (884 to 957)	554 (532 to 576)	344 (330 to 358)	191 (183 to 199)	107 (102 to 111)	75 (72 to 78)	53 (51 to 55)	29 (28 to 30)	20 (19 to 21)	8 (8 to 8)	0 (0 to 0)	18,180 (17,500 to 18,900)
HIV/AIDS - Drug-susceptible Tuberculosis	0 (0 to 0)	0 (0 to 0.2)	106 (102 to 110)	1,021 (982 to 1,060)	473 (454 to 492)	73 (70 to 76)	862 (828 to 895)	1,838 (1,765 to 1,909)	1,390 (1,335 to 1,444)	1,760 (1,690 to 1,828)	1,092 (1,048 to 1,134)	1,069 (1,027 to 1,110)	712 (684 to 739)	437 (420 to 454)	258 (248 to 268)	85.0 (81.7 to 88.3)	42 (40 to 43)	19.2 (18.4 to 19.9)	6 (5.8 to 6.2)	1.7 (1.6 to 1.8)	0.5 (0.5 to 0.5)	0.1 (0.1 to 0.1)	11,200
HIV/AIDS - Multidrug-resistant Tuberculosis without extensive drug resistance	0 (0 to 0)	0 (0 to 0)	1.2 (0 to 1.3)	8.3 (8 to 8.6)	3.4 (3.2 to 3.5)	0.7 (0.6 to 0.7)	5.4 (5.1 to 5.6)	11.4 (10.9 to 11.8)	8.6 (8.2 to 8.9)	12.4 (11.8 to 12.8)	8.2 (7.9 to 8.5)	6.0 (5.7 to 6.2)	3.9 (3.7 to 4)	2.3 (2.2 to 2.4)	1.4 (1.3 to 1.4)	0.8 (0.7 to 0.8)	0.4 (0.4 to 0.5)	0.3 (0.3 to 0.3)	0.2 (0.2 to 0.2)	0.1 (0.1 to 0.1)	0.0 (0 to 0)	0.0 (0 to 0)	88.1
HIV/AIDS - Extensively drug-resistant Tuberculosis	0 (0 to 0)	0 (0 to 0.2)	0.1 (0.1 to 0.1)	0.7 (0.7 to 0.8)	0.3 (0.3 to 0.3)	0.1 (0 to 0.1)	0.4 (0.4 to 0.5)	0.9 (0.9 to 1)	0.7 (0.7 to 0.8)	1 (0.9 to 1.1)	0.7 (0.7 to 0.8)	0.5 (0.5 to 0.6)	0.3 (0.3 to 0.4)	0.2 (0.2 to 0.2)	0.1 (0.1 to 0.1)	0.1 (0 to 0.1)	0 (0 to 0)	0 (0 to 0)	0 (0 to 0)	0 (0 to 0)	0 (0 to 0)	0 (0 to 0)	0 (0 to 0)	7.1
HIV/AIDS resulting in other diseases	0 (0 to 0.1)	0 (0 to 0.2)	187 (181 to 193)	1,545 (1,503 to 1,588)	1,105 (1,067 to 1,142)	1,104 (1,070 to 1,138)	2,153 (2,083 to 2,220)	3,114 (3,014 to 3,210)	2,406 (2,329 to 2,480)	2,824 (2,733 to 2,909)	1,813 (1,753 to 1,867)	1,417 (1,371 to 1,459)	1,000 (967 to 1,030)	734 (710 to 756)	513 (496 to 528)	342 (330 to 352)	217 (210 to 223)	142 (137 to 146)	94.7 (91.6 to 97.5)	62.1 (60.1 to 63.9)	29.6 (28.6 to 30.5)	21.7 (21 to 22.4)	6,450
Sexually transmitted infections, excluding HIV	0 (0 to 0)	0 (0 to 0)	0 (0 to 0)	0 (0 to 0)	0 (0 to 0)	0 (0 to 0)	0 (0 to 0)	0 (0 to 0)	0 (0 to 0)	0 (0 to 0)	0 (0 to 0)	0 (0 to 0)	0 (0 to 0)	0 (0 to 0)	0 (0 to 0)	0 (0 to 0)	0 (0 to 0)	0 (0 to 0)	0 (0 to 0)	0 (0 to 0)	0 (0 to 0)	0 (0 to 0)	0 (0 to 0)	0
Syphilis	15,600 (14,600 to 16,500)	4,960 (4,660 to 5,260)	11,700 (11,000 to 12,400)	16,100 (15,200 to 17,000)	9,600 (9,000 to 10,200)	11,300 (10,600 to 12,000)	17,300 (16,300 to 18,400)	19,700 (18,500 to 20,900)	19,400 (18,200 to 20,600)	20,200 (19,000 to 21,400)	17,600 (16,500 to 18,600)	19,600 (18,400 to 20,800)	17,000 (16,000 to 18,000)	17,200 (16,200 to 18,200)	14,400 (13,500 to 15,200)	15,600 (14,700 to 16,500)	12,400 (11,600 to 13,100)	8,900 (8,400 to 9,400)	5,900 (5,500 to 6,200)	3,600 (3,400 to 3,800)	1,900 (1,800 to 2,000)	1,000 (940 to 1,060)	304,000 (286,000 to 322,000)
Chlamydial infection	0 (0 to 0)	0 (0 to 0)	0 (0 to 0)	0 (0 to 0)	0 (0 to 0)	0 (0 to 0)	0 (0 to 0)	0 (0 to 0)	0 (0 to 0)	0 (0 to 0)	0 (0 to 0)	0 (0 to 0)	0 (0 to 0)	0 (0 to 0)	0 (0 to 0)	0 (0 to 0)	0 (0 to 0)	0 (0 to 0)	0 (0 to 0)	0 (0 to 0)	0 (0 to 0)	0 (0 to 0)	0 (0 to 0)	0
Gonorrheal infection	0 (0 to 0)	0 (0 to 0)	0 (0 to 0)	0 (0 to 0)	0 (0 to 0)	0 (0 to 0)	0 (0 to 0)	0 (0 to 0)	0 (0 to 0)	0 (0 to 0)	0 (0 to 0)	0 (0 to 0)	0 (0 to 0)	0 (0 to 0)	0 (0 to 0)	0 (0 to 0)	0 (0 to 0)	0 (0 to 0)	0 (0 to 0)	0 (0 to 0)	0 (0 to 0)	0 (0 to 0)	0 (0 to 0)	0
Trichomoniasis	0 (0 to 0)	0 (0 to 0)	0 (0 to 0)	0 (0 to 0)	0 (0 to 0)	0 (0 to 0)	0 (0 to 0)	0 (0 to 0)	0 (0 to 0)	0 (0 to 0)	0 (0 to 0)	0 (0 to 0)	0 (0 to 0)	0 (0 to 0)	0 (0 to 0)	0 (0 to 0)	0 (0 to 0)	0 (0 to 0)	0 (0 to 0)	0 (0 to 0)	0 (0 to 0)	0 (0 to 0)	0 (0 to 0)	0
Genital herpes	0 (0 to 0)	0 (0 to 0)	0 (0 to 0)	0 (0 to 0)	0 (0 to 0)	0 (0 to 0)	0 (0 to 0)	0 (0 to 0)	0 (0 to 0)	0 (0 to 0)	0 (0 to 0)	0 (0 to 0)	0 (0 to 0)	0 (0 to 0)	0 (0 to 0)	0 (0 to 0)	0 (0 to 0)	0 (0 to 0)	0 (0 to 0)	0 (0 to 0)	0 (0 to 0)	0 (0 to 0)	0 (0 to 0)	0
Other sexually transmitted infections	0 (0 to 0)	0 (0 to 0)	0 (0 to 0)	0 (0 to 0)	0 (0 to 0.1)	0 (0 to 0.1)	0 (0 to 0.1)	0 (0 to 0.1)	0 (0 to 0.1)	0 (0 to 0.1)	0 (0 to 0.1)	0 (0 to 0.1)	0 (0 to 0.1)	0 (0 to 0.1)	0 (0 to 0.1)	0 (0 to 0.1)	0 (0 to 0.1)	0 (0 to 0.1)	0 (0 to 0.1)	0 (0 to 0.1)	0 (0 to 0.1)	0 (0 to 0.1)	0 (0 to 0.1)	0.1
Respiratory infections and tuberculosis	0 (0 to 0)	0 (0 to 0)	0 (0 to 0)	0 (0 to 0)	0 (0 to 0)	0 (0 to 0)	0 (0 to 0)	0 (0 to 0)	0 (0 to 0)	0 (0 to 0)	0 (0 to 0)	0 (0 to 0)	0 (0 to 0)	0 (0 to 0)	0 (0 to 0)	0 (0 to 0)	0 (0 to 0)	0 (0 to 0)	0 (0 to 0)	0 (0 to 0)	0 (0 to 0)	0 (0 to 0)	0 (0 to 0)	0
Lower respiratory infections	0 (0 to 0)	0 (0 to 0)	0 (0 to 0)	0 (0 to 0)	0 (0 to 0)	0 (0 to 0)	0 (0 to 0)	0 (0 to 0)	0 (0 to 0)	0 (0 to 0)	0 (0 to 0)	0 (0 to 0)	0 (0 to 0)	0 (0 to 0)	0 (0 to 0)	0 (0 to 0)	0 (0 to 0)	0 (0 to 0)	0 (0 to 0)	0 (0 to 0)	0 (0 to 0)	0 (0 to 0)	0 (0 to 0)	0
Upper respiratory infections	0 (0 to 0)	0 (0 to 0)	0 (0 to 0)	0 (0 to 0)	0 (0 to 0)	0 (0 to 0)	0 (0 to 0)	0 (0 to 0)	0 (0 to 0)	0 (0 to 0)	0 (0 to 0)	0 (0 to 0)	0 (0 to 0)	0 (0 to 0)	0 (0 to 0)	0 (0 to 0)	0 (0 to 0)	0 (0 to 0)	0 (0 to 0)	0 (0 to 0)	0 (0 to 0)	0 (0 to 0)	0 (0 to 0)	0
Otitis media	0 (0 to 0.1)	0 (0 to 0.1)	0 (0 to 0)	0 (0 to 0)	0 (0 to 0)	0 (0 to 0)	0 (0 to 0)	0 (0 to 0)	0 (0 to 0)	0 (0 to 0)	0 (0 to 0)	0 (0 to 0)	0 (0 to 0)	0 (0 to 0)	0 (0 to 0)	0 (0 to 0)	0 (0 to 0)	0 (0 to 0)	0 (0 to 0)	0 (0 to 0)	0 (0 to 0)	0 (0 to 0)	0 (0 to 0)	0
Enteric infections	1,660 (1,040 to 2,280)	0.0 (0 to 0)	1,160 (724 to 1,590)	25,400 (15,900 to 34,900)	10,400 (6,500 to 14,300)	7,000 (4,400 to 9,600)	6,400 (4,000 to 8,800)	6,600 (4,100 to 9,000)	7,000 (4,400 to 9,600)	7,400 (4,600 to 10,200)	6,800 (4,200 to 9,300)	6,600 (4,100 to 9,000)	6,200 (3,900 to 8,500)	6,000 (3,800 to 8,200)	5,600 (3,500 to 7,700)	5,200 (3,300 to 7,100)	4,600 (2,900 to 6,300)	3,800 (2,400 to 5,200)	3,000 (1,900 to 4,100)	2,200 (1,400 to 3,000)	1,500 (940 to 2,100)	1,000 (630 to 1,400)	151,000 (94,000 to 208,000)
Diarrheal diseases	1,600 (1,000 to 2,200)	0.0 (0.0 to 0)	1,100 (690 to 1,500)	25,000 (15,600 to 34,300)	10,200 (6,400 to 14,000)	6,900 (4,300 to 9,400)	6,300 (3,900 to 8,600)	6,500 (4,000 to 8,900)	6,900 (4,300 to 9,400)	7,300 (4,500 to 10,000)	6,700 (4,100 to 9,200)	6,500 (4,000 to 8,900)	6,100 (3,800 to 8,400)	5,900 (3,700 to 8,100)	5,500 (3,400 to 7,600)	5,100 (3,200 to 7,000)	4,500 (2,800 to 6,200)	3,800 (2,300 to 5,200)	2,900 (1,800 to 4,000)	2,200 (1,400 to 3,000)	1,500 (920 to 2,100)	1,000 (620 to 1,400)	149,000 (92,000 to 205,000)
Typhoid fever	0.0 (0 to 0)	0.0 (0 to 0)	0.0 (0 to 0)



Exposure to forces of nature	2 (1.7 to 2.3)	5.6 (5.0 to 6.2)	49.5 (42 to 56.1)	265 (242 to 288)	326 (277 to 376)	306 (265 to 351)	417 (368 to 467)	397 (358 to 437)	368 (331 to 407)	368 (331 to 407)	368 (330 to 406)	368 (329 to 407)	324 (279 to 370)	300 (252 to 347)	257 (216 to 298)	220 (180 to 260)	170 (133 to 209)	131 (1.0 to 165)	85.1 (71 (to 100)	56 (47 to 67)	34.9 (28 to 41.7)	19 (16.1 to 22.9)	7.3 (6.2 to 8.7)	1.8 (1.5 to 2.3)	0.3 (0.3 to 0.4)	4,108
Other unintentional injuries	212 (26.7 to 266)	10.3 (7.7 to 26.1)	79 (61.2 to 100)	386 (333 to 440)	1,043 (719 to 2,040)	1,812 (1,665 to 2,058)	2,042 (1,903 to 2,182)	2,068 (1,929 to 2,208)	2,072 (1,934 to 2,210)	2,042 (1,904 to 2,180)	2,068 (1,929 to 2,207)	2,063 (1,924 to 2,202)	2,063 (1,924 to 2,202)	2,063 (1,924 to 2,202)	2,063 (1,924 to 2,202)	2,060 (1,920 to 2,200)	2,048 (1,909 to 2,186)	2,045 (1,906 to 2,183)	1,272 (971 to 1,583)	813 (586 to 1,089)	503 (359 to 682)	266 (212 to 328)	102 (119 to 21.7)	27.6 (21.2 to 77.7)	5.1 (1.1 to 22.5)	45,488
Self-harm and interpersonal violence	426 (24.5 to 1,109)	75.1 (70.1 to 109)	342 (103 to 705)	445 (254 to 715)	763 (551 to 1,124)	1,189 (1,112 to 1,333)	11,605 (11,447 to 11,800)	12,993 (12,849 to 13,188)	13,459 (13,315 to 13,660)	9,340 (9,196 to 9,539)	8,942 (8,798 to 9,139)	8,733 (8,589 to 8,930)	7,393 (7,249 to 7,592)	6,215 (6,071 to 6,453)	5,178 (4,994 to 5,376)	3,830 (3,686 to 4,029)	2,673 (2,529 to 2,872)	1,722 (1,578 to 1,920)	1,102 (958 to 1,301)	671 (527 to 870)	350 (206 to 549)	151 (107 to 209)	39 (25 to 58.6)	11 (7.1 to 17.6)	95,158
Self-harm	0 (0 to 0)	0 (0 to 0)	0 (0 to 0)	0 (0 to 0)	0 (0 to 0)	1,189 (597 to 1,489)	11,605 (10,948 to 12,405)	12,993 (12,329 to 13,848)	13,459 (12,823 to 14,113)	9,340 (8,965 to 10,268)	8,942 (8,587 to 9,833)	8,733 (8,378 to 9,600)	7,393 (7,039 to 8,263)	6,215 (5,859 to 7,113)	5,178 (4,840 to 6,066)	3,830 (3,494 to 4,717)	2,673 (2,337 to 3,560)	1,722 (1,414 to 2,610)	1,102 (1,130 to 2,000)	671 (841 to 1,573)	350 (509 to 1,414)	151 (272 to 709)	39 (75 to 365)	11 (40.2 to 60.5)	78,492
Self-harm by firearm	0 (0 to 0)	0 (0 to 0)	0 (0 to 0)	0 (0 to 0)	0 (0 to 0)	153 (0 to 381)	1,111 (0 to 1,588)	1,153 (0 to 1,591)	1,153 (0 to 1,591)	1,153 (0 to 1,591)	1,153 (0 to 1,591)	1,153 (0 to 1,591)	1,153 (0 to 1,591)	1,153 (0 to 1,591)	1,153 (0 to 1,591)	1,153 (0 to 1,591)	1,153 (0 to 1,591)	1,153 (0 to 1,591)	1,102 (0 to 1,591)	671 (0 to 1,591)	350 (0 to 1,591)	151 (0 to 1,591)	39 (0 to 1,591)	11 (0 to 1,591)	1,168
Self-harm by other specified means	0 (0 to 0)	0 (0 to 0)	0 (0 to 0)	0 (0 to 0)	0 (0 to 0)	948 (580 to 1,489)	10,842 (10,279 to 11,585)	10,426 (9,370 to 10,938)	10,542 (9,943 to 10,993)	8,340 (8,065 to 8,564)	8,089 (7,838 to 8,408)	8,042 (7,833 to 8,459)	6,892 (6,643 to 7,259)	5,062 (4,802 to 5,429)	3,960 (3,702 to 4,326)	2,680 (2,422 to 3,045)	1,520 (1,262 to 1,886)	569 (1,308 to 1,276)	1,102 (1,130 to 2,000)	1,146 (841 to 1,540)	724 (503 to 998)	343 (267 to 479)	227 (188 to 305)	56.6 (38.5 to 79.2)	71.6 (51 to 101.7)	59,268
Interpersonal violence	426 (24.5 to 1,109)	75.1 (70.1 to 109)	339 (103 to 705)	429 (254 to 715)	763 (551 to 1,124)	1,189 (1,112 to 1,333)	1,493 (1,447 to 1,520)	1,218 (1,174 to 1,269)	1,090 (1,046 to 1,139)	1,090 (1,046 to 1,139)	1,090 (1,046 to 1,139)	1,090 (1,046 to 1,139)	1,090 (1,046 to 1,139)	1,090 (1,046 to 1,139)	1,090 (1,046 to 1,139)	1,050 (1,006 to 1,103)	1,020 (977 to 1,073)	1,020 (977 to 1,073)	968 (927 to 1,020)	317 (276 to 369)	126 (85 to 177)	49.6 (37.2 to 65.4)	12.8 (9.6 to 17.2)	2.7 (2.1 to 3.6)	31,390
Physical violence by firearm	21.1 (14.2 to 48.3)	15.3 (10.5to 28.8)	6.7 (2.2 to 12.9)	15.4 (10.6 to 137)	54.6 (19.6 to 137)	84.6 (23.7 to 127)	152 (51 to 229)	152 (57.6 to 183)	152 (61.8 to 183)	87.5 (31.8 to 183)	87 (32.8 to 183)	71.7 (32.8 to 183)	69.8 (32.8 to 249)	44.7 (32.8to 85.4)	44.7 (32.8 to 85.4)	44.8 (28.6 to 72.5)	75.4 (27.3 to 127)	41.2 (25.6 to 65.4)	36.3 (20.1 to 62.5)	34.3 (12.9 to 61.2)	18 (10.9 to 31.2)	8.5 (9.5to 54.5)	1.9 (0.1 to 5.3)	0.5 (1.1 to 2.5)	0.1 (0.1 to 0.2)	1,485
Physical violence by sharp object	74 (7 to 74)	5.1 (1.1 to 5.1)	14.2 (4.1 to 14.2)	54.2 (28.7 to 54.2)	54.2 (21.1 to 54.2)	54.2 (21.1 to 54.2)	54.2 (21.1 to 54.2)	54.2 (21.1 to 54.2)	54.2 (21.1 to 54.2)	54.2 (21.1 to 54.2)	54.2 (21.1 to 54.2)	54.2 (21.1 to 54.2)	54.2 (21.1 to 54.2)	54.2 (21.1 to 54.2)	54.2 (21.1 to 54.2)	54 (21.1 to 54.2)	54 (21.1 to 54.2)	54 (21.1 to 54.2)	54 (21.1 to 54.2)	54 (21.1 to 54.2)	54 (21.1 to 54.2)	54 (21.1 to 54.2)	54 (21.1 to 54.2)	54 (21.1 to 54.2)	9,450
Sexual violence	0 (0 to 0)	0 (0 to 0)	0 (0 to 0)	0 (0 to 23.6)	19.1 (0 to 23.6)	450 (0 to 1,153)	827 (0 to 1,153)	1,010 (0 to 1,153)	896 (0 to 1,153)	892 (0 to 1,153)	868 (0 to 1,153)	828 (0 to 1,153)	726 (0 to 1,153)	554 (0 to 1,153)	392 (0 to 1,153)	199 (0 to 1,153)	131 (0 to 1,153)	64.3 (0 to 1,153)	52.6 (0 to 1,153)	29.2 (0 to 1,153)	15.4 (0 to 1,153)	1.2 (0 to 1,153)	0.1 (0 to 1,153)	7,500
Physical violence by other means	267 (166 to 700)	54.1 (37.1 to 100)	322 (103 to 705)	321 (167 to 715)	363 (167 to 1,124)	437 (167 to 1,333)	1,359 (1,112 to 1,520)	1,209 (1,174 to 1,269)	982 (946 to 1,139)	782 (751 to 1,139)	784 (751 to 1,139)	864 (829 to 1,139)	848 (814 to 1,139)	820 (787 to 1,139)	867 (832 to 1,139)	683 (647 to 1,139)	542 (506 to 1,139)	369 (334 to 1,139)	357 (322 to 1,139)	304 (269 to 1,139)	177.6 (142 to 1,139)	24 (21.1 to 1,139)	4.6 (0.4 to 1,139)	1.1 (1.1 to 1,139)	12,192
Conflict and terrorism	10 to 33	10 to 33	10 to 33	10 (0.4 to 1.1)	10 (0.7 to 2.3)	10.9 to 2.9)	11.6 to 4.7)	10.3 to 16.3)	10.3 to 26.2)	10.3 to 33.7)	10.3 to 33.7)	10.3 to 33.7)	10.3 to 33.7)	10.3 to 33.7)	10.3 to 33.7)	10.3 to 33.7)	10.3 to 33.7)	10.3 to 33.7)	10.3 to 33.7)	10.3 to 33.7)	10.3 to 33.7)	10.3 to 33.7)	10.3 to 33.7)	10.3 to 33.7)	1,650

GBD Table 2c: Burden (DALYs) in counts and age groups for both sexes with 95% uncertainty intervals, 2019

Cause	Early Neonatal	Late Neonatal	Post Neonatal	1 to 4	5 to 9	10 to 14	15 to 19	20 to 24	25 to 29	30 to 34	35 to 39	40 to 44	45 to 49	50 to 54	55 to 59	60 to 64	65 to 69	70 to 74	75 to 79	80 to 84	85 to 89	90 to 94	95 plus	Total
All causes	200,000 (190,000 to 212,000)	43,600 (34,100 to 53,500)	100,000 (89,700 to 109,000)	113,000 (99,100 to 128,000)	76,100 (62,900 to 91,600)	79,000 (64,500 to 97,000)	77,000 (66,000 to 89,000)	81,000 (70,000 to 93,000)	81,000 (70,000 to 93,000)	88,000 (77,000 to 99,000)	96,000 (83,000 to 109,000)	107,000 (93,000 to 121,000)	109,000 (96,000 to 123,000)	122,000 (107,000 to 137,000)	131,000 (115,000 to 147,000)	147,000 (129,000 to 165,000)	167,000 (147,000 to 187,000)	187,000 (165,000 to 210,000)	211,000 (186,000 to 236,000)	237,000 (210,000 to 265,000)	264,000 (235,000 to 296,000)	292,000 (260,000 to 327,000)	319,000 (284,000 to 358,000)	346,000 (308,000 to 388,000)	10,700 (9,710 to 11,800)	2,400 (1,950 to 2,750)	2,990,000
Communicable, maternal, neonatal, and nutritional diseases	77,000 (71,000 to 83,000)	29,000 (23,000 to 35,000)	61,000 (55,000 to 67,000)	77,000 (68,000 to 87,000)	33,000 (28,000 to 38,000)	21,000 (17,000 to 25,000)	20,000 (16,000 to 24,000)	17,000 (14,000 to 20,000)	16,000 (13,000 to 19,000)	16,000 (13,000 to 19,000)	16,000 (13,000 to 19,000)	17,000 (14,000 to 20,000)	16,000 (13,000 to 19,000)	16,000 (13,000 to 19,000)	16,000 (13,000 to 19,000)	16,000 (13,000 to 19,000)	17,000 (14,000 to 20,000)	17,000 (14,000 to 20,000)	17,000 (14,000 to 20,000)	17,000 (14,000 to 20,000)	16,000 (13,000 to 19,000)	15,000 (12,000 to 18,000)	13,000 (10,000 to 16,000)	12,000 (9,000 to 15,000)	1,040 (1,000 to 1,080)	484 (400 to 580)	745,000
HIV/AIDS and sexually transmitted infections	2,600 (2,600 to 2,700)	3,200 (1,900 to 7,100)	3,200 (1,200 to 9,400)	3,200 (1,400 to 7,600)	2,100 (1,000 to 4,200)	2,200 (1,100 to 4,100)	2,300 (1,200 to 4,200)	2,400 (1,200 to 4,200)	2,400 (1,200 to 4,200)	2,400 (1,200 to 4,200)	2,400 (1,200 to 4,200)	2,400 (1,200 to 4,200)	2,400 (1,200 to 4,200)	2,400 (1,200 to 4,200)	2,400 (1,200 to 4,200)	2,400 (1,200 to 4,200)	2,400 (1,200 to 4,200)	2,400 (1,200 to 4,200)	2,400 (1,200 to 4,200)	2,400 (1,200 to 4,200)	2,400 (1,200 to 4,200)	2,400 (1,200 to 4,200)	2,400 (1,200 to 4,200)	2,400 (1,200 to 4,200)	2,400 (1,200 to 4,200)	2,400 (1,200 to 4,200)	39,100
HIV/AIDS	2,600 (2,600 to 2,700)	3,200 (1,900 to 7,100)	3,200 (1,200 to 9,400)	3,200 (1,400 to 7,600)	2,100 (1,000 to 4,200)	2,200 (1,100 to 4,100)	2,300 (1,200 to 4,200)	2,400 (1,200 to 4,200)	2,400 (1,200 to 4,200)	2,400 (1,200 to 4,200)	2,400 (1,200 to 4,200)	2,400 (1,200 to 4,200)	2,400 (1,200 to 4,200)	2,400 (1,200 to 4,200)	2,400 (1,200 to 4,200)	2,400 (1,200 to 4,200)	2,400 (1,200 to 4,200)	2,400 (1,200 to 4,200)	2,400 (1,200 to 4,200)	2,400 (1,200 to 4,200)	2,400 (1,200 to 4,200)	2,400 (1,200 to 4,200)	2,400 (1,200 to 4,200)	2,400 (1,200 to 4,200)	2,400 (1,200 to 4,200)	2,400 (1,200 to 4,200)	39,100
HIV/AIDS - Drug-susceptible Tuberculosis	0 (0 to 0)	0 (0 to 0)	0 (0 to 0)	0 (0 to 0)	0 (0 to 0)	0 (0 to 0)	0 (0 to 0)	0 (0 to 0)	0 (0 to 0)	0 (0 to 0)	0 (0 to 0)	0 (0 to 0)	0 (0 to 0)	0 (0 to 0)	0 (0 to 0)	0 (0 to 0)	0 (0 to 0)	0 (0 to 0)	0 (0 to 0)	0 (0 to 0)	0 (0 to 0)	0 (0 to 0)	0 (0 to 0)	0 (0 to 0)	0 (0 to 0)	0 (0 to 0)	0 (0 to 0)	0
HIV/AIDS - Multidrug-resistant Tuberculosis without extensive drug resistance	0 (0 to 0)	0 (0 to 0)	2.9 (0.1 to 9.6)	13 (0.4 to 46)	1.7 (0.1 to 6.3)	0.2 (0 to 0.9)	0.1 (0 to 0.5)	0.1 (0 to 0.5)	0.1 (0 to 0.5



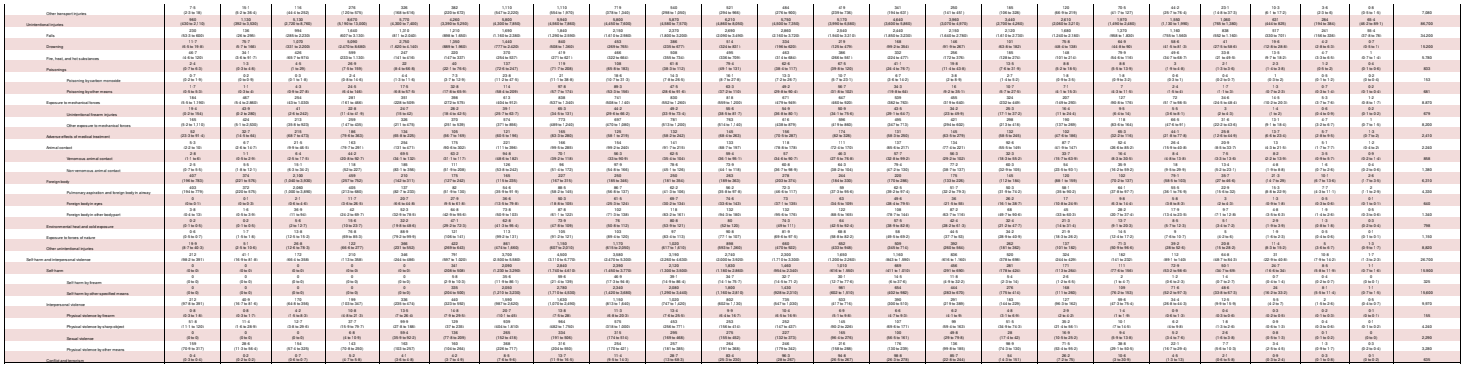

SR Table 2c: Bel DALYS by cause and age group for both sexes with 95% uncertainty intervals, 2019

Cause	Early Neonatal	Late Neonatal	Post Neonatal	1 to 4	5 to 9	10 to 14	15 to 19	20 to 24	25 to 29	30 to 34	35 to 39	40 to 44	45 to 49	50 to 54	55 to 59	60 to 64	65 to 69	70 to 74	75 to 79	80 to 84	85 to 89	90 to 94	95 plus	Total
All causes	8,760 (8,600 to 11,194)	2,505 (2,290 to 3,479)	3,995 (3,765 to 5,002)	11,680 (10,970 to 13,300)	13,100 (12,700 to 17,200)	18,700 (15,200 to 26,200)	29,800 (24,600 to 42,400)	42,700 (34,100 to 61,800)	49,900 (39,700 to 76,600)	49,900 (39,900 to 76,600)	53,700 (43,700 to 83,100)	57,400 (46,700 to 89,000)	69,700 (57,000 to 106,000)	106,000 (87,200 to 160,000)	166,000 (136,000 to 251,000)	266,000 (218,000 to 403,000)	399,000 (327,000 to 603,000)	486,000 (398,000 to 731,000)	550,000 (450,000 to 831,000)	722,000 (592,000 to 1,090,000)	699,000 (572,000 to 1,060,000)	1,020,000 (835,000 to 1,540,000)	2,139 (1,750 to 3,230)	7,160,000 (5,860,000 to 10,800,000)
Communicable, maternal, neonatal, and nutritional diseases	6,660 (5,720 to 9,340)	2,058 (1,550 to 2,900)	3,460 (2,920 to 4,250)	9,810 (8,650 to 11,500)	4,830 (3,660 to 6,300)	3,120 (2,370 to 4,060)	4,360 (3,300 to 5,700)	7,960 (6,060 to 10,300)	8,070 (6,120 to 10,500)	7,970 (6,050 to 10,300)	8,160 (6,190 to 10,700)	9,160 (7,040 to 11,700)	9,960 (7,700 to 12,800)	9,590 (7,410 to 12,300)	9,380 (7,220 to 12,100)	8,990 (6,910 to 11,500)	8,960 (6,900 to 11,500)	8,910 (6,870 to 11,500)	8,270 (6,400 to 10,600)	6,290 (4,830 to 8,060)	3,780 (2,920 to 4,840)	1,490 (1,090 to 1,970)	402 (288 to 616)	152,000
HIV/AIDS and sexually transmitted infections	1,660 (977 to 3,190)	616 (372 to 997)	614 (372 to 997)	192 (121 to 301)	31.2 (19.1 to 52.5)	39.3 (25.0 to 58.2)	232 (156 to 336)	667 (460 to 916)	791 (562 to 1,120)	979 (726 to 1,270)	999 (739 to 1,330)	958 (699 to 1,330)	1,040 (749 to 1,470)	1,040 (749 to 1,470)	943 (679 to 1,340)	740 (534 to 1,050)	629 (454 to 894)	504 (361 to 721)	354 (251 to 504)	224 (159 to 317)	93.2 (64.1 to 132)	31.3 (21.1 to 45.1)	3.2 (1.8 to 5.6)	8,000
HIV/AIDS	0 (0 to 0)	0 (0 to 0)	191 (97.1 to 372)	171 (87.0 to 333)	22.4 (12.0 to 43.6)	24.0 (12.2 to 46.7)	200 (101 to 390)	610 (310 to 1,190)	672 (341 to 1,310)	691 (351 to 1,350)	742 (377 to 1,440)	670 (341 to 1,300)	744 (378 to 1,450)	744 (378 to 1,450)	668 (339 to 1,300)	513 (260 to 1,000)	429 (218 to 835)	343 (174 to 668)	241 (122 to 469)	152 (77.1 to 296)	63.4 (32.1 to 123)	21.3 (10.8 to 41.5)	2.2 (1.1 to 4.3)	6,860
HIV/AIDS - Drug-susceptible Tuberculosis	0 (0 to 0)	0 (0 to 0)	17.0 (3.41 to 47.4)	15.2 (3.05 to 42.4)	1.99 (0.399 to 5.55)	2.13 (0.427 to 5.95)	17.8 (3.57 to 49.6)	54.2 (10.9 to 151)	59.7 (12.0 to 167)	61.4 (12.3 to 171)	65.9 (13.2 to 184)	59.5 (11.9 to 166)	66.1 (13.3 to 184)	66.1 (13.3 to 184)	59.3 (11.9 to 165)	45.6 (9.15 to 127)	38.1 (7.64 to 106)	30.5 (6.12 to 85.1)	21.4 (4.30 to 59.7)	13.5 (2.72 to 37.7)	5.63 (1.13 to 15.7)	1.89 (0.379 to 5.27)	0.2 (0.1 to 0.4)	2,760
HIV/AIDS - Multidrug-resistant Tuberculosis without extensive	0 (0 to 0)	0 (0 to 0)	0.2 (0 to 1.6)	0.2 (0 to 0.1)	0 (0 to 0.3)	0 (0 to 0.1)	0.2 (0 to 0.9)	0.6 (0 to 2.9)	0.7 (0 to 3.2)	0.7 (0 to 3.2)	0.8 (0 to 3.6)	0.7 (0 to 3.2)	0.8 (0 to 3.6)	0.8 (0 to 3.6)	0.7 (0 to 3.2)	0.5 (0 to 2.4)	0.4 (0 to 2.1)	0.4 (0 to 1.9)	0.3 (0 to 1.5)	0.2 (0 to 1.1)	0.1 (0 to 0.6)	0 (0 to 0.2)	0 (0 to 0)	29.7
HIV/AIDS - Extensively drug-resistant Tuberculosis	0 (0 to 0)	0 (0 to 0)	0.0 (0 to 0.2)	0.0 (0 to 0.1)	0 (0 to 0.1)	0 (0 to 0.1)	0 (0 to 0.1)	0 (0 to 0.2)	0 (0 to 0.2)	0 (0 to 0.2)	0 (0 to 0.2)	0 (0 to 0.2)	0 (0 to 0.2)	0 (0 to 0.2)	0 (0 to 0.2)	0 (0 to 0.1)	0 (0 to 0.1)	0 (0 to 0.1)	0 (0 to 0.1)	0 (0 to 0.1)	0 (0 to 0.1)	0 (0 to 0.1)	0 (0 to 0)	4.2
HIV/AIDS resulting in other diseases	0 (0 to 0)	0 (0 to 0)	182 (13.9 to 681.7)	0 (0 to 0)	0 (0 to 0.6)	0 (0 to 0.6)	17.3 (1.74 to 61.8)	52.6 (5.30 to 187)	111 (27.7 to 236)	227 (79.9 to 456)	275 (98.2 to 550)	282 (100 to 565)	295 (105 to 590)	295 (105 to 590)	216 (77.1 to 432)	152 (54.1 to 304)	80.6 (28.6 to 161)	49.4 (17.5 to 98.9)	18.5 (6.53 to 37.1)	6.29 (2.22 to 12.6)	1.61 (0.568 to 3.23)	0.3 (0.1 to 0.6)	0 (0 to 0)	2,060
Sexually transmitted infections excluding HIV	1,660 (977 to 3,190)	616 (372 to 997)	423 (214 to 1,040)	21.0 (11.2 to 39.1)	8.8 (4.7 to 16.5)	15.3 (8.2 to 28.5)	31.7 (17.0 to 59.1)	56.8 (30.4 to 106)	119 (63.7 to 222)	288 (154 to 536)	257 (138 to 479)	288 (154 to 536)	296 (159 to 551)	296 (159 to 551)	275 (147 to 512)	227 (122 to 423)	200 (107 to 372)	161 (86.2 to 299)	113 (60.4 to 210)	72.9 (39.0 to 136)	29.6 (15.8 to 55.1)	10.1 (5.41 to 18.8)	1.1 (0.6 to 2.1)	3,160
Syphilis	0 (0 to 0)	0 (0 to 0)	376 (364 to 382)	0 (0 to 0)	0 (0 to 0)	0 (0 to 0)	0 (0 to 0)	0 (0 to 0)	0 (0 to 0)	0 (0 to 0)	0 (0 to 0)	0 (0 to 0)	0 (0 to 0)	0 (0 to 0)	0 (0 to 0)	0 (0 to 0)	0 (0 to 0)	0 (0 to 0)	0 (0 to 0)	0 (0 to 0)	0 (0 to 0)	0 (0 to 0)	0 (0 to 0)	0 (0 to 0)	2,560
Chlamydial infection	0 (0 to 0)	0 (0 to 0)	0 (0 to 0)	0 (0 to 0)	0 (0 to 0.3)	0 (0 to 0.2)	1.7 (0.9 to 3.2)	3.0 (1.6 to 5.6)	6.4 (3.4 to 11.9)	15.4 (8.2 to 28.5)	13.8 (7.4 to 25.5)	15.4 (8.2 to 28.5)	15.9 (8.5 to 29.5)	15.9 (8.5 to 29.5)	14.7 (7.8 to 27.2)	12.2 (6.5 to 22.6)	10.7 (5.7 to 19.8)	8.6 (4.6 to 15.9)	6.0 (3.2 to 11.1)	3.9 (2.1 to 7.2)	1.6 (0.8 to 2.9)	0.5 (0.3 to 1.0)	0.1 (0 to 0.2)	317
Gonococcal infection	0 (0 to 0)	0 (0 to 0)	0 (0 to 0)	0 (0 to 0)	0 (0 to 0.1)	0 (0 to 0.1)	0.6 (0.3 to 1.2)	1.1 (0.6 to 2.1)	2.4 (1.3 to 4.5)	5.9 (3.1 to 11.0)	5.3 (2.8 to 10.2)	5.9 (3.1 to 11.0)	6.1 (3.2 to 11.4)	6.1 (3.2 to 11.4)	5.6 (3.0 to 10.5)	4.7 (2.5 to 8.7)	4.1 (2.2 to 7.6)	3.3 (1.8 to 6.1)	2.3 (1.2 to 4.3)	1.5 (0.8 to 2.8)	0.6 (0.3 to 1.1)	0.2 (0.1 to 0.4)	0 (0 to 0)	69.5
Trichomoniasis	0 (0 to 0)	0 (0 to 0)	0 (0 to 0)	0 (0 to 0)	0 (0 to 0.1)	0 (0 to 0.1)	0.5 (0.2 to 0.9)	0.9 (0.4 to 1.6)	1.9 (0.9 to 3.5)	4.6 (2.2 to 8.5)	4.1 (2.0 to 7.6)	4.6 (2.2 to 8.5)	4.8 (2.3 to 8.8)	4.8 (2.3 to 8.8)	4.4 (2.1 to 8.1)	3.7 (1.8 to 6.8)	3.2 (1.5 to 5.9)	2.5 (1.2 to 4.6)	1.8 (0.9 to 3.3)	1.1 (0.5 to 2.1)	0.5 (0.2 to 0.9)	0.2 (0.1 to 0.3)	0 (0 to 0)	196
Genital herpes	0 (0 to 0)	0 (0 to 0)	0.0 (0 to 0.1)	0.0 (0 to 0.1)	0 (0 to 0.2)	0 (0 to 0.1)	0.2 (0.1 to 0.4)	0.4 (0.2 to 0.8)	0.9 (0.4 to 1.7)	2.2 (1.1 to 4.2)	2.0 (1.0 to 3.8)	2.2 (1.1 to 4.2)	2.3 (1.1 to 4.3)	2.3 (1.1 to 4.3)	2.1 (1.0 to 4.0)	1.8 (0.9 to 3.4)	1.5 (0.7 to 2.8)	1.2 (0.6 to 2.2)	0.8 (0.4 to 1.6)	0.5 (0.2 to 1.0)	0.2 (0.1 to 0.4)	0.1 (0 to 0.2)	0 (0 to 0)	198
Other sexually transmitted infections	0 (0 to 0)	0 (0 to 0)	0 (0 to 0)	0 (0 to 0)	0.6 (0.3 to 0.8)	1.2 (0.6 to 1.7)	2.7 (1.4 to 3.7)	5.2 (2.7 to 7.1)	11.0 (5.7 to 15.1)	26.4 (13.7 to 36.2)	23.7 (12.3 to 32.5)	26.4 (13.7 to 36.2)	27.3 (14.2 to 37.5)	27.3 (14.2 to 37.5)	25.2 (13.1 to 34.6)	21.0 (10.9 to 28.8)	18.4 (9.5 to 25.2)	14.4 (7.5 to 19.7)	10.3 (5.3 to 14.1)	6.7 (3.5 to 9.2)	2.9 (1.5 to 4.0)	1.1 (0.5 to 1.5)	0.4 (0.2 to 0.5)	139
Respiratory infections and tuberculosis	249 (59.3 to 274)	1,030 (120 to 424)	1,220 (361 to 1,240)	1,060 (864 to 1,340)	1,040 (832 to 975)	1,020 (797 to 1,120)	1,020 (1,020 to 1,060)	1,020 (1,020 to 1,060)	1,020 (1,020 to 1,060)	1,020 (1,020 to 1,060)	1,020 (1,020 to 1,060)	1,020 (1,020 to 1,060)	1,020 (1,020 to 1,060)	1,020 (1,020 to 1,060)	1,020 (1,020 to 1,060)	1,020 (1,020 to 1,060)	1,020 (1,020 to 1,060)	1,020 (1,020 to 1,060)	1,020 (1,020 to 1,060)	1,020 (1,020 to 1,060)	1,020 (1,020 to 1,060)	1,020 (1,020 to 1,060)	1,020 (1,020 to 1,060)	49,100
Tuberculosis	0 (0 to 0)	0 (0 to 0)	777 (361 to 1,162)	0 (0 to 0)	166 (83.0 to 164)	127 (67.7 to 192)	0 (0 to 0)	0 (0 to 0)	0 (0 to 0)	0 (0 to 0)	0 (0 to 0)	0 (0 to 0)	0 (0 to 0)	0 (0 to 0)	0 (0 to 0)	0 (0 to 0)	0 (0 to 0)	0 (0 to 0)	0 (0 to 0)	0 (0 to 0)	0 (0 to 0)	0 (0 to 0)	0 (0 to 0)	27,800
Latent tuberculosis infection	0 (0 to 0)	0 (0 to 0)	0 (0 to 0)	0 (0 to 0)	0 (0 to 0)	0 (0 to 0)	0 (0 to 0)	0 (0 to 0)	0 (0 to 0)	0 (0 to 0)	0 (0 to 0)	0 (0 to 0)	0 (0 to 0)	0 (0 to 0)	0 (0 to 0)	0 (0 to 0)	0 (0 to 0)	0 (0 to 0)	0 (0 to 0)	0 (0 to 0)	0 (0 to 0)	0 (0 to 0)	0 (0 to 0)	0
Drug-susceptible tuberculosis	0 (0 to 0)	0 (0 to 0)	787 (364 to 1,162)	0 (0 to 0)	166 (83.0 to 164)	127 (67.7 to 192)	0 (0 to 0)	0 (0 to 0)	0 (0 to 0)	0 (0 to 0)	0 (0 to 0)	0 (0 to 0)	0 (0 to 0)	0 (0 to 0)	0 (0 to 0)	0 (0 to 0)	0 (0 to 0)	0 (0 to 0)	0 (0 to 0)	0 (0 to 0)	0 (0 to 0)	0 (0 to 0)	0 (0 to 0)	0
Multidrug-resistant tuberculosis without extensive drug-resistan	0 (0 to 0)	0 (0 to 0)	0.6 (0 to 0)	0 (0 to 0)	0.1 (0 to 0.1)	0 (0 to 0.2)	0.1 (0 to 0.1)	0.2 (0 to 0.4)	0.4 (0 to 0.8)	1.0 (0 to 2.1)	0.9 (0 to 1.9)	1.0 (0 to 2.1)	1.1 (0 to 2.2)	1.1 (0 to 2.2)	1.0 (0 to 2.1)	0.8 (0 to 1.7)	0.7 (0 to 1.5)	0.6 (0 to 1.2)	0.4 (0 to 0.8)	0.3 (0 to 0.6)	0.1 (0 to 0.3)	0 (0 to 0.1)	0 (0 to 0)	272
Extensively drug-resistant tuberculosis	0 (0 to 0)	0 (0 to 0)	0.1 (0 to 0.1)	0 (0 to 0)	0 (0 to 0.1)	0 (0 to 0.1)	0 (0 to 0.1)	0 (0 to 0.1)	0 (0 to 0.1)	0 (0 to 0.1)	0 (0 to 0.1)	0 (0 to 0.1)	0 (0 to 0.1)	0 (0 to 0.1)	0 (0 to 0.1)	0 (0 to 0.1)	0 (0 to 0.1)	0 (0 to 0.1)	0 (0 to 0.1)	0 (0 to 0.1)	0 (0 to 0.1)	0 (0 to 0.1)	0 (0 to 0)	0 (0 to 0)	69.5
Lower respiratory infections	1.02 (977 to 2.78)	242 (128 to 420)	186 (96.1 to 272)	76.9 (51.9 to 107)	79.5 (53.4 to 111)	79.1 (53.1 to 110)	77.9 (52.2 to 109)	77.9 (52.2 to 109)	77.9 (52.2 to 109)	77.9 (52.2 to 109)	77.9 (52.2 to 109)	77.9 (52.2 to 109)	77.9 (52.2 to 109)	77.9 (52.2 to 109)	77.9 (52.2 to 109)	77.9 (52.2 to 109)	77.9 (52.2 to 109)	77.9 (52.2 to 109)	77.9 (52.2 to 109)	77.9 (52.2 to 109)	77.9 (52.2 to 109)	77.9 (52.2 to 109)	77.9 (52.2 to 109)	12,700
Upper respiratory infections	1.5 (0.3 to 2.5)	0.3 (0.1 to 0.5)	274 (51.2 to 474)	260 (49.2 to 450)	224 (42.4 to 388)	210 (39.7 to 364)	200 (37.8 to 346)	200 (37.8 to 346)	200 (37.8 to 346)	200 (37.8 to 346)	200 (37.8 to 346)	200 (37.8 to 346)	200 (37.8 to 346)	200 (37.8 to 346)	200 (37.8 to 346)	200 (37.8 to 346)	200 (37.8 to 346)	200 (37.8 to 346)	200 (37.8 to 346)	200 (37.8 to 346)	200 (37.8 to 346)	200 (37.8 to 346)	200 (37.8 to 346)	3,410
Otitis media	0 (0 to 0.1)	0.2 (0.1 to 0.4)	13.2 (6.5 to 19.4)	13.2 (6.47 to 20.2)	13.2 (6.47 to 19.4)	13.2 (6.47 to 19.4)	13.2 (6.47 to 19.4)	13.2 (6.47 to 19.4)	13.2 (6.47 to 19.4)	13.2 (6.47 to 19.4)	13.2 (6.47 to 19.4)	13.2 (6.47 to 19.4)	13.2 (6.47 to 19.4)	13.2 (6.47 to 19.4)	13.2 (6.47 to 19.4)	13.2 (6.47 to 19.4)	13.2 (6.47 to 19.4)	13.2 (6.47 to 19.4)	13.2 (6.47 to 19.4)	13.2 (6.47 to 19.4)	13.2 (6.47 to 19.4)	13.2 (6.47 to 19.4)	13.2 (6.47 to 19.4)	1,360
Enteric infections	69.6 (30.6 to 130)	330 (113 to 663)	1,080 (681 to 2,040)	1,080 (884 to 1,760)	1,080 (821 to 2,140)	1,080 (603 to 3,020)	1,080 (701 to 3,470)	1,080 (720 to 1,900)	1,080 (720 to 1,900)	1,080 (720 to 1,900)	1,080 (720 to 1,900)	1,080 (720 to 1,900)	1,080 (720 to 1,900)	1,080 (720 to 1,900)	1,080 (720 to 1,900)	1,080 (720 to 1,900)	1,080 (720 to 1,900)	1,080 (720 to 1,900)	1,080 (720 to 1,900)	1,080 (720 to 1,900)	1,080 (720 to 1,900)	1,080 (720 to 1,900)	1,080 (720 to 1,900)	31,300
Diarrheal diseases	330 (30.6 to 130)	330 (111 to 663)	330 (209 to 1,030)	330 (270 to 1,030)	330 (267 to 757)	330 (245 to 912)	330 (262 to 891)	330 (261 to 796)	330 (262 to 1,030)	330 (263 to 1,030)	330 (263 to 1,030)	330 (263 to 1,030)	330 (263 to 1,030)	330 (263 to 1,030)	330 (263 to 1,030)	330 (263 to 1,030)	330 (263 to 1,030)	330 (263 to 1,030)	330 (263 to 1,030)	330 (263 to 1,030)	330 (263 to 1,030)	330 (263 to 1,030)	330 (263 to 1,030)	25,300
Typhoid and paratyphoid	43 (to 0)	0 (0 to 0)	0 (0 to 0)	0 (0 to 0)	0 (0 to 0)	0 (0 to 0)	0 (0 to 0)	0 (0 to 0)	0 (0 to 0)	0 (0 to 0)	0 (0 to 0)	0 (0 to 0)	0 (0 to 0)	0 (0 to 0)	0 (0 to 0)	0 (0 to 0)	0 (0 to 0)	0 (0 to 0)	0 (0 to 0)	0 (0 to 0)	0 (0 to 0)	0 (0 to 0)	0 (0 to 0)	0 (0 to 0)	5,660
Typhoid fever	0 (0 to 0)	0 (0 to 0)	0 (0 to 0)	0 (0 to 0)	0 (0 to 0)	0 (0 to 0)	0 (0 to 0)	0 (0 to 0)	0 (0 to 0)	0 (0 to 0)	0 (0 to 0)	0 (0 to 0)	0 (0 to 0)	0 (0 to 0)	0 (0 to 0)	0 (0 to 0)	0 (0 to 0)	0 (0 to 0)	0 (0 to 0)	0 (0 to 0)	0 (0 to 0)	0 (0 to 0)	0 (0 to 0)	0 (0 to 0)	0
Paratyphoid fever	0 (0 to 0)	0 (0 to 0)	0.1 (0 to 0.4)	23.9 (13.1 to 39.2)	42.8 (23.5 to 70.2)	68 (37.4 to 111)	89.6 (49.2 to 147)	112 (61.5 to 183)	134 (73.6 to 220)	156 (85.7 to 256)	178 (97.8 to 292)	201 (110 to 329)	223 (123 to 366)	245 (135 to 402)	267 (147 to 438)	289 (159 to 474)	311 (171 to 511)	333 (183 to 547)	355 (195 to 583)	377 (207 to 620)	399 (219 to 656)	421 (231 to 692)	443 (243 to 728)	4,560
Invasive Non-typhoidal Salmonella (iNTS)	17.9 (0.9 to 0.2)	0 (0 to 0)	1.2 (0.5 to 2.1)	0.6 (0.3 to 1.1)	0.6 (0.3 to 1.1)	0.6 (0.3 to 1



	Benign prostatic hyperplasia	0 (0 to 0)	0 (0 to 0)	0 (0 to 0)	0 (0 to 0)	0 (0 to 0)	0 (0 to 0)	0 (0 to 0)	0 (0 to 0)	0 (0 to 0)	0 (0 to 0)	0 (0 to 0)	0 (0 to 0)	4.6 (0 to 9.4)	4.6 (0 to 9.4)	39.2 (16.6 to 97.4)	99.5 (66 to 172)	196 (102 to 310)	296 (161 to 473)	335 (197 to 516)	289 (162 to 462)	194 (112 to 302)	96.6 (66.2 to 149)	32.9 (18.6 to 61.4)	7.2 (4.1 to 11.4)	1.2 (0 to 3.1)	1,870	
	Male infertility	0 (0 to 0)	0 (0 to 0)	0 (0 to 0)	0 (0 to 0)	0 (0 to 0)	0 (0 to 0)	0 (0 to 0)	0 (0 to 0)	0 (0 to 0)	0 (0 to 0)	0 (0 to 0)	0 (0 to 0)

SR Table 2c: Wet Nusa Tenggara DALYS by cause and age group for both sexes with 95% uncertainty intervals, 2019

Cause	Early Neonatal	Late Neonatal	Post Neonatal	1 to 4	5 to 9	10 to 14	15 to 19	20 to 24	25 to 29	30 to 34	35 to 39	40 to 44	45 to 49	50 to 54	55 to 59	60 to 64	65 to 69	70 to 74	75 to 79	80 to 84	85 to 89	90 to 94	95 plus	Total
All causes	97,000 (76,500, 124,000)	21,000 (16,500 to 27,000)	62,000 (49,000, 78,000)	94,000 (74,000 to 120,000)	37,000 (31,000 to 43,000)	36,000 (31,000 to 41,000)	56,000 (48,000 to 66,000)	64,000 (53,000 to 76,000)	67,000 (56,000 to 80,000)	75,000 (62,000 to 90,000)	89,000 (73,000 to 107,000)	126,000 (105,000 to 150,000)	174,000 (145,000 to 208,000)	229,000 (191,000 to 273,000)	320,000 (267,000 to 382,000)	427,000 (356,000 to 509,000)	543,000 (453,000 to 647,000)	669,000 (558,000 to 797,000)	796,000 (664,000 to 948,000)	917,000 (765,000 to 1,090,000)	1,020,000 (852,000 to 1,210,000)	1,110,000 (927,000 to 1,320,000)	1,170,000 (976,000 to 1,390,000)	1,610,000
Communicable, maternal, neonatal, and nutritional diseases	84,000 (64,600 to 107,000)	19,000 (15,700 to 24,000)	45,000 (35,000 to 57,000)	82,000 (62,000 to 104,000)	19,000 (15,000 to 24,000)	10,000 (8,700 to 12,000)	11,000 (8,700 to 13,000)	13,000 (11,000 to 17,000)	14,000 (11,000 to 18,000)	14,000 (11,000 to 18,000)	15,000 (12,000 to 19,000)	19,000 (15,000 to 24,000)	23,000 (18,000 to 29,000)	32,000 (25,000 to 41,000)	46,000 (36,000 to 59,000)	67,000 (52,000 to 86,000)	92,000 (72,000 to 118,000)	122,000 (96,000 to 156,000)	156,000 (123,000 to 200,000)	196,000 (154,000 to 252,000)	236,000 (185,000 to 303,000)	271,000 (212,000 to 348,000)	302,000 (236,000 to 388,000)	381,000
HIV/AIDS and sexually transmitted infections	4,000 (1,700 to 7,400)	1,000 (460 to 2,000)	1,000 (600, 1,900)	1,000 (600 to 1,900)	1,000 (600 to 1,700)	1,000 (600 to 1,700)	2,000 (1,000 to 3,000)	3,000 (1,900 to 4,900)	4,000 (2,500 to 6,600)	5,000 (3,000 to 8,000)	6,000 (3,900 to 9,000)	8,000 (5,000 to 12,000)	10,000 (6,000 to 15,000)	13,000 (8,000 to 19,000)	17,000 (11,000 to 25,000)	22,000 (14,000 to 32,000)	28,000 (18,000 to 41,000)	34,000 (22,000 to 50,000)	41,000 (26,000 to 60,000)	47,000 (29,000 to 69,000)	51,000 (31,000 to 74,000)	53,000 (32,000 to 77,000)	53,000 (32,000 to 77,000)	10,900
HIV/AIDS	0 (0 to 0)	0 (0 to 0)	0 (0 to 0)	0 (0 to 0)	0 (0 to 0)	0 (0 to 0)	0 (0 to 0)	0 (0 to 0)	0 (0 to 0)	0 (0 to 0)	0 (0 to 0)	0 (0 to 0)	0 (0 to 0)	0 (0 to 0)	0 (0 to 0)	0 (0 to 0)	0 (0 to 0)	0 (0 to 0)	0 (0 to 0)	0 (0 to 0)	0 (0 to 0)	0 (0 to 0)	0 (0 to 0)	0 (0 to 0)	3,090
HIV/AIDS - Drug-susceptible Tuberculosis	0 (0 to 0)	0 (0 to 0)	0 (0 to 0)	0 (0 to 0)	0 (0 to 0)	0 (0 to 0)	0 (0 to 0)	0 (0 to 0)	0 (0 to 0)	0 (0 to 0)	0 (0 to 0)	0 (0 to 0)	0 (0 to 0)	0 (0 to 0)	0 (0 to 0)	0 (0 to 0)	0 (0 to 0)	0 (0 to 0)	0 (0 to 0)	0 (0 to 0)	0 (0 to 0)	0 (0 to 0)	0 (0 to 0)	0 (0 to 0)	2,000
HIV/AIDS - Multidrug-resistant Tuberculosis without extensi	0 (0 to 0)	0 (0 to 0)	0 (0 to 0)	0 (0 to 0)	0 (0 to 0)	0 (0 to 0)	0 (0 to 0)	0 (0 to 0)	0 (0 to 0)	0 (0 to 0)	0 (0 to 0)	0 (0 to 0)	0 (0 to 0)	0 (0 to 0)	0 (0 to 0)	0 (0 to 0)	0 (0 to 0)	0 (0 to 0)	0 (0 to 0)	0 (0 to 0)	0 (0 to 0)	0 (0 to 0)	0 (0 to 0)	0 (0 to 0)	0 (0 to 0)
HIV/AIDS - Extensively drug-resistant Tuberculosis	0 (0 to 0)	0 (0 to 0)	0 (0 to 0)	0 (0 to 0)	0 (0 to 0)	0 (0 to 0)	0 (0 to 0)	0 (0 to 0)	0 (0 to 0)	0 (0 to 0)	0 (0 to 0)	0 (0 to 0)	0 (0 to 0)	0 (0 to 0)	0 (0 to 0)	0 (0 to 0)	0 (0 to 0)	0 (0 to 0)	0 (0 to 0)	0 (0 to 0)	0 (0 to 0)	0 (0 to 0)	0 (0 to 0)	0 (0 to 0)	2.5
HIV/AIDS resulting in other diseases	0 (0 to 0)	0 (0 to 0)	0 (0 to 0)	0 (0 to 0)	0 (0 to 0)	0 (0 to 0)	0 (0 to 0)	0 (0 to 0)	0 (0 to 0)	0 (0 to 0)	0 (0 to 0)	0 (0 to 0)	0 (0 to 0)	0 (0 to 0)	0 (0 to 0)	0 (0 to 0)	0 (0 to 0)	0 (0 to 0)	0 (0 to 0)	0 (0 to 0)	0 (0 to 0)	0 (0 to 0)	0 (0 to 0)	0 (0 to 0)	984
Sexually transmitted infections excluding HIV	4,000 (1,700 to 7,400)	1,000 (460 to 2,000)	1,000 (600, 1,900)	1,000 (600 to 1,900)	1,000 (600 to 1,700)	1,000 (600 to 1,700)	2,000 (1,000 to 3,000)	3,000 (1,900 to 4,900)	4,000 (2,500 to 6,600)	5,000 (3,000 to 8,000)	6,000 (3,900 to 9,000)	8,000 (5,000 to 12,000)	10,000 (6,000 to 15,000)	13,000 (8,000 to 19,000)	17,000 (11,000 to 25,000)	22,000 (14,000 to 32,000)	28,000 (18,000 to 41,000)	34,000 (22,000 to 50,000)	41,000 (26,000 to 60,000)	47,000 (29,000 to 69,000)	51,000 (31,000 to 74,000)	53,000 (32,000 to 77,000)	53,000 (32,000 to 77,000)	7,890
Syphilis	0 (0 to 0)	0 (0 to 0)	0 (0 to 0)	0 (0 to 0)	0 (0 to 0)	0 (0 to 0)	0 (0 to 0)	0 (0 to 0)	0 (0 to 0)	0 (0 to 0)	0 (0 to 0)	0 (0 to 0)	0 (0 to 0)	0 (0 to 0)	0 (0 to 0)	0 (0 to 0)	0 (0 to 0)	0 (0 to 0)	0 (0 to 0)	0 (0 to 0)	0 (0 to 0)	0 (0 to 0)	0 (0 to 0)	0 (0 to 0)	7,210
Chlamydial infection	0 (0 to 0)	0 (0 to 0)	0 (0 to 0)	0 (0 to 0)	0 (0 to 0)	0 (0 to 0)	0 (0 to 0)	0 (0 to 0)	0 (0 to 0)	0 (0 to 0)	0 (0 to 0)	0 (0 to 0)	0 (0 to 0)	0 (0 to 0)	0 (0 to 0)	0 (0 to 0)	0 (0 to 0)	0 (0 to 0)	0 (0 to 0)	0 (0 to 0)	0 (0 to 0)	0 (0 to 0)	0 (0 to 0)	0 (0 to 0)	69
Gonococcal infection	0 (0 to 0)	0 (0 to 0)	0 (0 to 0)	0 (0 to 0)	0 (0 to 0)	0 (0 to 0)	0 (0 to 0)	0 (0 to 0)	0 (0 to 0)	0 (0 to 0)	0 (0 to 0)	0 (0 to 0)	0 (0 to 0)	0 (0 to 0)	0 (0 to 0)	0 (0 to 0)	0 (0 to 0)	0 (0 to 0)	0 (0 to 0)	0 (0 to 0)	0 (0 to 0)	0 (0 to 0)	0 (0 to 0)	0 (0 to 0)	757
Trichomoniasis	0 (0 to 0)	0 (0 to 0)	0 (0 to 0)	0 (0 to 0)	0 (0 to 0)	0 (0 to 0)	0 (0 to 0)	0 (0 to 0)	0 (0 to 0)	0 (0 to 0)	0 (0 to 0)	0 (0 to 0)	0 (0 to 0)	0 (0 to 0)	0 (0 to 0)	0 (0 to 0)	0 (0 to 0)	0 (0 to 0)	0 (0 to 0)	0 (0 to 0)	0 (0 to 0)	0 (0 to 0)	0 (0 to 0)	0 (0 to 0)	0
Genital herpes	0 (0 to 0)	0 (0 to 0)	0 (0 to 0)	0 (0 to 0)	0 (0 to 0)	0 (0 to 0)	0 (0 to 0)	0 (0 to 0)	0 (0 to 0)	0 (0 to 0)	0 (0 to 0)	0 (0 to 0)	0 (0 to 0)	0 (0 to 0)	0 (0 to 0)	0 (0 to 0)	0 (0 to 0)	0 (0 to 0)	0 (0 to 0)	0 (0 to 0)	0 (0 to 0)	0 (0 to 0)	0 (0 to 0)	0 (0 to 0)	198
Other sexually transmitted infections	0 (0 to 0)	0 (0 to 0)	0 (0 to 0)	0 (0 to 0)	0 (0 to 0)	0 (0 to 0)	0 (0 to 0)	0 (0 to 0)	0 (0 to 0)	0 (0 to 0)	0 (0 to 0)	0 (0 to 0)	0 (0 to 0)	0 (0 to 0)	0 (0 to 0)	0 (0 to 0)	0 (0 to 0)	0 (0 to 0)	0 (0 to 0)	0 (0 to 0)	0 (0 to 0)	0 (0 to 0)	0 (0 to 0)	0 (0 to 0)	0
Respiratory infections and tuberculosis	2,000 (1,200 to 3,200)	1,000 (700 to 1,600)	2,000 (1,200 to 3,200)	3,000 (1,900 to 4,900)	1,000 (700 to 1,600)	1,000 (700 to 1,600)	1,000 (700 to 1,600)	1,000 (700 to 1,600)	1,000 (700 to 1,600)	1,000 (700 to 1,600)	1,000 (700 to 1,600)	1,000 (700 to 1,600)	1,000 (700 to 1,600)	1,000 (700 to 1,600)	1,000 (700 to 1,600)	1,000 (700 to 1,600)	1,000 (700 to 1,600)	1,000 (700 to 1,600)	1,000 (700 to 1,600)	1,000 (700 to 1,600)	1,000 (700 to 1,600)	1,000 (700 to 1,600)	1,000 (700 to 1,600)	110,000
Tuberculosis	2,000 (1,200 to 3,200)	1,000 (700 to 1,600)	2,000 (1,200 to 3,200)	3,000 (1,900 to 4,900)	1,000 (700 to 1,600)	1,000 (700 to 1,600)	1,000 (700 to 1,600)	1,000 (700 to 1,600)	1,000 (700 to 1,600)	1,000 (700 to 1,600)	1,000 (700 to 1,600)	1,000 (700 to 1,600)	1,000 (700 to 1,600)	1,000 (700 to 1,600)	1,000 (700 to 1,600)	1,000 (700 to 1,600)	1,000 (700 to 1,600)	1,000 (700 to 1,600)	1,000 (700 to 1,600)	1,000 (700 to 1,600)	1,000 (700 to 1,600)	1,000 (700 to 1,600)	1,000 (700 to 1,600)	110,000
Latent tuberculosis infection	0 (0 to 0)	0 (0 to 0)	0 (0 to 0)	0 (0 to 0)	0 (0 to 0)	0 (0 to 0)	0 (0 to 0)	0 (0 to 0)	0 (0 to 0)	0 (0 to 0)	0 (0 to 0)	0 (0 to 0)	0 (0 to 0)	0 (0 to 0)	0 (0 to 0)	0 (0 to 0)	0 (0 to 0)	0 (0 to 0)	0 (0 to 0)	0 (0 to 0)	0 (0 to 0)	0 (0 to 0)	0 (0 to 0)	0 (0 to 0)	0
Active tuberculosis	2,000 (1,200 to 3,200)	1,000 (700 to 1,600)	2,000 (1,200 to 3,200)	3,000 (1,900 to 4,900)	1,000 (700 to 1,600)	1,000 (700 to 1,600)	1,000 (700 to 1,600)	1,000 (700 to 1,600)	1,000 (700 to 1,600)	1,000 (700 to 1,600)	1,000 (700 to 1,600)	1,000 (700 to 1,600)	1,000 (700 to 1,600)	1,000 (700 to 1,600)	1,000 (700 to 1,600)	1,000 (700 to 1,600)	1,000 (700 to 1,600)	1,000 (700 to 1,600)	1,000 (700 to 1,600)	1,000 (700 to 1,600)	1,000 (700 to 1,600)	1,000 (700 to 1,600)	1,000 (700 to 1,600)	110,000
Drug-susceptible tuberculosis	1,000 (900 to 1,400)	1,000 (700 to 1,500)	1,000 (900 to 1,400)	2,000 (1,600 to 2,200)	1,000 (700 to 1,500)	1,000 (700 to 1,500)	1,000 (700 to 1,500)	1,000 (700 to 1,500)	1,000 (700 to 1,500)	1,000 (700 to 1,500)	1,000 (700 to 1,500)	1,000 (700 to 1,500)	1,000 (700 to 1,500)	1,000 (700 to 1,500)	1,000 (700 to 1,500)	1,000 (700 to 1,500)	1,000 (700 to 1,500)	1,000 (700 to 1,500)	1,000 (700 to 1,500)	1,000 (700 to 1,500)	1,000 (700 to 1,500)	1,000 (700 to 1,500)	1,000 (700 to 1,500)	66,000
Multidrug-resistant tuberculosis without extensive drug-re	0 (0 to 0)	0 (0 to 0)	0 (0 to 0)	0 (0 to 0)	0 (0 to 0)	0 (0 to 0)	0 (0 to 0)	0 (0 to 0)	0 (0 to 0)	0 (0 to 0)	0 (0 to 0)	0 (0 to 0)	0 (0 to 0)	0 (0 to 0)	0 (0 to 0)	0 (0 to 0)	0 (0 to 0)	0 (0 to 0)	0 (0 to 0)	0 (0 to 0)	0 (0 to 0)	0 (0 to 0)	0 (0 to 0)	0 (0 to 0)	0
Extensively drug-resistant tuberculosis	0 (0 to 0)	0 (0 to 0)	0 (0 to 0)	0 (0 to 0)	0 (0 to 0)	0 (0 to 0)	0 (0 to 0)	0 (0 to 0)	0 (0 to 0)	0 (0 to 0)	0 (0 to 0)	0 (0 to 0)	0 (0 to 0)	0 (0 to 0)	0 (0 to 0)	0 (0 to 0)	0 (0 to 0)	0 (0 to 0)	0 (0 to 0)	0 (0 to 0)	0 (0 to 0)	0 (0 to 0)	0 (0 to 0)	0 (0 to 0)	113
Lower respiratory infections	2,000 (1,200 to 3,200)	1,000 (1,000 to 1,600)	2,000 (1,200 to 3,200)	3,000 (1,900 to 4,900)	1,000 (700 to 1,600)	1,000 (700 to 1,600)	1,000 (700 to 1,600)	1,000 (700 to 1,600)	1,000 (700 to 1,600)	1,000 (700 to 1,600)	1,000 (700 to 1,600)	1,000 (700 to 1,600)	1,000 (700 to 1,600)	1,000 (700 to 1,600)	1,000 (700 to 1,600)	1,000 (700 to 1,600)	1,000 (700 to 1,600)	1,000 (700 to 1,600)	1,000 (700 to 1,600)	1,000 (700 to 1,600)	1,000 (700 to 1,600)	1,000 (700 to 1,600)	1,000 (700 to 1,600)	110,000
Upper respiratory infections	0 (0 to 1.7)	0 (0 to 1.7)	0 (0 to 0)	0 (0 to 0)	0 (0 to 0)	0 (0 to 0)	0 (0 to 0)	0 (0 to 0)	0 (0 to 0)	0 (0 to 0)	0 (0 to 0)	0 (0 to 0)	0 (0 to 0)	0 (0 to 0)	0 (0 to 0)	0 (0 to 0)	0 (0 to 0)	0 (0 to 0)	0 (0 to 0)	0 (0 to 0)	0 (0 to 0)	0 (0 to 0)	0 (0 to 0)	0 (0 to 0)	9,290
Otitis media	0 (0 to 0)	0 (0 to 0)	0 (0 to 0)	0 (0 to 0)	0 (0 to 0)	0 (0 to 0)	0 (0 to 0)	0 (0 to 0)	0 (0 to 0)	0 (0 to 0)	0 (0 to 0)	0 (0 to 0)	0 (0 to 0)	0 (0 to 0)	0 (0 to 0)	0 (0 to 0)	0 (0 to 0)	0 (0 to 0)	0 (0 to 0)	0 (0 to 0)	0 (0 to 0)	0 (0 to 0)	0 (0 to 0)	0 (0 to 0)	1,750
Enteric infections	433 (333 to 564)	1,000 (787 to 1,300)	3,000 (2,200 to 4,000)	3,000 (2,100 to 4,000)	1,000 (700 to 1,400)	1,000 (700 to 1,400)	1,000 (700 to 1,400)	1,000 (700 to 1,400)	1,000 (700 to 1,400)	1,000 (700 to 1,400)	1,000 (700 to 1,400)	1,000 (700 to 1,400)	1,000 (700 to 1,400)	1,000 (700 to 1,400)	1,000 (700 to 1,400)	1,000 (700 to 1,400)	1,000 (700 to 1,400)	1,000 (700 to 1,400)	1,000 (700 to 1,400)	1,000 (700 to 1,400)	1,000 (700 to 1,400)	1,000 (700 to 1,400)	1,000 (700 to 1,400)	60,200
Typhoid and paratyphoid	0 (0 to 0)	0 (0 to 1.7)	0 (0 to 0)	0 (0 to 0)	0 (0 to 0)	0 (0 to 0)	0 (0 to 0)	0 (0 to 0)	0 (0 to 0)	0 (0 to 0)	0 (0 to 0)	0 (0 to 0)	0 (0 to 0)	0 (0 to 0)	0 (0 to 0)	0 (0 to 0)	0 (0 to 0)	0 (0 to 0)	0 (0 to 0)	0 (0 to 0)	0 (0 to 0)	0 (0 to 0)	0 (0 to 0)	0 (0 to 0)	0
Typhoid fever	0 (0 to 0)	0 (0 to 0)	0 (0 to 0)	0 (0 to 0)	0 (0 to 0)	0 (0 to 0)	0 (0 to 0)	0 (0 to 0)	0 (0 to 0)	0 (0 to 0)	0 (0 to 0)	0 (0 to 0)	0 (0 to 0)	0 (0 to 0)	0 (0 to 0)	0 (0 to 0)	0 (0 to 0)	0 (0 to 0)	0 (0 to 0)	0 (0 to 0)	0 (0 to 0)	0 (0 to 0)	0 (0 to 0)	0 (0 to 0)	0
Paratyphoid fever	0 (0 to 0)	0 (0 to 1.7)	0 (0 to 0)	0 (0 to 0)	0 (0 to 0)	0 (0 to 0)	0 (0 to 0)	0 (0 to 0)	0 (0 to 0)	0 (0 to 0)	0 (0 to 0)	0 (0 to 0)	0 (0 to 0)	0 (0 to 0)	0 (0 to 0)	0 (0 to 0)	0 (0 to 0)	0 (0 to 0)	0 (0 to 0)	0 (0 to 0)	0 (0 to 0)	0 (0 to 0)	0 (0 to 0)	0 (0 to 0)	0
Invasive Non-typhoidal Salmonella (iNTS)	433 (333 to 564)	1,000 (787 to 1,300)	3,000 (2,200 to 4,000)	3,000 (2,100 to 4,000)	1,000 (700 to 1,400)	1,000 (700 to 1,400)	1,000 (700 to 1,400)	1,000 (700 to 1,400)	1,000 (700 to 1,400)	1,000 (700 to 1,400)	1,000 (700 to 1,400)	1,000 (700 to 1,400)	1,000 (700 to 1,400)	1,000 (700 to 1,400)	1,000 (700 to 1,400)	1,000 (700 to 1,400)	1,000 (700 to 1,400)	1,000 (700 to 1,400)	1,000 (700 to 1,400)	1,000 (700 to 1,400)	1,000 (700 to 1,400)	1,000 (700 to 1,400)	1,000 (700 to 1,400)	60,200
Other intestinal infectious diseases	0 (0 to 0)	0 (0 to 0)	0 (0 to 0)	0 (0 to 0)	0 (0 to 0)	0 (0 to 0)	0 (0 to 0)	0 (0 to 0)	0 (0 to 0)	0 (0 to 0)	0 (0 to 0)	0 (0 to 0)	0 (0 to 0)	0 (0 to 0)	0 (0 to 0)	0 (0 to 0)	0 (0 to 0)	0 (0 to 0)	0 (0 to 0)	0 (0 to 0)	0 (0 to 0)	0 (0 to 0)	0 (0 to 0)	0 (0 to 0)	0
Neglected tropical diseases and malaria	1 (1 to 1)	0 (0 to 0)	0 (0 to 0)	1 (1 to 1)	0 (0 to 0)	0 (0 to 0)	0 (0 to 0)	0 (0 to 0)	0 (0 to 0)	0 (0 to 0)	0 (0 to 0)	0 (0 to 0)	0 (0 to 0)	0 (0 to 0)	0 (0 to 0)	0 (0 to 0)	0 (0 to 0)	0 (0 to 0)	0 (0 to 0)	0 (0 to 0)	0 (0 to 0)	0 (0 to 0)	0 (0 to 0)	0 (0 to 0)	3,200
Malaria	0 (0 to 0)	0 (0 to 0)	0 (0 to 0)	0 (0 to 0)	0 (0 to 0)	0 (0 to 0)	0 (0 to 0)	0 (0 to 0)	0 (0 to 0)	0 (0 to 0)	0 (0 to 0)	0 (0 to 0)	0 (0 to 0)	0 (0 to 0)	0 (0 to 0)	0 (0 to 0)	0 (0 to 0)	0 (0 to 0)	0 (0 to 0)	0 (0 to 0)	0 (0 to 0)	0 (0 to 0)	0 (0 to 0)	0 (0 to 0)	368
Chagas disease	0 (0 to 0)	0 (0 to 0)	0 (0 to 0)	0 (0 to 0)	0 (0 to 0)	0 (0 to 0)	0 (0 to 0)	0 (0 to 0)	0 (0 to 0)	0 (0 to 0)	0 (0 to 0)	0 (0 to 0)	0 (0 to 0)	0 (0 to 0)	0 (0 to 0)	0 (0 to 0)	0 (0 to 0)	0 (0 to 0)	0 (0 to 0)	0 (0 to 0)	0 (0 to 0)	0 (0 to 0)	0 (0 to 0)	0 (0 to 0)	0
Leishmaniasis	0 (0 to 0)	0 (0 to 0)	0 (0 to 0)	0 (0 to 0)	0 (0 to 0)	0 (0 to 0)	0 (0 to 0)	0 (0 to 0)	0 (0 to 0)	0 (0 to 0)	0 (0 to 0)	0 (0 to 0)	0 (0 to 0)	0 (0 to 0)	0 (0 to 0)	0 (0 to 0)	0 (0 to 0)	0 (0 to 0)	0 (0 to 0)	0 (0 to 0)	0 (0 to 0)	0 (0 to 0)	0 (0 to 0)	0 (0 to 0)	0
Visceral leishmaniasis	0 (0 to 0)	0 (0 to 0)	0 (0 to 0)	0 (0 to 0)	0 (0 to 0)	0 (0 to 0)	0 (0 to 0)	0 (0 to 0)	0 (0 to 0)	0 (0 to 0)	0 (0 to 0)	0 (0 to 0)	0 (0 to 0)	0 (0 to 0)	0 (0 to 0)	0 (0 to 0)	0 (0 to 0)	0 (0 to 0)	0 (0 to 0)	0 (0 to 0)	0 (0 to 0)	0 (0 to 0)	0 (0 to 0)	0 (0 to 0)	0
Cutaneous and mucocutaneous leishmaniasis	0 (0 to 0)	0 (0 to 0)	0 (0 to 0)	0 (0 to 0)	0 (0 to 0)	0 (0 to 0)	0 (0 to 0)	0 (0 to 0)	0 (0 to 0)	0 (0 to 0)	0 (0 to 0)	0 (0 to 0)	0 (0 to 0)	0 (0 to 0)	0 (0 to 0)	0 (0 to 0)	0 (0 to 0)	0 (0 to 0)	0 (0 to 0)	0 (0 to 0)	0 (0 to 0)	0 (0 to 0)	0 (0 to 0)	0 (0 to 0)	0
African trypanosomiasis	0 (0 to 0)	0 (0 to 0)	0 (0 to 0)	0 (0 to 0)	0 (0 to 0)	0 (0 to 0)	0 (0 to 0)	0 (0 to 0)	0 (0 to 0)	0 (0 to 0)	0 (0 to 0)	0 (0 to 0)	0 (0 to 0)	0 (0 to 0)	0 (0 to 0)	0 (0 to 0)	0 (0 to 0)	0 (0 to 0)	0 (0 to 0)	0 (0 to 0)	0 (0 to 0)	0 (0 to 0)	0 (0 to 0)	0 (0 to 0)	0
Schistosomiasis	0 (0 to 0)	0 (0 to 0)	0 (0 to 0)	0 (0 to 0)	0 (0 to 0)	0 (0 to 0)	0 (0 to 0)	0 (0 to 0)	0 (0 to 0)	0 (0 to 0)	0 (0 to 0)	0 (0 to 0)	0 (0 to 0)	0 (0 to 0)	0 (0 to 0)	0 (0 to 0)	0 (0 to 0)	0 (0 to 0)	0 (0 to 0)	0 (0 to 0)	0 (0 to 0)	0 (0 to 0)	0 (0 to 0)	0 (0 to 0)	0
Cysticercosis	0 (0 to 0)	0 (0 to 0)	0 (0 to 0.1)	0 (0 to 0)	0 (0 to 0)	0 (0 to 0)	0 (0 to 0)	0 (0 to 0.1)	0 (0 to 0)	0 (0 to 0)	0 (0 to 0)	0 (0 to 0)	0 (0 to 0)	0 (0 to 0)	0 (0 to 0)	0 (0 to 0)	0 (0 to 0)	0 (0 to 0)	0 (0 to 0)	0 (0 to 0)	0 (0 to 0)	0 (0 to 0)	0 (0 to 0)	0 (0 to 0)	17.9
Cystic echinococcosis	0 (0 to 0)	0 (0 to 0)	2 (0 to 3)	2 (1 to 3)	2 (1 to 3)	2 (1 to 3)	2 (1 to 3)	2 (1 to 3)	2 (1 to 3)	2 (1 to 3)	2 (1 to 3)	2 (1 to 3)	2 (1 to 3)	2 (1 to 3)	2 (1 to 3)	2 (1 to 3)	2 (1 to 3)	2 (1 to 3)	2 (1 to 3)	2 (1 to 3)	2 (1 to 3)	2 (1 to 3)	2 (1 to 3)	2 (1 to 3)	48.7
Lymphatic filariasis	0 (0 to 0)	0 (0 to 0)	0 (0 to 0)	0 (0 to 0)	0 (0 to 0)	0 (0 to 0)	0 (0 to 0)	0 (0 to 0)	0 (0 to 0)	0 (0 to 0)	0 (0 to 0)	0 (0 to 0)	0 (0 to 0)	0 (0 to 0)	0 (0 to 0)	0 (0 to 0)	0 (0 to 0)	0 (0 to 0)	0 (0 to 0)	0 (0 to 0)	0 (0 to 0)	0 (0 to 0)	0 (0 to 0)	0 (0 to 0)	3,870
Onchocerciasis	0 (0 to 0)	0 (0 to 0)	0 (0 to 0)	0 (0 to 0)	0 (0 to 0)	0 (0 to 0)	0 (0 to 0)	0 (0 to 0)	0 (0 to 0)	0 (0 to 0)	0 (0 to 0)	0 (0 to 0)	0 (0 to 0)	0 (0 to 0)	0 (0 to 0)	0 (0 to 0)	0 (0 to 0)	0 (0 to 0)	0 (0 to 0)	0 (0 to 0)	0 (0 to 0)	0 (0 to 0)	0 (0 to 0)	0 (0 to 0)	0
Trachoma	0 (0 to 0)	0 (0 to 0)	0 (0 to 0)	0 (0 to 0)	0 (0 to 0)	0 (0 to 0)	0 (0 to 0)	0 (0 to 0)	0 (0 to 0)	0 (0 to 0)	0 (0 to 0)	0 (0 to 0)	0 (0 to 0)	0 (0 to 0)	0 (0 to 0)	0 (0 to 0)	0 (0 to 0)	0 (0 to 0)	0 (0 to 0)	0 (0 to 0)	0 (0 to 0)	0 (0 to 0)	0 (0 to 0)	0 (0 to 0)	0
Dengue	0 (0 to 0)	0 (0 to 0)	0 (0 to 0)	0 (0 to 0)	0 (0 to 0)	0 (0 to 0)	0 (0 to 0)	0 (0 to 0)	0 (0 to 0)	0 (0 to 0)	0 (0 to 0)	0 (0 to 0)	0 (0 to 0)	0 (0 to 0)	0 (0 to 0)	0 (0 to 0)	0 (0 to 0)	0 (0 to 0)	0 (0 to 0)	0 (0 to 0)	0 (0 to 0)	0 (0 to 0)	0 (0 to 0)	0 (0 to 0)	0
Yellow fever	0 (0 to 0)	0 (0 to 0)	0 (0 to 0)	0 (0 to 0)	0 (0 to 0)	0 (0 to 0)	0 (0 to 0)	0 (0 to 0)	0 (0 to 0)	0 (0 to 0)	0 (0 to 0)	0 (0 to 0)	0 (0 to 0)	0 (0 to 0)	0 (0 to 0)	0 (0 to 0)	0 (0 to 0)	0 (0 to 0)	0 (0 to 0)	0 (0 to 0)	0 (0 to 0)	0 (0 to 0)	0 (0 to 0)	0 (0 to 0)	0
Rabies	0 (0 to 0)	0 (0 to 0)	0 (0 to 0)	0 (0 to 0)	0 (0 to 0)	0 (0 to 0)	0 (0 to 0)	0 (0 to 0)	0 (0 to 0)	0 (0 to 0)	0 (0 to 0)	0 (0 to 0)	0 (0 to 0)	0 (0 to 0)	0 (0 to 0)	0 (0 to 0)	0 (0 to 0)	0 (0 to 0)	0 (0 to 0)	0 (0 to 0)	0 (0 to 0)	0 (0 to 0)	0 (0 to 0)	0 (0 to 0)	9.9
Intestinal nematode infections	0 (0 to 0)	0 (0 to 0)	0 (0 to 0)	0 (0 to 0)	0 (0 to 0)	0 (0 to 0)	0 (0 to 0)	0 (0 to 0)	0 (0 to 0)	0 (0 to 0)	0 (0 to 0)	0 (0 to 0)	0 (0 to 0)	0 (0 to 0)	0 (0 to 0)	0 (0 to 0)	0 (0 to 0)	0 (0 to 0)	0 (0 to 0)	0 (0 to 0)	0 (0 to 0)	0 (0 to 0)	0 (0 to 0)	0 (0 to 0)	1,210
Ascariasis	0 (0 to 0)	0 (0 to 0)	0 (0 to 0)	0 (0 to 0)	0 (0 to 0)	0 (0 to 0)	0 (0 to 0)	0 (0 to 0)	0 (0 to 0)	0 (0 to 0)	0 (0 to 0)	0 (0 to 0)	0 (0 to 0)	0 (0 to 0)	0 (0 to 0)	0 (0 to 0)	0 (0 to 0)	0 (0 to 0)	0 (0 to 0)	0 (0 to 0)	0 (0 to 0)	0 (0 to 0)	0 (0 to 0)	0 (0 to 0)	392
Trichuriasis	0 (0 to 0)	0 (0 to 0)	0 (0 to 0)	0 (0 to 0)	0 (0 to 0)	0 (0 to 0)	0 (0 to 0)	0 (0 to 0)	0 (0 to 0)	0 (0 to 0)	0 (0 to 0)	0 (0 to 0)	0 (0 to 0)	0 (0 to 0)	0 (0 to 0)	0 (0 to 0)	0 (0 to 0)	0 (0 to 0)	0 (0 to 0)	0 (0 to 0)	0 (0 to 0)	0 (0 to 0)	0 (0 to 0)	0 (0 to 0)	199
Hookworm disease	0 (0 to 0)	0 (0 to 0)	0 (0 to 0)	0 (0 to 0)	0 (0 to 0)	0 (0 to 0)	0 (0 to 0)	0 (0 to 0)	0 (0 to 0)	0 (0 to 0)	0 (0 to 0)	0 (0 to 0)	0 (0 to 0)	0 (0 to 0)	0 (0 to 0)	0 (0 to 0)	0 (0 to 0)	0 (0 to 0)	0 (0 to 0)	0 (0 to 0)	0 (0 to 0)	0 (0 to 0)	0 (0 to 0)	0 (0 to 0)	630
Food-borne trematodiases	0 (0 to 0)	0 (0 to 0)	0 (0 to 0)	0 (0 to 0)	0 (0 to 0)	0 (0 to 0)	0 (0 to 0)	0 (0 to 0)	0 (0 to 0)	0 (0 to 0)	0 (0 to 0)	0 (0 to 0)	0 (0 to





SR Table 2c: East Nusa Tenggara DALYS by cause and age group for both sexes with 95% uncertainty intervals, 2019

Cause	Early Neonatal	Late Neonatal	Post Neonatal	1 to 4	5 to 9	10 to 14	15 to 19	20 to 24	25 to 29	30 to 34	35 to 39	40 to 44	45 to 49	50 to 54	55 to 59	60 to 64	65 to 69	70 to 74	75 to 79	80 to 84	85 to 89	90 to 94	95 plus	Total
All causes	126,000 (96,100 to 162,000)	27,700 (21,100 to 36,900)	74,000 (57,700 to 96,000)	72,600 (59,900 to 86,200)	44,000 (36,900 to 53,000)	50,400 (42,000 to 60,300)	48,300 (39,500 to 59,000)	54,000 (47,600 to 61,900)	61,800 (51,600 to 74,200)	60,400 (50,400 to 74,100)	64,800 (54,000 to 77,600)	74,700 (62,300 to 89,500)	87,900 (72,900 to 105,000)	101,000 (83,500 to 123,000)	119,000 (97,200 to 145,000)	132,000 (107,000 to 161,000)	135,000 (107,000 to 167,000)	134,000 (104,000 to 169,000)	116,000 (89,900 to 150,000)	89,900 (68,900 to 118,000)	75,200 (56,300 to 100,000)	44,100 (32,900 to 59,000)	22,700 (16,900 to 30,700)	6,910 (5,010 to 9,360)	1,480 (1,010 to 1,980)	1,439,000
Communicable, maternal, neonatal, and nutritional diseases	109,000 (82,900 to 143,000)	21,400 (16,100 to 27,900)	59,700 (41,900 to 80,100)	62,100 (53,900 to 72,000)	19,400 (15,200 to 24,400)	14,000 (11,100 to 17,600)	11,900 (9,490 to 15,200)	16,600 (13,600 to 20,400)	14,800 (11,800 to 18,600)	12,900 (10,400 to 16,000)	13,500 (10,600 to 17,100)	15,700 (12,600 to 19,900)	19,600 (15,400 to 24,600)	22,600 (18,000 to 28,500)	24,600 (19,400 to 31,000)	12,700 (9,500 to 16,500)	13,900 (10,300 to 18,000)	13,100 (10,000 to 17,000)	11,000 (8,500 to 14,500)	7,760 (5,900 to 10,000)	3,870 (2,910 to 5,060)	1,240 (870 to 1,660)	298 (207 to 393)	494,000
HIV/AIDS and sexually transmitted infections	6,090 (1,400 to 17,400)	1,900 (501 to 5,540)	1,970 (734 to 4,540)	1,220 (649 to 2,040)	223 (120 to 384)	158 (85 to 270)	647 (350 to 1,110)	1,160 (627 to 1,990)	1,410 (762 to 2,420)	1,170 (632 to 2,010)	1,220 (659 to 2,100)	1,270 (686 to 2,180)	1,220 (659 to 2,100)	1,160 (626 to 1,990)	1,180 (637 to 2,030)	1,110 (599 to 1,910)	824 (445 to 1,420)	570 (308 to 981)	353 (191 to 607)	214 (116 to 368)	92 (50 to 158)	32 (17 to 55)	6 (3 to 10)	17,400
HIV/AIDS	6,040 (874 to 17,400)	1,900 (0.5 to 5,540)	1,970 (1,020 to 4,540)	1,220 (649 to 2,040)	223 (97.5 to 384)	158 (72.3 to 270)	647 (337 to 1,110)	1,160 (627 to 1,990)	1,410 (896 to 2,420)	1,170 (843 to 2,010)	1,220 (861 to 2,100)	1,270 (932 to 2,180)	1,220 (915 to 2,100)	1,160 (847 to 2,030)	1,180 (872 to 2,030)	1,110 (818 to 1,910)	824 (597 to 1,420)	570 (414 to 981)	353 (255 to 607)	214 (156 to 368)	92 (68 to 158)	32 (23 to 55)	6 (4 to 10)	8,720
HIV/AIDS - Drug-susceptible Tuberculosis	0 (0 to 0)	0.1 (0 to 0.1)	127 (69 to 253)	584 (339 to 1,130)	69.2 (33.7 to 151)	60.6 (27.5 to 151)	124 (57.5 to 329)	663 (329 to 1,830)	784 (425 to 2,170)	628 (349 to 1,730)	647 (377 to 1,780)	435 (252 to 1,200)	292 (169 to 805)	167 (96.3 to 459)	109 (62.9 to 299)	59.9 (34.5 to 164)	29.9 (17.2 to 82.1)	13.8 (7.9 to 37.9)	5.1 (2.9 to 14.1)	1.6 (0.9 to 4.4)	0.4 (0.2 to 1.2)	0.1 (0 to 0.3)	0 (0 to 0)	4,720
HIV/AIDS - Multidrug-resistant Tuberculosis without extens	0 (0 to 0)	0 (0 to 0)	0.3 (0 to 1.7)	1.2 (0.1 to 7.1)	0.2 (0 to 1.2)	0 (0 to 0.1)	0.1 (0 to 0.6)	1 (0.1 to 5.9)	2 (0.2 to 11.6)	1.6 (0.2 to 9.6)	1.8 (0.2 to 10.6)	1.2 (0.1 to 7.1)	0.8 (0.1 to 4.7)	0.5 (0.1 to 2.9)	0.3 (0 to 1.7)	0.2 (0 to 1.1)	0.1 (0 to 0.6)	0 (0 to 0.3)	0 (0 to 0.1)	0 (0 to 0.1)	0 (0 to 0)	0 (0 to 0)	0 (0 to 0)	9.4
HIV/AIDS - Extensively drug-resistant Tuberculosis	0 (0 to 0)	0 (0 to 0)	0 (0 to 0)	0 (0 to 0)	0 (0 to 0)	0 (0 to 0)	0 (0 to 0)	0 (0 to 0)	0 (0 to 0)	0 (0 to 0)	0 (0 to 0)	0 (0 to 0)	0 (0 to 0)	0 (0 to 0)	0 (0 to 0)	0 (0 to 0)	0 (0 to 0)	0 (0 to 0)	0 (0 to 0)	0 (0 to 0)	0 (0 to 0)	0 (0 to 0)	0 (0 to 0)	0 (0 to 0)	0
HIV/AIDS resulting in other diseases	0 (0 to 0.1)	0 (0 to 0.1)	0.1 (0 to 0.4)	0.2 (0.1 to 0.6)	0.1 (0 to 0.3)	0.1 (0 to 0.2)	0.2 (0.1 to 0.5)	0.3 (0.1 to 0.8)	0.4 (0.2 to 1.1)	0.4 (0.2 to 1.1)	0.4 (0.2 to 1.1)	0.4 (0.2 to 1.1)	0.4 (0.2 to 1.1)	0.4 (0.2 to 1.1)	0.4 (0.2 to 1.1)	0.4 (0.2 to 1.1)	0.3 (0.2 to 0.9)	0.3 (0.2 to 0.8)	0.2 (0.1 to 0.6)	0.1 (0.1 to 0.4)	0.1 (0 to 0.2)	0 (0 to 0.1)	0 (0 to 0)	3,570
Sexually transmitted infections excluding HIV	5,090 (1,400 to 14,000)	1,900 (501 to 5,540)	1,850 (734 to 4,540)	636 (337 to 1,040)	154 (77.5 to 268)	97.7 (48.7 to 174)	523 (213 to 1,000)	497 (161 to 1,180)	626 (161 to 1,540)	542 (161 to 1,340)	573 (161 to 1,420)	835 (161 to 2,060)	928 (161 to 2,290)	993 (161 to 2,450)	1,070 (161 to 2,640)	1,050 (161 to 2,590)	800 (161 to 1,970)	557 (161 to 1,370)	348 (161 to 858)	212 (161 to 523)	91 (68 to 158)	32 (23 to 55)	6 (4 to 10)	9,280
Syphilis	2,280 (1,400 to 11,400)	1,900 (501 to 5,540)	1,850 (570 to 3,990)	636 (291 to 1,040)	154 (109 to 241)	97.7 (61.9 to 174)	523 (214 to 1,000)	497 (214 to 1,180)	626 (214 to 1,540)	542 (214 to 1,340)	573 (214 to 1,420)	835 (214 to 2,060)	928 (214 to 2,290)	993 (214 to 2,450)	1,070 (214 to 2,640)	1,050 (214 to 2,590)	800 (214 to 1,970)	557 (214 to 1,370)	348 (214 to 858)	212 (214 to 523)	91 (68 to 158)	32 (23 to 55)	6 (4 to 10)	8,600
Chlamydial infection	0 (0 to 0)	0 (0 to 0)	0 (0 to 0)	0 (0 to 0)	0 (0 to 0)	0 (0 to 0.1)	0 (0 to 0.1)	0 (0 to 0.1)	0 (0 to 0.1)	0 (0 to 0.1)	0 (0 to 0.1)	0 (0 to 0.1)	0 (0 to 0.1)	0 (0 to 0.1)	0 (0 to 0.1)	0 (0 to 0.1)	0 (0 to 0.1)	0 (0 to 0.1)	0 (0 to 0.1)	0 (0 to 0.1)	0 (0 to 0.1)	0 (0 to 0.1)	0 (0 to 0)	0 (0 to 0)	89.3
Gonococcal infection	0 (0 to 0)	0 (0 to 0)	0 (0 to 0)	0 (0 to 0)	0 (0 to 0)	0 (0 to 0)	0 (0 to 0)	0 (0 to 0)	0 (0 to 0)	0 (0 to 0)	0 (0 to 0)	0 (0 to 0)	0 (0 to 0)	0 (0 to 0)	0 (0 to 0)	0 (0 to 0)	0 (0 to 0)	0 (0 to 0)	0 (0 to 0)	0 (0 to 0)	0 (0 to 0)	0 (0 to 0)	0 (0 to 0)	0 (0 to 0)	89.8
Trichomoniasis	0 (0 to 0)	0 (0 to 0)	0 (0 to 0)	0 (0 to 0)	0 (0 to 0)	0 (0 to 0)	0 (0 to 0)	0 (0 to 0)	0 (0 to 0)	0 (0 to 0)	0 (0 to 0)	0 (0 to 0)	0 (0 to 0)	0 (0 to 0)	0 (0 to 0)	0 (0 to 0)	0 (0 to 0)	0 (0 to 0)	0 (0 to 0)	0 (0 to 0)	0 (0 to 0)	0 (0 to 0)	0 (0 to 0)	0 (0 to 0)	0
Genital herpes	0 (0 to 0)	0 (0 to 0)	0 (0 to 0)	1.2 (0.3 to 3.1)	0.2 (0 to 0.6)	0.1 (0 to 0.3)	0.2 (0 to 0.8)	0.3 (0 to 1.1)	0.4 (0.1 to 1.5)	0.4 (0.1 to 1.5)	0.4 (0.1 to 1.5)	0.4 (0.1 to 1.5)	0.4 (0.1 to 1.5)	0.4 (0.1 to 1.5)	0.4 (0.1 to 1.5)	0.4 (0.1 to 1.5)	0.3 (0.1 to 1.2)	0.3 (0.1 to 1.1)	0.2 (0.1 to 0.8)	0.1 (0 to 0.4)	0 (0 to 0.2)	0 (0 to 0.1)	0 (0 to 0)	163
Other sexually transmitted infections	0 (0 to 0)	0 (0 to 0)	0 (0 to 0)	0 (0 to 0)	0 (0 to 0)	0 (0 to 0)	0 (0 to 0)	0 (0 to 0)	0 (0 to 0)	0 (0 to 0)	0 (0 to 0)	0 (0 to 0)	0 (0 to 0)	0 (0 to 0)	0 (0 to 0)	0 (0 to 0)	0 (0 to 0)	0 (0 to 0)	0 (0 to 0)	0 (0 to 0)	0 (0 to 0)	0 (0 to 0)	0 (0 to 0)	0 (0 to 0)	161
Respiratory infections and tuberculosis	2,840 (1,900 to 4,040)	3,230 (2,200 to 4,600)	21,300 (13,300 to 31,100)	6,980 (4,660 to 9,750)	2,030 (1,350 to 2,870)	2,640 (1,770 to 3,700)	2,710 (1,810 to 3,800)	4,190 (2,800 to 5,900)	4,060 (2,720 to 5,700)	3,760 (2,520 to 5,300)	4,070 (2,720 to 5,700)	4,970 (3,310 to 6,970)	6,960 (4,630 to 9,770)	8,300 (5,510 to 11,700)	9,300 (6,170 to 13,100)	6,300 (4,170 to 8,870)	6,700 (4,460 to 9,400)	6,290 (4,200 to 8,800)	5,290 (3,530 to 7,400)	3,660 (2,440 to 5,130)	1,980 (1,320 to 2,770)	1,040 (694 to 1,460)	240 (160 to 337)	135,000
Tuberculosis	0 (0 to 0)	0 (0 to 0)	0 (0 to 0)	0 (0 to 0)	0 (0 to 0)	0 (0 to 0)	0 (0 to 0)	0 (0 to 0)	0 (0 to 0)	0 (0 to 0)	0 (0 to 0)	0 (0 to 0)	0 (0 to 0)	0 (0 to 0)	0 (0 to 0)	0 (0 to 0)	0 (0 to 0)	0 (0 to 0)	0 (0 to 0)	0 (0 to 0)	0 (0 to 0)	0 (0 to 0)	0 (0 to 0)	0 (0 to 0)	67,900
Latent tuberculosis infection	0 (0 to 0)	0 (0 to 0)	0 (0 to 0)	0 (0 to 0)	0 (0 to 0)	0 (0 to 0)	0 (0 to 0)	0 (0 to 0)	0 (0 to 0)	0 (0 to 0)	0 (0 to 0)	0 (0 to 0)	0 (0 to 0)	0 (0 to 0)	0 (0 to 0)	0 (0 to 0)	0 (0 to 0)	0 (0 to 0)	0 (0 to 0)	0 (0 to 0)	0 (0 to 0)	0 (0 to 0)	0 (0 to 0)	0 (0 to 0)	0
Active tuberculosis	0 (0 to 0)	0 (0 to 0)	0 (0 to 0)	0 (0 to 0)	0 (0 to 0)	0 (0 to 0)	0 (0 to 0)	0 (0 to 0)	0 (0 to 0)	0 (0 to 0)	0 (0 to 0)	0 (0 to 0)	0 (0 to 0)	0 (0 to 0)	0 (0 to 0)	0 (0 to 0)	0 (0 to 0)	0 (0 to 0)	0 (0 to 0)	0 (0 to 0)	0 (0 to 0)	0 (0 to 0)	0 (0 to 0)	0 (0 to 0)	0
Drug-susceptible tuberculosis	0 (0 to 0)	0 (0 to 0)	0 (0 to 0)	0 (0 to 0)	0 (0 to 0)	0 (0 to 0)	0 (0 to 0)	0 (0 to 0)	0 (0 to 0)	0 (0 to 0)	0 (0 to 0)	0 (0 to 0)	0 (0 to 0)	0 (0 to 0)	0 (0 to 0)	0 (0 to 0)	0 (0 to 0)	0 (0 to 0)	0 (0 to 0)	0 (0 to 0)	0 (0 to 0)	0 (0 to 0)	0 (0 to 0)	0 (0 to 0)	67,200
Multidrug-resistant tuberculosis without extensive drug-re	0 (0 to 0)	0 (0 to 0)	0 (0 to 0)	0 (0 to 0)	0 (0 to 0)	0 (0 to 0)	0 (0 to 0)	0 (0 to 0)	0 (0 to 0)	0 (0 to 0)	0 (0 to 0)	0 (0 to 0)	0 (0 to 0)	0 (0 to 0)	0 (0 to 0)	0 (0 to 0)	0 (0 to 0)	0 (0 to 0)	0 (0 to 0)	0 (0 to 0)	0 (0 to 0)	0 (0 to 0)	0 (0 to 0)	0 (0 to 0)	0
Extensively drug-resistant tuberculosis	0 (0 to 0)	0 (0 to 0)	0 (0 to 0)	0 (0 to 0)	0 (0 to 0)	0 (0 to 0)	0 (0 to 0)	0 (0 to 0)	0 (0 to 0)	0 (0 to 0)	0 (0 to 0)	0 (0 to 0)	0 (0 to 0)	0 (0 to 0)	0 (0 to 0)	0 (0 to 0)	0 (0 to 0)	0 (0 to 0)	0 (0 to 0)	0 (0 to 0)	0 (0 to 0)	0 (0 to 0)	0 (0 to 0)	0 (0 to 0)	0
Lower respiratory infections	2,840 (1,900 to 4,040)	3,230 (2,200 to 4,600)	19,700 (12,200 to 29,000)	6,330 (4,220 to 8,860)	1,660 (1,100 to 2,350)	599 (399 to 850)	478 (318 to 679)	537 (357 to 762)	409 (272 to 581)	348 (232 to 494)	332 (221 to 472)	299 (199 to 425)	320 (213 to 455)	339 (226 to 482)	342 (228 to 486)	1,240 (826 to 1,760)	2,260 (1,510 to 3,210)	2,260 (1,510 to 3,210)	1,970 (1,310 to 2,800)	1,660 (1,110 to 2,360)	1,070 (714 to 1,520)	597 (398 to 848)	208 (139 to 296)	53,500
Upper respiratory infections	0 (0 to 0.2)	0 (0 to 0.4)	0 (0 to 0.1)	0 (0 to 0.1)	0 (0 to 0.1)	0 (0 to 0.1)	0 (0 to 0.1)	0 (0 to 0.1)	0 (0 to 0.1)	0 (0 to 0.1)	0 (0 to 0.1)	0 (0 to 0.1)	0 (0 to 0.1)	0 (0 to 0.1)	0 (0 to 0.1)	0 (0 to 0.1)	0 (0 to 0.1)	0 (0 to 0.1)	0 (0 to 0.1)	0 (0 to 0.1)	0 (0 to 0.1)	0 (0 to 0.1)	0 (0 to 0.1)	0 (0 to 0.1)	6,770
Otitis media	2.1 (0.1 to 6.3)	2.5 (0.2 to 7.6)	28 (11.9 to 57.7)	19.7 (10.4 to 34.7)	7.2 (3.6 to 13.4)	4.6 (2.3 to 8.7)	2.6 (1.3 to 5.1)	2.6 (1.3 to 5.1)	1.8 (0.9 to 3.5)	2.7 (1.3 to 5.1)	1.8 (0.9 to 3.5)	2.7 (1.3 to 5.1)	1.8 (0.9 to 3.5)	2.7 (1.3 to 5.1)	1.8 (0.9 to 3.5)	2.7 (1.3 to 5.1)	1.8 (0.9 to 3.5)	2.7 (1.3 to 5.1)	1.8 (0.9 to 3.5)	2.7 (1.3 to 5.1)	1.8 (0.9 to 3.5)	2.7 (1.3 to 5.1)	1.8 (0.9 to 3.5)	2,190
Enteric infections	692 (329 to 1,540)	2,130 (1,030 to 3,730)	15,000 (7,670 to 28,600)	15,400 (8,420 to 24,200)	2,200 (1,220 to 3,450)	1,270 (2,780 to 2,260)	1,180 (1,110 to 1,400)	1,170 (1,110 to 1,400)	1,200 (1,110 to 1,400)	1,170 (1,110 to 1,400)	1,200 (1,110 to 1,400)	1,170 (1,110 to 1,400)	1,200 (1,110 to 1,400)	1,170 (1,110 to 1,400)	1,200 (1,110 to 1,400)	1,170 (1,110 to 1,400)	1,200 (1,110 to 1,400)	1,170 (1,110 to 1,400)	1,200 (1,110 to 1,400)	1,170 (1,110 to 1,400)	1,200 (1,110 to 1,400)	1,170 (1,110 to 1,400)	1,200 (1,110 to 1,400)	2,190
Typhoid and paratyphoid	0 (0 to 0)	0 (0 to 0)	7.6 (1.9 to 17.6)	1,200 (360 to 2,800)	2,200 (1,220 to 3,450)	2,200 (2,780 to 2,260)	2,200 (1,110 to 1,400)	2,200 (1,110 to 1,400)	2,200 (1,110 to 1,400)	2,200 (1,110 to 1,400)	2,200 (1,110 to 1,400)	2,200 (1,110 to 1,400)	2,200 (1,110 to 1,400)	2,200 (1,110 to 1,400)	2,200 (1,110 to 1,400)	2,200 (1,110 to 1,400)	2,200 (1,110 to 1,400)	2,200 (1,110 to 1,400)	2,200 (1,110 to 1,400)	2,200 (1,110 to 1,400)	2,200 (1,110 to 1,400)	2,200 (1,110 to 1,400)	2,200 (1,110 to 1,400)	15,300
Typhoid fever	0 (0 to 0)	0 (0 to 0)	7 (1.9 to 16.6)	1,110 (341 to 2,660)	2,080 (1,220 to 3,450)	2,080 (2,780 to 2,260)	2,080 (1,110 to 1,400)	2,080 (1,110 to 1,400)	2,080 (1,110 to 1,400)	2,080 (1,110 to 1,400)	2,080 (1,110 to 1,400)	2,080 (1,110 to 1,400)	2,080 (1,110 to 1,400)	2,080 (1,110 to 1,400)	2,080 (1,110 to 1,400)	2,080 (1,110 to 1,400)	2,080 (1,110 to 1,400)	2,080 (1,110 to 1,400)	2,080 (1,110 to 1,400)	2,080 (1,110 to 1,400)	2,080 (1,110 to 1,400)	2,080 (1,110 to 1,400)	2,080 (1,110 to 1,400)	9,600
Paratyphoid fever	0 (0 to 0)	0 (0 to 0)	0.5 (0.1 to 1.2)	89.9 (19.7 to 220)	123 (72.1 to 203)	120 (164 to 133)	97.4 (74.1 to 120)	97.4 (74.1 to 120)	97.4 (74.1 to 120)	97.4 (74.1 to 120)	97.4 (74.1 to 120)	97.4 (74.1 to 120)	97.4 (74.1 to 120)	97.4 (74.1 to 120)	97.4 (74.1 to 120)	97.4 (74.1 to 120)	97.4 (74.1 to 120)	97.4 (74.1 to 120)	97.4 (74.1 to 120)	97.4 (74.1 to 120)	97.4 (74.1 to 120)	97.4 (74.1 to 120)	97.4 (74.1 to 120)	97.4 (74.1 to 120)	687
Invasive Non-typhoidal Salmonella (iNTS)	0 (0 to 0)	2.3 (1.7 to 6.8)	422 (18.6 to 46.4)	1,170 (97.6 to 287)	1,170 (75.6 to 287)	1,170 (431.3 to 287)	1,170 (272.6 to 1,140)	1,170 (12.6 to 76.7)	1,170 (9.7 to 45.6)	1,170 (9.7 to 45.6)	1,170 (9.7 to 45.6)	1,170 (9.7 to 45.6)	1,170 (9.7 to 45.6)	1,170 (9.7 to 45.6)	1,170 (9.7 to 45.6)	1,170 (9.7 to 45.6)	1,170 (9.7 to 45.6)	1,170 (9.7 to 45.6)	1,170 (9.7 to 45.6)	1,170 (9.7 to 45.6)	1,170 (9.7 to 45.6)	1,170 (9.7 to 45.6)	1,170 (9.7 to 45.6)	769
Other intestinal infectious diseases	0 (0 to 0.1)	0 (0 to 0.1)	0.9 (0.4 to 2.1)	0.6 (0.1 to 1.4)	0.4 (0.1 to 1.1)	0.3 (0.1 to 0.7)	0.3 (0.2 to 0.7)	0.3 (0.2 to 0.7)	0.3 (0.2 to 0.8)	0.3 (0.2 to 0.8)	0.3 (0.2 to 0.8)	0.3 (0.2 to 0.8)	0.3 (0.2 to 0.8)	0.3 (0.2 to 0.8)	0.3 (0.2 to 0.8)	0.3 (0.2 to 0.8)	0.3 (0.2 to 0.8)	0.3 (0.2 to 0.8)	0.3 (0.2 to 0.8)	0.3 (0.2 to 0.8)	0.3 (0.2 to 0.8)	0.3 (0.2 to 0.8)	0.3 (0.2 to 0.8)	93.4
Neglected tropical diseases and malaria	0.7 (0 to 9.6)	0.2 (0 to 3.2)	13 (2.2 to 39.2)	19.7 (3.2 to 59.2)	7.2 (1.2 to 21.6)	4.6 (0.8 to 13.7)	2.6 (0.4 to 7.7)	2.6 (0.4 to 7.7)	1.8 (0.3 to 5.4)	2.7 (0.4 to 7.7)	1.8 (0.3 to 5.4)	2.7 (0.4 to 7.7)	1.8 (0.3 to 5.4)	2.7 (0.4 to 7.7)	1.8 (0.3 to 5.4)	2.7 (0.4 to 7.7)	1.8 (0.3 to 5.4)	2.7 (0.4 to 7.7)	1.8 (0.3 to 5.4)	2.7 (0.4 to 7.7)	1.8 (0.3 to 5.4)	2.7 (0.4 to 7.7)	1.8 (0.3 to 5.4)	2,190
Malaria	0 (0 to 0.4)	0.2 (0 to 1.4)	229 (7.4 to 748)	660 (114 to 1,360)	222 (78.9 to 461)	195 (72.6 to 403)	640 (139 to 2,210)	263 (109 to 783)	233 (92.4 to 691)	193 (89.1 to 581)	207 (89.3 to 666)	232 (92.4 to 691)	166 (92.4 to 543)	142 (92.4 to 543)	132 (92.4 to 543)	110 (92.4 to 543)	90.2 (92.4 to 543)	59.1 (73.9 to 543)	19.6 (73.9 to 543)	2.6 (7.4 to 543)	0.4 (0 to 543)	0.1 (0 to 543)	0 (0 to 543)	4,130
Chagas disease	0 (0 to 0)	0 (0 to 0)	0 (0 to 0)	0 (0 to 0)	0 (0 to 0)	0 (0 to 0)	0 (0 to 0)	0 (0 to 0)	0 (0 to 0)	0 (0 to 0)	0 (0 to 0)	0 (0 to 0)	0 (0 to 0)	0 (0 to 0)	0 (0 to 0)	0 (0 to 0)	0 (0 to 0)	0 (0 to 0)	0 (0 to 0)	0 (0 to 0)	0 (0 to 0)	0 (0 to 0)	0 (0 to 0)	0 (0 to 0)	0
Leishmaniasis	0 (0 to 0)	0 (0 to 0)	0 (0 to 0)	0 (0 to 0)	0 (0 to 0)	0 (0 to 0)	0 (0 to 0)	0 (0 to 0)	0 (0 to 0)	0 (0 to 0)	0 (0 to 0)	0 (0 to 0)	0 (0 to 0)	0 (0 to 0)	0 (0 to 0)	0 (0 to 0)	0 (0 to 0)	0 (0 to 0)	0 (0 to 0)	0 (0 to 0)	0 (0 to 0)	0 (0 to 0)	0 (0 to 0)	0 (0 to 0)	0
Visceral leishmaniasis	0 (0 to 0)	0 (0 to 0)	0 (0 to 0)	0 (0 to 0)	0 (0 to 0)	0 (0 to 0)	0 (0 to 0)	0 (0 to 0)	0 (0 to 0)	0 (0 to 0)	0 (0 to 0)	0 (0 to 0)	0 (0 to 0)	0 (0 to 0)	0 (0 to 0)	0 (0 to 0)	0 (0 to 0)	0 (0 to 0)	0 (0 to 0)	0 (0 to 0)	0 (0 to 0)	0 (0 to 0)	0 (0 to 0)	0 (0 to 0)	0
Cutaneous and mucocutaneous leishmaniasis	0 (0 to 0)	0 (0 to 0)	0 (0 to 0)	0 (0 to 0)	0 (0 to 0)	0 (0 to 0)	0 (0 to 0)	0 (0 to 0)	0 (0 to 0)	0 (0 to 0)	0 (0 to 0)	0 (0 to 0)	0 (0 to 0)	0 (0 to 0)	0 (0 to 0)	0 (0 to 0)	0 (0 to 0)	0 (0 to 0)	0 (0 to 0)	0 (0 to 0)	0 (0 to 0)	0 (0 to 0)	0 (0 to 0)	0 (0 to 0)	0
African trypanosomiasis	0 (0 to 0)	0 (0 to 0)	0 (0 to 0)	0 (0 to 0)	0 (0 to 0)	0 (0 to 0)	0 (0 to 0)	0 (0 to 0)	0 (0 to 0)	0 (0 to 0)	0 (0 to 0)	0 (0 to 0)	0 (0 to 0)	0 (0 to 0)	0 (0 to 0)	0 (0 to 0)	0 (0 to 0)	0 (0 to 0)	0 (0 to 0)	0 (0 to 0)	0 (0 to 0)	0 (0 to 0)	0 (0 to 0)	0 (0 to 0)	0
Schistosomiasis	0 (0 to 0)	0 (0 to 0)	0 (0 to 0)	0 (0 to 0)	0 (0 to 0)	0 (0 to 0)	0 (0 to 0)	0 (0 to 0)	0 (0 to 0)	0 (0 to 0)	0 (0 to 0)	0 (0 to 0)	0 (0 to 0)	0 (0 to 0)	0 (0 to 0)	0 (0 to 0)	0 (0 to 0)	0 (0 to 0)	0 (0 to 0)	0 (0 to 0)	0 (0 to 0)	0 (0 to 0)	0 (0 to 0)	0 (0 to 0)	0
Cysticercosis	0 (0 to 0)	0 (0 to 0)	0 (0 to 0)	0.1 (0 to 0.4)	0.2 (0 to 0.6)	0.2 (0 to 0.6)	0.2 (0 to 0.7)	0.3 (0 to 1.1)	0.4 (0.1 to 1.3)	0.4 (0.1 to 1.3)	0.4 (0.1 to 1.3)	0.4 (0.1 to 1.3)	0.4 (0.1 to 1.3)	0.4 (0.1 to 1.3)	0.4 (0.1 to 1.3)	0.4 (0.1 to 1.3)	0.4 (0.1 to 1.3)	0.4 (0.1 to 1.3)	0.4 (0.1 to 1.3)	0.4 (0.1 to 1.3)	0.4 (0.1 to 1.3)	0.4 (0.1 to 1.3)	0.4 (0.1 to 1.3)	17.9
Cystic echinococcosis	0 (0 to 0)	0 (0 to 0)	0 (0 to 0)	0 (0 to 0.2)	0 (0 to 0.2)	0 (0 to 0.2)	0 (0 to 0.2)	0 (0 to 0.2)	0 (0 to 0.2)	0 (0 to 0.2)	0 (0 to 0.2)	0 (0 to 0.2)	0 (0 to 0.2)	0 (0 to 0.2)	0 (0 to 0.2)	0 (0 to 0.2)	0 (0 to 0.2)	0 (0 to 0.2)	0 (0 to 0.2)	0 (0 to 0.2)	0 (0 to 0.2)	0 (0 to 0.2)	0 (0 to 0.2)	0 (0 to 0.2)	49.3
Lymphatic filariasis	0 (0 to 0)	0 (0 to 0)	0 (0 to 0)	0.1 (0 to 0.2)	0.1 (0 to 0.2)	0.1 (0 to 0.2



G6PD deficiency	2-6 (1.2 to 3)	1-3 (0.7 to 2.9)	7 (3.1 to 12.1)	13-9 (7.5 to 29.1)	28-6 (13.6 to 52.6)	59-9 (39.7 to 86.3)	134 (79.2 to 212)	92-9 (62.3 to 154)	67 (32.1 to 122)	60-6 (39.2 to 91.4)	44-6 (29.3 to 73.6)	40-3 (28.7 to 62)	63-1 (48.7 to 122)	59-2 (37.1 to 87)	67-5 (39.6 to 99)	56-2 (32.6 to 97.4)	49-4 (29.6 to 74)	31 (19.6 to 56.2)	17-8 (9.6 to 29.1)	9-4 (4 to 19.7)	3 (1.1 to 9.2)	0-8 (0.4 to 1.4)	0-1 (0.1 to 0.2)	0 (0 to 0)	894
G6PD trait	40-to-50 (40 to 50)	40-to-50 (40 to 50)	40-to-50 (40 to 50)

SR Table 2c: West Kalimantan DALYS by cause and age-group for both sexes with 95% uncertainty intervals, 2019

Cause	Early Neonatal	Late Neonatal	Post Neonatal	1 to 4	5 to 9	10 to 14	15 to 19	20 to 24	25 to 29	30 to 34	35 to 39	40 to 44	45 to 49	50 to 54	55 to 59	60 to 64	65 to 69	70 to 74	75 to 79	80 to 84	85 to 89	90 to 94	95 plus	Total
All causes	44,600 (40,600 to 48,700)	41,900 (31,900 to 53,100)	40,900 (30,200 to 54,100)	43,200 (32,100 to 56,200)	37,100 (29,300 to 47,000)	36,000 (28,200 to 46,000)	35,200 (27,600 to 45,000)	41,200 (32,200 to 52,800)	41,900 (32,700 to 54,000)	44,900 (34,900 to 57,800)	46,000 (35,600 to 59,200)	46,000 (35,600 to 59,000)	46,700 (36,000 to 60,100)	48,200 (37,600 to 62,000)	48,000 (36,900 to 62,000)	46,000 (35,200 to 59,500)	43,100 (33,100 to 55,600)	39,200 (29,900 to 50,800)	34,000 (25,600 to 44,000)	27,000 (20,200 to 35,700)	17,900 (13,500 to 23,700)	6,490 (4,930 to 8,560)	1,570,000
Communicable, maternal, neonatal, and nutritional diseases	34,900 (30,900 to 38,700)	13,900 (7,970 to 19,600)	29,900 (21,300 to 40,200)	27,200 (21,600 to 34,000)	14,700 (11,400 to 18,700)	11,900 (8,620 to 15,800)	10,200 (6,940 to 14,200)	17,500 (11,200 to 26,600)	17,100 (11,200 to 26,400)	19,800 (12,700 to 32,800)	19,400 (11,300 to 33,300)	16,900 (10,700 to 25,100)	15,900 (9,710 to 24,900)	14,500 (8,720 to 23,100)	13,200 (8,430 to 19,400)	10,400 (6,930 to 15,000)	8,660 (5,600 to 12,200)	6,980 (4,560 to 9,740)	5,010 (3,320 to 7,000)	3,230 (2,120 to 4,600)	1,770 (1,130 to 2,600)	779 (498 to 1,090)	339,000
HIV/AIDS and sexually transmitted infections	4,500 (3,300 to 5,900)	1,410 (777 to 2,100)	1,490 (1,000 to 2,100)	2,120 (1,500 to 2,900)	299 (206 to 413)	164 (113 to 227)	430 (297 to 594)	3,200 (2,200 to 4,400)	1,740 (1,200 to 2,400)	1,710 (1,200 to 2,300)	1,920 (1,300 to 2,700)	1,290 (870 to 1,800)	629 (420 to 880)	354 (237 to 494)	241 (161 to 339)	161 (107 to 225)	93 (62 to 131)	33 (21 to 46)	10 (7 to 14)	3 (2 to 4)	1 (0 to 2)	0 (0 to 1)	18,300
HIV/AIDS	4,500 (3.0 to 5.1)	1,410 (0.1 to 0.2)	1,490 (306 to 2,900)	2,120 (1,390 to 3,000)	299 (205 to 398)	164 (109 to 240)	430 (329 to 568)	3,200 (973 to 5,100)	1,740 (1,270 to 1,900)	1,710 (1,270 to 2,200)	1,920 (998 to 1,470)	1,290 (760 to 1,290)	629 (349 to 734)	354 (188 to 396)	241 (107 to 317)	161 (79.3 to 224)	93 (39.3 to 134)	33 (15.1 to 52.6)	10 (3.9 to 18)	3 (1.7 to 6.5)	1 (0.3 to 2.6)	0 (0.1 to 0.2)	11,900
HIV/AIDS - Drug-susceptible Tuberculosis	0 (0 to 0)	0 (0 to 0)	220 (122 to 399)	369 (209 to 1,600)	156 (104 to 199)	76 (53.3 to 104)	194 (109 to 279)	228 (123 to 400)	537 (282 to 850)	658 (382 to 1,060)	736 (468 to 1,070)	579 (368 to 850)	273 (192 to 387)	122 (91.3 to 165)	44.1 (29.1 to 64.6)	13.8 (9.6 to 20.4)	14.9 (9.7 to 24.6)	13.2 (8.3 to 21.3)	3.4 (2.0 to 5.1)	1.4 (0.7 to 2.3)	0.6 (0.3 to 0.9)	0.1 (0.1 to 0.2)	5,910
HIV/AIDS - Multidrug-resistant Tuberculosis without extensi	0 (0 to 0)	0 (0 to 0)	0 (0 to 0.4)	0 (0 to 0.5)	0 (0 to 0.3)	0 (0 to 0.2)	0 (0 to 0.3)	0 (0 to 0.3)	0 (0 to 0.3)	0 (0 to 0.3)	0 (0 to 0.3)	0 (0 to 0.3)	0 (0 to 0.3)	0 (0 to 0.3)	0 (0 to 0.3)	0 (0 to 0.3)	0 (0 to 0.3)	0 (0 to 0.3)	0 (0 to 0.3)	0 (0 to 0.3)	0 (0 to 0.3)	0 (0 to 0.3)	0.1
HIV/AIDS - Extensively drug-resistant Tuberculosis	0 (0 to 0)	0 (0 to 0)	0 (0 to 0.2)	0 (0 to 0.3)	0 (0 to 0.2)	0 (0 to 0.1)	0 (0 to 0.2)	0 (0 to 0.2)	0 (0 to 0.2)	0 (0 to 0.2)	0 (0 to 0.2)	0 (0 to 0.2)	0 (0 to 0.2)	0 (0 to 0.2)	0 (0 to 0.2)	0 (0 to 0.2)	0 (0 to 0.2)	0 (0 to 0.2)	0 (0 to 0.2)	0 (0 to 0.2)	0 (0 to 0.2)	0 (0 to 0.2)	0.1
HIV/AIDS resulting in other diseases	0 (0 to 0)	0 (0 to 0)	1,060 (196 to 2,600)	1,750 (1,170 to 2,700)	0 (0 to 0)	0 (0 to 0)	0 (0 to 0)	0 (0 to 0)	0 (0 to 0)	0 (0 to 0)	0 (0 to 0)	0 (0 to 0)	0 (0 to 0)	0 (0 to 0)	0 (0 to 0)	0 (0 to 0)	0 (0 to 0)	0 (0 to 0)	0 (0 to 0)	0 (0 to 0)	0 (0 to 0)	0 (0 to 0)	2,900
Sexually transmitted infections excluding HIV	4,300 (3,300 to 5,400)	1,410 (777 to 2,100)	1,490 (1,000 to 2,100)	49.4 (34.1 to 69.6)	20.4 (13.8 to 29.1)	10.1 (6.7 to 14.7)	29.4 (19.6 to 42.1)	63.6 (42.1 to 91.2)	99.5 (66.1 to 142)	107 (71.1 to 153)	118 (78.5 to 169)	133 (88.3 to 190)	134 (89.1 to 192)	124 (82.4 to 178)	89.6 (59.5 to 128)	61.9 (41.1 to 88.7)	39.6 (26.3 to 56.8)	19.7 (13.1 to 28.3)	6.6 (4.4 to 9.5)	1.8 (1.2 to 2.6)	0.6 (0.4 to 0.9)	0.1 (0.1 to 0.2)	7,860
Syphilis	4,300 (3,300 to 5,300)	1,410 (777 to 2,100)	1,490 (977 to 2,100)	49.4 (32.9 to 69.6)	20.4 (13.4 to 29.1)	10.1 (6.7 to 14.7)	29.4 (19.6 to 42.1)	63.6 (42.1 to 91.2)	99.5 (66.1 to 142)	107 (71.1 to 153)	118 (78.5 to 169)	133 (88.3 to 190)	134 (89.1 to 192)	124 (82.4 to 178)	89.6 (59.5 to 128)	61.9 (41.1 to 88.7)	39.6 (26.3 to 56.8)	19.7 (13.1 to 28.3)	6.6 (4.4 to 9.5)	1.8 (1.2 to 2.6)	0.6 (0.4 to 0.9)	0.1 (0.1 to 0.2)	6,940
Chlamydial infection	0 (0 to 0)	0 (0 to 0)	0 (0 to 0)	0 (0 to 0)	0 (0 to 0)	0 (0 to 0)	0 (0 to 0.2)	0 (0 to 0.3)	0 (0 to 0.3)	0 (0 to 0.3)	0 (0 to 0.3)	0 (0 to 0.3)	0 (0 to 0.3)	0 (0 to 0.3)	0 (0 to 0.3)	0 (0 to 0.3)	0 (0 to 0.3)	0 (0 to 0.3)	0 (0 to 0.3)	0 (0 to 0.3)	0 (0 to 0.3)	0 (0 to 0.3)	0 (0 to 0.3)	135
Gonococcal infection	0 (0 to 0)	0 (0 to 0)	0 (0 to 0)	0 (0 to 0)	0 (0 to 0)	0 (0 to 0)	0 (0 to 0.2)	0 (0 to 0.3)	0 (0 to 0.3)	0 (0 to 0.3)	0 (0 to 0.3)	0 (0 to 0.3)	0 (0 to 0.3)	0 (0 to 0.3)	0 (0 to 0.3)	0 (0 to 0.3)	0 (0 to 0.3)	0 (0 to 0.3)	0 (0 to 0.3)	0 (0 to 0.3)	0 (0 to 0.3)	0 (0 to 0.3)	0 (0 to 0.3)	0
Trichomoniasis	0 (0 to 0)	0 (0 to 0)	0 (0 to 0)	0 (0 to 0)	0 (0 to 0)	0 (0 to 0)	0 (0 to 0.1)	0 (0 to 0.2)	0 (0 to 0.2)	0 (0 to 0.2)	0 (0 to 0.2)	0 (0 to 0.2)	0 (0 to 0.2)	0 (0 to 0.2)	0 (0 to 0.2)	0 (0 to 0.2)	0 (0 to 0.2)	0 (0 to 0.2)	0 (0 to 0.2)	0 (0 to 0.2)	0 (0 to 0.2)	0 (0 to 0.2)	0 (0 to 0.2)	0
Genital herpes	0 (0 to 0)	0 (0 to 0)	0 (0 to 0)	0 (0 to 0)	0 (0 to 0)	0 (0 to 0)	0 (0 to 0.1)	0 (0 to 0.1)	0 (0 to 0.1)	0 (0 to 0.1)	0 (0 to 0.1)	0 (0 to 0.1)	0 (0 to 0.1)	0 (0 to 0.1)	0 (0 to 0.1)	0 (0 to 0.1)	0 (0 to 0.1)	0 (0 to 0.1)	0 (0 to 0.1)	0 (0 to 0.1)	0 (0 to 0.1)	0 (0 to 0.1)	0 (0 to 0.1)	0
Other sexually transmitted infections	0 (0 to 0)	0 (0 to 0)	0 (0 to 0)	0 (0 to 0)	0 (0 to 0)	0 (0 to 0)	0 (0 to 0.1)	0 (0 to 0.1)	0 (0 to 0.1)	0 (0 to 0.1)	0 (0 to 0.1)	0 (0 to 0.1)	0 (0 to 0.1)	0 (0 to 0.1)	0 (0 to 0.1)	0 (0 to 0.1)	0 (0 to 0.1)	0 (0 to 0.1)	0 (0 to 0.1)	0 (0 to 0.1)	0 (0 to 0.1)	0 (0 to 0.1)	0 (0 to 0.1)	0
Respiratory infections and tuberculosis	1,270 (1,100 to 1,500)	1,870 (1,100 to 2,800)	2,920 (1,900 to 4,200)	2,120 (1,400 to 3,000)	1,360 (1,000 to 1,900)	1,290 (1,000 to 1,700)	1,170 (1,000 to 1,500)	1,360 (1,000 to 1,900)	1,400 (1,000 to 1,900)	1,440 (1,000 to 1,900)	1,530 (1,100 to 2,100)	1,540 (1,100 to 2,100)	1,560 (1,100 to 2,100)	1,610 (1,100 to 2,200)	1,600 (1,100 to 2,200)	1,530 (1,100 to 2,100)	1,440 (1,000 to 2,000)	1,310 (900 to 1,800)	1,120 (780 to 1,600)	904 (627 to 1,300)	602 (417 to 865)	259 (177 to 365)	71,300
Tuberculosis	1,270 (1,100 to 1,500)	1,870 (1,100 to 2,800)	2,920 (1,900 to 4,200)	2,120 (1,400 to 3,000)	1,360 (1,000 to 1,900)	1,290 (1,000 to 1,700)	1,170 (1,000 to 1,500)	1,360 (1,000 to 1,900)	1,400 (1,000 to 1,900)	1,440 (1,000 to 1,900)	1,530 (1,100 to 2,100)	1,540 (1,100 to 2,100)	1,560 (1,100 to 2,100)	1,610 (1,100 to 2,200)	1,600 (1,100 to 2,200)	1,530 (1,100 to 2,100)	1,440 (1,000 to 2,000)	1,310 (900 to 1,800)	1,120 (780 to 1,600)	904 (627 to 1,300)	602 (417 to 865)	259 (177 to 365)	71,300
Latent tuberculosis infection	0 (0 to 0)	0 (0 to 0)	0 (0 to 0)	0 (0 to 0)	0 (0 to 0)	0 (0 to 0)	0 (0 to 0)	0 (0 to 0)	0 (0 to 0)	0 (0 to 0)	0 (0 to 0)	0 (0 to 0)	0 (0 to 0)	0 (0 to 0)	0 (0 to 0)	0 (0 to 0)	0 (0 to 0)	0 (0 to 0)	0 (0 to 0)	0 (0 to 0)	0 (0 to 0)	0 (0 to 0)	0 (0 to 0)	0
Drug-susceptible tuberculosis	1,270 (1,100 to 1,500)	1,870 (1,100 to 2,800)	2,920 (1,900 to 4,200)	2,120 (1,400 to 3,000)	1,360 (1,000 to 1,900)	1,290 (1,000 to 1,700)	1,170 (1,000 to 1,500)	1,360 (1,000 to 1,900)	1,400 (1,000 to 1,900)	1,440 (1,000 to 1,900)	1,530 (1,100 to 2,100)	1,540 (1,100 to 2,100)	1,560 (1,100 to 2,100)	1,610 (1,100 to 2,200)	1,600 (1,100 to 2,200)	1,530 (1,100 to 2,100)	1,440 (1,000 to 2,000)	1,310 (900 to 1,800)	1,120 (780 to 1,600)	904 (627 to 1,300)	602 (417 to 865)	259 (177 to 365)	71,300
Multidrug-resistant tuberculosis without extensive drug-re	0 (0 to 0)	0 (0 to 0)	0 (0 to 0)	0 (0 to 0)	0 (0 to 0)	0 (0 to 0)	0 (0 to 0)	0 (0 to 0)	0 (0 to 0)	0 (0 to 0)	0 (0 to 0)	0 (0 to 0)	0 (0 to 0)	0 (0 to 0)	0 (0 to 0)	0 (0 to 0)	0 (0 to 0)	0 (0 to 0)	0 (0 to 0)	0 (0 to 0)	0 (0 to 0)	0 (0 to 0)	0 (0 to 0)	0
Extensively drug-resistant tuberculosis	0 (0 to 0)	0 (0 to 0)	0 (0 to 0)	0 (0 to 0)	0 (0 to 0)	0 (0 to 0)	0 (0 to 0)	0 (0 to 0)	0 (0 to 0)	0 (0 to 0)	0 (0 to 0)	0 (0 to 0)	0 (0 to 0)	0 (0 to 0)	0 (0 to 0)	0 (0 to 0)	0 (0 to 0)	0 (0 to 0)	0 (0 to 0)	0 (0 to 0)	0 (0 to 0)	0 (0 to 0)	0 (0 to 0)	0
Lower respiratory infections	1,270 (1,100 to 1,500)	1,860 (1,100 to 2,800)	1,410 (1,000 to 1,900)	370 (260 to 500)	207 (147 to 286)	226 (161 to 312)	268 (191 to 368)	268 (191 to 368)	268 (191 to 368)	268 (191 to 368)	268 (191 to 368)	268 (191 to 368)	479 (341 to 659)	564 (402 to 776)	821 (585 to 1,130)	1,060 (755 to 1,460)	1,190 (847 to 1,630)	1,190 (847 to 1,630)	1,120 (797 to 1,540)	904 (643 to 1,240)	602 (428 to 827)	259 (184 to 356)	23,000
Upper respiratory infections	0 (0 to 1.6)	0 (0 to 5.2)	1,510 (568 to 3,100)	1,750 (1,200 to 2,500)	1,150 (777 to 1,600)	1,060 (717 to 1,500)	902 (610 to 1,300)	1,090 (737 to 1,500)	1,130 (764 to 1,600)	1,170 (791 to 1,700)	1,260 (853 to 1,800)	1,270 (860 to 1,800)	1,080 (732 to 1,500)	1,050 (711 to 1,500)	779 (527 to 1,100)	461 (312 to 652)	326 (221 to 461)	128 (86.7 to 181)	69.1 (46.8 to 97.8)	32.4 (21.9 to 45.8)	9.8 (6.6 to 13.9)	2.7 (1.8 to 3.8)	4,440
Otitis media	0 (0 to 1.6)	0 (0 to 0.6)	0 (0 to 29)	0 (0 to 37.6)	0 (0 to 36)	0 (0 to 36)	0 (0 to 36)	0 (0 to 36)	0 (0 to 36)	0 (0 to 36)	0 (0 to 36)	0 (0 to 36)	0 (0 to 36)	0 (0 to 36)	0 (0 to 36)	0 (0 to 36)	0 (0 to 36)	0 (0 to 36)	0 (0 to 36)	0 (0 to 36)	0 (0 to 36)	0 (0 to 36)	0 (0 to 36)	0
Enteric infections	370 (171 to 920)	1,400 (520 to 1,800)	1,800 (1,070 to 2,900)	1,800 (1,200 to 2,500)	2,110 (1,400 to 3,000)	1,770 (1,200 to 2,500)	1,270 (1,000 to 1,700)	1,200 (1,000 to 1,500)	1,200 (1,000 to 1,500)	1,200 (1,000 to 1,500)	1,200 (1,000 to 1,500)	1,200 (1,000 to 1,500)	1,200 (1,000 to 1,500)	1,200 (1,000 to 1,500)	1,200 (1,000 to 1,500)	1,200 (1,000 to 1,500)	1,200 (1,000 to 1,500)	1,200 (1,000 to 1,500)	1,200 (1,000 to 1,500)	1,200 (1,000 to 1,500)	1,200 (1,000 to 1,500)	1,200 (1,000 to 1,500)	43,700
Neglected tropical diseases and malaria	0 (0 to 0)	0 (0 to 0)	0 (0 to 0)	0 (0 to 0)	0 (0 to 0)	0 (0 to 0)	0 (0 to 0)	0 (0 to 0)	0 (0 to 0)	0 (0 to 0)	0 (0 to 0)	0 (0 to 0)	0 (0 to 0)	0 (0 to 0)	0 (0 to 0)	0 (0 to 0)	0 (0 to 0)	0 (0 to 0)	0 (0 to 0)	0 (0 to 0)	0 (0 to 0)	0 (0 to 0)	0 (0 to 0)	0
Malaria	0 (0 to 0)	0 (0 to 0)	0 (0 to 0)	0 (0 to 0)	0 (0 to 0)	0 (0 to 0)	0 (0 to 0)	0 (0 to 0)	0 (0 to 0)	0 (0 to 0)	0 (0 to 0)	0 (0 to 0)	0 (0 to 0)	0 (0 to 0)	0 (0 to 0)	0 (0 to 0)	0 (0 to 0)	0 (0 to 0)	0 (0 to 0)	0 (0 to 0)	0 (0 to 0)	0 (0 to 0)	0 (0 to 0)	0
Chagas disease	0 (0 to 0)	0 (0 to 0)	0 (0 to 0)	0 (0 to 0)	0 (0 to 0)	0 (0 to 0)	0 (0 to 0)	0 (0 to 0)	0 (0 to 0)	0 (0 to 0)	0 (0 to 0)	0 (0 to 0)	0 (0 to 0)	0 (0 to 0)	0 (0 to 0)	0 (0 to 0)	0 (0 to 0)	0 (0 to 0)	0 (0 to 0)	0 (0 to 0)	0 (0 to 0)	0 (0 to 0)	0 (0 to 0)	0
Leishmaniasis	0 (0 to 0)	0 (0 to 0)	0 (0 to 0)	0 (0 to 0)	0 (0 to 0)	0 (0 to 0)	0 (0 to 0)	0 (0 to 0)	0 (0 to 0)	0 (0 to 0)	0 (0 to 0)	0 (0 to 0)	0 (0 to 0)	0 (0 to 0)	0 (0 to 0)	0 (0 to 0)	0 (0 to 0)	0 (0 to 0)	0 (0 to 0)	0 (0 to 0)	0 (0 to 0)	0 (0 to 0)	0 (0 to 0)	0
Visceral leishmaniasis	0 (0 to 0)	0 (0 to 0)	0 (0 to 0)	0 (0 to 0)	0 (0 to 0)	0 (0 to 0)	0 (0 to 0)	0 (0 to 0)	0 (0 to 0)	0 (0 to 0)	0 (0 to 0)	0 (0 to 0)	0 (0 to 0)	0 (0 to 0)	0 (0 to 0)	0 (0 to 0)	0 (0 to 0)	0 (0 to 0)	0 (0 to 0)	0 (0 to 0)	0 (0 to 0)	0 (0 to 0)	0 (0 to 0)	0
Cutaneous and mucocutaneous leishmaniasis	0 (0 to 0)	0 (0 to 0)	0 (0 to 0)	0 (0 to 0)	0 (0 to 0)	0 (0 to 0)	0 (0 to 0)	0 (0 to 0)	0 (0 to 0)	0 (0 to 0)	0 (0 to 0)	0 (0 to 0)	0 (0 to 0)	0 (0 to 0)	0 (0 to 0)	0 (0 to 0)	0 (0 to 0)	0 (0 to 0)	0 (0 to 0)	0 (0 to 0)	0 (0 to 0)	0 (0 to 0)	0 (0 to 0)	0
African trypanosomiasis	0 (0 to 0)	0 (0 to 0)	0 (0 to 0)	0 (0 to 0)	0 (0 to 0)	0 (0 to 0)	0 (0 to 0)	0 (0 to 0)	0 (0 to 0)	0 (0 to 0)	0 (0 to 0)	0 (0 to 0)	0 (0 to 0)	0 (0 to 0)	0 (0 to 0)	0 (0 to 0)	0 (0 to 0)	0 (0 to 0)	0 (0 to 0)	0 (0 to 0)	0 (0 to 0)	0 (0 to 0)	0 (0 to 0)	0
Schistosomiasis	0 (0 to 0)	0 (0 to 0)	0 (0 to 0)	0 (0 to 0)	0 (0 to 0)	0 (0 to 0)	0 (0 to 0)	0 (0 to 0)	0 (0 to 0)	0 (0 to 0)	0 (0 to 0)	0 (0 to 0)	0 (0 to 0)	0 (0 to 0)	0 (0 to 0)	0 (0 to 0)	0 (0 to 0)	0 (0 to 0)	0 (0 to 0)	0 (0 to 0)	0 (0 to 0)	0 (0 to 0)	0 (0 to 0)	0
Cysticercosis	0 (0 to 0)	0 (0 to 0)	0 (0 to 0)	0 (0 to 0.1)	0 (0 to 0)	0.3 (0 to 0.6)	0.4 (0 to 0.7)	0.6 (0 to 1.1)	0.6 (0 to 1.1)	0.8 (0 to 1.5)	1 (0 to 1.9)	1.2 (0 to 2.1)	1.3 (0 to 2.2)	1.3 (0 to 2.1)	1.5 (0 to 2.1)	1.6 (0 to 2.1)	1.8 (0 to 2.5)	2 (0 to 2.8)	1.9 (0 to 2.7)	1.4 (0 to 2.1)	0.9 (0 to 1.4)	0.4 (0 to 0.7)	0.2 (0 to 0.3)	16
Cystic echinococcosis	0 (0 to 0)	0 (0 to 0)	0 (0 to 0)	1.7 (0 to 3.6)	1.9 (0 to 3.7)	1.7 (0 to 3.4)	1.6 (0 to 3.1)	1.6 (0 to 3.1)	1.7 (0 to 3.2)	2.1 (0 to 3.8)	2.7 (0 to 4.8)	2.9 (0 to 4.8)	2.8 (0 to 4.6)	2.6 (0 to 4.1)	2.3 (0 to 3.7)	2.1 (0 to 3.3)	1.9 (0 to 3.1)	1.8 (0 to 3)	1.3 (0 to 2.1)	0.8 (0 to 1.3)	0.4 (0 to 0.6)	0.2 (0 to 0.3)	324
Lymphatic filariasis	0 (0 to 0)	0 (0 to 0)	0 (0 to 0)	0 (0 to 0)	0 (0 to 0)	0 (0 to 0)	0 (0 to 0)	0 (0 to 0)	0 (0 to 0)	0 (0 to 0)	0 (0 to 0)	0 (0 to 0)	0 (0 to 0)	0 (0 to 0)	0 (0 to 0)	0 (0 to 0)	0 (0 to 0)	0 (0 to 0)	0 (0 to 0)	0 (0 to 0)	0 (0 to 0)	0 (0 to 0)	0 (0 to 0)	0
Onchocerciasis	0 (0 to 0)	0 (0 to 0)	0 (0 to 0)	0 (0 to 0)	0 (0 to 0)	0 (0 to 0)	0 (0 to 0)	0 (0 to 0)	0 (0 to 0)	0 (0 to 0)	0 (0 to 0)	0 (0 to 0)	0 (0 to 0)	0 (0 to 0)	0 (0 to 0)	0 (0 to 0)	0 (0 to 0)	0 (0 to 0)	0 (0 to 0)	0 (0 to 0)	0 (0 to 0)	0 (0 to 0)	0 (0 to 0)	0
Trachoma	0 (0 to 0)	0 (0 to 0)	0 (0 to 0)	0 (0 to 0)	0 (0 to 0)	0 (0 to 0)	0 (0 to 0)	0 (0 to 0)	0 (0 to 0)	0 (0 to 0)	0 (0 to 0)	0 (0 to 0)	0 (0 to 0)	0 (0 to 0)	0 (0 to 0)	0 (0 to 0)	0 (0 to 0)	0 (0 to 0)	0 (0 to 0)	0 (0 to 0)	0 (0 to 0)	0 (0 to 0)	0 (0 to 0)	0
Dengue	0 (0 to 0)	0 (0 to 0)	0 (0 to 0)	0 (0 to 0)	0 (0 to 0)	0 (0 to 0)	0 (0 to 0)	0 (0 to 0)	0 (0 to 0)	0 (0 to 0)	0 (0 to 0)	0 (0 to 0)	0 (0 to 0)	0 (0 to 0)	0 (0 to 0)	0 (0 to 0)	0 (0 to 0)	0 (0 to 0)	0 (0 to 0)	0 (0 to 0)	0 (0 to 0)	0 (0 to 0)	0 (0 to 0)	0
Yellow fever	0 (0 to 0)	0 (0 to 0)	0 (0 to 0)	0 (0 to 0)	0 (0 to 0)	0 (0 to 0)	0 (0 to 0)	0 (0 to 0)	0 (0 to 0)	0 (0 to 0)	0 (0 to 0)	0 (0 to 0)	0 (0 to 0)	0 (0 to 0)	0 (0 to 0)	0 (0 to 0)	0 (0 to 0)	0 (0 to 0)	0 (0 to 0)	0 (0 to 0)	0 (0 to 0)	0 (0 to 0)	0 (0 to 0)	0
Rabies	0 (0 to 0)	0.2 (0 to 0.7)	9.7 (2.7 to 24.6)	21.6 (5.9 to 54.6)	2.9 (1.1 to 5.7)	1.6 (0.6 to 3.1)	1.5 (0.6 to 2.9)	0.8 (0.3 to 1.5)	0.9 (0.3 to 1.7)	0.9 (0.3 to 1.7)	0.9 (0.3 to 1.7)	0.9 (0.3 to 1.7)	0.9 (0.3 to 1.7)	0.9 (0.3 to 1.7)	0.9 (0.3 to 1.7)	0.9 (0.3 to 1.7)	0.9 (0.3 to 1.7)	0.9 (0.3 to 1.7)	0.9 (0.3 to 1.7)	0.9 (0.3 to 1.7)	0.9 (0.3 to 1.7)	0.9 (0.3 to 1.7)	89.3
Intestinal nematode infections	0 (0 to 0)	0 (0 to 0)	6.2 (1.6 to 14.6)	60.1 (15.7 to 142)	106 (27.8 to 249)	139 (36.4 to 327)	120 (31.4 to 283)	116 (30.4 to 273)	110 (28.8 to 259)	104 (27.2 to 245)	102 (26.8 to 241)	98 (25.7 to 231)	96 (25.1 to 226)	96.6 (25.3 to 227)	96.9 (25.4 to 228)	97.2 (25.5 to 229)	97.5 (25.5 to 230)	97.8 (25.6 to 230)	98.1 (25.7 to 231)	98.4 (25.8 to 232)	98.7 (25.9 to 232)	99 (25.9 to 233)	1,270
Ascariasis	0 (0 to 0)	0 (0 to 0)	0.7 (0.2 to 1.6)	6.7 (1.8 to 15.8)	11.8 (3.1 to 27.6)	15.4 (4.1 to 36.2)	13.4 (3.5 to 31.4)	12.9 (3.4 to 30.2)	12.3 (3.2 to 28.7)	11.6 (3 to 27.1)	11.4 (3 to 26.7)	10.9 (2.9 to 25.6)	10.7 (2.8 to 25.1)	10.8 (2.8 to 25.2)	10.8 (2.8 to 25.3)	10.8 (2.8 to 25.4)	10.9 (2.8 to 25.5)	10.9 (2.8 to 25.6)	10.9 (2.8 to 25.7)	11 (2.9 to 25.8)	11 (2.9 to 25.8)	11 (2.9 to 25.9)	356
Trichuriasis	0 (0 to 0)	0 (0 to 0)	0.1 (0 to 0.3)	0.7 (0.2 to 1.8)	1.3 (0.3 to 3.1)	1.8 (0.4 to 4.2)	1.5 (0.4 to 3.6)	1.5 (0.4 to 3.5)	1.4 (0.4 to 3.3)	1.3 (0.3 to 3.1)	1.3 (0.3 to 3.1)	1.2 (0.3 to 3)	1.2 (0.3 to 2.9)	1.2 (0.3 to 2.9)	1.2 (0.3 to 2.9)	1.2 (0.3 to 2.9)	1.2 (0.3 to 2.9)	1.2 (0.3 to 2.9)	1.2 (0.3 to 2.9)	1.2 (0.3 to 2.9)	1.2 (0.3 to 2.9)	1.2 (0.3 to 2.9)	40
Hookworm disease	0 (0 to 0)	0 (0 to 0)	0.4 (0 to 1)	3.1 (1 to 8.3)	5.5 (1.8 to 14.5)	7.9 (2.6 to 20.8)	6.9 (2.3 to 18.1)	6.7 (2.2 to 17.4)	6.4 (2.1 to 16.8)	6.1 (2 to 15.9)	5.9 (1.9 to 15.5)	5.7 (1.9 to 15)	5.6 (1.8 to 14.7)	5.6 (1.8 to 14.7)	5.6 (1.8 to 14.8)	5.6 (1.8 to 14.8)	5.7 (1.8 to 14.9)	5.7 (1.8 to 14.9)	5.7 (1.8 to 14.9)	5.7 (1.8 to 14.9)	5.7 (1.8 to 14.9)	5.7 (1.8 to 14.9)	185
Food-borne trematodiases	0 (0 to 0)	0 (0 to 0)	0 (0 to 0)	0 (0 to 0)	0 (0 to 0)	0 (0 to 0)	0 (0 to 0)	0 (0 to 0)	0 (0 to 0)	0 (0 to 0)	0 (0 to 0)	0 (0 to 0)	0 (0 to 0)	0 (0 to 0)	0 (0 to 0)	0 (0 to 0)	0 (0 to 0)	0 (0 to 0)	0 (0 to 0)	0 (0 to 0)	0 (0 to 0)	0 (0 to 0)	0 (0 to 0)	0
Leprosy	0 (0 to 0)	0 (0 to 0)	0 (0 to 0)	0 (0 to 0)	0 (0 to 0.1)	0.7 (0 to 1.5)	0.4 (0 to 1)	1.4 (0.4 to 3.3)	1.6 (0.4 to 3.8)	2.5 (0.6 to 6)	3 (0.8 to 7.1)	3 (0.8 to 7.1)	2.9 (0.8 to 6.9)	2.9 (0.8 to 6.9)	2.9 (0.8 to 6.9)	2.9 (0.8 to 6.9)	2.9 (0.8 to 6.9)	2.9 (0.8 to 6.9)	2.9 (0.8 to 6.9)	2.9 (0.8 to 6.9)	2.9 (0.8 to 6.9)	2.9 (0.8 to 6.9)	27
Measles	0 (0 to 0)	0 (0 to 0)	0 (0 to 0)	0 (0 to 0)	0 (0 to 0)	0 (0 to 0)	0 (0 to 0)	0 (0 to 0)	0 (0 to 0)	0 (0 to 0)	0 (0 to 0)	0 (0 to 0)	0 (0 to 0)	0 (0 to 0)	0 (0 to 0)	0 (0 to 0)	0 (0 to 0)	0 (0 to 0)	0 (0 to 0)	0 (0 to 0)	0 (0 to 0)	0 (0 to 0)	0 (0 to 0)	0
Zika virus	0 (0 to 0)	0 (0 to 0)	0 (0 to 0)	0 (0 to 0)	0 (0 to 0)	0 (0 to 0)	0 (0 to 0)	0 (0 to 0)	0 (0 to 0)	0 (0 to 0)	0 (0 to 0)	0 (0 to 0)	0 (0 to 0)	0 (0 to 0)	0 (0 to 0)	0 (0 to 0)	0 (0 to 0)	0 (0 to 0)	0 (0 to 0)	0 (0 to 0)	0 (0 to 0)	0 (0 to 0)	0 (0 to 0)	0
Guinea worm disease	0 (0 to 0)	0 (0 to 0)	0 (0 to 0)	0 (0 to 0)	0 (0 to 0)	0 (0 to 0)	0 (0 to 0)	0 (0 to 0)	0 (0 to 0)	0 (0 to 0)	0 (0 to 0)	0 (0 to 0)	0 (0 to 0)	0 (0 to 0)	0 (0 to 0)	0 (0 to 0)	0 (0 to 0)	0 (0 to 0)	0 (0 to 0)	0 (0 to 0)	0 (0 to 0)	0 (0 to 0)	0 (0 to 0)	0
Other neglected tropical diseases	2.5 (1 to 5.4)	0.8 (0.2 to 1.9)	36.3 (12.6 to 79.2)	156 (49.2 to 357)	117 (35.5 to 269)	69.6 (19.9 to 165)	27.1 (7.1 to 71.6)	26 (6.8 to 69.4)	28.3 (6.9

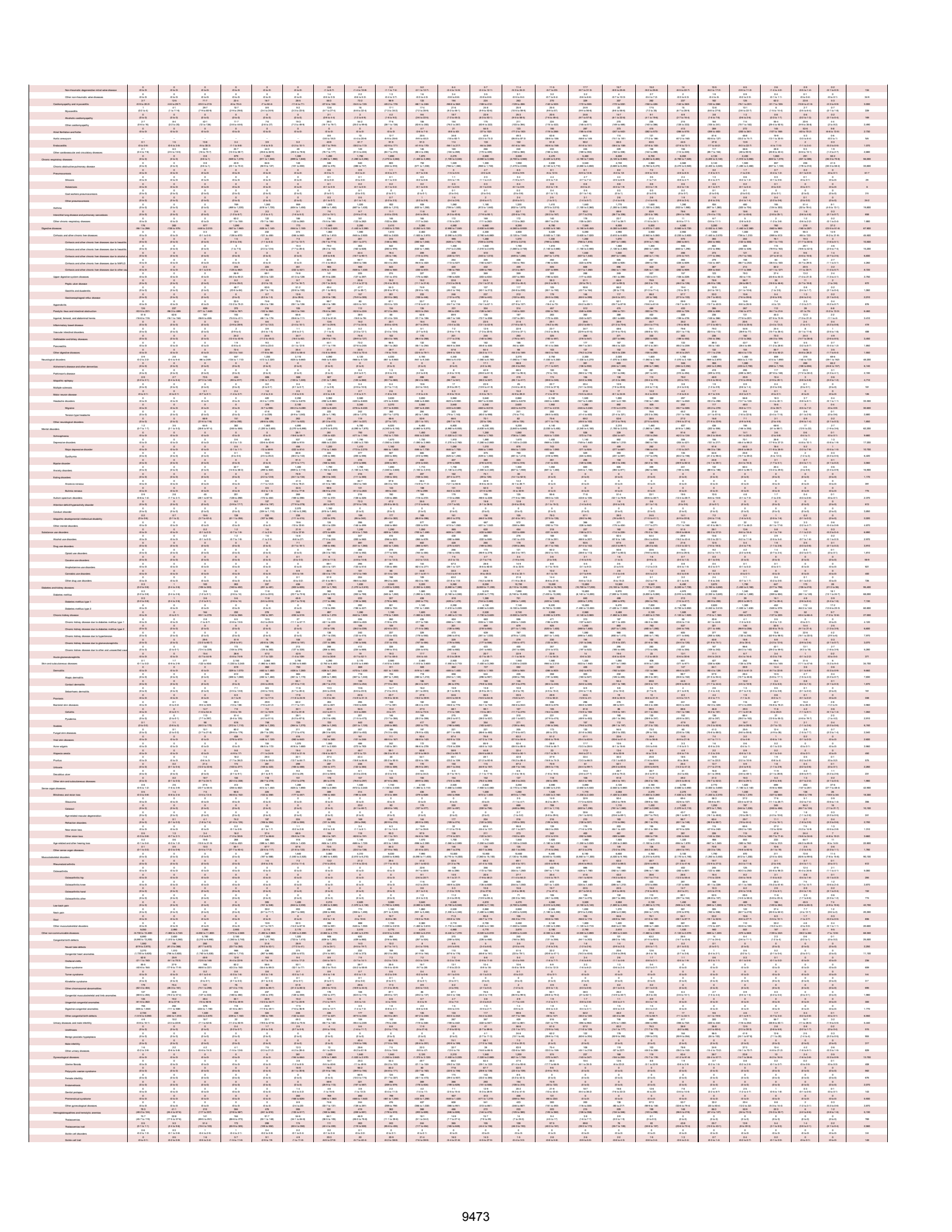

GBPD deficiency	1 (0.0 to 2)	0 (0 to 1.2)	1.9 (0.6 to 3.6)	3.3 (1.1 to 6)	4.9 (2.6 to 8.2)	8.1 (3.8 to 15.1)	59.3 (37.6 to 87.6)	38.6 (18.4 to 72.1)	26.7 (12.4 to 49)	27.6 (13 to 50.7)	29.9 (12.7 to 57.6)	42.9 (20.7 to 75.5)	39.3 (19.9 to 62)	32.6 (16.9 to 52.2)	31.6 (17.3 to 51)	24.7 (12.9 to 40.6)	16 (8.3 to 28.7)	8 (4.1 to 12.6)	3.3 (1.6 to 6.6)	0.6 (0.6 to 1.4)	0.3 (0 to 0.6)	0 (0 to 0.1)	0 (0 to 0)	386	
GBPD trait	0 (0 to 0)	0 (0 to 0)	0 (0 to 0)	0 (0 to 0)	0 (0 to 0)	0 (0 to 0)	0 (0.0 to 11.7)	0 (0 to 0.2)	0 (0 to 0.2)	0 (0 to 0.2)	0 (0 to 0.2)	0 (0 to 0.2)	0 (0 to 0.2)	0 (0 to 0.2)	0 (0 to 0.1)	0 (0 to 0)	0 (0 to 0)	0 (0 to 0)	0 (0 to 0)	0 (0 to 0)	0 (0 to 0)	0 (0 to 0)	0 (0 to 0)	0 (0 to 0)	137	
Other hemoglobinopathies and hemolytic anemias	1.4 (0.6 to 2.5)	1.7 (0.7 to 3.4)	12.6 (6.1 to 26.8)	36.9 (17.7 to 76.9)	70.7 (36.7 to 146)	43.9 (12.9 to 95.4)	72.6 (29 to 159)	60 (18.7 to 135)	49.9 (18.6 to 104)	37 (20.3 to 74)	43.6 (26 to 74)	89.3 (49.9 to 172)	77.6 (39.4 to 142)	80.2 (41.6 to 136)	67.4 (36.2 to 118)	126 (75.7 to 192)	118 (73.1 to 179)	74 (49.5 to 108)	56.5 (37 to 82.5)	39.6 (23.9 to 61.7)	16.6 (11.4 to 25.8)	4.6 (3.2 to 6.9)	0.9 (0.6 to 1.3)	1,250	
Endocrine, metabolic, blood, and immune disorders	77.6 (72.6 to 77)	33.2 (11.1 to 66.2)	33 (9.6 to 72.2)	109 (62.4 to 173)	132 (66.1 to 238)	131 (77.2 to 196)	197 (109 to 322)	169 (99.3 to 266)	272 (172 to 395)	397 (229 to 645)	395 (266 to 572)	660 (384 to 1073)	663 (354 to 1076)	622 (351 to 1006)	476 (296 to 649)	310 (210 to 479)	207 (142 to 298)	141 (94.6 to 196)	73.9 (50.2 to 101)	39.9 (29.3 to 49.8)	13.6 (9.2 to 18.6)	3.6 (2.6 to 5.2)	0.7 (0.5 to 1.1)	4,860	
Oral disorders	0 (0 to 0)	0 (0 to 0)	0 (0 to 0)	0 (0 to 0)	0 (0 to 0)	0 (0 to 0)	0 (0 to 0)	0 (0 to 0)	0 (0 to 0)

SR Table 2c: Central Kalimantan DALYS by cause and sex group for both sexes with 95% uncertainty intervals, 2019

Cause	Both Neonatal	Late Neonatal	Post Neonatal	1 to 4	5 to 9	10 to 14	15 to 19	20 to 24	25 to 29	30 to 34	35 to 39	40 to 44	45 to 49	50 to 54	55 to 59	60 to 64	65 to 69	70 to 74	75 to 79	80 to 84	85 to 89	90 to 94	95 plus	Total
All causes	28,300 (26,000 to 29,400)	9,290 (8,200 to 10,900)	23,600 (17,000 to 32,100)	27,900 (17,900 to 39,100)	19,600 (13,700 to 29,100)	18,600 (12,700 to 27,600)	20,900 (14,200 to 29,800)	22,900 (15,900 to 31,700)	24,900 (17,200 to 33,900)	26,200 (18,200 to 35,900)	27,900 (19,100 to 38,600)	29,900 (20,400 to 40,800)	32,900 (22,400 to 44,500)	34,900 (23,800 to 47,300)	36,900 (25,200 to 49,900)	38,900 (26,700 to 52,600)	40,700 (27,900 to 55,000)	39,900 (27,400 to 53,800)	37,600 (25,800 to 50,800)	32,600 (22,600 to 43,900)	3,420 (2,380 to 4,600)	316 (262 to 399)	615,000
Communicable, maternal, neonatal, and nutritional diseases	20,300 (20,300 to 20,300)	5,772 (3,900 to 7,870)	19,100 (12,200 to 27,400)	12,200 (8,160 to 16,100)	6,060 (4,730 to 7,770)	4,460 (3,470 to 5,900)	4,810 (3,960 to 5,970)	6,270 (5,060 to 7,820)	6,760 (5,230 to 8,600)	7,300 (5,410 to 9,870)	8,150 (6,720 to 11,000)	7,490 (5,730 to 9,720)	6,750 (4,750 to 9,500)	5,800 (3,190 to 7,900)	4,890 (2,500 to 6,910)	4,330 (2,290 to 5,920)	3,770 (2,030 to 5,150)	3,690 (2,330 to 5,370)	2,130 (1,640 to 2,690)	1,600 (1,090 to 1,940)	756 (563 to 1,000)	209 (153 to 278)	99.3 (67 to 77.1)	160,000
HIV/AIDS and sexually transmitted infections	1,980 (993 to 4,000)	642 (186 to 1,480)	609 (186 to 1,360)	913 (224 to 2,260)	961 (78 to 2,860)	949 (72 to 2,760)	771 (86 to 2,260)	696 (229 to 1,750)	1,140 (572 to 2,170)	1,720 (764 to 3,640)	2,260 (1,020 to 4,720)	2,230 (1,010 to 4,620)	1,470 (606 to 3,300)	803 (239 to 2,310)	370 (113 to 1,270)	212 (62 to 739)	130 (41 to 514)	67.7 (18 to 269)	16.2 (5 to 64.9)	1.9 (1 to 24)	0.7 (0 to 10.4)	0.1 (0 to 0.1)	14,600
HIV/AIDS	0 (0 to 0)	0 (0 to 0.1)	107 (11 to 386)	467 (77 to 2,000)	771 (74 to 2,850)	843 (84 to 3,150)	782 (77 to 3,240)	460 (39 to 1,780)	1,060 (298 to 3,130)	1,670 (526 to 4,180)	1,960 (683 to 4,930)	1,890 (671 to 5,310)	1,440 (506 to 4,270)	767 (213 to 2,290)	358 (98 to 1,190)	202 (54 to 703)	126 (34 to 459)	64.6 (14 to 248)	14.5 (3 to 58.6)	0.6 (0 to 2.2)	0.2 (0 to 0.7)	0.1 (0 to 0.1)	11,000
HIV/AIDS - Drug-susceptible Tuberculosis	0 (0 to 0)	0 (0 to 0)	0 (0 to 386)	0 (0 to 2,000)	0 (0 to 2,850)	0 (0 to 3,150)	0 (0 to 3,240)	0 (0 to 1,780)	0 (0 to 3,130)	0 (0 to 4,180)	0 (0 to 4,930)	0 (0 to 5,310)	0 (0 to 4,270)	0 (0 to 2,290)	0 (0 to 1,190)	0 (0 to 703)	0 (0 to 459)	0 (0 to 248)	0 (0 to 58.6)	0 (0 to 2.2)	0 (0 to 0.7)	0 (0 to 0.1)	5,380
HIV/AIDS - Multidrug-resistant Tuberculosis without extensive	0 (0 to 0)	0 (0 to 0)	0 (0 to 3.7)	0 (0 to 19.7)	0 (0 to 24.6)	0 (0 to 24.1)	0 (0 to 24.4)	0 (0 to 9.1)	0 (0 to 16.4)	0 (0 to 21.1)	0 (0 to 24.7)	0 (0 to 24.2)	0 (0 to 19.2)	0 (0 to 10.4)	0 (0 to 5.2)	0 (0 to 3.2)	0 (0 to 2.2)	0 (0 to 1.6)	0 (0 to 0.8)	0 (0 to 0.3)	0 (0 to 0)	0 (0 to 0)	96
HIV/AIDS - Extensively drug-resistant Tuberculosis	0 (0 to 0)	0 (0 to 0)	0 (0 to 0.1)	0 (0 to 0.3)	0 (0 to 0.4)	0 (0 to 0.4)	0 (0 to 0.4)	0 (0 to 0.2)	0 (0 to 0.3)	0 (0 to 0.4)	0 (0 to 0.5)	0 (0 to 0.5)	0 (0 to 0.4)	0 (0 to 0.2)	0 (0 to 0.1)	0 (0 to 0.1)	0 (0 to 0.1)	0 (0 to 0.1)	0 (0 to 0.1)	0 (0 to 0)	0 (0 to 0)	0 (0 to 0)	10.2
HIV/AIDS resulting in other diseases	0 (0 to 0)	0 (0 to 0.1)	107 (8.1 to 384)	467 (49.5 to 1,700)	771 (57 to 2,830)	843 (61.9 to 3,130)	782 (59.5 to 3,220)	460 (32.5 to 1,770)	1,060 (277 to 3,120)	1,670 (511 to 4,160)	1,960 (662 to 4,910)	1,890 (651 to 5,290)	1,440 (492 to 4,250)	767 (207 to 2,280)	358 (93.4 to 1,180)	202 (52.6 to 699)	126 (33.2 to 457)	64.6 (13.7 to 247)	14.5 (3.1 to 58.4)	0.6 (0.1 to 2.2)	0.2 (0 to 0.7)	0.1 (0 to 0.1)	9,670
Sexually transmitted infections excluding HIV	1,980 (992 to 4,000)	642 (186 to 1,480)	502 (78 to 1,360)	446 (77 to 1,000)	190 (14 to 1,010)	106 (11 to 1,000)	0 (0 to 0)	236 (29 to 1,750)	80 (9 to 1,130)	50 (6 to 1,000)	300 (38 to 1,790)	340 (42 to 2,000)	30 (4 to 1,790)	36 (4 to 1,790)	12 (1 to 1,790)	10 (1 to 1,790)	4 (0 to 1,790)	3 (0 to 1,790)	2 (0 to 1,790)	1 (0 to 1,790)	0 (0 to 1,790)	0 (0 to 1,790)	3,200
Syphilis	0 (0 to 0)	0 (0 to 0)	0 (0 to 0)	0 (0 to 0)	0 (0 to 0)	0 (0 to 0)	0 (0 to 0)	0 (0 to 0)	0 (0 to 0)	0 (0 to 0)	0 (0 to 0)	0 (0 to 0)	0 (0 to 0)	0 (0 to 0)	0 (0 to 0)	0 (0 to 0)	0 (0 to 0)	0 (0 to 0)	0 (0 to 0)	0 (0 to 0)	0 (0 to 0)	0 (0 to 0)	0 (0 to 0)	0
Chlamydial infection	0 (0 to 0)	0 (0 to 0)	0 (0 to 0)	0 (0 to 0)	0 (0 to 0)	0 (0 to 0)	0 (0 to 0)	0 (0 to 0)	0 (0 to 0)	0 (0 to 0)	0 (0 to 0)	0 (0 to 0)	0 (0 to 0)	0 (0 to 0)	0 (0 to 0)	0 (0 to 0)	0 (0 to 0)	0 (0 to 0)	0 (0 to 0)	0 (0 to 0)	0 (0 to 0)	0 (0 to 0)	0 (0 to 0)	44.9
Gonococcal infection	0 (0 to 0)	0 (0 to 0)	0 (0 to 0)	0 (0 to 0)	0 (0 to 0)	0 (0 to 0)	0 (0 to 0)	0 (0 to 0)	0 (0 to 0)	0 (0 to 0)	0 (0 to 0)	0 (0 to 0)	0 (0 to 0)	0 (0 to 0)	0 (0 to 0)	0 (0 to 0)	0 (0 to 0)	0 (0 to 0)	0 (0 to 0)	0 (0 to 0)	0 (0 to 0)	0 (0 to 0)	0 (0 to 0)	38
Trichomoniasis	0 (0 to 0)	0 (0 to 0)	0 (0 to 0)	0 (0 to 0)	0 (0 to 0)	0 (0 to 0)	0 (0 to 0)	0 (0 to 0)	0 (0 to 0)	0 (0 to 0)	0 (0 to 0)	0 (0 to 0)	0 (0 to 0)	0 (0 to 0)	0 (0 to 0)	0 (0 to 0)	0 (0 to 0)	0 (0 to 0)	0 (0 to 0)	0 (0 to 0)	0 (0 to 0)	0 (0 to 0)	0 (0 to 0)	89.3
Genital herpes	0 (0 to 0)	0 (0 to 0)	0 (0 to 0)	0 (0 to 0)	0 (0 to 1.5)	0 (0 to 0.5)	0 (0 to 1.6)	0 (0 to 10.6)	0 (0 to 19.2)	0 (0 to 29.5)	0 (0 to 39.8)	0 (0 to 49.2)	0 (0 to 59.2)	0 (0 to 68.2)	0 (0 to 74.7)	0 (0 to 78.1)	0 (0 to 79.2)	0 (0 to 79.2)	0 (0 to 79.2)	0 (0 to 79.2)	0 (0 to 79.2)	0 (0 to 79.2)	0 (0 to 79.2)	81.8
Other sexually transmitted infections	0 (0 to 0)	0 (0 to 0)	0 (0 to 0)	0 (0 to 0)	0 (0 to 9.4)	0 (0 to 7.1)	0 (0 to 11.1)	0 (0 to 12.3)	0 (0 to 16.2)	0 (0 to 19.7)	0 (0 to 22.8)	0 (0 to 25.1)	0 (0 to 27.1)	0 (0 to 28.3)	0 (0 to 28.9)	0 (0 to 29.2)	0 (0 to 29.4)	0 (0 to 29.4)	0 (0 to 29.4)	0 (0 to 29.4)	0 (0 to 29.4)	0 (0 to 29.4)	0 (0 to 29.4)	69.4
Respiratory infections and tuberculosis	4,640 (4,640 to 4,640)	1,490 (1,490 to 1,490)	2,990 (2,970 to 2,990)	1,220 (1,210 to 1,220)	1,060 (987 to 1,270)	1,060 (962 to 1,290)	1,060 (966 to 1,290)	1,060 (1,060 to 1,060)	1,060 (1,060 to 1,060)	1,060 (1,060 to 1,060)	1,060 (1,060 to 1,060)	1,060 (1,060 to 1,060)	1,060 (1,060 to 1,060)	1,060 (1,060 to 1,060)	1,060 (1,060 to 1,060)	1,060 (1,060 to 1,060)	1,060 (1,060 to 1,060)	1,060 (1,060 to 1,060)	1,060 (1,060 to 1,060)	1,060 (1,060 to 1,060)	1,060 (1,060 to 1,060)	1,060 (1,060 to 1,060)	37,100
Tuberculosis	0 (0 to 0)	0 (0 to 0)	520 (279 to 892)	596 (330 to 936)	399 (244 to 600)	399 (243 to 599)	438 (268 to 661)	1,060 (1,320 to 2,360)	1,060 (1,360 to 2,360)	1,060 (1,100 to 2,360)	1,060 (1,360 to 2,360)	1,060 (1,370 to 2,360)	1,060 (1,240 to 2,360)	1,060 (1,270 to 2,360)	1,060 (1,190 to 2,360)	1,060 (1,120 to 2,360)	1,060 (1,140 to 2,360)	1,060 (1,060 to 2,360)	1,060 (1,060 to 2,360)	1,060 (1,060 to 2,360)	1,060 (1,060 to 2,360)	1,060 (1,060 to 2,360)	23,600
Latent tuberculosis infection	0 (0 to 0)	0 (0 to 0)	0 (0 to 0)	0 (0 to 0)	0 (0 to 0)	0 (0 to 0)	0 (0 to 0)	0 (0 to 0)	0 (0 to 0)	0 (0 to 0)	0 (0 to 0)	0 (0 to 0)	0 (0 to 0)	0 (0 to 0)	0 (0 to 0)	0 (0 to 0)	0 (0 to 0)	0 (0 to 0)	0 (0 to 0)	0 (0 to 0)	0 (0 to 0)	0 (0 to 0)	0 (0 to 0)	0
Drug-susceptible Tuberculosis	0 (0 to 0)	0 (0 to 0)	520 (279 to 892)	596 (330 to 936)	399 (244 to 600)	399 (243 to 599)	438 (268 to 661)	1,060 (1,320 to 2,360)	1,060 (1,360 to 2,360)	1,060 (1,100 to 2,360)	1,060 (1,360 to 2,360)	1,060 (1,370 to 2,360)	1,060 (1,240 to 2,360)	1,060 (1,270 to 2,360)	1,060 (1,190 to 2,360)	1,060 (1,120 to 2,360)	1,060 (1,140 to 2,360)	1,060 (1,060 to 2,360)	1,060 (1,060 to 2,360)	1,060 (1,060 to 2,360)	1,060 (1,060 to 2,360)	1,060 (1,060 to 2,360)	23,600
Multidrug-resistant tuberculosis without extensive drug-resistar	0 (0 to 0)	0 (0 to 0)	0 (0 to 0)	0 (0 to 0)	0 (0 to 0)	0 (0 to 0)	0 (0 to 0)	0 (0 to 0)	0 (0 to 0)	0 (0 to 0)	0 (0 to 0)	0 (0 to 0)	0 (0 to 0)	0 (0 to 0)	0 (0 to 0)	0 (0 to 0)	0 (0 to 0)	0 (0 to 0)	0 (0 to 0)	0 (0 to 0)	0 (0 to 0)	0 (0 to 0)	0 (0 to 0)	0
Extensively drug-resistant tuberculosis	0 (0 to 0)	0 (0 to 0)	0 (0 to 0)	0 (0 to 0)	0 (0 to 0)	0 (0 to 0)	0 (0 to 0)	0 (0 to 0)	0 (0 to 0)	0 (0 to 0)	0 (0 to 0)	0 (0 to 0)	0 (0 to 0)	0 (0 to 0)	0 (0 to 0)	0 (0 to 0)	0 (0 to 0)	0 (0 to 0)	0 (0 to 0)	0 (0 to 0)	0 (0 to 0)	0 (0 to 0)	0 (0 to 0)	0
Lower respiratory infections	4,640 (4,640 to 4,640)	1,490 (1,490 to 1,490)	4,170 (2,990 to 5,660)	1,260 (1,260 to 1,260)	661 (661 to 661)	661 (661 to 661)	661 (661 to 661)	661 (661 to 661)	661 (661 to 661)	661 (661 to 661)	661 (661 to 661)	661 (661 to 661)	661 (661 to 661)	661 (661 to 661)	661 (661 to 661)	661 (661 to 661)	661 (661 to 661)	661 (661 to 661)	661 (661 to 661)	661 (661 to 661)	661 (661 to 661)	661 (661 to 661)	15,900
Upper respiratory infections	0 (0 to 0)	0 (0 to 0)	2,340 (1,790 to 3,040)	0 (0 to 0)	0 (0 to 0)	0 (0 to 0)	0 (0 to 0)	0 (0 to 0)	0 (0 to 0)	0 (0 to 0)	0 (0 to 0)	0 (0 to 0)	0 (0 to 0)	0 (0 to 0)	0 (0 to 0)	0 (0 to 0)	0 (0 to 0)	0 (0 to 0)	0 (0 to 0)	0 (0 to 0)	0 (0 to 0)	0 (0 to 0)	0 (0 to 0)	2,160
Otitis media	0 (0 to 0)	0 (0 to 0)	1,790 (1,790 to 1,790)	1,260 (1,260 to 1,260)	661 (661 to 661)	661 (661 to 661)	661 (661 to 661)	661 (661 to 661)	661 (661 to 661)	661 (661 to 661)	661 (661 to 661)	661 (661 to 661)	661 (661 to 661)	661 (661 to 661)	661 (661 to 661)	661 (661 to 661)	661 (661 to 661)	661 (661 to 661)	661 (661 to 661)	661 (661 to 661)	661 (661 to 661)	661 (661 to 661)	774
Enteric infections	193 (122 to 352)	133 (49 to 340)	1,320 (1,220 to 1,320)	1,320 (1,060 to 1,320)	1,320 (1,060 to 1,320)	1,190 (976 to 1,190)	720 (620 to 1,130)	720 (396 to 1,240)	720 (360 to 1,240)	720 (360 to 1,240)	720 (360 to 1,240)	720 (360 to 1,240)	720 (360 to 1,240)	720 (360 to 1,240)	720 (420 to 1,450)	720 (492 to 1,630)	720 (560 to 1,630)	720 (620 to 1,630)	720 (620 to 1,630)	720 (620 to 1,630)	720 (620 to 1,630)	720 (620 to 1,630)	22,800
Diarrheal diseases	193 (122 to 352)	133 (49 to 340)	1,320 (1,220 to 1,320)	1,320 (1,060 to 1,320)	1,320 (1,060 to 1,320)	1,190 (976 to 1,190)	720 (620 to 1,130)	720 (396 to 1,240)	720 (360 to 1,240)	720 (360 to 1,240)	720 (360 to 1,240)	720 (360 to 1,240)	720 (360 to 1,240)	720 (360 to 1,240)	720 (420 to 1,450)	720 (492 to 1,630)	720 (560 to 1,630)	720 (620 to 1,630)	720 (620 to 1,630)	720 (620 to 1,630)	720 (620 to 1,630)	720 (620 to 1,630)	22,800
Typhoid and paratyphoid	0 (0 to 0)	0 (0 to 0)	0 (0 to 0)	0 (0 to 0)	0 (0 to 0)	0 (0 to 0)	0 (0 to 0)	0 (0 to 0)	0 (0 to 0)	0 (0 to 0)	0 (0 to 0)	0 (0 to 0)	0 (0 to 0)	0 (0 to 0)	0 (0 to 0)	0 (0 to 0)	0 (0 to 0)	0 (0 to 0)	0 (0 to 0)	0 (0 to 0)	0 (0 to 0)	0 (0 to 0)	0 (0 to 0)	3,840
Typhoid fever	0 (0 to 0)	0 (0 to 0)	0 (0 to 0)	0 (0 to 0)	0 (0 to 0)	0 (0 to 0)	0 (0 to 0)	0 (0 to 0)	0 (0 to 0)	0 (0 to 0)	0 (0 to 0)	0 (0 to 0)	0 (0 to 0)	0 (0 to 0)	0 (0 to 0)	0 (0 to 0)	0 (0 to 0)	0 (0 to 0)	0 (0 to 0)	0 (0 to 0)	0 (0 to 0)	0 (0 to 0)	0 (0 to 0)	3,840
Paratyphoid fever	0 (0 to 0)	0 (0 to 0)	0 (0 to 0)	0 (0 to 0)	0 (0 to 0)	0 (0 to 0)	0 (0 to 0)	0 (0 to 0)	0 (0 to 0)	0 (0 to 0)	0 (0 to 0)	0 (0 to 0)	0 (0 to 0)	0 (0 to 0)	0 (0 to 0)	0 (0 to 0)	0 (0 to 0)	0 (0 to 0)	0 (0 to 0)	0 (0 to 0)	0 (0 to 0)	0 (0 to 0)	0 (0 to 0)	0
Invasive Non-typhoidal Salmonella (iNTS)	0 (0 to 0)	0 (0 to 0)	0 (0 to 0)	0 (0 to 0)	0 (0 to 0)	0 (0 to 0)	0 (0 to 0)	0 (0 to 0)	0 (0 to 0)	0 (0 to 0)	0 (0 to 0)	0 (0 to 0)	0 (0 to 0)	0 (0 to 0)	0 (0 to 0)	0 (0 to 0)	0 (0 to 0)	0 (0 to 0)	0 (0 to 0)	0 (0 to 0)	0 (0 to 0)	0 (0 to 0)	0 (0 to 0)	0
Other intestinal infectious diseases	0 (0 to 0)	0 (0 to 0)	0 (0 to 0)	0 (0 to 0)	0 (0 to 0)	0 (0 to 0)	0 (0 to 0)	0 (0 to 0)	0 (0 to 0)	0 (0 to 0)	0 (0 to 0)	0 (0 to 0)	0 (0 to 0)	0 (0 to 0)	0 (0 to 0)	0 (0 to 0)	0 (0 to 0)	0 (0 to 0)	0 (0 to 0)	0 (0 to 0)	0 (0 to 0)	0 (0 to 0)	0 (0 to 0)	0
Neglected tropical diseases and malaria	1,160 (1,160 to 1,160)	1,160 (1,160 to 1,160)	1,320 (1,320 to 1,320)	1,320 (1,320 to 1,320)	1,190 (1,190 to 1,190)	976 (976 to 976)	620 (620 to 620)	620 (620 to 620)	620 (620 to 620)	620 (620 to 620)	620 (620 to 620)	620 (620 to 620)	620 (620 to 620)	620 (620 to 620)	620 (620 to 620)	620 (620 to 620)	620 (620 to 620)	620 (620 to 620)	620 (620 to 620)	620 (620 to 620)	620 (620 to 620)	620 (620 to 620)	6,970
Malaria	0 (0 to 0)	0 (0 to 0)	0 (0 to 0)	0 (0 to 0)	0 (0 to 0)	0 (0 to 0)	0 (0 to 0)	0 (0 to 0)	0 (0 to 0)	0 (0 to 0)	0 (0 to 0)	0 (0 to 0)	0 (0 to 0)	0 (0 to 0)	0 (0 to 0)	0 (0 to 0)	0 (0 to 0)	0 (0 to 0)	0 (0 to 0)	0 (0 to 0)	0 (0 to 0)	0 (0 to 0)	0 (0 to 0)	417
Chagas disease	0 (0 to 0)	0 (0 to 0)	0 (0 to 0)	0 (0 to 0)	0 (0 to 0)	0 (0 to 0)	0 (0 to 0)	0 (0 to 0)	0 (0 to 0)	0 (0 to 0)	0 (0 to 0)	0 (0 to 0)	0 (0 to 0)	0 (0 to 0)	0 (0 to 0)	0 (0 to 0)	0 (0 to 0)	0 (0 to 0)	0 (0 to 0)	0 (0 to 0)	0 (0 to 0)	0 (0 to 0)	0 (0 to 0)	0
Leishmaniasis	0 (0 to 0)	0 (0 to 0)	0 (0 to 0)	0 (0 to 0)	0 (0 to 0)	0 (0 to 0)	0 (0 to 0)	0 (0 to 0)	0 (0 to 0)	0 (0 to 0)	0 (0 to 0)	0 (0 to 0)	0 (0 to 0)	0 (0 to 0)	0 (0 to 0)	0 (0 to 0)	0 (0 to 0)	0 (0 to 0)	0 (0 to 0)	0 (0 to 0)	0 (0 to 0)	0 (0 to 0)	0 (0 to 0)	0
Visceral leishmaniasis	0 (0 to 0)	0 (0 to 0)	0 (0 to 0)	0 (0 to 0)	0 (0 to 0)	0 (0 to 0)	0 (0 to 0)	0 (0 to 0)	0 (0 to 0)	0 (0 to 0)	0 (0 to 0)	0 (0 to 0)	0 (0 to 0)	0 (0 to 0)	0 (0 to 0)	0 (0 to 0)	0 (0 to 0)	0 (0 to 0)	0 (0 to 0)	0 (0 to 0)	0 (0 to 0)	0 (0 to 0)	0 (0 to 0)	0
Cutaneous and mucocutaneous leishmaniasis	0 (0 to 0)	0 (0 to 0)	0 (0 to 0)	0 (0 to 0)	0 (0 to 0)	0 (0 to 0)	0 (0 to 0)	0 (0 to 0)	0 (0 to 0)	0 (0 to 0)	0 (0 to 0)	0 (0 to 0)	0 (0 to 0)	0 (0 to 0)	0 (0 to 0)	0 (0 to 0)	0 (0 to 0)	0 (0 to 0)	0 (0 to 0)	0 (0 to 0)	0 (0 to 0)	0 (0 to 0)	0 (0 to 0)	0
African trypanosomiasis	0 (0 to 0)	0 (0 to 0)	0 (0 to 0)	0 (0 to 0)	0 (0 to 0)	0 (0 to 0)	0 (0 to 0)	0 (0 to 0)	0 (0 to 0)	0 (0 to 0)	0 (0 to 0)	0 (0 to 0)	0 (0 to 0)	0 (0 to 0)	0 (0 to 0)	0 (0 to 0)	0 (0 to 0)	0 (0 to 0)	0 (0 to 0)	0 (0 to 0)	0 (0 to 0)	0 (0 to 0)	0 (0 to 0)	0
Schistosomiasis	0 (0 to 0)	0 (0 to 0)	0 (0 to 0)	0 (0 to 0)	0 (0 to 0)	0 (0 to 0)	0 (0 to 0)	0 (0 to 0)	0 (0 to 0)	0 (0 to 0)	0 (0 to 0)	0 (0 to 0)	0 (0 to 0)	0 (0 to 0)	0 (0 to 0)	0 (0 to 0)	0 (0 to 0)	0 (0 to 0)	0 (0 to 0)	0 (0 to 0)	0 (0 to 0)	0 (0 to 0)	0 (0 to 0)	0
Cysticercosis	0 (0 to 0)	0 (0 to 0)	0 (0 to 0)	0 (0 to 0)	0 (0 to 0)	0 (0 to 0)	0 (0 to 0)	0 (0 to 0)	0 (0 to 0)	0 (0 to 0)	0 (0 to 0)	0 (0 to 0)	0 (0 to 0)	0 (0 to 0)	0 (0 to 0)	0 (0 to 0)	0 (0 to 0)	0 (0 to 0)	0 (0 to 0)	0 (0 to 0)	0 (0 to 0)	0 (0 to 0)	0 (0 to 0)	0
Cystic echinococcosis	0 (0 to 0)	0 (0 to 0)	0 (0 to 0)	0 (0 to 0)	0 (0 to 0)	0 (0 to 0)	0 (0 to 0)	0 (0 to 0)	0 (0 to 0)	0 (0 to 0)	0 (0 to 0)	0 (0 to 0)	0 (0 to 0)	0 (0 to 0)	0 (0 to 0)	0 (0 to 0)	0 (0 to 0)	0 (0 to 0)	0 (0 to 0)	0 (0 to 0)	0 (0 to 0)	0 (0 to 0)	0 (0 to 0)	0
Lymphatic filariasis	0 (0 to 0)	0 (0 to 0)	0 (0 to 0)	0 (0 to 0)	0 (0 to 0)	0 (0 to 0)	0 (0 to 0)	0 (0 to 0)	0 (0 to 0)	0 (0 to 0)	0 (0 to 0)	0 (0 to 0)	0 (0 to 0)	0 (0 to 0)	0 (0 to 0)	0 (0 to 0)	0 (0 to 0)	0 (0 to 0)	0 (0 to 0)	0 (0 to 0)	0 (0 to 0)	0 (0 to 0)	0 (0 to 0)	0
Onchocerciasis	0 (0 to 0)	0 (0 to 0)	0 (0 to 0)	0 (0 to 0)	0 (0 to 0)	0 (0 to 0)	0 (0 to 0)	0 (0 to 0)	0 (0 to 0)	0 (0 to 0)	0 (0 to 0)	0 (0 to 0)	0 (0 to 0)	0 (0 to 0)	0 (0 to 0)	0 (0 to 0)	0 (0 to 0)	0 (0 to 0)	0 (0 to 0)	0 (0 to 0)	0 (0 to 0)	0 (0 to 0)	0 (0 to 0)	0
Trachoma	0 (0 to 0)	0 (0 to 0)	0 (0 to 0)	0 (0 to 0)	0 (0 to 0)	0 (0 to 0)	0 (0 to 0)	0 (0 to 0)	0 (0 to 0)	0 (0 to 0)	0 (0 to 0)	0 (0 to 0)	0 (0 to 0)	0 (0 to 0)	0 (0 to 0)	0 (0 to 0)	0 (0 to 0)	0 (0 to 0)	0 (0 to 0)	0 (0 to 0)	0 (0 to 0)	0 (0 to 0)	0 (0 to 0)	0
Dengue	63 (6.4 to 299)	199 (20.3 to 1,000)	1,220 (270 to 2,920)	604 (166 to 1,760)	100 (36 to 1,130)	206 (69 to 699)	275 (72 to 716)	200 (79 to 700)	200 (49 to 692)	200 (69 to 760)	200 (69 to 760)	229 (69 to 1,090)	229 (69 to 1,090)	229 (69 to 1,090)	229 (69 to 1,090)	229 (69 to 1,090)	229 (69 to 1,090)	229 (69 to 1,090)	229 (69 to 1,090)	229 (69 to 1,090)	229 (69 to 1,090)	229 (69 to 1,090)	229 (69 to 1,090)	18.7 (2.9 to 54.9)
Yellow fever	0 (0 to 0)	0 (0 to 0)	0 (0 to 0)	0 (0 to 0)	0 (0 to 0)	0 (0 to 0)	0 (0 to 0)	0 (0 to 0)	0 (0 to 0)	0 (0 to 0)	0 (0 to 0)	0 (0 to 0)	0 (0 to 0)	0 (0 to 0)	0 (0 to 0)	0 (0 to 0)	0 (0 to 0)	0 (0 to 0)	0 (0 to 0)	0 (0 to 0)	0 (0 to 0)	0 (0 to 0)	0 (0 to 0)	0
Rabies	3 (0 to 14)	9.2 (0.9 to 46)	63 (14 to 151)	31 (8.6 to 91)	5.2 (1.9 to 58)	10 (3.6 to 36)	14 (3.7 to 37)	10 (4 to 36)	10 (2.5 to 36)	10 (3.6 to 39)	10 (3.6 to 39)	12 (3.6 to 56)	12 (3.6 to 56)	12 (3.6 to 56)	12 (3.6 to 56)	12 (3.6 to 56)	12 (3.6 to 56)	12 (3.6 to 56)	12 (3.6 to 56)	12 (3.6 to 56)	12 (3.6 to 56)	12 (3.6 to 56)	12 (3.6 to 56)	0.9
Intestinal nematode infections	0 (0 to 0)	0 (0 to 0)	2.9 (0.6 to 7.6)	4.3 (0.8 to 14.5)	29.2 (3.6 to 107)	29.2 (3.6 to 107)	9.2 (0.9 to 39.6)	4.9 (0.6 to 19.6)	7.3 (0.8 to 27.4)	11.2 (1.1 to 39.6)	19.6 (2.6 to 72.1)	29.2 (3.6 to 107)	29.7 (3.7 to 107)	29.7 (3.7 to 107)	27.7 (3.7 to 107)	17.4 (3.6 to 72.1)	13.6 (3.6 to 72.1)	10 (3.6 to 72.1)	8.2 (3.6 to 72.1)	3.9 (1.2 to 14.6)	2.3 (0.6 to 8.1)	0.4 (0.1 to 1.4)	599
Ascariasis	0 (0 to 0)	0 (0 to 0)	0.5 (0.2 to 1.2)	0.7 (0.2 to 2.3)	4.6 (0.6 to 16.9)	4.6 (0.6 to 16.9)	1.4 (0.1 to 6.2)	0.8 (0.1 to 3.1)	1.1 (0.1 to 4.3)	1.8 (0.2 to 6.2)	3.1 (0.4 to 11.4)	4.6 (0.6 to 16.9)	4.7 (0.6 to 16.9)	4.7 (0.6 to 16.9)	4.4 (0.6 to 16.9)	2.7 (0.6 to 11.4)	2.1 (0.6 to 11.4)	1.6 (0.6 to 11.4)	1.3 (0.6 to 11.4)	0.6 (0.2 to 2.3)	0.4 (0.1 to 1.3)	0.1 (0 to 0.2)	94.7
Trichuriasis	0 (0 to 0)	0 (0 to 0)	0.1 (0.1 to 0.3)	0.1 (0.1 to 0.4)	0.8 (0.1 to 3)	0.8 (0.1 to 3)	0.3 (0 to 1.1)	0.1 (0 to 0.6)	0.2 (0 to 0.8)	0.3 (0 to 1.1)	0.5 (0.1 to 2)	0.8 (0.1 to 3)	0.8 (0.1 to 3)	0.8 (0.1 to 3)	0.8 (0.1 to 3)	0.5 (0.1 to 2)	0.4 (0.1 to 2)	0.3 (0.1 to 2)	0.2 (0.1 to 2)	0.1 (0 to 0.4)	0.1 (0 to 0.2)	0 (0 to 0)	16.7
Hookworm disease	0 (0 to 0)	0 (0 to 0)	2.4 (0.4 to 6.4)	3.6 (0.6 to 12.2)	24.4 (3 to 90.1)	24.4 (3 to 90.1)	7.7 (0.8 to 33.1)	4.1 (0.5 to 16.5)	6.1 (0.7 to 23.1)	9.4 (0.9 to 33.1)	16.5 (2.2 to 60.4)	24.4 (3 to 90.1)	24.9 (3.1 to 90.1)	24.9 (3.1 to 90.1)	23.2 (3.1 to 90.1)	14.6 (3.1 to 60.4)	11.4 (3.1 to 60.4)	8.6 (3.1 to 60.4)	6.9 (3.1 to 60.4)	3.3 (1 to 12.2)	1.9 (0.5 to 6.8)	0.3 (0.1 to 1.2)	501
Food-borne trematodiases	0 (0 to 0)	0 (0 to 0)	0 (0 to 0)	0 (0 to 0)	0 (0 to 0)	0 (0 to 0)	0 (0 to 0)	0 (0 to 0)	0 (0 to 0)	0 (0 to 0)	0 (0 to 0)	0 (0 to 0)	0 (0 to 0)	0 (0 to 0)	0 (0 to 0)	0 (0 to 0)	0 (0 to 0)	0 (0 to 0)	0 (0 to 0)	0 (0 to 0)	0 (0 to 0)	0 (0 to 0)	0 (0 to 0)	0
Leprosy	0 (0 to 0)	0 (0 to 0)	0 (0 to 0)	0 (0 to 0)	0.2 (0 to 0.6)	0.2 (0 to 0.6)	0.2 (0 to 0.6)	0.2 (0 to 0.6

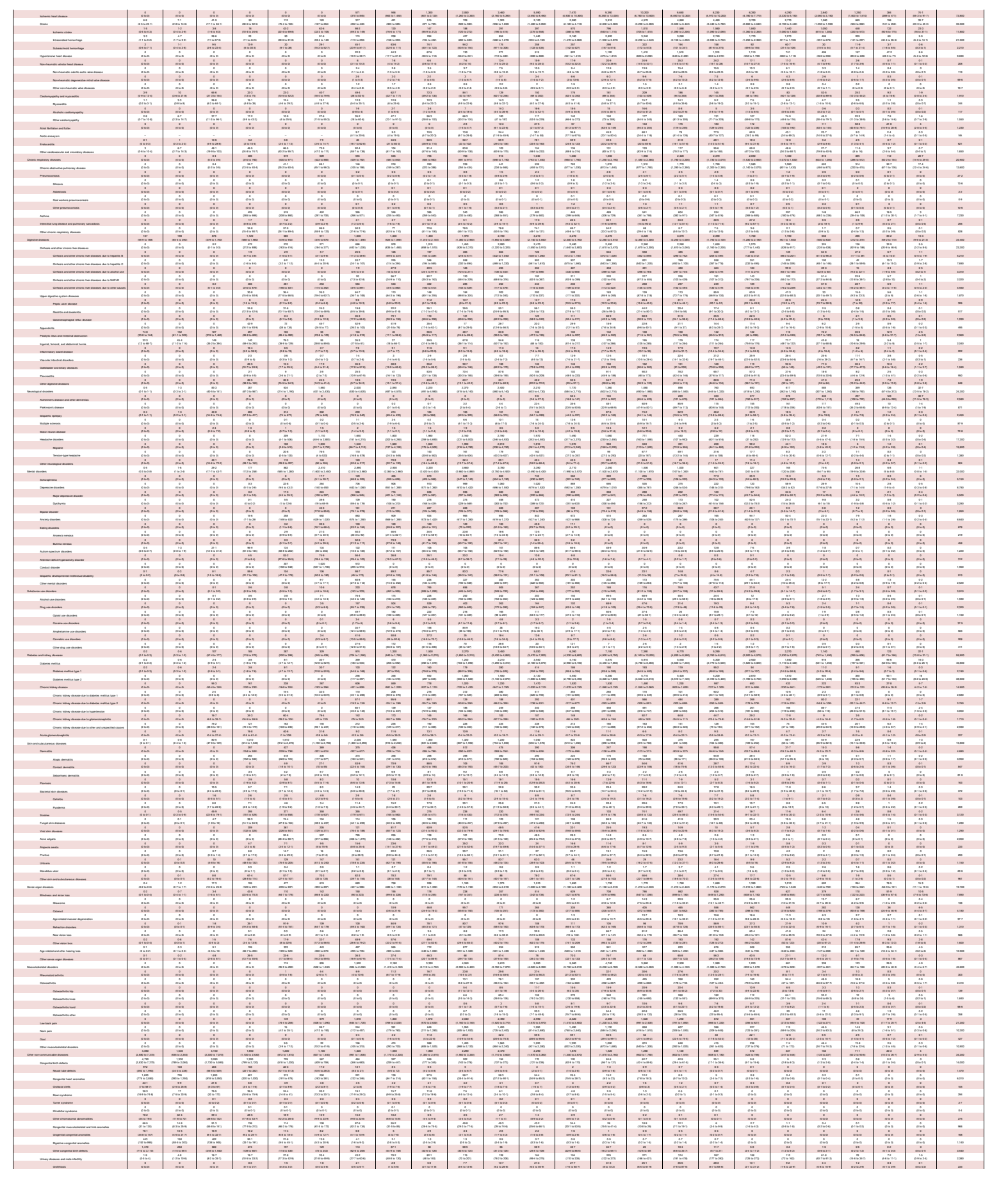



SR Table 2c: South Kalimantan DALYS by cause and age group for both sexes with 95% uncertainty intervals, 2019

Cause	Early Neonatal	Late Neonatal	Post Neonatal	1 to 4	5 to 9	10 to 14	15 to 19	20 to 24	25 to 29	30 to 34	35 to 39	40 to 44	45 to 49	50 to 54	55 to 59	60 to 64	65 to 69	70 to 74	75 to 79	80 to 84	85 to 89	90 to 94	95 plus	Total
All causes	73,600 (56,100 to 95,300)	16,200 (12,900 to 20,400)	41,400 (32,700 to 52,900)	29,600 (23,300 to 38,000)	20,900 (16,300 to 26,700)	20,500 (15,900 to 26,400)	22,900 (17,800 to 29,400)	25,100 (19,400 to 32,300)	27,600 (21,400 to 35,600)	29,500 (22,800 to 38,000)	29,300 (22,600 to 37,800)	28,500 (21,900 to 36,800)	27,900 (21,300 to 36,000)	27,300 (20,800 to 35,300)	26,900 (20,400 to 34,800)	26,600 (20,100 to 34,500)	26,000 (19,600 to 33,800)	25,000 (18,800 to 32,600)	23,500 (17,600 to 30,600)	21,500 (16,000 to 28,000)	18,900 (13,900 to 24,700)	15,200 (10,900 to 19,900)	609 (429 to 829)	1,450,000 (1,300,000 to 1,600,000)
Communicable, maternal, neonatal, and nutritional diseases	43,800 (28,900 to 61,600)	13,400 (9,770 to 18,000)	34,000 (25,900 to 44,600)	25,000 (19,700 to 31,700)	15,600 (12,000 to 20,000)	8,900 (6,870 to 11,600)	7,600 (5,820 to 9,900)	7,300 (5,600 to 9,500)	7,200 (5,530 to 9,400)	7,100 (5,450 to 9,200)	7,000 (5,380 to 9,100)	6,900 (5,300 to 9,000)	6,800 (5,230 to 8,900)	6,700 (5,150 to 8,800)	6,600 (5,080 to 8,700)	6,500 (5,000 to 8,600)	6,400 (4,920 to 8,500)	6,300 (4,850 to 8,400)	6,200 (4,770 to 8,300)	6,100 (4,690 to 8,200)	5,900 (4,530 to 7,900)	5,600 (4,300 to 7,500)	5,100 (3,900 to 6,800)	321,000 (264,000 to 382,000)
HIV/AIDS and sexually transmitted infections	3,920 (2,740 to 5,470)	661 (462 to 923)	1,420 (1,000 to 1,980)	2,420 (1,700 to 3,380)	209 (147 to 292)	209 (147 to 292)	617 (434 to 861)	1,080 (760 to 1,510)	2,200 (1,540 to 3,070)	3,140 (2,210 to 4,380)	3,960 (2,790 to 5,520)	4,280 (3,010 to 5,970)	4,220 (2,970 to 5,890)	4,020 (2,830 to 5,610)	3,660 (2,570 to 5,110)	3,280 (2,310 to 4,580)	2,880 (2,030 to 4,020)	2,450 (1,720 to 3,420)	1,970 (1,390 to 2,750)	1,490 (1,050 to 2,080)	1,060 (746 to 1,480)	703 (495 to 981)	29 (20 to 41)	43,000 (30,200 to 60,000)
HIV/AIDS	(0 to 0.1)	(0.1 to 0.2)	(489 to 1,170)	(2,200 to 5,290)	(137 to 329)	(144 to 124)	(429 to 998)	(1,230 to 1,800)	(1,790 to 2,620)	(1,800 to 2,370)	(1,670 to 1,890)	(1,560 to 1,740)	(1,510 to 1,710)	(1,460 to 1,650)	(1,390 to 1,570)	(1,310 to 1,480)	(1,210 to 1,370)	(1,100 to 1,240)	(978 to 1,110)	(837 to 947)	(681 to 771)	(512 to 580)	(318 to 360)	(9 to 10)	13,700
HIV/AIDS - Drug-susceptible Tuberculosis	(0 to 0)	(0 to 0)	(216 to 528)	(1,080 to 2,590)	(67 to 165)	(284 to 60.1)	(203 to 330)	(597 to 871)	(862 to 1,400)	(839 to 1,260)	(672 to 879)	(575 to 657)	(529 to 607)	(539 to 620)	(508 to 588)	(462 to 534)	(413 to 477)	(359 to 413)	(311 to 358)	(261 to 300)	(211 to 243)	(159 to 183)	(99 to 114)	(3 to 3)	7,000
HIV/AIDS - Multidrug-resistant Tuberculosis without extensi	(0 to 0)	(0 to 0)	(5.7 to 14)	(28 to 69)	(1.8 to 4.3)	(3.7 to 0.8)	(5.3 to 8.7)	(15.9 to 23.1)	(22.7 to 33.9)	(23.3 to 30.7)	(21.7 to 24.5)	(20.2 to 22.5)	(19.5 to 22.1)	(18.9 to 21.3)	(18 to 20.3)	(16.9 to 19.2)	(15.6 to 17.7)	(14.2 to 16.1)	(12.6 to 14.3)	(10.8 to 12.3)	(8.8 to 10)	(6.6 to 7.5)	(4.1 to 4.7)	(0.1 to 0.1)	181
HIV/AIDS - Extensively drug-resistant Tuberculosis	(0 to 0)	(0 to 0)	(0.7 to 1.8)	(3 to 8.1)	(0.2 to 0.5)	(0.3 to 0.1)	(0.6 to 1)	(1.9 to 2.7)	(2.7 to 4)	(2.8 to 3.7)	(2.6 to 2.9)	(2.4 to 2.7)	(2.3 to 2.6)	(2.2 to 2.5)	(2.1 to 2.4)	(2 to 2.3)	(1.9 to 2.1)	(1.7 to 1.9)	(1.5 to 1.7)	(1.3 to 1.5)	(1 to 1.2)	(0.8 to 0.9)	(0.5 to 0.6)	(0 to 0)	19.6
HIV/AIDS resulting in other diseases	(0 to 0.1)	(0 to 0.2)	419 (296 to 643)	1,840 (1,290 to 2,800)	192 (136 to 296)	61 (43 to 93)	270 (191 to 413)	600 (426 to 917)	977 (705 to 1,720)	1,740 (1,260 to 3,060)	2,660 (1,930 to 4,680)	3,060 (2,210 to 5,380)	3,060 (2,210 to 5,380)	2,910 (2,100 to 5,120)	2,700 (1,950 to 4,750)	2,480 (1,790 to 4,360)	2,220 (1,600 to 3,910)	1,900 (1,370 to 3,340)	1,520 (1,100 to 2,670)	1,150 (829 to 2,020)	816 (589 to 1,440)	543 (392 to 955)	23 (17 to 41)	6,970
Diarrhoeal diseases	2,920 (760 to 5,970)	661 (240 to 1,550)	675 (240 to 1,570)	49 (18 to 107)	211 (81 to 457)	136 (54 to 287)	143 (57 to 300)	164 (64 to 346)	159 (62 to 336)	169 (64 to 360)	184 (69 to 390)	206 (77 to 435)	221 (82 to 466)	233 (86 to 492)	241 (89 to 509)	247 (91 to 521)	251 (93 to 530)	254 (94 to 536)	255 (94 to 539)	254 (94 to 537)	251 (93 to 530)	246 (91 to 520)	238 (88 to 503)	9.7 (3.6 to 20.5)	5.4 (2.1 to 11.4)	7,110
Sexually transmitted infections excluding HIV	2,920 (760 to 5,970)	661 (240 to 1,550)	675 (240 to 1,570)	49 (18 to 107)	211 (81 to 457)	136 (54 to 287)	143 (57 to 300)	164 (64 to 346)	159 (62 to 336)	169 (64 to 360)	184 (69 to 390)	206 (77 to 435)	221 (82 to 466)	233 (86 to 492)	241 (89 to 509)	247 (91 to 521)	251 (93 to 530)	254 (94 to 536)	255 (94 to 539)	254 (94 to 537)	251 (93 to 530)	246 (91 to 520)	238 (88 to 503)	9.7 (3.6 to 20.5)	5.4 (2.1 to 11.4)	7,110
Syphilis	2,920 (760 to 5,970)	661 (240 to 1,550)	675 (240 to 1,570)	49 (18 to 107)	211 (81 to 457)	136 (54 to 287)	143 (57 to 300)	164 (64 to 346)	159 (62 to 336)	169 (64 to 360)	184 (69 to 390)	206 (77 to 435)	221 (82 to 466)	233 (86 to 492)	241 (89 to 509)	247 (91 to 521)	251 (93 to 530)	254 (94 to 536)	255 (94 to 539)	254 (94 to 537)	251 (93 to 530)	246 (91 to 520)	238 (88 to 503)	9.7 (3.6 to 20.5)	5.4 (2.1 to 11.4)	7,110
Chlamydial infection	(0 to 0)	(0 to 0)	(0 to 0)	(0 to 0)	(0 to 0)	(0.2 to 0.1)	(1.5 to 0.2)	(3.4 to 17.4)	(5.5 to 29.1)	(5.5 to 28.3)	(7.2 to 32.4)	(8.9 to 39.1)	(9.7 to 42.6)	(10.6 to 46.6)	(11.5 to 50.6)	(12.2 to 53.6)	(12.8 to 56.2)	(13.2 to 57.9)	(13.4 to 58.8)	(13.4 to 58.8)	(13.2 to 57.9)	(12.8 to 56.2)	(12.2 to 53.6)	(0.5 to 2.1)	106
Gonococcal infection	(0 to 0)	(0 to 0)	(0 to 0)	(0 to 0)	(0 to 0)	(1.0 to 20.9)	(0 to 99.9)	(9.4 to 127)	(13.4 to 204)	(13.2 to 204)	(16.9 to 261)	(19.9 to 307)	(21.9 to 339)	(23.6 to 365)	(25.1 to 388)	(26.3 to 407)	(27.2 to 421)	(27.8 to 430)	(28.1 to 435)	(28.1 to 435)	(27.8 to 430)	(27.2 to 421)	(26.3 to 407)	(1.0 to 16.1)	397
Trichomoniasis	(0 to 0)	(0 to 0)	(0 to 0)	(0 to 0)	(0 to 0)	(0.3 to 24.8)	(0.6 to 43.5)	(7.4 to 59.9)	(10.4 to 77.1)	(10.4 to 77.1)	(13.1 to 97.2)	(15.5 to 115)	(17.1 to 126)	(18.4 to 136)	(19.5 to 144)	(20.4 to 151)	(21.1 to 156)	(21.6 to 160)	(21.9 to 162)	(21.9 to 162)	(21.6 to 160)	(21.1 to 156)	(20.4 to 151)	(0.8 to 6.3)	(0.4 to 3.2)	1,200
Genital herpes	(0 to 0)	(0 to 0)	(0 to 0)	(0 to 0)	(0 to 0)	(0.0 to 1.9)	(1.1 to 9.1)	(2.5 to 20.2)	(3.5 to 28.6)	(3.5 to 28.6)	(4.4 to 35.7)	(5.2 to 42.1)	(5.7 to 46.1)	(6.1 to 49.3)	(6.4 to 52.1)	(6.7 to 54.3)	(6.9 to 55.9)	(7.1 to 57.2)	(7.2 to 58.1)	(7.2 to 58.1)	(7.1 to 57.2)	(6.9 to 55.9)	(6.7 to 54.3)	(0.3 to 2.5)	(0.1 to 1.1)	144
Other sexually transmitted infections	(0 to 0)	(0 to 0)	(0 to 0)	(0 to 0)	(0 to 0)	(0.7 to 4.4)	(2.9 to 16.1)	(9.2 to 36.2)	(9.2 to 36.2)	(9.2 to 36.2)	(9.2 to 36.2)	(9.2 to 36.2)	(9.2 to 36.2)	(9.2 to 36.2)	(9.2 to 36.2)	(9.2 to 36.2)	(9.2 to 36.2)	(9.2 to 36.2)	(9.2 to 36.2)	(9.2 to 36.2)	(9.2 to 36.2)	(9.2 to 36.2)	(9.2 to 36.2)	(0.4 to 1.6)	(0.2 to 0.8)	490
Respiratory infections and tuberculosis	1,330 (649 to 2,240)	1,450 (1,000 to 2,040)	5,300 (3,660 to 7,460)	6,140 (4,240 to 8,700)	1,240 (1,020 to 1,510)	1,010 (833 to 1,230)	1,010 (834 to 1,230)	1,020 (842 to 1,240)	1,030 (851 to 1,250)	1,040 (859 to 1,260)	1,050 (867 to 1,280)	1,060 (875 to 1,290)	1,070 (883 to 1,300)	1,080 (891 to 1,310)	1,090 (899 to 1,320)	1,100 (907 to 1,330)	1,110 (915 to 1,340)	1,120 (923 to 1,350)	1,120 (923 to 1,360)	1,120 (923 to 1,360)	1,120 (923 to 1,360)	1,120 (923 to 1,360)	1,120 (923 to 1,360)	911 (751 to 1,100)	47.1 (32.7 to 63.1)	104,000
Tuberculosis	1,330 (649 to 2,240)	1,450 (1,000 to 2,040)	5,300 (3,660 to 7,460)	6,140 (4,240 to 8,700)	1,240 (1,020 to 1,510)	1,010 (833 to 1,230)	1,010 (834 to 1,230)	1,020 (842 to 1,240)	1,030 (851 to 1,250)	1,040 (859 to 1,260)	1,050 (867 to 1,280)	1,060 (875 to 1,290)	1,070 (883 to 1,300)	1,080 (891 to 1,310)	1,090 (899 to 1,320)	1,100 (907 to 1,330)	1,110 (915 to 1,340)	1,120 (923 to 1,350)	1,120 (923 to 1,360)	1,120 (923 to 1,360)	1,120 (923 to 1,360)	1,120 (923 to 1,360)	1,120 (923 to 1,360)	911 (751 to 1,100)	47.1 (32.7 to 63.1)	104,000
Latent tuberculosis infection	(0 to 0)	(0 to 0)	(0 to 0)	(0 to 0)	(0 to 0)	(0 to 0)	(0 to 0)	(0 to 0)	(0 to 0)	(0 to 0)	(0 to 0)	(0 to 0)	(0 to 0)	(0 to 0)	(0 to 0)	(0 to 0)	(0 to 0)	(0 to 0)	(0 to 0)	(0 to 0)	(0 to 0)	(0 to 0)	(0 to 0)	(0 to 0)	(0 to 0)	(0 to 0)	NA
Drug-susceptible tuberculosis	1,330 (649 to 2,240)	1,450 (1,000 to 2,040)	5,300 (3,660 to 7,460)	6,140 (4,240 to 8,700)	1,240 (1,020 to 1,510)	1,010 (833 to 1,230)	1,010 (834 to 1,230)	1,020 (842 to 1,240)	1,030 (851 to 1,250)	1,040 (859 to 1,260)	1,050 (867 to 1,280)	1,060 (875 to 1,290)	1,070 (883 to 1,300)	1,080 (891 to 1,310)	1,090 (899 to 1,320)	1,100 (907 to 1,330)	1,110 (915 to 1,340)	1,120 (923 to 1,350)	1,120 (923 to 1,360)	1,120 (923 to 1,360)	1,120 (923 to 1,360)	1,120 (923 to 1,360)	1,120 (923 to 1,360)	911 (751 to 1,100)	47.1 (32.7 to 63.1)	104,000
Multidrug-resistant tuberculosis without extensive drug-res	(0 to 0)	(0 to 0)	10.6 (3.3 to 38.6)	7.3 (2.3 to 26.6)	7.1 (2.2 to 25.8)	6.8 (2.1 to 24.7)	(0.4 to 0.1)	13.7 (4.3 to 49.8)	29.6 (9.2 to 107)	29 (9.1 to 106)	28.6 (8.9 to 104)	28.3 (8.8 to 103)	28.1 (8.7 to 102)	27.9 (8.7 to 101)	27.8 (8.6 to 101)	27.6 (8.6 to 100)	27.5 (8.6 to 100)	27.4 (8.5 to 99.7)	27.3 (8.5 to 99.5)	27.3 (8.5 to 99.5)	27.3 (8.5 to 99.5)	27.4 (8.5 to 99.7)	27.5 (8.6 to 100)	2.7 (0.9 to 9.8)	0.1 (0 to 0.4)	698
Extensively drug-resistant tuberculosis	(0 to 0)	(0 to 0)	2 (0.7 to 7.1)	1.3 (0.4 to 4.7)	1.3 (0.4 to 4.6)	1.3 (0.4 to 4.6)	2.6 (0.7 to 9.2)	6.6 (1.9 to 23.3)	7.2 (2.1 to 25.7)	7.2 (2.1 to 25.5)	6.7 (1.9 to 23.9)	6.3 (1.8 to 22.4)	7.6 (2.2 to 27.1)	8.2 (2.4 to 29.2)	8.5 (2.4 to 30.4)	8.7 (2.5 to 31.1)	8.8 (2.5 to 31.4)	8.8 (2.5 to 31.4)	8.8 (2.5 to 31.4)	8.8 (2.5 to 31.4)	8.8 (2.5 to 31.4)	8.8 (2.5 to 31.4)	8.8 (2.5 to 31.4)	1.6 (0.6 to 5.7)	0.1 (0 to 0.3)	99.2
Lower respiratory infections	1,130 (641 to 1,930)	1,410 (920 to 2,020)	11,700 (8,020 to 16,500)	4,240 (2,930 to 6,010)	339 (234 to 480)	227 (157 to 321)	227 (157 to 321)	229 (158 to 324)	231 (160 to 327)	233 (161 to 330)	236 (163 to 333)	238 (165 to 337)	240 (166 to 339)	242 (168 to 342)	244 (169 to 345)	246 (171 to 348)	248 (172 to 351)	251 (174 to 355)	252 (175 to 356)	252 (175 to 356)	252 (175 to 356)	252 (175 to 356)	252 (175 to 356)	205 (142 to 290)	10.6 (7.4 to 15)	23,400 (16,200 to 33,100)
Upper respiratory infections	(0.4 to 1.1)	(2.4 to 7.2)	(47 to 134)	(204 to 582)	(22 to 62)	(27 to 72)	(27 to 72)	(42 to 106)	(52 to 129)	(57 to 139)	(59 to 143)	(59 to 143)	(59 to 143)	(59 to 143)	(59 to 143)	(59 to 143)	(59 to 143)	(59 to 143)	(59 to 143)	(59 to 143)	(59 to 143)	(59 to 143)	(59 to 143)	(59 to 143)	(7.7 to 21.9)	(0.4 to 1.2)	4,060
Otitis media	(0 to 0.1)	(0.1 to 0.4)	12 (6.9 to 20.9)	159 (77.3 to 298)	226 (132 to 377)	114 (68.6 to 200)	106 (77.7 to 240)	113 (82.5 to 255)	120 (87.3 to 270)	127 (92.1 to 287)	134 (97.2 to 300)	141 (102 to 314)	147 (106 to 327)	152 (110 to 338)	156 (113 to 347)	160 (116 to 355)	163 (118 to 362)	165 (120 to 367)	167 (121 to 371)	168 (122 to 373)	168 (122 to 373)	168 (122 to 373)	168 (122 to 373)	134 (97.6 to 298)	6.9 (5 to 15.3)	3,200
Enteric infections	284 (189 to 463)	799 (597 to 1,060)	4,020 (3,000 to 5,730)	2,310 (1,660 to 3,370)	2,340 (1,420 to 3,660)	1,660 (1,070 to 2,660)	1,420 (1,070 to 2,060)	1,320 (1,000 to 1,720)	1,420 (1,080 to 2,020)	1,560 (1,200 to 2,220)	1,620 (1,240 to 2,300)	1,670 (1,280 to 2,370)	1,700 (1,300 to 2,420)	1,720 (1,310 to 2,440)	1,730 (1,320 to 2,460)	1,740 (1,330 to 2,470)	1,740 (1,330 to 2,470)	1,740 (1,330 to 2,470





SB Table 2c. East Kalimantan DALYS by cause and age group for both sexes with 95% uncertainty intervals, 2019

Cause	Early Neonatal	Late Neonatal	Post Neonatal	1 to 4	5 to 9	10 to 14	15 to 19	20 to 24	25 to 29	30 to 34	35 to 39	40 to 44	45 to 49	50 to 54	55 to 59	60 to 64	65 to 69	70 to 74	75 to 79	80 to 84	85 to 89	90 to 94	95 plus	Total
All causes	27,469 (26,868 to 28,093)	11,030 (9,329 to 12,958)	30,290 (22,900 to 40,406)	26,292 (23,200 to 30,366)	22,292 (19,746 to 25,388)	24,170 (20,669 to 28,139)	24,310 (22,900 to 27,136)	28,210 (26,200 to 30,268)	32,900 (31,400 to 36,000)	42,900 (40,900 to 45,600)	53,900 (51,200 to 56,600)	68,900 (66,900 to 71,000)	90,300 (73,200 to 111,200)	91,800 (76,100 to 109,000)	97,200 (73,900 to 122,300)	77,900 (60,500 to 97,400)	60,400 (46,200 to 76,200)	57,700 (41,100 to 74,400)	49,400 (34,200 to 66,200)	23,700 (22,200 to 27,100)	13,700 (12,400 to 15,200)	6,568 (5,630 to 8,458)	1,790 (1,466 to 1,986)	1,030,000 (995,000 to 1,066,000)
Communicable, maternal, neonatal, and nutritional diseases	26,400 (25,500 to 27,200)	7,850 (5,850 to 10,300)	20,000 (13,500 to 27,400)	16,800 (13,000 to 21,100)	7,660 (5,930 to 10,400)	5,400 (4,250 to 6,800)	6,760 (5,300 to 8,400)	9,020 (7,360 to 12,600)	11,000 (8,370 to 14,900)	11,700 (8,190 to 15,600)	12,200 (8,550 to 16,600)	10,400 (8,150 to 13,200)	8,060 (7,030 to 11,800)	6,990 (6,100 to 9,990)	6,810 (5,660 to 7,200)	4,810 (3,660 to 6,670)	3,810 (2,920 to 5,360)	2,420 (1,960 to 2,990)	1,940 (1,200 to 1,920)	752 (603 to 924)	292 (196 to 313)	109 (72 to 118)	252,000 (219,000 to 289,000)
HIV/AIDS and sexually transmitted infections	0 (0 to 0)	0 (0 to 0)	1,630 (819 to 3,610)	3,060 (2,230 to 4,080)	268 (183 to 401)	167 (89 to 307)	469 (262 to 861)	1,350 (1,160 to 1,580)	2,820 (2,260 to 3,520)	3,540 (2,800 to 3,910)	2,920 (2,150 to 3,560)	2,020 (1,540 to 2,600)	1,490 (1,080 to 2,270)	732 (577 to 1,040)	399 (189 to 626)	99.2 (69.2 to 164)	21.5 (16.9 to 34.2)	6.7 (4.7 to 9.7)	9.3 (2.2 to 16.4)	2.6 (0.7 to 5.7)	1.9 (0.2 to 4.3)	0.6 (0 to 1.1)	29,100 (23,000 to 36,000)
HIV/AIDS	0 (0 to 0)	0.1 (0 to 0)	1,530 (680 to 3,500)	3,220 (2,350 to 4,280)	277 (187 to 390)	158 (84 to 291)	422 (237 to 765)	1,220 (1,050 to 1,420)	2,740 (2,190 to 3,420)	3,560 (2,770 to 3,940)	2,810 (2,060 to 3,440)	1,940 (1,480 to 2,500)	1,410 (1,020 to 2,180)	687 (539 to 1,010)	376 (178 to 597)	93.4 (65.1 to 154)	20.2 (15.9 to 32.2)	6.3 (4.4 to 9.1)	8.8 (2.1 to 15.4)	2.4 (0.6 to 5.4)	1.8 (0.2 to 4.1)	0.6 (0 to 1.1)	28,500 (22,500 to 35,500)
HIV/AIDS - Drug-susceptible Tuberculosis	0 (0 to 0)	0 (0 to 0)	229 (102 to 525)	1,060 (774 to 1,410)	139 (94 to 196)	69.6 (37 to 128)	222 (125 to 402)	732 (630 to 851)	1,860 (1,480 to 2,320)	2,570 (2,000 to 2,850)	2,060 (1,510 to 2,520)	1,460 (1,110 to 1,880)	977 (700 to 1,570)	339 (266 to 499)	113 (53.5 to 176)	34.4 (24 to 56.9)	9.5 (7.4 to 15.2)	2.8 (2 to 4.2)	4.1 (1 to 7.1)	0.9 (0.2 to 2.2)	0.7 (0 to 1.5)	0.2 (0 to 0.3)	9,380 (7,410 to 11,600)
HIV/AIDS - Multidrug-resistant Tuberculosis without extensive d	0 (0 to 0)	0 (0 to 0)	0.7 (0 to 2.9)	3.4 (0.9 to 7.1)	1.4 (0.4 to 3.1)	0.7 (0.2 to 1.6)	2.4 (0.6 to 5.3)	12.4 (3.2 to 28.1)	34.8 (9.4 to 79.6)	57.6 (15.6 to 131.6)	46.3 (12.5 to 106.2)	31.8 (8.6 to 72.9)	23.1 (6.2 to 53.4)	11.2 (3 to 25.9)	6.2 (1.7 to 14.2)	1.5 (0.4 to 3.4)	0.3 (0.1 to 0.8)	0.1 (0 to 0.3)	0.1 (0 to 0.3)	0 (0 to 0)	0 (0 to 0)	0 (0 to 0)	160 (43 to 370)
HIV/AIDS - Extensively drug-resistant Tuberculosis	0 (0 to 0)	0 (0 to 0)	0.1 (0 to 0.4)	0.5 (0.1 to 1.1)	0.2 (0.1 to 0.5)	0.1 (0 to 0.2)	0.4 (0.1 to 0.8)	1.9 (0.5 to 4.3)	5.3 (1.4 to 12.1)	8.8 (2.4 to 20.1)	7.1 (1.9 to 16.2)	4.9 (1.3 to 11.1)	3.5 (0.9 to 8.1)	1.7 (0.5 to 3.9)	0.9 (0.3 to 2.2)	0.2 (0 to 0.5)	0.1 (0 to 0.2)	0 (0 to 0.1)	0 (0 to 0.1)	0 (0 to 0)	0 (0 to 0)	0 (0 to 0)	24 (6.6 to 56.5)
HIV/AIDS resulting in other diseases	0 (0 to 0.1)	0.1 (0 to 0.2)	0.3 (0.09 to 0.99)	0.5 (0.1 to 1.2)	0.2 (0.05 to 0.6)	0.1 (0.02 to 0.3)	0.3 (0.08 to 0.8)	0.9 (0.2 to 2.1)	2.1 (0.5 to 4.8)	3.2 (0.8 to 7.1)	2.5 (0.6 to 5.7)	1.8 (0.5 to 4.1)	1.2 (0.3 to 2.8)	0.6 (0.2 to 1.4)	0.3 (0.1 to 0.8)	0.1 (0 to 0.3)	0 (0 to 0.2)	0 (0 to 0.1)	0 (0 to 0.1)	0 (0 to 0.1)	0 (0 to 0.1)	0 (0 to 0)	9,460 (2,170 to 21,500)
Sexually transmitted infections excluding HIV	0 (0 to 0)	0 (0 to 0)	77 (34 to 180)	393 (244 to 600)	98 (61 to 151)	97.2 (47 to 187)	47 (21 to 91)	129 (71 to 216)	117 (62 to 202)	82 (37 to 152)	59 (27 to 110)	79 (37 to 150)	81 (39 to 148)	45 (22 to 83)	23 (11 to 43)	12 (5 to 23)	3.3 (1 to 7.2)	1.4 (0.4 to 3.1)	0.4 (0.1 to 1.1)	0.6 (0.1 to 1.6)	0.2 (0 to 0.6)	0.1 (0 to 0.3)	1,770 (1,000 to 2,900)
Syphilis	0 (0 to 0)	0 (0 to 0)	77 (34 to 180)	393 (244 to 600)	98 (61 to 151)	97.2 (47 to 187)	47 (21 to 91)	129 (71 to 216)	117 (62 to 202)	82 (37 to 152)	59 (27 to 110)	79 (37 to 150)	81 (39 to 148)	45 (22 to 83)	23 (11 to 43)	12 (5 to 23)	3.3 (1 to 7.2)	1.4 (0.4 to 3.1)	0.4 (0.1 to 1.1)	0.6 (0.1 to 1.6)	0.2 (0 to 0.6)	0.1 (0 to 0.3)	1,770 (1,000 to 2,900)
Chlamydial infection	0 (0 to 0)	0 (0 to 0)	0 (0 to 0)	0 (0 to 0)	0 (0 to 0)	0.3 (0.2 to 0.5)	1.6 (0.8 to 2.4)	6.9 (3.4 to 11.6)	16.2 (8.1 to 28.6)	19.2 (9.5 to 33.5)	13.8 (6.7 to 24.5)	9.6 (4.7 to 16.7)	6.2 (3 to 11.2)	3.1 (1.7 to 7.4)	1.6 (0.7 to 4.5)	0.6 (0.2 to 1.8)	0.2 (0 to 1.2)	0.1 (0 to 0.6)	0.1 (0 to 0.4)	0 (0 to 0.2)	0 (0 to 0.1)	0 (0 to 0.1)	88 (41 to 170)
Gonococcal infection	0 (0 to 0)	0 (0 to 0)	0 (0 to 0)	0 (0 to 0)	0 (0 to 0)	1.7 (0.7 to 3.7)	11 (4.1 to 19.1)	24 (9.3 to 39.6)	12.6 (5 to 21.9)	7.6 (2.9 to 15.5)	5.4 (2.1 to 11.2)	3.7 (1.5 to 7.8)	2.4 (0.9 to 5.2)	1.2 (0.5 to 3.2)	0.6 (0.3 to 2.1)	0.2 (0.1 to 0.8)	0.1 (0 to 0.4)	0 (0 to 0.2)	0 (0 to 0.1)	0 (0 to 0.1)	0 (0 to 0.1)	0 (0 to 0.1)	111 (51 to 209)
Trichomoniasis	0 (0 to 0)	0 (0 to 0)	0 (0 to 0)	0 (0 to 0)	0.2 (0.1 to 0.4)	2.6 (0.8 to 4.5)	9.6 (3.4 to 16.5)	19.6 (7.1 to 34.1)	20.6 (7.6 to 36.4)	20.7 (7.6 to 37.1)	14.9 (5.7 to 27.1)	10.4 (4 to 19.2)	6.7 (2.7 to 13.2)	3.4 (1.3 to 8.1)	1.7 (0.6 to 4.6)	0.7 (0.2 to 2.1)	0.2 (0.1 to 0.8)	0.1 (0 to 0.4)	0.1 (0 to 0.3)	0 (0 to 0.2)	0 (0 to 0.1)	0 (0 to 0.1)	127 (57 to 250)
Genital herpes	0 (0 to 0)	0 (0 to 0)	0 (0 to 0)	0 (0 to 0)	0 (0 to 0)	0 (0 to 0)	0.1 (0 to 0.2)	0.2 (0 to 0.4)	0.2 (0 to 0.4)	0.2 (0 to 0.4)	0.2 (0 to 0.4)	0.2 (0 to 0.4)	0.2 (0 to 0.4)	0.1 (0 to 0.3)	0.1 (0 to 0.3)	0 (0 to 0.2)	0 (0 to 0.1)	0 (0 to 0.1)	0 (0 to 0.1)	0 (0 to 0.1)	0 (0 to 0.1)	0 (0 to 0.1)	116 (54 to 230)
Other sexually transmitted infections	0 (0 to 0)	0 (0 to 0)	0 (0 to 0)	0 (0 to 0)	0 (0 to 0)	0 (0 to 0)	0 (0 to 0.1)	0 (0.1 to 0.2)	0 (0 to 0.1)	0 (0 to 0.1)	0 (0 to 0.1)	0 (0 to 0.1)	0 (0 to 0.1)	0 (0 to 0.1)	0 (0 to 0.1)	0 (0 to 0.1)	0 (0 to 0.1)	0 (0 to 0.1)	0 (0 to 0.1)	0 (0 to 0.1)	0 (0 to 0.1)	0 (0 to 0.1)	0 (0 to 0.1)	153 (54 to 291)
Respiratory infections and tuberculosis	1,390 (642 to 1,720)	1,050 (768 to 2,100)	4,660 (3,260 to 9,270)	2,200 (1,290 to 3,630)	1,060 (667 to 1,790)	1,790 (782 to 3,460)	1,460 (1,240 to 2,240)	1,240 (1,060 to 2,020)	1,270 (1,060 to 2,060)	1,270 (1,060 to 2,060)	1,270 (1,060 to 2,060)	1,270 (1,060 to 2,060)	1,270 (1,060 to 2,060)	1,270 (1,060 to 2,060)	1,270 (1,060 to 2,060)	1,270 (1,060 to 2,060)	1,270 (1,060 to 2,060)	1,270 (1,060 to 2,060)	1,270 (1,060 to 2,060)	1,270 (1,060 to 2,060)	1,270 (1,060 to 2,060)	1,270 (1,060 to 2,060)	1,270 (1,060 to 2,060)	94,100 (78,900 to 111,000)
Tuberculosis	0 (0 to 0)	0 (0 to 0)	0 (0 to 0)	0 (0 to 0)	0 (0 to 0)	0 (0 to 0)





SR Table 2c: Kyrgyzstan DALYS by cause and age group for both sexes with 95% uncertainty intervals, 2019

Cause	Early Neonatal	Late Neonatal	Post Neonatal	1 to 4	5 to 9	10 to 14	15 to 19	20 to 24	25 to 29	30 to 34	35 to 39	40 to 44	45 to 49	50 to 54	55 to 59	60 to 64	65 to 69	70 to 74	75 to 79	80 to 84	85 to 89	90 to 94	95 plus	Total
All causes	174,000 (125,000 to 239,000)	19,400 (11,900 to 29,900)	46,000 (29,000 to 68,000)	54,800 (35,800 to 84,200)	44,900 (29,300 to 68,400)	41,100 (26,900 to 61,300)	48,300 (32,200 to 69,400)	69,000 (46,100 to 96,200)	91,300 (61,700 to 126,000)	103,000 (69,800 to 145,000)	97,900 (65,100 to 135,000)	99,900 (67,800 to 139,000)	107,000 (72,000 to 153,000)	120,000 (82,000 to 168,000)	137,000 (92,000 to 189,000)	136,000 (92,000 to 190,000)	155,000 (104,000 to 217,000)	144,000 (93,000 to 201,000)	99,000 (64,000 to 140,000)	64,000 (37,000 to 98,000)	31,000 (16,000 to 54,000)	16,000 (7,000 to 30,000)	1,890,000
Communicable, maternal, neonatal, and nutritional diseases	167,000 (96,000 to 113,000)	14,400 (11,200 to 18,000)	36,800 (29,000 to 46,000)	29,900 (21,900 to 39,000)	12,300 (8,900 to 16,800)	7,990 (5,810 to 11,000)	8,990 (6,580 to 12,200)	8,570 (6,270 to 11,600)	10,700 (7,870 to 14,500)	12,000 (8,750 to 16,400)	10,900 (7,960 to 15,000)	9,840 (7,260 to 13,500)	7,390 (5,370 to 10,200)	6,950 (4,990 to 9,660)	6,990 (4,990 to 9,690)	6,100 (4,260 to 8,660)	5,330 (3,660 to 7,720)	4,660 (3,170 to 6,840)	3,190 (2,110 to 4,740)	1,870 (1,190 to 2,870)	1,010 (579 to 1,660)	282 (129 to 564)	423 (271 to 652)	393,000
HIV/AIDS and sexually transmitted infections	1,110 (1,110 to 1,110)	2,310 (2,310 to 2,310)	934 (934 to 934)	192 (192 to 192)	229 (229 to 229)	202 (202 to 202)	1,040 (1,040 to 1,040)	291 (291 to 291)	1,040 (1,040 to 1,040)	1,860 (1,860 to 1,860)	2,270 (2,270 to 2,270)	1,940 (1,940 to 1,940)	1,700 (1,700 to 1,700)	1,610 (1,610 to 1,610)	994 (994 to 994)	491 (491 to 491)	272 (272 to 272)	178 (178 to 178)	69.8 (69.8 to 69.8)	36.9 (36.9 to 36.9)	14.2 (14.2 to 14.2)	3.8 (3.8 to 3.8)	1.6 (1.6 to 1.6)	15,500
HIV/AIDS	(0 to 0)	(0.1 to 0.4)	(720 to 902)	(169 to 214)	(180 to 240)	(172 to 228)	(849 to 1,120)	(331 to 391)	(667 to 886)	(1,870 to 2,690)	(1,700 to 2,200)	(1,460 to 1,870)	(798 to 1,090)	(568 to 807)	(256 to 377)	(104 to 179)	(44.6 to 85.4)	(21.6 to 54.6)	(12.0 to 31.6)	(5.1 to 22.4)	(2.3 to 10.2)	(0.1 to 2.4)	(0.1 to 0.2)	9,920
HIV/AIDS - Drug-susceptible Tuberculosis	0 (0 to 0)	0.5 (0.1 to 1.1)	0.6 (0.1 to 1.4)	0.6 (0.1 to 1.4)	0.6 (0.1 to 1.4





SR Table 2c: North Sulawesi DALYS by cause and age group for both sexes with 95% uncertainty intervals, 2019

Cause	Age-Standardized	Late Neonatal	Post Neonatal	1 to 4	5 to 9	10 to 14	15 to 19	20 to 24	25 to 29	30 to 34	35 to 39	40 to 44	45 to 49	50 to 54	55 to 59	60 to 64	65 to 69	70 to 74	75 to 79	80 to 84	85 to 89	90 to 94	95 plus	Total
All causes	22,900 (20,400 to 25,600)	2,010 (1,610 to 2,700)	23,100 (16,100 to 32,000)	19,300 (13,900 to 25,700)	13,800 (11,600 to 16,000)	16,100 (13,200 to 19,700)	26,300 (20,900 to 31,200)	28,400 (23,400 to 33,400)	27,700 (22,200 to 33,400)	28,600 (23,600 to 33,900)	28,200 (23,900 to 33,400)	31,700 (26,900 to 37,600)	40,200 (34,500 to 47,000)	51,400 (44,000 to 59,400)	71,300 (61,500 to 82,300)	76,800 (66,700 to 89,000)	77,900 (64,500 to 92,300)	78,200 (61,300 to 93,100)	62,300 (47,000 to 78,300)	33,900 (23,900 to 46,000)	13,900 (9,000 to 20,200)	1,780 (1,000 to 3,000)	601,000 (611 to 697)
Communicable, maternal, neonatal, and nutritional diseases	26,700 (20,100 to 34,600)	5,660 (4,140 to 7,990)	16,000 (10,900 to 23,000)	11,400 (8,810 to 16,300)	5,000 (3,930 to 6,970)	3,990 (3,430 to 4,800)	4,590 (3,810 to 5,640)	5,080 (4,080 to 6,430)	5,990 (4,590 to 7,430)	6,970 (5,270 to 7,970)	7,140 (5,600 to 10,200)	8,010 (6,220 to 12,700)	8,330 (6,490 to 12,700)	7,270 (5,190 to 10,300)	6,200 (4,630 to 8,110)	6,620 (5,060 to 8,330)	6,960 (5,120 to 8,730)	6,760 (4,530 to 7,130)	4,600 (3,060 to 6,270)	3,160 (2,040 to 3,990)	1,710 (1,010 to 2,720)	540 (290 to 890)	132 (69 to 199)	167,000
HIV/AIDS and sexually transmitted infections	1,730 (472 to 3,280)	489 (137 to 999)	972 (186 to 1,820)	2,360 (637 to 4,560)	292 (54 to 600)	170 (29 to 402)	360 (180 to 643)	709 (368 to 1,200)	1,490 (731 to 2,500)	1,990 (773 to 3,600)	2,500 (863 to 4,760)	3,250 (927 to 7,130)	3,600 (1,010 to 7,230)	1,620 (538 to 3,220)	1,620 (550 to 3,060)	725 (199 to 1,220)	600 (161 to 1,210)	292 (79 to 748)	141 (38 to 373)	39.1 (12 to 91.7)	8.4 (2 to 21)	2.5 (1 to 4.5)	0.7 (0 to 1.3)	22,100 (6 to 59)
HIV/AIDS	0 (0 to 0)	0.1 (0 to 0.3)	526 (42 to 1,310)	2,300 (566 to 4,510)	240 (29 to 549)	150 (17 to 386)	349 (114 to 639)	680 (327 to 1,170)	1,430 (674 to 2,510)	1,910 (729 to 3,610)	2,490 (863 to 4,760)	3,210 (917 to 7,060)	3,600 (1,010 to 7,230)	1,590 (533 to 3,190)	710 (192 to 1,500)	387 (99 to 1,210)	291 (69 to 762)	134 (33 to 389)	36 (9 to 98.1)	5.4 (1 to 15)	1 (0 to 2.5)	0.2 (0 to 0.5)	0.1 (0 to 0.3)	19,200
HIV/AIDS - Drug-susceptible Tuberculosis	0 (0 to 0)	0.2 (0 to 0.5)	2,000 (1,000 to 3,660)	1,040 (511 to 2,080)	114 (51 to 241)	74.6 (32 to 169)	207 (97 to 397)	352 (164 to 699)	1,040 (561 to 1,770)	1,540 (1,040 to 2,360)	1,740 (1,170 to 2,720)	2,220 (1,480 to 3,190)	2,560 (1,720 to 3,720)	1,220 (824 to 1,820)	1,020 (704 to 1,500)	722 (497 to 1,060)	651 (441 to 981)	411 (277 to 590)	225 (153 to 329)	91.6 (61 to 133)	23.6 (16 to 34.2)	5.1 (3 to 7.5)	1.1 (0 to 1.6)	9,200
HIV/AIDS - Multidrug-resistant Tuberculosis without extensive d	0 (0 to 0)	0 (0 to 0)	2.2 (0 to 13.9)	9.6 (0 to 61.4)	1.1 (0 to 6.9)	0.7 (0 to 4.3)	3.6 (0 to 7.6)	7.6 (0.1 to 16.4)	15.2 (0.2 to 32.8)	20.4 (0.2 to 44.8)	26.6 (0.2 to 59.5)	34.3 (0.3 to 76.8)	38.5 (0.2 to 75.1)	17.1 (0.2 to 43.4)	7.6 (0.1 to 19.6)	4.1 (0 to 10.4)	3.1 (0 to 8.6)	1.4 (0 to 3.9)	1.2 (0 to 3.4)	0.4 (0 to 1.2)	0.1 (0 to 0.4)	0 (0 to 0.1)	0 (0 to 0)	78
HIV/AIDS - Extensively drug-resistant Tuberculosis	0 (0 to 0)	0 (0 to 0)	0.2 (0 to 2.4)	0.9 (0 to 12.1)	0.1 (0 to 1.1)	0.1 (0 to 0.7)	0.3 (0 to 1.4)	0.6 (0 to 2.6)	1.4 (0 to 5.6)	1.8 (0 to 7.6)	2.4 (0 to 9.6)	3 (0 to 12.6)	3.4 (0 to 13.7)	1.6 (0 to 7.3)	0.7 (0 to 3.6)	0.4 (0 to 1.9)	0.3 (0 to 1.2)	0.1 (0 to 0.6)	0.1 (0 to 0.5)	0 (0 to 0.3)	0 (0 to 0.1)	0 (0 to 0)	0 (0 to 0)	142
HIV/AIDS resulting in other diseases	0 (0 to 0.1)	0 (0 to 0.2)	0.1 (0.1 to 0.1)	0.1 (0.1 to 0.2)	0.1 (0.1 to 0.2)	0.1 (0.1 to 0.2



Benign prostatic hyperplasia	0 (0 to 0)	0 (0 to 0)	0 (0 to 0)	0 (0 to 0)	0 (0 to 0)	0 (0 to 0)	0 (0 to 0)	0 (0 to 0)	0 (0 to 0)	0 (0 to 0)	0 (0 to 0)	0 (0 to 0)	0 (0 to 0)	2-1 (0 to 6)	19-5 (9 to 33)	49-2 (31 to 69)	90-6 (63 to 120)	134 (79 to 227)	121 (84 to 200)	77-3 (39 to 119)	34-6 (19 to 56)	11-7 (6 to 19)	2-2 (1 to 3)	0-3 (0 to 0)		684
Male infertility	0 (0 to 0)	0 (0 to 0)	0 (0 to 0)	0 (0 to 0)	0 (0 to 0)	0 (0 to 0)	0 (0 to 0)	0-1 (1 to 47)	0 (0 to 0)	0 (0 to 0)	0 (0 to 0)	0 (0 to 0)	0 (0 to 0)	0 (0 to 0)	0 (0 to 0)	0 (0 to 0)	0 (0 to 0)	0 (0 to 0)	0 (0 to 0)	0 (0 to 0)	0 (0 to 0)	0 (0 to 0)	0 (0 to 0)	0 (0 to 0)		161
Other urinary diseases	3 (0 to 14)	2-4 (0 to 9)	11-9 (2 to 32)	3-6 (1 to 9)	6-9 (2 to 16)	9-2 (3 to 20)	7-2 (2 to 16)	14-2 (4 to 30)	3-6 (1 to 8)	7-1 (2 to 17)	9-1 (4 to 17)	17-9 (8 to 31)	28-3 (8 to 64)	29-7 (9 to 61)	49-9 (19 to 100)	91-4 (31 to 164)	73-5 (26 to 164)	88-9 (37 to 179)	78-6 (32 to 142)	59-2 (22 to 112)	28-2 (10 to 52)	10-2 (3 to 21)	4-1 (1 to 9)	0-6 (0 to 1)		689
Gynecological diseases	0 (0 to 0)	0 (0 to 0)	0 (0 to 0)	0 (0 to 0)	0 (0 to 0)	0-6 (0 to 3)	1-52 (0 to 9)	4-32 (0 to 20)	0-66 (0 to 3)	1-96 (0 to 9)	3-68 (0 to 17)	6-58 (0 to 29)	8-68 (0 to 40)	9-61 (0 to 46)	9-51 (0 to 47)	9-02 (0 to 46)	4-98 (0 to 28)	2-04 (0 to 12)	0-99 (0 to 6)	0-43 (0 to 3)	0-26 (0 to 2)	0-04 (0 to 1)	0-03 (0 to 1)	0-03 (0 to 1)		6,090
Uterine fibroids	0 (0 to 0)	0 (0 to 0)	0 (0 to 0)	0 (0 to 0)	0 (0 to 0)	1-6 (0 to 5)	6-3 (2 to 16)	11-9 (5 to 27)	2-6 (1 to 6)	9-7 (4 to 20)	19-7 (8 to 40)	29-6 (12 to 64)	32-9 (14 to 62)	29-2 (12 to 57)	26 (12 to 53)	22-3 (10 to 41)	11-9 (6 to 23)	6-3 (3 to 14)	1-9 (0 to 4)	0-6 (0 to 1)	0-2 (0 to 1)	0-2 (0 to 1)	0-1 (0 to 0)	0-1 (0 to 0)		207
Polycystic ovarian syndrome	0 (0 to 0)	0 (0 to 0)	0 (0 to 0)	0 (0 to 0)	0-2 (0 to 1)	0-2 (0 to 1)	0-9 (0 to 5)	2-6 (1 to 11)	0-7 (0 to 4)	2-1 (1 to 9)	3-9 (1 to 16)	5-1 (2 to 21)	5-6 (2 to 23)	4-6 (2 to 19)	3-6 (1 to 15)	2-7 (1 to 11)	1-4 (0 to 6)	0-7 (0 to 3)	0-2 (0 to 1)	0-1 (0 to 0)	0-1 (0 to 0)	0-1 (0 to 0)	0 (0 to 0)	0 (0 to 0)		288
Female infertility	0 (0 to 0)	0 (0 to 0)	0 (0 to 0)	0 (0 to 0)	0 (0 to 0)	0 (0 to 0)	0-2 (0 to 1)	0-5 (0 to 3)	0-2 (0 to 1)	0-3 (0 to 2)	0-5 (0 to 2)	0-8 (0 to 3)	0-9 (0 to 4)	0-8 (0 to 3)	0-7 (0 to 3)	0-6 (0 to 2)	0-3 (0 to 1)	0-2 (0 to 1)	0-1 (0 to 0)	0 (0 to 0)	0 (0 to 0)	0 (0 to 0)	0 (0 to 0)	0 (0 to 0)		280
Endometriosis	0 (0 to 2)	0 (0 to 0)	0 (0 to 0)	0 (0 to 0)	0 (0 to 0)	0 (0 to 0)	0-51 (0 to 3)	0-66 (0 to 3)	0-77 (0 to 3)	0-98 (0 to 4)	0-67 (0 to 3)	0-77 (0 to 3)	0-77 (0 to 3)	0-66 (0 to 3)	0-77 (0 to 3)	0-67 (0 to 3)	0-58 (0 to 2)	0-51 (0 to 2)	0-36 (0 to 2)	0-24 (0 to 1)	0-14 (0 to 1)	0-06 (0 to 1)	0-04 (0 to 1)	0-03 (0 to 1)	0-03 (0 to 1)		897
Genital prolapse	0 (0 to 0)	0 (0 to 0)	0 (0 to 0)	0 (0 to 0)	0 (0 to 0)	0 (0 to 0)	0-2 (0 to 1)	0-2 (0 to 1)	0-4 (0 to 1)	0-5 (0 to 2)	0-7 (0 to 2)	1-1 (0 to 3)	1-2 (0 to 3)	1-2 (0 to 3)	1-2 (0 to 3)	1-2 (0 to 3)	0-9 (0 to 2)	0-6 (0 to 2)	0-3 (0 to 1)	0-2 (0 to 1)	0-2 (0 to 1)	0-2 (0 to 1)	0-1 (0 to 0)	0-1 (0 to 0)	0-1 (0 to 0)		822
Premenstrual syndrome	0 (0 to 0)	0 (0 to 0)	0 (0 to 0)	0 (0 to 0)	0 (0 to 0)	0 (0 to 0)	0-69 (0 to 3)	1-56 (0 to 8)	0-66 (0 to 3)	1-97 (0 to 9)	3-53 (1 to 15)	4-72 (2 to 19)	4-52 (2 to 18)	3-69 (1 to 15)	2-69 (1 to 11)	1-69 (0 to 7)	0-84 (0 to 3)	0-43 (0 to 2)	0-3 (0 to 1)	0-2 (0 to 1)	0-2 (0 to 1)	0-2 (0 to 1)	0-1 (0 to 0)	0-1 (0 to 0)	0-1 (0 to 0)		2,848
Other gynecological diseases	0 (0 to 0)	0 (0 to 0)	0 (0 to 0)	0 (0 to 0)	0 (0 to 0)	0-6 (0 to 3)	2-6 (1 to 12)	4-5 (1 to 17)	0-77 (0 to 3)	1-9 (0 to 7)	3-6 (1 to 13)	5-6 (2 to 21)	6-4 (2 to 24)	5-6 (2 to 21)	4-5 (1 to 17)	3-5 (1 to 13)	1-7 (0 to 6)	0-9 (0 to 3)	0-4 (0 to 1)	0-3 (0 to 1)	0-2 (0 to 1)	0-2 (0 to 1)	0-1 (0 to 0)	0-1 (0 to 0)	0-1 (0 to 0)		1,732
Hemoglobinopathies and hemolytic anemias	60-2 (39 to 86)	16-8 (9-7 to 26)	13-2 (6-2 to 26)	19-6 (7-1 to 47)	13-9 (7-3 to 27)	17-3 (8-6 to 33)	21-2 (9-9 to 39)	22-3 (10-4 to 41)	16-3 (6-9 to 34)	17-5 (8-3 to 34)	17-5 (8-3 to 34)	22-6 (10-4 to 45)	23-3 (10-3 to 47)	22-6 (9-5 to 46)	19-6 (8-2 to 41)	14-7 (6-1 to 31)	9-4 (3-8 to 20)	6-1 (2-4 to 13)	3-6 (1-4 to 8)	2-2 (0-8 to 5)	1-2 (0-5 to 3)	0-8 (0-3 to 2)	0-5 (0-2 to 1)	0-4 (0-2 to 1)		2,830
Thalassemias	67-8 (34-1 to 116)	14-1 (6-3 to 29)	8-2 (2-7 to 20)	9-6-6 (2-7 to 25)	8-5 (2-7 to 22)	47-3 (19-5 to 111)	49-9 (20-4 to 111)	37-6 (15-1 to 87)	19-3 (7-3 to 46)	16-6 (6-2 to 39)	10 (3-8 to 23)	11-6 (4-1 to 27)	10-6 (3-7 to 25)	7-2 (2-5 to 17)	3-2 (1-1 to 8)	0-9 (0-3 to 2)	0-1 (0-0 to 0)	0-1 (0-0 to 0)	0-1 (0-0 to 0)	0-1 (0-0 to 0)	0-1 (0-0 to 0)	0-1 (0-0 to 0)	0-1 (0-0 to 0)	0-1 (0-0 to 0)		629
Thalassemias trait	0-2 (0-1 to 3)	1-6 (0-7 to 3)	14-8 (6-3 to 29)	49-9 (19-2 to 99-1)	132 (42-6 to 286)	63-9 (19-1 to 131)	43-7 (14-7 to 89)	127 (42-9 to 259)	91-6 (29-8 to 178)	116 (39-8 to 226)	159 (58-6 to 294)	169 (63-4 to 314)	92-5 (33-7 to 176)	61-7 (22-6 to 117)	39-1 (14-6 to 74)	97-2 (34-8 to 181)	124 (44-8 to 231)	90-2 (30-7 to 167)	44-1 (13-3 to 83)	31-3 (10-6 to 61)	19-6 (6-1 to 38)	12-1 (3-7 to 23)	5-2 (1-6 to 9)	1-2 (0-4 to 2)	0-7 (0-1 to 1)	1,146
Sickle cell disorders	0-4 (0-1 to 0)	0-1 (0-0 to 0)	0-6 (0-2 to 1)	0-6 (0-2 to 1)	0-4 (0-2 to 0)	0-3 (0-1 to 0)	0-3 (0-2 to 0)	0-1 (0-0 to 0)	0-3 (0-2 to 0)	0-1 (0-0 to 0)	0-1 (0-0 to 0)	0-1 (0-0 to 0)	0-1 (0-0 to 0)	0-1 (0-0 to 0)	0-1 (0-0 to 0)	0-1 (0-0 to 0)	0-1 (0-0 to 0)	0-1 (0-0 to 0)	0-1 (0-0 to 0)	0-1 (0-0 to 0)	0-1 (0-0 to 0)	0-1 (0-0 to 0)	0-1 (0-0 to 0)	0-1 (0-0 to 0)		2-7
Sickle cell trait	0 (0-1 to 0-2)	0-6 (0-2 to 1-1)	2-6 (0-9 to 5-9)	2-1 (0-6 to 4-9)	1-6 (0-5 to 3-6)	0-9 (0-4 to 2-1)	0-6 (0-2 to 1-4)	0-5 (0-2 to 1-2)	0-3 (0-1 to 0-8)	0-3 (0-1 to 0-8)	0-2 (0-1 to 0-6)	0-2 (0-1 to 0-5)	0-2 (0-1 to 0-4)	0-1 (0-1 to 0-3)	0-1 (0-0 to 0-3)	0-1 (0-0 to 0-2)	0-1 (0-0 to 0-2)	0-1 (0-0 to 0-2)	0-1 (0-0 to 0-1)	0-1 (0-0 to 0-1)	0-1 (0-0 to 0-1)	0-1 (0-0 to 0-1)	0-1 (0-0 to 0-1)	0-1 (0-0 to 0-1)		608
G6PD deficiency	5-3 (0-3 to 7-6)	1-8 (0-1 to 3-5)	2-2 (0-6 to 3-6)	4-8 (0-9 to 9-8)	4-8 (2-2 to 8)	2-6-7 (1-4 to 12-1)	1-7-9 (0-9 to 4-6)	2-7 (1-2 to 5-2)	1-7-7 (0-8 to 3-9)	2-1 (1-1 to 4-2)	2-1 (1-1 to 4-2)	2-1 (1-1 to 4-2)	2-1 (1-1 to 4-2)	2-1 (1-1 to 4-2)	2-1 (1-1 to 4-2)	2-1 (1-1 to 4-2)	2-1 (1-1 to 4-2)	2-1 (1-1 to 4-2)	2-1 (1-1 to 4-2)	2-1 (1-1 to 4-2)	2-1 (1-1 to 4-2)	2-1 (1-1 to 4-2)	2-1 (1-1 to 4-2)	2-1 (1-1 to 4-2)		267
SBPD trait	0 (0 to 0)	0 (0 to 0)	0 (0 to 0)	0 (0 to 0)	0 (0 to 0)	0 (0 to 0)	0-6 (0 to 3)	0-8 (0 to 5)	0-4 (0 to 1)	0-5 (0 to 1)	0-5 (0 to 1)	0-5 (0 to 2)	0-6 (0 to 2)	0-7 (0 to 2)	0-7 (1 to 3)	0-5 (0 to 2)	0-3 (0 to 1)	0-3 (0 to 1)	0-2 (0 to 1)	0-2 (0 to 1)	0-2 (0 to 1)	0-2 (0 to 1)	0-2 (0 to 1)	0-2 (0 to 1)	0-2 (0 to 1)		7-1
Other hemoglobinopathies and hemolytic anemias	1-1 (0-5 to 1-9)	0-6 (0-2 to 1-1)	4 (1-4 to 8-5)	11-3 (3-4 to 25)	25 (8-4 to 50-5)	17-3 (6-2 to 37-6)	22-2 (7-2 to 47-3)	22-3 (8-1 to 50-4)	24-9 (9-1 to 52-7)	31-3 (9-8 to 61-9)	31-3 (10-9 to 61-9)	41-3 (13-9 to 83-6)	49-3 (15-9 to 97-6)	44-1 (14-6 to 88-2)	44-1 (14-6 to 88-2)	49-3 (16-4 to 97-6)	44-1 (14-6 to 88-2)	102 (32-9 to 199)	96-8 (30-9 to 189)	80-8 (25-3 to 157)	55-2 (16-9 to 109)	27-3 (8-1 to 53-7)	19-8 (5-9 to 39-1)	3-7 (1-1 to 7-3)		936
Endocrine, metabolic, blood, and immune disorders	0-6 (0-3 to 1-1)	0-1 (0-0 to 0-2)	0-1 (0-0 to 0-2)	0-1 (0-0 to 0-2

SR Table 2c: Central Sulawesi DALYS by cause and age across for both sexes with 95% uncertainty intervals, 2019

Cause	Birth-Neonatal	Late Neonatal	Post-Neonatal	1 to 4	5 to 9	10 to 14	15 to 19	20 to 24	25 to 29	30 to 34	35 to 39	40 to 44	45 to 49	50 to 54	55 to 59	60 to 64	65 to 69	70 to 74	75 to 79	80 to 84	85 to 89	90 to 94	95 plus	Total
All causes	66,000 (66,000 to 66,000)	13,900 (11,000 to 16,700)	24,900 (22,800 to 26,900)	37,000 (35,800 to 38,100)	20,700 (20,700 to 20,700)	18,300 (21,300 to 15,300)	18,300 (19,300 to 17,400)	20,400 (19,300 to 21,400)	20,400 (19,700 to 21,100)	20,000 (19,600 to 20,400)	19,300 (18,400 to 19,900)	20,400 (18,300 to 22,400)	21,000 (19,600 to 22,400)	22,000 (20,600 to 23,400)	23,000 (21,600 to 24,400)	23,700 (22,900 to 24,600)	24,000 (23,400 to 25,000)	24,000 (23,600 to 24,600)	24,000 (23,200 to 24,600)	16,000 (17,400 to 21,000)	8,200 (7,200 to 9,300)	2,500 (2,300 to 2,800)	496 (370 to 656)	1,000,000
Communicable, maternal, neonatal, and nutritional diseases	55,900 (51,600 to 71,700)	10,900 (8,700 to 13,100)	20,000 (22,600 to 22,200)	23,200 (22,600 to 23,700)	10,400 (9,180 to 13,300)	7,010 (8,620 to 6,200)	6,200 (6,620 to 5,700)	10,000 (7,960 to 12,300)	10,400 (9,720 to 11,100)	9,510 (9,060 to 9,970)	10,600 (9,810 to 11,500)	10,400 (9,050 to 10,600)	9,200 (8,640 to 10,100)	8,100 (7,300 to 8,900)	7,200 (6,410 to 8,100)	7,720 (6,760 to 8,700)	6,600 (5,320 to 8,770)	6,200 (4,780 to 7,610)	4,600 (3,540 to 6,670)	3,270 (2,210 to 4,210)	1,780 (1,090 to 2,590)	532 (299 to 810)	107 (59 to 196)	253,000
HIV/AIDS and sexually transmitted infections	2,640 (764 to 6,180)	617 (268 to 2,020)	742 (232 to 1,630)	276 (79 to 716)	24.0 (19.0 to 30.2)	34 (19.0 to 56.2)	233 (98 to 422)	636 (647 to 756)	1,040 (894 to 1,220)	1,160 (994 to 1,420)	1,310 (944 to 1,820)	1,600 (800 to 2,540)	1,600 (441 to 3,050)	1,600 (441 to 3,050)	384 (99 to 833)	60 (24 to 164)	28.0 (19 to 39.1)	13.7 (9 to 20.3)	9.6 (4 to 19.6)	6.6 (3 to 13.9)	2.6 (0 to 6.2)	0.7 (0 to 2.1)	11,200
HIV/AIDS	0 (0 to 0)	0 (0 to 0)	0 (0 to 0)	0 (0 to 0)	0 (0 to 0)	17 (17.0 to 20.4)	232 (152 to 357)	582 (420 to 815)	974 (808 to 1,180)	1,130 (1,010 to 1,280)	1,240 (1,060 to 1,480)	1,220 (762 to 1,880)	1,090 (399 to 2,180)	1,090 (222 to 2,180)	271 (67.0 to 777)	134 (28 to 384)	28.1 (17.0 to 42.1)	20.4 (9.0 to 35.2)	13.0 (3.0 to 28.1)	7.2 (2.0 to 16.1)	2.6 (0 to 7.0)	0.7 (0 to 2.1)	6,290
HIV/AIDS - Drug-susceptible Tuberculosis	0 (0 to 0)	0 (0 to 0)	0.0 (0 to 0)	19.1 (9.7 to 31.1)	3.6 (0 to 10.1)	10.6 (7.6 to 14.1)	134 (84 to 202)	332 (232 to 460)	554 (460 to 671)	689 (577 to 827)	697 (462 to 1,070)	637 (402 to 1,000)	516 (227 to 1,000)	516 (116 to 1,000)	152 (38 to 463)	76.0 (16 to 218)	16.2 (9.0 to 24.1)	7.6 (3 to 13.1)	3.6 (1 to 8.0)	2.6 (1 to 6.0)	0.6 (0 to 1.6)	0.0 (0 to 0.0)	3,390
HIV/AIDS - Multidrug-resistant Tuberculosis without extensive drug resistance	0 (0 to 0)	0 (0 to 0)	0 (0 to 0.0)	0 (0 to 1.1)	0 (0 to 0.1)	0 (0 to 0.0)	0 (0 to 0.0)	0 (0.1 to 12.2)	0 (0.1 to 19.6)	0 (0.1 to 20.2)	0 (0.1 to 20.2)	0 (0.1 to 21.0)	0 (0.1 to 13.6)	0 (0 to 7.5)	0 (0 to 2.6)	0 (0 to 0.6)	0 (0 to 0.5)	0 (0 to 0.3)	0 (0 to 0.3)	0 (0 to 0.1)	0 (0 to 0.0)	0 (0 to 0.0)	0 (0 to 0.1)	217
HIV/AIDS - Extensively drug-resistant Tuberculosis	0 (0 to 0)	0 (0 to 0)	0 (0 to 0.0)	0 (0 to 0.2)	0 (0 to 0.1)	0 (0 to 0.0)	0 (0 to 0.7)	0 (0 to 21.)	0 (0 to 3.6)	0 (0 to 0.1)	0 (0 to 0.6)	0 (0 to 4.1)	0 (0 to 2.6)	0 (0 to 1.4)	0 (0 to 0.6)	0 (0 to 0.1)	0 (0 to 0.1)	0 (0 to 0.0)	0 (0 to 0.0)	0 (0 to 0.0)	0 (0 to 0.0)	0 (0 to 0.0)	0 (0 to 0.0)	4.7
HIV/AIDS resulting in other diseases	0 (0 to 0)	0 (0 to 0)	0.0 (0 to 19.3)	0.0 (0 to 72.8)	0.0 (0 to 1.1)	0.0 (0 to 19.2)	0.0 (0 to 28.2)	0.0 (21.1 to 270)	0.0 (0.0 to 322)	0.0 (0.0 to 428)	0.0 (0.0 to 421)	0.0 (0.0 to 468)	0.0 (0.0 to 468)	0.0 (0.0 to 468)	0.0 (0.0 to 89.4)	0.0 (0.0 to 27.4)	0.0 (0.0 to 23.2)	0.0 (0.0 to 19.3)	0.0 (0.0 to 15.9)	0.0 (0.0 to 9.7)	0.0 (0.0 to 5.1)	0.0 (0.0 to 2.1)	0.0 (0.0 to 0.3)	2,960
Sexually transmitted infections excluding HIV	2,640 (764 to 6,180)	617 (268 to 2,020)	742 (232 to 1,630)	257 (79 to 716)	20.4 (19.0 to 30.2)	7.4 (7.4 to 7.4)	7.6 (7.6 to 7.6)	53.9 (53.9 to 53.9)	66.6 (66.6 to 66.6)	30.8 (30.8 to 30.8)	11.8 (11.8 to 11.8)	2.6 (2.6 to 2.6)	2.5 (2.5 to 2.5)	2.6 (2.6 to 2.6)	2.7 (2.7 to 2.7)	2.6 (2.6 to 2.6)	1.6 (1.6 to 1.6)	1.2 (1.2 to 1.2)	0.8 (0.8 to 0.8)	0.6 (0.6 to 0.6)	0.2 (0.2 to 0.2)	0.0 (0.0 to 0.0)	6,410
Syphilis	0 (0 to 0)	0 (0 to 0)	0 (0 to 0)	0 (0 to 0)	0 (0 to 0)	0 (0 to 0)	0 (0 to 0)	0.6 (0 to 5.9)	9.1 (3.4 to 18.9)	18.1 (9.4 to 38.6)	18.2 (9.3 to 38.9)	8.9 (3.8 to 19.2)	4.6 (1.9 to 9.6)	4.3 (1.9 to 8.6)	3.4 (1.4 to 6.9)	3.6 (1.5 to 7.2)	1.6 (0.7 to 3.2)	0.7 (0.3 to 1.4)	0.3 (0.1 to 0.7)	0.1 (0.0 to 0.3)	0.0 (0.0 to 0.1)	0.0 (0.0 to 0.0)	70
Chlamydial infection	0 (0 to 0)	0 (0 to 0)	0 (0 to 0)	0 (0 to 0)	0 (0 to 0)	0 (0 to 0)	0 (0 to 0)	0 (0 to 0)	0 (0 to 0)	0 (0 to 0)	0 (0 to 0)	0 (0 to 0)	0 (0 to 0)	0 (0 to 0)	0 (0 to 0)	0 (0 to 0)	0 (0 to 0)	0 (0 to 0)	0 (0 to 0)	0 (0 to 0)	0 (0 to 0)	0 (0 to 0)	0 (0 to 0)	0
Gonococcal infection	0 (0 to 0)	0 (0 to 0)	0 (0 to 0)	0 (0 to 0)	0 (0 to 0)	0 (0 to 0)	0 (0 to 0)	0 (0 to 0)	0 (0 to 0)	0 (0 to 0)	0 (0 to 0)	0 (0 to 0)	0 (0 to 0)	0 (0 to 0)	0 (0 to 0)	0 (0 to 0)	0 (0 to 0)	0 (0 to 0)	0 (0 to 0)	0 (0 to 0)	0 (0 to 0)	0 (0 to 0)	0 (0 to 0)	0
Trichomoniasis	0 (0 to 0)	0 (0 to 0)	0 (0 to 0)	0 (0 to 0)	0 (0 to 0)	0.1 (0 to 0.4)	0.1 (0 to 0.4)	7.6 (0 to 22.4)	7.6 (0 to 22.4)	13.6 (0 to 39.2)	13.6 (0 to 39.2)	9.3 (0 to 27.2)	4.6 (0 to 13.6)	4.6 (0 to 13.6)	1.1 (0 to 3.4)	0.6 (0 to 1.7)	0.2 (0 to 0.6)	0.1 (0 to 0.3)	0.0 (0 to 0.2)	0.0 (0 to 0.1)	0.0 (0 to 0.0)	0.0 (0 to 0.0)	0.0 (0 to 0.0)	106
Genital herpes	0 (0 to 0)	0 (0 to 0)	0 (0 to 0)	0 (0 to 0)	0 (0 to 0)	0.4 (0 to 1.5)	0.4 (0 to 1.5)	8.6 (3.9 to 19.1)	8.7 (4.1 to 19.7)	11.4 (6.1 to 19.7)	11.4 (6.7 to 20.2)	7.7 (3.7 to 13.7)	3.7 (1.7 to 6.7)	3.7 (1.7 to 6.7)	0.9 (0.4 to 1.7)	0.5 (0.2 to 1.0)	0.1 (0 to 0.3)	0.1 (0 to 0.2)	0.0 (0 to 0.1)	0.0 (0 to 0.1)	0.0 (0 to 0.0)	0.0 (0 to 0.0)	0.0 (0 to 0.0)	98.6
Other sexually transmitted infections	0 (0 to 0)	0 (0 to 0)	0 (0 to 0)	0 (0 to 0)	0 (0 to 0)	2.5 (0 to 18.2)	2.5 (0 to 18.2)	19.6 (9.9 to 39.1)	19.6 (9.1 to 39.7)	19.6 (9.7 to 39.2)	19.6 (9.7 to 39.2)	13.7 (7.4 to 24.9)	7.4 (3.7 to 13.7)	7.4 (3.7 to 13.7)	1.8 (0.9 to 3.4)	1.1 (0.4 to 2.1)	0.3 (0.1 to 0.6)	0.2 (0.1 to 0.4)	0.1 (0 to 0.2)	0.0 (0 to 0.1)	0.0 (0 to 0.0)	0.0 (0 to 0.0)	0.0 (0 to 0.0)	126
Respiratory infections and tuberculosis	2,380 (609 to 3,200)	1,190 (1,440 to 930)	13,700 (6,630 to 20,000)	4,490 (2,880 to 7,770)	2,090 (1,540 to 2,760)	1,490 (1,160 to 1,900)	1,090 (1,060 to 710)	1,210 (2,920 to 4,750)	1,770 (2,450 to 4,760)	1,490 (2,130 to 4,040)	1,490 (2,270 to 4,060)	1,490 (2,510 to 4,490)	1,490 (2,710 to 5,440)	1,490 (2,660 to 5,350)	1,490 (2,500 to 4,990)	1,490 (2,760 to 4,770)	1,490 (2,420 to 4,160)	1,490 (1,480 to 3,270)	1,490 (1,100 to 2,430)	1,490 (479 to 1,290)	1,490 (137 to 397)	1,490 (24.0 to 88.7)	73,900
Tuberculosis	0 (0 to 0)	0 (0 to 0)	1,090 (629 to 1,770)	736 (482 to 1,090)	633 (498 to 850)	608 (454 to 807)	1,030 (899 to 1,880)	1,030 (1,770 to 3,760)	1,030 (1,770 to 3,760)	1,030 (1,490 to 3,290)	1,030 (1,560 to 3,290)	1,030 (1,810 to 3,650)	1,030 (1,110 to 4,110)	1,030 (1,060 to 4,270)	1,030 (1,060 to 4,270)	1,030 (1,060 to 4,270)	1,030 (1,060 to 4,270)	1,030 (1,060 to 4,270)	1,030 (1,060 to 4,270)	1,030 (1,060 to 4,270)	1,030 (1,060 to 4,270)	1,030 (761 to 1,380)	1,030 (28.1 to 71.3)	33,400
Latent tuberculosis infection	0 (0 to 0)	0 (0 to 0)	0 (0 to 0)	0 (0 to 0)	0 (0 to 0)	0 (0 to 0)	0 (0 to 0)	0 (0 to 0)	0 (0 to 0)	0 (0 to 0)	0 (0 to 0)	0 (0 to 0)	0 (0 to 0)	0 (0 to 0)	0 (0 to 0)	0 (0 to 0)	0 (0 to 0)	0 (0 to 0)	0 (0 to 0)	0 (0 to 0)	0 (0 to 0)	0 (0 to 0)	0 (0 to 0)	0
Drug-susceptible Tuberculosis	0 (0 to 0)	0 (0 to 0)	1,090 (629 to 1,770)	736 (482 to 1,090)	633 (498 to 850)	608 (454 to 807)	1,030 (899 to 1,880)	1,030 (1,770 to 3,760)	1,030 (1,770 to 3,760)	1,030 (1,490 to 3,290)	1,030 (1,560 to 3,290)	1,030 (1,810 to 3,650)	1,030 (1,110 to 4,110)	1,030 (1,060 to 4,270)	1,030 (1,060 to 4,270)	1,030 (1,060 to 4,270)	1,030 (1,060 to 4,270)	1,030 (1,060 to 4,270)	1,030 (1,060 to 4,270)	1,030 (1,060 to 4,270)	1,030 (1,060 to 4,270)	1,030 (761 to 1,380)	1,030 (28.1 to 71.3)	33,400
Multidrug-resistant tuberculosis without extensive drug resistance	0 (0 to 0)	0 (0 to 0)	0.0 (0.0 to 68.6)	0.0 (0.0 to 46.6)	0.1 (0.1 to 0.2)	0.1 (0.1 to 0.2)	0.1 (0.1 to 0.2)	0.2 (0.2 to 0.3)	0.2 (0.2 to 0.3)	0.2 (0.2 to 0.3)	0.2 (0.2 to 0.3)	0.2 (0.2 to 0.3)	0.2 (0.2 to 0.3)	0.2 (0.2 to 0.3)	0.2 (0.2 to 0.3)	0.2 (0.2 to 0.3)	0.2 (0.2 to 0.3)	0.2 (0.2 to 0.3)	0.2 (0.2 to 0.3)	0.2 (0.2 to 0.3)	0.2 (0.2 to 0.3)	0.2 (0.2 to 0.3)	0.2 (0.2 to 0.3)	286
Extensively drug-resistant tuberculosis	0 (0 to 0)	0 (0 to 0)	0.0 (0 to 1.6)	1.2 (0.2 to 3.4)	0.9 (0.1 to 2.6)	1 (0 to 10.5)	2.1 (0.1 to 10.5)	3.7 (0.1 to 18.5)	3.8 (0.1 to 18.5)	3.2 (0.1 to 16.1)	3.2 (0.1 to 16.1)	4.2 (0.1 to 21.0)	4.2 (0.1 to 21.0)	4.2 (0.1 to 21.0)	4.2 (0.1 to 21.0)	4.2 (0.1 to 21.0)	4.2 (0.1 to 21.0)	4.2 (0.1 to 21.0)	4.2 (0.1 to 21.0)	4.2 (0.1 to 21.0)	4.2 (0.1 to 21.0)	4.2 (0.1 to 21.0)	4.2 (0.1 to 21.0)	523
Lower respiratory infections	1,410 (609 to 2,200)	1,390 (1,440 to 930)	12,800 (6,630 to 18,900)	4,440 (2,880 to 6,670)	947 (672 to 1,380)	635 (479 to 866)	229 (286 to 89)	327 (327 to 786)	534 (420 to 811)	637 (582 to 849)	671 (514 to 888)	580 (389 to 860)	733 (469 to 1,210)	809 (509 to 1,340)	977 (600 to 1,570)	1,260 (861 to 1,880)	1,370 (861 to 1,880)	1,370 (822 to 2,110)	1,260 (677 to 1,880)	1,260 (512 to 1,880)	753 (277 to 1,280)	230 (77 to 397)	42.9 (24.0 to 68.7)	38,700
Upper respiratory infections	0.6 (0 to 1.7)	3.3 (0 to 9.2)	824.0 (0 to 2,190)	266 (0 to 731)	226 (0 to 620)	291 (0 to 797)	291 (0 to 797)	299 (0 to 819)	299 (0 to 819)	299 (0 to 819)	299 (0 to 819)	299 (0 to 819)	299 (0 to 819)	299 (0 to 819)	142 (0 to 390)	59.1 (0 to 162)	22.6 (0 to 62.0)	9.4 (0 to 25.8)	3.9 (0 to 10.7)	1.6 (0 to 4.4)	0.6 (0 to 1.7)	0.1 (0 to 0.4)	0.0 (0 to 0.1)	2,760
Otitis media	0 (0 to 0.1)	0 (0 to 0.1)	0.0 (0.0 to 9.4)	0.0 (0.0 to 1.6)	0.0 (0.0 to 1.2)	0.0 (0.0 to 1.2)	0.0 (0.0 to 1.2)	0.0 (0.0 to 1.2)	0.0 (0.0 to 1.2)	0.0 (0.0 to 1.2)	0.0 (0.0 to 1.2)	0.0 (0.0 to 1.2)	0.0 (0.0 to 1.2)	0.0 (0.0 to 1.2)	0.0 (0.0 to 1.2)	0.0 (0.0 to 1.2)	0.0 (0.0 to 1.2)	0.0 (0.0 to 1.2)	0.0 (0.0 to 1.2)	0.0 (0.0 to 1.2)	0.0 (0.0 to 1.2)	0.0 (0.0 to 1.2)	0.0 (0.0 to 1.2)	1,000
Enteric infections	1,290 (121 to 630)	4,170 (622 to 2,370)	1,290 (3,780 to 14,200)	1,290 (2,300 to 7,240)	1,290 (1,370 to 3,290)	1,290 (1,370 to 3,290)	1,290 (963 to 1,840)	1,290 (1,290 to 3,600)	1,290 (1,290 to 3,600)	1,290 (643 to 1,840)	1,290 (656 to 1,840)	1,290 (643 to 1,840)	1,290 (647 to 1,770)	1,290 (643 to 2,060)	1,290 (647 to 2,160)	1,290 (643 to 2,060)	1,290 (666 to 2,060)	1,290 (768 to 2,060)	1,290 (774 to 2,060)	1,290 (677 to 2,060)	1,290 (422 to 1,480)	1,290 (272 to 759)	1,290 (67.4 to 322)	33,100
Diarrheal diseases	339 (121 to 630)	1,290 (621 to 2,370)	1,290 (3,780 to 14,200)	1,290 (2,300 to 7,240)	1,290 (722 to 1,800)	339 (644 to 1,770)	339 (226 to 881)	339 (644 to 1,820)	339 (288 to 899)	339 (232 to 877)	339 (619 to 1,330)	339 (672 to 1,830)	339 (669 to 1,970)	339 (667 to 2,150)	339 (609 to 2,210)	339 (766 to 2,060)	339 (612 to 2,060)	339 (766 to 2,060)	339 (677 to 2,060)	339 (447 to 1,480)	339 (272 to 759)	339 (67.3 to 322)	339 (16.6 to 88.6)	29,900
Typhoid and paratyphoid	0 (0 to 0)	0 (0 to 0)	0.0 (0 to 7.0)	1,270 (164 to 1,980)	1,270 (369 to 2,210)	1,270 (632 to 2,600)	1,270 (369 to 2,210)	1,270 (173 to 1,960)	497 (91.6 to 972)	233 (91.2 to 399)	133 (91.2 to 194)	97.6 (39.9 to 160)	97.6 (32.7 to 160)	70.1 (21.6 to 124)	97.6 (12.9 to 73.9)	97.6 (9.9 to 69.6)	97.6 (4.1 to 27.4)	97.6 (2.6 to 14.3)	97.6 (1.1 to 9.9)	97.6 (0.4 to 3.9)	97.6 (0.2 to 0.7)	97.6 (0.0 to 0.4)	97.6 (0.0 to 0.3)	5,030
Typhoid fever	0 (0 to 0)	0 (0 to 0)	0.0 (0 to 6.8)	1,270 (136 to 1,980)	1,270 (368 to 2,200)	1,270 (632 to 2,600)	1,270 (368 to 2,200)	1,270 (172 to 1,960)	497 (91.5 to 972)	233 (91.2 to 399)	133 (91.2 to 194)	97.6 (39.9 to 160)	97.6 (32.7 to 160)	70.1 (21.6 to 124)	97.6 (12.9 to 73.9)	97.6 (9.9 to 69.6)	97.6 (4.1 to 27.4)	97.6 (2.6 to 14.3)	97.6 (1.1 to 9.9)	97.6 (0.4 to 3.9)	97.6 (0.2 to 0.7)	97.6 (0.0 to 0.4)	97.6 (0.0 to 0.3)	4,490
Paratyphoid fever	0 (0 to 0)	0 (0 to 0)	0.0 (0 to 0.6)	0.0 (0 to 0.6)	0.0 (0 to 0.6





SR Table 2c: South Sulawesi DALYS by cause and age group for both sexes with 50% uncertainty intervals, 2019

Cause	Early Neonatal	Late Neonatal	Post Neonatal	1 to 4	5 to 9	10 to 14	15 to 19	20 to 24	25 to 29	30 to 34	35 to 39	40 to 44	45 to 49	50 to 54	55 to 59	60 to 64	65 to 69	70 to 74	75 to 79	80 to 84	85 to 89	90 plus	Total
All causes	119,000 (91,000 to 151,000)	36,000 (25,000 to 50,000)	74,000 (51,000 to 102,000)	64,000 (51,000 to 79,000)	44,000 (33,000 to 58,000)	40,000 (30,000 to 53,000)	46,000 (34,000 to 61,000)	57,000 (42,000 to 77,000)	104,000 (77,000 to 137,000)	139,000 (99,000 to 190,000)	157,000 (110,000 to 219,000)	168,000 (121,000 to 234,000)	163,000 (117,000 to 227,000)	166,000 (120,000 to 231,000)	199,000 (144,000 to 276,000)	209,000 (153,000 to 286,000)	209,000 (153,000 to 286,000)	204,000 (149,000 to 280,000)	190,000 (140,000 to 260,000)	140,000 (102,000 to 194,000)	96,100 (70,000 to 133,000)	41,900 (29,000 to 58,000)	12,200 (8,200 to 16,700)	48,000 (31,000 to 70,000)	2,370,000 (2,160,000 to 2,590,000)
Communicable, maternal, neonatal, and nutritional diseases	101,000 (79,000 to 130,000)	29,000 (20,000 to 39,000)	51,000 (35,000 to 70,000)	19,000 (13,000 to 26,000)	10,000 (7,000 to 14,000)	10,000 (7,000 to 14,000)	17,000 (12,000 to 23,000)	20,000 (14,000 to 28,000)	29,000 (20,000 to 40,000)	17,100 (12,000 to 24,000)	16,400 (11,000 to 23,000)	16,000 (10,000 to 24,000)	14,000 (9,000 to 20,000)	14,000 (9,000 to 20,000)	15,000 (10,000 to 22,000)	14,000 (9,000 to 20,000)	12,000 (8,000 to 18,000)	9,000 (6,000 to 13,000)	7,000 (5,000 to 10,000)	5,000 (3,000 to 7,000)	3,000 (2,000 to 4,000)	1,800 (1,200 to 2,500)	596 (394 to 858)	509,000
HIV/AIDS and sexually transmitted infections	7,276 (2,100 to 16,000)	2,228 (647 to 5,000)	2,393 (1,000 to 4,000)	1,960 (1,000 to 3,000)	576 (297 to 1,000)	702 (362 to 1,000)	924 (477 to 1,000)	1,497 (772 to 2,000)	2,242 (1,000 to 3,000)	2,430 (1,000 to 3,000)	2,780 (1,000 to 4,000)	2,320 (1,000 to 3,000)	1,784 (1,000 to 3,000)	1,731 (977 to 3,000)	1,533 (1,000 to 2,000)	1,000 (716 to 1,000)	716 (497 to 1,000)	497 (344 to 716)	344 (239 to 497)	239 (166 to 344)	166 (115 to 239)	115 (79 to 166)	79 (54 to 115)	54 (37 to 79)	37 (25 to 54)	25,000 (21,000 to 29,000)
HIV/AIDS	(0 to 0.1)	(0.1 to 0.2)	(1.01 to 663)	(960 to 3,000)	(1.42 to 312)	(83 to 316)	(339 to 978)	(1,060 to 1,970)	(1,700 to 2,840)	(1,610 to 3,010)	(1,120 to 2,200)	(894 to 1,840)	(649 to 1,500)	(591 to 1,290)	(383 to 1,140)	(202 to 1,000)	(189 to 522)	(139 to 418)	(9.16 to 321)	(0.6 to 216)	(0.2 to 1.1)	(0.1 to 0.3)	(0 to 0.1)	11,900
HIV/AIDS - Drug-susceptible Tuberculosis	(0 to 0)	(0 to 0.1)	166 (69.8 to 334)	895 (364 to 1,980)	122 (73.6 to 174)	76 (49.6 to 91.4)	276 (162 to 389)	622 (408 to 1,000)	1,260 (981 to 1,620)	1,920 (1,460 to 2,500)	1,320 (822 to 1,920)	1,120 (648 to 1,750)	931 (499 to 1,650)	1,040 (597 to 1,820)	1,150 (777 to 1,730)	816 (539 to 1,230)	527 (339 to 816)	358 (228 to 561)	212 (134 to 341)	214 (137 to 344)	154 (97 to 246)	111 (70 to 177)	79 (49 to 126)	56 (34 to 89)	39 (23 to 62)	6,780
HIV/AIDS - Multidrug-resistant Tuberculosis without extensi	(0 to 0)	(0 to 0)	(0 to 0.1)	(0.2 to 0.5)	(0 to 0.1)	(0 to 0.1)	(0.1 to 0.1)	(0.1 to 0.2)	(0.1 to 0.3)	(0.1 to 0.4)	(0.1 to 0.4)	(0.1 to 0.5)	(0.1 to 0.5)	(0.1 to 0.5)	(0.1 to 0.5)	(0.1 to 0.5)	(0.1 to 0.5)	(0.1 to 0.5)	(0.1 to 0.5)	(0.1 to 0.5)	(0.1 to 0.5)	(0 to 0.1)	(0 to 0.1)	(0 to 0.1)	(0 to 0.1)	0
HIV/AIDS - Extensively drug-resistant Tuberculosis	(0 to 0)	(0 to 0)	0.3 (0 to 1.7)	1.3 (0.3 to 3.6)	0.2 (0 to 0.3)	0.1 (0 to 0.1)	0.4 (0 to 1.9)	0.8 (0 to 4.6)	1.6 (0 to 8.4)	1.9 (0 to 9.8)	1.9 (0 to 9.8)	1.2 (0 to 6.4)	0.9 (0 to 5.0)	0.5 (0 to 2.9)	0.2 (0 to 1.2)	0.1 (0 to 0.6)	0.1 (0 to 0.4)	0.1 (0 to 0.3)	0.1 (0 to 0.3)	0.1 (0 to 0.3)	0.1 (0 to 0.3)	(0 to 0.1)	(0 to 0.1)	(0 to 0.1)	(0 to 0.1)	11
HIV/AIDS resulting in other diseases	(0 to 0.1)	(0 to 0.1)	177 (69.9 to 378)	777 (320 to 1,960)	423 (262 to 612)	94.1 (57.7 to 76)	166 (109 to 216)	475 (312 to 642)	895 (601 to 1,260)	1,660 (1,060 to 2,700)	2,690 (1,700 to 4,130)	3,770 (2,290 to 5,980)	4,470 (2,660 to 7,230)	5,260 (3,060 to 8,610)	5,810 (3,340 to 9,660)	6,170 (3,450 to 10,400)	6,360 (3,500 to 10,900)	6,350 (3,450 to 11,000)	6,210 (3,350 to 10,900)	5,900 (3,150 to 10,500)	5,350 (2,800 to 9,660)	4,500 (2,300 to 8,300)	3,450 (1,700 to 6,500)	2,300 (1,100 to 4,500)	1,300 (600 to 2,600)	9,010
Sexually transmitted infections excluding HIV	7,276 (2,100 to 16,000)	2,228 (647 to 5,000)	2,333 (1,000 to 4,000)	197 (97 to 312)	454 (297 to 1,000)	626 (362 to 1,000)	648 (477 to 1,000)	875 (772 to 2,000)	1,342 (1,000 to 3,000)	760 (977 to 3,000)	460 (1,000 to 4,000)	200 (1,000 to 3,000)	166 (977 to 3,000)	191 (1,000 to 3,000)	149 (977 to 2,000)	90.7 (716 to 1,000)	44.2 (497 to 716)	43.0 (344 to 497)	36 (239 to 344)	39.5 (166 to 239)	27.9 (115 to 166)	17.3 (79 to 115)	8.2 (54 to 79)	2.6 (37 to 54)	0.9 (25 to 37)	13,100
Syphilis	(0 to 0)	(0 to 0)	1,000 (479 to 1,750)	167 (80 to 339)	19.1 (13.9 to 23.5)	14.1 (9.6 to 20.4)	19.5 (13.4 to 27.6)	29.2 (20.1 to 40.9)	39.3 (27.2 to 54.6)	51.2 (34.9 to 72.1)	61.2 (41.7 to 86.3)	71.2 (48.5 to 100)	79.4 (54.1 to 112)	87.3 (59.4 to 123)	93.2 (63.5 to 132)	97.1 (66.1 to 137)	98.5 (67.1 to 139)	97.8 (66.6 to 138)	94.5 (64.3 to 133)	88.4 (60.2 to 125)	79.3 (54.0 to 112)	66.3 (45.1 to 93.6)	49.8 (33.9 to 70.3)	32.6 (22.2 to 46.1)	17.9 (12.2 to 25.3)	11,900
Chlamydial infection	(0 to 0)	(0 to 0)	(0 to 0)	(0 to 0)	(0 to 0)	(0 to 0)	(0.4 to 0.7)	(0.6 to 32.0)	(0.7 to 50.4)	(0.9 to 69.2)	(1.2 to 94.1)	(1.1 to 98.7)	(1.1 to 98.7)	(1.1 to 98.7)	(1.1 to 98.7)	(1.1 to 98.7)	(1.1 to 98.7)	(1.1 to 98.7)	(1.1 to 98.7)	(1.1 to 98.7)	(1.1 to 98.7)	(1.1 to 98.7)	(1.1 to 98.7)	(1.1 to 98.7)	(1.1 to 98.7)	771
Gonococcal infection	(0 to 0)	(0 to 0)	(0 to 0)	(0 to 0)	(0 to 0)	(0 to 0)	(0.4 to 0.7)	(12.9 to 0.42)	(0.7 to 27.9)	(0.9 to 37.3)	(1.2 to 50.9)	(1.1 to 53.2)	(1.1 to 53.2)	(1.1 to 53.2)	(1.1 to 53.2)	(1.1 to 53.2)	(1.1 to 53.2)	(1.1 to 53.2)	(1.1 to 53.2)	(1.1 to 53.2)	(1.1 to 53.2)	(1.1 to 53.2)	(1.1 to 53.2)	(1.1 to 53.2)	(1.1 to 53.2)	0
Trichomoniasis	(0 to 0)	(0 to 0)	(0 to 0)	(0 to 0)	(0 to 0)	(0 to 0)	(0.1 to 0.1)	(1.7 to 8.4)	(2.5 to 12.4)	(3.2 to 15.9)	(4.1 to 20.1)	(3.9 to 19.3)	(3.9 to 19.3)	(3.9 to 19.3)	(3.9 to 19.3)	(3.9 to 19.3)	(3.9 to 19.3)	(3.9 to 19.3)	(3.9 to 19.3)	(3.9 to 19.3)	(3.9 to 19.3)	(3.9 to 19.3)	(3.9 to 19.3)	(3.9 to 19.3)	(3.9 to 19.3)	0
Genital herpes	(0 to 0)	(0 to 0)	(0 to 0)	(0 to 0)	(0 to 0.1)	(0 to 0.1)	(0.1 to 0.1)	(0.2 to 0.4)	(0.2 to 0.7)	(0.3 to 1.1)	(0.4 to 1.5)	(0.4 to 1.6)	(0.4 to 1.6)	(0.4 to 1.6)	(0.4 to 1.6)	(0.4 to 1.6)	(0.4 to 1.6)	(0.4 to 1.6)	(0.4 to 1.6)	(0.4 to 1.6)	(0.4 to 1.6)	(0.4 to 1.6)	(0.4 to 1.6)	(0.4 to 1.6)	(0.4 to 1.6)	260
Other sexually transmitted infections	(0 to 0)	(0 to 0)	(0 to 0)	(0 to 0)	11.4 (5.6 to 21.1)	23.6 (11.6 to 44.1)	17.4 (8.6 to 32.4)	22.7 (11.1 to 42.3)	42.9 (21.1 to 80.1)	44.7 (21.9 to 83.4)	33.9 (16.6 to 63.3)	21.1 (10.3 to 39.4)	11.7 (5.8 to 21.9)	7.6 (3.7 to 14.2)	4.2 (2.1 to 7.9)	2.9 (1.4 to 5.4)	1.9 (0.9 to 3.6)	1.4 (0.7 to 2.7)	1.1 (0.5 to 2.1)	0.8 (0.4 to 1.5)	0.6 (0.3 to 1.1)	0.4 (0.2 to 0.8)	0.2 (0.1 to 0.5)	(0 to 0.1)	307
Respiratory infections and tuberculosis	2,868 (1,900 to 3,900)	3,228 (2,100 to 4,400)	15,000 (10,000 to 20,000)	3,340 (2,600 to 4,100)	1,210 (1,000 to 1,500)	1,170 (1,000 to 1,400)	1,110 (1,000 to 1,300)	1,210 (1,000 to 1,500)	1,660 (1,400 to 2,000)	1,980 (1,600 to 2,400)	2,220 (1,800 to 2,700)	2,370 (1,900 to 2,900)	2,340 (1,900 to 2,900)	2,360 (1,900 to 2,900)	2,420 (1,900 to 2,900)	2,360 (1,900 to 2,900)	2,220 (1,700 to 2,800)	1,960 (1,500 to 2,500)	1,660 (1,200 to 2,200)	1,290 (900 to 1,800)	1,000 (700 to 1,400)	747 (500 to 1,100)	496 (320 to 740)	287 (180 to 440)	196,000
Tuberculosis	(0 to 0)	(0 to 0)	699 (340 to 1,350)	663 (410 to 1,060)	1,170 (834 to 1,560)	1,090 (1,000 to 1,400)	1,020 (1,000 to 1,300)	1,110 (1,000 to 1,400)	1,520 (1,400 to 1,900)	1,810 (1,600 to 2,300)	2,030 (1,800 to 2,600)	2,170 (1,900 to 2,800)	2,140 (1,900 to 2,800)	2,160 (1,900 to 2,800)	2,210 (1,900 to 2,800)	2,160 (1,900 to 2,800)	2,030 (1,700 to 2,700)	1,790 (1,400 to 2,300)	1,520 (1,100 to 2,000)	1,180 (800 to 1,600)	914 (600 to 1,300)	683 (440 to 1,000)	454 (270 to 700)	263 (160 to 400)	179 (100 to 270)	89,100
Latent tuberculosis infection	(0 to 0)	(0 to 0)	(0 to 0)	(0 to 0)	(0 to 0)	(0 to 0)	(0 to 0)	(0 to 0)	(0 to 0)	(0 to 0)	(0 to 0)	(0 to 0)	(0 to 0)	(0 to 0)	(0 to 0)	(0 to 0)	(0 to 0)	(0 to 0)	(0 to 0)	(0 to 0)	(0 to 0)	(0 to 0)	(0 to 0)	(0 to 0)	(0 to 0)	(0 to 0)	0
Active tuberculosis	(0 to 0)	(0 to 0)	699 (340 to 1,350)	663 (410 to 1,060)	1,170 (834 to 1,560)	1,090 (1,000 to 1,400)	1,020 (1,000 to 1,300)	1,110 (1,000 to 1,400)	1,520 (1,400 to 1,900)	1,810 (1,600 to 2,300)	2,030 (1,800 to 2,600)	2,170 (1,900 to 2,800)	2,140 (1,900 to 2,800)	2,160 (1,900 to 2,800)	2,210 (1,900 to 2,800)	2,160 (1,900 to 2,800)	2,030 (1,700 to 2,700)	1,790 (1,400 to 2,300)	1,520 (1,100 to 2,000)	1,180 (800 to 1,600)	914 (600 to 1,300)	683 (440 to 1,000)	454 (270 to 700)	263 (160 to 400)	179 (100 to 270)	89,100
Drug-susceptible tuberculosis	(0 to 0)	(0 to 0)	699 (340 to 1,350)	663 (410 to 1,060)	1,170 (834 to 1,560)	1,090 (1,000 to 1,400)	1,020 (1,000 to 1,300)	1,110 (1,000 to 1,400)	1,520 (1,400 to 1,900)	1,810 (1,600 to 2,300)	2,030 (1,800 to 2,600)	2,170 (1,900 to 2,800)	2,140 (1,900 to 2,800)	2,160 (1,900 to 2,800)	2,210 (1,900 to 2,800)	2,160 (1,900 to 2,800)	2,030 (1,700 to 2,700)	1,790 (1,400 to 2,300)	1,520 (1,100 to 2,000)	1,180 (800 to 1,600)	914 (600 to 1,300)	683 (440 to 1,000)	454 (270 to 700)	263 (160 to 400)	179 (100 to 270)	89,100
Multidrug-resistant tuberculosis without extensive drug-re	(0 to 0)	(0 to 0)	(0.3 to 78.1)	(0.5 to 16.9)	(0.2 to 26.7)	(0.1 to 20.1)	(0.7 to 19.6)	(1.1 to 29.6)	(1.6 to 43.6)	(1.7 to 47.9)	(1.7 to 47.9)	(1.7 to 47.9)	(1.7 to 47.9)	(1.7 to 47.9)	(1.7 to 47.9)	(1.7 to 47.9)	(1.7 to 47.9)	(1.7 to 47.9)	(1.7 to 47.9)	(1.7 to 47.9)	(1.7 to 47.9)	(1.7 to 47.9)	(1.7 to 47.9)	(1.7 to 47.9)	(1.7 to 47.9)	0
Extensively drug-resistant tuberculosis	(0 to 0)	(0 to 0)	2.9 (0.1 to 167)	1.9 (0.1 to 70.1)	1.2 (0.4 to 7)	1.5 (0.1 to 10.4)	6.5 (0.6 to 69.3)	9.6 (0.8 to 99.5)	12.4 (1.1 to 127)	14.1 (1.2 to 144)	14.1 (1.2 to 144)	14.1 (1.2 to 144)	14.1 (1.2 to 144)	14.1 (1.2 to 144)	14.1 (1.2 to 144)	14.1 (1.2 to 144)	14.1 (1.2 to 144)	14.1 (1.2 to 144)	14.1 (1.2 to 144)	14.1 (1.2 to 144)	14.1 (1.2 to 144)	14.1 (1.2 to 144)	14.1 (1.2 to 144)	14.1 (1.2 to 144)	14.1 (1.2 to 144)	146
Lower respiratory infections	2,798 (1,800 to 3,800)	3,068 (2,000 to 4,200)	14,000 (9,000 to 19,000)	2,682 (1,900 to 3,500)	1,040 (900 to 1,200)	934 (800 to 1,100)	741 (600 to 900)	810 (700 to 1,000)	1,111 (900 to 1,400)	1,321 (1,100 to 1,700)	1,477 (1,200 to 1,900)	1,607 (1,300 to 2,100)	1,565 (1,300 to 2,000)	1,572 (1,300 to 2,000)	1,603 (1,300 to 2,000)	1,560 (1,300 to 2,000)	1,429 (1,200 to 1,800)	1,183 (1,000 to 1,500)	1,000 (800 to 1,300)	760 (600 to 1,000)	600 (400 to 800)	440 (300 to 600)	287 (180 to 440)	170 (100 to 270)	97,600 (89,000 to 107,000)
Upper respiratory infections	(0.6 to 2.4)	(0.2 to 19.2)	89 (4 to 264)	420 (32 to 1,260)	484 (464 to 1,480)	442 (421 to 1,420)	774 (677 to 1,390)	1,260 (1,060 to 1,940)	1,660 (1,400 to 2,500)	1,960 (1,600 to 3,000)	2,160 (1,800 to 3,300)	2,300 (1,900 to 3,500)	2,270 (1,900 to 3,500)	2,280 (1,900 to 3,500)	2,320 (1,900 to 3,500)	2,260 (1,900 to 3,500)	2,070 (1,700 to 3,200)	1,710 (1,400 to 2,600)	1,370 (1,100 to 2,100)	1,040 (800 to 1,600)	737 (500 to 1,100)	484 (300 to 700)	294 (160 to 440)	159 (80 to 270)	7,910 (7,100 to 8,800)
Otitis media	(0.1 to 1.4)	(0.2 to 1.5)	27.6 (14.7 to 48.1)	178 (97.5 to 287)	208 (160 to 320)	208 (160 to 320)	208 (160 to 320)	208 (160 to 320)	208 (160 to 320)	208 (160 to 320)	208 (160 to 320)	208 (160 to 320)	208 (160 to 320)	208 (160 to 320)	208 (160 to 320)	208 (160 to 320)	208 (160 to 320)	208 (160 to 320)	208 (160 to 320)	208 (160 to 320)	208 (160 to 320)	208 (160 to 320)	208 (160 to 320)	208 (160 to 320)	208 (160 to 320)	3,900
Enteric infections	670 (262 to 1,200)	2,190 (1,000 to 3,600)	14,000 (7,000 to 26,000)	4,070 (1,600 to 7,100)	1,000 (2,000 to 4,000)	1,000 (2,000 to 4,000)	1,000 (2,000 to 4,000)	1,000 (2,000 to 4,000)	1,000 (2,000 to 4,000)	1,000 (2,000 to 4,000)	1,000 (2,000 to 4,000)	1,000 (2,000 to 4,000)	1,000 (2,000 to 4,000)	1,000 (2,000 to 4,000)	2,000 (1,000 to 3,000)	2,000 (1,000 to 3,000)	2,000 (1,000 to 3,000)	2,000 (1,000 to 3,000)	2,000 (1,000 to 3,000)	2,000 (1,000 to 3,000)	2,000 (1,000 to 3,000)	2,000 (1,000 to 3,000)	2,000 (1,000 to 3,000)	2,000 (1,000 to 3,000)	2,000 (1,000 to 3,000)	83,500
Diarrheal diseases	670 (262 to 1,200)	2,190 (1,000 to 3,600)	14,000 (7,000 to 26,000)	4,070 (1,600 to 7,100)	1,000 (2,000 to 4,000)	1,000 (2,000 to 4,000)	1,000 (2,000 to 4,000)	1,000 (2,000 to 4,000)	1,000 (2,000 to 4,000)	1,000 (2,000 to 4,000)	1,000 (2,000 to 4,000)	1,000 (2,000 to 4,000)	1,000 (2,000 to 4,000)	1,000 (2,000 to 4,000)	2,000 (1,000 to 3,000)	2,000 (1,000 to 3,000)	2,000 (1,000 to 3,000)	2,000 (1,000 to 3,000)	2,000 (1,000 to 3,000)	2,000 (1,000 to 3,000)	2,000 (1,000 to 3,000)	2,000 (1,000 to 3,000)	2,000 (1,000 to 3,000)	2,000 (1,000 to 3,000)	2,000 (1,000 to 3,000)	83,500
Typhoid and paratyphoid	(0 to 0)	(0 to 0)	1,360 (714 to 2,510)	2,560 (1,000 to 5,000)	3,170 (2,000 to 4,000)	2,960 (2,000 to 4,000)	1,300 (1,000 to 2,000)	774 (500 to 1,000)	476 (300 to 700)	278 (180 to 400)	208 (130 to 300)	166 (106 to 240)	135 (86 to 196)	123 (78 to 178)	107 (68 to 154)	97.4 (62 to 140)	84 (53 to 121)	72.7 (46 to 105)	61 (39 to 88)	49.6 (31 to 71)	38 (24 to 55)	27.9 (17 to 40)	18 (11 to 26)	9.6 (6 to 14)	3.1 (2 to 4)	13,700
Typhoid fever	(0 to 0)	(0 to 0)	811 (426 to 1,500)	1,260 (492 to 2,480)	2,380 (1,000 to 3,000)	2,060 (1,000 to 3,000)	2,700 (1,000 to 4,000)	1,300 (1,000 to 2,000)	774 (500 to 1,000)	476 (300 to 700)	278 (180 to 400)	208 (130 to 300)	166 (106 to 240)	135 (86 to 196)	123 (78 to 178)	107 (68 to 154)	97.4 (62 to 140)	84 (53 to 121)	72.7 (46 to 105)	61 (39 to 88)	49.6 (31 to 71)	38 (24 to 55)	27.9 (17 to 40)	18 (11 to 26)	9.6 (6 to 14)	3.1 (2 to 4)	12,800
Paratyphoid fever	(0 to 0)	(0 to 0)	549 (288 to 1,020)	1,300 (500 to 2,560)	792 (500 to 1,000)	892 (500 to 1,000)	592 (400 to 900)	474 (300 to 700)	302 (200 to 400)	202 (130 to 300)	130 (80 to 190)	95.8 (60 to 140)	68.9 (43 to 100)	48.8 (30 to 72)	35.7 (22 to 53)	26.4 (16 to 39)	19.3 (12 to 29)	14.3 (8.7 to 21)	10.6 (6.5 to 16)	7.8 (4.8 to 12)	5.7 (3.5 to 8.6)	4.1 (2.5 to 6.2)	2.8 (1.7 to 4.2)	1.5 (0.9 to 2.3)	0.5 (0.3 to 0.8)	909
Invasive non-typhoidal Salmonella (iNTS)	(0 to 0)	(1.7 to 9.7)	2.3 (1.2 to 4.7)	39.7 (17.9 to 84)	154 (99.5 to 340)	152 (72.5 to 350)	432 (243 to 850)	1,020 (511 to 1,700)	1,740 (1,000 to 2,700)	1,980 (1,100 to 3,000)	1,980 (1,100 to 3,000)	1,980 (1,100 to 3,000)	1,980 (1,100 to 3,000)	1,980 (1,100 to 3,000)	1,980 (1,100 to 3,000)	1,980 (1,100 to 3,000)	1,980 (1,100 to 3,000)	1,980 (1,100 to 3,000)	1,980 (1,100 to 3,000)	1,980 (1,100 to 3,000)	1,980 (1,100 to 3,000)	1,980 (1,100 to 3,000)	1,980 (1,100 to 3,000)	1,980 (1,100 to 3,000)	1,980 (1,100 to 3,000)	888
Other intestinal infectious diseases	(0 to 0)	(0 to 0)	11.6 (0.9 to 27.3)	118 (7.9 to 297)	30 (2.5 to 74.5)	4.7 (0.5 to 11.4)	4.7 (0.5 to 11.4)	4.7 (0.5 to 11.4





SR Table 2c. Southeast Sidewall DALYS by cause and sex group for both sexes with 95% uncertainty intervals, 2019

Cause	Sex	Born Neonatal	Late Neonatal	Post Neonatal	1 to 4	5 to 9	10 to 14	15 to 19	20 to 24	25 to 29	30 to 34	35 to 39	40 to 44	45 to 49	50 to 54	55 to 59	60 to 64	65 to 69	70 to 74	75 to 79	80 to 84	85 to 89	90 to 94	95 plus	Total
All causes	Both	65,900 (62,200 to 69,200)	13,900 (12,000 to 20,200)	65,900 (57,200 to 69,200)	21,000 (18,000 to 25,000)	25,000 (22,000 to 28,000)	23,000 (20,000 to 27,000)	27,000 (23,000 to 31,000)	28,000 (24,000 to 32,000)	28,000 (24,000 to 32,000)	29,000 (25,000 to 33,000)	29,000 (25,000 to 33,000)	29,000 (25,000 to 33,000)	29,000 (25,000 to 33,000)	29,000 (25,000 to 33,000)	29,000 (25,000 to 33,000)	29,000 (25,000 to 33,000)	29,000 (25,000 to 33,000)	29,000 (25,000 to 33,000)	17,000 (15,000 to 19,000)	7,000 (6,200 to 8,200)	1,900 (1,600 to 2,300)	599 (399 to 978)	867,000
Communicable, maternal, neonatal, and nutritional diseases	Both	59,900 (55,700 to 64,300)	12,200 (9,700 to 18,500)	59,400 (53,500 to 62,200)	20,900 (18,200 to 23,900)	23,900 (20,900 to 26,900)	7,040 (5,540 to 8,500)	3,290 (2,650 to 4,230)	2,760 (1,970 to 3,830)	3,020 (2,220 to 4,120)	2,990 (2,240 to 4,130)	3,190 (2,370 to 4,310)	3,160 (2,350 to 4,270)	3,170 (2,350 to 4,270)	3,170 (2,350 to 4,270)	3,170 (2,350 to 4,270)	3,170 (2,350 to 4,270)	3,170 (2,350 to 4,270)	3,170 (2,350 to 4,270)	3,170 (2,350 to 4,270)	2,360 (1,820 to 3,050)	1,090 (839 to 1,390)	306 (228 to 404)	669 (451 to 983)	261,000
HIV/AIDS and sexually transmitted infections	Both	2,720 (761 to 6,600)	942 (262 to 2,330)	949 (269 to 2,220)	636 (297 to 1,090)	135 (69 to 218)	69.2 (38 to 116)	197 (108 to 332)	462 (273 to 677)	666 (423 to 1,000)	1,000 (,115 to 1,490)	1,260 (,890 to 1,750)	1,160 (879 to 1,580)	886 (623 to 1,280)	610 (420 to 884)	156 (101 to 196)	44 (29 to 61)	18.2 (14 to 24)	9.5 (6 to 13)	2.3 (1 to 3.2)	0.3 (0 to 0.4)	0.2 (0 to 0.3)	0 (0 to 0)	12,300
HIV/AIDS	Both	0 (0 to 0)	0.1 (0 to 0.1)	172 (100 to 239)	686 (318 to 1,080)	136 (63 to 199)	77.4 (31 to 122)	174 (103 to 259)	434 (340 to 577)	618 (492 to 1,000)	1,000 (,000 to 1,490)	1,260 (,000 to 1,750)	1,160 (879 to 1,580)	886 (623 to 1,280)	610 (420 to 884)	156 (101 to 196)	44 (29 to 61)	18.2 (14 to 24)	9.5 (6 to 13)	2.3 (1 to 3.2)	0.3 (0 to 0.4)	0.2 (0 to 0.3)	0 (0 to 0)	7,480
HIV/AIDS - Drug-susceptible Tuberculosis	Both	0 (0 to 0)	0 (0 to 0)	0.1 (0 to 0.2)	226 (23 to 578)	69.1 (7 to 177)	43.8 (4 to 112)	89.4 (9 to 229)	229 (23 to 586)	423 (43 to 1,080)	634 (64 to 1,620)	976 (99 to 2,490)	1,020 (104 to 2,610)	776 (79 to 1,980)	535 (54 to 1,370)	137 (14 to 350)	38.5 (4 to 98)	16 (2 to 41)	8.3 (1 to 21)	2 (0 to 5)	0.3 (0 to 0.7)	0.2 (0 to 0.4)	0 (0 to 0)	3,860
HIV/AIDS - Multidrug-resistant Tuberculosis without extensive drug resistance	Both	0 (0 to 0)	0 (0 to 0)	0 (0 to 0.1)	0.1 (0 to 0.3)	0.1 (0 to 0.4)	0.1 (0 to 0.2)	0.2 (0 to 0.6)	0.6 (0 to 1.5)	1.4 (0 to 3.5)	2.5 (0 to 6.2)	4.6 (0 to 11)	6.8 (0 to 17)	8.2 (0 to 21)	9.1 (0 to 23)	9.5 (0 to 24)	9.7 (0 to 24)	9.8 (0 to 25)	9.9 (0 to 25)	9.9 (0 to 25)	9.9 (0 to 25)	9.9 (0 to 25)	9.9 (0 to 25)	316
HIV/AIDS - Extensively drug-resistant Tuberculosis	Both	0 (0 to 0)	0 (0 to 0)	0 (0 to 0.1)	0.1 (0 to 0.4)	0.1 (0 to 0.4)	0.1 (0 to 0.3)	0.2 (0 to 0.7)	0.6 (0 to 2.0)	1.4 (0 to 4.5)	2.5 (0 to 8.0)	4.6 (0 to 14)	6.8 (0 to 21)	8.2 (0 to 25)	9.1 (0 to 28)	9.5 (0 to 29)	9.7 (0 to 30)	9.8 (0 to 30)	9.9 (0 to 30)	9.9 (0 to 30)	9.9 (0 to 30)	9.9 (0 to 30)	9.9 (0 to 30)	9.9
HIV/AIDS resulting in other diseases	Both	0 (0 to 0)	0 (0 to 0.1)	39 (12 to 72)	116 (34 to 208)	29.5 (9 to 53)	21.5 (6 to 39)	47.4 (14 to 87)	107 (32 to 196)	208 (62 to 380)	312 (93 to 569)	429 (128 to 783)	488 (146 to 891)	388 (116 to 707)	267 (80 to 487)	68.1 (20 to 124)	19.1 (6 to 35)	8.1 (2 to 15)	4.1 (1 to 7.5)	1 (0 to 1.8)	0.1 (0 to 0.2)	0 (0 to 0.1)	0 (0 to 0)	3,510
Sexually transmitted infections excluding HIV	Both	2,720 (757 to 6,600)	942 (262 to 2,330)	777 (269 to 1,880)	450 (297 to 1,090)	66.5 (39 to 218)	47.6 (30 to 116)	23.1 (11 to 75)	28.8 (16 to 58)	48.1 (27 to 97)	38.2 (21 to 77)	31.2 (17 to 63)	29.4 (16 to 59)	24.3 (13 to 49)	17.4 (9 to 35)	4.6 (2 to 9.2)	1.1 (0 to 2.2)	0.4 (0 to 0.7)	0.2 (0 to 0.4)	0.1 (0 to 0.2)	0 (0 to 0.1)	0 (0 to 0)	0 (0 to 0)	4,560
Syphilis	Both	2,720 (757 to 6,600)	942 (262 to 2,330)	637 (239 to 1,880)	429 (129 to 1,090)	19.6 (5 to 56)	4.9 (1 to 15)	2.6 (0 to 10)	2.7 (0 to 9.7)	2.5 (0 to 9.6)	2.4 (0 to 9.2)	2.3 (0 to 8.9)	2.2 (0 to 8.7)	1.7 (0 to 6.9)	1.1 (0 to 4.5)	0.3 (0 to 1.2)	0.1 (0 to 0.3)	0.1 (0 to 0.2)	0 (0 to 0.1)	0 (0 to 0.1)	0 (0 to 0)	0 (0 to 0)	0 (0 to 0)	4,560
Chlamydial infection	Both	0 (0 to 0)	0 (0 to 0)	0 (0 to 0)	0 (0 to 0)	0 (0 to 0)	0.2 (0 to 0.5)	1.6 (0 to 4.2)	4.8 (1 to 9.6)	8.2 (3 to 17)	9.6 (3 to 19)	9.6 (3 to 19)	7.4 (3 to 13)	5.2 (2 to 9.5)	3.1 (1 to 5.6)	0.7 (0 to 1.3)	0.2 (0 to 0.5)	0.1 (0 to 0.2)	0 (0 to 0.1)	0 (0 to 0.1)	0 (0 to 0)	0 (0 to 0)	0 (0 to 0)	0 (0 to 0)	49
Gonococcal infection	Both	0 (0 to 0)	0 (0 to 0)	0 (0 to 0)	0 (0 to 0)	0 (0 to 0)	1.4 (0 to 4.1)	6.9 (2 to 19)	16 (5 to 43)	22 (7 to 57)	21 (7 to 54)	16 (5 to 41)	11 (3 to 28)	6.8 (2 to 17)	3.8 (1 to 9.6)	0.9 (0 to 2.3)	0.2 (0 to 0.6)	0.1 (0 to 0.2)	0 (0 to 0.1)	0 (0 to 0)	0 (0 to 0)	0 (0 to 0)	0 (0 to 0)	0 (0 to 0)	439
Trichomoniasis	Both	0 (0 to 0)	0 (0 to 0)	0 (0 to 0)	0 (0 to 0)	0 (0 to 0)	0.1 (0 to 0.2)	1.7 (0 to 4.4)	6.4 (2 to 16)	12.4 (4 to 30)	14.6 (5 to 35)	14.2 (5 to 34)	13.1 (4 to 32)	10.6 (3 to 26)	7.1 (2 to 17)	2.6 (1 to 6.4)	0.8 (0 to 2)	0.3 (0 to 0.7)	0.1 (0 to 0.3)	0 (0 to 0.1)	0 (0 to 0)	0 (0 to 0)	0 (0 to 0)	0 (0 to 0)	900
Genital herpes	Both	0 (0 to 0)	0 (0 to 0)	0 (0 to 0)	0 (0 to 0)	0 (0 to 0)	0.1 (0 to 0.1)	0.6 (0 to 1.7)	2.1 (0 to 5.9)	4.1 (1 to 11)	5.2 (1 to 14)	5.2 (1 to 14)	4.6 (1 to 12)	3.7 (1 to 9.6)	2.6 (0 to 6.7)	0.9 (0 to 2.4)	0.3 (0 to 0.8)	0.1 (0 to 0.2)	0 (0 to 0.1)	0 (0 to 0)	0 (0 to 0)	0 (0 to 0)	0 (0 to 0)	0 (0 to 0)	799
Other sexually transmitted infections	Both	0 (0 to 0)	0 (0 to 0)	0 (0 to 0)	0 (0 to 0)	0 (0 to 0)	0.1 (0 to 0.1)	0.7 (0 to 2.1)	2.2 (0 to 6.3)	4.2 (1 to 12)	5.1 (1 to 14)	5.1 (1 to 14)	4.5 (1 to 12)	3.6 (1 to 9.6)	2.5 (0 to 6.7)	0.9 (0 to 2.4)	0.3 (0 to 0.8)	0.1 (0 to 0.2)	0 (0 to 0.1)	0 (0 to 0)	0 (0 to 0)	0 (0 to 0)	0 (0 to 0)	0 (0 to 0)	843
Respiratory infections and tuberculosis	Both	2,280 (1,990 to 2,490)	1,240 (1,040 to 1,300)	14,900 (9,980 to 23,200)	4,430 (3,400 to 6,800)	2,270 (1,760 to 3,250)	1,400 (1,020 to 2,150)	1,870 (1,280 to 2,840)	2,390 (1,640 to 3,600)	2,490 (1,670 to 3,830)	2,490 (1,660 to 3,850)	2,490 (1,650 to 3,850)	2,490 (1,650 to 3,850)	2,490 (1,650 to 3,850)	2,490 (1,650 to 3,850)	2,490 (1,650 to 3,850)	2,490 (1,650 to 3,850)	2,490 (1,650 to 3,850)	2,490 (1,650 to 3,850)	2,490 (1,650 to 3,850)	1,490 (1,020 to 2,060)	660 (450 to 1,000)	172 (113 to 264)	66,700
Tuberculosis	Both	2,070 (1,840 to 2,110)	1,240 (1,040 to 1,300)	14,900 (9,980 to 23,200)	4,430 (3,400 to 6,800)	2,270 (1,760 to 3,250)	1,400 (1,020 to 2,150)	1,870 (1,280 to 2,840)	2,390 (1,640 to 3,600)	2,490 (1,670 to 3,830)	2,490 (1,660 to 3,850)	2,490 (1,650 to 3,850)	2,490 (1,650 to 3,850)	2,490 (1,650 to 3,850)	2,490 (1,650 to 3,850)	2,490 (1,650 to 3,850)	2,490 (1,650 to 3,850)	2,490 (1,650 to 3,850)	2,490 (1,650 to 3,850)	2,490 (1,650 to 3,850)	1,490 (1,020 to 2,060)	660 (450 to 1,000)	172 (113 to 264)	66,500
Latent tuberculosis infection	Both	0 (0 to 0)	0 (0 to 0)	0 (0 to 0)	0 (0 to 0)	0 (0 to 0)	0 (0 to 0)	0 (0 to 0)	0 (0 to 0)	0 (0 to 0)	0 (0 to 0)	0 (0 to 0)	0 (0 to 0)	0 (0 to 0)	0 (0 to 0)	0 (0 to 0)	0 (0 to 0)	0 (0 to 0)	0 (0 to 0)	0 (0 to 0)	0 (0 to 0)	0 (0 to 0)	0 (0 to 0)	0 (0 to 0)	0
Drug-susceptible Tuberculosis	Both	1,940 (1,820 to 1,990)	1,240 (1,040 to 1,300)	14,900 (9,980 to 23,200)	4,430 (3,400 to 6,800)	2,270 (1,760 to 3,250)	1,400 (1,020 to 2,150)	1,870 (1,280 to 2,840)	2,390 (1,640 to 3,600)	2,490 (1,670 to 3,830)	2,490 (1,660 to 3,850)	2,490 (1,650 to 3,850)	2,490 (1,650 to 3,850)	2,490 (1,650 to 3,850)	2,490 (1,650 to 3,850)	2,490 (1,650 to 3,850)	2,490 (1,650 to 3,850)	2,490 (1,650 to 3,850)	2,490 (1,650 to 3,850)	2,490 (1,650 to 3,850)	1,490 (1,020 to 2,060)	660 (450 to 1,000)	172 (113 to 264)	66,500
Multidrug-resistant tuberculosis without extensive drug resistance	Both	0 (0 to 0)	0 (0 to 0)	0 (0 to 0)	0 (0 to 0)	0 (0 to 0)	0 (0 to 0)	0 (0 to 0)	0 (0 to 0)	0 (0 to 0)	0 (0 to 0)	0 (0 to 0)	0 (0 to 0)	0 (0 to 0)	0 (0 to 0)	0 (0 to 0)	0 (0 to 0)	0 (0 to 0)	0 (0 to 0)	0 (0 to 0)	0 (0 to 0)	0 (0 to 0)	0 (0 to 0)	0 (0 to 0)	0
Extensively drug-resistant tuberculosis	Both	0 (0 to 0)	0 (0 to 0)	0.7 (0.1 to 2.7)	3.3 (0.5 to 13)	2.1 (0.3 to 8.2)	1.6 (0.2 to 6.2)	2 (0.3 to 7.8)	1.5 (0.2 to 5.9)	1.1 (0.1 to 4.3)	0.7 (0.1 to 2.7)	0.4 (0.1 to 1.6)	0.2 (0 to 0.8)	0.1 (0 to 0.4)	0.1 (0 to 0.2)	0 (0 to 0.1)	0 (0 to 0)	0 (0 to 0)	0 (0 to 0)	0 (0 to 0)	0 (0 to 0)	0 (0 to 0)	0 (0 to 0)	0 (0 to 0)	522
Lower respiratory infections	Both	1,920 (1,580 to 2,490)	1,240 (1,040 to 1,300)	13,900 (9,980 to 22,700)	3,980 (2,430 to 5,780)	694 (,000 to 1,280)	372 (180 to 868)	566 (197 to 1,280)	1,240 (723 to 2,180)	1,610 (,000 to 2,830)	1,720 (,000 to 3,010)	1,810 (,000 to 3,170)	1,810 (,000 to 3,170)	1,810 (,000 to 3,170)	1,810 (,000 to 3,170)	1,810 (,000 to 3,170)	1,810 (,000 to 3,170)	1,810 (,000 to 3,170)	1,810 (,000 to 3,170)	1,810 (,000 to 3,170)	1,090 (,000 to 1,910)	487 (297 to 858)	131 (,000 to 231)	47,100 (28,300 to 82,800)
Upper respiratory infections	Both	0 (0 to 0)	3.3 (0 to 14)	64 (24 to 109)	290 (,000 to 1,280)	307 (,000 to 1,280)	275 (,000 to 1,280)	246 (,000 to 1,280)	211 (,000 to 1,280)	183 (,000 to 1,280)	162 (,000 to 1,280)	171 (,000 to 1,280)	182 (,000 to 1,280)	197 (,000 to 1,280)	180 (,000 to 1,280)	187 (,000 to 1,280)	180 (,000 to 1,280)	58 (,000 to 1,280)	42 (,000 to 1,280)	29 (,000 to 1,280)	21 (,000 to 1,280)	13 (,000 to 1,280)	3.2 (,000 to 1,280)	1.1 (,000 to 1,280)	2,380
Otitis media	Both	0 (0 to 0.1)	0 (0 to 0.1)	0.1 (0.1 to 0.2)	0.1 (0.1 to 0.2)	0.1 (0.1 to 0.2





SB Table 2c. Gorontalo DALYS by cause and sex across for both sexes with 95% uncertainty intervals, 2019

Cause	Both Neonatal	Late Neonatal	Post Neonatal	1 to 4	5 to 9	10 to 14	15 to 19	20 to 24	25 to 29	30 to 34	35 to 39	40 to 44	45 to 49	50 to 54	55 to 59	60 to 64	65 to 69	70 to 74	75 to 79	80 to 84	85 to 89	90 to 94	95 plus	Total
All causes	7,920 (25,490 to 27,950)	7,920 (4,130 to 14,700)	29,780 (19,100 to 39,700)	19,760 (16,600 to 23,000)	11,490 (9,490 to 13,900)	11,000 (9,400 to 13,000)	14,700 (12,500 to 17,200)	21,600 (18,900 to 24,700)	22,000 (19,900 to 26,300)	21,400 (18,300 to 25,400)	23,900 (20,200 to 28,900)	29,900 (24,200 to 36,000)	33,300 (26,400 to 41,400)	39,300 (27,900 to 49,600)	39,300 (28,900 to 50,500)	39,300 (29,900 to 49,600)	39,800 (27,900 to 51,200)	34,900 (24,700 to 47,700)	32,100 (19,900 to 47,600)	24,900 (9,900 to 46,900)	17,200 (4,700 to 41,700)	7,260 (2,070 to 19,600)	1,090,000 (868 to 1,390)	1,090,000 (297 to 350)
Communicable, maternal, neonatal, and nutritional diseases	27,000 (21,800 to 33,200)	6,020 (4,660 to 7,430)	19,900 (13,900 to 27,900)	12,200 (9,770 to 15,400)	6,790 (5,060 to 8,270)	5,290 (3,970 to 6,950)	3,840 (2,760 to 4,870)	5,950 (4,450 to 7,530)	6,000 (4,900 to 7,350)	6,820 (5,000 to 8,760)	6,860 (5,160 to 8,740)	6,960 (5,190 to 8,930)	6,810 (5,070 to 8,660)	6,490 (4,660 to 8,220)	6,290 (4,540 to 8,020)	6,480 (4,350 to 8,900)	5,800 (4,060 to 8,060)	5,700 (3,990 to 8,060)	3,190 (1,620 to 6,030)	609 (1,060 to 1,770)	264 (1,040 to 525)	73.4 (620 to 66.9)	132,000
HIV/AIDS and sexually transmitted infections	1,130 (909 to 2,760)	361 (110 to 900)	1,020 (332 to 633)	292 (93 to 1,390)	39 (13.5 to 133)	31.6 (8.6 to 93.6)	573 (99 to 1,710)	1,110 (75 to 199)	1,170 (117 to 334)	357 (107 to 69)	219 (102 to 49)	157 (99 to 437)	192 (99 to 437)	191 (99 to 437)	132 (99 to 437)	94.9 (31 to 32)	131 (31 to 323)	21.6 (9.2 to 19.4)	13.4 (6.2 to 19.4)	6 (3.9 to 12.4)	2.6 (2.1 to 5.8)	1.6 (1 to 2.6)	0.4 (0.3 to 0.8)	3,920 (0.9 to 21)
HIV/AIDS	0 (0 to 0)	0 (0 to 0)	594 (13 to 539)	291 (77 to 1,130)	39.6 (13.5 to 133)	29.1 (7.6 to 92.2)	482 (99 to 1,540)	974 (68 to 1,690)	992 (99 to 2,930)	191 (99 to 2,930)	169 (99 to 2,930)	175 (97 to 437)	132 (97 to 437)	121 (97 to 437)	43.4 (21 to 111)	13.6 (7 to 31)	7.3 (1 to 7)	3.2 (1 to 7)	1.9 (0 to 7)	0.6 (0 to 2)	0.1 (0.1 to 0.1)	0.1 (0 to 0.1)	0 (0 to 0)	1,440
HIV/AIDS - Drug-susceptible Tuberculosis	0 (0 to 0)	0 (0 to 0)	274 (6 to 536)	121 (32 to 592)	24.1 (8.2 to 82.3)	18.3 (4.6 to 57.8)	313 (62 to 1,000)	702 (49 to 1,220)	729 (73 to 2,160)	139 (73 to 2,160)	125 (73 to 2,160)	119 (71 to 317)	96 (71 to 317)	71.6 (71 to 317)	30.6 (15 to 78)	11.6 (6 to 27)	6.9 (1 to 6)	2.7 (1 to 6)	1.7 (0 to 6)	0.5 (0 to 1)	0.1 (0 to 0.1)	0 (0 to 0)	0 (0 to 0)	959
HIV/AIDS - Multidrug-resistant Tuberculosis without extensive d	0 (0 to 0)	0 (0 to 0)	0.3 (0 to 2.4)	1.4 (0 to 10.4)	0.2 (0 to 1.2)	0.2 (0 to 0.9)	3.4 (0 to 13)	6.5 (0 to 30)	6.5 (0 to 33)	1.3 (0 to 33)	1.1 (0 to 33)	1.1 (0 to 33)	0.9 (0 to 33)	0.8 (0 to 33)	0.3 (0 to 1.9)	0.1 (0 to 0.5)	0 (0 to 0.3)	0 (0 to 0.2)	0 (0 to 0.1)	0 (0 to 0)	0 (0 to 0)	0 (0 to 0)	0 (0 to 0)	7
HIV/AIDS - Extensively drug-resistant Tuberculosis	0 (0 to 0)	0 (0 to 0)	0 (0 to 0)	0 (0 to 0.1)	0 (0 to 0.1)	0 (0 to 0.2)	0 (0 to 0.5)	0 (0 to 0.5)	0 (0 to 0.5)	0 (0 to 0.5)	0 (0 to 0.5)	0 (0 to 0.5)	0 (0 to 0.5)	0 (0 to 0.5)	0 (0 to 0.2)	0 (0 to 0.1)	0 (0 to 0.1)	0 (0 to 0.1)	0 (0 to 0.1)	0 (0 to 0)	0 (0 to 0)	0 (0 to 0)	0 (0 to 0)	1.1
HIV/AIDS resulting in other diseases	0 (0 to 0)	0 (0 to 0)	319 (6 to 1,600)	139 (37 to 723)	13.4 (3.5 to 58.9)	10.5 (2.5 to 45)	169 (3 to 681)	271 (12.1 to 643)	263 (13.9 to 722)	51 (13.7 to 722)	43 (11.6 to 201)	56.9 (10.1 to 191)	36.1 (9.6 to 120)	49.6 (9.9 to 182)	12.9 (2.9 to 58.2)	2.8 (0.4 to 13.6)	0.4 (0.2 to 2.1)	0.1 (0.1 to 0.4)	0.2 (0.1 to 1.2)	0.1 (0 to 0.5)	0 (0 to 0.2)	0 (0 to 0)	0 (0 to 0)	611
Sexually transmitted infections excluding HIV	1,130 (909 to 2,760)	361 (110 to 900)	426 (332 to 633)	152 (42 to 671)	14.4 (2.9 to 51.1)	20.6 (4.6 to 51.1)	404 (96 to 1,170)	136 (75 to 199)	178 (117 to 334)	306 (107 to 69)	50 (102 to 49)	1.8 (99 to 437)	60 (97 to 437)	70.4 (97 to 437)	88.6 (31 to 111)	81.3 (31 to 323)	125 (31 to 323)	18.4 (9.2 to 19.4)	13.4 (6.2 to 19.4)	5.6 (3.9 to 12.4)	2.6 (2.1 to 5.8)	1.6 (1 to 2.6)	0.4 (0.3 to 0.8)	1,920
Syphilis	0 (0 to 0)	0 (0 to 0)	0 (0 to 0)	0 (0 to 0)	0 (0 to 0)	0.1 (0 to 0.1)	0.6 (0 to 1.9)	0.9 (0 to 2.6)	0.7 (0 to 2.6)	0.7 (0 to 2.6)	0.7 (0 to 2.6)	0.7 (0 to 2.6)	0.7 (0 to 2.6)	0.7 (0 to 2.6)	0.6 (0 to 2.6)	0.7 (0 to 2.6)	0.6 (0 to 2.6)	0.7 (0 to 2.6)	0.7 (0 to 2.6)	0.6 (0 to 2.6)	0.6 (0 to 2.6)	0.6 (0 to 2.6)	0.6 (0 to 2.6)	0.6
Chlamydial infection	0 (0 to 0)	0 (0 to 0)	0 (0 to 0)	0 (0 to 0)	0 (0 to 0)	0.1 (0 to 0.1)	0.6 (0 to 0.6)	2.6 (0 to 6.6)	4.2 (0 to 6.6)	4.6 (0 to 6.6)	3.9 (0 to 6.6)	3.4 (0 to 6.6)	2.3 (0 to 6.6)	0.6 (0 to 6.2)	0.2 (0 to 1.6)	0.1 (0 to 0.5)	0 (0 to 0.2)	0 (0 to 0.1)	0 (0 to 0.1)	0 (0 to 0)	0 (0 to 0)	0 (0 to 0)	0 (0 to 0)	22.4
Gonococcal infection	0 (0 to 0)	0 (0 to 0)	0 (0 to 0)	0 (0 to 0)	0 (0 to 0)	0 (0 to 0.2)	0.6 (0 to 2.2)	2.6 (0 to 6.6)	4.2 (0 to 6.6)	2.9 (0 to 6.6)	1.7 (0 to 6.6)	1.2 (0 to 6.2)	1.1 (0 to 6.2)	0.4 (0 to 6.2)	0.1 (0 to 1.6)	0.1 (0 to 0.5)	0 (0 to 0.2)	0 (0 to 0.1)	0 (0 to 0.1)	0 (0 to 0)	0 (0 to 0)	0 (0 to 0)	0 (0 to 0)	19.7
Trichomoniasis	0 (0 to 0)	0 (0 to 0)	0 (0 to 0)	0 (0 to 0)	0 (0 to 0)	0.1 (0 to 0.1)	0.6 (0 to 0.6)	2.6 (0 to 6.6)	3.9 (0 to 6.6)	4.2 (0 to 6.6)	3.9 (0 to 6.6)	3.4 (0 to 6.6)	2.3 (0 to 6.6)	0.7 (0 to 6.2)	0.3 (0 to 1.6)	0.1 (0 to 0.5)	0 (0 to 0.2)	0 (0 to 0.1)	0 (0 to 0.1)	0 (0 to 0)	0 (0 to 0)	0 (0 to 0)	0 (0 to 0)	67
Genital herpes	0 (0 to 0)	0 (0 to 0)	0 (0 to 0)	0 (0 to 0)	0 (0 to 0)	0.2 (0 to 0.2)	1.2 (0 to 3.1)	2.7 (0 to 6.6)	4.1 (0 to 6.6)	4.6 (0 to 6.6)	3.9 (0 to 6.6)	3.4 (0 to 6.6)	2.3 (0 to 6.6)	0.7 (0 to 6.2)	0.3 (0 to 1.6)	0.1 (0 to 0.5)	0 (0 to 0.2)	0 (0 to 0.1)	0 (0 to 0.1)	0 (0 to 0)	0 (0 to 0)	0 (0 to 0)	0 (0 to 0)	47.6
Other sexually transmitted infections	0 (0 to 0)	0 (0 to 0)	0 (0 to 0)	0 (0 to 0)	0 (0 to 0)	0.1 (0 to 0.2)	0.6 (0 to 2.2)	2.2 (1.3 to 6.3)	3.2 (2.2 to 7.4)	4.2 (2.6 to 8.3)	3.9 (2.3 to 6.6)	3.4 (2.1 to 6.6)	2.3 (1.3 to 6.6)	0.7 (1.1 to 7.5)	0.3 (0.4 to 1.9)	0.1 (0.1 to 0.5)	0 (0.2 to 0.2)	0 (0.2 to 0.2)	0 (0.1 to 0.1)	0 (0 to 0)	0 (0 to 0)	0 (0 to 0)	0 (0 to 0)	33.3
Respiratory infections and tuberculosis	1,020 (687 to 1,660)	1,020 (864 to 1,960)	1,020 (6,280 to 13,400)	328 (2,400 to 5,130)	480 (633 to 1,120)	1,290 (921 to 870)	880 (660 to 1,040)	1,040 (2,060 to 3,430)	2,100 (2,060 to 4,110)	2,100 (1,600 to 2,770)	2,060 (1,600 to 2,770)	2,060 (1,600 to 2,770)	2,060 (1,600 to 2,770)	2,780 (1,600 to 3,900)	2,870 (1,700 to 3,900)	2,880 (1,700 to 3,900)	2,370 (1,700 to 3,900)	1,690 (1,700 to 3,900)	1,130 (1,600 to 2,430)	542 (613 to 1,500)	202 (568 to 998)	52 (213 to 336)	274 (73.4 to 332)	1,100 (78.9 to 90.4)
Tuberculosis	0 (0 to 0)	0 (0 to 0)	606 (681 to 1,480)	0 (1,900 to 4,000)	0 (363 to 920)	367 (249 to 544)	366 (501 to 680)	966 (600 to 1,300)	1,900 (1,700 to 3,070)	1,900 (2,070 to 3,810)	1,900 (1,300 to 2,540)	1,900 (1,900 to 2,590)	1,900 (1,900 to 2,590)	2,460 (1,900 to 3,370)	2,560 (1,700 to 3,370)	2,560 (1,600 to 3,810)	1,970 (1,600 to 3,810)	1,570 (1,700 to 3,810)	1,020 (1,600 to 2,360)	535 (1,700 to 2,150)	202 (627 to 836)	52 (213 to 336)	253 (586 to 316)	33,100 (50 to 69.7)
Latent tuberculosis infection	0 (0 to 0)	0 (0 to 0)	0 (0 to 0)	0 (0 to 0)	0 (0 to 0)

Ischemic heart disease	0 (0 to 0)	0 (0 to 0)	0 (0 to 0)	0 (0 to 0)	0 (0 to 0)	0 (0 to 0)	136 (86·7 to 203)	238 (154 to 370)	385 (252 to 572)	597 (411 to 894)	810 (542 to 1,230)	1,350 (917 to 1,980)	1,970 (1,320 to 2,890)	2,420 (1,620 to 3,580)	2,710 (1,810 to 3,830)	2,900 (2,010 to 3,910)	2,570 (1,800 to 3,330)	1,640 (1,160 to 2,160)	1,020 (730 to 1,340)	573 (408 to 751)	289 (201 to 379)	112 (75·5 to 153)	26·8 (19 to 35·5)	19,700
Stroke	15·3 (6·9 to 28·7)	9 (4·6 to 16·5)	84·6 (30·7 to 175)	91·9 (48·8 to 146)	115 (75·9 to 170)	151 (104 to 216)	368 (258 to 501)	564 (390 to 780)	743 (515 to 1,060)	1,050 (755 to 1,430)	1,710 (1,240 to 2,420)	2,830 (1,990 to 3,890)	4,330 (2,960 to 6,010)	5,640 (3,930 to 7,940)	6,050 (4,180 to 8,260)	6,110 (4,500 to 7,850)	5,280 (3,880 to 6,650)	3,910 (2,970 to 4,780)	2,530 (1,940 to 3,130)	1,380 (1,060 to 1,700)	638 (469 to 792)	211 (152 to 270)	41·7 (30·1 to 53·4)	43,800
Ischemic stroke	3·2 (1·1 to 8·2)	1·7 (0·6 to 3·6)	6·8 (2·2 to 16·9)	16·8 (9·7 to 28·5)	26·1 (15·2 to 40·8)	34·7 (18·3 to 57·2)	78·1 (50·3 to 111)	108 (71·6 to 152)	131 (89·2 to 187)	145 (100 to 203)	237 (159 to 336)	364 (251 to 535)	614 (403 to 914)	861 (573 to 1,240)	1,030 (690 to 1,450)	1,650 (1,150 to 2,250)	1,550 (1,080 to 2,070)	1,790 (1,320 to 2,340)	1,230 (897 to 1,600)	879 (663 to 1,100)	410 (301 to 521)	138 (99·3 to 180)	28 (19·9 to 35·7)	11,300
Intracerebral hemorrhage	8·1 (2·8 to 15·8)	6 (2·7 to 11·4)	63·4 (21·6 to 138)	52·7 (25·3 to 89·5)	63·7 (38·4 to 100)	88·6 (55·4 to 139)	231 (151 to 338)	368 (239 to 536)	506 (329 to 753)	768 (528 to 1,100)	1,260 (859 to 1,860)	2,130 (1,480 to 3,040)	3,360 (2,290 to 4,820)	4,370 (2,980 to 6,210)	4,600 (3,070 to 6,400)	4,210 (2,960 to 5,560)	3,530 (2,530 to 4,570)	2,010 (1,430 to 2,610)	1,240 (869 to 1,620)	467 (326 to 645)	216 (142 to 297)	69·1 (44·7 to 96·7)	12·9 (8·4 to 18·9)	29,600
Subarachnoid hemorrhage	4 (1·1 to 10·4)	1·3 (0·5 to 3·1)	14·5 (3·1 to 37·1)	22·4 (8·3 to 44·2)	25 (12·1 to 48·8)	28 (13·9 to 52·6)	58·9 (29·2 to 102)	88·2 (40·3 to 156)	106 (50·5 to 199)	133 (62·8 to 250)	213 (103 to 396)	334 (164 to 608)	349 (181 to 622)	409 (212 to 733)	433 (225 to 773)	252 (132 to 454)	197 (107 to 350)	105 (56·6 to 185)	62 (32·2 to 113)	29·9 (15·5 to 57)	12·8 (7 to 22·9)	4·7 (2·5 to 9·4)	0·8 (0·4 to 1·6)	2,880
Hypertensive heart disease	0 (0 to 0)	0 (0 to 0)	0 (0 to 0)	0 (0 to 0)	0 (0 to 0)	0 (0 to 0)	13·4 (6·1 to 23·2)	28 (12·2 to 48·1)	52·8 (23·6 to 94·8)	103 (46·2 to 178)	176 (77·3 to 304)	334 (165 to 562)	560 (271 to 934)	765 (373 to 1,290)	861 (428 to 1,410)	939 (479 to 1,520)	819 (428 to 1,260)	663 (370 to 1,030)	436 (245 to 677)	251 (150 to 387)	107 (66·2 to 160)	38·9 (24·2 to 57·7)	8·6 (5·3 to 12·6)	6,160
Non-rheumatic valvular heart disease	0 (0 to 0)	0 (0 to 0)	0 (0 to 0)	0 (0 to 0)	0 (0 to 0)	0 (0 to 0)	3·2 (1·5 to 6·1)	4·3 (1·9 to 8·5)	4 (1·8 to 7·8)	4·8 (2·3 to 9·3)	6·8 (3·5 to 12·9)	8·4 (4·6 to 15·1)	9·7 (5·1 to 17·7)	11·7 (6·7 to 20·9)	12·7 (7·2 to 21·4)	13·4 (8·4 to 22·5)	12·5 (8 to 18·8)	8·5 (5·3 to 13)	5·7 (3·7 to 8·6)	3·3 (2 to 5·2)	1·5 (0·9 to 2·4)	0·5 (0·3 to 0·9)	0·1 (0·1 to 0·2)	111
Non-rheumatic calcific aortic valve disease	0 (0 to 0)	0 (0 to 0)	0 (0 to 0)	0 (0 to 0)	0 (0 to 0)	0 (0 to 0)	1·1 (0·4 to 2·5)	1·2 (0·5 to 2·7)	1·8 (0·7 to 3·8)	1·9 (0·9 to 3·9)	3·2 (1·5 to 6·5)	5 (2·5 to 9·5)	4·2 (2 to 8)	6·2 (3·3 to 11·1)	5·7 (2·9 to 10·1)	7 (3·9 to 12·8)	7·4 (4·3 to 12·2)	4·3 (2·4 to 7·3)	2·8 (1·6 to 4·6)	1·6 (0·8 to 2·8)	0·8 (0·4 to 1·4)	0·2 (0·1 to 0·4)	0 (0 to 0·1)	54·4
Non-rheumatic degenerative mitral valve disease	0 (0 to 0)	0 (0 to 0)	0 (0 to 0)	0 (0 to 0)	0 (0 to 0)	0 (0 to 0)	1·4 (0·5 to 3·3)	2·1 (0·6 to 5)	1·6 (0·5 to 3·9)	2·3 (0·7 to 5·5)	2·4 (0·7 to 5·9)	2·2 (0·7 to 5·2)	4·3 (1·6 to 9·6)	4·3 (1·8 to 9·3)	6 (2·7 to 12)	5·1 (2·6 to 9·2)	4·3 (2·3 to 7·5)	3·6 (2 to 6·1)	2·5 (1·4 to 4)	1·5 (0·9 to 2·4)	0·6 (0·3 to 1)	0·3 (0·2 to 0·4)	0·1 (0 to 0·1)	44·7
Other non-rheumatic valve diseases	0 (0 to 0)	0 (0 to 0)	0 (0 to 0)	0 (0 to 0)	0 (0 to 0)	0 (0 to 0)	0·7 (0·2 to 1·6)	1 (0·3 to 2·4)	0·6 (0·1 to 1·6)	0·6 (0·1 to 1·7)	1·1 (0·2 to 2·8)	1·3 (0·3 to 3·6)	1·1 (0·2 to 3·1)	1·2 (0·2 to 3·1)	1·1 (0·2 to 2·9)	1·3 (0·2 to 3·5)	0·8 (0·1 to 2·2)	0·6 (0·1 to 1·5)	0·5 (0·1 to 1·2)	0·2 (0 to 0·6)	0·1 (0 to 0·3)	0 (0 to 0·1)	0 (0 to 0)	12·1
Cardiomyopathy and myocarditis	2·6 (0·5 to 10·9)	3·9 (1·3 to 11)	37·2 (9·3 to 121)	18·4 (6·3 to 56·5)	12·5 (5·1 to 35·1)	17·7 (7·2 to 44·5)	25·3 (12·7 to 44·5)	30·7 (15·9 to 53·7)	42 (19·8 to 80·5)	49·1 (23·1 to 89·6)	62·1 (29·8 to 107)	75·2 (34 to 141)	89·9 (43·8 to 166)	91·2 (42·7 to 179)	101 (46·4 to 207)	91·6 (47·1 to 176)	70·7 (37·9 to 124)	56·9 (32·5 to 89·8)	40·6 (23·8 to 65·7)	28·8 (15·9 to 47·7)	15·5 (7·8 to 27·1)	7·3 (3·2 to 13·4)	1·9 (0·9 to 3·5)	972
Myocarditis	0·7 (0·1 to 2·4)	1·2 (0·3 to 3·1)	15·5 (3 to 46·4)	8·6 (2·7 to 24·6)	6·7 (2·5 to 18·2)	5·6 (2·2 to 14·2)	6·5 (2·9 to 12·5)	7·2 (3·2 to 14·9)	8·1 (3·2 to 20·2)	7·2 (2·8 to 17·5)	7·6 (3·1 to 16·6)	9·2 (3·4 to 22·6)	9·6 (3·8 to 24·1)	9·8 (3·4 to 24·8)	8·4 (3·2 to 22)	7·4 (2·4 to 20·9)	5·1 (2·1 to 10·7)	3·8 (1·6 to 8·1)	3·2 (1·3 to 6·6)	2·4 (0·8 to 5·6)	1·6 (0·4 to 3·8)	0·9 (0·2 to 2·2)	0·3 (0·1 to 0·7)	137
Alcoholic cardiomyopathy	0 (0 to 0)	0 (0 to 0)	0 (0 to 0)	0 (0 to 0)	0 (0 to 0)	0 (0 to 0)	1 (0·4 to 2·1)	1·1 (0·4 to 2·5)	2 (0·7 to 4·8)	4 (1·4 to 8·9)	6·5 (2·1 to 15·7)	8·1 (2·4 to 18·8)	9·5 (3·1 to 21)	6·9 (2·3 to 16·3)	7·8 (2·7 to 18·2)	5 (1·6 to 11·2)	2·7 (1 to 6·1)	1·8 (0·6 to 4·2)	1 (0·3 to 2·3)	0·3 (0·1 to 0·7)	0·2 (0·1 to 0·4)	0·2 (0·1 to 0·4)	0·1 (0 to 0·2)	58·2
Other cardiomyopathy	1·9 (0·4 to 8·8)	2·6 (0·9 to 7·9)	21·6 (5 to 76·6)	9·8 (2·8 to 32·1)	5·8 (1·7 to 17·8)	12 (4·4 to 29·9)	17·8 (8·6 to 32·8)	22·4 (10·9 to 40·6)	31·8 (14·3 to 63·2)	37·8 (16·6 to 70·1)	48 (22·4 to 85·6)	57·9 (25·8 to 108)	70·8 (33·3 to 137)	74·6 (33·6 to 146)	84·9 (39·1 to 173)	79·3 (39·9 to 147)	62·9 (34·1 to 109)	51·3 (29·4 to 82·3)	36·5 (20·9 to 58·4)	26·1 (14·7 to 43·6)	13·7 (7 to 23·7)	6·2 (2·9 to 11·3)	1·6 (0·8 to 2·8)	777
Atrial fibrillation and flutter	0 (0 to 0)	0 (0 to 0)	0 (0 to 0)	0 (0 to 0)	0 (0 to 0)	0 (0 to 0)	0 (0 to 0)	0 (0 to 0)	0 (0 to 0)	1·2 (0·7 to 2)	5·4 (2·4 to 10·1)	18 (9·4 to 30·5)	35·9 (20·6 to 56·5)	55·1 (32·9 to 86·2)	82 (50·3 to 121)	104 (68·2 to 153)	109 (72·8 to 155)	97·4 (67·3 to 136)	79 (56·1 to 109)	60·9 (43·7 to 80·9)	34·2 (25·5 to 44·6)	15·5 (11·4 to 20·3)	3·8 (2·7 to 5·1)	701
Aortic aneurysm	--	--	--	--	--	--	[illegible]	[illegible]	[illegible]	[illegible]	[illegible]	[illegible]	[illegible]	[illegible]	[illegible]	[illegible]	[illegible]	[illegible]	[illegible]	[illegible]	[illegible]	[illegible]	[illegible]	NA
Endocarditis	0·1 (0 to 0·3)	0·5 (0·2 to 1·1)	9·7 (2·7 to 23·2)	3·8 (1·4 to 8·8)	3·6 (1·4 to 7·4)	[illegible]	[illegible]	[illegible]	[illegible]	[illegible]	[illegible]	[illegible]	[illegible]	[illegible]	[illegible]	[illegible]	[illegible]	[illegible]	[illegible]	[illegible]	[illegible]	[illegible]	[illegible]	405
Other cardiovascular and circulatory diseases	3·1 (0·4 to 16·3)	3·3 (1·1 to 8·7)	33·2 (12·5 to 71·3)	29·3 (14·5 to 52·4)	29·2 (16·7 to 50·8)	[illegible]	[illegible]	[illegible]	[illegible]	[illegible]	[illegible]	[illegible]	[illegible]	[illegible]	[illegible]	[illegible]	[illegible]	[illegible]	[illegible]	[illegible]	[illegible]	[illegible]	[illegible]	960
Chronic respiratory diseases	0 (0 to 0)	0 (0 to 0)	0·2 (0·1 to 0·2)	541 (338 to 823)	397 (268 to 574)	[illegible]	[illegible]	[illegible]	[illegible]	[illegible]	[illegible]	[illegible]	[illegible]	[illegible]	[illegible]	[illegible]	[illegible]	[illegible]	[illegible]	[illegible]	[illegible]	[illegible]	[illegible]	16,700
Chronic obstructive pulmonary disease	0 (0 to 0)	0 (0 to 0)	0·2 (0·1 to 0·2)	28·8 (13·7 to 54·7)	26·6 (16·7 to 39·7)	[illegible]	[illegible]	[illegible]	[illegible]	[illegible]	[illegible]	[illegible]	[illegible]	[illegible]	[illegible]	[illegible]	[illegible]	[illegible]	[illegible]	[illegible]	[illegible]	[illegible]	[illegible]	9,400
Pneumoconiosis	0 (0 to 0)	[illegible]	[illegible]	[illegible]	[illegible]	[illegible]	[illegible]	[illegible]	[illegible]	[illegible]	[illegible]	[illegible]	[illegible]	[illegible]	[illegible]	[illegible]	[illegible]	[illegible]	[illegible]	[illegible]	[illegible]	[illegible]	[illegible]	20·6
Silicosis	0 (0 to 0)	[illegible]	[illegible]	[illegible]	[illegible]	[illegible]	[illegible]	[illegible]	[illegible]	[illegible]	[illegible]	[illegible]	[illegible]	[illegible]	[illegible]	[illegible]	[illegible]	[illegible]	[illegible]	[illegible]	[illegible]	[illegible]	[illegible]	7·5
Asbestosis	0 (0 to 0)	[illegible]	[illegible]	[illegible]	[illegible]	[illegible]	[illegible]	[illegible]	[illegible]	[illegible]	[illegible]	[illegible]	[illegible]	[illegible]	[illegible]	[illegible]	[illegible]	[illegible]	[illegible]	[illegible]	[illegible]	[illegible]	[illegible]	1·7
Coal workers pneumoconiosis	0 (0 to 0)	[illegible]	[illegible]	[illegible]	[illegible]	[illegible]	[illegible]	[illegible]	[illegible]	[illegible]	[illegible]	[illegible]	[illegible]	[illegible]	[illegible]	[illegible]	[illegible]	[illegible]	[illegible]	[illegible]	[illegible]	[illegible]	[illegible]	0·7
Other pneumoconiosis	0 (0 to 0)	[illegible]	[illegible]	[illegible]	[illegible]	[illegible]	[illegible]	[illegible]	[illegible]	[illegible]	[illegible]	[illegible]	[illegible]	[illegible]	[illegible]	[illegible]	[illegible]	[illegible]	[illegible]	[illegible]	[illegible]	[illegible]	[illegible]	10·7
Asthma	0 (0 to 0)	[illegible]	[illegible]	[illegible]	[illegible]	[illegible]	[illegible]	[illegible]	[illegible]	[illegible]	[illegible]	[illegible]	[illegible]	[illegible]	[illegible]	[illegible]	[illegible]	[illegible]	[illegible]	[illegible]	[illegible]	[illegible]	[illegible]	6,600
Interstitial lung disease and pulmonary sarcoidosis	0 (0 to 0)	[illegible]	[illegible]	[illegible]	[illegible]	[illegible]	[illegible]	[illegible]	[illegible]	[illegible]	[illegible]	[illegible]	[illegible]	[illegible]	[illegible]	[illegible]	[illegible]	[illegible]	[illegible]	[illegible]	[illegible]	[illegible]	[illegible]	180
Other chronic respiratory diseases	0 (0 to 0)	[illegible]	[illegible]	[illegible]	[illegible]	[illegible]	[illegible]	[illegible]	[illegible]	[illegible]	[illegible]	[illegible]	[illegible]	[illegible]	[illegible]	[illegible]	[illegible]	[illegible]	[illegible]	[illegible]	[illegible]	[illegible]	[illegible]	536
Digestive diseases	23·2 (12·4 to 42·4)	[illegible]	[illegible]	[illegible]	[illegible]	[illegible]	[illegible]	[illegible]	[illegible]	[illegible]	[illegible]	[illegible]	[illegible]	[illegible]	[illegible]	[illegible]	[illegible]	[illegible]	[illegible]	[illegible]	[illegible]	[illegible]	[illegible]	23,800
Cirrhosis and other chronic liver diseases	0 (0 to 0)	[illegible]	[illegible]	[illegible]	[illegible]	[illegible]	[illegible]	[illegible]	[illegible]	[illegible]	[illegible]	[illegible]	[illegible]	[illegible]	[illegible]	[illegible]	[illegible]	[illegible]	[illegible]	[illegible]	[illegible]	[illegible]	[illegible]	16,900
Cirrhosis and other chronic liver diseases due to hepatitis B	0 (0 to 0)	[illegible]	[illegible]	[illegible]	[illegible]	[illegible]	[illegible]	[illegible]	[illegible]	[illegible]	[illegible]	[illegible]	[illegible]	[illegible]	[illegible]	[illegible]	[illegible]	[illegible]	[illegible]	[illegible]	[illegible]	[illegible]	[illegible]	3,790
Cirrhosis and other chronic liver diseases due to hepatitis C	0 (0 to 0)	[illegible]	[illegible]	[illegible]	[illegible]	[illegible]	[illegible]	[illegible]	[illegible]	[illegible]	[illegible]	[illegible]	[illegible]	[illegible]	[illegible]	[illegible]	[illegible]	[illegible]	[illegible]	[illegible]	[illegible]	[illegible]	[illegible]	5,420
Cirrhosis and other chronic liver diseases due to alcohol use	0 (0 to 0)	[illegible]	[illegible]	[illegible]	[illegible]	[illegible]	[illegible]	[illegible]	[illegible]	[illegible]	[illegible]	[illegible]	[illegible]	[illegible]	[illegible]	[illegible]	[illegible]	[illegible]	[illegible]	[illegible]	[illegible]	[illegible]	[illegible]	2,260
Cirrhosis and other chronic liver diseases due to NAFLD	0 (0 to 0)	[illegible]	[illegible]	[illegible]	[illegible]	[illegible]	[illegible]	[illegible]	[illegible]	[illegible]	[illegible]	[illegible]	[illegible]	[illegible]	[illegible]	[illegible]	[illegible]	[illegible]	[illegible]	[illegible]	[illegible]	[illegible]	[illegible]	1,590
Cirrhosis and other chronic liver diseases due to other causes	0 (0 to 0)	[illegible]	[illegible]	[illegible]	[illegible]	[illegible]	[illegible]	[illegible]	[illegible]	[illegible]	[illegible]	[illegible]	[illegible]	[illegible]	[illegible]	[illegible]	[illegible]	[illegible]	[illegible]	[illegible]	[illegible]	[illegible]	[illegible]	3,850
Upper digestive system diseases	0 (0 to 0)	[illegible]	[illegible]	[illegible]	[illegible]	[illegible]	[illegible]	[illegible]	[illegible]	[illegible]	[illegible]	[illegible]	[illegible]	[illegible]	[illegible]	[illegible]	[illegible]	[illegible]	[illegible]	[illegible]	[illegible]	[illegible]	[illegible]	1,190
Peptic ulcer disease	0 (0 to 0)	[illegible]	[illegible]	[illegible]	[illegible]	[illegible]	[illegible]	[illegible]	[illegible]	[illegible]	[illegible]	[illegible]	[illegible]	[illegible]	[illegible]	[illegible]	[illegible]	[illegible]	[illegible]	[illegible]	[illegible]	[illegible]	[illegible]	361
Gastritis and duodenitis	0 (0 to 0)	[illegible]	[illegible]	[illegible]	[illegible]	[illegible]	[illegible]	[illegible]	[illegible]	[illegible]	[illegible]	[illegible]	[illegible]	[illegible]	[illegible]	[illegible]	[illegible]	[illegible]	[illegible]	[illegible]	[illegible]	[illegible]	[illegible]	294
Gastroesophageal reflux disease	0 (0 to 0)	[illegible]	[illegible]	[illegible]	[illegible]	[illegible]	[illegible]	[illegible]	[illegible]	[illegible]	[illegible]	[illegible]	[illegible]	[illegible]	[illegible]	[illegible]	[illegible]	[illegible]	[illegible]	[illegible]	[illegible]	[illegible]	[illegible]	534
Appendicitis	0 (0 to 0)	[illegible]	[illegible]	[illegible]	[illegible]	[illegible]	[illegible]	[illegible]	[illegible]	[illegible]	[illegible]	[illegible]	[illegible]	[illegible]	[illegible]	[illegible]	[illegible]	[illegible]	[illegible]	[illegible]	[illegible]	[illegible]	[illegible]	405
Paralytic ileus and intestinal obstruction	10·8 (5·2 to 21·2)	[illegible]	[illegible]	[illegible]	[illegible]	[illegible]	[illegible]	[illegible]	[illegible]	[illegible]	[illegible]	[illegible]	[illegible]	[illegible]	[illegible]	[illegible]	[illegible]	[illegible]	[illegible]	[illegible]	[illegible]	[illegible]	[illegible]	1,970
Inguinal, femoral, and abdominal hernia	12·4 (5·3 to 26·6)	[illegible]	[illegible]	[illegible]	[illegible]	[illegible]	[illegible]	[illegible]	[illegible]	[illegible]	[illegible]	[illegible]	[illegible]	[illegible]	[illegible]	[illegible]	[illegible]	[illegible]	[illegible]	[illegible]	[illegible]	[illegible]	[illegible]	941
Inflammatory bowel disease	0 (0 to 0)	[illegible]	[illegible]	[illegible]	[illegible]	[illegible]	[illegible]	[illegible]	[illegible]	[illegible]	[illegible]	[illegible]	[illegible]	[illegible]	[illegible]	[illegible]	[illegible]	[illegible]	[illegible]	[illegible]	[illegible]	[illegible]	[illegible]	139
Vascular intestinal disorders	0 (0 to 0)	[illegible]	[illegible]	[illegible]	[illegible]	[illegible]	[illegible]	[illegible]	[illegible]	[illegible]	[illegible]	[illegible]	[illegible]	[illegible]	[illegible]	[illegible]	[illegible]	[illegible]	[illegible]	[illegible]	[illegible]	[illegible]	[illegible]	122
Gallbladder and biliary diseases	0 (0 to 0)	[illegible]	[illegible]	[illegible]	[illegible]	[illegible]	[illegible]	[illegible]	[illegible]	[illegible]	[illegible]	[illegible]	[illegible]	[illegible]	[illegible]	[illegible]	[illegible]	[illegible]	[illegible]	[illegible]	[illegible]	[illegible]	[illegible]	1,070
Pancreatitis	0 (0 to 0)	[illegible]	[illegible]	[illegible]	[illegible]	[illegible]	[illegible]	[illegible]	[illegible]	[illegible]	[illegible]	[illegible]	[illegible]	[illegible]	[illegible]	[illegible]	[illegible]	[illegible]	[illegible]	[illegible]	[illegible]	[illegible]	[illegible]	571
Other digestive diseases	0 (0 to 0)	[illegible]	[illegible]	[illegible]	[illegible]	[illegible]	[illegible]	[illegible]	[illegible]	[illegible]	[illegible]	[illegible]	[illegible]	[illegible]	[illegible]	[illegible]	[illegible]	[illegible]	[illegible]	[illegible]	[illegible]	[illegible]	[illegible]	473
Neurological disorders	0·2 (0 to 0·5)	[illegible]	[illegible]	[illegible]	[illegible]	[illegible]	[illegible]	[illegible]	[illegible]	[illegible]	[illegible]	[illegible]	[illegible]	[illegible]	[illegible]	[illegible]	[illegible]	[illegible]	[illegible]	[illegible]	[illegible]	[illegible]	[illegible]	13,000
Alzheimer's disease and other dementias	0 (0 to 0)	[illegible]	[illegible]	[illegible]	[illegible]	[illegible]	[illegible]	[illegible]	[illegible]	[illegible]	[illegible]	[illegible]	[illegible]	[illegible]	[illegible]	[illegible]	[illegible]	[illegible]	[illegible]	[illegible]	[illegible]	[illegible]	[illegible]	1,670
Parkinson's disease	0 (0 to 0)	[illegible]	[illegible]	[illegible]	[illegible]	[illegible]	[illegible]	[illegible]	[illegible]	[illegible]	[illegible]	[illegible]	[illegible]	[illegible]	[illegible]	[illegible]	[illegible]	[illegible]	[illegible]	[illegible]	[illegible]	[illegible]	[illegible]	550
Idiopathic epilepsy	0·2 (0 to 0·5)	[illegible]	[illegible]	[illegible]	[illegible]	[illegible]	[illegible]	[illegible]	[illegible]	[illegible]	[illegible]	[illegible]	[illegible]	[illegible]	[illegible]	[illegible]	[illegible]	[illegible]	[illegible]	[illegible]	[illegible]	[illegible]	[illegible]	1,240
Multiple sclerosis	0 (0 to 0)	[illegible]	[illegible]	[illegible]	[illegible]	[illegible]	[illegible]	[illegible]	[illegible]	[illegible]	[illegible]	[illegible]	[illegible]	[illegible]	[illegible]	[illegible]	[illegible]	[illegible]	[illegible]	[illegible]	[illegible]	[illegible]	[illegible]	55·7
Motor neuron disease	0 (0 to 0)	[illegible]	[illegible]	[illegible]	[illegible]	[illegible]	[illegible]	[illegible]	[illegible]	[illegible]	[illegible]	[illegible]	[illegible]	[illegible]	[illegible]	[illegible]	[illegible]	[illegible]	[illegible]	[illegible]	[illegible]	[illegible]	[illegible]	44·5
Headache disorders	0 (0 to 0)	[illegible]	[illegible]	[illegible]	[illegible]	[illegible]	[illegible]	[illegible]	[illegible]	[illegible]	[illegible]	[illegible]	[illegible]	[illegible]	[illegible]	[illegible]	[illegible]	[illegible]	[illegible]	[illegible]	[illegible]	[illegible]	[illegible]	8,930
Migraine	0 (0 to 0)	[illegible]	[illegible]	[illegible]	[illegible]	[illegible]	[illegible]	[illegible]	[illegible]	[illegible]	[illegible]	[illegible]	[illegible]	[illegible]	[illegible]	[illegible]	[illegible]	[illegible]	[illegible]	[illegible]	[illegible]	[illegible]	[illegible]	8,220
Tension-type headache	0 (0 to 0)	[illegible]	[illegible]	[illegible]	[illegible]	[illegible]	[illegible]	[illegible]	[illegible]	[illegible]	[illegible]	[illegible]	[illegible]	[illegible]	[illegible]	[illegible]	[illegible]	[illegible]	[illegible]	[illegible]	[illegible]	[illegible]	[illegible]	712
Other neurological disorders	0 (0 to 0)	[illegible]	[illegible]	[illegible]	[illegible]	[illegible]	[illegible]	[illegible]	[illegible]	[illegible]	[illegible]	[illegible]	[illegible]	[illegible]	[illegible]	[illegible]	[illegible]	[illegible]	[illegible]	[illegible]	[illegible]	[illegible]	[illegible]	493
Mental disorders	0·3 (0·2 to 0·5)	[illegible]	[illegible]	[illegible]	[illegible]	[illegible]	[illegible]	[illegible]	[illegible]	[illegible]	[illegible]	[illegible]	[illegible]	[illegible]	[illegible]	[illegible]	[illegible]	[illegible]	[illegible]	[illegible]	[illegible]	[illegible]	[illegible]	16,700
Schizophrenia	0 (0 to 0)	[illegible]	[illegible]	[illegible]	[illegible]	[illegible]	[illegible]	[illegible]	[illegible]	[illegible]	[illegible]	[illegible]	[illegible]	[illegible]	[illegible]	[illegible]	[illegible]	[illegible]	[illegible]	[illegible]	[illegible]	[illegible]	[illegible]	2,530
Depressive disorders	0 (0 to 0)	[illegible]	[illegible]	[illegible]	[illegible]	[illegible]	[illegible]	[illegible]	[illegible]	[illegible]	[illegible]	[illegible]	[illegible]	[illegible]	[illegible]	[illegible]	[illegible]	[illegible]	[illegible]	[illegible]	[illegible]	[illegible]	[illegible]	4,620
Major depressive disorder	0 (0 to 0)	[illegible]	[illegible]	[illegible]	[illegible]	[illegible]	[illegible]	[illegible]	[illegible]	[illegible]	[illegible]	[illegible]	[illegible]	[illegible]	[illegible]	[illegible]	[illegible]	[illegible]	[illegible]	[illegible]	[illegible]	[illegible]	[illegible]	2,910
Dysthymia	0 (0 to 0)	[illegible]	[illegible]	[illegible]	[illegible]	[illegible]	[illegible]	[illegible]	[illegible]	[illegible]	[illegible]	[illegible]	[illegible]	[illegible]	[illegible]	[illegible]	[illegible]	[illegible]	[illegible]	[illegible]	[illegible]	[illegible]	[illegible]	1,700
Bipolar disorder	0 (0 to 0)	[illegible]	[illegible]	[illegible]	[illegible]	[illegible]	[illegible]	[illegible]	[illegible]	[illegible]	[illegible]	[illegible]	[illegible]	[illegible]	[illegible]	[illegible]	[illegible]	[illegible]	[illegible]	[illegible]	[illegible]	[illegible]	[illegible]	952
Anxiety disorders	0 (0 to 0)	[illegible]	[illegible]	[illegible]	[illegible]	[illegible]	[illegible]	[illegible]	[illegible]	[illegible]	[illegible]	[illegible]	[illegible]	[illegible]	[illegible]	[illegible]	[illegible]	[illegible]	[illegible]	[illegible]	[illegible]	[illegible]	[illegible]	4,530
Eating disorders	0 (0 to 0)	[illegible]	[illegible]	[illegible]	[illegible]	[illegible]	[illegible]	[illegible]	[illegible]	[illegible]	[illegible]	[illegible]	[illegible]	[illegible]	[illegible]	[illegible]	[illegible]	[illegible]	[illegible]	[illegible]	[illegible]	[illegible]	[illegible]	267
Anorexia nervosa	0 (0 to 0)	[illegible]	[illegible]	[illegible]	[illegible]	[illegible]	[illegible]	[illegible]	[illegible]	[illegible]	[illegible]	[illegible]	[illegible]	[illegible]	[illegible]	[illegible]	[illegible]	[illegible]	[illegible]	[illegible]	[illegible]	[illegible]	[illegible]	94·4
Bulimia nervosa	0 (0 to 0)	[illegible]	[illegible]	[illegible]	[illegible]	[illegible]	[illegible]	[illegible]	[illegible]	[illegible]	[illegible]	[illegible]	[illegible]	[illegible]	[illegible]	[illegible]	[illegible]	[illegible]	[illegible]	[illegible]	[illegible]	[illegible]	[illegible]	173
Autism spectrum disorders	0·2 (0·2 to 0·4)	[illegible]	[illegible]	[illegible]	[illegible]	[illegible]	[illegible]	[illegible]	[illegible]	[illegible]	[illegible]	[illegible]	[illegible]	[illegible]	[illegible]	[illegible]	[illegible]	[illegible]	[illegible]	[illegible]	[illegible]	[illegible]	[illegible]	621
Attention-deficit/hyperactivity disorder	0 (0 to 0)	[illegible]	[illegible]	[illegible]	[illegible]	[illegible]	[illegible]	[illegible]	[illegible]	[illegible]	[illegible]	[illegible]	[illegible]	[illegible]	[illegible]	[illegible]	[illegible]	[illegible]	[illegible]	[illegible]	[illegible]	[illegible]	[illegible]	162
Conduct disorder	0 (0 to 0)	[illegible]	[illegible]	[illegible]	[illegible]	[illegible]	[illegible]	[illegible]	[illegible]	[illegible]	[illegible]	[illegible]	[illegible]	[illegible]	[illegible]	[illegible]	[illegible]	[illegible]	[illegible]	[illegible]	[illegible]	[illegible]	[illegible]	1,010
Idiopathic developmental intellectual disability	0·1 (0 to 0·2)	[illegible]	[illegible]	[illegible]	[illegible]	[illegible]	[illegible]	[illegible]	[illegible]	[illegible]	[illegible]	[illegible]	[illegible]	[illegible]	[illegible]	[illegible]	[illegible]	[illegible]	[illegible]	[illegible]	[illegible]	[illegible]	[illegible]	730
Other mental disorders	0 (0 to 0)	[illegible]	[illegible]	[illegible]	[illegible]	[illegible]	[illegible]	[illegible]	[illegible]	[illegible]	[illegible]	[illegible]	[illegible]	[illegible]	[illegible]	[illegible]	[illegible]	[illegible]	[illegible]	[illegible]	[illegible]	[illegible]	[illegible]	1,280
Substance use disorders	0 (0 to 0)	[illegible]	[illegible]	[illegible]	[illegible]	[illegible]	[illegible]	[illegible]	[illegible]	[illegible]	[illegible]	[illegible]	[illegible]	[illegible]	[illegible]	[illegible]	[illegible]	[illegible]	[illegible]	[illegible]	[illegible]	[illegible]	[illegible]	2,000
Alcohol use disorders	0 (0 to 0)	[illegible]	[illegible]	[illegible]	[illegible]	[illegible]	[illegible]	[illegible]	[illegible]	[illegible]	[illegible]	[illegible]	[illegible]	[illegible]	[illegible]	[illegible]	[illegible]	[illegible]	[illegible]	[illegible]	[illegible]	[illegible]	[illegible]	814
Drug use disorders	0 (0 to 0)	[illegible]	[illegible]	[illegible]	[illegible]	[illegible]	[illegible]	[illegible]	[illegible]	[illegible]	[illegible]	[illegible]	[illegible]	[illegible]	[illegible]	[illegible]	[illegible]	[illegible]	[illegible]	[illegible]	[illegible]	[illegible]	[illegible]	1,190
Opioid use disorders	0 (0 to 0)	[illegible]	[illegible]	[illegible]	[illegible]	[illegible]	[illegible]	[illegible]	[illegible]	[illegible]	[illegible]	[illegible]	[illegible]	[illegible]	[illegible]	[illegible]	[illegible]	[illegible]	[illegible]	[illegible]	[illegible]	[illegible]	[illegible]	556
Cocaine use disorders	0 (0 to 0)	[illegible]	[illegible]	[illegible]	[illegible]	[illegible]	[illegible]	[illegible]	[illegible]	[illegible]	[illegible]	[illegible]	[illegible]	[illegible]	[illegible]	[illegible]	[illegible]	[illegible]	[illegible]	[illegible]	[illegible]	[illegible]	[illegible]	23
Amphetamine use disorders	0 (0 to 0)	[illegible]	[illegible]	[illegible]	[illegible]	[illegible]	[illegible]	[illegible]	[illegible]	[illegible]	[illegible]	[illegible]	[illegible]	[illegible]	[illegible]	[illegible]	[illegible]	[illegible]	[illegible]	[illegible]	[illegible]	[illegible]	[illegible]	271
Cannabis use disorders	0 (0 to 0)	[illegible]	[illegible]	[illegible]	[illegible]	[illegible]	[illegible]	[illegible]	[illegible]	[illegible]	[illegible]	[illegible]	[illegible]	[illegible]	[illegible]	[illegible]	[illegible]	[illegible]	[illegible]	[illegible]	[illegible]	[illegible]	[illegible]	111
Other drug use disorders	0 (0 to 0)	[illegible]	[illegible]	[illegible]	[illegible]	[illegible]	[illegible]	[illegible]	[illegible]	[illegible]	[illegible]	[illegible]	[illegible]	[illegible]	[illegible]	[illegible]	[illegible]	[illegible]	[illegible]	[illegible]	[illegible]	[illegible]	[illegible]	225
Diabetes and kidney diseases	0·1 (0·1 to 0·3)	[illegible]	[illegible]	[illegible]	[illegible]	[illegible]	[illegible]	[illegible]	[illegible]	[illegible]	[illegible]	[illegible]	[illegible]	[illegible]	[illegible]	[illegible]	[illegible]	[illegible]	[illegible]	[illegible]	[illegible]	[illegible]	[illegible]	31,700
Diabetes mellitus	0·1 (0·1 to 0·3)	[illegible]	[illegible]	[illegible]	[illegible]	[illegible]	[illegible]	[illegible]	[illegible]	[illegible]	[illegible]	[illegible]	[illegible]	[illegible]	[illegible]	[illegible]	[illegible]	[illegible]	[illegible]	[illegible]	[illegible]	[illegible]	[illegible]	18,600
Diabetes mellitus type 1	0·1 (0·1 to 0·3)	[illegible]	[illegible]	[illegible]	[illegible]	[illegible]	[illegible]	[illegible]	[illegible]	[illegible]	[illegible]	[illegible]	[illegible]	[illegible]	[illegible]	[illegible]	[illegible]	[illegible]	[illegible]	[illegible]	[illegible]	[illegible]	[illegible]	1,760
Diabetes mellitus type 2	0 (0 to 0)	[illegible]	[illegible]	[illegible]	[illegible]	[illegible]	[illegible]	[illegible]	[illegible]	[illegible]	[illegible]	[illegible]	[illegible]	[illegible]	[illegible]	[illegible]	[illegible]	[illegible]	[illegible]	[illegible]	[illegible]	[illegible]	[illegible]	16,800
Chronic kidney disease	0 (0 to 0)	[illegible]	[illegible]	[illegible]	[illegible]	[illegible]	[illegible]	[illegible]	[illegible]	[illegible]	[illegible]	[illegible]	[illegible]	[illegible]	[illegible]	[illegible]	[illegible]	[illegible]	[illegible]	[illegible]	[illegible]	[illegible]	[illegible]	12,800
Chronic kidney disease due to diabetes mellitus type 1	0 (0 to 0)	[illegible]	[illegible]	[illegible]	[illegible]	[illegible]	[illegible]	[illegible]	[illegible]	[illegible]	[illegible]	[illegible]	[illegible]	[illegible]	[illegible]	[illegible]	[illegible]	[illegible]	[illegible]	[illegible]	[illegible]	[illegible]	[illegible]	2,340
Chronic kidney disease due to diabetes mellitus type 2	0 (0 to 0)	[illegible]	[illegible]	[illegible]	[illegible]	[illegible]	[illegible]	[illegible]	[illegible]	[illegible]	[illegible]	[illegible]	[illegible]	[illegible]	[illegible]	[illegible]	[illegible]	[illegible]	[illegible]	[illegible]	[illegible]	[illegible]	[illegible]	3,080
Chronic kidney disease due to hypertension	0 (0 to 0)	[illegible]	[illegible]	[illegible]	[illegible]	[illegible]	[illegible]	[illegible]	[illegible]	[illegible]	[illegible]	[illegible]	[illegible]	[illegible]	[illegible]	[illegible]	[illegible]	[illegible]	[illegible]	[illegible]	[illegible]	[illegible]	[illegible]	3,350
Chronic kidney disease due to glomerulonephritis	0 (0 to 0)	[illegible]	[illegible]	[illegible]	[illegible]	[illegible]	[illegible]	[illegible]	[illegible]	[illegible]	[illegible]	[illegible]	[illegible]	[illegible]	[illegible]	[illegible]	[illegible]	[illegible]	[illegible]	[illegible]	[illegible]	[illegible]	[illegible]	1,450
Chronic kidney disease due to other and unspecified causes	0 (0 to 0)	[illegible]	[illegible]	[illegible]	[illegible]	[illegible]	[illegible]	[illegible]	[illegible]	[illegible]	[illegible]	[illegible]	[illegible]	[illegible]	[illegible]	[illegible]	[illegible]	[illegible]	[illegible]	[illegible]	[illegible]	[illegible]	[illegible]	2,600
Acute glomerulonephritis	0 (0 to 0)	[illegible]	[illegible]	[illegible]	[illegible]	[illegible]	[illegible]	[illegible]	[illegible]	[illegible]	[illegible]	[illegible]	[illegible]	[illegible]	[illegible]	[illegible]	[illegible]	[illegible]	[illegible]	[illegible]	[illegible]	[illegible]	[illegible]	240
Skin and subcutaneous diseases	0 (0 to 0·1)	[illegible]	[illegible]	[illegible]	[illegible]	[illegible]	[illegible]	[illegible]	[illegible]	[illegible]	[illegible]	[illegible]	[illegible]	[illegible]	[illegible]	[illegible]	[illegible]	[illegible]	[illegible]	[illegible]	[illegible]	[illegible]	[illegible]	8,840
Dermatitis	0 (0 to 0)	[illegible]	[illegible]	[illegible]	[illegible]	[illegible]	[illegible]	[illegible]	[illegible]	[illegible]	[illegible]	[illegible]	[illegible]	[illegible]	[illegible]	[illegible]	[illegible]	[illegible]	[illegible]	[illegible]	[illegible]	[illegible]	[illegible]	2,560
Atopic dermatitis	0 (0 to 0)	[illegible]	[illegible]	[illegible]	[illegible]	[illegible]	[illegible]	[illegible]	[illegible]	[illegible]	[illegible]	[illegible]	[illegible]	[illegible]	[illegible]	[illegible]	[illegible]	[illegible]	[illegible]	[illegible]	[illegible]	[illegible]	[illegible]	2,070
Contact dermatitis	0 (0 to 0)	[illegible]	[illegible]	[illegible]	[illegible]	[illegible]	[illegible]	[illegible]	[illegible]	[illegible]	[illegible]	[illegible]	[illegible]	[illegible]	[illegible]	[illegible]	[illegible]	[illegible]	[illegible]	[illegible]	[illegible]	[illegible]	[illegible]	443
Seborrhoeic dermatitis	0 (0 to 0)	[illegible]	[illegible]	[illegible]	[illegible]	[illegible]	[illegible]	[illegible]	[illegible]	[illegible]	[illegible]	[illegible]	[illegible]	[illegible]	[illegible]	[illegible]	[illegible]	[illegible]	[illegible]	[illegible]	[illegible]	[illegible]	[illegible]	42·3
Psoriasis	0 (0 to 0)	[illegible]	[illegible]	[illegible]	[illegible]	[illegible]	[illegible]	[illegible]	[illegible]	[illegible]	[illegible]	[illegible]	[illegible]	[illegible]	[illegible]	[illegible]	[illegible]	[illegible]	[illegible]	[illegible]	[illegible]	[illegible]	[illegible]	92·3
Bacterial skin diseases	0 (0 to 0)	[illegible]	[illegible]	[illegible]	[illegible]	[illegible]	[illegible]	[illegible]	[illegible]	[illegible]	[illegible]	[illegible]	[illegible]	[illegible]	[illegible]	[illegible]	[illegible]	[illegible]	[illegible]	[illegible]	[illegible]	[illegible]	[illegible]	663
Cellulitis	0 (0 to 0)	[illegible]	[illegible]	[illegible]	[illegible]	[illegible]	[illegible]	[illegible]	[illegible]	[illegible]	[illegible]	[illegible]	[illegible]	[illegible]	[illegible]	[illegible]	[illegible]	[illegible]	[illegible]	[illegible]	[illegible]	[illegible]	[illegible]	171
Pyoderma	0 (0 to 0)	[illegible]	[illegible]	[illegible]	[illegible]	[illegible]	[illegible]	[illegible]	[illegible]	[illegible]	[illegible]	[illegible]	[illegible]	[illegible]	[illegible]	[illegible]	[illegible]	[illegible]	[illegible]	[illegible]	[illegible]	[illegible]	[illegible]	492
Scabies	0 (0 to 0)	[illegible]	[illegible]	[illegible]	[illegible]	[illegible]	[illegible]	[illegible]	[illegible]	[illegible]	[illegible]	[illegible]	[illegible]	[illegible]	[illegible]	[illegible]	[illegible]	[illegible]	[illegible]	[illegible]	[illegible]	[illegible]	[illegible]	1,620
Fungal skin diseases	0 (0 to 0)	[illegible]	[illegible]	[illegible]	[illegible]	[illegible]	[illegible]	[illegible]	[illegible]	[illegible]	[illegible]	[illegible]	[illegible]	[illegible]	[illegible]	[illegible]	[illegible]	[illegible]	[illegible]	[illegible]	[illegible]	[illegible]	[illegible]	672
Viral skin diseases	0 (0 to 0)	[illegible]	[illegible]	[illegible]	[illegible]	[illegible]	[illegible]	[illegible]	[illegible]	[illegible]	[illegible]	[illegible]	[illegible]	[illegible]	[illegible]	[illegible]	[illegible]	[illegible]	[illegible]	[illegible]	[illegible]	[illegible]	[illegible]	666
Acne vulgaris	0 (0 to 0)	[illegible]	[illegible]	[illegible]	[illegible]	[illegible]	[illegible]	[illegible]	[illegible]	[illegible]	[illegible]	[illegible]	[illegible]	[illegible]	[illegible]	[illegible]	[illegible]	[illegible]	[illegible]	[illegible]	[illegible]	[illegible]	[illegible]	1,070
Alopecia areata	0 (0 to 0)	[illegible]	[illegible]	[illegible]	[illegible]	[illegible]	[illegible]	[illegible]	[illegible]	[illegible]	[illegible]	[illegible]	[illegible]	[illegible]	[illegible]	[illegible]	[illegible]	[illegible]	[illegible]	[illegible]	[illegible]	[illegible]	[illegible]	120
Pruritus	0 (0 to 0)	[illegible]	[illegible]	[illegible]	[illegible]	[illegible]	[illegible]	[illegible]	[illegible]	[illegible]	[illegible]	[illegible]	[illegible]	[illegible]	[illegible]	[illegible]	[illegible]	[illegible]	[illegible]	[illegible]	[illegible]	[illegible]	[illegible]	148
Urticaria	0 (0 to 0)	[illegible]	[illegible]	[illegible]	[illegible]	[illegible]	[illegible]	[illegible]	[illegible]	[illegible]	[illegible]	[illegible]	[illegible]	[illegible]	[illegible]	[illegible]	[illegible]	[illegible]	[illegible]	[illegible]	[illegible]	[illegible]	[illegible]	597
Decubitus ulcer	0 (0 to 0)	[illegible]	[illegible]	[illegible]	[illegible]	[illegible]	[illegible]	[illegible]	[illegible]	[illegible]	[illegible]	[illegible]	[illegible]	[illegible]	[illegible]	[illegible]	[illegible]	[illegible]	[illegible]	[illegible]	[illegible]	[illegible]	[illegible]	90·7
Other skin and subcutaneous diseases	0 (0 to 0)	[illegible]	[illegible]	[illegible]	[illegible]	[illegible]	[illegible]	[illegible]	[illegible]	[illegible]	[illegible]	[illegible]	[illegible]	[illegible]	[illegible]	[illegible]	[illegible]	[illegible]	[illegible]	[illegible]	[illegible]	[illegible]	[illegible]	534
Sense organ diseases	0·2 (0·1 to 0·3)	[illegible]	[illegible]	[illegible]	[illegible]	[illegible]	[illegible]	[illegible]	[illegible]	[illegible]	[illegible]	[illegible]	[illegible]	[illegible]	[illegible]	[illegible]	[illegible]	[illegible]	[illegible]	[illegible]	[illegible]	[illegible]	[illegible]	11,300
Blindness and vision loss	0·1 (0·1 to 0·2)	[illegible]	[illegible]	[illegible]	[illegible]	[illegible]	[illegible]	[illegible]	[illegible]	[illegible]	[illegible]	[illegible]	[illegible]	[illegible]	[illegible]	[illegible]	[illegible]	[illegible]	[illegible]	[illegible]	[illegible]	[illegible]	[illegible]	4,830
Glaucoma	0 (0 to 0)	[illegible]	[illegible]	[illegible]	[illegible]	[illegible]	[illegible]	[illegible]	[illegible]	[illegible]	[illegible]	[illegible]	[illegible]	[illegible]	[illegible]	[illegible]	[illegible]	[illegible]	[illegible]	[illegible]	[illegible]	[illegible]	[illegible]	91
Cataract	0 (0 to 0)	[illegible]	[illegible]	[illegible]	[illegible]	[illegible]	[illegible]	[illegible]	[illegible]	[illegible]	[illegible]	[illegible]	[illegible]	[illegible]	[illegible]	[illegible]	[illegible]	[illegible]	[illegible]	[illegible]	[illegible]	[illegible]	[illegible]	2,620
Age-related macular degeneration	0 (0 to 0)	[illegible]	[illegible]	[illegible]	[illegible]	[illegible]	[illegible]	[illegible]	[illegible]	[illegible]	[illegible]	[illegible]	[illegible]	[illegible]	[illegible]	[illegible]	[illegible]	[illegible]	[illegible]	[illegible]	[illegible]	[illegible]	[illegible]	62
Refraction disorders	0 (0 to 0)	[illegible]	[illegible]	[illegible]	[illegible]	[illegible]	[illegible]	[illegible]	[illegible]	[illegible]	[illegible]	[illegible]	[illegible]	[illegible]	[illegible]	[illegible]	[illegible]	[illegible]	[illegible]	[illegible]	[illegible]	[illegible]	[illegible]	715
Near vision loss	0 (0 to 0)	[illegible]	[illegible]	[illegible]	[illegible]	[illegible]	[illegible]	[illegible]	[illegible]	[illegible]	[illegible]	[illegible]	[illegible]	[illegible]	[illegible]	[illegible]	[illegible]	[illegible]	[illegible]	[illegible]	[illegible]	[illegible]	[illegible]	344
Other vision loss	0·1 (0·1 to 0·2)	[illegible]	[illegible]	[illegible]	[illegible]	[illegible]	[illegible]	[illegible]	[illegible]	[illegible]	[illegible]	[illegible]	[illegible]	[illegible]	[illegible]	[illegible]	[illegible]	[illegible]	[illegible]	[illegible]	[illegible]	[illegible]	[illegible]	994
Age-related and other hearing loss	0·1 (0 to 0·1)	[illegible]	[illegible]	[illegible]	[illegible]	[illegible]	[illegible]	[illegible]	[illegible]	[illegible]	[illegible]	[illegible]	[illegible]	[illegible]	[illegible]	[illegible]	[illegible]	[illegible]	[illegible]	[illegible]	[illegible]	[illegible]	[illegible]	6,010
Other sense organ diseases	0 (0 to 0·1)	[illegible]	[illegible]	[illegible]	[illegible]	[illegible]	[illegible]	[illegible]	[illegible]	[illegible]	[illegible]	[illegible]	[illegible]	[illegible]	[illegible]	[illegible]	[illegible]	[illegible]	[illegible]	[illegible]	[illegible]	[illegible]	[illegible]	458
Musculoskeletal disorders	0 (0 to 0)	[illegible]	[illegible]	[illegible]	[illegible]	[illegible]	[illegible]	[illegible]	[illegible]	[illegible]	[illegible]	[illegible]	[illegible]	[illegible]	[illegible]	[illegible]	[illegible]	[illegible]	[illegible]	[illegible]	[illegible]	[illegible]	[illegible]	24,000
Rheumatoid arthritis	0 (0 to 0)	[illegible]	[illegible]	[illegible]	[illegible]	[illegible]	[illegible]	[illegible]	[illegible]	[illegible]	[illegible]	[illegible]	[illegible]	[illegible]	[illegible]	[illegible]	[illegible]	[illegible]	[illegible]	[illegible]	[illegible]	[illegible]	[illegible]	183
Osteoarthritis	0 (0 to 0)	[illegible]	[illegible]	[illegible]	[illegible]	[illegible]	[illegible]	[illegible]	[illegible]	[illegible]	[illegible]	[illegible]	[illegible]	[illegible]	[illegible]	[illegible]	[illegible]	[illegible]	[illegible]	[illegible]	[illegible]	[illegible]	[illegible]	1,310
Osteoarthritis hip	0 (0 to 0)	[illegible]	[illegible]	[illegible]	[illegible]	[illegible]	[illegible]	[illegible]	[illegible]	[illegible]	[illegible]	[illegible]	[illegible]	[illegible]	[illegible]	[illegible]	[illegible]	[illegible]	[illegible]	[illegible]	[illegible]	[illegible]	[illegible]	70·4
Osteoarthritis knee	0 (0 to 0)	[illegible]	[illegible]	[illegible]	[illegible]	[illegible]	[illegible]	[illegible]	[illegible]	[illegible]	[illegible]	[illegible]	[illegible]	[illegible]	[illegible]	[illegible]	[illegible]	[illegible]	[illegible]	[illegible]	[illegible]	[illegible]	[illegible]	1,010
Osteoarthritis hand	0 (0 to 0)	[illegible]	[illegible]	[illegible]	[illegible]	[illegible]	[illegible]	[illegible]	[illegible]	[illegible]	[illegible]	[illegible]	[illegible]	[illegible]	[illegible]	[illegible]	[illegible]	[illegible]	[illegible]	[illegible]	[illegible]	[illegible]	[illegible]	39·7
Osteoarthritis other	0 (0 to 0)	[illegible]	[illegible]	[illegible]	[illegible]	[illegible]	[illegible]	[illegible]	[illegible]	[illegible]	[illegible]	[illegible]	[illegible]	[illegible]	[illegible]	[illegible]	[illegible]	[illegible]	[illegible]	[illegible]	[illegible]	[illegible]	[illegible]	197
Low back pain	0 (0 to 0)	[illegible]	[illegible]	[illegible]	[illegible]	[illegible]	[illegible]	[illegible]	[illegible]	[illegible]	[illegible]	[illegible]	[illegible]	[illegible]	[illegible]	[illegible]	[illegible]	[illegible]	[illegible]	[illegible]	[illegible]	[illegible]	[illegible]	11,400
Neck pain	0 (0 to 0)	[illegible]	[illegible]	[illegible]	[illegible]	[illegible]	[illegible]	[illegible]	[illegible]	[illegible]	[illegible]	[illegible]	[illegible]	[illegible]	[illegible]	[illegible]	[illegible]	[illegible]	[illegible]	[illegible]	[illegible]	[illegible]	[illegible]	5,320
Gout	0 (0 to 0)	[illegible]	[illegible]	[illegible]	[illegible]	[illegible]	[illegible]	[illegible]	[illegible]	[illegible]	[illegible]	[illegible]	[illegible]	[illegible]	[illegible]	[illegible]	[illegible]	[illegible]	[illegible]	[illegible]	[illegible]	[illegible]	[illegible]	213
Other musculoskeletal disorders	0 (0 to 0)	[illegible]	[illegible]	[illegible]	[illegible]	[illegible]	[illegible]	[illegible]	[illegible]	[illegible]	[illegible]	[illegible]	[illegible]	[illegible]	[illegible]	[illegible]	[illegible]	[illegible]	[illegible]	[illegible]	[illegible]	[illegible]	[illegible]	5,600
Other non-communicable diseases	3,550 (1,910 to 5,480)	[illegible]	[illegible]	[illegible]	[illegible]	[illegible]	[illegible]	[illegible]	[illegible]	[illegible]	[illegible]	[illegible]	[illegible]	[illegible]	[illegible]	[illegible]	[illegible]	[illegible]	[illegible]	[illegible]	[illegible]	[illegible]	[illegible]	26,600
Congenital birth defects	3,510 (1,890 to 5,450)	[illegible]	[illegible]	[illegible]	[illegible]	[illegible]	[illegible]	[illegible]	[illegible]	[illegible]	[illegible]	[illegible]	[illegible]	[illegible]	[illegible]	[illegible]	[illegible]	[illegible]	[illegible]	[illegible]	[illegible]	[illegible]	[illegible]	11,800
Neural tube defects	727 (279 to 1,400)	[illegible]	[illegible]	[illegible]	[illegible]	[illegible]	[illegible]	[illegible]	[illegible]	[illegible]	[illegible]	[illegible]	[illegible]	[illegible]	[illegible]	[illegible]	[illegible]	[illegible]	[illegible]	[illegible]	[illegible]	[illegible]	[illegible]	1,240
Congenital heart anomalies	1,190 (527 to 2,060)	[illegible]	[illegible]	[illegible]	[illegible]	[illegible]	[illegible]	[illegible]	[illegible]	[illegible]	[illegible]	[illegible]	[illegible]	[illegible]	[illegible]	[illegible]	[illegible]	[illegible]	[illegible]	[illegible]	[illegible]	[illegible]	[illegible]	5,460
Orofacial clefts	19·8 (7 to 50·1)	[illegible]	[illegible]	[illegible]	[illegible]	[illegible]	[illegible]	[illegible]	[illegible]	[illegible]	[illegible]	[illegible]	[illegible]	[illegible]	[illegible]	[illegible]	[illegible]	[illegible]	[illegible]	[illegible]	[illegible]	[illegible]	[illegible]	74·2
Down syndrome	25·4 (10·6 to 49·3)	[illegible]	[illegible]	[illegible]	[illegible]	[illegible]	[illegible]	[illegible]	[illegible]	[illegible]	[illegible]	[illegible]	[illegible]	[illegible]	[illegible]	[illegible]	[illegible]	[illegible]	[illegible]	[illegible]	[illegible]	[illegible]	[illegible]	225
Turner syndrome	0 (0 to 0)	[illegible]	[illegible]	[illegible]	[illegible]	[illegible]	[illegible]	[illegible]	[illegible]	[illegible]	[illegible]	[illegible]	[illegible]	[illegible]	[illegible]	[illegible]	[illegible]	[illegible]	[illegible]	[illegible]	[illegible]	[illegible]	[illegible]	1·6
Klinefelter syndrome	0 (0 to 0)	[illegible]	[illegible]	[illegible]	[illegible]	[illegible]	[illegible]	[illegible]	[illegible]	[illegible]	[illegible]	[illegible]	[illegible]	[illegible]	[illegible]	[illegible]	[illegible]	[illegible]	[illegible]	[illegible]	[illegible]	[illegible]	[illegible]	0·2
Other chromosomal abnormalities	55·4 (17·6 to 159)	[illegible]	[illegible]	[illegible]	[illegible]	[illegible]	[illegible]	[illegible]	[illegible]	[illegible]	[illegible]	[illegible]	[illegible]	[illegible]	[illegible]	[illegible]	[illegible]	[illegible]	[illegible]	[illegible]	[illegible]	[illegible]	[illegible]	189
Congenital musculoskeletal and limb anomalies	48·7 (20·8 to 102)	[illegible]	[illegible]	[illegible]	[illegible]	[illegible]	[illegible]	[illegible]	[illegible]	[illegible]	[illegible]	[illegible]	[illegible]	[illegible]	[illegible]	[illegible]	[illegible]	[illegible]	[illegible]	[illegible]	[illegible]	[illegible]	[illegible]	575
Urogenital congenital anomalies	54·2 (22·1 to 109)	[illegible]	[illegible]	[illegible]	[illegible]	[illegible]	[illegible]	[illegible]	[illegible]	[illegible]	[illegible]	[illegible]	[illegible]	[illegible]	[illegible]	[illegible]	[illegible]	[illegible]	[illegible]	[illegible]	[illegible]	[illegible]	[illegible]	114
Digestive congenital anomalies	315 (113 to 749)	[illegible]	[illegible]	[illegible]	[illegible]	[illegible]	[illegible]	[illegible]	[illegible]	[illegible]	[illegible]	[illegible]	[illegible]	[illegible]	[illegible]	[illegible]	[illegible]	[illegible]	[illegible]	[illegible]	[illegible]	[illegible]	[illegible]	1,040
Other congenital birth defects	1,080 (414 to 2,380)	[illegible]	[illegible]	[illegible]	[illegible]	[illegible]	[illegible]	[illegible]	[illegible]	[illegible]	[illegible]	[illegible]	[illegible]	[illegible]	[illegible]	[illegible]	[illegible]	[illegible]	[illegible]	[illegible]	[illegible]	[illegible]	[illegible]	2,880
Urinary diseases and male infertility	0·4 (0·2 to 0·7)	[illegible]	[illegible]	[illegible]	[illegible]	[illegible]	[illegible]	[illegible]	[illegible]	[illegible]	[illegible]	[illegible]	[illegible]	[illegible]	[illegible]	[illegible]	[illegible]	[illegible]	[illegible]	[illegible]	[illegible]	[illegible]	[illegible]	2,650
Urolithiasis	0 (0 to 0)	[illegible]	[illegible]	[illegible]	[illegible]	[illegible]	[illegible]	[illegible]	[illegible]	[illegible]	[illegible]	[illegible]	[illegible]	[illegible]	[illegible]	[illegible]	[illegible]	[illegible]	[illegible]	[illegible]	[illegible]	[illegible]	[illegible]	283

| | | |

SR Table 2c. West Sulawesi DALYS by cause and sex aroup for both sexes with 95% uncertainty intervals, 2019

Cause	Birth Cohort	Late Neonatal	Post Neonatal	1 to 4	5 to 9	10 to 14	15 to 19	20 to 24	25 to 29	30 to 34	35 to 39	40 to 44	45 to 49	50 to 54	55 to 59	60 to 64	65 to 69	70 to 74	75 to 79	80 to 84	85 to 89	90 to 94	95 plus	Total
All causes	28,709 (27,998 to 29,195)	9,190 (7,999 to 11,266)	22,592 (20,739 to 27,406)	24,450 (20,855 to 29,306)	13,992 (11,999 to 17,164)	13,480 (11,799 to 17,109)	16,268 (14,199 to 20,606)	21,100 (17,960 to 26,104)	27,460 (24,159 to 29,509)	29,260 (25,890 to 29,792)	22,460 (20,260 to 25,808)	29,960 (26,960 to 29,960)	37,100 (33,260 to 37,100)	32,860 (29,260 to 32,860)	37,460 (33,260 to 37,460)	29,960 (26,660 to 29,960)	27,960 (24,760 to 27,960)	23,260 (19,660 to 23,260)	16,400 (13,660 to 16,400)	8,660 (6,360 to 10,600)	4,200 (2,660 to 6,400)	1,060 (660 to 1,780)	786 (760 to 2020)	663,000
Communicable, maternal, neonatal, and nutritional diseases	23,900 (27,600 to 31,600)	7,010 (5,920 to 8,600)	22,900 (19,600 to 34,100)	19,900 (12,000 to 29,000)	9,610 (4,230 to 17,000)	4,160 (2,240 to 6,270)	4,310 (2,410 to 6,720)	5,970 (4,130 to 8,660)	5,950 (4,020 to 7,930)	4,650 (3,000 to 6,960)	4,660 (3,000 to 6,960)	4,140 (2,760 to 6,020)	3,590 (2,790 to 4,600)	3,170 (2,530 to 3,950)	2,800 (2,230 to 3,600)	2,630 (2,210 to 3,200)	2,670 (2,240 to 3,260)	2,770 (2,190 to 3,520)	2,160 (1,660 to 2,790)	1,450 (1,060 to 1,790)	669 (520 to 850)	197 (140 to 259)	429 (284 to 643)	161,000
HIV/AIDS and sexually transmitted infections	1,420 (429 to 3,480)	602 (184 to 1,790)	1,010 (360 to 1,760)	2,060 (1,010 to 3,790)	176 (120 to 256)	84.6 (66.4 to 122)	226 (162 to 296)	977 (488 to 972)	1,570 (870 to 1,270)	1,100 (542 to 1,320)	1,060 (731 to 1,350)	737 (588 to 902)	497 (381 to 646)	172 (130 to 220)	60.2 (44.3 to 84.5)	19.5 (13.9 to 27.4)	28.4 (17.9 to 51.1)	20.8 (12.9 to 37.1)	4.5 (2.2 to 8.6)	2 (1.3 to 3)	0.8 (0.5 to 1.3)	0.2 (0.1 to 0.4)	11,000
HIV/AIDS	0 (0 to 0)	0.1 (0 to 0.1)	633 (360 to 980)	2,043 (1,000 to 3,770)	166 (112 to 246)	79.6 (62 to 115)	214 (154 to 280)	936 (466 to 930)	1,540 (850 to 1,250)	1,080 (530 to 1,300)	970 (720 to 1,270)	713 (570 to 873)	397 (296 to 501)	163 (124 to 209)	52.6 (38.7 to 73.6)	14.6 (10.4 to 20.5)	24.6 (15.5 to 44.2)	22.5 (13.9 to 40.1)	3.1 (1.5 to 5.9)	1.1 (0.7 to 1.7)	0.4 (0.2 to 0.6)	0.1 (0 to 0.2)	8,390
HIV/AIDS - Drug-susceptible Tuberculosis	0 (0 to 0)	0 (0 to 0)	0 (0 to 0)	0 (0 to 0)	0 (0 to 0)	0 (0 to 0)	0 (0 to 0)	0 (0 to 0)	0 (0 to 0)	0 (0 to 0)	0 (0 to 0)	0 (0 to 0)	0 (0 to 0)	0 (0 to 0)	0 (0 to 0)	0 (0 to 0)	0 (0 to 0)	0 (0 to 0)	0 (0 to 0)	0 (0 to 0)	0 (0 to 0)	0 (0 to 0)	0 (0 to 0)	0
HIV/AIDS - Multidrug-resistant Tuberculosis without extensive	0 (0 to 0)	0 (0 to 0)	0 (0 to 0)	0 (0 to 0)	0 (0 to 0)	0 (0 to 0)	0 (0 to 0)	0 (0 to 0)	0 (0 to 0)	0 (0 to 0)	0 (0 to 0)	0 (0 to 0)	0 (0 to 0)	0 (0 to 0)	0 (0 to 0)	0 (0 to 0)	0 (0 to 0)	0 (0 to 0)	0 (0 to 0)	0 (0 to 0)	0 (0 to 0)	0 (0 to 0)	0 (0 to 0)	0
HIV/AIDS - Extensively drug-resistant Tuberculosis	0 (0 to 0)	0 (0 to 0)	0 (0 to 0)	0 (0 to 0)	0 (0 to 0)	0 (0 to 0)	0 (0 to 0)	0 (0 to 0)	0 (0 to 0)	0 (0 to 0)	0 (0 to 0)	0 (0 to 0)	0 (0 to 0)	0 (0 to 0)	0 (0 to 0)	0 (0 to 0)	0 (0 to 0)	0 (0 to 0)	0 (0 to 0)	0 (0 to 0)	0 (0 to 0)	0 (0 to 0)	0 (0 to 0)	0
HIV/AIDS resulting in other diseases	0 (0 to 0)	0 (0 to 0)	0 (0 to 0)	0 (0 to 0)	0 (0 to 0)	0 (0 to 0)	0 (0 to 0)	0 (0 to 0)	0 (0 to 0)	0 (0 to 0)	0 (0 to 0)	0 (0 to 0)	0 (0 to 0)	0 (0 to 0)	0 (0 to 0)	0 (0 to 0)	0 (0 to 0)	0 (0 to 0)	0 (0 to 0)	0 (0 to 0)	0 (0 to 0)	0 (0 to 0)	0 (0 to 0)	0
Sexually transmitted infections excluding HIV	1,420 (429 to 3,480)	602 (184 to 1,790)	378 (180 to 780)	20.7 (9.9 to 54.5)	9.9 (2.9 to 28.3)	4.9 (1.6 to 16.6)	12 (3.8 to 40.6)	40 (12.4 to 116)	30 (9.4 to 87.2)	20 (6.4 to 58.7)	90 (28.1 to 261)	24 (7.3 to 70.1)	100 (31.1 to 290)	110 (34.2 to 320)	8.5 (2.6 to 24.7)	5 (1.6 to 14.5)	1.2 (0.4 to 3.5)	0.2 (0.1 to 0.6)	0.2 (0.1 to 0.5)	0.1 (0 to 0.3)	0 (0 to 0.1)	0 (0 to 0.1)	2,490
Syphilis	0 (0 to 0)	0 (0 to 0)	0 (0 to 0)	0 (0 to 0)	0 (0 to 0)	0 (0 to 0)	0 (0 to 0)	0 (0 to 0)	0 (0 to 0)	0 (0 to 0)	0 (0 to 0)	0 (0 to 0)	0 (0 to 0)	0 (0 to 0)	0 (0 to 0)	0 (0 to 0)	0 (0 to 0)	0 (0 to 0)	0 (0 to 0)	0 (0 to 0)	0 (0 to 0)	0 (0 to 0)	0 (0 to 0)	0
Chlamydial infection	0 (0 to 0)	0 (0 to 0)	0 (0 to 0)	0 (0 to 0)	0 (0 to 0)	0.1 (0 to 0.1)	0.9 (0.4 to 2.5)	2.4 (0.9 to 6.8)	6.1 (2.4 to 17.5)	4.7 (1.8 to 13.4)	6.9 (2.7 to 19.7)	3.7 (1.4 to 10.7)	2.9 (1.1 to 8.2)	0.9 (0.4 to 2.6)	0.3 (0.2 to 0.8)	0.2 (0.1 to 0.5)	0.1 (0 to 0.2)	0.1 (0 to 0.2)	0.1 (0 to 0.2)	0 (0 to 0.1)	0 (0 to 0.1)	0 (0 to 0.1)	0 (0 to 0.1)	24.6
Gonococcal infection	0 (0 to 0)	0 (0 to 0)	0 (0 to 0)	0 (0 to 0)	0.7 (0.3 to 1.9)	3.2 (1.3 to 9.1)	7.4 (2.9 to 21.1)	21.1 (8.1 to 60.4)	47.1 (18.1 to 135)	36.2 (13.9 to 103)	51.9 (20 to 148)	28.2 (10.8 to 80.7)	22.2 (8.5 to 63.5)	7.1 (2.7 to 20.3)	2.5 (1 to 7.1)	1.5 (0.6 to 4.3)	0.9 (0.3 to 2.5)	0.8 (0.3 to 2.2)	0.2 (0.1 to 0.6)	0.1 (0 to 0.2)	0 (0 to 0.1)	0 (0 to 0.1)	0 (0 to 0.1)	24.6
Trichomoniasis	0 (0 to 0)	0 (0 to 0)	0 (0 to 0)	0 (0 to 0)	0.6 (0.3 to 1.6)	2.8 (1.1 to 7.9)	6.4 (2.5 to 18.2)	18.2 (7 to 52.1)	40.7 (15.6 to 116)	31.2 (12 to 89.1)	44.7 (17.2 to 128)	24.3 (9.3 to 69.5)	19.1 (7.3 to 54.7)	6.1 (2.3 to 17.5)	2.2 (0.8 to 6.2)	1.3 (0.5 to 3.7)	0.8 (0.3 to 2.2)	0.7 (0.3 to 1.9)	0.2 (0.1 to 0.5)	0.1 (0 to 0.2)	0 (0 to 0.1)	0 (0 to 0.1)	0 (0 to 0.1)	67.7
Genital herpes	0 (0 to 0)	0 (0 to 0)	0 (0 to 0)	0 (0 to 0)	0.1 (0 to 0.3)	0.5 (0.2 to 1.4)	1.1 (0.4 to 3.2)	3.6 (1.4 to 9.9)	8.1 (3.1 to 22.4)	6.2 (2.4 to 17.2)	8.9 (3.4 to 24.8)	4.8 (1.8 to 13.8)	3.8 (1.4 to 10.9)	1.2 (0.5 to 3.5)	0.4 (0.2 to 1.1)	0.3 (0.1 to 0.7)	0.2 (0.1 to 0.4)	0.1 (0 to 0.3)	0 (0 to 0.2)	0 (0 to 0.1)	0 (0 to 0.1)	0 (0 to 0.1)	0 (0 to 0.1)	12.3
Other sexually transmitted infections	0 (0 to 0)	0 (0 to 0)	0 (0 to 0)	0 (0 to 0)	1.6 (0.9 to 3.8)	4.7 (2.4 to 9.2)	5.1 (2.7 to 11.1)	7.1 (3.4 to 16.2)	9.1 (4.5 to 21.1)	6.1 (3.4 to 14.2)	9.6 (5.1 to 22.2)	5.6 (2.9 to 13.1)	4.4 (2.3 to 10.2)	1.4 (0.7 to 3.2)	0.5 (0.2 to 1.2)	0.3 (0.1 to 0.7)	0.2 (0.1 to 0.4)	0.1 (0.1 to 0.3)	0.1 (0 to 0.2)	0 (0 to 0.1)	0 (0 to 0.1)	0 (0 to 0.1)	0 (0 to 0.1)	40.7
Respiratory infections and tuberculosis	744 (447 to 1,200)	1,160 (676 to 1,720)	1,640 (6,440 to 12,100)	1,020 (1,980 to 3,430)	677 (877 to 1,220)	1,200 (926 to 910)	1,540 (756 to 1,230)	1,600 (1,200 to 2,170)	1,540 (1,200 to 2,260)	1,540 (1,380 to 1,860)	1,540 (1,380 to 2,260)	1,540 (1,380 to 2,260)	1,540 (1,120 to 2,230)	1,540 (1,380 to 1,960)	1,540 (942 to 1,840)	1,540 (1,120 to 2,260)	1,540 (1,380 to 2,260)	1,540 (1,380 to 2,260)	1,540 (1,380 to 2,260)	1,540 (1,380 to 2,260)	1,540 (1,380 to 2,260)	1,540 (1,380 to 2,260)	1,540 (1,380 to 2,260)	2,490
Tuberculosis	0 (0 to 0)	0 (0 to 0)	0 (0 to 0)	0 (0 to 0)	0 (0 to 0)	0 (0 to 0)	0 (0 to 0)	0 (0 to 0)	0 (0 to 0)	0 (0 to 0)	0 (0 to 0)	0 (0 to 0)	0 (0 to 0)	0 (0 to 0)	0 (0 to 0)	0 (0 to 0)	0 (0 to 0)	0 (0 to 0)	0 (0 to 0)	0 (0 to 0)	0 (0 to 0)	0 (0 to 0)	0 (0 to 0)	0 (0 to 0)	0
Latent tuberculosis infection	0 (0 to 0)	0 (0 to 0)	0 (0 to 0)	0 (0 to 0)	0 (0 to 0)	0 (0 to 0)	0 (0 to 0)	0 (0 to 0)	0 (0 to 0)	0 (0 to 0)	0 (0 to 0)	0 (0 to 0)	0 (0 to 0)	0 (0 to 0)	0 (0 to 0)	0 (0 to 0)	0 (0 to 0)	0 (0 to 0)	0 (0 to 0)	0 (0 to 0)	0 (0 to 0)	0 (0 to 0)	0 (0 to 0)	0
Drug-susceptible Tuberculosis	744 (447 to 1,200)	1,160 (676 to 1,720)	1,640 (6,440 to 12,100)	1,020 (1,980 to 3,430)	677 (877 to 1,220)	1,200 (926 to 910)	1,540 (756 to 1,230)	1,600 (1,200 to 2,170)	1,540 (1,200 to 2,260)	1,540 (1,380 to 1,860)	1,540 (1,380 to 2,260)	1,540 (1,380 to 2,260)	1,540 (1,120 to 2,230)	1,540 (1,380 to 1,960)	1,540 (942 to 1,840)	1,540 (1,120 to 2,260)	1,540 (1,380 to 2,260)	1,540 (1,380 to 2,260)	1,540 (1,380 to 2,260)	1,540 (1,380 to 2,260)	1,540 (1,380 to 2,260)	1,540 (1,380 to 2,260)	1,540 (1,380 to 2,260)	2,490
Multidrug-resistant tuberculosis without extensive drug-resistar	0 (0 to 0)	0 (0 to 0)	0 (0 to 0)	0 (0 to 0)	0 (0 to 0)	0 (0 to 0)	0 (0 to 0)	0 (0 to 0)	0 (0 to 0)	0 (0 to 0)	0 (0 to 0)	0 (0 to 0)	0 (0 to 0)	0 (0 to 0)	0 (0 to 0)	0 (0 to 0)	0 (0 to 0)	0 (0 to 0)	0 (0 to 0)	0 (0 to 0)	0 (0 to 0)	0 (0 to 0)	0 (0 to 0)	0
Extensively drug-resistant tuberculosis	0 (0 to 0)	0 (0 to 0)	0 (0 to 0)	0 (0 to 0)	0 (0 to 0)	0 (0 to 0)	0 (0 to 0)	0 (0 to 0)	0 (0 to 0)	0 (0 to 0)	0 (0 to 0)	0 (0 to 0)	0 (0 to 0)	0 (0 to 0)	0 (0 to 0)	0 (0 to 0)	0 (0 to 0)	0 (0 to 0)	0 (0 to 0)	0 (0 to 0)	0 (0 to 0)	0 (0 to 0)	0 (0 to 0)	0
Lower respiratory infections	744 (448 to 1,200)	1,160 (676 to 1,719)	6,670 (1,130 to 10,700)	1,690 (1,040 to 2,640)	213 (288 to 288)	180 (180 to 180)	180 (180 to 180)	180 (180 to 180)	180 (180 to 180)	180 (180 to 180)	180 (180 to 180)	180 (180 to 180)	180 (180 to 180)	229 (180 to 229)	286 (180 to 286)	343 (180 to 343)	457 (180 to 457)	457 (180 to 457)	457 (180 to 457)	457 (180 to 457)	457 (180 to 457)	457 (180 to 457)	457 (180 to 457)	10,700
Upper respiratory infections	0 (0 to 0)	0 (0 to 0)	4,960 (4,960 to 10,300)	0 (0 to 0)	0 (0 to 0)	0 (0 to 0)	0 (0 to 0)	0 (0 to 0)	0 (0 to 0)	0 (0 to 0)	0 (0 to 0)	0 (0 to 0)	0 (0 to 0)	0 (0 to 0)	0 (0 to 0)	0 (0 to 0)	0 (0 to 0)	0 (0 to 0)	0 (0 to 0)	0 (0 to 0)	0 (0 to 0)	0 (0 to 0)	0 (0 to 0)	0 (0 to 0)	4,960
Otitis media	0 (0 to 0)	0 (0 to 0)	0 (0 to 0)	0 (0 to 0)	0 (0 to 0)	0 (0 to 0)	0 (0 to 0)	0 (0 to 0)	0 (0 to 0)	0 (0 to 0)	0 (0 to 0)	0 (0 to 0)	0 (0 to 0)	0 (0 to 0)	0 (0 to 0)	0 (0 to 0)	0 (0 to 0)	0 (0 to 0)	0 (0 to 0)	0 (0 to 0)	0 (0 to 0)	0 (0 to 0)	0 (0 to 0)	0 (0 to 0)	0
Enteric infections	211 (111 to 361)	1,220 (463 to 1,800)	3,100 (3,260 to 12,300)	1,700 (767 to 2,220)	1,110 (1,660 to 2,480)	775 (276 to 797)	429 (223 to 570)	220 (201 to 579)	179 (166 to 740)	249 (248 to 740)	359 (248 to 740)	428 (248 to 740)	428 (248 to 740)	428 (248 to 740)	428 (248 to 740)	428 (248 to 740)	428 (248 to 740)	428 (248 to 740)	428 (248 to 740)	428 (248 to 740)	428 (248 to 740)	428 (248 to 740)	428 (248 to 740)	21,700
Diarrheal diseases	211 (111 to 361)	1,220 (463 to 1,800)	3,100 (3,270 to 12,300)	1,700 (1,670 to 4,630)	1,110 (2,360 to 1,760)	775 (520 to 997)	429 (220 to 570)	220 (201 to 579)	179 (166 to 740)	249 (248 to 740)	359 (248 to 740)	428 (248 to 740)	428 (226 to 856)	428 (248 to 740)	428 (248 to 740)	428 (248 to 740)	428 (248 to 740)	428 (248 to 740)	428 (248 to 740)	428 (248 to 740)	428 (248 to 740)	428 (248 to 740)	428 (248 to 740)	19,900
Typhoid and paratyphoid	0 (0 to 0)	0 (0 to 0)	0 (0 to 0)	0 (0 to 0)	0 (0 to 0)	0 (0 to 0)	0 (0 to 0)	0 (0 to 0)	0 (0 to 0)	0 (0 to 0)	0 (0 to 0)	0 (0 to 0)	0 (0 to 0)	0 (0 to 0)	0 (0 to 0)	0 (0 to 0)	0 (0 to 0)	0 (0 to 0)	0 (0 to 0)	0 (0 to 0)	0 (0 to 0)	0 (0 to 0)	0 (0 to 0)	0 (0 to 0)	0
Typhoid fever	0 (0 to 0)	0 (0 to 0)	0 (0 to 0)	0 (0 to 0)	0 (0 to 0)	0 (0 to 0)	0 (0 to 0)	0 (0 to 0)	0 (0 to 0)	0 (0 to 0)	0 (0 to 0)	0 (0 to 0)	0 (0 to 0)	0 (0 to 0)	0 (0 to 0)	0 (0 to 0)	0 (0 to 0)	0 (0 to 0)	0 (0 to 0)	0 (0 to 0)	0 (0 to 0)	0 (0 to 0)	0 (0 to 0)	0 (0 to 0)	0
Paratyphoid fever	0 (0 to 0)	0 (0 to 0)	0 (0 to 0)	0 (0 to 0)	0 (0 to 0)	0 (0 to 0)	0 (0 to 0)	0 (0 to 0)	0 (0 to 0)	0 (0 to 0)	0 (0 to 0)	0 (0 to 0)	0 (0 to 0)	0 (0 to 0)	0 (0 to 0)	0 (0 to 0)	0 (0 to 0)	0 (0 to 0)	0 (0 to 0)	0 (0 to 0)	0 (0 to 0)	0 (0 to 0)	0 (0 to 0)	0 (0 to 0)	0
Invasive Non-typhoidal Salmonella (iNTS)	0 (0 to 0)	0 (0 to 0)	0 (0 to 0)	0 (0 to 0)	0 (0 to 0)	0 (0 to 0)	0 (0 to 0)	0 (0 to 0)	0 (0 to 0)	0 (0 to 0)	0 (0 to 0)	0 (0 to 0)	0 (0 to 0)	0 (0 to 0)	0 (0 to 0)	0 (0 to 0)	0 (0 to 0)	0 (0 to 0)	0 (0 to 0)	0 (0 to 0)	0 (0 to 0)	0 (0 to 0)	0 (0 to 0)	0 (0 to 0)	0
Other intestinal infectious diseases	0 (0 to 0)	0 (0 to 0)	0 (0 to 0)	0 (0 to 0)	0 (0 to 0)	0 (0 to 0)	0 (0 to 0)	0 (0 to 0)	0 (0 to 0)	0 (0 to 0)	0 (0 to 0)	0 (0 to 0)	0 (0 to 0)	0 (0 to 0)	0 (0 to 0)	0 (0 to 0)	0 (0 to 0)	0 (0 to 0)	0 (0 to 0)	0 (0 to 0)	0 (0 to 0)	0 (0 to 0)	0 (0 to 0)	0 (0 to 0)	0
Neglected tropical diseases and malaria	1.2 (0.4 to 2.8)	1,060 (9.2 to 3.2)	2,660 (1,070 to 4,600)	1,370 (1,160 to 1,760)	620 (1,160 to 1,760)	1,370 (1,160 to 1,760)	1,370 (1,160 to 1,760)	1,370 (1,160 to 1,760)	1,370 (1,160 to 1,760)	1,370 (1,160 to 1,760)	1,370 (1,160 to 1,760)	1,370 (1,160 to 1,760)	1,370 (1,160 to 1,760)	1,370 (1,160 to 1,760)	1,370 (1,160 to 1,760)	1,370 (1,160 to 1,760)	1,370 (1,160 to 1,760)	1,370 (1,160 to 1,760)	1,370 (1,160 to 1,760)	1,370 (1,160 to 1,760)	1,370 (1,160 to 1,760)	1,370 (1,160 to 1,760)	1,370 (1,160 to 1,760)	10,300
Malaria	0 (0 to 0)	0 (0 to 0)	0 (0 to 0)	0 (0 to 0)	0 (0 to 0)	0 (0 to 0)	0 (0 to 0)	0 (0 to 0)	0 (0 to 0)	0 (0 to 0)	0 (0 to 0)	0 (0 to 0)	0 (0 to 0)	0 (0 to 0)	0 (0 to 0)	0 (0 to 0)	0 (0 to 0)	0 (0 to 0)	0 (0 to 0)	0 (0 to 0)	0 (0 to 0)	0 (0 to 0)	0 (0 to 0)	0 (0 to 0)	0
Chagas disease	0 (0 to 0)	0 (0 to 0)	0 (0 to 0)	0 (0 to 0)	0 (0 to 0)	0 (0 to 0)	0 (0 to 0)	0 (0 to 0)	0 (0 to 0)	0 (0 to 0)	0 (0 to 0)	0 (0 to 0)	0 (0 to 0)	0 (0 to 0)	0 (0 to 0)	0 (0 to 0)	0 (0 to 0)	0 (0 to 0)	0 (0 to 0)	0 (0 to 0)	0 (0 to 0)	0 (0 to 0)	0 (0 to 0)	0 (0 to 0)	0
Leishmaniasis	0 (0 to 0)	0 (0 to 0)	0 (0 to 0)	0 (0 to 0)	0 (0 to 0)	0 (0 to 0)	0 (0 to 0)	0 (0 to 0)	0 (0 to 0)	0 (0 to 0)	0 (0 to 0)	0 (0 to 0)	0 (0 to 0)	0 (0 to 0)	0 (0 to 0)	0 (0 to 0)	0 (0 to 0)	0 (0 to 0)	0 (0 to 0)	0 (0 to 0)	0 (0 to 0)	0 (0 to 0)	0 (0 to 0)	0 (0 to 0)	0
Visceral leishmaniasis	0 (0 to 0)	0 (0 to 0)	0 (0 to 0)	0 (0 to 0)	0 (0 to 0)	0 (0 to 0)	0 (0 to 0)	0 (0 to 0)	0 (0 to 0)	0 (0 to 0)	0 (0 to 0)	0 (0 to 0)	0 (0 to 0)	0 (0 to 0)	0 (0 to 0)	0 (0 to 0)	0 (0 to 0)	0 (0 to 0)	0 (0 to 0)	0 (0 to 0)	0 (0 to 0)	0 (0 to 0)	0 (0 to 0)	0 (0 to 0)	0
Cutaneous and mucocutaneous leishmaniasis	0 (0 to 0)	0 (0 to 0)	0 (0 to 0)	0 (0 to 0)	0 (0 to 0)	0 (0 to 0)	0 (0 to 0)	0 (0 to 0)	0 (0 to 0)	0 (0 to 0)	0 (0 to 0)	0 (0 to 0)	0 (0 to 0)	0 (0 to 0)	0 (0 to 0)	0 (0 to 0)	0 (0 to 0)	0 (0 to 0)	0 (0 to 0)	0 (0 to 0)	0 (0 to 0)	0 (0 to 0)	0 (0 to 0)	0 (0 to 0)	0
African trypanosomiasis	0 (0 to 0)	0 (0 to 0)	0 (0 to 0)	0 (0 to 0)	0 (0 to 0)	0 (0 to 0)	0 (0 to 0)	0 (0 to 0)	0 (0 to 0)	0 (0 to 0)	0 (0 to 0)	0 (0 to 0)	0 (0 to 0)	0 (0 to 0)	0 (0 to 0)	0 (0 to 0)	0 (0 to 0)	0 (0 to 0)	0 (0 to 0)	0 (0 to 0)	0 (0 to 0)	0 (0 to 0)	0 (0 to 0)	0 (0 to 0)	0
Schistosomiasis	0 (0 to 0)	0 (0 to 0)	0 (0 to 0)	0 (0 to 0)	0 (0 to 0)	0 (0 to 0)	0 (0 to 0)	0 (0 to 0)	0 (0 to 0)	0 (0 to 0)	0 (0 to 0)	0 (0 to 0)	0 (0 to 0)	0 (0 to 0)	0 (0 to 0)	0 (0 to 0)	0 (0 to 0)	0 (0 to 0)	0 (0 to 0)	0 (0 to 0)	0 (0 to 0)	0 (0 to 0)	0 (0 to 0)	0 (0 to 0)	0
Cysticercosis	0 (0 to 0)	0 (0 to 0)	0 (0 to 0)	0 (0 to 0)	0 (0 to 0)	0 (0 to 0)	0 (0 to 0)	0.2 (0 to 0.6)	0.2 (0 to 0.6)	0.2 (0.1 to 0.6)	0.3 (0.1 to 0.8)	0.3 (0.1 to 0.8)	0.4 (0.1 to 0.9)	0.4 (0.1 to 1.1)	0.4 (0.1 to 1.1)	0.4 (0.1 to 1.1)	0.4 (0.1 to 1.1)	0.4 (0.1 to 1.1)	0.4 (0.1 to 1.1)	0.4 (0.1 to 1.1)	0.4 (0.1 to 1.1)	0.4 (0.1 to 1.1)	0.4 (0.1 to 1.1)	4.6
Cystic echinococcosis	0 (0 to 0)	0 (0 to 0)	0 (0 to 0)	0 (0 to 0)	0 (0 to 0)	0 (0 to 0)	0 (0 to 0)	0 (0 to 0)	0 (0 to 0)	0 (0 to 0)	0 (0 to 0)	0 (0 to 0)	0 (0 to 0)	0 (0 to 0)	0 (0 to 0)	0 (0 to 0)	0 (0 to 0)	0 (0 to 0)	0 (0 to 0)	0 (0 to 0)	0 (0 to 0)	0 (0 to 0)	0 (0 to 0)	0 (0 to 0)	0
Lymphatic filariasis	0 (0 to 0)	0 (0 to 0)	0 (0 to 0)	0 (0 to 0)	0 (0 to 0)	0 (0 to 0)	0 (0 to 0)	0 (0 to 0)	0 (0 to 0)	0 (0 to 0)	0 (0 to 0)	0 (0 to 0)	0 (0 to 0)	0 (0 to 0)	0 (0 to 0)	0 (0 to 0)	0 (0 to 0)	0 (0 to 0)	0 (0 to 0)	0 (0 to 0)	0 (0 to 0)	0 (0 to 0)	0 (0 to 0)	0 (0 to 0)	14.4
Onchocerciasis	0 (0 to 0)	0 (0 to 0)	0 (0 to 0)	0 (0 to 0)	0 (0 to 0)	0 (0 to 0)	0 (0 to 0)	0 (0 to 0)	0 (0 to 0)	0 (0 to 0)	0 (0 to 0)	0 (0 to 0)	0 (0 to 0)	0 (0 to 0)	0 (0 to 0)	0 (0 to 0)	0 (0 to 0)	0 (0 to 0)	0 (0 to 0)	0 (0 to 0)	0 (0 to 0)	0 (0 to 0)	0 (0 to 0)	0 (0 to 0)	377
Trachoma	0 (0 to 0)	0 (0 to 0)	0 (0 to 0)	0 (0 to 0)	0 (0 to 0)	0 (0 to 0)	0 (0 to 0)	0 (0 to 0)	0 (0 to 0)	0 (0 to 0)	0 (0 to 0)	0 (0 to 0)	0 (0 to 0)	0 (0 to 0)	0 (0 to 0)	0 (0 to 0)	0 (0 to 0)	0 (0 to 0)	0 (0 to 0)	0 (0 to 0)	0 (0 to 0)	0 (0 to 0)	0 (0 to 0)	0 (0 to 0)	0
Dengue	109 (9.1 to 327)	1,060 (911 to 2,360)	2,760 (1,060 to 5,060)	1,220 (1,160 to 1,630)	630 (1,160 to 1,630)	1,370 (1,160 to 1,630)	1,370 (1,160 to 1,630)	1,370 (824 to 2,340)	1,370 (1,160 to 1,630)	1,370 (1,160 to 1,630)	1,370 (1,160 to 1,630)	1,370 (1,160 to 1,630)	1,370 (1,160 to 1,630)	1,370 (1,160 to 1,630)	1,370 (1,160 to 1,630)	1,370 (1,160 to 1,630)	1,370 (1,160 to 1,630)	1,370 (1,160 to 1,630)	1,370 (1,160 to 1,630)	1,370 (1,160 to 1,630)	1,370 (1,160 to 1,630)	1,370 (1,160 to 1,630)	1,370 (1,160 to 1,630)	9,070
Yellow fever	0 (0 to 0)	0 (0 to 0)	0 (0 to 0)	0 (0 to 0)	0 (0 to 0)	0 (0 to 0)	0 (0 to 0)	0 (0 to 0)	0 (0 to 0)	0 (0 to 0)	0 (0 to 0)	0 (0 to 0)	0 (0 to 0)	0 (0 to 0)	0 (0 to 0)	0 (0 to 0)	0 (0 to 0)	0 (0 to 0)	0 (0 to 0)	0 (0 to 0)	0 (0 to 0)	0 (0 to 0)	0 (0 to 0)	0 (0 to 0)	0
Rabies	0 (0 to 0)	0.1 (0 to 0.3)	1.2 (0.4 to 2.8)	2.8 (1.1 to 6.4)	1.6 (0.6 to 3.6)	0.9 (0.3 to 2.1)	0.9 (0.3 to 2.1)	0.9 (0.3 to 2.1)	0.9 (0.3 to 2.1)	0.9 (0.3 to 2.1)	0.9 (0.3 to 2.1)	0.9 (0.3 to 2.1)	0.9 (0.3 to 2.1)	0.7 (0.3 to 1.6)	0.6 (0.2 to 1.4)	0.5 (0.2 to 1.1)	0.4 (0.2 to 0.9)	0.3 (0.1 to 0.7)	0.2 (0.1 to 0.5)	0.1 (0 to 0.3)	0 (0 to 0.1)	0 (0 to 0.1)	0 (0 to 0.1)	19.7
Intestinal nematode infections	0 (0 to 0)	0 (0 to 0)	0.7 (0.3 to 1.6)	0.9 (0.4 to 2.1)	0.6 (0.2 to 1.4)	0.3 (0.1 to 0.8)	0.3 (0.1 to 0.8)	0.3 (0.1 to 0.8)	0.3 (0.1 to 0.8)	0.3 (0.1 to 0.8)	0.3 (0.1 to 0.8)	0.3 (0.1 to 0.8)	0.3 (0.1 to 0.8)	0.3 (0.1 to 0.8)	0.3 (0.1 to 0.8)	0.3 (0.1 to 0.8)	0.3 (0.1 to 0.8)	0.3 (0.1 to 0.8)	0.3 (0.1 to 0.8)	0.3 (0.1 to 0.8)	0.3 (0.1 to 0.8)	0.3 (0.1 to 0.8)	0.3 (0.1 to 0.8)	462
Ascariasis	0 (0 to 0)	0 (0 to 0)	0.1 (0 to 0.3)	0.4 (0.2 to 0.9)	0.2 (0.1 to 0.5)	0.1 (0 to 0.3)	0.1 (0 to 0.3)	0.1 (0 to 0.3)	0.1 (0 to 0.3)	0.1 (0 to 0.3)	0.1 (0 to 0.3)	0.1 (0 to 0.3)	0.1 (0 to 0.3)	0.1 (0 to 0.3)	0.1 (0 to 0.3)	0.1 (0 to 0.3)	0.1 (0 to 0.3)	0.1 (0 to 0.3)	0.1 (0 to 0.3)	0.1 (0 to 0.3)	0.1 (0 to 0.3)	0.1 (0 to 0.3)	0.1 (0 to 0.3)	160
Trichuriasis	0 (0 to 0)	0 (0 to 0)	0.1 (0 to 0.2)	0.4 (0.2 to 0.8)	0.2 (0.1 to 0.4)	0.1 (0 to 0.3)	0.1 (0 to 0.3)	0.1 (0 to 0.3)	0.1 (0 to 0.3)	0.1 (0 to 0.3)	0.1 (0 to 0.3)	0.1 (0 to 0.3)	0.1 (0 to 0.3)	0.1 (0 to 0.3)	0.1 (0 to 0.3)	0.1 (0 to 0.3)	0.1 (0



Benign prostatic hyperplasia	0 (0 to 0)	0 (0 to 0)	0 (0 to 0)	0 (0 to 0)	0 (0 to 0)	0 (0 to 0)	0 (0 to 0)	0 (0 to 0)	0 (0 to 0)	0 (0 to 0)	0 (0 to 0)	1.4 (0.3 to 3.9)	8.9 (3.9 to 17.1)	21.9 (9.4 to 37.9)	39.1 (19.3 to 62.4)	61.6 (27.5 to 89.4)	89.4 (34.6 to 130.4)	92.2 (29.6 to 160.4)	31 (17.6 to 49.4)	14.4 (8.3 to 22.4)	4.6 (2.4 to 7.3)	0.9 (0.5 to 1.4)	0.1 (0.1 to 0.2)		282
Male infertility	0 (0 to 0)	0 (0 to 0)	0 (0 to 0)	0 (0 to 0)	0 (0 to 0)	0 (0 to 0)	0 (0 to 0)	0 (0.3 to 2.4)	4.6 (1.6 to 9.4)	8.5 (4.1 to 15)	13.1 (6.7 to 21)	18.9 (9.3 to 30.1)	24.5 (11.3 to 38.7)	24.5 (11.3 to 38.7)	24.5 (11.3 to 38.7)	24.5 (11.3 to 38.7)	24.5 (11.3 to 38.7)	24.5 (11.3 to 38.7)	24.5 (11.3 to 38.7)	24.5 (11.3 to 38.7)	24.5 (11.3 to 38.7)	24.5 (11.3 to 38.7)	24.5 (11.3 to 38.7)		85
Other urinary diseases	1 (0.1 to 2.8)	1.9 (0.9 to 3.5)	2.6 (0.8 to 14.2)	2.6 (0.7 to 9.1)	3.3 (1.3 to 6.3)	7.6 (2.7 to 16.2)	9.5 (2.1 to 14.3)	19.7 (2.9 to 34.6)	7.2 (1.4 to 7.4)	9.1 (2.9 to 17.3)	9.8 (2.9 to 17.3)	13.7 (5.5 to 30.7)	9.8 (3.4 to 21.6)	28.2 (9.5 to 58.2)	22.2 (6.3 to 48.9)	29.4 (7.7 to 62.6)	23.1 (4.7 to 48.9)	27.8 (5.1 to 57.6)	28.9 (8.5 to 41.9)	9.2 (3.6 to 18.5)	10.4 (4.2 to 21.6)	3.6 (1.5 to 6.9)	1.3 (0.5 to 2.7)	0.2 (0.1 to 0.4)		257
Gynecological diseases	0 (0 to 0)	0 (0 to 0)	0 (0 to 0)	0 (0 to 0)	0 (0 to 0)	139 (63.1 to 233)	330 (187 to 530)	496 (276 to 730)	512 (322 to 776)	519 (332 to 778)	528 (367 to 756)	479 (316 to 687)	287 (186 to 439)	119 (78.5 to 179)	29.6 (19.6 to 44.2)	6.5 (4.3 to 9.8)	0.9 (0.6 to 1.4)	0.1 (0 to 0.2)	0 (0 to 0)	0 (0 to 0)	0 (0 to 0)	0 (0 to 0)	0 (0 to 0)	0 (0 to 0)		3,480
Uterine fibroids	0 (0 to 0)	0 (0 to 0)	0 (0 to 0)	0 (0 to 0)	0 (0 to 0)	12 (5.4 to 21.9)	72 (19.1 to 181.7)	93 (24.5 to 230.2)	139 (39.5 to 363.1)	169 (44.5 to 444.1)	162 (42.7 to 426.1)	168 (44.3 to 441.7)	124 (32.7 to 326.1)	64 (16.9 to 168.4)	43 (11.4 to 113)	22 (5.8 to 57.9)	9.5 (2.5 to 24.9)	2.7 (0.8 to 7.1)	0.5 (0.2 to 1.1)	0.2 (0.1 to 0.5)	0.1 (0 to 0.1)	0 (0 to 0.1)	0 (0 to 0.1)	0 (0 to 0)		118
Polycystic ovarian syndrome	0 (0 to 0)	0 (0 to 0)	0 (0 to 0)	0 (0 to 0)	0 (0 to 0)	4.6 (1.6 to 10.3)	22.3 (6.4 to 53.6)	27.1 (5.3 to 70.1)	23 (3.9 to 59.5)	20.5 (3.5 to 53.1)	19.1 (3.3 to 49.4)	16.6 (2.9 to 42.9)	11.6 (2.1 to 29.8)	2.2 (0.4 to 5.6)	0 (0 to 0)	0 (0 to 0)	0 (0 to 0)	0 (0 to 0)	0 (0 to 0)	0 (0 to 0)	0 (0 to 0)	0 (0 to 0)	0 (0 to 0)	0 (0 to 0)		189
Female infertility	0 (0 to 0)	0 (0 to 0)	0 (0 to 0)	0 (0 to 0)	0 (0 to 0)	0 (0 to 0)	0 (0 to 0)	0 (0 to 0)	0 (0 to 0)	0 (0 to 0)	0 (0 to 0)	0 (0 to 0)	0 (0 to 0)	0 (0 to 0)	0 (0 to 0)	0 (0 to 0)	0 (0 to 0)	0 (0 to 0)	0 (0 to 0)	0 (0 to 0)	0 (0 to 0)	0 (0 to 0)	0 (0 to 0)	0 (0 to 0)	0 (0 to 0)		191
Endometriosis	0 (0 to 0)	0 (0 to 0)	0 (0 to 0)	0 (0 to 0)	0 (0 to 0)	0 (0 to 0)	19.6 (5.8 to 52.2)	79.4 (32.6 to 193)	99.5 (43.1 to 172)	83.8 (39.2 to 156)	63.3 (32.1 to 106)	50.3 (27.1 to 82.1)	40.8 (20.9 to 67.3)	13.6 (7.1 to 24.4)	2.2 (0.9 to 5.1)	0 (0 to 0)	0 (0 to 0)	0 (0 to 0)	0 (0 to 0)	0 (0 to 0)	0 (0 to 0)	0 (0 to 0)	0 (0 to 0)	0 (0 to 0)		474
Genital prolapse	0 (0 to 0)	0 (0 to 0)	0 (0 to 0)	0 (0 to 0)	0 (0 to 0)	0.8 (0.2 to 2)	1.8 (0.3 to 5.1)	1.3 (0.3 to 3.1)	0.6 (0.1 to 2.6)	1.1 (0.4 to 3)	1.9 (0.4 to 5.2)	2.5 (0.4 to 8.2)	0.5 (0.1 to 1.7)	0.6 (0.2 to 1.4)	4.3 (1.2 to 9.8)	2.3 (1.1 to 4.2)	1.6 (0.5 to 3.1)	2.3 (1.1 to 4.2)	1.6 (0.7 to 2.8)	0.8 (0.4 to 1.4)	0.3 (0.1 to 0.5)	0.1 (0 to 0.1)	0 (0 to 0)		39.4
Premenstrual syndrome	0 (0 to 0)	0 (0 to 0)	0 (0 to 0)	0 (0 to 0)	0 (0 to 0)	116 (66 to 200)	232 (122 to 431)	232 (120 to 479)	228 (106 to 379)	228 (122 to 391)	232 (120 to 379)	227 (126 to 358)	129 (69.4 to 206)	39.7 (17.1 to 80.3)	6.3 (2.6 to 13.5)	0 (0 to 0)	0 (0 to 0)	0 (0 to 0)	0 (0 to 0)	0 (0 to 0)	0 (0 to 0)	0 (0 to 0)	0 (0 to 0)	0 (0 to 0)		1,710
Other gynecological diseases	0 (0 to 0)	0 (0 to 0)	0 (0 to 0)	0 (0 to 0)	0 (0 to 0)	17 (7.2 to 31)	39 (17.3 to 69)	39 (16.7 to 71.2)	39 (16.5 to 71.1)	39 (16.5 to 71.1)	39 (16.5 to 71.1)	39 (16.5 to 71.1)	39 (16.5 to 71.1)	39 (16.5 to 71.1)	39 (16.5 to 71.1)	39 (16.5 to 71.1)	39 (16.5 to 71.1)	39 (16.5 to 71.1)	39 (16.5 to 71.1)	39 (16.5 to 71.1)	39 (16.5 to 71.1)	39 (16.5 to 71.1)	39 (16.5 to 71.1)	39 (16.5 to 71.1)		783
Hemoglobinopathies and hemolytic anemias	603 (452.5 to 782)	782 (78.1 to 948.9)	788 (86.2 to 967)	808 (127 to 933)	770 (113.6 to 950)	736 (82.4 to 1,184)	786 (78.1 to 1,184)	710 (86.9 to 1,197)	706 (88.2 to 1,189)	697 (82.2 to 1,212)	692 (78.9 to 1,212)	687 (78.9 to 1,212)	684 (78.9 to 1,212)	680 (78.9 to 1,212)	680 (78.9 to 1,212)	680 (78.9 to 1,212)	680 (78.9 to 1,212)	680 (78.9 to 1,212)	680 (78.9 to 1,212)	680 (78.9 to 1,212)	680 (78.9 to 1,212)	680 (78.9 to 1,212)	680 (78.9 to 1,212)	680 (78.9 to 1,212)		1,800
Thalassemias	681 (384.5 to 98.9)	928 (77.5 to 98.9)	988 (90.3 to 343)	988 (104 to 316)	152 (85 to 181)	471 (29.3 to 73.2)	394 (30.5 to 57.7)	26 (14.2 to 37.6)	12.2 (6.1 to 22.3)	8.6 (4.1 to 19.3)	6.9 (3.3 to 12.6)	7.4 (2.7 to 12.6)	9.6 (2.7 to 9.6)	21 (1.4 to 9.5)	11 (0.9 to 2.1)	0.3 (0.1 to 0.5)	0.1 (0 to 0.1)	0 (0 to 0)	0 (0 to 0)	0 (0 to 0)	0 (0 to 0)	0 (0 to 0)	0 (0 to 0)	0 (0 to 0)		731
Thalassemias trait	0.8 (0.3 to 1.7)	9.7 (1.2 to 14.9)	12.7 (2.3 to 28.6)	44.8 (7.2 to 99.6)	98.5 (26.7 to 153)	367 (23.5 to 1,189)	99 (16.3 to 181)	79.3 (7.7 to 138)	21.1 (4.7 to 68.7)	27.3 (7.1 to 68.7)	14.9 (4.7 to 34.9)	17.6 (4.7 to 34.9)	28.5 (7.6 to 93.3)	29 (12.2 to 93.3)	27.4 (12.2 to 39.6)	18.5 (10.1 to 39.6)	13.8 (5.6 to 39.6)	8.7 (2.7 to 13)	4.7 (1.1 to 8.6)	1.8 (0.4 to 3.6)	0.4 (0.1 to 0.9)	0.1 (0 to 0.2)	0 (0 to 0)		520
Sickle cell disorders	0.5 (0.2 to 1)	5.2 (0.5 to 7.4)	7.4 (1.3 to 16.8)	7.2 (1.2 to 21.2)	3.6 (0.7 to 11)	0.2 (0 to 0.8)	0.1 (0 to 0.2)	0 (0 to 0.1)	0 (0 to 0)	0 (0 to 0)	0 (0 to 0)	0 (0 to 0)	0 (0 to 0)	0 (0 to 0)	0 (0 to 0)	0 (0 to 0)	0 (0 to 0)	0 (0 to 0)	0 (0 to 0)	0 (0 to 0)	0 (0 to 0)	0 (0 to 0)	0 (0 to 0)	0 (0 to 0)		4.1
Sickle cell trait	0 (0 to 0)	0 (0 to 0)	0 (0 to 0)	0 (0 to 0)	0 (0 to 0)	0 (0 to 0)	0 (0 to 0)	0 (0 to 0)	0 (0 to 0)	0 (0 to 0)	0 (0 to 0)	0 (0 to 0)	0 (0 to 0)	0 (0 to 0)	0 (0 to 0)	0 (0 to 0)	0 (0 to 0)	0 (0 to 0)	0 (0 to 0)	0 (0 to 0)	0 (0 to 0)	0 (0 to 0)	0 (0 to 0)	0 (0 to 0)		297
G6PD deficiency	0.4 (0.3 to 1.4)	2.2 (0.2 to 3.8)	3.1 (0.6 to 4.8)	3.1 (1.4 to 6.1)	6.8 (2.4 to 11)	38.2 (3.2 to 12.6)	17 (3.9 to 49.8)	10.8 (6.7 to 28.4)	11 (6.9 to 21)	10.1 (6.9 to 18.4)	10.1 (5.2 to 16.9)	9.8 (4.2 to 21.2)	8.1 (2.4 to 9.4)	11.1 (6.1 to 19)	9.1 (6.9 to 17.9)	7.7 (4.2 to 9.6)	5.1 (1.3 to 4.6)	3.1 (0.9 to 6.1)	0.9 (0.2 to 0.4)	0.1 (0 to 0.2)	0 (0 to 0)	0 (0 to 0)	0 (0 to 0)		162
G6PD trait	0 (0 to 0)	0 (0 to 0)	0 (0 to 0)	0 (0 to 0)	0 (0 to 0)	0 (0 to 0)	0 (0 to 0)	0 (0 to 0)	0 (0 to 0)	0 (0 to 0)	0 (0 to 0)	0 (0 to 0)	0 (0 to 0)	0 (0 to 0)	0 (0 to 0)	0 (0 to 0)	0 (0 to 0)	0 (0 to 0)	0 (0 to 0)	0 (0 to 0)	0 (0 to 0)	0 (0 to 0)	0 (0 to 0)	0 (0 to 0)		3
Other hemoglobinopathies and hemolytic anemias	0.5 (0.4 to 1.8)	1.6 (0.1 to 3.4)	1.6 (0.4 to 2.3)	2.6 (0.6 to 6.2)	11.6 (0.7 to 29.6)	20.2 (7.9 to 37)	33.6 (7.9 to 69.4)	11.2 (3.3 to 22.1)	17 (3.3 to 34.7)	8.5 (2.9 to 19.5)	7.6 (2.9 to 17.6)	19.5 (7.6 to 37.6)	17.6 (6.9 to 32.3)	28.2 (10.9 to 49.1)	28.6 (10.9 to 47.4)	38.6 (14.4 to 64.6)	39 (12.7 to 64.6)	32.6 (9.9 to 64.6)	27.5 (7.9 to 39.3)	13.7 (2.9 to 28.1)	6.1 (1.3 to 14)	1.9 (0.2 to 4.6)	0.4 (0 to 1.2)	0.2 (0.2 to 0.5)		396
Endocrine, metabolic, blood, and immune disorders	2.9 (1.9 to 3.5)	11.9 (4.9 to 20.7)	21.6 (9.6 to 30.1)	47.3 (24.1 to 69.7)	71.6 (39.4 to 98.6)	106.6 (60.1 to 153)	124.6 (70.1 to 181)	134.1 (77.2 to 195)	137.2 (79.1 to 199)	137.2 (79.1 to 199)	137.2 (79.1 to 199)	137.2 (79.1 to 199)	137.2 (79.1 to 199)	137.2 (79.1 to 199)	137.2 (79.1 to 199)	137.2 (79.1 to 199)	137.2 (79.1 to 199)	137.2 (79.1 to 199)	137.2 (79.1 to 199)	137.2 (79.1 to 199)	137.2 (79.1 to 199)	137.2 (79.1 to 199)	137.2 (79.1 to 199)	137.2 (79.1 to 199)		1,400
Oral disorders	0 (0 to 0)	66.2 (29 to 107)	99.6 (48.6 to 151)	99.6 (53.4 to 171)	99.6 (48.6 to 171)	99.6 (48.6 to 260)	192 (48.6 to 260)	192 (48.6 to 260)	196 (48.6 to 260)	196 (48.6 to 260)	236 (122 to 439)	236 (122 to 439)	236 (122 to 439)	236 (122 to 439)	236 (122 to 439)	236 (122 to 439)	236 (122 to 439)	236 (122 to 439)	236 (122 to 439)	236 (122 to 439)	236 (122 to 439)	236 (122 to 439)	236 (122 to 439)	236 (122 to 439)	236 (122 to 439)		1,380
Caries of deciduous teeth	0 (0 to 0)	0 (0 to 0)	20.6 (8.9 to 33.5)	20.6 (10.1 to 31.2)	20.6 (8.3 to 31.2)	13.2 (5.4 to 21.6)	13.2 (5.4 to 21.6)	0 (0 to 0)	0 (0 to 0)	0 (0 to 0)	0 (0 to 0)	0 (0 to 0)	0 (0 to 0)	0 (0 to 0)	0 (0 to 0)	0 (0 to 0)	0 (0 to 0)	0 (0 to 0)	0 (0 to 0)	0 (0 to 0)	0 (0 to 0)	0 (0 to 0)	0 (0 to 0)	0 (0 to 0)	0 (0 to 0)		69.5
Caries of permanent teeth	0 (0 to 0)	0 (0 to 0)	0 (0 to 0)	16.8 (8.6 to 24.6)	48.5 (23.2 to 139)	48.5 (19.2 to 91.4)	48.5 (19.2 to 91.4)	64.5 (19.1 to 149.3)	37.6 (5.3 to 112.9)	32.8 (4.6 to 98.3)	32 (4.5 to 94.7)	27.7 (3.9 to 81.9)	21.5 (3.1 to 63.4)	16.2 (2.3 to 54.1)	12 (1.7 to 39.9)	9.2 (1.3 to 30.6)	6.8 (1.2 to 19.8)	4.7 (1.1 to 9.4)	2.6 (0.6 to 5.6)	1.2 (0.3 to 2.6)	0.4 (0.1 to 0.9)	0.1 (0 to 0.2)	0 (0 to 0)	0 (0 to 0)		364
Periodontal diseases	0 (0 to 0)	0 (0 to 0)	0 (0 to 0)	0 (0 to 0)	0 (0 to 0)	8.6 (1.8 to 21.6)	8.6 (1.8 to 21.6)	22.4 (5.9 to 56.2)	52.8 (13.3 to 129)	69.7 (19.3 to 177)	138 (38.6 to 339)	168 (39.9 to 392)	168 (39.7 to 392)	168 (39.7 to 392)	168 (39.7 to 392)	168 (39.7 to 392)	168 (39.7 to 392)	168 (39.7 to 392)	168 (39.7 to 392)	168 (39.7 to 392)	168 (39.7 to 392)	168 (39.7 to 392)	168 (39.7 to 392)	168 (39.7 to 392)	168 (39.7 to 392)		1,080
Other oral disorders	0 (0 to 0)	0 (0 to 0)	0 (0 to 0)	0 (0 to 0)	0 (0 to 0)	0 (0 to 0)	0 (0 to 0)	0 (0 to 0)	0 (0 to 0)	0 (0 to 0)	0 (0 to 0)	0 (0 to 0)	0 (0 to 0)	0 (0 to 0)	0 (0 to 0)	0 (0 to 0)	0 (0 to 0)	0 (0 to 0)	0 (0 to 0)	0 (0 to 0)	0 (0 to 0)	0 (0 to 0)	0 (0 to 0)	0 (0 to 0)	0 (0 to 0)		741
Sudden infant death syndrome	148 (72.1 to 278)	890 (161 to 2,110)																									NA
Injuries	2,556 (128 to 4,628)	2,556 (88.4 to 1,130)	2,650 (29.1 to 3,103)	2,650 (29.1 to 3,103)	2,650 (29.1 to 3,103)	2,720 (1,670 to 2,940)	4,760 (2,220 to 5,420)	3,960 (2,060 to 5,360)	2,700 (2,060 to 3,360)	2,310 (1,800 to 2,960)	2,200 (1,800 to 2,960)	2,210 (1,740 to 2,820)	1,930 (1,490 to 2,360)	1,590 (1,240 to 2,270)	1,240 (960 to 1,680)	1,230 (832 to 1,266)	828 (661 to 1,203)	672 (529 to 811)	629 (375 to 910)	282 (229 to 389)	133 (97.2 to 194)	32.6 (24.9 to 47.1)	6.6 (4.5 to 7.9)		39,600
Transport injuries	12 (8.9 to 19.4)	12 (8.9 to 20.7)	260 (132 to 478)	760 (406 to 1,200)	1,200 (777 to 1,760)	1,100 (824 to 1,560)	2,200 (1,600 to 3,760)	2,200 (1,720 to 3,460)	1,400 (996 to 2,630)	1,210 (760 to 1,840)	1,090 (747 to 1,430)	1,040 (761 to 1,480)	1,040 (869 to 1,300)	909 (632 to 1,290)	722 (498 to 779)	439 (268 to 569)	334 (227 to 418)	277 (187 to 356)	133 (103 to 199)	69.7 (49.1 to 91)	23 (19.1 to 28.1)	3.6 (2.4 to 6.5)	0.9 (0.5 to 1)		16,600
Road injuries	11.9 (9.9 to 13)	11.9 (9 to 21.6)	259 (119 to 439)	672 (360 to 1,100)	1,100 (709 to 1,600)	1,060 (764 to 1,460)	2,000 (1,760 to 3,360)	2,000 (1,620 to 3,200)	1,200 (919 to 1,890)	1,200 (777 to 1,440)	1,000 (764 to 1,330)	1,000 (729 to 1,360)	1,000 (816 to 1,220)	1,000 (699 to 972)	671 (375 to 739)	390 (266 to 524)	299 (214 to 399)	226 (164 to 299)	126 (69.6 to 199)	64 (39.7 to 79.7)	21.1 (19.4 to 28.9)	3.9 (3.1 to 5)	0.9 (0.5 to 1)		15,200
Pedestrian road injuries	2.1 (1.6 to 6.2)	2.1 (1.6 to 6.2)	46 (20.1 to 76.1)	119 (57.2 to 189)	194 (123 to 283)	187 (135 to 258)	354 (255 to 595)	354 (287 to 569)	212 (158 to 334)	212 (134 to 254)	177 (132 to 235)	177 (128 to 240)	177 (144 to 230)	177 (123 to 172)	119 (66.1 to 131)	69 (47.1 to 99.6)	53 (37.9 to 74.1)	40 (29.6 to 51.7)	22 (12.3 to 35.2)	11 (7.1 to 14.1)	3.7 (3.4 to 5.1)	0.7 (0.5 to 1.8)	0.2 (0.1 to 0.2)	0.2 (0.1 to 0.2)		4,070
Cyclist road injuries	0 (0 to 0)	0 (0 to 0)	0 (0 to 0)	40 (20.3 to 64)	99.2 (54.1 to 159)	93.7 (64.1 to 179)	94.9 (64.1 to 179)	81.3 (53.3 to 143)	53.7 (32.3 to 90.6)	62.2 (37.1 to 103)	69.9 (42.6 to 114)	69.2 (42.6 to 103)	72.3 (43.6 to 113)	67.6 (38.2 to 109)	49.2 (28.5 to 77.3)	40 (23.7 to 57.3)	39.6 (23.7 to 55.7)	19.1 (11.6 to 32.9)	8.5 (4.6 to 12.6)	3.4 (2.9 to 4.6)	1.5 (1.1 to 2)	0.3 (0.2 to 0.5)	0.2 (0.1 to 0.3)		905
Motorcyclist road injuries	0.7 (0.1 to 5.5)	7.6 (1.1 to 9.6)	29.6 (8.2 to 189)	197 (98.5 to 378)	267 (172 to 510)	335 (162 to 598)	1,260 (737 to 1,810)	1,160 (866 to 1,790)	642 (387 to 998)	636 (272 to 948)	399 (262 to 621)	402 (267 to 605)	319 (228 to 479)	243 (156 to 366)	179 (78 to 269)	103 (75.7 to 135)	73.6 (52.8 to 103)	49.7 (29.9 to 61.9)	23.6 (17.6 to 31.9)	11.6 (8.7 to 15.6)	4.9 (3.5 to 6.9)	0.7 (0.7 to 1.4)	0.2 (0.1 to 0.2)	0.1 (0.1 to 0.2)		6,170
Motor vehicle road injuries	0.7 (0.1 to 2)	4.7 (2 to 9)	60.1 (28.2 to 143)	165 (86.4 to 302)	264 (135 to 396)	230 (97.1 to 411)	666 (316 to 966)	576 (279 to 926)	347 (164 to 615)	299 (145 to 491)	240 (114 to 412)	254 (120 to 417)	205 (97.6 to 343)	157 (67.9 to 277)	114 (73.1 to 204)	60.4 (28.1 to 108)	42.6 (19.1 to 70.1)	49.2 (29.1 to 74.1)	24.8 (15.9 to 39.3)	12.2 (8.4 to 18.4)	4.2 (2.8 to 6.4)	0.9 (0.6 to 1.3)	0.1 (0 to 0.2)		3,780
Other road injuries	0.2 (0 to 0.7)	0.2 (0 to 0.7)	4.3 (1.3 to 9.1)	16.3 (6.3 to 30.1)	16.3 (6.3 to 30.1)	19.3 (6.3 to 30.1)	34.6 (9.6 to 60.1)	34.6 (9.6 to 60.1)	20.4 (5.7 to 36.2)	11.3 (3.2 to 20.2)	10.5 (3.2 to 18.6)	10.5 (3.2 to 18.6)	13.6 (3.2 to 25.2)	11.3 (3.2 to 20.2)	8.1 (3.2 to 14.6)	5.6 (3.2 to 9.6)	2.6 (1.6 to 4.6)	1.4 (0.8 to 2.6)	0.5 (0.3 to 0.9)	0.1 (0 to 0.2)	0.1 (0 to 0.2)	0 (0 to 0)	0 (0 to 0)	0 (0 to 0)		291
Other transport injuries	12 (0.1 to 1.8)	12 (0.6 to 24)	29.6 (10.5 to 57.7)	87.6 (27.8 to 142)	87.6 (38.9 to 174)	89.2 (47.6 to 146)	89.2 (48.2 to 174)	89.2 (51.2 to 221)	89.2 (49.7 to 197)	89.2 (49.6 to 146)	89.2 (49.1 to 136)	89.2 (49.1 to 136)	89.2 (39.6 to 109)	89.2 (39.6 to 93)	89.2 (20.9 to 67)	89.2 (19.9 to 48)	89.2 (17.4 to 39)	89.2 (8.1 to 22.8)	89.2 (8.4 to 16.7)	89.2 (7.1 to 3.1)	89.2 (7.1 to 2.3)	89.2 (6.3 to 0.7)	89.2 (5.1 to 0.3)		1,190
Unintentional injuries	197 (99 to 351)	197 (72.5 to 1,150)	1,450 (750 to 2,840)	2,270 (1,230 to 3,770)	3,320 (980 to 1,820)	837 (686 to 1,540)	1,630 (771 to 1,200)	1,630 (774 to 1,740)	1,630 (687 to 1,290)	1,630 (676 to 1,540)	1,630 (684 to 1,290)	1,630 (674 to 1,270)	1,630 (682 to 1,290)	1,630 (637 to 1,998)	1,630 (638 to 1,734)	1,630 (426 to 684)	1,630 (366 to 561)	1,630 (308 to 527)	1,630 (236 to 439)	1,630 (151 to 283)	1,630 (72 to 136)	1,630 (19 to 36.3)	1,630 (3.6 to 6.9)		19,500
Falls	63 (41 to 113)	27.6 (9.1 to 62.6)	268 (67.3 to 560)	373 (121 to 736)	268 (100 to 936)	230 (77.1 to 337)	238 (39.9 to 392)	238 (39.8 to 396)	237 (39.8 to 392)	312 (34.5 to 431)	327 (39.8 to 439)	327 (39.1 to 466)	379 (32.6 to 533)	479 (29.1 to 654)	368 (27.5 to 467)	361 (22.8 to 392)	328 (18.5 to 432)	329 (12.8 to 392)	299 (8.1 to 392)	256 (7.1 to 392)	228 (3.9 to 392)	167 (1.9 to 224)	87.5 (0.9 to 114)	22.5 (0.4 to 30.1)	4 (0.2 to 5.3)	6,770
Drowning	2.2 (1.3 to 39.2)	19.9 (10.6 to 43.5)	227 (104 to 670)	1,210 (980 to 2,080)	823 (599 to 960)	256 (156 to 396)	199 (156 to 396)	199 (111 to 308)	172 (72.2 to 190)	172 (72.2 to 190)	172 (39 to 193)	172 (39.6 to 191)	49.5 (39.6 to 191)	57.4 (39.6 to 191)	32.2 (20.7 to 64.3)	19.6 (19.6 to 62.7)	19.6 (13.2 to 37.6)	19.6 (9.9 to 29.8)	12.7 (9.9 to 19.6)	12.7 (9.9 to 19.6)	9.4 (9.9 to 19.6)	3.1 (0.6 to 12.2)	0.7 (0.2 to 2.1)	0.1 (0.1 to 0.2)		3,110
Fire, heat, and hot substances	0.9 (0.4 to 37.7)	1.1 (0.5 to 3.2)	2.6 (0.6 to 9.8)	9.2 (2.1 to 19.6)	21.1 (4.6 to 78.1)	8.6 (3.1 to 36.7)	19.6 (3.1 to 37)	19.1 (3.1 to 34.2)	19.1 (3.1 to 34.2)	19.1 (3.1 to 34.2)	9.4 (3.1 to 29.3)	11.6 (3.1 to 19.6)	11.6 (3.1 to 22.6)	9.2 (2.1 to 19.6)	5.5 (1.1 to 12.6)	2.2 (0.6 to 7.2)	1.7 (0.6 to 3.1)	1.6 (0.6 to 2.6)	0.6 (0.4 to 1.1)	0.4 (0.2 to 0.6)	0.2 (0.1 to 0.4)	0.1 (0.1 to 0.2)	0 (0 to 0)		137
Poisonings	0.3 (0.1 to 0.9)	0.4 (0.1 to 1)	0.1 (0 to 0.6)	0.6 (0.1 to 2.5)	0.6 (0.2 to 2.5)	1.2 (0.6 to 2.4)	2.4 (1.4 to 7.6)	2.1 (1.4 to 6.7)	2.3 (1.4 to 6.7)	1.7 (0.9 to 4)	1.6 (1 to 3.6)	1.2 (0.5 to 3.1)	1.6 (0.6 to 3.6)	1.4 (0.6 to 2.2)	0.9 (0.2 to 1.5)	0.3 (0.2 to 0.6)	0.3 (0.1 to 0.6)	0.1 (0.1 to 0.2)	0.1 (0 to 0.2)	0.1 (0 to 0.2)	0 (0 to 0)	0 (0 to 0)	0 (0 to 0)	0 (0 to 0)		21.4
Poisoning by carbon monoxide	0.6 (0.4 to 37.7)	0.7 (0.3 to 2.2)	2.2 (0.4 to 9.8)	7.6 (1.7 to 19.6)	4.2 (1.7 to 19.6)	7.4 (2.6 to 21.6)	19.1 (3.6 to 37)	18 (3.6 to 34.2)	16 (3.6 to 34.2)	17.4 (3.6 to 34.2)	8.4 (3.6 to 29.3)	10 (3.6 to 19.6)	9.4 (3.6 to 22.6)	7.8 (2.6 to 19.6)	4.7 (1.6 to 12.6)	2.5 (0.6 to 7.2)	1.6 (0.6 to 3.1)	1.4 (0.6 to 2.6)	0.5 (0.4 to 1.1)	0.2 (0.2 to 0.6)	0.1 (0.1 to 0.2)	0 (0 to 0)	0 (0 to 0)	0 (0 to 0)		115
Poisoning by other means	0.6 (0.5 to 1.4)	0.7 (0.2 to 2.2)	2.2 (0.4 to 9.8)	7.6 (1.7 to 19.6)	4.2 (1.7 to 19.6)	7.4 (2.6 to 21.6)	19.1 (3.6 to 37)	18 (3.6 to 34.2)	16 (3.6 to 34.2)	17.4 (3.6 to 34.2)	8.4 (3.6 to 29.3)	10 (3.6 to 19.6)	9.4 (3.6 to 22.6)	7.8 (2.6 to 19.6)	4.7 (1.6 to 12.6)	2.5 (0.6 to 7.2)	1.6 (0.6 to 3.1)	1.4 (0.6 to 2.6)	0.5 (0.4 to 1.1)	0.2 (0.2 to 0.6)	0.1 (0.1 to 0.2)	0 (0 to 0)	0 (0 to 0)	0 (0 to 0)		115
Exposure to mechanical forces	124 (1.2 to 1,180)	1.2 (0.2 to 1.6)	1.6 (0.2 to 3.6)	1.6 (0.2 to 3.6)	1.6 (0.2 to 3.6)	1.7 (0.2 to 4.6)	1.7 (0.2 to 4.6)	1.7 (0.2 to 4.6)	1.7 (0.2 to 4.6)	1.7 (0.2 to 4.6)	1.7 (0.2 to 4.6)	1.7 (0.2 to 4.6)	1.7 (0.2 to 4.6)	1.7 (0.2 to 4.6)	1.7 (0.2 to 4.6)	1.7 (0.2 to 4.6)	1.7 (0.2 to 4.6)	1.7 (0.2 to 4.6)	1.7 (0.2 to 4.6)	1.7 (0.2 to 4.6)	1.7 (0.2 to 4.6)	1.7 (0.2 to 4.6)	1.7 (0.2 to 4.6)	1.7 (0.2 to 4.6)		1,320
Unintentional firearm injuries	1.6 (0.1 to 3)	1.6 (0.4 to 7.6)	1.6 (0.6 to 9.6)	4.4 (1.3 to 9.6)	4.4 (2.6 to 7.6)	4.4 (2.1 to 6.4)	4.4 (2.1 to 6.4)	4.4 (2.1 to 6.4)	4.4 (2.1 to 6.4)	4.4 (2.1 to 6.4)	4.4 (2.1 to 6.4)	4.4 (2.1 to 6.4)	4.4 (2.1 to 6.4)	4.4 (2.1 to 6.4)	4.4 (2.1 to 6.4)	4.4 (2.1 to 6.4)	4.4 (2.1 to 6.4)	4.4 (2.1 to 6.4)	4.4 (2.1 to 6.4)	4.4 (2.1 to 6.4)	4.4 (2.1 to 6.4)	4.4 (2.1 to 6.4)	4.4 (2.1 to 6.4)	4.4 (2.1 to 6.4)		106
Other exposure to mechanical forces	22.1 (0.9 to 166)	17.7 (1.1 to 809)	77.8 (7.3 to 398)	83.5 (30.3 to 129)	87.4 (43 to 133)	62.3 (42.2 to 88.3)	89.5 (57.3 to 132)	99.7 (67.7 to 154)	82.2 (56.4 to 132)	55.4 (39.6 to 88)	43.9 (28.7 to 68.1)	75.5 (48.7 to 97.4)	89.7 (68.6 to 99.4)	58 (29.5 to 79.4)	28.5 (9.2 to 66.8)	26.5 (29.6 to 49.3)	26.7 (29.6 to 39.3)	25.7 (15.1 to 27.4)	8 (6.4 to 9.1)	2.2 (1.9 to 3.5)	0.4 (0.4 to 0.7)	0.1 (0.1 to 0.1)	0 (0 to 0)		1,210
Adverse effects of medical treatment	7 (4.3 to 13.7)	7 (2.3 to 13.7)	8.2 (3.6 to 13.7)	32.2 (16.8 to 69.6)	33.3 (16.9 to 69.

SB Table 2c. Maluku DALYS by cause and age arcoss for both sexes with 95% uncertainty intervals, 2019

Cause	Birth/Neonatal	Late Neonatal	Post Neonatal	1 to 4	5 to 9	10 to 14	15 to 19	20 to 24	25 to 29	30 to 34	35 to 39	40 to 44	45 to 49	50 to 54	55 to 59	60 to 64	65 to 69	70 to 74	75 to 79	80 to 84	85 to 89	90 to 94	95 plus	Total
All causes	26,900 (24,800 to 28,900)	16,330 (7,900 to 33,300)	30,890 (23,900 to 42,900)	26,750 (21,600 to 32,400)	16,920 (13,600 to 19,900)	16,650 (13,900 to 20,400)	23,920 (19,200 to 28,900)	29,250 (24,600 to 33,300)	29,250 (19,700 to 36,600)	29,250 (19,900 to 38,900)	27,750 (19,900 to 36,600)	33,000 (24,600 to 41,100)	29,750 (20,400 to 40,600)	39,250 (26,900 to 50,600)	43,000 (29,900 to 55,900)	44,850 (30,900 to 57,900)	43,000 (29,200 to 55,100)	39,250 (27,300 to 51,200)	27,500 (20,100 to 35,600)	19,500 (14,700 to 25,500)	11,300 (7,700 to 15,600)	5,700 (3,500 to 8,700)	1,600 (1,000 to 2,200)	599 (377 to 887)	593,000
Communicable, maternal, neonatal, and nutritional diseases	26,300 (25,900 to 31,500)	8,090 (5,500 to 10,500)	26,560 (17,600 to 35,400)	17,100 (13,100 to 21,800)	7,090 (5,700 to 9,300)	5,220 (4,180 to 6,470)	6,960 (5,600 to 7,990)	7,600 (5,910 to 10,800)	7,690 (5,300 to 13,300)	7,690 (5,300 to 12,800)	7,290 (4,900 to 12,800)	7,630 (4,900 to 12,800)	6,860 (4,900 to 10,800)	6,200 (4,400 to 9,600)	6,000 (4,370 to 9,100)	5,600 (4,300 to 7,900)	6,090 (4,900 to 7,900)	6,450 (4,900 to 8,500)	5,390 (3,900 to 6,900)	3,400 (2,500 to 4,600)	2,300 (1,710 to 3,000)	1,260 (900 to 1,800)	408 (289 to 567)	99.6 (69.2 to 139)	196,000
HIV/AIDS and sexually transmitted infections	1,940 (999 to 4,600)	672 (178 to 1,390)	626 (279 to 1,490)	400 (214 to 933)	89.9 (54 to 221)	48.7 (31 to 266)	228 (79 to 992)	155 (57 to 1,010)	1,770 (242 to 3,280)	1,770 (180 to 4,160)	669 (164 to 3,160)	497 (138 to 3,020)	287 (89 to 2,360)	197 (68 to 1,200)	161 (57 to 1,060)	120 (39 to 1,060)	176 (74 to 998)	12 (3 to 1,010)	9.0 (3 to 1,010)	2.6 (1 to 944)	1.4 (0 to 314)	0.4 (0 to 1)	0.0 (0 to 0)	9,410
HIV/AIDS	0 (0 to 0)	0 (0 to 0)	69.7 (0 to 686)	378 (0 to 3,010)	72 (7 to 221)	41.1 (6 to 263)	23.4 (6 to 974)	108 (20 to 2,980)	1,140 (89 to 3,110)	1,140 (89 to 3,110)	925 (89 to 3,110)	670 (100 to 3,080)	394 (89 to 2,360)	192 (53 to 1,200)	157 (57 to 1,060)	79.7 (19 to 1,060)	29.5 (5 to 1,060)	13.1 (3 to 1,060)	9.3 (3 to 1,010)	6.7 (2 to 944)	1.6 (0 to 314)	0.7 (0 to 1)	0.2 (0 to 0)	6,060
HIV/AIDS - Drug-susceptible Tuberculosis	0 (0 to 0)	0 (0 to 0)	69.2 (0 to 686)	378 (0 to 3,010)	72 (7 to 221)	41.1 (6 to 263)	23.4 (6 to 974)	108 (20 to 2,980)	1,140 (89 to 3,110)	1,140 (89 to 3,110)	925 (89 to 3,110)	670 (100 to 3,080)	394 (89 to 2,360)	192 (53 to 1,200)	157 (57 to 1,060)	79.7 (19 to 1,060)	29.5 (5 to 1,060)	13.1 (3 to 1,060)	9.3 (3 to 1,010)	6.7 (2 to 944)	1.6 (0 to 314)	0.7 (0 to 1)	0.2 (0 to 0)	6,060
HIV/AIDS - Multidrug-resistant Tuberculosis without extensive	0 (0 to 0)	0 (0 to 0)	0.1 (0 to 3.2)	0.4 (0 to 14.1)	0.1 (0 to 2.6)	0.2 (0 to 1.4)	0.2 (0 to 6.8)	0.4 (0 to 22.3)	0.4 (0 to 69.6)	0.4 (0 to 43.1)	0.4 (0 to 54.4)	0.4 (0 to 52.7)	0.4 (0 to 52.7)	0.4 (0 to 54.8)	0.4 (0 to 54.1)	0.4 (0 to 54.8)	0.4 (0 to 53.2)	0.4 (0 to 54.1)	0.4 (0 to 53.2)	0.4 (0 to 53.1)	0.4 (0 to 53.1)	0.4 (0 to 53.1)	0.4 (0 to 53.2)	28.6
HIV/AIDS - Extensively drug-resistant Tuberculosis	0 (0 to 0)	0 (0 to 0)	0.1 (0 to 0.7)	0.4 (0 to 2.6)	0.1 (0 to 0.6)	0.2 (0 to 0.4)	0.2 (0 to 1.1)	0.4 (0 to 3.7)	0.4 (0 to 7)	0.4 (0 to 7.2)	0.4 (0 to 9.8)	0.4 (0 to 9.1)	0.4 (0 to 9.1)	0.4 (0 to 11.2)	0.4 (0 to 10.9)	0.4 (0 to 11.2)	0.4 (0 to 10.9)	0.4 (0 to 9.7)	0.4 (0 to 9.7)	0.4 (0 to 9.7)	0.4 (0 to 9.7)	0.4 (0 to 9.7)	0.4 (0 to 9.7)	0.4 (0 to 9.7)	5.7
HIV/AIDS resulting in other diseases	0 (0 to 0)	0 (0 to 0)	0 (0 to 0.1)	0 (0 to 0.2)	0 (0 to 0.1)	0 (0 to 0.1)	0 (0 to 0.1



9506



SR Table 2c. North Maluku DALYS by cause and sex group for both sexes with 95% uncertainty intervals, 2019

Cause	Early Neonatal	Late Neonatal	Post Neonatal	1 to 4	5 to 9	10 to 14	15 to 19	20 to 24	25 to 29	30 to 34	35 to 39	40 to 44	45 to 49	50 to 54	55 to 59	60 to 64	65 to 69	70 to 74	75 to 79	80 to 84	85 to 89	90 to 94	95 plus	Total
All causes	25,900 (25,000 to 26,900)	9,600 (9,000 to 9,900)	23,400 (19,300 to 33,000)	19,900 (15,900 to 32,000)	11,400 (8,400 to 15,200)	11,000 (8,400 to 15,700)	15,600 (12,900 to 18,600)	19,600 (14,900 to 24,600)	19,100 (14,900 to 24,600)	20,900 (16,900 to 26,600)	25,600 (20,900 to 32,300)	29,600 (23,900 to 36,500)	29,600 (23,900 to 36,500)	29,600 (24,400 to 36,400)	29,800 (24,400 to 36,400)	30,400 (24,400 to 36,500)	30,400 (24,400 to 36,500)	30,400 (24,400 to 36,500)	29,300 (23,900 to 35,700)	26,900 (19,900 to 35,200)	23,900 (14,900 to 31,700)	9,780 (5,700 to 9,300)	2,700 (2,300 to 2,900)	509 (319 to 561)	449,000 (449,000 to 449,000)
Communicable, maternal, neonatal, and nutritional diseases	25,900 (25,000 to 26,900)	9,600 (9,000 to 9,900)	17,900 (12,100 to 24,400)	11,700 (8,100 to 18,100)	4,990 (3,980 to 6,040)	3,240 (2,670 to 4,160)	4,040 (3,170 to 5,770)	5,290 (3,740 to 7,730)	5,660 (3,960 to 8,210)	6,170 (4,270 to 9,060)	9,870 (6,970 to 14,600)	9,720 (6,820 to 14,600)	9,720 (6,820 to 14,600)	9,720 (6,820 to 14,600)	9,720 (6,820 to 14,600)	9,720 (6,820 to 14,600)	9,720 (6,820 to 14,600)	9,720 (6,820 to 14,600)	9,720 (6,820 to 14,600)	9,720 (6,820 to 14,600)	9,720 (6,820 to 14,600)	3,780 (2,670 to 5,770)	990 (790 to 1,270)	490 (360 to 617)	168 (120 to 213)	39 (27 to 49.9)	123,000
HIV/AIDS and sexually transmitted infections	1,030 (999 to 2,000)	323 (90.9 to 769)	343 (100 to 653)	214 (79.9 to 1,170)	49.6 (9.2 to 324)	39.9 (8.2 to 193)	49.1 (9.9 to 356)	692 (161 to 2,200)	782 (179 to 2,520)	824 (184 to 2,740)	734 (124 to 2,530)	626 (99.1 to 2,270)	626 (99.1 to 2,270)	626 (99.1 to 2,270)	626 (99.1 to 2,270)	626 (99.1 to 2,270)	626 (99.1 to 2,270)	626 (99.1 to 2,270)	626 (99.1 to 2,270)	626 (99.1 to 2,270)	626 (99.1 to 2,270)	626 (99.1 to 2,270)	113 (9.6 to 327)	7.1 (0.9 to 20.7)	3.9 (0.6 to 10.9)	1.6 (0.6 to 3)	0.2 (0.1 to 0.4)	0.1 (0 to 0.1)	6,000
HIV/AIDS	0 (0 to 0)	0 (0 to 0)	44 (1.1 to 278)	198 (4.9 to 1,040)	412 (9.5 to 2,530)	29 (0.7 to 183)	139 (3.3 to 1,000)	477 (10.9 to 3,530)	726 (16.5 to 5,600)	773 (17.5 to 6,010)	823 (18.6 to 6,400)	774 (17.5 to 6,010)	699 (15.7 to 5,430)	614 (13.8 to 4,770)	573 (12.9 to 4,450)	527 (11.9 to 4,090)	488 (11 to 3,790)	447 (10.1 to 3,470)	408 (9.2 to 3,170)	368 (8.3 to 2,860)	329 (7.4 to 2,550)	289 (6.5 to 2,240)	79 (3.3 to 2,240)	19 (0.8 to 53.7)	8.3 (0.4 to 23.5)	3.6 (0.4 to 9.6)	1.1 (0.4 to 2.1)	0.2 (0.1 to 0.4)	0.1 (0 to 0.1)	4,180
HIV/AIDS - Drug-susceptible Tuberculosis	0 (0 to 0)	0 (0 to 0)	20.2 (0.5 to 128)	91.2 (2.3 to 479)	22.1 (0.5 to 135)	13.9 (0.3 to 87.7)	66.5 (1.6 to 478)	219 (5 to 1,620)	331 (7.5 to 2,550)	355 (8 to 2,760)	378 (8.5 to 2,940)	355 (8 to 2,760)	321 (7.2 to 2,490)	282 (6.3 to 2,190)	263 (5.9 to 2,040)	242 (5.4 to 1,880)	224 (5 to 1,740)	205 (4.6 to 1,590)	187 (4.2 to 1,460)	169 (3.8 to 1,310)	151 (3.4 to 1,170)	133 (3 to 1,030)	36.4 (1.5 to 103)	8.5 (0.4 to 24.1)	3.8 (0.3 to 10.8)	1.7 (0.3 to 4)	0.1 (0 to 0.2)	0.1 (0 to 0.1)	2,200
HIV/AIDS - Multidrug-resistant Tuberculosis without extensive drug resistance	0 (0 to 0)	0 (0 to 0)	0 (0 to 1.9)	0 (0 to 6.4)	0 (0 to 1.4)	0 (0 to 0.9)	0 (0 to 5.1)	0 (0 to 13.2)	0 (0 to 21.7)	0 (0 to 24.8)	0 (0 to 29.9)	0 (0 to 26)	0 (0 to 23.5)	0 (0 to 20.5)	0 (0 to 17.9)	0 (0 to 15.6)	0 (0 to 13.6)	0 (0 to 11.8)	0 (0 to 10.2)	0 (0 to 8.8)	0 (0 to 7.5)	0 (0 to 6.3)	0 (0 to 5.2)	0 (0 to 1.9)	0 (0 to 0.8)	0 (0 to 0.3)	0 (0 to 0.1)	0 (0 to 0)	0 (0 to 0)	19.9
HIV/AIDS - Extensively drug-resistant Tuberculosis	0 (0 to 0)	0 (0 to 0)	0 (0 to 0.4)	0 (0 to 1.4)	0 (0 to 0.3)	0 (0 to 0.2)	0 (0 to 1.1)	0 (0 to 2.3)	0 (0 to 3.3)	0 (0 to 3.9)	0 (0 to 5.3)	0 (0 to 4.6)	0 (0 to 4.1)	0 (0 to 3.6)	0 (0 to 3.2)	0 (0 to 2.8)	0 (0 to 2.4)	0 (0 to 2.1)	0 (0 to 1.8)	0 (0 to 1.6)	0 (0 to 1.3)	0 (0 to 1.1)	0 (0 to 0.9)	0 (0 to 0.3)	0 (0 to 0.1)	0 (0 to 0.1)	0 (0 to 0)	0 (0 to 0)	0 (0 to 0)	3.2
HIV/AIDS resulting in other diseases	0 (0 to 0)	0 (0 to 0)	254 (0 to 337)	196 (0 to 1,040)	194 (51 to 561)	11 (2.9 to 56)	59.1 (9.6 to 286)	256 (101 to 1,030)	393 (133 to 1,610)	396 (127 to 1,620)	323 (97 to 1,400)	296 (82 to 1,280)	296 (82 to 1,280)	296 (82 to 1,280)	296 (82 to 1,280)	296 (82 to 1,280)	296 (82 to 1,280)	296 (82 to 1,280)	296 (82 to 1,280)	296 (82 to 1,280)	296 (82 to 1,280)	296 (82 to 1,280)	147 (41 to 639)	3.3 (0.9 to 14.3)	0.1 (0 to 0.4)	0 (0 to 0.1)	0 (0 to 0)	0 (0 to 0)	0 (0 to 0)	1,900
Sexually transmitted infections excluding HIV	1,030 (999 to 2,000)	323 (90.9 to 769)	299 (82.7 to 727)	19.4 (4.5 to 129)	7.5 (1.5 to 57.6)	1.5 (0.3 to 11.6)	1.6 (0.4 to 12.6)	2.4 (0.6 to 19.4)	1.9 (0.5 to 15.6)	1.6 (0.4 to 13.2)	1.4 (0.4 to 11.6)	1.1 (0.3 to 9.1)	1.1 (0.3 to 9.1)	1.1 (0.3 to 9.1)	0.9 (0.3 to 7.5)	0.8 (0.3 to 6.5)	0.7 (0.3 to 5.6)	0.6 (0.3 to 4.8)	0.5 (0.3 to 4.1)	0.4 (0.3 to 3.5)	0.3 (0.3 to 2.9)	0.3 (0.3 to 2.4)	0.2 (0.2 to 2.1)	0.1 (0.1 to 0.5)	0.1 (0.1 to 0.2)	0 (0 to 0.1)	0 (0 to 0)	0 (0 to 0)	1,690
Chlamydial infection	0 (0 to 0)	0 (0 to 0)	0 (0 to 0)	0 (0 to 0)	0 (0 to 0)	0.1 (0 to 0.5)	0.5 (0 to 3.1)	0.9 (0.2 to 6.4)	2.1 (0.5 to 13.2)	3.7 (0.9 to 23.1)	4.2 (1.1 to 26.1)	4.1 (1.1 to 25.6)	3.6 (1 to 22.3)	3.1 (0.9 to 19.5)	2.6 (0.8 to 16.2)	2.3 (0.7 to 14.3)	2 (0.6 to 12.4)	1.7 (0.5 to 10.6)	1.4 (0.5 to 8.9)	1.2 (0.4 to 7.5)	1 (0.4 to 6.3)	0.8 (0.3 to 5.1)	0.3 (0.2 to 2.1)	0.1 (0 to 0.5)	0 (0 to 0.2)	0 (0 to 0.1)	0 (0 to 0)	0 (0 to 0)	0 (0 to 0)	22.3
Gonococcal infection	0 (0 to 0)	0 (0 to 0)	0 (0 to 0)	0 (0 to 0)	0 (0 to 0)	0.6 (0.1 to 3.3)	2.6 (0.6 to 16.2)	4.2 (1 to 28.1)	3 (0.7 to 19.9)	2 (0.5 to 13.2)	2.2 (0.6 to 14.3)	2.1 (0.6 to 13.6)	2.1 (0.6 to 13.6)	1.2 (0.6 to 7.8)	0.9 (0.6 to 6.1)	0.8 (0.6 to 5.2)	0.7 (0.6 to 4.6)	0.6 (0.6 to 4.1)	0.5 (0.6 to 3.6)	0.4 (0.6 to 3.2)	0.4 (0.6 to 2.8)	0.3 (0.6 to 2.5)	0.2 (0.6 to 2.2)	0.1 (0.6 to 0.6)	0 (0.6 to 0.2)	0 (0.6 to 0.1)	0 (0.6 to 0)	0 (0.6 to 0)	0 (0.6 to 0)	22.6
Trichomoniasis	0 (0 to 0)	0 (0 to 0)	0 (0 to 0)	0 (0 to 0)	0.1 (0 to 0.7)	0.7 (0.1 to 5.1)	1.7 (0.4 to 12.5)	3.3 (0.8 to 24.1)	2.4 (0.6 to 17.5)	1.6 (0.4 to 11.7)	1.8 (0.5 to 13.2)	1.7 (0.5 to 12.5)	1.7 (0.5 to 12.5)	1 (0.5 to 7.3)	0.8 (0.5 to 5.8)	0.7 (0.5 to 5.1)	0.6 (0.5 to 4.6)	0.5 (0.5 to 4.1)	0.4 (0.5 to 3.6)	0.4 (0.5 to 3.2)	0.3 (0.5 to 2.8)	0.3 (0.5 to 2.5)	0.2 (0.5 to 2.2)	0.1 (0.5 to 0.6)	0 (0.5 to 0.2)	0 (0.5 to 0.1)	0 (0.5 to 0)	0 (0.5 to 0)	0 (0.5 to 0)	39.6
Genital herpes	0 (0 to 0)	0 (0 to 0)	0 (0 to 0)	0 (0 to 0)	0 (0 to 0)	0.1 (0 to 0.3)	0.3 (0 to 1.9)	0.7 (0.1 to 4.7)	0.5 (0.1 to 3.4)	0.4 (0.1 to 2.7)	0.4 (0.1 to 2.7)	0.3 (0.1 to 2.5)	0.3 (0.1 to 2.5)	0.2 (0.1 to 1.5)	0.2 (0.1 to 1.3)	0.1 (0.1 to 1.1)	0.1 (0.1 to 0.9)	0.1 (0.1 to 0.8)	0.1 (0.1 to 0.7)	0.1 (0.1 to 0.6)	0 (0.1 to 0.5)	0 (0.1 to 0.4)	0 (0.1 to 0.3)	0 (0.1 to 0.1)	0 (0.1 to 0.1)	0 (0.1 to 0.1)	0 (0 to 0)	0 (0 to 0)	0 (0 to 0)	39.5
Other sexually transmitted infections	0 (0 to 0)	0 (0 to 0)	0 (0 to 0)	0 (0 to 0)	0 (0 to 3.5)	1.6 (1.3 to 5.7)	3.7 (2.1 to 7.1)	4.1 (2.8 to 7.9)	3.2 (2.2 to 6.2)	2.6 (1.8 to 5.1)	2.9 (2.1 to 5.8)	2.7 (2 to 5.5)	2.7 (2 to 5.5)	2.7 (2 to 5.5)	2.7 (2 to 5.5)	2.7 (2 to 5.5)	2.7 (2 to 5.5)	2.7 (2 to 5.5)	2.7 (2 to 5.5)	2.7 (2 to 5.5)	2.7 (2 to 5.5)	2.7 (2 to 5.5)	1.3 (1 to 3.2)	0.4 (0.3 to 1.1)	0.1 (0 to 0.3)	0 (0 to 0.1)	0 (0 to 0)	0 (0 to 0)	0 (0 to 0)	39.9
Respiratory infections and tuberculosis	1,020 (849 to 1,490)	7,080 (6,090 to 11,200)	2,360 (1,790 to 4,020)	1,070 (769 to 1,310)	850 (648 to 1,060)	1,160 (860 to 1,500)	1,160 (860 to 1,500)	1,160 (860 to 1,500

Ischemic heart disease	0 (0.0)	0 (0.0)	0 (0.0)	0 (0.0)	0 (0.0)	0 (0.0)	268 (169 to 410)	477 (360 to 760)	769 (478 to 1,203)	1,159 (644 to 1,870)	1,709 (1,070 to 2,730)	2,408 (1,665 to 3,620)	2,770 (1,900 to 3,940)	3,269 (2,220 to 4,620)	3,410 (2,430 to 4,660)	3,280 (2,430 to 4,220)	3,060 (2,260 to 3,980)	2,860 (2,060 to 3,720)	1,790 (1,300 to 2,350)	1,130 (870 to 1,520)	678 (526 to 932)	339 (260 to 458)	111 (82 to 161)	21 (16 to 28)	28,200
Stroke	0 (0.0) to 33.0	0 (0.0) to 23.6	0 (0.0) to 23.6	0 (0.0) to 23.6	0 (0.0) to 23.6	0 (0.0) to 23.6	1,000 (420 to 1,500)	1,000 (670 to 1,770)	1,000 (660 to 1,900)	1,000 (1,210 to 2,660)	1,000 (1,000 to 2,660)	1,000 (1,000 to 2,660)	1,000 (1,000 to 2,660)	1,000 (1,000 to 2,660)	1,000 (1,000 to 2,660)	1,000 (1,000 to 2,660)	1,000 (1,000 to 2,660)	1,000 (1,000 to 2,660)	1,000 (1,000 to 2,660)	1,000 (1,000 to 2,660)	1,000 (1,000 to 2,660)	1,000 (1,000 to 2,660)	1,000 (1,000 to 2,660)	1,000 (1,000 to 2,660)	61,600
Ischemic stroke	216 (1.5 to 9.5)	16 (2.6 to 3.1)	176 (2.0 to 2.6)	216 (1.7 to 9.5)	216 (1.7 to 9.5)	38.0 (2.6 to 9.5)	660 (2.6 to 9.5)	116 (75 to 172)	138 (88 to 228)	166 (102 to 254)	266 (187 to 356)	417 (271 to 619)	608 (401 to 867)	797 (528 to 1,150)	996 (646 to 1,370)	1,060 (1,060 to 2,260)	1,060 (1,060 to 2,260)	1,060 (1,060 to 2,260)	1,060 (1,060 to 2,260)	760 (522 to 990)	365 (252 to 480)	91.4 (66 to 117)	14.7 (10 to 19.6)	13,700
Intracerebral hemorrhage	9.6 (3.3 to 18.9)	9.6 (3.3 to 18.9)	61.0 (39.7 to 139)	69.6 (23.9 to 87.9)	69.6 (23.9 to 87.9)	105 (55.9 to 139)	260 (164 to 420)	402 (262 to 777)	570 (322 to 951)	863 (492 to 1,390)	928 (620 to 1,440)	2,260 (1,600 to 3,440)	3,260 (2,260 to 4,660)	3,900 (2,770 to 5,320)	4,260 (3,020 to 5,740)	3,780 (2,560 to 4,950)	3,260 (2,560 to 4,000)	1,900 (1,260 to 2,450)	1,090 (826 to 1,560)	490 (372 to 692)	171 (129 to 231)	43 (34 to 61.4)	6.2 (4.6 to 9.6)	28,300
Subarachnoid hemorrhage	9.6 (1.9 to 19.4)	1.6 (0.5 to 3.9)	22.6 (6.5 to 55.8)	27.7 (5.9 to 54)	27.8 (7.0 to 69.1)	28.2 (7.0 to 63.8)	469.6 (90.2 to 1,120)	111 (20.8 to 238)	173 (39.6 to 313)	164 (61.1 to 282)	262 (102 to 422)	366 (171 to 564)	537 (227 to 821)	377 (200 to 602)	478 (220 to 712)	249 (125 to 384)	196 (98.5 to 277)	102 (49.5 to 159)	27.9 (29.2 to 39)	11.4 (5.9 to 20.2)	3.3 (1.6 to 6.7)	0.6 (0.3 to 1.4)	0.1 (0.0 to 0.3)	2,930
Hypertensive heart disease	0 (0.0) to 0	0 (0.0) to 0	0 (0.0) to 0	0 (0.0) to 0	0 (0.0) to 0	0 (0.0) to 0	14.4 (0.0 to 23.6)	31.9 (11.4 to 69.2)	54.1 (19.4 to 137)	102 (27.4 to 196)	192 (53.6 to 391)	337 (124 to 687)	502 (216 to 1,020)	629 (278 to 1,300)	790 (387 to 1,530)	874 (435 to 1,530)	740 (435 to 1,140)	598 (360 to 1,030)	335 (198 to 520)	226 (132 to 350)	90.7 (54 to 140)	28.4 (16 to 44)	5.2 (3.0 to 8.0)	5,910
Non-rheumatic valvular heart disease	0 (0.0) to 0	0 (0.0) to 0	0 (0.0) to 0	0 (0.0) to 0	0 (0.0) to 0	3.2 (1.0 to 6.6)	6.6 (1.0 to 13.2)	27.8 (6.6 to 57.2)	39.1 (7.8 to 87.2)	42.5 (8.4 to 97.2)	64.4 (14.4 to 147)	91.1 (24.4 to 207)	124.6 (34.4 to 287)	182.1 (54.8 to 417)	192.6 (77.6 to 417)	171.2 (77.6 to 417)	171.2 (77.6 to 417)	171.2 (77.6 to 417)	171.2 (77.6 to 417)	171.2 (77.6 to 417)	171.2 (77.6 to 417)	171.2 (77.6 to 417)	171.2 (77.6 to 417)	171.2 (77.6 to 417)	3,400
Non-rheumatic calcific aortic valve disease	0 (0.0) to 0	0 (0.0) to 0	0 (0.0) to 0	0 (0.0) to 0	0 (0.0) to 0	0 (0.0) to 0	4.0 (0.0 to 2.6)	4.0 (0.0 to 2.6)	4.0 (0.0 to 2.6)	4.0 (0.0 to 2.6)	4.0 (0.0 to 2.6)	4.0 (0.0 to 2.6)	3.1 (1.2 to 9.2)	3.1 (2.2 to 9.2)	3.1 (1.6 to 9.6)	4.5 (2.6 to 9.3)	4.5 (2.7 to 9.3)	4.5 (3.6 to 13.3)	4.5 (3.9 to 13.7)	4.5 (2.2 to 9.6)	4.5 (1.3 to 9.3)	4.5 (0.6 to 2.6)	4.5 (0.1 to 2.6)	4.5 (0.0 to 2.6)	68.7
Non-rheumatic degenerative mitral valve disease	0 (0.0) to 0	0 (0.0) to 0	0 (0.0) to 0	0 (0.0) to 0	0 (0.0) to 0	0 (0.0) to 0	2.1 (0.0 to 5.1)	2.1 (0.0 to 5.1)	2.1 (0.0 to 5.1)	2.1 (0.0 to 5.1)	2.1 (0.0 to 5.1)	2.1 (0.0 to 5.1)	2.1 (0.0 to 5.1)	2.1 (0.0 to 5.1)	2.1 (0.0 to 5.1)	2.1 (0.0 to 5.1)	2.1 (0.0 to 5.1)	2.1 (0.0 to 5.1)	2.1 (0.0 to 5.1)	2.1 (0.0 to 5.1)	2.1 (0.0 to 5.1)	2.1 (0.0 to 5.1)	2.1 (0.0 to 5.1)	2.1 (0.0 to 5.1)	39.6
Other non-rheumatic valve diseases	0 (0.0) to 0	0 (0.0) to 0	0 (0.0) to 0	0 (0.0) to 0	0 (0.0) to 0	0.7 (0.0 to 1.7)	1.1 (0.3 to 2.4)	0.6 (0.1 to 1.4)	1.1 (0.1 to 1.7)	0.6 (0.2 to 2.6)	1.1 (0.3 to 3.1)	0.6 (0.3 to 3.1)	1.1 (0.2 to 3.2)	0.6 (0.2 to 3.2)	1.1 (0.2 to 3.2)	0.6 (0.2 to 3.2)	1.1 (0.1 to 3.2)	0.6 (0.1 to 3.2)	1.1 (0.1 to 1.1)	0.6 (0.1 to 1.1)	0.2 (0.0 to 0.6)	0.0 (0.0 to 0.2)	0.0 (0.0 to 0.2)	0.0 (0.0 to 0.2)	11.6
Cardiomyopathy and myocarditis	0 (0.0 to 11.1)	0 (0.0 to 11.1)	13.2 (0.0 to 11.1)	0 (0.0 to 11.1)	0 (0.0 to 11.1)	0

	Benign prostatic hyperplasia	0 (0 to 0)	0 (0 to 0)	0 (0 to 0)	0 (0 to 0)	0 (0 to 0)	0 (0 to 0)	0 (0 to 0)	0 (0 to 0)	0 (0 to 0)	0 (0 to 0)	0 (0 to 0)	0 (0 to 0)	0 (0 to 0)	0 (0 to 0)	1 (0 to 2.6)	4 (2 to 11.9)	19 (7 to 27)	2966 (1449 to 5016)	4221 (2245 to 7316)	4923 (2845 to 7716)	36 (18.7 to 69.1)	19.2 (10.4 to 32.9)	9.2 (3.9 to 14.4)	3.4 (1.6 to 5.6)	0.6 (0 to 1.4)	0.1 (0 to 0.2)	226	
	Male infertility	0 (0 to 0)	0 (0 to 0)	0 (0 to 0)	0 (0 to 0)	0 (0 to 0)	0 (0 to 0)	0 (0 to 0)	0 (0 to 0)	0 (0 to 0)	0 (0 to 0)	0 (0 to 0)	0 (0 to 0)	0 (0 to 0)	0 (0 to 0)	0 (0 to 0)	0 (0 to 0)	0 (0 to 0)	0 (0 to 0)	0 (0 to 0)	0 (0 to 0)	0 (0 to 0)	0 (0 to 0)	0 (0 to 0)	0 (0 to 0)	0 (0 to 0)	0 (0 to 0)	0 (0 to 0)	73.6	
	Other urinary diseases	0.4 (0.1 to 0.9)	0.7 (0.2 to 1.7)	3 (0.7 to 6.2)	2.6 (0.6 to 7.4)	4.9 (1.3 to 12)	6.6 (2.2 to 19.6)	6.6 (1.6 to 12.9)	9.7 (2.4 to 20.2)	3.2 (1.1 to 7.5)	7.3 (2.7 to 20.1)	8.7 (3.5 to 23.1)	11.1 (4.1 to 26.7)	14.7 (6.5 to 29.1)	20.1 (7.4 to 42.8)	19.6 (7.1 to 38.2)	21.7 (8.7 to 43.8)	2648 (1305 to 4502)	3767 (2003 to 6412)	4391 (2536 to 6884)	32.2 (16.7 to 61.6)	9.5 (2.4 to 17.6)	6.4 (2.2 to 12.2)	2.6 (1.1 to 4.2)	1.6 (0.6 to 2.8)	0.2 (0.1 to 0.4)	193	
	Gynecological diseases	0 (0 to 0)	0 (0 to 0)	0 (0 to 0)	0 (0 to 0)	0 (0 to 0)	101 (51.5 to 173)	261 (132 to 426)	398 (201 to 651)	460 (233 to 737)	481 (232 to 736)	496 (238 to 754)	437 (206 to 654)	290 (135 to 512)	178 (73.6 to 376)	119 (36.7 to 306)	69.6 (15.4 to 219)	33.6 (5.5 to 116)	14.5 (0.9 to 63.5)	6 (0 to 33.3)	4 (0 to 22.4)	1.6 (0 to 9.8)	0.3 (0 to 2.6)	0 (0 to 0.9)	0 (0 to 0)	0 (0 to 0)	0 (0 to 0)	3,140	
	Uterine fibroids	0 (0 to 0)	0 (0 to 0)	0 (0 to 0)	0 (0 to 0)	0 (0 to 0)	1 (0 to 2.3)	6.1 (1.6 to 16.8)	7.9 (2.4 to 19.1)	9.6 (2.9 to 22.2)	11.1 (4.1 to 25.2)	14.7 (6.1 to 29.1)	14.2 (6.4 to 28.7)	10.3 (4.1 to 19.8)	8.4 (3 to 18.2)	3.8 (1.7 to 7.3)	2.9 (1.2 to 5.7)	2.3 (0.8 to 4.3)	0.3 (0 to 1.5)	0.1 (0 to 0.2)	0.2 (0 to 0.6)	0 (0 to 0.3)	0 (0 to 0.1)	0 (0 to 0.2)	0 (0 to 0)	0 (0 to 0)	0 (0 to 0)	101	
	Polycystic ovarian syndrome	0 (0 to 0)	0 (0 to 0)	0 (0 to 0)	0 (0 to 0)	0 (0 to 0)	3.9 (1.3 to 8.4)	19.3 (7.5 to 39.6)	19.6 (8.3 to 38.6)	19.6 (7.7 to 39.6)	19.4 (8.2 to 39.6)	14.7 (6.2 to 29.1)	12.6 (5.3 to 26.6)	8.9 (4.1 to 20)	11.7 (5.1 to 23)	8.3 (3.3 to 17.5)	3 (1.1 to 6.9)	0 (0 to 0)	0 (0 to 0)	0 (0 to 0)	0 (0 to 0)	0 (0 to 0)	0 (0 to 0)	0 (0 to 0)	0 (0 to 0)	0 (0 to 0)	0 (0 to 0)	0 (0 to 0)	111	
	Female infertility	0 (0 to 0)	0 (0 to 0)	0 (0 to 0)	0 (0 to 0)	0 (0 to 0)	0 (0 to 0)	1.9 (0.5 to 4.5)	10.6 (3.5 to 24.6)	20.3 (7.3 to 42.4)	28.4 (9.7 to 58.6)	39.4 (13.7 to 80.3)	32.6 (11.4 to 68.2)	21 (6.7 to 46.1)	16.3 (4.7 to 37.8)	8.6 (2.1 to 20.3)	3.6 (0.7 to 9.3)	1.3 (0.2 to 3.5)	0.1 (0 to 0.3)	0 (0 to 0)	0 (0 to 0)	0 (0 to 0)	0 (0 to 0)	0 (0 to 0)	0 (0 to 0)	0 (0 to 0)	0 (0 to 0)	0 (0 to 0)	158	
	Endometriosis	0 (0 to 0)	0 (0 to 0)	0 (0 to 0)	0 (0 to 0)	0 (0 to 0)	0 (0 to 0)	0 (0 to 29.6)	0 (0 to 0)	0 (0 to 0)	0 (0 to 0)	0 (0 to 0)	0 (0 to 0)	0 (0 to 0)	0 (0 to 0)	0 (0 to 0)	0 (0 to 0)	0 (0 to 0)	0 (0 to 0)	0 (0 to 0)	0 (0 to 0)	0 (0 to 0)	0 (0 to 0)	0 (0 to 0)	0 (0 to 0)	0 (0 to 0)	0 (0 to 0)	0 (0 to 0)	486	
	Genital prolapse	0 (0 to 0)	0 (0 to 0)	0 (0 to 0)	0 (0 to 0)	0 (0 to 0)	0 (0 to 0)	0 (0 to 17)	0 (0 to 0)	0 (0 to 0)	0 (0 to 0)	0 (0 to 1.9)	0 (0 to 2.9)	0.7 (0 to 2.9)	1.3 (0 to 3.9)	2.6 (1 to 6.9)	4.2 (1.8 to 9.7)	4.7 (2.1 to 9.9)	3.5 (1.5 to 7.4)	2.5 (1 to 5.6)	1.6 (0.6 to 3.8)	0.7 (0.2 to 2.1)	0.4 (0.1 to 1.4)	0.1 (0.2 to 0.7)	0.1 (0 to 0.3)	0 (0 to 0.1)	0 (0 to 0)	29.3	
	Premenstrual syndrome	0 (0 to 0)	0 (0 to 0)	0 (0 to 0)	0 (0 to 0)	0 (0 to 0)	0 (0 to 7.5)	0 (0 to 39.6)	0 (0 to 0)	0 (0 to 0)	0 (0 to 0)	0 (0 to 0)	0 (0 to 0)	0 (0 to 0)	0 (0 to 0)	0 (0 to 0)	0 (0 to 0)	0 (0 to 0)	0 (0 to 0)	0 (0 to 0)	0 (0 to 0)	0 (0 to 0)	0 (0 to 0)	0 (0 to 0)	0 (0 to 0)	0 (0 to 0)	0 (0 to 0)	0 (0 to 0)	0 (0 to 0)	0 (0 to 0)	0 (0 to 0)	0 (0 to 0)
	Other gynecological diseases	0 (0 to 0)	0 (0 to 0)	0 (0 to 0)	0 (0 to 0)	0 (0 to 0)	0 (0 to 0)	0 (0 to 17.1)	0 (0 to 0)	0 (0 to 0)	0 (0 to 0)	0 (0 to 0)	0 (0 to 0)	0 (0 to 0)	0 (0 to 0)	0 (0 to 0)	0 (0 to 0)	0 (0 to 0)	0 (0 to 0)	0 (0 to 0)	0 (0 to 0)	0 (0 to 0)	0 (0 to 0)	0 (0 to 0)	0 (0 to 0)	0 (0 to 0)	0 (0 to 0)	0 (0 to 0)	0 (0 to 0)	0 (0 to 0)	0 (0 to 0)	0 (0 to 0)
	Hemoglobinopathies and hemolytic anemias	201.1 (194.5 to 208)	19.6 (14 to 24)	97.1 (66.7 to 138)	166 (104 to 239)	178 (116 to 256)	117 (67.6 to 190)	123 (70.5 to 193)	110 (70.9 to 159)	132 (84.9 to 197)	117 (68.6 to 177)	109 (63.5 to 169)	102 (61.6 to 157)	66.6 (41.7 to 113)	61.1 (38.1 to 97.1)	44.6 (28.1 to 68.5)	32.6 (20.5 to 48.2)	28.7 (18.1 to 42.3)	20.1 (12.6 to 30.1)	14.2 (8.8 to 21.5)	6.6 (3.8 to 10.2)	3.6 (2.1 to 5.3)	1.6 (0.9 to 2.4)	0.6 (0.3 to 1)	0.2 (0.1 to 0.3)	0.1 (0 to 0.2)	0.3 (0.2 to 0.5)	1,749	
	Thalassemias	2898 (1846 to 4611)	52.2 (27.7 to 21.1)	77 (27.9 to 136)	164 (56.7 to 306)	71.6 (24.7 to 144)	28.6 (9.2 to 64)	33.1 (10.3 to 80.2)	21.6 (5.9 to 53.8)	11.7 (2.9 to 31.8)	8.3 (2.4 to 21.9)	6.9 (2.4 to 17.9)	7.3 (2.1 to 19.4)	5.2 (2 to 9.9)	2.6 (1 to 5.9)	1.1 (0.4 to 2.2)	0.3 (0.1 to 0.9)	0.1 (0 to 0.3)	0 (0 to 0.1)	0 (0 to 0.1)	0 (0 to 0.1)	0 (0 to 0)	0 (0 to 0)	0 (0 to 0)	0 (0 to 0)	0 (0 to 0)	0 (0 to 0)	0 (0 to 0)	433	
	Thalassemias trait	0.1 (0.7 to 2.6)	1.9 (0.7 to 3.8)	14.4 (4.7 to 28.7)	50.2 (20.9 to 94.2)	64.1 (22.1 to 173)	86.4 (25.6 to 213)	39.6 (14.5 to 104)	72.6 (20.5 to 139)	71.3 (26.6 to 139)	66.3 (22.3 to 134)	107 (59.6 to 186)	29.6 (14.5 to 56.7)	30 (12.4 to 51.8)	29.6 (12.7 to 51.8)	23.6 (11.7 to 42.2)	19.7 (10.4 to 32.4)	19.4 (9.6 to 35.1)	9.4 (5.2 to 15.8)	8.2 (2.8 to 16.8)	2.8 (1.6 to 4.4)	1.1 (0.6 to 1.8)	0.3 (0.2 to 0.5)	0.1 (0 to 0.1)	0.2 (0.2 to 0.3)	0.1 (0 to 0.1)	739	
	Sickle cell disorders	0.2 (0.1 to 0.4)	0.1 (0 to 0.2)	0.6 (0.2 to 1.2)	0.6 (0.2 to 1.3)	0.3 (0.2 to 0.7)	0.1 (0 to 0.3)	0.1 (0 to 0.3)	0.1 (0 to 0.3)	0.1 (0 to 0.3)	0 (0 to 0.1)	0 (0 to 0.1)	0 (0 to 0.1)	0 (0 to 0.1)	0 (0 to 0.1)	0 (0 to 0.1)	0 (0 to 0.1)	0 (0 to 0.1)	0 (0 to 0.1)	0 (0 to 0.1)	0 (0 to 0.1)	0 (0 to 0.1)	0 (0 to 0.1)	0 (0 to 0.1)	0 (0 to 0.1)	0 (0 to 0.1)	0 (0 to 0.1)	0 (0 to 0.1)	2	
	Sickle cell trait	0.4 (0.1 to 0.9)	0.4 (0.1 to 0.9)	0.4 (0.1 to 1.2)	0.3 (0.1 to 0.8)	0.1 (0 to 0.3)	0 (0 to 0.1)	0 (0 to 0.1)	0 (0 to 0.1)	0 (0 to 0.1)	0 (0 to 0.1)	0 (0 to 0.1)	0 (0 to 0.1)	0 (0 to 0.1)	0 (0 to 0.1)	0 (0 to 0.1)	0 (0 to 0.1)	0 (0 to 0.1)	0 (0 to 0.1)	0 (0 to 0.1)	0 (0 to 0.1)	0 (0 to 0.1)	0 (0 to 0.1)	0 (0 to 0.1)	0 (0 to 0.1)	0 (0 to 0.1)	0 (0 to 0.1)	0 (0 to 0.1)	47.5	
	G6PD deficiency	0.2 (0.2 to 0.7)	0.2 (0.1 to 0.6)	1.8 (0.4 to 2)	3.7 (1 to 3.3)	3.4 (1.6 to 6.1)	27.4 (11.6 to 34.4)	14.4 (6.9 to 28.2)	12.9 (4.1 to 19.6)	12.1 (3.7 to 17.7)	10.1 (4.3 to 17.6)	7.1 (1.9 to 16)	7.1 (1.9 to 17.6)	4.7 (1.9 to 10.3)	3.1 (1.1 to 6.7)	1.2 (0.4 to 2.6)	0.7 (0.2 to 1.9)	0.2 (0 to 0.6)	0.1 (0 to 0.3)	0 (0 to 0.1)	0 (0 to 0.1)	0 (0 to 0.1)	0 (0 to 0.1)	0 (0 to 0.1)	0 (0 to 0.1)	0 (0 to 0.1)	0 (0 to 0.1)	0 (0 to 0.1)	163	
	G6PD trait	0 (0 to 0)	0 (0 to 0)	0 (0 to 0)	0 (0 to 0)	0 (0 to 0)	0 (0 to 0)	1.7 (0.4 to 7.3)	0 (0 to 0)	0 (0 to 0)	0 (0 to 0)	0 (0 to 0)	1.6 (0.4 to 5.1)	0.7 (0.1 to 1.9)	0 (0 to 0)	0 (0 to 0)	0 (0 to 0)	0 (0 to 0)	0 (0 to 0)	0 (0 to 0)	0 (0 to 0)	0 (0 to 0)	0 (0 to 0)	0 (0 to 0)	0 (0 to 0)	0 (0 to 0)	0 (0 to 0)	0 (0 to 0)	0 (0 to 0)	3.9	
	Other hemoglobinopathies and hemolytic anemias	0.5 (0.3 to 0.9)	0.6 (0.2 to 0.9)	3.7 (1.6 to 7.6)	10.6 (4 to 22.7)	22.3 (7.7 to 48.4)	17 (6.1 to 37.4)	23.6 (9.6 to 49.2)	17.1 (6.9 to 33.2)	17.2 (6.3 to 33.2)	18.6 (7.4 to 38.6)	20.6 (8.1 to 39.4)	18.6 (7.6 to 34.6)	25 (12.4 to 42.3)	22.3 (12.4 to 42.3)	28.9 (17.9 to 44.3)	29.7 (18.9 to 46.1)	23.2 (12.4 to 37.1)	24.1 (12.9 to 38.7)	13.8 (6.6 to 22.6)	4.2 (1.9 to 8.1)	1.3 (0.5 to 2.7)	0.3 (0.1 to 0.6)	0.1 (0 to 0.2)	0 (0 to 0.1)	0 (0 to 0.1)	0 (0 to 0.1)	0 (0 to 0.1)	362	
	Thalassemias	47.8 (34.6 to 64.1)	0.8 (0.4 to 1.3)	66 (36 to 116)	49.2 (27.1 to 78.1)	49.6 (28.3 to 77.1)	28.6 (12.4 to 53.1)	23.1 (9.6 to 45.2)	17.1 (6.7 to 34.1)	10.1 (3.1 to 24.1)	7.5 (2.1 to 19.1)	5.7 (1.6 to 14.6)	4.6 (1.2 to 12.1)	3.2 (0.8 to 7.9)	1.7 (0.4 to 4.3)	0.7 (0.2 to 1.9)	0.2 (0 to 0.6)	0.1 (0 to 0.3)	0 (0 to 0.1)	0 (0 to 0.1)	0 (0 to 0.1)	0 (0 to 0.1)	0 (0 to 0.1)	0 (0 to 0.1)	0 (0 to 0.1)	0 (0 to 0.1)	0 (0 to 0.1)	0 (0 to 0.1)	0 (0 to 0.1)	0 (0 to 0.1)
	Endocrine, metabolic, blood, and immune disorders	1,199 (1,146 to 1,256)	1,176 (1,124 to 1,230)	1,166 (1,116 to 1,218)	1,162 (1,112 to 1,214)	1,160 (1,110 to 1,212)	1,159 (1,109 to 1,211)	1,158 (1,108 to 1,210)	1,157 (1,107 to 1,209)	1,156 (1,106 to 1,208)	1,155 (1,105 to 1,207)	1,154 (1,104 to 1,206)	1,153 (1,103 to 1,205)	1,152 (1,102 to 1,204)	1,151 (1,101 to 1,203)	1,150 (1,100 to 1,202)	1,149 (1,099 to 1,201)	1,148 (1,098 to 1,200)	1,147 (1,097 to 1,199)	1,146 (1,096 to 1,198)	1,145 (1,095 to 1,197)	1,144 (1,094 to 1,196)	1,143 (1,093 to 1,195)	1,142 (1,092 to 1,194)	1,141 (1,091 to 1,193)	1,140 (1,090 to 1,192)	1,139 (1,089 to 1,191)	1,138 (1,088 to 1,190)	1,137 (1,087 to 1,189)	1,136 (1,086 to 1,188)	1,135 (1,085 to 1,187)	1,134 (1,084 to 1,186)	1,133 (1,083 to 1,185)	1,132 (1,082 to 1,184)	1,131 (1,081 to 1,183)	1,130 (1,080 to 1,182)	1,129 (1,079 to 1,181)	1,128 (1,078 to 1,180)	1,127 (1,077 to 1,179)	1,126 (1,076 to 1,178)	1,125 (1,075 to 1,177)	1,124 (1,074 to 1,176)	1,123 (1,073 to 1,175)	1,122 (1,072 to 1,174)	1,121 (1,071 to 1,173)	1,120 (1,070 to 1,172)	1,119 (1,069 to 1,171)	1,118 (1,068 to 1,170)	1,117 (1,067 to 1,169)	1,116 (1,066 to 1,168)	1,115 (1,065 to 1,167)	1,114 (1,064 to 1,166)	1,113 (1,063 to 1,165)	1,112 (1,062 to 1,164)	1,111 (1,061 to 1,163)	1,110 (1,060 to 1,162)	1,109 (1,059 to 1,161)	1,108 (1,058 to 1,160)	1,107 (1,057 to 1,159)	1,106 (1,056 to 1,158)	1,105 (1,055 to 1,157)	1,104 (1,054 to 1,156)	1,103 (1,053 to 1,155)	1,102 (1,052 to 1,154)	1,101 (1,051 to 1,153)	1,100 (1,050 to 1,152)	1,099 (1,049 to 1,151)	1,098 (1,048 to 1,150)	1,097 (1,047 to 1,149)	1,096 (1,046 to 1,148)	1,095 (1,045 to 1,147)	1,094 (1,044 to 1,146)	1,093 (1,043 to 1,145)	1,092 (1,042 to 1,144)	1,091 (1,041 to 1,143)	1,090 (1,040 to 1,142)	1,089 (1,039 to 1,141)	1,088 (1,038 to 1,140)	1,087 (1,037 to 1,139)	1,086 (1,036 to 1,138)	1,085 (1,035 to 1,137)	1,084 (1,034 to 1,136)	1,083 (1,033 to 1,135)	1,082 (1,032 to 1,134)	1,081 (1,031 to 1,133)	1,080 (1,030 to 1,132)	1,079 (1,029 to 1,131)	1,078 (1,028 to 1,130)	1,077 (1,027 to 1,129)	1,076 (1,026 to 1,128)	1,075 (1,025 to 1,127)	1,074 (1,024 to 1,126)	1,073 (1,023 to 1,125)	1,072 (1,022 to 1,124)	1,071 (1,021 to 1,123)	1,070 (1,020 to 1,122)	1,069 (1,019 to 1,121)	1,068 (1,018 to 1,120)	1,067 (1,017 to 1,119)	1,066 (1,016 to 1,118)	1,065 (1,015 to 1,117)	1,064 (1,014 to 1,116)	1,063 (1,013 to 1,115)	1,062 (1,012 to 1,114)	1,061 (1,011 to 1,113)	1,060 (1,010 to 1,112)	1,059 (1,009 to 1,111)	1,058 (1,008 to 1,110)	1,057 (1,007 to 1,109)	1,056 (1,006 to 1,108)	1,055 (1,005 to 1,107)	1,054 (1,004 to 1,106)	1,053 (1,003 to 1,105)	1,052 (1,002 to 1,104)	1,051 (1,001 to 1,103)	1,050 (1,000 to 1,102)	1,049 (999 to 1,101)	1,048 (998 to 1,100)	1,047 (997 to 1,099)	1,046 (996 to 1,098)	1,045 (995 to 1,097)	1,044 (994 to 1,096)	1,043 (993 to 1,095)	1,042 (992 to 1,094)	1,041 (991 to 1,093)	1,040 (990 to 1,092)	1,039 (989 to 1,091)	1,038 (988 to 1,090)	1,037 (987 to 1,089)	1,036 (986 to 1,088)	1,035 (985 to 1,087)	1,034 (984 to 1,086)	1,033 (983 to 1,085)	1,032 (982 to 1,084)	1,031 (981 to 1,083)	1,030 (980 to 1,082)	1,029 (979 to 1,081)	1,028 (978 to 1,080)	1,027 (977 to 1,079)	1,026 (976 to 1,078)	1,025 (975 to 1,077)	1,024 (974 to 1,076)	1,023 (973 to 1,075)	1,022 (972 to 1,074)	1,021 (971 to 1,073)	1,020 (970 to 1,072)	1,019 (969 to 1,071)	1,018 (968 to 1,070)	1,017 (967 to 1,069)	1,016 (966 to 1,068)	1,015 (965 to 1,067)	1,014 (964 to 1,066)	1,013 (963 to 1,065)	1,012 (962 to 1,064)	1,011 (961 to 1,063)	1,010 (960 to 1,062)	1,009 (959 to 1,061)	1,008 (958 to 1,060)	1,007 (957 to 1,059)	1,006 (956 to 1,058)	1,005 (955 to 1,057)	1,004 (954 to 1,056)	1,003 (953 to 1,055)	1,002 (952 to 1,054)	1,001 (951 to 1,053)	1,000 (950 to 1,052)	999 (949 to 1,051)	998 (948 to 1,050)	997 (947 to 1,049)	996 (946 to 1,048)	995 (945 to 1,047)	994 (944 to 1,046)	993 (943 to 1,045)	992 (942 to 1,044)	991 (941 to 1,043)	990 (940 to 1,042)	989 (939 to 1,041)	988 (938 to 1,040)	987 (937 to 1,039)	986 (936 to 1,038)	985 (935 to 1,037)	984 (934 to 1,036)	983 (933 to 1,035)	982 (932 to 1,034)	981 (931 to 1,033)	980 (930 to 1,032)	979 (929 to 1,031)	978 (928 to 1,030)	977 (927 to 1,029)	976 (926 to 1,028)	975 (925 to 1,027)	974 (924 to 1,026)	973 (923 to 1,025)	972 (922 to 1,024)	971 (921 to 1,023)	970 (920 to 1,022)	969 (919 to 1,021)	968 (918 to 1,020)	967 (917 to 1,019)	966 (916 to 1,018)	965 (915 to 1,017)	964 (914 to 1,016)	963 (913 to 1,015)	962 (912 to 1,014)	961 (911 to 1,013)	960 (910 to 1,012)	959 (909 to 1,011)	958 (908 to 1,010)	957 (907 to 1,009)	956 (906 to 1,008)	955 (905 to 1,007)	954 (904 to 1,006)	953 (903 to 1,005)	952 (902 to 1,004)	951 (901 to 1,003)	950 (900 to 1,002)	949 (899 to 1,001)	948 (898 to 1,000)	947 (897 to 999)	946 (896 to 998)	945 (895 to 997)	944 (894 to 996)	943 (893 to 995)	942 (892 to 994)	941 (891 to 993)	940 (890 to 992)	939 (889 to 991)	938 (888 to 990)	937 (887 to 989)	936 (886 to 988)	935 (885 to 987)	934 (884 to 986)	933 (883 to 985)	932 (882 to 984)	931 (881 to 983)	930 (880 to 982)	929 (879 to 981)	928 (878 to 980)	927 (877 to 979)	926 (876 to 978)	925 (875 to 977)	924 (874 to 976)	923 (873 to 975)	922 (872 to 974)	921 (871 to 973)	920 (870 to 972)	919 (869 to 971)	918 (868 to 970)	917 (867 to 969)	916 (866 to 968)	915 (865 to 967)	914 (864 to 966)	913 (863 to 965)	912 (862 to 964)	911 (861 to 963)	910 (860 to 962)	909 (859 to 961)	908 (858 to 960)	907 (857 to 959)	906 (856 to 958)	905 (855 to 957)	904 (854 to 956)	903 (853 to 955)	902 (852 to 954)	901 (851 to 953)	900 (850 to 952)	899 (849 to 951)	898 (848 to 950)	897 (847 to 949)	896 (846 to 948)	895 (845 to 947)	894 (844 to 946)	893 (843 to 945)	892 (842 to 944)	891 (841 to 943)	890 (840 to 942)	889 (839 to 941)	888 (838 to 940)	887 (837 to 939)	886 (836 to 938)	885 (835 to 937)	884 (834 to 936)	883 (833 to 935)	882 (832 to 934)	881 (831 to 933)	880 (830 to 932)	879 (829 to 931)	878 (828 to 930)	877 (827 to 929)	876 (826 to 928)	875 (825 to 927)	874 (824 to 926)	873 (823 to 925)	872 (822 to 924)	871 (821 to 923)	870 (820 to 922)	869 (819 to 921)	868 (818 to 920)	867 (817 to 919)	866 (816 to 918)	865 (815 to 917)	864 (814 to 916)	863 (813 to 915)	862 (812 to 914)	861 (811 to 913)	860 (810 to 912)	859 (809 to 911)	858 (808 to 910)	857 (807 to 909)	856 (806 to 908)	855 (805 to 907)	854 (804 to 906)	853 (803 to 905)	852 (802 to 904)	851 (801 to 903)	850 (800 to 902)	849 (799 to 901)	848 (798 to 900)	847 (797 to 899)	846 (796 to 898)	845 (795 to 897)	844 (794 to 896)	843 (793 to 895)	842 (792 to 894)	841 (791 to 893)	840 (790 to 892)	839 (789 to 891)	838 (788 to 890)	837 (787 to 889)	836 (786 to 888)	835 (785 to 887)	834 (784 to 886)	833 (783 to 885)	832 (782 to 884)	831 (781 to 883)	830 (780 to 882)	829 (779 to 881)	828 (778 to 880)	827 (777 to 879)	826 (776 to 878)	825 (775 to 877)	824 (774 to 876)	823 (773 to 875)	822 (772 to 874)	821 (771 to 873)	820 (770 to 872)	819 (769 to 871)	818 (768 to 870)	817 (767 to 869)	816 (766 to 868)	815 (765 to 867)	814 (764 to 866)	813 (763 to 865)	812 (762 to 864)	811 (761 to 863)	810 (760 to 862)	809 (759 to 861)	808 (758 to 860)	807 (757 to 859)	806 (756 to 858)	805 (755 to 857)	804 (754 to 856)	803 (753 to 855)	802 (752 to 854)	801 (751 to 853)	800 (750 to 852)	799 (749 to 851)	798 (748 to 850)	797 (747 to 849)	796 (746 to 848)	795 (745 to 847)	794 (744 to 846)	793 (743 to 845)	792 (742 to 844)	791 (741 to 843)	790 (740 to 842)	789 (739 to 841)	788 (738 to 840)	787 (737 to 839)	786 (736 to 838)	785 (735 to 837)	784 (734 to 836)	783 (733 to 835)	782 (732 to 834)	781 (731 to 833)	780 (730 to 832)	779 (729 to 831)	778 (728 to 830)	777 (727 to 829)	776 (726 to 828)	775 (725 to 827)	774 (724 to 826)	773 (723 to 825)	772 (722 to 824)	771 (721 to 823)	770 (720 to 822)	769 (719 to 821)	768 (718 to 820)	767 (717 to 819)	766 (716 to 818)	765 (715 to 817)	764 (714 to 816)	763 (713 to 815)	762 (712 to 814)	761 (711 to 813)	760 (710 to 812)	759 (709 to 811)	758 (708 to 810)	757 (707 to 809)	756 (706 to 808)	755 (705 to 807)	754 (704 to 806)	753 (703 to 805)	752 (702 to 804)	751 (701 to 803)	750 (700 to 802)	749 (699 to 801)	748 (698 to 800)	747 (697 to 799)	746 (696 to 798)	745 (695 to 797)	744 (694 to 796)	743 (693 to 795)	742 (692 to 794)	741 (691 to 793)	740 (690 to 792)	739 (689 to 791)	738 (688 to 790)	737 (687 to 789)	736 (686 to 788)	735 (685 to 787)	734 (684 to 786)	733 (683 to 785)	732 (682 to 784)	731 (681 to 783)	730 (680 to 782)	729 (679 to 781)	728 (678 to 780)	727 (677 to 779)	726 (676 to 778)	725 (675 to 777)	724 (674 to 776)	723 (673 to 775)	722 (672 to 774)	721 (671 to 773)	720 (670 to 772)	719 (669 to 771)	718 (668 to 770)	717 (667 to 769)	716 (666 to 768)	715 (665 to 767)	714 (664 to 766)	713 (663 to 765)	712 (662 to 764)	711 (661 to 763)	710 (660 to 762)	709 (659 to 761)	708 (658 to 760)	707 (657 to 759)	706 (656 to 758)	705 (655 to 757)	704 (654 to 756)	703 (653 to 755)	702 (652 to 754)	701 (651 to 753)	700 (650 to 752)	699 (649 to 751)	698 (648 to 750)	697 (647 to 749)	696 (646 to 748)	695 (645 to 747)	694 (644 to 746)	693 (643 to 745)	692 (642 to 744)	691 (641 to 743)	690 (640 to 742)	689 (639 to 741)	688 (638 to 740)	687 (637 to 739)	686 (636 to 738)	685 (635 to 737)	684 (634 to 736)	683 (633 to 735)	682 (632 to 734)	681 (631 to 733)	680 (630 to 732)	679 (629 to 731)	678 (628 to 730)	677 (627 to 729)	676 (626 to 728)	675 (625 to 727)	674 (624 to 726)	673 (623 to 725)	672 (622 to 724)	671 (621 to 723)	670 (620 to 722)	669 (619 to 721)	668 (618 to 720)	667 (617 to 719)	666 (616 to 718)	665 (615 to 717)	664 (614 to 716)	663 (613 to 715)	662 (612 to 714)	661 (611 to 713)	660 (610 to 712)	659 (609 to 711)	658 (608 to 710)	657 (607 to 709)	656 (606 to 708)	655 (605 to 707)	654 (604 to 706)	653 (603 to 705)	652 (602 to 704)	651 (601 to 703)	650 (600 to 702)	649 (599 to 701)	648 (598 to 700)	647 (597 to 699)	646 (596 to 698)	645 (595 to 697)	644 (594 to 696)	643 (593 to 695)	642 (592 to 694)	641 (591 to 693)	640 (590 to 692)	639 (589 to 691)	638 (588 to 690)	637 (587 to 689)	636 (586 to 688)	635 (585 to 687)	634 (584 to 686)	633 (583 to 685)	632 (582 to 684)	631 (581 to 683)	630 (580 to 682)	629 (579 to 681)	628 (578 to 680)	627 (577 to 679)	626 (576 to 678)	625 (575 to 677)	624 (574 to 676)	623 (573 to 675)	622 (572 to 674)	621 (571 to 673)	620 (570 to 672)	619 (569 to 671)	618 (568 to 670)	617 (567 to 669)	616 (566 to 668)	615 (565 to 667)	614 (564 to 666)	613 (563 to 665)	612 (562 to 664)	611 (561 to 663)	610 (560 to 662)	609 (559 to 661)	608 (558 to 660)	607 (557 to 659)	606 (556 to 658)	605 (555 to 657)	604 (554 to 656)	603 (553 to 655)	602 (552 to 654)	601 (551 to 653)	600 (550 to 652)	599 (549 to 651)	598 (548 to 650)	597 (547 to 649)	596 (546 to 648)	595 (545 to 647)	594 (544 to 646)	593 (543 to 645)	592 (542 to 644)	591 (541 to 643)	590 (540 to 642)	589 (539 to 641)	588 (538 to 640)	587 (537 to 639)	586 (536 to 638)	585 (535 to 637)	584 (534 to 636)	583 (533 to 635)	582 (532 to 634)	581 (531 to 633)	580 (530 to 632)	579 (529 to 631)	578 (528 to 630)	577 (527 to 629)	576 (526 to 628)	575 (525 to 627)	574 (524 to 626)	573 (523 to 625)	572 (522 to 624)	571 (521 to 623)	570 (520 to 622)	569 (519 to 621)	568 (518 to 620)	567 (517 to 619)	566 (516 to 618)	565 (515 to 617)	564 (514 to 616)	563 (513 to 615)	562 (512 to 614)	561 (511 to 613)	560 (510 to 612)	559 (509 to 611)	558 (508 to 610)	557 (507 to 609)	556 (506 to 608)	555 (505 to 607)	554 (504 to 606)	553 (503 to 605)	552 (502 to 604)	551 (501 to 603)	550 (500 to 602)	549 (499 to 601)	548 (498 to 600)	547 (497 to 599)	546 (496 to 598)	545 (495 to 597)	544 (494 to 596)	543 (493 to 595)	542 (492 to 594)	541 (491 to 593)	540 (490 to 592)	539 (489 to 591)	538 (488 to 590)	537 (487 to 589)	536 (486 to 588)	535 (485 to 587)	534 (484 to 586)	533 (483 to 585)	532 (482 to 584)	531 (481 to 583)	530 (480 to 582)	529 (479 to 581)	528 (478 to 580)	527 (477 to 579)	526 (476 to 578)	525 (475 to 577)	524 (474 to 576)	523 (473 to 575)	522 (472 to 574)	521 (471 to 573)	520 (470 to 572)	519 (469 to 571)	518 (468 to 570)	517 (467 to 569)	516 (466 to 568)	515 (465 to 567)	514 (464 to 566)	513 (463 to 565)	512 (462 to 564)	511 (461 to

SR Table 2c. West Papua DALYs by cause and age group for both sexes with 95% uncertainty intervals, 2019

Cause	Early Neonatal	Late Neonatal	Post Neonatal	1 to 4	5 to 9	10 to 14	15 to 19	20 to 24	25 to 29	30 to 34	35 to 39	40 to 44	45 to 49	50 to 54	55 to 59	60 to 64	65 to 69	70 to 74	75 to 79	80 to 84	85 to 89	90 to 94	95 plus	Total
All causes	9,000 (10,799 to 25,200)	6,120 (2,290 to 9,940)	12,200 (7,990 to 15,300)	10,800 (8,600 to 13,400)	5,760 (5,000 to 6,560)	6,880 (5,960 to 8,290)	8,010 (7,790 to 11,600)	11,100 (9,910 to 15,900)	13,900 (11,100 to 18,400)	17,000 (13,000 to 23,000)	20,000 (15,700 to 29,300)	26,100 (19,200 to 39,100)	19,600 (13,300 to 30,300)	17,600 (11,700 to 31,200)	19,600 (13,900 to 35,900)	19,600 (13,900 to 36,300)	14,000 (9,730 to 32,600)	11,600 (7,730 to 33,600)	8,290 (5,290 to 32,100)	6,090 (3,780 to 31,700)	2,130 (1,190 to 12,300)	779 (464 to 6,660)	224 (162 to 2,590)	89.3 (44 to 944.6)	249,000
Communicable, maternal, neonatal, and nutritional diseases	15,300 (10,400 to 20,200)	3,070 (2,040 to 3,790)	8,190 (5,190 to 12,200)	6,230 (4,500 to 8,350)	2,660 (2,130 to 3,450)	1,950 (1,460 to 2,530)	2,250 (1,620 to 3,160)	3,010 (2,290 to 4,500)	3,690 (2,540 to 6,310)	3,870 (2,270 to 7,230)	3,690 (2,090 to 7,230)	2,970 (2,090 to 6,280)	2,260 (1,560 to 5,500)	1,920 (1,360 to 3,910)	1,520 (1,160 to 2,920)	1,370 (1,000 to 1,760)	1,120 (869 to 1,430)	902 (709 to 1,150)	666 (471 to 758)	275 (216 to 308)	108 (61.8 to 139)	33.5 (26.5 to 42.6)	8.6 (6.4 to 11.4)	67,600
HIV/AIDS and sexually transmitted infections	662 (287 to 2,090)	233 (109 to 709)	396 (186 to 974)	213 (141 to 1,070)	63.5 (44 to 298)	194 (47 to 716)	271 (86.8 to 1,060)	614 (214 to 2,540)	1,020 (327 to 4,270)	699 (86.9 to 3,990)	491 (64.6 to 2,790)	229 (34.9 to 1,360)	106 (16.7 to 652)	38.6 (7.9 to 179)	16.2 (4 to 92)	7.3 (2.1 to 39.6)	3.8 (0.9 to 19.7)	2.1 (0.5 to 9.2)	0.7 (0.1 to 3.7)	0.2 (0 to 0.7)	0.1 (0 to 0.3)	0 (0 to 0)	5,210
HIV/AIDS	0 (0 to 0)	0 (0 to 0.1)	49.5 (9.9 to 241)	196 (41 to 1,060)	53.6 (12.6 to 293)	172 (37 to 1,030)	88.6 (27.1 to 394)	299 (73.4 to 1,350)	597 (151 to 2,900)	701 (89.3 to 3,900)	490 (64.4 to 3,070)	228 (34.7 to 1,770)	219 (29.7 to 1,590)	99.6 (17.4 to 774)	33.9 (6.2 to 191)	13.8 (3 to 93.2)	9.6 (1.9 to 63.3)	4.1 (0.9 to 29.1)	2.2 (0.4 to 15.7)	0.5 (0.1 to 2.4)	0.1 (0 to 0.4)	0 (0 to 0)	3,460
HIV/AIDS - Drug-susceptible Tuberculosis	0 (0 to 0)	20.4 (0 to 102)	69.4 (0 to 362)	69.6 (2 to 362)	6.9 (0.2 to 33.4)	6.4 (0.2 to 32)	49.3 (1.5 to 242)	164 (5.1 to 812)	360 (11.2 to 1,770)	447 (14 to 2,200)	321 (9.7 to 1,570)	147 (4.5 to 722)	142 (4.3 to 697)	66.2 (2 to 326)	23.6 (0.7 to 116)	9.8 (0.3 to 48.2)	7.1 (0.2 to 34.9)	3.1 (0.1 to 15.2)	1.7 (0.1 to 8.3)	0.4 (0 to 2.1)	0.1 (0 to 0.5)	0 (0 to 0)	1,700
HIV/AIDS - Multidrug-resistant Tuberculosis without extensive	0 (0 to 0)	0.2 (0 to 1.9)	2.8 (0 to 17.8)	2.8 (0 to 17.9)	0.2 (0 to 1.3)	0.2 (0 to 0.9)	1.9 (0 to 9.2)	6.5 (0 to 31)	14.5 (0.1 to 70.7)	18.4 (0.1 to 89.9)	13.4 (0.1 to 65.1)	6.2 (0 to 30.1)	6.1 (0 to 29.8)	2.8 (0 to 13.6)	1 (0 to 4.9)	0.4 (0 to 2.1)	0.3 (0 to 1.6)	0.2 (0 to 0.9)	0.1 (0 to 0.5)	0 (0 to 0.1)	0 (0 to 0)	0 (0 to 0)	19.3
HIV/AIDS - Extensively drug-resistant Tuberculosis	0 (0 to 0)	0 (0 to 0.3)	0.1 (0 to 0.5)	0.1 (0 to 0.5)	0 (0 to 0.1)	0 (0 to 0.1)	0.1 (0 to 0.4)	0.2 (0 to 0.9)	0.5 (0 to 2.6)	0.6 (0 to 3.4)	0.4 (0 to 2.3)	0.2 (0 to 1.3)	0.2 (0 to 0.9)	0.1 (0 to 0.6)	0 (0 to 0.2)	0 (0 to 0.1)	0 (0 to 0.1)	0 (0 to 0.1)	0 (0 to 0.1)	0 (0 to 0)	0 (0 to 0)	0 (0 to 0)	2.7
HIV/AIDS resulting in other diseases	0 (0 to 0)	0.1 (0 to 0.6)	2.7 (0 to 16)	12.7 (0.2 to 80.1)	0.9 (0.1 to 5.6)	0.7 (0.1 to 4.1)	3.4 (0.5 to 18)	11.2 (1.7 to 73.5)	27.3 (4.1 to 174)	33.8 (4.9 to 212)	23.7 (3.3 to 150)	10.8 (1.6 to 70.2)	10.7 (1.4 to 69.3)	4.9 (0.7 to 32.1)	1.7 (0.2 to 11.2)	0.7 (0.1 to 4.6)	0.5 (0.1 to 3.2)	0.3 (0 to 2.1)	0.1 (0 to 0.7)	0 (0 to 0.2)	0 (0 to 0.1)	0 (0 to 0)	1,770
Sexually transmitted infections excluding HIV	662 (287 to 2,090)	213 (89.2 to 709)	326 (176 to 974)	16.4 (11.1 to 38.4)	6.7 (2.4 to 17.8)	21.8 (7.6 to 51.1)	181 (57.6 to 1,010)	315 (94.1 to 1,790)	573 (164 to 3,170)	171 (41.7 to 1,010)	169 (41.7 to 1,010)	81.2 (19.7 to 477)	84.3 (20.5 to 494)	32.1 (7.9 to 191)	14.6 (3.4 to 92)	6.6 (1.5 to 42.1)	3.8 (0.9 to 24.6)	2.1 (0.5 to 13.7)	1.6 (0.4 to 9.1)	0.5 (0.1 to 3.1)	0.2 (0 to 0.8)	0 (0 to 0)	5,760
Syphilis	662 (287 to 2,090)	233 (109 to 709)	326 (176 to 974)	16.4 (11.1 to 38.4)	7 (2.4 to 17.8)	20.9 (7.6 to 51.1)	181 (57.6 to 1,010)	315 (94.1 to 1,790)	573 (164 to 3,170)	171 (41.7 to 1,010)	169 (41.7 to 1,010)	81.2 (19.7 to 477)	84.3 (20.5 to 494)	32.1 (7.9 to 191)	14.6 (3.4 to 92)	6.6 (1.5 to 42.1)	3.8 (0.9 to 24.6)	2.1 (0.5 to 13.7)	1.6 (0.4 to 9.1)	0.5 (0.1 to 3.1)	0.2 (0 to 0.8)	0 (0 to 0)	1,660
Chlamydial infection	0 (0 to 0)	0 (0 to 0)	0 (0 to 0)	0 (0 to 0)	0 (0 to 0)	0 (0 to 0.1)	0 (0 to 0.1)	0 (0 to 0.6)	0 (0 to 0.6)	0 (0 to 0.6)	0 (0 to 0.6)	0 (0 to 0.6)	0 (0 to 0.6)	0 (0 to 0.6)	0 (0 to 0.6)	0 (0 to 0.6)	0 (0 to 0.6)	0 (0 to 0.6)	0 (0 to 0.6)	0 (0 to 0.6)	0 (0 to 0.6)	0 (0 to 0)	0 (0 to 0)	0
Gonococcal infection	0 (0 to 0)	0 (0 to 0)	0 (0 to 0)	0 (0 to 0)	0 (0 to 0)	0 (0 to 0.1)	0 (0 to 0.4)	0 (0 to 2.6)	0 (0 to 2.6)	0 (0 to 2.6)	0 (0 to 2.6)	0 (0 to 2.6)	0 (0 to 2.6)	0 (0 to 2.6)	0 (0 to 2.6)	0 (0 to 2.6)	0 (0 to 2.6)	0 (0 to 2.6)	0 (0 to 2.6)	0 (0 to 2.6)	0 (0 to 2.6)	0 (0 to 0)	0 (0 to 0)	0
Trichomoniasis	0 (0 to 0)	0 (0 to 0)	0 (0 to 0)	0 (0 to 0)	0 (0 to 0)	0 (0 to 0.1)	0 (0 to 0.1)	0 (0 to 1.2)	0 (0 to 1.2)	0 (0 to 1.2)	0 (0 to 1.2)	0 (0 to 1.2)	0 (0 to 1.2)	0 (0 to 1.2)	0 (0 to 1.2)	0 (0 to 1.2)	0 (0 to 1.2)	0 (0 to 1.2)	0 (0 to 1.2)	0 (0 to 1.2)	0 (0 to 1.2)	0 (0 to 0)	0 (0 to 0)	0
Genital herpes	0 (0 to 0)	0 (0 to 0)	0 (0 to 0)	0 (0 to 0)	0 (0 to 0)	0 (0 to 0)	0 (0 to 0)	0 (0 to 0)	0 (0 to 0)	0 (0 to 0)	0 (0 to 0)	0 (0 to 0)	0 (0 to 0)	0 (0 to 0)	0 (0 to 0)	0 (0 to 0)	0 (0 to 0)	0 (0 to 0)	0 (0 to 0)	0 (0 to 0)	0 (0 to 0)	0 (0 to 0)	0 (0 to 0)	0
Other sexually transmitted infections	0 (0 to 0)	0 (0 to 0)	0 (0 to 0)	0 (0 to 0)	0 (0 to 0)	0 (0 to 0.1)	0 (0 to 0.1)	0 (0 to 3.6)	0 (0 to 3.6)	0 (0 to 3.6)	0 (0 to 3.6)	0 (0 to 3.6)	0 (0 to 3.6)	0 (0 to 3.6)	0 (0 to 3.6)	0 (0 to 3.6)	0 (0 to 3.6)	0 (0 to 3.6)	0 (0 to 3.6)	0 (0 to 3.6)	0 (0 to 3.6)	0 (0 to 0)	0 (0 to 0)	0
Respiratory infections and tuberculosis	2,870 (270 to 799)	1,290 (320 to 750)	1,310 (1,150 to 3,000)	1,310 (743 to 3,480)	696 (349 to 845)	396 (265 to 486)	246 (164 to 770)	1,040 (666 to 3,180)	1,240 (730 to 3,340)	1,170 (609 to 3,360)	1,240 (676 to 3,360)	1,100 (662 to 1,470)	697 (417 to 1,290)	554 (366 to 1,100)	422 (264 to 931)	306 (190 to 660)	197 (120 to 399)	144 (86 to 308)	107 (66 to 229)	54.7 (28.7 to 124)	14.6 (7.9 to 35.2)	3.7 (2.1 to 8.4)	17,000
Tuberculosis	0 (0 to 0)	0 (0 to 0)	260 (160 to 621)	160 (122 to 401)	160 (109 to 221)	160 (122 to 316)	225 (156 to 322)	662 (466 to 1,360)	1,130 (673 to 1,990)	946 (430 to 1,990)	1,110 (539 to 1,930)	891 (539 to 1,440)	513 (319 to 1,230)	418 (277 to 1,060)	319 (199 to 986)	227 (151 to 681)	161 (376 to 779)	120 (334 to 613)	329 (230 to 647)	147 (126 to 249)	180 (504 to 1,030)	73.2 (197 to 354)	15 (4 to 7.8)	9,850
Latent tuberculosis infection	0 (0 to 0)	0 (0 to 0)	0 (0 to 0)	0 (0 to 0)	0 (0 to 0)	0 (0 to 0)	0 (0 to 0)	0 (0 to 0)	0 (0 to 0)	0 (0 to 0)	0 (0 to 0)	0 (0 to 0)	0 (0 to 0)	0 (0 to 0)	0 (0 to 0)	0 (0 to 0)	0 (0 to 0)	0 (0 to 0)	0 (0 to 0)	0 (0 to 0)	0 (0 to 0)	0 (0 to 0)	0 (0 to 0)	0
Drug-susceptible Tuberculosis	0 (0 to 0)	0 (0 to 0)	384 (196 to 917)	297 (130 to 394)	186 (107 to 278)	150 (99.2 to 214)	207 (139 to 298)	623 (429 to 1,300)	1,130 (670 to 2,020)	949 (429 to 2,020)	1,130 (539 to 2,020)	892 (539 to 1,460)	520 (320 to 1,250)	799 (560 to 1,970)	649 (404 to 1,930)	535 (358 to 1,600)	426 (278 to 1,040)	331 (228 to 849)	776 (722 to 1,730)	734 (663 to 1,530)	323 (1,010 to 2,040)	64 (18.1 to 31.7)	15 (4.1 to 7.2)	6,850
Multidrug-resistant tuberculosis without extensive drug-resistan	0 (0 to 0)	0 (0 to 0)	3.6 (0.7 to 19)	2.5 (0.1 to 15.1)	1.3 (0 to 6.9)	1.4 (0 to 7.6)	2.6 (0 to 13.7)	9.2 (0.2 to 47.5)	19.6 (0.3 to 98.7)	16 (0.2 to 82.2)	16.2 (0.2 to 82.2)	7.7 (0.2 to 39.1)	7.6 (0.2 to 38.7)	3.6 (0.1 to 18.5)	1.2 (0 to 6.1)	0.5 (0 to 2.7)	0.3 (0 to 1.6)	0.1 (0 to 0.7)	0.1 (0 to 0.4)	0 (0 to 0.2)	0 (0 to 0.1)	0 (0 to 0)	87
Extensively drug-resistant tuberculosis	0 (0 to 0)	0 (0 to 0.4)	0.7 (0 to 3.6)	0.6 (0 to 3.2)	0.2 (0 to 1.1)	0.3 (0 to 1.4)	0.6 (0 to 2.8)	2.1 (0 to 11)	4.3 (0 to 22.1)	3.6 (0 to 18.7)	3.6 (0 to 18.7)	1.7 (0 to 8.8)	1.7 (0 to 8.6)	0.8 (0 to 4.2)	0.3 (0 to 1.4)	0.1 (0 to 0.6)	0.1 (0 to 0.4)	0 (0 to 0.2)	0 (0 to 0.1)	0 (0 to 0.1)	0 (0 to 0)	0 (0 to 0)	19.8
Lower respiratory infections	632 (270 to 799)	928 (320 to 750)	2,490 (1,640 to 2,760)	972 (697 to 1,410)	139 (94.9 to 196)	60.2 (42 to 88.2)	39.4 (28.6 to 59)	122 (89.4 to 177)	127 (89.4 to 181)	133 (89.4 to 181)	152 (89.4 to 181)	153 (89.4 to 181)	133 (89.4 to 181)	151 (89.4 to 181)	164 (89.4 to 181)	189 (119 to 248)	174 (119 to 248)	126 (89.4 to 181)	69.1 (49.3 to 89.3)	28 (20.3 to 35.2)	8.6 (6.1 to 11.7)	2.1 (1.5 to 3)	6,790
Upper respiratory infections	0 (0 to 0)	1.3 (0 to 1.3)	24.6 (24.6 to 24.6)	102 (102 to 102)	19.1 (19.1 to 19.1)	69.4 (69.4 to 69.4)	77.2 (77.2 to 77.2)	39.6 (39.6 to 39.6)	14.4 (14.4 to 14.4)	3.6 (3.6 to 3.6)	1.4 (1.4 to 1.4)	0.5 (0.5 to 0.5)	0.2 (0.2 to 0.2)	0.1 (0.1 to 0.1)	0 (0 to 0)	0 (0 to 0)	0 (0 to 0)	0 (0 to 0)	0 (0 to 0)	0 (0 to 0)	0 (0 to 0)	0 (0 to 0)	0 (0 to 0)	442
Otitis media	0 (0 to 0.2)	0.2 (0 to 0.5)	3.3 (1.9 to 6.1)	28.4 (21.5 to 47)	33.7 (29.7 to 39.7)	28.6 (27.5 to 36)	19.4 (17.4 to 24)	7.6 (7.3 to 9.4)	2.6 (2.5 to 3.2)	0.9 (0.9 to 1.1)	0.3 (0.3 to 0.4)	0.1 (0.1 to 0.2)	0 (0 to 0.1)	0 (0 to 0)	0 (0 to 0)	0 (0 to 0)	0 (0 to 0)	0 (0 to 0)	0 (0 to 0)	0 (0 to 0)	0 (0 to 0)	0 (0 to 0)	0 (0 to 0)	297
Otitis externa	359 (199 to 122)	107 (64.7 to 377)	1,390 (689 to 3,120)	688 (478 to 1,920)	220 (378 to 972)	143 (226 to 691)	220 (169 to 779)	327 (181 to 1,490)	485 (124 to 4,090)	534 (120 to 4,620)	488 (120 to 4,620)	233 (139 to 4,090)	220 (124 to 4,090)	227 (124 to 4,090)	224 (131 to 4,090)	227 (127 to 4,600)	224 (110 to 3,727)	197 (92.6 to 2,900)	139 (69.4 to 1,738)	73.4 (29.5 to 1,738)	22.5 (9.7 to 262)	5.4 (1.4 to 51.7)	7,060
Diarrheal diseases	1,810 (1,810 to 122)	1,180 (64.3 to 377)	786 (689 to 3,120)	2,230 (2,230 to 1,920)	1,020 (1,020 to 972)	1,020 (1,020 to 691)	1,020 (1,020 to 779)	1,020 (1,020 to 1,490)	1,020 (1,020 to 4,090)	1,020 (1,020 to 4,620)	1,020 (1,020 to 4,620)	1,020 (1,020 to 4,090)	1,020 (1,020 to 4,090)	1,020 (1,020 to 4,090)	1,020 (1,020 to 4,090)	1,020 (1,020 to 4,600)	1,020 (1,020 to 3,727)	1,020 (1,020 to 2,900)	1,020 (1,020 to 1,738)	1,020 (1,020 to 1,738)	1,020 (1,020 to 262)	1,020 (1,020 to 51.7)	6,490
Typhoid and paratyphoid	0 (0 to 0)	1.4 (0.6 to 3.9)	5.6 (0.6 to 31)	19.6 (0.6 to 111)	4.1 (0.6 to 22.1)	3.6 (0.6 to 19.6)	3.6 (0.6 to 19.6)	3.6 (0.6 to 19.6)	3.6 (0.6 to 19.6)	3.6 (0.6 to 19.6)	3.6 (0.6 to 19.6)	3.6 (0.6 to 19.6)	3.6 (0.6 to 19.6)	3.6 (0.6 to 19.6)	3.6 (0.6 to 19.6)	3.6 (0.6 to 19.6)	3.6 (0.6 to 19.6)	3.6 (0.6 to 19.6)	3.6 (0.6 to 19.6)	3.6 (0.6 to 19.6)	3.6 (0.6 to 19.6)	3.6 (0.6 to 19.6)	1,960
Typhoid fever	0 (0 to 0)	1.4 (0.6 to 3.9)	5.6 (0.6 to 31)	19.6 (0.6 to 111)	4.1 (0.6 to 22.1)	3.6 (0.6 to 19.6)	3.6 (0.6 to 19.6)	3.6 (0.6 to 19.6)	3.6 (0.6 to 19.6)	3.6 (0.6 to 19.6)	3.6 (0.6 to 19.6)	3.6 (0.6 to 19.6)	3.6 (0.6 to 19.6)	3.6 (0.6 to 19.6)	3.6 (0.6 to 19.6)	3.6 (0.6 to 19.6)	3.6 (0.6 to 19.6)	3.6 (0.6 to 19.6)	3.6 (0.6 to 19.6)	3.6 (0.6 to 19.6)	3.6 (0.6 to 19.6)	3.6 (0.6 to 19.6)	1,960
Paratyphoid fever	0 (0 to 0)	0 (0 to 0)	0.1 (0 to 0.3)	14.3 (0.6 to 91.5)	21.6 (0.6 to 137.7)	29.6 (0.6 to 189)	18 (0.5 to 115)	9.4 (0.3 to 60.1)	9.3 (0.3 to 59.4)	3.1 (0.3 to 19.8)	1.8 (0.3 to 11.7)	0.8 (0.3 to 5.2)	0.7 (0.3 to 4.5)	0.3 (0.3 to 1.9)	0.2 (0.2 to 1.3)	0.1 (0.1 to 0.7)	0.1 (0.1 to 0.4)	0 (0 to 0.2)	0 (0 to 0.1)	0 (0 to 0.1)	0 (0 to 0)	0 (0 to 0)	132
Invasive Non-typhoidal Salmonella (iNTS)	0 (0 to 0)	0.4 (0.2 to 0.7)	4.9 (2.2 to 10.3)	20.1 (9.7 to 43)	19.8 (9.8 to 39.6)	19.6 (9.8 to 39.6)	9.6 (2 to 17.7)	2.9 (0.6 to 5.3)	2.6 (0.6 to 4.7)	2.4 (0.6 to 4.7)	2.4 (0.6 to 4.7)	2.4 (0.6 to 4.7)	2.4 (0.6 to 4.7)	2.4 (0.6 to 4.7)	2.4 (0.6 to 4.7)	2.4 (0.6 to 4.7)	2.4 (0.6 to 4.7)	2.4 (0.6 to 4.7)	2.4 (0.6 to 4.7)	2.4 (0.6 to 4.7)	2.4 (0.6 to 4.7)	2.4 (0.6 to 4.7)	79.3
Other intestinal infectious diseases	0 (0 to 0)	0 (0 to 0.4)	1.7 (0.1 to 9.4)	2.1 (0.2 to 9.9)	0.6 (0.1 to 2.6)	0.6 (0.1 to 2.6)	0.4 (0.1 to 1.6)	0.3 (0.1 to 1.1)	0.3 (0.1 to 1.1)	0.4 (0.1 to 1.1)	0.2 (0.1 to 1.1)	0.2 (0.1 to 1.1)	0.1 (0.1 to 1.1)	0.1 (0.1 to 1.1)	0.1 (0.1 to 1.1)	0.1 (0.1 to 1.1)	0.1 (0.1 to 1.1)	0 (0 to 1.1)	0 (0 to 1.1)	0 (0 to 1.1)	0 (0 to 1.1)	0 (0 to 1.1)	0 (0 to 1.1)	7.3
Neglected tropical diseases and malaria	67 (19.6 to 182)	36.6 (19.6 to 182)	339 (182 to 1,040)	670 (295 to 1,940)	433 (187 to 1,940)	330 (187 to 1,940)	276 (187 to 1,940)	189 (187 to 1,940)	163 (187 to 1,940)	211 (187 to 1,940)	189 (187 to 1,940)	203 (187 to 1,940)	179 (187 to 1,940)	153 (187 to 1,940)	132 (187 to 1,940)	104 (187 to 1,940)	82.4 (187 to 1,940)	63.4 (187 to 1,940)	46.2 (187 to 1,940)	28.1 (187 to 1,940)	18.6 (187 to 1,940)	6.2 (187 to 1,940)	1.5 (187 to 1,940)	5,850
Malaria	0 (0 to 0.2)	0 (0 to 0.8)	84.4 (13.1 to 338)	167 (38.1 to 699)	108 (48 to 333)	82.2 (25.7 to 179)	68.8 (20.5 to 150)	47 (14.6 to 102)	40.6 (12.6 to 88.1)	52.6 (16.4 to 114)	47 (14.6 to 102)	50.5 (15.7 to 110)	44.6 (13.8 to 96.8)	38.1 (11.8 to 82.7)	32.9 (10.2 to 71.4)	25.9 (8 to 56.2)	20.5 (6.4 to 44.5)	15.7 (4.9 to 34.1)	11.5 (3.6 to 25)	5.1 (1.6 to 11.1)	2.7 (0.8 to 5.9)	0.6 (0.2 to 1.3)	1,160
Chagas disease	0 (0 to 0)	0 (0 to 0)	0 (0 to 0)	0 (0 to 0)	0 (0 to 0)	0 (0 to 0)	0 (0 to 0)	0 (0 to 0)	0 (0 to 0)	0 (0 to 0)	0 (0 to 0)	0 (0 to 0)	0 (0 to 0)	0 (0 to 0)	0 (0 to 0)	0 (0 to 0)	0 (0 to 0)	0 (0 to 0)	0 (0 to 0)	0 (0 to 0)	0 (0 to 0)	0 (0 to 0)	0 (0 to 0)	0
Leishmaniasis	0 (0 to 0)	0 (0 to 0)	0 (0 to 0)	0 (0 to 0)	0 (0 to 0)	0 (0 to 0)	0 (0 to 0)	0 (0 to 0)	0 (0 to 0)	0 (0 to 0)	0 (0 to 0)	0 (0 to 0)	0 (0 to 0)	0 (0 to 0)	0 (0 to 0)	0 (0 to 0)	0 (0 to 0)	0 (0 to 0)	0 (0 to 0)	0 (0 to 0)	0 (0 to 0)	0 (0 to 0)	0 (0 to 0)	0
Visceral leishmaniasis	0 (0 to 0)	0 (0 to 0)	0 (0 to 0)	0 (0 to 0)	0 (0 to 0)	0 (0 to 0)	0 (0 to 0)	0 (0 to 0)	0 (0 to 0)	0 (0 to 0)	0 (0 to 0)	0 (0 to 0)	0 (0 to 0)	0 (0 to 0)	0 (0 to 0)	0 (0 to 0)	0 (0 to 0)	0 (0 to 0)	0 (0 to 0)	0 (0 to 0)	0 (0 to 0)	0 (0 to 0)	0 (0 to 0)	0
Cutaneous and mucocutaneous leishmaniasis	0 (0 to 0)	0 (0 to 0)	0 (0 to 0)	0 (0 to 0)	0 (0 to 0)	0 (0 to 0)	0 (0 to 0)	0 (0 to 0)	0 (0 to 0)	0 (0 to 0)	0 (0 to 0)	0 (0 to 0)	0 (0 to 0)	0 (0 to 0)	0 (0 to 0)	0 (0 to 0)	0 (0 to 0)	0 (0 to 0)	0 (0 to 0)	0 (0 to 0)	0 (0 to 0)	0 (0 to 0)	0 (0 to 0)	0
African trypanosomiasis	0 (0 to 0)	0 (0 to 0)	0 (0 to 0)	0 (0 to 0)	0 (0 to 0)	0 (0 to 0)	0 (0 to 0)	0 (0 to 0)	0 (0 to 0)	0 (0 to 0)	0 (0 to 0)	0 (0 to 0)	0 (0 to 0)	0 (0 to 0)	0 (0 to 0)	0 (0 to 0)	0 (0 to 0)	0 (0 to 0)	0 (0 to 0)	0 (0 to 0)	0 (0 to 0)	0 (0 to 0)	0 (0 to 0)	0
Schistosomiasis	0 (0 to 0)	0 (0 to 0)	0 (0 to 0)	0 (0 to 0)	0 (0 to 0)	0 (0 to 0)	0 (0 to 0)	0 (0 to 0)	0 (0 to 0)	0 (0 to 0)	0 (0 to 0)	0 (0 to 0)	0 (0 to 0)	0 (0 to 0)	0 (0 to 0)	0 (0 to 0)	0 (0 to 0)	0 (0 to 0)	0 (0 to 0)	0 (0 to 0)	0 (0 to 0)	0 (0 to 0)	0 (0 to 0)	0
Cysticercosis	0 (0 to 0)	0 (0 to 0)	0 (0 to 0)	0 (0 to 0)	0 (0 to 0)	0 (0 to 0.1)	0 (0 to 0.1)	0.1 (0 to 0.4)	0.2 (0 to 0.8)	0.2 (0 to 0.8)	0.2 (0 to 0.8)	0.2 (0 to 0.8)	0.2 (0 to 0.8)	0.2 (0 to 0.8)	0.2 (0 to 0.8)	0.2 (0 to 0.8)	0.2 (0 to 0.8)	0.2 (0 to 0.8)	0.1 (0 to 0.8)	0.1 (0 to 0.8)	0 (0 to 0.4)	0 (0 to 0)	0 (0 to 0)	2.4
Cystic echinococcosis	0 (0 to 0)	0 (0 to 0)	0 (0 to 0)	0 (0 to 0)	0 (0 to 0)	0 (0 to 0)	0 (0 to 0)	0 (0 to 0)	0 (0 to 0)	0 (0 to 0)	0 (0 to 0)	0 (0 to 0)	0 (0 to 0)	0 (0 to 0)	0 (0 to 0)	0 (0 to 0)	0 (0 to 0)	0 (0 to 0)	0 (0 to 0)	0 (0 to 0)	0 (0 to 0)	0 (0 to 0)	0 (0 to 0)	0
Lymphatic filariasis	0 (0 to 0)	0 (0 to 0)	0 (0 to 0)	0 (0 to 0)	0 (0 to 0)	0 (0 to 0)	0 (0 to 0)	0.4 (0.2 to 0.6)	0.6 (0.3 to 0.9)	0.6 (0.3 to 0.9)	0.7 (0.3 to 0.9)	0.5 (0.3 to 0.9)	0.5 (0.3 to 0.9)	0.4 (0.3 to 0.9)	0.3 (0.2 to 0.9)	0.2 (0.2 to 0.9)	0.2 (0.2 to 0.9)	0.1 (0.1 to 0.9)	0.1 (0.1 to 0.9)	0 (0 to 0.9)	0 (0 to 0.9)	0 (0 to 0)	0 (0 to 0)	7
Onchocerciasis	0 (0 to 0)	0 (0 to 0)	0 (0 to 0)	0 (0





SR Table 2c: Popn DALYS by cause and age group for both sexes with 95% uncertainty intervals, 2019

Cause	Rank Neonatal	Late Neonatal	Post Neonatal	1 to 4	5 to 9	10 to 14	15 to 19	20 to 24	25 to 29	30 to 34	35 to 39	40 to 44	45 to 49	50 to 54	55 to 59	60 to 64	65 to 69	70 to 74	75 to 79	80 to 84	85 to 89	90 to 94	95 plus	Total
All causes	144,000 (131,000 to 159,000)	34,900 (26,200 to 45,000)	124,000 (99,400 to 152,000)	171,000 (132,000 to 220,000)	63,400 (49,000 to 82,000)	46,700 (36,600 to 59,300)	60,400 (51,100 to 70,700)	71,700 (61,400 to 84,000)	73,600 (62,900 to 86,400)	80,900 (68,600 to 95,600)	94,000 (79,700 to 113,000)	116,000 (97,100 to 138,000)	150,000 (122,000 to 182,000)	190,000 (153,000 to 233,000)	240,000 (192,000 to 296,000)	301,000 (239,000 to 376,000)	370,000 (293,000 to 464,000)	446,000 (353,000 to 561,000)	530,000 (419,000 to 666,000)	620,000 (490,000 to 780,000)	710,000 (561,000 to 894,000)	797,000 (630,000 to 1,000,000)	1,420,000 (1,120,000 to 1,790,000)
Communicable, maternal, neonatal, and nutritional diseases	129,000 (97,400 to 164,000)	30,900 (20,600 to 39,900)	99,300 (62,100 to 129,000)	98,200 (53,900 to 117,000)	19,200 (14,400 to 23,000)	11,600 (8,900 to 14,000)	12,400 (9,610 to 15,100)	16,300 (13,000 to 19,800)	14,600 (11,600 to 18,000)	15,100 (12,200 to 18,600)	14,400 (11,600 to 18,200)	(10,900 to 18,000)	11,700 (8,920 to 15,600)	9,660 (7,090 to 13,000)	7,100 (5,120 to 9,690)	5,060 (3,670 to 7,260)	3,730 (2,660 to 5,270)	2,500 (1,760 to 3,620)	1,390 (1,010 to 2,070)	747 (548 to 1,170)	338 (250 to 633)	114 (82 to 199)	28.6 (19.0 to 39.2)	471,000
HIV/AIDS and sexually transmitted infections	1,400 (1,100 to 1,900)	1,810 (1,500 to 2,200)	1,910 (1,600 to 2,300)	210 (180 to 240)	69.6 (59.1 to 82.1)	40.6 (34.4 to 48.0)	330 (280 to 390)	1,100 (950 to 1,300)	1,200 (1,000 to 1,400)	1,200 (1,000 to 1,400)	1,100 (950 to 1,300)	1,000 (850 to 1,200)	947 (800 to 1,100)	794 (670 to 940)	626 (530 to 740)	464 (390 to 550)	307 (260 to 360)	194 (160 to 230)	111 (92.1 to 130)	54.1 (44.7 to 63.4)	20.1 (16.6 to 23.5)	3.0 (2.5 to 3.5)	0.2 (0.2 to 0.3)	14,300
HIV/AIDS	(0 to 0)	(0 to 0.1)	(0.1 to 79.2)	(29.2 to 326)	(9.6 to 24.1)	(14.6 to 33.6)	(309 to 637)	(781 to 1,680)	(711 to 1,530)	(643 to 1,230)	(473 to 914)	(368 to 606)	(182 to 309)	(87.7 to 150)	(37.7 to 62.5)	(24 to 37.9)	(21.6 to 31)	(21.9 to 31.6)	(21.2 to 31.6)	(21.1 to 31.5)	(21.1 to 31.5)	(21.1 to 31.5)	(21.1 to 31.5)	6,990
HIV/AIDS - Drug-susceptible Tuberculosis	(0 to 0)	(0 to 0)	(0.3 to 23.1)	(18.1 to 143)	(4.9 to 11.7)	(6.3 to 17.3)	(139 to 273)	(322 to 689)	(427 to 871)	(393 to 718)	(321 to 561)	(239 to 399)	(111 to 186)	(49.4 to 83)	(19.3 to 32.1)	(9.3 to 15.7)	(7.1 to 11.2)	(7.7 to 11)	(7.3 to 10.8)	(7.3 to 10.8)	(7.3 to 10.8)	(7.3 to 10.8)	(7.3 to 10.8)	2,920
HIV/AIDS - Multidrug-resistant Tuberculosis without extens	(0 to 0)	(0 to 0)	(0 to 0.1)	(0 to 0.1)	(0 to 0)	(0 to 0)	(0.1 to 0.5)	(0.3 to 1.2)	(0.3 to 1.2)	(0.2 to 0.9)	(0.1 to 0.5)	(0.1 to 0.4)	(0.1 to 0.3)	(0 to 0.2)	(0 to 0.1)	(0 to 0.1)	(0 to 0.1)	(0 to 0.1)	(0 to 0.1)	(0 to 0.1)	(0 to 0.1)	(0 to 0.1)	(0 to 0.1)	23
HIV/AIDS - Extensively drug-resistant Tuberculosis	(0 to 0)	(0 to 0)	(0 to 0)	(0 to 0.1)	(0 to 0)	(0 to 0)	(0 to 0.1)	(0 to 0.3)	(0 to 0.7)	(0 to 0.5)	(0 to 0.4)	(0 to 0.3)	(0 to 0.2)	(0 to 0.1)	(0 to 0.1)	(0 to 0.1)	(0 to 0.1)	(0 to 0.1)	(0 to 0.1)	(0 to 0.1)	(0 to 0.1)	(0 to 0.1)	(0 to 0.1)	2.7
HIV/AIDS resulting in other diseases	(0 to 0)	(0 to 0)	14.7 (9.6 to 20.5)	623.3 (409.6 to 876.1)	9.6 (7.5 to 12)	10.1 (8.1 to 12.5)	186 (135 to 239)	297 (228 to 372)	220 (167 to 281)	257 (197 to 327)	299 (232 to 380)	172 (132 to 220)	113 (86.9 to 145)	69 (52.6 to 88.5)	41.1 (30.9 to 53.4)	29.6 (21.8 to 38.9)	24 (17.4 to 33.1)	1 (0.4 to 2.2)	0.6 (0.2 to 1.5)	0.3 (0.2 to 0.8)	0.3 (0.2 to 0.8)	0.3 (0.2 to 0.8)	0.3 (0.2 to 0.8)	2,000
Sexually transmitted infections excluding HIV	1,400 (1,100 to 1,900)	1,810 (1,500 to 2,200)	1,890 (1,600 to 2,300)	184.1 (152 to 217)	59.4 (49.5 to 70.6)	34.1 (27.8 to 41.2)	224 (189 to 264)	794 (670 to 940)	479 (398 to 570)	543 (450 to 650)	801 (671 to 961)	828 (691 to 1,000)	834 (696 to 1,000)	725 (604 to 870)	585 (488 to 703)	435 (362 to 523)	283 (235 to 340)	193 (160 to 232)	110 (91.6 to 132)	54.1 (44.7 to 63.4)	20.1 (16.6 to 23.5)	3.0 (2.5 to 3.5)	0.2 (0.2 to 0.3)	9,340
Syphilis	(1,370 to 11,900)	(920 to 6,200)	(2,960 to 9,330)	(797 to 6,974)	(212 to 781)	(114 to 222)	(2.1 to 28.3)	(2.7 to 32.5)	(3.1 to 36.9)	(2.9 to 32.5)	(2.6 to 27.2)	(2.1 to 19.4)	(1.7 to 14.6)	(1.3 to 9.6)	(1 to 6.9)	(0.9 to 5.2)	(0.9 to 5.6)	(0.9 to 5.6)	(0.9 to 5.6)	(0.9 to 5.6)	(0.9 to 5.6)	(0.9 to 5.6)	(0.9 to 5.6)	6,810
Chlamydial infection	(0 to 0)	(0 to 0)	(0 to 0)	(0 to 0)	(0 to 0)	(0.2 to 0.6)	(1.1 to 3.4)	(2.6 to 16.9)	(3.1 to 18)	(2.6 to 14.9)	(2.3 to 12.7)	(1.9 to 9.8)	(1.5 to 7.5)	(1.2 to 5.6)	(0.9 to 4.2)	(0.8 to 3.5)	(0.8 to 3.5)	(0.8 to 3.5)	(0.8 to 3.5)	(0.8 to 3.5)	(0.8 to 3.5)	(0.8 to 3.5)	(0.8 to 3.5)	761
Gonococcal infection	(0 to 0)	(0 to 0)	(0 to 0)	(0 to 0)	(0 to 0)	(0.2 to 0.6)	(0.1 to 0.5)	(0.9 to 6.2)	(1.1 to 7.5)	(0.9 to 6.1)	(0.8 to 5.2)	(0.6 to 3.9)	(0.5 to 3.1)	(0.4 to 2.5)	(0.3 to 1.8)	(0.3 to 1.6)	(0.3 to 1.6)	(0.3 to 1.6)	(0.3 to 1.6)	(0.3 to 1.6)	(0.3 to 1.6)	(0.3 to 1.6)	(0.3 to 1.6)	734
Trichomoniasis	(0 to 0)	(0 to 0)	(0 to 0)	(0 to 0)	(0 to 0)	(0 to 0)	(0 to 0)	(0 to 0)	(0 to 0)	(0 to 0)	(0 to 0)	(0 to 0)	(0 to 0)	(0 to 0)	(0 to 0)	(0 to 0)	(0 to 0)	(0 to 0)	(0 to 0)	(0 to 0)	(0 to 0)	(0 to 0)	(0 to 0)	0
Genital herpes	(0 to 0)	(0 to 0)	(0 to 0)	(0 to 0)	(0 to 0)	(0 to 0)	(0 to 0)	(0 to 0)	(0 to 0)	(0 to 0)	(0 to 0)	(0 to 0)	(0 to 0)	(0 to 0)	(0 to 0)	(0 to 0)	(0 to 0)	(0 to 0)	(0 to 0)	(0 to 0)	(0 to 0)	(0 to 0)	(0 to 0)	0
Other sexually transmitted infections	(0 to 0)	(0 to 0)	(0 to 0)	(0 to 0)	(0 to 0)	(0 to 0)	(0 to 0)	(0 to 0)	(0 to 0)	(0 to 0)	(0 to 0)	(0 to 0)	(0 to 0)	(0 to 0)	(0 to 0)	(0 to 0)	(0 to 0)	(0 to 0)	(0 to 0)	(0 to 0)	(0 to 0)	(0 to 0)	(0 to 0)	0
Respiratory infections and tuberculosis	3,130 (1,900 to 4,370)	2,240 (1,360 to 3,140)	21,300 (12,900 to 29,800)	49,000 (29,600 to 68,400)	3,540 (2,140 to 4,940)	2,060 (1,240 to 2,880)	1,160 (700 to 1,620)	1,290 (780 to 1,800)	1,450 (870 to 2,020)	1,610 (970 to 2,250)	1,800 (1,080 to 2,510)	2,210 (1,330 to 3,080)	2,830 (1,700 to 3,950)	3,660 (2,200 to 5,100)	4,660 (2,810 to 6,490)	5,810 (3,510 to 8,100)	7,150 (4,320 to 9,960)	8,600 (5,200 to 12,000)	10,200 (6,160 to 14,200)	11,900 (7,190 to 16,600)	13,600 (8,210 to 19,000)	15,200 (9,180 to 21,200)	111,000
Tuberculosis	(0 to 0)	(0 to 0.1)	(0.290 to 9.070)	(2.183 to 5.330)	(1.086 to 2.460)	(900 to 1.720)	(1,410 to 3.000)	(3,770 to 7.270)	(4,340 to 8.490)	(3,990 to 7.030)	(3,643 to 7.910)	(3,420 to 7.340)	(3,330 to 6.790)	(2,990 to 6.790)	(2,760 to 6.160)	(2,760 to 6.160)	(1,320 to 2.990)	(689 to 1,830)	(516 to 1,290)	(231 to 649)	(107 to 303)	(29.9 to 71.4)	(9.9 to 17.7)	97,900
Latent tuberculosis infection	(0 to 0)	(0 to 0)	(0 to 0)	(0 to 0)	(0 to 0)	(0 to 0)	(0 to 0)	(0 to 0)	(0 to 0)	(0 to 0)	(0 to 0)	(0 to 0)	(0 to 0)	(0 to 0)	(0 to 0)	(0 to 0)	(0 to 0)	(0 to 0)	(0 to 0)	(0 to 0)	(0 to 0)	(0 to 0)	(0 to 0)	0
Drug-susceptible tuberculosis	(0 to 0)	(0 to 0.1)	(0.290 to 9.070)	(2.183 to 5.330)	(1.086 to 2.460)	(900 to 1.720)	(1,410 to 3.000)	(3,770 to 7.270)	(4,340 to 8.490)	(3,990 to 7.030)	(3,643 to 7.910)	(3,420 to 7.340)	(3,330 to 6.790)	(2,990 to 6.790)	(2,760 to 6.160)	(2,760 to 6.160)	(1,320 to 2.990)	(689 to 1,830)	(516 to 1,290)	(231 to 649)	(107 to 303)	(29.9 to 71.4)	(9.9 to 17.7)	97,900
Multidrug-resistant tuberculosis without extensive drug-re	(0 to 0)	(0 to 0)	(0 to 0)	(0 to 0)	(0 to 0)	(0 to 0)	(0 to 0)	(0 to 0)	(0 to 0)	(0 to 0)	(0 to 0)	(0 to 0)	(0 to 0)	(0 to 0)	(0 to 0)	(0 to 0)	(0 to 0)	(0 to 0)	(0 to 0)	(0 to 0)	(0 to 0)	(0 to 0)	(0 to 0)	0
Extensively drug-resistant tuberculosis	(0 to 0)	(0 to 0)	(0 to 0)	(0 to 0)	(0 to 0)	(0 to 0)	(0 to 0)	(0 to 0)	(0 to 0)	(0 to 0)	(0 to 0)	(0 to 0)	(0 to 0)	(0 to 0)	(0 to 0)	(0 to 0)	(0 to 0)	(0 to 0)	(0 to 0)	(0 to 0)	(0 to 0)	(0 to 0)	(0 to 0)	0
Lower respiratory infections	2,740 (1,370 to 3,370)	2,210 (1,340 to 3,090)	20,500 (12,400 to 28,600)	9,000 (5,440 to 12,500)	1,190 (719 to 1,660)	698 (421 to 975)	435 (263 to 607)	555 (337 to 775)	628 (381 to 877)	928 (564 to 1,300)	1,390 (844 to 1,940)	1,960 (1,190 to 2,740)	2,660 (1,610 to 3,710)	3,560 (2,160 to 4,960)	4,670 (2,840 to 6,510)	5,900 (3,580 to 8,230)	7,150 (4,340 to 9,960)	8,600 (5,200 to 12,000)	10,200 (6,160 to 14,200)	11,900 (7,190 to 16,600)	13,600 (8,210 to 19,000)	15,200 (9,180 to 21,200)	96,400
Upper respiratory infections	(0.6 to 1.7)	(0.7 to 10.7)	(79.3 to 209)	(266 to 828)	(300 to 664)	(262 to 602)	(277 to 752)	(307 to 860)	(351 to 1,000)	(396 to 932)	(393 to 1,000)	(385 to 929)	(359 to 920)	(333 to 835)	(299 to 812)	(269 to 723)	(227 to 647)	(162 to 522)	(91 to 351)	(29 to 161)	(7.7 to 32.2)	(2.2 to 9.7)	(0.3 to 2.1)	4,110
Otitis media	0 (0 to 0)	0 (0 to 0.7)	17.6 (9.6 to 32)	197 (102 to 377)	216 (116 to 369)	89 (48 to 154)	39.9 (21 to 69.5)	29.6 (15.6 to 51.5)	19.2 (10.1 to 33.5)	16.2 (8.5 to 28.2)	14.2 (7.5 to 24.7)	12.6 (6.6 to 21.9)	11.3 (5.9 to 19.6)	10.2 (5.3 to 17.7)	9.3 (4.8 to 16.2)	8.6 (4.4 to 14.9)	8.1 (4.1 to 14.1)	7.8 (3.9 to 13.5)	7.6 (3.8 to 13.1)	7.5 (3.8 to 13.1)	7.5 (3.8 to 13.1)	7.5 (3.8 to 13.1)	7.5 (3.8 to 13.1)	733
Sinusitis	0 (0 to 0)	0 (0 to 0)	0 (0 to 0)	0 (0 to 0)	0 (0 to 0)	0 (0 to 0)	0 (0 to 0)	0 (0 to 0)	0 (0 to 0)	0 (0 to 0)	0 (0 to 0)	0 (0 to 0)	0 (0 to 0)	0 (0 to 0)	0 (0 to 0)	0 (0 to 0)	0 (0 to 0)	0 (0 to 0)	0 (0 to 0)	0 (0 to 0)	0 (0 to 0)	0 (0 to 0)	0 (0 to 0)	0
Pharyngitis	0 (0 to 0)	0 (0 to 0)	0 (0 to 0)	0 (0 to 0)	0 (0 to 0)	0 (0 to 0)	0 (0 to 0)	0 (0 to 0)	0 (0 to 0)	0 (0 to 0)	0 (0 to 0)	0 (0 to 0)	0 (0 to 0)	0 (0 to 0)	0 (0 to 0)	0 (0 to 0)	0 (0 to 0)	0 (0 to 0)	0 (0 to 0)	0 (0 to 0)	0 (0 to 0)	0 (0 to 0)	0 (0 to 0)	0
Laryngitis	0 (0 to 0)	0 (0 to 0)	0 (0 to 0)	0 (0 to 0)	0 (0 to 0)	0 (0 to 0)	0 (0 to 0)	0 (0 to 0)	0 (0 to 0)	0 (0 to 0)	0 (0 to 0)	0 (0 to 0)	0 (0 to 0)	0 (0 to 0)	0 (0 to 0)	0 (0 to 0)	0 (0 to 0)	0 (0 to 0)	0 (0 to 0)	0 (0 to 0)	0 (0 to 0)	0 (0 to 0)	0 (0 to 0)	0
Bronchitis	2,740 (1,370 to 3,370)	2,210 (1,340 to 3,090)	20,500 (12,400 to 28,600)	8,800 (5,440 to 12,500)	1,190 (719 to 1,660)	698 (421 to 975)	435 (263 to 607)	555 (337 to 775)	628 (381 to 877)	928 (564 to 1,300)	1,390 (844 to 1,940)	1,960 (1,190 to 2,740)	2,660 (1,610 to 3,710)	3,560 (2,160 to 4,960)	4,670 (2,840 to 6,510)	5,900 (3,580 to 8,230)	7,150 (4,340 to 9,960)	8,600 (5,200 to 12,000)	10,200 (6,160 to 14,200)	11,900 (7,190 to 16,600)	13,600 (8,210 to 19,000)	15,200 (9,180 to 21,200)	96,400
Bronchiolitis	0 (0 to 0)	0 (0 to 0)	0 (0 to 0)	200 (0 to 1,000)	0 (0 to 0)	0 (0 to 0)	0 (0 to 0)	0 (0 to 0)	0 (0 to 0)	0 (0 to 0)	0 (0 to 0)	0 (0 to 0)	0 (0 to 0)	0 (0 to 0)	0 (0 to 0)	0 (0 to 0)	0 (0 to 0)	0 (0 to 0)	0 (0 to 0)	0 (0 to 0)	0 (0 to 0)	0 (0 to 0)	0 (0 to 0)	200
Pneumonia	(1,370 to 3,370)	(1,340 to 3,090)	(12,400 to 28,600)	(5,440 to 12,500)	(719 to 1,660)	(421 to 975)	(263 to 607)	(337 to 775)	(381 to 877)	(564 to 1,300)	(844 to 1,940)	(1,190 to 2,740)	(1,610 to 3,710)	(2,160 to 4,960)	(2,840 to 6,510)	(3,580 to 8,230)	(4,340 to 9,960)	(5,200 to 12,000)	(6,160 to 14,200)	(7,190 to 16,600)	(8,210 to 19,000)	(9,180 to 21,200)	96,200
Interstitial lung disease and pulmonary sarcoidosis	(0 to 0)	(0 to 0)	(0 to 0)	(0 to 0)	(0 to 0)	(0 to 0)	(0 to 0)	(0 to 0)	(0 to 0)	(0 to 0)	(0 to 0)	(0 to 0)	(0 to 0)	(0 to 0)	(0 to 0)	(0 to 0)	(0 to 0)	(0 to 0)	(0 to 0)	(0 to 0)	(0 to 0)	(0 to 0)	(0 to 0)	0
Other chronic respiratory diseases	(0 to 0)	(0 to 0)	(0 to 0)	(0 to 0)	(0 to 0)	(0 to 0)	(0 to 0)	(0 to 0)	(0 to 0)	(0 to 0)	(0 to 0)	(0 to 0)	(0 to 0)	(0 to 0)	(0 to 0)	(0 to 0)	(0 to 0)	(0 to 0)	(0 to 0)	(0 to 0)	(0 to 0)	(0 to 0)	(0 to 0)	0
Asthma	(0 to 0)	(0 to 0)	(0 to 0)	(0 to 0)	(0 to 0)	(0 to 0)	(0 to 0)	(0 to 0)	(0 to 0)	(0 to 0)	(0 to 0)	(0 to 0)	(0 to 0)	(0 to 0)	(0 to 0)	(0 to 0)	(0 to 0)	(0 to 0)	(0 to 0)	(0 to 0)	(0 to 0)	(0 to 0)	(0 to 0)	0
Chronic obstructive pulmonary disease	(0 to 0)	(0 to 0)	(0 to 0)	(0 to 0)	(0 to 0)	(0 to 0)	(0 to 0)	(0 to 0)	(0 to 0)	(0 to 0)	(0 to 0)	(0 to 0)	(0 to 0)	(0 to 0)	(0 to 0)	(0 to 0)	(0 to 0)	(0 to 0)	(0 to 0)	(0 to 0)	(0 to 0)	(0 to 0)	(0 to 0)	0
Pneumoconiosis	(0 to 0)	(0 to 0)	(0 to 0)	(0 to 0)	(0 to 0)	(0 to 0)	(0 to 0)	(0 to 0)	(0 to 0)	(0 to 0)	(0 to 0)	(0 to 0)	(0 to 0)	(0 to 0)	(0 to 0)	(0 to 0)	(0 to 0)	(0 to 0)	(0 to 0)	(0 to 0)	(0 to 0)	(0 to 0)	(0 to 0)	0
Silicosis	(0 to 0)	(0 to 0)	(0 to 0)	(0 to 0)	(0 to 0)	(0 to 0)	(0 to 0)	(0 to 0)	(0 to 0)	(0 to 0)	(0 to 0)	(0 to 0)	(0 to 0)	(0 to 0)	(0 to 0)	(0 to 0)	(0 to 0)	(0 to 0)	(0 to 0)	(0 to 0)	(0 to 0)	(0 to 0)	(0 to 0)	0
Asbestosis	(0 to 0)	(0 to 0)	(0 to 0)	(0 to 0)	(0 to 0)	(0 to 0)	(0 to 0)	(0 to 0)	(0 to 0)	(0 to 0)	(0 to 0)	(0 to 0)	(0 to 0)	(0 to 0)	(0 to 0)	(0 to 0)	(0 to 0)	(0 to 0)	(0 to 0)	(0 to 0)	(0 to 0)	(0 to 0)	(0 to 0)	0
Coal workers pneumoconiosis	(0 to 0)	(0 to 0)	(0 to 0)	(0 to 0)	(0 to 0)	(0 to 0)	(0 to 0)	(0 to 0)	(0 to 0)	(0 to 0)	(0 to 0)	(0 to 0)	(0 to 0)	(0 to 0)	(0 to 0)	(0 to 0)	(0 to 0)	(0 to 0)	(0 to 0)	(0 to 0)	(0 to 0)	(0 to 0)	(0 to 0)	0
Other pneumoconiosis	(0 to 0)	(0 to 0)	(0 to 0)	(0 to 0)	(0 to 0)	(0 to 0)	(0 to 0)	(0 to 0)	(0 to 0)	(0 to 0)	(0 to 0)	(0 to 0)	(0 to 0)	(0 to 0)	(0 to 0)	(0 to 0)	(0 to 0)	(0 to 0)	(0 to 0)	(0 to 0)	(0 to 0)	(0 to 0)	(0 to 0)	0
Interstitial lung disease and pulmonary sarcoidosis	(0 to 0)	(0 to 0)	(0 to 0)	(0 to 0)	(0 to 0)	(0 to 0)	(0 to 0)	(0 to 0)	(0 to 0)	(0 to 0)	(0 to 0)	(0 to 0)	(0 to 0)	(0 to 0)	(0 to 0)	(0 to 0)	(0 to 0)	(0 to 0)	(0 to 0)	(0 to 0)	(0 to 0)	(0 to 0)	(0 to 0)	0
Other chronic respiratory diseases	(0 to 0)	(0 to 0)	(0 to 0)	(0 to 0)	(0 to 0)	(0 to 0)	(0 to 0)	(0 to 0)	(0 to 0)	(0 to 0)	(0 to 0)	(0 to 0)	(0 to 0)	(0 to 0)	(0 to 0)	(0 to 0)	(0 to 0)	(0 to 0)	(0 to 0)	(0 to 0)	(0 to 0)	(0 to 0)	(0 to 0)	0
Asthma	(0 to 0)	(0 to 0)	(0 to 0)	(0 to 0)	(0 to 0)	(0 to 0)	(0 to 0)	(0 to 0)	(0 to 0)	(0 to 0)	(0 to 0)	(0 to 0)	(0 to 0)	(0 to 0)	(0 to 0)	(0 to 0)	(0 to 0)	(0 to 0)	(0 to 0)	(0 to 0)	(0 to 0)	(0 to 0)	(0 to 0)	0
Chronic obstructive pulmonary disease	(0 to 0)	(0 to 0)	(0 to 0)	(0 to 0)	(0 to 0)	(0 to 0)	(0 to 0)	(0 to 0)	(0 to 0)	(0 to 0)	(0 to 0)	(0 to 0)	(0 to 0)	(0 to 0)	(0 to 0)	(0 to 0)	(0 to 0)	(0 to 0)	(0 to 0)	(0 to 0)	(0 to 0)	(0 to 0)	(0 to 0)	0
Pneumoconiosis	(0 to 0)	(0 to 0)	(0 to 0)	(0 to 0)	(0 to 0)	(0 to 0)	(0 to 0)	(0 to 0)	(0 to 0)	(0 to 0)	(0 to 0)	(0 to 0)	(0 to 0)	(0 to 0)	(0 to 0)	(0 to 0)	(0 to 0)	(0 to 0)	(0 to 0)	(0 to 0)	(0 to 0)	(0 to 0)	(0 to 0)	0
Silicosis	(0 to 0)	(0 to 0)	(0 to 0)	(0 to 0)	(0 to 0)	(0 to 0)	(0 to 0)	(0 to 0)	(0 to 0)	(0 to 0)	(0 to 0)	(0 to 0)	(0 to 0)	(0 to 0)	(0 to 0)	(0 to 0)	(0 to 0)	(0 to 0)	(0 to 0)	(0 to 0)	(0 to 0)	(0 to 0)	(0 to 0)	0
Asbestosis	(0 to 0)	(0 to 0)	(0 to 0)	(0 to 0)	(0 to 0)	(0 to 0)	(0 to 0)	(0 to 0)	(0 to 0)	(0 to 0)	(0 to 0)	(0 to 0)	(0 to 0)	(0 to 0)	(0 to 0)	(0 to 0)	(0 to 0)	(0 to 0)	(0 to 0)	(0 to 0)	(0 to 0)	(0 to 0)	(0 to 0)	0
Coal workers pneumoconiosis	(0 to 0)	(0 to 0)	(0 to 0)	(0 to 0)	(0 to 0)	(0 to 0)	(0 to 0)	(0 to 0)	(0 to 0)	(0 to 0)	(0 to 0)	(0 to 0)	(0 to 0)	(0 to 0)	(0 to 0)	(0 to 0)	(0 to 0)	(0 to 0)	(0 to 0)	(0 to 0)	(0 to 0)	(0 to 0)	(0 to 0)	0
Other pneumoconiosis	(0 to 0)	(0 to 0)	(0 to 0)	(0 to 0)	(0 to 0)	(0 to 0)	(0 to 0)	(0 to 0)	(0 to 0)	(0 to 0)	(0 to 0)	(0 to 0)	(0 to 0)	(0 to 0)	(0 to 0)	(0 to 0)	(0 to 0)	(0 to 0)	(0 to 0)	(0 to 0)	(0 to 0)	(0 to 0)	(0 to 0)	0
Other unspecified infectious diseases	(364 to 5,190)	(402 to 5,360)	(940 to 9,240)	(1,130 to 7,280)	(1,020 to 4,630)	(483 to 2,200)	(629 to 3,171)	(1,010 to 4,560)	(1,230 to 5,740)	(1,230 to 5,770)	(1,090 to 5,210)	(1,060 to 5,170)	(1,010 to 5,210)	(1,010 to 5,210)	(1,010 to 5,210)	(1,010 to 5,210)	(1,010 to 5,210)	(1,010 to 5,210)	(1,010 to 5,210)	(1,010 to 5,210)	(1,010 to 5,210)	(1,010 to 5,210)	(1,010 to 5,210)	96,200
Maternal and neonatal disorders	(26,000 to 110,000)	(2,100 to 11,700)	(1,170 to 5,790)	(1,170 to 5,790)	(1,170 to 5,790)	(1,170 to 5,790)	(1,170 to 5,790)	(1,170 to 5,790)	(1,170 to 5,790)	(1,170 to 5,790)	(1,170 to 5,790)	(1,170 to 5,790)	(1,170 to 5,790)	(1,170 to 5,790)	(1,170 to 5,790)	(1,170 to 5,790)	(1,170 to 5,790)	(1,170 to 5,790)	(1,170 to 5,790)	(1,170 to 5,790)	(1,170 to 5,790)	(1,170 to 5,790)	(1,170 to 5,790)	2,336
Maternal disorders	(0 to 0)	(0 to 0)	(0 to 0)	(0 to 0)	(0 to 0)	(0 to 0)	(0 to 0)	(0 to 0)	(0 to 0)	(0 to 0)	(0 to 0)	(0 to 0)	(0 to 0)	(0 to 0)	(0 to 0)	(0 to 0)	(0 to 0)	(0 to 0)	(0 to 0)	(0 to 0)	(0 to 0)	(0 to 0)	(0 to 0)	(0 to 0)	13,400
Maternal hemorrhage	(0 to 0)	(0 to 0)	(0 to 0)	(0 to 0)	(0 to 0)	(0 to 0)	(0 to 0)	(0 to 0)	(0 to 0)	(0 to 0)	(0 to 0)	(0 to 0)	(0 to 0)	(0 to 0)	(0 to 0)	(0 to 0)	(0 to 0)	(0 to 0)	(0 to 0)	(0 to 0)	(0 to 0)	(0 to 0)	(0 to 0)	(0 to 0)	6,940
Maternal sepsis and other maternal infections	(0 to 0)	(0 to 0)	(0 to 0)	(0 to 0)	(0 to 0)	(0 to 0)	(0 to 0)	(0 to 0)	(0 to 0)	(0 to 0)	(0 to 0)	(0 to 0)	(0 to 0)	(0 to 0)	(0 to 0)	(0 to 0)	(0 to 0)	(0 to 0)	(0 to 0)	(0 to 0)	(0 to 0)	(0 to 0)	(0 to 0)	(0 to 0)	6,460
Maternal hypertensive disorders	(0 to 0)	(0 to 0)	(0 to 0)	(0 to 0)	(0 to 0)	(0 to 0)	(0 to 0)	(0 to 0)	(0 to 0)	(0 to 0)	(0 to 0)	(0 to 0)	(0 to 0)	(0 to 0)	(0 to 0)	(0 to 0)	(0 to 0)	(0 to 0)	(0 to 0)	(0 to 0)	(0 to 0)	(0 to 0)	(0 to 0)	(0 to 0)	3,180
Maternal obstructed labor and uterine rupture	(0 to 0)	(0 to 0)	(0 to 0)	(0 to 0)	(0 to 0)	(0 to 0)	(0 to 0)	(0 to 0)	(0 to 0)	(0 to 0)	(0 to 0)	(0 to 0)	(0 to 0)	(0 to 0)	(0 to 0)	(0 to 0)	(0 to 0)	(0 to 0)	(0 to 0)	(0 to 0)	(0 to 0)	(0 to 0)	(0 to 0)	(0 to 0)	773
Maternal abortion and miscarriage	(0 to 0)	(0 to 0)	(0 to 0)	(0 to 0)	(0 to 0)	(0 to 0)	(0 to 0)	(0 to 0)	(0 to 0)	(0 to 0)	(0 to 0)	(0 to 0)	(0 to 0)	(0 to 0)	(0 to 0)	(0 to 0)	(0 to 0)	(0 to 0)	(0 to 0)	(0 to 0)	(0 to 0)	(0 to 0)	(0 to 0)	(0 to 0)	0
Ectopic pregnancy	(0 to 0)	(0 to 0)	(0 to 0)	(0 to 0)	(0 to 0)	(0 to 0)	(0 to 0)	(0 to 0)	(0 to 0)	(0 to 0)	(0 to 0)	(0 to 0)	(0 to 0)	(0 to 0)	(0 to 0)	(0 to 0)	(0 to 0)	(0 to 0)	(0 to 0)	(0 to 0)	(0 to 0)	(0 to 0)	(0 to 0)	(0 to 0)	0
Indirect maternal deaths	--	--	--	(0 to 0.1)	(0 to 0.1)	(0 to 0.1)	(0.7 to 2.4)	(2.9 to 11.4)	(3.6 to 14.2)	(3.5 to 13.9)	(3.2 to 12.6)	(2.8 to 11.1)	(2.4 to 9.5)	(2.1 to 8.2)	(1.7 to 6.8)	(1.4 to 5.6)	(1.2 to 4.7)	(1 to 4)	(0.8 to 3.2)	(0.6 to 2.5)	(0.5 to 1.9)	(0.3 to 1.4)	(0.2 to 0.8)	(0.1 to 0.4)	174
Late maternal deaths	--	--	--	(0 to 0)	(0 to 0)	(0 to 0)	(0.6 to 2.1)	(2.4 to 9.6)	(3.1 to 12.1)	(3.1 to 12.3)	(2.9 to 11.4)	(2.6 to 10.2)	(2.3 to 9.1)	(2 to 7.9)	(1.7 to 6.7)	(1.4 to 5.6)	(1.2 to 4.7)	(1 to 4)	(0.8 to 3.2)	(0.6 to 2.5)	(0.5 to 1.9)	(0.3 to 1.4)	(0.2 to 0.8)	(0.1 to 0.4)	NA
Maternal deaths aggregated by HIV/AIDS	--	--	--	--	--	--	--	--	--	--	--	--	--	--	--	--	--	--	--	--	--	--	--	--	NA
Neonatal disorders	119,000 (90,000 to 153,000)	20,900 (14,700 to 28,000)	4,790 (2,720 to 7,700)	1,260 (679 to 1,880)	566 (138 to 1,330)	166 (46 to 460)	173 (46 to 429)	162 (46 to 396)	157 (46 to 396)	162 (46 to 396)	167 (46 to 396)	167 (46 to 396)	167 (46 to 396)	167 (46 to 396)	167 (46 to 396)	167 (46 to 396)	167 (46 to 396)	167 (46 to 396)	167 (46 to 396)	167 (46 to 396)	167 (46 to 396)	167 (46 to 396)	167 (46 to 396)	192,000
Neonatal preterm birth	(40,000 to 82,800)	(3,380 to 8,960)	(722 to 2,330)	(369 to 928)	(98 to 223)	(229 to 597)	(287 to 693)	(343 to 870)	(316 to 677)	(280 to 578)	(277 to 543)	(239 to 477)	(197 to 392)	(157 to 309)	(129 to 253)	(109 to 213)	(113 to 213)	(93 to 174)	(63 to 118)	(33 to 61.6)	(15 to 28.1)	(5.5 to 11.4)	(0.7 to 2.5)	(0.1 to 0.4)	89,900
Neonatal encephalopathy due to birth asphyxia and trauma	(5,340 to 21,900)	(5,340 to 21,900)	(1,170 to 5,790)	(1,170 to 5,790)	(1,170 to 5,790)	(1,170 to 5,790)	(1,170 to 5,790)	(1,170 to 5,790)	(1,170 to 5,790)	(1,170 to 5,790)	(1,170 to 5,790)	(1,170 to 5,790)	(1,170 to 5,790)	(1,170 to 5,790)	(1,170 to 5,790)	(1,170 to 5,790)	(1,170 to 5,790)	(1,170 to 5,790)	(1,170 to 5,790)	(1,170 to 5,790)	(1,170 to 5,790)	(1,170 to 5,790)	(1,170 to 5,790)	46,700
Neonatal seps



G6PD deficiency	0-6 (0.0 to 1.3)	0-6 (0.0 to 1.1)	0-9 (0 to 9.6)	11-18 (6.6 to 22)	16-2 (11.1 to 24.6)	27-4 (19.0 to 37.4)	78-5 (61 to 122)	107-6 (32 to 99.9)	43-0 (22.1 to 72.7)	39-6 (22 to 68.6)	28-8 (16.6 to 49.6)	47 (32.6 to 67.7)	41-7 (23 to 82.4)	31-1 (19.6 to 52)	23-7 (12.9 to 42.9)	13-3 (6.3 to 24.4)	6-1 (2.6 to 11.4)	2-3 (1 to 4.9)	0-2 (0.1 to 2.3)	0 (0 to 0.1)	0 (0 to 0)	0 (0 to 0)	0 (0 to 0)	486
G6PD bat	0 (0 to 0)	0 (0 to 0)	0 (0 to 0)	0 (0 to 0)	0 (0 to 0)	0 (0 to 0)	0 (0 to 0.2)	0 (0 to 0.2)	0 (0 to 0.1)	0 (0 to 0.1)	0 (0 to 0.1)	0 (0 to 0.2)	0 (0.1 to 0.4)	0 (0 to 0.3)	0 (0 to 0)	0 (0 to 0)	0 (0 to 0)	0 (0 to 0)	0 (0 to 0)	0 (0 to 0)	0 (0 to 0)	0 (0 to 0)	0 (0 to 0)	0 (0 to 0)	14.0
Other hemoglobinopathies and hemolytic anemias	1-1 (0.5 to 2.2)	2-1 (0 to 4)	19-9 (9.2 to 33.9)	49-5 (19.3 to 99.7)	85 (51.1 to 174)	81-2 (39.7 to 153)	77-4 (37.7 to 153)	97-6 (29.3 to 113)	56-5 (33 to 126)	43-2 (28.6 to 129)	72 (29.6 to 139)	99-2 (49.1 to 189)	79-9 (40.2 to 138)	70-1 (39 to 113)	60-9 (36.1 to 99.7)	41-6 (20.1 to 84.9)	26-3 (9.9 to 58.9)	11-7 (3.6 to 27.7)	4-2 (0.7 to 9.3)	2-5 (1.4 to 3.7)	0-6 (0.5 to 1.1)	0-4 (0.3 to 0.9)	0-2 (0.1 to 0.5)	987
Endocrine, metabolic, blood, and immune disorders	147 (54.8 to 309)	68-6 (22.9 to 143)	542 (269 to 1,010)	366 (172 to 606)	208 (139 to 302)	191 (124 to 291)	278 (137 to 509)	222 (112 to 418)	378 (172 to 656)	434 (249 to 675)	584 (349 to 886)	430 (270 to 666)	490 (284 to 737)	368 (209 to 577)	268 (150 to 396)	140 (68 to 219)	69-7 (28.1 to 150)	36 (11.4 to 90.3)	16 (3.6 to 51.9)	5-5 (0.8 to 17.7)	1-8 (0.3 to 5.6)	0-5 (0.1 to 1.6)	0-1 (0 to 0.6)	5,290
Oral disorders	0 (0 to 0)	0 (0 to 0)	0 (0 to 0)	218 (73.2 to 543)	292 (111 to 649)	289 (107 to 640)	337 (140 to 776)	458 (207 to 1,000)	569 (271 to 1,160)	795 (455 to 1,490)	1,060 (649 to 1,820)	979 (620 to 1,640)	1,040 (627 to 1,640)	924 (607 to 1,660)	762 (457 to 1,380)	561 (295 to 946)	332 (122 to 696)	156 (39 to 387)	49-9 (11.7 to 127)	14 (2.6 to 37.5)	2-4 (0.4 to 8.2)	0-5 (0.1 to 2.1)	0-2 (0 to 0.8)	8,140
Caries of deciduous teeth	0 (0 to 0)	0 (0 to 0)	0 (0 to 0)	0 (0 to 0)	0 (0 to 0)	0 (0 to 0)	0 (0 to 0)	0 (0 to 0)	0 (0 to 0)	0 (0 to 0)

SR Table 2c: Mongolia DALYS by cause and age group for both sexes with 95% uncertainty intervals, 2019

Cause	Early Neonatal	Late Neonatal	Post Neonatal	1 to 4	5 to 9	10 to 14	15 to 19	20 to 24	25 to 29	30 to 34	35 to 39	40 to 44	45 to 49	50 to 54	55 to 59	60 to 64	65 to 69	70 to 74	75 to 79	80 to 84	85 to 89	90 to 94	95 plus	Total
All causes	53,600 (44,200 to 67,200)	4,200 (2,900 to 5,900)	40,100 (28,100 to 56,900)	27,200 (22,700 to 32,500)	23,700 (19,900 to 28,700)	20,900 (16,700 to 26,400)	23,200 (20,600 to 26,600)	31,200 (25,900 to 38,000)	43,000 (35,900 to 51,900)	61,200 (52,100 to 72,000)	82,400 (68,900 to 98,000)	94,200 (78,600 to 112,000)	103,000 (87,700 to 121,000)	114,000 (97,600 to 132,000)	132,000 (112,000 to 154,000)	151,000 (128,000 to 178,000)	167,000 (139,000 to 199,000)	174,000 (143,000 to 209,000)	165,000 (134,000 to 201,000)	142,000 (112,000 to 180,000)	101,000 (77,000 to 132,000)	59,000 (43,000 to 80,000)	29,000 (19,000 to 43,000)	109 (72 to 164)	1,170,000
Communicable, maternal, neonatal, and nutritional diseases	49,600 (39,900 to 65,300)	11,000 (8,800 to 13,900)	26,700 (20,900 to 34,900)	11,600 (9,600 to 14,200)	6,900 (5,400 to 7,800)	3,700 (2,700 to 4,900)	3,100 (2,200 to 3,900)	4,400 (2,700 to 6,600)	6,600 (3,900 to 9,800)	7,900 (5,200 to 10,900)	9,200 (5,900 to 13,400)	8,100 (4,700 to 12,000)	9,200 (4,900 to 14,100)	8,600 (3,600 to 14,700)	9,900 (3,800 to 17,000)	9,600 (3,900 to 17,000)	9,200 (3,900 to 16,900)	7,900 (3,200 to 15,000)	6,100 (2,500 to 12,000)	3,900 (1,600 to 7,900)	2,300 (1,000 to 4,800)	1,000 (400 to 2,200)	160,000
HIV/AIDS and sexually transmitted infections	4,040 (1,500 to 9,810)	1,140 (420 to 2,800)	4,710 (1,700 to 11,600)	362 (130 to 1,000)	413 (150 to 1,100)	81 (29 to 220)	1,100 (400 to 2,900)	2,900 (1,000 to 7,800)	1,900 (700 to 5,100)	1,200 (400 to 3,200)	1,100 (400 to 2,900)	1,000 (400 to 2,600)	1,000 (400 to 2,600)	1,000 (400 to 2,600)	1,000 (400 to 2,600)	1,000 (400 to 2,600)	1,000 (400 to 2,600)	1,000 (400 to 2,600)	1,000 (400 to 2,600)	1,000 (400 to 2,600)	1,000 (400 to 2,600)	1,000 (400 to 2,600)	7,900
HIV/AIDS	0 (0 to 0)	0 (0 to 0)	29 (9 to 84)	0 (0 to 0)	0 (0 to 0)	0 (0 to 0)	0 (0 to 0)	0 (0 to 0)	0 (0 to 0)	0 (0 to 0)	0 (0 to 0)	0 (0 to 0)	0 (0 to 0)	0 (0 to 0)	0 (0 to 0)	0 (0 to 0)	0 (0 to 0)	0 (0 to 0)	0 (0 to 0)	0 (0 to 0)	0 (0 to 0)	0 (0 to 0)	0 (0 to 0)	341
HIV/AIDS - Drug-susceptible Tuberculosis	0 (0 to 0)	0 (0 to 0)	4.2 (1.6 to 11.2)	1.6 (0.6 to 4.3)	0.4 (0.2 to 1.1)	0.2 (0.1 to 0.6)	0.3 (0.1 to 0.8)	0.4 (0.2 to 1.1)	0.4 (0.2 to 1.1)	0.4 (0.2 to 1.1)	0.4 (0.2 to 1.1)	0.4 (0.2 to 1.1)	0.4 (0.2 to 1.1)	0.4 (0.2 to 1.1)	0.4 (0.2 to 1.1)	0.4 (0.2 to 1.1)	0.4 (0.2 to 1.1)	0.4 (0.2 to 1.1)	0.4 (0.2 to 1.1)	0.4 (0.2 to 1.1)	0.4 (0.2 to 1.1)	0.4 (0.2 to 1.1)	40.4
HIV/AIDS - Multidrug-resistant Tuberculosis without extensi	0 (0 to 0)	0 (0 to 0)	0.5 (0.2 to 1.4)	0.2 (0.1 to 0.6)	0.1 (0 to 0.2)	0 (0 to 0.1)	0 (0 to 0.1)	0.1 (0 to 0.2)	0.1 (0 to 0.2)	0.1 (0 to 0.2)	0.1 (0 to 0.2)	0.1 (0 to 0.2)	0.1 (0 to 0.2)	0.1 (0 to 0.2)	0.1 (0 to 0.2)	0.1 (0 to 0.2)	0.1 (0 to 0.2)	0.1 (0 to 0.2)	0.1 (0 to 0.2)	0.1 (0 to 0.2)	0.1 (0 to 0.2)	0.1 (0 to 0.2)	4.8
HIV/AIDS - Extensively drug-resistant Tuberculosis	0 (0 to 0)	0 (0 to 0)	0.1 (0 to 0.3)	0 (0 to 0.1)	0 (0 to 0.1)	0 (0 to 0)	0 (0 to 0)	0 (0 to 0)	0 (0 to 0)	0 (0 to 0)	0 (0 to 0)	0 (0 to 0)	0 (0 to 0)	0 (0 to 0)	0 (0 to 0)	0 (0 to 0)	0 (0 to 0)	0 (0 to 0)	0 (0 to 0)	0 (0 to 0)	0 (0 to 0)	0 (0 to 0)	0 (0 to 0)	0.2
HIV/AIDS resulting in other diseases	0 (0 to 0)	0 (0 to 0)	27.6 (9.6 to 74.2)	11.9 (4.2 to 31.9)	2.9 (1.0 to 7.7)	1.3 (0.5 to 3.4)	1.8 (0.6 to 4.8)	2.6 (0.9 to 7.1)	2.6 (0.9 to 7.1)	2.6 (0.9 to 7.1)	2.6 (0.9 to 7.1)	2.6 (0.9 to 7.1)	2.6 (0.9 to 7.1)	2.6 (0.9 to 7.1)	2.6 (0.9 to 7.1)	2.6 (0.9 to 7.1)	2.6 (0.9 to 7.1)	2.6 (0.9 to 7.1)	2.6 (0.9 to 7.1)	2.6 (0.9 to 7.1)	2.6 (0.9 to 7.1)	2.6 (0.9 to 7.1)	286
Sexually transmitted infections excluding HIV	4,040 (1,500 to 9,810)	1,140 (420 to 2,800)	1,700 (600 to 4,200)	79 (29 to 190)	344.0 (130 to 840)	77 (29 to 190)	211.7 (77 to 520)	477.6 (180 to 1,200)	791.1 (300 to 1,900)	999.5 (400 to 2,400)	1,100 (400 to 2,700)	1,000 (400 to 2,500)	1,000 (400 to 2,500)	1,000 (400 to 2,500)	1,000 (400 to 2,500)	1,000 (400 to 2,500)	1,000 (400 to 2,500)	1,000 (400 to 2,500)	1,000 (400 to 2,500)	1,000 (400 to 2,500)	1,000 (400 to 2,500)	1,000 (400 to 2,500)	7,610
Syphilis	4,040 (1,500 to 9,810)	1,140 (420 to 2,800)	1,700 (440 to 3,890)	79 (19.2 to 190)	344.0 (84 to 840)	77 (18.9 to 190)	211.7 (54 to 521)	477.6 (116 to 1,200)	791.1 (194 to 1,900)	999.5 (245 to 2,400)	1,100 (269 to 2,700)	1,000 (245 to 2,500)	1,000 (245 to 2,500)	1,000 (245 to 2,500)	1,000 (245 to 2,500)	1,000 (245 to 2,500)	1,000 (245 to 2,500)	1,000 (245 to 2,500)	1,000 (245 to 2,500)	1,000 (245 to 2,500)	1,000 (245 to 2,500)	1,000 (245 to 2,500)	7,610
Chlamydial infection	0 (0 to 0)	0 (0 to 0)	0 (0 to 0)	0 (0 to 0)	0 (0 to 0)	0 (0 to 0)	0 (0.0 to 0.0)	0 (0 to 0)	0 (0.1 to 0.1)	0 (0.1 to 0.2)	0 (0.1 to 0.2)	0 (0.1 to 0.2)	0 (0.1 to 0.2)	0 (0.1 to 0.2)	0 (0.1 to 0.2)	0 (0.1 to 0.2)	0 (0.1 to 0.2)	0 (0.1 to 0.2)	0 (0.1 to 0.2)	0 (0.1 to 0.2)	0 (0.1 to 0.2)	0 (0.1 to 0.2)	66.6
Gonococcal infection	0 (0 to 0)	0 (0 to 0)	0 (0 to 0)	0 (0 to 0)	0 (0 to 0)	0 (0 to 0)	0 (0.0 to 0.0)	0 (0 to 0)	0 (0.1 to 0.1)	0 (0.1 to 0.2)	0 (0.1 to 0.2)	0 (0.1 to 0.2)	0 (0.1 to 0.2)	0 (0.1 to 0.2)	0 (0.1 to 0.2)	0 (0.1 to 0.2)	0 (0.1 to 0.2)	0 (0.1 to 0.2)	0 (0.1 to 0.2)	0 (0.1 to 0.2)	0 (0.1 to 0.2)	0 (0.1 to 0.2)	89.3
Trichomoniasis	0 (0 to 0)	0 (0 to 0)	0 (0 to 0)	0 (0 to 0)	0 (0 to 0)	0 (0 to 0)	0 (0.0 to 0.0)	0 (0 to 0)	0 (0.1 to 0.1)	0 (0.1 to 0.2)	0 (0.1 to 0.2)	0 (0.1 to 0.2)	0 (0.1 to 0.2)	0 (0.1 to 0.2)	0 (0.1 to 0.2)	0 (0.1 to 0.2)	0 (0.1 to 0.2)	0 (0.1 to 0.2)	0 (0.1 to 0.2)	0 (0.1 to 0.2)	0 (0.1 to 0.2)	0 (0.1 to 0.2)	701
Genital herpes	0 (0 to 0)	0 (0 to 0)	0 (0 to 0)	0 (0 to 0)	0 (0 to 0)	0 (0 to 0)	0.2 (0.1 to 0.7)	0.7 (0.2 to 1.8)	0.2 (0.1 to 0.6)	0.2 (0.1 to 0.6)	0.2 (0.1 to 0.6)	0.2 (0.1 to 0.6)	0.2 (0.1 to 0.6)	0.2 (0.1 to 0.6)	0.2 (0.1 to 0.6)	0.2 (0.1 to 0.6)	0.2 (0.1 to 0.6)	0.2 (0.1 to 0.6)	0.2 (0.1 to 0.6)	0.2 (0.1 to 0.6)	0.2 (0.1 to 0.6)	0.2 (0.1 to 0.6)	72.6
Other sexually transmitted infections	0 (0 to 0)	0 (0 to 0)	0 (0 to 0)	0 (0 to 0)	0 (0 to 0)	0 (0 to 0)	0 (0.0 to 0.0)	0 (0 to 0)	0 (0.1 to 0.1)	0 (0.1 to 0.2)	0 (0.1 to 0.2)	0 (0.1 to 0.2)	0 (0.1 to 0.2)	0 (0.1 to 0.2)	0 (0.1 to 0.2)	0 (0.1 to 0.2)	0 (0.1 to 0.2)	0 (0.1 to 0.2)	0 (0.1 to 0.2)	0 (0.1 to 0.2)	0 (0.1 to 0.2)	0 (0.1 to 0.2)	172
Respiratory infections and tuberculosis	2,900 (1,900 to 4,200)	4,200 (2,900 to 5,900)	6,200 (4,300 to 8,900)	2,400 (1,700 to 3,200)	1,000 (800 to 1,300)	627 (500 to 800)	600 (500 to 800)	2,200 (1,700 to 2,900)	3,700 (2,900 to 4,800)	5,200 (4,000 to 6,800)	7,200 (5,500 to 9,400)	8,000 (6,100 to 10,400)	9,100 (6,900 to 11,800)	10,000 (7,600 to 13,000)	11,000 (8,400 to 14,300)	12,000 (9,100 to 15,600)	13,000 (9,800 to 16,900)	13,000 (9,800 to 16,900)	12,000 (9,100 to 15,600)	10,000 (7,600 to 13,000)	7,200 (5,500 to 9,400)	4,200 (3,200 to 5,500)	96,400
Tuberculosis	2,900 (1,900 to 4,200)	4,200 (2,900 to 5,900)	6,200 (4,300 to 8,900)	2,400 (1,700 to 3,200)	1,000 (800 to 1,300)	627 (500 to 800)	600 (500 to 800)	2,200 (1,700 to 2,900)	3,700 (2,900 to 4,800)	5,200 (4,000 to 6,800)	7,200 (5,500 to 9,400)	8,000 (6,100 to 10,400)	9,100 (6,900 to 11,800)	10,000 (7,600 to 13,000)	11,000 (8,400 to 14,300)	12,000 (9,100 to 15,600)	13,000 (9,800 to 16,900)	13,000 (9,800 to 16,900)	12,000 (9,100 to 15,600)	10,000 (7,600 to 13,000)	7,200 (5,500 to 9,400)	4,200 (3,200 to 5,500)	96,400
Latent tuberculosis infection	0 (0 to 0)	0 (0 to 0)	0 (0 to 0)	0 (0 to 0)	0 (0 to 0)	0 (0 to 0)	0 (0 to 0)	0 (0 to 0)	0 (0 to 0)	0 (0 to 0)	0 (0 to 0)	0 (0 to 0)	0 (0 to 0)	0 (0 to 0)	0 (0 to 0)	0 (0 to 0)	0 (0 to 0)	0 (0 to 0)	0 (0 to 0)	0 (0 to 0)	0 (0 to 0)	0 (0 to 0)	0 (0 to 0)	0
Active tuberculosis	2,900 (1,900 to 4,200)	4,200 (2,900 to 5,900)	6,200 (4,300 to 8,900)	2,400 (1,700 to 3,200)	1,000 (800 to 1,300)	627 (500 to 800)	600 (500 to 800)	2,200 (1,700 to 2,900)	3,700 (2,900 to 4,800)	5,200 (4,000 to 6,800)	7,200 (5,500 to 9,400)	8,000 (6,100 to 10,400)	9,100 (6,900 to 11,800)	10,000 (7,600 to 13,000)	11,000 (8,400 to 14,300)	12,000 (9,100 to 15,600)	13,000 (9,800 to 16,900)	13,000 (9,800 to 16,900)	12,000 (9,100 to 15,600)	10,000 (7,600 to 13,000)	7,200 (5,500 to 9,400)	4,200 (3,200 to 5,500)	96,400
Drug-susceptible tuberculosis	2,900 (1,900 to 4,200)	4,200 (2,900 to 5,900)	6,200 (4,300 to 8,900)	2,400 (1,700 to 3,200)	1,000 (800 to 1,300)	627 (500 to 800)	600 (500 to 800)	2,200 (1,700 to 2,900)	3,700 (2,900 to 4,800)	5,200 (4,000 to 6,800)	7,200 (5,500 to 9,400)	8,000 (6,100 to 10,400)	9,100 (6,900 to 11,800)	10,000 (7,600 to 13,000)	11,000 (8,400 to 14,300)	12,000 (9,100 to 15,600)	13,000 (9,800 to 16,900)	13,000 (9,800 to 16,900)	12,000 (9,100 to 15,600)	10,000 (7,600 to 13,000)	7,200 (5,500 to 9,400)	4,200 (3,200 to 5,500)	96,400
Multidrug-resistant tuberculosis without extensive drug-re	0 (0 to 0)	0 (0 to 0)	0 (0 to 0)	0 (0 to 0)	0 (0 to 0)	0 (0 to 0)	0 (0 to 0)	0 (0 to 0)	0 (0 to 0)	0 (0 to 0)	0 (0 to 0)	0 (0 to 0)	0 (0 to 0)	0 (0 to 0)	0 (0 to 0)	0 (0 to 0)	0 (0 to 0)	0 (0 to 0)	0 (0 to 0)	0 (0 to 0)	0 (0 to 0)	0 (0 to 0)	0 (0 to 0)	0
Extensively drug-resistant tuberculosis	0 (0 to 0)	0 (0 to 0)	0 (0 to 0)	0 (0 to 0)	0 (0 to 0)	0 (0 to 0)	0 (0 to 0)	0 (0 to 0)	0 (0 to 0)	0 (0 to 0)	0 (0 to 0)	0 (0 to 0)	0 (0 to 0)	0 (0 to 0)	0 (0 to 0)	0 (0 to 0)	0 (0 to 0)	0 (0 to 0)	0 (0 to 0)	0 (0 to 0)	0 (0 to 0)	0 (0 to 0)	0 (0 to 0)	0
Lower respiratory infections	2,900 (1,900 to 4,200)	16,400 (12,600 to 21,000)	4,600 (3,400 to 6,200)	1,000 (800 to 1,300)	527 (400 to 700)	286 (200 to 400)	268 (200 to 400)	669 (500 to 900)	782 (600 to 1,100)	771 (600 to 1,000)	693 (500 to 900)	621 (500 to 800)	561 (400 to 800)	497 (400 to 700)	398 (300 to 600)	298 (200 to 400)	202 (100 to 300)	137 (100 to 200)	113 (100 to 200)	107 (100 to 200)	117 (100 to 200)	107 (100 to 200)	34,600
Upper respiratory infections	0 (0 to 0.4)	13.5 (2.4 to 64.1)	1.5 (0.3 to 7.0)	1.0 (0.2 to 4.5)	0.5 (0.1 to 2.2)	0.3 (0.1 to 1.4)	0.3 (0.1 to 1.4)	0.4 (0.1 to 1.8)	0.4 (0.1 to 1.8)	0.4 (0.1 to 1.8)	0.4 (0.1 to 1.8)	0.4 (0.1 to 1.8)	0.4 (0.1 to 1.8)	0.4 (0.1 to 1.8)	0.4 (0.1 to 1.8)	0.4 (0.1 to 1.8)	0.4 (0.1 to 1.8)	0.4 (0.1 to 1.8)	0.4 (0.1 to 1.8)	0.4 (0.1 to 1.8)	0.4 (0.1 to 1.8)	0.4 (0.1 to 1.8)	1,910
Otitis media	0 (0 to 0)	0 (0 to 0)	0.2 (0.1 to 0.5)	0.2 (0.1 to 0.5)	0.1 (0 to 0.2)	0.1 (0 to 0.2)	0.1 (0 to 0.2)	0.1 (0 to 0.2)	0.1 (0 to 0.2)	0.1 (0 to 0.2)	0.1 (0 to 0.2)	0.1 (0 to 0.2)	0.1 (0 to 0.2)	0.1 (0 to 0.2)	0.1 (0 to 0.2)	0.1 (0 to 0.2)	0.1 (0 to 0.2)	0.1 (0 to 0.2)	0.1 (0 to 0.2)	0.1 (0 to 0.2)	0.1 (0 to 0.2)	0.1 (0 to 0.2)	984
Enteric infections	220 (99.2 to 330)	120 (106 to 981)	697 (106 to 2,530)	697 (106 to 2,530)	697 (106 to 2,530)	697 (106 to 2,530)	697 (106 to 2,530)	697 (106 to 2,530)	697 (106 to 2,530)	697 (106 to 2,530)	697 (106 to 2,530)	697 (106 to 2,530)	697 (106 to 2,530)	697 (106 to 2,530)	697 (106 to 2,530)	697 (106 to 2,530)	697 (106 to 2,530)	697 (106 to 2,530)	697 (106 to 2,530)	697 (106 to 2,530)	697 (106 to 2,530)	697 (106 to 2,530)	9,660
Diarrheal diseases	220 (99.2 to 330)	120 (106 to 981)	697 (106 to 2,530)	697 (106 to 2,530)	697 (106 to 2,530)	697 (106 to 2,530)	697 (106 to 2,530)	697 (106 to 2,530)	697 (106 to 2,530)	697 (106 to 2,530)	697 (106 to 2,530)	697 (106 to 2,530)	697 (106 to 2,530)	697 (106 to 2,530)	697 (106 to 2,530)	697 (106 to 2,530)	697 (106 to 2,530)	697 (106 to 2,530)	697 (106 to 2,530)	697 (106 to 2,530)	697 (106 to 2,530)	697 (106 to 2,530)	9,660
Typhoid and paratyphoid	0 (0 to 0)	0 (0 to 0)	2.0 (0.5 to 7.1)	1.1 (0.3 to 4.2)	0.8 (0.2 to 2.8)	0.6 (0.2 to 2.1)	0.6 (0.2 to 2.1)	0.6 (0.2 to 2.1)	0.6 (0.2 to 2.1)	0.6 (0.2 to 2.1)	0.6 (0.2 to 2.1)	0.6 (0.2 to 2.1)	0.6 (0.2 to 2.1)	0.6 (0.2 to 2.1)	0.6 (0.2 to 2.1)	0.6 (0.2 to 2.1)	0.6 (0.2 to 2.1)	0.6 (0.2 to 2.1)	0.6 (0.2 to 2.1)	0.6 (0.2 to 2.1)	0.6 (0.2 to 2.1)	0.6 (0.2 to 2.1)	10.6
Typhoid fever	0 (0 to 0)	0 (0 to 0)	2 (0.4 to 6.6)	1 (0.2 to 3.7)	0.7 (0.2 to 2.6)	0.5 (0.2 to 1.9)	0.5 (0.2 to 1.9)	0.5 (0.2 to 1.9)	0.5 (0.2 to 1.9)	0.5 (0.2 to 1.9)	0.5 (0.2 to 1.9)	0.5 (0.2 to 1.9)	0.5 (0.2 to 1.9)	0.5 (0.2 to 1.9)	0.5 (0.2 to 1.9)	0.5 (0.2 to 1.9)	0.5 (0.2 to 1.9)	0.5 (0.2 to 1.9)	0.5 (0.2 to 1.9)	0.5 (0.2 to 1.9)	0.5 (0.2 to 1.9)	0.5 (0.2 to 1.9)	8.7
Paratyphoid fever	0 (0 to 0)	0 (0 to 0)	0.1 (0 to 0.4)	0.1 (0 to 0.3)	0.1 (0 to 0.2)	0 (0 to 0.1)	0 (0 to 0.1)	0 (0 to 0.1)	0 (0 to 0.1)	0 (0 to 0.1)	0 (0 to 0.1)	0 (0 to 0.1)	0 (0 to 0.1)	0 (0 to 0.1)	0 (0 to 0.1)	0 (0 to 0.1)	0 (0 to 0.1)	0 (0 to 0.1)	0 (0 to 0.1)	0 (0 to 0.1)	0 (0 to 0.1)	0 (0 to 0.1)	0 (0 to 0.1)	2.2
Invasive Non-typhoidal Salmonella (iNTS)	0 (0 to 0)	0 (0 to 0)	1.2 (1.6 to 8.6)	0.6 (0.2 to 2.7)	0.4 (0.2 to 2.1)	0.3 (0.1 to 1.7)	0.3 (0.1 to 1.7)	0.4 (0.2 to 2.1)	0.4 (0.2 to 2.1)	0.4 (0.2 to 2.1)	0.4 (0.2 to 2.1)	0.4 (0.2 to 2.1)	0.4 (0.2 to 2.1)	0.4 (0.2 to 2.1)	0.4 (0.2 to 2.1)	0.4 (0.2 to 2.1)	0.4 (0.2 to 2.1)	0.4 (0.2 to 2.1)	0.4 (0.2 to 2.1)	0.4 (0.2 to 2.1)	0.4 (0.2 to 2.1)	0.4 (0.2 to 2.1)	49.7
Other intestinal infectious diseases	0 (0 to 0)	0 (0 to 0)	2.7 (0.3 to 19.1)	1.9 (0.7 to 11.9)	0.9 (0.3 to 5.4)	0.5 (0.1 to 3.6)	1.2 (0.2 to 8.2)	1.2 (0.2 to 8.2)	1.2 (0.2 to 8.2)	1.2 (0.2 to 8.2)	1.2 (0.2 to 8.2)	1.2 (0.2 to 8.2)	1.1 (0.2 to 8.2)	0.9 (0.1 to 7.1)	0.9 (0.1 to 7.1)	0.9 (0.1 to 7.1)	0.9 (0.1 to 7.1)	0.9 (0.1 to 7.1)	0.9 (0.1 to 7.1)	0.9 (0.1 to 7.1)	0.9 (0.1 to 7.1)	0.9 (0.1 to 7.1)	23.6
Neglected tropical diseases and malaria	329 (92.2 to 1,000)	120 (106 to 981)	697 (106 to 2,530)	697 (106 to 2,530)	697 (106 to 2,530)	697 (106 to 2,530)	697 (106 to 2,530)	697 (106 to 2,530)	697 (106 to 2,530)	697 (106 to 2,530)	697 (106 to 2,530)	697 (106 to 2,530)	697 (106 to 2,530)	697 (106 to 2,530)	697 (106 to 2,530)	697 (106 to 2,530)	697 (106 to 2,530)	697 (106 to 2,530)	697 (106 to 2,530)	697 (106 to 2,530)	697 (106 to 2,530)	697 (106 to 2,530)	9,660
Malaria	0 (0 to 0)	0 (0 to 0)	0 (0 to 0)	0 (0 to 0)	0 (0 to 0)	0 (0 to 0)	0 (0 to 0)	0 (0 to 0)	0 (0 to 0)	0 (0 to 0)	0 (0 to 0)	0 (0 to 0)	0 (0 to 0)	0 (0 to 0)	0 (0 to 0)	0 (0 to 0)	0 (0 to 0)	0 (0 to 0)	0 (0 to 0)	0 (0 to 0)	0 (0 to 0)	0 (0 to 0)	0 (0 to 0)	0
Chagas disease	0 (0 to 0)	0 (0 to 0)	0 (0 to 0)	0 (0 to 0)	0 (0 to 0)	0 (0 to 0)	0 (0 to 0)	0 (0 to 0)	0 (0 to 0)	0 (0 to 0)	0 (0 to 0)	0 (0 to 0)	0 (0 to 0)	0 (0 to 0)	0 (0 to 0)	0 (0 to 0)	0 (0 to 0)	0 (0 to 0)	0 (0 to 0)	0 (0 to 0)	0 (0 to 0)	0 (0 to 0)	0 (0 to 0)	0
Leishmaniasis	0 (0 to 0)	0 (0 to 0)	0 (0 to 0)	0 (0 to 0)	0 (0 to 0)	0 (0 to 0)	0 (0 to 0)	0 (0 to 0)	0 (0 to 0)	0 (0 to 0)	0 (0 to 0)	0 (0 to 0)	0 (0 to 0)	0 (0 to 0)	0 (0 to 0)	0 (0 to 0)	0 (0 to 0)	0 (0 to 0)	0 (0 to 0)	0 (0 to 0)	0 (0 to 0)	0 (0 to 0)	0 (0 to 0)	0
Visceral leishmaniasis	0 (0 to 0)	0 (0 to 0)	0 (0 to 0)	0 (0 to 0)	0 (0 to 0)	0 (0 to 0)	0 (0 to 0)	0 (0 to 0)	0 (0 to 0)	0 (0 to 0)	0 (0 to 0)	0 (0 to 0)	0 (0 to 0)	0 (0 to 0)	0 (0 to 0)	0 (0 to 0)	0 (0 to 0)	0 (0 to 0)	0 (0 to 0)	0 (0 to 0)	0 (0 to 0)	0 (0 to 0)	0 (0 to 0)	0
Cutaneous and mucocutaneous leishmaniasis	0 (0 to 0)	0 (0 to 0)	0 (0 to 0)	0 (0 to 0)	0 (0 to 0)	0 (0 to 0)	0 (0 to 0)	0 (0 to 0)	0 (0 to 0)	0 (0 to 0)	0 (0 to 0)	0 (0 to 0)	0 (0 to 0)	0 (0 to 0)	0 (0 to 0)	0 (0 to 0)	0 (0 to 0)	0 (0 to 0)	0 (0 to 0)	0 (0 to 0)	0 (0 to 0)	0 (0 to 0)	0 (0 to 0)	0
African trypanosomiasis	0 (0 to 0)	0 (0 to 0)	0 (0 to 0)	0 (0 to 0)	0 (0 to 0)	0 (0 to 0)	0 (0 to 0)	0 (0 to 0)	0 (0 to 0)	0 (0 to 0)	0 (0 to 0)	0 (0 to 0)	0 (0 to 0)	0 (0 to 0)	0 (0 to 0)	0 (0 to 0)	0 (0 to 0)	0 (0 to 0)	0 (0 to 0)	0 (0 to 0)	0 (0 to 0)	0 (0 to 0)	0 (0 to 0)	0
Schistosomiasis	0 (0 to 0)	0 (0 to 0)	0 (0 to 0)	0 (0 to 0)	0 (0 to 0)	0 (0 to 0)	0 (0 to 0)	0 (0 to 0)	0 (0 to 0)	0 (0 to 0)	0 (0 to 0)	0 (0 to 0)	0 (0 to 0)	0 (0 to 0)	0 (0 to 0)	0 (0 to 0)	0 (0 to 0)	0 (0 to 0)	0 (0 to 0)	0 (0 to 0)	0 (0 to 0)	0 (0 to 0)	0 (0 to 0)	0
Cysticercosis	0 (0 to 0)	0 (0 to 0)	0 (0 to 0.3)	0 (0 to 0.1)	0.1 (0.0 to 0.3)	0.1 (0 to 0.3)	0.1 (0 to 0.3)	0.1 (0 to 0.3)	0.1 (0 to 0.3)	0.1 (0 to 0.3)	0.1 (0 to 0.3)	0.1 (0 to 0.3)	0.1 (0 to 0.3)	0.1 (0 to 0.3)	0.1 (0 to 0.3)	0.1 (0 to 0.3)	0.1 (0 to 0.3)	0.1 (0 to 0.3)	0.1 (0 to 0.3)	0.1 (0 to 0.3)	0.1 (0 to 0.3)	0.1 (0 to 0.3)	1,070
Cystic echinococcosis	0 (0 to 0)	0 (0 to 0)	0 (0 to 0)	3.7 (0.4 to 49.8)	10.7 (1.4 to 139.8)	24.8 (3.3 to 332)	59.5 (8.0 to 795)	87.1 (11.7 to 1,200)	89.8 (12.1 to 1,200)	72.4 (9.7 to 966)	49.4 (6.7 to 660)	37.7 (5.1 to 504)	37.3 (5.0 to 501)	30.5 (4.1 to 410)	24 (3.2 to 322)	17.6 (2.4 to 236)	12.4 (1.7 to 166)	8.7 (1.2 to 117)	6.2 (0.8 to 83.4)	3.6 (0.5 to 48.7)	1.2 (0.2 to 16.4)	0.2 (0 to 2.6)	625
Lymphatic filariasis	0 (0 to 0)	0 (0 to 0)	0 (0 to 0)	0 (0 to 0)	0 (0 to 0)	0 (0 to 0)	0 (0 to 0)	0 (0 to 0)	0 (0 to 0)	0 (0 to 0)	0 (0 to 0)	0 (0 to 0)	0 (0 to 0)	0 (0 to 0)	0 (0 to 0)	0 (0 to 0)	0 (0 to 0)	0 (0 to 0)	0 (0 to 0)	0 (0 to 0)	0 (0 to 0)	0 (0 to 0)	0 (0 to 0)	0
Onchocerciasis	0 (0 to 0)	0 (0 to 0)	0 (0 to 0)	0 (0 to 0)	0 (0 to 0)	0 (0 to 0)	0 (0 to 0)	0 (0 to 0)	0 (0 to 0)	0 (0 to 0)	0 (0 to 0)	0 (0 to 0)	0 (0 to 0)	0 (0 to 0)	0 (0 to 0)	0 (0 to 0)	0 (0 to 0)	0 (0 to 0)	0 (0 to 0)	0 (0 to 0)	0 (0 to 0)	0 (0 to 0)	0 (0 to 0)	0
Trachoma	0 (0 to 0)	0 (0 to 0)	0 (0 to 0)	0 (0 to 0)	0 (0 to 0)	0 (0 to 0)	0 (0 to 0)	0 (0 to 0)	0 (0 to 0)	0 (0 to 0)	0 (0 to 0)	0 (0 to 0)	0 (0 to 0)	0 (0 to 0)	0 (0 to 0)	0 (0 to 0)	0 (0 to 0)	0 (0 to 0)	0 (0 to 0)	0 (0 to 0)	0 (0 to 0)	0 (0 to 0)	0 (0 to 0)	0
Dengue	0 (0 to 0)	0 (0 to 0)	0 (0 to 0)	0 (0 to 0)	0 (0 to 0)	0 (0 to 0)	0 (0 to 0)	0 (0 to 0)	0 (0 to 0)	0 (0 to 0)	0 (0 to 0)	0 (0 to 0)	0 (0 to 0)	0 (0 to 0)	0 (0 to 0)	0 (0 to 0)	0 (0 to 0)	0 (0 to 0)	0 (0 to 0)	0 (0 to 0)	0 (0 to 0)	0 (0 to 0)	0 (0 to 0)	0
Yellow fever	0 (0 to 0)	0 (0 to 0)	0 (0 to 0)	0 (0 to 0)	0 (0 to 0)	0 (0 to 0)	0 (0 to 0)	0 (0 to 0)	0 (0 to 0)	0 (0 to 0)	0 (0 to 0)	0 (0 to 0)	0 (0 to 0)	0 (0 to 0)	0 (0 to 0)	0 (0 to 0)	0 (0 to 0)	0 (0 to 0)	0 (0 to 0)	0 (0 to 0)	0 (0 to 0)	0 (0 to 0)	0 (0 to 0)	0
Rabies	0 (0 to 0)	0 (0 to 0)	0.1 (0 to 0.4)	0.0 (0 to 0.2)	0.0 (0 to 0.1)	0.0 (0 to 0.1)	0.0 (0 to 0.1)	0.0 (0 to 0.1)	0.0 (0 to 0.1)	0.0 (0 to 0.1)	0.0 (0 to 0.1)	0.0 (0 to 0.1)	0.0 (0 to 0.1)	0.0 (0 to 0.1)	0.0 (0 to 0.1)	0.0 (0 to 0.1)	0.0 (0 to 0.1)	0.0 (0 to 0.1)	0.0 (0 to 0.1)	0.0 (0 to 0.1)	0.0 (0 to 0.1)	0.0 (0 to 0.1)	5
Intestinal nematode infections	0 (0 to 0)	0.7 (0 to 3.1)	8.6 (1.7 to 37.6)	17.1 (3.4 to 74.6)	8.6 (1.7 to 37.6)	223.4 (44.7 to 975)	56 (11.2 to 244)	39.4 (7.9 to 172)	39.4 (7.9 to 172)	39





Table 3c: England DALYs by cause and age, sexes for both sexes with 95% uncertainty intervals, 2019

Cause	Early Neonatal	Late Neonatal	Post Neonatal	1 to 4	5 to 9	10 to 14	15 to 19	20 to 24	25 to 29	30 to 34	35 to 39	40 to 44	45 to 49	50 to 54	55 to 59	60 to 64	65 to 69	70 to 74	75 to 79	80 to 84	85 to 89	90 to 94	95 plus	Total
All causes	16,100 (14,600 to 17,600)	19,200 (16,800 to 21,600)	116,000 (102,000 to 130,000)	141,000 (120,000 to 163,000)	208,000 (178,000 to 239,000)	308,000 (263,000 to 353,000)	429,000 (366,000 to 492,000)	550,000 (469,000 to 631,000)	627,000 (537,000 to 720,000)	701,000 (592,000 to 810,000)	758,000 (636,000 to 880,000)	866,000 (727,000 to 1,000,000)	1,070,000 (900,000 to 1,230,000)	1,330,000 (1,120,000 to 1,530,000)	1,570,000 (1,320,000 to 1,800,000)	1,870,000 (1,580,000 to 2,150,000)	2,260,000 (1,900,000 to 2,600,000)	2,660,000 (2,230,000 to 3,060,000)	3,060,000 (2,560,000 to 3,530,000)	3,360,000 (2,810,000 to 3,880,000)	3,530,000 (2,940,000 to 4,060,000)	3,410,000 (2,840,000 to 3,930,000)	39,300,000
Communicable, maternal, neonatal, and nutritional diseases	61,000 (55,600 to 66,600)	23,000 (20,500 to 25,600)	39,100 (34,000 to 44,200)	31,800 (27,100 to 36,600)	17,100 (14,500 to 19,900)	15,900 (13,600 to 18,400)	17,500 (14,800 to 20,300)	29,900 (25,400 to 34,600)	36,400 (30,900 to 42,000)	46,900 (39,900 to 54,000)	57,500 (48,900 to 66,200)	73,400 (62,400 to 84,600)	93,200 (79,400 to 106,900)	120,000 (102,000 to 137,000)	147,000 (125,000 to 168,000)	180,000 (153,000 to 205,000)	220,000 (187,000 to 251,000)	264,000 (224,000 to 301,000)	312,000 (265,000 to 356,000)	354,000 (300,000 to 404,000)	384,000 (326,000 to 438,000)	393,000 (334,000 to 449,000)	2,660,000
HIV/AIDS and sexually transmitted infections	1,000 (900 to 1,100)	1,000 (900 to 1,100)	1,000 (900 to 1,100)



SR Table 2c. Acre DALYS by cause and age group for both sexes with 95% uncertainty intervals, 2019

Cause	Acre Neonatal	Late Neonatal	1 to 4	5 to 9	10 to 14	15 to 19	20 to 24	25 to 29	30 to 34	35 to 39	40 to 44	45 to 49	50 to 54	55 to 59	60 to 64	65 to 69	70 to 74	75 to 79	80 to 84	85 to 89	90 to 94	95 plus	Total
All causes	25,109 (19,888 to 29,955)	2,660 (2,259 to 3,005)	17,660 (13,769 to 22,003)	6,709 (5,503 to 8,099)	6,979 (5,709 to 8,336)	8,966 (7,358 to 11,260)	11,008 (9,049 to 13,853)	17,008 (14,159 to 20,139)	16,908 (14,009 to 19,728)	16,908 (14,009 to 19,728)	16,908 (14,009 to 19,728)	16,908 (14,009 to 19,728)	15,709 (13,009 to 17,269)	14,009 (12,139 to 16,269)	13,709 (12,009 to 15,269)	12,909 (11,109 to 14,269)	11,009 (9,209 to 12,269)	8,909 (6,999 to 10,709)	7,909 (5,999 to 9,709)	6,909 (5,109 to 8,209)	3,980 (3,109 to 5,209)	997 (599 to 1,609)	297,090
Communicable, maternal, neonatal, and nutritional diseases	19,269 (12,709 to 26,400)	2,140 (1,660 to 2,729)	10,460 (6,290 to 13,900)	2,770 (2,229 to 3,429)	1,920 (1,490 to 2,500)	1,850 (1,490 to 2,410)	1,810 (1,470 to 2,400)	1,790 (1,470 to 2,210)	1,740 (1,410 to 2,160)	1,810 (1,470 to 2,250)	1,600 (1,280 to 1,960)	1,590 (1,280 to 1,960)	1,290 (980 to 1,620)	1,220 (920 to 1,560)	1,090 (820 to 1,390)	1,020 (729 to 1,360)	660 (437 to 960)	550 (372 to 770)	453 (270 to 629)	268 (147 to 397)	128 (71 to 197)	77 (32 to 127)	53,400
HIV/AIDS and sexually transmitted infections	634 (334 to 982)	7.2 (3.6 to 13)	139 (74 to 199)	66.3 (32.5 to 104)	42.8 (20.5 to 67.5)	41 (20.4 to 64.5)	97.4 (51 to 153)	164 (86 to 257)	266 (141 to 420)	322 (171 to 506)	318 (169 to 501)	270 (144 to 424)	192 (103 to 302)	96.6 (51 to 151)	68.5 (36 to 107)	45.6 (24 to 71.3)	32 (16.6 to 50)	19.4 (7.6 to 32.2)	9.7 (2.7 to 18.6)	4.7 (0.5 to 11)	0.7 (0 to 2.1)	0.2 (0 to 0.5)	2,780
HIV/AIDS	0 (0 to 0)	0 (0 to 0)	113 (0 to 191)	43.6 (0 to 78.1)	42.7 (0 to 77.1)	39 (0 to 71.2)	77.7 (0 to 140)	144 (0 to 260)	240 (0 to 432)	297 (0 to 535)	282 (0 to 508)	239 (0 to 431)	142 (0 to 256)	86.9 (0 to 156)	60.1 (0 to 108)	36 (0 to 64.9)	26.2 (0 to 47.2)	7.6 (0 to 13.7)	3.3 (0 to 5.9)	0.8 (0 to 1.5)	0.2 (0 to 0.3)	0 (0 to 0.1)	1,980
HIV/AIDS - Drug-susceptible Tuberculosis	0 (0 to 0)	0 (0 to 0)	20.6 (0 to 32)	11.6 (0 to 18.1)	6.9 (0 to 10.8)	10.7 (0 to 16.7)	29.7 (0 to 46.3)	54.5 (0 to 84.9)	93.1 (0 to 145)	126 (0 to 196)	120 (0 to 187)	92.1 (0 to 144)	54.1 (0 to 84.4)	33.4 (0 to 52.1)	23.1 (0 to 36)	13.8 (0 to 21.5)	10.1 (0 to 15.7)	2.9 (0 to 4.5)	1.3 (0 to 2)	0.3 (0 to 0.5)	0.1 (0 to 0.1)	0 (0 to 0)	330
HIV/AIDS - Multidrug-resistant Tuberculosis without extensive d	0 (0 to 0)	0 (0 to 0)	1.6 (0.1 to 3.6)	0.9 (0 to 2.1)	0.5 (0 to 1.2)	0.8 (0 to 2.1)	2.3 (0 to 5.6)	4.2 (0 to 10.1)	7.2 (0 to 17.3)	9.8 (0 to 23.7)	9.3 (0 to 22.3)	7.1 (0 to 17.1)	4.2 (0 to 10.1)	2.6 (0 to 6.2)	1.8 (0 to 4.3)	1.1 (0 to 2.7)	0.8 (0 to 2)	0.2 (0 to 0.5)	0.1 (0 to 0.3)	0 (0 to 0.1)	0 (0 to 0)	0 (0 to 0)	25.6
HIV/AIDS - Extensively drug-resistant Tuberculosis	0 (0 to 0)	0 (0 to 0)	0.1 (0 to 0.4)	0.1 (0 to 0.5)	0.1 (0 to 0.4)	0.2 (0 to 0.6)	0.5 (0 to 1.6)	0.9 (0 to 2.9)	1.6 (0 to 5.1)	2.1 (0 to 6.7)	2 (0 to 6.3)	1.5 (0 to 4.8)	0.9 (0 to 2.9)	0.6 (0 to 1.8)	0.4 (0 to 1.1)	0.2 (0 to 0.7)	0.2 (0 to 0.5)	0.1 (0 to 0.3)	0 (0 to 0.1)	0 (0 to 0)	0 (0 to 0)	0 (0 to 0)	3.8
HIV/AIDS resulting in other diseases	634 (334 to 982)	7.2 (3.6 to 13)	4 (2 to 6.2)	11.2 (5.5 to 17.6)	35.7 (17.4 to 56.9)	29.3 (14.6 to 46.1)	45.1 (23.6 to 71.1)	65.1 (34 to 102)	150 (79.5 to 237)	189 (100 to 298)	196 (104 to 309)	171 (91 to 270)	96.5 (51 to 152)	57.9 (30.9 to 91.2)	42.2 (22.5 to 66.5)	30.5 (16.3 to 48)	21.6 (11.5 to 34)	9.7 (5.2 to 15.3)	4.7 (2.5 to 7.4)	3.7 (2 to 5.8)	0.6 (0.3 to 1)	0.2 (0.1 to 0.3)	1,930
Sexually transmitted infections excluding HIV	0 (0 to 0)	0 (0 to 0)	0.1 (0 to 0.1)	0.1 (0 to 0.1)	0.1 (0 to 0.1)	0.1 (0 to 0.1)	0.1 (0 to 0.1)	0.1 (0 to 0.1)	0.1 (0 to 0.1)	0.1 (0 to 0.1)	0.1 (0 to 0.1)	0.1 (0 to 0.1)	0.1 (0 to 0.1)	0.1 (0 to 0.1)	0.1 (0 to 0.1)	0.1 (0 to 0.1)	0.1 (0 to 0.1)	0.1 (0 to 0.1)	0.1 (0 to 0.1)	0.1 (0 to 0.1)	0 (0 to 0)	0 (0 to 0)	332
Syphilis	634 (334 to 982)	7.2 (3.6 to 13)	2.6 (0.9 to 5.1)	0.1 (0 to 0.1)	1.1 (0.4 to 2.1)	1.1 (0.4 to 2.1)	2.1 (0.7 to 4.1)	1.3 (0.5 to 2.6)	0.6 (0.2 to 1.2)	0.6 (0.2 to 1.1)	0.6 (0.2 to 1.1)	0.6 (0.2 to 1.1)	0.6 (0.2 to 1.1)	0.4 (0.2 to 0.8)	0.3 (0.1 to 0.6)	0.2 (0.1 to 0.4)	0.1 (0 to 0.3)	0.1 (0 to 0.2)	0 (0 to 0.1)	0 (0 to 0.1)	0 (0 to 0)	0 (0 to 0)	647.9
Chlamydial infection	0 (0 to 0)	0 (0 to 0)	0 (0 to 0)	0 (0 to 0)	0.3 (0.2 to 0.4)	1.2 (0.8 to 1.7)	3.1 (2.1 to 4.4)	4.1 (2.8 to 5.8)	4.7 (3.2 to 6.6)	5 (3.4 to 7.1)	4.4 (2.9 to 6.2)	3.4 (2.3 to 4.8)	2.2 (1.5 to 3.1)	0.7 (0.5 to 1)	0.3 (0.2 to 0.5)	0.2 (0.1 to 0.3)	0.1 (0.1 to 0.1)	0.1 (0 to 0.1)	0 (0 to 0.1)	0 (0 to 0)	0 (0 to 0)	0 (0 to 0)	28.6
Gonococcal infection	0 (0 to 0)	0 (0 to 0)	0 (0 to 0)	0 (0 to 0)	0.3 (0.2 to 0.4)	0.9 (0.7 to 1.3)	2.8 (2.1 to 3.8)	3.8 (2.8 to 5.2)	4.4 (3.2 to 6)	4.6 (3.4 to 6.3)	4.1 (3 to 5.6)	3.2 (2.3 to 4.4)	2.1 (1.5 to 2.9)	1.7 (1.2 to 2.3)	0.6 (0.5 to 0.9)	0.3 (0.2 to 0.5)	0.2 (0.1 to 0.3)	0.1 (0.1 to 0.1)	0 (0 to 0.1)	0 (0 to 0.1)	0 (0 to 0)	0 (0 to 0)	19
Trichomoniasis	0 (0 to 0)	0 (0 to 0)	0 (0 to 0)	0 (0 to 0)	0.3 (0.2 to 0.4)	0.9 (0.7 to 1.3)	2.8 (2.1 to 3.8)	3.8 (2.8 to 5.2)	4.4 (3.2 to 6)	4.6 (3.4 to 6.3)	4.1 (3 to 5.6)	3.2 (2.3 to 4.4)	2.1 (1.5 to 2.9)	1.7 (1.2 to 2.3)	0.6 (0.5 to 0.9)	0.3 (0.2 to 0.5)	0.2 (0.1 to 0.3)	0.1 (0.1 to 0.1)	0 (0 to 0.1)	0 (0 to 0.1)	0 (0 to 0)	0 (0 to 0)	18.9
Genital herpes	0 (0 to 0)	0 (0 to 0)	0 (0 to 0)	0 (0 to 0)	0.4 (0.2 to 0.5)	1.6 (1.1 to 2.2)	3.8 (2.7 to 5.2)	5.5 (3.9 to 7.5)	7.2 (5.1 to 9.7)	7.9 (5.5 to 10.7)	6.9 (4.9 to 9.3)	5.1 (3.7 to 6.9)	3.4 (2.4 to 4.6)	2.6 (1.8 to 3.5)	1.1 (0.8 to 1.5)	0.5 (0.3 to 0.7)	0.3 (0.2 to 0.4)	0.1 (0.1 to 0.2)	0 (0 to 0.1)	0 (0 to 0.1)	0 (0 to 0)	0 (0 to 0)	50.6
Other sexually transmitted infections	0 (0 to 0)	0 (0 to 0)	0 (0 to 0)	0 (0 to 0)	0 (0 to 0.1)	0.2 (0 to 0.3)	0.7 (0.4 to 0.9)	1.2 (0.8 to 1.6)	1.6 (1.1 to 2.2)	1.9 (1.3 to 2.6)	1.6 (1.1 to 2.2)	1.2 (0.8 to 1.6)	0.8 (0.5 to 1.1)	0.5 (0.3 to 0.7)	0.2 (0.1 to 0.3)	0.1 (0.1 to 0.2)	0.1 (0 to 0.1)	0 (0 to 0.1)	0 (0 to 0.1)	0 (0 to 0.1)	0 (0 to 0)	0 (0 to 0)	7.2
Respiratory infections and tuberculosis	288 (192 to 399)	162 (126 to 206)	3,980 (2,720 to 5,170)	429 (299 to 589)	427 (297 to 580)	398 (281 to 565)	360 (257 to 501)	426 (315 to 561)	434 (325 to 555)	414 (308 to 529)	396 (296 to 506)	378 (282 to 482)	354 (264 to 471)	333 (250 to 437)	329 (249 to 432)	299 (224 to 394)	258 (189 to 339)	209 (153 to 275)	164 (120 to 215)	122 (89 to 160)	74 (53 to 96)	30 (21 to 39)	12,400
Tuberculosis	0 (0 to 0)	0 (0 to 0)	714 (494 to 1,000)	99 (71 to 139)	77.7 (54 to 109)	39.7 (27 to 55)	40 (28 to 56)	39.7 (27 to 55)	40 (28 to 56)	39.7 (27 to 55)	40 (28 to 56)	39.7 (27 to 55)	40 (28 to 56)	39.7 (27 to 55)	40 (28 to 56)	39.7 (27 to 55)	40 (28 to 56)	39.7 (27 to 55)	40 (28 to 56)	39.7 (27 to 55)	40 (28 to 56)	39.7 (27 to 55)	1,180
Latent tuberculosis infection	0 (0 to 0)	0 (0 to 0)	0 (0 to 0)	0 (0 to 0)	0 (0 to 0)	0 (0 to 0)	0 (0 to 0)	0 (0 to 0)	0 (0 to 0)	0 (0 to 0)	0 (0 to 0)	0 (0 to 0)	0 (0 to 0)	0 (0 to 0)	0 (0 to 0)	0 (0 to 0)	0 (0 to 0)	0 (0 to 0)	0 (0 to 0)	0 (0 to 0)	0 (0 to 0)	0 (0 to 0)	0
Drug-susceptible Tuberculosis	0 (0 to 0)	0 (0 to 0)	714 (494 to 1,000)	99 (71 to 139)	77.7 (54 to 109)	39.7 (27 to 55)	40 (28 to 56)	39.7 (27 to 55)	40 (28 to 56)	39.7 (27 to 55)	40 (28 to 56)	39.7 (27 to 55)	40 (28 to 56)	39.7 (27 to 55)	40 (28 to 56)	39.7 (27 to 55)	40 (28 to 56)	39.7 (27 to 55)	40 (28 to 56)	39.7 (27 to 55)	40 (28 to 56)	39.7 (27 to 55)	1,180
Multidrug-resistant tuberculosis without extensive drug-resista	0 (0 to 0)	0 (0 to 0)	0 (0 to 0)	0 (0 to 0)	0 (0 to 0)	0 (0 to 0)	0 (0 to 0)	0 (0 to 0)	0 (0 to 0)	0 (0 to 0)	0 (0 to 0)	0 (0 to 0)	0 (0 to 0)	0 (0 to 0)	0 (0 to 0)	0 (0 to 0)	0 (0 to 0)	0 (0 to 0)	0 (0 to 0)	0 (0 to 0)	0 (0 to 0)	0 (0 to 0)	0
Extensively drug-resistant tuberculosis	0 (0 to 0)	0 (0 to 0)	0 (0 to 0)	0 (0 to 0)	0 (0 to 0)	0 (0 to 0)	0 (0 to 0)	0 (0 to 0)	0 (0 to 0)	0 (0 to 0)	0 (0 to 0)	0 (0 to 0)	0 (0 to 0)	0 (0 to 0)	0 (0 to 0)	0 (0 to 0)	0 (0 to 0)	0 (0 to 0)	0 (0 to 0)	0 (0 to 0)	0 (0 to 0)	0 (0 to 0)	0
Lower respiratory infections	288 (191 to 399)	162 (126 to 206)	3,960 (2,720 to 5,150)	327 (227 to 450)	350 (243 to 480)	359 (257 to 504)	320 (229 to 445)	386 (286 to 504)	394 (296 to 503)	374 (279 to 480)	356 (266 to 455)	339 (253 to 433)	314 (234 to 417)	293 (220 to 385)	289 (219 to 379)	260 (194 to 342)	218 (159 to 286)	170 (124 to 223)	124 (90 to 162)	83 (60 to 108)	34 (24 to 44)	9 (6 to 12)	10,800
Upper respiratory infections	0 (0 to 0)	0 (0 to 0)	0 (0 to 0)	0 (0 to 0)	0 (0 to 0)	0 (0 to 0)	0 (0 to 0)	0 (0 to 0)	0 (0 to 0)	0 (0 to 0)	0 (0 to 0)	0 (0 to 0)	0 (0 to 0)	0 (0 to 0)	0 (0 to 0)	0 (0 to 0)	0 (0 to 0)	0 (0 to 0)	0 (0 to 0)	0 (0 to 0)	0 (0 to 0)	0 (0 to 0)	0
Otitis media	0 (0 to 0)	0 (0 to 0)	0 (0 to 0)	0 (0 to 0)	0 (0 to 0)	0 (0 to 0)	0 (0 to 0)	0 (0 to 0)	0 (0 to 0)	0 (0 to 0)	0 (0 to 0)	0 (0 to 0)	0 (0 to 0)	0 (0 to 0)	0 (0 to 0)	0 (0 to 0)	0 (0 to 0)	0 (0 to 0)	0 (0 to 0)	0 (0 to 0)	0 (0 to 0)	0 (0 to 0)	0
Enteric infections	139 (99 to 203)	98.5 (34 to 99)	2,060 (1,310 to 3,060)	450 (326 to 597)	224 (166 to 299)	127 (90 to 177)	114 (79 to 154)	127 (90 to 182)	139 (97 to 177)	127 (90 to 176)	114 (80 to 156)	101 (70 to 140)	89.7 (62 to 124)	80.1 (55 to 111)	68.5 (47 to 95)	60.4 (41 to 83)	42.6 (29 to 59)	29.8 (20 to 41)	20.3 (14 to 28)	11.6 (8 to 16)	4.1 (2 to 6)	0.7 (0 to 1)	2,400
Diarrheal diseases	139 (99 to 203)	98.5 (34 to 99)	2,060 (1,310 to 3,060)	450 (326 to 597)	224 (166 to 299)	127 (90 to 177)	114 (79 to 154)	127 (90 to 182)	139 (97 to 177)	127 (90 to 176)	114 (80 to 156)	101 (70 to 140)	89.7 (62 to 124)	80.1 (55 to 111)	68.5 (47 to 95)	60.4 (41 to 83)	42.6 (29 to 59)	29.8 (20 to 41)	20.3 (14 to 28)	11.6 (8 to 16)	4.1 (2 to 6)	0.7 (0 to 1)	2,400
Typhoid and paratyphoid	0 (0 to 0)	0 (0 to 0)	0 (0 to 0)	0 (0 to 0)	0 (0 to 0)	0 (0 to 0)	0 (0 to 0)	0 (0 to 0)	0 (0 to 0)	0 (0 to 0)	0 (0 to 0)	0 (0 to 0)	0 (0 to 0)	0 (0 to 0)	0 (0 to 0)	0 (0 to 0)	0 (0 to 0)	0 (0 to 0)	0 (0 to 0)	0 (0 to 0)	0 (0 to 0)	0 (0 to 0)	0
Typhoid fever	0 (0 to 0)	0 (0 to 0)	0 (0 to 0)	0 (0 to 0)	0 (0 to 0)	0 (0 to 0)	0 (0 to 0)	0 (0 to 0)	0 (0 to 0)	0 (0 to 0)	0 (0 to 0)	0 (0 to 0)	0 (0 to 0)	0 (0 to 0)	0 (0 to 0)	0 (0 to 0)	0 (0 to 0)	0 (0 to 0)	0 (0 to 0)	0 (0 to 0)	0 (0 to 0)	0 (0 to 0)	0
Paratyphoid fever	0 (0 to 0)	0 (0 to 0)	0 (0 to 0)	0 (0 to 0)	0 (0 to 0)	0 (0 to 0)	0 (0 to 0)	0 (0 to 0)	0 (0 to 0)	0 (0 to 0)	0 (0 to 0)	0 (0 to 0)	0 (0 to 0)	0 (0 to 0)	0 (0 to 0)	0 (0 to 0)	0 (0 to 0)	0 (0 to 0)	0 (0 to 0)	0 (0 to 0)	0 (0 to 0)	0 (0 to 0)	0
Invasive Non-typhoidal Salmonella (iNTS)	0 (0 to 0)	0 (0 to 0)	0 (0 to 0)	0 (0 to 0)	0 (0 to 0)	0 (0 to 0)	0 (0 to 0)	0 (0 to 0)	0 (0 to 0)	0 (0 to 0)	0 (0 to 0)	0 (0 to 0)	0 (0 to 0)	0 (0 to 0)	0 (0 to 0)	0 (0 to 0)	0 (0 to 0)	0 (0 to 0)	0 (0 to 0)	0 (0 to 0)	0 (0 to 0)	0 (0 to 0)	0
Other intestinal infectious diseases	139 (99 to 203)	98.5 (34 to 99)	2.6 (1.6 to 4.1)	1.6 (0.9 to 2.6)	0.6 (0.4 to 1)	0.6 (0.4 to 1)	0.6 (0.4 to 1)	0.6 (0.4 to 1)	0.6 (0.4 to 1)	0.6 (0.4 to 1)	0.6 (0.4 to 1)	0.6 (0.4 to 1)	0.6 (0.4 to 1)	0.6 (0.4 to 1)	0.6 (0.4 to 1)	0.6 (0.4 to 1)	0.6 (0.4 to 1)	0.6 (0.4 to 1)	0.6 (0.4 to 1)	0.6 (0.4 to 1)	0.6 (0.4 to 1)	0.6 (0.4 to 1)	8.6
Neglected tropical diseases and malaria	0 (0 to 0)	0 (0 to 0)	278 (187 to 381)	269 (181 to 369)	445 (296 to 610)	376 (252 to 516)	295 (197 to 405)	295 (197 to 405)	295 (197 to 405)	295 (197 to 405)	295 (197 to 405)	295 (197 to 405)	276 (184 to 378)	194 (129 to 266)	179 (119 to 245)	142 (95 to 195)	110 (73 to 151)	69.3 (46 to 95)	34.6 (23 to 47)	19.7 (13 to 27)	6.9 (4 to 9)	2.2 (1 to 3)	4,000
Malaria	43 (to 0-1	(1 to 3.9)	265 to 755	153 (to 540	460 (to 662	349 to 576	198 (77 to 769)	179 (to 673	159 (to 599	140 (to 527	121 (to 455	102 (to 384	83 (to 312	64 (to 241	45 (to 169	26 (to 98	7 (to 26	6 (to 22	4 (to 16	3 (to 11	2 (to 7	1 (to 4	0 (to 1	2,990
Chagas disease	0 (0 to 0)	0 (0 to 0)	0 (0 to 0)	0.1 (0 to 0.1)	0.2 (0.2 to 0.3)	2.6 (1.6 to 3.6)	4.5 (2.8 to 6.3)	4.5 (2.8 to 6.3)	4.5 (2.8 to 6.3)	4.5 (2.8 to 6.3)	4.5 (2.8 to 6.3)	4.5 (2.8 to 6.3)	4.5 (2.8 to 6.3)	4.5 (2.8 to 6.3)	4.5 (2.8 to 6.3)	4.5 (2.8 to 6.3)	4.5 (2.8 to 6.3)	4.5 (2.8 to 6.3)	4.5 (2.8 to 6.3)	4.5 (2.8 to 6.3)	4.5 (2.8 to 6.3)	4.5 (2.8 to 6.3)	63.3
Leishmaniasis	0 (0 to 0)	0 (0 to 0)	0.2 (0 to 0.5)	3.9 (1 to 9.6)	10.3 (3.1 to 23.8)	17.2 (5.2 to 39.7)	19.6 (6 to 44.7)	19.6 (6 to 44.7)	19.6 (6 to 44.7)	19.6 (6 to 44.7)	19.6 (6 to 44.7)	19.6 (6 to 44.7)	19.6 (6 to 44.7)	19.6 (6 to 44.7)	19.6 (6 to 44.7)	19.6 (6 to 44.7)	19.6 (6 to 44.7)	19.6 (6 to 44.7)	19.6 (6 to 44.7)	19.6 (6 to 44.7)	19.6 (6 to 44.7)	19.6 (6 to 44.7)	212
Visceral leishmaniasis	0 (0 to 0)	0 (0 to 0)	0 (0 to 0)	0 (0 to 0)	0 (0 to 0)	0 (0 to 0)	0 (0 to 0)	0 (0 to 0)	0 (0 to 0)	0 (0 to 0)	0 (0 to 0)	0 (0 to 0)	0 (0 to 0)	0 (0 to 0)	0 (0 to 0)	0 (0 to 0)	0 (0 to 0)	0 (0 to 0)	0 (0 to 0)	0 (0 to 0)	0 (0 to 0)	0 (0 to 0)	0 (0 to 0)	0
Cutaneous and mucocutaneous leishmaniasis	0 (0 to 0)	0 (0 to 0)	0.2 (0 to 0.5)	3.9 (1 to 9.6)	10.3 (3.1 to 23.8)	17.2 (5.2 to 39.7)	19.6 (6 to 44.7)	19.6 (6 to 44.7)	19.6 (6 to 44.7)	19.6 (6 to 44.7)	19.6 (6 to 44.7)	19.6 (6 to 44.7)	19.6 (6 to 44.7)	19.6 (6 to 44.7)	19.6 (6 to 44.7)	19.6 (6 to 44.7)	19.6 (6 to 44.7)	19.6 (6 to 44.7)	19.6 (6 to 44.7)	19.6 (6 to 44.7)	19.6 (6 to 44.7)	19.6 (6 to 44.7)	212
African trypanosomiasis	0 (0 to 0)	0 (0 to 0)	0 (0 to 0)	0 (0 to 0)	0 (0 to 0)	0 (0 to 0)	0 (0 to 0)	0 (0 to 0)	0 (0 to 0)	0 (0 to 0)	0 (0 to 0)	0 (0 to 0)	0 (0 to 0)	0 (0 to 0)	0 (0 to 0)	0 (0 to 0)	0 (0 to 0)	0 (0 to 0)	0 (0 to 0)	0 (0 to 0)	0 (0 to 0)	0 (0 to 0)	0 (0 to 0)	0
Schistosomiasis	0 (0 to 0)	0 (0 to 0)	0 (0 to 0)	0 (0 to 0)	0 (0 to 0)	0 (0 to 0)	0 (0 to 0)	0 (0 to 0)	0 (0 to 0)	0 (0 to 0)	0 (0 to 0)	0 (0 to 0)	0 (0 to 0)	0 (0 to 0)	0 (0 to 0)	0 (0 to 0)	0 (0 to 0)	0 (0 to 0)	0 (0 to 0)	0 (0 to 0)	0 (0 to 0)	0 (0 to 0)	0 (0 to 0)	0
Cysticercosis	0 (0 to 0)	0 (0 to 0)	0.1 (0 to 0.2)	0.6 (0.4 to 1.6)	1.4 (0.9 to 3.5)	0.6 (0.4 to 1.5)	0.6 (0.4 to 1.5)	0.6 (0.4 to 1.5)	0.6 (0.4 to 1.5)	0.6 (0.4 to 1.5)	0.6 (0.4 to 1.5)	0.6 (0.4 to 1.5)	0.6 (0.4 to 1.5)	0.6 (0.4 to 1.5)	0.6 (0.4 to 1.5)	0.6 (0.4 to 1.5)	0.6 (0.4 to 1.5)	0.6 (0.4 to 1.5)	0.6 (0.4 to 1.5)	0.6 (0.4 to 1.5)	0.6 (0.4 to 1.5)	0.6 (0.4 to 1.5)	8.6
Cystic echinococcosis	0 (0 to 0)	0 (0 to 0)	0 (0 to 0.1)	0 (0 to 0)	0 (0 to 0)	0 (0 to 0)	0 (0 to 0)	0 (0 to 0)	0 (0 to 0)	0 (0 to 0)	0 (0 to 0)	0 (0 to 0)	0 (0 to 0)	0 (0 to 0)	0 (0 to 0)	0 (0 to 0)	0 (0 to 0)	0 (0 to 0)	0 (0 to 0)	0 (0 to 0)	0 (0 to 0)	0 (0 to 0)	0 (0 to 0)	1.4
Lymphatic filariasis	0 (0 to 0)	0 (0 to 0)	0 (0 to 0)	0 (0 to 0)	0 (0 to 0)	0 (0 to 0)	0 (0 to 0)	0 (0 to 0)	0 (0 to 0)	0 (0 to 0)	0 (0 to 0)	0 (0 to 0)	0 (0 to 0)	0 (0 to 0)	0 (0 to 0)	0 (0 to 0)	0 (0 to 0)	0 (0 to 0)	0 (0 to 0)	0 (0 to 0)	0 (0 to 0)	0 (0 to 0)	0 (0 to 0)	0
Onchocerciasis	0 (0 to 0)	0 (0 to 0)	0 (0 to 0)	0 (0 to 0)	0 (0 to 0)	0 (0 to 0)	0 (0 to 0)	0 (0 to 0)	0 (0 to 0)	0 (0 to 0)	0 (0 to 0)	0 (0 to 0)	0 (0 to 0)	0 (0 to 0)	0 (0 to 0)	0 (0 to 0)	0 (0 to 0)	0 (0 to 0)	0 (0 to 0)	0 (0 to 0)	0 (0 to 0)	0 (0 to 0)	0 (0 to 0)	0
Trachoma	0 (0 to 0)	0 (0 to 0)	0 (0 to 0)	0 (0 to 0)	0 (0 to 0)	0 (0 to 0)	0 (0 to 0)	0 (0 to 0)	0 (0 to 0)	0 (0 to 0)	0 (0 to 0)	0 (0 to 0)	0 (0 to 0)	0 (0 to 0)	0 (0 to 0)	0 (0 to 0)	0 (0 to 0)	0 (0 to 0)	0 (0 to 0)	0 (0 to 0)	0 (0 to 0)	0 (0 to 0)	0 (0 to 0)	0.4
Dengue	0 (0 to 0)	0 (0 to 0)	13.3 (4.9 to 24.6)	27.6 (10.6 to 51.6)	33.7 (12.9 to 63)	28.2 (10.8 to 52.7)	23.4 (8.9 to 43.8)	22.8 (8.6 to 42.7)	22.8 (8.6 to 42.7)	22.8 (8.6 to 42.7)	22.8 (8.6 to 42.7)	22.8 (8.6 to 42.7)	20.7 (7.9 to 38.7)	16.9 (6.4 to 31.7)	11.9 (4.5 to 22.3)	10.1 (3.9 to 18.9)	7.3 (2.8 to 13.6)	5.4 (2.1 to 10.1)	2.8 (1.1 to 5.2)	1.9 (0.7 to 3.6)	0.3 (0.1 to 0.6)	0.2 (0.1 to 0.3)	282
Yellow fever	0 (0 to 0)	0 (0 to 0)	0 (0 to 0)	0 (0 to 0)	0 (0 to 0)	0 (0 to 0)	0 (0 to 0)	0 (0 to 0)	0 (0 to 0)	0 (0 to 0)	0 (0 to 0)	0 (0 to 0)	0 (0 to 0)	0 (0 to 0)	0 (0 to 0)	0 (0 to 0)	0 (0 to 0)	0 (0 to 0)	0 (0 to 0)	0 (0 to 0)	0 (0 to 0)	0 (0 to 0)	0 (0 to 0)	0
Rabies	0 (0 to 0)	0 (0 to 0)	0.1 (0 to 0.2)	0.1 (0 to 0.2)	0.2 (0 to 0.3)	0.1 (0 to 0.1)	0.1 (0 to 0.1)	0.1 (0 to 0.1)	0.1 (0 to 0.1)	0.1 (0 to 0.1)	0.1 (0 to 0.1)	0.1 (0 to 0.1)	0.1 (0 to 0.1)	0.1 (0 to 0.1)	0.1 (0 to 0.1)	0.1 (0 to 0.1)	0.1 (0 to 0.1)	0.1 (0 to 0.1)	0.1 (0 to 0.1)	0.1 (0 to 0.1)	0.1 (0 to 0.1)	0.1 (0 to 0.1)	0.7
Intestinal nematode infections	0 (0 to 0)	0 (0 to 0)	1.2 (0.7 to 2.3)	7.1 (3.2 to 12.3)	20.2 (10.4 to 35.6)	19.3 (9.9 to 33.7)	39 (19.9 to 70.4)	33.7 (16.9 to 61.3)	29.6 (14.7 to 54.1)	26.6 (13.1 to 48.9)	23.5 (11.5 to 43.2)	20.5 (9.9 to 37.8)	17.4 (8.3 to 32.1)	14.3 (6.7 to 26.5)	11.2 (5.2 to 20.9)	8.7 (4 to 16.3)	6.1 (2.8 to 11.5)	3.5 (1.6 to 6.7)	1.7 (0.7 to 3.3)	0.7 (0.3 to 1.3)	0.1 (0 to 0.2)	0.1 (0 to 0.2)	169
Ascariasis	0 (0 to 0)	0 (0 to 0)	0.3 (0 to 0.6)	2.7 (1.2 to 4.6)	8.1 (3.9 to 13.7)	7.3 (3.7 to 12.7)	14.8 (7.5 to 26.6)	12.8 (6.4 to 23.3)	11.2 (5.6 to 20.5)	10.1 (5 to 18.5)	8.9 (4.4 to 16.4)	7.8 (3.8 to 14.3)	6.6 (3.2 to 12.2)	5.4 (2.5 to 10)	4.2 (2 to 7.9)	3.3 (1.5 to 6.2)	2.3 (1.1 to 4.4)	1.3 (0.6 to 2.5)	0.6 (0.3 to 1.2)	0.3 (0.1 to 0.5)	0 (0 to 0.1)	0 (0 to 0.1)	63.9
Trichuriasis	0 (0 to 0)	0 (0 to 0)	0.1 (0 to 0.1)	1.9 (0.8 to 3.3)	5.4 (2.8 to 9.1)	4.2 (2.2 to 7.3)	3.8 (2 to 6.8)	2.9 (1.5 to 5.3)	1.9 (1 to 3.5)	1.4 (0.7 to 2.6)	1 (0.5 to 2.1)	0.7 (0.4 to 1.4)	0.5 (0.2 to 1)	0.3 (0.2 to 0.7)	0.2 (0.1 to 0.5)	0.1 (0 to 0.3)	0.1 (0 to 0.2)	0 (0 to 0.1)	0 (0 to 0.1)	0 (0 to 0.1)	0 (0 to 0)	0 (0 to 0)	30
Hookworm disease	0 (0 to 0)	0 (0 to 0)	2.9 (1.4 to 5.1)	4.7 (2.2 to 8.3)	6.6 (3.2 to 11.6)	7.8 (3.8 to 13.8)	10.8 (5.2 to 19.2)	10.2 (4.9 to 18.1)	9.6 (4.6 to 17)	9.1 (4.4 to 16.1)	8.5 (4.1 to 15.1)	7.9 (3.8 to 14)	7.3 (3.5 to 13)	6.6 (3.2 to 11.7)	5.9 (2.8 to 10.5)	5.2 (2.5 to 9.2)	4.4 (2.1 to 7.8)	3.5 (1.7 to 6.2)	2.5 (1.2 to 4.5)	1.5 (0.7





SR Table 2c. Absolute DALYS by cause and sex group for both sexes with 95% uncertainty intervals. 2019

Cause	North Macedonia	Late Neonatal	Post Neonatal	1 to 4	5 to 9	10 to 14	15 to 19	20 to 24	25 to 29	30 to 34	35 to 39	40 to 44	45 to 49	50 to 54	55 to 59	60 to 64	65 to 69	70 to 74	75 to 79	80 to 84	85 to 89	90 to 94	95 plus	Total
All causes	28,489 (28,008 to 28,950)	10,439 (9,619 to 11,260)	16,990 (15,990 to 18,060)	20,050 (19,050 to 20,990)	20,250 (19,050 to 21,290)	20,250 (19,020 to 21,500)	64,000 (59,850 to 68,600)	68,200 (64,200 to 72,400)	68,200 (64,200 to 72,400)	71,100 (67,200 to 75,200)	76,000 (71,700 to 80,400)	76,600 (72,200 to 81,000)	76,200 (71,900 to 80,700)	76,600 (72,200 to 81,000)	73,900 (69,700 to 78,200)	68,100 (64,200 to 72,200)	60,600 (56,900 to 64,500)	49,700 (46,600 to 53,000)	32,200 (30,200 to 34,300)	18,200 (16,900 to 19,600)	9,190 (8,280 to 9,950)	5,790 (5,320 to 6,230)	1,196,000
Communicable, maternal, neonatal, and nutritional diseases	28,200 (22,300 to 34,200)	9,870 (8,920 to 10,100)	39,300 (37,000 to 42,000)	9,520 (7,610 to 12,200)	6,350 (4,630 to 8,770)	4,830 (3,500 to 6,660)	5,330 (3,870 to 6,970)	5,870 (4,750 to 7,420)	5,910 (4,740 to 7,530)	6,750 (5,370 to 8,700)	7,220 (5,750 to 9,190)	6,970 (5,700 to 8,760)	6,190 (5,100 to 7,600)	5,760 (4,670 to 7,130)	5,370 (4,360 to 6,600)	4,700 (3,860 to 5,800)	4,060 (3,310 to 5,020)	3,400 (2,730 to 4,230)	2,660 (2,090 to 3,360)	1,660 (1,280 to 2,180)	865 (627 to 1,200)	676 (381 to 781)	197,000
HIV/AIDS and sexually transmitted infections	188 (156 to 219)	49.1 (39.5 to 59.4)	613 (493 to 749)	270 (216 to 350)	161 (132 to 199)	172 (140 to 204)	203 (162 to 272)	272 (220 to 360)	333 (263 to 453)	396 (312 to 540)	463 (365 to 630)	523 (412 to 712)	559 (441 to 761)	588 (464 to 800)	606 (478 to 825)	609 (480 to 829)	603 (476 to 821)	591 (466 to 805)	567 (447 to 772)	525 (414 to 715)	467 (368 to 636)	390 (307 to 531)	12,200
HIV/AIDS	0.1 (0 to 0.1)	0.2 (0 to 0.2)	613 (493 to 749)	268 (214 to 348)	161 (132 to 199)	163 (134 to 200)	200 (160 to 268)	268 (218 to 356)	329 (261 to 448)	392 (309 to 534)	459 (362 to 624)	519 (409 to 707)	555 (438 to 756)	584 (461 to 795)	602 (475 to 820)	605 (477 to 824)	599 (473 to 816)	587 (463 to 800)	563 (444 to 767)	521 (411 to 710)	463 (365 to 631)	387 (305 to 527)	11,000
HIV/AIDS - Drug-susceptible Tuberculosis	0 (0 to 0)	0 (0 to 0)	0 (0 to 0)	0 (0 to 0)	0 (0 to 0)	0 (0 to 0)	0 (0 to 0)	0 (0 to 0)	0 (0 to 0)	0 (0 to 0)	0 (0 to 0)	0 (0 to 0)	0 (0 to 0)	0 (0 to 0)	0 (0 to 0)	0 (0 to 0)	0 (0 to 0)	0 (0 to 0)	0 (0 to 0)	0 (0 to 0)	0 (0 to 0)	0 (0 to 0)	0 (0 to 0)	0
HIV/AIDS - Multidrug-resistant Tuberculosis without extensive drug resistance	0 (0 to 0)	0 (0 to 0)	0 (0 to 0)	0 (0 to 0)	0 (0 to 0)	0 (0 to 0)	0 (0 to 0)	0 (0 to 0)	0 (0 to 0)	0 (0 to 0)	0 (0 to 0)	0 (0 to 0)	0 (0 to 0)	0 (0 to 0)	0 (0 to 0)	0 (0 to 0)	0 (0 to 0)	0 (0 to 0)	0 (0 to 0)	0 (0 to 0)	0 (0 to 0)	0 (0 to 0)	0 (0 to 0)	0
HIV/AIDS - Extensively drug-resistant Tuberculosis	0 (0 to 0)	0 (0 to 0)	0 (0 to 0)	0 (0 to 0)	0 (0 to 0)	0 (0 to 0)	0 (0 to 0)	0 (0 to 0)	0 (0 to 0)	0 (0 to 0)	0 (0 to 0)	0 (0 to 0)	0 (0 to 0)	0 (0 to 0)	0 (0 to 0)	0 (0 to 0)	0 (0 to 0)	0 (0 to 0)	0 (0 to 0)	0 (0 to 0)	0 (0 to 0)	0 (0 to 0)	0 (0 to 0)	0
HIV/AIDS - Multidrug-resistant Tuberculosis without extensive drug resistance	40 (0 to 0)	40 (0 to 0)	0 (0 to 27.9)	0 (0 to 13.9)	0 (0 to 7.2)	0 (0 to 6.6)	0 (0 to 19.7)	0 (0 to 32.9)	0 (0 to 57.6)	0 (0 to 79.6)	0 (0 to 77.2)	0 (0 to 77.5)	0 (0 to 55.6)	0 (0 to 29.6)	0 (0 to 29.6)	0 (0 to 13.4)	0 (0 to 6.3)	0 (0 to 1.8)	0 (0 to 0.6)	0 (0 to 0.2)	0 (0 to 0.1)	0 (0 to 0)	0 (0 to 0)	104
HIV/AIDS - Extensively drug-resistant Tuberculosis	0 (0 to 0)	0 (0 to 0)	0 (0 to 2.4)	0 (0 to 1.2)	0 (0 to 1.1)	0 (0 to 1.6)	0 (0 to 9.9)	0 (0 to 19.4)	0 (0 to 13.2)	0 (0 to 12.1)	0 (0 to 12.1)	0 (0 to 11.6)	0 (0 to 5.6)	0 (0 to 2.8)	0 (0 to 2.2)	0 (0 to 1.3)	0 (0 to 0.5)	0 (0 to 0.1)	0 (0 to 0)	0 (0 to 0)	0 (0 to 0)	0 (0 to 0)	0 (0 to 0)	1,440
HIV/AIDS resulting in other diseases	0.1 (0 to 0.1)	0.2 (0 to 0.2)	0 (327 to 922)	270 (177 to 350)	161 (109 to 172)	163 (119 to 179)	200 (152 to 239)	268 (220 to 302)	329 (263 to 392)	392 (309 to 460)	459 (362 to 550)	519 (409 to 611)	555 (438 to 653)	584 (461 to 687)	602 (475 to 708)	605 (477 to 711)	599 (473 to 704)	587 (463 to 690)	563 (444 to 662)	521 (411 to 612)	463 (365 to 544)	387 (305 to 455)	9,410
Sexually transmitted infections excluding HIV	188 (156 to 219)	49.1 (39.5 to 59.4)	0 (0 to 156)	0 (0 to 71)	0 (0 to 71)	0 (0 to 72)	3 (0 to 4.6)	3.7 (2.1 to 6.2)	3.7 (2.1 to 6.2)	3.7 (2.1 to 6.2)	3.7 (2.1 to 6.2)	3.7 (2.1 to 6.2)	3.7 (2.1 to 6.2)	3.7 (2.1 to 6.2)	3.7 (2.1 to 6.2)	3.7 (2.1 to 6.2)	3.7 (2.1 to 6.2)	3.7 (2.1 to 6.2)	3.7 (2.1 to 6.2)	3.7 (2.1 to 6.2)	3.7 (2.1 to 6.2)	3.7 (2.1 to 6.2)	1,160
Syphilis	188 (156 to 219)	49.1 (39.5 to 59.4)	0 (0 to 156)	0 (0 to 71)	0 (0 to 71)	0 (0 to 72)	3 (0 to 4.6)	3.7 (2.1 to 6.2)	3.7 (2.1 to 6.2)	3.7 (2.1 to 6.2)	3.7 (2.1 to 6.2)	3.7 (2.1 to 6.2)	3.7 (2.1 to 6.2)	3.7 (2.1 to 6.2)	3.7 (2.1 to 6.2)	3.7 (2.1 to 6.2)	3.7 (2.1 to 6.2)	3.7 (2.1 to 6.2)	3.7 (2.1 to 6.2)	3.7 (2.1 to 6.2)	3.7 (2.1 to 6.2)	3.7 (2.1 to 6.2)	275
Chlamydial infection	0 (0 to 0)	0 (0 to 0)	0 (0 to 0)	0 (0 to 0)	0 (0 to 0)	0 (0 to 0)	0.6 (0 to 0.9)	0.8 (0 to 1.3)	0.8 (0 to 1.3)	0.8 (0 to 1.3)	0.8 (0 to 1.3)	0.8 (0 to 1.3)	0.8 (0 to 1.3)	0.8 (0 to 1.3)	0.7 (0 to 1.2)	0.7 (0 to 1.2)	0.7 (0 to 1.1)	0.7 (0 to 1.1)	0.6 (0 to 1.1)	0.6 (0 to 1.1)	0.2 (0 to 0.4)	0.1 (0 to 0.2)	89.9
Gonococcal infection	0 (0 to 0)	0 (0 to 0)	0 (0 to 0)	0 (0 to 0)	0 (0 to 0)	0 (0 to 0)	1.1 (0 to 1.6)	0.8 (0 to 1.3)	0.8 (0 to 1.3)	0.8 (0 to 1.3)	0.8 (0 to 1.3)	0.8 (0 to 1.3)	0.8 (0 to 1.3)	0.8 (0 to 1.3)	0.8 (0 to 1.3)	0.8 (0 to 1.3)	0.8 (0 to 1.3)	0.8 (0 to 1.3)	0.8 (0 to 1.3)	0.8 (0 to 1.3)	0.4 (0 to 0.7)	0.1 (0 to 0.2)	89.2
Trichomoniasis	0 (0 to 0)	0 (0 to 0)	0 (0 to 0)	0 (0 to 0)	0 (0 to 0)	0.2 (0 to 0.3)	0.9 (0 to 1.4)	1.7 (0.9 to 2.7)	2.2 (1.2 to 3.5)	2.8 (1.5 to 4.4)	3.2 (1.7 to 5.1)	3.6 (1.9 to 5.7)	3.8 (2.1 to 6.1)	4.1 (2.2 to 6.5)	4.2 (2.3 to 6.7)	4.3 (2.3 to 6.8)	4.2 (2.3 to 6.7)	4.1 (2.2 to 6.5)	3.9 (2.1 to 6.2)	3.6 (1.9 to 5.7)	2.6 (1.4 to 4.1)	1.6 (0.9 to 2.5)	217
Genital herpes	0 (0 to 0)	0 (0 to 0)	0 (0 to 0)	0 (0 to 0)	0 (0 to 0)	0 (0 to 0)	0.7 (0.4 to 1.1)	0.1 (0 to 0.2)	0.1 (0 to 0.2)	0.1 (0 to 0.2)	0.1 (0 to 0.2)	0.1 (0 to 0.2)	0.1 (0 to 0.2)	0.1 (0 to 0.2)	0.1 (0 to 0.2)	0.1 (0 to 0.2)	0.1 (0 to 0.2)	0.1 (0 to 0.2)	0.1 (0 to 0.2)	0.1 (0 to 0.2)	0.1 (0 to 0.2)	0.1 (0 to 0.2)	0.1 (0 to 0.2)	226
Other sexually transmitted infections	0 (0 to 0)	0 (0 to 0)	0 (0 to 0)	0 (0 to 0)	0 (0 to 0)	0 (0 to 0)	0.7 (0.4 to 1.1)	0.1 (0 to 0.2)	0.1 (0 to 0.2)	0.1 (0 to 0.2)	0.1 (0 to 0.2)	0.1 (0 to 0.2)	0.1 (0 to 0.2)	0.1 (0 to 0.2)	0.1 (0 to 0.2)	0.1 (0 to 0.2)	0.1 (0 to 0.2)	0.1 (0 to 0.2)	0.1 (0 to 0.2)	0.1 (0 to 0.2)	0.1 (0 to 0.2)	0.1 (0 to 0.2)	0.1 (0 to 0.2)	187
Respiratory infections and tuberculosis	797 (459 to 1,190)	696 (398 to 997)	1,650 (1,060 to 2,460)	1,450 (1,020 to 1,890)	1,200 (764 to 1,650)	1,200 (760 to 1,650)	1,200 (760 to 1,650)	1,200 (760 to 1,650)	1,200 (760 to 1,650)	1,200 (760 to 1,650)	1,200 (760 to 1,650)	1,200 (760 to 1,650)	1,200 (760 to 1,650)	1,200 (760 to 1,650)	1,200 (760 to 1,650)	1,200 (760 to 1,650)	1,200 (760 to 1,650)	1,200 (760 to 1,650)	1,200 (760 to 1,650)	1,200 (760 to 1,650)	1,200 (760 to 1,650)	1,200 (760 to 1,650)	46,500
Tuberculosis	0 (0 to 0)	0 (0 to 0)	68 (19 to 239)	68 (19 to 239)	68 (19 to 239)	68 (19 to 239)	68 (19 to 239)	68 (19 to 239)	68 (19 to 239)	68 (19 to 239)	68 (19 to 239)	68 (19 to 239)	68 (19 to 239)	68 (19 to 239)	68 (19 to 239)	68 (19 to 239)	68 (19 to 239)	68 (19 to 239)	68 (19 to 239)	68 (19 to 239)	68 (19 to 239)	68 (19 to 239)	68 (19 to 239)	4,200
Latent tuberculosis infection	0 (0 to 0)	0 (0 to 0)	0 (0 to 0)	0 (0 to 0)	0 (0 to 0)	0 (0 to 0)	0 (0 to 0)	0 (0 to 0)	0 (0 to 0)	0 (0 to 0)	0 (0 to 0)	0 (0 to 0)	0 (0 to 0)	0 (0 to 0)	0 (0 to 0)	0 (0 to 0)	0 (0 to 0)	0 (0 to 0)	0 (0 to 0)	0 (0 to 0)	0 (0 to 0)	0 (0 to 0)	0 (0 to 0)	0
Drug-susceptible Tuberculosis	0 (0 to 0)	0 (0 to 0)	68 (19 to 239)	68 (19 to 239)	68 (19 to 239)	68 (19 to 239)	68 (19 to 239)	68 (19 to 239)	68 (19 to 239)	68 (19 to 239)	68 (19 to 239)	68 (19 to 239)	68 (19 to 239)	68 (19 to 239)	68 (19 to 239)	68 (19 to 239)	68 (19 to 239)	68 (19 to 239)	68 (19 to 239)	68 (19 to 239)	68 (19 to 239)	68 (19 to 239)	68 (19 to 239)	3,940
Multidrug-resistant tuberculosis without extensive drug resistance	0 (0 to 0)	0 (0 to 0)	0 (0 to 0)	0 (0 to 0)	0 (0 to 0)	0 (0 to 0)	0 (0 to 0)	0 (0 to 0)	0 (0 to 0)	0 (0 to 0)	0 (0 to 0)	0 (0 to 0)	0 (0 to 0)	0 (0 to 0)	0 (0 to 0)	0 (0 to 0)	0 (0 to 0)	0 (0 to 0)	0 (0 to 0)	0 (0 to 0)	0 (0 to 0)	0 (0 to 0)	0 (0 to 0)	209
Extensively drug-resistant tuberculosis	0 (0 to 0)	0 (0 to 0)	1.6 (0 to 6.7)	0.6 (0 to 2.6)	0.3 (0 to 1.2)	0.3 (0 to 1.4)	0.9 (0 to 4.2)	2.1 (0 to 9.1)	2.2 (0 to 10.5)	2.3 (0 to 12.1)	2.4 (0 to 13.5)	2.4 (0 to 14.4)	2.4 (0 to 14.8)	2.4 (0 to 14.8)	2.4 (0 to 14.8)	2.4 (0 to 14.8)	2.4 (0 to 14.8)	2.4 (0 to 14.8)	2.4 (0 to 14.8)	2.4 (0 to 14.8)	2.4 (0 to 14.8)	2.4 (0 to 14.8)	39.4
Lower respiratory infections	756 (449 to 1,190)	687 (382 to 997)	10,900 (7,340 to 15,300)	2,170 (1,390 to 3,420)	687 (460 to 1,020)	689 (460 to 1,020)	923 (611 to 1,370)	883 (577 to 1,370)	889 (577 to 1,370)	889 (577 to 1,370)	889 (577 to 1,370)	889 (577 to 1,370)	889 (577 to 1,370)	889 (577 to 1,370)	889 (577 to 1,370)	889 (577 to 1,370)	889 (577 to 1,370)	889 (577 to 1,370)	889 (577 to 1,370)	889 (577 to 1,370)	889 (577 to 1,370)	889 (577 to 1,370)	37,100
Upper respiratory infections	0.6 (0 to 1.4)	7.6 (0 to 19.2)	0 (0 to 0)	0 (0 to 0)	0 (0 to 0)	0 (0 to 0)	0 (0 to 0)	0 (0 to 0)	0 (0 to 0)	0 (0 to 0)	0 (0 to 0)	0 (0 to 0)	0 (0 to 0)	0 (0 to 0)	0 (0 to 0)	0 (0 to 0)	0 (0 to 0)	0 (0 to 0)	0 (0 to 0)	0 (0 to 0)	0 (0 to 0)	0 (0 to 0)	0 (0 to 0)	3,980
Otitis media	0 (0.1 to 0.3)	0 (0 to 0)	0 (0 to 0)	0 (0 to 0)	0 (0 to 0)	0 (0 to 0)	0 (0 to 0)	0 (0 to 0)	0 (0 to 0)	0 (0 to 0)	0 (0 to 0)	0 (0 to 0)	0 (0 to 0)	0 (0 to 0)	0 (0 to 0)	0 (0 to 0)	0 (0 to 0)	0 (0 to 0)	0 (0 to 0)	0 (0 to 0)	0 (0 to 0)	0 (0 to 0)	0 (0 to 0)	0
Enteric infections	2,710 (2,060 to 3,500)	1,180 (1,110 to 1,330)	1,650 (1,260 to 2,460)	1,450 (860 to 1,200)	1,200 (620 to 961)	1,200 (620 to 961)	1,200 (610 to 961)	1,200 (610 to 961)	1,200 (610 to 961)	1,200 (610 to 961)	1,200 (610 to 961)	1,200 (610 to 961)	1,200 (610 to 961)	1,200 (610 to 961)	1,200 (610 to 961)	1,200 (610 to 961)	1,200 (610 to 961)	1,200 (610 to 961)	1,200 (610 to 961)	1,200 (610 to 961)	1,200 (610 to 961)	1,200 (610 to 961)	59,300
Diarrheal diseases	2,710 (2,060 to 3,500)	1,180 (1,110 to 1,330)	1,650 (1,220 to 2,430)	1,450 (898 to 1,200)	1,200 (629 to 953)	1,200 (629 to 953)	1,200 (630 to 953)	1,200 (630 to 953)	1,200 (630 to 953)	1,200 (630 to 953)	1,200 (630 to 953)	1,200 (630 to 953)	1,200 (630 to 953)	1,200 (630 to 953)	1,200 (630 to 953)	1,200 (630 to 953)	1,200 (630 to 953)	1,200 (630 to 953)	1,200 (630 to 953)	1,200 (630 to 953)	1,200 (630 to 953)	1,200 (630 to 953)	59,100
Typhoid and paratyphoid	0 (0 to 0)	0 (0 to 1.3)	1.2 (0 to 7.9)	0 (0 to 3.1)	0 (0 to 2.4)	0 (0 to 2.4)	0 (0 to 2.7)	0 (0 to 3.1)	0 (0 to 2.4)	0 (0 to 2.4)	0 (0 to 2.4)	0 (0 to 2.4)	0 (0 to 2.4)	0 (0 to 1.9)	0 (0 to 1.3)	0 (0 to 0.9)	0 (0 to 0.6)	0 (0 to 0.4)	0 (0 to 0.3)	0 (0 to 0.2)	0 (0 to 0.1)	0 (0 to 0.1)	0 (0 to 0.1)	14.3
Typhoid fever	0 (0 to 0)	0 (0 to 1.1)	0.1 (0 to 7.1)	0 (0 to 2.9)	0 (0 to 2.2)	0 (0 to 2.2)	0 (0 to 2.5)	0 (0 to 2.9)	0 (0 to 2.2)	0 (0 to 2.2)	0 (0 to 2.2)	0 (0 to 2.2)	0 (0 to 2.2)	0 (0 to 1.8)	0 (0 to 1.2)	0 (0 to 0.8)	0 (0 to 0.6)	0 (0 to 0.4)	0 (0 to 0.3)	0 (0 to 0.2)	0 (0 to 0.1)	0 (0 to 0.1)	0 (0 to 0.1)	13.2
Paratyphoid fever	0 (0 to 0)	0 (0 to 0.1)	0.1 (0 to 0.8)	0 (0 to 0.3)	0 (0 to 0.2)	0 (0 to 0.2)	0 (0 to 0.3)	0 (0 to 0.3)	0 (0 to 0.2)	0 (0 to 0.2)	0 (0 to 0.2)	0 (0 to 0.2)	0 (0 to 0.2)	0 (0 to 0.2)	0 (0 to 0.1)	0 (0 to 0.1)	0 (0 to 0.1)	0 (0 to 0.1)	0 (0 to 0.1)	0 (0 to 0.1)	0 (0 to 0.1)	0 (0 to 0.1)	0 (0 to 0.1)	1.1
Invasive Non-typhoidal Salmonella (iNTS)	0 (0 to 0)	13.2 (0.2 to 30.5)	25.1 (19.6 to 31.3)	19.6 (15.6 to 24.1)	10.2 (8.1 to 12.6)	9.8 (7.8 to 12.1)	9.8 (7.8 to 12.1)	9.3 (7.4 to 11.5)	9.8 (7.8 to 12.1)	9.8 (7.8 to 12.1)	9.8 (7.8 to 12.1)	9.8 (7.8 to 12.1)	9.8 (7.8 to 12.1)	9.8 (7.8 to 12.1)	9.8 (7.8 to 12.1)	9.8 (7.8 to 12.1)	9.8 (7.8 to 12.1)	9.8 (7.8 to 12.1)	9.8 (7.8 to 12.1)	9.8 (7.8 to 12.1)	9.8 (7.8 to 12.1)	9.8 (7.8 to 12.1)	109
Other intestinal infectious diseases	0 (0 to 0)	11.9 (0.3 to 39.3)	6.3 (1.1 to 19.7)	3.2 (0.6 to 9.8)	2.6 (0.5 to 8.1)	1.6 (0.3 to 5.1)	2.2 (0.4 to 6.7)	2.6 (0.5 to 8.1)	2.9 (0.5 to 8.9)	2.9 (0.5 to 8.9)	2.9 (0.5 to 8.9)	2.9 (0.5 to 8.9)	2.9 (0.5 to 8.9)	2.9 (0.5 to 8.9)	2.9 (0.5 to 8.9)	2.9 (0.5 to 8.9)	2.9 (0.5 to 8.9)	2.9 (0.5 to 8.9)	2.9 (0.5 to 8.9)	2.9 (0.5 to 8.9)	2.9 (0.5 to 8.9)	2.9 (0.5 to 8.9)	39.6
Neglected tropical diseases and malaria	69.7 (19.2 to 176)	22.3 (6.2 to 56.4)	279 (77.1 to 706)	411 (113.7 to 1,040)	668 (185 to 1,690)	422 (117 to 1,070)	607 (168 to 1,530)	607 (168 to 1,530)	607 (168 to 1,530)	603 (167 to 1,520)	605 (167 to 1,530)	605 (167 to 1,530)	605 (167 to 1,530)	605 (167 to 1,530)	605 (167 to 1,530)	605 (167 to 1,530)	605 (167 to 1,530)	605 (167 to 1,530)	605 (167 to 1,530)	605 (167 to 1,530)	605 (167 to 1,530)	605 (167 to 1,530)	605 (167 to 1,530)	28.4 (7.9 to 72.1)	10,300
Malaria	0 (0 to 0)	0 (0 to 0)	0.1 (0 to 0.2)	0 (0 to 0.1)	0 (0 to 0.1)	0 (0 to 0.1)	0.4 (0 to 0.6)	0.4 (0 to 0.6)	0.4 (0 to 0.6)	0.4 (0 to 0.6)	0.4 (0 to 0.6)	0.4 (0 to 0.6)	0.4 (0 to 0.6)	0.4 (0 to 0.6)	0.4 (0 to 0.6)	0.4 (0 to 0.6)	0.4 (0 to 0.6)	0.4 (0 to 0.6)	0.4 (0 to 0.6)	0.4 (0 to 0.6)	0.4 (0 to 0.6)	0.4 (0 to 0.6)	0.4 (0 to 0.6)	69.3
Chagas disease	0 (0 to 0)	0 (0 to 0)	0 (0 to 0.2)	0 (0 to 0.1)	0 (0 to 0.1)	0 (0 to 0.1)	0 (0 to 0.2)	0 (0 to 0.2)	0 (0 to 0.2)	0 (0 to 0.2)	0 (0 to 0.2)	0 (0 to 0.2)	0 (0 to 0.2)	0 (0 to 0.2)	0 (0 to 0.2)	0 (0 to 0.2)	0 (0 to 0.2)	0 (0 to 0.2)	0 (0 to 0.2)	0 (0 to 0.2)	0 (0 to 0.2)	0 (0 to 0.2)	0 (0 to 0.2)	3,380
Leishmaniasis	0 (0 to 0)	0 (0 to 0)	39 (0 to 150)	103 (0 to 769)	109 (0 to 976)	72.6 (0 to 639)	87 (0 to 231)	38.2 (0 to 116)	38.2 (0 to 116)	38.2 (0 to 116)	38.2 (0 to 116)	24.7 (0 to 77.1)	23.9 (0 to 73.7)	19.7 (0 to 64.7)	12.2 (0 to 33.1)	12.2 (0 to 33.1)	12.2 (0 to 33.1)	12.2 (0 to 33.1)	12.2 (0 to 33.1)	12.2 (0 to 33.1)	12.2 (0 to 33.1)	12.2 (0 to 33.1)	12.2 (0 to 33.1)	701
Visceral leishmaniasis	0 (0 to 0)	0 (0 to 0)	39 (0 to 150)	103 (0 to 769)	109 (0 to 976)	72.6 (0 to 639)	87 (0 to 231)	38.2 (0 to 116)	38.2 (0 to 116)	38.2 (0 to 116)	38.2 (0 to 116)	24.7 (0 to 77.1)	23.9 (0 to 73.7)	19.7 (0 to 64.7)	12.2 (0 to 33.1)	12.2 (0 to 33.1)	12.2 (0 to 33.1)	12.2 (0 to 33.1)	12.2 (0 to 33.1)	12.2 (0 to 33.1)	12.2 (0 to 33.1)	12.2 (0 to 33.1)	12.2 (0 to 33.1)	693
Cutaneous and mucocutaneous leishmaniasis	0 (0 to 0)	0 (0 to 0)	0 (0 to 0)	0 (0 to 0)	0 (0 to 0)	0 (0 to 0)	0 (0 to 0)	0 (0 to 0)	0 (0 to 0)	0 (0 to 0)	0 (0 to 0)	0 (0 to 0)	0 (0 to 0)	0 (0 to 0)	0 (0 to 0)	0 (0 to 0)	0 (0 to 0)	0 (0 to 0)	0 (0 to 0)	0 (0 to 0)	0 (0 to 0)	0 (0 to 0)	0 (0 to 0)	8.1
African trypanosomiasis	0 (0 to 0)	0 (0 to 0)	0 (0 to 0)	0 (0 to 0)	0 (0 to 0)	0 (0 to 0)	0 (0 to 0)	0 (0 to 0)	0 (0 to 0)	0 (0 to 0)	0 (0 to 0)	0 (0 to 0)	0 (0 to 0)	0 (0 to 0)	0 (0 to 0)	0 (0 to 0)	0 (0 to 0)	0 (0 to 0)	0 (0 to 0)	0 (0 to 0)	0 (0 to 0)	0 (0 to 0)	0 (0 to 0)	0
Schistosomiasis	0 (0 to 0)	0 (0 to 0)	0.3 (1.2 to 11.4)	2.7 (0.9 to 16.9)	4.6 (1.5 to 28.1)	4.6 (1.5 to 28.1)	179 (61.1 to 1,090)	84 (28.4 to 509)	172 (60.1 to 1,070)	175 (60.1 to 1,070)	161 (60.1 to 1,070)	85.7 (27.2 to 509)	79.3 (27.2 to 478)	79.6 (27.2 to 478)	79.4 (27.2 to 478)	58.7 (27.2 to 178)	43.7 (27.2 to 178)	29.1 (19.1 to 100)	26.4 (19.1 to 87.7)	14.5 (9.2 to 48.7)	6.2 (3.9 to 19.7)	2.6 (1.6 to 8.2)	1,260
Cysticercosis	0 (0 to 0)	0 (0 to 0)	0.3 (0.1 to 2.1)	2.7 (0.9 to 16.9)	4.6 (1.5 to 28.1)	4.6 (1.5 to 28.1)	28.8 (9.8 to 179)	18.5 (6.1 to 115)	18.5 (6.1 to 115)	18.5 (6.1 to 115)	18.5 (6.1 to 115)	18.5 (6.1 to 115)	18.5 (6.1 to 115)	18.5 (6.1 to 115)	18.5 (6.1 to 115)	18.5 (6.1 to 115)	18.5 (6.1 to 115)	18.5 (6.1 to 115)	18.5 (6.1 to 115)	18.5 (6.1 to 115)	18.5 (6.1 to 115)	18.5 (6.1 to 115)	18.5 (6.1 to 115)	1,260
Cystic echinococcosis	0 (0 to 0)	0 (0 to 0)	0.2 (0 to 1.4)	0.4 (0 to 2.6)	0.4 (0 to 2.6)	0.4 (0 to 2.6)	0.6 (0 to 3.8)	0.6 (0 to 3.8)	0.6 (0 to 3.8)	0.7 (0 to 4.4)	0.6 (0 to 4.4)	0.6 (0 to 4.4)	0.6 (0 to 4.4)	0.6 (0 to 4.4)	0.6 (0 to 4.4)	0.6 (0 to 4.4)	0.6 (0 to 4.4)	0.6 (0 to 4.4)	0.6 (0 to 4.4)	0.6 (0 to 4.4)	0.6 (0 to 4.4)	0.6 (0 to 4.4)	0.6 (0 to 4.4)	7.6
Lymphatic filariasis	0 (0 to 0)	0 (0 to 0)	0 (0 to 0)	0.2 (0.0 to 48.1)	0.2 (0.0 to 48.1)	0.2 (0.0 to 48.1





SR Table 2c. Amazonas DALYS by cause and age group for both sexes with 95% uncertainty intervals, 2019

Cause	Birth Neonatal	Late Neonatal	Post Neonatal	1 to 4	5 to 9	10 to 14	15 to 19	20 to 24	25 to 29	30 to 34	35 to 39	40 to 44	45 to 49	50 to 54	55 to 59	60 to 64	65 to 69	70 to 74	75 to 79	80 to 84	85 to 89	90 to 94	95 plus	Total
All causes	23,900 (22,300 to 25,600)	23,000 (17,000 to 23,200)	39,900 (35,700 to 45,200)	19,400 (16,600 to 22,600)	23,900 (20,600 to 28,200)	45,100 (39,200 to 53,000)	75,200 (64,200 to 88,200)	93,000 (82,600 to 104,000)	109,000 (99,700 to 121,000)	121,000 (111,000 to 133,000)	134,000 (123,000 to 146,000)	140,000 (128,000 to 153,000)	144,000 (131,000 to 158,000)	142,000 (129,000 to 156,000)	140,000 (127,000 to 154,000)	138,000 (125,000 to 152,000)	135,000 (122,000 to 149,000)	129,000 (116,000 to 143,000)	120,000 (107,000 to 134,000)	109,000 (96,200 to 123,000)	96,900 (83,400 to 111,000)	83,000 (70,200 to 96,900)	3,500 (2,970 to 4,080)
Communicable, maternal, neonatal, and nutritional diseases	22,200 (20,700 to 24,000)	21,400 (17,600 to 22,000)	21,400 (17,600 to 26,600)	13,900 (11,500 to 16,400)	7,490 (5,940 to 10,400)	5,920 (4,620 to 7,460)	7,150 (5,620 to 9,260)	8,610 (6,940 to 10,600)	8,700 (6,970 to 11,000)	8,150 (6,530 to 10,400)	8,020 (6,420 to 10,300)	8,670 (6,830 to 11,000)	9,360 (7,400 to 12,000)	9,810 (7,750 to 12,400)	9,220 (7,310 to 11,600)	8,660 (6,870 to 10,900)	8,220 (6,510 to 10,300)	7,640 (6,060 to 9,610)	7,290 (5,780 to 9,180)	6,720 (5,330 to 8,450)	5,970 (4,730 to 7,510)	4,930 (3,910 to 6,200)	192,000
HIV/AIDS and sexually transmitted infections	217 (137 to 333)	61.0 (42.4 to 104)	566 (442 to 699)	238 (187 to 297)	254 (210 to 313)	264 (219 to 323)	283 (233 to 345)	606 (426 to 812)	1,060 (1,060 to 2,280)	1,060 (3,300 to 4,770)	1,060 (3,300 to 4,770)	1,060 (3,300 to 4,770)	1,060 (3,300 to 4,770)	1,060 (3,300 to 4,770)	1,060 (3,300 to 4,770)	1,060 (3,300 to 4,770)	1,060 (3,300 to 4,770)	1,060 (3,300 to 4,770)	1,060 (3,300 to 4,770)	1,060 (3,300 to 4,770)	1,060 (3,300 to 4,770)	1,060 (3,300 to 4,770)	29,600
HIV/AIDS	0 (0 to 0)	0.1 (0 to 0.2)	473 (356 to 588)	237 (202 to 282)	253 (209 to 309)	263 (209 to 322)	282 (224 to 344)	604 (423 to 807)	1,060 (1,060 to 2,280)	1,060 (3,300 to 4,770)	1,060 (3,300 to 4,770)	1,060 (3,300 to 4,770)	1,060 (3,300 to 4,770)	1,060 (3,300 to 4,770)	1,060 (3,300 to 4,770)	1,060 (3,300 to 4,770)	1,060 (3,300 to 4,770)	1,060 (3,300 to 4,770)	1,060 (3,300 to 4,770)	1,060 (3,300 to 4,770)	1,060 (3,300 to 4,770)	1,060 (3,300 to 4,770)	29,200
HIV/AIDS - Drug-susceptible Tuberculosis	0 (0 to 0)	0 (0 to 0)	66 (39 to 106)	29.7 (21.2 to 41.7)	29.0 (19.7 to 41.8)	30.7 (19.7 to 45.1)	33.5 (19.7 to 51.1)	69.0 (34.5 to 109)	121 (34.5 to 257)	121 (34.5 to 257)	121 (34.5 to 257)	121 (34.5 to 257)	121 (34.5 to 257)	121 (34.5 to 257)	121 (34.5 to 257)	121 (34.5 to 257)	121 (34.5 to 257)	121 (34.5 to 257)	121 (34.5 to 257)	121 (34.5 to 257)	121 (34.5 to 257)	121 (34.5 to 257)	3,370
HIV/AIDS - Multidrug-resistant Tuberculosis without extensive drug resistance	0 (0 to 0)	0 (0 to 0)	0.5 (0.3 to 0.7)	0.2 (0.2 to 0.3)	0.2 (0.2 to 0.2)	0.2 (0.1 to 0.2)	0.2 (0.1 to 0.2)	0.4 (0.2 to 0.6)	0.7 (0.2 to 1.6)	0.7 (0.2 to 1.6)	0.7 (0.2 to 1.6)	0.7 (0.2 to 1.6)	0.7 (0.2 to 1.6)	0.7 (0.2 to 1.6)	0.7 (0.2 to 1.6)	0.7 (0.2 to 1.6)	0.7 (0.2 to 1.6)	0.7 (0.2 to 1.6)	0.7 (0.2 to 1.6)	0.7 (0.2 to 1.6)	0.7 (0.2 to 1.6)	0.7 (0.2 to 1.6)	233
HIV/AIDS - Extensively drug-resistant Tuberculosis	0 (0 to 0)	0 (0 to 0)	0.1 (0 to 0.1)	0.1 (0 to 0.2)	0.1 (0 to 0.2)	0.1 (0 to 0.2)	0.1 (0 to 0.2)	0.2 (0 to 0.3)	0.3 (0.2 to 0.5)	0.3 (0.2 to 0.5)	0.3 (0.2 to 0.5)	0.3 (0.2 to 0.5)	0.3 (0.2 to 0.5)	0.3 (0.2 to 0.5)	0.3 (0.2 to 0.5)	0.3 (0.2 to 0.5)	0.3 (0.2 to 0.5)	0.3 (0.2 to 0.5)	0.3 (0.2 to 0.5)	0.3 (0.2 to 0.5)	0.3 (0.2 to 0.5)	0.3 (0.2 to 0.5)	37.6
HIV/AIDS resulting in other diseases	0 (0 to 0.1)	0 (0 to 0.2)	0.1 (0.1 to 0.2)	0.1 (0.1 to 0.2)	0.1 (0.1 to 0.2)	0.1 (0.1 to 0.2)	0.1 (0.1 to 0.2)	0.2 (0.1 to 0.3)	0.3 (0.2 to 0.4)	0.3 (0.2 to 0.4)	0.3 (0.2 to 0.4)	0.3 (0.2 to 0.4)	0.3 (0.2 to 0.4)	0.3 (0.2 to 0.4)	0.3 (0.2 to 0.4)	0.3 (0.2 to 0.4)	0.3 (0.2 to 0.4)	0.3 (0.2 to 0.4)	0.3 (0.2 to 0.4)	0.3 (0.2 to 0.4)	0.3 (0.2 to 0.4)	0.3 (0.2 to 0.4)	19,900
Sexually transmitted infections excluding HIV	217 (137 to 333)	61.1 (42.5 to 104)	73.2 (57.1 to 107)	0.7 (0.5 to 1.1)	0.7 (0.5 to 1.1)	0.7 (0.4 to 1.1)	0.7 (0.4 to 1.1)	3.3 (2.1 to 5.5)	6.2 (3.7 to 9.5)	6.2 (3.7 to 9.5)	6.2 (3.7 to 9.5)	6.2 (3.7 to 9.5)	6.2 (3.7 to 9.5)	6.2 (3.7 to 9.5)	6.2 (3.7 to 9.5)	6.2 (3.7 to 9.5)	6.2 (3.7 to 9.5)	6.2 (3.7 to 9.5)	6.2 (3.7 to 9.5)	6.2 (3.7 to 9.5)	6.2 (3.7 to 9.5)	6.2 (3.7 to 9.5)	1,410
Syphilis	217 (137 to 333)	61.1 (42.5 to 104)	73.2 (57.1 to 107)	0.7 (0.5 to 1.1)	0.7 (0.5 to 1.1)	0.7 (0.4 to 1.1)	0.7 (0.4 to 1.1)	3.3 (2.1 to 5.5)	6.2 (3.7 to 9.5)	6.2 (3.7 to 9.5)	6.2 (3.7 to 9.5)	6.2 (3.7 to 9.5)	6.2 (3.7 to 9.5)	6.2 (3.7 to 9.5)	6.2 (3.7 to 9.5)	6.2 (3.7 to 9.5)	6.2 (3.7 to 9.5)	6.2 (3.7 to 9.5)	6.2 (3.7 to 9.5)	6.2 (3.7 to 9.5)	6.2 (3.7 to 9.5)	6.2 (3.7 to 9.5)	626
Chlamydial infection	0 (0 to 0)	0 (0 to 0)	0 (0 to 0)	0 (0 to 0)	0 (0 to 0)	0 (0 to 0)	0 (0 to 0)	0 (0 to 0)	0 (0 to 0)	0 (0 to 0)	0 (0 to 0)	0 (0 to 0)	0 (0 to 0)	0 (0 to 0)	0 (0 to 0)	0 (0 to 0)	0 (0 to 0)	0 (0 to 0)	0 (0 to 0)	0 (0 to 0)	0 (0 to 0)	0 (0 to 0)	0 (0 to 0)	99.6
Gonococcal infection	0 (0 to 0)	0 (0 to 0)	0 (0 to 0)	0 (0 to 0)	0 (0 to 0)	0 (0 to 0)	0 (0 to 0)	0 (0 to 0)	0 (0 to 0)	0 (0 to 0)	0 (0 to 0)	0 (0 to 0)	0 (0 to 0)	0 (0 to 0)	0 (0 to 0)	0 (0 to 0)	0 (0 to 0)	0 (0 to 0)	0 (0 to 0)	0 (0 to 0)	0 (0 to 0)	0 (0 to 0)	0 (0 to 0)	94.9
Trichomoniasis	0 (0 to 0)	0 (0 to 0)	0.1 (0 to 0.1)	0.1 (0 to 0.1)	0.1 (0 to 0.1)	0.1 (0 to 0.1)	0.1 (0 to 0.1)	0.2 (0 to 0.3)	0.4 (0.2 to 0.6)	0.4 (0.2 to 0.6)	0.4 (0.2 to 0.6)	0.4 (0.2 to 0.6)	0.4 (0.2 to 0.6)	0.4 (0.2 to 0.6)	0.4 (0.2 to 0.6)	0.4 (0.2 to 0.6)	0.4 (0.2 to 0.6)	0.4 (0.2 to 0.6)	0.4 (0.2 to 0.6)	0.4 (0.2 to 0.6)	0.4 (0.2 to 0.6)	0.4 (0.2 to 0.6)	344
Genital herpes	0 (0 to 0)	0 (0 to 0)	0 (0 to 0)	0 (0 to 0)	0 (0 to 0)	0 (0 to 0)	0 (0 to 0)	0 (0 to 0)	0 (0 to 0)	0 (0 to 0)	0 (0 to 0)	0 (0 to 0)	0 (0 to 0)	0 (0 to 0)	0 (0 to 0)	0 (0 to 0)	0 (0 to 0)	0 (0 to 0)	0 (0 to 0)	0 (0 to 0)	0 (0 to 0)	0 (0 to 0)	0 (0 to 0)	247
Other sexually transmitted infections	0 (0 to 0)	0 (0 to 0)	0 (0 to 0)	0 (0 to 0)	0 (0 to 0)	0 (0 to 0)	0 (0 to 0)	0 (0 to 0)	0 (0 to 0)	0 (0 to 0)	0 (0 to 0)	0 (0 to 0)	0 (0 to 0)	0 (0 to 0)	0 (0 to 0)	0 (0 to 0)	0 (0 to 0)	0 (0 to 0)	0 (0 to 0)	0 (0 to 0)	0 (0 to 0)	0 (0 to 0)	0 (0 to 0)	202
Respiratory infections and tuberculosis	1,300 (647 to 1,990)	1,290 (629 to 1,770)	2,090 (1,470 to 3,100)	1,020 (490 to 2,060)	1,200 (1,020 to 1,910)	1,450 (1,120 to 1,900)	1,660 (1,260 to 2,130)	1,660 (1,290 to 2,060)	1,660 (1,290 to 2,060)	1,660 (1,290 to 2,060)	1,660 (1,290 to 2,060)	1,660 (1,290 to 2,060)	1,660 (1,290 to 2,060)	1,660 (1,290 to 2,060)	1,660 (1,290 to 2,060)	1,660 (1,290 to 2,060)	1,660 (1,290 to 2,060)	1,660 (1,290 to 2,060)	1,660 (1,290 to 2,060)	1,660 (1,290 to 2,060)	1,660 (1,290 to 2,060)	1,660 (1,290 to 2,060)	49,400
Tuberculosis	0 (0 to 0)	0 (0 to 0)	153 (139 to 292)	267 (200 to 344)	336 (170 to 557)	196 (177 to 313)	99 (227 to 619)	227 (242 to 620)	651 (344 to 915)	651 (432 to 734)	651 (411 to 764)	651 (398 to 758)	651 (382 to 689)	651 (349 to 689)	651 (299 to 689)	651 (239 to 689)	651 (179 to 689)	651 (128 to 689)	651 (75 to 689)	651 (39 to 689)	634 (9.6 to 689)	141 (9.6 to 689)	6,230
Latent tuberculosis infection	0 (0 to 0)	0 (0 to 0)	0 (0 to 0)	0 (0 to 0)	0 (0 to 0)	0 (0 to 0)	0 (0 to 0)	0 (0 to 0)	0 (0 to 0)	0 (0 to 0)	0 (0 to 0)	0 (0 to 0)	0 (0 to 0)	0 (0 to 0)	0 (0 to 0)	0 (0 to 0)	0 (0 to 0)	0 (0 to 0)	0 (0 to 0)	0 (0 to 0)	0 (0 to 0)	0 (0 to 0)	0 (0 to 0)	0
Drug-susceptible Tuberculosis	0 (0 to 0)	0 (0 to 0)	179 (139 to 288)	298 (177 to 339)	190 (167 to 298)	181 (161 to 298)	221 (161 to 298)	433 (161 to 298)	691 (161 to 298)	643 (161 to 298)	613 (161 to 711)	550 (161 to 711)	482 (161 to 711)	379 (161 to 711)	297 (161 to 711)	192 (161 to 711)	100 (161 to 711)	57 (161 to 711)	40.9 (161 to 711)	1.9 (161 to 711)	0 (161 to 711)	0 (161 to 711)	9,800
Multidrug-resistant tuberculosis without extensive drug-resistant	0 (0 to 0)	0 (0 to 0)	19.7 (9.7 to 99.9)	19.7 (9.9 to 72.9)	9.3 (5.3 to 20.4)	13.2 (6.6 to 58.1)	24.1 (7.9 to 117)	3.6 (7.9 to 117)	2.7 (7.9 to 117)	2.6 (7.9 to 117)	2.6 (7.9 to 117)	2.6 (7.9 to 117)	2.6 (7.9 to 117)	2.6 (7.9 to 117)	2.6 (7.9 to 117)	2.6 (7.9 to 117)	2.6 (7.9 to 117)	2.6 (7.9 to 117)	2.6 (7.9 to 117)	2.6 (7.9 to 117)	2.6 (7.9 to 117)	2.6 (7.9 to 117)	354
Extensively drug-resistant tuberculosis	0 (0 to 0)	0 (0 to 0)	2.5 (1.1 to 6.1)	2.5 (1.1 to 6.1)	0.6 (0.3 to 1.4)	0.6 (0.3 to 1.4)	2.1 (0.3 to 5.1)	3.6 (0.3 to 5.1)	3.6 (0.3 to 5.1)	3.6 (0.3 to 5.1)	3.6 (0.3 to 5.1)	3.6 (0.3 to 5.1)	3.6 (0.3 to 5.1)	3.6 (0.3 to 5.1)	3.6 (0.3 to 5.1)	3.6 (0.3 to 5.1)	3.6 (0.3 to 5.1)	3.6 (0.3 to 5.1)	3.6 (0.3 to 5.1)	3.6 (0.3 to 5.1)	3.6 (0.3 to 5.1)	3.6 (0.3 to 5.1)	99.5
Lower respiratory infections	1,300 (639 to 1,980)	1,290 (619 to 1,760)	1,910 (1,340 to 2,940)	753 (480 to 1,720)	865 (420 to 1,500)	1,270 (635 to 1,660)	1,440 (429 to 1,820)	1,430 (429 to 1,820)	1,430 (429 to 1,820)	1,430 (429 to 1,820)	1,430 (429 to 1,820)	1,430 (429 to 1,820)	1,430 (429 to 1,820)	1,430 (429 to 1,820)	1,430 (429 to 1,820)	1,430 (429 to 1,820)	1,430 (429 to 1,820)	1,430 (429 to 1,820)	1,430 (429 to 1,820)	1,430 (429 to 1,820)	1,430 (429 to 1,820)	1,430 (429 to 1,820)	32,900
Upper respiratory infections	2.1 (0.3 to 6.1)	0.6 (0.3 to 2.1)	137 (24.7 to 274)	594 (247)	469 (239)	206 (239)	220 (239)	447 (239)	396 (239)	392 (239)	341 (239)	274 (239)	203 (239)	169 (239)	122 (239)	89.5 (239)	49.7 (239)	21.1 (239)	9.2 (239)	0.7 (239)	0 (239)	0 (239)	0 (239)	4,990
Otitis media	0 (0 to 0)	0 (0 to 0)	0 (0 to 0)	0 (0 to 0)	0 (0 to 0)	0 (0 to 0)	0 (0 to 0)	0 (0 to 0)	0 (0 to 0)	0 (0 to 0)	0 (0 to 0)	0 (0 to 0)	0 (0 to 0)	0 (0 to 0)	0 (0 to 0)	0 (0 to 0)	0 (0 to 0)	0 (0 to 0)	0 (0 to 0)	0 (0 to 0)	0 (0 to 0)	0 (0 to 0)	0 (0 to 0)	0
Enteric infections	227 (23.0 to 67.1)	227 (119 to 319)	224 (2.810 to 6.200)	124 (2.060 to 4.450)	124 (668 to 1,490)	124 (601 to 1,130)	124 (542 to 999)	124 (542 to 999)	124 (279 to 999)	124 (279 to 999)	124 (279 to 963)	124 (324 to 999)	124 (324 to 999)	124 (314 to 977)	124 (292 to 999)	124 (273 to 999)	124 (240 to 947)	124 (208 to 926)	124 (228 to 926)	124 (218 to 926)	124 (166 to 926)	124 (109 to 926)	124 (109 to 926)	4,518
Diarrheal diseases	227 (23.0 to 67.1)	227 (119 to 319)	1,240 (2,790 to 6,200)	3,370 (2,060 to 4,290)	556 (668 to 1,490)	484 (602 to 1,130)	220 (232 to 999)	220 (269 to 963)	220 (269 to 963)	220 (269 to 963)	220 (269 to 963)	220 (269 to 963)	220 (269 to 963)	220 (269 to 963)	220 (269 to 963)	220 (269 to 963)	220 (269 to 963)	220 (269 to 963)	220 (242 to 963)	220 (227 to 963)	220 (219 to 963)	220 (166 to 963)	220 (108 to 963)	19,500
Typhoid and paratyphoid	0 (0 to 0)	0 (0 to 0)	0.1 (0 to 1.3)	0.3 (0 to 0.9)	0.3 (0 to 0.9)	0.3 (0 to 0.9

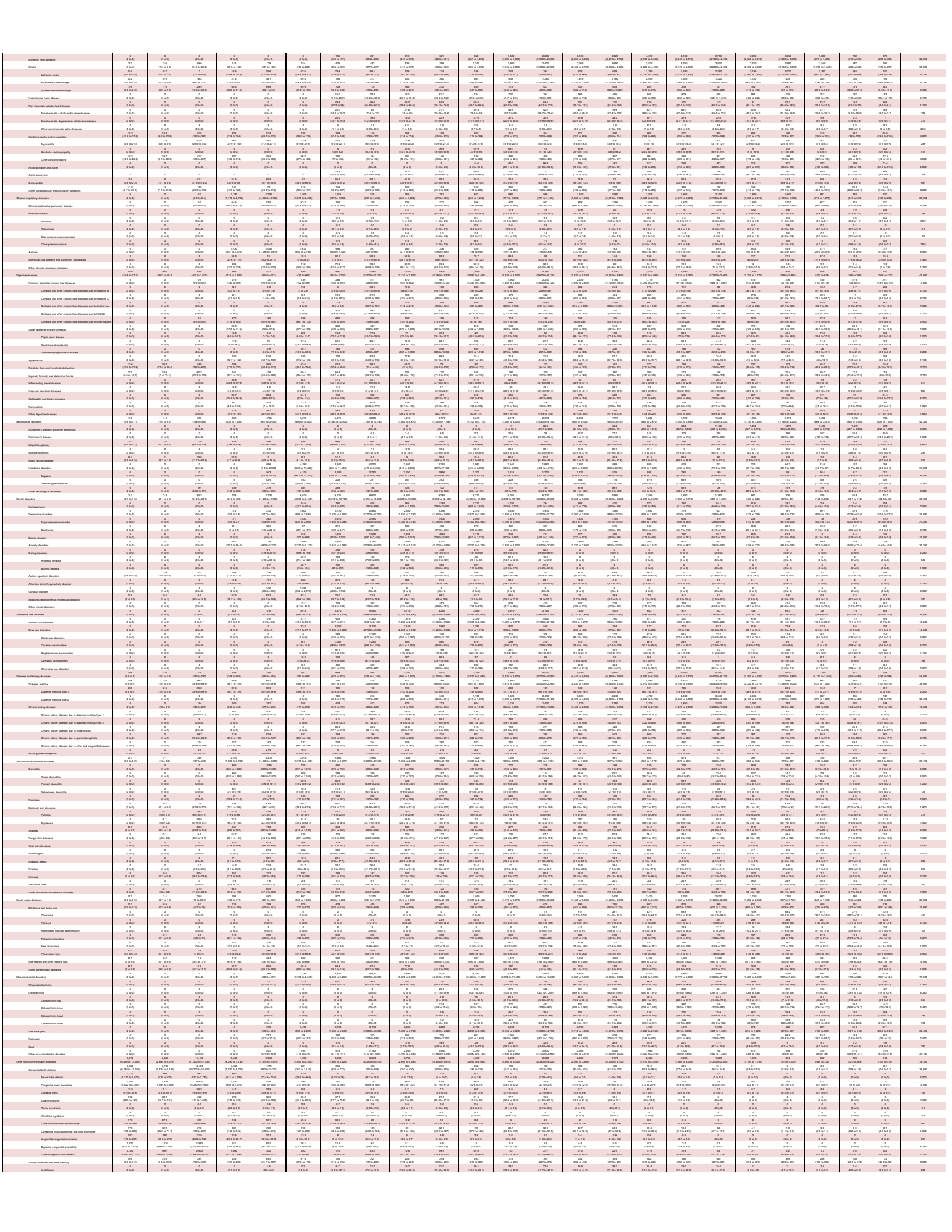



SR Table 2c. Armed DALYS by cause and age sroup for both sexes with 95% uncertainlov intervals. 2019

Cause	Early Neonatal	Late Neonatal	Post Neonatal	1 to 4	5 to 9	10 to 14	15 to 19	20 to 24	25 to 29	30 to 34	35 to 39	40 to 44	45 to 49	50 to 54	55 to 59	60 to 64	65 to 69	70 to 74	75 to 79	80 to 84	85 to 89	90 to 94	95 plus	Total
All causes	17,469 (16,668 to 18,400)	3,110 (2,299 to 4,009)	1,726 (1,179 to 11,399)	7,092 (3,970 to 9,760)	4,705 (2,772 to 6,940)	4,329 (3,259 to 5,555)	11,493 (10,169 to 12,952)	15,993 (13,980 to 18,082)	16,769 (14,788 to 18,939)	16,709 (14,780 to 18,930)	16,109 (14,222 to 17,702)	13,893 (12,169 to 15,722)	12,369 (10,931 to 13,955)	11,299 (10,060 to 12,662)	10,469 (9,260 to 11,852)	10,289 (9,160 to 11,588)	8,766 (7,819 to 9,782)	7,272 (6,394 to 7,975)	5,479 (4,630 to 6,289)	3,750 (3,035 to 4,556)	2,190 (1,660 to 2,939)	869 (666 to 1,183)	498 (466 to 530)	219,359
Communicable, maternal, neonatal, and nutritional diseases	15,169 (12,458 to 18,302)	2,630 (1,660 to 3,748)	1,458 (1,020 to 10,900)	1,660 (1,183 to 2,290)	1,560 (999 to 1,760)	1,302 (1,260 to 2,262)	1,618 (1,301 to 1,963)	1,613 (1,313 to 1,963)	1,660 (1,410 to 2,002)	1,560 (1,330 to 1,842)	1,343 (1,130 to 1,602)	1,099 (930 to 1,290)	1,066 (739 to 1,558)	783 (629 to 923)	614 (512 to 731)	529 (429 to 629)	418 (322 to 516)	376 (283 to 459)	305 (228 to 380)	202 (150 to 262)	97.6 (72.0 to 132)	60.2 (39.2 to 79.8)	42,560
HIV/AIDS and sexually transmitted infections	104 (68.0 to 153)	17.2 (9.1 to 29.4)	106 (62.8 to 134)	61.2 (41.9 to 82.4)	43.6 (26.6 to 53.6)	47.1 (29.1 to 67.1)	132 (90.1 to 182)	278 (190 to 382)	390 (227 to 565)	497 (411 to 573)	597 (326 to 882)	595 (298 to 912)	591 (197 to 1,052)	551 (120 to 1,166)	481 (84.6 to 1,166)	464 (77.9 to 1,166)	391 (72.3 to 1,166)	314 (72.3 to 1,166)	214 (72.3 to 1,166)	116 (72.3 to 212)	57 (51.5 to 72.3)	21 (11.5 to 51.1)	5,900
HIV/AIDS	0 (0 to 0)	0 (0 to 0)	79.7 (0 to 134)	50.5 (41.2 to 60.4)	43.6 (26.6 to 53.6)	43.6 (26.6 to 60.1)	92.2 (79.6 to 111)	186 (160 to 220)	284 (222 to 357)	396 (329 to 468)	498 (396 to 598)	509 (382 to 653)	497 (298 to 677)	491 (197 to 718)	481 (120 to 718)	464 (72.6 to 718)	391 (41.3 to 718)	314 (72.3 to 718)	214 (72.3 to 718)	116 (72.3 to 212)	57 (51.5 to 72.3)	21 (11.5 to 51.1)	4,660
HIV/AIDS - Drug-susceptible Tuberculosis	0 (0 to 0)	0 (0 to 0)	0.4 (0 to 0.8)	0.2 (0 to 0.4)	0.1 (0 to 0.2)	0.1 (0 to 0.2)	0.2 (0 to 0.4)	0.4 (0 to 0.8)	0.6 (0 to 1.2)	0.8 (0 to 1.6)	1.1 (0 to 2.2)	1.1 (0 to 2.2)	1.1 (0 to 2.2)	1.1 (0 to 2.2)	1.1 (0 to 2.2)	1.1 (0 to 2.2)	1.1 (0 to 2.2)	1.1 (0 to 2.2)	1.1 (0 to 2.2)	1.1 (0 to 2.2)	0.5 (0 to 1.1)	0.2 (0 to 0.5)	11 (0 to 22)
HIV/AIDS - Multidrug-resistant Tuberculosis without extensive	40 (0 to 0)	0 (0 to 0)	45 (0 to 31)	40 (0 to 1.8)	40 (0 to 1.7)	40 (0 to 1.6)	40 (0 to 2.6)	40 (0 to 1.7)	40 (0 to 1.6)	40 (0 to 1.6)	40 (0 to 1.6)	40 (0 to 1.6)	40 (0 to 1.6)	40 (0 to 1.6)	40 (0 to 1.6)	40 (0 to 1.6)	40 (0 to 1.6)	40 (0 to 1.6)	40 (0 to 1.6)	40 (0 to 1.6)	40 (0 to 1.6)	40 (0 to 1.6)	40 (0 to 1.6)	19.2
HIV/AIDS - Extensively drug-resistant Tuberculosis	0 (0 to 0)	0 (0 to 0)	0.1 (0 to 0.5)	0.1 (0 to 0.3)	0.1 (0 to 0.3)	0.1 (0 to 0.3)	0.1 (0 to 0.6)	0.2 (0 to 1.2)	0.3 (0 to 2.4)	0.4 (0 to 2.8)	0.5 (0 to 3.2)	0.5 (0 to 3.2)	0.5 (0 to 3.2)	0.5 (0 to 3.1)	0.5 (0 to 3.0)	0.5 (0 to 3.0)	0.5 (0 to 3.0)	0.5 (0 to 3.0)	0.5 (0 to 3.0)	0.5 (0 to 3.0)	0.5 (0 to 3.0)	0.5 (0 to 3.0)	0.5 (0 to 3.0)	3.1
HIV/AIDS resulting in other diseases	0 (0 to 0)	0 (0 to 0)	19.8 (9.6 to 67.9)	3.9 (3.6 to 56.2)	0.1 (0 to 0.3)	0.1 (0 to 48.3)	0.1 (0 to 0.3)	0.1 (0 to 0.3)	0.1 (0 to 0.3)	0.1 (0 to 0.3)	0.1 (0 to 0.3)	0.1 (0 to 0.3)	0.1 (0 to 0.3)	0.1 (0 to 0.3)	0.1 (0 to 0.3)	0.1 (0 to 0.3)	0.1 (0 to 0.3)	0.1 (0 to 0.3)	0.1 (0 to 0.3)	0.1 (0 to 0.3)	0.1 (0 to 0.3)	0.1 (0 to 0.3)	0.1 (0 to 0.3)	0.1
Sexually transmitted infections excluding HIV	104 (68.0 to 153)	17.2 (9.1 to 29.4)	26.1 (17.1 to 36.5)	10.6 (0.27 to 1.9)	3.3 (0.1 to 0.6)	3.5 (0.1 to 1.3)	39.7 (0.6 to 2.1)	92.2 (1.6 to 5.9)	106 (1.9 to 7.2)	101 (1.8 to 6.9)	99.1 (1.8 to 6.8)	86.1 (1.5 to 5.9)	91.1 (0.7 to 5.6)	67.8 (0.6 to 5.6)	67.1 (0.5 to 5.6)	67.8 (0.6 to 5.6)	67.8 (0.6 to 5.6)	67.8 (0.6 to 5.6)	67.8 (0.6 to 5.6)	67.8 (0.6 to 5.6)	67.8 (0.6 to 5.6)	67.8 (0.6 to 5.6)	67.8 (0.6 to 5.6)	787
Syphilis	0 (0 to 0)	0 (0 to 0)	0 (0 to 0)	0 (0 to 0)	0 (0 to 0)	0 (0 to 0)	0 (0 to 0)	0 (0 to 0)	0 (0 to 0)	0 (0 to 0)	0 (0 to 0)	0 (0 to 0)	0 (0 to 0)	0 (0 to 0)	0 (0 to 0)	0 (0 to 0)	0 (0 to 0)	0 (0 to 0)	0 (0 to 0)	0 (0 to 0)	0 (0 to 0)	0 (0 to 0)	0 (0 to 0)	0 (0 to 0)	0
Chlamydial infection	0 (0 to 0)	0 (0 to 0)	0 (0 to 0)	0 (0 to 0)	0 (0 to 0)	0 (0 to 0)	0.1 (0 to 0.3)	0.2 (0 to 0.7)	0.4 (0 to 1.7)	0.5 (0 to 1.9)	0.6 (0 to 2.1)	0.6 (0 to 2.1)	0.6 (0 to 2.1)	0.6 (0 to 2.1)	0.6 (0 to 2.1)	0.6 (0 to 2.1)	0.6 (0 to 2.1)	0.6 (0 to 2.1)	0.6 (0 to 2.1)	0.6 (0 to 2.1)	0.6 (0 to 2.1)	0.6 (0 to 2.1)	0.6 (0 to 2.1)	21.6
Gonococcal infection	0 (0 to 0)	0 (0 to 0)	0 (0 to 0)	0 (0 to 0)	0 (0 to 0)	0 (0 to 0)	0.1 (0 to 0.3)	0.2 (0 to 0.8)	0.3 (0 to 1.2)	0.4 (0 to 1.5)	0.5 (0 to 1.8)	0.5 (0 to 1.8)	0.5 (0 to 1.8)	0.5 (0 to 1.8)	0.5 (0 to 1.8)	0.5 (0 to 1.8)	0.5 (0 to 1.8)	0.5 (0 to 1.8)	0.5 (0 to 1.8)	0.5 (0 to 1.8)	0.5 (0 to 1.8)	0.5 (0 to 1.8)	0.5 (0 to 1.8)	23.1
Trichomoniasis	0 (0 to 0)	0 (0 to 0)	0 (0 to 0)	0 (0 to 0)	0 (0 to 0)	0 (0 to 0)	0.1 (0 to 0.3)	0.6 (0.2 to 1.9)	0.9 (0.3 to 3.1)	1.2 (0.4 to 4.1)	1.5 (0.5 to 5.1)	1.6 (0.5 to 5.1)	1.6 (0.5 to 5.1)	1.6 (0.5 to 5.1)	1.6 (0.5 to 5.1)	1.6 (0.5 to 5.1)	1.6 (0.5 to 5.1)	1.6 (0.5 to 5.1)	1.6 (0.5 to 5.1)	1.6 (0.5 to 5.1)	1.6 (0.5 to 5.1)	1.6 (0.5 to 5.1)	1.6 (0.5 to 5.1)	47.6
Genital herpes	0 (0 to 0)	0 (0 to 0)	0 (0 to 0)	0 (0 to 0)	0 (0 to 0)	0 (0 to 0)	0.1 (0 to 0.4)	0.3 (0 to 1.2)	0.5 (0 to 2.1)	0.7 (0 to 2.6)	0.8 (0 to 3.1)	0.9 (0 to 3.1)	0.9 (0 to 3.1)	0.9 (0 to 3.1)	0.9 (0 to 3.1)	0.9 (0 to 3.1)	0.9 (0 to 3.1)	0.9 (0 to 3.1)	0.9 (0 to 3.1)	0.9 (0 to 3.1)	0.9 (0 to 3.1)	0.9 (0 to 3.1)	0.9 (0 to 3.1)	49.7
Other sexually transmitted infections	0 (0 to 0)	0 (0 to 0)	0 (0 to 0)	0 (0 to 0)	0 (0 to 0)	0 (0 to 0)	0 (0 to 1.4)	0.2 (0 to 0.7)	0.7 (0.1 to 2.7)	0.9 (0.2 to 3.4)	1.2 (0.3 to 4.5)	1.3 (0.3 to 4.5)	1.3 (0.3 to 4.5)	1.3 (0.3 to 4.5)	1.3 (0.3 to 4.5)	1.3 (0.3 to 4.5)	1.3 (0.3 to 4.5)	1.3 (0.3 to 4.5)	1.3 (0.3 to 4.5)	1.3 (0.3 to 4.5)	1.3 (0.3 to 4.5)	1.3 (0.3 to 4.5)	1.3 (0.3 to 4.5)	40.6
Respiratory infections and tuberculosis	2356 (1981 to 2830)	1,565 (1,233 to 2,010)	1,565 (1,233 to 2,010)	227 (120 to 351)	297 (157 to 451)	227 (120 to 351)	292 (154 to 451)	296 (156 to 457)	271 (143 to 419)	269 (142 to 415)	292 (154 to 451)	283 (149 to 437)	276 (146 to 427)	276 (146 to 427)	276 (146 to 427)	276 (146 to 427)	276 (146 to 427)	276 (146 to 427)	276 (146 to 427)	276 (146 to 427)	276 (146 to 427)	276 (146 to 427)	276 (146 to 427)	8,713
Tuberculosis	0 (0 to 0)	0 (0 to 0)	39.1 (20.3 to 42)	17.2 (12.3 to 24.3)	12.9 (8.6 to 19.6)	9.9 (6.3 to 17.4)	29.1 (20.1 to 38.2)	79.3 (68.6 to 89.1)	79.4 (67.9 to 92.3)	69.6 (60.1 to 79)	69.6 (60.1 to 79)	79.1 (68.1 to 90.6)	69.6 (59.9 to 79)	69.6 (59.9 to 79)	69.6 (59.9 to 79)	69.6 (59.9 to 79)	69.6 (59.9 to 79)	69.6 (59.9 to 79)	69.6 (59.9 to 79)	69.6 (59.9 to 79)	69.6 (59.9 to 79)	69.6 (59.9 to 79)	69.6 (59.9 to 79)	817
Latent tuberculosis infection	0 (0 to 0)	0 (0 to 0)	0 (0 to 0)	0 (0 to 0)	0 (0 to 0)	0 (0 to 0)	0 (0 to 0)	0 (0 to 0)	0 (0 to 0)	0 (0 to 0)	0 (0 to 0)	0 (0 to 0)	0 (0 to 0)	0 (0 to 0)	0 (0 to 0)	0 (0 to 0)	0 (0 to 0)	0 (0 to 0)	0 (0 to 0)	0 (0 to 0)	0 (0 to 0)	0 (0 to 0)	0 (0 to 0)	0
Drug-susceptible Tuberculosis	0 (0 to 0)	0 (0 to 0)	39 (19.9 to 42)	16.1 (12.1 to 23.4)	12.9 (8.6 to 19.6)	9.9 (6.3 to 17.4)	29.1 (20.1 to 38.2)	79.3 (68.6 to 89.1)	79.4 (67.9 to 92.3)	69.6 (60.1 to 79)	69.6 (60.1 to 79)	79.1 (68.1 to 90.6)	69.6 (59.9 to 79)	69.6 (59.9 to 79)	69.6 (59.9 to 79)	69.6 (59.9 to 79)	69.6 (59.9 to 79)	69.6 (59.9 to 79)	69.6 (59.9 to 79)	69.6 (59.9 to 79)	69.6 (59.9 to 79)	69.6 (59.9 to 79)	69.6 (59.9 to 79)	786
Multidrug-resistant tuberculosis without extensive drug-resistan	0 (0 to 0)	0 (0 to 0)	1.6 (0.7 to 2.6)	0.9 (0.7 to 1.4)	0.7 (0.5 to 1.1)	0.5 (0.3 to 0.9)	0.7 (0.5 to 1.1)	0.7 (0.5 to 1.1)	0.7 (0.5 to 1.1)	0.7 (0.5 to 1.1)	0.7 (0.5 to 1.1)	0.6 (0.4 to 1.1)	0.6 (0.4 to 1.1)	0.6 (0.4 to 1.1)	0.6 (0.4 to 1.1)	0.6 (0.4 to 1.1)	0.6 (0.4 to 1.1)	0.6 (0.4 to 1.1)	0.6 (0.4 to 1.1)	0.6 (0.4 to 1.1)	0.6 (0.4 to 1.1)	0.6 (0.4 to 1.1)	0.6 (0.4 to 1.1)	49
Extensively drug-resistant tuberculosis	0 (0 to 0)	0 (0 to 0)	0 (0 to 0.1)	0 (0 to 0)	0 (0 to 0)	0 (0 to 0)	0.3 (0 to 0.5)	0.6 (0 to 0.9)	0.8 (0 to 1.2)	0.7 (0 to 1.1)	0.6 (0 to 0.9)	0.6 (0 to 0.9)	0.6 (0 to 0.9)	0.6 (0 to 0.9)	0.6 (0 to 0.9)	0.6 (0 to 0.9)	0.6 (0 to 0.9)	0.6 (0 to 0.9)	0.6 (0 to 0.9)	0.6 (0 to 0.9)	0.6 (0 to 0.9)	0.6 (0 to 0.9)	0.6 (0 to 0.9)	7.2
Lower respiratory infections	2332 (1961 to 2800)	1,522 (1,212 to 2,000)	1,368 (1,212 to 2,000)	226 (120 to 351)	282 (157 to 451)	198 (120 to 351)	166 (120 to 451)	172 (120 to 457)	178 (120 to 419)	178 (120 to 415)	178 (120 to 451)	174 (120 to 437)	174 (120 to 427)	174 (120 to 427)	174 (120 to 427)	174 (120 to 427)	174 (120 to 427)	174 (120 to 427)	174 (120 to 427)	174 (120 to 427)	174 (120 to 427)	174 (120 to 427)	174 (120 to 427)	8,660
Upper respiratory infections	0.6 (0 to 1.2)	29.1 (1.1 to 2.6)	0.7 (0 to 1.4)	0.4 (0 to 0.8)	0.3 (0 to 0.6)	0.2 (0 to 0.4)	0.1 (0 to 0.3)	0.1 (0 to 0.3)	0.1 (0 to 0.3)	0.1 (0 to 0.3)	0.1 (0 to 0.3)	0.1 (0 to 0.3)	0.1 (0 to 0.3)	0.1 (0 to 0.3)	0.1 (0 to 0.3)	0.1 (0 to 0.3)	0.1 (0 to 0.3)	0.1 (0 to 0.3)	0.1 (0 to 0.3)	0.1 (0 to 0.3)	0.1 (0 to 0.3)	0.1 (0 to 0.3)	0.1 (0 to 0.3)	1,080
Otitis media	0 (0 to 0.1)	0.1 (0 to 0.2)	0.1 (0.1 to 0.4)	0.1 (0.1 to 0.2)	0.1 (0.1 to 0.2)	0.1 (0.1 to 0.2





All Table 2c: Baths DALYS (to crude and age group for both sexes with 95% uncertainty intervals, 2019

Cause	Early Neonatal	Late Neonatal	Post Neonatal	1 to 4	5 to 9	10 to 14	15 to 19	20 to 24	25 to 29	30 to 34	35 to 39	40 to 44	45 to 49	50 to 54	55 to 59	60 to 64	65 to 69	70 to 74	75 to 79	80 to 84	85 to 89	90 to 94	95 plus	Total
All causes	246,000 (217,000 to 268,000)	53,700 (29,500 to 82,600)	319,000 (256,000 to 419,000)	87,400 (70,200 to 106,000)	97,600 (77,900 to 120,000)	119,000 (92,400 to 149,000)	172,000 (130,000 to 219,000)	232,000 (186,000 to 279,000)	266,000 (211,000 to 324,000)	288,000 (224,000 to 357,000)	298,000 (234,000 to 367,000)	342,000 (269,000 to 424,000)	346,000 (274,000 to 424,000)	329,000 (274,000 to 391,000)	351,000 (294,000 to 417,000)	350,000 (293,000 to 416,000)	356,000 (291,000 to 426,000)	357,000 (293,000 to 426,000)	374,000 (308,000 to 450,000)	339,000 (276,000 to 411,000)	199,000 (151,000 to 267,000)	102,000 (62,200 to 173,000)	63,500 (48,100 to 85,500)	50,300 (30,700 to 84,900)	6,100,000
Communicable, maternal, neonatal, and nutritional diseases	233,000 (211,000 to 253,000)	29,100 (16,000 to 49,000)	127,000 (77,000 to 219,000)	38,000 (26,000 to 52,000)	23,000 (16,000 to 32,000)	15,000 (10,000 to 21,000)	15,000 (10,000 to 21,000)	20,000 (14,000 to 27,000)	22,000 (16,000 to 29,000)	28,000 (21,000 to 36,000)	33,000 (25,000 to 42,000)	32,000 (24,000 to 41,000)	32,000 (24,000 to 41,000)	28,000 (21,000 to 36,000)	26,000 (20,000 to 34,000)	24,000 (18,000 to 31,000)	21,000 (16,000 to 28,000)	19,000 (14,000 to 25,000)	16,000 (12,000 to 21,000)	14,000 (10,000 to 19,000)	7,000 (5,000 to 10,000)	4,000 (2,000 to 6,000)	3,000 (2,000 to 5,000)	3,000 (1,000 to 5,000)	899,000
HIV/AIDS and sexually transmitted infections	1,000 (644 to 2,000)	1,000 (0 to 2,000)	3,000 (2,000 to 3,000)	1,000 (1,000 to 2,000)	1,000 (1,000 to 2,000)	1,000 (1,000 to 2,000)	2,000 (1,000 to 3,000)	3,000 (2,000 to 4,000)	4,000 (3,000 to 5,000)	5,000 (4,000 to 6,000)	6,000 (5,000 to 8,000)	7,000 (5,000 to 9,000)	8,000 (6,000 to 10,000)	8,000 (6,000 to 10,000)	8,000 (6,000 to 10,000)	7,000 (5,000 to 9,000)	6,000 (4,000 to 8,000)	5,000 (3,000 to 7,000)	4,000 (3,000 to 6,000)	3,000 (2,000 to 5,000)	2,000 (1,000 to 3,000)	1,000 (1,000 to 2,000)	1,000 (0 to 2,000)	1,000 (0 to 2,000)	97,000
HIV/AIDS	1,000 (0 to 1,000)	1,000 (0 to 1,000)	3,000 (1,000 to 3,000)	1,000 (0 to 1,000)	1,000 (0 to 1,000)	1,000 (0 to 1,000)	2,000 (1,000 to 3,000)	3,000 (2,000 to 4,000)	4,000 (3,000 to 5,000)	5,000 (4,000 to 6,000)	6,000 (5,000 to 8,000)	7,000 (5,000 to 9,000)	8,000 (6,000 to 10,000)	8,000 (6,000 to 10,000)	8,000 (6,000 to 10,000)	7,000 (5,000 to 9,000)	6,000 (4,000 to 8,000)	5,000 (3,000 to 7,000)	4,000 (3,000 to 6,000)	3,000 (2,000 to 5,000)	2,000 (1,000 to 3,000)	1,000 (1,000 to 2,000)	1,000 (0 to 2,000)	1,000 (0 to 2,000)	93,000
HIV/AIDS - Drug-susceptible Tuberculosis	0 (0 to 0)	0 (0 to 0)	0 (0 to 0)	0 (0 to 0)	0 (0 to 0)	0 (0 to 0)	0 (0 to 0)	0 (0 to 0)	0 (0 to 0)	0 (0 to 0)	0 (0 to 0)	0 (0 to 0)	0 (0 to 0)	0 (0 to 0)	0 (0 to 0)	0 (0 to 0)	0 (0 to 0)	0 (0 to 0)	0 (0 to 0)	0 (0 to 0)	0 (0 to 0)	0 (0 to 0)	0 (0 to 0)	0 (0 to 0)	0
HIV/AIDS - Multidrug-resistant Tuberculosis without extensive drug resistance	0 (0 to 0)	0 (0 to 0)	0 (0 to 0)	0 (0 to 0)	0 (0 to 0)	0 (0 to 0)	0 (0 to 0)	0 (0 to 0)	0 (0 to 0)	0 (0 to 0)	0 (0 to 0)	0 (0 to 0)	0 (0 to 0)	0 (0 to 0)	0 (0 to 0)	0 (0 to 0)	0 (0 to 0)	0 (0 to 0)	0 (0 to 0)	0 (0 to 0)	0 (0 to 0)	0 (0 to 0)	0 (0 to 0)	0 (0 to 0)	0
HIV/AIDS - Extensively drug-resistant Tuberculosis	0 (0 to 0)	0 (0 to 0)	0 (0 to 0)	0 (0 to 0)	0 (0 to 0)	0 (0 to 0)	0 (0 to 0)	0 (0 to 0)	0 (0 to 0)	0 (0 to 0)	0 (0 to 0)	0 (0 to 0)	0 (0 to 0)	0 (0 to 0)	0 (0 to 0)	0 (0 to 0)	0 (0 to 0)	0 (0 to 0)	0 (0 to 0)	0 (0 to 0)	0 (0 to 0)	0 (0 to 0)	0 (0 to 0)	0 (0 to 0)	0
HIV/AIDS resulting in other diseases	0 (0 to 0)	0 (0 to 0)	1,000 (1,000 to 2,000)	1,000 (0 to 1,000)	1,000 (0 to 1,000)	1,000 (0 to 1,000)	2,000 (1,000 to 3,000)	3,000 (2,000 to 4,000)	4,000 (3,000 to 5,000)	5,000 (4,000 to 6,000)	6,000 (5,000 to 8,000)	7,000 (5,000 to 9,000)	8,000 (6,000 to 10,000)	8,000 (6,000 to 10,000)	8,000 (6,000 to 10,000)	7,000 (5,000 to 9,000)	6,000 (4,000 to 8,000)	5,000 (3,000 to 7,000)	4,000 (3,000 to 6,000)	3,000 (2,000 to 5,000)	2,000 (1,000 to 3,000)	1,000 (1,000 to 2,000)	1,000 (0 to 2,000)	1,000 (0 to 2,000)	41,000
Sexually transmitted infections, excluding HIV	1,000 (644 to 2,000)	1,000 (0 to 2,000)	2,000 (1,000 to 2,000)	1,000 (0 to 1,000)	1,000 (0 to 1,000)	1,000 (0 to 1

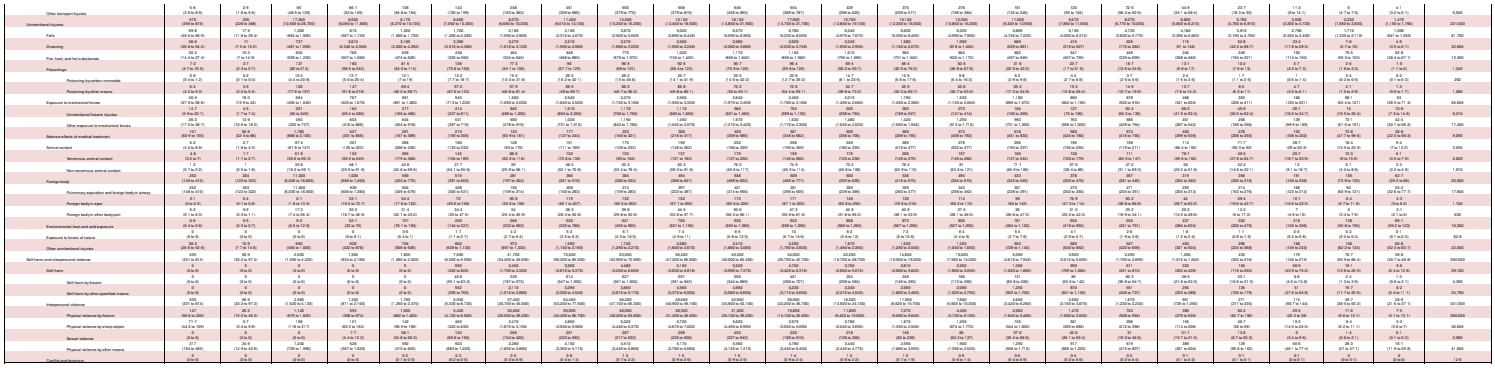

Cell Table 2c: Count DALYs by cause and age group for both sexes with 95% uncertainty intervals, 2019

Cause	Early Neonatal	Late Neonatal	Post Neonatal	1 to 4	5 to 9	10 to 14	15 to 19	20 to 24	25 to 29	30 to 34	35 to 39	40 to 44	45 to 49	50 to 54	55 to 59	60 to 64	65 to 69	70 to 74	75 to 79	80 to 84	85 to 89	90 to 94	95 plus	Total
All causes	147,000 (120,000 to 169,000)	97,000 (103,000 to 112,000)	172,000 (153,000 to 214,000)	44,000 (39,000 to 51,000)	39,000 (34,000 to 46,000)	33,000 (28,000 to 39,000)	56,000 (49,000 to 65,000)	66,000 (58,000 to 76,000)	66,000 (58,000 to 76,000)	66,000 (58,000 to 76,000)	66,000 (58,000 to 76,000)	66,000 (58,000 to 76,000)	66,000 (58,000 to 76,000)	66,000 (58,000 to 76,000)	66,000 (58,000 to 76,000)	66,000 (58,000 to 76,000)	66,000 (58,000 to 76,000)	66,000 (58,000 to 76,000)	41,000 (34,000 to 48,000)	19,000 (16,000 to 22,000)	71,700 (62,000 to 79,000)	54,000 (51,000 to 57,000)	17,000 (16,000 to 17,000)	3,160,000
Communicable, maternal, neonatal, and nutritional diseases	127,000 (99,000 to 149,000)	39,000 (36,000 to 43,000)	90,000 (75,000 to 113,000)	28,000 (23,000 to 33,000)	16,000 (13,000 to 20,000)	11,000 (9,000 to 14,000)	12,000 (10,000 to 15,000)	11,000 (9,000 to 14,000)	11,000 (9,000 to 14,000)	11,000 (9,000 to 14,000)	11,000 (9,000 to 14,000)	11,000 (9,000 to 14,000)	11,000 (9,000 to 14,000)	11,000 (9,000 to 14,000)	11,000 (9,000 to 14,000)	11,000 (9,000 to 14,000)	11,000 (9,000 to 14,000)	11,000 (9,000 to 14,000)	7,000 (6,000 to 8,000)	3,000 (2,000 to 3,000)	8,000 (7,000 to 9,000)	4,000 (3,000 to 4,000)	1,000 (1,000 to 1,000)	609,000
HIV/AIDS and sexually transmitted infections	422 (302 to 527)	64.4 (39.3 to 100)	1,000 (1,000 to 1,000)	270 (223 to 322)	402 (332 to 486)	339 (284 to 399)	2,300 (1,900 to 2,700)	3,200 (2,700 to 3,800)	3,200 (2,700 to 3,800)	3,200 (2,700 to 3,800)	3,200 (2,700 to 3,800)	3,200 (2,700 to 3,800)	3,200 (2,700 to 3,800)	3,200 (2,700 to 3,800)	2,200 (1,900 to 2,600)	1,310 (1,090 to 1,590)	960 (769 to 1,180)	623 (501 to 764)	254 (201 to 312)	94.6 (74.7 to 117)	28.2 (22.3 to 35.2)	2.2 (2.0 to 2.4)	31,100
HIV/AIDS	414 (294 to 519)	64.4 (39.3 to 100)	1,000 (1,000 to 1,000)	270 (223 to 322)	402 (332 to 486)	339 (284 to 399)	2,300 (1,900 to 2,700)	3,200 (2,700 to 3,800)	3,200 (2,700 to 3,800)	3,200 (2,700 to 3,800)	3,200 (2,700 to 3,800)	3,200 (2,700 to 3,800)	3,200 (2,700 to 3,800)	3,200 (2,700 to 3,800)	2,200 (1,900 to 2,600)	1,310 (1,090 to 1,590)	960 (769 to 1,180)	623 (501 to 764)	254 (201 to 312)	94.6 (74.7 to 117)	28.2 (22.3 to 35.2)	2.2 (2.0 to 2.4)	28,700
HIV/AIDS - Drug-susceptible Tuberculosis	0 (0 to 0)	230 (126 to 363)	61.8 (29.3 to 107)	69.6 (34.4 to 106)	61.6 (29.3 to 102)	139 (79.9 to 199)	378 (223 to 575)	665 (384 to 992)	629 (364 to 940)	657 (380 to 979)	645 (374 to 957)	595 (345 to 885)	561 (325 to 833)	497 (288 to 737)	371 (214 to 551)	236 (136 to 350)	164 (94.7 to 243)	107 (61.9 to 157)	49.1 (28.3 to 72.3)	18.5 (10.6 to 27.3)	5.6 (3.2 to 8.2)	0.4 (0.1 to 0.7)	4,480
HIV/AIDS - Multidrug-resistant Tuberculosis without extensive drug resistance	0 (0 to 0)	0 (0 to 0)	18.7 (0.3 to 57.2)	0 (0 to 0)	0.7 (0.3 to 2.3)	0 (0 to 0)	10.5 (0.3 to 38.6)	39.2 (1.1 to 156)	39.4 (1.1 to 159)	49.4 (1.4 to 199)	51.4 (1.5 to 208)	42.5 (1.2 to 172)	41.6 (1.2 to 169)	33.1 (0.9 to 134)	0 (0 to 0)	0 (0 to 0)	0 (0 to 0)	1.3 (0 to 5.4)	0.6 (0 to 2.6)	0 (0 to 0)	0.1 (0 to 0.3)	0 (0 to 0)	394
HIV/AIDS - Extensively drug-resistant Tuberculosis	0 (0 to 0)	0 (0 to 1.1)	0 (0 to 0)	0 (0 to 0)	0 (0 to 0.1)	0 (0 to 0)	0 (0 to 1.1)	0 (0 to 2.1)	0 (0 to 2.1)	0 (0 to 2.1)	0 (0 to 2.1)	0 (0 to 2.1)	0 (0 to 2.1)	0 (0 to 2.1)	0 (0 to 1.1)	0 (0 to 1.1)	0 (0 to 1.1)	0 (0 to 0.6)	0 (0 to 0.3)	0 (0 to 0.1)	0 (0 to 0)	0 (0 to 0)	57.9
HIV/AIDS resulting in other diseases	8.1 (5.1 to 12.6)	0.2 (0 to 0.6)	1,000 (779 to 1,300)	200 (159 to 260)	340 (272 to 434)	200 (159 to 263)	1,900 (1,500 to 2,400)	2,500 (2,000 to 3,100)	2,500 (2,000 to 3,100)	2,500 (2,000 to 3,100)	2,500 (2,000 to 3,100)	2,500 (2,000 to 3,100)	2,500 (2,000 to 3,100)	2,500 (2,000 to 3,100)	1,900 (1,500 to 2,300)	1,170 (999 to 1,400)	796 (649 to 956)	516 (398 to 650)	206 (159 to 260)	76.5 (59.1 to 96.2)	23.4 (18.1 to 29.5)	1.8 (1.7 to 1.9)	25,200
Sexually transmitted infections excluding HIV	8.2 (5.2 to 12.7)	64.2 (39.2 to 100)	1,000 (779 to 1,300)	200 (159 to 260)	340 (272 to 434)	200 (159 to 263)	1,900 (1,500 to 2,400)	2,500 (2,000 to 3,100)	2,500 (2,000 to 3,100)	2,500 (2,000 to 3,100)	2,500 (2,000 to 3,100)	2,500 (2,000 to 3,100)	2,500 (2,000 to 3,100)	2,500 (2,000 to 3,100)	1,900 (1,500 to 2,300)	1,170 (999 to 1,400)	796 (649 to 956)	516 (398 to 650)	206 (159 to 260)	76.5 (59.1 to 96.2)	23.4 (18.1 to 29.5)	1.8 (1.7 to 1.9)	3,570
Syphilis	0.2 (0.1 to 0.4)	39.7 (24.3 to 62.2)	2.2 (0.4 to 6.9)	1.2 (0.2 to 3.8)	0.9 (0.2 to 2.7)	0.2 (0.1 to 0.6)	0.2 (0.1 to 0.6)	0.2 (0.1 to 0.6)	0.2 (0.1 to 0.6)	0.2 (0.1 to 0.6)	0.2 (0.1 to 0.6)	0.2 (0.1 to 0.6)	0.2 (0.1 to 0.6)	0.2 (0.1 to 0.6)	0.2 (0.1 to 0.6)	0.1 (0.1 to 0.5)	0.1 (0.1 to 0.4)	0.1 (0.1 to 0.3)	0.1 (0.1 to 0.3)	0.1 (0.1 to 0.2)	0.1 (0.1 to 0.2)	0 (0 to 0)	849
Chlamydial infection	0 (0 to 0)	0 (0 to 0)	0 (0 to 0)	0 (0 to 0)	0.1 (0 to 0.1)	1.4 (0.4 to 3.7)	6.5 (2.0 to 17.3)	22.4 (7.1 to 58.2)	21.4 (6.8 to 55.4)	21.6 (6.9 to 56.1)	21.4 (6.8 to 55.4)	20.1 (6.4 to 52.1)	19.6 (6.2 to 50.8)	16.8 (5.3 to 43.5)	7.3 (2.3 to 18.9)	3.7 (1.2 to 9.5)	2.2 (0.7 to 5.7)	1.3 (0.4 to 3.3)	0.7 (0.2 to 1.8)	0.3 (0.1 to 0.8)	0.1 (0 to 0.2)	0 (0 to 0)	229
Gonococcal infection	0 (0 to 0)	28.5 (17.4 to 44.6)	0 (0 to 0.2)	0.2 (0 to 0.7)	0.2 (0 to 0.7)	0.2 (0 to 0.7)	0.2 (0 to 0.7)	20.2 (12.3 to 31.6)	19.3 (11.8 to 30.2)	19.5 (11.9 to 30.5)	19.3 (11.8 to 30.2)	18.2 (11.1 to 28.4)	17.7 (10.8 to 27.7)	15.2 (9.3 to 23.7)	6.6 (4.0 to 10.3)	3.3 (2.0 to 5.2)	2.0 (1.2 to 3.1)	1.2 (0.7 to 1.8)	0.6 (0.4 to 1)	0.3 (0.1 to 0.4)	0.1 (0 to 0.2)	0 (0 to 0)	172
Trichomoniasis	0 (0 to 0)	0 (0 to 0)	0 (0 to 0)	0 (0 to 0)	0 (0 to 0)	0.2 (0 to 1.1)	0.7 (0.2 to 3.7)	2.5 (0.8 to 13.4)	2.4 (0.8 to 12.9)	2.4 (0.8 to 13.1)	2.4 (0.8 to 12.9)	2.2 (0.7 to 12.1)	2.2 (0.7 to 11.8)	1.9 (0.6 to 10.1)	0.8 (0.3 to 4.4)	0.4 (0.1 to 2.2)	0.2 (0.1 to 1.2)	0.1 (0 to 0.7)	0.1 (0 to 0.3)	0 (0 to 0.1)	0 (0 to 0)	0 (0 to 0)	16
Genital herpes	0 (0 to 0)	0 (0 to 0)	0 (0 to 0)	0 (0 to 0)	0 (0 to 0)	0 (0 to 0)	0 (0 to 0)	0 (0 to 0)	0 (0 to 0)	0 (0 to 0)	0 (0 to 0)	0 (0 to 0)	0 (0 to 0)	0 (0 to 0)	0 (0 to 0)	0 (0 to 0)	0 (0 to 0)	0 (0 to 0)	0 (0 to 0)	0 (0 to 0)	0 (0 to 0)	0 (0 to 0)	0 (0 to 0)	0
Other sexually transmitted infections	0 (0 to 0)	0 (0 to 0)	0 (0 to 0)	0 (0 to 0)	0.2 (0 to 0.5)	0.2 (0 to 0.5)	0.2 (0 to 0.5)	0.2 (0 to 0.5)	0.2 (0 to 0.5)	0.2 (0 to 0.5)	0.2 (0 to 0.5)	0.2 (0 to 0.5)	0.2 (0 to 0.5)	0.2 (0 to 0.5)	0.2 (0 to 0.5)	0.2 (0 to 0.5)	0.2 (0 to 0.5)	0.2 (0 to 0.5)	0.2 (0 to 0.5)	0.2 (0 to 0.5)	0.2 (0 to 0.5)	0 (0 to 0)	481
HIV/AIDS resulting in other diseases	1,200 (749 to 1,666)	1,110 (627 to 1,760)	23,600 (19,000 to 28,900)	4,130 (2,700 to 6,000)	3,490 (2,300 to 5,000)	2,640 (1,700 to 3,800)	3,770 (2,400 to 5,400)	3,750 (2,400 to 5,400)	4,420 (2,800 to 6,300)	4,660 (3,000 to 6,600)	4,660 (3,000 to 6,600)	4,230 (2,700 to 6,000)	4,230 (2,700 to 6,000)	4,230 (2,700 to 6,000)	4,230 (2,700 to 6,000)	3,200 (2,000 to 4,500)	2,600 (1,600 to 3,700)	1,870 (1,150 to 2,700)	1,040 (639 to 1,500)	460 (283 to 655)	186 (114 to 265)	6,270 (3,700 to 9,000)	6,350 (3,400 to 10,000)	3,070 (1,600 to 5,000)	220,000
Respiratory infections and tuberculosis	7,540 (7,540 to 7,540)	1,850 (1,850 to 1,850)	2,530 (2,530 to 2,530)	1,000 (1,000 to 1,000)	1,000 (1,000 to 1,000)	1,000 (1,000 to 1,000)	2,070 (2,070 to 2,070)	3,750 (3,750 to 3,750)	4,020 (4,020 to 4,020)	4,660 (4,660 to 4,660)	5,260 (5,260 to 5,260)	5,720 (5,720 to 5,720)	6,230 (6,230 to 6,230)	6,230 (6,230 to 6,230)	6,230 (6,230 to 6,230)	6,230 (6,230 to 6,230)	6,230 (6,230 to 6,230)	6,230 (6,230 to 6,230)	6,230 (6,230 to 6,230)	6,230 (6,230 to 6,230)	6,230 (6,230 to 6,230)	6,270 (6,270 to 6,270)	6,350 (6,350 to 6,350)	3,070 (3,070 to 3,070)	126,000
Tuberculosis	0 (0 to 0)	609 (322 to 1,000)	117 (0 to 1,000)	150 (0 to 1,000)	119 (0 to 1,000)	119 (0 to 1,000)	273 (0 to 1,000)	470 (0 to 1,000)	464 (0 to 1,000)	1,070 (0 to 1,000)	1,020 (0 to 1,000)	1,310 (0 to 1,000)	1,360 (0 to 1,000)	1,170 (0 to 1,000)	1,090 (0 to 1,000)	777 (0 to 1,000)	607 (0 to 1,000)	394 (0 to 1,000)	193 (0 to 1,000)	127 (0 to 1,000)	39 (0 to 1,000)	49.4 (0 to 1,000)	11.9 (0 to 1,000)	12,700
Latent tuberculosis infection	0 (0 to 0)	0 (0 to 0)	0 (0 to 0)	0 (0 to 0)	0 (0 to 0)	0 (0 to 0)	0 (0 to 0)	0 (0 to 0)	0 (0 to 0)	0 (0 to 0)	0 (0 to 0)	0 (0 to 0)	0 (0 to 0)	0 (0 to 0)	0 (0 to 0)	0 (0 to 0)	0 (0 to 0)	0 (0 to 0)	0 (0 to 0)	0 (0 to 0)	0 (0 to 0)	0 (0 to 0)	0 (0 to 0)	0
Drug-susceptible tuberculosis	0 (0 to 0)	609 (322 to 1,000)	117 (0 to 1,000)	150 (0 to 1,000)	119 (0 to 1,000)	119 (0 to 1,000)	273 (0 to 1,000)	470 (0 to 1,000)	464 (0 to 1,000)	1,070 (0 to 1,000)	1,020 (0 to 1,000)	1,310 (0 to 1,000)	1,360 (0 to 1,000)	1,170 (0 to 1,000)	1,090 (0 to 1,000)	777 (0 to 1,000)	607 (0 to 1,000)	394 (0 to 1,000)	193 (0 to 1,000)	127 (0 to 1,000)	39 (0 to 1,000)	49.4 (0 to 1,000)	11.9 (0 to 1,000)	12,700
Multidrug-resistant tuberculosis without extensive drug resistance	0 (0 to 0)	0 (0 to 0)	0 (0 to 0)	0 (0 to 0)	0 (0 to 0)	0 (0 to 0)	0 (0 to 0)	0 (0 to 0)	0 (0 to 0)	0 (0 to 0)	0 (0 to 0)	0 (0 to 0)	0 (0 to 0)	0 (0 to 0)	0 (0 to 0)	0 (0 to 0)	0 (0 to 0)	0 (0 to 0)	0 (0 to 0)	0 (0 to 0)	0 (0 to 0)	0 (0 to 0)	0 (0 to 0)	749
Extensively drug-resistant tuberculosis	0 (0 to 0)	0 (0 to 0.1)	0 (0 to 0)	0 (0 to 0)	0 (0 to 0)	0 (0 to 0)	0 (0 to 0)	0 (0 to 0)	0 (0 to 0)	0 (0 to 0)	0 (0 to 0)	0 (0 to 0)	0 (0 to 0)	0 (0 to 0)	0 (0 to 0)	0 (0 to 0)	0 (0 to 0)	0 (0 to 0)	0 (0 to 0)	0 (0 to 0)	0 (0 to 0)	0 (0 to 0)	0 (0 to 0)	1.2
Lower respiratory infections	7,540 (7,540 to 7,540)	1,240 (1,240 to 1,240)	2,410 (2,410 to 2,410)	850 (850 to 850)	880 (880 to 880)	880 (880 to 880)	1,800 (1,800 to 1,800)	3,280 (3,280 to 3,280)	3,560 (3,560 to 3,560)	3,590 (3,590 to 3,590)	4,240 (4,240 to 4,240)	4,410 (4,410 to 4,410)	4,870 (4,870 to 4,870)	5,060 (5,060 to 5,060)	5,140 (5,140 to 5,140)	5,450 (5,450 to 5,450)	5,620 (5,620 to 5,620)	5,840 (5,840 to 5,840)	6,040 (6,040 to 6,040)	6,170 (6,170 to 6,170)	6,190 (6,190 to 6,190)	6,270 (6,270 to 6,270)	6,350 (6,350 to 6,350)	3,070 (3,070 to 3,070)	101,000
Upper respiratory infections	0 (0 to 0)	0 (0 to 33)	0 (0 to 0)	0 (0 to 0)	0 (0 to 0)	0 (0 to 0)	0 (0 to 0)	0 (0 to 0)	0 (0 to 0)	0 (0 to 0)	0 (0 to 0)	0 (0 to 0)	0 (0 to 0)	0 (0 to 0)	0 (0 to 0)	0 (0 to 0)	0 (0 to 0)	0 (0 to 0)	0 (0 to 0)	0 (0 to 0)	0 (0 to 0)	0 (0 to 0)	0 (0 to 0)	0
Otitis media	0 (0 to 0)	0 (0 to 0)	0 (0 to 0)	0 (0 to 0)	0 (0 to 0)	0 (0 to 0)	0 (0 to 0)	0 (0 to 0)	0 (0 to 0)	0 (0 to 0)	0 (0 to 0)	0 (0 to 0)	0 (0 to 0)	0 (0 to 0)	0 (0 to 0)	0 (0 to 0)	0 (0 to 0)	0 (0 to 0)	0 (0 to 0)	0 (0 to 0)	0 (0 to 0)	0 (0 to 0)	0 (0 to 0)	0
Enteric infections	694 (514 to 1,000)	1,240 (789 to 1,840)	12,100 (7,270 to 18,400)	2,640 (2,040 to 3,270)	2,140 (1,640 to 2,640)	1,870 (1,440 to 2,310)	1,600 (1,230 to 1,980)	1,620 (1,240 to 2,000)	1,540 (1,180 to 1,900)	1,520 (1,170 to 1,880)	1,520 (1,170 to 1,880)	1,520 (1,170 to 1,880)	1,520 (1,170 to 1,880)	1,520 (1,170 to 1,880)	1,520 (1,170 to 1,880)	1,520 (1,170 to 1,880)	1,520 (1,170 to 1,880)	1,520 (1,170 to 1,880)	1,520 (1,170 to 1,880)	1,520 (1,170 to 1,880)	1,520 (1,170 to 1,880)	1,520 (1,170 to 1,880)	1,520 (1,170 to 1,880)	761 (558 to 988)	447 (321 to 589)	200 (135 to 282)	36,700
Diarrheal diseases	669 (514 to 1,000)	327 (789 to 636)	12,100 (7,270 to 18,400)	2,640 (2,040 to 3,270)	2,130 (1,640 to 2,640)	1,860 (1,440 to 2,310)	1,600 (1,230 to 1,980)	1,620 (1,240 to 2,000)	1,540 (1,180 to 1,900)	1,520 (1,170 to 1,880)	1,520 (1,170 to 1,880)	1,520 (1,170 to 1,880)	1,520 (1,170 to 1,880)	1,520 (1,170 to 1,880)	1,520 (1,170 to 1,880)	1,520 (1,170 to 1,880)	1,520 (1,170 to 1,880)	1,520 (1,170 to 1,880)	1,520 (1,170 to 1,880)	1,520 (1,170 to 1,880)	1,520 (1,170 to 1,880)	1,520 (1,170 to 1,880)	1,520 (1,170 to 1,880)	761 (558 to 988)	436 (321 to 589)	200 (135 to 282)	36,400
Typhoid and paratyphoid	0 (0 to 0)	1.3 (0 to 2)	4.9 (1 to 12)	2.2 (0 to 5.4)	0.9 (0 to 2.2)	0.4 (0 to 1)	0.2 (0 to 0.5)	0.1 (0 to 0.3)	0.1 (0 to 0.3)	0.1 (0 to 0.3)	0.1 (0 to 0.3)	0.1 (0 to 0.3)	0.1 (0 to 0.3)	0.1 (0 to 0.3)	0.1 (0 to 0.3)	0.1 (0 to 0.3)	0.1 (0 to 0.3)	0.1 (0 to 0.3)	0.1 (0 to 0.3)	0.1 (0 to 0.3)	0.1 (0 to 0.3)	0 (0 to 0)	0 (0 to 0)	0.1 (0 to 0.3)	39
Paratyphoid fever	0 (0 to 0)	0.2 (0 to 0.4)	0.8 (0.2 to 2)	0.4 (0 to 1)	0.2 (0 to 0.4)	0.1 (0 to 0.2)	0 (0 to 0.1)	0 (0 to 0.1)	0 (0 to 0.1)	0 (0 to 0.1)	0 (0 to 0.1)	0 (0 to 0.1)	0 (0 to 0.1)	0 (0 to 0.1)	0 (0 to 0.1)	0 (0 to 0.1)	0 (0 to 0.1)	0 (0 to 0.1)	0 (0 to 0.1)	0 (0 to 0.1)	0 (0 to 0.1)	0 (0 to 0.1)	0 (0 to 0)	0 (0 to 0)	0 (0 to 0.1)	3
Typhoid fever	0 (0 to 0)	1.1 (0 to 1.8)	4.1 (0.8 to 10)	1.8 (0 to 4.5)	0.7 (0 to 1.8)	0.3 (0 to 0.8)	0.2 (0 to 0.4)	0.1 (0 to 0.3)	0.1 (0 to 0.3)	0.1 (0 to 0.3)	0.1 (0 to 0.3)	0.1 (0 to 0.3)	0.1 (0 to 0.3)	0.1 (0 to 0.3)	0.1 (0 to 0.3)	0.1 (0 to 0.3)	0.1 (0 to 0.3)	0.1 (0 to 0.3)	0.1 (0 to 0.3)	0.1 (0 to 0.3)	0.1 (0 to 0.3)	0 (0 to 0)	0 (0 to 0)	0.1 (0 to 0.3)	35
Invasive Non-typhoidal Salmonella (iNTS)	0 (0 to 0)	48 (14.9 to 92.1)	0 (0 to 0)	0.6 (0 to 1.6)	0.6 (0 to 1.6)	0.6 (0 to 1.6



SR Table 2c. Distrito Federal DALYS by cause and age group for both sexes with 95% uncertainty intervals, 2019

Cause	Birth (Neonatal)	Late Neonatal	Post Neonatal	1 to 4	5 to 9	10 to 14	15 to 19	20 to 24	25 to 29	30 to 34	35 to 39	40 to 44	45 to 49	50 to 54	55 to 59	60 to 64	65 to 69	70 to 74	75 to 79	80 to 84	85 to 89	90 to 95	95 plus	Total
All causes	26,900 (22,600 to 31,200)	4,030 (3,270 to 4,900)	10,300 (8,330 to 12,500)	10,900 (8,950 to 13,400)	11,600 (10,900 to 12,200)	16,600 (15,900 to 17,400)	29,700 (29,000 to 30,600)	43,600 (42,900 to 44,300)	59,200 (58,500 to 59,700)	69,700 (69,200 to 70,300)	67,200 (67,000 to 68,000)	67,200 (67,000 to 67,600)	66,400 (66,000 to 66,700)	64,900 (64,600 to 65,300)	59,800 (59,500 to 60,200)	49,000 (48,600 to 49,400)	42,400 (42,000 to 42,800)	37,900 (37,600 to 38,300)	29,800 (29,500 to 30,200)	22,000 (21,700 to 22,400)	12,600 (12,300 to 12,900)	5,070 (4,880 to 5,260)	690 (650 to 730)	765,000
Communicable, maternal, neonatal, and nutritional diseases	21,100 (17,600 to 25,000)	2,710 (2,210 to 3,290)	6,960 (5,630 to 8,700)	3,300 (2,820 to 4,120)	2,710 (2,520 to 3,020)	2,600 (2,310 to 3,030)	3,000 (2,720 to 3,450)	3,510 (3,190 to 4,060)	3,940 (3,520 to 4,710)	4,670 (4,150 to 5,600)	5,490 (4,920 to 6,660)	5,960 (5,370 to 7,220)	6,420 (5,900 to 7,600)	6,760 (6,200 to 7,900)	6,300 (5,800 to 7,300)	5,790 (5,320 to 6,670)	5,460 (5,020 to 6,230)	5,160 (4,800 to 5,800)	4,230 (3,980 to 4,640)	1,790 (1,680 to 2,040)	1,290 (1,200 to 1,500)	493 (449 to 597)	76.7 (62 to 109)	91,000
HIV/AIDS and sexually transmitted infections	811 (642 to 998)	64 (44 to 114)	176 (122 to 272)	158 (98.3 to 238)	90.7 (79 to 114)	110 (90 to 131)	169 (138 to 204)	494 (414 to 584)	867 (730 to 1,020)	1,170 (991 to 1,350)	1,390 (1,180 to 1,640)	1,290 (1,080 to 1,520)	1,060 (886 to 1,250)	966 (803 to 1,150)	778 (634 to 933)	618 (500 to 764)	546 (434 to 683)	474 (378 to 614)	306 (244 to 407)	211 (171 to 287)	89.5 (71 to 127)	26 (20 to 37)	3.5 (2.6 to 5.1)	8,280
HIV/AIDS	0 (0 to 0)	0 (0 to 0)	150 (129 to 188)	137 (97.8 to 229)	59.5 (79 to 114)	109 (88 to 129)	170 (137 to 203)	489 (412 to 581)	772 (688 to 1,000)	1,270 (1,060 to 1,540)	1,240 (1,020 to 1,500)	1,180 (1,000 to 1,440)	976 (820 to 1,180)	842 (692 to 1,040)	644 (506 to 812)	544 (422 to 692)	196 (151 to 252)	127 (98.1 to 163)	39.7 (32.2 to 51.7)	19.3 (15.6 to 25.1)	4.8 (3.9 to 6.1)	0.9 (0.7 to 1.1)	0.1 (0.1 to 0.2)	7,990
HIV/AIDS - Drug-susceptible Tuberculosis	0 (0 to 0)	0 (0 to 0)	5.4 (3.9 to 8.7)	3.8 (2.6 to 6.3)	2.5 (1.8 to 4.2)	6.9 (4.9 to 11)	19.2 (13.6 to 31)	39.1 (27.6 to 63.1)	47.6 (33.6 to 76.8)	49.8 (35.1 to 80.3)	43.6 (30.8 to 70.3)	35.6 (25.1 to 57.4)	29.6 (20.9 to 47.8)	24.6 (17.3 to 39.7)	17.4 (12.3 to 28.1)	12.6 (8.9 to 20.3)	7.2 (5.1 to 11.6)	4.8 (3.4 to 7.8)	1.5 (1.1 to 2.4)	0.7 (0.5 to 1.1)	0.2 (0.1 to 0.3)	0 (0 to 0)	0.1 (0 to 0.1)	288
HIV/AIDS - Multidrug-resistant Tuberculosis without extensive drug resistance	0 (0 to 0)	0 (0 to 0)	0.9 (0.6 to 2.1)	0.6 (0.4 to 1.6)	0.4 (0.3 to 1.3)	1.2 (0.9 to 3.5)	3.4 (2.5 to 9.6)	7.1 (5.1 to 19.7)	8.7 (6.2 to 24.1)	9.1 (6.5 to 25.1)	8 (5.7 to 22.2)	6.5 (4.6 to 18.1)	5.4 (3.8 to 15)	4.5 (3.2 to 12.5)	3.2 (2.3 to 8.9)	2.3 (1.6 to 6.4)	1.3 (0.9 to 3.7)	0.9 (0.6 to 2.5)	0.3 (0.2 to 0.9)	0.1 (0.1 to 0.4)	0 (0 to 0.1)	0 (0 to 0)	0 (0 to 0)	29.1
HIV/AIDS - Extensively drug-resistant Tuberculosis	0 (0 to 0)	0 (0 to 0)	0.1 (0 to 0.4)	0.1 (0 to 0.3)	0.1 (0 to 0.3)	0.1 (0 to 0.3)	0.4 (0 to 1.1)	0.9 (0 to 1.9)	1.1 (0 to 2.3)	1.2 (0 to 2.7)	1 (0 to 2.3)	0.8 (0 to 2.1)	0.7 (0 to 1.7)	0.6 (0 to 1.4)	0.4 (0 to 1.1)	0.3 (0 to 0.8)	0.2 (0 to 0.5)	0.1 (0 to 0.4)	0 (0 to 0.2)	0 (0 to 0.1)	0 (0 to 0.1)	0 (0 to 0)	0 (0 to 0)	0 (0 to 0)	3.8
HIV/AIDS resulting in other diseases	0 (0 to 0)	0 (0 to 0)	17.6 (13.6 to 23.1)	19 (10.9 to 32.1)	7.2 (6.1 to 8.6)	9.1 (7.7 to 10.7)	15.2 (12.8 to 18.1)	45.1 (38.1 to 53.8)	77.1 (65.1 to 92.1)	116 (98.1 to 138)	129 (109 to 154)	109 (92.1 to 130)	89.1 (75.2 to 106)	77.4 (65.3 to 92.3)	59.1 (49.9 to 70.5)	43.1 (36.4 to 51.4)	29.1 (24.6 to 34.7)	20.1 (17 to 24)	8.6 (7.3 to 10.3)	3.1 (2.6 to 3.7)	0.8 (0.7 to 1)	0.1 (0.1 to 0.2)	0 (0 to 0)	720
Sexually transmitted infections excluding HIV	811 (642 to 998)	64 (44 to 114)	25.4 (19.9 to 32.2)	20.4 (12.9 to 33)	31.4 (21.9 to 43.3)	0.2 (0.1 to 0.4)	1.1 (0.7 to 1.7)	4.5 (2.7 to 7.5)	12 (7.2 to 20.1)	28 (17.2 to 46.3)	50.1 (31.1 to 82.1)	110 (69.2 to 180)	171 (109 to 280)	201 (129 to 329)	218 (140 to 356)	175 (113 to 286)	117 (75.2 to 191)	89.1 (57.1 to 146)	47.1 (30.1 to 77.1)	17.1 (10.9 to 28)	3.5 (2.2 to 5.7)	0.4 (0.2 to 0.7)	0 (0 to 0.1)	1,760
Syphilis	811 (642 to 998)	64 (44 to 114)	25.4 (19.9 to 32.2)	0.4 (0.2 to 1.3)	0.2 (0.1 to 0.5)	0.1 (0.1 to 0.3)	1.1 (0.7 to 1.7)	4.5 (2.7 to 7.5)	12 (7.2 to 20.1)	28 (17.2 to 46.3)	50.1 (31.1 to 82.1)	110 (69.2 to 180)	171 (109 to 280)	201 (129 to 329)	218 (140 to 356)	175 (113 to 286)	117 (75.2 to 191)	89.1 (57.1 to 146)	47.1 (30.1 to 77.1)	17.1 (10.9 to 28)	3.5 (2.2 to 5.7)	0.4 (0.2 to 0.7)	0 (0 to 0.1)	1,760
Chlamydial infection	0 (0 to 0)	0 (0 to 0)	0 (0 to 0)	0 (0 to 0)	0 (0 to 0)	0 (0 to 0)	0 (0 to 0)	0 (0 to 0)	0 (0 to 0)	0 (0 to 0)	0 (0 to 0)	0 (0 to 0)	0 (0 to 0)	0 (0 to 0)	0 (0 to 0)	0 (0 to 0)	0 (0 to 0)	0 (0 to 0)	0 (0 to 0)	0 (0 to 0)	0 (0 to 0)	0 (0 to 0)	0 (0 to 0)	0 (0 to 0)	0
Gonococcal infection	0 (0 to 0)	0 (0 to 0)	0 (0 to 0)	0 (0 to 0)	0 (0 to 0)	0 (0 to 0)	0 (0 to 0)	0 (0 to 0)	0 (0 to 0)	0 (0 to 0)	0 (0 to 0)	0 (0 to 0)	0 (0 to 0)	0 (0 to 0)	0 (0 to 0)	0 (0 to 0)	0 (0 to 0)	0 (0 to 0)	0 (0 to 0)	0 (0 to 0)	0 (0 to 0)	0 (0 to 0)	0 (0 to 0)	0 (0 to 0)	0
Trichomoniasis	0 (0 to 0)	0 (0 to 0)	0 (0 to 0)	0 (0 to 0)	0 (0 to 0)	0.1 (0 to 0.3)	0.4 (0 to 1.1)	1.1 (0.7 to 1.8)	2.1 (1.3 to 3.5)	3.1 (1.9 to 5.2)	3.4 (2.1 to 5.8)	3.2 (1.9 to 5.5)	2.8 (1.7 to 4.9)	2.4 (1.4 to 4.2)	1.9 (1.1 to 3.3)	1.5 (0.9 to 2.6)	1.1 (0.7 to 1.9)	0.8 (0.5 to 1.4)	0.4 (0.2 to 0.7)	0.2 (0.1 to 0.4)	0.1 (0 to 0.2)	0 (0 to 0)	0 (0 to 0)	20.1
Genital herpes	0 (0 to 0)	0 (0 to 0)	0 (0 to 0)	0 (0 to 0)	0 (0 to 0)	0 (0 to 0)	0 (0 to 0)	0 (0 to 0)	0 (0 to 0)	0 (0 to 0)	0 (0 to 0)	0 (0 to 0)	0 (0 to 0)	0 (0 to 0)	0 (0 to 0)	0 (0 to 0)	0 (0 to 0)	0 (0 to 0)	0 (0 to 0)	0 (0 to 0)	0 (0 to 0)	0 (0 to 0)	0 (0 to 0)	0 (0 to 0)	0
Other sexually transmitted infections	0 (0 to 0)	0 (0 to 0)	0 (0 to 0)	0 (0 to 0)	0 (0 to 0)	0.2 (0.1 to 0.3)	0.6 (0.4 to 0.9)	1.9 (1.3 to 2.8)	3.4 (2.3 to 5.1)	4.8 (3.2 to 7.3)	5.1 (3.4 to 7.8)	4.6 (3.1 to 7.1)	4.1 (2.7 to 6.4)	3.5 (2.3 to 5.5)	2.8 (1.8 to 4.5)	2.2 (1.4 to 3.6)	1.6 (1 to 2.7)	1.2 (0.8 to 2.1)	0.6 (0.4 to 1.1)	0.3 (0.2 to 0.6)	0.1 (0.1 to 0.3)	0 (0 to 0)	0 (0 to 0)	29.1
Respiratory infections and tuberculosis	282 (193 to 403)	1,270 (1,060 to 1,530)	2,370 (1,900 to 3,000)	672 (466 to 1,170)	420 (408 to 436)	698 (668 to 731)	1,370 (1,310 to 1,440)	1,870 (1,800 to 1,940)	1,770 (1,700 to 1,850)	1,660 (1,590 to 1,730)	1,540 (1,480 to 1,600)	1,440 (1,390 to 1,500)	1,290 (1,240 to 1,350)	1,220 (1,170 to 1,280)	1,080 (1,030 to 1,130)	1,000 (951 to 1,050)	1,010 (960 to 1,060)	1,020 (969 to 1,070)	1,030 (977 to 1,080)	1,030 (977 to 1,080)	1,040 (980 to 1,100)	1,040 (980 to 1,100)	1,020 (960 to 1,080)	19,300
Tuberculosis	0 (0 to 0)	0 (0 to 0)	224 (163 to 309)	104 (52.9 to 171)	11.2 (8.9 to 15.6)	10.7 (7.7 to 15)	25 (16.6 to 35.6)	61.2 (38.7 to 91.2)	61.2 (33.4 to 99.2)	66.6 (30.1 to 106)	79.5 (37.6 to 130)	89.4 (43.1 to 144)	97 (47.6 to 156)	87.3 (43.9 to 141)	72.2 (36.9 to 116)	60.5 (31.1 to 96.2)	49.5 (25.1 to 78.1)	39.1 (20.1 to 61.5)	27.5 (14.2 to 43.2)	19.4 (9.9 to 30.5)	7.9 (4.1 to 12.4)	0.9 (0.5 to 1.4)	0 (0 to 0.1)	929
Latent tuberculosis infection	0 (0 to 0)	0 (0 to 0)	0 (0 to 0)	0 (0 to 0)	0 (0 to 0)	0 (0 to 0)	0 (0 to 0)	0 (0 to 0)	0 (0 to 0)	0 (0 to 0)	0 (0 to 0)	0 (0 to 0)	0 (0 to 0)	0 (0 to 0)	0 (0 to 0)	0 (0 to 0)	0 (0 to 0)	0 (0 to 0)	0 (0 to 0)	0 (0 to 0)	0 (0 to 0)	0 (0 to 0)	0 (0 to 0)	0 (0 to 0)	0
Drug-susceptible Tuberculosis	0 (0 to 0)	0 (0 to 0)	224 (163 to 309)	104 (52.9 to 171)	11.2 (8.9 to 15.6)	10.7 (7.7 to 15)	25 (16.6 to 35.6)	61.2 (38.7 to 91.2)	61.2 (33.4 to 99.2)	66.6 (30.1 to 106)	79.5 (37.6 to 130)	89.4 (43.1 to 144)	97 (47.6 to 156)	87.3 (43.9 to 141)	72.2 (36.9 to 116)	60.5 (31.1 to 96.2)	49.5 (25.1 to 78.1)	39.1 (20.1 to 61.5)	27.5 (14.2 to 43.2)	19.4 (9.9 to 30.5)	7.9 (4.1 to 12.4)	0.9 (0.5 to 1.4)	0 (0 to 0.1)	929
Multidrug-resistant tuberculosis without extensive drug resistance	0 (0 to 0)	0 (0 to 0)	1.6 (1.1 to 2.4)	0.8 (0.4 to 1.5)	0.5 (0.3 to 0.9)	0.6 (0.4 to 1.1)	1.5 (0.9 to 2.7)	3.4 (2.1 to 6.4)	3.7 (2.2 to 7.2)	4.6 (2.5 to 9.2)	5.2 (2.9 to 10.7)	5.2 (2.9 to 10.7)	4.8 (2.7 to 9.8)	4.2 (2.4 to 8.6)	3.6 (2.1 to 7.4)	3.1 (1.8 to 6.4)	2.4 (1.4 to 5)	1.7 (1 to 3.5)	0.7 (0.4 to 1.5)	0.3 (0.2 to 0.6)	0.1 (0 to 0.2)	0 (0 to 0)	0 (0 to 0)	57.5
Extensively drug-resistant tuberculosis	0 (0 to 0)	0 (0 to 0)	0.3 (0 to 1.1)	0.1 (0 to 0.5)	0.1 (0 to 0.3)	0.1 (0 to 0.3)	0.2 (0 to 0.7)	0.5 (0 to 1.5)	0.5 (0 to 1.6)	0.6 (0 to 1.8)	0.7 (0 to 2.1)	0.7 (0 to 2.1)	0.6 (0 to 1.9)	0.6 (0 to 1.8)	0.5 (0 to 1.6)	0.4 (0 to 1.3)	0.3 (0 to 1)	0.2 (0 to 0.8)	0.1 (0 to 0.4)	0 (0 to 0.2)	0 (0 to 0.1)	0 (0 to 0)	0 (0 to 0)	9.6
Lower respiratory infections	282 (193 to 403)	751 (1,060 to 1,530)	2,360 (1,900 to 3,000)	551 (391 to 691)	408 (408 to 436)	688 (668 to 731)	1,340 (1,310 to 1,440)	1,810 (1,800 to 1,940)	1,710 (1,700 to 1,850)	1,590 (1,590 to 1,730)	1,460 (1,480 to 1,600)	1,350 (1,390 to 1,500)	1,210 (1,240 to 1,350)	1,140 (1,170 to 1,280)	1,010 (1,030 to 1,130)	940 (951 to 1,050)	960 (960 to 1,060)	970 (969 to 1,070)	977 (977 to 1,080)	977 (977 to 1,080)	988 (980 to 1,100)	988 (980 to 1,100)	971 (960 to 1,080)	18,300
Upper respiratory infections	1.2 (0.8 to 1.8)	3.4 (2.4 to 4.8)	10.4 (7.5 to 14.5)	27.5 (19.1 to 39.2)	11.2 (10.9 to 11.6)	9.9 (9.5 to 10.4)	10.2 (9.8 to 10.7)	10.6 (10.2 to 11.1)	10.7 (10.2 to 11.2)	10.7 (10.2 to 11.2)	10.7 (10.2 to 11.2)	10.7 (10.2 to 11.2)	10.7 (10.2 to 11.2)	10.7 (10.2 to 11.2)	10.7 (10.2 to 11.2)	10.7 (10.2 to 11.2)	10.7 (10.2 to 11.2)	10.7 (10.2 to 11.2)	10.7 (10.2 to 11.2)	10.7 (10.2 to 11.2)	10.7 (10.2 to 11.2)	10.7 (10.2 to 11.2)	10.7 (10.2 to 11.2)	3,110
Otitis media	0.2 (0.1 to 0.4)	0.6 (0.3 to 2)	1.6 (0.8 to 3.8)	0.9 (0.4 to 1.9)	0.7 (0.4 to 1.2)	0.6 (0.3 to 1.1)	0.6 (0.3 to 1.1)	0.6 (0.3 to 1.1)	0.6 (0.3 to 1.1)	0.6 (0.3 to 1.1)	0.6 (0.3 to 1.1)	0.6 (0.3 to 1.1)	0.6 (0.3 to 1.1)	0.6 (0.3 to 1.1)	0.6 (0.3 to 1.1)	0.6 (0.3 to 1.1)	0.6 (0.3 to 1.1)	0.6 (0.3 to 1.1)	0.6 (0.3 to 1.1)	0.6 (0.3 to 1.1)	0.6 (0.3 to 1.1)	0.6 (0.3 to 1.1)	0.6 (0.3 to 1.1)	699
Enteric infections	19.6 (7.1 to 14.7)	1,270 (29.7 to 58.7)	687 (397 to 988)	220 (222 to 514)	233 (129 to 396)	170 (96.2 to 272)	117 (54 to 222)	104 (32 to 222)	122 (32 to 254)	135 (32 to 294)	139 (32 to 306)	139 (32 to 306)	139 (32 to 306)	139 (32 to 306)	139 (32 to 306)	139 (32 to 306)	139 (32 to 306)	139 (32 to 306)	139 (32 to 306)	139 (32 to 306)	139 (32 to 306)	139 (32 to 306)	139 (32 to 306)	4,060
Diarrheal diseases	19.6 (7.1 to 14.7)	29.7 (29.7 to 58.6)	687 (648 to 1,040)	229 (229 to 531)	233 (129 to 396)	169 (169 to 336)	116 (69.6 to 211)	104 (104 to 220)	122 (122 to 254)	135 (135 to 294)	139 (139 to 306)	139 (139 to 306)	139 (139 to 306)	139 (139 to 306)	139 (139 to 306)	139 (139 to 306)	139 (139 to 306)	139 (139 to 306)	139 (139 to 306)	139 (139 to 306)	139 (139 to 306)	139 (139 to 306)	139 (139 to 306)	139 (139 to 306)	4,040
Typhoid and paratyphoid	0 (0 to 0)	0 (0 to 0)	0 (0 to 0)	0 (0 to 0)	0 (0 to 0)	0 (0 to 0)	0 (0 to 0)	0 (0 to 0)	0 (0 to 0)	0 (0 to 0)	0 (0 to 0)	0 (0 to 0)	0 (0 to 0)	0 (0 to 0)	0 (0 to 0)	0 (0 to 0)	0 (0 to 0)	0 (0 to 0)	0 (0 to 0)	0 (0 to 0)	0 (0 to 0)	0 (0 to 0)	0 (0 to 0)	0 (0 to 0)	0
Typhoid fever	0 (0 to 0)	0 (0 to 0)	0 (0 to 0)	0 (0 to 0)	0 (0 to 0)	0 (0 to 0)	0 (0 to 0)	0 (0 to 0)	0 (0 to 0)	0 (0 to 0)	0 (0 to 0)	0 (0 to 0)	0 (0 to 0)	0 (0 to 0)	0 (0 to 0)	0 (0 to 0)	0 (0 to 0)	0 (0 to 0)	0 (0 to 0)	0 (0 to 0)	0 (0 to 0)	0 (0 to 0)	0 (0 to 0)	0 (0 to 0)	0
Paratyphoid fever	0 (0 to 0)	0 (0 to 0)	0 (0 to 0)	0 (0 to 0)	0 (0 to 0)	0 (0 to 0)	0 (0 to 0)	0 (0 to 0)	0 (0 to 0)	0 (0 to 0)	0 (0 to 0)	0 (0 to 0)	0 (0 to 0)	0 (0 to 0)	0 (0 to 0)	0 (0 to 0)	0 (0 to 0)	0 (0 to 0)	0 (0 to 0)	0 (0 to 0)	0 (0 to 0)	0 (0 to 0)	0 (0 to 0)	0 (0 to 0)	0
Invasive Non-typhoidal Salmonella (iNTS)	0 (0 to 0)	1.2 (0.3 to 4.8)	0.3 (0.1 to 1.8)	0.5 (0.2 to 2.3)	0.6 (0.3 to 1.1)	0.3 (0.1 to 0.5)	0.2 (0 to 0.4)	0.1 (0 to 0.3)	0.1 (0 to 0.3)	0.1 (0 to 0.3)	0.1 (0 to 0.3)	0.1 (0 to 0.3)	0.1 (0 to 0.3)	0.1 (0 to 0.3)	0.1 (0 to 0.3)	0.1 (0 to 0.3)	0.1 (0 to 0.3)	0.1 (0 to 0.3)	0.1 (0 to 0.3)	0.1 (0 to 0.3)	0.1 (0 to 0.3)	0.1 (0 to 0.3)	0 (0 to 0)	7.7
Other intestinal infectious diseases	0 (0 to 0)	0 (0 to 0)	2.4 (1.1 to 7)	1.8 (0.9 to 3.9)	1 (0.5 to 2.1)	0.6 (0.3 to 1.3)	0.4 (0.2 to 0.9)	0.7 (0.3 to 1.5)	0.7 (0.3 to 1.5)	0.7 (0.3 to 1.5)	0.7 (0.3 to 1.5)	0.7 (0.3 to 1.5)	0.6 (0.3 to 1.4)	0.6 (0.3 to 1.4)	0.6 (0.3 to 1.4)	0.6 (0.3 to 1.4)	0.6 (0.3 to 1.4)	0.6 (0.3 to 1.4)	0.6 (0.3 to 1.4)	0.6 (0.3 to 1.4)	0.6 (0.3 to 1.4)	0.6 (0.3 to 1.4)	0.6 (0.3 to 1.4)	10.1
Neglected tropical diseases and malaria	13.7 (7.9 to 20.8)	4.4 (2.5 to 7.1)	83.6 (54.1 to 131)	237 (154 to 371)	39.9 (39.9 to 39.9)	457 (457 to 457)	519 (519 to 519)	666 (666 to 666)	1,010 (1,010 to 1,010)	1,360 (1,360 to 1,360)	1,660 (1,660 to 1,660)	1,900 (1,900 to 1,900)	2,060 (2,060 to 2,060)	2,150 (2,150 to 2,150)	2,170 (2,170 to 2,170)	2,120 (2,120 to 2,120)	2,060 (2,060 to 2,060)	1,980 (1,980 to 1,980)	1,880 (1,880 to 1,880)	1,720 (1,720 to 1,720)	1,520 (1,520 to 1,520)	1,220 (1,220 to 1,220)	777 (777 to 777)	623 (623 to 623)	31,900
Malaria	0 (0 to 0)	0 (0 to 0)	0.1 (0 to 0.6)	0.1 (0 to 0.4)	0.1 (0 to 0.4)	0.1 (0 to 0.4)	0.1 (0 to 0.4)	0.1 (0 to 0.4)	0.1 (0 to 0.4)	0.2 (0 to 0.6)	0.3 (0 to 0.8)	0.4 (0 to 1)	0.5 (0 to 1.2)	0.5 (0 to 1.2)	0.5 (0 to 1.2)	0.5 (0 to 1.2)	0.5 (0 to 1.2)	0.5 (0 to 1.2)	0.5 (0 to 1.2)	0.5 (0 to 1.2)	0.5 (0 to 1.2)	0.5 (0 to 1.2)	0.5 (0 to 1.2)	0.5 (0 to 1.2)	48.7
Chagas disease	0 (0 to 0)	0 (0 to 0)	0.3 (0 to 2.2)	0.3 (0 to 2.4)	0.3 (0 to 2.4)	0.3 (0 to 2.3)	0.3 (0 to 2.3)	0.3 (0 to 2.3)	0.3 (0 to 2.3)	0.3 (0 to 2.3)	0.3 (0 to 2.3)	0.3 (0 to 2.3)	0.3 (0 to 2.3)	0.3 (0 to 2.3)	0.3 (0 to 2.3)	0.3 (0 to 2.3)	0.3 (0 to 2.3)	0.3 (0 to 2.3)	0.3 (0 to 2.3)	0.3 (0 to 2.3)	0.3 (0 to 2.3)	0.3 (0 to 2.3)	0.3 (0 to 2.3)	0.3 (0 to 2.3)	6.630
Leishmaniasis	0 (0 to 0)	0 (0 to 0)	0.3 (0 to 1.4)	0.2 (0 to 0.9)	0.2 (0 to 0.8)	0.2 (0 to 0.8)	0.2 (0 to 0.8





SR Table 2c. Easiflo Santo DALYS by cause and sex arous for both sexes with 95% uncertainty intervals, 2019

Cause	Both Recreation	Low Secondary	Post Neonatal	1 to 4	5 to 9	10 to 14	15 to 19	20 to 24	25 to 29	30 to 34	35 to 39	40 to 44	45 to 49	50 to 54	Assumed	60 to 64	65 to 69	70 to 74	75 to 79	80 to 84	85 to 89	90 to 94	95 plus	Total
All causes	(21,100 - 23,600 to 25,100)	9,080 (8,660 to 9,550)	24,200 (23,300 to 25,000)	19,300 (13,300 to 19,600)	19,000 (16,000 to 23,000)	26,000 (21,200 to 31,200)	68,000 (56,000 to 82,700)	68,000 (56,700 to 79,000)	68,000 (56,000 to 79,000)	76,100 (64,200 to 87,600)	81,000 (68,000 to 93,100)	82,000 (70,100 to 93,800)	82,000 (70,000 to 93,900)	81,000 (70,100 to 93,100)	99,000 (86,000 to 113,000)	91,000 (80,300 to 110,000)	68,000 (79,000 to 97,000)	73,000 (63,400 to 76,500)	68,000 (62,400 to 82,400)	68,000 (56,700 to 87,800)	68,000 (56,000 to 90,800)	12,900 (11,900 to 13,900)	4,690 (4,290 to 5,060)	1,250,000
Communicable, maternal, neonatal, and nutritional diseases	21,900 (20,600 to21,600)	4,210 (3,710 to 5,060)	16,000 (11,700 to 21,600)	9,600 (6,600 to 11,700)	5,200 (3,900 to 7,000)	3,990 (2,990 to 5,390)	4,390 (3,390 to 5,990)	4,690 (3,690 to 6,310)	5,630 (4,630 to 7,190)	6,620 (5,670 to 8,270)	8,230 (7,230 to 9,730)	7,090 (6,190 to 8,210)	6,950 (6,050 to 8,060)	6,260 (5,260 to 7,130)	6,430 (5,530 to 7,390)	6,600 (5,610 to 8,060)	5,020 (4,020 to 6,500)	3,610 (3,020 to 4,550)	3,890 (2,910 to 4,760)	2,460 (2,010 to 2,960)	1,370 (1,060 to 1,630)	2,470 (1,940 to 3,050)	990 (720 to 1,360)	169,000
HIV/AIDS and sexually transmitted infections	2590 (1991 to 2990)	34.9 (27.1 to 40.6)	266 (206 to 307)	197 (148 to 219)	138 (113 to 169)	163 (136 to 199)	368 (309 to 439)	777 (649 to 916)	1,490 (1,230 to 1,770)	2,150 (1,790 to 2,490)	2,410 (2,040 to 2,760)	2,080 (1,730 to 2,400)	1,710 (1,400 to 2,020)	1,020 (849 to 1,190)	697 (577 to 807)	551 (391 to 676)	297 (207 to 382)	202 (139 to 272)	129 (85 to 167)	62.2 (37.5 to 83.2)	21.6 (9.5 to 31.7)	2.6 (1.0 to 3.7)	0.9 (0.4 to 1.1)	14,600
HIV/AIDS	0 (0 to 0)	0.1 (0 to 0.1)	264 (204 to 305)	176 (136 to 217)	137 (112 to 168)	162 (135 to 199)	327 (268 to 401)	762 (625 to 900)	1,390 (1,150 to 1,660)	1,950 (1,630 to 2,300)	2,250 (1,890 to 2,700)	1,940 (1,600 to 2,270)	1,600 (1,300 to 1,900)	925 (729 to 1,130)	627 (494 to 737)	502 (382 to 622)	265 (182 to 351)	161 (107 to 227)	93.3 (59.2 to 127)	41.2 (19.6 to 57.9)	14.3 (4.6 to 20.8)	1.7 (0.5 to 2.4)	0.7 (0.2 to 0.9)	13,100
HIV/AIDS - Drug-susceptible Tuberculosis	0 (0 to 0)	0 (0 to 0)	204 (157 to 237)	136 (104 to 167)	106 (86.9 to 130)	125 (104 to 154)	254 (207 to 311)	589 (484 to 696)	1,080 (894 to 1,290)	1,510 (1,260 to 1,790)	1,740 (1,460 to 2,090)	1,500 (1,240 to 1,760)	1,240 (1,010 to 1,470)	715 (563 to 874)	485 (382 to 570)	388 (296 to 480)	205 (141 to 271)	125 (82.7 to 176)	72.1 (45.8 to 98.2)	31.9 (15.2 to 44.8)	11.1 (3.6 to 16.1)	1.3 (0.4 to 1.8)	0.5 (0.2 to 0.7)	1,010
HIV/AIDS - Multidrug-resistant Tuberculosis without extensive	0 (0 to 0)	0 (0 to 0)	2.4 (1.9 to 2.8)	1.6 (1.2 to 2.0)	1.2 (0.9 to 1.5)	1.5 (1.2 to 1.9)	3.0 (2.4 to 3.7)	6.9 (5.7 to 8.1)	12.6 (10.4 to 14.9)	17.6 (14.7 to 20.8)	20.3 (17.1 to 24.4)	17.5 (14.5 to 20.5)	14.4 (11.7 to 17.1)	8.3 (6.6 to 10.2)	5.7 (4.5 to 7.0)	4.5 (3.4 to 5.8)	2.4 (1.6 to 3.2)	1.5 (0.9 to 2.1)	0.8 (0.4 to 1.1)	0.4 (0.2 to 0.5)	0.1 (0.1 to 0.2)	0.1 (0.0 to 0.1)	92
HIV/AIDS - Extensively drug-resistant Tuberculosis	0 (0 to 0)	0 (0 to 0)	0.4 (0.3 to 0.5)	0.2 (0.2 to 0.3)	0.2 (0.1 to 0.3)	0.2 (0.1 to 0.3)	0.4 (0.3 to 0.5)	0.9 (0.7 to 1.1)	1.6 (1.3 to 2.0)	2.2 (1.8 to 2.7)	2.6 (2.2 to 3.2)	2.2 (1.8 to 2.7)	1.8 (1.5 to 2.2)	1.1 (0.9 to 1.4)	0.7 (0.6 to 0.9)	0.6 (0.4 to 0.7)	0.3 (0.2 to 0.4)	0.2 (0.1 to 0.3)	0.1 (0.1 to 0.2)	0.1 (0.0 to 0.1)	0.0 (0.0 to 0.0)	0.0 (0.0 to 0.0)	0.0 (0.0 to 0.0)	15
HIV/AIDS resulting in other diseases	0 (0 to 0)	0 (0 to 0)	2.6 (1.9 to 3.1)	1.6 (1.1 to 2.0)	1.2 (0.9 to 1.5)	1.5 (1.1 to 1.9)	3.0 (2.3 to 3.8)	6.9 (5.3 to 8.6)	12.6 (9.8 to 16.0)	17.6 (13.7 to 22.3)	20.3 (15.8 to 25.8)	17.5 (13.6 to 22.2)	14.4 (11.2 to 18.3)	8.3 (6.4 to 10.5)	5.7 (4.4 to 7.2)	4.5 (3.5 to 5.7)	2.4 (1.8 to 3.0)	1.5 (1.1 to 1.9)	0.8 (0.6 to 1.0)	0.4 (0.3 to 0.5)	0.1 (0.1 to 0.2)	0.1 (0.0 to 0.1)	0.0 (0.0 to 0.0)	92
Sexually transmitted infections excluding HIV	2590 (1991 to 2990)	34.8 (27.1 to 40.6)	1.9 (1.6 to 2.2)	21.4 (16.1 to 25.2)	0.9 (0.7 to 1.1)	1.1 (0.9 to 1.4)	41.1 (30.9 to 53.1)	15.1 (11.4 to 19.5)	2.7 (2.0 to 3.5)	0.5 (0.4 to 0.6)	0.1 (0.1 to 0.2)	0.0 (0.0 to 0.0)	0.0 (0.0 to 0.0)	0.0 (0.0 to 0.0)	0.0 (0.0 to 0.0)	0.0 (0.0 to 0.0)	0.0 (0.0 to 0.0)	0.0 (0.0 to 0.0)	0.0 (0.0 to 0.0)	0.0 (0.0 to 0.0)	0.0 (0.0 to 0.0)	0.0 (0.0 to 0.0)	0.0 (0.0 to 0.0)	1,600
Syphilis	0 (0 to 0)	0 (0 to 0)	0.7 (0.4 to 0.9)	0.4 (0.2 to 0.6)	0.3 (0.2 to 0.4)	0.4 (0.2 to 0.5)	0.9 (0.5 to 1.2)	2.3 (1.3 to 3.0)	4.5 (2.6 to 6.0)	6.7 (4.0 to 8.9)	8.1 (4.9 to 10.8)	6.7 (4.0 to 8.9)	5.4 (3.2 to 7.2)	3.1 (1.8 to 4.2)	2.1 (1.2 to 2.8)	1.7 (0.9 to 2.3)	0.9 (0.5 to 1.2)	0.6 (0.3 to 0.8)	0.3 (0.2 to 0.4)	0.2 (0.1 to 0.2)	0.1 (0.0 to 0.1)	0.0 (0.0 to 0.0)	0.0 (0.0 to 0.0)	0.0 (0.0 to 0.0)	469
Chlamydial infection	0 (0 to 0)	0 (0 to 0)	0 (0 to 0)	0 (0 to 0)	0 (0 to 0)	0 (0 to 0)	0.4 (0.2 to 0.6)	3.1 (2.1 to 4.3)	10 (7.1 to 14.1)	14.1 (9.9 to 19.6)	17.6 (12.4 to 23.3)	14.1 (9.9 to 19.6)	11.2 (7.9 to 15.6)	6.5 (4.6 to 9.0)	4.5 (3.2 to 6.3)	3.5 (2.4 to 5.0)	1.9 (1.3 to 2.5)	1.2 (0.8 to 1.6)	0.6 (0.4 to 0.8)	0.3 (0.2 to 0.4)	0.1 (0.1 to 0.2)	0.0 (0.0 to 0.0)	0.0 (0.0 to 0.0)	109
Gonococcal infection	0 (0 to 0)	0 (0 to 0)	0 (0 to 0)	0 (0 to 0)	0 (0 to 0)	0 (0 to 0)	1.1 (0.7 to 1.6)	8.7 (6.1 to 12.2)	11.6 (8.2 to 16.2)	10.5 (7.4 to 14.7)	13.3 (9.5 to 18.3)	10.4 (7.4 to 14.4)	12.7 (9.1 to 17.4)	6.6 (4.8 to 9.2)	7.3 (5.4 to 9.7)	6.4 (4.8 to 8.6)	3.7 (2.8 to 4.7)	3.6 (2.6 to 4.8)	2.2 (1.6 to 2.9)	1.8 (1.3 to 2.4)	1.2 (0.8 to 1.6)	0.4 (0.3 to 0.5)	0.1 (0.1 to 0.2)	118
Trichomoniasis	0 (0 to 0)	0 (0 to 0)	0 (0 to 0)	0 (0 to 0)	0 (0 to 0)	0 (0 to 0)	0.4 (0.2 to 0.6)	2.6 (1.7 to 3.6)	13.6 (9.6 to 18.9)	29.5 (20.8 to 41.0)	37.7 (26.6 to 52.4)	37.5 (26.4 to 52.1)	34.4 (24.2 to 47.8)	27.1 (19.1 to 37.6)	28.8 (20.3 to 40.0)	24.1 (16.9 to 33.5)	17.3 (12.2 to 24.0)	10.3 (7.2 to 14.3)	6.7 (4.7 to 9.3)	3.6 (2.5 to 5.0)	2.2 (1.5 to 3.0)	0.6 (0.4 to 0.8)	0.1 (0.1 to 0.2)	260
Genital herpes	0 (0 to 0)	0 (0 to 0)	0 (0 to 0)	0 (0 to 0)	0 (0 to 0)	0 (0 to 0)	0.2 (0.1 to 0.3)	0.7 (0.4 to 1.0)	1.7 (1.1 to 2.4)	2.9 (1.9 to 4.1)	3.9 (2.6 to 5.5)	3.9 (2.6 to 5.5)	3.6 (2.4 to 5.1)	2.8 (1.9 to 4.0)	3.0 (2.0 to 4.2)	2.5 (1.7 to 3.6)	1.8 (1.2 to 2.6)	1.1 (0.7 to 1.6)	0.7 (0.4 to 1.0)	0.4 (0.2 to 0.5)	0.2 (0.1 to 0.3)	0.1 (0.0 to 0.1)	0.0 (0.0 to 0.0)	0.0 (0.0 to 0.0)	279
Other sexually transmitted infections	0 (0 to 0)	0 (0 to 0)	0 (0 to 0)	0 (0 to 0)	0 (0 to 0)	0 (0 to 0)	0.2 (0.1 to 0.4)	0.7 (0.3 to 1.4)	1.7 (0.6 to 3.6)	2.9 (1.0 to 6.2)	3.9 (1.3 to 8.3)	3.9 (1.3 to 8.3)	3.6 (1.2 to 7.6)	2.8 (0.9 to 5.9)	3.0 (1.0 to 6.3)	2.5 (0.8 to 5.3)	1.8 (0.6 to 3.8)	1.1 (0.4 to 2.3)	0.7 (0.2 to 1.4)	0.4 (0.1 to 0.8)	0.2 (0.1 to 0.5)	0.1 (0.0 to 0.2)	0.0 (0.0 to 0.1)	0.0 (0.0 to 0.0)	227
Respiratory infections and tuberculosis	(266 to 670)	(1,260 to 2,260)	(1,100 to 2,060)	(1,100 to 2,060)	(739 to 1,390)	(644 to 1,150)	(666 to 1,260)	(1,060 to 1,460)	(1,060 to 1,460)	(1,100 to 1,770)	(1,100 to 1,770)	(1,400 to 2,330)	(1,400 to 2,330)	(1,060 to 2,060)	(1,060 to 2,060)	(1,760 to 2,690)	(1,060 to 2,690)	(1,060 to 2,810)	(1,060 to 2,810)	(1,060 to 2,810)	(1,060 to 2,810)	(1,060 to 2,810)	(1,060 to 2,810)	(1,060 to 2,810)	39,400
Tuberculosis	0 (0 to 0)	0 (0 to 0)	69.4 (61.6 to 94.0)	33.6 (29.4 to 48.9)	29.6 (26.1 to 38.3)	29.8 (26.0 to 34.3)	66.0 (58.5 to 82.4)	157 (139 to 219)	156 (141 to 262)	252 (177 to 337)	295 (211 to 403)	320 (230 to 431)	322 (234 to 433)	360 (260 to 499)	322 (236 to 445)	360 (262 to 495)	327 (196 to 485)	261 (129 to 391)	164 (66 to 276)	127 (49.7 to 196)	83.1 (25.4 to 129)	26.1 (7.1 to 37.7)	3.2 (0.9 to 4.5)	3,200
Latent tuberculosis infection	0 (0 to 0)	0 (0 to 0)	1,900 (1,900 to 2,900)	900 (900 to 1,300)	700 (700 to 1,000)	700 (700 to 1,000)	1,600 (1,600 to 2,300)	3,900 (3,900 to 5,600)	3,900 (3,900 to 5,600)	3,900 (3,900 to 5,600)	3,900 (3,900 to 5,600)	3,900 (3,900 to 5,600)	3,900 (3,900 to 5,600)	3,900 (3,900 to 5,600)	3,900 (3,900 to 5,600)	3,900 (3,900 to 5,600)	3,900 (3,900 to 5,600)	3,900 (3,900 to 5,600)	3,900 (3,900 to 5,600)	3,900 (3,900 to 5,600)	3,900 (3,900 to 5,600)	3,900 (3,900 to 5,600)	3,900 (3,900 to 5,600)	3,900 (3,900 to 5,600)	180,000
Drug-susceptible Tuberculosis	0 (0 to 0)	0 (0 to 0)	69.4 (61.6 to 94.0)	33.6 (29.4 to 48.9)	29.6 (26.1 to 38.3)	29.8 (26.0 to 34.3)	66.0 (58.5 to 82.4)	157 (139 to 219)	156 (141 to 262)	252 (177 to 337)	295 (211 to 403)	320 (230 to 431)	322 (234 to 433)	360 (260 to 499)	322 (236 to 445)	360 (262 to 495)	327 (196 to 485)	261 (129 to 391)	164 (66 to 276)	127 (49.7 to 196)	83.1 (25.4 to 129)	26.1 (7.1 to 37.7)	3.2 (0.9 to 4.5)	3,200
Multidrug-resistant tuberculosis without extensive drug-resistan	0 (0 to 0)	0 (0 to 0)	0 (0 to 0)	0 (0 to 0)	0 (0 to 0)	0 (0 to 0)	0 (0 to 0)	0 (0 to 0)	0 (0 to 0)	0 (0 to 0)	0 (0 to 0)	0 (0 to 0)	0 (0 to 0)	0 (0 to 0)	0 (0 to 0)	0 (0 to 0)	0 (0 to 0)	0 (0 to 0)	0 (0 to 0)	0 (0 to 0)	0 (0 to 0)	0 (0 to 0)	0 (0 to 0)	0 (0 to 0)	0
Extensively drug-resistant tuberculosis	0 (0 to 0)	0 (0 to 0)	0.7 (0.5 to 1.0)	0.3 (0.2 to 0.4)	0.3 (0.2 to 0.4)	0.3 (0.2 to 0.4)	0.7 (0.6 to 1.0)	1.6 (1.4 to 2.2)	1.6 (1.4 to 2.2)	2.6 (2.3 to 3.5)	3.0 (2.7 to 4.0)	3.3 (2.9 to 4.4)	3.3 (2.9 to 4.4)	3.7 (3.3 to 4.9)	3.3 (2.9 to 4.4)	3.7 (3.3 to 4.9)	3.3 (2.9 to 4.4)	2.6 (2.3 to 3.5)	1.8 (1.6 to 2.4)	1.2 (1.1 to 1.6)	0.6 (0.5 to 0.8)	0.2 (0.2 to 0.3)	0.0 (0.0 to 0.1)	29.5
Lower respiratory infections	648 (281 to 670)	788 (1,210 to 2,260)	4,180 (2,600 to 6,060)	1,200 (1,100 to 2,060)	287 (739 to 1,390)	360 (644 to 1,150)	439 (666 to 1,260)	547 (1,060 to 1,460)	596 (1,060 to 1,460)	795 (1,100 to 1,770)	949 (1,100 to 1,770)	1,150 (1,400 to 2,330)	1,260 (1,400 to 2,330)	1,560 (1,060 to 2,060)	1,560 (1,210 to 2,060)	2,220 (1,760 to 2,690)	2,220 (1,060 to 2,690)	2,260 (1,060 to 2,810)	2,260 (1,060 to 2,810)	1,460 (1,060 to 2,810)	1,250 (1,060 to 2,810)	449 (738 to 1,390)	50,000
Upper respiratory infections	2.3 (1.4 to 3.1)	1.4 (1.1 to 1.6)	1.6 (1.1 to 2.1)	0.9 (0.7 to 1.2)	0.7 (0.5 to 0.9)	0.7 (0.5 to 0.9)	0.9 (0.7 to 1.2)	0.9 (0.7 to 1.2)	0.9 (0.7 to 1.2)	0.9 (0.7 to 1.2)	0.9 (0.7 to 1.2)	0.9 (0.7 to 1.2)	0.9 (0.7 to 1.2)	0.9 (0.7 to 1.2)	0.9 (0.7 to 1.2)	0.9 (0.7 to 1.2)	0.9 (0.7 to 1.2)	0.9 (0.7 to 1.2)	0.9 (0.7 to 1.2)	0.9 (0.7 to 1.2)	0.9 (0.7 to 1.2)	0.9 (0.7 to 1.2)	0.9 (0.7 to 1.2)	0.9 (0.7 to 1.2)	4,100
Otitis media	0 (0 to 0.1)	0.2 (0.1 to 0.2)	39.1 (29.5 to 43.2)	19.7 (13.1 to 22.1)	10.2 (6.9 to 11.5)	10.2 (6.9 to 11.5)	10.2 (6.9 to 11.5



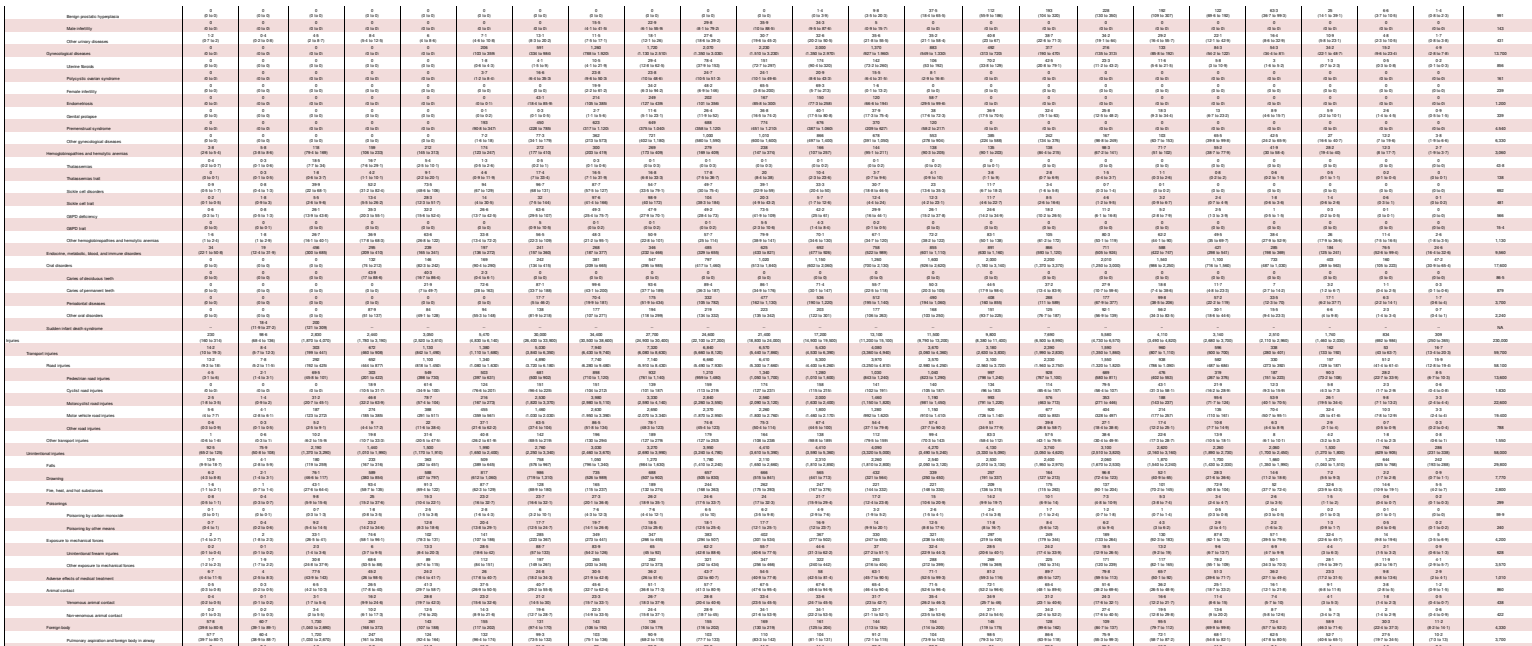

SR Table 2c: Globe DALYS by cause and age group for both sexes with 95% uncertainty intervals, 2019

Cause	Early Neonatal	Late Neonatal	Post Neonatal	1 to 4	5 to 9	10 to 14	15 to 19	20 to 24	25 to 29	30 to 34	35 to 39	40 to 44	45 to 49	50 to 54	55 to 59	60 to 64	65 to 69	70 to 74	75 to 79	80 to 84	85 to 89	90 to 94	95 plus	Total
All causes	44,000 (44,000 to 44,000)	9,770 (9,770 to 9,770)	62,900 (62,900 to 62,900)	25,800 (21,400 to 30,400)	16,400 (14,600 to 18,400)	15,400 (13,900 to 16,900)	16,700 (15,100 to 18,400)	19,000 (17,100 to 21,000)	19,200 (17,000 to 21,600)	19,000 (16,600 to 21,600)	19,000 (16,400 to 21,800)	19,000 (16,200 to 21,900)	19,000 (15,900 to 22,200)	19,000 (15,600 to 22,500)	19,000 (15,300 to 22,900)	19,000 (15,000 to 23,400)	19,000 (14,600 to 23,900)	19,000 (14,200 to 24,500)	19,000 (13,800 to 25,200)	19,000 (13,300 to 26,000)	19,000 (12,800 to 26,900)	17,000 (12,200 to 27,900)	4,099 (3,599 to 4,599)	2,115,000
Communicable, maternal, neonatal, and nutritional diseases	31,400 (25,300 to 38,400)	6,900 (5,900 to 8,170)	23,200 (18,600 to 28,400)	9,500 (7,200 to 11,200)	6,020 (4,880 to 7,430)	2,940 (2,300 to 3,660)	3,280 (2,700 to 3,980)	3,740 (3,100 to 4,500)	3,780 (3,100 to 4,600)	3,740 (3,000 to 4,600)	3,740 (2,900 to 4,600)	3,740 (2,900 to 4,600)	3,740 (2,800 to 4,600)	3,740 (2,700 to 4,600)	3,740 (2,600 to 4,600)	3,740 (2,500 to 4,600)	3,740 (2,400 to 4,600)	3,740 (2,300 to 4,600)	3,740 (2,200 to 4,600)	3,740 (2,100 to 4,600)	3,740 (2,000 to 4,600)	3,740 (1,900 to 4,600)	1,930 (1,670 to 2,210)	240,000
HIV/AIDS and sexually transmitted infections	212 (174 to 251)	32 (26 to 38)	37 (30 to 46)	160 (130 to 196)	109 (89 to 133)	124 (102 to 151)	299 (246 to 364)	1,090 (900 to 1,330)	2,040 (1,680 to 2,490)	2,820 (2,320 to 3,440)	3,300 (2,710 to 4,020)	3,420 (2,810 to 4,170)	3,270 (2,690 to 3,990)	2,960 (2,430 to 3,610)	2,500 (2,050 to 3,050)	1,960 (1,610 to 2,390)	1,320 (1,080 to 1,610)	720 (590 to 880)	362 (296 to 441)	131 (107 to 160)	39 (32 to 48)	6 (5 to 7)	21,400
HIV/AIDS	0 (0 to 0)	0 (0 to 0)	0 (0 to 0)	0 (0 to 0)	0 (0 to 0)	0 (0 to 0)	0 (0 to 0)	0 (0 to 0)	0 (0 to 0)	0 (0 to 0)	0 (0 to 0)	0 (0 to 0)	0 (0 to 0)	0 (0 to 0)	0 (0 to 0)	0 (0 to 0)	0 (0 to 0)	0 (0 to 0)	0 (0 to 0)	0 (0 to 0)	0 (0 to 0)	0 (0 to 0)	0 (0 to 0)	0
HIV/AIDS - Drug-susceptible Tuberculosis	0 (0 to 0)	0 (0 to 0)	17 (14 to 20)	9.2 (7.9 to 11)	9.4 (8.2 to 10)	13 (11 to 15)	17 (15 to 20)	19 (16 to 22)	19 (16 to 22)	19 (16 to 22)	19 (16 to 22)	19 (16 to 22)	19 (16 to 22)	19 (16 to 22)	19 (16 to 22)	19 (16 to 22)	19 (16 to 22)	19 (16 to 22)	19 (16 to 22)	19 (16 to 22)	19 (16 to 22)	19 (16 to 22)	19 (16 to 22)	1,030
HIV/AIDS - Multidrug-resistant Tuberculosis without extensi	0 (0 to 0)	0 (0 to 0)	0.2 (0.2 to 0.3)	0.1 (0.1 to 0.2)	0.1 (0.1 to 0.1)	0.2 (0.1 to 0.2)	0.2 (0.2 to 0.3)	0.7 (0.5 to 0.9)	1.6 (1.1 to 2.1)	2.5 (1.8 to 3.4)	3.1 (2.2 to 4.2)	3.5 (2.5 to 4.8)	3.6 (2.5 to 4.9)	3.5 (2.5 to 4.8)	3.3 (2.3 to 4.5)	3.0 (2.1 to 4.1)	2.6 (1.8 to 3.5)	2.1 (1.5 to 2.9)	1.6 (1.1 to 2.2)	1.1 (0.8 to 1.5)	0.7 (0.5 to 1.0)	0.3 (0.2 to 0.4)	50.4
HIV/AIDS - Extensively drug-resistant Tuberculosis	0 (0 to 0)	0 (0 to 0)	0.1 (0 to 0.1)	0 (0 to 0)	0 (0 to 0)	0 (0 to 0)	0.1 (0 to 0.1)	0.2 (0.1 to 0.3)	0.4 (0.3 to 0.5)	0.7 (0.5 to 0.9)	0.9 (0.6 to 1.2)	1.0 (0.7 to 1.3)	1.0 (0.7 to 1.3)	1.0 (0.7 to 1.3)	0.9 (0.6 to 1.2)	0.8 (0.6 to 1.1)	0.7 (0.5 to 0.9)	0.6 (0.4 to 0.8)	0.4 (0.3 to 0.6)	0.3 (0.2 to 0.4)	0.2 (0.1 to 0.3)	0.1 (0 to 0.1)	13.6
HIV/AIDS resulting in other diseases	0 (0 to 0)	0 (0 to 0)	20 (16 to 24)	150 (120 to 181)	100 (81 to 121)	110 (89 to 134)	280 (229 to 337)	1,070 (870 to 1,290)	2,020 (1,660 to 2,450)	2,800 (2,310 to 3,390)	3,280 (2,700 to 3,970)	3,400 (2,800 to 4,120)	3,250 (2,670 to 3,940)	2,940 (2,420 to 3,580)	2,490 (2,040 to 3,020)	1,950 (1,600 to 2,370)	1,310 (1,070 to 1,590)	710 (580 to 870)	360 (294 to 437)	130 (106 to 158)	39 (32 to 47)	6 (5 to 7)	19,200
Respiratory infections and tuberculosis	7,110 (6,450 to 7,810)	4,560 (4,120 to 5,060)	2,320 (2,070 to 2,600)	1,060 (1,040 to 1,080)	1,040 (1,020 to 1,060)	1,040 (1,020 to 1,060)	1,040 (1,020 to 1,060)	1,040 (1,020 to 1,060)	1,040 (1,020 to 1,060)	1,040 (1,020 to 1,060)	1,040 (1,020 to 1,060)	1,040 (1,020 to 1,060)	1,040 (1,020 to 1,060)	1,040 (1,020 to 1,060)	1,040 (1,020 to 1,060)	1,040 (1,020 to 1,060)	1,040 (1,020 to 1,060)	1,040 (1,020 to 1,060)	1,040 (1,020 to 1,060)	1,040 (1,020 to 1,060)	1,040 (1,020 to 1,060)	1,040 (1,020 to 1,060)	1,420 (1,270 to 1,580)	109 (97 to 121)	69,800
Tuberculosis	0 (0 to 0)	0 (0 to 0)	0.1 (0 to 0.2)	0.1 (0 to 0.2)	0.1 (0 to 0.2)	0.2 (0.1 to 0.3)	0.7 (0.5 to 1.0)	2.5 (1.8 to 3.4)	5.7 (4.1 to 7.8)	10 (7.3 to 13)	13 (9.6 to 17)	15 (11 to 20)	16 (12 to 21)	17 (12 to 22)	17 (12 to 23)	17 (12 to 23)	17 (12 to 23)	17 (12 to 23)	17 (12 to 23)	17 (12 to 23)	17 (12 to 23)	17 (12 to 23)	17 (12 to 23)	3,300
Latent tuberculosis infection	0 (0 to 0)	0 (0 to 0)	0 (0 to 0)	0 (0 to 0)	0 (0 to 0)	0 (0 to 0)	0 (0 to 0)	0 (0 to 0)	0 (0 to 0)	0 (0 to 0)	0 (0 to 0)	0 (0 to 0)	0 (0 to 0)	0 (0 to 0)	0 (0 to 0)	0 (0 to 0)	0 (0 to 0)	0 (0 to 0)	0 (0 to 0)	0 (0 to 0)	0 (0 to 0)	0 (0 to 0)	0 (0 to 0)	0
Drug-susceptible tuberculosis	0 (0 to 0)	0 (0 to 0)	0 (0 to 0)	0 (0 to 0)	0 (0 to 0)	0 (0 to 0)	0 (0 to 0)	0 (0 to 0)	0 (0 to 0)	0 (0 to 0)	0 (0 to 0)	0 (0 to 0)	0 (0 to 0)	0 (0 to 0)	0 (0 to 0)	0 (0 to 0)	0 (0 to 0)	0 (0 to 0)	0 (0 to 0)	0 (0 to 0)	0 (0 to 0)	0 (0 to 0)	0 (0 to 0)	0
Multidrug-resistant tuberculosis without extensive drug-res	0 (0 to 0)	0 (0 to 0)	0 (0 to 0)	0 (0 to 0)	0 (0 to 0)	0 (0 to 0)	0 (0 to 0)	0 (0 to 0)	0 (0 to 0)	0 (0 to 0)	0 (0 to 0)	0 (0 to 0)	0 (0 to 0)	0 (0 to 0)	0 (0 to 0)	0 (0 to 0)	0 (0 to 0)	0 (0 to 0)	0 (0 to 0)	0 (0 to 0)	0 (0 to 0)	0 (0 to 0)	0 (0 to 0)	0
Extensively drug-resistant tuberculosis	0 (0 to 0)	0 (0 to 0)	0 (0 to 0)	0 (0 to 0)	0 (0 to 0)	0 (0 to 0)	0 (0 to 0)	0 (0 to 0)	0 (0 to 0)	0 (0 to 0)	0 (0 to 0)	0 (0 to 0)	0 (0 to 0)	0 (0 to 0)	0 (0 to 0)	0 (0 to 0)	0 (0 to 0)	0 (0 to 0)	0 (0 to 0)	0 (0 to 0)	0 (0 to 0)	0 (0 to 0)	0 (0 to 0)	0
Lower respiratory infections	7,090 (6,440 to 7,780)	4,560 (4,120 to 5,060)	1,710 (1,460 to 1,990)	727 (707 to 747)	620 (600 to 640)	701 (681 to 721)	986 (966 to 1,010)	1,160 (1,140 to 1,180)	1,320 (1,300 to 1,340)	1,420 (1,400 to 1,440)	1,500 (1,480 to 1,520)	1,560 (1,540 to 1,580)	1,600 (1,580 to 1,620)	1,630 (1,610 to 1,650)	1,650 (1,630 to 1,670)	1,660 (1,640 to 1,680)	1,670 (1,650 to 1,690)	1,680 (1,660 to 1,700)	1,680 (1,660 to 1,700)	1,680 (1,660 to 1,700)	1,680 (1,660 to 1,700)	1,680 (1,660 to 1,700)	1,420 (1,270 to 1,580)	109 (97 to 121)	69,600
Upper respiratory infections	0 (0 to 0)	0 (0 to 0)	0 (0 to 0)	0 (0 to 0)	0 (0 to 0)	0 (0 to 0)	0 (0 to 0)	0 (0 to 0)	0 (0 to 0)	0 (0 to 0)	0 (0 to 0)	0 (0 to 0)	0 (0 to 0)	0 (0 to 0)	0 (0 to 0)	0 (0 to 0)	0 (0 to 0)	0 (0 to 0)	0 (0 to 0)	0 (0 to 0)	0 (0 to 0)	0 (0 to 0)	0 (0 to 0)	0
Otitis media	0 (0 to 0)	0 (0 to 0)	0 (0 to 0)	0 (0 to 0)	0 (0 to 0)	0 (0 to 0)	0 (0 to 0)	0 (0 to 0)	0 (0 to 0)	0 (0 to 0)	0 (0 to 0)	0 (0 to 0)	0 (0 to 0)	0 (0 to 0)	0 (0 to 0)	0 (0 to 0)	0 (0 to 0)	0 (0 to 0)	0 (0 to 0)	0 (0 to 0)	0 (0 to 0)	0 (0 to 0)	0 (0 to 0)	0
Enteric infections	23.2 (19.4 to 28.4)	429 (410 to 454)	1,960 (1,660 to 2,330)	1,210 (1,080 to 2,210)	662 (729 to 1,010)	660 (593 to 1,010)	1,040 (934 to 1,570)	1,040 (932 to 1,570)	1,040 (932 to 1,570)	1,040 (932 to 1,570)	1,040 (932 to 1,570)	1,040 (932 to 1,570)	1,040 (932 to 1,570)	1,040 (932 to 1,570)	1,040 (932 to 1,570)	1,040 (932 to 1,570)	1,040 (932 to 1,570)	1,040 (932 to 1,570)	1,040 (932 to 1,570)	1,040 (932 to 1,570)	1,040 (932 to 1,570)	1,040 (932 to 1,570)	1,040 (932 to 1,570)	89 (74 to 105)	16,400
Cholera	0 (0 to 0)	0 (0 to 0)	0 (0 to 0)	0 (0 to 0)	0 (0 to 0)	0 (0 to 0)	0 (0 to 0)	0 (0 to 0)	0 (0 to 0)	0 (0 to 0)	0 (0 to 0)	0 (0 to 0)	0 (0 to 0)	0 (0 to 0)	0 (0 to 0)	0 (0 to 0)	0 (0 to 0)	0 (0 to 0)	0 (0 to 0)	0 (0 to 0)	0 (0 to 0)	0 (0 to 0)	0 (0 to 0)	0 (0 to 0)	0
Diarrheal diseases	23.2 (19.4 to 28.4)	429 (410 to 454)	1,960 (1,660 to 2,330)	1,210 (1,080 to 2,210)	662 (729 to 1,010)	660 (593 to 1,010)	1,040 (934 to 1,570)	1,040 (932 to 1,570)	1,040 (932 to 1,570)	1,040 (932 to 1,570)	1,040 (932 to 1,570)	1,040 (932 to 1,570)	1,040 (932 to 1,570)	1,040 (932 to 1,570)	1,040 (932 to 1,570)	1,040 (932 to 1,570)	1,040 (932 to 1,570)	1,040 (932 to 1,570)	1,040 (932 to 1,570)	1,040 (932 to 1,570)	1,040 (932 to 1,570)	1,040 (932 to 1,570)	1,040 (932 to 1,570)	89 (74 to 105)	16,400
Typhoid and paratyphoid	0 (0 to 0)	0 (0 to 0)	0 (0 to 0)	0 (0 to 0)	0 (0 to 0)	0 (0 to 0)	0 (0 to 0)	0 (0 to 0)	0 (0 to 0)	0 (0 to 0)	0 (0 to 0)	0 (0 to 0)	0 (0 to 0)	0 (0 to 0)	0 (0 to 0)	0 (0 to 0)	0 (0 to 0)	0 (0 to 0)	0 (0 to 0)	0 (0 to 0)	0 (0 to 0)	0 (0 to 0)	0 (0 to 0)	0 (0 to 0)	0
Typhoid fever	0 (0 to 0)	0 (0 to 0)	0 (0 to 0)	0 (0 to 0)	0 (0 to 0)	0 (0 to 0)	0 (0 to 0)	0 (0 to 0)	0 (0 to 0)	0 (0 to 0)	0 (0 to 0)	0 (0 to 0)	0 (0 to 0)	0 (0 to 0)	0 (0 to 0)	0 (0 to 0)	0 (0 to 0)	0 (0 to 0)	0 (0 to 0)	0 (0 to 0)	0 (0 to 0)	0 (0 to 0)	0 (0 to 0)	0 (0 to 0)	0
Paratyphoid fever	0 (0 to 0)	0 (0 to 0)	0 (0 to 0)	0 (0 to 0)	0 (0 to 0)	0 (0 to 0)	0 (0 to 0)	0 (0 to 0)	0 (0 to 0)	0 (0 to 0)	0 (0 to 0)	0 (0 to 0)	0 (0 to 0)	0 (0 to 0)	0 (0 to 0)	0 (0 to 0)	0 (0 to 0)	0 (0 to 0)	0 (0 to 0)	0 (0 to 0)	0 (0 to 0)	0 (0 to 0)	0 (0 to 0)	0 (0 to 0)	0
Invasive Non-typhoidal Salmonella (iNTS)	0 (0 to 0)	0 (0 to 0)	0.2 (0.1 to 0.6)	1.6 (0.4 to 3.9)	1.6 (0.4 to 3.9)	1.6 (0.4 to 3.9



GBPD deficiency	0:0 (0:0 to 1:2)	1 (0:0 to 3:1)	32:2 (19 to 51:19)	51:9 (31:6 to 77:8)	59:1 (32:8 to 86:6)	56 (39:6 to 82:1)	114 (83:8 to 224)	125 (97:2 to 199)	96:9 (67:4 to 139)	92:4 (62:4 to 138)	120 (77:3 to 222)	88:6 (53:6 to 156:9)	39:7 to 77:6)	51:6 (29:7 to 98:1)	43:9 (28:3 to 63:1)	39:0 (22:1 to 66:1)	27:7 (13:7 to 47:6)	16:8 (8:6 to 29)	8:6 (4:6 to 13)	4 (2 to 6:1)	1:4 (0:6 to 2:3)	0:4 (0:2 to 0:8)	0:1 (0 to 0:1)	0 (0 to 0)	669
GBPD bet	0:0 (0 to 0)	0:0 (0 to 0:1)	0:0 (0 to 0)	0:0 (0 to 0)	0:0 (0 to 0)	0:0 (0 to 0)	0:0 (0 to 0:1)	0:0 (0 to 0:2)	0:0 (0 to 0:2)	0:0 (0 to 0:4)	0:0 (0 to 0:4)	0:0 (0 to 0:4)	0:0 (0 to 0:1)	0:0 (0 to 0:1)	0:0 (0 to 0)	0:0 (0 to 0)	0:0 (0 to 0)	0:0 (0 to 0)	0:0 (0 to 0)	0:0 (0 to 0)	0:0 (0 to 0)	0:0 (0 to 0)	0:0 (0 to 0)	0:0 (0 to 0)	20:2
Other hemoglobinopathies and hemolytic anemias	2 (1:0 to 2:9)	2:4 (1:2 to 5:1)	31:6 (19:7 to 49:7)	52:6 (34:3 to 102)	69:7 (39:4 to 103)	69:7 (22:7 to 96)	109 (65:6 to 207)	89:3 (53:8 to 157)	89:5 (48:4 to 164)	109 (49:2 to 197)	141 (66:7 to 290)	122 (60:6 to 226)	101 (47:1 to 213)	120 (47:1 to 274)	101 (44:6 to 208)	128 (77:7 to 208)	107 (78 to 178)	118 (69:5 to 197)	87:7 (52:3 to 157)	79:3 (43:1 to 137)	66:3 (29:5 to 107)	33:6 (22:9 to 68:2)	14:6 (8:9 to 27:6)	3:6 (2:4 to 9)	1,790
Endocrine, metabolic, blood, and immune disorders	61:6 (36:3 to 72:4)	29:6 (20:3 to 47:6)	729 (514 to 1,060)	1,484 (997 to 2,600)	342 (250 to 507)	228 (209 to 485)	227 (202 to 676)	223 (202 to 705)	641 (540 to 896)	878 (676 to 1,190)	1,789 (919 to 1,336)	1,368 (883 to 1,850)	1,328 (998 to 2,020)	1,892 (1,109 to 2,230)	1,852 (1,099 to 2,740)	1,430 (1,030 to 2,020)	1,282 (1,090 to 2,060)	782 (749 to 1,320)	668 (640 to 1,010)	298 (282 to 554)	153 (129 to 136)	34 (20 to 69:4)	17,400
Oral disorders	0 (0 to 0)	0 (0 to 0)	0 (0 to 0)	272 (172 to 501)	318 (172 to 516)	600 (169 to 1,200)	1,027 (277 to 1,700)	1,035 (396 to 2,300)	1,429 (643 to 3,000)	1,429 (541 to 3,000)	2,130 (1,100 to 4,790)	2,495 (1,390 to 5,040)	2,944 (1,660 to 5,760)	3,426 (1,770 to 7,000)	2,520 (1,220 to 5,360)	2,040 (1,040 to 4,600)	2,624 (1,340 to 5,790)	1,630 (1,210 to 2,980)	1,170 (770 to 2,630)	676 (384 to 1,790)	252 (151 to 1,210)	67:8 (49:3 to 167)	30,400
Caries of deciduous teeth	0 (0 to 0)	0 (0 to 0)	0 (0 to 0)

SR Table 2c: Tajikistan DALYS by cause and age group for both sexes with 95% uncertainty intervals, 2019

Cause	Early Neonatal	Late Neonatal	Post Neonatal	1 to 4	5 to 9	10 to 14	15 to 19	20 to 24	25 to 29	30 to 34	35 to 39	40 to 44	45 to 49	50 to 54	55 to 59	60 to 64	65 to 69	70 to 74	75 to 79	80 to 84	85 to 89	90 to 94	95 plus	Total
All causes	368,000 (322,000 to 417,000)	62,400 (41,800 to 85,400)	277,000 (196,000 to 379,000)	194,000 (128,000 to 266,000)	78,600 (49,000 to 113,000)	52,900 (32,900 to 77,000)	46,000 (28,000 to 67,000)	64,000 (39,100 to 93,000)	106,000 (66,000 to 155,000)	146,000 (92,000 to 213,000)	151,000 (96,000 to 220,000)	123,000 (78,000 to 179,000)	121,000 (76,000 to 177,000)	160,000 (102,000 to 234,000)	167,000 (106,000 to 244,000)	176,000 (109,000 to 255,000)	165,000 (101,000 to 239,000)	164,000 (101,000 to 237,000)	153,000 (94,000 to 222,000)	94,000 (57,000 to 137,000)	46,000 (27,000 to 68,000)	6,700 (3,700 to 10,000)	2,490,000 (2,480,000 to 2,500,000)
Communicable, maternal, neonatal, and nutritional diseases	356,000 (189,000 to 559,000)	61,200 (27,900 to 109,000)	196,000 (106,000 to 301,000)	87,500 (50,000 to 137,000)	26,000 (15,000 to 38,000)	16,700 (10,000 to 24,000)	13,100 (7,600 to 19,900)	18,000 (10,400 to 27,000)	29,200 (16,600 to 44,000)	79,600 (45,000 to 120,000)	76,000 (43,000 to 115,000)	53,000 (30,000 to 80,000)	39,000 (22,000 to 59,000)	39,000 (22,000 to 59,000)	31,000 (17,000 to 47,000)	26,000 (14,000 to 39,000)	16,000 (9,000 to 25,000)	11,000 (6,000 to 17,000)	7,000 (4,000 to 11,000)	3,000 (1,000 to 5,000)	1,000 (1,000 to 2,000)	1,000 (1,000 to 2,000)	1,000 (1,000 to 2



G6PD deficiency	0·1 (0·1 to 0·2)	0·3 (0·1 to 0·6)	2·6 (1·4 to 4·2)	0·4 (0·2 to 1·0)	6·2 (3·4 to 10·6)	8·3 (4·5 to 14·1)	19·3 (9·3 to 33·1)	39·3 (19·2 to 71·9)	49·3 (27·7 to 88·1)	59·6 (29·7 to 94·3)	92·6 (31·4 to 159·)	37·5 (17·7 to 65·4)	53·5 (32·1 to 79·5)	28·6 (10·5 to 64·2)	19 (9·6 to 32·9)	30·8 (19·6 to 49·6)	13·2 (6·1 to 22·2)	6·5 (3·1 to 11·1)	1·6 (0·6 to 3)	0·9 (0·4 to 1·6)	0·2 (0·1 to 0·4)	0 (0 to 0·1)	0 (0 to 0)	0 (0 to 0)	429
G6PD trait	0 (0 to 0)	0 (0 to 0·1)	0 (0 to 0)	0 (0 to 0)	0 (0 to 0)	0 (0 to 0)	0 (0 to 0·1)	0 (0 to 0·1)	0 (0 to 0·1)	0 (0 to 0·1)	0 (0 to 0·1)	0 (0 to 0·1)	0 (0 to 0·1)	0 (0 to 0·1)	0 (0 to 0·1)	0 (0 to 0·1)	0 (0 to 0·1)	0 (0 to 0)	0 (0 to 0)	0 (0 to 0)	0 (0 to 0)	0 (0 to 0)	0 (0 to 0)	0 (0 to 0)	0 (0 to 0)	14·4
Other hemoglobinopathies and hemolytic anemias	1·2 (0·7 to 2)	6·2 (3 to 10·4)	44 (22 to 72·4)	176 (88·8 to 310)	260 (87·6 to 507)	124 (57·6 to 229)	145 (79·6 to 264)	186 (108 to 309)	222 (126 to 363)	209 (114 to 356)	192 (72 to 369)	154 (72·1 to 269)	194 (115 to 309)	170 (78·9 to 299)	199 (99·7 to 350)	229 (150 to 335)	196 (124 to 284)	136 (90 to 193)	66·7 (44·5 to 91·2)	49·4 (32 to 67·1)	30·4 (20·5 to 42·1)	11·9 (7·9 to 17)	3·6 (2·5 to 5·4)	0·7 (0·5 to 1·1)	2,782
Endocrine, metabolic, blood, and immune disorders	177 (99·3 to 297)	116 (69·9 to 183)	750 (448 to 1,186)	1,178 (789 to 1,665)	1,070 (703 to 1,540)	907 (588 to 1,359)	907 (648 to 1,264)	998 (696 to 1,333)	1,256 (784 to 2,006)	1,660 (868 to 2,932)	1,416 (673 to 2,255)	1,376 (781 to 2,196)	1,420 (851 to 2,255)	1,430 (854 to 2,275)	1,430 (857 to 2,268)	1,419 (829 to 2,150)	1,070 (629 to 1,704)	997 (589 to 1,667)	643 (396 to 1,041)	178 (73·7 to 399)	57·1 (26·6 to 99·2)	19·4 (10·5 to 32·8)	4·1 (2·1 to 6·9)	0·7 (0·4 to 1·1)	18,200
Oral disorders	0 (0 to 0)	0 (0 to 0)	0 (0 to 0)	0 (0 to 0)	0 (0 to 0)	0 (0 to 0)	0 (0 to 0)	0 (0 to 0)	0 (0 to 0)	0 (0 to 0)	0 (0 to 0)	0 (0 to 0)	0 (0 to 0)	0 (0 to 0)	0 (0 to 0)	0 (0 to 0)	0 (0 to 0)	0 (0 to 0)	0 (0 to 0)	0 (0 to 0)	0 (0 to 0)	0 (0 to 0)	0 (0 to 0)	0 (0 to 0)	0 (0 to 0)	25,600
Caries of deciduous teeth	0 (0 to 0)	0 (0 to 0)	0 (0 to 0)	0 (0 to 0)	0 (0 to 0)	0 (0 to 0)	0 (0 to 0)	0 (0 to 0)	0 (0 to 0)	0 (0 to 0)	0 (0 to 0)	0 (0 to 0)	0 (0 to 0)	0 (0 to 0)	0 (0 to 0)	0 (0 to 0)	0 (0 to 0)	0 (0 to 0)	0 (0 to 0)	0 (0 to 0)	0 (0 to 0)	0 (0 to 0)	0 (0 to 0)	0 (0 to 0)	0 (0 to 0)	387
Caries of permanent teeth	0 (0 to 0)	0 (0 to 0)	0 (0 to 0)	0 (0 to 0)	139 (49·1 to 289)	336 (161 to 728)	371 (149 to 767)	392 (167 to 819)	360 (143 to 728)	359 (123 to 876)	354 (98·2 to 1,013)	233 (64·8 to 671)	177 (70 to 373)	155 (60·8 to 358)	0 (0 to 0)	0 (0 to 0)	0 (0 to 0)	0 (0 to 0)	0 (0 to 0)	0 (0 to 0)	0 (0 to 0)	0 (0 to 0)	0 (0 to 0)	0 (0 to 0)	0 (0 to 0)	2,893
Periodontal diseases	0 (0 to 0)	0 (0 to 0)	0 (0 to 0)	0 (0 to 0)	0 (0 to 0)	0 (0 to 0)	0 (0 to 0)	0 (0 to 0)	0 (0 to 0)	0 (0 to 0)	0 (0 to 0)	0 (0 to 0)	0 (0 to 0)	0 (0 to 0)	0 (0 to 0)	0 (0 to 0)	0 (0 to 0)	0 (0 to 0)	0 (0 to 0)	0 (0 to 0)	0 (0 to 0)	0 (0 to 0)	0 (0 to 0)	0 (0 to 0)	0 (0 to 0)	4,432
Edentulism	0 (0 to 0)	0 (0 to 0)	0 (0 to 0)	0 (0 to 0)	399 (229 to 683)	324 (164 to 578)	352 (179 to 668)	409 (207 to 721)	504 (258 to 780)	594 (326 to 938)	636 (324 to 1,001)	609 (322 to 1,000)	331 (222 to 496)	301 (182 to 446)	277 (166 to 419)	243 (147 to 358)	165 (91 to 269)	93·2 (54·6 to 138·)	39·6 (22·2 to 58·1)	19·6 (12·2 to 29·3)	9·6 (5·9 to 14·9)	2·7 (1·6 to 3·9)	0·6 (0·3 to 1·2)	0·1 (0·1 to 0·2)	0·2 (0·1 to 0·3)	6,900
Sudden infant death syndrome	–	102 (40·4 to 209)	668 (345 to 1,048)	–	–	–	–	–	–	–	–	–	–	–	–	–	–	–	–	–	–	–	–	–	195
Injuries	1,496 (900 to 2,300)	668 (416 to 1,000)	7,760 (4,600 to 11,600)	20,100 (11,700 to 30,200)	12,600 (7,700 to 18,700)	11,100 (6,900 to 16,300)	16,300 (10,100 to 23,600)	20,400 (13,200 to 28,200)	24,400 (16,000 to 33,700)	29,400 (18,000 to 42,700)	29,700 (16,200 to 47,700)	25,400 (15,200 to 37,600)	18,900 (12,400 to 26,400)	15,100 (10,000 to 20,900)	13,100 (8,900 to 18,000)	11,100 (7,500 to 15,200)	7,725 (5,700 to 10,200)	4,200 (3,000 to 5,900)	1,900 (1,400 to 2,600)	1,700 (1,200 to 2,400)	700 (500 to 1,000)	230 (160 to 320)	79·4 (55·2 to 110)	14·3 (10·1 to 20·1)	291,000
Transport injuries	84·7 (29·5 to 212)	29·5 (12·4 to 57·7)	478 (208 to 887)	1,500 (699 to 2,420)	2,500 (1,150 to 4,190)	2,110 (1,060 to 3,790)	2,060 (1,060 to 3,550)	4,200 (2,300 to 6,330)	6,200 (4,080 to 8,830)	8,400 (5,260 to 8,830)	8,200 (3,790 to 8,910)	4,200 (2,330 to 5,270)	4,200 (2,480 to 6,240)	3,260 (2,070 to 5,300)	2,720 (1,800 to 3,870)	2,300 (1,600 to 3,070)	1,620 (1,270 to 2,030)	900 (770 to 1,290)	429 (340 to 546)	358 (259 to 506)	139 (110 to 178)	39·6 (27·5 to 55·7)	10·4 (8·6 to 14·4)	1·4 (1·1 to 2)	50,500
Road injuries	57·6 (29 to 111)	27·4 (11·7 to 59·4)	466 (220 to 839)	1,300 (768 to 2,160)	2,020 (1,170 to 3,670)	1,940 (1,130 to 3,490)	2,640 (1,670 to 3,610)	5,370 (3,610 to 7,310)	8,210 (5,420 to 9,060)	8,210 (4,750 to 7,900)	4,080 (3,490 to 6,010)	3,650 (2,790 to 4,800)	2,310 (2,260 to 3,920)	2,220 (1,920 to 3,260)	1,920 (1,720 to 2,800)	912 (1,170 to 1,860)	606 (920 to 1,190)	299 (768 to 1,120)	132 (720 to 1,060)	129 (720 to 1,060)	39·6 (264 to 1,060)	10·9 (84 to 1,060)	2·2 (16 to 2,060)	0·2 (1·6 to 2,060)	49,100
Pedestrian road injuries	19 (4·3 to 56·7)	7·3 (2·7 to 19)	84·6 (34·2 to 171)	267 (101 to 760)	359 (169 to 1,030)	335 (169 to 999)	698 (277 to 827)	1,010 (460 to 1,290)	1,790 (1,010 to 1,940)	2,360 (1,140 to 1,940)	1,760 (781 to 1,760)	1,160 (668 to 1,170)	827 (668 to 1,170)	703 (668 to 1,170)	696 (668 to 1,170)	337 (668 to 1,170)	199 (668 to 1,170)	77·7 (668 to 1,170)	41·8 (668 to 1,170)	19·6 (668 to 1,170)	6·8 (668 to 1,170)	2·6 (668 to 1,170)	0·6 (14 to 1,170)	0·1 (1·4 to 1,170)	9,460
Cyclist road injuries	6·5 (0 to 0)	2·6 (0 to 0)	29·5 (0·3 to 103)	93·2 (0·3 to 332)	127 (0·7 to 470)	118 (0·6 to 446)	247 (0·6 to 1,040)	355 (0·6 to 1,510)	628 (0·6 to 2,260)	828 (0·6 to 3,270)	619 (0·6 to 2,430)	410 (0·6 to 1,610)	291 (0·6 to 1,140)	249 (0·6 to 979)	245 (0·6 to 962)	119 (0·6 to 468)	70·1 (0·6 to 275)	27·4 (0·6 to 108)	14·7 (0·6 to 58·1)	6·8 (0·6 to 26·8)	2·3 (0·6 to 9·1)	0·9 (0·6 to 3·6)	0·2 (0·6 to 0·8)	0 (0·6 to 0·6)	2,440
Motorcycle road injuries	2·4 (0·5 to 6·8)	1·6 (0·3 to 3·8)	22·5 (9·2 to 43·3)	92·7 (42·4 to 189)	174 (82·2 to 350)	118 (60·3 to 233)	257 (130 to 493)	619 (293 to 1,233)	1,060 (559 to 1,982)	691 (259 to 1,982)	569 (259 to 1,982)	352 (272 to 961)	197 (177 to 493)	197 (159 to 333)	120 (80·3 to 181)	99·2 (89·2 to 141)	60·7 (29·3 to 92·9)	23·5 (17 to 31)	10·6 (7·9 to 14·4)	6·6 (4·6 to 8·7)	3·9 (2·6 to 5·2)	1·3 (0·9 to 1·8)	0·4 (0·3 to 0·6)	0·1 (0·1 to 0·1)	3,560
Motor vehicle road injuries	39·5 (14·8 to 79·6)	19·3 (8·7 to 41·7)	335 (167 to 644)	990 (561 to 1,350)	1,540 (1,050 to 2,210)	1,790 (1,110 to 2,440)	1,790 (1,110 to 2,440)	3,660 (2,060 to 4,760)	6,070 (3,490 to 8,160)	6,190 (3,220 to 8,870)	3,190 (2,280 to 4,270)	2,360 (1,790 to 3,260)	1,950 (1,430 to 2,630)	1,540 (1,140 to 2,430)	1,360 (1,060 to 1,800)	872 (670 to 1,120)	536 (438 to 668)	242 (190 to 313)	141 (108 to 179)	68·7 (52·1 to 86·3)	21 (16·1 to 26·8)	5 (3·7 to 6·5)	1 (0·7 to 1·3)	0·2 (0·1 to 0·3)	29,600
Other road injuries	1·5 (0·3 to 4·1)	0·8 (0·2 to 1·7)	7·5 (2·3 to 16)	21·5 (7·9 to 46·5)	31·1 (10·4 to 69·4)	27·1 (10·4 to 58·4)	56·4 (20·8 to 121)	94 (35·1 to 194)	151 (56·8 to 312)	205 (77·1 to 423)	147 (55·2 to 303)	109 (41·6 to 227)	67·5 (25·7 to 140)	58·4 (22·2 to 121)	46·1 (17·5 to 95·4)	38·4 (14·6 to 79·2)	25·1 (9·5 to 51·8)	10·8 (4·1 to 22·3)	6·1 (2·3 to 12·6)	2·9 (1·1 to 5·9)	1·1 (0·4 to 2·3)	0·3 (0·1 to 0·6)	0·1 (0·1 to 0·1)	0 (0 to 0·1)	856
Other transport injuries	0·8 (0·3 to 2·2)	0·4 (0·2 to 0·8)	2·9 (1·2 to 6·1)	10 (4·9 to 18·1)	15 (8·1 to 26·6)	15 (8·6 to 26·3)	19 (10·1 to 33·1)	24 (13·7 to 39·6)	30 (17·4 to 49·1)	34 (19·4 to 55·1)	33 (17·2 to 55·1)	28 (14·9 to 46·6)	23 (12·3 to 39·6)	20 (10·6 to 34·2)	18 (9·6 to 30·1)	16 (8·6 to 27·1)	13 (6·9 to 21·9)	9·6 (5·1 to 16·2)	7·1 (3·8 to 12·1)	4·8 (2·6 to 8·1)	2·9 (1·6 to 4·9)	1·2 (0·6 to 2·1)	0·4 (0·2 to 0·7)	0·1 (0·1 to 0·2)	3,380
Unintentional injuries	1,390 (823 to 2,130)	637 (419 to 1,490)	7,290 (4,000 to 12,000)	19,000 (11,700 to 29,000)	9,930 (7,000 to 14,000)	7,930 (4,900 to 11,800)	9,950 (7,600 to 13,100)	12,000 (9,600 to 15,200)	13,900 (11,200 to 16,800)	15,900 (11,800 to 17,000)	21,400 (11,800 to 32,000)	8,110 (6,300 to 10,100)	7,490 (7,280 to 11,400)	7,490 (6,060 to 9,660)	7,490 (5,920 to 9,490)	7,490 (5,920 to 9,490)	2,370 (1,800 to 3,260)	1,190 (1,060 to 1,960)	784 (873 to 1,410)	396 (663 to 968)	162 (130 to 208)	54·2 (43·5 to 69·9)	9·2 (7·4 to 11·9)	0·6 (0·5 to 0·8)	149,000
Falls	222 (72·2 to 600)	73·1 (23·7 to 237)	1,000 (326 to 3,300)	2,600 (1,010 to 8,300)	1,370 (1,010 to 4,100)	1,100 (1,010 to 3,100)	1,370 (1,010 to 3,100)	1,650 (1,010 to 3,100)	1,910 (1,010 to 3,100)	2,190 (1,010 to 3,100)	2,940 (1,010 to 4,100)	1,120 (1,010 to 2,060)	1,030 (1,010 to 2,060)	1,030 (1,010 to 2,060)	1,030 (1,010 to 2,060)	1,030 (1,010 to 2,060)	326 (1,010 to 2,060)	164 (1,010 to 2,060)	107 (1,010 to 2,060)	54·4 (1,010 to 2,060)	22·3 (1,010 to 2,060)	7·4 (1,010 to 2,060)	1·3 (1,010 to 2,060)	0·1 (1,010 to 2,060)	20,700
Drowning	432 (222 to 713)	197 (89·2 to 362)	1,400 (691 to 2,600)	10,400 (6,300 to 19,600)	4,980 (3,300 to 8,900)	3,230 (2,200 to 6,420)	3,090 (2,200 to 4,420)	3,440 (2,200 to 4,510)	3,370 (2,320 to 4,660)	3,010 (2,720 to 4,290)	2,380 (1,670 to 2,760)	1,970 (1,670 to 2,760)	1,090 (750 to 1,410)	819 (622 to 1,210)	595 (399 to 887)	393 (272 to 667)	196 (139 to 281)	92·3 (67 to 134)	49·6 (33·6 to 70·8)	28·8 (20·1 to 41·9)	11·7 (8·2 to 16·6)	3·5 (2·4 to 5)	0·7 (0·5 to 1)	69,600
Fire, heat, and hot substances	392 (176 to 661)	256 (89·9 to 563)	2,160 (781 to 4,490)	3,070 (1,290 to 7,040)	1,680 (920 to 3,980)	850 (610 to 1,770)	1,190 (810 to 1,770)	1,770 (1,020 to 2,440)	2,020 (1,210 to 2,910)	2,220 (1,600 to 3,130)	1,830 (1,310 to 2,490)	1,410 (1,030 to 1,910)	1,240 (860 to 1,770)	1,120 (777 to 1,550)	970 (708 to 1,350)	620 (440 to 869)	349 (246 to 498)	161 (114 to 228)	97·4 (67·4 to 136·)	59·5 (40·3 to 83·3)	21·2 (13·9 to 31·4)	7·5 (4·6 to 10·6)	1·6 (0·9 to 2·4)	23,400
Poisonings	29·6 (14·7 to 47·6)	14·4 (6·5 to 30·1)	90·5 (42·1 to 182)	153 (72·6 to 308)	136 (66·6 to 276)	154 (75·1 to 312)	212 (104 to 429)	324 (159 to 656)	413 (203 to 836)	413 (203 to 836)	298 (146 to 603)	298 (146 to 603)	204 (146 to 435)	146 (104 to 311)	102 (72·9 to 218)	69·9 (49·9 to 149)	33·7 (24·1 to 72·1)	12·4 (8·9 to 26·5)	4·1 (2·9 to 8·8)	1·7 (1·2 to 3·7)	0·7 (0·5 to 1·5)	0·2 (0·1 to 0·3)	0·1 (0·1 to 0·1)	0·1 (0·1 to 0·1)	3,260
Poisoning by carbon monoxide	10·8 (5·4 to 19·4)	12·9 (2·5 to 54·9)	79·4 (27·1 to 394)	105 (34·6 to 456)	84·3 (29·9 to 163)	51 (27·1 to 127)	69·5 (31·7 to 279)	219 (107 to 666)	219 (104 to 594)	267 (148 to 759)	267 (108 to 760)	227 (119 to 616)	136 (99·4 to 423)	131 (76·6 to 360)	119 (69·9 to 335)	79·6 (49·4 to 266)	46·6 (29·6 to 160)	20·1 (18·3 to 78·1)	7·9 (6·2 to 31·6)	3·5 (2·7 to 18·9)	1·3 (1·1 to 8·6)	0·4 (0·3 to 2·6)	0·2 (0·2 to 0·6)	0·1 (0·1 to 0·1)	2,160
Poisoning by other means	18·8 (5·1 to 3·1)	13·5 (6 to 2·2)	11·7 (1·6 to 62·7)	48·9 (12·8 to 199)	52·6 (20·6 to 226)	103 (47·4 to 179)	114 (49·5 to 172)	114 (72·2 to 181)	194 (83·6 to 339)	146 (49·5 to 289)	116 (79·1 to 198)	87·8 (68·6 to 129)	69·5 (49·1 to 102)	60 (39·2 to 87·6)	60 (39·6 to 79·8)	39·3 (32·6 to 69·7)	32·2 (29·6 to 47·1)	19·4 (11·8 to 27·1)	8·8 (5·9 to 7·7)	3·6 (2·5 to 2·3)	1·6 (1·2 to 1·6)	0·6 (0·5 to 0·7)	0·2 (0·2 to 0·3)	0·1 (0·1 to 0·1)	1,120
Exposure to mechanical forces	3·3 (0·7 to 10·2)	8·1 (1·1 to 47·6)	106 (28·3 to 318)	287 (102 to 430)	478 (339 to 713)	667 (439 to 978)	669 (472 to 1,240)	1,260 (879 to 1,740)	1,540 (1,060 to 2,060)	1,650 (1,060 to 2,060)	1,650 (1,170 to 2,320)	1,200 (940 to 1,490)	1,060 (940 to 1,490)	1,060 (787 to 1,460)	1,070 (784 to 1,510)	686 (556 to 1,020)	399 (272 to 562)	193 (139 to 262)	122 (106 to 242)	69·1 (69·9 to 180)	22 (19·6 to 51·4)	7·3 (4·9 to 12·4)	1·6 (1·1 to 2·1)	0·3 (0·2 to 0·5)	13,100
Unintentional firearm injuries	0·4 (0·2 to 2·2)	0·2 (0 to 0·6)	1·6 (0·2 to 7·1)	4·5 (1·1 to 20·2)	2·7 (1·1 to 9·6)	2·2 (1·1 to 7·5)	2·2 (1·1 to 7·5)	2·2 (1·1 to 7·5)	2·2 (1·1 to 7·5)	2·2 (1·1 to 7·5)	2·2 (1·1 to 7·5)	2·2 (1·1 to 7·5)	2·2 (1·1 to 7·5)	2·2 (1·1 to 7·5)	2·2 (1·1 to 7·5)	2·2 (1·1 to 7·5)	2·2 (1·1 to 7·5)	2·2 (1·1 to 7·5)	2·2 (1·1 to 7·5)	2·2 (1·1 to 7·5)	2·2 (1·1 to 7·5)	2·2 (1·1 to 7·5)	2·2 (1·1 to 7·5)	2·2 (1·1 to 7·5)	1,290
Other exposure to mechanical forces	2·7 (0·5 to 6·4)	6·6 (0·9 to 31·1)	94·6 (29·6 to 286)	263 (106 to 389)	467 (299 to 629)	617 (421 to 1,010)	619 (723 to 1,610)	1,150 (693 to 1,940)	1,240 (1,020 to 2,070)	1,240 (837 to 1,790)	1,220 (741 to 1,540)	1,090 (749 to 1,460)	1,030 (749 to 1,460)	1,030 (749 to 1,460)	992 (669 to 1,380)	665 (460 to 964)	377 (259 to 538)	177 (121 to 256)	114 (79·2 to 164)	69·7 (44·9 to 99·2)	21·3 (14·3 to 30·6)	7 (4·7 to 9·9)	1·6 (0·9 to 1·9)	0·3 (0·2 to 0·5)	12,600
Adverse effects of medical treatment	34·7 (18·7 to 61)	48·8 (22·7 to 89·5)	338 (167 to 639)	391 (197 to 1,000)	164 (81·2 to 364)	77·1 (40·3 to 177)	69·1 (40·3 to 93·2)	69·7 (50·6 to 125)	101 (73·7 to 147)	139 (73·5 to 201)	93·6 (52·9 to 132)	69 (38·9 to 99·6)	48·1 (38·9 to 69·6)	36·3 (28·7 to 49·6)	30·9 (24·7 to 41·9)	22·6 (18·1 to 30·1)	16·1 (12·9 to 21·4)	9·7 (7·8 to 12·9)	6·1 (4·9 to 8·1)	3·7 (2·9 to 4·9)	1·7 (1·3 to 2·3)	0·6 (0·5 to 0·8)	0·2 (0·1 to 0·2)	1,900
Animal contact	0·7 (0·2 to 2·4)	0·7 (0·1 to 2)	29·9 (9·4 to 87·6)	44 (14·1 to 129)	41·3 (16·1 to 89·2)	40·8 (17·2 to 89·2)	42·4 (17·2 to 89·2)	73·4 (30·6 to 122)	103 (49·4 to 176)	89·7 (49·4 to 176)	49·7 (21·2 to 87·6)	32·2 (21·2 to 47·6)	26·6 (21·2 to 47·6)	19·4 (14·2 to 32·7)	16·4 (12·2 to 27·4)	12·1 (9·1 to 20·1)	8·6 (6·4 to 14·3)	5·1 (3·8 to 8·5)	3·2 (2·4 to 5·3)	1·6 (1·2 to 2·7)	0·6 (0·4 to 1·1)	0·2 (0·1 to 0·4)	0·1 (0·1 to 0·1)	0·1 (0·1 to 0·1)	823
Venomous animal contact	0·1 (0·0 to 0·2)	0·2 (0·2 to 0·5)	1·1 (0·5 to 2·1)	3·6 (1·5 to 7·1)	3·5 (1·6 to 6·4)	3·4 (1·7 to 6·1)	3·4 (2·2 to 5·2)	7·7 (3·8 to 11·)	11·7 (6·6 to 18·)	11·6 (5·8 to 18·)	6·4 (3·6 to 9·6)	4·2 (2·8 to 6·6)	3·4 (2·8 to 6·6)	2·5 (2·8 to 6·6)	2·1 (2·8 to 6·6)	1·6 (2·8 to 6·6)	1·1 (2·8 to 6·6)	0·7 (2·8 to 6·6)	0·4 (2·8 to 6·6)	0·2 (2·8 to 6·6)	0·1 (2·8 to 6·6)	0·1 (2·8 to 6·6)	0·1 (2·8 to 6·6)	0·1 (2·8 to 6·6)	683
Non-venomous animal contact	0·5 (0·2 to 0·9)	0·6 (0·2 to 0·7)	19·1 (7·4 to 39·4)	36·1 (21·6 to 62·7)	30 (18·7 to 49·)	29·8 (21·6 to 41·3)	29·8 (21·6 to 41·3)	27·7 (17·1 to 42·)	29·5 (17·9 to 43·8)	28·3 (17·9 to 44·2)	24·1 (13·5 to 39·)	21 (13·5 to 32·6)	20·6 (13·5 to 31·1)	20·6 (13·2 to 30·6)	20·6 (13·4 to 30·)	20·6 (13·4 to 30·)	20·6 (13·4 to 30·)	20·6 (13·4 to 30·)	20·6 (13·4 to 30·)	20·6 (13·4 to 30·)	20·6 (13·4 to 30·)	20·6 (13·4 to 30·)	20·6 (13·4 to 30·)	20·6 (13·4 to 30·)	381
Foreign body	1,210 (1,040 to 1,410)	1,210 (1,040 to 1,410)	1,210 (1,040 to 1,410)

Cell Table 2c. Maranoba DALYS by cause and age group for both sexes with 50% uncertainty intervals, 2019

Cause	Early Neonatal	Late Neonatal	Post Neonatal	1 to 4	5 to 9	10 to 14	15 to 19	20 to 24	25 to 29	30 to 34	35 to 39	40 to 44	45 to 49	50 to 54	55 to 59	60 to 64	65 to 69	70 to 74	75 to 79	80 to 84	85 to 89	90 to 94	95 plus	Total
All causes	186,000 (147,000 to 229,000)	50,400 (23,500 to 84,500)	163,000 (142,000 to 229,000)	76,000 (61,700 to 95,000)	67,400 (55,900 to 77,900)	67,600 (51,300 to 85,500)	69,600 (53,100 to 118,000)	113,000 (91,700 to 139,000)	126,000 (106,000 to 148,000)	146,000 (126,000 to 173,000)	161,000 (139,000 to 184,000)	163,000 (139,000 to 179,000)	138,000 (119,000 to 160,000)	146,000 (122,000 to 169,000)	144,000 (121,000 to 166,000)	143,000 (120,000 to 166,000)	138,000 (113,000 to 160,000)	96,400 (69,600 to 130,000)	76,000 (64,800 to 89,000)	52,200 (37,500 to 66,900)	23,400 (21,300 to 25,700)	15,700 (9,730 to 21,700)	2,480,000
Communicable, maternal, neonatal, and nutritional diseases	157,000 (127,000 to 200,000)	34,900 (17,000 to 59,000)	39,200 (29,700 to 51,000)	39,200 (29,000 to 51,000)	16,600 (12,600 to 21,000)	11,600 (8,600 to 15,000)	11,200 (8,400 to 14,500)	15,200 (11,400 to 19,500)	19,400 (14,600 to 25,000)	26,500 (20,000 to 34,000)	36,200 (27,000 to 46,000)	46,600 (35,000 to 59,000)	52,200 (39,000 to 66,000)	70,000 (53,000 to 89,000)	84,000 (64,000 to 107,000)	104,000 (79,000 to 132,000)	124,000 (94,000 to 157,000)	134,000 (102,000 to 170,000)	142,000 (108,000 to 180,000)	124,000 (94,000 to 157,000)	87,000 (66,000 to 110,000)	47,000 (36,000 to 59,000)	1,600,000
HIV/AIDS and sexually transmitted infections	1,870 (989 to 3,020)	262 (116 to 530)	2,730 (2,170 to 3,510)	562 (413 to 1,200)	477 (368 to 709)	479 (362 to 670)	524 (361 to 764)	1,570 (1,220 to 1,870)	3,270 (2,750 to 3,990)	6,470 (5,740 to 7,490)	8,420 (7,390 to 9,740)	9,420 (8,020 to 11,000)	9,710 (8,310 to 11,300)	9,450 (8,010 to 11,000)	8,450 (7,050 to 10,000)	7,650 (6,220 to 9,220)	6,610 (5,220 to 8,250)	5,240 (4,050 to 6,720)	3,810 (2,870 to 5,020)	2,610 (1,970 to 3,450)	1,610 (1,210 to 2,130)	1,010 (759 to 1,340)	69,400
HIV/AIDS	1,870 (989 to 3,020)	262 (116 to 530)	2,730 (2,170 to 3,510)	562 (413 to 1,200)	477 (368 to 709)	479 (362 to 670)	524 (361 to 764)	1,570 (1,220 to 1,870)	3,270 (2,750 to 3,990)	6,470 (5,740 to 7,490)	8,420 (7,390 to 9,740)	9,420 (8,020 to 11,000)	9,710 (8,310 to 11,300)	9,450 (8,010 to 11,000)	8,450 (7,050 to 10,000)	7,650 (6,220 to 9,220)	6,610 (5,220 to 8,250)	5,240 (4,050 to 6,720)	3,810 (2,870 to 5,020)	2,610 (1,970 to 3,450)	1,610 (1,210 to 2,130)	1,010 (759 to 1,340)	69,400
HIV/AIDS - Drug-susceptible Tuberculosis	0 (0 to 0)	0 (0 to 0)	0 (0 to 0)	286 (74 to 861)	326 (73 to 631)	299 (61 to 614)	40 (7 to 127)	96 (19 to 191)	299 (86 to 571)	651 (266 to 1,100)	1,040 (459 to 1,700)	1,160 (513 to 1,900)	1,100 (488 to 1,810)	1,010 (447 to 1,670)	1,150 (510 to 1,890)	1,150 (510 to 1,890)	1,150 (510 to 1,890)	1,150 (510 to 1,890)	1,150 (510 to 1,890)	1,150 (510 to 1,890)	1,150 (510 to 1,890)	1,150 (510 to 1,890)	15,400
HIV/AIDS - Multidrug resistant Tuberculosis without extensive drug resistance	0 (0 to 0)	0 (0 to 0)	0 (0 to 0)	0 (0 to 0)	0 (0 to 0)	0 (0 to 0)	0 (0 to 0)	0 (0 to 0)	0 (0 to 0)	0 (0 to 0)	0 (0 to 0)	0 (0 to 0)	0 (0 to 0)	0 (0 to 0)	0 (0 to 0)	0 (0 to 0)	0 (0 to 0)	0 (0 to 0)	0 (0 to 0)	0 (0 to 0)	0 (0 to 0)	0 (0 to 0)	0 (0 to 0)	0
HIV/AIDS - Extensively drug-resistant Tuberculosis	0 (0 to 0)	0 (0 to 0)	0 (0 to 0)	0 (0 to 0)	0 (0 to 0)	0 (0 to 0)	0 (0 to 0)	0 (0 to 0)	0 (0 to 0)	0 (0 to 0)	0 (0 to 0)	0 (0 to 0)	0 (0 to 0)	0 (0 to 0)	0 (0 to 0)	0 (0 to 0)	0 (0 to 0)	0 (0 to 0)	0 (0 to 0)	0 (0 to 0)	0 (0 to 0)	0 (0 to 0)	0 (0 to 0)	0
HIV/AIDS resulting in other diseases	0 (0 to 0)	0 (0 to 0)	0 (0 to 0)	276 (1,200 to 1,28)	326 (620 to 1,640)	299 (329 to 532)	40 (407 to 607)	96 (1,000 to 1,370)	299 (2,220 to 3,310)	651 (3,790 to 5,790)	1,040 (4,240 to 6,480)	1,160 (4,220 to 6,510)	1,100 (4,480 to 6,790)	1,010 (4,560 to 6,980)	1,150 (4,510 to 6,980)	1,150 (4,510 to 6,980)	1,150 (4,510 to 6,980)	1,150 (4,510 to 6,980)	1,150 (4,510 to 6,980)	1,150 (4,510 to 6,980)	1,150 (4,510 to 6,980)	1,150 (4,510 to 6,980)	15,400
Sexually transmitted infections, excluding HIV	1,870 (989 to 3,020)	262 (116 to 530)	2,730 (2,170 to 3,510)	276 (1,200 to 1,28)	326 (620 to 1,640)	299 (329 to 532)	40 (407 to 607)	96 (1,000 to 1,370)	299 (2,220 to 3,310)	651 (3,790 to 5,790)	1,040 (4,240 to 6,480)	1,160 (4,220 to 6,510)	1,100 (4,480 to 6,790)	1,010 (4,560 to 6,980)	1,150 (4,510 to 6,980)	1,150 (4,510 to 6,980)	1,150 (4,510 to 6,980)	1,150 (4,510 to 6,980)	1,150 (4,510 to 6,980)	1,150 (4,510 to 6,980)	1,150 (4,510 to 6,980)	1,150 (4,510 to 6,980)	15,400
Syphilis	1,600 (989 to 2,600)	262 (116 to 530)	2,730 (2,170 to 3,510)	276 (1,200 to 1,28)	326 (620 to 1,640)	299 (329 to 532)	40 (407 to 607)	96 (1,000 to 1,370)	299 (2,220 to 3,310)	651 (3,790 to 5,790)	1,040 (4,240 to 6,480)	1,160 (4,220 to 6,510)	1,100 (4,480 to 6,790)	1,010 (4,560 to 6,980)	1,150 (4,510 to 6,980)	1,150 (4,510 to 6,980)	1,150 (4,510 to 6,980)	1,150 (4,510 to 6,980)	1,150 (4,510 to 6,980)	1,150 (4,510 to 6,980)	1,150 (4,510 to 6,980)	1,150 (4,510 to 6,980)	15,400
Chlamydial infection	0 (0 to 0)	0 (0 to 0)	0 (0 to 0)	0 (0 to 0)	0 (0 to 0)	0 (0 to 2)	0 (0 to 0)	0 (0 to 0)	0 (0 to 0)	0 (0 to 0)	0 (0 to 0)	0 (0 to 0)	0 (0 to 0)	0 (0 to 0)	0 (0 to 0)	0 (0 to 0)	0 (0 to 0)	0 (0 to 0)	0 (0 to 0)	0 (0 to 0)	0 (0 to 0)	0 (0 to 0)	0 (0 to 0)	0
Gonococcal infection	0 (0 to 0)	0 (0 to 0)	0 (0 to 0)	0 (0 to 0)	0 (0 to 0)	0 (0 to 0)	0 (0 to 0)	0 (0 to 0)	0 (0 to 0)	0 (0 to 0)	0 (0 to 0)	0 (0 to 0)	0 (0 to 0)	0 (0 to 0)	0 (0 to 0)	0 (0 to 0)	0 (0 to 0)	0 (0 to 0)	0 (0 to 0)	0 (0 to 0)	0 (0 to 0)	0 (0 to 0)	0 (0 to 0)	0
Trichomoniasis	0 (0 to 0)	0 (0 to 0)	0 (0 to 0)	0 (0 to 0)	0 (0 to 0)	0 (0 to 2)	0 (0 to 15)	0 (0 to 0)	0 (0 to 0)	0 (0 to 0)	0 (0 to 0)	0 (0 to 0)	0 (0 to 0)	0 (0 to 0)	0 (0 to 0)	0 (0 to 0)	0 (0 to 0)	0 (0 to 0)	0 (0 to 0)	0 (0 to 0)	0 (0 to 0)	0 (0 to 0)	0 (0 to 0)	0
Genital herpes	0 (0 to 0)	0 (0 to 0)	0 (0 to 0)	0 (0 to 0)	0 (0 to 0)	0 (0 to 0)	0 (0 to 0)	0 (0 to 0)	0 (0 to 0)	0 (0 to 0)	0 (0 to 0)	0 (0 to 0)	0 (0 to 0)	0 (0 to 0)	0 (0 to 0)	0 (0 to 0)	0 (0 to 0)	0 (0 to 0)	0 (0 to 0)	0 (0 to 0)	0 (0 to 0)	0 (0 to 0)	0 (0 to 0)	0
Other sexually transmitted infections	0 (0 to 0)	0 (0 to 0)	0 (0 to 0)	0 (0 to 0)	0 (0 to 0)	0 (0 to 2)	0 (0 to 15)	0 (0 to 0)	0 (0 to 0)	0 (0 to 0)	0 (0 to 0)	0 (0 to 0)	0 (0 to 0)	0 (0 to 0)	0 (0 to 0)	0 (0 to 0)	0 (0 to 0)	0 (0 to 0)	0 (0 to 0)	0 (0 to 0)	0 (0 to 0)	0 (0 to 0)	0 (0 to 0)	0
Respiratory infections and tuberculosis	1,160 (784 to 1,640)	1,250 (966 to 1,600)	31,900 (27,000 to 40,000)	6,040 (4,620 to 7,800)	2,210 (1,640 to 2,900)	2,260 (1,600 to 3,100)	1,640 (1,140 to 2,200)	2,020 (1,500 to 2,600)	2,770 (2,080 to 3,700)	3,220 (2,330 to 4,500)	4,030 (2,900 to 5,500)	3,950 (2,850 to 5,500)	3,450 (2,500 to 4,800)	3,550 (2,560 to 4,900)	4,130 (2,980 to 5,700)	4,230 (3,050 to 5,800)	4,150 (2,990 to 5,700)	4,230 (3,050 to 5,800)	4,180 (3,010 to 5,700)	3,650 (2,630 to 5,000)	2,720 (1,960 to 3,730)	1,430 (1,030 to 1,960)	670 (482 to 1,000)	154,000
Tuberculosis	696 (394 to 1,160)	1,010 (621 to 1,600)	3,550 (2,600 to 4,800)	1,470 (1,020 to 2,100)	1,120 (774 to 1,600)	1,210 (814 to 1,700)	1,040 (714 to 1,500)	1,440 (1,000 to 2,000)	1,970 (1,400 to 2,800)	2,170 (1,500 to 3,100)	2,870 (1,980 to 4,100)	2,810 (1,960 to 4,000)	2,450 (1,700 to 3,500)	2,530 (1,750 to 3,600)	2,940 (2,040 to 4,200)	3,010 (2,090 to 4,300)	2,950 (2,050 to 4,200)	3,010 (2,090 to 4,300)	2,970 (2,060 to 4,200)	2,600 (1,800 to 3,700)	1,940 (1,350 to 2,770)	1,020 (709 to 1,460)	476 (330 to 680)	104,000
Latent tuberculosis infection	0 (0 to 0)	0 (0 to 0)	0 (0 to 0)	0 (0 to 0)	0 (0 to 0)	0 (0 to 0)	0 (0 to 0)	0 (0 to 0)	0 (0 to 0)	0 (0 to 0)	0 (0 to 0)	0 (0 to 0)	0 (0 to 0)	0 (0 to 0)	0 (0 to 0)	0 (0 to 0)	0 (0 to 0)	0 (0 to 0)	0 (0 to 0)	0 (0 to 0)	0 (0 to 0)	0 (0 to 0)	0 (0 to 0)	0
Drug-susceptible tuberculosis	696 (394 to 1,160)	1,010 (621 to 1,600)	3,550 (2,600 to 4,800)	1,470 (1,020 to 2,100)	1,120 (774 to 1,600)	1,210 (814 to 1,700)	1,040 (714 to 1,500)	1,440 (1,000 to 2,000)	1,970 (1,400 to 2,800)	2,170 (1,500 to 3,100)	2,870 (1,980 to 4,100)	2,810 (1,960 to 4,000)	2,450 (1,700 to 3,500)	2,530 (1,750 to 3,600)	2,940 (2,040 to 4,200)	3,010 (2,090 to 4,300)	2,950 (2,050 to 4,200)	3,010 (2,090 to 4,300)	2,970 (2,060 to 4,200)	2,600 (1,800 to 3,700)	1,940 (1,350 to 2,770)	1,020 (709 to 1,460)	476 (330 to 680)	104,000
Multidrug-resistant tuberculosis without extensive drug resistance	0 (0 to 0)	0 (0 to 0)	0 (0 to 0)	0 (0 to 0)	0 (0 to 0)	0 (0 to 0)	0 (0 to 0)	0 (0 to 0)	0 (0 to 0)	0 (0 to 0)	0 (0 to 0)	0 (0 to 0)	0 (0 to 0)	0 (0 to 0)	0 (0 to 0)	0 (0 to 0)	0 (0 to 0)	0 (0 to 0)	0 (0 to 0)	0 (0 to 0)	0 (0 to 0)	0 (0 to 0)	0 (0 to 0)	0
Extensively drug-resistant tuberculosis	0 (0 to 0)	0 (0 to 0)	0 (0 to 0)	0 (0 to 0)	0 (0 to 0)	0 (0 to 0)	0 (0 to 0)	0 (0 to 0)	0 (0 to 0)	0 (0 to 0)	0 (0 to 0)	0 (0 to 0)	0 (0 to 0)	0 (0 to 0)	0 (0 to 0)	0 (0 to 0)	0 (0 to 0)	0 (0 to 0)	0 (0 to 0)	0 (0 to 0)	0 (0 to 0)	0 (0 to 0)	0 (0 to 0)	0
Lower respiratory infections	457 (367 to 560)	240 (200 to 300)	25,400 (20,000 to 33,000)	1,230 (1,000 to 1,600)	1,090 (850 to 1,400)	1,050 (800 to 1,400)	599 (450 to 800)	577 (440 to 760)	1,000 (760 to 1,300)	1,050 (800 to 1,400)	1,160 (900 to 1,500)	1,140 (870 to 1,500)	1,000 (760 to 1,300)	1,020 (780 to 1,300)	1,190 (900 to 1,500)	1,220 (930 to 1,600)	1,200 (910 to 1,600)	1,220 (930 to 1,600)	1,210 (920 to 1,600)	1,060 (800 to 1,400)	788 (600 to 1,000)	415 (315 to 540)	81,600
Upper respiratory infections	0 (0 to 10)	13 (4 to 32.0)	2,220 (277 to 6,110)	1,230 (173 to 3,230)	1,090 (514 to 1,870)	1,050 (469 to 1,960)	599 (387 to 1,240)	577 (339 to 1,030)	1,000 (329 to 1,950)	1,050 (298 to 2,170)	1,160 (232 to 2,900)	1,140 (134 to 2,780)	1,000 (130 to 2,410)	1,020 (154 to 2,450)	1,190 (214 to 2,790)	1,220 (91 to 2,997)	1,200 (68 to 2,916)	1,220 (68 to 2,916)	1,210 (68 to 2,916)	1,060 (68 to 2,916)	788 (68 to 2,916)	415 (21 to 1,000)	5,180
Otitis media	0 (0 to 0)	0 (0 to 0)	0 (0 to 0)	0 (0 to 0)	0 (0 to 0)	0 (0 to 0)	0 (0 to 0)	0 (0 to 0)	0 (0 to 0)	0 (0 to 0)	0 (0 to 0)	0 (0 to 0)	0 (0 to 0)	0 (0 to 0)	0 (0 to 0)	0 (0 to 0)	0 (0 to 0)	0 (0 to 0)	0 (0 to 0)	0 (0 to 0)	0 (0 to 0)	0 (0 to 0)	0 (0 to 0)	0
Enteric infections	784 (519 to 1,200)	272 (169 to 420)	4,490 (3,200 to 6,200)	3,150 (2,200 to 4,400)	1,840 (1,200 to 2,700)	1,360 (900 to 2,000)	1,140 (750 to 1,700)	858 (560 to 1,300)	707 (460 to 1,100)	704 (460 to 1,000)	1,010 (660 to 1,500)	1,070 (700 to 1,600)	1,060 (700 to 1,600)	1,060 (700 to 1,600)	1,060 (700 to 1,600)	1,060 (700 to 1,600)	1,060 (700 to 1,600)	1,060 (700 to 1,600)	1,060 (700 to 1,600)	1,060 (700 to 1,600)	1,060 (700 to 1,600)	1,060 (700 to 1,600)	1,060 (700 to 1,600)	33,900
Diarrheal diseases	784 (519 to 1,200)	272 (169 to 420)	4,490 (3,200 to 6,200)	3,150 (2,200 to 4,400)	1,790 (1,200 to 2,700)	1,360 (900 to 2,000)	1,140 (750 to 1,700)	853 (560 to 1,300)	697 (460 to 1,100)	704 (460 to 1,000)	1,010 (660 to 1,500)	1,070 (700 to 1,600)	1,060 (700 to 1,600)	1,060 (700 to 1,600)	1,060 (700 to 1,600)	1,060 (700 to 1,600)	1,060 (700 to 1,600)	1,060 (700 to 1,600)	1,060 (700 to 1,600)	1,060 (700 to 1,600)	1,060 (700 to 1,600)	1,060 (700 to 1,600)	1,060 (700 to 1,600)	33,900
Typhoid and paratyphoid	0 (0 to 0)	0 (0 to 0)	0 (0 to 0)	0 (0 to 0)	0 (0 to 0)	0 (0 to 0)	0 (0 to 0)	0 (0 to 0)	0 (0 to 0)	0 (0 to 0)	0 (0 to 0)	0 (0 to 0)	0 (0 to 0)	0 (0 to 0)	0 (0 to 0)	0 (0 to 0)	0 (0 to 0)	0 (0 to 0)	0 (0 to 0)	0 (0 to 0)	0 (0 to 0)	0 (0 to 0)	0 (0 to 0)	0
Invasive Non-typhoidal Salmonella (iNTS)	0 (0 to 0)	0 (0 to 0)	0 (0 to 0)	0 (0 to 0)	0 (0 to 0)	0 (0 to 0)	0 (0 to 0)	0 (0 to 0)	0 (0 to 0)	0 (0 to 0)	0 (0 to 0)	0 (0 to 0)	0 (0 to 0)	0 (0 to 0)	0 (0 to 0)	0 (0 to 0)	0 (0 to 0)	0 (0 to 0)	0 (0 to 0)	0 (0 to 0)	0 (0 to 0)	0 (0 to 0)	0 (0 to 0)	0
Other intestinal infectious diseases	0 (0 to 0)	0 (0 to 0)	0 (0 to 0)	0 (0 to 0)	0 (0 to 0)	0 (0 to 0)	0 (0 to 0)	0 (0 to 0)	0 (0 to 0)	0 (0 to 0)	0 (0 to 0)	0 (0 to 0)	0 (0 to 0)	0 (0 to 0)	0 (0 to 0)	0 (0 to 0)	0 (0 to 0)	0 (0 to 0)	0 (0 to 0)	0 (0 to 0)	0 (0 to 0)	0 (0 to 0)	0 (0 to 0)	0
Neglected tropical diseases and malaria	1,130 (739 to 1,670)	1,020 (600 to 1,600)	4,000 (2,600 to 6,000)	2,170 (1,400 to 3,200)	1,360 (900 to 2,000)	1,220 (800 to 1,800)	1,010 (660 to 1,500)	1,420 (1,000 to 2,000)	1,420 (1,000 to 2,000)	1,420 (1,000 to 2,000)	1,420 (1,000 to 2,000)	1,420 (1,000 to 2,000)	1,420 (1,000 to 2,000)	1,420 (1,000 to 2,000)	1,420 (1,000 to 2,000)	1,420 (1,000 to 2,000)	1,420 (1,000 to 2,000)	1,420 (1,000 to 2,000)	1,420 (1,000 to 2,000)	1,420 (1,000 to 2,000)	1,420 (1,000 to 2,000)	1,420 (1,000 to 2,000)	33,900
Malaria	0 (0 to 0.1)	0 (0 to 0.6)	0 (0 to 14.1)	0 (0 to 29.6)	0 (0 to 0.1)	0 (0 to 0.1)	0 (0 to 0.1)	0 (0 to 0.1)	0 (0 to 0.1)	0 (0 to 0.1)	0 (0 to 0.1)	0 (0 to 0.1)	0 (0 to 0.1)	0 (0 to 0.1)	0 (0 to 0.1)	0 (0 to 0.1)	0 (0 to 0.1)	0 (0 to 0.1)	0 (0 to 0.1)	0 (0 to 0.1)	0 (0 to 0.1)	0 (0 to 0.1)	0 (0 to 0.1)	0
Chagas disease	0 (0 to 0)	0 (0 to 0)	0 (0 to 0)	0 (0 to 0)	0 (0 to 0)	0 (0 to 0)	0 (0 to 0)	0 (0 to 0)	0 (0 to 0)	0 (0 to 0)	0 (0 to 0)	0 (0 to 0)	0 (0 to 0)	0 (0 to 0)	0 (0 to 0)	0 (0 to 0)	0 (0 to 0)	0 (0 to 0)	0 (0 to 0)	0 (0 to 0)	0 (0 to 0)	0 (0 to 0)	0 (0 to 0)	0
Leishmaniasis	0 (0 to 0)	0 (0 to 0)	0 (0 to 0)	0 (0 to 0)	0 (0 to 0)	0 (0 to 0)	0 (0 to 0)	0 (0 to 0)	0 (0 to 0)	0 (0 to 0)	0 (0 to 0)	0 (0 to 0)	0 (0 to 0)	0 (0 to 0)	0 (0 to 0)	0 (0 to 0)	0 (0 to 0)	0 (0 to 0)	0 (0 to 0)	0 (0 to 0)	0 (0 to 0)	0 (0 to 0)	0 (0 to 0)	0
Schistosomiasis	0 (0 to 0)	0 (0 to 0)	0 (0 to 0)	0 (0 to 0)	0 (0 to 0)	0 (0 to 0)	0 (0 to 0)	0 (0 to 0)	0 (0 to 0)	0 (0 to 0)	0 (0 to 0)	0 (0 to 0)	0 (0 to 0)	0 (0 to 0)	0 (0 to 0)	0 (0 to 0)	0 (0 to 0)	0 (0 to 0)	0 (0 to 0)	0 (0 to 0)	0 (0 to 0)	0 (0 to 0)	0 (0 to 0)	0
Cysticercosis	0 (0 to 0)	0 (0 to 0)	0 (0 to 0)	0 (0 to 0)	0 (0 to 0)	0 (0 to 0)	0 (0 to 0)	0 (0 to 0)	0 (0 to 0)	0 (0 to 0)	0 (0 to 0)	0 (0 to 0)	0 (0 to 0)	0 (0 to 0)	0 (0 to 0)	0 (0 to 0)	0 (0 to 0)	0 (0 to 0)	0 (0 to 0)	0 (0 to 0)	0 (0 to 0)	0 (0 to 0)	0 (0 to 0)	0
Cystic echinococcosis	0 (0 to 0)	0 (0 to 0)	0 (0 to 0)	0 (0 to 0)	0 (0 to 0)	0 (0 to 0)	0 (0 to 0)	0 (0 to 0)	0 (0 to 0)	0 (0 to 0)	0 (0 to 0)	0 (0 to 0)	0 (0 to 0)	0 (0 to 0)	0 (0 to 0)	0 (0 to 0)	0 (0 to 0)	0 (0 to 0)	0 (0 to 0)	0 (0 to 0)	0 (0 to 0)	0 (0 to 0)	0 (0 to 0)	0
Lymphatic filariasis	0 (0 to 0)	0 (0 to 0)	0 (0 to 0)	0 (0 to 0)	0 (0 to 0)	0 (0 to 0)	0 (0 to 0)	0 (0 to 0)	0 (0 to 0)	0 (0 to 0)	0 (0 to 0)	0 (0 to 0)	0 (0 to 0)	0 (0 to 0)	0 (0 to 0)	0 (0 to 0)	0 (0 to 0)	0 (0 to 0)	0 (0 to 0)	0 (0 to 0)	0 (0 to 0)	0 (0 to 0)	0 (0 to 0)	0
Onchocerciasis	0 (0 to 0)	0 (0 to 0)	0 (0 to 0)	0 (0 to 0)	0 (0 to 0)	0 (0 to 0)	0 (0 to 0)	0 (0 to 0)	0 (0 to 0)	0 (0 to 0)	0 (0 to 0)	0 (0 to 0)	0 (0 to 0)	0 (0 to 0)	0 (0 to 0)	0 (0 to 0)	0 (0 to 0)	0 (0 to 0)	0 (0 to 0)	0 (0 to 0)	0 (0 to 0)	0 (0 to 0)	0 (0 to 0)	0
Trachoma	0 (0 to 0)	0 (0 to 0)	0 (0 to 0)	0 (0 to 0)	0 (0 to 0)	0 (0 to 0)	0 (0 to 0)	0 (0 to 0)	0 (0 to 0)	0 (0 to 0)	0 (0 to 0)	0 (0 to 0)	0 (0 to 0)	0 (0 to 0)	0 (0 to 0)	0 (0 to 0)	0 (0 to 0)	0 (0 to 0)	0 (0 to 0)	0 (0 to 0)	0 (0 to 0)	0 (0 to 0)	0 (0 to 0)	0
Dengue	2.4 (0.3 to 6.6)	1.6 (0.2 to 4.5)	190 (22.5 to 575)	190 (22.5 to 575)	162 (20.4 to 477)	132 (17.3 to 377)	51.3 (6.7 to 147)	94.2 (12.3 to 270)	110 (14.4 to 315)	113 (14.8 to 327)	115 (15.1 to 331)	117 (15.3 to 337)	97.8 (12.8 to 281)	110 (14.4 to 316)	84.3 (11.0 to 242)	68.3 (8.9 to 196)	53.6 (7.0 to 154)	43.6 (5.7 to 125)	29.1 (3.8 to 83.8)	17.5 (2.3 to 50.3)	7.8 (1.0 to 22.5)	3.7 (0.5 to 10.7)	1,770
Yellow fever	0 (0 to 0.1)	0 (0 to 0.1)	0.3 (0 to 1.3)	0.7 (0 to 2.7)	0.5 (0 to 2.0)	0.1 (0 to 0.5)	0.1 (0 to 0.5)	0.1 (0 to 0.5)	0.2 (0 to 0.9)	0.2 (0 to 0.9)	0.2 (0 to 0.9)	0.2 (0 to 0.9)	0.2 (0 to 0.9)	0.2 (0 to 0.9)	0.2 (0 to 0.9)	0.2 (0 to 0.9)	0.2 (0 to 0.9)	0.2 (0 to 0.9)	0.2 (0 to 0.9)	0.2 (0 to 0.9)	0.2 (0 to 0.9)	0.2 (0 to 0.9)	2.7
Rabies	0 (0 to 0)	0 (0 to 0)	0 (0 to 0)	0 (0 to 0.1)	0 (0 to 0.1)	0 (0 to 0.1)	0 (0 to 0.1)	0 (0 to 0.1)	0 (0 to 0.1)	0 (0 to 0.1)	0 (0 to 0.1)	0 (0 to 0.1)	0 (0 to 0.1)	0 (0 to 0.1)	0 (0 to 0.1)	0 (0 to 0.1)	0 (0 to 0.1)	0 (0 to 0.1)	0 (0 to 0.1)	0 (0 to 0.1)	0 (0 to 0.1)	0 (0 to 0.1)	0 (0 to 0.1)	0
Intestinal nematode infections	0 (0 to 0)	0 (0 to 0)	0 (0 to 0)	0 (0 to 0)	0 (0 to 0)	0 (0 to 0)	0 (0 to 0)	0 (0 to 0)	0 (0 to 0)	0 (0 to 0)	0 (0 to 0)	0 (0 to 0)	0 (0 to 0)	0 (0 to 0)	0 (0 to 0)	0 (0 to 0)	0 (0 to 0)	0 (0 to 0)	0 (0 to 0)	0 (0 to 0)	0 (0 to 0)	0 (0 to 0)	0 (0 to 0)	0
Ascariasis	0 (0 to 0)	0 (0 to 0)	0 (0 to 0)	0 (0 to 0)	0 (0 to 0)	0 (0 to 0)	0 (0 to 0)	0 (0 to 0)	0 (0 to 0)	0 (0 to 0)	0 (0 to 0)	0 (0 to 0)	0 (0 to 0)	0 (0 to 0)	0 (0 to 0)	0 (0 to 0)	0 (0 to 0)	0 (0 to 0)	0 (0 to 0)	0 (0 to 0)	0 (0 to 0)	0 (0 to 0)	0 (0 to 0)	0
Trichuriasis	0 (0 to 0)	0 (0 to 0)	0 (0 to 0)	0 (0 to 0)	0 (0 to 0)	0 (0 to 0)	0 (0 to 0)	0 (0 to 0)	0 (0 to 0)	0 (0 to 0)	0 (0 to 0)	0 (0 to 0)	0 (0 to 0)	0 (0 to 0)	0 (0 to 0)	0 (0 to 0)	0 (0 to 0)	0 (0 to 0)	0 (0 to 0)	0 (0 to 0)	0 (0 to 0)	0 (0 to 0)	0 (0 to 0)	0
Hookworm disease	0 (0 to 0)	0 (0 to 0)	0 (0 to 0)	0 (0 to 0)	0 (0 to 0)	0 (0 to 0)	0 (0 to 0)	0 (0 to 0)	0 (0 to 0)	0 (0 to 0)	0 (0 to 0)	0 (0 to 0)	0 (0 to 0)	0 (0 to 0)	0 (0 to 0)	0 (0 to 0)	0 (0 to 0)	0 (0 to 0)	0 (0 to 0)	0 (0 to 0)	0 (0 to 0)	0 (0 to 0)	0 (0 to 0)	0
Food-borne trematodiases	0 (0 to 0)	0 (0 to 0)	0 (0 to 0)	0 (0 to 0)	0 (0 to 0)	0 (0 to 0)	0 (0 to 0)	0 (0 to 0)	0 (0 to 0)	0 (0 to 0)	0 (0 to 0)	0 (0 to 0)	0 (0 to 0)	0 (0 to 0)	0 (0 to 0)	0 (0 to 0)	0 (0 to 0)	0 (0 to 0)	0 (0 to 0)	0 (0 to 0)	0 (0 to 0)	0 (0 to 0)	0 (0 to 0)	0
Leprosy	0 (0 to 0)	0 (0 to 0)	0 (0 to 0)	0 (0 to 0)	0 (0 to 1)	0 (0 to 1)	2.6 (1 to 6.2)	1.3 (0 to 3.2)	2.3 (1 to 5.2)	2.6 (1 to 6.1)	2.3 (1 to 5.9)	1.2 (0 to 3.1)	1.2 (0 to 3.1)	1.1 (0 to 2.9)	1.2 (0 to 3.2)	1.1 (0 to 2.9)	1.2 (0 to 3.2)	1.1 (0 to 2.9)	1.2 (0 to 3.2)	1.1 (0 to 2.9)	1.2 (0 to 3.2)	1.1 (0 to 2.9)	1.2 (0 to 3.2)	124
Ebola	0 (0 to 0)	0 (0 to 0)	0 (0 to 0)	0 (0 to 0)	0 (0 to 0)	0 (0 to 0)	0 (0 to 0)	0 (0 to 0)	0 (0 to 0)	0 (0 to 0)	0 (0 to 0)	0 (0 to 0)	0 (0 to 0)	0 (0 to 0)	0 (0 to 0)	0 (0 to 0)	0 (0 to 0)	0 (0 to 0)	0 (0 to 0)	0 (0 to 0)	0 (0 to 0)	0 (0 to 0)	0 (0 to 0)	0
Zika virus	0 (0 to 0)	0 (0 to 0)	0 (0 to 0)	0 (0 to 0)	0 (0 to 0)	0 (0 to 0)	0 (0 to 0)	0 (0 to 0)	0 (0 to 0)	0 (0 to 0)	0 (0 to 0)	0 (0 to 0)	0 (0 to 0)	0 (0 to 0)	0 (0 to 0)	0 (0 to 0)	0 (0 to 0)	0 (0 to 0)	0 (0 to 0)	0 (0 to 0)	0 (0 to 0)	0 (0 to 0)	0 (0 to 0)	0
Guinea worm disease	0 (0 to 0)	0 (0 to 0)	0 (0 to 0)	0 (0 to 0)	0 (0 to 0)	0 (0 to 0)	0 (0 to 0)	0 (0 to 0)	0 (0 to 0)	0 (0 to 0)	0 (0 to 0)	0 (0 to 0)	0 (0 to 0)	0 (0 to 0)	0 (0 to 0)	0 (0 to 0)	0 (0 to 0)	0 (0 to 0)	0 (0 to 0)	0 (0 to 0)	0 (0 to 0)	0 (0 to 0)	0 (0 to 0)	0
Other neglected tropical diseases	1,130 (739 to 1,670)	1,020 (600 to 1,600)	4,000 (2,600 to 6,000)	2,170 (1,400 to 3,



Other transport injuries	4 (0.8 to 0.9)	3 (0.7 to 0.8)	491 (47.9 to 537)	139 (77.1 to 187)	116 (79.7 to 77)	101 (72.3 to 137)	179 (122 to 258)	227 (209 to 279)	360 (248 to 499)	499 (367 to 665)	390 (277 to 565)	328 (226 to 453)	243 (164 to 358)	209 (147 to 293)	193 (114 to 307)	111 (62.1 to 195)	77.1 (37.7 to 153)	46.2 (20 to 102.1)	37.9 (20.8 to 71.6)	17.2 (7.3 to 37.5)	8.6 (2.9 to 21)	3.6 (0.7 to 12.3)	1.6 (0.1 to 16)	3,310
Unintentional injuries	23.8 (23.6 to 24.1)	260 (181 to 398)	7,045 (6,868 to 10,160)	2,040 (5,210 to 10,600)	1,700 (3,110 to 5,540)	1,480 (2,720 to 4,850)	1,660 (3,120 to 4,720)	1,510 (2,110 to 2,720)	1,550 (2,020 to 2,960)	1,490 (1,930 to 2,880)	1,290 (1,660 to 2,700)	1,080 (1,370 to 2,350)	1,040 (1,270 to 2,270)	1,020 (1,210 to 2,270)	1,010 (1,170 to 2,270)	1,000 (1,120 to 2,270)	1,000 (1,070 to 2,270)	1,000 (1,030 to 2,270)	1,000 (1,020 to 2,270)	1,000 (1,010 to 2,270)	1,000 (1,010 to 2,270)	1,000 (1,010

Cell Table 2a: Mixes Genes DALY by cause and sex group for both sexes with 95% uncertainty intervals, 2019

Cause	Early Neonatal	Late Neonatal	Post Neonatal	1 to 4	5 to 9	10 to 14	15 to 19	20 to 24	25 to 29	30 to 34	35 to 39	40 to 44	45 to 49	50 to 54	55 to 59	60 to 64	65 to 69	70 to 74	75 to 79	80 to 84	85 to 89	90 to 94	95 plus	Total
All causes	208,000 (167,000 to 262,000)	53,000 (34,100 to 77,100)	106,000 (100,000 to 116,000)	66,200 (49,500 to 106,000)	60,100 (51,300 to 74,000)	53,000 (44,200 to 67,000)	240,000 (230,000 to 249,000)	266,000 (252,000 to 280,000)	316,000 (300,000 to 332,000)	360,000 (337,000 to 384,000)	393,000 (367,000 to 420,000)	416,000 (387,000 to 447,000)	432,000 (401,000 to 464,000)	446,000 (413,000 to 483,000)	526,000 (482,000 to 566,000)	526,000 (482,000 to 566,000)	622,000 (572,000 to 669,000)	672,000 (617,000 to 724,000)	610,000 (554,000 to 656,000)	556,000 (504,000 to 601,000)	340,000 (309,000 to 368,000)	172,000 (156,000 to 186,000)	57,900 (52,000 to 62,500)	6,470,000
Communicable, maternal, neonatal, and nutritional diseases	179,000 (143,000 to 224,000)	32,700 (21,000 to 47,500)	64,800 (57,900 to 73,000)	39,500 (29,100 to 63,000)	24,000 (20,500 to 29,500)	20,400 (17,000 to 24,500)	26,200 (22,800 to 30,000)	26,100 (22,800 to 30,000)	28,600 (25,000 to 32,500)	29,600 (25,600 to 34,000)	30,600 (26,400 to 35,000)	32,000 (27,600 to 36,700)	33,100 (28,600 to 38,100)	34,200 (29,600 to 39,400)	36,100 (31,200 to 41,600)	36,400 (31,400 to 42,000)	32,100 (27,600 to 37,000)	29,600 (25,400 to 34,000)	27,600 (23,600 to 31,800)	24,700 (21,100 to 28,500)	19,100 (16,300 to 22,000)	9,900 (8,400 to 11,400)	1,060,000 (1,010,000 to 1,110,000)	622,000
HIV/AIDS and sexually transmitted infections	4,660 (4,160 to 5,220)	651 (419 to 1,010)	4,660 (4,260 to 5,060)	2,980 (2,570 to 3,420)	1,010 (872 to 1,160)	1,010 (872 to 1,160)	4,420 (3,980 to 4,870)	5,210 (4,710 to 5,710)	6,370 (5,810 to 6,970)	7,130 (6,510 to 7,810)	7,730 (7,060 to 8,460)	8,200 (7,490 to 8,980)	8,500 (7,760 to 9,300)	8,770 (8,000 to 9,600)	9,250 (8,450 to 10,100)	9,250 (8,450 to 10,100)	9,250 (8,450 to 10,100)	9,250 (8,450 to 10,100)	9,250 (8,450 to 10,100)	9,250 (8,450 to 10,100)	9,250 (8,450 to 10,100)	9,250 (8,450 to 10,100)	9,250 (8,450 to 10,100)	194,000
HIV/AIDS	0 (0 to 0)	0 (0 to 0)	4,000 (3,600 to 4,400)	2,600 (2,200 to 3,000)	1,000 (872 to 1,160)	1,000 (872 to 1,160)	4,000 (3,600 to 4,400)	4,800 (4,300 to 5,300)	6,000 (5,400 to 6,600)	6,800 (6,100 to 7,500)	7,400 (6,700 to 8,100)	7,900 (7,100 to 8,700)	8,200 (7,400 to 9,000)	8,500 (7,700 to 9,300)	8,900 (8,100 to 9,800)	8,900 (8,100 to 9,800)	8,900 (8,100 to 9,800)	8,900 (8,100 to 9,800)	8,900 (8,100 to 9,800)	8,900 (8,100 to 9,800)	8,900 (8,100 to 9,800)	8,900 (8,100 to 9,800)	8,900 (8,100 to 9,800)	186,000
HIV/AIDS - Drug-susceptible Tuberculosis	0 (0 to 0)	0 (0 to 0)	660 (283 to 1,021)	440 (200 to 706.1)	0 (0 to 0)	0 (0 to 0)	0 (0 to 0)	0 (0 to 0)	0 (0 to 0)	0 (0 to 0)	0 (0 to 0)	0 (0 to 0)	0 (0 to 0)	0 (0 to 0)	0 (0 to 0)	0 (0 to 0)	0 (0 to 0)	0 (0 to 0)	0 (0 to 0)	0 (0 to 0)	0 (0 to 0)	0 (0 to 0)	0 (0 to 0)	0 (0 to 0)	0
HIV/AIDS - Multidrug resistant Tuberculosis without extensive drug resistance	0 (0 to 0)	0 (0 to 0)	6.8 (0.0 to 20.7)	2.6 (0 to 7.1)	0 (0 to 0)	0 (0 to 0)	0 (0 to 0)	0 (0 to 0)	0 (0 to 0)	0 (0 to 0)	0 (0 to 0)	0 (0 to 0)	0 (0 to 0)	0 (0 to 0)	0 (0 to 0)	0 (0 to 0)	0 (0 to 0)	0 (0 to 0)	0 (0 to 0)	0 (0 to 0)	0 (0 to 0)	0 (0 to 0)	0 (0 to 0)	0 (0 to 0)	0
HIV/AIDS - Extensively drug-resistant Tuberculosis	0 (0 to 0)	0 (0 to 0)	0 (0 to 0)	0 (0 to 0)	0 (0 to 0)	0 (0 to 0)	0 (0 to 0)	0 (0 to 0)	0 (0 to 0)	0 (0 to 0)	0 (0 to 0)	0 (0 to 0)	0 (0 to 0)	0 (0 to 0)	0 (0 to 0)	0 (0 to 0)	0 (0 to 0)	0 (0 to 0)	0 (0 to 0)	0 (0 to 0)	0 (0 to 0)	0 (0 to 0)	0 (0 to 0)	0 (0 to 0)	0
HIV/AIDS resulting in other diseases	0 (0 to 0)	0 (0 to 0)	0 (0 to 0)	0 (0 to 0)	0 (0 to 0)	0 (0 to 0)	0 (0 to 0)	0 (0 to 0)	0 (0 to 0)	0 (0 to 0)	0 (0 to 0)	0 (0 to 0)	0 (0 to 0)	0 (0 to 0)	0 (0 to 0)	0 (0 to 0)	0 (0 to 0)	0 (0 to 0)	0 (0 to 0)	0 (0 to 0)	0 (0 to 0)	0 (0 to 0)	0 (0 to 0)	0 (0 to 0)	0
Sexually transmitted infections, excluding HIV	660 (499 to 776)	651 (419 to 1,010)	660 (499 to 776)	340 (257 to 400)	10 (7.6 to 11.8)	10 (7.6 to 11.8)	420 (317 to 494)	410 (310 to 482)	370 (280 to 435)	330 (249 to 388)	330 (249 to 388)	330 (249 to 388)	330 (249 to 388)	270 (204 to 317)	350 (264 to 412)	350 (264 to 412)	350 (264 to 412)	350 (264 to 412)	350 (264 to 412)	350 (264 to 412)	350 (264 to 412)	350 (264 to 412)	350 (264 to 412)	7,000
Syphilis	660 (499 to 776)	651 (419 to 1,010)	660 (499 to 776)	340 (257 to 400)	10 (7.6 to 11.8)	10 (7.6 to 11.8)	420 (317 to 494)	410 (310 to 482)	370 (280 to 435)	330 (249 to 388)	330 (249 to 388)	330 (249 to 388)	330 (249 to 388)	270 (204 to 317)	350 (264 to 412)	350 (264 to 412)	350 (264 to 412)	350 (264 to 412)	350 (264 to 412)	350 (264 to 412)	350 (264 to 412)	350 (264 to 412)	350 (264 to 412)	7,000
Chlamydial infection	0 (0 to 0)	0 (0 to 0)	0 (0 to 0)	0 (0 to 0)	0 (0 to 0)	0 (0 to 0)	0 (0 to 0)	0 (0 to 0)	0 (0 to 0)	0 (0 to 0)	0 (0 to 0)	0 (0 to 0)	0 (0 to 0)	0 (0 to 0)	0 (0 to 0)	0 (0 to 0)	0 (0 to 0)	0 (0 to 0)	0 (0 to 0)	0 (0 to 0)	0 (0 to 0)	0 (0 to 0)	0 (0 to 0)	0 (0 to 0)	0
Gonococcal infection	0 (0 to 0)	0 (0 to 0)	0 (0 to 0)	0 (0 to 0)	0 (0 to 0)	0 (0 to 0)	0 (0 to 0)	0 (0 to 0)	0 (0 to 0)	0 (0 to 0)	0 (0 to 0)	0 (0 to 0)	0 (0 to 0)	0 (0 to 0)	0 (0 to 0)	0 (0 to 0)	0 (0 to 0)	0 (0 to 0)	0 (0 to 0)	0 (0 to 0)	0 (0 to 0)	0 (0 to 0)	0 (0 to 0)	0 (0 to 0)	0
Trichomoniasis	0 (0 to 0)	0 (0 to 0)	0 (0 to 0)	0 (0 to 0)	0 (0 to 0)	0 (0 to 0)	0 (0 to 0)	0 (0 to 0)	0 (0 to 0)	0 (0 to 0)	0 (0 to 0)	0 (0 to 0)	0 (0 to 0)	0 (0 to 0)	0 (0 to 0)	0 (0 to 0)	0 (0 to 0)	0 (0 to 0)	0 (0 to 0)	0 (0 to 0)	0 (0 to 0)	0 (0 to 0)	0 (0 to 0)	0 (0 to 0)	0
Genital herpes	0 (0 to 0)	0 (0 to 0)	0 (0 to 0)	0 (0 to 0)	0 (0 to 0)	0 (0 to 0)	0 (0 to 0)	0 (0 to 0)	0 (0 to 0)	0 (0 to 0)	0 (0 to 0)	0 (0 to 0)	0 (0 to 0)	0 (0 to 0)	0 (0 to 0)	0 (0 to 0)	0 (0 to 0)	0 (0 to 0)	0 (0 to 0)	0 (0 to 0)	0 (0 to 0)	0 (0 to 0)	0 (0 to 0)	0 (0 to 0)	0
Other sexually transmitted infections	0 (0 to 0)	0 (0 to 0)	0 (0 to 0)	0 (0 to 0)	0 (0 to 0)	1.4 (0.9 to 2.1)	0 (0 to 0)	0 (0 to 0)	0 (0 to 0)	0 (0 to 0)	0 (0 to 0)	0 (0 to 0)	0 (0 to 0)	0 (0 to 0)	0 (0 to 0)	0 (0 to 0)	0 (0 to 0)	0 (0 to 0)	0 (0 to 0)	0 (0 to 0)	0 (0 to 0)	0 (0 to 0)	0 (0 to 0)	0 (0 to 0)	1,000
Respiratory infections and tuberculosis	1,650 (1,390 to 2,000)	799 (567 to 1,120)	13,800 (9,600 to 20,700)	8,220 (5,720 to 12,300)	4,810 (3,350 to 7,210)	4,200 (2,920 to 6,310)	6,220 (4,370 to 9,330)	6,980 (4,900 to 10,500)	8,040 (5,650 to 12,100)	7,280 (5,120 to 10,900)	9,040 (6,360 to 13,600)	10,600 (7,460 to 15,900)	12,000 (8,430 to 18,000)	13,800 (9,710 to 20,700)	16,000 (11,200 to 24,000)	16,000 (11,200 to 24,000)	16,000 (11,200 to 24,000)	17,000 (11,900 to 25,500)	16,000 (11,200 to 24,000)	17,000 (11,900 to 25,500)	13,100 (9,170 to 19,600)	7,030 (4,920 to 10,500)	230,000
Tuberculosis	0 (0 to 0)	0 (0 to 0)	0 (0 to 0)	0 (0 to 0)	0 (0 to 0)	0 (0 to 0)	0 (0 to 0)	0 (0 to 0)	0 (0 to 0)	0 (0 to 0)	0 (0 to 0)	0 (0 to 0)	0 (0 to 0)	0 (0 to 0)	0 (0 to 0)	0 (0 to 0)	0 (0 to 0)	0 (0 to 0)	0 (0 to 0)	0 (0 to 0)	0 (0 to 0)	0 (0 to 0)	0 (0 to 0)	0
Latent tuberculosis infection	0 (0 to 0)	0 (0 to 0)	0 (0 to 0)	0 (0 to 0)	0 (0 to 0)	0 (0 to 0)	0 (0 to 0)	0 (0 to 0)	0 (0 to 0)	0 (0 to 0)	0 (0 to 0)	0 (0 to 0)	0 (0 to 0)	0 (0 to 0)	0 (0 to 0)	0 (0 to 0)	0 (0 to 0)	0 (0 to 0)	0 (0 to 0)	0 (0 to 0)	0 (0 to 0)	0 (0 to 0)	0 (0 to 0)	0
Drug-susceptible tuberculosis	0 (0 to 0)	0 (0 to 0)	0 (0 to 0)	0 (0 to 0)	0 (0 to 0)	0 (0 to 0)	0 (0 to 0)	0 (0 to 0)	0 (0 to 0)	0 (0 to 0)	0 (0 to 0)	0 (0 to 0)	0 (0 to 0)	0 (0 to 0)	0 (0 to 0)	0 (0 to 0)	0 (0 to 0)	0 (0 to 0)	0 (0 to 0)	0 (0 to 0)	0 (0 to 0)	0 (0 to 0)	0 (0 to 0)	0
Multidrug-resistant tuberculosis without extensive drug resistance	0 (0 to 0)	0 (0 to 0)	0 (0 to 0)	0 (0 to 0)	0 (0 to 0)	0 (0 to 0)	0 (0 to 0)	0 (0 to 0)	0 (0 to 0)	0 (0 to 0)	0 (0 to 0)	0 (0 to 0)	0 (0 to 0)	0 (0 to 0)	0 (0 to 0)	0 (0 to 0)	0 (0 to 0)	0 (0 to 0)	0 (0 to 0)	0 (0 to 0)	0 (0 to 0)	0 (0 to 0)	0 (0 to 0)	0
Extensively drug-resistant tuberculosis	0 (0 to 0)	0 (0 to 0)	0 (0 to 0)	0 (0 to 0)	0 (0 to 0)	0 (0 to 0)	0 (0 to 0)	0 (0 to 0)	0 (0 to 0)	0 (0 to 0)	0 (0 to 0)	0 (0 to 0)	0 (0 to 0)	0 (0 to 0)	0 (0 to 0)	0 (0 to 0)	0 (0 to 0)	0 (0 to 0)	0 (0 to 0)	0 (0 to 0)	0 (0 to 0)	0 (0 to 0)	0 (0 to 0)	0
Lower respiratory infections	1,650 (1,390 to 2,000)	799 (567 to 1,120)	13,800 (9,600 to 20,700)	8,220 (5,720 to 12,300)	4,810 (3,350 to 7,210)	4,200 (2,920 to 6,310)	6,220 (4,370 to 9,330)	6,980 (4,900 to 10,500)	8,040 (5,650 to 12,100)	7,280 (5,120 to 10,900)	9,040 (6,360 to 13,600)	10,600 (7,460 to 15,900)	12,000 (8,430 to 18,000)	13,800 (9,710 to 20,700)	16,000 (11,200 to 24,000)	16,000 (11,200 to 24,000)	16,000 (11,200 to 24,000)	17,000 (11,900 to 25,500)	16,000 (11,200 to 24,000)	17,000 (11,900 to 25,500)	13,100 (9,170 to 19,600)	7,030 (4,920 to 10,500)	230,000
Upper respiratory infections	0 (0 to 0)	0 (0 to 0)	0 (0 to 0)	0 (0 to 0)	0 (0 to 0)	0 (0 to 0)	0 (0 to 0)	0 (0 to 0)	0 (0 to 0)	0 (0 to 0)	0 (0 to 0)	0 (0 to 0)	0 (0 to 0)	0 (0 to 0)	0 (0 to 0)	0 (0 to 0)	0 (0 to 0)	0 (0 to 0)	0 (0 to 0)	0 (0 to 0)	0 (0 to 0)	0 (0 to 0)	0 (0 to 0)	0
Otitis media	0 (0 to 0)	0 (0 to 0)	0 (0 to 0)	0 (0 to 0)	0 (0 to 0)	0 (0 to 0)	0 (0 to 0)	0 (0 to 0)	0 (0 to 0)	0 (0 to 0)	0 (0 to 0)	0 (0 to 0)	0 (0 to 0)	0 (0 to 0)	0 (0 to 0)	0 (0 to 0)	0 (0 to 0)	0 (0 to 0)	0 (0 to 0)	0 (0 to 0)	0 (0 to 0)	0 (0 to 0)	0 (0 to 0)	0
Enteric infections	696 (482 to 1,010)	143 (73 to 270)	4,810 (3,330 to 6,990)	2,540 (1,800 to 3,770)	1,140 (792 to 1,710)	1,010 (702 to 1,510)	1,010 (702 to 1,510)	1,010 (702 to 1,510)	1,100 (762 to 1,650)	1,040 (722 to 1,560)	1,040 (722 to 1,560)	1,040 (722 to 1,560)	1,040 (722 to 1,560)	1,040 (722 to 1,560)	1,040 (722 to 1,560)	1,040 (722 to 1,560)	1,040 (722 to 1,560)	1,040 (722 to 1,560)	1,040 (722 to 1,560)	1,040 (722 to 1,560)	1,040 (722 to 1,560)	1,040 (722 to 1,560)	22,000
Diarrheal diseases	696 (482 to 1,010)	143 (73 to 270)	4,810 (3,330 to 6,990)	2,540 (1,800 to 3,770)	1,140 (792 to 1,710)	1,010 (702 to 1,510)	1,010 (702 to 1,510)	1,010 (702 to 1,510)	1,100 (762 to 1,650)	1,040 (722 to 1,560)	1,040 (722 to 1,560)	1,040 (722 to 1,560)	1,040 (722 to 1,560)	1,040 (722 to 1,560)	1,040 (722 to 1,560)	1,040 (722 to 1,560)	1,040 (722 to 1,560)	1,040 (722 to 1,560)	1,040 (722 to 1,560)	1,040 (722 to 1,560)	1,040 (722 to 1,560)	1,040 (722 to 1,560)	22,000
Typhoid and paratyphoid	0 (0 to 0)	0 (0 to 0)	0 (0 to 0)	0 (0 to 0)	0 (0 to 0)	0 (0 to 0)	0 (0 to 0)	0 (0 to 0)	0 (0 to 0)	0 (0 to 0)	0 (0 to 0)	0 (0 to 0)	0 (0 to 0)	0 (0 to 0)	0 (0 to 0)	0 (0 to 0)	0 (0 to 0)	0 (0 to 0)	0 (0 to 0)	0 (0 to 0)	0 (0 to 0)	0 (0 to 0)	0 (0 to 0)	0
Invasive non-typhoidal Salmonella (iNTS)	0 (0 to 0)	0 (0 to 0)	0 (0 to 0)	0 (0 to 0)	0 (0 to 0)	0 (0 to 0)	0 (0 to 0)	0 (0 to 0)	0 (0 to 0)	0 (0 to 0)	0 (0 to 0)	0 (0 to 0)	0 (0 to 0)	0 (0 to 0)	0 (0 to 0)	0 (0 to 0)	0 (0 to 0)	0 (0 to 0)	0 (0 to 0)	0 (0 to 0)	0 (0 to 0)	0 (0 to 0)	0 (0 to 0)	0
Other intestinal infectious diseases	0 (0 to 0)	0 (0 to 0)	0 (0 to 0)	0 (0 to 0)	0 (0 to 0)	0 (0 to 0)	0 (0 to 0)	0 (0 to 0)	0 (0 to 0)	0 (0 to 0)	0 (0 to 0)	0 (0 to 0)	0 (0 to 0)	0 (0 to 0)	0 (0 to 0)	0 (0 to 0)	0 (0 to 0)	0 (0 to 0)	0 (0 to 0)	0 (0 to 0)	0 (0 to 0)	0 (0 to 0)	0 (0 to 0)	0
Neglected tropical diseases and malaria	48.2 (28.2 to 69.2)	10.9 (4.9 to 23.9)	763 (277 to 1,540)	2,040 (670 to 4,220)	2,020 (1,400 to 2,770)	2,040 (1,400 to 2,800)	1,410 (1,010 to 1,900)	1,410 (1,010 to 1,900)	1,700 (1,210 to 2,300)	1,940 (1,380 to 2,610)	2,060 (1,460 to 2,770)	2,040 (1,450 to 2,750)	2,060 (1,460 to 2,770)	2,140 (1,520 to 2,880)	2,050 (1,460 to 2,760)	2,140 (1,520 to 2,880)	2,050 (1,460 to 2,760)	2,140 (1,520 to 2,880)	2,050 (1,460 to 2,760)	2,140 (1,520 to 2,880)	1,670 (1,190 to 2,250)	1,460 (1,040 to 1,970)	39,000
Malaria	0 (0 to 0)	0 (0 to 0.1)	0.4 (0.1 to 1.3)	0.1 (0 to 0.3)	0.4 (0.1 to 1.1)	0.4 (0.1 to 1.1)	0.4 (0.1 to 1.1)	0.4 (0.1 to 1.1)	0.4 (0.1 to 1.1)	0.4 (0.1 to 1.1)	0.4 (0.1 to 1.1)	0.4 (0.1 to 1.1)	0.4 (0.1 to 1.1)	0.4 (0.1 to 1.1)	0.4 (0.1 to 1.1)	0.4 (0.1 to 1.1)	0.4 (0.1 to 1.1)	0.4 (0.1 to 1.1)	0.4 (0.1 to 1.1)	0.4 (0.1 to 1.1)	0.4 (0.1 to 1.1)	0.4 (0.1 to 1.1)	277
Chagas disease	0 (0 to 0)	0 (0 to 0)	0 (0 to 0)	0 (0 to 0)	0 (0 to 0)	0 (0 to 0)	0 (0 to 0)	0 (0 to 0)	0 (0 to 0)	0 (0 to 0)	0 (0 to 0)	0 (0 to 0)	0 (0 to 0)	0 (0 to 0)	0 (0 to 0)	0 (0 to 0)	0 (0 to 0)	0 (0 to 0)	0 (0 to 0)	0 (0 to 0)	0 (0 to 0)	0 (0 to 0)	0 (0 to 0)	0
Leishmaniasis	0 (0 to 0)	0 (0 to 0)	0 (0 to 0)	0 (0 to 0)	0 (0 to 0)	0 (0 to 0)	0 (0 to 0)	0 (0 to 0)	0 (0 to 0)	0 (0 to 0)	0 (0 to 0)	0 (0 to 0)	0 (0 to 0)	0 (0 to 0)	0 (0 to 0)	0 (0 to 0)	0 (0 to 0)	0 (0 to 0)	0 (0 to 0)	0 (0 to 0)	0 (0 to 0)	0 (0 to 0)	0 (0 to 0)	0
Visceral leishmaniasis	0 (0 to 0)	0 (0 to 0)	0 (0 to 0)	0 (0 to 0)	0 (0 to 0)	0 (0 to 0)	0 (0 to 0)	0 (0 to 0)	0 (0 to 0)	0 (0 to 0)	0 (0 to 0)	0 (0 to 0)	0 (0 to 0)	0 (0 to 0)	0 (0 to 0)	0 (0 to 0)	0 (0 to 0)	0 (0 to 0)	0 (0 to 0)	0 (0 to 0)	0 (0 to 0)	0 (0 to 0)	0 (0 to 0)	0
Cutaneous and mucocutaneous leishmaniasis	0 (0 to 0)	0 (0 to 0)	0 (0 to 0)	0 (0 to 0)	0 (0 to 0)	0 (0 to 0)	0 (0 to 0)	0 (0 to 0)	0 (0 to 0)	0 (0 to 0)	0 (0 to 0)	0 (0 to 0)	0 (0 to 0)	0 (0 to 0)	0 (0 to 0)	0 (0 to 0)	0 (0 to 0)	0 (0 to 0)	0 (0 to 0)	0 (0 to 0)	0 (0 to 0)	0 (0 to 0)	0 (0 to 0)	0
African trypanosomiasis	0 (0 to 0)	0 (0 to 0)	0 (0 to 0)	0 (0 to 0)	0 (0 to 0)	0 (0 to 0)	0 (0 to 0)	0 (0 to 0)	0 (0 to 0)	0 (0 to 0)	0 (0 to 0)	0 (0 to 0)	0 (0 to 0)	0 (0 to 0)	0 (0 to 0)	0 (0 to 0)	0 (0 to 0)	0 (0 to 0)	0 (0 to 0)	0 (0 to 0)	0 (0 to 0)	0 (0 to 0)	0 (0 to 0)	0
Schistosomiasis	0 (0 to 0)	0 (0 to 0)	0 (0 to 0)	0 (0 to 0)	0 (0 to 0)	0 (0 to 0)	0 (0 to 0)	0 (0 to 0)	0 (0 to 0)	0 (0 to 0)	0 (0 to 0)	0 (0 to 0)	0 (0 to 0)	0 (0 to 0)	0 (0 to 0)	0 (0 to 0)	0 (0 to 0)	0 (0 to 0)	0 (0 to 0)	0 (0 to 0)	0 (0 to 0)	0 (0 to 0)	0 (0 to 0)	0
Cysticercosis	0 (0 to 0)	0 (0 to 0)	0 (0 to 0)	0 (0 to 0)	0 (0 to 0)	0 (0 to 0)	0 (0 to 0)	0 (0 to 0)	0 (0 to 0)	0 (0 to 0)	0 (0 to 0)	0 (0 to 0)	0 (0 to 0)	0 (0 to 0)	0 (0 to 0)	0 (0 to 0)	0 (0 to 0)	0 (0 to 0)	0 (0 to 0)	0 (0 to 0)	0 (0 to 0)	0 (0 to 0)	0 (0 to 0)	0
Cystic echinococcosis	0 (0 to 0)	0 (0 to 0)	0.6 (0 to 1.7)	1.1 (0.2 to 2.3)	1.2 (0.2 to 2.5)	1.4 (0.2 to 2.9)	1.6 (0.3 to 3.3)	1.9 (0.3 to 3.9)	2.3 (0.4 to 4.8)	2.7 (0.4 to 5.7)	2.8 (0.4 to 5.9)	2.8 (0.4 to 5.9)	2.8 (0.4 to 5.9)	2.8 (0.4 to 5.9)	2.8 (0.4 to 5.9)	2.8 (0.4 to 5.9)	2.8 (0.4 to 5.9)	2.8 (0.4 to 5.9)	2.8 (0.4 to 5.9)	2.8 (0.4 to 5.9)	2.8 (0.4 to 5.9)	2.8 (0.4 to 5.9)	39.5
Lymphatic filariasis	0 (0 to 0)	0 (0 to 0)	0 (0 to 0)	0 (0 to 0)	0 (0 to 0)	0 (0 to 0)	0 (0 to 0)	0 (0 to 0)	0 (0 to 0)	0 (0 to 0)	0 (0 to 0)	0 (0 to 0)	0 (0 to 0)	0 (0 to 0)	0 (0 to 0)	0 (0 to 0)	0 (0 to 0)	0 (0 to 0)	0 (0 to 0)	0 (0 to 0)	0 (0 to 0)	0 (0 to 0)	0 (0 to 0)	0
Onchocerciasis	0 (0 to 0)	0 (0 to 0)	0 (0 to 0)	0 (0 to 0)	0 (0 to 0)	0 (0 to 0)	0 (0 to 0)	0 (0 to 0)	0 (0 to 0)	0 (0 to 0)	0 (0 to 0)	0 (0 to 0)	0 (0 to 0)	0 (0 to 0)	0 (0 to 0)	0 (0 to 0)	0 (0 to 0)	0 (0 to 0)	0 (0 to 0)	0 (0 to 0)	0 (0 to 0)	0 (0 to 0)	0 (0 to 0)	0
Trachoma	0 (0 to 0)	0 (0 to 0)	0 (0 to 0)	0 (0 to 0)	0 (0 to 0)	0 (0 to 0)	0 (0 to 0)	0 (0 to 0)	0 (0 to 0)	0 (0 to 0)	0 (0 to 0)	0 (0 to 0)	0 (0 to 0)	0 (0 to 0)	0 (0 to 0)	0 (0 to 0)	0 (0 to 0)	0 (0 to 0)	0 (0 to 0)	0 (0 to 0)	0 (0 to 0)	0 (0 to 0)	0 (0 to 0)	0
Dengue	0 (0 to 0.6)	0 (0 to 0)	1.4 (0.7 to 2.6)	0.8 (0.1 to 1.9)	0.3 (0.1 to 0.6)	0.3 (0.1 to 0.6)	0.3 (0.1 to 0.6)	0.3 (0.1 to 0.6)	0.3 (0.1 to 0.6)	0.3 (0.1 to 0.6)	0.3 (0.1 to 0.6)	0.3 (0.1 to 0.6)	0.3 (0.1 to 0.6)	0.3 (0.1 to 0.6)	0.3 (0.1 to 0.6)	0.3 (0.1 to 0.6)	0.3 (0.1 to 0.6)	0.3 (0.1 to 0.6)	0.3 (0.1 to 0.6)	0.3 (0.1 to 0.6)	0.3 (0.1 to 0.6)	0.3 (0.1 to 0.6)	3.8
Yellow fever	0 (0 to 0)	0 (0 to 0)	0 (0 to 0)	0 (0 to 0)	0 (0 to 0)	0 (0 to 0)	0 (0 to 0)	0 (0 to 0)	0 (0 to 0)	0 (0 to 0)	0 (0 to 0)	0 (0 to 0)	0 (0 to 0)	0 (0 to 0)	0 (0 to 0)	0 (0 to 0)	0 (0 to 0)	0 (0 to 0)	0 (0 to 0)	0 (0 to 0)	0 (0 to 0)	0 (0 to 0)	0 (0 to 0)	0
Rabies	0 (0 to 0)	0 (0 to 0)	0 (0 to 0)	0 (0 to 0)	0 (0 to 0)	0 (0 to 0)	0 (0 to 0)	0 (0 to 0)	0 (0 to 0)	0 (0 to 0)	0 (0 to 0)	0 (0 to 0)	0 (0 to 0)	0 (0 to 0)	0 (0 to 0)	0 (0 to 0)	0 (0 to 0)	0 (0 to 0)	0 (0 to 0)	0 (0 to 0)	0 (0 to 0)	0 (0 to 0)	0 (0 to 0)	0
Zika virus	0 (0 to 0)	0 (0 to 0)	0 (0 to 0)	0 (0 to 0)	0 (0 to 0)	0 (0 to 0)	0 (0 to 0)	0 (0 to 0)	0 (0 to 0)	0 (0 to 0)	0 (0 to 0)	0 (0 to 0)	0 (0 to 0)	0 (0 to 0)	0 (0 to 0)	0 (0 to 0)	0 (0 to 0)	0 (0 to 0)	0 (0 to 0)	0 (0 to 0)	0 (0 to 0)	0 (0 to 0)	0 (0 to 0)	0
Guinea worm disease	0 (0 to 0)	0 (0 to 0)	0 (0 to 0)	0 (0 to 0)	0 (0 to 0)	0 (0 to 0)	0 (0 to 0)	0 (0 to 0)	0 (0 to 0)	0 (0 to 0)	0 (0 to 0)	0 (0 to 0)	0 (0 to 0)	0 (0 to 0)	0 (0 to 0)	0 (0 to 0)	0 (0 to 0)	0 (0 to 0)	0 (0 to 0)	0 (0 to 0)	0 (0 to 0)	0 (0 to 0)	0 (0 to 0)	0
Other neglected tropical diseases	48.2 (28.2 to 69.2)	10.9 (4.9 to 23.9)	763 (277 to 1,540)	2,040 (670 to 4,220)	2,020 (1,400 to 2,770)	2,040 (1,400 to 2,800)	1,410 (1,010 to 1,900)	1,410 (1,010 to 1,900)	1,700 (1,210 to 2,300)	1,940 (1,380 to 2,610)	2,060 (1,460 to 2,770)	2,040 (1,450 to 2,750)	2,060 (1,460 to 2,770)	2,140 (1,520 to 2,880)	2,050 (1,460 to 2,760)	2,140 (1,520 to 2,880)	2,050 (1,460 to 2,760)	2,140 (1,520 to 2,880)	2,050 (1,460 to 2,760)	2,140 (1,520 to 2,880)	1,670 (1,190 to 2,250)	1,460 (1,040 to 1,970)	39,000
Other infectious diseases	27,700 (21,700 to 35,600)	3,160 (1,900 to 4,900)	1,600 (1,000 to 2,500)	1,000 (1,000 to 1,000)	1,000 (1,000 to 1,000)	1,000 (1,000 to 1,000



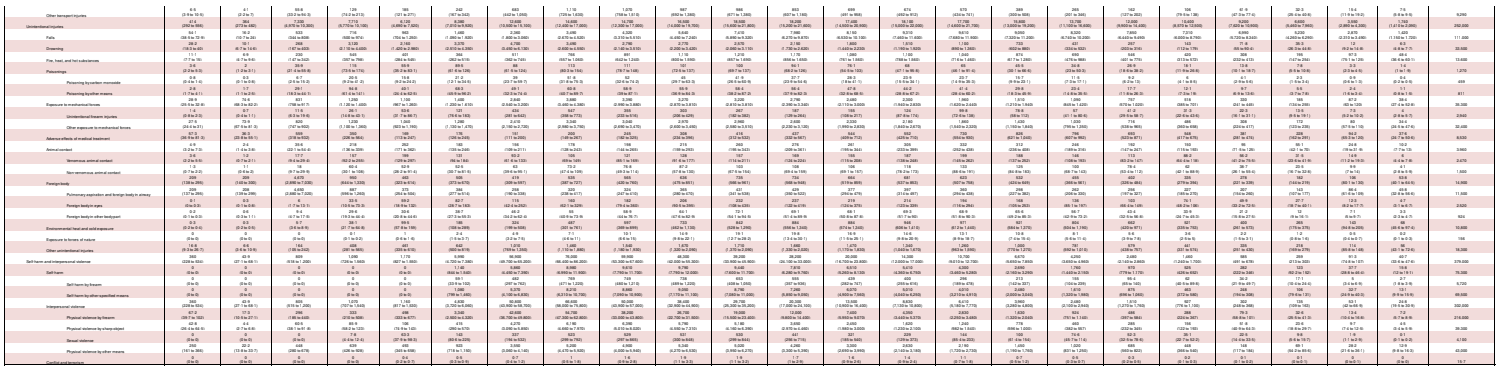

SR Table 2c. Mato Grosso do Sul DALYS by cause and sex arous for both sexes with 95% uncertainty intervals, 2019

Cause	Both Neonatal	Late Neonatal	1 to 4	5 to 9	10 to 14	15 to 19	20 to 24	25 to 29	30 to 34	35 to 39	40 to 44	45 to 49	50 to 54	55 to 59	60 to 64	65 to 69	70 to 74	75 to 79	80 to 84	85 to 89	90 to 94	95 plus	Total
All causes	48,700 (45,000 to 52,200)	7,660 (5,900 to 9,500)	13,300 (13,200 to 13,400)	13,900 (13,900 to 14,000)	13,900 (13,900 to 14,000)	15,200 (15,100 to 15,300)	22,000 (21,900 to 22,100)	28,400 (28,400 to 28,500)	36,700 (36,700 to 36,800)	47,700 (47,700 to 47,800)	60,000 (59,900 to 60,100)	68,700 (68,700 to 68,800)	72,700 (72,600 to 72,800)	68,900 (68,900 to 69,000)	62,700 (62,600 to 62,800)	54,600 (54,600 to 54,700)	47,700 (47,700 to 47,800)	39,100 (39,100 to 39,200)	29,000 (29,000 to 29,100)	18,000 (18,000 to 18,000)	7,709 (7,709 to 7,709)	2,660 (2,660 to 2,660)	914,000
Communicable, maternal, neonatal, and nutritional diseases	23,000 (19,300 to 26,400)	5,200 (3,980 to 6,600)	7,320 (5,910 to 8,960)	5,160 (3,960 to 6,760)	3,390 (2,530 to 4,390)	3,330 (2,530 to 4,290)	3,690 (2,770 to 4,780)	3,990 (3,120 to 5,230)	4,590 (3,570 to 5,870)	5,230 (4,070 to 6,490)	5,850 (4,550 to 7,370)	5,230 (4,060 to 6,590)	4,690 (3,670 to 5,990)	4,410 (3,470 to 5,590)	3,960 (3,130 to 4,790)	3,410 (2,670 to 4,090)	3,090 (2,370 to 3,790)	2,630 (2,070 to 3,240)	2,060 (1,570 to 2,600)	1,660 (1,260 to 1,980)	877 (670 to 1,070)	397 (270 to 577)	139,000
HIV/AIDS and sexually transmitted infections	132 (68.7 to 199)	39.6 (20.5 to 59)	248 (129 to 372)	140 (74 to 213)	113 (59.1 to 174)	118 (61.1 to 183)	213 (114 to 324)	317 (173 to 481)	563 (323 to 811)	1,000 (618 to 1,390)	1,720 (1,140 to 2,230)	1,670 (1,140 to 2,220)	1,370 (1,020 to 1,830)	991 (758 to 1,330)	698 (519 to 941)	393 (292 to 535)	270 (203 to 374)	170.0 (124 to 242)	76.0 (54.9 to 107)	30.3 (21.4 to 42.2)	11.4 (8.6 to 15.6)	4.4 (3.2 to 6.1)	1.6 (1.1 to 2.2)	10,400
HIV/AIDS	0 (0 to 0)	0 (0 to 0)	220 (161 to 279)	141 (101 to 177)	113 (81.7 to 136)	113 (82.7 to 137)	194 (139 to 233)	472 (344 to 570)	892 (657 to 1,070)	1,390 (1,030 to 1,660)	1,930 (1,430 to 2,310)	1,990 (1,480 to 2,380)	1,740 (1,300 to 2,080)	1,140 (869 to 1,350)	822 (634 to 960)	491 (384 to 560)	327 (257 to 376)	251 (197 to 289)	97.6 (77.5 to 109)	29.6 (23.7 to 33.5)	8.3 (6.7 to 9.3)	1.8 (1.5 to 2.1)	0.5 (0.4 to 0.6)	9,480
HIV/AIDS - Drug-susceptible Tuberculosis	0 (0 to 0)	0 (0 to 0)	20.4 (11.1 to 31.9)	7.5 (3.9 to 12)	3.5 (1.8 to 5.6)	3.5 (1.8 to 5.6)	5.6 (2.9 to 8.9)	9.4 (4.8 to 15)	17.2 (8.7 to 27.5)	29.7 (15.2 to 47.2)	46.2 (23.8 to 73.2)	46.4 (24.1 to 73.2)	39.2 (20.5 to 61.8)	28.1 (14.8 to 44.1)	20.1 (10.6 to 31.5)	12.7 (6.7 to 19.8)	8.7 (4.6 to 13.7)	6.1 (3.2 to 9.6)	2.5 (1.3 to 3.9)	0.8 (0.4 to 1.2)	0.2 (0.1 to 0.3)	0.1 (0 to 0.1)	0.0 (0 to 0.0)	881
HIV/AIDS - Multidrug-resistant Tuberculosis without extensive d	0 (0 to 0)	0 (0 to 0)	0.1 (0 to 0.6)	0.1 (0 to 0.6)	0.1 (0 to 0.5)	0.1 (0 to 0.5)	0.2 (0 to 0.9)	0.4 (0 to 1.7)	0.7 (0 to 2.9)	1.1 (0 to 4.5)	1.7 (0 to 6.7)	1.7 (0 to 6.7)	1.4 (0 to 5.6)	1.0 (0 to 4.1)	0.8 (0 to 3.2)	0.5 (0 to 2.1)	0.3 (0 to 1.3)	0.2 (0 to 0.9)	0.1 (0 to 0.4)	0.0 (0 to 0.2)	0.0 (0 to 0.1)	0.0 (0 to 0.0)	0.0 (0 to 0.0)	42.4
HIV/AIDS - Extensively drug-resistant Tuberculosis	0 (0 to 0)	0 (0 to 0)	0 (0 to 0)	0 (0 to 0)	0 (0 to 0)	0 (0 to 0)	0 (0 to 0)	0 (0 to 0)	0 (0 to 0)	0 (0 to 0)	0 (0 to 0)	0 (0 to 0)	0 (0 to 0)	0 (0 to 0)	0 (0 to 0)	0 (0 to 0)	0 (0 to 0)	0 (0 to 0)	0 (0 to 0)	0 (0 to 0)	0 (0 to 0)	0 (0 to 0)	0 (0 to 0)	0 (0 to 0)	0 (0 to 0)
HIV/AIDS resulting in other diseases	0 (0 to 0)	0 (0 to 0)	199 (139 to 253)	132 (92 to 169)	109 (76.6 to 134)	107 (76.7 to 129)	178 (129 to 213)	439 (329 to 513)	829 (648 to 969)	1,300 (997 to 1,550)	1,790 (1,390 to 2,130)	1,850 (1,430 to 2,200)	1,620 (1,250 to 1,930)	1,060 (824 to 1,260)	764 (597 to 910)	456 (359 to 543)	304 (239 to 361)	233 (183 to 277)	90.7 (71.9 to 107)	27.5 (21.8 to 32.7)	7.7 (6.1 to 9.2)	1.7 (1.3 to 2.0)	0.5 (0.3 to 0.7)	8,690
Sexually transmitted infections excluding HIV	132 (68.7 to 199)	39.5 (20.5 to 59)	27.9 (13.5 to 47)	7.2 (3.2 to 12)	3.3 (1.4 to 5.7)	4.7 (2.1 to 8.1)	18.7 (8.4 to 32)	44.5 (20.1 to 77)	70.6 (32.1 to 121)	99.3 (45.1 to 171)	129 (59.1 to 221)	119 (54.7 to 205)	91.1 (41.9 to 157)	59.1 (27.2 to 102)	36.1 (16.6 to 62.1)	20.7 (9.5 to 35.6)	12.9 (5.9 to 22.2)	7.4 (3.4 to 12.7)	2.9 (1.3 to 5.1)	1.1 (0.5 to 1.9)	0.4 (0.2 to 0.7)	0.2 (0.1 to 0.3)	871
Syphilis	0 (0 to 0)	0 (0 to 0)	0.2 (0 to 0.8)	0.2 (0 to 0.8)	0.1 (0 to 0.4)	0.1 (0 to 0.4)	0.1 (0 to 0.4)	0.1 (0 to 0.4)	0.2 (0 to 0.6)	0.2 (0 to 0.6)	0.2 (0 to 0.6)	0.2 (0 to 0.6)	0.2 (0 to 0.6)	0.2 (0 to 0.6)	0.2 (0 to 0.6)	0.2 (0 to 0.6)	0.2 (0 to 0.6)	0.2 (0 to 0.6)	0.2 (0 to 0.6)	0.2 (0 to 0.6)	0.2 (0 to 0.6)	0.2 (0 to 0.6)	0.2 (0 to 0.6)	188
Chlamydial infection	0 (0 to 0)	0 (0 to 0)	0 (0 to 0)	0 (0 to 0)	0 (0 to 0)	0.3 (0.2 to 0.5)	2 (1.3 to 3)	6.2 (3.7 to 10)	9.2 (5.6 to 15)	11.2 (6.9 to 18)	12 (7.4 to 19)	10.7 (6.6 to 17)	7.3 (4.5 to 12)	3.3 (1.9 to 5.4)	1.3 (0.8 to 2.1)	0.8 (0.4 to 1.4)	0.6 (0.3 to 1.1)	0.5 (0.2 to 0.9)	0.4 (0.2 to 0.7)	0.2 (0.1 to 0.4)	0.2 (0.1 to 0.3)	0.1 (0 to 0.1)	0.0 (0 to 0.1)	69.3
Gonococcal infection	0 (0 to 0)	0 (0 to 0)	0 (0 to 0)	0 (0 to 0)	0.1 (0 to 0.7)	0.4 (0.2 to 0.8)	2.6 (1.6 to 4.1)	6.8 (3.9 to 11.3)	9.8 (5.5 to 16.3)	11.7 (6.5 to 19.6)	12.1 (6.7 to 20.2)	10.7 (5.9 to 18.1)	7.2 (3.9 to 12.4)	3.2 (1.7 to 5.6)	1.2 (0.6 to 2.1)	0.7 (0.3 to 1.3)	0.5 (0.2 to 0.9)	0.4 (0.2 to 0.8)	0.3 (0.1 to 0.6)	0.2 (0.1 to 0.4)	0.1 (0 to 0.2)	0.1 (0 to 0.1)	0.0 (0 to 0.1)	68
Trichomoniasis	0 (0 to 0)	0 (0 to 0)	0 (0 to 0)	0 (0 to 0)	0 (0 to 0.1)	0.2 (0.1 to 0.4)	1.4 (0.8 to 2.3)	4.2 (2.4 to 7.1)	6.4 (3.7 to 10.7)	8.1 (4.7 to 13.5)	8.7 (5.1 to 14.5)	7.8 (4.6 to 13.1)	5.3 (3.1 to 9.1)	2.4 (1.4 to 4.1)	0.9 (0.5 to 1.6)	0.5 (0.3 to 0.9)	0.4 (0.2 to 0.7)	0.3 (0.1 to 0.5)	0.2 (0.1 to 0.4)	0.1 (0 to 0.3)	0.1 (0 to 0.2)	0.0 (0 to 0.1)	0.0 (0 to 0.0)	49.3
Genital herpes	0 (0 to 0)	0 (0 to 0)	0 (0 to 0)	0 (0 to 0)	0 (0 to 0.1)	0.1 (0 to 0.2)	0.4 (0.2 to 0.7)	1.1 (0.6 to 1.8)	1.7 (0.9 to 2.8)	2.4 (1.2 to 4.1)	3.1 (1.5 to 5.4)	3.1 (1.5 to 5.4)	2.5 (1.2 to 4.3)	1.7 (0.8 to 2.9)	0.9 (0.4 to 1.6)	0.5 (0.2 to 0.9)	0.3 (0.1 to 0.6)	0.2 (0.1 to 0.4)	0.1 (0 to 0.3)	0.1 (0 to 0.2)	0.0 (0 to 0.1)	0.0 (0 to 0.1)	0.0 (0 to 0.0)	195
Other sexually transmitted infections	0 (0 to 0)	0 (0 to 0)	0 (0 to 0)	0 (0 to 0)	1.9 (1 to 3.5)	3.1 (1.6 to 5.9)	9.5 (4.6 to 16)	19.2 (9.1 to 34)	31.2 (14.6 to 56.4)	44.1 (19.1 to 81.3)	57.2 (23.8 to 107)	52.7 (21.4 to 98.6)	40.2 (16.4 to 75.4)	26.1 (10.6 to 49.1)	16.7 (6.8 to 31.4)	9.2 (3.7 to 17.4)	5.7 (2.3 to 10.8)	3.3 (1.4 to 6.2)	1.3 (0.6 to 2.4)	0.5 (0.2 to 0.9)	0.2 (0.1 to 0.4)	0.1 (0 to 0.2)	0.0 (0 to 0.1)	130
Respiratory infections and tuberculosis	497 (397 to 609)	360 (253 to 482)	2,280 (1,470 to 2,890)	1,350 (839 to 1,790)	797 (498 to 1,070)	668 (420 to 887)	660 (414 to 879)	1,020 (644 to 1,340)	1,220 (777 to 1,620)	1,610 (1,040 to 2,120)	1,740 (1,140 to 2,280)	1,660 (1,090 to 2,170)	1,490 (1,000 to 1,930)	1,460 (1,010 to 1,820)	1,490 (1,070 to 1,820)	1,490 (1,060 to 1,800)	1,490 (1,060 to 1,800)	1,490 (1,060 to 1,800)	1,490 (1,060 to 1,800)	1,490 (1,060 to 1,800)	1,490 (1,060 to 1,800)	1,490 (1,060 to 1,800)	1,490 (1,060 to 1,800)	39,200
Tuberculosis	0 (0 to 0)	0 (0 to 0)	0.1 (0 to 0.4)	0.1 (0 to 0.3)	0.1 (0 to 0.3)	0.1 (0 to 0.3





SR Table 2c. Male Gross DALYS by cause and age group for both sexes with 95% uncertainty intervals, 2019

Cause	Early Neonatal	Late Neonatal	Post Neonatal	1 to 4	5 to 9	10 to 14	15 to 19	20 to 24	25 to 29	30 to 34	35 to 39	40 to 44	45 to 49	50 to 54	55 to 59	60 to 64	65 to 69	70 to 74	75 to 79	80 to 84	85 to 89	90 to 94	95 plus	Total
All causes	23,900 (19,800 to 27,600)	9,090 (7,500 to 10,900)	23,600 (20,000 to 27,700)	23,900 (19,600 to 28,600)	19,600 (17,000 to 23,000)	23,400 (21,600 to 25,300)	24,300 (22,900 to 25,700)	27,200 (25,800 to 28,600)	29,200 (27,800 to 30,600)	32,200 (30,800 to 33,600)	35,200 (33,800 to 36,700)	37,900 (36,500 to 39,400)	41,000 (39,600 to 42,500)	43,900 (42,500 to 45,400)	46,900 (45,500 to 48,400)	49,900 (48,500 to 51,400)	52,900 (51,500 to 54,400)	55,900 (54,500 to 57,400)	58,900 (57,500 to 60,400)	61,900 (60,500 to 63,400)	64,900 (63,500 to 66,400)	67,900 (66,500 to 69,400)	68,400 (63,900 to 72,900)	686,000
Communicable, maternal, neonatal, and nutritional diseases	15,300 (15,100 to 21,700)	6,670 (5,620 to 7,970)	12,600 (9,900 to 15,700)	8,260 (6,690 to 9,900)	4,660 (3,290 to 6,190)	3,850 (2,960 to 5,360)	4,410 (3,330 to 5,760)	5,150 (3,960 to 6,760)	5,760 (4,700 to 7,120)	6,470 (5,280 to 8,000)	7,260 (6,120 to 8,630)	8,430 (7,270 to 9,800)	9,830 (8,690 to 11,300)	9,290 (8,210 to 10,700)	9,270 (8,240 to 10,400)	8,930 (8,130 to 9,960)	8,630 (7,980 to 9,380)	8,560 (7,920 to 9,170)	8,960 (8,280 to 9,600)	8,530 (7,910 to 9,170)	7,980 (7,400 to 8,590)	6,610 (6,160 to 7,090)	123,000
HIV/AIDS and sexually transmitted infections	73.6 (49.3 to 109)	28.7 (19.1 to 46.8)	370 (267 to 500)	185 (161 to 232)	132 (109 to 162)	191 (133 to 276)	292 (225 to 376)	630 (492 to 795)	1,400 (1,210 to 1,600)	2,220 (1,750 to 2,820)	2,260 (1,960 to 2,760)	2,400 (2,030 to 2,900)	2,400 (2,030 to 2,900)	1,970 (1,660 to 2,340)	1,690 (994 to 2,200)	739 (622 to 961)	499 (337 to 688)	291 (239 to 358)	241 (187 to 312)	113 (84.1 to 152)	44.0 (31.4 to 61.2)	8.6 (6.9 to 11)	14,800
HIV/AIDS	0 (0 to 0)	0.1 (0 to 0.1)	283 (199 to 392)	163 (139 to 199)	132 (109 to 160)	144 (117 to 176)	297 (241 to 367)	776 (666 to 916)	1,340 (1,120 to 1,580)	1,960 (1,660 to 2,320)	2,220 (1,880 to 2,640)	2,240 (1,900 to 2,660)	2,240 (1,900 to 2,660)	1,840 (1,560 to 2,180)	955 (794 to 1,130)	696 (579 to 819)	378 (314 to 444)	272 (226 to 320)	169 (141 to 199)	22.3 (18.5 to 26.2)	0 (0 to 0)	0.2 (0.1 to 0.3)	13,800
HIV/AIDS - Drug-susceptible Tuberculosis	0 (0 to 0)	0 (0 to 0)	0.4 (0 to 49.3)	0.6 (0 to 30.4)	0.9 (0 to 19.2)	1.1 (0 to 20.9)	1.6 (0 to 28.9)	2.6 (0 to 42.1)	3.8 (0 to 52.2)	5.2 (0 to 62.2)	6.6 (0 to 72.3)	8.1 (0 to 82.3)	9.6 (0 to 92.3)	11 (0 to 102)	12 (0 to 111)	13 (0 to 120)	14 (0 to 129)	15 (0 to 138)	16 (0 to 147)	16 (0 to 156)	17 (0 to 164)	17 (0 to 173)	1,340
HIV/AIDS - Multidrug-resistant Tuberculosis without extensive drug-resistance	0 (0 to 0)	0 (0 to 0)	2.2 (0.1 to 10.6)	1.6 (0.1 to 7.2)	1.2 (0.1 to 5.6)	0.9 (0.1 to 4.5)	0.7 (0.1 to 3.9)	0.6 (0.1 to 3.6)	0.5 (0.1 to 3.4)	0.5 (0.1 to 3.3)	0.4 (0.1 to 3.2)	0.4 (0.1 to 3.2)	0.4 (0.1 to 3.2)	0.4 (0.1 to 3.2)	0.4 (0.1 to 3.2)	0.4 (0.1 to 3.2)	0.4 (0.1 to 3.2)	0.4 (0.1 to 3.2)	0.4 (0.1 to 3.2)	0.4 (0.1 to 3.2)	0.4 (0.1 to 3.2)	101
HIV/AIDS - Extensively drug-resistant Tuberculosis	0 (0 to 0)	0 (0 to 0)	0.1 (0 to 1.6)	0 (0 to 1.2)	0 (0 to 0.9)	0 (0 to 0.8)	0 (0 to 1.1)	0 (0 to 1.7)	0 (0 to 2.1)	0 (0 to 2.5)	0 (0 to 2.8)	0 (0 to 3.1)	0 (0 to 3.4)	0 (0 to 3.7)	0 (0 to 3.9)	0 (0 to 4.2)	0 (0 to 4.4)	0 (0 to 4.6)	0 (0 to 4.8)	0 (0 to 5)	0 (0 to 5)	0 (0 to 5)	164
HIV/AIDS resulting in other diseases	0 (0 to 0)	0 (0 to 0)	2.2 (1.6 to 3.1)	1.6 (1.2 to 2.2)	1.2 (0.9 to 1.7)	1.1 (0.8 to 1.5)	2.2 (1.6 to 3.3)	5.1 (3.7 to 7.3)	11 (8.1 to 15)	19 (14 to 26)	28 (21 to 38)	37 (28 to 50)	46 (35 to 62)	54 (41 to 73)	59 (45 to 80)	62 (47 to 84)	64 (48 to 86)	64 (48 to 86)	63 (47 to 85)	60 (45 to 81)	55 (41 to 74)	49 (36 to 66)	1,140
Tuberculosis	1,190 (1,170 to 1,210)	1,190 (1,170 to 1,210)	1,190 (1,170 to 1,210)



Benign prostatic hyperplasia	0 (0 to 0)	0 (0 to 0)	0 (0 to 0)	0 (0 to 0)	0 (0 to 0)	0 (0 to 0)	0 (0 to 0)	0 (0 to 0)	0 (0 to 0)	0 (0 to 0)	0 (0 to 0)	0 (0 to 0)	1 (0 to 2.7)	7 (2.4 to 14.1)	24.4 (13.8 to 40)	66.1 (39.6 to 107)	104 (68.4 to 166)	122 (77.6 to 197)	113 (67.9 to 179)	72.7 (43.7 to 111)	38.2 (20.1 to 66.2)	19.2 (9.1 to 33.6)	4.6 (2.7 to 7.2)	1.2 (0.7 to 2)	566
Male infertility	0 (0 to 0)	0 (0 to 0)	0 (0 to 0)	0 (0 to 0)	0 (0 to 0)	0 (0 to 0)	0 (0 to 0)	0 (0 to 0)	0 (0 to 0)	0 (0 to 0)	0 (0 to 0)	0 (0 to 0)	0 (0 to 0)	0 (0 to 0)	0 (0 to 0)	0 (0 to 0)	0 (0 to 0)	0 (0 to 0)	0 (0 to 0)	0 (0 to 0)	0 (0 to 0)	0 (0 to 0)	0 (0 to 0)	0 (0 to 0)	0 (0 to 0)	137
Other urinary diseases	7 (2.4 to 11)	7 (2.4 to 11)	9 (3.6 to 14.1)	9 (3.5 to 14.1)	9 (3.6 to 14)	9 (3.6 to 14.1)	12.1 (7.9 to 18.1)	11.9 (7.6 to 17)	19.3 (12.7 to 28.4)	29.6 (17.9 to 39.4)	29.6 (20 to 42.3)	30.3 (18.8 to 47.7)	31.9 (19.6 to 49.6)	30.6 (18.2 to 48.9)	31.2 (17.6 to 51.5)	29.2 (13.3 to 43.2)	29.2 (13.6 to 42.6)	29.3 (14.7 to 46.1)	15.6 (6.7 to 28.5)	7.9 (3.6 to 14.6)	3.3 (1.5 to 6)	1.4 (0.7 to 2.5)	381
Gynecological diseases	0 (0 to 0)	0 (0 to 0)	0 (0 to 0)	0 (0 to 0)	0 (0 to 0)	0 (0 to 0)	186 (98 to 1,339)	936 (396 to 1,339)	1,390 (1,110 to 2,300)	1,760 (1,110 to 2,300)	2,010 (1,310 to 2,300)	2,090 (1,410 to 2,310)	1,840 (1,230 to 2,720)	1,270 (643 to 1,790)	769 (389 to 1,190)	401 (206 to 587)	237 (135 to 356)	150 (84 to 229)	90.7 (49 to 132)	54.7 (28 to 78.9)	32.1 (15 to 48.9)	17.6 (7.5 to 27)	7.6 (4.7 to 11.6)	3 (1.6 to 4.9)	12,700
Uterine fibroids	0 (0 to 0)	0 (0 to 0)	0 (0 to 0)	0 (0 to 0)	0 (0 to 0)	0 (0 to 0)	18 (3.6 to 4.2)	61 (1.9 to 9.3)	11 (4.1 to 23.2)	32.6 (3.7 to 47.5)	60.9 (27.5 to 166)	192 (79.9 to 308)	160 (79.9 to 308)	139 (69.9 to 249)	92.9 (49.9 to 174)	56.9 (26.7 to 104)	30.4 (14.1 to 66.4)	19.4 (7.2 to 39.6)	7.4 (3.4 to 14.3)	3.3 (1.4 to 6.5)	1.3 (0.7 to 2.7)	0.9 (0.3 to 1)	0.2 (0.1 to 0.5)	791
Polycystic ovarian syndrome	0 (0 to 0)	0 (0 to 0)	0 (0 to 0)	0 (0 to 0)	0 (0 to 0)	3 (1 to 6.6)	13.7 (4.1 to 28.7)	19.6 (5.4 to 50.8)	28.3 (8.2 to 52.3)	28.1 (7.9 to 52.3)	19 (7.9 to 39.4)	16.5 (6.6 to 34.2)	12.4 (5.2 to 23.7)	8 (3.3 to 13.1)	5.3 (2.3 to 9)	3.2 (1.3 to 5.6)	2.1 (0.9 to 3.7)	1.3 (0.5 to 2.3)	0.8 (0.3 to 1.4)	0.5 (0.2 to 0.9)	0.3 (0.1 to 0.5)	0.2 (0.1 to 0.3)	0.1 (0 to 0.2)	135
Female infertility	0 (0 to 0)	0 (0 to 0)	0 (0 to 0)	0 (0 to 0)	0 (0 to 0)	0 (0 to 0)	0 (0 to 0)	0 (0 to 0)	0 (0 to 0)	0 (0 to 0)	0 (0 to 0)	0 (0 to 0)	0 (0 to 0)	0 (0 to 0)	0 (0 to 0)	0 (0 to 0)	0 (0 to 0)	0 (0 to 0)	0 (0 to 0)	0 (0 to 0)	0 (0 to 0)	0 (0 to 0)	0 (0 to 0)	0 (0 to 0)	0 (0 to 0)	217
Endometriosis	0 (0 to 0)	0 (0 to 0)	0 (0 to 0)	0 (0 to 0)	0 (0 to 0)	0 (0 to 0.1)	2.3 (1.3 to 69.3)	3.2 (1.9 to 6)	4.8 (2.3 to 8.1)	5.8 (2.3 to 8.1)	7.2 (3.2 to 8.1)	7.2 (3.2 to 8.1)	6.8 (3.2 to 8.1)	6.8 (3.2 to 8.1)	6.8 (3.2 to 8.1)	6.8 (3.2 to 8.1)	6.8 (3.2 to 8.1)	6.8 (3.2 to 8.1)	6.8 (3.2 to 8.1)	6.8 (3.2 to 8.1)	6.8 (3.2 to 8.1)	6.8 (3.2 to 8.1)	6.8 (3.2 to 8.1)	6.8 (3.2 to 8.1)	976
Genital prolapse	0 (0 to 0)	0 (0 to 0)	0 (0 to 0)	0 (0 to 0)	0 (0 to 0)	0 (0 to 0.2)	2.3 (1.1 to 6.6)	2.9 (1.2 to 23.5)	2.9 (1.4 to 51.4)	2.9 (1.4 to 51.4)	2.9 (1.4 to 51.4)	2.9 (1.4 to 51.4)	2.9 (1.4 to 51.4)	2.9 (1.4 to 51.4)	2.9 (1.4 to 51.4)	2.9 (1.4 to 51.4)	2.9 (1.4 to 51.4)	2.9 (1.4 to 51.4)	2.9 (1.4 to 51.4)	2.9 (1.4 to 51.4)	2.9 (1.4 to 51.4)	2.9 (1.4 to 51.4)	2.9 (1.4 to 51.4)	2.9 (1.4 to 51.4)	298
Premenstrual syndrome	0 (0 to 0)	0 (0 to 0)	0 (0 to 0)	0 (0 to 0)	0 (0 to 0)	0 (0 to 0)	169 (49.6 to 330)	427 (212 to 706)	598 (296 to 1,000)	619 (302 to 960)	599 (327 to 1,000)	607 (407 to 1,000)	607 (338 to 999)	532 (192 to 1,000)	199 (49.6 to 564)	0 (0 to 0)	0 (0 to 0)	0 (0 to 0)	0 (0 to 0)	0 (0 to 0)	0 (0 to 0)	0 (0 to 0)	0 (0 to 0)	0 (0 to 0)	0 (0 to 0)	6,190
Other gynecological diseases	0 (0 to 0)	0 (0 to 0)	0 (0 to 0)	0 (0 to 0)	0 (0 to 0)	0 (0 to 0)	87 (17 to 514)	1,870 (1,110 to 2,310)	2,310 (227 to 577)	2,310 (228 to 577)	2,310 (228 to 1,000)	2,310 (228 to 1,000)	2,310 (228 to 1,000)	2,310 (228 to 1,000)	2,310 (228 to 1,000)	2,310 (228 to 1,000)	2,310 (228 to 1,000)	2,310 (228 to 1,000)	2,310 (228 to 1,000)	2,310 (228 to 1,000)	2,310 (228 to 1,000)	2,310 (228 to 1,000)	2,310 (228 to 1,000)	2,310 (228 to 1,000)	6,120
Hemoglobinopathies and hemolytic anemias	2.3 (1.4 to 3.3)	9.6 (7.7 to 7.8)	86.6 (66.2 to 103)	205 (163 to 276)	197 (98.9 to 270)	192 (98.9 to 269)	266 (98 to 339)	282 (77 to 370)	237 (98 to 361)	232 (92 to 342)	196 (77 to 315)	139 (67.9 to 224)	122 (41 to 182)	113 (41 to 169)	102 (41 to 169)	99.6 (41 to 169)	99.1 (47.9 to 163)	91.5 (38.9 to 151)	34.5 (16.9 to 58.7)	29.1 (16.9 to 52.6)	15.6 (10.6 to 22.6)	6.6 (2.2 to 9.6)	1.6 (1.2 to 2.6)	2,990
Thalassemias	0.2 (0.1 to 0.6)	0.6 (0.2 to 0.6)	11.6 (3.9 to 23)	27.2 (13.5 to 49.1)	4.8 (2.1 to 8.2)	1.4 (0.6 to 2.1)	0.9 (0.4 to 1.5)	0.3 (0.1 to 0.6)	0.1 (0 to 0.3)	0.1 (0 to 0.3)	0.1 (0 to 0.3)	0.1 (0 to 0.3)	0.1 (0 to 0.3)	0.1 (0 to 0.3)	0.1 (0 to 0.3)	0.1 (0 to 0.3)	0.1 (0 to 0.3)	0.1 (0 to 0.3)	0.1 (0 to 0.3)	0.1 (0 to 0.3)	0.1 (0 to 0.3)	0.1 (0 to 0.3)	0.1 (0 to 0.3)	0.1 (0 to 0.3)	49.9
Thalassemias trait	0.2 (0.1 to 0.6)	1.3 (0.4 to 2.6)	2.8 (0.9 to 8.6)	6.1 (1.4 to 14.2)	2.8 (0.7 to 6.9)	18.7 (7.3 to 51.2)	19.6 (7.8 to 37.2)	17 (6.9 to 31.3)	16 (6.9 to 32.6)	17 (6.9 to 33)	16 (6.9 to 33)	16 (6.9 to 34.9)	6.9 (2.7 to 17.1)	2.7 (0.7 to 6.9)	2.6 (0.7 to 6.9)	2.1 (0.5 to 5.3)	2.1 (0.5 to 5.3)	1.1 (0.3 to 2.6)	0.6 (0.2 to 2)	0.6 (0.2 to 2)	0.4 (0.1 to 1)	0.3 (0.1 to 0.7)	0.1 (0 to 0.3)	0.1 (0 to 0.3)	133
Sickle cell disorders	0.7 (0.4 to 1.1)	1.3 (0.8 to 2)	16 (9.1 to 19.5)	36.6 (20.1 to 51.1)	30.6 (16.1 to 43.1)	99.1 (39.7 to 153)	99.4 (39.7 to 161)	94.9 (37.7 to 161)	32.3 (11.4 to 61.6)	26.1 (11.4 to 61.6)	27.1 (11.4 to 61.6)	17.4 (10.4 to 27.1)	19.6 (11.4 to 31.6)	9.2 (3.4 to 19.6)	3.4 (1.3 to 7.2)	0.7 (0.3 to 1.5)	0.1 (0 to 0.3)	0.1 (0 to 0.3)	0.1 (0 to 0.3)	0.1 (0 to 0.3)	0.1 (0 to 0.3)	0.1 (0 to 0.3)	0.1 (0 to 0.3)	0.1 (0 to 0.3)	480
Sickle cell trait	0.7 (0.4 to 0.9)	1.3 (0.8 to 1.8)	16.5 (9.6 to 18.2)	36.6 (20.9 to 49.2)	30.6 (16.9 to 39.8)	99.1 (39.7 to 146)	99.4 (39.7 to 139)	94.9 (38.8 to 141)	32.3 (12.1 to 58.1)	26.1 (12.1 to 58.1)	27.1 (12.1 to 58.1)	17.4 (10.4 to 27.1)	19.6 (12.1 to 31.6)	9.2 (3.4 to 19.6)	3.4 (1.3 to 7.2)	0.7 (0.3 to 1.5)	0.1 (0 to 0.3)	0.1 (0 to 0.3)	0.1 (0 to 0.3)	0.1 (0 to 0.3)	0.1 (0 to 0.3)	0.1 (0 to 0.3)	0.1 (0 to 0.3)	0.1 (0 to 0.3)	429
G6PD deficiency	0.3 (0.2 to 0.5)	0.6 (0.5 to 1.3)	8.6 (4.9 to 26)	25.8 (21.6 to 79.9)	6.2 (2.7 to 66.1)	49.2 (19.7 to 69.2)	51.6 (23.7 to 73)	51.6 (24.9 to 86.2)	49.3 (24.9 to 86.2)	49.3 (24.9 to 86.2)	49.3 (24.9 to 86.2)	49.3 (24.9 to 86.2)	49.3 (24.9 to 86.2)	49.3 (24.9 to 86.2)	49.3 (24.9 to 86.2)	49.3 (24.9 to 86.2)	49.3 (24.9 to 86.2)	49.3 (24.9 to 86.2)	49.3 (24.9 to 86.2)	49.3 (24.9 to 86.2)	49.3 (24.9 to 86.2)	49.3 (24.9 to 86.2)	49.3 (24.9 to 86.2)	537
SMPD I/II	0 (0 to 0)	0 (0 to 0)	0 (0 to 0)	0 (0 to 0)	0 (0 to 0)	0 (0 to 0)	0 (0 to 0)	0 (0 to 0)	0 (0 to 0)	0 (0 to 0)	0 (0 to 0)	0 (0 to 0)	0 (0 to 0)	0 (0 to 0)	0 (0 to 0)	0 (0 to 0)	0 (0 to 0)	0 (0 to 0)	0 (0 to 0)	0 (0 to 0)	0 (0 to 0)	0 (0 to 0)	0 (0 to 0)	0 (0 to 0)	0 (0 to 0)	117
Other hemoglobinopathies and hemolytic anemias	0.9 (0.6 to 1.2)	1.6 (0.9 to 2.6)	17.6 (10.6 to 29.3)	39.1 (21.2 to 69.1)	41.4 (19.6 to 64.6)	29.7 (13.4 to 58.6)	58.6 (20 to 118)	50 (27.2 to 101)	54.9 (29.6 to 101)	58.6 (29.6 to 101)	77.2 (29.7 to 140)	60.6 (31.6 to 125)	64.1 (32.6 to 113)	73.6 (34.7 to 113)	67.1 (41.2 to 106)	65 (43.2 to 106)	39.7 (29.2 to 87.7)	23 (21.6 to 66.9)	19.6 (17.6 to 33.6)	9.2 (10.3 to 29.4)	1.7 (3.9 to 9)	1.7 (1.2 to 2.9)	998
Endocrine, metabolic, blood, and immune disorders	29.5 (19.6 to 39.4)	29.5 (19.6 to 39.4)	29.5 (19.6 to 39.4)

GBD Table 2c: Point DALYS by cause and age groups for both sexes with 95% uncertainty intervals, 2015

Cause	Early Neonatal	Late Neonatal	Post Neonatal	1 to 4	5 to 9	10 to 14	15 to 19	20 to 24	25 to 29	30 to 34	35 to 39	40 to 44	45 to 49	50 to 54	55 to 59	60 to 64	65 to 69	70 to 74	75 to 79	80 to 84	85 to 89	90 to 94	95 plus	Total
All causes	137,000 (130,000 to 141,000)	23,600 (17,000 to 33,000)	107,000 (97,700 to 120,000)	70,600 (58,000 to 84,700)	99,000 (57,600 to 139,000)	78,300 (46,300 to 109,000)	96,000 (59,000 to 132,000)	96,000 (62,000 to 130,000)	96,000 (62,000 to 130,000)	96,000 (61,000 to 130,000)	95,000 (60,000 to 130,000)	95,000 (57,000 to 130,000)	91,000 (53,000 to 130,000)	89,000 (49,000 to 130,000)	83,000 (43,000 to 130,000)	77,000 (38,000 to 130,000)	69,000 (33,000 to 130,000)	64,000 (30,000 to 100,000)	54,400 (30,000 to 77,000)	41,000 (23,000 to 58,000)	24,000 (13,000 to 34,000)	9,660 (5,700 to 14,000)	2,440,000
Communicable, maternal, neonatal, and nutritional diseases	76,000 (69,000 to 82,000)	18,000 (13,000 to 25,000)	62,000 (49,000 to 77,000)	29,000 (23,000 to 36,000)	17,000 (12,000 to 23,000)	13,900 (10,000 to 18,000)	15,000 (10,000 to 20,000)	14,000 (10,000 to 19,000)	14,000 (10,000 to 19,000)	14,000 (10,000 to 19,000)	14,000 (10,000 to 19,000)	14,000 (10,000 to 19,000)	14,000 (10,000 to 19,000)	13,000 (9,700 to 18,000)	12,000 (9,000 to 17,000)	11,000 (8,000 to 16,000)	9,900 (7,000 to 14,000)	8,610 (6,100 to 12,000)	7,310 (5,000 to 10,000)	4,900 (3,000 to 7,000)	2,870 (1,700 to 4,000)	1,100 (660 to 1,600)	437,000
HIV/AIDS and sexually transmitted infections	413 (293 to 1,100)	90.1 (48.0 to 189)	1,300 (1,200 to 1,400)	709 (629 to 801)	547 (482 to 622)	530 (470 to 599)	1,140 (962 to 1,380)	2,720 (2,310 to 3,230)	5,210 (4,470 to 6,020)	8,270 (7,120 to 9,600)	8,700 (7,500 to 10,100)	9,560 (8,070 to 11,300)	10,200 (8,610 to 12,000)	10,600 (8,940 to 12,500)	10,700 (8,770 to 12,900)	10,600 (8,660 to 12,900)	10,200 (8,180 to 12,600)	9,660 (7,600 to 12,000)	8,610 (6,600 to 11,000)	6,620 (4,900 to 8,900)	4,900 (3,500 to 6,900)	2,870 (2,000 to 4,000)	115,000 (98,000 to 136,000)
HIV/AIDS	0.0 (0.0 to 0.0)	0.0 (0.0 to 0.0)	1,100 (1,000 to 1,200)	602 (534 to 680)	464 (409 to 527)	467 (414 to 530)	1,000 (847 to 1,220)	2,540 (2,160 to 3,020)	5,060 (4,340 to 5,850)	8,070 (6,950 to 9,370)	8,560 (7,380 to 9,940)	9,440 (7,970 to 11,200)	10,100 (8,520 to 11,900)	10,500 (8,850 to 12,400)	10,600 (8,690 to 12,800)	10,500 (8,570 to 12,800)	10,100 (8,090 to 12,500)	9,560 (7,520 to 11,900)	8,510 (6,530 to 10,900)	6,550 (4,850 to 8,800)	4,850 (3,460 to 6,800)	2,840 (1,980 to 3,900)	112,000 (96,000 to 132,000)
HIV/AIDS - Drug-susceptible Tuberculosis	0.0 (0.0 to 0.0)	0.0 (0.0 to 0.0)	11.4 (7.4 to 17.0)	7.7 (5.4 to 10.6)	6.5 (4.5 to 9.0)	6.5 (4.5 to 9.0)	20.6 (14.5 to 28.6)	41.3 (29.7 to 57.2)	49.8 (35.8 to 68.8)	47.5 (34.1 to 65.6)	38.5 (27.6 to 53.2)	27.4 (19.6 to 38.0)	18.6 (13.3 to 25.8)	11.0 (7.8 to 15.2)	6.1 (4.3 to 8.4)	3.1 (2.2 to 4.3)	1.3 (0.9 to 1.8)	0.5 (0.3 to 0.7)	0.2 (0.1 to 0.3)	0.1 (0.0 to 0.1)	0.0 (0.0 to 0.0)	0.0 (0.0 to 0.0)	352
HIV/AIDS - Multidrug-resistant Tuberculosis without extensive drug resistance	0.0 (0.0 to 0.0)	0.0 (0.0 to 0.0)	0.1 (0.1 to 0.2)	0.1 (0.1 to 0.2)	0.1 (0.1 to 0.1)	0.1 (0.1 to 0.1)	0.3 (0.2 to 0.4)	0.7 (0.5 to 0.9)	0.9 (0.6 to 1.2)	0.9 (0.6 to 1.2)	0.7 (0.5 to 1.0)	0.5 (0.3 to 0.7)	0.3 (0.2 to 0.5)	0.2 (0.1 to 0.3)	0.1 (0.1 to 0.2)	0.1 (0.0 to 0.1)	0.0 (0.0 to 0.0)	0.0 (0.0 to 0.0)	0.0 (0.0 to 0.0)	0.0 (0.0 to 0.0)	0.0 (0.0 to 0.0)	0.0 (0.0 to 0.0)	6.6
HIV/AIDS - Extensively drug-resistant Tuberculosis	0.0 (0.0 to 0.0)	0.0 (0.0 to 0.0)	0.0 (0.0 to 0.0)	0.0 (0.0 to 0.0)	0.0 (0.0 to 0.0)	0.0 (0.0 to 0.0)



Other transport injuries	6·3 (3·9 to 9·9)	4 (2·4 to 6·6)	60·3 (35 to 98·2)	195 (120 to 302)	199 (132 to 281)	200 (148 to 274)	426 (279 to 642)	743 (495 to 1,070)	693 (471 to 979)	605 (430 to 866)	555 (389 to 764)	448 (333 to 593)	370 (267 to 500)	290 (208 to 395)	195 (148 to 258)	139 (108 to 182)	92·6 (70·1 to 120)	55 (42·4 to 69·9)	34·3 (26·4 to 43·6)	17 (13·1 to 21·5)	8·2 (6·5 to 10·2)	4·2 (3·3 to 5·2)	2·5 (1·9 to 3·1)	5,340
Unintentional injuries	199 (138 to 287)	156 (100 to 235)	3,140 (2,040 to 4,660)	8,420 (6,070 to 11,200)	5,200 (3,850 to 6,600)	5,160 (4,310 to 6,110)	5,900 (4,940 to 7,010)	7,460 (6,260 to 8,880)	7,950 (6,590 to 9,510)	8,380 (7,000 to 10,100)	8,670 (7,090 to 10,600)	8,080 (6,640 to 9,890)	6,810 (5,550 to 8,410)	6,020 (4,920 to 7,410)	4,940 (4,000 to 6,180)	4,190 (3,350 to 5,230)	3,430 (2,730 to 4,270)	2,640 (2,130 to 3,250)	2,120 (1,730 to 2,590)	1,630 (1,340 to 1,990)	1,070 (869 to 1,300)	622 (493 to 761)	351 (278 to 438)	103,000
Falls	26·8 (18·5 to 37·5)	9·4 (6·1 to 14·2)	313 (225 to 449)	756 (548 to 1,050)	885 (670 to 1,140)	1,180 (867 to 1,540)	1,560 (1,180 to 2,070)	2,190 (1,670 to 2,830)	2,490 (1,910 to 3,260)	2,930 (2,240 to 3,790)	3,350 (2,590 to 4,340)	3,350 (2,630 to 4,270)	2,980 (2,340 to 3,790)	2,870 (2,280 to 3,630)	2,420 (1,890 to 3,040)	2,160 (1,710 to 2,710)	1,860 (1,490 to 2,320)	1,500 (1,210 to 1,840)	1,300 (1,060 to 1,590)	1,110 (908 to 1,350)	773 (623 to 940)	464 (361 to 571)	265 (210 to 330)	36,800
Drowning	19·3 (12·8 to 27·9)	7·7 (5·2 to 11·1)	224 (146 to 321)	4,870 (3,290 to 6,850)	2,490 (1,670 to 3,430)	2,130 (1,650 to 2,670)	1,900 (1,410 to 2,410)	1,640 (1,170 to 2,220)	1,570 (1,200 to 2,010)	1,350 (1,060 to 1,680)	1,320 (1,000 to 1,660)	1,150 (890 to 1,480)	788 (607 to 1,010)	550 (434 to 697)	358 (288 to 441)	235 (193 to 287)	139 (115 to 165)	77·3 (62·7 to 94·4)	40·7 (30·7 to 53)	17·9 (13·3 to 23·7)	7·8 (5·7 to 10·1)	2·7 (2 to 3·5)	1·5 (1 to 2)	20,900
Fire, heat, and hot substances	4·6 (3·2 to 6·5)	3·2 (2·2 to 4·7)	111 (72·1 to 158)	423 (276 to 622)	255 (185 to 344)	223 (156 to 316)	283 (188 to 419)	381 (267 to 558)	441 (301 to 637)	556 (358 to 852)	588 (371 to 919)	526 (342 to 801)	450 (291 to 696)	402 (262 to 620)	334 (218 to 507)	276 (178 to 420)	212 (140 to 320)	158 (106 to 235)	113 (78·3 to 163)	72·4 (50·9 to 105)	41·6 (29·6 to 60·1)	21·2 (14·9 to 29·4)	11·3 (8 to 15·4)	5,890
Poisonings	3·7 (2·4 to 5·6)	2·4 (1·4 to 3·8)	42·4 (26·2 to 66·8)	168 (96·8 to 271)	53·6 (35·4 to 75·8)	71·2 (50·7 to 96·3)	52·9 (36·7 to 71·6)	69·1 (49·9 to 91·6)	62·8 (45·2 to 85·6)	49·6 (35·3 to 68·5)	43·5 (32·2 to 58·7)	39·2 (28·7 to 53)	28·8 (21·1 to 38·9)	22 (16·4 to 29·3)	18·3 (13·3 to 24·5)	11·8 (8·5 to 16)	8·8 (6·4 to 11·8)	6·5 (4·8 to 8·7)	4·4 (3·3 to 5·7)	3·2 (2·4 to 4·1)	1·7 (1·2 to 2·2)	0·7 (0·5 to 1)	0·4 (0·3 to 0·5)	765
Poisoning by carbon monoxide	0·4 (0·2 to 0·7)	0·2 (0·1 to 0·3)	3·4 (1·4 to 6·9)	17·2 (5·8 to 40·3)	9·1 (5 to 14·9)	9·8 (5·8 to 15·9)	18·2 (9·9 to 29·3)	26·6 (15·1 to 41·5)	25 (13·8 to 41·5)	18·3 (10 to 29·6)	14·5 (8·4 to 23·9)	12 (6·5 to 19·9)	7·9 (4·6 to 12·6)	5·6 (3·3 to 8·9)	4·8 (2·8 to 7·6)	3 (1·7 to 4·7)	2·1 (1·3 to 3·2)	1·6 (1·1 to 2·5)	1·1 (0·7 to 1·6)	0·6 (0·4 to 0·9)	0·3 (0·2 to 0·5)	0·1 (0·1 to 0·2)	0·1 (0 to 0·1)	182
Poisoning by other means	3·3 (2·2 to 4·9)	2·2 (1·3 to 3·5)	39 (24 to 59·9)	150 (89·8 to 236)	44·5 (29·4 to 63·6)	61·5 (43·9 to 82·7)	34·7 (24·4 to 47·7)	42·6 (31·6 to 56·6)	37·8 (28·5 to 48·1)	31·3 (23 to 42·4)	29 (21·9 to 38·5)	27·2 (20·5 to 35·2)	21 (15·6 to 27·6)	16·4 (12 to 21·8)	13·5 (9·9 to 18)	8·9 (6·3 to 12·2)	6·7 (4·9 to 8·9)	4·9 (3·6 to 6·5)	3·4 (2·5 to 4·4)	2·5 (1·9 to 3·3)	1·4 (1 to 1·8)	0·6 (0·5 to 0·8)	0·3 (0·2 to 0·4)	583
Exposure to mechanical forces	13·3 (9·2 to 19·1)	8·5 (6·7 to 11)	140 (106 to 192)	578 (386 to 825)	495 (355 to 651)	529 (395 to 692)	956 (703 to 1,290)	1,490 (1,120 to 1,970)	1,550 (1,160 to 2,010)	1,620 (1,230 to 2,140)	1,510 (1,160 to 1,950)	1,310 (1,010 to 1,710)	1,070 (808 to 1,400)	881 (669 to 1,180)	697 (529 to 933)	540 (404 to 740)	405 (297 to 545)	277 (199 to 375)	187 (137 to 255)	111 (79·4 to 153)	60·3 (42·5 to 82·6)	30·2 (21·2 to 41·8)	15·9 (11·2 to 21·9)	14,500
Unintentional firearm injuries	2·7 (1·4 to 4·4)	1·1 (0·6 to 1·8)	16·4 (8·9 to 28·2)	72 (37 to 124)	102 (56 to 158)	163 (100 to 242)	421 (236 to 637)	564 (316 to 876)	473 (253 to 737)	394 (198 to 599)	279 (141 to 445)	192 (97·7 to 307)	128 (71·8 to 197)	86·5 (50·6 to 132)	56·3 (35·9 to 83·6)	39·3 (25 to 57·9)	26 (17·2 to 37·6)	17·3 (11·7 to 25·4)	12·6 (8·5 to 18)	7·9 (5·4 to 11·4)	4·4 (3·1 to 6·2)	2·5 (1·8 to 3·5)	1·6 (1·1 to 2·2)	3,060
Other exposure to mechanical forces	10·6 (7·3 to 15·1)	7·5 (5·9 to 9·6)	124 (95·4 to 169)	506 (339 to 726)	393 (280 to 522)	366 (273 to 490)	535 (385 to 745)	926 (681 to 1,250)	1,070 (792 to 1,430)	1,220 (919 to 1,630)	1,230 (931 to 1,620)	1,120 (852 to 1,490)	943 (691 to 1,250)	795 (603 to 1,070)	641 (484 to 856)	500 (372 to 691)	379 (275 to 513)	260 (184 to 355)	175 (126 to 238)	103 (72·8 to 142)	55·8 (38·9 to 77·6)	27·7 (19·3 to 38·6)	14·3 (10·1 to 19·9)	11,400
Adverse effects of medical treatment	35·5 (22 to 54·9)	22·8 (14·2 to 38·2)	381 (224 to 617)	307 (172 to 497)	127 (82 to 187)	113 (79·9 to 156)	76·4 (55·5 to 101)	106 (76·2 to 144)	125 (91·4 to 170)	131 (97·1 to 177)	152 (111 to 205)	150 (110 to 208)	158 (115 to 219)	153 (110 to 217)	157 (117 to 214)	167 (126 to 233)	154 (113 to 209)	128 (95·2 to 171)	102 (76·7 to 142)	64·4 (48·1 to 88·8)	36·4 (25·3 to 52·6)	17·4 (10·8 to 27·5)	9·1 (4·8 to 15·3)	2,870
Animal contact	4·2 (2·8 to 6·2)	2·7 (1·8 to 4·1)	43 (28·8 to 68·1)	295 (195 to 460)	300 (201 to 434)	205 (150 to 267)	177 (127 to 237)	208 (148 to 275)	228 (168 to 304)	231 (167 to 314)	263 (192 to 364)	254 (186 to 349)	228 (167 to 309)	236 (180 to 310)	204 (150 to 267)	186 (136 to 249)	149 (112 to 199)	108 (80·6 to 142)	77 (57·1 to 102)	43·8 (32·7 to 57·3)	23·7 (17·8 to 31·2)	11·3 (8·4 to 15)	5·2 (3·8 to 7)	3,480
Venomous animal contact	3 (2 to 4·5)	1·6 (1 to 2·5)	24·3 (14·6 to 39·5)	211 (131 to 337)	245 (162 to 358)	158 (116 to 209)	122 (86 to 164)	142 (98·5 to 192)	160 (116 to 215)	159 (115 to 215)	179 (129 to 243)	175 (127 to 237)	154 (112 to 206)	163 (124 to 214)	137 (101 to 182)	125 (90·2 to 166)	97·5 (72·5 to 128)	69·7 (52·2 to 92)	48·6 (36·4 to 64·3)	27·6 (20·3 to 36·6)	14·4 (10·7 to 18·9)	7 (5·2 to 9·2)	3 (2·2 to 3·9)	2,430
Non-venomous animal contact	1·2 (0·7 to 2)	1·1 (0·6 to 1·8)	18·7 (10·4 to 31·8)	84·2 (38·3 to 160)	54·5 (31·3 to 94·5)	46·7 (30·6 to 69·9)	55·1 (36·2 to 82·9)	65·6 (40·8 to 97·7)	67·8 (42·9 to 104)	72·6 (46·2 to 109)	84·2 (54 to 130)	79·2 (49·5 to 121)	73·3 (46·4 to 111)	72·9 (47·6 to 106)	67·2 (43·9 to 99)	61·1 (39·8 to 90·9)	51·9 (33·1 to 78·4)	37·9 (25 to 55·4)	28·3 (19·4 to 41·4)	16·3 (10·9 to 24·2)	9·3 (6·2 to 13·3)	4·3 (2·9 to 6·3)	2·1 (1·4 to 3·1)	1,060
Foreign body	81·4 (46·4 to 136)	95·4 (52·9 to 152)	1,790 (930 to 2,980)	603 (381 to 909)	238 (164 to 327)	229 (165 to 308)	159 (110 to 237)	210 (147 to 303)	201 (141 to 290)	216 (148 to 306)	218 (154 to 308)	198 (142 to 273)	168 (127 to 233)	151 (114 to 196)	123 (93·3 to 156)	107 (82·5 to 136)	89 (69·3 to 113)	75 (58·9 to 94·1)	62·8 (51·4 to 75·6)	44 (34·6 to 55·6)	29·3 (21·5 to 38·5)	16·9 (12 to 22·7)	9·1 (5·9 to 12·8)	5,110
Pulmonary aspiration and foreign body in airway	81·2 (46·2 to 136)	94·4 (52·2 to 151)	1,770 (921 to 2,960)	557 (348 to 846)	181 (122 to 255)	159 (115 to 210)	75·2 (53 to 102)	105 (74·4 to 142)	88·1 (65·7 to 117)	97·2 (71·5 to 127)	91·5 (67 to 123)	81·7 (59·9 to 106)	66·7 (52·1 to 83·1)	65·6 (49·3 to 84·4)	53·7 (40·4 to 70·8)	48 (35·1 to 64·7)	41·9 (29·8 to 56·6)	41·1 (29·6 to 55·9)	38·6 (29·7 to 48·7)	28·9 (20·9 to 38·5)	20·9 (13·8 to 29·8)	12·6 (8 to 18·4)	6·9 (4 to 10·6)	3,810
Foreign body in eyes	0·1 (0 to 0·2)	0·2 (0·1 to 0·5)	3·5 (1 to 7·7)	19·9 (6·2 to 43·6)	36·2 (11·8 to 81·6)	49·1 (17·3 to 108)	61·7 (22·6 to 135)	79 (30·5 to 164)	85·5 (36·6 to 170)	92·6 (40·6 to 177)	98·2 (44·9 to 182)	93·3 (47·3 to 166)	79·7 (44·3 to 135)	67 (38·5 to 106)	53 (31·9 to 80·1)	44·1 (27·5 to 65·7)	34·4 (21·8 to 50·5)	25 (16·2 to 36·6)	17·5 (11·7 to 25·1)	10·9 (7·2 to 15·6)	6 (3·9 to 8·6)	2·9 (1·9 to 4·1)	1·4 (0·9 to 1·9)	961
Foreign body in other body part	0·2 (0·1 to 0·3)	0·8 (0·3 to 1·6)	11·5 (4·1 to 27·8)	26·2 (13·7 to 52·7)	20·9 (13·5 to 30·8)	20·8 (14·8 to 28·9)	21·8 (15·2 to 31)	26 (18·4 to 36·2)	27·1 (19·3 to 36·5)	25·8 (18·5 to 35·7)	28 (20·2 to 37·5)	23·4 (17·5 to 30·9)	22 (16·4 to 29·4)	18 (13·4 to 23·7)	16 (11·8 to 20·9)	14·9 (10·8 to 20)	12·7 (9·4 to 16·6)	8·9 (6·7 to 11·9)	6·7 (5 to 9)	4·2 (3 to 5·7)	2·5 (1·8 to 3·3)	1·4 (1 to 1·8)	0·8 (0·6 to 1·1)	340
Environmental heat and cold exposure	0·2 (0·1 to 0·3)	0·2 (0·1 to 0·3)	3·9 (2·7 to 5·7)	26·9 (17·1 to 41·3)	70·2 (43·1 to 107)	125 (77·3 to 183)	197 (127 to 301)	275 (175 to 410)	323 (205 to 476)	382 (244 to 567)	416 (265 to 624)	405 (260 to 604)	372 (243 to 551)	347 (221 to 512)	312 (202 to 449)	283 (180 to 410)	238 (150 to 344)	187 (118 to 270)	141 (91·9 to 204)	100 (65·2 to 143)	65·7 (43·3 to 93·9)	38·6 (26 to 54·5)	22·4 (14·8 to 31·5)	4,330
Exposure to forces of nature	0 (0 to 0)	0 (0 to 0)	0 (0 to 0)	0·1 (0 to 0·1)	0·7 (0·4 to 1·1)	1·9 (1·2 to 3)	3·2 (2 to 5·1)	4·1 (2·6 to 6·6)	3·4 (2·1 to 5·2)	4·5 (3 to 6·7)	5·4 (3·5 to 7·8)	5·7 (3·7 to 8·3)	4·5 (3·1 to 6·6)	4 (2·7 to 5·7)	3·4 (2·4 to 4·9)	2·8 (2 to 4)	2·1 (1·5 to 3)	1·5 (1 to 2)	0·9 (0·6 to 1·3)	0·6 (0·4 to 0·8)	0·3 (0·2 to 0·4)	0·2 (0·1 to 0·2)	0·1 (0 to 0·1)	49·3
Other unintentional injuries	10·5 (7·2 to 14·9)	4 (2·8 to 5·6)	94·8 (64 to 133)	388 (275 to 527)	290 (202 to 396)	347 (255 to 456)	537 (388 to 712)	882 (652 to 1,190)	951 (724 to 1,260)	910 (709 to 1,170)	806 (630 to 1,020)	696 (546 to 873)	552 (442 to 684)	403 (326 to 501)	312 (253 to 386)	225 (178 to 286)	167 (131 to 211)	118 (91·4 to 150)	85·3 (66·5 to 109)	56·1 (43·4 to 71·2)	35 (27·5 to 44·6)	19·4 (14·9 to 24·6)	11·1 (8·4 to 14·3)	7,900
Self-harm and interpersonal violence	318 (196 to 488)	45·9 (27·7 to 74·2)	804 (490 to 1,310)	1,400 (946 to 2,050)	1,300 (880 to 1,840)	4,580 (3,580 to 5,660)	32,400 (27,900 to 37,100)	51,700 (45,000 to 58,300)	42,000 (37,500 to 47,100)	32,700 (28,900 to 36,800)	25,000 (21,400 to 29,000)	17,400 (14,300 to 20,900)	11,300 (9,320 to 13,900)	7,460 (6,010 to 9,280)	4,410 (3,530 to 5,560)	2,590 (2,080 to 3,220)	1,560 (1,280 to 1,900)	908 (742 to 1,110)	484 (394 to 593)	162 (135 to 195)	72·1 (58·7 to 87)	29·8 (23·7 to 36·9)	15·5 (11·8 to 19·4)	239,000
Self-harm	0 (0 to 0)	0 (0 to 0)	0 (0 to 0)	0 (0 to 0)	0 (0 to 0)	529 (383 to 703)	2,150 (1,620 to 2,840)	2,980 (2,270 to 3,860)	2,630 (2,010 to 3,340)	2,090 (1,580 to 2,690)	1,900 (1,420 to 2,460)	1,460 (1,100 to 1,920)	1,040 (788 to 1,340)	892 (679 to 1,150)	544 (416 to 703)	402 (311 to 514)	285 (221 to 367)	172 (132 to 222)	98·1 (74·9 to 126)	43·6 (33·7 to 56·1)	19·3 (14·4 to 24)	6·8 (4·8 to 9)	3·3 (2 to 4·5)	17,200
Self-harm by firearm	0 (0 to 0)	0 (0 to 0)	0 (0 to 0)	0 (0 to 0)	0 (0 to 0)	28·7 (18·2 to 43·5)	197 (111 to 328)	289 (170 to 468)	272 (162 to 409)	231 (121 to 370)	188 (96·9 to 297)	142 (73·3 to 231)	111 (52 to 178)	77·3 (39·7 to 117)	48·5 (24·7 to 76·6)	39·4 (20·3 to 60·9)	27·1 (13·9 to 41)	18·3 (9·7 to 27·9)	12·4 (6 to 20)	5·8 (2·7 to 9·1)	2·8 (1·3 to 4·4)	0·9 (0·4 to 1·5)	0·4 (0·2 to 0·8)	1,690
Self-harm by other specified means	0 (0 to 0)	0 (0 to 0)	0 (0 to 0)	0 (0 to 0)	0 (0 to 0)	500 (363 to 665)	1,950 (1,460 to 2,600)	2,700 (2,070 to 3,480)	2,360 (1,790 to 3,000)	1,860 (1,400 to 2,430)	1,710 (1,290 to 2,240)	1,310 (976 to 1,720)	929 (708 to 1,190)	815 (614 to 1,050)	495 (376 to 639)	362 (281 to 460)	258 (200 to 332)	154 (118 to 199)	85·7 (64·9 to 111)	37·8 (29 to 48·8)	16·5 (12·2 to 21)	5·9 (4·1 to 7·9)	2·8 (1·7 to 3·9)	15,600
Interpersonal violence	318 (196 to 488)	45·9 (27·7 to 74·2)	800 (488 to 1,300)	1,390 (936 to 2,040)	1,280 (868 to 1,820)	4,040 (3,080 to 5,080)	30,100 (25,800 to 34,900)	48,500 (42,000 to 55,000)	39,200 (34,800 to 44,500)	30,500 (26,700 to 34,800)	23,100 (19,500 to 26,800)	15,900 (13,000 to 19,100)	10,200 (8,340 to 12,700)	6,550 (5,210 to 8,270)	3,850 (3,020 to 4,960)	2,170 (1,680 to 2,770)	1,260 (999 to 1,590)	731 (581 to 923)	384 (301 to 490)	117 (94·7 to 144)	51·3 (40·5 to 64·2)	22·2 (17·2 to 28·7)	11·7 (8·7 to 15·2)	221,000
Physical violence by firearm	88·9 (56·2 to 136)	20·3 (12·2 to 32·2)	304 (174 to 512)	599 (399 to 908)	657 (417 to 956)	2,740 (2,070 to 3,470)	23,300 (19,900 to 27,100)	36,700 (31,800 to 41,800)	28,700 (25,400 to 32,700)	21,100 (18,400 to 24,000)	15,200 (12,700 to 17,800)	10,300 (8,310 to 12,500)	6,400 (5,100 to 8,070)	3,930 (3,070 to 5,020)	2,220 (1,690 to 2,900)	1,120 (838 to 1,470)	589 (437 to 787)	298 (224 to 400)	131 (97·2 to 174)	30 (22·9 to 38·2)	11·3 (8·9 to 14)	5 (3·7 to 6·7)	3 (1·9 to 4·2)	155,000
Physical violence by sharp object	83·2 (51·8 to 128)	8·9 (5·4 to 14·4)	123 (75·6 to 200)	215 (139 to 329)	198 (127 to 293)	638 (482 to 819)	4,830 (4,100 to 5,660)	8,560 (7,330 to 9,730)	7,540 (6,670 to 8,580)	6,780 (5,860 to 7,760)	5,460 (4,550 to 6,340)	3,830 (3,130 to 4,640)	2,530 (1,970 to 3,240)	1,680 (1,320 to 2,140)	987 (763 to 1,270)	604 (455 to 805)	357 (268 to 473)	218 (165 to 284)	117 (88·4 to 154)	34·3 (26·9 to 42·9)	14·1 (10·2 to 18·8)	5·8 (4·4 to 7·7)	3·1 (2·2 to 4·1)	44,800
Sexual violence	0 (0 to 0)	0 (0 to 0)	0 (0 to 0)	4·6 (2·6 to 7·3)	38·6 (23·1 to 60)	84·8 (47·8 to 134)	181 (104 to 286)	259 (148 to 392)	248 (139 to 406)	238 (134 to 379)	222 (125 to 354)	170 (98·6 to 276)	113 (65·5 to 190)	69·2 (38·8 to 112)	38·3 (22·7 to 61·8)	25·4 (15·6 to 39)	18·2 (11·2 to 27·8)	12·3 (7·6 to 18·4)	8 (5·1 to 11·8)	4·7 (3 to 7)	2 (1·2 to 3·2)	0·4 (0·3 to 0·7)	0 (0 to 0·1)	1,740
Physical violence by other means	146 (88·3 to 226)	16·7 (10 to 27·2)	374 (229 to 598)	573 (372 to 858)	390 (258 to 563)	570 (439 to 718)	1,770 (1,460 to 2,110)	2,960 (2,500 to 3,470)	2,730 (2,380 to 3,130)	2,410 (2,090 to 2,770)	2,180 (1,840 to 2,560)	1,590 (1,300 to 1,900)	1,170 (970 to 1,410)	871 (702 to 1,080)	607 (459 to 789)	423 (333 to 535)	298 (238 to 371)	203 (162 to 252)	128 (101 to 159)	48·1 (37·1 to 62·1)	23·8 (17·6 to 30·8)	11 (8·2 to 14·4)	5·7 (4·2 to 7·5)	19,500
Conflict and terrorism	0 (0 to 0)	0 (0 to 0)	0 (0 to 0)	0 (0 to 0)	0·1 (0·1 to 0·3)	0·2 (0·1 to 0·4)	0·3 (0·1 to 0·5)	0·6 (0·3 to 1)	1·2 (0·7 to 2)	1·2 (0·7 to 2·2)	1·4 (0·8 to 2·3)	1·5 (0·8 to 2·5)	1·4 (0·8 to 2·4)	1·1 (0·7 to 1·9)	0·8 (0·5 to 1·3)	0·5 (0·3 to 0·8)	0·3 (0·2 to 0·5)	0·2 (0·1 to 0·3)	0·1 (0·1 to 0·2)	0·1 (0 to 0·1)	0 (0 to 0·1)	0 (0 to 0)	0 (0 to 0)	11

SR Table 2c: Paraibo DALYS by cause and age group for both sexes with 95% uncertainty intervals, 2019

Cause	Early Neonatal	Late Neonatal	Post Neonatal	1 to 4	5 to 9	10 to 14	15 to 19	20 to 24	25 to 29	30 to 34	35 to 39	40 to 44	45 to 49	50 to 54	55 to 59	60 to 64	65 to 69	70 to 74	75 to 79	80 to 84	85 to 89	90 to 94	95 plus	Total
All causes	48,000 (39,100 to 56,200)	21,900 (9,930 to 34,600)	22,800 (4,930 to 56,500)	23,800 (18,100 to 27,900)	23,800 (19,500 to 28,200)	23,900 (23,900 to 24,700)	24,100 (24,100 to 25,000)	24,500 (24,500 to 25,300)	24,900 (24,900 to 25,600)	25,300 (25,300 to 26,100)	25,900 (25,900 to 26,700)	26,700 (26,700 to 27,500)	27,500 (27,500 to 28,400)	28,500 (28,500 to 29,400)	29,500 (29,500 to 30,500)	30,500 (30,500 to 31,600)	31,600 (31,600 to 32,800)	32,800 (32,800 to 34,000)	34,000 (34,000 to 35,300)	35,300 (35,300 to 36,600)	36,600 (36,600 to 37,900)	37,900 (37,900 to 39,200)	39,200 (39,200 to 40,500)	40,500 (40,500 to 41,700)	41,700 (41,700 to 42,800)	42,800 (42,800 to 43,800)	43,800 (43,800 to 44,600)	44,600 (44,600 to 45,200)	45,200 (45,200 to 45,600)	45,600 (45,600 to 45,800)	45,800 (45,800 to 45,800)	1,320,000
Communicable, maternal, neonatal, and nutritional diseases	37,900 (27,100 to 46,700)	15,400 (7,230 to 25,700)	16,200 (10,300 to 20,200)	8,760 (6,450 to 11,100)	4,260 (3,580 to 4,870)	4,690 (3,870 to 5,610)	5,230 (3,930 to 6,580)	5,570 (3,900 to 7,470)	5,990 (3,950 to 8,190)	6,540 (4,050 to 8,980)	7,070 (4,220 to 9,750)	7,600 (4,370 to 10,500)	8,000 (4,500 to 10,900)	8,370 (4,610 to 11,400)	8,770 (4,680 to 12,000)	9,170 (4,690 to 12,600)	9,570 (4,670 to 13,200)	9,980 (4,650 to 13,800)	10,400 (4,630 to 14,500)	10,800 (4,610 to 15,200)	11,200 (4,600 to 15,900)	11,600 (4,590 to 16,600)	11,900 (4,580 to 17,200)	12,200 (4,570 to 17,800)	12,400 (4,560 to 18,300)	12,600 (4,550 to 18,700)	12,700 (4,540 to 19,000)	12,800 (4,530 to 19,200)	12,800 (4,520 to 19,300)	12,800 (4,520 to 19,300)	12,800 (4,520 to 19,300)	160,000
HIV/AIDS and sexually transmitted infections	139 (77 to 204)	69.6 (17.4 to 141)	152 (32 to 350)	194 (107 to 281)	159 (87 to 232)	159 (87 to 232)	229 (125 to 333)	299 (163 to 435)	371 (203 to 540)	464 (253 to 675)	570 (311 to 829)	701 (383 to 1,020)	865 (472 to 1,260)	1,060 (579 to 1,540)	1,290 (704 to 1,870)	1,560 (852 to 2,270)	1,870 (1,020 to 2,720)	2,220 (1,210 to 3,230)	2,600 (1,420 to 3,780)	3,000 (1,640 to 4,370)	3,420 (1,870 to 4,970)	3,850 (2,100 to 5,600)	4,270 (2,330 to 6,210)	4,670 (2,550 to 6,790)	5,030 (2,750 to 7,320)	5,340 (2,920 to 7,770)	5,600 (3,060 to 8,140)	5,790 (3,170 to 8,430)	5,910 (3,230 to 8,600)	5,960 (3,260 to 8,670)	5,980 (3,270 to 8,700)	5,990 (3,270 to 8,710)	13,000
HIV/AIDS	0 (0 to 0.1)	0 (0 to 0.1)	0.1 (0 to 0.5)	0.2 (0 to 0.9)	0.2 (0 to 0.9)	0.2 (0 to 0.9





S6 Table 2c. Paired DALYs because and rate across for both sexes with 95% uncertainty intervals, 2019

Cause	Early Neonatal	Late Neonatal	Post Neonatal	1 to 4	5 to 9	10 to 14	15 to 19	20 to 24	25 to 29	30 to 34	35 to 39	40 to 44	45 to 49	50 to 54	55 to 59	60 to 64	65 to 69	70 to 74	75 to 79	80 to 84	85 to 89	90 to 94	95 plus	Total
All causes	190,000 (75,200 to 1,50,000)	14,000 (11,000 to 19,000)	43,000 (31,000 to 61,000)	40,000 (30,000 to 54,000)	45,000 (34,000 to 57,000)	66,000 (51,000 to 86,000)	134,000 (110,000 to 164,000)	176,000 (150,000 to 209,000)	176,000 (150,000 to 207,000)	184,000 (156,000 to 214,000)	260,000 (225,000 to 300,000)	314,000 (280,000 to 354,000)	330,000 (296,000 to 368,000)	347,000 (309,000 to 384,000)	398,000 (357,000 to 441,000)	440,000 (397,000 to 484,000)	511,000 (463,000 to 562,000)	598,000 (541,000 to 662,000)	705,000 (639,000 to 779,000)	781,000 (710,000 to 863,000)	747,000 (679,000 to 827,000)	1,000,000 (909,000 to 1,100,000)	1,000,000 (909,000 to 1,100,000)	12,000 (11,000 to 13,000)	7,480,000
Communicable, maternal, neonatal, and nutritional diseases	75,400 (72,000 to 78,700)	10,400 (7,900 to 13,700)	33,100 (25,000 to 43,800)	11,000 (8,200 to 14,500)	11,000 (8,200 to 14,500)	8,200 (6,100 to 10,800)	10,100 (7,500 to 13,300)	14,400 (10,800 to 19,000)	16,100 (12,000 to 21,200)	18,600 (13,900 to 24,500)	16,100 (12,000 to 21,200)	16,100 (12,000 to 21,200)	16,200 (12,100 to 21,300)	16,200 (12,100 to 21,300)	17,600 (13,100 to 23,200)	16,600 (12,400 to 21,900)	16,100 (12,000 to 21,200)	15,600 (11,600 to 20,600)	11,100 (8,300 to 14,600)	7,900 (5,900 to 10,300)	4,600 (3,400 to 6,000)	1,900 (1,400 to 2,500)	383,000
HIV/AIDS and sexually transmitted infections	3,040 (2,930 to 3,220)	4,710 (3,510 to 6,610)	760 (560 to 1,060)	2,610 (1,940 to 3,660)	297 (220 to 416)	270 (200 to 380)	1,700 (1,260 to 2,380)	3,720 (2,760 to 5,220)	4,850 (3,600 to 6,790)	6,220 (4,620 to 8,720)	4,850 (3,600 to 6,790)	3,810 (2,830 to 5,340)	2,810 (2,090 to 3,930)	2,810 (2,090 to 3,930)	1,830 (1,360 to 2,570)	1,270 (940 to 1,780)	1,020 (760 to 1,430)	1,020 (760 to 1,430)	661 (491 to 926)	464 (345 to 650)	267 (198 to 374)	84 (62 to 118)	39,300
HIV/AIDS	2,980 (2,870 to 3,160)	4,710 (3,510 to 6,610)	760 (560 to 1,060)	2,610 (1,940 to 3,660)	297 (220 to 416)	270 (200 to 380)	1,700 (1,260 to 2,380)	3,720 (2,760 to 5,220)	4,850 (3,600 to 6,790)	6,220 (4,620 to 8,720)	4,850 (3,600 to 6,790)	3,810 (2,830 to 5,340)	2,810 (2,090 to 3,930)	2,810 (2,090 to 3,930)	1,830 (1,360 to 2,570)	1,270 (940 to 1,780)	1,020 (760 to 1,430)	1,020 (760 to 1,430)	661 (491 to 926)	464 (345 to 650)	267 (198 to 374)	84 (62 to 118)	39,200
HIV/AIDS - Drug-susceptible Tuberculosis	0 (0 to 0)	0 (0 to 0)	0.5 (0.3 to 0.9)	1.9 (1.4 to 2.7)	1.9 (1.4 to 2.6)	4.6 (3.4 to 6.5)	4.1 (3.1 to 5.7)	1.5 (1.1 to 2.1)	1.5 (1.1 to 2.1)	2.5 (1.9 to 3.5)	1.5 (1.1 to 2.1)	1.5 (1.1 to 2.1)	1.5 (1.1 to 2.1)	1.5 (1.1 to 2.1)	1.5 (1.1 to 2.1)	1.5 (1.1 to 2.1)	1.5 (1.1 to 2.1)	1.5 (1.1 to 2.1)	1.5 (1.1 to 2.1)	1.5 (1.1 to 2.1)	1.5 (1.1 to 2.1)	0.7 (0.5 to 1.1)	2,290
HIV/AIDS - Multidrug-resistant Tuberculosis without extensive drug resistance	0 (0 to 0)	0 (0 to 0)	0.1 (0.0 to 0.2)	1.5 (0.7 to 3.1)	1.5 (0.7 to 3.1)	3.1 (1.5 to 6.3)	7.3 (3.6 to 14.7)	12.3 (6.1 to 24.6)	20.6 (10.3 to 41.2)	24 (12.0 to 48.1)	20.6 (10.3 to 41.2)	20.7 (10.3 to 41.3)	16.3 (8.1 to 32.6)	11.4 (5.7 to 22.8)	7.4 (3.7 to 14.8)	5.4 (2.7 to 10.8)	3.9 (1.9 to 7.8)	2.9 (1.4 to 5.8)	2.1 (1.0 to 4.2)	1.5 (0.7 to 3.0)	0.8 (0.4 to 1.6)	0.3 (0.1 to 0.6)	163
HIV/AIDS - Extensively drug-resistant Tuberculosis	0 (0 to 0)	0 (0 to 0)	0 (0 to 0)	0.1 (0.1 to 0.2)	0.1 (0.1 to 0.2)	0.3 (0.1 to 0.5)	0.6 (0.2 to 1.2)	1.1 (0.4 to 2.2)	1.8 (0.7 to 3.6)	2.1 (0.8 to 4.2)	1.8 (0.7 to 3.6)	1.8 (0.7 to 3.6)	1.4 (0.6 to 2.8)	1 (0.4 to 2.1)	0.7 (0.3 to 1.4)	0.5 (0.2 to 1)	0.3 (0.1 to 0.7)	0.3 (0.1 to 0.6)	0.2 (0.1 to 0.4)	0.1 (0.1 to 0.3)	0.1 (0.0 to 0.2)	0 (0 to 0)	26.7
HIV/AIDS resulting in other diseases	61 (61 to 62)	0.1 (0.1 to 0.2)	0.1 (0.1 to 0.2)	984 (676 to 1,510)	0.1 (0.1 to 0.2)	0.1 (0.1 to 0.2)	0.1 (0.1 to 0.2)	0.1 (0.1 to 0.2)	0.1 (0.1 to 0.2)	0.1 (0.1 to 0.2)	0.1 (0.1 to 0.2)	0.1 (0.1 to 0.2)	0.1 (0.1 to 0.2)	0.1 (0.1 to 0.2)	0.1 (0.1 to 0.2)	0.1 (0.1 to 0.2)	0.1 (0.1 to 0.2)	0.1 (0.1 to 0.2)	0.1 (0.1 to 0.2)	0.1 (0.1 to 0.2)	0.1 (0.1 to 0.2)	0 (0 to 0)	1,100
HIV/AIDS resulting in other diseases	0 (0 to 0)	0 (0 to 0)	0.1 (0.1 to 0.2)	984 (676 to 1,510)	0.1 (0.1 to 0.2)	0.1 (0.1 to 0.2)	0.1 (0.1 to 0.2)	0.1 (0.1 to 0.2)	0.1 (0.1 to 0.2)	0.1 (0.1 to 0.2)	0.1 (0.1 to 0.2)	0.1 (0.1 to 0.2)	0.1 (0.1 to 0.2)	0.1 (0.1 to 0.2)	0.1 (0.1 to 0.2)	0.1 (0.1 to 0.2)	0.1 (0.1 to 0.2)	0.1 (0.1 to 0.2)	0.1 (0.1 to 0.2)	0.1 (0.1 to 0.2)	0.1 (0.1 to 0.2)	0 (0 to 0)	1,100
Sexually transmitted infections, excluding HIV	72,400 (69,000 to 75,700)	5,700 (4,300 to 7,500)	32,300 (24,400 to 42,800)	8,400 (6,300 to 11,000)	8,700 (6,500 to 11,400)	7,900 (5,900 to 10,400)	8,400 (6,300 to 11,000)	10,700 (8,000 to 14,000)	11,200 (8,400 to 14,800)	12,400 (9,300 to 16,400)	11,200 (8,400 to 14,800)	12,300 (9,200 to 16,200)	13,400 (10,000 to 17,700)	13,400 (10,000 to 17,700)	15,800 (11,800 to 20,800)	15,300 (11,500 to 20,200)	15,100 (11,300 to 19,900)	14,600 (10,900 to 19,200)	10,400 (7,800 to 13,700)	7,400 (5,500 to 9,700)	4,300 (3,200 to 5,600)	1,800 (1,300 to 2,400)	344,000
Syphilis	330 (230 to 500)	470 (330 to 660)	122 (82 to 184)	2.3 (1.6 to 3.7)	1.1 (0.8 to 2)	2.7 (1.9 to 4.4)	6.1 (4.1 to 9.6)	20.4 (13.6 to 31.6)	42.3 (28.5 to 65.4)	42.3 (28.5 to 65.4)	42.3 (28.5 to 65.4)	29.4 (19.7 to 45.5)	11.2 (7.5 to 17.3)	9.6 (6.5 to 14.9)	7.2 (4.8 to 11.1)	5.1 (3.4 to 7.9)	4.1 (2.7 to 6.3)	4.1 (2.7 to 6.3)	2.6 (1.7 to 4)	1.9 (1.2 to 2.9)	1.1 (0.7 to 1.7)	0.5 (0.3 to 0.8)	635
Chlamydial infection	0 (0 to 0)	0 (0 to 0)	0 (0 to 0)	0 (0 to 0)	0 (0 to 0)	0 (0 to 0)	0 (0 to 0)	0 (0 to 0)	0 (0 to 0)	0 (0 to 0)	0 (0 to 0)	0 (0 to 0)	0 (0 to 0)	0 (0 to 0)	0 (0 to 0)	0 (0 to 0)	0 (0 to 0)	0 (0 to 0)	0 (0 to 0)	0 (0 to 0)	0 (0 to 0)	0 (0 to 0)	0 (0 to 0)	0
Gonococcal infection	0 (0 to 0)	0 (0 to 0)	0 (0 to 0)	0 (0 to 0)	0 (0 to 0)	0 (0 to 0)	0 (0 to 0)	0 (0 to 0)	0 (0 to 0)	0 (0 to 0)	0 (0 to 0)	0 (0 to 0)	0 (0 to 0)	0 (0 to 0)	0 (0 to 0)	0 (0 to 0)	0 (0 to 0)	0 (0 to 0)	0 (0 to 0)	0 (0 to 0)	0 (0 to 0)	0 (0 to 0)	0 (0 to 0)	0
Trichomoniasis	0 (0 to 0)	0 (0 to 0)	0 (0 to 0)	0 (0 to 0)	0 (0 to 0)	0 (0 to 0)	0 (0 to 0)	0 (0 to 0)	0 (0 to 0)	0 (0 to 0)	0 (0 to 0)	0 (0 to 0)	0 (0 to 0)	0 (0 to 0)	0 (0 to 0)	0 (0 to 0)	0 (0 to 0)	0 (0 to 0)	0 (0 to 0)	0 (0 to 0)	0 (0 to 0)	0 (0 to 0)	0 (0 to 0)	0
Genital herpes	0 (0 to 0)	0 (0 to 0)	0 (0 to 0)	0 (0 to 0)	0 (0 to 0)	0 (0 to 0)	0 (0 to 0)	0 (0 to 0)	0 (0 to 0)	0 (0 to 0)	0 (0 to 0)	0 (0 to 0)	0 (0 to 0)	0 (0 to 0)	0 (0 to 0)	0 (0 to 0)	0 (0 to 0)	0 (0 to 0)	0 (0 to 0)	0 (0 to 0)	0 (0 to 0)	0 (0 to 0)	0 (0 to 0)	0
Other sexually transmitted infections	72,100 (68,800 to 75,400)	5,200 (3,900 to 6,900)	32,200 (24,400 to 42,700)	8,400 (6,300 to 11,000)	8,700 (6,500 to 11,400)	7,900 (5,900 to 10,400)	8,400 (6,300 to 11,000)	10,700 (8,000 to 14,000)	11,200 (8,400 to 14,800)	12,400 (9,300 to 16,400)	11,200 (8,400 to 14,800)	12,300 (9,200 to 16,200)	13,400 (10,000 to 17,700)	13,400 (10,000 to 17,700)	15,800 (11,800 to 20,800)	15,300 (11,500 to 20,200)	15,100 (11,300 to 19,900)	14,600 (10,900 to 19,200)	10,400 (7,800 to 13,700)	7,400 (5,500 to 9,700)	4,300 (3,200 to 5,600)	1,800 (1,300 to 2,400)	343,000
Respiratory infections and tuberculosis	3,040 (2,920 to 3,170)	338 (322 to 357)	1,760 (1,290 to 2,330)	3,200 (2,480 to 4,220)	2,410 (1,850 to 3,020)	2,030 (1,560 to 2,570)	2,210 (1,700 to 2,800)	3,290 (2,530 to 4,170)	3,230 (2,480 to 4,090)	4,170 (3,210 to 5,290)	4,090 (3,140 to 5,190)	5,220 (4,020 to 6,630)	6,220 (4,770 to 7,890)	7,230 (5,540 to 9,170)	7,210 (5,530 to 9,150)	8,110 (6,220 to 10,300)	8,660 (6,640 to 11,000)	8,720 (6,690 to 11,100)	8,290 (6,360 to 10,500)	6,960 (5,340 to 8,830)	4,150 (3,180 to 5,260)	1,350 (1,040 to 1,710)	107,000
Tuberculosis	0 (0 to 0)	0 (0 to 0)	0 (0 to 0)	0 (0 to 0)	0 (0 to 0)	0 (0 to 0)	0 (0 to 0)	0 (0 to 0)	0 (0 to 0)	0 (0 to 0)	0 (0 to 0)	0 (0 to 0)	0 (0 to 0)	0 (0 to 0)	0 (0 to 0)	0 (0 to 0)	0 (0 to 0)	0 (0 to 0)	0 (0 to 0)	0 (0 to 0)	0 (0 to 0)	0 (0 to 0)	0 (0 to 0)	0
Latent tuberculosis infection	0 (0 to 0)	0 (0 to 0)	0 (0 to 0)	0 (0 to 0)	0 (0 to 0)	0 (0 to 0)	0 (0 to 0)	0 (0 to 0)	0 (0 to 0)	0 (0 to 0)	0 (0 to 0)	0 (0 to 0)	0 (0 to 0)	0 (0 to 0)	0 (0 to 0)	0 (0 to 0)	0 (0 to 0)	0 (0 to 0)	0 (0 to 0)	0 (0 to 0)	0 (0 to 0)	0 (0 to 0)	0 (0 to 0)	0
Active tuberculosis	0 (0 to 0)	0 (0 to 0)	0 (0 to 0)	0 (0 to 0)	0 (0 to 0)	0 (0 to 0)	0 (0 to 0)	0 (0 to 0)	0 (0 to 0)	0 (0 to 0)	0 (0 to 0)	0 (0 to 0)	0 (0 to 0)	0 (0 to 0)	0 (0 to 0)	0 (0 to 0)	0 (0 to 0)	0 (0 to 0)	0 (0 to 0)	0 (0 to 0)	0 (0 to 0)	0 (0 to 0)	0 (0 to 0)	0
Drug-susceptible tuberculosis	0 (0 to 0)	0 (0 to 0)	0 (0 to 0)	0 (0 to 0)	0 (0 to 0)	0 (0 to 0)	0 (0 to 0)	0 (0 to 0)	0 (0 to 0)	0 (0 to 0)	0 (0 to 0)	0 (0 to 0)	0 (0 to 0)	0 (0 to 0)	0 (0 to 0)	0 (0 to 0)	0 (0 to 0)	0 (0 to 0)	0 (0 to 0)	0 (0 to 0)	0 (0 to 0)	0 (0 to 0)	0 (0 to 0)	0
Multidrug-resistant tuberculosis without extensive drug resistance	0 (0 to 0)	0 (0 to 0)	0 (0 to 0)	0 (0 to 0)	0 (0 to 0)	0 (0 to 0)	0 (0 to 0)	0 (0 to 0)	0 (0 to 0)	0 (0 to 0)	0 (0 to 0)	0 (0 to 0)	0 (0 to 0)	0 (0 to 0)	0 (0 to 0)	0 (0 to 0)	0 (0 to 0)	0 (0 to 0)	0 (0 to 0)	0 (0 to 0)	0 (0 to 0)	0 (0 to 0)	0 (0 to 0)	0
Extensively drug-resistant tuberculosis	0 (0 to 0)	0 (0 to 0)	0 (0 to 0)	0 (0 to 0)	0 (0 to 0)	0 (0 to 0)	0 (0 to 0)	0 (0 to 0)	0 (0 to 0)	0 (0 to 0)	0 (0 to 0)	0 (0 to 0)	0 (0 to 0)	0 (0 to 0)	0 (0 to 0)	0 (0 to 0)	0 (0 to 0)	0 (0 to 0)	0 (0 to 0)	0 (0 to 0)	0 (0 to 0)	0 (0 to 0)	0 (0 to 0)	0
Lower respiratory infections	2,980 (2,870 to 3,110)	338 (322 to 357)	1,760 (1,290 to 2,330)	3,200 (2,480 to 4,220)	2,410 (1,850 to 3,020)	2,030 (1,560 to 2,570)	2,210 (1,700 to 2,800)	3,290 (2,530 to 4,170)	3,230 (2,480 to 4,090)	4,170 (3,210 to 5,290)	4,090 (3,140 to 5,190)	5,220 (4,020 to 6,630)	6,220 (4,770 to 7,890)	7,230 (5,540 to 9,170)	7,210 (5,530 to 9,150)	8,110 (6,220 to 10,300)	8,660 (6,640 to 11,000)	8,720 (6,690 to 11,100)	8,290 (6,360 to 10,500)	6,960 (5,340 to 8,830)	4,150 (3,180 to 5,260)	1,350 (1,040 to 1,710)	107,000
Otitis media	0 (0 to 0)	0 (0 to 0)	0 (0 to 0)	0 (0 to 0)	0 (0 to 0)	0 (0 to 0)	0 (0 to 0)	0 (0 to 0)	0 (0 to 0)	0 (0 to 0)	0 (0 to 0)	0 (0 to 0)	0 (0 to 0)	0 (0 to 0)	0 (0 to 0)	0 (0 to 0)	0 (0 to 0)	0 (0 to 0)	0 (0 to 0)	0 (0 to 0)	0 (0 to 0)	0 (0 to 0)	0 (0 to 0)	0
Enteric infections	26.7 (21.4 to 32.1)	2,610 (1,910 to 3,510)	2,060 (1,490 to 2,850)	1,900 (1,300 to 2,900)	1,540 (1,040 to 2,350)	1,200 (810 to 1,840)	1,140 (770 to 1,750)	1,170 (790 to 1,800)	1,210 (810 to 1,850)	1,270 (850 to 1,930)	1,270 (850 to 1,930)	1,270 (850 to 1,930)	1,270 (850 to 1,930)	1,230 (820 to 1,870)	1,230 (820 to 1,870)	1,210 (810 to 1,840)	1,190 (790 to 1,810)	1,160 (770 to 1,770)	968 (647 to 1,480)	675 (451 to 1,030)	331 (221 to 504)	109 (73 to 166)	27,200
Diarrheal diseases	26.7 (21.4 to 32.1)	769 (561 to 1,030)	2,270 (1,620 to 3,230)	1,900 (1,300 to 2,900)	1,530 (1,040 to 2,350)	1,200 (810 to 1,840)	1,140 (770 to 1,750)	1,170 (790 to 1,800)	1,210 (810 to 1,850)	1,270 (850 to 1,930)	1,270 (850 to 1,930)	1,270 (850 to 1,930)	1,270 (850 to 1,930)	1,230 (820 to 1,870)	1,230 (820 to 1,870)	1,210 (810 to 1,840)	1,190 (790 to 1,810)	1,160 (770 to 1,770)	968 (647 to 1,480)	675 (451 to 1,030)	331 (221 to 504)	109 (73 to 166)	27,200
Typhoid and paratyphoid	0 (0 to 0)	0 (0 to 0)	0.2 (0.1 to 0.3)	0 (0 to 0)	0 (0 to 0)	0 (0 to 0)	0 (0 to 0)	0 (0 to 0)	0 (0 to 0)	0 (0 to 0)	0 (0 to 0)	0 (0 to 0)	0 (0 to 0)	0 (0 to 0)	0 (0 to 0)	0 (0 to 0)	0 (0 to 0)	0 (0 to 0)	0 (0 to 0)	0 (0 to 0)	0 (0 to 0)	0 (0 to 0)	0 (0 to 0)	3.7
Typhoid fever	0 (0 to 0)	0 (0 to 0)	0 (0 to 0)	0 (0 to 0)	0 (0 to 0)	0 (0 to 0)	0 (0 to 0)	0 (0 to 0)	0 (0 to 0)	0 (0 to 0)	0 (0 to 0)	0 (0 to 0)	0 (0 to 0)	0 (0 to 0)	0 (0 to 0)	0 (0 to 0)	0 (0 to 0)	0 (0 to 0)	0 (0 to 0)	0 (0 to 0)	0 (0 to 0)	0 (0 to 0)	0 (0 to 0)	3.3
Paratyphoid fever	0 (0 to 0)	0 (0 to 0)	0 (0 to 0)	0 (0 to 0)	0 (0 to 0)	0 (0 to 0)	0 (0 to 0)	0 (0 to 0)	0 (0 to 0)	0 (0 to 0)	0 (0 to 0)	0 (0 to 0)	0 (0 to 0)	0 (0 to 0)	0 (0 to 0)	0 (0 to 0)	0 (0 to 0)	0 (0 to 0)	0 (0 to 0)	0 (0 to 0)	0 (0 to 0)	0 (0 to 0)	0 (0 to 0)	0.4
Invasive Non-typhoidal Salmonella (iNTS)	0 (0 to 0)	11.9 (8.7 to 16.5)	2.7 (1.9 to 3.9)	3.5 (2.4 to 5.1)	1.6 (1.0 to 2.4)	1.6 (1.0 to 2.4)	1.6 (1.0 to 2.4)	1.6 (1.0 to 2.4)	1.6 (1.0 to 2.4)	1.6 (1.0 to 2.4)	1.6 (1.0 to 2.4)	1.6 (1.0 to 2.4)	1.6 (1.0 to 2.4)	1.6 (1.0 to 2.4)	1.6 (1.0 to 2.4)	1.6 (1.0 to 2.4)	1.6 (1.0 to 2.4)	1.6 (1.0 to 2.4)	1.6 (1.0 to 2.4)	1.6 (1.0 to 2.4)	1.6 (1.0 to 2.4)	0.7 (0.5 to 1.1)	41.6
Other intestinal infectious diseases	0 (0 to 0)	52.9 (34.4 to 77.3)	6.6 (4.3 to 9.6)	6.2 (4.1 to 9.1)	6.6 (4.4 to 9.6)	4.1 (2.7 to 6.1)	3.9 (2.6 to 5.8)	3 (2 to 4.5)	2.7 (1.8 to 4.1)	2.2 (1.4 to 3.3)	2.2 (1.4 to 3.3)	1.3 (0.9 to 2)	1.3 (0.9 to 2)	1.3 (0.9 to 2)	1.3 (0.9 to 2)	1.3 (0.9 to 2)	1.3 (0.9 to 2)	1.3 (0.9 to 2)	1.3 (0.9 to 2)	1.3 (0.9 to 2)	1.3 (0.9 to 2)	0.6 (0.4 to 0.9)	69.3
Neglected tropical diseases and malaria	61 (61 to 61.4)	24.6 (13.2 to 43.3)	2.2 (1.1 to 3.9)	482 (257 to 850)	69 (37 to 122)	19.6 (10.5 to 34.5)	19.6 (10.5 to 34.5)	19.6 (10.5 to 34.5)	19.6 (10.5 to 34.5)	19.6 (10.5 to 34.5)	19.6 (10.5 to 34.5)	19.6 (10.5 to 34.5)	19.6 (10.5 to 34.5)	19.6 (10.5 to 34.5)	19.6 (10.5 to 34.5)	19.6 (10.5 to 34.5)	19.6 (10.5 to 34.5)	19.6 (10.5 to 34.5)	19.6 (10.5 to 34.5)	19.6 (10.5 to 34.5)	19.6 (10.5 to 34.5)	7.9 (4.2 to 14)	782
Malaria	0 (0 to 0)	0 (0 to 0)	0 (0 to 0)	474 (247 to 850)	69 (37 to 122)	19.6 (10.5 to 34.5)	19.6 (10.5 to 34.5)	19.6 (10.5 to 34.5)	19.6 (10.5 to 34.5)	19.6 (10.5 to 34.5)	19.6 (10.5 to 34.5)	19.6 (10.5 to 34.5)	19.6 (10.5 to 34.5)	19.6 (10.5 to 34.5)	19.6 (10.5 to 34.5)	19.6 (10.5 to 34.5)	19.6 (10.5 to 34.5)	19.6 (10.5 to 34.5)	19.6 (10.5 to 34.5)	19.6 (10.5 to 34.5)	19.6 (10.5 to 34.5)	7.9 (4.2 to 14)	769
Chagas disease	0 (0 to 0)	0 (0 to 0)	0 (0 to 0)	0 (0 to 0)	0 (0 to 0)	0 (0 to 0)	0 (0 to 0)	0 (0 to 0)	0 (0 to 0)	0 (0 to 0)	0 (0 to 0)	0 (0 to 0)	0 (0 to 0)	0 (0 to 0)	0 (0 to 0)	0 (0 to 0)	0 (0 to 0)	0 (0 to 0)	0 (0 to 0)	0 (0 to 0)	0 (0 to 0)	0 (0 to 0)	0 (0 to 0)	13
Leishmaniasis	0 (0 to 0)	0 (0 to 0)	0 (0 to 0)	7.7 (3.7 to 16.3)	0.1 (0.1 to 0.2)	0.1 (0.1 to 0.2)	0.1 (0.1 to 0.2)	0.1 (0.1 to 0.2)	0.1 (0.1 to 0.2)	0.1 (0.1 to 0.2)	0.1 (0.1 to 0.2)	0.1 (0.1 to 0.2)	0.1 (0.1 to 0.2)	0.1 (0.1 to 0.2)	0.1 (0.1 to 0.2)	0.1 (0.1 to 0.2)	0.1 (0.1 to 0.2)	0.1 (0.1 to 0.2)	0.1 (0.1 to 0.2)	0.1 (0.1 to 0.2)	0.1 (0.1 to 0.2)	0 (0 to 0)	114
Visceral leishmaniasis	0 (0 to 0)	0 (0 to 0)	0 (0 to 0)	6.1 (2.9 to 13.1)	0 (0 to 0)	0 (0 to 0)	0 (0 to 0)	0 (0 to 0)	0 (0 to 0)	0 (0 to 0)	0 (0 to 0)	0 (0 to 0)	0 (0 to 0)	0 (0 to 0)	0 (0 to 0)	0 (0 to 0)	0 (0 to 0)	0 (0 to 0)	0 (0 to 0)	0 (0 to 0)	0 (0 to 0)	0 (0 to 0)	0 (0 to 0)	99.2
Cutaneous and mucocutaneous leishmaniasis	0 (0 to 0)	0 (0 to 0)	0 (0 to 0)	0.5 (0.3 to 0.9)	0.1 (0.1 to 0.2)	0.1 (0.1 to 0.2)	0.1 (0.1 to 0.2)	0.1 (0.1 to 0.2)	0.1 (0.1 to 0.2)	0.1 (0.1 to 0.2)	0.1 (0.1 to 0.2)	0.1 (0.1 to 0.2)	0.1 (0.1 to 0.2)	0.1 (0.1 to 0.2)	0.1 (0.1 to 0.2)	0.1 (0.1 to 0.2)	0.1 (0.1 to 0.2)	0.1 (0.1 to 0.2)	0.1 (0.1 to 0.2)	0.1 (0.1 to 0.2)	0.1 (0.1 to 0.2)	0 (0 to 0)	59.7
African trypanosomiasis	0 (0 to 0)	0 (0 to 0)	0 (0 to 0)	0 (0 to 0)	0 (0 to 0)	0 (0 to 0)	0 (0 to 0)	0 (0 to 0)	0 (0 to 0)	0 (0 to 0)	0 (0 to 0)	0 (0 to 0)	0 (0 to 0)	0 (0 to 0)	0 (0 to 0)	0 (0 to 0)	0 (0 to 0)	0 (0 to 0)	0 (0 to 0)	0 (0 to 0)	0 (0 to 0)	0 (0 to 0)	0 (0 to 0)	0
Schistosomiasis	0 (0 to 0)	0 (0 to 0)	0.2 (0.1 to 0.4)	2.2 (1.1 to 4.1)	0.2 (0.1 to 0.4)	0.2 (0.1 to 0.4)	0.2 (0.1 to 0.4)	0.2 (0.1 to 0.4)	0.2 (0.1 to 0.4)	0.2 (0.1 to 0.4)	0.2 (0.1 to 0.4)	0.2 (0.1 to 0.4)	0.2 (0.1 to 0.4)	0.2 (0.1 to 0.4)	0.2 (0.1 to 0.4)	0.2 (0.1 to 0.4)	0.2 (0.1 to 0.4)	0.2 (0.1 to 0.4)	0.2 (0.1 to 0.4)	0.2 (0.1 to 0.4)	0.2 (0.1 to 0.4)	0.1 (0.1 to 0.2)	1.78
Cysticercosis	0 (0 to 0)	0 (0 to 0)	0.2 (0.1 to 0.4)	2.2 (1.1 to 4.1)	0.2 (0.1 to 0.4)	0.2 (0.1 to 0.4)	0.2 (0.1 to 0.4)	0.2 (0.1 to 0.4)	0.2 (0.1 to 0.4)	0.2 (0.1 to 0.4)	0.2 (0.1 to 0.4)	0.2 (0.1 to 0.4)	0.2 (0.1 to 0.4)	0.2 (0.1 to 0.4)	0.2 (0.1 to 0.4)	0.2 (0.1 to 0.4)	0.2 (0.1 to 0.4)	0.2 (0.1 to 0.4)	0.2 (0.1 to 0.4)	0.2 (0.1 to 0.4)	0.2 (0.1 to 0.4)	0.1 (0.1 to 0.2)	1.78
Cystic echinococcosis	0 (0 to 0)	0 (0 to 0)	0 (0 to 0)	0.4 (0.2 to 0.8)	0.4 (0.2 to 0.8)	0.7 (0.4 to 1.3)	0.8 (0.4 to 1.5)	0.9 (0.5 to 1.7)	0.9 (0.5 to 1.7)	0.9 (0.5 to 1.7)	0.9 (0.5 to 1.7)	0.9 (0.5 to 1.7)	0.9 (0.5 to 1.7)	0.9 (0.5 to 1.7)	0.9 (0.5 to 1.7)	0.9 (0.5 to 1.7)	0.9 (0.5 to 1.7)	0.9 (0.5 to 1.7)	0.9 (0.5 to 1.7)	0.9 (0.5 to 1.7)	0.9 (0.5 to 1.7)	0.4 (0.2 to 0.8)	13.6
Lymphatic filariasis	0 (0 to 0)	0 (0 to 0)	0 (0 to 0)	0 (0 to 0)	0 (0 to 0)	0 (0 to 0)	0 (0 to 0)	0 (0 to 0)	0 (0 to 0)	0 (0 to 0)	0 (0 to 0)	0 (0 to 0)	0 (0 to 0)	0 (0 to 0)	0 (0 to 0)	0 (0 to 0)	0 (0 to 0)	0 (0 to 0)	0 (0 to 0)	0 (0 to 0)	0 (0 to 0)	0 (0 to 0)	0 (0 to 0)	0
Onchocerciasis	0 (0 to 0)	0 (0 to 0)	0 (0 to 0)	0 (0 to 0)	0 (0 to 0)	0 (0 to 0)	0 (0 to 0)	0 (0 to 0)	0 (0 to 0)	0 (0 to 0)	0 (0 to 0)	0 (0 to 0)	0 (0 to 0)	0 (0 to 0)	0 (0 to 0)	0 (0 to 0)	0 (0 to 0)	0 (0 to 0)	0 (0 to 0)	0 (0 to 0)	0 (0 to 0)	0 (0 to 0)	0 (0 to 0)	0
Trachoma	0 (0 to 0)	29.4 (14.2 to 51.3)	34.2 (16.5 to 59.6)	75 (36.1 to 131)	69.1 (33.3 to 120)	69 (33.3 to 120)	69.6 (33.6 to 121)	61.4 (29.6 to 107)	60.3 (29.1 to 105)	71.4 (34.5 to 124)	73.2 (35.3 to 128)	73.2 (35.3 to 128)	75 (36.1 to 130)	69.4 (33.5 to 121)	69.1 (33.4 to 121)	34.6 (16.7 to 60.4)	28 (13.5 to 48.9)	19 (9.2 to 33.2)	17.6 (8.5 to 30.7)	11.3 (5.4 to 19.7)	6.9 (3.3 to 12)	2.9 (1.4 to 5.1)	1,130
Dengue	0 (0 to 0)	0 (0 to 0)	0 (0 to 0)	1.9 (1.4 to 2.6)	1.9 (1.4 to 2.6)	1.9 (1.4 to 2.6)	1.9 (1.4 to 2.6)	1.9 (1.4 to 2.6)	1.9 (1.4 to 2.6)	1.9 (1.4 to 2.6)	1.9 (1.4 to 2.6)	1.9 (1.4 to 2.6)	1.9 (1.4 to 2.6)	1.9 (1.4 to 2.6)	1.9 (1.4 to 2.6)	1.9 (1.4 to 2.6)	1.9 (1.4 to 2.6)	1.9 (1.4 to 2.6)	1.9 (1.4 to 2.6)	1.9 (1.4 to 2.6)	1.9 (1.4 to 2.6)	0.8 (0.6 to 1.1)	19.7
Yellow fever	0 (0 to 0)	0 (0 to 0)	0 (0 to 0)	0 (0 to 0)	0 (0 to 0)	0 (0 to 0)	0 (0 to 0)	0 (0 to 0)	0 (0 to 0)	0 (0 to 0)	0 (0 to 0)	0 (0 to 0)	0 (0 to 0)	0 (0 to 0)	0 (0 to 0)	0 (0 to 0)	0 (0 to 0)	0 (0 to 0)	0 (0 to 0)	0 (0 to 0)	0 (0 to 0)	0 (0 to 0)	0 (0 to 0)	0
Rabies	0 (0 to 0)	0 (0 to 0)	0 (0 to 0)	0 (0 to 0)	0 (0 to 0)	0 (0 to 0)	0 (0 to 0)	0 (0 to 0)	0 (0 to 0)



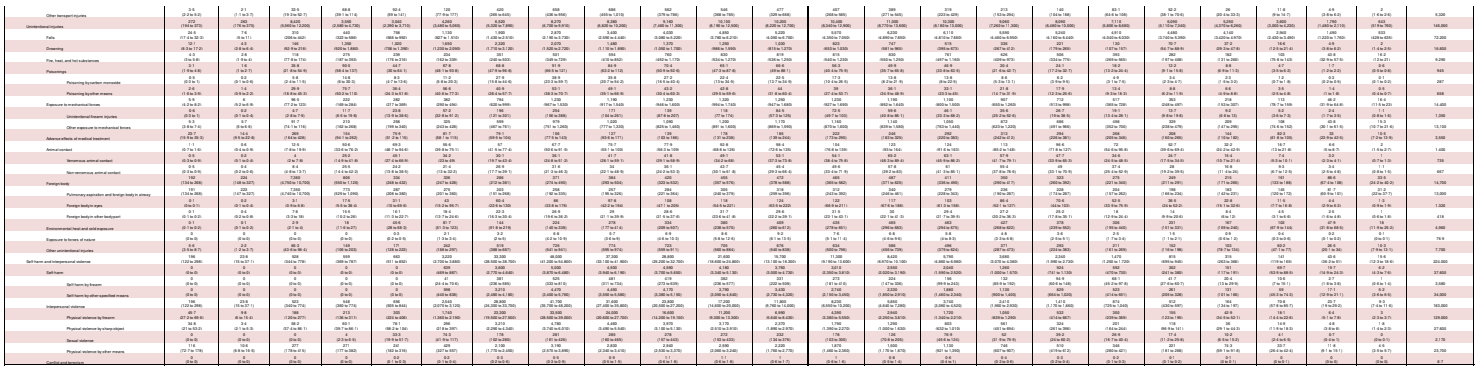

S8 Table 2c. Permanfibro DALYs base and sex pivot for both sexes with 40% uncertainty intervals, 2026

Cause	Early Neonatal	Late Neonatal	Post Neonatal	1 to 4	5 to 9	10 to 14	15 to 19	20 to 24	25 to 29	30 to 34	35 to 39	40 to 44	45 to 49	50 to 54	55 to 59	60 to 64	65 to 69	70 to 74	75 to 79	80 to 84	85 to 89	90 to 94	95 plus	Total
All causes	146,000 (126,000 to 214,000)	19,600 (14,100 to 23,000)	152,000 (112,000 to 200,000)	46,400 (37,000 to 56,000)	34,200 (30,400 to 47,900)	75,700 (64,200 to 101,100)	164,000 (133,000 to 192,000)	251,000 (177,000 to 350,000)	286,000 (195,000 to 419,000)	286,000 (195,000 to 419,000)	286,000 (195,000 to 419,000)	277,000 (190,000 to 394,000)	251,000 (172,000 to 357,000)	237,000 (157,000 to 357,000)	237,000 (157,000 to 357,000)	229,000 (152,000 to 344,000)	213,000 (139,000 to 321,000)	213,000 (139,000 to 321,000)	199,000 (129,000 to 300,000)	174,000 (112,000 to 262,000)	144,000 (93,000 to 217,000)	106,000 (68,000 to 159,000)	66,000 (42,000 to 99,000)	50,000 (32,000 to 75,000)	3,450,000 (2,760,000 to 4,140,000)
Communicable, maternal, neonatal, and nutritional diseases	130,000 (110,000 to 198,000)	13,100 (9,000 to 16,000)	77,700 (47,200 to 123,000)	17,900 (13,000 to 24,000)	10,100 (7,000 to 15,000)	11,600 (8,000 to 17,000)	12,900 (9,000 to 18,000)	14,000 (9,000 to 20,000)	14,000 (9,000 to 20,000)	14,000 (9,000 to 20,000)	14,000 (9,000 to 20,000)	13,000 (9,000 to 19,000)	12,000 (8,000 to 17,000)	11,000 (7,000 to 16,000)	11,000 (7,000 to 16,000)	10,000 (6,000 to 15,000)	9,000 (6,000 to 13,000)	9,000 (6,000 to 13,000)	8,000 (5,000 to 12,000)	7,000 (4,000 to 10,000)	5,000 (3,000 to 7,000)	3,000 (2,000 to 4,000)	2,000 (1,000 to 3,000)	1,000 (1,000 to 2,000)	500,000
HIV/AIDS and sexually transmitted infections	1,210 (780 to 1,800)	130 (83 to 189)	1,790 (1,200 to 2,590)	432 (322 to 583)	260 (220 to 279)	427 (349 to 500)	751 (621 to 872)	2,160 (1,620 to 2,930)	3,700 (3,000 to 4,600)	5,170 (4,000 to 6,600)	6,770 (5,000 to 8,220)	6,770 (5,000 to 8,220)	5,850 (4,000 to 7,500)	2,200 (1,000 to 3,000)	2,200 (1,000 to 3,000)	1,260 (1,000 to 1,470)	427 (300 to 560)	271 (199 to 360)	134 (94 to 183)	74.9 (54.9 to 102)	19.6 (14.7 to 26.0)	2.6 (2.0 to 3.4)	0.4 (0.3 to 0.5)	43,600
HIV/AIDS	1,210 (780 to 1,800)	130 (83 to 189)	1,790 (1,200 to 2,590)	432 (322 to 583)	260 (220 to 279)	427 (349 to 500)	751 (621 to 872)	2,160 (1,620 to 2,930)	3,700 (3,000 to 4,600)	5,170 (4,000 to 6,600)	6,770 (5,000 to 8,220)	6,770 (5,000 to 8,220)	5,850 (4,000 to 7,500)	2,200 (1,000 to 3,000)	2,200 (1,000 to 3,000)	1,260 (1,000 to 1,470)	427 (300 to 560)	271 (199 to 360)	134 (94 to 183)	74.9 (54.9 to 102)	19.6 (14.7 to 26.0)	2.6 (2.0 to 3.4)	0.4 (0.3 to 0.5)	39,500
HIV/AIDS - Drug-susceptible Tuberculosis	0 (0 to 0)	287 (187 to 400)	451.7 (286 to 629)	1,118 (818 to 1,530)	179.0 (120 to 241)	179.0 (120 to 241)	414 (277 to 555)	1,110 (743 to 1,490)	1,900 (1,270 to 2,550)	1,900 (1,270 to 2,550)	1,900 (1,270 to 2,550)	1,900 (1,270 to 2,550)	1,900 (1,270 to 2,550)	940 (627 to 1,260)	940 (627 to 1,260)	386 (257 to 518)	227 (151 to 304)	138 (92 to 185)	69.0 (46.1 to 92.6)	33.5 (22.4 to 45.0)	8.8 (5.9 to 11.8)	1.2 (0.8 to 1.6)	0.2 (0.1 to 0.2)	7,710
HIV/AIDS - Multidrug resistant Tuberculosis without extensive drug resistance	0 (0 to 0)	22.4 (14 to 32)	6.3 (3 to 28.7)	6.9 (3 to 28.7)	6.7 (3 to 28.7)	6.7 (3 to 28.7)	16 (9 to 22.2)	30.8 (17 to 43)	47.6 (26 to 66)	47.6 (26 to 66)	89.7 (49 to 124)	79.8 (44 to 110)	79.8 (44 to 110)	40.4 (22 to 56)	40.4 (22 to 56)	16.1 (9 to 22)	9.5 (5 to 13)	5.8 (3 to 8)	2.1 (1 to 3)	0.9 (0 to 1)	0.3 (0 to 0)	0.1 (0 to 0)	0.0 (0 to 0)	570
HIV/AIDS - Extensively drug-resistant Tuberculosis	0 (0 to 0)	0 (0 to 0)	0 (0 to 10.7)	0 (0 to 4.3)	0 (0 to 2.1)	0 (0 to 2.1)	0 (0 to 2.1)	0 (0 to 2.3)	0 (0 to 3.1)	0 (0 to 3.1)	0 (0 to 3.1)	0 (0 to 3.1)	0 (0 to 3.1)	0 (0 to 1.7)	0 (0 to 1.7)	0 (0 to 1.7)	0 (0 to 1.1)	0 (0 to 1.1)	0 (0 to 0.6)	0 (0 to 0.3)	0 (0 to 0.1)	0 (0 to 0)	0 (0 to 0)	63.4
HIV/AIDS resulting in other diseases	6.1 (3 to 9.2)	0.3 (0.1 to 0.7)	3.8 (1.7 to 7.6)	0.7 (0.3 to 1.5)	0.4 (0.2 to 0.9)	0.7 (0.3 to 1.5)	1.4 (0.6 to 2.9)	3.4 (1.5 to 7.1)	5.8 (2.6 to 12.1)	5.8 (2.6 to 12.1)	10.3 (4.6 to 21.5)	9.2 (4.1 to 19.2)	9.2 (4.1 to 19.2)	4.7 (2.1 to 9.8)	4.7 (2.1 to 9.8)	1.9 (0.8 to 3.9)	1.1 (0.5 to 2.3)	0.7 (0.3 to 1.4)	0.2 (0.1 to 0.5)	0.1 (0.0 to 0.2)	0.0 (0.0 to 0.1)	0.0 (0.0 to 0.0)	0.0 (0.0 to 0.0)	730
Sexually transmitted infections excluding HIV	1,400 (1,000 to 1,900)	159 (83 to 189)	1,790 (1,200 to 2,590)	2,110 (1,600 to 2,800)	1,540 (1,200 to 2,000)	2,110 (1,600 to 2,800)	3,700 (2,800 to 4,900)	5,400 (4,000 to 7,200)	7,200 (5,000 to 9,600)	7,200 (5,000 to 9,600)	7,200 (5,000 to 9,600)	6,600 (4,000 to 8,800)	6,600 (4,000 to 8,800)	3,400 (2,000 to 4,500)	3,400 (2,000 to 4,500)	1,900 (1,000 to 2,500)	1,100 (600 to 1,500)	1,100 (600 to 1,500)	600 (300 to 800)	300 (200 to 400)	100 (100 to 200)	30 (20 to 40)	4 (3 to 5)	4,200
Syphilis	1,210 (780 to 1,800)	159 (83 to 189)	1,790 (1,200 to 2,590)	2,110 (1,600 to 2,800)	1,540 (1,200 to 2,000)	2,110 (1,600 to 2,800)	3,700 (2,800 to 4,900)	5,400 (4,000 to 7,200)	7,200 (5,000 to 9,600)	7,200 (5,000 to 9,600)	7,200 (5,000 to 9,600)	6,600 (4,000 to 8,800)	6,600 (4,000 to 8,800)	3,400 (2,000 to 4,500)	3,400 (2,000 to 4,500)	1,900 (1,000 to 2,500)	1,100 (600 to 1,500)	1,100 (600 to 1,500)	600 (300 to 800)	300 (200 to 400)	100 (100 to 200)	30 (20 to 40)	4 (3 to 5)	1,500
Chlamydial infection	0 (0 to 0)	0 (0 to 0)	0 (0 to 0)	0 (0 to 0)	0 (0 to 0)	0 (1 to 2)	1 (1 to 1)	0 (0 to 0)	0 (0 to 0)	0 (0 to 0)	0 (0 to 0)	0 (0 to 0)	0 (0 to 0)	0 (0 to 0)	0 (0 to 0)	0 (0 to 0)	0 (0 to 0)	0 (0 to 0)	0 (0 to 0)	0 (0 to 0)	0 (0 to 0)	0 (0 to 0)	0 (0 to 0)	0 (0 to 0)	241
Gonococcal infection	0 (0 to 0)	0 (0 to 0)	0 (0 to 0)	0 (0 to 0)	0 (0 to 0)	0 (0 to 0)	0 (0 to 0)	0 (0 to 0)	0 (0 to 0)	0 (0 to 0)	0 (0 to 0)	0 (0 to 0)	0 (0 to 0)	0 (0 to 0)	0 (0 to 0)	0 (0 to 0)	0 (0 to 0)	0 (0 to 0)	0 (0 to 0)	0 (0 to 0)	0 (0 to 0)	0 (0 to 0)	0 (0 to 0)	0 (0 to 0)	372
Trichomoniasis	0 (0 to 0)	0 (0 to 0)	0 (0 to 0)	0 (0 to 0)	0 (0 to 0)	0 (0 to 1)	0 (0 to 1)	0 (0 to 1)	0 (0 to 1)	0 (0 to 1)	0 (0 to 1)	0 (0 to 1)	0 (0 to 1)	0 (0 to 1)	0 (0 to 1)	0 (0 to 1)	0 (0 to 1)	0 (0 to 1)	0 (0 to 1)	0 (0 to 1)	0 (0 to 1)	0 (0 to 1)	0 (0 to 0)	0 (0 to 0)	0
Genital herpes	0 (0 to 0)	0 (0 to 0)	0 (0 to 0)	0 (0 to 0)	0 (0 to 0)	0 (0 to 0)	0 (0 to 0)	0 (0 to 0)	0 (0 to 0)	0 (0 to 0)	0 (0 to 0)	0 (0 to 0)	0 (0 to 0)	0 (0 to 0)	0 (0 to 0)	0 (0 to 0)	0 (0 to 0)	0 (0 to 0)	0 (0 to 0)	0 (0 to 0)	0 (0 to 0)	0 (0 to 0)	0 (0 to 0)	0 (0 to 0)	0
Other sexually transmitted infections	0 (0 to 0)	0 (0 to 0)	0 (0 to 0)	0 (0 to 0)	0 (0 to 0)	0 (0 to 0)	0 (0 to 0)	0 (0 to 0)	0 (0 to 0)	0 (0 to 0)	0 (0 to 0)	0 (0 to 0)	0 (0 to 0)	0 (0 to 0)	0 (0 to 0)	0 (0 to 0)	0 (0 to 0)	0 (0 to 0)	0 (0 to 0)	0 (0 to 0)	0 (0 to 0)	0 (0 to 0)	0 (0 to 0)	0 (0 to 0)	0
HIV/AIDS resulting in other diseases	1,200 (1,100 to 2,000)	14,900 (12,000 to 18,100)	4,400 (3,700 to 5,100)	3,200 (2,600 to 3,800)	2,900 (2,600 to 3,200)	2,700 (2,600 to 3,000)	3,600 (3,100 to 4,100)	4,200 (3,700 to 4,800)	3,700 (3,200 to 4,300)	3,600 (3,100 to 4,200)	3,600 (3,100 to 4,200)	3,600 (3,100 to 4,200)	3,600 (3,100 to 4,200)	3,600 (3,100 to 4,200)	3,600 (3,100 to 4,200)	3,600 (3,100 to 4,200)	3,600 (3,100 to 4,200)	3,600 (3,100 to 4,200)	3,600 (3,100 to 4,200)	3,600 (3,100 to 4,200)	3,600 (3,100 to 4,200)	3,600 (3,100 to 4,200)	3,600 (3,100 to 4,200)	130,000
Respiratory infections and tuberculosis	1,700 (1,700 to 2,000)	699 (600 to 1,800)	14,900 (12,000 to 18,100)	4,400 (3,700 to 5,100)	3,200 (2,600 to 3,800)	2,700 (2,600 to 3,000)	3,600 (3,100 to 4,100)	4,200 (3,700 to 4,800)	3,700 (3,200 to 4,300)	3,600 (3,100 to 4,200)	3,600 (3,100 to 4,200)	3,600 (3,100 to 4,200)	3,600 (3,100 to 4,200)	3,600 (3,100 to 4,200)	3,600 (3,100 to 4,200)	3,600 (3,100 to 4,200)	3,600 (3,100 to 4,200)	3,600 (3,100 to 4,200)	3,600 (3,100 to 4,200)	3,600 (3,100 to 4,200)	3,600 (3,100 to 4,200)	3,600 (3,100 to 4,200)	3,600 (3,100 to 4,200)	130,000
Tuberculosis	0 (0 to 0)	509 (320 to 720)	111 (70 to 157)	133 (84 to 188)	126 (79 to 178)	319 (201 to 451)	603 (380 to 853)	1,200 (756 to 1,700)	1,900 (1,200 to 2,700)	1,900 (1,200 to 2,700)	1,900 (1,200 to 2,700)	1,900 (1,200 to 2,700)	1,900 (1,200 to 2,700)	1,900 (1,200 to 2,700)	1,900 (1,200 to 2,700)	1,900 (1,200 to 2,700)	1,900 (1,200 to 2,700)	974 (614 to 1,380)	724 (456 to 1,030)	484 (305 to 685)	327 (206 to 463)	296 (187 to 419)	32 (20 to 45)	63.8 (40.2 to 90.4)	12,000
Latent tuberculosis infection	0 (0 to 0)	0 (0 to 0)	0 (0 to 0)	0 (0 to 0)	0 (0 to 0)	0 (0 to 0)	0 (0 to 0)	0 (0 to 0)	0 (0 to 0)	0 (0 to 0)	0 (0 to 0)	0 (0 to 0)	0 (0 to 0)	0 (0 to 0)	0 (0 to 0)	0 (0 to 0)	0 (0 to 0)	0 (0 to 0)	0 (0 to 0)	0 (0 to 0)	0 (0 to 0)	0 (0 to 0)	0 (0 to 0)	0 (0 to 0)	0
Drug-susceptible tuberculosis	0 (0 to 0)	509 (320 to 720)	111 (70 to 157)	133 (84 to 188)	126 (79 to 178)	319 (201 to 451)	603 (380 to 853)	1,200 (756 to 1,700)	1,900 (1,200 to 2,700)	1,900 (1,200 to 2,700)	1,900 (1,200 to 2,700)	1,900 (1,200 to 2,700)	1,900 (1,200 to 2,700)	1,900 (1,200 to 2,700)	1,900 (1,200 to 2,700)	1,900 (1,200 to 2,700)	1,900 (1,200 to 2,700)	974 (614 to 1,380)	724 (456 to 1,030)	484 (305 to 685)	327 (206 to 463)	296 (187 to 419)	32 (20 to 45)	63.8 (40.2 to 90.4)	12,000
Multidrug-resistant tuberculosis without extensive drug resistance	0 (0 to 0)	0 (0 to 0)	0 (0 to 0)	0 (0 to 0)	0 (0 to 0)	0 (0 to 0)	0 (0 to 0)	0 (0 to 0)	0 (0 to 0)	0 (0 to 0)	0 (0 to 0)	0 (0 to 0)	0 (0 to 0)	0 (0 to 0)	0 (0 to 0)	0 (0 to 0)	0 (0 to 0)	0 (0 to 0)	0 (0 to 0)	0 (0 to 0)	0 (0 to 0)	0 (0 to 0)	0 (0 to 0)	0 (0 to 0)	0
Extensively drug-resistant tuberculosis	0 (0 to 0)	0 (0 to 0)	0 (0 to 0)	0 (0 to 0)	0 (0 to 0)	0 (0 to 0)	0 (0 to 0)	0 (0 to 0)	0 (0 to 0)	0 (0 to 0)	0 (0 to 0)	0 (0 to 0)	0 (0 to 0)	0 (0 to 0)	0 (0 to 0)	0 (0 to 0)	0 (0 to 0)	0 (0 to 0)	0 (0 to 0)	0 (0 to 0)	0 (0 to 0)	0 (0 to 0)	0 (0 to 0)	0 (0 to 0)	0
Lower respiratory infections	1,700 (1,700 to 2,000)	190 (100 to 1,100)	14,800 (12,000 to 18,100)	4,300 (3,700 to 5,100)	3,100 (2,600 to 3,800)	2,400 (2,300 to 2,700)	2,900 (2,800 to 3,100)	2,900 (2,800 to 3,100)	1,800 (1,700 to 1,900)	1,700 (1,600 to 1,800)	1,700 (1,600 to 1,800)	1,700 (1,600 to 1,800)	1,700 (1,600 to 1,800)	1,700 (1,600 to 1,800)	1,700 (1,600 to 1,800)	1,700 (1,600 to 1,800)	1,700 (1,600 to 1,800)	1,700 (1,600 to 1,800)	1,700 (1,600 to 1,800)	1,700 (1,600 to 1,800)	1,700 (1,600 to 1,800)	1,700 (1,600 to 1,800)	1,700 (1,600 to 1,800)	69,000
Upper respiratory infections	0 (0 to 0)	0 (0 to 0)	0 (0 to 0)	0 (0 to 0)	0 (0 to 0)	0 (0 to 0)	0 (0 to 0)	0 (0 to 0)	0 (0 to 0)	0 (0 to 0)	0 (0 to 0)	0 (0 to 0)	0 (0 to 0)	0 (0 to 0)	0 (0 to 0)	0 (0 to 0)	0 (0 to 0)	0 (0 to 0)	0 (0 to 0)	0 (0 to 0)	0 (0 to 0)	0 (0 to 0)	0 (0 to 0)	0 (0 to 0)	0
Otitis media	0 (0 to 0)	0 (0 to 0)	0 (0 to 0)	0 (0 to 0)	0 (0 to 0)	0 (0 to 0)	0 (0 to 0)	0 (0 to 0)	0 (0 to 0)	0 (0 to 0)	0 (0 to 0)	0 (0 to 0)	0 (0 to 0)	0 (0 to 0)	0 (0 to 0)	0 (0 to 0)	0 (0 to 0)	0 (0 to 0)	0 (0 to 0)	0 (0 to 0)	0 (0 to 0)	0 (0 to 0)	0 (0 to 0)	0 (0 to 0)	0
Enteric infections	99.2 (69.7 to 137)	2,900 (1,900 to 3,900)	3,000 (2,000 to 4,000)	2,100 (1,400 to 2,900)	1,400 (1,000 to 1,900)	551 (374 to 736)	508 (344 to 679)	524 (355 to 701)	477 (323 to 638)	477 (323 to 638)	477 (323 to 638)	477 (323 to 638)	477 (323 to 638)	477 (323 to 638)	477 (323 to 638)	477 (323 to 638)	477 (323 to 638)	477 (323 to 638)	477 (323 to 638)	477 (323 to 638)	477 (323 to 638)	477 (323 to 638)	477 (323 to 638)	40,200
Diarrheal diseases	92.2 (62.7 to 131)	262 (161 to 386)	3,000 (2,000 to 4,000)	2,000 (1,300 to 2,800)	1,400 (1,000 to 1,900)	543 (368 to 727)	507 (343 to 677)	519 (352 to 694)	474 (321 to 634)	474 (321 to 634)	474 (321 to 634)	474 (321 to 634)	474 (321 to 634)	474 (321 to 634)	474 (321 to 634)	474 (321 to 634)	474 (321 to 634)	474 (321 to 634)	474 (321 to 634)	474 (321 to 634)	474 (321 to 634)	474 (321 to 634)	474 (321 to 634)	40,100
Typhoid and paratyphoid	0 (0 to 0)	0 (0 to 2.7)	4.4 (1 to 9.4)	2.4 (1 to 5.1)	2.4 (1 to 5.1)	7.6 (3 to 16)	3.3 (1 to 7)	3.4 (1 to 7)	3.1 (1 to 6.7)	3.1 (1 to 6.7)	3.1 (1 to 6.7)	3.1 (1 to 6.7)	3.1 (1 to 6.7)	3.1 (1 to 6.7)	3.1 (1 to 6.7)	3.1 (1 to 6.7)	3.1 (1 to 6.7)	3.1 (1 to 6.7)	3.1 (1 to 6.7)	3.1 (1 to 6.7)	3.1 (1 to 6.7)	3.1 (1 to 6.7)	3.1 (1 to 6.7)	39.4
Typhoid fever	0 (0 to 0)	0 (0 to 2.4)	3.9 (0.9 to 8.4)	2.1 (0.5 to 4.6)	2.1 (0.5 to 4.6)	6.7 (2.6 to 14)	2.9 (0.8 to 6.3)	3 (0.8 to 6.5)	2.8 (0.7 to 6.1)	2.8 (0.7 to 6.1)	2.8 (0.7 to 6.1)	2.8 (0.7 to 6.1)	2.8 (0.7 to 6.1)	2.8 (0.7 to 6.1)	2.8 (0.7 to 6.1)	2.8 (0.7 to 6.1)	2.8 (0.7 to 6.1)	2.8 (0.7 to 6.1)	2.8 (0.7 to 6.1)	2.8 (0.7 to 6.1)	2.8 (0.7 to 6.1)	2.8 (0.7 to 6.1)	2.8 (0.7 to 6.1)	34.7
Paratyphoid fever	0 (0 to 0)	0 (0 to 0.3)	0.5 (0.1 to 1.1)	0.3 (0.1 to 0.7)	0.3 (0.1 to 0.7)	0.9 (0.3 to 2)	0.4 (0.1 to 0.9)	0.4 (0.1 to 0.9)	0.4 (0.1 to 0.9)	0.4 (0.1 to 0.9)	0.4 (0.1 to 0.9)	0.4 (0.1 to 0.9)	0.4 (0.1 to 0.9)	0.4 (0.1 to 0.9)	0.4 (0.1 to 0.9)	0.4 (0.1 to 0.9)	0.4 (0.1 to 0.9)	0.4 (0.1 to 0.9)	0.4 (0.1 to 0.9)	0.4 (0.1 to 0.9)	0.4 (0.1 to 0.9)	0.4 (0.1 to 0.9)	0.4 (0.1 to 0.9)	4.7
Invasive Non-typhoidal Salmonella (iNTS)	6.9 (4.9 to 9.4)	27.6 (12.6 to 39.3)	50.8 (18.3 to 99)	27.2 (14.2 to 52.1)	27.2 (14.2 to 52.1)	18.7 (9.4 to 31.7)	9.6 (4.8 to 16.2)	12.1 (6.1 to 20.4)	8.5 (4.3 to 14.3)	7.2 (3.6 to 12.1)	6.7 (3.4 to 11.3)	6.1 (3.1 to 10.3)	5.5 (2.8 to 9.3)	5.1 (2.6 to 8.6)	5.1 (2.6 to 8.6)	4.7 (2.4 to 7.9)	4.4 (2.2 to 7.4)	4.1 (2.1 to 6.9)	3.8 (1.9 to 6.4)	3.5 (1.8 to 5.9)	3.3 (1.7 to 5.5)	3.1 (1.6 to 5.2)	3.0 (1.5 to 5.0)	251
Other intestinal infectious diseases	0 (0 to 0)	0 (0 to 0)	10.3 (3 to 20)	6.9 (1.7 to 17.4)	6.9 (1.7 to 17.4)	6.3 (1.6 to 15.8)	6.3 (1.6 to 15.8)	2.1 (0.5 to 5.2)	2.1 (0.5 to 5.2)	2.1 (0.5 to 5.2)	2.1 (0.5 to 5.2)	2.1 (0.5 to 5.2)	2.1 (0.5 to 5.2)	1.3 (0.3 to 3.2)	1.3 (0.3 to 3.2)	0.7 (0.2 to 1.8)	0.7 (0.2 to 1.8)	0.7 (0.2 to 1.8)	0.4 (0.1 to 1.1)	0.4 (0.1 to 1.1)	0.4 (0.1 to 1.1)	0.2 (0.1 to 0.6)	0.2 (0.1 to 0.6)	0.1 (0.0 to 0.3)	74.9
Neglected tropical diseases and malaria	14 (9 to 22)	714 (370 to 1,400)	370.0 (217 to 600)	1,470 (1,000 to 2,000)	1,360 (1,000 to 1,800)	4,670 (3,000 to 6,000)	1,770 (1,000 to 2,000)	1,960 (1,000 to 2,000)	2,000 (1,000 to 2,000)	2,000 (1,000 to 2,000)	2,000 (1,000 to 2,000)	1,960 (1,000 to 2,000)	1,960 (1,000 to 2,000)	1,960 (1,000 to 2,000)	1,960 (1,000 to 2,000)	1,960 (1,000 to 2,000)	1,960 (1,000 to 2,000)	1,960 (1,000 to 2,000)	1,960 (1,000 to 2,000)	1,960 (1,000 to 2,000)	1,960 (1,000 to 2,000)	1,960 (1,000 to 2,000)	1,960 (1,000 to 2,000)	63,200
Malaria	0 (0 to 0)	0 (0 to 0)	0 (0 to 0)	5.6 (2.3 to 12.3)	5.6 (2.3 to 12.3)	18.3 (9.6 to 32.7)	7.5 (3.4 to 15.1)	7.8 (3.6 to 15.7)	7.2 (3.3 to 14.6)	7.2 (3.3 to 14.6)	7.2 (3.3 to 14.6)	7.2 (3.3 to 14.6)	7.2 (3.3 to 14.6)	7.2 (3.3 to 14.6)	7.2 (3.3 to 14.6)	7.2 (3.3 to 14.6)	7.2 (3.3 to 14.6)	7.2 (3.3 to 14.6)	7.2 (3.3 to 14.6)	7.2 (3.3 to 14.6)	7.2 (3.3 to 14.6)	7.2 (3.3 to 14.6)	7.2 (3.3 to 14.6)	132
Chagas disease	0 (0 to 0)	0 (0 to 0)	0 (0 to 0)	0 (0 to 0)	0 (0 to 0)	0 (0 to 0)	0 (0 to 0)	0 (0 to 0)	0 (0 to 0)	0 (0 to 0)	0 (0 to 0)	0 (0 to 0)	0 (0 to 0)	0 (0 to 0)	0 (0 to 0)	0 (0 to 0)	0 (0 to 0)	0 (0 to 0)	0 (0 to 0)	0 (0 to 0)	0 (0 to 0)	0 (0 to 0)	0 (0 to 0)	0 (0 to 0)	0
Leishmaniasis	0 (0 to 0)	68.0 (41.7 to 97.9)	47.4 (27.7 to 68.6)	52.2 (32.2 to 75.2)	51.2 (31.7 to 73.6)	196 (121 to 282)	112 (69 to 161)	114 (70 to 165)	110 (68 to 159)	110 (68 to 159)	110 (68 to 159)	110 (68 to 159)	110 (68 to 159)	110 (68 to 159)	110 (68 to 159)	110 (68 to 159)	110 (68 to 159)	110 (68 to 159)	110 (68 to 159)	110 (68 to 159)	110 (68 to 159)	110 (68 to 159)	110 (68 to 159)	110 (68 to 159)	1,960
Visceral leishmaniasis	0 (0 to 0)	68.0 (41.7 to 97.9)	47.3 (27.7 to 68.6)	52.2 (32.2 to 75.2)	51.2 (31.7 to 73.6)	196 (121 to 282)	112 (69 to 161)	114 (70 to 165)	110 (68 to 159)	110 (68 to 159)	110 (68 to 159)	110 (68 to 159)	110 (68 to 159)	110 (68 to 159)	110 (68 to 159)	110 (68 to 159)	110 (68 to 159)	110 (68 to 159)	110 (68 to 159)	110 (68 to 159)	110 (68 to 159)	110 (68 to 159)	110 (68 to 159)	110 (68 to 159)	1,960
Cutaneous and mucocutaneous leishmaniasis	0 (0 to 0)	0 (0 to 0)	0.1 (0 to 0.2)	0 (0 to 0)	0 (0 to 0)	0 (0 to 0)	0 (0 to 0)	0 (0 to 0)	0 (0 to 0)	0 (0 to 0)	0 (0 to 0)	0 (0 to 0)	0 (0 to 0)	0 (0 to 0)	0 (0 to 0)	0 (0 to 0)	0 (0 to 0)	0 (0 to 0)	0 (0 to 0)	0 (0 to 0)	0 (0 to 0)	0 (0 to 0)	0 (0 to 0)	0 (0 to 0)	42.3
African trypanosomiasis	0 (0 to 0)	0 (0 to 0)	0 (0 to 0)	0 (0 to 0)	0 (0 to 0)	0 (0 to 0)	0 (0 to 0)	0 (0 to 0)	0 (0 to 0)	0 (0 to 0)	0 (0 to 0)	0 (0 to 0)	0 (0 to 0)	0 (0 to 0)	0 (0 to 0)	0 (0 to 0)	0 (0 to 0)	0 (0 to 0)	0 (0 to 0)	0 (0 to 0)	0 (0 to 0)	0 (0 to 0)	0 (0 to 0)	0 (0 to 0)	0
Schistosomiasis	0 (0 to 0)	0 (0 to 0)	0 (0 to 0)	0 (0 to 0)	0 (0 to 0)	0 (0 to 0)	0 (0 to 0)	0 (0 to 0)	0 (0 to 0)	0 (0 to 0)	0 (0 to 0)	0 (0 to 0)	0 (0 to 0)	0 (0 to 0)	0 (0 to 0)	0 (0 to 0)	0 (0 to 0)	0 (0 to 0)	0 (0 to 0)	0 (0 to 0)	0 (0 to 0)	0 (0 to 0)	0 (0 to 0)	0 (0 to 0)	0
Cysticercosis	0 (0 to 0)	0 (0 to 0)	0 (0 to 0)	0 (0 to 0)	0 (0 to 0)	0 (0 to 0)	0 (0 to 0)	0 (0 to 0)	0 (0 to 0)	0 (0 to 0)	0 (0 to 0)	0 (0 to 0)	0 (0 to 0)	0 (0 to 0)	0 (0 to 0)	0 (0 to 0)	0 (0 to 0)	0 (0 to 0)	0 (0 to 0)	0 (0 to 0)	0 (0 to 0)	0 (0 to 0)	0 (0 to 0)	0 (0 to 0)	0
Cystic echinococcosis	0 (0 to 0)	0 (0 to 0)	0.2 (0 to 0.5)	0.4 (0.1 to 1)	0.4 (0.1 to 1)	1 (0.3 to 2.6)	0.5 (0.1 to 1.3)	0.5 (0.1 to 1.3)	0.5 (0.1 to 1.3)	0.5 (0.1 to 1.3)	0.5 (0.1 to 1.3)	0.5 (0.1 to 1.3)	0.5 (0.1 to 1.3)	0.5 (0.1 to 1.3)	0.5 (0.1 to 1.3)	0.5 (0.1 to 1.3)	0.5 (0.1 to 1.3)	0.5 (0.1 to 1.3)	0.5 (0.1 to 1.3)	0.5 (0.1 to 1.3)	0.5 (0.1 to 1.3)	0.5 (0.1 to 1.3)	0.5 (0.1 to 1.3)	19.4
Lymphatic filariasis	0 (0 to 0)	0 (0 to 0)	0 (0 to 0)	2.6 (0.6 to 6.2)	2.6 (0.6 to 6.2)	9.6 (3.2 to 20)	3.6 (0.9 to 8.1)	3.8 (0.9 to 8.5)	3.5 (0.8 to 7.9)	3.5 (0.8 to 7.9)	3.5 (0.8 to 7.9)	3.5 (0.8 to 7.9)	3.5 (0.8 to 7.9)	3.5 (0.8 to 7.9)	3.5 (0.8 to 7.9)	3.5 (0.8 to 7.9)	3.5 (0.8 to 7.9)	3.5 (0.8 to 7.9)	3.5 (0.8 to 7.9)	3.5 (0.8 to 7.9)	3.5 (0.8 to 7.9)	3.5 (0.8 to 7.9)	3.5 (0.8 to 7.9)	2.61.2
Onchocerciasis	0 (0 to 0)	0 (0 to 0)	0 (0 to 0)	0 (0 to 0)	0 (0 to 0)	0 (0 to 0)	0 (0 to 0)	0 (0 to 0)	0 (0 to 0)	0 (0 to 0)	0 (0 to 0)	0 (0 to 0)	0 (0 to 0)	0 (0 to 0)	0 (0 to 0)	0 (0 to 0)	0 (0 to 0)	0 (0 to 0)	0 (0 to 0)	0 (0 to 0)	0 (0 to 0)	0 (0 to 0)	0 (0 to 0)	0 (0 to 0)	0
Trachoma	0 (0 to 0)	0 (0 to 0)	0 (0 to 0)	0 (0 to 0)	0 (0 to 0)	0 (0 to 0)	0 (0 to 0)	0 (0 to 0)	0 (0 to 0)	0 (0 to 0)	0 (0 to 0)	0 (0 to 0)	0 (0 to 0)	0 (0 to 0)	0 (0 to 0)	0 (0 to 0)	0 (0 to 0)	0 (0 to 0)	0 (0 to 0)	0 (0 to 0)	0 (0 to 0)	0 (0 to 0)	0 (0 to 0)	0 (0 to 0)	0
Dengue	0.9 (0.2 to 2)	1.6 (0.4 to 4.1)	135 (27.5 to 413)	737 (322 to 1,500)	747 (327 to 1,500)	1,747 (772 to 3,500)	1,500 (657 to 3,000)	1,495 (657 to 3,000)	1,495 (657 to 3,000)	1,495 (657 to 3,000)	1,495 (657 to 3,000)	1,495 (657 to 3,000)	1,495 (657 to 3,000)	1,495 (657 to 3,000)	1,495 (657 to 3,000)	1,495 (657 to 3,000)	1,495 (657 to 3,000)	1,495 (657 to 3,000)	1,495 (657 to 3,000)	1,495 (657 to 3,000)	1,495 (657 to 3,000)	1,495 (657 to 3,000)	1,495 (657 to 3,000)	2,000
Yellow fever	0 (0 to 0)	0 (0 to 0)	0 (0 to 0)	0 (0 to 0)	0 (0 to 0)	0 (0 to 0)	0 (0 to 0)	0 (0 to 0)



Other transport injuries	2·6 (1·6 to 3·8)	1·2 (0·6 to 2·4)	30·2 (17·5 to 50)	39·1 (23 to 70·8)	67·9 (42·3 to 107)	79 (55·2 to 112)	237 (143 to 383)	425 (259 to 650)	353 (240 to 513)	314 (214 to 444)	291 (188 to 432)	248 (169 to 347)	200 (137 to 286)	172 (116 to 243)	127 (90·4 to 176)	86·3 (61·4 to 122)	58·6 (44·4 to 77·4)	38·2 (29·8 to 48·9)	23·7 (17·6 to 31·3)	12·6 (9·7 to 15·9)	5·8 (4·6 to 7·3)	2·8 (2·1 to 3·4)	1·7 (1·3 to 2·1)	2,810
Unintentional injuries	315 (225 to 424)	203 (144 to 287)	8,310 (5,660 to 11,900)	3,390 (2,460 to 4,590)	3,800 (2,950 to 4,760)	4,510 (3,710 to 5,400)	6,180 (4,960 to 7,560)	7,410 (6,120 to 9,110)	7,380 (6,180 to 8,880)	8,320 (7,010 to 10,100)	8,750 (7,310 to 10,600)	8,880 (7,350 to 10,900)	8,100 (6,750 to 9,900)	7,890 (6,550 to 9,570)	6,860 (5,630 to 8,390)	5,960 (4,890 to 7,280)	5,180 (4,260 to 6,300)	4,780 (3,990 to 5,780)	4,040 (3,410 to 4,810)	3,360 (2,820 to 3,970)	2,100 (1,750 to 2,520)	1,050 (853 to 1,240)	560 (449 to 674)	117,000
Falls	28·7 (20·4 to 38·5)	6·7 (4·3 to 10·5)	412 (263 to 618)	295 (202 to 419)	478 (359 to 610)	630 (495 to 810)	1,030 (809 to 1,320)	1,560 (1,240 to 1,980)	1,800 (1,400 to 2,300)	2,370 (1,870 to 2,960)	2,930 (2,350 to 3,640)	3,190 (2,600 to 3,970)	3,170 (2,570 to 3,920)	3,410 (2,770 to 4,210)	3,100 (2,530 to 3,790)	2,890 (2,360 to 3,540)	2,660 (2,180 to 3,240)	2,670 (2,230 to 3,220)	2,430 (2,030 to 2,910)	2,240 (1,830 to 2,650)	1,460 (1,190 to 1,770)	729 (586 to 881)	388 (308 to 468)	39,900
Drowning	16·2 (11·1 to 23·1)	4·3 (2·8 to 6·3)	233 (140 to 365)	1,300 (841 to 1,890)	1,450 (992 to 1,980)	1,800 (1,350 to 2,310)	2,180 (1,600 to 2,890)	1,840 (1,330 to 2,500)	1,420 (1,070 to 1,850)	1,390 (1,080 to 1,770)	1,230 (980 to 1,520)	1,150 (890 to 1,450)	830 (651 to 1,040)	628 (493 to 782)	412 (316 to 528)	258 (202 to 322)	156 (121 to 197)	97·4 (77·5 to 121)	54 (41 to 68·2)	25·6 (19·5 to 33·8)	11 (8·5 to 13·7)	3·4 (2·6 to 4·1)	2 (1·5 to 2·5)	16,500
Fire, heat, and hot substances	7 (5 to 9·6)	3·4 (2·4 to 5)	220 (135 to 334)	251 (157 to 378)	232 (172 to 303)	163 (122 to 211)	221 (163 to 292)	298 (220 to 410)	324 (245 to 428)	378 (284 to 500)	386 (285 to 533)	388 (284 to 526)	351 (262 to 470)	346 (254 to 468)	296 (215 to 405)	240 (177 to 328)	202 (153 to 271)	179 (135 to 237)	142 (108 to 185)	100 (76·9 to 129)	58·5 (46 to 72·4)	27·8 (21·4 to 34·4)	16·5 (12·3 to 20·3)	4,830
Poisonings	2·5 (1·6 to 3·7)	1·1 (0·7 to 1·8)	36·6 (20·9 to 59·8)	53·5 (33·2 to 81·6)	31·2 (20·7 to 43·9)	45·1 (31·1 to 62·3)	43·6 (29·7 to 61)	58·6 (40·9 to 79·7)	52·5 (37·4 to 69·4)	44·1 (31·9 to 59·3)	40·5 (29·5 to 54·4)	38·1 (27·3 to 51·5)	29 (21 to 38·7)	24·3 (18·1 to 32·2)	20·9 (15·2 to 28)	13 (9·1 to 17·4)	10·1 (7·3 to 13·7)	8·5 (6·2 to 11·4)	5·5 (4 to 7)	4·1 (3·1 to 5·2)	2·1 (1·5 to 2·7)	0·8 (0·6 to 1·1)	0·4 (0·3 to 0·6)	566
Poisoning by carbon monoxide	0·2 (0·1 to 0·4)	0·1 (0 to 0·1)	2·5 (1 to 5·8)	5·4 (2·6 to 10·2)	7·7 (4·5 to 11·6)	8·6 (4·9 to 13·6)	16·3 (8·7 to 27·6)	23·5 (13·2 to 38)	21·7 (12·1 to 33·9)	17·3 (10·5 to 27·5)	15·7 (9·1 to 25)	12·9 (7·8 to 20)	8·4 (5·3 to 12·8)	6·6 (4·1 to 10)	5·7 (3·3 to 8·9)	3·7 (2·3 to 5·7)	2·9 (1·8 to 4·4)	2·6 (1·8 to 3·7)	1·5 (1 to 2·1)	1 (0·7 to 1·3)	0·5 (0·3 to 0·7)	0·2 (0·1 to 0·3)	0·1 (0·1 to 0·1)	165
Poisoning by other means	2·3 (1·5 to 3·4)	1·1 (0·7 to 1·7)	34·1 (19·5 to 55·3)	48·1 (29·7 to 73·2)	23·6 (15 to 33·7)	36·5 (24·7 to 51·2)	27·3 (18·7 to 36·9)	35 (25·4 to 46·1)	30·8 (22·7 to 40·1)	26·8 (19·5 to 35·9)	24·8 (18·1 to 33·6)	25·2 (18·3 to 33·2)	20·6 (14·9 to 27·6)	17·6 (13·1 to 23·5)	15·2 (11·1 to 20·6)	9·3 (6·6 to 12·6)	7·2 (5·1 to 9·8)	5·9 (4·3 to 8·1)	4 (3 to 5·3)	3·1 (2·4 to 4)	1·6 (1·1 to 2)	0·6 (0·5 to 0·8)	0·4 (0·3 to 0·5)	401
Exposure to mechanical forces	8·3 (5·6 to 11·5)	5·7 (4·9 to 6·8)	126 (94·4 to 172)	187 (139 to 245)	268 (198 to 359)	298 (231 to 387)	514 (397 to 666)	716 (577 to 898)	652 (519 to 833)	724 (575 to 912)	729 (573 to 928)	693 (538 to 896)	622 (484 to 810)	579 (446 to 753)	490 (373 to 640)	384 (286 to 516)	297 (219 to 398)	228 (167 to 311)	155 (115 to 210)	95·9 (69·9 to 130)	48·7 (35·2 to 66·7)	23·2 (16·7 to 31·4)	13 (9·4 to 17·7)	7,860
Unintentional firearm injuries	0·8 (0·4 to 1·5)	0·2 (0·1 to 0·5)	7·6 (3·9 to 16·2)	12·4 (6·6 to 25)	28·1 (15·5 to 56·1)	55·7 (31·7 to 102)	138 (79·7 to 234)	175 (112 to 278)	115 (69·5 to 208)	110 (68·7 to 203)	89 (58·1 to 160)	67·7 (42·6 to 127)	53·9 (35 to 98·8)	39·3 (26·1 to 73·7)	27·7 (19·2 to 48·4)	20·8 (15 to 35·1)	15·2 (10·7 to 24·2)	11·8 (8·3 to 17·9)	8·8 (6·3 to 13·6)	6·1 (4·3 to 9·3)	3·4 (2·4 to 4·9)	1·8 (1·3 to 2·6)	1·2 (0·8 to 1·7)	988
Other exposure to mechanical forces	7·5 (5·1 to 10·5)	5·5 (4·7 to 6·5)	119 (88·2 to 161)	174 (130 to 228)	240 (178 to 318)	243 (187 to 312)	377 (282 to 495)	542 (393 to 687)	537 (409 to 690)	614 (465 to 788)	640 (491 to 827)	625 (466 to 819)	568 (432 to 740)	540 (411 to 703)	462 (349 to 611)	364 (270 to 493)	281 (206 to 380)	216 (158 to 295)	147 (108 to 199)	89·8 (65·3 to 122)	45·3 (32·8 to 62·2)	21·4 (15·4 to 29·1)	11·8 (8·6 to 16·1)	6,870
Adverse effects of medical treatment	48·7 (32 to 68·9)	25·9 (16·5 to 38·8)	633 (364 to 1,070)	245 (144 to 395)	139 (96·1 to 192)	131 (94·4 to 179)	109 (78·8 to 146)	140 (106 to 189)	163 (122 to 219)	195 (144 to 264)	235 (175 to 308)	248 (189 to 323)	281 (214 to 363)	278 (210 to 358)	298 (223 to 388)	321 (242 to 412)	302 (231 to 383)	291 (222 to 373)	230 (176 to 295)	157 (119 to 196)	79·5 (60·4 to 102)	32·8 (23·3 to 43·1)	14·6 (10 to 19·3)	4,600
Animal contact	1·6 (1 to 2·4)	0·7 (0·4 to 1·2)	20·2 (12·5 to 31·1)	50·5 (32·3 to 79·7)	87·5 (58·8 to 128)	63·8 (44·3 to 90)	60·6 (42·9 to 82·9)	67·4 (49 to 90·1)	72·6 (53·8 to 97·3)	76·7 (56·4 to 105)	88·8 (66·3 to 122)	93 (68·4 to 125)	90·6 (66·9 to 124)	101 (76·3 to 133)	92·9 (69·8 to 123)	83 (62·8 to 108)	66·5 (49·9 to 89)	53·6 (41·1 to 69)	39 (29 to 51·2)	23·5 (17·7 to 30·4)	11·8 (9·2 to 15·2)	5·1 (3·7 to 6·5)	2·3 (1·8 to 3·1)	1,250
Venomous animal contact	0·7 (0·4 to 1·2)	0·2 (0·1 to 0·4)	5·8 (2·7 to 10·6)	22·6 (12·7 to 37·9)	53·7 (32·3 to 83·8)	37·3 (23 to 57·9)	29 (17·2 to 43·9)	32·3 (21·1 to 48·6)	36·8 (24·6 to 53·9)	38·5 (25·8 to 55·8)	44 (29·3 to 62·9)	47·4 (32·4 to 66·3)	45·1 (30·8 to 66·4)	51·3 (36·3 to 71·6)	44·8 (30·9 to 64·1)	40 (28·3 to 55·5)	31·3 (21·5 to 43·3)	24·5 (16·9 to 34·9)	16·9 (11·7 to 23·3)	10·5 (7·4 to 14·8)	5 (3·5 to 6·8)	2·3 (1·6 to 3·1)	1 (0·7 to 1·4)	621
Non-venomous animal contact	0·9 (0·5 to 1·4)	0·5 (0·3 to 0·9)	14·4 (8·3 to 23)	27·9 (15·5 to 48·4)	33·8 (18·7 to 54·5)	26·5 (15·7 to 40·5)	31·6 (20·2 to 46)	35·1 (23·9 to 48·7)	35·8 (23·7 to 51)	38·2 (26 to 54·5)	44·8 (31·1 to 63·8)	45·5 (30·4 to 66·6)	45·5 (30·4 to 65·1)	50 (33·8 to 70·9)	48·1 (33·2 to 68)	43 (29 to 62·5)	35·2 (23·9 to 50·6)	29·1 (20 to 39·9)	22 (15·2 to 30·3)	12·9 (8·9 to 17·8)	6·9 (5 to 9·3)	2·8 (2 to 3·7)	1·3 (1 to 1·8)	632
Foreign body	184 (128 to 261)	149 (99·3 to 217)	6,370 (4,220 to 9,260)	543 (363 to 778)	353 (260 to 461)	359 (273 to 461)	279 (207 to 375)	341 (253 to 453)	328 (246 to 432)	369 (279 to 495)	399 (307 to 519)	388 (302 to 498)	352 (283 to 441)	356 (281 to 443)	306 (239 to 378)	273 (217 to 338)	253 (214 to 298)	253 (202 to 315)	241 (197 to 287)	201 (167 to 239)	139 (111 to 165)	70·4 (52·4 to 86·7)	35·8 (25·8 to 44·7)	12,500
Pulmonary aspiration and foreign body in airway	184 (127 to 261)	148 (98·7 to 216)	6,360 (4,210 to 9,240)	505 (332 to 733)	299 (214 to 396)	290 (213 to 377)	195 (143 to 259)	235 (173 to 315)	214 (162 to 275)	241 (181 to 314)	260 (202 to 329)	251 (191 to 319)	226 (180 to 276)	243 (184 to 317)	210 (159 to 275)	191 (142 to 250)	184 (152 to 224)	197 (152 to 254)	200 (159 to 245)	176 (142 to 213)	126 (98 to 152)	64·3 (47 to 80·2)	32·7 (22·9 to 41·4)	11,000
Foreign body in eyes	0·1 (0 to 0·2)	0·2 (0·1 to 0·5)	3·9 (1·1 to 8·5)	20·8 (6·5 to 45·7)	34·1 (10·9 to 75·9)	45·8 (15·8 to 101)	58·6 (21·9 to 129)	76·8 (29·9 to 159)	84·3 (36·7 to 168)	96·4 (42·9 to 186)	105 (49·5 to 197)	107 (54·8 to 187)	97·4 (55·1 to 168)	87·3 (50·2 to 139)	72·7 (43·1 to 110)	60 (36·9 to 89)	48·7 (30·8 to 70·7)	39·4 (25·3 to 56·8)	27·3 (17·9 to 39·3)	17·3 (11·5 to 25·1)	8·5 (5·6 to 12·2)	3·7 (2·5 to 5·3)	1·7 (1·1 to 2·5)	1,100
Foreign body in other body part	0·1 (0·1 to 0·2)	0·4 (0·2 to 0·7)	9·9 (4·4 to 19·4)	17·4 (10·3 to 26·7)	20·1 (14 to 28·1)	23·6 (17·1 to 32·6)	26 (19·1 to 34·9)	29·4 (21·2 to 40·2)	30 (22·1 to 40)	31·5 (23·4 to 41·7)	33·6 (25·6 to 43·7)	30·3 (22·6 to 39·2)	29 (22·1 to 38·7)	25·8 (18·9 to 34·6)	23·1 (17 to 30·8)	21·7 (16·1 to 29·1)	19·8 (14·4 to 27·2)	16·2 (11·5 to 22·9)	13·1 (9·1 to 21·7)	7·7 (5·5 to 11·8)	3·9 (2·8 to 6)	2·4 (1·6 to 4·4)	1·3 (0·9 to 2·1)	416
Environmental heat and cold exposure	0·2 (0·2 to 0·3)	0·2 (0·1 to 0·2)	3·2 (2·1 to 4·6)	15·5 (9·7 to 24·2)	36·4 (22·6 to 56·6)	63·9 (39·4 to 103)	109 (67·2 to 169)	161 (99·9 to 249)	194 (122 to 288)	246 (156 to 371)	278 (175 to 429)	293 (187 to 442)	288 (184 to 432)	286 (183 to 430)	271 (172 to 401)	247 (158 to 362)	217 (136 to 325)	191 (123 to 280)	145 (95 to 211)	106 (69·5 to 151)	63·2 (42·5 to 90·5)	34·5 (23·1 to 48·5)	20·6 (13·9 to 29·1)	3,270
Exposure to forces of nature	0 (0 to 0)	0 (0 to 0)	0 (0 to 0)	0·1 (0·1 to 0·2)	0·5 (0·3 to 0·8)	1·6 (1 to 2·4)	2·6 (1·6 to 4·2)	3·7 (2·4 to 5·8)	4·2 (2·8 to 6·3)	5·9 (3·9 to 8·5)	7·1 (4·8 to 10·4)	8 (5·5 to 11·6)	6·8 (4·7 to 9·9)	7 (4·8 to 10·1)	5·3 (3·7 to 7·6)	4·5 (3·1 to 6·2)	3·4 (2·4 to 4·8)	2·4 (1·7 to 3·3)	1·4 (1 to 2)	0·8 (0·6 to 1·1)	0·4 (0·3 to 0·5)	0·2 (0·1 to 0·2)	0·1 (0 to 0·1)	65·9
Other unintentional injuries	17·3 (10·2 to 27·4)	5·8 (3·7 to 8·9)	256 (164 to 378)	449 (317 to 601)	727 (535 to 960)	946 (735 to 1,220)	1,630 (1,250 to 2,100)	2,220 (1,710 to 2,880)	2,370 (1,870 to 2,980)	2,520 (1,990 to 3,250)	2,430 (1,880 to 3,090)	2,380 (1,860 to 3,050)	2,070 (1,610 to 2,650)	1,880 (1,410 to 2,420)	1,570 (1,190 to 2,060)	1,240 (926 to 1,640)	1,010 (737 to 1,350)	815 (590 to 1,090)	596 (434 to 803)	409 (297 to 546)	231 (172 to 306)	118 (87·2 to 157)	66·8 (50 to 87·6)	26,000
Self-harm and interpersonal violence	457 (289 to 688)	46·2 (27·8 to 77·3)	1,610 (1,020 to 2,350)	971 (629 to 1,490)	1,440 (1,050 to 1,910)	5,920 (4,760 to 7,070)	56,800 (48,900 to 64,400)	79,800 (70,000 to 89,800)	57,200 (51,000 to 63,600)	44,200 (38,900 to 49,700)	30,500 (26,100 to 35,300)	21,600 (18,100 to 25,200)	14,500 (11,900 to 17,500)	9,920 (8,060 to 12,200)	6,270 (5,240 to 7,580)	3,750 (3,100 to 4,530)	2,340 (1,960 to 2,770)	1,480 (1,250 to 1,710)	812 (685 to 955)	294 (248 to 345)	119 (100 to 138)	40·5 (33 to 47·5)	22·9 (18 to 27·3)	340,000
Self-harm	0 (0 to 0)	0 (0 to 0)	0 (0 to 0)	0 (0 to 0)	0 (0 to 0)	562 (411 to 747)	2,840 (2,050 to 3,740)	3,550 (2,690 to 4,500)	3,200 (2,460 to 4,050)	3,150 (2,480 to 3,920)	2,910 (2,320 to 3,630)	2,450 (1,930 to 3,040)	2,070 (1,630 to 2,590)	1,830 (1,450 to 2,320)	1,350 (1,050 to 1,690)	880 (700 to 1,090)	622 (498 to 768)	429 (345 to 534)	222 (176 to 273)	109 (86·2 to 138)	44·7 (35·1 to 55)	12·4 (9·3 to 15·4)	6 (4·3 to 7·4)	26,200
Self-harm by firearm	0 (0 to 0)	0 (0 to 0)	0 (0 to 0)	0 (0 to 0)	0 (0 to 0)	27·5 (16·6 to 43·7)	282 (167 to 439)	284 (172 to 437)	272 (173 to 402)	284 (177 to 411)	219 (139 to 318)	194 (125 to 273)	154 (99·8 to 235)	128 (83·5 to 192)	89·9 (59·4 to 133)	69·2 (45 to 101)	46·8 (30·9 to 70·7)	34·1 (22·6 to 50·2)	20·9 (13·6 to 30·4)	11 (7·3 to 16·4)	5·3 (3·4 to 7·8)	1·4 (0·9 to 1·9)	0·8 (0·5 to 1·1)	2,120
Self-harm by other specified means	0 (0 to 0)	0 (0 to 0)	0 (0 to 0)	0 (0 to 0)	0 (0 to 0)	534 (394 to 713)	2,550 (1,830 to 3,350)	3,260 (2,470 to 4,160)	2,920 (2,250 to 3,690)	2,860 (2,280 to 3,590)	2,690 (2,160 to 3,380)	2,260 (1,790 to 2,820)	1,910 (1,520 to 2,390)	1,700 (1,360 to 2,160)	1,260 (982 to 1,590)	811 (645 to 1,020)	576 (461 to 713)	395 (317 to 489)	201 (158 to 248)	97·7 (77·8 to 125)	39·4 (30·5 to 48·8)	11 (8·3 to 13·8)	5·2 (3·6 to 6·5)	24,100
Interpersonal violence	457 (289 to 688)	46·2 (27·8 to 77·3)	1,600 (1,010 to 2,340)	959 (613 to 1,470)	1,420 (1,040 to 1,890)	5,340 (4,210 to 6,470)	53,800 (46,400 to 61,100)	76,000 (66,600 to 85,900)	53,800 (47,900 to 60,100)	40,900 (35,900 to 46,300)	27,500 (23,500 to 31,900)	19,100 (15,900 to 22,500)	12,400 (9,990 to 15,100)	8,060 (6,340 to 10,000)	4,890 (3,980 to 6,020)	2,850 (2,330 to 3,500)	1,710 (1,400 to 2,060)	1,040 (864 to 1,240)	586 (483 to 698)	183 (151 to 222)	72·1 (59·1 to 87·9)	27·2 (22 to 32·9)	16·5 (13 to 20·2)	313,000
Physical violence by firearm	140 (85 to 219)	22·9 (13·1 to 40·3)	771 (488 to 1,140)	478 (304 to 743)	810 (578 to 1,100)	4,060 (3,220 to 4,930)	45,500 (39,100 to 51,900)	63,800 (55,500 to 72,400)	43,700 (38,800 to 48,800)	31,700 (27,600 to 36,100)	20,400 (17,200 to 23,900)	13,200 (10,800 to 15,800)	8,160 (6,360 to 10,100)	4,950 (3,760 to 6,350)	2,830 (2,230 to 3,620)	1,580 (1,280 to 1,960)	858 (690 to 1,050)	466 (376 to 561)	244 (195 to 297)	67·8 (54·7 to 83·7)	24 (19·6 to 28·8)	9·5 (7·3 to 11·6)	6·7 (5 to 8·4)	244,000
Physical violence by sharp object	79·7 (49·7 to 123)	6 (3·6 to 10·1)	166 (104 to 250)	97 (62·8 to 152)	155 (110 to 212)	534 (411 to 664)	4,900 (3,920 to 6,010)	7,240 (5,660 to 9,140)	5,990 (5,180 to 7,000)	5,040 (4,360 to 5,850)	3,830 (2,970 to 4,840)	2,990 (2,300 to 3,790)	2,100 (1,570 to 2,720)	1,500 (1,140 to 1,960)	956 (716 to 1,260)	556 (451 to 685)	341 (276 to 417)	225 (185 to 271)	116 (94·1 to 140)	39·8 (31·8 to 48·7)	16 (12·7 to 19·9)	5·8 (4·6 to 7·3)	3·2 (2·5 to 4·1)	36,900
Sexual violence	0 (0 to 0)	0 (0 to 0)	0 (0 to 0)	4·8 (2·8 to 7·7)	36·5 (21·8 to 56·6)	79 (44·6 to 125)	172 (99·5 to 272)	254 (145 to 384)	249 (139 to 406)	253 (143 to 405)	245 (138 to 390)	203 (118 to 329)	145 (83·7 to 244)	95·7 (53·7 to 156)	55·6 (32·9 to 89·7)	37 (22·7 to 56·9)	27·9 (17·1 to 42·8)	20·9 (13 to 31·4)	13·5 (8·8 to 20·2)	8·1 (5·2 to 12)	3·1 (1·8 to 5)	0·6 (0·3 to 0·9)	0 (0 to 0·1)	1,900
Physical violence by other means	238 (149 to 358)	17·3 (10·8 to 27·8)	664 (427 to 989)	379 (243 to 596)	423 (299 to 579)	667 (523 to 816)	3,190 (2,500 to 4,010)	4,750 (3,790 to 5,790)	3,940 (3,210 to 4,850)	3,930 (3,100 to 4,960)	3,030 (2,430 to 3,760)	2,640 (2,090 to 3,300)	2,020 (1,580 to 2,530)	1,520 (1,170 to 1,950)	1,040 (810 to 1,320)	672 (557 to 818)	478 (396 to 578)	332 (280 to 396)	213 (176 to 256)	67·6 (54 to 83)	29·1 (23 to 36·5)	11·4 (8·8 to 14·3)	6·5 (5 to 8·2)	30,300
Conflict and terrorism	0 (0 to 0)	0 (0 to 0)	0 (0 to 0)	0 (0 to 0)	0·1 (0·1 to 0·3)	0·2 (0·1 to 0·4)	0·3 (0·2 to 0·5)	0·4 (0·2 to 0·8)	0·7 (0·4 to 1·2)	0·9 (0·5 to 1·5)	0·9 (0·5 to 1·4)	0·8 (0·5 to 1·3)	0·7 (0·4 to 1·2)	0·6 (0·4 to 1)	0·5 (0·3 to 0·8)	0·3 (0·2 to 0·5)	0·2 (0·1 to 0·3)	0·1 (0·1 to 0·2)	0·1 (0 to 0·1)	0 (0 to 0·1)	0 (0 to 0)	0 (0 to 0)	0 (0 to 0)	7

SR Table 2c: Paul DALYS by cause and age group for both sexes with 95% uncertainty intervals, 2019

Cause	Early Neonatal	Late Neonatal	Post Neonatal	1 to 4	5 to 9	10 to 14	15 to 19	20 to 24	25 to 29	30 to 34	35 to 39	40 to 44	45 to 49	50 to 54	55 to 59	60 to 64	65 to 69	70 to 74	75 to 79	80 to 84	85 to 89	90 to 95	96 plus	Total
All causes	45,300 (43,300 to 48,000)	13,600 (12,600 to 15,000)	45,100 (41,200 to 49,000)	21,000 (17,900 to 24,400)	22,300 (19,100 to 27,200)	28,000 (23,800 to 33,600)	39,600 (34,600 to 46,000)	50,300 (42,800 to 59,600)	56,000 (46,700 to 70,200)	63,100 (50,400 to 80,000)	67,800 (52,900 to 87,000)	64,500 (48,100 to 84,000)	65,100 (47,900 to 86,000)	62,600 (44,100 to 86,000)	60,600 (39,500 to 85,300)	64,400 (38,900 to 93,000)	60,300 (33,600 to 88,900)	61,400 (30,200 to 96,800)	56,200 (25,600 to 92,000)	47,900 (20,200 to 82,000)	34,300 (12,700 to 71,000)	20,900 (5,400 to 57,700)	12,100 (1,700 to 50,100)	7,410 (1,000 to 39,000)	1,948,000
Communicable, maternal, neonatal, and nutritional diseases	40,900 (41,300 to 38,300)	10,700 (9,100 to 13,600)	24,100 (21,900 to 26,600)	8,430 (8,200 to 11,400)	6,300 (4,200 to 9,600)	4,610 (3,200 to 6,200)	5,410 (3,200 to 8,200)	7,810 (4,200 to 12,200)	8,690 (4,700 to 13,900)	9,020 (4,600 to 15,200)	8,360 (4,200 to 14,700)	9,600 (4,700 to 16,600)	8,470 (3,700 to 16,300)	8,300 (3,300 to 16,600)	7,700 (3,300 to 16,900)	8,200 (3,600 to 18,000)	7,700 (3,200 to 18,000)	8,000 (2,600 to 20,000)	7,270 (2,300 to 20,000)	6,260 (1,900 to 19,000)	4,760 (1,600 to 15,000)	2,760 (1,000 to 9,000)	1,720 (600 to 5,000)	777 (300 to 1,900)	186,000
HIV/AIDS and sexually transmitted infections	520 (500 to 520)	60.4 (56.7 to 64.6)	580 (560 to 610)	250 (240 to 260)	200 (190 to 210)	230 (220 to 240)	350 (330 to 370)	650 (620 to 680)	1,040 (980 to 1,100)	1,510 (1,400 to 1,600)	1,760 (1,600 to 1,900)	1,900 (1,700 to 2,000)	1,900 (1,700 to 2,000)	1,800 (1,600 to 1,900)	1,600 (1,400 to 1,700)	1,500 (1,300 to 1,600)	1,300 (1,100 to 1,400)	1,100 (900 to 1,200)	900 (700 to 1,000)	700 (500 to 800)	500 (300 to 600)	300 (200 to 400)	200 (100 to 300)	100 (50 to 200)	12,200
HIV/AIDS	0 (0 to 0.1)	0 (0 to 0.4)	340 (268 to 562)	240 (186 to 398)	240 (183 to 393)	220 (160 to 334)	340 (210 to 564)	630 (420 to 1,000)	1,020 (640 to 1,700)	1,490 (1,000 to 2,500)	1,740 (1,170 to 2,900)	1,880 (1,300 to 3,100)	1,880 (1,300 to 3,100)	1,780 (1,200 to 2,900)	1,580 (1,100 to 2,600)	1,480 (1,000 to 2,400)	1,280 (900 to 2,100)	1,080 (700 to 1,800)	880 (600 to 1,500)	690 (400 to 1,200)	490 (300 to 900)	290 (200 to 600)	190 (100 to 400)	90 (50 to 200)	10,600
HIV/AIDS - Drug-susceptible Tuberculosis	0 (0 to 0)	0 (0 to 0)	34.5 (32 to 65.9)	28.4 (19 to 43.6)	23.7 (13 to 39.3)	24.1 (13 to 39.9)	39 (17.5 to 69.4)	69.9 (30 to 130)	112 (47.4 to 204)	166 (72 to 300)	196 (86 to 350)	209 (92 to 370)	209 (92 to 370)	198 (87 to 350)	176 (77 to 310)	164 (72 to 290)	142 (62 to 250)	120 (51 to 210)	97.7 (41 to 170)	76.7 (31 to 140)	54.4 (21 to 100)	32.2 (12 to 60)	21.1 (8 to 40)	10 (4 to 20)	1,200
HIV/AIDS - Multidrug-resistant Tuberculosis without extensi	0 (0 to 0)	0 (0 to 0)	0.2 (0 to 0.5)	0.1 (0 to 0.4)	0.1 (0 to 0.4)	0.1 (0 to 0.4)	0.2 (0 to 0.6)	0.4 (0.1 to 1)	0.6 (0.2 to 1.6)	0.9 (0.3 to 2.2)	1.1 (0.4 to 2.7)	1.2 (0.4 to 2.9)	1.2 (0.4 to 2.9)	1.1 (0.4 to 2.7)	1 (0.3 to 2.5)	0.9 (0.3 to 2.2)	0.7 (0.2 to 1.8)	0.6 (0.2 to 1.5)	0.5 (0.1 to 1.2)	0.4 (0.1 to 1)	0.3 (0.1 to 0.7)	0.2 (0 to 0.5)	0.1 (0 to 0.3)	0.1 (0 to 0.2)	6.5
HIV/AIDS - Extensively drug-resistant Tuberculosis	0 (0 to 0)	0 (0 to 0)	0.7 (0 to 1.9)	0.4 (0 to 1.4)	0.4 (0 to 1.4)	0.4 (0 to 1.4)	0.6 (0 to 2)	1.1 (0.4 to 3.2)	1.8 (0.7 to 5.1)	2.7 (1 to 7.5)	3.1 (1.1 to 8.7)	3.4 (1.2 to 9.5)	3.4 (1.2 to 9.5)	3.2 (1.1 to 8.9)	2.8 (1 to 7.9)	2.6 (0.9 to 7.1)	2.1 (0.7 to 5.8)	1.7 (0.6 to 4.7)	1.4 (0.5 to 3.9)	1.1 (0.4 to 3)	0.8 (0.3 to 2.2)	0.5 (0.2 to 1.4)	0.3 (0.1 to 0.9)	0.2 (0 to 0.6)	19.8
HIV/AIDS resulting in other diseases	520 (500 to 520)	60.2 (56.5 to 64.4)	206 (190 to 230)	210 (190 to 230)	170 (150 to 190)	190 (170 to 210)	270 (240 to 300)	440 (390 to 490)	710 (640 to 790)	1,000 (900 to 1,100)	1,200 (1,100 to 1,300)	1,400 (1,200 to 1,500)	1,400 (1,200 to 1,500)	1,300 (1,100 to 1,400)	1,200 (1,000 to 1,300)	1,100 (900 to 1,200)	900 (800 to 1,000)	800 (600 to 900)	600 (500 to 700)	500 (400 to 600)	400 (300 to 500)	200 (100 to 300)	100 (50 to 200)	50 (20 to 100)	9,300
Sexually transmitted infections excluding HIV	520 (500 to 520)	60.2 (56.5 to 64.4)	136 (90.1 to 206)	40 (29.6 to 54.1)	11.1 (7.1 to 21)	11.6 (7.4 to 21.5)	28.9 (18.2 to 47.7)	29.3 (18.4 to 48.3)	44.1 (27.7 to 72.8)	59 (37.1 to 97.4)	73 (45.9 to 120)	72 (45.3 to 119)	68.6 (43.1 to 113)	67.4 (42.4 to 111)	63 (39.6 to 104)	57.9 (36.4 to 95.4)	52.3 (32.9 to 86.2)	46.3 (29.1 to 76.3)	40.2 (25.3 to 66.2)	33.9 (21.3 to 55.9)	27.5 (17.3 to 45.3)	20.9 (13.1 to 34.5)	14.4 (9.1 to 23.7)	8.1 (5.1 to 13.3)	1,400
Syphilis	0 (0 to 0)	0 (0 to 0)	0.1 (0 to 0.2)	0.1 (0 to 0.2)	0.1 (0 to 0.2





All Table 2c. Rio de Janeiro DALYS by cause and age group for both sexes with 95% uncertainty intervals, 2019

Cause	Early Neonatal	Late Neonatal	Post Neonatal	1 to 4	5 to 9	10 to 14	15 to 19	20 to 24	25 to 29	30 to 34	35 to 39	40 to 44	45 to 49	50 to 54	55 to 59	60 to 64	65 to 69	70 to 74	75 to 79	80 to 84	85 to 89	90 to 94	95 plus	Total
All causes	64,400 (72,600 to 56,500)	26,900 (29,600 to 24,200)	54,500 (62,100 to 47,600)	166,900 (182,900 to 151,200)	64,200 (67,900 to 60,500)	64,200 (67,900 to 60,500)	77,300 (81,100 to 73,600)	204,000 (215,000 to 193,000)	270,000 (286,000 to 253,000)	284,000 (302,000 to 267,000)	294,000 (314,000 to 275,000)	307,000 (329,000 to 287,000)	353,000 (380,000 to 327,000)	375,000 (404,000 to 347,000)	438,000 (472,000 to 406,000)	502,000 (541,000 to 466,000)	521,000 (561,000 to 483,000)	484,000 (523,000 to 448,000)	420,000 (456,000 to 384,000)	320,000 (350,000 to 292,000)	246,000 (270,000 to 224,000)	197,000 (214,000 to 181,000)	80,000 (87,800 to 73,200)	25,000 (26,600 to 24,000)	6,600,000
Communicable, maternal, neonatal, and nutritional diseases	64,200 (72,400 to 56,300)	26,700 (29,500 to 24,000)	42,600 (48,500 to 37,200)	33,900 (37,000 to 30,900)	17,900 (19,600 to 16,300)	15,100 (16,500 to 13,800)	21,200 (23,200 to 19,300)	26,000 (28,500 to 23,600)	31,100 (34,200 to 28,200)	36,400 (40,000 to 33,000)	44,200 (48,600 to 40,000)	41,200 (45,300 to 37,300)	38,400 (42,200 to 34,800)	37,400 (41,100 to 33,900)	39,000 (42,900 to 35,400)	36,000 (39,600 to 32,600)	33,000 (36,300 to 29,900)	26,300 (28,900 to 23,800)	24,600 (27,000 to 22,300)	23,700 (26,000 to 21,500)	17,500 (19,200 to 15,900)	10,900 (11,900 to 9,900)	1,000,000 (1,100,000 to 910,000)
HIV/AIDS and sexually transmitted infections	1,200 (761 to 1,300)	1,200 (243 to 761)	440 (160 to 1,100)	1,200 (399 to 974)	600 (107 to 639)	600 (107 to 639)	2,100 (457 to 791)	6,200 (1,620 to 2,370)	8,200 (2,010 to 4,470)	9,200 (2,150 to 13,600)	10,000 (2,000 to 16,700)	10,000 (1,790 to 19,900)	10,000 (1,720 to 23,300)	10,000 (1,720 to 24,000)	10,000 (1,720 to 24,000)	10,000 (1,720 to 24,000)	10,000 (1,720 to 24,000)	10,000 (1,720 to 24,000)	10,000 (1,720 to 24,000)	10,000 (1,720 to 24,000)	10,000 (1,720 to 24,000)	5,000 (861 to 12,000)	190,000 (32,700 to 456,000)
HIV/AIDS	1,200 (761 to 1,300)	1,200 (243 to 761)	440 (160 to 1,100)	1,200 (399 to 974)	600 (107 to 639)	600 (107 to 639)	2,100 (457 to 791)	6,200 (1,620 to 2,370)	8,200 (2,010 to 4,470)	9,200 (2,150 to 13,600)	10,000 (2,000 to 16,700)	10,000 (1,790 to 19,900)	10,000 (1,720 to 23,300)	10,000 (1,720 to 24,000)	10,000 (1,720 to 24,000)	10,000 (1,720 to 24,000)	10,000 (1,720 to 24,000)	10,000 (1,720 to 24,000)	10,000 (1,720 to 24,000)	10,000 (1,720 to 24,000)	10,000 (1,720 to 24,000)	5,000 (861 to 12,000)	190,000 (32,700 to 456,000)
HIV/AIDS - Drug-susceptible Tuberculosis	0 (0 to 0)	0 (0 to 0)	71 (0 to 639)	89.2 (0.0 to 731)	0 (0 to 0)	0 (0 to 0)	0 (0 to 0)	0 (0 to 0)	0 (0 to 0)	0 (0 to 0)	0 (0 to 0)	0 (0 to 0)	0 (0 to 0)	0 (0 to 0)	0 (0 to 0)	0 (0 to 0)	0 (0 to 0)	0 (0 to 0)	0 (0 to 0)	0 (0 to 0)	0 (0 to 0)	0 (0 to 0)	0 (0 to 0)	0 (0 to 0)
HIV/AIDS - Multidrug resistant Tuberculosis without extensive drug resistance	0 (0 to 0)	0 (0 to 0)	0 (0 to 0)	0 (0 to 0)	0 (0 to 0)	0 (0 to 0)	0 (0 to 0)	0 (0 to 0)	0 (0 to 0)	0 (0 to 0)	0 (0 to 0)	0 (0 to 0)	0 (0 to 0)	0 (0 to 0)	0 (0 to 0)	0 (0 to 0)	0 (0 to 0)	0 (0 to 0)	0 (0 to 0)	0 (0 to 0)	0 (0 to 0)	0 (0 to 0)	0 (0 to 0)	0 (0 to 0)
HIV/AIDS - Extensively drug-resistant Tuberculosis	0 (0 to 0)	0 (0 to 0)	0 (0 to 0)	0 (0 to 0)	0 (0 to 0)	0 (0 to 0)	0 (0 to 0)	0 (0 to 0)	0 (0 to 0)	0 (0 to 0)	0 (0 to 0)	0 (0 to 0)	0 (0 to 0)	0 (0 to 0)	0 (0 to 0)	0 (0 to 0)	0 (0 to 0)	0 (0 to 0)	0 (0 to 0)	0 (0 to 0)	0 (0 to 0)	0 (0 to 0)	0 (0 to 0)	0 (0 to 0)
HIV/AIDS resulting in other diseases	0 (0 to 0)	0 (0 to 0)	370 (0 to 639)	1,000 (0 to 974)	600 (107 to 639)	600 (107 to 639)	2,100 (457 to 791)	6,200 (1,620 to 2,370)	8,200 (2,010 to 4,470)	9,200 (2,150 to 13,600)	10,000 (2,000 to 16,700)	10,000 (1,790 to 19,900)	10,000 (1,720 to 23,300)	10,000 (1,720 to 24,000)	10,000 (1,720 to 24,000)	10,000 (1,720 to 24,000)	10,000 (1,720 to 24,000)	10,000 (1,720 to 24,000)	10,000 (1,720 to 24,000)	10,000 (1,720 to 24,000)	10,000 (1,720 to 24,000)	5,000 (861 to 12,000)	190,000 (32,700 to 456,000)
Sexually transmitted infections, excluding HIV	0 (0 to 0)	0 (0 to 0)	370 (0 to 639)	1,000 (0 to 974)	600 (107 to 639)	600 (107 to 639)	2,100 (457 to 791)	6,200 (1,620 to 2,370)	8,200 (2,010 to 4,470)	9,200 (2,150 to 13,600)	10,000 (2,000 to 16,700)	10,000 (1,790 to 19,900)	10,000 (1,720 to 23,300)	10,000 (1,720 to 24,000)	10,000 (1,720 to 24,000)	10,000 (1,720 to 24,000)	10,000 (1,720 to 24,000)	10,000 (1,720 to 24,000)	10,000 (1,720 to 24,000)	10,000 (1,720 to 24,000)	10,000 (1,720 to 24,000)	5,000 (861 to 12,000)	190,000 (32,700 to 456,000)
Syphilis	0 (0 to 0)	0 (0 to 0)	370 (0 to 639)	1,000 (0 to 974)	600 (107 to 639)	600 (107 to 639)	2,100 (457 to 791)	6,200 (1,620 to 2,370)	8,200 (2,010 to 4,470)	9,200 (2,150 to 13,600)	10,000 (2,000 to 16,700)	10,000 (1,790 to 19,900)	10,000 (1,720 to 23,300)	10,000 (1,720 to 24,000)	10,000 (1,720 to 24,000)	10,000 (1,720 to 24,000)	10,000 (1,720 to 24,000)	10,000 (1,720 to 24,000)	10,000 (1,720 to 24,000)	10,000 (1,720 to 24,000)	10,000 (1,720 to 24,000)	5,000 (861 to 12,000)	190,000 (32,700 to 456,000)
Chlamydial infection	0 (0 to 0)	0 (0 to 0)	0 (0 to 0)	0 (0 to 0)	0 (0 to 0)	0 (0 to 0)	0 (0 to 0)	0 (0 to 0)	0 (0 to 0)	0 (0 to 0)	0 (0 to 0)	0 (0 to 0)	0 (0 to 0)	0 (0 to 0)	0 (0 to 0)	0 (0 to 0)	0 (0 to 0)	0 (0 to 0)	0 (0 to 0)	0 (0 to 0)	0 (0 to 0)	0 (0 to 0)	0 (0 to 0)	0 (0 to 0)
Gonococcal infection	0 (0 to 0)	0 (0 to 0)	0 (0 to 0)	0 (0 to 0)	0 (0 to 0)	0 (0 to 0)	0 (0 to 0)	0 (0 to 0)	0 (0 to 0)	0 (0 to 0)	0 (0 to 0)	0 (0 to 0)	0 (0 to 0)	0 (0 to 0)	0 (0 to 0)	0 (0 to 0)	0 (0 to 0)	0 (0 to 0)	0 (0 to 0)	0 (0 to 0)	0 (0 to 0)	0 (0 to 0)	0 (0 to 0)	0 (0 to 0)
Trichomoniasis	0 (0 to 0)	0 (0 to 0)	0 (0 to 0)	0 (0 to 0)	0 (0 to 0)	0 (0 to 0)	0 (0 to 0)	0 (0 to 0)	0 (0 to 0)	0 (0 to 0)	0 (0 to 0)	0 (0 to 0)	0 (0 to 0)	0 (0 to 0)	0 (0 to 0)	0 (0 to 0)	0 (0 to 0)	0 (0 to 0)	0 (0 to 0)	0 (0 to 0)	0 (0 to 0)	0 (0 to 0)	0 (0 to 0)	0 (0 to 0)
Genital herpes	0 (0 to 0)	0 (0 to 0)	0 (0 to 0)	0 (0 to 0)	0 (0 to 0)	0 (0 to 0)	0 (0 to 0)	0 (0 to 0)	0 (0 to 0)	0 (0 to 0)	0 (0 to 0)	0 (0 to 0)	0 (0 to 0)	0 (0 to 0)	0 (0 to 0)	0 (0 to 0)	0 (0 to 0)	0 (0 to 0)	0 (0 to 0)	0 (0 to 0)	0 (0 to 0)	0 (0 to 0)	0 (0 to 0)	0 (0 to 0)
Other sexually transmitted infections	0 (0 to 0)	0 (0 to 0)	0 (0 to 0)	0 (0 to 0)	0 (0 to 0)	0 (0 to 0)	0 (0 to 0)	0 (0 to 0)	0 (0 to 0)	0 (0 to 0)	0 (0 to 0)	0 (0 to 0)	0 (0 to 0)	0 (0 to 0)	0 (0 to 0)	0 (0 to 0)	0 (0 to 0)	0 (0 to 0)	0 (0 to 0)	0 (0 to 0)	0 (0 to 0)	0 (0 to 0)	0 (0 to 0)	0 (0 to 0)
Respiratory infections and tuberculosis	600 (483 to 687)	1,600 (1,100 to 2,200)	14,700 (10,900 to 19,200)	4,200 (3,200 to 5,700)	3,600 (2,600 to 4,800)	4,600 (3,300 to 6,200)	6,200 (4,500 to 8,200)	6,700 (4,900 to 8,900)	7,200 (5,300 to 9,600)	10,000 (7,400 to 13,400)	11,700 (8,600 to 15,800)	13,100 (9,600 to 17,800)	16,600 (12,200 to 22,600)	16,700 (12,200 to 22,800)	21,200 (15,500 to 29,000)	21,600 (15,800 to 29,600)	21,700 (15,800 to 29,800)	20,600 (15,000 to 28,300)	18,600 (13,500 to 25,500)	14,600 (10,600 to 20,000)	10,600 (7,600 to 14,600)	6,200 (4,400 to 8,500)	208,000 (151,000 to 286,000)
Tuberculosis	0 (0 to 0)	0 (0 to 0)	227 (0 to 1,100)	600 (0 to 2,600)	170 (0 to 1,100)	170 (0 to 1,100)	1,000 (0 to 2,600)	1,600 (0 to 3,600)	2,000 (0 to 4,600)	2,400 (0 to 5,400)	3,000 (0 to 6,600)	3,200 (0 to 7,000)	3,500 (0 to 7,600)	3,500 (0 to 7,600)	3,600 (0 to 7,800)	3,600 (0 to 7,800)	3,600 (0 to 7,800)	3,600 (0 to 7,800)	3,600 (0 to 7,800)	3,600 (0 to 7,800)	3,600 (0 to 7,800)	1,800 (0 to 3,900)	36,000 (0 to 78,000)
Latent tuberculosis infection	0 (0 to 0)	0 (0 to 0)	0 (0 to 0)	0 (0 to 0)	0 (0 to 0)	0 (0 to 0)	0 (0 to 0)	0 (0 to 0)	0 (0 to 0)	0 (0 to 0)	0 (0 to 0)	0 (0 to 0)	0 (0 to 0)	0 (0 to 0)	0 (0 to 0)	0 (0 to 0)	0 (0 to 0)	0 (0 to 0)	0 (0 to 0)	0 (0 to 0)	0 (0 to 0)	0 (0 to 0)	0 (0 to 0)	0 (0 to 0)
Active tuberculosis	0 (0 to 0)	0 (0 to 0)	227 (0 to 1,100)	600 (0 to 2,600)	170 (0 to 1,100)	170 (0 to 1,100)	1,000 (0 to 2,600)	1,600 (0 to 3,600)	2,000 (0 to 4,600)	2,400 (0 to 5,400)	3,000 (0 to 6,600)	3,200 (0 to 7,000)	3,500 (0 to 7,600)	3,500 (0 to 7,600)	3,600 (0 to 7,800)	3,600 (0 to 7,800)	3,600 (0 to 7,800)	3,600 (0 to 7,800)	3,600 (0 to 7,800)	3,600 (0 to 7,800)	3,600 (0 to 7,800)	1,800 (0 to 3,900)	36,000 (0 to 78,000)
Enteric infections	2,600 (1,900 to 3,200)	2,600 (1,900 to 3,200)	3,400 (2,500 to 4,300)	3,400 (2,500 to 4,300)	1,600 (1,200 to 2,000)	1,600 (1,200 to 2,000)	1,700 (1,200 to 2,100)	1,800 (1,300 to 2,200)	1,900 (1,400 to 2,400)	1,900 (1,400 to 2,400)	1,900 (1,400 to 2,400)	1,900 (1,400 to 2,400)	1,900 (1,400 to 2,400)	1,900 (1,400 to 2,400)	1,900 (1,400 to 2,400)	1,900 (1,400 to 2,400)	1,900 (1,400 to 2,400)	1,900 (1,400 to 2,400)	1,900 (1,400 to 2,400)	1,900 (1,400 to 2,400)	1,900 (1,400 to 2,400)	950 (700 to 1,200)	47,000 (34,600 to 59,000)
Diarrheal diseases	2,600 (1,900 to 3,200)	2,600 (1,900 to 3,200)	3,200 (2,400 to 4,200)	3,200 (2,400 to 4,200)	1,600 (1,200 to 2,000)	1,600 (1,200 to 2,000)	1,700 (1,200 to 2,100)	1,800 (1,300 to 2,200)	1,900 (1,400 to 2,400)	1,900 (1,400 to 2,400)	1,900 (1,400 to 2,400)	1,900 (1,400 to 2,400)	1,900 (1,400 to 2,400)	1,900 (1,400 to 2,400)	1,900 (1,400 to 2,400)	1,900 (1,400 to 2,400)	1,900 (1,400 to 2,400)	1,900 (1,400 to 2,400)	1,900 (1,400 to 2,400)	1,900 (1,400 to 2,400)	1,900 (1,400 to 2,400)	950 (700 to 1,200)	47,000 (34,600 to 59,000)
Typhoid and paratyphoid	0 (0 to 0)	0 (0 to 0)	0 (0 to 0)	0 (0 to 0)	0 (0 to 0)	0 (0 to 0)	0 (0 to 0)	0 (0 to 0)	0 (0 to 0)	0 (0 to 0)	0 (0 to 0)	0 (0 to 0)	0 (0 to 0)	0 (0 to 0)	0 (0 to 0)	0 (0 to 0)	0 (0 to 0)	0 (0 to 0)	0 (0 to 0)	0 (0 to 0)	0 (0 to 0)	0 (0 to 0)	0 (0 to 0)	0 (0 to 0)
Typhoid fever	0 (0 to 0)	0 (0 to 0)	0 (0 to 0)	0 (0 to 0)	0 (0 to 0)	0 (0 to 0)	0 (0 to 0)	0 (0 to 0)	0 (0 to 0)	0 (0 to 0)	0 (0 to 0)	0 (0 to 0)	0 (0 to 0)	0 (0 to 0)	0 (0 to 0)	0 (0 to 0)	0 (0 to 0)	0 (0 to 0)	0 (0 to 0)	0 (0 to 0)	0 (0 to 0)	0 (0 to 0)	0 (0 to 0)	0 (0 to 0)
Paratyphoid fever	0 (0 to 0)	0 (0 to 0)	0 (0 to 0)	0 (0 to 0)	0 (0 to 0)	0 (0 to 0)	0 (0 to 0)	0 (0 to 0)	0 (0 to 0)	0 (0 to 0)	0 (0 to 0)	0 (0 to 0)	0 (0 to 0)	0 (0 to 0)	0 (0 to 0)	0 (0 to 0)	0 (0 to 0)	0 (0 to 0)	0 (0 to 0)	0 (0 to 0)	0 (0 to 0)	0 (0 to 0)	0 (0 to 0)	0 (0 to 0)
Invasive Non-typhoidal Salmonella (iNTS)	0 (0 to 0)	0 (0 to 0)	0 (0 to 0)	0 (0 to 0)	0 (0 to 0)	0 (0 to 0)	0 (0 to 0)	0 (0 to 0)	0 (0 to 0)	0 (0 to 0)	0 (0 to 0)	0 (0 to 0)	0 (0 to 0)	0 (0 to 0)	0 (0 to 0)	0 (0 to 0)	0 (0 to 0)	0 (0 to 0)	0 (0 to 0)	0 (0 to 0)	0 (0 to 0)	0 (0 to 0)	0 (0 to 0)	0 (0 to 0)
Other intestinal infectious diseases	0 (0 to 0)	0 (0 to 0)	0 (0 to 0)	0 (0 to 0)	0 (0 to 0)	0 (0 to 0)	0 (0 to 0)	0 (0 to 0)	0 (0 to 0)	0 (0 to 0)	0 (0 to 0)	0 (0 to 0)	0 (0 to 0)	0 (0 to 0)	0 (0 to 0)	0 (0 to 0)	0 (0 to 0)	0 (0 to 0)	0 (0 to 0)	0 (0 to 0)	0 (0 to 0)	0 (0 to 0)	0 (0 to 0)	0 (0 to 0)
Neglected tropical diseases and malaria	0 (0 to 0)	0 (0 to 0)	0 (0 to 0)	0 (0 to 0)	0 (0 to 0)	0 (0 to 0)	0 (0 to 0)	0 (0 to 0)	0 (0 to 0)	0 (0 to 0)	0 (0 to 0)	0 (0 to 0)	0 (0 to 0)	0 (0 to 0)	0 (0 to 0)	0 (0 to 0)	0 (0 to 0)	0 (0 to 0)	0 (0 to 0)	0 (0 to 0)	0 (0 to 0)	0 (0 to 0)	0 (0 to 0)	0 (0 to 0)
Malaria	0 (0 to 0)	0 (0 to 0)	0 (0 to 1.2)	0 (0 to 1.2)	0 (0 to 1.2)	0 (0 to 1.2)	0 (0 to 1.2)	0 (0 to 1.2)	0 (0 to 1.2)	0 (0 to 1.2)	0 (0 to 1.2)	0 (0 to 1.2)	0 (0 to 1.2)	0 (0 to 1.2)	0 (0 to 1.2)	0 (0 to 1.2)	0 (0 to 1.2)	0 (0 to 1.2)	0 (0 to 1.2)	0 (0 to 1.2)	0 (0 to 1.2)	0 (0 to 1.2)	0 (0 to 1.2)	0 (0 to 1.2)
Chagas disease	0 (0 to 0)	0 (0 to 0)	0 (0 to 0)	0 (0 to 0)	0 (0 to 0)	0 (0 to 0)	0 (0 to 0)	0 (0 to 0)	0 (0 to 0)	0 (0 to 0)	0 (0 to 0)	0 (0 to 0)	0 (0 to 0)	0 (0 to 0)	0 (0 to 0)	0 (0 to 0)	0 (0 to 0)	0 (0 to 0)	0 (0 to 0)	0 (0 to 0)	0 (0 to 0)	0 (0 to 0)	0 (0 to 0)	0 (0 to 0)
Leishmaniasis	0 (0 to 0)	0 (0 to 0)	0 (0 to 0)	0 (0 to 0)	0 (0 to 0)	0 (0 to 0)	0 (0 to 0)	0 (0 to 0)	0 (0 to 0)	0 (0 to 0)	0 (0 to 0)	0 (0 to 0)	0 (0 to 0)	0 (0 to 0)	0 (0 to 0)	0 (0 to 0)	0 (0 to 0)	0 (0 to 0)	0 (0 to 0)	0 (0 to 0)	0 (0 to 0)	0 (0 to 0)	0 (0 to 0)	0 (0 to 0)
Visceral leishmaniasis	0 (0 to 0)	0 (0 to 0)	0 (0 to 0)	0 (0 to 0)	0 (0 to 0)	0 (0 to 0)	0 (0 to 0)	0 (0 to 0)	0 (0 to 0)	0 (0 to 0)	0 (0 to 0)	0 (0 to 0)	0 (0 to 0)	0 (0 to 0)	0 (0 to 0)	0 (0 to 0)	0 (0 to 0)	0 (0 to 0)	0 (0 to 0)	0 (0 to 0)	0 (0 to 0)	0 (0 to 0)	0 (0 to 0)	0 (0 to 0)
Cutaneous and mucocutaneous leishmaniasis	0 (0 to 0)	0 (0 to 0)	0 (0 to 0)	0 (0 to 0)	0 (0 to 0)	0 (0 to 0)	0 (0 to 0)	0 (0 to 0)	0 (0 to 0)	0 (0 to 0)	0 (0 to 0)	0 (0 to 0)	0 (0 to 0)	0 (0 to 0)	0 (0 to 0)	0 (0 to 0)	0 (0 to 0)	0 (0 to 0)	0 (0 to 0)	0 (0 to 0)	0 (0 to 0)	0 (0 to 0)	0 (0 to 0)	0 (0 to 0)
African trypanosomiasis	0 (0 to 0)	0 (0 to 0)	0 (0 to 0)	0 (0 to 0)	0 (0 to 0)	0 (0 to 0)	0 (0 to 0)	0 (0 to 0)	0 (0 to 0)	0 (0 to 0)	0 (0 to 0)	0 (0 to 0)	0 (0 to 0)	0 (0 to 0)	0 (0 to 0)	0 (0 to 0)	0 (0 to 0)	0 (0 to 0)	0 (0 to 0)	0 (0 to 0)	0 (0 to 0)	0 (0 to 0)	0 (0 to 0)	0 (0 to 0)
Schistosomiasis	0 (0 to 0)	0 (0 to 0)	0 (0 to 0)	0 (0 to 0)	0 (0 to 0)	0 (0 to 0)	0 (0 to 0)	0 (0 to 0)	0 (0 to 0)	0 (0 to 0)	0 (0 to 0)	0 (0 to 0)	0 (0 to 0)	0 (0 to 0)	0 (0 to 0)	0 (0 to 0)	0 (0 to 0)	0 (0 to 0)	0 (0 to 0)	0 (0 to 0)	0 (0 to 0)	0 (0 to 0)	0 (0 to 0)	0 (0 to 0)
Cysticercosis	0 (0 to 0)	0 (0 to 0)	0 (0 to 0)	0 (0 to 0)	0 (0 to 0)	0 (0 to 0)	0 (0 to 0)	0 (0 to 0)	0 (0 to 0)	0 (0 to 0)	0 (0 to 0)	0 (0 to 0)	0 (0 to 0)	0 (0 to 0)	0 (0 to 0)	0 (0 to 0)	0 (0 to 0)	0 (0 to 0)	0 (0 to 0)	0 (0 to 0)	0 (0 to 0)	0 (0 to 0)	0 (0 to 0)	0 (0 to 0)
Cystic echinococcosis	0 (0 to 0)	0 (0 to 0)	0 (0 to 1.7)	0 (0 to 0)	0 (0 to 0)	0 (0 to 0)	0 (0 to 0)	0 (0 to 0)	0 (0 to 0)	0 (0 to 0)	0 (0 to 0)	0 (0 to 0)	0 (0 to 0)	0 (0 to 0)	0 (0 to 0)	0 (0 to 0)	0 (0 to 0)	0 (0 to 0)	0 (0 to 0)	0 (0 to 0)	0 (0 to 0)	0 (0 to 0)	0 (0 to 0)	0 (0 to 0)
Lymphatic filariasis	0 (0 to 0)	0 (0 to 0)	0 (0 to 0)	0 (0 to 0)	0 (0 to 0)	0 (0 to 0)	0 (0 to 0)	0 (0 to 0)	0 (0 to 0)	0 (0 to 0)	0 (0 to 0)	0 (0 to 0)	0 (0 to 0)	0 (0 to 0)	0 (0 to 0)	0 (0 to 0)	0 (0 to 0)	0 (0 to 0)	0 (0 to 0)	0 (0 to 0)	0 (0 to 0)	0 (0 to 0)	0 (0 to 0)	0 (0 to 0)
Onchocerciasis	0 (0 to 0)	0 (0 to 0)	0 (0 to 0)	0 (0 to 0)	0 (0 to 0)	0 (0 to 0)	0 (0 to 0)	0 (0 to 0)	0 (0 to 0)	0 (0 to 0)	0 (0 to 0)	0 (0 to 0)	0 (0 to 0)	0 (0 to 0)	0 (0 to 0)	0 (0 to 0)	0 (0 to 0)	0 (0 to 0)	0 (0 to 0)	0 (0 to 0)	0 (0 to 0)	0 (0 to 0)	0 (0 to 0)	0 (0 to 0)
Trachoma	0 (0 to 0)	0 (0 to 0)	0 (0 to 0)	0 (0 to 0)	0 (0 to 0)	0 (0 to 0)	0 (0 to 0)	0 (0 to 0)	0 (0 to 0)	0 (0 to 0)	0 (0 to 0)	0 (0 to 0)	0 (0 to 0)	0 (0 to 0)	0 (0 to 0)	0 (0 to 0)	0 (0 to 0)	0 (0 to 0)	0 (0 to 0)	0 (0 to 0)	0 (0 to 0)	0 (0 to 0)	0 (0 to 0)	0 (0 to 0)
Dengue	0 (0 to 0)	0 (0 to 7)	0 (0 to 0)	0 (0 to 0)	0 (0 to 0)	0 (0 to 0)	0 (0 to 0)	0 (0 to 0)	0 (0 to 0)	0 (0 to 0)	0 (0 to 0)	0 (0 to 0)	0 (0 to 0)	0 (0 to 0)	0 (0 to 0)	0 (0 to 0)	0 (0 to 0)	0 (0 to 0)	0 (0 to 0)	0 (0 to 0)	0 (0 to 0)	0 (0 to 0)	0 (0 to 0)	0 (0 to 0)
Yellow fever	0 (0 to 0)	0 (0 to 0)	0 (0 to 0)	0 (0 to 0)	0 (0 to 0)	0 (0 to 0)	0 (0 to 0)	0 (0 to 0)	0 (0 to 0)	0 (0 to 0)	0 (0 to 0)	0 (0 to 0)	0 (0 to 0)	0 (0 to 0)	0 (0 to 0)	0 (0 to 0)	0 (0 to 0)	0 (0 to 0)	0 (0 to 0)	0 (0 to 0)	0 (0 to 0)	0 (0 to 0)	0 (0 to 0)	0 (0 to 0)
Rabies	0 (0 to 0)	0 (0 to 0)	0 (0 to 0)	0 (0 to 0)	0 (0 to 0)	0 (0 to 0)	0 (0 to 0)	0 (0 to 0)	0 (0 to 0)	0 (0 to 0)	0 (0 to 0)	0 (0 to 0)	0 (0 to 0)	0 (0 to 0)	0 (0 to 0)	0 (0 to 0)	0 (0 to 0)	0 (0 to 0)	0 (0 to 0)	0 (0 to 0)	0 (0 to 0)	0 (0 to 0)	0 (0 to 0)	0 (0 to 0)
Zika virus	0 (0 to 0)	0 (0 to 0)	0 (0 to 0)	0 (0 to 0)	0 (0 to 0)	0 (0 to 0)	0 (0 to 0)	0 (0 to 0)	0 (0 to 0)	0 (0 to 0)	0 (0 to 0)	0 (0 to 0)	0 (0 to 0)	0 (0 to 0)	0 (0 to 0)	0 (0 to 0)	0 (0 to 0)	0 (0 to 0)	0 (0 to 0)	0 (0 to 0)	0 (0 to 0)	0 (0 to 0)	0 (0 to 0)	0 (0 to 0)
Guinea worm disease	0 (0 to 0)	0 (0 to 0)	0 (0 to 0)	0 (0 to 0)	0 (0 to 0)	0 (0 to 0)	0 (0 to 0)	0 (0 to 0)	0 (0 to 0)	0 (0 to 0)	0 (0 to 0)	0 (0 to 0)	0 (0 to 0)	0 (0 to 0)	0 (0 to 0)	0 (0 to 0)	0 (0 to 0)	0 (0 to 0)	0 (0 to 0)	0 (0 to 0)	0 (0 to 0)	0 (0 to 0)	0 (0 to 0)	0 (0 to 0)
Other neglected tropical diseases	0 (0 to 0)	0 (0 to 0)	0 (0 to 0)	0 (0 to 0)	0 (0 to 0)	0 (0 to 0)	0 (0 to 0)	0 (0 to 0)	0 (0 to 0)	0 (0 to 0)	0 (0 to 0)	0 (0 to 0)	0 (0 to 0)	0 (0 to 0)	0 (0 to 0)	0 (0 to 0)	0 (0 to 0)	0 (0 to 0)	0 (0 to 0)	0 (0 to 0)	0 (0 to 0)	0 (0 to 0)	0 (0 to 0)	0 (0 to 0)
Other infectious diseases	2,600 (1,900 to 3,200)	2,600 (1,900 to 3,200)	3,200 (2,400 to 4,200)	3,200 (2,400 to 4,200)	1,600 (1,200 to 2,000)	1,600 (1,200 to 2,000)	1,700 (1,200 to 2,100)	1,800 (1,300 to 2,200)	1,900 (1,400 to 2,400)	1,900 (1,400 to 2,400)	1,900 (1,400 to 2,400)	1,900 (1,400 to 2,400)	1,900 (1,400 to 2,400)	1,900 (1,400 to 2,400)	1,900 (1,400 to 2,400)	1,900 (1,400 to 2,400)	1,900 (1,400 to 2,400)	1,900 (1,400 to 2,400)	1,900 (1,400 to 2,400)	1,900 (1,400 to 2,400)	1,900 (1,400 to 2,400)	950 (700 to 1,200)	47,000 (34,600 to 59,000)
Meningitis	1,900 (1,400 to 2,400)	1,900 (1,400 to 2,400)	2,400 (1,800 to 3,200)	2,400 (1,800 to 3,200)	1,200 (900 to 1,500)	1,200 (900 to 1,500)	1,300 (900 to 1,600)	1,300 (900 to 1,600)	1,400 (1,000 to 1,800)	1,400 (1,000 to 1,800)	1,400 (1,000 to 1,800)	1,400 (1,000 to 1,800)	1,400 (1,000 to 1,800)	1,400 (1,000 to 1,800)	1,400 (1,000 to 1,800)	1,400 (1,000 to 1,800)	1,400 (1,000 to 1,800)	1,400 (1,000 to 1,800)	1,400 (1,000 to 1,800)	1,400 (1,000 to 1,800)	1,400 (1,000 to 1,800)	700 (500 to 900)	34,000 (25,000 to 43,000)
Encephalitis	0 (0 to 0)	0 (0 to 0)	0 (0 to 0)	0 (0 to 0)	0 (0 to 0)	0 (0 to 0)	0 (0 to 0)	0 (0 to 0)	0 (0 to 0)	0 (0 to 0)	0 (0 to 0)	0 (0 to 0)	0 (0 to 0)	0 (0 to 0)	0 (0 to 0)	0 (0 to 0)	0 (0 to 0)	0 (0 to 0)	0 (0 to 0)	0 (0 to 0)	0 (0 to 0)	0 (0 to 0)	0 (0 to 0)	0 (0 to 0)
Diphtheria	0 (0 to 0)	0 (0 to 2.2)	0 (0 to 0)	0 (0 to 0)	0 (0 to 0)	0 (0 to 0)	0 (0 to 0)	0 (0 to 0)	0 (0 to 0)	0 (0 to 0)	0 (0 to 0)	0 (0 to 0)	0 (0 to 0)	0 (0 to 0)	0 (0 to 0)	0 (0 to 0)	0 (0 to 0)	0 (0 to 0)	0 (0 to 0)	0 (0 to 0)	0 (0 to 0)	0 (0 to 0)	0 (0 to 0)	0 (0 to 0)
Tetanus	0 (0 to 2.8)	0 (0 to 1.7)	0 (0 to 0)	0 (0 to 0)	0 (0 to 0)	0 (0 to 0)	0 (0 to 0)	0 (0 to 0)	0 (0 to 0)	0 (0 to 0)	0 (0 to 0)	0 (0 to 0)	0 (0 to 0)	0 (0 to 0)	0 (0 to 0)	0 (0 to 0)	0 (0 to 0)	0 (0 to 0)	0 (0 to 0)	0 (0 to 0)	0 (0 to 0)	0 (0 to 0)	0 (0 to 0)	0 (0 to 0)
Measles	0 (0 to 0)	0 (0 to 2.1)	0 (0 to 2.9)	0 (0 to 0)	0 (0 to 0)	0 (0 to 0)	0 (0 to 0)	0 (0 to 0)	0 (0 to 0)	0 (0 to 0)	0 (0 to 0)	0 (0 to 0)	0 (0 to 0)	0 (0 to 0)	0 (0 to 0)	0 (0 to 0)	0 (0 to 0)	0 (0 to 0)	0 (0 to 0)	0 (0 to 0)	0 (0 to 0)	0 (0 to 0)	0 (0 to 0)	0 (0 to 0)
Varicella and herpes zoster	0 (0 to 0)	0 (



Other transport injuries	2·3 (1·4 to 3·7)	4·4 (2·7 to 6·8)	27·2 (15·3 to 44·7)	143 (79·3 to 245)	102 (70 to 148)	138 (97·1 to 194)	603 (371 to 964)	972 (617 to 1,460)	808 (527 to 1,170)	653 (462 to 923)	630 (427 to 910)	517 (380 to 700)	471 (323 to 684)	462 (319 to 657)	373 (282 to 487)	271 (201 to 364)	181 (132 to 245)	99 (77·6 to 127)	65 (47·7 to 88·8)	35·1 (27·5 to 44·4)	18·3 (14·3 to 22·7)	9·2 (7·1 to 11·7)	3·2 (2·4 to 4·1)	6,590
Unintentional injuries	295 (228 to 380)	1,170 (902 to 1,490)	11,400 (8,270 to 15,300)	12,400 (9,430 to 15,900)	4,250 (3,550 to 5,040)	5,470 (4,530 to 6,430)	9,820 (8,150 to 11,800)	12,300 (10,300 to 14,600)	11,800 (9,810 to 14,200)	12,700 (10,700 to 15,300)	14,600 (12,100 to 17,800)	15,500 (12,900 to 18,800)	15,200 (12,700 to 18,300)	16,400 (13,500 to 19,800)	16,600 (13,800 to 20,300)	16,100 (13,400 to 19,400)	14,500 (12,200 to 17,400)	12,800 (10,800 to 15,200)	11,100 (9,420 to 13,100)	9,940 (8,430 to 11,600)	7,370 (6,180 to 8,570)	4,220 (3,500 to 4,980)	1,330 (1,070 to 1,570)	237,000
Falls	23·5 (17·3 to 32·1)	26·4 (19·3 to 35·3)	392 (272 to 561)	1,350 (1,000 to 1,780)	986 (764 to 1,230)	1,510 (1,160 to 1,910)	2,960 (2,310 to 3,750)	4,360 (3,450 to 5,550)	4,850 (3,800 to 6,170)	5,550 (4,350 to 7,040)	6,890 (5,430 to 8,750)	7,750 (6,220 to 9,790)	8,020 (6,390 to 10,000)	9,130 (7,370 to 11,200)	9,470 (7,670 to 11,800)	9,480 (7,710 to 11,600)	8,690 (7,110 to 10,600)	8,010 (6,530 to 9,720)	7,180 (5,950 to 8,610)	6,890 (5,710 to 8,200)	5,220 (4,290 to 6,240)	3,070 (2,500 to 3,670)	974 (776 to 1,170)	113,000
Drowning	7·6 (5·5 to 10·2)	10·4 (7·3 to 14·7)	120 (80·2 to 174)	3,690 (2,600 to 5,030)	1,180 (837 to 1,560)	1,540 (1,170 to 1,960)	2,530 (1,850 to 3,330)	2,040 (1,510 to 2,690)	1,370 (1,040 to 1,770)	1,280 (1,010 to 1,590)	1,300 (1,020 to 1,620)	1,310 (1,050 to 1,610)	1,100 (887 to 1,360)	898 (711 to 1,120)	704 (570 to 855)	522 (430 to 628)	320 (248 to 405)	185 (154 to 218)	98·6 (76·6 to 126)	50·6 (39·1 to 63·6)	23·3 (17·5 to 29·8)	8·3 (6·5 to 10·2)	2·6 (2 to 3·3)	20,300
Fire, heat, and hot substances	4·8 (3·8 to 6·2)	11·3 (8·5 to 14·9)	175 (127 to 241)	1,110 (758 to 1,580)	364 (286 to 454)	296 (224 to 387)	475 (359 to 637)	699 (539 to 900)	741 (560 to 991)	832 (621 to 1,130)	921 (683 to 1,270)	937 (689 to 1,260)	907 (680 to 1,230)	930 (688 to 1,260)	906 (668 to 1,240)	789 (570 to 1,090)	660 (495 to 893)	542 (416 to 711)	411 (313 to 534)	303 (239 to 384)	203 (162 to 248)	105 (85 to 125)	35·5 (26·6 to 43·7)	12,400
Poisonings	1·3 (0·9 to 1·9)	2·6 (1·7 to 4·1)	19·5 (12·6 to 28·8)	154 (95·8 to 234)	33·2 (21·6 to 48·8)	53 (35·4 to 73·8)	62·1 (42·8 to 85·6)	79·2 (56·9 to 103)	72·4 (52·9 to 96·2)	61·8 (44·2 to 82·7)	64·7 (46·4 to 87·7)	58·7 (42·3 to 78·9)	47·3 (34·6 to 64·4)	42·1 (29·4 to 57·4)	41·8 (30·4 to 57·3)	29·9 (20·4 to 42·6)	23·2 (16·1 to 32·3)	17·8 (12·5 to 24·5)	11·5 (8·4 to 15·8)	8·9 (6·7 to 11·8)	5·2 (3·7 to 7·1)	2·1 (1·6 to 2·8)	0·7 (0·5 to 0·9)	893
Poisoning by carbon monoxide	0·4 (0·2 to 0·6)	0·6 (0·2 to 1·2)	5·1 (2·4 to 9·5)	42·1 (18·8 to 77·6)	11·4 (7·3 to 16·4)	15 (8·9 to 23·1)	33·9 (20·6 to 50·1)	44·4 (28·2 to 63·8)	40·2 (27·2 to 58)	32·4 (22·1 to 44·3)	32·6 (21·2 to 47·5)	27·9 (18·6 to 39·1)	20·9 (13·9 to 30·1)	16·9 (10·6 to 24·8)	17·2 (11·2 to 25·5)	12·5 (8·2 to 17·8)	9·2 (5·9 to 13·2)	7 (4·8 to 9·8)	4·5 (3·2 to 6·1)	3·3 (2·4 to 4·4)	1·9 (1·2 to 2·8)	0·7 (0·5 to 1)	0·2 (0·1 to 0·3)	380
Poisoning by other means	1 (0·6 to 1·4)	2 (1·4 to 3·1)	14·4 (9·3 to 21·1)	112 (70·6 to 171)	21·8 (12·8 to 34·8)	38 (24·6 to 53·7)	28·1 (18 to 43·2)	34·8 (23·1 to 50·3)	32·1 (21·5 to 47·4)	29·4 (19·2 to 43·2)	32·1 (21·1 to 46·1)	30·8 (19·8 to 45·9)	26·4 (17·4 to 38·9)	25·2 (16·9 to 36·9)	24·6 (16·8 to 36·8)	17·3 (10·9 to 26·5)	14·1 (8·9 to 21)	10·8 (7 to 16)	7 (4·7 to 10·4)	5·6 (4 to 7·8)	3·2 (2·1 to 4·7)	1·4 (1 to 2)	0·5 (0·3 to 0·6)	513
Exposure to mechanical forces	6·1 (5·2 to 7·5)	15·4 (13·8 to 17·3)	160 (143 to 179)	508 (392 to 663)	357 (289 to 435)	479 (388 to 600)	1,200 (969 to 1,500)	1,600 (1,290 to 1,960)	1,460 (1,190 to 1,790)	1,360 (1,070 to 1,740)	1,460 (1,160 to 1,910)	1,390 (1,070 to 1,850)	1,290 (1,010 to 1,740)	1,280 (981 to 1,700)	1,210 (923 to 1,640)	1,020 (756 to 1,390)	791 (578 to 1,100)	560 (400 to 778)	381 (272 to 528)	236 (166 to 332)	131 (92·2 to 181)	59·4 (41·8 to 81·7)	17·3 (12·4 to 23·6)	17,000
Unintentional firearm injuries	0·8 (0·4 to 1·3)	1·1 (0·6 to 1·7)	8·6 (4·9 to 12·8)	59·1 (32·5 to 96·7)	52·3 (31·4 to 77·2)	110 (67·8 to 162)	490 (310 to 701)	550 (334 to 761)	375 (226 to 522)	262 (163 to 364)	240 (152 to 331)	184 (116 to 258)	151 (97·6 to 211)	128 (87·3 to 173)	106 (73·1 to 143)	82·5 (58·8 to 110)	58·8 (41 to 80·1)	40·6 (29·1 to 56·4)	29·8 (21·5 to 40·6)	20·1 (14·7 to 27·3)	12 (8·7 to 16·6)	6·5 (4·8 to 9·1)	2·3 (1·7 to 3·3)	2,970
Other exposure to mechanical forces	5·3 (4·5 to 6·4)	14·2 (12·8 to 15·9)	152 (136 to 169)	449 (347 to 582)	305 (250 to 377)	370 (300 to 475)	712 (572 to 923)	1,050 (845 to 1,360)	1,080 (855 to 1,400)	1,090 (850 to 1,460)	1,220 (933 to 1,640)	1,210 (926 to 1,630)	1,140 (875 to 1,550)	1,150 (877 to 1,550)	1,100 (829 to 1,490)	933 (683 to 1,280)	733 (529 to 1,020)	520 (367 to 725)	351 (249 to 488)	216 (151 to 307)	119 (82·2 to 165)	52·9 (37·1 to 73·9)	15 (10·7 to 20·6)	14,000
Adverse effects of medical treatment	26·9 (18·4 to 42·2)	36·6 (26·6 to 50·1)	358 (227 to 551)	424 (255 to 636)	128 (90·4 to 182)	138 (96·6 to 191)	146 (107 to 195)	192 (140 to 254)	224 (156 to 304)	242 (170 to 325)	327 (231 to 432)	385 (270 to 504)	479 (316 to 636)	609 (386 to 800)	752 (491 to 986)	953 (578 to 1,240)	961 (569 to 1,220)	817 (469 to 1,050)	695 (367 to 904)	498 (247 to 645)	308 (143 to 421)	130 (61·3 to 179)	31·5 (15·7 to 44·5)	8,860
Animal contact	0·5 (0·4 to 0·9)	1·1 (0·7 to 1·7)	8·2 (5·4 to 12·4)	101 (65 to 165)	61 (42·2 to 82·6)	49·2 (35·5 to 65·8)	53·7 (38·2 to 74·5)	60 (44·1 to 83)	63·2 (46 to 87·8)	64·8 (45·9 to 90·9)	80·6 (59·1 to 112)	86·3 (63·4 to 119)	89·9 (65·5 to 122)	109 (81·9 to 142)	117 (89·3 to 150)	114 (86·4 to 149)	95·8 (73 to 128)	70·3 (53·7 to 93·1)	51·1 (39·9 to 67·5)	32 (24·3 to 42·7)	18·3 (13·8 to 24·3)	8·6 (6·5 to 11·3)	2·2 (1·7 to 2·9)	1,340
Venomous animal contact	0·3 (0·2 to 0·6)	0·5 (0·3 to 0·9)	3·7 (2 to 6·3)	68·7 (41·5 to 114)	44 (29·3 to 63·3)	31·7 (21 to 46)	31·1 (20·6 to 46)	34·6 (23·3 to 48·8)	37·7 (25·8 to 54·6)	37·7 (25·8 to 53·4)	47·3 (33·8 to 66)	51·7 (35·9 to 70·9)	53·5 (38·6 to 73·4)	67·1 (49·4 to 86·9)	71 (53·1 to 94·7)	69·8 (51 to 93·5)	57 (42·5 to 77)	40·8 (29·9 to 54·6)	29·3 (21·6 to 38·6)	18·3 (13·2 to 24·8)	9·8 (7·1 to 13·4)	4·9 (3·6 to 6·6)	1·3 (0·9 to 1·7)	812
Non-venomous animal contact	0·2 (0·1 to 0·4)	0·5 (0·3 to 0·9)	4·6 (2·6 to 7·5)	32·2 (16·2 to 60·3)	17 (9·6 to 28·4)	17·5 (11·1 to 26·8)	22·6 (14·4 to 35)	25·3 (17 to 37·7)	25·5 (16·8 to 38·3)	27 (17·8 to 42·3)	33·3 (21·8 to 51·3)	34·6 (22·3 to 54·5)	36·4 (22·6 to 54·7)	42·2 (28 to 62·5)	46·3 (31·8 to 66·8)	43·9 (28·7 to 63·5)	38·8 (26·4 to 57)	29·4 (20·2 to 43)	21·9 (15 to 32·3)	13·7 (9·2 to 19·4)	8·5 (5·8 to 12)	3·7 (2·6 to 5·2)	1 (0·7 to 1·4)	526
Foreign body	217 (162 to 284)	1,050 (808 to 1,350)	10,100 (6,990 to 13,900)	4,300 (2,950 to 5,890)	700 (536 to 883)	712 (537 to 901)	734 (556 to 924)	931 (722 to 1,180)	777 (608 to 993)	951 (739 to 1,220)	1,070 (811 to 1,350)	1,200 (957 to 1,500)	1,120 (920 to 1,340)	1,270 (992 to 1,620)	1,410 (1,140 to 1,710)	1,450 (1,160 to 1,790)	1,560 (1,290 to 1,870)	1,480 (1,210 to 1,760)	1,430 (1,190 to 1,680)	1,300 (1,070 to 1,530)	1,050 (862 to 1,230)	628 (469 to 790)	194 (143 to 237)	35,600
Pulmonary aspiration and foreign body in airway	217 (162 to 284)	1,050 (807 to 1,350)	10,000 (6,980 to 13,900)	4,230 (2,890 to 5,810)	626 (472 to 791)	615 (462 to 786)	604 (453 to 783)	755 (576 to 970)	585 (446 to 749)	739 (555 to 958)	823 (611 to 1,060)	950 (745 to 1,200)	876 (710 to 1,050)	1,040 (784 to 1,360)	1,190 (936 to 1,470)	1,240 (972 to 1,550)	1,370 (1,090 to 1,670)	1,340 (1,080 to 1,610)	1,320 (1,100 to 1,570)	1,230 (1,020 to 1,470)	1,020 (824 to 1,180)	606 (449 to 770)	188 (138 to 231)	32,700
Foreign body in eyes	0·1 (0 to 0·2)	0·3 (0·1 to 0·6)	4·4 (1·3 to 9·7)	25·2 (7·9 to 55·2)	45·7 (14·2 to 102)	64·5 (22·2 to 143)	91 (34·1 to 199)	130 (49·9 to 266)	145 (62 to 288)	162 (70·6 to 308)	190 (89·4 to 355)	198 (101 to 348)	185 (104 to 316)	177 (103 to 285)	162 (96·8 to 247)	143 (87·9 to 211)	119 (74 to 172)	88·1 (56·7 to 128)	62·1 (40·7 to 89·9)	40·2 (26·4 to 58·6)	22·2 (15 to 32)	9·4 (6·3 to 13·6)	2·3 (1·6 to 3·4)	2,060
Foreign body in other body part	0·2 (0·1 to 0·3)	1·1 (0·5 to 2·6)	10·1 (4·5 to 30·4)	44·9 (24·8 to 108)	28·4 (20·1 to 40·8)	32·7 (23·8 to 44·4)	38·8 (28·1 to 54·8)	46·4 (33·3 to 63·7)	47·7 (34 to 65·2)	49 (35·9 to 67·6)	56·4 (41·1 to 80·8)	57 (41·3 to 85·5)	56·8 (40·7 to 85·2)	57·2 (40·9 to 89·6)	60·8 (41·1 to 105)	67·3 (45·1 to 139)	66·2 (40 to 169)	51·3 (30·9 to 143)	43·4 (23·6 to 137)	23·5 (13·5 to 72·3)	14·3 (7·9 to 48·1)	12·2 (5·6 to 52·1)	4 (1·8 to 16·9)	870
Environmental heat and cold exposure	0·1 (0·1 to 0·2)	0·3 (0·2 to 0·4)	4·2 (3 to 6)	30·4 (19·5 to 45·7)	80·9 (50·3 to 121)	153 (94·6 to 230)	278 (179 to 424)	432 (273 to 653)	521 (323 to 780)	637 (403 to 969)	757 (484 to 1,150)	810 (517 to 1,200)	809 (526 to 1,200)	853 (552 to 1,260)	880 (555 to 1,300)	846 (537 to 1,240)	755 (477 to 1,090)	609 (388 to 881)	469 (300 to 679)	350 (227 to 507)	233 (155 to 330)	121 (81·8 to 171)	38·2 (25·9 to 53·4)	9,670
Exposure to forces of nature	0·2 (0·2 to 0·2)	0·5 (0·5 to 0·6)	4·5 (4·1 to 5)	23 (20·9 to 25·4)	31·3 (27·2 to 36·8)	66·9 (50·9 to 91·5)	87·4 (64·4 to 122)	120 (83·9 to 178)	86·7 (63 to 121)	91·5 (66·2 to 126)	104 (72·3 to 147)	95 (66·5 to 137)	76·9 (53·8 to 111)	66·8 (47·2 to 97·6)	56·4 (40·4 to 80·9)	46·1 (33·7 to 65·8)	35 (25 to 48·8)	24·9 (17·4 to 34·7)	16 (11·4 to 22)	9·6 (6·9 to 13·4)	4·7 (3·4 to 6·5)	1·9 (1·4 to 2·7)	0·5 (0·4 to 0·7)	1,050
Other unintentional injuries	7·1 (4·3 to 11·3)	9·5 (5·4 to 16·4)	108 (74·6 to 155)	669 (452 to 958)	336 (255 to 425)	481 (374 to 599)	1,300 (944 to 1,720)	1,810 (1,340 to 2,370)	1,650 (1,260 to 2,120)	1,630 (1,270 to 2,030)	1,640 (1,290 to 2,030)	1,470 (1,180 to 1,790)	1,260 (997 to 1,570)	1,190 (940 to 1,480)	1,080 (853 to 1,380)	832 (648 to 1,050)	642 (500 to 814)	456 (352 to 583)	345 (262 to 441)	259 (207 to 320)	172 (136 to 214)	88·7 (67·8 to 114)	29 (22·2 to 36·9)	17,500
Self-harm and interpersonal violence	236 (148 to 361)	110 (71·7 to 160)	1,020 (691 to 1,480)	2,840 (2,010 to 3,900)	1,400 (1,160 to 1,750)	6,210 (5,160 to 7,450)	75,000 (65,900 to 85,400)	95,700 (84,300 to 107,000)	65,500 (58,400 to 72,900)	47,600 (41,600 to 53,700)	36,200 (31,300 to 41,800)	25,200 (21,300 to 29,400)	18,000 (15,000 to 21,700)	12,400 (10,300 to 14,600)	9,100 (7,630 to 10,700)	6,120 (5,220 to 7,170)	4,050 (3,450 to 4,740)	2,470 (2,120 to 2,870)	1,520 (1,290 to 1,750)	476 (403 to 554)	219 (185 to 254)	80·9 (67·2 to 94·2)	24·7 (19·7 to 29)	412,000
Self-harm	0 (0 to 0)	0 (0 to 0)	0 (0 to 0)	0 (0 to 0)	0 (0 to 0)	470 (344 to 620)	2,900 (2,240 to 3,720)	3,890 (3,020 to 5,050)	3,940 (3,080 to 4,940)	3,620 (2,900 to 4,490)	3,540 (2,800 to 4,410)	2,960 (2,360 to 3,630)	2,640 (2,070 to 3,330)	2,250 (1,840 to 2,770)	1,840 (1,490 to 2,290)	1,420 (1,140 to 1,740)	984 (790 to 1,200)	643 (516 to 806)	397 (319 to 486)	202 (162 to 249)	95·1 (74·7 to 118)	28·7 (21·9 to 35·3)	7·1 (5·2 to 8·6)	31,800
Self-harm by firearm	0 (0 to 0)	0 (0 to 0)	0 (0 to 0)	0 (0 to 0)	0 (0 to 0)	61·4 (32·7 to 99·8)	568 (299 to 868)	579 (285 to 890)	531 (281 to 790)	471 (242 to 682)	469 (241 to 715)	389 (206 to 558)	341 (189 to 505)	293 (160 to 429)	242 (138 to 345)	184 (112 to 267)	163 (91·8 to 235)	112 (62·8 to 166)	78·3 (46·6 to 114)	48·2 (27 to 69·9)	24·2 (14·1 to 35·4)	7·3 (4·4 to 10·2)	2 (1·2 to 2·7)	4,560
Self-harm by other specified means	0 (0 to 0)	0 (0 to 0)	0 (0 to 0)	0 (0 to 0)	0 (0 to 0)	409 (298 to 552)	2,330 (1,760 to 3,020)	3,310 (2,540 to 4,370)	3,410 (2,650 to 4,340)	3,140 (2,500 to 3,990)	3,070 (2,430 to 3,860)	2,570 (2,050 to 3,200)	2,300 (1,810 to 2,910)	1,950 (1,590 to 2,400)	1,600 (1,290 to 1,990)	1,230 (984 to 1,520)	821 (658 to 1,010)	531 (423 to 669)	319 (252 to 393)	154 (121 to 200)	70·9 (53·9 to 90·8)	21·4 (15·8 to 27·2)	5·1 (3·6 to 6·5)	27,300
Interpersonal violence	236 (148 to 361)	110 (71·7 to 160)	997 (672 to 1,460)	2,780 (1,960 to 3,840)	1,370 (1,120 to 1,730)	5,450 (4,420 to 6,620)	65,200 (56,700 to 75,500)	83,500 (72,200 to 95,200)	57,100 (50,300 to 64,300)	41,600 (36,200 to 47,600)	31,500 (27,100 to 36,500)	21,600 (18,200 to 25,500)	15,100 (12,300 to 18,500)	9,960 (8,160 to 12,100)	7,150 (5,870 to 8,490)	4,640 (3,890 to 5,500)	3,020 (2,500 to 3,630)	1,810 (1,540 to 2,140)	1,110 (925 to 1,320)	270 (224 to 325)	121 (99·9 to 147)	50·5 (41·5 to 60·6)	16·9 (13·5 to 20·4)	355,000
Physical violence by firearm	87·2 (53·5 to 138)	60 (37·6 to 88·4)	491 (329 to 740)	1,330 (945 to 1,870)	789 (639 to 997)	4,410 (3,570 to 5,370)	59,000 (51,000 to 68,400)	74,800 (64,200 to 85,800)	49,100 (43,200 to 55,400)	34,900 (30,300 to 40,000)	25,200 (21,500 to 29,400)	16,600 (13,800 to 19,600)	10,900 (8,760 to 13,400)	6,510 (5,240 to 7,990)	4,350 (3,520 to 5,260)	2,640 (2,160 to 3,200)	1,540 (1,260 to 1,900)	822 (685 to 983)	474 (360 to 594)	91·7 (70·6 to 118)	37·7 (29·5 to 46·9)	18·3 (14·8 to 21·9)	7·1 (5·3 to 8·6)	294,000
Physical violence by sharp object	13·2 (8·1 to 20·5)	4·3 (2·8 to 6·2)	30·5 (20·6 to 44·9)	93·5 (64·3 to 131)	54·4 (42·7 to 72·1)	182 (141 to 231)	2,070 (1,470 to 2,860)	2,960 (2,260 to 3,820)	2,950 (2,310 to 3,810)	2,530 (2,160 to 2,940)	2,290 (1,960 to 2,670)	1,630 (1,370 to 1,930)	1,330 (1,080 to 1,630)	1,020 (783 to 1,330)	719 (594 to 853)	478 (384 to 599)	321 (250 to 407)	186 (156 to 221)	101 (79·7 to 127)	29·6 (23·4 to 37)	13·2 (10·5 to 16·8)	5·7 (4·4 to 7·3)	1·9 (1·4 to 2·4)	19,000
Sexual violence	0 (0 to 0)	0 (0 to 0)	0 (0 to 0)	5·8 (3·3 to 9·3)	48·8 (29·2 to 75·8)	111 (62·9 to 176)	268 (155 to 423)	427 (244 to 647)	423 (237 to 691)	423 (239 to 676)	442 (249 to 703)	377 (218 to 610)	275 (158 to 462)	192 (108 to 313)	123 (72·9 to 198)	87·6 (53·7 to 135)	67·7 (41·5 to 104)	47 (29·3 to 70·5)	30·8 (19·9 to 45·9)	19·3 (12·3 to 28·7)	8·5 (4·9 to 13·7)	1·6 (0·9 to 2·4)	0·1 (0 to 0·1)	3,380
Physical violence by other means	136 (86 to 206)	45·9 (30·4 to 65·7)	476 (322 to 699)	1,340 (932 to 1,890)	477 (383 to 616)	749 (593 to 932)	3,930 (3,100 to 5,040)	5,260 (4,180 to 6,590)	4,620 (3,770 to 5,690)	3,820 (3,290 to 4,360)	3,590 (3,080 to 4,140)	3,030 (2,570 to 3,550)	2,630 (2,150 to 3,190)	2,240 (1,870 to 2,690)	1,960 (1,630 to 2,320)	1,430 (1,200 to 1,680)	1,090 (906 to 1,310)	755 (635 to 890)	509 (413 to 622)	129 (103 to 160)	61·4 (48·8 to 76·4)	25 (19·7 to 31·2)	7·9 (6·3 to 9·8)	38,300
Conflict and terrorism	0 (0 to 0)	0 (0 to 0)	0 (0 to 0)	0 (0 to 0)	0·3 (0·2 to 0·7)	0·7 (0·4 to 1·5)	2 (1·1 to 3·6)	2·4 (1·3 to 4·3)	5·8 (3·5 to 9·9)	7 (4·1 to 11·9)	9·4 (5·5 to 15·9)	10·2 (6·2 to 17)	9·3 (5·7 to 15·4)	8·1 (5·1 to 13)	6·4 (4 to 10·1)	4·3 (2·8 to 6·8)	2·7 (1·8 to 4·1)	1·6 (1 to 2·5)	0·9 (0·6 to 1·4)	0·5 (0·3 to 0·7)	0·2 (0·2 to 0·4)	0·1 (0·1 to 0·2)	0 (0 to 0)	72

SR Table 2c: Turkmenistan DALYS by cause and age group for both sexes with 95% uncertainty intervals, 2019

Cause	Early Neonatal	Late Neonatal	Post Neonatal	1 to 4	5 to 9	10 to 14	15 to 19	20 to 24	25 to 29	30 to 34	35 to 39	40 to 44	45 to 49	50 to 54	55 to 59	60 to 64	65 to 69	70 to 74	75 to 79	80 to 84	85 to 89	90 to 94	95 plus	Total
All causes	102,000 (87,100 to 119,000)	31,100 (25,900 to 36,300)	79,200 (60,900 to 102,000)	57,900 (48,900 to 68,000)	51,700 (39,400 to 64,700)	33,000 (25,600 to 41,600)	47,000 (36,100 to 59,000)	64,000 (54,600 to 76,500)	83,900 (70,200 to 99,200)	95,400 (78,400 to 114,000)	90,900 (75,000 to 109,000)	97,000 (80,600 to 117,000)	106,000 (88,000 to 127,000)	116,000 (96,200 to 141,000)	126,000 (103,000 to 156,000)	135,000 (111,000 to 165,000)	161,000 (130,000 to 199,000)	201,000 (162,000 to 250,000)	241,000 (194,000 to 297,000)	270,000 (214,000 to 340,000)	293,000 (227,000 to 372,000)	316,000 (240,000 to 403,000)	1,660,000 (1,710,000 to 1,610,000)
Communicable, maternal, neonatal, and nutritional diseases	60,900 (48,900 to 100,000)	23,100 (16,900 to 31,900)	57,100 (41,800 to 77,300)	52,000 (39,900 to 66,600)	9,240 (7,230 to 11,900)	6,210 (4,900 to 7,770)	9,420 (6,970 to 12,260)	12,600 (9,750 to 16,000)	16,900 (12,900 to 21,600)	15,900 (9,900 to 22,900)	9,600 (6,060 to 14,000)	7,810 (5,060 to 11,200)	6,180 (4,060 to 9,080)	5,000 (3,300 to 7,360)	3,490 (2,420 to 5,160)	2,570 (1,770 to 3,800)	1,710 (1,090 to 2,710)	920 (606 to 1,570)	633 (406 to 1,071)	328 (207 to 574)	176 (103 to 329)	69 (37 to 142)	286,000
HIV/AIDS and sexually transmitted infections	0.3 (0.2 to 0.4)	0.1 (0.1 to 0.2)	38.4 (20.2 to 67.8)	23.4 (16.3 to 31.7)	6.7 (4.6 to 9.2)	21.0 (14.5 to 28.9)	43.6 (30.1 to 59.8)	109 (75.1 to 149)	218 (150 to 299)	360 (248 to 494)	420 (289 to 577)	1,340 (923 to 1,840)	1,910 (1,320 to 2,620)	2,340 (1,610 to 3,210)	2,540 (1,750 to 3,490)	2,560 (1,760 to 3,510)	2,270 (1,560 to 3,110)	1,660 (1,140 to 2,280)	1,140 (784 to 1,560)	617 (424 to 846)	316 (217 to 433)	128 (88 to 176)	16,800
HIV/AIDS	(0 to 0)	(0 to 0)	(0.0 to 0.0)	(0.0 to 0.0)	(0.0 to 0.1)	(0.0 to 0.1)	(0.0 to 0.2)	(0.0 to 0.4)	(0.0 to 0.6)	(0.0 to 1.0)	(0.0 to 1.2)	(0.0 to 1.4)	(0.0 to 1.7)	(0.0 to 1.9)	(0.0 to 2.1)	(0.0 to 2.3)	(0.0 to 2.4)	(0.0 to 2.5)	(0.0 to 2.5)	(0.0 to 2.5)	(0.0 to 2.5)	(0.0 to 2.5)	(0.0 to 2.5)	6,000
HIV/AIDS - Drug-susceptible Tuberculosis	0 (0 to 0)	0 (0 to 0)	0.6 (0.1 to 2.1)	0.9 (0.6 to 1.3)	2.9 (2.0 to 4.1)	2.1 (1.4 to 3.0)	2.6 (1.7 to 3.7)	8.5 (5.7 to 12.2)	19.9 (13.4 to 28.3)	19.7 (12.9 to 28.1)	22.1 (14.7 to 31.5)	19.8 (13.1 to 28.2)	18.4 (12.2 to 26.1)	16.3 (10.8 to 23.1)	9.6 (6.4 to 13.7)	6.6 (4.4 to 9.4)	3.7 (2.5 to 5.3)	1.5 (1.0 to 2.1)	0.7 (0.5 to 1.0)	0.3 (0.2 to 0.4)	0.1 (0.1 to 0.2)	0.0 (0.0 to 0.1)	726
HIV/AIDS - Multidrug-resistant Tuberculosis without extensi	0 (0 to 0)	0 (0 to 0)	0.1 (0.0 to 0.3)	0.1 (0.1 to 0.2)	0.3 (0.2 to 0.4)	0.2 (0.1 to 0.3)	0.3 (0.2 to 0.4)	0.9 (0.6 to 1.3)	2.1 (1.4 to 3.0)	2.1 (1.4 to 3.0)	2.3 (1.5 to 3.3)	2.1 (1.4 to 3.0)	1.9 (1.3 to 2.7)	1.7 (1.1 to 2.4)	1.0 (0.7 to 1.4)	0.7 (0.5 to 1.0)	0.4 (0.3 to 0.6)	0.2 (0.1 to 0.3)	0.1 (0.1 to 0.1)	0.0 (0.0 to 0.1)	0.0 (0.0 to 0.0)	0.0 (0.0 to 0.0)	77
HIV/AIDS - Extensively drug-resistant Tuberculosis	0 (0 to 0)	0 (0 to 0)	0 (0 to 0.1)	0.0 (0.0 to 0.0)	0.0 (0.0 to 0.1)	0.0 (0.0 to 0.1)	0.0 (0.0 to 0.1)	0.1 (0.0 to 0.2)	0.2 (0.1 to 0.4)	0.2 (0.1 to 0.4)	0.2 (0.1 to 0.4)	0.2 (0.1 to 0.4)	0.2 (0.1 to 0.4)	0.2 (0.1 to 0.4)	0.1 (0.1 to 0.3)	0.1 (0.0 to 0.2)	0.0 (0.0 to 0.1)	0.0 (0.0 to 0.1)	0.0 (0.0 to 0.1)	0.0 (0.0 to 0.0)	0.0 (0.0 to 0.0)	0.0 (0.0 to 0.0)	1
HIV/AIDS resulting in other diseases	0 (0 to 0)	0 (0 to 0)	37.8 (19.9 to 66.8)	22.4 (15.6 to 30.3)	3.8 (2.6 to 5.4)	19.0 (13.1 to 26.1)	41.0 (28.3 to 56.3)	100 (69.1 to 138)	196 (135 to 270)	340 (234 to 467)	397 (273 to 545)	1,320 (909 to 1,810)	1,890 (1,300 to 2,590)	2,320 (1,600 to 3,180)	2,530 (1,740 to 3,480)	2,550 (1,750 to 3,500)	2,270 (1,560 to 3,110)	1,660 (1,140 to 2,280)	1,140 (784 to 1,560)	617 (424 to 846)	316 (217 to 433)	128 (88 to 176)	16,800
Sexually transmitted infections excluding HIV	0.3 (0.2 to 0.4)	0.1 (0.1 to 0.2)	0.7 (0.4 to 1.2)	0.5 (0.3 to 0.7)	3.9 (2.7 to 5.2)	2.1 (1.4 to 3.0)	3.6 (2.4 to 4.9)	7.9 (5.4 to 11.1)	17.6 (12.0 to 24.7)	17.6 (11.5 to 25.1)	20.1 (13.4 to 28.6)	17.7 (11.7 to 25.2)	16.5 (10.9 to 23.5)	14.6 (9.7 to 20.8)	8.6 (5.7 to 12.3)	5.9 (3.9 to 8.4)	3.3 (2.2 to 4.7)	1.4 (0.9 to 2.0)	0.6 (0.4 to 0.9)	0.3 (0.2 to 0.4)	0.1 (0.1 to 0.2)	0.0 (0.0 to 0.1)	760
Syphilis	(0.1 to 0.2)	(0.0 to 0.1)	(0.1 to 0.1)	(0.1 to 0.2)	(0.1 to 0.2)	(0.1 to 0.2)	(0.1 to 0.2)	(0.2 to 0.3)	(0.2 to 0.3)	(0.2 to 0.3)	(0.2 to 0.3)	(0.2 to 0.3)	(0.2 to 0.3)	(0.2 to 0.3)	(0.2 to 0.3)	(0.1 to 0.2)	(0.1 to 0.2)	(0.1 to 0.2)	(0.1 to 0.2)	(0.1 to 0.2)	(0.1 to 0.2)	(0.1 to 0.2)	(0.0 to 0.1)	11
Chlamydial infection	0 (0 to 0)	0 (0 to 0)	0.2 (0 to 0)	0.2 (0 to 0)	0.2 (0 to 0)	0.2 (0.0 to 1.1)	0.2 (0.1 to 0.9)	0.2 (0.1 to 0.9)	0.2 (0.1 to 0.9)	0.2 (0.1 to 0.9)	0.2 (0.1 to 0.9)	0.2 (0.1 to 0.9)	0.2 (0.1 to 0.9)	0.2 (0.1 to 0.9)	0.2 (0.1 to 0.9)	0.2 (0.1 to 0.9)	0.2 (0.1 to 0.9)	0.2 (0.1 to 0.9)	0.2 (0.1 to 0.9)	0.2 (0.1 to 0.9)	0.2 (0.1 to 0.9)	0.2 (0.1 to 0.9)	122
Gonococcal infection	0 (0 to 0)	0 (0 to 0)	0 (0 to 0)	0 (0 to 0)	0 (0 to 0)	0 (0 to 0)	0 (0 to 0)	0 (0 to 0)	0 (0 to 0)	0 (0 to 0)	0 (0 to 0)	0 (0 to 0)	0 (0 to 0)	0 (0 to 0)	0 (0 to 0)	0 (0 to 0)	0 (0 to 0)	0 (0 to 0)	0 (0 to 0)	0 (0 to 0)	0 (0 to 0)	0 (0 to 0)	0 (0 to 0)	0
Trichomoniasis	0 (0 to 0)	0 (0 to 0)	0 (0 to 0)	0 (0 to 0)	0 (0 to 0)	0 (0 to 0)	0 (0 to 0)	0 (0 to 0)	0 (0 to 0)	0 (0 to 0)	0 (0 to 0)	0 (0 to 0)	0 (0 to 0)	0 (0 to 0)	0 (0 to 0)	0 (0 to 0)	0 (0 to 0)	0 (0 to 0)	0 (0 to 0)	0 (0 to 0)	0 (0 to 0)	0 (0 to 0)	0 (0 to 0)	0
Genital herpes	0 (0 to 0)	0 (0 to 0)	0.1 (0 to 0.1)	0.0 (0 to 0)	0.0 (0 to 0)	0.0 (0 to 0





SR Table 2c: Rio Grande do Norte DALYS by cause and age group for both sexes with 95% uncertainty intervals, 2019

Cause	Early Neonatal	Late Neonatal	Post Neonatal	1 to 4	5 to 9	10 to 14	15 to 19	20 to 24	25 to 29	30 to 34	35 to 39	40 to 44	45 to 49	50 to 54	55 to 59	60 to 64	65 to 69	70 to 74	75 to 79	80 to 84	85 to 89	90 to 94	95 plus	Total
All causes	29,200 (27,500 to 30,900)	11,700 (11,000 to 12,400)	30,100 (28,600 to 32,000)	16,100 (13,900 to 18,600)	15,300 (14,400 to 16,100)	15,300 (13,600 to 18,100)	16,300 (14,900 to 18,000)	18,400 (16,800 to 20,100)	20,100 (18,400 to 21,900)	22,400 (20,600 to 24,200)	24,600 (22,700 to 26,600)	27,700 (25,600 to 29,900)	31,400 (29,000 to 33,900)	36,200 (33,400 to 39,000)	42,000 (38,800 to 45,300)	49,100 (45,300 to 53,000)	57,600 (53,000 to 62,200)	67,200 (61,800 to 72,600)	78,300 (71,900 to 84,600)	89,300 (81,900 to 96,500)	99,400 (90,800 to 107,400)	108,000 (97,900 to 116,600)	1,040,000
Communicable, maternal, neonatal, and nutritional diseases	23,900 (17,500 to 28,900)	8,880 (6,940 to 10,600)	26,600 (20,600 to 33,400)	6,070 (5,010 to 8,260)	3,290 (2,770 to 4,490)	4,000 (3,530 to 5,600)	4,430 (3,490 to 5,980)	5,050 (4,010 to 6,490)	5,390 (4,270 to 6,790)	5,870 (4,700 to 7,370)	6,340 (5,110 to 7,900)	6,440 (5,200 to 8,020)	6,050 (4,930 to 7,420)	5,650 (4,770 to 6,850)	4,860 (3,930 to 6,020)	3,790 (3,050 to 4,780)	3,390 (2,700 to 4,340)	3,630 (2,880 to 4,690)	3,670 (2,880 to 4,800)	3,780 (2,880 to 5,060)	3,410 (2,600 to 4,650)	1,960 (1,390 to 2,930)	1,170 (789 to 1,810)	144,000
HIV/AIDS and sexually transmitted infections	139 (94 to 196)	56 (23 to 78)	410 (270 to 596)	139 (78 to 194)	97 (61 to 141)	106 (66 to 171)	176 (109 to 276)	404 (252 to 634)	671 (420 to 1,050)	1,200 (750 to 1,870)	1,960 (1,230 to 3,060)	2,980 (1,880 to 4,650)	3,980 (2,510 to 6,210)	4,190 (2,650 to 6,540)	3,990 (2,520 to 6,230)	3,560 (2,240 to 5,560)	2,990 (1,880 to 4,670)	2,450 (1,540 to 3,830)	1,810 (1,140 to 2,830)	1,170 (737 to 1,830)	716 (451 to 1,120)	317 (199 to 495)	74 (46 to 116)	6,890
HIV/AIDS	0 (0 to 0)	0 (0 to 0)	289 (289 to 289)	132 (132 to 132)	39 (39 to 39)	200 (200 to 200)	408 (408 to 408)	1,010 (1,010 to 1,010)	1,770 (1,770 to 1,770)	2,820 (2,820 to 2,820)	4,290 (4,290 to 4,290)	5,870 (5,870 to 5,870)	7,170 (7,170 to 7,170)	7,530 (7,530 to 7,530)	7,170 (7,170 to 7,170)	6,410 (6,410 to 6,410)	5,380 (5,380 to 5,380)	4,410 (4,410 to 4,410)	3,260 (3,260 to 3,260)	2,110 (2,110 to 2,110)	1,290 (1,290 to 1,290)	571 (571 to 571)	133 (133 to 133)	7,600
HIV/AIDS - Drug-susceptible Tuberculosis	0 (0 to 0)	0 (0 to 0)	56 (31.7 to 89.9)	19.6 (10.7 to 29.4)	14.1 (8.5 to 22.3)	16.6 (9.9 to 25.2)	29 (17.3 to 43.1)	101 (59.9 to 150)	178 (107 to 263)	199 (119 to 291)	172 (103 to 253)	123 (73.2 to 186)	101 (59.3 to 152)	77.6 (45.6 to 120)	63.6 (37.9 to 97.2)	39.8 (23.4 to 60.9)	22.6 (13.7 to 34.1)	9.3 (5.7 to 14.1)	2.3 (1.4 to 3.5)	0.4 (0.2 to 0.6)	0.1 (0 to 0.2)	0 (0 to 0)	0 (0 to 0)	1,100
HIV/AIDS - Multidrug-resistant Tuberculosis without extens	0 (0 to 0)	0 (0 to 0)	0.1 (0 to 0.1)	0.1 (0 to 0.2)	0.1 (0 to 0.2)	0.1 (0 to 0.2)	0.2 (0 to 0.4)	0.5 (0.2 to 1.1)	0.9 (0.4 to 1.9)	1.4 (0.6 to 3)	1.2 (0.5 to 2.6)	0.9 (0.4 to 1.9)	0.7 (0.3 to 1.5)	0.5 (0.2 to 1.1)	0.4 (0.2 to 0.8)	0.2 (0.1 to 0.5)	0.1 (0 to 0.3)	0.1 (0 to 0.2)	0 (0 to 0.1)	0 (0 to 0)	0 (0 to 0)	0 (0 to 0)	0 (0 to 0)	9.6
HIV/AIDS - Extensively drug-resistant Tuberculosis	0 (0 to 0)	0 (0 to 0)	0.9 (0.5 to 1.3)	0.3 (0.2 to 0.5)	0.2 (0.1 to 0.4)	0.2 (0.1 to 0.4)	0.5 (0.2 to 0.8)	1.3 (0.7 to 2.1)	2.3 (1.3 to 3.6)	3.6 (2 to 5.6)	3.1 (1.8 to 4.9)	2.3 (1.3 to 3.6)	1.8 (1 to 2.8)	1.4 (0.8 to 2.2)	1.1 (0.6 to 1.8)	0.7 (0.4 to 1.2)	0.4 (0.2 to 0.7)	0.2 (0.1 to 0.4)	0.1 (0 to 0.2)	0 (0 to 0.1)	0 (0 to 0)	0 (0 to 0)	0 (0 to 0)	14.1
HIV/AIDS resulting in other diseases	0 (0 to 0)	0 (0 to 0)	322 (237 to 395)	122 (79.7 to 135)	82.1 (52.3 to 102)	88.2 (59.9 to 109)	222 (150 to 264)	318 (246 to 363)	498 (396 to 552)	816 (677 to 894)	1,600 (1,350 to 1,740)	2,980 (2,540 to 3,220)	4,980 (4,270 to 5,360)	6,450 (5,560 to 6,900)	6,450 (5,560 to 6,900)	5,960 (5,140 to 6,380)	4,980 (4,290 to 5,330)	3,960 (3,410 to 4,240)	2,810 (2,420 to 3,010)	1,740 (1,500 to 1,860)	1,010 (871 to 1,080)	417 (359 to 446)	87 (75 to 93)	6,430
Sexually transmitted infections excluding HIV	139 (94 to 196)	56 (23 to 78)	122 (78.7 to 170)	7.5 (3.6 to 14.2)	15.6 (9.6 to 24.1)	18.4 (7.3 to 34.2)	21.3 (8.4 to 39.6)	47.6 (18.8 to 88.5)	100 (39.7 to 186)	179 (71.2 to 333)	165 (65.7 to 307)	135 (53.7 to 251)	103 (40.9 to 191)	70.4 (27.9 to 131)	50.9 (20.2 to 94.7)	29.8 (11.8 to 55.4)	17 (6.7 to 31.6)	7.9 (3.1 to 14.7)	2.9 (1.1 to 5.4)	1.3 (0.5 to 2.4)	0.5 (0.2 to 0.9)	0.1 (0 to 0.2)	0 (0 to 0)	1,290
Syphilis	0 (0 to 0)	0 (0 to 0)	0.1 (0 to 0.2)	0.1 (0 to 0.2)	0.1 (0 to 0.2)	0.1 (0 to 0.2)	0.2 (0 to 0.4)	0.7 (0.2 to 1.5)	1.8 (0.6 to 3.7)	3.7 (1.2 to 7.5)	3.4 (1.1 to 6.9)	2.8 (0.9 to 5.7)	2.1 (0.7 to 4.3)	1.5 (0.5 to 3.1)	1.1 (0.4 to 2.3)	0.6 (0.2 to 1.3)	0.4 (0.1 to 0.8)	0.2 (0.1 to 0.4)	0.1 (0 to 0.2)	0 (0 to 0.1)	0 (0 to 0)	0 (0 to 0)	0 (0 to 0)	37
Chlamydial infection	0 (0 to 0)	0 (0 to 0)	0 (0 to 0)	0 (0 to 0)	0.2 (0 to 0.7)	0.7 (0 to 2.9)	2.1 (0.4 to 6.2)	5.7 (1.2 to 16.9)	12.4 (2.6 to 36.6)	22.1 (4.7 to 65.1)	20.4 (4.4 to 60.2)	16.6 (3.6 to 49)	12.7 (2.7 to 37.5)	8.7 (1.9 to 25.7)	6.3 (1.3 to 18.5)	3.7 (0.8 to 10.9)	2.1 (0.4 to 6.2)	0.9 (0.2 to 2.8)	0.4 (0.1 to 1.1)	0.1 (0 to 0.4)	0 (0 to 0)	0 (0 to 0)	0 (0 to 0)	127
Gonococcal infection	0 (0 to 0)	0 (0 to 0)	0 (0 to 0)	0 (0 to 0)	0.2 (0 to 0.6)	0.6 (0 to 2.5)	1.8 (0.3 to 5.3)	4.9 (1 to 14.1)	10.6 (2.2 to 31.1)	18.8 (4 to 55.2)	17.4 (3.8 to 51.2)	14.2 (3.1 to 41.8)	10.8 (2.3 to 32)	7.4 (1.6 to 22)	5.4 (1.1 to 15.8)	3.2 (0.7 to 9.3)	1.8 (0.4 to 5.3)	0.8 (0.2 to 2.4)	0.3 (0.1 to 0.9)	0.1 (0 to 0.3)	0 (0 to 0)	0 (0 to 0)	0 (0 to 0)	108
Trichomoniasis	0 (0 to 0)	0 (0 to 0)	0 (0 to 0)	0 (0 to 0)	0.1 (0 to 0.4)	0.4 (0 to 1.6)	1.2 (0.2 to 3.4)	3.1 (0.7 to 9.2)	6.8 (1.4 to 20)	12.1 (2.6 to 35.8)	11.2 (2.4 to 33.1)	9.1 (2 to 26.9)	7 (1.5 to 20.6)	4.8 (1 to 14.2)	3.5 (0.7 to 10.2)	2 (0.4 to 5.9)	1 (0.2 to 3.4)	0.5 (0.1 to 1.5)	0.2 (0 to 0.7)	0.1 (0 to 0.2)	0 (0 to 0)	0 (0 to 0)	0 (0 to 0)	70
Genital herpes	0 (0 to 0)	0 (0 to 0)	0 (0 to 0)	0 (0 to 0)	0 (0 to 0.1)	0.1 (0 to 0.4)	0.2 (0 to 0.6)	0.5 (0.1 to 1.5)	1.1 (0.2 to 3.4)	2 (0.4 to 6.1)	1.8 (0.4 to 5.5)	1.5 (0.3 to 4.6)	1.1 (0.2 to 3.5)	0.8 (0.2 to 2.4)	0.6 (0.1 to 1.7)	0.3 (0.1 to 1)	0.2 (0 to 0.6)	0.1 (0 to 0.3)	0 (0 to 0.1)	0 (0 to 0)	0 (0 to 0)	0 (0 to 0)	0 (0 to 0)	12
Other sexually transmitted infections	0 (0 to 0)	0 (0 to 0)	0 (0 to 0)	0 (0 to 0)	0 (0 to 0.1)	0.1 (0 to 0.4)	0.3 (0 to 0.8)	0.8 (0.2 to 2.1)	1.6 (0.4 to 4.3)	2.9 (0.7 to 7.8)	2.6 (0.6 to 7.1)	2.1 (0.5 to 5.8)	1.6 (0.4 to 4.4)	1.2 (0.3 to 3.2)	0.9 (0.2 to 2.5)	0.5 (0.1 to 1.5)	0.3 (0.1 to 0.9)	0.1 (0 to 0.4)	0.1 (0 to 0.2)	0 (0 to 0.1)	0 (0 to 0)	0 (0 to 0)	0 (0 to 0)	31
Respiratory infections and tuberculosis	3,990 (3,660 to 4,320)	1,600 (1,470 to 1,730)	1,900 (1,720 to 2,040)	1,170 (1,070 to 1,270)	613 (557 to 663)	698 (633 to 755)	751 (681 to 813)	1,120 (1,020 to 1,210)	1,370 (1,250 to 1,480)	1,560 (1,420 to 1,690)	1,660 (1,510 to 1,800)	1,620 (1,470 to 1,750)	1,510 (1,370 to 1,630)	1,360 (1,240 to 1,470)	1,200 (1,090 to 1,300)	1,060 (963 to 1,150)	1,010 (919 to 1,090)	1,000 (909 to 1,080)	1,000 (909 to 1,080)	1,000 (909 to 1,080)	1,000 (909 to 1,080)	1,000 (909 to 1,080)	1,000 (909 to 1,080)	39,800
Tuberculosis	0 (0 to 0)	0 (0 to 0)	168 (99 to 220)	66 (39.9 to 89.6)	23.4 (14.1 to 31.8)	27.1 (16.4 to 36.8)	39.1 (23.6 to 53)	128 (77.1 to 174)	241 (146 to 327)	364 (220 to 494)	364 (220 to 494)	364 (220 to 494)	364 (220 to 494)	364 (220 to 494)	364 (220 to 494)	364 (220 to 494)	364 (220 to 494)	364 (220 to 494)	364 (220 to 494)	364 (220 to 494)	364 (220 to 494)	364 (220 to 494)	364 (220 to 494)	3,690
Latent tuberculosis infection	0 (0 to 0)	0 (0 to 0)	0 (0 to 0)	0 (0 to 0)	0 (0 to 0)	0 (0 to 0)	0 (0 to 0)	0 (0 to 0)	0 (0 to 0)	0 (0 to 0)	0 (0 to 0)	0 (0 to 0)	0 (0 to 0)	0 (0 to 0)	0 (0 to 0)	0 (0 to 0)	0 (0 to 0)	0 (0 to 0)	0 (0 to 0)	0 (0 to 0)	0 (0 to 0)	0 (0 to 0)	0 (0 to 0)	0 (0 to 0)	0
Drug-susceptible tuberculosis	0 (0 to 0)	0 (0 to 0)	77.4 (45.7 to 111)	30.4 (18 to 43.6)	10.8 (6.4 to 15.5)	12.5 (7.4 to 17.9)	18 (10.7 to 25.8)	59.1 (35 to 84.6)	111 (66.1 to 159)	168 (100 to 240)	168 (100 to 240)	168 (100 to 240)	168 (100 to 240)	168 (100 to 240)	168 (100 to 240)	168 (100 to 240)	168 (100 to 240)	168 (100 to 240)	168 (100 to 240)	168 (100 to 240)	168 (100 to 240)	168 (100 to 240)	168 (100 to 240)	3,430
Multidrug-resistant tuberculosis without extensive drug-re	0 (0 to 0)	0 (0 to 0)	0.2 (0 to 0.3)	2.2 (1.3 to 3.2)	1.6 (0.9 to 2.3)	1.6 (0.9 to 2.3)	2.2 (1.3 to 3.2)	11.4 (6.8 to 16.5)	19.8 (11.8 to 28.6)	21.3 (12.7 to 30.8)	22.7 (13.5 to 32.8)	22.8 (13.6 to 32.9)	23.6 (14.1 to 34.1)	23.6 (14.1 to 34.1)	23.6 (14.1 to 34.1)	23.6 (14.1 to 34.1)	23.6 (14.1 to 34.1)	23.6 (14.1 to 34.1)	23.6 (14.1 to 34.1)	23.6 (14.1 to 34.1)	23.6 (14.1 to 34.1)	23.6 (14.1 to 34.1)	23.6 (14.1 to 34.1)	258
Extensively drug-resistant tuberculosis	0 (0 to 0)	0 (0 to 0)	1.5 (0.9 to 2.1)	0.3 (0.2 to 0.5)	0.2 (0.1 to 0.3)	0.2 (0.1 to 0.3)	0.6 (0.3 to 0.8)	1.1 (0.7 to 1.6)	2.1 (1.2 to 3.1)	2.2 (1.3 to 3.2)	2.4 (1.4 to 3.5)	2.4 (1.4 to 3.5)	2.5 (1.5 to 3.6)	2.5 (1.5 to 3.6)	2.5 (1.5 to 3.6)	2.5 (1.5 to 3.6)	2.5 (1.5 to 3.6)	2.5 (1.5 to 3.6)	2.5 (1.5 to 3.6)	2.5 (1.5 to 3.6)	2.5 (1.5 to 3.6)	2.5 (1.5 to 3.6)	2.5 (1.5 to 3.6)	34.6
Lower respiratory infections	3990 (3660 to 4320)	1600 (1470 to 1730)	1,730 (1,560 to 1,860)	997 (911 to 1,080)	590 (537 to 639)	679 (618 to 734)	713 (648 to 772)	992 (902 to 1,070)	1,130 (1,030 to 1,220)	1,190 (1,080 to 1,290)	1,290 (1,170 to 1,390)	1,250 (1,140 to 1,350)	1,140 (1,040 to 1,230)	996 (907 to 1,080)	836 (757 to 904)	696 (629 to 753)	646 (583 to 699)	636 (574 to 688)	636 (574 to 688)	636 (574 to 688)	636 (574 to 688)	636 (574 to 688)	636 (574 to 688)	33,600
Upper respiratory infections	0 (0 to 2.6)	0 (0 to 1.1)	0.7 (0.6 to 0.8)	0.3 (0.2 to 0.3)	0.2 (0.1 to 0.2)	0.2 (0.1 to 0.2)	0.2 (0.1 to 0.2)	0.2 (0.1 to 0.2)	0.2 (0.1 to 0.2)	0.2 (0.1 to 0.2)	0.2 (0.1 to 0.2)	0.2 (0.1 to 0.2)	0.2 (0.1 to 0.2)	0.2 (0.1 to 0.2)	0.2 (0.1 to 0.2)	0.2 (0.1 to 0.2)	0.2 (0.1 to 0.2)	0.2 (0.1 to 0.2)	0.2 (0.1 to 0.2)	0.2 (0.1 to 0.2)	0.2 (0.1 to 0.2)	0.2 (0.1 to 0.2)	0.2 (0.1 to 0.2)	4
Otitis media	0 (0 to 0)	0 (0 to 0)	0 (0 to 0)	0 (0 to 0)	0 (0 to 0)	0 (0 to 0)	0 (0 to 0)	0 (0 to 0)	0 (0 to 0)	0 (0 to 0)	0 (0 to 0)	0 (0 to 0)	0 (0 to 0)	0 (0 to 0)	0 (0 to 0)	0 (0 to 0)	0 (0 to 0)	0 (0 to 0)	0 (0 to 0)	0 (0 to 0)	0 (0 to 0)	0 (0 to 0)	0 (0 to 0)	0 (0 to 0)	0
Enteric infections	21.3 (12.7 to 30.4)	196 (116 to 280)	1,730 (1,010 to 2,760)	1,180 (694 to 1,870)	1,140 (670 to 1,810)	1,140 (672 to 1,810)	1,140 (672 to 1,810)	1,140 (672 to 1,810)	1,140 (672 to 1,810)	1,140 (672 to 1,810)	1,140 (672 to 1,810)	1,140 (672 to 1,810)	1,140 (672 to 1,810)	1,140 (672 to 1,810)	1,140 (672 to 1,810)	1,140 (672 to 1,810)	1,140 (672 to 1,810)	1,140 (672 to 1,810)	1,140 (672 to 1,810)	1,140 (672 to 1,810)	1,140 (672 to 1,810)	1,140 (672 to 1,810)	1,140 (672 to 1,810)	13,500
Diarrheal diseases	21.3 (12.7 to 30.4)	196 (116 to 280)	1,730 (1,010 to 2,760)	1,180 (694 to 1,870)	1,140 (670 to 1,810)	1,140 (672 to 1,810)	1,140 (672 to 1,810)	1,140 (672 to 1,810)	1,140 (672 to 1,810)	1,140 (672 to 1,810)	1,140 (672 to 1,810)	1,140 (672 to 1,810)	1,140 (672 to 1,810)	1,140 (672 to 1,810)	1,140 (672 to 1,810)	1,140 (672 to 1,810)	1,140 (672 to 1,810)	1,140 (672 to 1,810)	1,140 (672 to 1,810)	1,140 (672 to 1,810)	1,140 (672 to 1,810)	1,140 (672 to 1,810)	1,140 (672 to 1,810)	13,500
Typhoid and paratyphoid	0 (0 to 0)	0 (0 to 0)	0 (0 to 0)	0 (0 to 0)	0 (0 to 0)	0 (0 to 0)	0 (0 to 0)	0 (0 to 0)	0 (0 to 0)	0 (0 to 0)	0 (0 to 0)	0 (0 to 0)	0 (0 to 0)	0 (0 to 0)	0 (0 to 0)	0 (0 to 0)	0 (0 to 0)	0 (0 to 0)	0 (0 to 0)	0 (0 to 0)	0 (0 to 0)	0 (0 to 0)	0 (0 to 0)	0 (0 to 0)	0
Typhoid fever	0 (0 to 0)	0 (0 to 0)	0.3 (0 to 0.4)	1.3 (0.8 to 1.8)	0.7 (0.4 to 1)	0.7 (0.4 to 1)	0.7 (0.4 to 1)	0.7 (0.4 to 1)	0.7 (0.4 to 1)	0.7 (0.4 to 1)	0.7 (0.4 to 1)	0.7 (0.4 to 1)	0.7 (0.4 to 1)	0.7 (0.4 to 1)	0.7 (0.4 to 1)	0.7 (0.4 to 1)	0.7 (0.4 to 1)	0.7 (0.4 to 1)	0.7 (0.4 to 1)	0.7 (0.4 to 1)	0.7 (0.4 to 1)	0.7 (0.4 to 1)	0.7 (0.4 to 1)	10.6
Paratyphoid fever	0 (0 to 0)	0 (0 to 0)	0 (0 to 0)	0 (0 to 0)	0 (0 to 0)	0 (0 to 0)	0 (0 to 0)	0 (0 to 0)	0 (0 to 0)	0 (0 to 0)	0 (0 to 0)	0 (0 to 0)	0 (0 to 0)	0 (0 to 0)	0 (0 to 0)	0 (0 to 0)	0 (0 to 0)	0 (0 to 0)	0 (0 to 0)	0 (0 to 0)	0 (0 to 0)	0 (0 to 0)	0 (0 to 0)	0 (0 to 0)	0.9
Invasive Non-typhoidal Salmonella (iNTS)	21.3 (12.7 to 30.4)	196 (116 to 280)	1,730 (1,010 to 2,760)	1,180 (694 to 1,870)	1,140 (670 to 1,810)	1,140 (672 to 1,810)	1,140 (672 to 1,810)	1,140 (672 to 1,810)	1,140 (672 to 1,810)	1,140 (672 to 1,810)	1,140 (672 to 1,810)	1,140 (672 to 1,810)	1,140 (672 to 1,810)	1,140 (672 to 1,810)	1,140 (672 to 1,810)	1,140 (672 to 1,810)	1,140 (672 to 1,810)	1,140 (672 to 1,810)	1,140 (672 to 1,810)	1,140 (672 to 1,810)	1,140 (672 to 1,810)	1,140 (672 to 1,810)	1,140 (672 to 1,810)	13,500
Other intestinal infectious diseases	0 (0 to 0)	0 (0 to 0)	0 (0 to 21.4)	0 (0 to 7.7)	0 (0 to 6.4)	0 (0 to 6.7)	0 (0 to 6.9)	0 (0 to 6.9)	0 (0 to 7)	0 (0 to 7)	0 (0 to 7)	0 (0 to 7)	0 (0 to 7)	0 (0 to 7)	0 (0 to 7)	0 (0 to 7)	0 (0 to 7)	0 (0 to 7)	0 (0 to 7)	0 (0 to 7)	0 (0 to 7)	0 (0 to 7)	0 (0 to 7)	0 (0 to 7)	29.3
Neglected tropical diseases and malaria	0 (0 to 0)	0 (0 to 0)	0.2 (0 to 0.3)	0.2 (0 to 0.3)	0.2 (0 to 0.3





SR Table 2c. Rondinia DALYS by cause and sex group for both sexes with 95% uncertainty intervals, 2019

Cause	Both Neonatal	Late Neonatal	1 to 4	5 to 9	10 to 14	15 to 19	20 to 24	25 to 29	30 to 34	35 to 39	40 to 44	45 to 49	50 to 54	55 to 59	60 to 64	65 to 69	70 to 74	75 to 79	80 to 84	85 to 89	90 to 94	95 plus	Total
All causes	16,900 (15,800 to 20,000)	3,660 (2,930 to 5,060)	19,400 (17,300 to 19,900)	7,670 (6,770 to 8,090)	8,080 (7,190 to 11,000)	13,600 (11,700 to 17,100)	24,600 (21,700 to 28,300)	29,600 (26,200 to 36,000)	29,200 (25,800 to 35,200)	29,600 (26,200 to 41,000)	29,100 (25,900 to 41,000)	29,600 (26,300 to 42,700)	31,900 (28,300 to 43,900)	29,400 (25,900 to 42,000)	29,400 (25,900 to 39,900)	29,200 (25,900 to 39,500)	29,200 (25,900 to 37,600)	27,600 (24,400 to 31,100)	19,900 (17,600 to 23,000)	7,890 (7,000 to 9,530)	3,440 (2,970 to 3,990)	1,040 (910 to 1,060)	501,000
Communicable, maternal, neonatal, and nutritional diseases	15,400 (12,100 to 17,200)	2,090 (1,710 to 2,500)	7,420 (6,220 to 8,210)	2,860 (2,290 to 3,550)	2,390 (1,720 to 2,200)	2,090 (1,600 to 2,760)	2,440 (1,890 to 3,190)	2,670 (2,060 to 3,230)	2,990 (2,360 to 3,840)	3,410 (2,630 to 4,170)	3,690 (2,950 to 4,490)	3,690 (2,920 to 4,670)	3,590 (2,820 to 4,670)	2,920 (2,220 to 3,740)	2,520 (1,870 to 3,230)	2,250 (1,670 to 2,740)	1,940 (1,380 to 2,410)	1,670 (1,170 to 2,030)	1,410 (1,100 to 1,730)	1,260 (1,010 to 1,560)	1,060 (827 to 1,300)	699 (568 to 853)	160 (129 to 209)	135,000
HIV/AIDS and sexually transmitted infections	581 (311 to 772.2)	7.9 (4.3 to 14.1)	69.2 (11.1 to 166)	69.2 (50.3 to 79.4)	43.6 (31.6 to 76)	76.7 (49.1 to 97.2)	148 (122 to 180)	366 (252 to 360)	662 (479 to 816)	926 (777 to 1,160)	1,060 (833 to 1,360)	1,010 (783 to 1,300)	889 (682 to 1,160)	660 (490 to 877)	393 (282 to 533)	226 (159 to 292)	126 (89.3 to 166)	66.4 (50 to 121)	28.5 (21.3 to 39.6)	12.3 (9.2 to 16.9)	4.3 (3.2 to 6.1)	1.7 (1.2 to 2.6)	0.6 (0.4 to 0.9)	6,090
HIV/AIDS	0 (0 to 0)	0 (0 to 0)	116 (86 to 143)	44.7 (32.7 to 57.9)	76.9 (51.6 to 77.8)	137 (112 to 168)	276 (229 to 331)	427 (354 to 501)	668 (554 to 781)	1,030 (866 to 1,200)	965 (784 to 1,130)	899 (756 to 1,050)	806 (682 to 951)	599 (502 to 699)	356 (296 to 416)	199 (166 to 232)	112 (93.6 to 131)	60.2 (50.1 to 70.4)	23.1 (19.2 to 27)	9 (7.5 to 10.5)	2.4 (2 to 2.8)	0.6 (0.5 to 1.1)	0.2 (0.2 to 0.3)	5,640
HIV/AIDS - Drug-susceptible Tuberculosis	0 (0 to 0)	0 (0 to 0)	1.3 (0.9 to 2.2)	0.7 (0.5 to 1.2)	0.6 (0.4 to 1.1)	0.9 (0.6 to 1.6)	1.1 (0.8 to 1.9)	1.1 (0.8 to 1.9)	1.1 (0.8 to 1.9)	1.1 (0.8 to 1.9)	1.1 (0.8 to 1.9)	1.1 (0.8 to 1.9)	1.1 (0.8 to 1.9)	1.1 (0.8 to 1.9)	1.1 (0.8 to 1.9)	1.1 (0.8 to 1.9)	1.1 (0.8 to 1.9)	1.1 (0.8 to 1.9)	1.1 (0.8 to 1.9)	1.1 (0.8 to 1.9)	1.1 (0.8 to 1.9)	1.1 (0.8 to 1.9)	571
HIV/AIDS - Multidrug-resistant Tuberculosis without extensive drug resistance	0 (0 to 0)	0 (0 to 0)	0 (0 to 0.1)	0 (0 to 0.1)	0 (0 to 0.2)	0 (0 to 0.3)	0 (0 to 0.4)	0 (0 to 0.5)	0 (0 to 0.6)	0 (0 to 0.7)	0 (0 to 0.7)	0 (0 to 0.7)	0 (0 to 0.7)	0 (0 to 0.7)	0 (0 to 0.7)	0 (0 to 0.7)	0 (0 to 0.7)	0 (0 to 0.7)	0 (0 to 0.7)	0 (0 to 0.7)	0 (0 to 0.7)	0 (0 to 0.7)	0 (0 to 0.7)	43.6
HIV/AIDS - Extensively drug-resistant Tuberculosis	0 (0 to 0)	0 (0 to 0)	0.1 (0 to 0.1)	0.1 (0 to 0.1)	0.1 (0 to 0.1)	0.2 (0 to 0.2)	0.2 (0 to 0.3)	0.2 (0 to 0.3)	0.2 (0 to 0.3)	0.2 (0 to 0.3)	0.2 (0 to 0.3)	0.2 (0 to 0.3)	0.2 (0 to 0.3)	0.2 (0 to 0.3)	0.2 (0 to 0.3)	0.2 (0 to 0.3)	0.2 (0 to 0.3)	0.2 (0 to 0.3)	0.2 (0 to 0.3)	0.2 (0 to 0.3)	0.2 (0 to 0.3)	0.2 (0 to 0.3)	0.2 (0 to 0.3)	7.1
HIV/AIDS resulting in other diseases	0 (0 to 0)	0 (0 to 0)	106 (63.2 to 138)	43.9 (29.2 to 55.7)	75.7 (43.7 to 76.6)	135 (82.9 to 166)	274 (167 to 352)	424 (257 to 543)	667 (401 to 866)	1,030 (633 to 1,340)	964 (578 to 1,330)	898 (531 to 1,250)	805 (475 to 1,130)	598 (347 to 856)	355 (202 to 509)	198 (113 to 283)	111 (77.6 to 132)	59.9 (42.4 to 70.1)	22.9 (16.6 to 26.1)	8.9 (6.6 to 11.1)	2.4 (1.7 to 2.8)	0.6 (0.5 to 0.9)	0.2 (0.2 to 0.3)	5,020
Sexually transmitted infections excluding HIV	581 (311 to 772.2)	7.9 (4.3 to 14.1)	69.2 (11.1 to 166)	69.2 (50.3 to 79.4)	43.6 (31.6 to 76)	76.7 (49.1 to 97.2)	148 (122 to 180)	366 (252 to 360)	662 (479 to 816)	926 (777 to 1,160)	1,060 (833 to 1,360)	1,010 (783 to 1,300)	889 (682 to 1,160)	660 (490 to 877)	393 (282 to 533)	226 (159 to 292)	126 (89.3 to 166)	66.4 (50 to 121)	28.5 (21.3 to 39.6)	12.3 (9.2 to 16.9)	4.3 (3.2 to 6.1)	1.7 (1.2 to 2.6)	0.6 (0.4 to 0.9)	6,090
Syphilis	0 (0 to 0)	0 (0 to 0)	0.5 (0.2 to 1.2)	0.2 (0.1 to 0.5)	0.6 (0.4 to 1.4)	0.6 (0.3 to 1.5)	0.6 (0.3 to 1.6)	0.6 (0.3 to 1.6)	0.6 (0.3 to 1.6)	0.6 (0.3 to 1.6)	0.6 (0.3 to 1.6)	0.6 (0.3 to 1.6)	0.6 (0.3 to 1.6)	0.6 (0.3 to 1.6)	0.6 (0.3 to 1.6)	0.6 (0.3 to 1.6)	0.6 (0.3 to 1.6)	0.6 (0.3 to 1.6)	0.6 (0.3 to 1.6)	0.6 (0.3 to 1.6)	0.6 (0.3 to 1.6)	0.6 (0.3 to 1.6)	0.6 (0.3 to 1.6)	88
Chlamydial infection	0 (0 to 0)	0 (0 to 0)	0 (0 to 0)	0 (0 to 0)	0.2 (0 to 0.5)	1.1 (0.4 to 2.6)	3.9 (1.5 to 9.1)	9.8 (3.7 to 23)	17.2 (6.6 to 39.9)	24.3 (9.4 to 56.1)	24.3 (9.4 to 56.1)	24.3 (9.4 to 56.1)	24.3 (9.4 to 56.1)	24.3 (9.4 to 56.1)	24.3 (9.4 to 56.1)	24.3 (9.4 to 56.1)	24.3 (9.4 to 56.1)	24.3 (9.4 to 56.1)	24.3 (9.4 to 56.1)	24.3 (9.4 to 56.1)	24.3 (9.4 to 56.1)	24.3 (9.4 to 56.1)	24.3 (9.4 to 56.1)	374
Gonococcal infection	0 (0 to 0)	0 (0 to 0)	0 (0 to 0)	0 (0 to 0)	0.3 (0 to 0.8)	2.1 (0.7 to 5.1)	5.9 (2.3 to 14)	14 (5.4 to 33)	24.6 (9.5 to 57.1)	34.7 (13.4 to 80.2)	34.7 (13.4 to 80.2)	34.7 (13.4 to 80.2)	34.7 (13.4 to 80.2)	34.7 (13.4 to 80.2)	34.7 (13.4 to 80.2)	34.7 (13.4 to 80.2)	34.7 (13.4 to 80.2)	34.7 (13.4 to 80.2)	34.7 (13.4 to 80.2)	34.7 (13.4 to 80.2)	34.7 (13.4 to 80.2)	34.7 (13.4 to 80.2)	34.7 (13.4 to 80.2)	23
Trichomoniasis	0 (0 to 0)	0 (0 to 0)	0 (0 to 0)	0 (0 to 0)	0.1 (0 to 0.2)	1.3 (0.5 to 3.1)	4.6 (1.8 to 11)	10.5 (4 to 25)	17.6 (6.8 to 41)	19.8 (7.7 to 46)	19.8 (7.7 to 46)	19.8 (7.7 to 46)	19.8 (7.7 to 46)	12.9 (4.9 to 30)	9.6 (3.7 to 22)	6.2 (2.4 to 14)	3.4 (1.3 to 7.9)	1.2 (0.4 to 2.8)	0.4 (0.2 to 1)	0.2 (0.1 to 0.4)	0.2 (0.1 to 0.4)	0.2 (0.1 to 0.4)	0.2 (0.1 to 0.4)	108
Genital herpes	0 (0 to 0)	0 (0 to 0)	0 (0 to 0)	0 (0 to 0)	0 (0 to 0.1)	0.1 (0 to 0.2)	0.2 (0 to 0.4)	0.3 (0 to 0.6)	0.4 (0 to 0.8)	0.5 (0 to 0.9)	0.5 (0 to 0.9)	0.5 (0 to 0.9)	0.5 (0 to 0.9)	0.5 (0 to 0.9)	0.5 (0 to 0.9)	0.5 (0 to 0.9)	0.5 (0 to 0.9)	0.5 (0 to 0.9)	0.5 (0 to 0.9)	0.5 (0 to 0.9)	0.5 (0 to 0.9)	0.5 (0 to 0.9)	0.5 (0 to 0.9)	118
Other sexually transmitted infections	0 (0 to 0)	0 (0 to 0)	0 (0 to 0)	0 (0 to 0)	0 (0 to 0)	0 (0 to 0.1)	0.1 (0 to 0.1)	0.1 (0 to 0.1)	0.1 (0 to 0.1)	0.1 (0 to 0.1)	0.1 (0 to 0.1)	0.1 (0 to 0.1)	0.1 (0 to 0.1)	0.1 (0 to 0.1)	0.1 (0 to 0.1)	0.1 (0 to 0.1)	0.1 (0 to 0.1)	0.1 (0 to 0.1)	0.1 (0 to 0.1)	0.1 (0 to 0.1)	0.1 (0 to 0.1)	0.1 (0 to 0.1)	0.1 (0 to 0.1)	72.9
Respiratory infections and tuberculosis	122 (140 to 278)	2,270 (80.1 to 127)	691 (1,660 to 3,200)	240 (719 to 1,200)	220 (368 to 748)	240 (347 to 960)	260 (260 to 751)	340 (451 to 771)	429 (472 to 756)	539 (588 to 966)	627 (663 to 1,360)	660 (663 to 1,360)	697 (750 to 1,110)	660 (689 to 1,190)	679 (663 to 1,170)	708 (658 to 1,120)	696 (658 to 1,120)	708 (658 to 1,120)	696 (662 to 1,070)	696 (658 to 1,120)	696 (661 to 1,060)	696 (661 to 1,060)	696 (661 to 1,060)	16,400
Tuberculosis	0 (0 to 0)	0 (0 to 0)	39.7 (29.9 to 48.5)	19.8 (14.7 to 25.7)	19.8 (9.7 to 21.5)	19.8 (11.1 to 22)	19.8 (9.7 to 22)	19.8 (9.7 to 19.8)	19.8 (9.7 to 19.8)	19.8 (9.7 to 19.8)	19.8 (9.7 to 19.8)	19.8 (9.7 to 19.8)	19.8 (9.7 to 19.8)	19.8 (9.7 to 19.8)	19.8 (9.7 to 19.8)	19.8 (9.7 to 19.8)	19.8 (9.7 to 19.8)	19.8 (9.7 to 19.8)	19.8 (9.7 to 19.8)	19.8 (9.7 to 19.8)	19.8 (9.7 to 19.8)	19.8 (9.7 to 19.8)	19.8 (9.7 to 19.8)	1,660
Latent tuberculosis infection	0 (0 to 0)	0 (0 to 0)	0 (0 to 0)	0 (0 to 0)	0 (0 to 0)	0 (0 to 0)	0 (0 to 0)	0 (0 to 0)	0 (0 to 0)	0 (0 to 0)	0 (0 to 0)	0 (0 to 0)	0 (0 to 0)	0 (0 to 0)	0 (0 to 0)	0 (0 to 0)	0 (0 to 0)	0 (0 to 0)	0 (0 to 0)	0 (0 to 0)	0 (0 to 0)	0 (0 to 0)	0 (0 to 0)	0 (0 to 0)	0
Drug-susceptible tuberculosis	0 (0 to 0)	0 (0 to 0)	33.6 (24.9 to 40.5)	16.8 (12.4 to 21.4)	16.8 (8.2 to 18.2)	16.8 (9.4 to 18.6)	16.8 (8.2 to 18.6)	16.8 (8.2 to 16.8)	16.8 (8.2 to 16.8)	16.8 (8.2 to 16.8)	16.8 (8.2 to 16.8)	16.8 (8.2 to 16.8)	16.8 (8.2 to 16.8)	16.8 (8.2 to 16.8)	16.8 (8.2 to 16.8)	16.8 (8.2 to 16.8)	16.8 (8.2 to 16.8)	16.8 (8.2 to 16.8)	16.8 (8.2 to 16.8)	16.8 (8.2 to 16.8)	16.8 (8.2 to 16.8)	16.8 (8.2 to 16.8)	16.8 (8.2 to 16.8)	1,410
Multidrug-resistant tuberculosis without extensive drug resistance	0 (0 to 0)	0 (0 to 0)	2.0 (1.3 to 3.1)	1.1 (0.7 to 1.7)	0.7 (0.4 to 1.1)	0.9 (0.5 to 1.4)	2.2 (1.2 to 3.5)	2.9 (1.6 to 4.6)	3.7 (2.1 to 5.9)	4.2 (2.4 to 6.7)	4.6 (2.6 to 7.3)	4.6 (2.6 to 7.3)	4.6 (2.6 to 7.3)	3.1 (1.8 to 4.9)	2.1 (1.2 to 3.4)	1.4 (0.8 to 2.2)	0.8 (0.5 to 1.3)	0.5 (0.3 to 0.8)	0.2 (0.1 to 0.4)	0.1 (0 to 0.2)	0.1 (0 to 0.2)	0.1 (0 to 0.2)	0.1 (0 to 0.2)	91.2
Extensively drug-resistant tuberculosis	0 (0 to 0)	0 (0 to 0)	0.4 (0 to 1.7)	0.2 (0 to 0.8)	0.1 (0 to 0.5)	0.1 (0 to 0.6)	0.7 (0 to 2.3)	0.9 (0 to 3.1)	1.2 (0 to 4.1)	1.4 (0 to 4.8)	1.4 (0 to 4.8)	1.5 (0 to 4.8)	1.5 (0 to 4.8)	1.1 (0 to 3.6)	0.7 (0 to 2.4)	0.5 (0 to 1.6)	0.3 (0 to 1)	0.2 (0 to 0.6)	0.1 (0 to 0.3)	0.1 (0 to 0.2)	0 (0 to 0.1)	0 (0 to 0.1)	0 (0 to 0.1)	19.7
Lower respiratory infections	2,000 (1,290 to 2,750)	1,290 (1,290 to 1,290)	468 (1,290 to 1,290)	198 (189 to 204)	208 (172 to 264)	207 (172 to 264)	203 (172 to 264)	260 (172 to 264)	260 (172 to 264)	260 (172 to 264)	260 (172 to 264)	260 (172 to 264)	260 (172 to 264)	260 (172 to 264)	260 (172 to 264)	260 (172 to 264)	260 (172 to 264)	260 (172 to 264)	260 (172 to 264)	260 (172 to 264)	260 (172 to 264)	260 (172 to 264)	260 (172 to 264)	12,200
Upper respiratory infections	0 (0 to 0)	2.6 (0.1 to 14)	494 (0.1 to 2,730)	190 (0.1 to 1,050)	208 (0.1 to 1,150)	208 (0.1 to 1,150)	208 (0.1 to 1,150)	208 (0.1 to 1,150)	208 (0.1 to 1,150)	208 (0.1 to 1,150)	208 (0.1 to 1,150)	208 (0.1 to 1,150)	208 (0.1 to 1,150)	208 (0.1 to 1,150)	208 (0.1 to 1,150)	208 (0.1 to 1,150)	208 (0.1 to 1,150)	208 (0.1 to 1,150)	208 (0.1 to 1,150)	208 (0.1 to 1,150)	208 (0.1 to 1,150)	208 (0.1 to 1,150)	208 (0.1 to 1,150)	2,080
Otitis media	0 (0 to 0.2)	0.2 (0.2 to 1.2)	42.8 (9.9 to 18)	42.8 (29.9 to 107)	42.8 (44.1 to 104)	42.8 (30.2 to 107)	42.8 (29.6 to 78.3)	42.8 (18.9 to 85.4)	42.8 (18.9 to 85.4)	42.8 (18.9 to 85.4)	42.8 (18.9 to 85.4)	42.8 (18.9 to 85.4)	42.8 (16.9 to 82)	42.8 (17.2 to 84.4)	42.8 (16.9 to 82)	42.8 (16.9 to 82)	42.8 (16.9 to 82)	42.8 (16.9 to 82)	42.8 (16.9 to 82)	42.8 (16.9 to 82)	42.8 (16.9 to 82)	42.8 (16.9 to 82)	42.8 (16.9 to 82)	924
Enteric infections	127 (9.3 to 16)	96.3 (7.6 to 12)	1,360 (780 to 1,960)	622 (372 to 877)	280 (226 to 549)	228 (222 to 563)	227 (189 to 350)	228 (189 to 350)	228 (189 to 350)	228 (189 to 350)	228 (173 to 331)	228 (161 to 304)	228 (161 to 304)	228 (157 to 290)	228 (157 to 290)	228 (157 to 290)	228 (157 to 290)	228 (157 to 290)	228 (157 to 290)	228 (157 to 290)	228 (157 to 290)	228 (157 to 290)	228 (157 to 290)	228 (157 to 290)	5,440
Diarrheal diseases	127 (9.3 to 16)	96.3 (7.6 to 12)	1,360 (780 to 1,960)	499 (372 to 877)	280 (226 to 549)	228 (222 to 563)	227 (189 to 350)	228 (189 to 350)	228 (189 to 350)	228 (173 to 331)	228 (161 to 304)	228 (161 to 304)	228 (157 to 290)	228 (157 to 290)	228 (157 to 290)	228 (157 to 290)	228 (157 to 290)	228 (157 to 290)	228 (157 to 290)	228 (157 to 290)	228 (157 to 290)	228 (157 to 290)	228 (157 to 290)	228 (157 to 290)	5,430
Typhoid and paratyphoid	0 (0 to 0)	0 (0 to 0)	0.7 (0 to 1.1)	0.3 (0 to 0.5)	0.2 (0 to 0.4)	0.2 (0 to 0.4)	0.2 (0 to 0.4)	0.2 (0 to 0.4)	0.2 (0 to 0.4)	0.2 (0 to 0.4)	0.2 (0 to 0.4)	0.2 (0 to 0.4)	0.2 (0 to 0.4)	0.2 (0 to 0.4)	0.2 (0 to 0.4)	0.2 (0 to 0.4)	0.2 (0 to 0.4)	0.2 (0 to 0.4)	0.2 (0 to 0.4)	0.2 (0 to 0.4)	0.2 (0 to 0.4)	0.2 (0 to 0.4)	0.2 (0 to 0.4)	37
Typhoid fever	0 (0 to 0)	0 (0 to 0)	0.7 (0 to 1.1)	0.3 (0 to 0.5)	0.2 (0 to 0.4)	0.2 (0 to 0.4)	0.2 (0 to 0.4)	0.2 (0 to 0.4)	0.2 (0 to 0.4)	0.2 (0 to 0.4)	0.2 (0 to 0.4)	0.2 (0 to 0.4)	0.2 (0 to 0.4)	0.2 (0 to 0.4)	0.2 (0 to 0.4)	0.2 (0 to 0.4)	0.2 (0 to 0.4)	0.2 (0 to 0.4)	0.2 (0 to 0.4)	0.2 (0 to 0.4)	0.2 (0 to 0.4)	0.2 (0 to 0.4)	0.2 (0 to 0.4)	37
Paratyphoid fever	0 (0 to 0)	0 (0 to 0)	0 (0 to 0)	0 (0 to 0)	0 (0 to 0)	0 (0 to 0)	0 (0 to 0)	0 (0 to 0)	0 (0 to 0)	0 (0 to 0)	0 (0 to 0)	0 (0 to 0)	0 (0 to 0)	0 (0 to 0)	0 (0 to 0)	0 (0 to 0)	0 (0 to 0)	0 (0 to 0)	0 (0 to 0)	0 (0 to 0)	0 (0 to 0)	0 (0 to 0)	0 (0 to 0)	0
Invasive Non-typhoidal Salmonella (iNTS)	0 (0 to 0)	0 (0 to 0)	0.6 (0 to 0.9)	0.6 (0.1 to 2.5)	0.6 (0.2 to 0.8)	0.6 (0.2 to 0.8)	0.6 (0.1 to 0.7)	0.6 (0.1 to 0.7)	0.6 (0.1 to 0.7)	0.6 (0.1 to 0.7)	0.6 (0.1 to 0.7)	0.6 (0.1 to 0.7)	0.6 (0.1 to 0.7)	0.6 (0.1 to 0.7)	0.6 (0.1 to 0.7)	0.6 (0.1 to 0.7)	0.6 (0.1 to 0.7)	0.6 (0.1 to 0.7)	0.6 (0.1 to 0.7)	0.6 (0.1 to 0.7)	0.6 (0.1 to 0.7)	0.6 (0.1 to 0.7)	0.6 (0.1 to 0.7)	9.2
Other intestinal infectious diseases	0 (0 to 0)	0 (0 to 0)	2.1 (1.1 to 4)	1.6 (0.9 to 3.1)	1.1 (0.5 to 2.4)	0.9 (0.5 to 2.3)	0.9 (0.5 to 2.3)	0.9 (0.5 to 2.3)	0.9 (0.5 to 2.3)	0.9 (0.5 to 2.3)	0.9 (0.5 to 2.3)	0.9 (0.5 to 2.3)	0.9 (0.5 to 2.3)	0.9 (0.5 to 2.3)	0.9 (0.5 to 2.3)	0.9 (0.5 to 2.3)	0.9 (0.5 to 2.3)	0.9 (0.5 to 2.3)	0.9 (0.5 to 2.3)	0.9 (0.5 to 2.3)	0.9 (0.5 to 2.3)	0.9 (0.5 to 2.3)	0.9 (0.5 to 2.3)	10.3
Neglected tropical diseases and malaria	6.6 (4.6 to 8.6)	4.6 (3.2 to 6)	102 (70.1 to 133)	69.1 (47.5 to 90)	43.5 (29.9 to 56.6)	29.5 (20.3 to 38.4)	29.5 (20.3 to 38.4)	29.5 (20.3 to 38.4)	29.5 (20.3 to 38.4)	29.5 (20.3 to 38.4)	29.5 (20.3 to 38.4)	29.5 (20.3 to 38.4)	29.5 (20.3 to 38.4)	29.5 (20.3 to 38.4)	29.5 (20.3 to 38.4)	29.5 (20.3 to 38.4)	29.5 (20.3 to 38.4)	29.5 (20.3 to 38.4)	29.5 (20.3 to 38.4)	29.5 (20.3 to 38.4)	29.5 (20.3 to 38.4)	29.5 (20.3 to 38.4)	29.5 (20.3 to 38.4)	4,120
Malaria	0 (0 to 0)	0 (0 to 0.9)	23.7 (9.9 to 61.3)	23.8 (10.5 to 48.8)	24.8 (10.6 to 48.9)	25.6 (10.6 to 50)	26 (9.9 to 133)	26.4 (9.9 to 133)	26.4 (9.9 to 133)	26.4 (9.9 to 133)	26.4 (9.9 to 133)	26.4 (9.9 to 133)	26.4 (10.6 to 71.1)	26.4 (10.6 to 71.1)	26.4 (10.6 to 71.1)	26.4 (10.6 to 71.1)	26.4 (10.6 to 71.1)	26.4 (10.6 to 71.1)	26.4 (10.6 to 71.1)	26.4 (10.6 to 71.1)	26.4 (10.6 to 71.1)	26.4 (10.6 to 71.1)	26.4 (10.6 to 71.1)	691
Chagas disease	0 (0 to 0)	0 (0 to 0)	0.6 (0 to 0.8)	0.3 (0 to 0.5)	0.3 (0 to 0.4)	0.3 (0 to 0.4)	0.3 (0 to 0.4)	0.3 (0 to 0.4)	0.3 (0 to 0.4)	0.3 (0 to 0.4)	0.3 (0 to 0.4)	0.3 (0 to 0.4)	0.3 (0 to 0.4)	0.3 (0 to 0.4)	0.3 (0 to 0.4)	0.3 (0 to 0.4)	0.3 (0 to 0.4)	0.3 (0 to 0.4)	0.3 (0 to 0.4)	0.3 (0 to 0.4)	0.3 (0 to 0.4)	0.3 (0 to 0.4)	0.3 (0 to 0.4)	1,180
Leishmaniasis	0 (0 to 0)	0 (0 to 0)	0.7 (0 to 2.3)	0.6 (0 to 2.3)	0.6 (0 to 1.7)	0.6 (0 to 1.7)	0.6 (0 to 1.7)	0.6 (0 to 2.6)	0.6 (0 to 2.6)	0.6 (0 to 2.6)	0.6 (0 to 2.6)	0.6 (0 to 2.6)	0.6 (0 to 2.6)	0.6 (0 to 2.6)	0.6 (0 to 2.6)	0.6 (0 to 2.6)	0.6 (0 to 2.6)	0.6 (0 to 2.6)	0.6 (0 to 2.6)	0.6 (0 to 2.6)	0.6 (0 to 2.6)	0.6 (0 to 2.6)	0.6 (0 to 2.6)	102
Visceral leishmaniasis	0 (0 to 0)	0 (0 to 0)	0.7 (0 to 2.2)	0.6 (0 to 1.6)	0.6 (0 to 1.6)	0.6 (0 to 1.6



SR Table 2c: Roraima DALYS by cause and age group for both sexes with 95% uncertainty intervals, 2019

Cause	Early Neonatal	Late Neonatal	Post Neonatal	1 to 4	5 to 9	10 to 14	15 to 19	20 to 24	25 to 29	30 to 34	35 to 39	40 to 44	45 to 49	50 to 54	55 to 59	60 to 64	65 to 69	70 to 74	75 to 79	80 to 84	85 to 89	90 to 94	95 plus	Total
All causes	4,615 (3,600 to 5,499)	1,962 (1,420 to 2,569)	3,102 (2,259 to 7,332)	3,504 (2,498 to 3,940)	2,423 (2,019 to 2,775)	2,179 (1,696 to 2,702)	2,722 (2,109 to 3,382)	3,116 (2,379 to 3,952)	3,239 (2,483 to 4,102)	3,239 (2,483 to 4,102)	3,239 (2,483 to 4,102)	3,239 (2,483 to 4,102)	3,239 (2,483 to 4,102)	3,239 (2,483 to 4,102)	3,239 (2,483 to 4,102)	3,239 (2,483 to 4,102)	3,239 (2,483 to 4,102)	3,239 (2,483 to 4,102)	3,239 (2,483 to 4,102)	3,239 (2,483 to 4,102)	3,239 (2,483 to 4,102)	3,239 (2,483 to 4,102)	162,000 (2,870 to 3,608)
Communicable, maternal, neonatal, and nutritional diseases	13,693 (11,700 to 16,000)	3,460 (2,833 to 4,193)	2,350 (1,646 to 3,420)	1,156 (861 to 1,578)	631 (513 to 1,246)	662 (765 to 1,073)	1,035 (835 to 1,350)	1,066 (817 to 1,350)	1,066 (1,058 to 1,418)	1,066 (663 to 1,426)	1,066 (832 to 1,359)	1,066 (833 to 1,359)	663 (513 to 1,111)	818 (677 to 995)	637 (548 to 810)	698 (519 to 799)	636 (529 to 809)	515 (420 to 635)	438 (362 to 537)	341 (273 to 428)	243 (210 to 305)	209 (189 to 272)	107 (126 to 190)	31,600 (99 to 137)
HIV/AIDS and sexually transmitted infections	66.0 (42.2 to 96.9)	0.1 (2.3 to 10.3)	136 (111 to 163)	68.2 (54 to 85.9)	45.9 (37 to 58.4)	59.1 (47.9 to 74.4)	98 (79.7 to 123)	155 (130 to 217)	206 (167 to 267)	232 (208 to 317)	260 (230 to 348)	290 (259 to 391)	312 (284 to 370)	317 (192 to 390)	112 (99 to 134)	69.7 (62 to 84.2)	69.7 (62 to 84.2)	29.5 (26 to 35.6)	29.5 (26 to 35.6)	9.6 (8.7 to 11.2)	1.3 (1.1 to 1.6)	0.4 (0.3 to 0.4)	0.1 (0.1 to 0.2)	2,600 (0 to 0)
HIV/AIDS	0 (0 to 0)	0 (0 to 0)	127 (105 to 153)	68 (54 to 83.6)	45.6 (36 to 56.4)	57.6 (46 to 72.4)	92.7 (74 to 117)	174 (145 to 264)	261 (214 to 349)	242 (202 to 327)	413 (311 to 540)	370 (274 to 493)	370 (274 to 493)	266 (208 to 350)	255 (172 to 344)	155 (98 to 229)	77.5 (50 to 120)	20.6 (8 to 46.2)	27.1 (7 to 66.2)	7 (1 to 19.2)	2.7 (0.1 to 9.3)	0.4 (0 to 1.5)	0.2 (0 to 0.3)	2,400 (0 to 0)
HIV/AIDS - Drug-susceptible Tuberculosis	0 (0 to 0)	0 (0 to 0)	11.1 (4 to 17.4)	9.9 (3.2 to 16.4)	4.2 (1.3 to 8.4)	5.4 (1.7 to 10.8)	8.5 (2.6 to 17.2)	16 (4.9 to 32.6)	26 (7.9 to 52.2)	36.1 (10.7 to 69.9)	31.6 (10.4 to 58.3)	24.1 (7.9 to 44.5)	17.5 (5.7 to 32.7)	8.9 (2.9 to 16.7)	6.7 (2 to 12.4)	3.3 (1 to 6.3)	2.4 (0.7 to 4.5)	1.6 (0.5 to 3.1)	0.1 (0 to 0.3)	0.1 (0 to 0.1)	0 (0 to 0)	0 (0 to 0)	209 (0 to 0)
HIV/AIDS - Multidrug-resistant Tuberculosis without extensive drug resistance	0 (0 to 0)	0 (0 to 0)	0.9 (0.3 to 1.4)	0.5 (0.2 to 0.8)	0.3 (0.1 to 0.7)	0.4 (0.1 to 0.9)	0.7 (0.2 to 1.5)	1.2 (0.4 to 2.6)	2 (0.6 to 4.1)	2.8 (0.8 to 5.7)	2.4 (0.8 to 4.7)	1.9 (0.6 to 3.7)	1.3 (0.4 to 2.6)	0.7 (0.2 to 1.4)	0.5 (0.2 to 1)	0.2 (0.1 to 0.5)	0.2 (0.1 to 0.4)	0.1 (0 to 0.3)	0 (0 to 0.1)	0 (0 to 0)	0 (0 to 0)	0 (0 to 0)	19.1 (0 to 0)
HIV/AIDS - Extensively drug-resistant Tuberculosis	0 (0 to 0)	0 (0 to 0)	0.2 (0.1 to 0.3)	0.1 (0 to 0.2)	0.1 (0 to 0.1)	0.1 (0 to 0.2)	0.2 (0 to 0.4)	0.3 (0 to 0.6)	0.4 (0.1 to 0.9)	0.4 (0.1 to 0.9)	0.3 (0.1 to 0.8)	0.2 (0 to 0.6)	0.2 (0 to 0.5)	0.1 (0 to 0.3)	0.1 (0 to 0.2)	0 (0 to 0.1)	0 (0 to 0.1)	0 (0 to 0.1)	0 (0 to 0.1)	0 (0 to 0)	0 (0 to 0)	0 (0 to 0)	2.6 (0 to 0)
HIV/AIDS resulting in other diseases	0 (0 to 0)	115 (96.2 to 143)	63.5 (48 to 79.2)	41.2 (34.9 to 48.1)	51.9 (44 to 60.6)	89.4 (76.1 to 105)	156 (132 to 183)	252 (214 to 295)	373 (317 to 436)	336 (274 to 409)	369 (319 to 424)	388 (331 to 454)	186 (153 to 227)	156 (131 to 183)	99.2 (77.5 to 116)	79.2 (64 to 94.5)	34.1 (27 to 41.2)	24.1 (19.2 to 29.5)	6.4 (4.7 to 8.4)	2.5 (1.6 to 3.2)	0.6 (0.3 to 0.8)	0.2 (0.1 to 0.2)	3,170 (0 to 0)
Sexually transmitted infections excluding HIV	66.0 (42.2 to 96.9)	0.1 (2.3 to 10.3)	8.9 (7.7 to 10.1)	3.3 (2.5 to 4.3)	0.3 (0.2 to 0.5)	0.3 (0.2 to 0.5)	2.3 (1.7 to 3.2)	3.7 (2.7 to 5.1)	5.1 (3.7 to 7.1)	5.9 (4.1 to 8.2)	6.6 (4.7 to 9.2)	7.4 (5.2 to 10.3)	5.9 (4.2 to 8.2)	11.9 (8.5 to 16.5)	5.4 (3.9 to 7.5)	2.4 (1.7 to 3.4)	2.4 (1.7 to 3.4)	1.3 (0.9 to 1.8)	1.3 (0.9 to 1.8)	0.6 (0.4 to 0.8)	0.1 (0.1 to 0.2)	0 (0 to 0)	205 (0 to 0)
Syphilis	0 (0 to 0)	0 (0 to 0)	0.2 (0 to 0.5)	0.1 (0 to 0.3)	0.1 (0 to 0.2)	0.1 (0 to 0.2)	0.1 (0 to 0.3)	0.2 (0 to 0.6)	0.3 (0 to 0.9)	0.3 (0 to 0.9)	0.3 (0 to 0.9)	0.3 (0 to 0.9)	0.3 (0 to 0.9)	0.3 (0 to 0.9)	0.3 (0 to 0.9)	0.2 (0 to 0.6)	0.2 (0 to 0.6)	0.2 (0 to 0.6)	0.2 (0 to 0.6)	0.1 (0 to 0.4)	0.1 (0 to 0.1)	0 (0 to 0)	89 (0 to 0)
Chlamydial infection	0 (0 to 0)	0 (0 to 0)	0 (0 to 0)	0 (0 to 0)	0 (0 to 0)	0 (0 to 0)	0.5 (0 to 1.2)	0.9 (0 to 2.4)	1.2 (0 to 3.4)	1.5 (0 to 4.1)	2.3 (0 to 6.1)	2.8 (0 to 7.4)	2.3 (0 to 6.1)	1.2 (0 to 3.4)	0.6 (0 to 2)	0.4 (0 to 1.2)	0.4 (0 to 1.2)	0.2 (0 to 0.6)	0.2 (0 to 0.6)	0.1 (0 to 0.4)	0 (0 to 0.1)	0 (0 to 0)	12.9 (0 to 0)
Gonococcal infection	0 (0 to 0)	0 (0 to 0)	0 (0 to 0)	0 (0 to 0)	0 (0 to 0)	0 (0 to 0)	0.5 (0 to 1.3)	0.9 (0 to 2.6)	1.2 (0 to 3.2)	1.5 (0 to 4.1)	2.3 (0 to 6.1)	2.8 (0 to 7.4)	2.3 (0 to 6.1)	1.2 (0 to 3.4)	0.6 (0 to 2)	0.4 (0 to 1.2)	0.4 (0 to 1.2)	0.2 (0 to 0.6)	0.2 (0 to 0.6)	0.1 (0 to 0.4)	0 (0 to 0.1)	0 (0 to 0)	10.4 (0 to 0)
Trichomoniasis	0 (0 to 0)	0 (0 to 0)	0 (0 to 0)	0 (0 to 0)	0 (0 to 0)	0 (0 to 0)	0.5 (0 to 1.3)	0.9 (0 to 2.6)	1.2 (0 to 3.2)	1.5 (0 to 4.1)	2.3 (0 to 6.1)	2.8 (0 to 7.4)	2.3 (0 to 6.1)	1.2 (0 to 3.4)	0.6 (0 to 2)	0.4 (0 to 1.2)	0.4 (0 to 1.2)	0.2 (0 to 0.6)	0.2 (0 to 0.6)	0.1 (0 to 0.4)	0 (0 to 0.1)	0 (0 to 0)	32 (0 to 0)
Genital herpes	0 (0 to 0)	0 (0 to 0)	0 (0 to 0)	0 (0 to 0)	0 (0 to 0)	0 (0 to 0)	0.5 (0 to 1.3)	0.9 (0 to 2.4)	1.2 (0 to 3.4)	1.5 (0 to 4.1)	2.3 (0 to 6.1)	2.8 (0 to 7.4)	2.3 (0 to 6.1)	1.2 (0 to 3.4)	0.6 (0 to 2)	0.4 (0 to 1.2)	0.4 (0 to 1.2)	0.2 (0 to 0.6)	0.2 (0 to 0.6)	0.1 (0 to 0.4)	0 (0 to 0.1)	0 (0 to 0)	34.6 (0 to 0)
Other sexually transmitted infections	0 (0 to 0)	0 (0 to 0)	0 (0 to 0)	0 (0 to 0)	0 (0 to 0)	0 (0 to 0)	0.5 (0 to 1.3)	0.9 (0 to 2.4)	1.2 (0 to 3.4)	1.5 (0 to 4.1)	2.3 (0 to 6.1)	2.8 (0 to 7.4)	2.3 (0 to 6.1)	1.2 (0 to 3.4)	0.6 (0 to 2)	0.4 (0 to 1.2)	0.4 (0 to 1.2)	0.2 (0 to 0.6)	0.2 (0 to 0.6)	0.1 (0 to 0.4)	0 (0 to 0.1)	0 (0 to 0)	29.7 (0 to 0)
Respiratory infections and tuberculosis	334 (289 to 471)	137 (99 to 197)	1,200 (963 to 1,600)	344 (269 to 468)	215 (202 to 360)	213 (194 to 291)	260 (197 to 361)	233 (183 to 331)	270 (183 to 396)	270 (183 to 396)	270 (212 to 327)	244 (192 to 310)	228 (189 to 305)	286 (189 to 398)	250 (210 to 332)	213 (181 to 307)	177 (156 to 313)	133 (132 to 265)	117 (92.3 to 147)	100 (82.3 to 141)	59 (48.1 to 76.2)	39 (19.6 to 54.1)	5,990 (0 to 0)
Tuberculosis	0 (0 to 0)	0 (0 to 0)	11.1 (7.1 to 17.2)	9.9 (5.4 to 17.3)	4.2 (2.5 to 7.5)	5.4 (3.1 to 10.4)	8.5 (5.2 to 15.4)	16 (9.8 to 29.2)	26 (15.7 to 47.5)	36.1 (21.7 to 65.9)	31.6 (20.1 to 57.6)	24.1 (14.5 to 44.1)	17.5 (10.5 to 32.1)	8.9 (5.3 to 16.3)	6.7 (4 to 12.2)	3.3 (2 to 6.1)	2.4 (1.4 to 4.4)	1.6 (1 to 2.9)	0.1 (0 to 0.2)	0.1 (0 to 0.1)	0 (0 to 0)	0 (0 to 0)	532 (0 to 0)
Lower respiratory infections	0 (0 to 0)	0 (0 to 0)	15.6 (9.7 to 21.4)	7.6 (4.6 to 10.9)	6.3 (3.9 to 9.2)	9 (5.6 to 13.1)	17.7 (11.1 to 25.4)	28.7 (18.4 to 39.9)	49.2 (29.7 to 68.7)	49.6 (31.4 to 69.4)	52.7 (34.7 to 73)	49.5 (31.2 to 68.1)	49.5 (32.3 to 68.5)	43.9 (27.8 to 60.2)	37.4 (23.7 to 52.5)	29 (19.1 to 40.8)	22.6 (14.2 to 31.6)	15.1 (10.2 to 20)	8.6 (5.4 to 11.6)	3.1 (2.3 to 4.9)	2.4 (1.7 to 3.7)	0.8 (0.5 to 1)	496 (0 to 0)
Multidrug-resistant tuberculosis without extensive drug resistance	0 (0 to 0)	0 (0 to 0)	0.4 (0.1 to 0.6)	0.2 (0 to 0.3)	0.1 (0 to 0.2)	0.1 (0 to 0.3)	0.2 (0 to 0.5)	0.3 (0.1 to 0.8)	0.4 (0.1 to 1.2)	0.4 (0.1 to 1.2)	0.3 (0.2 to 1)	0.2 (0.1 to 0.8)	0.2 (0 to 0.6)	0.1 (0 to 0.4)	0.1 (0 to 0.3)	0 (0 to 0.2)	0 (0 to 0.2)	0 (0 to 0.1)	0 (0 to 0.1)	0 (0 to 0.1)	0 (0 to 0.1)	0 (0 to 0)	20.9 (0 to 0)
Extensively drug-resistant tuberculosis	0 (0 to 0)	0 (0 to 0)	0.2 (0 to 0.3)	0.1 (0 to 0.2)	0.1 (0 to 0.1)	0.1 (0 to 0.2)	0.2 (0 to 0.3)	0.3 (0 to 0.6)	0.4 (0 to 1.1)	0.4 (0 to 1.1)	0.3 (0 to 0.9)	0.2 (0 to 0.6)	0.2 (0 to 0.5)	0.1 (0 to 0.3)	0.1 (0 to 0.2)	0 (0 to 0.1)	0 (0 to 0.1)	0 (0 to 0.1)	0 (0 to 0.1)	0 (0 to 0.1)	0 (0 to 0)	0 (0 to 0)	4.9 (0 to 0)
Lower respiratory infections	233 (220 to 470)	115 (93 to 156)	1,210 (960 to 1,600)	235 (177 to 329)	139 (109 to 198)	116 (81.5 to 158)	118 (79.7 to 160)	128 (87.7 to 181)	128 (84.9 to 174)	128 (84.9 to 174)	137 (91.5 to 213)	147 (105 to 202)	152 (102 to 212)	162 (122 to 208)	200 (136 to 308)	207 (139 to 284)	209 (137 to 292)	191 (127 to 259)	164 (107 to 223)	119 (87.1 to 163)	114 (82.6 to 155)	58.5 (42.9 to 79)	11.2 (7.4 to 15.4)
Upper respiratory infections	1.1 (0.4 to 1.4)	1.6 (0.6 to 2.1)	24.4 (16.3 to 39.2)	63.6 (48.4 to 106)	66.6 (49.5 to 97.6)	71.3 (52.7 to 97.6)	62.4 (44.2 to 88.2)	32.1 (22.7 to 44.5)	58.5 (41.2 to 81.4)	58.5 (41.2 to 81.4)	50.7 (35.7 to 70.5)	47.6 (33.5 to 66.1)	49.5 (34.9 to 68.8)	39.5 (27.9 to 54.9)	11.3 (7.9 to 15.7)	21.3 (14.9 to 29.6)	17.1 (12 to 23.8)	11.9 (8.4 to 16.5)	8.4 (5.9 to 11.7)	2.9 (2 to 4.1)	2.8 (1.9 to 4.1)	1.6 (0.9 to 2.2)	667 (0 to 0)
Otitis media	0 (0 to 0)	0.2 (0.1 to 0.4)	4.2 (2.3 to 7.4)	2.6 (1.4 to 4.5)	2.5 (1.4 to 4.2)	2.2 (1.1 to 3.9)	2.2 (0.9 to 3.9)	2.2 (0.9 to 3.9)	2.2 (0.9 to 3.9)	2.2 (0.9 to 3.9)	2.2 (0.9 to 3.9)	2.2 (0.9 to 3.9)	2.2 (0.9 to 3.9)	2.2 (0.9 to 3.9)	2.2 (0.9 to 3.9)	2.2 (0.9 to 3.9)	2.2 (0.9 to 3.9)	2.2 (0.9 to 3.9)	2.2 (0.9 to 3.9)	2.2 (0.9 to 3.9)	2.2 (0.9 to 3.9)	2.2 (0.9 to 3.9)	188 (0 to 0)
Enteric infections	13.3 (10.5 to 16.8)	9.9 (7.8 to 12.5)	165 (132 to 222)	190 (150 to 247)	99.4 (79.1 to 127)	59 (46.9 to 75.6)	39 (30.9 to 49.4)	49.4 (39.2 to 62.6)	49.4 (39.2 to 62.6)	49.4 (39.2 to 62.6)	51.7 (41 to 65.5)	51.6 (40.9 to 65.4)	54.6 (43.3 to 69.2)	51.6 (40.9 to 65.4)	49.2 (39 to 62.3)	43.4 (34.4 to 55)	32.6 (25.8 to 41.3)	29.2 (23.1 to 37)	22.7 (18 to 28.8)	13.8 (10.9 to 17.5)	11.9 (9.4 to 15.1)	4.3 (3.4 to 5.4)	1,490 (0 to 0)
Diarrheal diseases	13.3 (9.1 to 20.1)	9.9 (6.3 to 15.4)	165 (98.6 to 320)	190 (130 to 296)	99.4 (62 to 166)	59 (39.1 to 97.5)	39 (26.1 to 64.5)	49.4 (32.3 to 89.3)	49.4 (34.1 to 98.7)	49.4 (29.6 to 79.5)	51.7 (40.5 to 79.2)	51.6 (37.2 to 89.9)	54.6 (38.3 to 92.1)	51.6 (34.4 to 90.4)	49.2 (32.5 to 98.1)	43.4 (30.9 to 85.5)	32.6 (29.5 to 52.6)	29.2 (23.3 to 49.9)	22.7 (18.2 to 33.6)	13.8 (10.1 to 18.1)	11.9 (4.9 to 21.1)	4.3 (4.2 to 4.4)	1,490 (0 to 0)
Typhoid and paratyphoid	0 (0 to 0)	0 (0 to 0)	0 (0 to 0)	0 (0 to 0)	0 (0 to 0)	0 (0 to 0)	0 (0 to 0)	0 (0 to 0)	0 (0 to 0)	0 (0 to 0)	0 (0 to 0)	0 (0 to 0)	0 (0 to 0)	0 (0 to 0)	0 (0 to 0)	0 (0 to 0)	0 (0 to 0)	0 (0 to 0)	0 (0 to 0)	0 (0 to 0)	0 (0 to 0)	0 (0 to 0)	0 (0 to 0)	0.2 (0 to 0)
Typhoid fever	0 (0 to 0)	0 (0 to 0)	0 (0 to 0)	0 (0 to 0)	0 (0 to 0)	0 (0 to 0)	0 (0 to 0)	0 (0 to 0)	0 (0 to 0)	0 (0 to 0)	0 (0 to 0)	0 (0 to 0)	0 (0 to 0)	0 (0 to 0)	0 (0 to 0)	0 (0 to 0)	0 (0 to 0)	0 (0 to 0)	0 (0 to 0)

Other neoplasms	0.6 (0.4 to 1.1)	0.2 (0.1 to 0.3)	1-6 (0 to 2.3)	1-6 (0 to 2.3)	2 (1.1 to 3.1)	2-1 (1.2 to 3.2)	1-6 (0 to 2.2)	2-1 (1.1 to 3.2)	1-6 (1 to 2.6)	2 (1 to 3.1)	2-5 (1.4 to 3.4)	2-2 (1.2 to 3.1)	2-2 (1.2 to 3.1)	2-9 (1.7 to 4.2)	3-5 (2 to 4.9)	4-6 (2 to 6.3)	5-4 (3.1 to 7.4)	5-7 (3.4 to 7.7)	5-1 (2.9 to 7.1)	3-8 (2.2 to 5.1)	2-7 (1.4 to 3.7)	1-5 (0.7 to 2.1)	0-4 (0 to 0.94)	0 (0 to 0.1)	59
Medulloblastoma; medulloblastoma and other hemangioblastic neoplasms	0 (0.4 to 1.1)	0 (0.1 to 0.3)	1-6 (0 to 2.3)	1-6 (0.6 to 2.6)	2-1 (1.1 to 3.1)	2-1 (1.1 to 3.2)	1-6 (0.9 to 2.2)	2-1 (1.1 to 3.2)	1-6 (1 to 2.6)	2 (1 to 3.1)	2-5 (1.4 to 3.4)	2-2 (1.2 to 3.1)	2-2 (1.2 to 3.1)	2-9 (1.7 to 4.2)	3-5 (2 to 4.9)	4-6 (2 to 6.3)	5-4 (3.1 to 7.4)	5-7 (3.4 to 7.7)	5-1 (2.9 to 7.1)	3-8 (2.2 to 5.1)	2-7 (1.4 to 3.7)	1-5 (0.7 to 2.1)	0-4 (0 to 0.94)	0 (0 to 0.1)	59
Benign and in situ intestinal neoplasms	0 (0 to 0.1)	0 (0 to 0)	0 (0 to 0)	0 (0 to 0)	0 (0 to 0)	0 (0 to 0)	0 (0 to 0)	0 (0 to 0)	0 (0 to 0)	0 (0 to 0)	0 (0 to 0)	0 (0 to 0)	0 (0 to 0)	0 (0 to 0)	0 (0 to 0)	0 (0 to 0)	0 (0 to 0)	0 (0 to 0)	0 (0 to 0)	0 (0 to 0)	0 (0 to 0)	0 (0 to 0)	0 (0 to 0)	0 (0 to 0)	0
Benign and in situ cervical and uterine neoplasms	0 (0 to 0)	0 (0 to 0)	0 (0 to 0)	0 (0 to 0)	0 (0 to 0)	0 (0 to 0)	0 (0 to 0)	0 (0 to 0)	0 (0 to 0)	0 (0 to 0)	0 (0 to 0)	0 (0 to 0)	0 (0 to 0)	0 (0 to 0)	0 (0 to 0)	0 (0 to 0)	0 (0 to 0)	0 (0 to 0)	0 (0 to 0)

Congenital birth defects	3,600 (2,760 to 4,490)	410 (309 to 542)	1,660 (1,260 to 2,090)	229 (160 to 277)	179 (142 to 222)	145 (111 to 180)	89.2 (69.7 to 113)	68.1 (54 to 85.6)	51.1 (39.9 to 64)	41.2 (32 to 51.4)	37.9 (29.5 to 49.1)	28.6 (22.4 to 37.2)	23.7 (19.7 to 30.4)	18.9 (14.5 to 24.7)	16.7 (13.1 to 21.1)	11.7 (9.1 to 14.9)	7.5 (5.9 to 9.6)	2.1 (1.3 to 3.2)	1.1 (0.7 to 1.7)	0.5 (0.3 to 0.9)	0.2 (0.1 to 0.3)	0.1 (0 to 0.1)	0 (0 to 0)	6,490
Neural tube defects	426 (320 to 548)	31.2 (19 to 52.2)	127 (79 to 227)	7.9 (4.9 to 13.9)	9.1 (6 to 13.9)	6.3 (4.6 to 9.1)	3.7 (2.7 to 5)	2.5 (1.8 to 3.4)	1.7 (1.2 to 2.3)	1.2 (0.9 to 1.6)	1 (0.7 to 1.4)	0.6 (0.4 to 0.8)	0.5 (0.4 to 0.7)	0.4 (0.3 to 0.5)	0.3 (0.2 to 0.5)	0.2 (0.1 to 0.3)	0.1 (0 to 0.2)	0 (0 to 0)	0 (0 to 0)	0 (0 to 0)	0 (0 to 0)	0 (0 to 0)	0 (0 to 0)	0 (0 to 0)	997
Congenital heart anomalies	1,750 (1,750 to 1,760)	159 (119 to 200)	647 (547 to 691)	77 (55 to 114)	69 (49.7 to 89.9)	54 (39.4 to 72.4)	34 (27.4 to 39.2)	26 (21.6 to 31.2)	19.4 (16.1 to 23.7)	15.7 (12.7 to 20)	14.4 (11.3 to 18.4)	10.9 (8.1 to 14.1)	9.1 (6.7 to 12.4)	7.2 (5.4 to 9.2)	6.4 (4.8 to 8.3)	4.5 (3.4 to 5.9)	2.9 (2.2 to 3.9)	0.8 (0.4 to 1.2)	0.4 (0.2 to 0.7)	0.2 (0.1 to 0.3)	0 (0 to 0.1)	0 (0 to 0)	0 (0 to 0)	0 (0 to 0)	2,190
Orofacial clefts	9.3 (7.9 to 10.2)	0.6 (0.5 to 1.5)	6.2 (2.5 to 12.7)	0.3 (0.2 to 0.3)	0.6 (0.5 to 1.5)	0.4 (0.3 to 0.4)	0.6 (0.5 to 1.4)	0.5 (0.4 to 0.5)	0.8 (0.5 to 1.1)	0.5 (0.4 to 1.1)	0.7 (0.5 to 1.1)	0.7 (0.5 to 1.1)	0.6 (0.3 to 0.9)	0.5 (0.3 to 0.7)	0.7 (0.3 to 0.9)	0.2 (0.1 to 0.4)	0.2 (0.1 to 0.3)	0.1 (0 to 0.2)	0.1 (0 to 0.1)	0.1 (0 to 0.1)	0 (0 to 0.1)	0 (0 to 0)	0 (0 to 0)	0 (0 to 0)	247
Down syndrome	41.6 (26.1 to 66)	7.2 (4.6 to 10.6)	67.6 (44.9 to 141)	7.7 (4.7 to 12.1)	7.6 (5 to 11.9)	7 (4.6 to 10.6)	9.5 (6.2 to 14)	9.3 (6.7 to 7.6)	4.9 (3.5 to 6.1)	3.5 (2.4 to 4.8)	2.9 (2 to 4.1)	2.1 (1.5 to 2.9)	2.6 (2 to 3.7)	2.1 (1.4 to 3.1)	2 (1.3 to 3.1)	1.1 (0.7 to 1.6)	0.3 (0.2 to 0.4)	0.2 (0 to 0)	0 (0 to 0)	0 (0 to 0)	0 (0 to 0)	0 (0 to 0)	0 (0 to 0)	0 (0 to 0)	191
Turner syndrome	0 (0 to 0)	0 (0 to 0)	0.1 (0 to 0)	0 (0 to 0)	0.1 (0 to 0.2)	0 (0 to 0.1)	0.1 (0 to 0.1)	0 (0 to 0)	0.1 (0 to 0.1)	0 (0 to 0)	0.1 (0 to 0.1)	0 (0 to 0)	0 (0 to 0.1)	0 (0 to 0)	0 (0 to 0)	0 (0 to 0)	0 (0 to 0)	0 (0 to 0)	0 (0 to 0)	0 (0 to 0)	0 (0 to 0)	0 (0 to 0)	0 (0 to 0)	0 (0 to 0)	0 (0 to 0)	0.7
Klinefelter syndrome	0 (0 to 0)	0 (0 to 0)	0 (0 to 0)	0 (0 to 0)	0 (0 to 0)	0 (0 to 0)	0 (0 to 0)	0 (0 to 0)	0 (0 to 0)	0 (0 to 0)	0 (0 to 0)	0 (0 to 0)

All Table 2c: Rio Grande do Sul (SAUS) by cause and age group for both sexes with 95% uncertainty intervals, 2019

Cause	Early Neonatal	Late Neonatal	Post Neonatal	1 to 5	5 to 9	10 to 14	15 to 19	20 to 24	25 to 29	30 to 34	35 to 39	40 to 44	45 to 49	50 to 54	55 to 59	60 to 64	65 to 69	70 to 74	75 to 79	80 to 84	85 to 89	90 to 94	95 plus	Total
All causes	74,959 (63,928 to 87,230)	12,259 (11,420 to 15,000)	41,130 (32,130 to 79,350)	39,960 (29,900 to 52,500)	29,960 (21,930 to 40,950)	99,959 (66,180 to 79,760)	150,950 (107,350 to 211,000)	150,950 (103,000 to 214,000)	150,950 (104,000 to 214,000)	150,950 (104,000 to 214,000)	179,000 (119,000 to 256,000)	201,000 (135,000 to 284,000)	209,000 (139,000 to 294,000)	209,000 (139,000 to 294,000)	201,000 (135,000 to 284,000)	273,000 (227,000 to 317,000)	329,000 (284,000 to 374,000)	354,000 (299,000 to 410,000)	322,000 (269,000 to 379,000)	290,000 (262,000 to 319,000)	209,000 (207,000 to 210,000)	111,000 (107,000 to 114,000)	33,000 (32,000 to 34,000)	20,000 (19,000 to 21,000)	3,460,000
Communicable, maternal, neonatal, and nutritional diseases	58,600 (49,000 to 69,000)	6,060 (5,670 to 7,500)	26,130 (20,000 to 51,000)	11,000 (8,000 to 14,000)	6,670 (4,900 to 8,900)	6,260 (4,600 to 8,200)	10,800 (8,000 to 14,000)	13,600 (10,000 to 18,000)	14,000 (10,000 to 18,000)	14,000 (10,000 to 18,000)	21,000 (14,000 to 28,000)	29,000 (20,000 to 39,000)	33,000 (23,000 to 45,000)	34,000 (23,000 to 46,000)	32,000 (22,000 to 43,000)	47,000 (37,000 to 57,000)	60,000 (49,000 to 72,000)	72,000 (59,000 to 86,000)	70,000 (57,000 to 84,000)	72,000 (59,000 to 86,000)	57,000 (55,000 to 59,000)	32,000 (31,000 to 33,000)	11,000 (10,000 to 12,000)	6,000 (5,000 to 7,000)	396,000
HIV/AIDS and sexually transmitted infections	267 (267 to 268)	54 (54.4 to 55)	623 (489 to 790)	219 (209 to 297)	218 (203 to 297)	317 (233 to 471)	593 (460 to 1,120)	1,220 (2,900 to 3,990)	2,270 (5,900 to 7,720)	3,720 (9,600 to 11,700)	5,150 (11,900 to 15,600)	7,000 (15,600 to 19,600)	8,220 (18,700 to 23,400)	9,000 (20,000 to 25,000)	9,000 (20,000 to 25,000)	9,000 (20,000 to 25,000)	9,000 (20,000 to 25,000)	9,000 (20,000 to 25,000)	9,000 (20,000 to 25,000)	9,000 (20,000 to 25,000)	9,000 (20,000 to 25,000)	9,000 (20,000 to 25,000)	9,000 (20,000 to 25,000)	9,000 (20,000 to 25,000)	79,000
HIV/AIDS	0 (0 to 0)	0 (0 to 0)	0 (0 to 0)



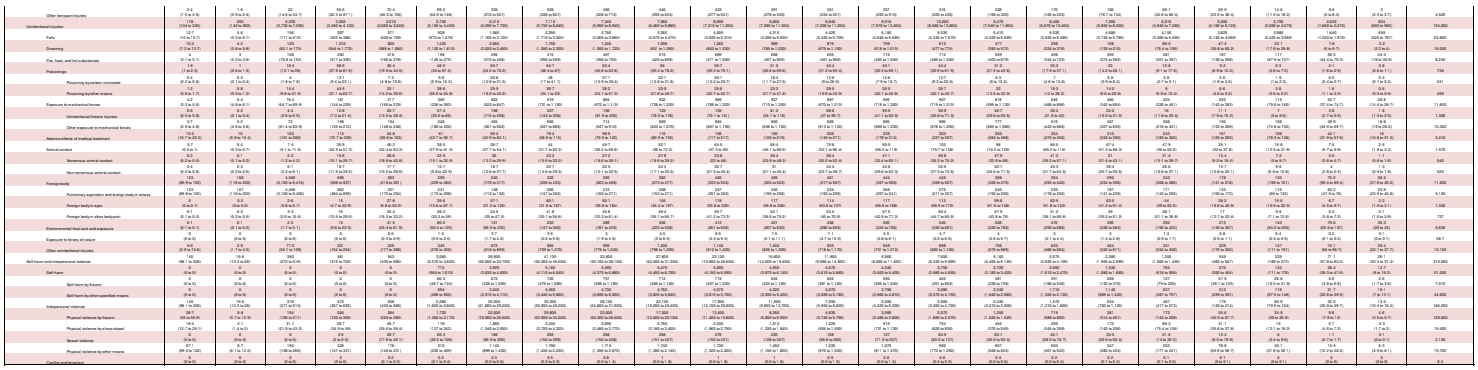

SR Table 2c: Santa Catarina DALYS by cause and age group for both sexes with 95% uncertainty intervals, 2019

Cause	Early Neonatal	Late Neonatal	Post Neonatal	1 to 4	5 to 9	10 to 14	15 to 19	20 to 24	25 to 29	30 to 34	35 to 39	40 to 44	45 to 49	50 to 54	55 to 59	60 to 64	65 to 69	70 to 74	75 to 79	80 to 84	85 to 89	90 to 94	95 plus	Total
All causes	44,000 (38,900 to 48,900)	9,790 (7,390 to 12,400)	52,900 (39,500 to 67,700)	26,100 (20,300 to 32,500)	16,600 (12,600 to 20,900)	26,700 (20,500 to 33,400)	76,600 (59,900 to 94,600)	94,600 (73,900 to 116,000)	126,000 (99,500 to 155,000)	174,000 (136,000 to 214,000)	195,000 (155,000 to 240,000)	229,000 (179,000 to 284,000)	197,000 (151,000 to 249,000)	196,000 (146,000 to 253,000)	179,000 (133,000 to 231,000)	170,000 (125,000 to 220,000)	164,000 (121,000 to 213,000)	136,000 (97,400 to 179,000)	104,000 (72,000 to 139,000)	77,100 (52,900 to 104,000)	47,000 (30,900 to 64,900)	21,200 (13,700 to 29,800)	7,090 (4,660 to 9,960)	2,430,000
Communicable, maternal, neonatal, and nutritional diseases	44,000 (38,900 to 48,900)	9,770 (7,380 to 12,400)	23,600 (16,600 to 33,000)	8,100 (6,430 to 10,300)	4,440 (3,370 to 5,770)	4,810 (3,690 to 6,300)	7,030 (5,440 to 9,050)	9,310 (7,220 to 11,600)	11,600 (9,020 to 14,600)	13,200 (10,200 to 16,600)	12,200 (9,260 to 15,600)	11,700 (8,850 to 15,100)	11,200 (8,220 to 14,900)	10,100 (6,900 to 13,900)	8,700 (5,450 to 12,400)	7,870 (4,900 to 11,200)	6,950 (4,000 to 9,800)	5,950 (3,320 to 8,350)	5,000 (2,650 to 7,400)	3,900 (2,050 to 5,750)	2,090 (1,080 to 3,070)	805 (397 to 1,200)	239,000
HIV/AIDS and sexually transmitted infections	166 (97 to 261)	239 (124 to 377)	562 (296 to 877)	284 (149 to 444)	204 (107 to 318)	208 (109 to 324)	328 (172 to 511)	1,120 (589 to 1,750)	2,020 (1,060 to 3,150)	3,020 (1,590 to 4,710)	3,410 (1,790 to 5,320)	3,290 (1,730 to 5,130)	3,200 (1,680 to 4,990)	3,020 (1,590 to 4,710)	2,820 (1,480 to 4,400)	2,660 (1,400 to 4,150)	2,500 (1,310 to 3,900)	2,290 (1,200 to 3,570)	2,000 (1,050 to 3,120)	1,610 (845 to 2,510)	1,040 (546 to 1,620)	474 (249 to 739)	34,200
HIV/AIDS	0 (0 to 0)	0 (0 to 0)	0 (0 to 0.01)	0 (0 to 0.01)	0 (0 to 0.01)	0 (0 to 0.01)	0 (0 to 0.01)	0 (0 to 0.01)	0 (0 to 0.01)	0 (0 to 0.01)	0 (0 to 0.01)	0 (0 to 0.01)	0 (0 to 0.01)	0 (0 to 0.01)	0 (0 to 0.01)	0 (0 to 0.01)	0 (0 to 0.01)	0 (0 to 0.01)	0 (0 to 0.01)	0 (0 to 0.01)	0 (0 to 0.01)	0 (0 to 0.01)	0 (0 to 0.01)	0 (0 to 0.01)	32,300
HIV/AIDS - Drug-susceptible Tuberculosis	0 (0 to 0)	0 (0 to 0)	0 (0 to 0.01)	0 (0 to 0.01)	0 (0 to 0.01)	0 (0 to 0.01)	0 (0 to 0.01)	0 (0 to 0.01)	0 (0 to 0.01)	0 (0 to 0.01)	0 (0 to 0.01)	0 (0 to 0.01)	0 (0 to 0.01)	0 (0 to 0.01)	0 (0 to 0.01)	0 (0 to 0.01)	0 (0 to 0.01)	0 (0 to 0.01)	0 (0 to 0.01)	0 (0 to 0.01)	0 (0 to 0.01)	0 (0 to 0.01)	0 (0 to 0.01)	0 (0 to 0.01)	0
HIV/AIDS - Multidrug-resistant Tuberculosis without extensi	0 (0 to 0)	0 (0 to 0)	0 (0 to 0.01)	0 (0 to 0.01)	0 (0 to 0.01)	0 (0 to 0.01)	0 (0 to 0.01)	0 (0 to 0.01)	0 (0 to 0.01)	0 (0 to 0.01)	0 (0 to 0.01)	0 (0 to 0.01)	0 (0 to 0.01)	0 (0 to 0.01)	0 (0 to 0.01)	0 (0 to 0.01)	0 (0 to 0.01)	0 (0 to 0.01)	0 (0 to 0.01)	0 (0 to 0.01)	0 (0 to 0.01)	0 (0 to 0.01)	0 (0 to 0.01)	0 (0 to 0.01)	91
HIV/AIDS - Extensively drug-resistant Tuberculosis	0 (0 to 0)	0 (0 to 0)	0 (0 to 1.2)	0 (0 to 0.01)	0 (0 to 0.01)	0 (0 to 0.01)	0 (0 to 0.01)	0 (0 to 0.01)	0 (0 to 0.01)	0 (0 to 0.01)	0 (0 to 0.01)	0 (0 to 0.01)	0 (0 to 0.01)	0 (0 to 0.01)	0 (0 to 0.01)	0 (0 to 0.01)	0 (0 to 0.01)	0 (0 to 0.01)	0 (0 to 0.01)	0 (0 to 0.01)	0 (0 to 0.01)	0 (0 to 0.01)	0 (0 to 0.01)	0 (0 to 0.01)	16.6
HIV/AIDS resulting in other diseases	0 (0 to 0)	0 (0 to 0)	466 (302 to 681)	272 (203 to 357)	230 (164 to 309)	229 (161 to 306)	422 (295 to 565)	1,290 (1,060 to 1,560)	2,260 (1,870 to 2,630)	3,050 (2,570 to 3,560)	5,010 (4,210 to 5,950)	4,890 (4,090 to 5,720)	4,620 (3,850 to 5,550)	3,140 (2,580 to 3,750)	2,360 (1,890 to 2,960)	1,310 (1,020 to 1,710)	942 (777 to 1,170)	221 (178 to 275)	76.6 (62.7 to 96.5)	19.2 (15.6 to 23.2)	3.7 (3.1 to 4.4)	0.6 (0.5 to 0.8)	0.1 (0.1 to 0.1)	31,000
Sexually transmitted infections excluding HIV	166 (97 to 261)	239 (124 to 377)	96.6 (49.2 to 157)	1.6 (0.8 to 2.7)	2.6 (1.3 to 4.3)	6.1 (3.1 to 10.1)	28.9 (14.7 to 47.8)	99.1 (50.4 to 164)	176 (89.7 to 291)	253 (129 to 419)	332 (169 to 550)	316 (161 to 523)	277 (141 to 459)	197 (100 to 326)	132 (67.2 to 219)	98.6 (50.2 to 163)	68.7 (35.0 to 114)	49.5 (25.2 to 82.1)	33.4 (17.0 to 55.3)	20.4 (10.4 to 33.8)	10.2 (5.2 to 16.9)	4.3 (2.2 to 7.1)	2.1 (1.1 to 3.5)	1,860
Syphilis	166 (97 to 261)	239 (123 to 377)	96.6 (49.2 to 157)	1.6 (0.8 to 2.7)	2.6 (1.3 to 4.3)	6.1 (3.1 to 10.1)	28.9 (14.7 to 47.8)	99.1 (50.4 to 164)	176 (89.7 to 291)	253 (129 to 419)	332 (169 to 550)	316 (161 to 523)	277 (141 to 459)	197 (100 to 326)	132 (67.2 to 219)	98.6 (50.2 to 163)	68.7 (35.0 to 114)	49.5 (25.2 to 82.1)	33.4 (17.0 to 55.3)	20.4 (10.4 to 33.8)	10.2 (5.2 to 16.9)	4.3 (2.2 to 7.1)	2.1 (1.1 to 3.5)	372
Chlamydial infection	0 (0 to 0)	0 (0 to 0)	0 (0 to 0)	0 (0 to 0)	0 (0 to 0)	0 (0 to 0)	0 (0 to 0)	0 (0 to 0)	0 (0 to 0)	0 (0 to 0)	0 (0 to 0)	0 (0 to 0)	0 (0 to 0)	0 (0 to 0)	0 (0 to 0)	0 (0 to 0)	0 (0 to 0)	0 (0 to 0)	0 (0 to 0)	0 (0 to 0)	0 (0 to 0)	0 (0 to 0)	0 (0 to 0)	0 (0 to 0)	158
Gonococcal infection	0 (0 to 0)	0 (0 to 0)	0 (0 to 0)	0 (0 to 0)	0 (0 to 0)	0 (0 to 0)	0 (0 to 0)	0 (0 to 0)	0 (0 to 0)	0 (0 to 0)	0 (0 to 0)	0 (0 to 0)	0 (0 to 0)	0 (0 to 0)	0 (0 to 0)	0 (0 to 0)	0 (0 to 0)	0 (0 to 0)	0 (0 to 0)	0 (0 to 0)	0 (0 to 0)	0 (0 to 0)	0 (0 to 0)	0 (0 to 0)	103
Trichomoniasis	0 (0 to 0)	0 (0 to 0)	0 (0 to 0)	0 (0 to 0)	0 (0 to 0)	0 (0 to 0)	0 (0 to 0)	0 (0 to 0)	0 (0 to 0)	0 (0 to 0)	0 (0 to 0)	0 (0 to 0)	0 (0 to 0)	0 (0 to 0)	0 (0 to 0)	0 (0 to 0)	0 (0 to 0)	0 (0 to 0)	0 (0 to 0)	0 (0 to 0)	0 (0 to 0)	0 (0 to 0)	0 (0 to 0)	0 (0 to 0)	0
Genital herpes	0 (0 to 0)	0 (0 to 0)	0 (0 to 0)	0 (0 to 0)	0 (0 to 0)	0 (0 to 0)	0 (0 to 0)	0 (0 to 0)	0 (0 to 0)	0 (0 to 0)	0 (0 to 0)	0 (0 to 0)	0 (0 to 0)	0 (0 to 0)	0 (0 to 0)	0 (0 to 0)	0 (0 to 0)	0 (0 to 0)	0 (0 to 0)	0 (0 to 0)	0 (0 to 0)	0 (0 to 0)	0 (0 to 0)	0 (0 to 0)	320
Other sexually transmitted infections	0 (0 to 0)	0 (0 to 0)	0 (0 to 0)	0 (0 to 0)	0 (0 to 0)	0 (0 to 0)	0 (0 to 0)	0 (0 to 0)	0 (0 to 0)	0 (0 to 0)	0 (0 to 0)	0 (0 to 0)	0 (0 to 0)	0 (0 to 0)	0 (0 to 0)	0 (0 to 0)	0 (0 to 0)	0 (0 to 0)	0 (0 to 0)	0 (0 to 0)	0 (0 to 0)	0 (0 to 0)	0 (0 to 0)	0 (0 to 0)	309
Respiratory infections and tuberculosis	923 (787 to 1,070)	478 (396 to 566)	6,740 (5,460 to 8,460)	2,360 (1,730 to 3,160)	1,010 (760 to 1,340)	1,060 (797 to 1,390)	1,140 (862 to 1,490)	1,140 (862 to 1,490)	1,160 (877 to 1,510)	1,160 (877 to 1,510)	1,160 (877 to 1,510)	1,160 (877 to 1,510)	1,160 (877 to 1,510)	1,160 (877 to 1,510)	1,160 (877 to 1,510)	1,160 (877 to 1,510)	1,160 (877 to 1,510)	1,160 (877 to 1,510)	1,160 (877 to 1,510)	1,160 (877 to 1,510)	1,160 (877 to 1,510)	1,160 (877 to 1,510)	1,160 (877 to 1,510)	58,700
Tuberculosis	0 (0 to 0)	0 (0 to 0)	51.7 (29.6 to 79.9)	29.4 (22.1 to 41.1)	29.9 (19.4 to 42.7)	36.6 (24.6 to 51.6)	59.6 (39.6 to 86.2)	79.6 (53.8 to 116)	96.6 (64.9 to 141)	126 (84.7 to 183)	156 (105 to 227)	179 (120 to 260)	202 (135 to 294)	208 (140 to 303)	211 (142 to 307)	196 (132 to 285)	178 (120 to 259)	157 (106 to 228)	128 (86.1 to 186)	94.6 (63.6 to 137)	64.6 (43.4 to 93.8)	36.1 (24.3 to 52.4)	16.1 (10.8 to 23.4)	2,650
Latent tuberculosis infection	0 (0 to 0)	0 (0 to 0)	0 (0 to 0)	0 (0 to 0)	0 (0 to 0)	0 (0 to 0)	0 (0 to 0)	0 (0 to 0)	0 (0 to 0)	0 (0 to 0)	0 (0 to 0)	0 (0 to 0)	0 (0 to 0)	0 (0 to 0)	0 (0 to 0)	0 (0 to 0)	0 (0 to 0)	0 (0 to 0)	0 (0 to 0)	0 (0 to 0)	0 (0 to 0)	0 (0 to 0)	0 (0 to 0)	0 (0 to 0)	0
Drug-susceptible tuberculosis	0 (0 to 0)	0 (0 to 0)	51.7 (29.6 to 79.9)	29.4 (22.1 to 41.1)	29.9 (19.4 to 42.7)	36.6 (24.6 to 51.6)	59.6 (39.6 to 86.2)	79.6 (53.8 to 116)	96.6 (64.9 to 141)	126 (84.7 to 183)	156 (105 to 227)	179 (120 to 260)	202 (135 to 294)	208 (140 to 303)	211 (142 to 307)	196 (132 to 285)	178 (120 to 259)	157 (106 to 228)	128 (86.1 to 186)	94.6 (63.6 to 137)	64.6 (43.4 to 93.8)	36.1 (24.3 to 52.4)	16.1 (10.8 to 23.4)	2,470
Multidrug-resistant tuberculosis without extensive drug-re	0 (0 to 0)	0 (0 to 0)	0.6 (0.2 to 1.6)	0.3 (0.1 to 0.8)	0.3 (0.1 to 0.8)	0.4 (0.2 to 1.1)	0.7 (0.3 to 1.8)	0.9 (0.4 to 2.4)	1.1 (0.5 to 2.9)	1.4 (0.6 to 3.8)	1.8 (0.8 to 4.8)	2.0 (0.9 to 5.4)	2.3 (1.0 to 6.1)	2.4 (1.1 to 6.4)	2.4 (1.1 to 6.4)	2.2 (1.0 to 6.0)	2.0 (0.9 to 5.5)	1.8 (0.8 to 5.0)	1.5 (0.6 to 4.1)	1.1 (0.4 to 3.0)	0.7 (0.3 to 1.9)	0.3 (0.1 to 0.8)	0.1 (0.1 to 0.3)	187
Extensively drug-resistant tuberculosis	0 (0 to 0)	0 (0 to 0)	0.2 (0 to 1.2)	0.2 (0 to 0.7)	0.2 (0 to 0.8)	0.2 (0 to 0.9)	0.4 (0 to 1.6)	0.5 (0 to 2.1)	0.6 (0 to 2.6)	0.8 (0 to 3.4)	1.0 (0 to 4.3)	1.2 (0 to 5.1)	1.4 (0 to 6.1)	1.5 (0 to 6.4)	1.5 (0 to 6.4)	1.4 (0 to 6.0)	1.3 (0 to 5.5)	1.2 (0 to 5.0)	1.0 (0 to 4.1)	0.8 (0 to 3.1)	0.5 (0 to 2.1)	0.2 (0 to 0.9)	0.1 (0 to 0.4)	24.4
Lower respiratory infections	697 (597 to 797)	164 (139 to 190)	1,560 (1,260 to 1,900)	583 (420 to 780)	444 (318 to 600)	394 (282 to 533)	407 (291 to 550)	1,060 (759 to 1,430)	1,060 (759 to 1,430)	1,060 (759 to 1,430)	1,060 (759 to 1,430)	1,060 (759 to 1,430)	1,060 (759 to 1,430)	1,060 (759 to 1,430)	1,060 (759 to 1,430)	1,060 (759 to 1,430)	1,060 (759 to 1,430)	1,060 (759 to 1,430)	1,060 (759 to 1,430)	1,060 (759 to 1,430)	1,060 (759 to 1,430)	1,060 (759 to 1,430)	1,060 (759 to 1,430)	48,600
Upper respiratory infections	226 (116 to 418)	314 (174 to 564)	4,560 (2,970 to 6,440)	1,760 (1,220 to 2,500)	562 (367 to 1,320)	659 (461 to 976)	731 (479 to 942)	77 (50.4 to 99.3)	97 (63.5 to 125)	117 (76.6 to 151)	144 (94.3 to 186)	169 (111 to 218)	202 (133 to 260)	211 (139 to 272)	211 (139 to 272)	196 (129 to 253)	178 (117 to 230)	157 (103 to 203)	128 (84.1 to 165)	94.6 (62.1 to 122)	64.6 (42.4 to 83.4)	36.1 (23.7 to 46.6)	16.1 (10.6 to 20.8)	7,050
Otitis media	0.7 (0.5 to 1.0)	0.4 (0.3 to 0.6)	19.3 (12.9 to 27.6)	11.6 (7.8 to 16.5)	2.8 (1.9 to 4.1)	1.2 (0.8 to 1.7)	0.6 (0.4 to 0.9)	0.4 (0.3 to 0.6)	0.3 (0.2 to 0.5)	0.3 (0.2 to 0.4)	0.3 (0.2 to 0.4)	0.3 (0.2 to 0.4)	0.3 (0.2 to 0.4)	0.3 (0.2 to 0.4)	0.3 (0.2 to 0.4)	0.3 (0.2 to 0.4)	0.3 (0.2 to 0.4)	0.3 (0.2 to 0.4)	0.3 (0.2 to 0.4)	0.3 (0.2 to 0.4)	0.3 (0.2 to 0.4)	0.3 (0.2 to 0.4)	0.3 (0.2 to 0.4)	1,780
Sinonasal infections	23.6 (19.6 to 28.2)	13.3 (10.7 to 16.2)	1,220 (1,000 to 3,600)	582 (479 to 2,020)	1,100 (717 to 1,760)	627 (466 to 1,300)	1,100 (811 to 1,950)	1,100 (811 to 1,950)	1,100 (811 to 1,950)	1,100 (811 to 1,950)	1,100 (811 to 1,950)	1,100 (811 to 1,950)	1,100 (811 to 1,950)	1,100 (811 to 1,950)	1,100 (811 to 1,950)	1,100 (811 to 1,950)	1,100 (811 to 1,950)	1,100 (811 to 1,950)	1,100 (811 to 1,950)	1,100 (811 to 1,950)	1,100 (811 to 1,950)	1,100 (811 to 1,950)	1,100 (811 to 1,950)	19,600
Chronic diseases	1,010 (1,000 to 1,020)	1,010 (1,000 to 1,020)	1,010 (1,000 to 1,020)



SR Table 2c. Sensitive DALYS by cause and sex orous for both sexes with 95% uncertainty intervals, 2019

Cause	Both Neonatal	Late Neonatal	1 to 4	5 to 9	10 to 14	15 to 19	20 to 24	25 to 29	30 to 34	35 to 39	40 to 44	45 to 49	50 to 54	55 to 59	60 to 64	65 to 69	70 to 74	75 to 79	80 to 84	85 to 89	90 to 94	95 plus	Total
All causes	21,000 (20,000 to 22,000)	6,070 (5,650 to 6,500)	23,900 (19,800 to 32,000)	19,900 (17,100 to 21,900)	12,200 (9,600 to 13,300)	17,000 (13,700 to 22,400)	26,700 (21,200 to 42,000)	27,100 (22,200 to 36,700)	27,100 (22,600 to 36,200)	28,000 (23,000 to 38,000)	28,700 (23,100 to 39,000)	28,700 (23,100 to 39,000)	28,600 (23,700 to 39,400)	31,200 (25,600 to 43,000)	33,000 (26,000 to 46,000)	34,000 (26,000 to 46,000)	37,000 (26,000 to 52,000)	37,000 (26,000 to 52,000)	27,000 (19,000 to 39,000)	13,700 (10,000 to 19,000)	6,190 (5,600 to 6,790)	719,000 (700,000 to 1,430)
Communicable, maternal, neonatal, and nutritional diseases	21,000 (20,100 to 22,000)	6,060 (5,640 to 6,500)	13,200 (9,370 to 18,400)	6,990 (5,420 to 8,140)	3,430 (2,720 to 3,920)	2,770 (2,230 to 3,630)	3,160 (2,530 to 4,630)	3,040 (2,430 to 4,630)	3,040 (2,530 to 4,220)	4,090 (3,220 to 5,250)	4,250 (3,350 to 5,290)	4,670 (3,700 to 5,670)	5,970 (4,780 to 6,930)	3,870 (3,060 to 4,630)	3,810 (2,970 to 4,630)	3,430 (2,770 to 4,260)	2,990 (2,220 to 3,930)	2,930 (2,220 to 3,930)	2,320 (1,720 to 3,130)	2,170 (1,660 to 2,890)	1,970 (1,560 to 2,560)	1,170 (910 to 1,620)	568 (450 to 1,130)	657 (577 to 759)	288,000 (288 to 573)	157,000
HIV/AIDS and sexually transmitted infections	3218 (998 to 141)	19.6 (7.6 to 274)	238 (186 to 299)	126 (111 to 143)	69.2 (58.2 to 100)	89.6 (75.2 to 103)	139 (103 to 221)	491 (387 to 671)	1,020 (801 to 1,330)	998 (814 to 1,290)	1,060 (867 to 1,290)	797 (663 to 956)	667 (547 to 816)	487 (397 to 596)	356 (290 to 441)	266 (216 to 340)	196 (147 to 262)	122 (91 to 166)	60 (44 to 81.4)	27.6 (20 to 37.1)	3.1 (2.3 to 4.1)	0.1 (0.1 to 0.2)	6,960
HIV/AIDS	0 (0 to 0)	0 (0 to 0)	206 (170 to 249)	124 (98.7 to 155)	83 (66.9 to 106)	81.2 (65.1 to 99.6)	199 (159 to 252)	422 (342 to 519)	962 (781 to 1,190)	979 (797 to 1,210)	997 (824 to 1,190)	779 (633 to 934)	606 (493 to 737)	406 (331 to 501)	211 (172 to 261)	177 (144 to 219)	109 (88.6 to 135)	38.2 (31 to 47.6)	11.6 (9.4 to 14.4)	2.6 (2.1 to 3.2)	0.1 (0.1 to 0.1)	0.0 (0.0 to 0.0)	5,320
HIV/AIDS - Drug-susceptible Tuberculosis	0 (0 to 0)	0 (0 to 0)	24.2 (16.2 to 34.7)	9.4 (6.3 to 13.4)	6.1 (4.1 to 8.8)	19.4 (13.1 to 28.1)	56.3 (38.1 to 81.5)	114 (77.5 to 165)	152 (103 to 220)	129 (87.6 to 186)	76.9 (52.2 to 111)	69.4 (47.1 to 100)	47.8 (32.4 to 69.2)	20.3 (13.8 to 29.4)	10.4 (7.1 to 15.1)	7.1 (4.8 to 10.3)	2.1 (1.4 to 3.1)	0.7 (0.5 to 1.1)	0.2 (0.1 to 0.3)	0.0 (0.0 to 0.1)	0.0 (0.0 to 0.0)	704
HIV/AIDS - Multidrug-resistant Tuberculosis without extensive	0 (0 to 0)	0 (0 to 0)	0.7 (0.1 to 1.8)	0.7 (0.1 to 1.8)	0.7 (0.1 to 1.8)	0.5 (0.1 to 1.4)	1.4 (0.2 to 3.6)	3.7 (0.4 to 9.2)	5.3 (0.6 to 13.1)	4.4 (0.5 to 11.1)	2.5 (0.3 to 6.4)	2.3 (0.3 to 5.9)	1.6 (0.2 to 4.1)	0.7 (0.1 to 1.8)	0.4 (0.1 to 1.1)	0.3 (0.0 to 0.8)	0.1 (0.0 to 0.3)	0.0 (0.0 to 0.1)	0.0 (0.0 to 0.0)	0.0 (0.0 to 0.0)	0.0 (0.0 to 0.0)	56.1
HIV/AIDS - Extensively drug-resistant Tuberculosis	0 (0 to 0)	0 (0 to 0)	0.2 (0 to 1.4)	0.1 (0 to 1.1)	0.1 (0 to 0.9)	0.1 (0 to 1.2)	0.3 (0 to 3.3)	0.7 (0 to 9.6)	1.0 (0 to 14.1)	0.9 (0 to 11.9)	0.5 (0 to 6.9)	0.4 (0 to 5.9)	0.3 (0 to 4.6)	0.1 (0 to 3.9)	0.1 (0 to 1.9)	0.1 (0 to 1.3)	0.0 (0 to 0.7)	0.0 (0 to 0.4)	0.0 (0 to 0.2)	0.0 (0 to 0.1)	0.0 (0 to 0.0)	8.8
HIV/AIDS resulting in other diseases	0 (0 to 0)	0 (0 to 0)	7.7 (1.9 to 23.1)	1.7 (0.4 to 5.1)	1.1 (0.3 to 3.3)	1.2 (0.3 to 3.6)	2.7 (0.7 to 8.1)	6.7 (1.7 to 20.1)	13.2 (3.3 to 39.6)	13.2 (3.3 to 39.6)	13.2 (3.3 to 39.6)	10.6 (2.6 to 31.7)	8.0 (2.0 to 23.9)	5.4 (1.3 to 16.1)	2.8 (0.7 to 8.4)	2.3 (0.6 to 7.0)	1.4 (0.4 to 4.3)	0.5 (0.1 to 1.6)	0.2 (0.0 to 0.5)	0.0 (0.0 to 0.1)	0.0 (0.0 to 0.0)	167
Sexually transmitted infections excluding HIV	3218 (998 to 141)	19.6 (7.6 to 274)	26.0 (12.0 to 46.2)	1.3 (0.7 to 2.1)	0.2 (0.1 to 0.4)	1.6 (1.1 to 2.3)	1.6 (1.1 to 2.6)	2.6 (1.8 to 3.9)	3.5 (2.5 to 5.2)	3.6 (2.6 to 5.3)	3.7 (2.6 to 5.5)	2.2 (1.6 to 3.2)	2.2 (1.6 to 3.2)	2.1 (1.5 to 3)	1.3 (0.9 to 1.9)	1.2 (0.8 to 1.8)	0.7 (0.5 to 1.1)	0.6 (0.4 to 0.9)	0.3 (0.2 to 0.5)	0.1 (0.1 to 0.2)	0.0 (0.0 to 0.1)	657
Syphilis	0 (0 to 0)	0 (0 to 0)	0.2 (0 to 0.6)	0.1 (0 to 0.4)	0.0 (0 to 0.1)	0.3 (0.1 to 0.6)	0.3 (0.1 to 0.6)	0.4 (0.2 to 0.8)	0.5 (0.2 to 1)	0.5 (0.2 to 1)	0.5 (0.2 to 1)	0.3 (0.1 to 0.7)	0.3 (0.1 to 0.7)	0.3 (0.1 to 0.7)	0.2 (0.1 to 0.5)	0.2 (0.1 to 0.4)	0.1 (0.1 to 0.3)	0.1 (0.0 to 0.2)	0.0 (0.0 to 0.1)	0.0 (0.0 to 0.1)	0.0 (0.0 to 0.0)	0.0 (0.0 to 0.0)	160
Chlamydial infection	0 (0 to 0)	0 (0 to 0)	0 (0 to 0)	0 (0 to 0)	0 (0 to 0)	0.3 (0.2 to 0.4)	1.4 (0.9 to 2.1)	5.1 (3.3 to 8.1)	7.2 (4.6 to 11.5)	6.7 (4.3 to 10.8)	5.3 (3.4 to 8.5)	4.1 (2.6 to 6.5)	3.5 (2.2 to 5.5)	2.8 (1.8 to 4.4)	1.8 (1.2 to 2.8)	1.5 (0.9 to 2.3)	0.9 (0.6 to 1.4)	0.6 (0.4 to 0.9)	0.3 (0.2 to 0.4)	0.2 (0.1 to 0.3)	0.0 (0.0 to 0.1)	0.0 (0.0 to 0.0)	62.6
Gonococcal infection	0 (0 to 0)	0 (0 to 0)	0 (0 to 0)	0 (0 to 0)	0 (0 to 0)	0.1 (0.0 to 0.1)	0.2 (0.1 to 0.3)	0.6 (0.4 to 0.7)	0.7 (0.5 to 0.9)	0.7 (0.5 to 0.9)	0.6 (0.4 to 0.8)	0.4 (0.3 to 0.6)	0.3 (0.2 to 0.5)	0.2 (0.2 to 0.4)	0.2 (0.1 to 0.3)	0.1 (0.1 to 0.2)	0.1 (0.0 to 0.1)	0.0 (0.0 to 0.1)	0.0 (0.0 to 0.0)	0.0 (0.0 to 0.0)	0.0 (0.0 to 0.0)	0.0 (0.0 to 0.0)	47
Trichomoniasis	0 (0 to 0)	0 (0 to 0)	0 (0 to 0)	0 (0 to 0)	0.1 (0 to 0.1)	0.6 (0.3 to 1.1)	1.8 (0.9 to 3.2)	3.6 (1.8 to 6.5)	5.2 (2.6 to 9.3)	4.8 (2.4 to 8.7)	3.8 (1.9 to 6.8)	2.9 (1.4 to 5.2)	2.5 (1.2 to 4.5)	2.0 (1 to 3.6)	1.3 (0.6 to 2.3)	1.1 (0.5 to 1.9)	0.6 (0.3 to 1.1)	0.4 (0.2 to 0.8)	0.2 (0.1 to 0.4)	0.1 (0.0 to 0.2)	0.0 (0.0 to 0.1)	0.0 (0.0 to 0.0)	44.7
Genital herpes	0 (0 to 0)	0 (0 to 0)	0 (0 to 0)	0 (0 to 0)	0 (0 to 0)	0.1 (0.0 to 0.1)	0.3 (0.2 to 0.5)	0.8 (0.5 to 1.2)	1.2 (0.8 to 1.8)	1.2 (0.8 to 1.8)	1.1 (0.7 to 1.7)	0.8 (0.5 to 1.2)	0.6 (0.4 to 0.9)	0.4 (0.3 to 0.7)	0.3 (0.2 to 0.5)	0.2 (0.1 to 0.4)	0.1 (0.1 to 0.3)	0.1 (0.0 to 0.2)	0.0 (0.0 to 0.1)	0.0 (0.0 to 0.1)	0.0 (0.0 to 0.0)	0.0 (0.0 to 0.0)	19.8
Other sexually transmitted infections	0 (0 to 0)	0 (0 to 0)	0 (0 to 0)	0 (0 to 0)	0 (0 to 0)	0.9 (0.6 to 1.3)	2.1 (1.3 to 3.1)	3.3 (2.1 to 4.9)	4.7 (3.1 to 7.1)	4.7 (3.1 to 7.1)	4.6 (3.1 to 7.1)	3.7 (2.4 to 5.7)	3.1 (2.1 to 4.8)	2.5 (1.6 to 3.9)	1.6 (1.1 to 2.5)	1.3 (0.8 to 2.1)	0.8 (0.5 to 1.3)	0.5 (0.4 to 1.1)	0.3 (0.2 to 0.7)	0.2 (0.1 to 0.4)	0.0 (0.0 to 0.1)	0.0 (0.0 to 0.1)	97.2
Respiratory infections and tuberculosis	387 (401 to 409)	3,960 (2,850 to 5,880)	1,980 (1,120 to 2,790)	688 (480 to 934)	310 (230 to 427)	1,160 (850 to 1,560)	1,160 (866 to 1,610)	1,210 (900 to 1,630)	1,190 (889 to 1,640)	1,240 (928 to 1,690)	1,290 (955 to 1,770)	1,290 (966 to 1,760)	1,290 (966 to 1,760)	1,360 (982 to 1,930)	1,350 (983 to 1,930)	1,350 (983 to 1,930)	1,290 (983 to 1,760)	1,290 (983 to 1,760)	1,200 (883 to 1,720)	1,200 (883 to 1,720)	1,200 (884 to 1,720)	277 (277 to 284)	39,000
Tuberculosis	0 (0 to 0)	0 (0 to 0)	62.2 (33.5 to 63.3)	39.2 (24.1 to 61.1)	39.1 (23.7 to 39.4)	139 (89.4 to 139)	178 (122 to 225)	178 (122 to 225)	178 (122 to 225)	178 (122 to 225)	178 (122 to 225)	178 (122 to 225)	178 (122 to 225)	178 (122 to 225)	178 (122 to 225)	178 (122 to 225)	178 (122 to 225)	178 (122 to 225)	178 (122 to 225)	178 (122 to 225)	178 (122 to 225)	29.9 (29.9 to 30)	3,180
Latent tuberculosis infection	0 (0 to 0)	0 (0 to 0)	0 (0 to 0)	0 (0 to 0)	0 (0 to 0)	0.1 (0.0 to 0.1)	0.2 (0.1 to 0.3)	0.4 (0.2 to 0.6)	0.5 (0.3 to 0.8)	0.5 (0.3 to 0.8)	0.5 (0.3 to 0.8)	0.4 (0.2 to 0.6)	0.3 (0.2 to 0.5)	0.3 (0.2 to 0.5)	0.2 (0.1 to 0.3)	0.2 (0.1 to 0.3)	0.1 (0.1 to 0.2)	0.1 (0.0 to 0.1)	0.0 (0.0 to 0.1)	0.0 (0.0 to 0.1)	0.0 (0.0 to 0.0)	0.0 (0.0 to 0.0)	6
Drug-susceptible Tuberculosis	0 (0 to 0)	0 (0 to 0)	49.6 (26.7 to 50.5)	39.0 (24.0 to 60.8)	39.0 (23.7 to 39.3)	139 (89.2 to 139)	178 (122 to 225)	178 (122 to 225)	178 (122 to 225)	178 (122 to 225)	178 (122 to 225)	178 (122 to 225)	178 (122 to 225)	178 (122 to 225)	178 (122 to 225)	178 (122 to 225)	178 (122 to 225)	178 (122 to 225)	178 (122 to 225)	178 (122 to 225)	178 (122 to 225)	29.9 (29.9 to 30)	3,160
Multidrug-resistant tuberculosis without extensive drug-resista	0 (0 to 0)	0 (0 to 0)	3.4 (2.2 to 16.6)	2.6 (1.7 to 12.3)	0.9 (0.7 to 1.7)	1.1 (0.7 to 1.9)	2.1 (1.3 to 3.1)	7.3 (4.5 to 10.8)	13.4 (8.3 to 19.8)	11.1 (6.9 to 16.4)	12.6 (7.9 to 18.6)	12 (7.5 to 17.8)	12.7 (7.9 to 18.8)	13.7 (8.7 to 20.1)	13.7 (8.7 to 20.1)	13.7 (8.7 to 20.1)	10.2 (6.5 to 15.1)	6.6 (4.2 to 9.8)	3.3 (2.1 to 4.9)	1.8 (1.1 to 2.6)	0.1 (0.1 to 0.2)	0.0 (0.0 to 0.0)	126
Extensively drug-resistant tuberculosis	0 (0 to 0)	0 (0 to 0)	0.6 (0.3 to 1.4)	0.4 (0.2 to 1.1)	0.1 (0.1 to 0.4)	0.2 (0.1 to 0.5)	0.3 (0.1 to 1.1)	1.4 (0.5 to 4.1)	1.8 (0.7 to 5.1)	1.8 (0.7 to 5.1)	2.1 (0.7 to 5.9)	2.2 (0.7 to 6.1)	2.2 (0.7 to 6.1)	2.2 (0.7 to 6.1)	1.7 (0.6 to 4.7)	1.1 (0.4 to 3.1)	0.7 (0.2 to 2)	0.4 (0.1 to 1.1)	0.2 (0.1 to 0.6)	0.1 (0.0 to 0.3)	0.0 (0.0 to 0.1)	0.0 (0.0 to 0.0)	20.1
Lower respiratory infections	386 (385 to 409)	357 (2,850 to 5,880)	3,730 (2,270 to 5,500)	1,450 (1,010 to 2,010)	297 (197 to 430)	291 (177 to 534)	331 (216 to 618)	358 (216 to 722)	358 (216 to 722)	384 (229 to 807)	474 (282 to 1,000)	597 (357 to 1,260)	597 (357 to 1,260)	773 (463 to 1,630)	868 (519 to 1,790)	868 (519 to 1,790)	967 (579 to 1,970)	1,000 (597 to 2,040)	1,000 (597 to 2,040)	1,000 (597 to 2,040)	796 (597 to 1,290)	382 (287 to 618)	270 (179 to 384)	16,700
Upper respiratory infections	1.2 (0.4 to 2.4)	0.4 (0.1 to 0.9)	0.6 (0.2 to 1.2)	0.4 (0.1 to 0.8)	0.2 (0.1 to 0.4)	0.2 (0.1 to 0.4)	0.2 (0.1 to 0.4)	0.2 (0.1 to 0.4)	0.2 (0.1 to 0.4)	0.2 (0.1 to 0.4)	0.2 (0.1 to 0.4)	0.2 (0.1 to 0.4)	0.2 (0.1 to 0.4)	0.2 (0.1 to 0.4)	0.2 (0.1 to 0.4)	0.2 (0.1 to 0.4)	0.2 (0.1 to 0.4)	0.2 (0.1 to 0.4)	0.2 (0.1 to 0.4)	0.2 (0.1 to 0.4)	0.2 (0.1 to 0.4)	0.1 (0.1 to 0.1)	2,340
Otitis media	0 (0 to 0.2)	2.4 (0.9 to 5.4)	1.2 (0.6 to 2.6)	0.6 (0.3 to 1.4)	0.2 (0.1 to 0.5)	0.1 (0.1 to 0.3)	0.1 (0.1 to 0.3)	0.1 (0.1 to 0.3)	0.1 (0.1 to 0.3)	0.1 (0.1 to 0.3)	0.1 (0.1 to 0.3)	0.1 (0.1 to 0.3)	0.1 (0.1 to 0.3)	0.1 (0.1 to 0.3)	0.1 (0.1 to 0.3)	0.1 (0.1 to 0.3)	0.1 (0.1 to 0.3)	0.1 (0.1 to 0.3)	0.1 (0.1 to 0.3)	0.1 (0.1 to 0.3)	0.1 (0.1 to 0.3)	0.0 (0.0 to 0.0)	727
Enteric infections	282 (189 to 420.4)	79.1 (46.1 to 119)	2,460 (1,380 to 3,800)	1,060 (679 to 1,560)	478 (279 to 629)	376 (205 to 579)	239 (130 to 329)	237 (114 to 329)	274 (132 to 381)	235 (114 to 329)	266 (127 to 374)	299 (143 to 422)	299 (143 to 422)	273 (131 to 386)	243 (116 to 344)	199 (95 to 282)	137 (65 to 193)	93 (44 to 132)	56 (26 to 79)	28 (13 to 40)	14 (6.7 to 20)	3.2 (1.5 to 4.5)	9,217 (8,960 to 9,481)
Diarrheal diseases	282 (189 to 420.4)	79.1 (46.1 to 119)	2,460 (1,380 to 3,800)	1,060 (686 to 1,530)	478 (286 to 629)	376 (193 to 579)	239 (130 to 329)	237 (101 to 329)	274 (113 to 381)	235 (113 to 329)	266 (113 to 374)	299 (150 to 364)	299 (150 to 364)	273 (150 to 339)	243 (150 to 339)	199 (150 to 339)	137 (93 to 193)	93 (93 to 132)	56 (56 to 79)	28 (28 to 40)	14 (14 to 20)	3.2 (3.2 to 4.5)	7,910
Typhoid and paratyphoid	0 (0 to 0)	0 (0 to 0)	0.4 (0.1 to 0.8)	0.3 (0.2 to 0.6)	0.1 (0.1 to 0.1)	0.2 (0.2 to 0.2)	0.2 (0.2 to 0.2)	0.2 (0.2 to 0.2)	0.2 (0.2 to 0.2)	0.2 (0.2 to 0.2)	0.2 (0.2 to 0.2)	0.2 (0.2 to 0.2)	0.2 (0.2 to 0.2)	0.2 (0.2 to 0.2)	0.2 (0.2 to 0.2)	0.2 (0.2 to 0.2)	0.2 (0.2 to 0.2)	0.2 (0.2 to 0.2)	0.2 (0.2 to 0.2)	0.2 (0.2 to 0.2)	0.2 (0.2 to 0.2)	0.0 (0.0 to 0.0)	7.6
Typhoid fever	0 (0 to 0)	0 (0 to 0)	0.3 (0.1 to 0.6)	0.2 (0.1 to 0.5)	0.1 (0.1 to 0.1)	0.1 (0.1 to 0.1)	0.2 (0.1 to 0.2)	0.2 (0.1 to 0.2)	0.2 (0.1 to 0.2)	0.2 (0.1 to 0.2)	0.2 (0.1 to 0.2)	0.2 (0.1 to 0.2)	0.2 (0.1 to 0.2)	0.2 (0.1 to 0.2)	0.2 (0.1 to 0.2)	0.2 (0.1 to 0.2)	0.2 (0.1 to 0.2)	0.2 (0.1 to 0.2)	0.2 (0.1 to 0.2)	0.2 (0.1 to 0.2)	0.2 (0.1 to 0.2)	0.0 (0.0 to 0.0)	7.1
Paratyphoid fever	0 (0 to 0)	0 (0 to 0)	0.1 (0 to 0.2)	0.1 (0 to 0.1)	0.0 (0 to 0.0)	0.0 (0 to 0.0)	0.0 (0 to 0.0)	0.0 (0 to 0.0)	0.0 (0 to 0.0)	0.0 (0 to 0.0)	0.0 (0 to 0.0)	0.0 (0 to 0.0)	0.0 (0 to 0.0)	0.0 (0 to 0.0)	0.0 (0 to 0.0)	0.0 (0 to 0.0)	0.0 (0 to 0.0)	0.0 (0 to 0.0)	0.0 (0 to 0.0)	0.0 (0 to 0.0)	0.0 (0 to 0.0)	0.0 (0 to 0.0)	0.4
Invasive Non-typhoidal Salmonella (iNTS)	0 (0 to 0)	0.7 (0.1 to 0.9)	11.2 (2.9 to 17.7)	8.6 (2.9 to 17.4)	2.9 (1.1 to 7.3)	3 (1.2 to 6.9)	2 (0.8 to 5.2)	2 (0.8 to 5.2)	1.7 (0.6 to 4.4)	1.6 (0.6 to 4.1)	1.4 (0.5 to 3.3)	1.3 (0.5 to 3.1)	1.1 (0.4 to 2.7)	1.0 (0.4 to 2.5)	0.8 (0.3 to 2.1)	0.8 (0.3 to 2.1)	0.6 (0.2 to 1.7)	0.4 (0.2 to 1.1)	0.2 (0.1 to 0.6)	0.1 (0.0 to 0.3)	0.0 (0.0 to 0.1)	0.0 (0.0 to 0.0)	56
Other intestinal infectious diseases	0 (0 to 0)	0 (0 to 0)	3.7 (1.1 to 11.8)	3.0 (0.9 to 10.4)	1.3 (0.4 to 3.4)	1.2 (0.4 to 3.2)	1.2 (0.4 to 3.1)	1.2 (0.4 to 3.1)	1.1 (0.4 to 2.9)	1.1 (0.4 to 2.9)	1.1 (0.4 to 2.9)	1.1 (0.4 to 2.9)	1.1 (0.4 to 2.9)	1.1 (0.4 to 2.9)	1.1 (0.4 to 2.9)	1.1 (0.4 to 2.9)	1.1 (0.4 to 2.9)	1.1 (0.4 to 2.9)	1.1 (0.4 to 2.9)	1.1 (0.4 to 2.9)	1.1 (0.4 to 2.9)	0.0 (0.0 to 0.1)	19.1
Neglected tropical diseases and malaria	17.4 (9.9 to 27.4)	0.9 (0.3 to 2.1)	1.9 (0.7 to 4.1)	3.5 (1.3 to 7.5)	2.1 (0.8 to 4.5)	2.6 (1.1 to 5.2)	2.6 (1.1 to 5.2)	2.6 (1.1 to 5.2)	2.6 (1.1 to 5.2)	2.6 (1.1 to 5.2)	2.6 (1.1 to 5.2)	2.6 (1.1 to 5.2)	2.6 (1.1 to 5.2)	2.6 (1.1 to 5.2)	2.6 (1.1 to 5.2)	2.6 (1.1 to 5.2)	2.6 (1.1 to 5.2)	2.6 (1.1 to 5.2)	2.6 (1.1 to 5.2)	2.6 (1.1 to 5.2)	2.6 (1.1 to 5.2)	0.0 (0.0 to 0.0)	5,320
Malaria	0 (0 to 0)	0 (0 to 0)	1.3 (0.5 to 3.1)	3.4 (1.3 to 7.3)	2.1 (0.8 to 4.5)	2.6 (1.1 to 5.2)	2.6 (1.1 to 5.2)	2.6 (1.1 to 5.2)	2.6 (1.1 to 5.2)	2.6 (1.1 to 5.2)	2.6 (1.1 to 5.2)	2.6 (1.1 to 5.2)	2.6 (1.1 to 5.2)	2.6 (1.1 to 5.2)	2.6 (1.1 to 5.2)	2.6 (1.1 to 5.2)	2.6 (1.1 to 5.2)	2.6 (1.1 to 5.2)	2.6 (1.1 to 5.2)	2.6 (1.1 to 5.2)	2.6 (1.1 to 5.2)	0.0 (0.0 to 0.0)	31.9
Chagas disease	0 (0 to 0)	0 (0 to 0)	0.2 (0 to 0.5)	0.2 (0 to 0.5)	0.1 (0 to 0.3)	0.1 (0 to 0.3)	0.1 (0 to 0.3)	0.1 (0 to 0.3)	0.1 (0 to 0.3)	0.1 (0 to 0.3)	0.1 (0 to 0.3)	0.1 (0 to 0.3)	0.1 (0 to 0.3)	0.1 (0 to 0.3)	0.1 (0 to 0.3)	0.1 (0 to 0.3)	0.1 (0 to 0.3)	0.1 (0 to 0.3)	0.1 (0 to 0.3)	0.1 (0 to 0.3)	0.1 (0 to 0.3)	0.0 (0 to 0.0)	2.3
Leishmaniasis	0 (0 to 0)	0 (0 to 0)	0.2 (0 to 1.1)	0.2 (0 to 0.8)	0.1 (0 to 0.5)	0.1 (0 to 0.5)	0.1 (0 to 0.5)	0.1 (0 to 0.5)	0.1 (0 to 0.5)	0.1 (0 to 0.5)	0.1 (0 to 0.5)	0.1 (0 to 0.5)	0.1 (0 to 0.5)	0.1 (0 to 0.5)	0.1 (0 to 0.5)	0.1 (0 to 0.5)	0.1 (0 to 0.5)	0.1 (0 to 0.5)	0.1 (0 to 0.5)	0.1 (0 to 0.5)	0.1 (0 to 0.5)	0.0 (0 to 0.0)	1.7
Visceral leishmaniasis	0 (0 to 0)	0 (0 to 0)	0 (0 to 0.1)	0 (0 to 0.1)	0 (0 to 0.1)	0 (0 to 0.1)	0 (0 to 0.1)	0 (0 to 0.1)	0 (0 to 0.1)	0 (0 to 0.1)	0 (0 to 0.1)	0 (0 to 0.1)	0 (0 to 0.1)	0 (0 to 0.1)	0 (0 to 0.1)	0 (0 to 0.1)	0 (0 to 0.1)	0 (0 to 0.1)	0 (0 to 0.1)	0 (0 to 0.1)	0 (0 to 0.1)	0 (0 to 0.1)	0.0 (0 to 0.0)	0.1
Cutaneous and mucocutaneous leishmaniasis	0 (0 to 0)	0 (0 to 0)	0 (0 to 0.1)	0 (0 to 0.1)	0 (0 to 0.1)	0 (0 to 0.1)	0 (0 to 0.1)	0 (0 to 0.1)	0 (0 to 0.1)	0 (0 to 0.1)	0 (0 to 0.1)	0 (0 to 0.1)	0 (0 to 0.1)	0 (0 to 0.1)	0 (0 to 0.1)	0 (0 to 0.1)	0 (0 to 0.1)	0 (0 to 0.1)	0 (0 to 0.1)	0 (0 to 0.1)	0 (0 to 0.1)	0 (0 to 0.1)	0.0 (0 to 0.0)	1.6
Schistosomiasis	0 (0 to 0)	0 (0 to 0)	0 (0 to 0.1)	0 (0 to 0.1)	0 (0 to 0.1)	0 (0 to 0.1)	0 (0 to 0.1)	0 (0 to 0.1)	0 (0 to 0.1)	0 (0 to 0.1)	0 (0 to 0.1)	0 (0 to 0.1)	0 (0 to 0.1)	0 (0 to 0.1)	0 (0 to 0.1)	0 (0 to 0.1)	0 (0 to 0.1)	0 (0 to 0.1)	0 (0 to 0.1)	0 (0 to 0.1)	0 (0 to 0.1)	0 (0 to 0.1)	0.0 (0 to 0.0)	0.4
Cysticercosis	0 (0 to 0)	0 (0 to 0)	0.1 (0 to 0.2)	0.2 (0 to 0.4)	0.1 (0 to 0.2)	0.1 (0 to 0.2)	0.1 (0 to 0.2)	0.1 (0 to 0.2)	0.1 (0 to 0.2)	0.1 (0 to 0.2)	0.1 (0 to 0.2)	0.1 (0 to 0.2)	0.1 (0 to 0.2)	0.1 (0 to 0.2)	0.1 (0 to 0.2)	0.1 (0 to 0.2)	0.1 (0 to 0.2)	0.1 (0 to 0.2)	0.1 (0 to 0.2)	0.1 (0 to 0.2)	0.1 (0 to 0.2)	0.0 (0 to 0.0)	1.4
Cystic echinococcosis	0 (0 to 0)	0 (0 to 0)	0 (0 to 0)	0 (0 to 0)	0 (0 to 0)	0 (0 to 0)	0 (0 to 0)	0 (0 to 0)	0 (0 to 0)	0 (0 to 0)	0 (0 to 0)	0 (0 to 0)	0 (0 to 0)	0 (0 to 0)	0 (0 to 0)	0 (0 to 0)	0 (0 to 0)	0 (0 to 0)	0 (0 to 0)	0 (0 to 0)	0 (0 to 0)	0 (0 to 0)	0.0 (0 to 0.0)	0.2
Lymphatic filariasis	0 (0 to 0)	0 (0 to 0)	0 (0 to 0)	0 (0 to 0)	0 (0 to 0)	0 (0 to 0)	0 (0 to 0)	0 (0 to 0)	0 (0 to 0)	0 (0 to 0)	0 (0 to 0)	0 (0 to 0)	0 (0 to 0)	0 (0 to 0)	0 (0 to 0)	0 (0 to 0)	0 (0 to 0)	0 (0 to 0)	0 (0 to 0)	0 (0 to 0)	0 (0 to 0)	0 (0 to 0)	0.0 (0 to 0.0)	0
Onchocerciasis	0 (0 to 0)	0 (0 to 0)	0 (0 to 0)	0 (0 to 0)	0 (0 to 0)	0 (0 to 0)	0 (0 to 0)	0 (0 to 0)	0 (0 to 0)	0 (0 to 0)	0 (0 to 0)	0 (0 to 0)	0 (0 to 0)	0 (0 to 0)	0 (0 to 0)	0 (0 to 0)	0 (0 to 0)	0 (0 to 0)	0 (0 to 0)	0 (0 to 0)	0 (0 to 0)	0 (0 to 0)	0.0 (0 to 0.0)	0
Trachoma	0 (0 to 0)	0 (0 to 0)	0 (0 to 0)	0 (0 to 0)	0 (0 to 0)	0 (0 to 0)	0 (0 to 0)	0 (0 to 0)	0 (0 to 0)	0 (0 to 0)	0 (0 to 0)	0 (0 to 0)	0 (0 to 0)	0 (0 to 0)	0 (0 to 0)	0 (0 to 0)	0 (0 to 0)	0 (0 to 0)	0 (0 to 0)	0 (0 to 0)	0 (0 to 0)	0 (0 to 0)	0.0 (0 to 0.0)	1
Dengue	0 (0 to 0.6)	23.0 (9.0 to 67.9)	27.9 (16.9 to 54.4)	0.3 (0 to 1.1)	49.7 (33.1 to 84.2)	3.9 (1.4 to 7.9)	3.9 (1.4 to 7.9)	3.9 (1.4 to 7.9)	4.2 (1.4 to 7.9)	4.7 (1.4 to 7.9)	3.9 (1.4 to 7.9)	3.9 (1.4 to 7.9)	3.9 (1.4 to 7.9)	3.9 (1.4 to 7.9)	3.1 (1.1 to 6.3)	2.7 (0.9 to 5.4)	2.3 (0.8 to 4.6)	1.6 (0.6 to 3.2)	0.8 (0.3 to 1.6)	0.4 (0.1 to 0.8)	0.1 (0.0 to 0.2)	562
Yellow fever	0 (0 to 0)	0 (0 to 0)	0 (0 to 0)	0 (0 to 0)	0 (0 to 0)	0 (0 to 0)	0 (0 to 0)	0 (0 to 0)	0 (0 to 0)	0 (0 to 0)	0 (0 to 0)	0 (0 to 0)	0 (0 to 0)	0 (0 to 0)	0 (0 to 0)	0 (0 to 0)	0 (0 to 0)	0 (0 to 0)	0 (0 to 0)	0 (0 to 0)	0 (0 to 0)	0 (0 to 0)	0.0 (0 to 0.0)	0
Rabies	0 (0 to 0)	0 (0 to 0)	0.1 (0 to 0.2)	0.1 (0 to 0.2)	0.0 (0 to 0.1)	0.0 (0 to 0.1)	0.0 (0 to 0.1)	0.0 (0 to 0.1)	0.0 (0 to 0.1)	0.0 (0 to 0.1)	0.0 (0 to 0.1)	0.0 (0 to 0.1)	0.0 (0 to 0.1)	0.0 (0 to 0.1)	0.0 (0 to 0.1)



All Table 3c: Sao Paulo 2015 Epi year and age groups for both sexes with 95% credibility intervals, 2019

Cause	Early Neonatal	Late Neonatal	Post Neonatal	1 to 4	5 to 9	10 to 14	15 to 19	20 to 24	25 to 29	30 to 34	35 to 39	40 to 44	45 to 49	50 to 54	55 to 59	60 to 64	65 to 69	70 to 74	75 to 79	80 to 84	85 to 89	90 to 94	95 plus	Total
All causes	262,000 (252,000 to 272,000)	91,500 (87,000 to 96,000)	264,000 (249,000 to 280,000)	192,000 (179,000 to 205,000)	171,000 (159,000 to 183,000)	346,000 (322,000 to 370,000)	444,000 (414,000 to 475,000)	583,000 (545,000 to 624,000)	630,000 (591,000 to 670,000)	724,000 (681,000 to 767,000)	677,000 (637,000 to 717,000)	677,000 (637,000 to 717,000)	919,000 (867,000 to 973,000)	1,020,000 (961,000 to 1,080,000)	1,110,000 (1,050,000 to 1,170,000)	1,130,000 (1,070,000 to 1,190,000)	1,050,000 (989,000 to 1,110,000)	1,050,000 (989,000 to 1,110,000)	905,000 (852,000 to 958,000)	732,000 (689,000 to 775,000)	555,000 (520,000 to 590,000)	1,020,000 (951,000 to 1,090,000)	10,200,000 (9,610,000 to 10,800,000)	13,400,000
Communicable, maternal, neonatal, and nutritional diseases	223,000 (172,000 to 258,000)	34,000 (27,000 to 41,000)	119,000 (146,000 to 93,000)	50,000 (46,700 to 76,000)	20,000 (23,000 to 18,000)	21,000 (24,000 to 18,000)	23,000 (26,000 to 20,000)	25,000 (28,000 to 22,000)	26,000 (29,000 to 23,000)	29,000 (32,000 to 26,000)	30,000 (33,000 to 27,000)	36,000 (40,000 to 32,000)	46,000 (51,000 to 41,000)	59,000 (65,000 to 53,000)	73,000 (81,000 to 66,000)	89,000 (100,000 to 80,000)	110,000 (124,000 to 98,000)	134,000 (151,000 to 120,000)	154,000 (174,000 to 137,000)	170,000 (192,000 to 151,000)	183,000 (207,000 to 163,000)	194,000 (220,000 to 173,000)	1,719,000 (1,610,000 to 1,830,000)
HIV/AIDS and sexually transmitted infections	4,000 (3,000 to 5,000)	4,000 (3,000 to 5,000)	1,000 (1,000 to 1,000)	1,000 (1,000 to 1,000)	1,000 (1,000 to 1,000)	1,000 (1,000 to 1,000)	2,000 (2,000 to 2,000)	3,000 (3,000 to 3,000)	4,000 (3,000 to 4,000)	5,000 (4,000 to 5,000)	5,000 (4,000 to 5,000)	6,000 (5,000 to 6,000)	7,000 (6,000 to 8,000)	8,000 (7,000 to 9,000)	9,000 (8,000 to 10,000)	10,000 (9,000 to 11,000)	11,000 (10,000 to 12,000)	12,000 (11,000 to 13,000)	12,000 (11,000 to 13,000)	12,000 (11,000 to 13,000)	12,000 (11,000 to 13,000)	12,000 (11,000 to 13,000)	97,000 (87,000 to 107,000)
HIV/AIDS	0 (0 to 0)	0 (0 to 0)	1,000 (1,000 to 1,000)	500 (400 to 600)	400 (300 to 500)	700 (600 to 800)	2,000 (1,000 to 2,000)	3,000 (2,000 to 3,000)	4,000 (3,000 to 4,000)	5,000 (4,000 to 6,000)	6,000 (5,000 to 7,000)	7,000 (6,000 to 8,000)	8,000 (7,000 to 9,000)	9,000 (8,000 to 10,000)	10,000 (9,000 to 11,000)	11,000 (9,000 to 12,000)	11,000 (9,000 to 12,000)	11,000 (9,000 to 12,000)	11,000 (9,000 to 12,000)	11,000 (9,000 to 12,000)	11,000 (9,000 to 12,000)	11,000 (9,000 to 12,000)	90,000 (74,000 to 105,000)
HIV/AIDS - Drug-susceptible Tuberculosis	0 (0 to 0)	0 (0 to 0)	120 (70 to 170)	40 (27 to 53)	40 (27 to 53)	60 (41 to 79)	197 (134 to 260)	370 (252 to 488)	1,200 (820 to 1,580)	1,700 (1,160 to 2,240)	2,270 (1,550 to 2,990)	2,260 (1,540 to 2,980)	1,920 (1,310 to 2,530)	1,520 (1,040 to 2,000)	1,150 (784 to 1,520)	932 (636 to 1,230)	840 (573 to 1,110)	745 (508 to 983)	472 (322 to 623)	248 (169 to 327)	111 (75 to 146)	61 (41 to 80)	14,000 (9,550 to 18,500)
HIV/AIDS - Multidrug-resistant Tuberculosis without extensive drug resistance	0 (0 to 0)	0 (0 to 0)	0 (0 to 0)



Exposure to forces of nature	0.4 (0.3 to 0.4)	1.1 (1 to 1.2)	9.1 (8.3 to 10)	46 (41.9 to 50.7)	48.6 (42.1 to 52.7)	63.7 (57.3 to 72.9)	69.3 (61.7 to 79.1)	73.1 (64.4 to 82.7)	73.1 (62.5 to 85.1)	71.4 (60.1 to 86.5)	75.1 (62.4 to 89.6)	80 (67 to 97.9)	73.1 (59.8 to 93)	63.6 (52.1 to 81)	53 (42 to 68.3)	43 (33.3 to 57.2)	39.2 (29.3 to 51.8)	26.6 (21.2 to 35)	18 (13.6 to 24.3)	11.9 (9.5 to 14.1)	7.2 (6.1 to 8.7)	5.5 (5 to 6.2)	1.3 (1.1 to 1.4)	0.3 (0.3 to 0.4)	671
Other unintentional injuries	29.1 (23.7 to 36.6)	14.2 (7.9 to 20.4)	636 (580 to 701)	764 (696 to 853)	760 (621 to 892)	1,159 (952 to 1,493)	2,610 (1,900 to 3,380)	3,808 (2,955 to 4,955)	3,766 (2,600 to 4,790)	4,100 (2,629 to 5,749)	4,105 (2,488 to 6,238)	3,965 (2,170 to 6,793)	3,665 (2,068 to 6,328)	3,230 (2,063 to 5,659)	2,166 (1,229 to 3,552)	1,663 (1,029 to 2,728)	1,146 (651 to 1,930)	874 (573 to 1,413)	600 (387 to 799)	401 (259 to 568)	197 (148 to 257)	100 (69.3 to 136.9)	42,700
Self-harm and interpersonal violence	0.3 (0.2 to 0.3)	199 (0.1 to 0.5)	2,990 (2,130 to 4,080)	3,250 (2,170 to 4,770)	2,170 (1,750 to 2,710)	7,430 (5,110 to 9,770)	73,600 (53,000 to 99,000)	88,300 (65,800 to 117,000)	85,100 (62,900 to 113,000)	74,600 (53,900 to 101,000)	62,000 (43,000 to 87,000)	45,100 (29,000 to 67,400)	36,500 (23,000 to 55,600)	22,500 (13,700 to 34,000)	13,500 (7,900 to 20,500)	6,760 (3,900 to 10,600)	4,000 (2,300 to 6,200)	2,000 (1,200 to 3,100)	990 (600 to 1,420)	470 (290 to 680)	150 (120 to 190)	41.9 (34.1 to 50.6)	548,000
Self-harm	0 (0 to 0)	0 (0 to 0)	0 (0 to 0)	0 (0 to 0)	0 (0 to 0)	1,800 (1,200 to 2,730)	21,100 (14,700 to 30,300)	30,800 (21,600 to 44,200)	31,000 (21,600 to 44,600)	27,600 (19,100 to 41,800)	23,400 (15,700 to 37,600)	17,600 (10,700 to 31,600)	13,400 (7,900 to 23,600)	8,100 (4,600 to 15,000)	4,700 (2,600 to 8,600)	2,300 (1,300 to 4,200)	1,300 (700 to 2,400)	640 (340 to 1,180)	290 (150 to 540)	140 (77 to 258)	45 (36.5 to 58.1)	27.4 (22.6 to 34.2)	135,000
Self-harm by firearm	0 (0 to 0)	0 (0 to 0)	0 (0 to 0)	0 (0 to 0)	0 (0 to 0)	123 (82 to 172)	1,440 (1,020 to 2,080)	2,110 (1,480 to 3,030)	2,130 (1,480 to 3,060)	1,900 (1,320 to 2,730)	1,610 (1,080 to 2,310)	1,210 (730 to 2,170)	922 (540 to 1,620)	556 (316 to 970)	323 (180 to 560)	159 (89.6 to 277)	88 (49.5 to 153)	44 (24.1 to 76.8)	20 (11.1 to 34.8)	9.6 (5.3 to 16.7)	3.1 (1.7 to 5.4)	0.7 (0.4 to 1.1)	9,550
Self-harm by other specified means	0 (0 to 0)	0 (0 to 0)	0 (0 to 0)	0 (0 to 0)	0 (0 to 0)	1,680 (1,100 to 2,550)	19,660 (13,800 to 28,700)	28,690 (20,200 to 41,500)	29,000 (20,200 to 42,000)	25,700 (17,900 to 39,000)	21,800 (14,600 to 35,000)	16,400 (9,770 to 29,400)	12,500 (7,400 to 21,900)	8,270 (4,600 to 15,000)	4,400 (2,400 to 8,000)	2,200 (1,200 to 3,900)	1,240 (640 to 2,240)	596 (320 to 970)	270 (140 to 500)	130 (70 to 240)	42 (34.1 to 54.2)	12.7 (10.5 to 16.2)	115,000
Interpersonal violence	0.3 (0.2 to 0.3)	199 (0.1 to 0.5)	2,990 (2,130 to 4,080)	3,210 (2,170 to 4,720)	2,140 (1,750 to 2,670)	5,590 (4,040 to 7,730)	52,600 (39,200 to 71,100)	57,300 (44,200 to 77,000)	54,100 (41,300 to 73,000)	46,700 (33,800 to 63,000)	40,100 (27,400 to 55,100)	28,500 (16,900 to 48,400)	24,100 (14,700 to 40,000)	14,600 (8,170 to 24,600)	9,200 (4,900 to 15,500)	4,500 (2,500 to 7,600)	2,700 (1,400 to 4,700)	1,370 (720 to 2,400)	700 (360 to 1,270)	341 (180 to 620)	99.9 (77.1 to 129)	29.6 (23.1 to 37.7)	408,000
Physical violence by firearm	71.4 (48.9 to 106)	39.3 (18.8 to 64.3)	659 (462 to 904)	436 (310 to 592)	342 (261 to 456)	2,420 (1,880 to 3,270)	40,100 (27,600 to 55,600)	50,800 (37,200 to 68,100)	51,700 (38,100 to 69,600)	44,100 (32,000 to 60,600)	37,500 (26,000 to 52,000)	25,500 (15,600 to 42,600)	19,500 (12,700 to 32,000)	9,900 (7,700 to 15,000)	5,900 (3,700 to 9,600)	2,400 (1,600 to 4,000)	1,200 (1,000 to 1,800)	548 (450 to 670)	264 (190 to 410)	84.6 (70.1 to 101)	22.5 (18.6 to 30.4)	6.1 (4.9 to 8.2)	248,000
Physical violence by sharp object	0 (0 to 0)	0 (0 to 0)	0 (0 to 0)	0 (0 to 0)	0 (0 to 0)	0 (0 to 0)	0 (0 to 0)	0 (0 to 0)	0 (0 to 0)	0 (0 to 0)	0 (0 to 0)	0 (0 to 0)	0 (0 to 0)	0 (0 to 0)	0 (0 to 0)	0 (0 to 0)	0 (0 to 0)	0 (0 to 0)	0 (0 to 0)	0 (0 to 0)	0 (0 to 0)	0 (0 to 0)	53,100
Sexual violence	0 (0 to 0)	0 (0 to 0)	0 (0 to 0)	15.3 (9.7 to 23.5)	5.66 (3.6 to 8.8)	245 (162 to 355)	682 (454 to 1,060)	1,286 (833 to 1,930)	1,100 (678 to 1,800)	1,060 (654 to 1,650)	1,060 (668 to 1,660)	1,180 (667 to 1,950)	979 (543 to 1,810)	714 (372 to 1,350)	490 (270 to 749)	312 (170 to 487)	152 (87.9 to 240)	112 (69.7 to 169)	72.2 (48.4 to 107)	44.5 (28.3 to 68.2)	15.8 (10.8 to 26.2)	3.2 (2 to 5)	0.1 (0.1 to 0.3)	9,740
Physical violence by other means	465 (364 to 592)	89.1 (51.7 to 136.5)	2,140 (1,540 to 2,980)	2,640 (1,840 to 3,720)	1,670 (1,180 to 2,410)	1,970 (1,310 to 2,910)	8,200 (5,510 to 11,800)	10,300 (6,900 to 15,000)	11,600 (8,000 to 16,700)	11,700 (7,900 to 17,000)	12,900 (8,400 to 17,900)	9,920 (5,900 to 17,700)	7,990 (4,600 to 14,900)	6,140 (3,100 to 11,400)	3,990 (1,900 to 7,700)	3,280 (2,000 to 5,080)	2,420 (1,500 to 3,770)	1,560 (1,000 to 2,300)	978 (630 to 1,500)	518 (340 to 784)	147 (114 to 191)	51.6 (41.1 to 67.1)	14.7 (11.7 to 17.5)	67,800
Conflict and terrorism	10 to 20	10 to 20	10 to 20	10 to 20	10 to 20	10 to 20	10 to 20	10 to 20	10 to 20	10 to 20	10 to 20	10 to 20	10 to 20	10 to 20	10 to 20	10 to 20	10 to 20	10 to 20	10 to 20	10 to 20	10 to 20	10 to 20	10 to 20	10 to 20	10 to 20	10 to 20	10 to 20

SR Table 2c. Tocantins DALYS by cause and sex group for both sexes with 95% uncertainty intervals, 2019

Cause	Both Neonatal	Late Neonatal	1 to 4	5 to 9	10 to 14	15 to 19	20 to 24	25 to 29	30 to 34	35 to 39	40 to 44	45 to 49	50 to 54	55 to 59	60 to 64	65 to 69	70 to 74	75 to 79	80 to 84	85 to 89	90 to 94	95 plus	Total
All causes	25,000 (19,600 to 30,600)	3,230 (2,850 to 3,600)	19,800 (16,100 to 23,000)	9,090 (7,339 to 11,100)	8,920 (7,089 to 11,600)	13,600 (10,900 to 16,700)	19,600 (15,900 to 23,700)	27,600 (22,800 to 32,200)	29,600 (24,700 to 34,200)	31,900 (27,100 to 37,200)	31,900 (26,800 to 36,800)	29,600 (25,300 to 34,200)	29,600 (25,200 to 34,200)	29,600 (25,000 to 34,200)	29,600 (25,000 to 32,600)	29,600 (25,000 to 33,700)	23,600 (19,500 to 28,000)	19,900 (15,900 to 23,700)	13,900 (10,200 to 16,100)	9,090 (6,200 to 9,890)	3,540 (2,230 to 4,090)	1,740 (1,020 to 1,870)	441,000
Communicable, maternal, neonatal, and nutritional diseases	15,900 (10,600 to 20,700)	2,670 (2,010 to 3,330)	10,300 (6,570 to 13,100)	3,870 (2,670 to 4,930)	2,960 (1,850 to 4,060)	2,470 (1,620 to 3,500)	2,690 (2,120 to 3,490)	2,890 (2,300 to 3,720)	3,200 (2,600 to 4,090)	3,370 (2,640 to 4,300)	2,870 (2,250 to 3,730)	2,170 (1,690 to 2,790)	1,990 (1,530 to 2,590)	1,770 (1,400 to 2,290)	1,610 (1,190 to 1,980)	1,340 (1,070 to 1,660)	1,200 (956 to 1,490)	1,010 (797 to 1,240)	690 (543 to 854)	599 (443 to 744)	349 (247 to 435)	144 (92 to 184)	72,000
HIV/AIDS and sexually transmitted infections	139 (79.0 to 199)	18.7 (9.5 to 30.1)	156 (107 to 241)	84.6 (68.0 to 103)	78.6 (60.9 to 99.2)	156 (119 to 193)	364 (303 to 435)	665 (563 to 765)	910 (784 to 1,060)	1,010 (861 to 1,190)	758 (622 to 899)	560 (463 to 674)	364 (302 to 436)	199 (157 to 249)	89.7 (71.0 to 112)	79.9 (64.9 to 99.4)	24.1 (17.5 to 32.6)	12.1 (9.0 to 16.2)	4.8 (3.6 to 6.3)	2 (1.4 to 3)	0.7 (0.5 to 1.1)	0.3 (0.2 to 0.4)	5,290
HIV/AIDS	0 (0 to 0)	0 (0 to 0)	130 (119 to 171)	82.9 (68.1 to 102)	78.1 (62.4 to 97.7)	154 (122 to 190)	359 (299 to 429)	660 (560 to 761)	902 (772 to 1,050)	1,000 (852 to 1,180)	755 (620 to 895)	558 (461 to 671)	362 (300 to 434)	198 (157 to 248)	89.3 (71.0 to 111)	79.6 (64.8 to 98.9)	24.0 (17.5 to 32.5)	12.1 (9.0 to 16.2)	4.8 (3.6 to 6.3)	2 (1.4 to 3)	0.7 (0.5 to 1.1)	0.3 (0.2 to 0.4)	4,720
HIV/AIDS - Drug-susceptible Tuberculosis	0 (0 to 0)	0 (0 to 0)	0.4 (0.2 to 0.7)	0.4 (0.2 to 0.6)	0.4 (0.2 to 0.6)	0.4 (0.2 to 0.6)	0.4 (0.2 to 0.6)	0.4 (0.2 to 0.6)	0.4 (0.2 to 0.6)	0.4 (0.2 to 0.6)	0.4 (0.2 to 0.6)	0.4 (0.2 to 0.6)	0.4 (0.2 to 0.6)	0.4 (0.2 to 0.6)	0.4 (0.2 to 0.6)	0.4 (0.2 to 0.6)	0.4 (0.2 to 0.6)	0.4 (0.2 to 0.6)	0.4 (0.2 to 0.6)	0.4 (0.2 to 0.6)	0.4 (0.2 to 0.6)	0.4 (0.2 to 0.6)	398
HIV/AIDS - Multidrug-resistant Tuberculosis without extensive	0 (0 to 0)	0 (0 to 0)	0.6 (0.3 to 1)	0.6 (0.3 to 1)	0.6 (0.3 to 1





Cause	Early Neonatal	Late Neonatal	Post Neonatal	1 to 4	5 to 9	10 to 14	15 to 19	20 to 24	25 to 29	30 to 34	35 to 39	40 to 44	45 to 49	50 to 54	55 to 59	60 to 64	65 to 69	70 to 74	75 to 79	80 to 84	85 to 89	90 to 94	95 plus	Total
All causes	2,200,000 (1,900,000-2,600,000)	1,100,000 (930,000-1,300,000)	1,100,000 (930,000-1,300,000)	3,100,000 (2,700,000-3,600,000)	1,100,000 (930,000-1,300,000)	1,100,000 (930,000-1,300,000)	1,100,000 (930,000-1,300,000)	1,200,000 (1,000,000-1,400,000)	1,200,000 (1,000,000-1,400,000)	1,200,000 (1,000,000-1,400,000)	1,200,000 (1,000,000-1,400,000)	1,200,000 (1,000,000-1,400,000)	1,200,000 (1,000,000-1,400,000)	1,200,000 (1,000,000-1,400,000)	1,200,000 (1,000,000-1,400,000)	1,200,000 (1,000,000-1,400,000)	1,200,000 (1,000,000-1,400,000)	1,200,000 (1,000,000-1,400,000)	1,100,000 (930,000-1,300,000)	1,100,000 (930,000-1,300,000)	1,100,000 (930,000-1,300,000)	1,100,000 (930,000-1,300,000)	1,100,000 (930,000-1,300,000)	17,000,000 (16,000,000-18,000,000)	31,000,000 (29,000,000-33,000,000)	17660000
Communicable, maternal, neonatal, and nutritional diseases	2,200,000 (1,900,000-2,600,000)	1,100,000 (930,000-1,300,000)	1,100,000 (930,000-1,300,000)	3,100,000 (2,700,000-3,600,000)	1,100,000 (930,000-1,300,000)	1,100,000 (930,000-1,300,000)	1,100,000 (930,000-1,300,000)	1,200,000 (1,000,000-1,400,000)	1,200,000 (1,000,000-1,400,000)	1,200,000 (1,000,000-1,400,000)	1,200,000 (1,000,000-1,400,000)	1,200,000 (1,000,000-1,400,000)	1,200,000 (1,000,000-1,400,000)	1,200,000 (1,000,000-1,400,000)	1,200,000 (1,000,000-1,400,000)	1,200,000 (1,000,000-1,400,000)	1,200,000 (1,000,000-1,400,000)	1,200,000 (1,000,000-1,400,000)	1,200,000 (1,000,000-1,400,000)	1,100,000 (930,000-1,300,000)	1,100,000 (930,000-1,300,000)	1,100,000 (930,000-1,300,000)	1,100,000 (930,000-1,300,000)	4,500,000 (3,800,000-5,300,000)
HIV/AIDS and sexually transmitted infections	4,400 (3,200-6,000)	4,400 (3,200-6,000)	4,400 (3,200-6,000)

Exposure to forces of nature	0 (0.1 to 0.1)	0 (0.0 to 0.2)	0 (0.0 to 0.2)	1 (1.0 to 1.0)	20 (12 to 30.5)	58 (43.7 to 67.9)	107 (88 to 129)	177 (144 to 207)	324 (274 to 367)	580 (508 to 647)	996 (882 to 1,100)	1,647 (1,500 to 1,800)	2,611 (2,427 to 2,800)	3,966 (3,750 to 4,190)	5,882 (5,588 to 6,180)	8,260 (7,880 to 8,650)	11,509 (11,000 to 12,000)	15,900 (15,200 to 16,600)	21,500 (20,600 to 22,400)	28,700 (27,500 to 29,900)	37,500 (36,000 to 39,000)	48,100 (46,200 to 50,000)	60,700 (58,300 to 63,200)	75,400 (72,500 to 78,400)	92,500 (89,000 to 96,200)	2,773
Other unintentional injuries	536.8 (511.2 to 559)	173.8 (161.6 to 183.6)	290 (137 to 467)	1,482 (917 to 1,908)	1,245 (1,090 to 1,540)	1,502 (1,350 to 1,595)	2,498 (2,283 to 2,716)	7,910 (5,560 to 10,600)	7,960 (5,800 to 10,700)	9,568 (6,310 to 14,200)	8,210 (3,900 to 13,600)	7,136 (3,750 to 10,900)	6,950 (3,300 to 10,600)	6,246 (3,900 to 11,00)	6,540 (2,500 to 12,600)	5,120 (2,020 to 9,430)	2,990 (1,970 to 4,020)	1,562 (1,340 to 2,700)	1,470 (990 to 1,970)	910 (640 to 1,180)	577 (370 to 824)	518 (66.1 to 152)	69.8 (14.6 to 30.8)	75,430
Self-harm and interpersonal violence	599 (524 to 679)	119 (101 to 133)	606 (529 to 684)	1,400 (1,200 to 1,600)	1,830 (1,600 to 2,050)	7,140 (6,400 to 7,900)	47,290 (44,400 to 50,200)	49,600 (46,600 to 52,600)	86,200 (81,000 to 91,500)	79,900 (75,000 to 84,800)	65,200 (61,200 to 69,200)	53,000 (49,700 to 56,400)	42,900 (40,200 to 45,700)	33,900 (31,800 to 36,000)	26,900 (25,200 to 28,600)	19,900 (18,600 to 21,200)	14,500 (13,500 to 15,400)	11,700 (10,900 to 12,500)	9,350 (8,680 to 9,950)	6,730 (6,250 to 7,200)	5,900 (5,480 to 6,300)	1,200 (1,110 to 1,290)	280 (23 to 1,700)	361.9 (23.1 to 1,700)	599,000
Self-harm	0 (0 to 0)	0 (0 to 0)	0 (0 to 0)	0 (0 to 0)	0 (0 to 0)	5,430 (5,200 to 7,670)	41,700 (39,700 to 57,700)	43,700 (41,300 to 100,000)	76,700 (72,400 to 100,000)	70,400 (63,900 to 100,000)	57,400 (49,200 to 99,300)	46,400 (39,500 to 79,700)	37,800 (32,600 to 64,100)	29,900 (25,900 to 51,500)	23,700 (20,600 to 40,800)	17,500 (15,200 to 30,200)	12,800 (11,100 to 22,000)	10,300 (8,940 to 17,800)	8,240 (7,060 to 14,200)	5,710 (4,930 to 9,820)	5,190 (4,450 to 8,940)	1,060 (907 to 1,830)	247 (151 to 390)	318.4 (151 to 390)	486,000
Self-harm by firearm	0 (0 to 0)	0 (0 to 0)	0 (0 to 0)	0 (0 to 0)	0 (0 to 0)	0 (0 to 0)	0 (0 to 0)	0 (0 to 0)	0 (0 to 0)	0 (0 to 0)	0 (0 to 0)	0 (0 to 0)	0 (0 to 0)	0 (0 to 0)	0 (0 to 0)	0 (0 to 0)	0 (0 to 0)	0 (0 to 0)	0 (0 to 0)	0 (0 to 0)	0 (0 to 0)	0 (0 to 0)	0 (0 to 0)	0 (0 to 0)	0 (0 to 0)	15,500
Self-harm by other specified means	0 (0 to 0)	0 (0 to 0)	0 (0 to 0)	0 (0 to 0)	0 (0 to 0)	5,340 (4,920 to 5,850)	42,100 (39,200 to 45,300)	72,600 (69,400 to 100,000)	73,600 (70,200 to 99,400)	63,400 (60,100 to 87,700)	49,500 (46,500 to 69,200)	38,400 (35,600 to 54,100)	29,400 (26,900 to 41,500)	22,000 (21,100 to 29,100)	15,200 (14,400 to 20,300)	10,600 (10,000 to 13,900)	7,470 (7,060 to 9,720)	5,140 (4,920 to 6,560)	3,910 (3,700 to 4,990)	2,610 (2,500 to 3,190)	2,410 (2,300 to 2,940)	470 (434 to 574)	201.4 (118 to 38.7)	490,000
Interpersonal violence	599 (524 to 679)	119 (101 to 133)	599 (529 to 684)	1,290 (1,200 to 1,600)	1,740 (1,600 to 2,050)	1,940 (1,800 to 2,550)	5,290 (4,900 to 7,040)	6,200 (5,800 to 8,200)	10,500 (9,800 to 13,900)	11,500 (10,700 to 15,200)	15,100 (14,000 to 19,900)	14,500 (13,500 to 19,100)	13,000 (12,100 to 17,100)	10,900 (10,100 to 14,300)	8,970 (8,350 to 11,800)	7,460 (6,940 to 9,800)	5,220 (4,860 to 6,870)	4,060 (3,780 to 5,340)	3,560 (3,310 to 4,680)	2,660 (2,480 to 3,500)	2,410 (2,240 to 3,170)	1,630 (1,520 to 2,140)	556 (518 to 732)	69.2 (48.1 to 91.1)	92,800
Physical violence by firearm	0.8 (0 to 3)	1.8 (0.6 to 3)	6.8 (2.6 to 12)	20.4 (8.1 to 36)	41.2 (16.4 to 73)	31.7 (12.6 to 56.3)	209 (102 to 355)	743 (510 to 1,050)	2,230 (1,700 to 2,800)	4,230 (3,600 to 4,900)	6,617 (5,900 to 7,400)	7,960 (7,100 to 8,900)	8,481 (7,600 to 9,500)	8,710 (7,800 to 9,800)	8,248 (7,400 to 9,300)	7,560 (6,800 to 8,500)	6,140 (5,500 to 6,900)	4,710 (4,200 to 5,300)	4,010 (3,600 to 4,500)	3,140 (2,800 to 3,500)	2,910 (2,600 to 3,300)	1,810 (1,600 to 2,100)	1,010 (900 to 1,200)	112 (100 to 130)	6.2 (5.5 to 7.1)	4,240
Physical violence by sharp object	0.4 (0 to 1.1)	0.8 (0.2 to 1.6)	3.4 (0.9 to 6.4)	10.1 (2.8 to 19)	20.5 (5.7 to 38.5)	15.7 (4.4 to 29.5)	104 (29.1 to 196)	367 (103 to 691)	1,100 (311 to 2,100)	2,090 (590 to 3,900)	3,270 (924 to 6,100)	3,930 (1,110 to 7,300)	4,190 (1,180 to 7,800)	4,300 (1,210 to 8,000)	4,070 (1,150 to 7,600)	3,730 (1,050 to 6,900)	3,030 (855 to 5,600)	2,320 (655 to 4,300)	1,980 (557 to 3,670)	1,550 (436 to 2,870)	1,440 (405 to 2,670)	893 (251 to 1,660)	498 (140 to 926)	55.3 (15.6 to 103)	45,800
Physical violence by other means	0 (0 to 0)	0 (0 to 0)	0 (0 to 0)	22.4 (0.2 to 58.2)	178 (1.6 to 463)	253 (2.3 to 658)	775 (7.1 to 2,020)	1,620 (14.8 to 4,200)	1,960 (17.9 to 5,100)	1,860 (17.1 to 4,800)	1,650 (15.1 to 4,300)	1,290 (11.8 to 3,350)	964 (8.8 to 2,500)	676 (6.2 to 1,750)	504 (4.6 to 1,310)	358 (3.3 to 930)	195 (1.8 to 507)	145 (1.3 to 377)	93 (0.9 to 241)	69.1 (0.6 to 179)	54.8 (0.5 to 142)	1.9 (0 to 5)	0.1 (0 to 0.3)	50,000
Sexual violence	0 (0 to 0)	0 (0 to 0)	0 (0 to 0)	0 (0 to 0)	0 (0 to 0)	0 (0 to 0)	0 (0 to 0)	0 (0 to 0)	0 (0 to 0)	0 (0 to 0)	0 (0 to 0)	0 (0 to 0)	0 (0 to 0)	0 (0 to 0)	0 (0 to 0)	0 (0 to 0)	0 (0 to 0)	0 (0 to 0)	0 (0 to 0)	0 (0 to 0)	0 (0 to 0)	0 (0 to 0)	0 (0 to 0)	0 (0 to 0)	12,200
Physical violence by other means	573 (511 to 650)	97.8 (77.7 to 113)	591 (494 to 695)	1,360 (994 to 1,760)	1,490 (1,100 to 1,900)	1,270 (1,000 to 1,600)	3,360 (2,700 to 4,200)	3,920 (3,100 to 4,900)	6,520 (5,200 to 8,100)	7,920 (6,300 to 9,800)	10,700 (8,500 to 13,300)	10,400 (8,300 to 12,900)	9,460 (7,500 to 11,800)	8,700 (6,900 to 10,800)	7,900 (6,300 to 9,800)	6,940 (5,500 to 8,600)	5,140 (4,100 to 6,400)	3,960 (3,100 to 4,900)	3,260 (2,600 to 4,100)	2,660 (2,100 to 3,300)	2,410 (1,900 to 3,000)	1,540 (1,200 to 1,900)	476 (377 to 591)	59.3 (47 to 73.5)	9.9 (7.8 to 12.3)	80,500
Conflict and terrorism	0 (0.7 to 0.9)	0 (0.1 to 0.4)	0 (0.1 to 0.4)	0 (0.2 to 0.5)	0 (0.3 to 0.8)	0 (0.2 to 0.6)	0 (0.1 to 0.4)	0 (0.2 to 0.6)	0 (0.2 to 0.6)	0 (0.2 to 0.6)	0 (0.2 to 0.7)	0 (0.2 to 0.7)	0 (0.2 to 0.7)	0 (0.2 to 0.7)	0 (0.2 to 0.7)	0 (0.2 to 0.7)	0 (0.2 to 0.7)	0 (0.2 to 0.7)	0 (0.2 to 0.7)	0 (0.2 to 0.7)	0 (0.2 to 0.7)	0 (0.2 to 0.7)	0 (0.2 to 0.7)	0 (0.2 to 0.7)	5,000

SR Table 2c: Arunachal Pradesh DALYS by cause and sex group for both sexes with 95% uncertainty intervals, 2019

Cause	Birth Received	Late Neonatal	1 to 4	5 to 9	10 to 14	15 to 19	20 to 24	25 to 29	30 to 34	35 to 39	40 to 44	45 to 49	50 to 54	55 to 59	60 to 64	65 to 69	70 to 74	75 to 79	80 to 84	85 to 89	90 to 94	95 plus	Total
All causes	25,900 (26,900 to 27,000)	8,970 (8,750 to 11,800)	20,600 (19,000 to 24,000)	19,600 (18,600 to 23,700)	19,600 (17,700 to 19,700)	19,100 (17,800 to 19,600)	27,300 (27,300 to 29,300)	29,900 (29,900 to 31,000)	29,200 (29,200 to 30,600)	29,200 (29,200 to 30,600)	29,200 (29,200 to 30,700)	29,600 (29,600 to 31,000)	29,600 (29,600 to 31,000)	29,600 (29,600 to 31,000)	27,600 (27,600 to 29,000)	24,900 (24,900 to 26,000)	27,800 (27,800 to 29,000)	19,100 (19,100 to 20,000)	16,600 (16,600 to 17,000)	11,600 (11,600 to 11,700)	4,670 (4,320 to 4,760)	297 (250 to 311)	430,000
Communicable, maternal, neonatal, and nutritional diseases	22,200 (22,200 to 22,700)	7,690 (6,600 to 10,000)	19,700 (12,000 to 29,900)	13,500 (10,600 to 19,400)	8,200 (6,100 to 10,100)	6,060 (4,980 to 7,360)	5,310 (4,370 to 6,600)	5,130 (4,360 to 6,220)	4,440 (3,990 to 5,400)	4,390 (3,990 to 5,360)	4,210 (3,830 to 5,160)	3,890 (3,590 to 4,760)	3,410 (3,230 to 4,060)	3,290 (3,070 to 3,760)	2,990 (2,890 to 3,370)	2,830 (2,730 to 3,370)	2,390 (2,300 to 3,020)	2,190 (2,120 to 2,810)	1,840 (1,780 to 2,340)	899 (870 to 1,160)	277 (189 to 398)	69.7 (39.9 to 89.4)	133,000
HIV/AIDS and sexually transmitted infections	688 (149 to 1,980)	138 (29.9 to 372)	239 (87.7 to 466)	16.6 (7.6 to 35.3)	20 (8.5 to 39)	19.6 (8.5 to 39)	39.6 (24.5 to 66.4)	90.5 (62.2 to 115)	161 (126 to 207)	235 (127 to 347)	260 (126 to 336)	170 (72.5 to 242)	113 (69.5 to 163)	71.4 (48.3 to 111)	60.1 (30.2 to 99.5)	17.9 (3.9 to 29.7)	9.7 (6.5 to 19.6)	4.5 (2.7 to 7.1)	2.4 (1.3 to 4.2)	1.1 (0.49 to 2.2)	0.6 (0.2 to 1)	0.2 (0.1 to 0.5)	2,030
HIV/AIDS	0 (0 to 0)	0 (0 to 0)	42 (19.6 to 103)	10.6 (4 to 24.4)	14.6 (6.4 to 36.1)	12.6 (5.1 to 24.2)	27 (14.3 to 51.7)	66.5 (34.1 to 97)	147 (77.3 to 216)	177 (100 to 266)	197 (96 to 256)	137 (58.9 to 208)	94.6 (47.5 to 168)	68.2 (37.9 to 96)	55 (24.9 to 84)	13.7 (4.2 to 23.7)	8.1 (3.1 to 16.4)	2.3 (0.9 to 4.1)	0.7 (0.3 to 1.7)	0.1 (0 to 0.3)	0 (0 to 0)	0 (0 to 0)	1,010
HIV/AIDS - Drug-susceptible Tuberculosis	0 (0 to 0)	0 (0 to 0)	0 (0 to 0.6)	0.2 (0 to 2.1)	0.3 (0 to 3.2)	0.3 (0 to 3.4)	0.6 (0 to 4.6)	1.5 (0 to 6.1)	3.6 (0 to 9.2)	4.6 (0 to 12)	5.2 (0 to 14)	3.8 (0 to 11)	2.7 (0 to 8.2)	2.1 (0 to 6.5)	1.8 (0 to 5.7)	0.5 (0 to 1.6)	0.3 (0 to 1.1)	0.1 (0 to 0.5)	0 (0 to 0.2)	0 (0 to 0)	0 (0 to 0)	0 (0 to 0)	113
HIV/AIDS - Multidrug-resistant Tuberculosis without extensive drug resistance	0 (0 to 0)	0 (0 to 0)	0.2 (0 to 2.7)	0.2 (0 to 3.1)	0.2 (0 to 3.1)	0.2 (0 to 3.1)	0.4 (0 to 4.1)	0.9 (0 to 5.6)	2.2 (0 to 8.1)	2.8 (0 to 10)	3.2 (0 to 12)	2.3 (0 to 9.6)	1.6 (0 to 7.1)	1.2 (0 to 5.6)	1.1 (0 to 5.1)	0.3 (0 to 1.4)	0.2 (0 to 1)	0.1 (0 to 0.4)	0 (0 to 0.2)	0 (0 to 0)	0 (0 to 0)	0 (0 to 0)	13.2
HIV/AIDS - Extensively drug-resistant Tuberculosis	0 (0 to 0)	0 (0 to 0)	0 (0 to 0)	0 (0 to 0)	0 (0 to 0)	0 (0 to 0)	0 (0 to 0.2)	0 (0 to 0.4)	0 (0 to 0.9)	0 (0 to 0.9)	0 (0 to 0.9)	0 (0 to 0.4)	0 (0 to 0.3)	0 (0 to 0.2)	0 (0 to 0.1)	0 (0 to 0)	0 (0 to 0)	0 (0 to 0)	0 (0 to 0)	0 (0 to 0)	0 (0 to 0)	0 (0 to 0)	0.7
HIV/AIDS resulting in other diseases	0 (0 to 0)	0 (0 to 0)	39.2 (9.2 to 97.5)	9.2 (2.7 to 24.9)	14.6 (4.3 to 33.5)	11.7 (3.6 to 24.1)	25.6 (10 to 58)	62.8 (23.9 to 136)	139 (58.6 to 297)	167 (69.8 to 357)	186 (75 to 379)	129 (49.1 to 271)	89 (32.1 to 191)	64.5 (23.2 to 142)	51.7 (18.6 to 111)	12.9 (3.9 to 30.3)	7.6 (2.6 to 18.9)	2.1 (0.8 to 5.4)	0.6 (0.2 to 1.6)	0.1 (0 to 0.4)	0 (0 to 0)	0 (0 to 0)	983
Sexually transmitted infections excluding HIV	688 (149 to 1,980)	138 (29.9 to 372)	197 (70.8 to 363)	5.9 (4.9 to 14.1)	5.4 (2.1 to 7.4)	7 (3.4 to 14.5)	12.6 (4.3 to 25.6)	23.9 (7.4 to 49.5)	14 (3.7 to 29.5)	58 (12.3 to 107)	63 (21.3 to 117)	33 (10.4 to 66.6)	18.8 (5.2 to 47.2)	7.2 (2.4 to 20.2)	8.3 (2.1 to 21.7)	5 (1.2 to 14.7)	2.1 (0.7 to 6.2)	2.2 (0.7 to 6.1)	1.8 (0.6 to 5.1)	1.1 (0.4 to 3.1)	0.6 (0.2 to 1.7)	0.2 (0.1 to 0.5)	1,020
Syphilis	688 (149 to 1,980)	138 (29.9 to 372)	170 (60.4 to 300)	2.7 (1.9 to 14.1)	2.7 (0.9 to 7.4)	2.7 (0.8 to 8.2)	2.7 (0.7 to 7.5)	2.7 (0.7 to 7.2)	2.7 (0.7 to 6.9)	2.7 (0.7 to 6.4)	2.7 (0.7 to 6.2)	2.7 (0.7 to 6.4)	2.7 (0.7 to 6.4)	2.7 (0.7 to 6.7)	2.7 (0.7 to 6.7)	2.7 (0.7 to 6.7)	2.7 (0.7 to 6.7)	2.7 (0.7 to 6.7)	2.7 (0.7 to 6.7)	2.7 (0.7 to 6.7)	2.7 (0.7 to 6.7)	2.7 (0.7 to 6.7)	680
Chlamydial infection	0 (0 to 0)	0 (0 to 0)	0 (0 to 0)	0 (0 to 0)	0.2 (0 to 0.5)	1.2 (0 to 3.4)	2.6 (0 to 6.4)	5.4 (2.6 to 9.6)	9.4 (5.3 to 13)	14 (9.3 to 19.2)	16 (9.3 to 21.6)	9.9 (3.3 to 16.9)	2.3 (0.4 to 6.2)	1.3 (0.2 to 3.7)	1.1 (0.1 to 3.6)	0.4 (0 to 1.6)	0.2 (0 to 0.9)	0.2 (0 to 0.8)	0.2 (0 to 0.8)	0.1 (0 to 0.5)	0 (0 to 0)	0 (0 to 0)	39.7
Gonococcal infection	0 (0 to 0)	0 (0 to 0)	0 (0 to 0)	0 (0 to 0)	0 (0 to 0)	0.5 (0.3 to 1.3)	0.6 (0.3 to 1.6)	0.8 (0.3 to 2.2)	0.9 (0.4 to 2.1)	0.9 (0.4 to 2.1)	0.9 (0.4 to 2.1)	0.6 (0.2 to 1.6)	0.3 (0.1 to 0.8)	0.2 (0 to 0.7)	0.2 (0 to 0.6)	0.1 (0 to 0.3)	0 (0 to 0.2)	0 (0 to 0.2)	0 (0 to 0.2)	0 (0 to 0.1)	0 (0 to 0)	0 (0 to 0)	10.9
Trichomoniasis	0 (0 to 0)	0 (0 to 0)	0 (0 to 0)	0 (0 to 0)	0 (0 to 0)	0.3 (0.1 to 0.8)	0.4 (0.1 to 1.1)	0.5 (0.2 to 1.4)	0.6 (0.2 to 1.5)	0.6 (0.2 to 1.5)	0.6 (0.2 to 1.5)	0.4 (0.1 to 1.1)	0.2 (0 to 0.7)	0.1 (0 to 0.5)	0.1 (0 to 0.4)	0 (0 to 0.2)	0 (0 to 0.1)	0 (0 to 0.1)	0 (0 to 0.1)	0 (0 to 0.1)	0 (0 to 0)	0 (0 to 0)	37
Genital herpes	0 (0 to 0)	0 (0 to 0)	0 (0 to 0)	0 (0 to 0)	0 (0 to 0)	0 (0 to 0)	0 (0 to 0.1)	0 (0 to 0.2)	0 (0 to 0.4)	0 (0 to 0.5)	0 (0 to 0.4)	0 (0 to 0.3)	0 (0 to 0.2)	0 (0 to 0.2)	0 (0 to 0.1)	0 (0 to 0)	0 (0 to 0)	0 (0 to 0)	0 (0 to 0)	0 (0 to 0)	0 (0 to 0)	0 (0 to 0)	27.2
Other sexually transmitted infections	0 (0 to 0)	0 (0 to 0)	0 (0 to 0)	0 (0 to 0)	1.5 (0.7 to 2.9)	1.5 (0.7 to 2.9)	1.5 (0.7 to 2.9)	1.5 (0.7 to 2.9)	1.5 (0.7 to 2.9)	1.5 (0.7 to 2.9)	1.5 (0.7 to 2.9)	1.5 (0.7 to 2.9)	1.5 (0.7 to 2.9)	1.5 (0.7 to 2.9)	1.5 (0.7 to 2.9)	1.5 (0.7 to 2.9)	1.5 (0.7 to 2.9)	1.5 (0.7 to 2.9)	1.5 (0.7 to 2.9)	1.5 (0.7 to 2.9)	1.5 (0.7 to 2.9)	1.5 (0.7 to 2.9)	82.6
Respiratory infections and tuberculosis	2,030 (1,330 to 2,070)	1,730 (1,230 to 2,480)	1,240 (1,040 to 1,790)	1,050 (1,010 to 1,410)	728 (667 to 1,000)	680 (667 to 1,000)	1,160 (1,160 to 1,360)	1,350 (1,350 to 1,360)	1,350 (1,350 to 1,360)	1,350 (1,350 to 1,360)	1,350 (1,350 to 1,360)	1,350 (1,350 to 1,360)	1,350 (1,350 to 1,360)	1,350 (1,350 to 1,360)	1,350 (1,350 to 1,360)	1,350 (1,350 to 1,360)	1,350 (1,350 to 1,360)	1,350 (1,350 to 1,360)	1,350 (1,350 to 1,360)	1,350 (1,350 to 1,360)	1,350 (1,350 to 1,360)	1,350 (1,350 to 1,360)	33,300
Tuberculosis	0 (0 to 0)	0 (0 to 0)	387 (224 to 609)	329 (222 to 431)	219 (149 to 299)	232 (166 to 336)	470 (327 to 650)	700 (506 to 1,100)	941 (649 to 1,300)	1,300 (873 to 1,800)	1,300 (968 to 1,870)	1,300 (917 to 1,830)	1,300 (964 to 1,740)	1,300 (968 to 1,800)	1,300 (960 to 1,810)	1,300 (723 to 1,490)	1,300 (929 to 1,810)	1,300 (941 to 1,770)	1,300 (922 to 1,660)	1,300 (915 to 1,700)	1,300 (919 to 1,630)	1,300 (724 to 1,630)	16,900
Latent tuberculosis infection	0 (0 to 0)	0 (0 to 0)	387 (224 to 609)	329 (222 to 431)	219 (149 to 299)	232 (166 to 336)	470 (327 to 650)	700 (506 to 1,100)	941 (649 to 1,300)	1,300 (873 to 1,800)	1,300 (968 to 1,870)	1,300 (917 to 1,830)	1,300 (964 to 1,740)	1,300 (968 to 1,800)	1,300 (960 to 1,810)	1,300 (723 to 1,490)	1,300 (929 to 1,810)	1,300 (941 to 1,770)	1,300 (922 to 1,660)	1,300 (915 to 1,700)	1,300 (919 to 1,630)	1,300 (724 to 1,630)	16,900
Drug-susceptible Tuberculosis	0 (0 to 0)	0 (0 to 0)	0 (0 to 0)	0 (0 to 0)	0 (0 to 0)	0 (0 to 0)	0 (0 to 0)	0 (0 to 0)	0 (0 to 0)	0 (0 to 0)	0 (0 to 0)	0 (0 to 0)	0 (0 to 0)	0 (0 to 0)	0 (0 to 0)	0 (0 to 0)	0 (0 to 0)	0 (0 to 0)	0 (0 to 0)	0 (0 to 0)	0 (0 to 0)	0 (0 to 0)	0 (0 to 0)	0
Multidrug-resistant tuberculosis without extensive drug resistance	0 (0 to 0)	0 (0 to 0)	0 (0 to 0)	0 (0 to 0)	0 (0 to 0)	0 (0 to 0)	0 (0 to 0)	0 (0 to 0)	0 (0 to 0)	0 (0 to 0)	0 (0 to 0)	0 (0 to 0)	0 (0 to 0)	0 (0 to 0)	0 (0 to 0)	0 (0 to 0)	0 (0 to 0)	0 (0 to 0)	0 (0 to 0)	0 (0 to 0)	0 (0 to 0)	0 (0 to 0)	0 (0 to 0)	0
Extensively drug-resistant tuberculosis	0 (0 to 0)	0 (0 to 0)	1.6 (0.1 to 7.5)	1.3 (0.1 to 6.1)	0.9 (0.1 to 4.3)	1.9 (0.1 to 9.1)	3.9 (0.2 to 17.7)	5.8 (0.3 to 22.3)	8.1 (0.4 to 24.9)	9.7 (0.5 to 24.9)	9.6 (0.5 to 24.9)	6.6 (0.3 to 24.9)	4.5 (0.2 to 23.2)	2.9 (0.2 to 17.2)	2.3 (0.1 to 14.9)	0.7 (0 to 5.6)	0.3 (0 to 2.3)	0.1 (0 to 1.2)	0 (0 to 0.5)	0 (0 to 0.2)	0 (0 to 0)	0 (0 to 0)	82.2
Lower respiratory infections	2,030 (1,330 to 2,070)	1,730 (1,230 to 2,480)	9,260 (6,970 to 13,600)	1,950 (1,270 to 2,740)	320 (198 to 460)	299 (198 to 460)	198 (198 to 200)	170 (170 to 200)	154 (154 to 200)	140 (140 to 200)	175 (175 to 200)	150 (150 to 200)	221 (221 to 221)	219 (219 to 219)	222 (222 to 222)	450 (450 to 450)	450 (450 to 450)	450 (450 to 450)	450 (450 to 450)	450 (450 to 450)	450 (450 to 450)	218 (218 to 218)	16,500
Upper respiratory infections	0 (0 to 0)	0 (0 to 0)	1,140 (744 to 2,110)	1,140 (744 to 2,110)	1,140 (744 to 2,110





All Table 2c: Uzbekistan DALYS by cause and age groups for both sexes with 95% uncertainty intervals, 2019

Cause	Early Neonatal	Late Neonatal	Post Neonatal	1 to 4	5 to 9	10 to 14	15 to 19	20 to 24	25 to 29	30 to 34	35 to 39	40 to 44	45 to 49	50 to 54	55 to 59	60 to 64	65 to 69	70 to 74	75 to 79	80 to 84	85 to 89	90 to 94	95 plus	Total
All causes	477,000 (384,000 to 608,000)	219,000 (77,000 to 377,000)	437,000 (294,000 to 562,000)	391,000 (296,000 to 529,000)	292,000 (222,000 to 397,000)	298,000 (228,000 to 414,000)	326,000 (270,000 to 398,000)	447,000 (377,000 to 533,000)	566,000 (479,000 to 659,000)	612,000 (511,000 to 713,000)	676,000 (581,000 to 769,000)	686,000 (589,000 to 819,000)	621,000 (527,000 to 726,000)	743,000 (629,000 to 878,000)	909,000 (764,000 to 1,060,000)	944,000 (812,000 to 1,090,000)	879,000 (691,000 to 1,060,000)	699,000 (545,000 to 873,000)	377,000 (268,000 to 513,000)	200,000 (146,000 to 273,000)	55,000 (42,000 to 68,000)	7,200 (5,700 to 8,900)	606 (478 to 770)	10,130,000
Communicable, maternal, neonatal, and nutritional diseases	427,000 (343,000 to 547,000)	197,000 (70,000 to 339,000)	396,000 (266,000 to 509,000)	356,000 (269,000 to 480,000)	133,000 (100,000 to 181,000)	62,000 (47,000 to 84,000)	69,000 (57,000 to 84,000)	83,000 (70,000 to 99,000)	77,000 (65,000 to 91,000)	75,000 (63,000 to 89,000)	69,000 (58,000 to 82,000)	56,000 (47,000 to 67,000)	48,000 (39,000 to 58,000)	45,000 (37,000 to 55,000)	50,000 (41,000 to 60,000)	53,000 (44,000 to 64,000)	52,000 (42,000 to 63,000)	46,000 (37,000 to 56,000)	34,000 (27,000 to 42,000)	21,000 (16,000 to 26,000)	8,000 (6,000 to 10,000)	1,400 (1,100 to 1,800)	114 (90 to 139)	1,900,000
HIV/AIDS and sexually transmitted infections	43 (34 to 1.3)	0 (0 to 0.1)	37 (2 to 210)	3 (0 to 33)	0 (0 to 1)	0 (0 to 1)	0 (0 to 1)	0 (0 to 1)	0 (0 to 1)	0 (0 to 1)	0 (0 to 1)	0 (0 to 1)	0 (0 to 1)	0 (0 to 1)	0 (0 to 1)	0 (0 to 1)	0 (0 to 1)	0 (0 to 1)	0 (0 to 1)	0 (0 to 1)	0 (0 to 1)	0 (0 to 1)	0 (0 to 0)	0 (0 to 0)	34,700
HIV/AIDS	43 (34 to 1.3)	0 (0 to 0.1)	37 (2 to 210)	3 (0 to 33)	0 (0 to 1)	0 (0 to 1)	0 (0 to 1)	0 (0 to 1)	0 (0 to 1)	0 (0 to 1)	0 (0 to 1)	0 (0 to 1)	0 (0 to 1)	0 (0 to 1)	0 (0 to 1)	0 (0 to 1)	0 (0 to 1)	0 (0 to 1)	0 (0 to 1)	0 (0 to 1)	0 (0 to 1)	0 (0 to 1)	0 (0 to 0)	0 (0 to 0)	31,600
HIV/AIDS - Drug-susceptible Tuberculosis	0 (0 to 0)	0 (0 to 0)	1.5 (0.2 to 31.5)	1.9 (0.4 to 12.9)	0.4 (0.1 to 2.6)	0.2 (0.1 to 1.2)	0.2 (0.1 to 1.1)	0.2 (0.1 to 1.1)	0.2 (0.1 to 1.1)	0.2 (0.1 to 1.1)	0.2 (0.1 to 1.1)	0.2 (0.1 to 1.1)	0.2 (0.1 to 1.1)	0.2 (0.1 to 1.1)	0.2 (0.1 to 1.1)	0.2 (0.1 to 1.1)	0.2 (0.1 to 1.1)	0.2 (0.1 to 1.1)	0.2 (0.1 to 1.1)	0.2 (0.1 to 1.1)	0.2 (0.1 to 1.1)	0.2 (0.1 to 1.1)	0 (0 to 0)	1,870
HIV/AIDS - Multidrug-resistant Tuberculosis without extensive drug resistance	0 (0 to 0)	0 (0 to 0)	0.5 (0.1 to 7.6)	1.1 (0.4 to 3.6)	0.2 (0.1 to 0.6)	0.2 (0.1 to 0.5)	0.2 (0.1 to 0.5)	0.2 (0.1 to 0.5)	0.2 (0.1 to 0.5)	0.2 (0.1 to 0.5)	0.2 (0.1 to 0.5)	0.2 (0.1 to 0.5)	0.2 (0.1 to 0.5)	0.2 (0.1 to 0.5)	0.2 (0.1 to 0.5)	0.2 (0.1 to 0.5)	0.2 (0.1 to 0.5)	0.2 (0.1 to 0.5)	0.2 (0.1 to 0.5)	0.2 (0.1 to 0.5)	0.2 (0.1 to 0.5)	0.2 (0.1 to 0.5)	0 (0 to 0)	1,260
HIV/AIDS - Extensively drug-resistant Tuberculosis	0 (0 to 0)	0 (0 to 0)	0.1 (0 to 0.6)	0.3 (0.1 to 1.1)	0.1 (0 to 0.3)	0 (0 to 0.1)	0 (0 to 0.1)	0 (0 to 0.1)	0 (0 to 0.1)	0 (0 to 0.1)	0 (0 to 0.1)	0 (0 to 0.1)	0 (0 to 0.1)	0 (0 to 0.1)	0 (0 to 0.1)	0 (0 to 0.1)	0 (0 to 0.1)	0 (0 to 0.1)	0 (0 to 0.1)	0 (0 to 0.1)	0 (0 to 0.1)	0 (0 to 0.1)	0 (0 to 0.1)	0 (0 to 0)	561
HIV/AIDS resulting in other diseases	0 (0 to 0.1)	0 (0 to 0.1)	0.2 (0 to 1.4)	0.2 (0 to 0.8)	0.1 (0 to 0.3)	0.1 (0 to 0.3)	0.1 (0 to 0.3)	0.1 (0 to 0.3)	0.1 (0 to 0.3)	0.1 (0 to 0.3)	0.1 (0 to 0.3)	0.1 (0 to 0.3)	0.1 (0 to 0.3)	0.1 (0 to 0.3)	0.1 (0 to 0.3)	0.1 (0 to 0.3)	0.1 (0 to 0.3)	0.1 (0 to 0.3)	0.1 (0 to 0.3)	0.1 (0 to 0.3)	0.1 (0 to 0.3)	0.1 (0 to 0.3)	0.1 (0 to 0.3)	0 (0 to 0)	1,900
Sexually transmitted infections excluding HIV	0 (0 to 0)	0 (0 to 0)	0 (0 to 0)	0 (0 to 0)	0 (0 to 0)	0 (0 to 0)	0 (0 to 0)	0 (0 to 0)	0 (0 to 0)	0 (0 to 0)	0 (0 to 0)	0 (0 to 0)	0 (0 to 0)	0 (0 to 0)	0 (0 to 0)	0 (0 to 0)	0 (0 to 0)	0 (0 to 0)	0 (0 to 0)	0 (0 to 0)	0 (0 to 0)	0 (0 to 0)	0 (0 to 0)	0 (0 to 0)	5,000
Syphilis	0 (0 to 0)	0 (0 to 0)	0 (0 to 0)	0 (0 to 0)	0 (0 to 0)	0 (0 to 0)	0 (0 to 0)	0 (0 to 0)	0 (0 to 0)	0 (0 to 0)	0 (0 to 0)	0 (0 to 0)	0 (0 to 0)	0 (0 to 0)	0 (0 to 0)	0 (0 to 0)	0 (0 to 0)	0 (0 to 0)	0 (0 to 0)	0 (0 to 0)	0 (0 to 0)	0 (0 to 0)	0 (0 to 0)	0 (0 to 0)	600
Chlamydial infection	0 (0 to 0)	0 (0 to 0)	0 (0 to 0)	0 (0 to 0)	0 (0 to 0)	0 (0 to 0)	0 (0 to 0)	0 (0 to 0)	0 (0 to 0)	0 (0 to 0)	0 (0 to 0)	0 (0 to 0)	0 (0 to 0)	0 (0 to 0)	0 (0 to 0)	0 (0 to 0)	0 (0 to 0)	0 (0 to 0)	0 (0 to 0)	0 (0 to 0)	0 (0 to 0)	0 (0 to 0)	0 (0 to 0)	0 (0 to 0)	700
Gonococcal infection	0 (0 to 0)	0 (0 to 0)	0 (0 to 0)	0 (0 to 0)	0 (0 to 0)	0 (0 to 0)	0 (0 to 0)	0 (0 to 0)	0 (0 to 0)	0 (0 to 0)	0 (0 to 0)	0 (0 to 0)	0 (0 to 0)	0 (0 to 0)	0 (0 to 0)	0 (0 to 0)	0 (0 to 0)	0 (0 to 0)	0 (0 to 0)	0 (0 to 0)	0 (0 to 0)	0 (0 to 0)	0 (0 to 0)	0 (0 to 0)	640
Trichomoniasis	0 (0 to 0)	0 (0 to 0)	0 (0 to 0)	0 (0 to 0)	0 (0 to 0)	0 (0 to 0)	0 (0 to 0)	0 (0 to 0)	0 (0 to 0)	0 (0 to 0)	0 (0 to 0)	0 (0 to 0)	0 (0 to 0)	0 (0 to 0)	0 (0 to 0)	0 (0 to 0)	0 (0 to 0)	0 (0 to 0)	0 (0 to 0)	0 (0 to 0)	0 (0 to 0)	0 (0 to 0)	0 (0 to 0)	0 (0 to 0)	0
Genital herpes	0 (0 to 0)	0 (0 to 0)	0 (0 to 0)	0 (0 to 0)	0 (0 to 0)	0 (0 to 0)	0 (0 to 0)	0 (0 to 0)	0 (0 to 0)	0 (0 to 0)	0 (0 to 0)	0 (0 to 0)	0 (0 to 0)	0 (0 to 0)	0 (0 to 0)	0 (0 to 0)	0 (0 to 0)	0 (0 to 0)	0 (0 to 0)	0 (0 to 0)	0 (0 to 0)	0 (0 to 0)	0 (0 to 0)	0 (0 to 0)	0
Other sexually transmitted infections	0 (0 to 0)	0 (0 to 0)	0 (0 to 0)	0 (0 to 0)	0 (0 to 0)	0 (0 to 0)	0 (0 to 0)	0 (0 to 0)	0 (0 to 0)	0 (0 to 0)	0 (0 to 0)	0 (0 to 0)	0 (0 to 0)	0 (0 to 0)	0 (0 to 0)	0 (0 to 0)	0 (0 to 0)	0 (0 to 0)	0 (0 to 0)	0 (0 to 0)	0 (0 to 0)	0 (0 to 0)	0 (0 to 0)	0 (0 to 0)	0
Respiratory infections and tuberculosis	77,000 (59,000 to 100,000)	50,000 (17,000 to 101,000)	296,000 (207,000 to 391,000)	132,000 (97,000 to 179,000)	42,000 (30,000 to 61,000)	23,000 (16,000 to 34,000)	14,000 (10,000 to 20,000)	20,000 (15,000 to 26,000)	24,000 (19,000 to 30,000)	27,000 (21,000 to 34,000)	29,000 (23,000 to 36,000)	27,000 (21,000 to 34,000)	22,000 (17,000 to 28,000)	22,000 (17,000 to 28,000)	21,000 (16,000 to 27,000)	19,000 (14,000 to 25,000)	16,000 (11,000 to 22,000)	12,000 (8,000 to 17,000)	6,000 (4,000 to 9,000)	3,000 (2,000 to 4,000)	1,000 (700 to 1,400)	200 (140 to 270)	18 (13 to 23)	974,000
Tuberculosis	0 (0 to 0)	0 (0 to 0)	6,600 (4,000 to 9,700)	3,600 (2,600 to 4,900)	1,600 (1,200 to 2,200)	900 (700 to 1,200)	2,100 (1,600 to 2,800)	6,600 (5,000 to 8,600)	11,000 (8,000 to 14,000)	13,000 (10,000 to 17,000)	13,000 (10,000 to 17,000)	13,000 (10,000 to 17,000)	11,000 (8,000 to 14,000)	10,000 (8,000 to 13,000)	9,600 (7,000 to 12,000)	7,700 (5,000 to 10,000)	5,900 (4,000 to 8,000)	3,900 (2,600 to 5,400)	1,900 (1,200 to 2,800)	960 (600 to 1,400)	390 (240 to 570)	70 (43 to 100)	9 (5 to 13)	116,000
Latent tuberculosis infection	0 (0 to 0)	0 (0 to 0)	0 (0 to 0)	0 (0 to 0)	0 (0 to 0)	0 (0 to 0)	0 (0 to 0)	0 (0 to 0)	0 (0 to 0)	0 (0 to 0)	0 (0 to 0)	0 (0 to 0)	0 (0 to 0)	0 (0 to 0)	0 (0 to 0)	0 (0 to 0)	0 (0 to 0)	0 (0 to 0)	0 (0 to 0)	0 (0 to 0)	0 (0 to 0)	0 (0 to 0)	0 (0 to 0)	0 (0 to 0)	0
Drug-susceptible tuberculosis	0 (0 to 0)	0 (0 to 0)	6,600 (4,000 to 9,700)	3,600 (2,600 to 4,900)	1,600 (1,200 to 2,200)	900 (700 to 1,200)	2,100 (1,600 to 2,800)	6,600 (5,000 to 8,600)	11,000 (8,000 to 14,000)	13,000 (10,000 to 17,000)	13,000 (10,000 to 17,000)	13,000 (10,000 to 17,000)	11,000 (8,000 to 14,000)	10,000 (8,000 to 13,000)	9,600 (7,000 to 12,000)	7,700 (5,000 to 10,000)	5,900 (4,000 to 8,000)	3,900 (2,600 to 5,400)	1,900 (1,200 to 2,800)	960 (600 to 1,400)	390 (240 to 570)	70 (43 to 100)	9 (5 to 13)	116,000
Multidrug-resistant tuberculosis without extensive drug resistance	0 (0 to 0)	0 (0 to 0)	3,900 (2,000 to 6,700)	2,000 (1,400 to 2,900)	1,000 (700 to 1,400)	600 (400 to 700)	1,400 (1,000 to 1,900)	4,300 (3,200 to 5,600)	7,000 (5,000 to 9,000)	8,000 (6,000 to 10,000)	8,000 (6,000 to 10,000)	8,000 (6,000 to 10,000)	7,000 (5,000 to 9,000)	6,000 (4,000 to 8,000)	5,700 (4,000 to 7,000)	4,500 (3,000 to 6,000)	3,400 (2,000 to 4,700)	2,200 (1,300 to 3,200)	1,000 (600 to 1,600)	500 (300 to 700)	200 (120 to 290)	40 (24 to 57)	5 (3 to 7)	64,000
Extensively drug-resistant tuberculosis	0 (0 to 0)	0 (0 to 0)	1,000 (500 to 1,800)	500 (400 to 800)	300 (200 to 400)	200 (100 to 200)	400 (300 to 600)	1,200 (900 to 1,600)	2,000 (1,500 to 2,600)	2,400 (1,800 to 3,100)	2,400 (1,800 to 3,100)	2,400 (1,800 to 3,100)	2,000 (1,500 to 2,600)	1,800 (1,300 to 2,300)	1,700 (1,200 to 2,200)	1,400 (1,000 to 1,900)	1,000 (700 to 1,400)	700 (400 to 1,000)	300 (200 to 500)	200 (100 to 300)	100 (60 to 140)	20 (12 to 28)	2 (1 to 3)	18,000
Lower respiratory infections	66,000 (50,000 to 86,000)	50,000 (17,000 to 101,000)	287,000 (201,000 to 380,000)	126,000 (93,000 to 171,000)	39,000 (28,000 to 57,000)	21,000 (15,000 to 31,000)	11,000 (8,000 to 16,000)	13,000 (9,000 to 18,000)	13,000 (9,000 to 18,000)	13,000 (9,000 to 18,000)	13,000 (9,000 to 18,000)	13,000 (9,000 to 18,000)	11,000 (8,000 to 15,000)	10,000 (7,000 to 14,000)	8,000 (5,000 to 11,000)	6,000 (4,000 to 8,000)	4,000 (2,000 to 5,000)	2,000 (1,000 to 3,000)	1,000 (500 to 1,500)	500 (300 to 700)	200 (100 to 300)	40 (20 to 60)	4 (2 to 6)	763,000
Upper respiratory infections	11,000 (7,000 to 16,000)	1,000 (0 to 2,000)	9,000 (5,000 to 13,000)	6,000 (4,000 to 8,000)	3,000 (2,000 to 4,000)	2,000 (1,000 to 3,000)	3,000 (2,000 to 4,000)	7,000 (5,000 to 9,000)	11,000 (8,000 to 14,000)	14,000 (10,000 to 18,000)	16,000 (12,000 to 20,000)	14,000 (10,000 to 18,000)	11,000 (8,000 to 14,000)	12,000 (9,000 to 15,000)	13,000 (9,000 to 17,000)	13,000 (9,000 to 17,000)	12,000 (8,000 to 16,000)	10,000 (7,000 to 14,000)	5,000 (3,000 to 7,000)	3,000 (2,000 to 4,000)	1,000 (700 to 1,400)	200 (140 to 270)	18 (13 to 23)	167,000
Otitis media	0 (0 to 0)	0 (0 to 0)	0 (0 to 0)	0 (0 to 0)	0 (0 to 0)	0 (0 to 0)	0 (0 to 0)	0 (0 to 0)	0 (0 to 0)	0 (0 to 0)	0 (0 to 0)	0 (0 to 0)	0 (0 to 0)	0 (0 to 0)	0 (0 to 0)	0 (0 to 0)	0 (0 to 0)	0 (0 to 0)	0 (0 to 0)	0 (0 to 0)	0 (0 to 0)	0 (0 to 0)	0 (0 to 0)	0 (0 to 0)	19,000
Enteric infections	2,100 (1,700 to 2,700)	1,000 (0 to 2,000)	7,000 (3,000 to 12,000)	6,000 (3,000 to 9,000)	3,000 (2,000 to 4,000)	3,000 (2,000 to 4,000)	3,000 (2,000 to 4,000)	3,000 (2,000 to 4,000)	3,000 (2,000 to 4,000)	3,000 (2,000 to 4,000)	3,000 (2,000 to 4,000)	3,000 (2,000 to 4,000)	2,000 (1,000 to 3,000)	2,000 (1,000 to 3,000)	1,900 (1,000 to 3,000)	1,900 (1,000 to 3,000)	1,600 (1,000 to 2,000)	1,200 (700 to 1,700)	800 (500 to 1,200)	500 (300 to 700)	200 (120 to 290)	40 (24 to 57)	5 (3 to 7)	61,000
Diarrheal diseases	221 (172 to 312)	1,000 (0 to 2,000)	7,000 (3,000 to 12,000)	6,000 (3,000 to 9,000)	3,000 (2,000 to 4,000)	3,000 (2,000 to 4,000)	3,000 (2,000 to 4,000)	3,000 (2,000 to 4,000)	3,000 (2,000 to 4,000)	3,000 (2,000 to 4,000)	3,000 (2,000 to 4,000)	3,000 (2,000 to 4,000)	2,000 (1,000 to 3,000)	2,000 (1,000 to 3,000)	1,900 (1,000 to 3,000)	1,900 (1,000 to 3,000)	1,600 (1,000 to 2,000)	1,200 (700 to 1,700)	800 (500 to 1,200)	500 (300 to 700)	200 (120 to 290)	40 (24 to 57)	5 (3 to 7)	56,000
Typhoid and paratyphoid	0 (0 to 0)	0 (0 to 0)	0 (0 to 0)	0 (0 to 0)	0 (0 to 0)	0 (0 to 0)	0 (0 to 0)	0 (0 to 0)	0 (0 to 0)	0 (0 to 0)	0 (0 to 0)	0 (0 to 0)	0 (0 to 0)	0 (0 to 0)	0 (0 to 0)	0 (0 to 0)	0 (0 to 0)	0 (0 to 0)	0 (0 to 0)	0 (0 to 0)	0 (0 to 0)	0 (0 to 0)	0 (0 to 0)	0 (0 to 0)	113
Invasive bacterial infections	0 (0 to 0)	0 (0 to 0)	0 (0 to 0)	0 (0 to 0)	0 (0 to 0)	0 (0 to 0)	0 (0 to 0)	0 (0 to 0)	0 (0 to 0)	0 (0 to 0)	0 (0 to 0)	0 (0 to 0)	0 (0 to 0)	0 (0 to 0)	0 (0 to 0)	0 (0 to 0)	0 (0 to 0)	0 (0 to 0)	0 (0 to 0)	0 (0 to 0)	0 (0 to 0)	0 (0 to 0)	0 (0 to 0)	0 (0 to 0)	0
Typhoid fever	0 (0 to 0)	0 (0 to 0)	0 (0 to 0)	0 (0 to 0)	0 (0 to 0)	0 (0 to 0)	0 (0 to 0)	0 (0 to 0)	0 (0 to 0)	0 (0 to 0)	0 (0 to 0)	0 (0 to 0)	0 (0 to 0)	0 (0 to 0)	0 (0 to 0)	0 (0 to 0)	0 (0 to 0)	0 (0 to 0)	0 (0 to 0)	0 (0 to 0)	0 (0 to 0)	0 (0 to 0)	0 (0 to 0)	0 (0 to 0)	63.7
Paratyphoid fever	0 (0 to 0)	0 (0 to 0)	0 (0 to 0)	0 (0 to 0)	0 (0 to 0)	0 (0 to 0)	0 (0 to 0)	0 (0 to 0)	0 (0 to 0)	0 (0 to 0)	0 (0 to 0)	0 (0 to 0)	0 (0 to 0)	0 (0 to 0)	0 (0 to 0)	0 (0 to 0)	0 (0 to 0)	0 (0 to 0)	0 (0 to 0)	0 (0 to 0)	0 (0 to 0)	0 (0 to 0)	0 (0 to 0)	0 (0 to 0)	49.7
Invasive Non-typhoidal Salmonella (iNTS)	0 (0 to 0)	0 (0 to 0.2)	0 (0 to 0.1)	0 (0 to 0.1)	0 (0 to 0)	0 (0 to 0)	0 (0 to 0)	0 (0 to 0)	0 (0 to 0)	0 (0 to 0)	0 (0 to 0)	0 (0 to 0)	0 (0 to 0)	0 (0 to 0)	0 (0 to 0)	0 (0 to 0)	0 (0 to 0)	0 (0 to 0)	0 (0 to 0)	0 (0 to 0)	0 (0 to 0)	0 (0 to 0)	0 (0 to 0)	0 (0 to 0)	69.6
Other intestinal infectious diseases	0 (0 to 0)	62 (0 to 1,900)	66 (0 to 1,900)	32 (0 to 1,900)	20 (0 to 1,900)	11 (0 to 1,900)	10.7 (1 to 29)	12.2 (1 to 29)	6.6 (1 to 29)	16.2 (1 to 29)	6.4 (1 to 29)	4 (1 to 29)	3.4 (1 to 29)	2.3 (1 to 29)	2.6 (1 to 29)	2.1 (1 to 29)	2.5 (1 to 29)	1.1 (1 to 29)	0.6 (1 to 29)	0.2 (1 to 29)	0.2 (1 to 29)	0.2 (1 to 29)	0.2 (1 to 29)	0 (0 to 0)	227
Neglected tropical diseases and malaria	0 (0 to 0.3)	0 (0 to 0.1)	0 (0 to 0.1)	0 (0 to 0.1)	0 (0 to 0.1)	0 (0 to 0.1)	0 (0 to 0.1)	0 (0 to 0.1)	0 (0 to 0.1)	0 (0 to 0.1)	0 (0 to 0.1)	0 (0 to 0.1)	0 (0 to 0.1)	0 (0 to 0.1)	0 (0 to 0.1)	0 (0 to 0.1)	0 (0 to 0.1)	0 (0 to 0.1)	0 (0 to 0.1)	0 (0 to 0.1)	0 (0 to 0.1)	0 (0 to 0.1)	0 (0 to 0.1)	0 (0 to 0)	29,600
Malaria	0 (0 to 0)	0 (0 to 0)	0 (0 to 0)	0 (0 to 0)	0 (0 to 0)	0 (0 to 0)	0 (0 to 0)	0 (0 to 0)	0 (0 to 0)	0 (0 to 0)	0 (0 to 0)	0 (0 to 0)	0 (0 to 0)	0 (0 to 0)	0 (0 to 0)	0 (0 to 0)	0 (0 to 0)	0 (0 to 0)	0 (0 to 0)	0 (0 to 0)	0 (0 to 0)	0 (0 to 0)	0 (0 to 0)	0 (0 to 0)	0
Chagas disease	0 (0 to 0)	0 (0 to 0)	0 (0 to 0)	0 (0 to 0)	0 (0 to 0)	0 (0 to 0)	0 (0 to 0)	0 (0 to 0)	0 (0 to 0)	0 (0 to 0)	0 (0 to 0)	0 (0 to 0)	0 (0 to 0)	0 (0 to 0)	0 (0 to 0)	0 (0 to 0)	0 (0 to 0)	0 (0 to 0)	0 (0 to 0)	0 (0 to 0)	0 (0 to 0)	0 (0 to 0)	0 (0 to 0)	0 (0 to 0)	0
Leishmaniasis	0 (0 to 0.3)	0 (0 to 0.1)	0 (0 to 1.5)	0 (0 to 1.5)	0 (0 to 0.1)	0 (0 to 0.1)	0 (0 to 0.1)	0 (0 to 0.1)	0 (0 to 0.1)	0 (0 to 0.1)	0 (0 to 0.1)	0 (0 to 0.1)	0 (0 to 0.1)	0 (0 to 0.1)	0 (0 to 0.1)	0 (0 to 0.1)	0 (0 to 0.1)	0 (0 to 0.1)	0 (0 to 0.1)	0 (0 to 0.1)	0 (0 to 0.1)	0 (0 to 0.1)	0 (0 to 0.1)	0 (0 to 0)	415
Visceral leishmaniasis	0 (0 to 0)	14.7 (0 to 1.5k)	109 (0.2 to 1.5k)	62.2 (0.4 to 340)	26.2 (0.4 to 141)	17.3 (0.4 to 96)	19.2 (0.4 to 96)	19.7 (0.4 to 96)	18.9 (0.4 to 96)	19.6 (0.4 to 96)	9.6 (0.4 to 96)	9.6 (0.4 to 96)	8.7 (0.4 to 96)	6.9 (0.4 to 96)	4.3 (0.4 to 96)	3.5 (0.4 to 96)	3.1 (0.4 to 96)	1.7 (0.4 to 96)	0.9 (0.4 to 96)	0.5 (0.4 to 96)	0.5 (0.4 to 96)	0.5 (0.4 to 96)	0.5 (0.4 to 96)	0 (0 to 0)	329
Cutaneous and mucocutaneous leishmaniasis	0 (0 to 0)	0 (0 to 0)	0 (0 to 0)	0 (0 to 0)	0 (0 to 0)	0 (0 to 0)	0 (0 to 0)	0 (0 to 0)	0 (0 to 0)	0 (0 to 0)	0 (0 to 0)	0 (0 to 0)	0 (0 to 0)	0 (0 to 0)	0 (0 to 0)	0 (0 to 0)	0 (0 to 0)	0 (0 to 0)	0 (0 to 0)	0 (0 to 0)	0 (0 to 0)	0 (0 to 0)	0 (0 to 0)	0 (0 to 0)	86.3
African trypanosomiasis	0 (0 to 0)	0 (0 to 0)	0 (0 to 0)	0 (0 to 0)	0 (0 to 0)	0 (0 to 0)	0 (0 to 0)	0 (0 to 0)	0 (0 to 0)	0 (0 to 0)	0 (0 to 0)	0 (0 to 0)	0 (0 to 0)	0 (0 to 0)	0 (0 to 0)	0 (0 to 0)	0 (0 to 0)	0 (0 to 0)	0 (0 to 0)	0 (0 to 0)	0 (0 to 0)	0 (0 to 0)	0 (0 to 0)	0 (0 to 0)	0
Schistosomiasis	0 (0 to 0)	0 (0 to 0)	0 (0 to 0)	0 (0 to 0)	0 (0 to 0)	0 (0 to 0)	0 (0 to 0)	0 (0 to 0)	0 (0 to 0)	0 (0 to 0)	0 (0 to 0)	0 (0 to 0)	0 (0 to 0)	0 (0 to 0)	0 (0 to 0)	0 (0 to 0)	0 (0 to 0)	0 (0 to 0)	0 (0 to 0)	0 (0 to 0)	0 (0 to 0)	0 (0 to 0)	0 (0 to 0)	0 (0 to 0)	0
Cysticercosis	0 (0 to 0)	0 (0 to 0)	0 (0 to 0)	0 (0 to 0)	0 (0 to 0)	0 (0 to 0)	0 (0 to 0)	0 (0 to 0)	0 (0 to 0)	0 (0 to 0)	0 (0 to 0)	0 (0 to 0)	0 (0 to 0)	0 (0 to 0)	0 (0 to 0)	0 (0 to 0)	0 (0 to 0)	0 (0 to 0)	0 (0 to 0)	0 (0 to 0)	0 (0 to 0)	0 (0 to 0)	0 (0 to 0)	0 (0 to 0)	0
Cystic echinococcosis	0 (0 to 0)	0 (0 to 0)	23 (1 to 231)	66.3 (3 to 231)	376 (13 to 1,100)	985 (34 to 2,900)	1,640 (57 to 4,800)	1,810 (63 to 5,300)	1,730 (60 to 5,100)	1,450 (50 to 4,200)	1,170 (41 to 3,400)	1,200 (42 to 3,500)	962 (34 to 2,800)	629 (22 to 1,800)	677 (24 to 1,900)	392 (14 to 1,100)	168 (6 to 471)	66.2 (2 to 185)	30.6 (1 to 85)	8.7 (0 to 24)	1.3 (0 to 3.6)	0.2 (0 to 0.6)	0 (0 to 0)	13,400
Lymphatic filariasis	0 (0 to 0)	0 (0 to 0)	0 (0 to 0)	0 (0 to 0)	0 (0 to 0)	0 (0 to 0)	0 (0 to 0)	0 (0 to 0)	0 (0 to 0)	0 (0 to 0)	0 (0 to 0)	0 (0 to 0)	0 (0 to 0)	0 (0 to 0)	0 (0 to 0)	0 (0 to 0)	0 (0 to 0)	0 (0 to 0)	0 (0 to 0)	0 (0 to 0)	0 (0 to 0)	0 (0 to 0)	0 (0 to 0)	0 (0 to 0)	0
Onchocerciasis	0 (0 to 0)	0 (0 to 0)	0 (0 to 0)	0 (0 to 0)	0 (0 to 0)	0 (0 to 0)	0 (0 to 0)	0 (0 to 0)	0 (0 to 0)	0 (0 to 0)	0 (0 to 0)	0 (0 to 0)	0 (0 to 0)	0 (0 to 0)	0 (0 to 0)	0 (0 to 0)	0 (0 to 0)	0 (0 to 0)	0 (0 to 0)	0 (0 to 0)	0 (0 to 0)	0 (0 to 0)	0 (0 to 0)	0 (0 to 0)	0
Trachoma	0 (0 to 0)	0 (0 to 0)	0 (0 to 0)	0 (0 to 0)	0 (0 to 0)	0 (0 to 0)	0 (0 to 0)	0 (0 to 0)	0 (0 to 0)	0 (0 to 0)	0 (0 to 0)	0 (0 to 0)	0 (0 to 0)	0 (0 to 0)	0 (0 to 0)	0 (0 to 0)	0 (0 to 0)	0 (0 to 0)	0 (0 to 0)	0 (0 to 0)	0 (0 to 0)	0 (0 to 0)	0 (0 to 0)	0 (0 to 0)	0
Dengue	0 (0 to 0.1)	0 (0 to 0.1)	0 (0 to 0.1)	0 (0 to 0.1)	0 (0 to 0.1)	0 (0 to 0.1)	0 (0 to 0.1)	0 (0 to 0.1)	0 (0 to 0.1)	0 (0 to 0.1)	0 (0 to 0.1)	0 (0 to 0.1)	0 (0 to 0.1)	0 (0 to 0.1)	0 (0 to 0.1)	0 (0 to 0.1)	0 (0 to 0.1)	0 (0 to 0.1)	0 (0 to 0.1)	0 (0 to 0.1)	0 (0 to 0.1)	0 (0 to 0.1)	0 (0 to 0.1)	0 (0 to 0)	1.2
Yellow fever	0 (0 to 0)	0 (0 to 0)	0 (0 to 0)	0 (0 to 0)	0 (0 to 0)	0 (0 to 0)	0 (0 to 0)	0 (0 to 0)	0 (0 to 0)	0 (0 to 0)	0 (0 to 0)	0 (0 to 0)	0 (0 to 0)	0 (0 to 0)	0 (0 to 0)	0 (0 to 0)	0 (0 to 0)	0 (0 to 0)	0 (0 to 0)	0 (0 to 0)	0 (0 to 0)	0 (0 to 0)	0 (0 to 0)	0 (0 to 0)	0
Rabies	0 (0 to 0)	0 (0 to 0)	0 (0 to 0.2)	0 (0 to 0.1)	0.1 (0 to 1.6)	0 (0 to 1.6)	0 (0 to 0.6)	0 (0 to 0.6)	0 (0 to 2.9)	0 (0 to 0.6)	0 (0 to 2.7)	0 (0 to 0.6)	0 (0 to 2.7)	0 (0 to 0.6)	0 (0 to 2.7)	0 (0 to 0.6)	0 (0 to 2.7)	0 (0 to 0.6)	0 (0 to 2.7)	0 (0 to 0.6)	0 (0 to 2.7)	0 (0 to 0.6)	0 (0 to 2.7)	0 (0 to 0.6)	1,500
Intestinal nematode infections	0 (0 to 0)	0 (0 to 0.1)	0 (0 to 0.4)	0 (0 to 0.4)	0 (0 to 0.2)	0 (0 to 0.2)	0 (0 to 0.2)	0 (0 to 0.2)	0 (0 to 0.2)	0 (0 to 0.2)	0 (0 to 0.2)	0 (0 to 0.2)	0 (0 to 0.2)	0 (0 to 0.2)	0 (0 to 0.2)	0 (0 to 0.2)	0 (0 to 0.2)	0 (0 to 0.2)	0 (0 to 0.2)	0 (0 to 0.2)	0 (0 to 0.2)	0 (0 to 0.



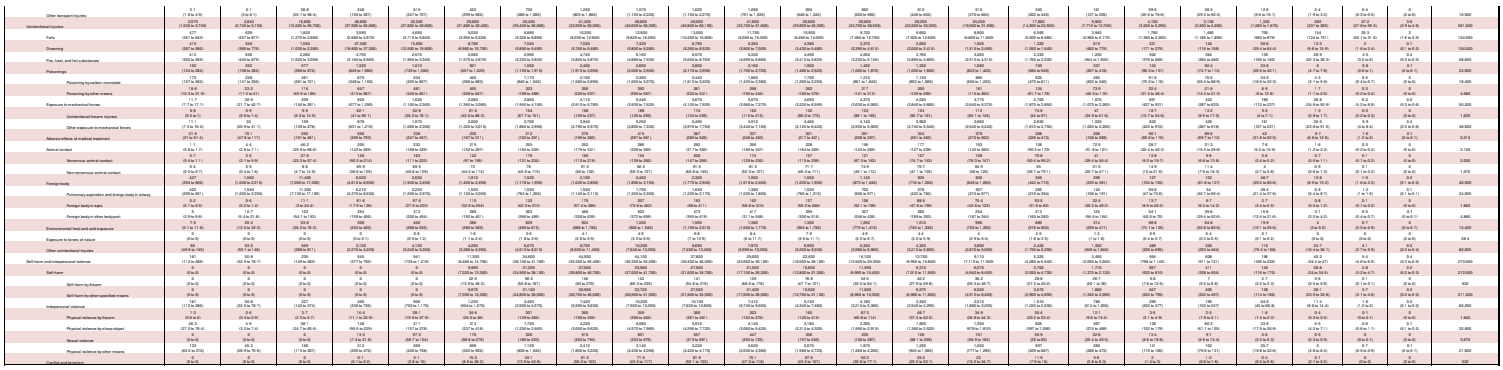

DR Table 2c: Assam DALYs by cause, and sex group for both sexes with 95% uncertainty intervals, 2019

Cause	Early Neonatal	Late Neonatal	Post Neonatal	1 to 5	5 to 9	10 to 14	15 to 19	20 to 24	25 to 29	30 to 34	35 to 39	40 to 44	45 to 49	50 to 54	55 to 59	60 to 64	65 to 69	70 to 74	75 to 79	80 to 84	85 plus	Total
All causes	1,229,000 (972,000 to 1,588,000)	297,000 (249,000 to 360,000)	440,000 (369,000 to 529,000)	697,000 (583,000 to 840,000)	420,000 (356,000 to 503,000)	376,000 (327,000 to 433,000)	454,000 (393,000 to 524,000)	699,000 (611,000 to 801,000)	699,000 (617,000 to 793,000)	703,000 (622,000 to 804,000)	770,000 (682,000 to 880,000)	767,000 (677,000 to 880,000)	746,000 (659,000 to 857,000)	696,000 (727,000 to 1,000,000)	663,000 (720,000 to 999,000)	616,000 (669,000 to 928,000)	553,000 (600,000 to 833,000)	502,000 (543,000 to 752,000)	446,000 (483,000 to 670,000)	319,000 (345,000 to 479,000)	11,569 (10,000 to 13,000)	29,000 (26,000 to 32,000)	3,870 (3,438 to 4,156)	12,900,000
Communicable, maternal, neonatal, and nutritional diseases	695,000 (549,000 to 898,000)	172,000 (144,000 to 208,000)	244,000 (204,000 to 293,000)	379,000 (317,000 to 457,000)	229,000 (192,000 to 277,000)	199,000 (167,000 to 240,000)	217,000 (182,000 to 260,000)	312,000 (261,000 to 374,000)	312,000 (261,000 to 374,000)	312,000 (261,000 to 374,000)	312,000 (261,000 to 374,000)	312,000 (261,000 to 374,000)	312,000 (261,000 to 374,000)	312,000 (261,000 to 374,000)	312,000 (261,000 to 374,000)	312,000 (261,000 to 374,000)	312,000 (261,000 to 374,000)	312,000 (261,000 to 374,000)	312,000 (261,000 to 374,000)	312,000 (261,000 to 374,000)	5,210 (4,000 to 6,000)	13,000 (10,000 to 16,000)	1,740 (1,323 to 2,025)	4,360,000
HIV/AIDS and sexually transmitted infections	2,900 (2,600 to 21,000)	2,200 (900 to 7,000)	3,000 (3,000 to 13,000)	2,000 (1,000 to 10,000)	1,000 (429 to 2,273)	1,000 (1,000 to 3,143)	1,000 (673 to 1,961)	2,000 (1,000 to 4,000)	3,000 (2,000 to 5,000)	3,000 (2,000 to 5,000)	3,000 (2,000 to 5



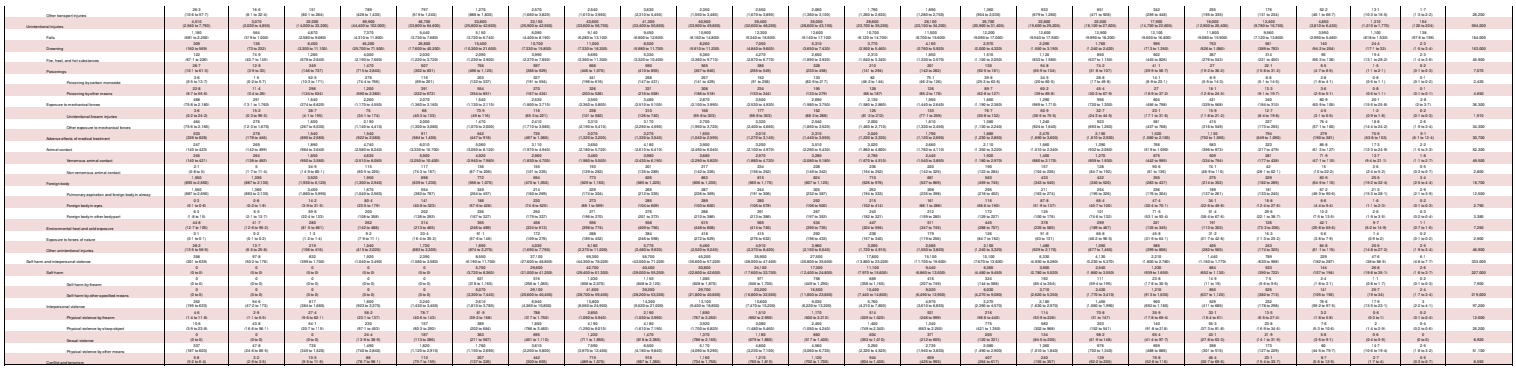

Risk Factor, By - Either Sex, Percentage, and rank across for both sexes with 95% uncertainty intervals, 2019

Cause	Early Neonatal	Late Neonatal	Post Neonatal	1 to 4	5 to 9	10 to 14	15 to 19	20 to 24	25 to 29	30 to 34	35 to 39	40 to 44	45 to 49	50 to 54	55 to 59	60 to 64	65 to 69	70 to 74	75 to 79	80 to 84	85 to 89	90 to 94	95 plus	Total
All causes	6,000,000 (5,730,000 to 6,270,000)	804,000 (623,000 to 1,000,000)	1,500,000 (1,170,000 to 1,870,000)	3,220,000 (2,870,000 to 3,610,000)	1,610,000 (1,440,000 to 1,800,000)	1,370,000 (1,220,000 to 1,530,000)	1,700,000 (1,510,000 to 1,900,000)	1,910,000 (1,710,000 to 2,140,000)	1,810,000 (1,620,000 to 2,020,000)	1,730,000 (1,550,000 to 1,930,000)	1,640,000 (1,470,000 to 1,820,000)	1,630,000 (1,460,000 to 1,810,000)	1,750,000 (1,570,000 to 1,940,000)	1,920,000 (1,720,000 to 2,130,000)	1,900,000 (1,700,000 to 2,120,000)	1,900,000 (1,690,000 to 2,120,000)	2,140,000 (1,900,000 to 2,380,000)	2,270,000 (2,020,000 to 2,530,000)	2,270,000 (2,010,000 to 2,540,000)	1,970,000 (1,730,000 to 2,220,000)	894,000 (780,000 to 1,020,000)	334,000 (292,000 to 384,000)	108,000 (94,700 to 124,000)	57,400 (50,300 to 66,000)	58,668,000
Communicable, maternal, neonatal, and nutritional diseases	5,630,000 (5,380,000 to 5,910,000)	744,000 (563,000 to 976,000)	1,320,000 (1,010,000 to 1,670,000)	1,900,000 (1,690,000 to 2,150,000)	560,000 (479,000 to 651,000)	734,000 (632,000 to 847,000)	1,010,000 (872,000 to 1,170,000)	1,220,000 (1,050,000 to 1,420,000)	1,070,000 (917,000 to 1,250,000)	1,010,000 (863,000 to 1,180,000)	1,010,000 (861,000 to 1,180,000)	1,010,000 (861,000 to 1,180,000)	1,080,000 (921,000 to 1,260,000)	1,210,000 (1,030,000 to 1,410,000)	1,200,000 (1,020,000 to 1,400,000)	1,200,000 (1,020,000 to 1,400,000)	1,360,000 (1,150,000 to 1,580,000)	1,440,000 (1,220,000 to 1,670,000)	1,440,000 (1,220,000 to 1,670,000)	1,250,000 (1,060,000 to 1,450,000)	567,000 (480,000 to 658,000)	212,000 (180,000 to 246,000)	68,700 (58,200 to 79,800)	36,400 (30,800 to 42,300)	37,188,000 (31,600,000 to 43,200,000)
HIV/AIDS and sexually transmitted infections	15,300 to 110,000	4,920 to 32,000	116,000 to 410,000	23,000 to 77,000	4,120 to 12,000	2,460 to 7,900	41,000 to 122,000	117,000 to 322,000	151,000 to 397,000	161,000 to 397,000	153,000 to 377,000	137,000 to 337,000	110,000 to 270,000	84,000 to 206,000	57,000 to 140,000	34,000 to 84,000	17,000 to 42,000	7,230 to 17,900	2,120 to 5,360	1,010 to 2,610	1,770 to 4,660	1,120 to 3,140	1,140 to 3,290	1,140 to 3,290	1,140 to 3,290



S4 Table 2c: Chlorhexam 0.4% to over and sex areas for both ages with 95% vaccination intervals, 2019

Cancer	Early Neonatal	Late Neonatal	Post Neonatal	1 to 5	6 to 9	10 to 14	15 to 19	20 to 24	25 to 29	30 to 34	35 to 39	40 to 44	45 to 49	50 to 54	55 to 59	60 to 64	65 to 69	70 to 74	75 to 79	80 to 84	85 plus	Total
All causes	1,219,000 (962,000 to 1,478,000)	206,000 (171,000 to 243,000)	291,000 (229,000 to 360,000)	344,000 (263,000 to 431,000)	344,000 (274,000 to 421,000)	326,000 (263,000 to 394,000)	410,000 (351,000 to 471,000)	539,000 (466,000 to 620,000)	664,000 (586,000 to 747,000)	815,000 (724,000 to 913,000)	1,060,000 (958,000 to 1,170,000)	1,371,000 (1,261,000 to 1,490,000)	1,731,000 (1,607,000 to 1,862,000)	2,042,000 (1,902,000 to 2,184,000)	2,452,000 (2,301,000 to 2,609,000)	2,452,000 (2,301,000 to 2,609,000)	2,452,000 (2,301,000 to 2,609,000)	2,452,000 (2,301,000 to 2,609,000)	2,452,000 (2,301,000 to 2,609,000)	1,129,000 (1,029,000 to 1,233,000)	4,400 (3,900 to 4,900)	1,000,000
Communicable, maternal, neonatal, and nutritional diseases	1,160,000 (912,000 to 1,408,000)	190,000 (157,000 to 224,000)	227,000 (180,000 to 280,000)	244,000 (186,000 to 306,000)	213,000 (170,000 to 260,000)	156,000 (126,000 to 190,000)	157,000 (127,000 to 191,000)	177,000 (144,000 to 214,000)	199,000 (164,000 to 237,000)	219,000 (181,000 to 260,000)	239,000 (199,000 to 283,000)	259,000 (218,000 to 304,000)	279,000 (236,000 to 326,000)	299,000 (254,000 to 348,000)	319,000 (272,000 to 370,000)	339,000 (290,000 to 393,000)	359,000 (308,000 to 416,000)	379,000 (326,000 to 439,000)	399,000 (343,000 to 462,000)	419,000 (361,000 to 485,000)	439,000 (378,000 to 508,000)	6,870 (5,910 to 7,970)	1,160,000 (912,000 to 1,408,000)
HIV/AIDS and sexually transmitted infections	2,210 (1,760 to 2,720)	1,160 (1,030 to 1,310)	5,730 (4,630 to 6,920)	599 (293 to 1,020)	1,020 (577 to 1,600)	899 (529 to 1,400)	2,200 (1,620 to 3,020)	3,240 (2,220 to 4,620)	4,420 (2,710 to 6,550)	6,210 (3,900 to 9,530)	8,650 (4,920 to 13,200)	7,210 (4,170 to 12,000)	6,270 (3,350 to 10,900)	5,420 (2,600 to 9,930)	4,660 (1,980 to 9,060)	4,660 (1,980 to 9,060)	4,660 (1,980 to 9,060)	4,660 (1,980 to 9,060)	4,660 (1,980 to 9,060)	4,660 (1,980 to 9,060)	4,660 (1,980 to 9,060)	64.8 (34.3 to 110)	67,500 (39,400 to 110,000)
HIV/AIDS	2,210 (1,760 to 2,720)	1,160 (1,030 to 1,310)	5,730 (4,630 to 6,920)	599 (293 to 1,020)	1,020 (577 to 1,600)	899 (529 to 1,400)	2,200 (1,620 to 3,020)	3,240 (2,220 to 4,620)	4,420 (2,710 to 6,550)	6,210 (3,900 to 9,530)	8,650 (4,920 to 13,200)	7,210 (4,170 to 12,000)	6,270 (3,350 to 10,900)	5,420 (2,600 to 9,930)	4,660 (1,980 to 9,060)	4,660 (1,980 to 9,060)	4,660 (1,980 to 9,060)	4,660 (1,980 to 9,060)	4,660 (1,980 to 9,060)	4,660 (1,980 to 9,060)	4,660 (1,980 to 9,060)	64.8 (34.3 to 110)	67,500 (39,400 to 110,000)
HIV/AIDS - Drug-susceptible Tuberculosis	0 (0 to 0)	0 (0 to 0)	0 (0 to 0)	652 (297 to 1,250)	152 (61 to 306)	176 (81 to 356)	129 (54 to 286)	269 (114 to 586)	329 (133 to 722)	409 (164 to 905)	667 (261 to 1,480)	1,200 (461 to 2,650)	1,170 (438 to 2,610)	940 (339 to 2,100)	746 (257 to 1,670)	746 (257 to 1,670)	746 (257 to 1,670)	746 (257 to 1,670)	746 (257 to 1,670)	746 (257 to 1,670)	746 (257 to 1,670)	6.9 (2.5 to 15)	7,720 (3,000 to 17,000)
HIV/AIDS - Multidrug-resistant Tuberculosis without extensive drug resistance	0 (0 to 0)	0 (0 to 0)	0 (0 to 0)	66.1 (16 to 201)	14.7 (2.8 to 51.3)	26 (5.6 to 90.7)	19.1 (3.8 to 71.4)	40.6 (8.6 to 154)	50.7 (9.7 to 204)	126 (21 to 527)	166 (27 to 696)	175 (24 to 807)	142 (17 to 693)	112 (11 to 566)	89.6 (7.1 to 474)	89.6 (7.1 to 474)	89.6 (7.1 to 474)	89.6 (7.1 to 474)	89.6 (7.1 to 474)	89.6 (7.1 to 474)	89.6 (7.1 to 474)	0.7 (0 to 3.1)	1,140 (180 to 5,040)
HIV/AIDS - Extensively drug-resistant Tuberculosis	0 (0 to 0)	0 (0 to 0)	0 (0 to 0)	4.9 (0.2 to 17)	1.2 (0 to 4.7)	2.1 (0 to 8.1)	1.7 (0 to 7.1)	3.6 (0.1 to 15)	4.6 (0.2 to 20)	9.5 (0.3 to 43)	15 (0.5 to 72)	16 (0.5 to 82)	13 (0.3 to 72)	8.7 (0.2 to 52)	6.9 (0 to 43)	6.9 (0 to 43)	6.9 (0 to 43)	6.9 (0 to 43)	6.9 (0 to 43)	6.9 (0 to 43)	6.9 (0 to 43)	0.1 (0 to 0.5)	99.3 (0 to 430)
HIV/AIDS resulting in other diseases	0 (0 to 0)	0 (0 to 0)	0 (0 to 0)	612 (284 to 1,200)	154 (61 to 309)	150 (61 to 314)	110 (39 to 240)	240 (86 to 530)	290 (97 to 670)	283 (79 to 710)	420 (92 to 1,100)	619 (130 to 1,700)	4,100 (1,100 to 10,000)	4,380 (1,100 to 11,000)	2,370 (1,100 to 5,200)	2,370 (1,100 to 5,200)	2,370 (1,100 to 5,200)	2,370 (1,100 to 5,200)	2,370 (1,100 to 5,200)	2,370 (1,100 to 5,200)	2,370 (1,100 to 5,200)	7.6 (3.5 to 17)	40,100 (19,000 to 87,000)
Sexually transmitted infections, excluding HIV	2,600 (2,210 to 3,000)	2,160 (2,060 to 2,260)	2,160 (1,970 to 2,350)	172.7 (115 to 244)	277.6 (174 to 412)	6.6 (3.2 to 12.1)	25.5 (12.4 to 46.2)	25.2 (12.4 to 46.2)	72.5 (34.7 to 130)	96.4 (45.5 to 175)	220.6 (104 to 397)	220.6 (104 to 397)	220.6 (104 to 397)	220.6 (104 to 397)	220.6 (104 to 397)	19.2 (7.1 to 41.1)	19.2 (7.1 to 41.1)	19.2 (7.1 to 41.1)	19.2 (7.1 to 41.1)	19.2 (7.1 to 41.1)	19.2 (7.1 to 41.1)	0.6 (0.2 to 1.2)	1,920 (1,210 to 2,740)
Syphilis	0 (0 to 0)	0 (0 to 0)	0 (0 to 0)	0 (0 to 0)	0 (0 to 0)	0 (0 to 0)	0 (0 to 0)	0 (0 to 0)	0 (0 to 0)	0 (0 to 0)	0 (0 to 0)	0 (0 to 0)	0 (0 to 0)	0 (0 to 0)	0 (0 to 0)	0 (0 to 0)	0 (0 to 0)	0 (0 to 0)	0 (0 to 0)	0 (0 to 0)	0 (0 to 0)	0 (0 to 0)	0
Chlamydial infection	0 (0 to 0)	0 (0 to 0)	0 (0 to 0)	0 (0 to 0)	0 (0 to 0)	0 (0 to 0)	22.4 (0 to 67.2)	72.8 (0 to 218)	111 (0 to 331)	127 (0 to 381)	156 (0 to 467)	156 (0 to 467)	156 (0 to 467)	67 (0 to 199)	59.9 (0 to 178)	59.9 (0 to 178)	59.9 (0 to 178)	59.9 (0 to 178)	59.9 (0 to 178)	59.9 (0 to 178)	59.9 (0 to 178)	0.5 (0 to 1.5)	854 (0 to 2,560)
Gonococcal infection	0 (0 to 0)	0 (0 to 0)	0 (0 to 0)	0 (0 to 0)	0 (0 to 0)	6.6 (1.6 to 12.1)	66.3 (16.6 to 121)	27.7 (6.9 to 50.7)	72.5 (18.1 to 133)	96.4 (24.1 to 176)	220.6 (55.1 to 404)	220.6 (55.1 to 404)	220.6 (55.1 to 404)	67.3 (16.8 to 123)	59.9 (14.9 to 109)	59.9 (14.9 to 109)	59.9 (14.9 to 109)	59.9 (14.9 to 109)	59.9 (14.9 to 109)	59.9 (14.9 to 109)	59.9 (14.9 to 109)	0.5 (0.1 to 0.9)	1,070 (267 to 1,960)
Trichomoniasis	0 (0 to 0)	0 (0 to 0)	0 (0 to 0)	0 (0 to 0)	0 (0 to 0)	0 (0 to 0)	22.4 (0 to 67.2)	72.8 (0 to 218)	111 (0 to 331)	127 (0 to 381)	156 (0 to 467)	156 (0 to 467)	156 (0 to 467)	67 (0 to 199)	59.9 (0 to 178)	59.9 (0 to 178)	59.9 (0 to 178)	59.9 (0 to 178)	59.9 (0 to 178)	59.9 (0 to 178)	59.9 (0 to 178)	0.5 (0 to 1.5)	854 (0 to 2,560)
Genital herpes	0 (0 to 0)	0 (0 to 0)	0 (0 to 0)	0 (0 to 0)	0 (0 to 0)	6.6 (1.6 to 12.1)	66.3 (16.6 to 121)	27.7 (6.9 to 50.7)	72.5 (18.1 to 133)	96.4 (24.1 to 176)	220.6 (55.1 to 404)	220.6 (55.1 to 404)	220.6 (55.1 to 404)	67.3 (16.8 to 123)	59.9 (14.9 to 109)	59.9 (14.9 to 109)	59.9 (14.9 to 109)	59.9 (14.9 to 109)	59.9 (14.9 to 109)	59.9 (14.9 to 109)	59.9 (14.9 to 109)	0.5 (0.1 to 0.9)	1,070 (267 to 1,960)
Other sexually transmitted infections	0.2 (0 to 0.5)	0.5 (0 to 1.1)	0.5 (0 to 1.1)	4.12 (1.1 to 9.1)	2.55 (0.6 to 6.1)	2.55 (0.6 to 6.1)	2.55 (0.6 to 6.1)	2.55 (0.6 to 6.1)	2.55 (0.6 to 6.1)	2.55 (0.6 to 6.1)	2.55 (0.6 to 6.1)	2.55 (0.6 to 6.1)	2.55 (0.6 to 6.1)	2.55 (0.6 to 6.1)	2.55 (0.6 to 6.1)	2.55 (0.6 to 6.1)	2.55 (0.6 to 6.1)	2.55 (0.6 to 6.1)	2.55 (0.6 to 6.1)	2.55 (0.6 to 6.1)	0.02 (0 to 0.05)	2,610 (1,170 to 4,220)
HIV/AIDS resulting in other diseases	0 (0 to 0)	0 (0 to 0)	0 (0 to 0)	612 (284 to 1,200)	154 (61 to 309)	150 (61 to 314)	110 (39 to 240)	240 (86 to 530)	290 (97 to 670)	283 (79 to 710)	420 (92 to 1,100)	619 (130 to 1,700)	4,100 (1,100 to 10,000)	4,380 (1,100 to 11,000)	2,370 (1,100 to 5,200)	2,370 (1,100 to 5,200)	2,370 (1,100 to 5,200)	2,370 (1,100 to 5,200)	2,370 (1,100 to 5,200)	2,370 (1,100 to 5,200)	2,370 (1,100 to 5,200)	7.6 (3.5 to 17)	40,100 (19,000 to 87,000)
Respiratory infections and tuberculosis	106,000 (69,000 to 157,000)	48,600 (31,000 to 67,000)	107,000 (68,000 to 160,000)	39,700 (24,100 to 57,100)	16,200 (11,000 to 22,000)	8,470 (5,770 to 11,700)	7,230 (5,100 to 9,810)	9,290 (6,610 to 12,200)	12,200 (8,650 to 16,000)	15,200 (10,800 to 19,900)	19,000 (13,600 to 25,000)	23,200 (16,700 to 30,500)	27,400 (20,000 to 35,900)	31,600 (23,600 to 41,300)	35,800 (26,900 to 46,700)	35,800 (26,900 to 46,700)	35,800 (26,900 to 46,700)	35,800 (26,900 to 46,700)	35,800 (26,900 to 46,700)	29,200 (22,200 to 37,900)	2,650 (1,770 to 3,750)	570 (380 to 810)
Tuberculosis	0 (0 to 0)	0 (0 to 0)	5,670 (3,400 to 8,600)	4,130 (2,500 to 6,170)	3,770 (2,300 to 5,540)	3,740 (2,270 to 5,490)	3,710 (2,250 to 5,440)	3,680 (2,230 to 5,400)	3,650 (2,210 to 5,360)	3,620 (2,190 to 5,310)	3,590 (2,170 to 5,270)	3,560 (2,150 to 5,220)	3,530 (2,130 to 5,180)	3,500 (2,110 to 5,140)	3,470 (2,090 to 5,090)	3,470 (2,090 to 5,090)	3,470 (2,090 to 5,090)	3,470 (2,090 to 5,090)	3,470 (2,090 to 5,090)	3,470 (2,090 to 5,090)	3,470 (2,090 to 5,090)	29.6 (17.9 to 43.4)	68,000 (41,100 to 99,800)
Latent tuberculosis infection	0 (0 to 0)	0 (0 to 0)	0 (0 to 0)	0 (0 to 0)	0 (0 to 0)	0 (0 to 0)	0 (0 to 0)	0 (0 to 0)	0 (0 to 0)	0 (0 to 0)	0 (0 to 0)	0 (0 to 0)	0 (0 to 0)	0 (0 to 0)	0 (0 to 0)	0 (0 to 0)	0 (0 to 0)	0 (0 to 0)	0 (0 to 0)	0 (0 to 0)	0 (0 to 0)	0 (0 to 0)	0
Drug-susceptible tuberculosis	0 (0 to 0)	0 (0 to 0)	5,670 (3,400 to 8,600)	4,130 (2,500 to 6,170)	3,770 (2,300 to 5,540)	3,740 (2,270 to 5,490)	3,710 (2,250 to 5,440)	3,680 (2,230 to 5,400)	3,650 (2,210 to 5,360)	3,620 (2,190 to 5,310)	3,590 (2,170 to 5,270)	3,560 (2,150 to 5,220)	3,530 (2,130 to 5,180)	3,500 (2,110 to 5,140)	3,470 (2,090 to 5,090)	3,470 (2,090 to 5,090)	3,470 (2,090 to 5,090)	3,470 (2,090 to 5,090)	3,470 (2,090 to 5,090)	3,470 (2,090 to 5,090)	3,470 (2,090 to 5,090)	29.6 (17.9 to 43.4)	68,000 (41,100 to 99,800)
Multidrug-resistant tuberculosis without extensive drug resistance	0 (0 to 0)	0 (0 to 0)	426 (54 to 1,240)	423 (54 to 1,240)	256 (29 to 1,210)	995 (29 to 1,210)	1,260 (29 to 1,210)	2,000 (29 to 1,210)	2,000 (29 to 1,210)	3,610 (37 to 19,000)	4,810 (37 to 19,000)	4,810 (37 to 19,000)	4,810 (37 to 19,000)	5,360 (37 to 19,000)	5,360 (37 to 19,000)	5,770 (37 to 19,000)	6,320 (37 to 19,000)	5,260 (37 to 19,000)	2,870 (37 to 19,000)	1,790 (37 to 19,000)	320 (37 to 19,000)	68.9 (0.4 to 180)	51,600 (1,100 to 178,000)
Extensively drug-resistant tuberculosis	0 (0 to 0)	0 (0 to 0)	32.7 (2.2 to 120)	27.1 (1.6 to 97.1)	11.8 (0.7 to 43.6)	17.7 (1.1 to 65.3)	60.3 (3.6 to 222)	99.3 (5.9 to 366)	102 (6.1 to 376)	141 (8.4 to 519)	203 (12.1 to 748)	203 (12.1 to 748)	203 (12.1 to 748)	273 (16.3 to 1,010)	297 (17.7 to 1,090)	297 (17.7 to 1,090)	198 (11.8 to 729)	198 (11.8 to 729)	99.6 (5.9 to 366)	19.9 (1.2 to 73.1)	2.5 (0.1 to 9.2)	2,613 (156 to 9,610)
Lower respiratory infections	106,000 (69,000 to 157,000)	48,600 (31,000 to 67,000)	101,000 (61,700 to 154,000)	35,600 (21,600 to 51,000)	12,400 (8,660 to 16,500)	4,730 (3,240 to 6,310)	3,520 (2,470 to 4,770)	5,610 (3,960 to 7,450)	9,660 (6,810 to 12,800)	12,600 (8,870 to 16,800)	16,400 (11,500 to 21,800)	20,600 (14,500 to 27,300)	23,900 (16,900 to 31,700)	27,100 (19,100 to 36,000)	30,400 (21,400 to 40,300)	29,000 (20,400 to 38,500)	29,000 (20,400 to 38,500)	29,000 (20,400 to 38,500)	29,000 (20,400 to 38,500)	23,600 (16,600 to 31,300)	2,130 (1,500 to 2,830)	508,000 (357,000 to 674,000)
Upper respiratory infections	0 (0 to 0)	0 (0 to 0)	5,210 (2,710 to 8,600)	3,210 (1,200 to 5,810)	3,850 (1,200 to 7,350)	3,740 (1,200 to 7,350)	3,630 (1,200 to 7,350)	3,520 (1,200 to 7,350)	3,410 (1,200 to 7,350)	3,300 (1,200 to 7,350)	3,190 (1,200 to 7,350)	3,080 (1,200 to 7,350)	2,970 (1,200 to 7,350)	2,860 (1,200 to 7,350)	2,750 (1,200 to 7,350)	2,750 (1,200 to 7,350)	2,750 (1,200 to 7,350)	2,750 (1,200 to 7,350)	2,750 (1,200 to 7,350)	2,750 (1,200 to 7,350)	2,750 (1,200 to 7,350)	22.2 (9.7 to 39.1)	51,600 (22,600 to 90,800)
Otitis media	0 (0 to 0)	0 (0 to 0)	0 (0 to 0)	0 (0 to 0)	0 (0 to 0)	0 (0 to 0)	0 (0 to 0)	0 (0 to 0)	0 (0 to 0)	0 (0 to 0)	0 (0 to 0)	0 (0 to 0)	0 (0 to 0)	0 (0 to 0)	0 (0 to 0)	0 (0 to 0)	0 (0 to 0)	0 (0 to 0)	0 (0 to 0)	0 (0 to 0)	0 (0 to 0)	0 (0 to 0)	0
Sinitis infections	2,960 (2,750 to 3,180)	8,260 (7,950 to 8,580)	40,000 (38,000 to 42,000)	40,000 (38,000 to 42,000)	47,000 (45,000 to 50,000)	29,000 (28,000 to 30,000)	20,100 (19,000 to 21,000)	27,000 (26,000 to 28,000)	21,000 (20,000 to 22,000)	19,700 (19,000 to 20,000)	19,600 (19,000 to 20,000)	17,000 (16,000 to 18,000)	14,100 (13,000 to 15,000)	20,600 (19,000 to 22,000)	27,000 (25,000 to 29,000)	27,000 (25,000 to 29,000)	27,000 (25,000 to 29,000)	27,000 (25,000 to 29,000)	27,000 (25,000 to 29,000)	16,200 (15,000 to 17,000)	2,320 (2,200 to 2,450)	750 (710 to 790)
Diarrheal diseases	7,060 (3,700 to 14,000)	8,270 (4,200 to 16,000)	6,600 (3,600 to 12,000)	20,600 (11,000 to 36,000)	20,000 (11,000 to 36,000)	16,700 (9,000 to 27,000)	16,500 (9,000 to 26,000)	16,500 (9,000 to 26,000)	16,500 (9,000 to 26,000)	16,500 (9,000 to 26,000)	16,500 (9,000 to 26,000)	17,000 (9,000 to 27,000)	17,000 (9,000 to 27,000)	17,000 (9,000 to 27,000)	20,600 (11,000 to 33,000)	20,600 (11,000 to 33,000)	20,600 (11,000 to 33,000)	20,600 (11,000 to 33,000)	20,600 (11,000 to 33,000)	20,600 (11,000 to 33,000)	20,600 (11,000 to 33,000)	4,330 (2,300 to 7,000)	750 (400 to 1,200)
Typhoid and paratyphoid	0 (0 to 0)	93.6 (0 to 280)	14,400 (0 to 43,200)	20,200 (0 to 60,600)	20,000 (0 to 60,000)	19,800 (0 to 59,400)	19,600 (0 to 58,800)	19,400 (0 to 58,200)	19,200 (0 to 57,600)	19,000 (0 to 57,000)	18,800 (0 to 56,400)	18,600 (0 to 55,800)	18,400 (0 to 55,200)	18,200 (0 to 54,600)	18,000 (0 to 54,000)	18,000 (0 to 54,000)	18,000 (0 to 54,000)	18,000 (0 to 54,000)	18,000 (0 to 54,000)	18,000 (0 to 54,000)	18,000 (0 to 54,000)	154 (0 to 462)	116,000 (0 to 348,000)
Other diarrheal diseases	7,060 (3,700 to 14,000)	8,180 (4,200 to 16,000)	6,600 (3,600 to 12,000)	20,600 (11,000 to 36,000)	20,000 (11,000 to 36,000)	16,700 (9,000 to 27,000)	16,500 (9,000 to 26,000)	16,500 (9,000 to 26,000)	16,500 (9,000 to 26,000)	16,500 (9,000 to 26,000)	16,500 (9,000 to 26,000)	17,000 (9,000 to 27,000)	17,000 (9,000 to 27,000)	17,000 (9,000 to 27,000)	20,600 (11,000 to 33,000)	20,600 (11,000 to 33,000)	20,600 (11,000 to 33,000)	20,600 (11,000 to 33,000)	20,600 (11,000 to 33,000)	20,600 (11,000 to 33,000)	20,600 (11,000 to 33,000)	4,330 (2,300 to 7,000)	750 (400 to 1,200)
Syphilitic meningitis	0 (0 to 0)	0 (0 to 0)	0 (0 to 0)	0 (0 to 0)	0 (0 to 0)	0 (0 to 0)	0 (0 to 0)	0 (0 to 0)	0 (0 to 0)	0 (0 to 0)	0 (0 to 0)	0 (0 to 0)	0 (0 to 0)	0 (0 to 0)	0 (0 to 0)	0 (0 to 0)	0 (0 to 0)	0 (0 to 0)	0 (0 to 0)	0 (0 to 0)	0 (0 to 0)	0 (0 to 0)	0
Neonatal tetanus	0 (0 to 0)	0 (0 to 0)	0 (0 to 0)	0 (0 to 0)	0 (0 to 0)	0 (0 to 0)	0 (0 to 0)	0 (0 to 0)	0 (0 to 0)	0 (0 to 0)	0 (0 to 0)	0 (0 to 0)	0 (0 to 0)	0 (0 to 0)	0 (0 to 0)	0 (0 to 0)	0 (0 to 0)	0 (0 to 0)	0 (0 to 0)	0 (0 to 0)	0 (0 to 0)	0 (0 to 0)	0
Other tetanus	0 (0 to 0)	0 (0 to 0)	0 (0 to 0)	0 (0 to 0)	0 (0 to 0)	0 (0 to 0)	0 (0 to 0)	0 (0 to 0)	0 (0 to 0)	0 (0 to 0)	0 (0 to 0)	0 (0 to 0)	0 (0 to 0)	0 (0 to 0)	0 (0 to 0)	0 (0 to 0)	0 (0 to 0)	0 (0 to 0)	0 (0 to 0)	0 (0 to 0)	0 (0 to 0)	0 (0 to 0)	0
Cholera	0 (0 to 0)	0 (0 to 0)	0 (0 to 0)	0 (0 to 0)	0 (0 to 0)	0 (0 to 0)	0 (0 to 0)	0 (0 to 0)	0 (0 to 0)	0 (0 to 0)	0 (0 to 0)	0 (0 to 0)	0 (0 to 0)	0 (0 to 0)	0 (0 to 0)	0 (0 to 0)	0 (0 to 0)	0 (0 to 0)	0 (0 to 0)	0 (0 to 0)	0 (0 to 0)	0 (0 to 0)	0
Other intestinal infectious diseases	0 (0 to 0)	0 (0 to 0)	47.4 (0 to 137)	69.2 (0 to 197)	27.6 (0 to 80.3)	20.3 (0 to 59.2)	16.7 (0 to 48.7)	17.7 (0 to 51.6)	18.7 (0 to 54.5)	19.6 (0 to 57.3)	20.6 (0 to 60.2)	12 (0 to 35.1)	12.2 (0 to 35.6)	6.1 (0 to 17.8)	12.2 (0 to 35.6)	12.2 (0 to 35.6)	12.2 (0 to 35.6)	12.2 (0 to 35.6)	12.2 (0 to 35.6)	1.7 (0 to 5)	1.6 (0 to 4.6)	274 (0 to 800)
Neglected tropical diseases and malaria	1,610 (1,170 to 2,110)	1,670 (1,210 to 2,190)	60,000 (43,000 to 78,000)	31,200 (22,700 to 40,900)	16,900 (12,300 to 22,100)	11,700 (8,510 to 15,300)	11,500 (8,370 to 15,000)	12,000 (8,730 to 15,700)	12,500 (9,090 to 16,400)	13,000 (9,450 to 17,000)	13,500 (9,810 to 17,700)	14,000 (10,200 to 18,300)	14,500 (10,500 to 19,000)	15,000 (10,900 to 19,600)	15,500 (11,300 to 20,300)	15,500 (11,300 to 20,300)	15,500 (11,300 to 20,300)	15,500 (11,300 to 20,300)	15,500 (11,300 to 20,300)	15,500 (11,300 to 20,300)	15,500 (11,300 to 20,300)	97.6 (71.1 to 127)	686,000 (500,000 to 898,000)
Malaria	0 (0 to 0)	0 (0 to 0)	5,700 (1,770 to 14,000)	14,500 (4,200 to 35,000)	14,500 (4,200 to 35,000)	11,100 (3,200 to 27,000)	11,100 (3,200 to 27,000)	11,200 (3,200 to 27,000)	11,200 (3,200 to 27,000)	11,200 (3,200 to 27,000)	11,200 (3,200 to 27,000)	11,100 (3,200 to 27,000)	11,100 (3,200 to 27,000)	11,100 (3,200 to 27,000)	14,000 (4,000 to 34,000)	14,000 (4,000 to 34,000)	14,000 (4,000 to 34,000)	14,000 (4,000 to 34,000)	14,000 (4,000 to 34,000)	14,000 (4,000 to 34,000)	14,000 (4,000 to 34,000)	720 (210 to 1,700)	394,000 (113,000 to 940,000)
Chagas disease	0 (0 to 0)	0 (0 to 0)	0 (0 to 0)	0 (0 to 0)	0 (0 to 0)	0 (0 to 0)	0 (0 to 0)	0 (0 to 0)	0 (0 to 0)	0 (0 to 0)	0 (0 to 0)	0 (0 to 0)	0 (0 to 0)	0 (0 to 0)	0 (0 to 0)	0 (0 to 0)	0 (0 to 0)	0 (0 to 0)	0 (0 to 0)	0 (0 to 0)	0 (0 to 0)	0 (0 to 0)	0
Leishmaniasis	0 (0 to 0)	0 (0 to 0)	0 (0 to 0)	0 (0 to 0)	0 (0 to 0)	0 (0 to 0)	0 (0 to 0)	0 (0 to 0)	0 (0 to 0)	0 (0 to 0)	0 (0 to 0)	0 (0 to 0)	0 (0 to 0)	0 (0 to 0)	0 (0 to 0)	0 (0 to 0)	0 (0 to 0)	0 (0 to 0)	0 (0 to 0)	0 (0 to 0)	0 (0 to 0)	0 (0 to 0)	0
Visceral leishmaniasis	0 (0 to 0)	0 (0 to 0)	0 (0 to 0)	0 (0 to 0)	0 (0 to 0)	0 (0 to 0)	0 (0 to 0)	0 (0 to 0)	0 (0 to 0)	0 (0 to 0)	0 (0 to 0)	0 (0 to 0)	0 (0 to 0)	0 (0 to 0)	0 (0 to 0)	0 (0 to 0)	0 (0 to 0)	0 (0 to 0)	0 (0 to 0)	0 (0 to 0)	0 (0 to 0)	0 (0 to 0)	0
Cutaneous and mucocutaneous leishmaniasis	0 (0 to 0)	0 (0 to 0)	0 (0 to 0)	0 (0 to 0)	0 (0 to 0)	0 (0 to 0)	0 (0 to 0)	0 (0 to 0)	0 (0 to 0)	0 (0 to 0)	0 (0 to 0)	0 (0 to 0)	0 (0 to 0)	0 (0 to 0)	0 (0 to 0)	0 (0 to 0)	0 (0 to 0)	0 (0 to 0)	0 (0 to 0)	0 (0 to 0)	0 (0 to 0)	0 (0 to 0)	0
African trypanosomiasis	0 (0 to 0)	0 (0 to 0)	0 (0 to 0)	0 (0 to 0)	0 (0 to 0)	0 (0 to 0)	0 (0 to 0)	0 (0 to 0)	0 (0 to 0)	0 (0 to 0)	0 (0 to 0)	0 (0 to 0)	0 (0 to 0)	0 (0 to 0)	0 (0 to 0)	0 (0 to 0)	0 (0 to 0)	0 (0 to 0)	0 (0 to 0)	0 (0 to 0)	0 (0 to 0)	0 (0 to 0)	0
Schistosomiasis	0 (0 to 0)	0 (0 to 0)	0 (0 to 0)	0 (0 to 0)	0 (0 to 0)	0 (0 to 0)	0 (0 to 0)	0 (0 to 0)	0 (0 to 0)	0 (0 to 0)	0 (0 to 0)	0 (0 to 0)	0 (0 to 0)	0 (0 to 0)	0 (0 to 0)	0 (0 to 0)	0 (0 to 0)	0 (0 to 0)	0 (0 to 0)	0 (0 to 0)	0 (0 to 0)	0 (0 to 0)	0
Cysticercosis	0 (0 to 0)	0 (0 to 0)	0 (0 to 0)	0.2 (0 to 0.5)	1.5 (0 to 3.4)	16.5 (0.7 to 36.2)	22.1 (0.9 to 48.5)	140 (5.8 to 306)	469 (19.5 to 1,030)	887 (36.9 to 1,940)	2,050 (85.2 to 4,500)	2,750 (114 to 6,030)	2,750 (114 to 6,030)	2,750 (114 to 6,030)	2,750 (114 to 6,030)	2,750 (114 to 6,030)	2,750 (114 to 6,030)	2,750 (114 to 6,030)	2,750 (114 to 6,030)	2,750 (114 to 6,030)	2,750 (114 to 6,030)	23.1 (0.9 to 50.7)	11,000 (457 to 24,100)
Cystic echinococcosis	0 (0 to 0)	0 (0 to 0)	13.7 (0.2 to 40.9)	19.2 (0.3 to 57.4)	8.6 (0.1 to 25.6)	16.5 (0.2 to 49.2)	19.3 (0.3 to 57.4)	19.8 (0.3 to 59.1)	20.1 (0.3 to 59.9)	37.9 (0.5 to 113)	36.8 (0.5 to 110)	37.9 (0.5 to 113)	37.9 (0.5 to 113)	32.2 (0.4 to 96.1)	37.9 (0.5 to 113)	39.4 (0.5 to 117)	39.4 (0.5 to 117)	39.4 (0.5 to 117)	39.4 (0.5 to 117)	39.4 (0.5 to 117)	39.4 (0.5 to 117)	0.4 (0 to 1.1)	382 (5 to 1,140)
Lymphatic filariasis	0 (0 to 0)	0 (0 to 0)	0 (0 to 0)	1,060 (0 to 3,180)	600 (0 to 1,810)	1,210 (0 to 3,630)	1,190 (0 to 3,580)	1,170 (0 to 3,520)	1,150 (0 to 3,460)	1,130 (0 to 3,400)	1,110 (0 to 3,340)	1,090 (0 to 3,280)	1,070 (0 to 3,220)	1,050 (0 to 3,160)	1,030 (0 to 3,100)	1,030 (0 to 3,100)	1,030 (0 to 3,100)	1,030 (0 to 3,100)	1,030 (0 to 3,100)	1,030 (0 to 3,100)	1,030 (0 to 3,100)	8.9 (0 to 27)	14,100 (0 to 42,400)
Onchocerciasis	0 (0 to 0)	0 (0 to 0)	0 (0 to 0)	0 (0 to 0)	0 (0 to 0)	0 (0 to 0)	0 (0 to 0)	0 (0 to 0)	0 (0 to 0)	0 (0 to 0)	0 (0 to 0)	0 (0 to 0)	0 (0 to 0)	0 (0 to 0)	0 (0 to 0)	0 (0 to 0)	0 (0 to 0)	0 (0 to 0)	0 (0 to 0)	0 (0 to 0)	0 (0 to 0)	0 (0 to 0)	0
Trachoma	0 (0 to 0)	0 (0 to 0)	0 (0 to 0)	0 (0 to 0)	0 (0 to 0)	0 (0 to 0)	0 (0 to 0)	0 (0 to 0)	0 (0 to 0)	0 (0 to 0)	0 (0 to 0)	0 (0 to 0)	0 (0 to 0)	0 (0 to 0)	0 (0 to 0)	0 (0 to 0)	0 (0 to 0)	0 (0 to 0)	0 (0 to 0)	0 (0 to 0)	0 (0 to 0)	0 (0 to 0)	0
Dengue	97.9 (12.9 to 304)	73.8 (11.4 to 230)	1,690 (252 to 5,140)	1,690 (251 to 5,200)	1,690 (250 to 5,200)	1,270 (223 to 4,000)	1,690 (249 to 5,200)	1,690 (249 to 5,200)	1,690 (249 to 5,200)	1,690 (250 to 5,200)



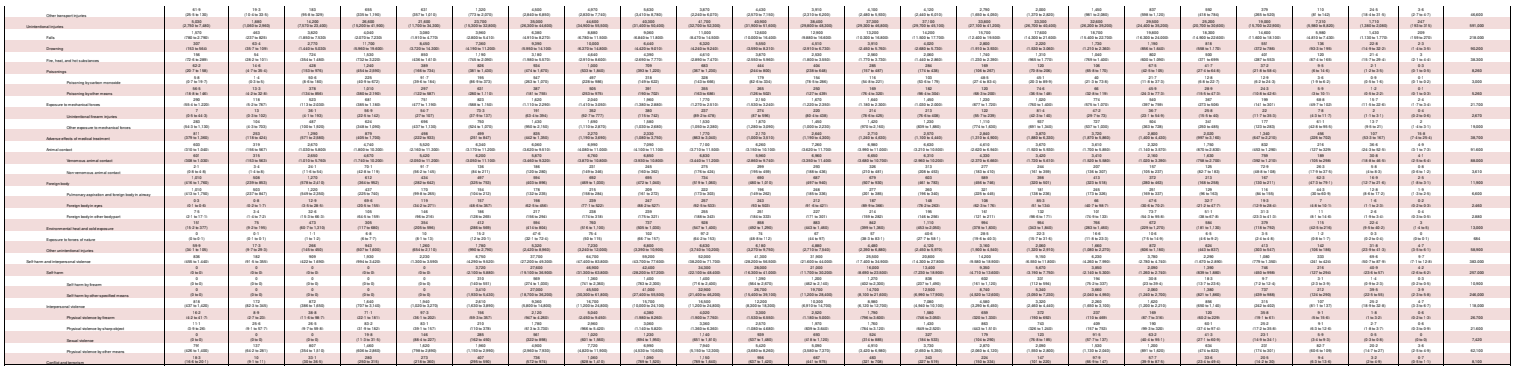

GBD Table 2c: Deaths DALYS (in crore and see crores for both sexes with 95% uncertainties intervals, 2019

Cause	Early Neonatal	Late Neonatal	Post Neonatal	1 to 4	5 to 9	10 to 14	15 to 19	20 to 24	25 to 29	30 to 34	35 to 39	40 to 44	45 to 49	50 to 54	55 to 59	60 to 64	65 to 69	70 to 74	75 to 79	80 to 84	85 to 89	90 to 94	95 plus	Total
All causes	267,000 (243,000 to 289,000)	69,000 (63,000 to 76,000)	117,000 (98,000 to 140,000)	145,000 (114,000 to 180,000)	127,000 (112,000 to 144,000)	124,000 (106,000 to 147,000)	146,000 (130,000 to 164,000)	207,000 (186,000 to 231,000)	313,000 (282,000 to 351,000)	426,000 (372,000 to 484,000)	536,000 (481,000 to 604,000)	619,000 (547,000 to 697,000)	719,000 (643,000 to 807,000)	839,000 (751,000 to 941,000)	943,000 (837,000 to 1,060,000)	1,060,000 (937,000 to 1,200,000)	1,170,000 (1,030,000 to 1,330,000)	1,260,000 (1,100,000 to 1,440,000)	1,310,000 (1,130,000 to 1,500,000)	1,360,000 (1,160,000 to 1,570,000)	1,390,000 (1,170,000 to 1,620,000)	1,410,000 (1,170,000 to 1,650,000)	66,700 (55,000 to 79,000)	21,900 (17,700 to 26,300)	6,410 (5,150 to 7,700)	6,159,000
Communicable, maternal, neonatal, and nutritional diseases	262,000 (237,000 to 284,000)	65,000 (59,000 to 72,000)	90,900 (75,100 to 109,000)	96,300 (75,000 to 123,000)	74,700 (66,600 to 85,400)	74,400 (62,700 to 89,100)	102,000 (93,000 to 112,000)	161,000 (147,000 to 177,000)	259,000 (239,000 to 283,000)	369,000 (324,000 to 420,000)	480,000 (430,000 to 542,000)	569,000 (504,000 to 641,000)	672,000 (602,000 to 754,000)	793,000 (709,000 to 889,000)	897,000 (797,000 to 1,010,000)	1,010,000 (893,000 to 1,140,000)	1,120,000 (986,000 to 1,270,000)	1,210,000 (1,060,000 to 1,380,000)	1,260,000 (1,090,000 to 1,440,000)	1,310,000 (1,120,000 to 1,500,000)	1,340,000 (1,130,000 to 1,560,000)	1,360,000 (1,130,000 to 1,590,000)	64,100 (53,000 to 76,000)	21,000 (17,000 to 25,400)	6,160 (4,950 to 7,400)	5,917,000
Infectious, maternal, neonatal, and nutritional diseases	262,000 (237,000 to 284,000)	65,000 (59,000 to 72,000)	90,900 (75,100 to 109,000)	96,300 (75,000 to 123,000)	74,700 (66,600 to 85,400)	74,400 (62,700 to 89,100)	102,000 (93,000 to 112,000)	161,000 (147,000 to 177,000)	259,000 (239,000 to 283,000)	369,000 (324,000 to 420,000)	480,000 (430,000 to 542,000)	569,000 (504,000 to 641,000)	672,000 (602,000 to 754,000)	793,000 (709,000 to 889,000)	897,000 (797,000 to 1,010,000)	1,010,000 (893,000 to 1,140,000)	1,120,000 (986,000 to 1,270,000)	1,210,000 (1,060,000 to 1,380,000)	1,260,000 (1,090,000 to 1,440,000)	1,310,000 (1,120,000 to 1,500,000)	1,340,000 (1,130,000 to 1,560,000)	1,360,000 (1,130,000 to 1,590,000)	64,100 (53,000 to 76,000)	21,000 (17,000 to 25,400)	6,160 (4,950 to 7,400)	5,917,000
HIV/AIDS and sexually transmitted infections	1,000 (1,070 to 1,160)	1,040 (350 to 2,310)	3,270 (1,530 to 6,400)	467 (212 to 1,250)	343 (189 to 712)	259 (161 to 529)	1,050 (493 to 1,820)	2,550 (1,480 to 4,530)	4,130 (2,660 to 7,200)	4,130 (2,720 to 7,400)	7,230 (4,630 to 13,300)	5,650 (3,660 to 10,600)	4,220 (2,660 to 7,800)	2,550 (1,660 to 4,650)	1,200 (780 to 2,320)	773 (494 to 1,530)	562 (354 to 1,120)	42.6 (27.6 to 85.1)	29.1 (18.4 to 57.9)	4.4 (2.7 to 8.8)	1.4 (0.9 to 2.7)	0.4 (0.2 to 0.8)	49,900
HIV/AIDS	1,000 (1,070 to 1,160)	1,040 (350 to 2,310)	3,270 (1,530 to 6,400)	467 (212 to 1,250)	343 (189 to 712)	259 (161 to 529)	1,050 (493 to 1,820)	2,550 (1,480 to 4,530)	4,130 (2,660 to 7,200)	4,130 (2,720 to 7,400)	7,230 (4,630 to 13,300)	5,650 (3,660 to 10,600)	4,220 (2,660 to 7,800)	2,550 (1,660 to 4,650)	1,200 (780 to 2,320)	773 (494 to 1,530)	562 (354 to 1,120)	42.6 (27.6 to 85.1)	29.1 (18.4 to 57.9)	4.4 (2.7 to 8.8)	1.4 (0.9 to 2.7)	0.4 (0.2 to 0.8)	41,900
HIV/AIDS - Drug-susceptible Tuberculosis	0 (0 to 0)	0 (0 to 0)	0 (0 to 0)	0 (0 to 0)	0 (0 to 0)	0 (0 to 0)	0 (0 to 0)	0 (0 to 0)	0 (0 to 0)	0 (0 to 0)	0 (0 to 0)	0 (0 to 0)	0 (0 to 0)	0 (0 to 0)	0 (0 to 0)	0 (0 to 0)	0 (0 to 0)	0 (0 to 0)	0 (0 to 0)	0 (0 to 0)	0 (0 to 0)	0 (0 to 0)	0 (0 to 0)	0
HIV/AIDS - Multidrug resistant Tuberculosis without extensive drug resistance	0 (0 to 0)	0 (0 to 0)	0 (0 to 0)	0 (0 to 0)	0 (0 to 0)	0 (0 to 0)	0 (0 to 0)	0 (0 to 0)	0 (0 to 0)	0 (0 to 0)	0 (0 to 0)	0 (0 to 0)	0 (0 to 0)	0 (0 to 0)	0 (0 to 0)	0 (0 to 0)	0 (0 to 0)	0 (0 to 0)	0 (0 to 0)	0 (0 to 0)	0 (0 to 0)	0 (0 to 0)	0 (0 to 0)	0
HIV/AIDS - Extensively drug-resistant Tuberculosis	0 (0 to 0)	0 (0 to 0)	0 (0 to 0)	0 (0 to 0)	0 (0 to 0)	0 (0 to 0)	0 (0 to 0)	0 (0 to 0)	0 (0 to 0)	0 (0 to 0)	0 (0 to 0)	0 (0 to 0)	0 (0 to 0)	0 (0 to 0)	0 (0 to 0)	0 (0 to 0)	0 (0 to 0)	0 (0 to 0)	0 (0 to 0)	0 (0 to 0)	0 (0 to 0)	0 (0 to 0)	0 (0 to 0)	0
HIV/AIDS resulting in other diseases	0 (0 to 0)	0 (0 to 0)	0 (0 to 0)	0 (0 to 0)	0 (0 to 0)	0 (0 to 0)	0 (0 to 0)	0 (0 to 0)	0 (0 to 0)	0 (0 to 0)	0 (0 to 0)	0 (0 to 0)	0 (0 to 0)	0 (0 to 0)	0 (0 to 0)	0 (0 to 0)	0 (0 to 0)	0 (0 to 0)	0 (0 to 0)	0 (0 to 0)	0 (0 to 0)	0 (0 to 0)	0 (0 to 0)	0
Sexually transmitted infections, excluding HIV	1,000 (1,070 to 1,160)	1,040 (350 to 2,310)	3,270 (1,530 to 6,400)	467 (212 to 1,250)	343 (189 to 712)	259 (161 to 529)	1,050 (493 to 1,820)	2,550 (1,480 to 4,530)	4,130 (2,660 to 7,200)	4,130 (2,720 to 7,400)	7,230 (4,630 to 13,300)	5,650 (3,660 to 10,600)	4,220 (2,660 to 7,800)	2,550 (1,660 to 4,650)	1,200 (780 to 2,320)	773 (494 to 1,530)	562 (354 to 1,120)	42.6 (27.6 to 85.1)	29.1 (18.4 to 57.9)	4.4 (2.7 to 8.8)	1.4 (0.9 to 2.7)	0.4 (0.2 to 0.8)	8,410
Syphilis	3,060 (1,670 to 7,990)	1,060 (450 to 2,530)	1,290 (550 to 2,840)	453.2 (170 to 1,190)	272.7 (97 to 643)	0.2 (0 to 0.5)	209 (81 to 513)	1,050 (411 to 2,600)	2,140 (1,000 to 5,300)	2,140 (1,000 to 5,300)	3,740 (1,750 to 9,260)	2,920 (1,370 to 7,230)	2,180 (1,020 to 5,400)	1,320 (620 to 3,270)	620 (290 to 1,540)	400 (187 to 990)	291 (136 to 720)	22 (10 to 54.5)	15 (7 to 37.2)	2.3 (1.1 to 5.6)	0.7 (0.3 to 1.8)	0.2 (0.1 to 0.5)	9,990
Chlamydial infection	0 (0 to 0)	0 (0 to 0)	0 (0 to 0)	0 (0 to 0)	0 (0 to 0)	1.6 (0 to 4.2)	9.2 (2 to 24)	31.9 (8 to 82)	56.9 (14 to 146)	56.9 (14 to 146)	97.5 (24 to 250)	73.4 (18 to 188)	54.9 (13 to 141)	33.2 (8 to 85)	15.6 (4 to 40)	10.1 (2 to 26)	7.3 (2 to 19)	0.6 (0 to 1.5)	0.4 (0 to 1.1)	0.1 (0 to 0.3)	0 (0 to 0.1)	0 (0 to 0)	343
Gonococcal infection	0 (0 to 0)	0 (0 to 0)	0 (0 to 0)	0 (0 to 0)	0 (0 to 0)	2.1 (0 to 5.4)	12.1 (3 to 31)	41.9 (11 to 107)	74.8 (19 to 192)	74.8 (19 to 192)	128.1 (32 to 329)	96.5 (24 to 248)	72.1 (18 to 185)	43.6 (11 to 112)	20.5 (5 to 52.6)	13.3 (3 to 34.2)	9.6 (2 to 24.7)	0.8 (0 to 2)	0.5 (0 to 1.4)	0.1 (0 to 0.3)	0 (0 to 0.1)	0 (0 to 0)	451
Trichomoniasis	0 (0 to 0)	0 (0 to 0)	0 (0 to 0)	0 (0 to 0)	0 (0 to 0)	0.3 (0 to 0.7)	1.9 (0 to 4.9)	6.6 (2 to 17)	11.8 (3 to 30)	11.8 (3 to 30)	20.2 (5 to 52)	15.2 (4 to 39)	11.4 (3 to 29)	6.9 (2 to 18)	3.2 (1 to 8.3)	2.1 (1 to 5.4)	1.5 (0 to 3.9)	0.1 (0 to 0.3)	0.1 (0 to 0.2)	0 (0 to 0)	0 (0 to 0)	0 (0 to 0)	71
Genital herpes	0 (0 to 0)	0 (0 to 0)	0 (0 to 0)	0 (0 to 0)	0 (0 to 0)	0.1 (0 to 0.2)	0.7 (0 to 1.8)	2.4 (1 to 6.1)	4.3 (1 to 11)	4.3 (1 to 11)	7.4 (2 to 19)	5.6 (1 to 14)	4.2 (1 to 11)	2.5 (1 to 6.6)	1.2 (0 to 3)	0.8 (0 to 2)	0.6 (0 to 1.4)	0 (0 to 0.1)	0 (0 to 0.1)	0 (0 to 0)	0 (0 to 0)	0 (0 to 0)	26
Other sexually transmitted infections	0.1 (0 to 0.3)	0.1 (0 to 0.3)	1,290 (550 to 2,840)	453.2 (170 to 1,190)	272.7 (97 to 643)	0.2 (0 to 0.5)	209 (81 to 513)	1,050 (411 to 2,600)	2,140 (1,000 to 5,300)	2,140 (1,000 to 5,300)	3,740 (1,750 to 9,260)	2,920 (1,370 to 7,230)	2,180 (1,020 to 5,400)	1,320 (620 to 3,270)	620 (290 to 1,540)	400 (187 to 990)	291 (136 to 720)	22 (10 to 54.5)	15 (7 to 37.2)	2.3 (1.1 to 5.6)	0.7 (0.3 to 1.8)	0.2 (0.1 to 0.5)	9,990
Respiratory infections and tuberculosis	10,000 (9,000 to 11,000)	2,000 (1,000 to 3,000)	28,000 (19,000 to 40,000)	15,700 (10,000 to 23,000)	6,090 (4,000 to 9,000)	5,130 (3,000 to 8,000)	6,660 (4,000 to 11,000)	11,700 (7,000 to 19,000)	19,000 (11,000 to 31,000)	19,000 (11,000 to 31,000)	19,000 (11,000 to 31,000)	17,000 (10,000 to 28,000)	16,000 (10,000 to 26,000)	15,700 (9,000 to 25,000)	16,000 (10,000 to 26,000)	16,000 (10,000 to 26,000)	15,700 (9,000 to 25,000)	14,000 (8,000 to 23,000)	12,000 (7,000 to 20,000)	9,800 (5,000 to 16,000)	6,400 (3,000 to 11,000)	2,240 (1,000 to 4,000)	1,840 (780 to 3,000)	262,000
Tuberculosis	0.1 (0 to 0.2)	1,610 (667 to 3,530)	1,690 (1,020 to 2,660)	1,490 (1,020 to 2,160)	999.5 (677 to 1,470)	1,070 (722 to 1,570)	2,020 (1,420 to 2,850)	4,060 (2,750 to 5,770)	7,900 (5,350 to 11,200)	8,140 (5,510 to 11,500)	7,900 (5,350 to 11,200)	6,130 (4,150 to 8,690)	5,010 (3,400 to 7,100)	4,240 (2,870 to 6,010)	4,240 (2,870 to 6,010)	4,240 (2,870 to 6,010)	4,240 (2,870 to 6,010)	4,240 (2,870 to 6,010)	3,390 (2,300 to 4,810)	2,170 (1,470 to 3,080)	1,420 (960 to 2,020)	500 (337 to 710)	100 (67 to 142)	165,000
Latent tuberculosis infection	0 (0 to 0)	0 (0 to 0)	0 (0 to 0)	0 (0 to 0)	0 (0 to 0)	0 (0 to 0)	0 (0 to 0)	0 (0 to 0)	0 (0 to 0)	0 (0 to 0)	0 (0 to 0)	0 (0 to 0)	0 (0 to 0)	0 (0 to 0)	0 (0 to 0)	0 (0 to 0)	0 (0 to 0)	0 (0 to 0)	0 (0 to 0)	0 (0 to 0)	0 (0 to 0)	0 (0 to 0)	0 (0 to 0)	0
Active tuberculosis	0.1 (0 to 0.2)	1,610 (667 to 3,530)	1,690 (1,020 to 2,660)	1,490 (1,020 to 2,160)	999.5 (677 to 1,470)	1,070 (722 to 1,570)	2,020 (1,420 to 2,850)	4,060 (2,750 to 5,770)	7,900 (5,350 to 11,200)	8,140 (5,510 to 11,500)	7,900 (5,350 to 11,200)	6,130 (4,150 to 8,690)	5,010 (3,400 to 7,100)	4,240 (2,870 to 6,010)	4,240 (2,870 to 6,010)	4,240 (2,870 to 6,010)	4,240 (2,870 to 6,010)	4,240 (2,870 to 6,010)	3,390 (2,300 to 4,810)	2,170 (1,470 to 3,080)	1,420 (960 to 2,020)	500 (337 to 710)	100 (67 to 142)	165,000
Enteric infections	2,270 (1,920 to 2,670)	3,160 (1,920 to 4,990)	10,000 (6,000 to 16,100)	13,000 (9,000 to 18,000)	5,000 (3,000 to 8,000)	3,000 (2,000 to 4,000)	1,290 (770 to 2,000)	1,290 (770 to 2,000)	1,290 (770 to 2,000)	1,290 (770 to 2,000)	1,290 (770 to 2,000)	1,290 (770 to 2,000)	1,290 (770 to 2,000)	1,290 (770 to 2,000)	1,290 (770 to 2,000)	1,290 (770 to 2,000)	1,290 (770 to 2,000)	1,290 (770 to 2,000)	1,290 (770 to 2,000)	1,290 (770 to 2,000)	1,290 (770 to 2,000)	1,290 (770 to 2,000)	174,000
Diarrheal diseases	2,270 (1,920 to 2,670)	3,160 (1,920 to 4,990)	10,000 (6,000 to 16,100)	13,000 (9,000 to 18,000)	5,000 (3,000 to 8,000)	3,000 (2,000 to 4,000)	1,290 (770 to 2,000)	1,290 (770 to 2,000)	1,290 (770 to 2,000)	1,290 (770 to 2,000)	1,290 (770 to 2,000)	1,290 (770 to 2,000)	1,290 (770 to 2,000)	1,290 (770 to 2,000)	1,290 (770 to 2,000)	1,290 (770 to 2,000)	1,290 (770 to 2,000)	1,290 (770 to 2,000)	1,290 (770 to 2,000)	1,290 (770 to 2,000)	1,290 (770 to 2,000)	1,290 (770 to 2,000)	174,000
Typhoid and paratyphoid	0 (0 to 0)	20.8 (12 to 36.4)	10,190 (5,420 to 17,900)	3,000 (1,660 to 5,260)	1,000 (550 to 1,750)	1,000 (550 to 1,750)	1,000 (550 to 1,750)	1,000 (550 to 1,750)	1,000 (550 to 1,750)	1,000 (550 to 1,750)	1,000 (550 to 1,750)	1,000 (550 to 1,750)	1,000 (550 to 1,750)	1,000 (550 to 1,750)	1,000 (550 to 1,750)	1,000 (550 to 1,750)	1,000 (550 to 1,750)	1,000 (550 to 1,750)	1,000 (550 to 1,750)	1,000 (550 to 1,750)	1,000 (550 to 1,750)	1,000 (550 to 1,750)	58,000
Typhoid fever	0 (0 to 0)	20.8 (10 to 36.7)	10,190 (5,420 to 17,900)	3,000 (1,660 to 5,260)	1,000 (550 to 1,750)	1,000 (550 to 1,750)	1,000 (550 to 1,750)	1,000 (550 to 1,750)	1,000 (550 to 1,750)	1,000 (550 to 1,750)	1,000 (550 to 1,750)	1,000 (550 to 1,750)	1,000 (550 to 1,750)	1,000 (550 to 1,750)	1,000 (550 to 1,750)	1,000 (550 to 1,750)	1,000 (550 to 1,750)	1,000 (550 to 1,750)	1,000 (550 to 1,750)	1,000 (550 to 1,750)	1,000 (550 to 1,750)	1,000 (550 to 1,750)	44,000
Paratyphoid fever	0 (0 to 0)	0 (0 to 0)	0 (0 to 0)	0 (0 to 0)	0 (0 to 0)	0 (0 to 0)	0 (0 to 0)	0 (0 to 0)	0 (0 to 0)	0 (0 to 0)	0 (0 to 0)	0 (0 to 0)	0 (0 to 0)	0 (0 to 0)	0 (0 to 0)	0 (0 to 0)	0 (0 to 0)	0 (0 to 0)	0 (0 to 0)	0 (0 to 0)	0 (0 to 0)	0 (0 to 0)	0 (0 to 0)	13,000
Invasive Non-typhoidal Salmonella (iNTS)	0 (0 to 0.2)	139.9 (114 to 181)	139 (47 to 324)	120 (50 to 240)	49.4 (20 to 104)	30.5 (13 to 64)	19.2 (8 to 40)	19.2 (8 to 40)	19.2 (8 to 40)	19.2 (8 to 40)	19.2 (8 to 40)	19.2 (8 to 40)	19.2 (8 to 40)	19.2 (8 to 40)	19.2 (8 to 40)	19.2 (8 to 40)	19.2 (8 to 40)	19.2 (8 to 40)	19.2 (8 to 40)	19.2 (8 to 40)	19.2 (8 to 40)	19.2 (8 to 40)	19.2 (8 to 40)	594
Other intestinal infectious diseases	0 (0 to 0)	10 (5 to 20)	120 (60 to 240)	70 (40 to 120)	20 (10 to 40)	10 (5 to 20)	6.1 (3 to 12)	6.1 (3 to 12)	6.1 (3 to 12)	6.1 (3 to 12)	6.1 (3 to 12)	6.1 (3 to 12)	6.1 (3 to 12)	6.1 (3 to 12)	6.1 (3 to 12)	6.1 (3 to 12)	6.1 (3 to 12)	6.1 (3 to 12)	6.1 (3 to 12)	6.1 (3 to 12)	6.1 (3 to 12)	6.1 (3 to 12)	6.1 (3 to 12)	90
Neglected tropical diseases and malaria	259 (0.3 to 21.4)	0.2 (0.2 to 0.6)	1,220 (0.4 to 3.6)	10,410 (3,450 to 23,000)	7,000 (2,320 to 15,500)	5,000 (1,660 to 11,000)	3,790 (1,260 to 8,370)	4,090 (1,360 to 9,030)	4,770 (1,580 to 10,500)	4,770 (1,580 to 10,500)	4,770 (1,580 to 10,500)	4,770 (1,580 to 10,500)	4,770 (1,580 to 10,500)	4,770 (1,580 to 10,500)	4,770 (1,580 to 10,500)	4,770 (1,580 to 10,500)	4,770 (1,580 to 10,500)	4,770 (1,580 to 10,500)	4,770 (1,580 to 10,500)	4,770 (1,580 to 10,500)	4,770 (1,580 to 10,500)	4,770 (1,580 to 10,500)	58,400
Malaria	0 (0.2 to 0.7)	0.1 (0.1 to 0.4)	1,220 (766 to 1,820)	2,270 (627 to 5,450)	1,000 (450 to 2,220)	270 (151 to 467)	270 (151 to 467)	270 (151 to 467)	270 (151 to 467)	270 (151 to 467)	270 (151 to 467)	270 (151 to 467)	270 (151 to 467)	270 (151 to 467)	270 (151 to 467)	270 (151 to 467)	270 (151 to 467)	270 (151 to 467)	270 (151 to 467)	270 (151 to 467)	270 (151 to 467)	270 (151 to 467)	270 (151 to 467)	9,210
Chagas disease	0 (0 to 0)	0 (0 to 0)	0 (0 to 0)	0 (0 to 0)	0 (0 to 0)	0 (0 to 0)	0 (0 to 0)	0 (0 to 0)	0 (0 to 0)	0 (0 to 0)	0 (0 to 0)	0 (0 to 0)	0 (0 to 0)	0 (0 to 0)	0 (0 to 0)	0 (0 to 0)	0 (0 to 0)	0 (0 to 0)	0 (0 to 0)	0 (0 to 0)	0 (0 to 0)	0 (0 to 0)	0 (0 to 0)	0
Leishmaniasis	0 (0 to 0)	0 (0 to 0)	0 (0 to 0)	0 (0 to 0)	0 (0 to 0)	0 (0 to 0)	0 (0 to 0)	0 (0 to 0)	0 (0 to 0)	0 (0 to 0)	0 (0 to 0)	0 (0 to 0)	0 (0 to 0)	0 (0 to 0)	0 (0 to 0)	0 (0 to 0)	0 (0 to 0)	0 (0 to 0)	0 (0 to 0)	0 (0 to 0)	0 (0 to 0)	0 (0 to 0)	0 (0 to 0)	0
Visceral leishmaniasis	0 (0 to 0)	0 (0 to 0)	0 (0 to 0)	0 (0 to 0)	0 (0 to 0)	0 (0 to 0)	0 (0 to 0)	0 (0 to 0)	0 (0 to 0)	0 (0 to 0)	0 (0 to 0)	0 (0 to 0)	0 (0 to 0)	0 (0 to 0)	0 (0 to 0)	0 (0 to 0)	0 (0 to 0)	0 (0 to 0)	0 (0 to 0)	0 (0 to 0)	0 (0 to 0)	0 (0 to 0)	0 (0 to 0)	0
Cutaneous and mucocutaneous leishmaniasis	0 (0 to 0)	0 (0 to 0)	0 (0 to 0)	0 (0 to 0)	0 (0 to 0)	0 (0 to 0)	0 (0 to 0)	0 (0 to 0)	0 (0 to 0)	0 (0 to 0)	0 (0 to 0)	0 (0 to 0)	0 (0 to 0)	0 (0 to 0)	0 (0 to 0)	0 (0 to 0)	0 (0 to 0)	0 (0 to 0)	0 (0 to 0)	0 (0 to 0)	0 (0 to 0)	0 (0 to 0)	0 (0 to 0)	0
African trypanosomiasis	0 (0 to 0)	0 (0 to 0)	0 (0 to 0)	0 (0 to 0)	0 (0 to 0)	0 (0 to 0)	0 (0 to 0)	0 (0 to 0)	0 (0 to 0)	0 (0 to 0)	0 (0 to 0)	0 (0 to 0)	0 (0 to 0)	0 (0 to 0)	0 (0 to 0)	0 (0 to 0)	0 (0 to 0)	0 (0 to 0)	0 (0 to 0)	0 (0 to 0)	0 (0 to 0)	0 (0 to 0)	0 (0 to 0)	0
Schistosomiasis	0 (0 to 0)	0 (0 to 0)	0 (0 to 0)	0 (0 to 0)	0 (0 to 0)	0 (0 to 0)	0 (0 to 0)	0 (0 to 0)	0 (0 to 0)	0 (0 to 0)	0 (0 to 0)	0 (0 to 0)	0 (0 to 0)	0 (0 to 0)	0 (0 to 0)	0 (0 to 0)	0 (0 to 0)	0 (0 to 0)	0 (0 to 0)	0 (0 to 0)	0 (0 to 0)	0 (0 to 0)	0 (0 to 0)	0
Cysticercosis	0 (0 to 0)	0 (0 to 0)	0 (0 to 0)	0 (0 to 0)	0 (0 to 0)	0 (0 to 0)	0 (0 to 0)	0 (0 to 0)	0 (0 to 0)	0 (0 to 0)	0 (0 to 0)	0 (0 to 0)	0 (0 to 0)	0 (0 to 0)	0 (0 to 0)	0 (0 to 0)	0 (0 to 0)	0 (0 to 0)	0 (0 to 0)	0 (0 to 0)	0 (0 to 0)	0 (0 to 0)	0 (0 to 0)	0
Cystic echinococcosis	0 (0 to 0)	0 (0 to 0)	0.6 (0.1 to 1.2)	7.6 (2 to 17)	6.5 (2 to 14)	6.4 (2 to 14)	7.2 (2 to 16)	7.2 (2 to 16)	10.1 (2 to 23)	10.6 (2 to 24)	10.5 (2 to 24)	9.1 (2 to 20)	8.3 (2 to 19)	6.3 (2 to 14)	6.3 (2 to 14)	7.2 (2 to 16)	6.6 (2 to 15)	4.4 (1 to 10)	2.5 (0 to 5.8)	0.7 (0 to 1.6)	0.1 (0 to 0.3)	0 (0 to 0)	118
Lymphatic filariasis	0 (0 to 0)	0 (0 to 0)	0 (0 to 0)	0 (0 to 0)	0 (0 to 0)	0 (0 to 0)	0 (0 to 0)	0 (0 to 0)	0 (0 to 0)	0 (0 to 0)	0 (0 to 0)	0 (0 to 0)	0 (0 to 0)	0 (0 to 0)	0 (0 to 0)	0 (0 to 0)	0 (0 to 0)	0 (0 to 0)	0 (0 to 0)	0 (0 to 0)	0 (0 to 0)	0 (0 to 0)	0 (0 to 0)	0
Onchocerciasis	0 (0 to 0)	0 (0 to 0)	0 (0 to 0)	0 (0 to 0)	0 (0 to 0)	0 (0 to 0)	0 (0 to 0)	0 (0 to 0)	0 (0 to 0)	0 (0 to 0)	0 (0 to 0)	0 (0 to 0)	0 (0 to 0)	0 (0 to 0)	0 (0 to 0)	0 (0 to 0)	0 (0 to 0)	0 (0 to 0)	0 (0 to 0)	0 (0 to 0)	0 (0 to 0)	0 (0 to 0)	0 (0 to 0)	0
Trachoma	0 (0 to 0)	0 (0 to 0)	0 (0 to 0)	0 (0 to 0)	0 (0 to 0)	0 (0 to 0)	0 (0 to 0)	0 (0 to 0)	0 (0 to 0)	0 (0 to 0)	0 (0 to 0)	0 (0 to 0)	0 (0 to 0)	0 (0 to 0)	0 (0 to 0)	0 (0 to 0)	0 (0 to 0)	0 (0 to 0)	0 (0 to 0)	0 (0 to 0)	0 (0 to 0)	0 (0 to 0)	0 (0 to 0)	0
Dengue	0 (0 to 0.1)	0 (0 to 0.1)	116 (57.5 to 217.5)	779 (329 to 1,930)	2,010 (820 to 4,630)	2,290 (820 to 4,630)	1,910 (1,010 to 3,610)	1,870 (1,010 to 3,610)	2,030 (1,010 to 3,610)	2,290 (1,010 to 3,610)	1,900 (1,010 to 3,610)	1,900 (1,010 to 3,610)	1,900 (1,010 to 3,610)	1,900 (1,010 to 3,610)	1,900 (1,010 to 3,610)	1,900 (1,010 to 3,610)	1,900 (1,010 to 3,610)	1,900 (1,010 to 3,610)	1,900 (1,010 to 3,610)	1,900 (1,010 to 3,610)	1,900 (1,010 to 3,610)	1,900 (1,010 to 3,610)	1,900 (1,010 to 3,610)	25,360
Yellow fever	0 (0 to 0)	0 (0 to 0)	0 (0 to 0)	0 (0 to 0)	0 (0 to 0)	0 (0 to 0)	0 (0 to 0)	0 (0 to 0)	0 (0 to 0)	0 (0 to 0)	0 (0 to 0)	0 (0 to 0)	0 (0 to 0)	0 (0 to 0)	0 (0 to 0)	0 (0 to 0)	0 (0 to 0)	0 (0 to 0)	0 (0 to 0)	0 (0 to 0)	0 (0 to 0)	0 (0 to 0)	0 (0 to 0)	0
Rabies	0 (0 to 0)	0 (0 to 0)	0.2 (0 to 0.7)	75 (46.2 to 127)	74 (27.1 to 164)	74 (27.1 to 164)	79.4 (32.2 to 164)	84.1 (32.2 to 164)	87.6 (32.2 to 164)	87.6 (32.2 to 164)	84.1 (32.2 to 164)	84.1 (32.2 to 164)	84.1 (32.2 to 164)	47.4 (32.2 to 164)	26.4 (32.2 to 164)	47.3 (32.2 to 164)	26.4 (32.2 to 164)	26.4 (32.2 to 164)	11.9 (32.2 to 164)	2.7 (32.2 to 164)	0.5 (32.2 to 164)	0.2 (32.2 to 164)	906
Intestinal nematode infections	0 (0 to 0)	0 (0 to 0)	0 (0 to 0)	0 (0 to 0)	0 (0 to 0)	0 (0 to 0)	0 (0 to 0)	0 (0 to 0)	0 (0 to 0)	0 (0 to 0)	0 (0 to 0)	0 (0 to 0)	0 (0 to 0)	0 (0 to 0)	0 (0 to 0)	0 (0 to 0)	0 (0 to 0)	0 (0 to 0)	0 (0 to 0)	0 (0 to 0)	0 (0 to 0)	0 (0 to 0)	0 (0 to 0)	0
Ascariasis	0 (0 to 0)	0 (0 to 0)	0 (0 to 0)	0 (0 to 0)	0 (0 to 0)	0 (0 to 0)	0 (0 to 0)	0 (0 to 0)	0 (0 to 0)	0 (0 to 0)	0 (0 to 0)	0 (0 to 0)	0 (0 to 0)	0 (0 to 0)	0 (0 to 0)	0 (0 to 0)	0 (0 to 0)	0 (0 to 0)	0 (0 to 0)	0 (0 to 0)	0 (0 to 0)	0 (0 to 0)	0 (0 to 0)	0
Trichuriasis	0 (0 to 0)	0 (0 to 0)	0 (0 to 0)	0 (0 to 0)	0 (0 to 0)	0 (0 to 0)	0 (0 to 0)	0 (0 to 0)	0 (0 to 0)	0 (0 to 0)	0 (0 to 0)	0 (0 to 0)	0 (0 to 0)	0 (0 to 0)	0 (0 to 0)	0 (0 to 0)	0 (0 to 0)	0 (0 to 0)	0 (0 to 0)	0 (0 to 0)	0 (0 to 0)	0 (0 to 0)	0 (0 to 0)	0
Hookworm disease	0 (0 to 0)	0 (0 to 0)	26 (10 to 52.2)	62.1 (24.7 to 137)	68.1 (24.4 to 174)	68.6 (24.8 to 174)	196 (69.3 to 477)	191 (69.3 to 477)	113 (69.3 to 286)	113 (69.3 to 286)	68.5 (24.1 to 174)	15.1 (6.4 to 37.2)	9.9 (3.4 to 24.1)	6.4 (2.4 to 15.1)	6.8 (2.4 to 15.1)	6.8 (2.4 to 15.1)	3.2 (1.1 to 6.8)	1.6 (0.6 to 3.5)	0.6 (0.2 to 1.4)	0.2 (0.1 to 0.3)	0 (0 to 0)	0 (0 to 0)	963
Food-borne trematodiases	0 (0 to 0)	0 (0 to 0)	0 (0 to 0)	0 (0 to 0)	0 (0 to 0)	0 (0 to 0)	0 (0 to 0)	0 (0 to 0)	0 (0 to 0)	0 (0 to 0)	0 (0 to 0)	0 (0 to 0)	0 (0 to 0)	0 (0 to 0)	0 (0 to 0)	0 (0 to 0)	0 (0 to 0)	0 (0 to 0)	0 (0 to 0)	0 (0 to 0)	0 (0 to 0)	0 (0 to 0)	0 (0 to 0)	0
Leprosy	0 (0 to 0)	0 (0 to 0)	0 (0 to 0)	0 (0 to 0.1)	0.1 (0 to 0.3)	1 (0 to 3)	2 (1 to 5.2)	6.8 (3 to 17)	6.8 (3 to 17)	6.8 (3 to 17)	6.8 (3 to 17)	6.8 (3 to 17)	6.8 (3 to 17)	6.8 (3 to 17)	6.8 (3 to 17)	6.8 (3 to 17)	6.8 (3 to 17)	6.8 (3 to 17)	6.8 (3 to 17)	6.8 (3 to 17



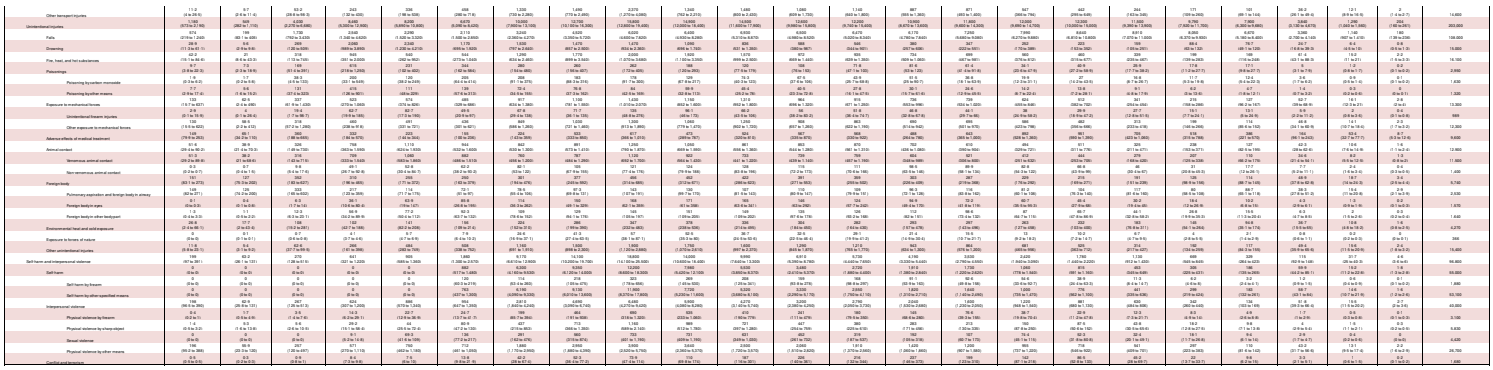

SB Table 2c: Gbs DALYS by cause and sex group for both sexes with 95% uncertainty intervals, 2019

Cause	Sub-Saharan Africa	Latin America and Caribbean	North America, high-income	Asia & Pacific, high-income	Asia & Pacific, Southeast	Asia & Pacific, South	Asia & Pacific, East	Europe & Central Asia, high-income	Europe & Central Asia, East	Europe & Central Asia, Southeast	Europe & Central Asia, West	Middle East & North Africa, high-income	Middle East & North Africa, East	Middle East & North Africa, Southeast	Middle East & North Africa, South	Middle East & North Africa, West	Asia & Pacific, Oceania	Asia & Pacific, Australasia	Asia & Pacific, China	Europe & Central Asia, Central	Middle East & North Africa, Central	Total
All causes	9,080 (7,070 to 10,490)	5,120 (4,260 to 7,290)	1,720 (1,660 to 1,800)	1,490 (1,190 to 1,670)	4,660 (3,770 to 7,200)	13,600 (9,660 to 19,000)	1,190 (1,000 to 1,450)	10,200 (10,100 to 10,400)	19,200 (13,100 to 26,600)	5,660 (4,660 to 6,900)	2,160 (1,900 to 2,450)	5,660 (4,660 to 6,900)	21,900 (16,600 to 28,300)	10,700 (8,920 to 12,900)	23,400 (20,100 to 27,400)	24,100 (19,700 to 29,000)	10,700 (9,260 to 12,300)	5,660 (4,660 to 6,900)	21,000 (17,400 to 25,000)	2,610 (2,320 to 2,940)	5,660 (4,660 to 6,900)	444,000
Communicable, maternal, neonatal, and nutritional diseases	8,140 (6,140 to 10,900)	4,990 (3,370 to 6,910)	2,320 (2,060 to 2,530)	4,960 (3,870 to 6,810)	2,640 (2,060 to 3,530)	2,260 (1,770 to 2,880)	2,270 (1,810 to 2,830)	2,230 (1,760 to 2,720)	2,930 (2,330 to 3,440)	2,760 (2,200 to 3,420)	2,920 (2,330 to 3,410)	2,770 (2,230 to 3,410)	2,890 (2,300 to 3,520)	2,910 (2,300 to 3,560)	3,100 (2,360 to 3,990)	3,260 (2,630 to 4,170)	3,340 (2,630 to 4,210)	2,760 (2,170 to 3,350)	2,360 (1,870 to 2,950)	1,160 (820 to 1,460)	362 (252 to 489)	66,400
HIV/AIDS and sexually transmitted infections	160 (93 % to 302)	60.6 (77 % to 142)	116 (93 % to 216)	13.5 (7.3 to 24)	54.7 (9.6 to 204)	16.2 (8.7 to 29.5)	69.3 (27.6 to 201.4)	60.2 (49.9 to 69)	157 (84.4 to 277)	378 (162 to 669)	348 (228 to 519)	357 (240 to 521)	303 (220 to 406)	252 (172 to 368)	177 (97.7 to 294)	71.3 (47.6 to 114)	39.6 (22.3 to 61.9)	12.3 (7.6 to 19.8)	2 (1.1 to 3.5)	0.9 (0.5 to 1.5)	0.3 (0.2 to 0.5)	2,490
HIV/AIDS	0 (0 to 0)	0 (0 to 0)	67.7 (47.2 to 97.1)	11.4 (9.2 to 21.6)	13.9 (7.2 to 20.2)	48.6 (16.3 to 92.3)	37.6 (16.7 to 72.3)	134 (109 to 164)	269 (194 to 357)	319 (224 to 431)	329 (227 to 437)	282 (197 to 384)	216 (157 to 286)	112 (77.1 to 157)	49 (31.4 to 73.9)	29 (17.1 to 47.8)	8.2 (4.9 to 13.1)	1.6 (1.1 to 2.4)	0.2 (0.1 to 0.3)	0.1 (0.1 to 0.2)	0 (0 to 0)	1,890
HIV/AIDS - Drug-susceptible Tuberculosis	0 (0 to 0)	0 (0 to 0)	2.6 (1.8 to 3.8)	0.4 (0.3 to 0.8)	0.5 (0.3 to 0.8)	1.9 (0.6 to 3.6)	1.4 (0.6 to 2.8)	5.1 (4.2 to 6.3)	10.3 (7.4 to 13.7)	12.2 (8.6 to 16.5)	12.6 (8.7 to 16.8)	10.7 (7.5 to 14.6)	8.2 (6 to 10.9)	4.3 (2.9 to 6)	1.9 (1.2 to 2.8)	1.1 (0.7 to 1.8)	0.3 (0.2 to 0.5)	0.1 (0 to 0.1)	0 (0 to 0)	0 (0 to 0)	0 (0 to 0)	72
HIV/AIDS - Multidrug-resistant Tuberculosis without extensive	0 (0 to 0)	0 (0 to 0)	1.9 (1.3 to 2.7)	0.3 (0.2 to 0.6)	0.4 (0.2 to 0.6)	1.4 (0.5 to 2.6)	1 (0.5 to 2)	3.7 (3.1 to 4.5)	7.5 (5.4 to 9.9)	8.9 (6.3 to 12.1)	9.2 (6.4 to 12.3)	7.8 (5.5 to 10.6)	6 (4.4 to 7.9)	3.1 (2.1 to 4.3)	1.4 (0.9 to 2.1)	0.8 (0.5 to 1.3)	0.2 (0.1 to 0.4)	0.1 (0 to 0.1)	0 (0 to 0)	0 (0 to 0)	0 (0 to 0)	52
HIV/AIDS - Extensively drug-resistant Tuberculosis	0 (0 to 0)	0 (0 to 0)	0.4 (0.3 to 0.5)	0.1 (0 to 0.1)	0.1 (0 to 0.1)	0.3 (0.1 to 0.6)	0.2 (0.1 to 0.5)	0.8 (0.6 to 1)	1.7 (1.2 to 2.2)	2 (1.4 to 2.7)	2.1 (1.5 to 2.8)	1.8 (1.3 to 2.4)	1.4 (1 to 1.8)	0.7 (0.5 to 1)	0.3 (0.2 to 0.5)	0.2 (0.1 to 0.3)	0.1 (0 to 0.1)	0 (0 to 0)	0 (0 to 0)	0 (0 to 0)	0 (0 to 0)	12
HIV/AIDS resulting in other diseases	0 (0 to 0)	0 (0 to 0)	109 (74 to 152)	9.7 (7.8 to 18)	12 (6.2 to 17)	41.9 (14 to 79.6)	32.4 (14.4 to 62.4)	116 (94 to 141)	232 (167 to 308)	275 (193 to 371)	284 (196 to 377)	243 (170 to 331)	186 (135 to 247)	96.7 (66.7 to 135)	42.3 (27 to 63.8)	25 (14.8 to 41)	7.1 (4.2 to 11.3)	1.4 (0.9 to 2.1)	0.2 (0.1 to 0.3)	0.1 (0 to 0.2)	0 (0 to 0)	1,630
Sexually transmitted infections excluding HIV	160 (93 % to 302)	60.6 (77 % to 142)	48.1 (46 % to 119)	2.1 (1.6 to 3.1)	1.3 (0.8 to 2.1)	0.4 (0.2 to 0.8)	0.6 (0.3 to 1.2)	0.7 (0.5 to 1)	1.2 (0.7 to 2.2)	1.3 (0.8 to 2.1)	0.7 (0.4 to 1.2)	0.6 (0.4 to 0.9)	0.5 (0.3 to 0.8)	0.2 (0.2 to 0.4)	0.2 (0.1 to 0.3)	0.2 (0.1 to 0.3)	0.2 (0.1 to 0.3)	0.1 (0 to 0.2)	0.1 (0 to 0.2)	0.1 (0 to 0.1)	0.1 (0 to 0.2)	522
Syphilis	0 (0 to 0)	0 (0 to 0)	0.1 (0 to 0.2)	0 (0 to 0)	0 (0 to 0)	0.1 (0 to 0.1)	0.1 (0 to 0.2)	0.1 (0 to 0.2)	0.2 (0 to 0.3)	0.2 (0 to 0.3)	0.1 (0 to 0.2)	0.1 (0 to 0.2)	0.1 (0 to 0.2)	0.1 (0 to 0.2)	0.1 (0 to 0.2)	0.1 (0 to 0.2)	0 (0 to 0.1)	0 (0 to 0.1)	0 (0 to 0)	0 (0 to 0)	0 (0 to 0)	2.6
Chlamydial infection	0 (0 to 0)	0 (0 to 0)	0 (0 to 0)	0 (0 to 0)	0 (0 to 0)	0.1 (0 to 0.1)	0.1 (0 to 0.2)	0.1 (0 to 0.2)	0.2 (0 to 0.3)	0.2 (0 to 0.3)	0.1 (0 to 0.2)	0.1 (0 to 0.2)	0.1 (0 to 0.2)	0.1 (0 to 0.2)	0.1 (0 to 0.2)	0.1 (0 to 0.2)	0 (0 to 0.1)	0 (0 to 0.1)	0 (0 to 0)	0 (0 to 0)	0 (0 to 0)	29
Gonococcal infection	0 (0 to 0)	0 (0 to 0)	0 (0 to 0)	0 (0 to 0)	0 (0 to 0)	0.2 (0 to 0.4)	0.2 (0 to 0.4)	0.2 (0 to 0.4)	0.3 (0 to 0.5)	0.3 (0 to 0.5)	0.2 (0 to 0.4)	0.2 (0 to 0.4)	0.2 (0 to 0.4)	0.1 (0 to 0.3)	0.1 (0 to 0.3)	0.1 (0 to 0.3)	0 (0 to 0.1)	0 (0 to 0.1)	0 (0 to 0)	0 (0 to 0)	0 (0 to 0)	31.2
Trichomoniasis	0 (0 to 0)	0 (0 to 0)	0 (0 to 0)	0 (0 to 0)	0 (0 to 0)	0.1 (0 to 0.2)	0.1 (0 to 0.2)	0.1 (0 to 0.2)	0.2 (0 to 0.3)	0.2 (0 to 0.3)	0.1 (0 to 0.2)	0.1 (0 to 0.2)	0.1 (0 to 0.2)	0.1 (0 to 0.2)	0.1 (0 to 0.2)	0.1 (0 to 0.2)	0 (0 to 0.1)	0 (0 to 0.1)	0 (0 to 0)	0 (0 to 0)	0 (0 to 0)	39.6
Genital herpes	0 (0 to 0)	0 (0 to 0)	0.1 (0 to 0.2)	0 (0 to 0)	0 (0 to 0)	0.1 (0 to 0.2)	0.1 (0 to 0.2)	0.1 (0 to 0.1)	0.1 (0 to 0.2)	0.1 (0 to 0.2)	0 (0 to 0.1)	0 (0 to 0.1)	0 (0 to 0.1)	0 (0 to 0.1)	0 (0 to 0.1)	0 (0 to 0.1)	0 (0 to 0)	0 (0 to 0)	0 (0 to 0)	0 (0 to 0)	0 (0 to 0)	34.6
Other sexually transmitted infections	0 (0 to 0)	0 (0 to 0)	0 (0 to 0)	0 (0 to 0)	0 (0 to 0)	0.1 (0 to 0.2)	0.1 (0 to 0.2)	0.1 (0 to 0.2)	0.2 (0 to 0.2)	0.2 (0 to 0.2)	0.1 (0 to 0.2)	0.1 (0 to 0.2)	0.1 (0 to 0.2)	0.1 (0 to 0.2)	0.1 (0 to 0.2)	0.1 (0 to 0.2)	0 (0 to 0.1)	0 (0 to 0.1)	0 (0 to 0)	0 (0 to 0)	0 (0 to 0)	67.6
Respiratory infections and tuberculosis	419 (779 to 1,760)	1,160 (1,040 to 1,350)	1,000 (977 to 1,060)	784 (477 to 1,060)	1,060 (760 to 1,470)	298 (216 to 384)	276 (199 to 364)	439 (429 to 450)	601 (549 to 666)	784 (649 to 943)	677 (477 to 1,010)	1,050 (908 to 1,110)	1,270 (1,070 to 1,530)	1,450 (1,220 to 1,730)	1,610 (1,210 to 2,050)	1,270 (1,050 to 1,490)	1,280 (1,060 to 1,490)	547 (453 to 672)	178 (123 to 232)	2,120 (1,750 to 2,530)	312 (192 to 459)	18,700
Tuberculosis	0 (0 to 0)	0 (0 to 0)	419 (29.3 to 835)	428 (27.3 to 929)	61.4 (24.7 to 98.7)	91.5 (29.3 to 186.9)	91 (43.1 to 139)	261 (126 to 361)	392 (189 to 579)	436 (270 to 629)	324 (211 to 521)	326 (279 to 394)	726 (377 to 775)	1,080 (662 to 1,460)	1,080 (662 to 1,460)	1,080 (662 to 1,460)	1,080 (627 to 1,460)	401 (289 to 713)	139 (98 to 232)	1,750 (1,240 to 2,270)	226 (89.6 to 382)	12,900 (7,110 to 18,700)
Latent tuberculosis infection	0 (0 to 0)	0 (0 to 0)	0 (0 to 0)	0 (0 to 0)	0 (0 to 0)	0 (0 to 0)	0 (0 to 0)	0 (0 to 0)	0 (0 to 0)	0 (0 to 0)	0 (0 to 0)	0 (0 to 0)	0 (0 to 0)	0 (0 to 0)	0 (0 to 0)	0 (0 to 0)	0 (0 to 0)	0 (0 to 0)	0 (0 to 0)	0 (0 to 0)	0 (0 to 0)	0
Drug-susceptible Tuberculosis	0 (0 to 0)	0 (0 to 0)	389 (174 to 809)	391 (18 to 853)	37.4 (14.6 to 60.1)	83.7 (18 to 172.3)	162 (67.5 to 229)	241 (120 to 330)	367 (169 to 532)	397 (230 to 577)	297 (183 to 477)	298 (242 to 360)	663 (277 to 708)	985 (570 to 1,330)	985 (570 to 1,330)	985 (570 to 1,330)	985 (537 to 1,330)	366 (247 to 650)	127 (84 to 211)	1,600 (1,070 to 2,070)	206 (77 to 349)	11,800 (6,090 to 17,100)
Multidrug-resistant tuberculosis without extensive drug-resistan	0 (0 to 0)	0 (0 to 0)	9.1 (2.2 to 19.5)	8.6 (2.2 to 19.9)	1.6 (0.1 to 3.7)	2.1 (0.1 to 5.1)	5.4 (2.2 to 8.6)	5.6 (2.5 to 7.6)	8.5 (3.9 to 11.9)	9.2 (5.3 to 13.4)	6.9 (4.2 to 11.1)	6.9 (5.6 to 8.2)	15.4 (6.4 to 16.4)	22.9 (13.2 to 30.9)	22.9 (13.2 to 30.9)	22.9 (13.2 to 30.9)	22.9 (12.4 to 30.9)	8.5 (5.7 to 15.1)	2.9 (1.9 to 4.9)	37.2 (24.9 to 48.1)	4.8 (1.8 to 8.1)	274
Extensively drug-resistant tuberculosis	0 (0 to 0)	0 (0 to 0)	0.2 (0 to 0.5)	0.2 (0 to 0.5)	0 (0 to 0.1)	0.1 (0 to 0.2)	0.1 (0 to 0.2)	0.1 (0 to 0.2)	0.2 (0 to 0.3)	0.2 (0 to 0.3)	0.1 (0 to 0.2)	0.1 (0 to 0.2)	0.3 (0 to 0.3)	0.4 (0 to 0.5)	0.4 (0 to 0.5)	0.4 (0 to 0.5)	0.2 (0 to 0.4)	0.1 (0 to 0.2)	0 (0 to 0.1)	0.6 (0 to 0.8)	0.1 (0 to 0.2)	5.1
Lower respiratory infections	419 (779 to 1,760)	1,160 (966 to 2,200)	1,000 (976 to 1,060)	776 (477 to 1,060)	1,060 (760 to 1,470)	297 (216 to 384)	276 (199 to 364)	439 (429 to 450)	601 (549 to 666)	784 (649 to 943)	677 (477 to 1,010)	1,050 (908 to 1,110)	1,270 (1,070 to 1,530)	1,450 (1,220 to 1,730)	1,610 (1,210 to 2,050)	1,270 (1,050 to 1,490)	1,280 (1,060 to 1,490)	547 (453 to 672)	178 (123 to 232)	2,120 (1,750 to 2,530)	312 (192 to 459)	18,700
Upper respiratory infections	0.1 (0 to 0.4)	0.9 (0 to 4.1)	0.6 (0.4 to 0.9)	0.2 (0 to 0.7)	0.2 (0 to 0.7)	0.2 (0 to 0.7)	0.2 (0 to 0.7)	0.2 (0 to 0.7)	0.2 (0 to 0.7)	0.2 (0 to 0.7)	0.2 (0 to 0.7)	0.2 (0 to 0.7)	0.2 (0 to 0.7)	0.2 (0 to 0.7)	0.2 (0 to 0.7)	0.2 (0 to 0.7)	0.2 (0 to 0.7)	0.2 (0 to 0.7)	0.2 (0 to 0.7)	0.2 (0 to 0.7)	0.2 (0 to 0.7)	9.2
Otitis media	0 (0 to 0)	0 (0 to 0)	0.1 (0 to 0.2)	0.1 (0 to 0.2)	0.1 (0 to 0.2)	0.1 (0 to 0.2)	0.1 (0 to 0.2)	0.1 (0 to 0.2)	0.1 (0 to 0.2)	0.1 (0 to 0.2)	0.1 (0 to 0.2)	0.1 (0 to 0.2)	0.1 (0 to 0.2)	0.1 (0 to 0.2)	0.1 (0 to 0.2)	0.1 (0 to 0.2)	0 (0 to 0.1)	0 (0 to 0.1)	0 (0 to 0)	0 (0 to 0)	0 (0 to 0)	0.9
Enteric infections	69 (29.3 to 79.4)	120 (63.2 to 214)	479 (331 to 753)	299 (262 to 620)	1,060 (210 to 4,050)	4,060 (229 to 481)	1,060 (169 to 329)	299 (164 to 329)	1,060 (179 to 329)	299 (160 to 367)	1,060 (277 to 464)	299 (241 to 464)	1,060 (241 to 464)	299 (212 to 464)	1,060 (212 to 464)	299 (212 to 464)	1,060 (212 to 464)	299 (260 to 464)	1,060 (197 to 329)	299 (240 to 329)	1,060 (197 to 329)	7,990
Diarrheal diseases	69 (29.3 to 79.4)	120 (63.1 to 214)	479 (377 to 753)	299 (272 to 536)	1,060 (174 to 3,790)	4,060 (167 to 478)	1,060 (166 to 329)	299 (141 to 366)	1,060 (149 to 364)	299 (169 to 321)	1,060 (179 to 329)	299 (169 to 364)	1,060 (202 to 366)	299 (210 to 366)	1,060 (272 to 376)	299 (212 to 376)	1,060 (260 to 464)	299 (202 to 366)	1,060 (240 to 329)	299 (240 to 329)	1,060 (197 to 329)	7,990
Typhoid and paratyphoid	43 (0 to 0)	43 (0 to 0)	43 (0 to 0)	43 (11.6 to 69.6)	43 (13.5 to 69.6)	43 (14.4 to 69.6)	39.8 (11.6 to 69.6)	39.8 (0 to 39.2)	39.8 (0 to 39.2)	39.8 (0 to 39.2)	39.8 (0 to 39.2)	39.8 (0 to 39.2)	39.8 (0 to 39.2)	39.8 (0 to 39.2)	39.8 (0 to 39.2)	39.8 (0 to 39.2)	39.8 (0 to 39.2)	39.8 (0 to 39.2)	39.8 (0 to 39.2)	39.8 (0 to 39.2)	39.8 (0 to 39.2)	787
Typhoid fever	43 (0 to 0)	43 (0 to 0)	43 (0 to 0)	43 (14.3 to 71.2)	43 (14.4 to 71.2)	43 (14.4 to 71.2)	39.8 (11.6 to 69.6)	39.8 (0 to 39.2)	39.8 (0 to 39.2)	39.8 (0 to 39.2)	39.8 (0 to 39.2)	39.8 (0 to 39.2)	39.8 (0 to 39.2)	39.8 (0 to 39.2)	39.8 (0 to 39.2)	39.8 (0 to 39.2)	39.8 (0 to 39.2)	39.8 (0 to 39.2)	39.8 (0 to 39.2)	39.8 (0 to 39.2)	39.8 (0 to 39.2)	787
Paratyphoid fever	0 (0 to 0)	0 (0 to 0)	0 (0 to 0)	7.4 (2.1 to 24)	8.9 (2.6 to 27.1)	8.9 (2.6 to 27.3)	3.6 (1.2 to 5.6)	2.2 (0 to 2.6)	1.4 (0 to 2.6)	2.2 (0 to 2.6)	1 (0 to 2.6)	0.8 (0 to 2.6)	0.6 (0 to 2.6)	0.7 (0 to 2.6)	0.6 (0 to 2.6)	0.6 (0 to 2.6)	0.6 (0 to 2.6)	0.6 (0 to 2.6)	0.6 (0 to 2.6)	0.6 (0 to 2.6)	0.6 (0 to 2.6)	49.8
Invasive Non-typhoidal Salmonella (NTS)	0 (0 to 0)	1.3 (0 to 2.2)	0 (0 to 0)	4.6 (2.7 to 7.5)	3.4 (1.2 to 7.5)	1.2 (0.5 to 2.5)	0.4 (0 to 0.9)	0.4 (0 to 0.5)	0.2 (0 to 0.5)	0.4 (0 to 0.5)	0.2 (0 to 0.5)	0.2 (0 to 0.5)	0.1 (0 to 0.5)	0.1 (0 to 0.5)	0.2 (0 to 0.5)	0.2 (0 to 0.5)	0.1 (0 to 0.5)	0.1 (0 to 0.2)	0.1 (0 to 0.2)	0.1 (0 to 0.2)	0.1 (0 to 0.2)	29.3
Other intestinal infectious diseases	0 (0 to 0)	0 (0 to 0)	0.6 (0 to 1.9)	0.6 (0 to 1.9)	0.6 (0 to 1.9)	0.6 (0 to 1.9)	0.3 (0 to 1.9)	0.3 (0 to 0.4)	0.4 (0 to 0.4)	0.3 (0 to 0.4)	0.3 (0 to 0.4)	0.3 (0 to 0.4)	0.3 (0 to 0.4)	0.3 (0 to 0.4)	0.3 (0 to 0.4)	0.3 (0 to 0.4)	0.3 (0 to 0.4)	0.3 (0 to 0.4)	0.3 (0 to 0.4)	0.3 (0 to 0.4)	0.3 (0 to 0.4)	9.3
Neglected tropical diseases and malaria	6,340 (4,340 to 9,140)	3,830 (2,230 to 5,560)	1,320 (1,260 to 1,380)	682 (344 to 1,060)	540 (320 to 1,060)	292 (164 to 1,060)	272 (164 to 1,060)	222 (164 to 1,060)	221 (164 to 1,060)	299 (164 to 1,060)	273 (164 to 1,060)	299 (164 to 1,060)	261 (164 to 1,060)	299 (164 to 1,060)	279 (164 to 1,060)	299 (164 to 1,060)	139 (164 to 1,060)	80.6 (164 to 1,060)	26 (177 to 1,060)	1.6 (164 to 1,060)	1.6 (177 to 1,060)	7,010
Malaria	6,340 (4,340 to 9,140)	3,830 (2274 to 5,560)	1,320 (1,260 to 1,380)	682 (344 to 1,060)	540 (312 to 1,060)	292 (162 to 1,060)	272 (161 to 1,060)	222 (159 to 1,060)	221 (159 to 1,060)	299 (159 to 1,060)	273 (159 to 1,060)	299 (159 to 1,060)	261 (159 to 1,060)	299 (159 to 1,060)	279 (159 to 1,060)	299 (159 to 1,060)	139 (159 to 1,060)	80.6 (159 to 1,060)	26 (177 to 1,060)	1.6 (159 to 1,060)	1.6 (177 to 1,060)	7,010
Chagas disease	0 (0 to 0)	0 (0 to 0)	0 (0 to 0)	0 (0 to 0)	0 (0 to 0)	0 (0 to 0)	0 (0 to 0)	0 (0 to 0)	0 (0 to 0)	0 (0 to 0)	0 (0 to 0)	0 (0 to 0)	0 (0 to 0)	0 (0 to 0)	0 (0 to 0)	0 (0 to 0)	0 (0 to 0)	0 (0 to 0)	0 (0 to 0)	0 (0 to 0)	0 (0 to 0)	0
Leishmaniasis	0 (0 to 0)	0 (0 to 0)	0 (0 to 0)	0 (0 to 0)	0 (0 to 0)	0 (0 to 0)	0 (0 to 0)	0 (0 to 0)	0 (0 to 0)	0 (0 to 0)	0 (0 to 0)	0 (0 to 0)	0 (0 to 0)	0 (0 to 0)	0 (0 to 0)	0 (0 to 0)	0 (0 to 0)	0 (0 to 0)	0 (0 to 0)	0 (0 to 0)	0 (0 to 0)	0
Visceral leishmaniasis	0 (0 to 0)	0 (0 to 0)	0 (0 to 0)	0 (0 to 0)	0 (0 to 0)	0 (0 to 0)	0 (0 to 0)	0 (0 to 0)	0 (0 to 0)	0 (0 to 0)	0 (0 to 0)	0 (0 to 0)	0 (0 to 0)	0 (0 to 0)	0 (0 to 0)	0 (0 to 0)	0 (0 to 0)	0 (0 to 0)	0 (0 to 0)	0 (0 to 0)	0 (0 to 0)	0
Cutaneous and mucocutaneous leishmaniasis	0 (0 to 0)	0 (0 to 0)	0 (0 to 0)	0 (0 to 0)	0 (0 to 0)	0 (0 to 0)	0 (0 to 0)	0 (0 to 0)	0 (0 to 0)	0 (0 to 0)	0 (0 to 0)	0 (0 to 0)	0 (0 to 0)	0 (0 to 0)	0 (0 to 0)	0 (0 to 0)	0 (0 to 0)	0 (0 to 0)	0 (0 to 0)	0 (0 to 0)	0 (0 to 0)	0
African trypanosomiasis	0 (0 to 0)	0 (0 to 0)	0 (0 to 0)	0 (0 to 0)	0 (0 to 0)	0 (0 to 0)	0 (0 to 0)	0 (0 to 0)	0 (0 to 0)	0 (0 to 0)	0 (0 to 0)	0 (0 to 0)	0 (0 to 0)	0 (0 to 0)	0 (0 to 0)	0 (0 to 0)	0 (0 to 0)	0 (0 to 0)	0 (0 to 0)	0 (0 to 0)	0 (0 to 0)	0
Schistosomiasis	0 (0 to 0)	0 (0 to 0)	0 (0 to 0)	0 (0 to 0)	0 (0 to 0)	0 (0 to 0)	0 (0 to 0)	0 (0 to 0)	0 (0 to 0)	0 (0 to 0)	0 (0 to 0)	0 (0 to 0)	0 (0 to 0)	0 (0 to 0)	0 (0 to 0)	0 (0 to 0)	0 (0 to 0)	0 (0 to 0)	0 (0 to 0)	0 (0 to 0)	0 (0 to 0)	0
Cysticercosis	0 (0 to 0)	0 (0 to 0)	0 (0 to 0)	0 (0 to 0)	0.4 (0 to 0.5)	2.7 (0 to 6.2)	0.5 (0 to 0.6)	0.9 (0.1 to 0.9)	1.9 (0 to 2.6)	1.9 (0 to 2.6)	1.7 (0 to 2.6)	2.3 (0 to 2.6)	2.6 (0 to 2.6)	3.7 (0 to 4.1)	4.5 (0 to 4.6)	3.6 (0 to 4.6)	2.2 (0 to 2.6)	0.8 (0 to 0.9)	0.1 (0 to 0.2)	0.6 (0 to 0.8)	0.6 (0 to 1.3)	427
Cystic echinococcosis	0 (0 to 0)	0 (0 to 0)	0 (0 to 0)	0 (0 to 0)	0 (0 to 0.1)	0.3 (0 to 0.7)	0.3 (0 to 0.4)	0.5 (0 to 0.5)	0.6 (0 to 0.7)	0.8 (0 to 0.9)	0.8 (0 to 0.9)	0.8 (0 to 0.9)	0.8 (0 to 0.9)	0.8 (0 to 0.9)	0.8 (0 to 0.9)	0.7 (0 to 0.9)	0.6 (0 to 0.8)	0.3 (0 to 0.4)	0.1 (0 to 0.1)	0.1 (0 to 0.2)	0.1 (0 to 0.2)	9.6
Lymphatic filariasis	0 (0 to 0)	0 (0 to 0)	0 (0 to 0)	0 (0 to 0)	0 (14.6 to 38.3)	0 (0 to 0)	0 (0 to 0)	0 (0 to 0)	0 (0 to 0)	0 (0 to 0)	0 (0 to 0)	0 (0 to 0)	0 (0 to 0)	0 (0 to 0)	0 (0 to 0)	0 (0 to 0)	0 (0 to 0)	0 (0 to 0)	0 (0 to 0)	0 (0 to 0)	0 (0 to 0)	0
Onchocerciasis	0 (0 to 0)	0 (0 to 0)	0 (0 to 0)	0 (0 to 0)	0 (0 to 0)	0 (0 to 0)	0 (0 to 0)	0 (0 to 0)	0 (0 to 0)	0 (0 to 0)	0 (0 to 0)	0 (0 to 0)	0 (0 to 0)	0 (0 to 0)	0 (0 to 0)	0 (0 to 0)	0 (0 to 0)	0 (0 to 0)	0 (0 to 0)	0 (0 to 0)	0 (0 to 0)	0
Trachoma	0 (0 to 0)	0 (0 to 0)	0 (0 to 0)	0 (0 to 0)	0 (0 to 0)	0 (0 to 0)	0 (0 to 0)	0 (0 to 0)	0 (0 to 0)	0 (0 to 0)	0 (0 to 0)	0 (0 to 0)	0 (0 to 0)	0 (0 to 0)	0 (0 to 0)	0 (0 to 0)	0 (0 to 0)	0 (0 to 0)	0 (0 to 0)	0 (0 to 0)	0 (0 to 0)	0
Dengue	0 (0 to 0)	1.3 (0 to 5.1)	155 (24 to 314)	291 (114 to 771)	34.2 (9.4 to 124)	29.1 (9.6 to 121)	29.1 (9.6 to 116)	33 (9.6 to 111)	33 (9.6 to 127)	33 (9.6 to 132)	29.7 (7.6 to 86.6)	27.2 (7.6 to 83.6)	27.4 (7.6 to 81)	29.2 (7.6 to 79.7)	29.2 (7.6 to 79.7)	29.2 (7.6 to 79.7)	22.6 (6.6 to 63.6)	28 (7.6 to 63.6)	19.4 (5.6 to 54.6)	19.1 (2.6 to 19.3)	7.7 (0.6 to 8.6)	1,020
Yellow fever	0 (0 to 0)	0 (0 to 0)	0 (0 to 0)	0 (0 to 0)	0 (0 to 0)	0 (0 to 0)	0 (0 to 0)	0 (0 to 0)	0 (0 to 0)	0 (0 to 0)	0 (0 to 0)	0 (0 to 0)	0 (0 to 0)	0 (0 to 0)	0 (0 to 0)	0 (0 to 0)	0 (0 to 0)	0 (0 to 0)	0 (0 to 0)	0 (0 to 0)	0 (0 to 0)	0
Rabies	0 (0 to 0)	1.6 (0 to 5.7)	0.3 (0 to 1.3)	13.6 (1.3 to 78)	12.6 (2.2 to 39)	12 (2.2 to 39)	12.7 (2.2 to 39)	2.6 (1.1 to 5.1)	4.6 (1.4 to 11.4)	3.1 (1.4 to 5.7)	3.9 (1.4 to 5.7)	3.2 (1.4 to 5.7)	2.9 (1.4 to 5.7)	3.1 (1.4 to 5.7)	3.1 (1.4 to 5.7)	3.1 (1.4 to 5.7)	3.1 (1.4 to 5.7)	3.1 (1.4 to 5.7)	3.1 (1.4 to 5.7)	3.1 (1.4 to 5.7)	3.1 (1.4 to 5.7)	160
Intestinal nematode infections	0 (0 to 0)	0 (0 to 0)	0.6 (0 to 1.1)	0.7 (0 to 1.9)	21.3 (8.9 to 42.5)	13.3 (6.6 to 26.4)	10.9 (5.5 to 21.3)	9.5 (4.9 to 20.6)	9.6 (4.9 to 20.6)	9.6 (4.9 to 20.6)	9.2 (4.9 to 19.9)	7.4 (3.9 to 16.3)	9 (4.9 to 20.6)	6.8 (3.9 to 16.3)	4 (1.7 to 8.4)	3.2 (1.7 to 6.8)	2.3 (1.2 to 4.9)	1.6 (0.8 to 3.4)	1.1 (0.5 to 2.3)	0.9 (0.4 to 2.1)	0.3 (0.1 to 0.6)	135
Ascariasis	0 (0 to 0)	0.6 (0 to 1.1)	0.6 (0 to 1.1)	0.7 (0 to 1.9)	10.4 (4.3 to 20.6)	6.5 (3.2 to 12.8)	5.3 (2.7 to 10.3)	4.6 (2.4 to 9.9)	4.6 (2.4 to 9.9)	4.6 (2.4 to 9.9)	4.5 (2.4 to 9.6)	3.6 (1.9 to 7.9)	4.4 (2.4 to 9.9)	3.3 (1.9 to 7.9)	1.9 (0.8 to 4.1)	1.6 (0.8 to 3.3)	1.1 (0.6 to 2.4)	0.8 (0.4 to 1.7)	0.5 (0.2 to 1.1)	0.4 (0.2 to 0.9)	0.1 (0 to 0.3)	66.2
Trichuriasis	0 (0 to 0)	0 (0 to 0)	0.1 (0 to 0.2)	1.6 (0.3 to 3.7)	6.6 (2.3 to 13.1)	4.3 (1.6 to 8.6)	4.3 (1.7 to 8.6)	3.4 (1.7 to 7.4)	3.4 (1.7 to 7.4)	2.6 (1.2 to 5.6)	2.1 (1.2 to 4.6)	1.7 (0.9 to 3.8)	1.3 (0.9 to 3.8)	1 (0.9 to 3.8)	0.8 (0.4 to 1.8)	0.6 (0.4 to 1.2)	0.4 (0.2 to 0.9)	0.3 (0.1 to 0.6)	0.2 (0.1 to 0.4)	0.1 (0.1 to 0.3)	0.1 (0 to 0.2)	39.7
Hookworm disease	0 (0 to 0)	0 (0 to 0)	0 (0 to 0)	0 (0 to 0)	0 (0 to 0)	0 (0 to 0)	0 (0 to 0)	0 (0 to 0)	0 (0 to 0)	0 (0 to 0)	0 (0 to 0)	0 (0 to 0)	0 (0 to 0)	0 (0 to 0)	0 (0 to 0)	0 (0 to 0)	0 (0 to 0)	0 (0 to 0)	0 (0 to 0)	0 (0 to 0)	0 (0 to 0)	0
Food-borne trematodiases	0 (0 to 0)	0 (0 to 0)	0 (0 to 0)	0 (0 to 0







GBD Table 2c: Hamadeh DALYS (in place) and age groups for both sexes with 95% uncertainty intervals, 2019

Cause	Early Neonatal	Late Neonatal	Post Neonatal	1 to 4	5 to 9	10 to 14	15 to 19	20 to 24	25 to 29	30 to 34	35 to 39	40 to 44	45 to 49	50 to 54	55 to 59	60 to 64	65 to 69	70 to 74	75 to 79	80 to 84	85 to 89	90 to 94	95 plus	Total
All causes	442,000 (417,000 to 464,000)	167,000 (132,000 to 202,000)	311,000 (292,000 to 332,000)	202,000 (187,000 to 224,000)	245,000 (230,000 to 259,000)	276,000 (258,000 to 291,000)	292,000 (276,000 to 307,000)	301,000 (283,000 to 317,000)	320,000 (303,000 to 338,000)	344,000 (326,000 to 362,000)	326,000 (309,000 to 343,000)	340,000 (322,000 to 358,000)	325,000 (307,000 to 343,000)	329,000 (311,000 to 346,000)	329,000 (311,000 to 346,000)	329,000 (311,000 to 346,000)	329,000 (311,000 to 346,000)	329,000 (311,000 to 346,000)	329,000 (311,000 to 346,000)	367,000 (347,000 to 387,000)	298,000 (281,000 to 317,000)	131,000 (123,000 to 139,000)	69,200 (67,700 to 70,800)	330,900 (319,600 to 342,200)	9,330,000
Communicable, maternal, neonatal, and nutritional diseases	423,000 (401,000 to 444,000)	159,000 (126,000 to 192,000)	202,000 (189,000 to 217,000)	154,000 (142,000 to 169,000)	143,000 (131,000 to 154,000)	119,000 (109,000 to 129,000)	99,000 (89,000 to 107,000)	109,000 (98,000 to 118,000)	120,000 (107,000 to 130,000)	133,000 (119,000 to 145,000)	109,000 (97,000 to 120,000)	89,700 (79,000 to 98,000)	85,100 (75,000 to 93,000)	69,600 (61,000 to 76,000)	69,600 (61,000 to 76,000)	69,600 (61,000 to 76,000)	69,600 (61,000 to 76,000)	69,600 (61,000 to 76,000)	69,600 (61,000 to 76,000)	63,400 (55,000 to 71,000)	45,900 (39,000 to 52,000)	19,800 (16,000 to 23,000)	9,420 (8,000 to 10,900)	45,600 (42,000 to 49,000)	2,490,000
HIV/AIDS and sexually transmitted infections	7,600 (2,270 to 17,700)	2,270 (683 to 5,170)	6,700 (3,500 to 11,400)	621 (347 to 1,010)	864 (568 to 1,440)	1,450 (992 to 2,220)	3,970 (2,620 to 6,010)	4,810 (3,110 to 7,230)	11,200 (7,390 to 16,900)	14,200 (9,220 to 20,600)	13,200 (8,630 to 18,700)	11,100 (6,810 to 15,700)	7,220 (4,250 to 9,980)	4,250 (2,500 to 5,960)	2,220 (1,300 to 3,130)	1,120 (657 to 1,560)	589 (339 to 838)	291 (167 to 417)	138 (79 to 201)	70 (39 to 104)	30 (16 to 47)	9 (4 to 14)	2 (2 to 3)	107,000 (93,000 to 123,000)
HIV/AIDS	6 (4 to 9)	2 (1 to 3)	1,160 (1,040 to 1,280)	1,160 (1,040 to 1,280)	1,160 (1,040 to 1,280



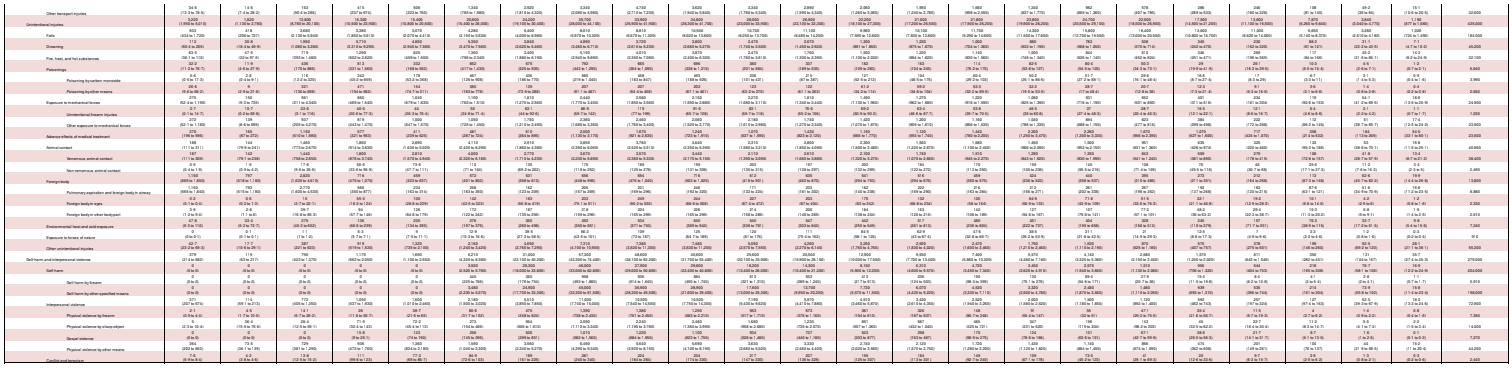

SR Table 2c: Himachal Pradesh DALYS by cause and age group for both sexes with 95% uncertainty intervals, 2019

Cause	Early Neonatal	Late Neonatal	Post Neonatal	1 to 4	5 to 9	10 to 14	15 to 19	20 to 24	25 to 29	30 to 34	35 to 39	40 to 44	45 to 49	50 to 54	55 to 59	60 to 64	65 to 69	70 to 74	75 to 79	80 to 84	85 to 89	90 to 94	95 plus	Total
All causes	126,000 (120,000 to 131,000)	31,900 (26,000 to 39,300)	42,600 (39,100 to 46,400)	43,600 (33,900 to 55,700)	47,100 (37,600 to 58,600)	48,000 (38,500 to 60,000)	42,700 (34,000 to 53,700)	46,800 (36,900 to 59,200)	47,400 (37,200 to 60,000)	120,000 (101,000 to 142,000)	129,000 (110,000 to 151,000)	197,000 (172,000 to 226,000)	251,000 (220,000 to 286,000)	376,000 (330,000 to 429,000)	476,000 (417,000 to 539,000)	595,000 (523,000 to 673,000)	720,000 (632,000 to 814,000)	860,000 (755,000 to 968,000)	1,000,000 (878,000 to 1,130,000)	1,130,000 (1,000,000 to 1,270,000)	1,260,000 (1,120,000 to 1,410,000)	1,380,000 (1,230,000 to 1,540,000)	1,490 (1,330 to 1,650)	2,430,000 (2,200,000 to 2,650,000)
Communicable, maternal, neonatal, and nutritional diseases	119,000 (94,500 to 148,000)	29,900 (22,200 to 39,700)	29,600 (23,200 to 37,300)	29,000 (19,700 to 39,000)	25,300 (15,700 to 36,600)	17,700 (10,600 to 26,200)	15,200 (7,900 to 25,000)	16,400 (8,200 to 28,000)	16,700 (8,600 to 27,400)	20,800 (11,000 to 34,000)	22,100 (12,000 to 36,200)	21,600 (12,000 to 34,200)	19,500 (10,800 to 31,000)	19,600 (11,000 to 30,600)	18,700 (10,500 to 29,000)	17,600 (9,900 to 27,000)	17,600 (10,100 to 27,000)	18,700 (10,700 to 27,000)	19,200 (11,000 to 28,000)	19,000 (10,900 to 27,000)	18,000 (10,300 to 25,000)	14,700 (8,500 to 20,000)	13,200 (8,200 to 17,600)	8,900 (5,200 to 12,600)	2,200 (1,300 to 3,200)	697 (354 to 1,190)	500,000
HIV/AIDS and sexually transmitted infections	1,200 (1,000 to 1,500)	394 (277 to 570)	1,140 (1,000 to 1,300)	582 (477 to 706)	435 (344 to 548)	439 (344 to 556)	1,060 (837 to 1,340)	3,040 (2,500 to 3,700)	4,300 (3,500 to 5,300)	4,900 (3,900 to 6,000)	4,300 (3,500 to 5,300)	3,400 (2,700 to 4,200)	2,600 (2,000 to 3,300)	1,900 (1,500 to 2,400)	1,600 (1,200 to 2,000)	1,300 (1,000 to 1,600)	1,100 (800 to 1,400)	900 (700 to 1,200)	700 (500 to 900)	500 (400 to 700)	400 (300 to 500)	300 (200 to 400)	200 (100 to 300)	29,700 (24,100 to 36,400)	6,100 (4,500 to 8,100)	1,200 (900 to 1,600)	97 (54 to 151)	26,700
HIV/AIDS	1,100 (874 to 1,400)	371 (261 to 537)	1,070 (949 to 1,200)	524 (424 to 639)	394 (301 to 502)	392 (302 to 500)	1,000 (785 to 1,260)	2,900 (2,400 to 3,500)	4,100 (3,400 to 5,000)	4,700 (3,800 to 5,800)	4,100 (3,400 to 5,000)	3,300 (2,600 to 4,000)	2,500 (1,900 to 3,200)	1,800 (1,400 to 2,300)	1,500 (1,100 to 1,900)	1,200 (900 to 1,500)	1,000 (700 to 1,300)	800 (600 to 1,100)	600 (400 to 800)	400 (300 to 600)	300 (200 to 400)	200 (100 to 300)	100 (50 to 200)	28,000 (22,800 to 34,300)	5,800 (4,300 to 7,700)	1,100 (800 to 1,500)	91 (51 to 141)	22,900
HIV/AIDS - Drug-susceptible Tuberculosis	0 (0 to 0)	0 (0 to 0)	72 (41.9 to 113)	13 (9.9 to 18.3)	11 (8.3 to 15)	11 (8.4 to 15)	29 (21.7 to 39)	84 (64 to 110)	120 (91 to 160)	140 (107 to 180)	120 (91 to 160)	96 (73 to 130)	73 (55 to 96)	53 (40 to 70)	44 (33 to 58)	36 (27 to 48)	29 (22 to 39)	23 (17 to 31)	17 (13 to 23)	12 (9.1 to 17)	9.1 (6.9 to 12)	6.8 (5.1 to 9.1)	3.4 (2.6 to 4.6)	2,600 (2,000 to 3,400)	530 (400 to 700)	100 (77 to 140)	8.3 (4.9 to 13)	2,600
HIV/AIDS - Multidrug-resistant Tuberculosis without extreme drug resistance	0 (0 to 0)	0 (0 to 0)	0.3 (0 to 1.4)	0 (0 to 0)	0.1 (0 to 0.5)	0 (0 to 0.2)	0.2 (0 to 0.9)	0.6 (0.2 to 2.5)	0.9 (0.3 to 3.6)	1 (0.4 to 4.2)	0.9 (0.3 to 3.6)	0.7 (0.3 to 2.8)	0.5 (0.2 to 2.1)	0.4 (0.1 to 1.7)	0.3 (0.1 to 1.3)	0.3 (0.1 to 1.1)	0.2 (0.1 to 0.9)	0.2 (0 to 0.7)	0.1 (0 to 0.5)	0.1 (0 to 0.4)	0 (0 to 0.3)	0 (0 to 0.1)	0 (0 to 0.1)	0 (0 to 0)	0 (0 to 0)	0 (0 to 0)	0 (0 to 0)	0
HIV/AIDS - Extensively drug-resistant Tuberculosis	0 (0 to 0)	0 (0 to 0)	0 (0 to 0.1)	0 (0 to 0)	0 (0 to 0)	0 (0 to 0)	0 (0 to 0.1)	0 (0 to 0.1)	0 (0 to 0.1)	0 (0 to 0.2)	0 (0 to 0.1)	0 (0 to 0.1)	0 (0 to 0.1)	0 (0 to 0.1)	0 (0 to 0.1)	0 (0 to 0.1)	0 (0 to 0.1)	0 (0 to 0.1)	0 (0 to 0.1)	0 (0 to 0.1)	0 (0 to 0.1)	0 (0 to 0.1)	0 (0 to 0)	0 (0 to 0)	0 (0 to 0)	0 (0 to 0)	0 (0 to 0)	0 (0 to 0)	0
HIV/AIDS resulting in other diseases	0 (0 to 0.1)	0 (0 to 0)	494 (121 to 1,060)	70.6 (20.9 to 207)	118 (27.2 to 367)	66 (15.9 to 208)	349 (79.5 to 1,100)	1,200 (274 to 3,800)	2,900 (658 to 9,200)	3,800 (858 to 12,000)	3,300 (748 to 10,500)	2,600 (592 to 8,200)	2,000 (456 to 6,300)	1,300 (303 to 4,100)	1,000 (234 to 3,200)	820 (191 to 2,600)	630 (147 to 2,000)	470 (109 to 1,500)	330 (77 to 1,000)	230 (53 to 730)	150 (35 to 480)	90 (21 to 290)	50 (12 to 160)	20,000 (4,700 to 63,000)	4,200 (1,000 to 13,000)	880 (210 to 2,800)	61 (14 to 193)	20,000
Sexually transmitted infections excluding HIV	1,200 (1,000 to 1,400)	393 (277 to 569)	570 (504 to 643)	59.6 (46.2 to 75.1)	10.2 (7.8 to 13.1)	6.4 (4.9 to 8.2)	477 (367 to 611)	96 (73 to 123)	198 (151 to 254)	198 (151 to 254)	198 (151 to 254)	193 (147 to 248)	133 (101 to 171)	133 (101 to 171)	123 (93 to 158)	121 (92 to 155)	99.6 (75 to 128)	99.6 (75 to 128)	36.2 (27 to 46)	24 (18 to 31)	19.2 (14 to 25)	7.1 (5.3 to 9.1)	2.1 (1.6 to 2.7)	3,700 (2,800 to 4,800)	1,100 (800 to 1,400)	210 (160 to 270)	17 (8.6 to 28)	3,760
Syphilis	276 (216 to 350)	92.1 (70 to 120)	134 (94 to 184)	6.5 (4.9 to 8.5)	1.1 (0.8 to 1.4)	0.7 (0.5 to 0.9)	52.1 (39.7 to 67.1)	10.4 (7.9 to 13.4)	21.5 (16.4 to 27.7)	21.5 (16.4 to 27.7)	21.5 (16.4 to 27.7)	21 (16 to 27)	14.5 (11 to 18.6)	14.5 (11 to 18.6)	13.4 (10.2 to 17.2)	13.2 (10.1 to 16.9)	10.8 (8.2 to 13.9)	10.8 (8.2 to 13.9)	3.9 (3 to 5)	2.6 (2 to 3.4)	2.1 (1.6 to 2.7)	0.8 (0.6 to 1)	0.2 (0.2 to 0.3)	400 (300 to 500)	120 (90 to 150)	23 (17 to 29)	1.8 (0.9 to 3)	400
Chlamydial infection	0 (0 to 0)	0 (0 to 0)	0 (0 to 0)	0 (0 to 0)	0 (0 to 0)	0 (0 to 0)



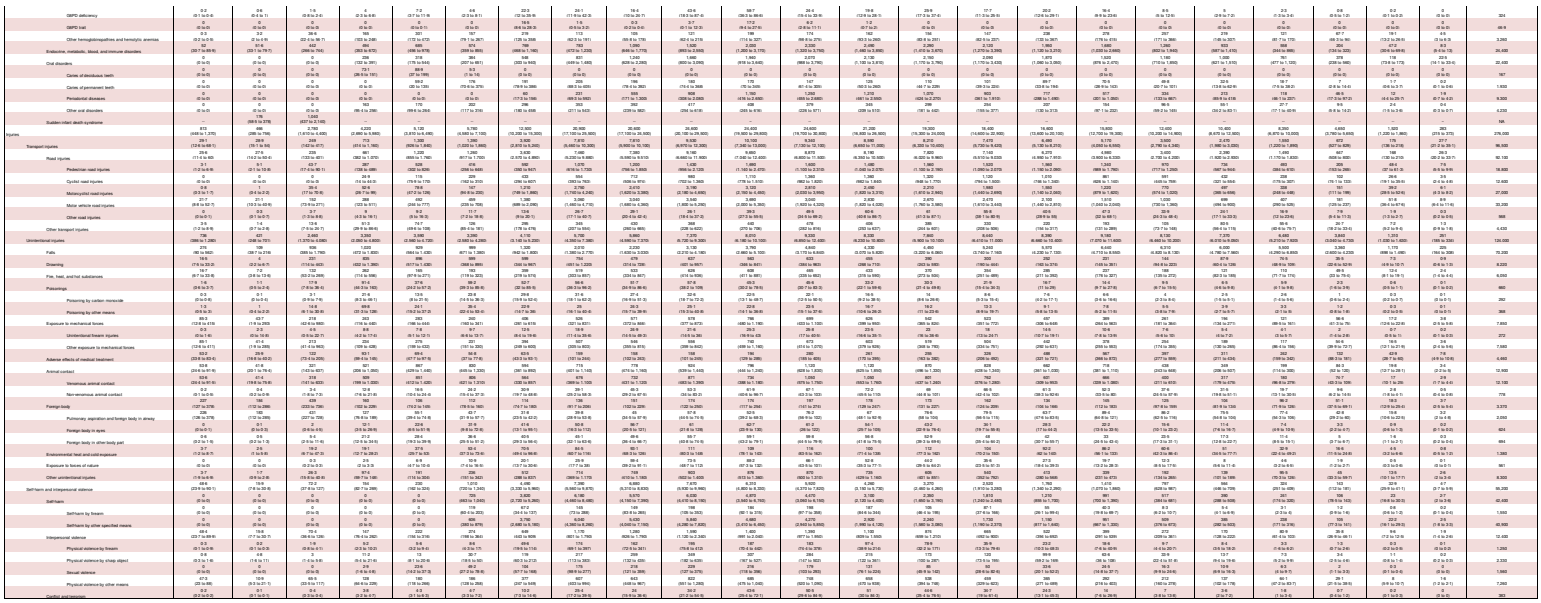

GBD Table 2c: Jammu & Kashmir and Ladakh, DALYs by cause and age group for both sexes with 95% uncertainty intervals, 2019

Cause	Early Neonatal	Late Neonatal	Post Neonatal	1 to 4	5 to 9	10 to 14	15 to 19	20 to 24	25 to 29	30 to 34	35 to 39	40 to 44	45 to 49	50 to 54	55 to 59	60 to 64	65 to 69	70 to 74	75 to 79	80 to 84	85 to 89	90 to 94	95 plus	Total
All causes	236,000 (190,000 to 319,000)	62,000 (52,000 to 119,000)	116,000 (62,700 to 127,000)	77,400 (62,100 to 97,000)	104,000 (82,100 to 130,000)	126,000 (102,000 to 154,000)	170,000 (134,000 to 213,000)	195,000 (152,000 to 247,000)	260,000 (196,000 to 341,000)	313,000 (236,000 to 411,000)	356,000 (268,000 to 469,000)	391,000 (293,000 to 514,000)	437,000 (329,000 to 574,000)	497,000 (374,000 to 654,000)	562,000 (423,000 to 740,000)	627,000 (472,000 to 824,000)	696,000 (524,000 to 915,000)	766,000 (577,000 to 1,010,000)	839,000 (632,000 to 1,110,000)	913,000 (688,000 to 1,210,000)	1,000,000 (754,000 to 1,330,000)	1,090,000 (821,000 to 1,450,000)	1,180,000 (889,000 to 1,570,000)	1,260,000 (949,000 to 1,680,000)	1,340,000 (1,010,000 to 1,790,000)	1,420,000 (1,070,000 to 1,900,000)	1,500,000 (1,130,000 to 2,000,000)	1,580,000 (1,190,000 to 2,110,000)	1,660,000 (1,250,000 to 2,220,000)	1,740,000 (1,310,000 to 2,320,000)	1,820,000 (1,370,000 to 2,430,000)	1,900,000 (1,430,000 to 2,540,000)	2,980 (2,250 to 3,980)	54,600,000
Communicable, maternal, neonatal, and nutritional diseases	213,000 (170,000 to 288,000)	55,000 (46,000 to 107,000)	81,900 (44,200 to 87,000)	58,000 (46,000 to 73,000)	61,000 (48,000 to 77,000)	63,100 (50,000 to 79,000)	61,000 (48,000 to 77,000)	56,000 (44,000 to 71,000)	52,000 (41,000 to 66,000)	51,000 (40,000 to 65,000)	50,000 (39,000 to 64,000)	49,000 (38,000 to 63,000)	48,000 (37,000 to 62,000)	47,000 (36,000 to 61,000)	46,000 (35,000 to 60,000)	45,000 (34,000 to 59,000)	44,000 (33,000 to 58,000)	43,000 (32,000 to 57,000)	42,000 (31,000 to 56,000)	41,000 (30,000 to 55,000)	40,000 (29,000 to 54,000)	39,000 (28,000 to 53,000)	38,000 (27,000 to 52,000)	37,000 (26,000 to 51,000)	36,000 (25,000 to 50,000)	35,000 (24,000 to 49,000)	34,000 (23,000 to 48,000)	33,000 (22,000 to 47,000)	32,000 (21,000 to 46,000)	31,000 (20,000 to 45,000)	30,000 (19,000 to 44,000)	29,000 (18,000 to 43,000)	28,000 (17,000 to 42,000)	1,000 (1,000 to 2,000)	5,900,000
HIV/AIDS and sexually transmitted infections	2,000 (1,000 to 3,000)	600 (200 to 1,900)	1,900 (900 to 3,000)	1,900 (900 to 3,000)	1,900 (900 to 3,000)	1,900 (900 to 3,000)	2,000 (900 to 3,000)	2,000 (900 to 3,000)	2,000



Other transport injuries	6·4 (2·6 to 14·6)	3·8 (1·9 to 7·3)	28·2 (18·4 to 43·6)	144 (118 to 181)	255 (197 to 343)	467 (336 to 649)	1,190 (793 to 1,730)	1,160 (782 to 1,640)	1,180 (777 to 1,610)	863 (602 to 1,180)	915 (595 to 1,310)	760 (489 to 1,080)	673 (450 to 979)	584 (385 to 817)	487 (302 to 708)	289 (211 to 385)	222 (160 to 298)	147 (108 to 196)	113 (78 to 155)	67·3 (47·7 to 90·4)	24·2 (17·9 to 32·1)	5·9 (4·2 to 7·8)	0·8 (0·5 to 1)	9,580
Unintentional injuries	1,030 (564 to 1,760)	857 (490 to 1,560)	5,800 (3,480 to 9,510)	6,370 (4,010 to 9,090)	10,500 (7,980 to 13,500)	11,100 (8,770 to 13,700)	13,500 (10,400 to 17,000)	13,700 (10,400 to 17,300)	11,900 (9,580 to 14,900)	12,000 (9,750 to 14,600)	12,100 (9,790 to 14,800)	11,500 (9,390 to 14,200)	10,800 (8,610 to 13,300)	9,540 (7,730 to 11,600)	9,180 (7,480 to 11,100)	8,590 (6,970 to 10,300)	8,470 (6,900 to 10,300)	8,240 (6,630 to 10,500)	8,200 (6,410 to 10,400)	6,890 (5,360 to 9,130)	3,170 (2,520 to 4,140)	889 (689 to 1,160)	135 (100 to 186)	184,000
Falls	419 (175 to 820)	243 (109 to 450)	1,900 (945 to 3,550)	1,480 (744 to 2,610)	1,900 (1,330 to 2,860)	2,370 (1,760 to 3,220)	3,110 (2,290 to 4,200)	3,630 (2,660 to 4,810)	3,480 (2,610 to 4,570)	4,010 (3,090 to 5,280)	4,580 (3,540 to 5,790)	4,740 (3,590 to 6,200)	4,520 (3,520 to 5,750)	4,420 (3,420 to 5,660)	4,780 (3,720 to 6,070)	5,010 (3,890 to 6,440)	5,310 (4,100 to 6,940)	5,800 (4,400 to 7,930)	6,190 (4,610 to 8,440)	5,530 (4,140 to 7,720)	2,680 (2,070 to 3,620)	772 (585 to 1,030)	119 (86·1 to 166)	77,000
Drowning	37·9 (19·8 to 72·8)	22·5 (12 to 38·4)	898 (488 to 1,630)	2,300 (1,320 to 3,790)	3,630 (2,420 to 5,320)	2,770 (1,900 to 3,850)	2,620 (1,720 to 3,870)	2,090 (1,310 to 3,290)	1,230 (844 to 1,740)	1,160 (801 to 1,650)	1,020 (712 to 1,430)	838 (560 to 1,190)	685 (463 to 995)	644 (441 to 904)	487 (341 to 679)	381 (273 to 516)	322 (237 to 436)	253 (182 to 353)	204 (152 to 277)	159 (112 to 218)	48·7 (33·8 to 69·2)	8·6 (6·1 to 12·1)	0·8 (0·5 to 1·1)	21,800
Fire, heat, and hot substances	26·4 (12·5 to 49·9)	17·9 (10 to 31·6)	292 (146 to 562)	401 (177 to 888)	416 (258 to 667)	540 (364 to 814)	1,100 (713 to 1,740)	1,270 (845 to 1,980)	1,140 (789 to 1,700)	1,130 (828 to 1,630)	979 (739 to 1,300)	667 (520 to 860)	624 (482 to 825)	489 (387 to 620)	427 (337 to 557)	327 (252 to 429)	261 (197 to 351)	229 (171 to 318)	161 (111 to 229)	139 (96·4 to 209)	48·6 (32·7 to 73·3)	10·4 (7 to 15·9)	1·6 (0·9 to 2·6)	10,700
Poisonings	4 (1·6 to 8·3)	5·1 (2 to 11)	112 (46·4 to 247)	173 (84·8 to 328)	150 (91·6 to 237)	289 (188 to 447)	197 (125 to 310)	164 (105 to 261)	112 (75·8 to 190)	91·8 (58·7 to 165)	70·6 (48 to 121)	70·8 (49 to 111)	44·7 (30·2 to 78·3)	51·5 (35·6 to 77·6)	35·2 (25 to 50·3)	19·4 (13·6 to 32·4)	20·9 (14·8 to 31·5)	14·9 (10·6 to 22)	12·2 (8·8 to 17·1)	11·6 (7·8 to 17·4)	3·3 (2·3 to 4·7)	0·7 (0·5 to 1)	0·1 (0·1 to 0·1)	1,650
Poisoning by carbon monoxide	0·5 (0·1 to 1·5)	0·4 (0·1 to 1·2)	10·5 (2·8 to 28·6)	41·1 (16·9 to 86·7)	47·3 (26·5 to 79·1)	103 (60·4 to 181)	115 (65·3 to 196)	89·3 (50·9 to 160)	57·2 (34·6 to 111)	49·5 (27·2 to 113)	34·7 (19·9 to 73·9)	33·5 (20·6 to 64·2)	21·4 (12·1 to 50·4)	22·4 (13·6 to 41·4)	14·3 (8·6 to 23·9)	8·6 (4·8 to 19·6)	9·4 (5·4 to 19·3)	6·5 (3·7 to 12·5)	5 (2·7 to 9·1)	5 (2·5 to 9·9)	1·5 (0·8 to 2·9)	0·4 (0·2 to 0·7)	0 (0 to 0·1)	676
Poisoning by other means	3·5 (1·4 to 7·5)	4·7 (1·8 to 10·3)	102 (41·5 to 228)	131 (60·3 to 257)	102 (61·7 to 166)	185 (115 to 297)	82·6 (52 to 129)	74·2 (48·2 to 114)	54·8 (35 to 84·7)	42·2 (27·2 to 64·1)	35·9 (23·4 to 54·7)	37·3 (24·8 to 53·5)	23·3 (15 to 34)	29·2 (19·7 to 43)	20·9 (14·1 to 30·9)	10·7 (7·3 to 15·7)	11·6 (7·8 to 17)	8·5 (5·8 to 12·6)	7·2 (4·7 to 10·9)	6·6 (3·8 to 10·5)	1·8 (1·1 to 2·8)	0·3 (0·2 to 0·5)	0 (0 to 0·1)	976
Exposure to mechanical forces	106 (18·8 to 453)	93·3 (3·9 to 550)	434 (81·6 to 2,060)	335 (182 to 611)	491 (345 to 699)	551 (397 to 801)	1,020 (687 to 1,530)	1,070 (721 to 1,620)	919 (637 to 1,320)	817 (586 to 1,140)	1,020 (692 to 1,490)	805 (582 to 1,130)	746 (527 to 1,060)	611 (445 to 847)	516 (364 to 731)	438 (315 to 600)	340 (247 to 461)	264 (189 to 355)	217 (149 to 294)	114 (83·2 to 153)	44·8 (33·5 to 58·8)	11·1 (8·2 to 14·7)	1·6 (1·1 to 2·3)	11,000
Unintentional firearm injuries	3·4 (0·1 to 21·7)	14·5 (0·2 to 125)	49·1 (3 to 304)	60 (13·7 to 167)	60·1 (16·6 to 120)	93·4 (23·1 to 201)	197 (29·5 to 475)	277 (34 to 651)	267 (39·3 to 596)	160 (33·3 to 353)	195 (33·9 to 457)	154 (32·5 to 323)	134 (31·2 to 280)	124 (27·5 to 284)	72·4 (21·6 to 161)	48·2 (16·6 to 101)	26·6 (12·3 to 47·9)	22·3 (9·9 to 41·9)	18·5 (7·4 to 34·8)	19·6 (5·6 to 37)	7·7 (2·5 to 13·4)	2·2 (0·7 to 3·8)	0·4 (0·1 to 0·6)	2,010
Other exposure to mechanical forces	103 (17·9 to 441)	78·8 (2·9 to 493)	385 (70·7 to 1,820)	275 (150 to 502)	431 (295 to 627)	458 (324 to 645)	824 (562 to 1,200)	796 (507 to 1,220)	652 (422 to 984)	657 (457 to 896)	820 (547 to 1,160)	651 (469 to 895)	612 (427 to 845)	487 (343 to 665)	444 (306 to 622)	390 (278 to 525)	314 (226 to 423)	242 (173 to 327)	199 (139 to 270)	94·4 (65·8 to 135)	37·1 (26·6 to 53·1)	8·9 (6·3 to 12·8)	1·2 (0·8 to 2)	8,960
Adverse effects of medical treatment	74·4 (44·5 to 119)	51·5 (32 to 81·9)	244 (128 to 432)	125 (74·3 to 203)	146 (94·5 to 223)	141 (90·3 to 214)	168 (103 to 266)	339 (203 to 531)	319 (200 to 476)	243 (154 to 356)	289 (183 to 431)	348 (212 to 526)	342 (207 to 515)	295 (166 to 451)	345 (209 to 518)	477 (292 to 722)	482 (310 to 722)	412 (268 to 610)	349 (231 to 519)	263 (169 to 393)	106 (66·9 to 165)	28·9 (18·6 to 44·8)	4·5 (2·7 to 7·1)	5,590
Animal contact	129 (33·8 to 234)	163 (46·3 to 283)	1,060 (277 to 2,210)	1,100 (341 to 2,250)	2,740 (1,050 to 4,600)	3,080 (1,350 to 4,960)	2,440 (1,040 to 3,830)	2,200 (919 to 3,660)	2,020 (878 to 3,020)	1,880 (787 to 2,830)	1,570 (662 to 2,320)	1,830 (759 to 2,780)	1,850 (805 to 2,870)	1,390 (581 to 2,140)	1,220 (492 to 1,940)	929 (360 to 1,400)	904 (346 to 1,350)	657 (257 to 1,010)	559 (226 to 834)	322 (139 to 472)	103 (46·9 to 155)	20·7 (9·8 to 29·3)	2·6 (1·3 to 4)	28,200
Venomous animal contact	128 (33·6 to 234)	162 (45·8 to 282)	1,060 (273 to 2,200)	1,070 (325 to 2,210)	2,700 (1,010 to 4,540)	3,010 (1,300 to 4,900)	2,340 (977 to 3,740)	2,100 (833 to 3,530)	1,920 (780 to 2,920)	1,770 (682 to 2,710)	1,450 (560 to 2,190)	1,720 (654 to 2,660)	1,740 (702 to 2,740)	1,290 (497 to 2,030)	1,140 (413 to 1,850)	852 (293 to 1,320)	839 (292 to 1,280)	605 (211 to 955)	514 (187 to 784)	294 (113 to 446)	91·2 (36·5 to 143)	17·8 (7·2 to 26)	2·2 (0·9 to 3·5)	26,800
Non-venomous animal contact	0·3 (0·1 to 0·8)	1 (0·3 to 2·5)	8 (3·8 to 16·3)	26·8 (14·9 to 44·7)	43·6 (27·4 to 65·8)	69·3 (44·7 to 106)	90·2 (58·3 to 141)	98·1 (62·7 to 148)	100 (64·8 to 151)	110 (69 to 176)	118 (75·3 to 185)	116 (74 to 176)	115 (73·1 to 174)	102 (66·6 to 152)	89·4 (56·9 to 136)	76·9 (49·4 to 115)	65 (42·6 to 99·5)	51·8 (33·6 to 77·9)	44·3 (28·4 to 69·3)	27·8 (18·3 to 43·8)	11·8 (7·8 to 17·1)	2·9 (2 to 4·2)	0·4 (0·3 to 0·6)	1,370
Foreign body	196 (92·3 to 375)	226 (115 to 402)	601 (281 to 1,160)	150 (98·6 to 232)	196 (137 to 276)	265 (182 to 380)	288 (194 to 444)	305 (205 to 474)	308 (207 to 466)	321 (223 to 463)	302 (208 to 443)	301 (214 to 419)	262 (191 to 359)	232 (174 to 308)	187 (146 to 242)	150 (117 to 188)	135 (108 to 168)	122 (96·5 to 157)	110 (84·3 to 141)	88 (66·3 to 117)	35·8 (26·2 to 49·9)	10·7 (7·7 to 15·5)	1·9 (1·3 to 2·8)	4,790
Pulmonary aspiration and foreign body in airway	195 (91·4 to 374)	224 (115 to 400)	586 (270 to 1,140)	88·5 (52·5 to 153)	86 (62·7 to 120)	100 (75·1 to 130)	86·2 (64·9 to 113)	92·6 (69·3 to 123)	95 (74·1 to 123)	102 (80 to 128)	88·8 (68·1 to 115)	106 (81·8 to 138)	92·9 (70·4 to 123)	97·9 (74·4 to 128)	82·1 (61·6 to 110)	65·2 (49·5 to 85·6)	68·3 (52·5 to 93·6)	71·4 (53·7 to 101)	70·9 (50·4 to 100)	63·7 (44·7 to 91·9)	26 (17·1 to 39·5)	8·3 (5·4 to 12·9)	1·6 (1 to 2·5)	2,500
Foreign body in eyes	0·1 (0 to 0·2)	0·3 (0·1 to 0·6)	4·3 (1·2 to 9·6)	25·2 (7·4 to 56)	49·2 (13·9 to 113)	76·1 (23·3 to 173)	101 (32·2 to 232)	112 (36·1 to 246)	114 (41·4 to 243)	116 (40·8 to 242)	111 (41·9 to 231)	100 (42·5 to 201)	83 (38·9 to 162)	60·9 (31·7 to 108)	44·2 (25·4 to 72·4)	34·3 (20·7 to 53·8)	27·1 (16·5 to 40·7)	20·6 (13·2 to 30·4)	15·7 (10·2 to 23)	9·8 (6·5 to 14·4)	4 (2·7 to 5·8)	1 (0·7 to 1·4)	0·1 (0·1 to 0·2)	1,110
Foreign body in other body part	0·7 (0·2 to 1·7)	1·2 (0·5 to 2·4)	10·7 (5 to 21)	36·4 (22·6 to 56)	61 (40·7 to 87·5)	88·6 (62·9 to 124)	101 (71·8 to 142)	100 (71·9 to 139)	99·2 (72·6 to 134)	103 (74·6 to 139)	102 (75·1 to 138)	95·1 (70·6 to 127)	86·1 (63·9 to 114)	73·6 (54·7 to 97·4)	61·2 (44·9 to 81·8)	50 (36·6 to 66·5)	39·4 (28·8 to 52·3)	30·2 (22·3 to 39·8)	23 (16·8 to 30·2)	14·5 (10·6 to 19·5)	5·8 (4·2 to 7·8)	1·5 (1·1 to 2)	0·2 (0·1 to 0·3)	1,190
Environmental heat and cold exposure	25 (2·2 to 60·6)	28·8 (2·8 to 67·2)	157 (17·7 to 412)	65·2 (27·3 to 120)	116 (65·5 to 173)	146 (100 to 203)	206 (141 to 285)	225 (151 to 315)	218 (147 to 304)	252 (155 to 371)	237 (142 to 351)	243 (130 to 377)	214 (112 to 332)	255 (113 to 456)	233 (96·5 to 406)	205 (84·4 to 382)	187 (70·3 to 330)	167 (61·9 to 282)	158 (55·1 to 281)	105 (38·3 to 186)	41 (16 to 68·9)	9·5 (3·8 to 16·5)	1·1 (0·5 to 1·9)	3,500
Exposure to forces of nature	0 (0 to 0)	0·1 (0·1 to 0·1)	0·5 (0·5 to 0·6)	3·1 (2·8 to 3·6)	5·9 (4·6 to 7·8)	16·6 (11·1 to 25·2)	32·3 (21·9 to 48·2)	46·7 (31·7 to 71·3)	78·6 (52·3 to 120)	99·4 (66·4 to 150)	115 (78·1 to 173)	97·2 (64·9 to 149)	68·7 (46·3 to 99·7)	51·2 (34·1 to 71·8)	39·5 (26·6 to 56·4)	29·4 (19·9 to 41·8)	21·1 (14·4 to 29·6)	14·5 (10·1 to 20·1)	10 (7·1 to 14)	5·8 (4·1 to 8·1)	2·4 (1·6 to 3·3)	0·6 (0·4 to 0·8)	0·1 (0·1 to 0·1)	738
Other unintentional injuries	10·6 (5·6 to 17·5)	6·6 (3·9 to 10·8)	96·4 (54·4 to 157)	246 (119 to 424)	673 (285 to 1,080)	915 (434 to 1,420)	2,280 (924 to 3,730)	2,390 (1,000 to 3,850)	2,080 (966 to 3,090)	2,040 (1,020 to 3,000)	1,940 (975 to 2,840)	1,590 (845 to 2,310)	1,410 (720 to 2,140)	1,100 (650 to 1,520)	900 (539 to 1,270)	633 (389 to 879)	492 (316 to 662)	307 (201 to 418)	230 (162 to 303)	155 (111 to 201)	62·2 (45·7 to 81·2)	15·8 (11·5 to 20·6)	2·3 (1·7 to 3)	19,600
Self-harm and interpersonal violence	197 (151 to 272)	87·7 (70·1 to 118)	374 (274 to 540)	1,680 (1,480 to 1,930)	1,660 (1,450 to 1,940)	3,350 (2,770 to 4,250)	13,200 (10,400 to 17,900)	17,000 (13,400 to 24,700)	14,700 (11,700 to 20,800)	13,300 (10,600 to 18,200)	11,800 (9,330 to 15,700)	10,100 (7,840 to 13,200)	7,870 (6,120 to 10,300)	5,700 (4,480 to 7,340)	3,870 (3,070 to 5,060)	2,560 (2,030 to 3,330)	1,730 (1,390 to 2,200)	1,140 (928 to 1,440)	770 (630 to 984)	424 (346 to 555)	155 (125 to 201)	35·4 (28·3 to 45·6)	5·3 (4·2 to 6·5)	112,000
Self-harm	0 (0 to 0)	0 (0 to 0)	0 (0 to 0)	0 (0 to 0)	0 (0 to 0)	1,260 (824 to 2,060)	7,600 (5,220 to 11,700)	8,610 (5,600 to 15,200)	7,130 (4,950 to 12,200)	5,230 (3,670 to 9,020)	4,130 (2,890 to 6,770)	3,150 (2,240 to 5,250)	2,290 (1,670 to 3,670)	1,780 (1,290 to 2,800)	1,260 (910 to 2,070)	810 (589 to 1,370)	584 (427 to 924)	379 (282 to 604)	301 (229 to 489)	186 (137 to 303)	60·3 (43·5 to 102)	11·4 (8·2 to 19·7)	1·1 (0·8 to 1·7)	44,800
Self-harm by firearm	0 (0 to 0)	0 (0 to 0)	0 (0 to 0)	0 (0 to 0)	0 (0 to 0)	178 (102 to 300)	137 (64·8 to 356)	224 (106 to 570)	216 (111 to 486)	179 (103 to 398)	164 (97·4 to 300)	141 (87·4 to 263)	133 (81·2 to 245)	73·1 (40·7 to 141)	57·1 (32·3 to 107)	35·5 (20·9 to 66·3)	24 (14·9 to 40·9)	7·8 (5·8 to 10·3)	5·4 (4 to 7)	3 (2·2 to 3·9)	1 (0·8 to 1·4)	0·5 (0·3 to 0·8)	0·1 (0·1 to 0·2)	1,580
Self-harm by other specified means	0 (0 to 0)	0 (0 to 0)	0 (0 to 0)	0 (0 to 0)	0 (0 to 0)	1,090 (703 to 1,870)	7,470 (5,150 to 11,500)	8,390 (5,440 to 14,700)	6,910 (4,820 to 11,700)	5,050 (3,570 to 8,630)	3,970 (2,770 to 6,490)	3,010 (2,140 to 5,010)	2,160 (1,570 to 3,400)	1,700 (1,230 to 2,650)	1,200 (868 to 2,000)	774 (560 to 1,300)	560 (408 to 902)	372 (275 to 596)	296 (224 to 483)	183 (134 to 299)	59·2 (42·7 to 101)	10·9 (7·8 to 18·9)	1 (0·7 to 1·6)	43,200
Interpersonal violence	101 (55·1 to 175)	35 (18·3 to 63·7)	198 (101 to 355)	266 (130 to 467)	604 (427 to 836)	875 (650 to 1,170)	2,420 (1,670 to 3,570)	3,380 (2,310 to 4,930)	2,980 (2,160 to 4,290)	3,050 (2,240 to 4,200)	2,480 (1,860 to 3,450)	2,120 (1,580 to 2,900)	1,750 (1,330 to 2,350)	1,320 (999 to 1,750)	947 (719 to 1,280)	708 (548 to 909)	517 (400 to 668)	405 (311 to 536)	254 (199 to 324)	116 (89 to 147)	45·9 (34·8 to 58·7)	10·9 (8·2 to 14·3)	1·6 (1·2 to 2·1)	24,600
Physical violence by firearm	3·6 (1·1 to 9)	5 (1·8 to 11·7)	21·1 (7·9 to 45·4)	34·2 (11·6 to 78·7)	70 (36·5 to 122)	125 (64·4 to 230)	817 (430 to 1,430)	1,440 (812 to 2,450)	1,110 (649 to 1,840)	1,010 (591 to 1,750)	846 (487 to 1,450)	659 (385 to 1,120)	459 (262 to 773)	378 (223 to 612)	193 (107 to 333)	125 (72·9 to 211)	82·2 (44·5 to 143)	62·9 (36·9 to 104)	48·3 (28·5 to 77·8)	16 (9·9 to 25·9)	4·8 (3 to 7·6)	0·9 (0·6 to 1·4)	0·2 (0·1 to 0·4)	7,510
Physical violence by sharp object	1·4 (0·6 to 2·9)	6 (2·3 to 12·7)	5·6 (2·8 to 10·8)	19·7 (9·8 to 36·1)	29·2 (19·5 to 42·8)	57·9 (38·8 to 83·2)	234 (127 to 424)	263 (151 to 479)	272 (161 to 450)	300 (176 to 546)	241 (144 to 415)	190 (123 to 322)	164 (108 to 271)	124 (80·1 to 197)	91·3 (61 to 149)	81·3 (52·3 to 135)	49·6 (32·7 to 78)	29·7 (21·3 to 43·5)	14 (10·3 to 19·6)	7·7 (5·7 to 10·2)	3·4 (2·4 to 4·6)	0·9 (0·7 to 1·3)	0·1 (0·1 to 0·2)	2,190
Sexual violence	0 (0 to 0)	0 (0 to 0)	0 (0 to 0)	6·1 (3·5 to 10)	50·9 (30·1 to 80·8)	115 (64·2 to 182)	241 (135 to 388)	378 (214 to 596)	446 (246 to 738)	435 (240 to 710)	370 (203 to 601)	281 (162 to 455)	197 (113 to 337)	118 (63·7 to 193)	63·6 (36·4 to 104)	40·1 (24·3 to 61·5)	29·7 (18·3 to 45·5)	21·1 (13·1 to 31·6)	14·8 (9·4 to 21·8)	8·2 (5·3 to 12·6)	2·4 (1·3 to 3·9)	0·3 (0·1 to 0·4)	0 (0 to 0)	2,820
Physical violence by other means	95·5 (52·2 to 167)	24 (12·7 to 42·8)	171 (86·5 to 316)	206 (94·4 to 372)	454 (309 to 650)	576 (405 to 794)	1,120 (762 to 1,640)	1,290 (871 to 1,930)	1,160 (828 to 1,640)	1,300 (964 to 1,770)	1,020 (753 to 1,400)	989 (736 to 1,330)	930 (695 to 1,260)	704 (526 to 918)	599 (450 to 799)	462 (349 to 585)	356 (273 to 456)	291 (224 to 388)	176 (136 to 225)	84·3 (61·2 to 112)	35·3 (25·6 to 47·2)	8·8 (6·4 to 11·8)	1·2 (0·9 to 1·6)	12,100
Conflict and terrorism	96·1 (87·2 to 106)	52·7 (47·9 to 58·1)	174 (158 to 192)	1,400 (1,260 to 1,560)	1,040 (914 to 1,190)	1,200 (1,020 to 1,460)	3,110 (2,540 to 3,910)	4,930 (3,950 to 6,370)	4,570 (3,490 to 6,180)	5,000 (3,560 to 7,100)	5,190 (3,480 to 7,760)	4,770 (3,110 to 7,120)	3,810 (2,480 to 5,710)	2,590 (1,700 to 3,840)	1,650 (1,110 to 2,400)	1,030 (710 to 1,510)	625 (440 to 912)	356 (254 to 502)	213 (151 to 300)	120 (85·9 to 168)	48·7 (34·2 to 67·8)	12·9 (8·8 to 18·2)	2·5 (1·8 to 3·5)	42,000

All Table 2c: Jharkhand GLAS by cause and age group for both sexes with 95% uncertainty intervals, 2013

Cause	Early Neonatal	Late Neonatal	Post Neonatal	1 to 5	5 to 9	10 to 14	15 to 19	20 to 24	25 to 29	30 to 34	35 to 39	40 to 44	45 to 49	50 to 54	55 to 59	60 to 64	65 to 69	70 to 74	75 to 79	80 to84	85 to89	90 to 94	95 plus	Total
All causes	1,119,000 (928,000 to 1,439,000)	206,000 (166,000 to 269,000)	416,000 (327,000 to 513,000)	611,000 (439,000 to 809,000)	360,000 (231,000 to 520,000)	260,000 (157,000 to 397,000)	317,000 (191,000 to 479,000)	367,000 (219,000 to 550,000)	494,000 (303,000 to 736,000)	615,000 (379,000 to 917,000)	668,000 (414,000 to 999,000)	668,000 (421,000 to 1,000,000)	671,000 (424,000 to 1,000,000)	636,000 (403,000 to 953,000)	625,000 (396,000 to 933,000)	613,000 (388,000 to 920,000)	572,000 (362,000 to 859,000)	530,000 (336,000 to 796,000)	497,000 (314,000 to 746,000)	471,000 (298,000 to 707,000)	429,000 (271,000 to 644,000)	389,000 (246,000 to 584,000)	137,000 (87,000 to 205,000)	22,000 (14,000 to 33,000)	8,788 (5,180 to 13,000)	11,000,000
Communicable, maternal, neonatal, and nutritional diseases	1,079,000 (891,000 to 1,400,000)	200,000 (161,000 to 262,000)	378,000 (297,000 to 466,000)	511,000 (371,000 to 677,000)	232,000 (147,000 to 337,000)	151,000 (91,000 to 230,000)	169,000 (102,000 to 256,000)	196,000 (118,000 to 296,000)	196,000 (118,000 to 296,000)	196,000 (118,000 to 296,000)	197,000 (119,000 to 297,000)	197,000 (119,000 to 297,000)	197,000 (119,000 to 297,000)	197,000 (119,000 to 297,000)	197,000 (119,000 to 297,000)	197,000 (119,000 to 297,000)	197,000 (119,000 to 297,000)	197,000 (119,000 to 297,000)	197,000 (119,000 to 297,000)	197,000 (119,000 to 297,000)	197,000 (119,000 to 297,000)	197,000 (119,000 to 297,000)	197,000 (119,000 to 297,000)	197,000 (119,000 to 297,000)	4,879,000
HIV/AIDS and sexually transmitted infections	(3,260 to 26,000)	3,270 (493 to 7,810)	5,070 (3,650 to 15,900)	771 (299 to 1,430)	699 (298 to 1,540)	448 (209 to 1,040)	973 (233 to 4,510)	2,000 (1,650 to 2,540)	2,000 (2,770 to 7,330)	4,000 (3,510 to 8,420)	5,000 (3,200 to 8,770)	5,000 (2,950 to 9,600)	5,000 (2,870 to 9,270)	2,000 (1,970 to 3,910)	2,000 (1,200 to 2,200)	1,000 (600 to 1,260)	1,000 (321 to 877)	479 (198 to 931)	1,000 (272 to 1,790)	1,000 (227 to 1,850)	1,000 (153 to 2,110)	1,000 (119 to 2,611)	1,000 (219 to 3,146)	1,000 (11 to 2,000)	64,000 (0 to 2,000)	93,100
HIV/AIDS	(2,140 to 17,000)	2,000 (324 to 5,140)	3,340 (2,400 to 10,500)	508 (197 to 943)	460 (196 to 1,020)	295 (138 to 685)	641 (154 to 2,970)	1,320 (1,090 to 1,670)	1,320 (1,820 to 4,830)	2,630 (2,310 to 5,550)	3,290 (2,110 to 5,780)	3,290 (1,940 to 6,320)	3,290 (1,890 to 6,100)	1,320 (1,300 to 2,580)	1,320 (791 to 1,450)	658 (395 to 830)	658 (211 to 577)	316 (130 to 613)	658 (179 to 1,180)	658 (150 to 1,220)	658 (101 to 1,390)	658 (78 to 1,720)	658 (144 to 2,070)	658 (7 to 1,320)	42,000 (0 to 1,320)	61,200
HIV/AIDS - Drug-susceptible Tuberculosis	0 (0 to 0)	0 (0 to 0)	629 (259 to 1,490)	1,150 (519 to 2,190)	1,060 (711 to 1,560)	1,060 (671 to 1,560)	1,060 (614 to 1,560)	1,060 (614 to 1,560)	1,060 (614 to 1,560)	1,060 (614 to 1,560)	1,060 (614 to 1,560)	1,060 (614 to 1,560)	1,060 (614 to 1,560)	1,060 (614 to 1,560)	1,060 (614 to 1,560)	1,060 (614 to 1,560)	1,060 (614 to 1,560)	1,060 (614 to 1,560)	1,060 (614 to 1,560)	1,060 (614 to 1,560)	1,060 (614 to 1,560)	1,060 (614 to 1,560)	1,060 (614 to 1,560)	1,060 (614 to 1,560)	1,060 (614 to 1,560)	9,210
HIV/AIDS - Multidrug-resistant Tuberculosis without extensive drug resistance	0 (0 to 0)	0 (0 to 0)	128 (101 to 226)	28.6 (22.6 to 36.2)	27.1 (22.6 to 31.7)	16.5 (13.1 to 19.8)	33.9 (31.1 to 36.8)	102 (99.4 to 104)	199 (194 to 203)	206 (201 to 211)	211 (201 to 221)	156 (131 to 181)	97.5 (81.9 to 113)	67.1 (56.3 to 78.0)	32.6 (27.4 to 38.0)	19.8 (16.6 to 23.0)	8.3 (6.9 to 9.6)	2.9 (2.4 to 3.4)	0.9 (0.8 to 1.1)	0.3 (0.2 to 0.3)	0.1 (0.1 to 0.1)	0 (0 to 0)	0 (0 to 0)	0 (0 to 0)	0 (0 to 0)	1,070
HIV/AIDS - Extensively drug-resistant Tuberculosis	0 (0 to 0)	0 (0 to 0)	6.7 (5.4 to 8.0)	1.1 (0.9 to 1.3)	1.1 (0.9 to 1.3)	0.7 (0.6 to 0.8)	1.4 (1.3 to 1.5)	4.3 (4.2 to 4.5)	8.4 (8.2 to 8.6)	8.7 (8.5 to 8.9)	8.9 (8.6 to 9.2)	6.6 (5.5 to 7.6)	4.1 (3.4 to 4.7)	2.8 (2.3 to 3.2)	1.4 (1.1 to 1.6)	0.8 (0.7 to 1.0)	0.4 (0.3 to 0.4)	0.1 (0.1 to 0.1)	0 (0 to 0)	0 (0 to 0)	0 (0 to 0)	0 (0 to 0)	0 (0 to 0)	0 (0 to 0)	0 (0 to 0)	69
HIV/AIDS resulting in other diseases	0 (0 to 0)	0 (0 to 0)	2,780 (2,130 to 7,370)	2,070 (1,640 to 3,040)	416 (189 to 1,110)	260 (113 to 770)	464 (208 to 1,290)	837 (376 to 2,350)	2,000 (1,160 to 4,750)	2,780 (1,660 to 6,290)	2,000 (1,430 to 5,230)	2,000 (1,160 to 5,230)	1,860 (1,070 to 4,850)	2,000 (729 to 4,250)	2,000 (542 to 3,260)	2,000 (361 to 2,790)	2,000 (191 to 2,310)	1,000 (83 to 1,740)	1,000 (78 to 1,740)	1,000 (51 to 1,620)	1,000 (30 to 1,740)	1,000 (20 to 1,740)	1,000 (8.0 to 1,740)	1,000 (0 to 1,740)	1,000 (0 to 1,740)	14,700
Sexually transmitted infections excluding HIV	(2,260 to 18,000)	1,270 (169 to 2,670)	2,190 (1,750 to 5,390)	263 (101 to 494)	239 (101 to 523)	153 (71 to 350)	329 (154 to 1,540)	1,180 (977 to 1,790)	1,180 (1,070 to 2,850)	1,180 (1,070 to 2,850)	1,180 (1,070 to 2,850)	1,180 (1,070 to 2,850)	1,180 (1,070 to 2,850)	1,180 (1,070 to 2,850)	1,180 (1,070 to 2,850)	1,180 (1,070 to 2,850)	1,180 (1,070 to 2,850)	1,180 (1,070 to 2,850)	1,180 (1,070 to 2,850)	1,180 (1,070 to 2,850)	1,180 (1,070 to 2,850)	1,180 (1,070 to 2,850)	1,180 (1,070 to 2,850)	1,180 (1,070 to 2,850)	1,180 (1,070 to 2,850)	33,600
Syphilis	1,620 (1,260 to 2,260)	3,270 (550 to 7,210)	3,140 (2,510 to 7,730)	778 (298 to 1,460)	48 (21 to 113)	9.4 (4.2 to 22.0)	19.2 (8.5 to 45.0)	19.1 (8.4 to 44.8)	37.6 (16.6 to 88.2)	39.1 (17.2 to 91.8)	22.1 (9.7 to 51.8)	12.8 (5.6 to 30.0)	7.4 (3.3 to 17.4)	3.7 (1.6 to 8.7)	1.7 (0.7 to 4.0)	0.9 (0.4 to 2.1)	0.5 (0.2 to 1.1)	0.3 (0.1 to 0.6)	0.2 (0.1 to 0.4)	0.1 (0.1 to 0.2)	0.1 (0.0 to 0.1)	0 (0 to 0)	0 (0 to 0)	0 (0 to 0)	0 (0 to 0)	19,400
Chlamydial infection	0 (0 to 0)	0 (0 to 0)	0 (0 to 0)	0 (0 to 0)	0 (0 to 0)	0 (0 to 0)	20.2 (0 to 61.0)	60.7 (0 to 183)	101 (0 to 304)	142 (0 to 426)	122 (0 to 366)	102 (0 to 306)	81.5 (0 to 245)	61.1 (0 to 184)	40.8 (0 to 123)	20.4 (0 to 61.2)	10.2 (0 to 30.6)	5.1 (0 to 15.3)	2.6 (0 to 7.8)	1.3 (0 to 3.9)	0.6 (0 to 1.9)	0.3 (0 to 0.9)	0.1 (0 to 0.4)	0 (0 to 0)	0 (0 to 0)	0 (0 to 0)	854
Gonococcal infection	0 (0 to 0)	0 (0 to 0)	0 (0 to 0)	0 (0 to 0)	0 (0 to 0)	11.2 (5.0 to 26.1)	75.1 (33.5 to 175)	150 (67.0 to 350)	225 (100 to 525)	300 (134 to 700)	300 (134 to 700)	300 (134 to 700)	300 (134 to 700)	300 (134 to 700)	300 (134 to 700)	300 (134 to 700)	300 (134 to 700)	300 (134 to 700)	300 (134 to 700)	300 (134 to 700)	300 (134 to 700)	300 (134 to 700)	300 (134 to 700)	300 (134 to 700)	300 (134 to 700)	300 (134 to 700)	4,600
Trichomoniasis	0 (0 to 0)	0 (0 to 0)	0 (0 to 0)	0 (0 to 0)	0 (0 to 0)	1.5 (0 to 4.5)	19.4 (0 to 58.3)	78.3 (0 to 235)	155 (0 to 466)	194 (0 to 582)	178 (0 to 534)	129 (0 to 387)	79.5 (0 to 239)	47.2 (0 to 142)	17.0 (0 to 51.1)	5.1 (0 to 15.3)	1.3 (0 to 3.9)	0.3 (0 to 1.0)	0.1 (0 to 0.2)	0 (0 to 0.1)	0 (0 to 0)	0 (0 to 0)	0 (0 to 0)	0 (0 to 0)	0 (0 to 0)	697
Genital herpes	0 (0 to 0)	0 (0 to 0)	0 (0 to 0)	0 (0 to 0)	0 (0 to 0)	0 (0 to 0)	0 (0 to 0)	0 (0 to 0)	0 (0 to 0)	0 (0 to 0)	0 (0 to 0)	0 (0 to 0)	0 (0 to 0)	0 (0 to 0)	0 (0 to 0)	0 (0 to 0)	0 (0 to 0)	0 (0 to 0)	0 (0 to 0)	0 (0 to 0)	0 (0 to 0)	0 (0 to 0)	0 (0 to 0)	0 (0 to 0)	0 (0 to 0)	0 (0 to 0)	0
Other sexually transmitted infections	0 (0 to 0)	0 (0 to 0)	2,780 (2,130 to 7,370)	2,070 (1,640 to 3,040)	416 (189 to 1,110)	260 (113 to 770)	464 (208 to 1,290)	837 (376 to 2,350)	2,000 (1,160 to 4,750)	2,780 (1,660 to 6,290)	2,000 (1,430 to 5,230)	2,000 (1,160 to 5,230)	1,860 (1,070 to 4,850)	2,000 (729 to 4,250)	2,000 (542 to 3,260)	2,000 (361 to 2,790)	2,000 (191 to 2,310)	1,000 (83 to 1,740)	1,000 (78 to 1,740)	1,000 (51 to 1,620)	1,000 (30 to 1,740)	1,000 (20 to 1,740)	1,000 (8.0 to 1,740)	1,000 (0 to 1,740)	1,000 (0 to 1,740)	14,700
Respiratory infections and tuberculosis	133,000 (92,000 to 169,000)	50,700 (33,000 to 70,000)	96,400 (63,000 to 130,000)	98,000 (58,000 to 138,000)	17,000 (12,000 to 22,000)	(9,000 to 19,000)	19,000 (12,000 to 27,000)	23,000 (15,000 to 31,000)	23,000 (17,000 to 31,000)	23,000 (17,000 to 31,000)	23,000 (17,000 to 31,000)	23,000 (17,000 to 31,000)	23,000 (17,000 to 31,000)	23,000 (17,000 to 31,000)	23,000 (17,000 to 31,000)	23,000 (17,000 to 31,000)	23,000 (17,000 to 31,000)	23,000 (17,000 to 31,000)	23,000 (17,000 to 31,000)	23,000 (17,000 to 31,000)	23,000 (17,000 to 31,000)	23,000 (17,000 to 31,000)	23,000 (17,000 to 31,000)	23,000 (17,000 to 31,000)	23,000 (17,000 to 31,000)	782,000
Tuberculosis	0 (0 to 0)	0 (0 to 0)	9,090 (5,750 to 13,000)	5,740 (3,630 to 8,210)	5,140 (3,250 to 7,350)	5,600 (3,540 to 8,010)	7,060 (4,460 to 10,100)	8,600 (5,430 to 12,300)	11,000 (6,940 to 15,800)	13,000 (8,210 to 18,600)	14,000 (8,850 to 20,000)	14,000 (8,850 to 20,000)	14,000 (8,850 to 20,000)	14,000 (8,850 to 20,000)	14,000 (8,850 to 20,000)	14,000 (8,850 to 20,000)	14,000 (8,850 to 20,000)	14,000 (8,850 to 20,000)	14,000 (8,850 to 20,000)	14,000 (8,850 to 20,000)	14,000 (8,850 to 20,000)	14,000 (8,850 to 20,000)	14,000 (8,850 to 20,000)	14,000 (8,850 to 20,000)	14,000 (8,850 to 20,000)	299,000
Latent tuberculosis infection	0 (0 to 0)	0 (0 to 0)	0 (0 to 0)	0 (0 to 0)	0 (0 to 0)	0 (0 to 0)	0 (0 to 0)	0 (0 to 0)	0 (0 to 0)	0 (0 to 0)	0 (0 to 0)	0 (0 to 0)	0 (0 to 0)	0 (0 to 0)	0 (0 to 0)	0 (0 to 0)	0 (0 to 0)	0 (0 to 0)	0 (0 to 0)	0 (0 to 0)	0 (0 to 0)	0 (0 to 0)	0 (0 to 0)	0 (0 to 0)	0 (0 to 0)	0 (0 to 0)	0
Drug-susceptible tuberculosis	0 (0 to 0)	0 (0 to 0)	6,730 (3,770 to 10,400)	4,270 (2,420 to 6,430)	3,820 (2,170 to 5,940)	4,160 (2,360 to 6,410)	5,250 (2,970 to 8,150)	6,400 (3,620 to 9,900)	8,200 (4,630 to 12,700)	9,660 (5,480 to 15,000)	10,400 (5,900 to 16,100)	10,400 (5,900 to 16,100)	10,400 (5,900 to 16,100)	10,400 (5,900 to 16,100)	10,400 (5,900 to 16,100)	10,400 (5,900 to 16,100)	10,400 (5,900 to 16,100)	10,400 (5,900 to 16,100)	10,400 (5,900 to 16,100)	10,400 (5,900 to 16,100)	10,400 (5,900 to 16,100)	10,400 (5,900 to 16,100)	10,400 (5,900 to 16,100)	10,400 (5,900 to 16,100)	10,400 (5,900 to 16,100)	222,000
Multidrug-resistant tuberculosis without extensive drug resistance	0 (0 to 0)	0 (0 to 0)	497 (376 to 1,430)	426 (274 to 2,250)	260 (91 to 762)	322 (104 to 1,110)	762 (271 to 2,270)	1,200 (376 to 3,670)	1,740 (542 to 5,360)	2,020 (628 to 6,220)	2,060 (641 to 6,350)	2,060 (641 to 6,350)	2,060 (641 to 6,350)	2,060 (641 to 6,350)	2,060 (641 to 6,350)	2,060 (641 to 6,350)	2,060 (641 to 6,350)	2,060 (641 to 6,350)	2,060 (641 to 6,350)	2,060 (641 to 6,350)	2,060 (641 to 6,350)	2,060 (641 to 6,350)	2,060 (641 to 6,350)	2,060 (641 to 6,350)	2,060 (641 to 6,350)	31,400
Tuberculosis drug-resistant tuberculosis without extensive drug resistance	0 (0 to 0)	0 (0 to 0)	39.4 (27.4 to 58.1)	37.4 (26.1 to 55.1)	13.4 (9.3 to 19.7)	11.5 (8.0 to 16.9)	28.3 (19.7 to 41.6)	67.6 (47.0 to 99.4)	89.7 (62.3 to 132)	114 (79.1 to 167)	119 (82.5 to 175)	132 (91.5 to 194)	139 (96.5 to 204)	140 (97.1 to 206)	140 (97.1 to 206)	140 (97.1 to 206)	140 (97.1 to 206)	140 (97.1 to 206)	140 (97.1 to 206)	140 (97.1 to 206)	140 (97.1 to 206)	140 (97.1 to 206)	140 (97.1 to 206)	140 (97.1 to 206)	140 (97.1 to 206)	1,570
Lower respiratory infections	102,000 (62,000 to 135,000)	50,700 (33,000 to 70,000)	90,000 (57,000 to 124,000)	87,000 (49,000 to 127,000)	12,000 (8,000 to 16,000)	8,000 (5,000 to 11,000)	4,000 (2,000 to 6,000)	3,000 (2,000 to 5,000)	3,000 (2,000 to 5,000)	3,000 (2,000 to 5,000)	3,000 (2,000 to 5,000)	3,000 (2,000 to 5,000)	3,000 (2,000 to 5,000)	3,000 (2,000 to 5,000)	3,000 (2,000 to 5,000)	3,000 (2,000 to 5,000)	3,000 (2,000 to 5,000)	3,000 (2,000 to 5,000)	3,000 (2,000 to 5,000)	3,000 (2,000 to 5,000)	3,000 (2,000 to 5,000)	3,000 (2,000 to 5,000)	3,000 (2,000 to 5,000)	3,000 (2,000 to 5,000)	3,000 (2,000 to 5,000)	439,000
Upper respiratory infections	(4.2 to 24.4)	24 (3.4 to 85.4)	(0.5 to 1.5)	(0.5 to 1.5)	(0.5 to 1.5)	(0.5 to 1.5)	(0.5 to 1.5)	(0.5 to 1.5)	(0.5 to 1.5)	(0.5 to 1.5)	(0.5 to 1.5)	(0.5 to 1.5)	(0.5 to 1.5)	(0.5 to 1.5)	(0.5 to 1.5)	(0.5 to 1.5)	(0.5 to 1.5)	(0.5 to 1.5)	(0.5 to 1.5)	(0.5 to 1.5)	(0.5 to 1.5)	(0.5 to 1.5)	(0.5 to 1.5)	(0.5 to 1.5)	(0.5 to 1.5)	24,300
Otitis media	(1.0 to 5.2)	5.1 (0.7 to 18.2)	(0.1 to 0.3)	(0.1 to 0.3)	(0.1 to 0.3)	(0.1 to 0.3)	(0.1 to 0.3)	(0.1 to 0.3)	(0.1 to 0.3)	(0.1 to 0.3)	(0.1 to 0.3)	(0.1 to 0.3)	(0.1 to 0.3)	(0.1 to 0.3)	(0.1 to 0.3)	(0.1 to 0.3)	(0.1 to 0.3)	(0.1 to 0.3)	(0.1 to 0.3)	(0.1 to 0.3)	(0.1 to 0.3)	(0.1 to 0.3)	(0.1 to 0.3)	(0.1 to 0.3)	(0.1 to 0.3)	5
Sinitis infections	4,620 (3,020 to 6,250)	16,900 (9,910 to 25,000)	16,100 (11,000 to 23,000)	67,700 (46,000 to 92,000)	43,000 (29,000 to 59,000)	28,000 (19,000 to 39,000)	33,100 (22,000 to 46,000)	33,100 (22,000 to 46,000)	29,000 (19,000 to 40,000)	27,000 (18,000 to 38,000)	25,000 (17,000 to 35,000)	23,000 (15,000 to 32,000)	19,000 (13,000 to 27,000)	17,000 (11,000 to 24,000)	15,000 (10,000 to 21,000)	13,000 (8,000 to 18,000)	11,000 (7,000 to 16,000)	9,000 (6,000 to 13,000)	8,000 (5,000 to 11,000)	6,000 (4,000 to 9,000)	5,000 (3,000 to 7,000)	4,000 (2,000 to 6,000)	1,000 (1,000 to 2,000)	1,000 (0 to 2,000)	1,000 (0 to 2,000)	1,060,000
Diarrheal diseases	4,600 (2,540 to 6,250)	16,000 (9,900 to 25,000)	16,000 (9,900 to 25,000)	64,000 (39,000 to 92,000)	26,000 (14,000 to 40,000)	20,000 (9,000 to 33,000)	23,000 (11,000 to 37,000)	23,000 (11,000 to 37,000)	18,000 (8,000 to 30,000)	16,000 (7,000 to 27,000)	14,000 (6,000 to 24,000)	12,000 (5,000 to 20,000)	10,000 (4,000 to 17,000)	8,000 (3,000 to 14,000)	7,000 (2,000 to 12,000)	5,000 (2,000 to 9,000)	4,000 (1,000 to 7,000)	3,000 (1,000 to 5,000)	2,000 (1,000 to 4,000)	2,000 (1,000 to 3,000)	1,000 (0 to 2,000)	1,000 (0 to 2,000)	1,000 (0 to 2,000)	1,000 (0 to 2,000)	1,000 (0 to 2,000)	388,000
Typhoid and paratyphoid	0 (0 to 0)	0 (0 to 0)	1,360 (1,040 to 1,760)	12,200 (9,140 to 15,800)	14,400 (10,800 to 18,600)	14,000 (10,500 to 18,100)	12,000 (9,000 to 15,500)	12,000 (9,000 to 15,500)	9,730 (7,290 to 12,600)	8,200 (6,140 to 10,600)	7,010 (5,250 to 9,080)	6,010 (4,500 to 7,780)	5,150 (3,860 to 6,670)	4,290 (3,210 to 5,560)	3,430 (2,570 to 4,450)	2,570 (1,930 to 3,340)	1,720 (1,290 to 2,230)	1,290 (970 to 1,670)	860 (640 to 1,110)	640 (480 to 830)	430 (320 to 560)	320 (240 to 420)	210 (160 to 270)	110 (80 to 140)	53 (40 to 70)	75,500
Typhoid fever	0 (0 to 0)	0 (0 to 0)	1,360 (1,040 to 1,760)	12,200 (9,140 to 15,800)	14,400 (10,800 to 18,600)	14,000 (10,500 to 18,100)	12,000 (9,000 to 15,500)	12,000 (9,000 to 15,500)	9,730 (7,290 to 12,600)	8,200 (6,140 to 10,600)	7,010 (5,250 to 9,080)	6,010 (4,500 to 7,780)	5,150 (3,860 to 6,670)	4,290 (3,210 to 5,560)	3,430 (2,570 to 4,450)	2,570 (1,930 to 3,340)	1,720 (1,290 to 2,230)	1,290 (970 to 1,670)	860 (640 to 1,110)	640 (480 to 830)	430 (320 to 560)	320 (240 to 420)	210 (160 to 270)	110 (80 to 140)	53 (40 to 70)	75,500
Paratyphoid fever	0 (0 to 0)	0 (0 to 0)	0 (0 to 0)	0 (0 to 0)	0 (0 to 0)	0 (0 to 0)	0 (0 to 0)	0 (0 to 0)	0 (0 to 0)	0 (0 to 0)	0 (0 to 0)	0 (0 to 0)	0 (0 to 0)	0 (0 to 0)	0 (0 to 0)	0 (0 to 0)	0 (0 to 0)	0 (0 to 0)	0 (0 to 0)	0 (0 to 0)	0 (0 to 0)	0 (0 to 0)	0 (0 to 0)	0 (0 to 0)	0 (0 to 0)	0 (0 to 0)	0
Invasive Non-typhoidal Salmonella (iNTS)	233 (131 to 362)	270 (151 to 419)	619 (349 to 1,040)	749 (422 to 1,160)	549 (309 to 852)	387 (218 to 600)	387 (218 to 600)	387 (218 to 600)	270 (152 to 419)	194 (109 to 301)	137 (77 to 213)	97 (54 to 150)	68 (38 to 106)	48 (27 to 75)	34 (19 to 53)	24 (13 to 37)	17 (9 to 26)	12 (6 to 18)	8.5 (4.8 to 13)	6 (3 to 9)	4.2 (2.4 to 6.5)	3 (1.7 to 4.6)	2.1 (1.2 to 3.2)	1.5 (0.8 to 2.3)	1.1 (0.6 to 1.7)	4,560
Other intestinal infectious diseases	0 (0 to 0)	0 (0 to 0)	49.2 (1.4 to 123)	99.6 (2.8 to 249)	33.1 (0.9 to 82.7)	27.6 (0.8 to 69.0)	16.1 (0.5 to 40.3)	10.5 (0.3 to 26.3)	6.5 (0.2 to 16.3)	4.1 (0.1 to 10.2)	2.6 (0.1 to 6.5)	1.6 (0.0 to 4.1)	1.0 (0.0 to 2.5)	0.6 (0.0 to 1.6)	0.4 (0.0 to 1.0)	0.2 (0.0 to 0.6)	0.1 (0.0 to 0.4)	0.1 (0.0 to 0.2)	0 (0 to 0.1)	0 (0 to 0.1)	0 (0 to 0.1)	0 (0 to 0.1)	0 (0 to 0.1)	0 (0 to 0.1)	0 (0 to 0.1)	357
Neglected tropical diseases and malaria	4,000 (1,300 to 8,000)	1,000 (300 to 2,000)	60,000 (20,000 to 120,000)	97,000 (34,000 to 180,000)	72,000 (25,000 to 130,000)	51,000 (18,000 to 93,000)	37,000 (13,000 to 67,000)	26,000 (9,000 to 47,000)	19,000 (6,000 to 34,000)	13,000 (4,000 to 24,000)	9,000 (3,000 to 17,000)	7,000 (2,000 to 12,000)	5,000 (2,000 to 9,000)	4,000 (1,000 to 7,000)	3,000 (1,000 to 5,000)	2,000 (1,000 to 4,000)	2,000 (1,000 to 3,000)	1,000 (0 to 2,000)	1,000 (0 to 2,000)	1,000 (0 to 2,000)	1,000 (0 to 2,000)	1,000 (0 to 2,000)	1,000 (0 to 2,000)	1,000 (0 to 2,000)	1,000 (0 to 2,000)	39,400
Malaria	(1.1 to 4.0)	2.3 (1.2 to 5.0)	5,000 (2,900 to 9,000)	47,000 (26,000 to 83,000)	37,000 (20,700 to 67,000)	26,000 (14,000 to 47,000)	18,000 (9,000 to 33,000)	13,000 (6,000 to 23,000)	9,000 (4,000 to 16,000)	6,000 (3,000 to 11,000)	4,000 (2,000 to 7,000)	3,000 (1,000 to 5,000)	2,000 (1,000 to 4,000)	2,000 (1,000 to 3,000)	1,000 (1,000 to 2,000)	1,000 (0 to 2,000)	1,000 (0 to 2,000)	1,000 (0 to 2,000)	1,000 (0 to 2,000)	1,000 (0 to 2,000)	1,000 (0 to 2,000)	1,000 (0 to 2,000)	1,000 (0 to 2,000)	1,000 (0 to 2,000)	1,000 (0 to 2,000)	324,000
Chagas disease	0 (0 to 0)	0 (0 to 0)	0 (0 to 0)	0 (0 to 0)	0 (0 to 0)	0 (0 to 0)	0 (0 to 0)	0 (0 to 0)	0 (0 to 0)	0 (0 to 0)	0 (0 to 0)	0 (0 to 0)	0 (0 to 0)	0 (0 to 0)	0 (0 to 0)	0 (0 to 0)	0 (0 to 0)	0 (0 to 0)	0 (0 to 0)	0 (0 to 0)	0 (0 to 0)	0 (0 to 0)	0 (0 to 0)	0 (0 to 0)	0 (0 to 0)	0 (0 to 0)	0
Leishmaniasis	0 (0 to 0)	0 (0 to 0)	2960 (2,120 to 3,960)	1,720 (1,230 to 2,300)	1,990 (1,420 to 2,660)	978 (700 to 1,310)	1,140 (820 to 1,530)	662 (474 to 886)	462 (331 to 618)	462 (331 to 618)	462 (331 to 618)	462 (331 to 618)	462 (331 to 618)	462 (331 to 618)	462 (331 to 618)	462 (331 to 618)	462 (331 to 618)	462 (331 to 618)	462 (331 to 618)	462 (331 to 618)	462 (331 to 618)	462 (331 to 618)	462 (331 to 618)	462 (331 to 618)	462 (331 to 618)	462 (331 to 618)	7,060
Visceral leishmaniasis	0 (0 to 0)	0 (0 to 0)	2960 (2,120 to 3,960)	1,720 (1,230 to 2,300)	1,990 (1,420 to 2,660)	978 (700 to 1,310)	1,140 (820 to 1,530)	662 (474 to 886)	462 (331 to 618)	462 (331 to 618)	462 (331 to 618)	462 (331 to 618)	462 (331 to 618)	462 (331 to 618)	462 (331 to 618)	462 (331 to 618)	462 (331 to 618)	462 (331 to 618)	462 (331 to 618)	462 (331 to 618)	462 (331 to 618)	462 (331 to 618)	462 (331 to 618)	462 (331 to 618)	462 (331 to 618)	462 (331 to 618)	7,060
Cutaneous and mucocutaneous leishmaniasis	0 (0 to 0)	0 (0 to 0)	0 (0 to 0)	0 (0 to 0)	0 (0 to 0)	0 (0 to 0)	0 (0 to 0)	0 (0 to 0)	0 (0 to 0)	0 (0 to 0)	0 (0 to 0)	0 (0 to 0)	0 (0 to 0)	0 (0 to 0)	0 (0 to 0)	0 (0 to 0)	0 (0 to 0)	0 (0 to 0)	0 (0 to 0)	0 (0 to 0)	0 (0 to 0)	0 (0 to 0)	0 (0 to 0)	0 (0 to 0)	0 (0 to 0)	0 (0 to 0)	0
African trypanosomiasis	0 (0 to 0)	0 (0 to 0)	0 (0 to 0)	0 (0 to 0)	0 (0 to 0)	0 (0 to 0)	0 (0 to 0)	0 (0 to 0)	0 (0 to 0)	0 (0 to 0)	0 (0 to 0)	0 (0 to 0)	0 (0 to 0)	0 (0 to 0)	0 (0 to 0)	0 (0 to 0)	0 (0 to 0)	0 (0 to 0)	0 (0 to 0)	0 (0 to 0)	0 (0 to 0)	0 (0 to 0)	0 (0 to 0)	0 (0 to 0)	0 (0 to 0)	0 (0 to 0)	0
Schistosomiasis	0 (0 to 0)	0 (0 to 0)	0 (0 to 0)	0 (0 to 0)	0 (0 to 0)	0 (0 to 0)	0 (0 to 0)	0 (0 to 0)	0 (0 to 0)	0 (0 to 0)	0 (0 to 0)	0 (0 to 0)	0 (0 to 0)	0 (0 to 0)	0 (0 to 0)	0 (0 to 0)	0 (0 to 0)	0 (0 to 0)	0 (0 to 0)	0 (0 to 0)	0 (0 to 0)	0 (0 to 0)	0 (0 to 0)	0 (0 to 0)	0 (0 to 0)	0 (0 to 0)	0
Cysticercosis	0 (0 to 0)	0 (0 to 0)	0 (0 to 0)	0 (0 to 0)	0 (0 to 0)	0 (0 to 0)	0 (0 to 0)	0 (0 to 0)	0 (0 to 0)	0 (0 to 0)	0 (0 to 0)	0 (0 to 0)	0 (0 to 0)	0 (0 to 0)	0 (0 to 0)	0 (0 to 0)	0 (0 to 0)	0 (0 to 0)	0 (0 to 0)	0 (0 to 0)	0 (0 to 0)	0 (0 to 0)	0 (0 to 0)	0 (0 to 0)	0 (0 to 0)	0 (0 to 0)	0
Cystic echinococcosis	0 (0 to 0)	0 (0 to 0)	37.4 (2.8 to 93.5)	37.4 (2.8 to 93.5)	20.7 (1.5 to 51.8)	20.7 (1.5 to 51.8)	17.8 (1.3 to 44.5)	19.2 (1.4 to 47.9)	20.6 (1.5 to 51.5)	21.3 (1.6 to 53.2)	21.3 (1.6 to 53.2)	21.3 (1.6 to 53.2)	21.3 (1.6 to 53.2)	21.3 (1.6 to 53.2)	21.3 (1.6 to 53.2)	21.3 (1.6 to 53.2)	21.3 (1.6 to 53.2)	21.3 (1.6 to 53.2)	21.3 (1.6 to 53.2)	21.3 (1.6 to 53.2)	21.3 (1.6 to 53.2)	21.3 (1.6 to 53.2)	21.3 (1.6 to 53.2)	21.3 (1.6 to 53.2)	21.3 (1.6 to 53.2)	392
Lymphatic filariasis	0 (0 to 0)	0 (0 to 0)	0 (0 to 0)	0 (0 to 0)	0 (0 to 0)	0 (0 to 0)	0 (0 to 0)	0 (0 to 0)	0 (0 to 0)	0 (0 to 0)	0 (0 to 0)	0 (0 to 0)	0 (0 to 0)	0 (0 to 0)	0 (0 to 0)	0 (0 to 0)	0 (0 to 0)	0 (0 to 0)	0 (0 to 0)	0 (0 to 0)	0 (0 to 0)	0 (0 to 0)	0 (0 to 0)	0 (0 to 0)	0 (0 to 0)	0 (0 to 0)	0
Onchocerciasis	0 (0 to 0)	0 (0 to 0)	0



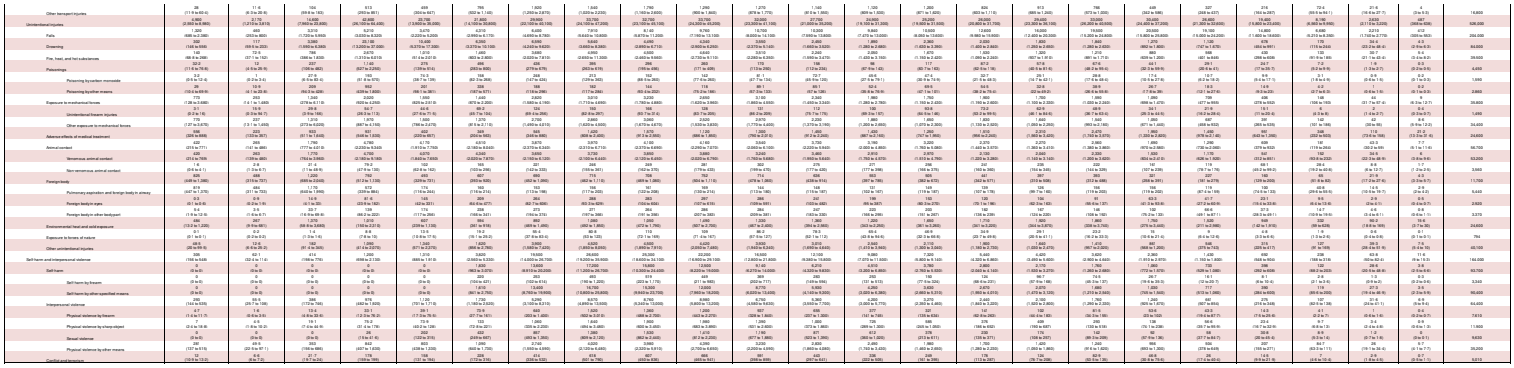

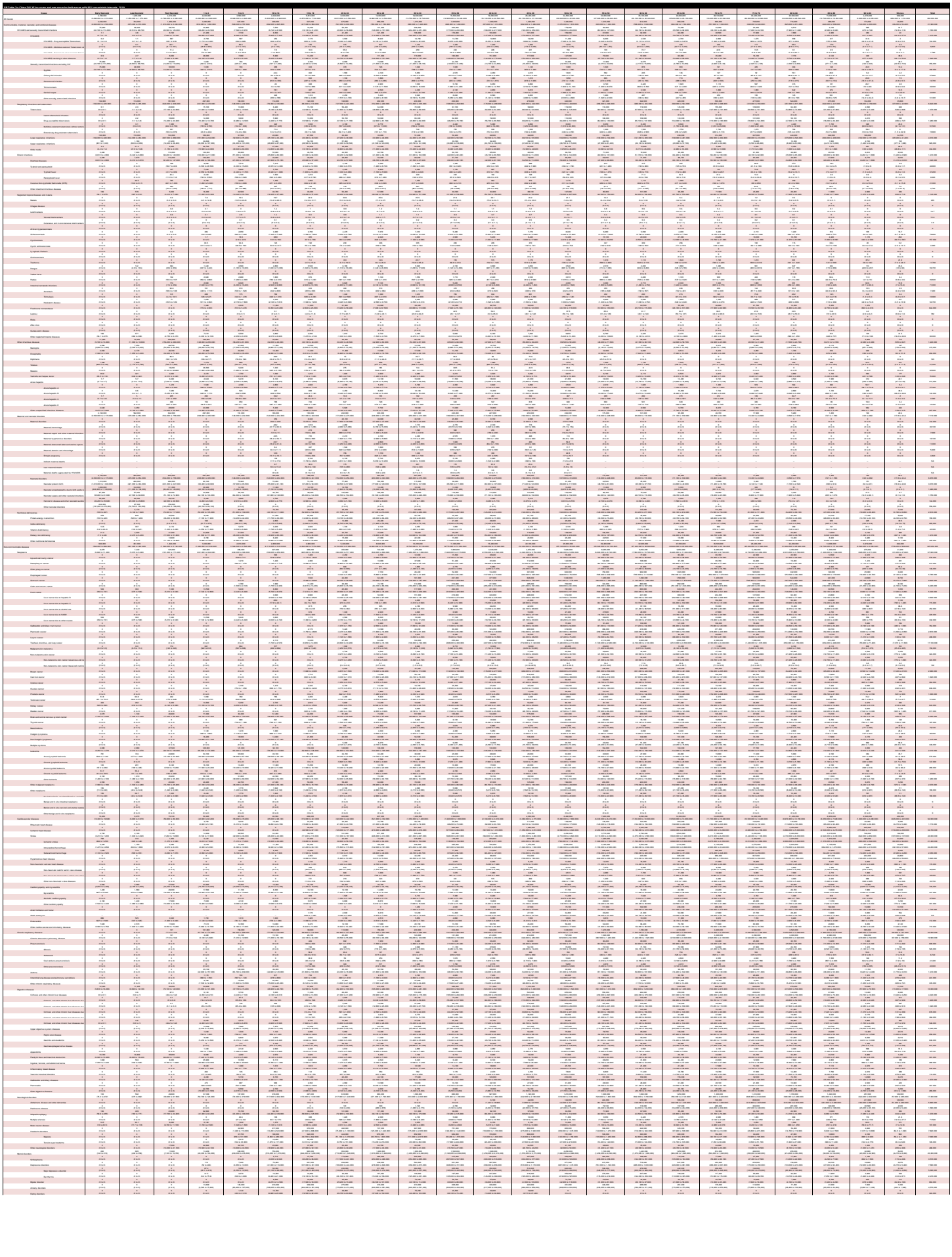



Risk Factor, By Cluster, Burden, DALYS, by cause and age, across for both sexes with 95% uncertainty intervals, 2019

Cause	Early Neonatal	Late Neonatal	Post Neonatal	1 to 4	5 to 9	10 to 14	15 to 19	20 to 24	25 to 29	30 to 34	35 to 39	40 to 44	45 to 49	50 to 54	55 to 59	60 to 64	65 to 69	70 to 74	75 to 79	80 to 84	85 to 89	90 to 94	95 plus	Total
All causes	17.5 [16.9 to 18.0]	39,300 [37,600 to 40,900]	1,630,000 [1,610,000 to 1,650,000]	2,730,000 [2,690,000 to 2,770,000]	2,620,000 [2,590,000 to 2,650,000]	2,620,000 [2,590,000 to 2,650,000]	2,670,000 [2,640,000 to 2,700,000]	2,670,000 [2,640,000 to 2,700,000]	2,670,000 [2,640,000 to 2,700,000]	2,640,000 [2,610,000 to 2,670,000]	2,600,000 [2,570,000 to 2,630,000]	2,550,000 [2,520,000 to 2,580,000]	2,500,000 [2,470,000 to 2,530,000]	2,440,000 [2,410,000 to 2,470,000]	2,370,000 [2,340,000 to 2,400,000]	2,300,000 [2,270,000 to 2,330,000]	2,220,000 [2,190,000 to 2,250,000]	2,120,000 [2,090,000 to 2,150,000]	1,990,000 [1,960,000 to 2,020,000]	1,830,000 [1,800,000 to 1,860,000]	1,630,000 [1,600,000 to 1,660,000]	1,380,000 [1,350,000 to 1,410,000]	1,080,000 [1,050,000 to 1,110,000]	767,000 [743,000 to 792,000]	497,000 [477,000 to 517,000]	267,000 [254,000 to 280,000]	40,500,000
Communicable, maternal, neonatal, and nutritional diseases	1,530,000 [1,520,000 to 1,540,000]	34,500 [32,900 to 36,100]	75,400 [72,400 to 78,500]	63,600 [60,200 to 67,000]	36,200 [34,200 to 38,200]	46,400 [43,800 to 49,000]	45,700 [43,200 to 48,200]	50,200 [47,500 to 52,900]	55,400 [52,500 to 58,200]	71,200 [67,800 to 74,600]	89,100 [85,200 to 93,000]	110,000 [105,000 to 115,000]	135,000 [129,000 to 140,000]	161,000 [154,000 to 168,000]	189,000 [180,000 to 197,000]	218,000 [208,000 to 228,000]	247,000 [236,000 to 258,000]	276,000 [264,000 to 288,000]	303,000 [290,000 to 316,000]	326,000 [312,000 to 340,000]	343,000 [328,000 to 358,000]	353,000 [337,000 to 369,000]	4,670,000 [4,610,000 to 4,730,000]
HIV/AIDS and sexually transmitted infections	1,790 [1,420 to 2,220]	1,790 [1,420 to 2,220]	4,640 [3,690 to 5,750]	2,220 [1,760 to 2,750]	1,290 [1,020 to 1,600]	1,290 [1,020 to 1,600]	1,290 [1,020 to 1,600]	1,290 [1,020 to 1,600]	1,290 [1,020 to 1,600]	1,290 [1,020 to 1,600]	1,290 [1,020 to 1,600]	1,290 [1,020 to 1,600]	1,290 [1,020 to 1,600]	1,290 [1,020 to 1,600]	1,290 [1,020 to 1,600]	1,290 [1,020 to 1,600]	1,290 [1,020 to 1,600]	1,290 [1,020 to 1,600]	1,290 [1,020 to 1,600]	1,290 [1,020 to 1,600]	1,290 [1,020 to 1,600]	1,290 [1,020 to 1,600]	39,000 [31,000 to 48,000]
HIV/AIDS	0.1 [0.1 to 0.2]	0.2 [0.1 to 0.2]	437 [347 to 542]	283 [224 to 352]	257 [204 to 320]	447 [354 to 556]	448 [355 to 557]	1,060 [842 to 1,320]	2,020 [1,600 to 2,510]	3,110 [2,470 to 3,870]	3,990 [3,170 to 4,960]	4,760 [3,780 to 5,920]	5,150 [4,090 to 6,410]	5,260 [4,180 to 6,540]	5,200 [4,130 to 6,470]	5,000 [3,970 to 6,220]	4,610 [3,660 to 5,730]	4,060 [3,220 to 5,050]	3,370 [2,670 to 4,190]	2,600 [2,060 to 3,230]	1,870 [1,480 to 2,320]	1,240 [984 to 1,540]	73,400 [58,200 to 91,200]
HIV/AIDS - Drug-susceptible Tuberculosis	0 [0 to 0]	0 [0 to 0]	0.1 [0 to 0.1]	0.1 [0 to 0.1]	0.1 [0 to 0.1



Cell Types, By Standards SM/S by cause and age across for both sexes with 95% uncertainty intervals, 2019

Cause	Male Neonatal	Late Neonatal	Post Neonatal	1 to 4	5 to 9	10 to 14	15 to 19	20 to 24	25 to 29	30 to 34	35 to 39	40 to 44	45 to 49	50 to 54	55 to 59	60 to 64	65 to 69	70 to 74	75 to 79	80 Plus	80 to 84	85 to 89	90 to 94	95 plus	Total
All causes	1,250,000 (1,060,000–1,460,000)	243,000 (195,000–300,000)	527,000 (444,000–622,000)	444,000 (382,000–513,000)	484,000 (407,000–569,000)	541,000 (455,000–640,000)	675,000 (566,000–800,000)	750,000 (630,000–888,000)	1,010,000 (848,000–1,200,000)	1,190,000 (1,000,000–1,410,000)	1,320,000 (1,110,000–1,560,000)	1,550,000 (1,300,000–1,830,000)	1,880,000 (1,580,000–2,220,000)	2,460,000 (2,070,000–2,910,000)	3,140,000 (2,650,000–3,710,000)	3,930,000 (3,320,000–4,650,000)	4,670,000 (3,940,000–5,530,000)	5,720,000 (4,870,000–6,780,000)	6,760,000 (5,760,000–8,000,000)	8,120,000 (6,910,000–9,610,000)	6,760,000 (5,760,000–8,000,000)	5,240,000 (4,460,000–6,200,000)	3,820,000 (3,250,000–4,520,000)	1,480,000 (1,260,000–1,750,000)	64,400,000
Communicable, maternal, neonatal, and nutritional diseases	1,130,000 (960,000–1,320,000)	199,000 (159,000–246,000)	260,000 (220,000–309,000)	203,000 (175,000–236,000)	93,000 (80,000–108,000)	69,000 (60,000–80,000)	100,000 (86,000–116,000)	111,000 (95,000–129,000)	170,000 (145,000–198,000)	214,000 (183,000–249,000)	267,000 (229,000–310,000)	337,000 (287,000–393,000)	427,000 (364,000–497,000)	599,000 (510,000–697,000)	784,000 (668,000–913,000)	1,060,000 (903,000–1,230,000)	1,370,000 (1,170,000–1,590,000)	1,870,000 (1,600,000–2,170,000)	2,450,000 (2,100,000–2,850,000)	3,110,000 (2,670,000–3,620,000)	2,450,000 (2,100,000–2,850,000)	1,810,000 (1,550,000–2,110,000)	1,220,000 (1,040,000–1,420,000)	22,900,000 (19,700,000–26,600,000)	32,700,000 (28,000,000–38,000,000)
HIV/AIDS and sexually transmitted infections	2,630 (1,900–3,450)	11,100 (7,100–16,100)	13,000 (9,200–17,200)	5,380 (3,800–7,200)	1,140 (1,000–1,300)	1,740 (1,500–2,000)	6,060 (5,300–6,900)	21,900 (19,100–25,000)	31,900 (27,800–36,400)	33,000 (28,800–37,600)	33,100 (28,900–37,700)	33,400 (29,200–38,100)	33,900 (29,600–38,600)	33,900 (29,600–38,600)	33,900 (29,600–38,600)	33,900 (29,600–38,600)	33,900 (29,600–38,600)	33,900 (29,600–38,600)	33,900 (29,600–38,600)	33,900 (29,600–38,600)	33,900 (29,600–38,600)	33,900 (29,600–38,600)	33,900 (29,600–38,600)	33,900 (29,600–38,600)	427,000 (373,000–487,000)	1,000,000 (873,000–1,140,000)	277,000 (242,000–316,000)
HIV/AIDS	2,630 (1,900–3,450)	11,100 (7,100–16,100)	13,000 (9,200–17,200)	5,380 (3,800–7,200)	1,140 (1,000–1,300)	1,740 (1,500–2,000)	6,060 (5,300–6,900)	21,900 (19,100–25,000)	31,900 (27,800–36,400)	33,000 (28,800–37,600)	33,100 (28,900–37,700)	33,400 (29,200–38,100)	33,900 (29,600–38,600)	33,900 (29,600–38,600)	33,900 (29,600–38,600)	33,900 (29,600–38,600)	33,900 (29,600–38,600)	33,900 (29,600–38,600)	33,900 (29,600–38,600)	33,900 (29,600–38,600)	33,900 (29,600–38,600)	33,900 (29,600–38,600)	33,900 (29,600–38,600)	33,900 (29,600–38,600)	427,000 (373,000–487,000)	1,000,000 (873,000–1,140,000)	277,000 (242,000–316,000)
HIV/AIDS - Drug-susceptible Tuberculosis	43 (4–3)	8 (2–3)	2 (0–5)	2 (0–5)	2 (0–5)	2 (0–5)	2 (0–5)	2 (0–5)	2 (0–5)	2 (0–5)	2 (0–5)	2 (0–5)	2 (0–5)	2 (0–5)	2 (0–5)	2 (0–5)	2 (0–5)	2 (0–5)	2 (0–5)	2 (0–5)	2 (0–5)	2 (0–5)	2 (0–5)	2 (0–5)	2 (0–5)	2 (0–5)	2 (0–5)	2 (0–5)	2 (0–5)	76,500
HIV/AIDS - Multidrug resistant Tuberculosis without extensive drug resistance	43 (4–3)	8 (2–3)	2 (0–5)	2 (0–5)	2 (0–5)	2 (0–5)	2 (0–5)	2 (0–5)	2 (0–5)	2 (0–5)	2 (0–5)	2 (0–5)	2 (0–5)	2 (0–5)	2 (0–5)	2 (0–5)	2 (0–5)	2 (0–5)	2 (0–5)	2 (0–5)	2 (0–5)	2 (0–5)	2 (0–5)	2 (0–5)	2 (0–5)	2 (0–5)	2 (0–5)	2 (0–5)	2 (0–5)	2,850
HIV/AIDS - Extensively drug-resistant Tuberculosis	0 (0–0)	0 (0–0)	0 (0–0)	0 (0–0)	0 (0–0)	0 (0–0)	0 (0–0)	0 (0–0)	0 (0–0)	0 (0–0)	0 (0–0)	0 (0–0)	0 (0–0)	0 (0–0)	0 (0–0)	0 (0–0)	0 (0–0)	0 (0–0)	0 (0–0)	0 (0–0)	0 (0–0)	0 (0–0)	0 (0–0)	0 (0–0)	0 (0–0)	0 (0–0)	0 (0–0)	0 (0–0)	0 (0–0)	144
HIV/AIDS resulting in other diseases	43 (4–3)	8 (2–3)	2 (0–5)	2 (0–5)	2 (0–5)	2 (0–5)	2 (0–5)	2 (0–5)	2 (0–5)	2 (0–5)	2 (0–5)	2 (0–5)	2 (0–5)	2 (0–5)	2 (0–5)	2 (0–5)	2 (0–5)	2 (0–5)	2 (0–5)	2 (0–5)	2 (0–5)	2 (0–5)	2 (0–5)	2 (0–5)	2 (0–5)	2 (0–5)	2 (0–5)	2 (0–5)	2 (0–5)	155,000
Sexually transmitted infections, excluding HIV	0 (0–0)	2,990 (1,140–5,720)	0 (0–0)	0 (0–0)	0 (0–0)	0 (0–0)	0 (0–0)	0 (0–0)	0 (0–0)	0 (0–0)	0 (0–0)	0 (0–0)	0 (0–0)	0 (0–0)	0 (0–0)	0 (0–0)	0 (0–0)	0 (0–0)	0 (0–0)	0 (0–0)	0 (0–0)	0 (0–0)	0 (0–0)	0 (0–0)	0 (0–0)	0 (0–0)	0 (0–0)	0 (0–0)	0 (0–0)	29,600
Syphilis	0 (0–0)	2,990 (1,140–5,720)	0 (0–0)	0 (0–0)	0 (0–0)	0 (0–0)	0 (0–0)	0 (0–0)	0 (0–0)	0 (0–0)	0 (0–0)	0 (0–0)	0 (0–0)	0 (0–0)	0 (0–0)	0 (0–0)	0 (0–0)	0 (0–0)	0 (0–0)	0 (0–0)	0 (0–0)	0 (0–0)	0 (0–0)	0 (0–0)	0 (0–0)	0 (0–0)	0 (0–0)	0 (0–0)	0 (0–0)	29,600
Chlamydial infection	0	0	0	0	4.3	57.1	242	313	314	320	326	332	338	343	348	353	357	361	365	368	371	374	376	378	380	382	383	384	385	2,220
Gonococcal infection	0	0	0	0	2.9 (1.4–4.9)	39.4 (19.1–66.4)	167 (81–281)	216 (105–364)	217 (105–365)	221 (107–372)	225 (109–378)	229 (111–386)	233 (113–392)	237 (115–398)	240 (116–404)	243 (118–409)	246 (119–414)	249 (121–419)	252 (122–424)	254 (123–427)	256 (124–430)	258 (125–434)	260 (126–437)	261 (127–439)	262 (127–441)	263 (128–443)	264 (128–444)	265 (129–446)	266 (129–447)	1,530
Trichomoniasis	0	0	0	0	1.4 (0.7–2.4)	18.7 (9.1–31.5)	79.6 (38.5–133)	103 (50–173)	103 (50–173)	105 (51–176)	107 (52–180)	109 (53–183)	111 (54–186)	113 (55–189)	114 (55–192)	116 (56–194)	117 (57–196)	118 (57–198)	120 (58–200)	121 (58–202)	121 (59–203)	122 (59–205)	123 (59–206)	124 (60–207)	124 (60–208)	125 (60–209)	125 (61–210)	126 (61–211)	126 (61–211)	730
Genital herpes	0	0	0	0	0.4 (0.2–0.7)	5.1 (2.5–8.6)	21.7 (10.5–36.3)	28.1 (13.7–47.1)	28.2 (13.7–47.2)	28.7 (13.9–48.1)	29.2 (14.2–48.9)	29.7 (14.4–49.8)	30.2 (14.7–50.6)	30.7 (14.9–51.4)	31.2 (15.2–52.2)	31.6 (15.4–52.9)	32 (15.6–53.6)	32.4 (15.8–54.2)	32.7 (15.9–54.8)	33 (16.1–55.2)	33.2 (16.2–55.5)	33.4 (16.3–55.9)	33.6 (16.4–56.2)	33.8 (16.5–56.6)	34 (16.5–56.8)	34.1 (16.6–57.1)	34.2 (16.7–57.2)	34.3 (16.7–57.4)	34.4 (16.7–57.5)	1,660
Other sexually transmitted infections	0 (0–0)	0 (0–0)	0 (0–0)	0 (0–0)	0 (0–0)	0 (0–0)	0 (0–0)	0 (0–0)	0 (0–0)	0 (0–0)	0 (0–0)	0 (0–0)	0 (0–0)	0 (0–0)	0 (0–0)	0 (0–0)	0 (0–0)	0 (0–0)	0 (0–0)	0 (0–0)	0 (0–0)	0 (0–0)	0 (0–0)	0 (0–0)	0 (0–0)	0 (0–0)	0 (0–0)	0 (0–0)	0 (0–0)	0
Respiratory infections and tuberculosis	28,400,000 (25,600,000–31,500,000)	1,500,000 (1,200,000–1,900,000)	1,100,000 (1,000,000–1,300,000)	1,100,000 (1,000,000–1,200,000)	1,000,000 (900,000–1,100,000)	1,000,000 (900,000–1,100,000)	1,000,000 (900,000–1,100



Gill Table 2c: Kanda DAL fq become, and see group for birth severe with 95% excellent intervals, 2029

Cause	Early Neonatal	Late Neonatal	Post Neonatal	1 to 4	5 to 9	10 to 14	15 to 19	20 to 24	25 to 29	30 to 34	35 to 39	40 to 44	45 to 49	50 to 54	55 to 59	60 to 64	65 to 69	70 to 74	75 to 79	80 to 84	85 to 89	90 to 94	95 plus	Total
All causes	186,000	73,800	85,100	743,000	743,000	776,000	838,000	913,000	994,000	994,000	983,000	913,000	868,000	825,000	913,000	970,000	1,060,000	1,000,000	847,000	702,000	602,000	509,000	342,000	66,700	10,600,000
Communicable, maternal, neonatal, and nutritional diseases	136,000	66,700	42,400	57,900	43,600	43,900	42,500	41,400	42,500	44,000	44,000	47,700	50,100	56,200	66,400	83,100	99,900	127,000	153,000	181,000	201,000	205,000	202,000	127,000	2,250,000
HIV/AIDS and sexually transmitted infections	11,600 to 11,600	4,674 to 4,674	4,624 to 4,624	334	1 to 1 to 1	61 to 1 to 1	454 to 1 to 1	1,784 to 1 to 1	3,524 to 1 to 1	4,624 to 1 to 1	4,624 to 1 to 1	4,624



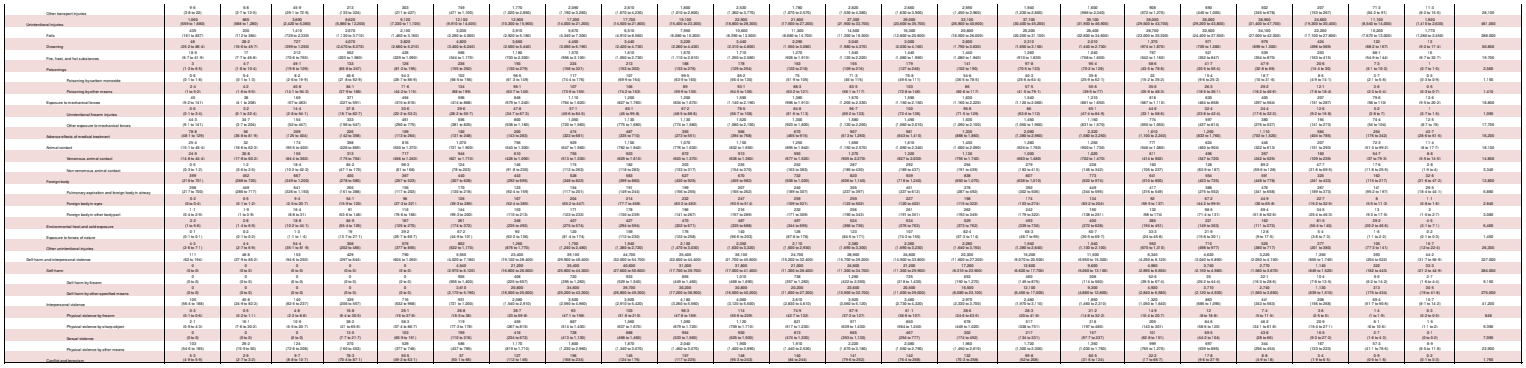







Risk Factor, by, Metacognitive DALYS (in years) and rate scores for both sexes with 95% uncertainty intervals, 2019

Cause	Early Neonatal	Late Neonatal	Post Neonatal	1 to 4	5 to 9	10 to 14	15 to 19	20 to 24	25 to 29	30 to 34	35 to 39	40 to 44	45 to 49	50 to 54	55 to 59	60 to 64	65 to 69	70 to 74	75 to 79	80 to 84	85 to 89	90 to 94	95 plus	Total
All causes	1,950,000 (1,520,000–2,410,000)	2,010,000 (1,570,000–2,490,000)	3,270,000 (2,550,000–4,050,000)	7,150,000 (5,580,000–8,850,000)	4,660,000 (3,630,000–5,770,000)	4,730,000 (3,690,000–5,850,000)	5,020,000 (3,910,000–6,210,000)	5,270,000 (4,110,000–6,520,000)	5,760,000 (4,490,000–7,130,000)	6,360,000 (4,960,000–7,870,000)	7,060,000 (5,510,000–8,730,000)	7,870,000 (6,140,000–9,740,000)	8,810,000 (6,870,000–10,900,000)	9,880,000 (7,700,000–12,200,000)	10,900,000 (8,500,000–13,500,000)	11,900,000 (9,270,000–14,700,000)	12,900,000 (10,000,000–15,900,000)	13,900,000 (10,800,000–17,200,000)	14,900,000 (11,600,000–18,400,000)	15,900,000 (12,300,000–19,600,000)	16,900,000 (13,100,000–20,800,000)	17,900,000 (13,900,000–22,000,000)	18,900,000 (14,600,000–23,300,000)	19,900,000 (15,400,000–24,500,000)	386,000,000
Communicable, maternal, neonatal, and nutritional diseases	1,930,000 (1,420,000–2,310,000)	320,000 (250,000–400,000)	277,000 (220,000–350,000)	1,010,000 (800,000–1,270,000)	378,000 (300,000–470,000)	299,000 (240,000–370,000)	284,000 (230,000–350,000)	276,000 (220,000–340,000)	284,000 (230,000–350,000)	289,000 (230,000–360,000)	295,000 (240,000–370,000)	311,000 (250,000–390,000)	329,000 (260,000–410,000)	350,000 (280,000–440,000)	376,000 (300,000–470,000)	403,000 (320,000–510,000)	434,000 (350,000–540,000)	469,000 (370,000–590,000)	509,000 (400,000–640,000)	551,000 (430,000–690,000)	597,000 (470,000–750,000)	646,000 (510,000–810,000)	9,540,000
HIV/AIDS and sexually transmitted infections	4,780 (4,110–5,460)	11,900 (10,300–13,600)	21,900 (19,000–25,000)	8,900 (7,720–10,200)	2,980 (2,580–3,410)	3,260 (2,830–3,730)	4,220 (3,660–4,830)	5,980 (5,190–6,840)	8,230 (7,140–9,420)	10,100 (8,760–11,600)	12,200 (10,600–14,000)	14,100 (12,200–16,200)	15,900 (13,800–18,200)	17,500 (15,200–20,100)	18,800 (16,300–21,600)	19,800 (17,200–22,700)	20,600 (17,900–23,600)	21,200 (18,400–24,300)	21,600 (18,800–24,800)	21,900 (19,000–25,100)	22,100 (19,200–25,300)	22,300 (19,300–25,600)	443,000
HIV/AIDS	0 (0–0)	0 (0–0)	2,060 (1,460–2,800)	2,060 (1,460–2,800)	2,060 (1,460–2,800)	2,960 (2,100–4,030)	3,960 (2,810–5,390)	5,180 (3,670–7,050)	7,120 (5,050–9,690)	9,040 (6,410–12,300)	11,000 (7,800–14,900)	12,800 (9,080–17,400)	14,500 (10,300–19,700)	16,000 (11,400–21,800)	17,200 (12,200–23,400)	18,100 (12,900–24,600)	18,800 (13,400–25,600)	19,400 (13,800–26,400)	19,800 (14,100–26,900)	20,100 (14,300–27,300)	20,200 (14,400–27,500)	20,400 (14,500–27,700)	366,000
HIV/AIDS - Drug-susceptible Tuberculosis	43 (4–3.1)	43 (3.3–5.7)	2,730 (1,130–5.7)	2,730 (1,130–5.7)	2,030 (815–4,510)	2,030 (815–4,510)	2,760 (1,140–6,120)	3,440 (1,420–7,630)	4,230 (1,750–9,370)	4,980 (2,060–11,050)	5,640 (2,330–12,500)	6,190 (2,560–13,700)	6,630 (2,740–14,700)	6,960 (2,880–15,400)	7,200 (2,980–15,900)	7,360 (3,040–16,300)	7,460 (3,090–16,500)	7,520 (3,110–16,600)	7,560 (3,130–16,700)	7,590 (3,140–16,800)	7,610 (3,150–16,800)	7,630 (3,150–16,900)	82,900
HIV/AIDS - Multidrug-resistant Tuberculosis without extensive drug resistance	0 (0–0)	0 (0–0)	1,330 (1,330–1,330)	1,330 (1,330–1,330)	1,330 (1,330–1,330

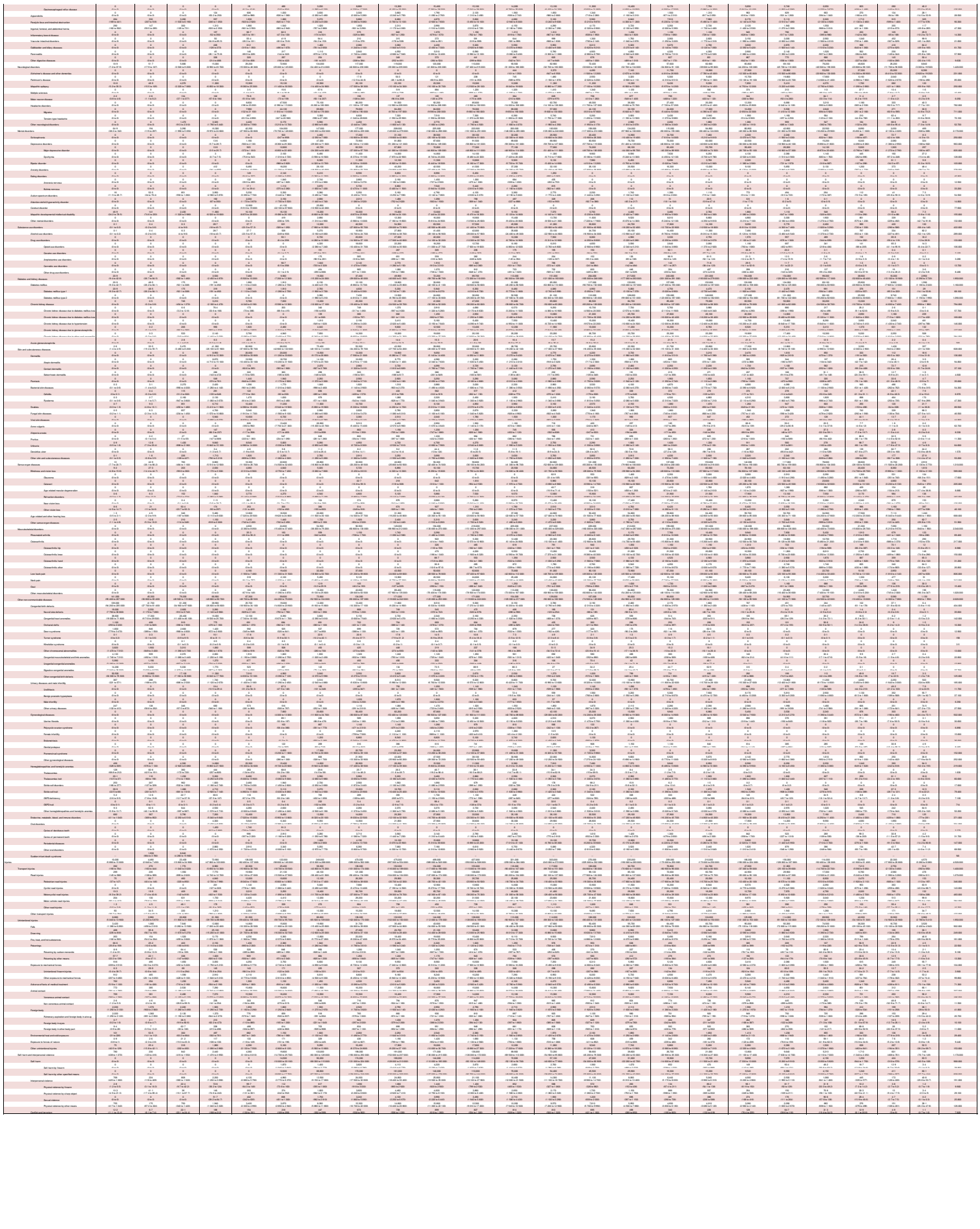

SR Table 2c. Manbour DALYS by cause and sex group for both sexes with 95% uncertainty intervals. 2019

Cause	Both Neonatal	Late Neonatal	Post Neonatal	1 to 4	5 to 9	10 to 14	15 to 19	20 to 24	25 to 29	30 to 34	35 to 39	40 to 44	45 to 49	50 to 54	55 to 59	60 to 64	65 to 69	70 to 74	75 to 79	80 to 84	85 to 89	90 to 94	95 plus	Total
All causes	65,900 (56,700 to 69,100)	16,500 (5,300 to 34,300)	26,100 (21,900 to 36,300)	31,200 (23,900 to 37,400)	23,900 (19,700 to 28,100)	27,000 (21,900 to 33,000)	39,600 (32,200 to 48,100)	48,100 (39,000 to 58,400)	51,600 (42,200 to 62,100)	58,200 (47,900 to 68,900)	61,600 (51,200 to 75,200)	62,600 (52,300 to 74,100)	66,200 (55,700 to 79,600)	74,700 (63,900 to 90,200)	78,100 (63,300 to 93,200)	79,400 (62,100 to 93,200)	66,600 (52,900 to 77,400)	59,100 (45,900 to 69,100)	41,800 (32,400 to 51,200)	33,200 (27,600 to 39,000)	13,300 (11,900 to 14,700)	6,200 (5,600 to 6,900)	1,010,000 (799 to 994)
Communicable, maternal, neonatal, and nutritional diseases	57,900 (50,600 to 64,800)	9,170 (5,600 to 13,100)	21,200 (16,100 to 27,400)	19,300 (15,500 to 22,800)	12,100 (9,910 to 14,400)	9,730 (8,060 to 11,700)	10,200 (8,120 to 12,600)	10,800 (8,600 to 13,500)	11,600 (9,220 to 14,400)	14,100 (11,600 to 17,000)	14,600 (11,900 to 18,000)	12,400 (10,300 to 14,700)	10,700 (8,930 to 12,800)	10,800 (8,700 to 13,100)	9,660 (7,660 to 12,000)	9,160 (7,120 to 11,900)	8,460 (6,480 to 10,900)	8,340 (6,360 to 10,900)	6,960 (5,430 to 8,960)	5,760 (4,470 to 7,360)	2,960 (2,660 to 3,360)	956 (852 to 1,110)	286,000 (219 to 375)
HIV/AIDS and sexually transmitted infections	711 (249 to 1,640)	499 (91 to 1,400)	1,980 (1,010 to 3,460)	609 (299 to 963)	332 (209 to 480)	668 (291 to 1,060)	1,040 (562 to 1,660)	2,160 (1,040 to 3,870)	3,780 (2,200 to 5,810)	6,330 (3,870 to 9,070)	6,990 (4,670 to 9,810)	5,300 (3,260 to 8,020)	3,760 (2,060 to 6,020)	2,610 (1,270 to 4,200)	1,160 (746 to 1,970)	609 (329 to 792)	160 (122 to 286)	472 (91 to 1,210)	119 (64 to 171)	8.2 (3 to 21)	1.9 (0 to 5.1)	0.1 (0 to 0.7)	37,900 (29,900 to 46,900)
HIV/AIDS	91 (0 to 253)	91 (0 to 253)	1,710 (866 to 3,190)	499 (209 to 903)	327 (206 to 501)	564 (246 to 1,000)	1,020 (534 to 1,650)	2,120 (1,020 to 3,850)	3,720 (2,160 to 5,750)	6,260 (3,810 to 9,000)	6,910 (4,620 to 9,730)	5,130 (3,150 to 7,930)	3,760 (2,060 to 6,020)	2,610 (1,270 to 4,200)	1,160 (746 to 1,970)	607 (327 to 792)	160 (122 to 286)	472 (91 to 1,210)	119 (64 to 171)	8.2 (3 to 21)	1.9 (0 to 5.1)	0.1 (0 to 0.7)	39,800 (29,900 to 46,900)
HIV/AIDS - Drug-susceptible Tuberculosis	0 (0 to 0)	0 (0 to 0)	128 (0 to 1,190)	0 (0 to 0)	0 (0 to 0)	0 (0 to 0)	0 (0 to 0)	0 (0 to 0)	0 (0 to 0)	0 (0 to 0)	0 (0 to 0)	0 (0 to 0)	0 (0 to 0)	0 (0 to 0)	0 (0 to 0)	0 (0 to 0)	0 (0 to 0)	0 (0 to 0)	0 (0 to 0)	0 (0 to 0)	0 (0 to 0)	0 (0 to 0)	0 (0 to 0)	7,760
HIV/AIDS - Multidrug-resistant Tuberculous without extensive	0 (0 to 0)	0 (0 to 0)	48.4 (2.3 to 233)	13.6 (0.6 to 97.9)	9.1 (0.5 to 36.9)	15.1 (0.4 to 37.2)	27.7 (1.8 to 138)	57.7 (2.6 to 233)	101 (4.2 to 398)	170 (7.2 to 681)	187 (7 to 762)	139 (5.8 to 523)	102 (4.5 to 405)	70.8 (3.4 to 285)	31.5 (1.3 to 139)	16.5 (0.7 to 66.6)	4.3 (0.2 to 19.7)	12.8 (0.1 to 51)	3.2 (0 to 20)	0.2 (0 to 0.5)	0 (0 to 0)	0 (0 to 0)	957
HIV/AIDS - Extensively drug-resistant Tuberculosis	0 (0 to 0)	0 (0 to 0)	2.6 (0 to 19.7)	0.7 (0 to 3)	0.5 (0 to 1.9)	0.8 (0 to 1.7)	1.5 (0 to 7.5)	3.1 (0 to 12.7)	5.4 (0 to 27.4)	9.1 (0 to 29.6)	10 (0 to 37.4)	7.4 (0 to 31.6)	5.5 (0 to 23.2)	3.8 (0 to 21.7)	1.7 (0 to 12.4)	0.9 (0 to 5.1)	0.2 (0 to 1.5)	0.7 (0 to 3)	0.2 (0 to 1.8)	0 (0 to 0)	0 (0 to 0)	0 (0 to 0)	49.4
HIV/AIDS resulting in other diseases	0.1 (0 to 0.2)	0.1 (0 to 0.2)	1,230 (666 to 2,700)	500 (144 to 764)	317 (126 to 459)	547 (199 to 936)	973 (403 to 1,560)	1,970 (1,010 to 3,470)	3,660 (1,470 to 4,990)	6,050 (2,920 to 7,930)	6,670 (3,500 to 7,930)	4,870 (2,360 to 6,220)	3,560 (1,910 to 5,870)	2,450 (1,320 to 3,990)	1,160 (488 to 1,910)	592 (197 to 693)	132 (70 to 224)	321 (78 to 844)	81 (31 to 91)	5.8 (0.3 to 9.9)	1.4 (0 to 1.7)	0.1 (0 to 0.1)	27,700
Sexually transmitted infections excluding HIV	620 (220 to 1,430)	408 (0 to 1,310)	1,740 (1,010 to 2,770)	110 (51 to 213)	15.1 (7.2 to 34.6)	104 (41 to 218)	20 (9.7 to 37.1)	39.7 (17 to 81.3)	59.1 (27 to 124)	70.1 (32 to 154)	72.4 (33 to 154)	130 (60 to 274)	201 (97 to 395)	340 (174 to 615)	497 (271 to 819)	417 (214 to 691)	328 (167 to 570)	371 (187 to 670)	337 (170 to 617)	239 (120 to 441)	107 (54 to 197)	25.1 (12 to 47.7)	1,710
Tuberculosis	711 (249 to 1,640)	392 (78 to 1,400)	267 (79 to 1,010)	9.9 (2 to 38.2)	2.2 (0.6 to 7.3)	2.1 (0.5 to 7.3)	2.1 (1.3 to 3.5)	2.1 (1.1 to 3.6)	2.1 (1.2 to 4.9)	2.2 (1.2 to 5.2)	2.2 (1.2 to 5.2)	2.2 (1.2 to 5.2)	2.2 (1.2 to 5.2)	2.2 (1.2 to 5.2)	2.2 (1.2 to 5.2)	2.2 (1.2 to 5.2)	2.2 (1.2 to 5.2)	2.2 (1.2 to 5.2)	2.2 (1.2 to 5.2)	2.2 (1.2 to 5.2)	2.2 (1.2 to 5.2)	2.2 (1.2 to 5.2)	1,220
Chlamydial infection	0 (0 to 0)	0 (0 to 0)	0 (0 to 0)	0 (0 to 0)	0 (0 to 0)	0.3 (0.2 to 0.5)	2.1 (0.9 to 4.1)	6.3 (2.7 to 12.6)	10.2 (4.5 to 20.8)	12.2 (5.5 to 23.6)	13.2 (6.1 to 25.6)	12.9 (7.5 to 21.6)	9.9 (5.6 to 16.8)	9.7 (5.5 to 16.2)	9.4 (5.4 to 15.7)	8.2 (4.6 to 13.5)	6.7 (3.8 to 11.1)	6.4 (3.6 to 10.8)	6.3 (3.5 to 10.7)	6.1 (3.4 to 10.3)	6.1 (3.4 to 10.3)	6.1 (3.4 to 10.3)	73.9
Gonococcal infection	0 (0 to 0)	0 (0 to 0)	0 (0 to 0)	0 (0 to 0)	0.6 (0.2 to 2.1)	0.9 (0.3 to 3.1)	6.7 (2.6 to 23.2)	12.3 (4.9 to 39.5)	11.9 (5.3 to 39.1)	10 (4.1 to 34.1)	7.8 (2.9 to 28.6)	6.6 (2.4 to 24.1)	5.4 (2.1 to 19.6)	4.7 (1.8 to 17.2)	3.9 (1.5 to 14.2)	3.1 (1.1 to 11.7)	2.5 (0.9 to 9.6)	1.8 (0.7 to 6.9)	1.4 (0.6 to 5.4)	0.7 (0.3 to 2.7)	0.3 (0.1 to 1.2)	0.1 (0 to 0.5)	92.3
Trichomoniasis	0 (0 to 0)	0 (0 to 0)	0 (0 to 0)	0 (0 to 0)	0.1 (0 to 0.4)	0.1 (0 to 0.4)	1.6 (0.6 to 5.9)	13.3 (5.2 to 49.5)	14.3 (5.6 to 53.3)	11.6 (4.5 to 43.2)	9.7 (3.7 to 36.1)	8.3 (3.2 to 31.1)	6.5 (2.5 to 24.2)	4.6 (1.8 to 17.1)	3.7 (1.4 to 13.8)	2.7 (1 to 10.1)	1.9 (0.7 to 7.1)	1.4 (0.5 to 5.3)	0.9 (0.3 to 3.5)	0.6 (0.2 to 2.3)	0.3 (0.1 to 1.1)	0.1 (0 to 0.4)	60.2
Genital herpes	0 (0 to 0)	0 (0 to 0)	0 (0 to 0)	0 (0 to 0)	0 (0 to 1.6)	0 (0 to 1.7)	0 (0 to 4.5)	0 (0 to 7.7)	0 (0 to 8.4)	0 (0 to 7.8)	0 (0 to 8.2)	0 (0 to 8.8)	0 (0 to 8.2)	0 (0 to 7.4)	0 (0 to 6.4)	0 (0 to 5.4)	0 (0 to 4.5)	0 (0 to 3.8)	0 (0 to 3.2)	0 (0 to 2.7)	0 (0 to 2.1)	0 (0 to 1.4)	66.6
Other sexually transmitted infections	0.1 (0 to 0.2)	0.1 (0 to 0.2)	1,230 (666 to 2,700)	500 (144 to 764)	317 (126 to 459)	541 (199 to 936)	951 (403 to 1,560)	1,910 (1,010 to 3,470)	3,650 (1,470 to 4,990)	6,050 (2,920 to 7,930)	6,670 (3,500 to 7,930)	4,870 (2,360 to 6,220)	3,560 (1,910 to 5,870)	2,450 (1,320 to 3,990)	1,160 (488 to 1,910)	592 (197 to 693)	132 (70 to 224)	321 (78 to 844)	81 (31 to 91)	5.8 (0.3 to 9.9)	1.4 (0 to 1.7)	0.1 (0 to 0.1)	27,700
Respiratory infections and tuberculosis	1,180 (2,730 to 4,170)	1,960 (1,370 to 2,770)	4,660 (3,310 to 6,990)	1,070 (1,060 to 2,040)	1,240 (940 to 1,660)	1,660 (1,270 to 2,170)	2,150 (1,610 to 2,790)	2,230 (1,770 to 3,150)	2,650 (2,140 to 3,640)	3,240 (2,220 to 5,120)	3,240 (2,270 to 5,390)	3,190 (2,560 to 4,640)	3,190 (2,560 to 4,630)	3,190 (2,560 to 4,630)	3,190 (2,760 to 4,900)	3,190 (2,760 to 4,900)	3,190 (2,760 to 4,900)	3,190 (2,760 to 4,900)	3,190 (2,760 to 4,900)	3,190 (2,830 to 4,900)	2,970 (2,660 to 4,900)	1,170 (836 to 1,780)	72,100
Tuberculosis	0 (0 to 0)	0 (0 to 0)	0 (269 to 977)	0 (266 to 974)	0 (224 to 436)	0 (266 to 489)	0 (622 to 1,300)	0 (1,010 to 1,940)	0 (1,240 to 2,390)	0 (1,640 to 3,070)	0 (1,650 to 3,070)	0 (1,720 to 3,060)	0 (1,650 to 3,060)	0 (1,650 to 3,060)	0 (1,650 to 3,060)	0 (1,710 to 3,270)	0 (1,720 to 3,350)	0 (1,720 to 3,350)	0 (1,720 to 3,350)	0 (1,720 to 3,350)	0 (1,670 to 3,350)	0 (1,670 to 3,350)	33,200
Latent tuberculosis infection	0 (0 to 0)	0 (0 to 0)	0 (0 to 0)	0 (0 to 0)	0 (0 to 0)	0 (0 to 0)	0 (0 to 0)	0 (0 to 0)	0 (0 to 0)	0 (0 to 0)	0 (0 to 0)	0 (0 to 0)	0 (0 to 0)	0 (0 to 0)	0 (0 to 0)	0 (0 to 0)	0 (0 to 0)	0 (0 to 0)	0 (0 to 0)	0 (0 to 0)	0 (0 to 0)	0 (0 to 0)	0 (0 to 0)	0
Drug-susceptible Tuberculosis	0 (0 to 0)	0 (0 to 0)	923 (379 to 977)	532 (173 to 772)	293 (114 to 436)	343 (171 to 489)	503 (284 to 1,140)	1,210 (1,000 to 1,940)	3,060 (1,240 to 2,390)	3,770 (1,640 to 3,070)	3,260 (1,650 to 3,070)	3,260 (1,720 to 3,060)	3,260 (1,650 to 3,060)	3,310 (1,650 to 3,060)	3,260 (1,650 to 3,060)	3,260 (1,710 to 3,270)	3,260 (1,720 to 3,350)	3,260 (1,720 to 3,350)	3,260 (1,720 to 3,350)	3,260 (1,720 to 3,350)	3,260 (1,670 to 3,350)	3,260 (1,670 to 3,350)	33,200
Multidrug-resistant tuberculosis without extensive drug-resistan	0 (0 to 0)	0 (0 to 0)	49.9 (21 to 197)	49.7 (21 to 201)	29.1 (11.4 to 96.5)	36 (17 to 113)	51.6 (23 to 206)	112 (54 to 418)	192 (91 to 707)	249 (120 to 914)	249 (120 to 914)	213 (103 to 784)	213 (103 to 784)	213 (103 to 784)	213 (103 to 784)	220 (106 to 809)	220 (106 to 809)	220 (106 to 809)	220 (106 to 809)	220 (106 to 809)	220 (106 to 809)	220 (106 to 809)	220 (106 to 809)	3,010
Extensively drug-resistant tuberculosis	0 (0 to 0)	0 (0 to 0)	2.6 (1 to 11.7)	2.6 (1 to 11.7)	1.1 (0.4 to 5.1)	1.4 (0.7 to 6.6)	2.1 (1 to 9.6)	4.6 (2.2 to 22.2)	8.1 (3.8 to 39.3)	9.2 (4.4 to 44.5)	10.1 (4.8 to 47.2)	10.6 (5.5 to 47.6)	11.9 (6.2 to 47.6)	13.6 (6.6 to 47.6)	15.7 (7.6 to 47.6)	17.8 (8.6 to 47.6)	19.9 (9.6 to 47.6)	21.8 (10.6 to 47.6)	23.8 (11.5 to 47.6)	25.8 (12.5 to 47.6)	27.8 (13.5 to 47.6)	29.8 (14.5 to 47.6)	163
Lower respiratory infections	1,180 (2,730 to 4,170)	1,960 (1,370 to 2,760)	4,600 (3,250 to 6,990)	1,020 (1,010 to 2,040)	758 (716 to 1,220)	419 (396 to 1,030)	362 (324 to 1,030)	223 (203 to 1,030)	224 (203 to 1,030)	223 (203 to 1,030)	211 (203 to 1,030)	489 (203 to 1,030)	877 (203 to 1,030)	901 (203 to 1,030)	1,200 (203 to 1,030)	1,160 (203 to 1,030)	1,060 (203 to 1,030)	1,060 (203 to 1,030)	1,060 (203 to 1,030)	1,070 (203 to 1,030)	697 (203 to 1,030)	222 (203 to 1,030)	69.2 (69.2 to 1,030)
Upper respiratory infections	0.6 (0 to 1.6)	0.1 (0 to 0.4)	60.6 (16.7 to 177)	23.5 (5.9 to 77.5)	22 (5.6 to 73.6)	21.9 (5.6 to 73.6)	21.9 (5.6 to 73.6)	21.9 (5.6 to 73.6)	21.9 (5.6 to 73.6)	21.9 (5.6 to 73.6)	21.9 (5.6 to 73.6)	21.9 (5.6 to 73.6)	21.9 (5.6 to 73.6)	21.9 (5.6 to 73.6)	21.9 (5.6 to 73.6)	21.9 (5.6 to 73.6)	21.9 (5.6 to 73.6)	21.9 (5.6 to 73.6)	21.9 (5.6 to 73.6)	21.9 (5.6 to 73.6)	21.9 (5.6 to 73.6)	21.9 (5.6 to 73.6)	2,390
Otitis media	0 (0 to 0.1)	0 (0 to 0)	0.2 (0 to 0.2)	0.2 (0 to 0.2)	0.2 (0 to 0.2



9661



SR Table 2c. Mesholiesa DALYS by cause and age group for both sexes with 95% uncertainty intervals, 2019

Cause	Early Neonatal	Late Neonatal	Post Neonatal	1 to 4	5 to 9	10 to 14	15 to 19	20 to 24	25 to 29	30 to 34	35 to 39	40 to 44	45 to 49	50 to 54	55 to 59	60 to 64	65 to 69	70 to 74	75 to 79	80 to 84	85 to 89	90 to 94	95 to 99	95 plus	Total
All causes	66,000 (61,100 to 70,000)	15,000 (10,900 to 20,000)	53,000 (42,400 to 71,100)	220,000 (205,000 to 239,000)	39,000 (29,900 to 49,000)	29,000 (20,200 to 39,100)	33,000 (25,300 to 41,900)	39,000 (30,100 to 48,700)	43,000 (33,100 to 53,400)	52,000 (40,700 to 63,900)	53,000 (40,600 to 65,600)	52,000 (40,200 to 63,900)	50,000 (39,800 to 62,600)	48,000 (38,100 to 59,400)	46,000 (36,100 to 56,400)	43,000 (33,700 to 53,100)	40,000 (32,000 to 49,600)	36,000 (27,500 to 45,700)	31,000 (23,200 to 40,400)	25,000 (18,600 to 32,700)	20,000 (13,900 to 26,200)	13,000 (8,300 to 17,300)	5,190 (2,630 to 7,700)	999 (525 to 1,670)	946,000
Communicable, maternal, neonatal, and nutritional diseases	60,100 (56,000 to 64,000)	14,700 (10,700 to 20,300)	49,100 (39,200 to 66,600)	209,000 (23,900 to 39,600)	31,700 (17,600 to 48,200)	17,900 (10,300 to 27,100)	19,800 (12,500 to 28,400)	24,100 (15,600 to 34,000)	26,900 (18,000 to 36,600)	31,900 (22,900 to 43,000)	31,900 (22,900 to 43,000)	30,200 (22,200 to 42,000)	28,600 (21,600 to 40,000)	27,500 (20,900 to 39,000)	26,400 (20,000 to 37,600)	24,600 (18,600 to 34,600)	22,900 (17,000 to 32,700)	20,600 (15,200 to 29,400)	17,700 (12,800 to 25,600)	14,200 (9,900 to 20,400)	9,100 (6,100 to 13,000)	4,100 (2,150 to 6,150)	1,040 (533 to 1,760)	737 (489 to 963)	737 (671 to 1,180)	343,000
HIV/AIDS and sexually transmitted infections	872 (299 to 1,990)	248 (70 to 594)	398 (100 to 799)	178 (11 to 1,010)	28.0 (1.1 to 164)	23.6 (0.9 to 127)	541 (34 to 2,110)	923 (78 to 3,190)	1,190 (109 to 3,230)	1,220 (120 to 3,020)	1,220 (120 to 3,020)	1,060 (107 to 2,770)	1,020 (101 to 2,720)	1,040 (97 to 2,810)	1,020 (91 to 2,780)	1,010 (84 to 2,790)	1,000 (77 to 2,810)	1,000 (69 to 2,870)	1,000 (62 to 2,940)	1,000 (54 to 2,980)	1,000 (47 to 2,970)	1,000 (41 to 2,910)	1,000 (36 to 2,810)	1,000 (31 to 2,710)	3,060
HIV/AIDS	0 (0 to 0)	0 (0 to 0)	384 (78 to 1,720)	172 (9 to 1,010)	22.0 (1.0 to 164)	17.6 (0.9 to 127)	484 (34 to 2,110)	844 (78 to 3,190)	1,140 (109 to 3,230)	1,170 (120 to 3,020)	1,170 (120 to 3,020)	1,020 (107 to 2,770)	980 (101 to 2,720)	1,000 (97 to 2,810)	980 (91 to 2,780)	970 (84 to 2,790)	960 (77 to 2,810)	960 (69 to 2,870)	960 (62 to 2,940)	960 (54 to 2,980)	960 (47 to 2,970)	960 (41 to 2,910)	960 (36 to 2,810)	960 (31 to 2,710)	2,940
Drug-susceptible Tuberculosis	0 (0 to 0)	0 (0 to 0)	211 (9 to 1,270)	0 (0 to 0)	7.6 (0.4 to 57.1)	9.1 (0.5 to 65.7)	7.6 (0.4 to 57.1)	19.5 (1.1 to 144)	23.7 (1.4 to 175)	31.2 (1.9 to 230)	31.2 (1.9 to 230)	30.6 (1.9 to 225)	31 (2 to 228)	31 (2 to 228)	31 (2 to 228)	30 (2 to 221)	30 (2 to 221)	30 (2 to 221)	30 (2 to 221)	30 (2 to 221)	30 (2 to 221)	30 (2 to 221)	30 (2 to 221)	30 (2 to 221)	329
HIV/AIDS - Multidrug-resistant Tuberculosis without extensive drug resistance	0 (0 to 0)	0 (0 to 0)	0.1 (0 to 0.5)	0 (0 to 0)	0 (0 to 0.2)	0 (0 to 0.2)	0 (0 to 0.2)	0 (0 to 0.1)	0 (0 to 0.1)	0 (0 to 0.1)	0 (0 to 0.1)	0 (0 to 0.1)	0 (0 to 0.1)	0 (0 to 0.1)	0 (0 to 0.1)	0 (0 to 0.1)	0 (0 to 0.1)	0 (0 to 0.1)	0 (0 to 0.1)	0 (0 to 0.1)	0 (0 to 0.1)	0 (0 to 0.1)	0 (0 to 0.1)	0 (0 to 0.1)	49.2
HIV/AIDS - Extensively drug-resistant Tuberculosis	0 (0 to 0)	0 (0 to 0)	0 (0 to 0.4)	0 (0 to 0.2)	0 (0 to 0.2)	0 (0 to 0.2)	0 (0 to 0.2)	0 (0 to 0.1)	0 (0 to 0.1)	0 (0 to 0.1)	0 (0 to 0.1)	0 (0 to 0.1)	0 (0 to 0.1)	0 (0 to 0.1)	0 (0 to 0.1)	0 (0 to 0.1)	0 (0 to 0.1)	0 (0 to 0.1)	0 (0 to 0.1)	0 (0 to 0.1)	0 (0 to 0.1)	0 (0 to 0.1)	0 (0 to 0.1)	0 (0 to 0.1)	214
HIV/AIDS resulting in other diseases	0 (0 to 0)	0 (0 to 0)	0.1 (0.0 to 84.3)	0 (0 to 0.2)	0 (0 to 0.1)	0 (0 to 0.1)	0 (0.1 to 0.2)	0 (0.1 to 0.2)	0 (0.1 to 0.2)	0 (0.1 to 0.2)	0 (0.1 to 0.2)	0 (0.1 to 0.2)	0 (0.1 to 0.2)	0 (0.1 to 0.2)	0 (0.1 to 0.2)	0 (0.1 to 0.2)	0 (0.1 to 0.2)	0 (0.1 to 0.2)	0 (0.1 to 0.2)	0 (0.1 to 0.2)	0 (0.1 to 0.2)	0 (0.1 to 0.2)	0 (0.1 to 0.2)	0 (0.1 to 0.2)	871
Sexually transmitted infections excluding HIV	872 (299 to 1,990)	248 (70 to 594)	187 (21 to 1,000)	6.6 (0.5 to 41.1)	6.6 (0.5 to 41.1)	6.6 (0.5 to 41.1)	57.1 (4.4 to 357)	79.1 (6.1 to 494)	50.1 (3.9 to 313)	50.1 (3.9 to 313)	50.1 (3.9 to 313)	39.4 (3.1 to 246)	39.4 (3.1 to 246)	39.4 (3.1 to 246)	39.4 (3.1 to 246)	39.4 (3.1 to 246)	39.4 (3.1 to 246)	39.4 (3.1 to 246)	39.4 (3.1 to 246)	39.4 (3.1 to 246)	39.4 (3.1 to 246)	39.4 (3.1 to 246)	39.4 (3.1 to 246)	39.4 (3.1 to 246)	1,850
Syphilis	276 (87 to 1,040)	248 (70 to 594)	297 (60.7 to 1,000)	0.6 (0.2 to 21.4)	0.6 (0.2 to 21.4)	1.1 (0.3 to 35.6)	2.6 (1.0 to 74.9)	2.2 (0.7 to 63.1)	3.6 (1.2 to 103)	3.6 (1.2 to 103)	3.6 (1.2 to 103)	2.5 (0.7 to 72.1)	1.7 (0.5 to 49.1)	1.2 (0.3 to 34.1)	0.6 (0.2 to 17.5)	0.6 (0.2 to 17.5)	0.6 (0.2 to 17.5)	0.6 (0.2 to 17.5)	0.6 (0.2 to 17.5)	0.6 (0.2 to 17.5)	0.6 (0.2 to 17.5)	0.6 (0.2 to 17.5)	0.6 (0.2 to 17.5)	0.6 (0.2 to 17.5)	1,490
Chlamydial infection	0 (0 to 0)	0 (0 to 0)	0 (0 to 0)





SR Table 2c. Mbcoram DALYS by cause and sex arous for both sexes with 95% uncertainty intervals. 2019

Cause	Both Neonatal	Late Neonatal	Post Neonatal	1 to 4	5 to 9	10 to 14	15 to 19	20 to 24	25 to 29	30 to 34	35 to 39	40 to 44	45 to 49	50 to 54	55 to 59	60 to 64	65 to 69	70 to 74	75 to 79	80 to 84	85 to 89	90 to 94	95 plus	Total
All causes	15,159 (20,059 to 24,200)	16,233 (7,960 to 33,300)	77,750 (13,000 to 30,900)	73,150 (12,900 to 19,100)	13,600 (8,200 to 17,500)	13,200 (8,530 to 17,200)	16,990 (10,700 to 19,700)	19,190 (12,900 to 19,700)	21,290 (14,100 to 29,400)	21,290 (14,100 to 29,400)	21,790 (14,100 to 29,400)	21,290 (14,100 to 29,400)	22,890 (14,600 to 27,800)	23,290 (14,600 to 27,800)	23,290 (14,600 to 27,800)	23,290 (14,600 to 27,800)	23,290 (14,600 to 27,800)	17,990 (10,100 to 19,300)	13,490 (7,520 to 15,600)	8,920 (4,300 to 9,700)	4,920 (2,290 to 4,700)	1,470 (3,900 to 6,070)	398 (240 to 594)	361,000
Communicable, maternal, neonatal, and nutritional diseases	15,200 (10,700 to 21,600)	9,310 (7,200 to 12,100)	14,600 (11,500 to 18,600)	9,970 (7,620 to 11,400)	6,010 (4,080 to 7,110)	4,390 (2,980 to 5,360)	4,390 (3,470 to 5,480)	4,390 (3,470 to 5,480)	5,990 (4,590 to 7,280)	6,470 (4,770 to 8,170)	6,200 (4,590 to 7,280)	5,390 (4,090 to 6,710)	4,990 (3,210 to 5,130)	3,490 (2,260 to 3,270)	2,890 (2,060 to 3,420)	2,490 (1,920 to 3,130)	2,190 (1,720 to 2,730)	2,200 (1,740 to 2,730)	1,920 (1,520 to 2,330)	1,610 (1,260 to 2,020)	871 (910 to 974)	220 (330 to 510)	123,000
HIV/AIDS and sexually transmitted infections	238 (73 to 661)	47 (20 to 162)	488 (260 to 1,810)	256 (129 to 914)	171 (71 to 393)	160 (50 to 357)	476 (236 to 709)	926 (597 to 1,480)	2,420 (1,420 to 3,730)	3,530 (2,330 to 5,060)	3,530 (2,270 to 5,270)	3,470 (2,230 to 5,210)	2,960 (1,630 to 4,110)	1,930 (1,260 to 2,830)	1,150 (663 to 1,660)	692 (374 to 1,150)	392 (171 to 717)	264 (114 to 512)	168 (71 to 374)	91 (41 to 213)	38 (14 to 113)	8 (9 to 33)	19,300 (11 to 62)
HIV/AIDS	0 (0 to 0)	0 (0 to 0)	469 (259 to 1,800)	162 (72 to 914)	210 (98 to 393)	166 (56 to 356)	466 (242 to 699)	920 (595 to 1,480)	2,400 (1,420 to 3,720)	3,500 (2,320 to 5,060)	3,490 (2,260 to 5,260)	3,440 (2,210 to 5,180)	2,940 (1,620 to 4,090)	1,910 (1,250 to 2,820)	1,140 (657 to 1,650)	682 (369 to 1,140)	382 (164 to 707)	264 (114 to 512)	168 (71 to 374)	91 (41 to 213)	38 (14 to 113)	8 (9 to 33)	18,700 (11 to 62)
HIV/AIDS - Drug-susceptible Tuberculosis	0 (0 to 0)	0 (0 to 0)	0 (0 to 0)	0 (0 to 0)	0 (0 to 0)	0 (0 to 0)	0 (0 to 0)	0 (0 to 0)	0 (0 to 0)	0 (0 to 0)	0 (0 to 0)	0 (0 to 0)	0 (0 to 0)	0 (0 to 0)	0 (0 to 0)	0 (0 to 0)	0 (0 to 0)	0 (0 to 0)	0 (0 to 0)	0 (0 to 0)	0 (0 to 0)	0 (0 to 0)	0 (0 to 0)	0 (0 to 0)
HIV/AIDS - Multidrug-resistant Tuberculosis without extensive drug-resistance	0 (0 to 0)	0 (0 to 0)	19 (0 to 62)	9.2 (0.2 to 51)	0.2 (0 to 1.4)	0.2 (0 to 1.4)	0.2 (0 to 1.4)	0.2 (0 to 1.4)	0.2 (0 to 1.4)	0.2 (0 to 1.4)	0.2 (0 to 1.4)	0.2 (0 to 1.4)	0.2 (0 to 1.4)	0.2 (0 to 1.4)	0.2 (0 to 1.4)	0.2 (0 to 1.4)	0.2 (0 to 1.4)	0.2 (0 to 1.4)	0.2 (0 to 1.4)	0.2 (0 to 1.4)	0.2 (0 to 1.4)	0.2 (0 to 1.4)	0.2 (0 to 1.4)	19 (0 to 62)
HIV/AIDS - Extensively drug-resistant Tuberculosis	0 (0 to 0)	0 (0 to 0)	0.2 (0 to 1.4)	0.2 (0 to 1.4)	0.2 (0 to 1.4)	0.2 (0 to 1.4)	0.2 (0 to 1.4)	0.2 (0 to 1.4)	0.2 (0 to 1.4)	0.2 (0 to 1.4)	0.2 (0 to 1.4)	0.2 (0 to 1.4)	0.2 (0 to 1.4)	0.2 (0 to 1.4)	0.2 (0 to 1.4)	0.2 (0 to 1.4)	0.2 (0 to 1.4)	0.2 (0 to 1.4)	0.2 (0 to 1.4)	0.2 (0 to 1.4)	0.2 (0 to 1.4

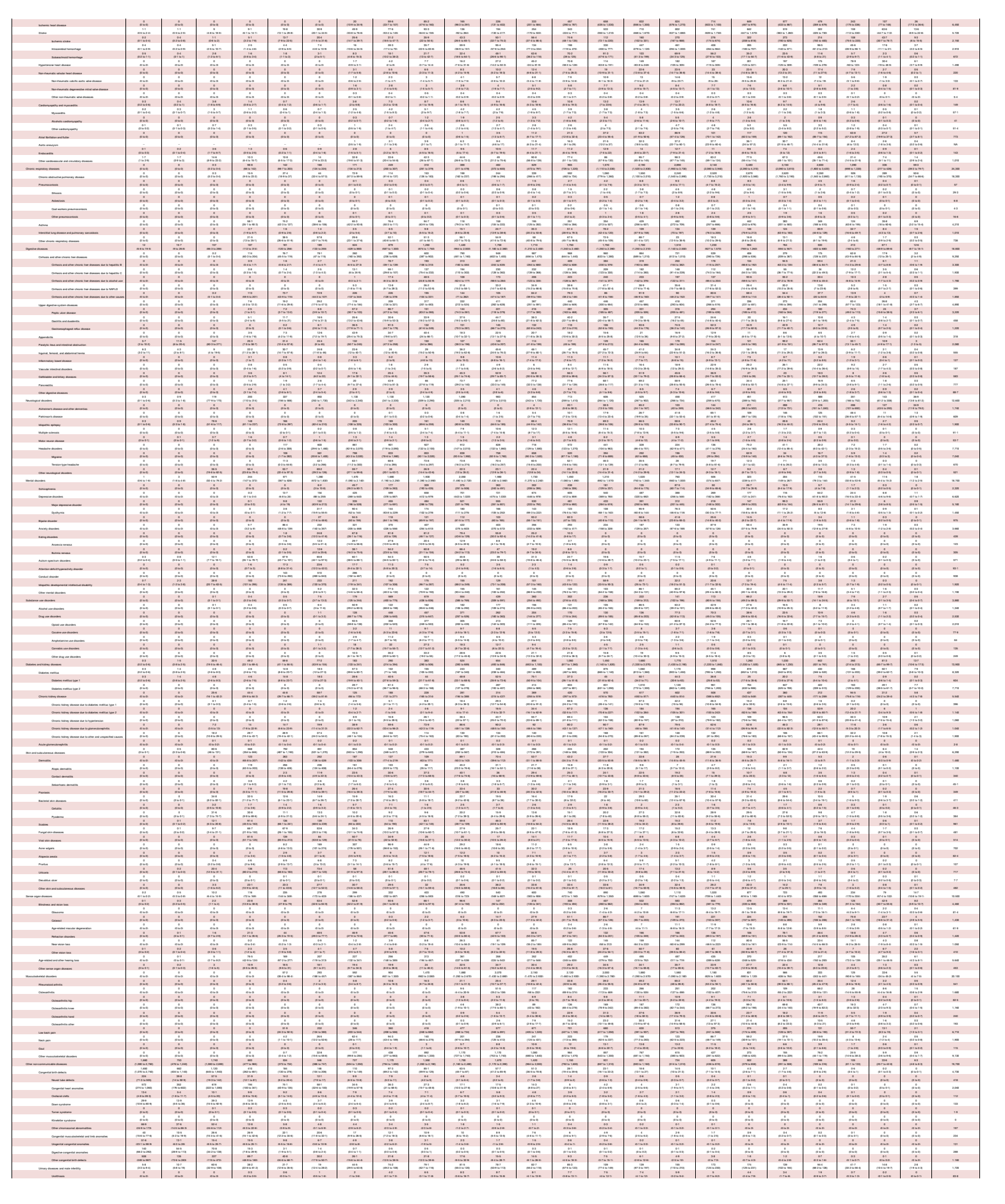



SR Table 2c. Nasoland DALYS by cause and sex group for both sexes with 95% uncertainty intervals, 2019

Cause	North Nasoland	Lake Nasoland	Point Nasoland	1 to 4	5 to 9	10 to 14	15 to 19	20 to 24	25 to 29	30 to 34	35 to 39	40 to 44	45 to 49	50 to 54	55 to 59	60 to 64	65 to 69	70 to 74	75 to 79	80 to 84	85 to 89	90 to 94	95 plus	Total
All causes	21,200 (20,400 to 22,000)	9,080 (8,710 to 10,300)	20,900 (20,200 to 22,100)	29,600 (23,700 to 33,500)	17,100 (13,600 to 20,500)	29,200 (23,700 to 33,500)	29,200 (25,200 to 31,100)	26,900 (21,900 to 32,600)	27,700 (21,900 to 33,500)	27,900 (23,900 to 32,600)	34,900 (28,200 to 42,200)	34,900 (28,200 to 42,200)	33,600 (26,100 to 42,200)	27,900 (21,900 to 33,500)	29,600 (26,300 to 33,500)	27,900 (23,900 to 32,600)	25,600 (22,200 to 29,600)	24,100 (20,600 to 28,700)	22,600 (19,000 to 26,300)	19,100 (15,900 to 22,600)	7,995 (6,900 to 9,600)	2,085 (2,000 to 3,000)	628 (622 to 677)	543,000 (522 to 577)
Communicable, maternal, neonatal, and nutritional diseases	10,900 (10,200 to 11,700)	6,090 (5,800 to 11,700)	24,400 (17,700 to 33,400)	17,900 (10,000 to 27,500)	9,290 (7,600 to 11,000)	7,890 (6,990 to 9,370)	8,440 (6,990 to 10,700)	6,800 (5,420 to 8,820)	7,260 (5,800 to 9,290)	9,800 (7,700 to 12,300)	15,500 (12,300 to 19,400)	9,200 (7,700 to 12,300)	6,690 (5,170 to 8,950)	4,890 (3,990 to 6,100)	3,870 (2,940 to 4,900)	3,290 (2,530 to 4,210)	3,040 (2,390 to 3,900)	3,350 (2,620 to 4,280)	3,390 (2,550 to 4,390)	3,030 (2,350 to 3,890)	1,290 (999 to 1,760)	427 (332 to 606)	162 € (41.4 to 727)	197,000
HIV/AIDS and sexually transmitted infections	682 (727 to 1,140)	139 (99.2 to 240)	2,060 (1,300 to 3,840)	151 (92 to 1,270)	661 (367 to 937)	649 (421 to 962)	2,400 (1,460 to 3,400)	1,460 (1,130 to 2,260)	2,600 (1,760 to 4,060)	3,310 (2,720 to 4,760)	6,190 (4,230 to 8,960)	5,170 (3,770 to 7,270)	3,230 (2,230 to 5,040)	1,600 (1,130 to 2,300)	947 (636 to 952)	189 (121 to 321)	57.6 (36 to 105)	12 (6.1 to 24.6)	6.6 (3.6 to 14.6)	1 (0.9 to 4.2)	0.3 (0.3 to 2.7)	0.5 (0.1 to 1.6)	34,400
HIV/AIDS	9.1 (5.5 to 23.5)	9.2 (5.5 to 23.5)	2,210 (1,170 to 3,660)	715 (391 to 1,260)	458 (284 to 699)	446 (299 to 667)	2,360 (1,450 to 3,400)	1,970 (1,720 to 2,260)	2,860 (2,660 to 3,060)	3,460 (3,060 to 3,790)	6,140 (5,730 to 6,530)	5,130 (4,830 to 5,430)	3,210 (2,970 to 3,500)	1,590 (1,390 to 1,810)	935 (797 to 1,080)	184 (156 to 214)	61.6 (52 to 73)	7.6 (6.5 to 9.1)	0.5 (0.4 to 0.6)	0 (0 to 0)	0 (0 to 0)	0 (0 to 0)	33,600
HIV/AIDS - Drug-susceptible Tuberculosis	0 to 0 (0 to 0)	0 to 0 (0 to 0)	0 (0 to 477)	0 (0 to 109)	0 (0 to 69.3)	0 (0 to 140)	0 (0 to 140)	0 (0 to 140)	0 (0 to 140)	0 (0 to 140)	0 (0 to 140)	0 (0 to 140)	0 (0 to 140)	0 (0 to 140)	0 (0 to 140)	0 (0 to 140)	0 (0 to 140)	0 (0 to 140)	0 (0 to 140)	0 (0 to 140)	0 (0 to 140)	0 (0 to 140)	0 (0 to 140)	2,030
HIV/AIDS - Multidrug-resistant Tuberculosis without extensive d	0 to 0 (0 to 0)	0 to 0 (0 to 0)	52 (4.3 to 186)	17 (1.2 to 67.6)	0 (0 to 11.5)	0 (0.6 to 34.6)	0 (0 to 46)	0 (0 to 46)	0 (0 to 46)	0 (0 to 46)	0 (0 to 46)	0 (0 to 46)	0 (0 to 46)	0 (0 to 46)	0 (0 to 46)	0 (0 to 46)	0 (0 to 46)	0 (0 to 46)	0 (0 to 46)	0 (0 to 46)	0 (0 to 46)	0 (0 to 46)	0 (0 to 46)	402
HIV/AIDS - Extensively drug-resistant Tuberculosis	0 to 0 (0 to 0)	0 to 0 (0 to 0)	0 (0 to 0)	0 (0 to 0)	0 (0 to 1.2)	0 (0 to 1.2)	0 (0 to 1.2)	0 (0 to 1.2)	0 (0 to 1.2)	0 (0 to 1.2)	0 (0 to 1.2)	0 (0 to 1.2)	0 (0 to 1.2)	0 (0 to 1.2)	0 (0 to 1.2)	0 (0 to 1.2)	0 (0 to 1.2)	0 (0 to 1.2)	0 (0 to 1.2)	0 (0 to 1.2)	0 (0 to 1.2)	0 (0 to 1.2)	20.9
HIV/AIDS resulting in other diseases	0.1 (0 to 0.2)	0.1 (0.2 to 0.6)	672 (472 to 3,920)	522 (329 to 1,150)	322 (320 to 1,150)	599 (562 to 1,850)	2,020 (1,340 to 3,400)	2,660 (982 to 3,120)	5,030 (1,400 to 7,200)	5,770 (1,260 to 7,300)	6,030 (1,720 to 7,300)	5,770 (1,420 to 7,300)	4,030 (1,620 to 6,850)	3,080 (1,620 to 4,850)	1,470 (960 to 2,160)	497 (299 to 850)	159 (90 to 301)	42.6 (23.6 to 79.1)	6.1 (3 to 21.1)	0.1 (0 to 0.1)	0 (0 to 0)	0 (0 to 0)	30,900
Sexually transmitted infections excluding HIV	673 (727 to 1,140)	139 (99.2 to 240)	1,850 (1,130 to 3,670)	136 (78.1 to 1,120)	339 (47.2 to 619)	50 (2.9 to 316)	38 (0.6 to 316)	0.6 (0 to 316)	0.1 (0 to 316)	0.1 (0 to 316)	0.1 (0 to 316)	0.1 (0 to 316)	0.1 (0 to 316)	0.1 (0 to 316)	0.1 (0 to 316)	0.1 (0 to 316)	0.1 (0 to 316)	0.1 (0 to 316)	0.1 (0 to 316)	0.1 (0 to 316)	0.1 (0 to 316)	0.1 (0 to 316)	1,200
Syphilis	682 (727 to 1,140)	139 (99.2 to 240)	770 (561 to 1,600)	63 (11.9 to 316)	338 (25.6 to 618)	29 (2.6 to 1.16)	18 (0.7 to 2.4)	0.6 (0.1 to 2.4)	0.1 (0 to 2.4)	0.1 (0 to 2.4)	0.1 (0 to 2.4)	0.1 (0 to 2.4)	0.1 (0 to 2.4)	0.1 (0 to 2.4)	0.1 (0 to 2.4)	0.1 (0 to 2.4)	0.1 (0 to 2.4)	0.1 (0 to 2.4)	0.1 (0 to 2.4)	0.1 (0 to 2.4)	0.1 (0 to 2.4)	0.1 (0 to 2.4)	787
Chlamydial infection	0 to 0 (0 to 0)	0 to 0 (0 to 0)	0 (0 to 0)	0 (0 to 0)	0.2 (0 to 0.3)	1.0 (0 to 2.3)	2.9 (0 to 2.3)	0.7 (0 to 2.3)	0.9 (0 to 2.3)	0.9 (0 to 2.3)	0.9 (0 to 2.3)	0.9 (0 to 2.3)	0.9 (0 to 2.3)	0.9 (0 to 2.3)	1.2 (0 to 2.3)	0.9 (0 to 2.3)	0.2 (0 to 2.3)	0.2 (0 to 2.3)	0.1 (0 to 2.3)	0.2 (0 to 2.3)	0.1 (0 to 2.3)	0.1 (0 to 2.3)	38.9
Gonococcal infection	0 to 0 (0 to 0)	0 to 0 (0 to 0)	0 (0 to 0)	0 (0 to 0)	0.7 (0.3 to 1.9)	0.7 (0 to 1.9)	4.7 (0 to 1.9)	7.6 (0.9 to 19.9)	7.5 (0.7 to 32.6)	9.9 (0.9 to 32.6)	4.6 (0.9 to 32.6)	5.4 (0.9 to 32.6)	2.3 (0.9 to 7.1)	2.2 (1 to 7.1)	1.1 (0.4 to 2.6)	0.6 (0.1 to 1.9)	0.3 (0.1 to 1.9)	0.2 (0.1 to 1.9)	0.1 (0.1 to 1.9)	0.2 (0.1 to 1.9)	0.1 (0.1 to 1.9)	0.1 (0.1 to 1.9)	50.9
Trichomoniasis	0 to 0 (0 to 0)	0 to 0 (0 to 0)	0 (0 to 0)	0 (0 to 0)	0.2 (0 to 0.3)	1.0 (0 to 2.3)	2.9 (0 to 2.3)	0.7 (0 to 2.3)	0.9 (0 to 2.3)	0.9 (0 to 2.3)	0.9 (0 to 2.3)	0.9 (0 to 2.3)	0.9 (0 to 2.3)	0.9 (0 to 2.3)	1.2 (0 to 2.3)	0.9 (0 to 2.3)	0.2 (0 to 2.3)	0.2 (0 to 2.3)	0.1 (0 to 2.3)	0.2 (0 to 2.3)	0.1 (0 to 2.3)	0.1 (0 to 2.3)	43
Genital herpes	0 to 0 (0 to 0)	0 to 0 (0 to 0)	0 (0 to 0)	0 (0 to 0)	1.6 (0.6 to 3.1)	0.6 (0 to 3.1)	0.1 (0 to 3.1)	0.1 (0 to 3.1)	0.1 (0 to 3.1)	0.1 (0 to 3.1)	0.1 (0 to 3.1)	0.1 (0 to 3.1)	0.1 (0 to 3.1)	0.1 (0 to 3.1)	0.1 (0 to 3.1)	0.1 (0 to 3.1)	0.1 (0 to 3.1)	0.1 (0 to 3.1)	0.1 (0 to 3.1)	0.1 (0 to 3.1)	0.1 (0 to 3.1)	0.1 (0 to 3.1)	32.2
Other sexually transmitted infections	0 to 0 (0 to 0)	0 to 0 (0 to 0)	0 (0 to 0)	0 (0 to 0)	1.6 (0.6 to 3.1)	0.6 (0 to 3.1)	0.1 (0.2 to 10.9)	0.1 (0 to 3.1)	0.1 (0.3 to 1.4)	0.1 (0 to 1.4)	0.1 (0 to 1.4)	0.1 (0 to 1.4)	0.1 (0 to 1.4)	0.1 (0 to 1.4)	0.1 (0 to 1.4)	0.1 (0 to 1.4)	0.1 (0 to 1.4)	0.1 (0 to 1.4)	0.1 (0 to 1.4)	0.1 (0 to 1.4)	0.1 (0 to 1.4)	0.1 (0 to 1.4)	99.3
Respiratory infections and tuberculosis	2,370 (2,190 to 2,490)	1,440 (1,040 to 3,020)	2,370 (1,500 to 16,000)	1,200 (0.680 to 6,600)	427 (261 to 1,060)	1,200 (0.680 to 1,720)	427 (216 to 1,720)	1,200 (0.680 to 1,720)	1,200 (0.680 to 1,720)	1,200 (0.680 to 1,720)	1,200 (0.680 to 1,720)	1,200 (0.680 to 1,720)	1,200 (0.680 to 1,720)	1,200 (0.680 to 1,720)	1,200 (0.680 to 1,720)	1,200 (0.680 to 1,720)	1,200 (0.680 to 1,720)	1,200 (0.680 to 1,720)	1,200 (0.680 to 1,720)	1,200 (0.680 to 1,720)	1,200 (0.680 to 1,720)	1,200 (0.680 to 1,720)	997 (689 to 997)	394 (221 to 997)	1,700 (689 to 1,700)	1,700 (689 to 1,700)	1,700 (689 to 1,700

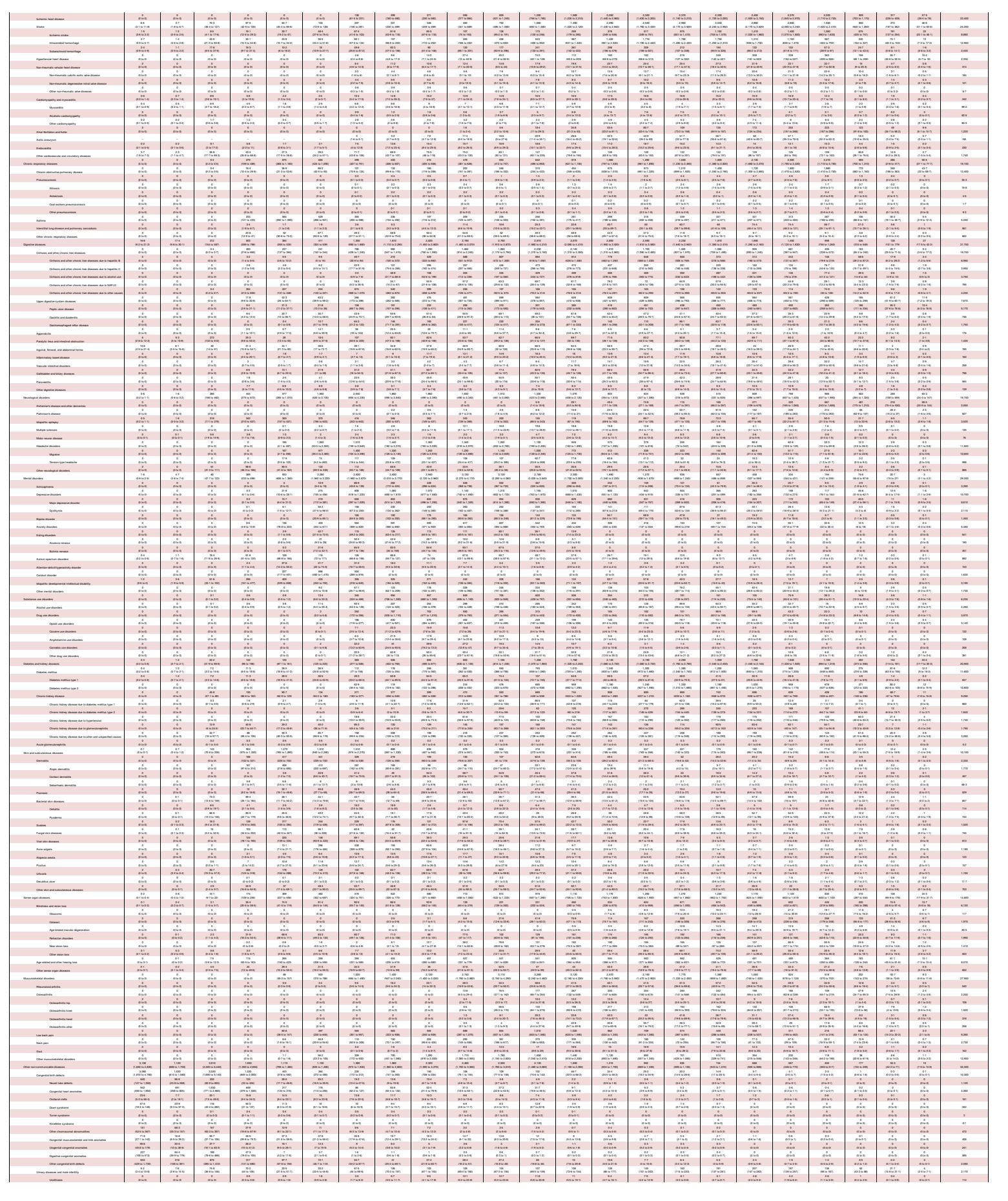



Old Table 3c: Deaths by 5-year age group and sex across both sexes with 80+ subpartitions (deaths, 2019)

Cause	Early Neonatal	Late Neonatal	Post Neonatal	1 to 4	5 to 9	10 to 14	15 to 19	20 to 24	25 to 29	30 to 34	35 to 39	40 to 44	45 to 49	50 to 54	55 to 59	60 to 64	65 to 69	70 to 74	75 to 79	80 to 84	85 to 89	90 to 94	95 plus	Total
All causes	2,320,000 (986,000 to 3,650,000)	270,000 (260,000 to 280,000)	500,000 (498,000 to 502,000)	544,000 (542,000 to 546,000)	91,000 (90,000 to 92,000)	101,000 (100,000 to 102,000)	221,000 (220,000 to 222,000)	276,000 (274,000 to 278,000)	414,000 (411,000 to 417,000)	559,000 (556,000 to 562,000)	667,000 (663,000 to 671,000)	912,000 (907,000 to 917,000)	1,270,000 (1,260,000 to 1,280,000)	1,810,000 (1,800,000 to 1,820,000)	2,530,000 (2,510,000 to 2,540,000)	3,530,000 (3,510,000 to 3,550,000)	4,960,000 (4,930,000 to 4,990,000)	6,900,000 (6,860,000 to 6,940,000)	9,210,000 (9,160,000 to 9,260,000)	11,900,000 (11,800,000 to 11,900,000)	15,400,000 (15,300,000 to 15,500,000)	19,400,000 (19,200,000 to 19,500,000)	24,000,000 (23,800,000 to 24,200,000)	29,000,000 (28,800,000 to 29,200,000)	34,000,000 (33,800,000 to 34,200,000)	38,000,000 (37,800,000 to 38,200,000)	41,000,000 (40,800,000 to 41,200,000)	43,000,000 (42,800,000 to 43,200,000)	44,000,000 (43,800,000 to 44,200,000)	45,000,000 (44,800,000 to 45,200,000)	46,000,000 (45,800,000 to 46,200,000)	47,000,000 (46,800,000 to 47,200,000)	48,000,000 (47,800,000 to 48,200,000)	49,000,000 (48,800,000 to 49,200,000)	50,000,000 (49,800,000 to 50,200,000)



Exposure to forces of nature	0–1 (2.6 to 2.1)	6–2 (7.6 to 6.2)	69–4 (42 to 76.4)	372 (328 to 429)	380 (332 to 433)	476 (429 to 527)	543 (479 to 612)	477 to 630	643 to 826	526 (464 to 628)	457 (396 to 529)	516 to 635	346 (310 to 405)	511 (454 to 568)	291 (220 to 358)	264 (17 to 338)	158 (102 to 190)	134 (105 to 159)	99–4 (68.2 to 118)	65–6 (46.9 to 79.9)	39–5 (30.3 to 51.7)	28–9 (18.3 to 33.2)	7–2 (5.2 to 8.4)	1–6 (1.3 to 1.9)	0–2 (0.2 to 0.3)	5,081
Other unintentional injuries	54–9 (39.1 to 67.5)	20–4 (13.4 to 27.3)	348 (1.90 to 462)	1,460 (887 to 2,430)	2,290 (980 to 3,270)	2,900 (1,360 to 5,270)	6,120 (3,130 to 10,700)	8,680 (4,100 to 13,600)	8,470 (4,070 to 14,900)	8,660 (4,260 to 13,100)	7,900 (3,750 to 13,900)	8,460 (3,130 to 14,000)	6,860 (2,770 to 11,700)	4,710 (2,600 to 7,180)	2,900 (1,420 to 5,010)	1,310 (913 to 1,810)	870 (626 to 1,190)	597 (389 to 797)	292 (189 to 397)	70–5 (42.1 to 91.1)	41–1 (25 to 53.7)	73,868
Self-harm and interpersonal violence	627 (347 to 1,020)	172 (94.2 to 253)	891 (559 to 1,350)	1,960 (1,020 to 3,290)	2,650 (1,180 to 4,150)	3,410 (1,720 to 5,620)	6,450 (3,260 to 9,660)	6,130 (3,140 to 9,600)	6,180 (3,180 to 9,600)	6,460 (3,180 to 9,600)	6,460 (3,180 to 9,600)	6,460 (3,180 to 9,600)	6,460 (3,180 to 9,600)	6,460 (3,180 to 9,600)	6,460 (3,180 to 9,600)	6,460 (3,180 to 9,600)	6,460 (3,180 to 9,600)	6,460 (3,180 to 9,600)	6,460 (3,180 to 9,600)	6,460 (3,180 to 9,600)	6,460 (3,180 to 9,600)	6,460 (3,180 to 9,600)	6,460 (3,180 to 9,600)	6,460 (3,180 to 9,600)	6,460 (3,180 to 9,600)	403,900
Self-harm	0 (0 to 0)	0 (0 to 0)	0 (0 to 0)	0 (0 to 0)	0 (0 to 0)	5,450 (5,220 to 5,680)	42,000 (39,300 to 44,500)	56,400 (39,500 to 86,300)	51,100 (39,800 to 76,800)	51,100 (37,300 to 65,800)	51,100 (19,000 to 91,100)	51,100 (12,500 to 91,600)	51,100 (8,550 to 22,900)	51,100 (7,520 to 19,200)	51,100 (5,170 to 14,100)	51,100 (3,790 to 9,630)	51,100 (3,170 to 7,420)	51,100 (1,980 to 3,770)	51,100 (1,120 to 2,530)	51,100 (628 to 1,440)	51,100 (355 to 827)	51,100 (252 to 1,120)	51,100 (12.9 to 19)	51,100 (4.2 to 12)	51,100 (0.7 to 1.9)	264,000
Self-harm by firearm	0 (0 to 0)	0 (0 to 0)	0 (0 to 0)	0 (0 to 0)	0 (0 to 0)	0 (0 to 0)	1,450 (1,390 to 1,520)	1,450 (814 to 2,200)	1,450 (662 to 2,600)	1,450 (628 to 2,600)	1,450 (628 to 2,600)	1,450 (628 to 2,600)	1,450 (628 to 2,600)	1,450 (628 to 2,600)	1,450 (628 to 2,600)	1,450 (628 to 2,600)	1,450 (628 to 2,600)	1,450 (628 to 2,600)	1,450 (628 to 2,600)	1,450 (628 to 2,600)	1,450 (628 to 2,600)	1,450 (628 to 2,600)	1,450 (628 to 2,600)	1,450 (628 to 2,600)	1,450 (628 to 2,600)	6,700
Self-harm by other specified means	0 (0 to 0)	0 (0 to 0)	0 (0 to 0)	0 (0 to 0)	0 (0 to 0)	5,540 (2,150 to 9,650)	42,000 (27,900 to 59,700)	56,100 (38,600 to 83,600)	51,700 (39,000 to 74,700)	51,700 (36,800 to 68,100)	51,700 (18,700 to 91,600)	51,700 (11,900 to 91,600)	51,700 (8,000 to 21,700)	51,700 (7,200 to 18,400)	51,700 (5,040 to 13,500)	51,700 (3,620 to 9,000)	51,700 (3,070 to 7,200)	51,700 (1,920 to 3,700)	51,700 (1,100 to 2,510)	51,700 (620 to 1,430)	51,700 (351 to 798)	51,700 (250 to 1,120)	51,700 (12.9 to 19)	51,700 (4.2 to 12)	51,700 (0.7 to 1.9)	265,000
Interpersonal violence	497 (247 to 1,000)	167 (74.1 to 326)	779 (329 to 1,770)	1,810 (867 to 3,980)	2,490 (1,060 to 5,610)	3,060 (1,320 to 6,910)	6,140 (2,720 to 13,400)	6,020 (2,660 to 13,100)	6,020 (2,660 to 13,100)	6,020 (2,660 to 13,100)	6,020 (2,660 to 13,100)	6,020 (2,660 to 13,100)	6,020 (2,660 to 13,100)	6,020 (2,660 to 13,100)	6,020 (2,660 to 13,100)	6,020 (2,660 to 13,100)	6,020 (2,660 to 13,100)	6,020 (2,660 to 13,100)	6,020 (2,660 to 13,100)	6,020 (2,660 to 13,100)	6,020 (2,660 to 13,100)	6,020 (2,660 to 13,100)	6,020 (2,660 to 13,100)	6,020 (2,660 to 13,100)	6,020 (2,660 to 13,100)	505,900
Physical violence by firearm	2.2 (0.9 to 4.9)	0.1 (0 to 0.8)	14.5 (5.3 to 29.2)	51.2 (13.7 to 99.8)	71.4 (23.5 to 167)	94.3 (29.6 to 223)	550 (190 to 1,110)	1,430 (504 to 2,900)	1,430 (519 to 2,200)	1,430 (500 to 1,910)	1,430 (458 to 1,890)	1,430 (286 to 1,890)	1,430 (158 to 655)	1,430 (122 to 572)	1,430 (112 to 516)	1,430 (93.6 to 356)	1,430 (58 to 232)	1,430 (32.6 to 99.1)	1,430 (18.4 to 54.7)	1,430 (12.2 to 31.3)	1,430 (9.9 to 18.1)	1,430 (6.1 to 9.4)	1,430 (0.9 to 1.8)	1,430 (0.2 to 0.4)	1,430 (0.1 to 0.2)	7,910
Physical violence by sharp object	0 (0 to 0)	0 (0 to 0)	0 (0 to 0)	0 (0 to 0)	0 (0 to 0)	0 (0 to 0)	0 (0 to 0)	0 (0 to 0)	0 (0 to 0)	0 (0 to 0)	0 (0 to 0)	0 (0 to 0)	0 (0 to 0)	0 (0 to 0)	0 (0 to 0)	0 (0 to 0)	0 (0 to 0)	0 (0 to 0)	0 (0 to 0)	0 (0 to 0)	0 (0 to 0)	0 (0 to 0)	0 (0 to 0)	0 (0 to 0)	0 (0 to 0)	0 (0 to 0)	23,000
Sexual violence	0 (0 to 0)	0 (0 to 0)	0 (0 to 0)	27.9 (10.1 to 57.7)	213 (126 to 330)	425 (221 to 696)	809 (426 to 1,350)	1,050 (514 to 2,270)	1,060 (1,060 to 3,300)	1,070 (1,060 to 2,900)	1,050 (683 to 2,500)	1,200 (724 to 1,760)	1,200 (548 to 1,530)	820 (524 to 970)	599 (329 to 870)	269 (158 to 400)	200 (107 to 300)	207 (81 to 199)	109 (52.1 to 158)	77.7 (33.5 to 114)	49.4 (20.7 to 74.2)	14.2 (4.3 to 22.3)	1.6 (0.4 to 2.4)	0 (0 to 0.1)	13,300
Physical violence by other means	497 (247 to 1,000)	141 (70.7 to 276)	737 (324 to 1,770)	1,820 (744 to 3,980)	2,130 (1,060 to 5,610)	2,240 (1,100 to 6,910)	5,130 (2,720 to 13,400)	3,840 (2,660 to 13,100)	3,920 (2,660 to 13,100)	3,960 (2,660 to 13,100)	3,920 (2,660 to 13,100)	3,960 (2,660 to 13,100)	4,260 (2,660 to 13,100)	4,260 (2,660 to 13,100)	4,260 (2,660 to 13,100)	3,570 (2,660 to 13,100)	2,500 (2,660 to 13,100)	2,410 (2,660 to 13,100)	1,970 (1,100 to 2,660)	1,060 (1,100 to 2,660)	660 (1,100 to 2,660)	332 (1,100 to 2,660)	137 (1,100 to 2,660)	27.4 (1,100 to 2,660)	5.2 (1,100 to 2,660)	62,700
Conflict and terrorism	0.6 (0.6 to 12.9)	0.1 (0.6 to 5.9)	1.4 (1.6 to 16.5)	4.6 (1.6 to 16.5)	6.2 (1.6 to 16.5)	6.2 (1.6 to 16.5)	6.2 (1.6 to 16.5)	6.2 (1.6 to 16.5)	6.2 (1.6 to 16.5)	6.2 (1.6 to 16.5)	6.2 (1.6 to 16.5)	6.2 (1.6 to 16.5)	6.2 (1.6 to 16.5)	6.2 (1.6 to 16.5)	6.2 (1.6 to 16.5)	6.2 (1.6 to 16.5)	6.2 (1.6 to 16.5)	6.2 (1.6 to 16.5)	6.2 (1.6 to 16.5)	6.2 (1.6 to 16.5)	6.2 (1.6 to 16.5)	6.2 (1.6 to 16.5)	6.2 (1.6 to 16.5)	6.2 (1.6 to 16.5)	6.2 (1.6 to 16.5)	5,790

GBD Table 2c: Puntaki DALYs by cause and sex across for both sexes with 95% uncertainty intervals, 2019

Cause	Early Neonatal	Late Neonatal	Post Neonatal	1 to 4	5 to 9	10 to 14	15 to 19	20 to 24	25 to 29	30 to 34	35 to 39	40 to 44	45 to 49	50 to 54	55 to 59	60 to 64	65 to 69	70 to 74	75 to 79	80 to 84	85 to 89	90 to 94	95 plus	Total
All causes	4,45,000 (3,84,000 to 4,79,000)	1,10,000 (89,100 to 1,44,000)	1,90,000 (1,50,000 to 2,62,000)	1,90,000 (1,57,000 to 2,59,000)	1,96,000 (1,62,000 to 2,54,000)	2,06,000 (1,67,000 to 2,64,000)	2,67,000 (2,07,000 to 3,51,000)	4,16,000 (3,01,000 to 5,81,000)	4,84,000 (3,51,000 to 6,73,000)	4,66,000 (3,39,000 to 6,51,000)	4,39,000 (3,22,000 to 6,08,000)	4,09,000 (3,00,000 to 5,62,000)	3,80,000 (2,79,000 to 5,20,000)	3,56,000 (2,61,000 to 4,84,000)	3,56,000 (2,61,000 to 4,84,000)	3,62,000 (2,64,000 to 4,91,000)	3,62,000 (2,64,000 to 4,91,000)	3,69,000 (2,70,000 to 4,99,000)	3,62,000 (2,65,000 to 4,91,000)	3,63,000 (2,65,000 to 4,91,000)	3,66,000 (2,68,000 to 4,96,000)	3,65,000 (2,67,000 to 4,96,000)	3,73,000 (2,73,000 to 5,06,000)	3,84,000 (2,81,000 to 5,20,000)	3,90,000 (2,85,000 to 5,29,000)	3,92,000 (2,87,000 to 5,32,000)	74,000 (53,000 to 1,00,000)	56,000 (41,000 to 76,000)	10,100,000
Communicable, maternal, neonatal, and nutritional diseases	4,09,000 (3,53,000 to 4,41,000)	96,100 (77,000 to 1,26,000)	1,52,000 (1,19,000 to 2,09,000)	1,78,000 (1,47,000 to 2,42,000)	1,84,000 (1,52,000 to 2,38,000)	1,79,000 (1,45,000 to 2,30,000)	1,73,000 (1,34,000 to 2,28,000)	1,74,000 (1,26,000 to 2,43,000)	1,79,000 (1,30,000 to 2,49,000)	1,62,000 (1,18,000 to 2,26,000)	1,51,000 (1,11,000 to 2,09,000)	1,39,000 (1,02,000 to 1,92,000)	1,29,000 (95,000 to 1,77,000)	1,16,000 (85,000 to 1,58,000)	1,06,000 (77,000 to 1,45,000)	97,000 (71,000 to 1,33,000)	89,000 (65,000 to 1,22,000)	79,000 (58,000 to 1,08,000)	69,000 (51,000 to 94,000)	59,000 (43,000 to 80,000)	49,000 (36,000 to 67,000)	42,000 (31,000 to 57,000)	22,000 (16,000 to 30,000)	9,400 (6,900 to 13,000)	6,900 (4,900 to 9,500)	3,940,000
HIV/AIDS and sexually transmitted infections	11,600 to 12,600)	8,610 to 9,870)	11,600 to 8,610 to 20,200)	19,900 to 14,800 to 25,600)	13,900 to 10,400 to 17,900)	11,900 to 8,910 to 15,300)	11,900 to 8,910 to 15,300)	11,900 to 8,910 to 15,300



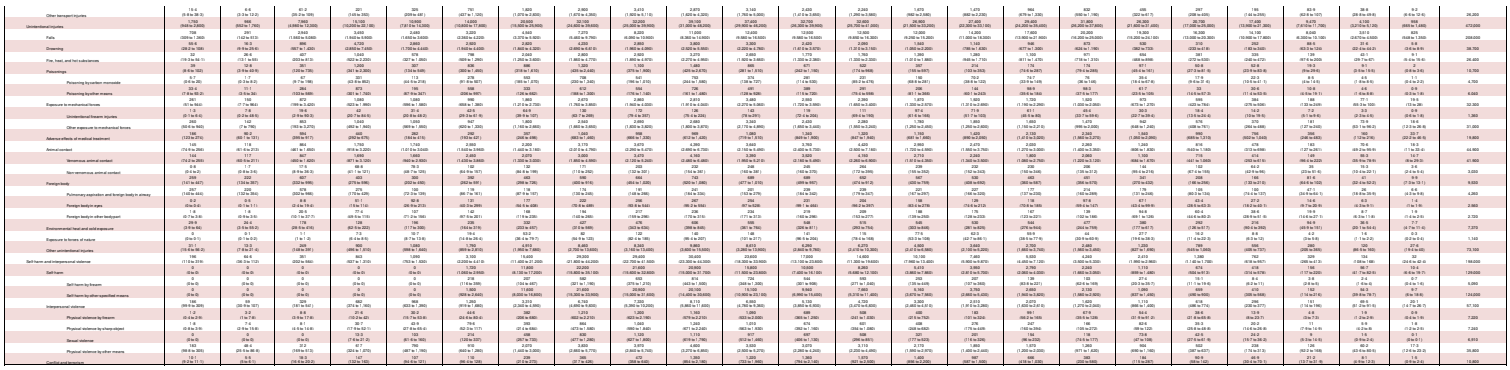

SR Table 2c. Albania DALYS by cause and age groups for both sexes with 95% uncertainty intervals, 2019

Cause	Early Neonatal	Late Neonatal	Post Neonatal	1 to 4	5 to 9	10 to 14	15 to 19	20 to 24	25 to 29	30 to 34	35 to 39	40 to 44	45 to 49	50 to 54	55 to 59	60 to 64	65 to 69	70 to 74	75 to 79	80 to 84	85 to 89	90 to 94	95 plus	Total
All causes	6,269 (5,588 to 6,955)	2,642 (2,230 to 3,060)	6,109 (5,650 to 6,700)	17,650 (16,785 to 18,600)	15,382 (8,388 to 22,600)	11,288 (9,960 to 14,000)	13,600 (11,600 to 15,700)	21,100 (17,200 to 25,000)	23,600 (19,200 to 28,300)	27,900 (22,700 to 33,300)	29,100 (23,700 to 34,700)	27,600 (22,400 to 33,700)	27,700 (22,700 to 33,300)	29,300 (24,300 to 34,300)	29,600 (24,200 to 35,200)	30,900 (25,000 to 37,000)	31,600 (25,600 to 37,900)	33,200 (26,800 to 40,000)	34,600 (27,900 to 42,000)	31,900 (25,600 to 40,000)	27,900 (22,000 to 35,700)	22,700 (17,000 to 29,000)	4,170 (3,060 to 5,600)	769,000
Communicable, maternal, neonatal, and nutritional diseases	12,900 (7,900 to 19,400)	1,640 (1,120 to 2,300)	3,890 (2,960 to 4,920)	5,810 (4,300 to 7,500)	2,300 (1,700 to 3,200)	1,770 (1,300 to 2,400)	1,690 (1,240 to 2,300)	2,020 (1,500 to 2,600)	1,970 (1,520 to 2,510)	1,690 (1,270 to 2,110)	1,520 (1,130 to 1,990)	1,490 (1,130 to 1,970)	1,690 (1,270 to 2,270)	1,690 (1,280 to 2,190)	1,700 (1,270 to 2,200)	1,670 (1,280 to 2,200)	1,630 (1,280 to 1,990)	1,390 (976 to 1,970)	1,310 (910 to 1,790)	1,310 (902 to 1,820)	785 (537 to 1,090)	261 (183 to 359)	108 (71.4 to 153)	61,600
HIV/AIDS and sexually transmitted infections	132 (59 to 278)	36.6 (9 to 93.2)	60.7 (19.5 to 131)	7.4 (3 to 17.8)	6.8 (3.6 to 9.6)	4.6 (2.9 to 6.6)	19.5 (7.7 to 39)	26.6 (10.5 to 49.9)	39 (20.4 to 62.4)	41 (24.6 to 61.4)	36.2 (20.1 to 56.7)	36.9 (20.5 to 54.7)	32.1 (18.3 to 54.6)	24.6 (14.3 to 44.6)	20 (12.6 to 34)	17 (10.4 to 29.7)	11.2 (6.7 to 20.2)	6.5 (3.4 to 12.6)	4.6 (2.4 to 8.6)	3.1 (1.6 to 5.6)	1.4 (0.8 to 2.4)	0.5 (0.3 to 0.8)	0.2 (0.1 to 0.2)	544
HIV/AIDS	0 (0 to 0)	0 (0 to 0)	0.2 (0 to 0.6)	0.3 (0 to 0.9)	0.6 (0 to 2.2)	2.2 (1.1 to 3.7)	3.5 (1.6 to 5.6)	2.6 (1.2 to 4.4)	3.3 (1.6 to 5.5)	4.2 (2.1 to 7.1)	7.1 (3.7 to 11.7)	4.4 (2.2 to 7.5)	4.2 (2.2 to 7.4)	3 (1.6 to 5.4)	3.6 (1.9 to 6.6)	3.6 (1.9 to 6.6)	3.3 (1.8 to 6.2)	2.2 (1.1 to 4.2)	0.7 (0.3 to 1.5)	0.1 (0 to 0.3)	0.1 (0 to 0.3)	0 (0 to 0.1)	0 (0 to 0)	68.6
HIV/AIDS - Drug-susceptible Tuberculosis	0 (0 to 0)	0 (0 to 0)	0 (0 to 0.1)	0 (0 to 0.1)	0 (0 to 0.1)	0 (0 to 0.1)	0 (0 to 0.1)	0 (0 to 0.1)	0 (0 to 0.2)	0 (0 to 0.2)	0 (0 to 0.2)	0 (0 to 0.2)	0 (0 to 0.2)	0 (0 to 0.2)	0 (0 to 0.2)	0 (0 to 0.2)	0 (0 to 0.2)	0 (0 to 0.2)	0 (0 to 0.2)	0 (0 to 0.2)	0 (0 to 0.2)	0 (0 to 0.2)	0 (0 to 0)	17.2
HIV/AIDS - Multidrug-resistant Tuberculosis without extensive	0 (0 to 0)	0 (0 to 0)	0 (0 to 0.1)	0 (0 to 0.1)	0 (0 to 0.1)	0 (0 to 0)	0 (0 to 0)	0 (0 to 0.1)	0 (0 to 0.1)	0 (0 to 0.1)	0 (0 to 0.1)	0 (0 to 0.1)	0 (0 to 0.1)	0 (0 to 0.1)	0 (0 to 0.1)	0 (0 to 0.1)	0 (0 to 0.1)	0 (0 to 0.1)	0 (0 to 0.1)	0 (0 to 0.1)	0 (0 to 0.1)	0 (0 to 0.1)	0 (0 to 0)	0.3
HIV/AIDS - Extensively drug-resistant Tuberculosis	0 (0 to 0)	0 (0 to 0)	0 (0 to 0)





Risk Factor, No. (Number), DALYs, by cause, and sex, across the both sexes with SDI cohort blocks by, cohorts, 2019

Cause	Early Neonatal	Late Neonatal	Post Neonatal	1 to 4	5 to 9	10 to 14	15 to 19	20 to 24	25 to 29	30 to 34	35 to 39	40 to 44	45 to 49	50 to 54	55 to 59	60 to 64	65 to 69	70 to 74	75 to 79	80 to 84	85 to 89	90 to 94	95 plus	Total
All causes	3,170,000 (2,450,000–3,900,000)	4,210,000 (3,250,000–5,180,000)	4,990,000 (3,870,000–6,140,000)	17,100,000 (13,200,000–21,000,000)	6,720,000 (5,190,000–8,260,000)	6,700,000 (5,170,000–8,230,000)	7,060,000 (5,450,000–8,680,000)	7,560,000 (5,840,000–9,300,000)	8,120,000 (6,270,000–9,980,000)	8,540,000 (6,600,000–10,500,000)	8,940,000 (6,910,000–11,000,000)	9,270,000 (7,160,000–11,400,000)	9,290,000 (7,180,000–11,400,000)	9,170,000 (7,080,000–11,300,000)	8,940,000 (6,910,000–11,000,000)	8,600,000 (6,640,000–10,600,000)	8,110,000 (6,260,000–10,000,000)	7,440,000 (5,740,000–9,170,000)	6,600,000 (5,090,000–8,140,000)	5,660,000 (4,360,000–6,980,000)	4,610,000 (3,550,000–5,690,000)	3,530,000 (2,710,000–4,360,000)	2,510,000 (1,920,000–3,100,000)	201,000,000
Communicable, maternal, neonatal, and nutritional diseases	2,990,000 (2,310,000 to 3,710,000)	591,000 (455,000 to 731,000)	1,200,000 (930,000 to 1,480,000)	9,550,000 (7,370,000 to 11,800,000)	2,620,000 (2,020,000 to 3,230,000)	1,290,000 (995,000 to 1,590,000)	1,010,000 (779,000 to 1,250,000)	1,010,000 (779,000 to 1,250,000)	1,020,000 (784,000 to 1,260,000)	1,010,000 (777,000 to 1,250,000)	1,000,000 (768,000 to 1,230,000)	1,000,000 (768,000 to 1,230,000)	1,000,000 (768,000 to 1,230,000)	1,000,000 (768,000 to 1,230,000)	1,000,000 (768,000 to 1,230,000)	1,000,000 (768,000 to 1,230,000)	1,000,000 (768,000 to 1,230,000)	1,000,000 (768,000 to 1,230,000)	1,000,000 (768,000 to 1,230,000)	1,000,000 (768,000 to 1,230,000)	1,000,000 (768,000 to 1,230,000)	1,000,000 (768,000 to 1,230,000)	15,400,000 (11,900,000 to 19,000,000)
HIV/AIDS and sexually transmitted infections	17,700 (12,400–23,000)	12,100 (8,740–15,500)	17,500 (11,900–23,100)	49,100 (33,400–64,800)	4,880 (3,320–6,440)	4,880 (3,320–6,440)	4,880 (3,320–6,440)	4,880 (3,320–6,440)	4,880 (3,320–6,440)	4,880 (3,320–6,440)	4,880 (3,320–6,440)	4,880 (3,320–6,440)	4,880 (3,320–6,440)	4,880 (3,320–6,440)	4,880 (3,320–6,440)	4,880 (3,320–6,440)	4,880 (3,320–6,440)	4,880 (3,320–6,440)	4,880 (3,320–6,440)	4,880 (3,320–6,440)	4,880 (3,320–6,440)	4,880 (3,320–6,440)	177,000
HIV/AIDS	0.0 (0.0–0.0)	1.2 (0.0–2.3)	5,600 (3,700–7,500)	812 (536–1,090)	1,700 (1,120–2,280)	3,260 (2,150–4,370)	4,700 (3,100–6,300)	5,470 (3,610–7,330)	6,180 (4,080–8,280)	6,660 (4,400–8,920)	6,940 (4,580–9,300)	7,000 (4,620–9,380)	6,910 (4,560–9,260)	6,660 (4,400–8,920)	6,180 (4,080–8,280)	5,470 (3,610–7,330)	4,700 (3,100–6,300)	3,260 (2,150–4,370)	1,700 (1,120–2,280)	812 (536–1,090)	0.0 (0.0–0.0)	0.0 (0.0–0.0)	57,600
HIV/AIDS - Drug-susceptible Tuberculosis	0.0 (0.0–0.0)	0.0 (0.0–0.0)	1,700 (780–2,780)	200 (123–329)	556 (219–1,020)	742 (314–1,290)	1,430 (614–2,510)	2,170 (1,000–3,800)	2,490 (1,160–4,350)	2,610 (1,220–4,550)	2,610 (1,220–4,550)	2,490 (1,160–4,350)	2,170 (1,000–3,800)	1,430 (614–2,510)	742 (314–1,290)	556 (219–1,020)	200 (123–329)	1,700 (780–2,780)	0.0 (0.0–0.0)	0.0 (0.0–0.0)	0.0 (0.0–0.0)	0.0 (0.0–0.0)	19,100
HIV/AIDS - Multidrug-resistant Tuberculosis without extensive drug resistance	0.0 (0.0–0.0)	0.0 (0.0–0.0)	1,300 (0.0–3,100)	41 (0.0–100)	115 (0.0–277)	153 (0.0–369)	295 (0.0–712)	448 (0.0–1,080)	513 (0.0–1,240)	538 (0.0–1,300)	538 (0.0–1,300)	513 (0.0–1,240)	448 (0.0–1,080)	295 (0.0–712)	153 (0.0–369)	115 (0.0–277)	41 (0.0–100)	1,300 (0.0–3,100)	0.0 (0.0–0.0)	0.0 (0.0–0.0)	0.0 (0.0–0.0)	0.0 (0.0–0.0)	3,500
HIV/AIDS - Extensively drug-resistant Tuberculosis	0.0 (0.0–0.0)	0.0 (0.0–0.0)	17.6 (0.0–42.4)	2.4 (0.0–5.8)	6.1 (0.0–14.7)	8.7 (0.0–21.0)	16.8 (0.0–40.4)	29.2 (0.0–70.2)	33 (0.0–79.3)	35.4 (0.0–85.1)	36.1 (0.0–86.8)	33 (0.0–79.3)	29.2 (0.0–70.2)	16.8 (0.0–40.4)	8.7 (0.0–21.0)	6.1 (0.0–14.7)	2.4 (0.0–5.8)	17.6 (0.0–42.4)	0.0 (0.0–0.0)	0.0 (0.0–0.0)	0.0 (0.0–0.0)	0.0 (0.0–0.0)	177
HIV/AIDS resulting in other diseases	17,700 (12,400–23,000)	12,100 (8,740–15,500)	17,500 (11,900–23,100)	49,100 (33,400–64,800)	4,880 (3,320–6,440)	4,880 (3,320–6,440)	4,880 (3,320–6,440)	4,880 (3,320–6,440)	4,880 (3,320–6,440)	4,880 (3,320–6,440)	4,880 (3,320–6,440)	4,880 (3,320–6,440)	4,880 (3,320–6,440)	4,880 (3,320–6,440)	4,880 (3,320–6,440)	4,880 (3,320–6,440)	4,880 (3,320–6,440)	4,880 (3,320–6,440)	4,880 (3,320–6,440)	4,880 (3,320–6,440)	4,880 (3,320–6,440)	4,880 (3,320–6,440)	36,900
Sexually transmitted infections, excluding HIV	17,700 (12,400–23,000)	12,100 (8,740–15,500)	17,500 (11,900–23,100)	49,100 (33,400–64,800)	4,880 (3,320–6,440)	4,880 (3,320–6,440)	4,880 (3,320–6,440)	4,880 (3,320–6,440)	4,880 (3,320–6,440)	4,880 (3,320–6,440)	4,880 (3,320–6,440)	4,880 (3,320–6,440)	4,880 (3,320–6,440)	4,880 (3,320–6,440)	4,880 (3,320–6,440)	4,880 (3,320–6,440)	4,880 (3,320–6,440)	4,880 (3,320–6,440)	4,880 (3,320–6,440)	4,880 (3,320–6,440)	4,880 (3,320–6,440)	4,880 (3,320–6,440)	59,000
Syphilis	0.0 (0.0–0.0)	0.0 (0.0–0.0)	0.0 (0.0–0.0)	0.0 (0.0–0.0)



SR Table 2c: Sikkim DALYS by cause and age group for both sexes with 95% uncertainty intervals, 2019

Cause	Early Neonatal (0-6 days)	Late Neonatal (7-27 days)	Post Neonatal (28-364 days)	1 to 4	5 to 9	10 to 14	15 to 19	20 to 24	25 to 29	30 to 34	35 to 39	40 to 44	45 to 49	50 to 54	55 to 59	60 to 64	65 to 69	70 to 74	75 to 79	80 to 84	85 to 89	90 to 94	95 plus	Total
All causes	4,444 (4,444, 4,444)	1,431 (1,431, 1,431)	2,532 (2,532, 2,532)	4,370 (2,783 to 4,370)	2,855 (1,818, 2,855)	2,306 (1,468 to 2,306)	2,276 (1,449 to 2,276)	2,452 (1,561 to 2,452)	2,713 (1,728 to 2,713)	3,017 (1,921 to 3,017)	3,350 (2,133 to 3,350)	3,704 (2,358 to 3,704)	4,124 (2,625 to 4,124)	4,612 (2,936 to 4,612)	5,268 (3,353 to 5,268)	6,048 (3,850 to 6,048)	6,974 (4,439 to 6,974)	8,006 (5,097 to 8,006)	8,997 (5,728 to 8,997)	9,814 (6,249 to 9,814)	10,483 (6,674 to 10,483)	10,966 (6,982 to 10,966)	11,227 (7,149 to 11,227)	142,170 (90,509 to 142,170)
Communicable, maternal, neonatal, and nutritional diseases	3,970 (3,836 to 3,996)	1,068 (1,030 to 1,233)	2,222 (1,783 to 2,660)	1,846 (1,469 to 2,260)	1,846 (1,469 to 2,260)	1,700 (1,370 to 1,995)	1,720 (1,370 to 1,995)	1,458 (1,208 to 1,722)	1,646 (1,275 to 1,944)	1,708 (1,283 to 2,145)	1,605 (1,206 to 1,966)	1,566 (1,166 to 1,966)	1,566 (1,166 to 1,966)	1,566 (1,166 to 1,966)	1,566 (473 to 1,936)	1,566 (1,166 to 1,966)	1,566 (1,166 to 1,966)	1,566 (1,166 to 1,966)	1,566 (1,166 to 1,966)	1,566 (1,166 to 1,966)	1,566 (1,166 to 1,966)	1,566 (1,166 to 1,966)	1,566 (1,166 to 1,966)	35,893
HIV/AIDS and sexually transmitted infections	97.6 (27.9 to 229)	27 (7.6 to 61.6)	37.9 (12.9 to 88.6)	2.2 (1 to 4.4)	1.6 (0.8 to 4.2)	2.1 (1.2 to 3.9)	9.1 (4.7 to 15.2)	14.3 (7.1 to 23)	21.6 (12.4 to 33.4)	29.3 (16.1 to 46.4)	39.6 (17.8 to 66.4)	49.6 (19.6 to 79.4)	15 (6.4 to 26.8)	12.7 (7.7 to 21.1)	10.9 (4.4 to 17.9)	9.7 (3.5 to 16)	4.2 (2.5 to 6.7)	2.3 (1.3 to 3.6)	1.4 (0.8 to 2.4)	0.6 (0.4 to 1.1)	0.3 (0.2 to 0.4)	0 (0 to 0)	348
HIV/AIDS	0 (0 to 0)	0 (0 to 0)	1.1 (0.4 to 2.4)	1.1 (0.4 to 2.4)	1.2 (0.5 to 2.5)	1.3 (0.5 to 2.5)	2.6 (1.1 to 4.5)	4.6 (1.7 to 10.2)	6.3 (2.4 to 13.7)	10 (4.3 to 22.4)	15.8 (6.5 to 35)	24.6 (10.1 to 53.5)	9.3 (3.6 to 19.1)	4.7 (1.4 to 9.7)	2.4 (0.4 to 5.3)	2.4 (0.5 to 5.3)	1.3 (0.3 to 2.9)	0.6 (0.1 to 1.3)	0.2 (0.1 to 0.5)	0.1 (0 to 0.3)	0 (0 to 0)	0 (0 to 0)	69.9
HIV/AIDS - Drug-susceptible Tuberculosis	0 (0 to 0)	0 (0 to 0)	0.3 (0.1 to 0.9)	0.3 (0.1 to 0.9)	0.3 (0.1 to 0.9)	0.3 (0.1 to 0.9)	0.6 (0.3 to 2)	1.3 (0.5 to 3.4)	1.8 (0.7 to 4)	2.8 (1.1 to 6)	3.1 (1.3 to 6.6)	2.4 (1 to 5.1)	1.8 (0.8 to 3.4)	1.4 (0.6 to 2.7)	1.1 (0.5 to 1.9)	0.7 (0.4 to 1.1)	0.4 (0.2 to 0.6)	0.1 (0 to 0.2)	0 (0 to 0)	0 (0 to 0)	0 (0 to 0)	0 (0 to 0)	20.1
HIV/AIDS - Multidrug-resistant Tuberculosis without extensive drug resistance	0 (0 to 0)	0 (0 to 0)	0.3 (0.1 to 0.8)	0.3 (0.1 to 0.8)	0.3 (0.1 to 0.8)	0.3 (0.1 to 0.8)	0.6 (0.3 to 1.7)	0.4 (0.1 to 1.1)	0.7 (0.2 to 1.8)	1.2 (0.5 to 2.7)	0.6 (0.2 to 1.4)	0.5 (0.2 to 1.2)	0.4 (0.2 to 0.9)	0.4 (0.2 to 0.9)	0.3 (0.1 to 0.7)	0.2 (0.1 to 0.5)	0.1 (0 to 0.3)	0 (0 to 0)	0 (0 to 0)	0 (0 to 0)	0 (0 to 0)	0 (0 to 0)	5.1
HIV/AIDS - Extensively drug-resistant Tuberculosis	0 (0 to 0)	0 (0 to 0)	0 (0 to 0)	0 (0 to 0)	0 (0 to 0)	0 (0 to 0)	0 (0 to 0)	0 (0 to 0)	0 (0 to 0)	0 (0 to 0)	0 (0 to 0)	0 (0 to 0)	0 (0 to 0)	0 (0 to 0)	0 (0 to 0)	0 (0 to 0)	0 (0 to 0)	0 (0 to 0)	0 (0 to 0)	0 (0 to 0)	0 (0 to 0)	0 (0 to 0)	0 (0 to 0)	0.2
HIV/AIDS resulting in other diseases	0 (0 to 0)	0 (0 to 0)	0.3 (0.1 to 0.8)	0.4 (0.2 to 0.9)	0.7 (0.3 to 2)	0.8 (0.3 to 2.1)	2.3 (0.9 to 5.1)	3 (1.1 to 7.6)	4.1 (1.4 to 11.4)	6.5 (2.4 to 18.2)	9 (2.9 to 28.2)	12.7 (3.9 to 39.5)	4 (1.2 to 9.4)	2.9 (1.1 to 7.1)	1.7 (0.7 to 4.2)	2.1 (0.8 to 4.6)	1.1 (0.4 to 2.3)	0.8 (0.3 to 1.6)	0.3 (0.1 to 0.7)	0.1 (0 to 0.2)	0 (0 to 0)	0 (0 to 0)	44.5
Sexually transmitted infections excluding HIV	97.6 (27.9 to 229)	27 (7.6 to 61.6)	36.8 (12.5 to 86.2)	1.1 (0.4 to 2.4)	0.4 (0.2 to 1.4)	0.8 (0.4 to 1.7)	6.5 (2.6 to 12.2)	9.7 (3.1 to 24.5)	14.9 (5.1 to 39.9)	19.3 (6.1 to 49.7)	23.7 (7.1 to 60.2)	24.9 (7.3 to 63.6)	11.2 (3.4 to 28.5)	7.8 (2.4 to 19.7)	9.4 (4.2 to 13.7)	7.6 (3.5 to 11.6)	3.1 (1.5 to 4.6)	1.5 (0.8 to 2.3)	1.1 (0.6 to 1.7)	0.5 (0.3 to 0.8)	0.3 (0.2 to 0.4)	0 (0 to 0)	278
Syphilis	97.6 (27.9 to 229)	27 (7.6 to 61.6)	36.8 (9.7 to 87.9)	1.1 (0.4 to 2.4)	0.4 (0.2 to 1.4)	0.8 (0.2 to 1.7)	6.5 (2.6 to 12.2)	9.7 (3.1 to 24.5)	14.9 (5.1 to 39.9)	19.3 (6.1 to 49.7)	23.7 (7.1 to 60.2)	24.9 (7.3 to 63.6)	11.2 (3.4 to 28.5)	7.8 (2.4 to 19.7)	9.4 (2.7 to 13.7)	7.6 (3.1 to 11.6)	3.1 (1.1 to 4.6)	1.5 (0.6 to 2.3)	1.1 (0.4 to 1.7)	0.5 (0.2 to 0.8)	0.3 (0.1 to 0.4)	0 (0 to 0)	167
Chlamydial infection	0 (0 to 0)	0 (0 to 0)	0 (0 to 0)	0 (0 to 0)	0 (0 to 0)	0 (0 to 0)	0 (0 to 0)	0 (0 to 0)	0 (0 to 0)	0 (0 to 0)	0 (0 to 0)	0 (0 to 0)	0 (0 to 0)	0 (0 to 0)	0 (0 to 0)	0 (0 to 0)	0 (0 to 0)	0 (0 to 0)	0 (0 to 0)	0 (0 to 0)	0 (0 to 0)	0 (0 to 0)	0 (0 to 0)	17.1
Gonococcal infection	0 (0 to 0)	0 (0 to 0)	0 (0 to 0)	0 (0 to 0)	0 (0 to 0)	0 (0 to 0)	0.3 (0.1 to 0.6)	0.3 (0.1 to 0.8)	0.3 (0.1 to 0.7)	0.4 (0.1 to 1.4)	0.7 (0.1 to 3.3)	0.6 (0.1 to 3.2)	0.4 (0.1 to 1.9)	0.4 (0.1 to 1.9)	0.4 (0.1 to 1.9)	0.4 (0.1 to 1.9)	0.4 (0.1 to 1.9)	0.4 (0.1 to 1.9)	0.4 (0.1 to 1.9)	0.4 (0.1 to 1.9)	0.4 (0.1 to 1.9)	0.4 (0.1 to 1.9)	24.9
Trichomoniasis	0 (0 to 0)	0 (0 to 0)	0 (0 to 0)	0 (0 to 0)	0 (0 to 0)	0.4 (0.1 to 0.7)	1.8 (0.5 to 3.3)	3.1 (1.1 to 7.1)	2.7 (0.9 to 6.2)	3 (1 to 7.1)	2.4 (0.8 to 5.7)	1.8 (0.6 to 4.5)	1.4 (0.5 to 3.5)	1.1 (0.3 to 2.7)	0.8 (0.2 to 1.9)	0.5 (0.2 to 1.1)	0.3 (0.1 to 0.7)	0.2 (0.1 to 0.4)	0.1 (0 to 0.3)	0.1 (0 to 0.2)	0 (0 to 0)	0 (0 to 0)	19
Genital herpes	0 (0 to 0)	0 (0 to 0)	0 (0 to 0)	0 (0 to 0)	0 (0 to 0)	0 (0 to 0)	0 (0 to 0)	0 (0 to 0)	0 (0 to 0)	0 (0 to 0)	0 (0 to 0)	0 (0 to 0)	0 (0 to 0)	0 (0 to 0)	0 (0 to 0)	0 (0 to 0)	0 (0 to 0)	0 (0 to 0)	0 (0 to 0)	0 (0 to 0)	0 (0 to 0)	0 (0 to 0)	0 (0 to 0)	13
Other sexually transmitted infections	0 (0 to 0)	0 (0 to 0)	0 (0 to 0)	0 (0 to 0)	0 (0 to 0)	0.4 (0.1 to 1.5)	1.8 (0.5 to 3.1)	3.1 (1.1 to 7.1)	2.7 (0.9 to 6.2)	3 (1.1 to 7.1)	2.4 (0.8 to 5.7)	1.8 (0.6 to 4.5)	1.4 (0.5 to 3.5)	1.1 (0.3 to 2.7)	0.8 (0.2 to 1.9)	0.5 (0.2 to 1.1)	0.3 (0.1 to 0.7)	0.2 (0.1 to 0.4)	0.1 (0 to 0.3)	0.1 (0 to 0.2)	0 (0 to 0)	0 (0 to 0)	39.9
Respiratory infections and tuberculosis	799 (623 to 1,166)	419 (402 to 853)	1,286 (773 to 1,566)	799 (613 to 998)	357 (217 to 451)	239 (170 to 288)	207 (155 to 276)	178 (128 to 227)	182 (132 to 229)	196 (143 to 244)	208 (153 to 259)	219 (161 to 272)	232 (170 to 289)	246 (180 to 306)	259 (190 to 322)	274 (201 to 341)	289 (212 to 360)	304 (223 to 378)	318 (233 to 396)	332 (244 to 413)	345 (253 to 429)	357 (262 to 444)	279 (178 to 358)	13,900
Tuberculosis	799 (623 to 1,166)	419 (402 to 853)	1,286 (773 to 1,566)	799 (613 to 998)	357 (217 to 451)	239 (170 to 288)	207 (155 to 276)	178 (128 to 227)	182 (132 to 229)	196 (143 to 244)	208 (153 to 259)	219 (161 to 272)	232 (170 to 289)	246 (180 to 306)	259 (190 to 322)	274 (201 to 341)	289 (212 to 360)	304 (223 to 378)	318 (233 to 396)	332 (244 to 413)	345 (253 to 429)	357 (262 to 444)	279 (178 to 358)	13,900
Latent tuberculosis infection	0 (0 to 0)	0 (0 to 0)	0 (0 to 0)	0 (0 to 0)	0 (0 to 0)	0 (0 to 0)	0 (0 to 0)	0 (0 to 0)	0 (0 to 0)	0 (0 to 0)	0 (0 to 0)	0 (0 to 0)	0 (0 to 0)	0 (0 to 0)	0 (0 to 0)	0 (0 to 0)	0 (0 to 0)	0 (0 to 0)	0 (0 to 0)	0 (0 to 0)	0 (0 to 0)	0 (0 to 0)	0 (0 to 0)	0
Drug-susceptible tuberculosis	0 (0 to 0)	0 (0 to 0)	0 (0 to 0)	0 (0 to 0)	0 (0 to 0)	0 (0 to 0)	0 (0 to 0)	0 (0 to 0)	0 (0 to 0)	0 (0 to 0)	0 (0 to 0)	0 (0 to 0)	0 (0 to 0)	0 (0 to 0)	0 (0 to 0)	0 (0 to 0)	0 (0 to 0)	0 (0 to 0)	0 (0 to 0)	0 (0 to 0)	0 (0 to 0)	0 (0 to 0)	0 (0 to 0)	0
Multidrug-resistant tuberculosis without extensive drug resistance	0 (0 to 0)	0 (0 to 0)	0 (0 to 0)	0 (0 to 0)	0 (0 to 0)	0 (0 to 0)	0 (0 to 0)	0 (0 to 0)	0 (0 to 0)	0 (0 to 0)	0 (0 to 0)	0 (0 to 0)	0 (0 to 0)	0 (0 to 0)	0 (0 to 0)	0 (0 to 0)	0 (0 to 0)	0 (0 to 0)	0 (0 to 0)	0 (0 to 0)	0 (0 to 0)	0 (0 to 0)	0 (0 to 0)	0
Extensively drug-resistant tuberculosis	0 (0 to 0)	0 (0 to 0)	0 (0 to 0)	0 (0 to 0)	0 (0 to 0)	0 (0 to 0)	0 (0 to 0)	0 (0 to 0)	0 (0 to 0)	0 (0 to 0)	0 (0 to 0)	0 (0 to 0)	0 (0 to 0)	0 (0 to 0)	0 (0 to 0)	0 (0 to 0)	0 (0 to 0)	0 (0 to 0)	0 (0 to 0)	0 (0 to 0)	0 (0 to 0)	0 (0 to 0)	0 (0 to 0)	0
Lower respiratory infections	799 (622 to 1,166)	412 (402 to 853)	1,040 (773 to 1,566)	605 (613 to 998)	191 (217 to 451)	176 (169 to 288)	96.6 (154 to 276)	66.1 (127 to 227)	69.9 (131 to 229)	82.7 (142 to 244)	93.7 (153 to 259)	103 (161 to 272)	112 (170 to 289)	122 (180 to 306)	133 (190 to 322)	144 (201 to 341)	212 (212 to 360)	280 (223 to 378)	439 (233 to 396)	490 (244 to 413)	576 (253 to 429)	640 (262 to 444)	572 (178 to 358)	7,920
Upper respiratory infections	0.1 (0 to 0.1)	0.4 (0.2 to 0.4)	7.3 (4.2 to 11.1)	28.9 (19.9 to 44.4)	36.9 (20.3 to 53.1)	61.6 (33.4 to 87.5)	45.6 (25.1 to 64.9)	49.9 (24.9 to 74.4)	43.4 (24.1 to 64.6)	44.7 (24.7 to 66.2)	39.7 (22.0 to 58.7)	29.7 (15.2 to 49.7)	21.1 (11.3 to 36.1)	16.6 (8.4 to 29.5)	13.2 (7.1 to 21.6)	9.3 (4.7 to 15.2)	7.1 (3.7 to 11.4)	4.7 (2.4 to 7.5)	3.2 (1.7 to 5.1)	2.2 (1.1 to 3.5)	1.4 (0.7 to 2.3)	0.7 (0.3 to 1.2)	0.2 (0.1 to 0.3)	464
Otitis media	0 (0 to 0)	0 (0 to 0)	2.1 (1.2 to 3.2)	39.2 (20.1 to 63.2)	39.2 (20.1 to 63.2)	29.6 (15.7 to 48.7)	20.4 (10.7 to 33.7)	19.4 (9.8 to 32.1)	17.9 (9.1 to 29.4)	16.5 (8.3 to 27.2)	14.9 (7.5 to 24.5)	13.2 (6.7 to 21.8)	11.4 (5.8 to 18.8)	9.7 (4.9 to 16)	8.1 (4.1 to 13.4)	6.6 (3.4 to 10.9)	5.1 (2.6 to 8.4)	3.8 (1.9 to 6.3)	2.7 (1.4 to 4.5)	2 (1 to 3.3)	1.4 (0.7 to 2.3)	0.7 (0.3 to 1.2)	0.2 (0.1 to 0.3)	214
Enteric infections	53.9 (30.7 to 99.1)	70.2 (30.7 to 229)	107 (58.9 to 154)	588 (158.9 to 646)	699 (87.2 to 980)	614 (86.2 to 1,000)	350 (86.2 to 600)	274 (86.2 to 532)	224 (86.2 to 532)	230 (86.2 to 532)	241 (86.2 to 532)	261 (86.2 to 532)	282 (86.2 to 532)	302 (86.2 to 532)	322 (86.2 to 532)	342 (86.2 to 532)	362 (86.2 to 532)	382 (86.2 to 532)	402 (86.2 to 532)	422 (86.2 to 532)	442 (86.2 to 532)	462 (86.2 to 532)	359 (86.2 to 532)	6,120
Diarrheal diseases	53.9 (27.3 to 99.1)	70.2 (30.6 to 129)	107 (156.9 to 154)	588 (142.9 to 636)	699 (85.3 to 1,000)	614 (122.9 to 1,000)	350 (98.9 to 534)	274 (94.1 to 531)	224 (92.3 to 531)	230 (93.3 to 531)	241 (94.7 to 531)	261 (95.9 to 531)	282 (97.1 to 531)	302 (98.3 to 531)	322 (99.5 to 531)	342 (100.7 to 531)	362 (101.9 to 531)	382 (103.1 to 531)	402 (104.3 to 531)	422 (105.5 to 531)	442 (106.7 to 531)	462 (107.9 to 531)	359 (109.1 to 531)	6,020
Typhoid and paratyphoid	0 (0 to 0)	0 (0 to 0)	0.6 (0.3 to 1.6)	348 (128 to 604)	414 (169 to 709)	419 (186 to 692)	338 (131 to 609)	188 (116 to 388)	121 (73.9 to 342)	107 (51.4 to 292)	92.4 (29.2 to 199)	77.8 (17.1 to 180.2)	63.2 (14.6 to 159.9)	48.6 (12.1 to 139.7)	34.1 (9.5 to 32.3)	19.5 (6.4 to 49.1)	4.9 (1.6 to 16)	0.3 (0.1 to 0.8)	0.2 (0.1 to 0.4)	0.1 (0.1 to 0.2)	0 (0 to 0)	0 (0 to 0)	2,070
Typhoid fever	0 (0 to 0)	0 (0 to 0)	0.6 (0.2 to 1.6)	239 (132 to 324)	324 (152 to 544)	222 (150 to 547)	150 (50.1 to 322)	97 (51.5 to 222)	74 (25.5 to 186)	71.2 (29.6 to 116)	68.2 (31.5 to 112)	67 (31.2 to 110)	65.8 (30.4 to 108)	64.7 (29.8 to 106)	63.5 (29.3 to 104)	62.3 (28.7 to 102)	61.2 (28.2 to 100)	60.1 (27.7 to 98.4)	59 (27.2 to 96.6)	57.9 (26.7 to 94.8)	56.8 (26.2 to 93)	55.7 (25.7 to 91.2)	1,896
Paratyphoid fever	0 (0 to 0)	0 (0 to 0)	0 (0 to 0)	109 (22.4 to 192)	89.4 (24.5 to 191)	196 (29.6 to 355)	188 (74.1 to 322)	91 (39.9 to 170)	47 (19.4 to 73.2)	36 (14.5 to 73)	24.2 (5.9 to 47.3)	10.8 (2.3 to 26.3)	2.4 (0.5 to 6.9)	0.9 (0.2 to 2.5)	0.6 (0.1 to 1.5)	0.3 (0.1 to 0.8)	0.1 (0 to 0.3)	0 (0 to 0.1)	0 (0 to 0.1)	0 (0 to 0)	0 (0 to 0)	0 (0 to 0)	491
Invasive Non-typhoidal Salmonella (iNTS)	0 (0 to 0)	0 (0 to 0)	0.7 (0.4 to 1.7)	21.6 (12.6 to 47.1)	23.8 (13.9 to 49.6)	22.4 (13.4 to 46.9)	18 (10.8 to 37.6)	13.6 (8.1 to 28.5)	10.3 (6.1 to 21.6)	8.1 (4.8 to 17)	6.4 (3.8 to 13.4)	5.1 (3 to 10.6)	4 (2.4 to 8.3)	3.1 (1.8 to 6.5)	2.4 (1.4 to 5)	1.9 (1.1 to 3.9)	1.5 (0.9 to 3.1)	1.2 (0.7 to 2.4)	0.9 (0.5 to 1.9)	0.7 (0.4 to 1.4)	0.5 (0.3 to 1.1)	0.4 (0.2 to 0.8)	19.1
Other intestinal infectious diseases	0.3 (0 to 0.3)	1.4 (0 to 1.4)	0.3 (0 to 1)	0.6 (0.1 to 1.4)	0.4 (0.1 to 1.1)	0.4 (0.1 to 0.9)	0.4 (0.1 to 0.9)	0.4 (0.1 to 0.9)	0.4 (0.1 to 0.9)	0.4 (0.1 to 0.9)	0.4 (0.1 to 0.9)	0.4 (0.1 to 0.9)	0.4 (0.1 to 0.9)	0.4 (0.1 to 0.9)	0.4 (0.1 to 0.9)	0.4 (0.1 to 0.9)	0.4 (0.1 to 0.9)	0.4 (0.1 to 0.9)	0.4 (0.1 to 0.9)	0.4 (0.1 to 0.9)	0.4 (0.1 to 0.9)	0.4 (0.1 to 0.9)	3.1
Neglected tropical diseases and malaria	0 (0 to 0.3)	0 (0 to 2.1)	0 (0 to 29)	0 (27.6 to 94.2)	0 (68.9 to 136)	0 (47.1 to 132)	0 (46.1 to 109)	0 (46.1 to 111)	0 (49.5 to 115)	0 (49.5 to 113)	0 (44.8 to 102)	0 (37.3 to 82.2)	0 (29.8 to 62.3)	0 (22.3 to 42.5)	0 (14.9 to 25.4)	0 (7.4 to 12.4)	0 (0 to 0)	0 (0 to 0)	0 (0 to 0)	0 (0 to 0)	0 (0 to 0)	0 (0 to 0)	0 (0 to 0)	936
Malaria	0 (0 to 0)	0 (0 to 0)	0 (0 to 0)	0 (0 to 0)	0 (0 to 0)	0 (0 to 0)	0 (0 to 0)	0 (0 to 0)	0 (0 to 0)	0 (0 to 0)	0 (0 to 0)	0 (0 to 0)	0 (0 to 0)	0 (0 to 0)	0 (0 to 0)	0 (0 to 0)	0 (0 to 0)	0 (0 to 0)	0 (0 to 0)	0 (0 to 0)	0 (0 to 0)	0 (0 to 0)	0 (0 to 0)	0
Chagas disease	0 (0 to 0)	0 (0 to 0)	0 (0 to 0)	0 (0 to 0)	0 (0 to 0)	0 (0 to 0)	0 (0 to 0)	0 (0 to 0)	0 (0 to 0)	0 (0 to 0)	0 (0 to 0)	0 (0 to 0)	0 (0 to 0)	0 (0 to 0)	0 (0 to 0)	0 (0 to 0)	0 (0 to 0)	0 (0 to 0)	0 (0 to 0)	0 (0 to 0)	0 (0 to 0)	0 (0 to 0)	0 (0 to 0)	0
Leishmaniasis	0 (0 to 0)	0 (0 to 0)	0.1 (0 to 0.4)	0.7 (0.3 to 1.6)	0.4 (0.2 to 0.8)	0.4 (0.2 to 0.8)	0.4 (0.2 to 0.8)	0.4 (0.2 to 0.8)	0.4 (0.2 to 0.8)	0.4 (0.2 to 0.8)	0.3 (0.2 to 0.7)	0.3 (0.1 to 0.6)	0.2 (0.1 to 0.5)	0.2 (0.1 to 0.4)	0.1 (0.1 to 0.3)	0.1 (0.1 to 0.3)	0.1 (0.1 to 0.2)	0.1 (0 to 0.2)	0 (0 to 0.1)	0 (0 to 0.1)	0 (0 to 0.1)	0 (0 to 0.1)	4.6
Visceral leishmaniasis	0 (0 to 0)	0 (0 to 0)	0.1 (0 to 0.4)	0.7 (0.3 to 1.6)	0.4 (0.2 to 0.8)	0.4 (0.2 to 0.8)	0.4 (0.2 to 0.8)	0.4 (0.2 to 0.8)	0.4 (0.2 to 0.8)	0.4 (0.2 to 0.8)	0.3 (0.2 to 0.7)	0.3 (0.1 to 0.6)	0.2 (0.1 to 0.5)	0.2 (0.1 to 0.4)	0.1 (0.1 to 0.3)	0.1 (0.1 to 0.3)	0.1 (0.1 to 0.2)	0.1 (0 to 0.2)	0 (0 to 0.1)	0 (0 to 0.1)	0 (0 to 0.1)	0 (0 to 0.1)	4.6
Cutaneous and mucocutaneous leishmaniasis	0 (0 to 0)	0 (0 to 0)	0 (0 to 0)	0 (0 to 0)	0 (0 to 0)	0 (0 to 0)	0 (0 to 0)	0 (0 to 0)	0 (0 to 0)	0 (0 to 0)	0 (0 to 0)	0 (0 to 0)	0 (0 to 0)	0 (0 to 0)	0 (0 to 0)	0 (0 to 0)	0 (0 to 0)	0 (0 to 0)	0 (0 to 0)	0 (0 to 0)	0 (0 to 0)	0 (0 to 0)	0 (0 to 0)	0
African trypanosomiasis	0 (0 to 0)	0 (0 to 0)	0 (0 to 0)	0 (0 to 0)	0 (0 to 0)	0 (0 to 0)	0 (0 to 0)	0 (0 to 0)	0 (0 to 0)	0 (0 to 0)	0 (0 to 0)	0 (0 to 0)	0 (0 to 0)	0 (0 to 0)	0 (0 to 0)	0 (0 to 0)	0 (0 to 0)	0 (0 to 0)	0 (0 to 0)	0 (0 to 0)	0 (0 to 0)	0 (0 to 0)	0 (0 to 0)	0
Schistosomiasis	0 (0 to 0)	0 (0 to 0)	0 (0 to 0)	0 (0 to 0)	0 (0 to 0)	0 (0 to 0)	0 (0 to 0)	0 (0 to 0)	0 (0 to 0)	0 (0 to 0)	0 (0 to 0)	0 (0 to 0)	0 (0 to 0)	0 (0 to 0)	0 (0 to 0)	0 (0 to 0)	0 (0 to 0)	0 (0 to 0)	0 (0 to 0)	0 (0 to 0)	0 (0 to 0)	0 (0 to 0)	0 (0 to 0)	0
Cysticercosis	0 (0 to 0)	0 (0 to 0)	0 (0 to 0)	0.2 (0.1 to 0.6)	1.6 (0.7 to 3.2)	3 (1.3 to 12.1)	7.9 (1.3 to 19.1)	9.9 (2.7 to 19)	8.4 (2.7 to 19.1)	7.8 (2.3 to 17.4)	8.2 (2.3 to 17.4)	8.7 (2.3 to 17.4)	9.1 (2.3 to 17.4)	9.7 (2.3 to 21.5)	10.2 (4.3 to 24.7)	10.4 (4.3 to 24.7)	10.7 (4.3 to 24.7)	10.9 (4.3 to 24.7)	11.2 (4.3 to 24.7)	11.4 (4.3 to 24.7)	11.6 (4.3 to 24.7)	11.8 (4.3 to 24.7)	147
Cystic echinococcosis	0 (0 to 0)	0 (0 to 0)	0 (0 to 0)	0.4 (0.2 to 0.6)	0.4 (0.2 to 0.6)	0.4 (0.2 to 0.6)	0.4 (0.2 to 0.6)	0.4 (0.2 to 0.6)	0.4 (0.2 to 0.6)	0.4 (0.2 to 0.6)	0.3 (0.2 to 0.5)	0.3 (0.2 to 0.5)	0.3 (0.2 to 0.5)	0.3 (0.2 to 0.5)	0.3 (0.2 to 0.5)	0.3 (0.2 to 0.5)	0.3 (0.2 to 0.5)	0.3 (0.2 to 0.5)	0.3 (0.2 to 0.5)	0.3 (0.2 to 0.5)	0.3 (0.2 to 0.5)	0.3 (0.2 to 0.5)	6.7
Lymphatic filariasis	0 (0 to 0)	0 (0 to 0)	0 (0 to 0)	19.8 (10.7 to 39.6)	29.4 (13.5 to 67.3)	29.4 (14.3 to 67.1)	29.4 (14.6 to 62.6)	29.4 (13.6 to 67.3)	29.4 (15.5 to 68)	29.4 (15.5 to 68)	29.4 (15.5 to 68)	29.4 (15.5 to 68)	29.4 (15.5 to 68)	29.4 (15.5 to 68)	29.4 (7.2 to 24.9)	29.4 (6.9 to 20.3)	29.4 (6.9 to 20.3)	29.4 (6.9 to 20.3)	29.4 (6.9 to 20.3)	29.4 (6.9 to 20.3)	29.4 (6.9 to 20.3)	29.4 (6.9 to 20.3)	652
Onchocerciasis	0 (0 to 0)	0 (0 to 0)	0 (0 to 0)	0 (0 to 0)	0 (0 to 0)	0 (0 to 0)	0 (0 to 0)	0 (0 to 0)	0 (0 to 0)	0 (0 to 0)	0 (0 to 0)	0 (0 to 0)	0 (0 to 0)	0 (0 to 0)	0 (0 to 0)	0 (0 to 0)	0 (0 to 0)	0 (0 to 0)	0 (0 to 0)	0 (0 to 0)	0 (0 to 0)	0 (0 to 0)	0 (0 to 0)	0
Trachoma	0 (0 to 0)	0 (0 to 0)	0 (0 to 0)	0 (0 to 0)	0 (0 to 0)	0 (0 to 0)	0 (0 to 0)	0 (0 to 0)	0 (0 to 0)	0 (0 to 0)	0 (0 to 0)	0 (0 to 0)	0 (0 to 0)	0 (0 to 0)	0 (0 to 0)	0 (0 to 0)	0 (0 to 0)	0 (0 to 0)	0 (0 to 0)	0 (0 to 0)	0 (0 to 0)	0 (0 to 0)	0 (0 to 0)	0
Dengue	0.3 (0.1 to 1.1)	2.7 (0.9 to 7.4)	6.6 (1.6 to 19.7)	8.1 (2.4 to 29.9)	2.4 (0.8 to 8.1)	2.4 (0.8 to 8.1)	2.4 (0.8 to 8.1)	2.4 (0.8 to 8.1)	2.4 (0.8 to 8.1)	2.4 (0.8 to 8.1)	2.4 (0.8 to 8.1)	2.4 (0.8 to 8.1)	2.4 (0.8 to 8.1)	2.4 (0.8 to 8.1)	2.4 (0.8 to 8.1)	2.4 (0.8 to 8.1)	2.4 (0.8 to 8.1)	2.4 (0.8 to 8.1)	2.4 (0.8 to 8.1)	2.4 (0.8 to 8.1)	2.4 (0.8 to 8.1)	2.4 (0.8 to 8.1)	122
Yellow fever	0 (0 to 0)	0 (0 to 0)	0 (0 to 0)	0 (0 to 0)	0 (0 to 0)	0 (0 to 0)	0 (0 to 0)	0 (0 to 0)	0 (0 to 0)	0 (0 to 0)	0 (0 to 0)	0 (0 to 0)	0 (0 to 0)	0 (0 to 0)	0 (0 to 0)	0 (0 to 0)	0 (0 to 0)	0 (0 to 0)	0 (0 to 0)	0 (0 to 0)	0 (0 to 0)	0 (0 to 0)	0 (0 to 0)	0
Rabies	0 (0 to 0)	0 (0 to 0)	7.6 (4.4 to 13.9)	7.6 (1.2 to 21.5)	2.5 (0.8 to 9.4)	2.5 (0.8 to 10.4)	2.5 (0.8 to 9.4)	2.5 (0.8 to 9.7)	2.5 (0.8 to 10.4)	2.5 (0.8 to 10.4)	2.5 (0.8 to 10.4)	2.5 (0.8 to 10.4)	2.5 (0.8 to 10.4)	2.5 (0.8 to 10.4)	2.5 (0.8 to 10.4)	2.5 (0.8 to 10.4)	2.5 (0.8 to 10.4)	2.5 (0.8 to 10.4)	2.5 (0.8 to 10.4)	2.5 (0.8 to 10.4)	2.5 (0.8 to 10.4)	2.5 (0.8 to 10.4)	69.3
Intestinal nematode infections	0 (0 to 0)	0 (0 to 0)	0 (0 to 0.4)	1.6 (0.6 to 3.1)	1.6 (0.7 to 3.8)	1.6 (0.7 to 3.8)	1.6 (0.7 to 3.8)	1.6 (0.7 to 3.8)	1.6 (0.7 to 3.8)	1.6 (0.7 to 3.8)	1.6 (0.7 to 3.8)	1.6 (0.7 to 3.8)

Other neoplasms	0 (0 to 0.1)	0 (0 to 0)	0-2 (0 to 1.2)	0-6 (0 to 3.1)	0-6 (0 to 4.5)	0-7 (0 to 3.1)	0-8 (0 to 3.2)	0-9 (0 to 3.1)	1-1 (0 to 4.1)	1-4 (0 to 7.1)	1-7 (0 to 9.2)	1-7 (1 to 12.1)	2-2 (1 to 9.2)	2-6 (1 to 9.2)	3-4 (2 to 6.7)	4-6 (2 to 9.6)	5-6 (3 to 9.2)	6-1 (3 to 9.7)	6-5 (4 to 9.1)	5-6 (3 to 9.7)	3-9 (2 to 5.4)	1-3 (0 to 1.9)	0-2 (0 to 0.4)	0 (0 to 0)	49
Melodysplastic, myeloproliferative and other hemapoietic n	0 (0 to 0.1)	0 (0 to 0)	0-2 (0 to 1.2)	0-4 (0 to 2.1)	0-7 (0 to 4.5)	0-7 (0 to 3.1)	0-9 (0 to 3.2)	1-1 (0 to 3.1)	1-4 (0 to 4.1)	1-7 (0 to 7.1)	2-2 (0 to 9.2)	2-6 (1 to 12.1)	3-3 (1 to 9.2)	4-4 (2 to 9.2)	5-4 (2 to 6.7)	6-4 (3 to 9.6)	7-5 (4 to 9.2)	8-1 (4 to 9.7)	8-5 (5 to 9.7)	7-5 (4 to 9.1)	5-4 (3 to 7.6)	2-6 (1 to 4.1)	1-3 (0 to 1.9)	0-2 (0 to 0.4)	0 (0 to 0)	49
Benign and in situ intestinal neoplasms	0 (0 to 0)	0 (0 to 0)	0 (0 to 0)

Congenital birth defects	6/46 (53/9 to 1,228)	198 (12/9 to 293)	313 (189 to 496)	185 (123 to 292)	88 (69.7 to 134)	89/9 (64.* to 119)	64-5 (47.1 to 89.4)	64-1 (47.1 to 87.1)	58-2 (42 to 79.1)	42-3 (32.2 to 54.6)	42-2 (32.3 to 54.4)	39-8 (29.4 to 49)	17-5 (12.4 to 24.2)	14-5 (10.4 to 20)	11-7 (8.5 to 16.3)	9-9 (7.3 to 13.7)	8-9 (5.1 to 9.4)	2-6 (1.4 to 4.3)	1-6 (1.1 to 3)	1 (0.4 to 1.7)	0-4 (0.2 to 0.8)	0-1 (0.1 to 0.2)	0 (0 to 0)	1,900
Neural tube defects	66-2 (21.2 to 197)	11/9 (4.1 to 28.4)	12-5 (3.6 to 33.3)	11/6 (2.9 to 31.7)	4-6 (1.1 to 13.1)	4-4 (1.2 to 12.5)	3/5 (0.7 to 11.4)	2-7 (0.6 to 9.6)	2-2 (0.5 to 7.9)	1-7 (0.4 to 5.6)	2-2 (0.5 to 7.7)	1-7 (0.5 to 5.1)	0-6 (0.1 to 2.4)	0-4 (0.1 to 1.5)	0-4 (0.1 to 1.3)	0-3 (0.1 to 1.1)	0-3 (0.1 to 0.9)	0-1 (0 to 0.5)	0 (0 to 0)	0 (0 to 0)	0 (0 to 0)	0 (0 to 0)	0 (0 to 0)	132
Congenital heart anomalies	2/1 (0.7 to 5.62)	1/3 (0.6 to 3.7)	2/9 (0.9 to 9.5)	2/4 (0.5 to 8.1)	3/4 (0.9 to 9.6)	3/8 (0.9 to 9.2)	2/1 (0.5 to 8.4)	4/2 (1.2 to 12.7)	4/2 (1.2 to 12.7)	3/6 (1.1 to 10.1)	3/6 (1.1 to 10.1)	2/2 (0.5 to 7.7)	1/2 (0.2 to 5.6)	1/2 (0.2 to 5.6)	1/2 (0.2 to 5.6)	1/2 (0.2 to 5.6)	1/1 (0.1 to 4.4)	1/1 (0.1 to 4.4)	0/2 (0 to 3.1)	0/2 (0 to 3.1)	0/2 (0 to 3.1)	0/2 (0 to 3.1)	0/2 (0 to 3.1)	0/2 (0 to 3.1)	533
Orofacial clefts	9/4 (7.2 to 19.4)	1/3 (0.4 to 2.7)	2/9 (1.3 to 6.5)	2/4 (0.5 to 8.1)	3/4 (1.9 to 9.6)	3/8 (2.1 to 9.2)	2/1 (0.5 to 8.4)	4/2 (1.2 to 12.7)	4/2 (1.2 to 12.7)	3/6 (1.1 to 10.1)	3/6 (1.1 to 10.1)	2/2 (0.5 to 7.7)	1/2 (0.2 to 5.6)	1/2 (0.2 to 5.6)	1/2 (0.2 to 5.6)	1/2 (0.2 to 5.6)	1/1 (0.1 to 4.4)	1/1 (0.1 to 4.4)	0/2 (0 to 3.1)	0/2 (0 to 3.1)	0/2 (0 to 3.1)	0/2 (0 to 3.1)	0/2 (0 to 3.1)	0/2 (0 to 3.1)	501/9
Down syndrome	9/4 (3.7 to 19.7)	2/2 (1.1 to 9.4)	9/7 (4.6 to 17.4)	9/1 (2.7 to 12)	2/2 (1.2 to 7.2)	2/2 (1.2 to 7.2)	2/2 (1.4 to 7.3)	2/2 (1.4 to 7.3)	2/7 (1.7 to 14.2)	2/7 (1.7 to 14.2)	2/2 (1.2 to 7.2)	2/2 (1.2 to 7.2)	2/6 (1.4 to 12.9)	2/2 (0.9 to 9.2)	1/1 (0.4 to 7.8)	1/1 (0.4 to 7.8)	0/1 (0 to 5.6)	0/1 (0 to 5.6)	0/2 (0 to 3.1)	0/2 (0 to 3.1)	0/2 (0 to 3.1)	0/2 (0 to 3.1)	0/2 (0 to 3.1)	0/2 (0 to 3.1)	0/2 (0 to 3.1)	59/8
Turner syndrome	0 (0 to 0)	0 (0 to 0)	0 (0 to 0)	0 (0 to 0)	0/1 (0 to 5.1)	0/1 (0 to 5.1)	0/1 (0 to 5.1)	0/1 (0 to 5.1)	0/1 (0 to 5.2)	0/1 (0 to 5.2)	0/1 (0 to 5.1)	0/1 (0 to 5.1)	0/1 (0 to 5.1)	0/1 (0 to 5.1)	0/1 (0 to 5.1)	0/1 (0 to 5.1)	0/1 (0 to 5.1)	0/1 (0 to 5.1)	0/1 (0 to 5.1)	0/1 (0 to 5.1)	0/1 (0 to 5.1)	0/1 (0 to 5.1)	0/1 (0 to 5.1)	0/1 (0 to 5.1)	0/1 (0 to 5.1)	0/8
Klinefelter syndrome	0 (0 to 0)	0 (0 to 0)	0 (0 to 0)	0 (0 to 0)	0 (0 to 0)	0 (0 to 0)	0 (0 to 0)	0 (0 to 0)	0 (0 to 0)	0 (0 to 0)	0 (0 to 0)	0 (0 to 0)	0 (0 to 0)	0 (0 to 0)	0 (0 to 0)	0 (0 to 0)	0 (0 to 0)	0 (0 to 0)	0 (0 to 0)	0 (0 to 0)	0 (0 to 0)	0 (0 to 0)	0 (0 to 0)	0 (0 to 0)	0 (0 to 0)	0
Other chromosomal abnormalities	2/1 (0.1 to 42.4)	8/3 (3.9 to 14.6)	12-8 (6.5 to 22)	4/9 (2.5 to 7.8)	2-3 (1.6 to 3.2)	2-2 (1.6 to 3.1)	2-2 (1.6 to 3.2)	1/6 (0.2 to 2.4)	2 (1.4 to 3.2)	1-1 (0.7 to 1.4)	1 (0.7 to 1.4)	0-7 (0.5 to 1.2)	0-2 (0.2 to 0.3)	0-2 (0.1 to 0.2)	0/1 (0.1 to 0.2)	0/1 (0.1 to 0.2)	0/1 (0.1 to 0.2)	0/1 (0.1 to 0.2)	0/1 (0.1 to 0.2)	0/1 (0.1 to 0.2)	0/1 (0.1 to 0.2)	0/1 (0.1 to 0.2)	0/1 (0.1 to 0.2)	0/1 (0.1 to 0.2)	0/1 (0.1 to 0.2)	60/8
Congenital musculoskeletal and limb anomalies	17/9 (7.3 to 39.7)	3/4 (1.4 to 9.9)	7/1 (4.4 to 12.2)	5/2 (2.9 to 10.7)	2/2 (1.5 to 5.2)	2/2 (1.5 to 5.2)	1/7 (0.4 to 10.5)	0/8 (0 to 4.5)	0/8 (0 to 4.5)	0/8 (0 to 4.5)	0/8 (0 to 4.5)	0/8 (0 to 4.5)	0/8 (0 to 4.5)	0/8 (0 to 4.5)	0/8 (0 to 4.5)	0/8 (0 to 4.5)	0/8 (0 to 4.5)	0/8 (0 to 4.5)	0/8 (0 to 4.5)	0/8 (0 to 4.5)	0/8 (0 to 4.5)	0/8 (0 to 4.5)	0/8 (0 to 4.5)	0/8 (0 to 4.5)	0/8 (0 to 4.5)	109
Urogenital congenital anomalies	23/7 (11.6 to 62.2)	4/6 (2.2 to 9.4)	4/9 (2.9 to 8.1)	3/6 (1.9 to 9.1)	2/2 (1.4 to 4.4)	2/2 (1.4 to 4.4)	2/2 (1.3 to 3.2)	2/2 (1.3 to 3.2)	1/4 (0.4 to 3.1)	1/3 (0.4 to 2.9)	1/2 (0.4 to 2.6)	0/4 (0.2 to 2.1)	0/2 (0.1 to 1.7)	0/2 (0.1 to 1.7)	0/2 (0.1 to 1.7)	0/2 (0.1 to 1.7)	0/1 (0.1 to 1.5)	0/1 (0.1 to 1.5)	0/1 (0.1 to 1.5)	0/1 (0.1 to 1.5)	0/1 (0.1 to 1.5)	0/1 (0.1 to 1.5)	0/1 (0.1 to 1.5)	0/1 (0.1 to 1.5)	0/1 (0.1 to 1.5)	57/8
Digestive congenital anomalies	9/4 (3.9 to 21.2)	1/9/4 (4.9 to 8.1)	4-4 (2.1 to 10.2)	2-7 (1.3 to 6.1)	1/5 (0.4 to 5.2)	1/5 (0.4 to 5.2)	0-4 (0.2 to 2.6)	0-4 (0.2 to 2.6)	0-2 (0.1 to 1.5)	0-2 (0.1 to 1.5)	0-2 (0.1 to 1.5)	0-2 (0.1 to 1.5)	0-2 (0.1 to 1.5)	0-2 (0.1 to 1.5)	0-2 (0.1 to 1.5)	0-2 (0.1 to 1.5)	0-2 (0.1 to 1.5)	0-2 (0.1 to 1.5)	0-2 (0.1 to 1.5)	0-2 (0.1 to 1.5)	0-2 (0.1 to 1.5)	0-2 (0.1 to 1.5)	0-2 (0.1 to 1.5)	0-2 (0.1 to 1.5)	0-2 (0.1 to 1.5)	136
Other congenital birth defects	23/9 (155 to 362)	4/3 (25.1 to 70.7)	8/8 (36.9 to 112)	4/7 (27.6 to 76.1)	2/1 (13.9 to 31.6)	2/1 (12.9 to 27.2)	1/2 (6.9 to 24.4)	1/2 (6.9 to 24.4)	1/2 (6.9 to 24.4)	1/2 (6.9 to 24.4)	1/2 (6.9 to 24.4)	1/2 (6.9 to 24.4)	1/2 (6.9 to 24.4)	1/2 (6.9 to 24.4)	1/2 (6.9 to 24.4)	1/2 (6.9 to 24.4)	1/2 (6.9 to 24.4)	1/2 (6.9 to 24.4)	1/2 (6.9 to 24.4)	1/2 (6.9 to 24.4)	1/2 (6.9 to 24.4)	1/2 (6.9 to 24.4)	1/2 (6.9 to 24.4)	1/2 (6.9 to 24.4)	1/2 (6.9 to 24.4)	501
Urinary diseases and male infertility	1-8 (1.1 to 3.2)	2 (1.1 to 3.2)	10-4 (6.7 to 19.6)	11-2 (6.9 to 19.6)	6/1 (3.7 to 10.6)	11/5 (7.7 to 16.6)	9/7 (6.4 to 16.3)	4/6 (2.7 to 9.6)	4/8 (2.7 to 9.6)	4/7-8 (2.4 to 9.3)	4/7-8 (2.4 to 9.3)	4/6 (2.4 to 9.2)	2/4 (0.9 to 6.4)	2/4 (0.9 to 6.4)	2/3 (0.9 to 5.4)	2/3 (0.9 to 5.4)	2/3 (0.9 to 5.4)	2/3 (0.9 to 5.4)	2/3 (0.9 to 5.4)	2/3 (0.9 to 5.4)	2/3 (0.9 to 5.4)	2/3 (0.9 to 5.4)	2/3 (0.9 to 5.4)	2/3 (0.9 to 5.4)	2/3 (0.9 to 5.4)	1,070
Urolithiasis	0 (0 to 0)	0 (0 to 0)	0 (0 to 0)	0/1 (0 to 2.2)	0/2 (0 to 5.4)	0/4 (0.2 to 5.7)	0/4 (0.5 to 1.8)	0/4 (0.2 to 3.4)	0/4 (1.6 to 7.4)	0/4 (1.6 to 7.4)	0/3 (1.2 to 10.2)	0/3 (1.2 to 9.9)	0/3 (1.2 to 9.4)	0/2 (0.1 to 7.1)	0/2 (0.1 to 7.1)	0/2 (0.1 to 7.1)	0/2 (0.1 to 7.1)	0/2 (0.1 to 7.1)	0/2 (0.1 to 7.1)	0/2 (0.1 to 7.1)	0/2 (0.1 to 7.1)	0/2 (0.1 to 7.1)	0/2 (0.1 to 7.1)	0/2 (0.1 to 7.1)	0/2 (0.1 to 7.1)	47/4
Benign prostatic hyperplasia	0 (0 to 0)	0 (0 to 0)	0 (0 to 0)	0 (0 to 0)	0 (0 to 0)	0 (0 to 0)	0 (0 to 0)	0 (0 to 0)	0 (0 to 0)	0 (0 to 0)	0 (0 to 0)	0 (0 to 0)	0 (0 to 0)	0 (0 to 0)	0 (0 to 0)	0 (0 to 0)	0 (0 to 0)	0 (0 to 0)	0 (0 to 0)	0 (0 to 0)	0 (0 to 0)	0 (0 to 0)	0 (0 to 0)	0 (0 to 0)	0 (0 to 0)	0 (0 to 0)	0 (0 to 0)	165
Male infertility	0 (0 to 0)	0 (0 to 0)	0 (0 to 0)	0 (0 to 0)	0 (0 to 0)	0 (0 to 0)	0 (0 to 0)	0 (1.6 to 19.4)	0 (2.8 to 20.1)	0 (2.7 to 26.4)	0 (2.1 to 17.9)	0 (1.1 to 9.2)	0 (0 to 5.9)	0 (0 to 5.9)	0 (0 to 5.9)	0 (0 to 5.9)	0 (0 to 5.9)	0 (0 to 5.9)	0 (0 to 5.9)	0 (0 to 5.9)	0 (0 to 5.9)	0 (0 to 5.9)	0 (0 to 5.9)	0 (0 to 5.9)	0 (0 to 5.9)	0 (0 to 5.9)	39/1
Other urinary diseases	1/1 (0.4 to 2)	0/7 (0.3 to 1.2)	1-4 (0.4 to 3)	2/9 (0.8 to 2.7)	2/2 (1.4 to 3.4)	2/7 (1.4 to 3.4)	2/1 (1.4 to 3.4)	2/1 (1.6 to 4.4)	4/7 (3.4 to 9.6)	4/7 (3.4 to 9.6)	5 (3.9 to 7.5)	5 (3.9 to 7.5)	3/6 (2.1 to 5.4)	3/6 (2.1 to 5.4)	3/5 (2.1 to 5.4)	3/5 (2.1 to 5.4)	3/5 (2.1 to 5.4)	3/5 (2.1 to 5.4)	3/5 (2.1 to 5.4)	3/5 (2.1 to 5.4)	3/5 (2.1 to 5.4)	3/5 (2.1 to 5.4)	3/5 (2.1 to 5.4)	3/5 (2.1 to 5.4)	3/5 (2.1 to 5.4)	99/4
Gynecological diseases	0 (0 to 0)	0 (0 to 0)	0 (0 to 0)	0 (0 to 0)	0 (0 to 0)	0 (0 to 0)	0 (0 to 0)	0 (0 to 0)	0 (0 to 0)	0 (0 to 0)	0 (0 to 0)	0 (0 to 0)	0 (0 to 0)	0 (0 to 0)	0 (0 to 0)	0 (0 to 0)	0 (0 to 0)	0 (0 to 0)	0 (0 to 0)	0 (0 to 0)	0 (0 to 0)	0 (0 to 0)	0 (0 to 0)	0 (0 to 0)	0 (0 to 0)	0 (0 to 0)	2,710
Uterine fibroids	0 (0 to 0)	0 (0 to 0)	0 (0 to 0)	0 (0 to 0)	0 (0 to 1.1)	0 (0 to 1.1)	0 (0 to 2.3)	0 (0 to 2.3)	0 (0 to 2.3)	0 (0 to 2.3)	0 (0 to 2.3)	0 (0 to 2.3)	0 (0 to 2.3)	0 (0 to 2.3)	0 (0 to 2.3)	0 (0 to 2.3)	0 (0 to 2.3)	0 (0 to 2.3)	0 (0 to 2.3)	0 (0 to 2.3)	0 (0 to 2.3)	0 (0 to 2.3)	0 (0 to 2.3)	0 (0 to 2.3)	0 (0 to 2.3)	0 (0 to 2.3)	99/4
Polycystic ovarian syndrome	0 (0 to 0)	0 (0 to 0)	0 (0 to 0)	0 (0 to 0)	0 (0 to 0)	1 (0.3 to 11.2)	0 (0 to 3.8)	0 (0 to 3.8)	0 (0 to 3.8)	0 (0 to 3.8)	0 (0 to 3.8)	0 (0 to 3.8)	0 (0 to 3.8)	0 (0 to 3.8)	0 (0 to 3.8)	0 (0 to 3.8)	0 (0 to 3.8)	0 (0 to 3.8)	0 (0 to 3.8)	0 (0 to 3.8)	0 (0 to 3.8)	0 (0 to 3.8)	0 (0 to 3.8)	0 (0 to 3.8)	0 (0 to 3.8)	0 (0 to 3.8)	49/7
Female infertility	0 (0 to 0)	0 (0 to 0)	0 (0 to 0)	0 (0 to 0)	0 (0 to 0)	0 (0 to 0)	0 (0 to 1.6)	0 (0 to 1.6)	0 (0 to 1.6)	0 (0 to 1.6)	0 (0 to 1.6)	0 (0 to 1.6)	0 (0 to 1.6)	0 (0 to 1.6)	0 (0 to 1.6)	0 (0 to 1.6)	0 (0 to 1.6)	0 (0 to 1.6)	0 (0 to 1.6)	0 (0 to 1.6)	0 (0 to 1.6)	0 (0 to 1.6)	0 (0 to 1.6)	0 (0 to 1.6)	0 (0 to 1.6)	0 (0 to 1.6)	89/4
Endometriosis	0 (0 to 0)	0 (0 to 0)	0 (0 to 0)	0 (0 to 0)	0 (0 to 0)	0 (0 to 0)	0 (0 to 0)	0 (0 to 0)	0 (0 to 0)	0 (0 to 0)	0 (0 to 0)	0 (0 to 0)	0 (0 to 0)	0 (0 to 0)	0 (0 to 0)	0 (0 to 0)	0 (0 to 0)	0 (0 to 0)	0 (0 to 0)	0 (0 to 0)	0 (0 to 0)	0 (0 to 0)	0 (0 to 0)	0 (0 to 0)	0 (0 to 0)	0 (0 to 0)	237
Genital prolapse	0 (0 to 0)	0 (0 to 0)	0 (0 to 0)	0 (0 to 0)	0/7 (0 to 5.1)	0/7 (0 to 5.1)	1/1 (0.2 to 5.3)	1/2 (0.2 to 5.3)	1/8 (0.7 to 8.4)	1/8 (0.7 to 8.4)	1/3 (0.1 to 6.5)	1/3 (0.1 to 6.5)	2 (1.4 to 6.8)	1/6 (0.2 to 4.6)	1/6 (0.2 to 4.6)	1/6 (0.2 to 4.6)	1/5 (0.2 to 4.6)	1/5 (0.2 to 4.6)	1/4 (0.2 to 4.6)	1/4 (0.2 to 4.6)	1/4 (0.2 to 4.6)	1/4 (0.2 to 4.6)	1/2 (0.2 to 2.4)	0/4 (0.2 to 0.9)	0/4 (0.2 to 0.9)	39
Premenstrual syndrome	0 (0 to 0)	0 (0 to 0)	0 (0 to 0)	0 (0 to 0)	0 (0 to 0)	0 (0 to 0)	0 (0 to 0)	0 (0 to 0)	0 (0 to 0)	0 (0 to 0)	0 (0 to 0)	0 (0 to 0)	0 (0 to 0)	0 (0 to 0)	0 (0 to 0)	0 (0 to 0)	0 (0 to 0)	0 (0 to 0)	0 (0 to 0)	0 (0 to 0)	0 (0 to 0)	0 (0 to 0)	0 (0 to 0)	0 (0 to 0)	0 (0 to 0)	0 (0 to 0)	874
Other gynecological diseases	0 (0 to 0)	0 (0 to 0)	0 (0 to 0)	0 (0 to 0)	3/8 (1.4 to 7.8)	1/1 (0.4 to 7.8)	3/2 (0.7 to 9.2)	1/2 (0.2 to 5.3)	2/8 (1.1 to 7.2)	2/8 (1.1 to 7.2)	1/6 (0.3 to 5.9)	1/6 (0.3 to 5.9)	1/6 (0.3 to 5.9)	1/6 (0.3 to 5.9)	1/6 (0.3 to 5.9)	1/6 (0.3 to 5.9)	1/6 (0.3 to 5.9)	1/6 (0.3 to 5.9)	1/6 (0.3 to 5.9)	1/6 (0.3 to 5.9)	1/6 (0.3 to 5.9)	1/6 (0.3 to 5.9)	1/6 (0.3 to 5.9)	1/6 (0.3 to 5.9)	1/6 (0.3 to 5.9)	1,310
Hemoglobinopathies and hemolytic anemias	6/8 (2.3 to 15.7)	1/6/8 (12.3 to 28.2)	6/7 (4.6 to 15.4)	1/11 (4.9 to 21.6)	4/9 (2.1 to 9.5)	5/2 (2.6 to 10.6)	3/2 (1.5 to 7.6)	1/3 (0.4 to 5.1)	1/10 (0.4 to 5.1)	1/10 (0.4 to 5.1)	1/7 (0.3 to 4.1)	1/7 (0.3 to 4.1)	1/5 (0.2 to 3.5)	1/5 (0.2 to 3.5)	1/5 (0.2 to 3.5)	1/5 (0.2 to 3.5)	1/5 (0.2 to 3.5)	1/5 (0.2 to 3.5)	1/5 (0.2 to 3.5)	1/5 (0.2 to 3.5)	1/5 (0.2 to 3.5)	1/5 (0.2 to 3.5)	1/5 (0.2 to 3.5)	1/5 (0.2 to 3.5)	1/5 (0.2 to 3.5)	1,900
Thalassemias	0 (0 to 0)	0 (0 to 0)	0 (0 to 0)	0 (0 to 0)	0 (0 to 0)	0 (0 to 0)	0 (0 to 0)	0 (0 to 0)	0 (0 to 0)	0 (0 to 0)	0 (0 to 0)	0 (0 to 0)	0 (0 to 0)	0 (0 to 0)	0 (0 to 0)	0 (0 to 0)	0 (0 to 0)	0 (0 to 0)	0 (0 to 0)	0 (0 to 0)	0 (0 to 0)	0 (0 to 0)	0 (0 to 0)	0 (0 to 0)	0 (0 to 0)	0 (0 to 0)	3/4
Thalassemias trait	0 (0 to 0.2)	0/2 (0 to 1.4)	0/2 (0 to 1.4)	0/2 (0 to 1.4)	0/1-8 (0.1 to 2.1)	0/1-8 (0.1 to 2.1)	0/1-8 (0.1 to 2.1)	0/1-8 (0.1 to 2.1)	0/2 (0.1 to 2.1)	0/2 (0.1 to 2.1)	0/2 (0.1 to 2.1)	0/2 (0.1 to 2.1)	0/2 (0.1 to 2.1)	0/2 (0.1 to 2.1)	0/2 (0.1 to 2.1)	0/2 (0.1 to 2.1)	0/2 (0.1 to 2.1)	0/2 (0.1 to 2.1)	0/2 (0.1 to 2.1)	0/2 (0.1 to 2.1)	0/2 (0.1 to 2.1)	0/2 (0.1 to 2.1)	0/2 (0.1 to 2.1)	0/2 (0.1 to 2.1)	0/2 (0.1 to 2.1)	3/4
Sickle cell trait	0 (0.1 to 0.2)	1/5 (0.9 to 2.3)	3 (2.5 to 7.6)	1/3/8 (0.9 to 29.4)	2/4 (1.9 to 5.6)	2/4 (1.7 to 23.9)	2/4 (1.9 to 20.3)	2/4 (1.9 to 20.3)	2/4 (2.1 to 9.2)	2/4 (2.1 to 9.2)	2/4 (2.1 to 9.2)	2/4 (2.1 to 9.2)	2/4 (2.1 to 9.2)	2/4 (2.1 to 9.2)	2/4 (2.1 to 9.2)	2/4 (2.1 to 9.2)	2/4 (2.1 to 9.2)	2/4 (2.1 to 9.2)	2/4 (2.1 to 9.2)	2/4 (2.1 to 9.2)	2/4 (2.1 to 9.2)	2/4 (2.1 to 9.2)	2/4 (2.1 to 9.2)	2/4 (2.1 to 9.2)	2/4 (2.1 to 9.2)	291
G6PD deficiency	0 (0 to 0)	0 (0 to 0)	0 (0 to 0)	0 (0 to 0)	0 (0 to 0)	0 (0 to 0)	0 (0 to 0)	0 (0 to 0)	0 (0 to 0)	0 (0 to 0)	0 (0 to 0)	0 (0 to 0)	0 (0 to 0)	0 (0 to 0)	0 (0 to 0)	0 (0 to 0)	0 (0 to 0)	0 (0 to 0)	0 (0 to 0)	0 (0 to 0)	0 (0 to 0)	0 (0 to 0)	0 (0 to 0)	0 (0 to 0)	0 (0 to 0)	0 (0 to 0)	23/9
G6PD trait	0 (0 to 0)	0 (0 to 0)	0 (0 to 0)	0 (0 to 0)	0 (0 to 0)	0 (0 to 0)	0 (0 to 0)	0 (0 to 0)	0 (0 to 0)	0 (0 to 0)	0 (0 to 0)	0 (0 to 0)	0 (0 to 0)	0 (0 to 0)	0 (0 to 0)	0 (0 to 0)	0 (0 to 0)	0 (0 to 0)	0 (0 to 0)	0 (0 to 0)	0 (0 to 0)	0 (0 to 0)	0 (0 to 0)	0 (0 to 0)	0 (0 to 0)	0 (0 to 0)	5/1
Other hemoglobinopathies and hemolytic anemias	0 (0 to 0)	0/3 (0.2 to 0.4)	2-5 (1.0 to 4)	8/8 (4.2 to 12.9)	1/4 (0.3 to 1.9)	11/1 (4.9 to 19.7)	10-4 (7.4 to 22.8)	9/6 (4.2 to 17.6)	10-4 (6.9 to 17.9)	10-4 (6.9 to 17.9)	10-4 (7.9 to 28.5)	10-4 (7.9 to 28.5)	10-4 (6.9 to 16.7)	10-4 (6.9 to 16.7)	10-4 (6.1 to 19.7)	9 (5.3 to 14.3)	9 (5.2 to 13.9)	9 (5.2 to 13.9)	9 (5.2 to 13.9)	9 (5.2 to 13.9)	9 (5.2 to 13.9)	9 (5.2 to 13.9)	9 (5.2 to 13.9)	9 (5.2 to 13.9)	9 (5.2 to 13.9)	9 (5.2 to 13.9)	218
Endocrine, metabolic, blood, and immune disorders	4/1 (2.3 to 8)	3/6 (2.3 to 6)	23-3 (19.4 to 33.6)	19/8 (26.5 to 52)	9/4 (6.1 to 16.1)	8/6 (3.4 to 20.1)	8/4 (3.4 to 19.2)	8/4 (3.4 to 19.2)	8/4 (3.4 to 19.2)	8/4 (3.4 to 19.2)	8/4 (3.4 to 19.2)	8/4 (3.4 to 19.2)	8/4 (3.4 to 19.2)	8/4 (3.4 to 19.2)	8/4 (3.4 to 19.2)	8/4 (3.4 to 19.2)	8/4 (3.4 to 19.2)	8/4 (3.4 to 19.2)	8/4 (3.4 to 19.2)	8/4 (3.4 to 19.2)	8/4 (3.4 to 19.2)	8/4 (3.4 to 19.2)	8/4 (3.4 to 19.2)	8/4 (3.4 to 19.2)	8/4 (3.4 to 19.2)	1,960
Oral disorders	0 (0 to 0)	0 (0 to 0)	0 (0 to 0)	1/1 (0.1 to 30.1)	1/1 (0.1 to 30.1)	1/1 (0.1 to 30.1

Tab Table No. Tamil Nadu DALYS by cause and age group for both sexes with 95% uncertainty intervals, 2019

Cause	Early Neonatal	Late Neonatal	Post Neonatal	1 to 4	5 to 9	10 to 14	15 to 19	20 to 24	25 to 29	30 to 34	35 to 39	40 to 44	45 to 49	50 to 54	55 to 59	60 to 64	65 to 69	70 to 74	75 to 79	80 to 84	85 to 89	90 to 94	95 plus	Total
All causes	4533 (3,784–5,000)	2,951 (2,560–3,300)	226,031 (209,000–243,000)	532,000 (503,000–562,000)	482,000 (460,000–504,000)	474,000 (454,000–494,000)	496,000 (476,000–516,000)	534,000 (513,000–555,000)	604,000 (581,000–627,000)	717,000 (690,000–744,000)	1,020,000 (983,000–1,060,000)	1,470,000 (1,420,000–1,520,000)	2,100,000 (2,030,000–2,170,000)	2,740,000 (2,650,000–2,830,000)	3,440,000 (3,330,000–3,550,000)	4,210,000 (4,080,000–4,340,000)	4,940,000 (4,790,000–5,090,000)	5,660,000 (5,490,000–5,830,000)	6,290,000 (6,100,000–6,480,000)	6,820,000 (6,610,000–7,020,000)	7,350,000 (7,120,000–7,570,000)	7,870,000 (7,620,000–8,110,000)	27,400,000
Communicable, maternal, neonatal, and nutritional diseases	19,000 (14,700–23,600)	2,951 (2,560–3,300)	219,000 (202,000–236,000)	266,000 (246,000–287,000)	69,000 (63,000–75,000)	53,000 (48,000–58,000)	53,000 (48,000–58,000)	57,000 (52,000–62,000)	69,000 (63,000–75,000)	87,000 (80,000–94,000)	123,000 (114,000–132,000)	187,000 (174,000–200,000)	274,000 (255,000–293,000)	354,000 (331,000–378,000)	437,000 (410,000–465,000)	527,000 (496,000–559,000)	617,000 (582,000–653,000)	713,000 (673,000–753,000)	793,000 (749,000–838,000)	857,000 (809,000–906,000)	919,000 (867,000–972,000)	1,000 (944,000–1,060,000)	4,739,000
HIV/AIDS and sexually transmitted infections	2,164 (1,852–2,500)	1,120 (1,040–1,190)	1,400 (1,140–1,700)	1,790 (1,500–2,100)	1,660 (1,390–1,970)	2,360 (1,980–2,770)	4,110 (3,450–4,830)	7,190 (6,040–8,450)	11,100 (9,330–13,000)	15,600 (13,100–18,300)	20,900 (17,600–24,500)	26,600 (22,400–31,200)	32,000 (26,900–37,500)	36,000 (30,300–42,200)	38,000 (32,000–44,500)	39,000 (33,000–45,800)	39,000 (33,000–45,800)	38,000 (32,000–44,500)	36,000 (30,300–42,200)	33,000 (27,800–38,700)	30,000 (25,300–35,200)	27,000 (22,800–31,600)	217,000
HIV/AIDS	0.0 (0.0–0.0)	0.0 (0.0–0.0)	0 (0–0)	1,670 (1,400–1,960)	1,550 (1,300–1,830)	1,210 (1,010–1,420)	3,750 (3,150–4,400)	6,990 (5,870–8,210)	10,900 (9,150–12,800)	15,500 (13,000–18,200)	20,900 (17,600–24,500)	26,600 (22,400–31,200)	32,000 (26,900–37,500)	36,000 (30,300–42,200)	38,000 (32,000–44,500)	39,000 (33,000–45,800)	39,000 (33,000–45,800)	38,000 (32,000–44,500)	36,000 (30,300–42,200)	33,000 (27,800–38,700)	30,000 (25,300–35,200)	27,000 (22,800–31,600)	189,000
HIV/AIDS - Drug-susceptible Tuberculosis	0 (0–0)	0.0 (0–0)	1,220 (1,020–1,520)	1,190 (1,000–1,480)	1,080 (909–1,350)	1,750 (1,470–2,180)	2,750 (2,310–3,420)	4,750 (3,990–5,910)	6,990 (5,870–8,700)	9,990 (8,390–12,400)	14,000 (11,800–17,400)	18,000 (15,100–22,300)	22,000 (18,500–27,300)	25,000 (21,000–31,000)	26,000 (22,000–32,300)	27,000 (23,000–33,500)	27,000 (23,000–33,500)	26,000 (22,000–32,300)	25,000 (21,000–31,000)	23,000 (19,300–28,600)	21,000 (17,700–26,000)	19,000 (15,900–23,500)	132,000
HIV/AIDS - Multidrug-resistant Tuberculosis without extensive drug resistance	0 (0–0)	0 (0–0)	0 (0–0)	0 (0–0)	0 (0–0)	0 (0–0)	0 (0–0)	0 (0–0)	0 (0–0)	0 (0–0)	0 (0–0)	0 (0–0)	0 (0–0)	0 (0–0)	0 (0–0)	0 (0–0)	0 (0–0)	0 (0–0)	0 (0–0)	0 (0–0)	0 (0–0)	0 (0–0)	0 (0–0)	0
HIV/AIDS - Extensively drug-resistant Tuberculosis	0.0 (0–0)	0.0 (0–0)	0 (0–0)	0 (0–0)	0 (0–0)	0 (0–0)	0 (0–0)	0 (0–0)	0 (0–0)	0 (0–0)	0 (0–0)	0 (0–0)	0 (0–0)	0 (0–0)	0 (0–0)	0 (0–0)	0 (0–0)	0 (0–0)	0 (0–0)	0 (0–0)	0 (0–0)	0 (0–0)	0 (0–0)	0
HIV/AIDS resulting in other diseases	0.1 (0.0–0.1)	0.0 (0.0–0.0)	12,700 (9,700–16,100)	1,080 (1,000–1,180)	1,080 (1,000–1,180)	1,080 (1,000–1,180)	1,080 (1,000–1,180)	1,080 (1,000–1,180)	1,080 (1,000–1,180)	1,080 (1,000–1,180)	1,080 (1,000–1,180)	1,080 (1,000–1,180)	1,080 (1,000–1,180)	1,080 (1,000–1,180)	1,080 (1,000–1,180)	1,080 (1,000–1,180)	1,080 (1,000–1,180)	1,080 (1,000–1,180)	1,080 (1,000–1,180)	1,080 (1,000–1,180)	1,080 (1,000–1,180)	1,080 (1,000–1,180)	129,000
Sexually transmitted infections, excluding HIV	31,100 (24,200–38,600)	11,000 (9,120–13,000)	11,800 (9,120–14,800)	49 (34–65)	27 (19–37)	69 (48–91)	1,260 (1,010–1,540)	3,150 (2,540–3,850)	5,150 (4,160–6,280)	7,150 (5,780–8,710)	9,150 (7,400–11,100)	11,100 (9,020–13,500)	13,000 (10,600–15,900)	14,000 (11,400–17,000)	15,000 (12,200–18,200)	15,000 (12,200–18,200)	14,000 (11,400–17,000)	13,000 (10,600–15,900)	12,000 (9,720–14,600)	10,000 (8,100–12,200)	8,000 (6,480–9,740)	6,000 (4,860–7,300)	32,600
Syphilis	2,160 (1,800–2,550)	1,120 (1,040–1,190)	1,400 (1,140–1,700)	1,790 (1,500–2,100)	1,660 (1,390–1,970)	2,360 (1,980–2,770)	4,110 (3,450–4,830)	7,190 (6,040–8,450)	11,100 (9,330–13,000)	15,600 (13,100–18,300)	20,900 (17,600–24,500)	26,600 (22,400–31,200)	32,000 (26,900–37,500)	36,000 (30,300–42,200)	38,000 (32,000–44,500)	39,000 (33,000–45,800)	39,000 (33,000–45,800)	38,000 (32,000–44,500)	36,000 (30,300–42,200)	33,000 (27,800–38,700)	30,000 (25,300–35,200)	27,000 (22,800–31,600)	189,000
Chlamydial infection	0 (0–0)	0 (0–0)	0 (0–0)	0.7 (0.4–1.1)	0.7 (0.4–1.1)	0.7 (0.4–1.1)	0.7 (0.4–1.1)	0.7 (0.4–1.1)	0.7 (0.4–1.1)	0.7 (0.4–1.1)	0.7 (0.4–1.1)	0.7 (0.4–1.1)	0.7 (0.4–1.1)	0.7 (0.4–1.1)	0.7 (0.4–1.1)	0.7 (0.4–1.1)	0.7 (0.4–1.1)	0.7 (0.4–1.1)	0.7 (0.4–1.1)	0.7 (0.4–1.1)	0.7 (0.4–1.1)	0.7 (0.4–1.1)	1,700
Gonorrhoea	0 (0–0)	0 (0–0)	0 (0–0)	0 (0–0)	0 (0–0)	0 (0–0)	0 (0–0)	0 (0–0)	0 (0–0)	0 (0–0)	0 (0–0)	0 (0–0)	0 (0–0)	0 (0–0)	0 (0–0)	0 (0–0)	0 (0–0)	0 (0–0)	0 (0–0)	0 (0–0)	0 (0–0)	0 (0–0)	0 (0–0)	0
Genococcal infection	0 (0–0)	0 (0–0)	0 (0–0)	0 (0–0)	0 (0–0)	0 (0–0)	0 (0–0)	0 (0–0)	0 (0–0)	0 (0–0)	0 (0–0)	0 (0–0)	0 (0–0)	0 (0–0)	0 (0–0)	0 (0–0)	0 (0–0)	0 (0–0)	0 (0–0)	0 (0–0)	0 (0–0)	0 (0–0)	0 (0–0)	0
Trichomoniasis	0 (0–0)	0 (0–0)	0 (0–0)	0 (0–0)	0 (0–0)	0 (0–0)	0 (0–0)	0 (0–0)	0 (0–0)	0 (0–0)	0 (0–0)	0 (0–0)	0 (0–0)	0 (0–0)	0 (0–0)	0 (0–0)	0 (0–0)	0 (0–0)	0 (0–0)	0 (0–0)	0 (0–0)	0 (0–0)	0 (0–0)	0
Genital herpes	0 (0–0)	0 (0–0)	0 (0–0)	0 (0–0)	0 (0–0)	0 (0–0)	0 (0–0)	0 (0–0)	0 (0–0)	0 (0–0)	0 (0–0)	0 (0–0)	0 (0–0)	0 (0–0)	0 (0–0)	0 (0–0)	0 (0–0)	0 (0–0)	0 (0–0)	0 (0–0)	0 (0–0)	0 (0–0)	0 (0–0)	0
Other sexually transmitted infections	0 (0–0)	0 (0–0)	0 (0–0)	0 (0–0)	0 (0–0)	0 (0–0)	0 (0–0)	0 (0–0)	0 (0–0)	0 (0–0)	0 (0–0)	0 (0–0)	0 (0–0)	0 (0–0)	0 (0–0)	0 (0–0)	0 (0–0)	0 (0–0)	0 (0–0)	0 (0–0)	0 (0–0)	0 (0–0)	0 (0–0)	0
Respiratory infections and tuberculosis	1,000 (600–1,500)	1,000 (600–1,500)	3,000 (2,000–4,000)	2,000 (1,000–3,000)	1,000 (1,000–2,000)	1,000 (1,000–2,000)	1,000 (1,000–2,000)	2,000 (1,000–3,000)	2,000 (1,000–3,000)	2,000 (1,000–3,000)	2,000 (1,000–3,000)	2,000 (1,000–3,000)	2,000 (1,000–3,000)	2,000 (1,000–3,000)	2,000 (1,000–3,000)	2,000 (1,000–3,000)	2,000 (1,000–3,000)	2,000 (1,000–3,000)	2,000 (1,000–3,000)	2,000 (1,000–3,000)	2,000 (1,000–3,000)	2,000 (1,000–3,000)	2,000
Tuberculosis	0.1 (0.0–0.1)	0.1 (0.0–0.1)	3,000 (1,900–4,100)	2,000 (1,700–2,400)	1,100 (1,000–1,300)	1,000 (1,000–1,200)	1,000 (1,000–1,200)	1,000 (1,000–1,200)	1,000 (1,000–1,200)	1,000 (1,000–1,200)	1,000 (1,000–1,200)	1,000 (1,000–1,200)	1,000 (1,000–1,200)	1,000 (1,000–1,200)	1,000 (1,000–1,200)	1,000 (1,000–1,200)	1,000 (1,000–1,200)	1,000 (1,000–1,200)	1,000 (1,000–1,200)	1,000 (1,000–1,200)	1,000 (1,000–1,200)	1,000 (1,000–1,200)	54,000
Latent tuberculosis infection	0 (0–0)	0 (0–0)	0 (0–0)	0 (0–0)	0 (0–0)	0 (0–0)	0 (0–0)	0 (0–0)	0 (0–0)	0 (0–0)	0 (0–0)	0 (0–0)	0 (0–0)	0 (0–0)	0 (0–0)	0 (0–0)	0 (0–0)	0 (0–0)	0 (0–0)	0 (0–0)	0 (0–0)	0 (0–0)	0 (0–0)	0
Drug-susceptible tuberculosis	0.0 (0–0)	0.0 (0–0)	1,510 (1,180–1,860)	1,270 (1,060–1,520)	1,100 (1,000–1,300)	1,000 (1,000–1,200)	1,000 (1,000–1,200)	1,000 (1,000–1,200)	1,000 (1,000–1,200)	1,000 (1,000–1,200)	1,000 (1,000–1,200)	1,000 (1,000–1,200)	1,000 (1,000–1,200)	1,000 (1,000–1,200)	1,000 (1,000–1,200)	1,000 (1,000–1,200)	1,000 (1,000–1,200)	1,000 (1,000–1,200)	1,000 (1,000–1,200)	1,000 (1,000–1,200)	1,000 (1,000–1,200)	1,000 (1,000–1,200)	572,000
Multidrug-resistant tuberculosis without extensive drug resistance	0 (0–0)	0 (0–0)	1,270 (1,060–1,520)	1,100 (1,000–1,300)	1,000 (1,000–1,200)	1,000 (1,000–1,200)	1,000 (1,000–1,200)	1,000 (1,000–1,200)	1,000 (1,000–1,200)	1,000 (1,000–1,200)	1,000 (1,000–1,200)	1,000 (1,000–1,200)	1,000 (1,000–1,200)	1,000 (1,000–1,200)	1,000 (1,000–1,200)	1,000 (1,000–1,200)	1,000 (1,000–1,200)	1,000 (1,000–1,200)	1,000 (1,000–1,200)	1,000 (1,000–1,200)	1,000 (1,000–1,200)	1,000 (1,000–1,200)	79,000
Extensively drug-resistant tuberculosis	0 (0–0)	0 (0–0)	0 (0–0)	0 (0–0)	0 (0–0)	0 (0–0)	0 (0–0)	0 (0–0)	0 (0–0)	0 (0–0)	0 (0–0)	0 (0–0)	0 (0–0)	0 (0–0)	0 (0–0)	0 (0–0)	0 (0–0)	0 (0–0)	0 (0–0)	0 (0–0)	0 (0–0)	0 (0–0)	0 (0–0)	0
Lower respiratory infections	119,000 (94,100–150,000)	2,951 (2,560–3,300)	2,400 (2,000–2,900)	2,000 (1,700–2,400)	1,100 (1,000–1,300)	1,000 (1,000–1,200)	1,000 (1,000–1,200)	1,000 (1,000–1,200)	1,000 (1,000–1,200)	1,000 (1,000–1,200)	1,000 (1,000–1,200)	1,000 (1,000–1,200)	1,000 (1,000–1,200)	1,000 (1,000–1,200)	1,000 (1,000–1,200)	1,000 (1,000–1,200)	1,000 (1,000–1,200)	1,000 (1,000–1,200)	1,000 (1,000–1,200)	1,000 (1,000–1,200)	1,000 (1,000–1,200)	1,000 (1,000–1,200)	513,000
Upper respiratory infections	0.0 (0.0–0.1)	0.0 (0.0–0.1)	0 (0–0)	0 (0–0)	0 (0–0)	0 (0–0)	0 (0–0)	0 (0–0)	0 (0–0)	0 (0–0)	0 (0–0)	0 (0–0)	0 (0–0)	0 (0–0)	0 (0–0)	0 (0–0)	0 (0–0)	0 (0–0)	0 (0–0)	0 (0–0)	0 (0–0)	0 (0–0)	0 (0–0)	51,400
Otitis media	0.0 (0.0–0.0)	0.0 (0.0–0.0)	0 (0–0)	0 (0–0)	0 (0–0)	0 (0–0)	0 (0–0)	0 (0–0)	0 (0–0)	0 (0–0)	0 (0–0)	0 (0–0)	0 (0–0)	0 (0–0)	0 (0–0)	0 (0–0)	0 (0–0)	0 (0–0)	0 (0–0)	0 (0–0)	0 (0–0)	0 (0–0)	0 (0–0)	0
Enteric infections	3,000 (2,000–4,000)	1,000 (1,000–2,000)	24,900 (20,100–30,400)	63,100 (50,700–77,000)	16,900 (13,600–20,600)	10,700 (8,610–13,100)	8,750 (7,040–10,700)	8,750 (7,040–10,700)	8,750 (7,040–10,700)	8,750 (7,040–10,700)	8,750 (7,040–10,700)	8,750 (7,040–10,700)	8,750 (7,040–10,700)	8,750 (7,040–10,700)	8,750 (7,040–10,700)	8,750 (7,040–10,700)	8,750 (7,040–10,700)	8,750 (7,040–10,700)	8,750 (7,040–10,700)	8,750 (7,040–10,700)	8,750 (7,040–10,700)	8,750 (7,040–10,700)	7,810
Diarrheal diseases	3,000 (2,000–4,000)	1,000 (1,000–2,000)	24,900 (20,100–30,400)	63,100 (50,700–77,000)	16,900 (13,600–20,600)	10,700 (8,610–13,100)	8,750 (7,040–10,700)	8,750 (7,040–10,700)	8,750 (7,040–10,700)	8,750 (7,040–10,700)	8,750 (7,040–10,700)	8,750 (7,040–10,700)	8,750 (7,040–10,700)	8,750 (7,040–10,700)	8,750 (7,040–10,700)	8,750 (7,040–10,700)	8,750 (7,040–10,700)	8,750 (7,040–10,700)	8,750 (7,040–10,700)	8,750 (7,040–10,700)	8,750 (7,040–10,700)	8,750 (7,040–10,700)	627,000
Typhoid and paratyphoid	0 (0–0)	0 (0–0)	0 (0–0)	0 (0–0)	0 (0–0)	0 (0–0)	0 (0–0)	0 (0–0)	0 (0–0)	0 (0–0)	0 (0–0)	0 (0–0)	0 (0–0)	0 (0–0)	0 (0–0)	0 (0–0)	0 (0–0)	0 (0–0)	0 (0–0)	0 (0–0)	0 (0–0)	0 (0–0)	0 (0–0)	0
Invasive Non-typhoidal Salmonella (iNTS)	0 (0–0)	0 (0–0)	0 (0–0)	0 (0–0)	0 (0–0)	0 (0–0)	0 (0–0)	0 (0–0)	0 (0–0)	0 (0–0)	0 (0–0)	0 (0–0)	0 (0–0)	0 (0–0)	0 (0–0)	0 (0–0)	0 (0–0)	0 (0–0)	0 (0–0)	0 (0–0)	0 (0–0)	0 (0–0)	0 (0–0)	0
Other intestinal infectious diseases	0 (0–0)	0 (0–0)	0 (0–0)	0 (0–0)	0 (0–0)	0 (0–0)	0 (0–0)	0 (0–0)	0 (0–0)	0 (0–0)	0 (0–0)	0 (0–0)	0 (0–0)	0 (0–0)	0 (0–0)	0 (0–0)	0 (0–0)	0 (0–0)	0 (0–0)	0 (0–0)	0 (0–0)	0 (0–0)	0 (0–0)	0
Neglected tropical diseases and malaria	43 (34–53)	1 (0–2)	1,960 (1,400–2,570)	10,500 (8,140–13,300)	2,150 (1,670–2,720)	1,000 (1,000–1,200)	1,000 (1,000–1,200)	1,000 (1,000–1,200)	1,000 (1,000–1,200)	1,000 (1,000–1,200)	1,000 (1,000–1,200)	1,000 (1,000–1,200)	1,000 (1,000–1,200)	1,000 (1,000–1,200)	1,000 (1,000–1,200)	1,000 (1,000–1,200)	1,000 (1,000–1,200)	1,000 (1,000–1,200)	1,000 (1,000–1,200)	1,000 (1,000–1,200)	1,000 (1,000–1,200)	1,000 (1,000–1,200)	195,000
Malaria	0.1 (0.0–0.3)	0.0 (0.0–0.0)	180 (0.0–602)	1,520 (0–4,852)	331 (0–1,053)	227 (0–703)	150 (0–448)	150 (0–448)	150 (0–448)	150 (0–448)	150 (0–448)	150 (0–448)	150 (0–448)	150 (0–448)	150 (0–448)	150 (0–448)	150 (0–448)	150 (0–448)	150 (0–448)	150 (0–448)	150 (0–448)	150 (0–448)	150 (0–448)	3,160
Chagas disease	0 (0–0)	0 (0–0)	0 (0–0)	0 (0–0)	0 (0–0)	0 (0–0)	0 (0–0)	0 (0–0)	0 (0–0)	0 (0–0)	0 (0–0)	0 (0–0)	0 (0–0)	0 (0–0)	0 (0–0)	0 (0–0)	0 (0–0)	0 (0–0)	0 (0–0)	0 (0–0)	0 (0–0)	0 (0–0)	0 (0–0)	0
Leishmaniasis	0 (0–0)	0 (0–0)	0 (0–0)	0 (0–0)	0 (0–0)	0 (0–0)	0 (0–0)	0 (0–0)	0 (0–0)	0 (0–0)	0 (0–0)	0 (0–0)	0 (0–0)	0 (0–0)	0 (0–0)	0 (0–0)	0 (0–0)	0 (0–0)	0 (0–0)	0 (0–0)	0 (0–0)	0 (0–0)	0 (0–0)	0
Visceral leishmaniasis	0 (0–0)	0 (0–0)	0 (0–0)	0 (0–0)	0 (0–0)	0 (0–0)	0 (0–0)	0 (0–0)	0 (0–0)	0 (0–0)	0 (0–0)	0 (0–0)	0 (0–0)	0 (0–0)	0 (0–0)	0 (0–0)	0 (0–0)	0 (0–0)	0 (0–0)	0 (0–0)	0 (0–0)	0 (0–0)	0 (0–0)	0
Cutaneous and mucocutaneous leishmaniasis	0 (0–0)	0 (0–0)	0 (0–0)	0 (0–0)	0 (0–0)	0 (0–0)	0 (0–0)	0 (0–0)	0 (0–0)	0 (0–0)	0 (0–0)	0 (0–0)	0 (0–0)	0 (0–0)	0 (0–0)	0 (0–0)	0 (0–0)	0 (0–0)	0 (0–0)	0 (0–0)	0 (0–0)	0 (0–0)	0 (0–0)	0
African trypanosomiasis	0 (0–0)	0 (0–0)	0 (0–0)	0 (0–0)	0 (0–0)	0 (0–0)	0 (0–0)	0 (0–0)	0 (0–0)	0 (0–0)	0 (0–0)	0 (0–0)	0 (0–0)	0 (0–0)	0 (0–0)	0 (0–0)	0 (0–0)	0 (0–0)	0 (0–0)	0 (0–0)	0 (0–0)	0 (0–0)	0 (0–0)	0
Schistosomiasis	0 (0–0)	0 (0–0)	0 (0–0)	0 (0–0)	0 (0–0)	0 (0–0)	0 (0–0)	0 (0–0)	0 (0–0)	0 (0–0)	0 (0–0)	0 (0–0)	0 (0–0)	0 (0–0)	0 (0–0)	0 (0–0)	0 (0–0)	0 (0–0)	0 (0–0)	0 (0–0)	0 (0–0)	0 (0–0)	0 (0–0)	0
Cysticercosis	0 (0–0)	0 (0–0)	0 (0–0)	0 (0–0)	0 (0–0)	0 (0–0)	0 (0–0)	0 (0–0)	0 (0–0)	0 (0–0)	0 (0–0)	0 (0–0)	0 (0–0)	0 (0–0)	0 (0–0)	0 (0–0)	0 (0–0)	0 (0–0)	0 (0–0)	0 (0–0)	0 (0–0)	0 (0–0)	0 (0–0)	0
Cystic echinococcosis	0 (0–0)	0 (0–0)	0 (0–0)	0 (0–0)	0 (0–0)	0 (0–0)	0 (0–0)	0 (0–0)	0 (0–0)	0 (0–0)	0 (0–0)	0 (0–0)	0 (0–0)	0 (0–0)	0 (0–0)	0 (0–0)	0 (0–0)	0 (0–0)	0 (0–0)	0 (0–0)	0 (0–0)	0 (0–0)	0 (0–0)	0
Lymphatic filariasis	0 (0–0)	0 (0–0)	0 (0–0)	0 (0–0)	0 (0–0)	0 (0–0)	0 (0–0)	0 (0–0)	0 (0–0)	0 (0–0)	0 (0–0)	0 (0–0)	0 (0–0)	0 (0–0)	0 (0–0)	0 (0–0)	0 (0–0)	0 (0–0)	0 (0–0)	0 (0–0)	0 (0–0)	0 (0–0)	0 (0–0)	0
Onchocerciasis	0 (0–0)	0 (0–0)	0 (0–0)	0 (0–0)	0 (0–0)	0 (0–0)	0 (0–0)	0 (0–0)	0 (0–0)	0 (0–0)	0 (0–0)	0 (0–0)	0 (0–0)	0 (0–0)	0 (0–0)	0 (0–0)	0 (0–0)	0 (0–0)	0 (0–0)	0 (0–0)	0 (0–0)	0 (0–0)	0 (0–0)	0
Trachoma	0 (0–0)	0 (0–0)	0 (0–0)	0 (0–0)	0 (0–0)	0 (0–0)	0 (0–0)	0 (0–0)	0 (0–0)	0 (0–0)	0 (0–0)	0 (0–0)	0 (0–0)	0 (0–0)	0 (0–0)	0 (0–0)	0 (0–0)	0 (0–0)	0 (0–0)	0 (0–0)	0 (0–0)	0 (0–0)	0 (0–0)	0
Dengue	0 (0–0)	1.0 (0.0–1.0)	1,050 (1,000–1,100)	1,760 (1,700–1,820)	3,610 (3,500–3,720)	3,090 (3,000–3,190)	2,550 (2,470–2,630)	5,130 (4,970–5,290)	2,850 (2,760–2,940)	2,850 (2,760–2,940)	2,850 (2,760–2,940)	2,850 (2,760–2,940)	3,410 (3,300–3,520)	2,850 (2,760–2,940)	2,850 (2,760–2,940)	3,530 (3,420–3,640)	1,950 (1,890–2,010)	1,950 (1,890–2,010)	1,950 (1,890–2,010)	1,950 (1,890–2,010)	1,950 (1,890–2,010)	1,950 (1,890–2,010)	43,000
Yellow fever	0 (0–0)	0 (0–0)	0 (0–0)	0 (0–0)	0 (0–0)	0 (0–0)	0 (0–0)	0 (0–0)	0 (0–0)	0 (0–0)	0 (0–0)	0 (0–0)	0 (0–0)	0 (0–0)	0 (0–0)	0 (0–0)	0 (0–0)	0 (0–0)	0 (0–0)	0 (0–0)	0 (0–0)	0 (0–0)	0 (0–0)	0
Rabies	0.0 (0.0–0.1)	0.0 (0.0–0.0)	1,010 (1,000–1,020)	1,010 (1,000–1,020)	1,010 (1,000–1,020



GBD Table 2c. Tuberculosis DALYS by cause and age group for both sexes with 95% uncertainty intervals, 2023

Cause	Early Neonatal	Late Neonatal	Post Neonatal	1 to 4	5 to 9	10 to 14	15 to 19	20 to 24	25 to 29	30 to 34	35 to 39	40 to 44	45 to 49	50 to 54	55 to 59	60 to 64	65 to 69	70 to 74	75 to 79	80 to 84	85 to 89	90 to 94	95 plus	Total
All causes	730,000 (577,000 to 909,000)	170,000 (134,000 to 213,000)	310,000 (256,000 to 366,000)	206,000 (182,000 to 230,000)	270,000 (219,000 to 329,000)	277,000 (221,000 to 342,000)	386,000 (310,000 to 479,000)	471,000 (369,000 to 577,000)	644,000 (499,000 to 797,000)	742,000 (570,000 to 923,000)	815,000 (615,000 to 1,000,000)	790,000 (597,000 to 962,000)	699,000 (512,000 to 858,000)	732,000 (534,000 to 894,000)	795,000 (577,000 to 980,000)	802,000 (584,000 to 979,000)	764,000 (554,000 to 939,000)	745,000 (542,000 to 914,000)	699,000 (502,000 to 863,000)	639,000 (454,000 to 788,000)	169,000 (120,000 to 208,000)	99,400 (70,200 to 122,000)	11,900,000
Communicable, maternal, neonatal, and nutritional diseases	688,000 (543,000 to 856,000)	156,000 (123,000 to 194,000)	284,000 (233,000 to 339,000)	172,000 (151,000 to 195,000)	159,000 (129,000 to 192,000)	111,000 (89,000 to 136,000)	139,000 (111,000 to 172,000)	85,000 (67,000 to 105,000)	132,000 (103,000 to 163,000)	139,000 (107,000 to 173,000)	139,000 (107,000 to 174,000)	116,000 (89,000 to 145,000)	85,000 (65,000 to 107,000)	84,000 (64,000 to 106,000)	73,000 (55,000 to 93,000)	63,000 (47,000 to 80,000)	56,000 (41,000 to 73,000)	55,000 (40,000 to 71,000)	46,000 (33,000 to 60,000)	37,000 (27,000 to 48,000)	28,000 (20,000 to 36,000)	6,700 (4,800 to 8,800)	4,600
HIV/AIDS and sexually transmitted infections	0 (0 to 0)	0 (0 to 0)	0 (0 to 0)	0 (0 to 0)	0 (0 to 0)	0 (0 to 0)	0 (0 to 0)	0 (0 to 0)	0 (0 to 0)	0 (0 to 0)	0 (0 to 0)	0 (0 to 0)	0 (0 to 0)	0 (0 to 0)	0 (0 to 0)	0 (0 to 0)	0 (0 to 0)	0 (0 to 0)	0 (0 to 0)	0 (0 to 0)	0 (0 to 0)	0 (0 to 0)	0 (0 to 0)	0
HIV/AIDS	0 (0 to 0)	0 (0 to 0)	0 (0 to 0)	0 (0 to 0)	0 (0 to 0)	0 (0 to 0)	0 (0 to 0)	0 (0 to 0)	0 (0 to 0)	0 (0 to 0)	0 (0 to 0)	0 (0 to 0)	0 (0 to 0)	0 (0 to 0)	0 (0 to 0)	0 (0 to 0)	0 (0 to 0)	0 (0 to 0)	0 (0 to 0)	0 (0 to 0)	0 (0 to 0)	0 (0 to 0)	0 (0 to 0)	0
HIV/AIDS - Drug-susceptible Tuberculosis	0 (0 to 0)	0 (0 to 0)	1,100 (562 to 1,800)	950 (484 to 1,400)	2,100 (1,100 to 3,100)	2,400 (1,200 to 3,600)	3,600 (1,800 to 5,400)	3,900 (1,900 to 5,900)	5,900 (2,900 to 8,900)	7,900 (3,900 to 12,000)	9,900 (4,900 to 15,000)	9,900 (4,900 to 15,000)	9,900 (4,900 to 15,000)	9,900 (4,900 to 15,000)	9,900 (4,900 to 15,000)	9,900 (4,900 to 15,000)	9,900 (4,900 to 15,000)	9,900 (4,900 to 15,000)	9,900 (4,900 to 15,000)	9,900 (4,900 to 15,000)	9,900 (4,900 to 15,000)	9,900 (4,900 to 15,000)	14,700
HIV/AIDS - Multidrug-resistant Tuberculosis without extensive drug resistance	0 (0 to 0)	0 (0 to 0)	233 (124 to 376)	191 (114 to 274)	457 (234 to 713)	544 (264 to 855)	1,113 (514 to 1,800)	861 (374 to 1,396)	1,335 (574 to 2,166)	1,785 (764 to 2,896)	2,233 (955 to 3,623)	2,233 (955 to 3,623)	2,233 (955 to 3,623)	2,233 (955 to 3,623)	1,930 (860 to 2,993)	1,666 (774 to 2,700)	1,370 (634 to 2,222)	1,158 (534 to 1,878)	1,015 (468 to 1,646)	1,015 (468 to 1,646)	1,015 (468 to 1,646)	1,015 (468 to 1,646)	3,910
HIV/AIDS - Extensively drug-resistant Tuberculosis	0 (0 to 0)	0 (0 to 0)	0 (0 to 0)	0 (0 to 0)	0 (0 to 0)	0 (0 to 0)	0 (0 to 0)	0 (0 to 0)	0 (0 to 0)	0 (0 to 0)	0 (0 to 0)	0 (0 to 0)	0 (0 to 0)	0 (0 to 0)	0 (0 to 0)	0 (0 to 0)	0 (0 to 0)	0 (0 to 0)	0 (0 to 0)	0 (0 to 0)	0 (0 to 0)	0 (0 to 0)	0 (0 to 0)	0
HIV/AIDS resulting in other diseases	0 (0 to 0)	0 (0 to 0)	0 (0 to 0)	0 (0 to 0)	0 (0 to 0)	0 (0 to 0)	0 (0 to 0)	0 (0 to 0)	0 (0 to 0)	0 (0 to 0)	0 (0 to 0)	0 (0 to 0)	0 (0 to 0)	0 (0 to 0)	0 (0 to 0)	0 (0 to 0)	0 (0 to 0)	0 (0 to 0)	0 (0 to 0)	0 (0 to 0)	0 (0 to 0)	0 (0 to 0)	0 (0 to 0)	0
Sexually transmitted infections, excluding HIV	0 (0 to 0)	0 (0 to 0)	0 (0 to 0)	0 (0 to 0)	0 (0 to 0)	0 (0 to 0)	0 (0 to 0)	0 (0 to 0)	0 (0 to 0)	0 (0 to 0)	0 (0 to 0)	0 (0 to 0)	0 (0 to 0)	0 (0 to 0)	0 (0 to 0)	0 (0 to 0)	0 (0 to 0)	0 (0 to 0)	0 (0 to 0)	0 (0 to 0)	0 (0 to 0)	0 (0 to 0)	0 (0 to 0)	0
Syphilis	0 (0 to 0)	0 (0 to 0)	0 (0 to 0)	0 (0 to 0)	0 (0 to 0)	0 (0 to 0)	0 (0 to 0)	0 (0 to 0)	0 (0 to 0)	0 (0 to 0)	0 (0 to 0)	0 (0 to 0)	0 (0 to 0)	0 (0 to 0)	0 (0 to 0)	0 (0 to 0)	0 (0 to 0)	0 (0 to 0)	0 (0 to 0)	0 (0 to 0)	0 (0 to 0)	0 (0 to 0)	0 (0 to 0)	0
Chlamydial infection	0 (0 to 0)	0 (0 to 0)	0 (0 to 0)	0 (0 to 0)	0 (0 to 0)	0 (0 to 0)	0 (0 to 0)	0 (0 to 0)	0 (0 to 0)	0 (0 to 0)	0 (0 to 0)	0 (0 to 0)	0 (0 to 0)	0 (0 to 0)	0 (0 to 0)	0 (0 to 0)	0 (0 to 0)	0 (0 to 0)	0 (0 to 0)	0 (0 to 0)	0 (0 to 0)	0 (0 to 0)	0 (0 to 0)	0
Gonococcal infection	0 (0 to 0)	0 (0 to 0)	0 (0 to 0)	0 (0 to 0)	0 (0 to 0)	0 (0 to 0)	0 (0 to 0)	0 (0 to 0)	0 (0 to 0)	0 (0 to 0)	0 (0 to 0)	0 (0 to 0)	0 (0 to 0)	0 (0 to 0)	0 (0 to 0)	0 (0 to 0)	0 (0 to 0)	0 (0 to 0)	0 (0 to 0)	0 (0 to 0)	0 (0 to 0)	0 (0 to 0)	0 (0 to 0)	0
Trichomoniasis	0 (0 to 0)	0 (0 to 0)	0 (0 to 0)	0 (0 to 0)	0 (0 to 0)	0 (0 to 0)	0 (0 to 0)	0 (0 to 0)	0 (0 to 0)	0 (0 to 0)	0 (0 to 0)	0 (0 to 0)	0 (0 to 0)	0 (0 to 0)	0 (0 to 0)	0 (0 to 0)	0 (0 to 0)	0 (0 to 0)	0 (0 to 0)	0 (0 to 0)	0 (0 to 0)	0 (0 to 0)	0 (0 to 0)	0
Genital herpes	0 (0 to 0)	0 (0 to 0)	0 (0 to 0)	0 (0 to 0)	0 (0 to 0)	0 (0 to 0)	0 (0 to 0)	0 (0 to 0)	0 (0 to 0)	0 (0 to 0)	0 (0 to 0)	0 (0 to 0)	0 (0 to 0)	0 (0 to 0)	0 (0 to 0)	0 (0 to 0)	0 (0 to 0)	0 (0 to 0)	0 (0 to 0)	0 (0 to 0)	0 (0 to 0)	0 (0 to 0)	0 (0 to 0)	0
Other sexually transmitted infections	0 (0 to 0)	0 (0 to 0)	0 (0 to 0)	0 (0 to 0)	0 (0 to 0)	0 (0 to 0)	0 (0 to 0)	0 (0 to 0)	0 (0 to 0)	0 (0 to 0)	0 (0 to 0)	0 (0 to 0)	0 (0 to 0)	0 (0 to 0)	0 (0 to 0)	0 (0 to 0)	0 (0 to 0)	0 (0 to 0)	0 (0 to 0)	0 (0 to 0)	0 (0 to 0)	0 (0 to 0)	0 (0 to 0)	0
Respiratory infections and tuberculosis	24,000 (17,000 to 32,000)	6,200 (4,200 to 8,500)	16,000 (11,000 to 22,000)	11,000 (8,600 to 14,000)	8,200 (6,000 to 11,000)	9,870 (7,000 to 13,000)	11,600 (8,000 to 16,000)	13,600 (9,600 to 18,000)	24,000 (17,000 to 32,000)	27,000 (19,000 to 36,000)	29,000 (20,000 to 39,000)	28,000 (19,000 to 38,000)	22,000 (15,000 to 30,000)	24,000 (16,000 to 32,000)	25,000 (17,000 to 34,000)	25,000 (17,000 to 34,000)	24,000 (16,000 to 32,000)	23,000 (15,000 to 31,000)	21,000 (14,000 to 29,000)	19,000 (13,000 to 26,000)	7,200 (4,900 to 9,800)	1,700 (1,200 to 2,300)	492,000
Tuberculosis	0 (0 to 0)	2,600 (1,800 to 3,600)	1,200 (1,000 to 1,500)	1,500 (1,200 to 2,000)	3,600 (2,800 to 4,600)	4,870 (3,800 to 6,200)	6,410 (5,000 to 8,200)	7,600 (5,900 to 9,700)	13,600 (10,600 to 17,300)	15,600 (12,100 to 19,900)	16,200 (12,600 to 20,600)	15,200 (11,800 to 19,300)	12,000 (9,300 to 15,300)	13,000 (10,100 to 16,500)	13,700 (10,600 to 17,500)	13,600 (10,500 to 17,300)	13,000 (10,100 to 16,600)	12,600 (9,800 to 16,100)	11,900 (9,200 to 15,200)	10,900 (8,400 to 13,900)	7,060 (5,400 to 9,000)	2,110 (1,600 to 2,700)	200,000
Latent tuberculosis infection	0 (0 to 0)	0 (0 to 0)	0 (0 to 0)	0 (0 to 0)	0 (0 to 0)	0 (0 to 0)	0 (0 to 0)	0 (0 to 0)	0 (0 to 0)	0 (0 to 0)	0 (0 to 0)	0 (0 to 0)	0 (0 to 0)	0 (0 to 0)	0 (0 to 0)	0 (0 to 0)	0 (0 to 0)	0 (0 to 0)	0 (0 to 0)	0 (0 to 0)	0 (0 to 0)	0 (0 to 0)	0 (0 to 0)	0
Drug-susceptible tuberculosis	0 (0 to 0)	2,600 (1,800 to 3,600)	1,200 (1,000 to 1,500)	1,500 (1,200 to 2,000)	3,600 (2,800 to 4,600)	4,870 (3,800 to 6,200)	6,410 (5,000 to 8,200)	7,600 (5,900 to 9,700)	13,600 (10,600 to 17,300)	15,600 (12,100 to 19,900)	16,200 (12,600 to 20,600)	15,200 (11,800 to 19,300)	12,000 (9,300 to 15,300)	13,000 (10,100 to 16,500)	13,700 (10,600 to 17,500)	13,600 (10,500 to 17,300)	13,000 (10,100 to 16,600)	12,600 (9,800 to 16,100)	11,900 (9,200 to 15,200)	10,900 (8,400 to 13,900)	7,060 (5,400 to 9,000)	2,110 (1,600 to 2,700)	200,000
Multidrug-resistant tuberculosis without extensive drug resistance	0 (0 to 0)	0 (0 to 0)	0 (0 to 0)	0 (0 to 0)	0 (0 to 0)	0 (0 to 0)	0 (0 to 0)	0 (0 to 0)	0 (0 to 0)	0 (0 to 0)	0 (0 to 0)	0 (0 to 0)	0 (0 to 0)	0 (0 to 0)	0 (0 to 0)	0 (0 to 0)	0 (0 to 0)	0 (0 to 0)	0 (0 to 0)	0 (0 to 0)	0 (0 to 0)	0 (0 to 0)	0 (0 to 0)	0
Extensively drug-resistant tuberculosis	0 (0 to 0)	0 (0 to 0)	0 (0 to 0)	0 (0 to 0)	0 (0 to 0)	0 (0 to 0)	0 (0 to 0)	0 (0 to 0)	0 (0 to 0)	0 (0 to 0)	0 (0 to 0)	0 (0 to 0)	0 (0 to 0)	0 (0 to 0)	0 (0 to 0)	0 (0 to 0)	0 (0 to 0)	0 (0 to 0)	0 (0 to 0)	0 (0 to 0)	0 (0 to 0)	0 (0 to 0)	0 (0 to 0)	0
Lower respiratory infections	23,000 (16,000 to 30,000)	6,000 (4,000 to 8,000)	15,000 (10,000 to 20,000)	10,000 (7,000 to 13,000)	4,600 (3,200 to 6,200)	4,000 (2,800 to 5,500)	4,200 (2,900 to 5,800)	5,900 (4,100 to 8,100)	10,000 (7,000 to 14,000)	11,000 (8,000 to 15,000)	12,000 (8,000 to 16,000)	12,000 (8,000 to 16,000)	9,900 (6,800 to 13,000)	11,000 (7,000 to 14,000)	11,000 (8,000 to 15,000)	11,000 (8,000 to 15,000)	11,000 (7,000 to 14,000)	10,000 (7,000 to 14,000)	9,900 (6,800 to 13,000)	9,000 (6,000 to 12,000)	6,000 (4,000 to 8,000)	1,700 (1,200 to 2,300)	248,000
Upper respiratory infections	1,300 (3 to 12,000)	200 (19 to 1,400)	1,000 (89 to 6,000)	1,000 (240 to 4,000)	3,000 (1,240 to 4,000)	5,000 (1,310 to 8,000)	7,400 (1,600 to 14,000)	7,700 (1,600 to 14,000)	14,000 (2,900 to 25,000)	16,000 (3,200 to 29,000)	17,000 (3,200 to 31,000)	16,000 (3,200 to 29,000)	13,000 (2,600 to 24,000)	14,000 (2,800 to 25,000)	14,000 (2,800 to 25,000)	14,000 (2,800 to 25,000)	13,000 (2,600 to 24,000)	13,000 (2,600 to 24,000)	12,000 (2,400 to 22,000)	11,000 (2,200 to 20,000)	7,900 (1,600 to 14,000)	2,200 (440 to 4,000)	26,200
Otitis media	0 (0 to 0)	0 (0 to 0)	0 (0 to 0)	0 (0 to 0)	0 (0 to 0)	0 (0 to 0)	0 (0 to 0)	0 (0 to 0)	0 (0 to 0)	0 (0 to 0)	0 (0 to 0)	0 (0 to 0)	0 (0 to 0)	0 (0 to 0)	0 (0 to 0)	0 (0 to 0)	0 (0 to 0)	0 (0 to 0)	0 (0 to 0)	0 (0 to 0)	0 (0 to 0)	0 (0 to 0)	0 (0 to 0)	0
Enteric infections	9,900 (3,600 to 19,000)	9,900 (3,100 to 19,000)	32,000 (20,000 to 47,000)	32,000 (19,000 to 48,000)	39,100 (22,700 to 57,000)	29,600 (16,000 to 46,000)	24,000 (13,000 to 38,000)	18,500 (10,000 to 29,000)	17,700 (11,000 to 26,000)	18,500 (11,000 to 28,000)	18,700 (11,000 to 28,000)	19,000 (11,000 to 29,000)	19,000 (11,000 to 29,000)	19,000 (11,000 to 29,000)	19,000 (11,000 to 29,000)	19,000 (11,000 to 29,000)	19,000 (11,000 to 29,000)	19,000 (11,000 to 29,000)	19,000 (11,000 to 29,000)	19,000 (11,000 to 29,000)	19,000 (11,000 to 29,000)	19,000 (11,000 to 29,000)	616,000
Diarrheal diseases	9,900 (3,600 to 19,000)	9,900 (3,100 to 19,000)	32,000 (20,000 to 47,000)	32,000 (19,000 to 48,000)	39,100 (22,700 to 57,000)	29,600 (16,000 to 46,000)	24,000 (13,000 to 38,000)	18,500 (10,000 to 29,000)	17,700 (11,000 to 26,000)	18,500 (11,000 to 28,000)	18,700 (11,000 to 28,000)	19,000 (11,000 to 29,000)	19,000 (11,000 to 29,000)	19,000 (11,000 to 29,000)	19,000 (11,000 to 29,000)	19,000 (11,000 to 29,000)	19,000 (11,000 to 29,000)	19,000 (11,000 to 29,000)	19,000 (11,000 to 29,000)	19,000 (11,000 to 29,000)	19,000 (11,000 to 29,000)	19,000 (11,000 to 29,000)	616,000
Typhoid and paratyphoid	0 (0 to 0)	0 (0 to 0)	11,000 (6,000 to 17,000)	20,000 (11,000 to 30,000)	19,000 (10,000 to 29,000)	15,000 (8,000 to 23,000)	11,000 (6,000 to 17,000)	6,900 (3,600 to 11,000)	4,500 (2,300 to 7,000)	3,900 (2,000 to 6,000)	3,500 (1,800 to 5,400)	3,100 (1,600 to 4,800)	2,700 (1,400 to 4,200)	2,500 (1,300 to 3,900)	2,400 (1,200 to 3,700)	2,300 (1,200 to 3,600)	2,200 (1,100 to 3,400)	2,100 (1,100 to 3,300)	2,000 (1,000 to 3,100)	1,900 (1,000 to 3,000)	1,800 (900 to 2,800)	1,700 (900 to 2,700)	62,000
Typhoid fever	0 (0 to 0)	0 (0 to 0)	11,000 (6,000 to 17,000)	20,000 (11,000 to 30,000)	19,000 (10,000 to 29,000)	15,000 (8,000 to 23,000)	11,000 (6,000 to 17,000)	6,900 (3,600 to 11,000)	4,500 (2,300 to 7,000)	3,900 (2,000 to 6,000)	3,500 (1,800 to 5,400)	3,100 (1,600 to 4,800)	2,700 (1,400 to 4,200)	2,500 (1,300 to 3,900)	2,400 (1,200 to 3,700)	2,300 (1,200 to 3,600)	2,200 (1,100 to 3,400)	2,100 (1,100 to 3,300)	2,000 (1,000 to 3,100)	1,900 (1,000 to 3,000)	1,800 (900 to 2,800)	1,700 (900 to 2,700)	62,000
Paratyphoid fever	0 (0 to 0)	0 (0 to 0)	0 (0 to 0)	0 (0 to 0)	0 (0 to 0)	0 (0 to 0)	0 (0 to 0)	0 (0 to 0)	0 (0 to 0)	0 (0 to 0)	0 (0 to 0)	0 (0 to 0)	0 (0 to 0)	0 (0 to 0)	0 (0 to 0)	0 (0 to 0)	0 (0 to 0)	0 (0 to 0)	0 (0 to 0)	0 (0 to 0)	0 (0 to 0)	0 (0 to 0)	0 (0 to 0)	0
Invasive Non-typhoidal Salmonella (iNTS)	2,200 (1,100 to 4,000)	2,200 (1,100 to 4,000)	2,200 (1,100 to 4,000



Other transport injuries	17·9 (8 to 37·2)	8·6 (4·9 to 15·5)	100 (60·9 to 160)	267 (169 to 436)	401 (272 to 572)	708 (502 to 980)	1,650 (1,110 to 2,430)	1,380 (954 to 2,010)	2,490 (1,620 to 3,520)	2,040 (1,370 to 3,030)	2,480 (1,540 to 3,830)	1,770 (1,210 to 2,530)	1,480 (1,000 to 2,140)	1,460 (980 to 2,190)	956 (636 to 1,430)	879 (624 to 1,210)	705 (512 to 965)	473 (352 to 624)	400 (285 to 556)	254 (183 to 352)	75·7 (55·4 to 102)	17·2 (12·5 to 23)	1·5 (1·1 to 2)	20,000
Unintentional injuries	3,840 (1,940 to 6,110)	2,030 (1,110 to 3,190)	17,200 (9,920 to 26,400)	17,100 (10,900 to 25,500)	22,000 (15,200 to 29,400)	20,800 (15,300 to 27,200)	24,700 (18,600 to 31,900)	28,600 (21,300 to 37,300)	36,700 (28,400 to 46,600)	45,600 (34,600 to 58,500)	47,200 (36,000 to 59,300)	40,000 (30,000 to 51,700)	33,500 (25,500 to 43,800)	31,100 (23,400 to 40,000)	29,500 (22,700 to 37,500)	34,800 (26,200 to 44,300)	37,800 (28,900 to 47,700)	39,500 (30,200 to 49,500)	38,500 (29,100 to 49,300)	28,100 (21,700 to 35,300)	11,100 (8,630 to 14,200)	2,810 (2,180 to 3,530)	235 (176 to 308)	593,000
Falls	1,550 (501 to 2,980)	577 (212 to 1,080)	5,630 (2,580 to 10,200)	4,010 (1,910 to 7,000)	4,230 (2,810 to 6,230)	4,760 (3,380 to 6,520)	6,370 (4,810 to 8,430)	8,580 (6,320 to 11,500)	11,300 (8,610 to 14,600)	15,100 (11,700 to 19,200)	17,900 (14,100 to 22,600)	16,600 (12,800 to 21,300)	14,800 (11,500 to 19,200)	15,100 (11,600 to 19,400)	16,500 (12,900 to 20,700)	21,700 (16,800 to 27,900)	25,300 (19,700 to 31,900)	29,500 (22,400 to 37,500)	29,800 (22,600 to 38,100)	22,600 (17,300 to 29,400)	9,420 (7,250 to 12,200)	2,430 (1,860 to 3,060)	203 (152 to 276)	284,000
Drowning	138 (74·5 to 240)	42·6 (24·8 to 68·1)	2,510 (1,410 to 4,210)	6,250 (3,560 to 10,100)	7,900 (5,020 to 11,900)	5,720 (3,770 to 8,380)	4,650 (2,990 to 7,170)	3,900 (2,570 to 5,830)	4,180 (2,830 to 6,040)	5,210 (3,630 to 7,740)	4,950 (3,340 to 7,010)	3,220 (2,080 to 4,690)	2,240 (1,420 to 3,420)	2,130 (1,420 to 3,110)	1,430 (922 to 2,130)	1,390 (938 to 2,000)	1,190 (818 to 1,710)	958 (654 to 1,360)	869 (597 to 1,280)	610 (403 to 883)	157 (103 to 221)	25·8 (17·5 to 36·8)	1·7 (1·1 to 2·4)	59,700
Fire, heat, and hot substances	54·2 (32·9 to 88·7)	36 (15·8 to 77·3)	591 (280 to 1,090)	922 (372 to 2,210)	639 (379 to 1,100)	727 (462 to 1,160)	2,150 (1,300 to 3,710)	2,690 (1,490 to 5,070)	2,950 (1,840 to 5,190)	3,880 (2,490 to 6,220)	3,120 (2,200 to 4,580)	1,950 (1,420 to 2,760)	1,660 (1,200 to 2,350)	1,280 (964 to 1,760)	1,120 (824 to 1,530)	1,010 (709 to 1,420)	890 (583 to 1,310)	724 (462 to 1,140)	524 (311 to 843)	407 (247 to 675)	127 (72·5 to 221)	24·8 (14 to 42·1)	2·1 (1·1 to 3·9)	27,500
Poisonings	23·6 (9·3 to 59·1)	13·2 (5 to 30·6)	436 (181 to 945)	679 (275 to 1,380)	346 (191 to 593)	537 (317 to 872)	497 (310 to 808)	442 (281 to 697)	475 (319 to 705)	510 (329 to 805)	378 (235 to 614)	310 (205 to 460)	174 (114 to 267)	189 (125 to 287)	122 (84·1 to 176)	85·2 (56 to 126)	94·4 (64·4 to 138)	69·4 (47·1 to 100)	57·4 (37·5 to 89)	51·8 (30·4 to 83·4)	12·5 (8·1 to 18·4)	2·4 (1·6 to 3·6)	0·2 (0·1 to 0·3)	5,510
Poisoning by carbon monoxide	2·1 (0·3 to 7·8)	0·9 (0·2 to 3)	36·1 (9 to 109)	127 (43·3 to 310)	102 (51·7 to 187)	169 (91·2 to 290)	275 (164 to 461)	235 (137 to 386)	236 (134 to 388)	262 (138 to 449)	166 (89·5 to 298)	132 (80·1 to 214)	76·8 (41·5 to 135)	73·7 (44·7 to 116)	42·8 (26·4 to 67·7)	33·3 (18·6 to 59·5)	37·7 (22·3 to 62·9)	25·4 (14·8 to 41·6)	19·5 (9·8 to 35·6)	18·3 (8·6 to 33·7)	4·8 (2·5 to 8·2)	1·2 (0·7 to 2)	0·1 (0 to 0·1)	2,080
Poisoning by other means	21·5 (8·6 to 52·5)	12·3 (4·6 to 28·5)	400 (163 to 882)	551 (204 to 1,140)	243 (129 to 423)	368 (209 to 622)	222 (133 to 361)	207 (130 to 334)	239 (150 to 369)	249 (146 to 422)	212 (127 to 356)	178 (113 to 270)	97·1 (60·8 to 154)	116 (72 to 181)	79·1 (53·1 to 117)	51·9 (33·4 to 82·3)	56·7 (34·5 to 89·8)	44 (27·5 to 67·3)	37·9 (22·7 to 62·5)	33·5 (16·8 to 60·6)	7·7 (4·2 to 12·7)	1·3 (0·7 to 2)	0·1 (0·1 to 0·2)	3,430
Exposure to mechanical forces	296 (51·4 to 1,190)	135 (7·7 to 792)	838 (200 to 2,970)	778 (417 to 1,350)	988 (690 to 1,370)	909 (662 to 1,220)	1,630 (1,190 to 2,230)	1,870 (1,290 to 2,560)	2,450 (1,710 to 3,330)	2,450 (1,800 to 3,280)	3,050 (2,240 to 4,140)	2,200 (1,600 to 3,010)	1,790 (1,320 to 2,450)	1,510 (1,110 to 2,030)	1,410 (1,060 to 1,880)	1,310 (987 to 1,740)	1,180 (903 to 1,550)	898 (690 to 1,180)	624 (472 to 818)	349 (255 to 467)	116 (86·1 to 156)	27·1 (19·9 to 34·8)	2·4 (1·7 to 3·2)	26,800
Unintentional firearm injuries	1·4 (0·1 to 7·3)	8·7 (0·2 to 61·1)	23·5 (3·9 to 98·1)	39·7 (20 to 76·4)	37·6 (25·7 to 55·7)	47·4 (33·9 to 65·8)	66 (46·8 to 93·5)	85·1 (58·5 to 139)	104 (71·8 to 183)	106 (76·7 to 144)	109 (78·2 to 163)	96·9 (67·9 to 133)	87·6 (62·2 to 121)	78 (55·7 to 110)	65·1 (47·6 to 86·3)	58·7 (42·7 to 77·5)	49·5 (35·9 to 64·5)	35·6 (26·1 to 46·2)	22 (16·1 to 29·4)	12·2 (8·9 to 17·3)	4·3 (3 to 6·1)	1·1 (0·8 to 1·6)	0·1 (0·1 to 0·2)	1,140
Other exposure to mechanical forces	295 (51 to 1,190)	127 (6·7 to 709)	815 (194 to 2,940)	738 (389 to 1,290)	951 (658 to 1,330)	862 (624 to 1,160)	1,570 (1,130 to 2,150)	1,780 (1,230 to 2,430)	2,340 (1,630 to 3,180)	2,340 (1,720 to 3,130)	2,940 (2,150 to 4,020)	2,100 (1,520 to 2,900)	1,700 (1,260 to 2,350)	1,430 (1,040 to 1,950)	1,340 (1,000 to 1,810)	1,250 (932 to 1,660)	1,130 (858 to 1,500)	863 (660 to 1,140)	602 (453 to 794)	337 (245 to 451)	112 (82·7 to 150)	26 (19 to 33·5)	2·3 (1·6 to 3)	25,700
Adverse effects of medical treatment	336 (218 to 477)	149 (93·8 to 218)	966 (611 to 1,540)	415 (264 to 632)	366 (248 to 519)	306 (208 to 426)	437 (290 to 624)	983 (607 to 1,540)	1,230 (730 to 2,030)	1,330 (838 to 2,020)	1,570 (992 to 2,340)	1,710 (1,040 to 2,580)	1,470 (878 to 2,280)	1,240 (758 to 1,950)	1,400 (842 to 2,170)	2,240 (1,430 to 3,340)	2,280 (1,530 to 3,200)	1,990 (1,330 to 2,800)	1,820 (1,160 to 2,620)	1,250 (750 to 1,820)	448 (277 to 644)	118 (73·8 to 171)	10·1 (6·2 to 14·5)	24,100
Animal contact	383 (166 to 696)	294 (138 to 517)	2,790 (1,150 to 5,640)	2,680 (1,100 to 6,130)	5,120 (2,630 to 8,570)	5,120 (2,790 to 8,470)	4,100 (2,420 to 6,390)	3,990 (2,300 to 6,630)	5,750 (3,320 to 9,180)	7,200 (3,810 to 11,200)	6,330 (3,220 to 10,200)	6,550 (3,350 to 10,700)	5,380 (2,990 to 9,100)	4,220 (2,210 to 6,550)	3,160 (1,680 to 4,850)	3,030 (1,600 to 4,770)	3,280 (1,590 to 5,050)	2,450 (1,180 to 3,850)	2,230 (1,100 to 3,650)	1,120 (551 to 1,740)	294 (157 to 451)	54·3 (29·6 to 77)	4·4 (2·5 to 6·6)	75,500
Venomous animal contact	382 (166 to 694)	292 (137 to 514)	2,770 (1,140 to 5,620)	2,620 (1,050 to 6,040)	5,030 (2,550 to 8,480)	4,990 (2,670 to 8,330)	3,920 (2,260 to 6,190)	3,750 (2,110 to 6,390)	5,480 (3,070 to 8,940)	6,900 (3,570 to 10,800)	6,010 (2,950 to 9,880)	6,240 (3,020 to 10,400)	5,070 (2,730 to 8,820)	3,940 (1,970 to 6,220)	2,910 (1,460 to 4,590)	2,780 (1,390 to 4,490)	3,030 (1,410 to 4,800)	2,260 (1,020 to 3,630)	2,090 (995 to 3,500)	1,050 (492 to 1,670)	269 (137 to 427)	48·8 (25·2 to 71·2)	4 (2·1 to 6·2)	71,800
Non-venomous animal contact	1 (0·4 to 2·1)	2 (0·9 to 4·4)	20·2 (10·8 to 39·7)	64·7 (39 to 108)	88·6 (55·5 to 140)	128 (78·9 to 197)	176 (113 to 275)	231 (148 to 342)	267 (173 to 402)	300 (195 to 467)	324 (210 to 505)	310 (199 to 468)	305 (197 to 463)	276 (179 to 402)	251 (162 to 377)	252 (162 to 372)	243 (158 to 363)	192 (124 to 287)	141 (91·4 to 219)	70·3 (46·4 to 104)	25 (16·4 to 36·8)	5·5 (3·7 to 7·9)	0·5 (0·3 to 0·7)	3,670
Foreign body	837 (487 to 1,300)	640 (396 to 979)	2,220 (1,200 to 3,720)	477 (325 to 672)	497 (347 to 698)	516 (350 to 776)	590 (383 to 939)	720 (461 to 1,150)	843 (565 to 1,280)	935 (661 to 1,360)	903 (621 to 1,330)	857 (606 to 1,210)	728 (521 to 1,020)	630 (486 to 832)	541 (416 to 701)	474 (367 to 598)	491 (380 to 623)	470 (361 to 604)	368 (287 to 459)	288 (218 to 373)	108 (80·6 to 143)	29 (21·4 to 38·7)	2·7 (2 to 3·6)	14,200
Pulmonary aspiration and foreign body in airway	833 (484 to 1,300)	636 (394 to 975)	2,170 (1,160 to 3,680)	313 (188 to 480)	233 (159 to 332)	169 (125 to 225)	151 (114 to 195)	167 (125 to 222)	230 (177 to 300)	289 (222 to 375)	268 (204 to 362)	286 (210 to 382)	239 (177 to 329)	234 (174 to 311)	218 (152 to 312)	182 (133 to 244)	233 (167 to 323)	276 (192 to 398)	243 (176 to 324)	225 (158 to 308)	86·4 (59·7 to 121)	24·2 (16·9 to 33)	2·3 (1·6 to 3·1)	7,710
Foreign body in eyes	0·2 (0·1 to 0·5)	0·7 (0·2 to 1·5)	11·8 (3·2 to 26)	67·4 (19·7 to 150)	120 (34·8 to 276)	166 (50·9 to 376)	224 (69·8 to 516)	297 (96·2 to 651)	330 (119 to 701)	340 (121 to 706)	329 (126 to 683)	294 (125 to 590)	242 (115 to 473)	180 (95·3 to 318)	135 (77·4 to 223)	118 (71·4 to 184)	105 (63·7 to 158)	78·1 (50·7 to 116)	49·5 (32·4 to 72·3)	24·7 (16·5 to 36·1)	8·5 (5·7 to 12·2)	1·8 (1·2 to 2·6)	0·2 (0·1 to 0·2)	3,120
Foreign body in other body part	3·8 (1·2 to 8·7)	3 (1·3 to 5·7)	38 (17·1 to 77·4)	96 (60·1 to 142)	143 (94·8 to 211)	181 (124 to 258)	215 (153 to 299)	256 (184 to 352)	283 (207 to 379)	306 (222 to 411)	306 (223 to 413)	278 (205 to 370)	248 (182 to 333)	216 (160 to 288)	187 (138 to 249)	174 (128 to 232)	154 (114 to 204)	116 (86·4 to 153)	75·1 (56 to 98·1)	38·9 (28·8 to 51·1)	12·9 (9·5 to 17·3)	3 (2·2 to 3·9)	0·2 (0·2 to 0·3)	3,330
Environmental heat and cold exposure	189 (8·4 to 423)	130 (7 to 288)	970 (59·3 to 2,260)	333 (101 to 650)	463 (213 to 773)	482 (306 to 685)	726 (421 to 1,070)	917 (536 to 1,310)	1,150 (610 to 1,720)	1,620 (656 to 2,470)	1,600 (613 to 2,580)	1,530 (536 to 2,510)	1,250 (441 to 2,100)	1,630 (448 to 2,950)	1,410 (381 to 2,520)	1,530 (379 to 2,930)	1,360 (358 to 2,410)	1,380 (311 to 2,490)	1,430 (252 to 2,710)	928 (152 to 1,910)	303 (56·6 to 588)	66·2 (13·4 to 127)	5·3 (1·2 to 9·8)	21,400
Exposure to forces of nature	0·3 (0·2 to 0·3)	0·7 (0·6 to 0·8)	5·9 (5·3 to 6·5)	32·5 (29·5 to 35·9)	37·5 (33·2 to 42·6)	47·1 (41·4 to 53·7)	83·4 (65·4 to 111)	113 (83·3 to 159)	144 (103 to 204)	133 (95·3 to 192)	97·1 (70 to 136)	85·1 (62·3 to 115)	73·9 (53·2 to 101)	54·5 (40·4 to 74·2)	40·1 (29·5 to 54·7)	34 (25·5 to 45·4)	27·3 (20·3 to 37·3)	18·2 (13·8 to 24·8)	10·6 (7·9 to 14)	5 (3·8 to 6·5)	1·6 (1·2 to 2·1)	0·3 (0·2 to 0·4)	0 (0 to 0)	1,050
Other unintentional injuries	34·1 (18·1 to 62)	13·3 (8·1 to 22·1)	258 (149 to 416)	548 (341 to 831)	1,370 (621 to 2,390)	1,710 (810 to 2,770)	3,450 (1,770 to 5,550)	4,390 (2,090 to 6,840)	6,230 (2,820 to 9,710)	7,220 (3,430 to 11,600)	7,260 (3,200 to 12,200)	4,960 (2,570 to 8,030)	3,900 (1,950 to 6,160)	3,100 (1,830 to 4,440)	2,410 (1,510 to 3,540)	1,970 (1,270 to 2,760)	1,740 (1,180 to 2,350)	1,120 (755 to 1,580)	783 (536 to 1,050)	441 (311 to 574)	149 (107 to 194)	34·1 (24·6 to 44·7)	2·9 (2·1 to 3·7)	53,100
Self-harm and interpersonal violence	361 (199 to 629)	115 (57·9 to 219)	568 (308 to 953)	905 (468 to 1,680)	1,320 (903 to 1,820)	6,050 (4,230 to 8,160)	37,400 (28,600 to 48,200)	48,500 (35,300 to 67,400)	62,400 (47,300 to 83,600)	63,500 (47,100 to 85,600)	54,100 (39,300 to 73,600)	35,100 (25,800 to 48,800)	23,200 (16,500 to 32,200)	17,400 (12,600 to 24,200)	11,200 (8,150 to 15,300)	8,970 (6,630 to 12,000)	6,760 (5,160 to 9,070)	4,780 (3,630 to 6,340)	3,830 (2,850 to 5,140)	1,910 (1,390 to 2,570)	525 (386 to 698)	91·9 (69·3 to 121)	6·5 (4·8 to 8·5)	389,000
Self-harm	0 (0 to 0)	0 (0 to 0)	0 (0 to 0)	0 (0 to 0)	0 (0 to 0)	4,490 (2,890 to 6,520)	33,200 (24,900 to 43,500)	41,500 (29,200 to 59,000)	53,600 (39,600 to 74,400)	53,000 (38,400 to 73,300)	45,400 (31,800 to 64,200)	28,500 (20,000 to 40,800)	18,200 (12,200 to 26,400)	13,700 (9,350 to 20,100)	8,660 (5,890 to 12,400)	6,810 (4,750 to 9,590)	5,030 (3,580 to 7,210)	3,370 (2,380 to 4,720)	2,970 (2,090 to 4,200)	1,620 (1,120 to 2,270)	431 (298 to 595)	72·2 (50·7 to 99·3)	4·3 (2·9 to 6·1)	321,000
Self-harm by firearm	0 (0 to 0)	0 (0 to 0)	0 (0 to 0)	0 (0 to 0)	0 (0 to 0)	577 (307 to 921)	521 (282 to 1,010)	835 (393 to 1,680)	1,270 (584 to 2,440)	1,430 (711 to 2,680)	1,440 (656 to 2,790)	981 (473 to 1,930)	805 (377 to 1,710)	454 (196 to 1,020)	290 (140 to 638)	226 (112 to 477)	158 (90·9 to 301)	54·9 (40·6 to 71·1)	31·5 (23·5 to 40·3)	14·2 (10·5 to 18·3)	4·3 (3·2 to 5·6)	2·3 (1·4 to 3·4)	0·3 (0·2 to 0·5)	9,080
Self-harm by other specified means	0 (0 to 0)	0 (0 to 0)	0 (0 to 0)	0 (0 to 0)	0 (0 to 0)	3,910 (2,470 to 5,830)	32,700 (24,500 to 42,800)	40,600 (28,500 to 57,800)	52,400 (38,600 to 72,600)	51,600 (37,200 to 71,200)	44,000 (30,900 to 62,400)	27,600 (19,200 to 39,500)	17,400 (11,600 to 25,300)	13,300 (9,030 to 19,400)	8,370 (5,650 to 12,100)	6,580 (4,560 to 9,370)	4,870 (3,440 to 7,010)	3,320 (2,340 to 4,660)	2,940 (2,070 to 4,170)	1,600 (1,100 to 2,260)	427 (293 to 590)	69·9 (49 to 97·4)	4 (2·7 to 5·7)	312,000
Interpersonal violence	358 (195 to 625)	113 (56·1 to 217)	557 (297 to 943)	842 (406 to 1,610)	1,250 (839 to 1,760)	1,490 (1,080 to 1,990)	4,110 (2,900 to 5,920)	6,790 (4,850 to 9,770)	8,540 (6,300 to 11,800)	10,200 (7,370 to 14,300)	8,410 (6,270 to 11,700)	6,340 (4,780 to 8,530)	4,780 (3,690 to 6,290)	3,510 (2,620 to 4,640)	2,480 (1,900 to 3,180)	2,090 (1,650 to 2,640)	1,690 (1,330 to 2,140)	1,390 (1,090 to 1,740)	846 (659 to 1,090)	290 (226 to 362)	92·3 (70·9 to 118)	19·3 (14·5 to 25·2)	2·1 (1·5 to 2·8)	66,200
Physical violence by firearm	0·8 (0·3 to 2)	1·9 (0·7 to 4·5)	6·5 (3·4 to 10·9)	23 (10·4 to 44·5)	23·4 (14·5 to 35·8)	27·1 (16·8 to 42·4)	166 (81 to 326)	402 (178 to 790)	489 (250 to 907)	499 (258 to 914)	514 (247 to 1,010)	299 (141 to 563)	159 (78·4 to 298)	147 (76·9 to 277)	60·8 (34·2 to 104)	36 (21·6 to 62·8)	25·8 (14·3 to 50·7)	26·4 (15·9 to 42·8)	25·1 (13·9 to 45·6)	8·3 (4·7 to 14·3)	2·3 (1·5 to 3·5)	0·5 (0·3 to 0·7)	0·1 (0 to 0·1)	2,940
Physical violence by sharp object	3·5 (1·7 to 6·8)	24·2 (8·7 to 57·4)	15·6 (7·7 to 30·2)	51·3 (25·3 to 99·4)	58·6 (37·4 to 84·9)	125 (78·7 to 197)	617 (334 to 1,090)	1,080 (549 to 1,890)	1,600 (895 to 2,690)	2,010 (1,130 to 3,470)	1,840 (1,110 to 3,070)	1,140 (693 to 1,860)	820 (509 to 1,290)	614 (375 to 1,030)	399 (250 to 633)	308 (193 to 503)	191 (120 to 316)	146 (102 to 215)	56·3 (40 to 82·6)	25·1 (17·9 to 34·8)	7·9 (5·8 to 10·6)	2 (1·5 to 2·7)	0·2 (0·2 to 0·4)	11,100
Sexual violence	0 (0 to 0)	0 (0 to 0)	0 (0 to 0)	19 (10·9 to 30)	148 (87·2 to 231)	301 (172 to 478)	647 (363 to 1,040)	1,260 (729 to 1,960)	1,610 (878 to 2,580)	1,550 (873 to 2,450)	1,360 (766 to 2,170)	1,040 (613 to 1,670)	697 (411 to 1,180)	411 (229 to 667)	240 (139 to 393)	183 (115 to 276)	154 (97·1 to 232)	107 (67·6 to 160)	61·2 (39·7 to 90·9)	27·6 (17·8 to 40·5)	6·8 (4 to 10·8)	0·6 (0·4 to 1)	0 (0 to 0)	9,820
Physical violence by other means	353 (194 to 618)	87·2 (42·8 to 170)	534 (287 to 911)	749 (344 to 1,470)	1,020 (642 to 1,520)	1,030 (724 to 1,470)	2,680 (1,780 to 4,050)	4,050 (2,690 to 6,060)	4,850 (3,390 to 6,980)	6,130 (4,150 to 9,130)	4,700 (3,370 to 6,800)	3,860 (2,810 to 5,320)	3,100 (2,330 to 4,130)	2,330 (1,730 to 3,120)	1,780 (1,340 to 2,350)	1,560 (1,210 to 1,980)	1,320 (1,000 to 1,680)	1,110 (853 to 1,390)	703 (538 to 913)	229 (170 to 293)	75·3 (55·7 to 98·9)	16·2 (11·8 to 21·6)	1·8 (1·3 to 2·3)	42,300
Conflict and terrorism	3·5 (3·1 to 3·8)	1·9 (1·7 to 2·1)	6·3 (5·7 to 6·9)	53·1 (47·3 to 59·7)	44·5 (37·1 to 55)	57·7 (45·1 to 76·7)	124 (100 to 160)	207 (163 to 271)	202 (150 to 280)	225 (157 to 324)	228 (150 to 350)	207 (132 to 331)	178 (110 to 284)	137 (80·6 to 239)	96·4 (54·2 to 183)	66·2 (36·4 to 133)	42·6 (24 to 85)	23 (13·5 to 45)	11·1 (6·9 to 20·9)	5 (3·2 to 8·7)	1·7 (1·1 to 2·8)	0·4 (0·2 to 0·6)	0·1 (0 to 0·1)	1,920

SR Table 2c: Tricuris DALYS by cause and sex across for both sexes with 95% uncertainty intervals. 2019

Cause	Both Remainder	Low Remainder	Post Remainder	1 to 4	5 to 9	10 to 14	15 to 19	20 to 24	25 to 29	30 to 34	35 to 39	40 to 44	45 to 49	50 to 54	55 to 59	60 to 64	65 to 69	70 to 74	75 to 79	80 to 84	85 to 89	90 to 94	95 plus	Total
All causes	12,900 (12,300 to 13,400)	13,600 (13,000 to 14,200)	26,400 (25,300 to 28,600)	23,100 (19,900 to 26,100)	23,900 (20,300 to 28,000)	22,200 (19,000 to 25,700)	22,100 (19,000 to 25,600)	22,600 (19,300 to 26,600)	23,200 (19,300 to 28,000)	24,200 (19,900 to 29,100)	25,100 (20,600 to 30,100)	25,600 (20,700 to 31,000)	26,100 (20,900 to 31,700)	26,400 (21,000 to 32,400)	26,100 (21,000 to 32,000)	25,900 (21,000 to 32,000)	25,900 (21,000 to 32,000)	25,900 (21,000 to 32,000)	25,900 (21,000 to 32,000)	25,900 (21,000 to 32,000)	25,900 (21,000 to 32,000)	25,900 (21,000 to 32,000)	1,100 (1,000 to 1,200)	1,200,000
Communicable, maternal, neonatal, and nutritional diseases	69,400 (65,700 to 73,100)	73,900 (70,100 to 77,800)	211,000 (196,100 to 226,100)	73,900 (66,100 to 82,000)	76,900 (68,100 to 85,700)	73,900 (65,600 to 82,600)	73,700 (65,700 to 82,000)	73,900 (65,700 to 82,600)	74,200 (65,900 to 83,100)	71,500 (63,600 to 80,100)	71,700 (63,600 to 80,100)	72,000 (63,600 to 80,600)	72,600 (63,600 to 81,600)	73,000 (63,600 to 82,600)	73,400 (63,600 to 83,600)	73,900 (63,600 to 84,600)	74,600 (64,600 to 85,500)	75,400 (65,600 to 86,600)	76,200 (66,200 to 87,600)	77,000 (66,600 to 88,600)	77,900 (66,900 to 89,600)	78,800 (67,200 to 90,600)	1,100 (900 to 1,300)	2,900,000
HIV/AIDS and sexually transmitted infections	7,910 (7,240 to 8,580)	7,980 (7,300 to 8,660)	2,552 (2,300 to 2,827)	11 (9,000 to 13,000)	24 (7,000 to 41,000)	20.2 (11.0 to 29.8)	111 (72.0 to 150)	1,022 (722 to 1,327)	2,997 (2,579 to 3,424)	3,564 (3,060 to 4,082)	3,775 (3,232 to 4,332)	3,922 (3,360 to 4,497)	4,062 (3,480 to 4,658)	4,147 (3,550 to 4,756)	4,218 (3,610 to 4,836)	4,218 (3,610 to 4,836)	4,218 (3,610 to 4,836)	4,218 (3,610 to 4,836)	4,218 (3,610 to 4,836)	4,218 (3,610 to 4,836)	4,218 (3,610 to 4,836)	4,218 (3,610 to 4,836)	179 (154 to 205)	3,200
HIV/AIDS	0 (0 to 0)	0 (0 to 0)	423.2 (114 to 1,184)	6.9 (1.6 to 15.7)	22.2 (5.4 to 50.6)	19.1 (4.7 to 43.7)	92.2 (22.7 to 211)	328.4 (82.2 to 753)	726 (183 to 1,662)	1,156 (298 to 2,651)	1,494 (387 to 3,424)	1,722 (446 to 3,947)	1,886 (489 to 4,322)	1,984 (514 to 4,547)	2,044 (530 to 4,684)	2,044 (530 to 4,684)	2,044 (530 to 4,684)	2,044 (530 to 4,684)	2,044 (530 to 4,684)	2,044 (530 to 4,684)	2,044 (530 to 4,684)	2,044 (530 to 4,684)	86.7 (22.5 to 199)	1,200
HIV/AIDS - Drug-susceptible Tuberculosis	0 (0 to 0)	0 (0 to 0)	0.1 (0.0 to 0.3)	0 (0 to 0)	0 (0 to 0)	0.1 (0.0 to 0.2)	0.7 (0.2 to 1.7)	2.9 (0.8 to 6.7)	6.9 (1.8 to 15.7)	11.1 (2.9 to 25.4)	15.1 (3.9 to 34.5)	18.2 (4.7 to 41.6)	20.4 (5.3 to 46.6)	21.9 (5.7 to 50.1)	22.9 (5.9 to 52.3)	22.9 (5.9 to 52.3)	22.9 (5.9 to 52.3)	22.9 (5.9 to 52.3)	22.9 (5.9 to 52.3)	22.9 (5.9 to 52.3)	22.9 (5.9 to 52.3)	22.9 (5.9 to 52.3)	0.9 (0.2 to 2.1)	2.7
HIV/AIDS - Multidrug-resistant Tuberculosis without extensive drug resistance	0 (0 to 0)	0 (0 to 0)	0.1 (0.0 to 0.2)	0 (0 to 0)	0 (0 to 0)	0 (0 to 0)	0.1 (0.0 to 0.2)	0.4 (0.1 to 1.0)	0.9 (0.2 to 2.1)	1.5 (0.4 to 3.4)	2.0 (0.5 to 4.6)	2.4 (0.6 to 5.5)	2.7 (0.7 to 6.2)	2.9 (0.7 to 6.7)	3.0 (0.8 to 6.9)	3.0 (0.8 to 6.9)	3.0 (0.8 to 6.9)	3.0 (0.8 to 6.9)	3.0 (0.8 to 6.9)	3.0 (0.8 to 6.9)	3.0 (0.8 to 6.9)	3.0 (0.8 to 6.9)	0.1 (0.0 to 0.3)	0.4
HIV/AIDS - Multidrug-resistant Tuberculosis without extensive drug resistance	0 (0 to 0)	0 (0 to 0)	0.1 (0.0 to 0.2)	0 (0 to 0)	0 (0 to 0)	0 (0 to 0)	0.1 (0.0 to 0.2)	0.4 (0.1 to 1.0)	0.9 (0.2 to 2.1)	1.5 (0.4 to 3.4)	2.0 (0.5 to 4.6)	2.4 (0.6 to 5.5)	2.7 (0.7 to 6.2)	2.9 (0.7 to 6.7)	3.0 (0.8 to 6.9)	3.0 (0.8 to 6.9)	3.0 (0.8 to 6.9)	3.0 (0.8 to 6.9)	3.0 (0.8 to 6.9)	3.0 (0.8 to 6.9)	3.0 (0.8 to 6.9)	3.0 (0.8 to 6.9)	0.1 (0.0 to 0.3)	0.4
HIV/AIDS - Extensively drug-resistant Tuberculosis	0 (0 to 0)	0 (0 to 0)	0.1 (0.0 to 0.2)	0 (0 to 0)	0 (0 to 0)	0 (0 to 0)	0.1 (0.0 to 0.2)	0.3 (0.1 to 0.7)	0.7 (0.2 to 1.6)	1.1 (0.3 to 2.6)	1.5 (0.4 to 3.5)	1.8 (0.5 to 4.2)	2.0 (0.5 to 4.8)	2.2 (0.6 to 5.1)	2.3 (0.6 to 5.4)	2.3 (0.6 to 5.4)	2.3 (0.6 to 5.4)	2.3 (0.6 to 5.4)	2.3 (0.6 to 5.4)	2.3 (0.6 to 5.4)	2.3 (0.6 to 5.4)	2.3 (0.6 to 5.4)	0.1 (0.0 to 0.2)	0.3
HIV/AIDS resulting in other diseases	0 (0 to 0)	0 (0 to 0)	418 (94.0 to 1,180)	6.9 (1.6 to 15.7)	22.2 (5.4 to 50.6)	19.1 (4.7 to 43.7)	92.2 (22.7 to 211)	328.4 (82.2 to 753)	726 (183 to 1,662)	1,156 (298 to 2,651)	1,494 (387 to 3,424)	1,722 (446 to 3,947)	1,886 (489 to 4,322)	1,984 (514 to 4,547)	2,044 (530 to 4,684)	2,044 (530 to 4,684)	2,044 (530 to 4,684)	2,044 (530 to 4,684)	2,044 (530 to 4,684)	2,044 (530 to 4,684)	2,044 (530 to 4,684)	2,044 (530 to 4,684)	86.7 (22.5 to 199)	853
Sexually transmitted infections excluding HIV	7,910 (7,240 to 8,580)	7,980 (7,300 to 8,660)	2,132 (1,900 to 2,377)	4.1 (2.4 to 6.1)	1.8 (0.6 to 3.2)	1.6 (0.6 to 2.9)	18.5 (7.1 to 31.4)	693 (267 to 1,175)	2,271 (872 to 3,852)	2,408 (927 to 4,082)	2,281 (877 to 3,868)	2,200 (846 to 3,730)	2,176 (837 to 3,690)	2,163 (832 to 3,668)	2,174 (836 to 3,686)	2,174 (836 to 3,686)	2,174 (836 to 3,686)	2,174 (836 to 3,686)	2,174 (836 to 3,686)	2,174 (836 to 3,686)	2,174 (836 to 3,686)	2,174 (836 to 3,686)	92.2 (35.4 to 156)	1,900
Syphilis	0 (0 to 0)	0 (0 to 0)	0.1 (0.0 to 0.2)	0 (0 to 0)	0 (0 to 0)	0 (0 to 0)	0.1 (0.0 to 0.2)	0.3 (0.1 to 0.7)	0.7 (0.2 to 1.6)	1.1 (0.3 to 2.6)	1.5 (0.4 to 3.5)	1.8 (0.5 to 4.2)	2.0 (0.5 to 4.8)	2.2 (0.6 to 5.1)	2.3 (0.6 to 5.4)	2.3 (0.6 to 5.4)	2.3 (0.6 to 5.4)	2.3 (0.6 to 5.4)	2.3 (0.6 to 5.4)	2.3 (0.6 to 5.4)	2.3 (0.6 to 5.4)	2.3 (0.6 to 5.4)	0.1 (0.0 to 0.3)	0.3
Chlamydial infection	0 (0 to 0)	0 (0 to 0)	0 (0 to 0)	0 (0 to 0)	0 (0 to 0)	0 (0 to 0)	0 (0 to 0)	0 (0 to 0)	0 (0 to 0)	0 (0 to 0)	0 (0 to 0)	0 (0 to 0)	0 (0 to 0)	0 (0 to 0)	0 (0 to 0)	0 (0 to 0)	0 (0 to 0)	0 (0 to 0)	0 (0 to 0)	0 (0 to 0)	0 (0 to 0)	0 (0 to 0)	0 (0 to 0)	0 (0 to 0)	0
Gonococcal infection	0 (0 to 0)	0 (0 to 0)	0 (0 to 0)	0 (0 to 0)	0 (0 to 0)	0 (0 to 0)	0 (0 to 0)	0 (0 to 0)	0 (0 to 0)	0 (0 to 0)	0 (0 to 0)	0 (0 to 0)	0 (0 to 0)	0 (0 to 0)	0 (0 to 0)	0 (0 to 0)	0 (0 to 0)	0 (0 to 0)	0 (0 to 0)	0 (0 to 0)	0 (0 to 0)	0 (0 to 0)	0 (0 to 0)	0 (0 to 0)	0
Trichomoniasis	0 (0 to 0)	0 (0 to 0)	0 (0 to 0)	0 (0 to 0)	0 (0 to 0)	0 (0 to 0)	0.1 (0.0 to 0.2)	0.3 (0.1 to 0.7)	0.7 (0.2 to 1.6)	1.1 (0.3 to 2.6)	1.5 (0.4 to 3.5)	1.8 (0.5 to 4.2)	2.0 (0.5 to 4.8)	2.2 (0.6 to 5.1)	2.3 (0.6 to 5.4)	2.3 (0.6 to 5.4)	2.3 (0.6 to 5.4)	2.3 (0.6 to 5.4)	2.3 (0.6 to 5.4)	2.3 (0.6 to 5.4)	2.3 (0.6 to 5.4)	2.3 (0.6 to 5.4)	0.1 (0.0 to 0.3)	0.3
Genital herpes	0 (0 to 0)	0 (0 to 0)	0 (0 to 0)	0 (0 to 0)	0 (0 to 0)	0 (0 to 0)	0 (0 to 0)	0 (0 to 0)	0 (0 to 0)	0 (0 to 0)	0 (0 to 0)	0 (0 to 0)	0 (0 to 0)	0 (0 to 0)	0 (0 to 0)	0 (0 to 0)	0 (0 to 0)	0 (0 to 0)	0 (0 to 0)	0 (0 to 0)	0 (0 to 0)	0 (0 to 0)	0 (0 to 0)	0 (0 to 0)	0
Other sexually transmitted infections	7,230 (6,620 to 7,850)	7,300 (6,700 to 8,010)	1,980 (1,760 to 2,210)	1.6 (0.6 to 2.9)	1.2 (0.4 to 2.3)	1.2 (0.4 to 2.2)	5.2 (1.9 to 9.6)	17.2 (6.2 to 32.0)	23.9 (8.6 to 44.5)	24.2 (8.7 to 45.0)	23.4 (8.4 to 43.3)	22.3 (8.0 to 41.3)	21.4 (7.7 to 39.7)	20.8 (7.5 to 38.5)	20.4 (7.3 to 37.8)	20.4 (7.3 to 37.8)	20.4 (7.3 to 37.8)	20.4 (7.3 to 37.8)	20.4 (7.3 to 37.8)	20.4 (7.3 to 37.8)	20.4 (7.3 to 37.8)	20.4 (7.3 to 37.8)	0.8 (0.3 to 1.5)	227
Respiratory infections and tuberculosis	4,580 (4,420 to 4,700)	4,580 (3,190 to 6,470)	1,230 (1,190 to 1,270)	1,360 (1,130 to 1,600)	1,230 (1,020 to 1,450)	1,230 (998 to 1,470)	1,260 (1,020 to 1,510)	1,270 (1,030 to 1,530)	1,290 (1,030 to 1,550)	1,290 (1,030 to 1,550)	1,290 (1,030 to 1,550)	1,290 (1,030 to 1,550)	1,290 (1,030 to 1,550)	1,290 (1,030 to 1,550)	1,290 (1,030 to 1,550)	1,290 (1,030 to 1,550)	1,290 (1,030 to 1,550)	1,290 (1,030 to 1,550)	1,290 (1,030 to 1,550)	1,290 (1,030 to 1,550)	1,290 (1,030 to 1,550)	1,290 (1,030 to 1,550)	54.1 (43.4 to 66.1)	29,000
Tuberculosis	0 (0 to 0)	0 (0 to 0)	0.1 (0.0 to 0.2)	0 (0 to 0)	0 (0 to 0)	0 (0 to 0)	0.1 (0.0 to 0.2)	0.3 (0.1 to 0.7)	0.7 (0.2 to 1.6)	1.1 (0.3 to 2.6)	1.5 (0.4 to 3.5)	1.8 (0.5 to 4.2)	2.0 (0.5 to 4.8)	2.2 (0.6 to 5.1)	2.3 (0.6 to 5.4)	2.3 (0.6 to 5.4)	2.3 (0.6 to 5.4)	2.3 (0.6 to 5.4)	2.3 (0.6 to 5.4)	2.3 (0.6 to 5.4)	2.3 (0.6 to 5.4)	2.3 (0.6 to 5.4)	0.1 (0.0 to 0.3)	0.3
Latent tuberculosis infection	0 (0 to 0)	0 (0 to 0)	0 (0 to 0)	0 (0 to 0)	0 (0 to 0)	0 (0 to 0)	0 (0 to 0)	0 (0 to 0)	0 (0 to 0)	0 (0 to 0)	0 (0 to 0)	0 (0 to 0)	0 (0 to 0)	0 (0 to 0)	0 (0 to 0)	0 (0 to 0)	0 (0 to 0)	0 (0 to 0)	0 (0 to 0)	0 (0 to 0)	0 (0 to 0)	0 (0 to 0)	0 (0 to 0)	0 (0 to 0)	0
Drug-susceptible Tuberculosis	0 (0 to 0)	0 (0 to 0)	172 (99.7 to 288)	98.4 (57.0 to 177)	134 (78.0 to 198)	176 (102 to 253)	390 (225 to 553)	1,078 (623 to 1,566)	1,969 (1,134 to 2,859)	1,785 (1,028 to 2,592)	1,670 (961 to 2,425)	1,500 (863 to 2,178)	1,500 (863 to 2,178)	1,500 (863 to 2,178)	1,500 (863 to 2,178)	1,500 (863 to 2,178)	1,500 (863 to 2,178)	1,500 (863 to 2,178)	1,500 (863 to 2,178)	1,500 (863 to 2,178)	1,500 (863 to 2,178)	1,500 (863 to 2,178)	63.8 (36.8 to 92.6)	19,900
Multidrug-resistant tuberculosis without extensive drug resistance	0 (0 to 0)	0 (0 to 0)	19.6 (5.1 to 53.7)	6.9 (1.6 to 15.7)	10.1 (2.5 to 23.0)	13.9 (3.4 to 31.8)	31.6 (7.7 to 72.1)	88.5 (21.9 to 202)	132 (32.7 to 302)	157 (39.0 to 359)	176 (43.7 to 402)	189 (46.9 to 431)	197 (48.9 to 450)	198 (49.1 to 452)	198 (49.1 to 452)	198 (49.1 to 452)	198 (49.1 to 452)	198 (49.1 to 452)	198 (49.1 to 452)	198 (49.1 to 452)	198 (49.1 to 452)	198 (49.1 to 452)	8.4 (2.1 to 19.2)	1,770
Extensively drug-resistant tuberculosis	0 (0 to 0)	0 (0 to 0)	0.6 (0.2 to 1.7)	0 (0 to 0)	0 (0 to 0)	0.1 (0.0 to 0.3)	1.1 (0.3 to 2.7)	3.5 (0.9 to 8.1)	6.8 (1.7 to 15.7)	8.6 (2.2 to 19.9)	9.8 (2.5 to 22.7)	10.6 (2.7 to 24.5)	11.2 (2.8 to 25.8)	11.4 (2.9 to 26.3)	11.5 (2.9 to 26.5)	11.5 (2.9 to 26.5)	11.5 (2.9 to 26.5)	11.5 (2.9 to 26.5)	11.5 (2.9 to 26.5)	11.5 (2.9 to 26.5)	11.5 (2.9 to 26.5)	11.5 (2.9 to 26.5)	0.4 (0.1 to 1.0)	89
Lower respiratory infections	2,220 (1,620 to 2,700)	2,220 (1,700 to 2,800)	1,240 (1,040 to 1,460)	1,140 (760 to 1,580)	981 (626 to 1,380)	979 (599 to 1,407)	887 (529 to 1,312)	880 (520 to 1,312)	877 (520 to 1,309)	844 (499 to 1,258)	799 (472 to 1,192)	739 (436 to 1,103)	687 (405 to 1,026)	1,260 (1,040 to 1,480)	1,260 (1,040 to 1,480)	2,160 (1,780 to 2,540)	2,160 (1,780 to 2,540)	2,160 (1,780 to 2,540)	2,160 (1,780 to 2,540)	2,160 (1,780 to 2,540)	2,160 (1,780 to 2,540)	2,160 (1,780 to 2,540)	362 (298 to 426)	43,000
Upper respiratory infections	0.6 (0 to 1.7)	1 (0 to 3)	64.1 (19.1 to 178)	196 (117 to 295)	245 (147 to 356)	290 (174 to 420)	297 (178 to 432)	292 (175 to 424)	294 (176 to 427)	243 (146 to 353)	216 (129 to 314)	174 (104 to 253)	141 (84.3 to 205)	113 (67.6 to 164)	87.7 (52.4 to 127)	64.1 (38.3 to 93.1)	49.2 (29.4 to 71.4)	39.4 (23.5 to 57.2)	31.5 (18.8 to 45.8)	25.2 (15.1 to 36.7)	20.2 (12.1 to 29.3)	16.2 (9.7 to 23.5)	4.6 (2.7 to 6.7)	2,700
Otitis media	0 (0 to 0.1)	0 (0 to 0.1)	7.4 (1.4 to 27.2)	167 (99.9 to 256)	208 (126 to 308)	253 (153 to 353)	257 (157 to 360)	253 (154 to 354)	254 (155 to 356)	210 (128 to 294)	187 (114 to 262)	151 (92.4 to 211)	122 (74.4 to 170)	97.8 (59.7 to 136)	75.9 (46.3 to 106)	55.5 (33.9 to 77.6)	42.6 (26.0 to 59.6)	34.1 (20.8 to 47.7)	27.3 (16.7 to 38.2)	21.8 (13.3 to 30.5)	17.5 (10.7 to 24.5)	14.0 (8.6 to 19.6)	3.9 (2.4 to 5.5)	1,600
Enteric infections	4,580 (289 to 636)	4,580 (371 to 1,240)	1,230 (1,060 to 1,400)	2,490 (1,480 to 3,760)	2,490 (1,540 to 3,670)	2,490 (1,220 to 3,900)	2,490 (633 to 3,220)	2,490 (690 to 3,000)	2,490 (673 to 2,910)	2,490 (660 to 2,900)	2,490 (626 to 2,780)	2,490 (587 to 2,630)	2,490 (561 to 2,740)	2,490 (534 to 2,670)	2,490 (534 to 2,670)	2,490 (534 to 2,670)	2,490 (534 to 2,670)	2,490 (534 to 2,670)	2,490 (534 to 2,670)	2,490 (534 to 2,670)	2,490 (534 to 2,670)	2,490 (534 to 2,670)	104 (22.3 to 266)	43,400
Diarrheal diseases	3,940 (289 to 636)	732 (370 to 1,240)	1,230 (1,230 to 1,780)	1,230 (762 to 2,400)	1,230 (909 to 2,480)	1,230 (904 to 1,870)	1,230 (876 to 1,870)	1,230 (898 to 1,880)	1,230 (739 to 1,880)	1,230 (739 to 1,880)	1,230 (765 to 1,700)	1,230 (765 to 1,700)	1,230 (765 to 1,700)	1,230 (763 to 1,700)	1,230 (763 to 1,700)	1,230 (763 to 1,700)	1,230 (763 to 1,700)	1,230 (763 to 1,700)	1,230 (763 to 1,700)	1,230 (763 to 1,700)	1,230 (763 to 1,700)	1,230 (763 to 1,700)	51.6 (21.4 to 96.2)	33,600
Typhoid and paratyphoid	0 (0 to 0)	0 (0 to 0)	0.9 (0.3 to 2.3)	113 (72.0 to 163)	1,050 (663 to 1,560)	1,050 (663 to 1,560)	1,050 (663 to 1,560)	1,050 (663 to 1,560)	1,050 (663 to 1,560)	1,050 (663 to 1,560)	1,050 (663 to 1,560)	1,050 (663 to 1,560)	1,050 (663 to 1,560)	1,050 (663 to 1,560)	1,050 (663 to 1,560)	1,050 (663 to 1,560)	1,050 (663 to 1,560)	1,050 (663 to 1,560)	1,050 (663 to 1,560)	1,050 (663 to 1,560)	1,050 (663 to 1,560)	1,050 (663 to 1,560)	44.1 (28.0 to 63.1)	1,500
Typhoid fever	0 (0 to 0)	0 (0 to 0)	0.9 (0.3 to 2.3)	113 (72.0 to 163)	1,050 (663 to 1,560)	1,050 (663 to 1,560)	1,050 (663 to 1,560)	1,050 (663 to 1,560)	1,050 (663 to 1,560)	1,050 (663 to 1,560)	1,050 (663 to 1,560)	1,050 (663 to 1,560)	1,050 (663 to 1,560)	1,050 (663 to 1,560)	1,050 (663 to 1,560)	1,050 (663 to 1,560)	1,050 (663 to 1,560)	1,050 (663 to 1,560)	1,050 (663 to 1,560)	1,050 (663 to 1,560)	1,050 (663 to 1,560)	1,050 (663 to 1,560)	44.1 (28.0 to 63.1)	1,500
Paratyphoid fever	0 (0 to 0)	0 (0 to 0)	0.1 (0.1 to 0.1)	0.6 (0.4 to 0.8)	78 (49.1 to 116)	236 (149 to 350)	241 (151 to 355)	240 (151 to 357)	240 (151 to 357)	240 (151 to 357)	240 (151 to 357)	240 (151 to 357)	240 (151 to 357)	240 (151 to 357)	240 (151 to 357)	240 (151 to 357)	240 (151 to 357)	240 (151 to 357)	240 (151 to 357)	240 (151 to 357)	240 (151 to 357)	240 (151 to 357)	240 (151 to 357)	10.1 (6.4 to 14.5)	370
Invasive Non-typhoidal Salmonella (iNTS)	0 (0 to 0)	0.9 (0.3 to 1.9)	11.6 (3.9 to 31.3)	23.9 (14.9 to 35.2)	68.3 (42.4 to 99.8)	81.2 (50.4 to 118)	81.2 (50.4 to 118)	81.2 (50.4 to 118)	81.2 (50.4 to 118)	81.2 (50.4 to 118)	81.2 (50.4 to 118)	81.2 (50.4 to 118)	81.2 (50.4 to 118)	81.2 (50.4 to 118)	81.2 (50.4 to 118)	81.2 (50.4 to 118)	81.2 (50.4 to 118)	81.2 (50.4 to 118)	81.2 (50.4 to 118)	81.2 (50.4 to 118)	81.2 (50.4 to 118)	81.2 (50.4 to 118)	3.4 (2.1 to 4.8)	360
Other intestinal infectious diseases	2.6 (0 to 6.8)	2.6 (0 to 6.8)	2.6 (0 to 6.8)	2.7 (0 to 6.8)	2.6 (0 to 6.8)	2.7 (0 to 6.8)	2.6 (0 to 6.8)	2.6 (0 to 6.8)	2.7 (0 to 6.8)	1.8 (0 to 6.8)	2.6 (0 to 6.8)	2.6 (0 to 6.8)	2.6 (0 to 6.8)	2.6 (0 to 6.8)	2.6 (0 to 6.8)	2.6 (0 to 6.8)	2.6 (0 to 6.8)	2.6 (0 to 6.8)	2.6 (0 to 6.8)	2.6 (0 to 6.8)	2.6 (0 to 6.8)	2.6 (0 to 6.8)	0.1 (0 to 0.3)	20.7
Neglected tropical diseases and malaria	2,717 (1,420 to 4,150)	2,883 (1,170 to 5,220)	6,480 (3,210 to 10,900)	3,240 (1,600 to 5,450)	3,240 (1,600 to 5,450)	3,780 (1,870 to 6,360)	1,410 (697 to 2,370)	1,910 (945 to 3,210)	1,260 (627 to 2,120)	1,770 (877 to 2,980)	1,960 (971 to 3,300)	1,420 (703 to 2,390)	1,330 (659 to 2,230)	1,430 (709 to 2,410)	1,360 (674 to 2,290)	1,330 (659 to 2,230)	1,330 (659 to 2,230)	1,330 (659 to 2,230)	1,330 (659 to 2,230)	1,330 (659 to 2,230)	1,330 (659 to 2,230)	1,330 (659 to 2,230)	56.7 (28.1 to 95.2)	32,700
Malaria	0 (0 to 0)	0 (0 to 0.2)	0.2 (0.0 to 0.6)	0 (0 to 0)	0 (0 to 0)	0 (0 to 0)	0.1 (0.0 to 0.2)	0.3 (0.1 to 0.7)	0.7 (0.2 to 1.6)	1.1 (0.3 to 2.6)	1.5 (0.4 to 3.5)	1.8 (0.5 to 4.2)	2.0 (0.5 to 4.8)	2.2 (0.6 to 5.1)	2.3 (0.6 to 5.4)	2.3 (0.6 to 5.4)	2.3 (0.6 to 5.4)	2.3 (0.6 to 5.4)	2.3 (0.6 to 5.4)	2.3 (0.6 to 5.4)	2.3 (0.6 to 5.4)	2.3 (0.6 to 5.4)	0.1 (0.0 to 0.3)	26,000
Chagas disease	0 (0 to 0)	0 (0 to 0)	0 (0 to 0)	0 (0 to 0)	0 (0 to 0)	0 (0 to 0)	0 (0 to 0)	0 (0 to 0)	0 (0 to 0)	0 (0 to 0)	0 (0 to 0)	0 (0 to 0)	0 (0 to 0)	0 (0 to 0)	0 (0 to 0)	0 (0 to 0)	0 (0 to 0)	0 (0 to 0)	0 (0 to 0)	0 (0 to 0)	0 (0 to 0)	0 (0 to 0)	0 (0 to 0)	0 (0 to 0)	0
Leishmaniasis	0 (0 to 0)	0 (0 to 0)	0 (0 to 0)	0 (0 to 0)	0 (0 to 0)	0 (0 to 0)	0 (0 to 0)	0 (0 to 0)	0 (0 to 0)	0 (0 to 0)	0 (0 to 0)	0 (0 to 0)	0 (0 to 0)	0 (0 to 0)	0 (0 to 0)	0 (0 to 0)	0 (0 to 0)	0 (0 to 0)	0 (0 to 0)	0 (0 to 0)	0 (0 to 0)	0 (0 to 0)	0 (0 to 0)	0 (0 to 0)	0
Visceral leishmaniasis	0 (0 to 0)	0 (0 to 0)	0 (0 to 0)	0 (0 to 0)	0 (0 to 0)	0 (0 to 0)	0 (0 to 0)	0 (0 to 0)	0 (0 to 0)	0 (0 to 0)	0 (0 to 0)	0 (0 to 0)	0 (0 to 0)	0 (0 to 0)	0 (0 to 0)	0 (0 to 0)	0 (0 to 0)	0 (0 to 0)	0 (0 to 0)	0 (0 to 0)	0 (0 to 0)	0 (0 to 0)	0 (0 to 0)	0 (0 to 0)	0
Cutaneous and mucocutaneous leishmaniasis	0 (0 to 0)	0 (0 to 0)	0 (0 to 0)	0 (0 to 0)	0 (0 to 0)	0 (0 to 0)	0 (0 to 0)	0 (0 to 0)	0 (0 to 0)	0 (0 to 0)	0 (0 to 0)	0 (0 to 0)	0 (0 to 0)	0 (0 to 0)	0 (0 to 0)	0 (0 to 0)	0 (0 to 0)	0 (0 to 0)	0 (0 to 0)	0 (0 to 0)	0 (0 to 0)	0 (0 to 0)	0 (0 to 0)	0 (0 to 0)	0
African trypanosomiasis	0 (0 to 0)	0 (0 to 0)	0 (0 to 0)	0 (0 to 0)	0 (0 to 0)	0 (0 to 0)	0 (0 to 0)	0 (0 to 0)	0 (0 to 0)	0 (0 to 0)	0 (0 to 0)	0 (0 to 0)	0 (0 to 0)	0 (0 to 0)	0 (0 to 0)	0 (0 to 0)	0 (0 to 0)	0 (0 to 0)	0 (0 to 0)	0 (0 to 0)	0 (0 to 0)	0 (0 to 0)	0 (0 to 0)	0 (0 to 0)	0
Schistosomiasis	0 (0 to 0)	0 (0 to 0)	0 (0 to 0)	0 (0 to 0)	0 (0 to 0)	0 (0 to 0)	0 (0 to 0)	0 (0 to 0)	0 (0 to 0)	0 (0 to 0)	0 (0 to 0)	0 (0 to 0)	0 (0 to 0)	0 (0 to 0)	0 (0 to 0)	0 (0 to 0)	0 (0 to 0)	0 (0 to 0)	0 (0 to 0)	0 (0 to 0)	0 (0 to 0)	0 (0 to 0)	0 (0 to 0)	0 (0 to 0)	0
Cysticercosis	0 (0 to 0)	0 (0 to 0)	0.1 (0.0 to 0.2)	1.4 (0.4 to 3.3)	9.6 (3.2 to 20.1)	27.8 (9.7 to 56.8)	62.3 (22.3 to 122)	64.7 (24.0 to 117)	64.1 (24.0 to 114)	63.6 (23.7 to 112)	60.6 (23.1 to 106)	58.6 (22.5 to 102)	57.1 (22.0 to 99.2)	56.2 (21.7 to 97.3)	55.7 (21.5 to 96.4)	55.7 (21.5 to 96.4)	55.7 (21.5 to 96.4)	55.7 (21.5 to 96.4)	55.7 (21.5 to 96.4)	55.7 (21.5 to 96.4)	55.7 (21.5 to 96.4)	55.7 (21.5 to 96.4)	2.3 (0.9 to 4.1)	839
Cystic echinococcosis	0 (0 to 0)	0 (0 to 0)	0.6 (0.2 to 1.6)	2.1 (0.6 to 5.1)	11.9 (3.9 to 27.1)	31.7 (10.9 to 66.1)	68.3 (24.5 to 136)	68.4 (24.9 to 131)	66.6 (24.6 to 126)	65.1 (24.2 to 123)	62.1 (23.6 to 117)	59.8 (22.9 to 112)	58.2 (22.4 to 109)	57.2 (22.1 to 107)	56.6 (21.9 to 106)	56.6 (21.9 to 106)	56.6 (21.9 to 106)	56.6 (21.9 to 106)	56.6 (21.9 to 106)	56.6 (21.9 to 106)	56.6 (21.9 to 106)	56.6 (21.9 to 106)	2.3 (0.9 to 4.2)	423
Lymphatic filariasis	0 (0 to 0)	0 (0 to 0)	0 (0 to 0)	0 (0 to 0)	0 (0 to 0)	0 (0 to 0)	0 (0 to 0)	0 (0 to 0)	0 (0 to 0)	0 (0 to 0)	0 (0 to 0)	0 (0 to 0)	0 (0 to 0)	0 (0 to 0)	0 (0 to 0)	0 (0 to 0)	0 (0 to 0)	0 (0 to 0)	0 (0 to 0)	0 (0 to 0)	0 (0 to 0)	0 (0 to 0)	0 (0 to 0)	0 (0 to 0)	0
Onchocerciasis	0 (0 to 0)	0 (0 to 0)	0 (0 to 0)	0 (0 to 0)	0 (0 to 0)	0 (0 to 0)	0 (0 to 0)	0 (0 to 0)	0 (0 to 0)	0 (0 to 0)	0 (0 to 0)	0 (0 to 0)	0 (0 to 0)	0 (0 to 0)	0 (0 to 0)	0 (0 to 0)	0 (0 to 0)	0 (0 to 0)	0 (0 to 0)	0 (0 to 0)	0 (0 to 0)	0 (0 to 0)	0 (0 to 0)	0 (0 to 0)	0
Trachoma	0 (0 to 0)	0 (0 to 0)	0 (0 to 0)	0 (0 to 0)	0 (0 to 0)	0 (0 to 0)	0 (0 to 0)	0 (0 to 0)	0 (0 to 0)	0 (0 to 0)	0 (0 to 0)	0 (0 to 0)	0 (0 to 0)	0 (0 to 0)	0 (0 to 0)	0 (0 to 0)	0 (0 to 0)	0 (0 to 0)	0 (0 to 0)	0 (0 to 0)	0 (0 to 0)	0 (0 to 0)	0 (0 to 0)	0 (0 to 0)	0
Dengue	2.6 (0.3 to 6.8)	2.6 (0.7 to 6.8)	2.6 (





Causes	Early Neonatal	Late Neonatal	Post Neonatal	1_to_4	5_to_9	10_to_14	15_to_19	20_to_24	25_to_29	30_to_34	35_to_39	40_to_44	45_to_49	50_to_54	55_to_59	60_to_64	65_to_69	70_to_74	75_to_79	80_to_84	85_to_89	90_to_94	95_plus	Total
All causes	12,484,000 (9,550,000 to 15,420,000)	2,252,000 (1,610,000 to 3,000,000)	4,370,000 (3,410,000 to 5,450,000)	12,950,000 (9,940,000 to 16,440,000)	12,560,000 (9,540,000 to 16,020,000)	12,420,000 (9,390,000 to 15,910,000)	13,240,000 (9,910,000 to 17,010,000)	13,960,000 (10,230,000 to 18,230,000)	15,470,000 (11,350,000 to 20,200,000)	16,990,000 (12,450,000 to 22,200,000)	18,270,000 (13,370,000 to 23,900,000)	19,660,000 (14,350,000 to 25,800,000)	20,900,000 (15,230,000 to 27,600,000)	21,750,000 (15,800,000 to 28,800,000)	21,750,000 (15,800,000 to 28,800,000)	21,750,000 (15,800,000 to 28,800,000)	21,750,000 (15,800,000 to 28,800,000)	21,750,000 (15,800,000 to 28,800,000)	21,750,000 (15,800,000 to 28,800,000)	21,750,000 (15,800,000 to 28,800,000)	21,750,000 (15,800,000 to 28,800,000)	21,750,000 (15,800,000 to 28,800,000)	21,750,000 (15,800,000 to 28,800,000)	21,440,000 (15,600,000 to 28,400,000)	21,440,000 (15,600,000 to 28,400,000)	21,440,000 (15,600,000 to 28,400



GBD Table 2c: Untransformed DALYS by cause and age across for both sexes with 95% uncertainty intervals, 2019

Cause	Early Neonatal	Late Neonatal	Post Neonatal	1 to 4	5 to 9	10 to 14	15 to 19	20 to 24	25 to 29	30 to 34	35 to 39	40 to 44	45 to 49	50 to 54	55 to 59	60 to 64	65 to 69	70 to 74	75 to 79	80 to 84	85 to 89	90 to 94	95 plus	Total
All causes	231,000 (172,000 to 301,000)	69,400 (39,600 to 104,000)	161,000 (79,200 to 275,000)	69,600 (35,100 to 116,000)	106,000 (56,100 to 164,000)	106,000 (49,600 to 172,000)	109,000 (52,000 to 179,000)	169,000 (80,600 to 281,000)	167,000 (78,700 to 280,000)	172,000 (83,500 to 279,000)	172,000 (81,400 to 281,000)	193,000 (91,600 to 314,000)	207,000 (98,000 to 341,000)	227,000 (107,000 to 373,000)	239,000 (112,000 to 394,000)	256,000 (120,000 to 423,000)	261,000 (122,000 to 431,000)	259,000 (120,000 to 429,000)	251,000 (116,000 to 415,000)	229,000 (106,000 to 378,000)	182,000 (84,600 to 302,000)	129,000 (60,000 to 214,000)	64,600 (29,600 to 106,000)	10,400 (4,800 to 17,000)	1,988 (1,400 to 2,700)	4,170,000
Communicable, maternal, neonatal, and nutritional diseases	210,000 (157,000 to 275,000)	61,600 (33,900 to 93,000)	71,000 (38,600 to 111,000)	60,600 (30,800 to 100,000)	62,400 (33,000 to 96,900)	47,000 (22,000 to 77,000)	41,600 (19,900 to 67,000)	39,600 (18,900 to 63,000)	37,000 (17,600 to 59,000)	46,000 (22,000 to 73,000)	47,000 (22,000 to 74,000)	61,000 (28,000 to 97,000)	63,000 (29,000 to 100,000)	69,000 (32,000 to 110,000)	69,000 (32,000 to 110,000)	74,000 (34,000 to 118,000)	73,000 (33,000 to 116,000)	69,000 (31,000 to 110,000)	59,000 (27,000 to 94,000)	46,000 (21,000 to 73,000)	30,000 (14,000 to 48,000)	17,000 (8,000 to 27,000)	8,000 (3,800 to 12,000)	1,300 (900 to 1,800)	1,950,000
HIV/AIDS and sexually transmitted infections	2,700 (764 to 6,700)	794 (209 to 1,700)	1,200 (329 to 2,613)	324 (92 to 748)	564 (147 to 1,277)	1,100 (302 to 2,400)	1,900 (532 to 4,100)	3,900 (1,100 to 8,200)	5,100 (1,400 to 10,700)	6,700 (1,800 to 14,000)	7,600 (2,000 to 15,900)	8,900 (2,300 to 18,500)	9,600 (2,500 to 19,900)	10,000 (2,600 to 20,800)	10,000 (2,600 to 20,800)	10,000 (2,600 to 20,800)	9,600 (2,500 to 20,000)	8,900 (2,300 to 18,500)	7,900 (2,100 to 16,500)	6,600 (1,700 to 13,800)	4,600 (1,200 to 9,600)	2,600 (700 to 5,400)	1,200 (300 to 2,500)	200 (50 to 400)	20,600
HIV/AIDS	2,700 (764 to 6,700)	794 (209 to 1,700)	1,200 (291 to 2,613)	324 (77 to 748)	564 (127 to 1,277)	1,100 (302 to 2,400)	1,900 (532 to 4,100)	3,900 (1,100 to 8,200)	5,100 (1,400 to 10,700)	6,700 (1,800 to 14,000)	7,600 (2,000 to 15,900)	8,900 (2,300 to 18,500)	9,600 (2,500 to 19,900)	10,000 (2,600 to 20,800)	10,000 (2,600 to 20,800)	10,000 (2,600 to 20,800)	9,600 (2,500 to 20,000)	8,900 (2,300 to 18,500)	7,900 (2,100 to 16,500)	6,600 (1,700 to 13,800)	4,600 (1,200 to 9,600)	2,600 (700 to 5,400)	1,200 (300 to 2,500)	200 (50 to 400)	20,600
HIV/AIDS - Drug-susceptible Tuberculosis	0 (0 to 0)	0 (0 to 0)	0 (0 to 0)	0 (0 to 0)	0 (0 to 0)	0 (0 to 0)	0 (0 to 0)	0 (0 to 0)	0 (0 to 0)	0 (0 to 0)	0 (0 to 0)	0 (0 to 0)	0 (0 to 0)	0 (0 to 0)	0 (0 to 0)	0 (0 to 0)	0 (0 to 0)	0 (0 to 0)	0 (0 to 0)	0 (0 to 0)	0 (0 to 0)	0 (0 to 0)	0 (0 to 0)	0 (0 to 0)	0 (0 to 0)	0
HIV/AIDS - Multidrug resistant Tuberculosis without extensive drug resistance	0 (0 to 0)	0 (0 to 0)	17.1 (0 to 58.9)	0.6 (0 to 2.3)	0.5 (0 to 1.8)	0.7 (0 to 2.6)	0.7 (0 to 2.5)	1.4 (0 to 4.6)	2.1 (0 to 6.8)	2.8 (0 to 8.9)	3.2 (0 to 10.2)	3.7 (0 to 11.6)	4.0 (0 to 12.5)	4.2 (0 to 13.1)	4.2 (0 to 13.1)	4.2 (0 to 13.1)	4.0 (0 to 12.5)	3.7 (0 to 11.6)	3.3 (0 to 10.2)	2.7 (0 to 8.4)	1.9 (0 to 5.9)	1.1 (0 to 3.4)	0.5 (0 to 1.5)	0.1 (0 to 0.3)	685
HIV/AIDS - Extensively drug-resistant Tuberculosis	0 (0 to 0)	0 (0 to 0)	0 (0 to 0)	0 (0 to 0)	0 (0 to 0)	0 (0 to 0)	0.4 (0 to 1.4)	1.1 (0 to 3.6)	2.0 (0 to 6.4)	2.9 (0 to 9.2)	3.5 (0 to 11.0)	4.2 (0 to 13.2)	4.7 (0 to 14.6)	5.1 (0 to 15.9)	5.1 (0 to 15.9)	4.7 (0 to 14.6)	4.2 (0 to 13.2)	3.5 (0 to 11.0)	2.9 (0 to 9.2)	2.0 (0 to 6.4)	1.1 (0 to 3.6)	0.4 (0 to 1.4)	0 (0 to 0)	0 (0 to 0)	0 (0 to 0)	23.5
HIV/AIDS resulting in other diseases	0 (0 to 0)	0 (0 to 0)	0 (0 to 0)	0 (0 to 0)	0 (0 to 0)	0 (0 to 0)	0 (0 to 0)	0 (0 to 0)	0 (0 to 0)	0 (0 to 0)	0 (0 to 0)	0 (0 to 0)	0 (0 to 0)	0 (0 to 0)	0 (0 to 0)	0 (0 to 0)	0 (0 to 0)	0 (0 to 0)	0 (0 to 0)	0 (0 to 0)	0 (0 to 0)	0 (0 to 0)	0 (0 to 0)	0 (0 to 0)	0 (0 to 0)	0
Sexually transmitted infections, excluding HIV	2,700 (764 to 6,700)	794 (209 to 1,700)	1,200 (329 to 2,600)	324 (92 to 748)	564 (147 to 1,300)	1,100 (302 to 2,400)	1,900 (532 to 4,100)	3,900 (1,100 to 8,200)	5,100 (1,400 to 10,700)	6,700 (1,800 to 14,000)	7,600 (2,000 to 15,900)	8,900 (2,300 to 18,500)	9,600 (2,500 to 19,900)	10,000 (2,600 to 20,800)	10,000 (2,600 to 20,800)	10,000 (2,600 to 20,800)	9,600 (2,500 to 20,000)	8,900 (2,300 to 18,500)	7,900 (2,100 to 16,500)	6,600 (1,700 to 13,800)	4,600 (1,200 to 9,600)	2,600 (700 to 5,400)	1,200 (300 to 2,500)	200 (50 to 400)	20,600
Syphilis	766 (209 to 1,700)	540 (297 to 2,700)	29.7 (8.6 to 68.2)	11.5 (3.3 to 26.1)	11.1 (3.2 to 25.1)	14.5 (3.9 to 32.7)	21.5 (5.7 to 47.2)	31.5 (8.4 to 69.1)	41.0 (11.7 to 90.3)	52.1 (14.7 to 114.3)	59.1 (16.7 to 129.6)	69.1 (19.5 to 151.6)	74.6 (21.1 to 163.6)	77.7 (21.9 to 170.4)	77.7 (21.9 to 170.4)	77.7 (21.9 to 170.4)	74.6 (21.1 to 163.6)	69.1 (19.5 to 151.6)	61.4 (17.4 to 134.7)	51.3 (14.5 to 112.6)	35.7 (10.1 to 78.4)	20.2 (5.7 to 44.3)	9.3 (2.6 to 20.4)	1.6 (0.5 to 3.5)	4,640
Chlamydial infection	0 (0 to 0)	0 (0 to 0)	0 (0 to 0)	0 (0 to 0)	0 (0 to 0)	1.1 (0.7 to 1.7)	1.9 (1.1 to 2.9)	3.6 (2.2 to 5.5)	4.7 (2.7 to 7.3)	6.1 (3.5 to 9.4)	6.8 (3.9 to 10.5)	8.0 (4.6 to 12.4)	8.6 (4.9 to 13.3)	8.9 (5.1 to 13.8)	8.9 (5.1 to 13.8)	8.6 (4.9 to 13.3)	8.0 (4.6 to 12.4)	6.8 (3.9 to 10.5)	5.5 (3.2 to 8.6)	4.1 (2.4 to 6.4)	2.6 (1.5 to 4.0)	1.4 (0.8 to 2.2)	0.6 (0.3 to 1.0)	0.1 (0 to 0.2)	374
Gonococcal infection	0 (0 to 0)	0 (0 to 0)	0 (0 to 0)	0 (0 to 0)	0 (0 to 0)	1.4 (0.9 to 2.1)	2.4 (1.4 to 3.6)	4.5 (2.8 to 6.9)	5.9 (3.4 to 9.1)	7.6 (4.4 to 11.7)	8.5 (4.9 to 13.1)	10.0 (5.8 to 15.4)	10.7 (6.2 to 16.5)	11.1 (6.4 to 17.1)	11.1 (6.4 to 17.1)	10.7 (6.2 to 16.5)	10.0 (5.8 to 15.4)	8.5 (4.9 to 13.1)	6.9 (4.0 to 10.7)	5.1 (3.0 to 7.9)	3.3 (1.9 to 5.1)	1.7 (1.0 to 2.7)	0.8 (0.4 to 1.2)	0.1 (0 to 0.2)	719
Trichomoniasis	0 (0 to 0)	0 (0 to 0)	0 (0 to 0)	0 (0 to 0)	0 (0 to 0)	0 (0 to 0)	0 (0 to 0)	0 (0 to 0)	0 (0 to 0)	0 (0 to 0)	0 (0 to 0)	0 (0 to 0)	0 (0 to 0)	0 (0 to 0)	0 (0 to 0)	0 (0 to 0)	0 (0 to 0)	0 (0 to 0)	0 (0 to 0)	0 (0 to 0)	0 (0 to 0)	0 (0 to 0)	0 (0 to 0)	0 (0 to 0)	0 (0 to 0)	0
Genital herpes	0 (0 to 0)	0 (0 to 0)	0 (0 to 0)	0 (0 to 0)	0 (0 to 0)	0 (0 to 0)	0 (0 to 0)	0 (0 to 0)	0 (0 to 0)	0 (0 to 0)	0 (0 to 0)	0 (0 to 0)	0 (0 to 0)	0 (0 to 0)	0 (0 to 0)	0 (0 to 0)	0 (0 to 0)	0 (0 to 0)	0 (0 to 0)	0 (0 to 0)	0 (0 to 0)	0 (0 to 0)	0 (0 to 0)	0 (0 to 0)	0 (0 to 0)	0
Other sexually transmitted infections	0 (0 to 0)	0 (0 to 0)	0 (0 to 0)	0 (0 to 0)	0 (0 to 0)	0 (0 to 0)	0 (0 to 0)	0 (0 to 0)	0 (0 to 0)	0 (0 to 0)	0 (0 to 0)	0 (0 to 0)	0 (0 to 0)	0 (0 to 0)	0 (0 to 0)	0 (0 to 0)	0 (0 to 0)	0 (0 to 0)	0 (0 to 0)	0 (0 to 0)	0 (0 to 0)	0 (0 to 0)	0 (0 to 0)	0 (0 to 0)	0 (0 to 0)	0
Respiratory infections and tuberculosis	20,200 (14,600 to 26,600)	11,600 (7,900 to 15,900)	32,700 (24,200 to 43,300)	11,100 (8,200 to 14,600)	6,700 (4,900 to 8,800)	4,500 (3,300 to 6,000)	5,800 (4,200 to 7,800)	13,600 (9,800 to 18,200)	17,000 (12,200 to 22,800)	20,000 (14,500 to 27,000)	20,000 (14,500 to 26,900)	21,900 (15,900 to 29,400)	23,000 (16,700 to 30,900)	24,900 (18,000 to 33,500)	26,200 (19,000 to 35,200)	28,000 (20,300 to 37,700)	28,200 (20,400 to 38,000)	27,500 (19,900 to 37,000)	25,200 (18,200 to 34,000)	22,000 (15,900 to 29,600)	16,600 (12,000 to 22,300)	11,300 (8,200 to 15,200)	6,100 (4,500 to 8,200)	1,200 (900 to 1,600)	320 (230 to 430)	399,000
Tuberculosis	0 (0 to 0)	0 (0 to 0)	1,000 (1,000 to 2,000)	997 (1,000 to 2,000)	1,200 (1,000 to 2,000)	3,300 (2,000 to 4,600)	5,700 (4,000 to 7,400)	9,600 (6,700 to 13,000)	11,600 (8,100 to 15,700)	13,600 (9,500 to 18,400)	11,600 (8,100 to 15,700)	11,600 (8,100 to 15,700)	11,600 (8,100 to 15,700)	11,600 (8,100 to 15,700)	11,600 (8,100 to 15,700)	11,600 (8,100 to 15,700)	11,600 (8,100 to 15,700)	9,600 (6,700 to 13,000)	8,200 (5,700 to 11,300)	6,100 (4,300 to 8,500)	4,100 (2,900 to 5,700)	1,900 (1,300 to 2,600)	654 (460 to 900)	23 (16 to 32)	170,000
Latent tuberculosis infection	0 (0 to 0)	0 (0 to 0)	0 (0 to 0)	0 (0 to 0)	0 (0 to 0)	0 (0 to 0)	0 (0 to 0)	0 (0 to 0)	0 (0 to 0)	0 (0 to 0)	0 (0 to 0)	0 (0 to 0)	0 (0 to 0)	0 (0 to 0)	0 (0 to 0)	0 (0 to 0)	0 (0 to 0)	0 (0 to 0)	0 (0 to 0)	0 (0 to 0)	0 (0 to 0)	0 (0 to 0)	0 (0 to 0)	0 (0 to 0)	0 (0 to 0)	0
Drug-susceptible tuberculosis	0 (0 to 0)	0 (0 to 0)	0 (0 to 0)	0 (0 to 0)	0 (0 to 0)	0 (0 to 0)	0 (0 to 0)	0 (0 to 0)	0 (0 to 0)	0 (0 to 0)	0 (0 to 0)	0 (0 to 0)	0 (0 to 0)	0 (0 to 0)	0 (0 to 0)	0 (0 to 0)	0 (0 to 0)	0 (0 to 0)	0 (0 to 0)	0 (0 to 0)	0 (0 to 0)	0 (0 to 0)	0 (0 to 0)	0 (0 to 0)	0 (0 to 0)	0
Multidrug-resistant tuberculosis without extensive drug resistance	2,700 (2,000 to 3,600)	2,900 (2,000 to 4,100)	1,900 (1,300 to 2,700)	1,100 (800 to 1,600)	1,100 (800 to 1,600)	1,100 (800 to 1,600



Other transport injuries	13·6 (5 to 33·7)	4·3 (2·2 to 7·8)	47·4 (27·2 to 81·3)	148 (85·8 to 249)	262 (145 to 439)	535 (292 to 815)	1,450 (789 to 2,230)	1,260 (707 to 1,880)	1,810 (924 to 2,670)	2,390 (1,080 to 4,020)	2,050 (940 to 3,310)	1,300 (656 to 2,080)	1,630 (770 to 2,650)	1,150 (610 to 1,790)	1,060 (521 to 1,700)	669 (419 to 972)	658 (366 to 1,010)	279 (182 to 388)	236 (142 to 357)	112 (80·4 to 153)	48·6 (32·9 to 68·4)	8·3 (6 to 10·9)	0·9 (0·7 to 1·3)	17,100
Unintentional injuries	1,060 (474 to 1,950)	444 (223 to 827)	4,010 (2,100 to 6,860)	6,550 (4,160 to 9,540)	8,080 (5,420 to 11,200)	7,840 (5,730 to 10,200)	10,900 (8,250 to 14,100)	11,600 (8,770 to 15,200)	11,700 (9,160 to 15,300)	18,300 (14,200 to 23,200)	15,500 (11,900 to 19,600)	12,800 (9,990 to 16,100)	13,900 (10,600 to 17,400)	11,400 (8,920 to 14,200)	12,500 (9,870 to 15,400)	13,300 (10,600 to 16,400)	15,100 (12,000 to 18,600)	11,600 (9,530 to 14,400)	10,700 (8,800 to 13,100)	7,230 (5,810 to 8,940)	3,960 (3,250 to 4,850)	956 (757 to 1,220)	110 (84·7 to 148)	210,000
Falls	442 (165 to 888)	157 (65·2 to 300)	1,450 (663 to 2,770)	1,470 (799 to 2,440)	1,590 (1,000 to 2,430)	1,770 (1,290 to 2,390)	2,570 (1,960 to 3,340)	3,110 (2,430 to 3,950)	3,440 (2,640 to 4,440)	5,910 (4,470 to 7,910)	5,760 (4,350 to 7,340)	5,260 (3,990 to 6,750)	5,870 (4,480 to 7,580)	5,340 (4,220 to 6,740)	6,720 (5,250 to 8,460)	8,050 (6,370 to 9,950)	9,640 (7,560 to 12,100)	8,430 (6,800 to 10,600)	8,300 (6,600 to 10,300)	5,920 (4,610 to 7,470)	3,350 (2,690 to 4,160)	838 (652 to 1,090)	96·1 (72 to 132)	95,500
Drowning	46·1 (22·9 to 85·3)	9·1 (5·1 to 16·1)	479 (259 to 824)	2,520 (1,510 to 3,860)	2,970 (1,780 to 4,570)	2,320 (1,520 to 3,280)	2,450 (1,560 to 3,590)	2,050 (1,330 to 2,980)	1,450 (977 to 2,120)	2,660 (1,780 to 3,920)	1,730 (1,130 to 2,590)	1,150 (764 to 1,660)	1,230 (808 to 1,830)	861 (598 to 1,220)	732 (491 to 1,020)	588 (407 to 809)	565 (395 to 791)	302 (212 to 420)	222 (156 to 318)	127 (87·8 to 184)	55·7 (38·2 to 78·2)	6·6 (4·5 to 9·4)	0·4 (0·3 to 0·6)	24,500
Fire, heat, and hot substances	27·5 (12·8 to 51·1)	16·2 (6·9 to 34·3)	248 (108 to 567)	486 (217 to 1,050)	383 (199 to 732)	483 (259 to 881)	1,250 (639 to 2,540)	1,600 (812 to 3,440)	1,500 (802 to 3,150)	1,860 (1,100 to 3,500)	1,430 (916 to 2,370)	875 (585 to 1,360)	925 (613 to 1,470)	676 (442 to 1,020)	631 (430 to 943)	519 (361 to 777)	460 (323 to 701)	308 (217 to 436)	200 (143 to 282)	147 (101 to 208)	59·7 (44·3 to 82)	10·9 (7·6 to 15·7)	1·1 (0·8 to 1·6)	14,100
Poisonings	3·8 (1·4 to 8·5)	1·8 (0·7 to 4)	52·8 (21·3 to 117)	143 (65·5 to 283)	81·7 (45·7 to 139)	147 (86·3 to 250)	133 (81·4 to 212)	115 (76·1 to 181)	97·2 (63·3 to 169)	164 (96·2 to 315)	86·2 (52·9 to 164)	68·6 (46·1 to 113)	55·6 (34·7 to 103)	50·9 (33·6 to 79·8)	36·6 (24·2 to 56·3)	23·3 (15·6 to 38·6)	27·5 (18·2 to 45)	14·8 (10 to 22·4)	10·7 (7 to 15·6)	8 (5 to 13)	3 (2 to 4·5)	0·5 (0·3 to 0·7)	0 (0 to 0·1)	1,320
Poisoning by carbon monoxide	0·4 (0·1 to 1·4)	0·2 (0 to 0·5)	5·4 (1·5 to 14·5)	28·4 (11·2 to 62·9)	25·6 (13·3 to 44·8)	45·7 (24·7 to 81)	73 (39 to 129)	55 (31·9 to 100)	44·1 (24·9 to 92·2)	85·1 (37·2 to 208)	38·3 (18·5 to 98·2)	28·8 (15·6 to 61·2)	24·6 (12·2 to 66·7)	19·6 (11·3 to 38)	13 (7·3 to 24·3)	9·5 (5 to 21·6)	11·4 (5·9 to 26·3)	5·7 (3·1 to 11·5)	3·9 (1·9 to 7·6)	3·1 (1·4 to 6·4)	1·2 (0·6 to 2·4)	0·3 (0·1 to 0·5)	0 (0 to 0)	522
Poisoning by other means	3·4 (1·3 to 7·8)	1·6 (0·6 to 3·7)	47·5 (17·3 to 108)	115 (49·4 to 233)	56·1 (30·4 to 98)	101 (56·9 to 173)	59·8 (36·3 to 96)	59·6 (37·6 to 92·8)	53·1 (32·7 to 84·3)	78·6 (39·2 to 146)	47·9 (26·9 to 81·5)	39·8 (25·6 to 60·4)	30·9 (18·4 to 51·4)	31·3 (20 to 46·5)	23·6 (15·3 to 35·8)	13·9 (9 to 21)	16·1 (10·2 to 24·3)	9·1 (6 to 13·5)	6·8 (4·4 to 10·4)	4·9 (2·8 to 8·1)	1·7 (1·1 to 2·8)	0·2 (0·1 to 0·4)	0 (0 to 0)	802
Exposure to mechanical forces	195 (27·1 to 876)	73·3 (4·9 to 397)	533 (87·4 to 1,940)	537 (204 to 1,040)	745 (307 to 1,230)	608 (324 to 917)	1,230 (635 to 1,860)	1,250 (691 to 1,840)	1,430 (763 to 2,130)	1,780 (978 to 2,800)	1,940 (1,050 to 3,110)	1,280 (711 to 1,870)	1,330 (752 to 1,990)	940 (562 to 1,350)	1,060 (570 to 1,560)	878 (498 to 1,260)	814 (448 to 1,160)	480 (271 to 670)	338 (207 to 489)	180 (104 to 257)	78·1 (46·4 to 109)	17·7 (9·8 to 24·9)	2·4 (1·2 to 3·6)	17,700
Unintentional firearm injuries	0·6 (0 to 3·3)	2·7 (0·1 to 19·4)	8 (1·1 to 41·5)	14·6 (7·3 to 27)	15·5 (9·6 to 25·1)	17·4 (12·1 to 27·5)	23·8 (16·1 to 40·2)	26·9 (18·1 to 45·2)	32·4 (21·3 to 57·6)	32·8 (22·6 to 51·9)	31·6 (21·8 to 49·2)	28 (20·1 to 40·3)	27·7 (19·6 to 40·4)	24·4 (17·5 to 35·2)	20·7 (15 to 27·8)	17·9 (13·1 to 23·5)	13·9 (10·1 to 18·6)	9·9 (7·2 to 14·1)	6·2 (4·5 to 8·6)	4·1 (2·9 to 6·8)	1·8 (1·2 to 2·9)	0·5 (0·3 to 0·9)	0·1 (0 to 0·2)	362
Other exposure to mechanical forces	195 (27 to 874)	70·6 (4·4 to 383)	525 (84·9 to 1,940)	522 (191 to 1,030)	729 (294 to 1,220)	591 (306 to 900)	1,210 (610 to 1,840)	1,220 (662 to 1,810)	1,400 (730 to 2,090)	1,740 (945 to 2,760)	1,910 (1,020 to 3,070)	1,250 (683 to 1,840)	1,300 (722 to 1,960)	916 (534 to 1,330)	1,040 (547 to 1,540)	860 (481 to 1,250)	800 (435 to 1,150)	470 (263 to 657)	332 (201 to 482)	176 (100 to 252)	76·3 (44·7 to 106)	17·2 (9·4 to 24·3)	2·3 (1·2 to 3·5)	17,400
Adverse effects of medical treatment	135 (66·5 to 224)	49·1 (27·5 to 76·4)	294 (168 to 471)	207 (115 to 350)	186 (102 to 286)	174 (98·3 to 266)	238 (138 to 370)	515 (294 to 806)	505 (281 to 770)	605 (328 to 940)	599 (332 to 917)	678 (371 to 1,040)	751 (407 to 1,190)	626 (302 to 1,010)	824 (419 to 1,330)	1,190 (647 to 1,860)	1,390 (765 to 2,130)	826 (451 to 1,240)	663 (375 to 986)	362 (200 to 543)	198 (116 to 285)	42·8 (25 to 63·2)	5·1 (2·9 to 7·7)	11,100
Animal contact	70·3 (35·4 to 116)	46·4 (25·1 to 86·4)	485 (210 to 1,090)	769 (338 to 1,680)	1,450 (769 to 2,690)	1,510 (866 to 2,420)	1,300 (814 to 2,020)	1,260 (730 to 2,050)	1,380 (818 to 2,230)	2,080 (1,250 to 3,280)	1,540 (862 to 2,510)	1,680 (876 to 2,750)	1,810 (1,070 to 2,830)	1,470 (665 to 2,470)	1,130 (641 to 1,710)	976 (491 to 1,580)	1,140 (585 to 1,850)	617 (290 to 1,020)	479 (269 to 788)	206 (114 to 332)	81·1 (49·7 to 125)	14·1 (8·2 to 22·6)	1·5 (0·8 to 2·6)	21,500
Venomous animal contact	69·7 (35 to 115)	45·2 (24·4 to 84·5)	472 (199 to 1,060)	732 (308 to 1,620)	1,400 (732 to 2,620)	1,450 (821 to 2,370)	1,230 (748 to 1,960)	1,180 (671 to 1,970)	1,300 (749 to 2,150)	1,980 (1,180 to 3,180)	1,440 (783 to 2,420)	1,580 (790 to 2,640)	1,710 (970 to 2,700)	1,380 (580 to 2,380)	1,040 (563 to 1,600)	895 (427 to 1,500)	1,070 (521 to 1,780)	566 (245 to 970)	440 (237 to 744)	185 (93·9 to 309)	71·9 (41·5 to 117)	12·3 (6·4 to 20·7)	1·2 (0·6 to 2·3)	20,300
Non-venomous animal contact	0·6 (0·3 to 1·4)	1·2 (0·6 to 2·7)	13·2 (6·4 to 29·4)	37·2 (20·1 to 71)	44·6 (27·8 to 70·9)	55·1 (35·6 to 85·5)	69·5 (45·6 to 102)	79·7 (52·5 to 116)	83·2 (56·1 to 122)	94·1 (62·6 to 141)	97·4 (66·2 to 146)	93·2 (61·8 to 138)	99·3 (65·3 to 147)	89·7 (59·5 to 131)	84·3 (56 to 124)	80·7 (53·1 to 122)	72·8 (48·2 to 109)	50·6 (33·7 to 73·8)	39·4 (25·6 to 59)	21·2 (14·6 to 30·2)	9·2 (6·4 to 13·4)	1·9 (1·3 to 2·7)	0·2 (0·2 to 0·3)	1,220
Foreign body	107 (49·5 to 204)	67·8 (39·5 to 109)	246 (123 to 460)	159 (106 to 239)	155 (104 to 224)	177 (119 to 271)	213 (139 to 336)	235 (154 to 369)	245 (164 to 372)	291 (203 to 424)	252 (175 to 369)	238 (169 to 335)	239 (173 to 328)	193 (146 to 257)	191 (146 to 248)	150 (117 to 192)	163 (127 to 210)	115 (90·2 to 146)	80·3 (63·7 to 99·7)	50·2 (40·2 to 63·9)	27·4 (20·9 to 35·9)	5·4 (4·2 to 6·8)	0·7 (0·5 to 0·9)	3,600
Pulmonary aspiration and foreign body in airway	106 (48·8 to 203)	66·9 (38·8 to 107)	234 (111 to 448)	105 (62·3 to 175)	66·2 (42·6 to 103)	55·2 (40·1 to 76·2)	54·8 (40·3 to 76·9)	58·6 (44·6 to 84·4)	67 (52 to 98·3)	105 (78·5 to 166)	74·5 (55·8 to 111)	78 (58·8 to 111)	94·7 (67·2 to 141)	73·8 (55·7 to 101)	91·7 (65·4 to 134)	60·3 (45·1 to 81·7)	90·8 (62·7 to 129)	64·6 (45·7 to 92·4)	46·8 (34·2 to 64·2)	31·6 (22·8 to 43·1)	20 (14·2 to 28·3)	3·9 (2·8 to 5·4)	0·5 (0·4 to 0·7)	1,650
Foreign body in eyes	0·1 (0 to 0·2)	0·2 (0·1 to 0·5)	3·9 (1·1 to 8·6)	22 (6·4 to 48·9)	39·3 (11·5 to 90·1)	57·4 (17·8 to 130)	79·4 (25·4 to 182)	93 (30·2 to 204)	94·4 (34·3 to 201)	96·1 (34·3 to 200)	90·4 (34·8 to 187)	81·2 (34·6 to 162)	69·9 (33·3 to 135)	53·5 (27·9 to 95·1)	41·6 (24 to 68)	36·6 (21·8 to 57·2)	29·7 (18·2 to 44·7)	20·7 (13·3 to 30·7)	13·7 (8·9 to 20·3)	7·5 (5 to 11·1)	3 (2 to 4·2)	0·5 (0·4 to 0·8)	0·1 (0 to 0·1)	934
Foreign body in other body part	0·9 (0·3 to 2·1)	0·7 (0·3 to 1·4)	8·6 (4·2 to 16·2)	31·9 (20·7 to 47·9)	49·1 (32·6 to 70)	64·9 (44·7 to 93·4)	79·2 (56·7 to 110)	83·1 (60·1 to 113)	83·5 (61 to 113)	89·7 (65·8 to 121)	87 (62·8 to 117)	79·2 (58·7 to 105)	74·4 (55·5 to 98·5)	65·2 (48·5 to 86·3)	58 (42·8 to 77·2)	52·9 (39·3 to 69·1)	43 (31·9 to 56·7)	29·7 (21·9 to 39·2)	19·8 (14·7 to 26·3)	11·1 (8·3 to 14·7)	4·5 (3·3 to 6)	0·9 (0·7 to 1·2)	0·1 (0·1 to 0·2)	1,020
Environmental heat and cold exposure	28·8 (2·2 to 72)	20·3 (1·7 to 50·4)	168 (13·2 to 457)	78·7 (28·1 to 161)	117 (57·3 to 202)	125 (83·8 to 176)	190 (122 to 283)	210 (139 to 299)	223 (138 to 329)	425 (171 to 774)	330 (140 to 534)	296 (121 to 499)	326 (114 to 592)	337 (113 to 596)	358 (108 to 705)	333 (104 to 683)	361 (99·8 to 742)	225 (69·2 to 413)	228 (59·6 to 426)	116 (32·2 to 223)	55·5 (15·9 to 99·4)	9·2 (2·8 to 17·8)	1 (0·3 to 2)	4,560
Exposure to forces of nature	0 (0 to 0)	0 (0 to 0·1)	0·4 (0·4 to 0·5)	2·5 (2·2 to 2·8)	15·5 (9·8 to 24·5)	24·1 (15·4 to 37)	52·2 (34·4 to 81·8)	58·7 (38·7 to 89·4)	77·5 (52·3 to 117)	133 (88·1 to 199)	140 (92·6 to 208)	138 (89·8 to 212)	89·6 (59·6 to 131)	71·9 (48 to 102)	61·3 (40·3 to 88·5)	49·4 (33·4 to 72)	37·2 (25·1 to 53·7)	23·5 (15·8 to 33·9)	14·1 (9·6 to 20·4)	7·4 (5 to 10·5)	2·8 (1·8 to 4)	0·5 (0·3 to 0·7)	0·1 (0 to 0·1)	1,000
Other unintentional injuries	6·9 (3·9 to 11·5)	2·6 (1·6 to 4·5)	49 (31·7 to 75·8)	181 (117 to 273)	385 (218 to 636)	504 (309 to 748)	1,220 (688 to 1,850)	1,250 (772 to 1,810)	1,370 (814 to 1,970)	2,390 (1,230 to 3,700)	1,720 (941 to 2,710)	1,170 (740 to 1,720)	1,240 (686 to 1,960)	855 (571 to 1,160)	775 (515 to 1,100)	574 (401 to 783)	520 (371 to 698)	255 (182 to 346)	182 (135 to 241)	105 (76·2 to 137)	46·1 (34·4 to 59·6)	9·8 (7·3 to 12·7)	1·3 (0·9 to 1·7)	14,800
Self-harm and interpersonal violence	116 (66·1 to 195)	33·6 (17·8 to 61·3)	190 (108 to 323)	351 (187 to 606)	651 (412 to 987)	1,980 (1,390 to 2,640)	9,790 (7,380 to 13,000)	13,400 (10,200 to 18,000)	14,000 (10,900 to 18,200)	20,700 (15,600 to 28,100)	12,400 (9,310 to 16,500)	7,870 (6,000 to 10,600)	7,650 (5,730 to 10,200)	4,720 (3,650 to 6,150)	3,720 (2,880 to 4,960)	2,590 (2,030 to 3,340)	2,190 (1,710 to 2,870)	1,100 (899 to 1,380)	769 (610 to 990)	306 (241 to 391)	133 (107 to 173)	17·9 (14·3 to 22·6)	1·7 (1·4 to 2·1)	105,000
Self-harm	0 (0 to 0)	0 (0 to 0)	0 (0 to 0)	0 (0 to 0)	0 (0 to 0)	1,160 (728 to 1,780)	7,440 (5,300 to 10,600)	9,960 (7,190 to 14,300)	10,200 (7,640 to 13,900)	13,800 (9,830 to 19,900)	8,140 (5,850 to 11,800)	4,970 (3,620 to 7,110)	4,760 (3,380 to 6,800)	2,960 (2,200 to 4,080)	2,350 (1,720 to 3,420)	1,560 (1,150 to 2,200)	1,340 (1,010 to 1,910)	598 (465 to 828)	471 (358 to 665)	205 (153 to 281)	91·3 (69 to 128)	11·8 (9·1 to 15·9)	0·9 (0·7 to 1·2)	70,000
Self-harm by firearm	0 (0 to 0)	0 (0 to 0)	0 (0 to 0)	0 (0 to 0)	0 (0 to 0)	131 (72·6 to 211)	135 (67·9 to 276)	265 (146 to 462)	315 (186 to 553)	533 (258 to 994)	362 (181 to 658)	243 (134 to 416)	325 (135 to 601)	131 (56·1 to 240)	118 (46·7 to 212)	70 (35 to 128)	55·7 (28·5 to 102)	11·4 (8·6 to 14·8)	6·8 (5 to 8·8)	3·4 (2·5 to 4·3)	1·3 (0·9 to 1·6)	0·5 (0·4 to 0·7)	0·1 (0·1 to 0·2)	2,710
Self-harm by other specified means	0 (0 to 0)	0 (0 to 0)	0 (0 to 0)	0 (0 to 0)	0 (0 to 0)	1,030 (648 to 1,630)	7,300 (5,200 to 10,300)	9,690 (7,010 to 13,900)	9,920 (7,400 to 13,400)	13,200 (9,390 to 19,200)	7,780 (5,530 to 11,200)	4,730 (3,400 to 6,860)	4,430 (3,140 to 6,430)	2,830 (2,080 to 3,920)	2,230 (1,610 to 3,260)	1,490 (1,090 to 2,090)	1,290 (962 to 1,820)	587 (456 to 812)	464 (351 to 656)	202 (149 to 277)	90 (67·9 to 126)	11·3 (8·7 to 15·2)	0·8 (0·6 to 1)	67,300
Interpersonal violence	115 (65·5 to 194)	33·2 (17·5 to 61)	187 (105 to 321)	334 (172 to 589)	632 (394 to 970)	791 (555 to 1,100)	2,320 (1,570 to 3,260)	3,370 (2,430 to 4,680)	3,700 (2,710 to 5,070)	6,950 (4,590 to 10,200)	4,170 (2,940 to 5,930)	2,840 (2,100 to 3,990)	2,850 (2,010 to 4,090)	1,720 (1,270 to 2,310)	1,330 (977 to 1,820)	1,010 (776 to 1,320)	836 (616 to 1,140)	492 (387 to 627)	294 (222 to 381)	99·6 (76·8 to 128)	40·9 (31·7 to 52·2)	6 (4·5 to 7·6)	0·8 (0·6 to 1)	34,100
Physical violence by firearm	1·2 (0·5 to 2·7)	1·1 (0·4 to 2·4)	5·3 (2·2 to 10·7)	11·8 (5·4 to 23·6)	24·6 (12·1 to 46·2)	35·8 (16·4 to 70)	369 (178 to 690)	746 (400 to 1,270)	771 (424 to 1,330)	1,330 (644 to 2,330)	875 (452 to 1,580)	499 (270 to 909)	410 (209 to 783)	257 (139 to 444)	123 (61·1 to 230)	77·7 (42·5 to 129)	62·4 (32·4 to 117)	26·9 (15·3 to 47·2)	26·7 (14·1 to 47·9)	5·8 (3·2 to 10·3)	2·5 (1·4 to 4·4)	0·3 (0·2 to 0·4)	0 (0 to 0·1)	5,670
Physical violence by sharp object	1·2 (0·5 to 2·6)	7·9 (3 to 17·6)	5·8 (2·9 to 11·9)	20·3 (9·6 to 39·4)	28·9 (16·1 to 49·2)	63·8 (36·8 to 107)	277 (145 to 530)	359 (205 to 582)	459 (243 to 798)	1,170 (571 to 2,120)	690 (374 to 1,200)	397 (228 to 691)	425 (238 to 704)	240 (143 to 392)	177 (106 to 305)	138 (82·4 to 239)	101 (51 to 185)	43·9 (30·2 to 65·3)	17·9 (12·4 to 27·3)	7·1 (5·2 to 9·9)	3 (2·2 to 4·2)	0·6 (0·4 to 0·8)	0·1 (0·1 to 0·1)	4,630
Sexual violence	0 (0 to 0)	0 (0 to 0)	0 (0 to 0)	5·5 (3·2 to 9·1)	42·5 (24·9 to 66·3)	91 (51 to 145)	200 (113 to 324)	337 (191 to 524)	398 (220 to 641)	387 (218 to 627)	320 (180 to 512)	239 (140 to 386)	171 (99 to 287)	107 (57·6 to 174)	62·5 (36·3 to 102)	45·5 (28 to 71·2)	34·7 (21·6 to 53·2)	22·5 (14·3 to 33·8)	13·6 (8·8 to 20·1)	7 (4·5 to 10·4)	2 (1·2 to 3·3)	0·2 (0·1 to 0·3)	0 (0 to 0)	2,490
Physical violence by other means	113 (63·8 to 190)	24·2 (12·8 to 43·8)	176 (99·1 to 306)	297 (148 to 530)	536 (322 to 844)	601 (398 to 856)	1,470 (944 to 2,180)	1,930 (1,320 to 2,720)	2,070 (1,440 to 2,870)	4,060 (2,520 to 6,060)	2,280 (1,520 to 3,370)	1,710 (1,200 to 2,410)	1,850 (1,300 to 2,630)	1,120 (818 to 1,510)	970 (706 to 1,340)	746 (562 to 975)	637 (466 to 869)	398 (306 to 510)	236 (175 to 308)	79·7 (59·9 to 106)	33·3 (25 to 43·4)	5 (3·6 to 6·6)	0·7 (0·5 to 0·9)	21,300
Conflict and terrorism	0·7 (0·6 to 0·8)	0·4 (0·3 to 0·4)	1·3 (1·1 to 1·4)	11 (9·7 to 12·4)	9·3 (7·7 to 11·6)	10·5 (8·4 to 13·8)	22 (17·7 to 28·1)	36 (27·7 to 47·9)	29·9 (22·5 to 41·1)	38·7 (25·8 to 59)	39·9 (23 to 68·8)	40·5 (22 to 74·4)	39·3 (20·9 to 71·2)	34·3 (17·2 to 65·4)	26·1 (12·7 to 53·9)	18·7 (8·6 to 42·7)	11·2 (5·2 to 26·2)	5·4 (2·6 to 12·1)	2·6 (1·3 to 5·7)	1·2 (0·7 to 2·6)	0·5 (0·3 to 0·9)	0·1 (0 to 0·2)	0 (0 to 0)	380

Net Years by, Hard Binned, DALYs because and sole words for both sexes with 95% uncertainty ranges, 2019

Cause	Early Neonatal	Late Neonatal	Post Neonatal	1 to 4	5 to 9	10 to 14	15 to 19	20 to 24	25 to 29	30 to 34	35 to 39	40 to 44	45 to 49	50 to 54	55 to 59	60 to 64	65 to 69	70 to 74	75 to 79	80 to 84	85 to 89	90 to 94	95 plus	Total
All causes	1,570,000 (1,220,000–1,970,000)	488,000 (322,000–679,000)	1,040,000 (660,000–1,500,000)	617,000 (497,000–744,000)	497,000 (393,000–610,000)	756,000 (599,000–917,000)	1,060,000 (887,000–1,240,000)	1,330,000 (1,110,000–1,560,000)	1,770,000 (1,470,000–2,060,000)	2,220,000 (1,860,000–2,600,000)	2,810,000 (2,350,000–3,300,000)	3,610,000 (3,020,000–4,240,000)	4,740,000 (3,960,000–5,560,000)	6,210,000 (5,190,000–7,270,000)	8,060,000 (6,730,000–9,450,000)	10,200,000 (8,500,000–11,900,000)	12,800,000 (10,600,000–14,900,000)	15,800,000 (13,000,000–18,400,000)	19,200,000 (15,800,000–22,200,000)	23,000,000 (18,800,000–26,500,000)	26,400,000 (21,500,000–30,400,000)	29,100,000 (23,600,000–33,400,000)	31,400,000 (25,400,000–36,000,000)	29,100,000
Communicable, maternal, neonatal, and nutritional diseases	1,240,000 (1,100,000–1,390,000)	355,000 (229,000–500,000)	275,000 (159,000–409,000)	339,000 (256,000–428,000)	260,000 (196,000–331,000)	253,000 (191,000–322,000)	264,000 (203,000–331,000)	272,000 (210,000–339,000)	285,000 (220,000–353,000)	295,000 (227,000–367,000)	309,000 (237,000–384,000)	331,000 (253,000–413,000)	353,000 (269,000–441,000)	381,000 (290,000–476,000)	420,000 (320,000–526,000)	471,000 (359,000–590,000)	536,000 (409,000–672,000)	621,000 (473,000–778,000)	730,000 (556,000–914,000)	862,000 (656,000–1,080,000)	1,030,000 (784,000–1,290,000)	1,240,000 (944,000–1,550,000)	1,500,000
HIV/AIDS and sexually transmitted infections	4,470 (4,150–4,800)	1,610 (1,110–2,180)	2,170 (1,370–3,120)	1,770 (1,440–2,120)	1,060 (837–1,300)	1,060 (837–1,300)	2,060 (1,660–2,470)	4,310 (3,490–5,180)	6,350 (5,140–7,630)	8,130 (6,580–9,770)	9,980 (8,080–12,000)	11,900 (9,630–14,300)	13,900 (11,200–16,700)	15,900 (12,800–19,100)	17,800 (14,300–21,400)	19,500 (15,600–23,400)	20,900 (16,700–25,100)	21,900 (17,500–26,300)	22,400 (17,900–26,900)	22,500 (17,900–27,000)	22,200 (17,600–26,600)	21,600 (17,100–25,900)	21,000
HIV/AIDS	0.0 (0.0–0.0)	0.0 (0.0–0.0)	2,230 (1,410–3,210)	650 (529–772)	799 (620–1,000)	629 (488–787)	2,060 (1,660–2,470)	4,310 (3,490–5,180)	6,350 (5,140–7,630)	8,130 (6,580–9,770)	9,980 (8,080–12,000)	11,900 (9,630–14,300)	13,900 (11,200–16,700)	15,900 (12,800–19,100)	17,800 (14,300–21,400)	19,500 (15,600–23,400)	20,900 (16,700–25,100)	21,900 (17,500–26,300)	22,400 (17,900–26,900)	22,500 (17,900–27,000)	22,200 (17,600–26,600)	21,600 (17,100–25,900)	21,000
HIV/AIDS - Drug-susceptible Tuberculosis	45 to 0 (0.1 to 0.2)	0.0 (0.0 to 0.0)	449 (189 to 821)	236 (1 to 723)	179 (1 to 539)	179 (1 to 273)	179 (0 to 539)	1,340 (0 to 2,690)	2,690 (0 to 5,380)	3,810 (0 to 7,620)	4,940 (0 to 9,870)	6,060 (0 to 12,100)	7,180 (0 to 14,300)	8,300 (0 to 16,600)	9,420 (0 to 18,800)	10,500 (0 to 21,000)	11,500 (0 to 23,000)	12,400 (0 to 24,800)	13,200 (0 to 26,300)	13,800 (0 to 27,500)	14,200 (0 to 28,300)	14,300 (0 to 28,500)	14,200 (0 to 28,300)	14,200
HIV/AIDS - Multidrug-resistant Tuberculosis without extensive drug resistance	45 to 0 (0.0 to 0.0)	0.0 (0.0 to 0.0)	0.0 (0.0 to 0.0)	0.



SR Table 2c: Sweden except Stockholm DALYS by cause and age group for both sexes with 95% uncertainty intervals, 2019

Cause	Early Neonatal	Late Neonatal	Post Neonatal	1 to 4	5 to 9	10 to 14	15 to 19	20 to 24	25 to 29	30 to 34	35 to 39	40 to 44	45 to 49	50 to 54	55 to 59	60 to 64	65 to 69	70 to 74	75 to 79	80 to 84	85 to 89	90 to 94	95 plus	Total
All causes	8,350 (6,840 to 9,960)	3,400 (2,850 to 4,040)	7,480 (6,460 to 8,660)	12,500 (9,590 to 16,000)	17,400 (12,800 to 22,600)	27,100 (19,800 to 35,700)	40,300 (30,800 to 52,100)	52,300 (40,900 to 65,100)	73,400 (57,700 to 90,400)	73,100 (57,400 to 91,600)	71,300 (56,200 to 88,600)	79,100 (63,300 to 97,400)	97,600 (79,400 to 119,000)	120,000 (100,000 to 143,000)	136,000 (116,000 to 160,000)	161,000 (140,000 to 186,000)	197,000 (174,000 to 223,000)	251,000 (225,000 to 280,000)	246,000 (224,000 to 271,000)	213,000 (197,000 to 232,000)	167,000 (156,000 to 180,000)	106,000 (100,000 to 113,000)	51,500 (49,000 to 54,100)	2,210,000
Communicable, maternal, neonatal, and nutritional diseases	5,900 (4,210 to 7,360)	2,020 (1,470 to 2,520)	2,420 (1,800 to 3,030)	2,750 (2,040 to 3,710)	2,620 (1,780 to 3,760)	1,940 (1,400 to 2,640)	1,810 (1,320 to 2,390)	1,950 (1,400 to 2,590)	2,550 (1,890 to 3,340)	2,420 (1,830 to 3,200)	2,250 (1,690 to 2,990)	2,330 (1,750 to 3,060)	2,500 (1,900 to 3,250)	2,810 (2,170 to 3,580)	2,830 (2,210 to 3,620)	3,020 (2,440 to 3,750)	3,890 (3,170 to 4,700)	5,320 (4,290 to 6,480)	6,680 (5,620 to 7,810)	7,970 (6,400 to 9,930)	7,850 (6,100 to 9,850)	5,770 (4,260 to 7,330)	3,120 (2,330 to 3,790)	82,700
HIV/AIDS and sexually transmitted infections	0·1 (0 to 0·1)	0 (0 to 0)	8·3 (7·3 to 9·5)	9·3 (8·1 to 10·7)	5·1 (4·5 to 5·8)	6·6 (5·7 to 8)	12·2 (8·2 to 19)	33·2 (22·2 to 50·8)	108 (78·4 to 154)	152 (111 to 210)	143 (103 to 197)	135 (93·8 to 200)	118 (79·1 to 179)	98·6 (69 to 150)	85·1 (59·8 to 127)	73·1 (50·3 to 114)	70·4 (49·3 to 105)	41·4 (22·2 to 76)	27·1 (15 to 50·6)	14·6 (7·5 to 28·5)	9·7 (5·5 to 18·1)	5·1 (3 to 8·6)	2·4 (1·5 to 3·7)	1,160
HIV/AIDS	0 (0 to 0)	0 (0 to 0)	8·3 (7·3 to 9·5)	9·3 (8·1 to 10·7)	5·1 (4·5 to 5·8)	3·2 (2·8 to 3·6)	3·3 (2·6 to 4·2)	12 (9·7 to 15·2)	62·5 (47·8 to 81·1)	94·4 (72·6 to 122)	84 (64·6 to 110)	72·1 (55·6 to 95·5)	58·4 (46·2 to 74·7)	57·4 (45·2 to 76·5)	49·9 (38·7 to 65·7)	43·8 (33·4 to 59·1)	43·2 (33·2 to 57·5)	13·7 (7 to 24·3)	6·1 (2·6 to 11·7)	1 (0·6 to 1·8)	0·5 (0·3 to 1)	0·2 (0·1 to 0·5)	0·1 (0·1 to 0·2)	629
HIV/AIDS - Drug-susceptible Tuberculosis	0 (0 to 0)	0 (0 to 0)	2·1 (1·3 to 3·4)	2·4 (1·4 to 3·7)	1·3 (0·8 to 2)	0·8 (0·5 to 1·3)	0·6 (0·3 to 0·9)	2 (1·3 to 3·1)	11·1 (6·8 to 17·1)	16·7 (10·2 to 25·5)	14·8 (9·1 to 22·8)	13 (8 to 19·8)	11 (6·7 to 16·6)	10·8 (6·6 to 16·7)	9·1 (5·6 to 14)	7·9 (4·8 to 12·2)	7·9 (4·8 to 12·2)	1·2 (0·8 to 1·7)	0·5 (0·3 to 0·6)	0·1 (0·1 to 0·1)	0 (0 to 0)	0 (0 to 0)	0 (0 to 0)	113
HIV/AIDS - Multidrug-resistant Tuberculosis without exten	0 (0 to 0)	0 (0 to 0)	0·2 (0 to 0·5)	0·2 (0 to 0·5)	0·1 (0 to 0·3)	0·1 (0 to 0·2)	0 (0 to 0·1)	0·1 (0 to 0·4)	0·8 (0·1 to 2·4)	1·2 (0·2 to 3·6)	1·1 (0·2 to 3·1)	0·9 (0·2 to 2·8)	0·8 (0·1 to 2·4)	0·8 (0·1 to 2·3)	0·6 (0·1 to 2)	0·6 (0·1 to 1·7)	0·6 (0·1 to 1·7)	0·1 (0 to 0·2)	0 (0 to 0·1)	0 (0 to 0)	0 (0 to 0)	0 (0 to 0)	0 (0 to 0)	8·1
HIV/AIDS - Extensively drug-resistant Tuberculosis	0 (0 to 0)	0 (0 to 0)	0 (0 to 0·1)	0 (0 to 0·1)	0 (0 to 0·1)	0 (0 to 0)	0 (0 to 0)	0 (0 to 0·1)	0·2 (0 to 0·7)	0·3 (0·1 to 1)	0·3 (0 to 0·9)	0·2 (0 to 0·8)	0·2 (0 to 0·6)	0·2 (0 to 0·6)	0·2 (0 to 0·5)	0·1 (0 to 0·5)	0·1 (0 to 0·5)	0 (0 to 0·1)	0 (0 to 0)	0 (0 to 0)	0 (0 to 0)	0 (0 to 0)	0 (0 to 0)	2·1
HIV/AIDS resulting in other diseases	0 (0 to 0)	0 (0 to 0)	6 (4·4 to 7·5)	6·7 (4·9 to 8·4)	3·7 (2·7 to 4·7)	2·3 (1·7 to 2·9)	2·7 (2 to 3·7)	9·8 (7·2 to 13·2)	50·3 (34·1 to 70·1)	76·3 (53·2 to 106)	67·9 (47·2 to 94·9)	58 (40·3 to 81·6)	46·4 (32·3 to 63·9)	45·6 (32·2 to 64·5)	39·9 (27·5 to 56·9)	35·2 (23·7 to 51·2)	34·6 (24 to 49·9)	12·5 (5·7 to 22·9)	5·6 (2·1 to 11·2)	0·9 (0·5 to 1·7)	0·5 (0·2 to 1)	0·2 (0·1 to 0·4)	0·1 (0 to 0·2)	505
Sexually transmitted infections excluding HIV	0·1 (0 to 0·1)	0 (0 to 0)	0 (0 to 0)	0 (0 to 0)	0 (0 to 0)	3·4 (2·6 to 4·7)	8·9 (5·2 to 15·4)	21·2 (11·3 to 37·8)	45·2 (22·7 to 80·8)	57·1 (29·1 to 105)	59 (29·8 to 111)	63·3 (30·6 to 121)	60 (27·9 to 122)	41·2 (17·7 to 86·2)	35·2 (15·3 to 75·8)	29·3 (11·6 to 68·3)	27·2 (11 to 59·1)	27·7 (12·6 to 60·4)	21 (9·7 to 43·9)	13·6 (6·8 to 27·4)	9·1 (5 to 17·3)	4·8 (2·8 to 8·3)	2·3 (1·4 to 3·6)	530
Syphilis	0·1 (0 to 0·1)	0 (0 to 0)	0 (0 to 0)	0 (0 to 0)	0 (0 to 0)	1 (0·9 to 1·1)	0·2 (0·1 to 0·4)	1·1 (0·7 to 1·9)	0·9 (0·3 to 2·3)	1 (0·4 to 2·5)	1 (0·4 to 2)	0·9 (0·4 to 1·8)	0·9 (0·5 to 1·7)	0·9 (0·6 to 1·5)	0·8 (0·5 to 1·3)	0·8 (0·6 to 1·2)	0·8 (0·6 to 1·2)	0·9 (0·6 to 1·4)	0·8 (0·5 to 1·1)	0·5 (0·3 to 0·7)	0·3 (0·2 to 0·4)	0·1 (0·1 to 0·2)	0·1 (0 to 0·1)	13·3
Chlamydial infection	0 (0 to 0)	0 (0 to 0)	0 (0 to 0)	0 (0 to 0)	0 (0 to 0)	0·4 (0·3 to 0·4)	0·7 (0·5 to 1·1)	1·7 (1 to 2·8)	3·5 (2·2 to 5·6)	3·4 (1·8 to 6·1)	3·6 (2 to 6·2)	3·9 (2·2 to 6·8)	3·4 (1·7 to 6·3)	1·2 (0·7 to 1·9)	0·8 (0·5 to 1·1)	0·4 (0·3 to 0·7)	0·3 (0·2 to 0·4)	0·5 (0·3 to 0·8)	0·6 (0·4 to 1)	0·7 (0·4 to 1)	0·7 (0·4 to 1)	0·4 (0·3 to 0·7)	0·3 (0·2 to 0·4)	26·6
Gonococcal infection	0 (0 to 0)	0 (0 to 0)	0 (0 to 0)	0 (0 to 0)	0 (0 to 0)	0·5 (0·4 to 0·6)	1 (0·8 to 1·3)	1·2 (0·9 to 1·7)	2·1 (1·3 to 3·2)	2·8 (1·9 to 4·2)	2·4 (1·5 to 3·9)	2·5 (1·6 to 4·1)	2·4 (1·4 to 3·9)	0·9 (0·7 to 1·2)	1·1 (0·8 to 1·5)	1·3 (0·8 to 2)	1·5 (0·9 to 2·3)	2 (1·2 to 3)	2·4 (1·6 to 3·7)	1·8 (1·1 to 2·7)	1·8 (1·1 to 2·7)	1·2 (0·8 to 1·8)	0·9 (0·6 to 1·3)	29·7
Trichomoniasis	0 (0 to 0)	0 (0 to 0)	0 (0 to 0)	0 (0 to 0)	0 (0 to 0)	0·1 (0 to 0·3)	1·1 (0·3 to 2·9)	4·5 (1·5 to 11·1)	10·4 (3·4 to 24·6)	11·6 (3·6 to 28·8)	10·8 (3·4 to 26·2)	11 (3·5 to 27·2)	10·8 (3·2 to 25·4)	9·6 (2·9 to 23·1)	7·7 (2·4 to 18·7)	6·4 (2·2 to 15·6)	5·7 (2 to 13·3)	5·3 (1·8 to 11·7)	3·5 (1·3 to 8)	2 (0·7 to 4·6)	1 (0·4 to 2·3)	0·4 (0·1 to 0·9)	0·1 (0 to 0·2)	102
Genital herpes	0 (0 to 0)	0 (0 to 0)	0 (0 to 0)	0 (0 to 0)	0 (0 to 0)	0·7 (0·2 to 1·8)	3·1 (0·9 to 7·6)	6·9 (2·1 to 16·8)	14 (4·6 to 35·1)	17·9 (5·7 to 44·6)	18·8 (6·2 to 48·5)	20·1 (6·4 to 50·1)	22·5 (7 to 53·9)	23·7 (7·4 to 58·7)	21·7 (6·6 to 55)	19·8 (5·8 to 49·8)	18·4 (5·7 to 46·6)	18·1 (5·3 to 45)	13 (3·9 to 32·1)	8·1 (2·5 to 20)	4·7 (1·4 to 11·7)	2·2 (0·7 to 5·6)	0·8 (0·3 to 2·1)	235
Other sexually transmitted infections	0 (0 to 0)	0 (0 to 0)	0 (0 to 0)	0 (0 to 0)	0 (0 to 0)	0·7 (0·5 to 1·1)	2·8 (1·8 to 4·1)	5·7 (2·4 to 11·1)	14·3 (6·8 to 26·3)	20·4 (10·4 to 36·1)	22·4 (11·6 to 37·9)	24·9 (12·1 to 43·3)	20 (8·3 to 40)	5 (1·4 to 10·7)	3·1 (2 to 4·7)	0·5 (0·3 to 0·7)	0·5 (0·3 to 0·8)	0·9 (0·5 to 1·4)	0·6 (0·4 to 1)	0·6 (0·4 to 0·9)	0·6 (0·4 to 0·9)	0·4 (0·3 to 0·6)	0·1 (0·1 to 0·2)	124
Respiratory infections and tuberculosis	39·1 (24·9 to 55·3)	50 (34·7 to 68)	362 (251 to 491)	854 (543 to 1,320)	856 (511 to 1,390)	639 (364 to 1,050)	564 (329 to 927)	585 (355 to 920)	746 (480 to 1,110)	705 (454 to 1,090)	658 (418 to 978)	693 (466 to 1,020)	817 (583 to 1,170)	981 (740 to 1,310)	1,070 (810 to 1,400)	1,270 (986 to 1,600)	1,720 (1,360 to 2,180)	2,600 (2,020 to 3,320)	3,700 (3,050 to 4,460)	5,010 (3,850 to 6,290)	5,150 (3,980 to 6,380)	3,930 (2,890 to 4,960)	2,160 (1,570 to 2,640)	35,200
Tuberculosis	0 (0 to 0)	0 (0 to 0)	1·1 (0·7 to 1·4)	3·9 (2·9 to 5·2)	1·1 (0·8 to 1·6)	1·8 (1·3 to 2·6)	6·6 (4·6 to 9·2)	13 (7·7 to 21·5)	32·1 (13·3 to 62·8)	23·1 (10·5 to 43·4)	18·6 (7·4 to 37·7)	14 (8·6 to 22)	13·8 (9·5 to 20·1)	21·5 (15·5 to 29·4)	27·6 (19·4 to 36·7)	42·9 (32·4 to 56·8)	70·2 (51·6 to 91·6)	111 (81·3 to 149)	125 (89·9 to 164)	199 (147 to 257)	146 (107 to 196)	65 (49·8 to 81·6)	21 (14·6 to 27·3)	958
Latent tuberculosis infection	0 (0 to 0)	0 (0 to 0)	0 (0 to 0)	0 (0 to 0)	0 (0 to 0)	0 (0 to 0)	0 (0 to 0)	0 (0 to 0)	0 (0 to 0)	0 (0 to 0)	0 (0 to 0)	0 (0 to 0)	0 (0 to 0)	0 (0 to 0)	0 (0 to 0)	0 (0 to 0)	0 (0 to 0)	0 (0 to 0)	0 (0 to 0)	0 (0 to 0)	0 (0 to 0)	0 (0 to 0)	0 (0 to 0)	0
Drug-susceptible tuberculosis	0 (0 to 0)	0 (0 to 0)	1 (0·7 to 1·4)	3·7 (2·7 to 4·8)	1·1 (0·7 to 1·6)	1·8 (1·2 to 2·5)	6·2 (4·2 to 8·8)	12·5 (7·3 to 20·4)	30·7 (12·3 to 59·7)	22·2 (9·9 to 42·5)	17·9 (7 to 36·1)	13·4 (8·1 to 21)	13 (8·9 to 19·3)	20·2 (14·4 to 27·9)	25·8 (18·3 to 34·8)	40·2 (29·2 to 53·6)	65·9 (47·7 to 86·7)	104 (73·3 to 142)	116 (82·4 to 154)	185 (136 to 243)	136 (95·9 to 181)	60·6 (45·3 to 78·3)	19·5 (13·5 to 26)	898
Multidrug-resistant tuberculosis without extensive drug res	0 (0 to 0)	0 (0 to 0)	0·1 (0 to 0·1)	0·2 (0 to 0·5)	0 (0 to 0·1)	0·1 (0 to 0·2)	0·3 (0·1 to 0·8)	0·4 (0·1 to 1·2)	1·2 (0·2 to 3·2)	0·8 (0·2 to 2·2)	0·6 (0·1 to 1·8)	0·5 (0·1 to 1·4)	0·6 (0·1 to 1·7)	1 (0·2 to 2·8)	1·4 (0·3 to 3·9)	2·2 (0·4 to 6)	3·4 (0·6 to 9·4)	5·6 (1·1 to 15·7)	6·5 (1·3 to 17·7)	10·8 (2·1 to 30·4)	8 (1·6 to 22·4)	3·5 (0·7 to 9·9)	1·1 (0·2 to 3·2)	48·4



G6PD deficiency	0 (0 to 0 0)	0 (0 to 0 0)	0 (0 to 0 0)	0 (0 to 0 0)	1 (1 to 3 3)	2 (1 to 4 4)	2 (1 to 4 4)	2 (1 to 4 4)	7 (2 to 17 8)	4 (2 to 9 7)	5 (3 to 9 8)	3 (2 to 6 5)	3 (2 to 6 5)	5 (2 to 11 7)	4 (2 to 9 6)	4 (2 to 9 6)	5 (2 to 11 7)	4 (2 to 9 6)	5 (2 to 11 7)	4 (2 to 9 6)	4 (2 to 9 6)	4 (2 to 9 6)	4 (2 to 9 6)	4 (2 to 9 6)	4 (2 to 9 6)	4 (2 to 9 6)	4 (2 to 9 6)	4 (2 to 9 6)	4 (2 to 9 6)	80
G6PD Ind	0 (0 to 0)	0 (0 to 0)	0 (0 to 0)

SB Table 2c: Stockholm DALYS by cause and age group for both sexes with 95% uncertainty intervals, 2019

Cause	Age Standardized	Late Neonatal	Post Neonatal	1 to 4	5 to 9	10 to 14	15 to 19	20 to 24	25 to 29	30 to 34	35 to 39	40 to 44	45 to 49	50 to 54	55 to 59	60 to 64	65 to 69	70 to 74	75 to 79	80 to 84	85 to 89	90 to 94	95 plus	Total
All causes	2,090 (1,720 to 2,506)	660 (719 to 1,000)	2,070 (1,890 to 2,266)	3,918 (2,585 to 5,320)	3,289 (2,900 to 3,680)	3,726 (3,500 to 4,000)	11,200 (9,900 to 12,400)	16,000 (13,900 to 17,400)	22,100 (17,000 to 27,800)	30,400 (24,900 to 36,600)	35,100 (28,900 to 42,000)	35,700 (29,400 to 42,900)	33,300 (24,500 to 42,000)	33,200 (27,600 to 40,000)	37,100 (31,200 to 43,700)	39,600 (33,900 to 46,000)	43,100 (37,600 to 49,400)	44,000 (37,900 to 50,600)	42,700 (35,700 to 50,000)	37,200 (29,400 to 45,000)	33,000 (19,900 to 47,600)	5,490 (4,300 to 6,760)	535,000
Communicable, maternal, neonatal, and nutritional diseases	1,020 (561 to 1,630)	426 (320 to 522)	639 (490 to 801)	866 (545 to 1,270)	408 (296 to 546)	408 (283 to 539)	541 (385 to 728)	666 (472 to 884)	864 (643 to 1,120)	925 (669 to 1,230)	868 (632 to 1,160)	854 (642 to 1,110)	667 (468 to 900)	667 (473 to 910)	663 (469 to 900)	765 (537 to 1,050)	887 (623 to 1,220)	1,060 (743 to 1,460)	1,420 (963 to 1,940)	1,900 (1,170 to 2,730)	1,430 (1,030 to 2,010)	1,260 (810 to 1,900)	577 (427 to 755)	20,900
HIV/AIDS and sexually transmitted infections	0 (0 to 0)	0 (0 to 0)	6.8 (3.9 to 11)	9.6 (5.3 to 15.9)	4.6 (2.6 to 7.7)	4.8 (2.7 to 8.4)	6.9 (3.1 to 9.7)	19.2 (14 to 26.1)	77.9 (58.9 to 102)	156 (120 to 201)	190 (141 to 251)	198 (139 to 264)	153 (97.7 to 214)	133 (80.9 to 192)	79.1 (47.1 to 121)	57.2 (32.7 to 89.2)	50.1 (28.2 to 77.4)	46.3 (24.4 to 77.1)	39.7 (19.3 to 72.2)	27.5 (12.3 to 57.2)	14.3 (7.4 to 28.3)	2.2 (1.4 to 3.2)	837
HIV/AIDS	0 (0 to 0)	0 (0 to 0)	6.8 (3.9 to 11)	9.6 (5.3 to 15.9)	4.6 (2.6 to 7.7)	3.7 (2.2 to 6.6)	3.9 (1.7 to 5.7)	12.6 (8.6 to 18.2)	62.2 (46.2 to 84)	137 (106 to 177)	172 (127 to 227)	183 (129 to 244)	145 (92.2 to 203)	127 (76.9 to 183)	77.1 (45.9 to 118)	56.6 (32.4 to 88.2)	49.8 (27.9 to 76)	46.1 (24.3 to 76.8)	39.7 (19.3 to 72.2)	27.5 (12.3 to 57.2)	14.3 (7.4 to 28.3)	2.2 (1.4 to 3.2)	837
HIV/AIDS - Drug-susceptible Tuberculosis	0 (0 to 0)	0 (0 to 0)	0.1 (0 to 0.1)	1.2 (0.6 to 2.1)	0.8 (0.4 to 1.4)	0.3 (0.2 to 0.6)	0.2 (0.1 to 0.4)	0.7 (0.4 to 1.1)	3.6 (2.4 to 5.1)	9.4 (6.4 to 13.2)	13.2 (8.9 to 18.2)	14.1 (9.4 to 19.7)	11.1 (6.7 to 16.2)	9.2 (5.4 to 14.1)	5.5 (3.2 to 8.6)	3.7 (2.1 to 5.9)	3.2 (1.8 to 5.2)	3.1 (1.6 to 5.3)	2.7 (1.3 to 5.1)	1.9 (0.8 to 4.1)	1 (0.4 to 2.2)	0.2 (0.1 to 0.3)	99.6
HIV/AIDS - Multidrug-resistant Tuberculosis without extensive	0 (0 to 0)	0 (0 to 0)	0 (0 to 0.1)	0.1 (0 to 0.4)	0.1 (0 to 0.3)	0.1 (0 to 0.3)	0.1 (0 to 0.4)	0.4 (0 to 1.2)	2.4 (0.7 to 5.1)	5.6 (1.7 to 11.2)	7.7 (2.3 to 15.2)	8.2 (2.5 to 16.1)	6.4 (1.9 to 12.6)	5.3 (1.6 to 10.4)	3.2 (1 to 6.2)	2.1 (0.6 to 4.1)	1.8 (0.5 to 3.5)	1.8 (0.5 to 3.5)	1.5 (0.4 to 3.1)	1.1 (0.3 to 2.5)	0.6 (0.2 to 1.4)	0.1 (0 to 0.3)	9.8
HIV/AIDS - Extensively drug-resistant Tuberculosis	0 (0 to 0)	0 (0 to 0)	0 (0 to 0.1)	0 (0 to 0.1)	0 (0 to 0.1)	0 (0 to 0.1)	0 (0 to 0.1)	0 (0 to 0.1)	0.1 (0 to 0.5)	0.2 (0 to 0.8)	0.3 (0 to 1.2)	0.3 (0 to 1.3)	0.2 (0 to 0.9)	0.2 (0 to 0.7)	0.1 (0 to 0.5)	0.1 (0 to 0.4)	0.1 (0 to 0.3)	0.1 (0 to 0.3)	0.1 (0 to 0.3)	0 (0 to 0.2)	0 (0 to 0.1)	0 (0 to 0.1)	1.5
HIV/AIDS resulting in other diseases	0 (0 to 0)	0 (0 to 0)	0.6 (0.3 to 0.9)	8.6 (5 to 13)	3.8 (2.1 to 5.6)	3.5 (2.6 to 4.6)	11.3 (9.6 to 15.1)	15 (12.1 to 18.2)	40.3 (32.4 to 49.2)	79.4 (63.4 to 97.2)	99.1 (79.1 to 121)	108 (86.1 to 132)	87.6 (68.4 to 109)	77.3 (59.1 to 97.4)	52.2 (38.7 to 68.1)	39.1 (28.1 to 53.2)	32.1 (22.9 to 44.6)	27.7 (19.3 to 38.7)	22.9 (15.4 to 32.8)	16.9 (10.4 to 25.7)	8.7 (5.1 to 14)	1.5 (0.9 to 2.3)	580
Sexually transmitted infections excluding HIV	0 (0 to 0)	0 (0 to 0)	0 (0 to 0)	0 (0 to 0)	0 (0 to 0)	0.1 (0 to 0.3)	0.1 (0 to 0.3)	0.1 (0 to 0.3)	0.1 (0 to 0.3)	0.2 (0 to 0.4)	0.2 (0 to 0.4)	0.2 (0 to 0.4)	0.2 (0 to 0.4)	0.2 (0 to 0.4)	0.2 (0 to 0.4)	0.2 (0 to 0.4)	0.2 (0 to 0.4)	0.2 (0 to 0.4)	0.2 (0 to 0.4)	0.2 (0 to 0.4)	0.2 (0 to 0.4)	0.1 (0 to 0.3)	0.3
Syphilis	0 (0 to 0)	0 (0 to 0)	0 (0 to 0)	0 (0 to 0)	0 (0 to 0)	0 (0 to 0.1)	0 (0 to 0.1)	0 (0 to 0.1)	0 (0 to 0.1)	0 (0 to 0.2)	0 (0 to 0.2)	0 (0 to 0.2)	0 (0 to 0.2)	0 (0 to 0.2)	0 (0 to 0.2)	0 (0 to 0.2)	0 (0 to 0.2)	0 (0 to 0.2)	0 (0 to 0.2)	0 (0 to 0.2)	0 (0 to 0.2)	0 (0 to 0.2)	0 (0 to 0.1)	0.3
Chlamydial infection	0 (0 to 0)	0 (0 to 0)	0 (0 to 0)	0 (0 to 0)	0 (0 to 0)	0.1 (0 to 0.1)	0.2 (0 to 0.4)	0.6 (0.2 to 1.1)	1.2 (0.7 to 1.9)	1.3 (0.7 to 2.3)	1.4 (0.8 to 2.4)	1.5 (0.8 to 2.5)	1.2 (0.6 to 2.1)	1.1 (0.5 to 2)	0.8 (0.4 to 1.5)	0.6 (0.3 to 1.1)	0.5 (0.2 to 1)	0.4 (0.2 to 0.8)	0.4 (0.2 to 0.8)	0.3 (0.2 to 0.6)	0.3 (0.2 to 0.6)	0.2 (0.1 to 0.5)	11
Gonococcal infection	0 (0 to 0)	0 (0 to 0)	0 (0 to 0)	0 (0 to 0)	0 (0 to 0)	0 (0 to 0.2)	0.1 (0 to 0.2)	0.3 (0.1 to 0.5)	0.6 (0.3 to 1)	0.7 (0.3 to 1.2)	0.7 (0.4 to 1.3)	0.8 (0.4 to 1.3)	0.6 (0.3 to 1.1)	0.6 (0.3 to 1.1)	0.4 (0.2 to 0.8)	0.3 (0.1 to 0.6)	0.3 (0.1 to 0.5)	0.2 (0.1 to 0.4)	0.2 (0.1 to 0.4)	0.2 (0.1 to 0.4)	0.1 (0.1 to 0.4)	0.1 (0 to 0.2)	4.7
Trichomoniasis	0 (0 to 0)	0 (0 to 0)	0 (0 to 0)	0 (0 to 0)	0 (0 to 0)	0.1 (0 to 0.1)	0.2 (0 to 0.3)	0.3 (0.1 to 0.5)	0.5 (0.2 to 0.8)	0.6 (0.3 to 1)	0.6 (0.3 to 1)	0.7 (0.3 to 1.1)	0.5 (0.2 to 0.9)	0.5 (0.2 to 0.8)	0.3 (0.1 to 0.6)	0.3 (0.1 to 0.5)	0.2 (0.1 to 0.4)	0.2 (0.1 to 0.4)	0.2 (0.1 to 0.4)	0.2 (0.1 to 0.4)	0.2 (0.1 to 0.4)	0.1 (0 to 0.2)	3.1
Genital herpes	0 (0 to 0)	0 (0 to 0)	0 (0 to 0)	0 (0 to 0)	0 (0 to 0)	0 (0 to 0)	0 (0 to 0)	0 (0 to 0)	0 (0 to 0.1)	0 (0 to 0.1)	0 (0 to 0.1)	0 (0 to 0.1)	0 (0 to 0.1)	0 (0 to 0.1)	0 (0 to 0.1)	0 (0 to 0.1)	0 (0 to 0.1)	0 (0 to 0.1)	0 (0 to 0.1)	0 (0 to 0.1)	0 (0 to 0.1)	0 (0 to 0.1)	0 (0 to 0)	0.1
Other sexually transmitted infections	0 (0 to 0)	0 (0 to 0)	0 (0 to 0)	0 (0 to 0)	0 (0 to 0)	0 (0 to 0.1)	0 (0 to 0.1)	0 (0 to 0.1)	0 (0 to 0.1)	0 (0 to 0.1)	0 (0 to 0.1)	0 (0 to 0.1)	0 (0 to 0.1)	0 (0 to 0.1)	0 (0 to 0.1)	0 (0 to 0.1)	0 (0 to 0.1)	0 (0 to 0.1)	0 (0 to 0.1)	0 (0 to 0.1)	0 (0 to 0.1)	0 (0 to 0.1)	0 (0 to 0)	0.1
Respiratory infections and tuberculosis	111 (64 to 174)	61 (46 to 124)	286 (186 to 418)	196 (108 to 338)	102 (72 to 139)	166 (144 to 187)	212 (164 to 262)	228 (164 to 307)	256 (181 to 341)	229 (153 to 339)	218 (144 to 324)	234 (154 to 350)	220 (140 to 330)	229 (167 to 307)	228 (167 to 301)	227 (167 to 301)	227 (163 to 305)	226 (163 to 305)	225 (157 to 307)	225 (157 to 307)	225 (157 to 307)	225 (157 to 307)	225 (157 to 307)	7,770
Tuberculosis	0 (0 to 0)	0 (0 to 0)	0.3 (0.3 to 0.5)	1.3 (1 to 1.7)	0.4 (0.3 to 0.6)	2.3 (2.1 to 2.6)	8.1 (7.3 to 9.1)	15.9 (14.4 to 17.5)	33 (29.5 to 37.1)	53.9 (48.3 to 60.3)	73.5 (65.3 to 82.3)	87.5 (77.5 to 98.2)	91.5 (80.5 to 103)	93.5 (82.5 to 105)	91.5 (80.5 to 103)	91.5 (80.5 to 103)	91.5 (80.5 to 103)	91.5 (80.5 to 103)	91.5 (80.5 to 103)	91.5 (80.5 to 103)	91.5 (80.5 to 103)	91.5 (80.5 to 103)	2,990
Latent tuberculosis infection	0 (0 to 0)	0 (0 to 0)	0 (0 to 0)	0 (0 to 0)	0 (0 to 0)	0 (0 to 0)	0 (0 to 0)	0 (0 to 0)	0 (0 to 0)	0 (0 to 0)	0 (0 to 0)	0 (0 to 0)	0 (0 to 0)	0 (0 to 0)	0 (0 to 0)	0 (0 to 0)	0 (0 to 0)	0 (0 to 0)	0 (0 to 0)	0 (0 to 0)	0 (0 to 0)	0 (0 to 0)	0 (0 to 0)	0
Drug-susceptible Tuberculosis	0.3 (0.2 to 0.5)	1.2 (0.8 to 1.6)	0.4 (0.3 to 0.6)	0.7 (0.5 to 1)	2.1 (1.4 to 3)	10.3 (7.1 to 14.5)	8.1 (2.2 to 8.2)	14.5 (10.4 to 20.8)	21.1 (12.1 to 31.7)	23.5 (14.4 to 35.6)	23.5 (14.5 to 35.6)	23.5 (14.5 to 35.6)	23.5 (14.5 to 35.6)	23.5 (14.5 to 35.6)	23.5 (14.5 to 35.6)	23.5 (14.5 to 35.6)	23.5 (14.5 to 35.6)	23.5 (14.5 to 35.6)	23.5 (14.5 to 35.6)	23.5 (14.5 to 35.6)	23.5 (14.5 to 35.6)	23.5 (14.5 to 35.6)	298
Multidrug-resistant tuberculosis without extensive drug-resistar	0 (0 to 0)	0 (0 to 0)	0 (0 to 0)	0 (0 to 0)	0 (0 to 0)	0 (0 to 0)	0 (0 to 0)	0.2 (0 to 0.5)	0.4 (0 to 1.1)	0.6 (0 to 1.5)	0.6 (0 to 1.5)	0.6 (0 to 1.5)	0.5 (0 to 1.3)	0.5 (0 to 1.3)	0.5 (0 to 1.3)	0.5 (0 to 1.3)	0.5 (0 to 1.3)	0.5 (0 to 1.3)	0.5 (0 to 1.3)	0.5 (0 to 1.3)	0.5 (0 to 1.3)	0.5 (0 to 1.3)	0.5 (0 to 1.3)	18.6
Extensively drug-resistant tuberculosis	0 (0 to 0)	0 (0 to 0)	0 (0 to 0)	0 (0 to 0)	0 (0 to 0)	0 (0 to 0.1)	0 (0 to 0.2)	0 (0 to 0.3)	0 (0 to 0.6)	0 (0 to 0.8)	0 (0 to 0.8)	0 (0 to 0.8)	0 (0 to 0.8)	0 (0 to 0.8)	0 (0 to 0.8)	0 (0 to 0.8)	0 (0 to 0.8)	0 (0 to 0.8)	0 (0 to 0.8)	0 (0 to 0.8)	0 (0 to 0.8)	0 (0 to 0.8)	0 (0 to 0.8)	4.7
Lower respiratory infections	7.9 (3.3 to 17.1)	8.9 (4.1 to 18.4)	66.1 (41.6 to 98.4)	39.6 (21.3 to 61.4)	17.6 (12.5 to 24.2)	14.5 (10.5 to 19.2)	12.6 (9.1 to 16.2)	10.6 (7.1 to 15.2)	11.5 (7.5 to 16.2)	29.3 (20.6 to 40.3)	34.6 (24.4 to 47.3)	29.5 (20.7 to 40.4)	22.7 (15.7 to 31.4)	18.7 (12.7 to 26.1)	16.7 (11.2 to 23.5)	16.7 (11.2 to 23.5)	16.7 (11.2 to 23.5)	16.7 (11.2 to 23.5)	16.7 (11.2 to 23.5)	16.7 (11.2 to 23.5)	16.7 (11.2 to 23.5)	16.7 (11.2 to 23.5)	377
Upper respiratory infections	2.3 (1.1 to 4.4)	2.1 (1 to 4.4)	3.8 (1.9 to 6.5)	1.6 (0.8 to 2.8)	0.7 (0.4 to 1.2)	0.5 (0.3 to 0.8)	0.4 (0.2 to 0.6)	0.3 (0.2 to 0.5)	0.3 (0.2 to 0.5)	0.4 (0.2 to 0.6)	0.4 (0.2 to 0.6)	0.4 (0.2 to 0.6)	0.3 (0.2 to 0.5)	0.3 (0.2 to 0.5)	0.3 (0.2 to 0.5)	0.3 (0.2 to 0.5)	0.3 (0.2 to 0.5)	0.3 (0.2 to 0.5)	0.3 (0.2 to 0.5)	0.3 (0.2 to 0.5)	0.3 (0.2 to 0.5)	0.3 (0.2 to 0.5)	0.3 (0.2 to 0.5)	2,080
Otitis media	0.1 (0 to 0.2)	0.1 (0 to 0.3)	0.2 (0 to 1.2)	0.1 (0 to 0.4)	0.1 (0 to 0.2)	0.1 (0 to 0.2)	0.1 (0 to 0.2)	0.1 (0 to 0.2)	0.1 (0 to 0.2)	0.1 (0 to 0.2)	0.1 (0 to 0.2)	0.1 (0 to 0.2)	0.1 (0 to 0.2)	0.1 (0 to 0.2)	0.1 (0 to 0.2)	0.1 (0 to 0.2)	0.1 (0 to 0.2)	0.1 (0 to 0.2)	0.1 (0 to 0.2)	0.1 (0 to 0.2)	0.1 (0 to 0.2)	0.1 (0 to 0.2)	0.1 (0 to 0.2)	379
Enteric infections	2.9 (2.1 to 3.8)	11.7 (9.2 to 16.9)	130 (92.4 to 204)	220 (132 to 351)	112 (87.1 to 146)	75.4 (61.5 to 97.6)	63.1 (49.3 to 78.9)	63.6 (49.3 to 80.3)	63.9 (49.3 to 80.7)	64.4 (49.3 to 82.4)	64.8 (49.3 to 83.2)	65.2 (49.3 to 84.1)	65.6 (49.3 to 84.9)	66.1 (49.3 to 85.8)	66.5 (49.3 to 86.6)	66.9 (49.3 to 87.4)	67.4 (49.3 to 88.2)	67.8 (49.3 to 89)	68.2 (49.3 to 89.8)	68.6 (49.3 to 90.6)	69.1 (49.3 to 91.4)	69.5 (49.3 to 92.2)	2,990
Diarrheal diseases	2.9 (2.1 to 3.8)	11.7 (9.2 to 16.9)	130 (92.4 to 204)	220 (132 to 351)	112 (81.9 to 146)	75.4 (61.5 to 97.6)	63.1 (54 to 82.3)	63.6 (49.3 to 80.3)	63.9 (49.3 to 80.7)	64.4 (49.3 to 82.4)	64.8 (49.3 to 83.2)	65.2 (49.3 to 84.1)	65.6 (49.3 to 84.9)	66.1 (49.3 to 85.8)	66.5 (49.3 to 86.6)	66.9 (49.3 to 87.4)	67.4 (49.3 to 88.2)	67.8 (49.3 to 89)	68.2 (49.3 to 89.8)	68.6 (49.3 to 90.6)	69.1 (49.3 to 91.4)	69.5 (49.3 to 92.2)	2,990
Typhoid and paratyphoid	0 (0 to 0)	0 (0 to 0)	0 (0 to 0)	0 (0 to 0)	0 (0 to 0)	0 (0 to 0)	0 (0 to 0)	0 (0 to 0)	0 (0 to 0)	0 (0 to 0)	0 (0 to 0)	0 (0 to 0)	0 (0 to 0)	0 (0 to 0)	0 (0 to 0)	0 (0 to 0)	0 (0 to 0)	0 (0 to 0)	0 (0 to 0)	0 (0 to 0)	0 (0 to 0)	0 (0 to 0)	0 (0 to 0)	0
Typhoid fever	0 (0 to 0)	0 (0 to 0)	0 (0 to 0)	0 (0 to 0)	0 (0 to 0)	0 (0 to 0)	0 (0 to 0)	0 (0 to 0)	0 (0 to 0)	0 (0 to 0)	0 (0 to 0)	0 (0 to 0)	0 (0 to 0)	0 (0 to 0)	0 (0 to 0)	0 (0 to 0)	0 (0 to 0)	0 (0 to 0)	0 (0 to 0)	0 (0 to 0)	0 (0 to 0)	0 (0 to 0)	0 (0 to 0)	0
Paratyphoid fever	0 (0 to 0)	0 (0 to 0)	0 (0 to 0)	0 (0 to 0)	0 (0 to 0)	0 (0 to 0)	0 (0 to 0)	0 (0 to 0)	0 (0 to 0)	0 (0 to 0)	0 (0 to 0)	0 (0 to 0)	0 (0 to 0)	0 (0 to 0)	0 (0 to 0)	0 (0 to 0)	0 (0 to 0)	0 (0 to 0)	0 (0 to 0)	0 (0 to 0)	0 (0 to 0)	0 (0 to 0)	0 (0 to 0)	0
Invasive Non-typhoidal Salmonella (NTS)	0.2 (0.1 to 0.4)	0.2 (0.1 to 0.4)	0.2 (0.1 to 0.4)	0.2 (0.1 to 0.4)	0.2 (0.1 to 0.4



SR Table 2c. Bosnia and Herzegovina DALYS by cause and sex group for both sexes with 95% uncertainty intervals, 2019

Cause	Early Neonatal	Late Neonatal	Post-Neonatal	1 to 4	5 to 9	10 to 14	15 to 19	20 to 24	25 to 29	30 to 34	35 to 39	40 to 44	45 to 49	50 to 54	55 to 59	60 to 64	65 to 69	70 to 74	75 to 79	80 to 84	85 to 89	90 to 94	95 plus	Total
All causes	3,970 (2,599 to 4,979)	6,123 (4,699 to 7,813)	2,129 (1,756 to 2,566)	6,868 (5,435 to 7,220)	6,993 (5,476 to 8,565)	10,615 (7,948 to 12,700)	16,260 (12,900 to 20,300)	23,700 (18,930 to 28,700)	23,700 (18,700 to 28,700)	26,900 (20,000 to 33,400)	26,900 (20,300 to 32,800)	27,000 (20,700 to 33,400)	27,000 (20,400 to 33,400)	26,700 (20,100 to 33,300)	111,000 (85,200 to 135,000)	110,000 (79,000 to 137,000)	141,000 (110,000 to 167,000)	124,000 (93,200 to 147,000)	115,000 (87,600 to 136,000)	115,000 (84,900 to 136,000)	93,900 (64,900 to 117,000)	16,000 (11,000 to 20,000)	3,709 (3,470 to 4,070)	1,160,000
Communicable, maternal, neonatal, and nutritional diseases	2,170 (1,570 to 3,090)	4,600 (3,600 to 5,930)	1,150 (889 to 1,500)	2,030 (1,490 to 2,720)	1,600 (1,260 to 2,060)	1,600 (1,170 to 2,190)	1,790 (1,300 to 2,500)	1,900 (1,430 to 2,600)	1,810 (1,320 to 2,500)	1,990 (1,490 to 2,640)	2,150 (1,590 to 2,850)	2,370 (1,750 to 3,170)	2,290 (1,710 to 3,060)	2,370 (1,670 to 3,260)	2,760 (2,070 to 3,670)	2,760 (2,140 to 3,580)	3,690 (2,800 to 4,800)	3,690 (2,820 to 4,720)	1,790 (1,420 to 2,260)	1,790 (1,420 to 2,260)	863 (674 to 1,100)	260 (201 to 332)	69,2 (61,1 to 77,3)	66,800
HIV/AIDS and sexually transmitted infections	66.7 (77.3 to 166)	28.3 (7.4 to 66.4)	20.6 (6.7 to 56.7)	3.2 (1.4 to 7.7)	1.6 (1.4 to 2.1)	3.2 (2.6 to 4.3)	10.7 (7.2 to 16.1)	29.3 (18.1 to 47.1)	39.7 (21.6 to 67.8)	49.9 (27.9 to 77.2)	49.5 (27.9 to 81.6)	56.6 (28 to 100)	41.1 (24.5 to 72.1)	32.1 (18.5 to 54)	29.7 (16.7 to 50)	23.6 (14.7 to 41.5)	19 (10.9 to 32.4)	10.4 (6.4 to 19.2)	5.9 (2.6 to 11.3)	4.8 (2.5 to 9.4)	1.6 (0.8 to 3)	0.3 (0.2 to 0.7)	0.1 (0 to 0.1)	523
HIV/AIDS	0 (0 to 0)	0 (0 to 0)	2.8 (1.7 to 3.9)	2.1 (1.7 to 2.6)	1.2 (0.9 to 1.6)	0.7 (0.5 to 0.9)	1.3 (1 to 1.7)	3.3 (2.5 to 4.3)	5 (3.8 to 6.5)	6.3 (4.8 to 8.2)	6.1 (4.6 to 8)	7.8 (5.9 to 10.1)	7.2 (5.5 to 9.4)	5.9 (4.5 to 7.7)	5.7 (4.3 to 7.4)	4.5 (3.4 to 5.9)	3.6 (2.7 to 4.7)	2.1 (1.6 to 2.8)	1.2 (0.9 to 1.6)	0.9 (0.7 to 1.2)	0.3 (0.2 to 0.4)	0 (0 to 0)	0 (0 to 0)	70.9
HIV/AIDS - Drug-susceptible Tuberculosis	0 (0 to 0)	0 (0 to 0)	0.2 (0 to 0.7)	0.3 (0.1 to 0.9)	0.2 (0.1 to 0.6)	0.1 (0 to 0.4)	0.2 (0.1 to 0.6)	0.5 (0.2 to 1.3)	0.8 (0.3 to 2.2)	1 (0.4 to 2.7)	1 (0.4 to 2.7)	1.2 (0.5 to 3.2)	1.1 (0.5 to 3)	0.9 (0.4 to 2.5)	0.9 (0.4 to 2.4)	0.7 (0.3 to 2)	0.6 (0.2 to 1.6)	0.3 (0.1 to 0.9)	0.2 (0 to 0.6)	0.1 (0 to 0.4)	0 (0 to 0.2)	0 (0 to 0.1)	0 (0 to 0)	27.6
HIV/AIDS - Multidrug-resistant Tuberculosis without extensive	0 (0 to 0)	0 (0 to 0)	0 (0 to 0)	0 (0 to 0)	0 (0 to 0)	0 (0 to 0)	0 (0 to 0)	0 (0 to 0)	0 (0 to 0)	0 (0 to 0)	0 (0 to 0)	0 (0 to 0)	0 (0 to 0)	0 (0 to 0)	0 (0 to 0)	0 (0 to 0)	0 (0 to 0)	0 (0 to 0)	0 (0 to 0)	0 (0 to 0)	0 (0 to 0)	0 (0 to 0)	0 (0 to 0)	0 (0 to 0)	0.3
HIV/AIDS - Extensively drug-resistant Tuberculous	0 (0 to 0)	0 (0 to 0)	0 (0 to 0)	0 (0 to 0)	0 (0 to 0)	0 (0 to 0)	0 (0 to 0)	0 (0 to 0)	0 (0 to 0)	0 (0 to 0)	0 (0 to 0)	0 (0 to 0)	0 (0 to 0)	0 (0 to 0)	0 (0 to 0)	0 (0 to 0)	0 (0 to 0)	0 (0 to 0)	0 (0 to 0)	0 (0 to 0)	0 (0 to 0)	0 (0 to 0)	0 (0 to 0)	0 (0 to 0)	0.1
HIV/AIDS resulting in other diseases	0 (0 to 0)	0 (0 to 0)	1.5 (1 to 1.9)	1.2 (0.9 to 1.5)	0.7 (0.5 to 0.9)	0.5 (0.4 to 0.6)	0.9 (0.6 to 1.2)	2.3 (1.6 to 3.1)	3.5 (2.4 to 4.8)	4.3 (2.9 to 6)	4.2 (2.8 to 5.8)	5.3 (3.6 to 7.4)	4.9 (3.3 to 6.9)	4 (2.6 to 5.8)	3.8 (2.5 to 5.5)	3.1 (2.1 to 4.5)	2.4 (1.6 to 3.5)	1.4 (0.9 to 2.1)	0.8 (0.5 to 1.2)	0.6 (0.4 to 0.9)	0.2 (0.1 to 0.4)	0 (0 to 0)	0 (0 to 0)	43.9
Tuberculosis	66.7 (77.3 to 166)	28.3 (7.4 to 66.4)	22.8 (9.9 to 54.7)	1.2 (0.2 to 3.5)	0.9 (0.6 to 1.5)	2.6 (2.1 to 3.7)	9.5 (6.6 to 13.7)	26.8 (16.1 to 43.1)	35.7 (21.6 to 57.8)	44.6 (27.9 to 72.1)	43.6 (27.9 to 70.6)	50.6 (28 to 100)	34.1 (24.5 to 72.1)	26.2 (18.5 to 54)	24.1 (16.7 to 50)	19.1 (14.7 to 41.5)	15.4 (10.9 to 32.4)	9.1 (6.4 to 19.2)	5.1 (2.6 to 11.3)	4.2 (2.5 to 9.4)	1.4 (0.8 to 3)	0.3 (0.2 to 0.7)	0.1 (0 to 0.1)	523
Chlamydial infection	0 (0 to 0)	0 (0 to 0)	0 (0 to 0)	0 (0 to 0)	0.3 (0.2 to 0.4)	1.4 (1.1 to 1.8)	2.9 (2.3 to 3.8)	6.6 (5.2 to 8.5)	6.6 (5.2 to 8.5)	6.6 (5.2 to 8.5)	6.6 (5.2 to 8.5)	7.7 (6.1 to 9.9)	5.9 (4.6 to 7.6)	1.6 (1.1 to 2.1)	1.2 (0.9 to 1.6)	0.7 (0.5 to 0.9)	0.4 (0.3 to 0.6)	0.2 (0.1 to 0.3)	0.1 (0 to 0.2)	0.1 (0 to 0.1)	0 (0 to 0)	0 (0 to 0)	0 (0 to 0)	60.3
Gonococcal infection	0 (0 to 0)	0 (0 to 0)	0 (0 to 0)	0 (0 to 0)	0.2 (0.2 to 0.4)	1.2 (1 to 1.6)	2.5 (2.1 to 3.2)	5.8 (4.8 to 7.3)	5.8 (4.8 to 7.3)	5.8 (4.8 to 7.3)	5.8 (4.8 to 7.3)	6.8 (5.6 to 8.6)	5.2 (4.3 to 6.6)	1.4 (1.1 to 1.8)	1.1 (0.8 to 1.4)	0.6 (0.5 to 0.8)	0.3 (0.3 to 0.5)	0.2 (0.1 to 0.3)	0.1 (0 to 0.2)	0 (0 to 0.1)	0 (0 to 0)	0 (0 to 0)	0 (0 to 0)	51.9
Trichomoniasis	0 (0 to 0)	0 (0 to 0)	0 (0 to 0)	0 (0 to 0)	0.1 (0 to 0.2)	1.1 (0.8 to 1.5)	2.3 (1.7 to 3.2)	5.2 (3.9 to 7.1)	5.2 (3.9 to 7.1)	5.2 (3.9 to 7.1)	5.2 (3.9 to 7.1)	6.1 (4.6 to 8.3)	4.6 (3.5 to 6.3)	1.3 (0.9 to 1.7)	1 (0.7 to 1.4)	0.6 (0.4 to 0.8)	0.3 (0.2 to 0.4)	0.2 (0.1 to 0.3)	0.1 (0 to 0.2)	0 (0 to 0.1)	0 (0 to 0)	0 (0 to 0)	0 (0 to 0)	47.3
Genital herpes	0 (0 to 0)	0 (0 to 0)	0 (0 to 0)	0 (0 to 0)	0.1 (0 to 0.1)	0.3 (0.2 to 0.4)	0.6 (0.5 to 0.8)	1.3 (1 to 1.7)	1.3 (1 to 1.7)	1.3 (1 to 1.7)	1.3 (1 to 1.7)	1.5 (1.2 to 2)	1.2 (0.9 to 1.5)	0.3 (0.2 to 0.4)	0.2 (0.2 to 0.3)	0.1 (0.1 to 0.2)	0.1 (0 to 0.1)	0 (0 to 0.1)	0 (0 to 0)	0 (0 to 0)	0 (0 to 0)	0 (0 to 0)	0 (0 to 0)	10.3
Other sexually transmitted infections	0 (0 to 0)	0 (0 to 0)	0 (0 to 0)	0 (0 to 0)	0.1 (0 to 0.1)	0.3 (0.2 to 0.4)	0.6 (0.5 to 0.8)	1.3 (1 to 1.7)	1.3 (1 to 1.7)	1.3 (1 to 1.7)	1.3 (1 to 1.7)	1.5 (1.2 to 2)	1.2 (0.9 to 1.5)	0.3 (0.2 to 0.4)	0.2 (0.2 to 0.3)	0.1 (0.1 to 0.2)	0.1 (0 to 0.1)	0 (0 to 0.1)	0 (0 to 0.1)	0 (0 to 0.1)	0 (0 to 0)	0 (0 to 0)	0 (0 to 0)	10.3
Respiratory infections and tuberculosis	16.6 (9.6 to 29.6)	171 (103 to 260)	112 (70.9 to 166)	244 (179 to 333)	207 (177 to 246)	207 (167 to 249)	214 (164 to 274)	207 (153 to 263)	206 (153 to 263)	206 (153 to 263)	206 (153 to 263)	227 (171 to 287)	177 (134 to 230)	166 (126 to 214)	1,160 (868 to 1,520)	1,160 (861 to 1,480)	1,260 (940 to 1,600)	1,260 (940 to 1,600)	1,470 (1,100 to 1,860)	774 (582 to 960)	774 (582 to 960)	242 (173 to 318)	28.3 (19.7 to 38.1)	6,700
Tuberculosis	0 (0 to 0)	0 (0 to 0)	0.9 (0.5 to 1.7)	3.9 (2.6 to 5.6)	3.9 (2.6 to 5.6)	10.7 (7.1 to 15.7)	43.8 (29.6 to 62.4)	72.2 (48.6 to 99.7)	89.9 (59.3 to 123)	113 (68.6 to 176)	113 (68.6 to 176)	137 (82.6 to 230)	103 (57.4 to 230)	77 (43.1 to 159)	227 (159 to 351)	227 (151 to 360)	276 (208 to 408)	276 (208 to 408)	271 (208 to 408)	164 (126 to 230)	164 (126 to 230)	49.7 (34 to 70.6)	5.8 (3.7 to 8.2)	2,690
Chlamydial infection	0 (0 to 0)	0 (0 to 0)	0 (0 to 0)	0 (0 to 0)	0 (0 to 0)	0 (0 to 0)	0 (0 to 0)	0 (0 to 0)	0 (0 to 0)	0 (0 to 0)	0 (0 to 0)	0 (0 to 0)	0 (0 to 0)	0 (0 to 0)	0 (0 to 0)	0 (0 to 0)	0 (0 to 0)	0 (0 to 0)	0 (0 to 0)	0 (0 to 0)	0 (0 to 0)	0 (0 to 0)	0 (0 to 0)	0 (0 to 0)	0
Gonococcal infection	0 (0 to 0)	0 (0 to 0)	0 (0 to 0)	0 (0 to 0)	0 (0 to 0)	0 (0 to 0)	0 (0 to 0)	0 (0 to 0)	0 (0 to 0)	0 (0 to 0)	0 (0 to 0)	0 (0 to 0)	0 (0 to 0)	0 (0 to 0)	0 (0 to 0)	0 (0 to 0)	0 (0 to 0)	0 (0 to 0)	0 (0 to 0)	0 (0 to 0)	0 (0 to 0)	0 (0 to 0)	0 (0 to 0)	0 (0 to 0)	0
Trichomoniasis	0 (0 to 0)	0 (0 to 0)	0 (0 to 0)	0 (0 to 0)	0 (0 to 0)	0 (0 to 0)	0 (0 to 0)	0 (0 to 0)	0 (0 to 0)	0 (0 to 0)	0 (0 to 0)	0 (0 to 0)	0 (0 to 0)	0 (0 to 0)	0 (0 to 0)	0 (0 to 0)	0 (0 to 0)	0 (0 to 0)	0 (0 to 0)	0 (0 to 0)	0 (0 to 0)	0 (0 to 0)	0 (0 to 0)	0 (0 to 0)	0
Genital herpes	0 (0 to 0)	0 (0 to 0)	0 (0 to 0)	0 (0 to 0)	0 (0 to 0)	0 (0 to 0)	0 (0 to 0)	0 (0 to 0)	0 (0 to 0)	0 (0 to 0)	0 (0 to 0)	0 (0 to 0)	0 (0 to 0)	0 (0 to 0)	0 (0 to 0)	0 (0 to 0)	0 (0 to 0)	0 (0 to 0)	0 (0 to 0)	0 (0 to 0)	0 (0 to 0)	0 (0 to 0)	0 (0 to 0)	0 (0 to 0)	0
Other sexually transmitted infections	0 (0 to 0)	0 (0 to 0)	0 (0 to 0)	0 (0 to 0)	0 (0 to 0)	0 (0 to 0)	0 (0 to 0)	0 (0 to 0)	0 (0 to 0)	0 (0 to 0)	0 (0 to 0)	0 (0 to 0)	0 (0 to 0)	0 (0 to 0)	0 (0 to 0)	0 (0 to 0)	0 (0 to 0)	0 (0 to 0)	0 (0 to 0)	0 (0 to 0)	0 (0 to 0)	0 (0 to 0)	0 (0 to 0)	0 (0 to 0)	0
Respiratory infections and tuberculosis	16.6 (9.6 to 29.6)	171 (103 to 260)	112 (70.9 to 166)	244 (179 to 333)	207 (177 to 246)	207 (167 to 249)	214 (164 to 274)	207 (153 to 263)	206 (153 to 263)	206 (153 to 263)	206 (153 to 263)	227 (171 to 287)	177 (134 to 230)	166 (126 to 214)	1,160 (868 to 1,520)	1,160 (861 to 1,480)	1,260 (940 to 1,600)	1,260 (940 to 1,600)	1,470 (1,100 to 1,860)	774 (582 to 960)	774 (582 to 960)	242 (173 to 318)	28.3 (19.7 to 38.1)	6,700
Tuberculosis	0 (0 to 0)	0 (0 to 0)	0.9 (0.5 to 1.7)	3.9 (2.6 to 5.6)	3.9 (2.6 to 5.6)	10.7 (7.1 to 15.7)	43.8 (29.6 to 62.4)	72.2 (48.6 to 99.7)	89.9 (59.3 to 123)	113 (68.6 to 176)	113 (68.6 to 176)	137 (82.6 to 230)	103 (57.4 to 230)	77 (43.1 to 159)	227 (159 to 351)	227 (151 to 360)	276 (208 to 408)	276 (208 to 408)	271 (208 to 408)	164 (126 to 230)	164 (126 to 230)	49.7 (34 to 70.6)	5.8 (3.7 to 8.2)	2,690
Latent tuberculosis infection	0 (0 to 0)	0 (0 to 0)	0 (0 to 0)	0 (0 to 0)	0 (0 to 0)	0 (0 to 0)	0 (0 to 0)	0 (0 to 0)	0 (0 to 0)	0 (0 to 0)	0 (0 to 0)	0 (0 to 0)	0 (0 to 0)	0 (0 to 0)	0 (0 to 0)	0 (0 to 0)	0 (0 to 0)	0 (0 to 0)	0 (0 to 0)	0 (0 to 0)	0 (0 to 0)	0 (0 to 0)	0 (0 to 0)	0 (0 to 0)	0
Drug-susceptible Tuberculosis	0.9 (0.5 to 1.7)	3.9 (2.6 to 5.6)	3.9 (2.6 to 5.6)	10.6 (7.1 to 15.6)	43.8 (29.6 to 62.4)	72.2 (48.6 to 99.7)	89.9 (59.3 to 123)	113 (68.6 to 176)	113 (68.6 to 176)	137 (82.6 to 230)	103 (57.4 to 230)	77 (43.1 to 159)	227 (159 to 351)	227 (151 to 360)	276 (208 to 408)	276 (208 to 408)	271 (208 to 408)	164 (126 to 230)	164 (126 to 230)	49.7 (34 to 70.6)	5.8 (3.7 to 8.2)	2,690
Multidrug-resistant tuberculosis without extensive drug-resistan	0 (0 to 0)	0 (0 to 0)	0 (0 to 0)	0 (0 to 0)	0 (0 to 0)	0 (0 to 0)	0 (0 to 0)	0 (0 to 0)	0 (0 to 0)	0 (0 to 0)	0 (0 to 0)	0 (0 to 0)	0 (0 to 0)	0 (0 to 0)	0 (0 to 0)	0 (0 to 0)	0 (0 to 0)	0 (0 to 0)	0 (0 to 0)	0 (0 to 0)	0 (0 to 0)	0 (0 to 0)	0 (0 to 0)	0 (0 to 0)	0
Extensively drug-resistant tuberculosis	0 (0 to 0)	0 (0 to 0)	0 (0 to 0)	0 (0 to 0)	0 (0 to 0)	0 (0 to 0)	0 (0 to 0)	0 (0 to 0)	0 (0 to 0)	0 (0 to 0)	0 (0 to 0)	0 (0 to 0)	0 (0 to 0)	0 (0 to 0)	0 (0 to 0)	0 (0 to 0)	0 (0 to 0)	0 (0 to 0)	0 (0 to 0)	0 (0 to 0)	0 (0 to 0)	0 (0 to 0)	0 (0 to 0)	0 (0 to 0)	0
Lower respiratory infections	15.4 (8.8 to 28.5)	170 (100 to 259)	91 (51.1 to 156)	171 (72.3 to 268)	87.6 (49.5 to 132)	87.7 (49.7 to 133)	89.2 (50.2 to 135)	82.2 (46.1 to 123)	72.4 (41.1 to 110)	66.4 (37.1 to 101)	59.8 (33.3 to 92.3)	53.5 (29.1 to 83.1)	39.1 (20.9 to 63.1)	29.1 (15.3 to 48.1)	198 (109 to 324)	131 (70.9 to 220)	166 (93.1 to 280)	93.6 (51.7 to 160)	80 (44.1 to 137)	34.1 (18.6 to 59.1)	11.7 (6.4 to 20.3)	1.2 (0.7 to 2.1)	0 (0 to 0)	1,560
Upper respiratory infections	0.9 (0.5 to 1.6)	0.9 (0.5 to 1.6)	0.9 (0.5 to 1.6)	73.3 (66.4 to 80.2)	119 (107 to 131)	119 (107 to 131)	124 (111 to 137)	124 (111 to 137)	133 (119 to 147)	139 (124 to 153)	150 (134 to 165)	161 (144 to 178)	140 (125 to 155)	137 (122 to 151)	962 (860 to 1,060)	1,030 (921 to 1,140)	1,090 (974 to 1,200)	1,170 (1,050 to 1,290)	1,390 (1,240 to 1,530)	740 (661 to 815)	763 (682 to 840)	241 (215 to 265)	28.3 (25.3 to 31.2)	3,700
Otitis media	0 (0 to 0)	0 (0 to 0)	1.8 (0.9 to 3.1)	29.7 (16.7 to 52.7)	29.8 (16.8 to 52.8)	29.9 (16.9 to 52.9)	29.9 (16.9 to 52.9)	29 (16.4 to 51.3)	29.4 (16.6 to 52.1)	29.6 (16.7 to 52.4)	29.6 (16.7 to 52.4)	29.1 (16.4 to 51.5)	29.1 (16.4 to 51.5)	29.1 (16.4 to 51.5)	472 (266 to 836)	472 (266 to 836)	472 (266 to 836)	472 (266 to 836)	472 (266 to 836)	472 (266 to 836)	472 (266 to 836)	472 (266 to 836)	472 (266 to 836)	836
Enteric infections	0.6 (0.4 to 0.9)	61.6 (33.4 to 119)	232 (126 to 348)	249 (148 to 348)	222 (140 to 304)	222 (140 to 304)	222 (140 to 304)	222 (140 to 304)	222 (140 to 304)	222 (140 to 304)	222 (140 to 304)	222 (140 to 304)	222 (140 to 304)	222 (140 to 304)	222 (140 to 304)	222 (140 to 304)	222 (140 to 304)	222 (140 to 304)	222 (140 to 304)	222 (140 to 304)	222 (140 to 304)	222 (140 to 304)	222 (140 to 304)	5,700
Diarrheal diseases	0.6 (0.4 to 0.9)	61.7 (33.3 to 119)	232 (126 to 350)	249 (148 to 349)	222 (140 to 305)	222 (140 to 305)	222 (140 to 305)	222 (140 to 305)	222 (140 to 305)	222 (140 to 305)	222 (140 to 305)	222 (140 to 305)	222 (140 to 305)	222 (140 to 305)	222 (140 to 305)	222 (140 to 305)	222 (140 to 305)	222 (140 to 305)	222 (140 to 305)	222 (140 to 305)	222 (140 to 305)	222 (140 to 305)	222 (140 to 305)	5,690
Typhoid and paratyphoid	0 (0 to 0)	0 (0 to 0)	0 (0 to 0)	0 (0 to 0)	0 (0 to 0)	0 (0 to 0)	0 (0 to 0)	0 (0 to 0)	0 (0 to 0)	0 (0 to 0)	0 (0 to 0)	0 (0 to 0)	0 (0 to 0)	0 (0 to 0)	0 (0 to 0)	0 (0 to 0)	0 (0 to 0)	0 (0 to 0)	0 (0 to 0)	0 (0 to 0)	0 (0 to 0)	0 (0 to 0)	0 (0 to 0)	0 (0 to 0)	0
Typhoid fever	0 (0 to 0)	0 (0 to 0)	0 (0 to 0)	0 (0 to 0)	0 (0 to 0)	0 (0 to 0)	0 (0 to 0)	0 (0 to 0)	0 (0 to 0)	0 (0 to 0)	0 (0 to 0)	0 (0 to 0)	0 (0 to 0)	0 (0 to 0)	0 (0 to 0)	0 (0 to 0)	0 (0 to 0)	0 (0 to 0)	0 (0 to 0)	0 (0 to 0)	0 (0 to 0)	0 (0 to 0)	0 (0 to 0)	0 (0 to 0)	0
Paratyphoid fever	0 (0 to 0)	0 (0 to 0)	0 (0 to 0)	0 (0 to 0)	0 (0 to 0)	0 (0 to 0)	0 (0 to 0)	0 (0 to 0)	0 (0 to 0)	0 (0 to 0)	0 (0 to 0)	0 (0 to 0)	0 (0 to 0)	0 (0 to 0)	0 (0 to 0)	0 (0 to 0)	0 (0 to 0)	0 (0 to 0)	0 (0 to 0)	0 (0 to 0)	0 (0 to 0)	0 (0 to 0)	0 (0 to 0)	0 (0 to 0)	0
Invasive Non-typhoidal Salmonella (NTS)	0 (0 to 0)	0.1 (0 to 0.1)	2.6 (0.2 to 5.2)	2.7 (0.3 to 5.3)	2.3 (0.2 to 4.5)	2 (0.2 to 3.9)	1.7 (0.2 to 3.3)	1.3 (0.1 to 2.5)	1.2 (0.1 to 2.3)	1.2 (0.1 to 2.3)	1.2 (0.1 to 2.3)	1.4 (0.1 to 2.7)	1.3 (0.1 to 2.5)	1.1 (0.1 to 2.1)	2.2 (0.2 to 4.3)	2.5 (0.2 to 4.9)	2.3 (0.2 to 4.4)	1.6 (0.2 to 3.1)	0.9 (0.1 to 1.7)	0.6 (0.1 to 1.2)	0.2 (0 to 0.4)	0 (0 to 0)	30.2
Other intestinal infectious diseases	0 (0 to 0)	0.2 (0.1 to 0.4)	0.7 (0.3 to 1.4)	0.7 (0.3 to 1.4)	0.6 (0.3 to 1.2)	0.7 (0.3 to 1.4)	0.7 (0.3 to 1.4)	0.7 (0.3 to 1.4)	0.6 (0.3 to 1.2)	0.6 (0.3 to 1.2)	0.6 (0.3 to 1.2)	0.7 (0.3 to 1.4)	0.6 (0.3 to 1.2)	0.5 (0.2 to 1.1)	0.3 (0.1 to 0.6)	0.3 (0.1 to 0.6)	0.2 (0.1 to 0.4)	0.2 (0.1 to 0.3)	0.1 (0 to 0.2)	0.1 (0 to 0.2)	0 (0 to 0)	0 (0 to 0)	0 (0 to 0)	8.7
Neglected tropical diseases and malaria	0 (0 to 0)	1.9 (0.7 to 3.6)	10.2 (3.8 to 19.4)	39.7 (19.8 to 70.4)	44.2 (22.1 to 78.6)	39.6 (19.8 to 70.4)	19.5 (9.7 to 34.6)	20.4 (10.2 to 36.2)	20.7 (10.3 to 36.7)	19.1 (9.5 to 33.9)	18.9 (9.4 to 33.5)	18.3 (9.1 to 32.5)	15.3 (7.6 to 27.1)	13.2 (6.6 to 23.4)	13.1 (6.5 to 23.2)	10.4 (5.2 to 18.4)	8.9 (4.4 to 15.8)	7.1 (3.5 to 12.6)	4.2 (2.1 to 7.5)	2.2 (1.1 to 3.9)	0.8 (0.4 to 1.4)	0.2 (0.1 to 0.3)	0 (0 to 0)	317
Malaria	0 (0 to 0)	0 (0 to 0)	0 (0 to 0)	0 (0 to 0)	0 (0 to 0)	0 (0 to 0)	0 (0 to 0)	0 (0 to 0)	0 (0 to 0)	0 (0 to 0)	0 (0 to 0)	0 (0 to 0)	0 (0 to 0)	0 (0 to 0)	0 (0 to 0)	0 (0 to 0)	0 (0 to 0)	0 (0 to 0)	0 (0 to 0)	0 (0 to 0)	0 (0 to 0)	0 (0 to 0)	0 (0 to 0)	0 (0 to 0)	0
Chagas disease	0 (0 to 0)	0 (0 to 0)	0 (0 to 0)	0 (0 to 0)	0 (0 to 0)	0 (0 to 0)	0 (0 to 0)	0 (0 to 0)	0 (0 to 0)	0 (0 to 0)	0 (0 to 0)	0 (0 to 0)	0 (0 to 0)	0 (0 to 0)	0 (0 to 0)	0 (0 to 0)	0 (0 to 0)	0 (0 to 0)	0 (0 to 0)	0 (0 to 0)	0 (0 to 0)	0 (0 to 0)	0 (0 to 0)	0 (0 to 0)	0
Leishmaniasis	0 (0 to 0)	0 (0 to 0)	0.2 (0 to 0.4)	1.2 (0.3 to 1.6)	0.6 (0.3 to 0.8)	0.5 (0.3 to 0.8)	0.5 (0.3 to 0.8)	0.5 (0.3 to 0.8)	0.5 (0.3 to 0.8)	0.5 (0.3 to 0.8)	0.5 (0.3 to 0.8)	0.5 (0.3 to 0.7)	0.4 (0.3 to 0.6)	0.3 (0.2 to 0.5)	0.3 (0.2 to 0.5)	0.3 (0.2 to 0.4)	0.2 (0.1 to 0.3)	0.1 (0 to 0.2)	0.1 (0 to 0.1)	0 (0 to 0.1)	0 (0 to 0)	0 (0 to 0)	0 (0 to 0)	8.6
Visceral leishmaniasis	0 (0 to 0)	0 (0 to 0)	0.2 (0 to 0.3)	1.2 (0.3 to 1.6)	0.6 (0.3 to 0.8)	0.5 (0.3 to 0.8)	0.5 (0.3 to 0.8)	0.5 (0.3 to 0.8)	0.5 (0.3 to 0.8)	0.5 (0.3 to 0.8)	0.5 (0.3 to 0.7)	0.5 (0.3 to 0.6)	0.4 (0.3 to 0.6)	0.3 (0.2 to 0.5)	0.3 (0.2 to 0.5)	0.3 (0.2 to 0.4)	0.2 (0.1 to 0.3)	0.1 (0 to 0.2)	0.1 (0 to 0.1)	0 (0 to 0.1)	0 (0 to 0)	0 (0 to 0)	0 (0 to 0)	8.6
Cutaneous and mucocutaneous leishmaniasis	0 (0 to 0)	0 (0 to 0)	0 (0 to 0)	0 (0 to 0)	0 (0 to 0)	0 (0 to 0)	0 (0 to 0)	0 (0 to 0)	0 (0 to 0)	0 (0 to 0)	0 (0 to 0)	0 (0 to 0)	0 (0 to 0)	0 (0 to 0)	0 (0 to 0)	0 (0 to 0)	0 (0 to 0)	0 (0 to 0)	0 (0 to 0)	0 (0 to 0)	0 (0 to 0)	0 (0 to 0)	0 (0 to 0)	0 (0 to 0)	0
African trypanosomiasis	0 (0 to 0)	0 (0 to 0)	0 (0 to 0)	0 (0 to 0)	0 (0 to 0)	0 (0 to 0)	0 (0 to 0)	0 (0 to 0)	0 (0 to 0)	0 (0 to 0)	0 (0 to 0)	0 (0 to 0)	0 (0 to 0)	0 (0 to 0)	0 (0 to 0)	0 (0 to 0)	0 (0 to 0)	0 (0 to 0)	0 (0 to 0)	0 (0 to 0)	0 (0 to 0)	0 (0 to 0)	0 (0 to 0)	0 (0 to 0)	0
Schistosomiasis	0 (0 to 0)	0 (0 to 0)	0 (0 to 0)	0 (0 to 0)	0 (0 to 0)	0 (0 to 0)	0 (0 to 0)	0 (0 to 0)	0 (0 to 0)	0 (0 to 0)	0 (0 to 0)	0 (0 to 0)	0 (0 to 0)	0 (0 to 0)	0 (0 to 0)	0 (0 to 0)	0 (0 to 0)	0 (0 to 0)	0 (0 to 0)	0 (0 to 0)	0 (0 to 0)	0 (0 to 0)	0 (0 to 0)	0 (0 to 0)	0
Cysticercosis	0 (0 to 0)	0 (0 to 0)	0 (0 to 0)	0.2 (0 to 0.5)	1.8 (0.5 to 3.7)	7 (2.0 to 14.7)	12.6 (3.7 to 26.1)	19 (5.6 to 38.7)	19 (5.7 to 38.7)	28.1 (8.4 to 56.7)	37.5 (10.9 to 74.1)	48 (13.5 to 93.1)	72.2 (19.7 to 139)	112 (30.5 to 209)	151 (41.5 to 283)	178 (49.1 to 328)	142 (37.4 to 272)	118 (28.1 to 231)	90.2 (20.9 to 181)	38.6 (8.5 to 79.2)	12 (2.6 to 24.3)	2.2 (0.5 to 4.6)	1,080
Cystic echinococcosis	0 (0 to 0)	0 (0 to 0)	0.2 (0 to 0.6)	5.6 (2.7 to 9.7)	1.9 (0.9 to 3.3)	2.7 (1.3 to 4.7)	2.9 (1.4 to 5)	3.3 (1.6 to 5.7)	3.3 (1.6 to 5.7)	3.3 (1.6 to 5.7)	3.3 (1.6 to 5.7)	4.3 (2.1 to 7.4)	3.4 (1.7 to 5.9)	2.6 (1.2 to 4.5)	2.4 (1.1 to 4.2)	1.6 (0.7 to 2.8)	0.9 (0.4 to 1.6)	0.4 (0.2 to 0.8)	0.2 (0.1 to 0.4)	0.1 (0 to 0.2)	0 (0 to 0.1)	0 (0 to 0)	0 (0 to 0)	63.9
Lymphatic filariasis	0 (0 to 0)	0 (0 to 0)	0 (0 to 0)	0 (0 to 0)	0 (0 to 0)	0 (0 to 0)	0 (0 to 0)	0 (0 to 0)	0 (0 to 0)	0 (0 to 0)	0 (0 to 0)	0 (0 to 0)	0 (0 to 0)	0 (0 to 0)	0 (0 to 0)	0 (0 to 0)	0 (0 to 0)	0 (0 to 0)	0 (0 to 0)	0 (0 to 0)	0 (0 to 0)	0 (0 to 0)	0 (0 to 0)	0 (0 to 0)	0
Onchocer



Benign prostatic hyperplasia	0 (0 to 0)	0 (0 to 0)	0 (0 to 0)	0 (0 to 0)	0 (0 to 0)	0 (0 to 0)	0 (0 to 0)	0 (0 to 0)	0 (0 to 0)	0 (0 to 0)	0 (0 to 0)	0 (0 to 0)	2.7 (0.9 to 6.8)	22.2 (9.4 to 42.7)	71.3 (33.1 to 131)	164 (82 to 270)	272 (140 to 462)	367 (203 to 582)	311 (166 to 516)	226 (126 to 360)	150 (86.7 to 240)	92.3 (39.2 to 163)	52 (9.2 to 19.1)	1.9 (0.6 to 2.9)	1,692
Male infertility	0 (0 to 0)	0 (0 to 0)	0 (0 to 0)	0 (0 to 0)	0 (0 to 0)	0 (0 to 0)	0 (0 to 0)	0 (0 to 0)	0 (0 to 0)	0 (0 to 0)	0 (0 to 0)	0 (0 to 0)

SR Table 2c: Hokkaido DALYS by cause and age group for both sexes with 95% uncertainty intervals, 2019

Cause	Early Neonatal	Late Neonatal	Post Neonatal	1 to 4	5 to 9	10 to 14	15 to 19	20 to 24	25 to 29	30 to 34	35 to 39	40 to 44	45 to 49	50 to 54	55 to 59	60 to 64	65 to 69	70 to 74	75 to 79	80 to 84	85 to 89	90 to 94	95 plus	Total
All causes	2,892 (1,918 to 3,289)	479 (407 to 726)	3,092 (2,466 to 3,566)	5,975 (4,966 to 7,438)	7,980 (6,549 to 10,109)	10,800 (7,999 to 14,000)	17,662 (13,795 to 22,640)	21,700 (17,126 to 26,600)	26,395 (20,169 to 31,469)	29,365 (24,003 to 34,500)	32,909 (26,969 to 39,500)	42,069 (33,602 to 51,600)	56,050 (45,600 to 68,100)	74,250 (62,000 to 90,100)	96,000 (82,000 to 114,000)	116,000 (99,000 to 136,000)	140,000 (119,000 to 165,000)	161,000 (137,000 to 189,000)	190,000 (160,000 to 220,000)	196,000 (166,000 to 230,000)	143,000 (120,000 to 168,000)	123,000 (94,000 to 151,000)	60,700 (47,000 to 74,000)	1,649,000 (1,447,000 to 1,877,000)
Communicable, maternal, neonatal, and nutritional diseases	1,200 (778 to 1,370)	296 (266 to 377)	697 (542 to 868)	1,130 (916 to 1,366)	1,160 (916 to 1,466)	1,660 (998 to 2,540)	1,170 (796 to 1,710)	1,160 (796 to 1,730)	1,190 (796 to 1,790)	1,490 (1,010 to 2,190)	1,490 (1,070 to 2,190)	2,020 (1,470 to 3,020)	2,670 (1,900 to 3,900)	2,920 (2,060 to 4,030)	3,270 (2,270 to 4,600)	3,660 (2,600 to 5,000)	4,190 (2,970 to 5,700)	7,960 (5,510 to 10,700)	9,240 (7,420 to 11,900)	11,900 (9,660 to 15,000)	13,100 (9,980 to 16,700)	8,690 (5,980 to 12,000)	4,600 (3,300 to 6,230)	86,800
HIV/AIDS and sexually transmitted infections	0 (0 to 0)	0 (0 to 0)	0 (0 to 0.1)	0 (0 to 0.2)	0.1 (0 to 0.2)	0.2 (0 to 0.7)	0.6 (0.2 to 1.5)	2.6 (0.9 to 6.1)	4.6 (1.7 to 10)	7.1 (2.6 to 15)	10 (3.8 to 21)	14 (5.4 to 29)	19 (7.4 to 38)	24 (9.4 to 47)	29 (11 to 56)	33 (13 to 64)	37 (14 to 72)	41 (16 to 79)	43 (17 to 84)	44 (17 to 86)	44 (17 to 86)	43 (17 to 84)	41 (16 to 80)	526 (207 to 1,020)
HIV/AIDS	0 (0 to 0)	0 (0 to 0)	0 (0 to 0.1)	0 (0 to 0.2)	0.1 (0 to 0.2)	0.2 (0 to 0.7)	0.6 (0.2 to 1.5)	2.6 (0.9 to 6.1)	4.6 (1.7 to 10)	7.1 (2.6 to 15)	10 (3.8 to 21)	14 (5.4 to 29)	19 (7.4 to 38)	24 (9.4 to 47)	29 (11 to 56)	33 (13 to 64)	37 (14 to 72)	41 (16 to 79)	43 (17 to 84)	44 (17 to 86)	44 (17 to 86)	43 (17 to 84)	41 (16 to 80)	526 (207 to 1,020)
HIV/AIDS - Drug-susceptible Tuberculosis	0 (0 to 0)	0 (0 to 0)	0 (0 to 0)





SR Table 2c. Aomori DALYS by cause and age group for both sexes with 95% uncertainty intervals, 2019

Cause	Age Standardized	Less Neonatal	Post Neonatal	1 to 4	5 to 9	10 to 14	15 to 19	20 to 24	25 to 29	30 to 34	35 to 39	40 to 44	45 to 49	50 to 54	55 to 59	60 to 64	65 to 69	70 to 74	75 to 79	80 to 84	85 to 89	90 to 94	95 plus	Total
All causes	971 (951 to 989)	1007 (1000 to 1022)	197 (171 to 221)	1,939 (1,339 to 1,913)	2,699 (1,370 to 3,490)	3,270 (2,370 to 3,920)	4,830 (3,930 to 5,640)	5,390 (4,270 to 6,600)	6,010 (5,130 to 6,910)	6,980 (6,090 to 7,950)	8,110 (7,100 to 9,060)	10,400 (9,400 to 11,200)	13,400 (12,000 to 14,600)	16,600 (15,000 to 18,000)	20,200 (18,400 to 21,900)	24,700 (22,700 to 26,600)	29,000 (26,600 to 31,000)	33,000 (30,000 to 35,000)	36,000 (33,000 to 38,000)	38,000 (33,000 to 41,000)	39,000 (32,000 to 43,000)	37,000 (26,000 to 43,000)	14,000 (13,000 to 15,000)	439,000
Communicable, maternal, neonatal, and nutritional diseases	344 (279 to 418)	83 (61 to 99.9)	169 (112 to 219)	296 (220 to 412)	278 (182 to 370)	262 (177 to 352)	279 (189 to 420)	292 (182 to 395)	296 (177 to 423)	336 (229 to 424)	440 (328 to 548)	627 (493 to 758)	909 (687 to 1,100)	1,400 (1,100 to 1,700)	1,900 (1,500 to 2,300)	2,500 (2,000 to 3,000)	3,100 (2,500 to 3,700)	3,800 (3,000 to 4,500)	4,200 (3,200 to 5,200)	4,200 (2,900 to 5,400)	2,900 (1,700 to 3,900)	1,600 (1,100 to 1,900)	27,100
HIV/AIDS and sexually transmitted infections	0 (0 to 0)	0 (0 to 0)	1.2 (1 to 1.4)	1.3 (1.1 to 1.4)	0.6 (0.5 to 0.8)	1.1 (0.9 to 1.4)	2.5 (2.3 to 2.8)	6.6 (5.9 to 7.6)	10 (9.5 to 10.6)	14.5 (13.5 to 15)	21.3 (19.7 to 22.3)	27.6 (25.7 to 28.4)	33.6 (31.5 to 33.3)	39.1 (36.9 to 39.7)	43.1 (40.5 to 43.1)	46.3 (43.6 to 46.1)	48.2 (45.3 to 48.1)	47.7 (44.9 to 47.5)	44.4 (41.9 to 44.2)	39 (36.9 to 39.1)	31 (29.4 to 31.2)	18 (17.2 to 18.2)	250
HIV/AIDS	0 (0 to 0)	0 (0 to 0)	1.2 (1.1 to 1.4)	1.3 (1.1 to 1.4)	0.6 (0.5 to 0.8)	1.1 (0.9 to 1.4)	2.5 (2.3 to 2.8)	6.6 (5.9 to 7.6)	10 (9.5 to 10.6)	14.5 (13.5 to 15)	21.3 (19.7 to 22.3)	27.6 (25.7 to 28.4)	33.6 (31.5 to 33.3)	39.1 (36.9 to 39.7)	43.1 (40.5 to 43.1)	46.3 (43.6 to 46.1)	48.2 (45.3 to 48.1)	47.7 (44.9 to 47.5)	44.4 (41.9 to 44.2)	39 (36.9 to 39.1)	31 (29.4 to 31.2)	18 (17.2 to 18.2)	250
HIV/AIDS - Drug-susceptible Tuberculosis	0 (0 to 0)	0 (0 to 0)	0 (0 to 0)	0 (0 to 0)	0 (0 to 0)	0 (0 to 0)	0 (0 to 0)	0 (0 to 0)	0 (0 to 0)	0 (0 to 0)	0 (0 to 0)	0 (0 to 0)	0 (0 to 0)	0 (0 to 0)	0 (0 to 0)	0 (0 to 0)	0 (0 to 0)	0 (0 to 0)	0 (0 to 0)	0 (0 to 0)	0 (0 to 0)	0 (0 to 0)	0 (0 to 0)	0
HIV/AIDS - Multidrug-resistant Tuberculosis without extensive	0 (0 to 0)	0 (0 to 0)	0 (0 to 0)	0 (0 to 0)	0 (0 to 0)	0 (0 to 0)	0 (0 to 0)	0 (0 to 0)	0 (0 to 0)	0 (0 to 0)	0 (0 to 0)	0 (0 to 0)	0 (0 to 0)	0 (0 to 0)	0 (0 to 0)	0 (0 to 0)	0 (0 to 0)	0 (0 to 0)	0 (0 to 0)	0 (0 to 0)	0 (0 to 0)	0 (0 to 0)	0 (0 to 0)	0
HIV/AIDS - Extensively drug-resistant Tuberculosis	0 (0 to 0)	0 (0 to 0)	0 (0 to 0)	0 (0 to 0)	0 (0 to 0)	0 (0 to 0)	0 (0 to 0)	0 (0 to 0)	0 (0 to 0)	0 (0 to 0)	0 (0 to 0)	0 (0 to 0)	0 (0 to 0)	0 (0 to 0)	0 (0 to 0)	0 (0 to 0)	0 (0 to 0)	0 (0 to 0)	0 (0 to 0)	0 (0 to 0)	0 (0 to 0)	0 (0 to 0)	0 (0 to 0)	0
HIV/AIDS resulting in other diseases	0 (0 to 0)	0 (0 to 0)	0 (0 to 0)	0 (0 to 0)	0 (0 to 0)	0 (0 to 0)	0 (0 to 0)	0 (0 to 0)	0 (0 to 0)	0 (0 to 0)	0 (0 to 0)	0 (0 to 0)	0 (0 to 0)	0 (0 to 0)	0 (0 to 0)	0 (0 to 0)	0 (0 to 0)	0 (0 to 0)	0 (0 to 0)	0 (0 to 0)	0 (0 to 0)	0 (0 to 0)	0 (0 to 0)	0
Sexually transmitted infections excluding HIV	0 (0 to 0)	0 (0 to 0)	0 (0 to 0)	0 (0 to 0)	0 (0 to 0)	0 (0 to 0)	0 (0 to 0)	0 (0 to 0)	0 (0 to 0)	0 (0 to 0)	0 (0 to 0)	0 (0 to 0)	0 (0 to 0)	0 (0 to 0)	0 (0 to 0)	0 (0 to 0)	0 (0 to 0)	0 (0 to 0)	0 (0 to 0)	0 (0 to 0)	0 (0 to 0)	0 (0 to 0)	0 (0 to 0)	0
Syphilis	0 (0 to 0)	0 (0 to 0)	0 (0 to 0)	0 (0 to 0)	0 (0 to 0)	0 (0 to 0)	0 (0 to 0)	0 (0 to 0)	0 (0 to 0)	0 (0 to 0)	0 (0 to 0)	0 (0 to 0)	0 (0 to 0)	0 (0 to 0)	0 (0 to 0)	0 (0 to 0)	0 (0 to 0)	0 (0 to 0)	0 (0 to 0)	0 (0 to 0)	0 (0 to 0)	0 (0 to 0)	0 (0 to 0)	0
Chlamydial infection	0 (0 to 0)	0 (0 to 0)	0 (0 to 0)	0 (0 to 0)	0 (0 to 0)	0.2 (0.1 to 0.3)	0.7 (0.2 to 1.5)	1.2 (0.6 to 2.1)	1.6 (0.7 to 2.6)	1.6 (0.6 to 2.6)	1.8 (0.6 to 2.9)	1.8 (0.6 to 2.9)	1.6 (0.4 to 2.7)	1.4 (0.4 to 2.4)	1.2 (0.3 to 2.1)	1.1 (0.2 to 2.1)	0.9 (0.2 to 1.9)	0.7 (0.2 to 1.6)	0.6 (0.2 to 1.4)	0.6 (0.2 to 1.3)	0.6 (0.2 to 1.3)	0.6 (0.2 to 1.3)	19.7
Gonococcal infection	0 (0 to 0)	0 (0 to 0)	0 (0 to 0)	0 (0 to 0)	0 (0 to 0)	0.1 (0.1 to 0.2)	0.4 (0.1 to 0.9)	0.8 (0.3 to 1.5)	0.9 (0.3 to 1.6)	0.9 (0.3 to 1.6)	1 (0.3 to 1.7)	0.7 (0.2 to 1.3)	0.5 (0.2 to 1.1)	0.3 (0.1 to 0.8)	0.3 (0.1 to 0.7)	0.2 (0.1 to 0.6)	0.2 (0.1 to 0.5)	0.2 (0.1 to 0.5)	0.2 (0.1 to 0.5)	0.2 (0.1 to 0.5)	0.2 (0.1 to 0.5)	0.2 (0.1 to 0.5)	5.1
Trichomoniasis	0 (0 to 0)	0 (0 to 0)	0 (0 to 0)	0 (0 to 0)	0 (0 to 0)	0.2 (0.1 to 0.4)	0.7 (0.1 to 2.4)	0.9 (0.4 to 2.4)	0.9 (0.4 to 2.4)	0.9 (0.4 to 2.4)	1 (0.4 to 2.5)	0.9 (0.3 to 2.3)	0.8 (0.3 to 2.1)	0.6 (0.2 to 1.7)	0.5 (0.2 to 1.4)	0.4 (0.1 to 1.2)	0.3 (0.1 to 1.1)	0.3 (0.1 to 1)	0.3 (0.1 to 0.9)	0.3 (0.1 to 0.9)	0.3 (0.1 to 0.9)	0.3 (0.1 to 0.9)	39.5
Genital herpes	0 (0 to 0)	0 (0 to 0)	0 (0 to 0)	0 (0 to 0)	0 (0 to 0)	0.1 (0 to 0.1)	0.3 (0.1 to 0.6)	0.4 (0.1 to 0.8)	0.4 (0.1 to 0.8)	0.4 (0.1 to 0.8)	0.4 (0.1 to 0.8)	0.3 (0.1 to 0.7)	0.2 (0.1 to 0.6)	0.2 (0.1 to 0.5)	0.1 (0 to 0.4)	0.1 (0 to 0.3)	0.1 (0 to 0.3)	0.1 (0 to 0.3)	0.1 (0 to 0.3)	0.1 (0 to 0.3)	0.1 (0 to 0.3)	0.1 (0 to 0.3)	39.4
Other sexually transmitted infections	0 (0 to 0)	0 (0 to 0)	0 (0 to 0)	0 (0 to 0)	0 (0 to 0)	1.3 (0.2 to 3.4)	2.1 (1.1 to 3.4)	3.1 (1.4 to 5.2)	4.8 (2.6 to 8.1)	7.7 (3.7 to 13.4)	10.4 (6.1 to 18)	12.4 (7.6 to 19.5)	10.4 (6.1 to 16)	8.1 (4.7 to 12.3)	5.7 (3.3 to 8.6)	4.1 (2.3 to 6.1)	2.9 (1.6 to 4.3)	2.1 (1.1 to 3.1)	1.7 (0.9 to 2.5)	1.4 (0.7 to 2.1)	1.2 (0.6 to 1.8)	1.1 (0.5 to 1.6)	40.6
Respiratory infections and tuberculosis	4.6 (3.9 to 5.2)	4.6 (3.8 to 5)	1.1 (396 to 647 to 1,900)	126 (99 to 169)	102 (68 to 137)	92 (67 to 120)	84 (59 to 113)	87 (59 to 120)	90 (64 to 124)	96 (67 to 131)	106 (72 to 149)	126 (87 to 174)	166 (120 to 220)	220 (161 to 277)	290 (217 to 357)	370 (288 to 441)	450 (360 to 520)	530 (430 to 610)	600 (490 to 680)	650 (530 to 730)	670 (540 to 750)	650 (510 to 740)	20,800
Tuberculosis	0 (0 to 0)	0 (0 to 0)	0.3 (0.2 to 0.4)	0.3 (0.2 to 0.4)	0.3 (0.2 to 0.4)	0.3 (0.2 to 0.4)	0.4 (0.3 to 0.5)	0.5 (0.4 to 0.6)	0.6 (0.5 to 0.8)	0.8 (0.6 to 1)	1 (0.8 to 1.3)	1.2 (0.9 to 1.6)	1.6 (1.2 to 2.1)	2.1 (1.6 to 2.8)	2.8 (2.1 to 3.6)	3.6 (2.8 to 4.6)	4.4 (3.5 to 5.6)	5.2 (4.2 to 6.6)	5.8 (4.7 to 7.3)	6.3 (5.1 to 7.9)	6.5 (5.2 to 8.1)	6.3 (5.1 to 7.9)	183
Latent tuberculosis infection	0 (0 to 0)	0 (0 to 0)	0 (0 to 0)	0 (0 to 0)	0 (0 to 0)	0 (0 to 0)	0 (0 to 0)	0 (0 to 0)	0 (0 to 0)	0 (0 to 0)	0 (0 to 0)	0 (0 to 0)	0 (0 to 0)	0 (0 to 0)	0 (0 to 0)	0 (0 to 0)	0 (0 to 0)	0 (0 to 0)	0 (0 to 0)	0 (0 to 0)	0 (0 to 0)	0 (0 to 0)	0 (0 to 0)	0
Drug-susceptible Tuberculosis	0.3 (0.2 to 0.4)	0.3 (0.2 to 0.4)	0.3 (0.2 to 0.4)	0.3 (0.2 to 0.4)	0.2 (0.2 to 0.4)	0.3 (0.2 to 0.4)	0.4 (0.3 to 0.5)	0.5 (0.4 to 0.6)	0.6 (0.5 to 0.8)	0.8 (0.6 to 1)	1 (0.8 to 1.3)	1.2 (0.9 to 1.6)	1.6 (1.2 to 2.1)	2.1 (1.6 to 2.8)	2.8 (2.1 to 3.6)	3.6 (2.8 to 4.6)	4.4 (3.5 to 5.6)	5.2 (4.2 to 6.6)	5.8 (4.7 to 7.3)	6.3 (5.1 to 7.9)	6.5 (5.2 to 8.1)	6.3 (5.1 to 7.9)	183
Multidrug-resistant tuberculosis without extensive drug-resistar	0 (0 to 0)	0 (0 to 0)	0 (0 to 0)	0 (0 to 0)	0 (0 to 0)	0 (0 to 0)	0 (0 to 0)	0 (0 to 0)	0 (0 to 0)	0 (0 to 0)	0 (0 to 0)	0 (0 to 0)	0 (0 to 0)	0 (0 to 0)	0 (0 to 0)	0 (0 to 0)	0 (0 to 0)	0 (0 to 0)	0 (0 to 0)	0 (0 to 0)	0 (0 to 0)	0 (0 to 0)	0 (0 to 0)	0
Extensively drug-resistant tuberculosis	0 (0 to 0)	0 (0 to 0)	0 (0 to 0)	0 (0 to 0)	0 (0 to 0)	0 (0 to 0)	0 (0 to 0)	0 (0 to 0)	0 (0 to 0)	0 (0 to 0)	0 (0 to 0)	0 (0 to 0)	0 (0 to 0)	0 (0 to 0)	0 (0 to 0)	0 (0 to 0)	0 (0 to 0)	0 (0 to 0)	0 (0 to 0)	0 (0 to 0)	0 (0 to 0)	0 (0 to 0)	0 (0 to 0)	0
Lower respiratory infections	4.4 (3.7 to 5)	4 (3.1 to 4.5)	98 (28.1 to 169)	2,000 (1,400 to 2,800)	234 (119 to 354)	196 (110 to 294)	202 (112 to 297)	207 (113 to 311)	208 (113 to 311)	214 (118 to 321)	227 (124 to 341)	248 (136 to 372)	282 (154 to 423)	327 (179 to 490)	381 (209 to 571)	441 (242 to 661)	501 (275 to 751)	559 (307 to 838)	611 (336 to 916)	650 (357 to 975)	670 (368 to 1,000)	650 (357 to 975)	18,900
Upper respiratory infections	0.04 (0.01 to 0.1)	0.04 (0.01 to 0.1)	0.2 (0.1 to 0.4)	0.4 (0.2 to 0.8)	0.1 (0.1 to 0.2)	0.1 (0.1 to 0.2)	0.1 (0.1 to 0.2)	0.1 (0.1 to 0.2)	0.1 (0.1 to 0.2)	0.1 (0.1 to 0.2)	0.1 (0.1 to 0.2)	0.1 (0.1 to 0.2)	0.1 (0.1 to 0.2)	0.1 (0.1 to 0.2)	0.1 (0.1 to 0.2)	0.1 (0.1 to 0.2)	0.1 (0.1 to 0.2)	0.1 (0.1 to 0.2)	0.1 (0.1 to 0.2)	0.1 (0.1 to 0.2)	0.1 (0.1 to 0.2)	0.1 (0.1 to 0.2)	1.100
Otitis media	0.1 (0 to 0.1)	0.1 (0 to 0.1)	1.5 (0.6 to 3)	1.5 (0.6 to 3.1)	1.5 (0.6 to 3.2)	1.5 (0.7 to 3.2)	1.5 (0.6 to 3.2)	1.5 (0.6 to 3.2)	1.5 (0.6 to 3.2)	1.5 (0.6 to 3.2)	1.5 (0.6 to 3.2)	1.5 (0.6 to 3.2)	1.5 (0.6 to 3.2)	1.5 (0.6 to 3.2)	1.5 (0.6 to 3.2)	1.5 (0.6 to 3.2)	1.5 (0.6 to 3.2)	1.5 (0.6 to 3.2)	1.5 (0.6 to 3.2)	1.5 (0.6 to 3.2)	1.5 (0.6 to 3.2)	1.5 (0.6 to 3.2)	783
Enteric infections	9.8 (7.3 to 12.7)	9.8 (7.3 to 12.7)	1.9 (0.9 to 1.8)	1.9 (1.9 to 2.1)	0.9 (0.5 to 1.4)	0.7 (0.4 to 1.1)	0.8 (0.4 to 1.3)	0.9 (0.4 to 1.4)	1.1 (0.5 to 1.7)	1.4 (0.7 to 2.1)	1.8 (0.9 to 2.7)	2.3 (1.2 to 3.4)	2.7 (1.4 to 3.9)	3.2 (1.7 to 4.6)	3.8 (2.1 to 5.4)	4.4 (2.5 to 6.2)	5.1 (2.9 to 7.1)	5.6 (3.2 to 7.8)	6.1 (3.5 to 8.4)	6.4 (3.7 to 8.8)	6.5 (3.7 to 8.9)	6.4 (3.7 to 8.8)	183
Diarrheal diseases	1.2 (0.9 to 1.7)	1.2 (0.9 to 1.6)	0.7 (0.3 to 1.2)	1.9 (0.9 to 3.4)	0.9 (0.4 to 1.6)	0.6 (0.3 to 1.1)	0.7 (0.3 to 1.2)	0.8 (0.3 to 1.4)	0.9 (0.4 to 1.5)	1.2 (0.5 to 2)	1.6 (0.7 to 2.6)	2.1 (0.9 to 3.3)	2.6 (1.2 to 4)	3.2 (1.5 to 4.8)	3.8 (1.8 to 5.6)	4.4 (2.2 to 6.4)	5.1 (2.6 to 7.3)	5.6 (2.9 to 8)	6.1 (3.2 to 8.6)	6.4 (3.4 to 9)	6.5 (3.4 to 9.1)	6.4 (3.4 to 9)	183
Typhoid and paratyphoid	0 (0 to 0)	0 (0 to 0)	0 (0 to 0)	0 (0 to 0)	0 (0 to 0)	0 (0 to 0)	0 (0 to 0)	0 (0 to 0)	0 (0 to 0)	0 (0 to 0)	0 (0 to 0)	0 (0 to 0)	0 (0 to 0)	0 (0 to 0)	0 (0 to 0)	0 (0 to 0)	0 (0 to 0)	0 (0 to 0)	0 (0 to 0)	0 (0 to 0)	0 (0 to 0)	0 (0 to 0)	0 (0 to 0)	0
Typhoid fever	0 (0 to 0)	0 (0 to 0)	0 (0 to 0)	0 (0 to 0)	0 (0 to 0)	0 (0 to 0)	0 (0 to 0)	0 (0 to 0)	0 (0 to 0)	0 (0 to 0)	0 (0 to 0)	0 (0 to 0)	0 (0 to 0)	0 (0 to 0)	0 (0 to 0)	0 (0 to 0)	0 (0 to 0)	0 (0 to 0)	0 (0 to 0)	0 (0 to 0)	0 (0 to 0)	0 (0 to 0)	0 (0 to 0)	0
Paratyphoid fever	0 (0 to 0)	0 (0 to 0)	0 (0 to 0)	0 (0 to 0)	0 (0 to 0)	0 (0 to 0)	0 (0 to 0)	0 (0 to 0)	0 (0 to 0)	0 (0 to 0)	0 (0 to 0)	0 (0 to 0)	0 (0 to 0)	0 (0 to 0)	0 (0 to 0)	0 (0 to 0)	0 (0 to 0)	0 (0 to 0)	0 (0 to 0)	0 (0 to 0)	0 (0 to 0)	0 (0 to 0)	0 (0 to 0)	0
Invasive Non-typhoidal Salmonella (iNTS)	0 (0 to 0)	0 (0 to 0)	0 (0 to 0)	0 (0 to 0)	0 (0 to 0)	0 (0 to 0)	0 (0 to 0)	0 (0 to 0)	0 (0 to 0)	0 (0 to 0)	0 (0 to 0)	0 (0 to 0)	0 (0 to 0)	0 (0 to 0)	0 (0 to 0)	0 (0 to 0)	0 (0 to 0)	0 (0 to 0)	0 (0 to 0)	0 (0 to 0)	0 (0 to 0)	0 (0 to 0)	0 (0 to 0)	0
Other intestinal infectious diseases	0 (0 to 0)	0 (0 to 0)	0.1 (0 to 0.2)	0.1 (0 to 0.2)	0.1 (0 to 0.2



9714



SR Table 2c. Iaste DALYS by cause and age arous for both seaxs with 95% uncertainty intervals. 2019

Cause	Iwhi Neonatal	Late Neonatal	Post Neonatal	1 to 4	5 to 9	10 to 14	15 to 19	20 to 24	25 to 29	30 to 34	35 to 39	40 to 44	45 to 49	50 to 54	55 to 59	60 to 64	65 to 69	70 to 74	75 to 79	80 to 84	85 to 89	90 to 94	95 plus	Total
All causes	981 (974 to 989)	297 (179 to 399)	938 (733 to 1,163)	1,988 (1,668 to 2,369)	960 (1,466 to 2,205)	2,726 (2,233 to 3,338)	3,272 (2,395 to 4,303)	3,660 (2,619 to 5,259)	3,615 (2,619 to 5,193)	3,615 (2,622 to 5,139)	3,799 (2,688 to 5,185)	4,499 (3,000 to 6,189)	4,499 (3,000 to 6,765)	5,003 (3,000 to 7,305)	5,003 (3,000 to 7,552)	5,003 (3,000 to 7,159)	5,003 (3,000 to 7,183)	4,999 (3,000 to 7,183)	4,999 (3,000 to 7,183)	4,999

Ischemic heart disease	0 (0.0)	0 (0.0)	0 (0.0)	0 (0.0)	0 (0.0)	9/3 (0.9/0.1)	22/6 (1.8/0.3)	47/7 (2.1/0.3)	77/7 (2.5/0.2)	128 (3.1/0.3)	191 (3.7/0.3)	276/8 (3.7/0.1)	380 (3.9/0.1)	506 (3.9/0.1)	624 (3.9/0.1)	1,250 (3.9/0.1)	1,720 (3.9/0.1)	2,020 (3.7/0.2)	2,490 (3.7/0.2)	3,120 (3.8/0.2)	3,510 (3.9/0.2)	2,980 (3.9/0.2)	1,140 (3.9/0.2)	29,200
Stroke	0 (0.0/0.0)	0 (0.0/0.0)	0 (0.0/0.0)	0 (0.0/0.0)	0 (0.0/0.0)	0 (0.0/0.0)	0 (0.0/0.0)	0 (0.0/0.0)	0 (0.0/0.0)	0 (0.0/0.0)	0 (0.0/0.0)	0 (0.0/0.0)	0 (0.0/0.0)	0 (0.0/0.0)	0 (0.0/0.0)	0 (0.0/0.0)	0 (0.0/0.0)	0 (0.0/0.0)	0 (0.0/0.0)	0 (0.0/0.0)	0 (0.0/0.0)	0 (0.0/0.0)	0 (0.0/0.0)	0
Ischemic stroke	0 (0.0/0.0)	0 (0.0/0.0)	0 (0.0/0.0)	0 (0.0/0.0)	0 (0.0/0.0)	0 (0.0/0.0)	0 (0.0/0.0)	0 (0.0/0.0)	0 (0.0/0.0)	0 (0.0/0.0)	0 (0.0/0.0)	0 (0.0/0.0)	0 (0.0/0.0)	0 (0.0/0.0)	0 (0.0/0.0)	0 (0.0/0.0)	0 (0.0/0.0)	0 (0.0/0.0)	0 (0.0/0.0)	0 (0.0/0.0)	0 (0.0/0.0)	0 (0.0/0.0)	0 (0.0/0.0)	0
Intracerebral hemorrhage	0 (0.0/0.0)	0/5 (0.0/0.0)	2/4 (0.2/0.0)	1/7 (0.1/0.0)	3/1 (0.3/0.0)	6/1 (0.6/0.0)	9/3 (0.8/0.1)	13/6 (0.6/0.1)	29 (0.8/0.1)	49/6 (1.2/0.1)	108 (2.1/0.1)	247 (3.1/0.1)	424 (3.6/0.1)	649 (3.9/0.1)	786 (3.9/0.1)	1,570 (3.9/0.1)	1,230 (3.9/0.1)	1,210 (3.7/0.1)	1,430 (3.8/0.1)	1,920 (3.9/0.1)	1,360 (3.9/0.1)	769 (3.9/0.1)	481 (3.9/0.1)	11,200
Subarachnoid hemorrhage	0/1 (0.0/0.1)	0/1 (0.1/0.0)	1/3 (0.6/0.0)	1/6 (1.8/0.2)	2/2 (2.6/0.2)	6/2 (6.9/0.2)	9/2 (6.3/0.2)	10/7 (3.2/0.2)	29 (3.6/0.2)	54/6 (3.9/0.1)	120 (3.9/0.1)	272 (3.7/0.1)	372 (3.6/0.1)	499 (3.7/0.1)	539 (3.7/0.1)	1,070 (3.8/0.1)	998 (3.9/0.1)	985 (3.9/0.1)	977 (3.9/0.1)	1,060 (3.9/0.1)	892 (3.9/0.1)	554 (3.9/0.1)	290 (3.9/0.1)	8,660
Hypertensive heart disease	0 (0.0/0.0)	0 (0.0/0.0)	0 (0.0/0.0)	0 (0.0/0.0)	0 (0.0/0.0)	0/4 (0.0/0.0)	0/4 (0.0/0.0)	0/4 (0.0/0.1)	0/7 (0.0/0.1)	1/7 (0.1/0.1)	2/7 (0.1/0.1)	5/1 (0.2/0.0)	10/1 (0.3/0.0)	17/6 (0.5/0.1)	26/9 (0.7/0.1)	53/6 (1.4/0.1)	46/6 (1.2/0.1)	49/5 (1.3/0.1)	70/1 (1.8/0.0)	96/6 (2.5/0.1)	136 (3.7/0.1)	77/1 (2.0/0.0)	33/6 (0.9/0.1)	634 (1.7/0.1)	1,630
Non-rheumatic valvular heart disease	0 (0.0/0.0)	0 (0.0/0.0)	0 (0.0/0.0)	0 (0.0/0.0)	0 (0.0/0.0)	1/5 (0.1/0.0)	1/8 (0.1/0.0)	2/8 (0.1/0.0)	4/4 (0.1/0.0)	6/4 (0.1/0.0)	12/6 (0.2/0.0)	32/7 (0.4/0.1)	47/1 (0.5/0.0)	62/7 (0.5/0.0)	77/6 (0.6/0.0)	147/9 (1.2/0.1)	114/9 (0.9/0.1)	107/9 (0.9/0.1)	136/1 (1.1/0.0)	166/1 (1.3/0.0)	199/1 (1.5/0.0)	108/1 (0.8/0.0)	47/9 (0.4/0.0)	1,210 (0.3/0.0)	3,270
Non-rheumatic calcific aortic valve disease	0 (0.0/0.0)	0 (0.0/0.0)	0 (0.0/0.0)	0 (0.0/0.0)	0 (0.0/0.0)	0/5 (0.0/0.0)	1/6 (0.0/0.0)	2/6 (0.0/0.0)	2/4 (0.1/0.0)	3/4 (0.1/0.0)	5/4 (0.1/0.0)	9/8 (0.2/0.0)	7/8 (0.2/0.0)	12/8 (0.3/0.0)	15/2 (0.4/0.0)	29/2 (0.7/0.0)	25/2 (0.6/0.0)	26/2 (0.6/0.0)	32/2 (0.7/0.0)	46/2 (1.0/0.0)	47/2 (1.0/0.0)	27/2 (0.6/0.0)	12/2 (0.3/0.0)	310 (0.1/0.0)	1,810
Non-rheumatic degenerative mitral valve disease	0 (0.0/0.0)	0 (0.0/0.0)	0 (0.0/0.0)	0 (0.0/0.0)	0 (0.0/0.0)	0/3 (0.0/0.0)	0/5 (0.0/0.1)	0/7 (0.0/0.1)	0/7 (0.0/0.1)	0/6 (0.0/0.1)	2/7 (0.1/0.1)	2/7 (0.1/0.1)	2/7 (0.1/0.1)	5/2 (0.1/0.0)	6/3 (0.2/0.0)	16/3 (0.4/0.0)	11/3 (0.3/0.0)	20/3 (0.5/0.0)	19/3 (0.4/0.0)	22/3 (0.5/0.0)	27/3 (0.6/0.0)	16/3 (0.4/0.0)	6/3 (0.1/0.0)	199 (0.1/0.0)	1,950
Other non-rheumatic valve diseases	0 (0.0/0.0)	0 (0.0/0.0)	0 (0.0/0.0)	0 (0.0/0.0)	0 (0.0/0.0)	0/1 (0.0/0.0)	0/3 (0.0/0.0)	0/1 (0.0/0.0)	0/1 (0.0/0.0)	0/1 (0.0/0.0)	0/1 (0.0/0.0)	0/1 (0.0/0.0)	0/1 (0.0/0.0)	0/1 (0.0/0.0)	0/1 (0.0/0.0)	0/1 (0.0/0.0)	0/1 (0.0/0.0)	0/1 (0.0/0.0)	0/1 (0.0/0.0)	0/1 (0.0/0.0)	0/1 (0.0/0.0)	0/1 (0.0/0.0)	0/1 (0.0/0.0)	2/6	2/6
Cardiomyopathy and myocarditis	0 (0.0/0.0)	0/1 (0.0/0.0)	0/1 (0.0/0.0)	0/1 (0.0/0.0)	0/1 (0.0/0.0)	0/1 (0.0/0.0)	0/1 (0.0/0.0)	0/1 (0.0/0.0)	0/1 (0.0/0.0)	0/1 (0.0/0.0)	0/1 (0.0/0.0)	0/1 (0.0/0.0)	0/1 (0.0/0.0)	0/1 (0.0/0.0)	0/1 (0.0/0.0)	0/1 (0.0/0.0)	0/1

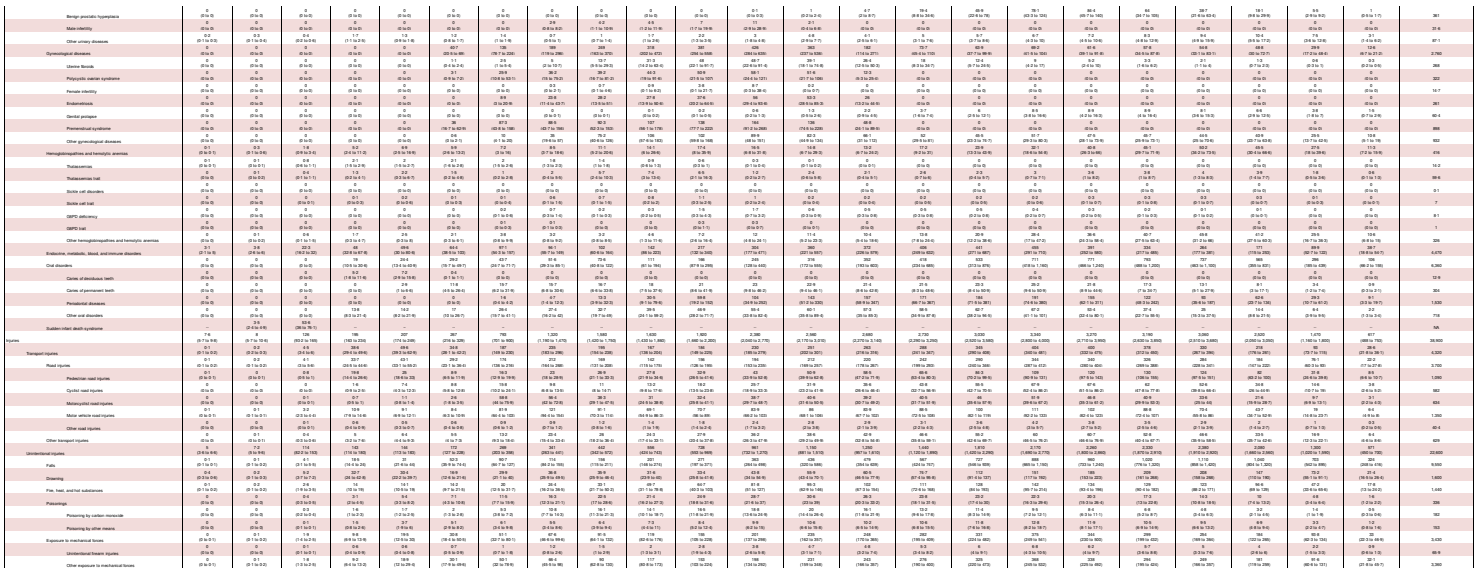

SR Table 2c. Mixed DALYS by cause and sex-aroup for both sexes with 95% uncertainty intervals, 2019

Cause	Both Reference	Low Reference	Post-Neonatal	1 to 4	5 to 9	10 to 14	15 to 19	20 to 24	25 to 29	30 to 34	35 to 39	40 to 44	45 to 49	50 to 54	55 to 59	60 to 64	65 to 69	70 to 74	75 to 79	80 to 84	85 to 89	90 to 94	95 plus	Total
All causes	952 (781 to 1,093)	391 (269 to 462)	1,685 (1,410 to 1,796)	5,726 (2,470 to 5,900)	5,779 (2,760 to 6,060)	5,709 (3,760 to 6,650)	6,472 (4,600 to 10,900)	11,380 (8,790 to 13,800)	12,750 (9,910 to 15,900)	15,490 (12,000 to 19,000)	19,660 (15,600 to 24,400)	25,950 (21,100 to 31,700)	31,380 (25,600 to 37,900)	39,660 (32,600 to 47,200)	51,460 (41,900 to 61,400)	67,480 (54,900 to 80,200)	88,100 (72,000 to 104,000)	115,100 (94,000 to 135,000)	152,800 (125,000 to 177,000)	207,900 (171,000 to 239,000)	282,800 (234,000 to 324,000)	378,200 (317,000 to 433,000)	662,000
Communicable, maternal, neonatal, and nutritional diseases	669 (563 to 809)	137 (103 to 169)	339 (266 to 427)	986 (430 to 1,633)	642 (366 to 970)	478 (233 to 728)	579 (243 to 957)	972 (391 to 1,662)	997 (372 to 1,810)	980 (376 to 1,868)	978 (367 to 1,913)	1,090 (399 to 1,935)	1,090 (392 to 1,931)	1,090 (392 to 1,931)	1,110 (400 to 1,920)	1,370 (1,000 to 1,720)	1,890 (1,400 to 2,300)	2,470 (1,800 to 3,100)	3,250 (2,500 to 3,900)	4,150 (3,100 to 5,200)	4,900 (3,700 to 6,000)	3,360 (2,500 to 4,200)	1,750 (1,100 to 2,700)	33,200
HIV/AIDS and sexually transmitted infections	0 (0 to 0)	0 (0 to 0)	2.0 (1.9 to 2.6)	2.7 (2.2 to 3.3)	1 (0.9 to 1.2)	1 (1 to 2.4)	7.1 (4.9 to 11.1)	16.5 (9.6 to 23.7)	23.6 (13.9 to 36.2)	36.9 (19.2 to 61.6)	52 (28.1 to 86.6)	76 (41.1 to 126)	96.6 (51.7 to 161)	120 (64.1 to 200)	150 (79.7 to 251)	190 (97.5 to 320)	240 (121 to 400)	290 (141 to 480)	350 (171 to 571)	410 (196 to 672)	470 (218 to 770)	510 (230 to 840)	2.6 (1.6 to 3.9)	3382
HIV/AIDS	0 (0 to 0)	0 (0 to 0)	2.0 (1.9 to 2.6)	2.7 (2.2 to 3.3)	1 (0.9 to 1.2)	0.9 (0.8 to 2.4)	6.9 (4.8 to 11.1)	16.4 (9.6 to 23.6)	23.5 (13.9 to 36.2)	36.8 (19.2 to 61.6)	52 (28.1 to 86.6)	76 (41.1 to 126)	96.5 (51.7 to 161)	120 (64.1 to 200)	150 (79.7 to 251)	190 (97.5 to 320)	240 (121 to 400)	290 (141 to 480)	350 (171 to 571)	410 (196 to 672)	470 (218 to 770)	510 (230 to 840)	2.6 (1.6 to 3.9)	3382
HIV/AIDS - Drug-susceptible Tuberculosis	0 (0 to 0)	0 (0 to 0)	0.4 (0.3 to 0.5)	0.4 (0.2 to 0.5)	0.2 (0.1 to 0.3)	0.1 (0 to 0.2)	0.7 (0.3 to 1.2)	1.6 (0.7 to 2.6)	2.2 (0.9 to 3.6)	3.4 (1.4 to 5.6)	4.8 (2.1 to 7.8)	7.1 (3.2 to 11.4)	8.9 (4.1 to 14.2)	11 (5.1 to 17.5)	14 (6.5 to 22.3)	17 (7.9 to 27.1)	22 (10.1 to 34.5)	26 (12.1 to 41.1)	32 (14.6 to 50.1)	38 (17.2 to 59.1)	43 (19.5 to 67.1)	47 (21.1 to 73.1)	0.2 (0.1 to 0.4)	1808
HIV/AIDS - Multidrug-resistant Tuberculosis without extensive	0 (0 to 0)	0 (0 to 0)	0 (0 to 0.1)	0 (0 to 0.1)	0 (0 to 0)	0 (0 to 0)	0 (0 to 0.1)	0 (0 to 0.1)	0 (0 to 0.2)	0 (0 to 0.2)	0 (0 to 0.2)	0 (0 to 0.2)	0 (0 to 0.2)	0 (0 to 0.2)	0 (0 to 0.2)	0 (0 to 0.2)	0 (0 to 0.2)	0 (0 to 0.2)	0 (0 to 0.2)	0 (0 to 0.2)	0 (0 to 0.2)	0 (0 to 0.2)	0 (0 to 0.2)	0 (0 to 0.2)	0.4
HIV/AIDS - Extensively drug-resistant Tuberculosis	0 (0 to 0)	0 (0 to 0)	0 (0 to 0)	0 (0 to 0)	0 (0 to 0)	0 (0 to 0)	0 (0 to 0)	0 (0 to 0)	0 (0 to 0)	0 (0 to 0)	0 (0 to 0)	0 (0 to 0.1)	0 (0 to 0.1)	0 (0 to 0)	0 (0 to 0)	0 (0 to 0)	0 (0 to 0)	0 (0 to 0)	0 (0 to 0)	0 (0 to 0)	0 (0 to 0)	0 (0 to 0)	0 (0 to 0)	0 (0 to 0)	0.1
HIV/AIDS resulting in other diseases	0 (0 to 0)	0 (0 to 0)	0 (1.1 to 2.2)	0 (1.3 to 2.9)	0 (0.7 to 1.7)	0 (0.5 to 0.8)	0 (0.4 to 1.3)	0 (1.2 to 2.2)	0 (1.8 to 4.6)	0 (2.4 to 6.2)	0 (3.3 to 8)	0 (3.9 to 8.9)	0 (4.1 to 8.7)	0 (4.3 to 7.7)	0 (4.3 to 8.1)	0 (4.3 to 10.1)	0 (4.2 to 10.6)	0 (3.9 to 10.9)	0 (3.7 to 10.6)	0 (3.2 to 9.6)	0 (2.8 to 8.6)	0 (2.3 to 7.6)	0 (0.1 to 0.3)	84.1
Sexually transmitted infections excluding HIV	0 (0 to 0)	0 (0 to 0)	0 (0 to 0)	0 (0 to 0)	0 (0 to 0)	0 (0 to 0)	0.1 (0 to 0.1)	0.1 (0 to 0.1)	0.1 (0 to 0.1)	0.1 (0 to 0.1)	0.1 (0 to 0.1)	0.1 (0 to 0.1)	0.1 (0 to 0.1)	0.1 (0 to 0.1)	0.1 (0 to 0.1)	0.1 (0 to 0.1)	0.1 (0 to 0.1)	0.1 (0 to 0.1)	0.1 (0 to 0.1)	0.1 (0 to 0.1)	0.1 (0 to 0.1)	0.1 (0 to 0.1)	0.1 (0 to 0.1)	2.5
Syphilis	0 (0 to 0)	0 (0 to 0)	0 (0 to 0)	0 (0 to 0)	0 (0 to 0.2)	0 (0 to 0.1)	0 (0 to 0.2)	0 (0 to 0.2)	0.1 (0 to 0.4)	0.1 (0 to 0.4)	0.2 (0 to 0.6)	0.3 (0 to 0.8)	0.4 (0 to 1.2)	0.5 (0 to 1.4)	0.6 (0 to 1.6)	0.7 (0 to 1.8)	0.8 (0 to 2.1)	0.9 (0 to 2.4)	1 (0 to 2.7)	1.1 (0 to 2.9)	1.2 (0 to 3.2)	1.2 (0 to 3.2)	0 (0 to 0.1)	111
Chlamydial infection	0 (0 to 0)	0 (0 to 0)	0 (0 to 0)	0 (0 to 0)	0 (0 to 0.1)	0 (0 to 0.1)	0 (0 to 0.1)	0.1 (0 to 0.1)	0.1 (0 to 0.1)	0.1 (0 to 0.1)	0.1 (0 to 0.1)	0.1 (0 to 0.1)	0.1 (0 to 0.1)	0.1 (0 to 0.1)	0.1 (0 to 0.1)	0.1 (0 to 0.1)	0.1 (0 to 0.1)	0.1 (0 to 0.1)	0.1 (0 to 0.1)	0.1 (0 to 0.1)	0.1 (0 to 0.1)	0.1 (0 to 0.1)	0.1 (0 to 0.1)	2.4
Gonococcal infection	0 (0 to 0)	0 (0 to 0)	0 (0 to 0)	0 (0 to 0)	0 (0 to 0.1)	0 (0 to 0.1)	0 (0 to 0.1)	0.1 (0 to 0.1)	0.1 (0 to 0.1)	0.1 (0 to 0.1)	0.1 (0 to 0.1)	0.1 (0 to 0.1)	0.1 (0 to 0.1)	0.1 (0 to 0.1)	0.1 (0 to 0.1)	0.1 (0 to 0.1)	0.1 (0 to 0.1)	0.1 (0 to 0.1)	0.1 (0 to 0.1)	0.1 (0 to 0.1)	0.1 (0 to 0.1)	0.1 (0 to 0.1)	0.1 (0 to 0.1)	2.1
Trichomoniasis	0 (0 to 0)	0 (0 to 0)	0 (0 to 0)	0 (0 to 0)	0 (0 to 0)	0 (0 to 0)	0 (0 to 0)	0 (0 to 0)	0 (0 to 0)	0 (0 to 0)	0 (0 to 0)	0 (0 to 0)	0 (0 to 0)	0 (0 to 0)	0 (0 to 0)	0 (0 to 0)	0 (0 to 0)	0 (0 to 0)	0 (0 to 0)	0 (0 to 0)	0 (0 to 0)	0 (0 to 0)	0 (0 to 0)	0.1
Genital herpes	0 (0 to 0)	0 (0 to 0)	0 (0 to 0)	0 (0 to 0)	0 (0 to 0)	0 (0 to 0)	0 (0 to 0)	0 (0 to 0)	0 (0 to 0)	0 (0 to 0)	0 (0 to 0)	0 (0 to 0)	0 (0 to 0)	0 (0 to 0)	0 (0 to 0)	0 (0 to 0)	0 (0 to 0)	0 (0 to 0)	0 (0 to 0)	0 (0 to 0)	0 (0 to 0)	0 (0 to 0)	0 (0 to 0)	0.1
Other sexually transmitted infections	0 (0 to 0)	0 (0 to 0)	0 (0 to 0)	0 (0 to 0)	0 (0 to 0)	0 (0 to 0)	0 (0 to 0)	0 (0 to 0)	0 (0 to 0)	0 (0 to 0)	0 (0 to 0)	0 (0 to 0)	0 (0 to 0)	0 (0 to 0)	0 (0 to 0)	0 (0 to 0)	0 (0 to 0)	0 (0 to 0)	0 (0 to 0)	0 (0 to 0)	0 (0 to 0)	0 (0 to 0)	0 (0 to 0)	0.1
Respiratory infections and tuberculosis	61 (51 to 69)	19 (16 to 23)	66.5 (7.3 to 116)	229 (170 to 329)	102 (32 to 210)	104 (32 to 206)	116 (33 to 273)	197 (72 to 387)	247 (72 to 587)	299 (73 to 789)	388 (77 to 1,060)	514 (92 to 1,450)	743 (129 to 2,060)	1,060 (179 to 2,940)	1,470 (242 to 4,060)	2,060 (332 to 5,610)	2,870 (464 to 7,760)	3,980 (647 to 10,600)	5,450 (885 to 14,300)	7,460 (1,200 to 19,400)	10,200 (1,650 to 26,200)	13,600 (2,200 to 34,800)	22,600	152,000
Tuberculosis	0 (0 to 0)	0 (0 to 0)	0.3 (0.4 to 0.7)	0.7 (0.6 to 0.9)	0.3 (0.2 to 0.6)	0.3 (0.2 to 0.6)	1.3 (0.6 to 2.1)	2.6 (1.3 to 4.3)	3.6 (1.5 to 6.4)	4.9 (2.3 to 8.7)	6.6 (2.8 to 12.1)	8.9 (3.6 to 16)	11.8 (4.4 to 21.4)	15.8 (5.3 to 30.1)	21.1 (7.1 to 40.1)	28.2 (9.2 to 53.2)	37.5 (12.1 to 69.9)	49.5 (16.1 to 91.8)	65.2 (21.2 to 120)	85.2 (27.6 to 156)	110 (35.7 to 201)	141 (45.7 to 257)	79.7 (39.1 to 32.1)	679
Latent tuberculosis infection	0 (0 to 0)	0 (0 to 0)	0 (0 to 0)	0 (0 to 0)	0 (0 to 0)	0 (0 to 0)	0 (0 to 0)	0 (0 to 0)	0 (0 to 0)	0 (0 to 0)	0 (0 to 0)	0 (0 to 0)	0 (0 to 0)	0 (0 to 0)	0 (0 to 0)	0 (0 to 0)	0 (0 to 0)	0 (0 to 0)	0 (0 to 0)	0 (0 to 0)	0 (0 to 0)	0 (0 to 0)	0 (0 to 0)	0
Drug-susceptible Tuberculosis	0 (0 to 0)	0 (0 to 0)	0 (0 to 0.1)	0 (0 to 0.1)	0 (0 to 0)	0 (0 to 0)	0 (0 to 0.1)	0 (0 to 0.1)	0 (0 to 0.1)	0 (0 to 0.1)	0 (0 to 0.1)	0 (0 to 0.1)	0 (0 to 0.1)	0 (0 to 0.1)	0 (0 to 0.1)	0 (0 to 0.1)	0 (0 to 0.1)	0 (0 to 0.1)	0 (0 to 0.1)	0 (0 to 0.1)	0 (0 to 0.1)	0 (0 to 0.1)	0 (0 to 0.1)	0.1
Multidrug-resistant tuberculosis without extensive drug-resistar	0 (0 to 0)	0 (0 to 0)	0 (0 to 0)	0 (0 to 0)	0 (0 to 0)	0 (0 to 0)	0 (0 to 0)	0 (0 to 0)	0 (0 to 0)	0 (0 to 0)	0 (0 to 0)	0 (0 to 0)	0 (0 to 0)	0 (0 to 0)	0 (0 to 0)	0 (0 to 0)	0 (0 to 0)	0 (0 to 0)	0 (0 to 0)	0 (0 to 0)	0 (0 to 0)	0 (0 to 0)	0 (0 to 0)	0.1
Extensively drug-resistant tuberculosis	0 (0 to 0)	0 (0 to 0)	0 (0 to 0)	0 (0 to 0)	0 (0 to 0)	0 (0 to 0)	0 (0 to 0)	0 (0 to 0)	0 (0 to 0)	0 (0 to 0)	0 (0 to 0)	0 (0 to 0)	0 (0 to 0)	0 (0 to 0)	0 (0 to 0)	0 (0 to 0)	0 (0 to 0)	0 (0 to 0)	0 (0 to 0)	0 (0 to 0)	0 (0 to 0)	0 (0 to 0)	0 (0 to 0)	0.1
Lower respiratory infections	0.9 (0.8 to 0.9)	8.7 (8 to 12.1)	66.6 (46.2 to 87.1)	661 (372 to 1,131)	23.3 (12.2 to 38.6)	28.6 (16.1 to 46.1)	35.1 (19.1 to 56.6)	37.2 (20.1 to 60.1)	37.5 (20.1 to 62.4)	62.3 (34.1 to 101)	73 (39.2 to 120)	102 (54.6 to 166)	165 (89.1 to 278)	215 (116 to 361)	307 (165 to 516)	465 (249 to 780)	1,000 (552 to 1,670)	1,600 (1,000 to 2,600)	2,300 (1,500 to 3,800)	3,300 (2,200 to 5,400)	4,300 (2,900 to 6,900)	3,000 (2,000 to 4,800)	19,000
Upper respiratory infections	0.2 (0.2 to 0.2)	1.2 (1.1 to 1.2)	1.9 (0.1 to 3.7)	139 (67 to 276)	7.2 (3.7 to 13.2)	7.7 (3.8 to 13.8)	7.9 (3.8 to 14.2)	7.9 (3.8 to 14.2)	7.9 (3.8 to 14.2)	7.9 (3.8 to 14.2)	7.9 (3.8 to 14.2)	7.9 (3.8 to 14.2)	7.9 (3.8 to 14.2)	7.9 (3.8 to 14.2)	7.9 (3.8 to 14.2)	7.9 (3.8 to 14.2)	7.9 (3.8 to 14.2)	7.9 (3.8 to 14.2)	7.9 (3.8 to 14.2)	7.9 (3.8 to 14.2)	7.9 (3.8 to 14.2)	7.9 (3.8 to 14.2)	0.2
Otitis media	0 (0 to 0)	0 (0 to 0)	0.2 (0.1 to 0.4)	28.7 (19.6 to 41.9)	13.2 (9.2 to 18.6)	10.4 (7.3 to 14.6)	10.2 (7.1 to 14.3)	9.2 (6.4 to 12.9)	8.2 (5.7 to 11.5)	7.3 (5.1 to 10.2)	6.5 (4.5 to 9.1)	5.8 (4 to 8.1)	5.2 (3.6 to 7.3)	4.7 (3.2 to 6.6)	4.2 (2.9 to 5.9)	3.8 (2.6 to 5.3)	3.4 (2.3 to 4.8)	3.1 (2.1 to 4.3)	2.8 (1.9 to 3.9)	2.6 (1.8 to 3.6)	2.4 (1.6 to 3.3)	2.2 (1.5 to 3.1)	396
Enteric infections	0 (0 to 0)	0 (0 to 0)	0.4 (0.4 to 1.3)	289 (124 to 520)	17 (5.9 to 35)	3.7 (1.5 to 6.9)	2.1 (0.9 to 4.1)	2.2 (0.9 to 4.4)	2.3 (0.9 to 4.6)	2.5 (1 to 5.1)	2.8 (1.1 to 5.7)	3.2 (1.2 to 6.5)	3.6 (1.4 to 7.3)	4.1 (1.6 to 8.2)	4.6 (1.8 to 9.2)	5.2 (2 to 10.4)	5.8 (2.2 to 11.6)	6.5 (2.5 to 13)	7.3 (2.8 to 14.5)	8.2 (3.1 to 16.2)	9.1 (3.5 to 18)	10 (3.8 to 19.8)	1,160
Diarrheal diseases	2.2 (0.6 to 1.3)	2.2 (1.6 to 3.3)	28.6 (19 to 39.9)	289.4 (208.6 to 374)	7.6 (4.9 to 10.7)	6.5 (4.5 to 9.1)	6.1 (2.1 to 9.2)	6.3 (4.6 to 8.8)	6.5 (4.6 to 9.7)	6.8 (4.8 to 9.6)	7.1 (5.0 to 10.1)	7.5 (5.3 to 10.6)	8.1 (5.7 to 11.4)	8.7 (6.1 to 12.3)	9.4 (6.6 to 13.2)	10.2 (7.1 to 14.4)	11.1 (7.7 to 15.6)	12.1 (8.4 to 17.1)	13.2 (9.1 to 18.6)	14.4 (9.9 to 20.3)	15.7 (10.8 to 22.1)	17.3 (11.9 to 24.3)	1,160
Typhoid and paratyphoid	0 (0 to 0)	0 (0 to 0)	0 (0 to 0)	0 (0 to 0)	0 (0 to 0)	0 (0 to 0)	0 (0 to 0)	0 (0 to 0)	0 (0 to 0)	0 (0 to 0)	0 (0 to 0)	0 (0 to 0)	0 (0 to 0)	0 (0 to 0)	0 (0 to 0)	0 (0 to 0)	0 (0 to 0)	0 (0 to 0)	0 (0 to 0)	0 (0 to 0)	0 (0 to 0)	0 (0 to 0)	0 (0 to 0)	0.1
Typhoid fever	0 (0 to 0)	0 (0 to 0)	0 (0 to 0)	0 (0 to 0)	0 (0 to 0)	0 (0 to 0)	0 (0 to 0)	0 (0 to 0)	0 (0 to 0)	0 (0 to 0)	0 (0 to 0)	0 (0 to 0)	0 (0 to 0)	0 (0 to 0)	0 (0 to 0)	0 (0 to 0)	0 (0 to 0)	0 (0 to 0)	0 (0 to 0)	0 (0 to 0)	0 (0 to 0)	0 (0 to 0)	0 (0 to 0)	0.1
Paratyphoid fever	0 (0 to 0)	0 (0 to 0)	0 (0 to 0)	0 (0 to 0)	0 (0 to 0)	0 (0 to 0)	0 (0 to 0)	0 (0 to 0)	0 (0 to 0)	0 (0 to 0)	0 (0 to 0)	0 (0 to 0)	0 (0 to 0)	0 (0 to 0)	0 (0 to 0)	0 (0 to 0)	0 (0 to 0)	0 (0 to 0)	0 (0 to 0)	0 (0 to 0)	0 (0 to 0)	0 (0 to 0)	0 (0 to 0)	0.1
Invasive Non-typhoidal Salmonella (iNTS)	0 (0 to 0)	0 (0 to 0)	0 (0 to 0.1)	0 (0 to 0.1)	0 (0 to 0.1)	0 (0 to 0.1)	0 (0 to 0.1)	0 (0 to 0.1)	0 (0 to 0.1)	0 (0 to 0.1)	0 (0 to 0.1)	0 (0 to 0.1)	0 (0 to 0.1)	0 (0 to 0.1)	0 (0 to 0.1)	0 (0 to 0.1)	0 (0 to 0.1)	0 (0 to 0.1)	0 (0 to 0.1)	0 (0 to 0.1)	0 (0 to 0.1)	0 (0 to 0.1)	0 (0 to 0.1)	1
Other intestinal infectious diseases	0 (0 to 0)	0 (0 to 0)	0.1 (0 to 0.2)	0.2 (0 to 0.7)	0.1 (0 to 0.3)	0.1 (0 to 0.3)	0.1 (0 to 0.3)	0.1 (0 to 0.3)	0.1 (0 to 0.3)	0.1 (0 to 0.3)	0.1 (0 to 0.3)	0.1 (0 to 0.3)	0.1 (0 to 0.3)	0.1 (0 to 0.3)	0.1 (0 to 0.3)	0.1 (0 to 0.3)	0.1 (0 to 0.4)	0.1 (0 to 0.3)	0.1 (0 to 0.4)	0.1 (0 to 0.4)	0.1 (0 to 0.4)	0.1 (0 to 0.4)	0.1 (0 to 0.3)	2.3
Neglected tropical diseases and malaria	3.3 (1.9 to 5.1)	9.2 (7.9 to 10.9)	10.4 (4.2 to 19)	10.4 (4.2 to 19)	6.8 (2.8 to 12.4)	6.7 (2.7 to 12.2)	6.6 (2.7 to 12.1)	7.5 (3.1 to 13.6)	7.8 (3.2 to 14.1)	8.1 (3.3 to 14.6)	8.5 (3.5 to 15.3)	9.1 (3.8 to 16.3)	9.8 (4.1 to 17.5)	10.5 (4.4 to 18.8)	11.3 (4.7 to 20.2)	12.2 (5.1 to 21.8)	13.2 (5.5 to 23.6)	14.3 (6 to 25.6)	15.5 (6.5 to 27.8)	16.9 (7.1 to 30.3)	18.4 (7.7 to 33)	19.9 (8.3 to 35.7)	178
Malaria	0 (0 to 0)	0 (0 to 0)	0 (0 to 0)	0 (0 to 0)	0 (0 to 0)	0 (0 to 0)	0 (0 to 0)	0 (0 to 0)	0 (0 to 0)	0 (0 to 0)	0 (0 to 0)	0 (0 to 0)	0 (0 to 0)	0 (0 to 0)	0 (0 to 0)	0 (0 to 0)	0 (0 to 0)	0 (0 to 0)	0 (0 to 0)	0 (0 to 0)	0 (0 to 0)	0 (0 to 0)	0 (0 to 0)	0
Chagas disease	0 (0 to 0)	0 (0 to 0)	0 (0 to 0)	0 (0 to 0)	0 (0 to 0)	0 (0 to 0)	0 (0 to 0)	0 (0 to 0)	0 (0 to 0)	0 (0 to 0)	0 (0 to 0)	0 (0 to 0)	0 (0 to 0)	0 (0 to 0)	0 (0 to 0)	0 (0 to 0)	0 (0 to 0)	0 (0 to 0)	0 (0 to 0)	0 (0 to 0)	0 (0 to 0)	0 (0 to 0)	0 (0 to 0)	0
Leishmaniasis	0 (0 to 0)	0 (0 to 0)	0 (0 to 0)	0 (0 to 0)	0 (0 to 0)	0 (0 to 0)	0 (0 to 0)	0 (0 to 0)	0 (0 to 0)	0 (0 to 0)	0 (0 to 0)	0 (0 to 0)	0 (0 to 0)	0 (0 to 0)	0 (0 to 0)	0 (0 to 0)	0 (0 to 0)	0 (0 to 0)	0 (0 to 0)	0 (0 to 0)	0 (0 to 0)	0 (0 to 0)	0 (0 to 0)	0
Visceral leishmaniasis	0 (0 to 0)	0 (0 to 0)	0 (0 to 0)	0 (0 to 0)	0 (0 to 0)	0 (0 to 0)	0 (0 to 0)	0 (0 to 0)	0 (0 to 0)	0 (0 to 0)	0 (0 to 0)	0 (0 to 0)	0 (0 to 0)	0 (0 to 0)	0 (0 to 0)	0 (0 to 0)	0 (0 to 0)	0 (0 to 0)	0 (0 to 0)	0 (0 to 0)	0 (0 to 0)	0 (0 to 0)	0 (0 to 0)	0
Cutaneous and mucocutaneous leishmaniasis	0 (0 to 0)	0 (0 to 0)	0 (0 to 0)	0 (0 to 0)	0 (0 to 0)	0 (0 to 0)	0 (0 to 0)	0 (0 to 0)	0 (0 to 0)	0 (0 to 0)	0 (0 to 0)	0 (0 to 0)	0 (0 to 0)	0 (0 to 0)	0 (0 to 0)	0 (0 to 0)	0 (0 to 0)	0 (0 to 0)	0 (0 to 0)	0 (0 to 0)	0 (0 to 0)	0 (0 to 0)	0 (0 to 0)	0
African trypanosomiasis	0 (0 to 0)	0 (0 to 0)	0 (0 to 0)	0 (0 to 0)	0 (0 to 0)	0 (0 to 0)	0 (0 to 0)	0 (0 to 0)	0 (0 to 0)	0 (0 to 0)	0 (0 to 0)	0 (0 to 0)	0 (0 to 0)	0 (0 to 0)	0 (0 to 0)	0 (0 to 0)	0 (0 to 0)	0 (0 to 0)	0 (0 to 0)	0 (0 to 0)	0 (0 to 0)	0 (0 to 0)	0 (0 to 0)	0
Schistosomiasis	0 (0 to 0)	0 (0 to 0)	0 (0 to 0)	0 (0 to 0)	0 (0 to 0)	0 (0 to 0)	0 (0 to 0)	0 (0 to 0)	0 (0 to 0)	0 (0 to 0)	0 (0 to 0)	0 (0 to 0)	0 (0 to 0)	0 (0 to 0)	0 (0 to 0)	0 (0 to 0)	0 (0 to 0)	0 (0 to 0)	0 (0 to 0)	0 (0 to 0)	0 (0 to 0)	0 (0 to 0)	0 (0 to 0)	0
Cysticercosis	0 (0 to 0)	0 (0 to 0)	0 (0 to 0)	0 (0 to 0)	0 (0 to 0)	0 (0 to 0)	0 (0 to 0)	0 (0 to 0)	0 (0 to 0)	0 (0 to 0)	0 (0 to 0)	0 (0 to 0)	0 (0 to 0)	0 (0 to 0)	0 (0 to 0)	0 (0 to 0)	0 (0 to 0)	0 (0 to 0)	0 (0 to 0)	0 (0 to 0)	0 (0 to 0)	0 (0 to 0)	0 (0 to 0)	0
Cystic echinococcosis	0 (0 to 0)	0 (0 to 0)	0 (0 to 0)	0 (0 to 0)	0 (0 to 0)	0 (0 to 0)	0 (0 to 0)	0 (0 to 0)	0 (0 to 0)	0 (0 to 0)	0 (0 to 0)	0 (0 to 0)	0 (0 to 0)	0 (0 to 0)	0 (0 to 0)	0 (0 to 0)	0 (0 to 0)	0 (0 to 0)	0 (0 to 0)	0 (0 to 0)	0 (0 to 0)	0 (0 to 0)	0 (0 to 0)	0.2
Lymphatic filariasis	0 (0 to 0)	0 (0 to 0)	0 (0 to 0)	0 (0 to 0)	0 (0 to 0)	0 (0 to 0)	0 (0 to 0)	0 (0 to 0)	0 (0 to 0)	0 (0 to 0)	0 (0 to 0)	0 (0 to 0)	0 (0 to 0)	0 (0 to 0)	0 (0 to 0)	0 (0 to 0)	0 (0 to 0)	0 (0 to 0)	0 (0 to 0)	0 (0 to 0)	0 (0 to 0)	0 (0 to 0)	0 (0 to 0)	0
Onchocerciasis	0 (0 to 0)	0 (0 to 0)	0 (0 to 0)	0 (0 to 0)	0 (0 to 0)	0 (0 to 0)	0 (0 to 0)	0 (0 to 0)	0 (0 to 0)	0 (0 to 0)	0 (0 to 0)	0 (0 to 0)	0 (0 to 0)	0 (0 to 0)	0 (0 to 0)	0 (0 to 0)	0 (0 to 0)	0 (0 to 0)	0 (0 to 0)	0 (0 to 0)	0 (0 to 0)	0 (0 to 0)	0 (0 to 0)	0
Trachoma	0 (0 to 0)	0 (0 to 0)	0 (0 to 0)	0 (0 to 0)	0 (0 to 0)	0 (0 to 0)	0 (0 to 0)	0 (0 to 0)	0 (0 to 0)	0 (0 to 0)	0 (0 to 0)	0 (0 to 0)	0 (0 to 0)	0 (0 to 0)	0 (0 to 0)	0 (0 to 0)	0 (0 to 0)	0 (0 to 0)	0 (0 to 0)	0 (0 to 0)	0 (0 to 0)	0 (0 to 0)	0 (0 to 0)	0
Dengue	0 (0 to 0)	0 (0 to 0)	0 (0 to 0)	0 (0 to 0)	0 (0 to 0)	0 (0 to 0)	0 (0 to 0)	0 (0 to 0)	0 (0 to 0)	0 (0 to 0)	0 (0 to 0)	0 (0 to 0)	0 (0 to 0)	0 (0 to 0)	0 (0 to 0)	0 (0 to 0)	0 (0 to 0)	0 (0 to 0)	0 (0 to 0)	0 (0 to 0)	0 (0 to 0)	0 (0 to 0)	0 (0 to 0)	0
Yellow fever	0 (0 to 0)	0 (0 to 0)	0 (0 to 0)	0 (0 to 0)	0 (0 to 0)	0 (0 to 0)	0 (0 to 0)	0 (0 to 0)	0 (0 to 0)	0 (0 to 0)	0 (0 to 0)	0 (0 to 0)	0 (0 to 0)	0 (0 to 0)	0 (0 to 0)	0 (0 to 0)	0 (0 to 0)	0 (0 to 0)	0 (0 to 0)	0 (0 to 0)	0 (0 to 0)	0 (0 to 0)	0 (0 to 0)	0
Rabies	0 (0 to 0)	0 (0 to 0)	0 (0 to 0)	0 (0 to 0)	0 (0 to 0)	0 (0 to 0)	0 (0 to 0)	0 (0 to 0)	0 (0 to 0)	0 (0 to 0)	0 (0 to 0)	0 (0 to 0)	0 (0 to 0)	0 (0 to 0)	0 (0 to 0)	0 (0 to 0)	0 (0 to 0)	0 (0 to 0)	0 (0 to 0)	0 (0 to 0)	0 (0 to 0)	0 (0 to 0)	0 (0 to 0)	0.1
Intestinal nematode infections	0 (0 to 0)	0 (0 to 0)	0 (0 to 0)	0 (0 to 0)	0 (0 to 0)	0 (0 to 0)	0 (0 to 0)	0 (0 to 0)	0 (0 to 0)	0 (0 to 0)	0 (0 to 0)	0 (0 to 0)	0 (0 to 0)	0 (0 to 0)	0 (0 to 0)	0 (0 to 0)	0 (0 to 0)	0 (0 to 0)	0 (0 to 0)	0 (0 to 0)	0 (0 to 0)	0 (0 to 0)	0 (0 to 0)	0.1
Ascariasis	0 (0 to 0)	0 (0 to 0)	0 (0 to 0)	0 (0 to 0)	0 (0 to 0)	0 (0 to 0)	0 (0 to 0)	0 (0 to 0)	0 (0 to 0)	0 (0 to 0)	0 (0 to 0)	0 (0 to 0)	0 (0 to 0)	0 (0 to 0)	0 (0 to 0)	0 (0 to 0)	0 (0 to 0)	0 (0 to 0)	0 (0 to 0)	0 (0 to 0)	0 (0 to 0)	0 (0 to 0)	0 (0 to 0)	0
Trichuriasis	0 (0 to 0)	0 (0 to 0)	0 (0 to 0)	0 (0 to 0)	0 (0 to 0)	0 (0 to 0)	0 (0 to 0)	0 (0 to 0)	0 (0 to 0)	0 (0 to 0)	0 (0 to 0)	0 (0 to 0)	0 (0 to 0)	0 (0 to 0)	0 (0 to 0)	0 (0 to 0)	0 (0 to 0)	0 (0 to 0)	0 (0 to 0)	0 (0 to 0)	0 (0 to 0)	0 (0 to 0)	0 (0 to 0)	0
Hookworm disease	0 (0 to 0)	0 (0 to 0)	0 (0 to 0)	0 (0 to 0)	0 (0 to 0)	0 (0 to 0)	0 (0 to 0)	0 (0 to 0)	0 (0 to 0)	0 (0 to 0)	0 (0 to 0)	0 (0 to 0)	0 (0 to 0)	0 (0 to 0)	0 (0 to 0)	0 (0 to 0)	0 (0 to 0)	0 (0 to 0)	0 (0 to 0)	0 (0 to 0)	0 (0 to 0)	0 (0 to 0)	0 (0 to 0)	0
Food-borne trematodiases	0 (0 to 0)	0 (0 to 0)





SR Table 2c: Akita DALYS by cause and age group for both sexes with 95% uncertainty intervals, 2019

Cause	Early Neonatal	Late Neonatal	Post Neonatal	1 to 4	5 to 9	10 to 14	15 to 19	20 to 24	25 to 29	30 to 34	35 to 39	40 to 44	45 to 49	50 to 54	55 to 59	60 to 64	65 to 69	70 to 74	75 to 79	80 to 84	85 to 89	90 to 94	95 plus	Total
All causes	248 (204 to 299)	132 (113 to 156)	543 (470 to 628)	923 (715 to 1,180)	1,270 (943 to 1,690)	1,940 (1,450 to 2,540)	3,070 (2,380 to 3,910)	3,420 (2,770 to 4,180)	3,870 (3,100 to 4,740)	5,220 (4,180 to 6,410)	7,100 (5,730 to 8,670)	10,500 (8,670 to 12,700)	12,800 (10,600 to 15,100)	14,800 (12,500 to 17,500)	19,200 (16,300 to 22,700)	26,700 (23,000 to 31,000)	37,600 (32,600 to 43,200)	39,300 (34,600 to 44,400)	42,100 (37,400 to 47,200)	50,200 (45,500 to 55,300)	46,900 (42,900 to 51,000)	29,100 (26,700 to 31,200)	12,300 (11,500 to 13,000)	369,000
Communicable, maternal, neonatal, and nutritional diseases	140 (99·8 to 176)	52·9 (40·2 to 65·3)	125 (97·5 to 155)	176 (129 to 246)	187 (121 to 306)	182 (120 to 303)	188 (126 to 292)	169 (118 to 255)	180 (128 to 276)	234 (165 to 360)	308 (214 to 467)	447 (307 to 647)	455 (322 to 675)	473 (358 to 638)	617 (464 to 827)	912 (716 to 1,150)	1,340 (1,030 to 1,700)	1,740 (1,340 to 2,240)	2,440 (1,940 to 2,990)	3,550 (2,740 to 4,450)	4,050 (2,890 to 5,110)	2,760 (1,970 to 3,390)	1,260 (877 to 1,560)	22,000
HIV/AIDS and sexually transmitted infections	0 (0 to 0)	0 (0 to 0)	1 (0·8 to 1·2)	1 (0·8 to 1·2)	0·5 (0·4 to 0·6)	0·9 (0·8 to 1·2)	2·4 (1·6 to 3·7)	4·4 (2·8 to 6·6)	7 (4·4 to 11)	10·4 (6·4 to 16·8)	15·1 (9·3 to 24·9)	20·5 (12·2 to 33·8)	15·2 (9·5 to 24·6)	11 (7·1 to 17·7)	12·3 (8·2 to 19·1)	18·4 (13·2 to 26·6)	26·4 (19·1 to 37·4)	10·8 (6·2 to 18·1)	7·6 (4·7 to 12·4)	7 (4·5 to 10·6)	6 (3·9 to 8·9)	3·5 (2·3 to 5)	1·5 (0·9 to 2·1)	183
HIV/AIDS	0 (0 to 0)	0 (0 to 0)	1 (0·8 to 1·2)	1 (0·8 to 1·2)	0·5 (0·4 to 0·6)	0·5 (0·4 to 0·6)	0·6 (0·4 to 0·8)	1·1 (0·8 to 1·6)	1·7 (1·2 to 2·4)	2·4 (1·6 to 3·5)	3·5 (2·5 to 5)	4·5 (3·1 to 6·4)	4·3 (3·1 to 5·9)	3·7 (2·7 to 5·1)	5·7 (4·3 to 7·6)	11·9 (8·8 to 16·5)	19 (13·5 to 27·7)	4·4 (1·7 to 9·2)	1·7 (0·6 to 3·5)	0·4 (0·3 to 0·7)	0·3 (0·2 to 0·5)	0·1 (0·1 to 0·2)	0·1 (0 to 0·1)	68·4
HIV/AIDS - Drug-susceptible Tuberculosis	0 (0 to 0)	0 (0 to 0)	0·3 (0·2 to 0·5)	0·3 (0·2 to 0·4)	0·2 (0·1 to 0·2)	0·2 (0·1 to 0·2)	0·1 (0·1 to 0·1)	0·2 (0·1 to 0·3)	0·3 (0·2 to 0·4)	0·4 (0·3 to 0·6)	0·7 (0·4 to 0·9)	0·9 (0·5 to 1·2)	0·9 (0·6 to 1·3)	0·8 (0·5 to 1·1)	1·4 (0·8 to 1·9)	2·6 (1·6 to 3·7)	3·8 (2·3 to 5·2)	0·2 (0·1 to 0·2)	0·1 (0·1 to 0·1)	0·1 (0 to 0·1)	0 (0 to 0)	0 (0 to 0)	0 (0 to 0)	13·4
HIV/AIDS - Multidrug-resistant Tuberculosis without extensive d	0 (0 to 0)	0 (0 to 0)	0 (0 to 0)	0 (0 to 0)	0 (0 to 0)	0 (0 to 0)	0 (0 to 0)	0 (0 to 0)	0 (0 to 0)	0 (0 to 0·1)	0 (0 to 0·1)	0 (0 to 0·1)	0 (0 to 0·1)	0 (0 to 0·1)	0 (0 to 0·2)	0·1 (0 to 0·4)	0·1 (0 to 0·5)	0 (0 to 0)	0 (0 to 0)	0 (0 to 0)	0 (0 to 0)	0 (0 to 0)	0 (0 to 0)	0·3
HIV/AIDS - Extensively drug-resistant Tuberculosis	0 (0 to 0)	0 (0 to 0)	0 (0 to 0)	0 (0 to 0)	0 (0 to 0)	0 (0 to 0)	0 (0 to 0)	0 (0 to 0)	0 (0 to 0)	0 (0 to 0)	0 (0 to 0)	0 (0 to 0)	0 (0 to 0)	0 (0 to 0)	0 (0 to 0)	0 (0 to 0·1)	0 (0 to 0·1)	0 (0 to 0)	0 (0 to 0)	0 (0 to 0)	0 (0 to 0)	0 (0 to 0)	0 (0 to 0)	0·1
HIV/AIDS resulting in other diseases	0 (0 to 0)	0 (0 to 0)	0·7 (0·5 to 0·9)	0·6 (0·5 to 0·9)	0·4 (0·3 to 0·5)	0·3 (0·2 to 0·4)	0·5 (0·3 to 0·7)	0·9 (0·6 to 1·5)	1·4 (0·9 to 2·1)	2 (1·2 to 3·1)	2·8 (1·7 to 4·4)	3·5 (2·2 to 5·4)	3·4 (2·1 to 4·9)	2·8 (1·7 to 4·2)	4·3 (2·9 to 6·3)	9·2 (5·9 to 13·8)	15·1 (9·6 to 23·9)	4·2 (1·5 to 9)	1·6 (0·6 to 3·4)	0·4 (0·2 to 0·7)	0·3 (0·1 to 0·5)	0·1 (0·1 to 0·2)	0 (0 to 0·1)	54·6
Sexually transmitted infections excluding HIV	0 (0 to 0)	0 (0 to 0)	0 (0 to 0)	0 (0 to 0)	0 (0 to 0)	0·5 (0·3 to 0·7)	1·8 (1 to 3)	3·2 (1·8 to 5·1)	5·3 (2·9 to 9)	8·1 (4·4 to 14·4)	11·6 (6·3 to 20·8)	16·1 (8·3 to 28·8)	10·8 (5·7 to 19·9)	7·3 (3·8 to 13·9)	6·6 (3·4 to 13·1)	6·4 (3·2 to 12·4)	7·4 (3·9 to 14)	6·4 (3·6 to 11·6)	5·8 (3·5 to 9·9)	6·5 (4·1 to 10·1)	5·7 (3·6 to 8·6)	3·4 (2·2 to 4·9)	1·4 (0·9 to 2)	114
Syphilis	0 (0 to 0)	0 (0 to 0)	0 (0 to 0)	0 (0 to 0)	0 (0 to 0)	0·1 (0·1 to 0·1)	0 (0 to 0)	0·1 (0·1 to 0·2)	0·1 (0·1 to 0·2)	0·2 (0·1 to 0·4)	0·3 (0·2 to 0·5)	0·5 (0·3 to 0·7)	0·5 (0·4 to 0·7)	0·5 (0·4 to 0·7)	0·7 (0·5 to 0·9)	0·9 (0·6 to 1·2)	1 (0·7 to 1·5)	0·9 (0·6 to 1·3)	0·7 (0·5 to 1)	0·6 (0·4 to 0·8)	0·4 (0·3 to 0·6)	0·2 (0·1 to 0·3)	0·1 (0 to 0·1)	7·8
Chlamydial infection	0 (0 to 0)	0 (0 to 0)	0 (0 to 0)	0 (0 to 0)	0 (0 to 0)	0·1 (0·1 to 0·2)	0·4 (0·1 to 1)	0·7 (0·3 to 1·3)	0·9 (0·4 to 1·7)	1·2 (0·5 to 2·4)	1·9 (0·8 to 3·6)	2·7 (1·2 to 5)	1·2 (0·5 to 2·5)	0·5 (0·3 to 0·7)	0·3 (0·2 to 0·4)	0·1 (0·1 to 0·2)	0·1 (0·1 to 0·2)	0·2 (0·1 to 0·4)	0·3 (0·2 to 0·5)	0·7 (0·4 to 1·1)	0·8 (0·4 to 1·1)	0·5 (0·3 to 0·8)	0·2 (0·1 to 0·4)	12·9
Gonococcal infection	0 (0 to 0)	0 (0 to 0)	0 (0 to 0)	0 (0 to 0)	0 (0 to 0)	0·1 (0 to 0·1)	0·2 (0·2 to 0·4)	0·3 (0·2 to 0·5)	0·4 (0·2 to 0·6)	0·5 (0·3 to 0·8)	0·6 (0·3 to 1)	0·8 (0·4 to 1·4)	0·5 (0·3 to 0·7)	0·3 (0·2 to 0·4)	0·2 (0·2 to 0·3)	0·4 (0·3 to 0·6)	0·7 (0·4 to 1·1)	0·8 (0·5 to 1·3)	1·2 (0·7 to 1·8)	1·9 (1·1 to 2·9)	2 (1·2 to 3·1)	1·4 (0·8 to 2·2)	0·8 (0·5 to 1·2)	13·1
Trichomoniasis	0 (0 to 0)	0 (0 to 0)	0 (0 to 0)	0 (0 to 0)	0 (0 to 0)	0 (0 to 0)	0·2 (0 to 0·4)	0·6 (0·2 to 1·5)	1·4 (0·4 to 3·2)	2 (0·6 to 4·9)	2·4 (0·8 to 5·7)	3 (0·9 to 7·2)	3 (0·9 to 7)	2·5 (0·7 to 5·8)	2·3 (0·7 to 5·2)	2·1 (0·7 to 5·1)	2·2 (0·7 to 5·3)	1·7 (0·6 to 3·8)	1·3 (0·5 to 3)	1·1 (0·4 to 2·3)	0·6 (0·2 to 1·4)	0·2 (0·1 to 0·5)	0 (0 to 0·1)	26·6
Genital herpes	0 (0 to 0)	0 (0 to 0)	0 (0 to 0)	0 (0 to 0)	0 (0 to 0)	0 (0 to 0·1)	0·2 (0·1 to 0·4)	0·3 (0·1 to 0·8)	0·6 (0·2 to 1·4)	1 (0·3 to 2·5)	1·5 (0·5 to 3·7)	2·1 (0·6 to 5·2)	2·3 (0·8 to 5·7)	2·3 (0·7 to 5·8)	2·5 (0·8 to 6·3)	2·8 (0·8 to 6·9)	3·1 (0·9 to 7·6)	2·4 (0·7 to 6)	2 (0·6 to 4·9)	1·7 (0·5 to 4·3)	1·2 (0·3 to 2·9)	0·6 (0·2 to 1·4)	0·2 (0·1 to 0·5)	26·7
Other sexually transmitted infections	0 (0 to 0)	0 (0 to 0)	0 (0 to 0)	0 (0 to 0)	0 (0 to 0)	0·2 (0·1 to 0·3)	0·8 (0·3 to 1·4)	1·2 (0·6 to 2)	1·9 (1 to 3·3)	3·1 (1·6 to 5·4)	4·8 (2·5 to 8·2)	7·1 (3·5 to 12·2)	3·4 (1·6 to 6·2)	1·2 (0·5 to 2·4)	0·7 (0·2 to 1·5)	0·2 (0·1 to 0·2)	0·2 (0·1 to 0·4)	0·4 (0·2 to 0·6)	0·3 (0·2 to 0·5)	0·6 (0·4 to 0·9)	0·7 (0·4 to 1)	0·5 (0·3 to 0·7)	0·1 (0·1 to 0·2)	27·3
Respiratory infections and tuberculosis	1·8 (1·2 to 2·5)	4·1 (2·9 to 5·5)	35·8 (25·8 to 49)	68·7 (48·2 to 95·7)	69·9 (45·5 to 107)	64·3 (40·7 to 101)	62·6 (39·5 to 99·6)	55·4 (36·5 to 83·5)	57·1 (38·8 to 82·1)	73 (50·5 to 105)	94·8 (65·8 to 133)	132 (94·2 to 184)	157 (113 to 210)	205 (152 to 271)	304 (222 to 403)	573 (428 to 751)	944 (686 to 1,220)	1,400 (1,040 to 1,830)	2,130 (1,680 to 2,660)	3,240 (2,470 to 4,080)	3,760 (2,700 to 4,740)	2,580 (1,820 to 3,160)	1,170 (798 to 1,450)	17,200
Tuberculosis	0 (0 to 0)	0 (0 to 0)	0·2 (0·1 to 0·2)	0·2 (0·1 to 0·2)	0·1 (0·1 to 0·2)	0·1 (0·1 to 0·2)	0·5 (0·3 to 0·8)	1·2 (0·8 to 1·9)	1·7 (0·8 to 3·2)	1·9 (1·3 to 2·8)	2 (1·4 to 2·7)	3·7 (2·7 to 5)	4·8 (3·3 to 6·6)	6·2 (4·4 to 8·5)	9·9 (7 to 13·8)	18·4 (13·1 to 25·8)	35·8 (25 to 48·2)	51·1 (38·6 to 66)	55·1 (40·4 to 73)	78·1 (55·9 to 107)	83·3 (59·2 to 108)	46·5 (31·8 to 63·2)	15 (10·3 to 18·9)	416
Latent tuberculosis infection	0 (0 to 0)	0 (0 to 0)	0 (0 to 0)	0 (0 to 0)	0 (0 to 0)	0 (0 to 0)	0 (0 to 0)	0 (0 to 0)	0 (0 to 0)	0 (0 to 0)	0 (0 to 0)	0 (0 to 0)	0 (0 to 0)	0 (0 to 0)	0 (0 to 0)	0 (0 to 0)	0 (0 to 0)	0 (0 to 0)	0 (0 to 0)	0 (0 to 0)	0 (0 to 0)	0 (0 to 0)	0 (0 to 0)	0
Drug-susceptible tuberculosis	0 (0 to 0)	0 (0 to 0)	0·2 (0·1 to 0·2)	0·2 (0·1 to 0·2)	0·1 (0·1 to 0·2)	0·1 (0·1 to 0·2)	0·5 (0·3 to 0·8)	1·2 (0·7 to 1·9)	1·7 (0·8 to 3·1)	1·9 (1·2 to 2·7)	2 (1·4 to 2·7)	3·6 (2·6 to 4·9)	4·7 (3·2 to 6·5)	6·1 (4·1 to 8·3)	9·7 (6·7 to 13·6)	18 (12·5 to 25·5)	35 (23·9 to 47·5)	50 (36·8 to 65·6)	53·8 (38·6 to 71·5)	76·3 (53 to 105)	81·3 (56·8 to 105)	45·4 (29·8 to 62·4)	14·6 (9·7 to 18·6)	406
Multidrug-resistant tuberculosis without extensive drug resistar	0 (0 to 0)	0 (0 to 0)	0 (0 to 0)	0 (0 to 0)	0 (0 to 0)	0 (0 to 0)	0 (0 to 0)	0 (0 to 0·1)	0 (0 to 0·1)	0 (0 to 0·2)	0 (0 to 0·2)	0·1 (0 to 0·4)	0·1 (0 to 0·5)	0·1 (0 to 0·6)	0·2 (0 to 1·1)	0·3 (0 to 2)	0·6 (0 to 3·4)	0·9 (0 to 5·1)	1 (0 to 6·1)	1·4 (0 to 8·5)	1·6 (0 to 9·6)	0·9 (0 to 5·4)	0·3 (0 to 1·8)	7·5
Extensively drug-resistant tuberculosis	0 (0 to 0)	0 (0 to 0)	0 (0 to 0)	0 (0 to 0)	0 (0 to 0)	0 (0 to 0)	0 (0 to 0)	0 (0 to 0)	0 (0 to 0)	0 (0 to 0)	0 (0 to 0)	0 (0 to 0·1)	0 (0 to 0·1)	0 (0 to 0·2)	0 (0 to 0·3)	0·1 (0 to 0·5)	0·2 (0 to 0·9)	0·2 (0 to 1·2)	0·3 (0 to 1·6)	0·4 (0 to 2·1)	0·4 (0 to 2·5)	0·2 (0 to 1·4)	0·1 (0 to 0·4)	1·9
Lower respiratory infections	1·7 (1·1 to 2·5)	3·6 (2·5 to 5·1)	27·3 (18 to 39·4)	26·3 (18·3 to 34·8)	16 (11·8 to 21·2)	13·6 (10·1 to 17·9)	11·8 (8·3 to 16·5)	13·9 (9·2 to 20·3)	15·9 (10·6 to 22)	25·3 (17·2 to 35·7)	37·1 (25·7 to 51·4)	61·9 (42·3 to 87·5)	87·3 (59·6 to 124)	140 (95 to 192)	232 (157 to 327)	488 (348 to 655)	833 (579 to 1,100)	1,290 (934 to 1,710)	2,020 (1,570 to 2,550)	3,120 (2,370 to 3,970)	3,650 (2,620 to 4,630)	2,520 (1,780 to 3,100)	1,150 (782 to 1,430)	15,800
Upper respiratory infections	0·1 (0 to 0·1)	0·4 (0·2 to 0·6)	7·2 (4·1 to 11·8)	34·3 (19·1 to 55·5)	44·3 (24·2 to 75·8)	42·9 (23·1 to 75)	43 (22·5 to 76·1)	34·7 (18·5 to 58·2)	34·4 (19 to 57·4)	40·1 (21·7 to 66·8)	48·5 (25·2 to 80·8)	56·8 (30·9 to 99·9)	53·7 (28·7 to 92·2)	49 (26·2 to 84)	51·1 (27·9 to 84·7)	55·3 (29·8 to 93·9)	64·7 (33·8 to 110)	52·3 (28·3 to 85·7)	40·8 (21·7 to 67)	33·8 (18·1 to 56·8)	22·6 (13 to 37·6)	12 (7·2 to 18·9)	4·5 (2·8 to 7·1)	826
Otitis media	0 (0 to 0)	0 (0 to 0)	1·1 (0·5 to 2)	7·9 (4·2 to 14·2)	9·4 (5·2 to 15·9)	7·6 (4·1 to 13·1)	7·4 (3·9 to 12·8)	5·6 (2·4 to 11·1)	5·1 (2·4 to 9·5)	5·7 (2·4 to 11·1)	7·2 (3·3 to 13·5)	9·7 (4·4 to 18)	10·8 (5·5 to 18·9)	10·8 (5 to 19·4)	10·8 (5·4 to 19·1)	10·9 (5 to 20·9)	10 (4·8 to 18·8)	6·7 (2·9 to 13·5)	5·7 (2·8 to 10·7)	5·4 (2·5 to 10·5)	4·1 (1·9 to 7·5)	2·2 (1 to 4·1)	0·8 (0·4 to 1·5)	145
Enteric infections	0·3 (0·2 to 0·4)	0·9 (0·6 to 1·3)	8 (4·6 to 13·4)	8·6 (6·1 to 11·6)	3 (2 to 4·2)	1·8 (1·2 to 2·5)	1·4 (1 to 2·1)	2·4 (1·6 to 3·2)	4·6 (3·1 to 6·7)	8·3 (5·6 to 11·7)	13·9 (9·5 to 19·9)	22·3 (15·4 to 30·8)	29·2 (20·1 to 39·9)	34·2 (24·2 to 46·3)	43·7 (31 to 59·9)	55·6 (40·6 to 74)	66·2 (48·1 to 87·9)	61·2 (43·2 to 85·4)	66·4 (49·8 to 86·1)	95·6 (65·9 to 132)	111 (64·2 to 175)	74·1 (43·1 to 111)	40·2 (25·7 to 57·6)	753
Diarrheal diseases	0·3 (0·2 to 0·4)	0·9 (0·6 to 1·3)	8 (4·5 to 13·4)	8·5 (6 to 11·5)	2·9 (1·9 to 4·2)	1·8 (1·2 to 2·5)	1·4 (1 to 2·1)	2·3 (1·6 to 3·2)	4·6 (3·1 to 6·6)	8·2 (5·5 to 11·7)	13·9 (9·5 to 19·8)	22·2 (15·3 to 30·8)	29·1 (20 to 39·8)	34·2 (24·1 to 46·2)	43·7 (30·9 to 59·9)	55·6 (40·4 to 73·9)	66 (48·1 to 87·9)	61·1 (43·1 to 85·2)	66·2 (49·7 to 86)	95·4 (65·7 to 132)	111 (63·8 to 175)	73·9 (42·9 to 111)	40·1 (25·6 to 57·5)	751
Typhoid and paratyphoid	0 (0 to 0)	0 (0 to 0)	0 (0 to 0)	0 (0 to 0)	0 (0 to 0)	0 (0 to 0)	0 (0 to 0)	0 (0 to 0)	0 (0 to 0)	0 (0 to 0)	0 (0 to 0)	0 (0 to 0)	0 (0 to 0)	0 (0 to 0)	0 (0 to 0)	0 (0 to 0)	0 (0 to 0)	0 (0 to 0)	0 (0 to 0)	0 (0 to 0)	0 (0 to 0)	0 (0 to 0)	0 (0 to 0·1)	0·1
Typhoid fever	0 (0 to 0)	0 (0 to 0)	0 (0 to 0)	0 (0 to 0)	0 (0 to 0)	0 (0 to 0)	0 (0 to 0)	0 (0 to 0)	0 (0 to 0)	0 (0 to 0)	0 (0 to 0)	0 (0 to 0)	0 (0 to 0)	0 (0 to 0)	0 (0 to 0)	0 (0 to 0)	0 (0 to 0)	0 (0 to 0)	0 (0 to 0)	0 (0 to 0)	0 (0 to 0)	0 (0 to 0)	0 (0 to 0)	0
Paratyphoid fever	0 (0 to 0)	0 (0 to 0)	0 (0 to 0)	0 (0 to 0)	0 (0 to 0)	0 (0 to 0)	0 (0 to 0)	0 (0 to 0)	0 (0 to 0)	0 (0 to 0)	0 (0 to 0)	0 (0 to 0)	0 (0 to 0)	0 (0 to 0)	0 (0 to 0)	0 (0 to 0)	0 (0 to 0)	0 (0 to 0)	0 (0 to 0)	0 (0 to 0)	0 (0 to 0)	0 (0 to 0)	0 (0 to 0)	0·1
Invasive Non-typhoidal Salmonella (iNTS)	0 (0 to 0)	0 (0 to 0)	0 (0 to 0)	0 (0 to 0·1)	0 (0 to 0)	0 (0 to 0)	0 (0 to 0)	0 (0 to 0)	0 (0 to 0)	0 (0 to 0)	0 (0 to 0)	0 (0 to 0·1)	0 (0 to 0·1)	0 (0 to 0·1)	0 (0 to 0·1)	0 (0 to 0·2)	0 (0 to 0·2)	0 (0 to 0·2)	0·1 (0 to 0·2)	0·1 (0 to 0·3)	0·1 (0 to 0·3)	0·1 (0 to 0·2)	0·1 (0 to 0·2)	0·6
Other intestinal infectious diseases	0 (0 to 0)	0 (0 to 0)	0 (0 to 0·1)	0·1 (0 to 0·2)	0 (0 to 0·1)	0 (0 to 0·1)	0 (0 to 0·1)	0 (0 to 0·1)	0 (0 to 0)	0·1 (0 to 0·1)	0 (0 to 0·1)	0·1 (0 to 0·1)	0 (0 to 0·1)	0 (0 to 0·1)	0 (0 to 0·1)	0 (0 to 0·1)	0·1 (0 to 0·3)	0·1 (0 to 0·2)	0·1 (0 to 0·2)	0·1 (0 to 0·3)	0·2 (0 to 0·6)	0·1 (0 to 0·4)	0·1 (0 to 0·2)	1·3
Neglected tropical diseases and malaria	0 (0 to 0)	0·2 (0·1 to 0·5)	1·3 (0·4 to 2·8)	3·1 (0·8 to 7·9)	4·5 (0·8 to 13·3)	4·1 (0·8 to 12·3)	2 (0·4 to 5·7)	2 (0·5 to 5·2)	1·6 (0·3 to 4·9)	2·7 (0·7 to 6·8)	3·2 (0·5 to 8·3)	7·3 (2·3 to 15·3)	5·1 (1·2 to 12·7)	4·8 (1·6 to 11·4)	4·5 (1·1 to 11·4)	5·2 (2 to 10·3)	6·4 (2·3 to 12·6)	6 (2·4 to 12·1)	5·4 (2·2 to 10·3)	5·3 (2·1 to 10·1)	4·4 (2 to 8·3)	2·3 (1 to 4·3)	0·8 (0·3 to 1·4)	82·3
Malaria	0 (0 to 0)	0 (0 to 0)	0 (0 to 0)	0 (0 to 0)	0 (0 to 0)	0 (0 to 0)	0 (0 to 0)	0 (0 to 0)	0 (0 to 0)	0 (0 to 0)	0 (0 to 0)	0 (0 to 0)	0 (0 to 0)	0 (0 to 0)	0 (0 to 0)	0 (0 to 0)	0 (0 to 0)	0 (0 to 0)	0 (0 to 0)	0 (0 to 0)	0 (0 to 0)	0 (0 to 0)	0 (0 to 0)	0
Chagas disease	0 (0 to 0)	0 (0 to 0)	0 (0 to 0)	0 (0 to 0)	0 (0 to 0)	0 (0 to 0)	0 (0 to 0)	0 (0 to 0)	0 (0 to 0)	0 (0 to 0)	0 (0 to 0)	0 (0 to 0)	0 (0 to 0)	0 (0 to 0)	0 (0 to 0)	0 (0 to 0)	0 (0 to 0)	0 (0 to 0)	0 (0 to 0)	0 (0 to 0)	0 (0 to 0)	0 (0 to 0)	0 (0 to 0)	0·1
Leishmaniasis	0 (0 to 0)	0 (0 to 0)	0 (0 to 0)	0 (0 to 0)	0 (0 to 0)	0 (0 to 0)	0 (0 to 0)	0 (0 to 0)	0 (0 to 0)	0 (0 to 0)	0 (0 to 0)	0 (0 to 0)	0 (0 to 0)	0 (0 to 0)	0 (0 to 0)	0 (0 to 0)	0 (0 to 0)	0 (0 to 0)	0 (0 to 0)	0 (0 to 0)	0 (0 to 0)	0 (0 to 0)	0 (0 to 0)	0
Visceral leishmaniasis	0 (0 to 0)	0 (0 to 0)	0 (0 to 0)	0 (0 to 0)	0 (0 to 0)	0 (0 to 0)	0 (0 to 0)	0 (0 to 0)	0 (0 to 0)	0 (0 to 0)	0 (0 to 0)	0 (0 to 0)	0 (0 to 0)	0 (0 to 0)	0 (0 to 0)	0 (0 to 0)	0 (0 to 0)	0 (0 to 0)	0 (0 to 0)	0 (0 to 0)	0 (0 to 0)	0 (0 to 0)	0 (0 to 0)	0
Cutaneous and mucocutaneous leishmaniasis	0 (0 to 0)	0 (0 to 0)	0 (0 to 0)	0 (0 to 0)	0 (0 to 0)	0 (0 to 0)	0 (0 to 0)	0 (0 to 0)	0 (0 to 0)	0 (0 to 0)	0 (0 to 0)	0 (0 to 0)	0 (0 to 0)	0 (0 to 0)	0 (0 to 0)	0 (0 to 0)	0 (0 to 0)	0 (0 to 0)	0 (0 to 0)	0 (0 to 0)	0 (0 to 0)	0 (0 to 0)	0 (0 to 0)	0
African trypanosomiasis	0 (0 to 0)	0 (0 to 0)	0 (0 to 0)	0 (0 to 0)	0 (0 to 0)	0 (0 to 0)	0 (0 to 0)	0 (0 to 0)	0 (0 to 0)	0 (0 to 0)	0 (0 to 0)	0 (0 to 0)	0 (0 to 0)	0 (0 to 0)	0 (0 to 0)	0 (0 to 0)	0 (0 to 0)	0 (0 to 0)	0 (0 to 0)	0 (0 to 0)	0 (0 to 0)	0 (0 to 0)	0 (0 to 0)	0
Schistosomiasis	0 (0 to 0)	0 (0 to 0)	0 (0 to 0)	0 (0 to 0)	0 (0 to 0)	0 (0 to 0)	0 (0 to 0)	0 (0 to 0)	0 (0 to 0)	0 (0 to 0)	0 (0 to 0)	0 (0 to 0)	0 (0 to 0)	0 (0 to 0)	0 (0 to 0)	0 (0 to 0)	0 (0 to 0)	0 (0 to 0)	0 (0 to 0)	0 (0 to 0)	0 (0 to 0)	0 (0 to 0)	0 (0 to 0)	0
Cysticercosis	0 (0 to 0)	0 (0 to 0)	0 (0 to 0)	0 (0 to 0)	0 (0 to 0)	0 (0 to 0)	0 (0 to 0)	0 (0 to 0)	0 (0 to 0)	0 (0 to 0)	0 (0 to 0)	0 (0 to 0)	0 (0 to 0)	0 (0 to 0)	0 (0 to 0)	0 (0 to 0)	0 (0 to 0)	0 (0 to 0)	0 (0 to 0)	0 (0 to 0)	0 (0 to 0)	0 (0 to 0)	0 (0 to 0)	0
Cystic echinococcosis	0 (0 to 0)	0 (0 to 0)	0 (0 to 0)	0 (0 to 0)	0 (0 to 0)	0 (0 to 0)	0 (0 to 0)	0 (0 to 0)	0 (0 to 0)	0 (0 to 0)	0 (0 to 0)	0 (0 to 0)	0 (0 to 0)	0 (0 to 0)	0 (0 to 0)	0 (0 to 0)	0 (0 to 0)	0 (0 to 0)	0 (0 to 0)	0 (0 to 0)	0 (0 to 0)	0 (0 to 0)	0 (0 to 0)	0·2
Lymphatic filariasis	0 (0 to 0)	0 (0 to 0)	0 (0 to 0)	0 (0 to 0)	0 (0 to 0)	0 (0 to 0)	0 (0 to 0)	0 (0 to 0)	0 (0 to 0)	0 (0 to 0)	0 (0 to 0)	0 (0 to 0)	0 (0 to 0)	0 (0 to 0)	0 (0 to 0)	0 (0 to 0)	0 (0 to 0)	0 (0 to 0)	0 (0 to 0)	0 (0 to 0)	0 (0 to 0)	0 (0 to 0)	0 (0 to 0)	0
Onchocerciasis	0 (0 to 0)	0 (0 to 0)	0 (0 to 0)	0 (0 to 0)	0 (0 to 0)	0 (0 to 0)	0 (0 to 0)	0 (0 to 0)	0 (0 to 0)	0 (0 to 0)	0 (0 to 0)	0 (0 to 0)	0 (0 to 0)	0 (0 to 0)	0 (0 to 0)	0 (0 to 0)	0 (0 to 0)	0 (0 to 0)	0 (0 to 0)	0 (0 to 0)	0 (0 to 0)	0 (0 to 0)	0 (0 to 0)	0
Trachoma	0 (0 to 0)	0 (0 to 0)	0 (0 to 0)	0 (0 to 0)	0 (0 to 0)	0 (0 to 0)	0 (0 to 0)	0 (0 to 0)	0 (0 to 0)	0 (0 to 0)	0 (0 to 0)	0 (0 to 0)	0 (0 to 0)	0 (0 to 0)	0 (0 to 0)	0 (0 to 0)	0 (0 to 0)	0 (0 to 0)	0 (0 to 0)	0 (0 to 0)	0 (0 to 0)	0 (0 to 0)	0 (0 to 0)	0
Dengue	0 (0 to 0)	0 (0 to 0)	0 (0 to 0)	0 (0 to 0)	0 (0 to 0)	0 (0 to 0)	0 (0 to 0)	0 (0 to 0)	0 (0 to 0)	0 (0 to 0)	0 (0 to 0)	0 (0 to 0)	0 (0 to 0)	0 (0 to 0)	0 (0 to 0)	0 (0 to 0)	0 (0 to 0)	0 (0 to 0)	0 (0 to 0)	0 (0 to 0)	0 (0 to 0)	0 (0 to 0)	0 (0 to 0)	0
Yellow fever	0 (0 to 0)	0 (0 to 0)	0 (0 to 0)	0 (0 to 0)	0 (0 to 0)	0 (0 to 0)	0 (0 to 0)	0 (0 to 0)	0 (0 to 0)	0 (0 to 0)	0 (0 to 0)	0 (0 to 0)	0 (0 to 0)	0 (0 to 0)	0 (0 to 0)	0 (0 to 0)	0 (0 to 0)	0 (0 to 0)	0 (0 to 0)	0 (0 to 0)	0 (0 to 0)	0 (0 to 0)	0 (0 to 0)	0
Rabies	0 (0 to 0)	0 (0 to 0)	0 (0 to 0)	0 (0 to 0)	0 (0 to 0)	0 (0 to 0)	0 (0 to 0)	0 (0 to 0)	0 (0 to 0)	0 (0 to 0)	0 (0 to 0)	0 (0 to 0)	0 (0 to 0)	0 (0 to 0)	0 (0 to 0)	0 (0 to 0)	0 (0 to 0)	0 (0 to 0)	0 (0 to 0)	0 (0 to 0)	0 (0 to 0)	0 (0 to 0)	0 (0 to 0)	0·1
Intestinal nematode infections	0 (0 to 0)	0 (0 to 0)	0 (0 to 0)	0 (0 to 0)	0 (0 to 0)	0 (0 to 0)	0 (0 to 0)	0 (0 to 0)	0 (0 to 0)	0 (0 to 0)	0 (0 to 0)	0 (0 to 0)	0 (0 to 0)	0 (0 to 0)	0 (0 to 0)	0 (0 to 0)	0 (0 to 0)	0 (0 to 0)	0 (0 to 0)	0 (0 to 0)	0 (0 to 0)	0 (0 to 0)	0 (0 to 0)	0
Ascariasis	0 (0 to 0)	0 (0 to 0)	0 (0 to 0)	0 (0 to 0)	0 (0 to 0)	0 (0 to 0)	0 (0 to 0)	0 (0 to 0)	0 (0 to 0)	0 (0 to 0)	0 (0 to 0)	0 (0 to 0)	0 (0 to 0)	0 (0 to 0)	0 (0 to 0)	0 (0 to 0)	0 (0 to 0)	0 (0 to 0)	0 (0 to 0)	0 (0 to 0)	0 (0 to 0)	0 (0 to 0)	0 (0 to 0)	0
Trichuriasis	0 (0 to 0)	0 (0 to 0)	0 (0 to 0)	0 (0 to 0)	0 (0 to 0)	0 (0 to 0)	0 (0 to 0)	0 (0 to 0)	0 (0 to 0)	0 (0 to 0)	0 (0 to 0)	0 (0 to 0)	0 (0 to 0)	0 (0 to 0)	0 (0 to 0)	0 (0 to 0)	0 (0 to 0)	0 (0 to 0)	0 (0 to 0)	0 (0 to 0)	0 (0 to 0)	0 (0 to 0)	0 (0 to 0)	0
Hookworm disease	0 (0 to 0)	0 (0 to 0)	0 (0 to 0)	0 (0 to 0)	0 (0 to 0)	0 (0 to 0)	0 (0 to 0)	0 (0 to 0)	0 (0 to 0)	0 (0 to 0)	0 (0 to 0)	0 (0 to 0)	0 (0 to 0)	0 (0 to 0)	0 (0 to 0)	0 (0 to 0)	0 (0 to 0)	0 (0 to 0)	0 (0 to 0)	0 (0 to 0)	0 (0 to 0)	0 (0 to 0)	0 (0 to 0)	0
Food-borne trematodiases	0 (0 to 0)	0 (0 to 0)	0 (0 to 0)	0 (0 to 0)	0 (0 to 0)	0·2 (0·1 to 0·4)	0 (0 to 0)	0·4 (0 to 1·2)	0 (0 to 0)	0·5 (0·1 to 1·2)	0 (0 to 0)	1·6 (0·1 to 4·8)	0 (0 to 0)	1·1 (0·2 to 2·9)	0 (0 to 0)	3 (0·6 to 7·2)	3·6 (0·5 to 8·5)	3·1 (0·6 to 7·3)	2·7 (0·5 to 6)	2·3 (0·5 to 5·5)	1·7 (0·4 to 4)	0·9 (0·2 to 2·1)	0 (0 to 0)	21·1
Leprosy	0 (0 to 0)	0 (0 to 0)	0 (0 to 0)	0 (0 to 0)	0 (0 to 0)	0 (0 to 0)	0 (0 to 0)	0 (0 to 0)	0 (0 to 0)	0 (0 to 0)	0 (0 to 0)	0 (0 to 0)	0 (0 to 0)	0 (0 to 0)	0 (0 to 0)	0 (0 to 0)	0 (0 to 0)	0 (0 to 0)	0 (0 to 0)	0 (0 to 0)	0 (0 to 0)	0 (0 to 0)	0 (0 to 0)	0
Ebola	0 (0 to 0)	0 (0 to 0)	0 (0 to 0)	0 (0 to 0)	0 (0 to 0)	0 (0 to 0)	0 (0 to 0)	0 (0 to 0)	0 (0 to 0)	0 (0 to 0)	0 (0 to 0)	0 (0 to 0)	0 (0 to 0)	0 (0 to 0)	0 (0 to 0)	0 (0 to 0)	0 (0 to 0)	0 (0 to 0)	0 (0 to 0)	0 (0 to 0)	0 (0 to 0)	0 (0 to 0)	0 (0 to 0)	0
Zika virus	0 (0 to 0)	0 (0 to 0)	0 (0 to 0)	0 (0 to 0)	0 (0 to 0)	0 (0 to 0)	0 (0 to 0)	0 (0 to 0)	0 (0 to 0)	0 (0 to 0)	0 (0 to 0)	0 (0 to 0)	0 (0 to 0)	0 (0 to 0)	0 (0 to 0)	0 (0 to 0)	0 (0 to 0)	0 (0 to 0)	0 (0 to 0)	0 (0 to 0)	0 (0 to 0)	0 (0 to 0)	0 (0 to 0)	0
Guinea worm disease	0 (0 to 0)	0 (0 to 0)	0 (0 to 0)	0 (0 to 0)	0 (0 to 0)	0 (0 to 0)	0 (0 to 0)	0 (0 to 0)	0 (0 to 0)	0 (0 to 0)	0 (0 to 0)	0 (0 to 0)	0 (0 to 0)	0 (0 to 0)	0 (0 to 0)	0 (0 to 0)	0 (0 to 0)	0 (0 to 0)	0 (0 to 0)	0 (0 to 0)	0 (0 to 0)	0 (0 to 0)	0 (0 to 0)	0
Other neglected tropical diseases	0 (0 to 0)	0·2 (0·1 to 0·5)	1·3 (0·4 to 2·7)	3·1 (0·8 to 7·9)	4·5 (0·8 to 13·3)	4 (0·7 to 11·8)	2 (0·4 to 5·7)	1·6 (0·3 to 4·8)	1·6 (0·3 to 4·9)	2·2 (0·3 to 6·2)	3·2 (0·5 to 8·2)	5·8 (1·4 to 12·7)	5·1 (1·2 to 12·7)	3·7 (0·9 to 9·8)	4·5 (1·1 to 11·4)	2·2 (0·6 to 5·6)	2·8 (0·8 to 7·5)	2·9 (0·9 to 6·9)	2·7 (0·9 to 6·4)	3 (1 to 6·4)	2·6 (1 to 5·5)	1·4 (0·5 to 2·9)	0·8 (0·3 to 1·4)	60·9
Other infectious diseases	0·9 (0·5 to 1·5)	2·1 (1·5 to 3·2)	10·6 (8 to 14·4)	13·6 (10·3 to 17·9)	12·5 (8·6 to 19·1)	12·8 (9·2 to 19·4)	13·8 (9·9 to 19·2)	12·9 (9·6 to 17·5)	13·6 (10·3 to 18·4)	17·4 (12·6 to 23·3)	22·7 (16·8 to 30·3)	31·4 (23·3 to 41·7)	32·8 (24·6 to 43·6)	35·5 (28·2 to 45·8)	47·6 (37·7 to 60·4)	59·8 (48·4 to 74·6)	80·7 (64 to 99·2)	71·9 (55 to 89·3)	73·5 (53·7 to 91·7)	55·5 (40·1 to 70·5)	39·5 (27·5 to 51·5)	19·3 (13·7 to 25·5)	7·2 (4·8 to 9·4)	688
Meningitis	0·2 (0·1 to 0·3)	0·6 (0·4 to 0·9)	2·4 (1·5 to 3·6)	2·2 (1·6 to 2·9)	1·9 (1·5 to 2·5)	2·5 (1·9 to 3·3)	3·2 (2 to 4·7)	2·9 (1·9 to 4·4)	3·1 (2 to 4·5)	4 (2·3 to 6·2)	5 (2·9 to 7·8)	6·5 (3·7 to 9·9)	7·2 (4·6 to 10·4)	7·2 (4·7 to 10·5)	8·4 (5·8 to 11·9)	10·3 (7·2 to 14·4)	12·8 (10·2 to 15·6)	11 (8·9 to 13·4)	10·3 (8·2 to 13)	9·8 (7·5 to 12·6)	7·2 (5·2 to 9·3)	3·2 (2·3 to 4·1)	1·1 (0·8 to 1·5)	123
Encephalitis	0·1 (0 to 0·1)	0·1 (0·1 to 0·3)	1·5 (0·9 to 2·8)	4 (2·8 to 5·7)	3 (2·1 to 4·6)	2·2 (1·6 to 3)	2·5 (1·8 to 3·8)	2·9 (2·2 to 3·9)	2·9 (2·2 to 3·7)	3·4 (2·6 to 4·4)	4·2 (3·2 to 5·4)	5 (3·9 to 6·4)	4·5 (3·5 to 5·7)	5·7 (4·3 to 7·3)	7 (5·3 to 9·1)	9·3 (7 to 12·2)	10·6 (8 to 14·3)	10·1 (7·5 to 13·2)	10 (7·4 to 13·3)	9·1 (5·7 to 13)	6·3 (3·3 to 9·8)	2·8 (1·5 to 4·3)	1·1 (0·5 to 1·8)	108
Diphtheria	0 (0 to 0)	0 (0 to 0)	0 (0 to 0)	0 (0 to 0·1)	0 (0 to 0·1)	0 (0 to 0)	0 (0 to 0)	0 (0 to 0)	0 (0 to 0)	0 (0 to 0)	0 (0 to 0)	0 (0 to 0·1)	0 (0 to 0)	0 (0 to 0)	0 (0 to 0)	0 (0 to 0)	0 (0 to 0)	0 (0 to 0)	0 (0 to 0)	0 (0 to 0)	0 (0 to 0)	0 (0 to 0)	0 (0 to 0)	0·2
Tetanus	0 (0 to 0)	0 (0 to 0)	0 (0 to 0)	0 (0 to 0)	0 (0 to 0)	0 (0 to 0)	0 (0 to 0)	0 (0 to 0)	0 (0 to 0)	0 (0 to 0·1)	0 (0 to 0·1)	0 (0 to 0·1)	0 (0 to 0·1)	0·1 (0 to 0·1)	0·1 (0 to 0·2)	0·1 (0 to 0·2)	0·1 (0 to 0·2)	0·1 (0 to 0·3)	0·1 (0 to 0·2)	0·1 (0 to 0·2)	0·1 (0 to 0·2)	0·1 (0 to 0·2)	0 (0 to 0·1)	0·9
Measles	0 (0 to 0)	0 (0 to 0)	0·1 (0 to 0·3)	0·2 (0·1 to 0·5)	0·1 (0 to 0·3)	0·1 (0 to 0·1)	0 (0 to 0·1)	0 (0 to 0·1)	0 (0 to 0·1)	0 (0 to 0)	0 (0 to 0)	0 (0 to 0)	0 (0 to 0)	0 (0 to 0)	0 (0 to 0)	0 (0 to 0)	0 (0 to 0)	0 (0 to 0)	0 (0 to 0)	0 (0 to 0)	0 (0 to 0)	0 (0 to 0)	0 (0 to 0)	0·6
Varicella and herpes zoster	0 (0 to 0)	0 (0 to 0·1)	0·3 (0·1 to 0·5)	0·5 (0·3 to 0·9)	0·6 (0·3 to 1·2)	0·6 (0·3 to 1·3)	0·8 (0·3 to 1·5)	0·8 (0·3 to 1·6)	1 (0·4 to 1·8)	1·3 (0·6 to 2·3)	1·7 (0·8 to 3)	2·2 (0·9 to 4·2)	2·7 (1·2 to 5)	3·4 (1·8 to 5·9)	4·6 (2·2 to 8)	6·4 (3·1 to 11)	8·1 (4 to 13·9)	7·1 (3·9 to 12·1)	6·5 (3·6 to 10·6)	6·5 (3·6 to 10·9)	5·6 (3·3 to 9·1)	3·7 (2·3 to 6)	2 (1·2 to 3·3)	66·6
Acute hepatitis	0 (0 to 0)	0 (0 to 0)	0·7 (0·3 to 1·4)	0·3 (0·1 to 0·5)	1·2 (0·7 to 1·9)	1·7 (1 to 2·6)	1·8 (1·1 to 2·8)	1·6 (1 to 2·5)	1·8 (1·1 to 2·9)	2·6 (1·5 to 4)	3·4 (2·1 to 5·2)	4·6 (3 to 6·9)	4·8 (3·2 to 7·1)	4·7 (3·3 to 6·5)	4·8 (3·4 to 6·7)	5 (3·6 to 7·1)	5·1 (3·5 to 7·3)	4 (2·8 to 5·8)	2·7 (2 to 3·8)	2·3 (1·6 to 3·2)	1·5 (1 to 2·1)	0·7 (0·4 to 1)	0·2 (0·1 to 0·3)	55·6
Acute hepatitis A	0 (0 to 0)	0 (0 to 0)	0·2 (0 to 0·4)	0·2 (0·1 to 0·3)	0·8 (0·3 to 1·4)	1·2 (0·6 to 2)	1·3 (0·7 to 2·1)	1 (0·5 to 1·6)	1 (0·5 to 1·6)	1·1 (0·5 to 1·9)	1·3 (0·7 to 2·2)	1·7 (0·9 to 2·8)	1·6 (0·9 to 2·7)	1·4 (0·7 to 2·3)	1·4 (0·7 to 2·4)	1·3 (0·7 to 2·3)	1·1 (0·4 to 2)	0·6 (0·2 to 1·3)	0·3 (0·1 to 0·5)	0·2 (0·1 to 0·3)	0·1 (0 to 0·3)	0·1 (0 to 0·2)	0 (0 to 0·1)	17·8
Acute hepatitis B	0 (0 to 0)	0 (0 to 0)	0·4 (0·2 to 0·8)	0·1 (0 to 0·1)	0·3 (0·2 to 0·4)	0·3 (0·2 to 0·5)	0·4 (0·2 to 0·6)	0·5 (0·3 to 0·9)	0·8 (0·4 to 1·4)	1·4 (0·7 to 2·4)	1·9 (1·1 to 3·3)	2·7 (1·6 to 4·4)	3 (1·8 to 4·5)	3 (2·1 to 4·3)	3 (2 to 4·4)	3·2 (2 to 4·7)	3·3 (2 to 5)	2·8 (1·7 to 4·2)	1·9 (1·1 to 2·9)	1·6 (0·9 to 2·5)	0·9 (0·5 to 1·4)	0·4 (0·2 to 0·6)	0·1 (0·1 to 0·2)	32
Acute hepatitis C	0 (0 to 0)	0 (0 to 0)	0 (0 to 0·1)	0 (0 to 0)	0 (0 to 0)	0 (0 to 0)	0 (0 to 0)	0 (0 to 0)	0 (0 to 0)	0 (0 to 0)	0 (0 to 0·1)	0·1 (0 to 0·2)	0·1 (0 to 0·3)	0·1 (0·1 to 0·3)	0·2 (0·1 to 0·4)	0·3 (0·1 to 0·7)	0·5 (0·2 to 1·2)	0·4 (0·2 to 0·9)	0·3 (0·1 to 0·7)	0·3 (0·1 to 0·5)	0·2 (0·1 to 0·4)	0·1 (0 to 0·2)	0 (0 to 0·1)	2·8
Acute hepatitis E	0 (0 to 0)	0 (0 to 0)	0·1 (0 to 0·3)	0 (0 to 0·1)	0·1 (0·1 to 0·2)	0·2 (0·1 to 0·3)	0·2 (0·1 to 0·3)	0·1 (0·1 to 0·2)	0·1 (0 to 0·2)	0·1 (0·1 to 0·2)	0·1 (0·1 to 0·2)	0·1 (0·1 to 0·3)	0·1 (0·1 to 0·2)	0·1 (0·1 to 0·2)	0·1 (0·1 to 0·2)	0·2 (0·1 to 0·3)	0·3 (0·1 to 0·5)	0·2 (0·1 to 0·4)	0·2 (0·1 to 0·4)	0·2 (0·1 to 0·4)	0·2 (0·1 to 0·4)	0·1 (0 to 0·3)	0·1 (0 to 0·1)	3·1
Other unspecified infectious diseases	0·6 (0·3 to 1·2)	1·4 (0·8 to 2·3)	4·5 (2·8 to 7·2)	5·5 (3·2 to 9)	5·5 (2·8 to 11·7)	5·7 (3·1 to 11·4)	5·5 (3·2 to 9·3)	4·6 (2·8 to 7·8)	4·8 (2·9 to 8·4)	6·1 (3·6 to 10·7)	8·4 (5 to 14·4)	13 (7·7 to 21·4)	13·6 (8·4 to 21·7)	14·5 (9·7 to 22·2)	22·7 (16 to 32·6)	28·7 (20·3 to 39·9)	44 (29·5 to 59)	39·5 (24·4 to 54·5)	43·8 (25·8 to 59·7)	27·7 (15·5 to 38·9)	18·7 (10·4 to 27·1)	8·8 (5·1 to 12·8)	2·7 (1·4 to 3·9)	330
Maternal and neonatal disorders	136 (97·4 to 172)	43·3 (32·1 to 53·8)	49·6 (35·5 to 66·7)	49·5 (37 to 64·1)	45·6 (33·3 to 61·1)	52·4 (38·2 to 68·3)	56·1 (40·9 to 73·3)	49·1 (36·2 to 65)	53·8 (40·4 to 69·9)	65·2 (49 to 83)	74·3 (55·4 to 95·4)	83·6 (61 to 109)	80·2 (58·7 to 104)	73 (53 to 94·3)	75·2 (55·3 to 97·3)	78·7 (56·8 to 101)	72·7 (53·3 to 95·4)	43·6 (32·6 to 55·5)	24·1 (18·2 to 31)	10·6 (7·6 to 13·9)	3·6 (2·3 to 5·2)	1·1 (0·5 to 1·7)	0·3 (0·1 to 0·5)	1,220
Maternal disorders	0 (0 to 0)	0 (0 to 0)	0 (0 to 0)	0 (0 to 0)	0 (0 to 0)	0·1 (0 to 0·1)	0·5 (0·4 to 0·7)	3·3 (2·2 to 4·8)	6·8 (4·8 to 9·4)	10·2 (7·5 to 13·7)	8·6 (6·2 to 11·8)	3·5 (2·6 to 4·6)	0·8 (0·6 to 1)	0·2 (0·2 to 0·3)	0 (0 to 0)	0 (0 to 0)	0 (0 to 0)	0 (0 to 0)	0 (0 to 0)	0 (0 to 0)	0 (0 to 0)	0 (0 to 0)	0 (0 to 0)	34
Maternal hemorrhage	0 (0 to 0)	0 (0 to 0)	0 (0 to 0)	0 (0 to 0)	0 (0 to 0)	0 (0 to 0)	0·1 (0 to 0·1)	0·4 (0·2 to 0·8)	1·3 (0·6 to 2·4)	2·5 (1·3 to 4·3)	1·9 (1 to 3·6)	0·7 (0·3 to 1·2)	0·1 (0 to 0·1)	0 (0 to 0)	0 (0 to 0)	0 (0 to 0)	0 (0 to 0)	0 (0 to 0)	0 (0 to 0)	0 (0 to 0)	0 (0 to 0)	0 (0 to 0)	0 (0 to 0)	7
Maternal sepsis and other maternal infections	0 (0 to 0)	0 (0 to 0)	0 (0 to 0)	0 (0 to 0)	0 (0 to 0)	0 (0 to 0)	0·1 (0 to 0·1)	0·5 (0·1 to 1)	0·6 (0·2 to 1·2)	0·4 (0·1 to 0·8)	0·3 (0·1 to 0·6)	0·2 (0·1 to 0·3)	0 (0 to 0·1)	0 (0 to 0·1)	0 (0 to 0)	0 (0 to 0)	0 (0 to 0)	0 (0 to 0)	0 (0 to 0)	0 (0 to 0)	0 (0 to 0)	0 (0 to 0)	0 (0 to 0)	2
Maternal hypertensive disorders	0 (0 to 0)	0 (0 to 0)	0 (0 to 0)	0 (0 to 0)	0 (0 to 0)	0 (0 to 0)	0·1 (0·1 to 0·2)	0·8 (0·4 to 1·5)	1·5 (0·8 to 2·7)	2·3 (1·1 to 3·9)	2·3 (1·2 to 3·8)	0·6 (0·3 to 1·1)	0 (0 to 0)	0 (0 to 0)	0 (0 to 0)	0 (0 to 0)	0 (0 to 0)	0 (0 to 0)	0 (0 to 0)	0 (0 to 0)	0 (0 to 0)	0 (0 to 0)	0 (0 to 0)	7·7
Maternal obstructed labor and uterine rupture	0 (0 to 0)	0 (0 to 0)	0 (0 to 0)	0 (0 to 0)	0 (0 to 0)	0 (0 to 0)	0 (0 to 0)	0·1 (0·1 to 0·2)	0·2 (0·1 to 0·4)	0·3 (0·1 to 0·5)	0·2 (0·1 to 0·4)	0·1 (0 to 0·1)	0 (0 to 0)	0 (0 to 0)	0 (0 to 0)	0 (0 to 0)	0 (0 to 0)	0 (0 to 0)	0 (0 to 0)	0 (0 to 0)	0 (0 to 0)	0 (0 to 0)	0 (0 to 0)	0·9
Maternal abortion and miscarriage	0 (0 to 0)	0 (0 to 0)	0 (0 to 0)	0 (0 to 0)	0 (0 to 0)	0 (0 to 0)	0 (0 to 0)	0·2 (0 to 0·6)	0·3 (0 to 0·7)	0·3 (0 to 0·8)	0·4 (0 to 0·9)	0·1 (0·1 to 0·2)	0 (0 to 0·1)	0 (0 to 0)	0 (0 to 0)	0 (0 to 0)	0 (0 to 0)	0 (0 to 0)	0 (0 to 0)	0 (0 to 0)	0 (0 to 0)	0 (0 to 0)	0 (0 to 0)	1·5
Ectopic pregnancy	0 (0 to 0)	0 (0 to 0)	0 (0 to 0)	0 (0 to 0)	0 (0 to 0)	0 (0 to 0)	0 (0 to 0)	0·1 (0 to 0·1)	0·1 (0·1 to 0·2)	0·2 (0·1 to 0·3)	0·1 (0·1 to 0·2)	0·1 (0 to 0·1)	0 (0 to 0)	0 (0 to 0)	0 (0 to 0)	0 (0 to 0)	0 (0 to 0)	0 (0 to 0)	0 (0 to 0)	0 (0 to 0)	0 (0 to 0)	0 (0 to 0)	0 (0 to 0)	0·6
Indirect maternal deaths	–	–	–	–	–	0 (0 to 0)	0 (0 to 0·1)	0·2 (0·1 to 0·3)	0·5 (0·2 to 0·9)	0·8 (0·4 to 1·4)	0·5 (0·2 to 0·9)	0·2 (0·1 to 0·3)	0 (0 to 0·1)	0 (0 to 0)	–	–	–	–	–	–	–	–	–	NA
Late maternal deaths	–	–	–	–	–	0 (0 to 0)	0 (0 to 0)	0 (0 to 0·1)	0·1 (0 to 0·2)	0·1 (0 to 0·3)	0·1 (0 to 0·2)	0 (0 to 0·1)	0 (0 to 0)	0 (0 to 0)	–	–	–	–	–	–	–	–	–	NA
Maternal deaths aggravated by HIV/AIDS	–	–	–	–	–	0 (0 to 0)	0 (0 to 0)	0 (0 to 0)	0 (0 to 0)	0 (0 to 0)	0 (0 to 0)	0 (0 to 0)	0 (0 to 0)	0 (0 to 0)	–	–	–	–	–	–	–	–	–	NA
Neonatal disorders	136 (97·4 to 172)	43·3 (32·1 to 53·8)	49·6 (35·5 to 66·7)	49·5 (37 to 64·1)	45·6 (33·3 to 61·1)	52·4 (38·1 to 68·3)	55·6 (40·4 to 72·9)	45·8 (33·5 to 61·7)	47 (34·2 to 63·1)	55 (39·7 to 71·9)	65·7 (47·6 to 87·1)	80·1 (57·5 to 105)	79·5 (58 to 104)	72·7 (52·8 to 94·1)	75·2 (55·3 to 97·3)	78·7 (56·8 to 101)	72·7 (53·3 to 95·4)	43·6 (32·6 to 55·5)	24·1 (18·2 to 31)	10·6 (7·6 to 13·9)	3·6 (2·3 to 5·2)	1·1 (0·5 to 1·7)	0·3 (0·1 to 0·5)	1,190
Neonatal preterm birth	52·4 (36·7 to 70)	13·4 (8·8 to 18·9)	19·2 (13·7 to 26·2)	20·3 (14·5 to 26·8)	27·4 (19·2 to 37)	31·3 (21·7 to 42·5)	33·2 (23·5 to 44·4)	27·4 (19·4 to 37·2)	28 (19·7 to 37·7)	32·7 (23 to 44·3)	39 (27·1 to 52·3)	47·4 (33·6 to 63·9)	46·9 (33·8 to 63)	42·7 (30·7 to 56·1)	43·6 (32·3 to 57·9)	45·1 (34·1 to 57·8)	43·6 (32·3 to 56·5)	28·1 (21·3 to 35·8)	16·9 (12·9 to 21·7)	7·8 (5·5 to 10·4)	2·8 (1·7 to 4·3)	0·9 (0·4 to 1·6)	0·3 (0·1 to 0·5)	650
Neonatal encephalopathy due to birth asphyxia and trauma	33·5 (22·6 to 45·9)	6·6 (4·2 to 9·4)	10 (6·8 to 14·3)	14·5 (9·7 to 20·6)	16·8 (10·4 to 25·5)	19·4 (12·1 to 29)	20·6 (13 to 30·4)	16·9 (10·4 to 25·4)	17·5 (11 to 26)	20·5 (12·6 to 30·9)	24·6 (15·2 to 37·2)	30·1 (18·8 to 44·4)	29·9 (18·4 to 43·4)	27·4 (16·7 to 40·7)	28·9 (18·1 to 42·5)	30·7 (18·4 to 46·6)	26·1 (14·8 to 40·6)	13·3 (7·8 to 20·4)	5·7 (3·2 to 8·9)	2 (0·9 to 3·6)	0·5 (0·2 to 1·1)	0·1 (0 to 0·2)	0 (0 to 0)	396
Neonatal sepsis and other neonatal infections	7·6 (4·8 to 10·9)	8·2 (5·6 to 11·2)	5 (3·2 to 7·3)	0·6 (0·3 to 1)	0·8 (0·4 to 1·5)	0·9 (0·5 to 1·7)	1 (0·5 to 1·8)	0·8 (0·4 to 1·5)	0·8 (0·4 to 1·6)	1 (0·5 to 1·9)	1·2 (0·6 to 2·2)	1·5 (0·7 to 2·7)	1·5 (0·8 to 2·8)	1·4 (0·7 to 2·6)	1·5 (0·8 to 2·7)	1·6 (0·8 to 3)	1·7 (0·9 to 3·2)	1·2 (0·6 to 2·2)	0·8 (0·4 to 1·5)	0·4 (0·2 to 0·8)	0·2 (0·1 to 0·3)	0 (0 to 0·1)	0 (0 to 0)	39·6
Hemolytic disease and other neonatal jaundice	0·5 (0·3 to 0·8)	0·3 (0·2 to 0·4)	0·4 (0·2 to 0·8)	0·8 (0·6 to 1)	0·6 (0·5 to 0·8)	0·7 (0·5 to 0·9)	0·8 (0·6 to 1)	0·7 (0·5 to 0·8)	0·7 (0·5 to 0·9)	0·8 (0·6 to 1)	1 (0·7 to 1·3)	1·2 (0·9 to 1·5)	1·2 (0·9 to 1·6)	1·1 (0·8 to 1·5)	1·2 (0·9 to 1·6)	1·3 (0·9 to 1·7)	1·4 (1 to 1·8)	1 (0·7 to 1·3)	0·7 (0·5 to 0·9)	0·4 (0·3 to 0·5)	0·2 (0·1 to 0·2)	0 (0 to 0)	0 (0 to 0)	16·9
Other neonatal disorders	42·5 (27·7 to 59·1)	14·8 (10·5 to 19·5)	15 (10·4 to 20·6)	13·4 (9·9 to 17·3)	0 (0 to 0)	0 (0 to 0)	0 (0 to 0)	0 (0 to 0)	0 (0 to 0)	0 (0 to 0)	0 (0 to 0)	0 (0 to 0)	0 (0 to 0)	0 (0 to 0)	0 (0 to 0)	0 (0 to 0)	0 (0 to 0)	0 (0 to 0)	0 (0 to 0)	0 (0 to 0)	0 (0 to 0)	0 (0 to 0)	0 (0 to 0)	85·7
Nutritional deficiencies	0·2 (0·1 to 0·3)	2·3 (1 to 4·6)	18·4 (9·3 to 33·6)	31·3 (7·7 to 78·5)	50·8 (11·7 to 143)	45·7 (10·7 to 129)	49·9 (13·2 to 130)	42·9 (13 to 109)	42·1 (12·3 to 116)	57·4 (16·1 to 151)	84·3 (23·7 to 200)	150 (51·7 to 308)	136 (48·3 to 306)	109 (44 to 244)	129 (51·6 to 274)	122 (57·1 to 247)	142 (63·8 to 322)	147 (65·4 to 308)	135 (62·6 to 279)	140 (66·2 to 284)	122 (60·4 to 235)	74·3 (42·2 to 138)	43 (26·7 to 66·6)	1,870
Protein-energy malnutrition	0·2 (0·1 to 0·3)	0·5 (0·3 to 0·8)	8 (5·2 to 11·8)	0·5 (0·3 to 0·8)	3·8 (2 to 6·6)	3·8 (1·8 to 6·6)	4·3 (2·2 to 7·4)	4·4 (2·6 to 7)	5·5 (3·4 to 8·1)	6·8 (4·1 to 10·1)	9·1 (5·8 to 13·3)	14·9 (10·2 to 20·6)	18 (12·3 to 24·9)	21·5 (14·4 to 29·6)	23·7 (15·2 to 32·9)	34·4 (23·2 to 47·2)	32·9 (23·1 to 43·4)	31·9 (22·4 to 43·8)	31·5 (22·4 to 41·8)	36·7 (25·5 to 49·6)	36·9 (24·4 to 51·8)	31·2 (21·2 to 42·3)	22·9 (14·2 to 32·3)	384
Iodine deficiency	0 (0 to 0)	0 (0 to 0)	0 (0 to 0)	0 (0 to 0·1)	0·3 (0·1 to 0·6)	0·8 (0·3 to 1·7)	1·2 (0·5 to 2·4)	1·2 (0·5 to 2·3)	1·3 (0·6 to 2·7)	1·6 (0·7 to 3·4)	2 (0·9 to 4)	2·5 (1·1 to 5)	2·6 (1·1 to 5·2)	2·4 (1·1 to 4·8)	2·5 (1·1 to 5)	2·8 (1·2 to 5·4)	3 (1·4 to 5·9)	2·4 (1·1 to 4·8)	1·8 (0·8 to 3·6)	1·5 (0·6 to 2·8)	1 (0·4 to 1·8)	0·5 (0·2 to 0·9)	0·1 (0·1 to 0·3)	31·6
Vitamin A deficiency	0 (0 to 0)	0·1 (0 to 0·1)	0·1 (0 to 0·4)	0·4 (0·1 to 1·2)	0·5 (0 to 2)	0·4 (0 to 1·4)	0 (0 to 0)	0 (0 to 0)	0 (0 to 0)	0 (0 to 0)	0 (0 to 0)	0 (0 to 0)	0 (0 to 0)	0 (0 to 0)	0 (0 to 0)	0 (0 to 0)	0 (0 to 0)	0 (0 to 0)	0 (0 to 0)	0 (0 to 0)	0 (0 to 0)	0 (0 to 0)	0 (0 to 0)	1·5
Dietary iron deficiency	0 (0 to 0)	1·7 (0·5 to 4)	9·8 (2·4 to 24·2)	30·1 (7 to 77)	45·1 (6·9 to 138)	39·6 (5·9 to 121)	42·4 (7·2 to 124)	35·3 (5·9 to 101)	32·7 (3·6 to 107)	46·6 (6·2 to 139)	70·1 (10·7 to 183)	128 (30·8 to 287)	111 (25·6 to 278)	79·4 (16·9 to 212)	95·7 (20·9 to 241)	76·3 (16·4 to 201)	96·9 (21·7 to 273)	103 (24·5 to 261)	93·3 (22·4 to 235)	91·7 (21 to 231)	74·1 (16·4 to 186)	33·2 (6·4 to 95)	11·9 (2·2 to 33·7)	1,350
Other nutritional deficiencies	0 (0 to 0)	0 (0 to 0)	0·5 (0·3 to 0·7)	0·2 (0·1 to 0·4)	1 (0·5 to 1·7)	1·1 (0·6 to 1·9)	2 (1 to 3·4)	2 (1·1 to 3·3)	2·6 (1·4 to 4·3)	2·4 (1·3 to 3·9)	3·1 (1·8 to 5)	4·2 (2·5 to 7·1)	4·3 (2·5 to 7·3)	5·6 (3·3 to 9·6)	7·3 (4·3 to 13·8)	8·3 (5·1 to 14)	9·4 (6·1 to 14·9)	8·8 (5·6 to 14·5)	8·2 (5·1 to 12·3)	9·7 (5·8 to 15·1)	10·1 (5·5 to 17·2)	9·4 (5·1 to 15·1)	8·1 (3·9 to 14)	108
Non-communicable diseases	105 (79·2 to 141)	73·8 (60 to 90·3)	332 (281 to 388)	638 (475 to 843)	944 (688 to 1,260)	1,540 (1,120 to 2,040)	2,280 (1,670 to 2,990)	2,260 (1,680 to 2,920)	2,720 (2,040 to 3,480)	3,800 (2,880 to 4,820)	5,400 (4,260 to 6,760)	8,230 (6,600 to 10,000)	10,300 (8,430 to 12,300)	12,200 (10,200 to 14,500)	16,300 (13,800 to 19,200)	23,300 (20,000 to 27,100)	33,000 (28,700 to 38,000)	34,500 (30,300 to 39,200)	36,700 (32,500 to 41,200)	43,700 (39,300 to 48,500)	40,400 (36,800 to 44,400)	25,000 (22,900 to 27,200)	10,500 (9,690 to 11,300)	314,000
Neoplasms	1·4 (0·9 to 1·9)	1·7 (1·2 to 2·2)	11·4 (8·8 to 14·2)	43·9 (35·8 to 53·6)	68 (55·8 to 80·8)	76·2 (63·5 to 90)	90·4 (77 to 106)	105 (89·6 to 120)	149 (128 to 170)	321 (279 to 366)	611 (534 to 690)	1,260 (1,090 to 1,430)	2,090 (1,810 to 2,360)	3,210 (2,790 to 3,630)	5,050 (4,410 to 5,730)	8,010 (6,930 to 9,010)	11,800 (10,500 to 13,300)	12,100 (10,600 to 13,600)	12,000 (10,400 to 13,400)	12,200 (9,990 to 14,000)	9,240 (7,080 to 10,700)	4,360 (3,150 to 5,180)	1,410 (1,010 to 1,670)	84,200
Lip and oral cavity cancer	0 (0 to 0)	0 (0 to 0)	0 (0 to 0)	0 (0 to 0)	0·3 (0·2 to 0·5)	0·4 (0·2 to 0·5)	0·5 (0·4 to 0·6)	1·7 (1·3 to 2·1)	3·6 (2·8 to 4·6)	7 (5·3 to 8·9)	13·1 (9·8 to 16·8)	23·5 (17·5 to 30·1)	32·4 (25·6 to 40·7)	47 (36·8 to 59·5)	64·1 (50·8 to 80)	92·5 (71 to 117)	118 (93·7 to 147)	113 (89·9 to 138)	107 (84·9 to 132)	105 (80·8 to 132)	93·5 (68 to 114)	51·9 (34·7 to 65·6)	21·3 (14·3 to 27·1)	896
Nasopharynx cancer	0 (0 to 0)	0 (0 to 0)	0 (0 to 0)	0 (0 to 0)	0·3 (0·2 to 0·3)	0·3 (0·2 to 0·3)	0·7 (0·5 to 0·9)	1 (0·7 to 1·3)	1 (0·7 to 1·3)	1·4 (1 to 1·9)	2·3 (1·6 to 3·1)	5·3 (3·7 to 7·1)	8·1 (5·9 to 11·1)	12·4 (8·8 to 17·2)	18·9 (14·2 to 25·1)	25·2 (18·3 to 33·9)	32·5 (24·3 to 42·5)	30 (22·9 to 38·8)	23·5 (16·7 to 31·5)	22 (15·6 to 30·9)	15·3 (10·5 to 20·7)	6·8 (4·7 to 8·8)	1·8 (1·2 to 2·4)	209
Other pharynx cancer	0 (0 to 0)	0 (0 to 0)	0 (0 to 0)	0 (0 to 0)	0 (0 to 0)	0 (0 to 0)	0 (0 to 0)	0·3 (0·2 to 0·3)	0·3 (0·2 to 0·4)	0·8 (0·6 to 1)	2·4 (1·7 to 3·2)	8·9 (6·2 to 12·8)	20·9 (15·2 to 28·6)	40·9 (29·5 to 55·3)	70·9 (52·1 to 93·3)	112 (81·4 to 148)	154 (112 to 209)	129 (95·3 to 171)	97 (73·6 to 126)	62·5 (46·5 to 79·1)	33·9 (24·7 to 43·8)	11·7 (8·5 to 14·9)	2·8 (2 to 3·5)	748
Esophageal cancer	0 (0 to 0)	0 (0 to 0)	0 (0 to 0)	0 (0 to 0)	0 (0 to 0)	0 (0 to 0)	0 (0 to 0)	0·4 (0·3 to 0·5)	0·6 (0·4 to 0·9)	2·2 (1·5 to 3)	6·3 (4·6 to 8·4)	30·3 (22·1 to 41·2)	75·7 (56·2 to 99·2)	150 (113 to 195)	298 (224 to 387)	471 (355 to 595)	684 (517 to 887)	588 (453 to 756)	502 (383 to 645)	406 (307 to 508)	276 (205 to 339)	96·2 (68·2 to 122)	24·8 (16·2 to 31)	3,610
Stomach cancer	0 (0 to 0)	0 (0 to 0)	0 (0 to 0)	0 (0 to 0)	0 (0 to 0)	0 (0 to 0)	1·7 (1·4 to 1·9)	7·4 (5·8 to 9·2)	18·4 (13·3 to 25)	49·5 (37·8 to 63·2)	98·7 (73·4 to 129)	189 (148 to 240)	283 (219 to 356)	428 (338 to 532)	716 (577 to 882)	1,180 (957 to 1,430)	1,860 (1,490 to 2,250)	1,870 (1,530 to 2,260)	1,800 (1,490 to 2,130)	1,940 (1,480 to 2,400)	1,640 (1,210 to 2,010)	789 (545 to 981)	259 (184 to 310)	13,100
Colon and rectum cancer	0 (0 to 0)	0 (0 to 0)	0 (0 to 0)	0 (0 to 0)	0·8 (0·6 to 1·1)	0·8 (0·6 to 1·1)	2·8 (2·3 to 3·5)	7·1 (5·6 to 8·8)	14·1 (10·6 to 18·1)	41 (32·1 to 51·3)	85·9 (68·4 to 107)	179 (147 to 215)	313 (253 to 387)	517 (435 to 617)	841 (685 to 1,000)	1,250 (1,030 to 1,500)	1,700 (1,400 to 2,050)	1,740 (1,450 to 2,070)	1,740 (1,440 to 2,070)	1,890 (1,490 to 2,260)	1,520 (1,130 to 1,840)	861 (603 to 1,060)	314 (219 to 381)	13,000
Liver cancer	0 (0 to 0·1)	0 (0 to 0·1)	0·4 (0·3 to 0·5)	1·6 (1·1 to 2)	1·8 (1·3 to 2·3)	2·1 (1·7 to 2·6)	0·9 (0·7 to 1·2)	1·2 (0·9 to 1·5)	2·1 (1·5 to 2·8)	5·7 (4·2 to 7·6)	13·9 (10·6 to 18·3)	37·6 (28·5 to 49·3)	75·2 (56 to 100)	145 (103 to 199)	269 (205 to 341)	455 (363 to 566)	713 (573 to 873)	753 (604 to 926)	681 (544 to 832)	635 (492 to 791)	376 (271 to 476)	150 (103 to 193)	42·1 (28·7 to 55·5)	4,360
Liver cancer due to hepatitis B	0 (0 to 0)	0 (0 to 0)	0 (0 to 0)	0 (0 to 0)	0 (0 to 0)	0·4 (0·3 to 0·6)	0·5 (0·3 to 0·6)	0·7 (0·5 to 1)	1·4 (1 to 2)	3·6 (2·5 to 4·9)	7·3 (5·1 to 10)	15·9 (11·1 to 22·6)	24 (16·3 to 34·4)	34·6 (21·8 to 52·1)	50·7 (33·2 to 75·2)	69·9 (45·2 to 103)	91 (62·2 to 129)	80·5 (54·6 to 115)	60·9 (41·1 to 86·9)	47·4 (29·4 to 69·6)	24·2 (16·1 to 34·2)	8·4 (5·1 to 12·5)	2·1 (1·1 to 3·5)	524
Liver cancer due to hepatitis C	0 (0 to 0)	0 (0 to 0)	0 (0 to 0)	0 (0 to 0)	0 (0 to 0)	0 (0 to 0)	0 (0 to 0·1)	0·1 (0·1 to 0·1)	0·2 (0·1 to 0·4)	0·9 (0·6 to 1·4)	3·5 (2·2 to 5·2)	12·9 (8·8 to 18·1)	34·1 (23·8 to 48·4)	80·1 (53·6 to 114)	168 (125 to 223)	299 (229 to 386)	474 (369 to 594)	516 (406 to 644)	490 (382 to 606)	481 (367 to 612)	298 (213 to 378)	123 (84·4 to 158)	35·5 (24·1 to 46·6)	3,020
Liver cancer due to alcohol use	0 (0 to 0)	0 (0 to 0)	0 (0 to 0)	0 (0 to 0)	0 (0 to 0)	0 (0 to 0)	0 (0 to 0)	0·1 (0 to 0·1)	0·1 (0·1 to 0·2)	0·5 (0·3 to 0·8)	1·9 (1·2 to 2·9)	5·8 (3·7 to 8·8)	11·4 (7 to 18)	20·6 (12·6 to 32)	34·4 (21·2 to 51·1)	59·1 (38·1 to 84·9)	104 (70·4 to 144)	106 (73·1 to 150)	78·7 (57·2 to 108)	57·8 (40·6 to 80·8)	25·6 (17·6 to 35·3)	7·5 (4·8 to 10·5)	1·6 (0·9 to 2·3)	515
Liver cancer due to NASH	0 (0 to 0)	0 (0 to 0)	0 (0 to 0)	0 (0 to 0)	0 (0 to 0)	0 (0 to 0)	0·1 (0·1 to 0·2)	0·1 (0·1 to 0·2)	0·1 (0·1 to 0·2)	0·2 (0·2 to 0·3)	0·5 (0·3 to 0·7)	1·3 (0·9 to 1·8)	2·6 (1·7 to 3·9)	4·9 (3·2 to 7·2)	8·8 (5·5 to 13·3)	15·6 (10·1 to 22·4)	26·9 (18·1 to 39·3)	32·2 (22·3 to 45·8)	35·1 (23·8 to 48·9)	33·8 (22·4 to 48·2)	19·3 (12·5 to 27·5)	7·7 (4·6 to 11·4)	2·1 (1·2 to 3·4)	191
Liver cancer due to other causes	0 (0 to 0·1)	0 (0 to 0·1)	0·4 (0·3 to 0·5)	1·6 (1·1 to 2)	1·8 (1·3 to 2·3)	1·6 (1·3 to 2·1)	0·3 (0·2 to 0·3)	0·2 (0·1 to 0·3)	0·2 (0·1 to 0·3)	0·4 (0·3 to 0·6)	0·8 (0·5 to 1·1)	1·8 (1·2 to 2·6)	3·1 (2·1 to 4·5)	5 (3·2 to 7·4)	7·7 (5·1 to 10·9)	11·5 (7·9 to 16·3)	16·9 (12 to 23·3)	17·6 (12·4 to 24·1)	16·8 (11·5 to 23·2)	15·1 (9·8 to 21·8)	8·4 (5·6 to 12)	3·3 (2 to 4·9)	0·9 (0·5 to 1·5)	115
Gallbladder and biliary tract cancer	0 (0 to 0)	0 (0 to 0)	0 (0 to 0)	0 (0 to 0)	0 (0 to 0)	0 (0 to 0)	0 (0 to 0)	0·6 (0·4 to 0·8)	1·4 (1·1 to 1·7)	4 (3·2 to 5)	9·1 (7·3 to 12)	24·8 (19·8 to 31·2)	47·5 (37·8 to 60·9)	89·4 (71·7 to 111)	148 (116 to 185)	270 (208 to 330)	477 (338 to 580)	604 (380 to 743)	689 (375 to 851)	797 (393 to 1,030)	667 (314 to 868)	319 (145 to 429)	109 (48·6 to 152)	4,260
Pancreatic cancer	0 (0 to 0)	0 (0 to 0)	0 (0 to 0)	0 (0 to 0)	0 (0 to 0)	0 (0 to 0)	0·6 (0·5 to 0·7)	1 (0·8 to 1·2)	2·5 (1·8 to 3·4)	9·1 (6·5 to 12·5)	24 (17 to 32·8)	71·3 (52·7 to 94·6)	137 (106 to 173)	247 (195 to 306)	439 (353 to 548)	740 (596 to 906)	1,110 (922 to 1,310)	1,110 (894 to 1,360)	1,100 (904 to 1,320)	1,030 (778 to 1,320)	704 (517 to 861)	296 (198 to 368)	97·9 (69 to 121)	7,120
Larynx cancer	0 (0 to 0)	0 (0 to 0)	0 (0 to 0)	0 (0 to 0)	0 (0 to 0)	0 (0 to 0)	0 (0 to 0)	0·3 (0·2 to 0·3)	0·3 (0·2 to 0·3)	0·3 (0·3 to 0·4)	0·8 (0·6 to 1)	2 (1·5 to 2·5)	4·4 (3·3 to 5·8)	7·4 (5·7 to 9·4)	15·7 (12 to 19·7)	28·1 (22·1 to 34·4)	41·8 (32·7 to 53·5)	44·7 (35·1 to 56·7)	38·9 (29·7 to 49·5)	35·5 (26·4 to 45·6)	26 (18·9 to 34)	10·4 (7·5 to 13·5)	2·3 (1·6 to 2·9)	259
Tracheal, bronchus, and lung cancer	0 (0 to 0)	0 (0 to 0)	0 (0 to 0)	0 (0 to 0)	0 (0 to 0)	0·4 (0·3 to 0·7)	0·9 (0·8 to 1·1)	2·2 (1·7 to 2·8)	4·6 (3·5 to 6·1)	17·1 (13·3 to 21·6)	46·8 (36·4 to 59)	120 (95·9 to 149)	215 (174 to 267)	412 (326 to 518)	688 (546 to 845)	1,390 (1,120 to 1,700)	2,160 (1,790 to 2,590)	2,260 (1,880 to 2,740)	2,260 (1,850 to 2,670)	2,210 (1,740 to 2,690)	1,560 (1,190 to 1,890)	639 (454 to 776)	171 (118 to 215)	14,200
Malignant skin melanoma	0 (0 to 0)	0 (0 to 0)	0·1 (0 to 0·2)	0·3 (0·2 to 0·7)	0·3 (0·2 to 0·4)	0·3 (0·3 to 0·4)	0·6 (0·4 to 0·7)	1 (0·6 to 1·4)	1·7 (1 to 2·3)	2·9 (1·7 to 4)	4·7 (2·9 to 6·3)	6·9 (4·3 to 9·1)	7·7 (4·8 to 10·2)	10·1 (6·4 to 13)	12·3 (7·8 to 15·9)	15·1 (9·1 to 19·8)	19·7 (11·7 to 25·5)	19·1 (11·9 to 24·8)	19·2 (12·8 to 24·9)	20 (13·4 to 26·1)	16 (10·3 to 20·9)	8·7 (5 to 11·3)	3·8 (2 to 5·1)	170
Non-melanoma skin cancer	0 (0 to 0)	0 (0 to 0)	0 (0 to 0)	0 (0 to 0)	0 (0 to 0)	0 (0 to 0)	0 (0 to 0)	0·3 (0·2 to 0·4)	0·4 (0·3 to 0·5)	0·7 (0·5 to 0·9)	1·4 (1·1 to 1·9)	3·3 (2·4 to 4·4)	4 (2·9 to 5·2)	6·3 (4·7 to 8)	8·7 (6·5 to 11·1)	16·3 (12·5 to 20·3)	22·9 (17·5 to 28·9)	24·4 (18·5 to 30·9)	25·4 (18·9 to 32·6)	32·5 (25·1 to 40·7)	33·8 (25 to 42·7)	30 (19·9 to 39·1)	22·7 (13·8 to 31·3)	233
Non-melanoma skin cancer (squamous-cell carcinoma)	0 (0 to 0)	0 (0 to 0)	0 (0 to 0)	0 (0 to 0)	0 (0 to 0)	0 (0 to 0)	0 (0 to 0)	0·3 (0·2 to 0·4)	0·4 (0·3 to 0·5)	0·7 (0·5 to 0·9)	1·4 (1·1 to 1·9)	3·3 (2·4 to 4·4)	4 (2·9 to 5·2)	6·3 (4·7 to 8)	8·7 (6·5 to 11·1)	16·3 (12·5 to 20·3)	22·9 (17·5 to 28·9)	24·4 (18·5 to 30·9)	25·4 (18·9 to 32·6)	32·5 (25·1 to 40·7)	33·8 (25 to 42·7)	30 (19·9 to 39·1)	22·7 (13·8 to 31·3)	233
Non-melanoma skin cancer (basal-cell carcinoma)	0 (0 to 0)	0 (0 to 0)	0 (0 to 0)	0 (0 to 0)	0 (0 to 0)	0 (0 to 0)	0 (0 to 0)	0 (0 to 0)	0 (0 to 0)	0 (0 to 0)	0 (0 to 0)	0 (0 to 0)	0 (0 to 0)	0 (0 to 0)	0 (0 to 0)	0 (0 to 0)	0 (0 to 0)	0 (0 to 0)	0 (0 to 0)	0 (0 to 0)	0 (0 to 0)	0 (0 to 0)	0 (0 to 0)	0·1
Breast cancer	0 (0 to 0)	0 (0 to 0)	0 (0 to 0)	0 (0 to 0)	0 (0 to 0)	0 (0 to 0)	0·7 (0·6 to 0·9)	1·7 (1·2 to 2·3)	8·1 (5·7 to 11·1)	37 (27·7 to 47·9)	84·5 (65·6 to 105)	183 (139 to 236)	303 (229 to 380)	349 (266 to 443)	414 (321 to 522)	472 (373 to 581)	476 (379 to 589)	384 (299 to 482)	351 (265 to 455)	302 (215 to 389)	204 (140 to 264)	109 (72 to 142)	48·2 (33·7 to 60·6)	3,730
Cervical cancer	0 (0 to 0)	0 (0 to 0)	0 (0 to 0)	0 (0 to 0)	0 (0 to 0)	0 (0 to 0)	0·2 (0·1 to 0·2)	0·8 (0·5 to 1·1)	4·2 (2·7 to 5·9)	15·4 (9·7 to 21·5)	29·4 (21 to 39)	46·4 (34·4 to 59·2)	71·8 (52·2 to 94·4)	74·6 (57·4 to 96·6)	70·1 (52·6 to 94·1)	69·3 (50·8 to 94·4)	89·7 (67·2 to 116)	85·1 (64·8 to 108)	81·6 (60·6 to 106)	82·3 (55·3 to 109)	53 (34·6 to 73·6)	22·9 (14 to 33·7)	8 (5·1 to 11·6)	805
Uterine cancer	0 (0 to 0)	0 (0 to 0)	0 (0 to 0)	0 (0 to 0)	0 (0 to 0)	0 (0 to 0)	0 (0 to 0)	0·3 (0·2 to 0·4)	1·4 (1 to 2)	2·7 (1·9 to 3·8)	7·1 (4·8 to 10)	13·4 (9·1 to 18·8)	33·6 (24·5 to 44·9)	53·3 (37·6 to 72·7)	72·8 (54·4 to 95)	87·5 (66·8 to 113)	94·5 (71·2 to 121)	71·9 (53·2 to 95·4)	59·4 (43·9 to 79·7)	56·4 (38·2 to 75·3)	44·7 (29·6 to 59·8)	19·6 (12·3 to 26·5)	7·2 (4·7 to 9·7)	626
Ovarian cancer	0 (0 to 0)	0 (0 to 0)	0 (0 to 0)	0 (0 to 0)	0·5 (0·3 to 0·7)	0·8 (0·5 to 1·3)	1·9 (1·3 to 2·6)	3·5 (2·3 to 5·1)	5·1 (3·4 to 7·1)	12·6 (8·4 to 17·7)	25·5 (17·3 to 34·4)	54·5 (39·4 to 71·8)	104 (77·6 to 140)	128 (96·6 to 165)	155 (117 to 201)	147 (109 to 188)	166 (126 to 214)	135 (103 to 175)	105 (73·7 to 139)	108 (73·1 to 145)	88·6 (58·4 to 119)	43·5 (27·1 to 57·9)	15·6 (9·7 to 21·7)	1,300
Prostate cancer	0 (0 to 0)	0 (0 to 0)	0 (0 to 0)	0 (0 to 0)	0 (0 to 0)	0 (0 to 0)	0 (0 to 0)	0·3 (0·2 to 0·5)	0·4 (0·3 to 0·7)	0·7 (0·5 to 1)	1 (0·8 to 1·5)	2·2 (1·6 to 3·2)	5·8 (4 to 8·7)	15·4 (11·1 to 22)	46 (32·3 to 68·9)	125 (88·8 to 180)	278 (201 to 405)	405 (287 to 576)	470 (339 to 689)	566 (401 to 774)	421 (283 to 558)	197 (115 to 261)	49·5 (25·4 to 71·1)	2,580
Testicular cancer	0 (0 to 0·2)	0 (0 to 0·1)	0·2 (0 to 0·7)	1 (0·1 to 3·6)	0·5 (0·3 to 0·7)	0·4 (0·2 to 0·7)	1 (0·6 to 1·4)	3·2 (2 to 4·7)	4·9 (2·8 to 7·8)	5·6 (3·3 to 9·2)	5·7 (3·4 to 8·5)	7·4 (4·2 to 11·2)	3·6 (2·1 to 5·6)	2·8 (1·8 to 4·1)	1·8 (1·1 to 2·8)	1·9 (1·2 to 2·8)	1·8 (1·2 to 2·6)	1·4 (1 to 2)	1·4 (1 to 2·1)	1·3 (0·9 to 1·9)	0·9 (0·6 to 1·3)	0·4 (0·3 to 0·6)	0·1 (0·1 to 0·2)	47·6
Kidney cancer	0·1 (0 to 0·1)	0 (0 to 0·1)	0·6 (0·4 to 0·9)	1·8 (1·3 to 2·5)	1·5 (1·1 to 2)	1 (0·7 to 1·3)	1·2 (0·9 to 1·6)	1·2 (0·8 to 1·6)	2·2 (1·6 to 3)	3·9 (2·7 to 5·5)	8·3 (5·9 to 11·3)	20·9 (15·1 to 28·8)	37·6 (27·6 to 49)	60·1 (45·5 to 78·3)	93·6 (69·4 to 119)	141 (107 to 183)	198 (153 to 251)	214 (166 to 261)	214 (166 to 270)	217 (163 to 281)	160 (114 to 204)	77 (51·1 to 105)	22·5 (14·6 to 30·2)	1,480
Bladder cancer	0 (0 to 0)	0 (0 to 0)	0 (0 to 0)	0 (0 to 0)	0 (0 to 0)	0 (0 to 0)	0·3 (0·3 to 0·4)	0·4 (0·4 to 0·5)	0·7 (0·6 to 0·9)	1·8 (1·2 to 2·5)	3·6 (2·6 to 4·9)	8 (5·9 to 10·8)	16·6 (11·8 to 22·3)	32·1 (24·3 to 41·7)	53·3 (41·2 to 68·5)	92·3 (72 to 115)	177 (135 to 224)	221 (172 to 278)	272 (212 to 347)	347 (261 to 456)	327 (247 to 401)	173 (118 to 219)	58·6 (39·5 to 76·2)	1,780
Brain and central nervous system cancer	0·2 (0·1 to 0·3)	0·2 (0·1 to 0·3)	2 (1·3 to 2·8)	9·9 (6·5 to 13·5)	18·3 (11·3 to 26·2)	17·3 (9·5 to 24·7)	11·8 (6·9 to 16·5)	9·9 (5·3 to 14·1)	11·8 (6 to 16·9)	18·4 (9·7 to 25·9)	25·7 (14·6 to 34·8)	37 (20·4 to 50·6)	42 (24·4 to 56·4)	51·3 (28·7 to 67·4)	65·6 (35·4 to 86·2)	86·3 (42·2 to 116)	109 (52·4 to 149)	88·9 (41 to 120)	72 (32·3 to 102)	53·2 (24·9 to 77·2)	27·8 (13·8 to 41·5)	12·3 (6 to 18·4)	1·6 (0·9 to 2·3)	773
Thyroid cancer	0 (0 to 0)	0 (0 to 0)	0 (0 to 0)	0 (0 to 0)	0·3 (0·2 to 0·4)	0·4 (0·3 to 0·6)	0·4 (0·3 to 0·5)	0·7 (0·5 to 0·9)	0·9 (0·6 to 1·2)	1·4 (1 to 2)	2·7 (1·9 to 3·9)	5·8 (4 to 8·4)	9·5 (6·7 to 12·9)	15·6 (11·5 to 21·1)	23 (17·1 to 29·5)	37·4 (28·4 to 46·6)	56·2 (42·4 to 72·2)	58·9 (44·5 to 72·3)	63·6 (48·9 to 79·2)	65·4 (45·5 to 83·9)	63·8 (39·5 to 84·3)	32·2 (19·5 to 42·5)	12·8 (7·9 to 17·1)	451
Mesothelioma	0 (0 to 0)	0 (0 to 0)	0 (0 to 0)	0 (0 to 0)	0 (0 to 0)	0 (0 to 0)	0 (0 to 0)	0·2 (0·1 to 0·2)	0·3 (0·2 to 0·4)	0·5 (0·4 to 0·7)	1 (0·7 to 1·3)	2·1 (1·6 to 3)	3·6 (2·7 to 4·9)	7·1 (5·4 to 9·2)	11·4 (8·7 to 15)	21·7 (16·1 to 28·7)	29·9 (22·8 to 38·9)	28 (21 to 36·9)	26·2 (19·9 to 33·7)	20 (15·1 to 25·6)	12·9 (9·2 to 17·6)	5 (3·4 to 7·1)	1·2 (0·8 to 1·9)	171
Hodgkin lymphoma	0 (0 to 0)	0 (0 to 0)	0 (0 to 0)	0·2 (0·2 to 0·3)	0·3 (0·3 to 0·4)	0·3 (0·3 to 0·4)	0·7 (0·5 to 1)	1 (0·7 to 1·6)	1·1 (0·7 to 1·6)	1·7 (1·1 to 2·3)	1·8 (1·2 to 2·4)	2·8 (1·9 to 3·9)	3·1 (2·1 to 4·2)	4 (2·8 to 5·5)	5·7 (4 to 7·7)	8·4 (5·6 to 11·3)	14·5 (9·7 to 20·7)	14·7 (9·8 to 20·5)	13·7 (9 to 19·4)	10·9 (6·7 to 16·5)	15·2 (9 to 22·7)	3·6 (1·8 to 5·7)	0·4 (0·3 to 0·7)	104
Non-Hodgkin lymphoma	0 (0 to 0)	0 (0 to 0)	0 (0 to 0)	1·6 (1·1 to 2·1)	3 (2 to 4·3)	4·6 (3·2 to 6·7)	6·7 (4·8 to 9)	8 (5·7 to 10·8)	8·4 (6·4 to 10·8)	13·9 (10·1 to 18·6)	20·9 (15·8 to 27·3)	37·3 (27·4 to 49·8)	54·9 (40·4 to 72·5)	80·7 (64·2 to 99·3)	125 (97·8 to 156)	181 (145 to 220)	280 (218 to 349)	326 (250 to 417)	356 (271 to 451)	409 (318 to 506)	288 (211 to 360)	130 (90 to 163)	33·6 (23·4 to 41·5)	2,370
Multiple myeloma	0 (0 to 0)	0 (0 to 0)	0 (0 to 0)	0 (0 to 0)	0 (0 to 0)	0 (0 to 0)	0 (0 to 0)	0·1 (0·1 to 0·2)	0·3 (0·2 to 0·3)	0·8 (0·6 to 1)	2·2 (1·7 to 2·9)	6·6 (5·1 to 8·7)	14·4 (11 to 19)	25·3 (19·9 to 31·7)	45·9 (36·7 to 59·8)	80·3 (63·5 to 103)	130 (102 to 162)	138 (106 to 171)	149 (113 to 184)	147 (101 to 187)	103 (64 to 132)	41·2 (24 to 54·4)	9·8 (5·5 to 13·5)	893
Leukemia	0·3 (0·2 to 0·4)	0·4 (0·3 to 0·6)	3·4 (2·4 to 4·7)	12·5 (9·1 to 17·1)	18·3 (13·8 to 24·4)	22·5 (16·9 to 29)	23·4 (17·9 to 29·7)	24·5 (19 to 30·8)	25 (19·7 to 31·3)	32·8 (26 to 40·6)	42·6 (33·4 to 52·9)	60·8 (48·3 to 75·1)	74·2 (60·3 to 91·2)	87·7 (71·7 to 106)	115 (93 to 141)	168 (136 to 200)	234 (191 to 283)	246 (198 to 295)	241 (191 to 295)	213 (164 to 261)	138 (103 to 172)	58·9 (40·4 to 74)	17·1 (11·8 to 21·7)	1,860
Acute lymphoid leukemia	0·1 (0·1 to 0·2)	0·1 (0·1 to 0·2)	1 (0·6 to 1·7)	5·1 (3·1 to 7·9)	11·5 (8·1 to 16)	13·5 (9·5 to 17·9)	12·4 (9 to 16·6)	10·8 (7·8 to 14·7)	8·9 (6·2 to 12)	10·9 (7·4 to 15·3)	13 (8·7 to 18·8)	14·6 (10·4 to 20·4)	17·2 (11·7 to 24)	15·1 (10·5 to 20·7)	19·3 (13·6 to 26·7)	24·4 (16·4 to 32·9)	29·3 (18·9 to 41·4)	25·9 (17 to 36·1)	19·3 (11 to 27·1)	15·7 (8·8 to 22·7)	7·4 (3·8 to 10·8)	2·5 (1·4 to 3·7)	0·5 (0·3 to 0·7)	279
Chronic lymphoid leukemia	0 (0 to 0)	0 (0 to 0)	0 (0 to 0)	0 (0 to 0)	0 (0 to 0)	0 (0 to 0)	0 (0 to 0)	0·2 (0·2 to 0·3)	0·2 (0·2 to 0·3)	0·3 (0·2 to 0·3)	0·4 (0·2 to 0·5)	0·8 (0·5 to 1·2)	1 (0·7 to 1·5)	2 (1·4 to 3·1)	2·5 (1·8 to 3·6)	4·8 (3·3 to 7·7)	9·1 (6·4 to 13·6)	11 (7·4 to 17)	13·1 (8·9 to 20·1)	13·2 (8·8 to 19·3)	11·4 (7·4 to 16·9)	5·2 (3·3 to 7·2)	1·2 (0·8 to 1·8)	76·4
Acute myeloid leukemia	0·1 (0 to 0·1)	0·1 (0·1 to 0·2)	1·4 (0·9 to 2)	5·8 (3·8 to 8·4)	5·1 (3·2 to 7·6)	6·8 (4·4 to 9·8)	8·5 (5·9 to 11·4)	10·4 (7·5 to 13·7)	12·4 (9·2 to 16·2)	17·1 (13 to 21·5)	22·7 (17·3 to 29·3)	34·5 (26·2 to 44·3)	41·3 (32·2 to 51·7)	50·5 (39·8 to 62·9)	63·8 (49·9 to 79·7)	94·5 (74·1 to 119)	132 (103 to 165)	147 (113 to 183)	142 (107 to 178)	113 (82·4 to 146)	65·9 (44·3 to 86·2)	23·1 (14·7 to 30·5)	6·3 (3·9 to 8·6)	1,010
Chronic myeloid leukemia	0 (0 to 0)	0 (0 to 0·1)	0·1 (0·1 to 0·2)	0·4 (0·2 to 0·6)	0·4 (0·2 to 0·6)	0·6 (0·4 to 0·8)	0·8 (0·5 to 1·2)	1·3 (0·8 to 1·9)	1·5 (1 to 2·1)	2·3 (1·5 to 3·4)	2·9 (1·9 to 4·2)	4 (2·7 to 5·9)	4·6 (3·1 to 6·7)	5·1 (3·5 to 7·4)	5·8 (4 to 8·4)	8 (5·5 to 11·3)	10·9 (7·6 to 15·2)	11·1 (7·5 to 16·9)	12·6 (8·6 to 18·8)	16·8 (10·9 to 25)	14·9 (10 to 21·7)	8·6 (5·5 to 12·4)	2·5 (1·6 to 3·5)	115
Other leukemia	0·1 (0·1 to 0·2)	0·2 (0·1 to 0·3)	0·9 (0·5 to 1·4)	1·3 (0·7 to 2·1)	1·3 (0·8 to 2·3)	1·6 (1 to 2·8)	1·8 (1·2 to 2·7)	1·8 (1·2 to 2·7)	2 (1·4 to 3·2)	2·3 (1·6 to 3·5)	3·6 (2·4 to 5·6)	6·8 (4·6 to 10·9)	10 (7·1 to 14·4)	15 (11 to 20·9)	23·6 (17·5 to 31·9)	35·8 (26·1 to 49·3)	52·1 (38·7 to 71·8)	50·4 (36·1 to 72·1)	53·8 (37·8 to 80·6)	53·8 (37·1 to 79·9)	38·5 (25·4 to 55)	19·5 (13 to 26·7)	6·6 (4·3 to 8·6)	383
Other malignant neoplasms	0·6 (0·4 to 0·8)	0·7 (0·5 to 1·1)	3·5 (2·5 to 4·9)	13·7 (10·8 to 17·2)	19·9 (15·5 to 24·2)	22·4 (18·6 to 26·6)	30·7 (25 to 37·3)	23 (18·8 to 27·6)	21 (16·9 to 25·4)	26·6 (21 to 32·7)	35·1 (28·1 to 42·5)	57·6 (44·9 to 70·8)	74·4 (58·4 to 91·6)	95·6 (75·4 to 116)	128 (102 to 155)	177 (143 to 213)	254 (202 to 303)	251 (201 to 299)	251 (194 to 302)	250 (180 to 306)	203 (129 to 260)	99·6 (60·2 to 129)	34·7 (19·9 to 46·2)	2,070
Other neoplasms	0·2 (0·1 to 0·3)	0·3 (0·1 to 0·5)	1·1 (0·7 to 1·7)	1·3 (0·9 to 1·9)	2 (1·4 to 2·9)	2·1 (1·4 to 3·1)	2·8 (1·9 to 4·1)	2·1 (1·4 to 3·1)	2·6 (1·8 to 3·6)	3·4 (2·4 to 4·8)	4·6 (3·2 to 6·4)	8·2 (5·9 to 11·2)	11 (8 to 14·7)	18·8 (13·5 to 25·9)	35·6 (24·9 to 48·3)	69·3 (50·7 to 94·1)	116 (87·5 to 154)	140 (102 to 187)	150 (112 to 197)	164 (123 to 216)	135 (92·6 to 173)	61·9 (41 to 81·6)	18·2 (11·7 to 24·9)	950
Myelodysplastic, myeloproliferative, and other hematopoietic n	0·2 (0·1 to 0·3)	0·3 (0·1 to 0·5)	1·1 (0·7 to 1·7)	1·3 (0·9 to 1·9)	2 (1·4 to 2·9)	2·1 (1·4 to 3·1)	2·8 (1·9 to 4·1)	2·1 (1·4 to 3·1)	2·6 (1·8 to 3·6)	3·4 (2·4 to 4·8)	4·6 (3·2 to 6·4)	8·2 (5·9 to 11·2)	11 (8 to 14·7)	18·8 (13·5 to 25·9)	35·6 (24·9 to 48·3)	69·3 (50·7 to 94·1)	116 (87·5 to 154)	140 (102 to 187)	150 (112 to 197)	164 (123 to 216)	135 (92·6 to 173)	61·9 (41 to 81·6)	18·2 (11·7 to 24·9)	950
Benign and in situ intestinal neoplasms	0 (0 to 0)	0 (0 to 0)	0 (0 to 0)	0 (0 to 0)	0 (0 to 0)	0 (0 to 0)	0 (0 to 0)	0 (0 to 0)	0 (0 to 0)	0 (0 to 0)	0 (0 to 0)	0 (0 to 0)	0 (0 to 0)	0 (0 to 0)	0 (0 to 0)	0 (0 to 0)	0 (0 to 0)	0 (0 to 0)	0 (0 to 0)	0 (0 to 0)	0 (0 to 0)	0 (0 to 0)	0 (0 to 0)	0
Benign and in situ cervical and uterine neoplasms	0 (0 to 0)	0 (0 to 0)	0 (0 to 0)	0 (0 to 0)	0 (0 to 0)	0 (0 to 0)	0 (0 to 0)	0 (0 to 0)	0 (0 to 0)	0 (0 to 0)	0 (0 to 0)	0 (0 to 0)	0 (0 to 0)	0 (0 to 0)	0 (0 to 0)	0 (0 to 0)	0 (0 to 0)	0 (0 to 0)	0 (0 to 0)	0 (0 to 0)	0 (0 to 0)	0 (0 to 0)	0 (0 to 0)	0
Other benign and in situ neoplasms	0 (0 to 0)	0 (0 to 0)	0 (0 to 0)	0 (0 to 0)	0 (0 to 0)	0 (0 to 0)	0 (0 to 0)	0 (0 to 0)	0 (0 to 0)	0 (0 to 0)	0 (0 to 0)	0 (0 to 0)	0 (0 to 0)	0 (0 to 0)	0 (0 to 0)	0 (0 to 0)	0 (0 to 0)	0 (0 to 0)	0 (0 to 0)	0 (0 to 0)	0 (0 to 0)	0 (0 to 0)	0 (0 to 0)	0
Cardiovascular diseases	1·1 (0·7 to 1·6)	1·7 (1·2 to 2·4)	15 (10·9 to 19·9)	12·2 (9·8 to 14·7)	15·3 (12·5 to 18·8)	27·4 (21·9 to 33·6)	48·4 (39 to 59·7)	70·4 (57·3 to 85·2)	101 (81·8 to 123)	194 (160 to 230)	364 (301 to 427)	853 (719 to 988)	1,270 (1,080 to 1,480)	1,680 (1,430 to 1,940)	2,290 (1,970 to 2,660)	3,410 (2,960 to 3,920)	5,070 (4,420 to 5,770)	6,090 (5,340 to 6,890)	7,560 (6,610 to 8,490)	10,700 (8,860 to 12,300)	11,600 (9,120 to 13,500)	8,170 (5,930 to 9,620)	4,000 (2,870 to 4,670)	63,600
Rheumatic heart disease	0 (0 to 0)	0 (0 to 0)	0 (0 to 0)	0·4 (0·3 to 0·5)	0·3 (0·3 to 0·4)	0·6 (0·4 to 0·8)	1 (0·7 to 1·3)	1·3 (0·9 to 1·8)	1·7 (1·2 to 2·4)	2·5 (1·8 to 3·5)	3·4 (2·4 to 4·7)	5·3 (3·8 to 7·6)	7 (5 to 9·8)	9·8 (6·9 to 13·2)	15·2 (11·2 to 20·1)	26·7 (19·9 to 34·3)	44·5 (33·7 to 56·4)	59·8 (45 to 77·8)	85 (65·4 to 110)	131 (94 to 172)	167 (111 to 219)	124 (79·8 to 165)	67·9 (44·3 to 89·7)	754





SR Table 2c. Yamasoba DALYS by cause and sex group for both sexes with 95% uncertainty intervals, 2019

Cause	Sex Received	Low Income	Post-Neonatal	1 to 4	5 to 9	10 to 14	15 to 19	20 to 24	25 to 29	30 to 34	35 to 39	40 to 44	45 to 49	50 to 54	55 to 59	60 to 64	65 to 69	70 to 74	75 to 79	80 to 84	85 to 89	90 to 94	95 plus	Total
All causes			991 (976 to 1016)	7,977 (7,787 to 8,191)	1,376 (1,199 to 1,726)	1,672 (1,249 to 2,285)	2,519 (1,868 to 3,333)	3,460 (2,910 to 4,060)	4,065 (3,666 to 4,504)	4,665 (4,213 to 5,260)	5,209 (4,676 to 5,955)	10,850 (9,799 to 12,206)	13,980 (13,000 to 15,168)	14,289 (11,868 to 17,009)	17,600 (11,800 to 24,000)	23,680 (15,700 to 34,600)	33,420 (22,300 to 46,500)	39,690 (27,300 to 51,900)	37,920 (26,300 to 47,300)	43,480 (28,200 to 60,000)	43,880 (28,600 to 60,000)	39,390 (25,600 to 54,900)	17,180 (10,900 to 19,200)	366,000
Communicable, maternal, neonatal, and nutritional diseases			262 (257 to 268)	886 (859 to 908)	193 (137 to 253)	294 (196 to 394)	232 (168 to 304)	237 (198 to 288)	217 (167 to 268)	222 (169 to 282)	283 (232 to 333)	348 (297 to 401)	458 (397 to 521)	567 (520 to 617)	1,060 (970 to 1,150)	1,760 (1,600 to 1,920)	2,900 (2,600 to 3,200)	3,750 (3,300 to 4,200)	3,980 (3,500 to 4,500)	4,220 (3,600 to 4,800)	3,260 (2,200 to 4,100)	2,560 (1,700 to 3,300)	1,020 (700 to 1,300)	19,600
HIV/AIDS and sexually transmitted infections			0 (0 to 0)	0 (0 to 0)	0 (0 to 0)	0.6 (0.4 to 1.2)	0.6 (0.3 to 0.9)	0.7 (0.4 to 1.2)	0.1 (0 to 0.4)	0.6 (0.1 to 1.2)	13.1 (7.7 to 21.4)	19.6 (10.9 to 32.9)	29.4 (15.7 to 56.4)	16.2 (8.6 to 29.5)	10.9 (6.7 to 18.5)	10.9 (7.3 to 17.1)	14.3 (9.7 to 21.3)	19.5 (13.7 to 27.6)	9.4 (6.4 to 14.6)	8.5 (5.6 to 12.7)	9.7 (7.1 to 14.1)	3.5 (2.3 to 7.7)	1.7 (1.1 to 2.4)	176
HIV/AIDS			0 (0 to 0)	0 (0 to 0)	0 (0 to 0)	0.4 (0.2 to 0.8)	0.3 (0.2 to 0.5)	0.4 (0.2 to 0.8)	1.1 (0.6 to 1.7)	1.6 (1 to 2.1)	2 (1.3 to 2.9)	2.6 (1.6 to 3.7)	3.6 (2.2 to 5.2)	3.2 (2.2 to 4.6)	2.6 (1.8 to 3.8)	3.6 (2.4 to 5.1)	7.7 (5.2 to 10.9)	12.3 (8.4 to 17.4)	7.1 (4.9 to 10.1)	7.2 (4.9 to 10.2)	8.2 (5.6 to 11.6)	3.2 (2.1 to 4.5)	1.6 (1.1 to 2.3)	68.7
HIV/AIDS - Drug-susceptible Tuberculosis			0 (0 to 0)	0 (0 to 0)	0 (0 to 0)	0 (0 to 0)	0 (0 to 0)	0 (0 to 0)	0 (0 to 0)	0 (0 to 0)	0 (0 to 0)	0 (0 to 0)	0 (0 to 0)	0 (0 to 0)	0 (0 to 0)	0 (0 to 0)	0 (0 to 0)	0 (0 to 0)	0 (0 to 0)	0 (0 to 0)	0 (0 to 0)	0 (0 to 0)	0 (0 to 0)	0 (0 to 0)	0
HIV/AIDS - Multidrug-resistant Tuberculosis without extensive drug resistance			0 (0 to 0)	0 (0 to 0)	0 (0 to 0)	0 (0 to 0)	0 (0 to 0)	0 (0 to 0)	0 (0 to 0)	0 (0 to 0)	0 (0 to 0)	0 (0 to 0)	0 (0 to 0)	0 (0 to 0)	0 (0 to 0)	0 (0 to 0)	0 (0 to 0)	0 (0 to 0)	0 (0 to 0)	0 (0 to 0)	0 (0 to 0)	0 (0 to 0)	0 (0 to 0)	0 (0 to 0)	0.2
HIV/AIDS - Extensively drug-resistant Tuberculosis			0 (0 to 0)	0 (0 to 0)	0 (0 to 0)	0 (0 to 0)	0 (0 to 0)	0 (0 to 0)	0 (0 to 0)	0 (0 to 0)	0 (0 to 0)	0 (0 to 0)	0 (0 to 0)	0 (0 to 0)	0 (0 to 0)	0 (0 to 0)	0 (0 to 0)	0 (0 to 0)	0 (0 to 0)	0 (0 to 0)	0 (0 to 0)	0 (0 to 0)	0 (0 to 0)	0 (0 to 0)	0.1
HIV/AIDS resulting in other diseases			0 (0 to 0)	0 (0 to 0)	0 (0 to 0)	0.6 (0.3 to 0.9)	0.3 (0.2 to 0.5)	0.3 (0.2 to 0.5)	1.1 (0.6 to 1.6)	1.6 (0.7 to 1.9)	1.9 (0.9 to 2.9)	2.1 (1.0 to 3.2)	3.4 (1.6 to 5.2)	3.1 (1.5 to 4.6)	2.6 (1.3 to 3.7)	3.6 (1.9 to 4.9)	7.7 (3.9 to 9.9)	12.3 (6.1 to 16.0)	7.1 (3.6 to 9.2)	7.2 (3.7 to 9.4)	8.2 (4.1 to 10.7)	3.2 (1.6 to 4.2)	1.6 (0.8 to 2.1)	68.7
Sexually transmitted infections excluding HIV			0 (0 to 0)	0 (0 to 0)	0 (0 to 0)	0.1 (0 to 0.1)	0.1 (0 to 0.1)	0.1 (0 to 0.1)	0.1 (0 to 0.1)	0.1 (0 to 0.1)	0.2 (0.1 to 0.3)	0.3 (0.2 to 0.4)	0.4 (0.2 to 0.6)	0.4 (0.2 to 0.6)	0.4 (0.2 to 0.6)	0.4 (0.2 to 0.6)	0.6 (0.4 to 0.8)	0.7 (0.4 to 1)	0.4 (0.2 to 0.6)	0.4 (0.2 to 0.6)	0.4 (0.2 to 0.6)	0.3 (0.2 to 0.4)	0.1 (0.1 to 0.2)	4.4
Syphilis			0 (0 to 0)	0 (0 to 0)	0 (0 to 0)	0 (0 to 0)	0 (0 to 0)	0 (0 to 0)	0 (0 to 0)	0 (0 to 0)	0.2 (0.2 to 0.3)	0.3 (0.2 to 0.4)	0.4 (0.3 to 0.5)	0.4 (0.3 to 0.5)	0.4 (0.3 to 0.5)	0.4 (0.3 to 0.5)	0.5 (0.4 to 0.6)	0.6 (0.4 to 0.7)	0.4 (0.3 to 0.5)	0.4 (0.3 to 0.5)	0.4 (0.3 to 0.5)	0.3 (0.2 to 0.4)	0.1 (0.1 to 0.2)	3.7
Chlamydial infection			0 (0 to 0)	0 (0 to 0)	0 (0 to 0)	0 (0 to 0)	0 (0 to 0)	0 (0 to 0)	0 (0 to 0)	0 (0 to 0)	0.1 (0 to 0.1)	0.2 (0.1 to 0.2)	0.2 (0.1 to 0.3)	0.2 (0.1 to 0.3)	0.2 (0.1 to 0.3)	0.2 (0.1 to 0.3)	0.3 (0.2 to 0.4)	0.3 (0.2 to 0.4)	0.2 (0.1 to 0.3)	0.2 (0.1 to 0.3)	0.2 (0.1 to 0.3)	0.1 (0.1 to 0.2)	0 (0 to 0.1)	1.6
Gonococcal infection			0 (0 to 0)	0 (0 to 0)	0 (0 to 0)	0 (0 to 0)	0 (0 to 0)	0 (0 to 0)	0 (0 to 0)	0 (0 to 0)	0.1 (0 to 0.1)	0.1 (0 to 0.2)	0.2 (0.1 to 0.3)	0.2 (0.1 to 0.3)	0.2 (0.1 to 0.3)	0.2 (0.1 to 0.3)	0.3 (0.2 to 0.4)	0.3 (0.2 to 0.4)	0.2 (0.1 to 0.3)	0.2 (0.1 to 0.3)	0.2 (0.1 to 0.3)	0.1 (0.1 to 0.2)	0 (0 to 0.1)	1.6
Trichomoniasis			0 (0 to 0)	0 (0 to 0)	0 (0 to 0)	0 (0 to 0)	0 (0 to 0)	0 (0 to 0)	0 (0 to 0)	0 (0 to 0)	0.1 (0 to 0.1)	0.1 (0 to 0.2)	0.2 (0.1 to 0.3)	0.2 (0.1 to 0.3)	0.2 (0.1 to 0.3)	0.2 (0.1 to 0.3)	0.3 (0.2 to 0.4)	0.3 (0.2 to 0.4)	0.2 (0.1 to 0.3)	0.2 (0.1 to 0.3)	0.2 (0.1 to 0.3)	0.1 (0.1 to 0.2)	0 (0 to 0.1)	1.6
Genital herpes			0 (0 to 0)	0 (0 to 0)	0 (0 to 0)	0 (0 to 0)	0 (0 to 0)	0 (0 to 0)	0.4 (0.1 to 0.7)	0.7 (0.2 to 1.1)	1.1 (0.3 to 1.7)	1.6 (0.5 to 2.4)	2.4 (0.8 to 3.6)	2.1 (0.7 to 3.2)	1.7 (0.6 to 2.5)	2.4 (0.8 to 3.5)	4.9 (1.7 to 7.1)	8.1 (2.8 to 11.7)	4.7 (1.6 to 6.8)	4.8 (1.7 to 6.9)	5.4 (1.9 to 7.8)	2.1 (0.7 to 3.1)	1.1 (0.4 to 1.5)	46.4
Other sexually transmitted infections			0 (0 to 0)	0 (0 to 0)	0 (0 to 0)	0 (0 to 0)	0 (0 to 0.1)	0 (0 to 0.1)	0.1 (0 to 0.1)	0.1 (0 to 0.2)	0.2 (0.1 to 0.3)	0.3 (0.2 to 0.4)	0.4 (0.2 to 0.5)	0.4 (0.2 to 0.5)	0.4 (0.2 to 0.5)	0.4 (0.2 to 0.5)	0.5 (0.3 to 0.7)	0.6 (0.4 to 0.8)	0.4 (0.2 to 0.5)	0.4 (0.2 to 0.5)	0.4 (0.2 to 0.5)	0.3 (0.2 to 0.4)	0.1 (0.1 to 0.2)	3.8
Respiratory infections and tuberculosis			2,200 (2,200 to 2,300)	1,800 (1,700 to 1,900)	1,400 (1,300 to 1,500)	1,200 (1,100 to 1,300)	1,100 (1,000 to 1,200)	1,100 (1,000 to 1,200)	1,100 (1,000 to 1,200)	1,100 (1,000 to 1,200)	1,100 (1,000 to 1,200)	1,100 (1,000 to 1,200)	1,100 (1,000 to 1,200)	1,100 (1,000 to 1,200)	1,100 (1,000 to 1,200)	1,100 (1,000 to 1,200)	1,100 (1,000 to 1,200)	1,100 (1,000 to 1,200)	1,100 (1,000 to 1,200)	1,100 (1,000 to 1,200)	1,100 (1,000 to 1,200)	1,100 (1,000 to 1,200)	1,100 (1,000 to 1,200)	14,000
Tuberculosis			0 (0 to 0)	0 (0 to 0)	0 (0 to 0)	0 (0 to 0)	0 (0 to 0)	0 (0 to 0)	0 (0 to 0)	0 (0 to 0)	0.2 (0.1 to 0.3)	0.3 (0.2 to 0.4)	0.4 (0.3 to 0.5)	0.4 (0.3 to 0.5)	0.4 (0.3 to 0.5)	0.4 (0.3 to 0.5)	0.5 (0.4 to 0.6)	0.6 (0.4 to 0.8)	0.4 (0.3 to 0.5)	0.4 (0.3 to 0.5)	0.4 (0.3 to 0.5)	0.3 (0.2 to 0.4)	0.1 (0.1 to 0.2)	3.8
Latent tuberculosis infection			0 (0 to 0)	0 (0 to 0)	0 (0 to 0)	0 (0 to 0)	0 (0 to 0)	0 (0 to 0)	0 (0 to 0)	0 (0 to 0)	0.2 (0.1 to 0.3)	0.3 (0.2 to 0.4)	0.4 (0.3 to 0.5)	0.4 (0.3 to 0.5)	0.4 (0.3 to 0.5)	0.4 (0.3 to 0.5)	0.5 (0.4 to 0.6)	0.6 (0.4 to 0.8)	0.4 (0.3 to 0.5)	0.4 (0.3 to 0.5)	0.4 (0.3 to 0.5)	0.3 (0.2 to 0.4)	0.1 (0.1 to 0.2)	3.8
Drug-susceptible Tuberculosis			0.2 (0 to 0.6)	0.3 (0.2 to 0.4)	0.2 (0.1 to 0.3)	0.1 (0 to 0.2)	0.1 (0 to 0.2)	0.1 (0 to 0.2)	0.1 (0 to 0.2)	0.1 (0 to 0.2)	0.1 (0 to 0.2)	0.1 (0 to 0.2)	0.1 (0 to 0.2)	0.1 (0 to 0.2)	0.1 (0 to 0.2)	0.1 (0 to 0.2)	0.1 (0 to 0.2)	0.1 (0 to 0.2)	0.1 (0 to 0.2)	0.1 (0 to 0.2)	0.1 (0 to 0.2)	0.1 (0 to 0.2)	0 (0 to 0.1)	1.6
Multidrug-resistant tuberculosis without extensive drug resistance			0 (0 to 0)	0 (0 to 0)	0 (0 to 0)	0 (0 to 0)	0 (0 to 0)	0 (0 to 0)	0 (0 to 0)	0 (0 to 0)	0 (0 to 0)	0 (0 to 0)	0 (0 to 0)	0 (0 to 0)	0 (0 to 0)	0 (0 to 0)	0 (0 to 0)	0 (0 to 0)	0 (0 to 0)	0 (0 to 0)	0 (0 to 0)	0 (0 to 0)	0 (0 to 0)	0.2
Extensively drug-resistant tuberculosis			0 (0 to 0)	0 (0 to 0)	0 (0 to 0)	0 (0 to 0)	0 (0 to 0)	0 (0 to 0)	0 (0 to 0)	0 (0 to 0)	0 (0 to 0)	0 (0 to 0)	0 (0 to 0)	0 (0 to 0)	0 (0 to 0)	0 (0 to 0)	0 (0 to 0)	0 (0 to 0)	0 (0 to 0)	0 (0 to 0)	0 (0 to 0)	0 (0 to 0)	0 (0 to 0)	0
Lower respiratory infections			2,100 (2,100 to 2,200)	1,800 (1,700 to 1,900)	1,400 (1,300 to 1,500)	1,200 (1,100 to 1,300)	1,100 (1,000 to 1,200)	1,100 (1,000 to 1,200)	1,100 (1,000 to 1,200)	1,100 (1,000 to 1,200)	1,100 (1,000 to 1,200)	1,100 (1,000 to 1,200)	1,100 (1,000 to 1,200)	1,100 (1,000 to 1,200)	1,100 (1,000 to 1,200)	1,100 (1,000 to 1,200)	1,100 (1,000 to 1,200)	1,100 (1,000 to 1,200)	1,100 (1,000 to 1,200)	1,100 (1,000 to 1,200)	1,100 (1,000 to 1,200)	1,100 (1,000 to 1,200)	1,100 (1,000 to 1,200)	13,000
Upper respiratory infections			0 (0 to 0)	0 (0 to 0)	0 (0 to 0)	0 (0 to 0)	0 (0 to 0)	0 (0 to 0)	0 (0 to 0)	0 (0 to 0)	0 (0 to 0)	0 (0 to 0)	0 (0 to 0)	0 (0 to 0)	0 (0 to 0)	0 (0 to 0)	0 (0 to 0)	0 (0 to 0)	0 (0 to 0)	0 (0 to 0)	0 (0 to 0)	0 (0 to 0)	0 (0 to 0)	0 (0 to 0)	0
Otitis media			0 (0 to 0)	0 (0 to 0)	0 (0 to 0)	0 (0 to 0)	0 (0 to 0)	0 (0 to 0)	0 (0 to 0)	0 (0 to 0)	0 (0 to 0)	0 (0 to 0)	0 (0 to 0)	0 (0 to 0)	0 (0 to 0)	0 (0 to 0)	0 (0 to 0)	0 (0 to 0)	0 (0 to 0)	0 (0 to 0)	0 (0 to 0)	0 (0 to 0)	0 (0 to 0)	0 (0 to 0)	0
Enteric infections			1,100 (1,100 to 1,200)	1,100 (1,000 to 1,200)	1,000 (900 to 1,100)	1,000 (900 to 1,100)	1,000 (900 to 1,100)	1,000 (900 to 1,100)	1,000 (900 to 1,100)	1,000 (900 to 1,100)	1,000 (900 to 1,100)	1,000 (900 to 1,100)	1,000 (900 to 1,100)	1,000 (900 to 1,100)	1,000 (900 to 1,100)	1,000 (900 to 1,100)	1,000 (900 to 1,100)	1,000 (900 to 1,100)	1,000 (900 to 1,100)	1,000 (900 to 1,100)	1,000 (900 to 1,100)	1,000 (900 to 1,100)	1,000 (900 to 1,100)	10,000
Diarrheal diseases			1,100 (1,100 to 1,200)	1,100 (1,000 to 1,200)	1,000 (900 to 1,100)	1,000 (900 to 1,100)	1,000 (900 to 1,100)	1,000 (900 to 1,100)	1,000 (900 to 1,100)	1,000 (900 to 1,100)	1,000 (900 to 1,100)	1,000 (900 to 1,100)	1,000 (900 to 1,100)	1,000 (900 to 1,100)	1,000 (900 to 1,100)	1,000 (900 to 1,100)	1,000 (900 to 1,100)	1,000 (900 to 1,100)	1,000 (900 to 1,100)	1,000 (900 to 1,100)	1,000 (900 to 1,100)	1,000 (900 to 1,100)	1,000 (900 to 1,100)	10,000
Typhoid and paratyphoid			0 (0 to 0)	0 (0 to 0)	0 (0 to 0)	0 (0 to 0)	0 (0 to 0)	0 (0 to 0)	0 (0 to 0)	0 (0 to 0)	0 (0 to 0)	0 (0 to 0)	0 (0 to 0)	0 (0 to 0)	0 (0 to 0)	0 (0 to 0)	0 (0 to 0)	0 (0 to 0)	0 (0 to 0)	0 (0 to 0)	0 (0 to 0)	0 (0 to 0)	0 (0 to 0)	0 (0 to 0)	0
Typhoid fever			0 (0 to 0)	0 (0 to 0)	0 (0 to 0)	0 (0 to 0)	0 (0 to 0)	0 (0 to 0)	0 (0 to 0)	0 (0 to 0)	0 (0 to 0)	0 (0 to 0)	0 (0 to 0)	0 (0 to 0)	0 (0 to 0)	0 (0 to 0)	0 (0 to 0)	0 (0 to 0)	0 (0 to 0)	0 (0 to 0)	0 (0 to 0)	0 (0 to 0)	0 (0 to 0)	0 (0 to 0)	0
Paratyphoid fever			0 (0 to 0)	0 (0 to 0)	0 (0 to 0)	0 (0 to 0)	0 (0 to 0)	0 (0 to 0)	0 (0 to 0)	0 (0 to 0)	0 (0 to 0)	0 (0 to 0)	0 (0 to 0)	0 (0 to 0)	0 (0 to 0)	0 (0 to 0)	0 (0 to 0)	0 (0 to 0)	0 (0 to 0)	0 (0 to 0)	0 (0 to 0)	0 (0 to 0)	0 (0 to 0)	0 (0 to 0)	0
Invasive Non-typhoidal Salmonella (iNTS)			0 (0 to 0)	0 (0 to 0)	0 (0 to 0)	0 (0 to 0)	0 (0 to 0)	0 (0 to 0)	0 (0 to 0)	0 (0 to 0)	0 (0 to 0)	0 (0 to 0)	0 (0 to 0)	0 (0 to 0)	0 (0 to 0)	0 (0 to 0)	0 (0 to 0)	0 (0 to 0)	0 (0 to 0)	0 (0 to 0)	0 (0 to 0)	0 (0 to 0)	0 (0 to 0)	0 (0 to 0)	0
Other intestinal infectious diseases			0 (0 to 0)	0 (0 to 0)	0 (0 to 0)	0 (0 to 0)	0 (0 to 0)	0 (0 to 0)	0 (0 to 0)	0 (0 to 0)	0 (0 to 0)	0 (0 to 0)	0 (0 to 0)	0 (0 to 0)	0 (0 to 0)	0 (0 to 0)	0 (0 to 0)	0 (0 to 0)	0 (0 to 0)	0 (0 to 0)	0 (0 to 0)	0 (0 to 0)	0 (0 to 0)	0 (0 to 0)	0
Neglected tropical diseases and malaria			1.6 (1.1 to 2.6)	4 (2.7 to 5.8)	1.7 (1.1 to 2.6)	2.3 (1.5 to 3.5)	2.4 (1.6 to 3.5)	2.9 (2 to 3.8)	3.1 (2.2 to 4.1)	3.1 (2.2 to 4.1)	3.1 (2.2 to 4.1)	3.1 (2.2 to 4.1)	3.1 (2.2 to 4.1)	3.1 (2.2 to 4.1)	3.1 (2.2 to 4.1)	3.1 (2.2 to 4.1)	3.1 (2.2 to 4.1)	3.1 (2.2 to 4.1)	3.1 (2.2 to 4.1)	3.1 (2.2 to 4.1)	3.1 (2.2 to 4.1)	3.1 (2.2 to 4.1)	3.1 (2.2 to 4.1)	83.6
Malaria			0 (0 to 0)	0 (0 to 0)	0 (0 to 0)	0 (0 to 0)	0 (0 to 0)	0 (0 to 0)	0 (0 to 0)	0 (0 to 0)	0 (0 to 0)	0 (0 to 0)	0 (0 to 0)	0 (0 to 0)	0 (0 to 0)	0 (0 to 0)	0 (0 to 0)	0 (0 to 0)	0 (0 to 0)	0 (0 to 0)	0 (0 to 0)	0 (0 to 0)	0 (0 to 0)	0 (0 to 0)	0
Chagas disease			0 (0 to 0)	0 (0 to 0)	0 (0 to 0)	0 (0 to 0)	0 (0 to 0)	0 (0 to 0)	0 (0 to 0)	0 (0 to 0)	0 (0 to 0)	0 (0 to 0)	0 (0 to 0)	0 (0 to 0)	0 (0 to 0)	0 (0 to 0)	0 (0 to 0)	0 (0 to 0)	0 (0 to 0)	0 (0 to 0)	0 (0 to 0)	0 (0 to 0)	0 (0 to 0)	0 (0 to 0)	0.1
Leishmaniasis			0 (0 to 0)	0 (0 to 0)	0 (0 to 0)	0 (0 to 0)	0 (0 to 0)	0 (0 to 0)	0 (0 to 0)	0 (0 to 0)	0 (0 to 0)	0 (0 to 0)	0 (0 to 0)	0 (0 to 0)	0 (0 to 0)	0 (0 to 0)	0 (0 to 0)	0 (0 to 0)	0 (0 to 0)	0 (0 to 0)	0 (0 to 0)	0 (0 to 0)	0 (0 to 0)	0 (0 to 0)	0
Visceral leishmaniasis			0 (0 to 0)	0 (0 to 0)	0 (0 to 0)	0 (0 to 0)	0 (0 to 0)	0 (0 to 0)	0 (0 to 0)	0 (0 to 0)	0 (0 to 0)	0 (0 to 0)	0 (0 to 0)	0 (0 to 0)	0 (0 to 0)	0 (0 to 0)	0 (0 to 0)	0 (0 to 0)	0 (0 to 0)	0 (0 to 0)	0 (0 to 0)	0 (0 to 0)	0 (0 to 0)	0 (0 to 0)	0
Cutaneous and mucocutaneous leishmaniasis			0 (0 to 0)	0 (0 to 0)	0 (0 to 0)	0 (0 to 0)	0 (0 to 0)	0 (0 to 0)	0 (0 to 0)	0 (0 to 0)	0 (0 to 0)	0 (0 to 0)	0 (0 to 0)	0 (0 to 0)	0 (0 to 0)	0 (0 to 0)	0 (0 to 0)	0 (0 to 0)	0 (0 to 0)	0 (0 to 0)	0 (0 to 0)	0 (0 to 0)	0 (0 to 0)	0 (0 to 0)	0
African trypanosomiasis			0 (0 to 0)	0 (0 to 0)	0 (0 to 0)	0 (0 to 0)	0 (0 to 0)	0 (0 to 0)	0 (0 to 0)	0 (0 to 0)	0 (0 to 0)	0 (0 to 0)	0 (0 to 0)	0 (0 to 0)	0 (0 to 0)	0 (0 to 0)	0 (0 to 0)	0 (0 to 0)	0 (0 to 0)	0 (0 to 0)	0 (0 to 0)	0 (0 to 0)	0 (0 to 0)	0 (0 to 0)	0
Schistosomiasis			0 (0 to 0)	0 (0 to 0)	0 (0 to 0)	0 (0 to 0)	0 (0 to 0)	0 (0 to 0)	0 (0 to 0)	0 (0 to 0)	0 (0 to 0)	0 (0 to 0)	0 (0 to 0)	0 (0 to 0)	0 (0 to 0)	0 (0 to 0)	0 (0 to 0)	0 (0 to 0)	0 (0 to 0)	0 (0 to 0)	0 (0 to 0)	0 (0 to 0)	0 (0 to 0)	0 (0 to 0)	0
Cysticercosis			0 (0 to 0)	0 (0 to 0)	0 (0 to 0)	0 (0 to 0)	0 (0 to 0)	0 (0 to 0)	0 (0 to 0)	0 (0 to 0)	0 (0 to 0)	0 (0 to 0)	0 (0 to 0)	0 (0 to 0)	0 (0 to 0)	0 (0 to 0)	0 (0 to 0)	0 (0 to 0)	0 (0 to 0)	0 (0 to 0)	0 (0 to 0)	0 (0 to 0)	0 (0 to 0)	0 (0 to 0)	0
Cystic echinococcosis			0 (0 to 0)	0 (0 to 0)	0 (0 to 0)	0 (0 to 0)	0 (0 to 0)	0 (0 to 0)	0 (0 to 0)	0 (0 to 0)	0 (0 to 0)	0 (0 to 0)	0 (0 to 0)	0 (0 to 0)	0 (0 to 0)	0 (0 to 0)	0 (0 to 0)	0 (0 to 0)	0 (0 to 0)	0 (0 to 0)	0 (0 to 0)	0 (0 to 0)	0 (0 to 0)	0 (0 to 0)	0.1
Lymphatic filariasis			0 (0 to 0)	0 (0 to 0)	0 (0 to 0)	0 (0 to 0)	0 (0 to 0)	0 (0 to 0)	0 (0 to 0)	0 (0 to 0)	0 (0 to 0)	0 (0 to 0)	0 (0 to 0)	0 (0 to 0)	0 (0 to 0)	0 (0 to 0)	0 (0 to 0)	0 (0 to 0)	0 (0 to 0)	0 (0 to 0)	0 (0 to 0)	0 (0 to 0)	0 (0 to 0)	0 (0 to 0)	0
Onchocerciasis			0 (0 to 0)	0 (0 to 0)	0 (0 to 0)	0 (0 to 0)	0 (0 to 0)	0 (0 to 0)	0 (0 to 0)	0 (0 to 0)	0 (0 to 0)	0 (0 to 0)	0 (0 to 0)	0 (0 to 0)	0 (0 to 0)	0 (0 to 0)	0 (0 to 0)	0 (0 to 0)	0 (0 to 0)	0 (0 to 0)	0 (0 to 0)	0 (0 to 0)	0 (0 to 0)	0 (0 to 0)	0
Trachoma			0 (0 to 0)	0 (0 to 0)	0 (0 to 0)	0 (0 to 0)	0 (0 to 0)	0 (0 to 0)	0 (0 to 0)	0 (0 to 0)	0 (0 to 0)	0 (0 to 0)	0 (0 to 0)	0 (0 to 0)	0 (0 to 0)	0 (0 to 0)	0 (0 to 0)	0 (0 to 0)	0 (0 to 0)	0 (0 to 0)	0 (0 to 0)	0 (0 to 0)	0 (0 to 0)	0 (0 to 0)	0
Dengue			0 (0 to 0)	0 (0 to 0)	0 (0 to 0)	0 (0 to 0)	0 (0 to 0)	0 (0 to 0)	0 (0 to 0)	0 (0 to 0)	0 (0 to 0)	0 (0 to 0)	0 (0 to 0)	0 (0 to 0)	0 (0 to 0)	0 (0 to 0)	0 (0 to 0)	0 (0 to 0)	0 (0 to 0)	0 (0 to 0)	0 (0 to 0)	0 (0 to 0)	0 (0 to 0)	0 (0 to 0)	0
Yellow fever			0 (0 to 0)	0 (0 to 0)	0 (0 to 0)	0 (0 to 0)	0 (0 to 0)	0 (0 to 0)	0 (0 to 0)	0 (0 to 0)	0 (0 to 0)	0 (0 to 0)	0 (0 to 0)	0 (0 to 0)	0 (0 to 0)	0 (0 to 0)	0 (0 to 0)	0 (0 to 0)	0 (0 to 0)	0 (0 to 0)	0 (0 to 0)	0 (0 to 0)	0 (0 to 0)	0 (0 to 0)	0
Rabies			0 (0 to 0)	0 (0 to 0)	0 (0 to 0)	0 (0 to 0)	0 (0 to 0)	0 (0 to 0)	0 (0 to 0)	0 (0 to 0)	0 (0 to 0)	0 (0 to 0)	0 (0 to 0)	0 (0 to 0)	0 (0 to 0)	0 (0 to 0)	0 (0 to 0)	0 (0 to 0)	0 (0 to 0)	0 (0 to 0)	0 (0 to 0)	0 (0 to 0)	0 (0 to 0)	0 (0 to 0)	0.1
Intestinal nematode infections			0 (0 to 0)	0 (0 to 0)	0 (0 to 0)	0 (0 to 0)	0 (0 to 0)	0 (0 to 0)	0 (0 to 0)	0 (0 to 0)	0 (0 to 0)	0 (0 to 0)	0 (0 to 0)	0 (0 to 0)	0 (0 to 0)	0 (0 to 0)	0 (0 to 0)	0 (0 to 0)	0 (0 to 0)	0 (0 to 0)	0 (0 to 0)	0 (0 to 0)	0 (0 to 0)	0 (0 to 0)	0
Ascariasis			0 (0 to 0)	0 (0 to 0)	0 (0 to 0)	0 (0 to 0)	0 (0 to 0)	0 (0 to 0)	0 (0 to 0)	0 (0 to 0)	0 (0 to 0)	0 (0 to 0)	0 (0 to 0)	0 (0 to 0)	0 (0 to 0)	0 (0 to 0)	0 (0 to 0)	0 (0 to 0)	0 (0 to 0)	0 (0 to 0)	0 (0 to 0)	0 (0 to 0)	0 (0 to 0)	0 (0 to 0)	0
Trichuriasis			0 (0 to 0)	0 (0 to 0)	0 (0 to 0)	0 (0 to 0)	0 (0 to 0)	0 (0 to 0)	0 (0 to 0)	0 (0 to 0)	0 (0 to 0)	0 (0 to 0)	0 (0 to 0)	0 (0 to 0)	0 (0 to 0)	0 (0 to 0)	0 (0 to 0)	0 (0 to 0)	0 (0 to 0)	0 (0 to 0)	0 (0 to 0)	0 (0 to 0)	0 (0 to 0)	0 (0 to 0)	0
Hookworm disease			0 (0 to 0)	0 (0 to 0)	0 (0 to 0)	0 (0 to 0)	0 (0 to 0)	0 (0 to 0)	0 (0 to 0)	0 (0 to 0)	0 (0 to 0)	0 (0 to 0)	0 (0 to 0)	0 (0 to 0)	0 (0 to 0)	0 (0 to 0)	0 (0 to 0)	0 (0 to 0)	0 (0 to 0)	0 (0 to 0)	0 (0 to 0)	0 (0 to 0)	0 (0 to 0)	0 (0 to 0)	0
Food-borne trematodiases			0 (0 to 0)	0 (0 to 0)	0 (0 to 0)	0 (0 to 0)	0 (0 to 0)	0 (0 to 0)	0 (0 to 0)	0 (0 to 0)	0 (0 to 0)	0 (0 to 0)	0 (0 to 0)	0 (0 to 0)	0 (0 to 0)	0 (0 to 0)	0 (0 to 0)	0 (0 to 0)	0 (0 to 0)	0 (0 to 0)	0 (0 to 0)	0 (0 to 0)	0 (0 to 0)	0 (0 to 0)	0
Leprosy			0 (0 to 0)	0 (0 to 0)	0 (0 to 0)	0 (0 to 0)	0 (0 to 0)	0 (0 to 0)	0 (0 to 0)	0 (0 to 0)	0 (0 to 0)	0 (0 to 0)	0 (0 to 0)	0 (0 to 0)	0 (0 to 0)	0 (0 to 0)	0 (0 to 0)	0 (0 to 0)	0 (0 to 0)	0 (0 to 0)	0 (0 to 0)	0 (0 to 0)	0 (0 to 0)	0 (0 to 0)	0
Measles			0 (0 to 0)	0 (0 to 0)	0 (0 to 0)	0 (0 to 0)	0 (0 to 0)	0 (0 to 0)	0 (0 to 0)	0 (0 to 0)	0 (0 to 0)	0 (0 to 0)	0 (0 to 0)	0 (0 to 0)	0 (0 to 0)	0 (0 to 0)

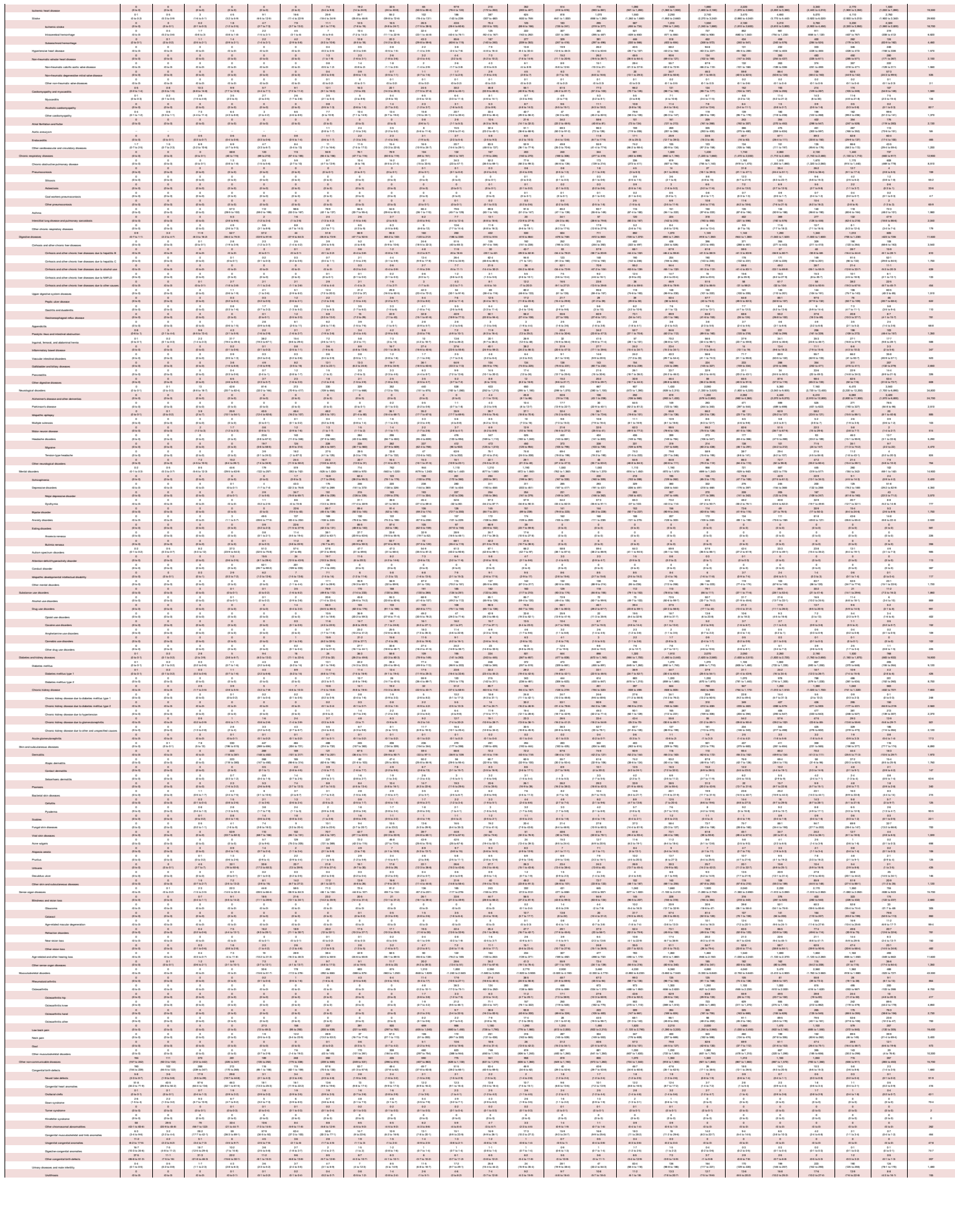



SR Table 2c. Fukushima DALYS by cause and age group for both sexes with 95% uncertainty intervals, 2019

Cause	Both Recorded	Late Neonatal	Post-Neonatal	1 to 4	5 to 9	10 to 14	15 to 19	20 to 24	25 to 29	30 to 34	35 to 39	40 to 44	45 to 49	50 to 54	55 to 59	60 to 64	65 to 69	70 to 74	75 to 79	80 to 84	85 to 89	90 to 94	95 plus	Total
All causes	968 (899 to 985)	271 (150 to 344)	1,045 (1,196 to 1,109)	2,328 (1,666 to 2,812)	2,672 (2,324 to 2,870)	3,619 (2,766 to 3,250)	6,490 (5,266 to 6,766)	7,205 (5,979 to 8,000)	8,699 (6,909 to 10,758)	11,003 (8,799 to 13,555)	13,980 (11,399 to 17,109)	19,166 (15,989 to 23,559)	23,992 (19,882 to 29,009)	27,260 (22,890 to 33,156)	33,960 (28,790 to 39,756)	46,660 (39,588 to 53,655)	61,460 (52,390 to 70,509)	83,780 (69,880 to 96,681)	99,980 (82,180 to 115,980)	97,490 (80,650 to 114,780)	96,630 (77,990 to 116,980)	56,490 (42,250 to 82,350)	1,045,000 (23,750 to 27,200)	606,954
Communicable, maternal, neonatal, and nutritional diseases	201 (222 to 381)	99.6 (64.6 to 107)	392 (236 to 372)	437 (328 to 612)	399 (262 to 640)	367 (322 to 588)	397 (270 to 629)	367 (264 to 640)	437 (292 to 809)	601 (391 to 1,139)	822 (519 to 1,699)	1,260 (806 to 2,280)	1,820 (1,060 to 3,290)	2,180 (1,280 to 3,980)	3,020 (1,690 to 5,490)	4,610 (2,580 to 8,380)	6,870 (3,730 to 12,300)	10,300 (5,120 to 18,300)	12,600 (6,020 to 22,200)	13,000 (6,020 to 23,200)	12,900 (5,940 to 23,100)	8,170 (3,660 to 14,700)	2,200 (1,020 to 3,960)	32,600
HIV/AIDS and sexually transmitted infections	0 (0 to 0)	0 (0 to 0)	2.6 (2.1 to 3.2)	2.1 (1.7 to 2.6)	4.6 (3.6 to 5.6)	7.6 (5.9 to 9.2)	14 (11 to 17)	21 (16 to 25)	29.2 (23 to 35)	37.5 (27.5 to 47.5)	47.5 (34.5 to 59.1)	61 (44.5 to 75.5)	76 (55.5 to 93.5)	74 (54 to 91)	71 (52 to 87)	70 (51 to 86)	67 (49 to 82)	61 (44 to 75)	52 (37 to 64)	41 (29 to 51)	29 (20 to 36)	16 (11 to 20)	4.7 (3.3 to 5.8)	371
HIV/AIDS	0 (0 to 0)	0 (0 to 0)	2.6 (2.1 to 3.2)	2.1 (1.7 to 2.6)	4.6 (3.6 to 5.6)	7.6 (5.9 to 9.2)	14 (11 to 17)	21 (16 to 25)	29.2 (23 to 35)	37.5 (27.5 to 47.5)	47.5 (34.5 to 59.1)	61 (44.5 to 75.5)	76 (55.5 to 93.5)	74 (54 to 91)	71 (52 to 87)	70 (51 to 86)	67 (49 to 82)	61 (44 to 75)	52 (37 to 64)	41 (29 to 51)	29 (20 to 36)	16 (11 to 20)	4.7 (3.3 to 5.8)	111
HIV/AIDS - Drug-susceptible Tuberculosis	0 (0 to 0)	0 (0 to 0)	0.6 (0.4 to 0.7)	0.4 (0.3 to 0.5)	0.9 (0.7 to 1.1)	1.5 (1.2 to 1.8)	2.8 (2.2 to 3.4)	4.2 (3.2 to 5.1)	5.8 (4.6 to 7.1)	7.5 (5.5 to 9.5)	9.5 (6.9 to 12.1)	12 (8.9 to 15.1)	15 (11 to 19)	15 (10.9 to 18.7)	14 (10.4 to 17.4)	14 (10.2 to 17.2)	13 (9.8 to 16.4)	12 (8.8 to 15)	10 (7.4 to 12.8)	8.2 (5.9 to 10.2)	5.8 (4.1 to 7.2)	3.2 (2.3 to 4)	0.9 (0.7 to 1.2)	21.2
HIV/AIDS - Multidrug-resistant Tuberculosis without extensive	0 (0 to 0)	0 (0 to 0)	0 (0 to 0.1)	0 (0 to 0.1)	0 (0 to 0)	0 (0 to 0)	0 (0 to 0)	0 (0 to 0)	0 (0 to 0.1)	0 (0 to 0.1)	0 (0 to 0.1)	0 (0 to 0.1)	0 (0 to 0.2)	0 (0 to 0.2)	0 (0 to 0.2)	0 (0 to 0.2)	0 (0 to 0.2)	0 (0 to 0.2)	0 (0 to 0.2)	0 (0 to 0.2)	0 (0 to 0.2)	0 (0 to 0.2)	0 (0 to 0.2)	0 (0 to 0.2)	0.4
HIV/AIDS - Extensively drug-resistant Tuberculosis	0 (0 to 0)	0 (0 to 0)	0 (0 to 0)	0 (0 to 0)





SR Table 2c. Sarabi DALYS by cause and sex group for both sexes with 95% uncertainty intervals, 2019

Cause	Early Neonatal	Late Neonatal	Post-Neonatal	1 to 4	5 to 9	10 to 14	15 to 19	20 to 24	25 to 29	30 to 34	35 to 39	40 to 44	45 to 49	50 to 54	55 to 59	60 to 64	65 to 69	70 to 74	75 to 79	80 to 84	85 to 89	90 to 94	95 plus	Total
All causes	1,090 (1,090 to 1,090)	426 (399 to 461)	2,080 (1,790 to 2,270)	3,088 (2,870 to 3,360)	2,660 (2,500 to 2,770)	2,660 (2,500 to 2,770)	3,100 (2,930 to 3,230)	3,700 (3,490 to 3,850)	4,700 (4,430 to 4,890)	5,700 (5,370 to 5,930)	6,600 (6,220 to 6,860)	7,200 (6,800 to 7,500)	7,400 (6,980 to 7,700)	7,400 (6,980 to 7,700)	7,400 (6,980 to 7,700



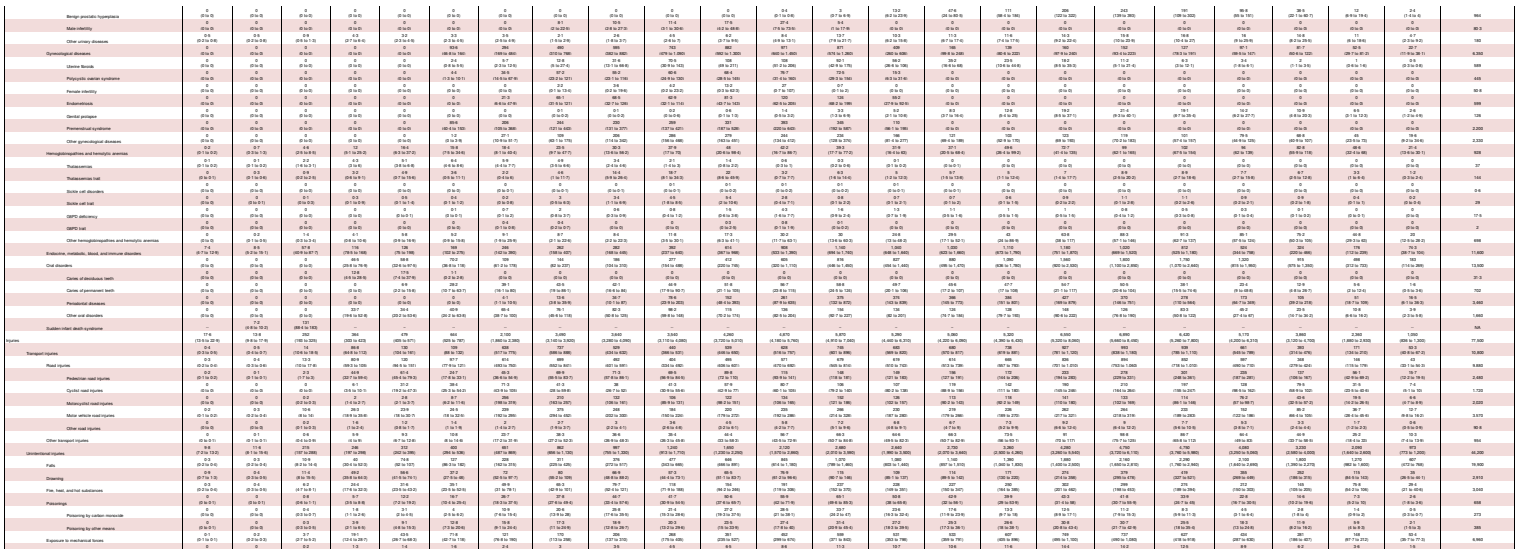

SR Table 2c. TocNoi DALYS by cause and age group for both sexes with 95% uncertainty intervals, 2019

Cause	Num Neonatal	Late Neonatal	Post-Neonatal	1 to 4	5 to 9	10 to 14	15 to 19	20 to 24	25 to 29	30 to 34	35 to 39	40 to 44	45 to 49	50 to 54	55 to 59	60 to 64	65 to 69	70 to 74	75 to 79	80 to 84	85 to 89	90 to 94	95 plus	Total
All causes	867 (739 to 975)	299 (202 to 384)	1,040 (1,299 to 1,330)	2,736 (2,170 to 3,400)	2,160 (2,000 to 2,350)	4,628 (3,330 to 5,990)	5,470 (5,010 to 5,780)	6,756 (6,090 to 10,700)	10,200 (7,950 to 12,400)	13,100 (10,300 to 16,200)	17,000 (13,600 to 20,600)	22,800 (18,500 to 27,600)	29,400 (23,800 to 35,400)	39,000 (29,900 to 49,000)	50,000 (34,900 to 64,000)	62,000 (41,000 to 78,000)	76,000 (48,400 to 93,000)	93,000 (56,600 to 110,000)	110,000 (64,700 to 131,000)	130,000 (69,600 to 156,000)	150,000 (73,200 to 182,000)	170,000 (76,600 to 211,000)	1,000 (1,000 to 1,000)	166,000
Communicable, maternal, neonatal, and nutritional diseases	499 (362 to 600)	103 (70 to 139)	302 (242 to 380)	925 (728 to 1,130)	473 (370 to 592)	429 (290 to 709)	491 (305 to 771)	469 (312 to 661)	502 (322 to 709)	632 (420 to 878)	740 (520 to 1,000)	998 (689 to 1,400)	1,040 (709 to 1,540)	1,040 (710 to 1,560)	940 (619 to 1,420)	1,040 (678 to 1,600)	1,190 (1,170 to 1,760)	1,290 (1,420 to 2,080)	1,360 (2,370 to 3,610)	1,400 (2,820 to 4,290)	1,430 (3,070 to 4,720)	1,490 (3,290 to 5,060)	1,490 (3,320 to 4,600)	32,200
HIV/AIDS and sexually transmitted infections	0 (0 to 0)	0 (0 to 0)	2.9 (2.0 to 4.6)	3.6 (2.5 to 4.9)	1.1 (0.8 to 2.1)	2.2 (1.6 to 2.7)	9.6 (6.6 to 19.7)	72 (52.5 to 131.4)	260 (178 to 421)	720 (541 to 1,000)	1,700 (1,300 to 2,200)	3,600 (2,800 to 4,600)	6,000 (4,600 to 8,000)	9,000 (6,900 to 12,000)	12,000 (8,000 to 16,000)	15,000 (9,900 to 20,000)	18,000 (11,000 to 24,000)	20,000 (12,000 to 27,000)	21,000 (13,000 to 29,000)	22,000 (14,000 to 30,000)	23,000 (15,000 to 31,000)	24,000 (16,000 to 32,000)	24,000 (16,000 to 32,000)	398
HIV/AIDS	0 (0 to 0)	0 (0 to 0)	2.8 (2.0 to 4.6)	3.6 (2.5 to 4.9)	1.1 (0.8 to 2.1)	1 (0.8 to 1.2)	1.8 (1.4 to 2.4)	3.6 (2.7 to 5.6)	9 (5.9 to 17.1)	24 (14.3 to 50.6)	64 (40.9 to 114.4)	164 (104.6 to 284.6)	359 (229.1 to 623.1)	711 (453.8 to 1,230)	1,400 (894.1 to 2,430)	2,600 (1,660 to 4,510)	4,500 (2,870 to 7,810)	7,000 (4,470 to 12,100)	9,600 (6,130 to 16,600)	12,000 (7,660 to 20,700)	14,000 (8,940 to 24,200)	15,000 (9,570 to 26,000)	15,000 (9,570 to 26,000)	192
HIV/AIDS - Drug-susceptible Tuberculosis	0 (0 to 0)	0 (0 to 0)	0.9 (0.7 to 1.4)	1.2 (0.9 to 1.6)	0.3 (0.2 to 0.6)	0.3 (0.2 to 0.4)	0.5 (0.4 to 0.7)	0.9 (0.7 to 1.4)	2.3 (1.5 to 4.4)	6.1 (3.6 to 12.8)	16 (10.3 to 28.8)	41 (26.4 to 71.8)	90 (57.8 to 157.2)	178 (114.5 to 310.2)	350 (225.5 to 611.9)	650 (419 to 1,140)	1,100 (724 to 1,970)	1,800 (1,130 to 3,060)	2,400 (1,550 to 4,190)	3,000 (1,930 to 5,220)	3,500 (2,260 to 6,110)	3,800 (2,420 to 6,560)	3,800 (2,420 to 6,560)	48
HIV/AIDS - Multidrug-resistant Tuberculosis without extensive	0 (0 to 0)	0 (0 to 0)	0 (0 to 0.1)	0 (0 to 0.1)	0 (0 to 0)	0 (0 to 0)	0 (0 to 0.1)	0 (0 to 0.1)	0 (0 to 0.1)	0 (0 to 0.2)	0 (0 to 0.2)	0 (0 to 0.2)	0 (0 to 0.2)	0 (0 to 0.2)	0 (0 to 0.2)	0 (0 to 0.2)	0 (0 to 0.2)	0 (0 to 0.2)	0 (0 to 0.2)	0 (0 to 0.2)	0 (0 to 0.2)	0 (0 to 0.2)	0 (0 to 0.2)	0 (0 to 0.2)	0.6
HIV/AIDS - Extensively drug-resistant Tuberculosis	0 (0 to 0)	0 (0 to 0)	0 (0 to 0)	0 (0 to 0)	0 (0 to 0)	0 (0 to 0)	0 (0 to 0)	0 (0 to 0)	0 (0 to 0)	0 (0 to 0)	0 (0 to 0)	0 (0 to 0)	0 (0 to 0)	0 (0 to 0)	0 (0 to 0)	0 (0 to 0)	0 (0 to 0)	0 (0 to 0)	0 (0 to 0)	0 (0 to 0)	0 (0 to 0)	0 (0 to 0)	0 (0 to 0)	0 (0 to 0)	0.1
HIV/AIDS resulting in other diseases	0 (0 to 0)	0 (0 to 0)	0 (0 to 3.8)	0 (0 to 3.9)	0 (0 to 0.1)	0 (0 to 0.1)	1.1 (0 to 3.2)	5.2 (0.3 to 9.4)	12.9 (0.9 to 23.6)	34 (2.6 to 62.5)	84 (6.5 to 153.1)	199 (15.5 to 362.5)	468 (36.3 to 853.1)	1,000 (78.1 to 1,820)	2,000 (156 to 3,640)	3,900 (304 to 7,100)	6,900 (538 to 12,600)	11,000 (858 to 20,000)	16,000 (1,250 to 29,100)	21,000 (1,640 to 38,200)	26,000 (2,030 to 47,300)	30,000 (2,340 to 54,600)	30,000 (2,340 to 54,600)	328
Sexually transmitted infections excluding HIV	0 (0 to 0)	0 (0 to 0)	0 (0 to 0)	0 (0 to 0)	0 (0 to 0)	0.2 (0.2 to 0.2)	0.3 (0.2 to 0.3)	0.5 (0.3 to 0.6)	0.6 (0.4 to 0.8)	0.7 (0.5 to 1.1)	1 (0.6 to 1.7)	1.2 (0.8 to 1.7)	1.7 (1.1 to 2.4)	1.9 (1.3 to 2.6)	1.9 (1.3 to 2.6)	1.9 (1.3 to 2.6)	1.8 (1.2 to 2.5)	1.8 (1.2 to 2.5)	1.8 (1.2 to 2.5)	1.8 (1.2 to 2.5)	1.8 (1.2 to 2.5)	1.8 (1.2 to 2.5)	1.8 (1.2 to 2.5)	14.8
Syphilis	0 (0 to 0)	0 (0 to 0)	0 (0 to 0)	0 (0 to 0)	0 (0 to 0)	0.2 (0.2 to 0.2)	0.2 (0.2 to 0.2)	0.3 (0.2 to 0.3)	0.3 (0.2 to 0.4)	0.4 (0.3 to 0.5)	0.5 (0.4 to 0.7)	0.7 (0.5 to 1)	1 (0.7 to 1.4)	1.2 (0.8 to 1.7)	1.2 (0.8 to 1.7)	1.3 (0.9 to 1.8)	1.3 (0.9 to 1.8)	1.3 (0.9 to 1.8)	1.3 (0.9 to 1.8)	1.3 (0.9 to 1.8)	1.3 (0.9 to 1.8)	1.3 (0.9 to 1.8)	1.3 (0.9 to 1.8)	0.3 (0.2 to 0.4)	14.6
Chlamydial infection	0 (0 to 0)	0 (0 to 0)	0 (0 to 0)	0 (0 to 0)	0 (0 to 0)	0.2 (0.2 to 0.2)	0.2 (0.2 to 0.2)	0.3 (0.2 to 0.3)	0.3 (0.2 to 0.4)	0.4 (0.3 to 0.5)	0.5 (0.4 to 0.7)	0.7 (0.5 to 1)	1 (0.7 to 1.4)	1.2 (0.8 to 1.7)	1.2 (0.8 to 1.7)	1.3 (0.9 to 1.8)	1.3 (0.9 to 1.8)	1.3 (0.9 to 1.8)	1.3 (0.9 to 1.8)	1.3 (0.9 to 1.8)	1.3 (0.9 to 1.8)	1.3 (0.9 to 1.8)	1.3 (0.9 to 1.8)	0.3 (0.2 to 0.4)	14.6
Gonococcal infection	0 (0 to 0)	0 (0 to 0)	0 (0 to 0)	0 (0 to 0)	0 (0 to 0)	0.2 (0.1 to 0.3)	0.2 (0.1 to 0.3)	0.3 (0.2 to 0.4)	0.4 (0.2 to 0.5)	0.5 (0.3 to 0.7)	0.6 (0.4 to 0.9)	0.8 (0.5 to 1.2)	1 (0.7 to 1.5)	1.2 (0.8 to 1.7)	1.2 (0.8 to 1.7)	1.3 (0.9 to 1.8)	1.3 (0.9 to 1.8)	1.3 (0.9 to 1.8)	1.3 (0.9 to 1.8)	1.3 (0.9 to 1.8)	1.3 (0.9 to 1.8)	1.3 (0.9 to 1.8)	1.3 (0.9 to 1.8)	0.3 (0.2 to 0.4)	14.6
Trichomoniasis	0 (0 to 0)	0 (0 to 0)	0 (0 to 0)	0 (0 to 0)	0 (0 to 0)	0.4 (0.1 to 0.9)	0.6 (0.2 to 1.4)	1.6 (0.5 to 3.6)	3.6 (1.1 to 8.2)	7.2 (2.2 to 16.5)	14.1 (4.3 to 32.2)	27.1 (8.3 to 62.1)	48.1 (14.7 to 110.2)	76.4 (23.4 to 175)	110.2 (33.7 to 252.4)	147.1 (45 to 337.1)	183.1 (56 to 419.5)	218.1 (66.7 to 499.8)	252.1 (77.1 to 577.6)	286.1 (87.5 to 655.4)	320.1 (97.9 to 733.3)	354.1 (108.3 to 811.2)	388.1 (118.7 to 889.1)	2.9
Genital herpes	0 (0 to 0)	0 (0 to 0)	0 (0 to 0)	0 (0 to 0)	0 (0 to 0)	0 (0 to 0)	0 (0 to 0)	0 (0 to 0)	0 (0 to 0)	0 (0 to 0)	0 (0 to 0)	0 (0 to 0)	0 (0 to 0)	0 (0 to 0)	0 (0 to 0)	0 (0 to 0)	0 (0 to 0)	0 (0 to 0)	0 (0 to 0)	0 (0 to 0)	0 (0 to 0)	0 (0 to 0)	0 (0 to 0)	0 (0 to 0)	0.1
Other sexually transmitted infections	0 (0 to 0)	0 (0 to 0)	0 (0 to 0)	0 (0 to 0)	0 (0 to 0.1)	0 (0 to 0.1)	0 (0 to 0.1)	0 (0 to 0.1)	0 (0 to 0.1)	0 (0 to 0.1)	0 (0 to 0.1)	0 (0 to 0.1)	0 (0 to 0.1)	0 (0 to 0.1)	0 (0 to 0.1)	0 (0 to 0.1)	0 (0 to 0.1)	0 (0 to 0.1)	0 (0 to 0.1)	0 (0 to 0.1)	0 (0 to 0.1)	0 (0 to 0.1)	0 (0 to 0.1)	0 (0 to 0.1)	66.9
Respiratory infections and tuberculosis	8.2 (6.9 to 11.3)	8.3 (6.6 to 11.3)	49.5 (38.9 to 62.7)	276 (198 to 367)	132 (110 to 164)	106 (80 to 132)	148 (97 to 214)	194 (121 to 318)	231 (135 to 360)	276 (161 to 427)	331 (193 to 509)	391 (230 to 599)	466 (281 to 695)	556 (339 to 820)	651 (398 to 956)	746 (455 to 1,090)	831 (511 to 1,200)	901 (554 to 1,300)	957 (588 to 1,380)	1,000 (615 to 1,440)	1,030 (633 to 1,480)	1,050 (645 to 1,510)	1,060 (652 to 1,530)	1,070 (657 to 1,540)	22,900
Syphilis	0 (0 to 0)	0 (0 to 0)	0.5 (0.4 to 0.7)	0.7 (0.5 to 0.9)	0.2 (0.2 to 0.4)	0.2 (0.2 to 0.3)	0.2 (0.2 to 0.3)	0.3 (0.2 to 0.4)	0.3 (0.2 to 0.4)	0.4 (0.3 to 0.5)	0.5 (0.4 to 0.6)	0.6 (0.5 to 0.8)	0.7 (0.6 to 1)	0.9 (0.7 to 1.2)	1 (0.8 to 1.4)	1.1 (0.8 to 1.5)	1.2 (0.9 to 1.6)	1.3 (0.9 to 1.7)	1.3 (0.9 to 1.7)	1.3 (0.9 to 1.7)	1.3 (0.9 to 1.7)	1.3 (0.9 to 1.7)	1.3 (0.9 to 1.7)	0.2 (0.2 to 0.3)	14.6
Tuberculosis	8 (6.6 to 11)	8.1 (6.4 to 11.1)	49.1 (38.6 to 62.3)	275 (197 to 366)	131 (109 to 163)	105 (79 to 131)	147 (96 to 213)	192 (120 to 316)	228 (134 to 357)	273 (159 to 423)	327 (191 to 504)	386 (227 to 592)	460 (278 to 686)	549 (335 to 810)	643 (393 to 944)	736 (449 to 1,080)	820 (504 to 1,190)	889 (547 to 1,280)	945 (581 to 1,360)	987 (607 to 1,420)	1,020 (626 to 1,460)	1,040 (638 to 1,490)	1,050 (645 to 1,510)	1,060 (650 to 1,520)	22,700
Chlamydial infection	0 (0 to 0)	0 (0 to 0)	0 (0 to 0)	0 (0 to 0)	0 (0 to 0)	0 (0 to 0)	0 (0 to 0)	0 (0 to 0)	0 (0 to 0)	0 (0 to 0)	0 (0 to 0)	0 (0 to 0)	0 (0 to 0)	0 (0 to 0)	0 (0 to 0)	0 (0 to 0)	0 (0 to 0)	0 (0 to 0)	0 (0 to 0)	0 (0 to 0)	0 (0 to 0)	0 (0 to 0)	0 (0 to 0)	0 (0 to 0)	0
Gonococcal infection	0 (0 to 0)	0 (0 to 0)	0 (0 to 0)	0 (0 to 0)	0 (0 to 0)	0 (0 to 0)	0 (0 to 0)	0 (0 to 0)	0 (0 to 0)	0 (0 to 0)	0 (0 to 0)	0 (0 to 0)	0 (0 to 0)	0 (0 to 0)	0 (0 to 0)	0 (0 to 0)	0 (0 to 0)	0 (0 to 0)	0 (0 to 0)	0 (0 to 0)	0 (0 to 0)	0 (0 to 0)	0 (0 to 0)	0 (0 to 0)	0
Trichomoniasis	0 (0 to 0)	0 (0 to 0)	0 (0 to 0)	0 (0 to 0)	0 (0 to 0)	0 (0 to 0)	0 (0 to 0)	0 (0 to 0)	0 (0 to 0)	0 (0 to 0)	0 (0 to 0)	0 (0 to 0)	0 (0 to 0)	0 (0 to 0)	0 (0 to 0)	0 (0 to 0)	0 (0 to 0)	0 (0 to 0)	0 (0 to 0)	0 (0 to 0)	0 (0 to 0)	0 (0 to 0)	0 (0 to 0)	0 (0 to 0)	0
Genital herpes	0 (0 to 0)	0 (0 to 0)	0 (0 to 0)	0 (0 to 0)	0 (0 to 0)	0 (0 to 0)	0 (0 to 0)	0 (0 to 0)	0 (0 to 0)	0 (0 to 0)	0 (0 to 0)	0 (0 to 0)	0 (0 to 0)	0 (0 to 0)	0 (0 to 0)	0 (0 to 0)	0 (0 to 0)	0 (0 to 0)	0 (0 to 0)	0 (0 to 0)	0 (0 to 0)	0 (0 to 0)	0 (0 to 0)	0 (0 to 0)	0
Other sexually transmitted infections	0 (0 to 0)	0 (0 to 0)	0 (0 to 0)	0 (0 to 0)	0 (0 to 0)	0 (0 to 0)	0 (0 to 0)	0 (0 to 0)	0 (0 to 0)	0 (0 to 0)	0 (0 to 0)	0 (0 to 0)	0 (0 to 0)	0 (0 to 0)	0 (0 to 0)	0 (0 to 0)	0 (0 to 0)	0 (0 to 0)	0 (0 to 0)	0 (0 to 0)	0 (0 to 0)	0 (0 to 0)	0 (0 to 0)	0 (0 to 0)	0
Respiratory infections and tuberculosis	0.2 (0.1 to 0.3)	0.2 (0.1 to 0.3)	0.4 (0.3 to 0.5)	0.5 (0.4 to 0.7)	0.4 (0.3 to 0.5)	0.4 (0.3 to 0.5)	0.5 (0.4 to 0.6)	0.6 (0.5 to 0.8)	0.7 (0.5 to 0.9)	0.8 (0.6 to 1.1)	0.9 (0.7 to 1.2)	1.1 (0.8 to 1.5)	1.3 (0.9 to 1.7)	1.5 (1 to 2)	1.7 (1.2 to 2.2)	1.9 (1.3 to 2.5)	2.1 (1.4 to 2.8)	2.3 (1.5 to 3.1)	2.4 (1.6 to 3.3)	2.5 (1.7 to 3.4)	2.6 (1.7 to 3.5)	2.7 (1.8 to 3.6)	2.7 (1.8 to 3.6)	58
Tuberculosis	0.2 (0.1 to 0.3)	0.2 (0.1 to 0.3)	0.4 (0.3 to 0.5)	0.5 (0.4 to 0.7)	0.4 (0.3 to 0.5)	0.4 (0.3 to 0.5)	0.5 (0.4 to 0.6)	0.6 (0.5 to 0.8)	0.7 (0.5 to 0.9)	0.8 (0.6 to 1.1)	0.9 (0.7 to 1.2)	1.1 (0.8 to 1.5)	1.3 (0.9 to 1.7)	1.5 (1 to 2)	1.7 (1.2 to 2.2)	1.9 (1.3 to 2.5)	2.1 (1.4 to 2.8)	2.3 (1.5 to 3.1)	2.4 (1.6 to 3.3)	2.5 (1.7 to 3.4)	2.6 (1.7 to 3.5)	2.7 (1.8 to 3.6)	2.7 (1.8 to 3.6)	58
Otitis media	0 (0 to 0)	0 (0 to 0)	0 (0 to 0.1)	0 (0 to 0.1)	0 (0 to 0.1)	0 (0 to 0.1)	0 (0 to 0.1)	0 (0 to 0.1)	0 (0 to 0.1)	0 (0 to 0.1)	0 (0 to 0.1)	0 (0 to 0.1)	0 (0 to 0.1)	0 (0 to 0.1)	0 (0 to 0.1)	0 (0 to 0.1)	0 (0 to 0.1)	0 (0 to 0.1)	0 (0 to 0.1)	0 (0 to 0.1)	0 (0 to 0.1)	0 (0 to 0.1)	0 (0 to 0.1)	0 (0 to 0.1)	2.1
Enteric infections	2.8 (2.5 to 3.1)	2.1 (1.7 to 2.6)	8.1 (6.3 to 10.2)	11 (8.5 to 14.2)	9.7 (7.7 to 12.2)	6.2 (4.6 to 8.2)	4.8 (3.5 to 6.7)	3.7 (2.7 to 5.1)	3.2 (2.3 to 4.5)	3.1 (2.2 to 4.4)	3.2 (2.2 to 4.5)	3.4 (2.3 to 4.8)	3.6 (2.5 to 5.1)	3.9 (2.6 to 5.5)	4.2 (2.8 to 5.9)	4.5 (3 to 6.3)	4.8 (3.2 to 6.7)	5.1 (3.4 to 7.1)	5.3 (3.5 to 7.4)	5.5 (3.6 to 7.6)	5.6 (3.7 to 7.8)	5.7 (3.8 to 7.9)	5.7 (3.8 to 7.9)	152
Diarrheal diseases	1.6 (0.9 to 1.1)	1.6 (1 to 2.5)	7.8 (4.6 to 29.1)	10.2 (5.9 to 38)	8.9 (5.2 to 33.1)	5.7 (3.3 to 21.2)	4.4 (2.6 to 16.4)	3.4 (2.1 to 12.7)	2.9 (1.8 to 10.7)	2.8 (1.8 to 10.4)	2.9 (1.8 to 10.8)	3.1 (1.9 to 11.5)	3.3 (2.1 to 12.2)	3.6 (2.2 to 13.3)	3.8 (2.4 to 14.1)	4.1 (2.6 to 15.2)	4.4 (2.8 to 16.3)	4.7 (3 to 17.4)	4.9 (3.1 to 18.1)	5.1 (3.2 to 18.9)	5.2 (3.3 to 19.3)	5.3 (3.3 to 19.6)	5.3 (3.3 to 19.6)	141
Typhoid and paratyphoid	0 (0 to 0)	0 (0 to 0)	0 (0 to 0)	0 (0 to 0)	0 (0 to 0)	0 (0 to 0)	0 (0 to 0)	0 (0 to 0)	0 (0 to 0)	0 (0 to 0)	0 (0 to 0)	0 (0 to 0)	0 (0 to 0)	0 (0 to 0)	0 (0 to 0)	0 (0 to 0)	0 (0 to 0)	0 (0 to 0)	0 (0 to 0)	0 (0 to 0)	0 (0 to 0)	0 (0 to 0)	0 (0 to 0)	0 (0 to 0)	0
Typhoid fever	0 (0 to 0)	0 (0 to 0)	0 (0 to 0)	0 (0 to 0)	0 (0 to 0)	0 (0 to 0)	0 (0 to 0)	0 (0 to 0)	0 (0 to 0)	0 (0 to 0)	0 (0 to 0)	0 (0 to 0)	0 (0 to 0)	0 (0 to 0)	0 (0 to 0)	0 (0 to 0)	0 (0 to 0)	0 (0 to 0)	0 (0 to 0)	0 (0 to 0)	0 (0 to 0)	0 (0 to 0)	0 (0 to 0)	0 (0 to 0)	0
Paratyphoid fever	0 (0 to 0)	0 (0 to 0)	0 (0 to 0)	0 (0 to 0)	0 (0 to 0)	0 (0 to 0)	0 (0 to 0)	0 (0 to 0)	0 (0 to 0)	0 (0 to 0)	0 (0 to 0)	0 (0 to 0)	0 (0 to 0)	0 (0 to 0)	0 (0 to 0)	0 (0 to 0)	0 (0 to 0)	0 (0 to 0)	0 (0 to 0)	0 (0 to 0)	0 (0 to 0)	0 (0 to 0)	0 (0 to 0)	0 (0 to 0)	0.1
Invasive Non-typhoidal Salmonella (iNTS)	0 (0 to 0)	0 (0 to 0)	0 (0 to 0)	0 (0 to 0)	0 (0 to 0)	0 (0 to 0)	0 (0 to 0)	0 (0 to 0)	0 (0 to 0)	0 (0 to 0)	0 (0 to 0)	0 (0 to 0)	0 (0 to 0)	0 (0 to 0)	0 (0 to 0)	0 (0 to 0)	0 (0 to 0)	0 (0 to 0)	0 (0 to 0)	0 (0 to 0)	0 (0 to 0)	0 (0 to 0)	0 (0 to 0)	0 (0 to 0)	1.6
Other intestinal infectious diseases	0 (0 to 0)	0 (0 to 0)	0.1 (0 to 0.2)	0.2 (0 to 0.3)	0.1 (0 to 0.2)	0.1 (0 to 0.2)	0.1 (0 to 0.2)	0 (0 to 0.1)	0 (0 to 0.1)	0 (0 to 0.1)	0 (0 to 0.1)	0 (0 to 0.1)	0 (0 to 0.1)	0 (0 to 0.1)	0 (0 to 0.1)	0 (0 to 0.1)	0 (0 to 0.1)	0 (0 to 0.1)	0 (0 to 0.1)	0 (0 to 0.1)	0 (0 to 0.1)	0 (0 to 0.1)	0 (0 to 0.1)	0 (0 to 0.1)	2.1
Neglected tropical diseases and malaria	2.8 (2.2 to 3.7)	2.8 (2.1 to 3.7)	9.1 (7.1 to 12.4)	11 (8.7 to 14.7)	9.7 (7.7 to 12.8)	6.2 (4.8 to 8.2)	4.8 (3.7 to 6.5)	3.7 (2.8 to 5.1)	3.2 (2.4 to 4.5)	3.1 (2.3 to 4.4)	3.2 (2.3 to 4.5)	3.4 (2.4 to 4.8)	3.6 (2.6 to 5.1)	3.9 (2.8 to 5.5)	4.2 (3 to 5.9)	4.5 (3.2 to 6.3)	4.8 (3.4 to 6.7)	5.1 (3.6 to 7.1)	5.3 (3.8 to 7.4)	5.5 (3.9 to 7.6)	5.6 (4 to 7.8)	5.7 (4 to 7.9)	5.7 (4 to 7.9)	152
Malaria	0 (0 to 0)	0 (0 to 0)	0 (0 to 0)	0 (0 to 0)	0 (0 to 0)	0 (0 to 0)	0 (0 to 0)	0 (0 to 0)	0 (0 to 0)	0 (0 to 0)	0 (0 to 0)	0 (0 to 0)	0 (0 to 0)	0 (0 to 0)	0 (0 to 0)	0 (0 to 0)	0 (0 to 0)	0 (0 to 0)	0 (0 to 0)	0 (0 to 0)	0 (0 to 0)	0 (0 to 0)	0 (0 to 0)	0 (0 to 0)	0
Chagas disease	0 (0 to 0)	0 (0 to 0)	0 (0 to 0)	0 (0 to 0)	0 (0 to 0)	0 (0 to 0)	0 (0 to 0)	0 (0 to 0)	0 (0 to 0)	0 (0 to 0)	0 (0 to 0)	0 (0 to 0)	0 (0 to 0)	0 (0 to 0)	0 (0 to 0)	0 (0 to 0)	0 (0 to 0)	0 (0 to 0)	0 (0 to 0)	0 (0 to 0)	0 (0 to 0)	0 (0 to 0)	0 (0 to 0)	0 (0 to 0)	0.1
Leishmaniasis	0 (0 to 0)	0 (0 to 0)	0 (0 to 0)	0 (0 to 0)	0 (0 to 0)	0 (0 to 0)	0 (0 to 0)	0 (0 to 0)	0 (0 to 0)	0 (0 to 0)	0 (0 to 0)	0 (0 to 0)	0 (0 to 0)	0 (0 to 0)	0 (0 to 0)	0 (0 to 0)	0 (0 to 0)	0 (0 to 0)	0 (0 to 0)	0 (0 to 0)	0 (0 to 0)	0 (0 to 0)	0 (0 to 0)	0 (0 to 0)	0
Visceral leishmaniasis	0 (0 to 0)	0 (0 to 0)	0 (0 to 0)	0 (0 to 0)	0 (0 to 0)	0 (0 to 0)	0 (0 to 0)	0 (0 to 0)	0 (0 to 0)	0 (0 to 0)	0 (0 to 0)	0 (0 to 0)	0 (0 to 0)	0 (0 to 0)	0 (0 to 0)	0 (0 to 0)	0 (0 to 0)	0 (0 to 0)	0 (0 to 0)	0 (0 to 0)	0 (0 to 0)	0 (0 to 0)	0 (0 to 0)	0 (0 to 0)	0
Cutaneous and mucocutaneous leishmaniasis	0 (0 to 0)	0 (0 to 0)	0 (0 to 0)	0 (0 to 0)	0 (0 to 0)	0 (0 to 0)	0 (0 to 0)	0 (0 to 0)	0 (0 to 0)	0 (0 to 0)	0 (0 to 0)	0 (0 to 0)	0 (0 to 0)	0 (0 to 0)	0 (0 to 0)	0 (0 to 0)	0 (0 to 0)	0 (0 to 0)	0 (0 to 0)	0 (0 to 0)	0 (0 to 0)	0 (0 to 0)	0 (0 to 0)	0 (0 to 0)	0
African trypanosomiasis	0 (0 to 0)	0 (0 to 0)	0 (0 to 0)	0 (0 to 0)	0 (0 to 0)	0 (0 to 0)	0 (0 to 0)	0 (0 to 0)	0 (0 to 0)	0 (0 to 0)	0 (0 to 0)	0 (0 to 0)	0 (0 to 0)	0 (0 to 0)	0 (0 to 0)	0 (0 to 0)	0 (0 to 0)	0 (0 to 0)	0 (0 to 0)	0 (0 to 0)	0 (0 to 0)	0 (0 to 0)	0 (0 to 0)	0 (0 to 0)	0
Schistosomiasis	0 (0 to 0)	0 (0 to 0)	0 (0 to 0)	0 (0 to 0)	0 (0 to 0)	0 (0 to 0)	0 (0 to 0)	0 (0 to 0)	0 (0 to 0)	0 (0 to 0)	0 (0 to 0)	0 (0 to 0)	0 (0 to 0)	0 (0 to 0)	0 (0 to 0)	0 (0 to 0)	0 (0 to 0)	0 (0 to 0)	0 (0 to 0)	0 (0 to 0)	0 (0 to 0)	0 (0 to 0)	0 (0 to 0)	0 (0 to 0)	0
Cysticercosis	0 (0 to 0)	0 (0 to 0)	0 (0 to 0)	0 (0 to 0)	0 (0 to 0)	0 (0 to 0)	0 (0 to 0)	0 (0 to 0)	0 (0 to 0)	0 (0 to 0)	0 (0 to 0)	0 (0 to 0)	0 (0 to 0)	0 (0 to 0)	0 (0 to 0)	0 (0 to 0)	0 (0 to 0)	0 (0 to 0)	0 (0 to 0)	0 (0 to 0)	0 (0 to 0)	0 (0 to 0)	0 (0 to 0)	0 (0 to 0)	0
Cystic echinococcosis	0 (0 to 0)	0 (0 to 0)	0 (0 to 0)	0 (0 to 0)	0 (0 to 0)	0 (0 to 0)	0 (0 to 0)	0 (0 to 0)	0 (0 to 0)	0 (0 to 0)	0 (0 to 0)	0 (0 to 0)	0 (0 to 0)	0 (0 to 0)	0 (0 to 0)	0 (0 to 0)	0 (0 to 0)	0 (0 to 0)	0 (0 to 0)	0 (0 to 0)	0 (0 to 0)	0 (0 to 0)	0 (0 to 0)	0 (0 to 0)	0.2
Lymphatic filariasis	0 (0 to 0)	0 (0 to 0)	0 (0 to 0)	0 (0 to 0)	0 (0 to 0)	0 (0 to 0)	0 (0 to 0)	0 (0 to 0)	0 (0 to 0)	0 (0 to 0)	0 (0 to 0)	0 (0 to 0)	0 (0 to 0)	0 (0 to 0)	0 (0 to 0)	0 (0 to 0)	0 (0 to 0)	0 (0 to 0)	0 (0 to 0)	0 (0 to 0)	0 (0 to 0)	0 (0 to 0)	0 (0 to 0)	0 (0 to 0)	0
Onchocerciasis	0 (0 to 0)	0 (0 to 0)	0 (0 to 0)	0 (0 to 0)	0 (0 to 0)	0 (0 to 0)	0 (0 to 0)	0 (0 to 0)	0 (0 to 0)	0 (0 to 0)	0 (0 to 0)	0 (0 to 0)	0 (0 to 0)	0 (0 to 0)	0 (0 to 0)	0 (0 to 0)	0 (0 to 0)	0 (0 to 0)	0 (0 to 0)	0 (0 to 0)	0 (0 to 0)	0 (0 to 0)	0 (0 to 0)	0 (0 to 0)	0
Trachoma	0 (0 to 0)	0 (0 to 0)	0 (0 to 0)	0 (0 to 0)	0 (0 to 0)	0 (0 to 0)	0 (0 to 0)	0 (0 to 0)	0 (0 to 0)	0 (0 to 0)	0 (0 to 0)	0 (0 to 0)	0 (0 to 0)	0 (0 to 0)	0 (0 to 0)	0 (0 to 0)	0 (0 to 0)	0 (0 to 0)	0 (0 to 0)	0 (0 to 0)	0 (0 to 0)	0 (0 to 0)	0 (0 to 0)	0 (0 to 0)	0
Dengue	0 (0 to 0)	0 (0 to 0)	0 (0 to 0)	0 (0 to 0)	0 (0 to 0)	0 (0 to 0)	0 (0 to 0)	0 (0 to 0)	0 (0 to 0)	0 (0 to 0)	0 (0 to 0)	0 (0 to 0)	0 (0 to 0)	0 (0 to 0)	0 (0 to 0)	0 (0 to 0)	0 (0 to 0)	0 (0 to 0)	0 (0 to 0)	0 (0 to 0)	0 (0 to 0)	0 (0 to 0)	0 (0 to 0)	0 (0 to 0)	0
Yellow fever	0 (0 to 0)	0 (0 to 0)	0 (0 to 0)	0 (0 to 0)	0 (0 to 0)	0 (0 to 0)	0 (0 to 0)	0 (0 to 0)	0 (0 to 0)	0 (0 to 0)	0 (0 to 0)	0 (0 to 0)	0 (0 to 0)	0 (0 to 0)	0 (0 to 0)	0 (0 to 0)	0 (0 to 0)	0 (0 to 0)	0 (0 to 0)	0 (0 to 0)	0 (0 to 0)	0 (0 to 0)	0 (0 to 0)	0 (0 to 0)	0
Zika virus	0 (0 to 0)	0 (0 to 0)	0 (0 to 0)	0 (0 to 0)	0 (0 to 0)	0 (0 to 0)





SR Table 2c. Gunma DALYS by cause and age group for both sexes with 95% uncertainty intervals, 2019

Cause	Both Neonatal	Late Neonatal	Post-Neonatal	1 to 4	5 to 9	10 to 14	15 to 19	20 to 24	25 to 29	30 to 34	35 to 39	40 to 44	45 to 49	50 to 54	55 to 59	60 to 64	65 to 69	70 to 74	75 to 79	80 to 84	85 to 89	90 to 94	95 plus	Total
All causes	867 (779 to 960)	278 (199 to 381)	3,180 (2,606 to 3,836)	2,376 (2,000 to 2,800)	2,060 (1,690 to 2,500)	4,878 (3,990 to 5,900)	5,290 (4,350 to 6,370)	6,930 (5,690 to 8,330)	8,930 (7,290 to 10,600)	11,400 (9,260 to 13,600)	15,100 (12,100 to 18,600)	21,700 (17,600 to 26,400)	29,600 (23,900 to 35,600)	39,600 (32,400 to 47,200)	51,200 (42,000 to 60,800)	66,000 (54,600 to 78,000)	84,000 (69,800 to 98,500)	106,000 (87,700 to 123,000)	130,000 (107,000 to 151,000)	157,000 (129,000 to 183,000)	191,000 (156,000 to 223,000)	230,000 (187,000 to 270,000)	588,000
Communicable, maternal, neonatal, and nutritional diseases	489 (387 to 606)	90.9 (49.1 to 153)	272 (213 to 341)	491 (339 to 678)	476 (316 to 700)	497 (322 to 730)	491 (311 to 700)	463 (277 to 682)	472 (282 to 687)	539 (325 to 807)	664 (403 to 999)	968 (593 to 1,460)	1,550 (1,020 to 2,270)	2,560 (1,720 to 3,650)	3,760 (2,570 to 5,190)	5,260 (3,660 to 6,950)	6,370 (4,150 to 8,600)	6,660 (4,220 to 8,780)	5,910 (3,660 to 8,060)	4,900 (2,980 to 6,720)	3,910 (2,390 to 5,350)	1,910 (1,220 to 2,600)	33,400
HIV/AIDS and sexually transmitted infections	0 (0 to 0)	0 (0 to 0)	0.1 (0 to 0.7)	2.6 (0.7 to 5.7)	1.4 (0.3 to 3.3)	2.6 (0.7 to 6.1)	2.5 (0.7 to 6.1)	3.2 (0.9 to 7.5)	4.5 (1.2 to 10.2)	5.6 (1.5 to 12.6)	8.3 (2.3 to 18.4)	12.1 (3.4 to 26.5)	17.1 (4.9 to 36.9)	22.7 (7.0 to 47.2)	30.9 (9.5 to 62.2)	41.3 (12.7 to 82.5)	51.9 (16.2 to 101)	62.3 (19.2 to 120)	69.1 (21.1 to 132)	71.6 (21.9 to 135)	71.1 (21.7 to 133)	61.3 (18.7 to 114)	379
HIV/AIDS	0 (0 to 0)	0 (0 to 0.1)	0.1 (0 to 0.6)	2.6 (0.5 to 5.7)	1.4 (0.3 to 3.4)	1.5 (0.3 to 3.6)	1.6 (0.4 to 3.8)	2.4 (0.5 to 5.6)	3.2 (0.7 to 7.5)	4.6 (0.9 to 10.6)	6.6 (1.4 to 15.1)	9.2 (2.0 to 20.8)	13.1 (2.9 to 29.5)	17.1 (4.1 to 38.5)	23.1 (5.7 to 51.3)	31.1 (7.9 to 68.3)	39.2 (10.2 to 84.5)	47.2 (12.4 to 100)	52.3 (13.8 to 110)	54.2 (14.3 to 112)	53.8 (14.2 to 111)	46.4 (12.3 to 95.3)	287
HIV/AIDS - Drug-susceptible Tuberculosis	0 (0 to 0)	0 (0 to 0)	0 (0 to 0.1)	0.4 (0.1 to 1.1)	0.2 (0.1 to 0.6)	0.2 (0.1 to 0.6)	0.2 (0.1 to 0.6)	0.4 (0.1 to 1.1)	0.7 (0.2 to 1.7)	0.7 (0.2 to 1.7)	1.1 (0.4 to 2.7)	1.7 (0.6 to 4.2)	2.5 (0.9 to 6.2)	3.3 (1.2 to 8.2)	4.5 (1.6 to 11.2)	6.1 (2.1 to 15.1)	7.7 (2.7 to 19.1)	9.2 (3.2 to 22.8)	10.2 (3.6 to 25.2)	10.6 (3.7 to 26.2)	10.5 (3.7 to 26.1)	9.1 (3.2 to 22.6)	56.1
HIV/AIDS - Multidrug-resistant Tuberculosis without extensive drug-resistance	0 (0 to 0)	0 (0 to 0)	0 (0 to 0.1)	0 (0 to 0.1)	0 (0 to 0)	0 (0 to 0)	0 (0 to 0)	0 (0 to 0)	0 (0 to 0)	0 (0 to 0.1)	0 (0 to 0.1)	0 (0 to 0.1)	0 (0 to 0.1)	0 (0 to 0.1)	0 (0 to 0.1)	0 (0 to 0.1)	0 (0 to 0.1)	0 (0 to 0.1)	0 (0 to 0.1)	0 (0 to 0.1)	0 (0 to 0.1)	0 (0 to 0.1)	0.6
HIV/AIDS - Extensively drug-resistant Tuberculosis	0 (0 to 0)	0 (0 to 0)	0 (0 to 0)	0 (0 to 0)	0 (0 to 0)	0 (0 to 0)	0 (0 to 0)	0 (0 to 0)	0 (0 to 0)	0 (0 to 0)	0 (0 to 0)	0 (0 to 0)	0 (0 to 0)	0 (0 to 0)	0 (0 to 0)	0 (0 to 0)	0 (0 to 0)	0 (0 to 0)	0 (0 to 0)	0 (0 to 0)	0 (0 to 0)	0 (0 to 0)	0 (0 to 0)	0.1
HIV/AIDS resulting in other diseases	0 (0 to 0)	0 (0 to 0)	0 (1.6 to 3)	0 (0.6 to 2.8)	0 (0.6 to 1.8)	0 (0.7 to 1.3)	0 (1.1 to 2.3)	0 (1.6 to 4.6)	0 (2.5 to 6.6)	0 (3.1 to 7.4)	0 (4.4 to 10.1)	0 (5.5 to 12.4)	0 (6.5 to 13.4)	0 (8.2 to 15.7)	0 (9.4 to 13.8)	0 (8.7 to 11.9)	0 (7.3 to 9.6)	0 (5.9 to 7.7)	0 (4.7 to 6.1)	0 (3.7 to 4.8)	0 (2.9 to 3.7)	0 (2.1 to 2.7)	139
Sexually transmitted infections excluding HIV	0 (0 to 0)	0 (0 to 0)	0 (0 to 0)	0 (0 to 0)	0 (0 to 0)	0.2 (0 to 0.5)	0.2 (0 to 0.5)	0.3 (0.2 to 0.6)	0.3 (0.2 to 0.6)	0.4 (0.2 to 0.8)	0.5 (0.3 to 1)	0.7 (0.4 to 1.5)	0.9 (0.5 to 1.7)	1.1 (0.6 to 2)	1.3 (0.8 to 2.2)	1.5 (0.9 to 2.5)	1.7 (1 to 2.8)	1.8 (1.1 to 2.9)	1.8 (1.1 to 2.9)	1.7 (1 to 2.8)	1.6 (0.9 to 2.7)	1.4 (0.8 to 2.3)	10.5
Syphilis	0 (0 to 0)	0 (0 to 0)	0 (0 to 0)	0 (0 to 0)	0 (0 to 0)	0.2 (0 to 0.5)	0.2 (0 to 0.5)	0.3 (0.2 to 0.6)	0.3 (0.2 to 0.6)	0.4 (0.2 to 0.8)	0.5 (0.3 to 1)	0.7 (0.4 to 1.5)	0.9 (0.5 to 1.7)	1.1 (0.6 to 2)	1.3 (0.8 to 2.2)	1.5 (0.9 to 2.5)	1.7 (1 to 2.8)	1.8 (1.1 to 2.9)	1.8 (1.1 to 2.9)	1.7 (1 to 2.8)	1.6 (0.9 to 2.7)	1.4 (0.8 to 2.3)	10.5
Chlamydial infection	0 (0 to 0)	0 (0 to 0)	0 (0 to 0)	0 (0 to 0)	0 (0 to 0)	0.2 (0 to 0.5)	0.1 (0 to 0.4)	0.2 (0.1 to 0.4)	0.2 (0.1 to 0.5)	0.3 (0.1 to 0.6)	0.4 (0.2 to 0.8)	0.5 (0.3 to 1)	0.7 (0.4 to 1.4)	0.8 (0.5 to 1.6)	1 (0.6 to 2)	1.2 (0.7 to 2.2)	1.4 (0.8 to 2.5)	1.5 (0.9 to 2.6)	1.5 (0.9 to 2.6)	1.5 (0.9 to 2.6)	1.4 (0.8 to 2.5)	1.2 (0.7 to 2.2)	8.6
Gonococcal infection	0 (0 to 0)	0 (0 to 0)	0 (0 to 0)	0 (0 to 0)	0 (0 to 0)	0.2 (0 to 0.5)	0.2 (0.1 to 0.5)	0.2 (0.1 to 0.5)	0.2 (0.1 to 0.5)	0.3 (0.1 to 0.6)	0.4 (0.2 to 0.8)	0.5 (0.3 to 1)	0.6 (0.4 to 1.2)	0.8 (0.5 to 1.5)	0.9 (0.6 to 1.7)	1.1 (0.7 to 2)	1.3 (0.8 to 2.2)	1.4 (0.9 to 2.3)	1.4 (0.9 to 2.3)	1.4 (0.9 to 2.3)	1.3 (0.8 to 2.2)	1.1 (0.7 to 1.9)	7.9
Trichomoniasis	0 (0 to 0)	0 (0 to 0)	0 (0 to 0)	0 (0 to 0)	0 (0 to 0)	0.2 (0 to 0.5)	0.1 (0 to 0.4)	0.2 (0.1 to 0.4)	0.2 (0.1 to 0.5)	0.3 (0.1 to 0.6)	0.4 (0.2 to 0.8)	0.5 (0.3 to 1)	0.6 (0.4 to 1.2)	0.8 (0.5 to 1.5)	0.9 (0.6 to 1.7)	1.1 (0.7 to 2)	1.3 (0.8 to 2.2)	1.4 (0.9 to 2.3)	1.4 (0.9 to 2.3)	1.4 (0.9 to 2.3)	1.3 (0.8 to 2.2)	1.1 (0.7 to 1.9)	7.9
Genital herpes	0 (0 to 0)	0 (0 to 0)	0 (0 to 0)	0 (0 to 0)	0 (0 to 0)	0 (0 to 0)	0 (0 to 0)	0 (0 to 0)	0 (0 to 0)	0 (0 to 0)	0 (0 to 0)	0 (0 to 0)	0 (0 to 0)	0 (0 to 0)	0 (0 to 0)	0 (0 to 0)	0 (0 to 0)	0 (0 to 0)	0 (0 to 0)	0 (0 to 0)	0 (0 to 0)	0 (0 to 0)	0 (0 to 0)	0.1
Other sexually transmitted infections	0 (0 to 0)	0 (0 to 0)	0 (0 to 0)	0 (0 to 0)	0 (0 to 0)	0 (0.2 to 0.7)	0 (0.6 to 3.4)	0 (0.6 to 3.6)	0 (0.6 to 3.4)	0 (0.6 to 12.6)	0 (0.4 to 19.4)	0 (1.2 to 29.7)	0 (3.6 to 14.1)	0 (1.9 to 7.1)	0 (0.4 to 2.3)	0 (0.2 to 0.8)	0 (0.2 to 0.7)	0 (0.2 to 0.6)	0 (0.2 to 0.6)	0 (0.2 to 0.6)	0 (0.2 to 0.6)	0 (0.1 to 0.5)	99
Respiratory infections and tuberculosis	8.9 (6.1 to 8.9)	19.6 (9.6 to 33)	106 (58.3 to 157)	139 (106 to 202)	101 (73.9 to 147)	106 (69.3 to 238)	108 (81.1 to 227)	108 (80.6 to 222)	107 (78.9 to 212)	107 (72.5 to 200)	104 (72.3 to 196)	107 (74.2 to 201)	104 (68.6 to 198)	107 (67.3 to 204)	104 (67.1 to 199)	103 (67.1 to 197)	104 (66.9 to 199)	104 (66.9 to 199)	104 (66.9 to 199)	104 (66.9 to 199)	104 (66.9 to 199)	104 (66.9 to 199)	1,760
Tuberculosis	8.9 (6.1 to 8.9)	19.6 (9.6 to 33)	106 (58.3 to 157)	139 (106 to 202)	101 (73.9 to 147)	106 (69.3 to 238)	108 (81.1 to 227)	108 (80.6 to 222)	107 (78.9 to 212)	107 (72.5 to 200)	104 (72.3 to 196)	107 (74.2 to 201)	104 (68.6 to 198)	107 (67.3 to 204)	104 (67.1 to 199)	103 (67.1 to 197)	104 (66.9 to 199)	104 (66.9 to 199)	104 (66.9 to 199)	104 (66.9 to 199)	104 (66.9 to 199)	104 (66.9 to 199)	24,100
Latent tuberculosis infection	0 (0 to 0)	0 (0 to 0)	0 (0.3 to 0.9)	0 (0.6 to 0.9)	0 (0.2 to 0.4)	0 (0.2 to 0.5)	0.1 (0.7 to 1.9)	1.2 (2 to 5.1)	2.5 (2.9 to 8)	3.7 (2.9 to 9.6)	5.6 (3.7 to 12)	8.6 (5.3 to 16)	13 (8.6 to 23)	19 (12.7 to 32)	26 (17.3 to 42)	34 (23.2 to 53)	43 (29.4 to 66)	51 (34.1 to 78)	57 (38.1 to 86)	60 (39.6 to 90)	61 (39.7 to 91)	60 (38.7 to 89)	600
Drug-susceptible Tuberculosis	0 (0 to 0)	0 (0 to 0)	0 (0.3 to 0.9)	0 (0.6 to 0.9)	0 (0.2 to 0.4)	0 (0.2 to 0.5)	0.1 (0.7 to 1.9)	1.2 (1.9 to 5)	2.4 (2.9 to 7.7)	3.7 (2.9 to 9.5)	5.6 (3.7 to 12)	8.6 (5.3 to 16)	13 (8.6 to 23)	19 (12.7 to 32)	26 (17.3 to 42)	34 (23.2 to 53)	43 (29.4 to 66)	51 (34.1 to 78)	57 (38.1 to 86)	60 (39.6 to 90)	61 (39.7 to 91)	60 (38.7 to 89)	592
Multidrug-resistant tuberculosis without extensive drug-resistance	0 (0 to 0)	0 (0 to 0)	0 (0 to 0)	0 (0 to 0)	0 (0 to 0)	0 (0 to 0)	0 (0 to 0)	0 (0 to 0)	0 (0 to 0)	0 (0 to 0)	0 (0 to 0.1)	0 (0 to 0.1)	0 (0 to 0.1)	0 (0 to 0.2)	0 (0 to 0.2)	0 (0 to 0.3)	0 (0 to 0.4)	0 (0 to 0.5)	0 (0 to 0.6)	0 (0 to 0.6)	0 (0 to 0.6)	0 (0 to 0.5)	0.7
Extensively drug-resistant tuberculosis	0 (0 to 0)	0 (0 to 0)	0 (0 to 0)	0 (0 to 0)	0 (0 to 0)	0 (0 to 0)	0 (0 to 0)	0 (0 to 0)	0 (0 to 0)	0 (0 to 0)	0 (0 to 0.1)	0 (0 to 0.1)	0 (0 to 0.1)	0 (0 to 0.2)	0 (0 to 0.2)	0 (0 to 0.3)	0 (0 to 0.4)	0 (0 to 0.5)	0 (0 to 0.6)	0 (0 to 0.6)	0 (0 to 0.6)	0 (0 to 0.5)	2.4
Lower respiratory infections	8.8 (6.1 to 8.8)	9.8 (3.1 to 17.4)	67 (31.1 to 92.6)	77.1 (50.5 to 99.4)	28.6 (16.2 to 47.3)	28.5 (16.1 to 47.3)	28.5 (16.1 to 47.3)	32.4 (20.4 to 48.6)	37.2 (25.3 to 52.1)	44 (29.6 to 60.8)	49.4 (33.6 to 68.2)	59 (40.1 to 80.1)	73 (49.7 to 98.1)	88 (60.2 to 118)	102 (70.3 to 136)	116 (80.1 to 153)	128 (88.4 to 168)	137 (94.4 to 180)	142 (97.5 to 186)	143 (98.2 to 187)	142 (97.5 to 186)	139 (95.5 to 182)	1,760 (1,080 to 2,600)
Upper respiratory infections	0.1 (0 to 0.1)	1.8 (0.5 to 3.6)	39 (20.6 to 57)	62 (40.1 to 102)	104 (57.1 to 164)	78 (53.4 to 189)	79.4 (55.1 to 180)	75.6 (55.1 to 167)	70.1 (52.7 to 154)	63.2 (47.2 to 134)	55 (41.2 to 116)	48 (36.1 to 100)	42 (31.7 to 87)	39 (29.6 to 80)	36 (27.1 to 74)	34 (25.6 to 70)	33 (24.8 to 68)	33 (24.8 to 68)	33 (24.8 to 68)	33 (24.8 to 68)	33 (24.8 to 68)	33 (24.8 to 68)	1,150
Otitis media	0 (0 to 0)	0.1 (0 to 0.1)	0.3 (1.3 to 0.1)	0.3 (1.6 to 0.3)	0.2 (1.2 to 0.3)	0.2 (0.8 to 0.3)	0.2 (0.7 to 0.3)	0.2 (0.7 to 0.3)	0.2 (0.7 to 0.3)	0.2 (0.7 to 0.3)	0.2 (0.7 to 0.3)	0.2 (0.7 to 0.3)	0.2 (0.7 to 0.3)	0.2 (0.7 to 0.3)	0.2 (0.7 to 0.3)	0.2 (0.7 to 0.3)	0.2 (0.7 to 0.3)	0.2 (0.7 to 0.3)	0.2 (0.7 to 0.3)	0.2 (0.7 to 0.3)	0.2 (0.7 to 0.3)	0.2 (0.7 to 0.3)	2.6
Enteric infections	0.7 (0.5 to 1.1)	1.6 (0.9 to 2.2)	10.6 (6.3 to 24.1)	14.3 (10.3 to 29.7)	6.4 (4.3 to 9.1)	2.5 (2.1 to 4.1)	2.4 (2.1 to 3.6)	2.4 (2.1 to 3.7)	2.4 (2.1 to 3.6)	2.4 (2.1 to 3.6)	2.4 (2.1 to 3.6)	2.4 (2.1 to 3.6)	2.4 (2.1 to 3.6)	2.4 (2.1 to 3.6)	2.4 (2.1 to 3.6)	2.4 (2.1 to 3.6)	2.4 (2.1 to 3.6)	2.4 (2.1 to 3.6)	2.4 (2.1 to 3.6)	2.4 (2.1 to 3.6)	2.4 (2.1 to 3.6)	2.4 (2.1 to 3.6)	39.6
Diarrheal diseases	0.7 (0.5 to 1.1)	1.6 (0.9 to 2.2)	10.6 (6.3 to 23.8)	14.3 (10.3 to 29.4)	6.4 (4.3 to 9.1)	2.5 (2.1 to 4)	2.4 (2.1 to 3.6)	2.4 (2.1 to 3.6)	2.4 (2.1 to 3.6)	2.4 (2.1 to 3.6)	2.4 (2.1 to 3.6)	2.4 (2.1 to 3.6)	2.4 (2.1 to 3.6)	2.4 (2.1 to 3.6)	2.4 (2.1 to 3.6)	2.4 (2.1 to 3.6)	2.4 (2.1 to 3.6)	2.4 (2.1 to 3.6)	2.4 (2.1 to 3.6)	2.4 (2.1 to 3.6)	2.4 (2.1 to 3.6)	2.4 (2.1 to 3.6)	39.6
Typhoid and paratyphoid	0 (0 to 0)	0 (0 to 0)	0 (0 to 0)	0 (0 to 0)	0 (0 to 0)	0 (0 to 0)	0 (0 to 0)	0 (0 to 0)	0 (0 to 0)	0 (0 to 0)	0 (0 to 0)	0 (0 to 0)	0 (0 to 0)	0 (0 to 0)	0 (0 to 0)	0 (0 to 0)	0 (0 to 0)	0 (0 to 0)	0 (0 to 0)	0 (0 to 0)	0 (0 to 0)	0 (0 to 0)	0 (0 to 0)	0.1
Typhoid fever	0 (0 to 0)	0 (0 to 0)	0 (0 to 0)	0 (0 to 0)	0 (0 to 0)	0 (0 to 0)	0 (0 to 0)	0 (0 to 0)	0 (0 to 0)	0 (0 to 0)	0 (0 to 0)	0 (0 to 0)	0 (0 to 0)	0 (0 to 0)	0 (0 to 0)	0 (0 to 0)	0 (0 to 0)	0 (0 to 0)	0 (0 to 0)	0 (0 to 0)	0 (0 to 0)	0 (0 to 0)	0 (0 to 0)	0
Paratyphoid fever	0 (0 to 0)	0 (0 to 0)	0 (0 to 0)	0 (0 to 0)	0 (0 to 0)	0 (0 to 0)	0 (0 to 0)	0 (0 to 0)	0 (0 to 0)	0 (0 to 0)	0 (0 to 0)	0 (0 to 0)	0 (0 to 0)	0 (0 to 0)	0 (0 to 0)	0 (0 to 0)	0 (0 to 0)	0 (0 to 0)	0 (0 to 0)	0 (0 to 0)	0 (0 to 0)	0 (0 to 0)	0 (0 to 0)	0.1
Invasive Non-typhoidal Salmonella (iNTS)	0 (0 to 0)	0 (0 to 0)	0 (0 to 0.1)	0 (0 to 0.1)	0 (0 to 0.1)	0 (0 to 0.1)	0 (0 to 0.1)	0 (0 to 0.2)	0 (0 to 0.2)	0 (0 to 0.2)	0 (0 to 0.2)	0 (0 to 0.2)	0 (0 to 0.2)	0 (0 to 0.2)	0 (0 to 0.2)	0 (0 to 0.2)	0 (0 to 0.2)	0 (0 to 0.2)	0 (0 to 0.2)	0 (0 to 0.2)	0 (0 to 0.2)	0 (0 to 0.2)	0.6
Other intestinal infectious diseases	0 (0 to 0)	0.1 (0 to 0.2)	0.2 (0 to 0.6)	0.2 (0 to 0.6)	0.1 (0 to 0.4)	0.1 (0 to 0.4)	0.1 (0 to 0.4)	0.1 (0 to 0.3)	0.1 (0 to 0.3)	0.1 (0 to 0.3)	0.1 (0 to 0.3)	0.1 (0 to 0.3)	0.1 (0 to 0.3)	0.1 (0 to 0.3)	0.1 (0 to 0.3)	0.1 (0 to 0.3)	0.1 (0 to 0.3)	0.1 (0 to 0.3)	0.1 (0 to 0.3)	0.1 (0 to 0.3)	0.1 (0 to 0.3)	0.1 (0 to 0.3)	2
Neglected tropical diseases and malaria	0.6 (0.5 to 1)	2.7 (0.7 to 5.8)	7.4 (1.7 to 18)	10.5 (2.5 to 25.5)	6.3 (1.6 to 17.6)	5.2 (1.3 to 12.6)	3.6 (0.9 to 10.6)	3.2 (0.8 to 10.6)	3.2 (0.8 to 10.6)	3.2 (0.8 to 10.6)	3.2 (0.8 to 10.6)	3.2 (0.8 to 10.6)	3.2 (0.8 to 10.6)	3.2 (0.8 to 10.6)	3.2 (0.8 to 10.6)	3.2 (0.8 to 10.6)	3.2 (0.8 to 10.6)	3.2 (0.8 to 10.6)	3.2 (0.8 to 10.6)	3.2 (0.8 to 10.6)	3.2 (0.8 to 10.6)	3.2 (0.8 to 10.6)	152
Malaria	0 (0 to 0)	0 (0 to 0)	0 (0 to 0)	0 (0 to 0)	0 (0 to 0)	0 (0 to 0)	0 (0 to 0)	0 (0 to 0)	0 (0 to 0)	0 (0 to 0)	0 (0 to 0)	0 (0 to 0)	0 (0 to 0)	0 (0 to 0)	0 (0 to 0)	0 (0 to 0)	0 (0 to 0)	0 (0 to 0)	0 (0 to 0)	0 (0 to 0)	0 (0 to 0)	0 (0 to 0)	0 (0 to 0)	0
Chagas disease	0 (0 to 0)	0 (0 to 0)	0 (0 to 0)	0 (0 to 0)	0 (0 to 0)	0 (0 to 0)	0 (0 to 0)	0 (0 to 0)	0 (0 to 0)	0 (0 to 0)	0 (0 to 0)	0 (0 to 0)	0 (0 to 0)	0 (0 to 0)	0 (0 to 0)	0 (0 to 0)	0 (0 to 0)	0 (0 to 0)	0 (0 to 0)	0 (0 to 0)	0 (0 to 0)	0 (0 to 0)	0 (0 to 0)	0.1
Leishmaniasis	0 (0 to 0)	0 (0 to 0)	0 (0 to 0)	0 (0 to 0)	0 (0 to 0)	0 (0 to 0)	0 (0 to 0)	0 (0 to 0)	0 (0 to 0)	0 (0 to 0)	0 (0 to 0)	0 (0 to 0)	0 (0 to 0)	0 (0 to 0)	0 (0 to 0)	0 (0 to 0)	0 (0 to 0)	0 (0 to 0)	0 (0 to 0)	0 (0 to 0)	0 (0 to 0)	0 (0 to 0)	0 (0 to 0)	0
Visceral leishmaniasis	0 (0 to 0)	0 (0 to 0)	0 (0 to 0)	0 (0 to 0)	0 (0 to 0)	0 (0 to 0)	0 (0 to 0)	0 (0 to 0)	0 (0 to 0)	0 (0 to 0)	0 (0 to 0)	0 (0 to 0)	0 (0 to 0)	0 (0 to 0)	0 (0 to 0)	0 (0 to 0)	0 (0 to 0)	0 (0 to 0)	0 (0 to 0)	0 (0 to 0)	0 (0 to 0)	0 (0 to 0)	0 (0 to 0)	0
Cutaneous and mucocutaneous leishmaniasis	0 (0 to 0)	0 (0 to 0)	0 (0 to 0)	0 (0 to 0)	0 (0 to 0)	0 (0 to 0)	0 (0 to 0)	0 (0 to 0)	0 (0 to 0)	0 (0 to 0)	0 (0 to 0)	0 (0 to 0)	0 (0 to 0)	0 (0 to 0)	0 (0 to 0)	0 (0 to 0)	0 (0 to 0)	0 (0 to 0)	0 (0 to 0)	0 (0 to 0)	0 (0 to 0)	0 (0 to 0)	0 (0 to 0)	0
African trypanosomiasis	0 (0 to 0)	0 (0 to 0)	0 (0 to 0)	0 (0 to 0)	0 (0 to 0)	0 (0 to 0)	0 (0 to 0)	0 (0 to 0)	0 (0 to 0)	0 (0 to 0)	0 (0 to 0)	0 (0 to 0)	0 (0 to 0)	0 (0 to 0)	0 (0 to 0)	0 (0 to 0)	0 (0 to 0)	0 (0 to 0)	0 (0 to 0)	0 (0 to 0)	0 (0 to 0)	0 (0 to 0)	0 (0 to 0)	0
Schistosomiasis	0 (0 to 0)	0 (0 to 0)	0 (0 to 0)	0 (0 to 0)	0 (0 to 0)	0 (0 to 0)	0 (0 to 0)	0 (0 to 0)	0 (0 to 0)	0 (0 to 0)	0 (0 to 0)	0 (0 to 0)	0 (0 to 0)	0 (0 to 0)	0 (0 to 0)	0 (0 to 0)	0 (0 to 0)	0 (0 to 0)	0 (0 to 0)	0 (0 to 0)	0 (0 to 0)	0 (0 to 0)	0 (0 to 0)	0
Cysticercosis	0 (0 to 0)	0 (0 to 0)	0 (0 to 0)	0 (0 to 0)	0 (0 to 0)	0 (0 to 0)	0 (0 to 0)	0 (0 to 0)	0 (0 to 0)	0 (0 to 0)	0 (0 to 0)	0 (0 to 0)	0 (0 to 0)	0 (0 to 0)	0 (0 to 0)	0 (0 to 0)	0 (0 to 0)	0 (0 to 0)	0 (0 to 0)	0 (0 to 0)	0 (0 to 0)	0 (0 to 0)	0 (0 to 0)	0
Cystic echinococcosis	0 (0 to 0)	0 (0 to 0)	0 (0 to 0)	0 (0 to 0)	0 (0 to 0)	0 (0 to 0)	0 (0 to 0)	0 (0 to 0)	0 (0 to 0)	0 (0 to 0)	0 (0 to 0)	0 (0 to 0)	0 (0 to 0)	0 (0 to 0)	0 (0 to 0)	0 (0 to 0)	0 (0 to 0)	0 (0 to 0)	0 (0 to 0)	0 (0 to 0)	0 (0 to 0)	0 (0 to 0)	0 (0 to 0)	0.2
Lymphatic filariasis	0 (0 to 0)	0 (0 to 0)	0 (0 to 0)	0 (0 to 0)	0 (0 to 0)	0 (0 to 0)	0 (0 to 0)	0 (0 to 0)	0 (0 to 0)	0 (0 to 0)	0 (0 to 0)	0 (0 to 0)	0 (0 to 0)	0 (0 to 0)	0 (0 to 0)	0 (0 to 0)	0 (0 to 0)	0 (0 to 0)	0 (0 to 0)	0 (0 to 0)	0 (0 to 0)	0 (0 to 0)	0 (0 to 0)	0
Onchocerciasis	0 (0 to 0)	0 (0 to 0)	0 (0 to 0)	0 (0 to 0)	0 (0 to 0)	0 (0 to 0)	0 (0 to 0)	0 (0 to 0)	0 (0 to 0)	0 (0 to 0)	0 (0 to 0)	0 (0 to 0)	0 (0 to 0)	0 (0 to 0)	0 (0 to 0)	0 (0 to 0)	0 (0 to 0)	0 (0 to 0)	0 (0 to 0)	0 (0 to 0)	0 (0 to 0)	0 (0 to 0)	0 (0 to 0)	0
Trachoma	0 (0 to 0)	0 (0 to 0)	0 (0 to 0)	0 (0 to 0)	0 (0 to 0)	0 (0 to 0)	0 (0





SR Table 2c: Bulgaria DALYS by cause and age group for both sexes with 95% uncertainty intervals, 2019

Cause	Early Neonatal	Late Neonatal	Post Neonatal	1 to 4	5 to 9	10 to 14	15 to 19	20 to 24	25 to 29	30 to 34	35 to 39	40 to 44	45 to 49	50 to 54	55 to 59	60 to 64	65 to 69	70 to 74	75 to 79	80 to 84	85 to 89	90 to 94	95 plus	Total
All causes	13,000 (11,600 to 14,500)	9,950 (8,490 to 11,400)	10,400 (9,150 to 13,600)	16,400 (11,700 to 21,900)	13,600 (12,600 to 15,000)	21,900 (15,900 to 27,100)	31,900 (25,100 to 38,400)	36,300 (31,300 to 43,000)	35,300 (29,900 to 41,300)	77,400 (64,600 to 90,400)	99,800 (85,100 to 114,000)	139,000 (121,000 to 156,000)	176,000 (154,000 to 215,000)	216,000 (177,000 to 253,000)	274,000 (227,000 to 320,000)	355,000 (295,000 to 415,000)	441,000 (372,000 to 509,000)	498,000 (423,000 to 565,000)	551,000 (469,000 to 629,000)	299,000 (256,000 to 341,000)	213,000 (180,000 to 247,000)	69,700 (58,600 to 80,700)	10,900 (9,130 to 12,600)	3,250,000
Communicable, maternal, neonatal, and nutritional diseases	9,660 (7,950 to 10,400)	3,490 (2,980 to 4,080)	7,160 (5,920 to 8,850)	4,090 (3,330 to 5,410)	1,760 (1,700 to 1,790)	1,320 (1,280 to 1,350)	2,050 (2,000 to 2,100)	2,900 (2,250 to 3,350)	2,740 (2,550 to 2,890)	4,810 (3,810 to 6,000)	6,360 (5,160 to 7,200)	8,310 (6,980 to 9,630)	9,800 (8,380 to 11,600)	9,890 (8,430 to 11,200)	9,290 (8,020 to 10,700)	7,200 (6,020 to 8,500)	7,490 (6,060 to 8,790)	6,400 (5,130 to 8,080)	5,270 (4,020 to 6,500)	4,120 (3,260 to 5,150)	2,900 (2,070 to 3,830)	945 (700 to 1,180)	166 (123 to 216)	113,000
HIV/AIDS and sexually transmitted infections	0.9 (0.6 to 1.3)	1.2 (0.8 to 1.7)	29.4 (20.1 to 39.1)	29.2 (21.2 to 38.5)	11.2 (8.1 to 14.7)	9.5 (6.8 to 12.5)	64.3 (46.1 to 84.3)	164.1 (118.1 to 216.1)	217.7 (156.7 to 287.1)	327 (235 to 431)	439 (316 to 579)	602 (433 to 794)	797 (573 to 1,050)	1,020 (734 to 1,350)	1,190 (856 to 1,570)	1,140 (820 to 1,500)	1,060 (763 to 1,400)	1,010 (726 to 1,330)	1,000 (719 to 1,320)	1,000 (719 to 1,320)	1,000 (719 to 1,320)	1,000 (719 to 1,320)	1,000 (719 to 1,320)	2,900
HIV/AIDS	0 (0 to 0)	0 (0 to 0)	29.1 (19.9 to 38.9)	27.7 (21.0 to 37.4)	9.5 (6.9 to 13.1)	6.8 (4.8 to 9.1)	22.9 (16.4 to 30.8)	69.6 (49.6 to 93.2)	134.1 (95.7 to 180.4)	199.1 (139.1 to 269.2)	273.6 (191.2 to 369.4)	359.5 (251.3 to 485.5)	477.1 (333.5 to 644.5)	606.1 (423.6 to 819.1)	709.1 (495.7 to 958.2)	674.6 (471.6 to 911.6)	627.1 (438.4 to 847.3)	597.5 (417.7 to 807.2)	591.4 (413.5 to 799.1)	591.4 (413.5 to 799.1)	591.4 (413.5 to 799.1)	591.4 (413.5 to 799.1)	591.4 (413.5 to 799.1)	2,170
HIV/AIDS - Drug-susceptible Tuberculosis	0 (0 to 0)	0 (0 to 0)	0.3 (0.2 to 0.4)	0.3 (0.2 to 0.4)	0.1 (0.1 to 0.1)	0.1 (0.1 to 0.1)	0.1 (0.1 to 0.1)	1.3 (0.9 to 1.7)	1.7 (1.2 to 2.2)	2.6 (1.8 to 3.4)	2.2 (1.5 to 2.9)	3 (2.1 to 3.9)	3.6 (2.5 to 4.8)	2.7 (1.9 to 3.6)	1.2 (0.8 to 1.6)	0.3 (0.2 to 0.4)	0.3 (0.2 to 0.4)	0.3 (0.2 to 0.4)	0.3 (0.2 to 0.4)	0.3 (0.2 to 0.4)	0.3 (0.2 to 0.4)	0.3 (0.2 to 0.4)	0.3 (0.2 to 0.4)	2316
HIV/AIDS - Multidrug-resistant Tuberculosis without extensi	0 (0 to 0)	0 (0 to 0)	0 (0 to 0)	0 (0 to 0)	0 (0 to 0)	0 (0 to 0)	0 (0 to 0)	0.1 (0 to 0.1)	0.1 (0 to 0.1)	0.1 (0 to 0.1)	0.1 (0 to 0.1)	0.1 (0 to 0.1)	0.1 (0 to 0.1)	0.1 (0 to 0.1)	0.1 (0 to 0.1)	0 (0 to 0)	0 (0 to 0)	0 (0 to 0)	0 (0 to 0)	0 (0 to 0)	0 (0 to 0)	0 (0 to 0)	0 (0 to 0)	0 (0 to 0)	1.3
HIV/AIDS - Extensively drug-resistant Tuberculosis	0 (0 to 0)	0 (0 to 0)	0 (0 to 0)	0 (0 to 0)	0 (0 to 0)	0 (0 to 0)	0 (0 to 0)	0 (0 to 0)	0 (0 to 0)	0 (0 to 0)	0 (0 to 0)	0 (0 to 0)	0 (0 to 0)	0 (0 to 0)	0 (0 to 0)	0 (0 to 0)	0 (0 to 0)	0 (0 to 0)	0 (0 to 0)	0 (0 to 0)	0 (0 to 0)	0 (0 to 0)	0 (0 to 0)	0 (0 to 0)	0.6
HIV/AIDS resulting in other diseases	0 (0 to 0)	0 (0 to 0)	0.1 (0 to 0.1)	0.1 (0 to 0.1)	0.1 (0 to 0.1)	0.1 (0 to 0.1)	0.1 (0 to 0.1)	0.2 (0.1 to 0.3)	0.3 (0.2 to 0.4)	0.4 (0.3 to 0.5)	0.5 (0.3 to 0.6)	0.6 (0.4 to 0.8)	0.8 (0.5 to 1.1)	0.9 (0.6 to 1.2)	1 (0.7 to 1.4)	0.9 (0.6 to 1.2)	0.9 (0.6 to 1.2)	0.9 (0.6 to 1.2)	0.9 (0.6 to 1.2)	0.9 (0.6 to 1.2)	0.9 (0.6 to 1.2)	0.9 (0.6 to 1.2)	0.9 (0.6 to 1.2)	2,160
Sexually transmitted infections excluding HIV	0.9 (0.6 to 1.3)	1.2 (0.8 to 1.7)	0.3 (0.2 to 0.4)	1.4 (0.9 to 2.1)	1.7 (1.1 to 2.5)	1.4 (0.9 to 2.1)	41.4 (27.1 to 59.6)	94.5 (61.9 to 136.1)	83.6 (54.8 to 120.4)	127.9 (83.8 to 184.2)	166.9 (109.4 to 240.3)	231.1 (151.5 to 332.8)	320.2 (209.9 to 461.2)	316.4 (207.4 to 455.6)	479.4 (314.2 to 690.4)	473.4 (310.3 to 681.8)	470.2 (308.2 to 677.2)	470.2 (308.2 to 677.2)	470.2 (308.2 to 677.2)	470.2 (308.2 to 677.2)	470.2 (308.2 to 677.2)	470.2 (308.2 to 677.2)	470.2 (308.2 to 677.2)	724
Syphilis	0 (0 to 1.9)	0 (0 to 1.9)	0.1 (0 to 0.5)	0 (0 to 0.1)	0 (0 to 0.1)	0 (0 to 0.1)	0.1 (0 to 0.5)	0.5 (0.2 to 1.1)	0.5 (0.2 to 1.1)	0.5 (0.2 to 1.1)	0.5 (0.2 to 1.1)	0.5 (0.2 to 1.1)	0.5 (0.2 to 1.1)	0.5 (0.2 to 1.1)	0.5 (0.2 to 1.1)	0.5 (0.2 to 1.1)	0.5 (0.2 to 1.1)	0.5 (0.2 to 1.1)	0.5 (0.2 to 1.1)	0.5 (0.2 to 1.1)	0.5 (0.2 to 1.1)	0.5 (0.2 to 1.1)	0.5 (0.2 to 1.1)	12
Chlamydial infection	0 (0 to 0)	0 (0 to 0)	0 (0 to 0)	0 (0 to 0)	0 (0 to 0)	0 (0 to 0)	0.4 (0.3 to 0.5)	1.7 (1.3 to 2.1)	3.4 (2.6 to 4.1)	4.3 (3.3 to 5.2)	5.1 (3.9 to 6.2)	5.8 (4.4 to 7.1)	6.4 (4.9 to 7.8)	6.9 (5.3 to 8.4)	7.3 (5.6 to 8.9)	7.6 (5.8 to 9.2)	7.8 (6.0 to 9.5)	7.9 (6.1 to 9.6)	8 (6.2 to 9.8)	8 (6.2 to 9.8)	8 (6.2 to 9.8)	8 (6.2 to 9.8)	8 (6.2 to 9.8)	824
Gonococcal infection	0 (0 to 0)	0 (0 to 0)	0 (0 to 0)	0 (0 to 0)	0 (0 to 0)	0 (0 to 0)	0.1 (0 to 0.1)	0.4 (0.3 to 0.5)	0.8 (0.6 to 1.1)	1.1 (0.8 to 1.5)	1.3 (0.9 to 1.7)	1.5 (1.1 to 2)	1.6 (1.2 to 2.1)	1.8 (1.3 to 2.3)	1.9 (1.4 to 2.4)	1.9 (1.4 to 2.5)	2 (1.4 to 2.5)	2 (1.4 to 2.5)	2 (1.4 to 2.5)	2 (1.4 to 2.5)	2 (1.4 to 2.5)	2 (1.4 to 2.5)	2 (1.4 to 2.5)	2 (1.4 to 2.5)	63
Trichomoniasis	0 (0 to 0)	0 (0 to 0)	0 (0 to 0)	0 (0 to 0)	0 (0 to 0)	0 (0 to 0)	0.3 (0.2 to 0.4)	1.2 (0.9 to 1.6)	2.5 (1.9 to 3.1)	3.2 (2.4 to 4)	3.8 (2.9 to 4.8)	4.3 (3.3 to 5.4)	4.8 (3.6 to 6)	5.1 (3.9 to 6.4)	5.4 (4.1 to 6.8)	5.6 (4.3 to 7)	5.8 (4.4 to 7.3)	5.9 (4.5 to 7.4)	6 (4.6 to 7.5)	6 (4.6 to 7.5)	6 (4.6 to 7.5)	6 (4.6 to 7.5)	6 (4.6 to 7.5)	616
Genital herpes	0 (0 to 0)	0 (0 to 0)	0 (0 to 0)	0 (0 to 0)	0 (0 to 0)	0 (0 to 0)	0.1 (0 to 0.1)	0.5 (0.3 to 0.6)	0.9 (0.7 to 1.2)	1.3 (1 to 1.7)	1.7 (1.3 to 2.2)	2.1 (1.6 to 2.7)	2.5 (1.9 to 3.2)	2.9 (2.2 to 3.7)	3.2 (2.5 to 4.1)	3.5 (2.7 to 4.4)	3.8 (2.9 to 4.8)	4 (3.1 to 5)	4.2 (3.2 to 5.2)	4.2 (3.2 to 5.2)	4.2 (3.2 to 5.2)	4.2 (3.2 to 5.2)	4.2 (3.2 to 5.2)	202
Other sexually transmitted infections	0 (0 to 0)	0 (0 to 0)	0 (0 to 0)	0 (0 to 0)	0 (0 to 0)	0 (0 to 0)	0 (0 to 0)	0.2 (0.1 to 0.3)	0.4 (0.3 to 0.6)	0.6 (0.4 to 0.8)	0.8 (0.6 to 1.1)	1 (0.7 to 1.3)	1.2 (0.9 to 1.6)	1.4 (1.1 to 1.8)	1.6 (1.2 to 2)	1.7 (1.3 to 2.2)	1.8 (1.4 to 2.3)	1.9 (1.5 to 2.4)	2 (1.5 to 2.5)	2 (1.5 to 2.5)	2 (1.5 to 2.5)	2 (1.5 to 2.5)	2 (1.5 to 2.5)	2 (1.5 to 2.5)	172
Respiratory infections and tuberculosis	378 (373 to 384)	629 (620 to 638)	1,360 (1,340 to 1,380)	1,360 (1,340 to 1,380)	681 (667 to 695)	743 (728 to 757)	809 (793 to 825)	1,060 (1,040 to 1,080)	1,060 (1,040 to 1,080)	1,060 (1,040 to 1,080)	1,060 (1,040 to 1,080)	1,060 (1,040 to 1,080)	1,060 (1,040 to 1,080)	1,060 (1,040 to 1,080)	1,060 (1,040 to 1,080)	1,060 (1,040 to 1,080)	1,060 (1,040 to 1,080)	1,060 (1,040 to 1,080)	1,060 (1,040 to 1,080)	1,060 (1,040 to 1,080)	1,060 (1,040 to 1,080)	1,060 (1,040 to 1,080)	1,060 (1,040 to 1,080)	1,060 (1,040 to 1,080)	64,900
Tuberculosis	0.2 (0 to 0.4)	0.4 (0.3 to 0.6)	13.8 (12.3 to 27.6)	19.6 (16.9 to 22.3)	5.2 (4.6 to 5.8)	4.6 (4.7 to 5.2)	23.7 (19.8 to 28.6)	73.6 (64.1 to 87.1)	114 (97.7 to 133)	174 (149 to 202)	264 (227 to 306)	384 (329 to 445)	498 (429 to 577)	579 (497 to 671)	678 (583 to 786)	778 (669 to 902)	872 (750 to 1,010)	939 (808 to 1,090)	1,010 (869 to 1,170)	1,010 (869 to 1,170)	1,010 (869 to 1,170)	1,010 (869 to 1,170)	1,010 (869 to 1,170)	1,010 (869 to 1,170)	3,760
Latent tuberculosis infection	0 (0 to 0)	0 (0 to 0)	0 (0 to 0)	0 (0 to 0)	0 (0 to 0)	0 (0 to 0)	0 (0 to 0)	0 (0 to 0)	0 (0 to 0)	0 (0 to 0)	0 (0 to 0)	0 (0 to 0)	0 (0 to 0)	0 (0 to 0)	0 (0 to 0)	0 (0 to 0)	0 (0 to 0)	0 (0 to 0)	0 (0 to 0)	0 (0 to 0)	0 (0 to 0)	0 (0 to 0)	0 (0 to 0)	0 (0 to 0)	0 (0 to 0)	0
Drug-susceptible tuberculosis	0.2 (0 to 0.4)	0.4 (0.3 to 0.6)	13.8 (11.7 to 26.9)	19.6 (16.9 to 22.3)	5.2 (4.6 to 5.8)	4.6 (4.7 to 5.2)	23.7 (19.8 to 28.6)	73.6 (64.1 to 87.1)	114 (97.7 to 133)	174 (149 to 202)	264 (227 to 306)	384 (329 to 445)	498 (429 to 577)	579 (497 to 671)	678 (583 to 786)	778 (669 to 902)	872 (750 to 1,010)	939 (808 to 1,090)	1,010 (869 to 1,170)	1,010 (869 to 1,170)	1,010 (869 to 1,170)	1,010 (869 to 1,170)	1,010 (869 to 1,170)	1,010 (869 to 1,170)	3,332
Multidrug-resistant tuberculosis without extensive drug-res	0 (0 to 0)	0 (0 to 0)	0.4 (0.3 to 0.2)	0.2 (0.1 to 0.2)	0.1 (0.1 to 0.1)	0.1 (0 to 0.1)	0.1 (0 to 0.1)	0.3 (0.2 to 0.4)	0.5 (0.4 to 0.7)	0.7 (0.5 to 0.9)	1 (0.8 to 1.2)	1.4 (1.1 to 1.7)	1.8 (1.4 to 2.2)	2.1 (1.7 to 2.6)	2.5 (2 to 3.1)	2.8 (2.3 to 3.4)	3.2 (2.7 to 3.9)	3.4 (2.8 to 4.1)	3.7 (3 to 4.5)	3.7 (3 to 4.5)	3.7 (3 to 4.5)	3.7 (3 to 4.5)	3.7 (3 to 4.5)	3.7 (3 to 4.5)	166
Extensively drug-resistant tuberculosis	0 (0 to 0)	0 (0 to 0)	0 (0 to 0)	0 (0 to 0)	0 (0 to 0)	0 (0 to 0)	0 (0 to 0)	0 (0 to 0)	0 (0 to 0)	0 (0 to 0)	0 (0 to 0)	0 (0 to 0)	0 (0 to 0)	0 (0 to 0)	0 (0 to 0)	0 (0 to 0)	0 (0 to 0)	0 (0 to 0)	0 (0 to 0)	0 (0 to 0)	0 (0 to 0)	0 (0 to 0)	0 (0 to 0)	0 (0 to 0)	0 (0 to 0)	0
Lower respiratory infections	378 (373 to 384)	629 (620 to 638)	1,350 (1,330 to 1,370)	1,350 (1,330 to 1,370)	676 (662 to 690)	737 (722 to 752)	785 (769 to 801)	987 (967 to 1,010)	939 (919 to 959)	886 (867 to 906)	797 (780 to 814)	677 (662 to 691)	563 (551 to 575)	481 (471 to 491)	382 (374 to 390)	282 (276 to 288)	188 (184 to 192)	121 (118 to 123)	71.2 (69.7 to 72.7)	71.2 (69.7 to 72.7)	71.2 (69.7 to 72.7)	71.2 (69.7 to 72.7)	71.2 (69.7 to 72.7)	71.2 (69.7 to 72.7)	64,700
Upper respiratory infections	0 (0 to 1.1)	0 (0 to 0.8)	0.2 (0.1 to 29.1)	0.2 (0.1 to 32.3)	0.1 (0 to 0.2)	0.1 (0 to 0.2)	0.2 (0 to 0.3)	0.3 (0 to 0.4)	0.3 (0 to 0.4)	0.3 (0 to 0.4)	0.3 (0 to 0.4)	0.3 (0 to 0.4)	0.3 (0 to 0.4)	0.3 (0 to 0.4)	0.3 (0 to 0.4)	0.3 (0 to 0.4)	0.3 (0 to 0.4)	0.3 (0 to 0.4)	0.3 (0 to 0.4)	0.3 (0 to 0.4)	0.3 (0 to 0.4)	0.3 (0 to 0.4)	0.3 (0 to 0.4)	0.3 (0 to 0.4)	4,320
Otitis media	0 (0 to 0.2)	0 (0 to 0.2)	7.7 (4.9 to 13.3)	13.8 (9.6 to 19.3)	2.6 (1.8 to 3.6)	1.6 (1.1 to 2.2)	1.9 (1.3 to 2.6)	2.1 (1.4 to 2.9)	2.1 (1.4 to 2.9)	2.1 (1.4 to 2.9)	2.1 (1.4 to 2.9)	2.1 (1.4 to 2.9)	2.1 (1.4 to 2.9)	2.1 (1.4 to 2.9)	2.1 (1.4 to 2.9)	2.1 (1.4 to 2.9)	2.1 (1.4 to 2.9)	2.1 (1.4 to 2.9)	2.1 (1.4 to 2.9)	2.1 (1.4 to 2.9)	2.1 (1.4 to 2.9)	2.1 (1.4 to 2.9)	2.1 (1.4 to 2.9)	1,930
Enteric infections	665 (617 to 711)	659 (592 to 726 to 1,000)	578 (542 to 1,000)	472 (421 to 787)	191 (170 to 321)	167 (147 to 280)	160 (139 to 268)	207 (181 to 346)	214 (187 to 358)	672 (589 to 1,120)	1,020 (894 to 1,700)	1,360 (1,190 to 2,270)	1,660 (1,450 to 2,770)	1,880 (1,650 to 3,140)	2,060 (1,800 to 3,440)	2,190 (1,920 to 3,650)	2,270 (1,990 to 3,790)	2,310 (2,020 to 3,860)	2,330 (2,040 to 3,890)	2,330 (2,040 to 3,890)	2,330 (2,040 to 3,890)	2,330 (2,040 to 3,890)	2,330 (2,040 to 3,890)	2,330 (2,040 to 3,890)	10,300
Typhoid and paratyphoid	0 (0 to 0)	0 (0 to 0)	0 (0 to 0)	0 (0 to 0)	0 (0 to 0)	0 (0 to 0)	0 (0 to 0)	0 (0 to 0)	0 (0 to 0)	0 (0 to 0)	0 (0 to 0)	0 (0 to 0)	0 (0 to 0)	0 (0 to 0)	0 (0 to 0)	0 (0 to 0)	0 (0 to 0)	0 (0 to 0)	0 (0 to 0)	0 (0 to 0)	0 (0 to 0)	0 (0 to 0)	0 (0 to 0)	0 (0 to 0)	0 (0 to 0)	2.5
Typhoid fever	0 (0 to 0)	0 (0 to 0)	0 (0 to 0)	0 (0 to 0)	0 (0 to 0)	0 (0 to 0)	0 (0 to 0)	0 (0 to 0)	0 (0 to 0)	0 (0 to 0)	0 (0 to 0)	0 (0 to 0)	0 (0 to 0)	0 (0 to 0)	0 (0 to 0)	0 (0 to 0)	0 (0 to 0)	0 (0 to 0)	0 (0 to 0)	0 (0 to 0)	0 (0 to 0)	0 (0 to 0)	0 (0 to 0)	0 (0 to 0)	0 (0 to 0)	2.2
Paratyphoid fever	0 (0 to 0)	0 (0 to 0)	0 (0 to 0)	0 (0 to 0)	0 (0 to 0)	0 (0 to 0)	0 (0 to 0)	0 (0 to 0)	0 (0 to 0)	0 (0 to 0)	0 (0 to 0)	0 (0 to 0)	0 (0 to 0)	0 (0 to 0)	0 (0 to 0)	0 (0 to 0)	0 (0 to 0)	0 (0 to 0)	0 (0 to 0)	0 (0 to 0)	0 (0 to 0)	0 (0 to 0)	0 (0 to 0)	0 (0 to 0)	0 (0 to 0)	0.3
Invasive Non-typhoidal Salmonella (iNTS)	0 (0 to 0)	0 (0 to 0)	0.1 (0 to 0.6)	0 (0 to 0.5)	0 (0 to 0.1)	0 (0 to 0.2)	0 (0 to 0)	0 (0 to 0)	0 (0 to 0)	0 (0 to 0)	0 (0 to 0)	0 (0 to 0)	0 (0 to 0)	0 (0 to 0)	0 (0 to 0)	0 (0 to 0)	0 (0 to 0)	0 (0 to 0)	0 (0 to 0)	0 (0 to 0)	0 (0 to 0)	0 (0 to 0)	0 (0 to 0)	0 (0 to 0)	2.7
Other intestinal infectious diseases	0 (0 to 0)	0 (0 to 0)	0.6 (0 to 0.6)	1.6 (0 to 3.9)	1.6 (0 to 3.9)	1.1 (0 to 2.3)	1.1 (0 to 2.2)	1.1 (0 to 2.2)	1.1 (0 to 2.2)	1.1 (0 to 2.3)	1.1 (0 to 2.3)	1.1 (0 to 2.3)	1.1 (0 to 2.3)	1.1 (0 to 2.3)	1.1 (0 to 2.3)	0.8 (0 to 1.7)	0.7 (0 to 1.5)	0.7 (0 to 1.5)	0.7 (0 to 1.5)	0.7 (0 to 1.5)	0.7 (0 to 1.5)	0.7 (0 to 1.5)	0.7 (0 to 1.5)	0.7 (0 to 1.5)	2316
Neglected tropical diseases and malaria	0.3 (0.3 to 0.4)	0.3 (0.3 to 0.4)	0.3 (0.3 to 0.4)



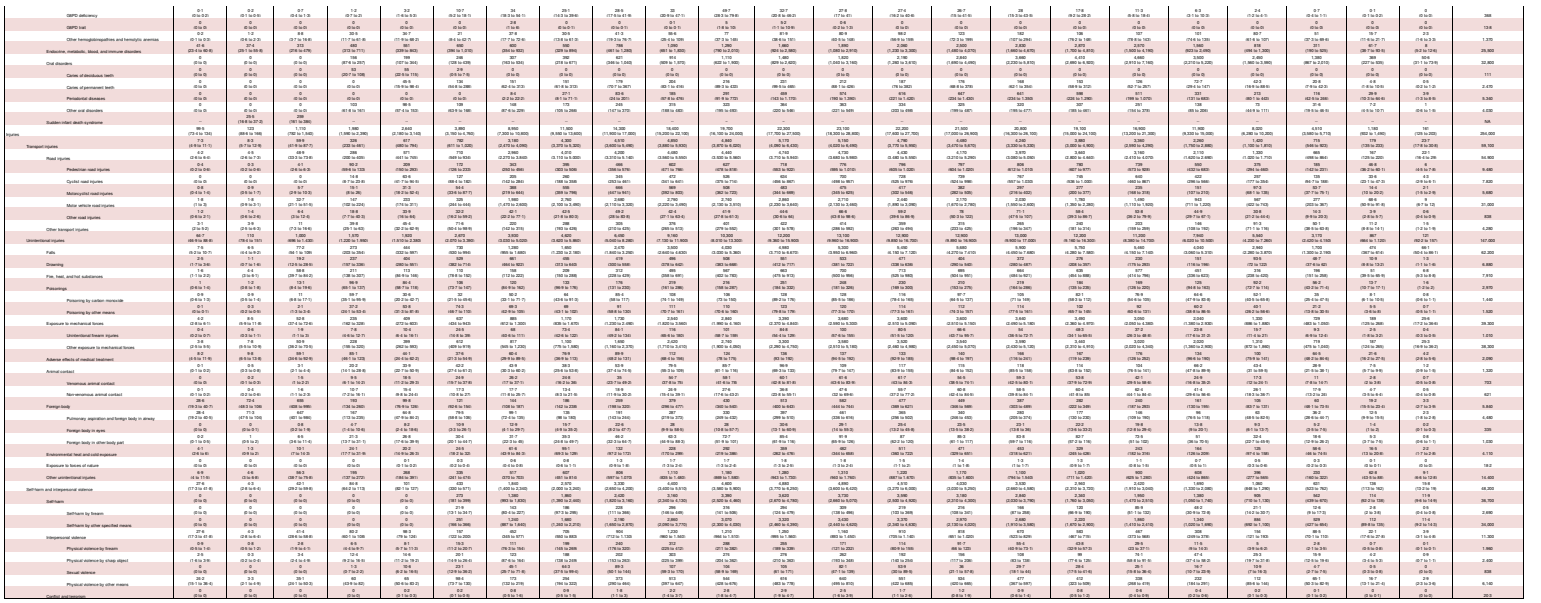

SR Table 2c: Saliama DALYS by cause and age group for both sexes with 95% uncertainty intervals, 2019

Cause	Early Neonatal	Late Neonatal	Post Neonatal	1 to 4	5 to 9	10 to 14	15 to 19	20 to 24	25 to 29	30 to 34	35 to 39	40 to 44	45 to 49	50 to 54	55 to 59	60 to 64	65 to 69	70 to 74	75 to 79	80 to 84	85 to 89	90 to 94	95 plus	Total
All causes	2,550 (2,200 to 2,900)	1,910 (900 to 3,140)	9,990 (5,490 to 16,970)	9,130 (7,070 to 11,360)	11,660 (9,170 to 14,600)	16,480 (12,950 to 21,700)	26,260 (20,300 to 33,300)	34,490 (27,190 to 43,200)	34,100 (26,600 to 42,900)	36,150 (28,400 to 46,100)	46,200 (36,700 to 58,200)	60,750 (47,700 to 75,300)	83,260 (65,900 to 103,600)	111,700 (89,200 to 138,200)	156,300 (126,000 to 192,000)	176,000 (142,000 to 216,000)	194,000 (156,000 to 237,000)	191,000 (151,000 to 235,000)	203,000 (160,000 to 251,000)	197,000 (154,000 to 245,000)	181,000 (139,000 to 226,000)	86,000 (64,000 to 112,000)	45,000 (31,000 to 64,000)	2,010,000 (1,720,000 to 2,330,000)
Communicable, maternal, neonatal, and nutritional diseases	1,260 (970 to 1,580)	450 (280 to 650)	1,210 (780 to 1,700)	1,760 (1,380 to 2,260)	1,770 (1,190 to 2,490)	1,970 (1,390 to 2,690)	2,490 (1,760 to 3,350)	2,890 (2,080 to 3,880)	2,660 (1,930 to 3,650)	2,160 (1,540 to 3,060)	2,650 (1,920 to 3,650)	3,660 (2,650 to 5,010)	4,760 (3,570 to 6,500)	3,760 (2,650 to 5,110)	3,820 (2,670 to 5,560)	4,440 (2,990 to 6,560)	5,060 (3,350 to 8,020)	5,750 (3,610 to 10,000)	6,060 (3,230 to 12,000)	5,750 (2,650 to 13,000)	4,650 (1,720 to 13,000)	2,170 (1,000 to 5,960)	1,160 (530 to 3,060)	116,000 (97,000 to 137,000)
HIV/AIDS and sexually transmitted infections	0 (0 to 1)	0 (0 to 1)	1 (1 to 4)	124 (102 to 151)	114 (93 to 139)	214 (175 to 262)	324 (265 to 396)	514 (420 to 628)	599 (489 to 732)	705 (575 to 862)	1,020 (832 to 1,250)	1,420 (1,160 to 1,730)	1,920 (1,570 to 2,350)	1,980 (1,620 to 2,420)	1,990 (1,630 to 2,430)	1,990 (1,630 to 2,430)	1,990 (1,630 to 2,430)	1,990 (1,630 to 2,430)	1,990 (1,630 to 2,430)	1,990 (1,630 to 2,430)	1,990 (1,630 to 2,430)	1,990 (1,630 to 2,430)	1,990 (1,630 to 2,430)	1,990 (1,630 to 2,430)	1,400 (1,140 to 1,710)
HIV/AIDS	0 (0 to 0)	0 (0 to 0)	1 (1 to 4)	124 (102 to 151)	114 (93 to 139)	214 (175 to 262)	324 (265 to 396)	514 (420 to 628)	599 (489 to 732)	705 (575 to 862)	1,020 (832 to 1,250)	1,420 (1,160 to 1,730)	1,920 (1,570 to 2,350)	1,980 (1,620 to 2,420)	1,990 (1,630 to 2,430)	1,990 (1,630 to 2,430)	1,990 (1,630 to 2,430)	1,990 (1,630 to 2,430)	1,990 (1,630 to 2,430)	1,990 (1,630 to 2,430)	1,990 (1,630 to 2,430)	1,990 (1,630 to 2,430)	1,990 (1,630 to 2,430)	1,990 (1,630 to 2,430)	990 (810 to 1,210)
HIV/AIDS - Drug-susceptible Tuberculosis	0 (0 to 0)	0 (0 to 0)	0 (0 to 0)	3 (2 to 4)	3 (2 to 4)	5 (4 to 6)	7 (5 to 9)	11 (8 to 14)	13 (9 to 17)	15 (11 to 20)	21 (15 to 28)	30 (22 to 40)	41 (30 to 55)	57 (42 to 77)	82 (61 to 110)	93 (69 to 125)	102 (76 to 137)	101 (75 to 136)	107 (79 to 144)	106 (78 to 142)	96 (71 to 129)	73 (54 to 98)	37 (27 to 50)	17 (12 to 23)	1,060 (790 to 1,420)
HIV/AIDS - Multidrug-resistant Tuberculosis without extensi	0 (0 to 0)	0 (0 to 0)	0 (0 to 0)	0 (0 to 0)	0 (0 to 0)	0 (0 to 0)	0 (0 to 0)	0 (0 to 0)	0 (0 to 0)	0 (0 to 0)	0 (0 to 0)	0 (0 to 0)	0 (0 to 0)	0 (0 to 0)	0 (0 to 0)	0 (0 to 0)	0 (0 to 0)	0 (0 to 0)	0 (0 to 0)	0 (0 to 0)	0 (0 to 0)	0 (0 to 0)	0 (0 to 0)	0 (0 to 0)	0 (0 to 0)	0 (0 to 0)
HIV/AIDS - Extensively drug-resistant Tuberculosis	0 (0 to 0)	0 (0 to 0)	0 (0 to 0)	0 (0 to 0)	0 (0 to 0)	0 (0 to 0)	0 (0 to 0)	0 (0 to 0)	0 (0 to 0)	0 (0 to 0)	0 (0 to 0)	0 (0 to 0)	0 (0 to 0)	0 (0 to 0)	0 (0 to 0)	0 (0 to 0)	0 (0 to 0)	0 (0 to 0)	0 (0 to 0)	0 (0 to 0)	0 (0 to 0)	0 (0 to 0)	0 (0 to 0)	0 (0 to 0)	0 (0 to 0)	0 (0 to 0)
HIV/AIDS resulting in other diseases	0 (0 to 0)	0 (0 to 0)	0 (0 to 1)	0 (0 to 0)	0 (0 to 0)	0 (0 to 0)	0 (0 to 0)	0 (0 to 0)	0 (0 to 0)	0 (0 to 0)	0 (0 to 0)	0 (0 to 0)	0 (0 to 0)	0 (0 to 0)	0 (0 to 0)	0 (0 to 0)	0 (0 to 0)	0 (0 to 0)	0 (0 to 0)	0 (0 to 0)	0 (0 to 0)	0 (0 to 0)	0 (0 to 0)	0 (0 to 0)	0 (0 to 0)	0 (0 to 0)
Sexually transmitted infections excluding HIV	0 (0 to 0)	0 (0 to 0)	0 (0 to 0)	0 (0 to 0)	0 (0 to 0)	0 (0 to 0)	0 (0 to 0)	0 (0 to 0)	0 (0 to 0)	0 (0 to 0)	0 (0 to 0)	0 (0 to 0)	0 (0 to 0)	0 (0 to 0)	0 (0 to 0)	0 (0 to 0)	0 (0 to 0)	0 (0 to 0)	0 (0 to 0)	0 (0 to 0)	0 (0 to 0)	0 (0 to 0)	0 (0 to 0)	0 (0 to 0)	0 (0 to 0)	0 (0 to 0)
Syphilis	0 (0 to 0)	0 (0 to 0)	0 (0 to 0)	0 (0 to 0)	0 (0 to 0)	0 (0 to 0)	0 (0 to 0)	0 (0 to 0)	0 (0 to 0)	0 (0 to 0)	0 (0 to 0)	0 (0 to 0)	0 (0 to 0)	0 (0 to 0)	0 (0 to 0)	0 (0 to 0)	0 (0 to 0)	0 (0 to 0)	0 (0 to 0)	0 (0 to 0)	0 (0 to 0)	0 (0 to 0)	0 (0 to 0)	0 (0 to 0)	0 (0 to 0)	0 (0 to 0)
Chlamydial infection	0 (0 to 0)	0 (0 to 0)	0 (0 to 0)	0 (0 to 0)	0 (0 to 0)	0 (0 to 0)	0 (0 to 0)	0 (0 to 0)	0 (0 to 0)	0 (0 to 0)	0 (0 to 0)	0 (0 to 0)	0 (0 to 0)	0 (0 to 0)	0 (0 to 0)	0 (0 to 0)	0 (0 to 0)	0 (0 to 0)	0 (0 to 0)	0 (0 to 0)	0 (0 to 0)	0 (0 to 0)	0 (0 to 0)	0 (0 to 0)	0 (0 to 0)	0 (0 to 0)
Gonococcal infection	0 (0 to 0)	0 (0 to 0)	0 (0 to 0)	0 (0 to 0)	0 (0 to 0)	0 (0 to 0)	0 (0 to 0)	0 (0 to 0)	0 (0 to 0)	0 (0 to 0)	0 (0 to 0)	0 (0 to 0)	0 (0 to 0)	0 (0 to 0)	0 (0 to 0)	0 (0 to 0)	0 (0 to 0)	0 (0 to 0)	0 (0 to 0)	0 (0 to 0)	0 (0 to 0)	0 (0 to 0)	0 (0 to 0)	0 (0 to 0)	0 (0 to 0)	0 (0 to 0)
Trichomoniasis	0 (0 to 0)	0 (0 to 0)	0 (0 to 0)	0 (0 to 0)	0 (0 to 0)	0 (0 to 0)	0 (0 to 0)	0 (0 to 0)	0 (0 to 0)	0 (0 to 0)	0 (0 to 0)	0 (0 to 0)	0 (0 to 0)	0 (0 to 0)	0 (0 to 0)	0 (0 to 0)	0 (0 to 0)	0 (0 to 0)	0 (0 to 0)	0 (0 to 0)	0 (0 to 0)	0 (0 to 0)	0 (0 to 0)	0 (0 to 0)	0 (0 to 0)	0 (0 to 0)
Genital herpes	0 (0 to 0)	0 (0 to 0)	0 (0 to 0)	0 (0 to 0)	0 (0 to 0)	0 (0 to 0)	0 (0 to 0)	0 (0 to 0)	0 (0 to 0)	0 (0 to 0)	0 (0 to 0)	0 (0 to 0)	0 (0 to 0)	0 (0 to 0)	0 (0 to 0)	0 (0 to 0)	0 (0 to 0)	0 (0 to 0)	0 (0 to 0)	0 (0 to 0)	0 (0 to 0)	0 (0 to 0)	0 (0 to 0)	0 (0 to 0)	0 (0 to 0)	0 (0 to 0)
Trichomoniasis	0 (0 to 0)	0 (0 to 0)	0 (0 to 0)	0 (0 to 0)	0 (0 to 0)	0 (0 to 0)	0 (0 to 0)	0 (0 to 0)	0 (0 to 0)	0 (0 to 0)	0 (0 to 0)	0 (0 to 0)	0 (0 to 0)	0 (0 to 0)	0 (0 to 0)	0 (0 to 0)	0 (0 to 0)	0 (0 to 0)	0 (0 to 0)	0 (0 to 0)	0 (0 to 0)	0 (0 to 0)	0 (0 to 0)	0 (0 to 0)	0 (0 to 0)	0 (0 to 0)
Other sexually transmitted infections	0 (0 to 0)	0 (0 to 0)	0 (0 to 0)	0 (0 to 0)	0 (0 to 0)	0 (0 to 0)	0 (0 to 0)	0 (0 to 0)	0 (0 to 0)	0 (0 to 0)	0 (0 to 0)	0 (0 to 0)	0 (0 to 0)	0 (0 to 0)	0 (0 to 0)	0 (0 to 0)	0 (0 to 0)	0 (0 to 0)	0 (0 to 0)	0 (0 to 0)	0 (0 to 0)	0 (0 to 0)	0 (0 to 0)	0 (0 to 0)	0 (0 to 0)	0 (0 to 0)
Respiratory infections and tuberculosis	719 (534 to 917)	324 (222 to 424)	1,020 (766 to 1,300)	787 (597 to 1,010)	397 (301 to 510)	358 (268 to 466)	369 (276 to 481)	376 (277 to 491)	372 (272 to 488)	397 (291 to 520)	417 (307 to 547)	439 (323 to 575)	471 (347 to 617)	502 (370 to 658)	534 (394 to 700)	564 (416 to 739)	594 (438 to 778)	623 (460 to 816)	649 (479 to 850)	672 (496 to 880)	688 (508 to 901)	699 (516 to 916)	703 (519 to 921)	704 (519 to 922)	13,300 (10,200 to 16,900)	82,900 (70,000 to 97,000)
Tuberculosis	0 (0 to 0)	0 (0 to 0)	0 (0 to 0)	0 (0 to 0)	0 (0 to 0)	0 (0 to 0)	0 (0 to 0)	0 (0 to 0)	0 (0 to 0)	0 (0 to 0)	0 (0 to 0)	0 (0 to 0)	0 (0 to 0)	0 (0 to 0)	0 (0 to 0)	0 (0 to 0)	0 (0 to 0)	0 (0 to 0)	0 (0 to 0)	0 (0 to 0)	0 (0 to 0)	0 (0 to 0)	0 (0 to 0)	0 (0 to 0)	0 (0 to 0)	0 (0 to 0)
Latent tuberculosis infection	0 (0 to 0)	0 (0 to 0)	0 (0 to 0)	0 (0 to 0)	0 (0 to 0)	0 (0 to 0)	0 (0 to 0)	0 (0 to 0)	0 (0 to 0)	0 (0 to 0)	0 (0 to 0)	0 (0 to 0)	0 (0 to 0)	0 (0 to 0)	0 (0 to 0)	0 (0 to 0)	0 (0 to 0)	0 (0 to 0)	0 (0 to 0)	0 (0 to 0)	0 (0 to 0)	0 (0 to 0)	0 (0 to 0)	0 (0 to 0)	0 (0 to 0)	0 (0 to 0)
Drug-susceptible tuberculosis	0 (0 to 0)	0 (0 to 0)	0 (0 to 0)	0 (0 to 0)	0 (0 to 0)	0 (0 to 0)	0 (0 to 0)	0 (0 to 0)	0 (0 to 0)	0 (0 to 0)	0 (0 to 0)	0 (0 to 0)	0 (0 to 0)	0 (0 to 0)	0 (0 to 0)	0 (0 to 0)	0 (0 to 0)	0 (0 to 0)	0 (0 to 0)	0 (0 to 0)	0 (0 to 0)	0 (0 to 0)	0 (0 to 0)	0 (0 to 0)	0 (0 to 0)	0 (0 to 0)
Drug-resistant tuberculosis	0 (0 to 0)	0 (0 to 0)	0 (0 to 0)	0 (0 to 0)	0 (0 to 0)	0 (0 to 0)	0 (0 to 0)	0 (0 to 0)	0 (0 to 0)	0 (0 to 0)	0 (0 to 0)	0 (0 to 0)	0 (0 to 0)	0 (0 to 0)	0 (0 to 0)	0 (0 to 0)	0 (0 to 0)	0 (0 to 0)	0 (0 to 0)	0 (0 to 0)	0 (0 to 0)	0 (0 to 0)	0 (0 to 0)	0 (0 to 0)	0 (0 to 0)	0 (0 to 0)
Multidrug-resistant tuberculosis without extensive drug-re	0 (0 to 0)	0 (0 to 0)	0 (0 to 0)	0 (0 to 0)	0 (0 to 0)	0 (0 to 0)	0 (0 to 0)	0 (0 to 1)	0 (0 to 0)	0 (0 to 1)	0 (0 to 1)	0 (0 to 1)	0 (0 to 1)	0 (0 to 1)	0 (0 to 1)	0 (0 to 1)	0 (0 to 1)	0 (0 to 1)	0 (0 to 1)	0 (0 to 1)	0 (0 to 1)	0 (0 to 1)	0 (0 to 1)	0 (0 to 1)	0 (0 to 1)	0 (0 to 1)
Extensively drug-resistant tuberculosis	0 (0 to 0)	0 (0 to 0)	0 (0 to 0)	0 (0 to 0)	0 (0 to 0)	0 (0 to 0)	0 (0 to 0)	0 (0 to 0)	0 (0 to 0)	0 (0 to 0)	0 (0 to 0)	0 (0 to 0)	0 (0 to 0)	0 (0 to 0)	0 (0 to 0)	0 (0 to 0)	0 (0 to 0)	0 (0 to 0)	0 (0 to 0)	0 (0 to 0)	0 (0 to 0)	0 (0 to 0)	0 (0 to 0)	0 (0 to 0)	0 (0 to 0)	0 (0 to 0)
Lower respiratory infections	719 (534 to 917)	324 (222 to 424)	1,020 (766 to 1,300)	787 (597 to 1,010)	397 (301 to 510)	358 (268 to 466)	369 (276 to 481)	376 (277 to 491)	372 (272 to 488)	397 (291 to 520)	417 (307 to 547)	439 (323 to 575)	471 (347 to 617)	502 (370 to 658)	534 (394 to 700)	564 (416 to 739)	594 (438 to 778)	623 (460 to 816)	649 (479 to 850)	672 (496 to 880)	688 (508 to 901)	699 (516 to 916)	703 (519 to 921)	704 (519 to 922)	13,300 (10,200 to 16,900)	82,900 (70,000 to 97,000)
Upper respiratory infections	0 (0 to 1 to 1)	0 (0 to 0)	0 (0 to 0)	0 (0 to 0)	0 (0 to 0)	0 (0 to 0)	0 (0 to 0)	0 (0 to 0)	0 (0 to 0)	0 (0 to 0)	0 (0 to 0)	0 (0 to 0)	0 (0 to 0)	0 (0 to 0)	0 (0 to 0)	0 (0 to 0)	0 (0 to 0)	0 (0 to 0)	0 (0 to 0)	0 (0 to 0)	0 (0 to 0)	0 (0 to 0)	0 (0 to 0)	0 (0 to 0)	0 (0 to 0)	0 (0 to 0)
Otitis media	0 (0 to 0)	0 (0 to 0)	0 (0 to 0)	0 (0 to 0)	0 (0 to 0)	0 (0 to 0)	0 (0 to 0)	0 (0 to 0)	0 (0 to 0)	0 (0 to 0)	0 (0 to 0)	0 (0 to 0)	0 (0 to 0)	0 (0 to 0)	0 (0 to 0)	0 (0 to 0)	0 (0 to 0)	0 (0 to 0)	0 (0 to 0)	0 (0 to 0)	0 (0 to 0)	0 (0 to 0)	0 (0 to 0)	0 (0 to 0)	0 (0 to 0)	0 (0 to 0)
Enteric infections	2.9 (2 to 4)	4.5 (2 to 8)	17 (10 to 29)	1,060 (692 to 1,530)	1,150 (750 to 1,650)	1,110 (719 to 1,610)	1,060 (681 to 1,540)	1,020 (654 to 1,490)	1,000 (643 to 1,460)	1,000 (643 to 1,460)	1,000 (643 to 1,460)	1,000 (643 to 1,460)	1,000 (643 to 1,460)	1,000 (643 to 1,460)	1,000 (643 to 1,460)	1,000 (643 to 1,460)	1,000 (643 to 1,460)	1,000 (643 to 1,460)	1,000 (643 to 1,460)	1,000 (643 to 1,460)	1,000 (643 to 1,460)	1,000 (643 to 1,460)	1,000 (643 to 1,460)	1,000 (643 to 1,460)	1,000 (643 to 1,460)
Malaria	0 (0 to 0)	0 (0 to 0)	0 (0 to 0)	0 (0 to 0)	0 (0 to 0)	0 (0 to 0)	0 (0 to 0)	0 (0 to 0)	0 (0 to 0)	0 (0 to 0)	0 (0 to 0)	0 (0 to 0)	0 (0 to 0)	0 (0 to 0)	0 (0 to 0)	0 (0 to 0)	0 (0 to 0)	0 (0 to 0)	0 (0 to 0)	0 (0 to 0)	0 (0 to 0)	0 (0 to 0)	0 (0 to 0)	0 (0 to 0)	0 (0 to 0)	0 (0 to 0)
Chagas disease	0 (0 to 0)	0 (0 to 0)	0 (0 to 0)	0 (0 to 0)	0 (0 to 0)	0 (0 to 0)	0 (0 to 0)	0 (0 to 0)	0 (0 to 0)	0 (0 to 0)	0 (0 to 0)	0 (0 to 0)	0 (0 to 0)	0 (0 to 0)	0 (0 to 0)	0 (0 to 0)	0 (0 to 0)	0 (0 to 0)	0 (0 to 0)	0 (0 to 0)	0 (0 to 0)	0 (0 to 0)	0 (0 to 0)	0 (0 to 0)	0 (0 to 0)	0 (0 to 0)
Leishmaniasis	0 (0 to 0)	0 (0 to 0)	0 (0 to 0)	0 (0 to 0)	0 (0 to 0)	0 (0 to 0)	0 (0 to 0)	0 (0 to 0)	0 (0 to 0)	0 (0 to 0)	0 (0 to 0)	0 (0 to 0)	0 (0 to 0)	0 (0 to 0)	0 (0 to 0)	0 (0 to 0)	0 (0 to 0)	0 (0 to 0)	0 (0 to 0)	0 (0 to 0)	0 (0 to 0)	0 (0 to 0)	0 (0 to 0)	0 (0 to 0)	0 (0 to 0)	0 (0 to 0)
Visceral leishmaniasis	0 (0 to 0)	0 (0 to 0)	0 (0 to 0)	0 (0 to 0)	0 (0 to 0)	0 (0 to 0)	0 (0 to 0)	0 (0 to 0)	0 (0 to 0)	0 (0 to 0)	0 (0 to 0)	0 (0 to 0)	0 (0 to 0)	0 (0 to 0)	0 (0 to 0)	0 (0 to 0)	0 (0 to 0)	0 (0 to 0)	0 (0 to 0)	0 (0 to 0)	0 (0 to 0)	0 (0 to 0)	0 (0 to 0)	0 (0 to 0)	0 (0 to 0)	0 (0 to 0)
Cutaneous and mucocutaneous leishmaniasis	0 (0 to 0)	0 (0 to 0)	0 (0 to 0)	0 (0 to 0)	0 (0 to 0)	0 (0 to 0)	0 (0 to 0)	0 (0 to 0)	0 (0 to 0)	0 (0 to 0)	0 (0 to 0)	0 (0 to 0)	0 (0 to 0)	0 (0 to 0)	0 (0 to 0)	0 (0 to 0)	0 (0 to 0)	0 (0 to 0)	0 (0 to 0)	0 (0 to 0)	0 (0 to 0)	0 (0 to 0)	0 (0 to 0)	0 (0 to 0)	0 (0 to 0)	0 (0 to 0)
African trypanosomiasis	0 (0 to 0)	0 (0 to 0)	0 (0 to 0)	0 (0 to 0)	0 (0 to 0)	0 (0 to 0)	0 (0 to 0)	0 (0 to 0)	0 (0 to 0)	0 (0 to 0)	0 (0 to 0)	0 (0 to 0)	0 (0 to 0)	0 (0 to 0)	0 (0 to 0)	0 (0 to 0)	0 (0 to 0)	0 (0 to 0)	0 (0 to 0)	0 (0 to 0)	0 (0 to 0)	0 (0 to 0)	0 (0 to 0)	0 (0 to 0)	0 (0 to 0)	0 (0 to 0)
Schistosomiasis	0 (0 to 0)	0 (0 to 0)	0 (0 to 0)	0 (0 to 0)	0 (0 to 0)	0 (0 to 0)	0 (0 to 0)	0 (0 to 0)	0 (0 to 0)	0 (0 to 0)	0 (0 to 0)	0 (0 to 0)	0 (0 to 0)	0 (0 to 0)	0 (0 to 0)	0 (0 to 0)	0 (0 to 0)	0 (0 to 0)	0 (0 to 0)	0 (0 to 0)	0 (0 to 0)	0 (0 to 0)	0 (0 to 0)	0 (0 to 0)	0 (0 to 0)	0 (0 to 0)
Cysticercosis	0 (0 to 0)	0 (0 to 0)	0 (0 to 0)	0 (0 to 0)	0 (0 to 0)	0 (0 to 0)	0 (0 to 0)	0 (0 to 0)	0 (0 to 0)	0 (0 to 0)	0 (0 to 0)	0 (0 to 0)	0 (0 to 0)	0 (0 to 0)	0 (0 to 0)	0 (0 to 0)	0 (0 to 0)	0 (0 to 0)	0 (0 to 0)	0 (0 to 0)	0 (0 to 0)	0 (0 to 0)	0 (0 to 0)	0 (0 to 0)	0 (0 to 0)	0 (0 to 0)
Cystic echinococcosis	0 (0 to 0)	0 (0 to 0)	0 (0 to 0)	0 (0 to 0)	0 (0 to 0)	0 (0 to 0)	0 (0 to 0)	0 (0 to 0)	0 (0 to 0)	0 (0 to 0)	0 (0 to 0)	0 (0 to 0)	0 (0 to 0)	0 (0 to 0)	0 (0 to 0)	0 (0 to 0)	0 (0 to 0)	0 (0 to 0)	0 (0 to 0)	0 (0 to 0)	0 (0 to 0)	0 (0 to 0)	0 (0 to 0)	0 (0 to 0)	0 (0 to 0)	0 (0 to 0)
Lymphatic filariasis	0 (0 to 0)	0 (0 to 0)	0 (0 to 0)	0 (0 to 0)	0 (0 to 0)	0 (0 to 0)	0 (0 to 0)	0 (0 to 0)	0 (0 to 0)	0 (0 to 0)	0 (0 to 0)	0 (0 to 0)	0 (0 to 0)	0 (0 to 0)	0 (0 to 0)	0 (0 to 0)	0 (0 to 0)	0 (0 to 0)	0 (0 to 0)	0 (0 to 0)	0 (0 to 0)	0 (0 to 0)	0 (0 to 0)	0 (0 to 0)	0 (0 to 0)	0 (0 to 0)
Onchocerciasis	0 (0 to 0)	0 (0 to 0)	0 (0 to 0)	0 (0 to 0)	0 (0 to 0)	0 (0 to 0)	0 (0 to 0)	0 (0 to 0)	0 (0 to 0)	0 (0 to 0)	0 (0 to 0)	0 (0 to 0)	0 (0 to 0)	0 (0 to 0)	0 (0 to 0)	0 (0 to 0)	0 (0 to 0)	0 (0 to 0)	0 (0 to 0)	0 (0 to 0)	0 (0 to 0)	0 (0 to 0)	0 (0 to 0)	0 (0 to 0)	0 (0 to 0)	0 (0 to 0)
Trachoma	0 (0 to 0)	0 (0 to 0)	0 (0 to 0)	0 (0 to 0)	0 (0 to 0)	0 (0 to 0)	0 (0 to 0)	0 (0 to 0)	0 (0 to 0)	0 (0 to 0)	0 (0 to 0)	0 (0 to 0)	0 (0 to 0)	0 (0 to 0)	0 (0 to 0)	0 (0 to 0)	0 (0 to 0)	0 (0 to 0)	0 (0 to 0)	0 (0 to 0)	0 (0 to 0)	0 (0 to 0)	0 (0 to 0)	0 (0 to 0)	0 (0 to 0)	0 (0 to 0)
Dengue	0 (0 to 0)	0 (0 to 0)	0 (0 to 0)	0 (0 to 0)	0 (0 to 0)	0 (0 to 0)	0 (0 to 0)	0 (0 to 0)	0 (0 to 0)	0 (0 to 0)	0 (0 to 0)	0 (0 to 0)	0 (0 to 0)	0 (0 to 0)	0 (0 to 0)	0 (0 to 0)	0 (0 to 0)	0 (0 to 0)	0 (0 to 0)	0 (0 to 0)	0 (0 to 0)	0 (0 to 0)	0 (0 to 0)	0 (0 to 0)	0 (0 to 0)	0 (0 to 0)
Yellow fever	0 (0 to 0)	0 (0 to 0)	0 (0 to 0)	0 (0 to 0)	0 (0 to 0)	0 (0 to 0)	0 (0 to 0)	0 (0 to 0)	0 (0 to 0)	0 (0 to 0)	0 (0 to 0)	0 (0 to 0)	0 (0 to 0)	0 (0 to 0)	0 (0 to 0)	0 (0 to 0)	0 (0 to 0)	0 (0 to 0)	0 (0 to 0)	0 (0 to 0)	0 (0 to 0)	0 (0 to 0)	0 (0 to 0)	0 (0 to 0)	0 (0 to 0)	0 (0 to 0)
Rabies	0 (0 to 0)	0 (0 to 0)	0 (0 to 0)	0 (0 to 0)	0 (0 to 0)	0 (0 to 0)	0 (0 to 0)	0 (0 to 0)	0 (0 to 0)	0 (0 to 0)	0 (0 to 0)	0 (0 to 0)	0 (0 to 0)	0 (0 to 0)	0 (0 to 0)	0 (0 to 0)	0 (0 to 0)	0 (0 to 0)	0 (0 to 0)	0 (0 to 0)	0 (0 to 0)	0 (0 to 0)	0 (0 to 0)	0 (0 to 0)	0 (0 to 0)	0 (0 to 0)
Intestinal nematode infections	0 (0 to 0)	0 (0 to 0)	0 (0 to 0)	0 (0 to 0)	0 (0 to 0)	0 (0 to 0)	0 (0 to 0)	0 (0 to 0)	0 (0 to 0)	0 (0 to 0)	0 (0 to 0)	0 (0 to 0)	0 (0 to 0)	0 (0 to 0)	0 (0 to 0)	0 (0 to 0)	0 (0 to 0)	0 (0 to 0)	0 (0 to 0)	0 (0 to 0)	0 (0 to 0)	0 (0 to 0)	0 (0 to 0)	0 (0 to 0)	0 (0 to 0)	0 (0 to 0)
Ascariasis	0 (0 to 0)	0 (0 to 0)	0 (0 to 0)	0 (0 to 0)	0 (0 to 0)	0 (0 to 0)	0 (0 to 0)	0 (0 to 0)	0 (0 to 0)	0 (0 to 0)	0 (0 to 0)	0 (0 to 0)	0 (0 to 0)	0 (0 to 0)	0 (0 to 0)	0 (0 to 0)	0 (0 to 0)	0 (0 to 0)	0 (0 to 0)	0 (0 to 0)	0 (0 to 0)	0 (0 to 0)	0 (0 to 0)	0 (0 to 0)	0 (0 to 0)	0 (0 to 0)
Trichuriasis	0 (0 to 0)	0 (0 to 0)	0 (0 to 0)	0 (0 to 0)	0 (0 to 0)	0 (0 to 0)	0 (0 to 0)	0 (0 to 0)	0 (0 to 0)	0 (0 to 0)	0 (0 to 0)	0 (0 to 0)	0 (0 to 0)	0 (0 to 0)	0 (0 to 0)	0 (0 to 0)	0 (0 to 0)	0 (0 to 0)	0 (0 to 0)	0 (0 to 0)	0 (0 to 0)	0 (0 to 0)	0 (0 to 0)	0 (0 to 0)	0 (0 to 0)	0 (0 to 0)
Hookworm disease	0 (0 to 0)	0 (0 to 0)	0 (0 to 0)	0 (0 to 0)	0 (0 to 0)	0 (0 to 0)	0 (0 to 0)	0 (0 to 0)	0 (0 to 0)	0 (0 to 0)	0 (0 to 0)	0 (0 to 0)	0 (0 to 0)	0 (0 to 0)	0 (0 to 0)	0 (0 to 0)	0 (0 to 0)	0 (0 to 0)	0 (0 to 0)	0 (0 to 0)	0 (0 to 0)	0 (0 to 0)	0 (0 to 0)	0 (0 to 0)	0 (0 to 0)	0 (0 to 0)
Food-borne trematodiases	0 (0 to 0)	0 (0 to 0)	0 (0 to 0)	0 (0 to 0)	0 (0 to 0)	0 (0 to 0)	0 (0 to 0)	0 (0 to 0)	0 (0 to 0)	0 (0 to 0)	0 (0 to 0)	0 (0 to 0)	0 (0 to 0)	0 (0 to 0)	0 (0 to 0)	0 (0 to 0)	0 (0 to 0)	0 (0 to 0)	0 (0 to 0)	0 (0 to 0)	0 (0 to 0)	0 (0 to 0)	0 (0 to 0)	0 (0 to 0)	0 (0 to 0)	0 (0 to 0)
Leprosy	0 (0 to 0)	0 (0 to 0)	0 (0 to 0)	0 (0 to 0)	0 (0 to 0)	0 (0 to 0)	0 (0 to 0)	0 (0 to 0)	0 (0 to 0)	0 (0 to 0)	0 (0 to 0)	0 (0 to 0)	0 (0 to 0)	0 (0 to 0)	0 (0 to 0)	0 (0 to 0)	0 (0 to 0)	0 (0 to 0)	0 (0 to 0)	0 (0 to 0)	0 (0 to 0)	0 (0 to 0)	0 (0 to 0)	0 (0 to 0)	0 (0 to 0)	0 (0 to 0)
Ebola	0 (0 to 0)	0 (0 to 0)	0 (0 to 0)	0 (0 to 0)	0 (0 to 0)	0 (0 to 0)	0 (0 to 0)	0 (0 to 0)	0 (0 to 0)	0 (0 to 0)	0 (0 to 0)	0 (0 to 0)	0 (0 to 0)	0 (0 to 0)	0 (0 to 0)	0 (0 to 0)	0 (0 to 0)	0 (0 to 0)	0 (0 to 0)	0 (0 to 0)	0 (0 to 0)	0 (0 to 0)	0 (0 to 0)	0 (0 to 0)	0 (0 to 0)	0 (0 to 0)
Zika virus	0 (0 to 0)	0 (0 to 0)	0 (0 to 0)	0 (0 to 0)	0 (0 to 0)	0 (0 to 0)	0 (0 to 0)	0 (0 to 0)	0 (0 to 0)	0 (0 to 0)	0 (0 to 0)	0 (0 to 0)	0 (0 to 0)	0 (0 to 0)	0 (0 to 0)	0 (0 to 0)	0 (0 to 0)	0 (0 to 0)	0 (0 to 0)	0 (0 to 0)	0 (0 to 0)	0 (0 to 0)	0 (0 to 0)	0 (0 to 0)	0 (0 to 0)	0 (0 to 0)
Guinea worm disease	0 (0 to 0)	0 (0 to 0)	0 (0 to 0)	0 (0 to 0)	0 (0 to 0)	0 (0 to 0)	0 (0 to 0)	0 (0 to 0)	0 (0 to 0)	0 (0 to 0)	0 (0 to 0)	0 (0 to 0)	0 (0 to 0)	0 (0 to 0)	0 (0 to 0)	0 (0 to 0)	0 (0 to 0)	0 (0 to 0)	0 (0 to 0)	0 (0 to 0)





SR Table 2c: China DALYS by cause and age group for both sexes with 95% uncertainty intervals, 2019

Cause	Early Neonatal	Late Neonatal	Post Neonatal	1 to 4	5 to 9	10 to 14	15 to 19	20 to 24	25 to 29	30 to 34	35 to 39	40 to 44	45 to 49	50 to 54	55 to 59	60 to 64	65 to 69	70 to 74	75 to 79	80 to 84	85 to 89	90 to 94	95 plus	Total
All causes	2,490 (2,168 to 2,820)	1,958 (905 to 1,176)	4,660 (4,196 to 5,200)	6,036 (4,996 to 10,390)	9,960 (7,289 to 13,190)	14,050 (10,600 to 18,300)	22,900 (17,300 to 28,800)	30,100 (23,600 to 37,200)	32,100 (25,300 to 40,000)	34,300 (26,900 to 42,800)	41,700 (32,900 to 51,900)	70,800 (57,900 to 86,000)	96,800 (79,000 to 117,000)	140,700 (114,000 to 170,000)	195,000 (158,000 to 236,000)	264,000 (214,000 to 319,000)	349,000 (283,000 to 422,000)	449,000 (364,000 to 542,000)	572,000 (463,000 to 692,000)	721,000 (583,000 to 872,000)	909,000 (735,000 to 1,100,000)	1,140,000 (917,000 to 1,380,000)	1,410,000 (1,130,000 to 1,710,000)	1,770,000 (1,410,000 to 2,150,000)	2,210,000 (1,760,000 to 2,690,000)	2,760,000 (2,190,000 to 3,360,000)	3,450,000 (2,730,000 to 4,200,000)	4,270,000 (3,370,000 to 5,200,000)	5,290,000 (4,170,000 to 6,450,000)	6,600,000 (5,200,000 to 8,050,000)	8,270,000 (6,500,000 to 10,100,000)	10,300,000 (8,080,000 to 12,600,000)	12,800,000 (9,980,000 to 15,700,000)	15,900,000 (12,300,000 to 19,500,000)	19,700,000 (15,200,000 to 24,200,000)	24,300,000 (18,700,000 to 29,900,000)	29,900,000 (22,900,000 to 37,000,000)	36,700,000 (27,900,000 to 45,600,000)	45,000,000 (34,000,000 to 55,900,000)	55,200,000 (41,600,000 to 68,800,000)	67,200,000 (50,400,000 to 83,600,000)	81,400,000 (60,800,000 to 101,000,000)	98,200,000 (72,800,000 to 122,000,000)	118,000,000 (86,800,000 to 147,000,000)	141,000,000 (102,000,000 to 176,000,000)	170,000,000 (122,000,000 to 212,000,000)	204,000,000 (145,000,000 to 255,000,000)	245,000,000 (173,000,000 to 307,000,000)	295,000,000 (207,000,000 to 370,000,000)	355,000,000 (248,000,000 to 444,000,000)	427,000,000 (297,000,000 to 534,000,000)	513,000,000 (356,000,000 to 642,000,000)	617,000,000 (427,000,000 to 771,000,000)	741,000,000 (511,000,000 to 926,000,000)	889,000,000 (612,000,000 to 1,110,000,000)	1,070,000,000 (734,000,000 to 1,330,000,000)	1,280,000,000 (878,000,000 to 1,600,000,000)	1,540,000,000 (1,050,000,000 to 1,920,000,000)	1,850,000,000 (1,260,000,000 to 2,310,000,000)	2,220,000,000 (1,510,000,000 to 2,770,000,000)	2,660,000,000 (1,810,000,000 to 3,320,000,000)	3,190,000,000 (2,170,000,000 to 3,980,000,000)	3,830,000,000 (2,600,000,000 to 4,780,000,000)	4,590,000,000 (3,120,000,000 to 5,730,000,000)	5,510,000,000 (3,740,000,000 to 6,870,000,000)	6,610,000,000 (4,490,000,000 to 8,240,000,000)	7,930,000,000 (5,390,000,000 to 9,880,000,000)	9,510,000,000 (6,460,000,000 to 11,900,000,000)	11,400,000,000 (7,750,000,000 to 14,200,000,000)	13,700,000,000 (9,300,000,000 to 17,000,000,000)	16,400,000,000 (11,200,000,000 to 20,500,000,000)	19,700,000,000 (13,400,000,000 to 24,500,000,000)	23,600,000,000 (16,100,000,000 to 29,400,000,000)	28,300,000,000 (19,300,000,000 to 35,200,000,000)	34,000,000,000 (23,100,000,000 to 42,200,000,000)	40,800,000,000 (27,700,000,000 to 50,600,000,000)	48,900,000,000 (33,200,000,000 to 60,700,000,000)	58,700,000,000 (39,800,000,000 to 72,800,000,000)	70,400,000,000 (47,800,000,000 to 87,300,000,000)	84,400,000,000 (57,300,000,000 to 104,000,000,000)	101,000,000,000 (68,700,000,000 to 125,000,000,000)	121,000,000,000 (82,400,000,000 to 150,000,000,000)	145,000,000,000 (98,800,000,000 to 180,000,000,000)	174,000,000,000 (118,000,000,000 to 216,000,000,000)	209,000,000,000 (142,000,000,000 to 259,000,000,000)	251,000,000,000 (170,000,000,000 to 311,000,000,000)	301,000,000,000 (204,000,000,000 to 373,000,000,000)	361,000,000,000 (245,000,000,000 to 447,000,000,000)	433,000,000,000 (294,000,000,000 to 536,000,000,000)	519,000,000,000 (353,000,000,000 to 643,000,000,000)	623,000,000,000 (423,000,000,000 to 772,000,000,000)	747,000,000,000 (508,000,000,000 to 926,000,000,000)	896,000,000,000 (609,000,000,000 to 1,110,000,000,000)	1,080,000,000,000 (732,000,000,000 to 1,330,000,000,000)	1,290,000,000,000 (878,000,000,000 to 1,600,000,000,000)	1,550,000,000,000 (1,050,000,000,000 to 1,920,000,000,000)	1,850,000,000,000 (1,260,000,000,000 to 2,310,000,000,000)	2,220,000,000,000 (1,510,000,000,000 to 2,770,000,000,000)	2,660,000,000,000 (1,810,000,000,000 to 3,320,000,000,000)	3,190,000,000,000 (2,170,000,000,000 to 3,980,000,000,000)	3,830,000,000,000 (2,600,000,000,000 to 4,780,000,000,000)	4,590,000,000,000 (3,120,000,000,000 to 5,730,000,000,000)	5,510,000,000,000 (3,740,000,000,000 to 6,870,000,000,000)	6,610,000,000,000 (4,490,000,000,000 to 8,240,000,000,000)	7,930,000,000,000 (5,390,000,000,000 to 9,880,000,000,000)	9,510,000,000,000 (6,460,000,000,000 to 11,900,000,000,000)	11,400,000,000,000 (7,750,000,000,000 to 14,200,000,000,000)	13,700,000,000,000 (9,300,000,000,000 to 17,000,000,000,000)	16,400,000,000,000 (11,200,000,000,000 to 20,500,000,000,000)	19,700,000,000,000 (13,400,000,000,000 to 24,500,000,000,000)	23,600,000,000,000 (16,100,000,000,000 to 29,400,000,000,000)	28,300,000,000,000 (19,300,000,000,000 to 35,200,000,000,000)	34,000,000,000,000 (23,100,000,000,000 to 42,200,000,000,000)	40,800,000,000,000 (27,700,000,000,000 to 50,600,000,000,000)	48,900,000,000,000 (33,200,000,000,000 to 60,700,000,000,000)	58,700,000,000,000 (39,800,000,000,000 to 72,800,000,000,000)	70,400,000,000,000 (47,800,000,000,000 to 87,300,000,000,000)	84,400,000,000,000 (57,300,000,000,000 to 104,000,000,000,000)	101,000,000,000,000 (68,700,000,000,000 to 125,000,000,000,000)	121,000,000,000,000 (82,400,000,000,000 to 150,000,000,000,000)	145,000,000,000,000 (98,800,000,000,000 to 180,000,000,000,000)	174,000,000,000,000 (118,000,000,000,000 to 216,000,000,000,000)	209,000,000,000,000 (142,000,000,000,000 to 259,000,000,000,000)	251,000,000,000,000 (170,000,000,000,000 to 311,000,000,000,000)	301,000,000,000,000 (204,000,000,000,000 to 373,000,000,000,000)	361,000,000,000,000 (245,000,000,000,000 to 447,000,000,000,000)	433,000,000,000,000 (294,000,000,000,000 to 536,000,000,000,000)	519,000,000,000,000 (353,000,000,000,000 to 643,000,000,000,000)	623,000,000,000,000 (423,000,000,000,000 to 772,000,000,000,000)	747,000,000,000,000 (508,000,000,000,000 to 926,000,000,000,000)	896,000,000,000,000 (609,000,000,000,000 to 1,110,000,000,000,000)	1,080,000,000,000,000 (732,000,000,000,000 to 1,330,000,000,000,000)	1,290,000,000,000,000 (878,000,000,000,000 to 1,600,000,000,000,000)	1,550,000,000,000,000 (1,050,000,000,000,000 to 1,920,000,000,000,000)	1,850,000,000,000,000 (1,260,000,000,000,000 to 2,310,000,000,000,000)	2,220,000,000,000,000 (1,510,000,000,000,000 to 2,770,000,000,000,000)	2,660,000,000,000,000 (1,810,000,000,000,000 to 3,320,000,000,000,000)	3,190,000,000,000,000 (2,170,000,000,000,000 to 3,980,000,000,000,000)	3,830,000,000,000,000 (2,600,000,000,000,000 to 4,780,000,000,000,000)	4,590,000,000,000,000 (3,120,000,000,000,000 to 5,730,000,000,000,000)	5,510,000,000,000,000 (3,740,000,000,000,000 to 6,870,000,000,000,000)	6,610,000,000,000,000 (4,490,000,000,000,000 to 8,240,000,000,000,000)	7,930,000,000,000,000 (5,390,000,000,000,000 to 9,880,000,000,000,000)	9,510,000,000,000,000 (6,460,000,000,000,000 to 11,900,000,000,000,000)	11,400,000,000,000,000 (7,750,000,000,000,000 to 14,200,000,000,000,000)	13,700,000,000,000,000 (9,300,000,000,000,000 to 17,000,000,000,000,000)	16,400,000,000,000,000 (11,200,000,000,000,000 to 20,500,000,000,000,000)	19,700,000,000,000,000 (13,400,000,000,000,000 to 24,500,000,000,000,000)	23,600,000,000,000,000 (16,100,000,000,000,000 to 29,400,000,000,000,000)	28,300,000,000,000,000 (19,300,000,000,000,000 to 35,200,000,000,000,000)	34,000,000,000,000,000 (23,100,000,000,000,000 to 42,200,000,000,000,000)	40,800,000,000,000,000 (27,700,000,000,000,000 to 50,600,000,000,000,000)	48,900,000,000,000,000 (33,200,000,000,000,000 to 60,700,000,000,000,000)	58,700,000,000,000,000 (39,800,000,000,000,000 to 72,800,000,000,000,000)	70,400,000,000,000,000 (47,800,000,000,000,000 to 87,300,000,000,000,000)	84,400,000,000,000,000 (57,300,000,000,000,000 to 104,000,000,000,000,000)	101,000,000,000,000,000 (68,700,000,000,000,000 to 125,000,000,000,000,000)	121,000,000,000,000,000 (82,400,000,000,000,000 to 150,000,000,000,000,000)	145,000,000,000,000,000 (98,800,000,000,000,000 to 180,000,000,000,000,000)	174,000,000,000,000,000 (118,000,000,000,000,000 to 216,000,000,000,000,000)	209,000,000,000,000,000 (142,000,000,000,000,000 to 259,000,000,000,000,000)	251,000,000,000,000,000 (170,000,000,000,000,000 to 311,000,000,000,000,000)	301,000,000,000,000,000 (204,000,000,000,000,000 to 373,000,000,000,000,000)	361,000,000,000,000,000 (245,000,000,000,000,000 to 447,000,000,000,000,000)	433,000,000,000,000,000 (294,000,000,000,000,000 to 536,000,000,000,000,000)	519,000,000,000,000,000 (353,000,000,000,000,000 to 643,000,000,000,000,000)	623,000,000,000,000,000 (423,000,000,000,000,000 to 772,000,000,000,000,000)	747,000,000,000,000,000 (508,000,000,000,000,000 to 926,000,000,000,000,000)	896,000,000,000,000,000 (609,000,000,000,000,000 to 1,110,000,000,000,000,000)	1,080,000,000,000,000,000 (732,000,000,000,000,000 to 1,330,000,000,000,000,000)	1,290,000,000,000,000,000 (878,000,000,000,000,000 to 1,600,000,000,000,000,000)	1,550,000,000,000,000,000 (1,050,000,000,000,000,000 to 1,920,000,000,000,000,000)	1,850,000,000,000,000,000 (1,260,000,000,000,000,000 to 2,310,000,000,000,000,000)	2,220,000,000,000,000,000 (1,510,000,000,000,000,000 to 2,770,000,000,000,000,000)	2,660,000,000,000,000,000 (1,810,000,000,000,000,000 to 3,320,000,000,000,000,000)	3,190,000,000,000,000,000 (2,170,000,000,000,000,000 to 3,980,000,000,000,000,000)	3,830,000,000,000,000,000 (2,600,000,000,000,000,000 to 4,780,000,000,000,000,000)	4,590,000,000,000,000,000 (3,120,000,000,000,000,000 to 5,730,000,000,000,000,000)	5,510,000,000,000,000,000 (3,740,000,000,000,000,000 to 6,870,000,000,000,000,000)	6,610,000,000,000,000,000 (4,490,000,000,000,000,000 to 8,240,000,000,000,000,000)	7,930,000,000,000,000,000 (5,390,000,000,000,000,000 to 9,880,000,000,000,000,000)	9,510,000,000,000,000,000 (6,460,000,000,000,000,000 to 11,900,000,000,000,000,000)	11,400,000,000,000,000,000 (7,750,000,000,000,000,000 to 14,200,000,000,000,000,000)	13,700,000,000,000,000,000 (9,300,000,000,000,000,000 to 17,000,000,000,000,000,000)	16,400,000,000,000,000,000 (11,200,000,000,000,000,000 to 20,500,000,000,000,000,000)	19,700,000,000,000,000,000 (13,400,000,000,000,000,000 to 24,500,000,000,000,000,000)	23,600,000,000,000,000,000 (16,100,000,000,000,000,000 to 29,400,000,000,000,000,000)	28,300,000,000,000,000,000 (19,300,000,000,000,000,000 to 35,200,000,000,000,000,000)	34,000,000,000,000,000,000 (23,100,000,000,000,000,000 to 42,200,000,000,000,000,000)	40,800,000,000,000,000,000 (27,700,000,000,000,000,000 to 50,600,000,000,000,000,000)	48,900,000,000,000,000,000 (33,200,000,000,000,000,000 to 60,700,000,000,000,000,000)	58,700,000,000,000,000,000 (39,800,000,000,000,000,000 to 72,800,000,000,000,000,000)	70,400,000,000,000,000,000 (47,800,000,000,000,000,000 to 87,300,000,000,000,000,000)	84,400,000,000,000,000,000 (57,300,000,000,000,000,000 to 104,000,000,000,000,000,000)	101,000,000,000,000,000,000 (68,700,000,000,000,000,000 to 125,000,000,000,000,000,000)	121,000,000,000,000,000,000 (82,400,000,000,000,000,000 to 150,000,000,000,000,000,000)	145,000,000,000,000,000,000 (98,800,000,000,000,000,000 to 180,000,000,000,000,000,000)	174,000,000,000,000,000,000 (118,000,000,000,000,000,000 to 216,000,000,000,000,000,000)	209,000,000,000,000,000,000 (142,000,000,000,000,000,000 to 259,000,000,000,000,000,000)	251,000,000,000,000,000,000 (170,000,000,000,000,000,000 to 311,000,000,000,000,000,000)	301,000,000,000,000,000,000 (204,000,000,000,000,000,000 to 373,000,000,000,000,000,000)	361,000,000,000,000,000,000 (245,000,000,000,000,000,000 to 447,000,000,000,000,000,000)	433,000,000,000,000,000,000 (294,000,000,000,000,000,000 to 536,000,000,000,000,000,000)	519,000,000,000,000,000,000 (353,000,000,000,000,000,000 to 643,000,000,000,000,000,000)	623,000,000,000,000,000,000 (423,000,000,000,000,000,000 to 772,000,000,000,000,000,000)	747,000,000,000,000,000,000 (508,000,000,000,000,000,000 to 926,000,000,000,000,000,000)	896,000,000,000,000,000,000 (609,000,000,000,000,000,000 to 1,110,000,000,000,000,000,000)	1,080,000,000,000,000,000,000 (732,000,000,000,000,000,000 to 1,330,000,000,000,000,000,000)	1,290,000,000,000,000,000,000 (878,000,000,000,000,000,000 to 1,600,000,000,000,000,000,000)	1,550,000,000,000,000,000,000 (1,050,000,000,000,000,000,000 to 1,920,000,000,000,000,000,000)	1,850,000,000,000,000,000,000 (1,260,000,000,000,000,000,000 to 2,310,000,000,000,000,000,000)	2,220,000,000,000,000,000,000 (1,510,000,000,000,000,000,000 to 2,770,000,000,000,000,000,000)	2,660,000,000,000,000,000,000 (1,810,000,000,000,000,000,000 to 3,320,000,000,000,000,000,000)	3,190,000,000,000,000,000,000 (2,170,000,000,000,000,000,000 to 3,980,000,000,000,000,000,000)	3,830,000,000,000,000,000,000 (2,600,000,000,000,000,000,000 to 4,780,000,000,000,000,000,000)	4,590,000,000,000,000,000,000 (3,120,000,000,000,000,000,000 to 5,730,000,000,000,000,000,000)	5,510,000,000,000,000,000,000 (3,740,000,000,000,000,000,000 to 6,870,000,000,000,000,000,000)	6,610,000,000,000,000,000,000 (4,490,000,000,000,000,000,000 to 8,240,000,000,000,000,000,000)	7,930,000,000,000,000,000,000 (5,390,000,000,000,000,000,000 to 9,880,000,000,000,000,000,000)	9,510,000,000,000,000,000,000 (6,460,000,000,000,000,000,000 to 11,900,000,000,000,000,000,000)	11,400,000,000,000,000,000,000 (7,750,000,000,000,000,000,000 to 14,200,000,000,000,000,000,000)	13,700,000,000,000,000,000,000 (9,300,000,000,000,000,000,000 to 17,000,000,000,000,000,000,000)	16,400,000,000,000,000,000,000 (11,200,000,000,000,000,000,000 to 20,500,000,000,000,000,000,000)	19,700,000,000,000,000,000,000 (13,400,000,000,000,000,000,000 to 24,500,000,000,000,000,000,000)	23,600,000,000,000,000,000,000 (16,100,000,000,000,000,000,000 to 29,400,000,000,000,000,000,000)	28,300,000,000,000,000,000,000 (19,300,000,000,000,000,000,000 to 35,200,000,000,000,000,000,000)	34,000,000,000,000,000,000,000 (23,100,000,000,000,000,000,000 to 42,200,000,000,000,000,000,000)	40,800,000,000,000,000,000,000 (27,700,000,000,000,000,000,000 to 50,600,000,000,000,000,000,000)	48,900,000,000,000,000,000,000 (33,200,000,000,000,000,000,000 to 60,700,000,000,000,000,000,000)	58,700,000,000,000,000,000,000 (39,800,000,000,000,000,000,000 to 72,800,000,000,000,000,000,000)	70,400,000,000,000,000,000,000 (47,800,000,000,000,000,000,000 to 87,300,000,000,000,000,000,000)	84,400,000,000,000,000,000,000 (57,300,000,000,000,000,000,000 to 104,000,000,000,000,000,000,000)	101,000,000,000,000,000,000,000 (68,700,000,000,000,000,000,000 to 125,000,000,000,000,000,000,000)	121,000,000,000,000,000,000,000 (82,400,000,000,000,000,000,000 to 150,000,000,000,000,000,000,000)	145,000,000,000,000,000,000,000 (98,800,000,000,000,000,000,000 to 180,000,000,000,000,000,000,000)	174,000,000,000,000,000,000,000 (118,000,000,000,000,000,000,000 to 216,000,000,000,000,000,000,000)	209,000,000,000,000,000,000,000 (142,000,000,000,000,000,000,000 to 259,000,000,000,000,000,000,000)	251,000,000,000,000,000,000,000 (170,000,000,000,000,000,000,000 to 311,000,000,000,000,000,000,000)	301,000,000,000,000,000,000,000 (204,000,000,000,000,000,000,000 to 373,000,000,000,000,000,000,000)	361,000,000,000,000,000,000,000 (245,000,000,000,000,000,000,000 to 447,000,000,000,000,000,000,000)	433,000,000,000,000,000,000,000 (294,000,000,000,000,000,000,000 to 536,000,000,000,000,000,000,000)	519,000,000,000,000,000,000,000 (353,000,000,000,000,000,000,000 to 643,000,000,000,000,000,000,000)	623,000,000,000,000,000,000,000 (423,000,000,000,000,000,000,000 to 772,000,000,000,000,000,000,000)	747,000,000,000,000,000,000,000 (508,000,000,000,000,000,000,000 to 926,000,000,000,000,000,000,000)	896,000,000,000,000,000,000,000 (609,000,000,000,000,000,000,000 to 1,110,000,000,000,000,000,000,000)	1,080,000,000,000,000,000,000,000 (732,000,000,000,000,000,000,000 to 1,330,000,000,000,000,000,000,000)	1,290,000,000,000,000,000,000,000 (878,000,000,000,000,000,000,000 to 1,600,000,000,000,000,000,000,000)	1,550,000,000,000,000,000,000,000 (1,050,000,000,000,000,000,000,000 to 1,920,000,000,000,000,000,000,000)	1,850,000,000,000,000,000,000,000 (1,260,000,000,000,000,000,000,000 to 2,310,000,000,000,000,000,000,000)	2,220,000,000,000,000,000,000,000 (1,510,000,000,000,000,000,000,000 to 2,770,000,000,000,000,000,000,000)	2,660,000,000,000,000,000,000,000 (1,810,000,000,000,000,000,000,000 to 3,320,000,000,000,000,000,000,000)	3,190,000,000,000,000,000,000,000 (2,170,000,000,000,000,000,000,000 to 3,980,000,000,000,000,000,000,000)	3,830,000,000,000,000,000,000,000 (2,600,000,000,000,000,000,000,000 to 4,780,000,000,000,000,000,000,000)	4,590,000,000,000,000,000,000,000 (3,120,000,000,000,000,000,000,000 to 5,730,000,000,000,000,000,000,000)	5,510,000,000,000,000,000,000,000 (3,740,000,000,000,000,000,000,000 to 6,870,000,000,000,000,000,000,000)	6,610,000,000,000,000,000,000,000 (4,490,000,000,000,000,000,000,000 to 8,240,000,000,000,000,000,000,000)	7,930,000,000,000,000,000,000,000 (5,390,000,000,000,000,000,000,000 to 9,880,000,000,000,000,000,000,000)	9,510,000,000,000,000,000,000,000 (6,460,000,000,000,000,000,000,000 to 11,900,000,000,000,000,000,000,000)	11,400,000,000,000,000,000,000,000 (7,750,000,000,000,000,000,000,000 to 14,200,000,000,000,000,000,000,000)	13,700,000,000,000,000,000,000,000 (9,300,000,000,000,000,000,000,000 to 17,000,000,000,000,000,000,000,000)	16,400,000,000,000,000,000,000,000 (11,200,000,000,000,000,000,000,000 to 20,500,000,000,000,000,000,000,000)	19,700,000,000,000,000,000,000,000 (13,400,000,000,000,000,000,000,000 to 24,500,000,000,000,000,000,000,000)	23,600,000,000,000,000,000,000,000 (16,100,000,000,000,000,000,000,000 to 29,400,000,000,000,000,000,000,000)	28,300,000,000,000,000,000,000,000 (19,300,000,000,000,000,000,000,000 to 35,200,000,000,000,000,000,000,000)	34,000,000,000,000,000,000,000,000 (23,100,000,000,000,000,000,000,000 to 42,200,000,000,000,000,000,000,000)	40,800,000,000,000,000,000,000,000 (27,700,000,000,000,000,000,000,000 to 50,600,000,000,000,000,000,000,000)	48,900,000,000,000,000,000,000,000 (33,200,000,000,000,000,000,000,000 to 60,700,000,000,000,000,000,000,000)	58,700,000,000,000,000,000,000,000 (39,800,000,000,000,000,000,000,000 to 72,800,000,000,000,000,000,000,000)	70,400,000,000,000,000,000,000,000 (47,800,000,000,000,000,000,000,000 to 87,300,000,000,000,000,000,000,000)	84,400,000,000,000,000,000,000,000 (57,300,000,000,000,000,000,000,000 to 104,000,000,000,000,000,000,000,000)	101,000,000,000,000,000,000,000,000 (68,700,000,000,000,000,000,000,000 to 125,000,000,000,000,000,000,000,000)	121,000,000,000,000,000,000,000,000 (82,400,000,000,000,000,000,000,000 to 150,000,000,000,000,000,000,000,000)	145,000,000,000,000,000,000,000,000 (98,800,000,000,000,000,000,000,000 to 180,000,000,000,000,000,000,000,000)	174,000,000,000,000,000,000,000,000 (118,000,000,000,000,000,000,000,000 to 216,000,000,000,000,000,000,000,000)	209,000,000,000,000,000,000,000,000 (142,000,000,000,000,000,000,000,000 to 259,000,000,000,000,000,000,000,000)	251,000,000,000,000,000,000,000,000 (170,000,000,000,000,000,000,000,000 to 311,000,000,000,000,000,000,000,000)	301,000,000,000,000,000,000,000,000 (204,000,000,000,000,000,000,000,000 to 373,000,000,000,000,000,000,000,000)	361,000,000,000,000,000,000,000,000 (245,000,000,000,000,000,000,000,000 to 447,000,000,000,000,000,000,000,000)	433,000,000,000,000,000,000,000,000 (294,000,000,000,000,000,000,000,000 to 536,000,000,000,000,000,000,000,000)	519,000,000,000,000,000,000,000,000 (353,000,000,000,000,000,000,000,000 to 643,000,000,000,000,000,000,000,000)	623,000,000,000,000,000,000,000,000 (423,000,000,000,000,000,000,000,000 to 772,000,000,000,000,000,000,000,000)	747,000,000,000,000,000,000,000,000 (508,000,000,000,000,000,000,000,000 to 926,000,000,000,000,000,000,000,000)	896,000,000,000,000,000,000,000,000 (609,000,000,000,000,000,000,000,000 to 1,110,000,000,000,000,000,000,000,000)	1,080,000,000,000,000,000,000,000,000 (732,000,000,000,000,000,000,000,000 to 1,330,000,000,000,000,000,000,000,000)	1,290,000,000,000,000,000,000,000,000 (878,000,000,000,000,000,000,000,000 to 1,600,000,000,000,000,000,000,000,000)	1,550,000,000,000,000,000,000,000,000 (1,050,000,000,000,000,000,000,000,000 to 1,920,000,000,000,000,000,000,000,000)	1,850,000,000,000,000,000,000,000,000 (1,260,000,000,000,000,000,000,000,000 to 2,310,000,000,000,000,000,000,000,000)	2,220,000,000,000,000,000,000,000,000 (1,510,000,000,000,000,000,000,000,000 to 2,770,000,000,000,000,000,000,000,000)	2,660,000,000,000,000,000,000,000,000 (1,810,000,000,000,000,000,000,000,000 to 3,320,000,000,000,000,000,000,000,000)	3,190,000,000,000,000,000,000,000,000 (2,170,000,000,000,000,000,000,000,000 to 3,980,000,000,000,000,000,000,000,000)	3,830,000,000,000,000,000,000,000,000 (2,600,000,000,000,000,000,000,000,000 to 4,780,000,000,000,000,000,000,000,000)	4,590,000,000,000,000,000,000,000,000 (3,120,000,000,000,000,000,000,000,000 to 5,730,000,000,000,000,000,000,000,000)	5,510,000,000,000,000,000,000,000,000 (3,740,000,000,000,000,000,000,000,000 to 6,870,000,000,000,000,000,000,000,000)	6,610,000,000,000,000,000,000,000,000 (4,490,000,000,000,000,000,000,000,000 to 8,240,000,000,000,000,000,000,000,000)	7,930,000,000,000,000,000,000,000,000 (5,390,000,000,000,000,000,000,000,000 to 9,880,000,000,000,000,000,000,000,000)	9,510,000,000,000,000,000,000,000,000 (6,460,000,000,000,000,000,000,000,000 to 11,900,000,000,000,000,000,000,000,000)	11,400,000,000,000,000,000,000,000,000 (7,750,000,000,000,000,000,000,000,000 to 14,200,000,000,000,000,000,000,000,000)	13,700,000,000,000,000,000,000,000,000 (9,300,000,000,000,000,000,000,000,000 to 17,000,000,000,000,000,000,000,000,000)	16,400,000,000,000,000,000,000,000,000 (11,200,000,000,000,000,000,000,000,000 to 20,500,000,000,000,000,000,000,000,000)	19,700,000,000,000,000,000,000,000,000 (13,400,000,000,000,000,000,000,000,000 to 24,500,000,000,000,000,000,000,000,000)	23,600,000,000,000,000,000,000,000,000 (16,100,000,000,000,000,000,000,000,000 to 29,400,000,000,000,000,000,000,000,000)	28,300,000,000,000,000,000,000,000,000 (19,300,000,000,000,000,000,000,000,000 to 35,200,000,000,000,000,000,000,000,000)	34,000,000,000,000,000,000,000,000,000 (23,100,000,000,000,000,000,000,000,000 to 42,200,000,000,000,000,000,000,000,000)	40,800,000,000,000,000,000,000,000,000 (27,700,000,000,000,000,000,000,000,000 to 50,600,000,000,000,000,000,000,000,000)	48,900,000,000,000,000,000,000,000,000 (33,200,000,000,000,000,000,000,000,000 to 60,700,000,000,000,000,000,000,000,000)	58,700,000,000,000,000,000,000,000,000 (39,800,000,000,000,000,000,000,000,000 to 72,800,000,000,000,000,000,000,000,000)	70,400,000,000,000,000,000,000,000,000 (47,800,000,000,000,000,000,000,000,000 to 87,300,000,000,000,000,000,000,000,000)	84,400,000,000,000,000,000,000,000,000 (57,300,000,000,000,000,000,000,000,000 to 104,000,000,000,000,000,000,000,000,000)	101,000,000,000,000,000,000,000,000,000 (68,700,000,000,000,000,000,000,000,000 to 125,000,000,000,000,000,000,000,000,000)	121,000,000,000,000,000,000,000,000,000 (82,400,000,000,000,000,000,000,000,000 to 150,000,000,000,000,000,000,000,000,000)	145,000,000,000,000,000,000,000,000,000 (98,800,000,000,000,000,000,000,000,000 to 180,000,000,000,000,000,000,000,000,000)	174,000,000,000,000,000,000,000,000,000 (118,000,000,000,000,000,000,000,000,000 to 216,000,000,000,000,000,000,000,000,000)	209,000,000,000,000,000,000,000,000,000 (142,000,000,000,000,000,000,000,000,000 to 259,000,000,000,000,000,000,000,000,000)	251,000,000,000,000,000,000,000,000,000 (170,000,000,000,000,000,000,000,000,000 to 311,000,000,000,000,000,000,000,000,000)	301,000,000,000,000,000,000,000,000,000 (204,000,000,000,000,000,000,000,000,000 to 373,000,000,000,000,000,000,000,000,000)	361,000,000,000,000,000,000,000,000,000 (245,000,000,000,000,000,000,000,000,000 to 447,000,000,000,000,000,000,000,000,000)	433,000,000,000,000,000,000,000,000,000 (294,000,000,000,000,000,000,000,000,000 to 536,000,000,000,000,000,000,000,000,000)	519,000,000,000,000,000,000,000,000,000 (353,000,000,000,000,000,000,000,000,000 to 643,000,000,000,000,000,000,000,000,000)	623,000,000,000,000,000,000,000,000,000 (423,000,000,000,000,000,000,000,000,000 to 772,000,000,000,000,000,000,000,000,000)	747,000,000,000,000,000,000,000,000,000 (508,000,000,000,000,000,000,000,000,000 to 926,000,000,000,000,000,000,000,000,000)	896,000,000,000,000,000,000,000,000,000 (609,000,000,000,000,000,000,000,000,000 to 1,110,000,000,000,000,000,000,000,000,000)	1,080,000,000,000,000,000,000,000,000,000 (732,000,000,000,000,000,000,000,000,000 to 1,330,000,000,000,000,000,000,000,000,000)	1,290,000,000,000,000,000,000,000,000,000 (878,000,000,000,000,000,000,000,000,000 to 1,600,000,000,000,000,000,000,000,000,000)	1,550,000,000,000,000,000,000,000,000,000 (1,050,000,000,000,000,000,000,000,000,000 to 1,920,000,000,000,000,000,000,000,000,000)	1,850,000,000,000,000,000,000,000,000,000 (1,260,000,000,000,000,000,000,000,000,000 to 2,310,000,000,000,000,000,000,000,000,000)	2,220,000,000,000,000,000,000,000,000,000 (1,510,000,000,000,000,000,000,000,000,000 to 2,770,000,000,000,000,000,000,000,000,000)	2,660,000,000,000,000,000,000,000,000,000 (1,810,000,000,000,000,000,000,000,000,000 to 3,320,000,000,000,000,000,000,000,000,000)	3,190,000,000,000,000,000,000,000,000,000 (2,170,000,000,000,000,000,000,000,000,000 to 3,980,000,000,000,000,000,000,000,000,000)	3,830,000,000,000,000,000,000,000,000,000 (2,600,000,000,000,000,000,000,000,000,000 to 4,780,000,000,000,000,000,000,000,000,000)	4,590,000,000,000,000,000,000,000,000,000 (3,120,000,000,000,000,000,000,000,000,000 to 5,730,000,000,000,000,000,000,000,000,000)	5,510,000,000,000,000,000,000,000,000,000 (3,740,000,000,000,000,000,000,000,000,000 to 6,870,000,000,000,000,000,000,000,000,000)	6,610,000,000,000,000,000,000,000,000,000 (4,490,000,000,000,000,000,000,000,000,000 to 8,240,000,000,000,000,000,000,000,000,000)	7,930,000,000,000,000,000,000,000,000,000 (5,390,000,000,000,000,000,000,000,000,000 to 9,880,000,000,000,000,000,000,000,000,000)	9,510,000,000,000,000,000,000,000,000,000 (6,460,000,000,000,000,000,000,000,000,000 to 11,900,000,000,000,000,000,000,000,000,000)	11,400,000,000,000,000,000,000,000,000,000 (7,750,000,000,000,000,000,000,000,000,000 to 14,200,000,000,000,000,000,000,000,000,000)	13,700,000,000,000,000,000,000,000,000,000 (9,300,000,000,000,000,000,000,000,000,000 to 17,000,000,000,000,000,000,000,000,000,000)	16,400,000,000,000,000,000,000,000,000,000 (11,200,000,000,000,000,000,000,000,000,000 to 20,500,000,000,000,000,000,000,000,000,000)	19,700,000,000,000,000,000,000,000,000,000 (13,400,000,000,000,000,000,000,000,000,000 to 24,500,000,000,000,000,000,000,000,000,000)	23,600,000,000,000,000,000,000,000,000,000 (16,100,000,000,000,000,000,000,000,000,000 to 29,400,000,000,000,000,000,000,000,000,000)	28,300,000,000,000,000,000,000,000,000,000 (19,300,000,000,000,000,000,000,000,000,000 to 35,200,000,000,000,000,000,000,000,000,000)	34,000,000,000,000,000,000,000,000,000,000 (23,100,000,000,000,000,000,000,000,000,000 to 42,200,000,000,000,000,000,000,000,000,000)	40,800,000,000,000,000,000,000,000,000,000 (27,700,000,000,000,000,000,000,000,000,000 to 50,600,000,000,000,000,000,000,000,000,000)	48,900,000,000,000,000,000,000,000,000,000 (33,200,000,000,000,000,000,000,000,000,000 to 60,700,000,000,000,000,000,000,000,000,000)	58,700,000,000,000,000,000,000,000,000,000 (39,800,000,000,000,000,000,000,000,000,000 to 72,800,000,000,000,000,000,000,000,000,000)	70,400,000,000,000,000,000,000,000,000,000 (47,800,000,000,000,000,000,000,000,000,000 to 87,300,000,000,000,000,000,000,000,000,000)	84,400,000,000,000,000,000,000,000,000,000 (57,300,000,000,000,000,000,000,000,000,000 to 104,000,000,000,000,000,000,000,000,000,000)	101,000,000,000,000,000,000,000,000,000,000 (68,700,000,000,000,000,000,000,000,000,000 to 125,000,000,000,000,000,000,000,000,000,000)	121,000,000,000,000,000,000,000,000,000,000 (82,400,000,000,000,000,000,000,000,000,000 to 150,000,000,000,000,000,000,000,000,000,000)	145,000,000,000,000,000,000,000,000,000,000 (98,800,000,000,000,000,000,000,000,000,000 to 180,000,000,000,000,000,000,000,000,000,000)	174,000,000,000,000,000,000,000,000,000,000 (118,000,000,000,000,000,000,000,000,000,000 to 216,000,000,000,000,000,000,000,000,000,000)	209,000,000,000,000,000,000,000,





SR Table 2c: Tokyō DALYS by cause and age group for both sexes with 95% uncertainty intervals, 2019

Cause	Early Neonatal	Late Neonatal	Post Neonatal	1 to 4	5 to 9	10 to 14	15 to 19	20 to 24	25 to 29	30 to 34	35 to 39	40 to 44	45 to 49	50 to 54	55 to 59	60 to 64	65 to 69	70 to 74	75 to 79	80 to 84	85 to 89	90 to 94	95 plus	Total
All causes	5,459 (5,766 to 7,165)	2,572 (2,773 to 3,460)	9,992 (10,466 to 12,000)	18,650 (19,385 to 22,600)	21,990 (21,026 to 27,402)	24,522 (23,603 to 30,008)	43,492 (42,000 to 53,666)	72,290 (70,284 to 88,124)	90,965 (88,705 to 113,099)	112,600 (109,402 to 138,958)	139,090 (135,855 to 167,202)	169,092 (165,227 to 201,688)	217,099 (212,660 to 256,220)	297,098 (291,629 to 347,600)	329,900 (323,475 to 383,913)	397,199 (389,502 to 457,695)	499,393 (490,238 to 568,268)	592,106 (582,366 to 667,695)	692,199 (681,140 to 772,618)	786,106 (773,716 to 872,555)	880,206 (865,977 to 971,695)	966,599 (949,000 to 1,060,000)	5,348,208
Communicable, maternal, neonatal, and nutritional diseases	5,261 (5,603 to 6,966)	2,469 (2,679 to 3,186)	3,969 (2,719 to 4,700)	3,066 (2,095 to 3,756)	2,490 (1,695 to 3,053)	2,685 (1,810 to 3,293)	3,955 (2,669 to 4,853)	4,726 (3,169 to 5,800)	4,870 (3,249 to 5,979)	5,600 (3,748 to 6,880)	6,503 (4,338 to 7,993)	7,120 (4,748 to 8,750)	7,769 (5,165 to 9,550)	7,200 (4,780 to 8,847)	6,560 (4,340 to 8,060)	7,568 (5,010 to 9,270)	10,368 (6,855 to 12,700)	15,200 (10,050 to 18,700)	19,600 (13,000 to 24,200)	22,400 (14,900 to 27,600)	23,900 (15,900 to 29,400)	19,400 (12,900 to 23,900)	189,000
HIV/AIDS and sexually transmitted infections	0.1 (0.1 to 0.2)	0.1 (0.1 to 0.2)	214 (174 to 259)	512 (412 to 619)	129 (103 to 157)	25 (20 to 31)	54 (43 to 66)	192 (154 to 233)	324 (260 to 392)	512 (411 to 620)	771 (617 to 931)	1,100 (881 to 1,330)	1,500 (1,200 to 1,810)	1,700 (1,360 to 2,060)	1,800 (1,440 to 2,180)	2,000 (1,600 to 2,420)	2,100 (1,680 to 2,540)	2,000 (1,600 to 2,420)	1,800 (1,440 to 2,180)	1,500 (1,200 to 1,810)	1,100 (880 to 1,330)	700 (560 to 850)	2,743
HIV/AIDS	0 (0 to 0)	0 (0 to 0)	214 (174 to 259)	512 (412 to 619)	129 (103 to 157)	25 (20 to 31)	54 (43 to 66)	192 (154 to 233)	324 (260 to 392)	512 (411 to 620)	771 (617 to 931)	1,100 (881 to 1,330)	1,500 (1,200 to 1,810)	1,700 (1,360 to 2,060)	1,800 (1,440 to 2,180)	2,000 (1,600 to 2,420)	2,100 (1,680 to 2,540)	2,000 (1,600 to 2,420)	1,800 (1,440 to 2,180)	1,500 (1,200 to 1,810)	1,100 (880 to 1,330)	700 (560 to 850)	1,860
HIV/AIDS - Drug-susceptible Tuberculosis	0 (0 to 0)	0 (0 to 0)	118 (0.8 to 77.7)	8.4 (0.8 to 23.3)	2.7 (2.2 to 3.4)	1.9 (1.1 to 2.8)	4.3 (1.2 to 2.8)	7.9 (2.6 to 6.1)	11 (4.7 to 13.7)	14 (6.1 to 18.3)	14 (6.6 to 20.6)	18 (8.1 to 24.9)	23 (11.3 to 31.7)	20.7 (10.1 to 29.6)	20.7 (10.5 to 32.6)	22.4 (12.9 to 33.3)	27.4 (22.6 to 39.3)	34 (29.7 to 44.8)	44 (37.9 to 57.1)	54 (46.9 to 69.1)	64 (55.6 to 81.1)	74 (64.4 to 93.1)	254
HIV/AIDS - Multidrug-resistant Tuberculosis without extensi	0 (0 to 0)	0 (0 to 0)	0.1 (0 to 0.2)	0.1 (0 to 0.2)	0.1 (0 to 0.2)	0.1 (0 to 0.2)	0.1 (0 to 0.2)	0.1 (0 to 0.2)	0.1 (0 to 0.2)	0.1 (0 to 0.2)	0.1 (0 to 0.2)	0.1 (0 to 0.2)	0.1 (0 to 0.2)	0.1 (0 to 0.2)	0.1 (0 to 0.2)	0.2 (0 to 0.2)	0.2 (0 to 0.2)	0.2 (0 to 0.2)	0.2 (0 to 0.2)	0.2 (0 to 0.2)	0.2 (0 to 0.2)	0.1 (0 to 0.2)	0.4
HIV/AIDS - Extensively drug-resistant Tuberculosis	0 (0 to 0)	0 (0 to 0)	0 (0 to 0)	0 (0 to 0)	0 (0 to 0)	0 (0 to 0)	0 (0 to 0)	0 (0 to 0)	0 (0 to 0)	0 (0 to 0)	0 (0 to 0)	0 (0 to 0)	0 (0 to 0)	0 (0 to 0)	0 (0 to 0)	0 (0 to 0)	0 (0 to 0)	0 (0 to 0)	0 (0 to 0)	0 (0 to 0)	0 (0 to 0)	0 (0 to 0)	0 (0 to 0)	0.1
HIV/AIDS resulting in other diseases	0 (0 to 0)	0 (0 to 0)	29.6 (19.9 to 39.2)	14.6 (10.2 to 20.8)	8.8 (5.9 to 11.6)	6.9 (3.2 to 9.2)	8.9 (3.6 to 12.4)	20.3 (7.5 to 30.6)	22.9 (8.1 to 32.1)	27.7 (9.7 to 39.2)	34.9 (12.1 to 49.7)	43.7 (14.7 to 62.1)	56.5 (19.1 to 80.1)	69 (24.5 to 98.5)	82.6 (29.4 to 118.3)	97.2 (34.7 to 140.3)	109 (39.6 to 159.2)	121 (44.1 to 178.4)	129 (47.6 to 192.3)	134 (49.6 to 202.3)	139 (51.6 to 211.3)	142 (52.8 to 218.3)	823
Sexually transmitted infections excluding HIV	0.1 (0 to 0.1)	0 (0 to 0)	0.1 (0 to 0.1)	0.2 (0.1 to 0.3)	0.2 (0.1 to 0.3)	24.2 (20.1 to 28.7)	76.3 (63.3 to 90.2)	160 (133 to 190)	199 (165 to 235)	241 (200 to 285)	292 (242 to 345)	350 (290 to 414)	406 (337 to 480)	476 (395 to 562)	533 (442 to 630)	576 (478 to 681)	609 (505 to 720)	627 (520 to 741)	630 (523 to 744)	624 (518 to 738)	614 (509 to 726)	599 (497 to 708)	5,613
Syphilis	0 (0 to 0.2)	0 (0 to 0)	0 (0 to 0)	0 (0 to 0)	0 (0 to 0)	0 (0 to 0.1)	0.1 (0 to 0.1)	0.1 (0 to 0.1)	0.1 (0 to 0.2)	0.1 (0 to 0.2)	0.1 (0 to 0.2)	0.1 (0 to 0.2)	0.1 (0 to 0.2)	0.1 (0 to 0.2)	0.1 (0 to 0.2)	0.1 (0 to 0.2)	0.1 (0 to 0.2)	0.1 (0 to 0.2)	0.1 (0 to 0.2)	0.1 (0 to 0.2)	0.1 (0 to 0.2)	0.1 (0 to 0.2)	0.2
Chlamydial infection	0 (0 to 0)	0 (0 to 0)	0 (0 to 0)	0 (0 to 0)	0 (0 to 0)	0.1 (0 to 0.2)	0.3 (0 to 0.4)	17 (12 to 22)	17 (12 to 22)	20 (15 to 26)	24 (17 to 31)	27 (20 to 35)	31 (23 to 40)	36 (27 to 47)	40 (30 to 52)	44 (33 to 57)	46 (35 to 60)	48 (36 to 62)	48 (36 to 62)	47 (36 to 61)	47 (35 to 61)	45 (34 to 59)	204
Gonococcal infection	0 (0 to 0)	0 (0 to 0)	0 (0 to 0)	0 (0 to 0)	0 (0 to 0)	0 (0 to 0)	0 (0 to 0)	0 (0 to 0)	0 (0 to 0)	0 (0 to 0)	0 (0 to 0)	0 (0 to 0)	0 (0 to 0)	0 (0 to 0)	0 (0 to 0)	0 (0 to 0)	0 (0 to 0)	0 (0 to 0)	0 (0 to 0)	0 (0 to 0)	0 (0 to 0)	0 (0 to 0)	0 (0 to 0)	0.5
Trichomoniasis	0 (0 to 0)	0 (0 to 0)	0 (0 to 0)	0 (0 to 0)	0 (0 to 0)	0.1 (0 to 0.4)	0.3 (0 to 0.9)	0.8 (0 to 2.1)	0.9 (0 to 2.4)	1.1 (0 to 2.9)	1.4 (0 to 3.6)	1.7 (0 to 4.3)	2.1 (0 to 5.2)	2.5 (0 to 6.1)	2.8 (0 to 6.9)	3.1 (0 to 7.6)	3.3 (0 to 8.1)	3.4 (0 to 8.4)	3.4 (0 to 8.4)	3.3 (0 to 8.2)	3.2 (0 to 7.9)	3.1 (0 to 7.6)	15
Genital herpes	0 (0 to 0)	0 (0 to 0)	0 (0 to 0)	0 (0 to 0)	0 (0 to 0)	0.4 (0 to 1.1)	0.9 (0 to 2.5)	1.2 (0 to 3.4)	1.3 (0 to 3.7)	1.5 (0 to 4.1)	1.8 (0 to 5.1)	2.1 (0 to 6.1)	2.5 (0 to 7.2)	2.9 (0 to 8.3)	3.2 (0 to 9.2)	3.5 (0 to 10.1)	3.7 (0 to 10.7)	3.8 (0 to 11)	3.8 (0 to 11)	3.7 (0 to 10.8)	3.6 (0 to 10.5)	3.5 (0 to 10.2)	16
Other sexually transmitted infections	0 (0 to 0)	0 (0 to 0)	0 (0 to 0)	0 (0 to 0)	0 (0 to 0)	2.4 (1.4 to 3.7)	11.6 (7.1 to 17.4)	28.5 (17.4 to 42.6)	35.6 (21.6 to 52.7)	43.7 (26.4 to 64.5)	52.4 (31.5 to 77.1)	62.6 (37.5 to 91.8)	72.4 (43.3 to 105.8)	84.8 (50.6 to 123.5)	94.9 (56.6 to 138.1)	102.6 (61.2 to 149.2)	108.4 (64.6 to 157.5)	111.7 (66.5 to 162.1)	111.2 (66.2 to 161.3)	109.2 (65.1 to 158.5)	106.7 (63.6 to 154.8)	104.1 (62.1 to 151.1)	823
Respiratory infections and tuberculosis	79.4 (50.7 to 109.7)	74.4 (48.6 to 99.7)	1,368 (1,030 to 1,746)	1,140 (730 to 1,548)	626 (512 to 740)	560 (457 to 670)	1,138 (931 to 1,370)	1,238 (1,010 to 1,490)	1,268 (1,035 to 1,526)	1,290 (1,053 to 1,553)	1,324 (1,081 to 1,593)	1,360 (1,110 to 1,636)	1,400 (1,143 to 1,685)	1,440 (1,176 to 1,733)	1,480 (1,209 to 1,781)	1,520 (1,242 to 1,829)	1,560 (1,275 to 1,877)	1,600 (1,308 to 1,925)	1,640 (1,340 to 1,973)	1,680 (1,373 to 2,021)	1,720 (1,406 to 2,069)	1,760 (1,439 to 2,117)	12,600
Respiratory infections and tuberculosis	79.4 (50.7 to 109.7)	74.4 (48.6 to 99.7)	1,368 (1,030 to 1,746)	1,140 (730 to 1,548)	626 (512 to 740)	560 (457 to 670)	1,138 (931 to 1,370)	1,238 (1,010 to 1,490)	1,268 (1,035 to 1,526)	1,290 (1,053 to 1,553)	1,324 (1,081 to 1,593)	1,360 (1,110 to 1,636)	1,400 (1,143 to 1,685)	1,440 (1,176 to 1,733)	1,480 (1,209 to 1,781)	1,520 (1,242 to 1,829)	1,560 (1,275 to 1,877)	1,600 (1,308 to 1,925)	1,640 (1,340 to 1,973)	1,680 (1,373 to 2,021)	1,720 (1,406 to 2,069)	1,760 (1,439 to 2,117)	12,600
Tuberculosis	0 (0 to 0)	0 (0 to 0)	0 (0 to 0)	0 (0 to 0)	0 (0 to 0)	0.4 (0 to 0.6)	0.9 (0 to 1.4)	1.2 (0 to 1.8)	1.3 (0 to 1.9)	1.5 (0 to 2.2)	1.8 (0 to 2.6)	2.1 (0 to 3.1)	2.5 (0 to 3.6)	2.9 (0 to 4.2)	3.2 (0 to 4.6)	3.5 (0 to 5.1)	3.7 (0 to 5.4)	3.8 (0 to 5.5)	3.8 (0 to 5.5)	3.7 (0 to 5.4)	3.6 (0 to 5.2)	3.5 (0 to 5.1)	16
Latent tuberculosis infection	0 (0 to 0)	0 (0 to 0)	0 (0 to 0)	0 (0 to 0)	0 (0 to 0)	0 (0 to 0)	0 (0 to 0)	0 (0 to 0)	0 (0 to 0)	0 (0 to 0)	0 (0 to 0)	0 (0 to 0)	0 (0 to 0)	0 (0 to 0)	0 (0 to 0)	0 (0 to 0)	0 (0 to 0)	0 (0 to 0)	0 (0 to 0)	0 (0 to 0)	0 (0 to 0)	0 (0 to 0)	0 (0 to 0)	0
Active tuberculosis	0 (0 to 0)	0 (0 to 0)	0 (0 to 0)	0 (0 to 0)	0 (0 to 0)	0.4 (0 to 0.6)	0.9 (0 to 1.4)	1.2 (0 to 1.8)	1.3 (0 to 1.9)	1.5 (0 to 2.2)	1.8 (0 to 2.6)	2.1 (0 to 3.1)	2.5 (0 to 3.6)	2.9 (0 to 4.2)	3.2 (0 to 4.6)	3.5 (0 to 5.1)	3.7 (0 to 5.4)	3.8 (0 to 5.5)	3.8 (0 to 5.5)	3.7 (0 to 5.4)	3.6 (0 to 5.2)	3.5 (0 to 5.1)	16
Drug-susceptible tuberculosis	0 (0 to 0)	0 (0 to 0)	0 (0 to 0)	0 (0 to 0)	0 (0 to 0)	0.4 (0 to 0.6)	0.9 (0 to 1.4)	1.2 (0 to 1.8)	1.3 (0 to 1.9)	1.5 (0 to 2.2)	1.8 (0 to 2.6)	2.1 (0 to 3.1)	2.5 (0 to 3.6)	2.9 (0 to 4.2)	3.2 (0 to 4.6)	3.5 (0 to 5.1)	3.7 (0 to 5.4)	3.8 (0 to 5.5)	3.8 (0 to 5.5)	3.7 (0 to 5.4)	3.6 (0 to 5.2)	3.5 (0 to 5.1)	16
Multidrug-resistant tuberculosis without extensive drug-res	0 (0 to 0)	0 (0 to 0)	0 (0 to 0)	0 (0 to 0)	0 (0 to 0)	0 (0 to 0.1)	0 (0 to 0.2)	0 (0 to 0.2)	0 (0 to 0.2)	0 (0 to 0.2)	0 (0 to 0.2)	0 (0 to 0.2)	0 (0 to 0.2)	0 (0 to 0.2)	0 (0 to 0.2)	0 (0 to 0.2)	0 (0 to 0.2)	0 (0 to 0.2)	0 (0 to 0.2)	0 (0 to 0.2)	0 (0 to 0.2)	0 (0 to 0.2)	0.1
Extensively drug-resistant tuberculosis	0 (0 to 0)	0 (0 to 0)	0 (0 to 0)	0 (0 to 0)	0 (0 to 0)	0 (0 to 0)	0 (0 to 0)	0 (0 to 0)	0 (0 to 0)	0 (0 to 0)	0 (0 to 0)	0 (0 to 0)	0 (0 to 0)	0 (0 to 0)	0 (0 to 0)	0 (0 to 0)	0 (0 to 0)	0 (0 to 0)	0 (0 to 0)	0 (0 to 0)	0 (0 to 0)	0 (0 to 0)	0 (0 to 0)	0
Lower respiratory infections	42.7 (24.1 to 67.7)	69.4 (44.1 to 99.6)	205 (129 to 302)	209 (129 to 309)	120 (74 to 177)	113 (70 to 167)	152 (94 to 224)	292 (181 to 431)	406 (252 to 599)	498 (309 to 735)	592 (368 to 874)	699 (434 to 1,030)	1,200 (745 to 1,770)	1,760 (1,090 to 2,590)	2,490 (1,540 to 3,670)	3,440 (2,130 to 5,060)	4,660 (2,890 to 6,860)	5,960 (3,690 to 8,770)	7,080 (4,390 to 10,400)	7,930 (4,910 to 11,700)	8,530 (5,280 to 12,600)	8,730 (5,410 to 12,900)	105,000
Upper respiratory infections	36.7 (9.7 to 2.2)	4.9 (0.6 to 14.1)	668 (97.4 to 2,057)	941 (141 to 2,760)	506 (418 to 1,296)	447 (329 to 1,050)	986 (334 to 1,726)	946 (439 to 1,430)	862 (477 to 1,469)	792 (453 to 1,460)	732 (413 to 1,403)	661 (372 to 1,300)	1,210 (641 to 1,766)	1,210 (627 to 1,760)	990 (490 to 1,419)	910 (392 to 1,398)	1,040 (399 to 1,668)	1,040 (376 to 1,705)	1,040 (363 to 1,717)	1,040 (350 to 1,730)	1,040 (336 to 1,743)	1,040 (323 to 1,756)	12,600
Otitis media	0 (0 to 0.1)	0 (0 to 1.4)	130 (16.9 to 420)	156 (19.5 to 503)	88.9 (69.9 to 244)	74.6 (49.9 to 194)	167 (52 to 309)	209 (68.3 to 397)	197 (68.9 to 374)	183 (68.5 to 351)	169 (68.2 to 331)	153 (67.2 to 297)	280 (80.3 to 391)	280 (70.6 to 371)	229 (56.7 to 330)	211 (42.3 to 305)	241 (29.2 to 386)	241 (16.3 to 394)	241 (7.1 to 401)	241 (0.1 to 416)	241 (0.1 to 431)	241 (0.1 to 447)	2,920
Enteric infections	49 (4.9 to 8)	19 (1.7 to 3.2)	139 (61.6 to 168)	39.1 (22.9 to 58.1)	17.2 (11.6 to 23.2)	13.5 (9.3 to 18.4)	29 (20.3 to 39.4)	49.7 (34.9 to 67.5)	69 (48.3 to 93.6)	89.3 (62.3 to 121)	109 (76.6 to 148)	130 (91.2 to 176)	152 (106.4 to 206)	177 (123.6 to 240)	202 (140.6 to 273)	226 (157.1 to 305)	250 (173.6 to 337)	272 (188.6 to 366)	291 (201.6 to 391)	309 (213.9 to 415)	325 (224.8 to 436)	338 (233.6 to 453)	3,600
Diarrheal diseases	49 (4.9 to 8)	19 (1.7 to 3.2)	139 (61.6 to 168)	39.1 (22.9 to 58.1)	17.2 (11.6 to 23.2)	13.5 (9.3 to 18.4)	29 (20.3 to 39.4)	49.7 (34.9 to 67.5)	69 (48.3 to 93.6)	89.3 (62.3 to 121)	109 (76.6 to 148)	130 (91.2 to 176)	152 (106.4 to 206)	177 (123.6 to 240)	202 (140.6 to 273)	226 (157.1 to 305)	250 (173.6 to 337)	272 (188.6 to 366)	291 (201.6 to 391)	309 (213.9 to 415)	325 (224.8 to 436)	338 (233.6 to 453)	3,600
Typhoid and paratyphoid	0 (0 to 0)	0 (0 to 0)	0 (0 to 0)	0 (0 to 0)	0 (0 to 0)	0 (0 to 0)	0 (0 to 0)	0 (0 to 0)	0 (0 to 0)	0 (0 to 0)	0 (0 to 0)	0 (0 to 0)	0 (0 to 0)	0 (0 to 0)	0 (0 to 0)	0 (0 to 0)	0 (0 to 0)	0 (0 to 0)	0 (0 to 0)	0 (0 to 0)	0 (0 to 0)	0 (0 to 0)	0 (0 to 0)	0
Typhoid fever	0 (0 to 0)	0 (0 to 0)	0 (0 to 0)	0 (0 to 0)	0 (0 to 0)	0 (0 to 0)	0 (0 to 0)	0 (0 to 0)	0 (0 to 0)	0 (0 to 0)	0 (0 to 0)	0 (0 to 0)	0 (0 to 0)	0 (0 to 0)	0 (0 to 0)	0 (0 to 0)	0 (0 to 0)	0 (0 to 0)	0 (0 to 0)	0 (0 to 0)	0 (0 to 0)	0 (0 to 0)	0 (0 to 0)	0.2
Paratyphoid fever	0 (0 to 0)	0 (0 to 0)	0 (0 to 0)	0 (0 to 0)	0 (0 to 0)	0 (0 to 0)	0 (0 to 0)	0 (0 to 0)	0 (0 to 0)	0 (0 to 0)	0 (0 to 0)	0 (0 to 0)	0 (0 to 0)	0 (0 to 0)	0 (0 to 0)	0 (0 to 0)	0 (0 to 0)	0 (0 to 0)	0 (0 to 0)	0 (0 to 0)	0 (0 to 0)	0 (0 to 0)	0 (0 to 0)	0.1
Invasive Non-typhoidal Salmonella (iNTS)	0 (0 to 0)	0 (0 to 0.1)	0.1 (0.1 to 0.6)	0.2 (0.2 to 0.8)	0.1 (0 to 0.5)	0.2 (0.1 to 0.5)	0.3 (0 to 0.7)	0.3 (0 to 0.8)	0.3 (0 to 0.8)	0.3 (0 to 0.8)	0.3 (0 to 0.8)	0.3 (0 to 0.8)	0.3 (0 to 0.8)	0.3 (0 to 0.8)	0.3 (0 to 0.8)	0.3 (0 to 0.8)	0.3 (0 to 0.8)	0.3 (0 to 0.8)	0.3 (0 to 0.8)	0.3 (0 to 0.8)	0.3 (0 to 0.8)	0.3 (0 to 0.8)	5
Other intestinal infectious diseases	0 (0 to 0)	0 (0 to 0)	0.7 (0 to 3.2)	1.1 (0 to 3.2)	0.6 (0 to 1.7)	0.3 (0 to 0.9)	0.6 (0 to 0.6)	1.1 (0 to 0.6)	1.1 (0 to 0.6)	1.1 (0 to 0.6)	1.1 (0 to 0.6)	1.1 (0 to 0.6)	1.1 (0 to 1.1)	1.1 (0 to 1.1)	1.1 (0 to 1.1)	1.1 (0 to 1.1)	1.1 (0 to 1.1)	1.1 (0 to 1.1)	1.1 (0 to 1.1)	1.1 (0 to 1.1)	1.1 (0 to 1.1)	1.1 (0 to 1.1)	10.9
Neglected tropical diseases and malaria	0.1 (0 to 0.2)	0.1 (0 to 0.2)	0.4 (0 to 1.6)	0.7 (0 to 1.9)	0.4 (0 to 1.1)	0.3 (0 to 0.8)	0.5 (0 to 1.2)	0.6 (0 to 1.5)	0.7 (0 to 1.7)	0.8 (0 to 1.9)	0.9 (0 to 2.1)	1.1 (0 to 2.4)	1.2 (0 to 2.7)	1.3 (0 to 3.1)	1.4 (0 to 3.4)	1.5 (0 to 3.6)	1.6 (0 to 3.8)	1.6 (0 to 3.9)	1.6 (0 to 3.9)	1.6 (0 to 3.8)	1.5 (0 to 3.7)	1.5 (0 to 3.6)	7.2
Malaria	0 (0 to 0)	0 (0 to 0)	0 (0 to 0)	0 (0 to 0)	0 (0 to 0)	0 (0 to 0)	0 (0 to 0)	0 (0 to 0)	0 (0 to 0)	0 (0 to 0)	0 (0 to 0)	0 (0 to 0)	0 (0 to 0)	0 (0 to 0)	0 (0 to 0)	0 (0 to 0)	0 (0 to 0)	0 (0 to 0)	0 (0 to 0)	0 (0 to 0)	0 (0 to 0)	0 (0 to 0)	0 (0 to 0)	0
Chagas disease	0 (0 to 0)	0 (0 to 0)	0 (0 to 0)	0 (0 to 0)	0 (0 to 0)	0 (0 to 0)	0 (0 to 0)	0 (0 to 0)	0 (0 to 0)	0 (0 to 0)	0 (0 to 0)	0 (0 to 0)	0 (0 to 0)	0 (0 to 0)	0 (0 to 0)	0 (0 to 0)	0 (0 to 0)	0 (0 to 0)	0 (0 to 0)	0 (0 to 0)	0 (0 to 0)	0 (0 to 0)	0 (0 to 0)	0
Leishmaniasis	0 (0 to 0)	0 (0 to 0)	0 (0 to 0)	0 (0 to 0)	0 (0 to 0)	0 (0 to 0)	0 (0 to 0)	0 (0 to 0)	0 (0 to 0)	0 (0 to 0)	0 (0 to 0)	0 (0 to 0)	0 (0 to 0)	0 (0 to 0)	0 (0 to 0)	0 (0 to 0)	0 (0 to 0)	0 (0 to 0)	0 (0 to 0)	0 (0 to 0)	0 (0 to 0)	0 (0 to 0)	0 (0 to 0)	0
Visceral leishmaniasis	0 (0 to 0)	0 (0 to 0)	0 (0 to 0)	0 (0 to 0)	0 (0 to 0)	0 (0 to 0)	0 (0 to 0)	0 (0 to 0)	0 (0 to 0)	0 (0 to 0)	0 (0 to 0)	0 (0 to 0)	0 (0 to 0)	0 (0 to 0)	0 (0 to 0)	0 (0 to 0)	0 (0 to 0)	0 (0 to 0)	0 (0 to 0)	0 (0 to 0)	0 (0 to 0)	0 (0 to 0)	0 (0 to 0)	0
Cutaneous and mucocutaneous leishmaniasis	0 (0 to 0)	0 (0 to 0)	0 (0 to 0)	0 (0 to 0)	0 (0 to 0)	0 (0 to 0)	0 (0 to 0)	0 (0 to 0)	0 (0 to 0)	0 (0 to 0)	0 (0 to 0)	0 (0 to 0)	0 (0 to 0)	0 (0 to 0)	0 (0 to 0)	0 (0 to 0)	0 (0 to 0)	0 (0 to 0)	0 (0 to 0)	0 (0 to 0)	0 (0 to 0)	0 (0 to 0)	0 (0 to 0)	0
African trypanosomiasis	0 (0 to 0)	0 (0 to 0)	0 (0 to 0)	0 (0 to 0)	0 (0 to 0)	0 (0 to 0)	0 (0 to 0)	0 (0 to 0)	0 (0 to 0)	0 (0 to 0)	0 (0 to 0)	0 (0 to 0)	0 (0 to 0)	0 (0 to 0)	0 (0 to 0)	0 (0 to 0)	0 (0 to 0)	0 (0 to 0)	0 (0 to 0)	0 (0 to 0)	0 (0 to 0)	0 (0 to 0)	0 (0 to 0)	0
Schistosomiasis	0 (0 to 0)	0 (0 to 0)	0 (0 to 0)	0 (0 to 0)	0 (0 to 0)	0 (0 to 0)	0 (0 to 0)	0 (0 to 0)	0 (0 to 0)	0 (0 to 0)	0 (0 to 0)	0 (0 to 0)	0 (0 to 0)	0 (0 to 0)	0 (0 to 0)	0 (0 to 0)	0 (0 to 0)	0 (0 to 0)	0 (0 to 0)	0 (0 to 0)	0 (0 to 0)	0 (0 to 0)	0 (0 to 0)	0
Cysticercosis	0 (0 to 0)	0 (0 to 0)	0 (0 to 0)	0 (0 to 0)	0 (0 to 0)	0 (0 to 0)	0 (0 to 0)	0 (0 to 0)	0 (0 to 0)	0 (0 to 0)	0 (0 to 0)	0 (0 to 0)	0 (0 to 0)	0 (0 to 0)	0 (0 to 0)	0 (0 to 0)	0 (0 to 0)	0 (0 to 0)	0 (0 to 0)	0 (0 to 0)	0 (0 to 0)	0 (0 to 0)	0 (0 to 0)	0
Cystic echinococcosis	0 (0 to 0)	0 (0 to 0)	0 (0 to 0)	0 (0 to 0)	0 (0 to 0)	0 (0 to 0)	0 (0 to 0)	0 (0 to 1.4)	0 (0 to 1.2)	0 (0 to 1.1)	0 (0 to 0.9)	0 (0 to 0.8)	0 (0 to 0.7)	0 (0 to 0.6)	0 (0 to 0.6)	0 (0 to 0.6)	0 (0 to 0.6)	0 (0 to 0.6)	0 (0 to 0.6)	0 (0 to 0.6)	0 (0 to 0.6)	0 (0 to 0.6)	0 (0 to 0.6)	4.3
Lymphatic filariasis	0 (0 to 0)	0 (0 to 0)	0 (0 to 0)	0 (0 to 0)	0 (0 to 0)	0 (0 to 0)	0 (0 to 0)	0 (0 to 0)	0 (0 to 0)	0 (0 to 0)	0 (0 to 0)	0 (0 to 0)	0 (0 to 0)	0 (0 to 0)	0 (0 to 0)	0 (0 to 0)	0 (0 to 0)	0 (0 to 0)	0 (0 to 0)	0 (0 to 0)	0 (0 to 0)	0 (0 to 0)	0 (0 to 0)	0
Onchocerciasis	0 (0 to 0)	0 (0 to 0)	0 (0 to 0)	0 (0 to 0)	0 (0 to 0)	0 (0 to 0)	0 (0 to 0)	0 (0 to 0)	0 (0 to 0)	0 (0 to 0)	0 (0 to 0)	0 (0 to 0)	0 (0 to 0)	0 (0 to 0)	0 (0 to 0)	0 (0 to 0)	0 (0 to 0)	0 (0 to 0)	0 (0 to 0)	0 (0 to 0)	0 (0 to 0)	0 (0 to 0)	0 (0 to 0)	0
Trachoma	0 (0 to 0)	0 (0 to 0)	0 (0 to 0)	0 (0 to 0)	0 (0 to 0)	0 (0 to 0)	0 (0 to 0)	0 (0 to 0)	0 (0 to 0)	0 (0 to 0)	0 (0 to 0)	0 (0 to 0)	0 (0 to 0)	0 (0 to 0)	0 (0 to 0)	0 (0 to 0)	0 (0 to 0)	0 (0 to 0)	0 (0 to 0)	0 (0 to 0)	0 (0 to 0)	0 (0 to 0)	0 (0 to 0)	0
Dengue	0 (0 to 0)	0 (0 to 0)	0 (0 to 0)	0 (0 to 0)	0 (0 to 0)	0 (0 to 0)	0 (0 to 0)	0 (0 to 0)	0 (0 to 0)	0 (0 to 0)	0 (0 to 0)	0 (0 to 0)	0 (0 to 0)	0 (0 to 0)	0 (0 to 0)	0 (0 to 0)	0 (0 to 0)	0 (0 to 0)	0 (0 to 0)	0 (0 to 0)	0 (0 to 0)	0 (0 to 0)	0 (0 to 0)	0
Yellow fever	0 (0 to 0)	0 (0 to 0)	0 (0 to 0)	0 (0 to 0)	0 (0 to 0)	0 (0 to 0)	0 (0 to 0)	0 (0 to 0)	0 (0 to 0)	0 (0 to 0)	0 (0 to 0)	0 (0 to 0)	0 (0 to 0)	0 (0 to 0)	0 (0 to 0)	0 (0 to 0)	0 (0 to 0)	0 (0 to 0)	0 (0 to 0)	0 (0 to 0)	0 (0 to 0)	0 (0 to 0)	0 (0 to 0)	0
Rabies	0 (0 to 0)	0 (0 to 0)	0 (0 to 0)	0 (0 to 0)	0 (0 to 0)	0 (0 to 0)	0 (0 to 0)	0 (0 to 0)	0 (0 to 0)	0 (0 to 0)	0 (0 to 0)	0 (0 to 0)	0 (0 to 0)	0 (0 to 0)	0 (0 to 0)	0 (0 to 0)	0 (0 to 0)	0 (0 to 0)	0 (0 to 0)	0 (0 to 0)	0 (0 to 0)	0 (0 to 0)	0 (0 to 0)	0.2
Intestinal nematode infections	0 (0 to 0)	0 (0 to 0)	0 (0 to 0)	0 (0 to 0)	0 (0 to 0)	0 (0 to 0)	0 (0 to 0)	0 (0 to 0)	0 (0 to 0)	0 (0 to 0)	0 (0 to 0)	0 (0 to 0)	0 (0 to 0)	0 (0 to 0)	0 (0 to 0)	0 (0 to 0)	0 (0 to 0)	0 (0 to 0)	0 (0 to 0)	0 (0 to 0)	0 (0 to 0)	0 (0 to 0)	0 (0 to 0)	0
Ascariasis	0 (0 to 0)	0 (0 to 0)	0 (0 to 0)	0 (0 to 0)	0 (0 to 0)	0 (0 to 0)	0 (0 to 0)	0 (0 to 0)	0 (0 to 0)	0 (0 to 0)	0 (0 to 0)	0 (0 to 0)	0 (0 to 0)	0 (0 to 0)	0 (0 to 0)	0 (0 to 0)	0 (0 to 0)	0 (0 to 0)	0 (0 to 0)	0 (0 to 0)	0 (0 to 0)	0 (0 to 0)	0 (0 to 0)	0
Trichuriasis	0 (0 to 0)	0





SR Table 2c: Kanagawa DALYs by cause and age group for both sexes with 95% uncertainty intervals, 2016

Cause	Early Neonatal	Late Neonatal	Post Neonatal	1 to 4	5 to 9	10 to 14	15 to 19	20 to 24	25 to 29	30 to 34	35 to 39	40 to 44	45 to 49	50 to 54	55 to 59	60 to 64	65 to 69	70 to 74	75 to 79	80 to 84	85 to 89	90 to 94	95 plus	Total
All causes	2,200 (1,710 to 2,800)	1,960 (1,360 to 1,760)	9,970 (6,490 to 7,360)	12,800 (8,380 to 15,080)	10,500 (6,630 to 14,000)	20,100 (13,900 to 29,800)	32,200 (24,700 to 40,300)	44,900 (34,900 to 56,500)	56,700 (39,200 to 81,200)	69,500 (49,100 to 94,700)	74,600 (52,900 to 98,200)	109,000 (84,000 to 139,000)	143,000 (110,000 to 174,000)	191,000 (129,000 to 261,000)	146,000 (102,000 to 179,000)	135,000 (91,000 to 169,000)	206,000 (139,000 to 252,000)	264,000 (207,000 to 336,000)	267,000 (206,000 to 337,000)	207,000 (158,000 to 266,000)	137,000 (106,000 to 176,000)	97,300 (63,900 to 141,000)	2,120,000
Communicable, maternal, neonatal, and nutritional diseases	1,200 (1,000 to 1,400)	998 (736 to 1,230)	1,460 (1,140 to 1,800)	2,260 (1,700 to 2,780)	2,190 (1,650 to 2,690)	1,900 (1,370 to 2,530)	2,020 (1,360 to 2,830)	2,370 (1,640 to 3,220)	2,330 (1,640 to 3,200)	2,720 (1,890 to 3,720)	3,360 (2,300 to 4,580)	4,000 (2,690 to 5,600)	5,100 (3,600 to 7,200)	4,790 (3,070 to 6,530)	4,600 (3,000 to 6,210)	4,870 (2,790 to 6,500)	6,700 (3,900 to 9,200)	13,100 (7,700 to 18,000)	14,100 (11,000 to 17,000)	11,300 (8,700 to 15,000)	8,200 (6,200 to 11,000)	6,400 (3,600 to 9,800)	139,000
HIV/AIDS and sexually transmitted infections	0 (0 to 1)	0 (0 to 0)	13 (7 to 21)	114 (73 to 174)	9.6 (5.7 to 15)	29 (18 to 46)	204 (127 to 317)	452 (287 to 703)	664 (421 to 1,030)	776 (501 to 1,200)	1,020 (652 to 1,580)	1,220 (780 to 1,890)	1,530 (1,000 to 2,370)	1,720 (1,120 to 2,660)	1,730 (1,130 to 2,680)	1,720 (1,120 to 2,660)	1,720 (1,120 to 2,660)	1,720 (1,120 to 2,660)	1,720 (1,120 to 2,660)	1,720 (1,120 to 2,660)	1,720 (1,120 to 2,660)	1,720 (1,120 to 2,660)	1,710
HIV/AIDS	0 (0 to 0)	0 (0 to 0)	13 (12.2 to 20.7)	113 (72 to 173)	9.5 (5.7 to 15)	29 (18 to 45.8)	204 (126 to 314)	451 (286 to 699)	663 (419 to 1,030)	775 (497 to 1,200)	1,020 (649 to 1,580)	1,220 (777 to 1,890)	1,530 (997 to 2,370)	1,720 (1,120 to 2,660)	1,730 (1,130 to 2,680)	1,720 (1,120 to 2,660)	1,720 (1,120 to 2,660)	1,720 (1,120 to 2,660)	1,720 (1,120 to 2,660)	1,720 (1,120 to 2,660)	1,720 (1,120 to 2,660)	1,720 (1,120 to 2,660)	668
HIV/AIDS - Drug-susceptible Tuberculosis	0 (0 to 0)	0 (0 to 0)	0.1 (0 to 0.4)	0.3 (0 to 1.6)	0.1 (0 to 0.6)	0.4 (0 to 1.6)	1.6 (0.7 to 3.6)	1.1 (0.5 to 3.1)	1.1 (0.5 to 3.1)	1.1 (0.5 to 3.1)	1.1 (0.5 to 3.1)	1.1 (0.5 to 3.1)	1.1 (0.5 to 3.1)	1.1 (0.5 to 3.1)	1.1 (0.5 to 3.1)	1.1 (0.5 to 3.1)	1.1 (0.5 to 3.1)	1.1 (0.5 to 3.1)	1.1 (0.5 to 3.1)	1.1 (0.5 to 3.1)	1.1 (0.5 to 3.1)	1.1 (0.5 to 3.1)	121
HIV/AIDS - Multidrug-resistant Tuberculosis without extensi	0 (0 to 0)	0 (0 to 0)	0.1 (0 to 0.4)	0.3 (0 to 1.6)	0.1 (0 to 0.6)	0.4 (0 to 1.6)	1.6 (0.7 to 3.6)	1.1 (0.5 to 3.1)	1.1 (0.5 to 3.1)	1.1 (0.5 to 3.1)	1.1 (0.5 to 3.1)	1.1 (0.5 to 3.1)	1.1 (0.5 to 3.1)	1.1 (0.5 to 3.1)	1.1 (0.5 to 3.1)	1.1 (0.5 to 3.1)	1.1 (0.5 to 3.1)	1.1 (0.5 to 3.1)	1.1 (0.5 to 3.1)	1.1 (0.5 to 3.1)	1.1 (0.5 to 3.1)	1.1 (0.5 to 3.1)	0.6
HIV/AIDS - Extensively drug-resistant Tuberculosis	0 (0 to 0)	0 (0 to 0)	0 (0 to 0.1)	0 (0 to 0.1)	0 (0 to 0)	0 (0 to 0)	0 (0 to 0.1)	0 (0 to 0.1)	0 (0 to 0.1)	0 (0 to 0.1)	0 (0 to 0.1)	0 (0 to 0.1)	0 (0 to 0.1)	0 (0 to 0.1)	0 (0 to 0.1)	0 (0 to 0.1)	0 (0 to 0.1)	0 (0 to 0.1)	0 (0 to 0.1)	0 (0 to 0.1)	0 (0 to 0.1)	0 (0 to 0.1)	0 (0 to 0.1)	0.4
HIV/AIDS resulting in other diseases	0 (0 to 0)	12.1 (7.9 to 17.5)	19.1 (12.4 to 27.6)	4.1 (2.6 to 6.1)	2.6 (1.6 to 3.9)	9.9 (6.2 to 15.2)	11.4 (7.1 to 18)	17.2 (10.7 to 26.7)	21.2 (13.1 to 32.7)	20.6 (12.8 to 32.6)	26.6 (16.4 to 41.2)	44.6 (28.2 to 68.1)	28.6 (18.1 to 43.5)	43.2 (26.1 to 66.1)	39.7 (23.7 to 61.1)	7.6 (4.4 to 11.7)	27.2 (16.6 to 41.1)	14.8 (9.3 to 22.1)	2.6 (1.6 to 3.9)	1.8 (1.1 to 2.7)	0.7 (0.4 to 1.1)	0.2 (0.1 to 0.4)	322
Sexually transmitted infections excluding HIV	0 (0 to 0)	0 (0 to 0)	0 (0 to 0)	0.6 (0.4 to 0.9)	1.9 (1.2 to 2.9)	20.9 (13.4 to 30.9)	179.1 (114.8 to 269.1)	429.9 (275.2 to 646.1)	642.1 (411.1 to 965.1)	754.9 (483.3 to 1,130)	994.1 (636.4 to 1,490)	1,180 (755.1 to 1,770)	1,490 (954.1 to 2,230)	1,670 (1,070 to 2,500)	1,680 (1,080 to 2,520)	1,680 (1,080 to 2,520)	1,680 (1,080 to 2,520)	1,680 (1,080 to 2,520)	1,680 (1,080 to 2,520)	1,680 (1,080 to 2,520)	1,680 (1,080 to 2,520)	1,680 (1,080 to 2,520)	1,670
Syphilis	0 (0 to 0)	0 (0 to 0)	0 (0 to 0)	0 (0 to 0)	0 (0 to 0)	0.1 (0.1 to 0.2)	0.7 (0.4 to 0.9)	1.6 (0.9 to 2.1)	2.1 (1.2 to 2.8)	2.5 (1.4 to 3.2)	3.3 (1.9 to 4.2)	3.9 (2.3 to 5.1)	4.9 (2.9 to 6.3)	5.5 (3.2 to 7.1)	5.5 (3.2 to 7.1)	5.5 (3.2 to 7.1)	5.5 (3.2 to 7.1)	5.5 (3.2 to 7.1)	5.5 (3.2 to 7.1)	5.5 (3.2 to 7.1)	5.5 (3.2 to 7.1)	5.5 (3.2 to 7.1)	386
Chlamydial infection	0 (0 to 0)	0 (0 to 0)	0 (0 to 0)	0 (0 to 0)	0 (0 to 0)	0.4 (0.4 to 1.4)	4.4 (2.9 to 6.3)	10.3 (6.6 to 14.6)	14.6 (9.4 to 20.8)	17.5 (11.2 to 25.1)	23.6 (15.1 to 33.8)	28.1 (18.1 to 40.4)	34.6 (22.2 to 49.8)	39.6 (25.4 to 57.1)	39.6 (25.4 to 57.1)	39.6 (25.4 to 57.1)	39.6 (25.4 to 57.1)	39.6 (25.4 to 57.1)	39.6 (25.4 to 57.1)	39.6 (25.4 to 57.1)	39.6 (25.4 to 57.1)	39.6 (25.4 to 57.1)	137
Gonococcal infection	0 (0 to 0)	0 (0 to 0)	0 (0 to 0)	0 (0 to 0)	0 (0 to 0)	0.1 (0 to 0.1)	0.7 (0.4 to 1)	2.1 (1.2 to 3)	3.1 (1.8 to 4.5)	3.8 (2.2 to 5.5)	5.1 (2.9 to 7.3)	6.1 (3.5 to 8.8)	7.5 (4.3 to 10.9)	8.6 (4.9 to 12.4)	8.6 (4.9 to 12.4)	8.6 (4.9 to 12.4)	8.6 (4.9 to 12.4)	8.6 (4.9 to 12.4)	8.6 (4.9 to 12.4)	8.6 (4.9 to 12.4)	8.6 (4.9 to 12.4)	8.6 (4.9 to 12.4)	89.3
Trichomoniasis	0 (0 to 0)	0 (0 to 0)	0 (0 to 0)	0 (0 to 0)	0 (0 to 0)	0 (0 to 0)	0.1 (0 to 0.2)	0.3 (0.1 to 0.5)	0.4 (0.2 to 0.6)	0.5 (0.2 to 0.7)	0.6 (0.3 to 0.9)	0.7 (0.3 to 1)	0.9 (0.4 to 1.3)	1.1 (0.5 to 1.6)	1.1 (0.5 to 1.6)	1.1 (0.5 to 1.6)	1.1 (0.5 to 1.6)	1.1 (0.5 to 1.6)	1.1 (0.5 to 1.6)	1.1 (0.5 to 1.6)	1.1 (0.5 to 1.6)	1.1 (0.5 to 1.6)	2.6
Genital herpes	0 (0 to 0)	0 (0 to 0)	0 (0 to 0)	0 (0 to 0)	0 (0 to 0)	0.4 (0.1 to 1.1)	2.6 (0.6 to 6.7)	3.7 (0.9 to 9.6)	3.9 (1 to 10)	4.1 (1 to 10.6)	4.2 (1 to 10.8)	4.2 (1 to 10.8)	4.2 (1 to 10.8)	4.2 (1 to 10.8)	4.2 (1 to 10.8)	4.2 (1 to 10.8)	4.2 (1 to 10.8)	4.2 (1 to 10.8)	4.2 (1 to 10.8)	4.2 (1 to 10.8)	4.2 (1 to 10.8)	4.2 (1 to 10.8)	224
Other sexually transmitted infections	0 (0 to 0)	0 (0 to 0)	0 (0 to 0)	0 (0 to 0)	1.8 (1.1 to 2.8)	9.6 (6.1 to 14.6)	17.6 (11.2 to 26.8)	28.5 (18.1 to 44.1)	41.6 (26.4 to 64.4)	60.4 (38.3 to 93.6)	80.4 (51.1 to 124)	43.9 (27.9 to 68.1)	52.7 (33.5 to 81.7)	9.3 (5.9 to 14.4)	2.6 (1.7 to 4)	2.1 (1.4 to 3.2)	1.7 (1.1 to 2.6)	1.4 (0.9 to 2.1)	2.3 (1.5 to 3.5)	1.6 (1.1 to 2.4)	0.9 (0.6 to 1.4)	0.2 (0.1 to 0.3)	313
Respiratory infections and tuberculosis	779.2 (661.8 to 923.2)	664.8 (564.6 to 787.1)	622 (528.2 to 737.2)	1,050 (893 to 1,240)	1,060 (900.7 to 1,250)	1,040 (885.8 to 1,230)	1,040 (881.5 to 1,230)	1,040 (882.7 to 1,230)	1,040 (882.7 to 1,230)	1,040 (882.7 to 1,230)	1,040 (882.7 to 1,230)	1,040 (882.7 to 1,230)	1,040 (882.7 to 1,230)	1,040 (882.7 to 1,230)	1,040 (882.7 to 1,230)	1,040 (882.7 to 1,230)	1,040 (882.7 to 1,230)	1,040 (882.7 to 1,230)	1,040 (882.7 to 1,230)	1,040 (882.7 to 1,230)	1,040 (882.7 to 1,230)	1,040 (882.7 to 1,230)	84,500
Tuberculosis	0 (0 to 0)	0 (0 to 0)	0 (0 to 0)	0 (0 to 0)	0 (0 to 0)	0 (0 to 0)	0 (0 to 0)	0 (0 to 0)	0 (0 to 0)	0 (0 to 0)	0 (0 to 0)	0 (0 to 0)	0 (0 to 0)	0 (0 to 0)	0 (0 to 0)	0 (0 to 0)	0 (0 to 0)	0 (0 to 0)	0 (0 to 0)	0 (0 to 0)	0 (0 to 0)	0 (0 to 0)	0 (0 to 0)	0
Latent tuberculosis infection	0 (0 to 0)	0 (0 to 0)	0 (0 to 0)	0 (0 to 0)	0 (0 to 0)	0 (0 to 0)	0 (0 to 0)	0 (0 to 0)	0 (0 to 0)	0 (0 to 0)	0 (0 to 0)	0 (0 to 0)	0 (0 to 0)	0 (0 to 0)	0 (0 to 0)	0 (0 to 0)	0 (0 to 0)	0 (0 to 0)	0 (0 to 0)	0 (0 to 0)	0 (0 to 0)	0 (0 to 0)	0 (0 to 0)	0
Drug-susceptible tuberculosis	0 (0 to 0)	0 (0 to 0)	0 (0 to 0)	0 (0 to 0)	0 (0 to 0)	0 (0 to 0)	0 (0 to 0)	0 (0 to 0)	0 (0 to 0)	0 (0 to 0)	0 (0 to 0)	0 (0 to 0)	0 (0 to 0)	0 (0 to 0)	0 (0 to 0)	0 (0 to 0)	0 (0 to 0)	0 (0 to 0)	0 (0 to 0)	0 (0 to 0)	0 (0 to 0)	0 (0 to 0)	0 (0 to 0)	0
Multidrug-resistant tuberculosis without extensive drug-re	0 (0 to 0)	0 (0 to 0)	0 (0 to 0)	0 (0 to 0)	0 (0 to 0)	0 (0 to 0)	0 (0 to 0)	0 (0 to 0)	0 (0 to 0)	0 (0 to 0)	0 (0 to 0)	0 (0 to 0)	0 (0 to 0)	0 (0 to 0)	0 (0 to 0)	0 (0 to 0)	0 (0 to 0)	0 (0 to 0)	0 (0 to 0)	0 (0 to 0)	0 (0 to 0)	0 (0 to 0)	0 (0 to 0)	0
Extensively drug-resistant tuberculosis	0 (0 to 0)	0 (0 to 0)	0 (0 to 0)	0 (0 to 0)	0 (0 to 0)	0 (0 to 0)	0 (0 to 0)	0 (0 to 0)	0 (0 to 0)	0 (0 to 0)	0 (0 to 0)	0 (0 to 0)	0 (0 to 0)	0 (0 to 0)	0 (0 to 0)	0 (0 to 0)	0 (0 to 0)	0 (0 to 0)	0 (0 to 0)	0 (0 to 0)	0 (0 to 0)	0 (0 to 0)	0 (0 to 0)	0
Lower respiratory infections	779.2 (661.8 to 923.2)	664.8 (564.6 to 787.1)	622 (528.2 to 737.2)	1,050 (893 to 1,240)	1,060 (900.7 to 1,250)	1,040 (885.8 to 1,230)	1,040 (881.5 to 1,230)	1,040 (882.7 to 1,230)	1,040 (882.7 to 1,230)	1,040 (882.7 to 1,230)	1,040 (882.7 to 1,230)	1,040 (882.7 to 1,230)	1,040 (882.7 to 1,230)	1,040 (882.7 to 1,230)	1,040 (882.7 to 1,230)	1,040 (882.7 to 1,230)	1,040 (882.7 to 1,230)	1,040 (882.7 to 1,230)	1,040 (882.7 to 1,230)	1,040 (882.7 to 1,230)	1,040 (882.7 to 1,230)	1,040 (882.7 to 1,230)	84,500
Upper respiratory infections	0 (0 to 1.4)	0 (0 to 0.6)	0 (0 to 0.2)	0 (0 to 0.1)	0 (0 to 0.1)	0 (0 to 0.1)	0 (0 to 0.1)	0 (0 to 0.1)	0 (0 to 0.1)	0 (0 to 0.1)	0 (0 to 0.1)	0 (0 to 0.1)	0 (0 to 0.1)	0 (0 to 0.1)	0 (0 to 0.1)	0 (0 to 0.1)	0 (0 to 0.1)	0 (0 to 0.1)	0 (0 to 0.1)	0 (0 to 0.1)	0 (0 to 0.1)	0 (0 to 0.1)	0 (0 to 0.1)	8,200
Otitis media	0 (0 to 0)	0 (0 to 0)	13.6 (8.7 to 20.8)	132 (85.6 to 197)	69.9 (42.4 to 104)	22.2 (13.4 to 33.6)	8.9 (5.3 to 13.6)	4.7 (2.8 to 7.1)	3.6 (2.1 to 5.5)	2.8 (1.7 to 4.3)	2.2 (1.3 to 3.4)	1.7 (1 to 2.6)	1.3 (0.8 to 2)	1.1 (0.6 to 1.7)	0.9 (0.5 to 1.4)	0.7 (0.4 to 1.1)	0.6 (0.3 to 0.9)	0.5 (0.3 to 0.8)	0.4 (0.2 to 0.6)	0.3 (0.2 to 0.5)	0.2 (0.1 to 0.4)	0.1 (0 to 0.2)	1,400
Sinusitis	0.9 (0.7 to 1.2)	0.6 (0.4 to 0.8)	1.5 (1 to 2.1)	4.9 (3.2 to 7.3)	3.9 (2.4 to 5.8)	2.5 (1.5 to 3.8)	1.8 (1.1 to 2.8)	1.4 (0.8 to 2.1)	1.1 (0.7 to 1.7)	0.9 (0.5 to 1.4)	0.7 (0.4 to 1.1)	0.6 (0.3 to 0.9)	0.5 (0.3 to 0.7)	0.4 (0.2 to 0.6)	0.3 (0.2 to 0.5)	0.3 (0.1 to 0.4)	0.2 (0.1 to 0.3)	0.2 (0.1 to 0.3)	0.1 (0.1 to 0.2)	0.1 (0 to 0.2)	0 (0 to 0.1)	0 (0 to 0.1)	69
Pharyngitis	0.9 (0.7 to 1.2)	0.6 (0.4 to 0.8)	1.5 (1 to 2.1)	4.9 (3.2 to 7.3)	3.9 (2.4 to 5.8)	2.5 (1.5 to 3.8)	1.8 (1.1 to 2.8)	1.4 (0.8 to 2.1)	1.1 (0.7 to 1.7)	0.9 (0.5 to 1.4)	0.7 (0.4 to 1.1)	0.6 (0.3 to 0.9)	0.5 (0.3 to 0.7)	0.4 (0.2 to 0.6)	0.3 (0.2 to 0.5)	0.3 (0.1 to 0.4)	0.2 (0.1 to 0.3)	0.2 (0.1 to 0.3)	0.1 (0.1 to 0.2)	0.1 (0 to 0.2)	0 (0 to 0.1)	0 (0 to 0.1)	69
Laryngitis	0.9 (0.7 to 1.2)	0.6 (0.4 to 0.8)	1.5 (1 to 2.1)	4.9 (3.2 to 7.3)	3.9 (2.4 to 5.8)	2.5 (1.5 to 3.8)	1.8 (1.1 to 2.8)	1.4 (0.8 to 2.1)	1.1 (0.7 to 1.7)	0.9 (0.5 to 1.4)	0.7 (0.4 to 1.1)	0.6 (0.3 to 0.9)	0.5 (0.3 to 0.7)	0.4 (0.2 to 0.6)	0.3 (0.2 to 0.5)	0.3 (0.1 to 0.4)	0.2 (0.1 to 0.3)	0.2 (0.1 to 0.3)	0.1 (0.1 to 0.2)	0.1 (0 to 0.2)	0 (0 to 0.1)	0 (0 to 0.1)	69
Lower respiratory infections	778.3 (660.9 to 922.3)	663.9 (563.7 to 786.2)	620 (526.3 to 735.2)	1,040 (883 to 1,230)	1,050 (890.7 to 1,240)	1,040 (875.8 to 1,230)	1,040 (871.5 to 1,230)	1,040 (872.7 to 1,230)	1,040 (872.7 to 1,230)	1,040 (872.7 to 1,230)	1,040 (872.7 to 1,230)	1,040 (872.7 to 1,230)	1,040 (872.7 to 1,230)	1,040 (872.7 to 1,230)	1,040 (872.7 to 1,230)	1,040 (872.7 to 1,230)	1,040 (872.7 to 1,230)	1,040 (872.7 to 1,230)	1,040 (872.7 to 1,230)	1,040 (872.7 to 1,230)	1,040 (872.7 to 1,230)	1,040 (872.7 to 1,230)	84,500
Chronic respiratory diseases	0.1 (0 to 0.1)	0.1 (0 to 0.1)	0.4 (0.3 to 0.6)	0.2 (0.1 to 0.3)	0.2 (0.1 to 0.3)	0.2 (0.1 to 0.3)	0.2 (0.1 to 0.3)	0.2 (0.1 to 0.3)	0.2 (0.1 to 0.3)	0.2 (0.1 to 0.3)	0.2 (0.1 to 0.3)	0.2 (0.1 to 0.3)	0.2 (0.1 to 0.3)	0.2 (0.1 to 0.3)	0.2 (0.1 to 0.3)	0.2 (0.1 to 0.3)	0.2 (0.1 to 0.3)	0.2 (0.1 to 0.3)	0.2 (0.1 to 0.3)	0.2 (0.1 to 0.3)	0.2 (0.1 to 0.3)	0.2 (0.1 to 0.3)	4.6
Other interstitial infectious diseases	0 (0 to 0)	0 (0 to 0)	0 (0 to 0.1)	0 (0 to 0.2)	0 (0 to 0.1)	0 (0 to 0.1)	0 (0 to 0.1)	0 (0 to 0.1)	0 (0 to 0.1)	0 (0 to 0.1)	0 (0 to 0.1)	0 (0 to 0.1)	0 (0 to 0.1)	0 (0 to 0.1)	0 (0 to 0.1)	0 (0 to 0.1)	0 (0 to 0.1)	0 (0 to 0.1)	0 (0 to 0.1)	0 (0 to 0.1)	0 (0 to 0.1)	0 (0 to 0.1)	0 (0 to 0.1)	0.2
Neglected tropical diseases and malaria	0 (0 to 0)	0 (0 to 0)	0.6 (0.4 to 0.9)	1.8 (1.2 to 2.6)	1.1 (0.7 to 1.6)	0.8 (0.5 to 1.2)	0.6 (0.4 to 0.9)	0.5 (0.3 to 0.8)	0.4 (0.2 to 0.6)	0.3 (0.2 to 0.5)	0.3 (0.2 to 0.4)	0.2 (0.1 to 0.3)	0.2 (0.1 to 0.3)	0.2 (0.1 to 0.3)	0.1 (0.1 to 0.2)	0.1 (0.1 to 0.2)	0.1 (0.1 to 0.2)	0.1 (0.1 to 0.2)	0.1 (0.1 to 0.2)	0.1 (0.1 to 0.2)	0.1 (0.1 to 0.2)	0.1 (0.1 to 0.2)	7.6
Malaria	0 (0 to 0)	0 (0 to 0)	0 (0 to 0)	0 (0 to 0)	0 (0 to 0)	0 (0 to 0)	0 (0 to 0)	0 (0 to 0)	0 (0 to 0)	0 (0 to 0)	0 (0 to 0)	0 (0 to 0)	0 (0 to 0)	0 (0 to 0)	0 (0 to 0)	0 (0 to 0)	0 (0 to 0)	0 (0 to 0)	0 (0 to 0)	0 (0 to 0)	0 (0 to 0)	0 (0 to 0)	0 (0 to 0)	0
Chagas disease	0 (0 to 0)	0 (0 to 0)	0 (0 to 0)	0 (0 to 0)	0 (0 to 0)	0 (0 to 0)	0 (0 to 0)	0 (0 to 0)	0 (0 to 0)	0 (0 to 0)	0 (0 to 0)	0 (0 to 0)	0 (0 to 0)	0 (0 to 0)	0 (0 to 0)	0 (0 to 0)	0 (0 to 0)	0 (0 to 0)	0 (0 to 0)	0 (0 to 0)	0 (0 to 0)	0 (0 to 0)	0 (0 to 0)	0.6
Leishmaniasis	0 (0 to 0)	0 (0 to 0)	0 (0 to 0)	0 (0 to 0)	0 (0 to 0)	0 (0 to 0)	0 (0 to 0)	0 (0 to 0)	0 (0 to 0)	0 (0 to 0)	0 (0 to 0)	0 (0 to 0)	0 (0 to 0)	0 (0 to 0)	0 (0 to 0)	0 (0 to 0)	0 (0 to 0)	0 (0 to 0)	0 (0 to 0)	0 (0 to 0)	0 (0 to 0)	0 (0 to 0)	0 (0 to 0)	0
Visceral leishmaniasis	0 (0 to 0)	0 (0 to 0)	0 (0 to 0)	0 (0 to 0)	0 (0 to 0)	0 (0 to 0)	0 (0 to 0)	0 (0 to 0)	0 (0 to 0)	0 (0 to 0)	0 (0 to 0)	0 (0 to 0)	0 (0 to 0)	0 (0 to 0)	0 (0 to 0)	0 (0 to 0)	0 (0 to 0)	0 (0 to 0)	0 (0 to 0)	0 (0 to 0)	0 (0 to 0)	0 (0 to 0)	0 (0 to 0)	0
Cutaneous and mucocutaneous leishmaniasis	0 (0 to 0)	0 (0 to 0)	0 (0 to 0)	0 (0 to 0)	0 (0 to 0)	0 (0 to 0)	0 (0 to 0)	0 (0 to 0)	0 (0 to 0)	0 (0 to 0)	0 (0 to 0)	0 (0 to 0)	0 (0 to 0)	0 (0 to 0)	0 (0 to 0)	0 (0 to 0)	0 (0 to 0)	0 (0 to 0)	0 (0 to 0)	0 (0 to 0)	0 (0 to 0)	0 (0 to 0)	0 (0 to 0)	0
African trypanosomiasis	0 (0 to 0)	0 (0 to 0)	0 (0 to 0)	0 (0 to 0)	0 (0 to 0)	0 (0 to 0)	0 (0 to 0)	0 (0 to 0)	0 (0 to 0)	0 (0 to 0)	0 (0 to 0)	0 (0 to 0)	0 (0 to 0)	0 (0 to 0)	0 (0 to 0)	0 (0 to 0)	0 (0 to 0)	0 (0 to 0)	0 (0 to 0)	0 (0 to 0)	0 (0 to 0)	0 (0 to 0)	0 (0 to 0)	0
Schistosomiasis	0 (0 to 0)	0 (0 to 0)	0 (0 to 0)	0 (0 to 0)	0 (0 to 0)	0 (0 to 0)	0 (0 to 0)	0 (0 to 0)	0 (0 to 0)	0 (0 to 0)	0 (0 to 0)	0 (0 to 0)	0 (0 to 0)	0 (0 to 0)	0 (0 to 0)	0 (0 to 0)	0 (0 to 0)	0 (0 to 0)	0 (0 to 0)	0 (0 to 0)	0 (0 to 0)	0 (0 to 0)	0 (0 to 0)	0
Cysticercosis	0 (0 to 0)	0 (0 to 0)	0 (0 to 0)	0 (0 to 0)	0 (0 to 0)	0 (0 to 0)	0 (0 to 0)	0 (0 to 0)	0 (0 to 0)	0 (0 to 0)	0 (0 to 0)	0 (0 to 0)	0 (0 to 0)	0 (0 to 0)	0 (0 to 0)	0 (0 to 0)	0 (0 to 0)	0 (0 to 0)	0 (0 to 0)	0 (0 to 0)	0 (0 to 0)	0 (0 to 0)	0 (0 to 0)	0
Cystic echinococcosis	0 (0 to 0)	0 (0 to 0)	0 (0 to 0)	0 (0 to 0)	0 (0 to 0)	0 (0 to 0)	0 (0 to 0)	0 (0 to 0)	0 (0 to 0)	0 (0 to 0)	0 (0 to 0)	0 (0 to 0)	0 (0 to 0)	0 (0 to 0)	0 (0 to 0)	0 (0 to 0)	0 (0 to 0)	0 (0 to 0)	0 (0 to 0)	0 (0 to 0)	0 (0 to 0)	0 (0 to 0)	0 (0 to 0)	1.6
Lymphatic filariasis	0 (0 to 0)	0 (0 to 0)	0 (0 to 0)	0 (0 to 0)	0 (0 to 0)	0 (0 to 0)	0 (0 to 0)	0 (0 to 0)	0 (0 to 0)	0 (0 to 0)	0 (0 to 0)	0 (0 to 0)	0 (0 to 0)	0 (0 to 0)	0 (0 to 0)	0 (0 to 0)	0 (0 to 0)	0 (0 to 0)	0 (0 to 0)	0 (0 to 0)	0 (0 to 0)	0 (0 to 0)	0 (0 to 0)	0
Onchocerciasis	0 (0 to 0)	0 (0 to 0)	0 (0 to 0)	0 (0 to 0)	0 (0 to 0)	0 (0 to 0)	0 (0 to 0)	0 (0 to 0)	0 (0 to 0)	0 (0 to 0)	0 (0 to 0)	0 (0 to 0)	0 (0 to 0)	0 (0 to 0)	0 (0 to 0)	0 (0 to 0)	0 (0 to 0)	0 (0 to 0)	0 (0 to 0)	0 (0 to 0)	0 (0 to 0)	0 (0 to 0)	0 (0 to 0)	0
Trachoma	0 (0 to 0)	0 (0 to 0)	0 (0 to 0)	0 (0 to 0)	0 (0 to 0)	0 (0 to 0)	0 (0 to 0)	0 (0 to 0)	0 (0 to 0)	0 (0 to 0)	0 (0 to 0)	0 (0 to 0)	0 (0 to 0)	0 (0 to 0)	0 (0 to 0)	0 (0 to 0)	0 (0 to 0)	0 (0 to 0)	0 (0 to 0)	0 (0 to 0)	0 (0 to 0)	0 (0 to 0)	0 (0 to 0)	0
Dengue	0 (0 to 0)	0 (0 to 0)	0 (0 to 0)	0 (0 to 0)	0 (0 to 0)	0 (0 to 0)	0 (0 to 0)	0 (0 to 0)	0 (0 to 0)	0 (0 to 0)	0 (0 to 0)	0 (0 to 0)	0 (0 to 0)	0 (0 to 0)	0 (0 to 0)	0 (0 to 0)	0 (0 to 0)	0 (0 to 0)	0 (0 to 0)	0 (0 to 0)	0 (0 to 0)	0 (0 to 0)	0 (0 to 0)	0
Yellow fever	0 (0 to 0)	0 (0 to 0)	0 (0 to 0)	0 (0 to 0)	0 (0 to 0)	0 (0 to 0)	0 (0 to 0)	0 (0 to 0)	0 (0 to 0)	0 (0 to 0)	0 (0 to 0)	0 (0 to 0)	0 (0 to 0)	0 (0 to 0)	0 (0 to 0)	0 (0 to 0)	0 (0 to 0)	0 (0 to 0)	0 (0 to 0)	0 (0 to 0)	0 (0 to 0)	0 (0 to 0)	0 (0 to 0)	0
Rabies	0 (0 to 0)	0 (0 to 0)	0 (0 to 0)	0 (0 to 0)	0 (0 to 0)	0 (0 to 0)	0 (0 to 0)	0 (0 to 0)	0 (0 to 0)	0 (0 to 0)	0 (0 to 0)	0 (0 to 0)	0 (0 to 0)	0 (0 to 0)	0 (0 to 0)	0 (0 to 0)	0 (0 to 0)	0 (0 to 0)	0 (0 to 0)	0 (0 to 0)	0 (0 to 0)	0 (0 to 0)	0 (0 to 0)	0.5
Intestinal nematode infections	0 (0 to 0)	0 (0 to 0)	0 (0 to 0)	0 (0 to 0)	0 (0 to 0)	0 (0 to 0)	0 (0 to 0)	0 (0 to 0)	0 (0 to 0)	0 (0 to 0)	0 (0 to 0)	0 (0 to 0)	0 (0 to 0)	0 (0 to 0)	0 (0 to 0)	0 (0 to 0)	0 (0 to 0)	0 (0 to 0)	0 (0 to 0)	0 (0 to 0)	0 (0 to 0)	0 (0 to 0)	0 (0 to 0)	0
Ascariasis	0 (0 to 0)	0 (0 to 0)	0 (0 to 0)	0 (0 to 0)	0 (0 to 0)	0 (0 to 0)	0 (0 to 0)	0 (0 to 0)	0 (0 to 0)	0 (0 to 0)	0 (0 to 0)	0 (0 to 0)	0 (0 to 0)	0 (0 to 0)	0 (0 to 0)	0 (0 to 0)	0 (0 to 0)	0 (0 to 0)	0 (0 to 0)	0 (0 to 0)	0 (0 to 0)	0 (0 to 0)	0 (0 to 0)	0
Trichuriasis	0 (0 to 0)	0 (0 to 0)	0 (0 to 0)	0 (0 to 0)	0 (0 to 0)	0 (0 to 0)	0 (0 to 0)	0 (0 to 0)	0 (0 to 0)	0 (0 to 0)	0 (0 to 0)	0 (0 to 0)	0 (0 to 0)	0 (0 to 0)	0 (0 to 0)	0 (0 to 0)	0 (0 to 0)	0 (0 to 0)	0 (0 to 0)	0 (0 to 0)	0 (0 to 0)

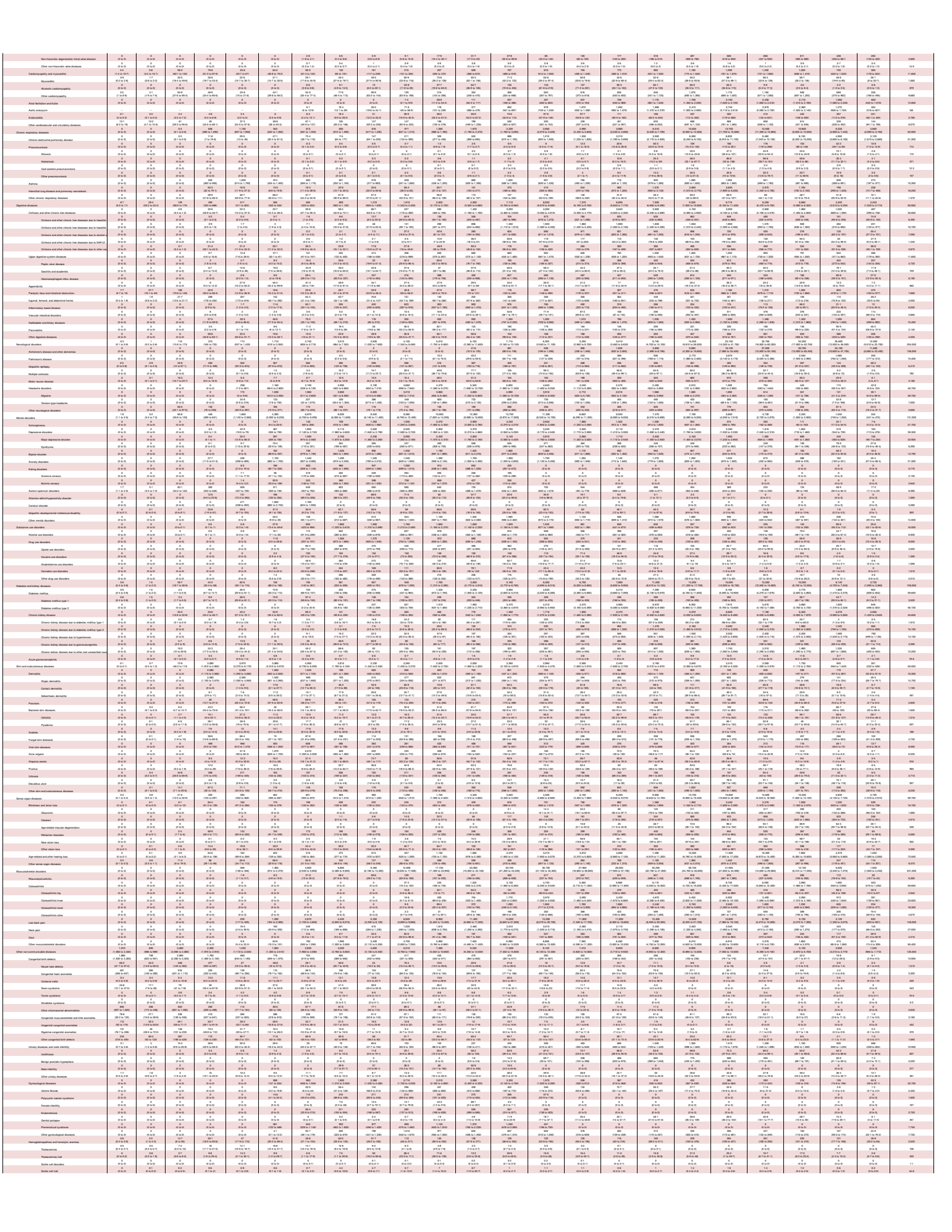

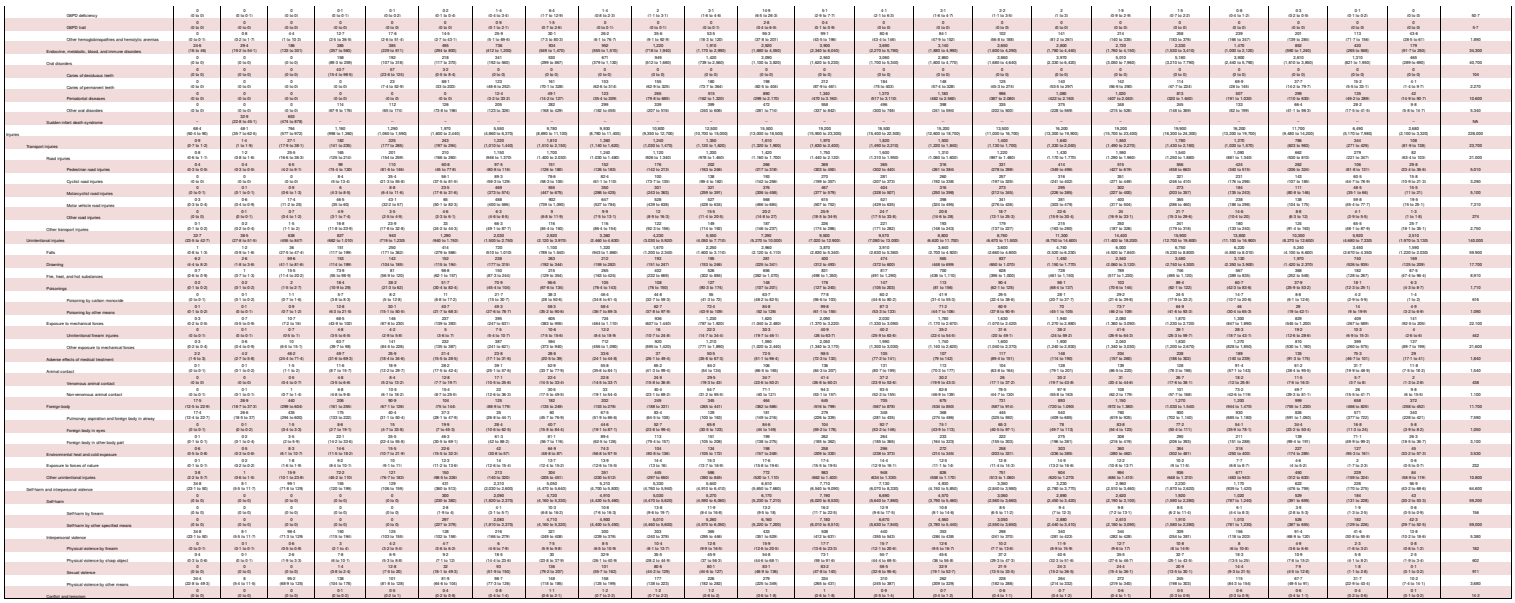

SR Table 2c. Nisala DALYS by cause and age arcoss for both sexes with 95% uncertainty intervals. 2019

Cause	Early Neonatal	Late Neonatal	Post-Neonatal	1 to 4	5 to 9	10 to 14	15 to 19	20 to 24	25 to 29	30 to 34	35 to 39	40 to 44	45 to 49	50 to 54	55 to 59	60 to 64	65 to 69	70 to 74	75 to 79	80 to 84	85 to 89	90 to 94	95 plus	Total
All causes	701 (622 to 800)	228 (207 to 274)	1,220 (1,096 to 1,396)	2,998 (2,635 to 3,330)	4,869 (3,900 to 6,610)	3,660 (2,992 to 5,060)	4,979 (3,992 to 7,003)	5,276 (4,266 to 7,153)	5,399 (4,336 to 7,132)	13,093 (10,755 to 16,700)	17,959 (14,606 to 23,600)	23,159 (18,660 to 30,600)	29,492 (24,100 to 38,900)	32,156 (26,700 to 41,300)	36,492 (29,700 to 50,100)	40,299 (31,900 to 57,400)	46,295 (36,700 to 76,900)	56,269 (38,400 to 89,600)	69,569 (48,100 to 98,400)	79,909 (56,600 to 113,000)	89,009 (70,600 to 118,000)	93,200 (72,600 to 118,000)	93,200 (91,200 to 95,700)	27,050 (26,200 to 28,400)	777,000
Communicable, maternal, neonatal, and nutritional diseases	350 (292 to 427)	99.9 (77.6 to 118)	279 (218 to 350)	485 (326 to 643)	501 (322 to 850)	464 (322 to 724)	599 (318 to 1,120)	667 (329 to 999)	686 (328 to 1,039)	1,020 (435 to 1,620)	1,203 (497 to 1,720)	1,553 (637 to 1,930)	1,913 (720 to 2,470)	2,197 (899 to 2,710)	2,492 (1,010 to 3,140)	2,760 (1,140 to 3,440)	2,788 (1,000 to 3,730)	2,788 (1,000 to 3,730)	2,788 (1,000 to 3,730)	2,788 (1,000 to 3,730)	2,788 (1,000 to 3,730)	2,788 (1,000 to 3,730)	2,788 (1,000 to 3,730)	36,700
HIV/AIDS and sexually transmitted infections	0 (0 to 0)	0 (0 to 0)	2.7 (2.3 to 3.2)	2.6 (2 to 3)	1 (0.6 to 2.4)	0.9 (0.6 to 2.4)	6.2 (3.9 to 9.5)	12.4 (9.2 to 19.1)	19.6 (11.9 to 33.7)	27.4 (16.5 to 43.4)	37.6 (22.9 to 61.9)	49.5 (28.9 to 82.8)	64.3 (37.5 to 99.9)	84.5 (49.1 to 131)	107 (62.1 to 166)	130 (75.1 to 202)	153 (87.9 to 239)	178 (101 to 277)	204 (114 to 321)	234 (131 to 370)	264 (147 to 417)	294 (164 to 464)	324 (180 to 511)	2.7 (1.7 to 3.9)	393
HIV/AIDS	0 (0 to 0)	0 (0 to 0)	2.7 (2.3 to 3.2)	2.6 (2 to 3)	1 (0.6 to 2.4)	0.9 (0.6 to 2.4)	4.6 (3.2 to 6.8)	5.3 (3.6 to 7.8)	7 (4.5 to 10.1)	8.9 (5.4 to 12.3)	9.1 (5.5 to 12.4)	8.1 (5.1 to 11.1)	8.1 (5.5 to 10.4)	7.5 (5.1 to 9.6)	7.3 (5.2 to 9.4)	6.9 (5.2 to 8.9)	6.9 (5.2 to 8.9)	6.9 (5.2 to 8.9)	6.9 (5.2 to 8.9)	6.9 (5.2 to 8.9)	6.9 (5.2 to 8.9)	6.9 (5.2 to 8.9)	6.9 (5.2 to 8.9)	0.2 (0.1 to 0.3)	128
HIV/AIDS - Drug-susceptible Tuberculosis	0 (0 to 0)	0 (0 to 0)	0.4 (0.3 to 0.5)	0.7 (0.5 to 1)	0.2 (0.1 to 0.3)	0.2 (0.1 to 0.3)	0.4 (0.3 to 0.6)	0.7 (0.5 to 1)	0.9 (0.6 to 1.3)	1.3 (0.8 to 1.8)	1.3 (0.8 to 1.7)	1.2 (0.8 to 1.6)	1.2 (0.8 to 1.5)	1.1 (0.8 to 1.4)	1.1 (0.8 to 1.4)	1 (0.8 to 1.3)	1 (0.8 to 1.3)	1 (0.8 to 1.3)	1 (0.8 to 1.3)	1 (0.8 to 1.3)	1 (0.8 to 1.3)	1 (0.8 to 1.3)	1 (0.8 to 1.3)	0 (0 to 0)	23.4
HIV/AIDS - Multidrug-resistant Tuberculosis without extensive	0 (0 to 0)	0 (0 to 0)	0 (0 to 0.1)	0 (0 to 0.1)	0 (0 to 0)	0 (0 to 0)	0 (0 to 0.1)	0 (0 to 0.1)	0 (0 to 0.1)	0 (0 to 0.2)	0 (0 to 0.2)	0 (0 to 0.2)	0 (0 to 0.2)	0 (0 to 0.2)	0 (0 to 0.2)	0 (0 to 0.2)	0 (0 to 0.1)	0 (0 to 0.1)	0 (0 to 0.1)	0 (0 to 0.1)	0 (0 to 0.1)	0 (0 to 0.1)	0 (0 to 0.1)	0 (0 to 0.1)	0 (0 to 0)	0.6
HIV/AIDS - Extensively drug-resistant Tuberculosis	0 (0 to 0)	0 (0 to 0)	0 (0 to 0)	0 (0 to 0)	0 (0 to 0)	0 (0 to 0)	0 (0 to 0)	0 (0 to 0)	0 (0 to 0)	0 (0 to 0)	0 (0 to 0)	0 (0 to 0)	0 (0 to 0)	0 (0 to 0)	0 (0 to 0)	0 (0 to 0)	0 (0 to 0)	0 (0 to 0)	0 (0 to 0)	0 (0 to 0)	0 (0 to 0)	0 (0 to 0)	0 (0 to 0)	0 (0 to 0)	0 (0 to 0)	0.1
HIV/AIDS resulting in other diseases	0 (0 to 0)	0 (0 to 0)	0 (0 to 0.2)	0 (0 to 0)	0 (0 to 0.1)	0 (0 to 0.1)	1.7 (1.5 to 2.9)	6.9 (3.7 to 11.2)	11.6 (6.4 to 20.6)	17.5 (9.6 to 30.5)	26.8 (14.9 to 46.7)	39.4 (21.8 to 68.5)	54.2 (30.1 to 94.1)	70.7 (39.1 to 123)	89.5 (49.7 to 156)	110 (61.1 to 192)	131 (72.8 to 229)	153 (84.9 to 268)	175 (97.1 to 306)	197 (109 to 345)	226 (125 to 396)	255 (141 to 447)	285 (158 to 499)	1.9 (1.1 to 3.3)	1,164
Sexually transmitted infections excluding HIV	0 (0 to 0)	0 (0 to 0)	0 (0 to 0)	0 (0 to 0)	0 (0 to 0)	0 (0 to 0)	0 (0 to 0)	0 (0 to 0)	0 (0 to 0)	0 (0 to 0)	0 (0 to 0)	0 (0 to 0)	0 (0 to 0)	0 (0 to 0)	0 (0 to 0)	0 (0 to 0)	0 (0 to 0)	0 (0 to 0)	0 (0 to 0)	0 (0 to 0)	0 (0 to 0)	0 (0 to 0)	0 (0 to 0)	0 (0 to 0)	0 (0 to 0)	0
Syphilis	0 (0 to 0)	0 (0 to 0)	0 (0 to 0)	0 (0 to 0)	0 (0 to 0)	0 (0 to 0)	0 (0 to 0)	0.2 (0.2 to 0.4)	0.2 (0.2 to 0.4)	0.4 (0.3 to 0.6)	0.6 (0.4 to 0.8)	0.8 (0.5 to 1)	0.9 (0.6 to 1.3)	1 (0.7 to 1.4)	1.1 (0.7 to 1.5)	1.2 (0.8 to 1.6)	1.3 (0.8 to 1.7)	1.3 (0.8 to 1.7)	1.3 (0.8 to 1.7)	1.3 (0.8 to 1.7)	1.3 (0.8 to 1.7)	1.3 (0.8 to 1.7)	1.3 (0.8 to 1.7)	0.1 (0 to 0.2)	12.6
Chlamydial infection	0 (0 to 0)	0 (0 to 0)	0 (0 to 0)	0 (0 to 0)	0 (0 to 0)	0 (0 to 0)	0.2 (0.2 to 0.3)	2 (1.2 to 3.4)	2.6 (1.5 to 4.4)	3.9 (2.3 to 6.7)	5.1 (2.9 to 8.7)	7.1 (3.9 to 12.3)	9.2 (4.9 to 16)	11.5 (6.1 to 20.1)	14.1 (7.4 to 24.8)	16.9 (8.8 to 29.8)	19.8 (10.3 to 34.9)	22.8 (11.9 to 40.2)	25.9 (13.5 to 45.7)	29.1 (15.1 to 51.4)	32.4 (16.8 to 57.2)	35.8 (18.6 to 63.2)	39.3 (20.4 to 69.4)	0.4 (0.2 to 0.7)	302
Gonococcal infection	0 (0 to 0)	0 (0 to 0)	0 (0 to 0)	0 (0 to 0)	0 (0 to 0.2)	0 (0 to 0.2)	0.6 (0.5 to 1.4)	0.9 (0.6 to 1.4)	1.3 (0.9 to 2.1)	1.8 (1.2 to 2.9)	2.3 (1.5 to 3.5)	3.1 (2.1 to 4.6)	4.1 (2.8 to 5.9)	5.1 (3.5 to 7.2)	6.2 (4.3 to 8.7)	7.4 (5.1 to 10.3)	8.7 (6 to 12)	10 (6.9 to 13.8)	11.4 (7.9 to 15.7)	12.8 (8.8 to 17.6)	14.2 (9.8 to 19.5)	15.7 (10.8 to 21.5)	17.2 (11.9 to 23.6)	0.1 (0 to 0.2)	123
Trichomoniasis	0 (0 to 0)	0 (0 to 0)	0 (0 to 0)	0 (0 to 0)	0 (0 to 0)	0.4 (0.2 to 0.6)	1.6 (1.1 to 2.4)	3.9 (2.6 to 5.6)	5.6 (3.8 to 8)	9.2 (6.2 to 13)	12.3 (8.2 to 17.4)	15.7 (10.4 to 22.2)	19.4 (12.9 to 27.4)	23.4 (15.5 to 33.1)	27.6 (18.3 to 39)	32.1 (21.3 to 45.4)	36.8 (24.4 to 52)	41.7 (27.7 to 59)	46.8 (31.1 to 66.2)	52.1 (34.6 to 73.7)	57.6 (38.2 to 81.5)	63.3 (42 to 89.5)	69.2 (46 to 97.9)	0.4 (0.3 to 0.6)	599
Genital herpes	0 (0 to 0)	0 (0 to 0)	0 (0 to 0)	0 (0 to 0)	0 (0 to 0)	0 (0 to 0)	0 (0 to 0.1)	0.2 (0.1 to 0.4)	0.3 (0.2 to 0.5)	0.5 (0.3 to 0.8)	0.7 (0.4 to 1.1)	0.9 (0.5 to 1.4)	1.1 (0.7 to 1.7)	1.4 (0.9 to 2.1)	1.7 (1.1 to 2.5)	2 (1.3 to 2.9)	2.3 (1.5 to 3.4)	2.7 (1.7 to 3.9)	3 (1.9 to 4.4)	3.4 (2.1 to 5)	3.8 (2.3 to 5.5)	4.2 (2.5 to 6.1)	4.6 (2.7 to 6.7)	0.1 (0 to 0.1)	59.7
Other sexually transmitted infections	0 (0 to 0)	0 (0 to 0)	0 (0 to 0)	0 (0 to 0)	0 (0 to 0.1)	0.1 (0.1 to 0.2)	0.9 (0.6 to 1.5)	2.5 (1.7 to 4)	3.9 (2.6 to 6.1)	7.1 (4.7 to 11.2)	10.4 (6.8 to 16.2)	14.4 (9.5 to 22.3)	19.1 (12.6 to 29.3)	24.4 (16.1 to 37.2)	30.2 (19.9 to 45.7)	36.5 (24.1 to 54.7)	43.2 (28.5 to 64.2)	50.3 (33.2 to 74.5)	57.8 (38.1 to 85.2)	65.6 (43.2 to 96.2)	73.8 (48.6 to 107)	82.3 (54.2 to 118)	91.2 (60.1 to 130)	0.6 (0.4 to 0.9)	689
Respiratory infections and tuberculosis	4.6 (3.1 to 6.4)	6.4 (4.6 to 8.4)	73.2 (51.6 to 101)	186 (127 to 269)	102 (71.4 to 147)	104 (68.3 to 152)	110 (69.6 to 168)	106 (66.6 to 159)	116 (69.4 to 174)	175 (99.4 to 260)	270 (152 to 399)	378 (198 to 559)	497 (232 to 733)	642 (285 to 950)	797 (339 to 1,180)	1,000 (397 to 1,480)	1,220 (475 to 1,810)	1,440 (562 to 2,140)	1,660 (655 to 2,470)	1,880 (755 to 2,800)	2,100 (855 to 3,130)	2,320 (955 to 3,460)	2,550 (1,050 to 3,800)	15 (6.2 to 22.4)	26,700
Tuberculosis	0 (0 to 0)	0 (0 to 0)	0.3 (0.2 to 0.5)	0.5 (0.4 to 0.6)	0.2 (0.2 to 0.3)	0.2 (0.2 to 0.3)	0.7 (0.7 to 1.8)	1.2 (0.9 to 2.1)	2.1 (1.6 to 3.2)	3.3 (2.6 to 4.6)	4.3 (3.4 to 6)	5.2 (4.1 to 7.2)	6.2 (4.9 to 8.6)	7.3 (5.8 to 10.1)	8.5 (6.7 to 11.8)	9.9 (7.8 to 13.7)	11.4 (8.9 to 15.8)	13 (10.1 to 18)	14.7 (11.4 to 20.4)	16.5 (12.8 to 22.9)	18.4 (14.2 to 25.5)	20.4 (15.7 to 28.3)	22.5 (17.3 to 31.2)	0.1 (0 to 0.2)	239
Latent tuberculosis infection	0 (0 to 0)	0 (0 to 0)	0 (0 to 0)	0 (0 to 0)	0 (0 to 0)	0 (0 to 0)	0 (0 to 0)	0 (0 to 0)	0 (0 to 0)	0 (0 to 0)	0 (0 to 0)	0 (0 to 0)	0 (0 to 0)	0 (0 to 0)	0 (0 to 0)	0 (0 to 0)	0 (0 to 0)	0 (0 to 0)	0 (0 to 0)	0 (0 to 0)	0 (0 to 0)	0 (0 to 0)	0 (0 to 0)	0 (0 to 0)	0 (0 to 0)	0
Drug-susceptible Tuberculosis	0 (0 to 0)	0 (0 to 0)	0.3 (0.2 to 0.5)	0.5 (0.4 to 0.6)	0.2 (0.2 to 0.3)	0.2 (0.2 to 0.3)	0.7 (0.7 to 1.8)	1.2 (0.9 to 2.1)	2.1 (1.6 to 3.2)	3.3 (2.6 to 4.6)	4.3 (3.4 to 6)	5.2 (4.1 to 7.2)	6.2 (4.9 to 8.6)	7.3 (5.8 to 10.1)	8.5 (6.7 to 11.8)	9.9 (7.8 to 13.7)	11.4 (8.9 to 15.8)	13 (10.1 to 18)	14.7 (11.4 to 20.4)	16.5 (12.8 to 22.9)	18.4 (14.2 to 25.5)	20.4 (15.7 to 28.3)	22.5 (17.3 to 31.2)	0.1 (0 to 0.2)	239
Multidrug-resistant tuberculosis without extensive drug-resistar	0 (0 to 0)	0 (0 to 0)	0 (0 to 0)	0 (0 to 0)	0 (0 to 0)	0 (0 to 0)	0 (0 to 0)	0 (0 to 0)	0 (0 to 0)	0 (0 to 0)	0 (0 to 0)	0 (0 to 0)	0 (0 to 0)	0 (0 to 0)	0 (0 to 0)	0 (0 to 0)	0 (0 to 0)	0 (0 to 0)	0 (0 to 0)	0 (0 to 0)	0 (0 to 0)	0 (0 to 0)	0 (0 to 0)	0 (0 to 0)	0 (0 to 0)	0
Extensively drug-resistant tuberculosis	0 (0 to 0)	0 (0 to 0)	0 (0 to 0)	0 (0 to 0)	0 (0 to 0)	0 (0 to 0)	0 (0 to 0)	0 (0 to 0)	0 (0 to 0)	0 (0 to 0)	0 (0 to 0)	0 (0 to 0)	0 (0 to 0)	0 (0 to 0)	0 (0 to 0)	0 (0 to 0)	0 (0 to 0)	0 (0 to 0)	0 (0 to 0)	0 (0 to 0)	0 (0 to 0)	0 (0 to 0)	0 (0 to 0)	0 (0 to 0)	0 (0 to 0)	0
Lower respiratory infections	4.4 (2.9 to 6.2)	5.9 (4.3 to 7.8)	72.2 (50.9 to 99.6)	184 (125 to 266)	100 (70.2 to 144)	102 (67.2 to 149)	107 (67.6 to 163)	103 (64.8 to 154)	113 (67.6 to 169)	170 (96.8 to 252)	262 (147 to 387)	367 (192 to 542)	482 (225 to 711)	623 (277 to 921)	773 (329 to 1,140)	970 (385 to 1,440)	1,180 (461 to 1,760)	1,400 (545 to 2,080)	1,610 (636 to 2,400)	1,820 (732 to 2,720)	2,040 (830 to 3,040)	2,250 (927 to 3,360)	2,480 (1,020 to 3,690)	15 (6.1 to 22.1)	26,000
Respiratory infections and tuberculosis	4.6 (3.1 to 6.4)	6.4 (4.6 to 8.4)	73.2 (51.6 to 101)	186 (127 to 269)	102 (71.4 to 147)	104 (68.3 to 152)	110 (69.6 to 168)	106 (66.6 to 159)	116 (69.4 to 174)	175 (99.4 to 260)	270 (152 to 399)	378 (198 to 559)	497 (232 to 733)	642 (285 to 950)	797 (339 to 1,180)	1,000 (397 to 1,480)	1,220 (475 to 1,810)	1,440 (562 to 2,140)	1,660 (655 to 2,470)	1,880 (755 to 2,800)	2,100 (855 to 3,130)	2,320 (955 to 3,460)	2,550 (1,050 to 3,800)	15 (6.2 to 22.4)	26,700
Otitis media	0 (0 to 0)	0 (0 to 0)	1.5 (1.1 to 2.1)	1.7 (1.2 to 2.4)	1.2 (0.8 to 1.7)	0.8 (0.6 to 1.2)	0.6 (0.4 to 0.9)	0.5 (0.3 to 0.7)	0.4 (0.3 to 0.6)	0.4 (0.3 to 0.6)	0.4 (0.3 to 0.6)	0.4 (0.3 to 0.6)	0.4 (0.3 to 0.6)	0.4 (0.3 to 0.6)	0.4 (0.3 to 0.6)	0.4 (0.3 to 0.6)	0.4 (0.3 to 0.6)	0.4 (0.3 to 0.6)	0.4 (0.3 to 0.6)	0.4 (0.3 to 0.6)	0.4 (0.3 to 0.6)	0.4 (0.3 to 0.6)	0.4 (0.3 to 0.6)	0 (0 to 0)	337
Enteric infections	0.8 (0.6 to 1.1)	1.6 (1 to 2.6)	16.5 (9.5 to 27.3)	27.2 (15.6 to 39.6)	6.4 (4.2 to 9.2)	3.7 (2.6 to 5.2)	2.1 (1.4 to 3.2)	1.6 (1.1 to 2.4)	1.4 (1 to 2.1)	1.4 (1 to 2.1)	1.4 (1 to 2.1)	1.4 (1 to 2.1)	1.4 (1 to 2.1)	1.4 (1 to 2.1)	1.4 (1 to 2.1)	1.4 (1 to 2.1)	1.4 (1 to 2.1)	1.4 (1 to 2.1)	1.4 (1 to 2.1)	1.4 (1 to 2.1)	1.4 (1 to 2.1)	1.4 (1 to 2.1)	1.4 (1 to 2.1)	0 (0 to 0)	1,290
Diarrheal diseases	0.8 (0.6 to 1.1)	1.6 (1 to 2.6)	16.4 (9.5 to 27.1)	27.1 (15.5 to 39.4)	6.4 (4.2 to 9.1)	3.7 (2.6 to 5.2)	2.1 (1.4 to 3.2)	1.6 (1.1 to 2.4)	1.4 (1 to 2.1)	1.4 (1 to 2.1)	1.4 (1 to 2.1)	1.4 (1 to 2.1)	1.4 (1 to 2.1)	1.4 (1 to 2.1)	1.4 (1 to 2.1)	1.4 (1 to 2.1)	1.4 (1 to 2.1)	1.4 (1 to 2.1)	1.4 (1 to 2.1)	1.4 (1 to 2.1)	1.4 (1 to 2.1)	1.4 (1 to 2.1)	1.4 (1 to 2.1)	0 (0 to 0)	1,290
Typhoid and paratyphoid	0 (0 to 0)	0 (0 to 0)	0 (0 to 0)	0 (0 to 0)	0 (0 to 0)	0 (0 to 0)	0 (0 to 0)	0 (0 to 0)	0 (0 to 0)	0 (0 to 0)	0 (0 to 0)	0 (0 to 0)	0 (0 to 0)	0 (0 to 0)	0 (0 to 0)	0 (0 to 0)	0 (0 to 0)	0 (0 to 0)	0 (0 to 0)	0 (0 to 0)	0 (0 to 0)	0 (0 to 0)	0 (0 to 0)	0 (0 to 0)	0 (0 to 0)	0
Typhoid fever	0 (0 to 0)	0 (0 to 0)	0 (0 to 0)	0 (0 to 0)	0 (0 to 0)	0 (0 to 0)	0 (0 to 0)	0 (0 to 0)	0 (0 to 0)	0 (0 to 0)	0 (0 to 0)	0 (0 to 0)	0 (0 to 0)	0 (0 to 0)	0 (0 to 0)	0 (0 to 0)	0 (0 to 0)	0 (0 to 0)	0 (0 to 0)	0 (0 to 0)	0 (0 to 0)	0 (0 to 0)	0 (0 to 0)	0 (0 to 0)	0 (0 to 0)	0
Paratyphoid fever	0 (0 to 0)	0 (0 to 0)	0 (0 to 0)	0 (0 to 0)	0 (0 to 0)	0 (0 to 0)	0 (0 to 0)	0 (0 to 0)	0 (0 to 0)	0 (0 to 0)	0 (0 to 0)	0 (0 to 0)	0 (0 to 0)	0 (0 to 0)	0 (0 to 0)	0 (0 to 0)	0 (0 to 0)	0 (0 to 0)	0 (0 to 0)	0 (0 to 0)	0 (0 to 0)	0 (0 to 0)	0 (0 to 0)	0 (0 to 0)	0 (0 to 0)	0
Invasive Non-typhoidal Salmonella (iNTS)	0 (0 to 0)	0 (0 to 0)	0 (0 to 0)	0 (0 to 0)	0 (0 to 0)	0 (0 to 0)	0 (0 to 0)	0 (0 to 0)	0 (0 to 0)	0 (0 to 0)	0 (0 to 0)	0 (0 to 0)	0 (0 to 0)	0 (0 to 0)	0 (0 to 0)	0 (0 to 0)	0 (0 to 0)	0 (0 to 0)	0 (0 to 0)	0 (0 to 0)	0 (0 to 0)	0 (0 to 0)	0 (0 to 0)	0 (0 to 0)	0 (0 to 0)	0
Other intestinal infectious diseases	0 (0 to 0)	0 (0 to 0)	0.1 (0 to 0.2)	0.2 (0 to 0.3)	0.1 (0 to 0.1)	0.1 (0 to 0.1)	0.1 (0 to 0.2)	0 (0 to 0.1)	0 (0 to 0.1)	0.1 (0 to 0.1)	0.1 (0 to 0.1)	0.1 (0 to 0.1)	0.1 (0 to 0.1)	0.1 (0 to 0.1)	0.1 (0 to 0.1)	0.1 (0 to 0.1)	0.1 (0 to 0.1)	0.1 (0 to 0.1)	0.1 (0 to 0.1)	0.1 (0 to 0.1)	0.1 (0 to 0.1)	0.1 (0 to 0.1)	0.1 (0 to 0.1)	0 (0 to 0)	2.4
Neglected tropical diseases and malaria	2.9 (2.1 to 3.9)	2.9 (2.2 to 3.7)	9.3 (7.6 to 12.4)	11.6 (9.2 to 15.2)	13.3 (9.6 to 18.4)	9.3 (6.9 to 13.5)	3.9 (2.9 to 5.1)	3.8 (2.8 to 5.1)	4.6 (3.4 to 6.2)	5.6 (4.1 to 7.5)	6.7 (4.9 to 9.1)	8.1 (5.9 to 11.2)	9.7 (7.1 to 13.4)	11.2 (8.2 to 15.5)	12.9 (9.4 to 17.8)	14.8 (10.8 to 20.3)	16.8 (12.2 to 23.1)	18.9 (13.7 to 25.9)	21.1 (15.3 to 28.9)	23.4 (17 to 32)	25.8 (18.7 to 35.3)	28.3 (20.5 to 38.7)	30.9 (22.4 to 42.3)	1.2 (0.9 to 1.7)	173
Malaria	0 (0 to 0)	0 (0 to 0)	0 (0 to 0)	0 (0 to 0)	0 (0 to 0)	0 (0 to 0)	0 (0 to 0)	0 (0 to 0)	0 (0 to 0)	0 (0 to 0)	0 (0 to 0)	0 (0 to 0)	0 (0 to 0)	0 (0 to 0)	0 (0 to 0)	0 (0 to 0)	0 (0 to 0)	0 (0 to 0)	0 (0 to 0)	0 (0 to 0)	0 (0 to 0)	0 (0 to 0)	0 (0 to 0)	0 (0 to 0)	0 (0 to 0)	0
Chagas disease	0 (0 to 0)	0 (0 to 0)	0 (0 to 0)	0 (0 to 0)	0 (0 to 0)	0 (0 to 0)	0 (0 to 0)	0 (0 to 0)	0 (0 to 0)	0 (0 to 0)	0 (0 to 0)	0 (0 to 0)	0 (0 to 0)	0 (0 to 0)	0 (0 to 0)	0 (0 to 0)	0 (0 to 0)	0 (0 to 0)	0 (0 to 0)	0 (0 to 0)	0 (0 to 0)	0 (0 to 0)	0 (0 to 0)	0 (0 to 0)	0 (0 to 0)	0
Leishmaniasis	0 (0 to 0)	0 (0 to 0)	0 (0 to 0)	0 (0 to 0)	0 (0 to 0)	0 (0 to 0)	0 (0 to 0)	0 (0 to 0)	0 (0 to 0)	0 (0 to 0)	0 (0 to 0)	0 (0 to 0)	0 (0 to 0)	0 (0 to 0)	0 (0 to 0)	0 (0 to 0)	0 (0 to 0)	0 (0 to 0)	0 (0 to 0)	0 (0 to 0)	0 (0 to 0)	0 (0 to 0)	0 (0 to 0)	0 (0 to 0)	0 (0 to 0)	0
Visceral leishmaniasis	0 (0 to 0)	0 (0 to 0)	0 (0 to 0)	0 (0 to 0)	0 (0 to 0)	0 (0 to 0)	0 (0 to 0)	0 (0 to 0)	0 (0 to 0)	0 (0 to 0)	0 (0 to 0)	0 (0 to 0)	0 (0 to 0)	0 (0 to 0)	0 (0 to 0)	0 (0 to 0)	0 (0 to 0)	0 (0 to 0)	0 (0 to 0)	0 (0 to 0)	0 (0 to 0)	0 (0 to 0)	0 (0 to 0)	0 (0 to 0)	0 (0 to 0)	0
Cutaneous and mucocutaneous leishmaniasis	0 (0 to 0)	0 (0 to 0)	0 (0 to 0)	0 (0 to 0)	0 (0 to 0)	0 (0 to 0)	0 (0 to 0)	0 (0 to 0)	0 (0 to 0)	0 (0 to 0)	0 (0 to 0)	0 (0 to 0)	0 (0 to 0)	0 (0 to 0)	0 (0 to 0)	0 (0 to 0)	0 (0 to 0)	0 (0 to 0)	0 (0 to 0)	0 (0 to 0)	0 (0 to 0)	0 (0 to 0)	0 (0 to 0)	0 (0 to 0)	0 (0 to 0)	0
African trypanosomiasis	0 (0 to 0)	0 (0 to 0)	0 (0 to 0)	0 (0 to 0)	0 (0 to 0)	0 (0 to 0)	0 (0 to 0)	0 (0 to 0)	0 (0 to 0)	0 (0 to 0)	0 (0 to 0)	0 (0 to 0)	0 (0 to 0)	0 (0 to 0)	0 (0 to 0)	0 (0 to 0)	0 (0 to 0)	0 (0 to 0)	0 (0 to 0)	0 (0 to 0)	0 (0 to 0)	0 (0 to 0)	0 (0 to 0)	0 (0 to 0)	0 (0 to 0)	0
Schistosomiasis	0 (0 to 0)	0 (0 to 0)	0 (0 to 0)	0 (0 to 0)	0 (0 to 0)	0 (0 to 0)	0 (0 to 0)	0 (0 to 0)	0 (0 to 0)	0 (0 to 0)	0 (0 to 0)	0 (0 to 0)	0 (0 to 0)	0 (0 to 0)	0 (0 to 0)	0 (0 to 0)	0 (0 to 0)	0 (0 to 0)	0 (0 to 0)	0 (0 to 0)	0 (0 to 0)	0 (0 to 0)	0 (0 to 0)	0 (0 to 0)	0 (0 to 0)	0
Cysticercosis	0 (0 to 0)	0 (0 to 0)	0 (0 to 0)	0 (0 to 0)	0 (0 to 0)	0 (0 to 0)	0 (0 to 0)	0 (0 to 0)	0 (0 to 0)	0 (0 to 0)	0 (0 to 0)	0 (0 to 0)	0 (0 to 0)	0 (0 to 0)	0 (0 to 0)	0 (0 to 0)	0 (0 to 0)	0 (0 to 0)	0 (0 to 0)	0 (0 to 0)	0 (0 to 0)	0 (0 to 0)	0 (0 to 0)	0 (0 to 0)	0 (0 to 0)	0
Cystic echinococcosis	0 (0 to 0)	0 (0 to 0)	0 (0 to 0)	0 (0 to 0)	0 (0 to 0)	0 (0 to 0)	0 (0 to 0)	0 (0 to 0)	0 (0 to 0)	0 (0 to 0)	0 (0 to 0)	0 (0 to 0)	0 (0 to 0)	0 (0 to 0)	0 (0 to 0)	0 (0 to 0)	0 (0 to 0)	0 (0 to 0)	0 (0 to 0)	0 (0 to 0)	0 (0 to 0)	0 (0 to 0)	0 (0 to 0)	0 (0 to 0)	0 (0 to 0)	0.3
Lymphatic filariasis	0 (0 to 0)	0 (0 to 0)	0 (0 to 0)	0 (0 to 0)	0 (0 to 0)	0 (0 to 0)	0 (0 to 0)	0 (0 to 0)	0 (0 to 0)	0 (0 to 0)	0 (0 to 0)	0 (0 to 0)	0 (0 to 0)	0 (0 to 0)	0 (0 to 0)	0 (0 to 0)	0 (0 to 0)	0 (0 to 0)	0 (0 to 0)	0 (0 to 0)	0 (0 to 0)	0 (0 to 0)	0 (0 to 0)	0 (0 to 0)	0 (0 to 0)	0
Onchocerciasis	0 (0 to 0)	0 (0 to 0)	0 (0 to 0)	0 (0 to 0)	0 (0 to 0)	0 (0 to 0)	0 (0 to 0)	0 (0 to 0)	0 (0 to 0)	0 (0 to 0)	0 (0 to 0)	0 (0 to 0)	0 (0 to 0)	0 (0 to 0)	0 (0 to 0)	0 (0 to 0)	0 (0 to 0)	0 (0 to 0)	0 (0 to 0)	0 (0 to 0)	0 (0 to 0)	0 (0 to 0)	0 (0 to 0)	0 (0 to 0)	0 (0 to 0)	0
Trachoma	0 (0 to 0)	0 (0 to 0)	0 (0 to 0)	0 (0 to 0)	0 (0 to 0)	0 (0 to 0)	0 (0 to 0)	0 (0 to 0)	0 (0 to 0)	0 (0 to 0)	0 (0 to 0)	0 (0 to 0)	0 (0 to 0)	0 (0 to 0)	0 (0 to 0)	0 (0 to 0)	0 (0 to 0)	0 (0 to 0)	0 (0 to 0)	0 (0 to 0)	0 (0 to 0)	0 (0 to 0)	0 (0 to 0)	0 (0 to 0)	0 (0 to 0)	0
Dengue	0 (0 to 0)	0 (0 to 0)	0 (0 to 0)	0 (0 to 0)	0 (0 to 0)	0 (0 to 0)	0 (0 to 0)	0 (0 to 0)	0 (0 to 0)	0 (0 to 0)	0 (0 to 0)	0 (0 to 0)	0 (0 to 0)	0 (0 to 0)	0 (0 to 0)	0 (0 to 0)	0 (0 to 0)	0 (0 to 0)	0 (0 to 0)	0 (0 to 0)	0 (0 to 0)	0 (0 to 0)	0 (0 to 0)	0 (0 to 0)	0 (0 to 0)	0
Yellow fever	0 (0 to 0)	0 (0 to 0)	0 (0 to 0)	0 (0 to 0)	0 (0 to 0)	0 (0 to 0)	0 (0 to 0)	0 (0 to 0)	0 (0 to 0)	0 (0 to 0)	0 (0 to 0)	0 (0 to 0)	0 (0 to 0)	0 (0 to 0)	0 (0 to 0)	0 (0 to 0)	0 (0 to 0)	0 (0 to 0)	0 (0 to 0)	0 (0 to 0)	0 (0 to 0)	0 (0 to 0)	0 (0 to 0)	0 (0 to 0)	0 (0 to 0)	0
Zika virus	0 (0 to 0)	0 (0 to 0)	0 (0 to 0)	0 (0 to 0)	0 (0 to 0)	0 (0 to 0)	0 (0 to 0)	0 (0 to 0)	0 (0 to 0)	0 (0 to 0)	0 (0 to 0)	0 (0 to 0)	0 (0 to 0)	0 (0 to 0)	0 (





SR Table 2c. Tovens DALYS by cause and sex group for both sexes with 95% uncertainty intervals, 2019

Cause	Early Neonatal	Late Neonatal	Post-Neonatal	1 to 4	5 to 9	10 to 14	15 to 19	20 to 24	25 to 29	30 to 34	35 to 39	40 to 44	45 to 49	50 to 54	55 to 59	60 to 64	65 to 69	70 to 74	75 to 79	80 to 84	85 to 89	90 to 94	95 plus	Total
All causes	992 (910 to 1,084)	197 (169 to 229)	929 (812 to 1,059)	1,206 (971 to 1,498)	603 (1,169 to 2,109)	2,329 (1,700 to 3,259)	3,480 (2,900 to 4,095)	4,270 (3,670 to 4,773)	4,995 (4,370 to 5,719)	5,595 (4,733 to 7,496)	6,095 (5,099 to 8,266)	13,600 (9,600 to 19,300)	13,600 (11,900 to 17,700)	14,900 (13,100 to 17,600)	15,900 (13,200 to 19,600)	16,400 (14,000 to 20,000)	16,600 (14,200 to 20,200)	16,600 (14,200 to 20,200)	16,600 (14,200 to 20,200)	16,700 (14,200 to 20,300)	16,000 (13,600 to 19,400)	14,700 (12,200 to 18,000)	10,200 (8,200 to 13,200)	324,000
Communicable, maternal, neonatal, and nutritional diseases	167 (122 to 226)	79.2 (59.5 to 99.1)	146 (119 to 178)	226 (172 to 309)	232 (162 to 327)	278 (182 to 398)	324 (192 to 507)	314 (202 to 521)	331 (162 to 562)	272 (109 to 561)	323 (237 to 488)	556 (379 to 779)	476 (375 to 779)	391 (260 to 652)	378 (252 to 652)	378 (253 to 652)	378 (253 to 652)	378 (253 to 652)	378 (253 to 652)	378 (253 to 652)	378 (253 to 652)	378 (253 to 652)	378 (253 to 652)	18,700
HIV/AIDS and sexually transmitted infections	0 (0 to 0)	0 (0 to 0)	1.3 (1.1 to 1.6)	1.2 (1.0 to 1.5)	4.6 (3.4 to 6.6)	11 (8.9 to 14)	9.7 (7.4 to 14)	9.7 (7.7 to 14)	12.2 (7.5 to 19.1)	12.2 (7.4 to 19.6)	18.2 (9.4 to 36.4)	22.4 (12.3 to 37.4)	17.7 (10.6 to 29.4)	11.3 (7.1 to 18.6)	10 (6.5 to 16.1)	13.4 (8.5 to 19.4)	19.1 (12.5 to 28.2)	19.4 (8 to 19)	6.6 (2.6 to 11.3)	6.2 (2.6 to 9.4)	2.8 (1.6 to 4.2)	1.9 (1 to 2.5)	179
HIV/AIDS	0 (0 to 0)	0 (0 to 0)	1.3 (1.1 to 1.6)	1.2 (1.0 to 1.5)	4.6 (3.4 to 6.6)	9.6 (7.6 to 13)	9.6 (7.4 to 13)	2.2 (1.6 to 3.2)	2.6 (1.7 to 3.8)	2.6 (1.7 to 3.8)	2.5 (1.6 to 3.6)	4.5 (2.9 to 6.6)	4.6 (3.0 to 6.6)	3.8 (2.4 to 5.5)	4.3 (2.7 to 6.1)	8.6 (5.3 to 11.8)	13.5 (8.1 to 18.4)	4.2 (1.7 to 6.6)	1.9 (0.8 to 3.1)	0.3 (0.1 to 0.5)	0.2 (0.1 to 0.3)	0.1 (0 to 0.2)	99.7
HIV/AIDS - Drug-susceptible Tuberculosis	0 (0 to 0)	0 (0 to 0)	0.2 (0 to 0.4)	0.2 (0 to 0.4)	0.2 (0.1 to 0.3)	0.2 (0.1 to 0.3)	0.2 (0.1 to 0.4)	0.2 (0.1 to 0.4)	0.2 (0.1 to 0.4)	0.2 (0.1 to 0.4)	0.2 (0.1 to 0.4)	0.2 (0.1 to 0.4)	0.2 (0.1 to 0.4)	0.2 (0.1 to 0.4)	0.2 (0.1 to 0.4)	0.2 (0.1 to 0.4)	0.2 (0.1 to 0.4)	0.2 (0.1 to 0.4)	0.2 (0.1 to 0.4)	0.2 (0.1 to 0.4)	0.2 (0.1 to 0.4)	0.2 (0.1 to 0.4)	0.2 (0.1 to 0.4)	12.4
HIV/AIDS - Multidrug-resistant Tuberculosis without extensive resistance	0 (0 to 0)	0 (0 to 0)	0 (0 to 0.1)	0 (0 to 0.1)	0 (0 to 0)	0 (0 to 0)	0 (0 to 0)	0 (0 to 0.1)	0 (0 to 0.1)	0 (0 to 0.1)	0 (0 to 0.1)	0 (0 to 0.1)	0 (0 to 0.1)	0 (0 to 0.1)	0 (0 to 0.1)	0 (0 to 0.1)	0 (0 to 0.1)	0 (0 to 0.1)	0 (0 to 0.1)	0 (0 to 0.1)	0 (0 to 0.1)	0 (0 to 0.1)	0 (0 to 0.1)	0 (0 to 0.1)	0.3
HIV/AIDS - Extensively drug-resistant Tuberculosis	0 (0 to 0)	0 (0 to 0)	0 (0 to 0)	0 (0 to 0)	0 (0 to 0)	0 (0 to 0)	0 (0 to 0)	0 (0 to 0)	0 (0 to 0)	0 (0 to 0)	0 (0 to 0)	0 (0 to 0)	0 (0 to 0)	0 (0 to 0)	0 (0 to 0)	0 (0 to 0)	0 (0 to 0)	0 (0 to 0)	0 (0 to 0)	0 (0 to 0)	0 (0 to 0)	0 (0 to 0)	0 (0 to 0)	0 (0 to 0)	0.1
HIV/AIDS resulting in other diseases	0 (0 to 0)	0 (0 to 0)	0 (0 to 0.1)	0 (0 to 0)	0.2 (0 to 0.4)	0.2 (0.1 to 0.3)	0.1 (0 to 0.3)	0.1 (0 to 0.2)	0.2 (0 to 0.4)	0.2 (0 to 0.4)	0.2 (0 to 0.4)	0.2 (0 to 0.4)	0.2 (0 to 0.4)	0.2 (0 to 0.4)	0.2 (0 to 0.4)	0.2 (0 to 0.4)	0.2 (0 to 0.4)	0.2 (0 to 0.4)	0.2 (0 to 0.4)	0.2 (0 to 0.4)	0.2 (0 to 0.4)	0.2 (0 to 0.4)	0.2 (0 to 0.4)	0.2 (0 to 0.4)	0.7
Sexually transmitted infections excluding HIV	0 (0 to 0)	0 (0 to 0)	0 (0 to 0)	0 (0 to 0)	0 (0 to 0)	0.1 (0 to 0.1)	0.1 (0 to 0.1)	0.1 (0 to 0.1)	0.1 (0 to 0.1)	0.1 (0 to 0.1)	0.1 (0 to 0.1)	0.1 (0 to 0.1)	0.1 (0 to 0.1)	0.1 (0 to 0.1)	0.1 (0 to 0.1)	0.1 (0 to 0.1)	0.1 (0 to 0.1)	0.1 (0 to 0.1)	0.1 (0 to 0.1)	0.1 (0 to 0.1)	0.1 (0 to 0.1)	0.1 (0 to 0.1)	0.1 (0 to 0.1)	0.1 (0 to 0.1)	1.1
Syphilis	0 (0 to 0)	0 (0 to 0)	0 (0 to 0)	0 (0 to 0)	0 (0 to 0)	0.1 (0 to 0.1)	0.1 (0 to 0.1)	0.1 (0 to 0.1)	0.1 (0 to 0.1)	0.1 (0 to 0.1)	0.1 (0 to 0.1)	0.1 (0 to 0.1)	0.1 (0 to 0.1)	0.1 (0 to 0.1)	0.1 (0 to 0.1)	0.1 (0 to 0.1)	0.1 (0 to 0.1)	0.1 (0 to 0.1)	0.1 (0 to 0.1)	0.1 (0 to 0.1)	0.1 (0 to 0.1)	0.1 (0 to 0.1)	0.1 (0 to 0.1)	0.1 (0 to 0.1)	4.9
Chlamydial infection	0 (0 to 0)	0 (0 to 0)	0 (0 to 0)	0 (0 to 0)	0 (0 to 0)	0.1 (0 to 0.1)	0.1 (0 to 0.1)	0.2 (0 to 0.4)	0.2 (0 to 0.4)	0.2 (0 to 0.4)	0.2 (0 to 0.4)	0.2 (0 to 0.4)	0.2 (0 to 0.4)	0.2 (0 to 0.4)	0.2 (0 to 0.4)	0.2 (0 to 0.4)	0.2 (0 to 0.4)	0.2 (0 to 0.4)	0.2 (0 to 0.4)	0.2 (0 to 0.4)	0.2 (0 to 0.4)	0.2 (0 to 0.4)	0.2 (0 to 0.4)	0.2 (0 to 0.4)	13.7
Gonococcal infection	0 (0 to 0)	0 (0 to 0)	0 (0 to 0)	0 (0 to 0)	0 (0 to 0)	0.1 (0 to 0.1)	0.3 (0.2 to 0.4)	0.3 (0.2 to 0.4)	0.3 (0.2 to 0.4)	0.3 (0.2 to 0.4)	0.3 (0.2 to 0.4)	0.3 (0.2 to 0.4)	0.3 (0.2 to 0.4)	0.3 (0.2 to 0.4)	0.3 (0.2 to 0.4)	0.3 (0.2 to 0.4)	0.3 (0.2 to 0.4)	0.3 (0.2 to 0.4)	0.3 (0.2 to 0.4)	0.3 (0.2 to 0.4)	0.3 (0.2 to 0.4)	0.3 (0.2 to 0.4)	0.3 (0.2 to 0.4)	0.3 (0.2 to 0.4)	1.2
Trichomoniasis	0 (0 to 0)	0 (0 to 0)	0 (0 to 0)	0 (0 to 0)	0 (0 to 0)	0.2 (0.1 to 0.3)	0.6 (0.4 to 0.9)	0.6 (0.4 to 0.9)	0.6 (0.4 to 0.9)	0.6 (0.4 to 0.9)	0.6 (0.4 to 0.9)	0.7 (0.4 to 0.9)	0.7 (0.4 to 0.9)	0.7 (0.4 to 0.9)	0.7 (0.4 to 0.9)	0.7 (0.4 to 0.9)	0.7 (0.4 to 0.9)	0.7 (0.4 to 0.9)	0.7 (0.4 to 0.9)	0.7 (0.4 to 0.9)	0.7 (0.4 to 0.9)	0.7 (0.4 to 0.9)	0.7 (0.4 to 0.9)	0.7 (0.4 to 0.9)	2.6
Genital herpes	0 (0 to 0)	0 (0 to 0)	0 (0 to 0)	0 (0 to 0)	0 (0 to 0)	0 (0 to 0)	0 (0 to 0)	0 (0 to 0)	0 (0 to 0)	0 (0 to 0)	0 (0 to 0)	0 (0 to 0)	0 (0 to 0)	0 (0 to 0)	0 (0 to 0)	0 (0 to 0)	0 (0 to 0)	0 (0 to 0)	0 (0 to 0)	0 (0 to 0)	0 (0 to 0)	0 (0 to 0)	0 (0 to 0)	0 (0 to 0)	0.1
Other sexually transmitted infections	0 (0 to 0)	0 (0 to 0)	0 (0 to 0)	0 (0 to 0)	0 (0 to 0)	0.1 (0 to 0.3)	0.4 (0.1 to 0.7)	0.4 (0.2 to 0.6)	0.4 (0.2 to 0.6)	0.4 (0.2 to 0.6)	0.4 (0.2 to 0.6)	0.5 (0.2 to 0.7)	0.5 (0.2 to 0.8)	0.5 (0.2 to 0.8)	0.5 (0.2 to 0.8)	0.5 (0.2 to 0.8)	0.5 (0.2 to 0.8)	0.5 (0.2 to 0.8)	0.5 (0.2 to 0.8)	0.5 (0.2 to 0.8)	0.5 (0.2 to 0.8)	0.5 (0.2 to 0.8)	0.5 (0.2 to 0.8)	0.5 (0.2 to 0.8)	3.3
Respiratory infections and tuberculosis	1.6 (1.6 to 2.3)	0.3 (0.3 to 0.3)	360 (302 to 427)	662 (562 to 781)	131 (98 to 172)	72 (48 to 121)	89 (48 to 177)	116 (64 to 199)	164 (82 to 332)	209 (82 to 542)	271 (89 to 742)	1,100 (424 to 2,200)	1,100 (466 to 2,200)	1,100 (466 to 2,200)	1,100 (466 to 2,200)	1,100 (466 to 2,200)	1,100 (466 to 2,200)	1,100 (466 to 2,200)	1,100 (466 to 2,200)	1,100 (466 to 2,200)	1,100 (466 to 2,200)	1,100 (466 to 2,200)	1,100 (466 to 2,200)	1,100 (466 to 2,200)	13,900
Tuberculosis	0 (0 to 0)	0 (0 to 0)	0.2 (0.2 to 0.3)	0.3 (0.2 to 0.4)	0.1 (0.1 to 0.2)	0.1 (0.1 to 0.2)	0.1 (0.1 to 0.2)	1.6 (1.1 to 2.4)	2.1 (1.5 to 3.2)	2.1 (1.5 to 3.2)	2.1 (1.5 to 3.2)	2.1 (1.5 to 3.2)	2.1 (1.5 to 3.2)	2.1 (1.5 to 3.2)	2.1 (1.5 to 3.2)	2.1 (1.5 to 3.2)	2.1 (1.5 to 3.2)	2.1 (1.5 to 3.2)	2.1 (1.5 to 3.2)	2.1 (1.5 to 3.2)	2.1 (1.5 to 3.2)	2.1 (1.5 to 3.2)	2.1 (1.5 to 3.2)	2.1 (1.5 to 3.2)	609
Latent tuberculosis infection	0 (0 to 0)	0 (0 to 0)	0 (0 to 0)	0 (0 to 0)	0 (0 to 0)	0 (0 to 0)	0 (0 to 0)	0 (0 to 0)	0 (0 to 0)	0 (0 to 0)	0 (0 to 0)	0 (0 to 0)	0 (0 to 0)	0 (0 to 0)	0 (0 to 0)	0 (0 to 0)	0 (0 to 0)	0 (0 to 0)	0 (0 to 0)	0 (0 to 0)	0 (0 to 0)	0 (0 to 0)	0 (0 to 0)	0 (0 to 0)	0
Active tuberculosis	0.2 (0.2 to 0.3)	0.3 (0.3 to 0.3)	0.2 (0.2 to 0.3)	0.3 (0.2 to 0.4)	0.1 (0.1 to 0.2)	0.1 (0.1 to 0.2)	0.1 (0.1 to 0.2)	1.5 (1.1 to 2.3)	2.1 (1.5 to 3.2)	2.1 (1.5 to 3.2)	2.1 (1.5 to 3.2)	2.1 (1.5 to 3.2)	2.1 (1.5 to 3.2)	2.1 (1.5 to 3.2)	2.1 (1.5 to 3.2)	2.1 (1.5 to 3.2)	2.1 (1.5 to 3.2)	2.1 (1.5 to 3.2)	2.1 (1.5 to 3.2)	2.1 (1.5 to 3.2)	2.1 (1.5 to 3.2)	2.1 (1.5 to 3.2)	2.1 (1.5 to 3.2)	609
Drug-susceptible Tuberculosis	0.2 (0.2 to 0.3)	0.3 (0.3 to 0.3)	0.2 (0.2 to 0.3)	0.3 (0.2 to 0.4)	0.1 (0.1 to 0.2)	0.1 (0.1 to 0.2)	0.1 (0.1 to 0.2)	1.4 (1.1 to 2.2)	2.1 (1.5 to 3.2)	2.1 (1.5 to 3.2)	2.1 (1.5 to 3.2)	2.1 (1.5 to 3.2)	2.1 (1.5 to 3.2)	2.1 (1.5 to 3.2)	2.1 (1.5 to 3.2)	2.1 (1.5 to 3.2)	2.1 (1.5 to 3.2)	2.1 (1.5 to 3.2)	2.1 (1.5 to 3.2)	2.1 (1.5 to 3.2)	2.1 (1.5 to 3.2)	2.1 (1.5 to 3.2)	2.1 (1.5 to 3.2)	597
Multidrug-resistant tuberculosis without extensive drug resistance	0 (0 to 0)	0 (0 to 0)	0 (0 to 0)	0 (0 to 0)	0 (0 to 0)	0 (0 to 0)	0 (0 to 0)	0 (0 to 0.1)	0 (0 to 0.1)	0 (0 to 0.1)	0 (0 to 0.1)	0 (0 to 0.1)	0 (0 to 0.1)	0 (0 to 0.1)	0 (0 to 0.1)	0 (0 to 0.1)	0 (0 to 0.1)	0 (0 to 0.1)	0 (0 to 0.1)	0 (0 to 0.1)	0 (0 to 0.1)	0 (0 to 0.1)	0 (0 to 0.1)	0 (0 to 0.1)	0.1
Extensively drug-resistant tuberculosis	0 (0 to 0)	0 (0 to 0)	0 (0 to 0)	0 (0 to 0)	0 (0 to 0)	0 (0 to 0)	0 (0 to 0)	0 (0 to 0.1)	0 (0 to 0.1)	0 (0 to 0.1)	0 (0 to 0.1)	0 (0 to 0.1)	0 (0 to 0.1)	0 (0 to 0.1)	0 (0 to 0.1)	0 (0 to 0.1)	0 (0 to 0.1)	0 (0 to 0.1)	0 (0 to 0.1)	0 (0 to 0.1)	0 (0 to 0.1)	0 (0 to 0.1)	0 (0 to 0.1)	0 (0 to 0.1)	1.9
Lower respiratory infections	2.2 (1.4 to 3.1)	0.8 (0.1 to 1.6)	30.7 (20.1 to 46.8)	39.9 (29.9 to 51)	19.4 (12.4 to 29.6)	19.6 (11.9 to 33.6)	13.7 (11.2 to 21.5)	16.6 (13.5 to 22.7)	20.2 (16.2 to 26.1)	20.2 (16.2 to 26.1)	20.2 (16.2 to 26.1)	20.2 (16.2 to 26.1)	20.2 (16.2 to 26.1)	20.2 (16.2 to 26.1)	20.2 (16.2 to 26.1)	20.2 (16.2 to 26.1)	20.2 (16.2 to 26.1)	20.2 (16.2 to 26.1)	20.2 (16.2 to 26.1)	20.2 (16.2 to 26.1)	20.2 (16.2 to 26.1)	20.2 (16.2 to 26.1)	20.2 (16.2 to 26.1)	12,400
Upper respiratory infections	0 (0 to 0)	0 (0 to 0)	0.6 (0.4 to 0.9)	0.6 (0.4 to 0.9)	471 (329 to 660)	509 (329 to 820)	6.2 (2.2 to 12.4)	69.1 (29.2 to 179.0)	69.1 (29.2 to 179.0)	69.1 (29.2 to 179.0)	69.1 (29.2 to 179.0)	69.1 (29.2 to 179.0)	69.1 (29.2 to 179.0)	69.1 (29.2 to 179.0)	69.1 (29.2 to 179.0)	69.1 (29.2 to 179.0)	69.1 (29.2 to 179.0)	69.1 (29.2 to 179.0)	69.1 (29.2 to 179.0)	69.1 (29.2 to 179.0)	69.1 (29.2 to 179.0)	69.1 (29.2 to 179.0)	69.1 (29.2 to 179.0)	69.1 (29.2 to 179.0)	625
Otitis media	0 (0 to 0)	0 (0 to 0.1)	0.1 (0.1 to 0.2)	0.1 (0.1 to 0.2)	22.1 (14.5 to 32.5)	22.1 (14.5 to 32.5)	22.1 (14.5 to 32.5)	22.1 (14.5 to 32.5)	22.1 (14.5 to 32.5)	22.1 (14.5 to 32.5)	22.1 (14.5 to 32.5)	22.1 (14.5 to 32.5)	22.1 (14.5 to 32.5)	22.1 (14.5 to 32.5)	22.1 (14.5 to 32.5)	22.1 (14.5 to 32.5)	22.1 (14.5 to 32.5)	22.1 (14.5 to 32.5)	22.1 (14.5 to 32.5)	22.1 (14.5 to 32.5)	22.1 (14.5 to 32.5)	22.1 (14.5 to 32.5)	22.1 (14.5 to 32.5)	194
Enteric infections	0.3 (0.2 to 0.5)	0.2 (0.1 to 0.4)	6.4 (4.4 to 9.6)	13.7 (9.6 to 19.6)	2.2 (1.4 to 3.4)	1.8 (1.2 to 2.9)	1.8 (1.0 to 3.6)	1.8 (1.0 to 3.6)	1.8 (1.0 to 3.6)	1.8 (1.0 to 3.6)	1.8 (1.0 to 3.6)	1.8 (1.0 to 3.6)	1.8 (1.0 to 3.6)	1.8 (1.0 to 3.6)	1.8 (1.0 to 3.6)	1.8 (1.0 to 3.6)	1.8 (1.0 to 3.6)	1.8 (1.0 to 3.6)	1.8 (1.0 to 3.6)	1.8 (1.0 to 3.6)	1.8 (1.0 to 3.6)	1.8 (1.0 to 3.6)	1.8 (1.0 to 3.6)	627
Diarrheal diseases	0.2 (0.2 to 0.5)	1.2 (0.8 to 1.8)	6.2 (4.4 to 9.6)	13.6 (9.6 to 19.5)	1.8 (1.2 to 2.9)	1.8 (1.2 to 2.9)	1.8 (1.0 to 3.6)	1.8 (1.0 to 3.6)	1.8 (1.0 to 3.6)	1.8 (1.0 to 3.6)	1.8 (1.0 to 3.6)	1.8 (1.0 to 3.6)	1.8 (1.0 to 3.6)	1.8 (1.0 to 3.6)	1.8 (1.0 to 3.6)	1.8 (1.0 to 3.6)	1.8 (1.0 to 3.6)	1.8 (1.0 to 3.6)	1.8 (1.0 to 3.6)	1.8 (1.0 to 3.6)	1.8 (1.0 to 3.6)	1.8 (1.0 to 3.6)	1.8 (1.0 to 3.6)	626
Typhoid and paratyphoid	0 (0 to 0)	0 (0 to 0)	0 (0 to 0)	0 (0 to 0)	0 (0 to 0)	0 (0 to 0)	0 (0 to 0)	0 (0 to 0)	0 (0 to 0)	0 (0 to 0)	0 (0 to 0)	0 (0 to 0)	0 (0 to 0)	0 (0 to 0)	0 (0 to 0)	0 (0 to 0)	0 (0 to 0)	0 (0 to 0)	0 (0 to 0)	0 (0 to 0)	0 (0 to 0)	0 (0 to 0)	0 (0 to 0)	0 (0 to 0)	0.1
Typhoid fever	0 (0 to 0)	0 (0 to 0)	0 (0 to 0)	0 (0 to 0)	0 (0 to 0)	0 (0 to 0)	0 (0 to 0)	0 (0 to 0)	0 (0 to 0)	0 (0 to 0)	0 (0 to 0)	0 (0 to 0)	0 (0 to 0)	0 (0 to 0)	0 (0 to 0)	0 (0 to 0)	0 (0 to 0)	0 (0 to 0)	0 (0 to 0)	0 (0 to 0)	0 (0 to 0)	0 (0 to 0)	0 (0 to 0)	0 (0 to 0)	0
Paratyphoid fever	0 (0 to 0)	0 (0 to 0)	0 (0 to 0)	0 (0 to 0)	0 (0 to 0)	0 (0 to 0)	0 (0 to 0)	0 (0 to 0)	0 (0 to 0)	0 (0 to 0)	0 (0 to 0)	0 (0 to 0)	0 (0 to 0)	0 (0 to 0)	0 (0 to 0)	0 (0 to 0)	0 (0 to 0)	0 (0 to 0)	0 (0 to 0)	0 (0 to 0)	0 (0 to 0)	0 (0 to 0)	0 (0 to 0)	0 (0 to 0)	0.1
Invasive Non-typhoidal Salmonella (iNTS)	0 (0 to 0)	0 (0 to 0)	0 (0 to 0)	0 (0 to 0.1)	0 (0 to 0)	0 (0 to 0)	0 (0 to 0)	0 (0 to 0)	0 (0 to 0)	0 (0 to 0)	0 (0 to 0)	0 (0 to 0)	0 (0 to 0)	0 (0 to 0)	0 (0 to 0)	0 (0 to 0)	0 (0 to 0)	0 (0 to 0)	0 (0 to 0)	0 (0 to 0)	0 (0 to 0)	0 (0 to 0)	0 (0 to 0)	0 (0 to 0)	0.7
Other intestinal infectious diseases	0 (0 to 0)	0 (0 to 0)	0 (0 to 0)	0 (0 to 0)	0 (0 to 0.1)	0 (0 to 0)	0 (0 to 0)	0 (0 to 0)	0 (0 to 0)	0 (0 to 0)	0 (0 to 0)	0 (0 to 0)	0 (0 to 0)	0 (0 to 0)	0 (0 to 0)	0 (0 to 0)	0 (0 to 0)	0 (0 to 0)	0 (0 to 0)	0 (0 to 0)	0 (0 to 0)	0 (0 to 0)	0 (0 to 0)	0 (0 to 0)	1
Neglected tropical diseases and malaria	0 (0 to 0)	0 (0 to 0)	1.2 (0.4 to 2.4)	3.9 (2.0 to 7.1)	4.3 (2.0 to 8.4)	2.4 (1.0 to 5.3)	1.8 (0.7 to 4.2)	2.1 (0.7 to 5.1)	1.8 (0.7 to 4.6)	2.1 (0.7 to 5.1)	2.1 (0.7 to 5.1)	2.1 (0.7 to 5.1)	2.1 (0.7 to 5.1)	2.1 (0.7 to 5.1)	2.1 (0.7 to 5.1)	2.1 (0.7 to 5.1)	2.1 (0.7 to 5.1)	2.1 (0.7 to 5.1)	2.1 (0.7 to 5.1)	2.1 (0.7 to 5.1)	2.1 (0.7 to 5.1)	2.1 (0.7 to 5.1)	2.1 (0.7 to 5.1)	61.2
Malaria	0 (0 to 0)	0 (0 to 0)	0 (0 to 0)	0 (0 to 0)	0 (0 to 0)	0 (0 to 0)	0 (0 to 0)	0 (0 to 0)	0 (0 to 0)	0 (0 to 0)	0 (0 to 0)	0 (0 to 0)	0 (0 to 0)	0 (0 to 0)	0 (0 to 0)	0 (0 to 0)	0 (0 to 0)	0 (0 to 0)	0 (0 to 0)	0 (0 to 0)	0 (0 to 0)	0 (0 to 0)	0 (0 to 0)	0 (0 to 0)	NA
Chagas disease	0 (0 to 0)	0 (0 to 0)	0 (0 to 0)	0 (0 to 0)	0 (0 to 0)	0 (0 to 0)	0 (0 to 0)	0 (0 to 0)	0 (0 to 0)	0 (0 to 0)	0 (0 to 0)	0 (0 to 0)	0 (0 to 0)	0 (0 to 0)	0 (0 to 0)	0 (0 to 0)	0 (0 to 0)	0 (0 to 0)	0 (0 to 0)	0 (0 to 0)	0 (0 to 0)	0 (0 to 0)	0 (0 to 0)	0 (0 to 0)	0.1
Leishmaniasis	0 (0 to 0)	0 (0 to 0)	0 (0 to 0)	0 (0 to 0)	0 (0 to 0)	0 (0 to 0)	0 (0 to 0)	0 (0 to 0)	0 (0 to 0)	0 (0 to 0)	0 (0 to 0)	0 (0 to 0)	0 (0 to 0)	0 (0 to 0)	0 (0 to 0)	0 (0 to 0)	0 (0 to 0)	0 (0 to 0)	0 (0 to 0)	0 (0 to 0)	0 (0 to 0)	0 (0 to 0)	0 (0 to 0)	0 (0 to 0)	0
Visceral leishmaniasis	0 (0 to 0)	0 (0 to 0)	0 (0 to 0)	0 (0 to 0)	0 (0 to 0)	0 (0 to 0)	0 (0 to 0)	0 (0 to 0)	0 (0 to 0)	0 (0 to 0)	0 (0 to 0)	0 (0 to 0)	0 (0 to 0)	0 (0 to 0)	0 (0 to 0)	0 (0 to 0)	0 (0 to 0)	0 (0 to 0)	0 (0 to 0)	0 (0 to 0)	0 (0 to 0)	0 (0 to 0)	0 (0 to 0)	0 (0 to 0)	0
Cutaneous and mucocutaneous leishmaniasis	0 (0 to 0)	0 (0 to 0)	0 (0 to 0)	0 (0 to 0)	0 (0 to 0)	0 (0 to 0)	0 (0 to 0)	0 (0 to 0)	0 (0 to 0)	0 (0 to 0)	0 (0 to 0)	0 (0 to 0)	0 (0 to 0)	0 (0 to 0)	0 (0 to 0)	0 (0 to 0)	0 (0 to 0)	0 (0 to 0)	0 (0 to 0)	0 (0 to 0)	0 (0 to 0)	0 (0 to 0)	0 (0 to 0)	0 (0 to 0)	0
African trypanosomiasis	0 (0 to 0)	0 (0 to 0)	0 (0 to 0)	0 (0 to 0)	0 (0 to 0)	0 (0 to 0)	0 (0 to 0)	0 (0 to 0)	0 (0 to 0)	0 (0 to 0)	0 (0 to 0)	0 (0 to 0)	0 (0 to 0)	0 (0 to 0)	0 (0 to 0)	0 (0 to 0)	0 (0 to 0)	0 (0 to 0)	0 (0 to 0)	0 (0 to 0)	0 (0 to 0)	0 (0 to 0)	0 (0 to 0)	0 (0 to 0)	0
Schistosomiasis	0 (0 to 0)	0 (0 to 0)	0 (0 to 0)	0 (0 to 0)	0 (0 to 0)	0 (0 to 0)	0 (0 to 0)	0 (0 to 0)	0 (0 to 0)	0 (0 to 0)	0 (0 to 0)	0 (0 to 0)	0 (0 to 0)	0 (0 to 0)	0 (0 to 0)	0 (0 to 0)	0 (0 to 0)	0 (0 to 0)	0 (0 to 0)	0 (0 to 0)	0 (0 to 0)	0 (0 to 0)	0 (0 to 0)	0 (0 to 0)	0
Cysticercosis	0 (0 to 0)	0 (0 to 0)	0 (0 to 0)	0 (0 to 0)	0 (0 to 0)	0 (0 to 0)	0 (0 to 0)	0 (0 to 0)	0 (0 to 0)	0 (0 to 0)	0 (0 to 0)	0 (0 to 0)	0 (0 to 0)	0 (0 to 0)	0 (0 to 0)	0 (0 to 0)	0 (0 to 0)	0 (0 to 0)	0 (0 to 0)	0 (0 to 0)	0 (0 to 0)	0 (0 to 0)	0 (0 to 0)	0 (0 to 0)	0
Cystic echinococcosis	0 (0 to 0)	0 (0 to 0)	0 (0 to 0)	0 (0 to 0)	0 (0 to 0)	0 (0 to 0)	0 (0 to 0)	0 (0 to 0)	0 (0 to 0)	0 (0 to 0)	0 (0 to 0)	0 (0 to 0)	0 (0 to 0)	0 (0 to 0)	0 (0 to 0)	0 (0 to 0)	0 (0 to 0)	0 (0 to 0)	0 (0 to 0)	0 (0 to 0)	0 (0 to 0)	0 (0 to 0)	0 (0 to 0)	0 (0 to 0)	0.1
Lymphatic filariasis	0 (0 to 0)	0 (0 to 0)	0 (0 to 0)	0 (0 to 0)	0 (0 to 0)	0 (0 to 0)	0 (0 to 0)	0 (0 to 0)	0 (0 to 0)	0 (0 to 0)	0 (0 to 0)	0 (0 to 0)	0 (0 to 0)	0 (0 to 0)	0 (0 to 0)	0 (0 to 0)	0 (0 to 0)	0 (0 to 0)	0 (0 to 0)	0 (0 to 0)	0 (0 to 0)	0 (0 to 0)	0 (0 to 0)	0 (0 to 0)	0
Onchocerciasis	0 (0 to 0)	0 (0 to 0)	0 (0 to 0)	0 (0 to 0)	0 (0 to 0)	0 (0 to 0)	0 (0 to 0)	0 (0 to 0)	0 (0 to 0)	0 (0 to 0)	0 (0 to 0)	0 (0 to 0)	0 (0 to 0)	0 (0 to 0)	0 (0 to 0)	0 (0 to 0)	0 (0 to 0)	0 (0 to 0)	0 (0 to 0)	0 (0 to 0)	0 (0 to 0)	0 (0 to 0)	0 (0 to 0)	0 (0 to 0)	0
Trachoma	0 (0 to 0)	0 (0 to 0)	0 (0 to 0)	0 (0 to 0)	0 (0 to 0)	0 (0 to 0)	0 (0 to 0)	0 (0 to 0)	0 (0 to 0)	0 (0 to 0)	0 (0 to 0)	0 (0 to 0)	0 (0 to 0)	0 (0 to 0)	0 (0 to 0)	0 (0 to 0)	0 (0 to 0)	0 (0 to 0)	0 (0 to 0)	0 (0 to 0)	0 (0 to 0)	0 (0 to 0)	0 (0 to 0)	0 (0 to 0)	0
Dengue	0 (0 to 0)	0 (0 to 0)	0 (0 to 0)	0 (0 to 0)	0 (0 to 0)	0 (0 to 0)	0 (0 to 0)	0 (0 to 0)	0 (0 to 0)	0 (0 to 0)	0 (0 to 0)	0 (0 to 0)	0 (0 to 0)	0 (0 to 0)	0 (0 to 0)	0 (0 to 0)	0 (0 to 0)	0 (0 to 0)	0 (0 to 0)	0 (0 to 0)	0 (0 to 0)	0 (0 to 0)	0 (0 to 0)	0 (0 to 0)	0.1
Yellow fever	0 (0 to 0)	0 (0 to 0)	0 (0 to 0)	0 (0 to 0)	0 (0 to 0)	0 (0 to 0)	0 (0 to 0)	0 (0 to 0)	0 (0 to 0)	0 (0 to 0)	0 (0 to 0)	0 (0 to 0)	0 (0 to 0)	0 (0 to 0)	0 (0 to 0)	0 (0 to 0)	0 (0 to 0)	0 (0 to 0)	0 (0 to 0)	0 (0 to 0)	0 (0 to 0)	0 (0 to 0)	0 (0 to 0)	0 (0 to 0)	0
Rabies	0 (0 to 0)	0 (0 to 0)	0 (0 to 0)	0 (





SR Table 2c. Ishikawa DALYS by cause and sex group for both sexes with 95% uncertainty intervals, 2019

Cause	Both Received	Low Received	Post-Neonatal	1 to 4	5 to 9	10 to 14	15 to 19	20 to 24	25 to 29	30 to 34	35 to 39	40 to 44	45 to 49	50 to 54	55 to 59	60 to 64	65 to 69	70 to 74	75 to 79	80 to 84	85 to 89	90 to 94	95 plus	Total
All causes	462 (399 to 541)	230 (201 to 272)	119 (107 to 131)	1,088 (1,106 to 1,060)	662 (1,060 to 2,060)	2,708 (2,282 to 3,070)	5,660 (5,200 to 6,300)	6,660 (5,660 to 7,210)	7,190 (6,210 to 7,980)	6,760 (6,210 to 7,490)	6,490 (5,890 to 7,060)	10,280 (9,260 to 11,300)	14,650 (13,100 to 16,300)	19,900 (17,800 to 22,100)	27,600 (24,600 to 30,500)	37,600 (33,300 to 41,800)	47,600 (42,000 to 52,800)	59,700 (52,300 to 66,000)	73,700 (64,000 to 81,900)	89,500 (77,100 to 99,200)	104,000 (89,300 to 115,000)	120,000 (102,000 to 133,000)	539,000
Communicable, maternal, neonatal, and nutritional diseases	264 (184 to 356)	91.7 (71 to 113)	166 (130 to 209)	276 (202 to 362)	278 (164 to 420)	267 (173 to 406)	297 (179 to 399)	286 (178 to 422)	378 (190 to 616)	313 (213 to 466)	366 (242 to 522)	532 (329 to 822)	879 (529 to 1,360)	699 (414 to 1,060)	1,060 (621 to 1,590)	1,760 (1,060 to 2,590)	2,130 (1,150 to 3,040)	2,630 (1,360 to 3,750)	2,620 (1,360 to 3,800)	2,710 (1,370 to 3,900)	2,050 (1,070 to 2,930)	1,260 (632 to 1,810)	19,100
HIV/AIDS and sexually transmitted infections	0 (0 to 0)	0 (0 to 0)	1.1 (0.9 to 1.3)	1.3 (1.1 to 1.6)	0.6 (0.4 to 0.8)	1.1 (0.9 to 1.4)	7.4 (7.2 to 7.7)	18.3 (18 to 18.7)	19.3 (18 to 20.1)	17.6 (16.9 to 18)	24.7 (24.5 to 25.2)	19 (17.9 to 21.1)	11.7 (11.2 to 14.4)	10.6 (9.6 to 14.6)	12.3 (9.6 to 19.4)	16.2 (13 to 28)	11.3 (8.9 to 19)	7.5 (4.7 to 11.6)	4.7 (2.7 to 8.7)	3.1 (1.5 to 7.4)	2.6 (1.2 to 6.5)	1.9 (1.2 to 2.7)	186
HIV/AIDS	0 (0 to 0)	0 (0 to 0)	1.1 (0.9 to 1.3)	1.3 (1.1 to 1.6)	0.6 (0.4 to 0.8)	1.1 (0.9 to 1.4)	7.4 (7.2 to 7.7)	18.3 (18 to 18.7)	19.3 (18 to 20.1)	17.6 (16.9 to 18)	24.7 (24.5 to 25.2)	19 (17.9 to 21.1)	11.7 (11.2 to 14.4)	10.6 (9.6 to 14.6)	12.3 (9.6 to 19.4)	16.2 (13 to 28)	11.3 (8.9 to 19)	7.5 (4.7 to 11.6)	4.7 (2.7 to 8.7)	3.1 (1.5 to 7.4)	2.6 (1.2 to 6.5)	1.9 (1.2 to 2.7)	185
HIV/AIDS - Drug-susceptible Tuberculosis	0 (0 to 0)	0 (0 to 0)	0.4 (0.3 to 0.5)	0.4 (0.3 to 0.5)	0.2 (0.1 to 0.3)	0.3 (0.2 to 0.4)	2.3 (2.2 to 2.4)	5.3 (5.2 to 5.4)	5.4 (5.2 to 5.6)	4.8 (4.6 to 5)	6.7 (6.6 to 6.8)	5.1 (4.8 to 5.7)	3.1 (2.9 to 3.8)	2.8 (2.5 to 3.9)	3.3 (2.6 to 5.2)	4.3 (3.5 to 6.2)	3 (2.4 to 5.1)	2 (1.3 to 3.1)	1.3 (0.7 to 2.3)	0.8 (0.4 to 2)	0.7 (0.3 to 1.8)	0.5 (0.3 to 0.7)	50.6
HIV/AIDS - Multidrug-resistant Tuberculosis without extensive	0 (0 to 0)	0 (0 to 0)	0 (0 to 0)	0 (0 to 0)	0 (0 to 0)	0 (0 to 0)	0 (0 to 0)	0 (0 to 0)	0 (0 to 0)	0 (0 to 0)	0 (0 to 0)	0 (0 to 0)	0 (0 to 0)	0 (0 to 0)	0 (0 to 0)	0 (0 to 0)	0 (0 to 0)	0 (0 to 0)	0 (0 to 0)	0 (0 to 0)	0 (0 to 0)	0 (0 to 0)	0 (0 to 0)	0.2
HIV/AIDS - Extensively drug-resistant Tuberculosis	0 (0 to 0)	0 (0 to 0)	0 (0 to 0)	0 (0 to 0)	0 (0 to 0)	0 (0 to 0)	0 (0 to 0)	0 (0 to 0)	0 (0 to 0)	0 (0 to 0)	0 (0 to 0)	0 (0 to 0)	0 (0 to 0)	0 (0 to 0)	0 (0 to 0)	0 (0 to 0)	0 (0 to 0)	0 (0 to 0)	0 (0 to 0)	0 (0 to 0)	0 (0 to 0)	0 (0 to 0)	0 (0 to 0)	0.1
HIV/AIDS resulting in other diseases	0 (0 to 0)	0 (0 to 0)	0.6 (0.5 to 0.7)	0.8 (0.6 to 1.1)	0.3 (0.2 to 0.4)	0.7 (0.5 to 0.9)	5.1 (4.9 to 5.3)	13 (12.8 to 13.3)	13.9 (13.7 to 14.5)	12.8 (12.3 to 13.3)	18 (17.9 to 18.2)	13.9 (13.1 to 15.4)	8.6 (8.3 to 10.6)	7.8 (6.9 to 10.8)	9 (6.9 to 13.9)	11.9 (9.4 to 19.1)	8.3 (6.4 to 13.7)	5.5 (3.4 to 8.4)	3.4 (2.1 to 6.1)	2.3 (1.1 to 5.1)	1.9 (0.9 to 4.7)	1.4 (0.9 to 2)	134
Sexually transmitted infections excluding HIV	0 (0 to 0)	0 (0 to 0)	0 (0 to 0)	0 (0 to 0)	0 (0 to 0)	0 (0 to 0)	0 (0 to 0)	0 (0 to 0)	0 (0 to 0)	0 (0 to 0)	0 (0 to 0)	0 (0 to 0)	0 (0 to 0)	0 (0 to 0)	0 (0 to 0)	0 (0 to 0)	0 (0 to 0)	0 (0 to 0)	0 (0 to 0)	0 (0 to 0)	0 (0 to 0)	0 (0 to 0)	0 (0 to 0)	0
Syphilis	0 (0 to 0)	0 (0 to 0)	0 (0 to 0)	0 (0 to 0)	0 (0 to 0)	0 (0 to 0)	0 (0 to 0)	0 (0 to 0)	0 (0 to 0)	0 (0 to 0)	0 (0 to 0)	0 (0 to 0)	0 (0 to 0)	0 (0 to 0)	0 (0 to 0)	0 (0 to 0)	0 (0 to 0)	0 (0 to 0)	0 (0 to 0)	0 (0 to 0)	0 (0 to 0)	0 (0 to 0)	0 (0 to 0)	0.9
Chlamydial infection	0 (0 to 0)	0 (0 to 0)	0 (0 to 0)	0 (0 to 0)	0 (0 to 0)	0.2 (0 to 0.3)	0.7 (0.2 to 1.3)	1.2 (0.3 to 2.2)	1.6 (0.7 to 2.7)	1.6 (0.5 to 2.7)	2.6 (1.1 to 4.6)	1.1 (0.4 to 2.2)	0.7 (0.3 to 1.4)	0.3 (0.2 to 0.6)	0.3 (0.2 to 0.6)	0.3 (0.2 to 0.6)	0.3 (0.2 to 0.6)	0.3 (0.2 to 0.6)	0.3 (0.2 to 0.6)	0.3 (0.2 to 0.6)	0.3 (0.2 to 0.6)	0.3 (0.2 to 0.6)	14.9
Gonococcal infection	0 (0 to 0)	0 (0 to 0)	0 (0 to 0)	0 (0 to 0)	0 (0 to 0)	0.1 (0.1 to 0.2)	0.4 (0.1 to 0.8)	0.6 (0.2 to 1.2)	0.7 (0.3 to 1.1)	0.6 (0.2 to 1.1)	1.1 (0.5 to 1.7)	0.7 (0.3 to 1.4)	0.5 (0.2 to 1.1)	0.3 (0.2 to 0.6)	0.3 (0.2 to 0.6)	0.3 (0.2 to 0.6)	0.3 (0.2 to 0.6)	0.3 (0.2 to 0.6)	0.3 (0.2 to 0.6)	0.3 (0.2 to 0.6)	0.3 (0.2 to 0.6)	0.3 (0.2 to 0.6)	13.2
Trichomoniasis	0 (0 to 0)	0 (0 to 0)	0 (0 to 0)	0 (0 to 0)	0 (0 to 0)	0.2 (0.1 to 0.3)	0.7 (0.2 to 1.3)	1.2 (0.3 to 2.2)	1.6 (0.7 to 2.7)	1.6 (0.5 to 2.7)	2.6 (1.1 to 4.6)	1.1 (0.4 to 2.2)	0.7 (0.3 to 1.4)	0.3 (0.2 to 0.6)	0.3 (0.2 to 0.6)	0.3 (0.2 to 0.6)	0.3 (0.2 to 0.6)	0.3 (0.2 to 0.6)	0.3 (0.2 to 0.6)	0.3 (0.2 to 0.6)	0.3 (0.2 to 0.6)	0.3 (0.2 to 0.6)	14.9
Genital herpes	0 (0 to 0)	0 (0 to 0)	0 (0 to 0)	0 (0 to 0)	0 (0 to 0)	0 (0 to 0)	0 (0 to 0)	0 (0 to 0)	0 (0 to 0)	0 (0 to 0)	0 (0 to 0)	0 (0 to 0)	0 (0 to 0)	0 (0 to 0)	0 (0 to 0)	0 (0 to 0)	0 (0 to 0)	0 (0 to 0)	0 (0 to 0)	0 (0 to 0)	0 (0 to 0)	0 (0 to 0)	0 (0 to 0)	0
Other sexually transmitted infections	0 (0 to 0)	0 (0 to 0)	0 (0 to 0)	0 (0 to 0)	0 (0 to 0)	0.1 (0.2 to 0.4)	0.4 (0.2 to 0.6)	1.2 (1.0 to 3.4)	1.1 (1.4 to 3.3)	0.5 (2.3 to 1.7)	0.5 (3.3 to 1.2)	0.3 (1.9 to 0.8)	0.2 (1.1 to 0.6)	0.1 (0.6 to 0.3)	0.1 (0.3 to 0.4)	0.1 (0.2 to 0.4)	0.1 (0.2 to 0.4)	0.1 (0.2 to 0.4)	0.1 (0.2 to 0.4)	0.1 (0.2 to 0.4)	0.1 (0.2 to 0.4)	0.1 (0.2 to 0.4)	39.5
Respiratory infections and tuberculosis	7.6 (2.3 to 4.8)	7.6 (5.6 to 12.2)	47.6 (34.2 to 64.8)	139 (119 to 158)	106 (99.3 to 161)	50.7 (98.6 to 154)	69.4 (96.1 to 142)	97.1 (97.1 to 144)	92.9 (99 to 139)	97 (97.2 to 136)	106 (103 to 156)	157 (106 to 226)	220 (146 to 312)	297 (178 to 317)	420 (289 to 499)	597 (320 to 916)	1,000 (560 to 1,600)	1,300 (720 to 2,070)	1,400 (800 to 2,270)	1,500 (800 to 2,270)	1,300 (780 to 2,100)	1,000 (780 to 1,500)	13,600
Tuberculosis	0 (0 to 0)	0 (0 to 0)	0.2 (0.2 to 0.3)	0.2 (0.2 to 0.3)	0.2 (0.2 to 0.3)	0.2 (0.2 to 0.3)	0.7 (0.5 to 1.2)	2.1 (1.5 to 3.5)	2.7 (1.9 to 4.1)	2.9 (1.9 to 4.6)	3.3 (2.3 to 5.1)	2.3 (1.5 to 3.7)	2.3 (1.5 to 3.7)	2.3 (1.5 to 3.7)	2.3 (1.5 to 3.7)	2.3 (1.5 to 3.7)	2.3 (1.5 to 3.7)	2.3 (1.5 to 3.7)	2.3 (1.5 to 3.7)	2.3 (1.5 to 3.7)	2.3 (1.5 to 3.7)	2.3 (1.5 to 3.7)	396
Latent tuberculosis infection	0 (0 to 0)	0 (0 to 0)	0 (0 to 0)	0 (0 to 0)	0 (0 to 0)	0 (0 to 0)	0 (0 to 0)	0 (0 to 0)	0 (0 to 0)	0 (0 to 0)	0 (0 to 0)	0 (0 to 0)	0 (0 to 0)	0 (0 to 0)	0 (0 to 0)	0 (0 to 0)	0 (0 to 0)	0 (0 to 0)	0 (0 to 0)	0 (0 to 0)	0 (0 to 0)	0 (0 to 0)	0 (0 to 0)	0
Drug-susceptible Tuberculosis	0.2 (0.2 to 0.3)	0.2 (0.2 to 0.3)	0.2 (0.2 to 0.3)	0.2 (0.2 to 0.3)	0.2 (0.2 to 0.3)	0.2 (0.2 to 0.3)	0.7 (0.5 to 1.2)	2.1 (1.5 to 3.5)	2.7 (1.9 to 4.1)	2.9 (1.9 to 4.6)	3.3 (2.3 to 5.1)	2.3 (1.5 to 3.7)	2.3 (1.5 to 3.7)	2.3 (1.5 to 3.7)	2.3 (1.5 to 3.7)	2.3 (1.5 to 3.7)	2.3 (1.5 to 3.7)	2.3 (1.5 to 3.7)	2.3 (1.5 to 3.7)	2.3 (1.5 to 3.7)	2.3 (1.5 to 3.7)	2.3 (1.5 to 3.7)	387
Multidrug-resistant tuberculosis without extensive drug-resistat	0 (0 to 0)	0 (0 to 0)	0 (0 to 0)	0 (0 to 0)	0 (0 to 0)	0 (0 to 0)	0 (0 to 0)	0 (0 to 0)	0 (0 to 0)	0 (0 to 0)	0 (0 to 0)	0 (0 to 0)	0 (0 to 0)	0 (0 to 0)	0 (0 to 0)	0 (0 to 0)	0 (0 to 0)	0 (0 to 0)	0 (0 to 0)	0 (0 to 0)	0 (0 to 0)	0 (0 to 0)	0 (0 to 0)	0.2
Extensively drug-resistant tuberculosis	0 (0 to 0)	0 (0 to 0)	0 (0 to 0)	0 (0 to 0)	0 (0 to 0)	0 (0 to 0)	0 (0 to 0)	0 (0 to 0)	0 (0 to 0)	0 (0 to 0)	0 (0 to 0)	0 (0 to 0)	0 (0 to 0)	0 (0 to 0)	0 (0 to 0)	0 (0 to 0)	0 (0 to 0)	0 (0 to 0)	0 (0 to 0)	0 (0 to 0)	0 (0 to 0)	0 (0 to 0)	0 (0 to 0)	1.6
Lower respiratory infections	2.3 (2.2 to 2.7)	6.8 (4.9 to 9.8)	33.6 (24.1 to 46.6)	40.7 (30.7 to 50.6)	23.8 (17.9 to 34.5)	19.6 (12.9 to 30.6)	19.2 (12.6 to 29.2)	26.2 (15.3 to 39.2)	29.2 (17.7 to 39.8)	29.6 (17.9 to 40.7)	33.6 (20.4 to 46.1)	37.4 (23.1 to 52)	60.2 (37.5 to 84.1)	120 (74.1 to 166)	172 (107 to 239)	253 (157 to 353)	404 (252 to 564)	1,260 (781 to 1,760)	1,690 (1,040 to 2,360)	2,280 (1,400 to 3,180)	2,370 (1,390 to 3,300)	1,900 (1,190 to 2,650)	13,200
Upper respiratory infections	0 (0 to 0)	0 (0 to 0)	5.9 (3.7 to 8.1)	50.9 (31.7 to 70.2)	47.9 (29.8 to 66.1)	61.2 (38.1 to 84.5)	63 (39.2 to 87)	69.2 (43.1 to 95.5)	57.3 (35.7 to 79.1)	47.2 (29.4 to 65.2)	42.2 (26.3 to 58.2)	39.4 (24.5 to 54.4)	37.1 (23.1 to 51.2)	34.1 (21.2 to 47.1)	31.6 (19.7 to 43.6)	29.4 (18.3 to 40.6)	27.1 (16.9 to 37.4)	25.1 (15.6 to 34.6)	23.4 (14.6 to 32.3)	21.9 (13.6 to 30.2)	20.6 (12.8 to 28.4)	19.4 (12.1 to 26.8)	1,000
Otitis media	0 (0 to 0)	0 (0 to 0)	1.4 (0.8 to 2.2)	12.6 (8.5 to 22.7)	12.6 (7.6 to 23.5)	12.6 (8.6 to 19.7)	12.6 (8.6 to 19.5)	12.6 (8.6 to 19.2)	12.6 (8.6 to 19.4)	12.6 (8.6 to 19.2)	12.6 (8.6 to 19.2)	12.6 (8.6 to 19.2)	12.6 (8.6 to 19.2)	12.6 (8.6 to 19.2)	12.6 (8.6 to 19.2)	12.6 (8.6 to 19.2)	12.6 (8.6 to 19.2)	12.6 (8.6 to 19.2)	12.6 (8.6 to 19.2)	12.6 (8.6 to 19.2)	12.6 (8.6 to 19.2)	12.6 (8.6 to 19.2)	179
Enteric infections	19 (0.3 to 57)	10.3 (1 to 22)	13 (0.9 to 19.4)	43 (2.8 to 64.2)	2.4 (1.6 to 3.4)	1.6 (1.3 to 2.4)	2.4 (1.6 to 3.4)	3.6 (2.3 to 5.2)	4.6 (2.9 to 6.6)	5.6 (3.6 to 8.1)	7.6 (4.9 to 10.8)	10.3 (6.6 to 14.6)	14.6 (9.4 to 20.7)	20.2 (13.1 to 28.6)	28.6 (18.6 to 40.3)	39.7 (25.9 to 55.9)	54.7 (35.6 to 77)	73.6 (47.9 to 103)	97.8 (63.6 to 137)	126 (82.2 to 177)	161 (104 to 227)	202 (131 to 284)	676
Diarrheal diseases	1.9 (0.3 to 5.7)	1.9 (0.3 to 2.2)	13.2 (9.4 to 18.3)	12.6 (8.2 to 19.2)	2.4 (2.7 to 6.3)	1.6 (1.3 to 2.4)	2.4 (1.6 to 3.4)	3.6 (2.3 to 5.2)	4.6 (2.9 to 6.6)	5.6 (3.6 to 8.1)	7.6 (4.9 to 10.8)	10.3 (6.6 to 14.6)	14.6 (9.4 to 20.7)	20.2 (13.1 to 28.6)	28.6 (18.6 to 40.3)	39.7 (25.9 to 55.9)	54.7 (35.6 to 77)	73.6 (47.9 to 103)	97.8 (63.6 to 137)	126 (82.2 to 177)	161 (104 to 227)	202 (131 to 284)	676
Typhoid and paratyphoid	0 (0 to 0)	0 (0 to 0)	0 (0 to 0)	0 (0 to 0)	0 (0 to 0)	0 (0 to 0)	0 (0 to 0)	0 (0 to 0)	0 (0 to 0)	0 (0 to 0)	0 (0 to 0)	0 (0 to 0)	0 (0 to 0)	0 (0 to 0)	0 (0 to 0)	0 (0 to 0)	0 (0 to 0)	0 (0 to 0)	0 (0 to 0)	0 (0 to 0)	0 (0 to 0)	0 (0 to 0)	0 (0 to 0)	0.1
Typhoid fever	0 (0 to 0)	0 (0 to 0)	0 (0 to 0)	0 (0 to 0)	0 (0 to 0)	0 (0 to 0)	0 (0 to 0)	0 (0 to 0)	0 (0 to 0)	0 (0 to 0)	0 (0 to 0)	0 (0 to 0)	0 (0 to 0)	0 (0 to 0)	0 (0 to 0)	0 (0 to 0)	0 (0 to 0)	0 (0 to 0)	0 (0 to 0)	0 (0 to 0)	0 (0 to 0)	0 (0 to 0)	0 (0 to 0)	0
Paratyphoid fever	0 (0 to 0)	0 (0 to 0)	0 (0 to 0)	0 (0 to 0)	0 (0 to 0)	0 (0 to 0)	0 (0 to 0)	0 (0 to 0)	0 (0 to 0)	0 (0 to 0)	0 (0 to 0)	0 (0 to 0)	0 (0 to 0)	0 (0 to 0)	0 (0 to 0)	0 (0 to 0)	0 (0 to 0)	0 (0 to 0)	0 (0 to 0)	0 (0 to 0)	0 (0 to 0)	0 (0 to 0)	0 (0 to 0)	0.1
Invasive Non-typhoidal Salmonella (iNTS)	0 (0 to 0)	0 (0 to 0)	0 (0 to 0)	0 (0 to 0)	0 (0 to 0)	0 (0 to 0)	0 (0 to 0)	0 (0 to 0)	0 (0 to 0)	0 (0 to 0)	0 (0 to 0)	0 (0 to 0)	0 (0 to 0)	0 (0 to 0)	0 (0 to 0)	0 (0 to 0)	0 (0 to 0)	0 (0 to 0)	0 (0 to 0)	0 (0 to 0)	0 (0 to 0)	0 (0 to 0)	0 (0 to 0)	1
Other intestinal infectious diseases	0 (0 to 0)	0 (0 to 0)	0.1 (0 to 0.2)	0.1 (0 to 0.2)	0.1 (0 to 0.2



9762

Benign prostatic hyperplasia	0 (0 to 0)	0 (0 to 0)	0 (0 to 0)	0 (0 to 0)	0 (0 to 0)	0 (0 to 0)	0 (0 to 0)	0 (0 to 0)	0 (0 to 0)	0 (0 to 0)	0 (0 to 0)	0 (0 to 0)	0 (0 to 0)	0 (0 to 0)	0 (0 to 0)	0.1 (0 to 0.5)	1 (0.2 to 2.1)	4.2 (1.6 to 7.4)	19.9 (11.9 to 28.6)	39.2 (30.2 to 49.6)	63.8 (54.6 to 68.4)	82.8 (69.2 to 132)	98.2 (39.2 to 99)	29.6 (19.1 to 49.4)	12.9 (7.9 to 22.4)	5.1 (2.6 to 9.1)	1.4 (0.7 to 2.3)		398
Male infertility	0 (0 to 0)	0 (0 to 0)	0 (0 to 0)	0 (0 to 0)	0 (0 to 0)	0 (0 to 0)	0 (0 to 0)	0 (0 to 0)	0 (0 to 0)	0 (0 to 0)	0 (0 to 0)	0 (0 to 0)	0 (0 to 0)	0 (0 to 0)	0 (0 to 0)

SR Table 2c: Fukui DALYS by cause and age group for both sexes with 95% uncertainty intervals, 2019

Cause	Early Neonatal (0-6 days)	Late Neonatal (7-27 days)	Post Neonatal (28-364 days)	1 to 4	5 to 9	10 to 14	15 to 19	20 to 24	25 to 29	30 to 34	35 to 39	40 to 44	45 to 49	50 to 54	55 to 59	60 to 64	65 to 69	70 to 74	75 to 79	80 to 84	85 to 89	90 to 94	95 plus	Total
All causes	2,000 to 2,362	1,021 to 1,366	1,000 to 1,290	1,000 to 1,290	1,000 to 1,290	1,000 to 1,290	1,000 to 1,290	1,000 to 1,290	1,000 to 1,290	1,000 to 1,290	1,000 to 1,290	1,000 to 1,290	1,000 to 1,290	1,000 to 1,290	1,000 to 1,290	1,000 to 1,290	1,000 to 1,290	1,000 to 1,290	1,000 to 1,290	1,000 to 1,290	1,000 to 1,290	1,000 to 1,290	1,000 to 1,290	220,000
Communicable, maternal, neonatal, and nutritional diseases	1752 (1,579 to 2,018)	999 (422 to 1,367.9)	238 (99.2 to 1,163)	1162 (161.9, 3,171)	191 (133 to 315)	176 (120 to 274)	176 (119 to 261)	174 (120, to 277)	183 (120 to 1,269)	188 (120 to 310)	208 (120 to 377)	261 (120 to 1,363)	359 (204 to 1,040)	394 (264 to 1,020)	360 (261 to 1,066)	336 (261 to 1,066)	350 (261 to 1,066)	467 (266 to 1,053)	668 (530 to 1,696)	1,040 (527 to 1,393)	1,040 (527 to 1,393)	1,040 (527 to 1,393)	1,016 (1,320 to 2,000)	1,016 (1,320 to 2,000)
HIV/AIDS and sexually transmitted infections	0 (0 to 0)	0 (0 to 0)	1 (1 to 1.4)	1 (0.9 to 1.3)	1 (0.9 to 1.3)	0.8 (0.6 to 1)	2.4 (1.4 to 2.7)	4.8 (3.2 to 7.4)	7.2 (4.5 to 11.3)	9.6 (5.9 to 15.4)	13.2 (8.3 to 21.7)	17.6 (10.7 to 29.4)	12.8 (7.9 to 21.5)	8.7 (5.7 to 14.2)	8.9 (6.1 to 12.5)	11.7 (8.4 to 16.4)	17.1 (12.4 to 24.1)	8.2 (4.6 to 13.4)	4.6 (2.4 to 8.6)	4.6 (2.4 to 8.6)	4.6 (2.4 to 8.6)	3.1 (2.7 to 4)	145
HIV/AIDS	0 (0 to 0)	0 (0 to 0)	1 (1.1 to 1.4)	1.1 (0.9 to 1.3)	0.9 (0.9 to 0.9)	0.9 (0.4 to 0.9)	0.9 (0.4 to 0.9)	1.8 (1.3 to 2.4)	1.9 (1.3 to 2.8)	1.9 (1.3 to 2.8)	2.7 (1.9 to 3.9)	3.6 (2.4 to 5.4)	3.6 (2.5 to 4.9)	3.6 (2.5 to 4.9)	3.1 (2.4 to 4.1)	4.1 (3.2 to 5.1)	6.1 (4.7 to 7.3)	12.2 (7.3 to 17.3)	2.2 (1.3 to 3.4)	1.3 (0.6 to 2.4)	0.2 (0.1 to 0.4)	0.2 (0.1 to 0.3)	50.5
HIV/AIDS - Drug-susceptible Tuberculosis	0 (0 to 0)	0 (0 to 0)	0 (0 to 0)	0.1 (0 to 0.2)	0.1 (0 to 0.2)	0.1 (0 to 0.2)	0.1 (0 to 0.2)	0.2 (0 to 0.3)	0.2 (0 to 0.3)	0.2 (0 to 0.3)	0.3 (0 to 0.4)	0.4 (0 to 0.6)	0.4 (0 to 0.5)	0.7 (0 to 1)	0.7 (0 to 1)	0.7 (0 to 1)	1 (0 to 1.4)	1 (0 to 1.4)	0.6 (0 to 1)	0.3 (0 to 0.7)	0.1 (0 to 0.3)	0.1 (0 to 0.3)	0 (0 to 0)	9.9
HIV/AIDS - Multidrug-resistant Tuberculosis without extensive drug resistance	0 (0 to 0)	0 (0 to 0)	0 (0 to 0)	0 (0 to 0)	0 (0 to 0)	0 (0 to 0)	0 (0 to 0)	0 (0 to 0)	0 (0 to 0)	0 (0 to 0)	0 (0 to 0)	0 (0 to 0)	0 (0 to 0)	0 (0 to 0)	0 (0 to 0)	0 (0 to 0)	0 (0 to 0)	0 (0 to 0)	0 (0 to 0)	0 (0 to 0)	0 (0 to 0)	0 (0 to 0)	0 (0 to 0)	0.2
HIV/AIDS - Extensively drug-resistant Tuberculosis	0 (0 to 0)	0 (0 to 0)	0 (0 to 0)	0 (0 to 0)	0 (0 to 0)	0 (0 to 0)	0 (0 to 0)	0 (0 to 0)	0 (0 to 0)	0 (0 to 0)	0 (0 to 0)	0 (0 to 0)	0 (0 to 0)	0 (0 to 0)	0 (0 to 0)	0 (0 to 0)	0 (0 to 0)	0 (0 to 0)	0 (0 to 0)	0 (0 to 0)	0 (0 to 0)	0 (0 to 0)	0 (0 to 0)	0.1
HIV/AIDS resulting in other diseases	0 (0 to 0)	0 (0 to 0)	0.9 (0 to 1.3)	0.7 (0.5 to 1)	0.4 (0.2 to 0.6)	0.3 (0.2 to 0.5)	1.1 (0.7 to 1.4)	1.5 (0.9 to 2.3)	1.6 (0.9 to 2.5)	1.6 (0.9 to 2.5)	2.1 (1.2 to 3.3)	2.6 (1.5 to 3.8)	2.7 (1.7 to 4.1)	2.4 (1.6 to 3.4)	2.1 (1.4 to 2.9)	2.8 (2.1 to 3.6)	3.9 (2.9 to 4.9)	2.9 (1.7 to 4.3)	1.7 (0.8 to 3.2)	0.2 (0.1 to 0.4)	0.2 (0.1 to 0.3)	0.1 (0.1 to 0.2)	49.3
Sexually transmitted infections excluding HIV	0 (0 to 0)	0 (0 to 0)	0 (0 to 0)	0 (0 to 0)	0.1 (0 to 0.1)	0.1 (0 to 0.1)	1.1 (0 to 0.1)	3.4 (2.1 to 4.9)	5.4 (3.4 to 7.9)	7.4 (4.6 to 13.4)	10.4 (6.4 to 18.9)	14.4 (8.9 to 26.1)	9.4 (5.8 to 17)	4.9 (3.1 to 8.9)	5.7 (3.6 to 10.3)	7.6 (4.8 to 13.8)	11.6 (7.4 to 21)	4.6 (2.9 to 8.4)	2.2 (1.4 to 4)	2.2 (1.4 to 4)	2.2 (1.4 to 4)	2.2 (1.4 to 4)	94.6
Syphilis	0 (0 to 0)	0 (0 to 0)	0 (0 to 0)	0 (0 to 0)	0 (0 to 0)	0 (0 to 0)	0 (0 to 0)	0 (0 to 0)	0 (0 to 0)	0 (0 to 0)	0 (0 to 0)	0 (0 to 0)	0 (0 to 0)	0 (0 to 0)	0 (0 to 0)	0 (0 to 0)	0 (0 to 0)	0 (0 to 0)	0 (0 to 0)	0 (0 to 0)	0 (0 to 0)	0 (0 to 0)	0 (0 to 0)	4.6
Chlamydial infection	0 (0 to 0)	0 (0 to 0)	0 (0 to 0)	0 (0 to 0)	0 (0 to 0)	0 (0 to 0)	0 (0 to 0)	0.1 (0 to 0.2)	0.1 (0 to 0.2)	0.1 (0 to 0.2)	0.2 (0 to 0.3)	0.3 (0 to 0.4)	0.2 (0 to 0.3)	0.2 (0 to 0.3)	0.2 (0 to 0.3)	0.2 (0 to 0.3)	0.2 (0 to 0.3)	0.1 (0 to 0.2)	0.1 (0 to 0.2)	0.1 (0 to 0.2)	0.1 (0 to 0.2)	0.1 (0 to 0.2)	0.1 (0 to 0.2)	1.9
Gonococcal infection	0 (0 to 0)	0 (0 to 0)	0 (0 to 0)	0 (0 to 0)	0 (0 to 0)	0 (0 to 0)	0 (0 to 0)	0.1 (0 to 0.1)	0.2 (0 to 0.4)	0.2 (0 to 0.4)	0.2 (0 to 0.4)	0.3 (0 to 0.5)	0.3 (0 to 0.5)	0.2 (0 to 0.4)	0.2 (0 to 0.4)	0.2 (0 to 0.4)	0.2 (0 to 0.4)	0.1 (0 to 0.3)	0.1 (0 to 0.2)	0.1 (0 to 0.2)	0.1 (0 to 0.2)	0.1 (0 to 0.2)	0.1 (0 to 0.2)	1.1
Trichomoniasis	0 (0 to 0)	0 (0 to 0)	0 (0 to 0)	0 (0 to 0)	0 (0 to 0)	0 (0 to 0)	0 (0 to 0)	0 (0 to 0)	0 (0 to 0)	0 (0 to 0)	0 (0 to 0)	0 (0 to 0)	0 (0 to 0)	0 (0 to 0)	0 (0 to 0)	0 (0 to 0)	0 (0 to 0)	0 (0 to 0)	0 (0 to 0)	0 (0 to 0)	0 (0 to 0)	0 (0 to 0)	0 (0 to 0)	0
Genital herpes	0 (0 to 0)	0 (0 to 0)	0 (0 to 0)	0 (0 to 0)	0 (0 to 0)	0 (0 to 0)	0.7 (0.1 to 0.8)	1.4 (0.4 to 2.1)	1.5 (0.4 to 2.3)	1.5 (0.4 to 2.3)	2.1 (0.6 to 3.2)	2.6 (0.8 to 3.8)	2.4 (0.8 to 3.5)	2.4 (0.8 to 3.5)	2.4 (0.8 to 3.5)	2.4 (0.8 to 3.5)	2.4 (0.8 to 3.5)	1.4 (0.5 to 2.2)	0.8 (0.3 to 1.4)	0.4 (0.1 to 0.8)	0.4 (0.1 to 0.8)	0.4 (0.1 to 0.8)	0.4 (0.1 to 0.8)	29.1
Other sexually transmitted infections	0 (0 to 0)	0 (0 to 0)	0 (0 to 0)	0 (0 to 0)	0 (0 to 0)	0 (0 to 0)	0 (0 to 0)	0 (0 to 0)	0 (0 to 0)	0 (0 to 0)	0 (0 to 0)	0 (0 to 0)	0 (0 to 0)	0 (0 to 0)	0 (0 to 0)	0 (0 to 0)	0 (0 to 0)	0 (0 to 0)	0 (0 to 0)	0 (0 to 0)	0 (0 to 0)	0 (0 to 0)	0 (0 to 0)	0
Respiratory infections and tuberculosis	2.1 (1.4 to 3)	2.1 (2.8 to 3.4)	22.1 (23.4 to 43.3)	70 (32.3 to 104)	70 (44.7 to 108)	70 (37.5 to 98.1)	70 (36.2 to 99.8)	70 (36.8 to 98.1)	70 (36.6 to 97.1)	70 (36.4 to 97.5)	70 (40.2 to 98.8)	70 (41.4 to 105)	70 (42.9 to 109)	70 (42.3 to 109)	70 (42.3 to 109)	70 (42.3 to 109)	70 (42.3 to 109)	70 (42.3 to 109)	70 (42.3 to 109)	70 (42.3 to 109)	70 (42.3 to 109)	70 (42.3 to 109)	70 (42.3 to 109)	1,900
Tuberculosis	0 (0 to 0)	0 (0 to 0)	1.2 (2.3 to 4.1)	8 (3.3 to 11.5)	8 (3.3 to 11.5)	8 (3.3 to 11.5



Congenital birth defects	126 (99.7 to 169)	70 (94.5 to 87.5)	219 (179 to 266)	142 (112 to 176)	82.6 (66.8 to 111)	77.5 (54.6 to 107)	68 (47.7 to 89.1)	39.7 (33 to 49.3)	23.7 (26.3 to 42)	31.4 (24 to 39.7)	32.4 (24.9 to 41.6)	36 (27.2 to 49.4)	32.6 (24.6 to 42.2)	27.1 (20.2 to 35.4)	26.4 (19.7 to 35.2)	27.7 (20.6 to 36.2)	29.2 (21.3 to 39.5)	16.6 (11.6 to 24.6)	11.6 (7.6 to 17.4)	7.6 (4.9 to 11.4)	9.9 (3.7 to 8.7)	3.3 (2.1 to 4.9)	1.3 (0.6 to 2)	1,140
Neural tube defects	2.9 (2 to 3.9)	2.6 (1.9 to 4.6)	7.5 (6 to 9.2)	3 (2.3 to 3.9)	2.2 (2.1 to 4.6)	3.2 (2.1 to 4.6)	2.6 (1.6 to 3.1)	2.5 (1.6 to 3.1)	2.3 (1.6 to 3.1)	1.8 (1.2 to 2.6)	1.4 (1.2 to 2.6)	2 (1.4 to 2.7)	1.9 (1.5 to 2.6)	1.6 (1.1 to 2.1)	1.5 (1.1 to 2)	1.4 (1 to 1.9)	1.5 (1 to 2.1)	1.1 (0.7 to 1.7)	0.9 (0.5 to 1.5)	0.6 (0.3 to 1.1)	0.7 (0.3 to 1.3)	0.2 (0.1 to 0.5)	0.1 (0.1 to 0.3)	0 (0 to 0.2)	70.1
Congenital heart anomalies	37.1 (29.5 to 51)	21.1 (17.4 to 27.9)	66.1 (49.2 to 100)	42.2 (32.2 to 53)	24.3 (17.5 to 32.5)	23.1 (15.5 to 32.9)	20.1 (13.4 to 30.1)	11.7 (8.5 to 16.1)	7.1 (7.1 to 12.2)	9.3 (6.7 to 13)	9.6 (6.9 to 13.1)	10.7 (8.2 to 14.2)	9.6 (7.3 to 13.1)	8 (5.4 to 11)	7.8 (5.3 to 10.7)	8.2 (5.6 to 10.4)	8.6 (5.9 to 11.3)	4.9 (3.3 to 7.1)	3.4 (1.9 to 5.7)	2.1 (1.1 to 3.7)	2.7 (1.3 to 4.9)	0.6 (0.3 to 1.1)	0.4 (0.1 to 0.9)	0.2 (0.1 to 0.5)	296
Cochlear cells	2.5 (0.9 to 5.1)	1.1 (0 to 3.1)	0.6 (0 to 2.5)	1.1 (0.5 to 2.3)	1.1 (0.5 to 1.9)	1.1 (0.4 to 2.2)	0.5 (0.1 to 2.2)	0.5 (0.4 to 1.8)	0.5 (0.4 to 1.8)	0.5 (0.4 to 1.8)	1.2 (0.5 to 2.2)	0.5 (0.4 to 2.1)	1.4 (0.5 to 2.2)	0.5 (0.4 to 2.1)	1.5 (0.4 to 2.7)	1.2 (0.5 to 2.2)	0.5 (0.4 to 2.1)	1.2 (0.7 to 2.4)	1.5 (0.4 to 2.6)	1.4 (0.5 to 2.2)	0.8 (0.3 to 1.5)	0.7 (0.3 to 1.3)	0.4 (0.1 to 0.9)	0.2 (0.1 to 0.3)	21.9
Down syndrome	1.8 (0.9 to 2.7)	1.4 (0.9 to 2.1)	5.9 (3.9 to 8.4)	4.2 (2.5 to 6)	3.4 (2.1 to 4.2)	3.4 (2.3 to 4.6)	3.2 (2.2 to 4.6)	2.3 (1.3 to 3.2)	2.6 (1.6 to 4.1)	2.6 (2 to 4.2)	2.4 (1.6 to 3.4)	2.4 (1.7 to 3.3)	1.6 (1.1 to 2.1)	2.6 (1.9 to 3.5)	2.6 (1.9 to 3.5)	2.1 (1.5 to 3)	2.6 (1.9 to 3.5)	1.1 (0.7 to 1.7)	0.5 (0.2 to 0.9)	0.6 (0.3 to 1)	0.5 (0.2 to 1)	0.2 (0.1 to 0.5)	0.2 (0.1 to 0.5)	0 (0 to 0.2)	41.7
Turner syndrome	0 (0 to 0)	0 (0 to 0)	0 (0 to 0.1)	0 (0 to 0.2)	0 (0 to 0)	0.1 (0 to 0.3)	0.2 (0 to 0.6)	0.1 (0.1 to 0.3)	0.1 (0.1 to 0.3)	0.1 (0 to 0.3)	0.1 (0.1 to 0.2)	0.1 (0.1 to 0.3)	0.1 (0.1 to 0.2)	0.1 (0.1 to 0.3)	0.1 (0 to 0.3)	0.1 (0 to 0.3)	0.1 (0 to 0.3)	0 (0 to 0.1)	0 (0 to 0)	0 (0 to 0)	0 (0 to 0)	0 (0 to 0)	0 (0 to 0)	0 (0 to 0)	0 (0 to 0)	1.5
Klinefelter syndrome	0 (0 to 0)	0 (0 to 0)	0 (0 to 0)	0 (0 to 0)	0 (0 to 0)	0 (0 to 0)	0 (0 to 0)

SR Table 2c: Yamanashi DALYS by cause and age group for both sexes with 95% uncertainty intervals, 2019

Cause	Early Neonatal	Late Neonatal	Post Neonatal	1 to 4	5 to 9	10 to 14	15 to 19	20 to 24	25 to 29	30 to 34	35 to 39	40 to 44	45 to 49	50 to 54	55 to 59	60 to 64	65 to 69	70 to 74	75 to 79	80 to 84	85 to 89	90 to 94	95 plus	Total
All causes	1,111 (1,014 to 1,208)	1,104 (1,004 to 1,205)	1,503 (1,416 to 1,602)	5,744 (5,192 to 6,295)	2,329 (2,044 to 2,647)	2,350 (2,057 to 2,650)	2,966 (2,626 to 3,342)	3,618 (3,202 to 4,062)	3,911 (3,458 to 4,410)	4,253 (3,762 to 4,797)	4,965 (4,389 to 5,592)	6,743 (6,000 to 7,550)	8,945 (8,000 to 10,000)	12,547 (11,200 to 14,000)	16,559 (14,800 to 18,500)	22,977 (20,500 to 25,700)	32,132 (28,600 to 36,000)	43,599 (38,800 to 48,900)	57,902 (51,400 to 64,900)	74,420 (65,900 to 83,400)	94,289 (83,400 to 106,000)	116,000 (102,000 to 130,000)	367,000 (324,000 to 411,000)
Communicable, maternal, neonatal, and nutritional diseases	140 (103 to 178)	49.2 (27.3 to 80.9)	109 (72 to 156)	178 (131 to 235)	59.1 (33 to 97)	76.2 (42 to 126)	102 (58 to 170)	202 (108 to 342)	191 (100 to 344)	213 (113 to 372)	264 (140 to 449)	354 (190 to 589)	464 (261 to 761)	686 (389 to 1,100)	1,010 (598 to 1,600)	1,610 (1,000 to 2,500)	2,550 (1,600 to 3,900)	4,100 (2,600 to 6,200)	6,180 (3,900 to 9,200)	9,100 (5,800 to 13,300)	12,600 (8,100 to 18,000)	15,000 (9,500 to 21,000)	13,200
HIV/AIDS and sexually transmitted infections	0 (0 to 0)	0 (0 to 0)	0.9 (0.6 to 1.1)	0.6 (0.7 to 1)	0.5 (0.4 to 0.6)	0.7 (0.4 to 0.9)	2.9 (1.5 to 2.9)	6.4 (3.4 to 6.4)	7.7 (4.6 to 12.4)	9.6 (5.6 to 16)	13.1 (8 to 21.3)	17.2 (9.9 to 29.4)	19.9 (9.5 to 33.2)	9.5 (5.4 to 15.3)	9.1 (5.9 to 14.4)	11 (7.7 to 16.2)	9.8 (7.2 to 13.9)	7.6 (4.4 to 12.4)	4.2 (2.1 to 8.6)	3.8 (2 to 6.9)	2.2 (1.2 to 3.7)	2.1 (1.2 to 3.1)	143 (97.7 to 211)
HIV/AIDS	0 (0 to 0)	0 (0 to 0)	0.9 (0.6 to 1.1)	0.6 (0.7 to 1)	0.5 (0.4 to 0.6)	0.2 (0.2 to 0.3)	0.6 (0.4 to 0.7)	1.1 (0.6 to 1.4)	1.6 (1 to 2.3)	1.9 (1.3 to 2.8)	2.7 (1.9 to 3.7)	3.2 (2.3 to 4.4)	3.6 (2.5 to 4.9)	2.5 (1.6 to 3.5)	3 (2.2 to 4.1)	3.9 (2.9 to 5.1)	4.6 (3.5 to 6)	3.1 (2.2 to 4.4)	1.7 (1.1 to 2.5)	1.1 (0.6 to 1.8)	0.6 (0.3 to 1.1)	0.2 (0.1 to 0.4)	49.7 (35.9 to 71)
HIV/AIDS - Drug-susceptible Tuberculosis	0 (0 to 0)	0 (0 to 0)	0.3 (0.1 to 0.4)	0.1 (0.1 to 0.2)	0.1 (0.1 to 0.1)	0.1 (0.1 to 0.1)	0.1 (0.1 to 0.2)	0.2 (0.1 to 0.3)	0.3 (0.2 to 0.4)	0.3 (0.2 to 0.5)	0.5 (0.3 to 0.8)	0.6 (0.4 to 0.9)	0.7 (0.4 to 1)	0.5 (0.3 to 0.7)	0.6 (0.4 to 0.8)	1.2 (1 to 1.6)	1.6 (1.1 to 2.2)	1.1 (0.8 to 1.6)	0.6 (0.3 to 0.9)	0.3 (0.1 to 0.5)	0.2 (0.1 to 0.4)	0 (0 to 0)	8.3 (5.8 to 12.1)
HIV/AIDS - Multidrug-resistant Tuberculosis without extensive drug resistance	0 (0 to 0)	0 (0 to 0)	0 (0 to 0)	0 (0 to 0)	0 (0 to 0)	0 (0 to 0)	0 (0 to 0)	0 (0 to 0)	0 (0 to 0)	0 (0 to 0)	0 (0 to 0)	0 (0 to 0)	0 (0 to 0)	0 (0 to 0)	0 (0 to 0)	0 (0 to 0)	0 (0 to 0)	0 (0 to 0)	0 (0 to 0)	0 (0 to 0)	0 (0 to 0)	0 (0 to 0)	0 (0 to 0)	0.2 (0 to 0.5)
HIV/AIDS - Extensively drug-resistant Tuberculosis	0 (0 to 0)	0 (0 to 0)	0 (0 to 0)	0 (0 to 0)	0 (0 to 0)	0 (0 to 0)	0 (0 to 0)	0 (0 to 0)	0 (0 to 0)	0 (0 to 0)	0 (0 to 0)	0 (0 to 0)	0 (0 to 0)	0 (0 to 0)	0 (0 to 0)	0 (0 to 0)	0 (0 to 0)	0 (0 to 0)	0 (0 to 0)

Other neoplasms	0-3 (0-1 to 2-4)	1-2 (0-2 to 2-4)	1-3 (0-7 to 2)	1-3 (0-9 to 1-9)	1-6 (1-1 to 2-4)	1-4 (0-6 to 2-1)	2-5 (1-7 to 3-5)	2-2 (1-2 to 3)	2-4 (1-6 to 3-4)	2-6 (1-6 to 3-6)	3-5 (2-3 to 4-9)	5-8 (4-1 to 7-8)	8-8 (6 to 12-2)	14-5 (9-9 to 19-8)	23-4 (15-9 to 31-4)	39-6 (29-7 to 52-3)	64 (46-4 to 86-4)	87-3 (60-4 to 118)	105 (69-7 to 136)	99-3 (64-2 to 131)	76 (49 to 100)	38-4 (23-3 to 52-3)	14-3 (9-3 to 20-1)	594
Medulloblastoma, medulloblastoma, and other hemangioblastoma	0 (0-1 to 0-4)	0 (0-2 to 0-5)	0 (0-1 to 0-7)	0 (0-1 to 0-6)	0 (0-1 to 0-6)	0 (0-1 to 0-5)	0 (0-1 to 0-7)	0 (0-1 to 0-3)	0 (0-1 to 0-4)	0 (0-1 to 0-3)	0 (0-1 to 0-3)	0 (0-1 to 0-3)	0 (0-1 to 0-3)	0 (0-1 to 0-3)	0 (0-1 to 0-3)	0 (0-1 to 0-3)	0 (0-1 to 0-3)	0 (0-1 to 0-3)	0 (0-1 to 0-3)	0 (0-1 to 0-3)	0 (0-1 to 0-3)	0 (0-1 to 0-3)	0 (0-1 to 0-3)	0
Benign and in situ cerebral neoplasms	0 (0-0 to 0)	0 (0-0 to 0)	0 (0-0 to 0)

Congenital birth defects	108 (63·4 to 151)	62·6 (50·5 to 80·2)	200 (162·0 to 246)	141 (110·0 to 179)	88·4 (62·0 to 121)	83·2 (57·2 to 119)	79·1 (59·4 to 109)	49·4 (33·9 to 68·3)	28·2 (20·4 to 48·7)	34·9 (24·9 to 44·3)	35·2 (27·2 to 45·2)	37·6 (29·6 to 47·9)	28·2 (20·9 to 49·9)	23·7 (20·3 to 44·3)	31·1 (23·3 to 42·4)	31·1 (23·9 to 41·9)	31·9 (22·8 to 47·9)	31·6 (23·0 to 41·4)	18·9 (12·3 to 39·7)	13·9 (9·2 to 19·4)	9·3 (6·1 to 13·6)	6 (4·0 to 9·4)	3 (1·9 to 4·3)	1·1 (0·7 to 1·9)		
Neural tube defects	2·9 (1·6 to 4·9)	2·6 (1·2 to 4·2)	12·9 (9·5 to 20·7)	10·3 (6·7 to 23·9)	2·1 (1·4 to 3·1)	2·2 (1·4 to 3·1)	2·3 (1·7 to 3·5)	2·3 (1·6 to 3·4)	1·4 (1·0 to 2·4)	1·4 (1·0 to 1·9)	1·5 (1·1 to 2·1)	1·5 (1·1 to 2·1)	1·6 (1·1 to 2·1)	1·4 (0·9 to 1·9)	1·2 (0·8 to 1·7)	1·2 (0·8 to 1·6)	0·9 (0·6 to 1·4)	1·2 (0·8 to 1·6)	0·4 (0·2 to 0·8)	0·3 (0·1 to 0·5)	0·3 (0·2 to 0·4)	0·1 (0·0 to 0·2)	0·1 (0·0 to 0·1)	0·0 (0·0 to 0·1)		98·6
Congenital heart anomalies	0·1 (0·1 to 0·2)	0·1 (0·0 to 0·1)	0·6 (0·3 to 0·7)	1·5 (0·7 to 2·4)	1·5 (0·7 to 2·4)	1·5 (0·7 to 2·3)	1·6 (0·8 to 2·8)	1·4 (0·8 to 2·2)	1·3 (0·7 to 2·4)	1·4 (0·9 to 2·3)	1·5 (0·9 to 2·3)	1·4 (0·9 to 2·1)	2 (1·3 to 3·1)	2·3 (1·5 to 4·1)	2·1 (1·3 to 3·6)	2 (1·3 to 3·4)	1·5 (1·0 to 2·4)	2·2 (1·5 to 3·6)	2·1 (1·3 to 3·7)	1·8 (1·1 to 3·1)	1·1 (0·6 to 2·2)	0·6 (0·3 to 1·1)	0·2 (0·2 to 0·4)	0·1 (0·0 to 0·1)		274
Orofacial clefts	0·1 (0·1 to 0·2)	0·1 (0·0 to 0·1)	0·6 (0·3 to 0·7)	1·5 (0·7 to 2·4)	1·5 (0·7 to 2·4)	1·5 (0·7 to 2·3)	1·6 (0·8 to 2·8)	1·4 (0·8 to 2·2)	1·3 (0·7 to 2·4)	1·4 (0·9 to 2·3)	1·5 (0·9 to 2·3)	1·4 (1·0 to 2·1)	2 (1·3 to 3·1)	2·3 (1·5 to 4·1)	2·1 (1·3 to 3·6)	2 (1·3 to 3·4)	1·5 (1·0 to 2·4)	2·2 (1·5 to 3·6)	2·1 (1·3 to 3·7)	1·8 (1·1 to 3·1)	1·1 (0·6 to 2·2)	0·6 (0·3 to 1·1)	0·2 (0·2 to 0·4)	0·1 (0·0 to 0·1)		328
Down syndrome	1·6 (0·8 to 2·9)	1·7 (0·9 to 2·5)	7·4 (3·9 to 11·4)	3·5 (2·3 to 7·1)	2·3 (1·3 to 4·8)	2·7 (1·5 to 4·5)	2·5 (1·3 to 4·1)	2·8 (1·5 to 4·5)	2·3 (1·2 to 4·1)	2·2 (1·2 to 3·4)	2·1 (1·1 to 3·1)	2·5 (1·7 to 3·6)	1·6 (1·0 to 2·4)	1·4 (1·0 to 2·1)	1·3 (0·9 to 1·9)	1·4 (0·9 to 1·8)	1·3 (1·1 to 2·1)	1·6 (1·1 to 2·7)	0·8 (0·5 to 1·2)	0·5 (0·2 to 0·8)	0·2 (0·1 to 0·4)	0·1 (0·0 to 0·2)	0·0 (0·0 to 0·1)	0·0 (0·0 to 0·0)		49·6
Turner syndrome	0 (0·0 to 0·0)	0 (0·0 to 0·0)	0 (0·0 to 0·0)	0 (0·0 to 0·0)	0·1 (0·0 to 0·3)	0·1 (0·0 to 0·3)	0·1 (0·0 to 0·3)	0·2 (0·1 to 0·3)	0·1 (0·1 to 0·3)	0·1 (0·1 to 0·2)	0·1 (0·1 to 0·2)	0·1 (0·1 to 0·2)	0·1 (0·1 to 0·2)	0·1 (0·0 to 0·1)	0·1 (0·0 to 0·1)	0·1 (0·0 to 0·1)	0·1 (0·0 to 0·1)	0·1 (0·0 to 0·1)	0·1 (0·0 to 0·1)	0·1 (0·0 to 0·1)	0·1 (0·0 to 0·1)	0·1 (0·0 to 0·1)	0·1 (0·0 to 0·1)	0·0 (0·0 to 0·0)	0·0 (0·0 to 0·0)		1·5
Klinefelter syndrome	0 (0·0 to 0·0)	0 (0·0 to 0·0)	0 (0·0 to 0·0)	0 (0·0 to 0·0)

SR Table 2c. Nasano DALYS by cause and sex-cross for both sexes with 95% uncertainty intervals, 2019

Cause	Sex-Neonatal	Late Neonatal	Post Neonatal	1 to 4	5 to 9	10 to 14	15 to 19	20 to 24	25 to 29	30 to 34	35 to 39	40 to 44	45 to 49	50 to 54	55 to 59	60 to 64	65 to 69	70 to 74	75 to 79	80 to 84	85 to 89	90 to 94	95 plus	Total
All causes	951 (947 to 956)	215 (186 to 266)	1,140 (1,010 to 1,290)	2,586 (2,009 to 3,286)	3,286 (2,470 to 4,300)	2,965 (2,365 to 3,625)	7,479 (6,786 to 8,370)	8,009 (6,459 to 9,660)	9,290 (7,766 to 11,300)	11,100 (9,756 to 13,000)	13,660 (11,798 to 15,900)	21,160 (18,566 to 24,000)	27,790 (24,538 to 31,400)	28,990 (25,620 to 32,600)	31,890 (27,600 to 36,000)	36,890 (32,000 to 41,900)	42,390 (36,900 to 48,200)	44,500 (40,600 to 48,600)	46,700 (41,900 to 51,400)	71,100 (62,200 to 80,200)	63,900 (53,600 to 75,200)	58,900 (48,500 to 71,400)	24,700 (18,100 to 33,000)	620,000
Communicable, maternal, neonatal, and nutritional diseases	362 (354 to 336)	92.9 (68.7 to 110)	299 (239 to 361)	470 (330 to 667)	492 (330 to 705)	488 (339 to 700)	460 (333 to 658)	426 (292 to 577)	539 (358 to 800)	975 (686 to 1,350)	940 (672 to 1,300)	910 (653 to 1,300)	978 (672 to 1,400)	882 (603 to 1,220)	975 (729 to 1,330)	1,130 (844 to 1,530)	1,370 (1,030 to 1,830)	2,340 (1,760 to 3,120)	3,150 (2,360 to 3,940)	3,750 (2,810 to 4,810)	4,640 (3,480 to 5,790)	3,830 (2,880 to 4,880)	2,130 (1,530 to 2,700)	30,900
HIV/AIDS and sexually transmitted infections	0 (0 to 0)	0 (0 to 0)	2.9 (2.3 to 3.6)	1.6 (1.0 to 2.2)	2.6 (1.9 to 3)	7.2 (4.7 to 10.6)	12.6 (8.2 to 18.6)	18.3 (11.3 to 26.8)	25 (14.9 to 37.2)	39.3 (21.4 to 57.3)	48.7 (26.9 to 71.4)	68.2 (37.6 to 100)	87.9 (53.4 to 131)	93.8 (58.2 to 139)	110 (70.1 to 161)	130 (84.1 to 189)	150 (97.2 to 216)	170 (110 to 244)	190 (123 to 272)	210 (136 to 300)	230 (149 to 329)	240 (155 to 343)	250 (161 to 358)	3,370
HIV/AIDS	0 (0 to 0)	0 (0 to 0)	2.9 (2.3 to 3.6)	1.6 (1.0 to 2.2)	1 (0.6 to 1.4)	2 (1.3 to 2.8)	3.6 (2.3 to 5.3)	4.8 (2.9 to 7.1)	6.1 (3.6 to 9.1)	7.6 (4.1 to 11.2)	9.6 (5.3 to 14.1)	13.2 (7.3 to 19.4)	16 (8.8 to 23.6)	17.5 (9.6 to 25.8)	19.5 (10.7 to 28.7)	19.6 (10.8 to 28.9)	21.5 (11.9 to 31.7)	24.2 (13.4 to 35.7)	26.2 (14.5 to 38.6)	28.2 (15.6 to 41.6)	30.1 (16.7 to 44.4)	31.1 (17.2 to 45.9)	32.1 (17.8 to 47.4)	139
HIV/AIDS - Drug-susceptible Tuberculosis	0 (0 to 0)	0 (0 to 0)	0.9 (0.7 to 1.2)	0.5 (0.3 to 0.7)	0.3 (0.2 to 0.4)	0.6 (0.4 to 0.9)	1.1 (0.7 to 1.6)	1.4 (0.9 to 2.1)	1.9 (1.1 to 2.8)	2.3 (1.2 to 3.4)	2.9 (1.6 to 4.3)	4 (2.2 to 5.9)	4.8 (2.6 to 7.1)	5.3 (2.9 to 7.8)	5.9 (3.2 to 8.7)	5.9 (3.3 to 8.7)	6.5 (3.6 to 9.6)	7.3 (4.0 to 10.8)	7.9 (4.4 to 11.7)	8.5 (4.7 to 12.6)	9.1 (5.0 to 13.4)	9.4 (5.2 to 13.9)	9.7 (5.4 to 14.3)	39.1
HIV/AIDS - Multidrug-resistant Tuberculosis without extensive drug resistance	0 (0 to 0)	0 (0 to 0)	0 (0 to 0.1)	0 (0 to 0.1)	0 (0 to 0)	0 (0 to 0)	0 (0 to 0)	0 (0 to 0)	0 (0 to 0.1)	0 (0 to 0.1)	0 (0 to 0)	0 (0 to 0)	0 (0 to 0)	0 (0 to 0)	0 (0 to 0)	0 (0 to 0)	0 (0 to 0)	0 (0 to 0)	0 (0 to 0)	0 (0 to 0)	0 (0 to 0)	0 (0 to 0)	0 (0 to 0)	0 (0 to 0)	0.6
HIV/AIDS - Extensively drug-resistant Tuberculosis	0 (0 to 0)	0 (0 to 0)	0 (0 to 0)	0 (0 to 0)	0 (0 to 0)	0 (0 to 0)	0 (0 to 0)	0 (0 to 0)	0 (0 to 0)	0 (0 to 0)	0 (0 to 0)	0 (0 to 0)	0 (0 to 0.1)	0 (0 to 0.1)	0 (0 to 0.1)	0 (0 to 0.1)	0 (0 to 0.1)	0 (0 to 0.2)	0 (0 to 0)	0 (0 to 0)	0 (0 to 0)	0 (0 to 0)	0 (0 to 0)	0 (0 to 0)	0.1
HIV/AIDS resulting in other diseases	0 (0 to 0)	0 (0 to 0)	1.9 (1.3 to 2.6)	1.1 (1.0 to 2.7)	0.7 (0.6 to 1.9)	1.4 (0.9 to 2.5)	2.7 (1.5 to 3.9)	3.4 (1.8 to 4.6)	4.2 (2.3 to 5.7)	5.3 (2.9 to 7.2)	6.7 (3.6 to 9.1)	9.2 (4.9 to 12.5)	11.2 (6.2 to 15.2)	12.2 (6.7 to 16.5)	13.6 (7.5 to 18.4)	13.7 (7.6 to 18.5)	15 (8.3 to 20.2)	16.9 (9.4 to 22.8)	18.3 (10.1 to 24.7)	19.7 (10.9 to 26.6)	21.1 (11.7 to 28.4)	21.8 (12.1 to 29.4)	22.5 (12.4 to 30.3)	97.4
Sexually transmitted infections excluding HIV	0 (0 to 0)	0 (0 to 0)	0 (0 to 0)	0 (0 to 0)	0 (0 to 0)	0 (0 to 0)	0 (0 to 0)	0 (0 to 0)	0 (0 to 0)	0 (0 to 0)	0 (0 to 0)	0 (0 to 0)	0 (0 to 0)	0 (0 to 0)	0 (0 to 0)	0 (0 to 0)	0 (0 to 0)	0 (0 to 0)	0 (0 to 0)	0 (0 to 0)	0 (0 to 0)	0 (0 to 0)	0 (0 to 0)	0 (0 to 0)	0.1
Syphilis	0 (0 to 0)	0 (0 to 0)	0 (0 to 0)	0 (0 to 0)	0 (0 to 0.1)	0 (0 to 0.1)	0.2 (0 to 0.2)	0.1 (0 to 0.2)	0.2 (0 to 0.3)	0.3 (0 to 0.4)	0.4 (0 to 0.5)	0.6 (0 to 0.8)	0.8 (0 to 1.1)	0.9 (0 to 1.2)	1 (0 to 1.4)	1 (0 to 1.4)	1.1 (0 to 1.5)	1.2 (0 to 1.7)	1.4 (0 to 1.9)	1.5 (0 to 2.1)	1.6 (0 to 2.2)	1.7 (0 to 2.3)	1.8 (0 to 2.4)	1.8 (0 to 2.5)	9.8
Chlamydial infection	0 (0 to 0)	0 (0 to 0)	0 (0 to 0)	0 (0 to 0)	0 (0 to 0)	1.4 (0 to 2.8)	2.9 (0 to 5.6)	3.8 (1.2 to 6.6)	4.5 (1.4 to 7.5)	5.6 (1.7 to 9.2)	6.8 (2.1 to 11.1)	8.6 (2.6 to 13.8)	10.2 (3.1 to 16.1)	11.2 (3.4 to 17.7)	12.5 (3.8 to 19.7)	12.6 (3.8 to 19.8)	13.8 (4.2 to 21.7)	15.5 (4.7 to 24.3)	16.8 (5.1 to 26.4)	18.1 (5.5 to 28.4)	19.3 (5.9 to 30.3)	19.9 (6.1 to 31.2)	20.6 (6.3 to 32.3)	89.5
Gonococcal infection	0 (0 to 0)	0 (0 to 0)	0 (0 to 0)	0 (0 to 0)	0 (0 to 0)	0.2 (0 to 0.5)	0.7 (0 to 1.3)	0.9 (0 to 1.6)	1.1 (0 to 1.9)	1.4 (0 to 2.3)	1.7 (0 to 2.8)	2.2 (0 to 3.5)	2.6 (0 to 4.1)	2.8 (0 to 4.5)	3.2 (0 to 5.1)	3.2 (0 to 5.1)	3.5 (0 to 5.6)	3.9 (0 to 6.2)	4.2 (0 to 6.7)	4.5 (0 to 7.2)	4.8 (0 to 7.7)	5 (0 to 8)	5.2 (0 to 8.3)	22.9
Trichomoniasis	0 (0 to 0)	0 (0 to 0)	0 (0 to 0)	0 (0 to 0)	0.4 (0 to 1.1)	1.5 (0 to 3.7)	3.3 (1.1 to 7.6)	4.5 (1.5 to 10.1)	5.4 (1.7 to 12.1)	6.7 (2.2 to 15.1)	7.7 (2.5 to 17.1)	9.4 (3.1 to 20.8)	11.2 (3.7 to 24.5)	12.1 (4.1 to 26.1)	13.5 (4.6 to 28.8)	13.6 (4.6 to 28.8)	14.9 (5.1 to 31.4)	16.7 (5.7 to 34.9)	18.1 (6.2 to 37.6)	19.4 (6.7 to 40.1)	20.8 (7.2 to 42.8)	21.4 (7.4 to 44.1)	22.1 (7.6 to 45.4)	94.9
Genital herpes	0 (0 to 0)	0 (0 to 0)	0 (0 to 0)	0 (0 to 0)	0 (0 to 0)	0 (0 to 0.1)	0.1 (0 to 0.1)	0.1 (0 to 0.2)	0.2 (0 to 0.2)	0.2 (0 to 0.3)	0.3 (0 to 0.4)	0.4 (0 to 0.5)	0.5 (0 to 0.6)	0.5 (0 to 0.7)	0.6 (0 to 0.8)	0.6 (0 to 0.8)	0.7 (0 to 0.9)	0.8 (0 to 1)	0.8 (0 to 1.1)	0.9 (0 to 1.2)	1 (0 to 1.3)	1 (0 to 1.3)	1 (0 to 1.4)	4.5
Other sexually transmitted infections	0 (0 to 0)	0 (0 to 0)	0 (0 to 0)	0 (0 to 0)	0 (0 to 0)	0.3 (0 to 0.9)	1.1 (0 to 2.6)	1.5 (0 to 3.6)	2 (0.6 to 4.6)	2.6 (0.8 to 6.1)	3.3 (1 to 7.7)	4.2 (1.3 to 9.6)	5.1 (1.6 to 11.6)	5.6 (1.8 to 12.8)	6.4 (2.1 to 14.5)	6.4 (2.1 to 14.5)	7.1 (2.3 to 16.1)	8 (2.6 to 18.1)	8.7 (2.8 to 19.7)	9.4 (3.1 to 21.2)	10 (3.3 to 22.7)	10.4 (3.4 to 23.5)	10.8 (3.5 to 24.4)	45.6
Respiratory infections and tuberculosis	0.9 (0.9 to 0.9)	0.9 (0.7 to 1.1)	16.7 (13.9 to 20.1)	13.2 (10.3 to 16.7)	7.9 (6.2 to 10.1)	6.2 (4.8 to 7.8)	6.6 (5.1 to 8.4)	7.2 (5.5 to 9.2)	8.2 (6.3 to 10.4)	9.4 (7.2 to 12)	10.8 (8.2 to 13.8)	12.6 (9.6 to 16.1)	14.6 (11.1 to 18.6)	16.2 (12.4 to 20.7)	18.1 (13.8 to 23.1)	20.1 (15.4 to 25.7)	22.2 (17.1 to 28.4)	24.5 (18.9 to 31.3)	27.1 (20.9 to 34.6)	29.9 (23.1 to 38.2)	33.1 (25.5 to 42.3)	36.6 (28.2 to 46.8)	41.4 (31.9 to 52.9)	670
Tuberculosis	0 (0 to 0)	0 (0 to 0)	0 (0 to 0)	0 (0 to 0)	0.2 (0 to 0.4)	0.3 (0 to 0.6)	0.6 (0.1 to 1.2)	0.8 (0.2 to 1.6)	1 (0.3 to 2.2)	1.3 (0.4 to 2.9)	1.6 (0.5 to 3.6)	2.1 (0.6 to 4.7)	2.6 (0.8 to 6.1)	2.9 (0.9 to 6.8)	3.2 (1 to 7.6)	3.2 (1 to 7.6)	3.6 (1.1 to 8.4)	4 (1.3 to 9.3)	4.4 (1.4 to 10.2)	4.8 (1.5 to 11.2)	5.2 (1.7 to 12.2)	5.4 (1.8 to 12.7)	5.6 (1.8 to 13.1)	23.7
Latent tuberculosis infection	0 (0 to 0)	0 (0 to 0)	0 (0 to 0)	0 (0 to 0)	0 (0 to 0)	0 (0 to 0)	0 (0 to 0)	0 (0 to 0)	0 (0 to 0)	0 (0 to 0)	0 (0 to 0)	0 (0 to 0)	0 (0 to 0)	0 (0 to 0)	0 (0 to 0)	0 (0 to 0)	0 (0 to 0)	0 (0 to 0)	0 (0 to 0)	0 (0 to 0)	0 (0 to 0)	0 (0 to 0)	0 (0 to 0)	0 (0 to 0)	0
Drug-susceptible Tuberculosis	0 (0 to 0)	0 (0 to 0)	0 (0 to 0)	0 (0 to 0)	0.2 (0 to 0.4)	0.3 (0 to 0.6)	0.6 (0.1 to 1.2)	0.8 (0.2 to 1.6)	1 (0.3 to 2.2)	1.3 (0.4 to 2.9)	1.6 (0.5 to 3.6)	2.1 (0.6 to 4.7)	2.6 (0.8 to 6.1)	2.9 (0.9 to 6.8)	3.2 (1 to 7.6)	3.2 (1 to 7.6)	3.6 (1.1 to 8.4)	4 (1.3 to 9.3)	4.4 (1.4 to 10.2)	4.8 (1.5 to 11.2)	5.2 (1.7 to 12.2)	5.4 (1.8 to 12.7)	5.6 (1.8 to 13.1)	23.7
Multidrug-resistant tuberculosis without extensive drug resistance	0 (0 to 0)	0 (0 to 0)	0 (0 to 0)	0 (0 to 0)	0 (0 to 0)	0 (0 to 0)	0 (0 to 0)	0 (0 to 0)	0 (0 to 0)	0 (0 to 0)	0 (0 to 0)	0 (0 to 0)	0 (0 to 0)	0 (0 to 0)	0 (0 to 0)	0 (0 to 0)	0 (0 to 0)	0 (0 to 0)	0 (0 to 0)	0 (0 to 0)	0 (0 to 0)	0 (0 to 0)	0 (0 to 0)	0 (0 to 0)	0
Extensively drug-resistant tuberculosis	0 (0 to 0)	0 (0 to 0)	0 (0 to 0)	0 (0 to 0)	0 (0 to 0)	0 (0 to 0)	0 (0 to 0)	0 (0 to 0)	0 (0 to 0)	0 (0 to 0)	0 (0 to 0)	0 (0 to 0)	0 (0 to 0)	0 (0 to 0)	0 (0 to 0)	0 (0 to 0)	0 (0 to 0)	0 (0 to 0)	0 (0 to 0)	0 (0 to 0)	0 (0 to 0)	0 (0 to 0)	0 (0 to 0)	0 (0 to 0)	0
Lower respiratory infections	0.8 (0.8 to 0.9)	0.8 (0.6 to 0.9)	60.8 (51.1 to 71.3)	69 (51.1 to 87.7)	29.6 (22.3 to 38.2)	27.6 (20.1 to 36.4)	20.1 (14.6 to 26.5)	18.6 (13.5 to 24.6)	20.9 (15.2 to 27.5)	23 (16.7 to 30.4)	25.1 (18.2 to 33.1)	28.9 (20.7 to 38.2)	33 (23.6 to 43.5)	36.1 (25.8 to 47.7)	40.1 (28.6 to 52.9)	43.7 (31.1 to 57.6)	47.6 (33.8 to 62.8)	51.2 (36.3 to 67.5)	54.1 (38.4 to 71.4)	56.7 (40.2 to 74.8)	58.9 (41.8 to 77.7)	60.1 (42.6 to 79.3)	60.6 (42.9 to 79.9)	1,010
Upper respiratory infections	0.1 (0 to 0.1)	14.2 (9.9 to 19.7)	66.4 (53.1 to 77.7)	13.2 (10.2 to 16.7)	7.9 (6.2 to 10.1)	6.2 (4.8 to 7.8)	6.6 (5.1 to 8.4)	7.2 (5.5 to 9.2)	8.2 (6.3 to 10.4)	9.4 (7.2 to 12)	10.8 (8.2 to 13.8)	12.6 (9.6 to 16.1)	14.6 (11.1 to 18.6)	16.2 (12.4 to 20.7)	18.1 (13.8 to 23.1)	20.1 (15.4 to 25.7)	22.2 (17.1 to 28.4)	24.5 (18.9 to 31.3)	27.1 (20.9 to 34.6)	29.9 (23.1 to 38.2)	33.1 (25.5 to 42.3)	36.6 (28.2 to 46.8)	41.4 (31.9 to 52.9)	670
Otitis media	0 (0 to 0)	0.1 (0 to 0.1)	1.1 (1.0 to 0.6)	0.6 (0.1 to 0.9)	0.4 (0.1 to 0.6)	0.3 (0.1 to 0.5)	0.3 (0.1 to 0.5)	0.3 (0.1 to 0.5)	0.3 (0.1 to 0.5)	0.3 (0.1 to 0.5)	0.3 (0.1 to 0.5)	0.3 (0.1 to 0.5)	0.3 (0.1 to 0.5)	0.3 (0.1 to 0.5)	0.3 (0.1 to 0.5)	0.3 (0.1 to 0.5)	0.3 (0.1 to 0.5)	0.3 (0.1 to 0.5)	0.3 (0.1 to 0.5)	0.3 (0.1 to 0.5)	0.3 (0.1 to 0.5)	0.3 (0.1 to 0.5)	0.3 (0.1 to 0.5)	307
Enteric infections	0.7 (0.6 to 1.1)	1.6 (0.2 to 2.5)	19 (16 to 39.1)	23.2 (14.4 to 36.3)	6.9 (4.4 to 9.2)	4.1 (2.9 to 5.6)	2.9 (2.3 to 4.4)	3.1 (2.4 to 4.7)	3.4 (2.6 to 5.1)	3.9 (3 to 5.8)	4.4 (3.4 to 6.5)	5.1 (3.9 to 7.5)	5.9 (4.5 to 8.6)	6.6 (5.1 to 9.5)	7.4 (5.7 to 10.6)	8.2 (6.3 to 11.7)	9.1 (7 to 12.9)	10.1 (7.7 to 14.2)	11.1 (8.5 to 15.5)	12.2 (9.3 to 16.9)	13.4 (10.2 to 18.4)	14.7 (11.2 to 20.1)	15.8 (11.9 to 21.5)	1,230
Diarrheal diseases	0.7 (0.6 to 1.1)	1.6 (0.1 to 2.5)	19 (16.1 to 39.1)	23.2 (14.4 to 36.3)	6.9 (4.4 to 9.2)	4.1 (2.9 to 5.6)	2.9 (2.3 to 4.4)	3.1 (2.4 to 4.7)	3.4 (2.6 to 5.1)	3.9 (3 to 5.8)	4.4 (3.4 to 6.5)	5.1 (3.9 to 7.5)	5.9 (4.5 to 8.6)	6.6 (5.1 to 9.5)	7.4 (5.7 to 10.6)	8.2 (6.3 to 11.7)	9.1 (7 to 12.9)	10.1 (7.7 to 14.2)	11.1 (8.5 to 15.5)	12.2 (9.3 to 16.9)	13.4 (10.2 to 18.4)	14.7 (11.2 to 20.1)	15.8 (11.9 to 21.5)	1,230
Typhoid and paratyphoid	0 (0 to 0)	0 (0 to 0)	0 (0 to 0)	0 (0 to 0)	0 (0 to 0)	0 (0 to 0)	0 (0 to 0)	0 (0 to 0)	0 (0 to 0)	0 (0 to 0)	0 (0 to 0)	0 (0 to 0)	0 (0 to 0)	0 (0 to 0)	0 (0 to 0)	0 (0 to 0)	0 (0 to 0)	0 (0 to 0)	0 (0 to 0)	0 (0 to 0)	0 (0 to 0)	0 (0 to 0)	0 (0 to 0)	0 (0 to 0)	0
Typhoid fever	0 (0 to 0)	0 (0 to 0)	0 (0 to 0)	0 (0 to 0)	0 (0 to 0)	0 (0 to 0)	0 (0 to 0)	0 (0 to 0)	0 (0 to 0)	0 (0 to 0)	0 (0 to 0)	0 (0 to 0)	0 (0 to 0)	0 (0 to 0)	0 (0 to 0)	0 (0 to 0)	0 (0 to 0)	0 (0 to 0)	0 (0 to 0)	0 (0 to 0)	0 (0 to 0)	0 (0 to 0)	0 (0 to 0)	0 (0 to 0)	0
Paratyphoid fever	0 (0 to 0)	0 (0 to 0)	0 (0 to 0)	0 (0 to 0)	0 (0 to 0)	0 (0 to 0)	0 (0 to 0)	0 (0 to 0)	0 (0 to 0)	0 (0 to 0)	0 (0 to 0)	0 (0 to 0)	0 (0 to 0)	0 (0 to 0)	0 (0 to 0)	0 (0 to 0)	0 (0 to 0)	0 (0 to 0)	0 (0 to 0)	0 (0 to 0)	0 (0 to 0)	0 (0 to 0)	0 (0 to 0)	0 (0 to 0)	0
Invasive Non-typhoidal Salmonella (iNTS)	0 (0 to 0)	0 (0 to 0)	0 (0 to 0.1)	0 (0 to 0.1)	0 (0 to 0.1)	0 (0 to 0.1)	0 (0 to 0.1)	0 (0 to 0.1)	0 (0 to 0.1)	0 (0 to 0.1)	0 (0 to 0.1)	0 (0 to 0.1)	0 (0 to 0.1)	0 (0 to 0.2)	0 (0 to 0.2)	0 (0 to 0.2)	0 (0 to 0.2)	0 (0 to 0.2)	0 (0 to 0.2)	0 (0 to 0.2)	0 (0 to 0.2)	0 (0 to 0.2)	0 (0 to 0.2)	0 (0 to 0.2)	1.1
Other intestinal infectious diseases	0 (0 to 0)	0 (0 to 0)	0.1 (0 to 0.2)	0.2 (0 to 0.5)	0.1 (0 to 0.2)	0.1 (0 to 0.2)	0.1 (0 to 0.2





SR Table 2c: Croatia DALYS by cause and age group for both sexes with 95% uncertainty intervals, 2019

Cause	Early Neonatal	Late Neonatal	Post Neonatal	1 to 4	5 to 9	10 to 14	15 to 19	20 to 24	25 to 29	30 to 34	35 to 39	40 to 44	45 to 49	50 to 54	55 to 59	60 to 64	65 to 69	70 to 74	75 to 79	80 to 84	85 to 89	90 to 94	95 plus	Total
All causes	4,969 (4,569 to 7,100)	2,200 (1,860 to 2,900)	6,290 (5,690 to 8,080)	6,090 (5,540 to 8,470)	11,700 (9,650 to 15,300)	17,600 (13,900 to 22,600)	25,900 (20,400 to 31,900)	26,600 (20,600 to 34,000)	26,600 (20,600 to 34,000)	36,000 (28,400 to 46,600)	46,900 (36,900 to 60,200)	64,000 (51,000 to 82,000)	87,000 (64,000 to 111,000)	120,000 (84,000 to 154,000)	150,000 (97,000 to 199,000)	190,000 (120,000 to 253,000)	240,000 (139,000 to 336,000)	290,000 (156,000 to 396,000)	340,000 (166,000 to 486,000)	390,000 (180,000 to 556,000)	440,000 (187,000 to 630,000)	490,000 (189,000 to 700,000)	6,210,000 (6,210,000 to 6,210,000)
Communicable, maternal, neonatal, and nutritional diseases	4,200 (3,860 to 5,990)	1,860 (1,560 to 2,450)	1,540 (1,170 to 2,070)	1,520 (1,380 to 2,120)	1,540 (1,260 to 2,120)	1,420 (1,080 to 1,920)	1,420 (1,080 to 1,920)	1,670 (1,280 to 2,190)	1,700 (1,290 to 2,170)	1,800 (1,400 to 2,490)	2,210 (1,680 to 2,900)	2,170 (1,660 to 2,850)	2,110 (1,600 to 2,800)	2,490 (1,880 to 3,190)	2,630 (1,920 to 3,410)	2,660 (1,920 to 3,490)	2,620 (1,780 to 3,540)	2,690 (1,760 to 3,710)	2,720 (1,740 to 3,940)	2,760 (1,740 to 4,210)	2,740 (1,710 to 4,340)	2,660 (1,670 to 4,310)	139 (91 to 173)	42,900
HIV/AIDS and sexually transmitted infections	0 (0 to 1)	0 (0 to 0)	0 (0 to 0)	0 (0 to 0)	0 (0 to 0)	0 (0 to 0)	0 (0 to 0)	0 (0 to 0)	0 (0 to 0)	0 (0 to 0)	0 (0 to 0)	0 (0 to 0)	0 (0 to 0)	0 (0 to 0)	0 (0 to 0)	0 (0 to 0)	0 (0 to 0)	0 (0 to 0)	0 (0 to 0)	0 (0 to 0)	0 (0 to 0)	0 (0 to 0)	0 (0 to 0)	0 (0 to 0)	812
HIV/AIDS	0 (0 to 0)	0 (0 to 0)	0 (0 to 0)	0 (0 to 0)	0 (0 to 0)	0 (0 to 0)	0 (0 to 0)	0 (0 to 0)	0 (0 to 0)	0 (0 to 0)	0 (0 to 0)	0 (0 to 0)	0 (0 to 0)	0 (0 to 0)	0 (0 to 0)	0 (0 to 0)	0 (0 to 0)	0 (0 to 0)	0 (0 to 0)	0 (0 to 0)	0 (0 to 0)	0 (0 to 0)	0 (0 to 0)	0 (0 to 0)	387
HIV/AIDS - Drug-susceptible Tuberculosis	0 (0 to 0)	0 (0 to 0)	0 (0 to 1.9)	0 (0 to 1.1)	0 (0 to 0.6)	0 (0 to 0.6)	0 (0 to 1.3)	0 (0 to 1.6)	0 (0 to 2.1)	0 (0 to 4.2)	0 (0 to 5.9)	0 (0 to 8.1)	0 (0 to 8.1)	0 (0 to 8.6)	0 (0 to 9.5)	0 (0 to 9.6)	0 (0 to 9.6)	0 (0 to 9.6)	0 (0 to 9.6)	0 (0 to 9.6)	0 (0 to 9.6)	0 (0 to 9.6)	0 (0 to 9.6)	0 (0 to 9.6)	424
HIV/AIDS - Multidrug-resistant Tuberculosis without extensi	0 (0 to 0)	0 (0 to 0)	0 (0 to 0)	0 (0 to 0)	0 (0 to 0)	0 (0 to 0)	0 (0 to 0)	0 (0 to 0)	0 (0 to 0)	0 (0 to 0)	0 (0 to 0)	0 (0 to 0)	0 (0 to 0)	0 (0 to 0)	0 (0 to 0)	0 (0 to 0)	0 (0 to 0)	0 (0 to 0)	0 (0 to 0)	0 (0 to 0)	0 (0 to 0)	0 (0 to 0)	0 (0 to 0)	0 (0 to 0)	9.4
HIV/AIDS - Extensively drug-resistant Tuberculosis	0 (0 to 0)	0 (0 to 0)	0 (0 to 0)	0 (0 to 0)	0 (0 to 0)	0 (0 to 0)	0 (0 to 0)	0 (0 to 0)	0 (0 to 0)	0 (0 to 0)	0 (0 to 0)	0 (0 to 0)	0 (0 to 0)	0 (0 to 0)	0 (0 to 0)	0 (0 to 0)	0 (0 to 0)	0 (0 to 0)	0 (0 to 0)	0 (0 to 0)	0 (0 to 0)	0 (0 to 0)	0 (0 to 0)	0 (0 to 0)	0.2
HIV/AIDS resulting in other diseases	0 (0 to 0)	0 (0 to 0)	0 (0 to 0)	0 (0 to 0)	0 (0 to 0)	0 (0 to 0)	0 (0 to 0)	0 (0 to 0)	0 (0 to 0)	0 (0 to 0)	0 (0 to 0)	0 (0 to 0)	0 (0 to 0)	0 (0 to 0)	0 (0 to 0)	0 (0 to 0)	0 (0 to 0)	0 (0 to 0)	0 (0 to 0)	0 (0 to 0)	0 (0 to 0)	0 (0 to 0)	0 (0 to 0)	0 (0 to 0)	394
Sexually transmitted infections excluding HIV	0.1 (0 to 1)	0 (0 to 0)	0 (0 to 0)	0 (0 to 0)	2.3 (1.4 to 3.4)	9.7 (6.2 to 14.1)	29.1 (18.7 to 42.1)	39.3 (25.2 to 57.1)	54.6 (34.9 to 79.2)	67.1 (42.9 to 97.3)	69.3 (44.3 to 100.5)	43.6 (27.9 to 63.2)	33.6 (21.5 to 48.8)	29.7 (18.9 to 43.2)	19.7 (12.5 to 28.6)	16.2 (10.3 to 23.5)	11.7 (7.4 to 17.0)	9.6 (6.1 to 13.9)	6.6 (4.2 to 9.6)	3.1 (2.0 to 4.5)	0.9 (0.6 to 1.3)	0.2 (0.1 to 0.3)	426
Syphilis	0 (0 to 0)	0 (0 to 0)	0 (0 to 0)	0 (0 to 0)	0 (0 to 0)	0 (0 to 0)	0 (0 to 0)	0 (0 to 0)	0 (0 to 0)	0 (0 to 0)	0 (0 to 0)	0 (0 to 0)	0 (0 to 0)	0 (0 to 0)	0 (0 to 0)	0 (0 to 0)	0 (0 to 0)	0 (0 to 0)	0 (0 to 0)	0 (0 to 0)	0 (0 to 0)	0 (0 to 0)	0 (0 to 0)	0 (0 to 0)	9.5
Chlamydial infection	0 (0 to 0)	0 (0 to 0)	0 (0 to 0)	0 (0 to 0)	0 (0 to 0)	0 (0 to 0)	0 (0 to 0)	0 (0 to 0)	0 (0 to 0)	0 (0 to 0)	0 (0 to 0)	0 (0 to 0)	0 (0 to 0)	0 (0 to 0)	0 (0 to 0)	0 (0 to 0)	0 (0 to 0)	0 (0 to 0)	0 (0 to 0)	0 (0 to 0)	0 (0 to 0)	0 (0 to 0)	0 (0 to 0)	0 (0 to 0)	63.7
Gonococcal infection	0 (0 to 0)	0 (0 to 0)	0 (0 to 0)	0 (0 to 0)	0 (0 to 0)	0 (0 to 0)	0 (0 to 0)	0 (0 to 0)	0 (0 to 0)	0 (0 to 0)	0 (0 to 0)	0 (0 to 0)	0 (0 to 0)	0 (0 to 0)	0 (0 to 0)	0 (0 to 0)	0 (0 to 0)	0 (0 to 0)	0 (0 to 0)	0 (0 to 0)	0 (0 to 0)	0 (0 to 0)	0 (0 to 0)	0 (0 to 0)	23
Trichomoniasis	0 (0 to 0)	0 (0 to 0)	0 (0 to 0)	0 (0 to 0)	0 (0 to 0)	0.2 (0 to 0.4)	0.7 (0 to 1.7)	0.9 (0 to 2.1)	1.1 (0 to 2.7)	1.3 (0 to 3.2)	1.3 (0 to 3.4)	0.8 (0 to 2.2)	0.6 (0 to 1.6)	0.5 (0 to 1.4)	0.4 (0 to 1.1)	0.3 (0 to 0.8)	0.2 (0 to 0.6)	0.2 (0 to 0.5)	0.1 (0 to 0.4)	0.1 (0 to 0.3)	0 (0 to 0.1)	0 (0 to 0.1)	0 (0 to 0.1)	19
Genital herpes	0 (0 to 0)	0 (0 to 0)	0 (0 to 0)	0 (0 to 0)	0 (0 to 0)	0 (0 to 0)	0 (0 to 0)	0 (0 to 0)	0 (0 to 0)	0 (0 to 0)	0 (0 to 0)	0 (0 to 0)	0 (0 to 0)	0 (0 to 0)	0 (0 to 0)	0 (0 to 0)	0 (0 to 0)	0 (0 to 0)	0 (0 to 0)	0 (0 to 0)	0 (0 to 0)	0 (0 to 0)	0 (0 to 0)	0 (0 to 0)	0.2
Other sexually transmitted infections	0 (0 to 0)	0 (0 to 0)	0 (0 to 0)	0 (0 to 0)	0 (0 to 0)	0 (0 to 0)	0 (0 to 0)	0 (0 to 0)	0 (0 to 0)	0 (0 to 0)	0 (0 to 0)	0 (0 to 0)	0 (0 to 0)	0 (0 to 0)	0 (0 to 0)	0 (0 to 0)	0 (0 to 0)	0 (0 to 0)	0 (0 to 0)	0 (0 to 0)	0 (0 to 0)	0 (0 to 0)	0 (0 to 0)	0 (0 to 0)	116
Respiratory infections and tuberculosis	239.9 (177.2 to 307.4)	39.6 (29.3 to 50.2)	33.2 (24.5 to 42.5)	77.1 (57.1 to 98.5)	29.6 (21.9 to 37.8)	19.7 (14.6 to 25.2)	16.7 (12.4 to 21.4)	17.2 (12.8 to 22.0)	19.6 (14.5 to 25.1)	23.7 (17.6 to 30.3)	29.9 (22.2 to 38.2)	39.1 (29.1 to 50.0)	52.8 (39.3 to 67.5)	69.2 (51.5 to 88.4)	90.7 (67.5 to 116.0)	114.5 (85.2 to 146.3)	141.2 (104.9 to 180.4)	167.3 (124.3 to 213.8)	193.4 (143.6 to 247.1)	219.5 (162.9 to 280.5)	245.6 (182.2 to 313.8)	271.7 (201.6 to 347.2)	13,600
Tuberculosis	0 (0 to 0)	0 (0 to 0)	0 (0 to 0)	0 (0 to 0)	0 (0 to 0)	0 (0 to 0)	0 (0 to 0)	0 (0 to 0)	0 (0 to 0)	0 (0 to 0)	0 (0 to 0)	0 (0 to 0)	0 (0 to 0)	0 (0 to 0)	0 (0 to 0)	0 (0 to 0)	0 (0 to 0)	0 (0 to 0)	0 (0 to 0)	0 (0 to 0)	0 (0 to 0)	0 (0 to 0)	0 (0 to 0)	0 (0 to 0)	1,353
Latent tuberculosis infection	0 (0 to 0)	0 (0 to 0)	0 (0 to 0)	0 (0 to 0)	0 (0 to 0)	0 (0 to 0)	0 (0 to 0)	0 (0 to 0)	0 (0 to 0)	0 (0 to 0)	0 (0 to 0)	0 (0 to 0)	0 (0 to 0)	0 (0 to 0)	0 (0 to 0)	0 (0 to 0)	0 (0 to 0)	0 (0 to 0)	0 (0 to 0)	0 (0 to 0)	0 (0 to 0)	0 (0 to 0)	0 (0 to 0)	0 (0 to 0)	9
Drug-susceptible tuberculosis	0 (0 to 0)	0 (0 to 0)	0 (0 to 0)	0 (0 to 0)	0 (0 to 0)	0 (0 to 0)	0 (0 to 0)	0 (0 to 0)	0 (0 to 0)	0 (0 to 0)	0 (0 to 0)	0 (0 to 0)	0 (0 to 0)	0 (0 to 0)	0 (0 to 0)	0 (0 to 0)	0 (0 to 0)	0 (0 to 0)	0 (0 to 0)	0 (0 to 0)	0 (0 to 0)	0 (0 to 0)	0 (0 to 0)	0 (0 to 0)	0
Multidrug-resistant tuberculosis without extensive drug-res	0 (0 to 0)	0 (0 to 0)	0 (0 to 0)	0 (0 to 0)	0 (0 to 0)	0 (0 to 0)	0 (0 to 0)	0 (0 to 0)	0 (0 to 0)	0 (0 to 0)	0 (0 to 0)	0 (0 to 0)	0 (0 to 0)	0 (0 to 0)	0 (0 to 0)	0 (0 to 0)	0 (0 to 0)	0 (0 to 0)	0 (0 to 0)	0 (0 to 0)	0 (0 to 0)	0 (0 to 0)	0 (0 to 0)	0 (0 to 0)	0
Extensively drug-resistant tuberculosis	0 (0 to 0)	0 (0 to 0)	0 (0 to 0)	0 (0 to 0)	0 (0 to 0)	0 (0 to 0)	0 (0 to 0)	0 (0 to 0)	0 (0 to 0)	0 (0 to 0)	0 (0 to 0)	0 (0 to 0)	0 (0 to 0)	0 (0 to 0)	0 (0 to 0)	0 (0 to 0)	0 (0 to 0)	0 (0 to 0)	0 (0 to 0)	0 (0 to 0)	0 (0 to 0)	0 (0 to 0)	0 (0 to 0)	0 (0 to 0)	3.9
Lower respiratory infections	239.6 (176.9 to 307.2)	39.3 (29.1 to 49.7)	33.1 (24.4 to 42.3)	39.3 (28.9 to 50.2)	25 (18.4 to 32.1)	16.8 (12.4 to 21.5)	14.4 (10.6 to 18.4)	14.7 (10.9 to 18.8)	16.2 (12.0 to 20.7)	19.2 (14.2 to 24.5)	23.7 (17.5 to 30.3)	31.1 (23.0 to 39.8)	41.9 (31.1 to 53.6)	55.1 (40.9 to 70.4)	71.9 (53.5 to 91.9)	90.6 (67.3 to 115.8)	111.8 (83.1 to 142.9)	132.4 (98.4 to 169.2)	153.1 (113.7 to 195.7)	173.8 (129.1 to 222.1)	194.4 (144.4 to 248.5)	215.1 (159.7 to 274.9)	6,760
Upper respiratory infections	0.1 (0.1 to 0.2)	0 (0 to 0.2)	0 (0 to 0.1)	0.2 (0.1 to 0.4)	0.1 (0 to 0.2)	0.1 (0 to 0.2)	0.1 (0 to 0.2)	0.2 (0.1 to 0.3)	0.3 (0.2 to 0.5)	0.4 (0.2 to 0.6)	0.5 (0.3 to 0.8)	0.7 (0.4 to 1.1)	0.9 (0.5 to 1.4)	1.2 (0.7 to 1.8)	1.6 (0.9 to 2.4)	2.1 (1.2 to 3.2)	2.7 (1.5 to 4.1)	3.3 (1.8 to 5.1)	3.9 (2.1 to 6.1)	4.5 (2.4 to 7.1)	5.1 (2.7 to 8.1)	5.7 (3.0 to 9.1)	2,400
Otitis media	0 (0 to 0)	0 (0 to 0)	0 (0 to 0)	0 (0 to 0)	0 (0 to 0)	0 (0 to 0)	0 (0 to 0)	0 (0 to 0)	0 (0 to 0)	0 (0 to 0)	0 (0 to 0)	0 (0 to 0)	0 (0 to 0)	0 (0 to 0)	0 (0 to 0)	0 (0 to 0)	0 (0 to 0)	0 (0 to 0)	0 (0 to 0)	0 (0 to 0)	0 (0 to 0)	0 (0 to 0)	0 (0 to 0)	0 (0 to 0)	898
Enteric infections	3.3 (2.4 to 4.6)	7.6 (5.6 to 9.9)	7.4 (5.1 to 10.1)	4.8 (3.2 to 6.9)	1.1 (0.7 to 1.6)	0.6 (0.4 to 0.9)	0.5 (0.3 to 0.7)	0.5 (0.3 to 0.7)	0.5 (0.3 to 0.7)	0.6 (0.4 to 0.8)	0.7 (0.5 to 1.0)	0.9 (0.6 to 1.3)	1.2 (0.8 to 1.7)	1.6 (1.1 to 2.2)	2.2 (1.4 to 3.1)	2.9 (1.8 to 4.1)	3.8 (2.3 to 5.5)	4.8 (2.8 to 7.0)	5.8 (3.3 to 8.6)	6.8 (3.8 to 10.3)	7.8 (4.3 to 12.1)	8.8 (4.8 to 13.9)	9,710
Malaria	0 (0 to 0)	0 (0 to 0)	0 (0 to 0)	0 (0 to 0)	0 (0 to 0)	0 (0 to 0)	0 (0 to 0)	0 (0 to 0)	0 (0 to 0)	0 (0 to 0)	0 (0 to 0)	0 (0 to 0)	0 (0 to 0)	0 (0 to 0)	0 (0 to 0)	0 (0 to 0)	0 (0 to 0)	0 (0 to 0)	0 (0 to 0)	0 (0 to 0)	0 (0 to 0)	0 (0 to 0)	0 (0 to 0)	0 (0 to 0)	0
Chagas disease	0 (0 to 0)	0 (0 to 0)	0 (0 to 0)	0 (0 to 0)	0 (0 to 0)	0 (0 to 0)	0 (0 to 0)	0 (0 to 0)	0 (0 to 0)	0 (0 to 0)	0 (0 to 0)	0 (0 to 0)	0 (0 to 0)	0 (0 to 0)	0 (0 to 0)	0 (0 to 0)	0 (0 to 0)	0 (0 to 0)	0 (0 to 0)	0 (0 to 0)	0 (0 to 0)	0 (0 to 0)	0 (0 to 0)	0 (0 to 0)	0
Leishmaniasis	0 (0 to 0)	0 (0 to 0)	0.4 (0 to 0.9)	2.6 (1.6 to 3.9)	2 (1.2 to 2.9)	1.1 (0.7 to 1.6)	0.8 (0.5 to 1.2)	0.6 (0.4 to 0.9)	0.5 (0.3 to 0.8)	0.5 (0.3 to 0.7)	0.5 (0.3 to 0.7)	0.5 (0.3 to 0.7)	0.5 (0.3 to 0.7)	0.6 (0.4 to 0.8)	0.6 (0.4 to 0.8)	0.6 (0.4 to 0.8)	0.6 (0.4 to 0.8)	0.6 (0.4 to 0.8)	0.6 (0.4 to 0.8)	0.6 (0.4 to 0.8)	0.6 (0.4 to 0.8)	0.6 (0.4 to 0.8)	0.6 (0.4 to 0.8)	19.1
Visceral leishmaniasis	0 (0 to 0)	0 (0 to 0)	0 (0 to 0)	0.4 (0.2 to 0.7)	0.2 (0.1 to 0.3)	0.1 (0 to 0.1)	0.1 (0 to 0.1)	0.1 (0 to 0.1)	0.1 (0 to 0.1)	0.1 (0 to 0.1)	0.1 (0 to 0.1)	0.1 (0 to 0.1)	0.1 (0 to 0.1)	0.1 (0 to 0.1)	0.1 (0 to 0.1)	0.1 (0 to 0.1)	0.1 (0 to 0.1)	0.1 (0 to 0.1)	0.1 (0 to 0.1)	0.1 (0 to 0.1)	0.1 (0 to 0.1)	0.1 (0 to 0.1)	0.1 (0 to 0.1)	14.9
Cutaneous and mucocutaneous leishmaniasis	0 (0 to 0)	0 (0 to 0)	0 (0 to 0)	2.2 (1.4 to 3.1)	1.8 (1.1 to 2.6)	1 (0.6 to 1.5)	0.7 (0.4 to 1.1)	0.5 (0.3 to 0.8)	0.4 (0.2 to 0.6)	0.4 (0.2 to 0.6)	0.4 (0.2 to 0.6)	0.4 (0.2 to 0.6)	0.4 (0.2 to 0.6)	0.5 (0.3 to 0.7)	0.5 (0.3 to 0.7)	0.5 (0.3 to 0.7)	0.5 (0.3 to 0.7)	0.5 (0.3 to 0.7)	0.5 (0.3 to 0.7)	0.5 (0.3 to 0.7)	0.5 (0.3 to 0.7)	0.5 (0.3 to 0.7)	0.5 (0.3 to 0.7)	0.3
African trypanosomiasis	0 (0 to 0)	0 (0 to 0)	0 (0 to 0)	0 (0 to 0)	0 (0 to 0)	0 (0 to 0)	0 (0 to 0)	0 (0 to 0)	0 (0 to 0)	0 (0 to 0)	0 (0 to 0)	0 (0 to 0)	0 (0 to 0)	0 (0 to 0)	0 (0 to 0)	0 (0 to 0)	0 (0 to 0)	0 (0 to 0)	0 (0 to 0)	0 (0 to 0)	0 (0 to 0)	0 (0 to 0)	0 (0 to 0)	0 (0 to 0)	0
Schistosomiasis	0 (0 to 0)	0 (0 to 0)	0 (0 to 0)	0 (0 to 0)	0 (0 to 0)	0 (0 to 0)	0 (0 to 0)	0 (0 to 0)	0 (0 to 0)	0 (0 to 0)	0 (0 to 0)	0 (0 to 0)	0 (0 to 0)	0 (0 to 0)	0 (0 to 0)	0 (0 to 0)	0 (0 to 0)	0 (0 to 0)	0 (0 to 0)	0 (0 to 0)	0 (0 to 0)	0 (0 to 0)	0 (0 to 0)	0 (0 to 0)	0
Cysticercosis	0.3 (0 to 0.7)	0.2 (0 to 0.5)	0.4 (0 to 1.1)	2.6 (1.1 to 5.2)	13.3 (5.7 to 26.9)	27.2 (11.7 to 55.1)	33.7 (14.4 to 68.1)	39.7 (16.9 to 80.1)	48.6 (20.9 to 97.9)	62.9 (26.7 to 127.2)	84.9 (35.7 to 170.7)	120 (50.1 to 241.1)	163 (68.1 to 326.1)	220 (91.4 to 440.1)	290 (120.1 to 579.2)	369 (153.1 to 737.1)	458 (189.1 to 915.1)	558 (230.1 to 1,110)	660 (272.1 to 1,310)	760 (313.1 to 1,510)	860 (354.1 to 1,710)	960 (395.1 to 1,910)	1,960
Cystic echinococcosis	0 (0 to 0)	0 (0 to 0)	0.1 (0 to 0.2)	0.7 (0.3 to 1.4)	1.3 (0.6 to 2.6)	1.6 (0.8 to 3.2)	1.7 (0.8 to 3.7)	2 (1 to 4.3)	2.3 (1.1 to 5.1)	2.6 (1.2 to 5.8)	2.7 (1.2 to 6.3)	3.4 (1.5 to 8.1)	4.1 (1.8 to 9.5)	4.8 (2.1 to 11.1)	5.6 (2.4 to 12.8)	6.3 (2.7 to 14.5)	7.1 (3.1 to 16.2)	7.8 (3.4 to 17.8)	8.5 (3.7 to 19.3)	9.2 (4 to 20.8)	9.9 (4.3 to 22.3)	10.6 (4.6 to 23.8)	411
Lymphatic filariasis	0 (0 to 0)	0 (0 to 0)	0 (0 to 0)	0 (0 to 0)	0 (0 to 0)	0 (0 to 0)	0 (0 to 0)	0 (0 to 0)	0 (0 to 0)	0 (0 to 0)	0 (0 to 0)	0 (0 to 0)	0 (0 to 0)	0 (0 to 0)	0 (0 to 0)	0 (0 to 0)	0 (0 to 0)	0 (0 to 0)	0 (0 to 0)	0 (0 to 0)	0 (0 to 0)	0 (0 to 0)	0 (0 to 0)	0 (0 to 0)	0
Onchocerciasis	0 (0 to 0)	0 (0 to 0)	0 (0 to 0)	0 (0 to 0)	0 (0 to 0)	0 (0 to 0)	0 (0 to 0)	0 (0 to 0)	0 (0 to 0)	0 (0 to 0)	0 (0 to 0)	0 (0 to 0)	0 (0 to 0)	0 (0 to 0)	0 (0 to 0)	0 (0 to 0)	0 (0 to 0)	0 (0 to 0)	0 (0 to 0)	0 (0 to 0)	0 (0 to 0)	0 (0 to 0)	0 (0 to 0)	0 (0 to 0)	0
Trachoma	0 (0 to 0)	0 (0 to 0)	0 (0 to 0)	0 (0 to 0)	0 (0 to 0)	0 (0 to 0)	0 (0 to 0)	0 (0 to 0)	0 (0 to 0)	0 (0 to 0)	0 (0 to 0)	0 (0 to 0)	0 (0 to 0)	0 (0 to 0)	0 (0 to 0)	0 (0 to 0)	0 (0 to 0)	0 (0 to 0)	0 (0 to 0)	0 (0 to 0)	0 (0 to 0)	0 (0 to 0)	0 (0 to 0)	0 (0 to 0)	0
Dengue	0 (0 to 0)	0 (0 to 0)	0 (0 to 0)	0 (0 to 0)	0 (0 to 0)	0 (0 to 0)	0 (0 to 0)	0 (0 to 0)	0 (0 to 0)	0 (0 to 0)	0 (0 to 0)	0 (0 to 0)	0 (0 to 0)	0 (0 to 0)	0 (0 to 0)	0 (0 to 0)	0 (0 to 0)	0 (0 to 0)	0 (0 to 0)	0 (0 to 0)	0 (0 to 0)	0 (0 to 0)	0 (0 to 0)	0 (0 to 0)	0
Yellow fever	0 (0 to 0)	0 (0 to 0)	0 (0 to 0)	0 (0 to 0)	0 (0 to 0)	0 (0 to 0)	0 (0 to 0)	0 (0 to 0)	0 (0 to 0)	0 (0 to 0)	0 (0 to 0)	0 (0 to 0)	0 (0 to 0)	0 (0 to 0)	0 (0 to 0)	0 (0 to 0)	0 (0 to 0)	0 (0 to 0)	0 (0 to 0)	0 (0 to 0)	0 (0 to 0)	0 (0 to 0)	0 (0 to 0)	0 (0 to 0)	0
Rabies	0 (0 to 0)	0 (0 to 0)	0 (0 to 0)	0 (0 to 0)	0 (0 to 0)	0 (0 to 0)	0 (0 to 0)	0 (0 to 0)	0 (0 to 0)	0 (0 to 0)	0 (0 to 0)	0 (0 to 0)	0 (0 to 0)	0 (0 to 0)	0 (0 to 0)	0 (0 to 0)	0 (0 to 0)	0 (0 to 0)	0 (0 to 0)	0 (0 to 0)	0 (0 to 0)	0 (0 to 0)	0 (0 to 0)	0 (0 to 0)	0.4
Intestinal nematode infections	0 (0 to 0)	0 (0 to 0)	0 (0 to 0)	0 (0 to 0)	0 (0 to 0)	0 (0 to 0)	0 (0 to 0)	0 (0 to 0)	0 (0 to 0)	0 (0 to 0)	0 (0 to 0)	0 (0 to 0)	0 (0 to 0)	0 (0 to 0)	0 (0 to 0)	0 (0 to 0)	0 (0 to 0)	0 (0 to 0)	0 (0 to 0)	0 (0 to 0)	0 (0 to 0)	0 (0 to 0)	0 (0 to 0)	0 (0 to 0)	0
Ascariasis	0 (0 to 0)	0 (0 to 0)	0 (0 to 0)	0 (0 to 0)	0 (0 to 0)	0 (0 to 0)	0 (0 to 0)	0 (0 to 0)	0 (0 to 0)	0 (0 to 0)	0 (0 to 0)	0 (0 to 0)	0 (0 to 0)	0 (0 to 0)	0 (0 to 0)	0 (0 to 0)	0 (0 to 0)	0 (0 to 0)	0 (0 to 0)	0 (0 to 0)	0 (0 to 0)	0 (0 to 0)	0 (0 to 0)	0 (0 to 0)	0
Trichuriasis	0 (0 to 0)	0 (0 to 0)	0 (0 to 0)	0 (0 to 0)	0 (0 to 0)	0 (0 to 0)	0 (0 to 0)	0 (0 to 0)	0 (0 to 0)	0 (0 to 0)	0 (0 to 0)	0 (0 to 0)	0 (0 to 0)	0 (0 to 0)	0 (0 to 0)	0 (0 to 0)	0 (0 to 0)	0 (0 to 0)	0 (0 to 0)	0 (0 to 0)	0 (0 to 0)	0 (0 to 0)	0 (0 to 0)	0 (0 to 0)	0
Hookworm disease	0 (0 to 0)	0 (0 to 0)	0 (0 to 0)	0 (0 to 0)	0 (0 to 0)	0 (0 to 0)	0 (0 to 0)	0 (0 to 0)	0 (0 to 0)	0 (0 to 0)	0 (0 to 0)	0 (0 to 0)	0 (0 to 0)	0 (0 to 0)	0 (0 to 0)	0 (0 to 0)	0 (0 to 0)	0 (0 to 0)	0 (0 to 0)	0 (0 to 0)	0 (0 to 0)	0 (0 to 0)	0 (0 to 0)	0 (0 to 0)	0
Food-borne trematodiases	0 (0 to 0)	0 (0 to 0)	0 (0 to 0)	0 (0 to 0)	0 (0 to 0)	0 (0 to 0)	0 (0 to 0)	0 (0 to 0)	0 (0 to 0)	0 (0 to 0)	0 (0 to 0)	0 (0 to 0)	0 (0 to 0)	0 (0 to 0)	0 (0 to 0)	0 (0 to 0)	0 (0 to 0)	0 (0 to 0)	0 (0 to 0)	0 (0 to 0)	0 (0 to 0)	0 (0 to 0)	0 (0 to 0)	0 (0 to 0)	0
Leprosy	0 (0 to 0)	0 (0 to 0)	0 (0 to 0)	0 (0 to 0)	0 (0 to 0)	0 (0 to 0)	0 (0 to 0)	0 (0 to 0)	0 (0 to 0)	0 (0 to 0)	0 (0 to 0)	0 (0 to 0)	0 (0 to 0)	0 (0 to 0)	0 (0 to 0)	0 (0 to 0)	0 (0 to 0)	0 (0 to 0)	0 (0 to 0)	0 (0 to 0)	0 (0 to 0)	0 (0 to 0)	0 (0 to 0)	0 (0 to 0)	0
Ebola	0 (0 to 0)	0 (0 to 0)	0 (0 to 0)	0 (0 to 0)	0 (0 to 0)	0 (0 to 0)	0 (0 to 0)	0 (0 to 0)	0 (0 to 0)	0 (0 to 0)	0 (0 to 0)	0 (0 to 0)	0 (0 to 0)	0 (0 to 0)	0 (0 to 0)	0 (0 to 0)	0 (0 to 0)	0 (0 to 0)	0 (0 to 0)	0 (0 to 0)	0 (0 to 0)	0 (0 to 0)	0 (0 to 0)	0 (0 to 0)	0
Zika virus	0 (0 to 0)	0 (0 to 0)	0 (0 to 0)	0 (0 to 0)	0 (0 to 0)	0 (0 to 0)	0 (0 to 0)	0 (0 to 0)	0 (0 to 0)	0 (0 to 0)	0 (0 to 0)	0 (0 to 0)	0 (0 to 0)	0 (0 to 0)	0 (0 to 0)	0 (0 to 0)	0 (0 to 0)	0 (0 to 0)	0 (0 to 0)	0 (0 to 0)	0 (0 to 0)	0 (0 to 0)	0 (0 to 0)	0 (0 to 0)	0
Guinea worm disease	0 (0 to 0)	0 (0 to 0)	0 (0 to 0)	0 (0 to 0)	0 (0 to 0)	0 (0 to 0)	0 (0 to 0)	0 (0 to 0)	0 (0 to 0)	0 (0 to 0)	0 (0 to 0)	0 (0 to 0)	0 (0 to 0)	0 (0 to 0)	0 (0 to 0)	0 (0 to 0)	0 (0 to 0)	0 (0 to 0)	0 (0 to 0)	0 (0 to 0)	0 (0 to 0)	0 (0 to 0)	0 (0 to 0)	0 (0 to 0)	0
Other neglected tropical diseases	0.1 (0 to 0.1)	1.6 (0.9 to 2.8)	2.8 (1.3 to 4.9)	2.6 (1.3 to 4.2)	0.6 (0.3 to 1.1)	0.3 (0.1 to 0.6)	0.3 (0.1 to 0.6)	0.3 (0.1 to 0.6)	0.3 (0.1 to 0.6)	0.3 (0.1 to 0.6)	0.3 (0.1 to 0.6)	0.3 (0.1 to 0.6)	0.3 (0.1 to 0.6)	0.3 (0.1 to 0.6)	0.3 (0.1 to 0.6)	0.3 (0.1 to 0.6)	0.3 (0.1 to 0.6)	0.3 (0.1 to 0.6)	0.3 (0.1 to 0.6)	0.3 (0.1 to 0.6)	0.3 (0.1 to 0.6)	0.3 (0.1 to 0.6)	0.3 (0.1 to 0.6)	189
Other infectious diseases	0.7 (0.1 to 1.5)	0.4 (0.1 to 0.9)	0.4 (0.1 to 0.9)	0.5 (0.1 to 1.1)	0.5 (0.1 to 1.1)	0.5 (0.1 to 1.1)	0.5 (0.1 to 1.1)	0.5 (0.1 to 1.1)	0.5





SR Table 2c. GBs DALYS by cause and age group for both sexes with 95% uncertainty intervals, 2019

Cause	Early Neonatal	Late Neonatal	Post-Neonatal	1 to 4	5 to 9	10 to 14	15 to 19	20 to 24	25 to 29	30 to 34	35 to 39	40 to 44	45 to 49	50 to 54	55 to 59	60 to 64	65 to 69	70 to 74	75 to 79	80 to 84	85 to 89	90 to 94	95 plus	Total
All causes	994 (777 to 1,220)	326 (260 to 374)	1,370 (1,200 to 1,580)	2,588 (2,035 to 3,270)	1,370 (1,010 to 1,880)	1,700 (1,300 to 2,150)	2,410 (1,770 to 3,060)	2,670 (1,970 to 3,400)	3,088 (2,300 to 3,900)	3,490 (2,550 to 4,490)	3,920 (2,850 to 5,060)	4,260 (3,070 to 5,490)	4,750 (3,400 to 6,200)	5,220 (3,700 to 6,790)	5,660 (3,980 to 7,400)	6,080 (4,220 to 7,980)	6,350 (4,350 to 8,350)	6,440 (4,350 to 8,530)	6,330 (4,200 to 8,450)	6,110 (3,980 to 8,250)	5,660 (3,660 to 7,800)	4,900 (3,080 to 7,000)	4,200 (2,560 to 6,160)	82,000 (77,700 to 85,600)	660,000
Communicable, maternal, neonatal, and nutritional diseases	489 (389 to 588)	126 (97 to 159)	319 (265 to 387)	492 (372 to 619)	232 (161 to 324)	203 (139 to 292)	227 (154 to 332)	239 (163 to 351)	244 (167 to 357)	233 (160 to 340)	227 (156 to 332)	224 (154 to 327)	228 (156 to 331)	229 (157 to 333)	227 (156 to 330)	227 (156 to 330)	227 (156 to 330)	227 (156 to 330)	227 (156 to 330)	227 (156 to 330)	227 (156 to 330)	227 (156 to 330)	227 (156 to 330)	32,800
HIV/AIDS and sexually transmitted infections	0 (0 to 0)	0 (0 to 0)	0.2 (0 to 0.6)	3.1 (2 to 4.6)	2.9 (1.9 to 4.4)	7.1 (4.7 to 10.6)	15.4 (9.9 to 23.1)	19.7 (12.5 to 30.4)	27.6 (17.5 to 42.1)	39.6 (24.9 to 61)	48.6 (29.7 to 73.9)	57.7 (33.5 to 87.7)	67.3 (38.5 to 102.1)	83.3 (47.3 to 126.5)	97.3 (54.7 to 147.9)	111.3 (61.9 to 169.5)	124.3 (68.1 to 189.5)	135.1 (73.4 to 206.2)	139.7 (75.6 to 213.2)	140.1 (75.6 to 214.1)	135.1 (72.6 to 206.5)	120.1 (64.5 to 183.5)	373
HIV/AIDS	0 (0 to 0)	0 (0 to 0)	0.2 (0 to 0.6)	3.1 (2 to 4.6)	2.9 (1.9 to 4.4)	7.1 (4.7 to 10.6)	15.4 (9.9 to 23.1)	19.7 (12.5 to 30.4)	27.6 (17.5 to 42.1)	39.6 (24.9 to 61)	48.6 (29.7 to 73.9)	57.7 (33.5 to 87.7)	67.3 (38.5 to 102.1)	83.3 (47.3 to 126.5)	97.3 (54.7 to 147.9)	111.3 (61.9 to 169.5)	124.3 (68.1 to 189.5)	135.1 (73.4 to 206.2)	139.7 (75.6 to 213.2)	140.1 (75.6 to 214.1)	135.1 (72.6 to 206.5)	120.1 (64.5 to 183.5)	373
HIV/AIDS - Drug-susceptible Tuberculosis	0 (0 to 0)	0 (0 to 0)	0.2 (0 to 0.6)	1.2 (0.8 to 1.7)	0.5 (0.3 to 0.8)	0.4 (0.3 to 0.6)	0.6 (0.4 to 0.9)	0.6 (0.4 to 0.9)	0.9 (0.6 to 1.3)	1.2 (0.8 to 1.8)	1.6 (1 to 2.4)	1.9 (1.2 to 2.8)	2.2 (1.4 to 3.2)	2.6 (1.6 to 3.8)	3.1 (1.9 to 4.6)	3.6 (2.2 to 5.3)	4.1 (2.5 to 6.1)	4.5 (2.7 to 6.7)	4.7 (2.8 to 6.9)	4.7 (2.8 to 6.9)	4.5 (2.7 to 6.7)	4 (2.4 to 5.9)	127
HIV/AIDS - Multidrug-resistant Tuberculosis without extensive drug resistance	0 (0 to 0)	0 (0 to 0)	0 (0 to 0.2)	0.2 (0 to 0.7)	0.1 (0 to 0.3)	0.1 (0 to 0.2)	0.1 (0 to 0.2)	0.1 (0 to 0.2)	0.1 (0 to 0.3)	0.2 (0 to 0.3)	0.2 (0 to 0.4)	0.2 (0 to 0.4)	0.3 (0 to 0.5)	0.3 (0 to 0.5)	0.4 (0 to 0.6)	0.4 (0 to 0.6)	0.5 (0 to 0.7)	0.5 (0 to 0.8)	0.5 (0 to 0.8)	0.5 (0 to 0.8)	0.5 (0 to 0.8)	0.5 (0 to 0.7)	0.5 (0 to 0.7)	296
HIV/AIDS - Multidrug-resistant Tuberculosis without extensive drug resistance	0 (0 to 0)	0 (0 to 0)	0 (0 to 0.2)	0.2 (0 to 0.7)	0.1 (0 to 0.3)	0.1 (0 to 0.2)	0.1 (0 to 0.2)	0.1 (0 to 0.2)	0.1 (0 to 0.3)	0.2 (0 to 0.3)	0.2 (0 to 0.4)	0.2 (0 to 0.4)	0.3 (0 to 0.5)	0.3 (0 to 0.5)	0.4 (0 to 0.6)	0.4 (0 to 0.6)	0.5 (0 to 0.7)	0.5 (0 to 0.8)	0.5 (0 to 0.8)	0.5 (0 to 0.8)	0.5 (0 to 0.8)	0.5 (0 to 0.7)	0.5 (0 to 0.7)	0.6
HIV/AIDS - Extensively drug-resistant Tuberculosis	0 (0 to 0)	0 (0 to 0)	0 (0 to 0)	0 (0 to 0)	0 (0 to 0)	0 (0 to 0)	0 (0 to 0)	0 (0 to 0)	0 (0 to 0)	0 (0 to 0)	0 (0 to 0)	0 (0 to 0)	0 (0 to 0)	0 (0 to 0)	0 (0 to 0)	0 (0 to 0)	0 (0 to 0)	0 (0 to 0)	0 (0 to 0)	0 (0 to 0)	0 (0 to 0)	0 (0 to 0)	0 (0 to 0)	0.2
HIV/AIDS resulting in other diseases	0 (0 to 0)	0 (0 to 0)	0 (0 to 0.1)	0.1 (0 to 0.4)	0.1 (0 to 0.3)	0.3 (0.2 to 0.6)	0.8 (0.5 to 1.2)	1.1 (0.7 to 1.6)	1.6 (1 to 2.3)	2.3 (1.5 to 3.3)	3.3 (2.2 to 4.6)	4.4 (2.9 to 6.1)	5.7 (3.8 to 7.8)	7.4 (4.9 to 10.1)	9.3 (6.1 to 12.7)	11.4 (7.4 to 15.5)	13.6 (8.8 to 18.5)	15.7 (10.2 to 21.3)	17.5 (11.3 to 23.7)	18.8 (12.1 to 25.4)	19.4 (12.5 to 26.1)	19.1 (12.3 to 25.7)	18.1 (11.6 to 24.4)	99.5
Sexually transmitted infections excluding HIV	0 (0 to 0)	0 (0 to 0)	0 (0 to 0)	0 (0 to 0)	0 (0 to 0)	0.2 (0 to 0.5)	0.2 (0 to 0.5)	0.2 (0 to 0.5)	0.2 (0 to 0.5)	0.2 (0 to 0.5)	0.2 (0 to 0.5)	0.2 (0 to 0.5)	0.2 (0 to 0.5)	0.2 (0 to 0.5)	0.2 (0 to 0.5)	0.2 (0 to 0.5)	0.2 (0 to 0.5)	0.2 (0 to 0.5)	0.2 (0 to 0.5)	0.2 (0 to 0.5)	0.2 (0 to 0.5)	0.2 (0 to 0.5)	0.2 (0 to 0.5)	0.2
Syphilis	0 (0 to 0)	0 (0 to 0)	0 (0 to 0)	0 (0 to 0)	0 (0 to 0)	0.2 (0 to 0.5)	0.2 (0 to 0.5)	0.2 (0 to 0.5)	0.2 (0 to 0.5)	0.2 (0 to 0.5)	0.2 (0 to 0.5)	0.2 (0 to 0.5)	0.2 (0 to 0.5)	0.2 (0 to 0.5)	0.2 (0 to 0.5)	0.2 (0 to 0.5)	0.2 (0 to 0.5)	0.2 (0 to 0.5)	0.2 (0 to 0.5)	0.2 (0 to 0.5)	0.2 (0 to 0.5)	0.2 (0 to 0.5)	0.2 (0 to 0.5)	0.2
Chlamydial infection	0 (0 to 0)	0 (0 to 0)	0 (0 to 0)	0 (0 to 0)	0 (0 to 0)	0.3 (0.2 to 0.6)	0.4 (0.2 to 0.8)	0.5 (0.3 to 0.9)	0.6 (0.4 to 1.1)	0.8 (0.5 to 1.4)	1 (0.6 to 1.8)	1.2 (0.7 to 2.1)	1.4 (0.8 to 2.5)	1.7 (0.9 to 3.1)	1.9 (1 to 3.5)	2.2 (1.2 to 4)	2.4 (1.3 to 4.4)	2.6 (1.4 to 4.8)	2.7 (1.4 to 4.9)	2.7 (1.4 to 4.9)	2.6 (1.4 to 4.8)	2.4 (1.3 to 4.4)	2.2 (1.2 to 4)	311
Gonococcal infection	0 (0 to 0)	0 (0 to 0)	0 (0 to 0)	0 (0 to 0)	0 (0 to 0)	0.2 (0.1 to 0.3)	0.2 (0.1 to 0.3)	0.2 (0.1 to 0.3)	0.2 (0.1 to 0.3)	0.2 (0.1 to 0.3)	0.2 (0.1 to 0.3)	0.2 (0.1 to 0.3)	0.2 (0.1 to 0.3)	0.2 (0.1 to 0.3)	0.2 (0.1 to 0.3)	0.2 (0.1 to 0.3)	0.2 (0.1 to 0.3)	0.2 (0.1 to 0.3)	0.2 (0.1 to 0.3)	0.2 (0.1 to 0.3)	0.2 (0.1 to 0.3)	0.2 (0.1 to 0.3)	0.2 (0.1 to 0.3)	224
Trichomoniasis	0 (0 to 0)	0 (0 to 0)	0 (0 to 0)	0 (0 to 0)	0 (0 to 0)	0.1 (0 to 0.2)	0.1 (0 to 0.2)	0.1 (0 to 0.2)	0.1 (0 to 0.2)	0.1 (0 to 0.2)	0.1 (0 to 0.2)	0.1 (0 to 0.2)	0.1 (0 to 0.2)	0.1 (0 to 0.2)	0.1 (0 to 0.2)	0.1 (0 to 0.2)	0.1 (0 to 0.2)	0.1 (0 to 0.2)	0.1 (0 to 0.2)	0.1 (0 to 0.2)	0.1 (0 to 0.2)	0.1 (0 to 0.2)	0.1 (0 to 0.2)	64.7
Genital herpes	0 (0 to 0)	0 (0 to 0)	0 (0 to 0)	0 (0 to 0)	0 (0 to 0)	0.1 (0 to 0.2)	0.1 (0 to 0.2)	0.1 (0 to 0.2)	0.1 (0 to 0.2)	0.1 (0 to 0.2)	0.1 (0 to 0.2)	0.1 (0 to 0.2)	0.1 (0 to 0.2)	0.1 (0 to 0.2)	0.1 (0 to 0.2)	0.1 (0 to 0.2)	0.1 (0 to 0.2)	0.1 (0 to 0.2)	0.1 (0 to 0.2)	0.1 (0 to 0.2)	0.1 (0 to 0.2)	0.1 (0 to 0.2)	0.1 (0 to 0.2)	61.4
Other sexually transmitted infections	0 (0 to 0)	0 (0 to 0)	0 (0 to 0)	0 (0 to 0)	0 (0 to 0)	0.1 (0 to 0.2)	0.1 (0 to 0.2)	0.1 (0 to 0.2)	0.1 (0 to 0.2)	0.1 (0 to 0.2)	0.1 (0 to 0.2)	0.1 (0 to 0.2)	0.1 (0 to 0.2)	0.1 (0 to 0.2)	0.1 (0 to 0.2)	0.1 (0 to 0.2)	0.1 (0 to 0.2)	0.1 (0 to 0.2)	0.1 (0 to 0.2)	0.1 (0 to 0.2)	0.1 (0 to 0.2)	0.1 (0 to 0.2)	0.1 (0 to 0.2)	69.3
Respiratory infections and tuberculosis	8 (4.3 to 15.3)	8 (4.9 to 12.9)	46.8 (40.4 to 51.7)	181 (133 to 244)	102 (78 to 129)	106 (80 to 136)	147 (111 to 184)	166 (126 to 207)	187 (143 to 232)	208 (160 to 260)	232 (179 to 291)	257 (197 to 321)	284 (220 to 354)	312 (241 to 389)	341 (265 to 426)	370 (287 to 463)	396 (308 to 495)	419 (326 to 524)	438 (341 to 548)	452 (352 to 566)	460 (358 to 576)	462 (360 to 578)	458 (357 to 573)	3,160
Tuberculosis	0 (0 to 0)	0 (0 to 0)	0.6 (0.6 to 1.1)	0.6 (0.6 to 1.1)	0.6 (0.6 to 1.1





SR Table 2c. Shiouoka DALYs by cause and sex eroua for both sexes with 95% uncertainty intervals. 2019

Cause	Early Neonatal	Late Neonatal	Post-Neonatal	1 to 4	5 to 9	10 to 14	15 to 19	20 to 24	25 to 29	30 to 34	35 to 39	40 to 44	45 to 49	50 to 54	55 to 59	60 to 64	65 to 69	70 to 74	75 to 79	80 to 84	85 to 89	90 to 94	95 plus	Total
All causes	1,580 (1,200 to 1,980)	541 (272 to 877)	2,280 (2,130 to 2,430)	4,778 (4,370 to 5,200)	6,160 (5,660 to 6,710)	6,430 (5,950 to 7,000)	10,900 (9,910 to 12,000)	17,100 (13,900 to 20,400)	22,200 (17,600 to 27,700)	28,100 (22,600 to 34,900)	36,400 (27,100 to 46,600)	51,000 (37,100 to 66,600)	61,000 (41,900 to 83,400)	83,000 (53,000 to 113,000)	106,000 (64,600 to 153,000)	130,000 (78,000 to 190,000)	161,000 (91,300 to 236,000)	197,000 (99,900 to 314,000)	229,000 (104,000 to 372,000)	260,000 (114,000 to 446,000)	290,000 (115,000 to 537,000)	322,000 (115,000 to 637,000)	322,000 (99,700 to 760,000)	1,090,000
Communicable, maternal, neonatal, and nutritional diseases	554 (s 960)	358 (227 to 670)	1,220 (920 to 1,270)	2,990 (2,660 to 3,380)	1,220 (1,060 to 1,390)	1,200 (1,040 to 1,370)	1,200 (1,040 to 1,370)	1,200 (1,040 to 1,370)	1,200 (1,040 to 1,370)	1,200 (1,040 to 1,370)	1,200 (1,040 to 1,370)	1,200 (1,040 to 1,370)	1,200 (1,040 to 1,370)	1,200 (1,040 to 1,370)	1,200 (1,040 to 1,370)	1,200 (1,040 to 1,370)	1,200 (1,040 to 1,370)	1,200 (1,040 to 1,370)	1,200 (1,040 to 1,370)	1,200 (1,040 to 1,370)	1,200 (1,040 to 1,370)	1,200 (1,040 to 1,370)	96,100
HIV/AIDS and sexually transmitted infections	0 (0 to 0)	0 (0 to 0)	1 (0 to 3)	7 (5 to 9)	2 (2 to 3)	3 (2 to 4)	11 (9 to 15)	31 (24 to 42)	59 (47 to 74)	92 (74 to 116)	130 (104 to 163)	186 (147 to 235)	251 (196 to 317)	329 (255 to 415)	412 (317 to 520)	490 (374 to 618)	561 (427 to 708)	622 (469 to 785)	672 (503 to 848)	710 (529 to 896)	738 (547 to 931)	758 (561 to 956)	770 (569 to 971)	7,130
HIV/AIDS	0 (0 to 0)	0 (0 to 0)	1 (0 to 3)	7 (5 to 9)	2 (2 to 3)	3 (2 to 4)	11 (9 to 15)	31 (24 to 42)	59 (47 to 74)	92 (74 to 116)	130 (104 to 163)	186 (147 to 235)	251 (196 to 317)	329 (255 to 415)	412 (317 to 520)	490 (374 to 618)	561 (427 to 708)	622 (469 to 785)	672 (503 to 848)	710 (529 to 896)	738 (547 to 931)	758 (561 to 956)	770 (569 to 971)	7,130
HIV/AIDS - Drug-susceptible Tuberculosis	0 (0 to 0)	0 (0 to 0)	1 (0 to 3)	7 (5 to 9)	2 (2 to 3)	3 (2 to 4)	11 (9 to 15)	31 (24 to 42)	59 (47 to 74)	92 (74 to 116)	130 (104 to 163)	186 (147 to 235)	251 (196 to 317)	329 (255 to 415)	412 (317 to 520)	490 (374 to 618)	561 (427 to 708)	622 (469 to 785)	672 (503 to 848)	710 (529 to 896)	738 (547 to 931)	758 (561 to 956)	770 (569 to 971)	7,130
HIV/AIDS - Multidrug-resistant Tuberculosis without extensive	0 (0 to 0)	0 (0 to 0)	0 (0 to 0)	0 (0 to 0)	0 (0 to 0)	0 (0 to 0)	0 (0 to 0)	0 (0 to 0)	0 (0 to 0)	0 (0 to 0)	0 (0 to 0)	0 (0 to 0)	0 (0 to 0)	0 (0 to 0)	0 (0 to 0)	0 (0 to 0)	0 (0 to 0)	0 (0 to 0)	0 (0 to 0)	0 (0 to 0)	0 (0 to 0)	0 (0 to 0)	0 (0 to 0)	0
HIV/AIDS - Extensively drug-resistant Tuberculous	0 (0 to 0)	0 (0 to 0)	0 (0 to 0)	0 (0 to 0)	0 (0 to 0)	0 (0 to 0)	0 (0 to 0)	0 (0 to 0)	0 (0 to 0)	0 (0 to 0)	0 (0 to 0)	0 (0 to 0)	0 (0 to 0)	0 (0 to 0)	0 (0 to 0)	0 (0 to 0)	0 (0 to 0)	0 (0 to 0)	0 (0 to 0)	0 (0 to 0)	0 (0 to 0)	0 (0 to 0)	0 (0 to 0)	0
HIV/AIDS resulting in other diseases	0 (0 to 0)	0 (0 to 0)	0 (0 to 1)	0 (0 to 0)	0 (0 to 0)	0 (0 to 0)	0 (0 to 0)	0 (0 to 0)	0 (0 to 0)	0 (0 to 0)	0 (0 to 0)	0 (0 to 0)	0 (0 to 0)	0 (0 to 0)	0 (0 to 0)	0 (0 to 0)	0 (0 to 0)	0 (0 to 0)	0 (0 to 0)	0 (0 to 0)	0 (0 to 0)	0 (0 to 0)	0 (0 to 0)	0
Sexually transmitted infections excluding HIV	0 (0 to 0)	0 (0 to 0)	0 (0 to 0)	0 (0 to 0)	0 (0 to 0)	0 (0 to 0)	0 (0 to 0)	0 (0 to 0)	0 (0 to 0)	0 (0 to 0)	0 (0 to 0)	0 (0 to 0)	0 (0 to 0)	0 (0 to 0)	0 (0 to 0)	0 (0 to 0)	0 (0 to 0)	0 (0 to 0)	0 (0 to 0)	0 (0 to 0)	0 (0 to 0)	0 (0 to 0)	0 (0 to 0)	0
Syphilis	0 (0 to 0)	0 (0 to 0)	0 (0 to 0)	0 (0 to 0)	0 (0 to 0)	0 (0 to 0)	0 (0 to 0)	0 (0 to 0)	0 (0 to 0)	0 (0 to 0)	0 (0 to 0)	0 (0 to 0)	0 (0 to 0)	0 (0 to 0)	0 (0 to 0)	0 (0 to 0)	0 (0 to 0)	0 (0 to 0)	0 (0 to 0)	0 (0 to 0)	0 (0 to 0)	0 (0 to 0)	0 (0 to 0)	0
Chlamydial infection	0 (0 to 0)	0 (0 to 0)	0 (0 to 0)	0 (0 to 0)	0 (0 to 0)	0 (0 to 0)	0 (0 to 0)	0 (0 to 0)	0 (0 to 0)	0 (0 to 0)	0 (0 to 0)	0 (0 to 0)	0 (0 to 0)	0 (0 to 0)	0 (0 to 0)	0 (0 to 0)	0 (0 to 0)	0 (0 to 0)	0 (0 to 0)	0 (0 to 0)	0 (0 to 0)	0 (0 to 0)	0 (0 to 0)	0
Gonococcal infection	0 (0 to 0)	0 (0 to 0)	0 (0 to 0)	0 (0 to 0)	0 (0 to 0)	0 (0 to 0)	0 (0 to 0)	0 (0 to 0)	0 (0 to 0)	0 (0 to 0)	0 (0 to 0)	0 (0 to 0)	0 (0 to 0)	0 (0 to 0)	0 (0 to 0)	0 (0 to 0)	0 (0 to 0)	0 (0 to 0)	0 (0 to 0)	0 (0 to 0)	0 (0 to 0)	0 (0 to 0)	0 (0 to 0)	0
Trichomoniasis	0 (0 to 0)	0 (0 to 0)	0 (0 to 0)	0 (0 to 0)	0 (0 to 0)	0 (0 to 0)	0 (0 to 0)	0 (0 to 0)	0 (0 to 0)	0 (0 to 0)	0 (0 to 0)	0 (0 to 0)	0 (0 to 0)	0 (0 to 0)	0 (0 to 0)	0 (0 to 0)	0 (0 to 0)	0 (0 to 0)	0 (0 to 0)	0 (0 to 0)	0 (0 to 0)	0 (0 to 0)	0 (0 to 0)	0
Genital herpes	0 (0 to 0)	0 (0 to 0)	0 (0 to 0)	0 (0 to 0)	0 (0 to 0)	0 (0 to 0)	0 (0 to 0)	0 (0 to 0)	0 (0 to 0)	0 (0 to 0)	0 (0 to 0)	0 (0 to 0)	0 (0 to 0)	0 (0 to 0)	0 (0 to 0)	0 (0 to 0)	0 (0 to 0)	0 (0 to 0)	0 (0 to 0)	0 (0 to 0)	0 (0 to 0)	0 (0 to 0)	0 (0 to 0)	0
Other sexually transmitted infections	0 (0 to 0)	0 (0 to 0)	0 (0 to 0)	0 (0 to 0)	0 (0 to 0)	0 (0 to 0)	0 (0 to 0)	0 (0 to 0)	0 (0 to 0)	0 (0 to 0)	0 (0 to 0)	0 (0 to 0)	0 (0 to 0)	0 (0 to 0)	0 (0 to 0)	0 (0 to 0)	0 (0 to 0)	0 (0 to 0)	0 (0 to 0)	0 (0 to 0)	0 (0 to 0)	0 (0 to 0)	0 (0 to 0)	0
Respiratory infections and tuberculosis	8 (4 to 13)	19 (11 to 30)	132 (109 to 164)	178 (156 to 199)	122 (106 to 139)	106 (s 120)	107 (s 120)	114 (s 130)	122 (s 140)	131 (s 150)	141 (s 160)	153 (s 170)	166 (s 190)	179 (s 200)	191 (s 210)	202 (s 220)	211 (s 230)	218 (s 240)	224 (s 250)	228 (s 250)	230 (s 250)	231 (s 250)	231 (s 250)	3,330
Lower respiratory infections	8 (4 to 13)	19 (11 to 30)	132 (109 to 164)	178 (156 to 199)	122 (106 to 139)	106 (s 120)	107 (s 120)	114 (s 130)	122 (s 140)	131 (s 150)	141 (s 160)	153 (s 170)	166 (s 190)	179 (s 200)	191 (s 210)	202 (s 220)	211 (s 230)	218 (s 240)	224 (s 250)	228 (s 250)	230 (s 250)	231 (s 250)	231 (s 250)	3,330
Tuberculosis	0 (0 to 0)	0 (0 to 0)	0 (0 to 1.6)	0 (s 1.6)	0 (0 to 0.6)	0 (0 to 1)	0 (0 to 3.4)	0 (0 to 9.6)	0 (0 to 16)	0 (0 to 23)	0 (0 to 33)	0 (0 to 46)	0 (0 to 61)	0 (0 to 81)	0 (0 to 104)	0 (0 to 130)	0 (0 to 158)	0 (0 to 189)	0 (0 to 220)	0 (0 to 250)	0 (0 to 280)	0 (0 to 310)	0 (0 to 340)	1,970
Drug-susceptible Tuberculosis	0 (0 to 0)	0 (0 to 0)	0 (0 to 1.6)	0 (s 1.6)	0 (0 to 0.6)	0 (0 to 1)	0 (0 to 3.4)	0 (0 to 9.6)	0 (0 to 16)	0 (0 to 23)	0 (0 to 33)	0 (0 to 46)	0 (0 to 61)	0 (0 to 81)	0 (0 to 104)	0 (0 to 130)	0 (0 to 158)	0 (0 to 189)	0 (0 to 220)	0 (0 to 250)	0 (0 to 280)	0 (0 to 310)	0 (0 to 340)	1,970
Latent tuberculosis infection	0 (0 to 0)	0 (0 to 0)	0 (0 to 0)	0 (0 to 0)	0 (0 to 0)	0 (0 to 0)	0 (0 to 0)	0 (0 to 0)	0 (0 to 0)	0 (0 to 0)	0 (0 to 0)	0 (0 to 0)	0 (0 to 0)	0 (0 to 0)	0 (0 to 0)	0 (0 to 0)	0 (0 to 0)	0 (0 to 0)	0 (0 to 0)	0 (0 to 0)	0 (0 to 0)	0 (0 to 0)	0 (0 to 0)	0
Drug-susceptible Tuberculosis	0 (0 to 0)	0 (0 to 0)	0 (0 to 0)	0 (0 to 0)	0 (0 to 0)	0 (0 to 0)	0 (0 to 0)	0 (0 to 0)	0 (0 to 0)	0 (0 to 0)	0 (0 to 0)	0 (0 to 0)	0 (0 to 0)	0 (0 to 0)	0 (0 to 0)	0 (0 to 0)	0 (0 to 0)	0 (0 to 0)	0 (0 to 0)	0 (0 to 0)	0 (0 to 0)	0 (0 to 0)	0 (0 to 0)	0
Multidrug-resistant tuberculosis without extensive drug-resistar	0 (0 to 0)	0 (0 to 0)	0 (0 to 0)	0 (0 to 0)	0 (0 to 0)	0 (0 to 0)	0 (0 to 0)	0 (0 to 0)	0 (0 to 0)	0 (0 to 0)	0 (0 to 0)	0 (0 to 0)	0 (0 to 0)	0 (0 to 0)	0 (0 to 0)	0 (0 to 0)	0 (0 to 0)	0 (0 to 0)	0 (0 to 0)	0 (0 to 0)	0 (0 to 0)	0 (0 to 0)	0 (0 to 0)	0
Extensively drug-resistant tuberculosis	0 (0 to 0)	0 (0 to 0)	0 (0 to 0)	0 (0 to 0)	0 (0 to 0)	0 (0 to 0)	0 (0 to 0)	0 (0 to 0)	0 (0 to 0)	0 (0 to 0)	0 (0 to 0)	0 (0 to 0)	0 (0 to 0)	0 (0 to 0)	0 (0 to 0)	0 (0 to 0)	0 (0 to 0)	0 (0 to 0)	0 (0 to 0)	0 (0 to 0)	0 (0 to 0)	0 (0 to 0)	0 (0 to 0)	0
Lower respiratory infections	8 (4 to 13)	19 (11 to 30)	132 (109 to 164)	178 (156 to 199)	122 (106 to 139)	106 (s 120)	107 (s 120)	114 (s 130)	122 (s 140)	131 (s 150)	141 (s 160)	153 (s 170)	166 (s 190)	179 (s 200)	191 (s 210)	202 (s 220)	211 (s 230)	218 (s 240)	224 (s 250)	228 (s 250)	230 (s 250)	231 (s 250)	231 (s 250)	3,330
Upper respiratory infections	0 (0 to 0)	0 (0 to 0)	0 (0 to 0)	0 (0 to 0)	0 (0 to 0)	0 (0 to 0)	0 (0 to 0)	0 (0 to 0)	0 (0 to 0)	0 (0 to 0)	0 (0 to 0)	0 (0 to 0)	0 (0 to 0)	0 (0 to 0)	0 (0 to 0)	0 (0 to 0)	0 (0 to 0)	0 (0 to 0)	0 (0 to 0)	0 (0 to 0)	0 (0 to 0)	0 (0 to 0)	0 (0 to 0)	0
Otitis media	0 (0 to 0)	0 (0 to 0.3)	0 (0 to 0.1)	0 (0 to 0.2)	0 (0 to 0.2)	0 (0 to 0.2)	0 (0 to 0.2)	0 (0 to 0.2)	0 (0 to 0.2)	0 (0 to 0.2)	0 (0 to 0.2)	0 (0 to 0.2)	0 (0 to 0.2)	0 (0 to 0.2)	0 (0 to 0.2)	0 (0 to 0.2)	0 (0 to 0.2)	0 (0 to 0.2)	0 (0 to 0.2)	0 (0 to 0.2)	0 (0 to 0.2)	0 (0 to 0.2)	0 (0 to 0.2)	0
Enteric infections	1.5 (1 to 2)	2 (2 to 3.2)	43.2 (19.5 to 91.1)	119 (s 91)	9.6 (s 7.3)	3.9 (s 3)	3.9 (s 3)	3.9 (s 3)	3.9 (s 3)	3.9 (s 3)	3.9 (s 3)	3.9 (s 3)	3.9 (s 3)	3.9 (s 3)	3.9 (s 3)	3.9 (s 3)	3.9 (s 3)	3.9 (s 3)	3.9 (s 3)	3.9 (s 3)	3.9 (s 3)	3.9 (s 3)	3.9 (s 3)	1,930
Diarrheal diseases	1.5 (1 to 2)	2 (2 to 3.2)	43.2 (19.5 to 91.1)	119 (s 91)	9.6 (s 7.3)	3.9 (s 3)	3.9 (s 3)	3.9 (s 3)	3.9 (s 3)	3.9 (s 3)	3.9 (s 3)	3.9 (s 3)	3.9 (s 3)	3.9 (s 3)	3.9 (s 3)	3.9 (s 3)	3.9 (s 3)	3.9 (s 3)	3.9 (s 3)	3.9 (s 3)	3.9 (s 3)	3.9 (s 3)	3.9 (s 3)	1,930
Typhoid and paratyphoid	0 (0 to 0)	0 (0 to 0)	0 (0 to 0)	0 (0 to 0)	0 (0 to 0)	0 (0 to 0)	0 (0 to 0)	0 (0 to 0)	0 (0 to 0)	0 (0 to 0)	0 (0 to 0)	0 (0 to 0)	0 (0 to 0)	0 (0 to 0)	0 (0 to 0)	0 (0 to 0)	0 (0 to 0)	0 (0 to 0)	0 (0 to 0)	0 (0 to 0)	0 (0 to 0)	0 (0 to 0)	0 (0 to 0)	0
Typhoid fever	0 (0 to 0)	0 (0 to 0)	0 (0 to 0)	0 (0 to 0)	0 (0 to 0)	0 (0 to 0)	0 (0 to 0)	0 (0 to 0)	0 (0 to 0)	0 (0 to 0)	0 (0 to 0)	0 (0 to 0)	0 (0 to 0)	0 (0 to 0)	0 (0 to 0)	0 (0 to 0)	0 (0 to 0)	0 (0 to 0)	0 (0 to 0)	0 (0 to 0)	0 (0 to 0)	0 (0 to 0)	0 (0 to 0)	0
Paratyphoid fever	0 (0 to 0)	0 (0 to 0)	0 (0 to 0)	0 (0 to 0)	0 (0 to 0)	0 (0 to 0)	0 (0 to 0)	0 (0 to 0)	0 (0 to 0)	0 (0 to 0)	0 (0 to 0)	0 (0 to 0)	0 (0 to 0)	0 (0 to 0)	0 (0 to 0)	0 (0 to 0)	0 (0 to 0)	0 (0 to 0)	0 (0 to 0)	0 (0 to 0)	0 (0 to 0)	0 (0 to 0)	0 (0 to 0)	0
Invasive Non-typhoidal Salmonella (NTS)	0 (0 to 0)	0 (0 to 0)	0 (0 to 0.2)	0 (0 to 0.1)	0 (0 to 0)	0 (0 to 0)	0 (0 to 0)	0 (0 to 0)	0 (0 to 0)	0 (0 to 0)	0 (0 to 0)	0 (0 to 0)	0 (0 to 0)	0 (0 to 0)	0 (0 to 0)	0 (0 to 0)	0 (0 to 0)	0 (0 to 0)	0 (0 to 0)	0 (0 to 0)	0 (0 to 0)	0 (0 to 0)	0 (0 to 0)	2
Other intestinal infectious diseases	0 (0 to 0)	0 (0 to 0)	0 (0 to 0)	0 (0 to 0)	0 (0 to 0)	0 (0 to 0)	0 (0 to 0)	0 (0 to 0)	0 (0 to 0)	0 (0 to 0)	0 (0 to 0)	0 (0 to 0)	0 (0 to 0)	0 (0 to 0)	0 (0 to 0)	0 (0 to 0)	0 (0 to 0)	0 (0 to 0)	0 (0 to 0)	0 (0 to 0)	0 (0 to 0)	0 (0 to 0)	0 (0 to 0)	3.6
Neglected tropical diseases and malaria	0.1 (0 to 0.2)	0.9 (0.5 to 2)	9.2 (3.1 to 20.3)	13.2 (4.5 to 29.5)	16.8 (s 11)	17 (s 11.2)	16.2 (s 10.7)	16.2 (s 10.8)	15.9 (s 10.6)	11.5 (s 7.7)	27.7 (s 18.7)	25.2 (s 16.9)	17.6 (s 11.8)	14 (s 9.4)	12.1 (s 8.1)	17.3 (s 11.6)	19.6 (s 13.2)	13.7 (s 9.2)	9.8 (s 6.6)	7.8 (s 5.2)	7.1 (s 4.8)	6.9 (s 4.6)	278
Malaria	0 (0 to 0)	0 (0 to 0)	0 (0 to 0)	0 (0 to 0)	0 (0 to 0)	0 (0 to 0)	0 (0 to 0)	0 (0 to 0)	0 (0 to 0)	0 (0 to 0)	0 (0 to 0)	0 (0 to 0)	0 (0 to 0)	0 (0 to 0)	0 (0 to 0)	0 (0 to 0)	0 (0 to 0)	0 (0 to 0)	0 (0 to 0)	0 (0 to 0)	0 (0 to 0)	0 (0 to 0)	0 (0 to 0)	0
Chagas disease	0 (0 to 0)	0 (0 to 0)	0 (0 to 0)	0 (0 to 0)	0 (0 to 0)	0 (0 to 0)	0 (0 to 0)	0 (0 to 0)	0 (0 to 0)	0 (0 to 0)	0 (0 to 0)	0 (0 to 0)	0 (0 to 0)	0 (0 to 0)	0 (0 to 0)	0 (0 to 0)	0 (0 to 0)	0 (0 to 0)	0 (0 to 0)	0 (0 to 0)	0 (0 to 0)	0 (0 to 0)	0 (0 to 0)	0
Leishmaniasis	0 (0 to 0)	0 (0 to 0)	0 (0 to 0)	0 (0 to 0)	0 (0 to 0)	0 (0 to 0)	0 (0 to 0)	0 (0 to 0)	0 (0 to 0)	0 (0 to 0)	0 (0 to 0)	0 (0 to 0)	0 (0 to 0)	0 (0 to 0)	0 (0 to 0)	0 (0 to 0)	0 (0 to 0)	0 (0 to 0)	0 (0 to 0)	0 (0 to 0)	0 (0 to 0)	0 (0 to 0)	0 (0 to 0)	0
Visceral leishmaniasis	0 (0 to 0)	0 (0 to 0)	0 (0 to 0)	0 (0 to 0)	0 (0 to 0)	0 (0 to 0)	0 (0 to 0)	0 (0 to 0)	0 (0 to 0)	0 (0 to 0)	0 (0 to 0)	0 (0 to 0)	0 (0 to 0)	0 (0 to 0)	0 (0 to 0)	0 (0 to 0)	0 (0 to 0)	0 (0 to 0)	0 (0 to 0)	0 (0 to 0)	0 (0 to 0)	0 (0 to 0)	0 (0 to 0)	0
Cutaneous and mucocutaneous leishmaniasis	0 (0 to 0)	0 (0 to 0)	0 (0 to 0)	0 (0 to 0)	0 (0 to 0)	0 (0 to 0)	0 (0 to 0)	0 (0 to 0)	0 (0 to 0)	0 (0 to 0)	0 (0 to 0)	0 (0 to 0)	0 (0 to 0)	0 (0 to 0)	0 (0 to 0)	0 (0 to 0)	0 (0 to 0)	0 (0 to 0)	0 (0 to 0)	0 (0 to 0)	0 (0 to 0)	0 (0 to 0)	0 (0 to 0)	0
African trypanosomiasis	0 (0 to 0)	0 (0 to 0)	0 (0 to 0)	0 (0 to 0)	0 (0 to 0)	0 (0 to 0)	0 (0 to 0)	0 (0 to 0)	0 (0 to 0)	0 (0 to 0)	0 (0 to 0)	0 (0 to 0)	0 (0 to 0)	0 (0 to 0)	0 (0 to 0)	0 (0 to 0)	0 (0 to 0)	0 (0 to 0)	0 (0 to 0)	0 (0 to 0)	0 (0 to 0)	0 (0 to 0)	0 (0 to 0)	0
Schistosomiasis	0 (0 to 0)	0 (0 to 0)	0 (0 to 0)	0 (0 to 0)	0 (0 to 0)	0 (0 to 0)	0 (0 to 0)	0 (0 to 0)	0 (0 to 0)	0 (0 to 0)	0 (0 to 0)	0 (0 to 0)	0 (0 to 0)	0 (0 to 0)	0 (0 to 0)	0 (0 to 0)	0 (0 to 0)	0 (0 to 0)	0 (0 to 0)	0 (0 to 0)	0 (0 to 0)	0 (0 to 0)	0 (0 to 0)	0
Cysticercosis	0 (0 to 0)	0 (0 to 0)	0 (0 to 0)	0 (0 to 0)	0 (0 to 0)	0 (0 to 0)	0 (0 to 0)	0 (0 to 0)	0 (0 to 0)	0 (0 to 0)	0 (0 to 0)	0 (0 to 0)	0 (0 to 0)	0 (0 to 0)	0 (0 to 0)	0 (0 to 0)	0 (0 to 0)	0 (0 to 0)	0 (0 to 0)	0 (0 to 0)	0 (0 to 0)	0 (0 to 0)	0 (0 to 0)	0
Cystic echinococcosis	0 (0 to 0)	0 (0 to 0)	0 (0 to 0)	0 (0 to 0)	0 (0 to 0)	0 (0 to 0)	0 (0 to 0)	0 (0 to 0)	0 (0 to 0)	0 (0 to 0)	0 (0 to 0)	0 (0 to 0)	0 (0 to 0)	0 (0 to 0)	0 (0 to 0)	0 (0 to 0)	0 (0 to 0)	0 (0 to 0)	0 (0 to 0)	0 (0 to 0)	0 (0 to 0)	0 (0 to 0)	0 (0 to 0)	0.4
Lymphatic filariasis	0 (0 to 0)	0 (0 to 0)	0 (0 to 0)	0 (0 to 0)	0 (0 to 0)	0 (0 to 0)	0 (0 to 0)	0 (0 to 0)	0 (0 to 0)	0 (0 to 0)	0 (0 to 0)	0 (0 to 0)	0 (0 to 0)	0 (0 to 0)	0 (0 to 0)	0 (0 to 0)	0 (0 to 0)	0 (0 to 0)	0 (0 to 0)	0 (0 to 0)	0 (0 to 0)	0 (0 to 0)	0 (0 to 0)	0
Onchocerciasis	0 (0 to 0)	0 (0 to 0)	0 (0 to 0)	0 (0 to 0)	0 (0 to 0)	0 (0 to 0)	0 (0 to 0)	0 (0 to 0)	0 (0 to 0)	0 (0 to 0)	0 (0 to 0)	0 (0 to 0)	0 (0 to 0)	0 (0 to 0)	0 (0 to 0)	0 (0 to 0)	0 (0 to 0)	0 (0 to 0)	0 (0 to 0)	0 (0 to 0)	0 (0 to 0)	0 (0 to 0)	0 (0 to 0)	0
Trachoma	0 (0 to 0)	0 (0 to 0)	0 (0 to 0)	0 (0 to 0)	0 (0 to 0)	0 (0 to 0)	0 (0 to 0)	0 (0 to 0)	0 (0 to 0)	0 (0 to 0)	0 (0 to 0)	0 (0 to 0)	0 (0 to 0)	0 (0 to 0)	0 (0 to 0)	0 (0 to 0)	0 (0 to 0)	0 (0 to 0)	0 (0 to 0)	0 (0 to 0)	0 (0 to 0)	0 (0 to 0)	0 (0 to 0)	0
Dengue	0 (0 to 0)	0 (0 to 0)	0 (0 to 0)	0 (0 to 0)	0 (0 to 0)	0 (0 to 0)	0 (0 to 0)	0 (0 to 0)	0 (0 to 0)	0 (0 to 0)	0 (0 to 0)	0 (0 to 0)	0 (0 to 0)	0 (0 to 0)	0 (0 to 0)	0 (0 to 0)	0 (0 to 0)	0 (0 to 0)	0 (0 to 0)	0 (0 to 0)	0 (0 to 0)	0 (0 to 0)	0 (0 to 0)	0
Yellow fever	0 (0 to 0)	0 (0 to 0)	0 (0 to 0)	0 (0 to 0)	0 (0 to 0)	0 (0 to 0)	0 (0 to 0)	0 (0 to 0)	0 (0 to 0)	0 (0 to 0)	0 (0 to 0)	0 (0 to 0)	0 (0 to 0)	0 (0 to 0)	0 (0 to 0)	0 (0 to 0)	0 (0 to 0)	0 (0 to 0)	0 (0 to 0)	0 (0 to 0)	0 (0 to 0)	0 (0 to 0)	0 (0 to 0)	0
Rabies	0 (0 to 0)	0 (0 to 0)	0 (0 to 0)	0 (0 to 0)	0 (0 to 0)	0 (0 to 0)	0 (0 to 0)	0 (0 to 0)	0 (0 to 0)	0 (0 to 0)	0 (0 to 0)	0 (0 to 0)	0 (0 to 0)	0 (0 to 0)	0 (0 to 0)	0 (0 to 0)	0 (0 to 0)	0 (0 to 0)	0 (0 to 0)	0 (0 to 0)	0 (0 to 0)	0 (0 to 0)	0 (0 to 0)	0.2
Intestinal nematode infections	0 (0 to 0)	0 (0 to 0)	0 (0 to 0)	0 (0 to 0)	0 (0 to 0)	0 (0 to 0)	0 (0 to 0)	0 (0 to 0)	0 (0 to 0)	0 (0 to 0)	0 (0 to 0)	0 (0 to 0)	0 (0 to 0)	0 (0 to 0)	0 (0 to 0)	0 (0 to 0)	0 (0 to 0)	0 (0 to 0)	0 (0 to 0)	0 (0 to 0)	0 (0 to 0)	0 (0 to 0)	0 (0 to 0)	0
Ascariasis	0 (0 to 0)	0 (0 to 0)	0 (0 to 0)	0 (0 to 0)	0 (0 to 0)	0 (0 to 0)	0 (0 to 0)	0 (0 to 0)	0 (0 to 0)	0 (0 to 0)	0 (0 to 0)	0 (0 to 0)	0 (0 to 0)	0 (0 to 0)	0 (0 to 0)	0 (0 to 0)	0 (0 to 0)	0 (0 to 0)	0 (0 to 0)	0 (0 to 0)	0 (0 to 0)	0 (0 to 0)	0 (0 to 0)	0
Trichuriasis	0 (0 to 0)	0 (0 to 0)	0 (0 to 0)	0 (0 to 0)	0 (0 to 0)	0 (0 to 0)	0 (0 to 0)	0 (0 to 0)	0 (0 to 0)	0 (0 to 0)	0 (0 to 0)	0 (0 to 0)	0 (0 to 0)	0 (0 to 0)	0 (0 to 0)	0 (0 to 0)	0 (0 to 0)	0 (0 to 0)	0 (0 to 0)	0 (0 to 0)	0 (0 to 0)	0 (0 to 0)	0 (0 to 0)	0
Hookworm disease	0 (0 to 0)	0 (0 to 0)	0 (0 to 0)	0 (0 to 0)	0 (0 to 0)	0 (0 to 0)	0 (0 to 0)	0 (0 to 0)	0 (0 to 0)	0 (0 to 0)	0 (0 to 0)	0 (0 to 0)	0 (0 to 0)	0 (0 to 0)	0 (0 to 0)	0 (0 to 0)	0 (0 to 0)	0 (0 to 0)	0 (0 to 0)	0 (0 to 0)	0 (0 to 0)	0 (0 to 0)	0 (0 to 0)	0
Food-borne trematodiases	0 (0 to 0)	0 (0 to 0)	0 (0 to 0)	0 (0 to 0)	0 (0 to 0)	0 (0 to 0)	0 (0 to 0)	0 (0 to 0)	0 (0 to 0)	0 (0 to 0)	0 (0 to 0)	0 (0 to 0)	0 (0 to 0)	0 (0 to 0)	0 (0 to 0)	0 (0 to 0)	0 (0 to 0)	0 (0 to 0)	0 (0 to 0)	0 (0 to 0)	0 (0 to 0)	0 (0 to 0)	0 (0 to 0)	0
Leprosy	0 (0 to 0)	0 (0 to 0)	0 (0 to 0)	0 (0 to 0)	0 (0 to 0)	0 (0 to 0)	0 (0 to 0)	0 (0 to 0)	0 (0 to 0)	0 (0 to 0)	0 (0 to 0)	0 (0 to 0)	0 (0 to 0)	0 (0 to 0)	0 (0 to 0)	0 (0 to 0)	0 (0 to 0)	0 (0 to 0)	0 (0 to 0)	0 (0 to 0)	0 (0 to 0)	0 (0 to 0)	0 (0 to 0)	0
Ebola	0 (0 to 0)	0 (0 to 0)	0 (0 to 0)	0 (0 to 0)	0 (0 to 0)	0 (0 to 0)	0 (0 to 0)	0 (0 to 0)	0 (0 to 0)	0 (0 to 0)	0 (0 to 0)	0 (0 to 0)	0 (0 to 0)	0 (0 to 0)	0 (0 to 0)	0 (0 to 0)	0 (0 to 0)	0 (0 to 0)	0 (0 to 0)	0 (0 to 0)	0 (0 to 0)	0 (0 to 0)	0 (0 to 0)	0
Zika virus	0 (0 to 0)	0 (0 to 0)	0 (0 to 0)	0 (0 to 0)	0 (0 to 0)	0 (0 to 0)	0 (0 to 0)	0 (0 to 0)	0 (0 to 0)	0 (0 to 0)	0 (0 to 0)	0 (0 to 0)	0 (0 to 0)	0 (0 to 0)	0 (0 to 0)	0 (0 to 0)	0 (0 to 0)	0 (0 to 0)	0 (0 to 0)	0 (0 to 0)	0 (0 to 0)	0 (0 to





SR Table 2c: Aichi DALYS by cause and age group for both sexes with 95% uncertainty intervals, 2019

Cause	Aichi: Neonatal	Late Neonatal	Post Neonatal	1 to 4	5 to 9	10 to 14	15 to 19	20 to 24	25 to 29	30 to 34	35 to 39	40 to 44	45 to 49	50 to 54	55 to 59	60 to 64	65 to 69	70 to 74	75 to 79	80 to 84	85 to 89	90 to 94	95 plus	Total
All causes	2,760 (2,364 to 3,160)	1,360 (1,160 to 1,470)	6,160 (5,490 to 6,960)	10,900 (9,540 to 12,600)	13,350 (11,550 to 15,600)	17,900 (15,350 to 20,600)	26,000 (21,900 to 29,100)	37,900 (29,300 to 45,500)	49,700 (33,500 to 64,200)	61,000 (39,900 to 77,000)	69,900 (46,500 to 88,000)	80,000 (53,000 to 101,000)	111,000 (72,000 to 142,000)	171,000 (111,000 to 219,000)	235,000 (154,000 to 302,000)	317,000 (207,000 to 406,000)	440,000 (287,000 to 566,000)	572,000 (372,000 to 737,000)	774,000 (501,000 to 997,000)	1,060,000 (686,000 to 1,370,000)	1,450,000 (938,000 to 1,870,000)	1,980,000 (1,280,000 to 2,550,000)	3,980,000 (2,600,000 to 5,100,000)	197,000
Communicable, maternal, neonatal, and nutritional diseases	1,960 (1,660 to 1,790)	911 (781 to 971)	1,380 (1,180 to 1,500)	2,060 (1,650 to 2,670)	1,950 (1,270 to 3,180)	1,690 (1,140 to 2,450)	1,750 (1,190 to 2,720)	1,950 (1,370 to 2,980)	2,020 (1,430 to 2,990)	2,360 (1,660 to 3,530)	2,790 (1,900 to 3,990)	3,770 (2,660 to 5,410)	4,990 (3,610 to 6,980)	6,990 (4,960 to 9,760)	9,870 (6,900 to 13,900)	14,000 (9,660 to 19,400)	19,800 (13,600 to 27,000)	27,000 (18,600 to 36,600)	37,000 (25,000 to 49,900)	51,000 (34,000 to 67,000)	70,000 (46,000 to 91,000)	96,000 (63,000 to 123,000)	192,000 (126,000 to 246,000)	197,000
HIV/AIDS and sexually transmitted infections	0 (0 to 0)	0 (0 to 0)	0 (0 to 0)





SR Table 2c. Mx DALYS by cause and age group for both sexes with 95% uncertainty intervals, 2019

Cause	Early Neonatal	Late Neonatal	Post-Neonatal	1 to 4	5 to 9	10 to 14	15 to 19	20 to 24	25 to 29	30 to 34	35 to 39	40 to 44	45 to 49	50 to 54	55 to 59	60 to 64	65 to 69	70 to 74	75 to 79	80 to 84	85 to 89	90 to 94	95 plus	Total
All causes	970 (970 to 971)	2990 (2990 to 2990)	3,280 (3,190 to 3,370)	2,190 (1,710 to 2,760)	1,970 (1,760 to 2,220)	2,120 (1,890 to 2,400)	2,470 (2,200 to 2,800)	2,820 (2,500 to 3,170)	3,610 (3,210 to 4,060)	4,360 (3,880 to 4,880)	5,220 (4,650 to 5,850)	6,150 (5,490 to 6,900)	7,190 (6,420 to 8,060)	8,290 (7,400 to 9,300)	9,530 (8,500 to 10,700)	10,900 (9,720 to 12,200)	12,400 (11,000 to 13,900)	14,000 (12,400 to 15,700)	15,800 (14,000 to 17,700)	17,800 (15,800 to 19,900)	20,000 (17,800 to 22,400)	22,500 (20,000 to 25,200)	25,300 (22,500 to 28,300)	644,000
Communicable, maternal, neonatal, and nutritional diseases	464 (357 to 580)	113 (83 to 150)	339 (249 to 450)	426 (310 to 563)	330 (270 to 409)	281 (223 to 361)	423 (327 to 551)	454 (350 to 592)	474 (370 to 620)	494 (381 to 636)	499 (382 to 651)	498 (382 to 651)	502 (387 to 1,290)	502 (409 to 1,290)	507 (409 to 1,290)	507 (409 to 1,290)	517 (409 to 1,290)	512 (409 to 1,290)	1,090 (849 to 1,290)	1,690 (1,290 to 2,200)	2,430 (1,690 to 3,060)	3,490 (2,430 to 4,310)	4,150 (2,870 to 5,280)	4,630 (3,340 to 5,780)	3,190 (2,170 to 4,230)	1,910 (1,020 to 3,180)	29,800
HIV/AIDS and sexually transmitted infections	0 (0 to 0)	0 (0 to 0)	0 (0 to 0)	3.6 (2.0 to 6.6)	11 (6.6 to 17)	19 (11 to 31)	28 (18 to 43)	37 (24 to 54)	46 (32 to 64)	56 (41 to 76)	66 (49 to 87)	77 (58 to 100)	87 (67 to 110)	97 (77 to 120)	110 (87 to 140)	120 (96 to 150)	130 (100 to 160)	140 (110 to 170)	150 (120 to 180)	160 (120 to 190)	170 (130 to 200)	180 (130 to 210)	190 (140 to 220)	344
HIV/AIDS	0 (0 to 0)	0 (0 to 0)	0 (0 to 0)	3.6 (2.0 to 6.6)	11 (6.6 to 17)	19 (11 to 31)	28 (18 to 43)	37 (24 to 54)	46 (32 to 64)	56 (41 to 76)	66 (49 to 87)	77 (58 to 100)	87 (67 to 110)	97 (77 to 120)	110 (87 to 140)	120 (96 to 150)	130 (100 to 160)	140 (110 to 170)	150 (120 to 180)	160 (120 to 190)	170 (130 to 200)	180 (130 to 210)	190 (140 to 220)	128
HIV/AIDS - Drug-susceptible Tuberculosis	0 (0 to 0)	0 (0 to 0)	0 (0 to 0)	1.4 (0.68 to 2.8)	7.7 (3.7 to 13)	13 (6.2 to 21)	20 (9.2 to 32)	27 (13 to 42)	36 (18 to 54)	45 (24 to 67)	55 (31 to 82)	65 (39 to 96)	75 (47 to 110)	86 (54 to 120)	97 (62 to 140)	110 (70 to 150)	120 (79 to 160)	130 (87 to 170)	140 (94 to 180)	150 (100 to 190)	160 (110 to 200)	170 (110 to 210)	180 (120 to 220)	29.9
HIV/AIDS - Multidrug-resistant Tuberculosis without extensive drug resistance	0 (0 to 0)	0 (0 to 0)	0 (0 to 0)	0 (0 to 0)	0 (0 to 0)	0 (0 to 0)	0 (0 to 0)	0 (0 to 0)	0 (0 to 0)	0 (0 to 0)	0 (0 to 0)	0 (0 to 0)	0 (0 to 0)	0 (0 to 0)	0 (0 to 0)	0 (0 to 0)	0 (0 to 0)	0 (0 to 0)	0 (0 to 0)	0 (0 to 0)	0 (0 to 0)	0 (0 to 0)	0 (0 to 0)	0.5
HIV/AIDS - Extensively drug-resistant Tuberculosis	0 (0 to 0)	0 (0 to 0)	0 (0 to 0)	0 (0 to 0)	0 (0 to 0)	0 (0 to 0)	0 (0 to 0)	0 (0 to 0)	0 (0 to 0)	0 (0 to 0)	0 (0 to 0)	0 (0 to 0)	0 (0 to 0)	0 (0 to 0)	0 (0 to 0)	0 (0 to 0)	0 (0 to 0)	0 (0 to 0)	0 (0 to 0)	0 (0 to 0)	0 (0 to 0)	0 (0 to 0)	0 (0 to 0)	0.1
HIV/AIDS resulting in other diseases	0 (0 to 0)	0 (0 to 0)	0 (0 to 0)	1.9 (1.0 to 3.6)	3.7 (1.7 to 6.4)	6.1 (2.7 to 11)	8.6 (3.7 to 15)	11 (5.0 to 19)	14 (6.5 to 24)	17 (8.0 to 29)	21 (9.8 to 36)	25 (11 to 43)	29 (13 to 50)	34 (15 to 58)	39 (17 to 67)	45 (20 to 77)	52 (23 to 89)	60 (26 to 100)	69 (30 to 120)	80 (34 to 140)	93 (39 to 160)	110 (46 to 190)	130 (54 to 230)	101
Sexually transmitted infections excluding HIV	0 (0 to 0)	0 (0 to 0)	0 (0 to 0)	0 (0 to 0)	0 (0 to 0)	0 (0 to 0)	0.2 (0.1 to 0.4)	0.4 (0.2 to 0.8)	0.6 (0.3 to 1.2)	0.9 (0.5 to 1.7)	1.3 (0.7 to 2.3)	1.8 (1.0 to 3.2)	2.4 (1.3 to 4.3)	3.2 (1.7 to 5.7)	4.2 (2.2 to 7.5)	5.4 (2.8 to 9.6)	6.9 (3.6 to 12)	8.8 (4.6 to 15)	11 (5.8 to 19)	14 (7.4 to 24)	18 (9.4 to 31)	23 (12 to 40)	29 (15 to 50)	217
Syphilis	0 (0 to 0)	0 (0 to 0)	0 (0 to 0)	0 (0 to 0)	0 (0 to 0)	0.2 (0.1 to 0.4)	0.2 (0.1 to 0.5)	0.3 (0.2 to 0.8)	0.5 (0.3 to 1.2)	0.8 (0.5 to 1.7)	1.2 (0.7 to 2.3)	1.7 (1.0 to 3.2)	2.3 (1.3 to 4.3)	3.1 (1.7 to 5.7)	4.1 (2.2 to 7.5)	5.3 (2.8 to 9.6)	6.8 (3.6 to 12)	8.7 (4.6 to 15)	11 (5.8 to 19)	14 (7.4 to 24)	18 (9.4 to 31)	23 (12 to 40)	29 (15 to 50)	11.9
Chlamydial infection	0 (0 to 0)	0 (0 to 0)	0 (0 to 0)	0 (0 to 0)	0 (0 to 0)	0.3 (0.2 to 0.4)	1.1 (0.6 to 2.1)	1.6 (0.9 to 3.3)	2.4 (1.3 to 4.7)	3.4 (1.8 to 6.5)	4.7 (2.5 to 8.9)	6.4 (3.4 to 12)	8.4 (4.5 to 16)	11 (5.9 to 20)	14 (7.6 to 26)	18 (9.6 to 33)	23 (12 to 42)	29 (15 to 53)	36 (19 to 66)	45 (24 to 82)	56 (29 to 100)	69 (36 to 120)	84 (44 to 150)	27
Gonococcal infection	0 (0 to 0)	0 (0 to 0)	0 (0 to 0)	0 (0 to 0)	0 (0 to 0)	0.2 (0.1 to 0.3)	0.6 (0.3 to 1.2)	0.9 (0.5 to 1.8)	1.3 (0.7 to 2.5)	1.8 (1.0 to 3.5)	2.5 (1.4 to 4.8)	3.4 (1.8 to 6.4)	4.5 (2.4 to 8.6)	5.9 (3.2 to 11)	7.6 (4.1 to 14)	9.7 (5.2 to 18)	12 (6.4 to 22)	15 (8.1 to 28)	19 (10 to 35)	24 (13 to 44)	30 (16 to 55)	37 (20 to 68)	45 (24 to 83)	22.4
Trichomoniasis	0 (0 to 0)	0 (0 to 0)	0 (0 to 0)	0 (0 to 0)	0 (0 to 0)	0.2 (0.1 to 0.3)	0.4 (0.2 to 0.8)	0.6 (0.3 to 1.2)	0.9 (0.5 to 1.7)	1.3 (0.7 to 2.4)	1.8 (1.0 to 3.3)	2.4 (1.3 to 4.4)	3.2 (1.7 to 6.1)	4.2 (2.2 to 8.1)	5.4 (2.9 to 10)	6.9 (3.7 to 13)	8.8 (4.7 to 17)	11 (5.8 to 21)	14 (7.4 to 26)	17 (9.4 to 32)	22 (12 to 41)	28 (15 to 52)	35 (19 to 65)	48.8
Genital herpes	0 (0 to 0)	0 (0 to 0)	0 (0 to 0)	0 (0 to 0)	0 (0 to 0)	0 (0 to 0)	0.1 (0 to 0.1)	0.2 (0.1 to 0.3)	0.3 (0.2 to 0.5)	0.5 (0.3 to 0.8)	0.7 (0.4 to 1.1)	1 (0.5 to 1.5)	1.3 (0.7 to 2)	1.7 (0.9 to 2.6)	2.2 (1.1 to 3.4)	2.8 (1.4 to 4.4)	3.5 (1.8 to 5.6)	4.4 (2.3 to 7.1)	5.5 (2.9 to 8.9)	6.9 (3.6 to 11)	8.7 (4.6 to 14)	11 (5.8 to 17)	13 (6.9 to 21)	49.1
Other sexually transmitted infections	0 (0 to 0)	0 (0 to 0)	0 (0 to 0)	0 (0 to 0)	0 (0 to 0)	1.3 (0.2 to 3.7)	3.3 (0.4 to 9.6)	4.6 (0.6 to 13)	6.1 (0.8 to 16)	7.5 (1.0 to 20)	9.1 (1.2 to 24)	11 (1.5 to 28)	13 (1.8 to 33)	15 (2.1 to 38)	17 (2.4 to 43)	19 (2.7 to 48)	21 (3.0 to 53)	23 (3.3 to 58)	25 (3.6 to 63)	27 (3.9 to 68)	29 (4.2 to 73)	31 (4.5 to 78)	33 (4.8 to 83)	99.2
Respiratory infections and tuberculosis	2.2 (0.9 to 5.3)	7.6 (3.3 to 18)	16.2 (7.0 to 38)	139 (99 to 209)	106 (87.9 to 240)	104 (81 to 272)	108 (86 to 289)	124 (96 to 336)	137 (98 to 381)	154 (99 to 425)	175 (101 to 482)	196 (102 to 572)	219 (106 to 679)	243 (109 to 824)	273 (111 to 1,040)	309 (114 to 1,290)	351 (117 to 1,290)	399 (120 to 1,290)	454 (121 to 1,290)	516 (123 to 1,290)	586 (125 to 1,290)	665 (127 to 1,290)	756 (130 to 1,290)	21,100
Tuberculosis	0 (0 to 0)	0 (0 to 0)	0.6 (0.4 to 0.8)	8.1 (6.4 to 9.7)	5.7 (4.5 to 6.8)	5.2 (4.2 to 6.2)	5.4 (4.3 to 6.5)	6.2 (4.9 to 7.6)	6.8 (5.3 to 8.4)	7.7 (6.0 to 9.5)	8.7 (6.7 to 11)	9.8 (7.5 to 12)	11 (8.4 to 14)	12 (9.3 to 15)	14 (10 to 18)	15 (11 to 20)	17 (12 to 23)	19 (13 to 26)	21 (14 to 29)	23 (15 to 32)	25 (16 to 36)	27 (17 to 39)	29 (18 to 42)	738
Latent tuberculosis infection	0 (0 to 0)	0 (0 to 0)	0 (0 to 0)	0 (0 to 0)	0 (0 to 0)	0 (0 to 0)	0 (0 to 0)	0 (0 to 0)	0 (0 to 0)	0 (0 to 0)	0 (0 to 0)	0 (0 to 0)	0 (0 to 0)	0 (0 to 0)	0 (0 to 0)	0 (0 to 0)	0 (0 to 0)	0 (0 to 0)	0 (0 to 0)	0 (0 to 0)	0 (0 to 0)	0 (0 to 0)	0 (0 to 0)	0
Drug-susceptible Tuberculosis	0.6 (0.3 to 1.4)	0.6 (0.3 to 1.4)	0.6 (0.3 to 1.4)	0.2 (0.1 to 0.7)	0.2 (0.2 to 0.5)	0.2 (0.1 to 0.4)	0.2 (0.1 to 0.4)	0.2 (0.1 to 0.4)	0.2 (0.1 to 0.4)	0.2 (0.1 to 0.4)	0.2 (0.1 to 0.4)	0.2 (0.1 to 0.4)	0.2 (0.1 to 0.4)	0.2 (0.1 to 0.4)	0.2 (0.1 to 0.4)	0.2 (0.1 to 0.4)	0.2 (0.1 to 0.4)	0.2 (0.1 to 0.4)	0.2 (0.1 to 0.4)	0.2 (0.1 to 0.4)	0.2 (0.1 to 0.4)	0.2 (0.1 to 0.4)	722
Multidrug-resistant tuberculosis without extensive drug resistance	0 (0 to 0)	0 (0 to 0)	0 (0 to 0)	0 (0 to 0)	0 (0 to 0)	0 (0 to 0)	0 (0 to 0)	0 (0 to 0)	0 (0 to 0)	0 (0 to 0)	0 (0 to 0)	0 (0 to 0)	0 (0 to 0)	0 (0 to 0)	0 (0 to 0)	0 (0 to 0)	0 (0 to 0)	0 (0 to 0)	0 (0 to 0)	0 (0 to 0)	0 (0 to 0)	0 (0 to 0)	0 (0 to 0)	0 (0 to 0)	12.1
Extensively drug-resistant tuberculosis	0 (0 to 0)	0 (0 to 0)	0 (0 to 0)	0 (0 to 0)	0 (0 to 0)	0 (0 to 0)	0 (0 to 0)	0 (0 to 0)	0 (0 to 0)	0 (0 to 0)	0 (0 to 0)	0 (0 to 0)	0 (0 to 0)	0 (0 to 0)	0 (0 to 0)	0 (0 to 0)	0 (0 to 0)	0 (0 to 0)	0 (0 to 0)	0 (0 to 0)	0 (0 to 0)	0 (0 to 0)	0 (0 to 0)	0 (0 to 0)	0
Lower respiratory infections	0.1 (0.0 to 0.4)	6.6 (2.9 to 16)	57.4 (25.0 to 140)	620.6 (463.5 to 867.7)	29.9 (19.7 to 42.2)	29.7 (19.7 to 42.2)	29.9 (19.7 to 42.2)	29.3 (19.4 to 41.1)	29.2 (20.0 to 41.7)	27.6 (18.9 to 39.4)	25.9 (17.7 to 37)	24.1 (16.5 to 34.5)	22.5 (15.4 to 32.2)	21.1 (14.4 to 30.1)	19.8 (13.5 to 28.2)	18.6 (12.7 to 26.5)	17.5 (11.9 to 25)	16.5 (11.2 to 23.5)	15.6 (10.6 to 22.2)	14.8 (10.1 to 21.1)	14.1 (9.6 to 20.1)	13.5 (9.2 to 19.2)	13.2 (9.0 to 18.8)	16,600
Upper respiratory infections	0.9 (0.3 to 2.5)	0.9 (0.3 to 2.5)	0.9 (0.3 to 2.5)	62.6 (39.7 to 98)	76.8 (48.7 to 120)	74.4 (47.2 to 116)	78.1 (49.5 to 122)	94.4 (59.8 to 147)	91.3 (57.9 to 143)	94.5 (59.9 to 148)	97.3 (61.7 to 152)	100 (63.4 to 156)	103 (65.2 to 161)	105 (66.5 to 164)	107 (67.8 to 167)	109 (69.1 to 170)	111 (70.3 to 173)	112 (71.1 to 175)	113 (71.7 to 176)	113 (71.7 to 176)	113 (71.7 to 176)	113 (71.7 to 176)	113 (71.7 to 176)	1,460
Otitis media	0 (0 to 0)	0 (0 to 0)	0.2 (0.2 to 0.4)	3.3 (2.1 to 5.1)	3.3 (2.1 to 5.1)	3.3 (2.1 to 5.1





SR Table 2c. Shoa DALYS by cause and age group for both sexes with 95% uncertainty intervals, 2019

Cause	Early Neonatal	Late Neonatal	Post-Neonatal	1 to 4	5 to 9	10 to 14	15 to 19	20 to 24	25 to 29	30 to 34	35 to 39	40 to 44	45 to 49	50 to 54	55 to 59	60 to 64	65 to 69	70 to 74	75 to 79	80 to 84	85 to 89	90 to 94	95 plus	Total
All causes	799 (659 to 963)	291 (219 to 391)	1,680 (1,199 to 2,172)	2,088 (1,556 to 2,753)	2,709 (1,965 to 3,566)	3,660 (2,656 to 4,800)	4,480 (3,305 to 5,966)	5,229 (3,750 to 6,953)	5,949 (4,190 to 8,019)	6,649 (4,664 to 8,994)	7,369 (5,170 to 9,966)	11,009 (7,709 to 15,400)	15,600 (10,966 to 19,999)	19,600 (14,065 to 25,509)	19,600 (13,750 to 27,600)	21,200 (17,900 to 26,400)	22,500 (18,600 to 28,500)	21,900 (17,900 to 27,400)	24,500 (20,000 to 31,000)	26,700 (21,200 to 35,400)	20,400 (15,200 to 27,200)	10,600 (9,974 to 11,300)	360,000
Communicable, maternal, neonatal, and nutritional diseases	454 (321 to 600)	98 (73 to 131)	239 (176 to 309)	376 (276 to 503)	392 (283 to 526)	303 (220 to 394)	399 (287 to 528)	370 (262 to 492)	349 (243 to 488)	420 (293 to 579)	503 (343 to 706)	660 (466 to 892)	966 (686 to 1,302)	1,300 (886 to 1,800)	1,300 (886 to 1,800)	1,600 (1,100 to 2,200)	1,600 (1,100 to 2,200)	1,600 (1,100 to 2,200)	1,600 (1,100 to 2,200)	2,100 (1,400 to 2,900)	2,170 (1,500 to 2,900)	1,080 (1,000 to 1,200)	16,400
HIV/AIDS and sexually transmitted infections	0 (0 to 0)	0 (0 to 0)	2.6 (2.6 to 2.6)	2.6 (2.1 to 3)	0.6 (0.6 to 0.7)	1.5 (1.2 to 2)	0.8 (0.7 to 0.9)	0.6 (0.6 to 0.7)	0.6 (0.6 to 0.6)	0.6 (0.6 to 0.7)	0.6 (0.6 to 0.6)	0.6 (0.6 to 0.6)	0.6 (0.6 to 0.6)	0.6 (0.6 to 0.6)	0.6 (0.6 to 0.6)	0.6 (0.6 to 0.6)	0.6 (0.6 to 0.6)	0.6 (0.6 to 0.6)	0.6 (0.6 to 0.6)	0.6 (0.6 to 0.6)	0.7 (0.6 to 0.8)	0.3 (0.3 to 0.3)	24.9
HIV/AIDS	0 (0 to 0)	0 (0 to 0)	2.6 (2.6 to 2.6)	2.6 (2.1 to 3)	0.6 (0.6 to 0.7)	1.5 (1.2 to 2)	0.8 (0.7 to 0.9)	0.6 (0.6 to 0.7)	0.6 (0.6 to 0.6)	0.6 (0.6 to 0.7)	0.6 (0.6 to 0.6)	0.6 (0.6 to 0.6)	0.6 (0.6 to 0.6)	0.6 (0.6 to 0.6)	0.6 (0.6 to 0.6)	0.6 (0.6 to 0.6)	0.6 (0.6 to 0.6)	0.6 (0.6 to 0.6)	0.6 (0.6 to 0.6)	0.6 (0.6 to 0.6)	0.6 (0.6 to 0.6)	0.3 (0.3 to 0.3)	24.9
HIV/AIDS - Drug-susceptible Tuberculosis	0 (0 to 0)	0 (0 to 0)	0.4 (0.4 to 0.4)	0.4 (0.3 to 0.5)	0.1 (0.1 to 0.1)	0.2 (0.2 to 0.3)	0.1 (0.1 to 0.1)	0.1 (0.1 to 0.1)	0.1 (0.1 to 0.1)	0.1 (0.1 to 0.1)	0.1 (0.1 to 0.1)	0.1 (0.1 to 0.1)	0.1 (0.1 to 0.1)	0.1 (0.1 to 0.1)	0.1 (0.1 to 0.1)	0.1 (0.1 to 0.1)	0.1 (0.1 to 0.1)	0.1 (0.1 to 0.1)	0.1 (0.1 to 0.1)	0.1 (0.1 to 0.1)	0.1 (0.1 to 0.1)	0.1 (0.1 to 0.1)	13.9
HIV/AIDS - Multidrug-resistant Tuberculosis without extensive drug resistance	0 (0 to 0)	0 (0 to 0)	0 (0 to 0.1)	0 (0 to 0.1)	0 (0 to 0)	0 (0 to 0)	0 (0 to 0)	0 (0 to 0.1)	0 (0 to 0.1)	0 (0 to 0.1)	0 (0 to 0.1)	0 (0 to 0.1)	0 (0 to 0.1)	0 (0 to 0.1)	0 (0 to 0.1)	0 (0 to 0.1)	0 (0 to 0.1)	0 (0 to 0.1)	0 (0 to 0.1)	0 (0 to 0.1)	0 (0 to 0.1)	0 (0 to 0.1)	0 (0 to 0.1)	0.3
HIV/AIDS - Extensively drug-resistant Tuberculosis	0 (0 to 0)	0 (0 to 0)	0 (0 to 0)	0 (0 to 0)	0 (0 to 0)	0 (0 to 0)	0 (0 to 0)	0 (0 to 0)	0 (0 to 0)	0 (0 to 0)	0 (0 to 0)	0 (0 to 0)	0 (0 to 0)	0 (0 to 0)	0 (0 to 0)	0 (0 to 0)	0 (0 to 0)	0 (0 to 0)	0 (0 to 0)	0 (0 to 0)	0 (0 to 0)	0 (0 to 0)	0 (0 to 0)	0.1
HIV/AIDS resulting in other diseases	0 (0 to 0)	0 (0 to 0)	2.2 (1.5 to 2.9)	1.9 (1.3 to 2.6)	0.5 (0.3 to 0.6)	0.7 (0.4 to 1.1)	0.7 (0.4 to 1.0)	0.5 (0.3 to 0.7)	0.5 (0.3 to 0.7)	0.5 (0.3 to 0.7)	0.5 (0.3 to 0.7)	0.5 (0.3 to 0.7)	0.5 (0.3 to 0.7)	0.5 (0.3 to 0.8)	0.5 (0.3 to 0.8)	0.5 (0.3 to 0.8)	0.5 (0.3 to 0.8)	0.5 (0.3 to 0.8)	0.5 (0.3 to 0.8)	0.5 (0.3 to 0.8)	0.5 (0.3 to 0.8)	0.5 (0.3 to 0.8)	73.6
Sexually transmitted infections excluding HIV	0 (0 to 0)	0 (0 to 0)	0 (0 to 0)	0 (0 to 0)	0 (0 to 0)	0 (0 to 0)	0 (0 to 0)	0 (0 to 0)	0 (0 to 0)	0 (0 to 0)	0 (0 to 0)	0 (0 to 0)	0 (0 to 0)	0 (0 to 0)	0 (0 to 0)	0 (0 to 0)	0 (0 to 0)	0 (0 to 0)	0 (0 to 0)	0 (0 to 0)	0 (0 to 0)	0 (0 to 0)	0 (0 to 0)	0.2
Syphilis	0 (0 to 0)	0 (0 to 0)	0 (0 to 0)	0 (0 to 0)	0 (0 to 0)	0 (0 to 0)	0 (0 to 0)	0 (0 to 0)	0 (0 to 0)	0 (0 to 0)	0 (0 to 0)	0 (0 to 0)	0 (0 to 0)	0 (0 to 0)	0 (0 to 0)	0 (0 to 0)	0 (0 to 0)	0 (0 to 0)	0 (0 to 0)	0 (0 to 0)	0 (0 to 0)	0 (0 to 0)	0 (0 to 0)	0.2
Chlamydial infection	0 (0 to 0)	0 (0 to 0)	0 (0 to 0)	0 (0 to 0)	0 (0 to 0)	0 (0 to 0)	0 (0 to 0)	0 (0 to 0)	0 (0 to 0)	0 (0 to 0)	0 (0 to 0)	0 (0 to 0)	0 (0 to 0)	0 (0 to 0)	0 (0 to 0)	0 (0 to 0)	0 (0 to 0)	0 (0 to 0)	0 (0 to 0)	0 (0 to 0)	0 (0 to 0)	0 (0 to 0)	0 (0 to 0)	0.2
Gonococcal infection	0 (0 to 0)	0 (0 to 0)	0 (0 to 0)	0 (0 to 0)	0 (0 to 0)	0 (0 to 0)	0 (0 to 0)	0 (0 to 0)	0 (0 to 0)	0 (0 to 0)	0 (0 to 0)	0 (0 to 0)	0 (0 to 0)	0 (0 to 0)	0 (0 to 0)	0 (0 to 0)	0 (0 to 0)	0 (0 to 0)	0 (0 to 0)	0 (0 to 0)	0 (0 to 0)	0 (0 to 0)	0 (0 to 0)	0.2
Trichomoniasis	0 (0 to 0)	0 (0 to 0)	0 (0 to 0)	0 (0 to 0)	0 (0 to 0)	0 (0 to 0)	0 (0 to 0)	0 (0 to 0)	0 (0 to 0)	0 (0 to 0)	0 (0 to 0)	0 (0 to 0)	0 (0 to 0)	0 (0 to 0)	0 (0 to 0)	0 (0 to 0)	0 (0 to 0)	0 (0 to 0)	0 (0 to 0)	0 (0 to 0)	0 (0 to 0)	0 (0 to 0)	0 (0 to 0)	0.1
Genital herpes	0 (0 to 0)	0 (0 to 0)	0 (0 to 0)	0 (0 to 0)	0 (0 to 0)	0 (0 to 0)	0 (0 to 0)	0 (0 to 0)	0 (0 to 0)	0 (0 to 0)	0 (0 to 0)	0 (0 to 0)	0 (0 to 0)	0 (0 to 0)	0 (0 to 0)	0 (0 to 0)	0 (0 to 0)	0 (0 to 0)	0 (0 to 0)	0 (0 to 0)	0 (0 to 0)	0 (0 to 0)	0 (0 to 0)	0.1
Other sexually transmitted infections	0 (0 to 0)	0 (0 to 0)	0 (0 to 0)	0 (0 to 0)	0 (0 to 0)	0 (0 to 0)	0 (0 to 0)	0 (0 to 0)	0 (0 to 0)	0 (0 to 0)	0 (0 to 0)	0 (0 to 0)	0 (0 to 0)	0 (0 to 0)	0 (0 to 0)	0 (0 to 0)	0 (0 to 0)	0 (0 to 0)	0 (0 to 0)	0 (0 to 0)	0 (0 to 0)	0 (0 to 0)	0 (0 to 0)	0.1
Respiratory infections and tuberculosis	7.9 (3.4 to 9.9)	4.6 (3 to 6.9)	48.0 (36.2 to 66.9)	120 (101 to 209)	137 (86.6 to 216)	232 (170 to 336)	134 (87.6 to 196)	116 (72.9 to 177)	116 (72.3 to 176)	116 (72.3 to 176)	116 (72.3 to 176)	116 (72.3 to 176)	116 (72.3 to 176)	116 (72.3 to 176)	116 (72.3 to 176)	116 (72.3 to 176)	116 (72.3 to 176)	116 (72.3 to 176)	116 (72.3 to 176)	116 (72.3 to 176)	116 (72.3 to 176)	116 (72.3 to 176)	12,600
Tuberculosis	0 (0 to 0)	0 (0 to 0)	0.3 (0.3 to 0.4)	0.3 (0.3 to 0.4)	0.2 (0.1 to 0.3)	0.2 (0.2 to 0.4)	0.2 (0.1 to 0.3)	0.2 (0.1 to 0.3)	0.2 (0.1 to 0.3)	0.2 (0.1 to 0.3)	0.2 (0.1 to 0.3)	0.2 (0.1 to 0.3)	0.2 (0.1 to 0.3)	0.2 (0.1 to 0.3)	0.2 (0.1 to 0.3)	0.2 (0.1 to 0.3)	0.2 (0.1 to 0.3)	0.2 (0.1 to 0.3)	0.2 (0.1 to 0.3)	0.2 (0.1 to 0.3)	0.2 (0.1 to 0.3)	0.2 (0.1 to 0.3)	414
Latent tuberculosis infection	0 (0 to 0)	0 (0 to 0)	0 (0 to 0)	0 (0 to 0)	0 (0 to 0)	0 (0 to 0)	0 (0 to 0)	0 (0 to 0)	0 (0 to 0)	0 (0 to 0)	0 (0 to 0)	0 (0 to 0)	0 (0 to 0)	0 (0 to 0)	0 (0 to 0)	0 (0 to 0)	0 (0 to 0)	0 (0 to 0)	0 (0 to 0)	0 (0 to 0)	0 (0 to 0)	0 (0 to 0)	0 (0 to 0)	0
Active tuberculosis	0.6 (0.3 to 0.8)	0.4 (0.2 to 0.6)	0.3 (0.3 to 0.4)	0.3 (0.3 to 0.4)	0.2 (0.1 to 0.3)	0.2 (0.2 to 0.4)	0.2 (0.1 to 0.3)	0.2 (0.1 to 0.3)	0.2 (0.1 to 0.3)	0.2 (0.1 to 0.3)	0.2 (0.1 to 0.3)	0.2 (0.1 to 0.3)	0.2 (0.1 to 0.3)	0.2 (0.1 to 0.3)	0.2 (0.1 to 0.3)	0.2 (0.1 to 0.3)	0.2 (0.1 to 0.3)	0.2 (0.1 to 0.3)	0.2 (0.1 to 0.3)	0.2 (0.1 to 0.3)	0.2 (0.1 to 0.3)	0.2 (0.1 to 0.3)	9.6
Diarrheal diseases	0.7 (0.5 to 1)	1.9 (1.3 to 2.9)	19 (11.5 to 30.9)	29.6 (19.5 to 45.9)	3.7 (2.5 to 5)	1.5 (1.1 to 2.1)	1.9 (1.3 to 2.6)	2.4 (1.6 to 3.4)	2.4 (1.6 to 3.4)	2.4 (1.6 to 3.4)	2.4 (1.6 to 3.4)	2.4 (1.6 to 3.4)	2.4 (1.6 to 3.4)	2.4 (1.6 to 3.4)	2.4 (1.6 to 3.4)	2.4 (1.6 to 3.4)	2.4 (1.6 to 3.4)	2.4 (1.6 to 3.4)	2.4 (1.6 to 3.4)	2.4 (1.6 to 3.4)	2.4 (1.6 to 3.4)	2.4 (1.6 to 3.4)	408
Typhoid and paratyphoid	0 (0 to 0)	0 (0 to 0)	0 (0 to 0)	0 (0 to 0)	0 (0 to 0)	0 (0 to 0)	0 (0 to 0)	0 (0 to 0)	0 (0 to 0)	0 (0 to 0)	0 (0 to 0)	0 (0 to 0)	0 (0 to 0)	0 (0 to 0)	0 (0 to 0)	0 (0 to 0)	0 (0 to 0)	0 (0 to 0)	0 (0 to 0)	0 (0 to 0)	0 (0 to 0)	0 (0 to 0)	0 (0 to 0)	0.2
Typhoid fever	0 (0 to 0)	0 (0 to 0)	0 (0 to 0)	0 (0 to 0)	0 (0 to 0)	0 (0 to 0)	0 (0 to 0)	0 (0 to 0)	0 (0 to 0)	0 (0 to 0)	0 (0 to 0)	0 (0 to 0)	0 (0 to 0)	0 (0 to 0)	0 (0 to 0)	0 (0 to 0)	0 (0 to 0)	0 (0 to 0)	0 (0 to 0)	0 (0 to 0)	0 (0 to 0)	0 (0 to 0)	0 (0 to 0)	0
Paratyphoid fever	0 (0 to 0)	0 (0 to 0)	0 (0 to 0)	0 (0 to 0)	0 (0 to 0)	0 (0 to 0)	0 (0 to 0)	0 (0 to 0)	0 (0 to 0)	0 (0 to 0)	0 (0 to 0)	0 (0 to 0)	0 (0 to 0)	0 (0 to 0)	0 (0 to 0)	0 (0 to 0)	0 (0 to 0)	0 (0 to 0)	0 (0 to 0)	0 (0 to 0)	0 (0 to 0)	0 (0 to 0)	0 (0 to 0)	0.1
Invasive Non-typhoidal Salmonella (iNTS)	0 (0 to 0)	0 (0 to 0)	0 (0 to 0)	0 (0 to 0)	0 (0 to 0)	0 (0 to 0)	0 (0 to 0)	0 (0 to 0)	0 (0 to 0)	0 (0 to 0)	0 (0 to 0)	0 (0 to 0)	0 (0 to 0)	0 (0 to 0)	0 (0 to 0)	0 (0 to 0)	0 (0 to 0)	0 (0 to 0)	0 (0 to 0)	0 (0 to 0)	0 (0 to 0)	0 (0 to 0)	0 (0 to 0)	1.3
Other intestinal infectious diseases	0 (0 to 0)	0 (0 to 0)	0.1 (0 to 0.2)	0.1 (0 to 0.2)	0.1 (0 to 0.2

Ischemic heart disease	0 (0.0)	0 (0.0)	0 (0.0)	0 (0.0)	0 (0.0)	0 (0.0)	9 (9.1/17.5)	24-7 (27.0/34.5/42.)	24-7 (26.2/34.4/42.)	28-7 (28.7/34.4/42.)	70-6 (69.1/84.8/9.)	122 (97.1/ 150.	261 (197.9/ 299.	491 (372.9/ 561.	528 (400.9/ 603.	688 (522.9/ 786.	926 (703.9/ 1,058.	1,410 (1,055.1/ 1,610.	1,962 (1,460.9/ 2,210.	2,368 (2,160.9/ 2,553.	2,338 (1,830.9/ 2,620.	2,466 (1,900.9/ 2,796.	2,266 (1,430.9/ 2,620.	1,990 (999.9/ 2,620.	77,200
Stroke	0 (0.0)	0 (0.0)	0 (0.0)	0 (0.0)	0 (0.0)	0 (0.0)



SR Table 2c. Kudo DALYS by cause and age arcoss for both sexes with 95% uncertainty intervals, 2019

Cause	Early Neonatal	Late Neonatal	Post-Neonatal	1 to 4	5 to 9	10 to 14	15 to 19	20 to 24	25 to 29	30 to 34	35 to 39	40 to 44	45 to 49	50 to 54	55 to 59	60 to 64	65 to 69	70 to 74	75 to 79	80 to 84	85 to 89	90 to 94	95 plus	Total
All causes	1,120 (966 to 1,300)	625 (547 to 721)	1,680 (1,466 to 1,926)	3,398 (2,958 to 3,882)	2,660 (2,370 to 3,000)	3,698 (3,159 to 7,298)	5,672 (1,209 to 12,200)	7,400 (7,200 to 11,700)	7,400 (7,200 to 10,300)	7,400 (7,200 to 10,300)	7,400 (7,200 to 10,300)	7,400 (7,200 to 10,300)	20,000 (20,000 to 20,000)	27,900 (27,900 to 28,000)	39,000 (39,000 to 39,000)	39,000 (39,000 to 39,000)	39,000 (39,000 to 39,000)	43,000 (43,000 to 43,000)	62,900 (62,900 to 63,000)	89,700 (89,700 to 89,800)	96,300 (73,600 to 121,000)	68,400 (51,100 to 90,200)	28,400 (20,500 to 37,900)	28,400 (20,500 to 38,900)	28,400 (20,500 to 38,900)	28,400 (20,500 to 38,900)	730,000
Communicable, maternal, neonatal, and nutritional diseases	676 (579 to 781)	152 (139 to 169)	373 (329 to 426)	626 (579 to 683)	592 (566 to 620)	929 (882 to 978)	995 (929 to 1,060)	1,100 (1,000 to 1,200)	997 (928 to 1,080)	792 (725 to 870)	699 (637 to 768)	1,200 (1,100 to 1,300)	1,220 (1,100 to 1,350)	1,140 (1,020 to 1,280)	1,210 (1,070 to 1,370)	1,260 (1,110 to 1,430)	1,360 (1,200 to 1,540)	2,030 (1,820 to 2,260)	3,240 (2,920 to 3,580)	6,670 (5,990 to 7,400)	8,110 (6,970 to 9,450)	6,470 (5,370 to 8,030)	4,090 (2,990 to 5,350)	4,090 (2,990 to 5,350)	4,090 (2,990 to 5,350)	39,600
HIV/AIDS and sexually transmitted infections	0 (0 to 0)	0 (0 to 0)	2.7 (2 to 4.6)	3.6 (2.6 to 4.2)	1.5 (1 to 1.9)	2.2 (1.6 to 2.8)	7.6 (4.7 to 11.7)	19.7 (12.6 to 30.6)	27.6 (18.5 to 42.6)	39.2 (26.5 to 57.4)	49.5 (37.5 to 74.1)	69.6 (54.5 to 101)	98.6 (79.2 to 134)	147.8 (121.2 to 189)	200.4 (167.7 to 248)	286 (241.6 to 345)	372.6 (314.1 to 445)	466.6 (397.2 to 548)	577 (494.9 to 672)	724.4 (619.2 to 846)	1,010 (874.1 to 1,170)	1,130 (1,010 to 1,260)	1,130 (1,010 to 1,260)	1,130 (1,010 to 1,260)	1,130 (1,010 to 1,260)	671
HIV/AIDS	0 (0 to 0)	0 (0 to 0)	2.7 (2 to 4.6)	3.6 (2.6 to 4.2)	1.5 (1 to 1.9)	2.2 (1.6 to 2.8)	7.6 (4.7 to 11.7)	19.7 (12.6 to 30.6)	27.6 (18.5 to 42.6)	39.2 (26.5 to 57.4)	49.5 (37.5 to 74.1)	69.6 (54.5 to 101)	98.6 (79.2 to 134)	147.8 (121.2 to 189)	200.4 (167.7 to 248)	286 (241.6 to 345)	372.6 (314.1 to 445)	466.6 (397.2 to 548)	577 (494.9 to 672)	724.4 (619.2 to 846)	1,010 (874.1 to 1,170)	1,130 (1,010 to 1,260)	1,130 (1,010 to 1,260)	1,130 (1,010 to 1,260)	1,130 (1,010 to 1,260)	180
HIV/AIDS - Drug-susceptible Tuberculosis	0 (0 to 0)	0 (0 to 0)	0.6 (0.4 to 1.1)	0.7 (0.5 to 0.9)	0.3 (0.2 to 0.4)	0.5 (0.3 to 0.6)	1.6 (0.9 to 2.5)	4.1 (2.5 to 6.5)	5.7 (3.7 to 9.1)	8.1 (5.2 to 13)	10.2 (7.5 to 15.5)	14.4 (10.8 to 21)	20.4 (15.8 to 28.1)	30.6 (24.2 to 39.2)	41.5 (33.4 to 51.5)	59.2 (49.8 to 71.4)	77.1 (62.7 to 92.1)	96.6 (79.2 to 113)	119.4 (98.8 to 140)	150 (124.2 to 176)	209 (174.1 to 246)	234 (203.6 to 265)	234 (203.6 to 265)	234 (203.6 to 265)	234 (203.6 to 265)	37
HIV/AIDS - Multidrug-resistant Tuberculosis without extensive	0 (0 to 0)	0 (0 to 0)	0.1 (0 to 0.2)	0.1 (0 to 0.2)	0 (0 to 0.1)	0.1 (0 to 0.1)	0.3 (0 to 0.5)	0.8 (0.5 to 1.3)	1.1 (0.7 to 1.8)	1.6 (1 to 2.6)	2 (1.5 to 3)	2.8 (2.1 to 4.1)	4 (3.1 to 5.5)	5.9 (4.7 to 7.6)	8.1 (6.5 to 10)	11.5 (9.7 to 13.9)	15 (12.2 to 17.9)	18.8 (15.4 to 22.3)	23.2 (19.2 to 27.2)	29.1 (24.1 to 34.1)	40.6 (33.9 to 47.6)	45.5 (39.5 to 51.5)	45.5 (39.5 to 51.5)	45.5 (39.5 to 51.5)	45.5 (39.5 to 51.5)	7.2
HIV/AIDS - Extensively drug-resistant Tuberculosis	0 (0 to 0)	0 (0 to 0)	0 (0 to 0)	0 (0 to 0)	0 (0 to 0)	0 (0 to 0)	0 (0 to 0)	0 (0 to 0)	0 (0 to 0)	0 (0 to 0)	0 (0 to 0)	0 (0 to 0)	0 (0 to 0)	0 (0 to 0)	0 (0 to 0)	0 (0 to 0)	0 (0 to 0)	0 (0 to 0)	0 (0 to 0)	0 (0 to 0)	0 (0 to 0)	0 (0 to 0)	0 (0 to 0)	0 (0 to 0)	0 (0 to 0)	0 (0 to 0)	0.2
HIV/AIDS resulting in other diseases	0 (0 to 0)	0 (0 to 0)	1.7 (1.3 to 2.3)	2.8 (1.6 to 3.3)	1.2 (0.6 to 1.7)	1.8 (0.9 to 2.7)	5.9 (1.7 to 9.7)	15.6 (4.1 to 25.4)	21.9 (5.9 to 35.8)	31.2 (8.2 to 50.7)	39.3 (10.4 to 63.9)	55.2 (14.6 to 89.7)	78.1 (20.7 to 127)	117.2 (31 to 190)	159.1 (42.1 to 258)	227 (60.1 to 368)	295.4 (78.2 to 480)	370.1 (98 to 601)	458.1 (121.3 to 744)	575.8 (152.4 to 935)	800.9 (212.1 to 1,300)	895.8 (237.2 to 1,450)	895.8 (237.2 to 1,450)	895.8 (237.2 to 1,450)	895.8 (237.2 to 1,450)	144
Sexually transmitted infections excluding HIV	0 (0 to 0)	0 (0 to 0)	0 (0 to 0)	0 (0 to 0)	0 (0 to 0)	0 (0 to 0)	0 (0 to 0)	0 (0 to 0)	0 (0 to 0)	0 (0 to 0)	0 (0 to 0)	0 (0 to 0)	0 (0 to 0)	0 (0 to 0)	0 (0 to 0)	0 (0 to 0)	0 (0 to 0)	0 (0 to 0)	0 (0 to 0)	0 (0 to 0)	0 (0 to 0)	0 (0 to 0)	0 (0 to 0)	0 (0 to 0)	0 (0 to 0)	0 (0 to 0)	0
Syphilis	0 (0 to 0)	0 (0 to 0)	0 (0 to 0)	0 (0 to 0)	0 (0 to 0)	0.2 (0 to 0.3)	0.3 (0 to 0.5)	0.6 (0 to 0.8)	0.8 (0 to 1.2)	1.2 (0.9 to 1.5)	1.5 (1.2 to 1.9)	2.1 (1.7 to 2.6)	3 (2.4 to 3.7)	4.3 (3.5 to 5.2)	5.8 (4.8 to 7)	8.1 (6.8 to 9.7)	10.4 (8.8 to 12.4)	12.9 (10.9 to 15.3)	15.7 (13.2 to 18.6)	19.4 (16.3 to 23)	25.3 (21.3 to 30)	28.5 (24.1 to 33.5)	28.5 (24.1 to 33.5)	28.5 (24.1 to 33.5)	28.5 (24.1 to 33.5)	4.5
Chlamydial infection	0 (0 to 0)	0 (0 to 0)	0 (0 to 0)	0 (0 to 0)	0 (0 to 0)	0.2 (0.1 to 0.3)	1.5 (0.4 to 2.7)	3.4 (1.1 to 5.7)	4.6 (1.6 to 7.7)	6.2 (2.2 to 10.3)	8.3 (3.1 to 13.8)	11.6 (4.4 to 19.3)	16.5 (6.3 to 27.4)	24.7 (9.4 to 41)	33.5 (12.8 to 55.6)	47.8 (18.2 to 79.3)	62.4 (23.8 to 103)	77.9 (29.7 to 129)	97.2 (37 to 161)	121.2 (46.2 to 201)	168.5 (64.2 to 279)	188.4 (71.8 to 312)	188.4 (71.8 to 312)	188.4 (71.8 to 312)	188.4 (71.8 to 312)	30
Gonococcal infection	0 (0 to 0)	0 (0 to 0)	0 (0 to 0)	0 (0 to 0)	0 (0 to 0)	0.2 (0.1 to 0.3)	1.6 (0.4 to 2.8)	3.6 (1.1 to 6)	4.8 (1.7 to 8)	6.5 (2.3 to 10.8)	8.7 (3.3 to 14.5)	12.1 (4.6 to 20.2)	17.2 (6.6 to 28.6)	25.8 (9.8 to 42.9)	35 (13.4 to 58.1)	49.9 (19 to 83)	65.2 (24.9 to 108)	81.4 (31 to 135)	101.6 (38.7 to 168)	126.6 (48.3 to 210)	176 (67.1 to 292)	196.8 (75 to 327)	196.8 (75 to 327)	196.8 (75 to 327)	196.8 (75 to 327)	31.4
Trichomoniasis	0 (0 to 0)	0 (0 to 0)	0 (0 to 0)	0 (0 to 0)	0 (0 to 0)	0.1 (0 to 0.2)	0.5 (0.1 to 0.9)	1.1 (0.3 to 1.8)	1.5 (0.5 to 2.5)	2 (0.7 to 3.3)	2.7 (1 to 4.5)	3.8 (1.4 to 6.3)	5.4 (2 to 8.9)	8 (3 to 13.3)	10.9 (4.2 to 18)	15.5 (5.9 to 25.7)	20.3 (7.7 to 33.6)	25.3 (9.6 to 41.9)	31.6 (12 to 52.3)	39.4 (15 to 65.2)	54.8 (20.9 to 90.7)	61.2 (23.3 to 101)	61.2 (23.3 to 101)	61.2 (23.3 to 101)	61.2 (23.3 to 101)	9.8
Genital herpes	0 (0 to 0)	0 (0 to 0)	0 (0 to 0)	0 (0 to 0)	0 (0 to 0)	0 (0 to 0)	0 (0 to 0)	0 (0 to 0)	0 (0 to 0)	0 (0 to 0)	0 (0 to 0)	0 (0 to 0)	0 (0 to 0)	0 (0 to 0)	0 (0 to 0)	0 (0 to 0)	0 (0 to 0)	0 (0 to 0)	0 (0 to 0)	0 (0 to 0)	0 (0 to 0)	0 (0 to 0)	0 (0 to 0)	0 (0 to 0)	0 (0 to 0)	0 (0 to 0)	0
Other sexually transmitted infections	0 (0 to 0)	0 (0 to 0)	0 (0 to 0)	0 (0 to 0)	0 (0 to 0)	0.2 (0.1 to 0.4)	2.6 (1.1 to 4.6)	6 (2.4 to 10.2)	8 (3.4 to 14.1)	10.4 (4.4 to 18.1)	13.4 (5.9 to 23.1)	18.4 (8.3 to 31.5)	25.4 (11.6 to 43.1)	36.4 (16.4 to 61.5)	47.8 (21.2 to 80.2)	63.8 (28.4 to 107)	82.1 (36.2 to 137)	100.4 (44.2 to 167)	122.4 (53.6 to 203)	150.4 (65.2 to 248)	203.1 (87.1 to 335)	227.1 (96.7 to 376)	227.1 (96.7 to 376)	227.1 (96.7 to 376)	227.1 (96.7 to 376)	36.3
Respiratory infections and tuberculosis	9 (8.6 to 10)	4.2 (3.9 to 4.6)	79.9 (76.9 to 83)	186 (180 to 192)	39 (37.7 to 40.2)	31 (29.7 to 32.3)	29 (27.8 to 30.2)	29 (27.8 to 30.2)	29 (27.8 to 30.2)	29 (27.8 to 30.2)	29 (27.8 to 30.2)	29 (27.8 to 30.2)	29 (27.8 to 30.2)	29 (27.8 to 30.2)	29 (27.8 to 30.2)	29 (27.8 to 30.2)	29 (27.8 to 30.2)	29 (27.8 to 30.2)	29 (27.8 to 30.2)	29 (27.8 to 30.2)	29 (27.8 to 30.2)	29 (27.8 to 30.2)	29 (27.8 to 30.2)	29 (27.8 to 30.2)	29 (27.8 to 30.2)	27,900
Tuberculosis	0 (0 to 0)	0 (0 to 0)	0.6 (0.4 to 1.1)	0.8 (0.6 to 1.4)	0.5 (0.3 to 0.8)	0.5 (0.3 to 0.7)	1.7 (1 to 2.8)	3.6 (2.1 to 5.9)	4.6 (2.7 to 7.5)	6.3 (3.7 to 10.3)	8.1 (4.8 to 13.2)	11.2 (6.7 to 18.4)	15.4 (9.2 to 25.2)	22.1 (13.2 to 36.2)	29.1 (17.4 to 47.6)	38.8 (23.2 to 63.5)	49.9 (29.8 to 81.6)	61.1 (36.5 to 99.9)	74.5 (44.5 to 122)	92.2 (55.1 to 151)	123.5 (73.8 to 202)	138.1 (82.5 to 226)	138.1 (82.5 to 226)	138.1 (82.5 to 226)	138.1 (82.5 to 226)	22.1
Latent tuberculosis infection	0 (0 to 0)	0 (0 to 0)	0 (0 to 0)	0 (0 to 0)	0 (0 to 0)	0 (0 to 0)	0 (0 to 0)	0 (0 to 0)	0 (0 to 0)	0 (0 to 0)	0 (0 to 0)	0 (0 to 0)	0 (0 to 0)	0 (0 to 0)	0 (0 to 0)	0 (0 to 0)	0 (0 to 0)	0 (0 to 0)	0 (0 to 0)	0 (0 to 0)	0 (0 to 0)	0 (0 to 0)	0 (0 to 0)	0 (0 to 0)	0 (0 to 0)	0 (0 to 0)	0
Drug-susceptible tuberculosis	0.8 (0.8 to 0.9)	0.4 (0.4 to 0.5)	6.6 (6.6 to 7.3)	9.4 (9.4 to 9.7)	0.6 (0.5 to 0.7)	0.7 (0.7 to 0.8)	0.7 (0.7 to 0.8)	0.7 (0.7 to 0.8)	0.6 (0.6 to 0.7)	0.6 (0.6 to 0.7)	0.6 (0.6 to 0.7)	0.6 (0.6 to 0.7)	0.6 (0.6 to 0.7)	0.6 (0.6 to 0.7)	0.6 (0.6 to 0.7)	0.6 (0.6 to 0.7)	0.6 (0.6 to 0.7)	0.6 (0.6 to 0.7)	0.6 (0.6 to 0.7)	0.6 (0.6 to 0.7)	0.6 (0.6 to 0.7)	0.6 (0.6 to 0.7)	0.6 (0.6 to 0.7)	0.6 (0.6 to 0.7)	0.6 (0.6 to 0.7)	0.1
Multidrug-resistant tuberculosis without extensive drug-resistar	0 (0 to 0)	0 (0 to 0)	0 (0 to 0)	0 (0 to 0)	0 (0 to 0)	0 (0 to 0)	0 (0 to 0)	0 (0 to 0)	0 (0 to 0)	0 (0 to 0)	0 (0 to 0)	0 (0 to 0)	0 (0 to 0)	0 (0 to 0)	0 (0 to 0)	0 (0 to 0)	0 (0 to 0)	0 (0 to 0)	0 (0 to 0)	0 (0 to 0)	0 (0 to 0)	0 (0 to 0)	0 (0 to 0)	0 (0 to 0)	0 (0 to 0)	0 (0 to 0)	0
Extensively drug-resistant tuberculosis	0 (0 to 0)	0 (0 to 0)	0 (0 to 0)	0 (0 to 0)	0 (0 to 0)	0 (0 to 0)	0 (0 to 0)	0 (0 to 0)	0 (0 to 0)	0 (0 to 0)	0 (0 to 0)	0 (0 to 0)	0 (0 to 0)	0 (0 to 0)	0 (0 to 0)	0 (0 to 0)	0 (0 to 0)	0 (0 to 0)	0 (0 to 0)	0 (0 to 0)	0 (0 to 0)	0 (0 to 0)	0 (0 to 0)	0 (0 to 0)	0 (0 to 0)	0 (0 to 0)	0
Lower respiratory infections	7.7 (7.3 to 8.1)	3.8 (3.6 to 4.2)	73.7 (70.8 to 76.8)	186 (180.2 to 192)	38.4 (36.9 to 39.6)	30.4 (29.1 to 31.6)	28.6 (27.4 to 29.8)	28.6 (27.4 to 29.8)	28.6 (27.4 to 29.8)	28.6 (27.4 to 29.8)	28.6 (27.4 to 29.8)	28.6 (27.4 to 29.8)	28.6 (27.4 to 29.8)	28.6 (27.4 to 29.8)	28.6 (27.4 to 29.8)	28.6 (27.4 to 29.8)	28.6 (27.4 to 29.8)	28.6 (27.4 to 29.8)	28.6 (27.4 to 29.8)	28.6 (27.4 to 29.8)	28.6 (27.4 to 29.8)	28.6 (27.4 to 29.8)	28.6 (27.4 to 29.8)	28.6 (27.4 to 29.8)	28.6 (27.4 to 29.8)	23,700
Upper respiratory infections	1.2 (0.4 to 2.4)	24.3 (8.6 to 47.2)	1.2 (0.4 to 2.4)	0.2 (0.1 to 0.4)	0.2 (0.1 to 0.4)	0.2 (0.1 to 0





SR Table 2c: Deaths DALYS by cause and age group for both sexes with 95% uncertainty intervals, 2019

Cause	Early Neonatal	Late Neonatal	Post Neonatal	1 to 4	5 to 9	10 to 14	15 to 19	20 to 24	25 to 29	30 to 34	35 to 39	40 to 44	45 to 49	50 to 54	55 to 59	60 to 64	65 to 69	70 to 74	75 to 79	80 to 84	85 to 89	90 to 94	95 plus	Total
All causes	1,160 (2,764 to 3,400)	1,260 (1,100 to 1,410)	6,370 (5,670 to 7,180)	11,200 (9,730 to 12,800)	10,200 (10,000 to 10,500)	10,200 (9,730 to 10,700)	21,400 (20,300 to 22,300)	43,600 (42,300 to 44,700)	58,900 (56,600 to 60,900)	67,600 (65,600 to 70,000)	72,000 (69,700 to 74,200)	66,700 (64,600 to 68,900)	136,000 (132,000 to 139,000)	136,000 (132,000 to 139,000)	143,000 (139,000 to 146,000)	141,000 (137,000 to 145,000)	164,000 (152,000 to 176,000)	226,000 (196,000 to 256,000)	294,000 (226,000 to 358,000)	366,000 (265,000 to 462,000)	394,000 (268,000 to 517,000)	268,000 (164,000 to 377,000)	217,000 (114,000 to 324,000)	121,000 (41,000 to 199,000)	59,000 (16,000 to 102,000)	3,510,000
Communicable, maternal, neonatal, and nutritional diseases	1,150 (1,070 to 1,230)	920 (860 to 978)	1,820 (1,580 to 2,060)	2,240 (1,980 to 2,500)	2,120 (1,870 to 2,350)	1,870 (1,670 to 2,050)	2,030 (1,870 to 2,210)	2,340 (2,060 to 2,580)	2,190 (1,890 to 2,410)	2,190 (1,910 to 2,450)	2,260 (2,000 to 2,500)	2,140 (1,900 to 2,370)	4,540 (4,060 to 5,010)	5,320 (4,840 to 5,810)	4,660 (4,250 to 5,060)	4,990 (4,560 to 5,400)	5,650 (4,930 to 6,380)	8,630 (6,810 to 10,500)	13,960 (11,000 to 17,000)	19,600 (14,300 to 25,000)	22,200 (14,600 to 29,900)	20,800 (12,900 to 28,700)	16,000 (8,970 to 23,000)	8,620 (4,000 to 13,200)	4,000 (1,600 to 6,470)	153,000
HIV/AIDS and sexually transmitted infections	0 (0 to 1)	0 (0 to 0)	12 (10 to 14)	124 (110 to 139)	6.6 (5.8 to 7.5)	6.6 (5.8 to 7.5)	29 (25 to 33)	453 (401 to 504)	997 (884 to 1,110)	1,730 (1,530 to 1,920)	2,530 (2,240 to 2,810)	3,270 (2,900 to 3,630)	6,377 (5,650 to 7,080)	7,377 (6,530 to 8,190)	7,106 (6,290 to 7,890)	7,106 (6,290 to 7,890)	7,147 (6,330 to 7,930)	7,230 (6,400 to 8,020)	6,994 (6,190 to 7,760)	6,994 (6,190 to 7,760)	6,994 (6,190 to 7,760)	6,994 (6,190 to 7,760)	6,994 (6,190 to 7,760)	6,994 (6,190 to 7,760)	6,994 (6,190 to 7,760)	1,800
HIV/AIDS	0 (0 to 0)	0 (0 to 0)	0.6 (0.5 to 0.7)	12 (10.2 to 13)	0.6 (0.5 to 0.6)	0.6 (0.5 to 0.6)	3.5 (2.9 to 4.3)	64 (51 to 80)	261 (214 to 320)	651 (534 to 798)	1,170 (964 to 1,430)	1,660 (1,370 to 2,030)	3,530 (2,900 to 4,330)	4,530 (3,720 to 5,550)	4,530 (3,720 to 5,550)	4,530 (3,720 to 5,550)	4,530 (3,720 to 5,550)	4,530 (3,720 to 5,550)	4,530 (3,720 to 5,550)	4,530 (3,720 to 5,550)	4,530 (3,720 to 5,550)	4,530 (3,720 to 5,550)	4,530 (3,720 to 5,550)	4,530 (3,720 to 5,550)	4,530 (3,720 to 5,550)	726
HIV/AIDS - Drug-susceptible Tuberculosis	0 (0 to 0)	0 (0 to 0)	0.5 (0.5 to 0.6)	9.6 (8.8 to 11)	1.7 (1.5 to 2.0)	1.2 (0.8 to 1.6)	1.4 (0.8 to 1.6)	2.9 (1.6 to 4.0)	4.1 (2.6 to 5.6)	5.2 (3.3 to 7)	6.6 (4.3 to 9.0)	11.2 (7.4 to 15.2)	13.6 (9.0 to 18)	13.6 (9.0 to 18)	11.7 (7.9 to 15.3)	11.7 (7.9 to 15.3)	10.4 (7.0 to 13.7)	8.2 (5.6 to 10.8)	6.2 (4.2 to 8.1)	6.2 (4.2 to 8.1)	6.2 (4.2 to 8.1)	6.2 (4.2 to 8.1)	6.2 (4.2 to 8.1)	6.2 (4.2 to 8.1)	6.2 (4.2 to 8.1)	199
HIV/AIDS - Multidrug-resistant Tuberculosis without extensi	0 (0 to 0)	0 (0 to 0)	0 (0 to 0)	0 (0 to 0)	0 (0 to 0)	0 (0 to 0)	0 (0 to 0)	0 (0 to 0)	0 (0 to 0)	0 (0 to 0)	0 (0 to 0)	0 (0 to 0)	0 (0 to 0)	0 (0 to 0)	0 (0 to 0)	0 (0 to 0)	0 (0 to 0)	0 (0 to 0)	0 (0 to 0)	0 (0 to 0)	0 (0 to 0)	0 (0 to 0)	0 (0 to 0)	0 (0 to 0)	0 (0 to 0)	0 (0 to 0)	0
HIV/AIDS - Extensively drug-resistant Tuberculosis	0 (0 to 0)	0 (0 to 0)	0 (0 to 0)	0 (0 to 0)	0 (0 to 0)	0 (0 to 0)	0 (0 to 0)	0 (0 to 0)	0 (0 to 0)	0 (0 to 0)	0 (0 to 0)	0 (0 to 0)	0 (0 to 0)	0 (0 to 0)	0 (0 to 0)	0 (0 to 0)	0 (0 to 0)	0 (0 to 0)	0 (0 to 0)	0 (0 to 0)	0 (0 to 0)	0 (0 to 0)	0 (0 to 0)	0 (0 to 0)	0 (0 to 0)	0 (0 to 0)	0
HIV/AIDS resulting in other diseases	0 (0 to 0)	0 (0 to 0)	7.6 (7.6 to 7.6)	7.6 (7.6 to 7.6)	3.1 (1.7 to 3.1)	3.2 (1.7 to 3.2)	11.7 (7.6 to 11.7)	18.6 (11.7 to 18.6)	21.3 (13.2 to 22.3)	29.1 (18.3 to 30.6)	37.5 (23.6 to 39.4)	43.7 (27.5 to 45.9)	49.9 (31.4 to 52.4)	49.9 (31.4 to 52.4)	49.9 (31.4 to 52.4)	49.9 (31.4 to 52.4)	49.9 (31.4 to 52.4)	49.9 (31.4 to 52.4)	49.9 (31.4 to 52.4)	49.9 (31.4 to 52.4)	49.9 (31.4 to 52.4)	49.9 (31.4 to 52.4)	49.9 (31.4 to 52.4)	49.9 (31.4 to 52.4)	49.9 (31.4 to 52.4)	1,160
Sexually transmitted infections excluding HIV	0 (0 to 0)	0 (0 to 0)	0.1 (0.1 to 0.1)	0.6 (0.5 to 0.7)	0.6 (0.5 to 0.7)	0.6 (0.5 to 0.7)	19.6 (14.6 to 25.6)	29.6 (22.1 to 38.6)	37.3 (27.9 to 48.6)	46.7 (34.9 to 60.9)	56.1 (41.9 to 73.1)	70.3 (52.5 to 91.6)	116 (86.7 to 151)	152 (114 to 198)	79.6 (59.5 to 104)	82.6 (61.7 to 107)	68 (50.8 to 88.6)	47.1 (35.2 to 61.4)	43.3 (32.4 to 56.4)	49.6 (37.1 to 64.6)	39.9 (29.8 to 52)	27.1 (20.2 to 35.3)	19.5 (14.6 to 25.4)	8.6 (6.4 to 11.2)	1,110
Syphilis	0 (0 to 0)	0 (0 to 0)	0 (0 to 0)	0 (0 to 0)	0 (0 to 0)	0 (0 to 0)	0.1 (0.1 to 0.1)	0.1 (0.1 to 0.1)	0.1 (0.1 to 0.1

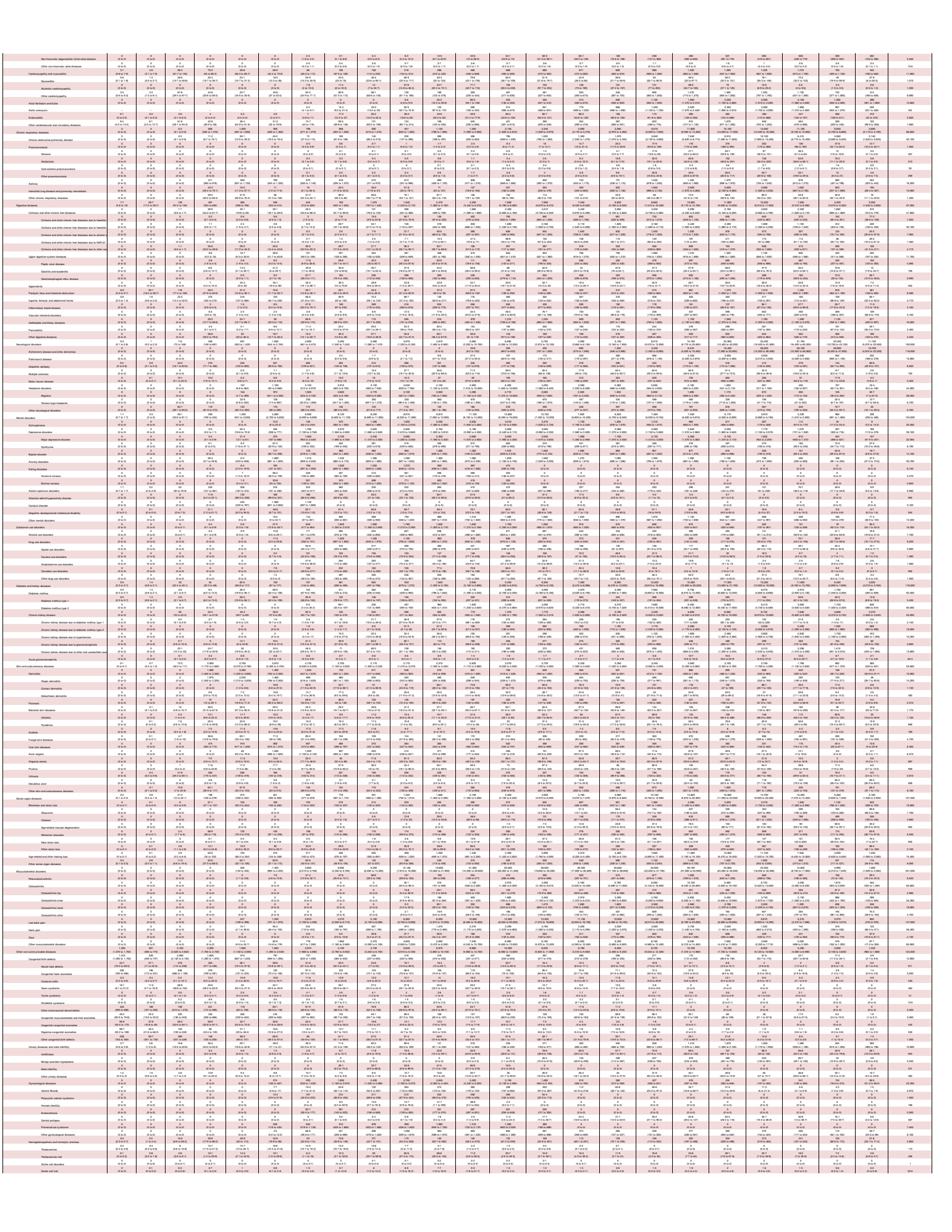



SR Table 2c: Hyligo DALYS by cause and age-group for both sexes with 95% uncertainty intervals, 2019

Cause	Early Neonatal	Late Neonatal	Post Neonatal	1 to 4	5 to 9	10 to 14	15 to 19	20 to 24	25 to 29	30 to 34	35 to 39	40 to 44	45 to 49	50 to 54	55 to 59	60 to 64	65 to 69	70 to 74	75 to 79	80 to 84	85 to 89	90 to 94	95 plus	Total
All causes	1,479 (1,375 to 1,593)	756 (692 to 821)	3,760 (3,390 to 4,206)	7,276 (6,748 to 8,026)	6,660 (6,162 to 7,360)	10,765 (9,870 to 12,000)	19,662 (18,000 to 21,600)	25,990 (24,000 to 28,000)	26,995 (24,800 to 29,300)	33,009 (30,600 to 35,700)	(32,400 to 35,600)	(32,900 to 35,900)	(32,900 to 35,900)	(32,900 to 35,900)	(32,900 to 35,900)	(32,900 to 35,900)	(32,900 to 35,900)	(32,900 to 35,900)	(32,900 to 35,900)	(32,900 to 35,900)	(32,900 to 35,900)	(32,900 to 35,900)	(32,900 to 35,900)
Communicable, maternal, neonatal, and nutritional diseases	897 (698 to 1,093)	336 (259 to 395)	900 (789 to 1,139)	1,490 (1,289 to 1,789)	1,370 (1,210 to 1,660)	1,240 (977 to 1,660)	1,330 (956 to 1,866)	1,270 (861 to 1,910)	1,020 (1,000 to 2,050)	(1,280 to 2,710)	1,830 (1,550 to 3,450)	2,060 (2,060 to 3,450)	2,470 (2,030 to 3,730)	2,660 (2,270 to 3,740)	3,300 (2,600 to 4,770)	4,150 (3,200 to 6,990)	7,400 (5,770 to 9,360)	9,380 (7,560 to 11,700)	11,700 (9,410 to 14,100)	15,600 (12,400 to 18,900)	7,960 (6,980 to 9,200)	84,700 (2,990 to 5,620)
HIV/AIDS and sexually transmitted infections	0 (0 to 0)	0 (0 to 0)	1 (0 to 2)	3 (2 to 5)	5 (3 to 8)	9 (5 to 14)	26 (15 to 39)	61 (37 to 89)	(77 to 119)	(99 to 157)	(122 to 193)	(152 to 246)	(164 to 266)	(164 to 266)	(164 to 266)	(164 to 266)	(164 to 266)	(164 to 266)	(164 to 266)	(164 to 266)	(164 to 266)	(164 to 266)	(164 to 266)	(164 to 266)
HIV/AIDS	(0 to 0)	(0 to 0)	(0 to 0)	(0 to 0)	(0 to 0)	(0 to 0)	(0 to 0)	(0 to 0)	(0 to 0)	(0 to 0)	(0 to 0)	(0 to 0)	(0 to 0)	(0 to 0)	(0 to 0)	(0 to 0)	(0 to 0)	(0 to 0)	(0 to 0)	(0 to 0)	(0 to 0)	(0 to 0)	(0 to 0)	(0 to 0)
HIV/AIDS - Drug-susceptible Tuberculosis	0 (0 to 0)	0 (0 to 0)	0 (0 to 0)	0 (0 to 0)	0 (0 to 0)	0 (0 to 0)	0 (0 to 0)	0 (0 to 0)	0 (0 to 0)	0 (0 to 0)	0 (0 to 0)	0 (0 to 0)	0 (0 to 0)	0 (0 to 0)	0 (0 to 0)	0 (0 to 0)	0 (0 to 0)	0 (0 to 0)	0 (0 to 0)	0 (0 to 0)	0 (0 to 0)	0 (0 to 0)	0 (0 to 0)	0 (0 to 0)
HIV/AIDS - Multidrug-resistant Tuberculosis without extens	0 (0 to 0)	0 (0 to 0)	0 (0 to 0)	0 (0 to 0)	0 (0 to 0)	0 (0 to 0)	0 (0 to 0)	0 (0 to 0)	0 (0 to 0)	0 (0 to 0)	0 (0 to 0)	0 (0 to 0)	0 (0 to 0)	0 (0 to 0)	0 (0 to 0)	0 (0 to 0)	0 (0 to 0)	0 (0 to 0)	0 (0 to 0)	0 (0 to 0)	0 (0 to 0)	0 (0 to 0)	0 (0 to 0)	0 (0 to 0)
HIV/AIDS - Extensively drug-resistant Tuberculosis	0 (0 to 0)	0 (0 to 0)	0 (0 to 0)	0 (0 to 0)	0 (0 to 0)	0 (0 to 0)	0 (0 to 0)	0 (0 to 0)	0 (0 to 0)	0 (0 to 0)	0 (0 to 0)	0 (0 to 0)	0 (0 to 0)	0 (0 to 0)	0 (0 to 0)	0 (0 to 0)	0 (0 to 0)	0 (0 to 0)	0 (0 to 0)	0 (0 to 0)	0 (0 to 0)	0 (0 to 0)	0 (0 to 0)	0 (0 to 0)
HIV/AIDS resulting in other diseases	0 (0 to 0)	0 (0 to 0)	0 (0 to 0)	0 (0 to 0)	0 (0 to 0)	0 (0 to 0)	0 (0 to 0)	0 (0 to 0)	0 (0 to 0)	0 (0 to 0)	0 (0 to 0)	0 (0 to 0)	0 (0 to 0)	0 (0 to 0)	0 (0 to 0)	0 (0 to 0)	0 (0 to 0)	0 (0 to 0)	0 (0 to 0)	0 (0 to 0)	0 (0 to 0)	0 (0 to 0)	0 (0 to 0)	0 (0 to 0)
Sexually transmitted infections excluding HIV	0 (0 to 0)	0 (0 to 0)	0 (0 to 0)	0 (0 to 0)	0 (0 to 0)	2 (1 to 4)	13 (7 to 20)	27 (15 to 41)	41 (23 to 61)	59 (33 to 90)	79 (45 to 120)	101 (57 to 154)	79 (43 to 122)	43 (23 to 67)	32 (17 to 50)	29 (15 to 46)	29 (15 to 46)	30 (16 to 46)	29 (15 to 46)	21 (11 to 33)	19 (10 to 29)	13 (7 to 20)	4 (2 to 6)	641
Syphilis	0 (0 to 0)	0 (0 to 0)	0 (0 to 0)	0 (0 to 0)	0 (0 to 0)	0 (0 to 0)	0 (0 to 0)	0 (0 to 0)	0 (0 to 0)	0 (0 to 0)	0 (0 to 0)	0 (0 to 0)	0 (0 to 0)	0 (0 to 0)	0 (0 to 0)	0 (0 to 0)	0 (0 to 0)	0 (0 to 0)	0 (0 to 0)	0 (0 to 0)	0 (0 to 0)	0 (0 to 0)	0 (0 to 0)	0 (0 to 0)
Chlamydial infection	0 (0 to 0)	0 (0 to 0)	0 (0 to 0)	0 (0 to 0)	0 (0 to 0)	0 (0 to 1)	1 (0 to 1)	2 (1 to 3)	3 (1 to 5)	4 (2 to 6)	5 (2 to 8)	7 (3 to 11)	5 (2 to 8)	3 (1 to 5)	2 (1 to 3)	2 (1 to 3)	2 (1 to 3)	2 (1 to 3)	2 (1 to 3)	1 (1 to 2)	1 (1 to 2)	1 (1 to 2)	0 (0 to 1)	60
Gonococcal infection	0 (0 to 0)	0 (0 to 0)	0 (0 to 0)	0 (0 to 0)	0 (0 to 0)	0 (0 to 0)	0 (0 to 0)	0 (0 to 0)	0 (0 to 0)	0 (0 to 0)	0 (0 to 0)	0 (0 to 0)	0 (0 to 0)	0 (0 to 0)	0 (0 to 0)	0 (0 to 0)	0 (0 to 0)	0 (0 to 0)	0 (0 to 0)	0 (0 to 0)	0 (0 to 0)	0 (0 to 0)	0 (0 to 0)	0 (0 to 0)
Trichomoniasis	0 (0 to 0)	0 (0 to 0)	0 (0 to 0)	0 (0 to 0)	0 (0 to 0)	0 (0 to 0)	0 (0 to 0)	0 (0 to 0)	0 (0 to 0)	0 (0 to 0)	0 (0 to 0)	0 (0 to 0)	0 (0 to 0)	0 (0 to 0)	0 (0 to 0)	0 (0 to 0)	0 (0 to 0)	0 (0 to 0)	0 (0 to 0)	0 (0 to 0)	0 (0 to 0)	0 (0 to 0)	0 (0 to 0)	0 (0 to 0)
Genital herpes	0 (0 to 0)	0 (0 to 0)	0 (0 to 0)	0 (0 to 0)	0 (0 to 0)	0 (0 to 0)	0 (0 to 1)	0 (0 to 1)	0 (0 to 1)	0 (0 to 1)	0 (0 to 1)	0 (0 to 1)	0 (0 to 1)	0 (0 to 1)	0 (0 to 1)	0 (0 to 1)	0 (0 to 1)	0 (0 to 1)	0 (0 to 1)	0 (0 to 1)	0 (0 to 1)	0 (0 to 1)	0 (0 to 1)	0 (0 to 1)
Other sexually transmitted infections	0 (0 to 0)	0 (0 to 0)	0 (0 to 0)	0 (0 to 0)	0 (0 to 0)	1 (0 to 2)	3 (2 to 5)	6 (3 to 10)	9 (5 to 14)	13 (7 to 20)	17 (9 to 26)	22 (12 to 34)	17 (9 to 26)	9 (5 to 14)	7 (3 to 11)	6 (3 to 9)	6 (3 to 9)	6 (3 to 9)	6 (3 to 9)	4 (2 to 6)	4 (2 to 6)	3 (1 to 4)	1 (0 to 1)	141
Respiratory infections and tuberculosis	13,0 (9,510 to 17,000)	23,7 (17,000 to 30,400)	3,920 (2,800 to 5,190)	932 (666 to 1,230)	597 (427 to 788)	431 (308 to 569)	424 (303 to 560)	519 (371 to 685)	569 (407 to 752)	660 (472 to 872)	830 (594 to 1,100)	1,060 (758 to 1,400)	1,360 (973 to 1,800)	1,900 (1,360 to 2,510)	2,660 (1,900 to 3,520)	3,540 (2,530 to 4,680)	5,130 (3,670 to 6,790)	6,960 (4,980 to 9,200)	8,660 (6,200 to 11,400)	11,100 (7,940 to 14,700)	14,000 (10,000 to 18,500)	11,100 (7,940 to 14,700)	68,900
Tuberculosis	(0 to 3)	(0 to 2)	(1 to 2)	(1 to 2)	(0 to 1)	(0 to 1)	(0 to 1)	(0 to 1)	(0 to 1)	(0 to 1)	(0 to 1)	(0 to 1)	(0 to 1)	(0 to 1)	(0 to 1)	(0 to 1)	(0 to 1)	(0 to 1)	(0 to 1)	(0 to 1)	(0 to 1)	(0 to 1)	(0 to 0)	2,370
Latent tuberculosis infection	(0 to 0)	(0 to 0)	(0 to 0)	(0 to 0)	(0 to 0)	(0 to 0)	(0 to 0)	(0 to 0)	(0 to 0)	(0 to 0)	(0 to 0)	(0 to 0)	(0 to 0)	(0 to 0)	(0 to 0)	(0 to 0)	(0 to 0)	(0 to 0)	(0 to 0)	(0 to 0)	(0 to 0)	(0 to 0)	(0 to 0)	0
Drug-susceptible tuberculosis	(1 to 3)	(0 to 2)	(1 to 2)	(1 to 2)	(0 to 1)	(0 to 1)	(0 to 1)	(0 to 1)	(0 to 1)	(0 to 1)	(0 to 1)	(0 to 1)	(0 to 1)	(0 to 1)	(0 to 1)	(0 to 1)	(0 to 1)	(0 to 1)	(0 to 1)	(0 to 1)	(0 to 1)	(0 to 1)	(0 to 0)	2,320
Multidrug-resistant tuberculosis without extensive drug-re	0 (0 to 0)	0 (0 to 0)	0 (0 to 0)	0 (0 to 0)	0 (0 to 0)	0 (0 to 0)	0 (0 to 0)	0 (0 to 0)	0 (0 to 0)	0 (0 to 0)	0 (0 to 0)	0 (0 to 0)	0 (0 to 0)	0 (0 to 0)	0 (0 to 0)	0 (0 to 0)	0 (0 to 0)	0 (0 to 0)	0 (0 to 0)	0 (0 to 0)	0 (0 to 0)	0 (0 to 0)	0 (0 to 0)	0
Extensively drug-resistant tuberculosis	0 (0 to 0)	0 (0 to 0)	0 (0 to 0)	0 (0 to 0)	0 (0 to 0)	0 (0 to 0)	0 (0 to 0)	0 (0 to 0)	0 (0 to 0)	0 (0 to 0)	0 (0 to 0)	0 (0 to 0)	0 (0 to 0)	0 (0 to 0)	0 (0 to 0)	0 (0 to 0)	0 (0 to 0)	0 (0 to 0)	0 (0 to 0)	0 (0 to 0)	0 (0 to 0)	0 (0 to 0)	0 (0 to 0)	0
Lower respiratory infections	9,7 (7,090 to 13,000)	19,4 (14,000 to 25,000)	3,220 (2,300 to 4,270)	623 (444 to 827)	179,0 (127 to 237)	87 (62 to 116)	63,0 (44 to 84)	61,1 (43 to 81)	71,0 (50 to 94)	92,0 (65 to 122)	140 (100 to 186)	210 (150 to 280)	308 (220 to 410)	448 (320 to 600)	643 (460 to 860)	927 (660 to 1,240)	1,340 (950 to 1,800)	2,060 (1,460 to 2,760)	3,060 (2,170 to 4,100)	4,660 (3,300 to 6,230)	7,090 (5,020 to 9,500)	5,550 (3,930 to 7,430)	30,600
Upper respiratory infections	(0,0 to 0,4)	(1,7 to 5,1)	(22,7 to 52)	(148 to 404)	(180 to 509)	(167 to 507)	(153 to 516)	(152 to 479)	(141 to 424)	(149 to 439)	(156 to 451)	(169 to 483)	(170 to 524)	(162 to 522)	(127 to 391)	(141 to 491)	(149 to 494)	(159 to 562)	(174 to 624)	(27,6 to 120)	(29 to 97,6)	(10,4 to 28,6)	4,930
Otitis media	(0 to 0)	(0,1 to 0,4)	(1,1 to 3,8)	(23,3 to 123)	(27,5 to 178)	(27,0 to 184)	(26,6 to 83,3)	(26,4 to 81,3)	(27,4 to 84)	(27,1 to 81,9)	(27,5 to 82,3)	(28,5 to 83)	(28,6 to 82,1)	(27,1 to 77,1)	(22,1 to 62,1)	(20,1 to 56,2)	(19,6 to 56)	(20,3 to 57,2)	(19,2 to 53,3)	(13,6 to 32,7)	(5,73 to 14,1)	(1,9 to 4,9)	844
Enteric infections	2 (1,1 to 3)	18,1 (3,0 to 9,0)	76 (50,6 to 109)	1,109 (1,109 to 1,109)	1,109 (1,109 to 1,109)	1,109 (1,109 to 1,109)	1,109 (1,109 to 1,109)	1,109 (1,109 to 1,109)	1,109 (1,109 to 1,109)	1,109 (1,109 to 1,109)	1,109 (1,109 to 1,109)	1,109 (1,109 to 1,109)	1,109 (1,109 to 1,109)	1,109 (1,109 to 1,109)	1,109 (1,109 to 1,109)	1,109 (1,109 to 1,109)	1,109 (1,109 to 1,109)	1,109 (1,109 to 1,109)	1,109 (1,109 to 1,109)	1,109 (1,109 to 1,109)	1,109 (1,109 to 1,109)	1,109 (1,109 to 1,109)	3,030
Cholera	(0 to 0)	(0 to 0)	(0 to 0)	(0 to 0)	(0 to 0)	(0 to 0)	(0 to 0)	(0 to 0)	(0 to 0)	(0 to 0)	(0 to 0)	(0 to 0)	(0 to 0)	(0 to 0)	(0 to 0)	(0 to 0)	(0 to 0)	(0 to 0)	(0 to 0)	(0 to 0)	(0 to 0)	(0 to 0)	(0 to 0)	0
Typhoid and paratyphoid	(0 to 0)	(0 to 0)	(0 to 0)	(0 to 0)	(0 to 0)	(0 to 0)	(0 to 0)	(0 to 0)	(0 to 0)	(0 to 0)	(0 to 0)	(0 to 0)	(0 to 0)	(0 to 0)	(0 to 0)	(0 to 0)	(0 to 0)	(0 to 0)	(0 to 0)	(0 to 0)	(0 to 0)	(0 to 0)	(0 to 0)	0
Typhoid fever	(0 to 0)	(0 to 0)	(0 to 0)	(0 to 0)	(0 to 0)	(0 to 0)	(0 to 0)	(0 to 0)	(0 to 0)	(0 to 0)	(0 to 0)	(0 to 0)	(0 to 0)	(0 to 0)	(0 to 0)	(0 to 0)	(0 to 0)	(0 to 0)	(0 to 0)	(0 to 0)	(0 to 0)	(0 to 0)	(0 to 0)	0
Paratyphoid fever	(0 to 0)	(0 to 0)	(0 to 0)	(0 to 0)	(0 to 0)	(0 to 0)	(0 to 0)	(0 to 0)	(0 to 0)	(0 to 0)	(0 to 0)	(0 to 0)	(0 to 0)	(0 to 0)	(0 to 0)	(0 to 0)	(0 to 0)	(0 to 0)	(0 to 0)	(0 to 0)	(0 to 0)	(0 to 0)	(0 to 0)	0
Invasive Non-typhoidal Salmonella (iNTS)	(0 to 0)	(0 to 0)	(0 to 0)	(0,1 to 0,6)	(0 to 0)	(0 to 0)	(0 to 0)	(0 to 0)	(0 to 0)	(0 to 0)	(0 to 0)	(0 to 0)	(0,1 to 0,6)	(0,1 to 0,6)	(0,1 to 0,6)	(0 to 0,4)	(0,1 to 0,6)	(0 to 0,4)	(0,1 to 1)	(0,2 to 1,1)	(0,2 to 1,1)	(0,2 to 1,1)	(0,1 to 0,7)	4,2
Other intestinal infectious diseases	(0 to 0)	(0 to 0)	(0 to 1)	(0 to 1)	(0 to 0)	(0 to 0)	(0 to 0)	(0 to 1)	(0 to 1)	(0 to 1)	(0 to 1)	(0 to 1)	(0 to 1)	(0 to 1)	(0 to 1)	(0 to 1)	(0 to 1)	(0 to 1)	(0 to 1)	(0 to 1)	(0 to 1)	(0 to 1)	(0 to 1)	9,3
Neglected tropical diseases and malaria	0 (0 to 0)	0,1 (0 to 0,1)	0,1 (0 to 0,1)	0,1 (0 to 0,1)	0 (0 to 0)	0 (0 to 0)	0 (0 to 0)	0 (0 to 0)	0 (0 to 0)	0 (0 to 0)	0 (0 to 0)	0 (0 to 0)	0 (0 to 0)	0 (0 to 0)	0 (0 to 0)	0 (0 to 0)	0 (0 to 0)	0 (0 to 0)	0 (0 to 0)	0 (0 to 0)	0 (0 to 0)	0 (0 to 0)	0 (0 to 0)	434
Malaria	(0 to 0)	(0 to 0)	(0 to 0)	(0 to 0)	(0 to 0)	(0 to 0)	(0 to 0)	(0 to 0)	(0 to 0)	(0 to 0)	(0 to 0)	(0 to 0)	(0 to 0)	(0 to 0)	(0 to 0)	(0 to 0)	(0 to 0)	(0 to 0)	(0 to 0)	(0 to 0)	(0 to 0)	(0 to 0)	(0 to 0)	0
Chagas disease	(0 to 0)	(0 to 0)	(0 to 0)	(0 to 0)	(0 to 0)	(0 to 0)	(0 to 0)	(0 to 0)	(0 to 0)	(0 to 0)	(0 to 0)	(0 to 0)	(0 to 0)	(0 to 0)	(0 to 0)	(0 to 0)	(0 to 0)	(0 to 0)	(0 to 0)	(0 to 0)	(0 to 0)	(0 to 0)	(0 to 0)	0
Leishmaniasis	(0 to 0)	(0 to 0)	(0 to 0)	(0 to 0)	(0 to 0)	(0 to 0)	(0 to 0)	(0 to 0)	(0 to 0)	(0 to 0)	(0 to 0)	(0 to 0)	(0 to 0)	(0 to 0)	(0 to 0)	(0 to 0)	(0 to 0)	(0 to 0)	(0 to 0)	(0 to 0)	(0 to 0)	(0 to 0)	(0 to 0)	0
Visceral leishmaniasis	(0 to 0)	(0 to 0)	(0 to 0)	(0 to 0)	(0 to 0)	(0 to 0)	(0 to 0)	(0 to 0)	(0 to 0)	(0 to 0)	(0 to 0)	(0 to 0)	(0 to 0)	(0 to 0)	(0 to 0)	(0 to 0)	(0 to 0)	(0 to 0)	(0 to 0)	(0 to 0)	(0 to 0)	(0 to 0)	(0 to 0)	0
Cutaneous and mucocutaneous leishmaniasis	(0 to 0)	(0 to 0)	(0 to 0)	(0 to 0)	(0 to 0)	(0 to 0)	(0 to 0)	(0 to 0)	(0 to 0)	(0 to 0)	(0 to 0)	(0 to 0)	(0 to 0)	(0 to 0)	(0 to 0)	(0 to 0)	(0 to 0)	(0 to 0)	(0 to 0)	(0 to 0)	(0 to 0)	(0 to 0)	(0 to 0)	0
African trypanosomiasis	(0 to 0)	(0 to 0)	(0 to 0)	(0 to 0)	(0 to 0)	(0 to 0)	(0 to 0)	(0 to 0)	(0 to 0)	(0 to 0)	(0 to 0)	(0 to 0)	(0 to 0)	(0 to 0)	(0 to 0)	(0 to 0)	(0 to 0)	(0 to 0)	(0 to 0)	(0 to 0)	(0 to 0)	(0 to 0)	(0 to 0)	0
Schistosomiasis	(0 to 0)	(0 to 0)	(0 to 0)	(0 to 0)	(0 to 0)	(0 to 0)	(0 to 0)	(0 to 0)	(0 to 0)	(0 to 0)	(0 to 0)	(0 to 0)	(0 to 0)	(0 to 0)	(0 to 0)	(0 to 0)	(0 to 0)	(0 to 0)	(0 to 0)	(0 to 0)	(0 to 0)	(0 to 0)	(0 to 0)	0
Cysticercosis	(0 to 0)	(0 to 0)	(0 to 0)	(0 to 0)	(0 to 0)	(0 to 0)	(0 to 0)	(0 to 0)	(0 to 0)	(0 to 0)	(0 to 0)	(0 to 0)	(0 to 0)	(0 to 0)	(0 to 0)	(0 to 0)	(0 to 0)	(0 to 0)	(0 to 0)	(0 to 0)	(0 to 0)	(0 to 0)	(0 to 0)	0
Cystic echinococcosis	(0 to 0)	(0 to 0)	(0 to 0)	(0 to 0)	(0 to 0)	(0 to 0)	(0 to 0)	(0 to 0)	(0 to 0)	(0 to 0)	(0 to 0)	(0 to 0)	(0 to 0)	(0 to 0)	(0 to 0)	(0 to 0)	(0 to 0)	(0 to 0)	(0 to 0)	(0 to 0)	(0 to 0)	(0 to 0)	(0 to 0)	0
Lymphatic filariasis	(0 to 0)	(0 to 0)	(0 to 0)	(0 to 0)	(0 to 0)	(0 to 0)	(0 to 0)	(0 to 0)	(0 to 0)	(0 to 0)	(0 to 0)	(0 to 0)	(0 to 0)	(0 to 0)	(0 to 0)	(0 to 0)	(0 to 0)	(0 to 0)	(0 to 0)	(0 to 0)	(0 to 0)	(0 to 0)	(0 to 0)	0
Onchocerciasis	(0 to 0)	(0 to 0)	(0 to 0)	(0 to 0)	(0 to 0)	(0 to 0)	(0 to 0)	(0 to 0)	(0 to 0)	(0 to 0)	(0 to 0)	(0 to 0)	(0 to 0)	(0 to 0)	(0 to 0)	(0 to 0)	(0 to 0)	(0 to 0)	(0 to 0)	(0 to 0)	(0 to 0)	(0 to 0)	(0 to 0)	0
Trachoma	(0 to 0)	(0 to 0)	(0 to 0)	(0 to 0)	(0 to 0)	(0 to 0)	(0 to 0)	(0 to 0)	(0 to 0)	(0 to 0)	(0 to 0)	(0 to 0)	(0 to 0)	(0 to 0)	(0 to 0)	(0 to 0)	(0 to 0)	(0 to 0)	(0 to 0)	(0 to 0)	(0 to 0)	(0 to 0)	(0 to 0)	0
Dengue	(0 to 0)	(0 to 0)	(0 to 0)	(0 to 0)	(0 to 0)	(0 to 0)	(0 to 0)	(0 to 0)	(0 to 0)	(0 to 0)	(0 to 0)	(0 to 0)	(0 to 0)	(0 to 0)	(0 to 0)	(0 to 0)	(0 to 0)	(0 to 0)	(0 to 0)	(0 to 0)	(0 to 0)	(0 to 0)	(0 to 0)	0
Yellow fever	(0 to 0)	(0 to 0)	(0 to 0)	(0 to 0)	(0 to 0)	(0 to 0)	(0 to 0)	(0 to 0)	(0 to 0)	(0 to 0)	(0 to 0)	(0 to 0)	(0 to 0)	(0 to 0)	(0 to 0)	(0 to 0)	(0 to 0)	(0 to 0)	(0 to 0)	(0 to 0)	(0 to 0)	(0 to 0)	(0 to 0)	0
Rabies	(0 to 0)	(0 to 0)	(0 to 0)	(0 to 0)	(0 to 0)	(0 to 0)	(0 to 0)	(0 to 0)	(0 to 0)	(0 to 0)	(0 to 0)	(0 to 0)	(0 to 0)	(0 to 0)	(0 to 0)	(0 to 0)	(0 to 0)	(0 to 0)	(0 to 0)	(0 to 0)	(0 to 0)	(0 to 0)	(0 to 0)	0
Intestinal nematode infections	(0 to 0)	(0 to 0)	(0 to 0)	(0 to 0)	(0 to 0)	(0 to 0)	(0 to 0)	(0 to 0)	(0 to 0)	(0 to 0)	(0 to 0)	(0 to 0)	(0 to 0)	(0 to 0)	(0 to 0)	(0 to 0)	(0 to 0)	(0 to 0)	(0 to 0)	(0 to 0)	(0 to 0)	(0 to 0)	(0 to 0)	0
Ascariasis	(0 to 0)	(0 to 0)	(0 to 0)	(0 to 0)	(0 to 0)	(0 to 0)	(0 to 0)	(0 to 0)	(0 to 0)	(0 to 0)	(0 to 0)	(0 to 0)	(0 to 0)	(0 to 0)	(0 to 0)	(0 to 0)	(0 to 0)	(0 to 0)	(0 to 0)	(0 to 0)	(0 to 0)	(0 to 0)	(0 to 0)	0
Trichuriasis	(0 to 0)	(0 to 0)	(0 to 0)	(0 to 0)	(0 to 0)	(0 to 0)	(0 to 0)	(0 to 0)	(0 to 0)	(0 to 0)	(0 to 0)	(0 to 0)	(0 to 0)	(0 to 0)	(0 to 0)	(0 to 0)	(0 to 0)	(0 to 0)	(0 to 0)	(0 to 0)	(0 to 0)	(0 to 0)	(0 to 0)	0
Hookworm disease	(0 to 0)	(0 to 0)	(0 to 0)	(0 to 0)	(0 to 0)	(0 to 0)	(0 to 0)	(0 to 0)	(0 to 0)	(0 to 0)	(0 to 0)	(0 to 0)	(0 to 0)	(0 to 0)	(0 to 0)	(0 to 0)	(0 to 0)	(0 to 0)	(0 to 0)	(0 to 0)	(0 to 0)	(0 to 0)	(0 to 0)	0
Food-borne trematodiases	(0 to 0)	(0 to 0)	(0 to 0)	(0 to 0)	(0 to 0)	(0 to 0)	(0 to 0)	(0 to 0)	(0 to 0)	(0 to 0)	(0 to 0)	(0 to 0)	(0 to 0)	(0 to 0)	(0 to 0)	(0 to 0)	(0 to 0)	(0 to 0)	(0 to 0)	(0 to 0)	(0 to 0)	(0 to 0)	(0 to 0)	0
Leprosy	(0 to 0)	(0 to 0)	(0 to 0)	(0 to 0)	(0 to 0)	(0 to 0)	(0 to 0)	(0 to 0)	(0 to 0)	(0 to 0)	(0 to 0)	(0 to 0)	(0 to 0)	(0 to 0)	(0 to 0)	(0 to 0)	(0 to 0)	(0 to 0)	(0 to 0)	(0 to 0)	(0 to 0)	(0 to 0)	(0 to 0)	0
Ebola	(0 to 0)	(0 to 0)	(0 to 0)	(0 to 0)	(0 to 0)	(0 to 0)	(0 to 0)	(0 to 0)	(0 to 0)	(0 to 0)	(0 to 0)	(0 to 0)	(0 to 0)	(0 to 0)	(0 to 0)	(0 to 0)	(0 to 0)	(0 to 0)	(0 to 0)	(0 to 0)	(0 to 0)	(0 to 0)	(0 to 0)	0
Zika virus	(0 to 0)	(0 to 0)	(0 to 0)	(0 to 0)	(0 to 0)	(0 to 0)	(0 to 0)	(0 to 0)	(0 to 0)	(0 to 0)	(0 to 0)	(0 to 0)	(0 to 0)	(0 to 0)	(0 to 0)	(0 to 0)	(0 to 0)	(0 to 0)	(0 to 0)	(0 to 0)	(0 to 0)	(0 to 0)	(0 to 0)	0
Guinea worm disease	(0 to 0)	(0 to 0)	(0 to 0)	(0 to 0)	(0 to 0)	(0 to 0)	(0 to 0)	(0 to 0)	(0 to 0)	(0 to 0)	(0 to 0)	(0 to 0)	(0 to 0)	(0 to 0)	(0 to 0)	(0 to 0)	(0 to 0)	(0 to 0)	(0 to 0)	(0 to 0)	(0 to 0)	(0 to 0)	(0 to 0)	0
Other neglected tropical diseases	1,9 (1,2 to 2,8)	7,6 (2,2 to 17,9)	27,4 (6,6 to 67,6)	29 (6,9 to 69,9)	29,4 (7,0 to 72,3)	17,6 (3,9 to 45,1)	11,9 (2,7 to 31,3)	13,4 (3,1 to 33)	13,4 (3,1 to 33)	17,9 (4,1 to 44,2)	24,5 (5,6 to 60,7)	33,0 (7,5 to 81,7)	28,9 (6,6 to 71,2)	7,6 (1,8 to 19,4)	12,6 (2,9 to 31,2)	13,6 (3,2 to 33,9)	11,7 (2,7 to 29,2)	11,7 (2,7 to 29,4)	8,7 (2,0 to 21,7)	7,6 (1,8 to 19,4)	3,3 (0,8 to 8,2)	1,2 (0,3 to 3,1)	332
Other infectious diseases	14 (11,0 to 18)	11,4 (3,0 to 24,6)	7,6 (1,8 to 17,8)	1,109 (1,109 to 1,109)	1,109 (1,109 to 1,109)	1,109 (1,109 to 1,109)	1,109 (1,109 to 1,109)	1,109 (1,109 to 1,109)	1,109 (1,109 to 1,109)	1,109 (1,109 to 1,109)	1,109 (1,109 to 1,109)	1,109 (1,109 to 1,109)	1,109 (1,109 to 1,109)	1,109 (1,109 to 1,109)	1,109 (1,109 to 1,109)	1,109 (1,109 to 1,109)	1,109 (1,109 to 1,109)	1,109 (1,109 to 1,109)	1,109 (1,109 to 1,109)	1,109 (1,109 to 1,109)	1,109 (1,109 to 1,109)	1,109 (1,109 to 1,109)	3,660
Meningitis	1,6 (1,3 to 2,0)	0,6 (0,2 to 0,7)	22,5 (7,1 to 53,3)	23,7 (9,6 to 51,3)	12,1 (3,9 to 27,1)	7,9 (2,5 to 17,7)	10,2 (3,3 to 22,6)	14,6 (4,7 to 32,4)	17,8 (5,7 to 39,4)	21,6 (7,0 to 47,8)	29,6 (9,6 to 65,7)	39,1 (12,7 to 86,7)	43,2 (14,0 to 95,7)	29,7 (9,7 to 66,4)	29,5 (9,6 to 65,7)	43,3 (14,1 to 96,5)	54,0 (17,6 to 120)	62,2 (20,1 to 138)	65 (20,9 to 145)	49 (15,7 to 109)	21,6 (6,9 to 48,1)	13,7 (4,4 to 30,5)	648
Encephalitis	2,3 (0,7 to 3,7)	0,5 (0,1 to 1,8)	11,7 (2,1 to 34,3)	20,6 (2,2 to 68,2)	19,6 (2,1 to 64,9)	13,2 (1,4 to 43,5)	16,9 (1,8 to 55,5)	21,6 (2,3 to 70,9)	19 (2,0 to 62,4)	28,1 (3,0 to 92,3)	24,1 (2,6 to 79,1)	27 (2,9 to 88,5)	29,4 (3,2 to 96,5)	23,2 (2,5 to 76,1)	36,1 (3,9 to 118)	37,7 (4,1 to 124)	43,2 (4,7 to 142)	50,9 (5,5 to 167)	48,3 (5,2 to 159)	33,9 (3,7 to 111)	20,6 (2,2 to 67,6)	9,1 (1,0 to 30)	3,7 (0,4 to 12,1)	549
Diphtheria	(0 to 0)	(0 to 0)	0,1 (0 to 0,1)	0,1 (0 to 0,1)	0,1 (0 to 0,1





SR Table 2c: Nara DALYS by cause and age group for both sexes with 95% uncertainty intervals, 2019

Cause	Early Neonatal	Late Neonatal	Post-Neonatal	1 to 4	5 to 9	10 to 14	15 to 19	20 to 24	25 to 29	30 to 34	35 to 39	40 to 44	45 to 49	50 to 54	55 to 59	60 to 64	65 to 69	70 to 74	75 to 79	80 to 84	85 to 89	90 to 94	95 plus	Total
All causes	460 (322 to 595)	230 (156 to 306)	1,040 (721 to 1,392)	1,730 (1,330 to 2,170)	2,220 (1,660 to 2,880)	2,100 (1,550 to 2,730)	4,160 (3,050 to 5,450)	6,210 (4,560 to 8,080)	8,270 (6,060 to 10,800)	9,770 (7,170 to 12,700)	11,200 (8,210 to 14,600)	13,200 (9,670 to 17,200)	15,400 (11,300 to 20,100)	18,200 (13,300 to 23,800)	20,600 (15,100 to 26,900)	24,000 (17,700 to 31,300)	29,600 (22,000 to 38,700)	36,600 (26,900 to 47,900)	46,700 (33,900 to 60,100)	61,700 (45,000 to 77,900)	85,700 (62,000 to 107,000)	119,000 (86,000 to 149,000)	13,100 (12,200 to 13,900)	396,000
Communicable, maternal, neonatal, and nutritional diseases	269 (184 to 367)	162 (110 to 222)	234 (156 to 332)	326 (232 to 433)	221 (152 to 307)	206 (139 to 288)	379 (253 to 539)	254 (170 to 361)	204 (133 to 287)	236 (151 to 337)	410 (259 to 588)	562 (361 to 807)	699 (451 to 1,010)	976 (632 to 1,370)	642 (417 to 910)	798 (519 to 1,110)	1,160 (761 to 1,670)	1,850 (1,220 to 2,650)	2,730 (1,810 to 3,830)	3,760 (2,510 to 5,220)	3,430 (2,270 to 4,720)	2,690 (1,670 to 3,710)	1,430 (920 to 1,760)	22,700
HIV/AIDS and sexually transmitted infections	0 (0 to 0)	0 (0 to 0)	2.1 (1.7 to 2.6)	2.1 (1.7 to 2.6)	0.7 (0.6 to 0.9)	1.6 (1.3 to 1.9)	6.6 (5.4 to 8.1)	12.9 (10.6 to 15.8)	19.6 (16.0 to 24.0)	29.9 (24.5 to 37.1)	39.2 (32.1 to 48.5)	49.2 (40.4 to 60.1)	59.7 (49.4 to 73.1)	69.0 (56.9 to 84.7)	78.1 (64.3 to 95.7)	89.4 (73.5 to 109.5)	102 (83.9 to 125.1)	118 (96.9 to 145.1)	138 (113.2 to 169.2)	160 (131.1 to 196.2)	186 (152.1 to 228.1)	208 (170.1 to 255.1)	118 (96.5 to 144.7)	940
HIV/AIDS	0 (0 to 0)	0 (0 to 0)	2.1 (1.7 to 2.6)	2.1 (1.7 to 2.6)	0.7 (0.6 to 0.9)	0.6 (0.5 to 0.7)	0.6 (0.5 to 0.8)	1.6 (1.3 to 2.0)	3.3 (2.7 to 4.1)	3.3 (2.7 to 4.1)	3.3 (2.7 to 4.1)	3.3 (2.7 to 4.1)	3.7 (3.0 to 4.5)	3.7 (3.0 to 4.5)	3.8 (3.0 to 4.6)	3.9 (3.1 to 4.8)	4.2 (3.4 to 5.2)	4.3 (3.4 to 5.3)	4.4 (3.5 to 5.4)	4.4 (3.5 to 5.4)	4.4 (3.5 to 5.4)	4.1 (3.3 to 5.1)	2.3 (1.8 to 2.8)	72.7
HIV/AIDS - Drug-susceptible Tuberculosis	0 (0 to 0)	0 (0 to 0)	0.1 (0 to 0.1)	0.1 (0 to 0.1)	0.1 (0 to 0.2)	0.1 (0 to 0.2)	0.1 (0 to 0.2





SR Table 2c: Wakayama DALYS by cause and age group for both sexes with 95% uncertainty intervals, 2019

Cause	Early Neonatal (0-6 days)	Late Neonatal (7-27 days)	Post Neonatal (28-364 days)	1 to 4	5 to 9	10 to 14	15 to 19	20 to 24	25 to 29	30 to 34	35 to 39	40 to 44	45 to 49	50 to 54	55 to 59	60 to 64	65 to 69	70 to 74	75 to 79	80 to 84	85 to 89	90 to 94	95 to 99	95 plus (95 plus)	Total
All causes	2,622 (2,302 to 2,954)	1,141 (1,001 to 1,291)	2,577 (2,263 to 2,913)	1,728 (999 to 1,410)	1,169 (1,041 to 1,302)	1,014 (872 to 1,162)	1,214 (1,072 to 1,362)	1,552 (1,378 to 1,732)	1,966 (1,737 to 2,202)	2,403 (2,120 to 2,700)	3,169 (2,800 to 3,560)	4,369 (3,873 to 4,903)	5,969 (5,307 to 6,699)	8,326 (7,413 to 9,340)	11,285 (10,055 to 12,650)	13,800 (12,257 to 15,488)	16,539 (14,652 to 18,493)	19,508 (17,189 to 21,880)	23,078 (20,209 to 26,000)	26,978 (23,551 to 30,400)	30,984 (26,857 to 34,880)	34,996 (30,257 to 39,400)	39,008 (33,600 to 43,900)	214,000 (184,000 to 241,000)	
Communicable, maternal, neonatal, and nutritional diseases	1,966 (1,652 to 2,248)	629.9 (491.5 to 782.9)	139 (105 to 178)	210 (156 to 266)	227 (169 to 291)	205 (156 to 260)	200 (156 to 252)	209 (158 to 263)	249 (194 to 309)	288 (224 to 358)	352 (263 to 454)	474 (350 to 614)	656 (483 to 863)	992 (730 to 1,300)	1,460 (1,073 to 1,913)	2,062 (1,516 to 2,703)	2,870 (2,110 to 3,763)	3,870 (2,844 to 5,076)	5,070 (3,728 to 6,649)	6,270 (4,610 to 8,226)	7,470 (5,492 to 9,803)	8,670 (6,374 to 11,373)	9,870 (7,256 to 12,950)	1,670 (1,610 to 1,730)	18,900
HIV/AIDS and sexually transmitted infections	0 (0 to 0)	0 (0 to 0)	1.4 (1.1 to 1.8)	0.6 (0.5 to 0.8)	0.6 (0.5 to 0.7)	0.9 (0.7 to 1.1)	2.3 (1.8 to 2.8)	5 (3.9 to 6.1)	7.2 (5.7 to 8.8)	10 (7.9 to 12.3)	16.1 (12.9 to 20.1)	19.4 (15.7 to 24.1)	19.1 (15.3 to 23.3)	19.1 (15.1 to 23.5)	11 (8.7 to 13.6)	9.9 (8.0 to 12.1)	10.9 (8.9 to 13.2)	10 (8.1 to 12.3)	9.7 (7.9 to 11.9)	11.1 (9.1 to 13.5)	4.9 (2.2 to 7.9)	2.6 (1.2 to 4.2)	1.2 (0.6 to 1.9)	182
HIV/AIDS	0 (0 to 0)	0 (0 to 0)	1.4 (1.1 to 1.8)	0.6 (0.5 to 0.7)	0.6 (0.5 to 0.7)	0.6 (0.4 to 0.7)	1.2 (0.9 to 1.7)	2.1 (1.6 to 2.7)	2.9 (2.3 to 3.7)	3.7 (2.9 to 4.7)	4.2 (3.1 to 5.4)	3.8 (2.9 to 5.1)	3.8 (2.9 to 5.1)	3.8 (2.9 to 5.1)	2.6 (2.0 to 3.4)	1.9 (1.4 to 2.6)	1.9 (1.4 to 2.6)	1.9 (1.4 to 2.6)	1.9 (1.4 to 2.6)	1.9 (1.4 to 2.6)	0.3 (0.2 to 0.4)	0.2 (0.1 to 0.4)	0.1 (0.0 to 0.2)	59.2
HIV/AIDS - Drug-susceptible Tuberculosis	0 (0 to 0)	0 (0 to 0)	0.5 (0.3 to 0.7)	0.4 (0.2 to 0.6)	0.2 (0.1 to 0.3)	0.1 (0.1 to 0.1)	0.1 (0.1 to 0.2)	0.2 (0.2 to 0.3)	0.2 (0.2 to 0.4)	0.4 (0.3 to 0.6)	0.6 (0.4 to 0.8)	0.7 (0.5 to 1.0)	0.6 (0.4 to 0.9)	0.7 (0.5 to 1.0)	0.5 (0.4 to 0.8)	0.4 (0.3 to 0.6)	0.5 (0.3 to 0.7)	0.5 (0.3 to 0.7)	0.5 (0.3 to 0.7)	0.5 (0.3 to 0.7)	0.2 (0.1 to 0.3)	0.1 (0.0 to 0.1)	0.0 (0.0 to 0.1)	13.6
HIV/AIDS - Multidrug-resistant Tuberculosis without extensive drug resistance	0 (0 to 0)	0 (0 to 0)	0 (0 to 0)	0 (0 to 0)	0 (0 to 0)	0 (0 to 0)	0 (0 to 0)	0 (0 to 0)	0 (0 to 0)	0 (0 to 0)	0 (0 to 0)	0 (0 to 0)	0 (0 to 0)	0 (0 to 0)	0 (0 to 0)	0 (0 to 0)	0 (0 to 0)	0 (0 to 0)	0 (0 to 0)	0 (0 to 0)	0 (0 to 0)	0 (0 to 0)	0 (0 to 0)	0 (0 to 0)	0.3
HIV/AIDS - Extensively drug-resistant Tuberculosis	0 (0 to 0)	0 (0 to 0)	0 (0 to 0)	0 (0 to 0)	0 (0 to 0)	0 (0 to 0)	0 (0 to 0)	0 (0 to 0)	0 (0 to 0)	0 (0 to 0)	0 (0 to 0)	0 (0 to 0)	0 (0 to 0)	0 (0 to 0)	0 (0 to 0)	0 (0 to 0)	0 (0 to 0)	0 (0 to 0)	0 (0 to 0)	0 (0 to 0)	0 (0 to 0)	0 (0 to 0)	0 (0 to 0)	0 (0 to 0)	0.1
HIV/AIDS resulting in other diseases	0 (0 to 0)	0 (0 to 0)	0.8 (0.6 to 0.9)	0.6 (0.4 to 0.8)	0.3 (0.2 to 0.5)	0.2 (0.2 to 0.3)	0.4 (0.3 to 0.5)	0.9 (0.6 to 1.4)	1.3 (0.9 to 2.1)	1.6 (1.1 to 2.4)	2.2 (1.5 to 3.2)	2.8 (1.7 to 4.3)	3.2 (2.0 to 4.9)	2.8 (1.7 to 4.1)	3.2 (1.9 to 4.6)	7.2 (4.6 to 10.7)	11.5 (7.2 to 17.0)	3.9 (1.4 to 7.9)	1.3 (0.5 to 2.2)	0.3 (0.1 to 0.5)	0.2 (0.1 to 0.4)	0.1 (0.0 to 0.2)	0.0 (0.0 to 0.1)	45
Sexually transmitted infections excluding HIV	0 (0 to 0)	0 (0 to 0)	0 (0 to 0)	0 (0 to 0)	0 (0 to 0)	0 (0 to 0)	0 (0 to 0)	0 (0 to 0)	0 (0 to 0)	0 (0 to 0)	0 (0 to 0)	0 (0 to 0)	0 (0 to 0)	0 (0 to 0)	0 (0 to 0)	0 (0 to 0)	0 (0 to 0)	0 (0 to 0)	0 (0 to 0)	0 (0 to 0)	0 (0 to 0)	0 (0 to 0)	0 (0 to 0)	0 (0 to 0)	0 (0 to 0)
Syphilis	0 (0 to 0)	0 (0 to 0)	0 (0 to 0)	0 (0 to 0)	0 (0 to 0)	0 (0 to 0)	0 (0 to 0)	0 (0 to 0)	0 (0 to 0)	0 (0 to 0)	0 (0 to 0)	0 (0 to 0)	0 (0 to 0)	0 (0 to 0)	0 (0 to 0)	0 (0 to 0)	0 (0 to 0)	0 (0 to 0)	0 (0 to 0)	0 (0 to 0)	0 (0 to 0)	0 (0 to 0)	0 (0 to 0)	0 (0 to 0)	0 (0 to 0)
Chlamydial infection	0 (0 to 0)	0 (0 to 0)	0 (0 to 0)	0 (0 to 0)	0 (0 to 0)	0 (0 to 0)	0 (0 to 0)	0 (0 to 0)	0 (0 to 0)	0 (0 to 0)	0 (0 to 0)	0 (0 to 0)	0 (0 to 0)	0 (0 to 0)	0 (0 to 0)	0 (0 to 0)	0 (0 to 0)	0 (0 to 0)	0 (0 to 0)	0 (0 to 0)	0 (0 to 0)	0 (0 to 0)	0 (0 to 0)	0 (0 to 0)	0 (0 to 0)
Gonococcal infection	0 (0 to 0)	0 (0 to 0)	0 (0 to 0)	0 (0 to 0)	0 (0 to 0)	0 (0 to 0)	0 (0 to 0)	0 (0 to 0)	0 (0 to 0)	0 (0 to 0)	0 (0 to 0)	0 (0 to 0)	0 (0 to 0)	0 (0 to 0)	0 (0 to 0)	0 (0 to 0)	0 (0 to 0)	0 (0 to 0)	0 (0 to 0)	0 (0 to 0)	0 (0 to 0)	0 (0 to 0)	0 (0 to 0)	0 (0 to 0)	0 (0 to 0)
Trichomoniasis	0 (0 to 0)	0 (0 to 0)	0 (0 to 0)	0 (0 to 0)	0 (0 to 0)	0 (0 to 0)	0 (0 to 0)	0 (0 to 0)	0 (0 to 0)	0 (0 to 0)	0 (0 to 0)	0 (0 to 0)	0 (0 to 0)	0 (0 to 0)	0 (0 to 0)	0 (0 to 0)	0 (0 to 0)	0 (0 to 0)	0 (0 to 0)	0 (0 to 0)	0 (0 to 0)	0 (0 to 0)	0 (0 to 0)	0 (0 to 0)	0 (0 to 0)
Genital herpes	0 (0 to 0)	0 (0 to 0)	0 (0 to 0)	0 (0 to 0)	0 (0 to 0)	0 (0 to 0)	0 (0 to 0)	0 (0 to 0)	0 (0 to 0)	0 (0 to 0)	0 (0 to 0)	0 (0 to 0)	0 (0 to 0)	0 (0 to 0)	0 (0 to 0)	0 (0 to 0)	0 (0 to 0)	0 (0 to 0)	0 (0 to 0)	0 (0 to 0)	0 (0 to 0)	0 (0 to 0)	0 (0 to 0)	0 (0 to 0)	0 (0 to 0)
Other sexually transmitted infections	0 (0 to 0)	0 (0 to 0)	0 (0 to 0)	0 (0 to 0)	0 (0 to 0)	0 (0 to 0)	0 (0 to 0)	0 (0 to 0)	0 (0 to 0)	0 (0 to 0)	0 (0 to 0)	0 (0 to 0)	0 (0 to 0)	0 (0 to 0)	0 (0 to 0)	0 (0 to 0)	0 (0 to 0)	0 (0 to 0)	0 (0 to 0)	0 (0 to 0)	0 (0 to 0)	0 (0 to 0)	0 (0 to 0)	0 (0 to 0)	0 (0 to 0)
Respiratory infections and tuberculosis	2.5 (1.4 to 3.9)	9.8 (3.9 to 18.7)	39.3 (29.1 to 49.6)	59.2 (49.8 to 69.2)	44.7 (33.2 to 56.2)	41.4 (31.4 to 53.1)	44 (33.7 to 56.4)	46.7 (35.9 to 59.3)	48.2 (36.8 to 61.3)	49.4 (37.5 to 62.6)	50.1 (38.1 to 63.5)	49.4 (38.0 to 62.5)	48.1 (37.1 to 60.9)	47.1 (36.4 to 59.5)	46.2 (35.8 to 58.2)	45.6 (35.4 to 57.3)	45.2 (35.2 to 56.7)	44.9 (35.1 to 56.2)	44.8 (35.1 to 56.1)	44.8 (35.1 to 56.1)	44.8 (35.1 to 56.1)	44.8 (35.1 to 56.1)	44.8 (35.1 to 56.1)	1,460
Tuberculosis	2.5 (1.4 to 3.9)	9.8 (3.9 to 18.7)	39.3 (29.1 to 49.6)	59.2 (49.8 to 69.2)	44.7 (33.2 to 56.2)	41.4 (31.4 to 53.1)	44 (33.7 to 56.4)	46.7 (35.9 to 59.3)	48.2 (36.8 to 61.3)	49.4 (37.5 to 62.6)	50.1 (38.1 to 63.5)	49.4 (38.0 to 62.5)	48.1 (37.1 to 60.9)	47.1 (36.4 to 59.5)	46.2 (35.8 to 58.2)	45.6 (35.4 to 57.3)	45.2 (35.2 to 56.7)	44.9 (35.1 to 56.2)	44.8 (35.1 to 56.1)	44.8 (35.1 to 56.1)	44.8 (35.1 to 56.1)	44.8 (35.1 to 56.1)	44.8 (35.1 to 56.1)	1,460
Latent tuberculosis infection	0 (0 to 0)	0 (0 to 0)	0 (0 to 0)	0 (0 to 0)	0 (0 to 0)	0 (0 to 0)	0 (0 to 0)	0 (0 to 0)	0 (0 to 0)	0 (0 to 0)	0 (0 to 0)	0 (0 to 0)	0 (0 to 0)	0 (0 to 0)	0 (0 to 0)	0 (0 to 0)	0 (0 to 0)	0 (0 to 0)	0 (0 to 0)	0 (0 to 0)	0 (0 to 0)	0 (0 to 0)	0 (0 to 0)	0 (0 to 0)	0
Drug-susceptible tuberculosis	0 (0 to 0)	0 (0 to 0)	0 (0 to 0)	0 (0 to 0)	0 (0 to 0)	0 (0 to 0)	0 (0 to 0)	0 (0 to 0)	0 (0 to 0)	0 (0 to 0)	0 (0 to 0)	0 (0 to 0)	0 (0 to 0)	0 (0 to 0)	0 (0 to 0)	0 (0 to 0)	0 (0 to 0)	0 (0 to 0)	0 (0 to 0)	0 (0 to 0)	0 (0 to 0)	0 (0 to 0)	0 (0 to 0)	0 (0 to 0)	0
Multidrug-resistant tuberculosis without extensive drug resistance	0 (0 to 0)	0 (0 to 0)	0 (0 to 0)	0 (0 to 0)	0 (0 to 0)	0 (0 to 0)	0 (0 to 0)	0 (0 to 0)	0 (0 to 0)	0 (0 to 0)	0 (0 to 0)	0 (0 to 0)	0 (0 to 0)	0 (0 to 0)	0 (0 to 0)	0 (0 to 0)	0 (0 to 0)	0 (0 to 0)	0 (0 to 0)	0 (0 to 0)	0 (0 to 0)	0 (0 to 0)	0 (0 to 0)	0 (0 to 0)	0
Extensively drug-resistant tuberculosis	0 (0 to 0)	0 (0 to 0)	0 (0 to 0)	0 (0 to 0)	0 (0 to 0)	0 (0 to 0)	0 (0 to 0)	0 (0 to 0)	0 (0 to 0)	0 (0 to 0)	0 (0 to 0)	0 (0 to 0)	0 (0 to 0)	0 (0 to 0)	0 (0 to 0)	0 (0 to 0)	0 (0 to 0)	0 (0 to 0)	0 (0 to 0)	0 (0 to 0)	0 (0 to 0)	0 (0 to 0)	0 (0 to 0)	0 (0 to 0)	0
Lower respiratory infections	2.4 (1.4 to 3.4)	4.3 (2.6 to 6.1)	29 (18.4 to 39.7)	28 (17.7 to 38.6)	18 (12.3 to 23.9)	13.8 (10.2 to 18.2)	12 (9.1 to 15.8)	14.7 (10.2 to 21)	18.2 (12.1 to 26.6)	22.5 (13.7 to 34.5)	31.1 (21.8 to 43.3)	47.5 (33.5 to 66)	68.4 (49.3 to 93.2)	110 (78.1 to 150)	174 (118.9 to 241)	272 (177.5 to 382)	455 (287.6 to 640)	1,220 (663 to 1,683)	1,850 (1,020 to 2,530)	2,490 (1,380 to 3,370)	2,710 (1,500 to 3,680)	1,930 (1,070 to 2,620)	569 (315 to 772)	12,800
Upper respiratory infections	0 (0 to 0)	5 (0.3 to 9.8)	8.6 (5.5 to 14.3)	41.9 (24.5 to 66.1)	54.7 (26.7 to 92.9)	68.9 (25.4 to 123.9)	47.2 (17.4 to 85.2)	41.2 (12.2 to 104.6)	36.2 (11.2 to 86.4)	43.7 (13.5 to 104.9)	48.9 (15.2 to 116.9)	52.7 (16.3 to 126.1)	57.7 (20.2 to 131)	50.4 (21.2 to 94.1)	49 (21.6 to 79.1)	49.1 (21.9 to 78.1)	49.9 (21.9 to 80.4)	39.7 (20.2 to 64)	24.3 (12.4 to 39.2)	16.9 (8.6 to 27.1)	9.3 (4.7 to 15)	3.9 (1.9 to 6.2)	0.9 (0.4 to 1.5)	623
Otitis media	0 (0 to 0)	1.3 (0.5 to 2.7)	9.5 (4.9 to 15.2)	11.4 (6.6 to 18.1)	8.5 (4.9 to 13.5)	7.6 (4.4 to 12.1)	6.8 (3.9 to 10.8)	6.2 (3.6 to 9.8)	6.8 (3.9 to 10.8)	7.4 (4.2 to 11.8)	8.2 (4.6 to 13.1)	8.3 (4.6 to 13.2)	8.1 (4.5 to 12.9)	7.9 (4.4 to 12.6)	7.7 (4.3 to 12.3)	7.6 (4.2 to 12.2)	7.5 (4.1 to 12.1)	7.5 (4.1 to 12.1)	7.5 (4.1 to 12.1)	7.5 (4.1 to 12.1)	7.5 (4.1 to 12.1)	7.5 (4.1 to 12.1)	7.5 (4.1 to 12.1)	7.5 (4.1 to 12.1)	140
Enteric infections	1.1 (0.7 to 1.6)	0.5 (0.4 to 1.0)	4.7 (3.7 to 5.9)	3.2 (2.4 to 4.1)	1.6 (1.2 to 2.1)	1.2 (0.9 to 1.6)	1.2 (0.9 to 1.6)	1.3 (0.9 to 1.7)	1.4 (1.0 to 1.9)	1.5 (1.1 to 2.1)	1.7 (1.2 to 2.4)	1.9 (1.3 to 2.7)	2.1 (1.4 to 3.1)	2.3 (1.5 to 3.4)	2.5 (1.6 to 3.7)	2.7 (1.7 to 4.1)	2.9 (1.8 to 4.4)	3.1 (1.9 to 4.7)	3.2 (2.0 to 4.8)	3.3 (2.1 to 4.9)	3.4 (2.1 to 5.1)	3.4 (2.1 to 5.1)	3.4 (2.1 to 5.1)	3.4 (2.1 to 5.1)	67
Diarrheal diseases	1.1 (0.7 to 1.6)	0.5 (0.4 to 1.0)	4.7 (3.7 to 5.9)	3.2 (2.4 to 4.1)	1.6 (1.2 to 2.1)	1.2 (0.9 to 1.6)	1.2 (0.9 to 1.6)	1.3 (0.9 to 1.7)	1.4 (1.0 to 1.9)	1.5 (1.1 to 2.1)	1.7 (1.2 to 2.4)	1.9 (1.3 to 2.7)	2.1 (1.4 to 3.1)	2.3 (1.5 to 3.4)	2.5 (1.6 to 3.7)	2.7 (1.7 to 4.1)	2.9 (1.8 to 4.4)	3.1 (1.9 to 4.7)	3.2 (2.0 to 4.8)	3.3 (2.1 to 4.9)	3.4 (2.1 to 5.1)	3.4 (2.1 to 5.1)	3.4 (2.1 to 5.1)	3.4 (2.1 to 5.1)	67
Typhoid and paratyphoid	0 (0 to 0)	0 (0 to 0)	0 (0 to 0)	0 (0 to 0)	0 (0 to 0)	0 (0 to 0)	0 (0 to 0)	0 (0 to 0)	0 (0 to 0)	0 (0 to 0)	0 (0 to 0)	0 (0 to 0)	0 (0 to 0)	0 (0 to 0)	0 (0 to 0)	0 (0 to 0)	0 (0 to 0)	0 (0 to 0)	0 (0 to 0)	0 (0 to 0)	0 (0 to 0)	0 (0 to 0)	0 (0 to 0)	0 (0 to 0)	0
Typhoid fever	0 (0 to 0)	0 (0 to 0)	0 (0 to 0)	0 (0 to 0)	0 (0 to 0)	0 (0 to 0)	0 (0 to 0)	0 (0 to 0)	0 (0 to 0)	0 (0 to 0)	0 (0 to 0)	0 (0 to 0)	0 (0 to 0)	0 (0 to 0)	0 (0 to 0)	0 (0 to 0)	0 (0 to 0)	0 (0 to 0)	0 (0 to 0)	0 (0 to 0)	0 (0 to 0)	0 (0 to 0)	0 (0 to 0)	0 (0 to 0)	0
Paratyphoid fever	0 (0 to 0)	0 (0 to 0)	0 (0 to 0)	0 (0 to 0)	0 (0 to 0)	0 (0 to 0)	0 (0 to 0)	0 (0 to 0)	0 (0 to 0)	0 (0 to 0)	0 (0 to 0)	0 (0 to 0)	0 (0 to 0)	0 (0 to 0)	0 (0 to 0)	0 (0 to 0)	0 (0 to 0)	0 (0 to 0)	0 (0 to 0)	0 (0 to 0)	0 (0 to 0)	0 (0 to 0)	0 (0 to 0)	0 (0 to 0)	0
Other salmonella infections	0 (0 to 0)	0 (0 to 0)	0 (0 to 0)	0 (0 to 0)	0 (0 to 0)	0 (0 to 0)	0 (0 to 0)	0 (0 to 0)	0 (0 to 0)	0 (0 to 0)	0 (0 to 0)	0 (0 to 0)	0 (0 to 0)	0 (0 to 0)	0 (0 to 0)	0 (0 to 0)	0 (0 to 0)	0 (0 to 0)	0 (0 to 0)	0 (0 to 0)	0 (0 to 0)	0 (0 to 0)	0 (0 to 0)	0 (0 to 0)	0
Shigellosis	0 (0 to 0)	0 (0 to 0)	0 (0 to 0)	0 (0 to 0)	0 (0 to 0)	0 (0 to 0)	0 (0 to 0)	0 (0 to 0)	0 (0 to 0)	0 (0 to 0)	0 (0 to 0)	0 (0 to 0)	0 (0 to 0)	0 (0 to 0)	0 (0 to 0)	0 (0 to 0)	0 (0 to 0)	0 (0 to 0)	0 (0 to 0)	0 (0 to 0)	0 (0 to 0)	0 (0 to 0)	0 (0 to 0)	0 (0 to 0)	0
Cholera	0 (0 to 0)	0 (0 to 0)	0 (0 to 0)	0 (0 to 0)	0 (0 to 0)	0 (0 to 0)	0 (0 to 0)	0 (0 to 0)	0 (0 to 0)	0 (0 to 0)	0 (0 to 0)	0 (0 to 0)	0 (0 to 0)	0 (0 to 0)	0 (0 to 0)	0 (0 to 0)	0 (0 to 0)	0 (0 to 0)	0 (0 to 0)	0 (0 to 0)	0 (0 to 0)	0 (0 to 0)	0 (0 to 0)	0 (0 to 0)	0
Other intestinal infectious diseases	0 (0 to 0)	0 (0 to 0)	0 (0 to 0)	0 (0 to 0)	0 (0 to 0)	0 (0 to 0)	0 (0 to 0)	0 (0 to 0)	0 (0 to 0)	0 (0 to 0)	0 (0 to 0)	0 (0 to 0)	0 (0 to 0)	0 (0 to 0)	0 (0 to 0)	0 (0 to 0)	0 (0 to 0)	0 (0 to 0)	0 (0 to 0)	0 (0 to 0)	0 (0 to 0)	0 (0 to 0)	0 (0 to 0)	0 (0 to 0)	0
Neglected tropical diseases and malaria	0 (0 to 0)	0 (0 to 0)	0 (0 to 0)	0 (0 to 0)	0 (0 to 0)	0 (0 to 0)	0 (0 to 0)	0 (0 to 0)	0 (0 to 0)	0 (0 to 0)	0 (0 to 0)	0 (0 to 0)	0 (0 to 0)	0 (0 to 0)	0 (0 to 0)	0 (0 to 0)	0 (0 to 0)	0 (0 to 0)	0 (0 to 0)	0 (0 to 0)	0 (0 to 0)	0 (0 to 0)	0 (0 to 0)	0 (0 to 0)	0
Malaria	0 (0 to 0)	0 (0 to 0)	0 (0 to 0)	0 (0 to 0)	0 (0 to 0)	0 (0 to 0)	0 (0 to 0)	0 (0 to 0)	0 (0 to 0)	0 (0 to 0)	0 (0 to 0)	0 (0 to 0)	0 (0 to 0)	0 (0 to 0)	0 (0 to 0)	0 (0 to 0)	0 (0 to 0)	0 (0 to 0)	0 (0 to 0)	0 (0 to 0)	0 (0 to 0)	0 (0 to 0)	0 (0 to 0)	0 (0 to 0)	0
Chagas disease	0 (0 to 0)	0 (0 to 0)	0 (0 to 0)	0 (0 to 0)	0 (0 to 0)	0 (0 to 0)	0 (0 to 0)	0 (0 to 0)	0 (0 to 0)	0 (0 to 0)	0 (0 to 0)	0 (0 to 0)	0 (0 to 0)	0 (0 to 0)	0 (0 to 0)	0 (0 to 0)	0 (0 to 0)	0 (0 to 0)	0 (0 to 0)	0 (0 to 0)	0 (0 to 0)	0 (0 to 0)	0 (0 to 0)	0 (0 to 0)	0
Leishmaniasis	0 (0 to 0)	0 (0 to 0)	0 (0 to 0)	0 (0 to 0)	0 (0 to 0)	0 (0 to 0)	0 (0 to 0)	0 (0 to 0)	0 (0 to 0)	0 (0 to 0)	0 (0 to 0)	0 (0 to 0)	0 (0 to 0)	0 (0 to 0)	0 (0 to 0)	0 (0 to 0)	0 (0 to 0)	0 (0 to 0)	0 (0 to 0)	0 (0 to 0)	0 (0 to 0)	0 (0 to 0)	0 (0 to 0)	0 (0 to 0)	0
Visceral leishmaniasis	0 (0 to 0)	0 (0 to 0)	0 (0 to 0)	0 (0 to 0)	0 (0 to 0)	0 (0 to 0)	0 (0 to 0)	0 (0 to 0)	0 (0 to 0)	0 (0 to 0)	0 (0 to 0)	0 (0 to 0)	0 (0 to 0)	0 (0 to 0)	0 (0 to 0)	0 (0 to 0)	0 (0 to 0)	0 (0 to 0)	0 (0 to 0)	0 (0 to 0)	0 (0 to 0)	0 (0 to 0)	0 (0 to 0)	0 (0 to 0)	0
Cutaneous and mucocutaneous leishmaniasis	0 (0 to 0)	0 (0 to 0)	0 (0 to 0)	0 (0 to 0)	0 (0 to 0)	0 (0 to 0)	0 (0 to 0)	0 (0 to 0)	0 (0 to 0)	0 (0 to 0)	0 (0 to 0)	0 (0 to 0)	0 (0 to 0)	0 (0 to 0)	0 (0 to 0)	0 (0 to 0)	0 (0 to 0)	0 (0 to 0)	0 (0 to 0)	0 (0 to 0)	0 (0 to 0)	0 (0 to 0)	0 (0 to 0)	0 (0 to 0)	0
African trypanosomiasis	0 (0 to 0)	0 (0 to 0)	0 (0 to 0)	0 (0 to 0)	0 (0 to 0)	0 (0 to 0)	0 (0 to 0)	0 (0 to 0)	0 (0 to 0)	0 (0 to 0)	0 (0 to 0)	0 (0 to 0)	0 (0 to 0)	0 (0 to 0)	0 (0 to 0)	0 (0 to 0)	0 (0 to 0)	0 (0 to 0)	0 (0 to 0)	0 (0 to 0)	0 (0 to 0)	0 (0 to 0)	0 (0 to 0)	0 (0 to 0)	0
Schistosomiasis	0 (0 to 0)	0 (0 to 0)	0 (0 to 0)	0 (0 to 0)	0 (0 to 0)	0 (0 to 0)	0 (0 to 0)	0 (0 to 0)	0 (0 to 0)	0 (0 to 0)	0 (0 to 0)	0 (0 to 0)	0 (0 to 0)	0 (0 to 0)	0 (0 to 0)	0 (0 to 0)	0 (0 to 0)	0 (0 to 0)	0 (0 to 0)	0 (0 to 0)	0 (0 to 0)	0 (0 to 0)	0 (0 to 0)	0 (0 to 0)	0
Cysticercosis	0 (0 to 0)	0 (0 to 0)	0 (0 to 0)	0 (0 to 0)	0 (0 to 0)	0 (0 to 0)	0 (0 to 0)	0 (0 to 0)	0 (0 to 0)	0 (0 to 0)	0 (0 to 0)	0 (0 to 0)	0 (0 to 0)	0 (0 to 0)	0 (0 to 0)	0 (0 to 0)	0 (0 to 0)	0 (0 to 0)	0 (0 to 0)	0 (0 to 0)	0 (0 to 0)	0 (0 to 0)	0 (0 to 0)	0 (0 to 0)	0
Cystic echinococcosis	0 (0 to 0)	0 (0 to 0)	0 (0 to 0)	0 (0 to 0)	0 (0 to 0)	0 (0 to 0)	0 (0 to 0)	0 (0 to 0)	0 (0 to 0)	0 (0 to 0)	0 (0 to 0)	0 (0 to 0)	0 (0 to 0)	0 (0 to 0)	0 (0 to 0)	0 (0 to 0)	0 (0 to 0)	0 (0 to 0)	0 (0 to 0)	0 (0 to 0)	0 (0 to 0)	0 (0 to 0)	0 (0 to 0)	0 (0 to 0)	0
Lymphatic filariasis	0 (0 to 0)	0 (0 to 0)	0 (0 to 0)	0 (0 to 0)	0 (0 to 0)	0 (0 to 0)	0 (0 to 0)	0 (0 to 0)	0 (0 to 0)	0 (0 to 0)	0 (0 to 0)	0 (0 to 0)	0 (0 to 0)	0 (0 to 0)	0 (0 to 0)	0 (0 to 0)	0 (0 to 0)	0 (0 to 0)	0 (0 to 0)	0 (0 to 0)	0 (0 to 0)	0 (0 to 0)	0 (0 to 0)	0 (0 to 0)	0
Onchocerciasis	0 (0 to 0)	0 (0 to 0)	0 (0 to 0)	0 (0 to 0)	0 (0 to 0)	0 (0 to 0)	0 (0 to 0)	0 (0 to 0)	0 (0 to 0)	0 (0 to 0)	0 (0 to 0)	0 (0 to 0)	0 (0 to 0)	0 (0 to 0)	0 (0 to 0)	0 (0 to 0)	0 (0 to 0)	0 (0 to 0)	0 (0 to 0)	0 (0 to 0)	0 (0 to 0)	0 (0 to 0)	0 (0 to 0)	0 (0 to 0)	0
Trachoma	0 (0 to 0)	0 (0 to 0)	0 (0 to 0)	0 (0 to 0)	0 (0 to 0)	0 (0 to 0)	0 (0 to 0)	0 (0 to 0)	0 (0 to 0)	0 (0 to 0)	0 (0 to 0)	0 (0 to 0)	0 (0 to 0)	0 (0 to 0)	0 (0 to 0)	0 (0 to 0)	0 (0 to 0)	0 (0 to 0)	0 (0 to 0)	0 (0 to 0)	0 (0 to 0)	0 (0 to 0)	0 (0 to 0)	0 (0 to 0)	0
Dengue	0 (0 to 0)	0 (0 to 0)	0 (0 to 0)	0 (0 to 0)	0 (0 to 0)	0 (0 to 0)	0 (0 to 0)	0 (0 to 0)	0 (0 to 0)	0 (0 to 0)	0 (0 to 0)	0 (0 to 0)	0 (0 to 0)	0 (0 to 0)	0 (0 to 0)	0 (0 to 0)	0 (0 to 0)	0 (0 to 0)	0 (0 to 0)	0 (0 to 0)	0 (0 to 0)	0 (0 to 0)	0 (0 to 0)	0 (0 to 0)	0
Yellow fever	0 (0 to 0)	0 (0 to 0)	0 (0 to 0)	0 (0 to 0)	0 (0 to 0)	0 (0 to 0)	0 (0 to 0)	0 (0 to 0)	0 (0 to 0)	0 (0 to 0)	0 (0 to 0)	0 (0 to 0)	0 (0 to 0)	0 (0 to 0)	0 (0 to 0)	0 (0 to 0)	0 (0 to 0)	0 (0 to 0)	0 (0 to 0)	0 (0 to 0)	0 (0 to 0)	0 (0 to 0)	0 (0 to 0)	0 (0 to 0)	0
Rabies	0 (0 to 0)	0 (0 to 0)	0 (0 to 0)	0 (0 to 0)	0 (0 to 0)	0 (0 to 0)	0 (0 to 0)	0 (0 to 0)	0 (0 to 0)	0 (0 to 0)	0 (0 to 0)	0 (0 to 0)	0 (0 to 0)	0 (0 to 0)	0 (0 to 0)	0 (0 to 0)	0 (0 to 0)	0 (0 to 0)	0 (0 to 0)	0 (0 to 0)	0 (0 to 0)	0 (0 to 0)	0 (0 to 0)	0 (0 to 0)	0
Intestinal nematode infections	0 (0 to 0)	0 (0 to 0)	0 (0 to 0)	0 (0 to 0)	0 (0 to 0)	0 (0 to 0)	0 (0 to 0)	0 (0 to 0)	0 (0 to 0)	0 (0 to 0)	0 (0 to 0)	0 (0 to 0)	0 (0 to 0)	0 (0 to 0)	0 (0 to 0)	0 (0 to 0)	0 (0 to 0)	0 (0 to 0)	0 (0 to 0)	0 (0 to 0)	0 (0 to 0)	0

Other neoplasms	0 (0·2 to 0·9)	0 (0·2 to 0·4)	1 (0·6 to 2·1)	1 (1 to 2·1)	1 (1·4 to 2·9)	2 (1·2 to 3·4)	2 (1·6 to 3·4)	2 (1·9 to 3·3)	2 (1·9 to 3·7)	2 (2 to 4·3)	3 (2·1 to 4·7)	3 (2·6 to 5·1)	4 (4·6 to 9·2)	5 (7·1 to 14·3)	10 (11·7 to 23·7)	19 (19·6 to 34·4)	26 (29·1 to 50·2)	50 (54·5 to 87·3)	79 (87·4 to 133)	123 (94·7 to 158)	131 (91·9 to 173)	117 (83·2 to 157)	91 (60·7 to 117)	46 (29·2 to 59·1)	13 (6·3 to 19·2)	729
Medulloblastoma, medulloblastoma, and other hemangioblastoma	0 (0·2 to 0·9)	0 (0·2 to 0·4)	1 (0·6 to 2·1)	1 (1 to 2·1)	1 (1·4 to 2·9)	2 (1·2 to 3·4)	2 (1·6 to 3·4)	2 (1·9 to 3·3)	2 (1·9 to 3·7)	2 (2 to 4·3)	3 (2·1 to 4·7)	3 (2·6 to 5·1)	4 (4·6 to 9·2)	5 (7·1 to 14·3)	10 (11·7 to 23·7)	19 (19·6 to 34·4)	26 (29·1 to 50·2)	50 (54·5 to 87·3)	79 (87·4 to 133)	123 (94·7 to 158)	131 (91·9 to 173)	117 (83·2 to 157)	91 (60·7 to 117)	46 (29·2 to 59·1)	13 (6·3 to 19·2)	729
Meningioma and in situ intracranial neoplasms	0 (0 to 0)	0 (0 to 0)	0 (0 to 0)	0 (0 to 0)	0 (0 to 0)	0 (0 to 0)	0 (0 to 0)	0 (0 to 0)	0 (0 to 0)	0 (0 to 0)	0 (0 to 0)	0 (0 to 0)	0 (0 to 0)	0 (0 to 0)	0 (0 to 0)	0 (0 to 0)	0 (0 to 0)	0 (0 to 0)	0 (0 to 0)	0 (0 to 0)	0 (0 to 0)	0 (0 to 0)	0 (0 to 0)	0 (0 to 0)	0 (0 to 0)	0
Benign and in situ cervical and uterine neoplasms	0 (0 to 0)	0 (0 to 0)	0 (0 to 0)	0 (0 to 0)	0 (0 to 0)	0 (0 to 0)	0 (0 to 0)	0 (0 to 0)	0 (0 to 0)	0 (0 to 0)	0 (0 to 0)	0 (0 to 0)	0 (0 to 0)	0 (0 to 0)	0 (0 to 0)	0 (0 to 0)	0 (0 to 0)	0 (0 to 0)	0 (0 to 0)	0 (0 to 0)	0 (0 to 0)	0 (0 to 0)	0 (0 to 0)	0 (0 to 0)	0 (0 to 0)	0
Benign and in situ neoplasms	0 (0 to 0)	0 (0 to 0)	0 (0 to 0)	0 (0 to 0)	0 (0 to 0)	0 (0 to 0)	0 (0 to 0)	0 (0 to 0)	0 (0 to 0)	0 (0 to 0)	0 (0 to 0)	0 (0 to 0)	0 (0 to 0)	0 (0 to 0)	0 (0 to 0)	0 (0 to 0)	0 (0 to 0)	0 (0 to 0)	0 (0 to 0)	0 (0 to 0)	0 (0 to 0)	0 (0 to 0)	0 (0 to 0)	0 (0 to 0)	0 (0 to 0)	0
Other benign and in situ neoplasms	0 (0 to 0)	0 (0 to 0)	0 (0 to 0)	0 (0 to 0)	0 (0 to 0)	0 (0 to 0)	0 (0 to 0)	0 (0 to 0)	0 (0 to 0)	0 (0 to 0)	0 (0 to 0)	0 (0 to 0)	0 (0 to 0)	0 (0 to 0)	0 (0 to 0)	0 (0 to 0)	0 (0 to 0)	0 (0 to 0)	0 (0 to 0)	0 (0 to 0)	0 (0 to 0)	0 (0 to 0)	0 (0 to 0)	0 (0 to 0)	0 (0 to 0)	0
Cardiovascular diseases	1·6 (1·1 to 2·2)	2·1 (1·4 to 2·9)	10·4 (7·0 to 13·7)	14·1 (10·1 to 17·7)	18·3 (14·4 to 22·7)	29·7 (22·7 to 37·5)	30·2 (23·6 to 37·7)	78·9 (60·7 to 94·4)	118 (93 to 140)	197 (159 to 238)	332 (270 to 394)	499 (385 to 618)	1,200 (1,070 to 1,460)	1,200 (1,060 to 1,360)	1,600 (1,430 to 1,800)	2,020 (1,740 to 2,290)	3,080 (2,670 to 3,500)	4,260 (3,700 to 4,890)	6,100 (5,340 to 6,890)	7,100 (6,210 to 8,230)	8,140 (6,930 to 9,380)	8,270 (6,970 to 9,570)	6,110 (4,870 to 7,200)	3,280 (2,420 to 3,780)	52,800
Rheumatic heart disease	0 (0 to 0)	0 (0 to 0·1)	0 (0 to 0·3)	0 (0 to 0·5)	0 (0 to 0·6)	0 (0 to 0·7)	0 (0 to 0·6)	0 (0 to 1·1)	0 (0 to 1·1)	0 (0 to 1·2)	0 (0 to 1·3)	0 (0 to 1·6)	0 (0 to 2·1)	0 (0 to 2·9)	0 (0 to 3·9)	0 (0 to 5·1)	0 (0 to 6·2)	0 (0 to 8·4)	0 (0 to 12)	0 (0 to 17)	0 (0 to 23)	0 (0 to 30)	0 (0 to 39)	0 (0 to 46)	0 (0 to 51)	0 (0 to 43)	517
Ischemic heart disease	0 (0 to 0)	0 (0 to 0)	0 (0 to 0)	0 (0 to 0)	0 (0 to 0)	0 (0 to 0)	0 (0 to 0)	0 (0 to 0)	0 (0 to 0)	0 (0 to 0)	0 (0 to 0)	0 (0 to 0)	0 (0 to 0)	0 (0 to 0)	0 (0 to 0)	0 (0 to 0)	0 (0 to 0)	0 (0 to 0)	0 (0 to 0)	0 (0 to 0)	0 (0 to 0)	0 (0 to 0)	0 (0 to 0)	0 (0 to 0)	0 (0 to 0)	0 (0 to 0)	0
Stroke	0 (0 to 0·1)	0·3 (0·1 to 0·5)	1·7 (0·9 to 3·2)	2·4 (1·1 to 3·5)	3·3 (1·9 to 5·2)	12·6 (8·7 to 17·4)	16·9 (12·2 to 22·6)	27·7 (20·1 to 34·4)	43·4 (30·1 to 56·2)	69·7 (49·7 to 88·2)	145 (112 to 182)	302 (237 to 381)	582 (469 to 724)	720 (581 to 888)	844 (682 to 1,030)	1,220 (1,000 to 1,480)	1,760 (1,450 to 2,110)	2,490 (2,050 to 2,960)	3,230 (2,770 to 3,690)	3,270 (2,810 to 3,690)	3,410 (2,910 to 3,850)	2,640 (2,210 to 3,090)	1,580 (1,220 to 1,930)	1,030 (1,020 to 1,030)	21,900
Ischemic stroke	0 (0 to 0)	0 (0 to 0)	0·2 (0·1 to 0·3)	1·3 (0·6 to 2·1)	2·9 (1·6 to 4·5)	2·5 (1·6 to 3·4)	8·6 (6·1 to 11·4)	19·5 (14·1 to 25·1)	31·4 (22·6 to 40·1)	51·9 (38·1 to 66·1)	120 (97·1 to 139)	257 (215 to 305)	516 (421 to 615)	646 (527 to 765)	787 (647 to 924)	1,140 (1,000 to 1,300)	1,640 (1,450 to 1,850)	2,360 (2,090 to 2,630)	3,060 (2,770 to 3,270)	3,110 (2,810 to 3,310)	3,250 (2,910 to 3,460)	2,520 (2,220 to 2,770)	1,510 (1,220 to 1,750)	1,130 (1,020 to 1,230)	13,300
Intracerebral hemorrhage	0 (0 to 0)	0·2 (0·1 to 0·4)	1·4 (0·6 to 1·9)	1·1 (0·7 to 1·7)	2·4 (1·4 to 3·4)	3·7 (2·4 to 4·9)	5·4 (3·6 to 7·1)	8·4 (5·8 to 11·1)	11·3 (7·9 to 14·5)	17·5 (12·1 to 23·1)	25·3 (17·5 to 33·4)	42·5 (29·7 to 56·2)	66·3 (47·1 to 87·6)	74·1 (52·7 to 98·1)	92·2 (66·1 to 122)	120 (86·1 to 159)	119 (85·5 to 157)	130 (93·5 to 172)	160 (115 to 211)	157 (113 to 207)	161 (116 to 212)	121 (87·2 to 159)	69·7 (49·5 to 92·1)	46·2 (32·1 to 61·2)	5,400
Subarachnoid hemorrhage	0 (0 to 0·1)	0 (0 to 0)	0·2 (0·2 to 1·2)	0·2 (0 to 1·1)	0·4 (0·2 to 1·3)	0·5 (0·3 to 1·7)	0·6 (0·4 to 1·7)	0·9 (0·5 to 2·5)	1·2 (0·8 to 3·2)	1·6 (1·1 to 4·1)	2·2 (1·5 to 5·1)	3·2 (2·2 to 6·9)	4·8 (3·4 to 9·8)	5·4 (3·8 to 11·2)	6·7 (4·7 to 13·7)	8·8 (6·2 to 17·8)	9·2 (6·5 to 18·2)	9·6 (6·8 to 18·6)	10·4 (7·4 to 19·8)	9·8 (6·9 to 18·6)	9·7 (6·8 to 18·4)	8·6 (6·0 to 16·2)	6·1 (4·2 to 11·3)	3·6 (2·5 to 6·5)	3,160
Hypertensive heart disease	0 (0 to 0)	0 (0 to 0)	0 (0 to 0)	0 (0 to 0)	0 (0 to 0)	0 (0 to 0)	0 (0 to 0)	0 (0 to 0)	0 (0 to 0)	0 (0 to 0)	0 (0 to 0)	0 (0 to 0)	0 (0 to 0)	0 (0 to 0)	0 (0 to 0)	0 (0 to 0)	0 (0 to 0)	0 (0 to 0)	0 (0 to 0)	0 (0 to 0)	0 (0 to 0)	0 (0 to 0)	0 (0 to 0)	0 (0 to 0)	0 (0 to 0)	0
Non-rheumatic valvular heart disease	0 (0 to 0)	0 (0 to 0)	0 (0 to 0)	0 (0 to 0)	0 (0 to 0)	0 (0 to 0)	0 (0 to 0)	0 (0 to 0)	0 (0 to 0)	0 (0 to 0)	0 (0 to 0)	0 (0 to 0)	0 (0 to 0)	0 (0 to 0)	0 (0 to 0)	0 (0 to 0)	0 (0 to 0)	0 (0 to 0)	0 (0 to 0)	0 (0 to 0)	0 (0 to 0)	0 (0 to 0)	0 (0 to 0)	0 (0 to 0)	0 (0 to 0)	0
Non-rheumatic calcific aortic valve disease	0 (0 to 0)	0 (0 to 0)	0 (0 to 0)	0 (0 to 0)	0 (0 to 0)	0 (0 to 0)	0 (0 to 0)	0 (0 to 0)	0 (0 to 0)	0 (0 to 0)	0 (0 to 0)	0 (0 to 0)	0 (0 to 0)	0 (0 to 0)	0 (0 to 0)	0 (0 to 0)	0 (0 to 0)	0 (0 to 0)	0 (0 to 0)	0 (0 to 0)	0 (0 to 0)	0 (0 to 0)	0 (0 to 0)	0 (0 to 0)	0 (0 to 0)	0
Non-rheumatic degenerative mitral valve disease	0 (0 to 0)	0 (0 to 0)	0 (0 to 0)	0 (0 to 0)	0 (0 to 0)	0 (0 to 0)	0 (0 to 0)	0 (0 to 0)	0 (0 to 0)	0 (0 to 0)	0 (0 to 0)	0 (0 to 0)	0 (0 to 0)	0 (0 to 0)	0 (0 to 0)	0 (0 to 0)	0 (0 to 0)	0 (0 to 0)	0 (0 to 0)	0 (0 to 0)	0 (0 to 0)	0 (0 to 0)	0 (0 to 0)	0 (0 to 0)	0 (0 to 0)	0
Other non-rheumatic valve diseases	0 (0 to 0)	0 (0 to 0)	0 (0 to 0)	0 (0 to 0)	0 (0 to 0)	0 (0 to 0)	0 (0 to 0)	0 (0 to 0)	0 (0 to 0)	0 (0 to 0)	0 (0 to 0)	0 (0 to 0)	0 (0 to 0)	0 (0 to 0)	0 (0 to 0)	0 (0 to 0)	0 (0 to 0)	0 (0 to 0)	0 (0 to 0)	0 (0 to 0)	0 (0 to 0)	0 (0 to 0)	0 (0 to 0)	0 (0 to 0)	0 (0 to 0)	0
Cardiomyopathy and myocarditis	0·7 (0·1 to 1·7)	0·7 (0·4 to 1·3)	3·7 (1·9 to 5·9)	4·2 (1·9 to 6·2)	4·5 (1·9 to 7·2)	4·6 (1·9 to 7·6)	5·1 (2·1 to 8·2)	5·4 (2·3 to 8·6)	5·7 (2·3 to 9·2)	6·2 (2·5 to 9·8)	6·8 (2·8 to 10·6)	7·5 (3·1 to 11·7)	8·9 (3·8 to 13·7)	9·9 (4·2 to 15·1)	11·5 (4·9 to 17·4)	13·4 (5·8 to 20·1)	14·9 (6·5 to 22·2)	16·4 (7·1 to 24·1)	17·5 (7·7 to 25·5)	18·2 (8·0 to 26·4)	18·3 (8·0 to 26·5)	17·9 (7·8 to 25·8)	16·9 (7·4 to 24·3)	15·7 (6·9 to 22·5)	1,430
Myocarditis	0 (0 to 0·1)	0 (0 to 0·1)	0·1 (0 to 0·4)	0·2 (0 to 0·6)	0·2 (0 to 0·6)	0·2 (0 to 0·6)	0·3 (0 to 0·8)	0·3 (0 to 0·9)	0·3 (0 to 0·9)	0·3 (0 to 1·1)	0·4 (0 to 1·1)	0·4 (0 to 1·2)	0·5 (0 to 1·4)	0·5 (0 to 1·5)	0·6 (0 to 1·7)	0·7 (0 to 1·9)	0·8 (0 to 2·1)	0·9 (0 to 2·3)	0·9 (0 to 2·4)	1·0 (0 to 2·5)	1·0 (0 to 2·5)	1·0 (0 to 2·5)	0·9 (0 to 2·4)	0·9 (0 to 2·3)	0·8 (0 to 2·1)	141
Alcoholic cardiomyopathy	0 (0 to 0)	0 (0 to 0)	0 (0 to 0)	0 (0 to 0)	0 (0 to 0)	0 (0 to 0)	0 (0 to 0)	0 (0 to 0)	0 (0 to 0)	0 (0 to 0)	0 (0 to 0)	0 (0 to 0)	0 (0 to 0)	0 (0 to 0)	0 (0 to 0)	0 (0 to 0)	0 (0 to 0)	0 (0 to 0)	0 (0 to 0)	0 (0 to 0)	0 (0 to 0)	0 (0 to 0)	0 (0 to 0)	0 (0 to 0)	0 (0 to 0)	0
Other cardiomyopathy	0·3 (0·1 to 0·6)	0·5 (0·3 to 1)	3·6 (1·9 to 5·8)	4·0 (2·0 to 6·2)	4·3 (1·9 to 7·2)	4·4 (1·9 to 7·5)	4·8 (2·1 to 8·1)	5·1 (2·2 to 8·5)	5·4 (2·3 to 9·1)	5·9 (2·5 to 9·8)	6·4 (2·8 to 10·6)	7·1 (3·1 to 11·8)	8·4 (3·8 to 13·9)	9·3 (4·2 to 15·4)	10·8 (4·9 to 17·9)	12·6 (5·8 to 20·9)	14·0 (6·5 to 23·1)	15·4 (7·1 to 25·4)	16·5 (7·7 to 27·1)	17·1 (8·0 to 28·1)	17·2 (8·0 to 28·2)	16·8 (7·8 to 27·6)	15·9 (7·4 to 26·1)	14·8 (6·9 to 24·3)	1,410
Atrial fibrillation and flutter	0 (0 to 0)	0 (0 to 0)	0 (0 to 0)	0 (0 to 0)	0 (0 to 0)	0 (0 to 0)	0 (0 to 0)	0 (0 to 0)	0 (0 to 0)	0 (0 to 0)	0 (0 to 0)	0 (0 to 0)	0 (0 to 0)	0 (0 to 0)	0 (0 to 0)	0 (0 to 0)	0 (0 to 0)	0 (0 to 0)	0 (0 to 0)	0 (0 to 0)	0 (0 to 0)	0 (0 to 0)	0 (0 to 0)	0 (0 to 0)	0 (0 to 0)	0
Aortic aneurysm	–	–	–	–	–	–	0·6 (0·2 to 1·3)	1·6 (1·0 to 2·3)	2·9 (1·9 to 4·3)	4·1 (2·7 to 6·1)	5·9 (3·9 to 8·7)	7·6 (5·1 to 11·2)	9·4 (6·3 to 13·8)	10·7 (7·1 to 15·7)	12·1 (8·1 to 17·7)	13·4 (9·0 to 19·5)	14·7 (9·9 to 21·3)	15·9 (10·7 to 23·1)	16·9 (11·4 to 24·4)	17·6 (11·9 to 25·3)	17·9 (12·1 to 25·7)	17·8 (12·0 to 25·6)	17·3 (11·7 to 24·8)	16·4 (11·1 to 23·5)	15·3 (10·3 to 21·9)	1,890
Endocarditis	0 (0 to 0)	0 (0 to 0)	0 (0 to 0)	0 (0 to 0)	0 (0 to 0)	0 (0 to 0)	0·6 (0·2 to 1·3)	1·6 (1·0 to 2·3)	2·9 (1·9 to 4·3)	4·1 (2·7 to 6·1)	5·9 (3·9 to 8·7)	7·6 (5·1 to 11·2)	9·4 (6·3 to 13·8)	10·7 (7·1 to 15·7)	12·1 (8·1 to 17·7)	13·4 (9·0 to 19·5)	14·7 (9·9 to 21·3)	15·9 (10·7 to 23·1)	16·9 (11·4 to 24·4)	17·6 (11·9 to 25·3)	17·9 (12·1 to 25·7)	17·8 (12·0 to 25·6)	17·3 (11·7 to 24·8)	16·4 (11·1 to 23·5)	15·3 (10·3 to 21·9)	1,890
Other cardiovascular and circulatory diseases	1·1 (0·5 to 1·7)	1·1 (0·5 to 1·6)	4·7 (2·5 to 7·4)	4·9 (2·4 to 7·4)	4·6 (2·2 to 7·2)	5·5 (2·6 to 8·4)	4·8 (2·2 to 7·5)	5·1 (2·4 to 7·9)	5·4 (2·5 to 8·3)	5·4 (2·5 to 8·4)	5·5 (2·6 to 8·5)	5·7 (2·7 to 8·8)	5·9 (2·8 to 9·1)	6·0 (2·8 to 9·2)	6·1 (2·9 to 9·4)	6·2 (2·9 to 9·6)	6·3 (2·9 to 9·7)	6·3 (2·9 to 9·7)	6·3 (2·9 to 9·7)	6·2 (2·9 to 9·6)	6·1 (2·8 to 9·5)	5·9 (2·8 to 9·2)	5·8 (2·7 to 9·0)	5·6 (2·6 to 8·7)	1,030
Chronic respiratory diseases	0·1 (0 to 0·1)	0·1 (0 to 0·1)	0·4 (0·1 to 0·6)	0·5 (0·2 to 0·7)	0·6 (0·2 to 0·8)	0·7 (0·3 to 1·1)	0·8 (0·3 to 1·2)	0·9 (0·4 to 1·3)	1·0 (0·4 to 1·5)	1·1 (0·5 to 1·6)	1·3 (0·6 to 1·9)	1·5 (0·7 to 2·2)	1·8 (0·8 to 2·6)	2·0 (0·9 to 2·9)	2·3 (1·0 to 3·3)	2·6 (1·2 to 3·7)	2·9 (1·3 to 4·1)	3·1 (1·4 to 4·4)	3·3 (1·5 to 4·6)	3·4 (1·5 to 4·7)	3·4 (1·5 to 4·7)	3·3 (1·5 to 4·6)	3·2 (1·4 to 4·4)	3·0 (1·3 to 4·1)	1·6 (0·6 to 2·2)	141
Asthma	0 (0 to 0)	0 (0 to 0)	102 (94·9 to 91·3)	83·3 (83·3 to 181)	85·6 (48·6 to 147)	87·6 (84·6 to 116)	92·4 (84·6 to 116)	96·5 (27·7 to 89·3)	99·3 (36·9 to 82·5)	103 (31·3 to 92·3)	96·3 (97·9 to 105)	77·2 (43·7 to 123)	90·5 (53·5 to 146)	83·5 (47·7 to 139)	83·7 (46·6 to 129)	81·7 (47·0 to 126)	80·1 (46·1 to 124)	79·1 (45·6 to 123)	78·6 (45·2 to 122)	78·1 (45·0 to 121)	78·1 (45·0 to 121)	78·1 (45·0 to 121)	78·1 (45·0 to 121)	78·1 (45·0 to 121)	78·1 (45·0 to 121)	1,770
Interstitial lung disease and pulmonary sarcoidosis	0 (0 to 0)	0 (0 to 0)	21·5 (9·9 to 39·1)	19·9 (13·3 to 33·3)	20·3 (9·4 to 32·2)	21·2 (10·4 to 34·5)	21·6 (10·4 to 34·5)	22·1 (10·6 to 34·5)	22·5 (10·6 to 34·5)	22·8 (10·6 to 34·5)	23·1 (10·6 to 34·5)	23·4 (10·6 to 34·5)	23·6 (10·6 to 34·5)	23·8 (10·6 to 34·5)	23·9 (10·6 to 34·5)	24·0 (10·6 to 34·5)	24·0 (10·6 to 34·5)	24·0 (10·6 to 34·5)	23·9 (10·6 to 34·5)	23·8 (10·6 to 34·5)	23·6 (10·6 to 34·5)	23·4 (10·6 to 34·5)	23·1 (10·6 to 34·5)	22·8 (10·6 to 34·5)	717
Other chronic respiratory diseases	0·8 (0·5 to 1·1)	0·9 (0·6 to 1·2)	3·1 (2·0 to 4·4)	3·1 (2·0 to 4·4)	3·2 (2·0 to 4·4)	3·2 (2·0 to 4·4)	3·2

Congenital birth defects	152 (115 to 199)	83·1 (67·4 to 103)	244 (198 to 297)	160 (123 to 201)	107 (79·8 to 144)	99·8 (70·4 to 139)	83 (60 to 112)	47·6 (34·4 to 59·7)	42·7 (32·5 to 53·8)	40·7 (31·3 to 51·7)	41·4 (32 to 53·2)	44·7 (33·4 to 57·4)	49·1 (34·4 to 62·4)	39 (29 to 51)	36·2 (26·2 to 49·7)	29·6 (20·1 to 52)	28·3 (27·6 to 30·4)	22·2 (15·3 to 33·9)	17·1 (11 to 26·4)	11·2 (7·2 to 19·7)	7·1 (4·6 to 10·6)	3·4 (2·1 to 5)	1·2 (0·7 to 1·8)				
Neural tube defects	9·2 (3 to 7·8)	3 (1·7 to 4·9)	19·7 (10·3 to 39·4)	24·6 (10·3 to 39·6)	2·6 (2·1 to 4·1)	2·6 (2·1 to 3·5)	2·5 (2·1 to 4·1)	1·7 (1·4 to 2·7)	1·7 (1·3 to 2·4)	1·7 (1·3 to 2·4)	1·6 (1·2 to 2·5)	1·6 (1·3 to 2·5)	1·6 (1·3 to 2·4)	1·4 (1·1 to 2·2)	1·4 (1 to 1·8)	1·4 (1 to 1·7)	1·1 (0·9 to 1·4)	0·8 (0·7 to 1·2)	0·5 (0·4 to 0·8)	0·3 (0·3 to 0·5)	0·3 (0·2 to 0·5)	0·1 (0·1 to 0·2)	0·1 (0·1 to 0·2)	79·5			
Congenital heart anomalies	0 (0 to 0·1)	0·1 (0 to 0·1)	0·7 (0·3 to 1·4)	1·9 (0·9 to 3·3)	1·8 (0·9 to 3·1)	1·8 (0·8 to 3·1)	1·8 (0·8 to 3·2)	1·8 (0·8 to 3·2)	1·8 (0·8 to 2·8)	1·6 (0·8 to 2·8)	1·6 (0·8 to 2·8)	2 (0·9 to 3·5)	2·4 (1·1 to 4)	2·7 (1·1 to 4·6)	2·5 (1·2 to 4·4)	2·3 (1·1 to 4)	2·6 (1·2 to 4·7)	2·7 (1·2 to 4·7)	2·6 (1·2 to 4·6)	2·4 (1·1 to 4·3)	1·9 (0·9 to 3·2)	1·2 (0·6 to 2·2)	0·7 (0·3 to 1·3)	0·2 (0·1 to 0·5)	39·6			
Down syndrome	1·6 (1 to 2·6)	1·5 (0·9 to 2·2)	6·2 (3·7 to 9·2)	3·7 (2·8 to 5·7)	2·7 (2·1 to 3·4)	2·5 (2 to 3·3)	2·8 (2·1 to 3·5)	2·4 (1·8 to 3·1)	2·2 (1·7 to 2·9)	2·5 (1·9 to 3·3)	2·4 (1·7 to 3·2)	3 (2·1 to 4·2)	2·8 (1·9 to 3·8)	2·1 (1·6 to 2·8)	1·4 (0·9 to 1·9)	1·2 (0·8 to 1·7)	1·1 (1 to 2·8)	0·8 (0·6 to 1·1)	0·5 (0 to 0·7)	0·3 (0 to 0·5)	0·2 (0 to 0·5)	0·1 (0 to 0·3)	0·1 (0 to 0·2)	0·1 (0 to 0·2)	48			
Turner syndrome	0 (0 to 0)	0 (0 to 0)	0 (0 to 0·1)	0·1 (0 to 0·3)	0·1 (0 to 0·4)	0·1 (0 to 0·4)	0·2 (0·1 to 0·5)	0·2 (0·1 to 0·5)	0·2 (0·1 to 0·4)	0·2 (0·1 to 0·3)	0·2 (0·1 to 0·4)	0·2 (0·1 to 0·3)	0·2 (0·1 to 0·4)	0·1 (0·1 to 0·3)	0·1 (0 to 0·1)	0·1 (0 to 0·1)	0·1 (0 to 0·1)	0 (0 to 0·1)	0 (0 to 0·1)	0 (0 to 0·1)	0 (0 to 0·1)	0 (0 to 0·1)	0 (0 to 0·1)	0 (0 to 0·1)	1·6			
Klinefelter syndrome	0 (0 to 0)	0 (0 to 0)	0 (0 to 0)

SR Table 2c: Czechia DALYS by cause and age group for both sexes with 95% uncertainty intervals, 2019

Cause	Early Neonatal	Late Neonatal	Post Neonatal	1 to 4	5 to 9	10 to 14	15 to 19	20 to 24	25 to 29	30 to 34	35 to 39	40 to 44	45 to 49	50 to 54	55 to 59	60 to 64	65 to 69	70 to 74	75 to 79	80 to 84	85 to 89	90 to 94	95 plus	Total
All causes	9,290 (7,964 to 10,169)	4,870 (3,550 to 5,430)	8,272 (7,966 to 11,400)	17,790 (13,600 to 22,900)	20,700 (16,500 to 27,000)	30,500 (22,400 to 39,100)	39,400 (30,900 to 48,000)	64,900 (51,400 to 82,800)	74,300 (60,100 to 92,900)	93,100 (75,800 to 115,000)	170,000 (139,000 to 205,000)	199,000 (162,000 to 242,000)	195,000 (156,000 to 239,000)	210,000 (168,000 to 264,000)	265,000 (211,000 to 333,000)	265,000 (209,000 to 336,000)	329,000 (260,000 to 413,000)	416,000 (329,000 to 519,000)	444,000 (352,000 to 558,000)	363,000 (285,000 to 464,000)	270,000 (209,000 to 359,000)	206,000 (156,000 to 274,000)	101,000 (77,000 to 135,000)	33,900 (21,000 to 39,500)	3,650,000
Communicable, maternal, neonatal, and nutritional diseases	7,020 (6,080 to 8,020)	3,290 (2,240 to 3,960)	2,900 (2,660 to 4,000)	4,990 (3,920 to 6,560)	4,660 (3,180 to 6,190)	4,960 (3,790 to 6,490)	3,410 (2,670 to 4,530)	3,420 (2,670 to 4,350)	4,670 (3,640 to 5,930)	5,920 (4,570 to 7,730)	9,900 (7,670 to 12,700)	7,630 (5,870 to 9,790)	7,160 (5,420 to 9,710)	6,730 (5,020 to 9,120)	7,390 (5,420 to 10,100)	6,070 (4,400 to 10,100)	6,540 (4,600 to 11,000)	10,700 (7,600 to 15,300)	16,600 (11,800 to 23,700)	8,720 (7,210 to 10,900)	7,290 (5,200 to 9,700)	5,900 (3,900 to 7,700)	1,270 (992 to 1,670)	139,000
HIV/AIDS and sexually transmitted infections	0 (0 to 0)	0 (0 to 0)	0 (0 to 0)	0 (0 to 0)	0 (0 to 0)	0 (0 to 0)	0 (0 to 0)	0 (0 to 0)	0 (0 to 0)	0 (0 to 0)	0 (0 to 0)	0 (0 to 0)	0 (0 to 0)	0 (0 to 0)	0 (0 to 0)	0 (0 to 0)	0 (0 to 0)	0 (0 to 0)	0 (0 to 0)	0 (0 to 0)	0 (0 to 0)	0 (0 to 0)	0 (0 to 0)	0 (0 to 0)	0
HIV/AIDS	0 (0 to 0)	0 (0 to 0)	0 (0 to 0)	0 (0 to 0)	0 (0 to 0)	0 (0 to 0)	0 (0 to 0)	0 (0 to 0)	0 (0 to 0)	0 (0 to 0)	0 (0 to 0)	0 (0 to 0)	0 (0 to 0)	0 (0 to 0)	0 (0 to 0)	0 (0 to 0)	0 (0 to 0)	0 (0 to 0)	0 (0 to 0)	0 (0 to 0)	0 (0 to 0)	0 (0 to 0)	0 (0 to 0)	0 (0 to 0)	0
HIV/AIDS - Drug-susceptible Tuberculosis	0 (0 to 0)	0 (0 to 0)	0 (0 to 0)	0 (0 to 0)	0 (0 to 0)	0 (0 to 0)	0 (0 to 0)	0 (0 to 0)	0 (0 to 0)	0 (0 to 0)	0 (0 to 0)	0 (0 to 0)	0 (0 to 0)	0 (0 to 0)	0 (0 to 0)	0 (0 to 0)	0 (0 to 0)	0 (0 to 0)	0 (0 to 0)	0 (0 to 0)	0 (0 to 0)	0 (0 to 0)	0 (0 to 0)	0 (0 to 0)	0
HIV/AIDS - Multidrug-resistant Tuberculosis without extensi	0 (0 to 0)	0 (0 to 0)	0 (0 to 0)	0 (0 to 0)	0 (0 to 0)	0 (0 to 0)	0 (0 to 0)	0 (0 to 0)	0 (0 to 0)	0 (0 to 0)	0 (0 to 0)	0 (0 to 0)	0 (0 to 0)	0 (0 to 0)	0 (0 to 0)	0 (0 to 0)	0 (0 to 0)	0 (0 to 0)	0 (0 to 0)	0 (0 to 0)	0 (0 to 0)	0 (0 to 0)	0 (0 to 0)	0 (0 to 0)	0
HIV/AIDS - Extensively drug-resistant Tuberculosis	0 (0 to 0)	0 (0 to 0)	0 (0 to 0)	0 (0 to 0)	0 (0 to 0)	0 (0 to 0)	0 (0 to 0)	0 (0 to 0)	0 (0 to 0)	0 (0 to 0)	0 (0 to 0)	0 (0 to 0)	0 (0 to 0)	0 (0 to 0)	0 (0 to 0)	0 (0 to 0)	0 (0 to 0)	0 (0 to 0)	0 (0 to 0)	0 (0 to 0)	0 (0 to 0)	0 (0 to 0)	0 (0 to 0)	0 (0 to 0)	0
HIV/AIDS resulting in other diseases	0 (0 to 0)	0 (0 to 0)	0 (0 to 0)	0 (0 to 0)	0 (0 to 0)	0 (0 to 0)	0 (0 to 0)	0 (0 to 0)	0 (0 to 0)	0 (0 to 0)	0 (0 to 0)	0 (0 to 0)	0 (0 to 0)	0 (0 to 0)	0 (0 to 0)	0 (0 to 0)	0 (0 to 0)	0 (0 to 0)	0 (0 to 0)	0 (0 to 0)	0 (0 to 0)	0 (0 to 0)	0 (0 to 0)	0 (0 to 0)	0
Sexually transmitted infections excluding HIV	0 (0 to 0)	0 (0 to 0)	0 (0 to 0)	0 (0 to 0)	0 (0 to 0)	0 (0 to 0)	0 (0 to 0)	0 (0 to 0)	0 (0 to 0)	0 (0 to 0)	0 (0 to 0)	0 (0 to 0)	0 (0 to 0)	0 (0 to 0)	0 (0 to 0)	0 (0 to 0)	0 (0 to 0)	0 (0 to 0)	0 (0 to 0)	0 (0 to 0)	0 (0 to 0)	0 (0 to 0)	0 (0 to 0)	0 (0 to 0)	0
Syphilis	0 (0 to 0)	0 (0 to 0)	0 (0 to 0)	0 (0 to 0)	0 (0 to 0)	0 (0 to 0)	0 (0 to 0)	0 (0 to 0)	0 (0 to 0)	0 (0 to 0)	0 (0 to 0)	0 (0 to 0)	0 (0 to 0)	0 (0 to 0)	0 (0 to 0)	0 (0 to 0)	0 (0 to 0)	0 (0 to 0)	0 (0 to 0)	0 (0 to 0)	0 (0 to 0)	0 (0 to 0)	0 (0 to 0)	0 (0 to 0)	0
Chlamydial infection	0 (0 to 0)	0 (0 to 0)	0 (0 to 0)	0 (0 to 0)	0 (0 to 0)	0 (0 to 0)	0 (0 to 0)	0 (0 to 0)	0 (0 to 0)	0 (0 to 0)	0 (0 to 0)	0 (0 to 0)	0 (0 to 0)	0 (0 to 0)	0 (0 to 0)	0 (0 to 0)	0 (0 to 0)	0 (0 to 0)	0 (0 to 0)	0 (0 to 0)	0 (0 to 0)	0 (0 to 0)	0 (0 to 0)	0 (0 to 0)	0
Gonococcal infection	0 (0 to 0)	0 (0 to 0)	0 (0 to 0)	0 (0 to 0)	0 (0 to 0)	0 (0 to 0)	0 (0 to 0)	0 (0 to 0)	0 (0 to 0)	0 (0 to 0)	0 (0 to 0)	0 (0 to 0)	0 (0 to 0)	0 (0 to 0)	0 (0 to 0)	0 (0 to 0)	0 (0 to 0)	0 (0 to 0)	0 (0 to 0)	0 (0 to 0)	0 (0 to 0)	0 (0 to 0)	0 (0 to 0)	0 (0 to 0)	0
Trichomoniasis	0 (0 to 0)	0 (0 to 0)	0 (0 to 0)	0 (0 to 0)	0 (0 to 0)	0 (0 to 0)	0 (0 to 0)	0 (0 to 0)	0 (0 to 0)	0 (0 to 0)	0 (0 to 0)	0 (0 to 0)	0 (0 to 0)	0 (0 to 0)	0 (0 to 0)	0 (0 to 0)	0 (0 to 0)	0 (0 to 0)	0 (0 to 0)	0 (0 to 0)	0 (0 to 0)	0 (0 to 0)	0 (0 to 0)	0 (0 to 0)	0
Genital herpes	0 (0 to 0)	0 (0 to 0)	0 (0 to 0)	0 (0 to 0)	0 (0 to 0)	0 (0 to 0)	0 (0 to 0)	0 (0 to 0)	0 (0 to 0)	0 (0 to 0)	0 (0 to 0)	0 (0 to 0)	0 (0 to 0)	0 (0 to 0)	0 (0 to 0)	0 (0 to 0)	0 (0 to 0)	0 (0 to 0)	0 (0 to 0)	0 (0 to 0)	0 (0 to 0)	0 (0 to 0)	0 (0 to 0)	0 (0 to 0)	0
Other sexually transmitted infections	0 (0 to 0)	0 (0 to 0)	0 (0 to 0)	0 (0 to 0)	0 (0 to 0)	0 (0 to 0)	0 (0 to 0)	0 (0 to 0)	0 (0 to 0)	0 (0 to 0)	0 (0 to 0)	0 (0 to 0)	0 (0 to 0)	0 (0 to 0)	0 (0 to 0)	0 (0 to 0)	0 (0 to 0)	0 (0 to 0)	0 (0 to 0)	0 (0 to 0)	0 (0 to 0)	0 (0 to 0)	0 (0 to 0)	0 (0 to 0)	0
Respiratory infections and tuberculosis	766 (726 to 807)	1,190 (1,040 to 1,340)	1,190 (1,040 to 1,340)	827 (660 to 1,020)	265 (210 to 330)	775 (620 to 970)	1,040 (830 to 1,300)	1,190 (950 to 1,500)	1,190 (950 to 1,500)	1,190 (950 to 1,500)	1,190 (950 to 1,500)	1,190 (950 to 1,500)	1,190 (950 to 1,500)	1,190 (950 to 1,500)	1,190 (950 to 1,500)	1,190 (950 to 1,500)	1,190 (950 to 1,500)	1,190 (950 to 1,500)	1,190 (950 to 1,500)	1,190 (950 to 1,500)	1,190 (950 to 1,500)	1,190 (950 to 1,500)	1,190 (950 to 1,500)	63,600
Tuberculosis	0 (0 to 0)	0 (0 to 0)	0 (0 to 0)	0 (0 to 0)	0 (0 to 0)	0 (0 to 0)	0 (0 to 0)	0 (0 to 0)	0 (0 to 0)	0 (0 to 0)	0 (0 to 0)	0 (0 to 0)	0 (0 to 0)	0 (0 to 0)	0 (0 to 0)	0 (0 to 0)	0 (0 to 0)	0 (0 to 0)	0 (0 to 0)	0 (0 to 0)	0 (0 to 0)	0 (0 to 0)	0 (0 to 0)	0 (0 to 0)	0
Latent tuberculosis infection	0 (0 to 0)	0 (0 to 0)	0 (0 to 0)	0 (0 to 0)	0 (0 to 0)	0 (0 to 0)	0 (0 to 0)	0 (0 to 0)	0 (0 to 0)	0 (0 to 0)	0 (0 to 0)	0 (0 to 0)	0 (0 to 0)	0 (0 to 0)	0 (0 to 0)	0 (0 to 0)	0 (0 to 0)	0 (0 to 0)	0 (0 to 0)	0 (0 to 0)	0 (0 to 0)	0 (0 to 0)	0 (0 to 0)	0 (0 to 0)	0
Drug-susceptible tuberculosis	0 (0 to 0)	0 (0 to 0)	0 (0 to 0)	0 (0 to 0)	0 (0 to 0)	0 (0 to 0)	0 (0 to 0)	0 (0 to 0)	0 (0 to 0)	0 (0 to 0)	0 (0 to 0)	0 (0 to 0)	0 (0 to 0)	0 (0 to 0)	0 (0 to 0)	0 (0 to 0)	0 (0 to 0)	0 (0 to 0)	0 (0 to 0)	0 (0 to 0)	0 (0 to 0)	0 (0 to 0)	0 (0 to 0)	0 (0 to 0)	0
Multidrug-resistant tuberculosis without extensive drug-re	0 (0 to 0)	0 (0 to 0)	0 (0 to 0)	0 (0 to 0)	0 (0 to 0)	0 (0 to 0)	0 (0 to 0)	0 (0 to 0)	0 (0 to 0)	0 (0 to 0)	0 (0 to 0)	0 (0 to 0)	0 (0 to 0)	0 (0 to 0)	0 (0 to 0)	0 (0 to 0)	0 (0 to 0)	0 (0 to 0)	0 (0 to 0)	0 (0 to 0)	0 (0 to 0)	0 (0 to 0)	0 (0 to 0)	0 (0 to 0)	0
Extensively drug-resistant tuberculosis	0 (0 to 0)	0 (0 to 0)	0 (0 to 0)	0 (0 to 0)	0 (0 to 0)	0 (0 to 0)	0 (0 to 0)	0 (0 to 0)	0 (0 to 0)	0 (0 to 0)	0 (0 to 0)	0 (0 to 0)	0 (0 to 0)	0 (0 to 0)	0 (0 to 0)	0 (0 to 0)	0 (0 to 0)	0 (0 to 0)	0 (0 to 0)	0 (0 to 0)	0 (0 to 0)	0 (0 to 0)	0 (0 to 0)	0 (0 to 0)	0
Lower respiratory infections	766 (726 to 807)	1,190 (1,040 to 1,340)	1,190 (1,040 to 1,340)	810 (640 to 1,000)	265 (210 to 330)	775 (620 to 970)	1,040 (830 to 1,300)	1,190 (950 to 1,500)	1,190 (950 to 1,500)	1,190 (950 to 1,500)	1,190 (950 to 1,500)	1,190 (950 to 1,500)	1,190 (950 to 1,500)	1,190 (950 to 1,500)	1,190 (950 to 1,500)	1,190 (950 to 1,500)	1,190 (950 to 1,500)	1,190 (950 to 1,500)	1,190 (950 to 1,500)	1,190 (950 to 1,500)	1,190 (950 to 1,500)	1,190 (950 to 1,500)	1,190 (950 to 1,500)	63,600
Upper respiratory infections	0 (0 to 1.7)	0 (0 to 7.6)	0 (0 to 0)	990 (99.2 to 1620)	0 (0 to 0)	0 (0 to 0)	0 (0 to 0)	0 (0 to 0)	0 (0 to 0)	0 (0 to 0)	0 (0 to 0)	0 (0 to 0)	0 (0 to 0)	0 (0 to 0)	0 (0 to 0)	0 (0 to 0)	0 (0 to 0)	0 (0 to 0)	0 (0 to 0)	0 (0 to 0)	0 (0 to 0)	0 (0 to 0)	0 (0 to 0)	0 (0 to 0)	6,790
Otitis media	0 (0 to 1.7)	0 (0 to 7.6)	0 (0 to 0)	990 (99.2 to 1620)	0 (0 to 0)	0 (0 to 0)	0 (0 to 0)	0 (0 to 0)	0 (0 to 0)	0 (0 to 0)	0 (0 to 0)	0 (0 to 0)	0 (0 to 0)	0 (0 to 0)	0 (0 to 0)	0 (0 to 0)	0 (0 to 0)	0 (0 to 0)	0 (0 to 0)	0 (0 to 0)	0 (0 to 0)	0 (0 to 0)	0 (0 to 0)	0 (0 to 0)	6,790
Sinusitis	11.9 (8 to 19.8)	69.4 (44.4 to 98)	4,270 (4,270 to 4,270)	1,980 (1,980 to 1,980)	1,160 (1,160 to 1,160)	880 (880 to 880)	1,070 (1,070 to 1,070)	1,270 (1,270 to 1,270)	1,270 (1,270 to 1,270)	1,270 (1,270 to 1,270)	1,270 (1,270 to 1,270)	1,270 (1,270 to 1,270)	1,270 (1,270 to 1,270)	1,270 (1,270 to 1,270)	1,270 (1,270 to 1,270)	1,270 (1,270 to 1,270)	1,270 (1,270 to 1,270)	1,270 (1,270 to 1,270)	1,270 (1,270 to 1,270)	1,270 (1,270 to 1,270)	1,270 (1,270 to 1,270)	1,270 (1,270 to 1,270)	1,270 (1,270 to 1,270)	21,600
Pharyngitis	0 (0 to 0)	0 (0 to 0)	0 (0 to 0)	0 (0 to 0)	0 (0 to 0)	0 (0 to 0)	0 (0 to 0)	0 (0 to 0)	0 (0 to 0)	0 (0 to 0)	0 (0 to 0)	0 (0 to 0)	0 (0 to 0)	0 (0 to 0)	0 (0 to 0)	0 (0 to 0)	0 (0 to 0)	0 (0 to 0)	0 (0 to 0)	0 (0 to 0)	0 (0 to 0)	0 (0 to 0)	0 (0 to 0)	0 (0 to 0)	0
Laryngitis	0 (0 to 0)	0 (0 to 0)	0 (0 to 0)	0 (0 to 0)	0 (0 to 0)	0 (0 to 0)	0 (0 to 0)	0 (0 to 0)	0 (0 to 0)	0 (0 to 0)	0 (0 to 0)	0 (0 to 0)	0 (0 to 0)	0 (0 to 0)	0 (0 to 0)	0 (0 to 0)	0 (0 to 0)	0 (0 to 0)	0 (0 to 0)	0 (0 to 0)	0 (0 to 0)	0 (0 to 0)	0 (0 to 0)	0 (0 to 0)	0
Pneumonia	754 (714 to 795)	1,120 (970 to 1,270)	1,120 (970 to 1,270)	817 (650 to 1,010)	265 (210 to 330)	775 (620 to 970)	1,040 (830 to 1,300)	1,190 (950 to 1,500)	1,190 (950 to 1,500)	1,190 (950 to 1,500)	1,190 (950 to 1,500)	1,190 (950 to 1,500)	1,190 (950 to 1,500)	1,190 (950 to 1,500)	1,190 (950 to 1,500)	1,190 (950 to 1,500)	1,190 (950 to 1,500)	1,190 (950 to 1,500)	1,190 (950 to 1,500)	1,190 (950 to 1,500)	1,190 (950 to 1,500)	1,190 (950 to 1,500)	1,190 (950 to 1,500)	42,000
Interstitial lung disease and pulmonary sarcoidosis	0 (0 to 0)	0 (0 to 0)	0 (0 to 0)	0 (0 to 0)	0 (0 to 0)	0 (0 to 0)	0 (0 to 0)	0 (0 to 0)	0 (0 to 0)	0 (0 to 0)	0 (0 to 0)	0 (0 to 0)	0 (0 to 0)	0 (0 to 0)	0 (0 to 0)	0 (0 to 0)	0 (0 to 0)	0 (0 to 0)	0 (0 to 0)	0 (0 to 0)	0 (0 to 0)	0 (0 to 0)	0 (0 to 0)	0 (0 to 0)	0
Other respiratory infections	0 (0 to 0)	0 (0 to 0)	0 (0 to 0)	0 (0 to 0)	0 (0 to 0)	0 (0 to 0)	0 (0 to 0)	0 (0 to 0)	0 (0 to 0)	0 (0 to 0)	0 (0 to 0)	0 (0 to 0)	0 (0 to 0)	0 (0 to 0)	0 (0 to 0)	0 (0 to 0)	0 (0 to 0)	0 (0 to 0)	0 (0 to 0)	0 (0 to 0)	0 (0 to 0)	0 (0 to 0)	0 (0 to 0)	0 (0 to 0)	0
Enteric infections	1,190 (1,040 to 1,340)	1,190 (1,040 to 1,340)	1,190 (1,040 to 1,340)





SR Table 2c: Tolton DALYS by cause and age group for both sexes with 95% uncertainty intervals, 2019

Cause	Early Neonatal (0-6 days)	Late Neonatal (7-27 days)	Post Neonatal (28-364 days)	1 to 4	5 to 9	10 to 14	15 to 19	20 to 24	25 to 29	30 to 34	35 to 39	40 to 44	45 to 49	50 to 54	55 to 59	60 to 64	65 to 69	70 to 74	75 to 79	80 to 84	85 to 89	90 to 94	95 plus	Total
All causes	2,000 (2,000 to 2,000)	1,000 (1,000 to 1,000)	2,000 (2,000 to 2,000)	5,000 (4,000 to 6,000)	3,000 (2,000 to 4,000)	3,000 (2,000 to 4,000)	4,000 (3,000 to 5,000)	5,000 (4,000 to 6,000)	6,000 (4,000 to 7,000)	6,000 (4,000 to 8,000)	7,000 (5,000 to 9,000)	8,000 (5,000 to 10,000)	9,000 (6,000 to 12,000)	10,000 (7,000 to 13,000)	11,000 (7,000 to 15,000)	12,000 (8,000 to 16,000)	13,000 (8,000 to 17,000)	13,000 (8,000 to 18,000)	13,000 (8,000 to 18,000)	12,000 (7,000 to 18,000)	10,000 (6,000 to 16,000)	8,000 (4,000 to 13,000)	6,000 (3,000 to 11,000)	176,000 (163,000 to 189,000)
Communicable, maternal, neonatal, and nutritional diseases	1,000 (1,000 to 1,000)	1,000 (1,000 to 1,000)	1,000 (1,000 to 1,000)	4,000 (3,000 to 5,000)	2,000 (1,000 to 3,000)	2,000 (1,000 to 3,000)	2,000 (1,000 to 3,000)	2,000 (1,000 to 3,000)	2,000 (1,000 to 3,000)	2,000 (1,000 to 3,000)	2,000 (1,000 to 3,000)	2,000 (1,000 to 3,000)	2,000 (1,000 to 3,000)	2,000 (1,000 to 3,000)	2,000 (1,000 to 3,000)	2,000 (1,000 to 3,000)	2,000 (1,000 to 3,000)	2,000 (1,000 to 3,000)	2,000 (1,000 to 3,000)	2,000 (1,000 to 3,000)	1,000 (1,000 to 2,000)	1,000 (1,000 to 2,000)	1,000 (1,000 to 2,000)	41,000 (39,000 to 43,000)
HIV/AIDS and sexually transmitted infections	0 (0 to 0)	0 (0 to 0)	0 (0 to 0)	0 (0 to 0)	0 (0 to 0)	0 (0 to 0)	0 (0 to 0)	0 (0 to 0)	0 (0 to 0)	0 (0 to 0)	0 (0 to 0)	0 (0 to 0)	0 (0 to 0)	0 (0 to 0)	0 (0 to 0)	0 (0 to 0)	0 (0 to 0)	0 (0 to 0)	0 (0 to 0)	0 (0 to 0)	0 (0 to 0)	0 (0 to 0)	0 (0 to 0)	0 (0 to 0)	0 (0 to 0)
HIV/AIDS	0 (0 to 0)	0 (0 to 0)	0 (0 to 0)	0 (0 to 0)	0 (0 to 0)	0 (0 to 0)	0 (0 to 0)	0 (0 to 0)	0 (0 to 0)	0 (0 to 0)	0 (0 to 0)	0 (0 to 0)	0 (0 to 0)	0 (0 to 0)	0 (0 to 0)	0 (0 to 0)	0 (0 to 0)	0 (0 to 0)	0 (0 to 0)	0 (0 to 0)	0 (0 to 0)	0 (0 to 0)	0 (0 to 0)	0 (0 to 0)	0 (0 to 0)
HIV/AIDS - Drug-susceptible Tuberculosis	0 (0 to 0)	0 (0 to 0)	0 (0 to 0)	0 (0 to 0)	0 (0 to 0)	0 (0 to 0)	0 (0 to 0)	0 (0 to 0)	0 (0 to 0)	0 (0 to 0)	0 (0 to 0)	0 (0 to 0)	0 (0 to 0)	0 (0 to 0)	0 (0 to 0)	0 (0 to 0)	0 (0 to 0)	0 (0 to 0)	0 (0 to 0)	0 (0 to 0)	0 (0 to 0)	0 (0 to 0)	0 (0 to 0)	0 (0 to 0)	0 (0 to 0)
HIV/AIDS - Multidrug-resistant Tuberculosis without extensive drug resistance	0 (0 to 0)	0 (0 to 0)	0 (0 to 0)	0 (0 to 0)	0 (0 to 0)	0 (0 to 0)	0 (0 to 0)	0 (0 to 0)	0 (0 to 0)	0 (0 to 0)	0 (0 to 0)	0 (0 to 0)	0 (0 to 0)	0 (0 to 0)	0 (0 to 0)	0 (0 to 0)	0 (0 to 0)	0 (0 to 0)	0 (0 to 0)	0 (0 to 0)	0 (0 to 0)	0 (0 to 0)	0 (0 to 0)	0 (0 to 0)	0 (0 to 0)
HIV/AIDS - Extensively drug-resistant Tuberculosis	0 (0 to 0)	0 (0 to 0)	0 (0 to 0)	0 (0 to 0)	0 (0 to 0)	0 (0 to 0)	0 (0 to 0)	0 (0 to 0)	0 (0 to 0)	0 (0 to 0)	0 (0 to 0)	0 (0 to 0)	0 (0 to 0)	0 (0 to 0)	0 (0 to 0)	0 (0 to 0)	0 (0 to 0)	0 (0 to 0)	0 (0 to 0)	0 (0 to 0)	0 (0 to 0)	0 (0 to 0)	0 (0 to 0)	0 (0 to 0)	0 (0 to 0)
HIV/AIDS resulting in other diseases	0 (0 to 0)	0 (0 to 0)	0 (0 to 0)	0 (0 to 0)	0 (0 to 0)	0 (0 to 0)	0 (0 to 0)	0 (0 to 0)	0 (0 to 0)	0 (0 to 0)	0 (0 to 0)	0 (0 to 0)	0 (0 to 0)	0 (0 to 0)	0 (0 to 0)	0 (0 to 0)	0 (0 to 0)	0 (0 to 0)	0 (0 to 0)	0 (0 to 0)	0 (0 to 0)	0 (0 to 0)	0 (0 to 0)	0 (0 to 0)	0 (0 to 0)
Sexually transmitted infections excluding HIV	0 (0 to 0)	0 (0 to 0)	0 (0 to 0)	0 (0 to 0)	0 (0 to 0)	0 (0 to 0)	0 (0 to 0)	0 (0 to 0)	0 (0 to 0)	0 (0 to 0)	0 (0 to 0)	0 (0 to 0)	0 (0 to 0)	0 (0 to 0)	0 (0 to 0)	0 (0 to 0)	0 (0 to 0)	0 (0 to 0)	0 (0 to 0)	0 (0 to 0)	0 (0 to 0)	0 (0 to 0)	0 (0 to 0)	0 (0 to 0)	0 (0 to 0)
Syphilis	0 (0 to 0)	0 (0 to 0)	0 (0 to 0)	0 (0 to 0)	0 (0 to 0)	0 (0 to 0)	0 (0 to 0)	0 (0 to 0)	0 (0 to 0)	0 (0 to 0)	0 (0 to 0)	0 (0 to 0)	0 (0 to 0)	0 (0 to 0)	0 (0 to 0)	0 (0 to 0)	0 (0 to 0)	0 (0 to 0)	0 (0 to 0)	0 (0 to 0)	0 (0 to 0)	0 (0 to 0)	0 (0 to 0)	0 (0 to 0)	0 (0 to 0)
Chlamydial infection	0 (0 to 0)	0 (0 to 0)	0 (0 to 0)	0 (0 to 0)	0 (0 to 0)	0 (0 to 0)	0 (0 to 0)	0 (0 to 0)	0 (0 to 0)	0 (0 to 0)	0 (0 to 0)	0 (0 to 0)	0 (0 to 0)	0 (0 to 0)	0 (0 to 0)	0 (0 to 0)	0 (0 to 0)	0 (0 to 0)	0 (0 to 0)	0 (0 to 0)	0 (0 to 0)	0 (0 to 0)	0 (0 to 0)	0 (0 to 0)	0 (0 to 0)
Gonococcal infection	0 (0 to 0)	0 (0 to 0)	0 (0 to 0)	0 (0 to 0)	0 (0 to 0)	0 (0 to 0)	0 (0 to 0)	0 (0 to 0)	0 (0 to 0)	0 (0 to 0)	0 (0 to 0)	0 (0 to 0)	0 (0 to 0)	0 (0 to 0)	0 (0 to 0)	0 (0 to 0)	0 (0 to 0)	0 (0 to 0)	0 (0 to 0)	0 (0 to 0)	0 (0 to 0)	0 (0 to 0)	0 (0 to 0)	0 (0 to 0)	0 (0 to 0)
Trichomoniasis	0 (0 to 0)	0 (0 to 0)	0 (0 to 0)	0 (0 to 0)	0 (0 to 0)	0 (0 to 0)	0 (0 to 0)	0 (0 to 0)	0 (0 to 0)	0 (0 to 0)	0 (0 to 0)	0 (0 to 0)	0 (0 to 0)	0 (0 to 0)	0 (0 to 0)	0 (0 to 0)	0 (0 to 0)	0 (0 to 0)	0 (0 to 0)	0 (0 to 0)	0 (0 to 0)	0 (0 to 0)	0 (0 to 0)	0 (0 to 0)	0 (0 to 0)
Genital herpes	0 (0 to 0)	0 (0 to 0)	0 (0 to 0)	0 (0 to 0)	0 (0 to 0)	0 (0 to 0)	0 (0 to 0)	0 (0 to 0)	0 (0 to 0)	0 (0 to 0)	0 (0 to 0)	0 (0 to 0)	0 (0 to 0)	0 (0 to 0)	0 (0 to 0)	0 (0 to 0)	0 (0 to 0)	0 (0 to 0)	0 (0 to 0)	0 (0 to 0)	0 (0 to 0)	0 (0 to 0)	0 (0 to 0)	0 (0 to 0)	0 (0 to 0)
Other sexually transmitted infections	0 (0 to 0)	0 (0 to 0)	0 (0 to 0)	0 (0 to 0)	0 (0 to 0)	0 (0 to 0)	0 (0 to 0)	0 (0 to 0)	0 (0 to 0)	0 (0 to 0)	0 (0 to 0)	0 (0 to 0)	0 (0 to 0)	0 (0 to 0)	0 (0 to 0)	0 (0 to 0)	0 (0 to 0)	0 (0 to 0)	0 (0 to 0)	0 (0 to 0)	0 (0 to 0)	0 (0 to 0)	0 (0 to 0)	0 (0 to 0)	0 (0 to 0)
Respiratory infections and tuberculosis	1 (1 to 2)	2 (2 to 3)	2 (2 to 3)	4 (3 to 5)	2 (2 to 3)	2 (2 to 3)	2 (2 to 3)	3 (2 to 4)	3 (2 to 4)	3 (2 to 4)	3 (2 to 4)	3 (2 to 4)	3 (2 to 4)	3 (2 to 4)	3 (2 to 4)	3 (2 to 4)	3 (2 to 4)	3 (2 to 4)	3 (2 to 4)	3 (2 to 4)	3 (2 to 4)	2 (2 to 3)	2 (2 to 3)	2 (2 to 3)	59 (54 to 64)
Tuberculosis	0 (0 to 0)	0 (0 to 0)	0 (0 to 0)	0 (0 to 0)	0 (0 to 0)	0 (0 to 0)	0 (0 to 0)	0 (0 to 0)	0 (0 to 0)	0 (0 to 0)	0 (0 to 0)	0 (0 to 0)	0 (0 to 0)	0 (0 to 0)	0 (0 to 0)	0 (0 to 0)	0 (0 to 0)	0 (0 to 0)	0 (0 to 0)	0 (0 to 0)	0 (0 to 0)	0 (0 to 0)	0 (0 to 0)	0 (0 to 0)	0 (0 to 0)
Latent tuberculosis infection	0 (0 to 0)	0 (0 to 0)	0 (0 to 0)	0 (0 to 0)	0 (0 to 0)	0 (0 to 0)	0 (0 to 0)	0 (0 to 0)	0 (0 to 0)	0 (0 to 0)	0 (0 to 0)	0 (0 to 0)	0 (0 to 0)	0 (0 to 0)	0 (0 to 0)	0 (0 to 0)	0 (0 to 0)	0 (0 to 0)	0 (0 to 0)	0 (0 to 0)	0 (0 to 0)	0 (0 to 0)	0 (0 to 0)	0 (0 to 0)	0 (0 to 0)
Drug-susceptible tuberculosis	0 (0 to 0)	0 (0 to 0)	0 (0 to 0)	0 (0 to 0)	0 (0 to 0)	0 (0 to 0)	0 (0 to 0)	0 (0 to 0)	0 (0 to 0)	0 (0 to 0)	0 (0 to 0)	0 (0 to 0)	0 (0 to 0)	0 (0 to 0)	0 (0 to 0)	0 (0 to 0)	0 (0 to 0)	0 (0 to 0)	0 (0 to 0)	0 (0 to 0)	0 (0 to 0)	0 (0 to 0)	0 (0 to 0)	0 (0 to 0)	0 (0 to 0)
Multidrug-resistant tuberculosis without extensive drug resistance	0 (0 to 0)	0 (0 to 0)	0 (0 to 0)	0 (0 to 0)	0 (0 to 0)	0 (0 to 0)	0 (0 to 0)	0 (0 to 0)	0 (0 to 0)	0 (0 to 0)	0 (0 to 0)	0 (0 to 0)	0 (0 to 0)	0 (0 to 0)	0 (0 to 0)	0 (0 to 0)	0 (0 to 0)	0 (0 to 0)	0 (0 to 0)	0 (0 to 0)	0 (0 to 0)	0 (0 to 0)	0 (0 to 0)	0 (0 to 0)	0 (0 to 0)
Extensively drug-resistant tuberculosis	0 (0 to 0)	0 (0 to 0)	0 (0 to 0)	0 (0 to 0)	0 (0 to 0)	0 (0 to 0)	0 (0 to 0)	0 (0 to 0)	0 (0 to 0)	0 (0 to 0)	0 (0 to 0)	0 (0 to 0)	0 (0 to 0)	0 (0 to 0)	0 (0 to 0)	0 (0 to 0)	0 (0 to 0)	0 (0 to 0)	0 (0 to 0)	0 (0 to 0)	0 (0 to 0)	0 (0 to 0)	0 (0 to 0)	0 (0 to 0)	0 (0 to 0)
Lower respiratory infections	1 (1 to 2)	2 (2 to 3)	2 (2 to 3)	4 (3 to 5)	2 (2 to 3)	2 (2 to 3)	2 (2 to 3)	3 (2 to 4)	3 (2 to 4)	3 (2 to 4)	3 (2 to 4)	3 (2 to 4)	3 (2 to 4)	3 (2 to 4)	3 (2 to 4)	3 (2 to 4)	3 (2 to 4)	3 (2 to 4)	3 (2 to 4)	3 (2 to 4)	3 (2 to 4)	2 (2 to 3)	2 (2 to 3)	2 (2 to 3)	59 (54 to 64)
Upper respiratory infections	0 (0 to 0)	0 (0 to 0)	0 (0 to 0)	0 (0 to 0)	0 (0 to 0)	0 (0 to 0)	0 (0 to 0)	0 (0 to 0)	0 (0 to 0)	0 (0 to 0)	0 (0 to 0)	0 (0 to 0)	0 (0 to 0)	0 (0 to 0)	0 (0 to 0)	0 (0 to 0)	0 (0 to 0)	0 (0 to 0)	0 (0 to 0)	0 (0 to 0)	0 (0 to 0)	0 (0 to 0)	0 (0 to 0)	0 (0 to 0)	0 (0 to 0)
Otitis media	0 (0 to 0)	0 (0 to 0)	0 (0 to 0)	0 (0 to 0)	0 (0 to 0)	0 (0 to 0)	0 (0 to 0)	0 (0 to 0)	0 (0 to 0)	0 (0 to 0)	0 (0 to 0)	0 (0 to 0)	0 (0 to 0)	0 (0 to 0)	0 (0 to 0)	0 (0 to 0)	0 (0 to 0)	0 (0 to 0)	0 (0 to 0)	0 (0 to 0)	0 (0 to 0)	0 (0 to 0)	0 (0 to 0)	0 (0 to 0)	0 (0 to 0)
Enteric infections	2 (2 to 2)	1 (1 to 1)	1 (1 to 1)	3 (2 to 4)	1 (1 to 2)	1 (1 to 2)	1 (1 to 2)	2 (1 to 2)	2 (1 to 2)	2 (2 to 3)	2 (2 to 3)	2 (2 to 3)	2 (2 to 3)	2 (2 to 3)	2 (2 to 3)	2 (2 to 3)	2 (2 to 3)	2 (2 to 3)	2 (2 to 3)	2 (2 to 3)	2 (2 to 3)	2 (2 to 3)	2 (2 to 3)	2 (2 to 3)	44 (39 to 49)
Diarrheal diseases	2 (2 to 2)	1 (1 to 1)	1 (1 to 1)	3 (2 to 3)	1 (1 to 2)	1 (1 to 2)	1 (1 to 2)	2 (1 to 2)	2 (1 to 2)	2 (2 to 3)	2 (2 to 3)	2 (2 to 3)	2 (2 to 3)	2 (2 to 3)	2 (2 to 3)	2 (2 to 3)	2 (2 to 3)	2 (2 to 3)	2 (2 to 3)	2 (2 to 3)	2 (2 to 3)	2 (2 to 3)	2 (2 to 3)	2 (2 to 3)	44 (39 to 49)
Typhoid and paratyphoid	0 (0 to 0)	0 (0 to 0)	0 (0 to 0)	0 (0 to 0)	0 (0 to 0)	0 (0 to 0)	0 (0 to 0)	0 (0 to 0)	0 (0 to 0)	0 (0 to 0)	0 (0 to 0)	0 (0 to 0)	0 (0 to 0)	0 (0 to 0)	0 (0 to 0)	0 (0 to 0)	0 (0 to 0)	0 (0 to 0)	0 (0 to 0)	0 (0 to 0)	0 (0 to 0)	0 (0 to 0)	0 (0 to 0)	0 (0 to 0)	0 (0 to 0)
Typhoid fever	0 (0 to 0)	0 (0 to 0)	0 (0 to 0)	0 (0 to 0)	0 (0 to 0)	0 (0 to 0)	0 (0 to 0)	0 (0 to 0)	0 (0 to 0)	0 (0 to 0)	0 (0 to 0)	0 (0 to 0)	0 (0 to 0)	0 (0 to 0)	0 (0 to 0)	0 (0 to 0)	0 (0 to 0)	0 (0 to 0)	0 (0 to 0)	0 (0 to 0)	0 (0 to 0)	0 (0 to 0)	0 (0 to 0)	0 (0 to 0)	0 (0 to 0)
Paratyphoid fever	0 (0 to 0)	0 (0 to 0)	0 (0 to 0)	0 (0 to 0)	0 (0 to 0)	0 (0 to 0)	0 (0 to 0)	0 (0 to 0)	0 (0 to 0)	0 (0 to 0)	0 (0 to 0)	0 (0 to 0)	0 (0 to 0)	0 (0 to 0)	0 (0 to 0)	0 (0 to 0)	0 (0 to 0)	0 (0 to 0)	0 (0 to 0)	0 (0 to 0)	0 (0 to 0)	0 (0 to 0)	0 (0 to 0)	0 (0 to 0)	0 (0 to 0)
Invasive Non-typhoidal Salmonella (iNTS)	0 (0 to 0)	0 (0 to 0)	0 (0 to 0)	0 (0 to 0)	0 (0 to 0)	0 (0 to 0)	0 (0 to 0)	0 (0 to 0)	0 (0 to 0)	0 (0 to 0)	0 (0 to 0)	0 (0 to 0)	0 (0 to 0)	0 (0 to 0)	0 (0 to 0)	0 (0 to 0)	0 (0 to 0)	0 (0 to 0)	0 (0 to 0)	0 (0 to 0)	0 (0 to 0)	0 (0 to 0)	0 (0 to 0)	0 (0 to 0)	0 (0 to 0)
Other intestinal infectious diseases	0 (0 to 0)	0 (0 to 0)	0 (0 to 0)	0 (0 to 0)	0 (0 to 0)	0 (0 to 0)	0 (0 to 0)	0 (0 to 0)	0 (0 to 0)	0 (0 to 0)	0 (0 to 0)	0 (0 to 0)	0 (0 to 0)	0 (0 to 0)	0 (0 to 0)	0 (0 to 0)	0 (0 to 0)	0 (0 to 0)	0 (0 to 0)	0 (0 to 0)	0 (0 to 0)	0 (0 to 0)	0 (0 to 0)	0 (0 to 0)	0 (0 to 0)
Neglected tropical diseases and malaria	0 (0 to 0)	0 (0 to 0)	0 (0 to 0)	0 (0 to 0)	0 (0 to 0)	0 (0 to 0)	0 (0 to 0)	0 (0 to 0)	0 (0 to 0)	0 (0 to 0)	0 (0 to 0)	0 (0 to 0)	0 (0 to 0)	0 (0 to 0)	0 (0 to 0)	0 (0 to 0)	0 (0 to 0)	0 (0 to 0)	0 (0 to 0)	0 (0 to 0)	0 (0 to 0)	0 (0 to 0)	0 (0 to 0)	0 (0 to 0)	0 (0 to 0)
Malaria	0 (0 to 0)	0 (0 to 0)	0 (0 to 0)	0 (0 to 0)	0 (0 to 0)	0 (0 to 0)	0 (0 to 0)	0 (0 to 0)	0 (0 to 0)	0 (0 to 0)	0 (0 to 0)	0 (0 to 0)	0 (0 to 0)	0 (0 to 0)	0 (0 to 0)	0 (0 to 0)	0 (0 to 0)	0 (0 to 0)	0 (0 to 0)	0 (0 to 0)	0 (0 to 0)	0 (0 to 0)	0 (0 to 0)	0 (0 to 0)	0 (0 to 0)
Chagas disease	0 (0 to 0)	0 (0 to 0)	0 (0 to 0)	0 (0 to 0)	0 (0 to 0)	0 (0 to 0)	0 (0 to 0)	0 (0 to 0)	0 (0 to 0)	0 (0 to 0)	0 (0 to 0)	0 (0 to 0)	0 (0 to 0)	0 (0 to 0)	0 (0 to 0)	0 (0 to 0)	0 (0 to 0)	0 (0 to 0)	0 (0 to 0)	0 (0 to 0)	0 (0 to 0)	0 (0 to 0)	0 (0 to 0)	0 (0 to 0)	0 (0 to 0)
Leishmaniasis	0 (0 to 0)	0 (0 to 0)	0 (0 to 0)	0 (0 to 0)	0 (0 to 0)	0 (0 to 0)	0 (0 to 0)	0 (0 to 0)	0 (0 to 0)	0 (0 to 0)	0 (0 to 0)	0 (0 to 0)	0 (0 to 0)	0 (0 to 0)	0 (0 to 0)	0 (0 to 0)	0 (0 to 0)	0 (0 to 0)	0 (0 to 0)	0 (0 to 0)	0 (0 to 0)	0 (0 to 0)	0 (0 to 0)	0 (0 to 0)	0 (0 to 0)
Visceral leishmaniasis	0 (0 to 0)	0 (0 to 0)	0 (0 to 0)	0 (0 to 0)	0 (0 to 0)	0 (0 to 0)	0 (0 to 0)	0 (0 to 0)	0 (0 to 0)	0 (0 to 0)	0 (0 to 0)	0 (0 to 0)	0 (0 to 0)	0 (0 to 0)	0 (0 to 0)	0 (0 to 0)	0 (0 to 0)	0 (0 to 0)	0 (0 to 0)	0 (0 to 0)	0 (0 to 0)	0 (0 to 0)	0 (0 to 0)	0 (0 to 0)	0 (0 to 0)
Cutaneous and mucocutaneous leishmaniasis	0 (0 to 0)	0 (0 to 0)	0 (0 to 0)	0 (0 to 0)	0 (0 to 0)	0 (0 to 0)	0 (0 to 0)	0 (0 to 0)	0 (0 to 0)	0 (0 to 0)	0 (0 to 0)	0 (0 to 0)	0 (0 to 0)	0 (0 to 0)	0 (0 to 0)	0 (0 to 0)	0 (0 to 0)	0 (0 to 0)	0 (0 to 0)	0 (0 to 0)	0 (0 to 0)	0 (0 to 0)	0 (0 to 0)	0 (0 to 0)	0 (0 to 0)
African trypanosomiasis	0 (0 to 0)	0 (0 to 0)	0 (0 to 0)	0 (0 to 0)	0 (0 to 0)	0 (0 to 0)	0 (0 to 0)	0 (0 to 0)	0 (0 to 0)	0 (0 to 0)	0 (0 to 0)	0 (0 to 0)	0 (0 to 0)	0 (0 to 0)	0 (0 to 0)	0 (0 to 0)	0 (0 to 0)	0 (0 to 0)	0 (0 to 0)	0 (0 to 0)	0 (0 to 0)	0 (0 to 0)	0 (0 to 0)	0 (0 to 0)	0 (0 to 0)
Schistosomiasis	0 (0 to 0)	0 (0 to 0)	0 (0 to 0)	0 (0 to 0)	0 (0 to 0)	0 (0 to 0)	0 (0 to 0)	0 (0 to 0)	0 (0 to 0)	0 (0 to 0)	0 (0 to 0)	0 (0 to 0)	0 (0 to 0)	0 (0 to 0)	0 (0 to 0)	0 (0 to 0)	0 (0 to 0)	0 (0 to 0)	0 (0 to 0)	0 (0 to 0)	0 (0 to 0)	0 (0 to 0)	0 (0 to 0)	0 (0 to 0)	0 (0 to 0)
Cysticercosis	0 (0 to 0)	0 (0 to 0)	0 (0 to 0)	0 (0 to 0)	0 (0 to 0)	0 (0 to 0)	0 (0 to 0)	0 (0 to 0)	0 (0 to 0)	0 (0 to 0)	0 (0 to 0)	0 (0 to 0)	0 (0 to 0)	0 (0 to 0)	0 (0 to 0)	0 (0 to 0)	0 (0 to 0)	0 (0 to 0)	0 (0 to 0)	0 (0 to 0)	0 (0 to 0)	0 (0 to 0)	0 (0 to 0)	0 (0 to 0)	0 (0 to 0)
Cystic echinococcosis	0 (0 to 0)	0 (0 to 0)	0 (0 to 0)	0 (0 to 0)	0 (0 to 0)	0 (0 to 0)	0 (0 to 0)	0 (0 to 0)	0 (0 to 0)	0 (0 to 0)	0 (0 to 0)	0 (0 to 0)	0 (0 to 0)	0 (0 to 0)	0 (0 to 0)	0 (0 to 0)	0 (0 to 0)	0 (0 to 0)	0 (0 to 0)	0 (0 to 0)	0 (0 to 0)	0 (0 to 0)	0 (0 to 0)	0 (0 to 0)	0 (0 to 0)
Lymphatic filariasis	0 (0 to 0)	0 (0 to 0)	0 (0 to 0)	0 (0 to 0)	0 (0 to 0)	0 (0 to 0)	0 (0 to 0)	0 (0 to 0)	0 (0 to 0)	0 (0 to 0)	0 (0 to 0)	0 (0 to 0)	0 (0 to 0)	0 (0 to 0)	0 (0 to 0)	0 (0 to 0)	0 (0 to 0)	0 (0 to 0)	0 (0 to 0)	0 (0 to 0)	0 (0 to 0)	0 (0 to 0)	0 (0 to 0)	0 (0 to 0)	0 (0 to 0)
Onchocerciasis	0 (0 to 0)	0 (0 to 0)	0 (0 to 0)	0 (0 to 0)	0 (0 to 0)	0 (0 to 0)	0 (0 to 0)	0 (0 to 0)	0 (0 to 0)	0 (0 to 0)	0 (0 to 0)	0 (0 to 0)	0 (0 to 0)	0 (0 to 0)	0 (0 to 0)	0 (0 to 0)	0 (0 to 0)	0 (0 to 0)	0 (0 to 0)	0 (0 to 0)	0 (0 to 0)	0 (0 to 0)	0 (0 to 0)	0 (0 to 0)	0 (0 to 0)
Trachoma	0 (0 to 0)	0 (0 to 0)	0 (0 to 0)	0 (0 to 0)	0 (0 to 0)	0 (0 to 0)	0 (0 to 0)	0 (0 to 0)	0 (0 to 0)	0 (0 to 0)	0 (0 to 0)	0 (0 to 0)	0 (0 to 0)	0 (0 to 0)	0 (0 to 0)	0 (0 to 0)	0 (0 to 0)	0 (0 to 0)	0 (0 to 0)	0 (0 to 0)	0 (0 to 0)	0 (0 to 0)	0 (0 to 0)	0 (0 to 0)	0 (0 to 0)
Dengue	0 (0 to 0)	0 (0 to 0)	0 (0 to 0)	0 (0 to 0)	0 (0 to 0)	0 (0 to 0)	0 (0 to 0)	0 (0 to 0)	0 (0 to 0)	0 (0 to 0)	0 (0 to 0)	0 (0 to 0)	0 (0 to 0)	0 (0 to 0)	0 (0 to 0)	0 (0 to 0)	0 (0 to 0)	0 (0 to 0)	0 (0 to 0)	0 (0 to 0)	0 (0 to 0)	0 (0 to 0)	0 (0 to 0)	0 (0 to 0)	0 (0 to 0)
Yellow fever	0 (0 to 0)	0 (0 to 0)	0 (0 to 0)	0 (0 to 0)	0 (0 to 0)	0 (0 to 0)	0 (0 to 0)	0 (0 to 0)	0 (0 to 0)	0 (0 to 0)	0 (0 to 0)	0 (0 to 0)	0 (0 to 0)	0 (0 to 0)	0 (0 to 0)	0 (0 to 0)	0 (0 to 0)	0 (0 to 0)	0 (0 to 0)	0 (0 to 0)	0 (0 to 0)	0 (0 to 0)	0 (0 to 0)	0 (0 to 0)	0 (0 to 0)
Rabies	0 (0 to 0)	0 (0 to 0)	0 (0 to 0)	0 (0 to 0)	0 (0 to 0)	0 (0 to 0)	0 (0 to 0)	0 (0 to 0)	0 (0 to 0)	0 (0 to 0)	0 (0 to 0)	0 (0 to 0)	0 (0 to 0)	0 (0 to 0)	0 (0 to 0)	0 (0 to 0)	0 (0 to 0)	0 (0 to 0)	0 (0 to 0)	0 (0 to 0)	0 (0 to 0)	0 (0 to 0)	0 (0 to 0)	0 (0 to 0)	0 (0 to 0)
Intestinal nematode infections	0 (0 to 0)	0 (0 to 0)	0 (0 to 0)	0 (0 to 0)	0 (0 to 0)	0 (0 to 0)	0 (0 to 0)	0 (0 to 0)	0 (0 to 0)	0 (0 to 0)	0 (0 to 0)	0 (0 to 0)	0 (0 to 0)	0 (0 to 0)	0 (0 to 0)	0 (0 to 0)	0 (0 to 0)	0 (0 to 0)	0 (0 to 0)	0 (0 to 0)	0 (0 to 0)	0 (0 to 0)	0 (0 to 0)	0 (0 to 0)	0 (0 to 0)
Ascariasis	0 (0 to 0)	0 (0 to 0)	0 (0 to 0)	0 (0 to 0)	0 (0 to 0)	0 (0 to 0)	0 (0 to 0)	0 (0 to 0)	0 (0 to 0)	0 (0 to 0)	0 (0 to 0)	0 (0 to 0)	0 (0 to 0)	0 (0 to 0)	0 (0 to 0)	0 (0 to 0)	0 (0 to 0)	0 (0 to 0)	0 (0 to 0)	0 (0 to 0)	0 (0 to 0)	0 (0 to 0)	0 (0 to 0)	0 (0 to 0)	0 (0 to 0)
Trichuriasis	0 (0 to 0)	0 (0 to 0)	0 (0 to 0)	0 (0 to 0)	0 (0 to 0)	0 (0 to 0)	0 (0 to 0)	0 (0 to 0)	0 (0 to 0)	0 (0 to 0)	0 (0 to 0)	0 (0 to 0)	0 (0 to 0)	0 (0 to 0)	0 (0 to 0)	0 (0 to 0)	0 (0 to 0)	0 (0 to 0)	0 (0 to 0)	0 (0 to 0)	0 (0 to 0)	0 (0 to 0)	0 (0 to 0)	0 (0 to 0)	0 (0 to 0)
Hookworm disease	0 (0 to 0)	0 (0 to 0)	0 (0 to 0)	0 (0 to 0)	0 (0 to 0)	0 (0 to 0)	0 (0 to 0)	0 (0 to 0)	0 (0 to 0)	0 (0 to 0)	0 (0 to 0)	0 (0 to 0)	0 (0 to 0)	0 (0 to 0)	0 (0 to 0)	0 (0 to 0)	0 (0 to 0)	0 (0 to 0)	0 (0 to 0)	0 (0 to 0)	0 (0 to 0)	0 (0 to 0)	0 (0 to 0)	0 (0 to 0)	0 (0 to 0)
Food-borne trematodiases	0 (0 to 0)	0 (0 to 0)	0 (0 to 0)	0 (0 to 0)	0 (0 to 0)	0 (0 to 0)	0 (0 to 0)	0 (0 to 0)	0 (0 to 0)	0 (0 to 0)	0 (0 to 0)	0 (0 to 0)	0 (0 to 0)	0 (0 to 0)	0 (0 to 0)	0 (0 to 0)	0 (0 to 0)	0 (0 to 0)	0 (0 to 0)	0 (0 to 0)	0 (0 to 0)	0 (0 to 0)	0 (0 to 0)	0 (0 to 0)	0 (0 to 0)
Leprosy	0 (0 to 0)	0 (0 to 0)	0 (0 to 0)	0 (0 to 0)	0 (0 to 0)	0 (0 to 0)	0 (0 to 0)	0 (0 to 0)	0 (0 to 0)	0 (0 to 0)	0 (0 to 0)	0 (0 to 0)	0 (0 to 0)	0 (0 to 0)	0 (0 to 0)	0 (0 to 0)	0 (0 to 0)	0 (0 to 0)	0 (0 to 0)	0 (0 to 0)	0 (0 to 0)	0 (0 to 0)	0 (0 to 0)	0 (0 to 0)	0 (0 to 0)
Ebola	0 (0 to 0)	0 (0 to 0)	0 (0 to 0)	0 (0 to 0)	0 (0 to 0)	0 (0 to 0)	0 (0 to 0)	0 (0 to 0)	0 (

Other neoplasms	0-3 (0.1 to 2.4)	0-9 (0.1 to 9.4)	0-9 (0.5 to 1.4)	1-2 (0.8 to 1.7)	1-4 (0.9 to 1.9)	1-1 (0.7 to 1.7)	1-7 (1.1 to 2.4)	1-3 (0.7 to 1.4)	1-6 (1.1 to 2.3)	1-2 (1.0 to 2.7)	2 (1.2 to 3.4)	2-6 (1.4 to 3.9)	4-3 (3.0 to 6.6)	3-7 (2.1 to 7.6)	9-1 (5.9 to 12.3)	19-2 (12.4 to 21.9)	31-6 (20.7 to 42.4)	51-2 (33.9 to 66.5)	67-7 (43.2 to 89.6)	73-4 (47.9 to 93.5)	69-6 (45.4 to 90.3)	58-8 (35.5 to 73.4)	30-1 (19.5 to 40)	10-7 (6.4 to 15.3)	440
Medulloblastoma, medulloblastoma, and other hemangioblastoma	0-3 (0.1 to 2.4)	0-9 (0.1 to 9.4)	0-9 (0.5 to 1.4)	1-2 (0.8 to 1.7)	1-4 (0.9 to 1.9)	1-1 (0.7 to 1.7)	1-7 (1.1 to 2.4)	1-3 (0.7 to 1.4)	1-6 (1.1 to 2.3)	1-2 (1.0 to 2.7)	2 (1.2 to 3.4)	2-6 (1.4 to 3.9)	4-3 (3.0 to 6.6)	3-7 (2.1 to 7.6)	9-1 (5.9 to 12.3)	19-2 (12.4 to 21.9)	31-6 (20.7 to 42.4)	51-2 (33.9 to 66.5)	67-7 (43.2 to 89.6)	73-4 (47.9 to 93.5)	69-6 (45.4 to 90.3)	58-8 (35.5 to 73.4)	30-1 (19.5 to 40)	10-7 (6.4 to 15.3)	440
Benign and in situ cerebral neoplasms	0 (0 to 0)	0 (0 to 0)	0 (0 to 0)

Congenital birth defects	110 (99 † to 143)	68 † (54 † to 84 †)	145 (118 † to 186)	117 (94 † to 146)	63 § (49 † to 84 §)	54 § (39 † to 75 †)	46 † (33 † to 62)	29 § (20 † to 32 †)	23 † (16 † to 29 †)	22 § (17 † to 29 †)	23 † (16 † to 33 †)	23 § (16 † to 32 †)	25 † (19 † to 33 †)	22 § (17 † to 29 †)	18 † (13 † to 23 †)	19 § (14 † to 23 †)	21 † (16 † to 27 †)	20 § (15 † to 27 †)	11 † (7 † to 16 †)	8 (5 † to 11 †)	5 † (3 † to 8 †)	4 (2 § to 6 †)	2 † (1 † to 3 †)	0 † (0 † to 1 †)	991
Neural tube defects	3 § (2 † to 5 §)	2 § (1 † to 4 §)	4 (3 § to 7 §)	3 § (2 § to 5 †)	1 § (1 † to 2 §)	1 § (1 † to 2 §)	1 § (1 to 2)	1 § (1 † to 2 §)	1 § (0 † to 1 §)	1 § (0 † to 1 §)	1 § (0 † to 1 §)	1 § (0 † to 1 §)	1 § (0 † to 1 §)	1 § (0 † to 1 §)	1 § (0 † to 1 §)	1 § (0 † to 1 §)	1 § (0 † to 1 §)	1 § (0 † to 1 §)	0 § (0 † to 1 §)	0 § (0 † to 1 §)	0 § (0 † to 1 §)	0 § (0 † to 1 §)	0 § (0 † to 1 §)	0 § (0 † to 1 §)	48
Congenital heart anomalies	0 (0 to 0)	0 (0 to 0)	0 (0 to 0)

SR Table 2c: Shimane DALYS by cause and age group for both sexes with 95% uncertainty intervals, 2019

Cause	Early Neonatal (0-6 days)	Late Neonatal (7-27 days)	Post Neonatal (28-364 days)	1 to 4	5 to 9	10 to 14	15 to 19	20 to 24	25 to 29	30 to 34	35 to 39	40 to 44	45 to 49	50 to 54	55 to 59	60 to 64	65 to 69	70 to 74	75 to 79	80 to 84	85 to 89	90 to 94	95 plus	Total
All causes	1,000 (799 to 1,240)	1,000 (729 to 1,417)	1,000 (998 to 1,014)	4,000 (3,600 to 4,510)	4,000 (3,614 to 4,540)	4,000 (3,612 to 4,560)	4,000 (3,612 to 4,710)	4,000 (3,606 to 4,740)	4,000 (3,606 to 4,740)	4,000 (3,606 to 4,740)	4,000 (3,606 to 4,740)	4,000 (3,606 to 4,740)	4,000 (3,606 to 4,740)	4,000 (3,606 to 4,740)	4,000 (3,606 to 4,740)	4,000 (3,606 to 4,740)	4,000 (3,606 to 4,740)	4,000 (3,606 to 4,740)	4,000 (3,606 to 4,740)	4,000 (3,606 to 4,740)	4,000 (3,606 to 4,740)	4,000 (3,606 to 4,740)	226,000
Communicable, maternal, neonatal, and nutritional diseases	138 (90.3 to 198)	49.9 (24.5 to 97.9)	97.7 (73.1 to 130)	164 (120 to 230)	164 (109 to 245)	146 (98.7 to 228)	159 (100 to 259)	127 (89.6 to 190)	139 (99.9 to 197)	175 (122 to 259)	212 (145 to 302)	285 (197 to 427)	300 (211 to 434)	395 (277 to 560)	396 (268 to 577)	397 (265 to 583)	399 (263 to 588)	403 (261 to 606)	406 (263 to 612)	409 (263 to 620)	412 (263 to 626)	415 (263 to 630)	12,200
HIV/AIDS and sexually transmitted infections	0 (0 to 0)	0 (0 to 0)	0.7 (0.4 to 0.9)	0.7 (0.5 to 0.9)	0.6 (0.3 to 0.9)	0.6 (0.4 to 0.9)	1.9 (1.2 to 2.8)	3.2 (2.0 to 4.8)	3.6 (2.3 to 5)	5 (3.2 to 7)	6.5 (4.4 to 12.7)	10.3 (6.1 to 17.1)	13.5 (7.6 to 22.5)	9.8 (5.9 to 16.1)	9.2 (5.6 to 15.2)	9.2 (5.9 to 14.9)	9.6 (6.1 to 15.2)	12.3 (6.7 to 17.7)	9.4 (5.4 to 16.7)	3.9 (2.1 to 6.5)	3.2 (1.4 to 5.4)	1.2 (0.6 to 1.7)	107
HIV/AIDS	0 (0 to 0)	0 (0 to 0)	0.7 (0.4 to 0.9)	0.7 (0.5 to 0.9)	0.6 (0.3 to 0.9)	0.6 (0.4 to 0.9)	0.7 (0.5 to 1.1)	0.7 (0.4 to 1.5)	1.3 (0.9 to 1.9)	1.7 (1.2 to 2.4)	2 (1.4 to 2.9)	2.3 (1.4 to 3.1)	2.6 (1.7 to 3.2)	1.8 (1.3 to 2.4)	1.7 (1.2 to 2.3)	1.9 (1.4 to 2.7)	2.3 (1.6 to 3.2)	2.8 (1.9 to 3.7)	2.3 (1.6 to 3.2)	0.8 (0.5 to 1.7)	0.3 (0.2 to 0.5)	0.1 (0.1 to 0.2)	32.7
HIV/AIDS - Drug-susceptible Tuberculosis	0 (0 to 0)	0 (0 to 0)	0 (0.0 to 0.0)	0 (0 to 0)	0 (0 to 0)	0 (0 to 0)	0 (0.1 to 0.1)	0 (0 to 0.2)	0 (0 to 0.2)	0 (0 to 0.2)	0 (0 to 0.2)	0 (0 to 0.2)	0 (0 to 0.2)	0 (0 to 0.2)	0 (0 to 0.2)	0 (0 to 0.2)	0 (0 to 0.2)	0 (0 to 0.2)	0 (0 to 0.2)	0 (0 to 0.2)	0 (0 to 0.2)	0 (0 to 0.1)	0 (0 to 0)	0.3
HIV/AIDS - Multidrug-resistant Tuberculosis without extensive drug resistance	0 (0 to 0)	0 (0 to 0)	0 (0 to 0)	0 (0 to 0)	0 (0 to 0)	0 (0 to 0)	0 (0 to 0)	0 (0 to 0)	0 (0 to 0)	0 (0 to 0)	0 (0 to 0)	0 (0 to 0)	0 (0 to 0)	0 (0 to 0)	0 (0 to 0)	0 (0 to 0)	0 (0 to 0)	0 (0 to 0)	0 (0 to 0)	0 (0 to 0)	0 (0 to 0)	0 (0 to 0)	0 (0 to 0)	0.3
HIV/AIDS - Extensively drug-resistant Tuberculosis	0 (0 to 0)	0 (0 to 0)	0 (0 to 0)	0 (0 to 0)	0 (0 to 0)	0 (0 to 0)	0 (0 to 0)	0 (0 to 0)	0 (0 to 0)	0 (0 to 0)	0 (0 to 0)	0 (0 to 0)	0 (0 to 0)	0 (0 to 0)	0 (0 to 0)	0 (0 to 0)	0 (0 to 0)	0 (0 to 0)	0 (0 to 0)	0 (0 to 0)	0 (0 to 0)	0 (0 to 0)	0 (0 to 0)	0
HIV/AIDS resulting in other diseases	0 (0 to 0)	0 (0 to 0)	0.4 (0.3 to 0.4)	0.4 (0.3 to 0.4)	0.3 (0.2 to 0.4)	0.2 (0.1 to 0.3)	0.4 (0.2 to 0.6)	0.4 (0.2 to 0.6)	0.8 (0.4 to 1.3)	1.2 (0.6 to 1.9)	1.3 (0.6 to 2.1)	1.5 (0.7 to 2.4)	1.7 (0.8 to 2.7)	1.1 (0.5 to 1.8)	1.3 (0.6 to 2.1)	1.7 (0.8 to 2.7)	2.1 (1.0 to 3.4)	2.9 (1.4 to 4.6)	2.3 (1.1 to 3.7)	0.8 (0.4 to 1.7)	0.3 (0.1 to 0.5)	0.1 (0.1 to 0.2)	29.2
Sexually transmitted infections excluding HIV	0 (0 to 0)	0 (0 to 0)	0 (0 to 0)	0 (0 to 0)	0 (0 to 0)	0 (0 to 0)	0 (0 to 0)	0 (0 to 0)	0 (0 to 0)	0 (0 to 0)	0 (0 to 0)	0 (0 to 0)	0 (0 to 0)	0 (0 to 0)	0 (0 to 0)	0 (0 to 0)	0 (0 to 0)	0 (0 to 0)	0 (0 to 0)	0 (0 to 0)	0 (0 to 0)	0 (0 to 0)	0 (0 to 0)	0
Syphilis	0 (0 to 0)	0 (0 to 0)	0 (0 to 0)	0 (0 to 0)	0 (0 to 0)	0 (0 to 0)	0 (0 to 0)	0 (0 to 0)	0 (0 to 0)	0 (0 to 0)	0 (0 to 0)	0 (0 to 0)	0 (0 to 0)	0 (0 to 0)	0 (0 to 0)	0 (0 to 0)	0 (0 to 0)	0 (0 to 0)	0 (0 to 0)	0 (0 to 0)	0 (0 to 0)	0 (0 to 0)	0 (0 to 0)	0
Chlamydial infection	0 (0 to 0)	0 (0 to 0)	0 (0 to 0)	0 (0 to 0)	0 (0 to 0)	0 (0 to 0)	0 (0 to 0)	0 (0 to 0)	0 (0 to 0)	0 (0 to 0)	0 (0 to 0)	0 (0 to 0)	0 (0 to 0)	0 (0 to 0)	0 (0 to 0)	0 (0 to 0)	0 (0 to 0)	0 (0 to 0)	0 (0 to 0)	0 (0 to 0)	0 (0 to 0)	0 (0 to 0)	0 (0 to 0)	0
Gonococcal infection	0 (0 to 0)	0 (0 to 0)	0 (0 to 0)	0 (0 to 0)	0 (0 to 0)	0 (0 to 0)	0 (0 to 0)	0 (0 to 0)	0 (0 to 0)	0 (0 to 0)	0 (0 to 0)	0 (0 to 0)	0 (0 to 0)	0 (0 to 0)	0 (0 to 0)	0 (0 to 0)	0 (0 to 0)	0 (0 to 0)	0 (0 to 0)	0 (0 to 0)	0 (0 to 0)	0 (0 to 0)	0 (0 to 0)	0
Trichomoniasis	0 (0 to 0)	0 (0 to 0)	0 (0 to 0)	0 (0 to 0)	0 (0 to 0)	0 (0 to 0)	0 (0 to 0)	0 (0 to 0)	0 (0 to 0)	0 (0 to 0)	0 (0 to 0)	0 (0 to 0)	0 (0 to 0)	0 (0 to 0)	0 (0 to 0)	0 (0 to 0)	0 (0 to 0)	0 (0 to 0)	0 (0 to 0)	0 (0 to 0)	0 (0 to 0)	0 (0 to 0)	0 (0 to 0)	0
Genital herpes	0 (0 to 0)	0 (0 to 0)	0 (0 to 0)	0 (0 to 0)	0 (0 to 0)	0 (0 to 0)	0 (0 to 0)	0 (0 to 0)	0 (0 to 0)	0 (0 to 0)	0 (0 to 0)	0 (0 to 0)	0 (0 to 0)	0 (0 to 0)	0 (0 to 0)	0 (0 to 0)	0 (0 to 0)	0 (0 to 0)	0 (0 to 0)	0 (0 to 0)	0 (0 to 0)	0 (0 to 0)	0 (0 to 0)	0
Other sexually transmitted infections	0 (0 to 0)	0 (0 to 0)	0 (0 to 0)	0 (0 to 0)	0 (0 to 0)	0.1 (0 to 0.1)	0.4 (0.2 to 0.6)	0.3 (0.2 to 0.5)	0.5 (0.4 to 1.1)	0.8 (0.4 to 1.5)	0.8 (0.4 to 1.5)	0.9 (0.4 to 1.6)	1.1 (0.5 to 1.9)	0.8 (0.4 to 1.4)	0.8 (0.4 to 1.4)	0.9 (0.4 to 1.6)	1.1 (0.5 to 1.9)	1.4 (0.6 to 2.4)	1.2 (0.5 to 2.1)	0.5 (0.2 to 1.1)	0.2 (0.1 to 0.4)	0.1 (0.1 to 0.2)	19.5
Respiratory infections and tuberculosis	1,000 (1,000 to 1,000)	1,000 (1,000 to 1,000)	1,000 (1,000 to 1,000)

Other neoplasms	0·2 (0·1 to 0·4)	1·3 (0·9 to 2·0)	1·1 (0·9 to 1·6)	1·3 (0·9 to 1·9)	1·7 (1·1 to 2·4)	1·5 (1·0 to 2·2)	2·2 (1·6 to 3·1)	1·5 (1·0 to 2·1)	1·9 (1·3 to 2·7)	2·1 (1·7 to 2·6)	2·4 (2·0 to 2·9)	3·2 (2·3 to 4·3)	3·3 (2·9 to 3·7)	5·3 (3·9 to 7·1)	7·4 (5·3 to 10·2)	7·4 (7·4 to 13·4)	11·4 (7·4 to 13·4)	20·2 (13·9 to 29·7)	28 (27·9 to 51·1)	39 (47·4 to 85·2)	65·9 (65·9 to 118)	91·7 (91·7 to 191)	93·7 (89·5 to 131)	93·7 (89·5 to 131)	103 (98·1 to 137)	96·6 (96·1 to 124)	51·6 (32·7 to 71·3)	21·3 (12·1 to 29·7)	623
Medulloblastoma, medulloblastoma, and other hemangioblastic	0·2 (0·1 to 0·4)	0·9 (0·6 to 1·4)	0·9 (0·6 to 1·4)	1·1 (0·9 to 1·6)	1·1 (0·9 to 1·6)	1·2 (0·9 to 1·6)	1·5 (1·0 to 2·1)	1·2 (0·9 to 1·7)	1·5 (1·0 to 2·1)	1·7 (1·2 to 2·4)	2·1 (1·7 to 2·6)	2·2 (1·6 to 3·1)	2·3 (2·0 to 2·8)	3·3 (2·8 to 3·7)	4·3 (3·3 to 5·3)	7·4 (5·3 to 10·2)	7·4 (7·4 to 13·4)	11·4 (7·4 to 13·4)	20·2 (13·9 to 29·7)	28 (27·9 to 51·1)	39 (47·4 to 85·2)	65·9 (65·9 to 118)	91·7 (91·7 to 191)	93·7 (89·5 to 131)	93·7 (89·5 to 131)	103 (98·1 to 137)	96·6 (96·1 to 124)	51·6 (32·7 to 71·3)	21·3 (12·1 to 29·7)	623
Benign and in situ intestinal neoplasms	0·0 (0·0 to 0·0)	0·0 (0·0 to 0·0)	0·0 (0·0 to 0·0)

Congenital birth defects	89-9 (77-4 to 139)	82-4 (48-4 to 77·1)	164 (133 to 207)	113 (89·3 to 161)	61·2 (45·5 to 82·1)	53·9 (38·7 to 73·2)	47·9 (35·1 to 64·4)	29·6 (20·6 to 34·2)	25·2 (19·9 to 31·4)	23·6 (19·7 to 32·6)	26·9 (20·8 to 29·9)	27·9 (21·4 to 33·4)	26 (19·4 to 33·1)	20·5 (15·5 to 29·8)	20·7 (15·4 to 27·1)	23·8 (19·1 to 30·9)	24·5 (18·4 to 31·8)	14·5 (9·7 to 21·3)	9·9 (6·4 to 14·3)	7·8 (5·1 to 11·3)	5·8 (3·6 to 9·6)	3·3 (2·1 to 4·9)	1·3 (0·6 to 2)	890
Neural tube defects	2·7 (1·3 to 4·2)	2·3 (1·2 to 3·9)	10 (5·4 to 19·4)	11·6 (6·6 to 19·4)	1·6 (1 to 2·2)	1·6 (1·1 to 2·6)	1·1 (0·7 to 1·5)	1·3 (0·8 to 1·8)	1·1 (0·7 to 1·5)	1 (0·6 to 1·5)	0·9 (0·6 to 1·3)	1 (0·7 to 1·4)	1 (0·6 to 1·3)	0·8 (0·5 to 1·7)	0·7 (0·4 to 1)	0·8 (0·5 to 1·1)	0·6 (0·3 to 0·9)	0·4 (0·2 to 0·8)	0·3 (0·1 to 0·5)	0·2 (0·1 to 0·5)	0·2 (0·1 to 0·4)	0·1 (0 to 0·2)	457
Congenital heart anomalies	19·4 (11·9 to 44·4)	17·8 (10·4 to 32·9)	37 (27·1 to 49·6)	25 (19·4 to 36·1)	14·1 (9·9 to 17·6)	12·6 (9·1 to 16·8)	10·6 (7·5 to 14·2)	6·9 (4·9 to 9·2)	5·6 (4·1 to 7·5)	5·3 (3·5 to 10·1)	5·6 (3·9 to 7·5)	6·1 (4·4 to 12)	5·4 (3·7 to 10·5)	4·5 (2·9 to 9)	4·7 (3·1 to 9·1)	5·3 (3·2 to 10·1)	5·4 (3·3 to 15)	3·2 (1·9 to 7·2)	2·1 (1·2 to 4·2)	1·6 (0·9 to 3·1)	1·2 (0·4 to 2·3)	0·7 (0·2 to 1·3)	0·3 (0·1 to 0·6)	266
Orofacial clefts	0·3 (0 to 0·5)	0·3 (0 to 0·5)	1·7 (0·9 to 3·2)	1·7 (0·9 to 2·8)	1·6 (0·8 to 2·6)	1·6 (0·8 to 2·7)	1·6 (0·8 to 2·2)	1·3 (0·8 to 2·2)	1·3 (0·8 to 2·2)	1·3 (0·7 to 2·6)	1·3 (0·8 to 2)	1·7 (0·9 to 2·5)	2 (1·1 to 3·6)	1·9 (0·9 to 3·1)	1·9 (0·9 to 3·3)	2·1 (1 to 3·5)	2·4 (1·2 to 4)	1·9 (0·9 to 3·3)	1·6 (0·8 to 3·1)	1·3 (0·6 to 2·6)	1·2 (0·6 to 2·1)	0·7 (0·3 to 1·3)	0·3 (0·1 to 0·5)	33·1
Down syndrome	1·9 (0·9 to 3·3)	1·8 (1 to 2·9)	7·1 (4·2 to 11)	4·9 (2·3 to 7)	2·3 (2·1 to 4·4)	2·2 (2·2 to 4·3)	2·2 (1·2 to 4·2)	2·5 (1·6 to 3·4)	2·7 (1·7 to 3·7)	2·7 (1·9 to 3·8)	2·3 (1·4 to 3·2)	2 (1·5 to 2·8)	1·4 (1 to 1·9)	1 (0·7 to 1·4)	1 (0·7 to 1·5)	1·6 (1 to 2·4)	1·1 (0·6 to 1·7)	0·8 (0·5 to 1·1)	0·5 (0·3 to 0·8)	0·4 (0·2 to 0·6)	0·3 (0·2 to 0·5)	0·2 (0·1 to 0·4)	0·1 (0 to 0·2)	43·3
Turner syndrome	0 (0 to 0)	0 (0 to 0)	0 (0 to 0)	0 (0 to 0·2)	0·1 (0 to 0·3)	0·1 (0 to 0·3)	0·1 (0 to 0·2)	0·1 (0 to 0·2)	0·1 (0 to 0·2)	0·1 (0 to 0·2)	0·1 (0 to 0·2)	0·1 (0·1 to 0·2)	0·1 (0 to 0·2)	0·1 (0 to 0·2)	0·1 (0 to 0·2)	0·1 (0 to 0·2)	0·1 (0 to 0·2)	0·1 (0 to 0·2)	0·1 (0 to 0·2)	0·1 (0 to 0·2)	0·1 (0 to 0·2)	0·1 (0 to 0·2)	0·1 (0 to 0·2)	1·2
Klinefelter syndrome	0 (0 to 0)	0 (0 to 0)	0 (0 to 0)

SR Table 2c: Obesms DALYs by cause and sex group for both sexes with 95% uncertainty intervals, 2019

Cause	Early Neonatal	Late Neonatal	Post-Neonatal	1 to 4	5 to 9	10 to 14	15 to 19	20 to 24	25 to 29	30 to 34	35 to 39	40 to 44	45 to 49	50 to 54	55 to 59	60 to 64	65 to 69	70 to 74	75 to 79	80 to 84	85 to 89	90 to 94	95 plus	Total
All causes	491 (443 to 781)	372 (255 to 516)	1,470 (1,266 to 1,696)	2,568 (1,995 to 3,230)	1,760 (1,240 to 2,329)	1,539 (1,090 to 2,106)	2,260 (1,595 to 3,000)	3,106 (2,189 to 4,178)	3,788 (2,648 to 5,059)	4,460 (3,020 to 6,164)	5,203 (3,389 to 7,189)	6,103 (3,900 to 8,395)	7,109 (4,450 to 9,787)	8,180 (5,060 to 11,268)	9,299 (5,700 to 12,795)	10,469 (6,350 to 14,400)	11,693 (7,000 to 16,060)	12,966 (7,650 to 17,765)	14,289 (8,290 to 19,520)	15,660 (8,900 to 21,320)	17,080 (9,450 to 23,165)	18,550 (9,900 to 25,060)	20,070 (10,200 to 27,000)	563,000
Communicable, maternal, neonatal, and nutritional diseases	359 (254 to 482)	113 (62 to 199)	327 (197 to 499)	485 (281 to 673)	237 (122 to 370)	229 (120 to 370)	290 (160 to 456)	315 (170 to 491)	322 (170 to 508)	330 (170 to 526)	342 (170 to 554)	356 (172 to 589)	369 (173 to 623)	384 (174 to 663)	399 (176 to 709)	409 (177 to 761)	419 (178 to 820)	428 (179 to 885)	435 (179 to 955)	441 (179 to 1,030)	446 (178 to 1,110)	450 (176 to 1,190)	453 (174 to 1,270)	23,000
HIV/AIDS and sexually transmitted infections	0 (0 to 0)	0 (0 to 0)	3 (2.2 to 4.6)	3.4 (2.7 to 4.1)	1.6 (1.3 to 2)	1.8 (1.4 to 2.3)	5.9 (3.8 to 9.4)	12 (6.5 to 20.4)	19.2 (11.9 to 32.3)	27.6 (15.3 to 46.4)	39.3 (20.1 to 68.1)	47.2 (24.3 to 86.2)	53.6 (27.1 to 94.6)	61.3 (30.1 to 107.5)	70.5 (34.1 to 123.5)	79.2 (37.6 to 137.5)	87.8 (39.3 to 148.6)	95.3 (41.4 to 161.3)	102.9 (43.2 to 173.5)	109.5 (44.1 to 183.5)	115.2 (44.5 to 191.5)	119.5 (44.3 to 197.5)	1,400
HIV/AIDS	0 (0 to 0)	0 (0 to 0)	3 (2.2 to 4.6)	3.4 (2.7 to 4.1)	1.6 (1.3 to 2)	1.8 (1.4 to 2.3)	5.9 (3.8 to 9.4)	12 (6.5 to 20.4)	19.2 (11.9 to 32.3)	27.6 (15.3 to 46.4)	39.3 (20.1 to 68.1)	47.2 (24.3 to 86.2)	53.6 (27.1 to 94.6)	61.3 (30.1 to 107.5)	70.5 (34.1 to 123.5)	79.2 (37.6 to 137.5)	87.8 (39.3 to 148.6)	95.3 (41.4 to 161.3)	102.9 (43.2 to 173.5)	109.5 (44.1 to 183.5)	115.2 (44.5 to 191.5)	119.5 (44.3 to 197.5)	1,400
HIV/AIDS - Drug-susceptible Tuberculosis	0 (0 to 0)	0 (0 to 0)	0.9 (0.44 to 1.7)	0.9 (0.51 to 1.6)	0.4 (0.24 to 0.8)	0.5 (0.27 to 0.9)	2.1 (0.9 to 4.1)	4.6 (1.9 to 9.7)	8.1 (3.2 to 17.1)	12 (4.5 to 25.7)	17 (5.8 to 36.2)	20 (6.9 to 42.2)	23 (7.8 to 48.1)	26 (8.7 to 54.8)	30 (9.8 to 62.8)	34 (10.8 to 71.5)	38 (11.8 to 80.8)	41 (12.7 to 90.1)	44 (13.5 to 98.8)	47 (14.1 to 106.5)	49 (14.5 to 112.5)	51 (14.6 to 116.5)	52 (14.5 to 118.5)	600
HIV/AIDS - Multidrug-resistant Tuberculosis without extensive drug-resistance	0 (0 to 0)	0 (0 to 0)	0 (0 to 0.1)	0 (0 to 0.1)	0 (0 to 0)	0 (0 to 0)	0 (0 to 0)	0 (0 to 0)	0 (0 to 0.1)	0 (0 to 0.1)	0 (0 to 0.1)	0 (0 to 0.2)	0 (0 to 0.2)	0 (0 to 0.2)	0 (0 to 0.2)	0 (0 to 0.2)	0 (0 to 0.2)	0 (0 to 0.2)	0 (0 to 0.2)	0 (0 to 0.2)	0 (0 to 0.2)	0 (0 to 0.2)	0 (0 to 0.2)	2.2
HIV/AIDS - Extensively drug-resistant Tuberculosis	0 (0 to 0)	0 (0 to 0)	0 (0 to 0)	0 (0 to 0)





SR Table 2c. Hiroshima DALYS by cause and age group for both sexes with 95% uncertainty intervals, 2019

Cause	Early Neonatal	Late Neonatal	Post-Neonatal	1 to 4	5 to 9	10 to 14	15 to 19	20 to 24	25 to 29	30 to 34	35 to 39	40 to 44	45 to 49	50 to 54	55 to 59	60 to 64	65 to 69	70 to 74	75 to 79	80 to 84	85 to 89	90 to 94	95 plus	Total
All causes	1,670 (521 to 1,230)	426 (272 to 666)	2,180 (1,350 to 3,460)	3,940 (3,150 to 4,960)	4,660 (3,810 to 5,660)	6,668 (5,290 to 8,330)	13,200 (7,790 to 19,600)	13,900 (10,100 to 18,900)	14,500 (10,600 to 19,100)	14,600 (10,600 to 19,300)	17,600 (12,600 to 23,400)	21,600 (15,600 to 28,600)	28,700 (20,300 to 38,400)	38,900 (27,600 to 51,700)	53,900 (38,600 to 71,400)	71,400 (51,400 to 94,000)	94,400 (68,000 to 123,000)	123,000 (89,000 to 161,000)	161,000 (91,300 to 199,000)	177,000 (99,900 to 221,000)	162,000 (92,000 to 202,000)	89,200 (50,700 to 111,000)	28,300 (16,000 to 35,300)	832,000
Communicable, maternal, neonatal, and nutritional diseases	1,559 (1,200 to 1,789)	172 (129 to 212)	932 (696 to 1,230)	737 (520 to 1,030)	178 (120 to 261)	102 (62 to 160)	170 (101 to 262)	276 (167 to 420)	396 (240 to 600)	516 (317 to 780)	716 (440 to 1,070)	1,010 (620 to 1,500)	1,440 (1,000 to 1,950)	1,960 (1,300 to 2,600)	2,360 (1,600 to 3,100)	2,740 (1,900 to 3,700)	3,170 (2,200 to 4,300)	3,600 (2,500 to 4,800)	3,750 (2,600 to 5,000)	3,750 (2,600 to 5,000)	3,750 (2,600 to 5,000)	2,750 (1,900 to 3,700)	2,750 (1,900 to 3,700)	44,400
HIV/AIDS and sexually transmitted infections	0 (0 to 0)	0 (0 to 0)	4.0 (3.6 to 5.0)	3.6 (3.4 to 3.9)	1.7 (1.4 to 2)	2.7 (2.1 to 3.6)	8.7 (6.4 to 11)	17.6 (11.6 to 27.6)	37.3 (19.4 to 63.2)	57.4 (22 to 92.2)	89.4 (29.2 to 152.2)	140.7 (39 to 199)	229.4 (62.8 to 326.6)	339.6 (92.8 to 482.8)	479.8 (131.2 to 682.4)	653.9 (179.2 to 929.4)	892.1 (244.5 to 1,270)	1,180 (324 to 1,680)	1,510 (414 to 2,150)	1,840 (504 to 2,620)	2,170 (595 to 3,090)	2,500 (685 to 3,560)	2,830 (776 to 4,030)	488
HIV/AIDS	0 (0 to 0)	0 (0 to 0)	4.0 (3.6 to 5.0)	3.6 (3.4 to 3.9)	1.7 (1.4 to 2)	2.6 (2.1 to 3.6)	8.6 (6.4 to 11)	17.6 (11.6 to 27.6)	37.3 (19.4 to 63.2)	57.4 (22 to 92.2)	89.4 (29.2 to 152.2)	140.7 (39 to 199)	229.4 (62.8 to 326.6)	339.6 (92.8 to 482.8)	479.8 (131.2 to 682.4)	653.9 (179.2 to 929.4)	892.1 (244.5 to 1,270)	1,180 (324 to 1,680)	1,510 (414 to 2,150)	1,840 (504 to 2,620)	2,170 (595 to 3,090)	2,500 (685 to 3,560)	2,830 (776 to 4,030)	483
HIV/AIDS - Drug-susceptible Tuberculosis	0 (0 to 0)	0 (0 to 0)	0.0 (0 to 0)	0.0 (0 to 0)	0.0 (0 to 0)	0.0 (0 to 0)	0.0 (0 to 0)	0.0 (0 to 0)	0.0 (0 to 0)	0.0 (0 to 0)	0.0 (0 to 0)	0.0 (0 to 0)	0.0 (0 to 0)	0.0 (0 to 0)	0.0 (0 to 0)	0.0 (0 to 0)	0.0 (0 to 0)	0.0 (0 to 0)	0.0 (0 to 0)	0.0 (0 to 0)	0.0 (0 to 0)	0.0 (0 to 0)	0.0 (0 to 0)	0.0 (0 to 0)	0.0
HIV/AIDS - Multidrug-resistant Tuberculosis without extensive drug resistance	0 (0 to 0)	0 (0 to 0)	0.0 (0 to 0)	0.0 (0 to 0)	0.0 (0 to 0)	0.0 (0 to 0)	0.0 (0 to 0)	0.0 (0 to 0)	0.0 (0 to 0)	0.0 (0 to 0)	0.0 (0 to 0)	0.0 (0 to 0)	0.0 (0 to 0)	0.0 (0 to 0)	0.0 (0 to 0)	0.0 (0 to 0)	0.0 (0 to 0)	0.0 (0 to 0)	0.0 (0 to 0)	0.0 (0 to 0)	0.0 (0 to 0)	0.0 (0 to 0)	0.0 (0 to 0)	0.0 (0 to 0)	0.0
HIV/AIDS - Extensively drug-resistant Tuberculosis	0 (0 to 0)	0 (0 to 0)	0.0 (0 to 0)	0.0 (0 to 0)	0.0 (0 to 0)	0.0 (0 to 0)	0.0 (0 to 0)	0.0 (0 to 0)	0.0 (0 to 0)	0.0 (0 to 0)	0.0 (0 to 0)	0.0 (0 to 0)	0.0 (0 to 0)	0.0 (0 to 0)	0.0 (0 to 0)	0.0 (0 to 0)	0.0 (0 to 0)	0.0 (0 to 0)	0.0 (0 to 0)	0.0 (0 to 0)	0.0 (0 to 0)	0.0 (0 to 0)	0.0 (0 to 0)	0.0 (0 to 0)	0.0
HIV/AIDS resulting in other diseases	0 (0 to 0)	0 (0 to 0)	0.0 (0 to 0.0)	0.0 (0 to 0.0)	0.0 (0 to 0.



SR Table 2c. Yamasouchi DALYS by cause and age group for both sexes with 95% uncertainty intervals, 2019

Cause	Early Neonatal	Late Neonatal	Post-Neonatal	1 to 4	5 to 9	10 to 14	15 to 19	20 to 24	25 to 29	30 to 34	35 to 39	40 to 44	45 to 49	50 to 54	55 to 59	60 to 64	65 to 69	70 to 74	75 to 79	80 to 84	85 to 89	90 to 94	95 plus	Total
All causes	992 (959 to 1,751)	238 (190 to 387)	1,680 (1,450 to 2,200)	1,766 (1,600 to 2,200)	2,160 (1,990 to 2,600)	2,668 (2,190 to 3,660)	4,460 (3,700 to 6,180)	5,180 (4,330 to 6,620)	6,190 (5,060 to 7,930)	7,666 (6,650 to 9,410)	10,200 (8,710 to 12,600)	13,860 (11,290 to 16,800)	18,260 (15,000 to 22,100)	24,300 (19,300 to 31,400)	31,490 (24,700 to 40,200)	39,700 (30,900 to 50,700)	50,100 (37,700 to 65,900)	64,900 (47,600 to 85,200)	84,700 (60,300 to 110,000)	110,000 (76,000 to 142,000)	143,000 (93,500 to 186,000)	183,000 (120,000 to 238,000)	235,000 (150,000 to 306,000)	15,100 (10,700 to 17,200)	469,000
Communicable, maternal, neonatal, and nutritional diseases	361 (284 to 477)	99.9 (79 to 129)	284 (212 to 350)	226 (200 to 269)	213 (191 to 239)	262 (197 to 356)	299 (222 to 399)	285 (212 to 382)	294 (212 to 394)	293 (208 to 403)	343 (239 to 481)	447 (305 to 641)	606 (408 to 869)	1,010 (664 to 1,450)	1,670 (1,090 to 2,400)	2,440 (1,600 to 3,500)	3,780 (2,540 to 5,500)	5,640 (3,650 to 8,100)	8,500 (5,230 to 12,300)	12,900 (7,600 to 18,900)	18,900 (11,200 to 27,800)	1,900 (1,200 to 2,500)	39,000
HIV/AIDS and sexually transmitted infections	0 (0 to 0)	0 (0 to 0)	2.1 (1.7 to 2.5)	1.6 (1.6 to 2.3)	0.7 (0.6 to 0.8)	1.2 (0.9 to 1.4)	4.9 (3.8 to 6.5)	9.2 (7.2 to 12.1)	12.6 (7.6 to 19.2)	17.9 (10.9 to 28.3)	20.6 (12.5 to 32.8)	29.1 (18.0 to 46.2)	39.7 (24.9 to 62.1)	52.7 (32.7 to 82.6)	73.6 (45.6 to 115.4)	103.4 (63.9 to 161.2)	152.9 (93.7 to 237.7)	218.6 (132.2 to 339.3)	302.9 (181.3 to 469.2)	419.1 (247.0 to 650.1)	557.7 (324.2 to 865.2)	7.1 (4.0 to 11.1)	2,640
HIV/AIDS	0 (0 to 0)	0 (0 to 0)	2.1 (1.7 to 2.5)	1.6 (1.6 to 2.3)	0.7 (0.6 to 0.8)	0.4 (0.4 to 0.5)	1.7 (1.1 to 2.6)	7.7 (4.8 to 11.8)	11.7 (6.6 to 19.2)	16.4 (9.4 to 27.1)	19.1 (10.9 to 31.8)	27.6 (16.1 to 44.8)	38.1 (22.7 to 60.8)	50.9 (30.7 to 80.8)	71.6 (43.6 to 113.2)	101.2 (62.0 to 158.7)	149.8 (91.4 to 233.8)	214.6 (129.4 to 334.1)	297.5 (177.6 to 463.1)	412.1 (242.0 to 642.1)	548.5 (318.4 to 853.9)	6.9 (3.9 to 10.8)	2,600
HIV/AIDS - Drug-susceptible Tuberculosis	0 (0 to 0)	0 (0 to 0)	0.6 (0.5 to 0.7)	0.7 (0.6 to 0.9)	0.5 (0.4 to 0.6)	0.3 (0.3 to 0.3)	0.3 (0.2 to 0.4)	0.5 (0.3 to 0.8)	0.7 (0.4 to 1.1)	0.9 (0.5 to 1.5)	1.1 (0.6 to 1.8)	1.5 (0.9 to 2.5)	2.1 (1.3 to 3.4)	2.8 (1.7 to 4.5)	3.9 (2.4 to 6.3)	5.5 (3.4 to 8.8)	8.2 (5.0 to 13.0)	11.7 (7.1 to 18.5)	16.3 (9.9 to 25.8)	22.6 (13.3 to 35.5)	30.1 (17.5 to 47.4)	0.4 (0.2 to 0.6)	140
HIV/AIDS - Multidrug-resistant Tuberculosis without extensive	0 (0 to 0)	0 (0 to 0)	0 (0 to 0.1)	0 (0 to 0.1)	0 (0 to 0)	0 (0 to 0)	0 (0 to 0)	0 (0 to 0)	0 (0 to 0.1)	0 (0 to 0.1)	0 (0 to 0.1)	0 (0 to 0.1)	0 (0 to 0.1)	0 (0 to 0.1)	0 (0 to 0.1)	0 (0 to 0.2)	0 (0 to 0.2)	0 (0 to 0.2)	0 (0 to 0.2)	0 (0 to 0.2)	0 (0 to 0.2)	0 (0 to 0.2)	0 (0 to 0.1)	0.6
HIV/AIDS - Extensively drug-resistant Tuberculosis	0 (0 to 0)	0 (0 to 0)	0 (0 to 0)	0 (0 to 0)	0 (0 to 0)	0 (0 to 0)	0 (0 to 0)	0 (0 to 0)	0 (0 to 0)	0 (0 to 0)	0 (0 to 0)	0 (0 to 0)	0 (0 to 0)	0 (0 to 0)	0 (0 to 0)	0 (0 to 0)	0 (0 to 0)	0 (0 to 0)	0 (0 to 0)	0 (0 to 0)	0 (0 to 0)	0 (0 to 0)	0 (0 to 0)	0.1
HIV/AIDS resulting in other diseases	0 (0 to 0)	0 (0 to 0)	1.2 (1 to 1.8)	1.2 (0.9 to 1.6)	0.2 (0.2 to 0.4)	0.8 (0.6 to 1.2)	3.1 (2.6 to 4.1)	1.2 (1.2 to 3.2)	4.1 (1.9 to 6.1)	6.5 (3.2 to 9.7)	7.4 (3.6 to 7.2)	3.7 (2.9 to 5.2)	3.5 (2.9 to 4.4)	3.7 (3.6 to 7.2)	11.9 (8.1 to 17.6)	19.2 (11.0 to 28.9)	34.6 (21.4 to 53.4)	53.6 (32.9 to 83.1)	81.3 (48.9 to 123.0)	120 (70.5 to 181.0)	163 (93.0 to 250.0)	10.1 (5.9 to 15.5)	71.7
Sexually transmitted infections excluding HIV	0 (0 to 0)	0 (0 to 0)	0 (0 to 0)	0 (0 to 0)	0 (0 to 0)	0.1 (0.1 to 0.1)	0.1 (0.1 to 0.1)	0.2 (0.1 to 0.3)	0.2 (0.1 to 0.4)	0.3 (0.1 to 0.6)	0.4 (0.2 to 0.8)	0.6 (0.3 to 1.1)	0.8 (0.4 to 1.5)	1.1 (0.6 to 2.1)	1.6 (0.8 to 3.1)	2.3 (1.2 to 4.4)	3.4 (1.8 to 6.5)	4.8 (2.5 to 9.1)	6.8 (3.6 to 12.7)	9.5 (5.1 to 17.6)	13.1 (6.9 to 24.1)	0.7 (0.4 to 1.3)	77
Syphilis	0 (0 to 0)	0 (0 to 0)	0 (0 to 0)	0 (0 to 0)	0 (0 to 0)	0.1 (0 to 0.1)	0.1 (0 to 0.1)	0.2 (0.1 to 0.3)	0.2 (0.1 to 0.4)	0.3 (0.1 to 0.6)	0.4 (0.2 to 0.8)	0.6 (0.3 to 1.1)	0.8 (0.4 to 1.5)	1.1 (0.6 to 2.1)	1.6 (0.8 to 3.1)	2.3 (1.2 to 4.4)	3.4 (1.8 to 6.5)	4.8 (2.5 to 9.1)	6.8 (3.6 to 12.7)	9.5 (5.1 to 17.6)	13.1 (6.9 to 24.1)	0.7 (0.4 to 1.3)	73
Chlamydial infection	0 (0 to 0)	0 (0 to 0)	0 (0 to 0)	0 (0 to 0)	0 (0 to 0)	0.2 (0.1 to 0.3)	0.8 (0.2 to 1.6)	1.6 (0.7 to 3.4)	1.9 (1 to 3.6)	2.6 (1.1 to 4.8)	3.6 (1.7 to 6.3)	4.6 (2.3 to 8.6)	2.3 (0.9 to 4.9)	0.6 (0.4 to 1)	0.3 (0.1 to 0.5)	0.2 (0.1 to 0.3)	0.2 (0.1 to 0.3)	0.1 (0.1 to 0.2)	0.1 (0 to 0.2)	0.1 (0 to 0.2)	0.1 (0 to 0.2)	0.7 (0.4 to 1.1)	22.3
Gonococcal infection	0 (0 to 0)	0 (0 to 0)	0 (0 to 0)	0 (0 to 0)	0 (0 to 0)	0.1 (0.1 to 0.2)	0.4 (0.1 to 0.8)	0.8 (0.3 to 1.7)	0.7 (0.3 to 1.4)	0.9 (0.4 to 1.8)	1.1 (0.5 to 2.1)	1.4 (0.6 to 2.6)	0.8 (0.3 to 1.7)	0.3 (0.2 to 0.6)	0.2 (0.1 to 0.3)	0.1 (0 to 0.2)	0.1 (0 to 0.2)	0.1 (0 to 0.2)	0.1 (0 to 0.2)	0.1 (0 to 0.2)	0.1 (0 to 0.2)	0.2 (0.1 to 0.3)	7.3
Trichomoniasis	0 (0 to 0)	0 (0 to 0)	0 (0 to 0)	0 (0 to 0)	0 (0 to 0)	0.1 (0 to 0.1)	0.3 (0.2 to 0.5)	0.7 (0.4 to 1.2)	0.9 (0.4 to 1.7)	1.2 (0.5 to 2.2)	1.7 (0.7 to 3.1)	2.2 (0.9 to 4.1)	1.1 (0.4 to 2.3)	0.3 (0.2 to 0.6)	0.2 (0.1 to 0.3)	0.1 (0 to 0.2)	0.1 (0 to 0.2)	0.1 (0 to 0.2)	0.1 (0 to 0.2)	0.1 (0 to 0.2)	0.1 (0 to 0.2)	0.3 (0.2 to 0.5)	37.4
Genital herpes	0 (0 to 0)	0 (0 to 0)	0 (0 to 0)	0 (0 to 0)	0 (0 to 0)	0 (0 to 0)	0 (0 to 0)	0.1 (0 to 0.1)	0.1 (0 to 0.2)	0.1 (0 to 0.2)	0.2 (0.1 to 0.3)	0.3 (0.1 to 0.5)	0.2 (0.1 to 0.4)	0.1 (0 to 0.3)	0.1 (0 to 0.2)	0.1 (0 to 0.2)	0.1 (0 to 0.2)	0.1 (0 to 0.2)	0.1 (0 to 0.2)	0.1 (0 to 0.2)	0.1 (0 to 0.2)	0.1 (0 to 0.2)	0.6
Other sexually transmitted infections	0 (0 to 0)	0 (0 to 0)	0 (0 to 0)	0 (0 to 0)	0 (0 to 0)	0.2 (0.2 to 0.3)	0.6 (0.4 to 0.8)	1.2 (0.7 to 2.1)	1.4 (0.8 to 2.7)	2.1 (1.1 to 3.7)	3.1 (1.6 to 5.4)	4.2 (2.2 to 7.5)	2.1 (0.9 to 4.5)	0.6 (0.4 to 1.1)	0.3 (0.2 to 0.5)	0.2 (0.1 to 0.4)	0.2 (0.1 to 0.3)	0.1 (0.1 to 0.2)	0.1 (0 to 0.2)	0.1 (0 to 0.2)	0.1 (0 to 0.2)	0.1 (0 to 0.2)	4.2
Respiratory infections and tuberculosis	213 (210 to 711)	59.6 (58.9 to 167)	116 (102 to 150)	141 (75.1 to 181)	117 (61.2 to 156)	96 (50.1 to 142)	104 (56.2 to 162)	94.7 (49.4 to 156)	137 (72.1 to 199)	170 (92.2 to 245)	231 (120 to 329)	297 (155 to 423)	398 (198 to 572)	549 (262 to 796)	776 (367 to 1,120)	1,130 (527 to 1,650)	1,730 (797 to 2,540)	2,770 (1,240 to 4,060)	4,220 (1,850 to 6,240)	6,190 (2,700 to 9,490)	8,790 (3,820 to 13,500)	1,700 (1,100 to 2,230)	21,300
Tuberculosis	0 (0 to 0)	0.5 (0 to 0)	0.6 (0.4 to 0.7)	0.6 (0.4 to 0.8)	0.4 (0.1 to 0.5)	0.3 (0.2 to 0.4)	0.9 (0.6 to 1.4)	3.1 (1.7 to 5.6)	3.5 (2.1 to 4.4)	3.5 (2.4 to 4.7)	5.8 (3.3 to 7.8)	8.6 (5.1 to 11.6)	9.3 (5.6 to 12.6)	13.1 (9.4 to 17.6)	19 (11.7 to 25.3)	26 (15.9 to 34.6)	33 (20.4 to 42.4)	42.9 (26.6 to 55.6)	55 (33.6 to 72.1)	70.5 (42.1 to 92.4)	87.3 (51.1 to 115)	2.6 (1.6 to 3.4)	667
Latent tuberculosis infection	0 (0 to 0)	0 (0 to 0)	0 (0 to 0)	0 (0 to 0)	0 (0 to 0)	0 (0 to 0)	0 (0 to 0)	0 (0 to 0)	0 (0 to 0)	0 (0 to 0)	0 (0 to 0)	0 (0 to 0)	0 (0 to 0)	0 (0 to 0)	0 (0 to 0)	0 (0 to 0)	0 (0 to 0)	0 (0 to 0)	0 (0 to 0)	0 (0 to 0)	0 (0 to 0)	0 (0 to 0)	0 (0 to 0)	0
Drug-susceptible Tuberculosis	0 (0 to 0)	0.5 (0.4 to 0.7)	0.6 (0.4 to 0.8)	0.6 (0.4 to 0.8)	0.4 (0.2 to 0.5)	0.3 (0.2 to 0.4)	0.9 (0.6 to 1.4)	3.1 (1.7 to 5.6)	3.5 (2.1 to 4.4)	3.5 (2.4 to 4.7)	5.8 (3.3 to 7.8)	8.6 (5.1 to 11.6)	9.3 (5.6 to 12.6)	13.1 (9.4 to 17.6)	19 (11.7 to 25.3)	26 (15.9 to 34.6)	33 (20.4 to 42.4)	42.9 (26.6 to 55.6)	55 (33.6 to 72.1)	70.5 (42.1 to 92.4)	87.3 (51.1 to 115)	2.6 (1.6 to 3.4)	667
Multidrug-resistant tuberculosis without extensive drug-resistat	0 (0 to 0)	0 (0 to 0)	0 (0 to 0)	0 (0 to 0)	0 (0 to 0)	0 (0 to 0)	0 (0 to 0)	0 (0 to 0)	0 (0 to 0)	0 (0 to 0)	0 (0 to 0)	0 (0 to 0)	0 (0 to 0)	0 (0 to 0)	0 (0 to 0)	0 (0 to 0)	0 (0 to 0)	0 (0 to 0)	0 (0 to 0)	0 (0 to 0)	0 (0 to 0)	0 (0 to 0)	0 (0 to 0)	0
Extensively drug-resistant tuberculosis	0 (0 to 0)	0 (0 to 0)	0 (0 to 0)	0 (0 to 0)	0 (0 to 0)	0 (0 to 0)	0 (0 to 0)	0 (0 to 0)	0 (0 to 0)	0 (0 to 0)	0 (0 to 0)	0 (0 to 0)	0 (0 to 0)	0 (0 to 0)	0 (0 to 0)	0 (0 to 0)	0 (0 to 0)	0 (0 to 0)	0 (0 to 0)	0 (0 to 0)	0 (0 to 0)	0 (0 to 0)	0 (0 to 0)	0
Lower respiratory infections	4.8 (4.2 to 6.2)	7.3 (6.5 to 10.2)	64.2 (48.5 to 86.6)	69.2 (56.9 to 83.1)	52 (39.4 to 66.4)	19.6 (13.2 to 27.7)	21.6 (14.5 to 30.6)	21.4 (13.8 to 32.8)	33.1 (22.1 to 46.7)	51.4 (34.5 to 72.3)	79.2 (51 to 109)	121 (77.1 to 170)	187 (119 to 259)	279 (180 to 379)	446 (283 to 604)	1,000 (724 to 1,270)	1,790 (1,280 to 2,230)	3,400 (2,320 to 4,280)	5,520 (3,630 to 6,900)	8,070 (5,080 to 9,760)	3,060 (2,050 to 3,920)	1,720 (1,120 to 1,990)	19,300
Upper respiratory infections	0.7 (0.7 to 0.7)	0.1 (0 to 0.1)	12.9 (9.6 to 17.4)	61.4 (50.4 to 74.6)	64.8 (42.4 to 87.2)	69.3 (39.2 to 98.1)	74.6 (41.4 to 114)	61.4 (32.1 to 94.2)	92.2 (52.1 to 139)	109 (56.7 to 161)	137 (72.6 to 202)	161 (86.1 to 233)	192 (102 to 270)	222 (114 to 312)	261 (134 to 366)	277 (140 to 393)	277 (137 to 394)	277 (137 to 394)	277 (137 to 394)	277 (137 to 394)	277 (137 to 394)	39.6 (19.7 to 56.2)	3,200
Otitis media	0 (0 to 0)	0.1 (0 to 0.1)	0.1 (0.1 to 0.2)	0.1 (0 to 0.2)	0.1 (0 to 0.2)	0.1 (0 to 0.2)	0.1 (0 to 0.2)	0.1 (0 to 0.2)	0.1 (0 to 0.2)	0.1 (0 to 0.2)	0.1 (0 to 0.2)	0.1 (0 to 0.2)	0.1 (0 to 0.2)	0.1 (0 to 0.2)	0.1 (0 to 0.2)	0.1 (0 to 0.2)	0.1 (0 to 0.2)	0.1 (0 to 0.2)	0.1 (0 to 0.2)	0.1 (0 to 0.2)	0.1 (0 to 0.2)	0.1 (0 to 0.2)	1.9
Enteric infections	9.3 (8.4 to 9.9)	2.6 (2.4 to 2.8)	9.3 (8.2 to 24.3)	7.1 (7.1 to 24.3)	3.1 (2.9 to 3.4)	2.8 (2.5 to 3.2)	3.2 (2.5 to 4.4)	2.4 (2.1 to 3.1)	2.7 (2.3 to 3.5)	3.1 (2.6 to 3.9)	3.6 (2.9 to 4.6)	4.2 (3.3 to 5.5)	5.2 (4.1 to 6.9)	7.1 (5.7 to 9.5)	9.1 (7.1 to 12.2)	11.7 (8.9 to 15.8)	15.1 (11.3 to 20.6)	19.7 (14.2 to 27.1)	25.6 (17.9 to 35.8)	33.1 (22.9 to 46.5)	42.2 (28.6 to 59.6)	2.6 (1.7 to 3.7)	864
Diarrheal diseases	9.3 (8.4 to 9.9)	2.6 (2.4 to 2.8)	9.3 (8.2 to 23.8)	7.1 (7.1 to 23.8)	3.1 (2.9 to 3.4)	2.8 (2.5 to 3.2)	3.2 (2.5 to 4.4)	2.4 (2.1 to 3.1)	2.7 (2.3 to 3.5)	3.1 (2.6 to 3.9)	3.6 (2.9 to 4.6)	4.2 (3.3 to 5.5)	5.2 (4.1 to 6.9)	7.1 (5.7 to 9.5)	9.1 (7.1 to 12.2)	11.7 (8.9 to 15.8)	15.1 (11.3 to 20.6)	19.7 (14.2 to 27.1)	25.6 (17.9 to 35.8)	33.1 (22.9 to 46.5)	42.2 (28.6 to 59.6)	2.6 (1.7 to 3.7)	862
Typhoid and paratyphoid	0 (0 to 0)	0 (0 to 0)	0 (0 to 0)	0 (0 to 0)	0 (0 to 0)	0 (0 to 0)	0 (0 to 0)	0 (0 to 0)	0 (0 to 0)	0 (0 to 0)	0 (0 to 0)	0 (0 to 0)	0 (0 to 0)	0 (0 to 0)	0 (0 to 0)	0 (0 to 0)	0 (0 to 0)	0 (0 to 0)	0 (0 to 0)	0 (0 to 0)	0 (0 to 0)	0 (0 to 0)	0 (0 to 0)	0.3
Typhoid fever	0 (0 to 0)	0 (0 to 0)	0 (0 to 0)	0 (0 to 0)	0 (0 to 0)	0 (0 to 0)	0 (0 to 0)	0 (0 to 0)	0 (0 to 0)	0 (0 to 0)	0 (0 to 0)	0 (0 to 0)	0 (0 to 0)	0 (0 to 0)	0 (0 to 0)	0 (0 to 0)	0 (0 to 0)	0 (0 to 0)	0 (0 to 0)	0 (0 to 0)	0 (0 to 0)	0 (0 to 0)	0 (0 to 0)	0.3
Paratyphoid fever	0 (0 to 0)	0 (0 to 0)	0 (0 to 0)	0 (0 to 0)	0 (0 to 0)	0 (0 to 0)	0 (0 to 0)	0 (0 to 0)	0 (0 to 0)	0 (0 to 0)	0 (0 to 0)	0 (0 to 0)	0 (0 to 0)	0 (0 to 0)	0 (0 to 0)	0 (0 to 0)	0 (0 to 0)	0 (0 to 0)	0 (0 to 0)	0 (0 to 0)	0 (0 to 0)	0 (0 to 0)	0 (0 to 0)	0.1
Invasive Non-typhoidal Salmonella (iNTS)	0 (0 to 0)	0 (0 to 0)	0 (0 to 0)	0 (0 to 0.1)	0 (0 to 0)	0 (0 to 0)	0 (0 to 0)	0 (0 to 0)	0 (0 to 0)	0 (0 to 0)	0 (0 to 0)	0 (0 to 0)	0 (0 to 0)	0 (0 to 0)	0 (0 to 0)	0 (0 to 0)	0 (0 to 0)	0 (0 to 0)	0 (0 to 0)	0 (0 to 0)	0 (0 to 0)	0 (0 to 0)	0 (0 to 0)	0.6
Other intestinal infectious diseases	0 (0 to 0)	0 (0 to 0)	0.1 (0 to 0.1)	0.1 (0 to 0.1)	0.1 (0 to 0.1



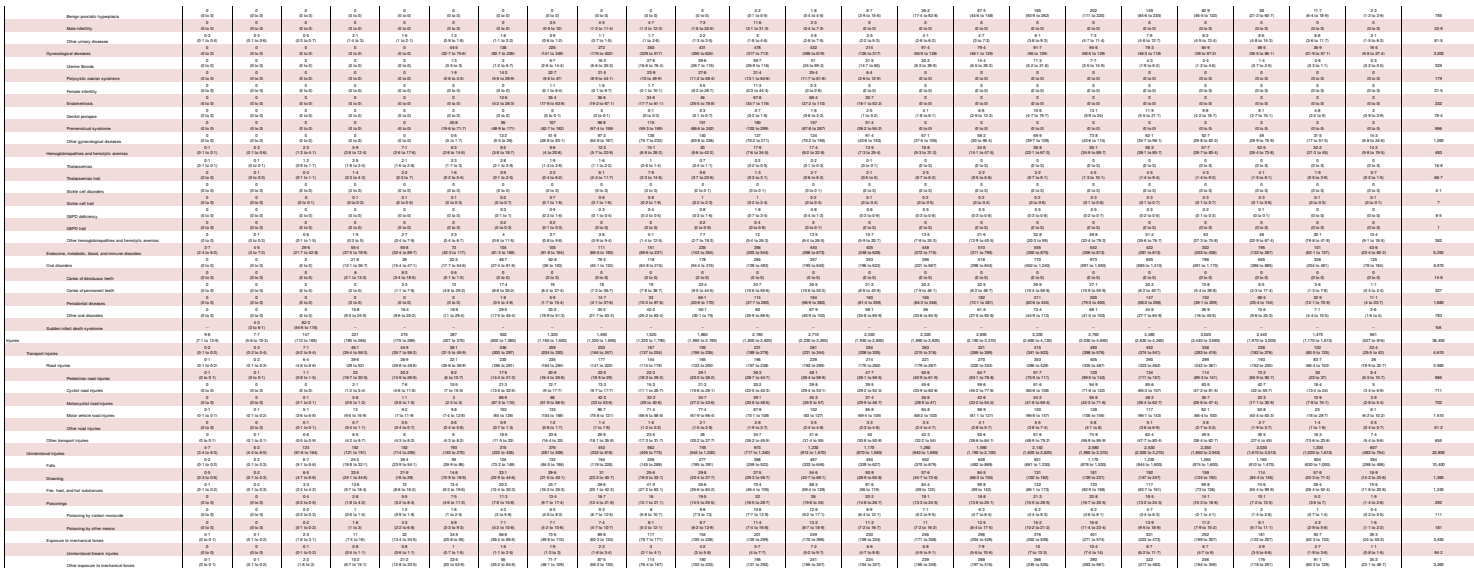

SR Table 2c: Tokushima DALYS by cause and age group for both sexes with 95% uncertainty intervals, 2019

Cause	Early Neonatal	Late Neonatal	Post Neonatal	1 to 4	5 to 9	10 to 14	15 to 19	20 to 24	25 to 29	30 to 34	35 to 39	40 to 44	45 to 49	50 to 54	55 to 59	60 to 64	65 to 69	70 to 74	75 to 79	80 to 84	85 to 89	90 to 94	95 plus	Total
All causes	2,211 (2,021 to 2,402)	1,191 (1,091 to 1,301)	1,552 (1,422 to 1,692)	1,164 (1,064 to 1,264)	1,109 (1,014 to 1,206)	1,111 (1,017 to 1,208)	1,202 (1,102 to 1,305)	1,464 (1,342 to 1,589)	1,743 (1,602 to 1,893)	2,109 (1,939 to 2,290)	2,554 (2,358 to 2,760)	3,175 (2,933 to 3,432)	4,003 (3,703 to 4,330)	5,107 (4,723 to 5,520)	6,480 (5,995 to 7,000)	8,107 (7,503 to 8,755)	10,111 (9,355 to 10,930)	12,200 (11,295 to 13,182)	14,555 (13,469 to 15,722)	17,309 (16,002 to 18,700)	20,439 (18,892 to 22,073)	23,703 (21,903 to 25,600)	26,929 (24,882 to 29,100)	27,139 (25,081 to 29,322)	215,997 (214,859 to 217,092)
Communicable, maternal, neonatal, and nutritional diseases	715 (715 to 716)	70 (69.2 to 70.9)	148 (139 to 158)	179 (154 to 206)	172 (151 to 193)	152 (132 to 174)	166 (145 to 188)	162 (141 to 184)	177 (156 to 200)	202 (179 to 226)	246 (220 to 274)	332 (298 to 364)	360 (327 to 392)	443 (404 to 479)	573 (528 to 617)	672 (621 to 719)	896 (828 to 957)	1,260 (1,166 to 1,345)	1,810 (1,679 to 1,941)	2,430 (2,260 to 2,600)	2,745 (2,570 to 2,932)	998 (928 to 1,072)	16,893
HIV/AIDS and sexually transmitted infections	0 (0 to 0)	0 (0 to 0)	0.2 (1.9 to 2.4)	1.4 (1.1 to 1.7)	0.9 (0.7 to 1.1)	0.6 (0.4 to 0.8)	2.3 (2.0 to 2.7)	6.4 (5.8 to 7.1)	9.9 (9.0 to 10.8)	9.4 (8.5 to 10.4)	12.7 (11.6 to 13.9)	16.4 (15.0 to 17.9)	19.2 (17.5 to 21.0)	22.5 (20.5 to 24.5)	26.2 (23.9 to 28.5)	29.5 (26.9 to 32.1)	33.6 (30.6 to 36.5)	37.5 (34.2 to 40.8)	41.2 (37.5 to 44.8)	43.9 (39.9 to 47.7)	45.2 (41.1 to 49.1)	43.2 (39.3 to 47.0)	3.6 (2.9 to 4.4)	2.6 (2.1 to 3.1)	1.1 (0.7 to 1.6)	193
HIV/AIDS	0 (0 to 0)	0 (0 to 0)	0.2 (1.8 to 2.4)	1.4 (1.1 to 1.7)	0.9 (0.7 to 1.1)	0.4 (0.4 to 0.5)	0.7 (0.6 to 0.9)	2.6 (2.1 to 3.1)	4.3 (3.6 to 5.1)	4.3 (3.6 to 5.1)	5.2 (4.3 to 6.2)	5.8 (4.8 to 6.9)	6.4 (5.3 to 7.6)	6.4 (5.3 to 7.6)	6 (5 to 7.1)	5.2 (4.3 to 6.2)	4.1 (3.4 to 4.9)	3.2 (2.6 to 3.8)	2.5 (2.1 to 3.1)	2.1 (1.7 to 2.6)	1.8 (1.4 to 2.2)	1.3 (1.0 to 1.6)	0.3 (0.2 to 0.4)	0.1 (0.1 to 0.2)	0.0 (0.0 to 0.1)	67.4
HIV/AIDS - Drug-susceptible Tuberculosis	0 (0 to 0)	0 (0 to 0)	0.0 (0.0 to 0.1)	0.3 (0.2 to 0.4)	0.1 (0.1 to 0.2)	0.2 (0.1 to 0.2)	0.2 (0.2 to 0.3)	0.4 (0.3 to 0.5)	0.6 (0.5 to 0.8)	0.7 (0.6 to 0.9)	0.8 (0.6 to 1.0)	0.9 (0.7 to 1.1)	1 (0.8 to 1.4)	1 (0.8 to 1.4)	1.0 (0.8 to 1.4)	1.0 (0.8 to 1.4)	0.9 (0.7 to 1.2)	0.7 (0.5 to 1.0)	0.6 (0.4 to 0.8)	0.5 (0.3 to 0.7)	0.4 (0.3 to 0.6)	0.3 (0.2 to 0.5)	0.1 (0.0 to 0.2)	0.0 (0.0 to 0.1)	0.0 (0.0 to 0.1)	14.8
HIV/AIDS - Multidrug-resistant Tuberculosis without extensive drug resistance	0 (0 to 0)	0 (0 to 0)	0 (0 to 0.1)	0 (0 to 0)	0 (0 to 0)	0 (0 to 0)	0 (0 to 0)	0 (0 to 0)	0 (0 to 0)	0 (0 to 0)	0 (0 to 0)	0 (0 to 0)	0 (0 to 0)	0 (0 to 0)	0 (0 to 0)	0 (0 to 0)	0 (0 to 0)	0 (0 to 0)	0 (0 to 0)	0 (0 to 0)	0 (0 to 0)	0 (0 to 0)	0 (0 to 0)	0 (0 to 0)	0 (0 to 0)	0 (0 to 0)	0.3
HIV/AIDS - Extensively drug-resistant Tuberculosis	0 (0 to 0)	0 (0 to 0)	0 (0 to 0)	0 (0 to 0)	0 (0 to 0)	0 (0 to 0)	0 (0 to 0)	0 (0 to 0)	0 (0 to 0)	0 (0 to 0)	0 (0 to 0)	0 (0 to 0)	0 (0 to 0)	0 (0 to 0)	0 (0 to 0)	0 (0 to 0)	0 (0 to 0)	0 (0 to 0)	0 (0 to 0)	0 (0 to 0)	0 (0 to 0)	0 (0 to 0)	0 (0 to 0)	0 (0 to 0)	0 (0 to 0)	0 (0 to 0)	0.1
HIV/AIDS resulting in other diseases	0 (0 to 0)	0 (0 to 0)	1.4 (1.1 to 2)	0.6 (0.7 to 1.2)	0.6 (0.5 to 0.8)	0.3 (0.2 to 0.4)	0.6 (0.4 to 0.8)	1.1 (0.8 to 1.4)	1.6 (1.1 to 2.2)	1.6 (1.1 to 2.2)	1.8 (1.2 to 2.5)	2.0 (1.4 to 2.7)	1.7 (1.2 to 2.4)	2.0 (1.4 to 2.8)	2.3 (1.6 to 3.2)	2.6 (1.8 to 3.6)	3.0 (2.1 to 4.1)	3.4 (2.4 to 4.6)	3.8 (2.7 to 5.1)	4.1 (2.9 to 5.5)	4.3 (3.0 to 5.8)	4.2 (2.9 to 5.7)	0.3 (0.2 to 0.4)	0.2 (0.1 to 0.3)	0.1 (0.1 to 0.1)	52.2
Sexually transmitted infections excluding HIV	0 (0 to 0)	0 (0 to 0)	0 (0 to 0)	0 (0 to 0)	0 (0 to 0)	0.1 (0.1 to 0.1)	0.1 (0.1 to 0.2)	0.2 (0.2 to 0.3)	0.3 (0.2 to 0.4)	0.3 (0.2 to 0.4)	0.3 (0.2 to 0.4)	0.3 (0.2 to 0.4)	0.3 (0.2 to 0.4)	0.3 (0.2 to 0.4)	0.3 (0.2 to 0.4)	0.3 (0.2 to 0.4)	0.3 (0.2 to 0.4)	0.3 (0.2 to 0.4)	0.3 (0.2 to 0.4)	0.3 (0.2 to 0.4)	0.3 (0.2 to 0.4)	0.2 (0.2 to 0.3)	0.1 (0.1 to 0.2)	0.0 (0.0 to 0.1)	0.0 (0.0 to 0.1)	3.7
Syphilis	0 (0 to 0)	0 (0 to 0)	0 (0 to 0)	0 (0 to 0)	0 (0 to 0)	0 (0.1 to 0.1)	0 (0 to 0)	0.1 (0.1 to 0.2)	0.1 (0 to 0.2)	0.1 (0 to 0.2)	0.1 (0.1 to 0.2)	0.2 (0.1 to 0.3)	0.2 (0.1 to 0.3)	0.2 (0.1 to 0.3)	0.2 (0.1 to 0.3)	0.2 (0.1 to 0.3)	0.2 (0.1 to 0.3)	0.2 (0.1 to 0.3)	0.2 (0.1 to 0.3)	0.2 (0.1 to 0.3)	0.2 (0.1 to 0.3)	0.2 (0.1 to 0.3)	0.1 (0.1 to 0.2)	0.0 (0.0 to 0.1)	0.0 (0.0 to 0.1)	0.0 (0.0 to 0.1)	3.7
Chlamydial infection	0 (0 to 0)	0 (0 to 0)	0 (0 to 0)	0 (0 to 0)	0 (0 to 0)	0 (0.1 to 0.1)	0 (0 to 0)	0.1 (0.1 to 0.2)	0.1 (0 to 0.2)	0.1 (0 to 0.2)	0.1 (0 to 0.2)	0.1 (0 to 0.2)	0.1 (0 to 0.2)	0.1 (0 to 0.2)	0.1 (0 to 0.2)	0.1 (0 to 0.2)	0.1 (0 to 0.2)	0.1 (0 to 0.2)	0.1 (0 to 0.2)	0.1 (0 to 0.2)	0.1 (0 to 0.2)	0.1 (0 to 0.2)	0.1 (0 to 0.2)	0.0 (0 to 0.1)	0.0 (0 to 0.1)	0.0 (0 to 0.1)	0.0 (0 to 0.1)	0.9
Gonococcal infection	0 (0 to 0)	0 (0 to 0)	0 (0 to 0)	0 (0 to 0)	0 (0 to 0)	0 (0.0 to 0.1)	0 (0 to 0.1)	0.1 (0.0 to 0.2)	0.2 (0.1 to 0.3)	0.2 (0.1 to 0.3)	0.2 (0 to 0.3)	0.2 (0 to 0.3)	0.2 (0 to 0.3)	0.2 (0 to 0.3)	0.2 (0 to 0.3)	0.2 (0 to 0.3)	0.2 (0 to 0.3)	0.2 (0 to 0.3)	0.2 (0 to 0.3)	0.2 (0 to 0.3)	0.2 (0 to 0.3)	0.2 (0 to 0.3)	0.2 (0 to 0.3)	0.1 (0 to 0.2)	0.0 (0 to 0.1)	0.0 (0 to 0.1)	0.0 (0 to 0.1)	1.5
Trichomoniasis	0 (0 to 0)	0 (0 to 0)	0 (0 to 0)	0 (0 to 0)	0 (0 to 0)	0 (0 to 0)	0 (0 to 0)	0 (0.1 to 0.1)	0 (0 to 0.1)	0 (0 to 0.1)	0 (0 to 0.1)	0 (0 to 0.1)	0 (0 to 0.1)	0 (0 to 0.1)	0 (0 to 0.1)	0 (0 to 0.1)	0 (0 to 0.1)	0 (0 to 0.1)	0 (0 to 0.1)	0 (0 to 0.1)	0 (0 to 0.1)	0 (0 to 0.1)	0 (0 to 0.1)	0 (0 to 0.1)	0 (0 to 0.1)	0 (0 to 0.1)	0 (0 to 0.1)	0.2
Genital herpes	0 (0 to 0)	0 (0 to 0)	0 (0 to 0)	0 (0 to 0)	0 (0 to 0)	0 (0.0 to 0.1)	0 (0 to 0.1)	0.1 (0.0 to 0.1)	0.1 (0.0 to 0.2)	0.1 (0.0 to 0.2)	0.1 (0 to 0.2)	0.1 (0 to 0.2)	0.1 (0 to 0.2)	0.1 (0 to 0.2)	0.1 (0 to 0.2)	0.1 (0 to 0.2)	0.1 (0 to 0.2)	0.1 (0 to 0.2)	0.1 (0 to 0.2)	0.1 (0 to 0.2)	0.1 (0 to 0.2)	0.1 (0 to 0.2)	0.1 (0 to 0.2)	0.0 (0 to 0.1)	0.0 (0 to 0.1)	0.0 (0 to 0.1)	0.0 (0 to 0.1)	0.3
Other sexually transmitted infections	0 (0 to 0)	0 (0 to 0)	0 (0 to 0)	0 (0 to 0)	0 (0 to 0)	0 (0.1 to 0.2)	0 (0 to 0.1)	0.2 (0.1 to 0.3)	0.2 (0.1 to 0.3)	0.2 (0.1 to 0.3)	0.2 (0.1 to 0.3)	0.2 (0.1 to 0.3)	0.2 (0.1 to 0.3)	0.2 (0.1 to 0.3)	0.2 (0.1 to 0.3)	0.2 (0.1 to 0.3)	0.2 (0.1 to 0.3)	0.2 (0.1 to 0.3)	0.2 (0.1 to 0.3)	0.2 (0.1 to 0.3)	0.2 (0.1 to 0.3)	0.2 (0.1 to 0.3)	0.2 (0.1 to 0.3)	0.1 (0.1 to 0.2)	0.0 (0.0 to 0.1)	0.0 (0.0 to 0.1)	0.0 (0.0 to 0.1)	0.6
Respiratory infections and tuberculosis	2 (1.9 to 2.1)	3 (2.9 to 3.1)	7 (6.9 to 7.1)	29 (29.1 to 29.7)	13 (12.9 to 13.1)	6 (5.9 to 6.1)	5 (4.9 to 5.1)	6 (5.9 to 6.1)	7 (6.9 to 7.1)	8 (7.9 to 8.1)	9 (8.9 to 9.1)	11 (10.9 to 11.2)	13 (12.9 to 13.2)	16 (15.9 to 16.2)	20 (19.9 to 20.2)	25 (24.9 to 25.2)	32 (31.9 to 32.2)	42 (41.9 to 42.2)	54 (53.9 to 54.2)	69 (68.9 to 69.2)	86 (85.9 to 86.2)	104 (103.9 to 104.2)	118 (117.9 to 118.2)	118 (117.9 to 118.2)	1,000
Tuberculosis	0 (0 to 0)	0 (0 to 0)	0 (0 to 0.1)	0 (0 to 0.1)	0 (0 to 0.1)	0 (0 to 0.1)	0 (0 to 0.1)	0 (0 to 0.1)	0 (0 to 0.1)	0 (0 to 0.1)	0 (0 to 0.1)	0 (0 to 0.1)	0 (0 to 0.1)	0 (0 to 0.1)	0 (0 to 0.1)	0 (0 to 0.1)	0 (0 to 0.1)	0 (0 to 0.1)	0 (0 to 0.1)	0 (0 to 0.1)	0 (0 to 0.1

Other neoplasms	0-3 (0-2 0-4)	0-4 (0-2 0-4)	1-3 (0-6 0-2 1-)	1-2 (0-6 0-1 0-)	1-3 (0-6 0-2)	1-2 (0-6 0-1 0-)	1-8 (1-3 0-2 7-)	1-5 (0-6 0-2 2-)	1-8 (1-3 0-2 4-)	2-2 (1-5 0-2 2-)	3 (2-1 0-2)	4-9 (3-0 0-6 8-)	7 (5-1 0-9 6-)	11-4 (9-2 0-13 9-)	18-9 (13-4 0-25 4-)	35-7 (25-7 0-49 7-)	61 (45 0-82 7-)	83-3 (60 0-10 111-)	88-1 (65 0-120 -)	89-2 (64-1 0-119 -)	72-6 (48 0-95 0-)	39-4 (22 0-4 47 0)	11-5 (7-1 0-16 2-)	524
Myelodysplastic, myeloproliferative, and other hemopoietic n	0-3 (0-2 0-2 0-4)	0-4 (0-2 0-2 0-4)	1-3 (0-4 0-2 0-)	1-3 (0-6 0-1 0-)	1-2 (0-6 0-1 0-)	1-2 (0-6 0-1 0-)	1-9 (1-3 0-2 6-)	1-6 (0-6 0-2 3-)	1-9 (1-3 0-2 4-)	2-2 (1-5 0-2 2-)	3 (2-1 0-2)	4-9 (3-0 0-6 8-)	7 (5-1 0-9 6-)	11-4 (9-2 0-13 9-)	19-9 (13-4 0-26 4-)	36-7 (25-7 0-49 7-)	61 (45 0-82 7-)	83-3 (60 0-10 111-)	88-1 (65 0-120 -)	89-2 (64-1 0-119 -)	72-6 (48 0-95 0-)	39-4 (22 0-4 47 0)	11-5 (7-1 0-16 2-)	524
Benign and in situ intestinal neoplasms	0-0 (0-0 0-0 0-)	0-0 (0-0 0-0 0-)	0-0 (0-0 0-0 0-)

Congenital birth defects	151 (121 to 191)	89·2 (71 to 109)	258 (213 to 309)	139 (110 to 174)	79·1 (68·6 to 104)	70·9 (60·2 to 99·4)	62·5 (49·3 to 84)	37·2 (29·1 to 49·9)	32·9 (25·7 to 41·4)	31·6 (24·7 to 40·4)	32·7 (25·7 to 41·4)	33·8 (26·1 to 43)	32·7 (24·5 to 42·4)	27·5 (20·3 to 39·3)	26·4 (19·3 to 34·3)	30 (22·7 to 39·5)	29·8 (22·4 to 40·5)	17·6 (11·3 to 25·4)	11·6 (7·7 to 17·1)	8·4 (5·5 to 12·2)	9·7 (3·8 to 8·4)	2·6 (1·7 to 4·1)	0·9 (0·6 to 1·4)		1,210
Neural tube defects	2·9 (2·3 to 3·7)	2·5 (1·9 to 3)	13·4 (7·7 to 21·9)	19·3 (9·5 to 34·8)	1·9 (1·3 to 2·7)	2 (1·3 to 2·9)	2·1 (1·4 to 2·9)	1·9 (1·3 to 2·7)	1·5 (0·9 to 2·1)	1·3 (0·8 to 1·7)	1·3 (0·8 to 1·7)	1·3 (0·8 to 1·7)	1·3 (0·8 to 1·7)	1 (0·7 to 1·4)	0·9 (0·6 to 1·3)	1 (0·7 to 1·4)	0·9 (0·6 to 1·1)	0·5 (0·3 to 0·7)	0·4 (0·3 to 0·7)	0·3 (0·2 to 0·5)	0·2 (0·1 to 0·3)	0·2 (0·1 to 0·3)	0·1 (0·1 to 0·2)		56·3
Congenital heart anomalies	28·1 (21·1 to 41·6)	20·7 (15·5 to 30)	60·2 (45·2 to 89)	32·7 (24·5 to 48·5)	18·4 (11·1 to 29·2)	16·5 (9·9 to 25·1)	14·6 (8·9 to 22·1)	8·6 (5·3 to 13·1)	7·6 (4·7 to 11·4)	7·4 (4·6 to 11·1)	7·6 (4·6 to 11·4)	7·9 (4·8 to 11·9)	7·6 (4·7 to 11·5)	6·4 (3·9 to 9·7)	6·1 (3·7 to 9·2)	7 (4·3 to 10·6)	6·9 (4·2 to 10·4)	4·1 (2·5 to 6·2)	2·7 (1·6 to 4·1)	2·1 (1·3 to 3·2)	2·2 (1·3 to 3·3)	0·6 (0·4 to 0·9)	0·2 (0·1 to 0·4)		341
Orofacial clefts	0·9 (0·6 to 1)	0·6 (0·5 to 0·8)	0·4 (0·3 to 0·6)	0·9 (0·6 to 1·7)	0·9 (0·6 to 1·4)	0·9 (0·6 to 1·4)	0·8 (0·5 to 1·4)	0·8 (0·5 to 1·4)	0·8 (0·5 to 1·3)	0·9 (0·6 to 1·3)	0·9 (0·6 to 1·3)	1 (0·6 to 1·5)	1·2 (0·8 to 1·7)	0·9 (0·6 to 1·2)	0·9 (0·6 to 1·2)	1·2 (0·8 to 1·7)	1·3 (0·9 to 2·1)	1·4 (0·9 to 2·4)	1·4 (0·9 to 2·1)	0·8 (0·5 to 1·2)	0·7 (0·4 to 1·1)	0·4 (0·3 to 1·2)	0·1 (0·1 to 0·4)		19·7
Down syndrome	2·7 (1·5 to 4·1)	2·7 (1·5 to 4)	11·7 (7·2 to 17·3)	9·7 (5 to 16)	3·5 (2·3 to 4·7)	3·5 (2·3 to 5)	3·2 (2·2 to 4·5)	3·2 (2·2 to 4·6)	3·2 (2·2 to 4·6)	3·3 (2·2 to 4·6)	2·6 (1·9 to 3·7)	2·3 (1·7 to 3·2)	1·7 (1·2 to 2·3)	1·3 (0·9 to 2)	1·2 (0·9 to 1·8)	1·9 (1·1 to 2·9)	0·9 (0·6 to 1·4)	0·6 (0·4 to 1)	0·5 (0 to 0)	0·3 (0 to 0)	0·3 (0 to 0)	0·2 (0 to 0)	0·1 (0 to 0)		54·9
Turner syndrome	0 (0 to 0)	0 (0 to 0)	0 (0 to 0)	0 (0 to 0·2)	0·1 (0 to 0·3)	0·1 (0 to 0·3)	0·2 (0·1 to 0·5)	0·1 (0·1 to 0·2)	0·1 (0·1 to 0·2)	0·1 (0·1 to 0·2)	0·1 (0·1 to 0·2)	0·1 (0·1 to 0·2)	0·1 (0·1 to 0·2)	0·1 (0 to 0·1)	0·1 (0 to 0·1)	0·1 (0 to 0·1)	0·1 (0 to 0·1)	0·1 (0 to 0·1)	0·1 (0 to 0·1)	0·1 (0 to 0·1)	0·1 (0 to 0·1)	0·1 (0 to 0·1)	0·1 (0 to 0·1)		1·4
Klinefelter syndrome	0 (0 to 0)	0 (0 to 0)	0 (0 to 0)

SR Table 2c: Kasawa DALYS by cause and sex group for both sexes with 95% uncertainty intervals, 2019

Cause	Sex=Neutral	Sex=Neutral	Post-Neonatal	1 to 4	5 to 9	10 to 14	15 to 19	20 to 24	25 to 29	30 to 34	35 to 39	40 to 44	45 to 49	50 to 54	55 to 59	60 to 64	65 to 69	70 to 74	75 to 79	80 to 84	85 to 89	90 to 94	95 plus	Total
All causes	592 (590 to 594)	592 (590 to 594)	197 (178 to 216)	1,219 (1,166 to 1,280)	1,660 (1,755 to 2,670)	2,089 (2,302 to 4,060)	2,445 (2,770 to 5,713)	2,605 (2,872 to 6,060)	2,445 (2,779 to 5,778)	2,270 (2,766 to 5,666)	2,170 (2,770 to 5,666)	2,170 (2,770 to 5,666)	2,170 (2,770 to 5,666)	2,170 (2,770 to 5,666)	2,170 (2,770 to 5,666)	2,170 (2,770 to 5,666)	2,170 (2,770 to 5,666)	2,170 (2,770 to 5,666)	2,170 (2,770 to 5,666)	2,170 (2,770 to 5,666)	2,170 (2,770 to 5,666)	2,170 (2,770 to 5,666)	2,170 (2,770 to 5,666)	362,000
Communicable, maternal, neonatal, and nutritional diseases	191 (187 to 209)	62.3 (59.9 to 76.7)	166 (138 to 210)	226 (179 to 323)	219 (161 to 388)	226 (161 to 388)	269 (161 to 531)	313 (161 to 531)	267 (158 to 387)	267 (158 to 387)	267 (158 to 387)	312 (158 to 387)	312 (158 to 387)	312 (158 to 387)	312 (158 to 387)	312 (158 to 387)	312 (158 to 387)	312 (158 to 387)	312 (158 to 387)	312 (158 to 387)	312 (158 to 387)	312 (158 to 387)	312 (158 to 387)	19,900
HIV/AIDS and sexually transmitted infections	0 (0 to 0)	0 (0 to 0)	2.2 (1.6 to 2.4)	2.1 (1.7 to 2.5)	0.6 (0.5 to 0.7)	1.1 (0.9 to 1.4)	6.6 (5.2 to 9.4)	9.7 (8.1 to 14.6)	14.5 (9.1 to 22.2)	19.3 (12.3 to 29.8)	26.4 (17 to 42.1)	21.2 (13.4 to 32.6)	13.2 (8.5 to 20.2)	13.2 (8.5 to 20.2)	13.2 (8.5 to 20.2)	19.8 (14.8 to 27.1)	26.5 (19.3 to 36.7)	19.7 (14.3 to 27.6)	8.6 (6.1 to 12.6)	6.2 (4.1 to 9.6)	3.6 (2.4 to 5.6)	1.7 (1.1 to 2.4)	221
HIV/AIDS	0 (0 to 0)	0 (0 to 0)	2.1 (1.6 to 2.4)	2.1 (1.7 to 2.5)	0.6 (0.5 to 0.7)	0.6 (0.5 to 0.7)	1 (0.8 to 1.3)	2 (1.6 to 2.8)	2.6 (2 to 3.6)	3.8 (2.7 to 5.3)	4.6 (3.3 to 6.5)	3.3 (2.3 to 4.6)	4.6 (3.3 to 6.5)	4.6 (3.3 to 6.5)	6.3 (4.5 to 8.8)	12.7 (9.1 to 17.8)	19.5 (13.9 to 27.3)	15.1 (10.8 to 21.1)	6.7 (4.8 to 9.4)	1.9 (1.4 to 2.7)	0.4 (0.3 to 0.6)	0.1 (0.1 to 0.2)	82
HIV/AIDS - Drug-susceptible Tuberculosis	0 (0 to 0)	0 (0 to 0)	0.4 (0.3 to 0.5)	0.4 (0.3 to 0.5)	0.2 (0.1 to 0.2)	0.2 (0.1 to 0.2)	0.3 (0.2 to 0.4)	0.5 (0.3 to 0.6)	0.6 (0.4 to 0.8)	0.8 (0.6 to 1.1)	0.9 (0.6 to 1.4)	0.6 (0.4 to 1.1)	0.9 (0.6 to 1.4)	0.9 (0.6 to 1.4)	1.4 (1 to 1.9)	2.5 (1.8 to 3.5)	3.9 (2.8 to 5.4)	3 (2.1 to 4.2)	1.3 (0.9 to 1.9)	0.4 (0.3 to 0.5)	0.1 (0.1 to 0.2)	0 (0 to 0)	14
HIV/AIDS - Multidrug-resistant Tuberculosis without extensive	0 (0 to 0)	0 (0 to 0)	0 (0 to 0.1)	0 (0 to 0.1)	0 (0 to 0)	0 (0 to 0)	0 (0 to 0)	0 (0 to 0.1)	0 (0 to 0.1)	0 (0 to 0.1)	0 (0 to 0.1)	0 (0 to 0.1)	0 (0 to 0.1)	0 (0 to 0.1)	0 (0 to 0.1)	0 (0 to 0.1)	0 (0 to 0.1)	0 (0 to 0.1)	0 (0 to 0.1)	0 (0 to 0.1)	0 (0 to 0.1)	0 (0 to 0.1)	0 (0 to 0.1)	0.3
HIV/AIDS - Extensively drug-resistant Tuberculosis	0 (0 to 0)	0 (0 to 0)	0 (0 to 0)	0 (0 to 0)	0 (0 to 0)	0 (0 to 0)	0 (0 to 0)	0 (0 to 0)	0 (0 to 0)	0 (0 to 0)	0 (0 to 0)	0 (0 to 0)	0 (0 to 0)	0 (0 to 0)	0 (0 to 0)	0 (0 to 0)	0 (0 to 0)	0 (0 to 0)	0 (0 to 0)	0 (0 to 0)	0 (0 to 0)	0 (0 to 0)	0 (0 to 0)	0.1
HIV/AIDS resulting in other diseases	0 (0 to 0)	0 (0 to 0)	1.5 (1.1 to 2.1)	1.5 (1 to 2)	0.4 (0.3 to 0.6)	0.4 (0.3 to 0.6)	0.6 (0.5 to 1)	1.5 (1.1 to 2.5)	1.9 (1.4 to 3.5)	2.9 (2 to 5.6)	3.6 (2.5 to 7.4)	2.7 (1.9 to 5.6)	3.6 (2.5 to 7.4)	3.6 (2.5 to 7.4)	4.8 (3.4 to 9.6)	7.4 (5.2 to 14.5)	10.2 (7.2 to 19.6)	7.8 (5.5 to 14.9)	4.2 (3 to 8.1)	1.4 (1 to 2.7)	0.3 (0.2 to 0.6)	0.1 (0.1 to 0.2)	67.6
Sexually transmitted infections excluding HIV	0 (0 to 0)	0 (0 to 0)	0 (0 to 0)	0 (0 to 0)	0 (0 to 0)	0.1 (0 to 0.1)	0.1 (0 to 0.1)	0.2 (0 to 0.3)	0.3 (0 to 0.4)	0.5 (0 to 0.7)	0.6 (0 to 0.8)	0.5 (0 to 0.7)	0.6 (0 to 0.8)	0.6 (0 to 0.8)	0.7 (0 to 0.9)	0.8 (0.6 to 1.1)	0.9 (0.7 to 1.2)	0.8 (0.6 to 1.1)	0.4 (0.3 to 0.6)	0.2 (0.1 to 0.3)	0.1 (0 to 0.1)	0 (0 to 0.1)	0 (0 to 0.1)	7.1
Syphilis	0 (0 to 0)	0 (0 to 0)	0 (0 to 0)	0 (0 to 0)	0 (0 to 0)	0 (0 to 0)	0.1 (0 to 0.1)	0.2 (0 to 0.3)	0.3 (0 to 0.4)	0.5 (0 to 0.7)	0.6 (0 to 0.8)	0.5 (0 to 0.7)	0.6 (0 to 0.8)	0.6 (0 to 0.8)	0.7 (0 to 0.9)	0.8 (0.6 to 1.1)	0.9 (0.7 to 1.2)	0.8 (0.6 to 1.1)	0.4 (0.3 to 0.6)	0.2 (0.1 to 0.3)	0.1 (0 to 0.1)	0 (0 to 0.1)	0 (0 to 0.1)	7.1
Chlamydial infection	0 (0 to 0)	0 (0 to 0)	0 (0 to 0)	0 (0 to 0)	0 (0 to 0)	0 (0 to 0)	0 (0 to 0)	0 (0 to 0)	0 (0 to 0)	0 (0 to 0)	0 (0 to 0)	0 (0 to 0)	0 (0 to 0)	0 (0 to 0)	0 (0 to 0)	0 (0 to 0)	0 (0 to 0)	0 (0 to 0)	0 (0 to 0)	0 (0 to 0)	0 (0 to 0)	0 (0 to 0)	0 (0 to 0)	0
Gonococcal infection	0 (0 to 0)	0 (0 to 0)	0 (0 to 0)	0 (0 to 0)	0 (0 to 0)	0 (0 to 0)	0 (0 to 0)	0 (0 to 0)	0 (0 to 0)	0 (0 to 0)	0 (0 to 0)	0 (0 to 0)	0 (0 to 0)	0 (0 to 0)	0 (0 to 0)	0 (0 to 0)	0 (0 to 0)	0 (0 to 0)	0 (0 to 0)	0 (0 to 0)	0 (0 to 0)	0 (0 to 0)	0 (0 to 0)	0
Trichomoniasis	0 (0 to 0)	0 (0 to 0)	0 (0 to 0)	0 (0 to 0)	0 (0 to 0)	0.1 (0 to 0.1)	0.2 (0 to 0.3)	0.3 (0 to 0.4)	0.3 (0 to 0.4)	0.4 (0 to 0.6)	0.5 (0 to 0.7)	0.4 (0 to 0.6)	0.5 (0 to 0.7)	0.5 (0 to 0.7)	0.6 (0 to 0.8)	0.7 (0 to 0.9)	0.8 (0.6 to 1.1)	0.7 (0.5 to 1)	0.3 (0.2 to 0.5)	0.2 (0.1 to 0.3)	0.1 (0 to 0.1)	0 (0 to 0.1)	0 (0 to 0.1)	6.1
Genital herpes	0 (0 to 0)	0 (0 to 0)	0 (0 to 0)	0 (0 to 0)	0 (0 to 0)	0 (0 to 0)	0 (0 to 0)	0 (0 to 0)	0 (0 to 0)	0 (0 to 0)	0 (0 to 0)	0 (0 to 0)	0 (0 to 0)	0 (0 to 0)	0 (0 to 0)	0 (0 to 0)	0 (0 to 0)	0 (0 to 0)	0 (0 to 0)	0 (0 to 0)	0 (0 to 0)	0 (0 to 0)	0 (0 to 0)	0
Other sexually transmitted infections	0 (0 to 0)	0 (0 to 0)	0 (0 to 0)	0 (0 to 0)	0 (0 to 0)	0 (0 to 0.1)	0.1 (0 to 0.1)	0.2 (0 to 0.3)	0.3 (0 to 0.4)	0.5 (0 to 0.6)	0.6 (0 to 0.8)	0.5 (0 to 0.6)	0.6 (0 to 0.8)	0.6 (0 to 0.8)	0.7 (0 to 0.9)	0.8 (0 to 1)	0.9 (0.7 to 1.2)	0.8 (0.6 to 1)	0.4 (0.3 to 0.5)	0.2 (0.1 to 0.3)	0.1 (0 to 0.1)	0 (0 to 0.1)	0 (0 to 0.1)	7.1
Respiratory infections and tuberculosis	4.8 (1.7 to 3.6)	4.8 (3.6 to 8.6)	48 (32.6 to 64.7)	64.5 (44.5 to 123)	43 (27.1 to 79)	46 (28.4 to 106)	49 (28.4 to 116)	54 (28.4 to 132)	53 (28.4 to 116)	53 (28.4 to 116)	53 (28.4 to 116)	53 (28.4 to 116)	53 (28.4 to 116)	53 (28.4 to 116)	53 (28.4 to 116)	53 (28.4 to 116)	53 (28.4 to 116)	53 (28.4 to 116)	53 (28.4 to 116)	53 (28.4 to 116)	53 (28.4 to 116)	53 (28.4 to 116)	53 (28.4 to 116)	11,200
Tuberculosis	0 (0 to 0)	0 (0 to 0)	0.3 (0.2 to 0.4)	0.3 (0.2 to 0.4)	0.1 (0.1 to 0.2)	0.1 (0.1 to 0.2)	0.2 (0.1 to 0.3)	0.4 (0.2 to 0.6)	0.4 (0.2 to 0.6)	0.4 (0.2 to 0.6)	0.4 (0.2 to 0.6)	0.4 (0.2 to 0.6)	0.4 (0.2 to 0.6)	0.4 (0.2 to 0.6)	0.4 (0.2 to 0.6)	0.4 (0.2 to 0.6)	0.4 (0.2 to 0.6)	0.4 (0.2 to 0.6)	0.4 (0.2 to 0.6)	0.4 (0.2 to 0.6)	0.4 (0.2 to 0.6)	0.4 (0.2 to 0.6)	0.4 (0.2 to 0.6)	399
Latent tuberculosis infection	0 (0 to 0)	0 (0 to 0)	0 (0 to 0)	0 (0 to 0)	0 (0 to 0)	0 (0 to 0)	0 (0 to 0)	0 (0 to 0)	0 (0 to 0)	0 (0 to 0)	0 (0 to 0)	0 (0 to 0)	0 (0 to 0)	0 (0 to 0)	0 (0 to 0)	0 (0 to 0)	0 (0 to 0)	0 (0 to 0)	0 (0 to 0)	0 (0 to 0)	0 (0 to 0)	0 (0 to 0)	0 (0 to 0)	0
Drug-susceptible Tuberculosis	0.2 (0.2 to 0.4)	0.2 (0.2 to 0.4)	0.3 (0.2 to 0.4)	0.3 (0.2 to 0.4)	0.1 (0.1 to 0.2)	0.1 (0.1 to 0.2)	0.2 (0.1 to 0.3)	0.3 (0.2 to 0.5)	0.3 (0.2 to 0.5)	0.3 (0.2 to 0.5)	0.3 (0.2 to 0.5)	0.3 (0.2 to 0.5)	0.3 (0.2 to 0.5)	0.3 (0.2 to 0.5)	0.3 (0.2 to 0.5)	0.3 (0.2 to 0.5)	0.3 (0.2 to 0.5)	0.3 (0.2 to 0.5)	0.3 (0.2 to 0.5)	0.3 (0.2 to 0.5)	0.3 (0.2 to 0.5)	0.3 (0.2 to 0.5)	0.3 (0.2 to 0.5)	352
Multidrug-resistant tuberculosis without extensive drug-resistan	0 (0 to 0)	0 (0 to 0)	0 (0 to 0)	0 (0 to 0)	0 (0 to 0)	0 (0 to 0)	0 (0 to 0.1)	0 (0 to 0.1)	0 (0 to 0.1)	0 (0 to 0.1)	0 (0 to 0.1)	0 (0 to 0.1)	0 (0 to 0.1)	0 (0 to 0.1)	0 (0 to 0.1)	0 (0 to 0.1)	0 (0 to 0.1)	0 (0 to 0.1)	0 (0 to 0.1)	0 (0 to 0.1)	0 (0 to 0.1)	0 (0 to 0.1)	0 (0 to 0.1)	0 (0 to 0.1)	9.8
Extensively drug-resistant tuberculosis	0 (0 to 0)	0 (0 to 0)	0 (0 to 0)	0 (0 to 0)	0 (0 to 0)	0 (0 to 0)	0 (0 to 0)	0 (0 to 0)	0 (0 to 0)	0 (0 to 0)	0 (0 to 0)	0 (0 to 0)	0 (0 to 0)	0 (0 to 0)	0 (0 to 0)	0 (0 to 0)	0 (0 to 0)	0 (0 to 0)	0 (0 to 0)	0 (0 to 0)	0 (0 to 0)	0 (0 to 0)	0 (0 to 0)	0 (0 to 0)	1.9
Lower respiratory infections	2.8 (1.6 to 3.4)	4.3 (3.6 to 8.1)	34.8 (22.6 to 51.1)	39.9 (27.9 to 60.3)	19.6 (10.7 to 39.6)	19.9 (11.1 to 39.6)	19.1 (11.1 to 37.7)	19.7 (10.9 to 37.7)	26.2 (13.7 to 54.8)	29.2 (13.7 to 62.8)	32.6 (15.6 to 62.2)	28.1 (13.6 to 62.2)	32.6 (15.6 to 62.2)	32.6 (15.6 to 62.2)	32.6 (15.6 to 62.2)	32.6 (15.6 to 62.2)	32.6 (15.6 to 62.2)	32.6 (15.6 to 62.2)	32.6 (15.6 to 62.2)	32.6 (15.6 to 62.2)	32.6 (15.6 to 62.2)	32.6 (15.6 to 62.2)	32.6 (15.6 to 62.2)	1,670
Upper respiratory infections	0.1 (0 to 0.1)	0.1 (0 to 0.1)	0.6 (0.4 to 0.9)	0.4 (0.3 to 0.6)	0.3 (0.2 to 0.4)	0.3 (0.2 to 0.4)	0.3 (0.2 to 0.4)	0.3 (0.2 to 0.4)	0.3 (0.2 to 0.4)	0.3 (0.2 to 0.4)	0.3 (0.2 to 0.4)	0.3 (0.2 to 0.4)	0.3 (0.2 to 0.4)	0.3 (0.2 to 0.4)	0.3 (0.2 to 0.4)	0.3 (0.2 to 0.4)	0.3 (0.2 to 0.4)	0.3 (0.2 to 0.4)	0.3 (0.2 to 0.4)	0.3 (0.2 to 0.4)	0.3 (0.2 to 0.4)	0.3 (0.2 to 0.4)	0.3 (0.2 to 0.4)	4.4
Otitis media	0 (0 to 0)	0 (0 to 0.1)	0.1 (0.1 to 0.2)	0.1 (0 to 0.2)	0 (0 to 0.1)	0 (0 to 0.1)	0 (0 to 0.1)	0 (0 to 0.1)	0 (0 to 0.1)	0 (0 to 0.1)	0 (0 to 0.1)	0 (0 to 0.1)	0 (0 to 0.1)	0 (0 to 0.1)	0 (0 to 0.1)	0 (0 to 0.1)	0 (0 to 0.1)	0 (0 to 0.1)	0 (0 to 0.1)	0 (0 to 0.1)	0 (0 to 0.1)	0 (0 to 0.1)	0 (0 to 0.1)	0 (0 to 0.1)	146
Enteric infections	0.2 (0.2 to 0.6)	1.1 (0.7 to 1.7)	17.2 (9.5 to 39.1)	12.6 (6.1 to 18.2)	3.3 (2.2 to 4.7)	2.1 (1.3 to 3.2)	1.9 (1.3 to 2.7)	1.7 (1.2 to 2.6)	2.5 (1.6 to 4.1)	3.4 (2.1 to 5.6)	4.6 (2.7 to 7.6)	3.7 (2.2 to 6.1)	4.6 (2.7 to 7.6)	4.6 (2.7 to 7.6)	4.6 (2.7 to 7.6)	4.6 (2.7 to 7.6)	4.6 (2.7 to 7.6)	4.6 (2.7 to 7.6)	4.6 (2.7 to 7.6)	4.6 (2.7 to 7.6)	4.6 (2.7 to 7.6)	4.6 (2.7 to 7.6)	4.6 (2.7 to 7.6)	603
Diarrheal diseases	0.1 (0.2 to 0.6)	1.1 (0.7 to 1.7)	17.2 (9.5 to 39.1)	12.6 (6.1 to 18.2)	3.2 (1.5 to 4.7)	2.1 (1.3 to 3.2)	1.9 (1.3 to 2.7)	1.7 (1.2 to 2.6)	2.5 (1.6 to 4.1)	3.4 (2.1 to 5.6)	4.6 (2.7 to 7.6)	3.7 (2.2 to 6.1)	4.6 (2.7 to 7.6)	4.6 (2.7 to 7.6)	4.6 (2.7 to 7.6)	4.6 (2.7 to 7.6)	4.6 (2.7 to 7.6)	4.6 (2.7 to 7.6)	4.6 (2.7 to 7.6)	4.6 (2.7 to 7.6)	4.6 (2.7 to 7.6)	4.6 (2.7 to 7.6)	4.6 (2.7 to 7.6)	601
Typhoid and paratyphoid	0 (0 to 0)	0 (0 to 0)	0 (0 to 0)	0 (0 to 0)	0 (0 to 0)	0 (0 to 0)	0 (0 to 0)	0 (0 to 0)	0 (0 to 0)	0 (0 to 0)	0 (0 to 0)	0 (0 to 0)	0 (0 to 0)	0 (0 to 0)	0 (0 to 0)	0 (0 to 0)	0 (0 to 0)	0 (0 to 0)	0 (0 to 0)	0 (0 to 0)	0 (0 to 0)	0 (0 to 0)	0 (0 to 0)	0
Typhoid fever	0 (0 to 0)	0 (0 to 0)	0 (0 to 0)	0 (0 to 0)	0 (0 to 0)	0 (0 to 0)	0 (0 to 0)	0 (0 to 0)	0 (0 to 0)	0 (0 to 0)	0 (0 to 0)	0 (0 to 0)	0 (0 to 0)	0 (0 to 0)	0 (0 to 0)	0 (0 to 0)	0 (0 to 0)	0 (0 to 0)	0 (0 to 0)	0 (0 to 0)	0 (0 to 0)	0 (0 to 0)	0 (0 to 0)	0
Paratyphoid fever	0 (0 to 0)	0 (0 to 0)	0 (0 to 0)	0 (0 to 0)	0 (0 to 0)	0 (0 to 0)	0 (0 to 0)	0 (0 to 0)	0 (0 to 0)	0 (0 to 0)	0 (0 to 0)	0 (0 to 0)	0 (0 to 0)	0 (0 to 0)	0 (0 to 0)	0 (0 to 0)	0 (0 to 0)	0 (0 to 0)	0 (0 to 0)	0 (0 to 0)	0 (0 to 0)	0 (0 to 0)	0 (0 to 0)	0.1
Invasive Non-typhoidal Salmonella (iNTS)	0 (0 to 0)	0 (0 to 0)	0 (0 to 0)	0 (0 to 0.1)	0 (0 to 0)	0 (0 to 0)	0 (0 to 0)	0 (0 to 0)	0 (0 to 0)	0 (0 to 0)	0 (0 to 0)	0 (0 to 0)	0 (0 to 0)	0 (0 to 0)	0 (0 to 0)	0 (0 to 0)	0 (0 to 0)	0 (0 to 0)	0 (0 to 0)	0 (0 to 0)	0 (0 to 0)	0 (0 to 0)	0 (0 to 0)	0.7
Other intestinal infectious diseases	0 (0 to 0)	0 (0 to 0)	0 (0 to 0)	0 (0 to 0)	0 (0 to 0)	0 (0 to 0)	0 (0 to 0)	0 (0 to 0)	0 (0 to 0)	0 (0 to 0)	0 (0 to 0)	0 (0 to 0)	0 (0 to 0)	0 (0 to 0)	0 (0 to 0)	0 (0 to 0)	0 (0 to 0)	0 (0 to 0)	0 (0 to 0)	0 (0 to 0)	0 (0 to 0)	0 (0 to 0)	0 (0 to 0)	1
Neglected tropical diseases and malaria	1.5 (0.7 to 2.6)	3.6 (2.6 to 10.1)	0.4 (0.2 to 0.7)	0.2 (0.1 to 0.4)	0.2 (0.1 to 0.3)	0.3 (0.2 to 0.5)	0.4 (0.2 to 0.7)	0.5 (0.3 to 0.8)	0.7 (0.4 to 1.1)	1.1 (0.6 to 1.7)	1.6 (0.9 to 2.5)	1.3 (0.7 to 2.1)	1.6 (0.9 to 2.5)	1.6 (0.9 to 2.5)	1.6 (0.9 to 2.5)	1.6 (0.9 to 2.5)	1.6 (0.9 to 2.5)	1.6 (0.9 to 2.5)	1.6 (0.9 to 2.5)	1.6 (0.9 to 2.5)	1.6 (0.9 to 2.5)	1.6 (0.9 to 2.5)	1.6 (0.9 to 2.5)	78.3
Malaria	0 (0 to 0)	0 (0 to 0)	0 (0 to 0)	0 (0 to 0)	0 (0 to 0)	0 (0 to 0)	0 (0 to 0)	0 (0 to 0)	0 (0 to 0)	0 (0 to 0)	0 (0 to 0)	0 (0 to 0)	0 (0 to 0)	0 (0 to 0)	0 (0 to 0)	0 (0 to 0)	0 (0 to 0)	0 (0 to 0)	0 (0 to 0)	0 (0 to 0)	0 (0 to 0)	0 (0 to 0)	0 (0 to 0)	0
Chagas disease	0 (0 to 0)	0 (0 to 0)	0 (0 to 0)	0 (0 to 0)	0 (0 to 0)	0 (0 to 0)	0 (0 to 0)	0 (0 to 0)	0 (0 to 0)	0 (0 to 0)	0 (0 to 0)	0 (0 to 0)	0 (0 to 0)	0 (0 to 0)	0 (0 to 0)	0 (0 to 0)	0 (0 to 0)	0 (0 to 0)	0 (0 to 0)	0 (0 to 0)	0 (0 to 0)	0 (0 to 0)	0 (0 to 0)	0.1
Leishmaniasis	0 (0 to 0)	0 (0 to 0)	0 (0 to 0)	0 (0 to 0)	0 (0 to 0)	0 (0 to 0)	0 (0 to 0)	0 (0 to 0)	0 (0 to 0)	0 (0 to 0)	0 (0 to 0)	0 (0 to 0)	0 (0 to 0)	0 (0 to 0)	0 (0 to 0)	0 (0 to 0)	0 (0 to 0)	0 (0 to 0)	0 (0 to 0)	0 (0 to 0)	0 (0 to 0)	0 (0 to 0)	0 (0 to 0)	0
Visceral leishmaniasis	0 (0 to 0)	0 (0 to 0)	0 (0 to 0)	0 (0 to 0)	0 (0 to 0)	0 (0 to 0)	0 (0 to 0)	0 (0 to 0)	0 (0 to 0)	0 (0 to 0)	0 (0 to 0)	0 (0 to 0)	0 (0 to 0)	0 (0 to 0)	0 (0 to 0)	0 (0 to 0)	0 (0 to 0)	0 (0 to 0)	0 (0 to 0)	0 (0 to 0)	0 (0 to 0)	0 (0 to 0)	0 (0 to 0)	0
Cutaneous and mucocutaneous leishmaniasis	0 (0 to 0)	0 (0 to 0)	0 (0 to 0)	0 (0 to 0)	0 (0 to 0)	0 (0 to 0)	0 (0 to 0)	0 (0 to 0)	0 (0 to 0)	0 (0 to 0)	0 (0 to 0)	0 (0 to 0)	0 (0 to 0)	0 (0 to 0)	0 (0 to 0)	0 (0 to 0)	0 (0 to 0)	0 (0 to 0)	0 (0 to 0)	0 (0 to 0)	0 (0 to 0)	0 (0 to 0)	0 (0 to 0)	0
African trypanosomiasis	0 (0 to 0)	0 (0 to 0)	0 (0 to 0)	0 (0 to 0)	0 (0 to 0)	0 (0 to 0)	0 (0 to 0)	0 (0 to 0)	0 (0 to 0)	0 (0 to 0)	0 (0 to 0)	0 (0 to 0)	0 (0 to 0)	0 (0 to 0)	0 (0 to 0)	0 (0 to 0)	0 (0 to 0)	0 (0 to 0)	0 (0 to 0)	0 (0 to 0)	0 (0 to 0)	0 (0 to 0)	0 (0 to 0)	0
Schistosomiasis	0 (0 to 0)	0 (0 to 0)	0 (0 to 0)	0 (0 to 0)	0 (0 to 0)	0 (0 to 0)	0 (0 to 0)	0 (0 to 0)	0 (0 to 0)	0 (0 to 0)	0 (0 to 0)	0 (0 to 0)	0 (0 to 0)	0 (0 to 0)	0 (0 to 0)	0 (0 to 0)	0 (0 to 0)	0 (0 to 0)	0 (0 to 0)	0 (0 to 0)	0 (0 to 0)	0 (0 to 0)	0 (0 to 0)	0
Cysticercosis	0 (0 to 0)	0 (0 to 0)	0 (0 to 0)	0 (0 to 0)	0 (0 to 0)	0 (0 to 0)	0 (0 to 0)	0 (0 to 0)	0 (0 to 0)	0 (0 to 0)	0 (0 to 0)	0 (0 to 0)	0 (0 to 0)	0 (0 to 0)	0 (0 to 0)	0 (0 to 0)	0 (0 to 0)	0 (0 to 0)	0 (0 to 0)	0 (0 to 0)	0 (0 to 0)	0 (0 to 0)	0 (0 to 0)	0
Cystic echinococcosis	0 (0 to 0)	0 (0 to 0)	0 (0 to 0)	0 (0 to 0)	0 (0 to 0)	0 (0 to 0)	0 (0 to 0)	0 (0 to 0)	0 (0 to 0)	0 (0 to 0)	0 (0 to 0)	0 (0 to 0)	0 (0 to 0)	0 (0 to 0)	0 (0 to 0)	0 (0 to 0)	0 (0 to 0)	0 (0 to 0)	0 (0 to 0)	0 (0 to 0)	0 (0 to 0)	0 (0 to 0)	0 (0 to 0)	0.1
Lymphatic filariasis	0 (0 to 0)	0 (0 to 0)	0 (0 to 0)	0 (0 to 0)	0 (0 to 0)	0 (0 to 0)	0 (0 to 0)	0 (0 to 0)	0 (0 to 0)	0 (0 to 0)	0 (0 to 0)	0 (0 to 0)	0 (0 to 0)	0 (0 to 0)	0 (0 to 0)	0 (0 to 0)	0 (0 to 0)	0 (0 to 0)	0 (0 to 0)	0 (0 to 0)	0 (0 to 0)	0 (0 to 0)	0 (0 to 0)	0
Onchocerciasis	0 (0 to 0)	0 (0 to 0)	0 (0 to 0)	0 (0 to 0)	0 (0 to 0)	0 (0 to 0)	0 (0 to 0)	0 (0 to 0)	0 (0 to 0)	0 (0 to 0)	0 (0 to 0)	0 (0 to 0)	0 (0 to 0)	0 (0 to 0)	0 (0 to 0)	0 (0 to 0)	0 (0 to 0)	0 (0 to 0)	0 (0 to 0)	0 (0 to 0)	0 (0 to 0)	0 (0 to 0)	0 (0 to 0)	0
Trachoma	0 (0 to 0)	0 (0 to 0)	0 (0 to 0)	0 (0 to 0)	0 (0 to 0)	0 (0 to 0)	0 (0 to 0)	0 (0 to 0)	0 (0 to 0)	0 (0 to 0)	0 (0 to 0)	0 (0 to 0)	0 (0 to 0)	0 (0 to 0)	0 (0 to 0)	0 (0 to 0)	0 (0 to 0)	0 (0 to 0)	0 (0 to 0)	0 (0 to 0)	0 (0 to 0)	0 (0 to 0)	0 (0 to 0)	0
Dengue	0 (0 to 0)	0 (0 to 0)	0 (0 to 0)	0 (0 to 0)	0 (0 to 0)	0 (0 to 0)	0 (0 to 0)	0 (0 to 0)	0 (0 to 0)	0 (0 to 0)	0 (0 to 0)	0 (0 to 0)	0 (0 to 0)	0 (0 to 0)	0 (0 to 0)	0 (0 to 0)	0 (0 to 0)	0 (0 to 0)	0 (0 to 0)	0 (0 to 0)	0 (0 to 0)	0 (0 to 0)	0 (0 to 0)	0
Yellow fever	0 (0 to 0)	0 (0 to 0)	0 (0 to 0)	0 (0 to 0)	0 (0 to 0)	0 (0 to 0)	0 (0 to 0)	0 (0 to 0)	0 (0 to 0)	0 (0 to 0)	0 (0 to 0)	0 (0 to 0)	0 (0 to 0)	0 (0 to 0)	0 (0 to 0)	0 (0 to 0)	0 (0 to 0)	0 (0 to 0)	0 (0 to 0)	0 (0 to 0)	0 (0 to 0)	0 (0 to 0)	0 (0 to 0)	0
Rabies	0 (0 to 0)	0 (0 to 0)	0 (0 to 0)	0 (0 to 0)	0 (0 to 0)	0 (0 to 0)	0 (0 to 0)	0 (0 to 0)	0 (0 to 0)	0 (0 to 0)	0 (0 to 0)	0 (0 to 0)	0 (0 to 0)	0 (0 to 0)	0 (0 to 0)	0 (0 to 0)	0 (0 to 0)	0 (0 to 0)	0 (0 to 0)	0 (0 to 0)	0 (0 to 0)	0 (0 to 0)	0 (0 to 0)	0.1
Intestinal nematode infections	0 (0 to 0)	0 (0 to 0)	0 (0 to 0)	0 (0 to 0)	0 (0 to 0)	0 (0 to 0)	0 (0 to 0)	0 (0 to 0)	0 (0 to 0)	0 (0 to 0)	0 (0 to 0)	0 (0 to 0)	0 (0 to 0)	0 (0 to 0)	0 (0 to 0)	0 (0 to 0)	0 (0 to 0)	0 (0 to 0)	0 (0 to 0)	0 (0 to 0)	0 (0 to 0)	0 (0 to 0)	0 (0 to 0)	0
Ascariasis	0 (0 to 0)	0 (0 to 0)	0 (0 to 0)	0 (0 to 0)	0 (0 to 0)	0 (0 to 0)	0 (0 to 0)	0 (0 to 0)	0 (0 to 0)	0 (0 to 0)	0 (0 to 0)	0 (0 to 0)	0 (0 to 0)	0 (0 to 0)	0 (0 to 0)	0 (0 to 0)	0 (0 to 0)	0 (0 to 0)	0 (0 to 0)	0 (0 to 0)	0 (0 to 0)	0 (0 to 0)	0 (0 to 0)	0
Trichuriasis	0 (0 to 0)	0 (0 to 0)	0 (0 to 0)	0 (0 to 0)	0 (0 to 0)	0 (0 to 0)	0 (0 to 0)	0 (0 to 0)	0 (0 to 0)	0 (0 to 0)	0 (0 to 0)	0 (0 to 0)	0 (0 to 0)	0 (0 to 0)	0 (0 to 0)	0 (0 to 0)	0 (0 to 0)	0 (0 to 0)	0 (0 to 0)	0 (0 to 0)	0 (0 to 0)	0 (0 to 0)	0 (0 to 0)	0
Hookworm disease	0 (0 to 0)	0 (0 to 0)	0 (0 to 0)	0 (0 to 0)	0 (0 to 0)	0 (0 to 0)	0 (0 to 0)	0 (0 to 0)	0 (0 to





SB Table 2c. Shine DALYS by cause and age arcup for both sexes with 95% uncertainty intervals, 2019

Cause	Sub-Saharan	Low-Sexandd	Pest Revands'	1 to 4	5 to 9	10 to 14	15 to 19	20 to 24	25 to 29	30 to 34	35 to 39	40 to 44	45 to 49	50 to 54	55 to 59	60 to 64	65 to 69	70 to 74	75 to 79	80 to 84	85 to 89	90 to 94	95 plus	Total
All causes	380 (331 to 447)	195 (166 to 229)	797 (652 to 947)	1,648 (1,249 to 2,113)	2,220 (1,800 to 2,666)	2,788 (2,382 to 3,123)	4,870 (4,176 to 5,166)	5,256 (4,760 to 5,649)	6,023 (5,600 to 7,430)	7,606 (6,933 to 8,716)	10,203 (9,339 to 12,703)	13,900 (11,995 to 17,600)	18,902 (16,299 to 22,200)	25,392 (19,295 to 29,400)	33,099 (25,785 to 38,900)	42,200 (32,900 to 49,300)	51,900 (40,200 to 60,900)	62,800 (47,200 to 75,000)	71,900 (52,900 to 85,700)	79,700 (57,600 to 95,000)	83,000 (60,000 to 100,000)	84,200 (63,000 to 103,000)	82,200 (63,000 to 106,000)	76,900 (59,000 to 104,000)	65,400 (50,000 to 96,000)	1,000,000 (1,000,000 to 1,000,000)
Communicable, maternal, neonatal, and nutritional diseases	217 (180 to 262)	79.7 (68.2 to 90.9)	173 (135 to 221)	306 (230 to 416)	222 (200 to 278)	269 (199 to 372)	293 (197 to 402)	269 (183 to 371)	263 (169 to 424)	255 (209 to 324)	348 (296 to 427)	426 (337 to 568)	668 (525 to 868)	879 (648 to 1,200)	739 (563 to 1,000)	1,070 (788 to 1,500)	1,390 (1,000 to 1,900)	2,290 (1,700 to 3,200)	2,660 (2,100 to 3,700)	3,240 (2,600 to 4,100)	3,770 (2,900 to 4,800)	2,850 (2,200 to 3,800)	1,610 (1,000 to 2,500)	25,700
HIV/AIDS and sexually transmitted infections	0 (0 to 0)	0 (0 to 0)	1.6 (1.3 to 1.9)	1.6 (1.2 to 1.9)	1.1 (0.8 to 1.3)	1.2 (1 to 1.6)	0.7 (0.5 to 0.9)	2.3 (1.6 to 3.1)	10.6 (8.4 to 14.6)	19.5 (14.2 to 26.4)	21.6 (12.1 to 33.4)	27.6 (15.4 to 47.1)	21.6 (12 to 38.1)	16.4 (9.4 to 28.6)	10.8 (6.4 to 20.2)	22.3 (12.2 to 37.9)	18.9 (10.2 to 32.9)	28.6 (16.2 to 46.2)	25 (14.3 to 39.2)	8.6 (4.4 to 15.2)	6.1 (3.4 to 9.9)	2.4 (1.4 to 3.9)	1.6 (1 to 2.7)	239
HIV/AIDS	0 (0 to 0)	0 (0 to 0)	1.6 (1.3 to 1.9)	1.6 (1.2 to 1.9)	1.1 (0.8 to 1.3)	0.9 (0.6 to 0.9)	0.6 (0.4 to 0.7)	1.6 (1.1 to 2.3)	2.5 (1.7 to 3.5)	3.1 (2.1 to 4.1)	4.3 (3 to 5.6)	5.3 (3.5 to 7.1)	5.7 (3.7 to 7.8)	4.9 (3.1 to 7.1)	6.9 (4.3 to 9.7)	10 (6.2 to 13.9)	13 (7.7 to 18.2)	19.9 (12.2 to 27.9)	23.3 (14.2 to 32.6)	9.4 (5.7 to 13.1)	7.6 (4.6 to 10.7)	3.1 (1.9 to 4.3)	1.7 (1 to 2.4)	152
HIV/AIDS - Drug-susceptible Tuberculosis	0 (0 to 0)	0 (0 to 0)	0.3 (0.2 to 0.4)	0.3 (0.2 to 0.4)	0.2 (0.1 to 0.2)	0.2 (0.1 to 0.2)	0.1 (0.1 to 0.2)	0.4 (0.2 to 0.4)	0.6 (0.4 to 0.8)	0.8 (0.5 to 1.1)	1.1 (0.7 to 1.5)	1.4 (0.9 to 1.9)	1.5 (0.9 to 2)	1.3 (0.7 to 1.9)	1.8 (1 to 2.6)	2.7 (1.5 to 3.8)	3.4 (1.9 to 4.8)	5.2 (2.9 to 7.4)	6.1 (3.4 to 8.6)	2.5 (1.4 to 3.5)	2 (1.1 to 2.8)	0.8 (0.4 to 1.1)	0.4 (0.2 to 0.6)	39.7
HIV/AIDS - Multidrug-resistant Tuberculosis without extensive	0 (0 to 0)	0 (0 to 0)	0 (0 to 0.1)	0 (0 to 0.1)	0 (0 to 0)	0 (0 to 0)	0 (0 to 0)	0 (0 to 0)	0 (0 to 0.1)	0 (0 to 0.1)	0 (0 to 0.1)	0 (0 to 0.1)	0 (0 to 0.1)	0 (0 to 0.1)	0 (0 to 0.2)	0 (0 to 0.2)	0 (0 to 0.3)	0 (0 to 0.5)	0 (0 to 0.5)	0 (0 to 0.5)	0 (0 to 0.5)	0 (0 to 0.5)	0 (0 to 0.5)	0 (0 to 0.5)	0.3
HIV/AIDS - Extensively drug-resistant Tuberculosis	0 (0 to 0)	0 (0 to 0)	0 (0 to 0)	0 (0 to 0)





SR Table 2c: Kilchi DALYS by cause and age group for both sexes with 95% uncertainty intervals, 2019

Cause	Early Neonatal	Late Neonatal	Post Neonatal	1 to 4	5 to 9	10 to 14	15 to 19	20 to 24	25 to 29	30 to 34	35 to 39	40 to 44	45 to 49	50 to 54	55 to 59	60 to 64	65 to 69	70 to 74	75 to 79	80 to 84	85 to 89	90 to 94	95 plus	Total
All causes	2,014 (1,654–2,435)	1,113 (1,013–1,223)	2,668 (2,388–2,958)	4,164 (3,792–4,557)	1,419 (1,140–1,728)	1,240 (1,000–1,516)	1,294 (1,045–1,566)	1,441 (1,167–1,737)	1,512 (1,232–1,820)	1,640 (1,346–1,964)	1,796 (1,480–2,134)	2,000 (1,654–2,369)	2,252 (1,865–2,666)	2,562 (2,121–3,033)	2,918 (2,419–3,457)	3,299 (2,735–3,905)	3,677 (3,048–4,353)	4,078 (3,380–4,827)	4,509 (3,737–5,338)	4,977 (4,125–5,894)	5,479 (4,539–6,488)	6,016 (4,984–7,123)	6,586 (5,454–7,800)	233,000
Communicable, maternal, neonatal, and nutritional diseases	154 (117–196)	59 (49–69.9)	122 (77–174)	177 (130–234)	109 (72–151)	108 (69–154)	109 (70–155)	141 (89–203)	144 (93–209)	162 (106–234)	208 (140–286)	259 (181–351)	329 (231–441)	362 (252–487)	418 (291–562)	478 (329–643)	540 (366–726)	640 (429–863)	763 (517–1,030)	1,019 (687–1,380)	1,329 (872–1,809)	1,638 (1,045–2,302)	1,894 (1,208–2,662)	16,200
HIV/AIDS and sexually transmitted infections	0 (0–0)	0 (0–0)	1 (1–1)	1 (1–2)	0 (0–0)	0 (0–0)	0 (0–0)	2 (1–4)	6 (3–10)	9 (5–13)	9 (5–13)	11 (7–16)	11 (7–16)	10 (7–15)	12 (8–17)	9 (6–13)	9 (6–13)	14 (9–19)	14 (10–19)	11 (7–16)	9 (5–13)	7 (4–11)	4 (2–7)	143
HIV/AIDS	0 (0–0)	0 (0–0)	1 (1–1)	1 (1–2)	0 (0–0)	0 (0–0)	0 (0–0)	2 (1–4)	6 (3–10)	9 (5–13)	9 (5–13)	11 (7–16)	11 (7–16)	10 (7–15)	12 (8–17)	9 (6–13)	9 (6–13)	14 (9–19)	14 (10–19)	11 (7–16)	9 (5–13)	7 (4–11)	4 (2–7)	143
HIV/AIDS - Drug-susceptible Tuberculosis	0 (0–0)	0 (0–0)	0 (0–0)	0 (0–1)	0 (0–0)	0 (0–0)	0 (0–0)	0 (0–0)	0 (0–0)	0 (0–0)	0 (0–0)	0 (0–0)	0 (0–0)	0 (0–0)	0 (0–0)	0 (0–0)	0 (0–0)	0 (0–0)	0 (0–0)	0 (0–0)	0 (0–0)	0 (0–0)	0 (0–0)	0
HIV/AIDS - Multidrug-resistant Tuberculosis without extensive drug resistance	0 (0–0)	0 (0–0)	0 (0–0)	0 (0–0)	0 (0–0)	0 (0–0)	0 (0–0)	0 (0–0)	0 (0–0)	0 (0–0)	0 (0–0)	0 (0–0)	0 (0–0)	0 (0–0)	0 (0–0)	0 (0–0)	0 (0–0)	0 (0–0)	0 (0–0)	0 (0–0)	0 (0–0)	0 (0–0)	0 (0–0)	0
HIV/AIDS - Extensively drug-resistant Tuberculosis	0 (0–0)	0 (0–0)	0 (0–0)	0 (0–0)	0 (0–0)	0 (0–0)	0 (0–0)	0 (0–0)	0 (0–0)	0 (0–0)	0 (0–0)	0 (0–0)	0 (0–0)	0 (0–0)	0 (0–0)	0 (0–0)	0 (0–0)	0 (0–0)	0 (0–0)	0 (0–0)	0 (0–0)	0 (0–0)	0 (0–0)	0
HIV/AIDS resulting in other diseases	0 (0–0)	0 (0–0)	0 (0–0)	0 (0–0)	0 (0–0)	0 (0–0)	0 (0–0)	0 (0–0)	0 (0–0)	0 (0–0)	0 (0–0)	0 (0–0)	0 (0–0)	0 (0–0)	0 (0–0)	0 (0–0)	0 (0–0)	0 (0–0)	0 (0–0)	0 (0–0)	0 (0–0)	0 (0–0)	0 (0–0)	0
Sexually transmitted infections excluding HIV	0 (0–0)	0 (0–0)	0 (0–0)	0 (0–0)	0 (0–0)	0 (0–0)	0 (0–0)	0 (0–0)	0 (0–0)	0 (0–0)	0 (0–0)	0 (0–0)	0 (0–0)	0 (0–0)	0 (0–0)	0 (0–0)	0 (0–0)	0 (0–0)	0 (0–0)	0 (0–0)	0 (0–0)	0 (0–0)	0 (0–0)	0
Syphilis	0 (0–0)	0 (0–0)	0 (0–0)	0 (0–0)	0 (0–0)	0 (0–0)	0 (0–0)	0 (0–0)	0 (0–0)	0 (0–0)	0 (0–0)	0 (0–0)	0 (0–0)	0 (0–0)	0 (0–0)	0 (0–0)	0 (0–0)	0 (0–0)	0 (0–0)	0 (0–0)	0 (0–0)	0 (0–0)	0 (0–0)	0
Chlamydial infection	0 (0–0)	0 (0–0)	0 (0–0)	0 (0–0)	0 (0–0)	0 (0–0)	0 (0–0)	0 (0–0)	0 (0–0)	0 (0–0)	0 (0–0)	0 (0–0)	0 (0–0)	0 (0–0)	0 (0–0)	0 (0–0)	0 (0–0)	0 (0–0)	0 (0–0)	0 (0–0)	0 (0–0)	0 (0–0)	0 (0–0)	0
Gonococcal infection	0 (0–0)	0 (0–0)	0 (0–0)	0 (0–0)	0 (0–0)	0 (0–0)	0 (0–0)	0 (0–0)	0 (0–0)	0 (0–0)	0 (0–0)	0 (0–0)	0 (0–0)	0 (0–0)	0 (0–0)	0 (0–0)	0 (0–0)	0 (0–0)	0 (0–0)	0 (0–0)	0 (0–0)	0 (0–0)	0 (0–0)	0
Trichomoniasis	0 (0–0)	0 (0–0)	0 (0–0)	0 (0–0)	0 (0–0)	0 (0–0)	0 (0–0)	0 (0–0)	0 (0–0)	0 (0–0)	0 (0–0)	0 (0–0)	0 (0–0)	0 (0–0)	0 (0–0)	0 (0–0)	0 (0–0)	0 (0–0)	0 (0–0)	0 (0–0)	0 (0–0)	0 (0–0)	0 (0–0)	0
Genital herpes	0 (0–0)	0 (0–0)	0 (0–0)	0 (0–0)	0 (0–0)	0 (0–0)	0 (0–0)	0 (0–0)	0 (0–0)	0 (0–0)	0 (0–0)	0 (0–0)	0 (0–0)	0 (0–0)	0 (0–0)	0 (0–0)	0 (0–0)	0 (0–0)	0 (0–0)	0 (0–0)	0 (0–0)	0 (0–0)	0 (0–0)	0
Other sexually transmitted infections	0 (0–0)	0 (0–0)	0 (0–0)	0 (0–0)	0 (0–0)	0 (0–0)	0 (0–0)	0 (0–0)	0 (0–0)	0 (0–0)	0 (0–0)	0 (0–0)	0 (0–0)	0 (0–0)	0 (0–0)	0 (0–0)	0 (0–0)	0 (0–0)	0 (0–0)	0 (0–0)	0 (0–0)	0 (0–0)	0 (0–0)	0
Respiratory infections and tuberculosis	2 (1–4)	2 (1–3)	29 (24–35)	38 (32–45)	1 (0–1)	1 (0–1)	1 (0–1)	1 (0–1)	1 (0–1)	1 (0–1)	1 (0–1)	1 (0–1)	1 (0–1)	2 (1–3)	2 (1–3)	3 (2–4)	4 (3–5)	5 (4–6)	7 (5–9)	9 (6–12)	12 (8–16)	16 (10–22)	20 (12–30)	169
Lower respiratory infections	2 (1–4)	2 (1–3)	29 (24–35)	38 (32–45)	1 (0–1)	1 (0–1)	1 (0–1)	1 (0–1)	1 (0–1)	1 (0–1)	1 (0–1)	1 (0–1)	1 (0–1)	2 (1–3)	2 (1–3)	3 (2–4)	4 (3–5)	5 (4–6)	7 (5–9)	9 (6–12)	12 (8–16)	16 (10–22)	20 (12–30)	169
Respiratory infections and tuberculosis	2 (1–4)	2 (1–3)	29 (24–35)	38 (32–45)	1 (0–1)	1 (0–1)	1 (0–1)	1 (0–1)	1 (0–1)	1 (0–1)	1 (0–1)	1 (0–1)	1 (0–1)	2 (1–3)	2 (1–3)	3 (2–4)	4 (3–5)	5 (4–6)	7 (5–9)	9 (6–12)	12 (8–16)	16 (10–22)	20 (12–30)	169
Tuberculosis	0 (0–0)	0 (0–0)	0 (0–0)	0 (0–0)	0 (0–0)	0 (0–0)	0 (0–0)	0 (0–0)	0 (0–0)	0 (0–0)	0 (0–0)	0 (0–0)	0 (0–0)	0 (0–0)	0 (0–0)	0 (0–0)	0 (0–0)	0 (0–0)	0 (0–0)	0 (0–0)	0 (0–0)	0 (0–0)	0 (0–0)	0
Latent tuberculosis infection	0 (0–0)	0 (0–0)	0 (0–0)	0 (0–0)	0 (0–0)	0 (0–0)	0 (0–0)	0 (0–0)	0 (0–0)	0 (0–0)	0 (0–0)	0 (0–0)	0 (0–0)	0 (0–0)	0 (0–0)	0 (0–0)	0 (0–0)	0 (0–0)	0 (0–0)	0 (0–0)	0 (0–0)	0 (0–0)	0 (0–0)	0
Drug-susceptible tuberculosis	0 (0–0)	0 (0–0)	0 (0–0)	0 (0–0)	0 (0–0)	0 (0–0)	0 (0–0)	0 (0–0)	0 (0–0)	0 (0–0)	0 (0–0)	0 (0–0)	0 (0–0)	0 (0–0)	0 (0–0)	0 (0–0)	0 (0–0)	0 (0–0)	0 (0–0)	0 (0–0)	0 (0–0)	0 (0–0)	0 (0–0)	0
Multidrug-resistant tuberculosis without extensive drug resistance	0 (0–0)	0 (0–0)	0 (0–0)	0 (0–0)	0 (0–0)	0 (0–0)	0 (0–0)	0 (0–0)	0 (0–0)	0 (0–0)	0 (0–0)	0 (0–0)	0 (0–0)	0 (0–0)	0 (0–0)	0 (0–0)	0 (0–0)	0 (0–0)	0 (0–0)	0 (0–0)	0 (0–0)	0 (0–0)	0 (0–0)	0
Extensively drug-resistant tuberculosis	0 (0–0)	0 (0–0)	0 (0–0)	0 (0–0)	0 (0–0)	0 (0–0)	0 (0–0)	0 (0–0)	0 (0–0)	0 (0–0)	0 (0–0)	0 (0–0)	0 (0–0)	0 (0–0)	0 (0–0)	0 (0–0)	0 (0–0)	0 (0–0)	0 (0–0)	0 (0–0)	0 (0–0)	0 (0–0)	0 (0–0)	0
Lower respiratory infections	2 (1–3)	2 (1–3)	29 (24–35)	38 (32–45)	1 (0–1)	1 (0–1)	1 (0–1)	1 (0–1)	1 (0–1)	1 (0–1)	1 (0–1)	1 (0–1)	1 (0–1)	2 (1–3)	2 (1–3)	3 (2–4)	4 (3–5)	5 (4–6)	7 (5–9)	9 (6–12)	12 (8–16)	16 (10–22)	20 (12–30)	169
Upper respiratory infections	0 (0–0)	0 (0–0)	0 (0–0)	0 (0–0)	0 (0–0)	0 (0–0)	0 (0–0)	0 (0–0)	0 (0–0)	0 (0–0)	0 (0–0)	0 (0–0)	0 (0–0)	0 (0–0)	0 (0–0)	0 (0–0)	0 (0–0)	0 (0–0)	0 (0–0)	0 (0–0)	0 (0–0)	0 (0–0)	0 (0–0)	0
Otitis media	0 (0–0)	0 (0–0)	0 (0–0)	0 (0–0)	0 (0–0)	0 (0–0)	0 (0–0)	0 (0–0)	0 (0–0)	0 (0–0)	0 (0–0)	0 (0–0)	0 (0–0)	0 (0–0)	0 (0–0)	0 (0–0)	0 (0–0)	0 (0–0)	0 (0–0)	0 (0–0)	0 (0–0)	0 (0–0)	0 (0–0)	0
Enteric infections	0 (0–0)	0 (0–0)	0 (0–0)	0 (0–0)	0 (0–0)	0 (0–0)	0 (0–0)	0 (0–0)	0 (0–0)	0 (0–0)	0 (0–0)	0 (0–0)	0 (0–0)	0 (0–0)	0 (0–0)	0 (0–0)	0 (0–0)	0 (0–0)	0 (0–0)	0 (0–0)	0 (0–0)	0 (0–0)	0 (0–0)	0
Typhoid and paratyphoid	0 (0–0)	0 (0–0)	0 (0–0)	0 (0–0)	0 (0–0)	0 (0–0)	0 (0–0)	0 (0–0)	0 (0–0)	0 (0–0)	0 (0–0)	0 (0–0)	0 (0–0)	0 (0–0)	0 (0–0)	0 (0–0)	0 (0–0)	0 (0–0)	0 (0–0)	0 (0–0)	0 (0–0)	0 (0–0)	0 (0–0)	0
Typhoid fever	0 (0–0)	0 (0–0)	0 (0–0)	0 (0–0)	0 (0–0)	0 (0–0)	0 (0–0)	0 (0–0)	0 (0–0)	0 (0–0)	0 (0–0)	0 (0–0)	0 (0–0)	0 (0–0)	0 (0–0)	0 (0–0)	0 (0–0)	0 (0–0)	0 (0–0)	0 (0–0)	0 (0–0)	0 (0–0)	0 (0–0)	0
Paratyphoid fever	0 (0–0)	0 (0–0)	0 (0–0)	0 (0–0)	0 (0–0)	0 (0–0)	0 (0–0)	0 (0–0)	0 (0–0)	0 (0–0)	0 (0–0)	0 (0–0)	0 (0–0)	0 (0–0)	0 (0–0)	0 (0–0)	0 (0–0)	0 (0–0)	0 (0–0)	0 (0–0)	0 (0–0)	0 (0–0)	0 (0–0)	0
Invasive Non-typhoidal Salmonella (iNTS)	0 (0–0)	0 (0–0)	0 (0–0)	0 (0–0)	0 (0–0)	0 (0–0)	0 (0–0)	0 (0–0)	0 (0–0)	0 (0–0)	0 (0–0)	0 (0–0)	0 (0–0)	0 (0–0)	0 (0–0)	0 (0–0)	0 (0–0)	0 (0–0)	0 (0–0)	0 (0–0)	0 (0–0)	0 (0–0)	0 (0–0)	0
Other intestinal infectious diseases	0 (0–0)	0 (0–0)	0 (0–0)	0 (0–0)	0 (0–0)	0 (0–0)	0 (0–0)	0 (0–0)	0 (0–0)	0 (0–0)	0 (0–0)	0 (0–0)	0 (0–0)	0 (0–0)	0 (0–0)	0 (0–0)	0 (0–0)	0 (0–0)	0 (0–0)	0 (0–0)	0 (0–0)	0 (0–0)	0 (0–0)	0
Neglected tropical diseases and malaria	0 (0–0)	0 (0–0)	1 (0–2)	2 (1–4)	0 (0–0)	0 (0–0)	0 (0–0)	1 (0–2)	1 (0–2)	1 (0–2)	1 (0–2)	1 (0–2)	1 (0–2)	1 (0–2)	1 (0–2)	1 (0–2)	1 (0–2)	1 (0–2)	1 (0–2)	1 (0–2)	1 (0–2)	1 (0–2)	1 (0–2)	19
Malaria	0 (0–0)	0 (0–0)	0 (0–0)	0 (0–0)	0 (0–0)	0 (0–0)	0 (0–0)	0 (0–0)	0 (0–0)	0 (0–0)	0 (0–0)	0 (0–0)	0 (0–0)	0 (0–0)	0 (0–0)	0 (0–0)	0 (0–0)	0 (0–0)	0 (0–0)	0 (0–0)	0 (0–0)	0 (0–0)	0 (0–0)	0
Chagas disease	0 (0–0)	0 (0–0)	0 (0–0)	0 (0–0)	0 (0–0)	0 (0–0)	0 (0–0)	0 (0–0)	0 (0–0)	0 (0–0)	0 (0–0)	0 (0–0)	0 (0–0)	0 (0–0)	0 (0–0)	0 (0–0)	0 (0–0)	0 (0–0)	0 (0–0)	0 (0–0)	0 (0–0)	0 (0–0)	0 (0–0)	0
Leishmaniasis	0 (0–0)	0 (0–0)	0 (0–0)	0 (0–0)	0 (0–0)	0 (0–0)	0 (0–0)	0 (0–0)	0 (0–0)	0 (0–0)	0 (0–0)	0 (0–0)	0 (0–0)	0 (0–0)	0 (0–0)	0 (0–0)	0 (0–0)	0 (0–0)	0 (0–0)	0 (0–0)	0 (0–0)	0 (0–0)	0 (0–0)	0
Visceral leishmaniasis	0 (0–0)	0 (0–0)	0 (0–0)	0 (0–0)	0 (0–0)	0 (0–0)	0 (0–0)	0 (0–0)	0 (0–0)	0 (0–0)	0 (0–0)	0 (0–0)	0 (0–0)	0 (0–0)	0 (0–0)	0 (0–0)	0 (0–0)	0 (0–0)	0 (0–0)	0 (0–0)	0 (0–0)	0 (0–0)	0 (0–0)	0
Cutaneous and mucocutaneous leishmaniasis	0 (0–0)	0 (0–0)	0 (0–0)	0 (0–0)	0 (0–0)	0 (0–0)	0 (0–0)	0 (0–0)	0 (0–0)	0 (0–0)	0 (0–0)	0 (0–0)	0 (0–0)	0 (0–0)	0 (0–0)	0 (0–0)	0 (0–0)	0 (0–0)	0 (0–0)	0 (0–0)	0 (0–0)	0 (0–0)	0 (0–0)	0
African trypanosomiasis	0 (0–0)	0 (0–0)	0 (0–0)	0 (0–0)	0 (0–0)	0 (0–0)	0 (0–0)	0 (0–0)	0 (0–0)	0 (0–0)	0 (0–0)	0 (0–0)	0 (0–0)	0 (0–0)	0 (0–0)	0 (0–0)	0 (0–0)	0 (0–0)	0 (0–0)	0 (0–0)	0 (0–0)	0 (0–0)	0 (0–0)	0
Schistosomiasis	0 (0–0)	0 (0–0)	0 (0–0)	0 (0–0)	0 (0–0)	0 (0–0)	0 (0–0)	0 (0–0)	0 (0–0)	0 (0–0)	0 (0–0)	0 (0–0)	0 (0–0)	0 (0–0)	0 (0–0)	0 (0–0)	0 (0–0)	0 (0–0)	0 (0–0)	0 (0–0)	0 (0–0)	0 (0–0)	0 (0–0)	0
Cysticercosis	0 (0–0)	0 (0–0)	0 (0–0)	0 (0–0)	0 (0–0)	0 (0–0)	0 (0–0)	0 (0–0)	0 (0–0)	0 (0–0)	0 (0–0)	0 (0–0)	0 (0–0)	0 (0–0)	0 (0–0)	0 (0–0)	0 (0–0)	0 (0–0)	0 (0–0)	0 (0–0)	0 (0–0)	0 (0–0)	0 (0–0)	0
Cystic echinococcosis	0 (0–0)	0 (0–0)	0 (0–0)	0 (0–0)	0 (0–0)	0 (0–0)	0 (0–0)	0 (0–0)	0 (0–0)	0 (0–0)	0 (0–0)	0 (0–0)	0 (0–0)	0 (0–0)	0 (0–0)	0 (0–0)	0 (0–0)	0 (0–0)	0 (0–0)	0 (0–0)	0 (0–0)	0 (0–0)	0 (0–0)	0
Lymphatic filariasis	0 (0–0)	0 (0–0)	0 (0–0)	0 (0–0)	0 (0–0)	0 (0–0)	0 (0–0)	0 (0–0)	0 (0–0)	0 (0–0)	0 (0–0)	0 (0–0)	0 (0–0)	0 (0–0)	0 (0–0)	0 (0–0)	0 (0–0)	0 (0–0)	0 (0–0)	0 (0–0)	0 (0–0)	0 (0–0)	0 (0–0)	0
Onchocerciasis	0 (0–0)	0 (0–0)	0 (0–0)	0 (0–0)	0 (0–0)	0 (0–0)	0 (0–0)	0 (0–0)	0 (0–0)	0 (0–0)	0 (0–0)	0 (0–0)	0 (0–0)	0 (0–0)	0 (0–0)	0 (0–0)	0 (0–0)	0 (0–0)	0 (0–0)	0 (0–0)	0 (0–0)	0 (0–0)	0 (0–0)	0
Trachoma	0 (0–0)	0 (0–0)	0 (0–0)	0 (0–0)	0 (0–0)	0 (0–0)	0 (0–0)	0 (0–0)	0 (0–0)	0 (0–0)	0 (0–0)	0 (0–0)	0 (0–0)	0 (0–0)	0 (0–0)	0 (0–0)	0 (0–0)	0 (0–0)	0 (0–0)	0 (0–0)	0 (0–0)	0 (0–0)	0 (0–0)	0
Dengue	0 (0–0)	0 (0–0)	0 (0–0)	0 (0–0)	0 (0–0)	0 (0–0)	0 (0–0)	0 (0–0)	0 (0–0)	0 (0–0)	0 (0–0)	0 (0–0)	0 (0–0)	0 (0–0)	0 (0–0)	0 (0–0)	0 (0–0)	0 (0–0)	0 (0–0)	0 (0–0)	0 (0–0)	0 (0–0)	0 (0–0)	0
Yellowfever	0 (0–0)	0 (0–0)	0 (0–0)	0 (0–0)	0 (0–0)	0 (0–0)	0 (0–0)	0 (0–0)	0 (0–0)	0 (0–0)	0 (0–0)	0 (0–0)	0 (0–0)	0 (0–0)	0 (0–0)	0 (0–0)	0 (0–0)	0 (0–0)	0 (0–0)	0 (0–0)	0 (0–0)	0 (0–0)	0 (0–0)	0
Rabies	0 (0–0)	0 (0–0)	0 (0–0)	0 (0–0)	0 (0–0)	0 (0–0)	0 (0–0)	0 (0–0)	0 (0–0)	0 (0–0)	0 (0–0)	0 (0–0)	0 (0–0)	0 (0–0)	0 (0–0)	0 (0–0)	0 (0–0)	0 (0–0)	0 (0–0)	0 (0–0)	0 (0–0)	0 (0–0)	0 (0–0)	0
Intestinal nematode infections	0 (0–0)	0 (0–0)	0 (0–0)	0 (0–0)	0 (0–0)	0 (0–0)	0 (0–0)	0 (0–0)	0 (0–0)	0 (0–0)	0 (0–0)	0 (0–0)	0 (0–0)	0 (0–0)	0 (0–0)	0 (0–0)	0 (0–0)	0 (0–0)	0 (0–0)	0 (0–0)	0 (0–0)	0 (0–0)	0 (0–0)	0
Ascariasis	0 (0–0)	0 (0–0)	0 (0–0)	0 (0–0)	0 (0–0)	0 (0–0)	0 (0–0)	0 (0–0)	0 (0–0)	0 (0–0)	0 (0–0)	0 (0–0)	0 (0–0)	0 (0–0)	0 (0–0)	0 (0–0)	0 (0–0)	0 (0–0)	0 (0–0)	0 (0–0)	0 (0–0)	0 (0–0)	0 (0–0)	0
Trichuriasis	0 (0–0)	0 (0–0)	0 (0–0)	0 (0–0)	0 (0–0)	0 (0–0)	0 (0–0)	0 (0–0)	0 (0–0)	0 (0–0)	0 (0–0)	0 (0–0)	0 (0–0)	0 (0–0)	0 (0–0)	0 (0–0)	0 (0–0)	0 (0–0)	0 (0–0)	0 (0–0)	0 (0–0)	0 (0–0)	0 (0–0)	0
Hookworm disease	0 (0–0)	0 (0–0)	0 (0–0)	0 (0–0)	0 (0–0)	0 (0–0)	0 (0–0)	0 (0–0)	0 (0–0)	0 (0–0)	0 (0–0)	0 (0–0)	0 (0–0)	0 (0–0)	0 (0–0)	0 (0–0)	0 (0–0)	0 (0–0)	0 (0–0)	0 (0–0)	0 (0–0)	0 (0–0)	0 (0–0)	0
Food-borne trematodiases	0 (0–0)	0 (0–0)	0 (0–0)	0 (0–0)	0 (0–0)	0 (0–0)	0 (0–0)	0 (0–0)	0 (0–0)	0 (0–0)	0 (0–0)	0 (0–0)	0 (0–0)	0 (0–0)	0 (0–0)	0 (0–0)	0 (0–0)	0 (0–0)	0 (0–0)	0 (0–0)	0 (0–0)	0 (0–0)	0 (0–0)	0
Leprosy	0 (0–0)	0 (0–0)	0 (0–0)	0 (0–0)	0 (0–0)	0 (0–0)	0 (0–0)	0 (0–0)	0 (0–0)	0 (0–0)	0 (0–0)	0 (0–0)	0 (0–0)	0 (0–0)	0 (0–0)	0 (0–0)	0 (0–0)	0 (0–0)	0 (0–0)	0 (0–0)	0 (0–0)	0 (0–0)	0 (0–0)	0
Ebola	0 (0–0)	0 (0–0)	0 (0–0)	0 (0–0)	0 (0–0)	0 (0–0)	0 (0–0)	0 (0–0)	0 (0–0)	0 (0–0)	0 (0–0)	0 (0–0)	0 (0–0)	0 (0–0)	0 (0–0)	0 (0–0)	0 (0–0)	0 (0–0)	0 (0–0)	0 (0–0)	0 (0–0)	0 (0–0)	0 (0–0)	0
Zika virus	0 (0–0)	0 (0–0)	0 (0–0)	0 (0–0)	0 (0–0)	0 (0–0)	0 (0–0)	0 (0–0)	0 (0–0)	0 (0–0)	0 (0–0)	0 (0–0)	0 (0–0)	0 (0–0)	0 (0–0)	0 (0–0)	0 (0–0)	0 (0–0)	0 (0–0)	0 (0–0)	0 (0–0)	0 (0–0)	0 (0–0)	0
Guinea worm disease	0 (0–0)	0 (0–0)	0 (0–0)	0 (0–0)	0 (0–0)	0 (0–0)	0 (0–0)	0 (0–0)	0 (0–0)	0 (0–0)	0 (0–0)	0 (0–0)	0 (0–0)	0 (0–0)	0 (0–0)	0 (0–0)	0 (0–0)	0 (0–0)	0 (0–0)	0 (0–0)	0 (0–0)	0 (0–0)	0 (0–0)	0
Other neglected tropical diseases	0 (0–0)	0 (0–0)	0 (0–0)	0 (0–0)	0 (0–0)	0 (0–0)	0 (0–0)	0 (0–0)	0 (0–0)	0 (0–0)	0 (0–0)	0 (0–0)	0 (0–0)	0 (0–0)	0 (0–0)	0 (0–0)	0 (0–0)	0 (0–0)	0 (0–0)	0 (0–0)	0 (0–0)	0 (0–0)	0 (0–0)	0
Other infectious diseases	0 (0–0)	0 (0–0)	0 (0–0)	0 (0–0)	0 (0–0)	0 (0–0)	0 (0–0)	0 (0–0)	0 (0–0)	0 (0–0)	0 (0–0)	0 (0–0)	0 (0–0)	0 (0–0)	0 (0–0)	0 (0–0)	0 (0–0)	0 (0–0)	0 (0–0)	0 (0–0)	0 (0–0)	0 (0–0)	0 (0–0)	0
Meningitis	0 (0–0)	0 (0–0)	0 (0–0)	0 (0–0)	0 (0–0)	0 (0–0)	0 (0–0)	0 (0–0)	0 (0–0)	0 (0–0)	0 (0–0)	0 (0–0)	0 (0–0)	0 (0–0)	0 (0–0)	0 (0–0)	0 (0–0)	0 (0–0)	0 (0–0)	0 (0–0)	0 (0–0)	0 (0–0)	0 (0–0)	0
Encephalitis	0 (0–0)	0 (0–0)	0 (0–0)	0 (0–0)	0 (0–0)	0 (0–0)	0 (0–0)	0 (0–0)	0 (0–0)	0 (0–0)	0 (0–0)	0 (0–0)	0 (0–0)	0 (0–0)	0 (0–0)	0 (0–0)	0 (0–0)	0 (0–0)	0 (0–0)	0 (0–0)	0 (0–0)	0 (0–0)	0 (0–0)	0
Diphtheria	0 (0–0)	0 (0–0)	0 (0–0)	0 (0–0)	0 (0–0)	0 (0–0)	0 (0–0)	0 (0–0)	0 (0–0)	0 (0–0)	0 (0–0)	0 (0–0)	0 (0–0)	0 (0–0)	0 (0–0)	0 (0–0)	0 (0–0)	0 (0–0)	0 (0–0)	0 (0–0)	0 (0–0)	0 (0–0)	0 (0–0)	0
Tetanus	0 (0–0)	0 (0–0)	0 (0–0)	0 (0–0)	0 (0–0)	0 (0–0)	0 (0–0)	0 (0–0)	0 (0–0)	0 (0–0)	0 (0–0)	0 (0–0)	0 (0–0)	0 (0–0)	0 (0–0)	0 (0–0)	0 (0–0)	0 (0–0)	0 (0–0)	0 (0–0)	0 (0–0)	0 (0–0)	0 (0–0)	0
Measles	0 (0–0)	0 (0–0)	0 (0–0)	0 (0–0)	0 (0–0)	0 (0–0)	0 (0–0)	0 (0–0)	0 (0–0)	0 (0–0)	0 (0–0)	0 (0–0)	0 (0–0)	0 (0–0)	0 (0–0)	0 (0–0)	0 (0–0)	0 (0–0)	0 (0–0)	0 (0–0)	0 (0–0)	0 (0–0)	0 (0–0)	0
Varicella and herpes zoster	0 (0–0)	0 (0–0)	0 (0–0)	0 (0–0)	0 (0–0)	0 (0–0)	0 (0–0)	0 (0–0)	0 (0–0)	0 (0–0)	0 (0–0)	0 (0–0)	0 (0–0)	0 (0–0)	0 (0–0)	0 (0–0)	0 (0–0)	0 (0–0)	0 (0–0)	0 (0–0)	0 (0–0)	0 (0–0)	0 (0–0)	0
Acute hepatitis	0 (0–0)	0 (0–0)	0 (0–0)	0 (0–0)	0 (0–0)	0 (0–0)	0 (0–0)	0 (0–0)	0 (0–0)	0 (0–0)	0 (0–0)	0 (0–0)	0 (0–0)	0 (0–0)	0 (0–0)	0 (0–0)	0 (0–0)	0 (0–0)	0 (0–0)	0 (0–0)	0 (0–0)	0 (0–0)	0 (0–0)	0
Acute hepatitis A	0 (0–0)	0 (0–0)	0 (0–0)	0 (0–0)	0 (0–0)	0 (0–0)	0 (0–0)	0 (0–0)	0 (0–0)	0 (0–0)	0 (0–0)	0 (0–0)	0 (0–0)	0 (0–0)	0 (0–0)	0 (0–0)	0 (0–0)	0 (0–0)	0 (0–0)	0 (0–0)	0 (0–0)	0 (0–0)	0 (0–0)	0
Acute hepatitis B	0 (0–0)	0 (0–0)	0 (0–0)	0 (0–0)	0 (0–0)	0 (0–0)	0 (0–0)	0 (0–0)	0 (0–0)	0 (0–0)	0 (0–0)	0 (0–0)	0 (0–0)	0 (0–0)	0 (0–0)	0 (0–0)	0 (0–0)	0 (0–0)	0 (0–0)	0 (0–0)	0 (0–0)	0 (0–0)	0 (0–0)	0
Acute hepatitis C	0 (0–0)	0 (0–0)	0 (0–0)	0 (0–0)	0 (0–0)	0 (0–0)	0 (0–0)	0 (0–0)	0 (0–0)	0 (0–0)	0 (0–0)	0 (0–0)	0 (0–0)	0 (0–0)	0 (0–0)	0 (0–0)	0 (0–0)	0 (0–0)	0 (0–0)	0 (0–0)	0 (0–0)	0 (0–0)	0 (0–0)	0
Acute hepatitis E	0 (0–0)	0 (0–0)	0 (0–0)	0 (0–0)	0 (0–0)	0 (0–0)

Other neoplasms	0·2 (0·1 to 0·4)	0·3 (0·1 to 0·5)	1·1 (0·4 to 1·4)	1·3 (0·6 to 1·9)	1·4 (0·6 to 2)	2 (1·4 to 2·8)	1·4 (0·8 to 2·1)	1·6 (1 to 2·4)	2·2 (1·4 to 3)	3·2 (2 to 4·6)	5·5 (3·9 to 7·5)	7·4 (5·3 to 9·9)	11·5 (7·7 to 15·6)	20·1 (13·9 to 29·4)	28·3 (20·5 to 37·2)	43·1 (43·4 to 52·7)	89·6 (59·6 to 114)	97·7 (66·6 to 127)	92·1 (62·4 to 121)	79·3 (49·9 to 99·2)	29·7 (24·1 to 35·5)	14·7 (9·4 to 20·6)	
Medulloblastoma, medulloblastoma, and other hemangioblastic	0·3 (0·1 to 0·4)	0·3 (0·1 to 0·5)	1·1 (0·4 to 1·4)	1·4 (0·6 to 1·9)	1·5 (0·6 to 2)	1·4 (1·4 to 2·8)	1·6 (0·8 to 2·1)	1·8 (1 to 2·4)	2·2 (1·4 to 3)	3·2 (2 to 4·6)	5·5 (3·9 to 7·5)	7·4 (5·3 to 9·9)	11·5 (7·7 to 15·6)	20·1 (13·9 to 29·4)	28·3 (20·5 to 37·2)	43·1 (43·4 to 52·7)	89·6 (59·6 to 114)	97·7 (66·6 to 127)	92·1 (62·4 to 121)	79·3 (49·9 to 99·2)	29·7 (24·1 to 35·5)	14·7 (9·4 to 20·6)	589
Benign and in situ intestinal neoplasms	0 (0 to 0)	0 (0 to 0)	0 (0 to 0)	0 (0 to 0)	0 (0 to 0)	0 (0 to 0)	0 (0 to 0)	0 (0 to 0)	0 (0 to 0)	0 (0 to 0)	0 (0 to 0)	0 (0 to 0)	0 (0 to 0)	0 (0 to 0)	0 (0 to 0)	0 (0 to 0)	0 (0 to 0)	0 (0 to 0)	0 (0 to 0)	0 (0 to 0)	0 (0 to 0)	0 (0 to 0)	
Benign and in situ cervical and uterine neoplasms	0 (0 to 0)	0 (0 to 0)	0 (0 to 0)	0 (0 to 0)	0 (0 to 0)	0 (0 to 0)	0 (0 to 0)	0 (0 to 0)	0 (0 to 0)	0 (0 to 0)	0 (0 to 0)	0 (0 to 0)	0 (0 to 0)	0 (0 to 0)	0 (0 to 0)	0 (0 to 0)	0 (0 to 0)	0 (0 to 0)	0 (0 to 0)	0 (0 to 0)	0 (0 to 0)	0 (0 to 0)	
Other benign and in situ neoplasms	0 (0 to 0)	0 (0 to 0)	0 (0 to 0)	0 (0 to 0)	0 (0 to 0)	0 (0 to 0)	0 (0 to 0)	0 (0 to 0)	0 (0 to 0)	0 (0 to 0)	0 (0 to 0)	0 (0 to 0)	0 (0 to 0)	0 (0 to 0)	0 (0 to 0)	0 (0 to 0)	0 (0 to 0)	0 (0 to 0)	0 (0 to 0)	0 (0 to 0)	0 (0 to 0)	0 (0 to 0)	
Cardiovascular diseases	1·2 (0·9 to 1·4)	1·7 (1·1 to 2·3)	11·5 (11 to 11·9)	13·6 (9·5 to 17·5)	12·7 (10·2 to 15·4)	19·6 (19·5 to 29·8)	36·9 (41·6 to 53·9)	52·3 (57·1 to 66·4)	71·1 (77·1 to 91·1)	122 (112 to 138)	252 (212 to 289)	522 (439 to 619)	898 (660 to 1,167)	977 (841 to 1,110)	1,380 (1,190 to 1,570)	2,030 (1,760 to 2,330)	2,970 (2,690 to 3,370)	4,148 (3,640 to 4,660)	4,866 (4,220 to 5,540)	5,690 (4,870 to 6,540)	5,130 (3,820 to 6,120)	2,870 (2,250 to 3,530)	39,450
Rheumatic heart disease	0 (0 to 0)	0 (0 to 0)	0·2 (0·2 to 0·4)	0·3 (0·2 to 0·3)	0·4 (0·2 to 0·5)	0·6 (0·4 to 0·9)	0·6 (0·4 to 1·1)	1·3 (0·7 to 1·4)	2 (0·9 to 1·9)	2·9 (2·1 to 3·2)	4·1 (2·5 to 4·6)	5·4 (3·9 to 6·1)	9·6 (6·3 to 11·4)	15 (9·6 to 19·4)	24·5 (11·3 to 19·4)	39·4 (20·3 to 29·7)	49·7 (27·3 to 42·8)	57·1 (32·7 to 52·6)	64·6 (37·6 to 70·9)	62·6 (37·5 to 82·6)	42·5 (27·6 to 55·1)	22·1 (14·2 to 29·3)	392
Ischemic heart disease	0 (0 to 0)	0 (0 to 0)	0 (0 to 0)	0·1 (0 to 0·1)	0·5 (0·3 to 0·6)	1·4 (0·9 to 1·6)	3·6 (2·7 to 4·3)	16·3 (12·3 to 21·1)	34·5 (27·2 to 42·6)	72 (57·2 to 88·5)	150 (121 to 179)	347 (272 to 420)	650 (520 to 780)	1,060 (841 to 1,270)	1,710 (1,360 to 2,060)	2,660 (2,110 to 3,210)	4,110 (3,270 to 4,960)	5,870 (4,660 to 7,080)	7,610 (6,060 to 9,180)	8,980 (7,150 to 10,800)	8,610 (6,860 to 10,400)	5,130 (4,080 to 6,230)	12,600
Stroke	0·2 (0 to 0·1)	0·2 (0·1 to 0·2)	1·2 (0·4 to 1·3)	2·2 (0·9 to 2·9)	1·4 (0·8 to 1·7)	1·9 (1·4 to 2·3)	2·2 (1·4 to 2·5)	2·7 (1·9 to 3·1)	3·6 (2·6 to 4·1)	5·2 (3·8 to 6·1)	8·6 (6·4 to 10·1)	13·2 (9·8 to 15·4)	20·7 (15·4 to 24·1)	29·7 (22·1 to 34·5)	42·6 (32·1 to 49·5)	61·2 (47·1 to 70·9)	87·2 (67·5 to 101)	112 (86·7 to 130)	134 (103·5 to 156)	150 (115·5 to 175)	151 (116·5 to 176)	129 (99·5 to 150)	17,100
Ischemic stroke	0 (0 to 0)	0·1 (0 to 0·1)	0·6 (0·2 to 0·8)	1·5 (0·6 to 2)	1·1 (0·6 to 1·4)	1·7 (1·2 to 2·2)	2·1 (1·4 to 2·5)	2·6 (1·8 to 3·1)	3·5 (2·5 to 4·2)	5·1 (3·7 to 6·1)	8·4 (6·2 to 10·1)	12·9 (9·5 to 15·4)	20·2 (14·9 to 24·1)	29·1 (21·6 to 34·5)	41·8 (31·4 to 49·5)	60·1 (46·2 to 70·9)	85·6 (66·2 to 101)	110 (85·1 to 130)	132 (102·1 to 156)	147 (113·5 to 175)	148 (114·3 to 176)	127 (98·1 to 150)	9,780
Intracerebral hemorrhage	0 (0 to 0·2)	0·1 (0 to 0·3)	0·4 (0·1 to 1·1)	0·7 (0·2 to 1·8)	0·4 (0·1 to 1·1)	0·5 (0·1 to 1·4)	0·6 (0·2 to 1·6)	0·8 (0·2 to 2·1)	1·1 (0·3 to 2·7)	1·6 (0·5 to 4·1)	2·6 (0·8 to 6·5)	4·1 (1·3 to 10·2)	6·3 (2·1 to 15·6)	9·2 (3·1 to 23·1)	13·2 (4·5 to 33·1)	19·1 (6·5 to 47·4)	27·1 (9·3 to 67·1)	34·9 (12·1 to 86·1)	41·8 (14·5 to 103·4)	46·7 (16·2 to 115·4)	46·9 (16·3 to 116·1)	39·5 (13·7 to 97·6)	1,490
Subarachnoid hemorrhage	0 (0 to 0)	0 (0 to 0)	0·2 (0·2 to 0·3)	0·4 (0·4 to 1)	0·3 (0·2 to 0·4)	0·4 (0·3 to 0·5)	0·5 (0·3 to 0·6)	0·6 (0·4 to 0·8)	0·8 (0·5 to 1·1)	1·2 (0·8 to 1·6)	1·9 (1·3 to 2·6)	3·1 (2·1 to 4·2)	4·8 (3·2 to 6·5)	7·1 (4·7 to 9·6)	10·2 (6·8 to 13·7)	14·7 (9·8 to 19·6)	20·9 (14·1 to 27·9)	26·9 (18·1 to 35·9)	32·2 (21·7 to 43·1)	36·1 (24·3 to 48·2)	36·2 (24·4 to 48·3)	30·5 (20·5 to 40·7)	2,600
Hypertensive heart disease	0 (0 to 0)	0 (0 to 0)	0·1 (0 to 0·1)	0·1 (0 to 0·2)	0·1 (0 to 0·2)	0·2 (0 to 0·3)	0·3 (0·2 to 0·5)	0·4 (0·3 to 0·6)	0·5 (0·3 to 0·8)	0·7 (0·5 to 1·1)	1·1 (0·7 to 1·7)	1·6 (1·1 to 2·5)	2·5 (1·7 to 3·8)	3·8 (2·6 to 5·7)	5·5 (3·8 to 8·1)	7·8 (5·4 to 11·5)	11·1 (7·7 to 16·3)	14·3 (9·9 to 21)	17·1 (11·8 to 25·1)	19·2 (13·3 to 28·2)	19·2 (13·3 to 28·3)	16·2 (11·2 to 23·8)	1,020
Non-rheumatic valvular heart disease	0 (0 to 0)	0 (0 to 0)	0 (0 to 0)	0 (0 to 0)	0 (0 to 0)	0·1 (0 to 0·1)	0·1 (0 to 0·1)	0·2 (0 to 0·3)	0·3 (0 to 0·4)	0·4 (0 to 0·7)	0·7 (0·4 to 1·1)	1·1 (0·7 to 1·7)	1·7 (1·1 to 2·6)	2·6 (1·7 to 3·8)	3·7 (2·5 to 5·4)	5·3 (3·6 to 7·7)	7·5 (5·1 to 10·9)	9·7 (6·7 to 14·1)	11·6 (7·9 to 16·9)	13·1 (8·9 to 18·9)	13·1 (8·9 to 18·9)	11·1 (7·6 to 16·1)	696
Non-rheumatic calcific aortic valve disease	0 (0 to 0)	0 (0 to 0)	0 (0 to 0)	0 (0 to 0)	0 (0 to 0)	0·1 (0 to 0·1)	0·1 (0 to 0·1)	0·2 (0 to 0·2)	0·3 (0 to 0·4)	0·4 (0 to 0·6)	0·6 (0·4 to 0·9)	0·9 (0·6 to 1·3)	1·4 (1 to 2·1)	2·1 (1·4 to 3·1)	3·1 (2·1 to 4·6)	4·4 (3·1 to 6·5)	6·3 (4·4 to 9·1)	8·1 (5·6 to 11·6)	9·7 (6·7 to 14·1)	11·0 (7·4 to 16·1)	11·1 (7·5 to 16·3)	9·4 (6·4 to 13·8)	581
Non-rheumatic degenerative mitral valve disease	0 (0 to 0)	0 (0 to 0)	0 (0 to 0)	0 (0 to 0)	0 (0 to 0)	0 (0 to 0)	0 (0 to 0)	0·1 (0 to 0·2)	0·2 (0 to 0·3)	0·3 (0 to 0·4)	0·4 (0 to 0·6)	0·6 (0 to 0·9)	0·9 (0·6 to 1·3)	1·3 (0·9 to 1·9)	1·9 (1·3 to 2·8)	2·8 (1·9 to 4·1)	4·1 (2·8 to 6·1)	5·3 (3·6 to 7·9)	6·4 (4·3 to 9·5)	7·3 (4·8 to 10·9)	7·4 (4·8 to 11·1)	6·3 (4·1 to 9·6)	444
Other non-rheumatic valve diseases	0 (0 to 0)	0 (0 to 0)	0 (0 to 0)	0 (0 to 0)	0 (0 to 0)	0 (0 to 0)	0 (0 to 0)	0 (0 to 0)	0 (0 to 0)	0 (0 to 0)	0 (0 to 0)	0 (0 to 0)	0 (0 to 0)	0 (0 to 0)	0 (0 to 0)	0 (0 to 0)	0 (0 to 0)	0 (0 to 0)	0 (0 to 0)	0 (0 to 0)	0 (0 to 0)	0 (0 to 0)	0 (0 to 0)	1·6
Cardiomyopathy and myocarditis	0·3 (0·1 to 0·7)	0·3 (0·2 to 0·9)	1·3 (0·4 to 1·8)	2·5 (0·9 to 3·6)	1·4 (0·7 to 2·1)	2·5 (1·7 to 3·1)	2·1 (1·1 to 3·2)	2·3 (1·3 to 3·3)	2·6 (1·6 to 3·6)	3·1 (2·1 to 4·2)	4·2 (2·9 to 5·7)	5·6 (3·9 to 7·5)	8·1 (5·7 to 10·9)	11·2 (7·9 to 15·1)	15·2 (10·9 to 20·2)	20·7 (14·9 to 27·1)	27·1 (19·8 to 35·2)	32·7 (23·4 to 42·1)	36·9 (26·1 to 47·1)	38·7 (27·1 to 49·5)	36·2 (25·3 to 46·3)	30·1 (21·1 to 38·5)	1,240
Hypertensive heart disease	0 (0 to 0)	0 (0 to 0)	0 (0 to 0)	0 (0 to 0)	0 (0 to 0)	0 (0 to 0)	0 (0 to 0)	0 (0 to 0)	0 (0 to 0)	0 (0 to 0)	0 (0 to 0)	0 (0 to 0)	0 (0 to 0)	0 (0 to 0)	0 (0 to 0)	0 (0 to 0)	0 (0 to 0)	0 (0 to 0)	0 (0 to 0)	0 (0 to 0)	0 (0 to 0)	0 (0 to 0)	0 (0 to 0)	0
Myocarditis	0 (0 to 0·1)	0 (0 to 0·2)	0·3 (0·1 to 0·6)	0·5 (0·2 to 0·9)	0·3 (0·2 to 0·6)	0·5 (0·2 to 0·6)	0·4 (0·2 to 0·6)	0·5 (0·2 to 0·6)	0·6 (0·3 to 0·8)	0·8 (0·4 to 1·1)	1·1 (0·6 to 1·5)	1·5 (0·9 to 2·1)	2·2 (1·3 to 3·1)	3·1 (1·8 to 4·3)	4·3 (2·5 to 6·1)	6·1 (3·5 to 8·5)	8·5 (4·9 to 11·9)	10·3 (5·9 to 14·5)	11·9 (6·9 to 16·8)	12·7 (7·3 to 17·9)	12·7 (7·3 to 17·9)	10·7 (6·2 to 15·1)	556
Alcoholic cardiomyopathy	0 (0 to 0)	0 (0 to 0)	0 (0 to 0)	0 (0 to 0)	0 (0 to 0)	0 (0 to 0)	0 (0 to 0)	0 (0 to 0)	0 (0 to 0)	0 (0 to 0)	0 (0 to 0)	0 (0 to 0)	0 (0 to 0)	0 (0 to 0)	0 (0 to 0)	0 (0 to 0)	0 (0 to 0)	0 (0 to 0)	0 (0 to 0)	0 (0 to 0)	0 (0 to 0)	0 (0 to 0)	0 (0 to 0)	0
Other cardiomyopathy	0·2 (0·1 to 0·4)	0·3 (0·2 to 0·7)	1·4 (0·4 to 2·1)	2·1 (0·9 to 2·9)	1·9 (1·1 to 2·6)	3·5 (2·4 to 4·4)	2·4 (1·4 to 3·2)	3·1 (2·1 to 4·2)	3·6 (2·4 to 4·7)	4·5 (3·1 to 6·1)	6·1 (4·2 to 8·1)	7·6 (5·3 to 10·1)	10·9 (7·5 to 14·6)	15·6 (10·8 to 20·9)	21·5 (15·1 to 28·6)	30·9 (21·6 to 41·2)	41·1 (29·3 to 54·7)	49·7 (35·4 to 66·2)	56·1 (39·7 to 74·6)	58·8 (41·6 to 78·1)	55·1 (38·9 to 73·2)	45·8 (32·3 to 60·8)	1,890
Atrial fibrillation and flutter	0 (0 to 0)	0 (0 to 0)	0 (0 to 0)	0 (0 to 0)	0 (0 to 0)	0 (0 to 0)	0 (0 to 0)	0 (0 to 0)	0 (0 to 0)	0 (0 to 0)	0 (0 to 0)	0 (0 to 0)	0 (0 to 0)	0 (0 to 0)	0 (0 to 0)	0 (0 to 0)	0 (0 to 0)	0 (0 to 0)	0 (0 to 0)	0 (0 to 0)	0 (0 to 0)	0 (0 to 0)	0 (0 to 0)	0
Aortic aneurysm	—	—	—	—	—	—	—	—	—	—	—	—	—	—	—	—	—	—	—	—	—	—	—
Endocarditis	0 (0 to 0)	0 (0 to 0)	0·2 (0·2 to 0·3)	0·3 (0·2 to 0·4)	0·2 (0·2 to 0·3)	0·4 (0·3 to 0·5)	0·4 (0·3 to 0·5)	0·6 (0·4 to 0·7)	0·8 (0·5 to 1·1)	1·2 (0·8 to 1·6)	1·6 (1·1 to 2·1)	2·2 (1·5 to 2·9)	3·2 (2·2 to 4·2)	4·4 (3·1 to 5·7)	6·2 (4·3 to 8·1)	8·6 (6·1 to 11·2)	11·3 (8·1 to 14·7)	13·5 (9·7 to 17·5)	15·1 (10·9 to 19·6)	15·5 (11·2 to 20·1)	14·8 (10·7 to 19·2)	12·7 (9·2 to 16·5)	1,130
Other cardiovascular and circulatory diseases	0·4 (0·4 to 1·3)	0·9 (0·4 to 1·4)	3·7 (1·7 to 5·3)	3·9 (2·5 to 5·2)	2·9 (2·4 to 3·4)	4·5 (3·4 to 5·1)	2·4 (1·9 to 3·1)	3·6 (2·9 to 4·3)	3·7 (3·1 to 4·4)	5·1 (4·3 to 6·1)	6·9 (5·9 to 8·1)	9·6 (8·2 to 11·2)	14 (11·9 to 16·4)	19·4 (16·4 to 22·6)	26·2 (22·1 to 30·5)	34·9 (29·4 to 40·5)	43·8 (36·9 to 50·9)	51·7 (43·5 to 60·1)	57·5 (48·4 to 66·8)	59·2 (49·8 to 68·8)	55·4 (46·6 to 64·3)	47·6 (39·9 to 55·3)	759
Chronic respiratory diseases	0 (0 to 0)	0 (0 to 0)	44·6 (39·9 to 49·3)	79·3 (43·9 to 137)	63·9 (42·7 to 106)	49·1 (31·7 to 76·1)	34·7 (24·7 to 49·3)	34·2 (24·7 to 47·6)	37·1 (27·3 to 50·4)	47·2 (34·6 to 64·2)	67·3 (49·1 to 91)	113 (84·1 to 150)	192 (138·6 to 260)	340 (246·1 to 453)	557 (397·6 to 764)	1,020 (707·1 to 1,390)	1,770 (1,240 to 2,400)	2,940 (2,060 to 3,980)	4,270 (2,980 to 5,770)	5,440 (3,800 to 7,350)	5,770 (4,020 to 7,800)	4,770 (3,320 to 6,450)	8,770
Chronic obstructive pulmonary disease	0 (0 to 0)	0 (0 to 0)	2·1 (1·9 to 2·3)	3·6 (1·9 to 5·1)	1·4 (0·8 to 1·8)	0·8 (0·5 to 1·1)	0·6 (0·4 to 0·8)	0·7 (0·5 to 0·9)	0·9 (0·6 to 1·2)	1·2 (0·8 to 1·7)	2·0 (1·3 to 2·8)	3·3 (2·2 to 4·6)	5·4 (3·6 to 7·6)	8·6 (5·7 to 12·1)	13·2 (8·8 to 18·6)	20·2 (13·5 to 28·4)	29·7 (19·9 to 41·8)	39·8 (26·7 to 56·1)	48·3 (32·4 to 68·1)	52·8 (35·4 to 74·4)	52·1 (34·9 to 73·4)	45·2 (30·3 to 63·7)	5,320
Pneumoconiosis	0 (0 to 0)	0 (0 to 0)	0 (0 to 0)	0 (0 to 0)	0 (0 to 0)	0 (0 to 0·1)	0 (0 to 0·1)	0 (0 to 0·1)	0 (0 to 0·1)	0 (0 to 0·1)	0 (0 to 0·1)	0 (0 to 0·1)	0 (0 to 0·2)	0 (0 to 0·3)	0 (0 to 0·4)	0 (0 to 0·5)	0 (0 to 0·6)	0 (0 to 0·8)	0 (0 to 1)	0 (0 to 1·2)	0 (0 to 1·2)	0 (0 to 1·1)	0 (0 to 1·1)	183
Silicosis	0 (0 to 0)	0 (0 to 0)	0 (0 to 0)	0 (0 to 0)	0 (0 to 0)	0 (0 to 0)	0 (0 to 0)	0 (0 to 0)	0 (0 to 0)	0 (0 to 0)	0 (0 to 0)	0 (0 to 0)	0 (0 to 0)	0 (0 to 0)	0 (0 to 0)	0 (0 to 0)	0 (0 to 0)	0 (0 to 0)	0 (0 to 0)	0 (0 to 0)	0 (0 to 0)	0 (0 to 0)	0 (0 to 0)	47·4
Asbestosis	0 (0 to 0)	0 (0 to 0)	0 (0 to 0)	0 (0 to 0)	0 (0 to 0)	0 (0 to 0)	0 (0 to 0)	0 (0 to 0)	0 (0 to 0)	0 (0 to 0)	0 (0 to 0)	0 (0 to 0)	0 (0 to 0)	0 (0 to 0)	0 (0 to 0)	0 (0 to 0)	0 (0 to 0)	0 (0 to 0)	0 (0 to 0)	0 (0 to 0)	0 (0 to 0)	0 (0 to 0)	0 (0 to 0)	42·4
Coal workers pneumoconiosis	0 (0 to 0)	0 (0 to 0)	0 (0 to 0)	0 (0 to 0)	0 (0 to 0)	0 (0 to 0)	0 (0 to 0)	0 (0 to 0)	0 (0 to 0)	0 (0 to 0)	0 (0 to 0)	0 (0 to 0)	0 (0 to 0)	0 (0 to 0)	0 (0 to 0)	0 (0 to 0)	0 (0 to 0)	0 (0 to 0)	0 (0 to 0)	0 (0 to 0)	0 (0 to 0)	0 (0 to 0)	0 (0 to 0)	9·9
Other pneumoconiosis	0 (0 to 0)	0 (0 to 0)	0 (0 to 0)	0 (0 to 0)	0 (0 to 0)	0 (0 to 0)	0 (0 to 0)	0 (0 to 0)	0 (0 to 0)	0 (0 to 0)	0 (0 to 0)	0 (0 to 0)	0 (0 to 0)	0 (0 to 0)	0 (0 to 0)	0 (0 to 0)	0 (0 to 0)	0 (0 to 0)	0 (0 to 0)	0 (0 to 0)	0 (0 to 0)	0 (0 to 0)	0 (0 to 0)	1
Other pneumoconiosis	0 (0 to 0)	0 (0 to 0)	0 (0 to 0)	0 (0 to 0)	0 (0 to 0)	0 (0 to 0)	0 (0 to 0)	0 (0 to 0)	0 (0 to 0)	0 (0 to 0)	0 (0 to 0)	0 (0 to 0)	0 (0 to 0)	0 (0 to 0)	0 (0 to 0)	0 (0 to 0)	0 (0 to 0)	0 (0 to 0)	0 (0 to 0)	0 (0 to 0)	0 (0 to 0)	0 (0 to 0)	0 (0 to 0)	0
Asthma	0 (0 to 0)	0 (0 to 0)	19·6 (18·6 to 24·9)	28·8 (28·3 to 128)	32·2 (33·5 to 155)	39·3 (39·6 to 83·3)	29·1 (19·2 to 41·9)	24·2 (16·9 to 32·7)	20·2 (13·3 to 27·4)	18·4 (12·3 to 25·1)	20·1 (13·5 to 27·5)	24·4 (16·9 to 33·5)	32·7 (23·3 to 44·1)	46·1 (33·9 to 61·9)	66·8 (49·1 to 90·1)	97·6 (73·9 to 129)	134 (99·9 to 182)	167 (121 to 227)	192 (139·7 to 263)	208 (147·9 to 287)	205 (147·9 to 283)	178 (129·1 to 246)	1,410
Interstitial lung disease and pulmonary sarcoidosis	0 (0 to 0)	0 (0 to 0)	0·1 (0 to 0·1)	0·1 (0 to 0·1)	0·1 (0 to 0·1)	0·1 (0 to 0·2)	0·1 (0 to 0·2)	0·2 (0 to 0·3)	0·2 (0 to 0·3)	0·3 (0 to 0·4)	0·4 (0 to 0·6)	0·6 (0 to 0·8)	0·9 (0 to 1·2)	1·3 (0·9 to 1·8)	1·9 (1·3 to 2·6)	2·8 (1·9 to 3·8)	4·1 (2·8 to 5·6)	5·4 (3·6 to 7·3)	6·5 (4·3 to 8·8)	7·2 (4·8 to 9·8)	7·2 (4·8 to 9·8)	6·2 (4·1 to 8·4)	1,340
Other chronic respiratory diseases	0·3 (0·2 to 0·3)	0·3 (0·2 to 0·3)	2·3 (1·9 to 2·6)	3·4 (2·1 to 4·3)	3·6 (2·2 to 4·6)	3·7 (2·4 to 4·4)	2·4 (1·6 to 3·2)	2·6 (1·8 to 3·4)	2·9 (2·1 to 3·8)	3·6 (2·6 to 4·7)	4·8 (3·5 to 6·2)	6·5 (4·7 to 8·3)	9·2 (6·7 to 11·8)	13·1 (9·7 to 16·9)	18·4 (13·7 to 23·8)	25·7 (19·1 to 33·1)	34·6 (25·7 to 44·3)	42·3 (31·4 to 54·1)	47·8 (35·5 to 61·1)	49·8 (37·1 to 63·5)	47·4 (35·3 to 60·4)	41·6 (31·1 to 53·1)	122
Digestive diseases	0·3 (0·3 to 0·3)	0·3 (0·3 to 0·3)	3·4 (3·3 to 3·5)	3·6 (3·6 to 3·7)	2·1 (2·1 to 2·2)	1·3 (1·3 to 1·4)	0·9 (0·9 to 1·1)	0·9 (0·9 to 1·1)	1·1 (1·1 to 1·2)	1·4 (1·4 to 1·5)	1·9 (1·9 to 2·1)	2·6 (2·6 to 2·8)	3·8 (3·8 to 4·1)	5·4 (5·4 to 5·8)	7·8 (7·8 to 8·3)	11·2 (11·2 to 11·9)	15·9 (15·9 to 16·9)	20·5 (20·5 to 21·8)	24·1 (24·1 to 25·6)	25·6 (25·6 to 27·2)	25·1 (25·1 to 26·7)	21·8 (21·8 to 23·2)	6,310
Cirrhosis and other chronic liver diseases	0 (0 to 0)	0 (0 to 0)	2·6 (1·9 to 3·4)	2·1 (1·3 to 3·1)	1·3 (0·9 to 1·8)	3·6 (2·6 to 4·3)	4·8 (3·7 to 5·6)	7·1 (5·7 to 7·7)	11·1 (9·4 to 12·5)	16·1 (14·1 to 17·5)	24·7 (22·1 to 26·5)	36·9 (33·2 to 39·4)	54·1 (49·1 to 57·5)	74·0 (67·4 to 78·5)	104·1 (94·1 to 110·6)	134·5 (121·9 to 142·5)	165·9 (150·6 to 175·3)	191·1 (173·9 to 201·9)	204·1 (185·9 to 215·3)	204·5 (186·3 to 216·1)	191·1 (174·2 to 201·9)	161·8 (147·6 to 170·9)	7,760
Cirrhosis and other chronic liver diseases due to hepatitis B	0 (0 to 0)	0 (0 to 0)	0·6 (0·4 to 0·8)	0·5 (0·3 to 0·7)	0·3 (0·2 to 0·4)	0·8 (0·6 to 1·1)	1·1 (0·8 to 1·4)	1·6 (1·2 to 2·1)	2·5 (1·9 to 3·2)	3·6 (2·8 to 4·6)	5·5 (4·3 to 7·1)	8·2 (6·4 to 10·5)	12·1 (9·4 to 15·5)	16·5 (12·8 to 21·1)	23·2 (18·1 to 29·6)	29·9 (23·4 to 38·2)	36·9 (28·9 to 47·1)	42·5 (33·3 to 54·3)	45·4 (35·6 to 58·1)	45·5 (35·6 to 58·1)	42·5 (33·3 to 54·3)	35·9 (28·1 to 45·9)	1,720
Cirrhosis and other chronic liver diseases due to hepatitis C	0 (0 to 0)	0 (0 to 0)	0·1 (0 to 0·1)	0·2 (0·2 to 0·3)	0·2 (0·1 to 0·3)	0·7 (0·4 to 0·9)	1·2 (0·7 to 1·5)	2·3 (1·4 to 2·9)	3·8 (2·4 to 4·8)	5·7 (3·7 to 7·1)	8·8 (5·8 to 11·1)	12·9 (8·6 to 16·2)	19·1 (12·8 to 24·1)	26·1 (17·6 to 33·1)	36·7 (24·8 to 46·5)	47·3 (32·1 to 59·9)	58·3 (39·6 to 74·1)	67·1 (45·7 to 85·1)	72·1 (49·1 to 91·5)	72·1 (49·1 to 91·5)	67·1 (45·7 to 85·1)	56·8 (38·7 to 72·1)	2,400
Cirrhosis and other chronic liver diseases due to alcohol use	0 (0 to 0)	0 (0 to 0)	0 (0 to 0)	0 (0 to 0)	0 (0 to 0)	0 (0 to 0)	0·2 (0 to 0·3)	0·3 (0 to 0·5)	0·5 (0 to 0·8)	0·8 (0 to 1·2)	1·2 (0·8 to 1·8)	1·8 (1·2 to 2·7)	2·7 (1·8 to 4·1)	3·7 (2·5 to 5·6)	5·2 (3·5 to 7·9)	6·7 (4·5 to 10·1)	8·3 (5·6 to 12·5)	9·5 (6·4 to 14·3)	10·2 (6·9 to 15·4)	10·2 (6·9 to 15·4)	9·5 (6·4 to 14·3)	8·0 (5·4 to 12·1)	340
Cirrhosis and other chronic liver diseases due to NAFLD	0 (0 to 0)	0 (0 to 0)	0 (0 to 0)	0 (0 to 0)	0 (0 to 0)	0 (0 to 0)	0·1 (0 to 0·1)	0·2 (0 to 0·2)	0·3 (0 to 0·5)	0·5 (0 to 0·7)	0·8 (0·5 to 1·1)	1·2 (0·8 to 1·6)	1·8 (1·2 to 2·4)	2·5 (1·7 to 3·4)	3·5 (2·4 to 4·8)	4·5 (3·1 to 6·1)	5·6 (3·8 to 7·6)	6·4 (4·3 to 8·6)	6·9 (4·7 to 9·3)	6·9 (4·7 to 9·3)	6·4 (4·3 to 8·6)	5·4 (3·7 to 7·3)	230
Cirrhosis and other chronic liver diseases due to other causes	0·1 (0 to 0·1)	0·1 (0 to 0·1)	0·7 (0·4 to 0·9)	1·1 (0·6 to 1·5)	0·8 (0·5 to 1·1)	2·1 (1·4 to 2·6)	2·8 (2·1 to 3·3)	4·1 (3·2 to 4·7)	6·3 (5·1 to 7·2)	9·1 (7·5 to 10·2)	13·9 (11·7 to 15·5)	20·4 (17·3 to 22·6)	30·1 (25·6 to 33·3)	41·1 (34·9 to 45·4)	57·8 (49·1 to 63·9)	74·5 (63·3 to 82·4)	91·9 (78·1 to 101·6)	105·8 (90·1 to 117·0)	113·6 (96·7 to 125·6)	113·6 (96·7 to 125·6)	105·8 (90·1 to 117·0)	89·9 (76·6 to 99·4)	3,870
Upper digestive system diseases	0·1 (0 to 0·1)	0·1 (0 to 0·1)	1·2 (0·6 to 1·6)	1·3 (0·6 to 1·7)	0·8 (0·4 to 1·1)	1·2 (0·6 to 1·6)	1·1 (0·6 to 1·5)	1·3 (0·7 to 1·7)	1·6 (0·9 to 2·1)	2·1 (1·3 to 2·7)	3·1 (2·1 to 4·2)	4·5 (3·1 to 6·1)	6·7 (4·6 to 9·1)	9·5 (6·5 to 12·9)	13·5 (9·2 to 18·3)	18·4 (12·6 to 24·9)	24·5 (16·8 to 33·1)	29·7 (20·4 to 40·1)	33·2 (22·8 to 44·9)	34·1 (23·4 to 46·1)	32·1 (22·1 to 43·4)	27·2 (18·7 to 36·8)	1,600
Peptic ulcer disease	0 (0 to 0)	0 (0 to 0)	0·6 (0·5 to 0·8)	0·7 (0·5 to 0·9)	0·4 (0·3 to 0·5)	0·6 (0·5 to 0·8)	0·5 (0·4 to 0·7)	0·7 (0·5 to 0·9)	0·8 (0·6 to 1·1)	1·1 (0·8 to 1·4)	1·6 (1·2 to 2·1)	2·3 (1·7 to 3·1)	3·4 (2·5 to 4·5)	4·8 (3·6 to 6·4)	6·9 (5·1 to 9·2)	9·4 (6·9 to 12·3)	12·4 (9·1 to 16·3)	15·1 (11·1 to 19·8)	16·9 (12·4 to 22·2)	17·3 (12·7 to 22·7)	16·3 (12·0 to 21·4)	13·8 (10·2 to 18·1)	434
Gastritis and duodenitis	0 (0 to 0)	0 (0 to 0)	0·1 (0 to 0·2)	0·1 (0 to 0·2)	0·1 (0 to 0·2)	0·2 (0 to 0·3)	0·2 (0 to 0·4)	0·3 (0 to 0·4)	0·4 (0 to 0·5)	0·5 (0 to 0·7)	0·7 (0 to 1·0)	1·0 (0 to 1·4)	1·5 (1 to 2·1)	2·1 (1·5 to 2·9)	3·0 (2·1 to 4·1)	4·1 (2·9 to 5·6)	5·5 (3·8 to 7·5)	6·6 (4·6 to 9·1)	7·4 (5·1 to

Congenital birth defects	106 (62·4 to 139)	61 (49·2 to 75·9)	166 (121 to 211)	126 (102 to 150)	64·7 (49 to 85·1)	59·4 (42·3 to 81·4)	52·5 (38·6 to 71·2)	29·9 (23·3 to 37·4)	25·7 (20·2 to 32·6)	23·6 (20 to 32·4)	29·2 (22·4 to 37)	31·1 (24 to 39·2)	29·7 (21·4 to 37·3)	22·6 (17·2 to 29·1)	22·6 (17 to 29·6)	25·4 (19·1 to 32·6)	29·6 (19·2 to 39·4)	19·6 (12·2 to 22·3)	11 (7 to 16·1)	7·6 (5·1 to 11·7)	5·5 (3·6 to 9·2)	2·6 (1·7 to 4·2)	1 (0·6 to 1·9)		945
Neural tube defects	19·1 (11·8 to 29·2)	10·1 (7·6 to 13·1)	29·1 (21·5 to 37·5)	21·7 (15·7 to 28·2)	11·1 (7·9 to 15·2)	9·2 (6·2 to 13·2)	8·6 (5·7 to 12·3)	5·2 (3·8 to 7·2)	4·3 (3·2 to 5·7)	3·9 (2·9 to 5·2)	4·5 (3·2 to 6·2)	5·1 (3·6 to 7·1)	4·7 (3·2 to 6·5)	3·8 (2·6 to 5·2)	3·8 (2·6 to 5·1)	4·3 (2·9 to 6·1)	4·9 (3·1 to 7·2)	3·3 (2·1 to 5·1)	1·9 (1·2 to 3·1)	1·3 (0·8 to 2·1)	0·9 (0·5 to 1·6)	0·3 (0·2 to 0·6)	0·2 (0·1 to 0·4)		156
Congenital heart anomalies	0 (77·6 to 157·1)	0 (49·4 to 101·7)	0 (124·8 to 214·3)	0 (97·6 to 156·1)	0 (49·3 to 84·1)	0 (33·2 to 59·1)	0 (25·6 to 46·1)	0 (18·5 to 32·4)	0 (14·2 to 25·1)	0 (13·9 to 24·9)	0 (16·1 to 29·1)	0 (16·9 to 30·4)	0 (14·7 to 27·1)	0 (11·4 to 20·9)	0 (11·4 to 20·9)	0 (13·4 to 24·2)	0 (14·5 to 27·1)	0 (9·9 to 19·2)	0 (5·4 to 10·1)	0 (3·7 to 7·3)	0 (2·6 to 4·9)	0 (1·2 to 2·4)	0 (0·5 to 1·2)		382
Orofacial clefts	0 (0·9 to 2·1)	0 (0·5 to 1·2)	0·4 (0·2 to 0·7)	0·6 (0·4 to 1·4)	0·6 (0·3 to 1·1)	0·6 (0·3 to 1·4)	0·6 (0·3 to 1·4)	0·7 (0·3 to 1·3)	0·7 (0·3 to 1·3)	0·8 (0·3 to 1·5)	1 (0·5 to 1·9)	1·2 (0·5 to 2·2)	1·3 (0·5 to 2·5)	1·1 (0·4 to 2·2)	1·1 (0·4 to 2·2)	1·2 (0·5 to 2·3)	1·6 (0·6 to 2·9)	1·4 (0·5 to 2·6)	1·1 (0·4 to 1·9)	0·9 (0·3 to 1·7)	0·7 (0·3 to 1·3)	0·4 (0·1 to 0·7)	0·1 (0·1 to 0·3)		18
Down syndrome	1·6 (0·8 to 2·6)	1·7 (1 to 2·5)	4·6 (2·7 to 6·8)	4·9 (2·9 to 6·8)	2·6 (2 to 4·1)	3·2 (2·2 to 4·4)	3·1 (2·2 to 4·1)	2·7 (1·9 to 3·7)	2·5 (1·8 to 3·7)	2·7 (1·9 to 3·7)	2·5 (1·7 to 3·4)	2·2 (1·6 to 3·1)	1·6 (1 to 2·3)	1·1 (0·6 to 1·6)	1·1 (0·7 to 1·6)	1·7 (1 to 2·6)	0·8 (0·5 to 1·1)	0·5 (0·3 to 0·9)	0·3 (0 to 0·6)	0·3 (0 to 0·6)	0·3 (0 to 0·6)	0·3 (0 to 0·6)	0·3 (0 to 0·6)		42·7
Turner syndrome	0 (0 to 0)	0 (0 to 0)	0 (0 to 0)	0 (0 to 0·2)	0·1 (0 to 0·3)	0·1 (0 to 0·3)	0·1 (0·1 to 0·3)	0·1 (0·1 to 0·2)	0·1 (0·1 to 0·2)	0·1 (0·1 to 0·2)	0·1 (0·1 to 0·2)	0·1 (0·1 to 0·2)	0·1 (0·1 to 0·2)	0·1 (0 to 0·1)	0·1 (0 to 0·1)	0·1 (0 to 0·1)	0·1 (0 to 0·1)	0·1 (0 to 0·1)	0·1 (0 to 0·1)	0·1 (0 to 0·1)	0·1 (0 to 0·1)	0·1 (0 to 0·1)	0·1 (0 to 0·1)		1·3
Klinefelter syndrome	0 (0 to 0)	0 (0 to 0)	0 (0 to 0)

SR Table 2c: Fukuoka DALYS by cause and age group for both sexes with 95% uncertainty intervals, 2019

Cause	Early Neonatal	Late Neonatal	Post Neonatal	1 to 4	5 to 9	10 to 14	15 to 19	20 to 24	25 to 29	30 to 34	35 to 39	40 to 44	45 to 49	50 to 54	55 to 59	60 to 64	65 to 69	70 to 74	75 to 79	80 to 84	85 to 89	90 to 94	95 plus	Total
All causes	2,559 (2,020 to 3,060)	196 (97 to 378)	4,190 (3,756 to 4,700)	7,709 (6,570 to 8,990)	6,260 (4,930 to 7,850)	12,660 (9,920 to 15,900)	19,650 (15,720 to 23,600)	23,860 (19,430 to 29,600)	26,660 (22,660 to 30,400)	33,400 (29,360 to 37,900)	43,960 (39,140 to 48,500)	57,050 (51,660 to 62,000)	71,200 (64,900 to 76,900)	71,900 (64,900 to 78,900)	81,200 (73,600 to 88,700)	102,000 (92,900 to 111,000)	146,000 (132,000 to 160,000)	186,000 (169,000 to 199,000)	194,000 (176,000 to 211,000)	197,000 (178,000 to 215,000)	166,000 (150,000 to 181,000)	83,500 (75,400 to 91,600)	1,480,000 (1,480,000 to 1,480,000)
Communicable, maternal, neonatal, and nutritional diseases	1,260 (1,070 to 1,460)	332 (220 to 496)	970 (770 to 1,210)	1,470 (1,170 to 2,070)	1,300 (990 to 1,840)	1,150 (730 to 1,810)	1,330 (760 to 1,770)	1,260 (700 to 1,870)	1,270 (810 to 1,900)	1,660 (1,060 to 2,600)	1,970 (1,270 to 3,020)	2,500 (1,670 to 3,660)	2,670 (1,870 to 3,900)	2,360 (1,760 to 3,410)	2,710 (2,000 to 3,700)	3,460 (2,700 to 4,560)	4,530 (3,500 to 5,940)	6,620 (4,900 to 8,820)	7,430 (5,660 to 9,630)	8,920 (6,900 to 11,200)	11,900 (9,000 to 15,300)	8,090 (6,330 to 10,300)	3,810 (3,660 to 4,000)	64,400
HIV/AIDS and sexually transmitted infections	0 (0 to 1)	0 (0 to 0)	12 (9 to 17)	11 (9 to 14)	3 (2 to 4)	5 (3 to 7)	30 (24 to 37)	64 (51 to 78)	79 (63 to 97)	102 (82 to 125)	125 (101 to 154)	142 (114 to 176)	150 (120 to 186)	140 (112 to 174)	140 (112 to 174)	139 (111 to 173)	110 (87 to 137)	79 (62 to 98)	50 (39 to 62)	29 (23 to 36)	17 (13 to 21)	8 (6 to 10)	2 (1 to 3)	978
HIV/AIDS	0 (0 to 0)	0 (0 to 0)	12 (8.5 to 12.1)	11 (9.4 to 14.1)	3 (2.6 to 4.1)	5 (3.7 to 7.2)	30 (24.6 to 37.1)	64 (51.1 to 78.5)	79 (63.8 to 96.9)	102 (82.9 to 125.6)	125 (101.4 to 154.3)	142 (114.7 to 175.6)	150 (119.1 to 186.4)	140 (111.7 to 173.7)	140 (111.7 to 173.7)	139 (110.8 to 172.8)	110 (87.2 to 136.7)	79 (62.3 to 97.9)	50 (39.4 to 62.3)	29 (23.2 to 35.8)	17 (13.6 to 20.9)	8 (6.4 to 9.8)	2 (1.5 to 2.5)	964
HIV/AIDS - Drug-susceptible Tuberculosis	0 (0 to 0)	0 (0 to 0)	0.1 (0.1 to 0.2)	3.5 (2.1 to 5.2)	1 (0.6 to 1.6)	0.6 (0.4 to 0.9)	0.7 (0.4 to 1.1)	1.8 (1.1 to 2.7)	2.5 (1.5 to 3.7)	3.6 (2.2 to 5.3)	5.6 (3.5 to 7.9)	7.6 (4.8 to 10.7)	8.6 (5.3 to 11.9)	8.4 (5.2 to 11.7)	10.4 (6.4 to 14.5)	12.4 (7.7 to 17.1)	12.4 (7.7 to 17.1)	10.4 (6.4 to 14.3)	8.3 (5.1 to 11.4)	5.8 (3.6 to 8.0)	3.3 (2.0 to 4.5)	1.5 (0.9 to 2.1)	0.4 (0.2 to 0.6)	69.5
HIV/AIDS - Multidrug-resistant Tuberculosis without extensi	0 (0 to 0)	0 (0 to 0)	0 (0 to 0)	0 (0 to 0)	0 (0 to 0)	0 (0 to 0)	0 (0 to 0)	0 (0 to 0)	0 (0 to 0)	0 (0 to 0)	0 (0 to 0)	0 (0 to 0)	0 (0 to 0)	0 (0 to 0)	0 (0 to 0)	0 (0 to 0)	0 (0 to 0)	0 (0 to 0)	0 (0 to 0)	0 (0 to 0)	0 (0 to 0)	0 (0 to 0)	0 (0 to 0)	0 (0 to 0)	0
HIV/AIDS - Extensively drug-resistant Tuberculosis	0 (0 to 0)	0 (0 to 0)	0 (0 to 0)	0 (0 to 0)	0 (0 to 0)	0 (0 to 0)	0 (0 to 0)	0 (0 to 0)	0 (0 to 0)	0 (0 to 0)	0 (0 to 0)	0 (0 to 0)	0 (0 to 0)	0 (0 to 0)	0 (0 to 0)	0 (0 to 0)	0 (0 to 0)	0 (0 to 0)	0 (0 to 0)	0 (0 to 0)	0 (0 to 0)	0 (0 to 0)	0 (0 to 0)	0 (0 to 0)	0
HIV/AIDS resulting in other diseases	0 (0 to 0)	0 (0 to 0)	0.9 (0.5 to 0.9)	0.2 (0.1 to 0.3)	0.1 (0 to 0.2)	0.2 (0.1 to 0.4)	0.9 (0.4 to 1.6)	2.1 (1.1 to 3.6)	2.8 (1.5 to 4.8)	3.6 (1.9 to 6.1)	4.5 (2.4 to 7.6)	5.2 (2.8 to 8.8)	5.5 (3.1 to 9.3)	5.1 (2.8 to 8.6)	5.1 (2.8 to 8.6)	5.1 (2.8 to 8.6)	4.1 (2.2 to 6.9)	2.9 (1.6 to 4.9)	1.8 (1 to 3.1)	1.1 (0.6 to 1.9)	0.6 (0.3 to 1.1)	0.2 (0.1 to 0.4)	0.1 (0 to 0.2)	84
Sexually transmitted infections excluding HIV	0 (0 to 0)	0 (0 to 0)	0 (0 to 0)	0 (0 to 0)	0 (0 to 0)	0.1 (0 to 0.2)	0.7 (0.5 to 1.1)	2.1 (1.4 to 3.1)	3.1 (2.1 to 4.7)	4.7 (3.1 to 7.1)	6.4 (4.2 to 9.8)	8.4 (5.5 to 12.9)	9.7 (6.3 to 14.9)	9.2 (6.1 to 14.1)	9.2 (6.1 to 14.1)	8.9 (5.9 to 13.7)	7.2 (4.8 to 11.1)	5.1 (3.4 to 7.8)	3.2 (2.1 to 4.9)	1.8 (1.2 to 2.8)	0.9 (0.6 to 1.4)	0.3 (0.2 to 0.5)	0.1 (0 to 0.2)	70
Syphilis	0 (0 to 0)	0 (0 to 0)	0 (0 to 0)	0 (0 to 0)	0 (0 to 0)	0 (0 to 0)	0.1 (0 to 0.2)	0.4 (0.2 to 0.6)	0.6 (0.4 to 0.9)	0.9 (0.6 to 1.4)	1.2 (0.8 to 1.9)	1.6 (1.1 to 2.5)	1.9 (1.2 to 3)	1.8 (1.2 to 2.8)	1.8 (1.2 to 2.8)	1.7 (1.1 to 2.6)	1.4 (1 to 2.2)	1 (0.7 to 1.5)	0.6 (0.4 to 0.9)	0.3 (0.2 to 0.5)	0.2 (0.1 to 0.3)	0.1 (0 to 0.2)	0 (0 to 0.1)	20.2
Chlamydial infection	0 (0 to 0)	0 (0 to 0)	0 (0 to 0)	0 (0 to 0)	0 (0 to 0)	0 (0 to 1)	0 (0 to 0.1)	0.6 (0.3 to 1.1)	0.8 (0.4 to 1.5)	1.1 (0.5 to 2.1)	1.5 (0.7 to 2.9)	2 (0.9 to 3.8)	2.3 (1 to 4.4)	2.2 (1 to 4.1)	2.2 (1 to 4.1)	2.1 (1 to 4)	1.7 (0.7 to 3.2)	1.2 (0.5 to 2.3)	0.8 (0.3 to 1.5)	0.4 (0.2 to 0.8)	0.2 (0.1 to 0.4)	0.1 (0 to 0.2)	0 (0 to 0.1)	19.6
Gonococcal infection	0 (0 to 0)	0 (0 to 0)	0 (0 to 0)	0 (0 to 0)	0 (0 to 0)	0 (0 to 0.1)	0 (0 to 0.1)	0.1 (0 to 0.2)	0.2 (0 to 0.3)	0.3 (0 to 0.5)	0.4 (0 to 0.7)	0.5 (0 to 0.9)	0.6 (0 to 1.1)	0.6 (0 to 1.1)	0.6 (0 to 1.1)	0.6 (0 to 1.1)	0.5 (0 to 0.9)	0.3 (0 to 0.6)	0.2 (0 to 0.4)	0.1 (0 to 0.3)	0.1 (0 to 0.2)	0 (0 to 0.1)	0 (0 to 0.1)	0 (0 to 0.1)	5.9
Trichomoniasis	0 (0 to 0)	0 (0 to 0)	0 (0 to 0)	0 (0 to 0)	0 (0 to 0)	0 (0 to 0.1)	0 (0 to 0.1)	0.1 (0 to 0.2)	0.1 (0 to 0.2)	0.2 (0 to 0.3)	0.2 (0 to 0.4)	0.3 (0 to 0.5)	0.3 (0 to 0.5)	0.3 (0 to 0.5)	0.3 (0 to 0.5)	0.3 (0 to 0.5)	0.2 (0 to 0.4)	0.2 (0 to 0.3)	0.1 (0 to 0.2)	0.1 (0 to 0.2)	0 (0 to 0.1)	0 (0 to 0.1)	0 (0 to 0)	0 (0 to 0)	2.9
Genital herpes	0 (0 to 0)	0 (0 to 0)	0 (0 to 0)	0 (0 to 0)	0 (0 to 0)	0 (0 to 0)	0 (0 to 0.1)	0.1 (0 to 0.2)	0.2 (0 to 0.3)	0.3 (0 to 0.5)	0.4 (0 to 0.7)	0.5 (0 to 0.9)	0.6 (0 to 1.1)	0.6 (0 to 1.1)	0.6 (0 to 1.1)	0.6 (0 to 1.1)	0.5 (0 to 0.9)	0.3 (0 to 0.6)	0.2 (0 to 0.4)	0.1 (0 to 0.3)	0.1 (0 to 0.2)	0 (0 to 0.1)	0 (0 to 0.1)	0 (0 to 0.1)	5.9
Other sexually transmitted infections	0 (0 to 0)	0 (0 to 0)	0 (0 to 0)	0 (0 to 0)	0 (0 to 0)	0.1 (0 to 0.1)	0.4 (0.2 to 0.6)	0.9 (0.6 to 1.4)	1.4 (0.9 to 2.1)	2.1 (1.4 to 3.2)	2.8 (1.8 to 4.3)	3.8 (2.5 to 5.8)	4.4 (2.8 to 6.7)	4.1 (2.7 to 6.3)	4.1 (2.7 to 6.3)	3.9 (2.6 to 6)	3.2 (2.1 to 4.9)	2.3 (1.5 to 3.5)	1.5 (1 to 2.3)	0.8 (0.5 to 1.2)	0.4 (0.2 to 0.6)	0.1 (0 to 0.2)	0 (0 to 0.1)	44
Respiratory infections and tuberculosis	1,110 (1,110 to 1,110)	23.6 (16.5 to 32.2)	1,060 (1,060 to 1,060)	1,060 (1,060 to 1,060)	1,060 (1,060 to 1,060





SR Table 2c: Hungary DALYS by cause and age group for both sexes with 95% uncertainty intervals, 2019

Cause	Early Neonatal	Late Neonatal	Post Neonatal	1 to 4	5 to 9	10 to 14	15 to 19	20 to 24	25 to 29	30 to 34	35 to 39	40 to 44	45 to 49	50 to 54	55 to 59	60 to 64	65 to 69	70 to 74	75 to 79	80 to 84	85 to 89	90 to 94	95 plus	Total
All causes	9,830 (7,364 to 13,109)	6,972 (5,030 to 7,728)	11,669 (7,816 to 19,06)	16,192 (12,104 to 19,54)	16,466 (12,488 to 20,06)	27,850 (13,900 to 29,39)	69,568 (45,950 to 94,600)	93,652 (64,350 to 122,000)	84,392 (61,000 to 111,000)	81,100 (59,000 to 106,000)	106,000 (77,000 to 138,000)	179,000 (129,000 to 234,000)	272,000 (197,000 to 354,000)	413,000 (293,000 to 541,000)	563,000 (395,000 to 733,000)	635,000 (446,000 to 826,000)	644,000 (452,000 to 838,000)	571,000 (397,000 to 743,000)	396,000 (263,000 to 537,000)	212,000 (126,000 to 339,000)	66,000 (36,000 to 109,000)	26,100 (14,000 to 42,000)	5,760,000
Communicable, maternal, neonatal, and nutritional diseases	7,719 (4,870 to 9,890)	3,630 (2,060 to 4,790)	4,290 (3,080 to 5,980)	6,290 (3,730 to 8,780)	4,060 (2,660 to 5,920)	3,960 (2,760 to 5,600)	3,760 (2,750 to 4,950)	4,200 (2,950 to 5,230)	4,640 (3,280 to 5,980)	4,990 (3,660 to 6,270)	6,790 (4,910 to 7,950)	7,620 (5,660 to 9,670)	8,660 (6,370 to 10,700)	9,630 (6,940 to 12,300)	9,830 (6,940 to 12,900)	8,350 (5,900 to 11,000)	6,290 (4,470 to 8,980)	3,720 (2,670 to 5,060)	1,980 (1,280 to 2,900)	690 (396 to 1,070)	111,000
HIV/AIDS and sexually transmitted infections	0.1 (0 to 1)	0 (0 to 0)	0.6 (0 to 1)	0.6 (0 to 1)	0.1 (0 to 1)	0.1 (0 to 1)	0.2 (0 to 1)	0.5 (0 to 1)	0.6 (0 to 1)	0.8 (0 to 1)	1.1 (0 to 2)	1.6 (0 to 2)	2.1 (0 to 3)	2.6 (0 to 3)	3.1 (0 to 4)	3.2 (0 to 4)	2.8 (0 to 4)	2.1 (0 to 3)	1.4 (0 to 2)	0.8 (0 to 1)	0.4 (0 to 1)	0.1 (0 to 1)	0.1 (0 to 1)	3,600
HIV/AIDS	0 (0 to 0)	0 (0 to 0)	0.4 (0 to 1)	0.5 (0 to 1)	0.1 (0 to 1)	0.1 (0 to 1)	0.2 (0 to 1)	0.5 (0 to 1)	0.6 (0 to 1)	0.8 (0 to 1)	1.1 (0 to 2)	1.6 (0 to 2)	2.1 (0 to 3)	2.6 (0 to 3)	3.1 (0 to 4)	3.2 (0 to 4)	2.8 (0 to 4)	2.1 (0 to 3)	1.4 (0 to 2)	0.8 (0 to 1)	0.4 (0 to 1)	0.1 (0 to 1)	0.1 (0 to 1)	1,600
HIV/AIDS - Drug-susceptible Tuberculosis	0 (0 to 0)	0 (0 to 0)	0 (0 to 0)	0.3 (0 to 0)	0 (0 to 0)	0 (0 to 0)	0 (0 to 0)	0.1 (0 to 0)	0.1 (0 to 0)	0.1 (0 to 0)	0.1 (0 to 0)	0.1 (0 to 0)	0.1 (0 to 0)	0.1 (0 to 0)	0.1 (0 to 0)	0.1 (0 to 0)	0.1 (0 to 0)	0.1 (0 to 0)	0.1 (0 to 0)	0 (0 to 0)	0 (0 to 0)	0 (0 to 0)	0 (0 to 0)	71.8
HIV/AIDS - Multidrug-resistant Tuberculosis without extensi	0 (0 to 0)	0 (0 to 0)	0 (0 to 0)	0 (0 to 0)	0 (0 to 0)	0 (0 to 0)	0 (0 to 0)	0 (0 to 0)	0 (0 to 0)	0 (0 to 0)	0 (0 to 0)	0 (0 to 0)	0 (0 to 0)	0 (0 to 0)	0 (0 to 0)	0 (0 to 0)	0 (0 to 0)	0 (0 to 0)	0 (0 to 0)	0 (0 to 0)	0 (0 to 0)	0 (0 to 0)	0 (0 to 0)	2.2
HIV/AIDS - Extensively drug-resistant Tuberculosis	0 (0 to 0)	0 (0 to 0)	0 (0 to 0)	0 (0 to 0)	0 (0 to 0)	0 (0 to 0)	0 (0 to 0)	0 (0 to 0)	0 (0 to 0)	0 (0 to 0)	0 (0 to 0)	0 (0 to 0)	0 (0 to 0)	0 (0 to 0)	0 (0 to 0)	0 (0 to 0)	0 (0 to 0)	0 (0 to 0)	0 (0 to 0)	0 (0 to 0)	0 (0 to 0)	0 (0 to 0)	0 (0 to 0)	0
HIV/AIDS resulting in other diseases	0 (0 to 0)	0 (0 to 0)	0.2 (0 to 0)	0.3 (0 to 1)	0.1 (0 to 0)	0.1 (0 to 0)	0.1 (0 to 0)	0.1 (0 to 0)	0.1 (0 to 0)	0.1 (0 to 0)	0.1 (0 to 0)	0.1 (0 to 0)	0.1 (0 to 0)	0.1 (0 to 0)	0.1 (0 to 0)	0.1 (0 to 0)	0.1 (0 to 0)	0.1 (0 to 0)	0.1 (0 to 0)	0 (0 to 0)	0 (0 to 0)	0 (0 to 0)	0 (0 to 0)	1,900
Sexually transmitted infections excluding HIV	0 (0 to 0)	0 (0 to 0)	0.2 (0 to 0)	0.1 (0 to 0)	0.1 (0 to 0)	0.1 (0 to 0)	0.1 (0 to 0)	0.1 (0 to 0)	0.1 (0 to 0)	0.1 (0 to 0)	0.1 (0 to 0)	0.1 (0 to 0)	0.1 (0 to 0)	0.1 (0 to 0)	0.1 (0 to 0)	0.1 (0 to 0)	0.1 (0 to 0)	0.1 (0 to 0)	0.1 (0 to 0)	0 (0 to 0)	0 (0 to 0)	0 (0 to 0)	0 (0 to 0)	1,200
Syphilis	0 (0 to 0)	0 (0 to 0)	0 (0 to 0)	0 (0 to 0)	0 (0 to 0)	0 (0 to 0)	0 (0 to 0)	0 (0 to 0)	0 (0 to 0)	0 (0 to 0)	0 (0 to 0)	0 (0 to 0)	0 (0 to 0)	0 (0 to 0)	0 (0 to 0)	0 (0 to 0)	0 (0 to 0)	0 (0 to 0)	0 (0 to 0)	0 (0 to 0)	0 (0 to 0)	0 (0 to 0)	0 (0 to 0)	12.2
Chlamydial infection	0 (0 to 0)	0 (0 to 0)	0 (0 to 0)	0 (0 to 0)	0 (0 to 0)	0 (0 to 0)	0 (0 to 0)	0 (0 to 0)	0 (0 to 0)	0 (0 to 0)	0 (0 to 0)	0 (0 to 0)	0 (0 to 0)	0 (0 to 0)	0 (0 to 0)	0 (0 to 0)	0 (0 to 0)	0 (0 to 0)	0 (0 to 0)	0 (0 to 0)	0 (0 to 0)	0 (0 to 0)	0 (0 to 0)	166
Gonococcal infection	0 (0 to 0)	0 (0 to 0)	0 (0 to 0)	0 (0 to 0)	0 (0 to 0)	0 (0 to 0)	0 (0 to 0)	0 (0 to 0)	0 (0 to 0)	0 (0 to 0)	0 (0 to 0)	0 (0 to 0)	0 (0 to 0)	0 (0 to 0)	0 (0 to 0)	0 (0 to 0)	0 (0 to 0)	0 (0 to 0)	0 (0 to 0)	0 (0 to 0)	0 (0 to 0)	0 (0 to 0)	0 (0 to 0)	166
Trichomoniasis	0 (0 to 0)	0 (0 to 0)	0 (0 to 0)	0 (0 to 0)	0 (0 to 0)	0 (0 to 0)	0 (0 to 0)	0 (0 to 0)	0 (0 to 0)	0 (0 to 0)	0 (0 to 0)	0 (0 to 0)	0 (0 to 0)	0 (0 to 0)	0 (0 to 0)	0 (0 to 0)	0 (0 to 0)	0 (0 to 0)	0 (0 to 0)	0 (0 to 0)	0 (0 to 0)	0 (0 to 0)	0 (0 to 0)	166
Genital herpes	0 (0 to 0)	0 (0 to 0)	0 (0 to 0)	0 (0 to 0)	0 (0 to 0)	0.4 (0 to 0)	1.6 (0 to 4)	3.6 (2.2 to 5.1)	7.1 (4.5 to 11.6)	9.8 (6.9 to 15.2)	13.5 (9.2 to 24.7)	19.4 (13.4 to 34)	19.1 (9.9 to 44.4)	18.6 (8.3 to 41.2)	15.5 (4.7 to 37.1)	14.6 (3.2 to 34.6)	17.2 (3.4 to 43)	19.3 (4.6 to 46.8)	19.8 (3.4 to 47)	7.8 (1.3 to 18.2)	2.5 (0.4 to 5.7)	0.7 (0.1 to 1.6)	169
Other sexually transmitted infections	0 (0 to 0)	0 (0 to 0)	0.2 (0 to 0.7)	0.1 (0 to 0.2)	0.1 (0 to 0.2)	0.1 (0 to 0.2)	0.1 (0 to 0.2)	0.1 (0 to 0.2)	0.1 (0 to 0.2)	0.1 (0 to 0.2)	0.1 (0 to 0.2)	0.1 (0 to 0.2)	0.1 (0 to 0.2)	0.1 (0 to 0.2)	0.1 (0 to 0.2)	0.1 (0 to 0.2)	0.1 (0 to 0.2)	0.1 (0 to 0.2)	0.1 (0 to 0.2)	0 (0 to 0)	0 (0 to 0)	0 (0 to 0)	0 (0 to 0)	338
Respiratory infections and tuberculosis	7,566 (6,120 to 8,236)	3,290 (2,060 to 3,796)	3,660 (2,660 to 4,520)	4,920 (3,590 to 6,020)	2,660 (1,900 to 3,160)	1,990 (1,450 to 2,360)	1,590 (1,150 to 1,900)	1,670 (1,210 to 1,980)	1,900 (1,380 to 2,260)	2,060 (1,500 to 2,450)	2,610 (1,900 to 3,100)	3,170 (2,310 to 3,770)	3,660 (2,660 to 4,350)	4,020 (2,920 to 4,780)	4,060 (2,950 to 4,820)	3,660 (2,660 to 4,350)	2,940 (2,140 to 3,500)	2,000 (1,450 to 2,380)	1,210 (880 to 1,440)	630 (450 to 750)	240 (170 to 290)	60 (40 to 70)	61,900
Tuberculosis	0 (0 to 0)	0 (0 to 0)	0.2 (0 to 0.7)	0.1 (0 to 0.2)	0 (0 to 0)	0 (0 to 0)	0.1 (0 to 0.2)	0.1 (0 to 0.2)	0.1 (0 to 0.2)	0.1 (0 to 0.2)	0.1 (0 to 0.2)	0.1 (0 to 0.2)	0.1 (0 to 0.2)	0.1 (0 to 0.2)	0.1 (0 to 0.2)	0.1 (0 to 0.2)	0.1 (0 to 0.2)	0.1 (0 to 0.2)	0.1 (0 to 0.2)	0 (0 to 0)	0 (0 to 0)	0 (0 to 0)	0 (0 to 0)	1,900
Latent tuberculosis infection	0 (0 to 0)	0 (0 to 0)	0 (0 to 0)	0 (0 to 0)	0 (0 to 0)	0 (0 to 0)	0 (0 to 0)	0 (0 to 0)	0 (0 to 0)	0 (0 to 0)	0 (0 to 0)	0 (0 to 0)	0 (0 to 0)	0 (0 to 0)	0 (0 to 0)	0 (0 to 0)	0 (0 to 0)	0 (0 to 0)	0 (0 to 0)	0 (0 to 0)	0 (0 to 0)	0 (0 to 0)	0 (0 to 0)	0
Drug-susceptible tuberculosis	0 (0 to 0)	0 (0 to 0)	0 (0 to 0)	0 (0 to 0)	0 (0 to 0)	0 (0 to 0)	0 (0 to 0)	0 (0 to 0)	0 (0 to 0)	0 (0 to 0)	0 (0 to 0)	0 (0 to 0)	0 (0 to 0)	0 (0 to 0)	0 (0 to 0)	0 (0 to 0)	0 (0 to 0)	0 (0 to 0)	0 (0 to 0)	0 (0 to 0)	0 (0 to 0)	0 (0 to 0)	0 (0 to 0)	1,500
Multidrug-resistant tuberculosis without extensive drug-re	0 (0 to 0)	0 (0 to 0)	0 (0 to 0)	0 (0 to 0)	0 (0 to 0)	0 (0 to 0)	0 (0 to 0)	0 (0 to 0)	0 (0 to 0)	0 (0 to 0)	0 (0 to 0)	0 (0 to 0)	0 (0 to 0)	0 (0 to 0)	0 (0 to 0)	0 (0 to 0)	0 (0 to 0)	0 (0 to 0)	0 (0 to 0)	0 (0 to 0)	0 (0 to 0)	0 (0 to 0)	0 (0 to 0)	38.2
Extensively drug-resistant tuberculosis	0 (0 to 0)	0 (0 to 0)	0 (0 to 0)	0 (0 to 0)	0 (0 to 0)	0 (0 to 0)	0 (0 to 0)	0 (0 to 0)	0 (0 to 0)	0 (0 to 0)	0 (0 to 0)	0 (0 to 0)	0 (0 to 0)	0 (0 to 0)	0 (0 to 0)	0 (0 to 0)	0 (0 to 0)	0 (0 to 0)	0 (0 to 0)	0 (0 to 0)	0 (0 to 0)	0 (0 to 0)	0 (0 to 0)	19.2
Lower respiratory infections	7,165 (5,720 to 7,820)	3,220 (1,990 to 3,720)	3,560 (2,580 to 4,400)	4,620 (3,370 to 5,650)	2,220 (1,590 to 2,710)	1,520 (1,110 to 1,810)	1,090 (790 to 1,300)	1,020 (740 to 1,210)	1,220 (880 to 1,450)	1,340 (970 to 1,600)	1,790 (1,300 to 2,130)	2,260 (1,650 to 2,690)	2,610 (1,900 to 3,100)	2,860 (2,080 to 3,400)	2,880 (2,090 to 3,430)	2,600 (1,890 to 3,100)	2,090 (1,520 to 2,490)	1,420 (1,030 to 1,690)	860 (620 to 1,020)	450 (320 to 530)	170 (120 to 200)	43 (30 to 50)	44,000
Upper respiratory infections	0 (0 to 0)	0 (0 to 0)	0 (0 to 0)	0 (0 to 0)	0 (0 to 0)	0 (0 to 0)	0 (0 to 0)	0 (0 to 0)	0 (0 to 0)	0 (0 to 0)	0 (0 to 0)	0 (0 to 0)	0 (0 to 0)	0 (0 to 0)	0 (0 to 0)	0 (0 to 0)	0 (0 to 0)	0 (0 to 0)	0 (0 to 0)	0 (0 to 0)	0 (0 to 0)	0 (0 to 0)	0 (0 to 0)	0
Otitis media	0 (0 to 1.4)	0 (0 to 0.6)	27 (12.9 to 50)	130 (78.9 to 208)	186 (98.4 to 336)	128 (67.9 to 205)	58 (30.6 to 89)	39 (20.7 to 61)	31 (16.3 to 51)	29 (15.2 to 48)	30 (15.7 to 50)	34 (17.7 to 57)	39 (20.3 to 65)	43 (22.3 to 70)	46 (23.8 to 75)	47 (24.3 to 77)	46 (23.8 to 75)	44 (22.8 to 72)	44 (22.8 to 72)	39 (20.1 to 64)	28 (14.5 to 46)	17 (8.8 to 28)	5 (2.6 to 8.3)	1,100
Enteric infections	774 (514 to 1,010)	633 (420 to 833)	1,270 (879 to 1,760)	1,180 (809 to 1,630)	1,180 (773 to 2,070)	1,180 (764 to 1,890)	1,180 (769 to 1,730)	1,210 (782 to 1,840)	1,270 (822 to 1,940)	1,290 (837 to 1,740)	1,290 (844 to 1,800)	1,290 (838 to 1,820)	1,290 (838 to 1,820)	1,290 (838 to 1,760)	1,290 (838 to 1,760)	1,290 (838 to 1,760)	1,290 (838 to 1,760)	1,290 (838 to 1,760)	992 (644 to 1,410)	1,170 (760 to 1,660)	1,290 (838 to 1,830)	1,290 (838 to 1,830)	23,700
Cholera	0 (0 to 0)	0 (0 to 0)	0 (0 to 0)	0 (0 to 0)	0 (0 to 0)	0 (0 to 0)	0 (0 to 0)	0 (0 to 0)	0 (0 to 0)	0 (0 to 0)	0 (0 to 0)	0 (0 to 0)	0 (0 to 0)	0 (0 to 0)	0 (0 to 0)	0 (0 to 0)	0 (0 to 0)	0 (0 to 0)	0 (0 to 0)	0 (0 to 0)	0 (0 to 0)	0 (0 to 0)	0 (0 to 0)	0
Other diarrhoeal diseases	774 (514 to 1,010)	633 (420 to 833)	1,270 (879 to 1,760)	1,180 (809 to 1,630)	1,180 (773 to 2,070)	1,180 (764 to 1,890)	1,180 (769 to 1,730)	1,210 (782 to 1,840)	1,270 (822 to 1,940)	1,290 (837 to 1,740)	1,290 (844 to 1,800)	1,290 (838 to 1,820)	1,290 (838 to 1,820)	1,290 (838 to 1,760)	1,290 (838 to 1,760)	1,290 (838 to 1,760)	1,290 (838 to 1,760)	1,290 (838 to 1,760)	992 (644 to 1,410)	1,170 (760 to 1,660)	1,290 (838 to 1,830)	1,290 (838 to 1,830)	23,700
Typhoid and paratyphoid	0 (0 to 0)	0 (0 to 0)	0 (0 to 0)	0 (0 to 0)	0 (0 to 0)	0 (0 to 0)	0 (0 to 0)	0 (0 to 0)	0 (0 to 0)	0 (0 to 0)	0 (0 to 0)	0 (0 to 0)	0 (0 to 0)	0 (0 to 0)	0 (0 to 0)	0 (0 to 0)	0 (0 to 0)	0 (0 to 0)	0 (0 to 0)	0 (0 to 0)	0 (0 to 0)	0 (0 to 0)	0 (0 to 0)	2.4
Typhoid fever	0 (0 to 0)	0 (0 to 0)	0 (0 to 0)	0 (0 to 0)	0 (0 to 0)	0 (0 to 0)	0 (0 to 0)	0 (0 to 0)	0 (0 to 0)	0 (0 to 0)	0 (0 to 0)	0 (0 to 0)	0 (0 to 0)	0 (0 to 0)	0 (0 to 0)	0 (0 to 0)	0 (0 to 0)	0 (0 to 0)	0 (0 to 0)	0 (0 to 0)	0 (0 to 0)	0 (0 to 0)	0 (0 to 0)	2
Paratyphoid fever	0 (0 to 0)	0 (0 to 0)	0 (0 to 0)	0 (0 to 0)	0 (0 to 0)	0 (0 to 0)	0 (0 to 0)	0 (0 to 0)	0 (0 to 0)	0 (0 to 0)	0 (0 to 0)	0 (0 to 0)	0 (0 to 0)	0 (0 to 0)	0 (0 to 0)	0 (0 to 0)	0 (0 to 0)	0 (0 to 0)	0 (0 to 0)	0 (0 to 0)	0 (0 to 0)	0 (0 to 0)	0 (0 to 0)	0.6
Invasive Non-typhoidal Salmonella (iNTS)	0.5 (0 to 0)	0.4 (0.1 to 1.1)	1.2 (1.1 to 1.4)	0.7 (0.6 to 0.9)	0.7 (0.1 to 0.9)	0.5 (0.1 to 0.7)	0.5 (0 to 0.6)	0.5 (0.1 to 0.7)	0.5 (0.2 to 1.3)	0.5 (0.2 to 0.9)	0.7 (0.3 to 1.8)	0.7 (0.3 to 1.6)	1.3 (0.6 to 3.4)	1.3 (0.6 to 3.4)	1.2 (0.6 to 3.2)	1.1 (0.5 to 3.4)	0.9 (0.4 to 2.6)	0.6 (0.3 to 1.7)	0.4 (0.2 to 1.1)	0.2 (0.1 to 0.7)	0.1 (0.1 to 0.4)	0.1 (0.1 to 0.4)	38
Other intestinal infectious diseases	0 (0 to 0)	0 (0 to 0)	0.6 (0.3 to 2.8)	0.6 (0.4 to 3.1)	0.1 (0 to 0.6)	0.1 (0 to 0.6)	0.1 (0 to 0.6)	0.1 (0 to 0.6)	0.1 (0 to 0.6)	0.1 (0 to 0.6)	0.1 (0 to 0.6)	0.1 (0 to 0.6)	0.1 (0 to 0.6)	0.1 (0 to 0.6)	0.1 (0 to 0.6)	0.1 (0 to 0.6)	0.1 (0 to 0.6)	0.1 (0 to 0.6)	0.1 (0 to 0.6)	0.1 (0 to 0.6)	0.1 (0 to 0.6)	0.1 (0 to 0.6)	0.1 (0 to 0.6)	29.5
Neglected tropical diseases and malaria	0.1 (0 to 1.4)	0 (0 to 0.6)	0.6 (0.3 to 2.8)	0.6 (0.4 to 3.1)	0.1 (0 to 0.6)	0.1 (0 to 0.6)	0.1 (0 to 0.6)	0.1 (0 to 0.6)	0.1 (0 to 0.6)	0.1 (0 to 0.6)	0.1 (0 to 0.6)	0.1 (0 to 0.6)	0.1 (0 to 0.6)	0.1 (0 to 0.6)	0.1 (0 to 0.6)	0.1 (0 to 0.6)	0.1 (0 to 0.6)	0.1 (0 to 0.6)	0.1 (0 to 0.6)	0.1 (0 to 0.6)	0.1 (0 to 0.6)	0.1 (0 to 0.6)	0.1 (0 to 0.6)	4,600
Malaria	0 (0 to 0)	0 (0 to 0)	0 (0 to 0)	0 (0 to 0)	0 (0 to 0)	0 (0 to 0)	0 (0 to 0)	0 (0 to 0)	0 (0 to 0)	0 (0 to 0)	0 (0 to 0)	0 (0 to 0)	0 (0 to 0)	0 (0 to 0)	0 (0 to 0)	0 (0 to 0)	0 (0 to 0)	0 (0 to 0)	0 (0 to 0)	0 (0 to 0)	0 (0 to 0)	0 (0 to 0)	0 (0 to 0)	0
Chagas disease	0 (0 to 0)	0 (0 to 0)	0 (0 to 0)	0 (0 to 0)	0 (0 to 0)	0 (0 to 0)	0 (0 to 0)	0 (0 to 0)	0 (0 to 0)	0 (0 to 0)	0 (0 to 0)	0 (0 to 0)	0 (0 to 0)	0 (0 to 0)	0 (0 to 0)	0 (0 to 0)	0 (0 to 0)	0 (0 to 0)	0 (0 to 0)	0 (0 to 0)	0 (0 to 0)	0 (0 to 0)	0 (0 to 0)	0
Leishmaniasis	0 (0 to 0)	0 (0 to 0)	0 (0 to 0)	0 (0 to 0)	0 (0 to 0)	0 (0 to 0)	0 (0 to 0)	0 (0 to 0)	0 (0 to 0)	0 (0 to 0)	0 (0 to 0)	0 (0 to 0)	0 (0 to 0)	0 (0 to 0)	0 (0 to 0)	0 (0 to 0)	0 (0 to 0)	0 (0 to 0)	0 (0 to 0)	0 (0 to 0)	0 (0 to 0)	0 (0 to 0)	0 (0 to 0)	0
Visceral leishmaniasis	0 (0 to 0)	0 (0 to 0)	0 (0 to 0)	0 (0 to 0)	0 (0 to 0)	0 (0 to 0)	0 (0 to 0)	0 (0 to 0)	0 (0 to 0)	0 (0 to 0)	0 (0 to 0)	0 (0 to 0)	0 (0 to 0)	0 (0 to 0)	0 (0 to 0)	0 (0 to 0)	0 (0 to 0)	0 (0 to 0)	0 (0 to 0)	0 (0 to 0)	0 (0 to 0)	0 (0 to 0)	0 (0 to 0)	0
Cutaneous and mucocutaneous leishmaniasis	0 (0 to 0)	0 (0 to 0)	0 (0 to 0)	0 (0 to 0)	0 (0 to 0)	0 (0 to 0)	0 (0 to 0)	0 (0 to 0)	0 (0 to 0)	0 (0 to 0)	0 (0 to 0)	0 (0 to 0)	0 (0 to 0)	0 (0 to 0)	0 (0 to 0)	0 (0 to 0)	0 (0 to 0)	0 (0 to 0)	0 (0 to 0)	0 (0 to 0)	0 (0 to 0)	0 (0 to 0)	0 (0 to 0)	0
African trypanosomiasis	0 (0 to 0)	0 (0 to 0)	0 (0 to 0)	0 (0 to 0)	0 (0 to 0)	0 (0 to 0)	0 (0 to 0)	0 (0 to 0)	0 (0 to 0)	0 (0 to 0)	0 (0 to 0)	0 (0 to 0)	0 (0 to 0)	0 (0 to 0)	0 (0 to 0)	0 (0 to 0)	0 (0 to 0)	0 (0 to 0)	0 (0 to 0)	0 (0 to 0)	0 (0 to 0)	0 (0 to 0)	0 (0 to 0)	0
Schistosomiasis	0 (0 to 0)	0 (0 to 0)	0 (0 to 0)	0 (0 to 0)	0 (0 to 0)	0 (0 to 0)	0 (0 to 0)	0 (0 to 0)	0 (0 to 0)	0 (0 to 0)	0 (0 to 0)	0 (0 to 0)	0 (0 to 0)	0 (0 to 0)	0 (0 to 0)	0 (0 to 0)	0 (0 to 0)	0 (0 to 0)	0 (0 to 0)	0 (0 to 0)	0 (0 to 0)	0 (0 to 0)	0 (0 to 0)	0
Cysticercosis	0 (0 to 0)	0 (0 to 0)	0 (0 to 0)	0.1 (0 to 0.1)	0.4 (0.1 to 0.9)	23 (2.2 to 72)	52.7 (5.2 to 174)	73.1 (7.6 to 243)	107 (10.9 to 360)	155 (16.1 to 526)	221 (23.1 to 747)	356 (36.9 to 1,200)	263 (27.3 to 888)	179 (18.5 to 603)	109 (11.2 to 368)	63 (6.5 to 213)	28 (2.9 to 94)	11 (1.1 to 37)	4 (0.4 to 13)	1 (0.1 to 3)	0 (0 to 1)	0 (0 to 0)	0 (0 to 0)	1,600
Cystic echinococcosis	0 (0 to 0)	0 (0 to 0)	0.2 (0 to 1.1)	0.6 (0.2 to 1.1)	1.6 (0.7 to 2.8)	2.2 (1.2 to 3.5)	2.6 (1.2 to 4.1)	2.6 (1.2 to 4.1)	3.2 (1.6 to 4.5)	3.6 (1.9 to 4.5)	3.2 (1.6 to 4.5)	3.2 (1.6 to 4.5)	3.2 (1.6 to 4.5)	3.2 (1.6 to 4.5)	3.2 (1.6 to 4.5)	3.2 (1.6 to 4.5)	3.2 (1.6 to 4.5)	3.2 (1.6 to 4.5)	2.2 (1.1 to 3.2)	1.2 (0.6 to 1.7)	0.6 (0.3 to 0.8)	0.2 (0.1 to 0.3)	0.1 (0 to 0.1)	79.9
Lymphatic filariasis	0 (0 to 0)	0 (0 to 0)	0 (0 to 0)	0 (0 to 0)	0 (0 to 0)	0 (0 to 0)	0 (0 to 0)	0 (0 to 0)	0 (0 to 0)	0 (0 to 0)	0 (0 to 0)	0 (0 to 0)	0 (0 to 0)	0 (0 to 0)	0 (0 to 0)	0 (0 to 0)	0 (0 to 0)	0 (0 to 0)	0 (0 to 0)	0 (0 to 0)	0 (0 to 0)	0 (0 to 0)	0 (0 to 0)	0
Onchocerciasis	0 (0 to 0)	0 (0 to 0)	0 (0 to 0)	0 (0 to 0)	0 (0 to 0)	0 (0 to 0)	0 (0 to 0)	0 (0 to 0)	0 (0 to 0)	0 (0 to 0)	0 (0 to 0)	0 (0 to 0)	0 (0 to 0)	0 (0 to 0)	0 (0 to 0)	0 (0 to 0)	0 (0 to 0)	0 (0 to 0)	0 (0 to 0)	0 (0 to 0)	0 (0 to 0)	0 (0 to 0)	0 (0 to 0)	0
Trachoma	0 (0 to 0)	0 (0 to 0)	0 (0 to 0)	0 (0 to 0)	0 (0 to 0)	0 (0 to 0)	0 (0 to 0)	0 (0 to 0)	0 (0 to 0)	0 (0 to 0)	0 (0 to 0)	0 (0 to 0)	0 (0 to 0)	0 (0 to 0)	0 (0 to 0)	0 (0 to 0)	0 (0 to 0)	0 (0 to 0)	0 (0 to 0)	0 (0 to 0)	0 (0 to 0)	0 (0 to 0)	0 (0 to 0)	0
Dengue	0 (0 to 0)	0 (0 to 0)	0 (0 to 0)	0 (0 to 0)	0 (0 to 0)	0 (0 to 0)	0 (0 to 0)	0 (0 to 0)	0 (0 to 0)	0 (0 to 0)	0 (0 to 0)	0 (0 to 0)	0 (0 to 0)	0 (0 to 0)	0 (0 to 0)	0 (0 to 0)	0 (0 to 0)	0 (0 to 0)	0 (0 to 0)	0 (0 to 0)	0 (0 to 0)	0 (0 to 0)	0 (0 to 0)	0
Yellow fever	0 (0 to 0)	0 (0 to 0)	0 (0 to 0)	0 (0 to 0)	0 (0 to 0)	0 (0 to 0)	0 (0 to 0)	0 (0 to 0)	0 (0 to 0)	0 (0 to 0)	0 (0 to 0)	0 (0 to 0)	0 (0 to 0)	0 (0 to 0)	0 (0 to 0)	0 (0 to 0)	0 (0 to 0)	0 (0 to 0)	0 (0 to 0)	0 (0 to 0)	0 (0 to 0)	0 (0 to 0)	0 (0 to 0)	0
Rabies	0 (0 to 0)	0 (0 to 0)	0.2 (0 to 0.7)	0.1 (0 to 0.1)	0 (0 to 0)	0 (0 to 0)	0 (0 to 0)	0 (0 to 0)	0 (0 to 0)	0 (0 to 0)	0 (0 to 0)	0 (0 to 0)	0 (0 to 0)	0 (0 to 0)	0 (0 to 0)	0 (0 to 0)	0 (0 to 0)	0 (0 to 0)	0 (0 to 0)	0 (0 to 0)	0 (0 to 0)	0 (0 to 0)	0 (0 to 0)	1.3
Intestinal nematode infections	0 (0 to 0)	0 (0 to 0)	0 (0 to 0)	0 (0 to 0)	0 (0 to 0)	0 (0 to 0)	0 (0 to 0)	0 (0 to 0)	0 (0 to 0)	0 (0 to 0)	0 (0 to 0)	0 (0 to 0)	0 (0 to 0)	0 (0 to 0)	0 (0 to 0)	0 (0 to 0)	0 (0 to 0)	0 (0 to 0)	0 (0 to 0)	0 (0 to 0)	0 (0 to 0)	0 (0 to 0)	0 (0 to 0)	0
Ascariasis	0 (0 to 0)	0 (0 to 0)	0 (0 to 0)	0 (0 to 0)	0 (0 to 0)	0 (0 to 0)	0 (0 to 0)	0 (0 to 0)	0 (0 to 0)	0 (0 to 0)	0 (0 to 0)	0 (0 to 0)	0 (0 to 0)	0 (0 to 0)	0 (0 to 0)	0 (0 to 0)	0 (0 to 0)	0 (0 to 0)	0 (0 to 0)	0 (0 to 0)	0 (0 to 0)	0 (0 to 0)	0 (0 to 0)	0
Trichuriasis	0 (0 to 0)	0 (0 to 0)	0 (0 to 0)	0 (0 to 0)	0 (0 to 0)	0 (0 to 0)	0 (0 to 0)	0 (0 to 0)	0 (0 to 0)	0 (0 to 0)	0 (0 to 0)	0 (0 to 0)	0 (0 to 0)	0 (0 to 0)	0 (0 to 0)	0 (0 to 0)	0 (0 to 0)	0 (0 to 0)	0 (0 to 0)	0 (0 to 0)	0 (0 to 0)	0 (0 to 0)	0 (0 to 0)	0
Hookworm disease	0 (0 to 0)	0 (0 to 0)	0 (0 to 0)	0 (0 to 0)	0 (0 to 0)	0 (0 to 0)	0 (0 to 0)	0 (0 to 0)	0 (0 to 0)	0 (0 to 0)	0 (0 to 0)	0 (0 to 0)	0 (0 to 0)	0 (0 to 0)	0 (0 to 0)	0 (0 to 0)	0 (0 to 0)	0 (0 to 0)	0 (0 to 0)	0 (0 to 0)	0 (0 to 0)	0 (0 to 0)	0 (0 to 0)	0
Food-borne trematodiases	0 (0 to 0)	0 (0 to 0)	0 (0 to 0)	0 (0 to 0)	0 (0 to 0)	0 (0 to 0)	0 (0 to 0)	0 (0 to 0)	0 (0 to 0)	0 (0 to 0)





SR Table 2c: Sags DALYS by cause and age group for both sexes with 95% uncertainty intervals, 2019

Cause	Early Neonatal (0-6 days)	Late Neonatal (7-27 days)	Post Neonatal (28 days - 6 months)	1 to 4	5 to 9	10 to 14	15 to 19	20 to 24	25 to 29	30 to 34	35 to 39	40 to 44	45 to 49	50 to 54	55 to 59	60 to 64	65 to 69	70 to 74	75 to 79	80 to 84	85 to 89	90 to 94	95 plus	Total
All causes	2,037,211 (1,837,911 - 2,258,511)	1,101,746 (1,004,746 - 1,208,746)	1,101,746 (913,746 - 1,289,746)	1,101,746 (898,746 - 1,304,746)	1,101,746 (1,001,746 - 1,201,746)	1,101,746 (1,001,746 - 1,201,746)	1,101,746 (1,001,746 - 1,201,746)	1,101,746 (1,001,746 - 1,201,746)	1,101,746 (1,001,746 - 1,201,746)	1,101,746 (1,001,746 - 1,201,746)	1,101,746 (1,001,746 - 1,201,746)	1,101,746 (1,001,746 - 1,201,746)	1,101,746 (1,001,746 - 1,201,746)	1,101,746 (1,001,746 - 1,201,746)	1,101,746 (1,001,746 - 1,201,746)	1,101,746 (1,001,746 - 1,201,746)	1,101,746 (1,001,746 - 1,201,746)	1,101,746 (1,001,746 - 1,201,746)	1,101,746 (1,001,746 - 1,201,746)	1,101,746 (1,001,746 - 1,201,746)	1,101,746 (1,001,746 - 1,201,746)	1,101,746 (1,001,746 - 1,201,746)	1,101,746 (1,001,746 - 1,201,746)	246,000
Communicable, maternal, neonatal, and nutritional diseases	1,101,746 (1,001,746 - 1,201,746)	1,101,746 (1,001,746 - 1,201,746)	1,101,746 (1,001,746 - 1,201,746)	1,101,746 (1,001,746 - 1,201,746)	1,101,746 (1,001,746 - 1,201,746)	1,101,746 (1,001,746 - 1,201,746)	1,101,746 (1,001,746 - 1,201,746)	1,101,746 (1,001,746 - 1,201,746)	1,101,746 (1,001,746 - 1,201,746)	1,101,746 (1,001,746 - 1,201,746)	1,101,746 (1,001,746 - 1,201,746)	1,101,746 (1,001,746 - 1,201,746)	1,101,746 (1,001,746 - 1,201,746)	1,101,746 (1,001,746 - 1,201,746)	1,101,746 (1,001,746 - 1,201,746)	1,101,746 (1,001,746 - 1,201,746)	1,101,746 (1,001,746 - 1,201,746)	1,101,746 (1,001,746 - 1,201,746)	1,101,746 (1,001,746 - 1,201,746)

Other neoplasms	0-2 (0-1 to 2-3)	1-2 (0-1 to 2-4)	1-2 (0-1 to 4-6)	1-2 (0-2 to 2-3)	1-2 (0-2 to 2-3)	1-4 (0-2 to 3-4)	1-5 (0-2 to 3-4)	1-8 (1-2 to 2-7)	1-9 (1-4 to 2-7)	2-2 (1-2 to 3-2)	3 (2-1 to 4-2)	3 (3-4 to 7-3)	5 (4-1 to 9-8)	6-8 (4-1 to 9-8)	10-7 (7-4 to 15)	17-6 (13-7 to 24-2)	33-5 (23-9 to 45-4)	56-7 (41-4 to 76-3)	70-6 (51-8 to 96-3)	72-2 (53-9 to 104)	71-5 (52 to 100)	69-9 (42 to 92-4)	34 (21-6 to 47)	12-9 (9-1 to 19-1)	497
Medulloblastoma, medulloepithelioma, and other hemispheric tumors	0 (0-1 to 0-2)	0 (0-1 to 0-4)	0 (0-1 to 1-4)	0 (0-0 to 1-6)	0 (0-1 to 1-6)	0 (0-1 to 1-6)	0 (0-2 to 2-7)	0 (0-2 to 2-7)	0 (0-2 to 3-2)	0 (0-2 to 3-2)	0 (0-2 to 4-2)	0 (2-1 to 4-2)	0 (2-4 to 7-3)	0 (4-1 to 9-8)	0 (4-1 to 9-8)	0 (7-4 to 15)	0 (13-7 to 24-2)	0 (23-9 to 45-4)	0 (41-4 to 76-3)	0 (51-8 to 96-3)	0 (53-9 to 104)	0 (52 to 100)	0 (42 to 92-4)	0 (21-6 to 47)	0 (9-1 to 19-1)	467
Meningioma	0 (0-0 to 0)	0 (0-0 to 0)	0 (0-0 to 0)



SR Table 2c. Nasseki DALYS by cause and sex group for both sexes with 95% uncertainty intervals. 2019

Cause	Male Neonatal	Male Neonatal	Post-Neonatal	1 to 4	5 to 9	10 to 14	15 to 19	20 to 24	25 to 29	30 to 34	35 to 39	40 to 44	45 to 49	50 to 54	55 to 59	60 to 64	65 to 69	70 to 74	75 to 79	80 to 84	85 to 89	90 to 94	95 plus	Total
All causes	970 (951 to 991)	372 (359 to 386)	945 (930 to 1,001)	1,968 (1,939 to 2,410)	2,260 (2,000 to 2,566)	2,119 (2,010 to 2,310)	2,460 (2,405 to 2,700)	3,735 (3,654 to 3,990)	4,120 (4,000 to 4,444)	4,555 (4,419 to 4,944)	5,302 (5,099 to 5,717)	7,055 (6,772 to 7,490)	10,489 (10,055 to 11,060)	11,200 (10,705 to 11,765)	16,920 (16,220 to 17,850)	23,000 (22,000 to 24,300)	31,800 (30,200 to 33,600)	42,300 (40,000 to 44,700)	49,000 (46,000 to 52,400)	49,000 (46,100 to 52,600)	48,000 (44,700 to 52,300)	46,200 (41,700 to 50,600)	31,800 (29,200 to 34,300)	16,100 (14,000 to 17,100)	420,000
Communicable, maternal, neonatal, and nutritional diseases	302 (282 to 386)	125 (99.7 to 153)	217 (197 to 270)	397 (356 to 508)	338 (277 to 520)	305 (252 to 486)	298 (197 to 488)	285 (190 to 429)	306 (210 to 468)	298 (208 to 453)	440 (302 to 663)	504 (351 to 761)	642 (456 to 958)	642 (453 to 955)	927 (663 to 1,330)	766 (546 to 1,070)	1,060 (764 to 1,470)	1,360 (1,020 to 1,840)	2,090 (1,610 to 2,630)	2,490 (2,010 to 3,010)	2,940 (2,470 to 3,430)	2,940 (2,360 to 3,450)	1,720 (1,390 to 2,170)	29,000
HIV/AIDS and sexually transmitted infections	0 (0 to 0)	0 (0 to 0)	2.6 (2 to 2.8)	2.1 (1.7 to 2.6)	0.6 (0.5 to 0.8)	1.4 (1 to 1.8)	2.7 (2.1 to 3.1)	6.6 (5.2 to 7.6)	12.8 (9.1 to 20.6)	17.5 (12.6 to 28.1)	23.4 (13.7 to 38.1)	30 (17.7 to 48.9)	22.6 (14.2 to 37.2)	19.5 (13.2 to 29.2)	19 (12.9 to 28.4)	28.2 (17.4 to 39.5)	38.3 (24.6 to 48.4)	16.8 (9.9 to 23.6)	9.6 (6 to 15)	9.4 (5.4 to 13)	9.4 (5.4 to 13)	7.6 (4.9 to 11)	274 (174 to 382)	394
HIV/AIDS	0 (0 to 0)	0 (0 to 0)	2.4 (2 to 2.8)	2.1 (1.7 to 2.6)	0.6 (0.5 to 0.8)	0.6 (0.5 to 0.7)	0.8 (0.7 to 1)	1.6 (1.3 to 2.4)	2.7 (2.1 to 4.2)	3.3 (2.5 to 5.6)	4.1 (2.6 to 7.6)	5.8 (3.4 to 10.5)	5.4 (3.4 to 9.5)	4.4 (2.8 to 7.4)	7.4 (4.7 to 11.8)	7.4 (4.5 to 11.7)	10.9 (6.5 to 17)	26.9 (17.3 to 38.2)	6.1 (3.9 to 8.7)	2.1 (1.3 to 3.1)	0.5 (0.3 to 0.8)	0.3 (0.2 to 0.5)	0.1 (0.1 to 0.2)	90.5
HIV/AIDS - Drug-susceptible Tuberculosis	0 (0 to 0)	0 (0 to 0)	0.6 (0.4 to 0.8)	0.6 (0.4 to 0.8)	0.2 (0.1 to 0.3)	0.2 (0.1 to 0.3)	0.3 (0.2 to 0.4)	0.5 (0.3 to 0.8)	0.7 (0.4 to 1.2)	0.9 (0.5 to 1.6)	1.1 (0.6 to 2.1)	1.4 (0.7 to 2.6)	1.3 (0.6 to 2.4)	1 (0.5 to 1.9)	1.8 (0.9 to 3.4)	1.8 (0.9 to 3.4)	2.6 (1.3 to 4.8)	6.5 (3.3 to 11.7)	1.5 (0.8 to 2.7)	0.5 (0.2 to 0.9)	0.1 (0 to 0.2)	0.1 (0 to 0.2)	0 (0 to 0)	21.2
HIV/AIDS - Multidrug-resistant Tuberculosis without extensive	0 (0 to 0)	0 (0 to 0)	0 (0 to 0.1)	0 (0 to 0.1)	0 (0 to 0)	0 (0 to 0)	0 (0 to 0)	0 (0 to 0.1)	0 (0 to 0.1)	0 (0 to 0.1)	0 (0 to 0.1)	0 (0 to 0.2)	0 (0 to 0.2)	0 (0 to 0.2)	0 (0 to 0.2)	0 (0 to 0.2)	0 (0 to 0.2)	0 (0 to 0.2)	0 (0 to 0.1)	0 (0 to 0)	0 (0 to 0)	0 (0 to 0)	0 (0 to 0)	0 (0 to 0)	0.4
HIV/AIDS - Extensively drug-resistant Tuberculosis	0 (0 to 0)	0 (0 to 0)	0 (0 to 0)	0 (0 to 0)	0 (0 to 0)	0 (0 to 0)	0 (0 to 0)	0 (0 to 0)	0 (0 to 0)	0 (0 to 0)	0 (0 to 0)	0 (0 to 0)	0 (0 to 0)	0 (0 to 0)	0 (0 to 0)	0 (0 to 0.1)	0 (0 to 0.1)	0 (0 to 0.2)	0 (0 to 0.1)	0 (0 to 0)	0 (0 to 0)	0 (0 to 0)	0 (0 to 0)	0 (0 to 0)	0.1
HIV/AIDS resulting in other diseases	0 (0 to 0)	0 (0 to 0)	1.1 (1 to 1.3)	0.9 (0.8 to 1.1)	0.3 (0.3 to 0.4)	0.3 (0.3 to 0.4)	0.5 (0.4 to 0.6)	1.1 (0.8 to 2.1)	2 (1.3 to 3.5)	2.3 (1.6 to 4.1)	3.2 (1.9 to 5)	4 (2.6 to 6.9)	3.9 (2.6 to 7.3)	3 (2.6 to 5.9)	5.5 (3.9 to 7.9)	5.5 (3.9 to 7.9)	8.1 (5.7 to 11.7)	20.4 (12.9 to 33.1)	4.6 (2.9 to 6.7)	1.6 (0.9 to 2.4)	0.4 (0.2 to 0.6)	0.2 (0.1 to 0.3)	0.1 (0.1 to 0.2)	71.6
Sexually transmitted infections excluding HIV	0 (0 to 0)	0 (0 to 0)	0 (0 to 0)	0 (0 to 0)	0 (0 to 0)	0.1 (0 to 0.1)	0.1 (0 to 0.1)	0.1 (0 to 0.2)	0.1 (0 to 0.2)	0.1 (0 to 0.2)	0.2 (0.1 to 0.3)	0.2 (0.1 to 0.4)	0.2 (0.1 to 0.4)	0.2 (0.1 to 0.4)	0.2 (0.1 to 0.4)	0.2 (0.1 to 0.4)	0.2 (0.1 to 0.4)	0.2 (0.1 to 0.4)	0.2 (0.1 to 0.4)	0.2 (0.1 to 0.4)	0.2 (0.1 to 0.4)	0.2 (0.1 to 0.4)	0.2 (0.1 to 0.4)	2.9
Syphilis	0 (0 to 0)	0 (0 to 0)	0 (0 to 0)	0 (0 to 0)	0 (0 to 0)	0 (0 to 0)	0 (0 to 0)	0 (0 to 0)	0.1 (0 to 0.2)	0.1 (0 to 0.2)	0.2 (0.1 to 0.4)	0.2 (0.1 to 0.5)	0.2 (0.1 to 0.5)	0.2 (0.1 to 0.5)	0.2 (0.1 to 0.5)	0.2 (0.1 to 0.5)	0.2 (0.1 to 0.5)	0.2 (0.1 to 0.5)	0.2 (0.1 to 0.5)	0.2 (0.1 to 0.5)	0.2 (0.1 to 0.5)	0.2 (0.1 to 0.5)	0.2 (0.1 to 0.5)	0.2 (0.1 to 0.5)	6.4
Chlamydial infection	0 (0 to 0)	0 (0 to 0)	0 (0 to 0)	0 (0 to 0)	0 (0 to 0)	0.2 (0.1 to 0.3)	0.9 (0.3 to 1.9)	1.6 (0.7 to 2.7)	2 (0.9 to 3.5)	2.4 (1.1 to 4.6)	3.4 (1.6 to 6.5)	4.3 (2 to 8.4)	4 (2 to 8.2)	3.7 (2 to 7.5)	5.4 (2.6 to 11.1)	5.4 (2.6 to 11.1)	8.2 (3.9 to 16.5)	19.5 (9.3 to 39.1)	4.6 (2.2 to 9.1)	1.6 (0.8 to 3.1)	0.4 (0.2 to 0.7)	0.2 (0.1 to 0.4)	0.1 (0.1 to 0.2)	72.5
Gonococcal infection	0 (0 to 0)	0 (0 to 0)	0 (0 to 0)	0 (0 to 0)	0 (0 to 0)	0.1 (0 to 0.2)	0.4 (0.1 to 0.8)	0.6 (0.2 to 1.1)	0.7 (0.3 to 1.3)	0.9 (0.3 to 1.8)	1.1 (0.4 to 2.2)	1.4 (0.5 to 2.9)	0.8 (0.3 to 1.7)	0.5 (0.2 to 1.1)	0.4 (0.2 to 0.9)	0.4 (0.2 to 0.9)	0.3 (0.1 to 0.7)	0.2 (0.1 to 0.5)	0.1 (0.1 to 0.3)	0.1 (0 to 0.2)	0 (0 to 0.1)	0 (0 to 0.1)	0 (0 to 0.1)	5.3
Trichomoniasis	0 (0 to 0)	0 (0 to 0)	0 (0 to 0)	0 (0 to 0)	0.2 (0.1 to 0.3)	0.3 (0.2 to 0.4)	1.1 (0.6 to 1.9)	2.3 (1.2 to 3.8)	3.2 (1.6 to 5.7)	3.7 (1.7 to 7.1)	4.1 (1.9 to 8.1)	4.2 (1.9 to 8.5)	3.6 (1.6 to 7.5)	2 (1.1 to 4.2)	2.7 (1.4 to 5.6)	2.6 (1.4 to 5.4)	3.2 (1.7 to 6.5)	3.4 (1.8 to 6.8)	1.1 (0.6 to 2.2)	0.4 (0.2 to 0.8)	0.1 (0 to 0.2)	0.1 (0 to 0.2)	0 (0 to 0.1)	37
Genital herpes	0 (0 to 0)	0 (0 to 0)	0 (0 to 0)	0 (0 to 0)	0 (0 to 0)	0 (0 to 0)	0 (0 to 0)	0 (0 to 0)	0 (0 to 0)	0 (0 to 0)	0 (0 to 0)	0 (0 to 0)	0 (0 to 0)	0 (0 to 0)	0 (0 to 0)	0 (0 to 0)	0 (0 to 0)	0 (0 to 0)	0 (0 to 0)	0 (0 to 0)	0 (0 to 0)	0 (0 to 0)	0 (0 to 0)	0 (0 to 0)	0
Other sexually transmitted infections	0 (0 to 0)	0 (0 to 0)	0 (0 to 0)	0 (0 to 0)	0 (0 to 0)	0 (0 to 0)	0.2 (0 to 0.4)	0.7 (0.2 to 2)	1.5 (0.4 to 4.1)	2.1 (0.6 to 5.4)	2.8 (0.8 to 7.1)	3.5 (1 to 8.7)	2.9 (0.9 to 7.1)	1.8 (0.6 to 4.3)	2.5 (0.8 to 6.1)	2.4 (0.8 to 5.8)	3.1 (1 to 7.5)	3.3 (1.1 to 7.8)	1.1 (0.4 to 2.6)	0.4 (0.1 to 0.9)	0.1 (0 to 0.2)	0.1 (0 to 0.2)	0 (0 to 0.1)	29.1
Respiratory infections and tuberculosis	0 (0 to 0)	0 (0 to 0)	1.9 (1.7 to 2.6)	1.6 (1.4 to 2.1)	1.1 (0.9 to 1.4)	1.1 (0.9 to 1.4)	1.4 (1.2 to 1.8)	2.1 (1.8 to 2.6)	2.6 (2.3 to 3.1)	3.1 (2.7 to 3.6)	3.8 (3.3 to 4.4)	4.6 (4 to 5.3)	5.6 (4.9 to 6.4)	6.8 (5.9 to 7.8)	8.6 (7.5 to 9.8)	10.1 (8.8 to 11.5)	12.2 (10.6 to 13.9)	14.1 (12.3 to 16.1)	15.4 (13.4 to 17.6)	16.1 (14 to 18.4)	16.1 (14 to 18.4)	15.7 (13.7 to 17.9)	15.4 (13.4 to 17.6)	16,400
Tuberculosis	0 (0 to 0)	0 (0 to 0)	0.4 (0.4 to 0.7)	0.4 (0.4 to 0.7)	0.1 (0.1 to 0.2)	0.2 (0.2 to 0.4)	0.6 (0.6 to 1.1)	1.2 (1.2 to 2.2)	2.3 (2.3 to 4.3)	2.9 (2.9 to 5.4)	3.5 (3.5 to 6.5)	4.1 (4.1 to 7.6)	4.9 (4.9 to 9.1)	6.2 (6.2 to 11.5)	8.1 (8.1 to 15)	9.5 (9.5 to 17.7)	11.4 (11.4 to 21.1)	13.2 (13.2 to 24.6)	14.4 (14.4 to 26.9)	15.1 (15.1 to 28.1)	15.1 (15.1 to 28.1)	14.7 (14.7 to 27.4)	14.4 (14.4 to 26.9)	653
Latent tuberculosis infection	0 (0 to 0)	0 (0 to 0)	0 (0 to 0)	0 (0 to 0)	0 (0 to 0)	0 (0 to 0)	0 (0 to 0)	0 (0 to 0)	0 (0 to 0)	0 (0 to 0)	0 (0 to 0)	0 (0 to 0)	0 (0 to 0)	0 (0 to 0)	0 (0 to 0)	0 (0 to 0)	0 (0 to 0)	0 (0 to 0)	0 (0 to 0)	0 (0 to 0)	0 (0 to 0)	0 (0 to 0)	0 (0 to 0)	0 (0 to 0)	0
Drug-susceptible Tuberculosis	0 (0 to 0)	0 (0 to 0)	0.5 (0.4 to 0.7)	0.4 (0.4 to 0.7)	0.1 (0.1 to 0.2)	0.2 (0.2 to 0.4)	0.6 (0.6 to 1.1)	1.2 (1.2 to 2.2)	2.2 (2.2 to 4.3)	2.9 (2.9 to 5.4)	3.4 (3.4 to 6.5)	4.1 (4.1 to 7.6)	4.9 (4.9 to 9.1)	6.2 (6.2 to 11.5)	8.1 (8.1 to 15)	9.5 (9.5 to 17.7)	11.4 (11.4 to 21.1)	13.2 (13.2 to 24.6)	14.4 (14.4 to 26.9)	15.1 (15.1 to 28.1)	15.1 (15.1 to 28.1)	14.7 (14.7 to 27.4)	14.4 (14.4 to 26.9)	647
Multidrug-resistant tuberculosis without extensive drug-resistar	0 (0 to 0)	0 (0 to 0)	0 (0 to 0)	0 (0 to 0)	0 (0 to 0)	0 (0 to 0)	0 (0 to 0)	0 (0 to 0)	0 (0 to 0)	0 (0 to 0)	0 (0 to 0)	0 (0 to 0)	0 (0 to 0)	0 (0 to 0)	0 (0 to 0)	0 (0 to 0)	0 (0 to 0)	0 (0 to 0)	0 (0 to 0)	0 (0 to 0)	0 (0 to 0)	0 (0 to 0)	0 (0 to 0)	0 (0 to 0)	0
Extensively drug-resistant tuberculosis	0 (0 to 0)	0 (0 to 0)	0 (0 to 0)	0 (0 to 0)	0 (0 to 0)	0 (0 to 0)	0 (0 to 0)	0 (0 to 0)	0 (0 to 0)	0 (0 to 0)	0 (0 to 0)	0 (0 to 0)	0 (0 to 0)	0 (0 to 0)	0 (0 to 0)	0 (0 to 0)	0 (0 to 0)	0 (0 to 0)	0 (0 to 0)	0 (0 to 0)	0 (0 to 0)	0 (0 to 0)	0 (0 to 0)	0 (0 to 0)	0
Lower respiratory infections	0.1 (0.1 to 0.1)	0.1 (0.1 to 0.1)	43.2 (37.3 to 49.6)	69.1 (49.9 to 79.4)	19.1 (11.9 to 23.5)	19.2 (12.6 to 23.7)	19.2 (12.6 to 23.7)	18 (11.7 to 22.3)	22.4 (13.2 to 31.1)	32.7 (20.2 to 46.9)	49.6 (29.6 to 67.4)	72.1 (43.1 to 98.1)	110 (70.5 to 153)	151 (101 to 216)	261 (174 to 373)	339 (227 to 484)	527 (350 to 752)	1,060 (705 to 1,510)	1,060 (1,060 to 1,510)	2,020 (1,350 to 2,870)	2,020 (1,350 to 2,870)	2,060 (1,380 to 2,930)	1,060 (1,060 to 2,020)	16,300
Upper respiratory infections	0 (0 to 0.2)	0 (0 to 0.2)	19.2 (16.6 to 21.9)	69.1 (54.1 to 88.9)	43.4 (34.1 to 55.8)	73.6 (57.8 to 94.7)	91.1 (71.5 to 117)	99.2 (77.9 to 128)	92.1 (72.3 to 118)	92.2 (72.4 to 119)	79.6 (62.5 to 102)	74.6 (58.6 to 96)	67.4 (52.9 to 86.7)	64.4 (50.5 to 82.8)	59.4 (46.6 to 76.4)	56.1 (44 to 72.1)	52.1 (40.9 to 67)	46.1 (36.2 to 59.2)	39.1 (30.7 to 50.3)	31.4 (24.6 to 40.3)	22.4 (17.6 to 28.8)	14.6 (11.5 to 18.8)	1,180
Otitis media	0 (0 to 0)	0 (0 to 0.1)	1.1 (1 to 3.9)	1.3 (1.1 to 4.7)	1.3 (1.1 to 4.6)	1.3 (1.1 to 4.6)	1.3 (1.1 to 4.6)	1.3 (1.1 to 4.6)	1.3 (1.1 to 4.6)	1.3 (1.1 to 4.6)	1.3 (1.1 to 4.6)	1.3 (1.1 to 4.6)	1.3 (1.1 to 4.6)	1.3 (1.1 to 4.6)	1.3 (1.1 to 4.6)	1.3 (1.1 to 4.6)	1.3 (1.1 to 4.6)	1.3 (1.1 to 4.6)	1.3 (1.1 to 4.6)	1.3 (1.1 to 4.6)	1.3 (1.1 to 4.6)	1.3 (1.1 to 4.6)	1.3 (1.1 to 4.6)	212
Enteric infections	1.6 (1.4 to 2.6)	1.6 (1.4 to 2.6)	12.6 (7.2 to 20)	17 (11.2 to 24.9)	2.5 (2.3 to 5.1)	2.1 (1.4 to 2.9)	1.4 (1.1 to 2.3)	1.3 (0.9 to 2.1)	1.4 (0.9 to 2.1)	1.5 (1.1 to 2.4)	1.7 (1.2 to 2.8)	1.9 (1.3 to 3.1)	2.1 (1.4 to 3.4)	2.3 (1.6 to 3.7)	2.6 (1.8 to 4.1)	2.9 (2 to 4.5)	3.2 (2.2 to 5)	3.4 (2.3 to 5.3)	3.5 (2.4 to 5.4)	3.5 (2.4 to 5.4)	3.5 (2.4 to 5.4)	3.5 (2.4 to 5.4)	3.5 (2.4 to 5.4)	67
Diarrheal diseases	1.6 (1.4 to 2.6)	1.6 (1.4 to 2.6)	12.6 (7.2 to 19.9)	16.9 (11.1 to 24.8)	2.5 (2.2 to 5.1)	2.1 (1.4 to 2.9)	1.4 (1.1 to 2.3)	1.3 (0.9 to 2.1)	1.4 (1.1 to 2.1)	1.5 (1.1 to 2.4)	1.7 (1.2 to 2.8)	1.9 (1.3 to 3.1)	2.1 (1.4 to 3.4)	2.3 (1.6 to 3.7)	2.6 (1.8 to 4.1)	2.9 (2 to 4.5)	3.2 (2.2 to 5)	3.4 (2.3 to 5.3)	3.5 (2.4 to 5.4)	3.5 (2.4 to 5.4)	3.5 (2.4 to 5.4)	3.5 (2.4 to 5.4)	3.5 (2.4 to 5.4)	766
Typhoid and paratyphoid	0 (0 to 0)	0 (0 to 0)	0 (0 to 0)	0 (0 to 0)	0 (0 to 0)	0 (0 to 0)	0 (0 to 0)	0 (0 to 0)	0 (0 to 0)	0 (0 to 0)	0 (0 to 0)	0 (0 to 0)	0 (0 to 0)	0 (0 to 0)	0 (0 to 0)	0 (0 to 0)	0 (0 to 0)	0 (0 to 0)	0 (0 to 0)	0 (0 to 0)	0 (0 to 0)	0 (0 to 0)	0 (0 to 0)	0 (0 to 0)	0
Typhoid fever	0 (0 to 0)	0 (0 to 0)	0 (0 to 0)	0 (0 to 0)	0 (0 to 0)	0 (0 to 0)	0 (0 to 0)	0 (0 to 0)	0 (0 to 0)	0 (0 to 0)	0 (0 to 0)	0 (0 to 0)	0 (0 to 0)	0 (0 to 0)	0 (0 to 0)	0 (0 to 0)	0 (0 to 0)	0 (0 to 0)	0 (0 to 0)	0 (0 to 0)	0 (0 to 0)	0 (0 to 0)	0 (0 to 0)	0 (0 to 0)	0
Paratyphoid fever	0 (0 to 0)	0 (0 to 0)	0 (0 to 0)	0 (0 to 0)	0 (0 to 0)	0 (0 to 0)	0 (0 to 0)	0 (0 to 0)	0 (0 to 0)	0 (0 to 0)	0 (0 to 0)	0 (0 to 0)	0 (0 to 0)	0 (0 to 0)	0 (0 to 0)	0 (0 to 0)	0 (0 to 0)	0 (0 to 0)	0 (0 to 0)	0 (0 to 0)	0 (0 to 0)	0 (0 to 0)	0 (0 to 0)	0 (0 to 0)	0.1
Invasive Non-typhoidal Salmonella (iNTS)	0 (0 to 0)	0 (0 to 0)	0 (0 to 0.1)	0 (0 to 0.2)	0 (0 to 0.1)	0 (0 to 0.1)	0 (0 to 0.1)	0 (0 to 0.1)	0 (0 to 0.1)	0 (0 to 0.1)	0 (0 to 0.1)	0 (0 to 0.1)	0 (0 to 0.1)	0 (0 to 0.1)	0 (0 to 0.1)	0 (0 to 0.1)	0 (0 to 0.1)	0 (0 to 0.1)	0 (0 to 0.1)	0 (0 to 0.1)	0 (0 to 0.1)	0 (0 to 0.1)	0 (0 to 0.1)	0 (0 to 0.1)	0.6
Other intestinal infectious diseases	0 (0 to 0)	0 (0 to 0)	0.1 (0 to 0.1)	0.1 (0 to 0.1)	0 (0 to 0.1)	0 (0 to 0.1)	0 (0 to 0.1)	0 (0 to 0.1)	0 (0 to 0.1)	0 (0 to 0.1)	0 (0 to 0.1)	0 (0 to 0.1)	0 (0 to 0.1)	0 (0 to 0.1)	0 (0 to 0.1)	0 (0 to 0.1)	0 (0 to 0.1)	0 (0 to 0.1)	0 (0 to 0.1)	0 (0 to 0.1)	0 (0 to 0.1)	0 (0 to 0.1)	0 (0 to 0.1)	0 (0 to 0.1)	1.5
Neglected tropical diseases and malaria	0 (0 to 0)	2.5 (0.7 to 5.1)	6.1 (1.6 to 15.3)	6.1 (1.6 to 15.3)	0.8 (0.2 to 1.9)	0.8 (0.2 to 1.9)	0.8 (0.2 to 1.9)	0.8 (0.2 to 1.9)	0.8 (0.2 to 1.9)	0.8 (0.2 to 1.9)	0.8 (0.2 to 1.9)	0.8 (0.2 to 1.9)	0.8 (0.2 to 1.9)	0.8 (0.2 to 1.9)	0.8 (0.2 to 1.9)	0.8 (0.2 to 1.9)	0.8 (0.2 to 1.9)	0.8 (0.2 to 1.9)	0.8 (0.2 to 1.9)	0.8 (0.2 to 1.9)	0.8 (0.2 to 1.9)	0.8 (0.2 to 1.9)	0.8 (0.2 to 1.9)	173
Malaria	0 (0 to 0)	0 (0 to 0)	0 (0 to 0)	0 (0 to 0)	0 (0 to 0)	0 (0 to 0)	0 (0 to 0)	0 (0 to 0)	0 (0 to 0)	0 (0 to 0)	0 (0 to 0)	0 (0 to 0)	0 (0 to 0)	0 (0 to 0)	0 (0 to 0)	0 (0 to 0)	0 (0 to 0)	0 (0 to 0)	0 (0 to 0)	0 (0 to 0)	0 (0 to 0)	0 (0 to 0)	0 (0 to 0)	0 (0 to 0)	0
Chagas disease	0 (0 to 0)	0 (0 to 0)	0 (0 to 0)	0 (0 to 0)	0 (0 to 0)	0 (0 to 0)	0 (0 to 0)	0 (0 to 0)	0 (0 to 0)	0 (0 to 0)	0 (0 to 0)	0 (0 to 0)	0 (0 to 0)	0 (0 to 0)	0 (0 to 0)	0 (0 to 0)	0 (0 to 0)	0 (0 to 0)	0 (0 to 0)	0 (0 to 0)	0 (0 to 0)	0 (0 to 0)	0 (0 to 0)	0 (0 to 0)	0.1
Leishmaniasis	0 (0 to 0)	0 (0 to 0)	0 (0 to 0)	0 (0 to 0)	0 (0 to 0)	0 (0 to 0)	0 (0 to 0)	0 (0 to 0)	0 (0 to 0)	0 (0 to 0)	0 (0 to 0)	0 (0 to 0)	0 (0 to 0)	0 (0 to 0)	0 (0 to 0)	0 (0 to 0)	0 (0 to 0)	0 (0 to 0)	0 (0 to 0)	0 (0 to 0)	0 (0 to 0)	0 (0 to 0)	0 (0 to 0)	0 (0 to 0)	0
Visceral leishmaniasis	0 (0 to 0)	0 (0 to 0)	0 (0 to 0)	0 (0 to 0)	0 (0 to 0)	0 (0 to 0)	0 (0 to 0)	0 (0 to 0)	0 (0 to 0)	0 (0 to 0)	0 (0 to 0)	0 (0 to 0)	0 (0 to 0)	0 (0 to 0)	0 (0 to 0)	0 (0 to 0)	0 (0 to 0)	0 (0 to 0)	0 (0 to 0)	0 (0 to 0)	0 (0 to 0)	0 (0 to 0)	0 (0 to 0)	0 (0 to 0)	0
Cutaneous and mucocutaneous leishmaniasis	0 (0 to 0)	0 (0 to 0)	0 (0 to 0)	0 (0 to 0)	0 (0 to 0)	0 (0 to 0)	0 (0 to 0)	0 (0 to 0)	0 (0 to 0)	0 (0 to 0)	0 (0 to 0)	0 (0 to 0)	0 (0 to 0)	0 (0 to 0)	0 (0 to 0)	0 (0 to 0)	0 (0 to 0)	0 (0 to 0)	0 (0 to 0)	0 (0 to 0)	0 (0 to 0)	0 (0 to 0)	0 (0 to 0)	0 (0 to 0)	0
African trypanosomiasis	0 (0 to 0)	0 (0 to 0)	0 (0 to 0)	0 (0 to 0)	0 (0 to 0)	0 (0 to 0)	0 (0 to 0)	0 (0 to 0)	0 (0 to 0)	0 (0 to 0)	0 (0 to 0)	0 (0 to 0)	0 (0 to 0)	0 (0 to 0)	0 (0 to 0)	0 (0 to 0)	0 (0 to 0)	0 (0 to 0)	0 (0 to 0)	0 (0 to 0)	0 (0 to 0)	0 (0 to 0)	0 (0 to 0)	0 (0 to 0)	0
Schistosomiasis	0 (0 to 0)	0 (0 to 0)	0 (0 to 0)	0 (0 to 0)	0 (0 to 0)	0 (0 to 0)	0 (0 to 0)	0 (0 to 0)	0 (0 to 0)	0 (0 to 0)	0 (0 to 0)	0 (0 to 0)	0 (0 to 0)	0 (0 to 0)	0 (0 to 0)	0 (0 to 0)	0 (0 to 0)	0 (0 to 0)	0 (0 to 0)	0 (0 to 0)	0 (0 to 0)	0 (0 to 0)	0 (0 to 0)	0 (0 to 0)	0
Cysticercosis	0 (0 to 0)	0 (0 to 0)	0 (0 to 0)	0 (0 to 0)	0 (0 to 0)	0 (0 to 0)	0 (0 to 0)	0 (0 to 0)	0 (0 to 0)	0 (0 to 0)	0 (0 to 0)	0 (0 to 0)	0 (0 to 0)	0 (0 to 0)	0 (0 to 0)	0 (0 to 0)	0 (0 to 0)	0 (0 to 0)	0 (0 to 0)	0 (0 to 0)	0 (0 to 0)	0 (0 to 0)	0 (0 to 0)	0 (0 to 0)	0
Cystic echinococcosis	0 (0 to 0)	0 (0 to 0)	0 (0 to 0)	0 (0 to 0)	0 (0 to 0)	0 (0 to 0)	0 (0 to 0)	0 (0 to 0)	0 (0 to 0)	0 (0 to 0)	0 (0 to 0)	0 (0 to 0)	0 (0 to 0)	0 (0 to 0)	0 (0 to 0)	0 (0 to 0)	0 (0 to 0)	0 (0 to 0)	0 (0 to 0)	0 (0 to 0)	0 (0 to 0)	0 (0 to 0)	0 (0 to 0)	0 (0 to 0)	0.2
Lymphatic filariasis	0 (0 to 0)	0 (0 to 0)	0 (0 to 0)	0 (0 to 0)	0 (0 to 0)	0 (0 to 0)	0 (0 to 0)	0 (0 to 0)	0 (0 to 0)	0 (0 to 0)	0 (0 to 0)	0 (0 to 0)	0 (0 to 0)	0 (0 to 0)	0 (0 to 0)	0 (0 to 0)	0 (0 to 0)	0 (0 to 0)	0 (0 to 0)	0 (0 to 0)	0 (0 to 0)	0 (0 to 0)	0 (0 to 0)	0 (0 to 0)	0
Onchocerciasis	0 (0 to 0)	0 (0 to 0)	0 (0 to 0)	0 (0 to 0)	0 (0 to 0)	0 (0 to 0)	0 (0 to 0)	0 (0 to 0)	0 (0 to 0)	0 (0 to 0)	0 (0 to 0)	0 (0 to 0)	0 (0 to 0)	0 (0 to 0)	0 (0 to 0)	0 (0 to 0)	0 (0 to 0)	0 (0 to 0)	0 (0 to 0)	0 (0 to 0)	0 (0 to 0)	0 (0 to 0)	0 (0 to 0)	0 (0 to 0)	0
Trachoma	0 (0 to 0)	0 (0 to 0)	0 (0 to 0)	0 (0 to 0)	0 (0 to 0)	0 (0 to 0)	0 (0 to 0)	0 (0 to 0)	0 (0 to 0)	0 (0 to 0)	0 (0 to 0)	0 (0 to 0)	0 (0 to 0)	0 (0 to 0)	0 (0 to 0)	0 (0 to 0)	0 (0 to 0)	0 (0 to 0)	0 (0 to 0)	0 (0 to 0)	0 (0 to 0)	0 (0 to 0)	0 (0 to 0)	0 (0 to 0)	0
Dengue	0 (0 to 0)	0 (0 to 0)	0 (0 to 0)	0 (0 to 0)	0 (0 to 0)	0 (0 to 0)	0 (0 to 0)	0 (0 to 0)	0 (0 to 0)	0 (0 to 0)	0 (0 to 0)	0 (0 to 0)	0 (0 to 0)	0 (0 to 0)	0 (0 to 0)	0 (0 to 0)	0 (0 to 0)	0 (0 to 0)	0 (0 to 0)	0 (0 to 0)	0 (0 to 0)	0 (0 to 0)	0 (0 to 0)	0 (0 to 0)	0
Yellow fever	0 (0 to 0)	0 (0 to 0)	0 (0 to 0)	0 (0 to 0)	0 (0 to 0)	0 (0 to 0)	0 (0 to 0)	0 (0 to 0)	0 (0 to 0)	0 (0 to 0)	0 (0 to 0)	0 (0 to 0)	0 (0 to 0)	0 (0 to 0)	0 (0 to 0)	0 (0 to 0)	0 (0 to 0)	0 (0 to 0)	0 (0 to 0)	0 (0 to 0)	0 (0 to 0)	0 (0 to 0)	0 (0 to 0)	0 (0 to 0)	0
Rabies	0 (0 to 0)	0 (0 to 0)	0 (0 to 0)	0 (0 to 0)	0 (0 to 0)	0 (0 to 0)	0 (0 to 0)	0 (0 to 0)	0 (0 to 0)	0 (0 to 0)	0 (0 to 0)	0 (0 to 0)	0 (0 to 0)	0 (0 to 0)	0 (0 to 0)	0 (0 to 0)	0 (0 to 0)	0 (0 to 0)	0 (0 to 0)	0 (0 to 0)	0 (0 to 0)	0 (0 to 0)	0 (0 to 0)	0 (0 to 0)	0.1
Intestinal nematode infections	0 (0 to 0)	0 (0 to 0)	0 (0 to 0)	0 (0 to 0)	0 (0 to 0)	0 (0 to 0)	0 (0 to 0)	0 (0 to 0)	0 (0 to 0)	0 (0 to 0)	0 (0 to 0)	0 (0 to 0)	0 (0 to 0)	0 (0 to 0)	0 (0 to 0)





SB Table 2c. Kumamoto DALYS by cause and age group for both sexes with 95% uncertainty intervals, 2019

Cause	Early Neonatal	Late Neonatal	Post-Neonatal	1 to 4	5 to 9	10 to 14	15 to 19	20 to 24	25 to 29	30 to 34	35 to 39	40 to 44	45 to 49	50 to 54	55 to 59	60 to 64	65 to 69	70 to 74	75 to 79	80 to 84	85 to 89	90 to 94	95 plus	Total
All causes	600 (577 to 700)	280 (203 to 365)	1,320 (1,170 to 1,490)	2,690 (2,290 to 3,340)	3,220 (2,360 to 4,380)	4,270 (3,180 to 5,620)	4,790 (3,700 to 6,190)	6,990 (5,670 to 8,720)	9,290 (8,070 to 10,600)	13,900 (12,300 to 15,600)	13,990 (11,700 to 17,000)	17,900 (14,300 to 21,300)	21,100 (17,200 to 25,500)	22,900 (19,200 to 27,000)	22,900 (20,200 to 26,600)	27,900 (23,800 to 32,600)	27,900 (23,900 to 32,600)	30,900 (26,300 to 36,100)	34,900 (27,100 to 42,000)	33,900 (26,700 to 41,600)	36,200 (33,600 to 39,300)	41,600 (37,700 to 45,300)	27,400 (23,700 to 31,500)	625,000
Communicable, maternal, neonatal, and nutritional diseases	368 (333 to 420)	113 (82 to 159)	331 (239 to 399)	496 (370 to 661)	499 (356 to 700)	404 (286 to 634)	389 (268 to 609)	366 (248 to 568)	382 (270 to 560)	456 (326 to 650)	396 (284 to 570)	709 (514 to 1,110)	760 (543 to 1,190)	730 (543 to 1,030)	690 (483 to 1,040)	1,230 (879 to 1,840)	1,760 (1,280 to 2,350)	2,260 (1,750 to 2,900)	2,810 (2,240 to 3,490)	3,770 (2,760 to 4,790)	4,700 (3,520 to 5,900)	3,930 (2,590 to 5,430)	2,160 (1,420 to 2,710)	29,700
HIV/AIDS and sexually transmitted infections	0 (0 to 0)	0 (0 to 0)	3.3 (2.7 to 3.9)	3.2 (2.6 to 3.8)	1 (0.8 to 1.2)	1.6 (1.3 to 2.0)	5.7 (4.6 to 6.9)	10.6 (8.7 to 12.9)	17.2 (14.1 to 21.0)	24.6 (19.5 to 31.1)	32.1 (25.5 to 41.0)	39.2 (32.2 to 49.4)	29.3 (17.4 to 46.2)	19.6 (12.6 to 31)	20.6 (13.9 to 30.9)	30.7 (22.3 to 42.7)	39.1 (28.6 to 54)	46.1 (34.3 to 61.2)	51 (38.1 to 68.1)	56.7 (42.3 to 75.4)	58.8 (44.4 to 78.3)	46.2 (34.9 to 61.2)	3.3 (2.5 to 4.7)	332
HIV/AIDS	0 (0 to 0)	0 (0 to 0)	3.3 (2.7 to 3.9)	3.2 (2.6 to 3.8)	1 (0.8 to 1.2)	0.6 (0.5 to 0.8)	1.6 (1.3 to 2.0)	2.4 (1.9 to 3.0)	3.4 (2.8 to 4.2)	4.7 (3.8 to 5.9)	6.3 (5.1 to 7.9)	7.5 (6.2 to 9.4)	7.3 (5.1 to 10.1)	6.6 (5.1 to 8.5)	6.7 (5.1 to 8.8)	10.7 (7.9 to 14.2)	27.9 (19.9 to 37.8)	6.6 (4.8 to 9.1)	2.5 (1.8 to 3.5)	0.6 (0.4 to 0.9)	0.5 (0.3 to 0.7)	0.2 (0.2 to 0.3)	0.1 (0.1 to 0.2)	117
HIV/AIDS - Drug-susceptible Tuberculosis	0 (0 to 0)	0 (0 to 0)	0.4 (0.3 to 0.5)	0.4 (0.3 to 0.5)	0.1 (0.1 to 0.2)	0.1 (0.1 to 0.1)	0.2 (0.2 to 0.3)	0.3 (0.2 to 0.4)	0.4 (0.3 to 0.5)	0.6 (0.4 to 0.7)	0.8 (0.6 to 1.0)	0.9 (0.7 to 1.2)	0.9 (0.6 to 1.3)	0.8 (0.6 to 1.1)	0.8 (0.6 to 1.1)	1.3 (0.9 to 1.8)	3.4 (2.4 to 4.7)	0.8 (0.6 to 1.1)	0.3 (0.2 to 0.4)	0.1 (0.1 to 0.2)	0.1 (0.1 to 0.1)	0 (0 to 0)	0 (0 to 0)	14
HIV/AIDS - Multidrug-resistant Tuberculosis without extensive	0 (0 to 0)	0 (0 to 0)	0 (0 to 0.2)	0 (0 to 0.2)	0 (0 to 0.1)	0 (0 to 0)	0 (0 to 0)	0 (0 to 0)	0 (0 to 0)	0 (0 to 0.1)	0 (0 to 0.1)	0 (0 to 0.1)	0 (0 to 0.1)	0 (0 to 0.1)	0 (0 to 0.1)	0 (0 to 0.1)	0 (0 to 0.2)	0 (0 to 0.2)	0 (0 to 0.2)	0 (0 to 0.1)	0 (0 to 0.1)	0 (0 to 0.1)	0 (0 to 0.1)	0 (0 to 0.1)	0.6
HIV/AIDS - Extensively drug-resistant Tuberculosis	0 (0 to 0)	0 (0 to 0)	0 (0 to 0)	0 (0 to 0)



Benign prostatic hyperplasia	0 (0 to 0)	0 (0 to 0)	0 (0 to 0)	0 (0 to 0)	0 (0 to 0)	0 (0 to 0)	0 (0 to 0)	0 (0 to 0)	0 (0 to 0)	0 (0 to 0)	0 (0 to 0)	0 (0 to 0)	0 (0 to 0)	0.2 (0 to 1 to 2)	1.2 (0.2 to 3.1)	9.7 (2 to 10 to 19)	23.6 (11 to 42)	99.6 (31 to 102)	109 (67.1 to 173)	119 (62.3 to 199)	82.5 (44.8 to 134)	50.6 (27.2 to 82.4)	29.6 (13.4 to 43.1)	8.3 (4.4 to 13.7)	1.6 (1 to 2)		552
Male infertility	0 (0 to 0)	0 (0 to 0)	0 (0 to 0)	0 (0 to 0)	0 (0 to 0)	0 (0 to 0)	0 (0 to 0)	0 (1 to 12)	0 (1.6 to 10.1)	0 (1.6 to 9.8)	0 (1.6 to 9.5)	0 (1.6 to 9.5)	0 (1.6 to 9.5)	0 (1.6 to 9.5)	0 (1.6 to 9.5)	0 (1.6 to 9.5)	0 (1.6 to 9.5)	0 (1.6 to 9.5)	0 (1.6 to 9.5)	0 (1.6 to 9.5)	0 (1.6 to 9.5)	0 (1.6 to 9.5)	0 (1.6 to 9.5)	0 (1.6 to 9.5)	0 (1.6 to 9.5)		64
Other urinary diseases	0.2 (0.1 to 0.5)	0.4 (0.1 to 0.8)	0.6 (0.4 to 1)	3.2 (2.1 to 4.6)	3.1 (1.4 to 5.1)	1.6 (1.2 to 2.6)	4.1 (1.4 to 9)	1.2 (0.4 to 2)	1.6 (0.6 to 2)	4.3 (1.5 to 8.4)	2.8 (1.7 to 4.4)	3.6 (2.1 to 5.4)	3.2 (2.2 to 4)	4.2 (2.6 to 6.4)	4.2 (2.4 to 6)	3.4 (2.4 to 5)	3.4 (2.6 to 4.1)	7.6 (3.9 to 11.9)	6.7 (3.3 to 12.1)	8.7 (3.3 to 13.1)	10.2 (6.6 to 16.7)	11.7 (6.7 to 18.6)	9.6 (5.1 to 17)	4.6 (2.3 to 8.3)		103
Gynecological diseases	0 (0 to 0)	0 (0 to 0)	0 (0 to 0)	0 (0 to 0)	60.3 (37.1 to 108)	177 (102 to 295)	302 (161 to 488)	396 (258 to 589)	497 (312 to 736)	596 (376 to 831)	587 (372 to 899)	662 (372 to 999)	260 (167 to 397)	107 (63.3 to 161)	64.1 (38.5 to 109)	101 (59.6 to 153)	91.3 (47 to 119)	77 (42.1 to 109)	72.6 (42.3 to 109)	66.9 (41.3 to 98.3)	44 (23.6 to 73.9)	20.1 (11 to 35.3)	3.970
Uterine fibroids	0 (0 to 0)	0 (0 to 0)	0 (0 to 0)	0 (0 to 0)	1.7 (0.6 to 3.6)	9.6 (1.9 to 7.7)	8.4 (2.1 to 18)	22.1 (9.6 to 46.2)	48.9 (21.4 to 98.5)	77.3 (32.1 to 139)	68.6 (31.1 to 130)	92.7 (34.1 to 161)	26.1 (14.5 to 48.6)	24 (11.2 to 47)	16.6 (7 to 32.6)	12 (4.5 to 23.2)	3.9 (1.6 to 7.6)	2.4 (1.1 to 4.6)	1.5 (0.7 to 2.6)	0.7 (0.4 to 1.2)	0.2 (0.2 to 0.6)	381
Polycystic ovarian syndrome	0 (0 to 0)	0 (0 to 0)	0 (0 to 0)	0 (0 to 0)	2.1 (0.5 to 5.2)	14.1 (5.2 to 30.8)	28.7 (9.9 to 61)	33.6 (16.9 to 62.2)	26.4 (9.6 to 51)	29.6 (13.6 to 52.1)	30.6 (14.9 to 53)	26.4 (9.6 to 51)	6.3 (2.4 to 13.1)	0 (0 to 0)	0 (0 to 0)	0 (0 to 0)	0 (0 to 0)	0 (0 to 0)	0 (0 to 0)	0 (0 to 0)	0 (0 to 0)	0 (0 to 0)	0 (0 to 0)	183
Female infertility	0 (0 to 0)	0 (0 to 0)	0 (0 to 0)	0 (0 to 0)	0 (0 to 0)	0 (0 to 0)	0 (0 to 0)	0 (0.1 to 10.4)	0 (0.1 to 10.3)	0 (0.2 to 41.2)	0 (0.1 to 64.2)	0 (0 to 0)	0 (0 to 0)	0 (0 to 0)	0 (0 to 0)	0 (0 to 0)	0 (0 to 0)	0 (0 to 0)	0 (0 to 0)	0 (0 to 0)	0 (0 to 0)	0 (0 to 0)	0 (0 to 0)	39
Endometriosis	0 (0 to 0)	0 (0 to 0)	0 (0 to 0)	0 (0 to 0)	0 (0 to 0)	0 (0 to 0)	0.2 (0.1 to 0.6)	0.6 (0.3 to 0.9)	0.7 (0.2 to 1.1)	0.8 (0.2 to 1.7)	0.6 (0.2 to 1.5)	0.6 (0.1 to 1.4)	0.2 (0.1 to 0.6)	0.2 (0.1 to 0.6)	0.2 (0.1 to 0.6)	0.2 (0.1 to 0.6)	0.2 (0.1 to 0.6)	0.2 (0.1 to 0.6)	0.2 (0.1 to 0.6)	0.2 (0.1 to 0.6)	0.2 (0.1 to 0.6)	0.2 (0.1 to 0.6)	0.2 (0.1 to 0.6)	0.2 (0.1 to 0.6)		900
Genital prolapse	0 (0 to 0)	0 (0 to 0)	0 (0 to 0)	0 (0 to 0)	0 (0 to 0)	0 (0 to 0)	0 (0 to 0)	0 (0 to 0)	0 (0 to 0)	0 (0 to 0)	0 (0 to 0)	0 (0 to 0)	0 (0 to 0)	0 (0 to 0)	0 (0 to 0)	0 (0 to 0)	0 (0 to 0)	0 (0 to 0)	0 (0 to 0)	0 (0 to 0)	0 (0 to 0)	0 (0 to 0)	0 (0 to 0)	0 (0 to 0)	0 (0 to 0)		897
Premenstrual syndrome	0 (0 to 0)	0 (0 to 0)	0 (0 to 0)	0 (0 to 0)	0 (0 to 0)	979 (39.6 to 121)	126 (42.1 to 237)	147 (70.6 to 263)	106 (69.9 to 200)	227 (116 to 336)	226 (122 to 356)	108 (106 to 331)	60.2 (29 to 116)	0 (0 to 0)	0 (0 to 0)	0 (0 to 0)	0 (0 to 0)	0 (0 to 0)	0 (0 to 0)	0 (0 to 0)	0 (0 to 0)	0 (0 to 0)	0 (0 to 0)	1.348
Other gynecological diseases	0 (0 to 0)	0 (0 to 0)	0 (0 to 0)	0 (0 to 0)	3.7 (2.3 to 5.7)	20.5 (9.9 to 37.7)	27.5 (11.7 to 51)	39.4 (19.7 to 69.2)	37.1 (17.6 to 70)	39.4 (19.7 to 69.2)	37.1 (17.6 to 70)	39.4 (19.7 to 69.2)	16.1 (7.6 to 30.5)	3.2 (1.5 to 6.1)	1.7 (0.7 to 3.4)	2.3 (1.1 to 4.1)	1.2 (0.5 to 2.3)	0.7 (0.3 to 1.4)	0.5 (0.2 to 1.1)	0.2 (0.1 to 0.5)	0.2 (0.1 to 0.5)	0.2 (0.1 to 0.5)	1.490
Hemoglobinopathies and hemolytic anemias	0.1 (0.1 to 0.1)	0.1 (0.1 to 0.1)	0.2 (0.2 to 0.3)	0.3 (0.2 to 0.5)	11.2 (8.5 to 20.7)	69.6 (51.1 to 233)	77.4 (51.7 to 118)	73.3 (51.7 to 118)	27.6 (19.4 to 39.2)	27.1 (12.6 to 52.6)	24.1 (9.6 to 49.3)	20.8 (9.6 to 42.6)	19.1 (9.6 to 33.7)	23.6 (13.4 to 37)	33.2 (17.3 to 51.6)	49.6 (28.3 to 68.1)	90 (49.9 to 90.2)	69.2 (47.9 to 103)	69.2 (49.9 to 98.4)	68.6 (28.6 to 98.7)	41.3 (13.4 to 28.3)	673
Thalassemias	0.1 (0.1 to 0.1)	0.1 (0.1 to 0.2)	0.2 (0.2 to 0.3)	0.1 (0.1 to 0.2)	3.9 (2.6 to 6.5)	3.7 (2.7 to 5.6)	5.6 (2.8 to 9.5)	2.6 (2.1 to 3.4)	1.6 (1 to 2.3)	1.6 (0.6 to 1.8)	1.1 (0.3 to 2.1)	0.4 (0.3 to 0.7)	0.2 (0.1 to 0.4)	0.1 (0.1 to 0.1)	0.1 (0.1 to 0.1)	0 (0 to 0)	0 (0 to 0)	0 (0 to 0)	0 (0 to 0)	0 (0 to 0)	0 (0 to 0)	0 (0 to 0)	29.1
Thalassemias trait	0 (0 to 0)	0.2 (0.1 to 0.6)	0.6 (0.1 to 1.6)	2.2 (0.5 to 6.5)	3.4 (0.4 to 9.6)	2.2 (0.2 to 6.8)	1.3 (0.2 to 3.6)	2.6 (0.6 to 6.7)	9.1 (3.5 to 21.5)	11.5 (4.5 to 24.4)	12.6 (3.5 to 31.1)	9.4 (3.5 to 24.4)	2.7 (0.6 to 6.5)	2.5 (0.6 to 7.2)	2.1 (0.7 to 5.1)	6.2 (1.9 to 13.9)	6.9 (1.9 to 17.1)	4.7 (1.3 to 9.8)	6.1 (1.6 to 19.5)	8.2 (1.6 to 19.3)	2.6 (0.7 to 6.1)	88.7
Sickle cell disorders	0 (0 to 0)	0 (0 to 0)	0 (0 to 0)	0 (0 to 0)	0 (0 to 0)	0 (0 to 0)	0 (0 to 0)	0 (0 to 0)	0 (0 to 0)	0 (0 to 0)	0 (0 to 0)	0 (0 to 0)	0 (0 to 0)	0 (0 to 0)	0 (0 to 0)	0 (0 to 0)	0 (0 to 0)	0 (0 to 0)	0 (0 to 0)	0 (0 to 0)	0 (0 to 0)	0 (0 to 0)	0 (0 to 0)	0.2
Sickle cell trait	0 (0 to 0)	0 (0 to 0.1)	0 (0 to 0)	0 (0 to 0.1)	0 (0 to 0.1)	0 (0 to 0.1)	0 (0 to 0.1)	0.4 (0.2 to 0.7)	0.3 (0.2 to 0.6)	0.3 (0.2 to 0.5)	0.2 (0.1 to 0.4)	0.1 (0.1 to 0.3)	0 (0 to 0)	0 (0 to 0)	0 (0 to 0)	0 (0 to 0)	0 (0 to 0)	0 (0 to 0)	0 (0 to 0)	0 (0 to 0)	0 (0 to 0)	0 (0 to 0)	0 (0 to 0)	9.4
G6PD deficiency	0 (0 to 0)	0 (0 to 0)	0 (0 to 0)	0 (0 to 0)	0 (0 to 0)	0 (0 to 1.3)	0.2 (0.1 to 1.2)	0.4 (0.4 to 2.3)	0.2 (0.2 to 0.6)	0.3 (0.3 to 0.8)	0.3 (0.3 to 0.8)	0.4 (0.4 to 1.2)	0.2 (0.2 to 0.5)	0.7 (0.2 to 2.1)	0.5 (0.1 to 1.4)	0.5 (0.4 to 1.2)	0.7 (0.4 to 1.1)	0.5 (0.3 to 0.8)	0.5 (0.2 to 0.8)	0.1 (0.1 to 0.2)	0.1 (0.1 to 0.2)	0 (0 to 0.1)	11.2
SMPD trait	0 (0 to 0)	0 (0 to 0)	0 (0 to 0)	0 (0 to 0)	0 (0 to 0)	0 (0 to 0)	0.2 (0 to 0.4)	0.2 (0 to 0.4)	0.2 (0 to 0.4)	0 (0 to 0)	0 (0 to 0)	0 (0 to 0)	0 (0 to 0)	0 (0 to 0)	0 (0 to 0)	0 (0 to 0)	0 (0 to 0)	0 (0 to 0)	0 (0 to 0)	0 (0 to 0)	0 (0 to 0)	0 (0 to 0)	0 (0 to 0)	1
Other hemoglobinopathies and hemolytic anemias	0.2 (0 to 0.5)	0.2 (0.2 to 0.3)	0.3 (0.2 to 0.5)	0.3 (0.2 to 0.7)	0.5 (0.3 to 1.1)	0.6 (0.3 to 1.1)	0.6 (0.3 to 1.1)	0.6 (0.3 to 1.1)	0.7 (0.2 to 1.1)	0.8 (0.2 to 1.1)	0.7 (0.2 to 1.1)	0.6 (0.2 to 1.1)	0.3 (0.1 to 0.6)	0.2 (0.1 to 0.5)	0.2 (0.1 to 0.5)	0.2 (0.1 to 0.5)	0.2 (0.1 to 0.5)	0.2 (0.1 to 0.5)	0.2 (0.1 to 0.5)	0.2 (0.1 to 0.5)	0.2 (0.1 to 0.5)	0.2 (0.1 to 0.5)	477
Endocrine, metabolic, blood, and immune disorders	99.7 (97.7 to 99.9)	99.7 (97.7 to 99.9)	99.7 (97.7 to 99.9)

SR Table 2c. Dis DALYS by cause, and aco ccoup for both sexes with 95% uncertainty intervals, 2019

Cause	Early Neonatal	Late Neonatal	Post Neonatal	1 to 4	5 to 9	10 to 14	15 to 19	20 to 24	25 to 29	30 to 34	35 to 39	40 to 44	45 to 49	50 to 54	55 to 59	60 to 64	65 to 69	70 to 74	75 to 79	80 to 84	85 to 89	90 to 94	95 plus	Total
All causes	992 (991 to 995)	372 (159 to 648)	929 (728 to 1,169)	1,008 (1,119 to 1,900)	660 (1,490 to 2,600)	2,620 (1,900 to 3,430)	5,280 (3,930 to 6,760)	6,140 (4,550 to 8,060)	6,700 (5,070 to 8,390)	8,220 (7,200 to 11,100)	10,200 (9,700 to 14,000)	14,600 (11,900 to 17,300)	19,600 (16,000 to 23,600)	27,600 (23,000 to 32,800)	37,600 (32,000 to 44,000)	49,600 (42,000 to 58,000)	63,600 (53,000 to 74,000)	79,700 (66,000 to 93,000)	79,700 (66,000 to 93,000)	97,000 (81,000 to 113,000)	97,000 (80,000 to 113,000)	97,700 (80,000 to 113,000)	53,200 (43,000 to 63,000)	599,000 (500,000 to 699,000)
Communicable, maternal, neonatal, and nutritional diseases	207 (203 to 366)	92.7 (62.3 to 132)	196 (156 to 249)	270 (199 to 363)	291 (197 to 479)	249 (162 to 388)	247 (167 to 378)	250 (162 to 392)	282 (180 to 387)	302 (208 to 452)	380 (267 to 579)	510 (338 to 770)	673 (462 to 1,000)	1,000 (687 to 1,500)	1,500 (1,000 to 2,200)	2,000 (1,400 to 2,900)	2,600 (1,800 to 3,800)	2,600 (1,800 to 3,800)	3,100 (2,200 to 3,900)	2,500 (1,800 to 3,200)	1,500 (1,000 to 2,000)	1,300 (898 to 1,700)	19,900
HIV/AIDS and sexually transmitted infections	0 (0 to 0)	0 (0 to 0)	1.9 (1.6 to 2.3)	1.8 (1.5 to 2.1)	1.1 (0.9 to 1.3)	1.2 (1 to 1.5)	9.6 (8 to 12)	22 (18 to 27)	46 (38 to 57)	74 (61 to 92)	110 (91 to 140)	160 (130 to 200)	220 (170 to 280)	290 (220 to 370)	370 (270 to 470)	450 (330 to 570)	530 (390 to 670)	610 (450 to 770)	610 (450 to 770)	660 (490 to 830)	620 (460 to 790)	410 (300 to 520)	210 (150 to 270)	4,600
HIV/AIDS	0 (0 to 0)	0 (0 to 0)	1.9 (1.6 to 2.3)	1.8 (1.5 to 2.1)	1.1 (0.9 to 1.3)	0.9 (0.8 to 0.9)	1 (0.8 to 1.2)	1.4 (1.2 to 1.7)	2.4 (2 to 2.9)	3 (2.5 to 3.6)	4.3 (3.6 to 5.2)	4.7 (3.9 to 5.7)	5.2 (4.3 to 6.4)	4.6 (3.8 to 5.7)	3.7 (3.1 to 4.6)	3.1 (2.6 to 3.8)	2.6 (2.2 to 3.2)	1.8 (1.5 to 2.2)	0.4 (0.3 to 0.5)	0.2 (0.2 to 0.3)	0.1 (0.1 to 0.2)	0.1 (0.1 to 0.1)	78.1
HIV/AIDS - Drug-susceptible Tuberculosis	0 (0 to 0)	0 (0 to 0)	0.4 (0.4 to 0.5)	0.4 (0.3 to 0.5)	0.2 (0.2 to 0.3)	0.2 (0.1 to 0.2)	0.2 (0.1 to 0.3)	0.3 (0.2 to 0.3)	0.5 (0.4 to 0.6)	0.7 (0.6 to 0.8)	0.9 (0.8 to 1.1)	1 (0.9 to 1.2)	1.1 (0.9 to 1.3)	0.9 (0.8 to 1.1)	0.7 (0.6 to 0.9)	0.6 (0.5 to 0.8)	0.5 (0.4 to 0.6)	0.3 (0.3 to 0.4)	0.1 (0.1 to 0.1)	0.1 (0 to 0.1)	0 (0 to 0)	0 (0 to 0)	17.1
HIV/AIDS - Multidrug-resistant Tuberculosis without extensive	0 (0 to 0)	0 (0 to 0)	0 (0 to 0.1)	0 (0 to 0.1)	0 (0 to 0)	0 (0 to 0)	0 (0 to 0)	0 (0 to 0)	0 (0 to 0.1)	0 (0 to 0.1)	0 (0 to 0.1)	0 (0 to 0.1)	0 (0 to 0.1)	0 (0 to 0.2)	0 (0 to 0.2)	0 (0 to 0.2)	0 (0 to 0.2)	0 (0 to 0.2)	0 (0 to 0.1)	0 (0 to 0.1)	0 (0 to 0)	0 (0 to 0)	0 (0 to 0)	0.3
HIV/AIDS - Extensively drug-resistant Tuberculosis	0 (0 to 0)	0 (0 to 0)	0 (0 to 0)	0 (0 to 0)	0 (0 to 0)	0 (0 to 0)	0 (0 to 0)	0 (0 to 0)	0 (0 to 0)	0 (0 to 0)	0 (0 to 0)	0 (0 to 0)	0 (0 to 0)	0 (0 to 0)	0 (0 to 0)	0 (0 to 0)	0 (0 to 0)	0 (0 to 0)	0 (0 to 0)	0 (0 to 0)	0 (0 to 0)	0 (0 to 0)	0 (0 to 0)	0.1
HIV/AIDS resulting in other diseases	0 (0 to 0)	0 (0 to 0)	0.9 (0.8 to 1.1)	0.8 (0.6 to 1.1)	0.7 (0.5 to 0.9)	0.6 (0.5 to 0.7)	7.4 (6 to 9.1)	20 (17 to 24)	43 (36 to 52)	70 (59 to 86)	110 (91 to 130)	150 (130 to 190)	210 (170 to 260)	280 (220 to 350)	360 (280 to 450)	440 (340 to 550)	520 (410 to 650)	600 (460 to 750)	610 (470 to 760)	650 (500 to 810)	610 (470 to 770)	400 (310 to 500)	200 (150 to 260)	4,500
Sexually transmitted infections excluding HIV	0 (0 to 0)	0 (0 to 0)	0 (0 to 0)	0 (0 to 0)	0 (0 to 0)	0 (0 to 0.1)	0.1 (0 to 0.1)	0.2 (0.1 to 0.2)	0.3 (0.2 to 0.4)	0.4 (0.3 to 0.5)	0.5 (0.4 to 0.7)	0.6 (0.5 to 0.8)	0.8 (0.6 to 1)	0.8 (0.6 to 1)	0.8 (0.6 to 1)	0.8 (0.6 to 1)	0.7 (0.6 to 1)	0.6 (0.5 to 0.8)	0.3 (0.2 to 0.4)	0.2 (0.1 to 0.3)	0.1 (0.1 to 0.2)	0.1 (0.1 to 0.2)	7.6
Syphilis	0 (0 to 0)	0 (0 to 0)	0 (0 to 0)	0 (0 to 0)	0 (0 to 0)	0.2 (0.1 to 0.3)	0.6 (0.4 to 0.8)	1 (0.8 to 1.3)	1.7 (1.3 to 2.2)	2.6 (2 to 3.4)	3.6 (2.8 to 4.7)	4.6 (3.5 to 6.1)	5.6 (4.3 to 7.4)	6.6 (5 to 8.7)	7.5 (5.6 to 9.8)	8.1 (6.1 to 10.6)	8.1 (6.1 to 10.6)	7.5 (5.6 to 9.8)	6.2 (4.6 to 8.1)	4.3 (3.2 to 5.6)	2.5 (1.9 to 3.3)	1.1 (0.8 to 1.5)	74
Chlamydial infection	0 (0 to 0)	0 (0 to 0)	0 (0 to 0)	0 (0 to 0)	0 (0 to 0)	0.2 (0.2 to 0.3)	0.6 (0.5 to 0.8)	1 (0.8 to 1.4)	1.6 (1.3 to 2.2)	2.6 (2.1 to 3.5)	3.8 (3.1 to 5.1)	5.1 (4.1 to 6.9)	6.6 (5.3 to 8.9)	8.1 (6.5 to 10.9)	9.3 (7.5 to 12.5)	9.8 (7.9 to 13.2)	9.3 (7.5 to 12.5)	8.1 (6.5 to 10.9)	6.2 (5 to 8.3)	4.1 (3.3 to 5.5)	2.3 (1.9 to 3.1)	1 (0.8 to 1.4)	104
Gonococcal infection	0 (0 to 0)	0 (0 to 0)	0 (0 to 0)	0 (0 to 0)	0 (0 to 0)	0.1 (0.1 to 0.2)	0.3 (0.2 to 0.5)	0.5 (0.3 to 0.7)	0.7 (0.5 to 1)	1 (0.8 to 1.4)	1.4 (1.1 to 1.9)	1.8 (1.4 to 2.5)	2.3 (1.8 to 3.2)	2.8 (2.2 to 3.9)	3.2 (2.5 to 4.4)	3.4 (2.7 to 4.7)	3.2 (2.5 to 4.4)	2.8 (2.2 to 3.9)	2.1 (1.7 to 3.1)	1.4 (1.1 to 2.1)	0.8 (0.6 to 1.2)	0.4 (0.3 to 0.6)	35.1
Trichomoniasis	0 (0 to 0)	0 (0 to 0)	0 (0 to 0)	0 (0 to 0)	0 (0 to 0)	0.2 (0.1 to 0.2)	0.6 (0.4 to 0.8)	1 (0.8 to 1.3)	1.6 (1.3 to 2.1)	2.5 (2 to 3.3)	3.7 (2.9 to 4.8)	5 (4 to 6.6)	6.5 (5.2 to 8.7)	8 (6.4 to 10.7)	9.2 (7.4 to 12.3)	9.7 (7.8 to 13)	9.2 (7.4 to 12.3)	8 (6.4 to 10.7)	6.1 (4.9 to 8.2)	4.1 (3.3 to 5.5)	2.3 (1.8 to 3.1)	1 (0.8 to 1.4)	103
Genital herpes	0 (0 to 0)	0 (0 to 0)	0 (0 to 0)	0 (0 to 0)	0 (0 to 0)	0 (0 to 0)	0 (0 to 0)	0 (0 to 0)	0 (0 to 0)	0 (0 to 0)	0 (0 to 0)	0 (0 to 0)	0 (0 to 0)	0 (0 to 0)	0 (0 to 0)	0 (0 to 0)	0 (0 to 0)	0 (0 to 0)	0 (0 to 0)	0 (0 to 0)	0 (0 to 0)	0 (0 to 0)	0 (0 to 0)	0.1
Other sexually transmitted infections	0 (0 to 0)	0 (0 to 0)	0 (0 to 0)	0 (0 to 0)	0 (0 to 0)	0.1 (0.1 to 0.4)	0.4 (0.4 to 0.5)	0.7 (0.6 to 0.9)	1.4 (1.4 to 1.6)	2.2 (2.2 to 2.5)	3.2 (3.2 to 3.7)	4.1 (3.9 to 4.7)	5.2 (4.9 to 5.9)	6.3 (5.9 to 7.1)	7.3 (6.9 to 8.2)	7.8 (7.3 to 8.8)	7.6 (7.1 to 8.5)	6.8 (6.3 to 7.6)	5.2 (4.8 to 5.8)	3.5 (3.2 to 3.9)	2 (1.8 to 2.2)	0.9 (0.8 to 1)	39.7
Respiratory infections and tuberculosis	67 (21.6 to 91)	6.1 (0.5 to 8.3)	47.7 (37.6 to 68.9)	122 (77.2 to 198)	106 (66.8 to 186)	59.6 (32.6 to 120)	53.2 (27.6 to 114)	54.1 (30.4 to 109)	59.1 (29.8 to 132)	64.4 (32.7 to 157)	78.1 (39.6 to 196)	106 (54.2 to 256)	150 (78.9 to 350)	220 (128 to 497)	330 (200 to 720)	450 (280 to 960)	610 (382 to 1,200)	810 (510 to 1,600)	810 (510 to 1,600)	1,000 (640 to 1,900)	1,000 (640 to 1,900)	1,000 (640 to 1,900)	600 (370 to 1,200)	6,300 (4,000 to 12,000)
Tuberculosis	0 (0 to 0)	0 (0 to 0)	0.4 (0.3 to 0.6)	0.4 (0.3 to 0.6)	0.2 (0.1 to 0.3)	0.2 (0.2 to 0.3)	0.8 (0.5 to 1.3)	1.9 (1.2 to 2.9)	3.1 (1.9 to 4.7)	4.7 (2.9 to 7.1)	6.8 (4.2 to 10.2)	9.6 (6 to 14.4)	13 (8.2 to 19.6)	18 (11.4 to 27)	24 (15.2 to 36)	31 (19.7 to 46)	38 (24.1 to 56)	45 (28.6 to 66)	52 (33.1 to 77)	57 (36.2 to 84)	61 (38.8 to 90)	61 (38.8 to 90)	629
Latent tuberculosis infection	0 (0 to 0)	0 (0 to 0)	0 (0 to 0)	0 (0 to 0)	0 (0 to 0)	0 (0 to 0)	0 (0 to 0)	0 (0 to 0)	0 (0 to 0)	0 (0 to 0)	0 (0 to 0)	0 (0 to 0)	0 (0 to 0)	0 (0 to 0)	0 (0 to 0)	0 (0 to 0)	0 (0 to 0)	0 (0 to 0)	0 (0 to 0)	0 (0 to 0)	0 (0 to 0)	0 (0 to 0)	0 (0 to 0)	0
Drug-susceptible Tuberculosis	0 (0 to 0)	0 (0 to 0)	0.4 (0.3 to 0.6)	0.4 (0.3 to 0.6)	0.2 (0.1 to 0.3)	0.2 (0.2 to 0.3)	0.8 (0.5 to 1.3)	1.9 (1.2 to 2.9)	3.1 (1.9 to 4.7)	4.7 (2.9 to 7.1)	6.8 (4.2 to 10.2)	9.6 (6 to 14.4)	13 (8.2 to 19.6)	18 (11.4 to 27)	24 (15.2 to 36)	31 (19.7 to 46)	38 (24.1 to 56)	45 (28.6 to 66)	52 (33.1 to 77)	57 (36.2 to 84)	61 (38.8 to 90)	61 (38.8 to 90)	629
Multidrug-resistant tuberculosis without extensive drug-resistar	0 (0 to 0)	0 (0 to 0)	0 (0 to 0)	0 (0 to 0)	0 (0 to 0)	0 (0 to 0)	0 (0 to 0)	0 (0 to 0)	0 (0 to 0)	0 (0 to 0)	0 (0 to 0)	0 (0 to 0)	0 (0 to 0)	0 (0 to 0)	0 (0 to 0)	0 (0 to 0)	0 (0 to 0)	0 (0 to 0)	0 (0 to 0)	0 (0 to 0)	0 (0 to 0)	0 (0 to 0)	0 (0 to 0)	0.6
Extensively drug-resistant tuberculosis	0 (0 to 0)	0 (0 to 0)	0 (0 to 0)	0 (0 to 0)	0 (0 to 0)	0 (0 to 0)	0 (0 to 0)	0 (0 to 0)	0 (0 to 0)	0 (0 to 0)	0 (0 to 0)	0 (0 to 0)	0 (0 to 0)	0 (0 to 0)	0 (0 to 0)	0 (0 to 0)	0 (0 to 0)	0 (0 to 0)	0 (0 to 0)	0 (0 to 0)	0 (0 to 0)	0 (0 to 0)	0 (0 to 0)	0.2
Lower respiratory infections	2.6 (2.5 to 2.7)	5.4 (3.7 to 7.5)	27.8 (25.5 to 29.7)	23.4 (20.9 to 25.9)	23.7 (21.2 to 26.4)	14.2 (12.6 to 16.1)	13.6 (12.1 to 15.4)	12.8 (11.3 to 14.6)	11.7 (10.1 to 13.6)	12.2 (10.4 to 14.2)	13.2 (11.2 to 15.4)	16.3 (13.8 to 19.1)	20.7 (17.5 to 24.1)	27.1 (22.9 to 31.6)	36.9 (31.1 to 43.1)	49.2 (41.4 to 57.5)	64.1 (53.9 to 74.9)	80.1 (67.3 to 93.6)	80.1 (67.3 to 93.6)	1,100 (930 to 1,300)	1,200 (1,000 to 1,400)	2,100 (1,800 to 2,400)	1,100 (940 to 1,300)	12,600
Upper respiratory infections	0.6 (0.6 to 0.6)	0.6 (0.6 to 0.6)	0.6 (0.6 to 0.6)	59.1 (39.1 to 84.2)	49.4 (32.6 to 70.4)	0.6 (0.6 to 0.6)	0.6 (0.6 to 0.6)	0.6 (0.6 to 0.6)	0.6 (0.6 to 0.6)	0.6 (0.6 to 0.6)	49.2 (32.5 to 70.1)	84.1 (55.6 to 120)	84.1 (55.6 to 120)	84.1 (55.6 to 120)	84.1 (55.6 to 120)	84.1 (55.6 to 120)	84.1 (55.6 to 120)	84.1 (55.6 to 120)	84.1 (55.6 to 120)	84.1 (55.6 to 120)	84.1 (55.6 to 120)	84.1 (55.6 to 120)	1,200
Otitis media	0 (0 to 0)	0 (0 to 0.1)	0 (0.6 to 3.2)	0 (0.5 to 2.6)	0 (0.4 to 2.2)	0 (0.3 to 1.6)	0 (0.3 to 1.6)	0 (0.3 to 1.6)	0 (0.3 to 1.6)	0 (0.3 to 1.6)	0 (0.3 to 1.6)	0 (0.3 to 1.6)	0 (0.3 to 1.6)	0 (0.3 to 1.6)	0 (0.3 to 1.6)	0 (0.3 to 1.6)	0 (0.3 to 1.6)	0 (0.3 to 1.6)	0 (0.3 to 1.6)	0 (0.3 to 1.6)	0 (0.3 to 1.6)	0 (0.3 to 1.6)	16
Enteric infections	13.7 (0.4 to 57)	1.9 (0.1 to 21.6)	13.2 (0.9 to 19.9)	13.3 (0.9 to 19.9)	4.4 (0.3 to 6.2)	2.3 (0.1 to 3.2)	1.5 (0.1 to 2.1)	1.2 (0.1 to 1.7)	1.2 (0.1 to 1.7)	1.2 (0.1 to 1.7)	1.2 (0.1 to 1.7)	1.2 (0.1 to 1.7)	1.2 (0.1 to 1.7)	1.2 (0.1 to 1.7)	1.2 (0.1 to 1.7)	1.2 (0.1 to 1.7)	1.2 (0.1 to 1.7)	1.2 (0.1 to 1.7)	1.2 (0.1 to 1.7)	1.2 (0.1 to 1.7)	1.2 (0.1 to 1.7)	1.2 (0.1 to 1.7)	171
Diarrheal diseases	1.9 (0.4 to 57)	1.9 (0.9 to 21)	13.2 (9.9 to 21.3)	13.3 (9.9 to 19.9)	4.4 (3.3 to 6.2)	2.3 (1.6 to 3.2)	1.5 (1.1 to 2.1)	1.2 (0.9 to 1.7)	1.2 (0.9 to 1.7)	1.2 (0.9 to 1.7)	1.2 (0.9 to 1.7)	1.2 (0.9 to 1.7)	1.2 (0.9 to 1.7)	1.2 (0.9 to 1.7)	1.2 (0.9 to 1.7)	1.2 (0.9 to 1.7)	1.2 (0.9 to 1.7)	1.2 (0.9 to 1.7)	1.2 (0.9 to 1.7)	1.2 (0.9 to 1.7)	1.2 (0.9 to 1.7)	1.2 (0.9 to 1.7)	171
Typhoid and paratyphoid	0 (0 to 0)	0 (0 to 0)	0 (0 to 0)	0 (0 to 0)	0 (0 to 0)	0 (0 to 0)	0 (0 to 0)	0 (0 to 0)	0 (0 to 0)	0 (0 to 0)	0 (0 to 0)	0 (0 to 0)	0 (0 to 0)	0 (0 to 0)	0 (0 to 0)	0 (0 to 0)	0 (0 to 0)	0 (0 to 0)	0 (0 to 0)	0 (0 to 0)	0 (0 to 0)	0 (0 to 0)	0 (0 to 0)	0.1
Typhoid fever	0 (0 to 0)	0 (0 to 0)	0 (0 to 0)	0 (0 to 0)	0 (0 to 0)	0 (0 to 0)	0 (0 to 0)	0 (0 to 0)	0 (0 to 0)	0 (0 to 0)	0 (0 to 0)	0 (0 to 0)	0 (0 to 0)	0 (0 to 0)	0 (0 to 0)	0 (0 to 0)	0 (0 to 0)	0 (0 to 0)	0 (0 to 0)	0 (0 to 0)	0 (0 to 0)	0 (0 to 0)	0 (0 to 0)	0.1
Paratyphoid fever	0 (0 to 0)	0 (0 to 0)	0 (0 to 0)	0 (0 to 0)	0 (0 to 0)	0 (0 to 0)	0 (0 to 0)	0 (0 to 0)	0 (0 to 0)	0 (0 to 0)	0 (0 to 0)	0 (0 to 0)	0 (0 to 0)	0 (0 to 0)	0 (0 to 0)	0 (0 to 0)	0 (0 to 0)	0 (0 to 0)	0 (0 to 0)	0 (0 to 0)	0 (0 to 0)	0 (0 to 0)	0 (0 to 0)	0.1
Invasive Non-typhoidal Salmonella (iNTS)	0 (0 to 0)	0 (0 to 0)	0 (0 to 0)	0 (0 to 0.1)	0 (0 to 0)	0 (0 to 0)	0 (0 to 0)	0 (0 to 0)	0 (0 to 0)	0 (0 to 0)	0 (0 to 0)	0 (0 to 0)	0 (0 to 0)	0 (0 to 0)	0 (0 to 0)	0 (0 to 0)	0 (0 to 0)	0 (0 to 0)	0 (0 to 0)	0 (0 to 0)	0 (0 to 0)	0 (0 to 0)	0 (0 to 0)	0.6
Other intestinal infectious diseases	0 (0 to 0)	0 (0 to 0)	0.1 (0 to 0.2)	0.1 (0 to 0.2)	0.1 (0 to 0.2)	0.1 (0 to 0.2)	0.1 (0 to 0.1)	0.1 (0 to 0.1)	0.1 (0 to 0.1)	0.1 (0 to 0.1)	0.1 (0 to 0.1)	0.1 (0 to 0.1)	0.1 (0 to 0.1)	0.1 (0 to 0.1)	0.1 (0 to 0.1)	0.1 (0 to 0.1)	0.1 (0 to 0.1)	0.1 (0 to 0.1)	0.1 (0 to 0.1)	0.1 (0 to 0.1)	0.1 (0 to 0.1)	0.1 (0 to 0.1)	1.2
Neglected tropical diseases and malaria	0 (0 to 0)	1.8 (0.1 to 9.7)	6.6 (1.1 to 12.3)	6.6 (1.1 to 12.3)	4.4 (0.8 to 8.1)	2.3 (0.4 to 4.3)	2 (0.3 to 3.7)	2.7 (0.4 to 5.1)	3.7 (0.6 to 6.9)	5.6 (0.9 to 10.4)	8.6 (1.4 to 16)	12 (2 to 22.4)	16 (2.7 to 29.8)	21 (3.5 to 39.2)	26 (4.3 to 48.5)	30 (5 to 56)	33 (5.5 to 61.6)	34 (5.7 to 63.5)	34 (5.7 to 63.5)	33 (5.5 to 61.6)	31 (5.2 to 57.9)	27 (4.5 to 50.4)	327
Malaria	0 (0 to 0)	0 (0 to 0)	0 (0 to 0)	0 (0 to 0)	0 (0 to 0)	0 (0 to 0)	0 (0 to 0)	0 (0 to 0)	0 (0 to 0)	0 (0 to 0)	0 (0 to 0)	0 (0 to 0)	0 (0 to 0)	0 (0 to 0)	0 (0 to 0)	0 (0 to 0)	0 (0 to 0)	0 (0 to 0)	0 (0 to 0)	0 (0 to 0)	0 (0 to 0)	0 (0 to 0)	0 (0 to 0)	0
Chagas disease	0 (0 to 0)	0 (0 to 0)	0 (0 to 0)	0 (0 to 0)	0 (0 to 0)	0 (0 to 0)	0 (0 to 0)	0 (0 to 0)	0 (0 to 0)	0 (0 to 0)	0 (0 to 0)	0 (0 to 0)	0 (0 to 0)	0 (0 to 0)	0 (0 to 0)	0 (0 to 0)	0 (0 to 0)	0 (0 to 0)	0 (0 to 0)	0 (0 to 0)	0 (0 to 0)	0 (0 to 0)	0 (0 to 0)	0.1
Leishmaniasis	0 (0 to 0)	0 (0 to 0)	0 (0 to 0)	0 (0 to 0)	0 (0 to 0)	0 (0 to 0)	0 (0 to 0)	0 (0 to 0)	0 (0 to 0)	0 (0 to 0)	0 (0 to 0)	0 (0 to 0)	0 (0 to 0)	0 (0 to 0)	0 (0 to 0)	0 (0 to 0)	0 (0 to 0)	0 (0 to 0)	0 (0 to 0)	0 (0 to 0)	0 (0 to 0)	0 (0 to 0)	0 (0 to 0)	0
Visceral leishmaniasis	0 (0 to 0)	0 (0 to 0)	0 (0 to 0)	0 (0 to 0)	0 (0 to 0)	0 (0 to 0)	0 (0 to 0)	0 (0 to 0)	0 (0 to 0)	0 (0 to 0)	0 (0 to 0)	0 (0 to 0)	0 (0 to 0)	0 (0 to 0)	0 (0 to 0)	0 (0 to 0)	0 (0 to 0)	0 (0 to 0)	0 (0 to 0)	0 (0 to 0)	0 (0 to 0)	0 (0 to 0)	0 (0 to 0)	0
Cutaneous and mucocutaneous leishmaniasis	0 (0 to 0)	0 (0 to 0)	0 (0 to 0)	0 (0 to 0)	0 (0 to 0)	0 (0 to 0)	0 (0 to 0)	0 (0 to 0)	0 (0 to 0)	0 (0 to 0)	0 (0 to 0)	0 (0 to 0)	0 (0 to 0)	0 (0 to 0)	0 (0 to 0)	0 (0 to 0)	0 (0 to 0)	0 (0 to 0)	0 (0 to 0)	0 (0 to 0)	0 (0 to 0)	0 (0 to 0)	0 (0 to 0)	0
African trypanosomiasis	0 (0 to 0)	0 (0 to 0)	0 (0 to 0)	0 (0 to 0)	0 (0 to 0)	0 (0 to 0)	0 (0 to 0)	0 (0 to 0)	0 (0 to 0)	0 (0 to 0)	0 (0 to 0)	0 (0 to 0)	0 (0 to 0)	0 (0 to 0)	0 (0 to 0)	0 (0 to 0)	0 (0 to 0)	0 (0 to 0)	0 (0 to 0)	0 (0 to 0)	0 (0 to 0)	0 (0 to 0)	0 (0 to 0)	0
Schistosomiasis	0 (0 to 0)	0 (0 to 0)	0 (0 to 0)	0 (0 to 0)	0 (0 to 0)	0 (0 to 0)	0 (0 to 0)	0 (0 to 0)	0 (0 to 0)	0 (0 to 0)	0 (0 to 0)	0 (0 to 0)	0 (0 to 0)	0 (0 to 0)	0 (0 to 0)	0 (0 to 0)	0 (0 to 0)	0 (0 to 0)	0 (0 to 0)	0 (0 to 0)	0 (0 to 0)	0 (0 to 0)	0 (0 to 0)	0
Cysticercosis	0 (0 to 0)	0 (0 to 0)	0 (0 to 0)	0 (0 to 0)	0 (0 to 0)	0 (0 to 0)	0 (0 to 0)	0 (0 to 0)	0 (0 to 0)	0 (0 to 0)	0 (0 to 0)	0 (0 to 0)	0 (0 to 0)	0 (0 to 0)	0 (0 to 0)	0 (0 to 0)	0 (0 to 0)	0 (0 to 0)	0 (0 to 0)	0 (0 to 0)	0 (0 to 0)	0 (0 to 0)	0 (0 to 0)	0
Cystic echinococcosis	0 (0 to 0)	0 (0 to 0)	0 (0 to 0)	0 (0 to 0)	0 (0 to 0)	0 (0 to 0)	0 (0 to 0)	0 (0 to 0)	0 (0 to 0)	0 (0 to 0)	0 (0 to 0)	0 (0 to 0)	0 (0 to 0)	0 (0 to 0)	0 (0 to 0)	0 (0 to 0)	0 (0 to 0)	0 (0 to 0)	0 (0 to 0)	0 (0 to 0)	0 (0 to 0)	0 (0 to 0)	0 (0 to 0)	0.1
Lymphatic filariasis	0 (0 to 0)	0 (0 to 0)	0 (0 to 0)	0 (0 to 0)	0 (0 to 0)	0 (0 to 0)	0 (0 to 0)	0 (0 to 0)	0 (0 to 0)	0 (0 to 0)	0 (0 to 0)	0 (0 to 0)	0 (0 to 0)	0 (0 to 0)	0 (0 to 0)	0 (0 to 0)	0 (0 to 0)	0 (0 to 0)	0 (0 to 0)	0 (0 to 0)	0 (0 to 0)	0 (0 to 0)	0 (0 to 0)	0
Onchocerciasis	0 (0 to 0)	0 (0 to 0)	0 (0 to 0)	0 (0 to 0)	0 (0 to 0)	0 (0 to 0)	0 (0 to 0)	0 (0 to 0)	0 (0 to 0)	0 (0 to 0)	0 (0 to 0)	0 (0 to 0)	0 (0 to 0)	0 (0 to 0)	0 (0 to 0)	0 (0 to 0)	0 (0 to 0)	0 (0 to 0)	0 (0 to 0)	0 (0 to 0)	0 (0 to 0)	0 (0 to 0)	0 (0 to 0)	0
Trachoma	0 (0 to 0)	0 (0 to 0)	0 (0 to 0)	0 (0 to 0)	0 (0 to 0)	0 (0 to 0)	0 (0 to 0)	0 (0 to 0)	0 (0 to 0)	0 (0 to 0)	0 (0 to 0)



Benign prostatic hyperplasia	0 (0 to 0)	0 (0 to 0)	0 (0 to 0)	0 (0 to 0)	0 (0 to 0)	0 (0 to 0)	0 (0 to 0)	0 (0 to 0)	0 (0 to 0)	0 (0 to 0)	0 (0 to 0)	0 (0 to 0)	0.1 (0 to 0.5)	1 (0.2 to 2.2)	0 (1.6 to 9.6)	19.3 (11 to 28.5)	39.6 (30.4 to 49.2)	72.3 (61.1 to 84)	88.8 (81.6 to 96)	93.2 (89.2 to 96.6)	39.4 (29 to 50.9)	17.9 (9.6 to 28.2)	5.5 (2.1 to 9)	1.1 (0.4 to 1.9)	338
Male infertility	0 (0 to 0)	0 (0 to 0)	0 (0 to 0)	0 (0 to 0)	0 (0 to 0)	0 (0 to 0)	0 (0 to 0)	0 (0 to 0)	0 (0 to 0)	0 (0 to 0)	0 (0 to 0)	0 (0 to 0)	0 (0 to 0)	0 (0 to 0)	0 (0 to 0)	0 (0 to 0)	0 (0 to 0)	0 (0 to 0)	0 (0 to 0)	0 (0 to 0)	0 (0 to 0)	0 (0 to 0)	0 (0 to 0)	0 (0 to 0)	0 (0 to 0)	29.9
Other urinary diseases	0.2 (0.1 to 0.3)	0.1 (0 to 0.4)	0.3 (0.2 to 0.5)	1.6 (1.2 to 2.7)	1.4 (1 to 1.9)	1.2 (0.9 to 1.7)	1.4 (1 to 1.9)	0.8 (0.6 to 1.2)	0.9 (0.6 to 1.2)	1.5 (0.9 to 2.2)	2 (1.3 to 3.1)	2.5 (1.5 to 3.6)	3.6 (2.3 to 5)	2.8 (1.7 to 4.4)	3.3 (2 to 5.1)	3.8 (2.3 to 5.9)	4.7 (3 to 7.1)	4.3 (2.6 to 6.5)	4.9 (3 to 6.9)	4.1 (2.5 to 6.3)	4.9 (2.9 to 7.3)	4.9 (2.9 to 7.1)	4.9 (2.9 to 7.2)	4.3 (1.1 to 4.9)	4249
Gynecological diseases	0 (0 to 0)	0 (0 to 0)	0 (0 to 0)	0 (0 to 0)	0 (0 to 0)	481 (20.9 to 69.2)	132 (5.7 to 328)	276 (12 to 639)	868 (13.5 to 983)	291 (2.8 to 913)	436 (3.8 to 1,000)	460 (3.2 to 984)	390 (2.7 to 1,000)	162 (17.1 to 398)	74.3 (49.9 to 113)	66 (39.9 to 100)	72.6 (47.7 to 106)	72.1 (48.1 to 106)	66.1 (38.3 to 97.9)	51.9 (31.6 to 79.8)	46.1 (30.3 to 71.2)	30.4 (19.5 to 46.3)	14.9 (7.9 to 24.9)	2,960
Uterine fibroids	0 (0 to 0)	0 (0 to 0)	0 (0 to 0)	0 (0 to 0)	0 (0 to 0)	1.1 (0.4 to 2.4)	0.6 (0.4 to 1)	0.2 (0 to 1.3)	13.9 (9.5 to 20.4)	32.1 (14.3 to 64.6)	63.7 (29.9 to 99.6)	46.8 (27.5 to 97.3)	36.4 (18.5 to 76.5)	24.6 (11.4 to 47.7)	16.4 (7.7 to 33.5)	11.9 (5.5 to 23.6)	8.9 (3.7 to 17.2)	5.6 (2.6 to 11.3)	3.2 (1.4 to 6)	2 (1 to 3.5)	1.2 (0.7 to 2.1)	0.6 (0.3 to 1)	0.3 (0.2 to 0.6)	299
Polycystic ovarian syndrome	0 (0 to 0)	0 (0 to 0)	0 (0 to 0)	0 (0 to 0)	3.6 (1.3 to 8.3)	27.9 (11.5 to 57.9)	42.2 (17.8 to 87.2)	42.4 (17.5 to 88.4)	28.6 (12.1 to 58.6)	58.3 (24.6 to 120)	87.2 (37.5 to 178)	13.8 (5.9 to 28.6)	0 (0 to 0)	0 (0 to 0)	0 (0 to 0)	0 (0 to 0)	0 (0 to 0)	0 (0 to 0)	0 (0 to 0)	0 (0 to 0)	0 (0 to 0)	0 (0 to 0)	0 (0 to 0)	0 (0 to 0)	398
Female infertility	0 (0 to 0)	0 (0 to 0)	0 (0 to 0)	0 (0 to 0)	0 (0 to 0)	0 (0 to 0)	0 (0 to 0)	0 (0 to 0)	0 (0 to 0)	0 (0 to 0)	0 (0 to 0)	0 (0 to 0)	0 (0 to 0)	0 (0 to 0)	0 (0 to 0)	0 (0 to 0)	0 (0 to 0)	0 (0 to 0)	0 (0 to 0)	0 (0 to 0)	0 (0 to 0)	0 (0 to 0)	0 (0 to 0)	0 (0 to 0)	0 (0 to 0)	119
Endometriosis	0 (0 to 0)	0 (0 to 0)	0 (0 to 0)	0 (0 to 0)	0 (0 to 0)	12.4 (4.6 to 26.2)	19.2 (7.7 to 42.2)	19.4 (7.6 to 44)	19.7 (7.6 to 44.6)	47.4 (20.3 to 90.8)	82.1 (39.5 to 133)	82.9 (39.9 to 150)	67.1 (34.9 to 113)	46.9 (24.9 to 77.5)	29 (14.9 to 48.3)	20 (9.9 to 33.5)	13.7 (6.5 to 23.1)	8.9 (3.9 to 15.8)	5.6 (2.3 to 10.1)	3.5 (1.4 to 6.7)	2.1 (0.9 to 4.1)	1.1 (0.4 to 2.2)	0.5 (0.2 to 1)	326
Genital prolapse	0 (0 to 0)	0 (0 to 0)	0 (0 to 0)	0 (0 to 0)	0 (0 to 0)	0 (0 to 0)	0 (0 to 0)	0 (0 to 0)	0 (0 to 0)	0 (0 to 0)	0 (0 to 0)	0 (0 to 0)	0.2 (0 to 1.2)	1.2 (0.6 to 2.6)	2.2 (0.8 to 3.8)	3.2 (1.4 to 6.6)	4.8 (2.2 to 10.7)	7.6 (3.4 to 19.3)	9.2 (4.1 to 17.8)	7.1 (3.1 to 13.3)	5.9 (2.7 to 11.2)	3.7 (1.7 to 7)	1.6 (0.8 to 3.1)	99.2
Premenstrual syndrome	0 (0 to 0)	0 (0 to 0)	0 (0 to 0)	0 (0 to 0)	39.6 (16.6 to 82.6)	787 (39.5 to 1,931)	1,200 (48.4 to 3,000)	961 (52.6 to 1,880)	857 (44.2 to 1,720)	192 (9.8 to 1,000)	135 (7.1 to 759)	197 (10.2 to 1,000)	139 (7.4 to 783)	128 (7.4 to 719)	422 (24.1 to 2,000)	0 (0 to 0)	0 (0 to 0)	0 (0 to 0)	0 (0 to 0)	0 (0 to 0)	0 (0 to 0)	0 (0 to 0)	0 (0 to 0)	0 (0 to 0)	892
Other gynecological diseases	0 (0 to 0)	0 (0 to 0)	0 (0 to 0)	0 (0 to 0)	0 (0 to 0)	0 (0 to 0)	0 (0 to 0)	0 (0 to 0)	0 (0 to 0)	0 (0 to 0)	0 (0 to 0)	0 (0 to 0)	0 (0 to 0)	0 (0 to 0)	0 (0 to 0)	0 (0 to 0)	0 (0 to 0)	0 (0 to 0)	0 (0 to 0)	0 (0 to 0)	0 (0 to 0)	0 (0 to 0)	0 (0 to 0)	0 (0 to 0)	1,380
Hemoglobinopathies and hemolytic anemias	0.1 (0.1 to 0.1)	0.1 (0 to 0.1)	1.9 (1.1 to 3.7)	2.6 (1.5 to 4.8)	2.6 (1.5 to 4.8)	3.6 (1.8 to 7.1)	1.7 (1.2 to 2.3)	1.3 (0.9 to 1.7)	0.8 (0.6 to 1.2)	0.6 (0.4 to 1)	0.3 (0.1 to 0.5)	0.1 (0 to 0.2)	0.1 (0 to 0.1)	0 (0 to 0)	0 (0 to 0)	0 (0 to 0)	0 (0 to 0)	0 (0 to 0)	0 (0 to 0)	0 (0 to 0)	0 (0 to 0)	0 (0 to 0)	0 (0 to 0)	0 (0 to 0)	19.4
Thalassemias	0.1 (0.1 to 0.1)	0 (0 to 0.1)	0.7 (0.4 to 1.7)	1.6 (0.9 to 3.6)	1.6 (0.9 to 3.6)	2.6 (1.3 to 5.7)	1.7 (1.2 to 2.3)	1.3 (0.9 to 1.7)	0.8 (0.6 to 1.2)	0.6 (0.4 to 1)	0.3 (0.1 to 0.5)	0.1 (0 to 0.2)	0.1 (0 to 0.1)	0 (0 to 0)	0 (0 to 0)	0 (0 to 0)	0 (0 to 0)	0 (0 to 0)	0 (0 to 0)	0 (0 to 0)	0 (0 to 0)	0 (0 to 0)	0 (0 to 0)	0 (0 to 0)	19.4
Thalassemias trait	0 (0 to 0.1)	0.1 (0 to 0.2)	0.4 (0.1 to 1.1)	1.2 (0.3 to 3.4)	1.2 (0.3 to 3.4)	0.8 (0.2 to 2.6)	1.9 (0.5 to 4.8)	0.2 (0 to 0.8)	7.1 (2.8 to 12.9)	8.5 (3.2 to 16.1)	1.2 (0.5 to 2.5)	2.2 (0.5 to 5)	1.7 (0.4 to 4.2)	2.1 (0.4 to 6.2)	2.8 (0.5 to 8.6)	3.5 (0.7 to 9.8)	3.3 (0.7 to 9.2)	3.4 (0.7 to 9.7)	3.4 (0.7 to 9.5)	1.6 (0.3 to 4.5)	0.7 (0.1 to 2.1)	0.3 (0 to 0.9)	0.1 (0 to 0.4)	59.3
Sickle cell disorders	0 (0 to 0)	0 (0 to 0)	0 (0 to 0)	0 (0 to 0)	0 (0 to 0)	0 (0 to 0)	0 (0 to 0)	0 (0 to 0)	0 (0 to 0)	0 (0 to 0)	0 (0 to 0)	0 (0 to 0)	0 (0 to 0)	0 (0 to 0)	0 (0 to 0)	0 (0 to 0)	0 (0 to 0)	0 (0 to 0)	0 (0 to 0)	0 (0 to 0)	0 (0 to 0)	0 (0 to 0)	0 (0 to 0)	0 (0 to 0)	0.1
Sickle cell trait	0 (0 to 0)	0 (0 to 0)	0 (0 to 0)	0 (0 to 0)	0 (0 to 0)	0 (0 to 0)	0 (0 to 0)	0 (0 to 0)	0 (0 to 0)	0 (0 to 0)	0 (0 to 0)	0 (0 to 0)	0 (0 to 0)	0 (0 to 0)	0 (0 to 0)	0 (0 to 0)	0 (0 to 0)	0 (0 to 0)	0 (0 to 0)	0 (0 to 0)	0 (0 to 0)	0 (0 to 0)	0 (0 to 0)	0 (0 to 0)	0.6
SSPD deficiency	0 (0 to 0)	0 (0 to 0)	0 (0 to 0)	0 (0 to 0)	0 (0 to 0)	0.2 (0 to 0.7)	0.2 (0 to 0.7)	0.2 (0 to 1.4)	0.1 (0 to 0.3)	0.2 (0 to 0.6)	0.2 (0.2 to 1.6)	0.4 (0 to 1.7)	0.6 (0.2 to 1.7)	0.5 (0 to 0.9)	0.5 (0 to 0.7)	0.5 (0.2 to 0.7)	0.5 (0.2 to 0.7)	0.6 (0.2 to 0.8)	0.7 (0.1 to 0.9)	0.5 (0.1 to 0.8)	0.1 (0 to 0.2)	0.1 (0 to 0.1)	0 (0 to 0)	6.9
SMPD trait	0 (0 to 0)	0 (0 to 0)	0 (0 to 0)	0 (0 to 0)	0 (0 to 0)	0 (0 to 0)	0 (0 to 0)	0 (0 to 0)	0 (0 to 0)	0 (0 to 0)	0 (0 to 0)	0 (0 to 0)	0.1 (0 to 0.7)	0.2 (0 to 0.7)	0 (0 to 0)	0 (0 to 0)	0 (0 to 0)	0 (0 to 0)	0 (0 to 0)	0 (0 to 0)	0 (0 to 0)	0 (0 to 0)	0 (0 to 0)	0 (0 to 0)	0.7
Other hemoglobinopathies and hemolytic anemias	0.1 (0 to 0.1)	0.1 (0 to 0.2)	0.6 (0.1 to 1.4)	0.7 (0.3 to 1.6)	0.7 (0.3 to 1.6)	2.9 (0.6 to 9.6)	4.3 (0.7 to 14)	6.6 (1.3 to 21.5)	11.1 (2.6 to 29.6)	16.6 (4.2 to 33.5)	17.1 (6.3 to 34.1)	16.7 (6.8 to 34.4)	11.1 (4.7 to 23.6)	8.7 (3.6 to 18.4)	10.5 (4.5 to 20)	13.1 (5.9 to 24.4)	15.9 (7.1 to 29.1)	16.1 (7.1 to 29.6)	16 (7.1 to 28.6)	14.2 (6.4 to 25.4)	11.1 (4.9 to 20.2)	6.4 (2.6 to 12.7)	3.6 (1.4 to 7.1)	306
Endocrine, metabolic, blood, and immune disorders	0.2 (0.2 to 0.3)	0.2 (0.2 to 0.3)	0.7 (0.4 to 1.2)	0.9 (0.5 to 1.6)	0.9 (0.5 to 1.6)	1.1 (0.6 to 2.1)	0.9 (0.5 to 1.5)	0.7 (0.4 to 1.1)	0.7 (0.4 to 1.1)	0.7 (0.4 to 1.1)	0.7 (0.4 to 1.1)	0.7 (0.4 to 1.1)	0.7 (0.4 to 1.1)	0.7 (0.4 to 1.1)	0.7 (0.4 to 1.1)	0.7 (0.4 to 1.1)	0.7 (0.4 to 1.1)	0.7 (0.4 to 1.1)	0.7 (0.4 to 1.1)	0.7 (0.4 to 1.1)	0.7 (0.4 to 1.1)	0.7 (0.4 to 1.1)	0.7 (0.4 to 1.1)	6,420
Oral disorders	0 (0 to 0)	0 (0 to 0)	1.9 (1.1 to 3.2)	2.6 (1.5 to 4.3)	2.7 (1.6 to 4.6)	4.9 (2.8 to 8.1)	5.7 (3.4 to 9.2)	5.7 (3.4 to 9.2)	5.7 (3.4 to 9.2)	5.7 (3.4 to 9.2)	5.7 (3.4 to 9.2)	5.7 (3.4 to 9.2)	5.7 (3.4 to 9.2)	5.7 (3.4 to 9.2)	5.7 (3.4 to 9.2)	5.7 (3.4 to 9.2)	5.7 (3.4 to 9.2)	5.7 (3.4 to 9.2)	5.7 (3.4 to 9.2)	5.7 (3.4 to 9.2)	5.7 (3.4 to 9.2)	5.7 (3.4 to 9.2)	5.7 (3.4 to 9.2)	5,760
Cases of deciduous teeth	0 (0 to 0)	0 (0 to 0)	0.4 (0.1 to 1.1)	0.6 (0.2 to 1.8)	0.6 (0.1 to 1.7)	0.5 (0.1 to 1.5)	0.5 (0 to 1.5)	0.5 (0 to 1.5)	0.5 (0 to 1.5)	0.5 (0 to 1.5)	0.5 (0 to 1.5)	0.5 (0 to 1.5)	0.5 (0 to 1.5)	0.5 (0 to 1.5)	0.5 (0 to 1.5)	0.5 (0 to 1.5)	0.5 (0 to 1.5)	0.5 (0 to 1.5)	0.5 (0 to 1.5)	0.5 (0 to 1.5)	0.5 (0 to 1.5)	0.5 (0 to 1.5)	0.5 (0 to 1.5)	0.5 (0 to 1.5)	131
Cases of permanent teeth	0 (0 to 0)	0 (0 to 0)	0 (0 to 0)	2.6 (0.9 to 6.6)	11.2 (4.3 to 24.8)	14.6 (5.9 to 31.1)	19.4 (8.9 to 37.5)	19.2 (9.9 to 34.1)	17.2 (9.5 to 30.1)	17.1 (9.5 to 30.1)	20.1 (9.5 to 41)	21.7 (9.5 to 42.8)	20.9 (9.5 to 44.5)	17.8 (11.1 to 27.2)	17.5 (9.5 to 30.1)	19.6 (9.5 to 34.2)	22.7 (9.5 to 39.7)	22 (9.5 to 38)	19.7 (9.5 to 34.5)	11.3 (7.3 to 18.1)	7.2 (4.7 to 11.4)	3.2 (1.1 to 7.3)	0.3 (0.2 to 2.2)	277
Periodontal diseases	0 (0 to 0)	0 (0 to 0)	0 (0 to 0)	0 (0 to 0)	1.9 (0.4 to 5.8)	6.7 (1.9 to 12.2)	12.1 (3.9 to 26.6)	26 (7.5 to 58.2)	37.2 (10.7 to 101)	68 (20.1 to 202)	131 (38.4 to 292)	152 (38.2 to 356)	139 (36.3 to 296)	107 (30.1 to 227)	77 (22.1 to 167)	57 (16.2 to 122)	41 (11.6 to 87.2)	30 (8.5 to 64.5)	20 (5.7 to 43.1)	13 (3.6 to 28.2)	8.9 (2.5 to 19.6)	5.4 (1.5 to 11.8)	2.9 (0.8 to 6.3)	1,380
Other oral disorders	0 (0 to 0)	0 (0 to 0)	10.2 (5.1 to 22.4)	14.2 (6.9 to 28.8)	19.1 (10.4 to 36.2)	23.6 (13.4 to 42.7)	28.9 (16.4 to 52.1)	29.6 (17.7 to 54.7)	27.4 (16.7 to 47.2)	22.7 (14.7 to 37.2)	20.6 (13.1 to 34)	21.8 (13.1 to 37.1)	24.1 (13.1 to 41.6)	28.5 (13.1 to 51.7)	31.4 (13.1 to 58.6)	33.8 (13.1 to 62.2)	34.8 (13.1 to 63.9)	33.8 (13.1 to 62.2)	29.8 (13.1 to 49.4)	21.5 (13.1 to 37.3)	13.6 (7.9 to 19.7)	6.8 (3.9 to 9.7)	2.3 (1.3 to 3.3)	693
Sudden infant death syndrome	0.7 (0.5 to 0.9)	0.6 (0.5 to 0.8)	0.5 (0.3 to 0.8)	0.5																					NA
Injuries	8 (6.9 to 10.6)	67 (59.6 to 73.5)	154 (134.6 to 172)	151 (130 to 182)	209 (172 to 266)	263 (213 to 329)	757 (663 to 866)	1,120 (999 to 1,260)	1,160 (1,030 to 1,320)	1,290 (1,120 to 1,510)	1,400 (1,180 to 1,650)	1,660 (1,400 to 2,010)	2,140 (1,760 to 2,590)	2,010 (1,660 to 2,430)	1,990 (1,660 to 2,400)	2,250 (1,860 to 2,750)	2,750 (2,260 to 3,410)	3,000 (2,440 to 3,690)	2,690 (2,160 to 3,290)	2,460 (1,960 to 3,010)	2,710 (2,160 to 3,360)	1,320 (1,060 to 1,630)	609 (480 to 769)	31,900
Transport injuries	0.2 (0.1 to 0.2)	0.2 (0.2 to 0.3)	2.6 (2.4 to 3.1)	26 (19 to 34.9)	33.7 (24 to 56)	156 (28.6 to 61.7)	222 (156 to 306)	154 (154 to 354)	147 (127 to 185)	135 (120 to 179)	130 (130 to 198)	155 (155 to 239)	217 (177 to 294)	207 (155 to 239)	227 (186 to 298)	207 (173 to 264)	197 (161 to 264)	205 (171 to 289)	206 (169 to 289)	177 (146 to 246)	206 (167 to 306)	137 (108 to 218)	74 (64.2 to 107)	2,960
Road injuries	0.1 (0.1 to 0.1)	0.1 (0.1 to 0.2)	2.4 (2 to 3.6)	4.1 (3.5 to 5.1)	20.6 (15.9 to 30.7)	56 (39.3 to 84.4)	156 (122 to 208)	220 (152 to 298)	137 (122 to 167)	139 (109 to 189)	139 (111 to 173)	154 (124 to 203)	203 (154 to 270)	194 (154 to 239)	224 (177 to 290)	201 (154 to 260)	192 (139 to 260)	140 (103 to 196)	139 (98 to 199)	152 (107 to 210)	139 (98 to 199)	139 (98 to 199)	69.3 (52 to 92.2)	21.2 (16.2 to 31)	2,960
Pedestrian road injuries	0.1 (0 to 0.1)	0.1 (0 to 0.1)	0.9 (0.5 to 1.7)	1.6 (0.7 to 3.4)	7.6 (3.6 to 16.7)	20.6 (10.5 to 42.7)	57.6 (29.6 to 114)	81 (39.5 to 161)	50.4 (25.6 to 101)	51.2 (25.6 to 101)	51.2 (25.6 to 101)	56.8 (28.4 to 113)	74.8 (37.4 to 149)	71.5 (35.8 to 143)	82.6 (41.3 to 165)	74.1 (37.1 to 148)	70.8 (35.4 to 141)	51.6 (25.8 to 103)	51.2 (25.6 to 102)	56 (28 to 112)	51.2 (25.6 to 102)	25.5 (12.8 to 51)	7.8 (3.9 to 15.6)	1.6 (0.8 to 3.2)	784
Cyclist road injuries	0 (0 to 0)	0 (0 to 0)	0.2 (0.1 to 0.3)	0.2 (0.1 to 0.4)	1.2 (0.7 to 2.1)	7 (4.3 to 11)	19.2 (11.9 to 29)	19.4 (11.9 to 29)	13.4 (8.4 to 19.7)	13.4 (8.4 to 19.7)	19.2 (12.1 to 28)	19.2 (12.1 to 28)	29.3 (18.4 to 42.7)	26.6 (16.8 to 38.7)	31.4 (19.7 to 45.7)	29.6 (18.4 to 42.7)	29.6 (18.4 to 42.7)	22.1 (13.8 to 32.1)	19.7 (12.3 to 28.6)	19.2 (12.1 to 27.9)	19.2 (12.1 to 27.9)	9.6 (6.1 to 13.9)	4.3 (2.7 to 6.2)	0.9 (0.6 to 1.3)	558
Motorcyclist road injuries	0 (0 to 0)	0 (0 to 0)	0.1 (0.1 to 0.1)	0.7 (0.5 to 1.1)	2.8 (2.1 to 3.8)	17.7 (13.1 to 24)	48.2 (36.1 to 66.2)	39.3 (27.5 to 62.4)	39.3 (27.5 to 62.4)	39.3 (27.5 to 62.4)	33.6 (23.5 to 58.7)	36 (25.2 to 62.4)	27.5 (19.7 to 48.8)	32 (22.4 to 55.5)	31.1 (22.4 to 39.2)	27 (20.1 to 37.1)	26.1 (20.1 to 37.1)	19.2 (13.4 to 27.1)	18.7 (13.4 to 26.5)	19.2 (13.4 to 27.1)	19.2 (13.4 to 27.1)	9.2 (6.5 to 12.6)	3.6 (2.5 to 4.7)	609
Motor vehicle road injuries	0 (0 to 0.1)	0.1 (0 to 0.1)	2.2 (2.1 to 2.5)	7.2 (6 to 10)	9 (6.9 to 11.9)	9 (6.9 to 11.9)	75 (64.6 to 87.6)	168 (145 to 195)	68.1 (58.6 to 80.4)	73.6 (63.4 to 86.6)	64.7 (55.7 to 76.2)	69 (59.4 to 81.3)	75.1 (64.6 to 88.4)	75.1 (64.6 to 88.4)	63.6 (54.7 to 75.1)	62.9 (54.1 to 74.2)	74.3 (64 to 87.5)	69.5 (59.8 to 82)	62.7 (53.9 to 73.8)	74.6 (64.2 to 88.2)	67 (57.6 to 78.9)	37.3 (32.1 to 44)	17.3 (14.9 to 20.4)	642
Other road injuries	0.1 (0 to 0.1)	0.1 (0 to 0.1)	0.6 (0.5 to 0.7)	0.6 (0.5 to 0.8)	0.6 (0.5 to 0.8)	0.6 (0.5 to 0.7)	0.6 (0.5 to 0.8)	0.7 (0.5 to 1.4)	1.2 (0.8 to 2.1)	1.4 (0.8 to 2.1)	1.6 (1.1 to 2.4)	1.6 (1.1 to 2.4)	2.2 (1.5 to 3.2)	2.2 (1.5 to 3.2)	2.6 (1.8 to 3.8)	2.6 (1.8 to 3.8)	2.6 (1.8 to 3.8)	2.6 (1.8 to 3.8)	2.6 (1.8 to 3.8)	2.6 (1.8 to 3.8)	2.6 (1.8 to 3.8)	1.3 (0.9 to 1.9)	0.5 (0.3 to 0.7)	418
Other transport injuries	0.2 (0 to 0.3)	0.2 (0.1 to 0.3)	1.4 (0.9 to 2.2)	3.4 (2.3 to 5.1)	4.6 (3.1 to 6.8)	12.1 (7.9 to 17.7)	19.6 (13.1 to 28.6)	17.1 (12.6 to 23.3)	15.1 (11.4 to 20.1)	16 (12.1 to 21.1)	21.9 (15.9 to 29.3)	27.8 (19.9 to 39.3)	30.6 (23.1 to 39.9)	29.7 (22.6 to 39.7)	31.5 (23.6 to 41.1)	29.5 (22.6 to 39.9)	30 (22.6 to 40.2)	25.6 (19.3 to 34.1)	24.6 (18.6 to 33.1)	26.6 (19.9 to 36.6)	26.6 (19.9 to 36.6)	13.3 (9.9 to 18.2)	4.6 (3.4 to 6.3)	486
Unintentional injuries	9.5 (9.4 to 9.5)	66.7 (66.3 to 67.1)	111 (97.4 to 128)	148 (127 to 180)	177 (139 to 236)	278 (207 to 375)	339 (254 to 441)	364 (266 to 502)	508 (380 to 702)	525 (387 to 730)	485 (360 to 676)	420 (310 to 589)	385 (282 to 540)	379 (279 to 530)	379 (279 to 530)	379 (279 to 530)	379 (279 to 530)	379 (279 to 530)	379 (279 to 530)	379 (279 to 530)	379 (279 to 530)	379 (279 to 530)	379 (279 to 530)	379 (279 to 530)	16,700
Falls	0.2 (0.1 to 0.2)	0.2 (0.1 to 0.2)	0.9 (0.4 to 2)	19.8 (14 to 28.9)	23.5 (22.7 to 49.3)	92.9 (39.3 to 76)	90.3 (62.6 to 138)	106 (62.6 to 169)	106 (102 to 196)	106 (106 to 268)	106 (106 to 268)	106 (106 to 268)	222 (187 to 362)	355 (242 to 485)	355 (289 to 502)	355 (282 to 502)	355 (324 to 502)	355 (322 to 502)	355 (322 to 502)	355 (322 to 502)	355 (322 to 502)	355 (322 to 502)	355 (322 to 502)	355 (322 to 502)	8,860
Drowning	0.2 (0.2 to 0.2)	0.2 (0.2 to 0.2)	0.4 (0.4 to 0.5)	23.7 (19.7 to 31.7)	24.2 (19.8 to 34.8)	24.2 (12.7 to 31.9)	32.4 (22.8 to 51.9)	28.3 (19.2 to 39.4)	28.3 (19.2 to 39.4)	28.3 (19.2 to 39.4)	28.3 (19.2 to 39.4)	27.1 (19.2 to 34.7)	27.1 (19.2 to 34.7)	47.9 (29.7 to 69.1)	47.9 (29.7 to 69.1)	47.9 (29.7 to 69.1)	47.9 (29.7 to 69.1)	29.3 (19.2 to 39.4)	29.3 (19.2 to 39.4)	29.3 (19.2 to 39.4)	29.3 (19.2 to 39.4)	29.3 (19.2 to 39.4)	29.3 (19.2 to 39.4)	29.3 (19.2 to 39.4)	1,490
Fire, heat, and hot substances	0.2 (0.1 to 0.2)	0.2 (0.1 to 0.2)	1.9 (1.4 to 3)	19.8 (13.9 to 28.9)	23.5 (16.9 to 34.8)	92.9 (66.3 to 141)	90.3 (71.1 to 117)	106 (72.4 to 154)	106 (78.7 to 154)	106 (72.4 to 154)	106 (72.4 to 154)	106 (72.4 to 154)	222 (147 to 330)	355 (242 to 484)	355 (242 to 484)	355 (242 to 484)	355 (242 to 484)	355 (242 to 484)	355 (242 to 484)	355 (242 to 484)	355 (242 to 484)	355 (242 to 484)	355 (242 to 484)	355 (242 to 484)	1,310
Poisonings	0 (0 to 0)	0 (0 to 0)	0.4 (0.3 to 0.5)	2.6 (1.9 to 3.7)	2.6 (1.9 to 3.7)	6.8 (2.5 to 7.8)	12.4 (7.3 to 14.6)	7.4 (4.9 to 12.2)	19 (11.4 to 28.3)	19.7 (11.4 to 28.3)	19.3 (13.9 to 28)	19.3 (13.9 to 28)	21.4 (13.9 to 27.7)	22.4 (13.9 to 27.7)	19.4 (13.9 to 27.7)	19.7 (13.9 to 27.7)	17.2 (13.9 to 27.7)	16.9 (13.9 to 27.7)	19.3 (13.9 to 27.7)	15.2 (13.9 to 27.7)	12.2 (8.6 to 12.2)	6.1 (4.3 to 6.1)	4.6 (3.9 to 6.1)	1.6 (1.3 to 2.3)	257
Poisoning by carbon monoxide	0 (0 to 0)	0 (0 to 0.2)	0.9 (0.4 to 1.3)	1.4 (1 to 2)	1.7 (1.1 to 2.6)	4.6 (2.5 to 6)	7.2 (5.2 to 9.4)	4.7 (3.1 to 7.1)	6.3 (4.2 to 9.5)	7.4 (4.9 to 11.1)	10.5 (7.4 to 14.5)	11.6 (8.3 to 16.2)	12.5 (9.1 to 16)	8.6 (6.3 to 11.9)	7.1 (5.2 to 9.6)	8.1 (5.2 to 9.6)	8.6 (5.2 to 9.6)	4.3 (2.1 to 6.6)	2.6 (1.2 to 3.6)	1 (0.4 to 2.2)	0.4 (0.2 to 0.8)	0.1 (0.1 to 0.2)	0.1 (0 to 0.1)	111
Poisoning by other means	0 (0 to 0)	0.1 (0.1 to 0.2)	1.6 (0.9 to 2.4)	2.7 (1.6 to 4)	5.1 (3.3 to 8)	8 (5.6 to 9.8)	9.6 (6.6 to 12.6)	9.3 (6.2 to 12.6)	7.5 (4.9 to 10.3)	8.8 (5.7 to 12.7)	10.1 (6.6 to 14.4)	12.9 (7.2 to 19.7)	9.6 (6.5 to 13.6)	9.7 (6.5 to 13.6)	11.1 (7.5 to 15.7)	13 (8.9 to 18.1)	12.6 (8.6 to 17.6)	10.9 (7.6 to 15)	9.4 (6.5 to 12.6)	7 (4.9 to 9.8)	2.7 (1.9 to 3.8)	1.9 (1.3 to 2.6)	0.5 (0.3 to 0.7)	156
Exposure to mechanical forces	0.1 (0 to 0.2)	0.2 (0.1 to 0.2)	9.6 (5.3 to 15.4)	19.6 (13.2 to 32.2)	9 (5.9 to 13.9)	49.9 (29.3 to 69.2)	69.9 (50.7 to 97.3)	89.9 (63.7 to 127)	79.8 (52.1 to 112)	110 (74.2 to 162)	146 (99.3 to 218)	154 (104.2 to 227)	204 (142.5 to 306)	204 (139.9 to 288)	202 (161.9 to 313)	204 (161.9 to 313)	204 (161.9 to 313)	204 (161.9 to 313)	204 (161.9 to 313)	204 (161.9 to 313)	204 (161.9 to 313)	204 (161.9 to 313)	204 (161.9 to 313)	204 (161.9 to 313)	3,060
Unintentional firearm injuries	0 (0 to 0)	0 (0 to 0)	0.1 (0 to 0.2)	0.1 (0 to 0.2)	0.2 (0.1 to 0.3)	0.2 (0.1 to 0.3)	0.2 (0.1 to 0.3

SR Table 2c. Mivacaii DALYS by cause and sex group for both sexes with 95% uncertainty intervals, 2019

Cause	Both Recorded	Both Recorded	1 to 4	5 to 9	10 to 14	15 to 19	20 to 24	25 to 29	30 to 34	35 to 39	40 to 44	45 to 49	50 to 54	55 to 59	60 to 64	65 to 69	70 to 74	75 to 79	80 to 84	85 to 89	90 to 94	95 plus	Total
	Past Records	Late Records																					
All causes	982 (899 to 991)	192 (163 to 304)	926 (833 to 1,075)	1,088 (1,156 to 1,466)	1,092 (1,005 to 1,356)	2,668 (2,166 to 3,700)	3,472 (2,905 to 5,006)	4,178 (3,660 to 5,709)	4,425 (3,880 to 5,758)	5,126 (4,513 to 7,075)	6,556 (5,888 to 10,165)	11,480 (9,965 to 15,888)	13,420 (11,709 to 18,258)	14,980 (12,556 to 17,558)	15,920 (13,392 to 21,495)	20,450 (17,900 to 29,359)	24,130 (20,855 to 39,055)	28,690 (23,900 to 43,506)	29,390 (25,760 to 44,284)	27,780 (24,200 to 41,696)	24,860 (21,960 to 37,256)	11,980 (11,980 to 12,690)	340,000
Communicable, maternal, neonatal, and nutritional diseases	166 (134 to 241)	79.7 (69 to 96.6)	218 (171 to 277)	277 (222 to 417)	292 (192 to 487)	262 (176 to 439)	238 (152 to 378)	214 (132 to 339)	222 (151 to 338)	206 (138 to 303)	211 (142 to 302)	227 (152 to 322)	277 (182 to 402)	369 (261 to 519)	467 (327 to 679)	766 (563 to 1,000)	1,200 (938 to 1,610)	1,660 (1,330 to 2,330)	1,660 (1,400 to 2,390)	2,670 (2,260 to 3,960)	3,070 (2,600 to 4,620)	2,260 (1,920 to 3,360)	1,260 (920 to 1,980)	19,600
HIV/AIDS and sexually transmitted infections	0 (0 to 0)	0 (0 to 0)	2.6 (1.9 to 3.6)	1.6 (1.4 to 2)	0.8 (0.7 to 1)	1.3 (1.2 to 1.8)	2.2 (2 to 3.1)	3.7 (3.4 to 5.1)	5.1 (4.7 to 7)	8.1 (7.5 to 11.2)	14.5 (13.4 to 20)	24.7 (22.8 to 34)	37.1 (34.3 to 51.2)	51.6 (47.6 to 71.2)	72.6 (66.9 to 100)	109 (100 to 151)	157 (144 to 217)	212 (194 to 293)	272 (249 to 376)	327 (299 to 452)	363 (332 to 502)	371 (339 to 513)	271 (248 to 374)	2,700
HIV/AIDS	0 (0 to 0)	0 (0 to 0)	2.4 (1.8 to 3.4)	1.4 (1.3 to 1.9)	0.6 (0.5 to 0.8)	0.8 (0.7 to 1)	1.9 (1.8 to 2.6)	3.1 (2.9 to 4.3)	4.5 (4.2 to 6.3)	7.3 (6.8 to 10.1)	13.2 (12.2 to 18.2)	22.6 (20.9 to 31)	34.2 (31.6 to 47.2)	47.8 (44 to 65.9)	67.4 (62 to 93)	101 (93 to 140)	147 (134 to 203)	199 (180 to 274)	256 (232 to 353)	308 (279 to 425)	342 (310 to 473)	350 (318 to 484)	256 (233 to 353)	2,540
HIV/AIDS - Drug-susceptible Tuberculosis	0 (0 to 0)	0 (0 to 0)	0.3 (0.2 to 0.4)	0.2 (0.2 to 0.3)	0.1 (0.1 to 0.2)	0.1 (0.1 to 0.2)	0.3 (0.2 to 0.4)	0.4 (0.3 to 0.6)	0.6 (0.5 to 0.8)	1 (0.9 to 1.4)	1.8 (1.6 to 2.5)	3.1 (2.8 to 4.3)	4.7 (4.3 to 6.5)	6.6 (6 to 9.1)	9.3 (8.5 to 12.9)	14 (12.8 to 19.4)	20.3 (18.5 to 28)	27.4 (24.9 to 37.8)	35.3 (32.1 to 48.7)	42.4 (38.5 to 58.5)	47.1 (42.8 to 65)	48.2 (43.9 to 66.5)	35.2 (32 to 48.6)	349
HIV/AIDS - Multidrug-resistant Tuberculosis without extensive	0 (0 to 0)	0 (0 to 0)	0 (0 to 0.1)	0 (0 to 0.1)	0 (0 to 0)	0 (0 to 0)	0 (0 to 0)	0 (0 to 0.1)	0 (0 to 0.1)	0 (0 to 0.1)	0 (0 to 0.1)	0 (0 to 0.1)	0 (0 to 0.1)	0 (0 to 0.1)	0 (0 to 0.1)	0 (0 to 0.1)	0 (0 to 0.1)	0 (0 to 0.1)	0 (0 to 0.1)	0 (0 to 0.1)	0 (0 to 0.1)	0 (0 to 0.1)	0 (0 to 0.1)	0.3
HIV/AIDS - Extensively drug-resistant Tuberculosis	0 (0 to 0)	0 (0 to 0)	0 (0 to 0)	0 (0 to 0)	0 (0 to 0)	0 (0 to 0)	0 (0 to 0)	0 (0 to 0)	0 (0 to 0)	0 (0 to 0)	0 (0 to 0)	0 (0 to 0)	0 (0 to 0)	0 (0 to 0)	0 (0 to 0)	0 (0 to 0)	0 (0 to 0)	0 (0 to 0)	0 (0 to 0)	0 (0 to 0)	0 (0 to 0)	0 (0 to 0)	0 (0 to 0)	0.1
HIV/AIDS resulting in other diseases	0 (0 to 0)	0 (0 to 0)	0 (1.1 to 2.1)	0 (0.6 to 1.9)	0 (0.4 to 0.7)	0 (0.4 to 0.8)	0 (0.4 to 0.9)	0 (0.6 to 1.9)	0 (1.1 to 2.6)	0 (1.6 to 3.7)	0 (1.9 to 4.6)	0 (2.2 to 5.5)	0 (2.2 to 5.2)	0 (2.1 to 5.2)	0 (2.8 to 6.2)	0 (4.3 to 10.9)	0 (6.7 to 22.7)	0 (7.1 to 26.1)	0 (7.1 to 26.1)	0 (6.2 to 24.6)	0 (5.1 to 19.4)	0 (4.1 to 15.6)	0 (2.3 to 8.9)	59.2
Sexually transmitted infections excluding HIV	0 (0 to 0)	0 (0 to 0)	0.2 (0.1 to 0.3)	0.2 (0.1 to 0.3)	0.2 (0.1 to 0.3)	0.5 (0.4 to 0.7)	0.3 (0.2 to 0.4)	0.6 (0.5 to 0.8)	0.7 (0.6 to 0.9)	0.8 (0.7 to 1)	1.3 (1.2 to 1.7)	2.1 (1.9 to 2.7)	3.1 (2.9 to 4)	4.1 (3.8 to 5.3)	5.6 (5.1 to 7.1)	8.1 (7.4 to 10.3)	11.6 (10.6 to 14.7)	16.1 (14.7 to 20.4)	21.3 (19.4 to 26.9)	26.1 (23.8 to 33)	29.1 (26.5 to 36.7)	29.6 (26.9 to 37.3)	19.4 (17.6 to 24.5)	236
Syphilis	0 (0 to 0)	0 (0 to 0)	0 (0 to 0)	0 (0 to 0)	0 (0 to 0)	0 (0 to 0)	0 (0 to 0)	0 (0 to 0)	0 (0 to 0)	0 (0 to 0)	0 (0 to 0)	0 (0 to 0)	0 (0 to 0)	0 (0 to 0)	0 (0 to 0)	0 (0 to 0)	0 (0 to 0)	0 (0 to 0)	0 (0 to 0)	0 (0 to 0)	0 (0 to 0)	0 (0 to 0)	0 (0 to 0)	0
Chlamydial infection	0 (0 to 0)	0 (0 to 0)	0 (0 to 0)	0 (0 to 0)	0 (0 to 0)	0 (0 to 0)	0 (0 to 0)	0 (0 to 0)	0 (0 to 0)	0 (0 to 0)	0 (0 to 0)	0 (0 to 0)	0 (0 to 0)	0 (0 to 0)	0 (0 to 0)	0 (0 to 0)	0 (0 to 0)	0 (0 to 0)	0 (0 to 0)	0 (0 to 0)	0 (0 to 0)	0 (0 to 0)	0 (0 to 0)	0
Gonococcal infection	0 (0 to 0)	0 (0 to 0)	0 (0 to 0)	0 (0 to 0)	0 (0 to 0)	0 (0 to 0)	0 (0 to 0)	0 (0 to 0)	0 (0 to 0)	0 (0 to 0)	0 (0 to 0)	0 (0 to 0)	0 (0 to 0)	0 (0 to 0)	0 (0 to 0)	0 (0 to 0)	0 (0 to 0)	0 (0 to 0)	0 (0 to 0)	0 (0 to 0)	0 (0 to 0)	0 (0 to 0)	0 (0 to 0)	0
Trichomoniasis	0 (0 to 0)	0 (0 to 0)	0 (0 to 0)	0 (0 to 0)	0 (0 to 0)	0 (0 to 0)	0.2 (0 to 0.3)	0.4 (0.3 to 0.7)	0.7 (0.6 to 1)	1.2 (1 to 1.7)	2.1 (1.8 to 2.9)	3.4 (3 to 4.7)	5.1 (4.6 to 7)	7.1 (6.4 to 9.6)	9.8 (8.9 to 13.1)	14 (12.8 to 18.6)	19.5 (17.8 to 25.5)	26.1 (23.8 to 33.8)	32.8 (29.9 to 42.3)	38.5 (35.1 to 49.3)	41.2 (37.6 to 52.6)	39.5 (36 to 50.4)	25.1 (22.9 to 32)	299.5
Genital herpes	0 (0 to 0)	0 (0 to 0)	0 (0 to 0)	0 (0 to 0)	0 (0 to 0)	0 (0 to 0)	0 (0 to 0)	0 (0 to 0)	0 (0 to 0)	0 (0 to 0)	0 (0 to 0)	0 (0 to 0)	0 (0 to 0)	0 (0 to 0)	0 (0 to 0)	0 (0 to 0)	0 (0 to 0)	0 (0 to 0)	0 (0 to 0)	0 (0 to 0)	0 (0 to 0)	0 (0 to 0)	0 (0 to 0)	0
Other sexually transmitted infections	0 (0 to 0)	0 (0 to 0)	0 (0 to 0)	0 (0 to 0)	0 (0 to 0)	0 (0 to 0.1)	0 (0 to 0.1)	0 (0 to 0.1)	0 (0 to 0.1)	0 (0 to 0.1)	0 (0 to 0.1)	0 (0 to 0.1)	0 (0 to 0.1)	0 (0 to 0.1)	0 (0 to 0.1)	0 (0 to 0.1)	0 (0 to 0.1)	0 (0 to 0.1)	0 (0 to 0.1)	0 (0 to 0.1)	0 (0 to 0.1)	0 (0 to 0.1)	0 (0 to 0.1)	0.6
Respiratory infections and tuberculosis	2.6 (1.6 to 3.4)	0.9 (0.3 to 2)	40.6 (34.5 to 48.2)	109 (79.3 to 153)	109 (89.7 to 166)	53.1 (39.5 to 82)	40.4 (29.6 to 68.1)	36.9 (26.6 to 59)	33.5 (23.9 to 55.5)	30.5 (22.3 to 50.2)	29.1 (21.2 to 46.2)	28.1 (20.5 to 43.5)	28.1 (20.5 to 43.5)	28.1 (20.5 to 43.5)	28.1 (20.5 to 43.5)	28.1 (20.5 to 43.5)	28.1 (20.5 to 43.5)	28.1 (20.5 to 43.5)	28.1 (20.5 to 43.5)	28.1 (20.5 to 43.5)	28.1 (20.5 to 43.5)	28.1 (20.5 to 43.5)	14,600
Tuberculosis	0 (0 to 0)	0 (0 to 0)	0.3 (0.3 to 0.4)	0.2 (0.2 to 0.3)	0.2 (0.2 to 0.3)	0.7 (0.6 to 1)	1.1 (0.9 to 1.7)	2.3 (1.9 to 3.4)	3.5 (2.9 to 5.1)	5.1 (4.2 to 7.5)	7.3 (6 to 10.6)	9.9 (8.1 to 14.3)	12.6 (10.4 to 18.2)	15.6 (12.9 to 22.5)	19.1 (15.8 to 27.5)	23.3 (19.3 to 33.5)	28.6 (23.7 to 41.1)	34.9 (28.9 to 50.2)	42.5 (35.2 to 61.1)	51.6 (42.7 to 74.1)	62.8 (52 to 90.2)	76.5 (63.3 to 110)	489
Latent tuberculosis infection	0 (0 to 0)	0 (0 to 0)	0.2 (0.1 to 0.3)	0.1 (0.1 to 0.2)	0.1 (0.1 to 0.2)	0.4 (0.3 to 0.6)	0.7 (0.5 to 1)	1.5 (1.2 to 2.2)	2.3 (1.9 to 3.3)	3.3 (2.7 to 4.8)	4.7 (3.9 to 6.8)	6.4 (5.3 to 9.2)	8.2 (6.8 to 11.8)	10.1 (8.4 to 14.6)	12.4 (10.3 to 17.8)	15.1 (12.5 to 21.7)	18.5 (15.4 to 26.6)	22.6 (18.7 to 32.5)	27.5 (22.8 to 39.5)	33.4 (27.7 to 48)	40.6 (33.6 to 58.4)	49.5 (41 to 71.2)	317
Drug-susceptible Tuberculosis	0.2 (0.1 to 0.3)	0.1 (0.1 to 0.2)	0.1 (0.1 to 0.2)	0.1 (0.1 to 0.2)	0.1 (0.1 to 0.2)	0.3 (0.2 to 0.5)	0.5 (0.4 to 0.8)	1.1 (0.9 to 1.6)	1.6 (1.4 to 2.4)	2.4 (2 to 3.5)	3.4 (2.8 to 4.9)	4.6 (3.8 to 6.6)	5.9 (4.9 to 8.5)	7.3 (6.1 to 10.5)	8.9 (7.4 to 12.8)	10.9 (9 to 15.7)	13.4 (11.1 to 19.2)	16.3 (13.5 to 23.4)	19.9 (16.5 to 28.6)	24.1 (20 to 34.5)	29.3 (24.3 to 42)	35.8 (29.7 to 51.4)	230
Multidrug-resistant tuberculosis without extensive drug-resistar	0 (0 to 0)	0 (0 to 0)	0 (0 to 0)	0 (0 to 0)	0 (0 to 0)	0 (0 to 0)	0 (0 to 0)	0 (0 to 0.1)	0 (0 to 0.1)	0 (0 to 0.1)	0 (0 to 0.1)	0 (0 to 0.1)	0 (0 to 0.1)	0 (0 to 0.1)	0 (0 to 0.1)	0 (0 to 0.1)	0 (0 to 0.1)	0 (0 to 0.1)	0 (0 to 0.1)	0 (0 to 0.1)	0 (0 to 0.1)	0 (0 to 0.1)	0 (0 to 0.1)	0.2
Extensively drug-resistant tuberculosis	0 (0 to 0)	0 (0 to 0)	0 (0 to 0)	0 (0 to 0)	0 (0 to 0)	0 (0 to 0)	0 (0 to 0)	0 (0 to 0)	0 (0 to 0)	0 (0 to 0)	0 (0 to 0)	0 (0 to 0)	0 (0 to 0)	0 (0 to 0)	0 (0 to 0)	0 (0 to 0)	0 (0 to 0)	0 (0 to 0)	0 (0 to 0)	0 (0 to 0)	0 (0 to 0)	0 (0 to 0)	0 (0 to 0)	0
Lower respiratory infections	2.4 (1.6 to 3.3)	0.9 (0.3 to 2)	37.2 (31.5 to 44.3)	40.6 (31.1 to 61.5)	21.4 (16.6 to 28.4)	19.6 (14.7 to 29.7)	13.8 (10.2 to 21.5)	10.8 (7.9 to 17.2)	8.7 (6.2 to 14.2)	7.2 (5.1 to 11.8)	5.8 (4.1 to 9.4)	4.9 (3.5 to 7.9)	4.2 (3 to 6.8)	3.8 (2.7 to 6.1)	3.5 (2.5 to 5.6)	3.3 (2.4 to 5.3)	3.2 (2.3 to 5.1)	3.2 (2.3 to 5.1)	3.2 (2.3 to 5.1)	3.2 (2.3 to 5.1)	3.2 (2.3 to 5.1)	3.2 (2.3 to 5.1)	1,160	12,900
Upper respiratory infections	0 (0 to 0)	0 (0 to 0)	1.5 (1.2 to 1.9)	0.5 (0.4 to 0.6)	0.3 (0.2 to 0.4)	0.3 (0.2 to 0.4)	0.3 (0.2 to 0.4)	0.3 (0.2 to 0.4)	0.3 (0.2 to 0.4)	0.3 (0.2 to 0.4)	0.3 (0.2 to 0.4)	0.3 (0.2 to 0.4)	0.3 (0.2 to 0.4)	0.3 (0.2 to 0.4)	0.3 (0.2 to 0.4)	0.3 (0.2 to 0.4)	0.3 (0.2 to 0.4)	0.3 (0.2 to 0.4)	0.3 (0.2 to 0.4)	0.3 (0.2 to 0.4)	0.3 (0.2 to 0.4)	0.3 (0.2 to 0.4)	4.6
Otitis media	0 (0 to 0)	0 (0 to 0)	0.1 (0.0 to 0.1)	0.2 (0.1 to 0.2)	0.2 (0.1 to 0.3)	0.2 (0.1 to 0.3)	0.2 (0.1 to 0.3)	0.2 (0.1 to 0.3)	0.2 (0.1 to 0.3)	0.2 (0.1 to 0.3)	0.2 (0.1 to 0.3)	0.2 (0.1 to 0.3)	0.2 (0.1 to 0.3)	0.2 (0.1 to 0.3)	0.2 (0.1 to 0.3)	0.2 (0.1 to 0.3)	0.2 (0.1 to 0.3)	0.2 (0.1 to 0.3)	0.2 (0.1 to 0.3)	0.2 (0.1 to 0.3)	0.2 (0.1 to 0.3)	0.2 (0.1 to 0.3)	0.9
Enteric infections	0.2 (0.2 to 0.6)	0.1 (0 to 1.7)	12.6 (7.5 to 20.9)	11.8 (7.7 to 17.9)	4 (2.4 to 6.4)	2.4 (1.7 to 3.3)	1.7 (1.1 to 2.3)	1.3 (0.8 to 2.1)	1.1 (0.6 to 2.4)	0.9 (0.5 to 2.4)	0.8 (0.4 to 2.4)	0.7 (0.4 to 2.4)	0.7 (0.4 to 2.4)	0.7 (0.4 to 2.4)	0.7 (0.4 to 2.4)	0.7 (0.4 to 2.4)	0.7 (0.4 to 2.4)	0.7 (0.4 to 2.4)	0.7 (0.4 to 2.4)	0.7 (0.4 to 2.4)	0.7 (0.4 to 2.4)	0.7 (0.4 to 2.4)	60
Diarrheal diseases	1.1 (0.3 to 0.6)	0.2 (0 to 1.7)	12.7 (7.4 to 20.8)	11.6 (7.6 to 17.8)	3.9 (2.4 to 6.3)	2.2 (1.5 to 3.2)	1.5 (1 to 2.3)	1.2 (0.7 to 2.1)	0.9 (0.5 to 2.4)	0.7 (0.3 to 2.4)	0.6 (0.3 to 2.4)	0.5 (0.3 to 2.4)	0.5 (0.3 to 2.4)	0.5 (0.3 to 2.4)	0.5 (0.3 to 2.4)	0.5 (0.3 to 2.4)	0.5 (0.3 to 2.4)	0.5 (0.3 to 2.4)	0.5 (0.3 to 2.4)	0.5 (0.3 to 2.4)	0.5 (0.3 to 2.4)	0.5 (0.3 to 2.4)	408
Typhoid and paratyphoid	0 (0 to 0)	0 (0 to 0)	0 (0 to 0)	0 (0 to 0)	0 (0 to 0)	0 (0 to 0)	0 (0 to 0)	0 (0 to 0)	0 (0 to 0)	0 (0 to 0)	0 (0 to 0)	0 (0 to 0)	0 (0 to 0)	0 (0 to 0)	0 (0 to 0)	0 (0 to 0)	0 (0 to 0)	0 (0 to 0)	0 (0 to 0)	0 (0 to 0)	0 (0 to 0)	0 (0 to 0)	0 (0 to 0)	0.1
Typhoid fever	0 (0 to 0)	0 (0 to 0)	0 (0 to 0)	0 (0 to 0)	0 (0 to 0)	0 (0 to 0)	0 (0 to 0)	0 (0 to 0)	0 (0 to 0)	0 (0 to 0)	0 (0 to 0)	0 (0 to 0)	0 (0 to 0)	0 (0 to 0)	0 (0 to 0)	0 (0 to 0)	0 (0 to 0)	0 (0 to 0)	0 (0 to 0)	0 (0 to 0)	0 (0 to 0)	0 (0 to 0)	0 (0 to 0)	0
Paratyphoid fever	0 (0 to 0)	0 (0 to 0)	0 (0 to 0)	0 (0 to 0)	0 (0 to 0)	0 (0 to 0)	0 (0 to 0)	0 (0 to 0)	0 (0 to 0)	0 (0 to 0)	0 (0 to 0)	0 (0 to 0)	0 (0 to 0)	0 (0 to 0)	0 (0 to 0)	0 (0 to 0)	0 (0 to 0)	0 (0 to 0)	0 (0 to 0)	0 (0 to 0)	0 (0 to 0)	0 (0 to 0)	0 (0 to 0)	0.1
Invasive Non-typhoidal Salmonella (NTS)	0 (0 to 0)	0 (0 to 0)	0 (0 to 0)	0 (0 to 0)	0 (0 to 0)	0 (0 to 0)	0 (0 to 0)	0 (0 to 0)	0 (0 to 0)	0 (0 to 0)	0 (0 to 0)	0 (0 to 0)	0 (0 to 0)	0 (0 to 0)	0 (0 to 0)	0 (0 to 0)	0 (0 to 0)	0 (0 to 0)	0 (0 to 0)	0 (0 to 0)	0 (0 to 0)	0 (0 to 0)	0 (0 to 0)	0.5
Other intestinal infectious diseases	0 (0 to 0)	0 (0 to 0)	0.1 (0 to 0.2)	0.1 (0 to 0.2)	0.1 (0 to 0.2)	0.1 (0 to 0.2)	0.1 (0 to 0.2)	0.1 (0 to 0.2)	0 (0 to 0.1)	0 (0 to 0.1)	0 (0 to 0.1)	0 (0 to 0.1)	0 (0 to 0.1)	0 (0 to 0.1)	0 (0 to 0.1)	0 (0 to 0.1)	0 (0 to 0.1)	0 (0 to 0.1)	0 (0 to 0.1)	0 (0 to 0.1)	0 (0 to 0.1)	0 (0 to 0.1)	0 (0 to 0.1)	1.3
Neglected tropical diseases and malaria	0.2 (0 to 0.4)	0.2 (0.1 to 0.6)	2.2 (1.2 to 3.7)	1.3 (0.7 to 2.5)	0.5 (0.3 to 0.9)	0.3 (0.2 to 0.6)	0.3 (0.2 to 0.6)	0.4 (0.2 to 0.8)	0.5 (0.3 to 0.9)	0.6 (0.3 to 1.1)	0.8 (0.4 to 1.5)	1.1 (0.6 to 2.1)	1.5 (0.8 to 2.8)	2.1 (1.1 to 3.8)	2.8 (1.5 to 5.1)	3.8 (2 to 6.8)	5.1 (2.7 to 9.1)	6.8 (3.6 to 12.2)	8.9 (4.7 to 16)	11.6 (6.1 to 20.8)	15.1 (7.9 to 27.1)	19.6 (10.3 to 35.1)	93.1
Malaria	0 (0 to 0)	0 (0 to 0)	0 (0 to 0)	0 (0 to 0)	0 (0 to 0)	0 (0 to 0)	0 (0 to 0)	0 (0 to 0)	0 (0 to 0)	0 (0 to 0)	0 (0 to 0)	0 (0 to 0)	0 (0 to 0)	0 (0 to 0)	0 (0 to 0)	0 (0 to 0)	0 (0 to 0)	0 (0 to 0)	0 (0 to 0)	0 (0 to 0)	0 (0 to 0)	0 (0 to 0)	0 (0 to 0)	0
Chagas disease	0 (0 to 0)	0 (0 to 0)	0 (0 to 0)	0 (0 to 0)	0 (0 to 0)	0 (0 to 0)	0 (0 to 0)	0 (0 to 0)	0 (0 to 0)	0 (0 to 0)	0 (0 to 0)	0 (0 to 0)	0 (0 to 0)	0 (0 to 0)	0 (0 to 0)	0 (0 to 0)	0 (0 to 0)	0 (0 to 0)	0 (0 to 0)	0 (0 to 0)	0 (0 to 0)	0 (0 to 0)	0 (0 to 0)	0.1
Leishmaniasis	0 (0 to 0)	0 (0 to 0)	0 (0 to 0)	0 (0 to 0)	0 (0 to 0)	0 (0 to 0)	0 (0 to 0)	0 (0 to 0)	0 (0 to 0)	0 (0 to 0)	0 (0 to 0)	0 (0 to 0)	0 (0 to 0)	0 (0 to 0)	0 (0 to 0)	0 (0 to 0)	0 (0 to 0)	0 (0 to 0)	0 (0 to 0)	0 (0 to 0)	0 (0 to 0)	0 (0 to 0)	0 (0 to 0)	0
Visceral leishmaniasis	0 (0 to 0)	0 (0 to 0)	0 (0 to 0)	0 (0 to 0)	0 (0 to 0)	0 (0 to 0)	0 (0 to 0)	0 (0 to 0)	0 (0 to 0)	0 (0 to 0)	0 (0 to 0)	0 (0 to 0)	0 (0 to 0)	0 (0 to 0)	0 (0 to 0)	0 (0 to 0)	0 (0 to 0)	0 (0 to 0)	0 (0 to 0)	0 (0 to 0)	0 (0 to 0)	0 (0 to 0)	0 (0 to 0)	0
Cutaneous and mucocutaneous leishmaniasis	0 (0 to 0)	0 (0 to 0)	0 (0 to 0)	0 (0 to 0)	0 (0 to 0)	0 (0 to 0)	0 (0 to 0)	0 (0 to 0)	0 (0 to 0)	0 (0 to 0)	0 (0 to 0)	0 (0 to 0)	0 (0 to 0)	0 (0 to 0)	0 (0 to 0)	0 (0 to 0)	0 (0 to 0)	0 (0 to 0)	0 (0 to 0)	0 (0 to 0)	0 (0 to 0)	0 (0 to 0)	0 (0 to 0)	0
African trypanosomiasis	0 (0 to 0)	0 (0 to 0)	0 (0 to 0)	0 (0 to 0)	0 (0 to 0)	0 (0 to 0)	0 (0 to 0)	0 (0 to 0)	0 (0 to 0)	0 (0 to 0)	0 (0 to 0)	0 (0 to 0)	0 (0 to 0)	0 (0 to 0)	0 (0 to 0)	0 (0 to 0)	0 (0 to 0)	0 (0 to 0)	0 (0 to 0)	0 (0 to 0)	0 (0 to 0)	0 (0 to 0)	0 (0 to 0)	0
Schistosomiasis	0 (0 to 0)	0 (0 to 0)	0 (0 to 0)	0 (0 to 0)	0 (0 to 0)	0 (0 to 0)	0 (0 to 0)	0 (0 to 0)	0 (0 to 0)	0 (0 to 0)	0 (0 to 0)	0 (0 to 0)	0 (0 to 0)	0 (0 to 0)	0 (0 to 0)	0 (0 to 0)	0 (0 to 0)	0 (0 to 0)	0 (0 to 0)	0 (0 to 0)	0 (0 to 0)	0 (0 to 0)	0 (0 to 0)	0
Cysticercosis	0 (0 to 0)	0 (0 to 0)	0 (0 to 0)	0 (0 to 0)	0 (0 to 0)	0 (0 to 0)	0 (0 to 0)	0 (0 to 0)	0 (0 to 0)	0 (0 to 0)	0 (0 to 0)	0 (0 to 0)	0 (0 to 0)	0 (0 to 0)	0 (0 to 0)	0 (0 to 0)	0 (0 to 0)	0 (0 to 0)	0 (0 to 0)	0 (0 to 0)	0 (0 to 0)	0 (0 to 0)	0 (0 to 0)	0
Cystic echinococcosis	0 (0 to 0)	0 (0 to 0)	0 (0 to 0)	0 (0 to 0)	0 (0 to 0)	0 (0 to 0)	0 (0 to 0)	0 (0 to 0)	0 (0 to 0)	0 (0 to 0)	0 (0 to 0)	0 (0 to 0)	0 (0 to 0)	0 (0 to 0)	0 (0 to 0)	0 (0 to 0)	0 (0 to 0)	0 (0 to 0)	0 (0 to 0)	0 (0 to 0)	0 (0 to 0)	0 (0 to 0)	0 (0 to 0)	0.1
Lymphatic filariasis	0 (0 to 0)	0 (0 to 0)	0 (0 to 0)	0 (0 to 0)	0 (0 to 0)	0 (0 to 0)	0 (0 to 0)	0 (0 to 0)	0 (0 to 0)	0 (0 to 0)	0 (0 to 0)	0 (0 to 0)	0 (0 to 0)	0 (0 to 0)	0 (0 to 0)	0 (0 to 0)	0 (0 to 0)	0 (0 to 0)	0 (0 to 0)	0 (0 to 0)	0 (0 to 0)	0 (0 to 0)	0 (0 to 0)	0
Onchocerciasis	0 (0 to 0)	0 (0 to 0)	0 (0 to 0)	0 (0 to 0)	0 (0 to 0)	0 (0 to 0)	0 (0 to 0)	0 (0 to 0)	0 (0 to 0)	0 (0 to 0)	0 (0 to 0)	0 (0 to 0)	0 (0 to 0)	0 (0 to 0)	0 (0 to 0)	0 (0 to 0)	0 (0 to 0)	0 (0 to 0)	0 (0 to 0)	0 (0 to 0)	0 (0 to 0)	0 (0 to 0)	0 (0 to 0)	0
Trachoma	0 (0 to 0)	0 (0 to 0)	0 (0 to 0)	0 (0 to 0)	0 (0 to 0)	0 (0 to 0)	0 (0 to 0)	0 (0 to 0)	0 (0 to 0)	0 (0 to 0)	0 (0 to 0)	0 (0 to 0)	0 (0 to 0)	0 (0 to 0)	0 (0 to 0)	0 (0 to 0)	0 (0 to 0)	0 (0 to 0)	0 (0 to 0)	0 (0 to 0)	0 (0 to 0)	0 (0 to 0)	0 (0 to 0)	0
Dengue	0 (0 to 0)	0 (0 to 0)	0 (0 to 0)	0 (0 to 0)	0 (0 to 0)	0 (0 to 0)	0 (0 to 0)	0 (0 to 0)	0 (0 to 0)	0 (0 to 0)	0 (0 to 0)	0 (0 to 0)	0 (0 to 0)	0 (0 to 0)	0 (0 to 0)	0 (0 to 0)	0 (0 to 0)	0 (0 to 0)	0 (0 to 0)	0 (0 to 0)	0 (0 to 0)	0 (0 to 0)	0 (0 to 0)	0
Yellow fever	0 (0 to 0)	0 (0 to 0)	0 (0 to 0)	0 (0 to 0)	0 (0 to 0)	0 (0 to 0)	0 (0 to 0)	0 (0 to 0)	0 (0 to 0)	0 (0 to 0)	0 (0 to 0)	0 (0 to 0)	0 (0 to 0)	0 (0 to 0)	0 (0 to 0)	0 (0 to 0)	0 (0 to 0)	0 (0 to 0)	0 (0 to 0)	0 (0 to 0)	0 (0 to 0)	0 (0 to 0)	0 (0 to 0)	0
Rabies	0 (0 to 0)	0 (0 to 0)	0 (0 to 0)	0 (0 to 0)	0 (0 to 0)	0 (0 to 0)	0 (0 to 0)	0 (0 to 0)	0 (0 to 0)	0 (0 to 0)	0 (0 to 0)	0 (0 to 0)	0 (0 to 0)	0 (0 to 0)	0 (0 to 0)	0 (0 to 0)	0 (0 to 0)	0 (0 to 0)	0 (0 to 0)	0 (0 to 0)	0 (0 to 0)	0 (0 to 0)	0 (0 to 0)	0.1
Intestinal nematode infections	0 (0 to 0)	0 (0 to 0)	0 (0 to 0)	0 (0 to 0)	0 (0 to 0)	0 (0 to 0)	0 (0 to 0)	0 (0 to 0)	0 (0 to 0)	0 (0 to 0)	0 (0 to 0)	0 (0 to 0)	0 (0 to 0)	0 (0 to 0)	0 (0 to 0)	0 (0 to 0)	0 (0 to 0)	0 (0 to 0)	0 (0 to 0)	0 (0 to 0)	0 (0 to 0)	0 (0 to 0)	0 (0 to 0)	0.1
Ascariasis	0 (0 to 0)	0 (0 to 0)	0 (0 to 0)	0 (0 to 0)	0 (0 to 0)	0 (0 to 0)	0 (0 to 0)	0 (0 to 0)	0 (0 to 0)	0 (0 to 0)	0 (0 to 0)	0 (0 to 0)	0 (0 to 0)	0 (0 to 0)	0 (0 to 0)	0 (0 to 0)	0 (0 to 0)	0 (0 to 0)	0 (0 to 0)	0 (0 to 0)	0 (0 to 0)	0 (0 to 0)	0 (0 to 0)	0
Trichuriasis	0 (0 to 0)	0 (0 to 0)	0 (0 to 0)	0 (0 to 0)	0 (0 to 0)	0 (0 to 0)	0 (0 to 0)	0 (0 to 0)	0 (0 to 0)	0 (0 to 0)	0 (0 to 0)	0 (0 to 0)	0 (0 to 0)	0 (0 to 0)	0 (0 to 0)	0 (0 to 0)	0 (0 to 0)	0 (0 to 0)	0 (0 to 0)	0 (0 to 0)	0 (0 to 0)	0 (0 to 0)	0 (0 to 0)	0
Hookworm disease	0 (0 to 0)	0 (0 to 0)	0 (0 to 0)	0 (0 to 0)	0 (0 to 0)	0 (0 to 0)	0 (0 to 0)	0 (0 to 0)	0 (0 to 0)	0 (0 to 0





SR Table 2c. Kasozhima DALYS by cause and age across for both sexes with 95% uncertainty intervals, 2019

Cause	Early Neonatal	Late Neonatal	Post-Neonatal	1 to 4	5 to 9	10 to 14	15 to 19	20 to 24	25 to 29	30 to 34	35 to 39	40 to 44	45 to 49	50 to 54	55 to 59	60 to 64	65 to 69	70 to 74	75 to 79	80 to 84	85 to 89	90 to 94	95 plus	Total
All causes	702 (619 to 800)	372 (333 to 418)	1,620 (1,438 to 1,836)	2,186 (1,956 to 2,453)	1,870 (1,676 to 2,101)	3,668 (3,275 to 4,073)	5,420 (4,765 to 6,166)	6,640 (5,660 to 7,650)	6,995 (5,950 to 8,176)	7,695 (6,562 to 9,000)	8,449 (7,199 to 9,930)	10,000 (8,560 to 11,600)	11,900 (10,300 to 13,700)	14,800 (12,900 to 16,900)	17,900 (15,800 to 20,100)	21,600 (19,200 to 24,100)	26,000 (23,300 to 28,900)	30,000 (26,900 to 33,200)	34,000 (30,400 to 38,100)	38,000 (33,900 to 42,800)	41,700 (36,800 to 47,200)	45,000 (39,400 to 51,400)	39,900 (36,600 to 43,300)	20,800 (19,400 to 22,100)	506,000
Communicable, maternal, neonatal, and nutritional diseases	459 (372 to 565)	116 (93 to 143)	412 (327 to 522)	421 (337 to 533)	239 (177 to 317)	276 (205 to 371)	392 (288 to 526)	313 (214 to 478)	349 (242 to 529)	402 (282 to 603)	466 (329 to 691)	729 (523 to 1,100)	729 (522 to 1,060)	719 (522 to 1,030)	738 (547 to 1,050)	760 (570 to 1,050)	1,300 (1,000 to 1,760)	2,000 (1,600 to 2,600)	2,600 (2,000 to 3,400)	2,860 (2,200 to 3,670)	4,130 (3,100 to 5,130)	4,560 (3,370 to 5,630)	3,600 (2,690 to 4,600)	2,230 (1,630 to 2,930)	31,300
HIV/AIDS and sexually transmitted infections	0 (0 to 0)	0 (0 to 0)	4.1 (2.6 to 6.7)	2.3 (1.5 to 3.8)	1 (1 to 1.6)	1.6 (1 to 1.6)	4.6 (2.9 to 7)	9.7 (6.1 to 15.5)	23 (14.5 to 35.2)	21.3 (13.3 to 35.2)	29.6 (17.4 to 50.3)	34.6 (20.4 to 57.6)	43.6 (25.6 to 72.6)	59.7 (35.1 to 99.4)	77.4 (45.6 to 128.8)	98.4 (58 to 163.8)	126.2 (74.4 to 210)	159.5 (94 to 265.4)	201.9 (119 to 336)	241.1 (142.2 to 401.3)	284.6 (167.8 to 473.8)	318.5 (187.8 to 530.1)	254.9 (150.3 to 424.3)	147.2 (86.8 to 245)	290
HIV/AIDS	0 (0 to 0)	0 (0 to 0)	3.1 (1.9 to 5.2)	2.3 (1.4 to 3.8)	1 (0.6 to 1.6)	0.9 (0.5 to 1.5)	1.1 (0.6 to 1.8)	1.9 (1.1 to 3.4)	2.6 (1.6 to 4.6)	3.6 (2.1 to 6.5)	5.1 (2.9 to 9.4)	6 (3.4 to 11.1)	6 (3.4 to 11.1)	6.8 (3.8 to 12.7)	8.6 (4.8 to 16.1)	10.7 (6 to 20.1)	13.7 (7.6 to 25.8)	17.3 (9.6 to 32.6)	21.9 (12.1 to 41.3)	26.2 (14.5 to 49.4)	30.9 (17.1 to 58.3)	34.6 (19.1 to 65.3)	27.7 (15.3 to 52.2)	16 (8.8 to 30.1)	99.6
HIV/AIDS - Drug-susceptible Tuberculosis	0 (0 to 0)	0 (0 to 0)	0.9 (0.7 to 1.1)	0.8 (0.6 to 1)	0.2 (0.2 to 0.3)	0.2 (0.2 to 0.3)	0.2 (0.2 to 0.3)	0.3 (0.2 to 0.4)	0.3 (0.2 to 0.4)	0.4 (0.3 to 0.5)	0.5 (0.4 to 0.6)	0.5 (0.4 to 0.7)	0.5 (0.4 to 0.7)	0.5 (0.4 to 0.7)	0.6 (0.5 to 0.8)	0.7 (0.6 to 0.9)	0.8 (0.7 to 1)	0.9 (0.8 to 1.2)	1.1 (0.9 to 1.4)	1.3 (1.1 to 1.7)	1.5 (1.2 to 1.9)	1.7 (1.3 to 2.1)	1.4 (1.1 to 1.8)	0.8 (0.6 to 1)	21.1
HIV/AIDS - Multidrug-resistant Tuberculosis without extensive	0 (0 to 0)	0 (0 to 0)	0 (0 to 0.1)	0 (0 to 0.1)	0 (0 to 0)	0 (0 to 0)	0 (0 to 0)	0 (0 to 0.1)	0 (0 to 0.1)	0 (0 to 0.1)	0 (0 to 0.1)	0 (0 to 0.2)	0 (0 to 0.2)	0 (0 to 0.2)	0 (0 to 0.2)	0 (0 to 0.2)	0 (0 to 0.2)	0 (0 to 0.2)	0 (0 to 0.2)	0 (0 to 0.2)	0 (0 to 0.2)	0 (0 to 0.2)	0 (0 to 0.2)	0 (0 to 0.2)	0 (0 to 0.1)	0.4
HIV/AIDS - Extensively drug-resistant Tuberculosis	0 (0 to 0)	0 (0 to 0)	0 (0 to 0)	0 (0 to 0)	0 (0 to 0)	0 (0 to 0)	0 (0 to 0)	0 (0 to 0)	0 (0 to 0)	0 (0 to 0)	0 (0 to 0)	0 (0 to 0)	0 (0 to 0)	0 (0 to 0)	0 (0 to 0)	0 (0 to 0)	0 (0 to 0)	0 (0 to 0)	0 (0 to 0)	0 (0 to 0)	0 (0 to 0)	0 (0 to 0)	0 (0 to 0)	0 (0 to 0)	0 (0 to 0)	0.1
HIV/AIDS resulting in other diseases	0 (0 to 0)	0 (0 to 0)	1.1 (1.4 to 2.8)	0.8 (1.1 to 2)	0.8 (0.6 to 0.9)	0.8 (0.6 to 1.3)	3.4 (2.6 to 4.6)	7.8 (5.2 to 12.2)	20.4 (13.4 to 31.5)	17.7 (11.2 to 28.6)	24.1 (14.7 to 39.2)	28.6 (17.2 to 47.7)	37.6 (22.6 to 61.9)	53.1 (31.8 to 87.5)	68.8 (41.3 to 113.2)	87.7 (52.8 to 144.2)	113.5 (68.4 to 186.3)	144.3 (87.1 to 236.5)	181.9 (109.8 to 297.8)	217.1 (130.9 to 355.4)	256.1 (154.3 to 419.2)	286.6 (172.7 to 469.2)	229.4 (137.9 to 375.4)	132.5 (79.6 to 216.9)	896
Syphilis	0 (0 to 0)	0 (0 to 0)	0 (0 to 0)	0 (0 to 0)	0 (0 to 0)	0 (0 to 0)	0 (0 to 0)	0 (0 to 0)	0 (0 to 0)	0 (0 to 0)	0 (0 to 0)	0 (0 to 0)	0 (0 to 0)	0 (0 to 0)	0 (0 to 0)	0 (0 to 0)	0 (0 to 0)	0 (0 to 0)	0 (0 to 0)	0 (0 to 0)	0 (0 to 0)	0 (0 to 0)	0 (0 to 0)	0 (0 to 0)	0 (0 to 0)	0
Chlamydial infection	0 (0 to 0)	0 (0 to 0)	0 (0 to 0)	0 (0 to 0)	0 (0 to 0)	0 (0 to 0)	0 (0 to 0)	0 (0 to 0)	0 (0 to 0)	0 (0 to 0)	0 (0 to 0)	0 (0 to 0)	0 (0 to 0)	0 (0 to 0)	0 (0 to 0)	0 (0 to 0)	0 (0 to 0)	0 (0 to 0)	0 (0 to 0)	0 (0 to 0)	0 (0 to 0)	0 (0 to 0)	0 (0 to 0)	0 (0 to 0)	0 (0 to 0)	0
Gonococcal infection	0 (0 to 0)	0 (0 to 0)	0 (0 to 0)	0 (0 to 0)	0 (0 to 0)	0 (0 to 0)	0 (0 to 0)	0 (0 to 0)	0 (0 to 0)	0 (0 to 0)	0 (0 to 0)	0 (0 to 0)	0 (0 to 0)	0 (0 to 0)	0 (0 to 0)	0 (0 to 0)	0 (0 to 0)	0 (0 to 0)	0 (0 to 0)	0 (0 to 0)	0 (0 to 0)	0 (0 to 0)	0 (0 to 0)	0 (0 to 0)	0 (0 to 0)	0
Trichomoniasis	0 (0 to 0)	0 (0 to 0)	0 (0 to 0)	0 (0 to 0)	0 (0 to 0)	0 (0 to 0)	0.1 (0 to 0.1)	0.3 (0.2 to 0.4)	0.7 (0.5 to 0.9)	0.7 (0.5 to 1)	0.9 (0.6 to 1.3)	1.1 (0.7 to 1.6)	1.2 (0.8 to 1.8)	1.4 (0.9 to 2.1)	1.6 (1 to 2.4)	1.8 (1.1 to 2.7)	2.1 (1.3 to 3.2)	2.5 (1.5 to 3.8)	2.9 (1.8 to 4.4)	3.2 (2 to 4.9)	3.5 (2.2 to 5.4)	3.8 (2.3 to 5.8)	3.4 (2.1 to 5.2)	2.1 (1.3 to 3.2)	44.6
Genital herpes	0 (0 to 0)	0 (0 to 0)	0 (0 to 0)	0 (0 to 0)	0 (0 to 0)	0 (0 to 0)	0.1 (0 to 0.1)	0.1 (0 to 0.1)	0.1 (0 to 0.1)	0.1 (0 to 0.1)	0.1 (0 to 0.1)	0.1 (0 to 0.1)	0.1 (0 to 0.1)	0.1 (0 to 0.1)	0.1 (0 to 0.1)	0.1 (0 to 0.1)	0.1 (0 to 0.1)	0.1 (0 to 0.1)	0.1 (0 to 0.1)	0.1 (0 to 0.1)	0.1 (0 to 0.1)	0.1 (0 to 0.1)	0.1 (0 to 0.1)	0.1 (0 to 0.1)	0.1 (0 to 0.1)	0.1
Other sexually transmitted infections	0 (0 to 0)	0 (0 to 0)	0 (0 to 0)	0 (0 to 0)	0 (0 to 0)	0 (0 to 0)	0.2 (0 to 0.4)	0.6 (0.2 to 1.2)	1.6 (0.6 to 3.2)	1.6 (0.6 to 3.4)	2.1 (0.7 to 4.4)	2.6 (0.9 to 5.5)	3.1 (1.1 to 6.6)	3.7 (1.3 to 7.9)	4.3 (1.5 to 9.2)	5 (1.7 to 10.7)	5.8 (2 to 12.4)	6.8 (2.3 to 14.5)	7.9 (2.7 to 16.9)	8.8 (3 to 18.8)	9.7 (3.3 to 20.7)	10.5 (3.6 to 22.4)	9.4 (3.2 to 20.1)	5.8 (2 to 12.4)	123
Sexually transmitted infections excluding HIV	0 (0 to 0)	0 (0 to 0)	0 (0 to 0)	0 (0 to 0)	0 (0 to 0)	0 (0 to 0)	0 (0 to 0)	0 (0 to 0)	0 (0 to 0)	0 (0 to 0)	0 (0 to 0)	0 (0 to 0)	0 (0 to 0)	0 (0 to 0)	0 (0 to 0)	0 (0 to 0)	0 (0 to 0)	0 (0 to 0)	0 (0 to 0)	0 (0 to 0)	0 (0 to 0)	0 (0 to 0)	0 (0 to 0)	0 (0 to 0)	0 (0 to 0)	0
Syphilis	0 (0 to 0)	0 (0 to 0)	0 (0 to 0)	0 (0 to 0)	0 (0 to 0)	0 (0 to 0)	0 (0 to 0)	0 (0 to 0)	0 (0 to 0)	0 (0 to 0)	0 (0 to 0)	0 (0 to 0)	0 (0 to 0)	0 (0 to 0)	0 (0 to 0)	0 (0 to 0)	0 (0 to 0)	0 (0 to 0)	0 (0 to 0)	0 (0 to 0)	0 (0 to 0)	0 (0 to 0)	0 (0 to 0)	0 (0 to 0)	0 (0 to 0)	0
Chlamydial infection	0 (0 to 0)	0 (0 to 0)	0 (0 to 0)	0 (0 to 0)	0 (0 to 0)	0 (0 to 0)	0 (0 to 0)	0 (0 to 0)	0 (0 to 0)	0 (0 to 0)	0 (0 to 0)	0 (0 to 0)	0 (0 to 0)	0 (0 to 0)	0 (0 to 0)	0 (0 to 0)	0 (0 to 0)	0 (0 to 0)	0 (0 to 0)	0 (0 to 0)	0 (0 to 0)	0 (0 to 0)	0 (0 to 0)	0 (0 to 0)	0 (0 to 0)	0
Gonococcal infection	0 (0 to 0)	0 (0 to 0)	0 (0 to 0)	0 (0 to 0)	0 (0 to 0)	0 (0 to 0)	0 (0 to 0)	0 (0 to 0)	0 (0 to 0)	0 (0 to 0)	0 (0 to 0)	0 (0 to 0)	0 (0 to 0)	0 (0 to 0)	0 (0 to 0)	0 (0 to 0)	0 (0 to 0)	0 (0 to 0)	0 (0 to 0)	0 (0 to 0)	0 (0 to 0)	0 (0 to 0)	0 (0 to 0)	0 (0 to 0)	0 (0 to 0)	0
Trichomoniasis	0 (0 to 0)	0 (0 to 0)	0 (0 to 0)	0 (0 to 0)	0 (0 to 0)	0 (0 to 0)	0 (0 to 0)	0 (0 to 0)	0 (0 to 0)	0 (0 to 0)	0 (0 to 0)	0 (0 to 0)	0 (0 to 0)	0 (0 to 0)	0 (0 to 0)	0 (0 to 0)	0 (0 to 0)	0 (0 to 0)	0 (0 to 0)	0 (0 to 0)	0 (0 to 0)	0 (0 to 0)	0 (0 to 0)	0 (0 to 0)	0 (0 to 0)	0
Genital herpes	0 (0 to 0)	0 (0 to 0)	0 (0 to 0)	0 (0 to 0)	0 (0 to 0)	0 (0 to 0)	0 (0 to 0)	0 (0 to 0)	0 (0 to 0)	0 (0 to 0)	0 (0 to 0)	0 (0 to 0)	0 (0 to 0)	0 (0 to 0)	0 (0 to 0)	0 (0 to 0)	0 (0 to 0)	0 (0 to 0)	0 (0 to 0)	0 (0 to 0)	0 (0 to 0)	0 (0 to 0)	0 (0 to 0)	0 (0 to 0)	0 (0 to 0)	0
Other sexually transmitted infections	0 (0 to 0)	0 (0 to 0)	0 (0 to 0)	0 (0 to 0)	0 (0 to 0)	0 (0 to 0)	0 (0 to 0)	0 (0 to 0)	0 (0 to 0)	0 (0 to 0)	0 (0 to 0)	0 (0 to 0)	0 (0 to 0)	0 (0 to 0)	0 (0 to 0)	0 (0 to 0)	0 (0 to 0)	0 (0 to 0)	0 (0 to 0)	0 (0 to 0)	0 (0 to 0)	0 (0 to 0)	0 (0 to 0)	0 (0 to 0)	0 (0 to 0)	0
Maternal disorders	0 (0 to 0)	0 (0 to 0)	0 (0 to 0)	0 (0 to 0)	0 (0 to 0)	0 (0 to 0)	0 (0 to 0)	0 (0 to 0)	0 (0 to 0)	0 (0 to 0)	0 (0 to 0)	0 (0 to 0)	0 (0 to 0)	0 (0 to 0)	0 (0 to 0)	0 (0 to 0)	0 (0 to 0)	0 (0 to 0)	0 (0 to 0)	0 (0 to 0)	0 (0 to 0)	0 (0 to 0)	0 (0 to 0)	0 (0 to 0)	0 (0 to 0)	0
Maternal hemorrhage	0 (0 to 0)	0 (0 to 0)	0 (0 to 0)	0 (0 to 0)	0 (0 to 0)	0 (0 to 0)	0 (0 to 0)	0 (0 to 0)	0 (0 to 0)	0 (0 to 0)	0 (0 to 0)	0 (0 to 0)	0 (0 to 0)	0 (0 to 0)	0 (0 to 0)	0 (0 to 0)	0 (0 to 0)	0 (0 to 0)	0 (0 to 0)	0 (0 to 0)	0 (0 to 0)	0 (0 to 0)	0 (0 to 0)	0 (0 to 0)	0 (0 to 0)	0
Maternal sepsis and other maternal infections	0 (0 to 0)	0 (0 to 0)	0 (0 to 0)	0 (0 to 0)	0 (0 to 0)	0 (0 to 0)	0 (0 to 0)	0 (0 to 0)	0 (0 to 0)	0 (0 to 0)	0 (0 to 0)	0 (0 to 0)	0 (0 to 0)	0 (0 to 0)	0 (0 to 0)	0 (0 to 0)	0 (0 to 0)	0 (0 to 0)	0 (0 to 0)	0 (0 to 0)	0 (0 to 0)	0 (0 to 0)	0 (0 to 0)	0 (0 to 0)	0 (0 to 0)	0
Maternal hypertensive disorders	0 (0 to 0)	0 (0 to 0)	0 (0 to 0)	0 (0 to 0)	0 (0 to 0)	0 (0 to 0)	0 (0 to 0)	0 (0 to 0)	0 (0 to 0)	0 (0 to 0)	0 (0 to 0)	0 (0 to 0)	0 (0 to 0)	0 (0 to 0)	0 (0 to 0)	0 (0 to 0)	0 (0 to 0)	0 (0 to 0)	0 (0 to 0)	0 (0 to 0)	0 (0 to 0)	0 (0 to 0)	0 (0 to 0)	0 (0 to 0)	0 (0 to 0)	0
Maternal abortion and miscarriage	0 (0 to 0)	0 (0 to 0)	0 (0 to 0)	0 (0 to 0)	0 (0 to 0)	0 (0 to 0)	0 (0 to 0)	0 (0 to 0)	0 (0 to 0)	0 (0 to 0)	0 (0 to 0)	0 (0 to 0)	0 (0 to 0)	0 (0 to 0)	0 (0 to 0)	0 (0 to 0)	0 (0 to 0)	0 (0 to 0)	0 (0 to 0)	0 (0 to 0)	0 (0 to 0)	0 (0 to 0)	0 (0 to 0)	0 (0 to 0)	0 (0 to 0)	0
Ectopic pregnancy	0 (0 to 0)	0 (0 to 0)	0 (0 to 0)	0 (0 to 0)	0 (0 to 0)	0 (0 to 0)	0 (0 to 0)	0 (0 to 0)	0 (0 to 0)	0 (0 to 0)	0 (0 to 0)	0 (0 to 0)	0 (0 to 0)	0 (0 to 0)	0 (0 to 0)	0 (0 to 0)	0 (0 to 0)	0 (0 to 0)	0 (0 to 0)	0 (0 to 0)	0 (0 to 0)	0 (0 to 0)	0 (0 to 0)	0 (0 to 0)	0 (0 to 0)	0
Indirect maternal deaths	0 (0 to 0)	0 (0 to 0)	0 (0 to 0)	0 (0 to 0)	0 (0 to 0)	0 (0 to 0)	0 (0 to 0)	0 (0 to 0)	0 (0 to 0)	0 (0 to 0)	0 (0 to 0)	0 (0 to 0)	0 (0 to 0)	0 (0 to 0)	0 (0 to 0)	0 (0 to 0)	0 (0 to 0)	0 (0 to 0)	0 (0 to 0)	0 (0 to 0)	0 (0 to 0)	0 (0 to 0)	0 (0 to 0)	0 (0 to 0)	0 (0 to 0)	0
Late maternal deaths	–	–	–	–	–	–	–	–	–	–	–	–	–	–	–	–	–	–	–	–	–	–	–	–	NA
Maternal deaths aggravated by HIV/AIDS	0 (0 to 0)	0 (0 to 0)	0 (0 to 0)	0 (0 to 0)	0 (0 to 0)	0 (0 to 0)	0 (0 to 0)	0 (0 to 0)	0 (0 to 0)	0 (0 to 0)	0 (0 to 0)	0 (0 to 0)	0 (0 to 0)	0 (0 to 0)	0 (0 to 0)	0 (0 to 0)	0 (0 to 0)	0 (0 to 0)	0 (0 to 0)	0 (0 to 0)	0 (0 to 0)	0 (0 to 0)	0 (0 to 0)	0 (0 to 0)	0 (0 to 0)	0
Neonatal disorders	429 (386 to 480)	94.1 (84.2 to 106)	181 (132 to 239)	120 (87.5 to 164)	107 (76.9 to 146)	89 (59.6 to 130)	99 (70.6 to 140)	103 (67.6 to 156)	105 (70.6 to 158)	109 (70.6 to 167)	109 (69.9 to 167)	117 (69.2 to 172)	118 (71.7 to 169)	118 (69.8 to 170)	116 (69.6 to 166)	117 (69.2 to 166)	116 (69.6 to 166)	117 (69.2 to 166)	116 (69.6 to 166)	117 (69.2 to 166)	116 (69.6 to 166)	117 (69.2 to 166)	116 (69.6 to 166)	117 (69.2 to 166)	2,360
Neonatal preterm birth	133 (0.277 to 331)	21.1 (0.0 to 52.4)	0.0 (0.0 to 0.0)	0.0 (0.0 to 0.0)	0.0 (0.0 to 0.0

Ischemic heart disease	0 (0.0)	0 (0.0)	0 (0.0)	0 (0.0)	0 (0.0)	0 (0.0)	10.4 (7.5 to 13.8)	19.4 (11.4 to 29.8)	22.2 (12.2 to 35.2)	96 (89.1 to 103)	143 (119 to 178)	283 (228 to 350)	486 (399 to 591)	756 (615 to 936)	1,060 (894 to 1,240)	1,460 (1,300 to 1,670)	2,260 (1,900 to 2,660)	2,260 (2,140 to 2,400)	2,710 (2,270 to 3,140)	3,500 (2,790 to 4,290)	4,190 (3,530 to 5,140)	3,310 (2,260 to 4,690)	1,770 (1,220 to 2,180)	39,400 -
Stroke	0 (0 to 0.0)	0 (0.0 to 0.0)	0 (0.0 to 10.3)	0 (0.0 to 9.9)	0 (0.0 to 11.3)	0 (0.0 to 31.0)	0 (0.0 to 49.1)	0 (0.0 to 69.1)	0 (0.0 to 94.1)	0 (0.0 to 99.1)	0 (0.0 to 114)	0 (0.0 to 153)	0 (0.0 to 203)	0 (0.0 to 273)	0 (0.0 to 349)	0 (0.0 to 444)	0 (0.0 to 550)	0 (0.0 to 710)	0 (0.0 to 920)	0 (0.0 to 1,130)	0 (0.0 to 1,400)	0 (0.0 to 1,660)	0 (0.0 to 1,810)	0 (0.0 to 1,930)	0 (0.0 to 2,120)	0 (0.0 to 2,300)	0 (0.0 to 2,450)	0 (0.0 to 2,600)	0 (0.0 to 2,750)	0 (0.0 to 2,900)	0 (0.0 to 3,050)	0 (0.0 to 3,200)	0 (0.0 to 3,350)	0 (0.0 to 3,500)	0 (0.0 to 3,650)	0 (0.0 to 3,800)	0 (0.0 to 3,950)	0 (0.0 to 4,100)	0 (0.0 to 4,250)	0 (0.0 to 4,400)	0 (0.0 to 4,550)	0 (0.0 to 4,700)	0 (0.0 to 4,850)	0 (0.0 to 5,000)	0 (0.0 to 5,150)	0 (0.0 to 5,300)	0 (0.0 to 5,450)	0 (0.0 to 5,600)	0 (0.0 to 5,750)	0 (0.0 to 5,900)	0 (0.0 to 6,050)	0 (0.0 to 6,200)	0 (0.0 to 6,350)	0 (0.0 to 6,500)	0 (0.0 to 6,650)	0 (0.0 to 6,800)	0 (0.0 to 6,950)	0 (0.0 to 7,100)	0 (0.0 to 7,250)	0 (0.0 to 7,400)	0 (0.0 to 7,550)	0 (0.0 to 7,700)	0 (0.0 to 7,850)	0 (0.0 to 8,000)	0 (0.0 to 8,150)	0 (0.0 to 8,300)	0 (0.0 to 8,450)	0 (0.0 to 8,600)	0 (0.0 to 8,750)	0 (0.0 to 8,900)	0 (0.0 to 9,050)	0 (0.0 to 9,200)	0 (0.0 to 9,350)	0 (0.0 to 9,500)	0 (0.0 to 9,650)	0 (0.0 to 9,800)	0 (0.0 to 9,950)	0 (0.0 to 10,100)	0 (0.0 to 10,250)	0 (0.0 to 10,400)	0 (0.0 to 10,550)	0 (0.0 to 10,700)	0 (0.0 to 10,850)	0 (0.0 to 11,000)	0 (0.0 to 11,150)	0 (0.0 to 11,300)	0 (0.0 to 11,450)	0 (0.0 to 11,600)	0 (0.0 to 11,750)	0 (0.0 to 11,900)	0 (0.0 to 12,050)	0 (0.0 to 12,200)	0 (0.0 to 12,350)	0 (0.0 to 12,500)	0 (0.0 to 12,650)	0 (0.0 to 12,800)	0 (0.0 to 12,950)	0 (0.0 to 13,100)	0 (0.0 to 13,250)	0 (0.0 to 13,400)	0 (0.0 to 13,550)	0 (0.0 to 13,700)	0 (0.0 to 13,850)	0 (0.0 to 14,000)	0 (0.0 to 14,150)	0 (0.0 to 14,300)	0 (0.0 to 14,450)	0 (0.0 to 14,600)	0 (0.0 to 14,750)	0 (0.0 to 14,900)	0 (0.0 to 15,050)	0 (0.0 to 15,200)	0 (0.0 to 15,350)	0 (0.0 to 15,500)	0 (0.0 to 15,650)	0 (0.0 to 15,800)	0 (0.0 to 15,950)	0 (0.0 to 16,100)	0 (0.0 to 16,250)	0 (0.0 to 16,400)	0 (0.0 to 16,550)	0 (0.0 to 16,700)	0 (0.0 to 16,850)	0 (0.0 to 17,000)	0 (0.0 to 17,150)	0 (0.0 to 17,300)	0 (0.0 to 17,450)	0 (0.0 to 17,600)	0 (0.0 to 17,750)	0 (0.0 to 17,900)	0 (0.0 to 18,050)	0 (0.0 to 18,200)	0 (0.0 to 18,350)	0 (0.0 to 18,500)	0 (0.0 to 18,650)	0 (0.0 to 18,800)	0 (0.0 to 18,950)	0 (0.0 to 19,100)	0 (0.0 to 19,250)	0 (0.0 to 19,400)	0 (0.0 to 19,550)	0 (0.0 to 19,700)	0 (0.0 to 19,850)	0 (0.0 to 20,000)	0 (0.0 to 20,150)	0 (0.0 to 20,300)	0 (0.0 to 20,450)	0 (0.0 to 20,600)	0 (0.0 to 20,750)	0 (0.0 to 20,900)	0 (0.0 to 21,050)	0 (0.0 to 21,200)	0 (0.0 to 21,350)	0 (0.0 to 21,500)	0 (0.0 to 21,650)	0 (0.0 to 21,800)	0 (0.0 to 21,950)	0 (0.0 to 22,100)	0 (0.0 to 22,250)	0 (0.0 to 22,400)	0 (0.0 to 22,550)	0 (0.0 to 22,700)	0 (0.0 to 22,850)	0 (0.0 to 23,000)	0 (0.0 to 23,150)	0 (0.0 to 23,300)	0 (0.0 to 23,450)	0 (0.0 to 23,600)	0 (0.0 to 23,750)	0 (0.0 to 23,900)	0 (0.0 to 24,050)	0 (0.0 to 24,200)	0 (0.0 to 24,350)	0 (0.0 to 24,500)	0 (0.0 to 24,650)	0 (0.0 to 24,800)	0 (0.0 to 24,950)	0 (0.0 to 25,100)	0 (0.0 to 25,250)	0 (0.0 to 25,400)	0 (0.0 to 25,550)	0 (0.0 to 25,700)	0 (0.0 to 25,850)	0 (0.0 to 26,000)	0 (0.0 to 26,150)	0 (0.0 to 26,300)	0 (0.0 to 26,450)	0 (0.0 to 26,600)	0 (0.0 to 26,750)	0 (0.0 to 26,900)	0 (0.0 to 27,050)	0 (0.0 to 27,200)	0 (0.0 to 27,350)	0 (0.0 to 27,500)	0 (0.0 to 27,650)	0 (0.0 to 27,800)	0 (0.0 to 27,950)	0 (0.0 to 28,100)	0 (0.0 to 28,250)	0 (0.0 to 28,400)	0 (0.0 to 28,550)	0 (0.0 to 28,700)	0 (0.0 to 28,850)	0 (0.0 to 29,000)	0 (0.0 to 29,150)	0 (0.0 to 29,300)	0 (0.0 to 29,450)	0 (0.0 to 29,600)	0 (0.0 to 29,750)	0 (0.0 to 29,900)	0 (0.0 to 30,050)	0 (0.0 to 30,200)	0 (0.0 to 30,350)	0 (0.0 to 30,500)	0 (0.0 to 30,650)	0 (0.0 to 30,800)	0 (0.0 to 30,950)	0 (0.0 to 31,100)	0 (0.0 to 31,250)	0 (0.0 to 31,400)	0 (0.0 to 31,550)	0 (0.0 to 31,700)	0 (0.0 to 31,850)	0 (0.0 to 32,000)	0 (0.0 to 32,150)	0 (0.0 to 32,300)	0 (0.0 to 32,450)	0 (0.0 to 32,600)	0 (0.0 to 32,750)	0 (0.0 to 32,900)	0 (0.0 to 33,050)	0 (0.0 to 33,200)	0 (0.0 to 33,350)	0 (0.0 to 33,500)	0 (0.0 to 33,650)	0 (0.0 to 33,800)	0 (0.0 to 33,950)	0 (0.0 to 34,100)	0 (0.0 to 34,250)	0 (0.0 to 34,400)	0 (0.0 to 34,550)	0 (0.0 to 34,700)	0 (0.0 to 34,850)	0 (0.0 to 35,000)	0 (0.0 to 35,150)	0 (0.0 to 35,300)	0 (0.0 to 35,450)	0 (0.0 to 35,600)	0 (0.0 to 35,750)	0 (0.0 to 35,900)	0 (0.0 to 36,050)	0 (0.0 to 36,200)	0 (0.0 to 36,350)	0 (0.0 to 36,500)	0 (0.0 to 36,650)	0 (0.0 to 36,800)	0 (0.0 to 36,950)	0 (0.0 to 37,100)	0 (0.0 to 37,250)	0 (0.0 to 37,400)	0 (0.0 to 37,550)	0 (0.0 to 37,700)	0 (0.0 to 37,850)	0 (0.0 to 38,000)	0 (0.0 to 38,150)	0 (0.0 to 38,300)	0 (0.0 to 38,450)	0 (0.0 to 38,600)	0 (0.0 to 38,750)	0 (0.0 to 38,900)	0 (0.0 to 39,050)	0 (0.0 to 39,200)	0 (0.0 to 39,350)	0 (0.0 to 39,500)	0 (0.0 to 39,650)	0 (0.0 to 39,800)	0 (0.0 to 39,950)	0 (0.0 to 40,100)	0 (0.0 to 40,250)	0 (0.0 to 40,400)	0 (0.0 to 40,550)	0 (0.0 to 40,700)	0 (0.0 to 40,850)	0 (0.0 to 41,000)	0 (0.0 to 41,150)	0 (0.0 to 41,300)	0 (0.0 to 41,450)	0 (0.0 to 41,600)	0 (0.0 to 41,750)	0 (0.0 to 41,900)	0 (0.0 to 42,050)	0 (0.0 to 42,200)	0 (0.0 to 42,350)	0 (0.0 to 42,500)	0 (0.0 to 42,650)	0 (0.0 to 42,800)	0 (0.0 to 42,950)	0 (0.0 to 43,100)	0 (0.0 to 43,250)	0 (0.0 to 43,400)	0 (0.0 to 43,550)	0 (0.0 to 43,700)	0 (0.0 to 43,850)	0 (0.0 to 44,000)	0 (0.0 to 44,150)	0 (0.0 to 44,300)	0 (0.0 to 44,450)	0 (0.0 to 44,600)	0 (0.0 to 44,750)	0 (0.0 to 44,900)	0 (0.0 to 45,050)	0 (0.0 to 45,200)	0 (0.0 to 45,350)	0 (0.0 to 45,500)	0 (0.0 to 45,650)	0 (0.0 to 45,800)	0 (0.0 to 45,950)	0 (0.0 to 46,100)	0 (0.0 to 46,250)	0 (0.0 to 46,400)	0 (0.0 to 46,550)	0 (0.0 to 46,700)	0 (0.0 to 46,850)	0 (0.0 to 47,000)	0 (0.0 to 47,150)	0 (0.0 to 47,300)	0 (0.0 to 47,450)	0 (0.0 to 47,600)	0 (0.0 to 47,750)	0 (0.0 to 47,900)	0 (0.0 to 48,050)	0 (0.0 to 48,200)	0 (0.0 to 48,350)	0 (0.0 to 48,500)	0 (0.0 to 48,650)	0 (0.0 to 48,800)	0 (0.0 to 48,950)	0 (0.0 to 49,100)	0 (0.0 to 49,250)	0 (0.0 to 49,400)	0 (0.0 to 49,550)	0 (0.0 to 49,700)	0 (0.0 to 49,850)	0 (0.0 to 50,000)	0 (0.0 to 50,150)	0 (0.0 to 50,300)	0 (0.0 to 50,450)	0 (0.0 to 50,600)	0 (0.0 to 50,750)	0 (0.0 to 50,900)	0 (0.0 to 51,050)	0 (0.0 to 51,200)	0 (0.0 to 51,350)	0 (0.0 to 51,500)	0 (0.0 to 51,650)	0 (0.0 to 51,800)	0 (0.0 to 51,950)	0 (0.0 to 52,100)	0 (0.0 to 52,250)	0 (0.0 to 52,400)	0 (0.0 to 52,550)	0 (0.0 to 52,700)	0 (0.0 to 52,850)	0 (0.0 to 53,000)	0 (0.0 to 53,150)	0 (0.0 to 53,300)	0 (0.0 to 53,450)	0 (0.0 to 53,600)	0 (0.0 to 53,750)	0 (0.0 to 53,900)	0 (0.0 to 54,050)	0 (0.0 to 54,200)	0 (0.0 to 54,350)	0 (0.0 to 54,500)	0 (0.0 to 54,650)	0 (0.0 to 54,800)	0 (0.0 to 54,950)	0 (0.0 to 55,100)	0 (0.0 to 55,250)	0 (0.0 to 55,400)	0 (0.0 to 55,550)	0 (0.0 to 55,700)	0 (0.0 to 55,850)	0 (0.0 to 56,000)	0 (0.0 to 56,150)	0 (0.0 to 56,300)	0 (0.0 to 56,450)	0 (0.0 to 56,600)	0 (0.0 to 56,750)	0 (0.0 to 56,900)	0 (0.0 to 57,050)	0 (0.0 to 57,200)	0 (0.0 to 57,350)	0 (0.0 to 57,500)	0 (0.0 to 57,650)	0 (0.0 to 57,800)	0 (0.0 to 57,950)	0 (0.0 to 58,100)	0 (0.0 to 58,250)	0 (0.0 to 58,400)	0 (0.0 to 58,550)	0 (0.0 to 58,700)	0 (0.0 to 58,850)	0 (0.0 to 59,000)	0 (0.0 to 59,150)	0 (0.0 to 59,300)	0 (0.0 to 59,450)	0 (0.0 to 59,600)	0 (0.0 to 59,750)	0 (0.0 to 59,900)	0 (0.0 to 60,050)	0 (0.0 to 60,200)	0 (0.0 to 60,350)	0 (0.0 to 60,500)	0 (0.0 to 60,650)	0 (0.0 to 60,800)	0 (0.0 to 60,950)	0 (0.0 to 61,100)	0 (0.0 to 61,250)	0 (0.0 to 61,400)	0 (0.0 to 61,550)	0 (0.0 to 61,700)	0 (0.0 to 61,850)	0 (0.0 to 62,000)	0 (0.0 to 62,150)	0 (0.0 to 62,300)	0 (0.0 to 62,450)	0 (0.0 to 62,600)	0 (0.0 to 62,750)	0 (0.0 to 62,900)	0 (0.0 to 63,050)	0 (0.0 to 63,200)	0 (0.0 to 63,350)	0 (0.0 to 63,500)	0 (0.0 to 63,650)	0 (0.0 to 63,800)	0 (0.0 to 63,950)	0 (0.0 to 64,100)	0 (0.0 to 64,250)	0 (0.0 to 64,400)	0 (0.0 to 64,550)	0 (0.0 to 64,700)	0 (0.0 to 64,850)	0 (0.0 to 65,000)	0 (0.0 to 65,150)	0 (0.0 to 65,300)	0 (0.0 to 65,450)	0 (0.0 to 65,600)	0 (0.0 to 65,750)	0 (0.0 to 65,900)	0 (0.0 to 66,050)	0 (0.0 to 66,200)	0 (0.0 to 66,350)	0 (0.0 to 66,500)	0 (0.0 to 66,650)	0 (0.0 to 66,800)	0 (0.0 to 66,950)	0 (0.0 to 67,100)	0 (0.0 to 67,250)	0 (0.0 to 67,400)	0 (0.0 to 67,550)	0 (0.0 to 67,700)	0 (0.0 to 67,850)	0 (0.0 to 68,000)	0 (0.0 to 68,150)	0 (0.0 to 68,300)	0 (0.0 to 68,450)	0 (0.0 to 68,600)	0 (0.0 to 68,750)	0 (0.0 to 68,900)	0 (0.0 to 69,050)	0 (0.0 to 69,200)	0 (0.0 to 69,350)	0 (0.0 to 69,500)	0 (0.0 to 69,650)	0 (0.0 to 69,800)	0 (0.0 to 69,950)	0 (0.0 to 70,100)	0 (0.0 to 70,250)	0 (0.0 to 70,400)	0 (0.0 to 70,550)	0 (0.0 to 70,700)	0 (0.0 to 70,850)	0 (0.0 to 71,000)	0 (0.0 to 71,150)	0 (0.0 to 71,300)	0 (0.0 to 71,450)	0 (0.0 to 71,600)	0 (0.0 to 71,750)	0 (0.0 to 71,900)	0 (0.0 to 72,050)	0 (0.0 to 72,200)	0 (0.0 to 72,350)	0 (0.0 to 72,500)	0 (0.0 to 72,650)	0 (0.0 to 72,800)	0 (0.0 to 72,950)	0 (0.0 to 73,100)	0 (0.0 to 73,250)	0 (0.0 to 73,400)	0 (0.0 to 73,550)	0 (0.0 to 73,700)	0 (0.0 to 73,850)	0 (0.0 to 74,000)	0 (0.0 to 74,150)	0 (0.0 to 74,300)	0 (0.0 to 74,450)	0 (0.0 to 74,600)	0 (0.0 to 74,750)	0 (0.0 to 74,900)	0 (0.0 to 75,050)	0 (0.0 to 75,200)	0 (0.0 to 75,350)	0 (0.0 to 75,500)	0 (0.0 to 75,650)	0 (0.0 to 75,800)	0 (0.0 to 75,950)	0 (0.0 to 76,100)	0 (0.0 to 76,250)	0 (0.0 to 76,400)	0 (0.0 to 76,550)	0 (0.0 to 76,700)	0 (0.0 to 76,850)	0 (0.0 to 77,000)	0 (0.0 to 77,150)	0 (0.0 to 77,300)	0 (0.0 to 77,450)	0 (0.0 to 77,600)	0 (0.0 to 77,750)	0 (0.0 to 77,900)	0 (0.0 to 78,050)	0 (0.0 to 78,200)	0 (0.0 to 78,350)	0 (0.0 to 78,500)	0 (0.0 to 78,650)	0 (0.0 to 78,800)	0 (0.0 to 78,950)	0 (0.0 to 79,100)	0 (0.0 to 79,250)	0 (0.0 to 79,400)	0 (0.0 to 79,550)	0 (0.0 to 79,700)	0 (0.0 to 79,850)	0 (0.0 to 80,000)	0 (0.0 to 80,150)	0 (0.0 to 80,300)	0 (0.0 to 80,450)	0 (0.0 to 80,600)	0 (0.0 to 80,750)	0 (0.0 to 80,900)	0 (0.0 to 81,050)	0 (0.0 to 81,200)	0 (0.0 to 81,350)	0 (0.0 to 81,500)	0 (0.0 to 81,650)	0 (0.0 to 81,800)	0 (0.0 to 81,950)	0 (0.0 to 82,100)	0 (0.0 to 82,250)	0 (0.0 to 82,400)	0 (0.0 to 82,550)	0 (0.0 to 82,700)	0 (0.0 to 82,850)	0 (0.0 to 83,000)	0 (0.0 to 83,150)	0 (0.0 to 83,300)	0 (0.0 to 83,450)	0 (0.0 to 83,600)	0 (0.0 to 83,750)	0 (0.0 to 83,900)	0 (0.0 to 84,050)	0 (0.0 to 84,200)	0 (0.0 to 84,350)	0 (0.0 to 84,500)	0 (0.0 to 84,650)	0 (0.0 to 84,800)	0 (0.0 to 84,950)	0 (0.0 to 85,100)	0 (0.0 to 85,250)	0 (0.0 to 85,400)	0 (0.0 to 85,550)	0 (0.0 to 85,700)	0 (0.0 to 85,850)	0 (0.0 to 86,000)	0 (0.0 to 86,150)	0 (0.0 to 86,300)	0 (0.0 to 86,450)	0 (0.0 to 86,600)	0 (0.0 to 86,750)	0 (0.0 to 86,900)	0 (0.0 to 87,050)	0 (0.0 to 87,200)	0 (0.0 to 87,350)	0 (0.0 to 87,500)	0 (0.0 to 87,650)	0 (0.0 to 87,800)	0 (0.0 to 87,950)	0 (0.0 to 88,100)	0 (0.0 to 88,250)	0 (0.0 to 88,400)	0 (0.0 to 88,550)	0 (0.0 to 88,700)	0 (0.0 to 88,850)	0 (0.0 to 89,000)	0 (0.0 to 89,150)	0 (0.0 to 89,300)	0 (0.0 to 89,450)	0 (0.0 to 89,600)	0 (0.0 to 89,750)	0 (0.0 to 89,900)	0 (0.0 to 90,050)	0 (0.0 to 90,200)	0 (0.0 to 90,350)	0 (0.0 to 90,500)	0 (0.0 to 90,650)	0 (0.0 to 90,800)	0 (0.0 to 90,950)	0 (0.0 to 91,100)	0 (0.0 to 91,250)	0 (0.0 to 91,400)	0 (0.0 to 91,550)	0 (0.0 to 91,700)	0 (0.0 to 91,850)	0 (0.0 to 92,000)	0 (0.0 to 92,150)	0 (0.0 to 92,300)	0 (0.0 to 92,450)	0 (0.0 to 92,600)	0 (0.0 to 92,750)	0 (0.0 to 92,900)	0 (0.0 to 93,050)	0 (0.0 to 93,200)	0 (0.0 to 93,350)	0 (0.0 to 93,500)	0 (0.0 to 93,650)	0 (0.0 to 93,800)	0 (0.0 to 93,950)	0 (0.0 to 94,100)	0 (0.0 to 94,250)	0 (0.0 to 94,400)	0 (0.0 to 94,550)	0 (0.0 to 94,700)	0 (0.0 to 94,850)	0 (0.0 to 95,000)	0 (0.0 to 95,150)	0 (0.0 to 95,300)	0 (0.0 to 95,450)	0 (0.0 to 95,600)	0 (0.0 to 95,750)	0 (0.0 to 95,900)	0 (0.0 to 96,050)	0 (0.0 to 96,200)	0 (0.0 to 96,350)	0 (0.0 to 96,500)	0 (0.0 to 96,650)	0 (0.0 to 96,800)	0 (0.0 to 96,950)	0 (0.0 to 97,100)	0 (0.0 to 97,250)	0 (0.0 to 97,400)	0 (0.0 to 97,550)	0 (0.0 to 97,700)	0 (0.0 to 97,850)	0 (0.0 to 98,000)	0 (0.0 to 98,150)	0 (0.0 to 98,300)	0 (0.0 to 98,450)	0 (0.0 to 98,600)	0 (0.0 to 98,750)	0 (0.0 to 98,900)	0 (0.0 to 99,050)	0 (0.0 to 99,200)	0 (0.0 to 99,350)	0 (0.0 to 99,500)	0 (0.0 to 99,650)	0 (0.0 to 99,800)	0 (0.0 to 99,950)	0 (0.0 to 100,100)	0 (0.0 to 100,250)	0 (0.0 to 100,400)	0 (0.0 to 100,550)	0 (0.0 to 100,700)	0 (0.0 to 100,850)	0 (0.0 to 101,000)	0 (0.0 to 101,150)	0 (0.0 to 101,300)	0 (0.0 to 101,450)	0 (0.0 to 101,600)	0 (0.0 to 101,750)	0 (0.0 to 101,900)	0 (0.0 to 102,050)	0 (0.0 to 102,200)	0 (0.0 to 102,350)	0 (0.0 to 102,500)	0 (0.0 to 102,650)	0 (0.0 to 102,800)	0 (0.0 to 102,950)	0 (0.0 to 103,100)	0 (0.0 to 103,250)	0 (0.0 to 103,400)	0 (0.0 to 103,550)	0 (0.0 to 103,700)	0 (0.0 to 103,850)	0 (0.0 to 104,000)	0 (0.0 to 104,150)	0 (0.0 to 104,300)	0 (0.0 to 104,450)	0 (0.0 to 104,600)	0 (0.0 to 104,750)	0 (0.0 to 104,900)	0 (0.0 to 105,050)	0 (0.0 to 105,200)	0 (0.0 to 105,350)	0 (0.0 to 105,500)	0 (0.0 to 105,650)	0 (0.0 to 105,800)	0 (0.0 to 105,950)	0 (0.0 to 106,100)	0 (0.0 to 106,250)	0 (0.0 to 106,400)	0 (0.0 to 106,550)	0 (0.0 to 106,700)	0 (0.0 to 106,850)	0 (0.0 to 107,000)	0 (0.0 to 107,150)	0 (0.0 to 107,300)	0 (0.0 to 107,450)	0 (0.0 to 107,600)	0 (0.0 to 107,750)	0 (0.0 to 107,900)	0 (0.0 to 108,050)	0 (0.0 to 108,200)	0 (0.0 to 108,350)	0 (0.0 to 108,500)	0 (0.0 to 108,650)	0 (0.0 to 108,800)	0 (0.0 to 108,950)	0 (0.0 to 109,100)	0 (0.0 to 109,250)	0 (0.0 to 109,400)	0 (0.0 to 109,550)	0 (0.0 to 109,700)	0 (0.0 to 109,850)	0 (0.0 to 110,000)	0 (0.0 to 110,150)	0 (0.0 to 110,300)	0 (0.0 to 110,450)	0 (0.0 to 110,600)	0 (0.0 to 110,750)	0 (0.0 to 110,900)	0 (0.0 to 111,050)	0 (0.0 to 111,200)	0 (0.0 to 111,350)	0 (0.0 to 111,500)	0 (0.0 to 111,650)	0 (0.0 to 111,800)	0 (0.0 to 111,950)	0 (0.0 to 112,100)	0 (0.0 to 112,250)	0 (0.0 to 112,400)	0 (0.0 to 112,550)	0 (0.0 to 112,700)	0 (0.0 to 112,850)	0 (0.0 to 113,000)	0 (0.0 to 113,150)	0 (0.0 to 113,300)	0 (0.0 to 113,450)	0 (0.0 to 113,600)	0 (0.0 to 113,750)	0 (0.0 to 113,900)	0 (0.0 to 114,050)	0 (0.0 to 114,200)	0 (0.0 to 114,350)	0 (0.0 to 114,500)	0 (0.0 to 114,650)	0 (0.0 to 114,800)	0 (0.0 to 114,950)	0 (0.0 to 115,100)	0 (0.0 to 115,250)	0 (0.0 to 115,400)	0 (0.0 to 115,550)	0 (0.0 to 115,700)	0 (0.0 to 115,850)	0 (0.0 to 116,000)	0 (0.0 to 116,150)	0 (0.0 to 116,300)	0 (0.0 to 116,450)	0 (0.0 to 116,600)	0 (0.0 to 116,750)	0 (0.0 to 116,900)	0 (0.0 to 117,050)	0 (0.0 to 117,200)	0 (0.0 to 117,350)	0 (0.0 to 117,500)	0 (0.0 to 117,650)	0 (0.0 to 117,800)	0 (0.0 to 117,950)	0 (0.0 to 118,100)	0 (0.0 to 118,250)	0 (0.0 to 118,400)	0 (0.0 to 118,550)	0 (0.0 to 118,700)	0 (0.0 to 118,850)	0 (0.0 to 119,000)	0 (0.0 to 119,150)	0 (0.0 to 119,300)	0 (0.0 to 119,450)	0 (0.0 to 119,600)	0 (0.0 to 119,750)	0 (0.0 to 119,900)	0 (0.0 to 120,050)	0 (0.0 to 120,200)	0 (0.0 to 120,350)	0 (0.0 to 120,500)	0 (0.0 to 120,650)	0 (0.0 to 120,800)	0 (0.0 to 120,950)	0 (0.0 to 121,100)	0 (0.0 to 121,250)	0 (0.0 to 121,400)	0 (0.0 to 121,550)	0 (0.0 to 121,700)	0 (0.0 to 121,850)	0 (0.0 to 122,000)	0 (0.0 to 122,150)	0 (0.0 to 122,300)	0 (0.0 to 122,450)	0 (0.0 to 122,600)	0 (0.0 to 122,750)	0 (0.0 to 122,900)	0 (0.0 to 123,050)	0 (0.0 to 123,200)	0 (0.0 to 123,350)	0 (0.0 to 123,500)	0 (0.0 to 123,650)	0 (0.0 to 123,800)	0 (0.0 to 123,950)	0 (0.0 to 124,100)	0 (0.0 to 124,250)	0 (0.0 to 124,400)	0 (0.0 to 124,550)	0 (0.0 to 124,700)	0 (0.0 to 124,850)	0 (0.0 to 125,000)	0 (0.0 to 125,150)	0 (0.0 to 125,300)	0 (0.0 to 125,450)	0 (0.0 to 125,600)	0 (0.0 to 125,750)	0 (0.0 to 125,900)	0 (0.0 to 126,050)	0 (0.0 to 126,200)	0 (0.0 to 126,350)	0 (0.0 to 126,500)	0 (0.0 to 126,650)	0 (0.0 to 126,800)	0 (0.0 to 126,950)	0 (0.0 to 127,100)	0 (0.0 to 127,250)	0 (0.0 to 127,400)	0 (0.0 to 127,550)	0 (0.0 to 127,700)	0 (0.0 to 127,850)	0 (0.0 to 128,000)	0 (0.0 to 128,150)	0 (0.0 to 128,300)	0 (0.0 to 128,450)	0 (0.0 to 128,600)	0 (0.0 to 128,750)	0 (0.0 to 128,900)	0 (0.0 to 129,050)	0 (0.0 to 129,200)	0 (0.0 to 129,350)	0 (0.0 to 129,500)	0 (0.0 to 129,650)	0 (0.0 to 129,800)	0 (0.0 to 129,950)	0 (0.0 to 130,100)	0 (0.0 to 130,250)	0 (0.0 to 130,400)	0 (0.0 to 130,550)	0 (0.0 to 130,700)	0 (0.0 to 130,850)	0 (0.0 to 131,000)	0 (0.0 to 131,150)	0 (0.0 to 131,300)	0 (0.0 to 131,450)	0 (0.0 to 131,600)	0 (0.0 to 131,750)	0 (0.0 to 131,900)	0 (0.0 to 132,050)	0 (0.0 to 132,200)	0 (0.0 to 132,350)	0 (0.0 to 132,500)	0 (0.0 to 132,650)	0 (0.0 to 132,800)	0 (0.0 to 132,950)	0 (0.0 to 133,100)	0 (0.0 to 133,250)	0 (0.0 to 133,400)	0 (0.0 to 133,550)	0 (0.0 to 133,700)	0 (0.0 to 133,850)	0 (0.0 to 134,000)	0 (0.0 to 134,150)	0 (0.0 to 134,300)	0 (0.0 to 134,450)	0 (0.0 to 134,600)	0 (0.0 to 134,750)	0 (0.0 to 134,900)	0 (0.0 to 135,050)	0 (0.0 to 135,200)	0 (0.0 to 135,350)



SR Table 2c: Okinawa DALYS by cause and sex group for both sexes with 95% uncertainty intervals, 2019

Cause	Early Neonatal	Late Neonatal	Post-Neonatal	1 to 4	5 to 9	10 to 14	15 to 19	20 to 24	25 to 29	30 to 34	35 to 39	40 to 44	45 to 49	50 to 54	55 to 59	60 to 64	65 to 69	70 to 74	75 to 79	80 to 84	85 to 89	90 to 94	95 plus	Total
All causes	977 (977 to 1,150)	491 (490 to 979)	1,199 (1,199 to 1,199)	2,738 (2,738 to 3,470)	4,009 (2,850 to 4,885)	4,009 (3,189 to 5,733)	4,400 (2,990 to 6,666)	7,005 (6,470 to 10,208)	9,159 (6,470 to 15,208)	13,993 (8,989 to 19,599)	13,590 (11,190 to 19,599)	17,660 (14,200 to 23,599)	22,660 (16,750 to 29,599)	23,660 (19,660 to 29,599)	26,160 (22,160 to 33,659)	33,660 (28,660 to 39,659)	40,660 (34,660 to 46,659)	33,660 (28,160 to 39,659)	32,660 (26,660 to 38,659)	36,660 (32,660 to 42,659)	36,660 (27,660 to 53,659)	17,660 (16,660 to 18,660)	10,660 (10,160 to 11,660)	365,004
Communicable, maternal, neonatal, and nutritional diseases	977 (977 to 1,150)	491 (490 to 979)	1,199 (1,199 to 1,199)	2,738 (2,738 to 3,470)	4,009 (2,850 to 4,885)	4,009 (3,189 to 5,733)	4,400 (2,990 to 6,666)	7,005 (6,470 to 10,208)	9,159 (6,470 to 15,208)	13,993 (8,989 to 19,599)	13,590 (11,190 to 19,599)	17,660 (14,200 to 23,599)	22,660 (16,750 to 29,599)	23,660 (19,660 to 29,599)	26,160 (22,160 to 33,659)	33,660 (28,660 to 39,659)	40,660 (34,660 to 46,659)	33,660 (28,160 to 39,659)	32,660 (26,660 to 38,659)	36,660 (32,660 to 42,659)	36,660 (27,660 to 53,659)	17,660 (16,660 to 18,660)	10,660 (10,160 to 11,660)	365,004
HIV/AIDS and sexually transmitted infections	0 (0 to 0)	0 (0 to 0)	3.8 (2.0 to 4.6)	2.7 (2.7 to 3.3)	1.6 (1.2 to 1.8)	1.7 (1.3 to 2.2)	9.4 (3.4 to 9.6)	19.4 (8.7 to 19.6)	17 (10.6 to 26.8)	24.6 (15.1 to 40)	29.5 (20.5 to 50.5)	39.5 (26.5 to 63)	31.2 (20.3 to 49.2)	20.1 (13.9 to 31.1)	20.6 (15.3 to 29.4)	30.2 (22.4 to 46.9)	33.5 (26.5 to 47.6)	11.6 (7.2 to 16.6)	7.7 (5.5 to 11.8)	6.7 (4.4 to 9.6)	0 (0 to 7.2)	1.9 (1.9 to 4.6)	312
HIV/AIDS	0 (0 to 0)	0 (0 to 0)	3.8 (2.0 to 4.6)	2.7 (2.7 to 3.3)	1.6 (1.2 to 1.8)	0.6 (0.5 to 0.8)	1.4 (1.1 to 1.6)	2.3 (1.5 to 3.4)	3.6 (2.5 to 5.6)	9.2 (5.6 to 14)	11.6 (7.6 to 18.6)	9.6 (6.6 to 13.6)	10.4 (7.6 to 14.6)	8 (5.6 to 12.6)	10.6 (8.1 to 14.6)	20.6 (15.6 to 29.6)	23.6 (18.1 to 32.6)	8 (5.1 to 12)	7.6 (5.1 to 11.6)	6.4 (4.1 to 9.6)	0.2 (0.2 to 0.7)	0.1 (0.1 to 0.4)	121
HIV/AIDS - Drug-susceptible Tuberculosis	0 (0 to 0)	0 (0 to 0)	0.4 (0.4 to 1.6)	0.1 (0.1 to 0.1)	0.1 (0.2 to 0.6)	0.1 (0.1 to 0.2)	0.1 (0.1 to 0.2)	0.2 (0.2 to 0.4)	0.3 (0.2 to 0.4)	0.6 (0.4 to 1.1)	0.7 (0.7 to 1.6)	0.6 (0.6 to 2.2)	0.6 (0.6 to 1.6)	0.5 (0.5 to 1.6)	0.6 (0.6 to 1.6)	1.2 (1.2 to 3)	1.5 (1.5 to 4.6)	0.5 (0.5 to 1.6)	0.5 (0.5 to 1.6)	0.5 (0.5 to 1.6)	0 (0 to 0)	0 (0 to 0)	19.2
HIV/AIDS - Multidrug-resistant Tuberculosis without extensive	0 (0 to 0)	0 (0 to 0)	0 (0 to 0.2)	0 (0 to 0.1)	0 (0 to 0.1)	0 (0 to 0)	0 (0 to 0)	0 (0 to 0)	0 (0 to 0)	0 (0 to 0.1)	0 (0 to 0.1)	0 (0 to 0.2)	0 (0 to 0.2)	0 (0 to 0.2)	0 (0 to 0.2)	0 (0 to 0.3)	0 (0 to 0.5)	0 (0 to 0.5)	0 (0 to 0.5)	0 (0 to 0.5)	0 (0 to 0.5)	0 (0 to 0.5)	0 (0 to 0.5)	0.4
HIV/AIDS - Extensively drug-resistant Tuberculosis	0 (0 to 0)	0 (0 to 0)	0 (0 to 0)	0 (0 to 0)	0 (0 to 0)	0 (0 to 0)	0 (0 to 0)	0 (0 to 0)	0 (0 to 0)	0 (0 to 0)	0 (0 to 0)	0 (0 to 0)	0 (0 to 0)	0 (0 to 0)	0 (0 to 0)	0 (0 to 0)	0 (0 to 0)	0 (0 to 0)	0 (0 to 0)	0 (0 to 0)	0 (0 to 0)	0 (0 to 0)	0 (0 to 0)	0.1
HIV/AIDS resulting in other diseases	0 (0 to 0)	0 (0 to 0)	3.4 (1.9 to 3.7)	2.7 (1.6 to 2.8)	1.5 (0.9 to 1.8)	0.5 (0.3 to 0.6)	0.9 (0.6 to 1.1)	1.7 (1.0 to 2.3)	3.2 (2 to 4.8)	8.5 (5.6 to 8.6)	10.7 (6.6 to 13.1)	8.7 (5.6 to 13.1)	9.6 (6.6 to 13.1)	7.3 (4.5 to 11.1)	9.6 (6.6 to 13.1)	19.2 (13.1 to 26.6)	21.7 (16.6 to 29.6)	7.3 (4.5 to 11.1)	6.9 (4.5 to 10.6)	5.9 (3.6 to 8.6)	0.2 (0.2 to 0.7)	0.1 (0.1 to 0.4)	101
Sexually transmitted infections excluding HIV	0 (0 to 0)	0 (0 to 0)	0 (0 to 0)	0 (0 to 0)	0 (0 to 0)	0 (0 to 0)	0 (0 to 0)	0 (0 to 0)	0 (0 to 0)	0 (0 to 0)	0 (0 to 0)	0 (0 to 0)	0 (0 to 0)	0 (0 to 0)	0 (0 to 0)	0 (0 to 0)	0 (0 to 0)	0 (0 to 0)	0 (0 to 0)	0 (0 to 0)	0 (0 to 0)	0 (0 to 0)	0 (0 to 0)	0
Syphilis	0 (0 to 0)	0 (0 to 0)	0 (0 to 0)	0 (0 to 0)	0 (0 to 0)	0 (0 to 0)	0 (0 to 0)	0 (0 to 0)	0 (0 to 0)	0 (0 to 0)	0 (0 to 0)	0 (0 to 0)	0 (0 to 0)	0 (0 to 0)	0 (0 to 0)	0 (0 to 0)	0 (0 to 0)	0 (0 to 0)	0 (0 to 0)	0 (0 to 0)	0 (0 to 0)	0 (0 to 0)	0 (0 to 0)	0
Chlamydial infection	0 (0 to 0)	0 (0 to 0)	0 (0 to 0)	0 (0 to 0)	0 (0 to 0)	0 (0 to 0)	0 (0 to 0)	0 (0 to 0)	0 (0 to 0)	0 (0 to 0)	0 (0 to 0)	0 (0 to 0)	0 (0 to 0)	0 (0 to 0)	0 (0 to 0)	0 (0 to 0)	0 (0 to 0)	0 (0 to 0)	0 (0 to 0)	0 (0 to 0)	0 (0 to 0)	0 (0 to 0)	0 (0 to 0)	0
Gonococcal infection	0 (0 to 0)	0 (0 to 0)	0 (0 to 0)	0 (0 to 0)	0 (0 to 0)	0 (0 to 0)	0.2 (0.1 to 0.3)	0.6 (0.3 to 1.1)	1.1 (0.6 to 2.1)	2.6 (1.5 to 4.6)	3.2 (1.9 to 5.6)	4.2 (2.6 to 7.6)	2.6 (1.5 to 4.6)	0.7 (0.4 to 1.2)	0.6 (0.3 to 0.6)	0.2 (0.1 to 0.3)	0.2 (0.1 to 0.3)	0.3 (0.2 to 0.6)	0.3 (0.2 to 0.6)	0.7 (0.4 to 1.1)	0.6 (0.3 to 1.1)	0.3 (0.3 to 0.7)	23.6
Trichomoniasis	0 (0 to 0)	0 (0 to 0)	0 (0 to 0)	0 (0 to 0)	0 (0 to 0)	0.2 (0.1 to 0.3)	0.6 (0.3 to 0.8)	1.1 (0.6 to 1.6)	1.5 (0.8 to 2.1)	2.6 (1.5 to 3.2)	3.2 (1.9 to 4.1)	4.2 (2.6 to 5.6)	2.6 (1.5 to 3.2)	0.7 (0.4 to 1.2)	0.6 (0.3 to 0.6)	0.2 (0.1 to 0.3)	0.2 (0.1 to 0.3)	0.3 (0.2 to 0.6)	0.3 (0.2 to 0.6)	0.6 (0.4 to 1.1)	0.6 (0.3 to 1.1)	0.3 (0.3 to 0.7)	23.6
Genital herpes	0 (0 to 0)	0 (0 to 0)	0 (0 to 0)	0 (0 to 0)	0 (0 to 0)	0 (0 to 0)	0 (0 to 0)	0 (0 to 0)	0 (0 to 0)	0 (0 to 0)	0 (0 to 0)	0 (0 to 0)	0 (0 to 0)	0 (0 to 0)	0 (0 to 0)	0 (0 to 0)	0 (0 to 0)	0 (0 to 0)	0 (0 to 0)	0 (0 to 0)	0 (0 to 0)	0 (0 to 0)	0 (0 to 0)	0
Other sexually transmitted infections	0 (0 to 0)	0 (0 to 0)	0 (0 to 0)	0 (0 to 0)	0 (0 to 0)	0 (0 to 0)	0.6 (0.2 to 0.8)	1.4 (0.4 to 1.6)	2.4 (0.8 to 4)	6 (1.9 to 8)	8.6 (2.6 to 12.6)	5.4 (1.9 to 8)	7.8 (2.6 to 12.6)	7 (2.6 to 11.6)	9.6 (3.1 to 14.6)	18.6 (7.1 to 26.6)	21.6 (8.1 to 30.6)	7.8 (2.6 to 11.6)	6.8 (2.6 to 10.6)	5.4 (1.9 to 8)	0.2 (0.2 to 0.7)	0.1 (0.1 to 0.4)	94.9
Respiratory infections and tuberculosis	0 (0 to 0)	0 (0 to 0)	0 (0 to 0)	0 (0 to 0)	0 (0 to 0)	0 (0 to 0)	0 (0 to 0)	0 (0 to 0)	0 (0 to 0)	0 (0 to 0)	0 (0 to 0)	0 (0 to 0)	0 (0 to 0)	0 (0 to 0)	0 (0 to 0)	0 (0 to 0)	0 (0 to 0)	0 (0 to 0)	0 (0 to 0)	0 (0 to 0)	0 (0 to 0)	0 (0 to 0)	0 (0 to 0)	0
Tuberculosis	0 (0 to 0)	0 (0 to 0)	0 (0 to 1.2)	0 (0 to 0.9)	0 (0 to 0.4)	0 (0 to 0.4)	0 (0 to 0.5)	0 (0 to 0.8)	0 (0 to 1.2)	0 (0 to 2.1)	0 (0 to 2.1)	0 (0 to 2.1)	0 (0 to 2.1)	0 (0 to 2.1)	0 (0 to 2.1)	0 (0 to 2.1)	0 (0 to 2.1)	0 (0 to 2.1)	0 (0 to 2.1)	0 (0 to 2.1)	0 (0 to 2.1)	0 (0 to 2.1)	0 (0 to 2.1)	0
Latent tuberculosis infection	0 (0 to 0)	0 (0 to 0)	0 (0 to 0)	0 (0 to 0)	0 (0 to 0)	0 (0 to 0)	0 (0 to 0)	0 (0 to 0)	0 (0 to 0)	0 (0 to 0)	0 (0 to 0)	0 (0 to 0)	0 (0 to 0)	0 (0 to 0)	0 (0 to 0)	0 (0 to 0)	0 (0 to 0)	0 (0 to 0)	0 (0 to 0)	0 (0 to 0)	0 (0 to 0)	0 (0 to 0)	0 (0 to 0)	0
Drug-susceptible Tuberculosis	0 (0 to 0)	0 (0 to 0)	0 (0 to 1.2)	0 (0 to 0.9)	0 (0 to 0.4)	0 (0 to 0.4)	0 (0 to 0.5)	0 (0 to 0.8)	0 (0 to 1.2)	0 (0 to 2.1)	0 (0 to 2.1)	0 (0 to 2.1)	0 (0 to 2.1)	0 (0 to 2.1)	0 (0 to 2.1)	0 (0 to 2.1)	0 (0 to 2.1)	0 (0 to 2.1)	0 (0 to 2.1)	0 (0 to 2.1)	0 (0 to 2.1)	0 (0 to 2.1)	0 (0 to 2.1)	0
Multidrug-resistant tuberculosis without extensive drug-resistar	0 (0 to 0)	0 (0 to 0)	0 (0 to 0)	0 (0 to 0)	0 (0 to 0)	0 (0 to 0)	0 (0 to 0)	0 (0 to 0)	0 (0 to 0)	0 (0 to 0)	0 (0 to 0)	0 (0 to 0)	0 (0 to 0)	0 (0 to 0)	0 (0 to 0)	0 (0 to 0)	0 (0 to 0)	0 (0 to 0)	0 (0 to 0)	0 (0 to 0)	0 (0 to 0)	0 (0 to 0)	0 (0 to 0)	0
Extensively drug-resistant tuberculosis	0 (0 to 0)	0 (0 to 0)	0 (0 to 0)	0 (0 to 0)	0 (0 to 0)	0 (0 to 0)	0 (0 to 0)	0 (0 to 0)	0 (0 to 0)	0 (0 to 0)	0 (0 to 0)	0 (0 to 0)	0 (0 to 0)	0 (0 to 0)	0 (0 to 0)	0 (0 to 0)	0 (0 to 0)	0 (0 to 0)	0 (0 to 0)	0 (0 to 0)	0 (0 to 0)	0 (0 to 0)	0 (0 to 0)	0
Lower respiratory infections	0.7 (0.5 to 0.9)	13.6 (9.9 to 19.6)	79.4 (60.2 to 97.6)	660 (560.3 to 844)	276 (191.9 to 397)	219 (161.9 to 297)	29.3 (21.9 to 39.6)	19.6 (12.7 to 29.2)	22.1 (17.1 to 32.8)	23.6 (16.4 to 36.6)	19.4 (13.4 to 29.6)	16.6 (11.4 to 25.6)	16.6 (11.4 to 25.6)	18.6 (11.4 to 25.6)	19.6 (13.4 to 25.6)	22.6 (16.4 to 29.6)	23.6 (16.4 to 29.6)	18.6 (11.4 to 25.6)	17.6 (11.4 to 25.6)	15.6 (9.4 to 21.6)	3.6 (2.4 to 5.6)	0.6 (0.4 to 1.1)	2,000
Upper respiratory infections	0 (0 to 0)	1.2 (0.7 to 1.7)	20.2 (12.9 to 29.7)	109 (69.1 to 177)	50 (29.7 to 88.1)	37 (21.9 to 66.1)	10 (5.7 to 17.8)	7.6 (4.2 to 13.6)	9.6 (5.4 to 18)	12.6 (7.2 to 23.6)	10.6 (6.2 to 19.6)	9.6 (5.2 to 17.6)	9.6 (5.2 to 17.6)	10.6 (5.2 to 17.6)	11.6 (6.2 to 17.6)	14.6 (7.2 to 21.6)	15.6 (8.2 to 21.6)	11.6 (5.2 to 17.6)	10.6 (5.2 to 17.6)	9.6 (4.2 to 15.6)	2.6 (1.2 to 4.6)	0.4 (0.2 to 0.8)	1,390
Otitis media	0 (0 to 0)	0 (0 to 0.2)	0.6 (0.6 to 0.8)	0.6 (0.6 to 0.8)	0.6 (0.6 to 0.8





SR Table 2c: Barings DALYS by cause and age group for both sexes with 95% uncertainty intervals, 2019

Cause	Early Neonatal	Late Neonatal	Post Neonatal	1 to 4	5 to 9	10 to 14	15 to 19	20 to 24	25 to 29	30 to 34	35 to 39	40 to 44	45 to 49	50 to 54	55 to 59	60 to 64	65 to 69	70 to 74	75 to 79	80 to 84	85 to 89	90 to 94	95 plus	Total
All causes	29,000 (26,600 to 30,700)	16,700 (15,400 to 17,200)	19,300 (17,900 to 20,800)	20,000 (18,200 to 21,700)	6,490 (6,020 to 6,910)	4,190 (3,770 to 4,550)	5,030 (3,990 to 6,200)	4,870 (3,600 to 6,100)	6,260 (4,620 to 7,900)	8,010 (6,010 to 10,100)	10,400 (8,400 to 12,400)	13,200 (10,600 to 15,800)	16,800 (13,600 to 20,000)	21,700 (17,600 to 25,800)	28,000 (22,800 to 33,400)	36,000 (29,400 to 42,900)	46,000 (37,600 to 54,900)	58,000 (47,600 to 69,000)	73,000 (59,900 to 86,900)	89,000 (73,000 to 106,000)	98,000 (80,500 to 117,000)	99 plus (81,000 to 118,000)	538,000 (483 to 594)	242,000 (232,000 to 252,000)
Communicable, maternal, neonatal, and nutritional diseases	29,000 (26,600 to 30,700)	16,700 (15,400 to 17,200)	19,300 (17,900 to 20,800)	20,000 (18,200 to 21,700)	6,490 (6,020 to 6,910)	4,190 (3,770 to 4,550)	5,030 (3,990 to 6,200)	4,870 (3,600 to 6,100)	6,260 (4,620 to 7,900)	8,010 (6,010 to 10,100)	10,400 (8,400 to 12,400)	13,200 (10,600 to 15,800)	16,800 (13,600 to 20,000)	21,700 (17,600 to 25,800)	28,000 (22,800 to 33,400)	36,000 (29,400 to 42,900)	46,000 (37,600 to 54,900)	58,000 (47,600 to 69,000)	73,000 (59,900 to 86,900)	89,000 (73,000 to 106,000)	98,000 (80,500 to 117,000)	99 plus (81,000 to 118,000)	538,000 (483 to 594)	138,000 (129,000 to 147,000)
HIV/AIDS and sexually transmitted infections	749 (229 to 1,810)	144 (42 to 343)	918 (132 to 666)	116 (40 to 382)	197 (54 to 592)	353 (113 to 715)	597 (284 to 1,040)	578 (305 to 1,080)	926 (445 to 1,620)	1,260 (648 to 2,130)	1,720 (886 to 2,800)	2,360 (1,210 to 3,840)	3,180 (1,630 to 5,210)	4,220 (2,160 to 6,910)	5,660 (2,900 to 9,260)	7,350 (3,770 to 12,000)	9,220 (4,730 to 15,000)	11,200 (5,750 to 18,200)	13,400 (6,870 to 21,800)	15,200 (7,790 to 24,700)	15,900 (8,150 to 25,900)	15,200 (7,790 to 24,700)	8,780 (4,500 to 14,300)	102,000 (52,300 to 166,000)
HIV/AIDS	0 (0 to 0)	0 (0 to 0)	70.5 (28 to 156)	100 (30 to 251)	191 (49 to 579)	299 (109 to 710)	577 (240 to 1,340)	496 (171 to 1,040)	971 (312 to 2,260)	998 (459 to 1,760)	1,210 (578 to 2,430)	1,660 (692 to 3,440)	1,990 (832 to 4,040)	2,440 (1,010 to 4,870)	2,960 (1,220 to 5,730)	3,440 (1,420 to 6,610)	3,770 (1,560 to 7,200)	3,980 (1,650 to 7,550)	4,020 (1,660 to 7,600)	3,880 (1,600 to 7,340)	3,610 (1,490 to 6,810)	3,220 (1,330 to 6,060)	1,890 (780 to 3,550)	39,700 (22,400 to 62,000)	7,400 (4,170 to 11,600)
HIV/AIDS - Drug-susceptible Tuberculosis	0 (0 to 0)	19.2 (10.5 to 29.9)	211 (12.9 to 31.6)	34.7 (21.9 to 51.6)	79.1 (49.4 to 118)	211 (113 to 337)	199 (113 to 321)	237 (139 to 416)	320 (183 to 574)	414 (234 to 754)	446 (261 to 824)	477 (277 to 905)	242 (142 to 460)	135 (72 to 264)	69.4 (35 to 132)	28.9 (13 to 52.9)	13.4 (7.4 to 24.9)	5.5 (3 to 9.9)	1.1 (0.6 to 2.1)	0.6 (0.3 to 1.1)	0.1 (0.1 to 0.2)	0 (0 to 0)	2,830 (1,600 to 4,500)
HIV/AIDS - Multidrug-resistant Tuberculosis without extensive drug resistance	0 (0 to 0)	0.8 (0 to 2)	0.8 (0 to 2)	0.8 (0 to 2)	1.2 (0 to 3.2)	2.8 (0.1 to 7.2)	8 (0.3 to 20.3)	7 (0.3 to 18.3)	12.5 (0.4 to 33.2)	14 (0.4 to 38.6)	14.9 (0.5 to 39.2)	13.1 (0.5 to 33.7)	8.4 (0.3 to 21.5)	4.5 (0.1 to 12.6)	2.2 (0.1 to 6.2)	1 (0 to 2.8)	0.5 (0 to 1.4)	0.2 (0 to 0.6)	0 (0 to 0.1)	0 (0 to 0)	0 (0 to 0)	0 (0 to 0)	99
HIV/AIDS - Extensively drug-resistant Tuberculosis	0 (0 to 0)	0 (0 to 0)	0 (0 to 0)	0 (0 to 0)	0 (0 to 0)	0 (0 to 0)	0 (0 to 0)	0 (0 to 0)	0 (0 to 0)	0 (0 to 0)	0 (0 to 0)	0 (0 to 0)	0 (0 to 0)	0 (0 to 0)	0 (0 to 0)	0 (0 to 0)	0 (0 to 0)	0 (0 to 0)	0 (0 to 0)	0 (0 to 0)	0 (0 to 0)	0 (0 to 0)	0 (0 to 0)	1.3
HIV/AIDS resulting in other diseases	0 (0 to 0)	62.6 (15.4 to 166)	63.2 (16.9 to 201)	186 (29.3 to 630)	218 (58.6 to 620)	358 (144 to 696)	358 (136 to 733)	292 (126 to 621)	332 (131 to 679)	370 (144 to 773)	469 (173 to 1,010)	609 (248 to 1,360)	630 (248 to 1,420)	594 (234 to 1,370)	552 (213 to 1,300)	550 (213 to 1,300)	493 (190 to 1,170)	394 (152 to 936)	229 (87 to 545)	104 (39 to 248)	39.2 (14 to 93.2)	8.2 (2.9 to 20.4)	6,480
Sexually transmitted infections excluding HIV	229 (229 to 1,810)	141 (42 to 343)	847 (75 to 674)	10.4 (1.4 to 24.6)	5.2 (1.4 to 12.6)	4.1 (1.1 to 9.7)	19.9 (5.3 to 47.1)	20.2 (5.1 to 47.7)	32.2 (8.1 to 77.1)	30.4 (7.7 to 73.1)	33.7 (8.5 to 81.2)	34.9 (8.8 to 84.1)	32.2 (8.1 to 77.5)	29.6 (7.5 to 71.2)	26.1 (6.6 to 63)	23.5 (5.9 to 56.5)	20.5 (5.2 to 49.3)	16.5 (4.2 to 39.7)	9.4 (2.4 to 22.6)	4.3 (1.1 to 10.4)	1.2 (0.3 to 2.9)	0.2 (0 to 0.5)	1,350
Syphilis	229 (229 to 1,810)	141 (42 to 343)	847 (75 to 674)	10.4 (1.4 to 24.6)	5.2 (1.4 to 12.6)	4.1 (0.8 to 9.4)	19.9 (1.4 to 9.7)	20.2 (0.4 to 4)	32.2 (1.1 to 9.3)	30.4 (1.7 to 9.5)	33.7 (0.8 to 3.7)	34.9 (1.1 to 4.3)	32.2 (0.5 to 2.5)	29.6 (0.5 to 2.4)	26.1 (0.5 to 2.1)	23.5 (0.6 to 1.7)	20.5 (0.4 to 1.6)	16.5 (0.5 to 1)	9.4 (0.3 to 0.7)	4.3 (0.1 to 0.3)	1.2 (0 to 0.2)	0.2 (0 to 0.1)	1,190
Chlamydial infection	0 (0 to 0)	0 (0 to 0)	0 (0 to 0)	0 (0 to 0)	0 (0 to 0)	0 (0 to 0)	0 (0 to 0)	0 (0 to 0)	0 (0 to 0)	0 (0 to 0)	0 (0 to 0)	0 (0 to 0)	0 (0 to 0)	0 (0 to 0)	0 (0 to 0)	0 (0 to 0)	0 (0 to 0)	0 (0 to 0)	0 (0 to 0)	0 (0 to 0)	0 (0 to 0)	0 (0 to 0)	0 (0 to 0)	19.2
Gonococcal infection	0 (0 to 0)	0 (0 to 0)	0 (0 to 0)	0 (0 to 0)	0 (0 to 0)	0 (0 to 0)	0 (0 to 1.2)	0 (0 to 1.4)	0 (0 to 1.4)	0 (0 to 1.4)	0 (0 to 1.2)	0 (0 to 1.2)	0 (0 to 1.2)	0 (0 to 1.2)	0 (0 to 1.2)	0 (0 to 1.2)	0 (0 to 1.2)	0 (0 to 1.2)	0 (0 to 1.2)	0 (0 to 1.1)	0 (0 to 0.2)	0 (0 to 0.1)	29.9
Trichomoniasis	0 (0 to 0)	0 (0 to 0)	0 (0 to 0)	0 (0 to 0)	0 (0 to 0)	0.2 (0 to 0.5)	2.3 (0 to 5.6)	7.2 (0 to 19.4)	9.2 (0 to 23)	8.3 (0 to 21)	6.8 (0 to 17.5)	4.8 (0 to 12.5)	3.1 (0 to 7.1)	1.7 (0 to 4.5)	0.9 (0 to 2.2)	0.4 (0 to 1.1)	0.2 (0 to 0.6)	0.1 (0 to 0.3)	0 (0 to 0.1)	0 (0 to 0)	0 (0 to 0)	0 (0 to 0)	49.7
Genital herpes	0 (0 to 0)	0 (0 to 0)	0 (0 to 0)	0 (0 to 0)	0 (0 to 0)	0 (0 to 0.1)	0 (0 to 0.4)	0 (0 to 0.6)	0 (0 to 0.6)	0 (0 to 0.5)	0 (0 to 0.5)	0 (0 to 0.5)	0 (0 to 0.5)	0 (0 to 0.5)	0 (0 to 0.5)	0 (0 to 0.5)	0 (0 to 0.5)	0 (0 to 0.5)	0 (0 to 0.5)	0 (0 to 0.5)	0 (0 to 0.5)	0 (0 to 0.5)	0 (0 to 0.5)	32.2
Other sexually transmitted infections	0 (0 to 0)	0 (0 to 0)	0 (0 to 0)	0 (0 to 0)	0 (0 to 0)	0 (0 to 0)	0 (0 to 0)	0 (0 to 0)	0 (0 to 0)	0 (0 to 0)	0 (0 to 0)	0 (0 to 0)	0 (0 to 0)	0 (0 to 0)	0 (0 to 0)	0 (0 to 0)	0 (0 to 0)	0 (0 to 0)	0 (0 to 0)	0 (0 to 0)	0 (0 to 0)	0 (0 to 0)	0 (0 to 0)	44.4
Respiratory infections and tuberculosis	2,490 (1,460 to 4,340)	1,650 (917 to 2,760)	2,040 (1,060 to 3,630)	1,970 (1,490 to 3,710)	522 (370 to 1,240)	399 (249 to 924)	409 (264 to 1,020)	395 (254 to 1,010)	349 (228 to 1,000)	312 (203 to 1,000)	322 (209 to 1,000)	358 (231 to 1,090)	371 (231 to 1,170)	343 (208 to 1,120)	408 (245 to 1,350)	486 (286 to 1,700)	491 (283 to 1,720)	507 (284 to 1,830)	419 (232 to 1,720)	295 (162 to 1,360)	133 (74 to 647)	47.6 (26 to 247)	24,100 (18,100 to 31,000)
Lower respiratory infections	2,490 (1,460 to 4,340)	1,650 (913 to 2,760)	2,040 (1,740 to 3,630)	1,970 (1,100 to 3,150)	522 (368 to 1,240)	399 (228 to 927)	409 (264 to 1,020)	395 (238 to 973)	349 (228 to 927)	312 (198 to 964)	322 (201 to 952)	358 (221 to 1,030)	371 (227 to 1,120)	343 (204 to 1,080)	408 (230 to 1,300)	486 (266 to 1,700)	491 (259 to 1,720)	507 (253 to 1,830)	419 (204 to 1,720)	295 (150 to 1,360)	133 (67 to 647)	47.6 (24 to 247)	15,800
Upper respiratory infections	0.7 (0.3 to 1.7)	0 (0 to 0)	48.7 (7.4 to 132)	181 (69 to 337)	161 (91 to 279)	29.9 (13 to 53.6)	184 (77 to 334)	144 (77 to 249)	77.2 (34 to 137)	110 (50 to 196)	79.7 (33 to 139)	60 (24 to 104)	49.7 (20 to 86)	39.2 (15 to 67.1)	27.5 (10 to 47.5)	19.1 (6.9 to 33.4)	20.2 (7.1 to 34.2)	15.3 (5.3 to 26.1)	11.4 (3.9 to 19.5)	8.7 (2.9 to 14.8)	4.6 (1.4 to 10)	1.7 (0.5 to 3.8)	1,140
Otitis media	0.4 (0.1 to 1.3)	0.4 (0.1 to 1.2)	6.6 (0.4 to 12.3)	52.2 (28.5 to 84.5)	62.5 (28 to 101)	43.7 (22 to 75.4)	29.2 (28.9 to 64)	29.2 (15.5 to 64.1)	33.3 (9.5 to 57.3)	29.1 (8.7 to 52.2)	13.5 (4.9 to 26.1)	9 (3.6 to 18)	8.3 (3.5 to 15.5)	5 (2.1 to 9.5)	3.6 (2.1 to 6.7)	2.7 (1.5 to 4.6)	1.7 (1 to 2.9)	1.1 (0.6 to 2.1)	0.6 (0.3 to 1.2)	0.3 (0.1 to 0.6)	0.1 (0 to 0.2)	0 (0 to 0.1)	359
Enteric infections	1,910 (1,910 to 2,710)	1,740 (1,740 to 2,520)	14,200 (1,500 to 32,000)	14,470 (5,470 to 30,600)	2,000 (1,000 to 3,000)	(1,110 to 3,000)	1,160 (1,160 to 3,000)	1,200 (1,200 to 3,000)	984 (984 to 3,000)	810 (810 to 3,000)	688 (688 to 3,000)	572 (572 to 3,000)	502 (502 to 3,000)	451 (451 to 3,000)	434 (434 to 3,000)	434 (434 to 3,000)	434 (434 to 3,000)	434 (434 to 3,000)	434 (434 to 3,000)	434 (434 to 3,000)	372 (372 to 2,780)	372 (67 to 2,780)	31,400 (31,400 to 44,400)	34,600 (4 to 94)
Diarrheal diseases	1,910 (1,910 to 2,710)	1,740 (1,350 to 4,790)	14,200 (5,490 to 14,400)	14,470 (3,640 to 32,000)	2,000 (1,000 to 3,000)	(1,110 to 3,000)	1,160 (1,160 to 3,000)	1,200 (1,200 to 3,000)	984 (984 to 3,000)	810 (810 to 3,000)	688 (688 to 3,000)	572 (572 to 3,000)	502 (502 to 3,000)	451 (451 to 3,000)	434 (434 to 3,000)	434 (434 to 3,000)	434 (434 to 3,000)	434 (434 to 3,000)	434 (434 to 3,000)	434 (434 to 3,000)	372 (372 to 2,780)	372 (67 to 2,780)	31,400 (31,400 to 44,400)	34,600 (4 to 94)
Typhoid and paratyphoid	0 (0 to 0)	0 (0 to 0)	0 (7 to 9.2)	325 (104 to 709)	471 (141 to 916)	1,060 (182 to 944)	166 (134 to 783)	69.4 (57.9 to 391)	29.1 (27.3 to 152)	20.3 (13.7 to 82.2)	13.9 (9.1 to 46)	10.4 (5.5 to 29.8)	7.9 (3.9 to 22)	6.2 (2.8 to 16.2)	5.1 (2 to 12.3)	4.4 (1.3 to 9.6)	3.9 (0.9 to 8.5)	3.6 (0.6 to 7.9)	3.4 (0.5 to 7.5)	3.3 (0.1 to 7.2)	3.2 (0.1 to 7.2)	3.1 (0 to 7.1)	1,930
Typhoid fever	0 (0 to 0)	0 (0 to 0)	206 (7.1 to 9.2)	206 (99.5 to 692)	299 (139 to 874)	1,060 (129 to 749)	155 (134 to 783)	69.4 (56 to 326)	29.1 (25.5 to 147)	20.3 (12.7 to 80.2)	13.9 (7.5 to 41.3)	10.4 (5.1 to 27.9)	7.9 (3.7 to 21)	6.2 (2.4 to 15.5)	5.1 (1.8 to 11.4)	4.4 (1.3 to 9.6)	3.9 (0.9 to 8.5)	3.6 (0.6 to 7.9)	3.4 (0.5 to 7.5)	3.3 (0.2 to 7.2)	3.2 (0.1 to 7.1)	3.1 (0 to 7.1)	1,830
Paratyphoid fever	0 (0 to 0)	0 (0 to 0.2)	0.1 (3 to 39.1)	141 (5 to 45.4)	20.2 (6 to 49.4)	129 (4 to 39.4)	9.8 (2.2 to 17.2)	3.1 (1 to 7.8)	0.7 (0.5 to 4.3)	0.3 (0.3 to 2.4)	0.1 (0.2 to 1.6)	0.1 (0.2 to 1.4)	0.1 (0 to 1.1)	0.1 (0 to 1.1)	0.1 (0 to 0.9)	0.1 (0 to 0.6)	0.1 (0 to 0.5)	0.1 (0 to 0.3)	0.1 (0 to 0.3)	0.1 (0 to 0.3)	0.1 (0 to 0.3)	0.1 (0 to 0.3)	83.9
Invasive Non-typhoidal Salmonella (iNTS)	21.4 (9 to 60)	224 (212 to 894)	2,090 (546 to 2,360)	2,090 (139 to 7,890)	113 (67.9 to 274)	39.6 (39 to 189)	33.6 (42.7 to 237)	132 (39 to 512)	69.6 (39.4 to 174)	74.5 (31.5 to 191)	60.2 (24.6 to 139)	37.5 (19.5 to 91)	24.6 (11.5 to 55.6)	17.1 (7.9 to 38.5)	12.6 (5.5 to 27.6)	9.8 (3.9 to 21.2)	7.8 (2.6 to 16.7)	6.3 (1.9 to 13.4)	5.2 (1.5 to 11.2)	4.4 (1.2 to 9.2)	3.9 (0.9 to 8.1)	3.6 (0.5 to 7.6)	3,010
Other intestinal infectious diseases	0 (0 to 0)	0 (0 to 0)	0.9 (0 to 11.1)	7.2 (1.4 to 21)	1.9 (0.2 to 6)	0.5 (0.1 to 3.9)	0.2 (0 to 1.2)	0.2 (0 to 1.6)	0.2 (0 to 1.2)	0.2 (0 to 1.1)	0.2 (0 to 0.9)	0.2 (0 to 0.9)	0.2 (0 to 0.9)	0.2 (0 to 0.9)	0.2 (0 to 0.9)	0.2 (0 to 0.9)	0.2 (0 to 0.9)	0.2 (0 to 0.9)	0.2 (0 to 0.9)	0.2 (0 to 0.9)	0.2 (0 to 0.9)	0.2 (0 to 0.9)	19.9
Neglected tropical diseases and malaria	3,180 (2,910 to 3,450)	1,290 (729 to 1,290)	1,460 (429 to 5,010)	1,780 (1,080 to 3,990)	1,490 (814 to 2,340)	892 (641 to 1,580)	679 (611 to 1,570)	496 (289 to 782)	332 (229 to 547)	290 (177 to 476)	297 (161 to 434)	270 (153 to 409)	242 (161 to 391)	195 (94 to 313)	162 (94 to 279)	149 (59 to 282)	124 (39 to 242)	79.7 (29 to 167)	39.6 (14 to 88.2)	21.8 (7.3 to 52.1)	9.6 (2.9 to 24)	2.6 (0.3 to 6.9)	16,400 (12,200 to 21,000)
Malaria	3,180 (2,910 to 3,450)	1,290 (714 to 1,290)	1,460 (320 to 4,680)	1,780 (392 to 3,720)	1,490 (424 to 2,190)	892 (469 to 1,470)	679 (544 to 1,520)	496 (429 to 751)	332 (221 to 529)	290 (169 to 457)	297 (154 to 417)	270 (147 to 393)	242 (154 to 377)	195 (90 to 302)	162 (90 to 269)	149 (56 to 272)	124 (37 to 233)	79.7 (28 to 161)	39.6 (13 to 85.1)	21.8 (7 to 50.2)	9.6 (2.8 to 23)	2.6 (0.3 to 6.7)	3,880
Chagas disease	0 (0 to 0)	0 (0 to 0)	0 (0 to 0)	0 (0 to 0)	0 (0 to 0)	0 (0 to 0)	0 (0 to 0)	0 (0 to 0)	0 (0 to 0)	0 (0 to 0)	0 (0 to 0)	0 (0 to 0)	0 (0 to 0)	0 (0 to 0)	0 (0 to 0)	0 (0 to 0)	0 (0 to 0)	0 (0 to 0)	0 (0 to 0)	0 (0 to 0)	0 (0 to 0)	0 (0 to 0)	0 (0 to 0)	0
Leishmaniasis	0 (0 to 0)	73.1 (23.6 to 139)	758 (343.1 to 1,200)	945 (430.1 to 1,660)	491 (244.9 to 774)	240 (104.9 to 501)	202 (94.8 to 337)	134 (64.9 to 216)	90.4 (43.3 to 152)	61.9 (28.1 to 108)	39.6 (18.1 to 62.5)	20.5 (10.1 to 34.4)	12.6 (6.1 to 21.2)	8.9 (4.2 to 14.9)	6.6 (3.1 to 11.1)	4.4 (2.1 to 7.4)	2.6 (1.4 to 4.2)	1.3 (0.7 to 2.1)	0.6 (0.3 to 1.1)	0.2 (0.1 to 0.4)	0.1 (0 to 0.2)	0 (0 to 0.1)	3,190
Visceral leishmaniasis	0 (0 to 0)	73.1 (23.6 to 139)	758 (343.1 to 1,200)	945 (430.1 to 1,660)	490 (244.9 to 774)	240 (104.9 to 501)	202 (94.2 to 337)	134 (64.9 to 216)	90.4 (43.3 to 152)	61.7 (28.1 to 108)	39.2 (17.9 to 62.4)	20.5 (10.1 to 34.2)	12.6 (6.1 to 21.2)	8.9 (4.2 to 14.9)	6.6 (3.1 to 11.1)	4.4 (2.1 to 7.4)	2.6 (1.4 to 4.2)	1.3 (0.7 to 2.1)	0.6 (0.3 to 1.1)	0.2 (0.1 to 0.4)	0.1 (0 to 0.2)	0 (0 to 0.1)	3,190
Cutaneous and mucocutaneous leishmaniasis	0 (0 to 0)	0 (0 to 0)	0.1 (0 to 0.1)	0.3 (0 to 0.3)	0.4 (0 to 0.7)	0.5 (0.2 to 0.7)	0.4 (0.2 to 0.7)	0.3 (0.1 to 0.7)	0.2 (0.1 to 0.4)	0.2 (0 to 0.4)	0.2 (0 to 0.4)	0.1 (0 to 0.3)	0.1 (0 to 0.3)	0.1 (0 to 0.2)	0.1 (0 to 0.2)	0.1 (0 to 0.2)	0.1 (0 to 0.2)	0.1 (0 to 0.2)	0.1 (0 to 0.2)	0.1 (0 to 0.2)	0.1 (0 to 0.2)	0 (0 to 0.1)	3.1
African trypanosomiasis	0 (0 to 0)	0 (0 to 0)	0 (0 to 0)	0 (0 to 0)	0 (0 to 0)	0 (0 to 0)	0 (0 to 0)	0 (0 to 0)	0 (0 to 0)	0 (0 to 0)	0 (0 to 0)	0 (0 to 0)	0 (0 to 0)	0 (0 to 0)	0 (0 to 0)	0 (0 to 0)	0 (0 to 0)	0 (0 to 0)	0 (0 to 0)	0 (0 to 0)	0 (0 to 0)	0 (0 to 0)	0 (0 to 0)	0
Schistosomiasis	0 (0 to 0)	0 (0 to 0)	7.9 (2.2 to 11.4)	41.6 (19.6 to 82.2)	69.2 (24.3 to 113)	59.8 (22.6 to 123)	67.8 (31.2 to 128)	62.5 (29.2 to 122)	59.5 (29.1 to 108)	66.7 (31.7 to 103)	64.7 (32.2 to 97.6)	61.3 (29.3 to 94)	59.2 (29.3 to 91.4)	53.9 (23.1 to 91)	49.9 (21.4 to 87.9)	45.1 (18.1 to 81.3)	39.5 (13.9 to 73.1)	29.1 (9.7 to 56.9)	19.7 (5.4 to 37.9)	10.6 (2.5 to 21.9)	4.1 (0.7 to 10.5)	0.9 (0.1 to 2.5)	1,120
Cysticercosis	0 (0 to 0)	0 (0 to 0)	0.4 (0 to 1.2)	1.5 (0.4 to 3.6)	2.4 (0.6 to 5.6)	0.7 (0.2 to 1.8)	11.9 (2.7 to 29.1)	2.7 (0.6 to 6.8)	14 (3.2 to 36.2)	13.4 (3.4 to 33.6)	13.3 (3.4 to 33.2)	13.2 (3.4 to 33.1)	13.2 (3.4 to 33.1)	13.2 (3.4 to 33.1)	13.4 (3.4 to 33.6)	13.5 (3.4 to 33.8)	11 (2.8 to 27.5)	7.9 (1.9 to 19.8)	2.6 (0.6 to 6.5)	1.7 (0.4 to 4.2)	0.7 (0.2 to 1.8)	0.3 (0.1 to 0.7)	154
Cystic echinococcosis	0 (0 to 0)	0 (0 to 0)	2.2 (0.5 to 5.6)	1.1 (0.3 to 2.8)	1.6 (0.4 to 4.1)	1.5 (0.4 to 3.8)	1.2 (0.3 to 3.1)	1.1 (0.3 to 2.7)	1.1 (0.3 to 2.7)	1.1 (0.3 to 2.7)	1.1 (0.3 to 2.7)	1.1 (0.3 to 2.7)	1.1 (0.3 to 2.7)	0.8 (0.2 to 2)	0.4 (0.1 to 1)	0.2 (0 to 0.5)	0.1 (0 to 0.3)	0 (0 to 0.1)	0 (0 to 0.1)	0 (0 to 0.1)	0 (0 to 0.1)	0 (0 to 0.1)	17.2
Lymphatic filariasis	0 (0 to 0)	0 (0 to 0)	0 (0 to 0)	0 (0 to 0)	0 (0 to 0)	0 (0 to 0)	0 (0 to 0)	0 (0 to 0)	0 (0 to 0)	0 (0 to 0)	0 (0 to 0)	0 (0 to 0)	0 (0 to 0)	0 (0 to 0)	0 (0 to 0)	0 (0 to 0)	0 (0 to 0)	0 (0 to 0)	0 (0 to 0)	0 (0 to 0)	0 (0 to 0)	0 (0 to 0)	0 (0 to 0)	215
Onchocerciasis	0 (0 to 0)	0 (0 to 0)	0 (0 to 0)	0 (0 to 0)	0 (0 to 0)	0 (0 to 0)	0 (0 to 0)	0 (0 to 0)	0 (0 to 0)	0 (0 to 0)	0 (0 to 0)	0 (0 to 0)	0 (0 to 0)	0 (0 to 0)	0 (0 to 0)	0 (0 to 0)	0 (0 to 0)	0 (0 to 0)	0 (0 to 0)	0 (0 to 0)	0 (0 to 0)	0 (0 to 0)	0 (0 to 0)	0
Trachoma	0 (0 to 0)	0 (0 to 0)	0 (0 to 0)	0 (0 to 0)	0 (0 to 0)	0 (0 to 0)	0.1 (0 to 0.2)	0.1 (0 to 0.2)	0.2 (0 to 0.2)	0.2 (0 to 0.2)	0.2 (0 to 0.2)	0.2 (0 to 0.2)	0.2 (0 to 0.2)	0.2 (0 to 0.2)	0.2 (0 to 0.2)	0.2 (0 to 0.2)	0.2 (0 to 0.2)	0.2 (0 to 0.2)	0.2 (0 to 0.2)	0.2 (0 to 0.2)	0.2 (0 to 0.2)	0.2 (0 to 0.2)	30.7
Dengue	0 (0 to 0)	0 (0 to 0.1)	0.4 (0 to 1.1)	1.3 (0 to 3.9)	2.6 (0 to 10.2)	2.6 (0 to 9.9)	2.6 (0 to 9.8)	2.6 (0 to 9.8)	2.6 (0 to 9.8)	2.6 (0 to 9.8)	2.6 (0 to 9.8)	2.6 (0 to 9.8)	2.6 (0 to 9.8)	2.6 (0 to 9.8)	2.6 (0 to 9.8)	2.6 (0 to 9.8)	2.6 (0 to 9.8)	2.6 (0 to 9.8)	2.6 (0 to 9.8)	2.6 (0 to 9.8)	2.6 (0 to 9.8)	2.6 (0 to 9.8)	17.9
Yellow fever	0 (0 to 0)	0 (0 to 0.2)	0.2 (0 to 0.8)	2.3 (0.3 to 9)	4.3 (0.7 to 22.2)	4.3 (0.7 to 22.2)	4.2 (0.6 to 22.2)	4.2 (0.6 to 17.3)	4.2 (0.6 to 17.3)	4.2 (0.6 to 17.3)	4.2 (0.6 to 17.3)	4.2 (0.6 to 17.3)	4.2 (0.6 to 17.3)	4.2 (0.6 to 17.3)	4.2 (0.6 to 17.3)	4.2 (0.6 to 17.3)	4.2 (0.6 to 17.3)	4.2 (0.6 to 17.3)	4.2 (0.6 to 17.3)	4.2 (0.6 to 17.3)	4.2 (0.6 to 17.3)	4.2 (0.6 to 17.3)	34.1
Rabies	0 (0 to 0)	0 (0 to 0)	0.1 (0 to 1)	1.3 (0.1 to 4.5)	1.4 (0.1 to 5.4)	1.2 (0.1 to 5.1

Other neoplasms	0·1 (0·0 to 0·2)	0 (0 to 0)	0·3 (0·1 to 0·6)	1 (0·5 to 2·4)	0·9 (0·4 to 1·2)	0·9 (0·4 to 1·2)	0·9 (0·4 to 1·4)	0·9 (0·4 to 1·4)	0·7 (0·4 to 1)	0·5 (0·3 to 0·9)	0·5 (0·3 to 0·8)	0·6 (0·3 to 0·9)	0·6 (0·3 to 0·9)	0·9 (0·5 to 1·4)	1 (0·5 to 1·4)	1·1 (0·6 to 1·8)	1·5 (0·8 to 2·4)	1·9 (1 to 3·3)	2·3 (1·2 to 3·7)	2·3 (1·2 to 4·2)	1·9 (0·9 to 3)	1·1 (0·5 to 1·9)	0·6 (0·2 to 0·9)	0·1 (0 to 0·2)	(0 to 0)	21·2
Medulloblastoma, medulloblastoma, and other hemangioblastoma	0 (0 to 0)	0 (0 to 0)	0 (0 to 0·1)	0 (0 to 0·1)	0 (0 to 0·1)	0 (0 to 0·1)	0 (0 to 0·1)	0 (0 to 0·1)	0 (0 to 0·1)	0 (0 to 0·1)	0 (0 to 0·1)	0 (0 to 0·1)	0 (0 to 0·1)	0 (0 to 0·1)	0 (0 to 0·1)	0 (0 to 0·1)	0 (0 to 0·1)	0 (0 to 0·1)	0 (0 to 0·1)	0 (0 to 0·1)	0 (0 to 0·1)	0 (0 to 0·1)	0 (0 to 0·1)	0 (0 to 0·1)	0 (0 to 0·1)	21·2
Meningioma and in situ meninx neoplasms	0 (0 to 0)	0 (0 to 0)	0 (0 to 0)	0 (0 to 0)	0 (0 to 0)	0 (0 to 0)	0 (0 to 0)	0 (0 to 0)	0 (0 to 0)	0 (0 to 0)	0 (0 to 0)	0 (0 to 0)	0 (0 to 0)	0 (0 to 0)	0 (0 to 0)	0 (0 to 0)	0 (0 to 0)	0 (0 to 0)	0 (0 to 0)	0 (0 to 0)	0 (0 to 0)	0 (0 to 0)	0 (0 to 0)	0 (0 to 0)	0 (0 to 0)	0
Meninges and in situ cervical and uterine neoplasms	0 (0 to 0)	0 (0 to 0)	0 (0 to 0)	0 (0 to 0)	0 (0 to 0)	0 (0 to 0)	0 (0 to 0)	0 (0 to 0)	0 (0 to 0)	0 (0 to 0)	0 (0 to 0)	0 (0 to 0)	0 (0 to 0)	0 (0 to 0)	0 (0 to 0)	0 (0 to 0)	0 (0 to 0)	0 (0 to 0)	0 (0 to 0)	0 (0 to 0)	0 (0 to 0)	0 (0 to 0)	0 (0 to 0)	0 (0 to 0)	0 (0 to 0)	0
Other benign and in situ neoplasms	0 (0 to 0)	0 (0 to 0)	0 (0 to 0)	0 (0 to 0)	0 (0 to 0)	0 (0 to 0)	0 (0 to 0)	0 (0 to 0)	0 (0 to 0)	0 (0 to 0)	0 (0 to 0)	0 (0 to 0)	0 (0 to 0)	0 (0 to 0)	0 (0 to 0)	0 (0 to 0)	0 (0 to 0)	0 (0 to 0)	0 (0 to 0)	0 (0 to 0)	0 (0 to 0)	0 (0 to 0)	0 (0 to 0)	0 (0 to 0)	0 (0 to 0)	0
Cardiovascular diseases	49 (27·6 to 118)	39·5 (18·2 to 62·6)	78 (41·5 to 156)	109 (67·4 to 170)	141 (91·1 to 196)	292 (173·5 to 544)	513 (370 to 697)	492 (334 to 670)	418 (288 to 572)	418 (294 to 552)	479 (341 to 655)	612 (419 to 835)	812 (573 to 1,233)	898 (612 to 1,232)	1,002 (720 to 1,440)	1,196 (812 to 1,696)	1,210 (867 to 1,643)	1,400 (1,026 to 1,748)	1,460 (1,230 to 1,830)	1,470 (1,220 to 2,146)	1,266 (1,015 to 1,966)	852 (621 to 1,666)	268 (172 to 459)	131 (69 to 214)	28·2 (19·6 to 39·7)	15,200
Rheumatic heart disease	0 (0 to 0)	0 (0 to 0)	0 (0 to 0)	10·4 (5·4 to 19·1)	22·1 (20·5 to 51·2)	77·1 (48 to 119)	119 (74 to 177)	90·2 (54·1 to 133)	61·7 (40 to 91·4)	49·4 (31·5 to 64·9)	37·6 (23·4 to 52·6)	29·2 (18·6 to 42·4)	19·4 (12·9 to 27·1)	14·2 (10·1 to 20·1)	10·9 (8·1 to 14·3)	9·2 (6·9 to 12·3)	8·1 (6·3 to 10·2)	7·8 (6·2 to 9·8)	7·6 (6·2 to 9·5)	7·2 (5·8 to 9·1)	6·9 (5·6 to 8·7)	6·4 (5·2 to 8·2)	2·7 (2·2 to 3·5)	0·6 (0·3 to 1·4)	0·2 (0 to 0·5)	626
Ischemic heart disease	0 (0 to 0)	0 (0 to 0)	0 (0 to 0)	0 (0 to 0)	0 (0 to 0)	87·1 (51·4 to 134)	724 (397 to 1,115)	724 (460 to 1,060)	724 (460 to 1,060)	116 (69·9 to 178)	170 (104 to 268)	170 (104 to 268)	246 (148 to 377)	246 (148 to 377)	337 (204 to 514)	392 (237 to 595)	426 (259 to 649)	556 (339 to 779)	642 (375 to 1,002)	570 (343 to 1,002)	565 (367 to 1,002)	397 (263 to 930)	237 (161 to 546)	134 (97 to 313)	44·0 (27·2 to 64·4)	10 (6·6 to 15·2)	4,450
Stroke	19 (9·1 to 29·9)	9 (3·1 to 16·9)	11·5 (3·3 to 32·1)	29·1 (16·7 to 46·8)	48 (30·2 to 68·5)	76·2 (51·7 to 108)	148 (112 to 203)	161 (103 to 231)	202 (131 to 287)	256 (162 to 364)	394 (248 to 572)	499 (322 to 722)	498 (329 to 678)	556 (369 to 755)	543 (362 to 736)	756 (492 to 1,100)	700 (527 to 1,062)	774 (533 to 1,262)	999 (723 to 1,624)	1,047 (742 to 1,624)	1,047 (742 to 1,624)	1,047 (742 to 1,624)	335 (240 to 466)	135 (98 to 198)	51·1 (32 to 74)	10·3 (6·5 to 16·7)	6,640
Ischemic stroke	3·2 (1·5 to 5·1)	2·2 (0·9 to 4·1)	1·4 (0·4 to 4·2)	11·4 (6·4 to 19·1)	24·3 (12·8 to 39·5)	23·7 (15·2 to 34·1)	42·2 (28·5 to 61·2)	41·6 (27·5 to 61·2)	34·1 (22·3 to 47·6)	35·3 (23·8 to 51·1)	37·6 (25·1 to 54·9)	44·1 (29·1 to 64·2)	53·7 (34·9 to 77·4)	64·9 (43·1 to 89·3)	77·3 (52·1 to 111)	157 (104 to 224)	196 (126 to 287)	297 (189 to 451)	342 (175 to 531)	197 (139 to 286)	76·4 (54·1 to 111)	31 (20·9 to 44·6)	9·4 (6·4 to 13·6)	1,680
Intracerebral hemorrhage	13 (5·1 to 21·2)	7 (1·6 to 14·1)	9·5 (2·3 to 23·9)	19·1 (4·7 to 37·4)	20·5 (11·1 to 33·7)	35·9 (20·7 to 57·1)	103 (62 to 152)	102 (66 to 170)	83·1 (46 to 134)	76·1 (42·1 to 122)	70·2 (39·1 to 113)	73 (40·7 to 117)	71 (39·6 to 114)	69·1 (38·5 to 111)	64 (36·1 to 104)	74 (41·7 to 119)	74 (41·7 to 119)	74 (41·7 to 119)	74 (41·7 to 119)	74 (41·7 to 119)	74 (41·7 to 119)	74 (41·7 to 119)	341 (90·2 to 1,022)	203 (53·6 to 609)	16·3 (4·3 to 48·9)	1,640
Subarachnoid hemorrhage	2·4 (0·4 to 7·2)	1·1 (0·2 to 3·7)	1·1 (0·1 to 5)	2·4 (0·3 to 7·8)	2·4 (0·4 to 10·3)	1·7 (0·7 to 4·1)	1·7 (0·8 to 4·3)	1·9 (0·8 to 4·5)	1·9 (0·8 to 4·5)	2·2 (1·1 to 4·9)	2·2 (1·1 to 4·9)	2·2 (1·1 to 4·9)	2·2 (1·1 to 4·9)	2·2 (1·1 to 4·9)	2·2 (1·1 to 4·9)	2·2 (1·1 to 4·9)	2·2 (1·1 to 4·9)	2·2 (1·1 to 4·9)	2·2 (1·1 to 4·9)	2·2 (1·1 to 4·9)	2·2 (1·1 to 4·9)	2·2 (1·1 to 4·9)	2·2 (1·1 to 4·9)	2·2 (1·1 to 4·9)	335
Hypertensive heart disease	0 (0 to 0)	0 (0 to 0)	0 (0 to 0)	0 (0 to 0)	0 (0 to 0)	11·7 (7·4 to 20·9)	25·3 (11·9 to 49·7)	24·4 (11·7 to 42·1)	24·4 (12·1 to 42·1)	24·4 (12·1 to 42·1)	24·4 (12·1 to 42·1)	24·4 (12·1 to 42·1)	24·4 (12·1 to 42·1)	24·4 (12·1 to 42·1)	24·4 (12·1 to 42·1)	24·4 (12·1 to 42·1)	24·4 (12·1 to 42·1)	24·4 (12·1 to 42·1)	24·4 (12·1 to 42·1)	24·4 (12·1 to 42·1)	24·4 (12·1 to 42·1)	24·4 (12·1 to 42·1)	24·4 (12·1 to 42·1)	24·4 (12·1 to 42·1)	1,940
Non-rheumatic valvular heart disease	0 (0 to 0)	0 (0 to 0)	0 (0 to 0)	0 (0 to 0)	0 (0 to 0)	3·7 (1·9 to 13·4)	4 (2·3 to 7·3)	4·6 (2·6 to 7·6)	4·8 (2·6 to 7·6)	6·2 (3·4 to 10·1)	7·4 (4·1 to 12·1)	8·7 (4·7 to 14·4)	9·1 (5·1 to 14·9)	10·4 (6·1 to 16·4)	11·6 (6·7 to 17·9)	13·9 (8·2 to 21·4)	15·2 (9·1 to 23·3)	16·6 (9·9 to 25·5)	17·3 (10·3 to 26·5)	17·3 (10·3 to 26·5)	17·3 (10·3 to 26·5)	17·3 (10·3 to 26·5)	17·3 (10·3 to 26·5)	17·3 (10·3 to 26·5)	17·3 (10·3 to 26·5)	94·6
Non-rheumatic calcific aortic valve disease	0 (0 to 0)	0 (0 to 0)	0 (0 to 0)	0 (0 to 0)	0 (0 to 0)	2·3 (1·1 to 4·4)	2·1 (1·1 to 3·9)	2·2 (1·1 to 4·1)	2·2 (1·1 to 4·1)	2·2 (1·1 to 4·1)	2·2 (1·1 to 4·1)	2·2 (1·1 to 4·1)	2·2 (1·1 to 4·1)	2·2 (1·1 to 4·1)	2·2 (1·1 to 4·1)	2·2 (1·1 to 4·1)	2·2 (1·1 to 4·1)	2·2 (1·1 to 4·1)	2·2 (1·1 to 4·1)	2·2 (1·1 to 4·1)	2·2 (1·1 to 4·1)	2·2 (1·1 to 4·1)	2·2 (1·1 to 4·1)	2·2 (1·1 to 4·1)	2·2 (1·1 to 4·1)	49·2
Non-rheumatic degenerative mitral valve disease	0 (0 to 0)	0 (0 to 0)	0 (0 to 0)	0 (0 to 0)	0 (0 to 0)	2·6 (0·6 to 9·9)	4·7 (2·3 to 9·7)	3·2 (1·6 to 6·9)	3·2 (1·6 to 6·7)	3·2 (1·6 to 6·7)	3·2 (1·6 to 6·7)	3·2 (1·6 to 6·7)	3·2 (1·5 to 5·3)	3·2 (1·6 to 5·2)	3·2 (1·6 to 5·2)	3·2 (1·6 to 5·2)	3·1 (1·6 to 5·1)	3·1 (1·6 to 5·1)	3·1 (1·6 to 5·1)	3·1 (1·6 to 5·1)	3·1 (1·6 to 5·1)	3·1 (1·6 to 5·1)	3·1 (1·6 to 5·1)	3·1 (1·6 to 5·1)	3·1 (1·6 to 5·1)	49·7
Other non-rheumatic valve diseases	0 (0 to 0)	0 (0 to 0)	0 (0 to 0)	0 (0 to 0)	0 (0 to 0)	0·3 (0·2 to 1·4)	0·3 (0·1 to 1·3)	0·3 (0·1 to 1·4)	0·3 (0·1 to 1·4)	0·3 (0·1 to 1·4)	0·3 (0·1 to 1·4)	0·3 (0·1 to 1·4)	0·3 (0·1 to 1·4)	0·3 (0·1 to 1·4)	0·3 (0·1 to 1·4)	0·3 (0·1 to 1·4)	0·3 (0·1 to 1·4)	0·3 (0·1 to 1·4)	0·3 (0·1 to 1·4)	0·3 (0·1 to 1·4)	0·3 (0·1 to 1·4)	0·3 (0·1 to 1·4)	0·3 (0·1 to 1·4)	0·3 (0·1 to 1·4)	0·3 (0·1 to 1·4)	3·9
Cardiomyopathy and myocarditis	49·9 (29·9 to 99)	22·1 (10·4 to 43·9)	19·4 (9·4 to 39·7)	19·2 (9·3 to 38·2)	19·2 (9·4 to 37·5)	19·2 (9·4 to 36·9)	19·2 (9·4 to 36·9)	19·2 (9·4 to 36·9

SR Table 2c. Bowel DALYS by cause and age group for both sexes with 95% uncertainty intervals, 2019

Cause	Both Neonatal	Late Neonatal	Post Neonatal	1 to 4	5 to 9	10 to 14	15 to 19	20 to 24	25 to 29	30 to 34	35 to 39	40 to 44	45 to 49	50 to 54	55 to 59	60 to 64	65 to 69	70 to 74	75 to 79	80 to 84	85 to 89	90 to 94	95 plus	Total
All causes	21,400 (20,200 to 22,700)	9,040 (7,650 to 11,700)	21,600 (17,700 to 27,600)	16,100 (11,900 to 20,900)	14,600 (11,700 to 18,500)	15,900 (12,200 to 21,200)	20,500 (21,300 to 29,100)	29,900 (20,800 to 34,000)	30,200 (22,200 to 42,400)	29,400 (20,300 to 40,600)	29,900 (19,900 to 42,700)	29,400 (21,600 to 42,300)	27,900 (19,900 to 42,000)	27,900 (20,300 to 41,600)	22,900 (16,100 to 34,700)	19,900 (13,600 to 33,100)	19,900 (13,200 to 33,600)	13,900 (12,200 to 19,000)	10,100 (9,600 to 12,900)	7,070 (6,410 to 7,700)	3,700 (3,300 to 4,000)	1,770 (1,590 to 1,810)	399 (378 to 399)	439,000 (439,000 to 439,000)
Communicable, maternal, neonatal, and nutritional diseases	21,400 (20,300 to 22,600)	9,040 (8,660 to 10,300)	17,600 (13,600 to 23,600)	13,500 (9,150 to 17,200)	9,160 (7,260 to 11,600)	8,440 (6,480 to 10,600)	14,300 (9,420 to 20,600)	13,900 (9,290 to 19,200)	17,900 (10,700 to 29,200)	23,000 (13,900 to 37,600)	29,500 (19,700 to 42,400)	29,900 (19,900 to 42,700)	27,900 (19,900 to 42,000)	20,400 (13,900 to 29,900)	12,700 (8,480 to 18,700)	8,390 (5,730 to 12,100)	5,490 (3,610 to 8,060)	3,490 (2,410 to 4,960)	2,490 (1,720 to 3,330)	1,500 (1,030 to 1,860)	796 (629 to 986)	404 (322 to 521)	161 (129 to 200)	66.4 (53 to 81.9)	270,000
HIV/AIDS and sexually transmitted infections	1,990 (979 to 3,280)	260 (97 to 631)	1,900 (962 to 7,480)	3,660 (1,630 to 6,880)	3,000 (1,810 to 4,360)	3,720 (2,470 to 5,360)	8,900 (6,290 to 15,100)	8,540 (5,770 to 14,200)	13,700 (8,440 to 25,600)	19,100 (10,200 to 34,000)	23,200 (13,300 to 38,600)	21,800 (13,100 to 33,400)	17,700 (10,200 to 27,200)	10,300 (6,190 to 16,700)	5,930 (3,480 to 9,460)	2,980 (1,740 to 4,960)	1,290 (730 to 2,130)	654 (279 to 925)	182 (106 to 306)	32.9 (16 to 57.6)	13.2 (7.9 to 23.2)	1.8 (1.1 to 3.1)	0.2 (0.1 to 0.3)	146,000
HIV/AIDS	0.2 (0 to 37)	0.5 (0 to 2.1)	1,400 (386 to 6,800)	3,600 (1,600 to 6,800)	3,000 (1,800 to 4,370)	3,700 (2,470 to 5,360)	8,800 (6,290 to 15,100)	8,480 (5,770 to 14,200)	13,600 (8,440 to 25,600)	19,000 (10,200 to 34,000)	22,900 (13,300 to 38,600)	21,800 (13,100 to 33,400)	17,700 (10,200 to 27,200)	10,300 (6,190 to 16,700)	5,910 (3,480 to 9,460)	2,970 (1,740 to 4,960)	1,290 (730 to 2,130)	653 (279 to 925)	181 (106 to 306)	32.3 (16 to 57.5)	12.9 (7.9 to 23)	1.7 (1.1 to 3.1)	0.2 (0.1 to 0.3)	146,000
HIV/AIDS - Drug-susceptible Tuberculosis	0 (0 to 0)	0 (0 to 0)	0 (0 to 49.1)	0 (0 to 122)	0 (0 to 112)	0 (0 to 286)	0 (0 to 440)	0 (0 to 797)	0 (0 to 1,190)	0 (0 to 1,760)	0 (0 to 2,260)	0 (0 to 2,710)	0 (0 to 3,020)	0 (0 to 3,220)	0 (0 to 3,290)	0 (0 to 3,320)	0 (0 to 3,340)	0 (0 to 3,360)	0 (0 to 3,420)	0 (0 to 3,440)	0 (0 to 3,450)	0 (0 to 3,460)	0 (0 to 3,470)	0 (0 to 3,470)	6,890
HIV/AIDS - Multidrug-resistant Tuberculosis without extensive drug-resistance	0 (0 to 0)	0 (0 to 0)	0 (0 to 9.3)	0 (0 to 21)	0 (0 to 19.1)	0 (0 to 49.6)	0 (0 to 76.2)	0 (0 to 138)	0 (0 to 206)	0 (0 to 305)	0 (0 to 391)	0 (0 to 470)	0 (0 to 523)	0 (0 to 558)	0 (0 to 570)	0 (0 to 575)	0 (0 to 579)	0 (0 to 582)	0 (0 to 592)	0 (0 to 596)	0 (0 to 597)	0 (0 to 598)	0 (0 to 600)	0 (0 to 600)	994
HIV/AIDS - Extensively drug-resistant Tuberculosis	0 (0 to 0)	0 (0 to 0)	0 (0 to 0.1)	0 (0 to 0.2)	0 (0 to 0.2)	0 (0 to 0.5)	0 (0 to 0.7)	0 (0 to 1.2)	0 (0 to 1.8)	0 (0 to 2.2)	0 (0 to 2.7)	0 (0 to 3.1)	0 (0 to 1.8)	0 (0 to 3.7)	0 (0 to 3.9)	0 (0 to 4.1)	0 (0 to 4.2)	0 (0 to 4.3)	0 (0 to 4.4)	0 (0 to 4.4)	0 (0 to 4.4)	0 (0 to 4.4)	0 (0 to 4.4)	0 (0 to 4.4)	216
HIV/AIDS resulting in other diseases	0.2 (0 to 37)	0.5 (0.2 to 2.1)	1,300 (343 to 6,760)	3,600 (1,600 to 6,800)	3,000 (1,730 to 4,350)	3,700 (2,300 to 5,300)	8,800 (5,980 to 15,000)	8,480 (5,470 to 14,000)	13,600 (8,190 to 25,300)	19,000 (9,990 to 33,800)	22,900 (13,200 to 38,400)	21,800 (13,100 to 33,400)	17,700 (10,200 to 27,200)	10,300 (6,190 to 16,700)	5,910 (3,480 to 9,460)	2,970 (1,740 to 4,960)	1,290 (730 to 2,130)	653 (279 to 925)	181 (106 to 306)	32.3 (16 to 57.5)	12.9 (7.9 to 23)	1.7 (1.1 to 3.1)	0.2 (0.1 to 0.3)	146,000
Sexually transmitted infections excluding HIV	1,990 (979 to 3,280)	260 (97 to 631)	500 (96 to 1,200)	60.2 (27.1 to 217)	9.2 (2.9 to 23.1)	16 (5.6 to 43.6)	96 (31 to 245)	61 (19 to 153)	29 (7.6 to 73.1)	14 (3.7 to 34.6)	6.6 (1.8 to 16.6)	3.6 (1 to 9.2)	2.2 (0.6 to 5.6)	1.7 (0.5 to 4.2)	1.3 (0.4 to 3.2)	0.9 (0.3 to 2.2)	0.6 (0.2 to 1.5)	0.4 (0.1 to 1.1)	0.2 (0.1 to 0.6)	0.1 (0 to 0.3)	0 (0 to 0.1)	0 (0 to 0.1)	0 (0 to 0)	2,700
Syphilis	1,990 (979 to 3,280)	260 (97 to 631)	499 (167 to 1,190)	59.6 (27.1 to 217)	9.2 (2.9 to 23.1)	16 (5.6 to 43.6)	96 (31 to 245)	61 (19 to 153)	29 (7.6 to 73.1)	14 (3.7 to 34.6)	6.6 (1.8 to 16.6)	3.6 (1 to 9.2)	2.2 (0.6 to 5.6)	1.7 (0.5 to 4.2)	1.3 (0.4 to 3.2)	0.9 (0.3 to 2.2)	0.6 (0.2 to 1.5)	0.4 (0.1 to 1.1)	0.2 (0.1 to 0.6)	0.1 (0 to 0.3)	0 (0 to 0.1)	0 (0 to 0.1)	0 (0 to 0)	2,220
Chlamydial infection	0 (0 to 0)	0 (0 to 0)	0 (0 to 0)	0 (0 to 0)	0 (0 to 0)	0.3 (0 to 2.4)	0.2 (0 to 2.4)	0.2 (0 to 0.9)	0.1 (0 to 0.6)	0.1 (0 to 0.4)	0 (0 to 0.3)	0 (0 to 0.2)	0 (0 to 0.2)	0 (0 to 0.2)	0 (0 to 0.2)	0 (0 to 0.2)	0 (0 to 0.2)	0 (0 to 0.2)	0 (0 to 0.2)	0 (0 to 0.2)	0 (0 to 0.1)	0 (0 to 0.1)	0 (0 to 0.1)	0 (0 to 0)	33.3
Gonococcal infection	0 (0 to 0)	0 (0 to 0)	0 (0 to 0)	0 (0 to 0)	0 (0 to 0)	0.3 (0 to 1.8)	0.3 (0 to 1.6)	0.2 (0 to 0.7)	0.1 (0 to 0.4)	0 (0 to 0.2)	0 (0 to 0.1)	0 (0 to 0.1)	0 (0 to 0.1)	0 (0 to 0.1)	0 (0 to 0.1)	0 (0 to 0.1)	0 (0 to 0.1)	0 (0 to 0.1)	0 (0 to 0.1)	0 (0 to 0.1)	0 (0 to 0.1)	0 (0 to 0.1)	0 (0 to 0.1)	0 (0 to 0)	31.4
Trichomoniasis	0 (0 to 0)	0 (0 to 0)	0 (0 to 0)	0 (0 to 0)	0 (0 to 0)	0.3 (0 to 1.8)	0.3 (0 to 1.6)	0.2 (0 to 0.7)	0.1 (0 to 0.4)	0 (0 to 0.2)	0 (0 to 0.1)	0 (0 to 0.1)	0 (0 to 0.1)	0 (0 to 0.1)	0 (0 to 0.1)	0 (0 to 0.1)	0 (0 to 0.1)	0 (0 to 0.1)	0 (0 to 0.1)	0 (0 to 0.1)	0 (0 to 0.1)	0 (0 to 0.1)	0 (0 to 0.1)	0 (0 to 0)	113
Genital herpes	0 (0 to 0)	0 (0 to 0)	0 (0 to 0)	0 (0 to 0)	0 (0 to 0)	0 (0 to 0.2)	0 (0 to 0.2)	0 (0 to 0.1)	0 (0 to 0.1)	0 (0 to 0.1)	0 (0 to 0.1)	0 (0 to 0.1)	0 (0 to 0.1)	0 (0 to 0.1)	0 (0 to 0.1)	0 (0 to 0.1)	0 (0 to 0.1)	0 (0 to 0.1)	0 (0 to 0.1)	0 (0 to 0.1)	0 (0 to 0.1)	0 (0 to 0.1)	0 (0 to 0.1)	0 (0 to 0)	79
Other sexually transmitted infections	0 (0 to 0)	0 (0 to 0)	0 (0 to 0)	0 (0 to 0)	0 (0 to 0)	1.6 (0.6 to 3.2)	1.6 (0.6 to 3.1)	1.6 (0.6 to 3.2)	1.6 (0.7 to 3.2)	1.6 (0.7 to 3.2)	1.6 (0.7 to 3.2)	1.6 (0.7 to 3.2)	1.6 (0.7 to 3.2)	1.6 (0.7 to 3.2)	1.6 (0.7 to 3.2)	1.6 (0.7 to 3.2)	1.6 (0.7 to 3.2)	1.6 (0.7 to 3.2)	1.6 (0.7 to 3.2)	1.6 (0.7 to 3.2)	1.6 (0.7 to 3.2)	1.6 (0.7 to 3.2)	1.6 (0.7 to 3.2)	73.4
Respiratory infections and tuberculosis	2,430 (1,490 to 3,790)	1,130 (1,090 to 1,190)	1,140 (1,020 to 1,140)	600 (480 to 1,200)	780 (671 to 1,090)	540 (421 to 1,090)	1,200 (727 to 1,820)	1,200 (1,060 to 1,820)	1,200 (1,060 to 1,730)	1,200 (1,060 to 1,730)	1,200 (1,060 to 1,730)	1,200 (1,060 to 1,730)	1,200 (1,060 to 1,730)	1,200 (1,060 to 1,730)	1,200 (1,060 to 1,730)	1,200 (1,060 to 1,730)	1,200 (1,060 to 1,730)	1,200 (1,060 to 1,730)	1,200 (1,060 to 1,730)	1,200 (1,060 to 1,730)	1,200 (1,060 to 1,730)	1,200 (1,060 to 1,730)	1,200 (1,060 to 1,730)	1,200 (1,060 to 1,730)	23,600
Tuberculosis	0 (0 to 0)	0 (0 to 0)	0 (0 to 0)	0 (0 to 0)	0 (0 to 0)	0 (0 to 0)	0 (0 to 0)	0 (0 to 0)	0 (0 to 0)	0 (0 to 0)	0 (0 to 0)	0 (0 to 0)	0 (0 to 0)	0 (0 to 0)	0 (0 to 0)	0 (0 to 0)	0 (0 to 0)	0 (0 to 0)	0 (0 to 0)	0 (0 to 0)	0 (0 to 0)	0 (0 to 0)	0 (0 to 0)	0 (0 to 0)	0
Latent tuberculosis infection	0 (0 to 0)	0 (0 to 0)	0 (0 to 0)	0 (0 to 0)	0 (0 to 0)	0 (0 to 0)	0 (0 to 0)	0 (0 to 0)	0 (0 to 0)	0 (0 to 0)	0 (0 to 0)	0 (0 to 0)	0 (0 to 0)	0 (0 to 0)	0 (0 to 0)	0 (0 to 0)	0 (0 to 0)	0 (0 to 0)	0 (0 to 0)	0 (0 to 0)	0 (0 to 0)	0 (0 to 0)	0 (0 to 0)	0 (0 to 0)	0
Drug-susceptible Tuberculosis	0 (0 to 0)	0 (0 to 0)	0 (0 to 1.9)	0 (0 to 0)	0 (0 to 0)	0 (0 to 0)	0 (0 to 0)	0 (0 to 0)	0 (0 to 0)	0 (0 to 0)	0 (0 to 0)	0 (0 to 0)	0 (0 to 0)	0 (0 to 0)	0 (0 to 0)	0 (0 to 0)	0 (0 to 0)	0 (0 to 0)	0 (0 to 0)	0 (0 to 0)	0 (0 to 0)	0 (0 to 0)	0 (0 to 0)	0 (0 to 0)	0
Multidrug-resistant tuberculosis without extensive drug-resistance	0 (0 to 0)	0 (0 to 0)	0.4 (0 to 1.9)	1.3 (0 to 1.9)	1.9 (0 to 1.9)	1.9 (0 to 1.9)	13.6 (0 to 22.1)	22.3 (0 to 36.1)	22.6 (0 to 36.1)	29.9 (0 to 36.1)	29 (0 to 36.1)	22.9 (0 to 36.1)	19.6 (0 to 36.1)	20.3 (0 to 36.1)	19.3 (0 to 36.1)	13.6 (0 to 36.1)	13.6 (0 to 36.1)	10.7 (0 to 36.1)	10.1 (0 to 36.1)	9.8 (0 to 36.1)	5.4 (0 to 36.1)	1.7 (0 to 36.1)	0.6 (0 to 36.1)	0.3 (0 to 36.1)	1,780
Extensively drug-resistant tuberculosis	0 (0 to 0)	0 (0 to 0)	0 (0 to 0)	0 (0 to 0)	0 (0 to 0)	0 (0 to 0)	0 (0 to 0)	0 (0 to 0)	0 (0 to 0)	0 (0 to 0)	0 (0 to 0)	0 (0 to 0)	0 (0 to 0)	0 (0 to 0)	0 (0 to 0)	0 (0 to 0)	0 (0 to 0)	0 (0 to 0)	0 (0 to 0)	0 (0 to 0)	0 (0 to 0)	0 (0 to 0)	0 (0 to 0)	0 (0 to 0)	3.3
Lower respiratory infections	2,430 (1,490 to 3,790)	1,130 (1,090 to 1,190)	2,230 (1,190 to 3,840)	390 (290 to 1,200)	290 (210 to 1,090)	230 (139 to 1,090)	390 (139 to 1,820)	310 (139 to 1,820)	320 (139 to 1,730)	320 (139 to 1,730)	320 (139 to 1,730)	320 (139 to 1,730)	320 (139 to 1,730)	320 (139 to 1,730)	420 (139 to 1,730)	420 (139 to 1,730)	610 (139 to 1,730)	610 (139 to 1,730)	690 (139 to 1,730)	690 (139 to 1,730)	690 (139 to 1,730)	678 (139 to 1,730)	298 (139 to 1,730)	89.6 (52.6 to 1,730)	28.2 (16.6 to 44.1)	13,400
Upper respiratory infections	0 (0 to 2.1)	0 (0 to 0)	0 (0 to 163)	0 (0 to 430)	0 (0 to 190)	0 (0 to 426)	0 (0 to 1,200)	0 (0 to 1,200)	0 (0 to 1,200)	0 (0 to 1,200)	0 (0 to 1,200)	0 (0 to 1,200)	0 (0 to 1,200)	0 (0 to 1,200)	0 (0 to 1,200)	0 (0 to 1,200)	0 (0 to 1,200)	0 (0 to 1,200)	0 (0 to 1,200)	0 (0 to 1,200)	0 (0 to 1,200)	0 (0 to 1,200)	0 (0 to 1,200)	0 (0 to 1,200)	2,030
Otitis media	2.2 (0 to 9.6)	19.4 (9.2 to 31.1)	19.4 (4.6 to 22.3)	29 (8.7 to 175)	29 (7.3 to 206)	29 (4.7 to 142)	29 (4.6 to 117)	29 (4.6 to 117)	29 (4.6 to 117)	29 (4.6 to 117)	29 (4.6 to 117)	29 (4.6 to 117)	29 (4.6 to 117)	29 (4.6 to 117)	29 (4.6 to 117)	29 (4.6 to 117)	29 (4.6 to 117)	29 (4.6 to 117)	29 (4.6 to 117)	29 (4.6 to 117)	29 (4.6 to 117)	29 (4.6 to 117)	29 (4.6 to 117)	29 (4.6 to 117)	453
Enteric infections	892 (372 to 1,910)	1,070 (919 to 2,760)	6,100 (2,960 to 10,200)	1,290 (1,070 to 5,270)	1,010 (1,020 to 3,310)	1,200 (1,020 to 3,310)	1,200 (766 to 1,900)	1,200 (822 to 1,490)	1,200 (830 to 1,290)	1,200 (830 to 1,290)	1,200 (830 to 1,290)	1,200 (816 to 1,780)	1,200 (816 to 1,780)	1,200 (816 to 1,780)	1,200 (816 to 1,780)	1,200 (816 to 1,780)	1,200 (816 to 1,780)	1,200 (816 to 1,780)	1,200 (816 to 1,780)	1,200 (816 to 1,780)	1,200 (816 to 1,780)	1,200 (816 to 1,780)	1,200 (816 to 1,780)	1,200 (816 to 1,780)	25,700
Diarrheal diseases	892 (372 to 1,910)	1,020 (819 to 2,760)	5,900 (2,560 to 9,240)	1,290 (987 to 5,270)	1,000 (876 to 1,890)	1,200 (876 to 1,890)	1,200 (686 to 1,890)	1,200 (822 to 1,490)	1,200 (830 to 1,290)	1,200 (830 to 1,290)	1,200 (830 to 1,290)	1,200 (816 to 1,780)	1,200 (816 to 1,780)	1,200 (816 to 1,780)	1,200 (816 to 1,780)	1,200 (816 to 1,780)	1,200 (816 to 1,780)	1,200 (816 to 1,780)	1,200 (816 to 1,780)	1,200 (816 to 1,780)	1,200 (816 to 1,780)	1,200 (816 to 1,780)	1,200 (816 to 1,780)	1,200 (816 to 1,780)	19,500
Typhoid and paratyphoid	0 (0 to 0)	0 (0 to 9.9)	0 (0 to 66)	0 (0 to 122)	0 (0 to 112)	0 (0 to 286)	0 (0 to 440)	0 (0 to 797)	0 (0 to 1,190)	0 (0 to 1,760)	0 (0 to 2,260)	0 (0 to 2,710)	0 (0 to 3,020)	0 (0 to 3,220)	0 (0 to 3,290)	0 (0 to 3,320)	0 (0 to 3,340)	0 (0 to 3,360)	0 (0 to 3,420)	0 (0 to 3,440)	0 (0 to 3,450)	0 (0 to 3,460)	0 (0 to 3,470)	0 (0 to 3,470)	6,890
Typhoid fever	0 (0 to 0)	0 (0 to 9.9)	0 (0 to 66)	0 (0 to 122)	0 (0 to 112)	0 (0 to 286)	0 (0 to 440)	0 (0 to 797)	0 (0 to 1,190)	0 (0 to 1,760)	0 (0 to 2,260)	0 (0 to 2,710)	0 (0 to 3,020)	0 (0 to 3,220)	0 (0 to 3,290)	0 (0 to 3,320)	0 (0 to 3,340)	0 (0 to 3,360)	0 (0 to 3,420)	0 (0 to 3,440)	0 (0 to 3,450)	0 (0 to 3,460)	0 (0 to 3,470)	0 (0 to 3,470)	6,890
Paratyphoid fever	0 (0 to 0)	0 (0 to 0)	0 (0 to 0)	0 (0 to 0)	0 (0 to 0)	0 (0 to 0)	0 (0 to 0)	0 (0 to 0)	0 (0 to 0)	0 (0 to 0)	0 (0 to 0)	0 (0 to 0)	0 (0 to 0)	0 (0 to 0)	0 (0 to 0)	0 (0 to 0)	0 (0 to 0)	0 (0 to 0)	0 (0 to 0)	0 (0 to 0)	0 (0 to 0)	0 (0 to 0)	0 (0 to 0)	0 (0 to 0)	0
Invasive Non-typhoidal Salmonella (iNTS)	41.1 (20.1 to 70.4)	994 (977 to 1,940)	1,020 (1,020 to 1,020)	1,020 (1,020 to 1,020)	1,020 (968 to 1,020)	1,020 (967 to 1,020)	1,020 (967 to 1,020)	1,020 (967 to 1,020)	1,020 (967 to 1,020)	1,020 (967 to 1,020)	1,020 (967 to 1,020)	1,020 (967 to 1,020)	1,020 (967 to 1,020)	1,020 (967 to 1,020)	1,020 (967 to 1,020)	1,020 (967 to 1,020)	1,020 (967 to 1,020)	1,020 (967 to 1,020)	1,020 (967 to 1,020)	1,020 (967 to 1,020)	1,020 (967 to 1,020)	1,020 (967 to 1,020)	1,020 (967 to 1,020)	1,020 (967 to 1,020)	3,070
Other intestinal infectious diseases	0 (0 to 0)	0 (0 to 0)	2.5 (0 to 9.9)	1.8 (0 to 66)	1.2 (0 to 66)	0.6 (0 to 2.9)	0.6 (0 to 2.9)	0.6 (0 to 2.9)	0.2 (0 to 2.9)	0.6 (0 to 2.9)	0.3 (0 to 2.9)	0.3 (0 to 2.9)	0.3 (0 to 2.9)	0.1 (0 to 2.9)	0.1 (0 to 2.9)	0.1 (0 to 2.9)	0.1 (0 to 2.9)	0.1 (0 to 2.9)	0.1 (0 to 2.9)	0.1 (0 to 2.9)	0.1 (0 to 2.9)	0.1 (0 to 2.9)	0.1 (0 to 2.9)	0.1 (0 to 2.9)	9.9
Neglected tropical diseases and malaria	1,100 (511 to 1,900)	1,100 (1,100 to 1,100)	4,600 (1,100 to 7,200)	2,090 (1,100 to 3,200)	1,020 (1,020 to 1,020)	767 (767 to 1,020)	968 (767 to 1,020)	1,020 (767 to 1,020)	1,020 (767 to 1,020)	1,020 (767 to 1,020)	1,020 (767 to 1,020)	1,020 (767 to 1,020)	1,020 (767 to 1,020)	1,020 (767 to 1,020)	1,020 (767 to 1,020)	1,020 (767 to 1,020)	1,020 (767 to 1,020)	1,020 (767 to 1,020)	1,020 (767 to 1,020)	1,020 (767 to 1,020)	1,020 (767 to 1,020)	1,020 (767 to 1,020)	1,020 (767 to 1,020)	1,020 (767 to 1,020)	15,300
Malaria	40 (to 0)	280 (to 2,900)	4,400 (1,100 to 10,100)	940 (827 to 6,940)	940 (767 to 1,980)	400 (140 to 1,390)	400 (140 to 1,390)	370 (111 to 960)	260 (60 to 729)	260 (76 to 729)	260 (76 to 729)	260 (77 to 760)	260 (80 to 759)	270 (80 to 759)	270 (80 to 759)	270 (80 to 759)	270 (80 to 759)	270 (80 to 759)	270 (80 to 759)	270 (80 to 759)	270 (80 to 759)	270 (80 to 759)	270 (80 to 759)	270 (80 to 759)	12,000
Chagas disease	0 (0 to 0)	0 (0 to 0)	0 (0 to 0)	0 (0 to 0)	0 (0 to 0)	0 (0 to 0)	0 (0 to 0)	0 (0 to 0)	0 (0 to 0)	0 (0 to 0)	0 (0 to 0)	0 (0 to 0)	0 (0 to 0)	0 (0 to 0)	0 (0 to 0)	0 (0 to 0)	0 (0 to 0)	0 (0 to 0)	0 (0 to 0)	0 (0 to 0)	0 (0 to 0)	0 (0 to 0)	0 (0 to 0)	0 (0 to 0)	0
Leishmaniasis	0 (0 to 0)	0 (0 to 0)	0 (0 to 0)	0.2 (0 to 0.6)	0.2 (0 to 0.6)	0.2 (0 to 0.6)	0.2 (0 to 0.6)	0.2 (0 to 0.6)	0.2 (0 to 0.6)	0.2 (0 to 0.6)	0.2 (0 to 0.6)	0.2 (0 to 0.6)	0.2 (0 to 0.6)	0.1 (0 to 0.6)	0.1 (0 to 0.6)	0.1 (0 to 0.6)	0.1 (0 to 0.6)	0.1 (0 to 0.6)	0 (0 to 0.6)	0 (0 to 0.6)	0 (0 to 0.6)	0 (0 to 0.6)	0 (0 to 0.6)	0 (0 to 0.6)	3.6
Visceral leishmaniasis	0 (0 to 0)	0 (0 to 0)	0 (0 to 0)	0 (0 to 0)	0 (0 to 0)	0 (0 to 0)	0 (0 to 0)	0 (0 to 0)	0 (0 to 0)	0 (0 to 0)	0 (0 to 0)	0 (0 to 0)	0 (0 to 0)	0 (0 to 0)	0 (0 to 0)	0 (0 to 0)	0 (0 to 0)	0 (0 to 0)	0 (0 to 0)	0 (0 to 0)	0 (0 to 0)	0 (0 to 0)	0 (0 to 0)	0 (0 to 0)	0
Cutaneous and mucocutaneous leishmaniasis	0 (0 to 0)	0 (0 to 0)	0 (0 to 0)	0.2 (0 to 0.6)	0.2 (0 to 0.6)	0.2 (0 to 0.6)	0.2 (0 to 0.6)	0.2 (0 to 0.6)	0.2 (0 to 0.6)	0.2 (0 to 0.6)	0.2 (0 to 0.6)	0.2 (0 to 0.6)	0.2 (0 to 0.6)	0.1 (0 to 0.6)	0.1 (0 to 0.6)	0.1 (0 to 0.6)	0.1 (0 to 0.6)	0.1 (0 to 0.6)	0 (0 to 0.6)	0 (0 to 0.6)	0 (0 to 0.6)	0 (0 to 0.6)	0 (0 to 0.6)	0 (0 to 0.6)	3.6
African trypanosomiasis	0 (0 to 0)	0 (0 to 0)	0 (0 to 0)	0 (0 to 0)	0 (0 to 0)	0 (0 to 0)	0 (0 to 0)	0 (0 to 0)	0 (0 to 0)	0 (0 to 0)	0 (0 to 0)	0 (0 to 0)	0 (0 to 0)	0 (0 to 0)	0 (0 to 0)	0 (0 to 0)	0 (0 to 0)	0 (0 to 0)	0 (0 to 0)	0 (0 to 0)	0 (0 to 0)	0 (0 to 0)	0 (0 to 0)	0 (0 to 0)	0
Schistosomiasis	0 (0 to 0)	0 (0 to 0)	12.6 (3.9 to 33.2)	66 (27.6 to 281)	99 (52.2 to 281)	156 (99.2 to 281)	156 (99.2 to 281)	156 (99.2 to 322)	156 (77.7 to 322)	156 (77.7 to 271)	156 (77.7 to 272)	156 (77.7 to 272)	156 (77.7 to 272)	156 (77.7 to 272)	156 (77.7 to 272)	156 (77.7 to 272)	156 (77.7 to 272)	156 (77.7 to 272)	156 (77.7 to 272)	156 (77.7 to 272)	156 (77.7 to 272)	156 (77.7 to 272)	156 (77.7 to 272)	156 (77.7 to 272)	1,230
Cysticercosis	0 (0 to 0)	0 (0 to 0)	0.5 (0 to 2.5)	1.5 (0 to 3.8)	6.2 (1.5 to 16.1)	13.9 (4.1 to 34.6)	18.3 (4.1 to 50.8)	17 (4.1 to 37.9)	17.5 (4.1 to 37.9)	18.6 (4.1 to 39.1)	17.6 (4.1 to 39.1)	18.1 (4.1 to 39.1)	18.7 (4.1 to 39.1)	21.6 (4.1 to 39.1)	22 (4.1 to 39.1)	19.1 (4.1 to 39.1)	18 (3.9 to 39.1)	4.6 (3.9 to 39.1)	0.8 (0.8 to 3.7)	0.7 (0.2 to 1.9)	0.2 (0 to 0.5)	0 (0 to 0)	222
Cystic echinococcosis	0 (0 to 0)	0 (0 to 0)	0 (0 to 0)	0 (0 to 0)	0 (0 to 0)	0 (0 to 0)	0 (0 to 0)	0 (0 to 0)	0 (0 to 0)	0 (0 to 0)	0 (0 to 0)	0 (0 to 0)	0 (0 to 0)	0 (0 to 0)	0 (0 to 0)	0 (0 to 0)	0 (0 to 0)	0 (0 to 0)	0 (0 to 0)	0 (0 to 0)	0 (0 to 0)	0 (0 to 0)	0 (0 to 0)	0 (0 to 0)	17.1
Lymphatic filariasis	0 (0 to 0)	0 (0 to 0)	0 (0 to 0)	46.6 (27.7 to 110)	38.6 (31.1 to 107)	14.3 (2.6 to 107)	14.3 (2.6 to 107)	14.3 (2.6 to 107)	14.3 (2.6 to 107)	14.3 (2.6 to 107)	14.3 (2.6 to 107)	14.3 (2.6 to 107)	14.3 (2.6 to 107)	14.3 (2.6 to 107)	14.3 (2.6 to 107)	14.3 (2.6 to 107)	14.3 (2.6 to 107)	14.3 (2.6 to 107)	14.3 (2.6 to 107)	14.3 (2.6 to 107)	14.3 (2.6 to 107)	14.3 (2.6 to 107)	14.3 (2.6 to 107)	14.3 (2.6 to 107)	400
Onchocerciasis	0 (0 to 0)	0 (0 to 0)	0 (0 to 0)	0 (0 to 0)	0 (0 to 0)	0 (0 to 0)	0 (0 to 0)	0 (0 to 0)	0 (0 to 0)	0 (0 to 0)	0 (0 to 0)	0 (0 to 0)	0 (0 to 0)	0 (0 to 0)	0 (0 to 0)	0 (0 to 0)	0 (0 to 0)	0 (0 to 0)	0 (0 to 0)	0 (0 to 0)	0 (0 to 0)	0 (0 to 0)	0 (0 to 0)	0 (0 to 0)	0
Trachoma	0 (0 to 0)	0 (0 to 0)	0 (0 to 0)	0 (0 to 0)	0 (0 to 0)	0 (0 to 0)	0 (0 to 0)	0 (0 to 0)	0 (0 to 0)	0 (0 to 0)	0 (0 to 0)	0 (0 to 0)	0 (0 to 0)	0 (0 to 0)	0 (0 to 0)	0 (0 to 0)	0 (0 to 0)	0 (0 to 0)	0 (0 to 0)	0 (0 to 0)	0 (0 to 0)	0 (0 to 0)	0 (0 to 0)	0 (0 to 0)	0
Dengue	0 (0 to 0)	0 (0 to 0)	0 (0 to 0)	0 (0 to 0)	0 (0 to 0)	0 (0 to 0)	0 (0 to 0)	0 (0 to 0)	0 (0 to 0)	0 (0 to 0)	0 (0 to 0)	0 (0 to 0)	0 (0 to 0)	0 (0 to 0)	0 (0 to 0)	0 (0 to 0)	0 (0 to 0)	0 (0 to 0)	0 (0 to 0)	0 (0 to 0)	0 (0 to 0)	0 (0 to 0)	0 (0 to 0)	0 (0 to 0)	0
Yellow fever	0 (0 to 0)	0 (0 to 0)	0 (0 to 0)	0 (0 to 0)	0 (0 to 0)	0 (0 to 0)	0 (0 to 0)	0 (0 to 0)	0 (0 to 0)	0 (0 to 0)	0 (0 to 0)	0 (0 to 0)	0 (0 to 0)	0 (0 to 0)	0 (0 to 0)	0 (0 to 0)	0 (0 to 0)	0 (0 to 0)	0 (0 to 0)	0 (0 to 0)	0 (0 to 0)	0 (0 to 0)	0 (0 to 0)	0 (0 to 0)	0
Rabies	0 (0 to 0)	0 (0 to 0)	0.9 (0 to 39.1)	2.6 (0 to 10.6)	19.8 (2.6 to 116)	25.8 (2.6 to 116)	27.5 (2.6 to 116)	19.4 (2.6 to 116)	9.8 (2.6 to 116)	7.2 (2.6 to 116)	5.9 (2.6 to 116)	4.7 (2.6 to 116)	4.2 (2.6 to 116)	3.8 (2.6 to 116)	2.7 (2.6 to 116)	2.6 (2.6 to 116)	2.6 (2.6 to 116)	0.2 (0 to 116



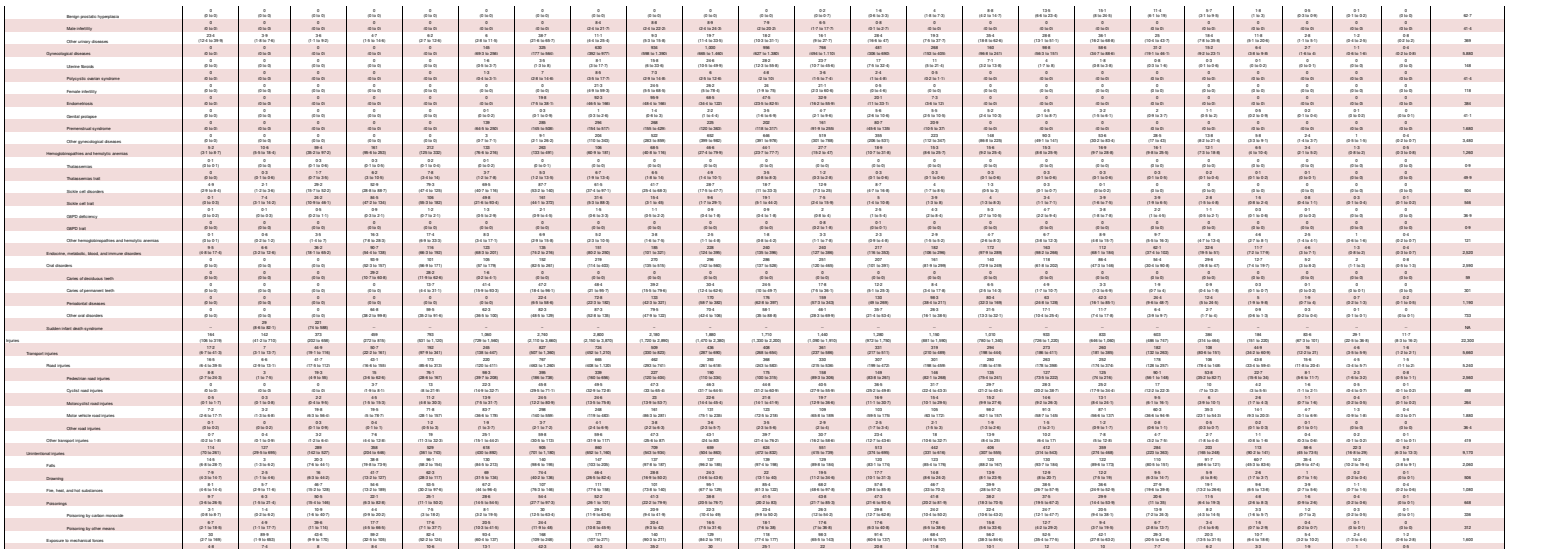

SR Table 2c. Burdens DALYS by cause and sex group for both sexes with 95% uncertainty intervals, 2019

Cause	Both Neonatal	Late Neonatal	Post Neonatal	1 to 4	5 to 9	10 to 14	15 to 19	20 to 24	25 to 29	30 to 34	35 to 39	40 to 44	45 to 49	50 to 54	55 to 59	60 to 64	65 to 69	70 to 74	75 to 79	80 to 84	85 to 89	90 to 94	95 plus	Total
All causes	28,169 (27,398 to 28,955)	8,080 (6,810 to 10,394)	23,100 (21,999 to 24,700)	39,490 (38,000 to 40,994)	19,660 (17,669 to 21,772)	14,460 (13,117 to 15,894)	17,960 (16,422 to 19,600)	21,150 (19,339 to 23,005)	24,660 (21,794 to 27,690)	27,660 (23,497 to 31,772)	29,660 (24,210 to 35,000)	31,660 (24,150 to 38,900)	33,660 (24,150 to 43,900)	32,490 (23,150 to 42,900)	32,660 (23,150 to 43,900)	31,660 (23,150 to 43,900)	31,660 (23,150 to 43,900)	30,660 (22,150 to 42,900)	29,660 (21,150 to 41,900)	28,660 (20,150 to 40,900)	27,660 (19,150 to 39,900)	26,660 (18,150 to 38,900)	8,220 (5,550 to 12,210)	670 (370 to 1,060)	227 (200 to 256)	337,000
Communicable, maternal, neonatal, and nutritional diseases	26,900 (26,600 to 28,400)	7,660 (6,110 to 9,370)	20,300 (19,000 to 21,500)	33,500 (32,000 to 34,900)	9,110 (7,100 to 12,000)	6,260 (5,090 to 7,760)	7,170 (5,900 to 8,900)	8,670 (6,900 to 10,900)	9,600 (7,200 to 12,900)	9,500 (7,200 to 12,900)	9,360 (7,210 to 12,900)	9,090 (6,500 to 12,900)	8,690 (5,990 to 12,900)	8,350 (5,990 to 12,900)	7,960 (5,990 to 12,900)	7,600 (5,990 to 12,900)	7,220 (5,990 to 12,900)	6,850 (5,990 to 12,900)	6,490 (5,990 to 12,900)	6,120 (5,990 to 12,900)	5,760 (5,990 to 12,900)	5,390 (5,990 to 12,900)	1,910 (1,100 to 2,900)	397 (190 to 720)	156 (79 to 339)	183,000
HIV/AIDS and sexually transmitted infections	1,130 (370 to 2,680)	177 (59 to 392)	979 (266 to 1,950)	226 (119 to 432)	272 (164 to 561)	541 (248 to 1,060)	1,360 (756 to 2,260)	1,100 (732 to 1,670)	1,070 (648 to 1,600)	1,280 (775 to 1,930)	1,600 (970 to 2,330)	1,820 (1,210 to 2,670)	1,820 (1,280 to 2,650)	1,770 (1,280 to 2,650)	1,640 (1,280 to 2,650)	1,510 (1,280 to 2,650)	1,360 (1,280 to 2,650)	1,210 (1,280 to 2,650)	1,060 (1,280 to 2,650)	907 (1,280 to 2,650)	753 (1,280 to 2,650)	599 (1,280 to 2,650)	446 (1,280 to 2,650)	292 (1,280 to 2,650)	138 (1,280 to 2,650)	19,800
HIV/AIDS	0 (0 to 0)	0.1 (0 to 1)	260 (120 to 491)	212 (98 to 406)	265 (120 to 506)	605 (280 to 1,160)	1,350 (620 to 2,580)	1,100 (510 to 2,100)	1,030 (480 to 1,970)	1,200 (560 to 2,300)	1,660 (770 to 3,170)	1,790 (830 to 3,420)	1,640 (760 to 3,130)	1,310 (610 to 2,500)	792 (370 to 1,520)	399 (180 to 760)	197 (89 to 377)	89.3 (39 to 171)	40.5 (17 to 77)	17.6 (7 to 34)	6.1 (2 to 12)	1.8 (0 to 3)	0.4 (0 to 0.8)	13,900
HIV/AIDS - Drug-susceptible Tuberculosis	0 (0 to 0)	0 (0 to 0)	0.4 (0 to 1.6)	0.4 (0 to 1.6)	0.4 (0 to 1.6

Ischemic heart disease	0 (0-0)	0 (0-0)	0 (0-0)	0 (0-0)	0 (0-0)	0 (0-0)	77.0 (284.6-126)	59.0 (274.9-99.6)	64.1 (29-124)	63.0 (69.1-78)	63.0 (69.4-224)	126 (274.9-224)	193 (274.9-224)	207 (196.9-216)	220 (220-224)	403 (220-224)	568 (220-224)	666 (220-224)	698 (220-224)	825 (224.9-1,170)	895 (299.9-1,282)	1,020 (652.9-1,282)	829 (652.9-1,282)	703 (99.9-1,282)	34.9 (20.9-54.2)	6,772
Stroke	0 (0-0)	0 (0-0)	0 (0-0)	0 (0-0)	0 (0-0)	0 (0-0)	0 (0-0)	0 (0-0)	0 (0-0)	0 (0-0)	0 (0-0)	0 (0-0)	0 (0-0)	0 (0-0)	0 (0-0)	0 (0-0)	0 (0-0)	0 (0-0)	0 (0-0)	0 (0-0)	0 (0-0)	0 (0-0)	0 (0-0)	0 (0-0)	0 (0-0)	0 (0-0)	0
Ischemic stroke	2.7 (0.7-5.9)	2.7 (0.2-5.7)	1.3 (1.1-4.2)	19.0 (10.4-33.1)	42.7 (27.9-54.7)	58.7 (27.9-91.2)	61.2 (28.1-94.2)	64.0 (28.9-97.2)	47.2 (29.9-69.6)	49.6 (28.9-68.7)	72.0 (28.4-78.3)	58.2 (28.9-78.3)	63.3 (28.9-91.1)	61.2 (28.9-78.3)	106 (78.1-196)	226 (132.9-291)	239 (132.9-291)	224 (132.9-291)	249 (132.9-291)	249 (132.9-291)	169 (132.9-291)	195 (132.9-291)	204 (132.9-291)	104 (67.2-154)	22.0 (13.2-33.3)	3,260
Intracerebral hemorrhage	6.6 (1.9-19.1)	1.9 (0.3-9.3)	10.2 (2.3-28.1)	18.6 (7.6-37.9)	19.6 (11.4-33.8)	34 (19.9-54.6)	91.6 (53.6-131)	110 (72.9-152)	89.6 (42.2-142)	116 (69.9-156)	146 (72.9-204)	239 (116.9-323)	331 (116.9-323)	494 (116.9-556)	569 (228.9-704)	569 (297.9-704)	672 (297.9-704)	668 (297.9-704)	669 (224.9-1,003)	734 (384.9-1,003)	668 (452.9-1,030)	246 (333.9-372)	46.6 (142.9-194)	12.7 (9.9-19.4)	9,893
Subarachnoid hemorrhage	2.3 (0.4-7.2)	0.6 (0.1-4.6)	1.3 (0.1-5.1)	3.5 (0.6-18.1)	3.9 (1.5-10)	7.7 (2.2-17.6)	19 (6.2-34.5)	29.3 (7.1-56.7)	16 (5.6-46)	20.6 (5.6-58.2)	25.2 (5.6-58.2)	38.6 (10.6-92.1)	37.7 (14.2-84.6)	44.3 (18.2-106)	68 (18.2-106)	39.7 (18.2-106)	39.1 (12.2-84.6)	31.6 (12.2-84.6)	35.7 (12.2-84.6)	37.9 (12.2-84.6)	10.1 (10.6-58.2)	2.9 (10.6-58.2)	0.6 (1.6-4.6)	0.2 (0.2-1.3)	473
Hypertensive heart disease	0 (0-0)	0 (0-0)	0 (0-0)	0 (0-0)	0 (0-0)	0 (0-0)	9.1 (3.4-19.4)	12.6 (3.4-29.9)	19.3 (3.4-29.9)	19 (3.4-29.9)	17.2 (3.4-29.9)	41.1 (9.4-91.4)	71.2 (19.4-147)	109 (19.4-147)	144 (19.4-147)	182 (19.4-266)	220 (19.4-266)	249 (19.4-266)	214 (19.4-266)	266 (19.4-266)	266 (19.4-266)	463 (97.9-739)	267 (97.9-739)	70.6 (19.4-97.9)	17 (9.9-24.1)	2,620
Non-rheumatic mitral valve disease	0 (0-0)	0 (0-0)	0 (0-0)	0 (0-0)	0 (0-0)	0 (0-0)	0 (0-0)	0 (0-0)	0 (0-0)	0 (0-0)	0 (0-0)	0 (0-0)	0 (0-0)	0 (0-0)	0 (0-0)	0 (0-0)	0 (0-0)	0 (0-0)	0 (0-0)	0 (0-0)	0 (0-0)	0 (0-0)	0 (0-0)	0 (0-0)	0 (0-0)	0 (0-0)	0
Non-rheumatic calcific aortic valve disease	0 (0-0)	0 (0-0)	0 (0-0)	0 (0-0)	0 (0-0)	0 (0-0)	2.5 (1.5-5.9)	2.5 (1.5-5.9)	2.5 (1.5-5.9)	2.5 (0.9-6.2)	2.5 (0.9-6.2)	2.5 (0.9-6.2)	2.7 (1.1-5.9)	2.7 (1.2-5.9)	3.1 (1.5-5.9)	3.1 (1.5-5.9)	6.3 (2.2-9.7)	7.7 (2.8-9.9)	7.7 (2.8-9.9)	7.7 (3.4-9.9)	7.7 (2.8-9.9)	7.7 (6.9-12.7)	7.7 (6.7-12.7)	7.7 (3.6-13.7)	1.6 (0.9-3.7)	78
Non-rheumatic degenerative mitral valve disease	0 (0-0)	0 (0-0)	0 (0-0)	0 (0-0)	0 (0-0)	0 (0-0)	4.9 (2.3-9.9)	4.9 (1.6-9.9)	4.9 (1.6-9.9)	4.9 (1.4-9.9)	4.9 (1.4-9.9)	4.9 (1.4-9.9)	4.9 (1.7-9.9)	4.9 (1.7-9.9)	4.9 (1.6-9.9)	4.9 (1.6-9.9)	4.9 (1.6-9.9)	4.9 (2.8-9.9)	4.9 (2.8-9.9)	4.9 (2.1-9.9)	4.9 (2.8-10.9)	4.9 (3.3-9.9)	4.9 (3.3-9.9)	4.9 (3.3-14.1)	2.1 (0.7-5.3)	92
Other non-rheumatic valve disease	0 (0-0)	0 (0-0)	0 (0-0)	0 (0-0)	0 (0-0)	0 (0-0)	0.3 (0.2-1.4)	0.3 (0.2-1.4)	0.3 (0.1-1.4)	0.3 (0.1-0.9)	0.3 (0.1-0.9)	0.3 (0.1-0.9)	0.3 (0.1-0.9)	0.3 (0.1-0.9)	0.3 (0.1-0.9)	0.3 (0.1-0.9)	0.3 (0.1-0.9)	0.3 (0.1-0.9)	0.3 (0.1-0.9)	0.3 (0.1-0.9)	0.3 (0.1-0.9)	0.3 (0.1-0.9)	0.3 (0.1-0.9)	0.3 (0.1-0.9)	0.2 (0.1-0.4)	4.7
Cardiomyopathy and myocarditis	0 (0-0)	0 (0-0)	0 (0-0)	0 (0-0)	0 (0-0)	0 (0-0)	0 (0-0)	0 (0-0)	0 (0-0)	0 (0-0)	0 (0-0)	0 (0-0)	0 (0-0)	0 (0-0)	0 (0-0)	0 (0-0)	0 (0-0)	0 (0-0)	0 (0-0)	0 (0-0)	0 (0-0)	0 (0-0)	0 (0-0)	0 (0-0)	0 (0-0)	0 (0-0)	0
Myocarditis	2.1 (0.4-5.9)	0 (0-3.4)	1.9 (1.9-16.6)	1.9 (1.9-17.2)	2.3 (1.9-6.1)	2.3 (1.9-6.1)	2.7 (1.9-6.2)	2.7 (1.9-7.8)	2.7 (1.9-7.2)	2.7 (1.9-7.2)	2.7 (1.9-7.2)	2.7 (1.9-7.2)	2.7 (1.9-7.2)	2.7 (1.9-7.2)	2.7 (1.9-7.2)	2.7 (1.9-7.2)	1.6 (0.9-3.9)	1.1 (0.9-3.9)	0.8 (0.7-4.2)	0.8 (0.7-4.2)	0.8 (0.7-4.2)	0.8 (0.7-4.2)	0.8 (0.7-4.2)	0.8 (0.7-4.2)	0.1 (0.1-0.3)	48.3
Alcoholic cardiomyopathy	0 (0-0)	0 (0-0)	0 (0-0)	0 (0-0)	0 (0-0)	0 (0-0)	0.4 (0.1-1.5)	0.4 (0.1-1.5)	0.2 (0.1-0.7)	0.2 (0.1-0.7)	0.2 (0.1-0.7)	0.2 (0.1-0.7)	0.4 (0.1-1.2)	0.4 (0.1-1.2)	0.6 (0.1-1.5)	0.5 (0.1-1.5)	0.5 (0.1-1.5)	0.5 (0.1-1.5)	0.5 (0.1-1.5)	0.2 (0.1-0.7)	0.2 (0.1-0.7)	0.2 (0.1-0.7)	0.2 (0.1-0.7)	0.2 (0.1-0.7)	0.1 (0.1-0.1)	5
Other cardiomyopathy	68.0 (24.1-93.9)	13.4 (8.6-24.1)	60.9 (28.1-104)	49.3 (21.1-97.2)	14.4 (9.9-31.2)	19.9 (9.9-31.2)	16.9 (9.9-31.2)	16.7 (9.9-31.2)	19.5 (9.9-31.2)	22.1 (12.2-54.9)	26.9 (12.2-54.9)	31.3 (12.2-54.9)	29.6 (12.2-54.9)	38.6 (9.9-79.9)	39.1 (9.9-79.9)	41 (9.9-79.9)	41 (9.9-79.9)	39.3 (9.9-79.9)	46.1 (12.2-54.9)	46.1 (12.2-54.9)	42.5 (12.2-54.9)	62.3 (19.7-92.7)	39.7 (19.7-92.7)	9.3 (9.9-24.1)	1.4 (0.9-2.3)	689
Atrial fibrillation and flutter	0 (0-0)	0 (0-0)	0 (0-0)	0 (0-0)	0 (0-0)	0 (0-0)	0 (0-0)	0 (0-0)	0 (0-0)	1.4 (0.2-3.9)	2.3 (0.2-7.1)	7.1 (0.2-19.2)	11.1 (0.2-19.2)	19.2 (0.2-19.2)	19.2 (0.2-19.2)	19.2 (0.2-19.2)	19.2 (0.2-19.2)	22.7 (0.2-19.2)	29.6 (0.2-19.2)	41.2 (0.2-19.2)	69.1 (0.2-19.2)	90.6 (0.2-19.2)	28.7 (0.2-19.2)	4.6 (0.2-19.2)	375
Aortic aneurysm	0 (0-0)	0 (0-0)	0 (0-0)	0 (0-0)	0 (0-0)	0 (0-0)	0 (0-0)	0 (0-0)	0 (0-0)	0 (0-0)	0 (0-0)	0 (0-0)	0 (0-0)	0 (0-0)	0 (0-0)	0 (0-0)	0 (0-0)	0 (0-0)	0 (0-0)	0 (0-0)	0 (0-0)	0 (0-0)	0 (0-0)	0 (0-0)	0 (0-0)	0 (0-0)	0
Endocarditis	2.1 (0.1-5.1)	2.6 (0.1-5.6)	2.6 (0.6-5.7)	3.2 (1.6-12.1)	7.7 (3.3-16.1)	15.6 (3.3-16.1)	13.2 (4.2-24.9)	13.2 (4.9-29.4)	13.2 (4.9-24.9)	13.2 (3.9-23.4)	13.2 (4.9-24.9)	13.2 (4.9-24.9)	13.2 (4.9-24.9)	13.2 (4.9-24.9)	13.2 (4.9-24.9)	13.2 (4.9-24.9)	13.2 (3.9-19.6)	13.2 (3.9-19.6)	13.2 (3.9-19.6)	13.2 (3.9-19.6)	13.2 (3.9-19.6)	13.2 (3.9-19.6)	13.2 (3.9-19.6)	3.7 (0.9-7.6)	143
Other cardiovascular and circulatory diseases	1.9 (0.4-13.6)	10.6 (0.7-9.3)	22.9 (1.1-14.9)	9.7 (0.6-18.6)	28.2 (3.6-57.1)	30.3 (3.6-100)	19.3 (3.6-100)	19.9 (3.6-97.6)	23.9 (3.6-79.9)	19.4 (3.6-79.9)	19.4 (3.6-79.9)	19.4 (3.6-79.9)	19.4 (3.6-79.9)	19.4 (3.6-79.9)	19.4 (3.6-79.9)	19.4 (3.6-79.9)	19.4 (3.6-79.9)	19.4 (3.6-79.9)	19.4 (3.6-79.9)	19.4 (3.6-79.9)	19.4 (3.6-79.9)	19.4 (3.6-79.9)	19.4 (3.6-79.9)	19.4 (3.6-79.9)	19.4 (3.6-79.9)	1,192
Chronic respiratory diseases	0 (0-0)	0.3 (0.2-0.9)	0.4 (0.2-0.9)	0.4 (0.2-0.9)	0.4



SR Table 2c. North Macedonia DALYS by cause and age-group for both sexes with 95% uncertainty intervals, 2019

Cause	Early Neonatal	Late Neonatal	Post-Neonatal	1 to 4	5 to 9	10 to 14	15 to 19	20 to 24	25 to 29	30 to 34	35 to 39	40 to 44	45 to 49	50 to 54	55 to 59	60 to 64	65 to 69	70 to 74	75 to 79	80 to 84	85 to 89	90 to 94	95 plus	Total
All causes	7,920 (6,810 to 9,060)	2,920 (2,450 to 3,520)	6,640 (5,990 to 8,170)	4,730 (3,790 to 5,760)	5,070 (4,150 to 6,190)	6,900 (5,650 to 8,330)	13,200 (11,000 to 15,600)	19,300 (16,000 to 23,000)	21,100 (17,500 to 25,000)	22,900 (19,000 to 27,700)	27,600 (23,000 to 33,000)	31,200 (25,300 to 37,900)	41,000 (33,000 to 49,700)	52,000 (42,000 to 62,600)	68,700 (55,000 to 83,600)	91,200 (73,000 to 107,000)	121,000 (97,000 to 142,000)	151,000 (122,000 to 179,000)	181,000 (146,000 to 209,000)	199,000 (161,000 to 230,000)	205,000 (166,000 to 237,000)	5,990 (5,430 to 6,580)	1,040,000 (979,000 to 1,110,000)
Communicable, maternal, neonatal, and nutritional diseases	7,010 (5,700 to 8,500)	2,350 (1,910 to 2,980)	2,490 (1,900 to 3,270)	1,790 (1,350 to 2,370)	1,420 (1,020 to 2,000)	1,100 (820 to 1,530)	1,160 (860 to 1,660)	1,260 (1,000 to 1,640)	1,490 (1,150 to 1,940)	1,630 (1,250 to 2,100)	1,820 (1,330 to 2,500)	1,820 (1,300 to 2,500)	2,110 (1,510 to 2,950)	2,260 (1,600 to 3,160)	2,260 (1,560 to 3,150)	2,250 (1,570 to 3,020)	2,090 (1,500 to 2,850)	1,960 (1,420 to 2,720)	1,820 (1,320 to 2,550)	1,660 (1,200 to 2,350)	1,460 (1,060 to 2,080)	1,230 (890 to 1,750)	33,400
HIV/AIDS and sexually transmitted infections	66.6 (49.7 to 86)	21.8 (15.2 to 31)	39 (27.2 to 54.4)	3.8 (2.6 to 5.4)	2.9 (2.1 to 4.2)	2.9 (2.1 to 4.4)	7.1 (4.9 to 10.6)	16.4 (11.4 to 24.1)	28.9 (19.9 to 42.2)	39.9 (27.5 to 58.3)	49.9 (34.4 to 72.9)	57.9 (39.7 to 84.7)	69.7 (47.7 to 101.7)	69.6 (47.6 to 101.8)	72.9 (49.8 to 106.7)	74.1 (50.6 to 108.3)	73.1 (49.9 to 107.1)	69.1 (47.1 to 101.3)	63.1 (42.9 to 92.5)	54.1 (36.7 to 79.3)	43.6 (29.5 to 63.9)	30.1 (20.4 to 44.1)	491
HIV/AIDS	0 (0 to 0)	0 (0 to 0)	3.2 (2.6 to 3.8)	2.6 (2.2 to 3)	2.5 (2.2 to 3)	1.1 (0.9 to 1.3)	2.9 (2.5 to 3.5)	1.6 (1.3 to 2)	2.2 (1.8 to 2.7)	2.5 (2 to 3.1)	2.5 (2 to 3.1)	2.2 (1.8 to 2.8)	2.7 (2.2 to 3.4)	2.7 (2.2 to 3.4)	2.4 (2 to 3)	2.2 (1.8 to 2.8)	2.2 (1.8 to 2.8)	1.9 (1.6 to 2.4)	1.6 (1.3 to 2.1)	1.3 (1.1 to 1.7)	1.1 (0.9 to 1.4)	0.9 (0.7 to 1.2)	0.7 (0.6 to 0.9)	59.7
HIV/AIDS - Drug-susceptible Tuberculosis	0 (0 to 0)	0 (0 to 0)	0.4 (0.4 to 0.5)	0.4 (0.3 to 0.5)	0.3 (0.3 to 0.4)	0.2 (0.1 to 0.2)	0.4 (0.3 to 0.5)	0.2 (0.2 to 0.3)	0.3 (0.2 to 0.4)	0.3 (0.2 to 0.4)	0.3 (0.2 to 0.4)	0.3 (0.2 to 0.4)	0.3 (0.2 to 0.4)	0.3 (0.2 to 0.4)	0.3 (0.2 to 0.4)	0.3 (0.2 to 0.4)	0.3 (0.2 to 0.4)	0.2 (0.2 to 0.3)	0.2 (0.1 to 0.3)	0.2 (0.1 to 0.2)	0.1 (0.1 to 0.2)	0.1 (0 to 0.1)	0 (0 to 0.1)	4.1
HIV/AIDS - Multidrug-resistant Tuberculosis without extensive	0 (0 to 0)	0 (0 to 0)	0 (0 to 0.1)	0 (0 to 0.1)	0 (0 to 0.1)	0 (0 to 0)	0 (0 to 0)	0 (0 to 0)	0 (0 to 0)	0 (0 to 0)	0 (0 to 0)	0 (0 to 0)	0 (0 to 0)	0 (0 to 0)	0 (0 to 0)	0 (0 to 0)	0 (0 to 0)	0 (0 to 0)	0 (0 to 0)	0 (0 to 0)	0 (0 to 0)	0 (0 to 0)	0 (0 to 0)	0 (0 to 0)	0.6
HIV/AIDS - Extensively drug-resistant Tuberculosis	0 (0 to 0)	0 (0 to 0)	0 (0 to 0)	0 (0 to 0)	0 (0 to 0)	0 (0 to 0)	0 (0 to 0)	0 (0 to 0)	0 (0 to 0)	0 (0 to 0)	0 (0 to 0)	0 (0 to 0)	0 (0 to 0)	0 (0 to 0)	0 (0 to 0)	0 (0 to 0)	0 (0 to 0)	0 (0 to 0)	0 (0 to 0)	0 (0 to 0)	0 (0 to 0)	0 (0 to 0)	0 (0 to 0)	0 (0 to 0)	0.2
HIV/AIDS resulting in other diseases	0 (0 to 0)	0 (0 to 0)	1.6 (1.6 to 2.9)	1.7 (1.3 to 2.2)	0.6 (0.5 to 1.3)	0.6 (0.4 to 0.9)	3.4 (2.9 to 4.1)	14.6 (12.3 to 17.6)	26.4 (22.6 to 31.2)	37.1 (31.5 to 43.9)	47.1 (39.9 to 55.6)	54.8 (46.2 to 64.9)	65.8 (55.1 to 77.9)	65.7 (54.9 to 78.6)	68.4 (57.1 to 82.1)	69.8 (57.9 to 84.2)	68.8 (56.9 to 83.3)	64.9 (53.7 to 79.1)	59.2 (48.8 to 72.4)	50.7 (41.6 to 62.3)	40.7 (33.2 to 50.4)	28.1 (22.8 to 35.1)	19.1 (15.4 to 24.1)	462.1
Sexually transmitted infections excluding HIV	66.6 (49.7 to 86)	21.8 (15.2 to 31)	35.7 (27.1 to 47.7)	1.2 (0.9 to 1.6)	0.4 (0.3 to 0.6)	1.8 (1.4 to 2.4)	4.2 (3.2 to 5.7)	1.8 (1.4 to 2.4)	2.7 (2.1 to 3.6)	2.8 (2.1 to 3.8)	2.8 (2.1 to 3.8)	3.6 (2.7 to 4.9)	3.9 (2.9 to 5.3)	4.3 (3.2 to 5.8)	4.5 (3.4 to 6.1)	4.3 (3.2 to 5.8)	4.3 (3.2 to 5.8)	4.2 (3.2 to 5.7)	3.9 (2.9 to 5.3)	3.4 (2.6 to 4.7)	2.9 (2.2 to 4)	2.1 (1.6 to 2.9)	1.4 (1.1 to 2)	241
Syphilis	0 (0 to 0)	0 (0 to 0)	0.1 (0 to 0.2)	0.1 (0 to 0.2)	0.1 (0 to 0.2

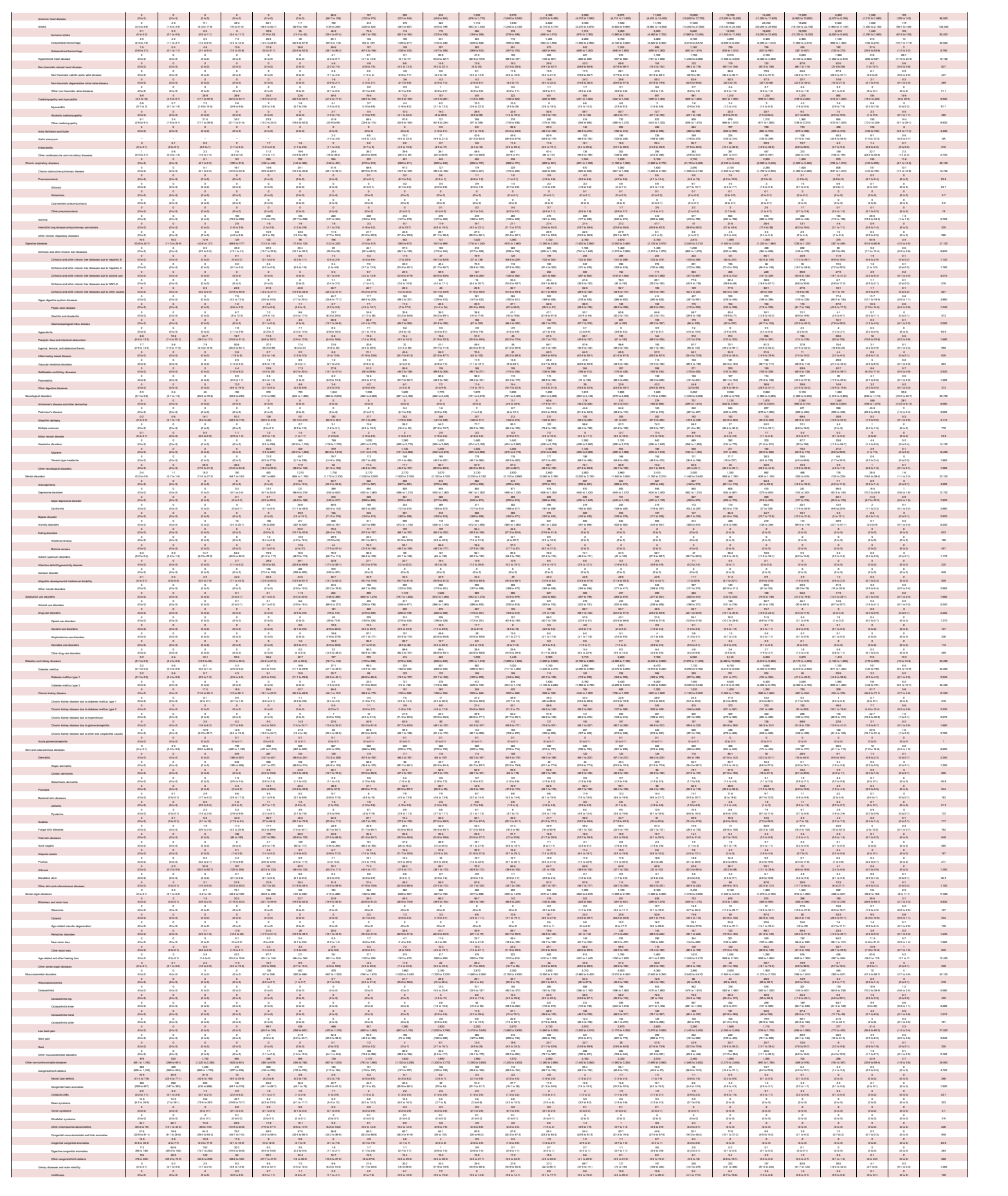

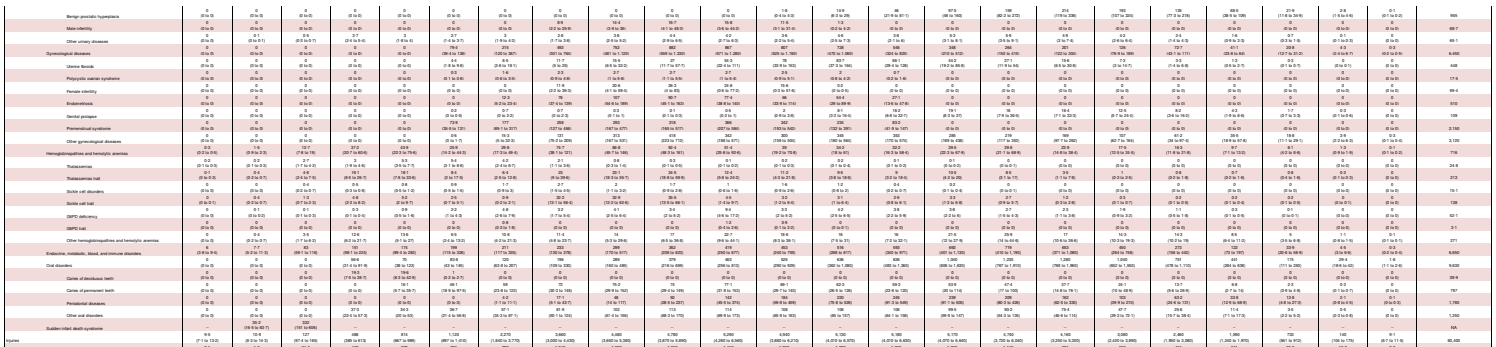

SB Table 2c: Burkina DALYS by cause and age arcoss for both sexes with 95% uncertainty intervals, 2019

Cause	Birth/Neonatal	Late Neonatal	Post Neonatal	1 to 4	5 to 9	10 to 14	15 to 19	20 to 24	25 to 29	30 to 34	35 to 39	40 to 44	45 to 49	50 to 54	55 to 59	60 to 64	65 to 69	70 to 74	75 to 79	80 to 84	85 to 89	90 to 94	95 plus	Total
All causes	68,169 (61,208 to 69,600)	11,139 (6,689 to 18,300)	47,050 (39,000 to 56,300)	33,400 (29,200 to 37,400)	14,700 (11,900 to 20,300)	13,600 (10,400 to 19,900)	11,100 (7,600 to 20,300)	14,600 (12,800 to 20,400)	16,200 (12,700 to 19,900)	16,100 (12,700 to 19,900)	14,900 (11,700 to 19,900)	14,600 (11,700 to 17,800)	13,600 (10,900 to 17,200)	12,700 (9,900 to 16,900)	11,900 (9,300 to 15,700)	11,200 (8,010 to 15,700)	9,870 (6,160 to 11,800)	7,090 (3,660 to 10,800)	5,070 (2,390 to 8,200)	3,270 (1,550 to 5,200)	1,960 (1,060 to 2,900)	820 (530 to 1,180)	337 (203 to 561)	344,000
Communicable, maternal, neonatal, and nutritional diseases	66,900 (59,000 to 68,700)	10,000 (5,920 to 16,300)	41,200 (33,300 to 49,900)	26,400 (21,600 to 31,400)	9,040 (7,040 to 14,100)	6,260 (4,620 to 9,630)	6,030 (4,330 to 10,300)	7,630 (5,750 to 9,960)	7,110 (5,390 to 9,160)	7,060 (5,370 to 9,220)	7,000 (5,400 to 9,610)	7,260 (5,610 to 9,610)	6,450 (4,910 to 8,630)	5,360 (3,970 to 7,570)	4,260 (3,220 to 5,920)	3,330 (2,300 to 4,920)	2,070 (1,670 to 3,230)	1,470 (1,230 to 2,090)	1,100 (897 to 1,560)	662 (530 to 778)	211 (153 to 282)	66 (39 to 97)	213,000
HIV/AIDS and sexually transmitted infections	997 (299 to 2,110)	170 (67 to 406)	877 (262 to 1,330)	548 (160 to 986)	460 (261 to 960)	665 (366 to 1,360)	2,340 (1,260 to 4,030)	1,970 (1,270 to 2,900)	2,230 (1,370 to 3,260)	2,920 (1,900 to 4,420)	3,670 (2,420 to 5,600)	3,960 (2,870 to 5,710)	3,960 (2,360 to 5,360)	2,860 (1,760 to 4,040)	1,920 (1,060 to 2,940)	804 (514 to 1,200)	390 (221 to 579)	159 (100 to 267)	74.9 (48.3 to 121)	19.7 (10 to 28.3)	2.1 (0.9 to 3.4)	0.5 (0.3 to 0.8)	30,100
HIV/AIDS	0 (0 to 0)	0.1 (0.1 to 0.2)	458 (255 to 764)	337 (183 to 587)	407 (245 to 877)	665 (366 to 1,360)	2,330 (1,260 to 4,030)	1,940 (1,260 to 2,870)	2,190 (1,350 to 3,200)	2,880 (1,900 to 4,420)	3,630 (2,420 to 5,600)	3,930 (2,860 to 5,680)	3,930 (2,360 to 5,360)	2,850 (1,760 to 4,040)	1,920 (1,060 to 2,940)	799 (514 to 1,200)	389 (221 to 579)	158 (100 to 266)	73 (48.2 to 119)	19.6 (9.9 to 27.8)	2.1 (0.9 to 3.4)	0.4 (0.3 to 0.7)	28,900
HIV/AIDS - Drug-susceptible Tuberculosis	0 (0 to 0)	0 (0 to 0)	0 (0 to 0)	0 (0 to 0)	0 (0 to 0)	0 (0 to 0)	0 (0 to 0)	0 (0 to 0)	0 (0 to 0)	0 (0 to 0)	0 (0 to 0)	0 (0 to 0)	0 (0 to 0)	0 (0 to 0)	0 (0 to 0)	0 (0 to 0)	0 (0 to 0)	0 (0 to 0)	0 (0 to 0)	0 (0 to 0)	0 (0 to 0)	0 (0 to 0)	0 (0 to 0)	0
HIV/AIDS - Multidrug-resistant Tuberculosis without extensive	0 (0 to 0)	0 (0 to 0)	0 (0 to 29.9)	0 (0 to 19.2)	0 (0 to 19.4)	0 (0 to 0)	0 (0 to 0)	0 (0 to 0)	0 (0 to 0)	0 (0 to 0)	0 (0 to 0)	0 (0 to 0)	0 (0 to 0)	0 (0 to 0)	0 (0 to 0)	0 (0 to 0)	0 (0 to 0)	0 (0 to 0)	0 (0 to 0)	0 (0 to 0)	0 (0 to 0)	0 (0 to 0)	0 (0 to 0)	0
HIV/AIDS - Extensively drug-resistant Tuberculosis	0 (0 to 0)	0 (0 to 0)	0.1 (0 to 0.3)	0.1 (0 to 0.2)	0.2 (0 to 0.6)	0.1 (0 to 0.2)	0.2 (0 to 0.7)	0.2 (0 to 1.1)	0.2 (0 to 1.1)	0.2 (0 to 1.1)	0.2 (0 to 1.1)	0.2 (0 to 1.1)	0.2 (0 to 1.1)	0.2 (0 to 1.1)	0.2 (0 to 1.1)	0.2 (0 to 1.1)	0.2 (0 to 1.1)	0.2 (0 to 1.1)	0.2 (0 to 1.1)	0.2 (0 to 1.1)	0.2 (0 to 1.1)	0.2 (0 to 1.1)	9.1
HIV/AIDS resulting in other diseases	0 (0 to 0.1)	0.1 (0 to 0.2)	329 (133 to 689)	202 (100 to 513)	162 (100 to 781)	129 (100 to 781)	1,410 (520 to 3,300)	1,200 (720 to 2,500)	1,650 (777 to 2,800)	1,820 (760 to 3,900)	2,210 (1,000 to 3,900)	2,500 (1,370 to 4,270)	2,360 (1,000 to 4,060)	1,770 (1,020 to 3,100)	1,260 (627 to 2,010)	570 (309 to 1,020)	304 (132 to 491)	109 (69.7 to 193)	54.1 (27.7 to 89.1)	14 (6.6 to 22.6)	1.4 (0.6 to 2.3)	0.2 (0.2 to 0.4)	18,700
Sexually transmitted infections excluding HIV	997 (299 to 2,100)	170 (67 to 406)	419 (127 to 618)	211 (21 to 391)	53 (7 to 114)	0.2 (0 to 0.5)	16 (3 to 47)	29 (7 to 57)	37 (11 to 69)	43 (11 to 83)	39 (9 to 83)	32 (8 to 83)	31 (8 to 83)	12 (3 to 31)	6.6 (2 to 16)	4.6 (1 to 11)	1.8 (0 to 5)	0.1 (0 to 0.3)	0.1 (0 to 0.3)	0.1 (0 to 0.3)	0.1 (0 to 0.3)	0.1 (0 to 0.3)	1,300
Syphilis	997 (299 to 2,100)	170 (67 to 406)	960 (212 to 1,380)	211 (21 to 391)	53 (7 to 114)	0.2 (0 to 0.5)	16 (3 to 47)	29 (7 to 57)	37 (11 to 69)	43 (11 to 83)	39 (9 to 83)	32 (8 to 83)	31 (8 to 83)	12 (3 to 31)	6.6 (2 to 16)	4.6 (1 to 11)	1.8 (0 to 5)	0.1 (0 to 0.3)	0.1 (0 to 0.3)	0.1 (0 to 0.3)	0.1 (0 to 0.3)	0.1 (0 to 0.3)	1,300
Chlamydial infection	0 (0 to 0)	0 (0 to 0)	0 (0 to 0)	0 (0 to 0)	0 (0 to 0)	0.2 (0 to 0.5)	1.6 (0 to 4.7)	1.6 (0 to 4.7)	2.2 (0 to 6.4)	2.6 (0 to 7.4)	3.2 (0 to 9.2)	3.5 (0 to 9.2)	3.2 (0 to 9.2)	1.6 (0 to 4.7)	0.8 (0 to 2.4)	0.4 (0 to 1.1)	0.2 (0 to 0.5)	0.2 (0 to 0.5)	0.2 (0 to 0.5)	0.2 (0 to 0.5)	0.2 (0 to 0.5)	0.2 (0 to 0.5)	215
Gonococcal infection	0 (0 to 0)	0 (0 to 0)	0 (0 to 0)	0 (0 to 0)	0 (0 to 0)	0.5 (0 to 1.4)	3.7 (0 to 11.1)	5.2 (0 to 14.1)	6.4 (0 to 17.1)	7.6 (0 to 20.1)	9.2 (0 to 24.1)	10 (0 to 24.1)	9.2 (0 to 24.1)	4.6 (0 to 12.9)	2.3 (0 to 6.7)	1.2 (0 to 3.4)	0.6 (0 to 1.6)	0.5 (0 to 1.4)	0.5 (0 to 1.4)	0.5 (0 to 1.4)	0.5 (0 to 1.4)	0.5 (0 to 1.4)	29.2
Trichomoniasis	0 (0 to 0)	0 (0 to 0)	0 (0 to 0)	0 (0 to 0)	0 (0 to 0)	0.2 (0 to 0.5)	2.6 (0 to 7.4)	3.9 (0 to 10.1)	5.5 (0 to 14.1)	12.6 (0 to 27.1)	17.6 (0 to 39.2)	21.2 (0 to 47.2)	19.7 (0 to 47.2)	11.2 (0 to 27.1)	6.6 (0 to 16.1)	3.6 (0 to 8.7)	1.4 (0 to 3.4)	0.6 (0 to 1.4)	0.4 (0 to 1.1)	0.2 (0 to 0.5)	0.2 (0 to 0.5)	0.2 (0 to 0.5)	423.7
Genital herpes	0 (0 to 0)	0 (0 to 0)	0 (0 to 0)	0 (0 to 0)	0 (0 to 0)	1.6 (0 to 4.7)	6.4 (0 to 19.2)	7.6 (0 to 19.2)	9.2 (0 to 23.2)	10.1 (0 to 25.2)	11.1 (0 to 27.1)	11.1 (0 to 27.1)	10.1 (0 to 27.1)	5.1 (0 to 14.1)	2.5 (0 to 7.4)	1.2 (0 to 3.4)	0.5 (0 to 1.4)	0.4 (0 to 1.1)	0.3 (0 to 0.8)	0.2 (0 to 0.5)	0.2 (0 to 0.5)	0.2 (0 to 0.5)	449.5
Other sexually transmitted infections	0 (0 to 0)	0 (0 to 0)	0 (0 to 0)	0 (0 to 0)	0 (0 to 0)	1.6 (0 to 4.7)	6.4 (0 to 19.2)	7.6 (0 to 19.2)	9.2 (0 to 23.2)	10.1 (0 to 25.2)	11.1 (0 to 27.1)	11.1 (0 to 27.1)	10.1 (0 to 27.1)	5.1 (0 to 14.1)	2.5 (0 to 7.4)	1.2 (0 to 3.4)	0.5 (0 to 1.4)	0.4 (0 to 1.1)	0.3 (0 to 0.8)	0.2 (0 to 0.5)	0.2 (0 to 0.5)	0.2 (0 to 0.5)	499.9
Respiratory infections and tuberculosis	2,130 (1,130 to 4,060)	1,160 (726 to 2,090)	4,080 (1,630 to 8,330)	2,370 (1,600 to 4,000)	1,290 (840 to 1,930)	1,230 (729 to 1,900)	1,270 (760 to 1,900)	1,410 (860 to 2,120)	1,660 (962 to 2,530)	1,290 (843 to 2,060)	1,290 (866 to 1,960)	1,290 (866 to 1,960)	1,290 (866 to 1,960)	1,220 (829 to 1,860)	1,060 (692 to 1,760)	1,220 (742 to 1,790)	1,220 (690 to 1,840)	1,220 (657 to 1,840)	1,220 (638 to 1,840)	1,220 (612 to 1,840)	1,220 (612 to 1,840)	1,220 (612 to 1,840)	33,900
Tuberculosis	0 (0 to 0)	0 (0 to 0)	614 (262 to 927)	335 (166 to 971)	202 (97 to 293)	155 (73 to 781)	123 (33 to 661)	168 (67 to 1,360)	373 (619 to 1,360)	1,220 (670 to 1,360)	669 (476 to 1,360)	788 (476 to 1,360)	788 (428 to 1,360)	728 (398 to 1,160)	412 (416 to 1,160)	194 (260 to 634)	261 (228 to 666)	112 (298 to 666)	52.2 (177 to 284)	21.8 (139 to 279)	10.9 (85 to 136)	10.9 (9.9 to 19)	13,700
Latent tuberculosis infection	0 (0 to 0)	0 (0 to 0)	0 (0 to 0)	0 (0 to 0)	0 (0 to 0)	0 (0 to 0)	0 (0 to 0)	0 (0 to 0)	0 (0 to 0)	0 (0 to 0)	0 (0 to 0)	0 (0 to 0)	0 (0 to 0)	0 (0 to 0)	0 (0 to 0)	0 (0 to 0)	0 (0 to 0)	0 (0 to 0)	0 (0 to 0)	0 (0 to 0)	0 (0 to 0)	0 (0 to 0)	0 (0 to 0)	0
Drug-susceptible Tuberculosis	0 (0 to 0)	0 (0 to 0)	495 (211 to 686)	292 (142 to 782)	143 (83.2 to 232)	118 (73.6 to 781)	109 (29.9 to 661)	162 (67.1 to 1,360)	363 (619 to 1,360)	1,220 (669 to 1,360)	669 (476 to 1,360)	788 (476 to 1,360)	788 (428 to 1,360)	728 (398 to 1,160)	412 (416 to 1,160)	194 (260 to 634)	261 (228 to 666)	107 (277 to 666)	52.2 (177 to 284)	21.8 (139 to 279)	10.9 (85 to 136)	10.9 (9.9 to 19)	13,000
Multidrug-resistant tuberculosis without extensive drug-resistan	0 (0 to 0)	0 (0 to 0)	19 (0.6 to 56.4)	13.7 (0.6 to 66.9)	9.6 (0.2 to 20.1)	9.2 (0.1 to 19.4)	20.1 (0.6 to 61.6)	1.6 (0 to 1.4)	0.2 (0 to 1.4)	0.2 (0 to 1.4)	0.2 (0 to 1.4)	0.2 (0 to 1.4)	0.2 (0 to 1.4)	0.2 (0 to 1.4)	0.2 (0 to 1.4)	0.2 (0 to 1.4)	0.2 (0 to 1.4)	0.2 (0 to 1.4)	0.2 (0 to 1.4)	0.2 (0 to 1.4)	0.2 (0 to 1.4)	0.2 (0 to 1.4)	391
Extensively drug-resistant tuberculosis	0 (0 to 0)	0 (0 to 0)	0.1 (0 to 0.3)	0.1 (0 to 0.2)	0.1 (0 to 0.2)	0.1 (0 to 0.2)	0.2 (0 to 0.7)	0.4 (0 to 1.1)	0.4 (0 to 1.1)	0.4 (0 to 1.1)	0.4 (0 to 1.1)	0.3 (0 to 1.1)	0.3 (0 to 1.1)	0.3 (0 to 1.1)	0.3 (0 to 1.1)	0.3 (0 to 1.1)	0.3 (0 to 1.1)	0.2 (0 to 0.5)	0.2 (0 to 0.5)	0.2 (0 to 0.5)	0.2 (0 to 0.5)	0.2 (0 to 0.5)	4.6
Lower respiratory infections	2,129 (2,129 to 4,060)	1,068 (726 to 2,090)	2,760 (1,240 to 12,300)	2,030 (1,290 to 3,200)	998 (747 to 1,600)	956 (729 to 1,900)	921 (760 to 1,900)	927 (793 to 1,900)	991 (962 to 2,530)	1,060 (843 to 2,060)	1,260 (866 to 1,960)	1,260 (866 to 1,960)	1,260 (866 to 1,960)	1,220 (829 to 1,860)	1,060 (692 to 1,760)	1,220 (742 to 1,790)	1,220 (690 to 1,840)	1,220 (657 to 1,840)	1,220 (638 to 1,840)	1,220 (612 to 1,840)	1,220 (612 to 1,840)	1,220 (612 to 1,840)	27,700
Upper respiratory infections	0.6 (0 to 1.4)	1.1 (0 to 2.8)	34.6 (6.7 to 72.4)	19 (6.7 to 72.4)	9.6 (3.6 to 19.2)	7.6 (3.6 to 19.2)	7.6 (3.6 to 19.2)	7.6 (3.6 to 19.2)	7.6 (3.6 to 19.2)	7.6 (3.6 to 19.2)	7.6 (3.6 to 19.2)	7.6 (3.6 to 19.2)	7.6 (3.6 to 19.2)	7.6 (3.6 to 19.2)	7.6 (3.6 to 19.2)	7.6 (3.6 to 19.2)	7.6 (3.6 to 19.2)	7.6 (3.6 to 19.2)	7.6 (3.6 to 19.2)	7.6 (3.6 to 19.2)	7.6 (3.6 to 19.2)	7.6 (3.6 to 19.2)	1,060
Otitis media	0 (0.1 to 14.9)	0 (0 to 14.7)	19.4 (9.1 to 26.7)	19.4 (9.1 to 26.7)	19.4 (9.1 to 26





SR Table 2c: Eleevo-Marakwet DALYS by cause and age group for both sexes with 95% uncertainty intervals 2019

Cause	Early Neonatal	Late Neonatal	Post Neonatal	1 to 4	5 to 9	10 to 14	15 to 19	20 to 24	25 to 29	30 to 34	35 to 39	40 to 44	45 to 49	50 to 54	55 to 59	60 to 64	65 to 69	70 to 74	75 to 79	80 to 84	85 to 89	90 to 94	95 plus	Total
All causes	6,200 (4,670 to 8,120)	6,200 (799 to 1,170)	2,410 (2,020 to 2,870)	2,010 (2,540 to 3,560)	2,020 (1,940 to 2,240)	2,020 (2,450 to 2,640)	2,020 (3,010 to 3,140)	2,020 (3,020 to 3,460)	2,020 (3,320 to 3,740)	2,020 (3,540 to 4,000)	2,020 (3,740 to 4,600)	2,020 (3,750 to 4,660)	2,020 (3,530 to 4,310)	2,020 (3,320 to 4,060)	2,020 (3,440 to 4,340)	2,020 (3,600 to 5,030)	2,020 (3,410 to 4,560)	2,020 (3,010 to 4,540)	2,020 (2,720 to 4,260)	2,020 (2,740 to 3,290)	2,020 (1,460 to 1,860)	2,020 (372 to 496)	79,700 (77,900 to 81,500)
Communicable, maternal, neonatal, and nutritional diseases	6,200 (4,310 to 7,460)	6,200 (660 to 1,000)	2,410 (1,920 to 2,830)	2,010 (1,850 to 2,460)	2,020 (844 to 1,240)	2,020 (1,300 to 1,940)	2,020 (1,260 to 2,200)	2,020 (1,280 to 2,200)	2,020 (1,400 to 2,310)	2,020 (1,480 to 2,490)	2,020 (1,480 to 2,620)	2,020 (1,420 to 2,520)	2,020 (1,250 to 2,000)	2,020 (999 to 1,650)	2,020 (839 to 1,490)	2,020 (729 to 1,310)	2,020 (633 to 1,240)	2,020 (519 to 1,200)	2,020 (440 to 1,020)	2,020 (364 to 901)	2,020 (81 to 196)	2,020 (19 to 52)	33,200 (32,300 to 34,200)
HIV/AIDS and sexually transmitted infections	297 (44 to 1,441)	29.2 (0 to 27)	110 (57.7 to 189)	57.1 (28.9 to 96.4)	44.3 (24 to 139)	137 (78.2 to 240)	202 (114 to 474)	301 (160 to 404)	424 (256 to 633)	596 (382 to 832)	731 (470 to 983)	707 (450 to 944)	621 (452 to 868)	415 (294 to 612)	249 (182 to 367)	131 (85.5 to 211)	60.1 (38.9 to 101)	17.2 (11.1 to 28.4)	4.4 (2.7 to 7.2)	1.9 (1.0 to 3)	0.4 (0.3 to 0.7)	0.1 (0.1 to 0.2)	5,210 (4,830 to 5,600)
HIV/AIDS	0 (0 to 0)	0 (0 to 0)	48.9 (23.1 to 90.9)	24.9 (7.32 to 56.9)	22.7 (5.9 to 108)	139 (74.9 to 238)	266 (166 to 467)	390 (187 to 611)	516 (263 to 917)	710 (371 to 1,011)	888 (498 to 1,663)	890 (590 to 1,558)	756 (590 to 1,358)	616 (467 to 992)	412 (280 to 615)	240 (161 to 362)	152 (93.2 to 258)	69.4 (38.2 to 105)	31.9 (20.6 to 49.8)	16.2 (10.7 to 25.4)	3.8 (2.2 to 6.7)	1.6 (0.9 to 2.7)	4,830 (4,210 to 5,500)
HIV/AIDS - Drug-susceptible Tuberculosis	0 (0 to 0)	0 (0 to 0)	8.5 (4.1 to 14.7)	9.1 (3.5 to 24)	5.6 (1.4 to 34)	29.3 (14.3 to 48)	91.4 (52.2 to 141)	207.3 (92.5 to 322)	186 (90.1 to 322)	222 (99.3 to 393)	196 (93.2 to 378)	178 (86.1 to 364)	260 (166 to 364)	242 (171 to 332)	157 (106 to 219)	91.3 (59 to 137)	47.6 (27.8 to 68.4)	22.9 (14.9 to 32.1)	11.7 (8.1 to 16.8)	5.9 (4 to 8.4)	1.3 (0.9 to 2)	0.5 (0.3 to 0.8)	1,770 (1,610 to 1,940)
HIV/AIDS - Multidrug-resistant Tuberculosis without extensive drug resistance	0 (0 to 0)	0 (0 to 0)	0.3 (0 to 1.6)	0.4 (0 to 1.7)	0.3 (0 to 1.5)	1.1 (0 to 4.4)	3.6 (0.5 to 15.9)	9.1 (1.1 to 19.9)	9.8 (2 to 27)	9.2 (2.3 to 28.4)	8.2 (2.5 to 30)	6.9 (2.4 to 24.9)	10.3 (3.4 to 34.2)	9.4 (3.3 to 29.2)	6.7 (2.3 to 20.2)	3.9 (1.3 to 11.7)	2.3 (0.8 to 7.3)	1.1 (0.4 to 3.4)	0.6 (0.2 to 1.8)	0.4 (0.1 to 1.2)	0.2 (0 to 0.6)	0.1 (0 to 0.2)	64.5 (23.1 to 202)
HIV/AIDS - Extensively drug-resistant Tuberculosis	0 (0 to 0)	0 (0 to 0)	0 (0 to 0)	0 (0 to 0)	0 (0 to 0)	0 (0 to 0.1)	0 (0 to 0.2)	0 (0 to 0.1)	0 (0 to 0.1)	0 (0 to 0.4)	0 (0 to 0.4)	0 (0 to 0.4)	0 (0 to 0.5)	0 (0 to 0.5)	0 (0 to 0.4)	0 (0 to 0.3)	0 (0 to 0.2)	0 (0 to 0.1)	0 (0 to 0.1)	0 (0 to 0.1)	0 (0 to 0.1)	0 (0 to 0.1)	0.9 (0.3 to 2.9)
HIV/AIDS resulting in other diseases	0 (0 to 0)	0 (0 to 0)	48 (14.4 to 82)	46.3 (17.4 to 85.2)	53.3 (23.6 to 105)	169 (84.9 to 314)	260 (94.2 to 366)	187 (108 to 304)	246 (127 to 422)	346 (208 to 540)	423 (256 to 658)	450 (332 to 615)	395 (292 to 606)	249 (158 to 416)	151 (91 to 268)	79.3 (47.3 to 146)	27.4 (16.2 to 71.5)	19.2 (11.6 to 36.1)	4.1 (2.5 to 8.1)	2.5 (1.5 to 4.7)	1 (0.6 to 2)	0.4 (0.2 to 0.8)	2,990 (2,640 to 3,360)
Sexually transmitted infections excluding HIV	297 (44 to 1,441)	29.3 (0 to 27)	61.4 (19.8 to 151)	32.2 (4.9 to 91.5)	1.5 (0.4 to 24)	1.4 (0.7 to 2.6)	7 (3.4 to 13.3)	11.4 (4.1 to 20.4)	11.6 (7.3 to 24.3)	13.3 (7.2 to 22)	10 (5.2 to 17.4)	7 (3.7 to 12.7)	5.3 (2.7 to 9.4)	2.4 (1.1 to 4.9)	3.9 (1.7 to 8.9)	2.3 (1.1 to 4.9)	0.7 (0.2 to 1.5)	0.6 (0.2 to 1.1)	0.5 (0.2 to 1.1)	0.3 (0.1 to 0.6)	0.1 (0.4 to 2)	0.1 (0 to 0.2)	384 (0.2 to 0.6)
Syphilis	297 (44 to 1,441)	29.2 (0 to 27)	61.4 (19.8 to 151)	2.2 (0.4 to 5.1)	1.5 (0.4 to 24)	0.2 (0.2 to 0.7)	0.7 (0.3 to 1.5)	1.2 (0.4 to 2.4)	0.7 (0.3 to 1.7)	0.5 (0.2 to 1.4)	0.5 (0.2 to 1.2)	0.5 (0.2 to 2.3)	0.7 (0.2 to 2.3)	1.2 (0.3 to 3.9)	2.2 (0.6 to 7.1)	0.6 (0.2 to 2.1)	0.2 (0 to 0.7)	0.1 (0 to 0.5)	0.1 (0 to 0.3)	0.1 (0 to 0.3)	0 (0 to 0.1)	0 (0 to 0.1)	312 (0.2 to 0.5)
Chlamydial infection	0 (0 to 0)	0 (0 to 0)	0 (0 to 0)	0 (0 to 0)	0 (0 to 0)	0 (0 to 0.1)	0 (0 to 1.2)	0 (0.7 to 3.4)	1.6 (0.7 to 3.4)	1.2 (0.4 to 2)	1.1 (0.4 to 1.8)	0.8 (0.4 to 1.7)	0.5 (0.2 to 1.3)	0.2 (0.1 to 0.4)	0.1 (0.4 to 0.4)	0.1 (0 to 0.3)	0.1 (0 to 0.2)	0.1 (0 to 0.2)	0.1 (0 to 0.2)	0.1 (0 to 0.2)	0 (0 to 0.1)	0 (0 to 0.1)	9.1 (4.1 to 17.1)
Gonococcal infection	0 (0 to 0)	0 (0 to 0)	0 (0 to 0)	0 (0 to 0)	0.2 (0.1 to 0.2)	1.4 (0.6 to 2.6)	2.2 (0.8 to 5.2)	2.3 (0.8 to 5.2)	2.3 (0.8 to 5.3)	1.5 (0.5 to 3.4)	1.1 (0.4 to 2.3)	0.8 (0.3 to 1.7)	0.7 (0.2 to 1.6)	0.4 (0.1 to 0.9)	0.6 (0.2 to 1.4)	0.2 (0.1 to 0.5)	0.1 (0 to 0.3)	0.1 (0 to 0.2)	0.1 (0 to 0.2)	0.3 (0.1 to 0.6)	0.1 (0 to 0.2)	0 (0 to 0.1)	11.6 (4.8 to 25.2)
Trichomoniasis	0 (0 to 0)	0 (0 to 0)	0 (0 to 0)	0 (0 to 0)	0 (0 to 0.1)	0 (0.2 to 2.1)	2.8 (0.9 to 6.5)	3.6 (1.2 to 8.3)	3.6 (1.2 to 8.3)	2.9 (0.9 to 6.8)	2 (0.7 to 5)	1.3 (0.4 to 3.1)	0.7 (0.2 to 1.8)	0.3 (0.1 to 0.7)	0.2 (0.1 to 0.5)	0.1 (0 to 0.3)	0.1 (0 to 0.2)	0.1 (0 to 0.2)	0.1 (0 to 0.2)	0.1 (0 to 0.2)	0 (0 to 0.1)	0 (0 to 0.1)	19.4 (7.6 to 44.1)
Genital herpes	0 (0 to 0)	0 (0 to 0)	0 (0 to 0)	0 (0 to 0)	0 (0 to 0)	0.2 (0 to 0.6)	0.4 (0.2 to 0.9)	1.5 (0.5 to 3.4)	1.9 (0.6 to 4.7)	2 (0.7 to 5)	1.8 (0.6 to 4.2)	1.4 (0.5 to 3.5)	1.1 (0.4 to 2.8)	0.8 (0.3 to 2.1)	0.7 (0.2 to 1.7)	0.4 (0.1 to 1.1)	0.2 (0.1 to 0.6)	0.1 (0 to 0.4)	0.1 (0 to 0.3)	0.1 (0 to 0.3)	0 (0 to 0.2)	0 (0 to 0.1)	14 (5.6 to 32.1)
Other sexually transmitted infections	0 (0 to 0)	0 (0 to 0)	0 (0 to 0)	0 (0 to 0)	0 (0 to 0)	0 (0 to 0.6)	0 (0 to 0.6)	0 (0.2 to 0.7)	0 (0.1 to 0.7)	0 (0.1 to 0.6)	0 (0 to 0.5)	0 (0.1 to 0.4)	0 (0 to 0.4)	0 (0 to 0.3)	0 (0.2 to 0.8)	0 (0 to 0.1)	0 (0 to 0.1)	0 (0 to 0.1)	0 (0 to 0.1)	0 (0 to 0.1)	0 (0 to 0.1)	0 (0 to 0.1)	0 (0 to 0.1)	18.7 (7.6 to 41.2)
Respiratory infections and tuberculosis	493 (368 to 728)	118 (60.7 to 183)	444 (258 to 729)	233 (167 to 365)	108 (102 to 227)	102 (136 to 222)	93.2 (93 to 214)	107 (93.5 to 224)	145 (105 to 278)	178 (120 to 354)	227 (145 to 409)	277 (187 to 497)	322 (227 to 567)	362 (264 to 763)	394 (264 to 763)	440 (296 to 755)	446 (303 to 681)	470 (313 to 684)	442 (276 to 642)	339 (229 to 492)	174 (122 to 259)	42.2 (29.1 to 62.5)	4,750 (4,610 to 4,900)
Tuberculosis	493 (368 to 728)	118 (60.7 to 183)	444 (258 to 729)	233 (167 to 365)	108 (102 to 227)	102 (136 to 222)	93.2 (93 to 214)	107 (93.5 to 224)	145 (105 to 278)	178 (120 to 354)	227 (145 to 409)	277 (187 to 497)	322 (227 to 567)	362 (264 to 763)	394 (264 to 763)	440 (296 to 755)	446 (303 to 681)	470 (313 to 684)	442 (276 to 642)	339 (229 to 492)	174 (122 to 259)	42.2 (29.1 to 62.5)	4,750 (4,610 to 4,900)
Latent tuberculosis infection	0 (0 to 0)	0 (0 to 0)	0 (0 to 0)	0 (0 to 0)	0 (0 to 0)

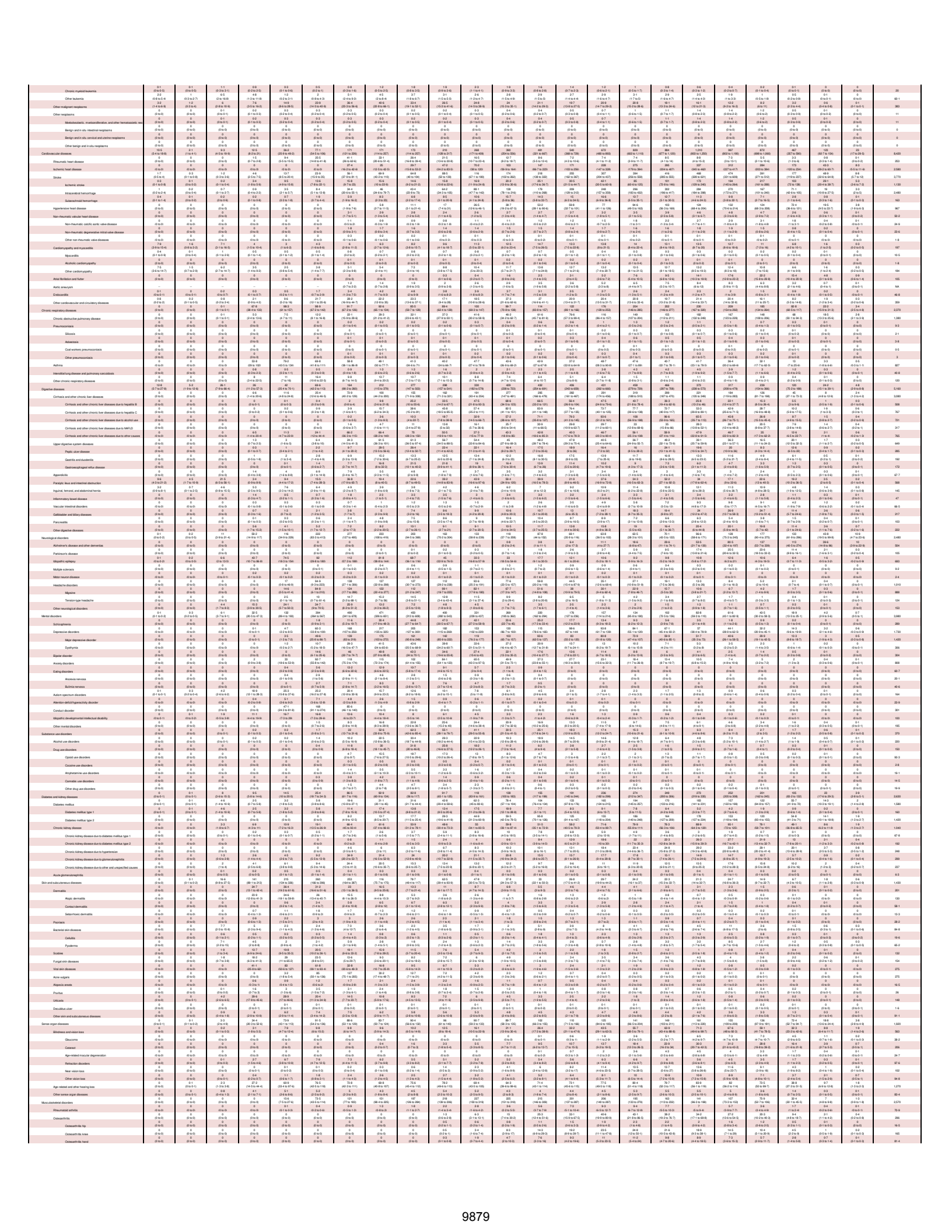

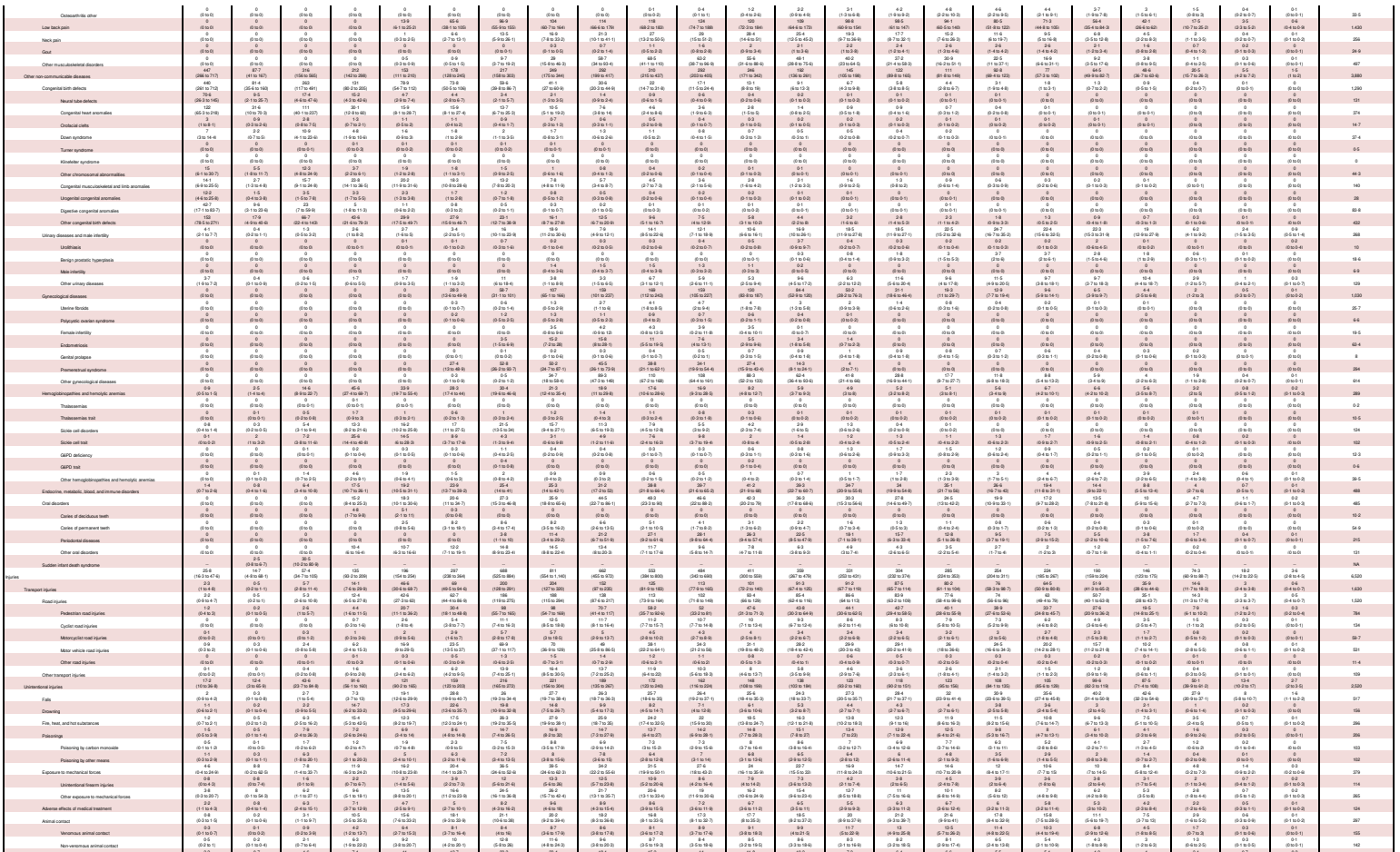

SR Table 2c: Embu DALYS by cause and age group for both sexes with 95% uncertainty intervals, 2019

Cause	Early Neonatal	Late Neonatal	Post Neonatal	1 to 4	5 to 9	10 to 14	15 to 19	20 to 24	25 to 29	30 to 34	35 to 39	40 to 44	45 to 49	50 to 54	55 to 59	60 to 64	65 to 69	70 to 74	75 to 79	80 to 84	85 to 89	90 to 94	95 plus	Total
All causes	13,494 (11,502 to 14,450)	7,373 (5,370 to 9,220)	14,406 (9,849 to 19,362)	26,777 (18,777 to 34,777)	6,240 (3,482 to 9,350)	4,139 (2,412 to 6,292)	5,230 (3,229 to 7,579)	6,206 (4,016 to 8,979)	7,458 (4,964 to 10,269)	7,496 (5,044 to 10,555)	8,124 (5,452 to 11,196)	10,555 (7,142 to 14,150)	13,965 (9,442 to 19,000)	16,911 (11,466 to 22,870)	19,599 (13,260 to 26,543)	22,963 (15,720 to 31,000)	26,992 (18,238 to 36,743)	31,579 (21,115 to 42,766)	36,717 (24,348 to 49,218)	41,719 (27,338 to 55,977)	45,619 (29,811 to 61,270)	46,139 (29,784 to 62,493)	373,000
Communicable, maternal, neonatal, and nutritional diseases	13,493 (10,600 to 16,900)	1,670 (1,210 to 2,200)	7,426 (5,730 to 9,400)	9,869 (6,880 to 13,260)	2,240 (1,600 to 2,950)	1,990 (1,400 to 2,660)	2,900 (2,150 to 3,670)	3,850 (2,890 to 4,990)	3,990 (2,910 to 5,490)	4,330 (2,950 to 5,930)	5,460 (3,930 to 8,340)	6,980 (5,070 to 9,490)	9,160 (6,510 to 13,040)	4,110 (2,870 to 5,850)	3,330 (2,270 to 4,590)	2,260 (1,720 to 3,020)	1,760 (1,260 to 2,300)	1,400 (1,030 to 2,070)	1,220 (899 to 1,910)	924 (668 to 1,500)	499 (358 to 996)	190 (139 to 504)	72 (51 to 191)	77,000
HIV/AIDS and sexually transmitted infections	376 (119 to 931)	564 (192 to 1,130)	277 (143 to 478)	160 (82 to 322)	610 (293 to 998)	349 (186 to 586)	1,030 (459 to 2,040)	1,630 (915 to 2,830)	688 (516 to 1,000)	1,060 (649 to 2,210)	2,260 (1,150 to 4,150)	3,760 (2,220 to 6,200)	3,490 (1,770 to 6,260)	3,760 (2,220 to 6,200)	3,320 (1,670 to 5,910)	2,260 (1,260 to 3,830)	1,260 (679 to 2,160)	699 (356 to 1,220)	297 (138 to 492)	132 (63 to 231)	63 (28 to 99)	9 (4 to 17.7)	3,400 (1 to 7.5)	0.4 (0.2 to 0.7)	22,100
HIV/AIDS	0 (0 to 0)	132 (65 to 217)	155 (77 to 314)	227 (81 to 496)	247 (97 to 544)	1,020 (450 to 2,040)	971 (500 to 1,800)	1,340 (643 to 2,660)	2,220 (1,130 to 4,150)	2,220 (1,130 to 4,150)	3,380 (1,790 to 6,390)	3,760 (2,220 to 6,270)	3,210 (1,670 to 5,900)	2,250 (1,260 to 3,830)	1,260 (660 to 2,160)	660 (370 to 1,200)	361 (179 to 650)	239 (109 to 456)	102 (44 to 213)	50.6 (27 to 99.4)	9.6 (3 to 19.6)	2.6 (1 to 5.4)	1.2 (0 to 2.2)	21,200
HIV/AIDS - Drug-susceptible Tuberculosis	0 (0 to 0)	11.4 (4 to 19.4)	14.1 (6 to 32)	19.6 (11 to 37.5)	27.6 (22 to 62.2)	117 (66 to 192)	117 (68 to 191)	181 (93 to 297)	351 (179 to 592)	492 (252 to 817)	497 (252 to 817)	435 (222 to 732)	292 (163 to 479)	160 (92 to 261)	76.8 (41 to 132)	39.7 (21 to 69.2)	19.2 (10 to 33.9)	7.6 (4 to 13.2)	1.2 (0 to 2.1)	0.4 (0 to 0.7)	0.1 (0 to 0.2)	0.1 (0 to 0.2)	2,770
HIV/AIDS - Multidrug-resistant Tuberculosis without extensive drug resistance	0 (0 to 0)	0 (0 to 0)	0.6 (0 to 2.3)	0.7 (0 to 3.9)	0.9 (0 to 5)	1.6 (0 to 8.1)	0.8 (0 to 3.9)	0.7 (0 to 3.1)	0.4 (0 to 1.8)	0.2 (0 to 1.1)	0.1 (0 to 0.5)	0.1 (0 to 0.3)	0 (0 to 0.1)	0 (0 to 0)	0 (0 to 0)	0 (0 to 0)	0 (0 to 0)	0 (0 to 0)	0 (0 to 0)	0 (0 to 0)	0 (0 to 0)	0 (0 to 0)	0 (0 to 0)	132
HIV/AIDS - Extensively drug-resistant Tuberculosis	0 (0 to 0)	0 (0 to 0)	0 (0 to 0)	0 (0 to 0)	0 (0 to 0)	0 (0 to 0)	0 (0 to 0)	0 (0 to 0)	0 (0 to 0)	0 (0 to 0)	0 (0 to 0)	0 (0 to 0)	0 (0 to 0)	0 (0 to 0)	0 (0 to 0)	0 (0 to 0)	0 (0 to 0)	0 (0 to 0)	0 (0 to 0)	0 (0 to 0)	0 (0 to 0)	0 (0 to 0)	0 (0 to 0)	1.6
HIV/AIDS resulting in other diseases	0 (0 to 0)	133 (51 to 204)	106 (41 to 206)	197 (82 to 418)	335 (147 to 652)	880 (450 to 1,610)	698 (379 to 1,240)	1,150 (620 to 1,940)	1,910 (1,020 to 3,440)	2,910 (1,580 to 5,040)	3,220 (1,660 to 5,790)	2,860 (1,470 to 5,170)	2,940 (1,520 to 5,260)	1,840 (911 to 3,200)	1,060 (511 to 2,010)	593 (283 to 1,140)	221 (99.2 to 411)	101 (43.2 to 199)	43.6 (17 to 89.6)	7.3 (2 to 16.6)	3.1 (1 to 6.6)	1.1 (0 to 2.1)	0.2 (0 to 0.5)	18,400
Sexually transmitted infections excluding HIV	376 (119 to 931)	431 (192 to 1,130)	122 (41 to 478)	0.3 (0 to 1.9)	363 (119 to 998)	329 (139 to 586)	314 (109 to 1,040)	291 (94 to 1,040)	468 (147 to 1,660)	840 (267 to 2,770)	1,040 (330 to 3,430)	904 (287 to 2,980)	1,280 (406 to 4,220)	1,910 (604 to 6,300)	2,260 (716 to 7,450)	1,670 (529 to 5,510)	1,040 (329 to 3,430)	598 (189 to 1,970)	254 (80 to 838)	125 (39.7 to 413)	60 (19 to 198)	8 (2 to 26.4)	0.3 (0 to 1)	751
Syphilis	376 (119 to 931)	336.2 (136.2 to 1,130)	116 (41.1 to 334)	0.3 (0 to 1.9)	0.8 (0 to 4.2)	1.4 (0 to 3.6)	1.8 (0 to 3.6)	2.2 (0 to 4.2)	2.6 (0 to 4.9)	3.2 (0 to 5.7)	3.6 (0 to 6.1)	3.9 (0 to 6.5)	4.1 (0 to 6.8)	3.8 (0 to 6.4)	3.6 (0 to 6.1)	3.4 (0 to 5.9)	3.2 (0 to 5.6)	3.1 (0 to 5.5)	3.1 (0 to 5.5)	3.1 (0 to 5.5)	3.1 (0 to 5.5)	3.1 (0 to 5.5)	3.1 (0 to 5.5)	606
Chlamydial infection	0 (0 to 0)	0 (0 to 0)	0 (0 to 0)	0 (0 to 0)	0 (0 to 0)	0 (0 to 0)	0 (0 to 0)	0 (0 to 0)	0 (0 to 0)	0 (0 to 0)	0 (0 to 0)	0 (0 to 0)	0 (0 to 0)	0 (0 to 0)	0 (0 to 0)	0 (0 to 0)	0 (0 to 0)	0 (0 to 0)	0 (0 to 0)	0 (0 to 0)	0 (0 to 0)	0 (0 to 0)	0 (0 to 0)	14.6
Gonococcal infection	0 (0 to 0)	0 (0 to 0)	0 (0 to 0)	0 (0 to 0)	0 (0 to 0)	0 (0 to 0)	0 (0 to 0)	0 (0 to 0)	0 (0 to 0)	0 (0 to 0)	0 (0 to 0)	0 (0 to 0)	0 (0 to 0)	0 (0 to 0)	0 (0 to 0)	0 (0 to 0)	0 (0 to 0)	0 (0 to 0)	0 (0 to 0)	0 (0 to 0)	0 (0 to 0)	0 (0 to 0)	0 (0 to 0)	15.5
Trichomoniasis	0 (0 to 0)	0 (0 to 0)	0 (0 to 0)	0 (0 to 0)	0 (0 to 0)	0 (0 to 0)	0 (0 to 0)	0 (0 to 0)	0 (0 to 0)	0 (0 to 0)	0 (0 to 0)	0 (0 to 0)	0 (0 to 0)	0 (0 to 0)	0 (0 to 0)	0 (0 to 0)	0 (0 to 0)	0 (0 to 0)	0 (0 to 0)	0 (0 to 0)	0 (0 to 0)	0 (0 to 0)	0 (0 to 0)	49.4
Genital herpes	0 (0 to 0)	0 (0 to 0)	0 (0 to 0)	0 (0 to 0)	0 (0 to 0)	0 (0 to 0)	0 (0 to 0)	0.6 (0.3 to 1.1)	0.9 (0.3 to 2)	1.1 (0.3 to 2.1)	1.3 (0.4 to 2.5)	1.5 (0.5 to 2.8)	1.6 (0.5 to 3)	1.5 (0.5 to 2.8)	1.4 (0.5 to 2.6)	1.3 (0.4 to 2.4)	1.2 (0.4 to 2.2)	1.2 (0.4 to 2.2)	1.2 (0.4 to 2.2)	1.2 (0.4 to 2.2)	1.2 (0.4 to 2.2)	1.2 (0.4 to 2.2)	39.4
Other sexually transmitted infections	0 (0 to 0)	0 (0 to 0)	0 (0 to 0)	0 (0 to 0)	2.6 (1 to 5.1)	2.6 (1 to 5.1)	2.6 (1 to 5.1)	2.7 (1 to 5.1)	2.9 (1 to 5.1)	3 (1 to 5.2)	3.1 (1 to 5.2)	3.2 (1 to 5.2)	3.2 (1 to 5.2)	3.2 (1 to 5.2)	3.2 (1 to 5.2)	3.2 (1 to 5.2)	3.2 (1 to 5.2)	3.2 (1 to 5.2)	3.2 (1 to 5.2)	3.2 (1 to 5.2)	3.2 (1 to 5.2)	3.2 (1 to 5.2)	3.2 (1 to 5.2)	33.1
Respiratory infections and tuberculosis	894 (491 to 1,390)	192 (94.6 to 290)	1,390 (719 to 2,270)	2,660 (1,360 to 4,180)	472 (228 to 837)	644 (322 to 1,060)	472 (232 to 868)	648 (320 to 1,060)	1,010 (493 to 1,660)	1,260 (640 to 1,960)	1,540 (785 to 2,410)	1,960 (1,000 to 3,060)	2,450 (1,240 to 3,810)	2,960 (1,500 to 4,610)	3,440 (1,740 to 5,370)	3,880 (1,960 to 6,060)	4,230 (2,140 to 6,610)	4,450 (2,250 to 6,950)	4,610 (2,330 to 7,200)	4,720 (2,390 to 7,370)	4,770 (2,410 to 7,450)	4,790 (2,420 to 7,480)	79,000
Tuberculosis	0 (0 to 0)	0.6 (0 to 1.2)	1.2 (0.6 to 2.1)	2.1 (0.9 to 4.1)	2.2 (0.9 to 4.6)	2.2 (0.9 to 4.6)	2.2 (0.9 to 4.6)	2.2 (0.9 to 4.6)	2.2 (0.9 to 4.6)	2.2 (0.9 to 4.6)	2.2 (0.9 to 4.6)	2.2 (0.9 to 4.6)	2.2 (0.9 to 4.6)	2.2 (0.9 to 4.6)	2.2 (0.9 to 4.6)	2.2 (0.9 to 4.6)	2.2 (0.9 to 4.6)	2.2 (0.9 to 4.6)	2.2 (0.9 to 4.6)	2.2 (0.9 to 4.6)	2.2 (0.9 to 4.6)	2.2 (0.9 to 4.6)	6,300
Latent tuberculosis infection	0 (0 to 0)	0 (0 to 0)	0 (0 to 0)	0 (0 to 0)	0 (0 to 0)	0 (0 to 0)	0 (0 to 0)	0 (0 to 0)	0 (0 to 0)	0 (0 to 0)	0 (0 to 0)	0 (0 to 0)	0 (0 to 0)	0 (0 to 0)	0 (0 to 0)	0 (0 to 0)	0 (0 to 0)	0 (0 to 0)	0 (0 to 0)	0 (0 to 0)	0 (0 to 0)	0 (0 to 0)	0 (0 to 0)	0 (0 to 0)
Drug-susceptible tuberculosis	0 (0 to 0)	0.6 (0 to 1.2)	1.2 (0.6 to 2.1)	2.1 (0.9 to 4.1)	2.2 (0.9 to 4.6)	2.2 (0.9 to 4.6)	2.2 (0.9 to 4.6)	2.2 (0.9 to 4.6)	2.2 (0.9 to 4.6)	2.2 (0.9 to 4.6)	2.2 (0.9 to 4.6)	2.2 (0.9 to 4.6)	2.2 (0.9 to 4.6)	2.2 (0.9 to 4.6)	2.2 (0.9 to 4.6)	2.2 (0.9 to 4.6)	2.2 (0.9 to 4.6)	2.2 (0.9 to 4.6)	2.2 (0.9 to 4.6)	2.2 (0.9 to 4.6)	2.2 (0.9 to 4.6)	2.2 (0.9 to 4.6)	6,300
Multidrug-resistant tuberculosis without extensive drug resistance	0 (0 to 0)	0 (0 to 0)	0 (0 to 0)	0 (0 to 0)	0 (0 to 0)	0 (0 to 0)	0 (0 to 0)	0 (0 to 0)	0 (0 to 0)	0 (0 to 0)	0 (0 to 0)	0 (0 to 0)	0 (0 to 0)	0 (0 to 0)	0 (0 to 0)	0 (0 to 0)	0 (0 to 0)	0 (0 to 0)	0 (0 to 0)	0 (0 to 0)	0 (0 to 0)	0 (0 to 0)	0 (0 to 0)	0 (0 to 0)
Extensively drug-resistant tuberculosis	0 (0 to 0)	0 (0 to 0)	0 (0 to 0)	0 (0 to 0)	0 (0 to 0)	0 (0 to 0)	0 (0 to 0)	0 (0 to 0)	0 (0 to 0)	0 (0 to 0)	0 (0 to 0)	0 (0 to 0)	0 (0 to 0)	0 (0 to 0)	0 (0 to 0)	0 (0 to 0)	0 (0 to 0)	0 (0 to 0)	0 (0 to 0)	0 (0 to 0)	0 (0 to 0)	0 (0 to 0)	0 (0 to 0)	3.1
Lower respiratory infections	894 (491 to 1,390)	1,270 (653 to 2,140)	943 (479 to 1,610)	176 (114 to 259)	132 (77 to 196)	167 (103 to 255)	150 (88.1 to 260)	148 (85.1 to 251)	162 (92 to 284)	192 (111 to 312)	226 (124 to 388)	288 (164 to 488)	354 (194 to 598)	433 (240 to 730)	510 (283 to 860)	599 (332 to 1,010)	724 (402 to 1,220)	918 (509 to 1,540)	1,070 (594 to 1,790)	1,210 (672 to 2,030)	1,270 (705 to 2,130)	1,290 (716 to 2,160)	12,000 (6,670 to 20,100)	7,990
Upper respiratory infections	0.2 (0 to 1.4)	0.6 (0 to 4.1)	20.7 (9.6 to 46.2)	59.9 (32 to 104)	61.4 (33.7 to 98)	61.8 (33.7 to 98)	59.5 (29.6 to 105)	49.3 (23.4 to 89.6)	39.9 (19.3 to 73)	34.6 (17.4 to 64.9)	30.3 (15.1 to 54.8)	29.4 (13.9 to 53)	31.5 (14.8 to 56.8)	28 (13.2 to 50.5)	19.2 (9.1 to 34.6)	14.5 (6.7 to 26.2)	10.5 (4.9 to 19.1)	7.6 (3.4 to 13.9)	5.4 (2.3 to 9.9)	3.2 (1.4 to 5.9)	1.8 (0.8 to 3.3)	0.7 (0.3 to 1.4)	538
Otitis media	0 (0 to 0)	0.1 (0 to 0.2)	27 (7.1 to 64)	30.6 (14.3 to 64.4)	23.9 (12.8 to 39.4)	23.2 (9.2 to 41.9)	23.7 (9.2 to 46)	14.6 (5.2 to 27)	11.7 (3.7 to 23.1)	10.3 (3.3 to 19.4)	9.4 (3.3 to 17)	7.9 (2.7 to 14.3)	8.1 (2.8 to 14.7)	7.5 (2.5 to 13.6)	5.4 (1.8 to 9.8)	3.5 (1.2 to 6.4)	2.2 (0.7 to 4.1)	1.3 (0.4 to 2.4)	0.8 (0.2 to 1.6)	0.5 (0.1 to 1)	0.2 (0 to 0.5)	0.1 (0 to 0.2)	210
Enteric infections	2,568 (1,320 to 3,997)	2,568 (1,320 to 3,920)	2,568 (1,320 to 3,920)	733 (517 to 1,000)	54 (32 to 83)	530 (302 to 852)	402 (230 to 652)	202 (112 to 312)	321 (182 to 494)	321 (182 to 494)	321 (182 to 494)	321 (182 to 494)	321 (182 to 494)	321 (182 to 494)	321 (182 to 494)	321 (182 to 494)	321 (182 to 494)	321 (182 to 494)	321 (182 to 494)	321 (182 to 494)	321 (182 to 494)	321 (182 to 494)	321 (182 to 494)	12,600
Diarrheal diseases	427 (221 to 697)	427 (166 to 726)	2,568 (1,260 to 4,760)	2,568 (620 to 5,420)	349 (216 to 516)	291 (176 to 463)	257 (160 to 515)	219 (116 to 490)	258 (132 to 564)	258 (132 to 564)	258 (146 to 535)	258 (146 to 535)	258 (158 to 535)	258 (162 to 547)	258 (162 to 547)	258 (162 to 547)	258 (165 to 566)	258 (165 to 566)	258 (166 to 566)	258 (178 to 633)	258 (178 to 633)	258 (191 to 716)	258 (221 to 921)	10,000
Typhoid and paratyphoid	0 (0 to 0)	0 (0 to 0)	0 (0 to 2.3)	139 (41 to 332)	212 (84 to 468)	212 (116 to 531)	212 (79 to 439)	80.1 (31 to 214)	80.1 (39.3 to 113)	80.1 (31 to 214)	212 (107 to 314)	212 (74 to 466)	212 (74 to 466)	212 (74 to 466)	212 (74 to 466)	212 (74 to 466)	212 (74 to 466)	212 (74 to 466)	212 (74 to 466)	212 (74 to 466)	212 (74 to 466)	212 (74 to 466)	212 (74 to 466)	1,110
Typhoid fever	0 (0 to 0)	0 (0 to 0)	0 (0 to 2.3)	139 (39.4 to 316)	212 (79.5 to 439)	212 (116 to 514)	212 (79 to 414)	80.1 (30.6 to 204)	80.1 (39.3 to 113)	80.1 (30.6 to 204)	212 (107 to 314)	212 (70 to 72.2)	212 (74 to 444)	212 (74 to 444)	212 (74 to 444)	212 (74 to 444)	212 (74 to 444)	212 (74 to 444)	212 (74 to 444)	212 (74 to 444)	212 (74 to 444)	212 (74 to 444)	212 (74 to 444)	1,060
Paratyphoid fever	0 (0 to 0)	0 (0 to 0)	0 (0 to 0)	0 (1.4 to 17)	1.9 (0.9 to 22.5)	8.1 (4.1 to 25.7)	8.1 (2.8 to 25.7)	8.1 (1.2 to 10.4)	8.1 (2.6 to 9.5)	8.1 (2.6 to 9.5)	8.1 (2.6 to 9.5)	8.1 (2.6 to 9.5)	8.1 (2.6 to 9.5)	8.1 (2.6 to 9.5)	8.1 (2.6 to 9.5)	8.1 (2.6 to 9.5)	8.1 (2.6 to 9.5)	8.1 (2.6 to 9.5)	8.1 (2.6 to 9.5)	8.1 (2.6 to 9.5)	8.1 (2.6 to 9.5)	8.1 (2.6 to 9.5)	49.9
Invasive Non-typhoidal Salmonella (iNTS)	0 (0 to 0)	0 (0 to 0)	139 (2.3 to 8.2)	362 (155 to 663)	146 (62.4 to 248)	32 (20.4 to 70)	23.4 (12.5 to 74.7)	23.4 (11.8 to 85.2)	23.4 (12.6 to 81.7)	23.4 (13.2 to 79.2)	23.4 (11.2 to 61.9)	23.4 (11.8 to 58.6)	23.4 (11.8 to 58.6)	23.4 (11.8 to 58.6)	23.4 (11.8 to 58.6)	23.4 (11.8 to 58.6)	23.4 (11.8 to 58.6)	23.4 (11.8 to 58.6)	23.4 (11.8 to 58.6)	23.4 (11.8 to 58.6)	23.4 (11.8 to 58.6)	23.4 (11.8 to 58.6)	986
Other intestinal infectious diseases	0 (0 to 0)	1.3 (0 to 4.2)	1.9 (0 to 5.6)	0.6 (0.1 to 1.4)	0.3 (0 to 0.9)	0.3 (0 to 0.9)	0.3 (0 to 0.7)	0.3 (0 to 0.7)	0.3 (0 to 0.7)	0.3 (0 to 0.7)	0.3 (0 to 0.7)	0.3 (0 to 0.7)	0.3 (0 to 0.7)	0.3 (0 to 0.7)	0.3 (0 to 0.7)	0.3 (0 to 0.7)	0.3 (0 to 0.7)	0.3 (0 to 0.7)	0.3 (0 to 0.7)	0.3 (0 to 0.7)	0.3 (0 to 0.7)	0.3 (0 to 0.7)	0.3 (0 to 0.7)	6
Neglected tropical diseases and malaria	0 (0 to 1.4)	0.4 (0 to 3.9)	1,439 (280 to 3,940)	1,439 (235 to 3,770)	1,439 (139 to 3,570)	1,439 (139 to 3,550)	1,439 (129 to 3,620)	1,439 (126 to 4,030)	1,439 (122 to 3,980)	1,439 (127 to 4,010)	1,439 (119 to 4,090)	1,439 (103 to 4,090)	1,439 (99 to 3,990)	1,439 (99 to 3,990)	1,439 (96 to 4,010)	1,439 (72 to 3,790)	1,439 (90 to 3,990)	1,439 (96 to 4,190)	1,439 (97 to 4,220)	1,439 (97 to 4,220)	1,439 (97 to 4,220)	1,439 (97 to 4,220)	1,439 (97 to 4,220)	9,460
Malaria	0 (0 to 0)	0 (0 to 2.9)	1,439 (247 to 3,940)	1,439 (233 to 3,770)	1,439 (44 to 3,570)	1,439 (44 to 3,550)	1,439 (37 to 3,620)	1,439 (31 to 4,030)	1,439 (31 to 3,980)	1,439 (33 to 4,010)	1,439 (23 to 4,090)	1,439 (22 to 4,090)	1,439 (22 to 3,990)	1,439 (22 to 3,990)	1,439 (19 to 4,010)	1,439 (17 to 3,790)	1,439 (17 to 3,990)	1,439 (17 to 4,190)	1,439 (17 to 4,220)	1,439 (17 to 4,220)	1,439 (17 to 4,220)	1,439 (17 to 4,220)	1,439 (17 to 4,220)	4,260
Chagas disease	0 (0 to 0)	0 (0 to 0)	0 (0 to 0)	0 (0 to 0)	0 (0 to 0)	0 (0 to 0)	0 (0 to 0)	0 (0 to 0)	0 (0 to 0)	0 (0 to 0)	0 (0 to 0)	0 (0 to 0)	0 (0 to 0)	0 (0 to 0)	0 (0 to 0)	0 (0 to 0)	0 (0 to 0)	0 (0 to 0)	0 (0 to 0)	0 (0 to 0)	0 (0 to 0)	0 (0 to 0)	0 (0 to 0)	0
Leishmaniasis	0 (0 to 0)	0 (0 to 0)	0 (0 to 0)	0 (0 to 0)	0 (0 to 0)	0 (0 to 0)	0 (0 to 0)	0 (0 to 0)	0 (0 to 0)	0 (0 to 0)	0 (0 to 0)	0 (0 to 0)	0 (0 to 0)	0 (0 to 0)	0 (0 to 0)	0 (0 to 0)	0 (0 to 0)	0 (0 to 0)	0 (0 to 0)	0 (0 to 0)	0 (0 to 0)	0 (0 to 0)	0 (0 to 0)	1.1
Visceral leishmaniasis	0 (0 to 0)	0 (0 to 0)	0 (0 to 0)	0 (0 to 0)	0 (0 to 0)	0 (0 to 0)	0 (0 to 0)	0 (0 to 0)	0 (0 to 0)	0 (0 to 0)	0 (0 to 0)	0 (0 to 0)	0 (0 to 0)	0 (0 to 0)	0 (0 to 0)	0 (0 to 0)	0 (0 to 0)	0 (0 to 0)	0 (0 to 0)	0 (0 to 0)	0 (0 to 0)	0 (0 to 0)	0 (0 to 0)	0
Cutaneous and mucocutaneous leishmaniasis	0 (0 to 0)	0 (0 to 0)	0 (0 to 0)	0 (0 to 0)	0 (0 to 0)	0 (0 to 0)	0 (0 to 0)	0 (0 to 0)	0 (0 to 0)	0 (0 to 0)	0 (0 to 0)	0 (0 to 0)	0 (0 to 0)	0 (0 to 0)	0 (0 to 0)	0 (0 to 0)	0 (0 to 0)	0 (0 to 0)	0 (0 to 0)	0 (0 to 0)	0 (0 to 0)	0 (0 to 0)	0 (0 to 0)	1.1
African trypanosomiasis	0 (0 to 0)	0 (0 to 0)	0 (0 to 0)	0 (0 to 0)	0 (0 to 0)	0 (0 to 0)	0 (0 to 0)	0 (0 to 0)	0 (0 to 0)	0 (0 to 0)	0 (0 to 0)	0 (0 to 0)	0 (0 to 0)	0 (0 to 0)	0 (0 to 0)	0 (0 to 0)	0 (0 to 0)	0 (0 to 0)	0 (0 to 0)	0 (0 to 0)	0 (0 to 0)	0 (0 to 0)	0 (0 to 0)	0
Schistosomiasis	0 (0 to 0)	0 (0 to 0)	4.9 (1.4 to 12)	36.8 (14.4 to 74.4)	64.6 (30.4 to 104)	64.6 (29.7 to 160)	64.5 (29.7 to 160)	91.1 (34.6 to 204)	94.2 (39.7 to 192)	77.7 (34.7 to 192)	66.8 (29.7 to 160)	53.6 (24.1 to 136)	44.1 (17.2 to 91.3)	39.8 (16.5 to 77)	36.1 (14.3 to 71.4)	29.1 (11.4 to 59.2)	18.1 (6.4 to 40.4)	14.5 (4.2 to 37.6)	9.2 (2.2 to 27.2)	4.6 (1 to 15.3)	2.2 (0.4 to 7.3)	0.7 (0.2 to 2.3)	804
Cysticercosis	0 (0 to 0)	0 (0 to 0)	0.1 (0 to 0.2)	0.3 (0 to 0.8)	0.7 (0.2 to 1.7)	2.3 (0.6 to 5.6)	3.2 (1.1 to 12.7)	7.4 (1.4 to 17.7)	8.4 (2.4 to 19.9)	7.9 (2.4 to 17.7)	9.8 (2.4 to 23.5)	10.6 (2.4 to 23.5)	11.4 (2.4 to 23.5)	11.8 (2.4 to 23.5)	13.4 (2.4 to 27.6)	14.2 (2.4 to 27.6)	14.1 (2.4 to 27.6)	12.8 (2.4 to 27.6)	8.9 (2.4 to 17.7)	3.5 (2.4 to 9.4)	1.3 (0.4 to 3.5)	0.6 (0.2 to 1.5)	142
Cystic echinococcosis	0 (0 to 0)	0.7 (0 to 2.1)	0.9 (0.1 to 2.6)	1.1 (0.1 to 3.2)	0.4 (0 to 1.2)	0.4 (0 to 1.2)	0.4 (0 to 1.2)	0.4 (0 to 1.2)	0.4 (0 to 1.2)	0.4 (0 to 1.2)	0.4 (0 to 1.2)	0.4 (0 to 1.2)	0.4 (0 to 1.2)	0.4 (0 to 1.2)	0.4 (0 to 1.2)	0.4 (0 to 1.2)	0.4 (0 to 1.2)	0.4 (0 to 1.2)	0.4 (0 to 1.2)	0.4 (0 to 1.2)	0.4 (0 to 1.2)	0.4 (0 to 1.2)	0.4 (0 to 1.2)	10.8
Lymphatic filariasis	0 (0 to 0)	0 (0 to 0)	0 (0 to 0)	28.2 (10.6 to 57.1)	28.2 (10.5 to 57.2)	28.2 (9.1 to 57.1)	17.6 (7.9 to 28.8)	10.4 (2.7 to 28.8)	7.2 (1.7 to 28.8)	7.2 (1.7 to 28.8)	13.2 (1.7 to 28.8)	13.2 (1.7 to 28.8)	13.2 (1.7 to 28.8)	13.2 (1.7 to 28.8)	13.2 (1.7 to 28.8)	13.2 (1.7 to 28.8)	13.2 (1.7 to 28.8)	13.2 (1.7 to 28.8)	13.2 (1.7 to 28.8)	13.2 (1.7 to 28.8)	13.2 (1.7 to 28.8)	13.2 (1.7 to 28.8)	178
Onchocerciasis	0 (0 to 0)	0 (0 to 0)	0 (0 to 0)	0 (0 to 0)	0 (0 to 0)	0 (0 to 0)	0 (0 to 0)	0 (0 to 0)	0 (0 to 0)	0 (0 to 0)	0 (0 to 0)	0 (0 to 0)	0 (0 to 0)	0 (0 to 0)	0 (0 to 0)	0 (0 to 0)	0 (0 to 0)	0 (0 to 0)	0 (0 to 0)	0 (0 to 0)	0 (0 to 0)	0 (0 to 0)	0 (0 to 0)	0
Trachoma	0 (0 to 0)	0 (0 to 0)	0 (0 to 0)	0 (0 to 0)	0 (0 to 0)	0 (0 to 0)	0 (0 to 0)	0 (0 to 0)	0 (0 to 0)	0 (0 to 0)	0 (0 to 0)	0 (0 to 0)	0 (0 to 0)	0 (0 to 0)	0 (0 to 0)	0 (0 to 0)	0 (0 to 0)	0 (0 to 0)	0 (0 to 0)	0 (0 to 0)	0 (0 to 0)	0 (0 to 0)	0 (0 to 0)	0
Dengue	0 (0 to 0.1)	0 (0 to 0.9)	0 (0 to 3.1)	2.4 (0 to 7.4)	2.7 (0 to 8.2)	2.6 (0 to 7.1)	2.6 (0 to 6.9)	2.6 (0 to 6.4)	2.6 (0 to 6.2)	2.6 (0 to 6.2)	2.6 (0 to 6.2)	2.6 (0 to 6.2)	2.6 (0 to 6.2)	2.6 (0 to 6.2)	2.6 (0 to 6.2)	2.6 (0 to 6.2)	2.6 (0 to 6.2)	2.6 (0 to 6.2)	2.6 (0 to 6.2)	2.6 (0 to 6.2)	2.6 (0 to 6.2)	2.6 (0 to 6.2)	2.6 (0 to 6.2)	20.1
Yellow fever	0 (0 to 0)	0 (0 to 0.4)	0.1 (0 to 0.7)	2.4 (0.1 to 6.1)	2.4 (0.3 to 6.1)	2.3 (0.3 to 5.9)	2.3 (0.3 to 5.9)	2.3 (0.2 to 5.9)	2.3 (0.2 to 5.9)	2.3 (0.2 to 5.9)	2.3 (0.2 to 5.9)	2.3 (0.2 to 5.9)	2.3 (0.2 to 5.9)	2.3 (0.2 to 5.9)	2.3 (0.2 to 5.9)	2.3 (0.2 to 5.9)	2.3 (0.2 to 5.9)	2.3 (0.2 to 5.9)	2.3 (0.2 to 5.9)	2.3 (0.2 to 5.9)	2.3 (0.2 to 5.9)	2.3 (0.2 to 5.9)	2.3 (0.2 to 5.9)	19.7
Rabies	0 (0 to 0)	0 (0 to 0.7)	0 (0 to 17.2)	0 (0 to 29.7)	7.1 (1.1 to 39.7)	6.9 (1.1 to 27.1)	6.9 (1.1 to 27.1)	6.9 (1.1 to 27.1)	6.9 (1.1 to 27.1)	6.9 (1.1 to 27.1)	6.9 (1.1 to 27.1)	6.9 (1.1 to 27.1)	6.9 (1.1 to 27.1)	6.9 (1.1 to 27.1)	6.9 (1.1 to 27.1)	6.9 (1.1 to 27.1)	6.9 (1.1 to 27.1)	6.9 (1.1 to 27.1)	6.9 (1.1 to 27.1)	6.9 (1.1 to 27.1)	6.9 (1.1 to 27.1)	6.9 (1.1 to 27.1)	6.9 (1.1 to 27.1)	49
Intestinal nematode infections	0 (0 to 0)	0 (0 to 0)	0 (0 to 1.4)	0 (0 to 11.8)	7.1 (2 to 29.7)	7.1 (1.2 to 29.7)	7.1 (1.2 to 29.7)	7.1 (1.2 to 29.7)	7.1 (1.2 to 29.7)	7.1 (1.2 to 29.7)	7.1 (1.2 to 29.7)	7.1 (1.2 to 29.7)	7.1 (1.2 to 29.7)	7.1 (1.2 to 29.7)	7.1 (1.2 to 29.7)	7.1 (1.2 to 29.7)	7.1 (1.2 to

Other neoplasms	0 (0 to 0.1)	0 (0 to 0)	0 (0.1 to 0.3)	0 (0.3 to 1)	0 (0.4 to 0.7)	0 (0.4 to 0.6)	0 (0.4 to 0.6)	0 (0.3 to 0.4)	0 (0.2 to 0.7)	0 (0.3 to 0.9)	0 (0.3 to 0.6)	0 (0.3 to 1.2)	1 (0.9 to 1.6)	1 (0.9 to 1.6)	1 (0.7 to 2.2)	1 (0.9 to 2.9)	1 (0.7 to 1.7)	2 (1.3 to 4)	2 (1.9 to 3.2)	2 (1.4 to 4.9)	3 (2.3 to 6.4)	3 (2.3 to 6.4)	2 (1.8 to 5.2)	2 (1.1 to 3.4)	0 (0.4 to 1.4)	0 (0.1 to 0.5)	0 (0.0 to 0.7)	27-8
Medulloblastoma, medulloblastoma, and other hemangioblastoma	0 (0 to 0.1)	0 (0 to 0.1)	0 (0.1 to 0.3)	0 (0.3 to 1)	0 (0.4 to 0.7)	0 (0.4 to 0.6)	0 (0.4 to 0.6)	0 (0.3 to 0.4)	0 (0.2 to 0.7)	0 (0.3 to 0.9)	0 (0.3 to 0.6)	0 (0.3 to 1.2)	0 (0.9 to 1.6)	0 (0.9 to 1.6)	0 (0.7 to 2.2)	0 (0.9 to 2.9)	0 (0.7 to 1.7)	0 (1.3 to 4)	0 (1.9 to 3.2)	0 (1.4 to 4.9)	0 (2.3 to 6.4)	0 (2.3 to 6.4)	0 (1.8 to 5.2)	0 (1.1 to 3.4)	0 (0.4 to 1.4)	0 (0.1 to 0.5)	0 (0.0 to 0.7)	27-8
Benign and in situ cerebral neoplasms	0 (0 to 0)	0 (0 to 0)	0 (0 to 0)

Congenital birth defects	1,020 (421 to 1,380)	146 (76 to 232)	710 (599 to 1,268)	318 (181 to 518)	318 (90 to 748)	132 (90 to 192)	119 (76 to 174)	98.9 (64 to 3.1k)	69.1 (43 to 104)	51.3 (33 to 79.7)	43.8 (29 to 63.7)	40.9 (26 to 60.4)	34.4 (22 to 51.7)	29.1 (17.1 to 39.4)	21.1 (13 to 31.8)	17.2 (10 to 29.1)	12 (7 to 19.3)	8.1 (5.1 to 13.4)	4.1 (2 to 7.7)	2.3 (1 to 3.9)	1.1 (0.4 to 2)	0.5 (0.3 to 0.9)	0.2 (0.1 to 0.3)	0.1 (0 to 0.1)	2,870
Neural tube defects	179 (68 to 0.39k)	11.4 (2 to 37.2)	73.7 (22 to 176)	41.6 (10.1 to 107)	7.9 (4.7 to 13.1)	9.7 (4.3 to 9.9)	9.2 (3.3 to 7.7)	3.4 (2.5 to 4.8)	2.3 (1.6 to 3.3)	1.6 (1.1 to 2.6)	1.4 (0.9 to 2)	1.1 (.1 to 1.5)	0.9 (0.4 to 1.4)	0.4 (0.4 to 0.7)	0.4 (0.3 to 0.7)	0.2 (0.2 to 0.5)	0.2 (0 to 0.3)	0.1 (0 to 0.2)	0 (0 to 0.1)	0 (0 to 0.1)	0 (0 to 0)	0 (0 to 0)	0 (0 to 0)	0 (0 to 0)	0 (0 to 0)	331
Congenital heart anomalies	1.2k (162 to 477)	1.2k (29 to 1.1k)	1.2k (1.1k to 2.4k)	1.2k (36 to 3.6k)	1.2k (1.1k to 3.1k)	1.2k (1.1k to 1.3k)	1.2k (1.1k to 1.3k)	1.2k (1.1k to 1.3k)	1.2k (1.1k to 1.3k)	1.2k (1.1k to 1.3k)	1.2k (1.1k to 1.3k)	1.2k (1.1k to 1.3k)	1.2k (1.1k to 1.3k)	1.2k (1.1k to 1.3k)	1.2k (1.1k to 1.3k)	1.2k (1.1k to 1.3k)	1.2k (1.1k to 1.3k)	1.2k (1.1k to 1.3k)	1.2k (1.1k to 1.3k)	1.2k (1.1k to 1.3k)	1.2k (1.1k to 1.3k)	1.2k (1.1k to 1.3k)	1.2k (1.1k to 1.3k)	1.2k (1.1k to 1.3k)	649
Orofacial clefts	4.6 (1.3 to 13.9)	4.6 (0.3 to 0.7)	2.2 (1.3 to 13)	2.2 (1.3 to 3.4)	1.6 (0.6 to 3.3)	1.9 (0.7 to 3.2)	1.7 (0.7 to 3.2)	1.4 (0.6 to 2.5)	1.2 (0.5 to 2.1)	1.1 (0.5 to 1.9)	0.9 (0.4 to 1.7)	1.1 (0.5 to 2.1)	0.8 (0.4 to 1.7)	0.8 (0.3 to 1.6)	0.6 (0.3 to 1.2)	0.6 (0.2 to 0.9)	0.6 (0.2 to 0.9)	0.6 (0.2 to 0.9)	0.2 (0 to 0.5)	0.2 (0 to 0.5)	0.1 (0 to 0.4)	0.1 (0 to 0.1)	0 (0 to 0.1)	0 (0 to 0.1)	0 (0 to 0.1)	29.7
Down syndrome	19.9 (7.3 to 32.6)	3.9 (1.4 to 7.4)	28.9 (12.9 to 62.4)	13 (4.5 to 28.1)	4.3 (1.6 to 8)	3.5 (1.7 to 6.2)	2.7 (1.4 to 5.3)	1.9 (1 to 3.6)	1.6 (0.9 to 3.5)	1.2 (0.6 to 2.5)	1.7 (0.8 to 3.1)	1.4 (0.7 to 2.1)	1.7 (0.9 to 3.1)	1.3 (0.4 to 2.4)	1.2 (0.5 to 2.5)	0.8 (0.4 to 2)	0.1 (0 to 0.3)	0.1 (0 to 0.3)	0 (0 to 0.3)	0 (0 to 0.3)	0 (0 to 0.3)	0 (0 to 0.3)	0 (0 to 0.3)	0 (0 to 0.3)	0 (0 to 0.3)	89.3
Turner syndrome	0 (0 to 0)	0 (0 to 0)	0 (0 to 0)	0 (0 to 0.2)	0.1 (0 to 0.2)	0.1 (0 to 0.2)	0.1 (0.1 to 0.3)	0.1 (0 to 0.2)	0.1 (0 to 0.1)	0.1 (0 to 0.1)	0.1 (0 to 0.1)	0 (0 to 0.1)	0 (0 to 0)	0 (0 to 0)	0 (0 to 0)	0 (0 to 0)	0 (0 to 0)	0 (0 to 0)	0 (0 to 0)	0 (0 to 0)	0 (0 to 0)	0 (0 to 0)	0 (0 to 0)	0 (0 to 0)	0 (0 to 0)	0 (0 to 0)	0.6
Klinefelter syndrome	0 (0 to 0)	0 (0 to 0)	0 (0 to 0)	0 (0 to 0)	0 (0 to 0)	0 (0 to 0)	0 (0 to 0)	0 (0 to 0)	0 (0 to 0)	0 (0 to 0)	0 (0 to 0)	0 (0 to 0)	0 (0 to 0)	0 (0 to 0)

SR Table 2c. Garissa DALYS by cause and sex-group for both sexes with 95% uncertainty intervals, 2019

Cause	North Eastern	Lake Nakuru	Post Neonatal	7 to 4	9 to 5	10 to 14	15 to 19	20 to 24	25 to 29	30 to 34	35 to 39	40 to 44	45 to 49	50 to 54	55 to 59	60 to 64	65 to 69	70 to 74	75 to 79	80 to 84	85 to 89	90 to 94	95 plus	Total
All causes	45,700 (42,900 to 48,100)	11,500 (9,900 to 13,100)	27,900 (23,100 to 33,600)	26,600 (19,600 to 34,400)	16,800 (12,700 to 21,900)	16,100 (12,000 to 19,700)	24,200 (18,100 to 30,900)	24,600 (19,100 to 30,900)	25,100 (19,600 to 31,400)	19,700 (14,600 to 25,100)	19,200 (14,200 to 24,400)	17,400 (12,400 to 23,000)	16,200 (11,900 to 21,600)	14,200 (10,300 to 19,000)	12,200 (8,900 to 16,200)	11,100 (7,900 to 15,000)	9,800 (6,900 to 13,400)	8,000 (5,400 to 11,400)	5,600 (3,800 to 7,900)	3,600 (2,400 to 5,100)	937 (600 to 1,400)	111 (57 to 214)	390 (94 to 1,169)	347,000
Communicable, maternal, neonatal, and nutritional diseases	44,900 (42,200 to 46,800)	10,500 (8,900 to 12,400)	26,800 (22,000 to 32,200)	26,100 (19,100 to 33,400)	16,700 (12,700 to 21,600)	15,600 (11,600 to 19,400)	19,600 (13,700 to 26,000)	19,600 (14,200 to 25,900)	19,500 (14,000 to 25,900)	14,200 (9,900 to 19,400)	13,400 (9,300 to 18,300)	11,200 (7,700 to 15,800)	9,900 (6,700 to 14,000)	8,300 (5,500 to 12,000)	6,200 (3,900 to 9,700)	4,200 (2,500 to 6,700)	2,200 (1,300 to 3,400)	1,200 (700 to 1,900)	600 (300 to 1,000)	200 (100 to 400)	50 (20 to 100)	6 (2 to 15)	9 (4 to 21)	309,000
HIV/AIDS and sexually transmitted infections	1,300 (900 to 2,000)	592 (374 to 838)	1,760 (999 to 3,710)	2,030 (967 to 3,600)	720 (384 to 1,600)	706 (366 to 1,670)	1,670 (788 to 4,870)	1,910 (860 to 5,150)	1,740 (764 to 4,350)	2,490 (1,110 to 6,500)	3,000 (1,240 to 7,870)	2,760 (1,260 to 7,200)	2,560 (1,060 to 6,660)	2,180 (900 to 5,810)	1,260 (527 to 3,200)	687 (245 to 1,990)	292 (106 to 727)	112 (50 to 314)	47.6 (18 to 132)	17.2 (7 to 46.1)	2.6 (0 to 7)	0.7 (0 to 2.2)	0.1 (0 to 0.3)	24,900
HIV/AIDS	0.2 (0 to 57)	0.6 (0 to 1)	1,410 (1,060 to 1,810)	2,020 (1,460 to 2,660)	709 (484 to 1,010)	704 (484 to 1,000)	1,660 (1,140 to 2,360)	1,960 (1,360 to 2,810)	1,690 (1,140 to 2,440)	2,440 (1,660 to 3,530)	2,960 (1,910 to 4,440)	2,760 (1,760 to 4,260)	2,150 (1,360 to 3,450)	1,220 (660 to 2,210)	591 (221 to 1,440)	268 (102 to 734)	110 (39 to 313)	49.6 (18 to 144)	19.4 (7 to 57)	2.2 (0 to 6)	0.6 (0 to 1.8)	0.1 (0 to 0.3)	22,300
HIV/AIDS - Drug-susceptible Tuberculosis	0 (0 to 0)	0 (0 to 0)	179 (24 to 1,010)	409 (53 to 2,300)	93.6 (12 to 530)	94.6 (12 to 533)	233 (30 to 1,310)	165 (21 to 931)	223 (29 to 1,260)	313 (40 to 1,760)	429 (55 to 2,420)	331 (42 to 1,870)	320 (41 to 1,800)	177 (22 to 1,000)	74 (9 to 417)	31 (4 to 176)	11 (1 to 62)	4.7 (0 to 26)	1.8 (0 to 10)	0.2 (0 to 1)	0 (0 to 0)	0 (0 to 0)	0 (0 to 0)	3,090
HIV/AIDS - Multidrug-resistant Tuberculosis without extensive	0 (0 to 0)	0 (0 to 0)	1.4 (0 to 36.6)	11.4 (0 to 301.7)	3.6 (0 to 95.1)	3.6 (0 to 95.2)	9.1 (0 to 237.6)	6.7 (0 to 174.9)	8.6 (0 to 227.4)	12.1 (0 to 320.3)	16.4 (0 to 434.1)	12.7 (0 to 336.1)	12.1 (0 to 320.3)	6.8 (0 to 180.2)	2.8 (0 to 74.1)	1.2 (0 to 31.7)	0.4 (0 to 11.2)	0.2 (0 to 4.3)	0.1 (0 to 1.9)	0 (0 to 0.1)	0 (0 to 0)	0 (0 to 0)	135
HIV/AIDS - Extensively drug-resistant Tuberculosis	0 (0 to 0)	0 (0 to 0)	0 (0 to 0.6)	0 (0 to 0.8)	0 (0 to 0.2)	0 (0 to 0.2)	0 (0 to 0.7)	0 (0 to 0.4)	0 (0 to 0.6)	0 (0 to 0.7)	0 (0 to 1)	0 (0 to 1)	0 (0 to 0.9)	0 (0 to 0.5)	0 (0 to 0.2)	0 (0 to 0.1)	0 (0 to 0.1)	0 (0 to 0.1)	0 (0 to 0.1)	0 (0 to 0)	0 (0 to 0)	0 (0 to 0)	0 (0 to 0)	1.7
HIV/AIDS resulting in other diseases	0.2 (0 to 57)	0.6 (0 to 1)	1,230 (1,060 to 1,370)	1,610 (1,460 to 1,770)	562 (484 to 618)	559 (484 to 615)	1,290 (1,140 to 1,450)	1,570 (1,360 to 1,770)	1,470 (1,140 to 1,660)	2,000 (1,660 to 2,260)	2,350 (1,910 to 2,650)	2,200 (1,760 to 2,490)	1,850 (1,360 to 2,090)	1,050 (660 to 1,190)	508 (221 to 573)	230 (102 to 260)	94.6 (39 to 107)	42.6 (18 to 48.1)	16.6 (7 to 18.8)	1.9 (0 to 2.1)	0.5 (0 to 0.6)	0.1 (0 to 0.1)	19,700
Sexually transmitted infections excluding HIV	1,300 (1,200 to 1,400)	592 (577 to 606)	351 (307 to 397)	11.2 (9.1 to 13.7)	10.7 (8.5 to 13.2)	2.1 (1.6 to 2.6)	9.8 (7.4 to 11.6)	2.6 (1.9 to 3.2)	1.7 (1.2 to 2.1)	0.8 (0.5 to 1.1)	0.7 (0.4 to 1.1)	0.7 (0.4 to 1.1)	0.7 (0.4 to 1.1)	0.7 (0.4 to 1.1)	0.7 (0.4 to 1.1)	0.7 (0.4 to 1.1)	0.7 (0.4 to 1.1)	0.7 (0.4 to 1.1)	0.7 (0.4 to 1.1)	0.7 (0.4 to 1.1)	0.7 (0.4 to 1.1)	0.7 (0.4 to 1.1)	2,200
Syphilis	0 (0 to 0)	0 (0 to 0)	351 (307 to 396)	11.2 (9.1 to 13.7)	10.7 (8.5 to 13.2)	2.1 (1.6 to 2.6)	9.8 (7.4 to 11.6)	2.6 (1.9 to 3.2)	1.7 (1.2 to 2.1)	0.8 (0.5 to 1.1)	0.7 (0.4 to 1.1)	0.7 (0.4 to 1.1)	0.7 (0.4 to 1.1)	0.7 (0.4 to 1.1)	0.7 (0.4 to 1.1)	0.7 (0.4 to 1.1)	0.7 (0.4 to 1.1)	0.7 (0.4 to 1.1)	0.7 (0.4 to 1.1)	0.7 (0.4 to 1.1)	0.7 (0.4 to 1.1)	0.7 (0.4 to 1.1)	1,900
Chlamydial infection	0 (0 to 0)	0 (0 to 0)	0 (0 to 0)	0 (0 to 0)	0 (0 to 0)	0 (0 to 0)	0 (0 to 0)	0 (0 to 0)	0 (0 to 0)	0 (0 to 0)	0 (0 to 0)	0 (0 to 0)	0 (0 to 0)	0 (0 to 0)	0 (0 to 0)	0 (0 to 0)	0 (0 to 0)	0 (0 to 0)	0 (0 to 0)	0 (0 to 0)	0 (0 to 0)	0 (0 to 0)	0 (0 to 0)	277
Gonococcal infection	0 (0 to 0)	0 (0 to 0)	0 (0 to 0)	0 (0 to 0)	0 (0 to 0)	0 (0 to 0)	0 (0 to 0)	0 (0 to 0)	0 (0 to 0)	0 (0 to 0)	0 (0 to 0)	0 (0 to 0)	0 (0 to 0)	0 (0 to 0)	0 (0 to 0)	0 (0 to 0)	0 (0 to 0)	0 (0 to 0)	0 (0 to 0)	0 (0 to 0)	0 (0 to 0)	0 (0 to 0)	0 (0 to 0)	0
Trichomoniasis	0 (0 to 0)	0 (0 to 0)	0 (0 to 0)	0 (0 to 0)	0 (0 to 0)	0 (0 to 0)	0 (0 to 0)	0 (0 to 0)	0 (0 to 0)	0 (0 to 0)	0 (0 to 0)	0 (0 to 0)	0 (0 to 0)	0 (0 to 0)	0 (0 to 0)	0 (0 to 0)	0 (0 to 0)	0 (0 to 0)	0 (0 to 0)	0 (0 to 0)	0 (0 to 0)	0 (0 to 0)	0 (0 to 0)	0
Genital herpes	0 (0 to 0)	0 (0 to 0)	0 (0 to 0)	0 (0 to 0)	0 (0 to 0)	0 (0 to 0)	0 (0 to 0)	0 (0 to 0)	0 (0 to 0)	0 (0 to 0)	0 (0 to 0)	0 (0 to 0)	0 (0 to 0)	0 (0 to 0)	0 (0 to 0)	0 (0 to 0)	0 (0 to 0)	0 (0 to 0)	0 (0 to 0)	0 (0 to 0)	0 (0 to 0)	0 (0 to 0)	0 (0 to 0)	0
Other sexually transmitted infections	0 (0 to 0)	0 (0 to 0)	0 (0 to 0)	0 (0 to 0)	0 (0 to 0)	0 (0 to 11.9)	0 (0 to 16.6)	0 (0 to 19.4)	0 (0 to 19.6)	0 (0 to 24.6)	0 (0 to 27.4)	0 (0 to 24.2)	0 (0 to 21.5)	0 (0 to 20.1)	0 (0 to 16.4)	0 (0 to 12.9)	0 (0 to 9.6)	0 (0 to 6.4)	0 (0 to 3.6)	0 (0 to 1.6)	0 (0 to 0.6)	0 (0 to 0.2)	0 (0 to 0.1)	72.7
Respiratory infections and tuberculosis	1,290 (1,200 to 1,400)	1,290 (1,200 to 1,400)	1,700 (699 to 2,210)	1,700 (1,070 to 2,370)	1,090 (712 to 1,610)	1,090 (623 to 1,360)	1,290 (1,060 to 1,720)	1,470 (1,170 to 1,770)	2,050 (1,660 to 2,470)	2,230 (1,770 to 2,710)	2,230 (1,820 to 2,660)	1,900 (1,500 to 2,330)	2,050 (1,660 to 2,530)	2,050 (1,660 to 2,530)	1,700 (1,420 to 2,060)	1,590 (1,260 to 1,980)	1,480 (1,180 to 1,860)	1,090 (858 to 1,360)	666 (537 to 828)	332 (278 to 418)	117 (97 to 147)	27.7 (23 to 35)	9.6 (7 to 12)	39,200
Tuberculosis	0 (0 to 0)	0 (0 to 0)	1,700 (1,070 to 2,370)	1,700 (1,070 to 2,370)	1,090 (712 to 1,610)	1,090 (623 to 1,360)	1,290 (1,060 to 1,720)	1,470 (1,170 to 1,770)	2,050 (1,660 to 2,470)	2,230 (1,770 to 2,710)	2,230 (1,820 to 2,660)	1,900 (1,500 to 2,330)	2,050 (1,660 to 2,530)	2,050 (1,660 to 2,530)	1,700 (1,420 to 2,060)	1,590 (1,260 to 1,980)	1,480 (1,180 to 1,860)	1,090 (858 to 1,360)	666 (537 to 828)	332 (278 to 418)	117 (97 to 147)	27.7 (23 to 35)	9.6 (7 to 12)	39,200
Latent tuberculosis infection	0 (0 to 0)	0 (0 to 0)	0 (0 to 0)	0 (0 to 0)	0 (0 to 0)	0 (0 to 0)	0 (0 to 0)	0 (0 to 0)	0 (0 to 0)	0 (0 to 0)	0 (0 to 0)	0 (0 to 0)	0 (0 to 0)	0 (0 to 0)	0 (0 to 0)	0 (0 to 0)	0 (0 to 0)	0 (0 to 0)	0 (0 to 0)	0 (0 to 0)	0 (0 to 0)	0 (0 to 0)	0 (0 to 0)	0
Drug-susceptible Tuberculosis	0 (0 to 0)	0 (0 to 0)	247 (177 to 460)	197 (139 to 289)	173 (118 to 258)	214 (139 to 333)	1,090 (894 to 1,700)	1,370 (1,090 to 1,770)	1,760 (1,360 to 2,370)	1,920 (1,460 to 2,700)	1,920 (1,460 to 2,700)	1,640 (1,240 to 2,300)	1,760 (1,360 to 2,370)	1,760 (1,360 to 2,370)	1,460 (1,120 to 2,030)	1,360 (1,040 to 1,890)	1,260 (957 to 1,770)	933 (698 to 1,360)	572 (416 to 858)	284 (203 to 443)	100 (70 to 158)	23.7 (16 to 39)	8.2 (5 to 14)	33,600
Multidrug-resistant tuberculosis without extensive drug-resistan	0 (0 to 0)	0 (0 to 0)	0 (0 to 38.1)	0 (0 to 29.2)	0 (0 to 20.8)	0 (0 to 20.8)	0 (0 to 58.1)	0 (0 to 58.3)	0 (0 to 77.4)	0 (0 to 94.1)	0 (0 to 94.1)	0 (0 to 77.4)	0 (0 to 69.2)	0 (0 to 69.2)	0 (0 to 58.1)	0 (0 to 48.9)	0 (0 to 39.6)	0 (0 to 29.4)	0 (0 to 20.8)	0 (0 to 12.9)	0 (0 to 6.1)	0 (0 to 2.2)	0 (0 to 0.8)	668
Extensively drug-resistant tuberculosis	0 (0 to 0)	0 (0 to 0)	0.1 (0 to 0.6)	0.1 (0 to 0.5)	0.1 (0 to 0.4)	0.1 (0 to 0.4)	0.6 (0 to 1.8)	0.6 (0 to 2.1)	0.6 (0 to 2.1)	0.6 (0 to 2.1)	0.7 (0 to 2.1)	0.6 (0 to 2.1)	0.7 (0 to 2.1)	0.6 (0 to 2.1)	0.7 (0 to 2.1)	0.6 (0 to 2.1)	0.7 (0 to 2.1)	0.6 (0 to 2.1)	0.7 (0 to 2.1)	0.6 (0 to 2.1)	0.7 (0 to 2.1)	0.6 (0 to 2.1)	0.7 (0 to 2.1)	7.6
Lower respiratory infections	1,120 (1,090 to 1,200)	1,270 (999 to 2,210)	3,310 (1,790 to 5,560)	1,190 (1,020 to 1,360)	671 (543 to 1,000)	461 (412 to 1,000)	612 (412 to 1,000)	589 (412 to 1,000)	683 (412 to 1,000)	612 (412 to 1,000)	633 (412 to 1,000)	491 (412 to 1,000)	638 (412 to 1,000)	589 (412 to 1,000)	613 (412 to 1,000)	697 (412 to 1,000)	683 (412 to 1,000)	567 (412 to 1,000)	633 (412 to 1,000)	184 (126 to 1,000)	727 (412 to 1,000)	13.3 (0 to 1,000)	2.6 (0 to 3.8)	18,300
Upper respiratory infections	0.4 (0 to 6)	0.6 (0 to 1)	0.6 (0 to 1)	0.6 (0 to 1)	0.6 (0 to 1)	0.6 (0 to 1)	0.6 (0 to 1)	0.6 (0 to 1)	0.6 (0 to 1)	0.6 (0 to 1)	0.6 (0 to 1)	0.6 (0 to 1)	0.6 (0 to 1)	0.6 (0 to 1)	0.6 (0 to 1)	0.6 (0 to 1)	0.6 (0 to 1)	0.6 (0 to 1)	0.6 (0 to 1)	0.6 (0 to 1)	0.6 (0 to 1)	0.6 (0 to 1)	0.6 (0 to 1)	0.6
Otitis media	1,120 (912 to 2,210)	1,270 (1,020 to 2,210)	3,310 (1,790 to 5,560)	1,190 (1,020 to 1,360)	671 (543 to 1,000)	461 (412 to 1,000)	612 (412 to 1,000)	589 (412 to 1,000)	683 (412 to 1,000)	612 (412 to 1,000)	633 (412 to 1,000)	491 (412 to 1,000)	638 (412 to 1,000)	589 (412 to 1,000)	613 (412 to 1,000)	697 (412 to 1,000)	683 (412 to 1,000)	567 (412 to 1,000)	633 (412 to 1,000)	184 (126 to 1,000)	727 (412 to 1,000)	13.3 (0 to 1,000)	2.6 (0 to 3.8)	18,300
Enteric infections	3,570 (766 to 7,310)	3,790 (676 to 9,890)	9,080 (4,000 to 14,800)	6,770 (2,100 to 10,600)	3,440 (1,540 to 5,990)	1,080 (620 to 2,200)	1,080 (885 to 2,360)	1,170 (871 to 2,260)	1,080 (659 to 1,920)	927 (322 to 1,900)	1,080 (295 to 1,910)	1,080 (261 to 1,900)	1,080 (242 to 1,900)	1,080 (229 to 1,900)	1,080 (248 to 1,900)	1,080 (237 to 1,900)	1,080 (266 to 1,900)	1,080 (297 to 1,900)	1,080 (320 to 1,900)	1,080 (327 to 1,900)	1,080 (324 to 1,900)	1,080 (324 to 1,900)	71 (34 to 134)	35,900
Diarrheal diseases	3,790 (766 to 7,310)	3,790 (661 to 9,890)	9,080 (3,180 to 14,100)	6,770 (1,480 to 9,400)	3,440 (727 to 5,390)	1,080 (367 to 1,900)	1,080 (479 to 1,700)	1,170 (508 to 1,900)	1,080 (338 to 1,900)	927 (209 to 1,900)	1,080 (209 to 1,900)	1,080 (224 to 1,900)	1,080 (221 to 1,900)	1,080 (216 to 1,900)	1,080 (203 to 1,900)	1,080 (190 to 1,900)	1,080 (183 to 1,900)	1,080 (165 to 1,900)	1,080 (165 to 1,900)	1,080 (165 to 1,900)	1,080 (165 to 1,900)	1,080 (165 to 1,900)	1,080 (165 to 1,900)	30,000
Typhoid and paratyphoid	0 (0 to 0)	0 (0 to 0)	0.7 (0 to 4)	0.6 (0 to 2.9)	0.6 (0 to 2.9)	0.6 (0 to 2.9)	0.7 (0 to 3.1)	0.6 (0 to 2.9)	0.6 (0 to 2.9)	0.6 (0 to 2.9)	0.6 (0 to 2.9)	0.6 (0 to 2.9)	0.6 (0 to 2.9)	0.6 (0 to 2.9)	0.6 (0 to 2.9)	0.6 (0 to 2.9)	0.6 (0 to 2.9)	0.6 (0 to 2.9)	0.6 (0 to 2.9)	0.6 (0 to 2.9)	0.6 (0 to 2.9)	0.6 (0 to 2.9)	0.6 (0 to 2.9)	2,220
Typhoid fever	0 (0 to 0)	0 (0 to 0)	0.7 (0 to 4)	0.6 (0 to 2.9)	0.6 (0 to 2.9)	0.6 (0 to 2.9)	0.7 (0 to 3.1)	0.6 (0 to 2.9)	0.6 (0 to 2.9)	0.6 (0 to 2.9)	0.6 (0 to 2.9)	0.6 (0 to 2.9)	0.6 (0 to 2.9)	0.6 (0 to 2.9)	0.6 (0 to 2.9)	0.6 (0 to 2.9)	0.6 (0 to 2.9)	0.6 (0 to 2.9)	0.6 (0 to 2.9)	0.6 (0 to 2.9)	0.6 (0 to 2.9)	0.6 (0 to 2.9)	0.6 (0 to 2.9)	2,220
Paratyphoid fever	0 (0 to 0)	0 (0 to 0)	0 (0 to 0)	0 (0 to 0)	0 (0 to 0)	0 (0 to 0)	0 (0 to 0)	0 (0 to 0)	0 (0 to 0)	0 (0 to 0)	0 (0 to 0)	0 (0 to 0)	0 (0 to 0)	0 (0 to 0)	0 (0 to 0)	0 (0 to 0)	0 (0 to 0)	0 (0 to 0)	0 (0 to 0)	0 (0 to 0)	0 (0 to 0)	0 (0 to 0)	0 (0 to 0)	0 (0 to 0)	668
Invasive Non-typhoidal Salmonella (iNTS)	2.9 (0 to 19)	2.9 (0 to 19)	667 (379 to 1,040)	1,020 (579 to 1,600)	1,020 (579 to 1,600)	1,020 (579 to 1,600





SR Table 2c: HomaBay DALYS by cause and age group for both sexes with 95% uncertainty intervals, 2019

Cause	Early Neonatal	Late Neonatal	Post Neonatal	1 to 4	5 to 9	10 to 14	15 to 19	20 to 24	25 to 29	30 to 34	35 to 39	40 to 44	45 to 49	50 to 54	55 to 59	60 to 64	65 to 69	70 to 74	75 to 79	80 to 84	85 to 89	90 to 94	95 plus	Total
All causes	59,200 (48,300 to 71,700)	11,900 (9,700 to 14,300)	110,000 (81,000 to 143,000)	72,200 (49,200 to 97,400)	25,700 (19,800 to 33,700)	24,400 (18,900 to 31,600)	35,800 (26,300 to 47,600)	36,100 (26,800 to 48,700)	42,600 (30,300 to 61,200)	53,600 (39,100 to 74,300)	58,200 (42,500 to 79,000)	51,600 (41,200 to 64,500)	42,600 (33,200 to 54,700)	33,100 (26,100 to 41,200)	27,100 (20,700 to 34,700)	22,500 (16,900 to 29,200)	18,000 (13,700 to 23,200)	13,700 (10,700 to 16,800)	8,950 (7,340 to 10,800)	4,990 (4,210 to 5,990)	2,530 (2,050 to 3,300)	1,120 (895 to 1,480)	411 (342 to 508)	756,000
Communicable, maternal, neonatal, and nutritional diseases	54,900 (45,000 to 66,200)	10,800 (8,730 to 13,200)	98,500 (71,500 to 129,000)	63,700 (42,400 to 87,300)	17,600 (13,300 to 23,400)	14,000 (10,400 to 19,000)	20,700 (13,700 to 31,300)	21,800 (14,900 to 33,000)	30,500 (19,300 to 48,500)	42,100 (28,300 to 62,100)	47,300 (32,500 to 68,500)	41,200 (31,800 to 53,000)	32,900 (24,700 to 43,700)	23,000 (17,600 to 29,400)	16,200 (12,100 to 21,200)	10,500 (7,790 to 13,900)	6,440 (4,790 to 8,370)	4,250 (3,230 to 5,430)	2,490 (1,940 to 3,120)	1,260 (975 to 1,620)	670 (479 to 950)	299 (202 to 435)	122 (80·9 to 173)	561,000
HIV/AIDS and sexually transmitted infections	1,380 (424 to 2,970)	229 (72 to 492)	20,300 (7,750 to 38,400)	26,100 (11,500 to 41,700)	6,290 (3,580 to 9,650)	7,140 (4,330 to 11,000)	14,000 (7,440 to 24,100)	15,400 (9,240 to 26,100)	24,800 (14,000 to 41,900)	36,500 (23,100 to 57,300)	42,300 (27,600 to 62,900)	36,900 (27,700 to 49,100)	29,100 (21,100 to 40,000)	19,400 (14,600 to 25,400)	12,500 (8,980 to 17,300)	6,850 (4,640 to 10,100)	3,230 (2,140 to 4,830)	1,420 (945 to 2,100)	578 (389 to 848)	104 (63·5 to 166)	42·4 (26·6 to 66·5)	13·7 (8·6 to 21·5)	3·6 (2·3 to 5·5)	305,000
HIV/AIDS	2·2 (0·7 to 4·3)	7·6 (2·7 to 14·2)	19,700 (7,230 to 37,500)	26,000 (11,500 to 41,700)	6,280 (3,570 to 9,640)	7,130 (4,320 to 10,900)	13,900 (7,410 to 24,100)	15,400 (9,200 to 26,000)	24,800 (13,900 to 41,900)	36,400 (23,000 to 57,200)	42,300 (27,600 to 62,900)	36,900 (27,700 to 49,100)	29,100 (21,100 to 40,000)	19,400 (14,600 to 25,400)	12,500 (8,960 to 17,300)	6,850 (4,640 to 10,100)	3,230 (2,130 to 4,830)	1,420 (943 to 2,100)	575 (387 to 846)	103 (62·8 to 165)	41·9 (26·2 to 66)	13·5 (8·3 to 21·3)	3·5 (2·2 to 5·4)	302,000
HIV/AIDS - Drug-susceptible Tuberculosis	0 (0 to 0)	0 (0 to 0·1)	1,690 (877 to 2,950)	2,200 (1,160 to 3,810)	551 (315 to 909)	722 (397 to 1,210)	1,900 (1,020 to 3,210)	2,650 (1,440 to 4,430)	4,750 (2,580 to 7,920)	7,040 (3,790 to 11,800)	8,030 (4,310 to 13,500)	7,090 (3,760 to 12,000)	5,580 (2,950 to 9,450)	3,660 (1,950 to 6,280)	2,300 (1,240 to 3,900)	1,240 (665 to 2,100)	577 (310 to 978)	275 (152 to 444)	109 (60·9 to 176)	17·5 (10·4 to 27·7)	5·9 (3·6 to 9·1)	1·8 (1·1 to 2·8)	0·5 (0·3 to 0·8)	50,400
HIV/AIDS - Multidrug-resistant Tuberculosis without extensive (	0 (0 to 0)	0 (0 to 0)	69·6 (2·5 to 329)	89·2 (3·2 to 421)	20·9 (0·8 to 98·2)	28 (1 to 132)	76 (2·8 to 359)	101 (3·7 to 480)	170 (6·3 to 769)	249 (9·3 to 1,110)	281 (10·5 to 1,330)	248 (9·1 to 1,170)	196 (7·4 to 935)	129 (4·6 to 615)	81·9 (3 to 390)	44·8 (1·6 to 212)	21·2 (0·8 to 101)	9·8 (0·4 to 46·5)	3·9 (0·1 to 18·2)	0·7 (0 to 3·1)	0·2 (0 to 1)	0·1 (0 to 0·3)	0 (0 to 0·1)	1,820
HIV/AIDS - Extensively drug-resistant Tuberculosis	0 (0 to 0)	0 (0 to 0)	0·9 (0 to 4·7)	1·2 (0 to 6)	0·3 (0 to 1·4)	0·4 (0 to 1·8)	1 (0 to 5)	1·4 (0 to 6·6)	2·3 (0·1 to 11)	3·4 (0·1 to 16·1)	3·8 (0·1 to 18·3)	3·4 (0·1 to 16)	2·7 (0·1 to 12·8)	1·8 (0·1 to 8·4)	1·1 (0 to 5·3)	0·6 (0 to 2·9)	0·3 (0 to 1·4)	0·1 (0 to 0·6)	0·1 (0 to 0·2)	0 (0 to 0)	0 (0 to 0)	0 (0 to 0)	0 (0 to 0)	24·6
HIV/AIDS resulting in other diseases	2·2 (0·7 to 4·3)	7·5 (2·7 to 14·1)	17,900 (5,360 to 35,500)	23,700 (9,080 to 38,800)	5,710 (3,090 to 8,940)	6,380 (3,520 to 10,300)	11,900 (5,410 to 22,200)	12,600 (6,180 to 23,300)	19,800 (8,950 to 37,400)	29,100 (15,100 to 50,000)	34,000 (18,500 to 55,100)	29,600 (19,400 to 41,700)	23,300 (14,600 to 34,300)	15,600 (10,300 to 22,000)	10,100 (6,430 to 14,900)	5,560 (3,270 to 8,840)	2,630 (1,520 to 4,230)	1,130 (668 to 1,830)	462 (276 to 746)	84·6 (45·6 to 147)	35·8 (19·8 to 59·7)	11·5 (6·5 to 19·4)	2·9 (1·6 to 4·9)	250,000
Sexually transmitted infections excluding HIV	1,380 (419 to 2,970)	221 (64·6 to 487)	576 (154 to 1,400)	18·5 (4·7 to 46·2)	9·5 (2·5 to 23)	7·6 (3·6 to 15·1)	29 (14·9 to 58·2)	44·5 (23·5 to 81·2)	51·9 (27·7 to 89·9)	52·7 (28·7 to 89·6)	39·1 (21·4 to 70·2)	26·9 (14·2 to 49)	19·2 (10 to 35·4)	13·3 (6·7 to 27·3)	15 (6·6 to 31·2)	8·9 (4 to 19·1)	2·9 (1·2 to 6·3)	1·8 (0·8 to 3·8)	2·3 (1·1 to 4·5)	0·9 (0·4 to 1·6)	0·5 (0·2 to 1)	0·2 (0·1 to 0·4)	0·1 (0 to 0·2)	2,520
Syphilis	1,380 (419 to 2,970)	221 (64·6 to 487)	576 (154 to 1,400)	18·5 (4·7 to 46·2)	9·5 (2·5 to 23)	2·7 (0·8 to 6·9)	4·8 (1·8 to 11·8)	2·3 (0·9 to 4·8)	3·3 (1·3 to 7·2)	5·6 (2 to 13·3)	3 (1 to 9·5)	1·9 (0·6 to 4·8)	1·6 (0·6 to 4·1)	2·9 (0·6 to 10·2)	5·3 (1·1 to 18)	3·1 (0·7 to 10·5)	0·1 (0·1 to 0·2)	0·1 (0 to 0·1)	0·2 (0·1 to 0·5)	0·1 (0 to 0·3)	0·1 (0 to 0·2)	0·1 (0 to 0·1)	0 (0 to 0)	2,240
Chlamydial infection	0 (0 to 0)	0 (0 to 0)	0 (0 to 0)	0 (0 to 0)	0 (0 to 0)	0·3 (0·2 to 0·7)	2·3 (1·2 to 4·8)	5·5 (2·4 to 11·6)	5·7 (2·9 to 9·8)	4·8 (2·6 to 7·9)	4·1 (2·2 to 6·7)	2·8 (1·4 to 4·6)	1·7 (0·8 to 3·3)	0·6 (0·3 to 1·1)	0·6 (0·2 to 1·6)	0·3 (0·1 to 0·8)	0 (0 to 0·1)	0 (0 to 0·1)	0·2 (0·1 to 0·5)	0·1 (0 to 0·2)	0 (0 to 0·1)	0 (0 to 0)	0 (0 to 0)	29
Gonococcal infection	0 (0 to 0)	0 (0 to 0)	0 (0 to 0)	0 (0 to 0)	0 (0 to 0)	0·8 (0·3 to 1·6)	5·3 (1·8 to 13·1)	7 (2·8 to 16·4)	6·1 (2·3 to 14·2)	4·2 (1·8 to 8·6)	2·7 (1·2 to 5·8)	1·6 (0·9 to 3·1)	1·8 (0·7 to 4·6)	1·2 (0·4 to 2·8)	1·7 (0·5 to 4·6)	0·9 (0·3 to 2·6)	0·2 (0·1 to 0·6)	0·1 (0 to 0·3)	0·7 (0·2 to 1·9)	0·2 (0 to 0·4)	0·1 (0 to 0·3)	0·1 (0 to 0·1)	0 (0 to 0)	34·7
Trichomoniasis	0 (0 to 0)	0 (0 to 0)	0 (0 to 0)	0 (0 to 0)	0 (0 to 0)	0·3 (0·1 to 0·8)	4·1 (1·3 to 9·7)	13 (4·4 to 30·5)	17·4 (5·7 to 40·8)	16·2 (5·2 to 38·1)	12·2 (3·9 to 27·2)	8·3 (2·8 to 19·6)	5·4 (1·7 to 12·3)	3·3 (1 to 7·6)	2·1 (0·7 to 5·1)	1·3 (0·4 to 3·2)	0·9 (0·3 to 2)	0·5 (0·2 to 1·1)	0·3 (0·1 to 0·6)	0·1 (0 to 0·3)	0·1 (0 to 0·1)	0 (0 to 0)	0 (0 to 0)	85·5
Genital herpes	0 (0 to 0)	0 (0 to 0)	0 (0 to 0)	0 (0 to 0)	0 (0 to 0)	1·2 (0·3 to 3·1)	4·7 (1·4 to 11·7)	7·5 (2·6 to 18·9)	9 (3 to 21·7)	9·4 (3·1 to 23·3)	8·1 (2·6 to 19·6)	6·1 (1·9 to 15·1)	4·6 (1·5 to 11·2)	3·5 (1·1 to 8·7)	2·9 (0·9 to 7·1)	2·3 (0·7 to 5·7)	1·6 (0·5 to 4)	1 (0·3 to 2·5)	0·6 (0·2 to 1·4)	0·3 (0·1 to 0·7)	0·1 (0 to 0·3)	0 (0 to 0·1)	0 (0 to 0)	63
Other sexually transmitted infections	0 (0 to 0)	0 (0 to 0)	0 (0 to 0)	0 (0 to 0)	0 (0 to 0)	2·2 (1 to 4·7)	7·7 (3·4 to 17·6)	9·2 (4·7 to 18·9)	10·3 (5·7 to 17·4)	12·5 (7·4 to 19·5)	9·1 (5·3 to 14·8)	6·3 (3·5 to 10·2)	4·2 (2·1 to 7·7)	1·9 (0·8 to 4·2)	2·4 (0·9 to 5·5)	1 (0·3 to 2·6)	0·1 (0 to 0·3)	0·1 (0 to 0·1)	0·3 (0·1 to 0·8)	0·1 (0 to 0·3)	0·1 (0 to 0·2)	0 (0 to 0·1)	0 (0 to 0·1)	67·5
Respiratory infections and tuberculosis	4,460 (2,820 to 6,440)	1,630 (977 to 2,460)	19,500 (11,500 to 30,200)	5,260 (2,830 to 8,860)	1,400 (881 to 2,150)	1,040 (649 to 1,620)	1,660 (1,040 to 2,550)	2,120 (1,250 to 3,360)	2,090 (1,260 to 3,320)	2,330 (1,440 to 3,710)	2,260 (1,310 to 3,670)	1,990 (1,070 to 3,410)	1,840 (941 to 3,170)	1,960 (981 to 3,280)	2,040 (1,060 to 3,360)	1,870 (1,010 to 2,930)	1,650 (955 to 2,510)	1,580 (1,000 to 2,250)	1,080 (732 to 1,490)	658 (454 to 899)	340 (223 to 517)	149 (92·8 to 228)	63·5 (38 to 94·2)	59,000
Tuberculosis	0 (0 to 0)	0 (0 to 0)	1,320 (631 to 2,300)	580 (269 to 1,040)	247 (127 to 420)	249 (126 to 458)	971 (546 to 1,620)	1,540 (855 to 2,580)	1,590 (894 to 2,670)	1,860 (1,070 to 3,060)	1,810 (986 to 3,080)	1,520 (751 to 2,770)	1,360 (659 to 2,410)	1,410 (673 to 2,420)	1,390 (684 to 2,400)	1,040 (526 to 1,730)	802 (425 to 1,330)	736 (413 to 1,130)	397 (247 to 577)	238 (152 to 356)	115 (71·1 to 180)	43·1 (25 to 68·1)	21·8 (11·8 to 35·6)	19,200
Latent tuberculosis infection	0 (0 to 0)	0 (0 to 0)	0 (0 to 0)	0 (0 to 0)	0 (0 to 0)	0 (0 to 0)	0 (0 to 0)	0 (0 to 0)	0 (0 to 0)	0 (0 to 0)	0 (0 to 0)	0 (0 to 0)	0 (0 to 0)	0 (0 to 0)	0 (0 to 0)	0 (0 to 0)	0 (0 to 0)	0 (0 to 0)	0 (0 to 0)	0 (0 to 0)	0 (0 to 0)	0 (0 to 0)	0 (0 to 0)	0
Drug-susceptible tuberculosis	0 (0 to 0)	0 (0 to 0)	1,280 (607 to 2,200)	562 (254 to 1,010)	240 (122 to 407)	241 (123 to 449)	943 (531 to 1,570)	1,500 (818 to 2,500)	1,550 (866 to 2,600)	1,810 (1,040 to 2,980)	1,760 (916 to 3,040)	1,480 (726 to 2,710)	1,320 (642 to 2,360)	1,370 (645 to 2,350)	1,350 (660 to 2,340)	1,000 (503 to 1,700)	778 (401 to 1,300)	714 (409 to 1,100)	386 (233 to 569)	231 (141 to 341)	112 (67 to 175)	41·7 (23·7 to 66·2)	21·1 (11 to 35·1)	18,700
Multidrug-resistant tuberculosis without extensive drug resistar	0 (0 to 0)	0 (0 to 0)	42·8 (1·6 to 196)	17·7 (0·7 to 78·6)	6·8 (0·3 to 32·1)	7·4 (0·3 to 31·2)	28·2 (1·1 to 134)	41·8 (1·6 to 173)	43·3 (1·8 to 195)	49·9 (2 to 228)	48·8 (2 to 222)	41 (1·7 to 207)	37·3 (1·4 to 179)	39·8 (1·6 to 193)	39·8 (1·5 to 187)	30 (1·2 to 136)	23·3 (0·9 to 103)	21·3 (0·8 to 96)	11·2 (0·5 to 49·5)	7·2 (0·3 to 31·7)	3·5 (0·1 to 16·4)	1·3 (0·1 to 6·2)	0·7 (0 to 3·2)	543
Extensively drug-resistant tuberculosis	0 (0 to 0)	0 (0 to 0)	0·6 (0 to 2·6)	0·2 (0 to 1·1)	0·1 (0 to 0·4)	0·1 (0 to 0·4)	0·4 (0 to 1·8)	0·5 (0 to 2·4)	0·6 (0 to 2·6)	0·7 (0 to 3·3)	0·7 (0 to 3·2)	0·6 (0 to 2·9)	0·5 (0 to 2·4)	0·5 (0 to 2·7)	0·5 (0 to 2·7)	0·4 (0 to 2)	0·3 (0 to 1·5)	0·3 (0 to 1·3)	0·1 (0 to 0·7)	0·1 (0 to 0·4)	0 (0 to 0·2)	0 (0 to 0·1)	0 (0 to 0)	7·2
Lower respiratory infections	4,450 (2,800 to 6,440)	1,620 (972 to 2,460)	18,100 (10,600 to 28,000)	4,300 (2,160 to 7,700)	810 (428 to 1,400)	520 (266 to 916)	455 (240 to 781)	388 (187 to 682)	371 (190 to 661)	370 (195 to 657)	382 (207 to 655)	410 (204 to 725)	441 (226 to 763)	511 (244 to 908)	624 (313 to 1,080)	810 (431 to 1,350)	837 (460 to 1,380)	832 (504 to 1,230)	680 (448 to 987)	417 (277 to 594)	224 (141 to 343)	106 (62·2 to 165)	41·4 (23·1 to 64·3)	37,700
Upper respiratory infections	1 (0·4 to 2·8)	4 (2 to 8)	156 (42·1 to 552)	277 (139 to 553)	225 (126 to 377)	196 (105 to 333)	172 (90·9 to 305)	128 (68·7 to 221)	93·4 (51·6 to 157)	75·9 (40·6 to 125)	60·4 (32·1 to 99·7)	43 (23 to 74·8)	30·7 (16·8 to 52·8)	23·8 (13·1 to 40·5)	19·8 (11 to 33·2)	16·2 (8·8 to 26·5)	12 (6·4 to 20·1)	7·9 (4·3 to 13)	4·6 (2·5 to 7·7)	2·3 (1·2 to 4·2)	1·1 (0·6 to 2·1)	0·5 (0·3 to 1)	0·2 (0·1 to 0·4)	1,550
Otitis media	7·5 (0·2 to 32·2)	0·7 (0·2 to 2·6)	16·7 (8·1 to 33·5)	103 (58·3 to 170)	121 (67·2 to 200)	78·6 (42·8 to 134)	64·4 (34·8 to 109)	53·9 (23·7 to 108)	34·2 (16·4 to 66·8)	22·3 (10 to 41·3)	17·1 (8·2 to 30·5)	13·4 (6·1 to 23·9)	10·2 (5·1 to 17·8)	8·2 (3·9 to 14·3)	6·7 (3·4 to 11·9)	5·2 (2·5 to 9·8)	3·4 (1·8 to 5·9)	1·9 (0·9 to 3·4)	1·1 (0·6 to 1·9)	0·6 (0·3 to 1·1)	0·3 (0·1 to 0·5)	0·1 (0·1 to 0·2)	0 (0 to 0·1)	571
Enteric infections	2,280 (1,030 to 4,060)	2,610 (1,120 to 4,480)	30,200 (15,900 to 50,900)	14,000 (7,140 to 23,800)	3,650 (2,050 to 6,190)	1,860 (1,010 to 3,210)	1,660 (909 to 2,810)	1,180 (612 to 2,050)	831 (449 to 1,450)	743 (413 to 1,310)	664 (360 to 1,210)	587 (298 to 1,100)	555 (277 to 1,000)	556 (278 to 1,010)	632 (308 to 1,170)	825 (397 to 1,480)	758 (382 to 1,340)	631 (321 to 1,060)	470 (240 to 825)	303 (159 to 538)	171 (81·8 to 345)	85·6 (37·9 to 166)	36·5 (16·1 to 74·6)	65,400
Diarrheal diseases	2,280 (1,030 to 4,060)	2,550 (1,070 to 4,430)	28,600 (14,100 to 49,400)	10,500 (4,600 to 19,500)	1,860 (922 to 3,370)	835 (432 to 1,540)	1,000 (523 to 1,770)	869 (422 to 1,600)	659 (351 to 1,210)	631 (339 to 1,120)	593 (311 to 1,100)	541 (273 to 1,020)	523 (259 to 958)	530 (259 to 976)	606 (289 to 1,140)	800 (377 to 1,460)	739 (363 to 1,310)	619 (311 to 1,050)	463 (236 to 817)	298 (155 to 532)	169 (80·5 to 343)	85 (37·5 to 166)	36·4 (16 to 74·4)	55,800
Typhoid and paratyphoid	0 (0 to 0)	0 (0 to 0)	5·7 (2 to 13·1)	461 (132 to 1,050)	665 (222 to 1,530)	704 (235 to 1,590)	491 (162 to 1,140)	196 (59·9 to 497)	92·1 (30·7 to 233)	53 (17·3 to 128)	29·7 (10·1 to 72·4)	18·8 (6·5 to 43·9)	14·6 (4·8 to 34·2)	11·9 (3·8 to 28·1)	9·9 (3 to 24·4)	7·5 (2·3 to 18·4)	4·8 (1·8 to 10·8)	2·7 (1 to 5·9)	1·4 (0·5 to 2·8)	0·6 (0·2 to 1·2)	0·2 (0·1 to 0·5)	0·1 (0 to 0·2)	0 (0 to 0·1)	2,770
Typhoid fever	0 (0 to 0)	0 (0 to 0)	5·4 (1·9 to 12·6)	440 (127 to 987)	636 (213 to 1,480)	674 (227 to 1,530)	470 (154 to 1,080)	188 (56·1 to 482)	88 (29 to 225)	50·5 (16·4 to 123)	28·3 (9·6 to 68)	17·8 (6·2 to 41·6)	13·8 (4·5 to 32·6)	11·3 (3·5 to 26·6)	9·3 (2·9 to 22·9)	7·1 (2·2 to 17·4)	4·5 (1·7 to 10·3)	2·6 (0·9 to 5·5)	1·3 (0·4 to 2·6)	0·6 (0·2 to 1·1)	0·2 (0·1 to 0·4)	0·1 (0 to 0·2)	0 (0 to 0·1)	2,650
Paratyphoid fever	0 (0 to 0)	0 (0 to 0)	0·2 (0·1 to 0·7)	20·3 (4·9 to 57·6)	29·2 (7·9 to 79·1)	30·4 (8·8 to 80·9)	21 (5·8 to 53·7)	8·5 (2·3 to 25·1)	4·1 (1·1 to 11·8)	2·4 (0·7 to 6·8)	1·4 (0·4 to 3·8)	1 (0·3 to 2·4)	0·8 (0·2 to 2·1)	0·7 (0·2 to 1·8)	0·6 (0·2 to 1·5)	0·5 (0·1 to 1·2)	0·3 (0·1 to 0·8)	0·2 (0·1 to 0·4)	0·1 (0 to 0·2)	0 (0 to 0·1)	0 (0 to 0)	0 (0 to 0)	0 (0 to 0)	122
Invasive Non-typhoidal Salmonella (iNTS)	0 (0 to 0)	57·1 (29·3 to 100)	1,640 (789 to 2,920)	3,040 (1,340 to 5,820)	1,120 (436 to 2,210)	322 (106 to 720)	163 (54·1 to 357)	112 (35·2 to 263)	79·7 (24·9 to 201)	58·6 (18·8 to 149)	41·5 (12·8 to 101)	27·1 (7·9 to 70·7)	16·4 (4·7 to 41·3)	13·9 (4 to 33·8)	16·2 (4·8 to 41)	17·6 (5·2 to 44)	13·6 (4 to 32·5)	8·6 (2·6 to 20·2)	4·8 (1·5 to 11·9)	4·5 (1·5 to 9·9)	1·6 (0·5 to 3·4)	0·5 (0·1 to 1·2)	0·1 (0 to 0·4)	6,760
Other intestinal infectious diseases	0 (0 to 0)	0 (0 to 0)	17·5 (0·2 to 54·2)	14·1 (0·8 to 44·6)	3·2 (0·3 to 10·2)	2 (0·2 to 6·5)	1 (0·1 to 2·9)	0·7 (0·1 to 2·2)	0·3 (0·1 to 0·8)	0·6 (0·1 to 1·7)	0·3 (0·1 to 0·8)	0·3 (0·1 to 0·7)	0·1 (0 to 0·4)	0·1 (0 to 0·4)	0·1 (0 to 0·3)	0·1 (0 to 0·2)	0·1 (0 to 0·4)	0·1 (0 to 0·2)	0 (0 to 0·1)	0 (0 to 0·1)	0 (0 to 0·1)	0 (0 to 0)	0 (0 to 0)	40·7
Neglected tropical diseases and malaria	2·1 (0·8 to 6·3)	1,240 (421 to 2,530)	12,500 (4,390 to 25,700)	9,170 (3,530 to 18,200)	2,660 (1,520 to 4,430)	2,030 (1,180 to 3,370)	1,440 (837 to 2,350)	1,160 (691 to 1,940)	1,020 (616 to 1,660)	895 (551 to 1,440)	743 (432 to 1,230)	582 (339 to 976)	457 (255 to 783)	458 (241 to 829)	436 (221 to 826)	460 (220 to 894)	316 (159 to 595)	240 (120 to 452)	92·6 (51·8 to 154)	37·4 (21·7 to 64·9)	15·6 (8·8 to 28)	6·1 (3·5 to 11·7)	2·5 (1·4 to 4·1)	36,000
Malaria	0·7 (0·2 to 1·6)	1,240 (416 to 2,520)	12,400 (4,360 to 25,700)	8,970 (3,350 to 18,000)	1,950 (934 to 3,590)	1,260 (573 to 2,460)	746 (355 to 1,400)	483 (236 to 994)	401 (196 to 807)	362 (174 to 739)	331 (128 to 689)	271 (108 to 592)	222 (87·6 to 494)	274 (97·1 to 618)	274 (96·1 to 614)	322 (109 to 749)	214 (74·8 to 498)	163 (55·5 to 363)	45·5 (19·2 to 96·9)	13·8 (6·6 to 27)	3·8 (1·9 to 6·6)	1·1 (0·5 to 2·1)	0·3 (0·1 to 0·6)	30,000
Chagas disease	0 (0 to 0)	0 (0 to 0)	0 (0 to 0)	0 (0 to 0)	0 (0 to 0)	0 (0 to 0)	0 (0 to 0)	0 (0 to 0)	0 (0 to 0)	0 (0 to 0)	0 (0 to 0)	0 (0 to 0)	0 (0 to 0)	0 (0 to 0)	0 (0 to 0)	0 (0 to 0)	0 (0 to 0)	0 (0 to 0)	0 (0 to 0)	0 (0 to 0)	0 (0 to 0)	0 (0 to 0)	0 (0 to 0)	0
Leishmaniasis	0 (0 to 0)	0 (0 to 0)	0 (0 to 0)	0 (0 to 0)	0 (0 to 0)	0 (0 to 0)	0 (0 to 0)	0 (0 to 0)	0 (0 to 0)	0 (0 to 0)	0 (0 to 0)	0 (0 to 0)	0 (0 to 0)	0 (0 to 0)	0 (0 to 0)	0 (0 to 0)	0 (0 to 0)	0 (0 to 0)	0 (0 to 0)	0 (0 to 0)	0 (0 to 0)	0 (0 to 0)	0 (0 to 0)	0
Visceral leishmaniasis	0 (0 to 0)	0 (0 to 0)	0 (0 to 0)	0 (0 to 0)	0 (0 to 0)	0 (0 to 0)	0 (0 to 0)	0 (0 to 0)	0 (0 to 0)	0 (0 to 0)	0 (0 to 0)	0 (0 to 0)	0 (0 to 0)	0 (0 to 0)	0 (0 to 0)	0 (0 to 0)	0 (0 to 0)	0 (0 to 0)	0 (0 to 0)	0 (0 to 0)	0 (0 to 0)	0 (0 to 0)	0 (0 to 0)	0
Cutaneous and mucocutaneous leishmaniasis	0 (0 to 0)	0 (0 to 0)	0 (0 to 0)	0 (0 to 0)	0 (0 to 0)	0 (0 to 0)	0 (0 to 0)	0 (0 to 0)	0 (0 to 0)	0 (0 to 0)	0 (0 to 0)	0 (0 to 0)	0 (0 to 0)	0 (0 to 0)	0 (0 to 0)	0 (0 to 0)	0 (0 to 0)	0 (0 to 0)	0 (0 to 0)	0 (0 to 0)	0 (0 to 0)	0 (0 to 0)	0 (0 to 0)	0
African trypanosomiasis	0 (0 to 0)	0 (0 to 0)	0 (0 to 0)	0 (0 to 0)	0 (0 to 0)	0 (0 to 0)	0 (0 to 0)	0 (0 to 0)	0 (0 to 0)	0 (0 to 0)	0 (0 to 0)	0 (0 to 0)	0 (0 to 0)	0 (0 to 0)	0 (0 to 0)	0 (0 to 0)	0 (0 to 0)	0 (0 to 0)	0 (0 to 0)	0 (0 to 0)	0 (0 to 0)	0 (0 to 0)	0 (0 to 0)	0
Schistosomiasis	0 (0 to 0)	0 (0 to 0)	0 (0 to 0·1)	65·1 (28·5 to 130)	413 (205 to 795)	559 (259 to 1,090)	546 (252 to 1,080)	561 (270 to 1,050)	517 (261 to 993)	450 (223 to 829)	347 (169 to 634)	250 (121 to 442)	184 (88·1 to 343)	143 (63·2 to 269)	120 (54·2 to 264)	96·4 (41·2 to 203)	68·6 (27·3 to 154)	50·8 (18·3 to 114)	29·4 (9·4 to 71·2)	14·2 (4·5 to 38·3)	7 (2·1 to 19·5)	2·5 (0·9 to 7·6)	0·7 (0·3 to 1·8)	4,430
Cysticercosis	0 (0 to 0)	0 (0 to 0)	0 (0 to 0)	0·4 (0 to 1·4)	1·5 (0 to 5·2)	2·6 (0·3 to 7·6)	7 (2·1 to 14·7)	15·1 (3·5 to 36·7)	19·7 (6·3 to 41·6)	20·6 (6·9 to 45·8)	20·3 (7 to 42·5)	19·4 (6·6 to 39·8)	18·9 (7·2 to 40·5)	19·6 (7·7 to 41·1)	22·5 (9 to 41·5)	24·6 (11·3 to 45·8)	23·3 (10·5 to 40·9)	19·4 (8·6 to 34·3)	13·2 (5·2 to 24·2)	7·1 (2·8 to 13·3)	3·6 (1·5 to 6·9)	2 (0·9 to 3·7)	1·3 (0·5 to 2·6)	262
Cystic echinococcosis	0 (0 to 0)	0 (0 to 0)	0 (0 to 0)	4 (0 to 12·7)	3·5 (0·2 to 12)	2·7 (0·4 to 8·3)	2 (0·5 to 5·3)	1·7 (0·4 to 4·7)	1·6 (0·3 to 4·6)	1·6 (0·2 to 4·9)	1·5 (0·2 to 4·8)	1·2 (0·1 to 3·9)	1 (0·1 to 3·4)	0·8 (0·1 to 2·7)	0·8 (0·1 to 2·6)	0·7 (0·1 to 2·3)	0·6 (0 to 1·9)	0·5 (0 to 1·3)	0·3 (0 to 0·8)	0·2 (0 to 0·5)	0·1 (0 to 0·4)	0 (0 to 0·2)	0 (0 to 0)	24·9
Lymphatic filariasis	0 (0 to 0)	0 (0 to 0)	0 (0 to 0)	0 (0 to 0)	56·3 (29·6 to 104)	54·3 (27·7 to 101)	48 (24·9 to 88·6)	37·2 (19·5 to 69)	29 (15·4 to 53·1)	24·4 (12·9 to 44·3)	19·7 (10·3 to 36)	14·5 (7·4 to 26·5)	10·8 (5·8 to 18·9)	8·5 (4·6 to 15·4)	7·3 (4 to 12·7)	6 (3·3 to 10·6)	4·6 (2·5 to 8)	3 (1·7 to 5·3)	1·6 (0·9 to 2·8)	0·8 (0·4 to 1·2)	0·3 (0·2 to 0·5)	0·1 (0·1 to 0·2)	0 (0 to 0·1)	326
Onchocerciasis	0 (0 to 0)	0 (0 to 0)	0 (0 to 0)	0 (0 to 0)	0 (0 to 0)	0 (0 to 0)	0 (0 to 0)	0 (0 to 0)	0 (0 to 0)	0 (0 to 0)	0 (0 to 0)	0 (0 to 0)	0 (0 to 0)	0 (0 to 0)	0 (0 to 0)	0 (0 to 0)	0 (0 to 0)	0 (0 to 0)	0 (0 to 0)	0 (0 to 0)	0 (0 to 0)	0 (0 to 0)	0 (0 to 0)	0
Trachoma	0 (0 to 0)	0 (0 to 0)	0 (0 to 0)	0 (0 to 0)	0 (0 to 0)	0 (0 to 0)	0 (0 to 0)	0 (0 to 0)	0 (0 to 0)	0 (0 to 0)	0 (0 to 0)	0 (0 to 0)	0 (0 to 0)	0 (0 to 0)	0 (0 to 0)	0 (0 to 0)	0 (0 to 0)	0 (0 to 0)	0 (0 to 0)	0 (0 to 0)	0 (0 to 0)	0 (0 to 0)	0 (0 to 0)	0
Dengue	0 (0 to 0)	0 (0 to 0·2)	1·3 (0 to 4·2)	4·2 (0 to 13·3)	8·9 (0·1 to 26·9)	9 (0·1 to 26·6)	7·5 (0·1 to 21·5)	5·4 (0·1 to 15)	4 (0·1 to 11·1)	3·1 (0·1 to 8·9)	2·4 (0 to 6·6)	1·7 (0 to 4·8)	1·2 (0 to 3·5)	1 (0 to 2·9)	0·9 (0 to 2·5)	0·8 (0 to 2·3)	0·6 (0 to 1·8)	0·4 (0 to 1·2)	0·3 (0 to 0·8)	0·1 (0 to 0·4)	0·1 (0 to 0·2)	0·1 (0 to 0·2)	0 (0 to 0·1)	52·9
Yellow fever	0 (0 to 0)	0 (0 to 0·1)	0·7 (0·1 to 2·5)	4·5 (0·5 to 18)	12·7 (1·3 to 51)	12·4 (1 to 48·6)	10·4 (1·1 to 43·2)	7·2 (0·7 to 27·4)	4·4 (0·5 to 17·2)	3·1 (0·3 to 13·5)	2·3 (0·2 to 10)	1·6 (0·2 to 6·9)	1·1 (0·1 to 4·1)	0·7 (0·1 to 2·9)	0·6 (0·1 to 2·3)	0·4 (0 to 1·5)	0·3 (0 to 1)	0·1 (0 to 0·6)	0·1 (0 to 0·2)	0 (0 to 0·1)	0 (0 to 0)	0 (0 to 0)	0 (0 to 0)	62·6
Rabies	0 (0 to 0)	0 (0 to 0)	1·2 (0·2 to 4·5)	18·6 (2·7 to 70·9)	31·4 (4·2 to 117)	39·1 (4·5 to 162)	17·5 (2·5 to 67·4)	9·8 (1·6 to 35·4)	3·6 (0·7 to 11·4)	3·1 (0·7 to 10·2)	3 (0·5 to 9)	2·7 (0·5 to 7·7)	7 (1·2 to 22·5)	1·6 (0·3 to 5·4)	1·6 (0·2 to 5·1)	3·5 (0·5 to 11·7)	0·1 (0 to 1)	0·1 (0 to 0·3)	0 (0 to 0·2)	0 (0 to 0·1)	0 (0 to 0·1)	0 (0 to 0·1)	0 (0 to 0)	144
Intestinal nematode infections	0 (0 to 0)	0 (0 to 0)	2·8 (0·5 to 7·6)	29·5 (12·2 to 54·4)	64·9 (32 to 124)	49·4 (22·1 to 98·4)	40·2 (18·5 to 80·6)	32·5 (14·3 to 63·4)	25·1 (11·2 to 50·5)	17 (7·1 to 33·8)	9·2 (4·3 to 17·8)	9·3 (4·7 to 15·2)	4·2 (1·9 to 8·2)	3·5 (1·7 to 6·8)	3·1 (1·5 to 6·1)	2·6 (1·2 to 5·2)	1·9 (0·9 to 3·7)	1·4 (0·6 to 2·6)	0·9 (0·4 to 1·7)	0·4 (0·2 to 0·8)	0·2 (0·1 to 0·4)	0·1 (0 to 0·1)	0 (0 to 0)	298
Ascariasis	0 (0 to 0)	0 (0 to 0)	1·9 (0 to 6·7)	8·2 (0·9 to 24·3)	6·8 (1·7 to 15·9)	3·7 (1·1 to 8·1)	2·9 (0·9 to 6·7)	1·9 (0·6 to 4·3)	1·4 (0·4 to 3·3)	1·1 (0·3 to 2·6)	0·9 (0·3 to 2·2)	0·7 (0·2 to 1·5)	0·4 (0·1 to 1·1)	0·3 (0·1 to 0·8)	0·3 (0·1 to 0·7)	0·3 (0·1 to 0·6)	0·2 (0 to 0·4)	0·1 (0 to 0·3)	0·1 (0 to 0·2)	0 (0 to 0·1)	0 (0 to 0)	0 (0 to 0)	0 (0 to 0)	31·2
Trichuriasis	0 (0 to 0)	0 (0 to 0)	0 (0 to 0·1)	1 (0·3 to 2·5)	2·8 (0·9 to 6·5)	2·8 (0·8 to 6·4)	3·6 (1·2 to 8·2)	2·7 (0·8 to 6·3)	1·6 (0·5 to 3·8)	1 (0·3 to 2·3)	0·6 (0·2 to 1·5)	0·4 (0·1 to 0·9)	0·3 (0·1 to 0·6)	0·2 (0 to 0·4)	0·1 (0 to 0·3)	0·1 (0 to 0·2)	0·1 (0 to 0·2)	0 (0 to 0·1)	0 (0 to 0)	0 (0 to 0)	0 (0 to 0)	0 (0 to 0)	0 (0 to 0)	17·4
Hookworm disease	0 (0 to 0)	0 (0 to 0)	0·8 (0·3 to 1·7)	20·3 (8·1 to 41·6)	55·3 (24·4 to 114)	43 (17·8 to 88·6)	33·7 (13·9 to 71·6)	27·9 (11·1 to 55·9)	22·1 (9·3 to 46·5)	14·8 (5·8 to 31·4)	7·7 (3·2 to 15·8)	8·3 (3·9 to 13·7)	3·5 (1·4 to 7·4)	3 (1·2 to 6·1)	2·7 (1·1 to 5·6)	2·3 (1 to 4·8)	1·7 (0·7 to 3·4)	1·2 (0·5 to 2·4)	0·8 (0·3 to 1·6)	0·4 (0·2 to 0·8)	0·2 (0·1 to 0·3)	0·1 (0 to 0·1)	0 (0 to 0)	250
Food-borne trematodiases	0 (0 to 0)	0 (0 to 0)	0 (0 to 0)	0 (0 to 0)	0 (0 to 0)	0 (0 to 0)	0 (0 to 0)	0 (0 to 0)	0 (0 to 0)	0 (0 to 0)	0 (0 to 0)	0 (0 to 0)	0 (0 to 0)	0 (0 to 0)	0 (0 to 0)	0 (0 to 0)	0 (0 to 0)	0 (0 to 0)	0 (0 to 0)	0 (0 to 0)	0 (0 to 0)	0 (0 to 0)	0 (0 to 0)	0
Leprosy	0 (0 to 0)	0 (0 to 0)	0 (0 to 0)	0 (0 to 0)	0 (0 to 0)	0 (0 to 0)	0·1 (0·1 to 0·2)	0·2 (0·1 to 0·3)	0·2 (0·1 to 0·3)	0·2 (0·1 to 0·3)	0·2 (0·1 to 0·4)	0·2 (0·1 to 0·3)	0·2 (0·1 to 0·4)	0·2 (0·1 to 0·3)	0·2 (0·1 to 0·3)	0·2 (0·1 to 0·3)	0·1 (0·1 to 0·2)	0·1 (0 to 0·2)	0·1 (0 to 0·1)	0 (0 to 0·1)	0 (0 to 0)	0 (0 to 0)	0 (0 to 0)	2·2
Ebola	0 (0 to 0)	0 (0 to 0)	0 (0 to 0)	0 (0 to 0)	0 (0 to 0)	0 (0 to 0)	0 (0 to 0)	0 (0 to 0)	0 (0 to 0)	0 (0 to 0)	0 (0 to 0)	0 (0 to 0)	0 (0 to 0)	0 (0 to 0)	0 (0 to 0)	0 (0 to 0)	0 (0 to 0)	0 (0 to 0)	0 (0 to 0)	0 (0 to 0)	0 (0 to 0)	0 (0 to 0)	0 (0 to 0)	0
Zika virus	0 (0 to 0)	0 (0 to 0)	0 (0 to 0)	0 (0 to 0)	0 (0 to 0)	0 (0 to 0)	0 (0 to 0)	0 (0 to 0)	0 (0 to 0)	0 (0 to 0)	0 (0 to 0)	0 (0 to 0)	0 (0 to 0)	0 (0 to 0)	0 (0 to 0)	0 (0 to 0)	0 (0 to 0)	0 (0 to 0)	0 (0 to 0)	0 (0 to 0)	0 (0 to 0)	0 (0 to 0)	0 (0 to 0)	0
Guinea worm disease	0 (0 to 0)	0 (0 to 0)	0 (0 to 0)	0 (0 to 0)	0 (0 to 0)	0 (0 to 0)	0 (0 to 0)	0 (0 to 0)	0 (0 to 0)	0 (0 to 0)	0 (0 to 0)	0 (0 to 0)	0 (0 to 0)	0 (0 to 0)	0 (0 to 0)	0 (0 to 0)	0 (0 to 0)	0 (0 to 0)	0 (0 to 0)	0 (0 to 0)	0 (0 to 0)	0 (0 to 0)	0 (0 to 0)	0
Other neglected tropical diseases	1·4 (0·3 to 5·5)	2·8 (1·4 to 5·5)	32·2 (14·6 to 75·6)	75·5 (34·9 to 132)	120 (59·6 to 205)	44·4 (17·8 to 84·2)	12·2 (5·2 to 24·7)	9·7 (4·5 to 17·7)	11·8 (6·1 to 20·4)	9·7 (4·9 to 17·6)	6·8 (3·5 to 11·9)	9·3 (3·8 to 16·2)	5·8 (2·5 to 10·6)	4·8 (2·1 to 8·7)	4·8 (2·2 to 8·6)	2·5 (1·1 to 4·5)	2·2 (1 to 4)	1·8 (0·9 to 3)	1·3 (0·6 to 2·2)	0·8 (0·4 to 1·4)	0·5 (0·3 to 0·9)	0·2 (0·1 to 0·4)	0·1 (0 to 0·2)	360
Other infectious diseases	1,330 (720 to 2,370)	830 (385 to 1,660)	5,940 (2,680 to 13,700)	3,580 (1,380 to 9,350)	1,210 (638 to 2,320)	813 (446 to 1,440)	945 (514 to 1,600)	701 (375 to 1,190)	549 (310 to 989)	545 (312 to 924)	522 (298 to 943)	434 (227 to 739)	438 (229 to 792)	378 (202 to 663)	361 (196 to 640)	342 (195 to 567)	313 (182 to 498)	228 (142 to 353)	136 (86·1 to 221)	77 (47·8 to 121)	44·7 (26·2 to 72·6)	16·2 (8·7 to 28·2)	7·4 (4·1 to 12·3)	19,700
Meningitis	362 (185 to 665)	218 (103 to 415)	2,840 (1,370 to 5,010)	1,050 (480 to 1,900)	601 (322 to 1,070)	522 (277 to 925)	533 (281 to 916)	386 (195 to 669)	279 (151 to 520)	293 (152 to 536)	278 (141 to 508)	201 (104 to 365)	191 (100 to 343)	168 (85·2 to 291)	160 (80·7 to 287)	167 (87·8 to 290)	129 (70·4 to 230)	117 (66 to 193)	56 (33·9 to 90·5)	31·3 (18·1 to 50)	20·5 (11·2 to 37·4)	5 (2·8 to 9)	3·8 (1·9 to 6·8)	8,610
Encephalitis	13·7 (6·9 to 25·2)	8·8 (3·4 to 18)	40·4 (14·3 to 81·1)	13·4 (6·5 to 27·5)	13·4 (8·4 to 20·8)	15·2 (9·4 to 23·8)	37·5 (19 to 70·5)	13·7 (8·1 to 22·7)	20·8 (11 to 38·2)	13·3 (7·1 to 27·8)	5·2 (3·5 to 7·5)	14·7 (6·6 to 30·7)	4·6 (2·6 to 8·6)	4 (2·2 to 8·3)	4·8 (2·6 to 9·5)	19 (9 to 36·3)	3·3 (1·9 to 5·7)	3·2 (1·8 to 5·4)	3 (1·6 to 5·4)	1·8 (1 to 3·1)	1·7 (0·8 to 3·4)	1 (0·5 to 2·1)	0·2 (0·1 to 0·5)	257
Diphtheria	0 (0 to 0)	0 (0 to 0)	10·1 (1·4 to 29·6)	11·4 (1·5 to 32·5)	3·3 (0·5 to 10·5)	1·5 (0·2 to 4·7)	0·5 (0·1 to 1·5)	0·2 (0 to 0·7)	0·2 (0 to 0·5)	0·2 (0 to 0·5)	0·2 (0 to 0·5)	0·2 (0 to 0·6)	0·3 (0 to 0·9)	0·2 (0 to 0·6)	0·1 (0 to 0·4)	0 (0 to 0)	0 (0 to 0)	0 (0 to 0)	0 (0 to 0)	0 (0 to 0)	0 (0 to 0)	0 (0 to 0)	0 (0 to 0)	28·3
Tetanus	810 (298 to 1,830)	558 (175 to 1,400)	252 (85·6 to 602)	59·3 (8·6 to 201)	78·5 (20 to 229)	92·9 (22·3 to 259)	227 (62·9 to 547)	119 (35·4 to 316)	88·8 (21·6 to 248)	101 (30·6 to 255)	102 (28·8 to 256)	100 (27 to 244)	121 (28·8 to 313)	103 (27·3 to 276)	89 (23·5 to 216)	56·8 (13·1 to 138)	76·9 (20·4 to 188)	29·8 (8·8 to 66·6)	17·6 (5·7 to 42·4)	7 (2·3 to 16·4)	3·2 (1 to 8·3)	1·4 (0·4 to 4·1)	0·5 (0·1 to 1·3)	3,090
Measles	0 (0 to 0)	0 (0 to 0)	367 (100 to 922)	637 (156 to 1,610)	125 (29·3 to 337)	32 (7·6 to 88·1)	10·5 (2·7 to 27·6)	4 (0·9 to 10·8)	1·5 (0·3 to 4·1)	0·8 (0·2 to 2·1)	0·4 (0·1 to 1·2)	0·3 (0·1 to 0·7)	0·2 (0 to 0·4)	0·1 (0 to 0·3)	0·1 (0 to 0·2)	0 (0 to 0)	0 (0 to 0)	0 (0 to 0)	0 (0 to 0)	0 (0 to 0)	0 (0 to 0)	0 (0 to 0)	0 (0 to 0)	1,180
Varicella and herpes zoster	4·9 (1 to 11·9)	7·7 (1·6 to 20·4)	95·5 (19·3 to 237)	104 (23·2 to 276)	48·8 (9·5 to 135)	15·7 (4·1 to 41·6)	8·6 (2·7 to 19·4)	6·3 (2·3 to 14·3)	5·5 (2 to 12·3)	6·1 (2·2 to 14·4)	4·6 (1·8 to 9·6)	2·9 (1·1 to 6·2)	2·7 (1·1 to 5·7)	2·6 (1·2 to 5·7)	2·9 (1·2 to 5·8)	3·3 (1·3 to 6·9)	4·6 (1·5 to 10)	3·4 (1·2 to 7·5)	3·7 (1 to 8·4)	3·6 (0·9 to 8·4)	3·6 (0·7 to 10·5)	2·4 (0·4 to 6·6)	1·3 (0·2 to 3·7)	345
Acute hepatitis	0 (0 to 0)	0 (0 to 0)	66·7 (26·6 to 143)	69·3 (28·7 to 144)	54·2 (24·4 to 110)	56·3 (24·4 to 118)	86·4 (36·1 to 189)	141 (46·8 to 367)	127 (43·5 to 323)	107 (39·1 to 285)	112 (40·1 to 286)	97·7 (33·3 to 231)	104 (36·4 to 283)	86·5 (27·7 to 213)	89·7 (30·5 to 243)	82·6 (30·8 to 217)	84·7 (31·5 to 205)	64·6 (23·7 to 149)	48·8 (17·7 to 118)	27·5 (9·8 to 61)	13 (4 to 31·2)	4·7 (1·4 to 12·4)	1 (0·3 to 2·5)	1,530
Acute hepatitis A	0 (0 to 0)	0 (0 to 0)	40·9 (13 to 90·1)	56·6 (22·7 to 129)	45·2 (20·2 to 97·1)	44·7 (18·4 to 103)	61·1 (22 to 152)	90·5 (22·5 to 267)	73·4 (17·1 to 224)	58·3 (14 to 164)	60·1 (12·8 to 183)	50·6 (11·4 to 144)	54·3 (12·1 to 169)	43·1 (8·8 to 133)	46·4 (9·4 to 149)	41·6 (9·2 to 122)	43·2 (9·7 to 123)	34·6 (6·6 to 99)	31·4 (6·6 to 87·6)	18·3 (4 to 46·2)	9·5 (1·6 to 25·8)	3·3 (0·5 to 10·5)	0·7 (0·1 to 2)	908
Acute hepatitis B	0 (0 to 0)	0 (0 to 0)	20 (2·2 to 61·8)	7·2 (0·8 to 33·7)	5 (0·8 to 18·3)	7 (1·1 to 23·9)	17·4 (3·3 to 52·6)	39·9 (9·9 to 112)	44·6 (11·3 to 114)	39·5 (10·8 to 96)	40 (10·6 to 100)	37·3 (9·1 to 96·6)	35·3 (8·2 to 94·1)	30·6 (7 to 76·9)	29·2 (6·8 to 76·2)	31·3 (7·5 to 80·3)	29·7 (6·9 to 72·3)	20·8 (4·5 to 53·3)	12·6 (1·8 to 33·8)	5·6 (0·8 to 16·9)	2·1 (0·3 to 7·1)	0·8 (0·1 to 2·8)	0·2 (0 to 0·6)	456
Acute hepatitis C	0 (0 to 0)	0 (0 to 0)	3·2 (0·7 to 11·7)	3·7 (0·7 to 14·7)	1·9 (0·4 to 7·4)	2·1 (0·4 to 7·5)	4·9 (0·7 to 20·7)	7·1 (1·1 to 28·6)	6·5 (1·1 to 26·7)	7·4 (1·2 to 30·6)	10 (1·6 to 39·3)	7·8 (1·4 to 26·9)	12·1 (2·1 to 48·1)	11·4 (1·6 to 39·2)	12·3 (1·7 to 44·5)	8·1 (1·4 to 28·8)	9·6 (1·5 to 31·6)	7·9 (1·1 to 25·5)	4 (0·6 to 14·7)	3·2 (0·5 to 11·2)	1·1 (0·1 to 3·7)	0·4 (0·1 to 1·5)	0·1 (0 to 0·2)	125
Acute hepatitis E	0 (0 to 0)	0 (0 to 0)	2·6 (0·5 to 10·7)	1·8 (0·4 to 6·1)	2·1 (0·7 to 4·3)	2·5 (0·9 to 5·2)	3 (1·1 to 6·8)	3·4 (0·9 to 10·8)	2·7 (0·8 to 8·4)	2·2 (0·6 to 7)	2·1 (0·5 to 8·2)	2 (0·4 to 7·1)	2·4 (0·5 to 8·9)	1·4 (0·2 to 4·8)	1·8 (0·3 to 6·1)	1·6 (0·3 to 6·3)	2·2 (0·4 to 7·8)	1·3 (0·2 to 4·2)	0·8 (0·2 to 2·8)	0·5 (0·1 to 1·6)	0·3 (0·1 to 1)	0·1 (0 to 0·4)	0 (0 to 0·1)	36·7
Other unspecified infectious diseases	138 (49·4 to 322)	38·2 (16·2 to 87·3)	270 (82·3 to 760)	136 (62·4 to 290)	88·5 (47·1 to 144)	38·7 (18·9 to 67·2)	27·9 (15·4 to 46·6)	22·1 (12·7 to 36·1)	22·5 (13·4 to 36·5)	20·3 (11·8 to 34)	17·2 (10·3 to 28·8)	15·5 (8·3 to 24·9)	12 (6·9 to 19·2)	13·1 (7·5 to 23·3)	13 (7·5 to 23·4)	12·7 (6·8 to 23·7)	13·8 (6·9 to 27·1)	9·8 (4·8 to 19·6)	7·3 (3·2 to 15·5)	5·9 (2 to 14·7)	2·7 (0·9 to 7)	1·7 (0·4 to 4·9)	0·6 (0·1 to 1·9)	929
Maternal and neonatal disorders	45,400 (36,400 to 55,300)	4,240 (2,980 to 5,680)	2,880 (1,610 to 4,920)	733 (536 to 982)	416 (289 to 564)	381 (272 to 519)	784 (490 to 1,230)	1,010 (564 to 1,800)	970 (530 to 1,900)	897 (472 to 1,710)	660 (322 to 1,330)	459 (212 to 957)	252 (102 to 573)	48·4 (23·1 to 114)	10·9 (7·3 to 15·4)	7·7 (5 to 10·9)	4·6 (3 to 6·7)	2·4 (1·6 to 3·4)	1·2 (0·7 to 1·7)	0·3 (0·2 to 0·6)	0·2 (0·1 to 0·3)	0·1 (0 to 0·1)	0 (0 to 0)	59,200
Maternal disorders	0 (0 to 0)	0 (0 to 0)	0 (0 to 0)	0 (0 to 0)	0 (0 to 0)	19·1 (5·3 to 53·8)	502 (230 to 946)	815 (380 to 1,590)	832 (398 to 1,740)	799 (376 to 1,630)	597 (258 to 1,270)	423 (178 to 929)	231 (82·4 to 549)	34·8 (10·7 to 101)	0·9 (0·1 to 2)	0·5 (0 to 1·3)	0·3 (0 to 0·8)	0·2 (0·1 to 0·3)	0·1 (0 to 0·2)	0 (0 to 0·1)	0 (0 to 0)	0 (0 to 0)	0 (0 to 0)	4,260
Maternal hemorrhage	0 (0 to 0)	0 (0 to 0)	0 (0 to 0)	0 (0 to 0)	0 (0 to 0)	3·6 (0·9 to 11·2)	84·1 (31·6 to 187)	157 (62·6 to 369)	177 (75·1 to 386)	185 (70 to 432)	149 (47·5 to 362)	122 (40·6 to 305)	72·5 (19·8 to 198)	18·1 (4·2 to 54·1)	0 (0 to 0)	0 (0 to 0)	0 (0 to 0)	0 (0 to 0)	0 (0 to 0)	0 (0 to 0)	0 (0 to 0)	0 (0 to 0)	0 (0 to 0)	969
Maternal sepsis and other maternal infections	0 (0 to 0)	0 (0 to 0)	0 (0 to 0)	0 (0 to 0)	0 (0 to 0)	1·4 (0·4 to 4·1)	48·7 (18·5 to 109)	77·8 (27 to 192)	73·3 (23 to 196)	64·9 (20·6 to 165)	47·1 (13·7 to 121)	29·8 (8·2 to 77·9)	13·9 (3·4 to 36·5)	1·1 (0·4 to 3·1)	0 (0 to 0)	0 (0 to 0)	0 (0 to 0)	0 (0 to 0)	0 (0 to 0)	0 (0 to 0)	0 (0 to 0)	0 (0 to 0)	0 (0 to 0)	358
Maternal hypertensive disorders	0 (0 to 0)	0 (0 to 0)	0 (0 to 0)	0 (0 to 0)	0 (0 to 0)	3·3 (0·9 to 9·9)	101 (45·4 to 197)	143 (63·8 to 296)	140 (61 to 298)	112 (49·4 to 231)	74·3 (31·2 to 168)	52·8 (19·6 to 118)	41·8 (12·8 to 108)	4·1 (0·8 to 12·6)	0 (0 to 0)	0 (0 to 0)	0 (0 to 0)	0 (0 to 0)	0 (0 to 0)	0 (0 to 0)	0 (0 to 0)	0 (0 to 0)	0 (0 to 0)	674
Maternal obstructed labor and uterine rupture	0 (0 to 0)	0 (0 to 0)	0 (0 to 0)	0 (0 to 0)	0 (0 to 0)	3·5 (0·7 to 11·5)	101 (30·9 to 247)	169 (47·3 to 436)	168 (52·7 to 437)	166 (53·7 to 419)	120 (38·9 to 317)	69·9 (20 to 189)	23·8 (7 to 64·6)	2·5 (0·9 to 4·9)	0·9 (0·1 to 2)	0·5 (0 to 1·3)	0·3 (0 to 0·8)	0·2 (0·1 to 0·3)	0·1 (0 to 0·2)	0 (0 to 0·1)	0 (0 to 0)	0 (0 to 0)	0 (0 to 0)	826
Maternal abortion and miscarriage	0 (0 to 0)	0 (0 to 0)	0 (0 to 0)	0 (0 to 0)	0 (0 to 0)	2·9 (0·4 to 9·6)	35·3 (9·7 to 97·1)	44·9 (12·3 to 134)	40·2 (10·4 to 120)	40·1 (9·7 to 117)	30·3 (6·3 to 91·1)	23·6 (5·2 to 75·6)	17·7 (3·5 to 52)	1·4 (0·2 to 5)	0 (0 to 0)	0 (0 to 0)	0 (0 to 0)	0 (0 to 0)	0 (0 to 0)	0 (0 to 0)	0 (0 to 0)	0 (0 to 0)	0 (0 to 0)	236
Ectopic pregnancy	0 (0 to 0)	0 (0 to 0)	0 (0 to 0)	0 (0 to 0)	0 (0 to 0)	0·6 (0·1 to 1·8)	14·3 (4·7 to 32·5)	23·7 (7·3 to 58)	23·2 (7·2 to 58·7)	22·9 (7·2 to 57·2)	18·3 (5·2 to 46·3)	15·7 (4·8 to 41·6)	11·4 (3 to 30·8)	1·9 (0·3 to 6·1)	0 (0 to 0)	0 (0 to 0)	0 (0 to 0)	0 (0 to 0)	0 (0 to 0)	0 (0 to 0)	0 (0 to 0)	0 (0 to 0)	0 (0 to 0)	132
Indirect maternal deaths	--	--	--	--	--	0·9 (0·2 to 3·1)	32·1 (9·9 to 77·7)	54·2 (14·7 to 136)	50·3 (14·8 to 124)	46·5 (13·7 to 119)	33·2 (9·5 to 88·7)	21·1 (5·8 to 55·7)	9·1 (2·2 to 25·1)	0·6 (0·1 to 2)	--	--	--	--	--	--	--	--	--	NA
Late maternal deaths	--	--	--	--	--	0·7 (0·2 to 2·1)	19·7 (7·1 to 43·5)	31·5 (11·1 to 73·1)	32·8 (12·3 to 74·5)	31·8 (12·1 to 74·1)	23·9 (8·5 to 53·9)	14·7 (5·1 to 34·4)	5·8 (1·8 to 14·9)	0·7 (0·1 to 2)	--	--	--	--	--	--	--	--	--	NA
Maternal deaths aggravated by HIV/AIDS	--	--	--	--	--	0·3 (0·1 to 0·8)	13·7 (4·6 to 29·9)	30·1 (10·7 to 66·4)	47·5 (18·6 to 109)	52·4 (21·4 to 118)	45·5 (17·9 to 100)	34 (13 to 78·5)	18·7 (6·2 to 45·3)	2·5 (0·6 to 7·3)	--	--	--	--	--	--	--	--	--	NA
Neonatal disorders	45,400 (36,400 to 55,300)	4,240 (2,980 to 5,680)	2,880 (1,610 to 4,920)	733 (536 to 982)	416 (289 to 564)	361 (256 to 500)	282 (202 to 387)	195 (139 to 266)	137 (96·2 to 185)	98·1 (69·2 to 135)	62·9 (43·6 to 86·6)	35·9 (24·3 to 50·9)	21 (14·3 to 29·9)	13·6 (8·9 to 19·5)	10·1 (6·6 to 14·5)	7·2 (4·6 to 10·3)	4·3 (2·8 to 6·1)	2·2 (1·4 to 3·2)	1·1 (0·6 to 1·6)	0·3 (0·1 to 0·5)	0·1 (0·1 to 0·2)	0·1 (0 to 0·1)	0 (0 to 0)	54,900
Neonatal preterm birth	12,400 (6,580 to 19,700)	581 (258 to 1,060)	602 (296 to 1,190)	203 (145 to 278)	164 (114 to 220)	142 (97·2 to 198)	109 (76 to 148)	73·1 (53·2 to 95·7)	52 (37·7 to 68·6)	35·1 (25·8 to 46·3)	21·1 (15 to 28·9)	11·4 (7·7 to 16·2)	6·7 (4·2 to 9·9)	4·7 (2·8 to 7·3)	3·8 (2·1 to 6·1)	3 (1·7 to 4·8)	2·2 (1·3 to 3·6)	1·4 (0·8 to 2·3)	0·8 (0·4 to 1·3)	0·3 (0·1 to 0·5)	0·1 (0 to 0·2)	0·1 (0 to 0·1)	0 (0 to 0)	14,400





SR Table 2c: Isiolo DALYS by cause and age group for both sexes with 95% uncertainty intervals, 2019

Cause	Early Neonatal	Late Neonatal	Post Neonatal	1 to 4	5 to 9	10 to 14	15 to 19	20 to 24	25 to 29	30 to 34	35 to 39	40 to 44	45 to 49	50 to 54	55 to 59	60 to 64	65 to 69	70 to 74	75 to 79	80 to 84	85 to 89	90 to 94	95 plus	Total
All causes	4,000 (4,192 to 25,785)	1,744 (2,670 to 4,139)	2,966 (11,092 to 17,726)	6,364 (8,766 to 10,009)	2,524 (2,670 to 2,842)	2,163 (2,276 to 2,323)	2,284 (2,714 to 4,228)	2,533 (3,060 to 3,870)	2,763 (2,786 to 4,470)	2,993 (3,428 to 4,760)	3,242 (3,629 to 4,782)	3,516 (3,928 to 5,459)	3,892 (4,228 to 5,992)	4,364 (4,772 to 6,869)	4,985 (5,389 to 8,078)	5,693 (6,064 to 9,660)	6,555 (6,951 to 11,295)	7,509 (7,957 to 13,203)	8,572 (9,074 to 15,211)	9,722 (10,277 to 17,445)	10,966 (11,579 to 19,993)	12,295 (12,974 to 22,922)	96,200 (96,200 to 96,200)
Communicable, maternal, neonatal, and nutritional diseases	19,603 (15,900 to 24,459)	3,003 (2,360 to 3,730)	11,709 (9,638 to 14,709)	6,940 (5,270 to 9,400)	1,978 (1,530 to 2,778)	1,226 (909 to 1,696)	1,030 (722 to 1,590)	1,070 (1,130 to 2,210)	1,693 (1,260 to 2,670)	2,295 (1,610 to 3,700)	2,410 (1,610 to 3,720)	2,635 (1,770 to 3,810)	2,938 (1,990 to 4,370)	3,460 (2,350 to 5,260)	4,093 (2,800 to 6,370)	4,887 (3,370 to 7,760)	5,936 (4,060 to 9,660)	7,139 (4,870 to 11,600)	8,572 (5,810 to 13,900)	10,204 (6,870 to 16,600)	12,032 (8,060 to 19,600)	14,000 (9,300 to 22,900)	140,000 (140,000 to 140,000)
HIV/AIDS and sexually transmitted infections	217 (64 to 2,184)	66.6 (14.4 to 139)	278 (78.1 to 669)	404 (92.4 to 1,330)	211 (60.4 to 471)	216 (79.5 to 484)	538 (218 to 1,079)	916 (356 to 1,969)	768 (379 to 1,520)	1,140 (607 to 2,238)	1,410 (722 to 2,840)	1,268 (731 to 2,408)	1,222 (537 to 1,880)	1,020 (455 to 1,522)	650 (237 to 1,295)	335 (115 to 845)	157 (79 to 320)	69.2 (24.2 to 146)	32.4 (16.3 to 62.2)	13.8 (7.2 to 26.4)	2.7 (1 to 5.9)	0.3 (0.4 to 2.3)	9,310 (0 to 0)
HIV/AIDS	0 (0 to 0.1)	0 (0 to 0)	162 (24.1 to 614)	400 (38.5 to 1,330)	206 (59.3 to 468)	212 (72.6 to 466)	524 (215 to 1,078)	905 (352 to 1,963)	759 (368 to 1,523)	1,132 (593 to 2,239)	1,400 (717 to 2,840)	1,270 (723 to 2,408)	1,222 (534 to 1,880)	1,020 (453 to 1,522)	648 (233 to 1,273)	332 (107 to 839)	155 (76 to 319)	69 (23.9 to 146)	32.1 (16.2 to 61.9)	13.4 (6.9 to 25.7)	2.6 (0.9 to 5.7)	0.2 (0.3 to 2.2)	6,870 (0 to 0)
HIV/AIDS - Drug-susceptible Tuberculosis	0 (0 to 0)	0 (0 to 0)	24.1 (1.9 to 53.1)	73.1 (1.9 to 133)	41.2 (2.1 to 93.4)	69.2 (27 to 176.2)	131 (77.1 to 255)	122 (74.6 to 186)	194 (119 to 289)	282 (181 to 440)	356 (216 to 545)	329 (200 to 494)	394 (162 to 455)	170 (155 to 260)	69.9 (53.9 to 132)	41.1 (20.1 to 82.4)	19.4 (11.6 to 29.2)	9.6 (5.4 to 15.9)	3.9 (2.3 to 6.9)	0.6 (0.3 to 2.2)	0.2 (0.2 to 0.5)	0.1 (0 to 0.1)	2,200 (0 to 0)
HIV/AIDS - Multidrug-resistant Tuberculosis without extensive drug resistance	0 (0 to 0)	0 (0 to 0)	1.2 (0 to 7.8)	3.5 (0.1 to 21.1)	1.9 (0.1 to 12.2)	2.3 (0.1 to 15.2)	6.1 (2.6 to 39.5)	5.5 (2.5 to 29.2)	8.6 (3.3 to 46.9)	12.6 (5.2 to 66.4)	15 (7.4 to 77.6)	14 (5.9 to 72.2)	11.3 (2.5 to 59.1)	7.4 (1.9 to 39.1)	2.8 (0.7 to 15.1)	1.5 (0.4 to 8.1)	0.8 (0.2 to 4.2)	0.4 (0.1 to 2.2)	0.2 (0.1 to 0.9)	0.1 (0 to 0.3)	0 (0 to 0.1)	0 (0 to 0.1)	96.5 (0 to 0)
HIV/AIDS - Extensively drug-resistant Tuberculosis	0 (0 to 0)	0 (0 to 0)	0 (0 to 0)	0 (0 to 0)	0 (0 to 0)	0 (0 to 0)	0.1 (0 to 0.4)	0.1 (0 to 0.4)	0.1 (0 to 0.4)	0.2 (0 to 0.6)	0.2 (0 to 0.7)	0.2 (0 to 0.7)	0.1 (0 to 0.6)	0.1 (0 to 0.5)	0.1 (0 to 0.4)	0.1 (0 to 0.3)	0 (0 to 0.1)	0 (0 to 0.1)	0 (0 to 0.1)	0 (0 to 0.1)	0 (0 to 0.1)	0 (0 to 0.1)	1.3 (0 to 0)
HIV/AIDS resulting in other diseases	0.1 (0 to 0.3)	0.1 (0 to 0.2)	132 (13.2 to 774)	322 (27.4 to 1,240)	166 (24.7 to 428)	147 (41.3 to 356)	397 (132 to 1,000)	781 (246 to 1,940)	565 (209 to 1,320)	844 (340 to 2,050)	1,030 (420 to 2,570)	934 (421 to 2,270)	754 (298 to 1,860)	473 (164 to 1,270)	242 (64.6 to 674)	112 (42 to 297)	49.7 (19.6 to 132)	22.6 (8.4 to 62.1)	9.4 (3.9 to 22.3)	3.6 (1.5 to 8.5)	0.6 (0.2 to 2.2)	0.2 (0.1 to 0.5)	6,570 (0 to 0)
Sexually transmitted infections excluding HIV	217 (64.2 to 594)	66.6 (14.4 to 139)	116 (39.5 to 266)	4.1 (1.3 to 9.4)	44.8 (5.6 to 4.5)	68.8 (9.6 to 4)	14.3 (2.9 to 2)	11 (2.3 to 2)	8.2 (2.3 to 2)	8.1 (2.3 to 2)	9.8 (2.8 to 2)	12.2 (3.9 to 2)	11.9 (3.9 to 2)	13.9 (4.6 to 2)	15.4 (5.1 to 2)	16.9 (5.2 to 3)	17.8 (5.2 to 3)	17.6 (5.2 to 3)	16.8 (5.1 to 3)	15.2 (4.6 to 3)	12.3 (3.9 to 2)	8.3 (3.2 to 2)	439 (0 to 0)
Syphilis	217 (64.2 to 594)	66.6 (14.4 to 139)	116 (39.5 to 266)	4.1 (1.3 to 9.4)	44.8 (5.6 to 4.5)	68.8 (9.6 to 4)	14.3 (2.9 to 2)	11 (2.3 to 2)	8.2 (2.3 to 2)	8.1 (2.3 to 2)	9.8 (2.8 to 2)	12.2 (3.9 to 2)	11.9 (3.9 to 2)	13.9 (4.6 to 2)	15.4 (5.1 to 2)	16.9 (5.2 to 3)	17.8 (5.2 to 3)	17.6 (5.2 to 3)	16.8 (5.1 to 3)	15.2 (4.6 to 3)	12.3 (3.9 to 2)	8.3 (3.2 to 2)	393 (0 to 0)
Chlamydial infection	0 (0 to 0)	0 (0 to 0)	0 (0 to 0)	0 (0 to 0)	0 (0 to 0)	0 (0 to 0.2)	0 (0 to 0.7)	0 (0 to 0.4)	0 (0 to 0.4)	0 (0 to 0.4)	0 (0 to 0.4)	0 (0 to 0.4)	0 (0 to 0.4)	0 (0 to 0.4)	0 (0 to 0.4)	0 (0 to 0.4)	0 (0 to 0.4)	0 (0 to 0.4)	0 (0 to 0.4)	0 (0 to 0.4)	0 (0 to 0.4)	0 (0 to 0.4)	0 (0 to 0.4)	5.1 (0 to 0)
Gonococcal infection	0 (0 to 0)	0 (0 to 0)	0 (0 to 0)	0 (0 to 0)	0 (0 to 0)	0 (0 to 0.5)	0 (0 to 2.1)	0 (0 to 1.4)	0 (0 to 2.3)	0 (0 to 2.3)	0 (0 to 2.3)	0 (0 to 2.3)	0 (0 to 2.3)	0 (0 to 2.3)	0 (0 to 2.3)	0 (0 to 2.3)	0 (0 to 2.3)	0 (0 to 2.3)	0 (0 to 2.3)	0 (0 to 2.3)	0 (0 to 2.3)	0 (0 to 2.3)	0 (0 to 2.3)	6.4 (0 to 0)
Trichomoniasis	0 (0 to 0)	0 (0 to 0)	0 (0 to 0)	0 (0 to 0)	0 (0 to 0)	0 (0 to 0.1)	0 (0 to 2.1)	0 (0 to 1.4)	0 (0 to 2.3)	0 (0 to 2.3)	0 (0 to 2.3)	0 (0 to 2.3)	0 (0 to 2.3)	0 (0 to 2.3)	0 (0 to 2.3)	0 (0 to 2.3)	0 (0 to 2.3)	0 (0 to 2.3)	0 (0 to 2.3)	0 (0 to 2.3)	0 (0 to 2.3)	0 (0 to 2.3)	0 (0 to 2.3)	13 (0 to 0)
Genital herpes	0 (0 to 0)	0 (0 to 0)	0 (0 to 0)	0 (0 to 0)	0 (0 to 0)	0 (0 to 0.4)	0 (0 to 2.1)	0 (0 to 1.4)	0 (0 to 2.3)	0 (0 to 2.3)	0 (0 to 2.3)	0 (0 to 2.3)	0 (0 to 2.3)	0 (0 to 2.3)	0 (0 to 2.3)	0 (0 to 2.3)	0 (0 to 2.3)	0 (0 to 2.3)	0 (0 to 2.3)	0 (0 to 2.3)	0 (0 to 2.3)	0 (0 to 2.3)	0 (0 to 2.3)	9.7 (0 to 0)
Other sexually transmitted infections	0 (0 to 0)	0 (0 to 0)	0 (0 to 0)	0 (0 to 0)	0 (0 to 0)	0 (0 to 0.1)	0 (0 to 0.4)	0 (0 to 0.4)	0 (0 to 0.4)	0 (0 to 0.4)	0 (0 to 0.4)	0 (0 to 0.4)	0 (0 to 0.4)	0 (0 to 0.4)	0 (0 to 0.4)	0 (0 to 0.4)	0 (0 to 0.4)	0 (0 to 0.4)	0 (0 to 0.4)	0 (0 to 0.4)	0 (0 to 0.4)	0 (0 to 0.4)	0 (0 to 0.4)	0 (0 to 0)
Respiratory infections and tuberculosis	1,866 (1,110 to 3,240)	509 (434 to 1,090)	1,200 (3,120 to 6,960)	1,082 (1,030 to 2,450)	289 (249 to 577)	214 (138 to 327)	197 (130 to 477)	203 (264 to 479)	247 (281 to 678)	303 (382 to 752)	367 (388 to 868)	439 (394 to 939)	537 (420 to 940)	639 (422 to 992)	747 (520 to 1,060)	890 (729 to 1,270)	1,060 (1077 to 1,571)	1,270 (1,192 to 1,857)	1,510 (1,370 to 2,180)	1,780 (1,570 to 2,550)	2,080 (1,810 to 2,980)	2,420 (2,110 to 3,450)	2,800 (2,450 to 4,000)	14,700 (14,700 to 14,700)
Tuberculosis	1,866 (1,110 to 3,240)	509 (434 to 1,090)	1,200 (3,120 to 6,960)	1,082 (1,030 to 2,450)	289 (249 to 577)	214 (138 to 327)	197 (130 to 477)	203 (264 to 479)	247 (281 to 678)	303 (382 to 752)	367 (388 to 868)	439 (394 to 939)	537 (420 to 940)	639 (422 to 992)	747 (520 to 1,060)	890 (729 to 1,270)	1,060 (1077 to 1,571)	1,270 (1,192 to 1,857)	1,510 (1,370 to 2,180)	1,780 (1,570 to 2,550)	2,080 (1,810 to 2,980)	2,420 (2,110 to 3,450)	2,800 (2,450 to 4,000)	14,700 (14,700 to 14,700)
Latent tuberculosis infection	0 (0 to 0)	0 (0 to 0)	0 (0 to 0)	0 (0 to 0)	0 (0 to 0)	0 (0 to 0)



Congenital birth defects	1,210 (536 to 2,060)	255 (135 to 432)	1,280 (493 to 2,400)	398 (196 to 706)	99.7 (64 to 139)	64 (41 to 95.2)	42.6 (27 to 66.6)	29.4 (19 to 43.2)	23.2 (15.2 to 33.6)	19.1 (11.6 to 29.4)	13.7 (8.6 to 20.1)	9.3 (5.9 to 13.7)	6.3 (4 to 9.4)	4.6 (3 to 7.3)	3.7 (2.2 to 5.7)	2.7 (1.4 to 4.1)	1.8 (1.1 to 2.8)	0.9 (0.5 to 1.4)	0.5 (0.3 to 0.9)	0.3 (0.1 to 0.5)	0.1 (0.1 to 0.2)	0.1 (0 to 0.1)	0 (0 to 0)		3,440
Neural tube defects	266 (114 to 596)	44.7 (19.1 to 101)	297 (83.6 to 690)	81.4 (19.7 to 212)	17.9 (3.9 to 52.2)	9.2 (2.9 to 7.6)	2.3 (1.4 to 3.9)	1.4 (0.9 to 2.2)	0.7 (0.4 to 1.5)	0.4 (0.2 to 0.9)	0.2 (0.1 to 0.5)	0.1 (0.1 to 0.3)	0.1 (0 to 0.2)	0.1 (0 to 0.1)	0 (0 to 0.1)	0 (0 to 0.1)	0 (0 to 0)	0 (0 to 0)	0 (0 to 0)	0 (0 to 0)	0 (0 to 0)	0 (0 to 0)	0 (0 to 0)		443
Congenital heart anomalies	2 (102 to 477)	0.4 (42.7 to 110)	2 (143 to 1,100)	0.6 (27 to 233)	0.1 (13 to 49.4)	0.1 (9.1 to 32.6)	0.1 (4.7 to 20.2)	0 (2.6 to 14)	0 (1.7 to 9.6)	0 (1.2 to 6.5)	0 (0.8 to 4.3)	0 (0.5 to 2.6)	0 (0.3 to 1.6)	0 (0.2 to 1.1)	0 (0.1 to 0.6)	0 (0.1 to 0.4)	0 (0 to 0.3)	0 (0 to 0.2)	0 (0 to 0.1)	0 (0 to 0.1)	0 (0 to 0.1)	0 (0 to 0)	0 (0 to 0)		1,550
Orofacial clefts	3 (1.1 to 19.8)	1.9 (0.6 to 9.1)	7.2 (1.5 to 24.7)	1.2 (0.7 to 2.3)	0.8 (0.4 to 1.5)	0.7 (0.3 to 1.3)	0.6 (0.3 to 1.1)	0.5 (0.2 to 0.9)	0.5 (0.2 to 0.9)	0.4 (0.2 to 0.8)	0.3 (0.1 to 0.6)	0.2 (0.1 to 0.4)	0.2 (0.1 to 0.3)	0.1 (0.1 to 0.3)	0.1 (0 to 0.2)	0.1 (0 to 0.1)	0.1 (0 to 0.1)	0 (0 to 0.1)	0 (0 to 0.1)	0 (0 to 0)	0 (0 to 0)	0 (0 to 0)	0 (0 to 0)		21
Down syndrome	13 (4 to 32.7)	4.2 (1.5 to 9.6)	33.6 (9.4 to 92.2)	12.3 (2.3 to 39)	2.1 (0.9 to 4.4)	1.8 (0.7 to 3.5)	1.3 (0.5 to 2)	0.9 (0.5 to 1.5)	0.8 (0.4 to 1.4)	0.6 (0.3 to 1.1)	0.5 (0.2 to 1)	0.4 (0.2 to 0.7)	0.3 (0.1 to 0.5)	0.3 (0.1 to 0.5)	0.2 (0.1 to 0.4)	0.1 (0 to 0.2)	0.1 (0 to 0.2)	0 (0 to 0.1)	0 (0 to 0.1)	0 (0 to 0)	0 (0 to 0)	0 (0 to 0)	0 (0 to 0)		72.1
Turner syndrome	0 (0 to 0)	0 (0 to 0)	0 (0 to 0.1)	0 (0 to 0.2)	0 (0 to 0.1)	0 (0 to 0.1)	0 (0 to 0.1)	0 (0 to 0.1)	0 (0 to 0.1)	0 (0 to 0)	0 (0 to 0)	0 (0 to 0)	0 (0 to 0)	0 (0 to 0)	0 (0 to 0)	0 (0 to 0)	0 (0 to 0)	0 (0 to 0)	0 (0 to 0)	0 (0 to 0)	0 (0 to 0)	0 (0 to 0)	0 (0 to 0)		0.4
Klinefelter syndrome	0 (0 to 0)	0 (0 to 0)	0 (0 to 0)	0 (0 to 0)	0 (0 to 0)	0 (0 to 0)	0 (0 to 0)	0 (0 to 0)	0 (0 to 0)	0 (0 to 0)	0 (0 to 0)	0 (0 to 0)	0 (0 to 0)	0 (0 to 0)	0 (0 to 0)	0 (0 to 0)	0 (0 to 0)	0 (0 to 0)	0 (0 to 0)	0 (0 to 0)	0 (0 to 0)	0 (0 to 0)	0 (0 to 0)		0
Other chromosomal abnormalities	20.7 (7.3 to 47.9)	10 (3.4 to 27.1)	39.9 (9.9 to 131)	9.5 (2.6 to 17.9)	2.1 (1.1 to 4.1)	1.4 (0.8 to 2.7)	1 (0.4 to 2)	0.7 (0.3 to 1.4)	0.5 (0.2 to 1.2)	0.3 (0.1 to 1)	0.2 (0.1 to 0.5)	0.1 (0.1 to 0.3)	0.1 (0 to 0.2)	0 (0 to 0.1)	0 (0 to 0.1)	0 (0 to 0.1)	0 (0 to 0.1)	0 (0 to 0)	0 (0 to 0)	0 (0 to 0)	0 (0 to 0)	0 (0 to 0)	0 (0 to 0)		82.1
Congenital musculoskeletal and limb anomalies	34.2 (9.1 to 99.4)	9.9 (2.6 to 13.7)	34.6 (10.2 to 74.1)	27 (14.1 to 42.5)	19.4 (9.1 to 34.7)	11.5 (6.4 to 19.2)	9.2 (4.9 to 12.9)	6.2 (3.6 to 9.5)	4 (2.2 to 6.3)	2.6 (1.5 to 4)	1.6 (1 to 2.7)	1.2 (0.7 to 2)	0.7 (0.4 to 1.1)	0.7 (0.4 to 1.1)	0.4 (0.2 to 0.7)	0.3 (0.1 to 0.5)	0.2 (0.1 to 0.3)	0.1 (0 to 0.1)	0 (0 to 0.1)	0 (0 to 0)	0 (0 to 0)	0 (0 to 0)	0 (0 to 0)		158
Urogenital congenital anomalies	38.9 (9.9 to 79.2)	4.9 (1.5 to 9.4)	12.8 (3.1 to 29.3)	3.1 (0.7 to 7.5)	1.9 (1.1 to 3.1)	1.2 (0.7 to 1.9)	0.8 (0.5 to 1.2)	0.5 (0.3 to 0.8)	0.4 (0.2 to 0.6)	0.3 (0.2 to 0.4)	0.2 (0.1 to 0.3)	0.1 (0.1 to 0.2)	0.1 (0 to 0.1)	0 (0 to 0.1)	0 (0 to 0.1)	0 (0 to 0.1)	0 (0 to 0.1)	0 (0 to 0)	0 (0 to 0)	0 (0 to 0)	0 (0 to 0)	0 (0 to 0)	0 (0 to 0)		57.5
Digestive congenital anomalies	31.3 (9.1 to 323)	3.2 (0.9 to 8.6)	8.6 (2.9 to 48.1)	1.9 (0.6 to 4.5)	0.8 (0.3 to 2.2)	0.5 (0.1 to 1.6)	0.3 (0.1 to 0.9)	0.2 (0.1 to 0.6)	0.1 (0 to 0.5)	0.1 (0 to 0.3)	0 (0 to 0.1)	0 (0 to 0.1)	0 (0 to 0.1)	0 (0 to 0.1)	0 (0 to 0.1)	0 (0 to 0.1)	0 (0 to 0.1)	0 (0 to 0)	0 (0 to 0)	0 (0 to 0)	0 (0 to 0)	0 (0 to 0)	0 (0 to 0)		332
Other congenital birth defects	288 (109 to 810)	54.6 (20.6 to 112)	223 (79.7 to 646)	116 (53.1 to 297)	37.6 (22.7 to 60.4)	24.6 (14.4 to 40.5)	17.6 (9.4 to 30.7)	12.6 (6.9 to 22)	9.2 (5.5 to 18.6)	7.2 (4.6 to 15.9)	5.4 (3.5 to 12.3)	4.2 (2.8 to 8.5)	3.1 (1.7 to 6.3)	2.2 (1.3 to 4.6)	1.6 (0.9 to 3.2)	1.2 (0.7 to 2.3)	0.8 (0.4 to 1.4)	0.4 (0.2 to 0.8)	0.2 (0.1 to 0.4)	0.1 (0.1 to 0.2)	0.1 (0 to 0.2)	0.1 (0 to 0.2)	0 (0 to 0)		1,040
Urinary diseases and male infertility	19.1 (7.8 to 39.1)	2.6 (1.2 to 4.6)	8.9 (3.7 to 19.7)	1.5 (0.5 to 20.4)	0.5 (2.7 to 11.4)	0.4 (2.5 to 8)	0.3 (7.7 to 22.4)	0.2 (4.6 to 12.7)	0.1 (2.9 to 8.9)	0.1 (1.7 to 19.6)	0 (1.1 to 12.7)	0 (0.7 to 8.2)	0 (0.4 to 5.2)	0 (0.3 to 3.5)	0 (0.2 to 2.1)	0 (0.1 to 1.2)	0 (0.1 to 0.7)	0 (0 to 0.4)	0 (0 to 0.2)	0 (0 to 0.1)	0 (0 to 0.1)	0 (0 to 0.1)	0 (0 to 0)		289
Urolithiasis	0 (0 to 0)	0 (0 to 0)	0 (0 to 0)	0 (0 to 0.2)	0 (0 to 0.2)	0 (0 to 0.1)	0 (0 to 0.2)	0 (0 to 0.1)	0 (0 to 0.2)	0 (0 to 0.1)	0 (0 to 0.1)	0 (0 to 0.1)	0 (0 to 0.1)	0 (0 to 0.2)	0 (0 to 0.2)	0 (0 to 0.2)	0 (0 to 0.1)	0 (0 to 0.1)	0 (0 to 0.1)	0 (0 to 0.1)	0 (0 to 0.1)	0 (0 to 0.1)	0 (0 to 0.1)		4.4
Benign prostatic hyperplasia	0 (0 to 0)	0 (0 to 0)	0 (0 to 0)	0 (0 to 0)	0 (0 to 0)	0 (0 to 0)	0 (0 to 0)	0 (0 to 0)	0 (0 to 0)	0 (0 to 0)	0 (0 to 0)	0 (0 to 0)	0 (0 to 0.1)	0 (0 to 0.1)	0 (0 to 0.1)	0 (0 to 0.1)	0 (0 to 0.1)	0 (0 to 0)	0 (0 to 0)	0 (0 to 0)	0 (0 to 0)	0 (0 to 0)	0 (0 to 0)		9.3
Male infertility	0 (0 to 0)	0 (0 to 0)	0 (0 to 0)	0 (0 to 0)	0 (0 to 0)	0 (0 to 0)	0 (0 to 0)	0 (0 to 0)	0 (0 to 0.2)	0 (0 to 0.2)	1 (0.4 to 3.7)	1 (0.3 to 3)	0 (0 to 0.2)	0 (0 to 0.1)	0 (0 to 0.1)	0 (0 to 0.1)	0 (0 to 0.1)	0 (0 to 0)	0 (0 to 0)	0 (0 to 0)	0 (0 to 0)	0 (0 to 0)	0 (0 to 0)		9.7
Other urinary diseases	12.6 (7 to 23.6)	2 (0.9 to 3.6)	4.2 (1.4 to 9.2)	0.8 (0.3 to 1.6)	0.4 (0.3 to 1)	0.3 (0.2 to 0.7)	0.2 (0.1 to 0.5)	0.1 (0.1 to 0.4)	0.1 (0 to 0.3)	0 (0 to 0.2)	0 (0 to 0.1)	0 (0 to 0.1)	0 (0 to 0.1)	0 (0 to 0.1)	0 (0 to 0.1)	0 (0 to 0.1)	0 (0 to 0.1)	0 (0 to 0)	0 (0 to 0)	0 (0 to 0)	0 (0 to 0)	0 (0 to 0)	0 (0 to 0)		117
Gynecological diseases	0 (0 to 0)	0 (0 to 0)	0 (0 to 0)	0 (0 to 0)	0 (0 to 0)	0 (0 to 0)	0 (0 to 0)	0 (0 to 0)	0 (0 to 0)	0 (0 to 0)	0 (0 to 0)	0 (0 to 0)	0 (0 to 0)	0 (0 to 0)	0 (0 to 0)	0 (0 to 0)	0 (0 to 0)	0 (0 to 0)	0 (0 to 0)	0 (0 to 0)	0 (0 to 0)	0 (0 to 0)	0 (0 to 0)		759
Uterine fibroids	0 (0 to 0)	0 (0 to 0)	0 (0 to 0)	0 (0 to 0)	0 (0 to 0)	0 (0 to 0.1)	0 (0 to 0.4)	0 (0 to 0.3)	0 (0 to 0.2)	0 (0 to 0.1)	0 (0 to 0.1)	0 (0 to 0.1)	0 (0 to 0.1)	0 (0 to 0.1)	0 (0 to 0.1)	0 (0 to 0.1)	0 (0 to 0.1)	0 (0 to 0.1)	0 (0 to 0.1)	0 (0 to 0)	0 (0 to 0)	0 (0 to 0)	0 (0 to 0)		17
Polycystic ovarian syndrome	0 (0 to 0)	0 (0 to 0)	0 (0 to 0)	0 (0 to 0)	0 (0 to 0)	0 (0 to 0.1)	0 (0 to 0.6)	0 (0 to 0.5)	0 (0 to 0.4)	0 (0 to 0.3)	0 (0 to 0.2)	0 (0 to 0.2)	0 (0 to 0.2)	0 (0 to 0.1)	0 (0 to 0.1)	0 (0 to 0.1)	0 (0 to 0.1)	0 (0 to 0)	0 (0 to 0)	0 (0 to 0)	0 (0 to 0)	0 (0 to 0)	0 (0 to 0)		3.8
Female infertility	0 (0 to 0)	0 (0 to 0)	0 (0 to 0)	0 (0 to 0)	0 (0 to 0)	0 (0 to 0)	0 (0 to 0)	2.4 (0.4 to 9.4)	3 (0.7 to 9.4)	2.1 (0.6 to 5.9)	2.6 (0.9 to 6.2)	2.2 (0.8 to 4.2)	1.6 (0.6 to 3)	0.1 (0 to 0.4)	0 (0 to 0.2)	0 (0 to 0.1)	0 (0 to 0.1)	0 (0 to 0)	0 (0 to 0)	0 (0 to 0)	0 (0 to 0)	0 (0 to 0)	0 (0 to 0)		13.4
Endometriosis	0 (0 to 0)	0 (0 to 0)	0 (0 to 0)	0 (0 to 0)	0 (0 to 0)	0 (0 to 0)	2.6 (0.7 to 7.5)	11.8 (3.7 to 27.3)	13.1 (4.9 to 33.1)	9.4 (4.6 to 19.6)	6.7 (3.1 to 12.7)	4 (2.1 to 7)	2.1 (1.1 to 4.4)	1.1 (0.6 to 1.9)	0.6 (0.3 to 1.1)	0.3 (0.1 to 0.6)	0.2 (0.1 to 0.4)	0.1 (0 to 0.2)	0 (0 to 0.1)	0 (0 to 0)	0 (0 to 0)	0 (0 to 0)	0 (0 to 0)		60.6
Genital prolapse	0 (0 to 0)	0 (0 to 0)	0 (0 to 0)	0 (0 to 0)	0 (0 to 0)	0 (0 to 0)	0 (0 to 0)	0 (0 to 0.1)	0 (0 to 0.1)	0.2 (0 to 0.5)	0.1 (0 to 0.4)	0.1 (0 to 0.3)	0 (0 to 0.2)	0 (0 to 0.1)	0 (0 to 0.1)	0 (0 to 0.1)	0 (0 to 0.1)	0 (0 to 0)	0 (0 to 0)	0 (0 to 0)	0 (0 to 0)	0 (0 to 0)	0 (0 to 0)		4.9
Premenstrual syndrome	0 (0 to 0)	0 (0 to 0)	0 (0 to 0)	0 (0 to 0)	0 (0 to 0)	0 (0 to 0)	0 (0 to 0)	0 (0 to 0)	0 (0 to 0)	0 (0 to 0)	0 (0 to 0)	0 (0 to 0)	0 (0 to 0)	0 (0 to 0)	0 (0 to 0)	0 (0 to 0)	0 (0 to 0)	0 (0 to 0)	0 (0 to 0)	0 (0 to 0)	0 (0 to 0)	0 (0 to 0)	0 (0 to 0)		193
Other gynecological diseases	0 (0 to 0)	0 (0 to 0)	0 (0 to 0)	0 (0 to 0)	0 (0 to 0)	1.2 (0.5 to 2.4)	8.4 (3.4 to 18.9)	29.7 (14.1 to 57.1)	34.1 (16.2 to 62)	27.1 (13.7 to 52.6)	20.1 (9.8 to 38)	14.1 (7.2 to 27.8)	9.7 (4.8 to 18.2)	6.7 (3.3 to 12.1)	4.3 (2.1 to 8.1)	2.8 (1.3 to 5.2)	1.7 (0.8 to 3.2)	0.8 (0.4 to 1.4)	0.4 (0.2 to 0.7)	0.2 (0.1 to 0.3)	0.1 (0 to 0.1)	0.1 (0 to 0.1)	0 (0 to 0)		423
Hemoglobinopathies and hemolytic anemias	2.1 (0.6 to 4)	2.3 (1.4 to 3.4)	29.7 (10.2 to 66.2)	67.6 (39.2 to 96)	50.9 (24.2 to 110.1)	37.4 (14.5 to 94.4)	10 (4.2 to 22.1)	39.7 (17.7 to 92.7)	29.1 (11.6 to 66.9)	19.8 (7.9 to 43.3)	17.3 (7.1 to 37.2)	9.3 (4.9 to 13.2)	6 (3.5 to 8.5)	3.1 (1.3 to 5.1)	4.8 (2.6 to 7.7)	4.4 (2.4 to 7.2)	3.6 (1.9 to 6.1)	3.5 (1.6 to 6.2)	2.7 (1.6 to 4.3)	1.7 (1.1 to 2.6)	0.9 (0.6 to 1.4)	0.3 (0.2 to 0.5)	0 (0 to 0.1)		387
Thalassemias	0 (0 to 0)	0 (0 to 0)	0 (0 to 0.4)	0 (0 to 0.1)	0 (0 to 0.1)	0 (0 to 0)	0 (0 to 0)	0 (0 to 0)	0 (0 to 0)	0 (0 to 0)	0 (0 to 0)	0 (0 to 0)	0 (0 to 0)	0 (0 to 0)	0 (0 to 0)	0 (0 to 0)	0 (0 to 0)	0 (0 to 0)	0 (0 to 0)	0 (0 to 0)	0 (0 to 0)	0 (0 to 0)	0 (0 to 0)		0.4
Thalassemias trait	0 (0 to 0)	0 (0 to 0)	0 (0 to 0.3)	0.2 (0.9 to 2.1)	0.1 (0.5 to 1.9)	0.1 (0.3 to 1.3)	0.1 (0.2 to 1.3)	0.1 (0.1 to 0.9)	0 (0 to 0.5)	0 (0 to 0.3)	0 (0 to 0.2)	0 (0 to 0.1)	0 (0 to 0.1)	0 (0 to 0.1)	0 (0 to 0.1)	0 (0 to 0.1)	0 (0 to 0.1)	0 (0 to 0)	0 (0 to 0)	0 (0 to 0)	0 (0 to 0)	0 (0 to 0)	0 (0 to 0)		15
Sickle cell disorders	0.8 (0.6 to 3.6)	0.8 (0.4 to 1.3)	2.1 (0.6 to 39.3)	0.5 (19.2 to 62.4)	0.1 (12.5 to 34.4)	0.1 (9.1 to 29.6)	0.1 (7.5 to 24)	0.1 (5.3 to 17.3)	0.1 (4 to 13.3)	0.1 (2.6 to 9.9)	0.1 (1.7 to 6.6)	0.1 (1.1 to 4.7)	0.1 (0.7 to 3)	0 (0.3 to 1.7)	0 (0.1 to 0.6)	0 (0 to 0.1)	0 (0 to 0.1)	0 (0 to 0)	0 (0 to 0)	0 (0 to 0)	0 (0 to 0)	0 (0 to 0)	0 (0 to 0)		139
Sickle cell trait	0 (0 to 0.1)	1.4 (0.7 to 2.2)	4.8 (2.3 to 7.4)	19.2 (10.2 to 28.9)	20.7 (13 to 30.4)	19.8 (9.9 to 28.6)	19.7 (9.2 to 29.9)	22.7 (10.7 to 34.2)	19.8 (9.6 to 29.8)	16.1 (7.9 to 24.7)	12.8 (6.6 to 19.2)	9.2 (4.7 to 13.8)	6.4 (3.2 to 9.4)	4.3 (2.1 to 6.2)	2.6 (1.1 to 3.7)	1.6 (0.6 to 2.4)	1.1 (0.4 to 1.7)	0.6 (0.2 to 0.9)	0.3 (0.1 to 0.5)	0.1 (0 to 0.2)	0.1 (0 to 0.1)	0 (0 to 0.1)	0 (0 to 0)		184
G6PD deficiency	0 (0 to 0)	0 (0 to 0)	0.1 (0 to 0.3)	0.3 (0.1 to 0.6)	0.3 (0.1 to 0.6)	0.6 (0.2 to 1.4)	0.4 (0.2 to 0.9)	0.4 (0.2 to 0.8)	0.2 (0.2 to 0.7)	0.2 (0.1 to 0.5)	0.1 (0.1 to 0.4)	0.1 (0.1 to 0.3)	0.1 (0.1 to 0.2)	0 (0.1 to 0.2)	0 (0.1 to 0.1)	0 (0 to 0.1)	0 (0 to 0.1)	0 (0 to 0)	0 (0 to 0)	0 (0 to 0)	0 (0 to 0)	0 (0 to 0)	0 (0 to 0)		8.9
G6PD trait	0 (0 to 0)	0 (0 to 0)	0 (0 to 0)	0 (0 to 0)	0 (0 to 0)	0 (0 to 0)	0 (0 to 0)	0 (0 to 0)	0 (0 to 0)	0 (0 to 0)	0 (0 to 0)	0 (0 to 0)	0 (0 to 0)	0 (0 to 0.1)	0 (0 to 0.2)	0 (0 to 0.1)	0 (0 to 0)	0 (0 to 0)	0 (0 to 0)	0 (0 to 0)	0 (0 to 0)	0 (0 to 0)	0 (0 to 0)		0.3
Other hemoglobinopathies and hemolytic anemias	0 (0 to 0)	0 (0 to 0.1)	0.6 (0.3 to 1.5)	3.7 (1.9 to 6.9)	3.9 (1.5 to 8.9)	2.1 (1.1 to 4.6)	2.1 (1.3 to 4.3)	2 (0.9 to 4.2)	2 (0.9 to 3.6)	1.8 (0.7 to 3.7)	1.6 (0.6 to 3.3)	1.7 (0.8 to 3.2)	1.4 (0.7 to 2.4)	1.2 (0.6 to 2.6)	1.4 (0.7 to 2.4)	1.7 (0.9 to 2.8)	1.4 (1.0 to 3.4)	1.9 (1.2 to 3.5)	1.8 (1.2 to 3.3)	1.3 (1 to 3)	0.7 (0.4 to 1.1)	0.2 (0.1 to 0.5)	0 (0 to 0.1)		40.9
Endocrine, metabolic, blood, and immune disorders	2.9 (1.9 to 5)	1.5 (0.9 to 2.4)	11.4 (4.9 to 19.1)	19.7 (10.9 to 33.7)	19.7 (12.5 to 29.9)	19.4 (11.5 to 28.8)	19.4 (10.4 to 32.4)	19.7 (10.9 to 31.7)	19.7 (12.1 to 30.5)	19.7 (12.4 to 31.6)	19.7 (13.5 to 29.1)	19.7 (13.4 to 28.1)	19.7 (13.4 to 27.9)	19.7 (13.4 to 27.9)	19.7 (13.4 to 27.9)	19.7 (13.4 to 27.9)	19.7 (13.4 to 27.9)	19.7 (13.4 to 27.9)	19.7 (13.4 to 27.9)	19.7 (13.4 to 27.9)	19.7 (13.4 to 27.9)	19.7 (13.4 to 27.9)	19.7 (13.4 to 27.9)		340
Oral disorders	0 (0 to 0)	0 (0 to 0)	0 (0 to 0)	0.7 (0.7 to 20.1)	0.2 (7.2 to 21.1)	0.2 (7.2 to 21.1)	0.2 (7.2 to 21.1)	0.2 (7.2 to 21.1)	0.2 (7.2 to 21.1)	0.2 (7.2 to 21.1)	0.2 (7.2 to 21.1)	0.2 (7.2 to 21.1)	0.2 (7.2 to 21.1)	0.2 (7.2 to 21.1)	0.2 (7.2 to 21.1)	0.2 (7.2 to 21.1)	0.2 (7.2 to 21.1)	0.2 (7.2 to 21.1)	0.2 (7.2 to 21.1)	0.2 (7.2 to 21.1)	0.2 (7.2 to 21.1)	0.2 (7.2 to 21.1)	0.2 (7.2 to 21.1)		224
Caries of deciduous teeth	0 (0 to 0)	0 (0 to 0)	0 (0 to 0)	0 (0 to 0)	0 (0 to 0)	0 (0 to 0)	0 (0 to 0)	0 (0 to 0)	0 (0 to 0)	0 (0 to 0)	0 (0 to 0)	0 (0 to 0)	0 (0 to 0)	0 (0 to 0)	0 (0 to 0)	0 (0 to 0)	0 (0 to 0)	0 (0 to 0)	0 (0 to 0)	0 (0 to 0)	0 (0 to 0)	0 (0 to 0)	0 (0 to 0)		7.5
Caries of permanent teeth	0 (0 to 0)	0 (0 to 0)	0 (0 to 0)	1.9 (0.5 to 4.2)	0.8 (0.3 to 2.1)	0.6 (0.2 to 1.5)	0.4 (0.2 to 1.1)	0.3 (0.1 to 0.8)	0.2 (0.1 to 0.7)	0.2 (0.1 to 0.4)	0.1 (0.1 to 0.3)	0.1 (0 to 0.2)	0.1 (0 to 0.2)	0 (0 to 0.1)	0 (0 to 0.1)	0 (0 to 0.1)	0 (0 to 0.1)	0 (0 to 0)	0 (0 to 0)	0 (0 to 0)	0 (0 to 0)	0 (0 to 0)	0 (0 to 0)		39
Periodontal diseases	0 (0 to 0)	0 (0 to 0)	0 (0 to 0)	0 (0 to 0.3)	0 (0 to 0)	0 (0 to 0)	2.4 (0.7 to 6.4)	7.5 (2.3 to 19.9)	7.5 (2.3 to 19.9)	5.9 (1.9 to 16.3)	4.1 (1.3 to 11.4)	2.7 (0.9 to 7.6)	1.7 (0.6 to 4.6)	1 (0.3 to 2.7)	0.6 (0.2 to 1.6)	0.3 (0.1 to 0.8)	0.2 (0.1 to 0.5)	0 (0 to 0.1)	0 (0 to 0)	0 (0 to 0)	0 (0 to 0)	0 (0 to 0)	0 (0 to 0)		143
Other oral disorders	0 (0 to 0)	0 (0 to 0)	0 (0 to 0)	8.2 (4.9 to 12.5)	7.6 (4.4 to 11.4)	7.6 (4.4 to 11.4)	6.9 (3.6 to 10.2)	10.3 (6.3 to 16.1)	10.2 (6.1 to 15.3)	9.5 (5.8 to 14.3)	7.9 (4.9 to 11.5)	6.4 (3.8 to 9.2)	4.2 (2.5 to 6.3)	2.6 (1.5 to 3.7)	1.6 (0.9 to 2.3)	1.4 (0.8 to 2.1)	0.9 (0.5 to 1.3)	0.4 (0.2 to 0.6)	0.2 (0.1 to 0.3)	0.1 (0 to 0.1)	0 (0 to 0.1)	0 (0 to 0)		91.3
Sudden infant death syndrome	-- (--)	11.9 (2.3 to 39.4)	239 (33.5 to 927)	-- (--)	-- (--)	-- (--)	-- (--)	-- (--)	-- (--)	-- (--)	-- (--)	-- (--)	-- (--)	-- (--)	-- (--)	-- (--)	-- (--)	-- (--)	-- (--)	-- (--)	-- (--)	-- (--)	-- (--)		NA
Injuries	72.1 (44.4 to 122)	49 (17.9 to 226)	222 (102 to 506)	526 (349 to 732)	733.2 (544 to 928)	398 (227 to 668)	237 (141 to 398)	228 (148 to 360)	607 (407 to 883)	329 (281 to 729)	477 (346 to 652)	418 (299 to 574)	316 (229 to 452)	248 (173 to 374)	233 (162 to 353)	193 (132 to 291)	172 (120 to 252)	146 (100 to 208)	115 (80.4 to 163)	71.6 (50.1 to 101.9)	29.5 (20.7 to 42)	17.9 (14.1 to 22.2)	5.4 (4.3 to 7)	1.3 (1 to 1.7)	6,800
Transport injuries	8.2 (3.1 to 19.4)	3 (1.5 to 5.6)	49.7 (20.9 to 94.6)	90.4 (48.1 to 146)	114 (66.7 to 187)	87 (50.8 to 137)	143 (77.3 to 231)	141 (86.4 to 222)	111 (73.4 to 166)	79.4 (54.1 to 114)	66.7 (46.1 to 92)	67.4 (47.7 to 89.1)	67.7 (47.7 to 89.1)	68.4 (48.6 to 89.1)	66.2 (47.3 to 87.2)	48.9 (34.6 to 66.6)	42.1 (29.3 to 56.9)	29.2 (20.2 to 40.5)	28.6 (20.1 to 38.2)	17.7 (13.5 to 22.7)	3.5 (2.7 to 4.6)	0.9 (0.7 to 1.1)	0.2 (0.2 to 0.3)	0 (0 to 0.2)	1,310
Road injuries	4.9 (3.4 to 19.4)	2.3 (1.6 to 5.5)	34.1 (24

SR Table 2c: Kailadi DALYS by cause and age group for both sexes with 95% uncertainty intervals, 2019

Cause	Both Neonatal	Late Neonatal	Post Neonatal	1 to 4	5 to 9	10 to 14	15 to 19	20 to 24	25 to 29	30 to 34	35 to 39	40 to 44	45 to 49	50 to 54	55 to 59	60 to 64	65 to 69	70 to 74	75 to 79	80 to 84	85 to 89	90 to 94	95 plus	Total
All causes	5,200 (11,400 to 17,600)	9,720 (3,990 to 12,900)	12,800 (6,410 to 19,200)	3,650 (10,900 to 19,000)	2,650 (1,990 to 12,300)	2,180 (1,790 to 11,200)	2,290 (1,790 to 12,200)	2,790 (1,790 to 14,000)	3,190 (1,790 to 15,200)	3,190 (1,790 to 15,300)	3,190 (1,790 to 15,300)	3,190 (1,790 to 15,300)	3,190 (1,790 to 15,300)	3,190 (1,790 to 15,300)	3,190 (1,790 to 15,300)	3,190 (1,790 to 15,300)	3,190 (1,790 to 15,300)	3,190 (1,790 to 15,300)	3,190 (1,790 to 15,300)	2,660 (1,270 to 2,730)	1,680 (552 to 1,180)	692 (206 to 919)	217,000 (207 to 228,000)
Communicable, maternal, neonatal, and nutritional diseases	12,900 (7,530 to 19,700)	9,010 (3,950 to 9,770)	6,330 (3,920 to 7,950)	10,600 (6,910 to 15,600)	4,660 (3,100 to 6,900)	3,970 (2,230 to 5,920)	6,290 (3,790 to 9,420)	6,790 (3,980 to 9,710)	6,290 (3,980 to 9,120)	5,790 (3,980 to 8,120)	5,290 (3,980 to 7,620)	4,970 (3,980 to 7,120)	4,790 (3,980 to 6,960)	4,790 (3,980 to 6,960)	4,790 (3,980 to 6,960)	4,790 (3,980 to 6,960)	4,790 (3,980 to 6,960)	4,790 (3,980 to 6,960)	4,790 (3,980 to 6,960)	4,790 (3,980 to 6,960)	3,810 (2,980 to 4,790)	2,270 (1,770 to 2,960)	1,190 (829 to 1,450)	1,190 (889 to 1,500)	1,190 (921 to 1,490)	1,190 (786 to 1,280)	1,190 (854 to 1,540)	1,190 (1,010 to 1,370)	129,000 (114,000 to 147,000)
HIV/AIDS and sexually transmitted infections	7,190 (3,490 to 12,600)	163 (62.3 to 366)	441 (237 to 799)	1,230 (176 to 1,110)	482 (279 to 1,200)	975 (568 to 1,900)	2,670 (1,330 to 4,620)	2,660 (1,540 to 4,370)	2,490 (1,490 to 4,020)	2,320 (1,470 to 3,720)	2,160 (1,470 to 3,460)	2,060 (1,470 to 3,300)	2,020 (1,470 to 3,230)	2,020 (1,470 to 3,230)	2,020 (1,470 to 3,230)	2,020 (1,470 to 3,230)	2,020 (1,470 to 3,230)	2,020 (1,470 to 3,230)	2,020 (1,470 to 3,230)	2,020 (1,470 to 3,230)	1,670 (990 to 2,690)	980 (380 to 1,700)	299 (189 to 429)	109 (60.6 to 172)	42.8 (20.5 to 69.6)	8.7 (3.7 to 15.4)	0.6 (0.1 to 1.4)	0.1 (0.1 to 0.2)	50,600 (39,500 to 63,100)
HIV/AIDS	0 (0 to 0)	0.1 (0 to 0.3)	202 (104 to 387)	474 (166 to 1,060)	476 (267 to 1,200)	976 (567 to 1,900)	2,660 (1,320 to 4,600)	2,640 (1,540 to 4,350)	2,480 (1,490 to 4,000)	2,310 (1,470 to 3,710)	2,150 (1,470 to 3,450)	2,050 (1,470 to 3,290)	2,010 (1,470 to 3,220)	2,010 (1,470 to 3,220)	2,010 (1,470 to 3,220)	2,010 (1,470 to 3,220)	2,010 (1,470 to 3,220)	2,010 (1,470 to 3,220)	2,010 (1,470 to 3,220)	2,010 (1,470 to 3,220)	1,660 (980 to 2,680)	942 (360 to 1,680)	294 (185 to 421)	103 (57.2 to 163)	41.7 (20.0 to 68.0)	7.7 (3.6 to 15.1)	0.6 (0.1 to 1.4)	0.1 (0.1 to 0.2)	49,100 (38,300 to 61,400)
HIV/AIDS - Drug-susceptible Tuberculosis	0 (0 to 0)	0 (0 to 0)	194 (77.7 to 381)	239 (77.7 to 615)	197 (77.7 to 728)	299 (77.7 to 1,060)	223 (77.7 to 642)	303 (77.7 to 1,030)	603 (77.7 to 1,900)	1,200 (77.7 to 3,660)	1,200 (77.7 to 3,710)	1,270 (77.7 to 3,710)	1,300 (77.7 to 3,710)	1,300 (77.7 to 3,710)	1,300 (77.7 to 3,710)	1,300 (77.7 to 3,710)	1,300 (77.7 to 3,710)	1,300 (77.7 to 3,710)	1,300 (77.7 to 3,710)	1,300 (77.7 to 3,710)	1,120 (77.7 to 3,710)	700 (77.7 to 3,710)	204 (77.7 to 3,710)	77.7 (77.7 to 3,710)	30.1 (20.0 to 68.0)	7.2 (3.6 to 15.1)	0.6 (0.1 to 1.4)	0.1 (0.1 to 0.2)	6,930 (3,900 to 12,200)
HIV/AIDS - Multidrug-resistant Tuberculosis without extensive d	0 (0 to 0)	0 (0 to 0)	0 (0 to 3.9)	0 (0 to 0.7)	0 (0.1 to 7.1)	0 (0.1 to 13.6)	0 (0.1 to 14.6)	0 (0.1 to 14.6)	0 (0.1 to 14





SR Table 2c. Kalaleena DALYS by cause and age group for both sexes with 95% uncertainty intervals, 2019

Cause	Early Neonatal	Late Neonatal	Post Neonatal	1 to 4	5 to 9	10 to 14	15 to 19	20 to 24	25 to 29	30 to 34	35 to 39	40 to 44	45 to 49	50 to 54	55 to 59	60 to 64	65 to 69	70 to 74	75 to 79	80 to 84	85 to 89	90 to 94	95 plus	Total
All causes	110,000 (97,400 to 126,000)	26,100 (20,500 to 32,300)	100,000 (81,500 to 122,000)	199,000 (97,300 to 329,000)	59,200 (27,700 to 91,200)	52,200 (25,000 to 82,400)	49,000 (23,200 to 87,600)	43,700 (21,300 to 69,000)	43,000 (23,900 to 64,600)	46,900 (26,100 to 69,500)	59,000 (34,100 to 83,600)	61,200 (37,900 to 86,900)	66,300 (42,900 to 92,000)	44,700 (28,400 to 64,000)	41,200 (25,700 to 60,200)	39,300 (21,900 to 59,100)	52,200 (27,000 to 82,000)	64,200 (31,200 to 102,000)	76,500 (34,200 to 124,000)	82,200 (33,700 to 140,000)	3,660 (1,270 to 7,170)	1,610 (1,000 to 2,360)	681 (429 to 993)	991,000
Communicable, maternal, neonatal, and nutritional diseases	102,000 (88,800 to 118,000)	23,600 (18,300 to 29,400)	87,200 (69,800 to 107,000)	88,600 (72,400 to 109,000)	22,200 (17,000 to 28,100)	16,300 (12,000 to 21,400)	22,100 (15,200 to 30,700)	20,400 (15,200 to 27,000)	21,600 (15,600 to 30,000)	25,600 (18,900 to 34,600)	28,900 (21,600 to 41,400)	29,200 (22,600 to 38,100)	26,700 (19,700 to 36,000)	20,400 (15,400 to 26,400)	19,400 (13,700 to 26,600)	11,400 (8,020 to 15,700)	7,760 (5,070 to 9,900)	9,810 (6,580 to 12,700)	3,730 (2,540 to 4,900)	1,890 (1,470 to 2,370)	875 (642 to 1,150)	399 (288 to 519)	726 (561 to 919)	591,000
HIV/AIDS and sexually transmitted infections	2,720 (997 to 6,090)	482 (193 to 1,090)	9,670 (3,770 to 21,200)	3,617 (1,170 to 7,900)	1,090 (329 to 2,530)	2,200 (810 to 4,760)	6,460 (2,710 to 14,600)	7,700 (3,300 to 16,800)	10,300 (4,700 to 19,100)	14,500 (6,900 to 25,600)	19,000 (11,000 to 30,000)	20,100 (13,900 to 29,200)	18,900 (12,200 to 27,200)	12,800 (8,420 to 18,100)	11,700 (7,700 to 16,200)	6,960 (4,130 to 11,200)	3,980 (2,060 to 6,960)	413 (267 to 2,630)	237 (148 to 365)	36.6 (20.5 to 60)	13.6 (7.62 to 23.5)	4.9 (2.9 to 7.7)	1.2 (0.7 to 1.9)	136,000
HIV/AIDS	611 (0 to 0.01)	0.4 (0 to 0.01)	1,010 (0 to 0.01)	1,060 (0 to 0.01)	2,020 (0 to 0.01)	3,200 (0 to 0.01)	6,340 (0 to 0.01)	7,940 (0 to 0.01)	10,200 (0 to 0.01)	14,000 (0 to 0.01)	18,900 (0 to 0.01)	20,200 (0 to 0.01)	18,300 (0 to 0.01)	12,900 (0 to 0.01)	11,600 (0 to 0.01)	7,080 (0 to 0.01)	3,830 (0 to 0.01)	1,980 (0 to 0.01)	609 (0 to 0.01)	233 (0 to 0.01)	39.6 (0 to 0.01)	13.1 (0 to 0.01)	4.6 (0 to 0.01)	1 (0 to 0.01)	135,000
HIV/AIDS - Drug-susceptible Tuberculosis	0 (0 to 0)	0 (0 to 0)	158 (0 to 0.01)	89 (0 to 0.01)	109 (0 to 0.01)	109 (0 to 0.01)	488 (0 to 0.01)	1,290 (771 to 2,020)	1,660 (1,000 to 2,600)	2,080 (1,300 to 3,200)	2,080 (1,300 to 3,200)	2,020 (1,200 to 3,200)	2,020 (1,200 to 3,200)	1,390 (1,000 to 1,900)	1,220 (747 to 1,800)	686 (0 to 0.01)	167 (0 to 0.01)	164 (99.7 to 241)	49.4 (29.6 to 73.1)	9.4 (1.7 to 20.3)	0.7 (0 to 0.01)	0.2 (0 to 0.01)	0 (0 to 0.01)	0 (0 to 0.01)	22,800
HIV/AIDS - Multidrug-resistant Tuberculosis without extensive	43 (0 to 0)	0 (0 to 0)	43 (0 to 27.2)	26 (0 to 0.01)	43 (0 to 0.01)	77 (0 to 0.01)	174 (0 to 0.01)	424 (0 to 0.01)	1,110 (0 to 0.01)	2,060 (0 to 0.01)	3,040 (0 to 0.01)	3,420 (0 to 0.01)	3,140 (0 to 0.01)	2,170 (0 to 0.01)	1,940 (0 to 0.01)	1,210 (0 to 0.01)	674 (0 to 0.01)	374 (0 to 0.01)	114 (0 to 0.01)	20.2 (0 to 0.01)	2.6 (0 to 0.01)	0.5 (0 to 0.01)	0 (0 to 0.01)	829
HIV/AIDS - Extensively drug-resistant Tuberculosis	0 (0 to 0)	0 (0 to 0)	0 (0 to 0)	0 (0 to 0)	0 (0 to 0)	0 (0 to 1)	0 (0 to 0)	0 (0 to 0)	0 (0 to 0)	0 (0 to 0)	0 (0 to 0)	0 (0 to 0)	0 (0 to 0)	0 (0 to 0)	0 (0 to 0)	0 (0 to 0)	0 (0 to 0)	0 (0 to 0)	0 (0 to 0)	0 (0 to 0)	0 (0 to 0)	0 (0 to 0)	0 (0 to 0)	0 (0 to 0)	11.1
HIV/AIDS resulting in other diseases	0 (0 to 0.2)	0 (0 to 0.04)	809 (603 to 1,020)	692 (469 to 2,060)	1,760 (981 to 3,880)	2,720 (1,300 to 4,890)	5,360 (2,980 to 10,100)	6,200 (3,370 to 10,900)	8,120 (3,900 to 16,900)	10,900 (4,700 to 21,600)	15,000 (7,200 to 29,900)	16,600 (8,730 to 33,200)	15,200 (8,290 to 33,300)	10,200 (5,900 to 22,900)	9,200 (5,370 to 20,600)	5,720 (3,700 to 9,360)	3,150 (1,980 to 4,920)	1,260 (697 to 2,230)	699 (346 to 1,230)	195 (101 to 378)	39.6 (13.5 to 83.1)	11 (4.1 to 24.6)	2.6 (0.9 to 5.6)	139,000
Sexually transmitted infections excluding HIV	2,720 (997 to 6,090)	482 (193 to 1,090)	9,670 (3,770 to 21,200)	3,617 (1,170 to 7,900)	1,090 (329 to 2,530)	2,200 (810 to 4,760)	6,460 (2,710 to 14,600)	7,700 (3,300 to 16,800)	10,300 (4,700 to 19,100)	14,500 (6,900 to 25,600)	19,000 (11,000 to 30,000)	20,100 (13,900 to 29,200)	18,900 (12,200 to 27,200)	12,800 (8,420 to 18,100)	11,700 (7,700 to 16,200)	6,960 (4,130 to 11,200)	3,980 (2,060 to 6,960)	413 (267 to 2,630)	237 (148 to 365)	36.6 (20.5 to 60)	13.6 (7.62 to 23.5)	4.9 (2.9 to 7.7)	1.2 (0.7 to 1.9)	6,900
Syphilis	0 (0 to 0)	0 (0 to 0)	0 (0 to 0)	0 (0 to 0)	0 (0 to 0)	0 (0 to 0)	0 (0 to 0)	0 (0 to 0)	0 (0 to 0)	0 (0 to 0)	0 (0 to 0)	0 (0 to 0)	0 (0 to 0)	0 (0 to 0)	0 (0 to 0)	0 (0 to 0)	0 (0 to 0)	0 (0 to 0)	0 (0 to 0)	0 (0 to 0)	0 (0 to 0)	0 (0 to 0)	0 (0 to 0)	0 (0 to 0)	0
Chlamydial infection	0 (0 to 0)	0 (0 to 0)	0 (0 to 0)	0 (0 to 0)	0 (0 to 0)	0 (0 to 0)	0 (0 to 0)	0 (0 to 0)	0 (0 to 0)	0 (0 to 0)	0 (0 to 0)	0 (0 to 0)	0 (0 to 0)	0 (0 to 0)	0 (0 to 0)	0 (0 to 0)	0 (0 to 0)	0 (0 to 0)	0 (0 to 0)	0 (0 to 0)	0 (0 to 0)	0 (0 to 0)	0 (0 to 0)	0 (0 to 0)	0
Gonococcal infection	0 (0 to 0)	0 (0 to 0)	0 (0 to 0)	0 (0 to 0)	0 (0 to 0)	0 (0 to 0)	0 (0 to 0)	0 (0 to 0)	0 (0 to 0)	0 (0 to 0)	0 (0 to 0)	0 (0 to 0)	0 (0 to 0)	0 (0 to 0)	0 (0 to 0)	0 (0 to 0)	0 (0 to 0)	0 (0 to 0)	0 (0 to 0)	0 (0 to 0)	0 (0 to 0)	0 (0 to 0)	0 (0 to 0)	0 (0 to 0)	0
Trichomoniasis	0 (0 to 0)	0 (0 to 0)	0 (0 to 0)	0 (0 to 0)	0 (0 to 0)	0 (0 to 0)	0 (0 to 0)	0 (0 to 0)	0 (0 to 0)	0 (0 to 0)	0 (0 to 0)	0 (0 to 0)	0 (0 to 0)	0 (0 to 0)	0 (0 to 0)	0 (0 to 0)	0 (0 to 0)	0 (0 to 0)	0 (0 to 0)	0 (0 to 0)	0 (0 to 0)	0 (0 to 0)	0 (0 to 0)	0 (0 to 0)	0
Genital herpes	0 (0 to 0)	0 (0 to 0)	0 (0 to 0)	0 (0 to 0)	0 (0 to 0)	0 (0 to 0)	0 (0 to 0)	0 (0 to 0)	0 (0 to 0)	0 (0 to 0)	0 (0 to 0)	0 (0 to 0)	0 (0 to 0)	0 (0 to 0)	0 (0 to 0)	0 (0 to 0)	0 (0 to 0)	0 (0 to 0)	0 (0 to 0)	0 (0 to 0)	0 (0 to 0)	0 (0 to 0)	0 (0 to 0)	0 (0 to 0)	0
Other sexually transmitted infections	0 (0 to 0)	0 (0 to 0)	0 (0 to 0)	0 (0 to 0)	0 (0 to 0)	0 (0 to 1)	0 (0 to 2)	0 (0 to 1)	0 (0 to 1)	0 (0 to 1)	0 (0 to 1)	0 (0 to 1)	0 (0 to 1)	0 (0 to 1)	0 (0 to 1)	0 (0 to 1)	0 (0 to 1)	0 (0 to 1)	0 (0 to 1)	0 (0 to 1)	0 (0 to 1)	0 (0 to 1)	0 (0 to 1)	0 (0 to 1)	0
Respiratory infections and tuberculosis	4,290 (3,710 to 4,940)	1,010 (1,000 to 1,030)	6,440 (5,440 to 7,600)	16,700 (14,600 to 19,100)	11,600 (9,770 to 13,700)	2,060 (1,620 to 2,610)	1,770 (1,360 to 2,340)	1,640 (1,260 to 2,080)	1,660 (1,300 to 2,060)	1,880 (1,500 to 2,300)	2,160 (1,700 to 2,650)	2,260 (1,800 to 2,800)	2,260 (1,800 to 2,800)	1,810 (1,440 to 2,300)	1,660 (1,300 to 2,050)	1,460 (1,150 to 1,850)	1,260 (1,000 to 1,600)	1,160 (920 to 1,470)	1,060 (840 to 1,350)	497 (393 to 634)	192 (152 to 244)	77 (61 to 98)	29 (23 to 37)	87,100
Tuberculosis	0 (0 to 0)	0 (0 to 0)	1,200 (691 to 1,870)	1,200 (612 to 2,070)	894 (313 to 1,970)	898 (175 to 1,990)	1,020 (276 to 2,230)	1,460 (1,060 to 1,960)	1,660 (1,060 to 2,460)	1,660 (1,060 to 2,460)	1,660 (1,060 to 2,460)	1,660 (1,060 to 2,460)	1,660 (1,060 to 2,460)	1,660 (1,060 to 2,460)	1,660 (1,060 to 2,460)	1,660 (1,060 to 2,460)	1,660 (1,060 to 2,460)	1,660 (1,060 to 2,460)	1,660 (980 to 2,740)	1,660 (784 to 2,980)	1,660 (707 to 3,060)	1,660 (459 to 4,060)	1,660 (153 to 5,750)	30,000
Latent tuberculosis infection	0 (0 to 0)	0 (0 to 0)	0 (0 to 0)	0 (0 to 0)	0 (0 to 0)	0 (0 to 0)	0 (0 to 0)	0 (0 to 0)	0 (0 to 0)	0 (0 to 0)	0 (0 to 0)	0 (0 to 0)	0 (0 to 0)	0 (0 to 0)	0 (0 to 0)	0 (0 to 0)	0 (0 to 0)	0 (0 to 0)	0 (0 to 0)	0 (0 to 0)	0 (0 to 0)	0 (0 to 0)	0 (0 to 0)	0 (0 to 0)	0
Drug-susceptible Tuberculosis	4,290 (3,710 to 4,940)	1,010 (1,000 to 1,030)	5,240 (4,750 to 5,730)	15,500 (14,000 to 17,000)	10,700 (9,460 to 11,900)	1,160 (1,060 to 1,260)	750 (660 to 840)	180 (140 to 220)	0 (0 to 0)	0 (0 to 0)	0 (0 to 0)	0 (0 to 0)	0 (0 to 0)	0 (0 to 0)	0 (0 to 0)	0 (0 to 0)	0 (0 to 0)	0 (0 to 0)	0 (0 to 0)	0 (0 to 0)	0 (0 to 0)	0 (0 to 0)	0 (0 to 0)	0 (0 to 0)	29,100
Multidrug-resistant tuberculosis without extensive drug-resistar	0 (0 to 0)	0 (0 to 0)	0 (0 to 0)	0 (0 to 0)	0 (0 to 0)	0 (0 to 0)	0 (0 to 0)	0 (0 to 0)	0 (0 to 0)	0 (0 to 0)	0 (0 to 0)	0 (0 to 0)	0 (0 to 0)	0 (0 to 0)	0 (0 to 0)	0 (0 to 0)	0 (0 to 0)	0 (0 to 0)	0 (0 to 0)	0 (0 to 0)	0 (0 to 0)	0 (0 to 0)	0 (0 to 0)	0 (0 to 0)	0
Extensively drug-resistant tuberculosis	0 (0 to 0)	0 (0 to 0)	0 (0 to 21.7)	0 (0 to 0)	0 (0 to 0)	0 (0 to 0)	0 (0 to 0)	0 (0 to 0)	0 (0 to 0)	0 (0 to 0)	0 (0 to 0)	0 (0 to 0)	0 (0 to 0)	0 (0 to 0)	0 (0 to 0)	0 (0 to 0)	0 (0 to 0)	0 (0 to 0)	0 (0 to 0)	0 (0 to 0)	0 (0 to 0)	0 (0 to 0)	0 (0 to 0)	0 (0 to 0)	11.6
Lower respiratory infections	7,060 (4,290 to 10,600)	3,500 (1,900 to 5,570)	16,400 (9,660 to 25,700)	8,910 (5,440 to 13,900)	1,240 (758 to 1,930)	726 (439 to 1,130)	926 (566 to 1,440)	1,180 (720 to 1,840)	1,720 (1,050 to 2,680)	1,720 (1,050 to 2,680)	1,720 (1,050 to 2,680)	1,720 (1,050 to 2,680)	1,720 (1,050 to 2,680)	1,720 (1,050 to 2,680)	1,720 (1,050 to 2,680)	1,720 (1,050 to 2,680)	1,720 (1,050 to 2,680)	1,720 (1,050 to 2,680)	1,720 (1,050 to 2,680)	1,720 (1,050 to 2,680)	1,720 (1,050 to 2,680)	1,720 (1,050 to 2,680)	1,720 (1,050 to 2,680)	52,700
Upper respiratory infections	1.9 (0 to 5.1)	0.3 (0 to 0.8)	2,260 (1,020 to 4,277)	1,160 (564 to 2,060)	1,160 (564 to 2,060)	1,160 (564 to 2,060





SR Table 2c: Kericho DALYS by cause and age group for both sexes with 95% uncertainty intervals, 2019

Cause	Early Neonatal	Late Neonatal	Post Neonatal	1 to 4	5 to 9	10 to 14	15 to 19	20 to 24	25 to 29	30 to 34	35 to 39	40 to 44	45 to 49	50 to 54	55 to 59	60 to 64	65 to 69	70 to 74	75 to 79	80 to 84	85 to 89	90 to 94	95 plus	Total
All causes	5,000 (4,700 to 11,200)	4,900 (2,400 to 4,100)	10,000 (4,800 to 17,100)	19,000 (17,100 to 20,600)	8,900 (3,600 to 13,400)	7,900 (3,200 to 12,200)	8,900 (3,400 to 13,700)	9,900 (4,100 to 15,200)	10,000 (4,200 to 15,400)	10,000 (4,200 to 15,300)	10,000 (4,100 to 15,300)	10,000 (4,100 to 15,400)	10,000 (4,100 to 15,500)	10,000 (4,400 to 15,300)	10,000 (4,200 to 15,400)	10,000 (3,900 to 15,500)	10,000 (3,900 to 15,600)	10,000 (3,900 to 15,600)	10,000 (3,900 to 15,600

Congenital birth defects	946 (587 to 1,320)	260 (143 to 436)	473 (199 to 934)	322 (180 to 521)	126 (66 to 191)	110 (72 to 160)	87.7 (54 to 130)	60.7 (39 to 91.6)	47.1 (29 to 68.6)	39.3 (24.6 to 57.1)	31.4 (20.5 to 46.9)	24.3 (15.2 to 34.4)	16.9 (10.6 to 25.4)	12 (7.4 to 18.2)	9.7 (6 to 14.7)	7 (4.3 to 10.6)	4.6 (2.7 to 6.9)	2.5 (1.4 to 4.2)	1.7 (0.9 to 2.8)	1.1 (0.6 to 1.9)	0.6 (0.3 to 0.9)	0.2 (0.1 to 0.3)	0 (0 to 0.1)		2,980
Neural tube defects	194 (99.1 to 337)	62 (19.6 to 156)	90 (19.8 to 110)	39.4 (11.1 to 108)	11 (0.7 to 72.8)	9.5 (0.2 to 9.4)	4.7 (0 to 7.2)	2.1 (2.5 to 6.3)	2.2 (1.4 to 3.1)	1.5 (1 to 2.1)	1 (0.7 to 1.4)	0.7 (0.4 to 0.9)	0.4 (0.2 to 0.6)	0.3 (0.1 to 0.4)	0.2 (0.1 to 0.3)	0.1 (0.1 to 0.2)	0 (0 to 0.2)	0 (0 to 0.1)	0 (0 to 0.1)	0 (0 to 0.1)	0 (0 to 0.1)	0 (0 to 0.1)	0 (0 to 0.1)		316
Congenital heart anomalies	0.2 (132 to 440)	0.1 (49.7 to 119)	0.1 (64.2 to 412)	0.1 (40.3 to 167)	0.1 (13.1 to 47)	0.1 (11.1 to 42)	0.1 (11.1 to 42)	0.1 (8.4 to 32.6)	0.1 (6.2 to 25.2)	0.1 (4.2 to 17.1)	0.1 (3.1 to 12.1)	0.1 (2.3 to 10.9)	0.1 (1.6 to 8.6)	0.1 (1.2 to 6.4)	0.1 (0.7 to 5.4)	0.1 (0.4 to 3.9)	0.1 (0.3 to 2.6)	0.1 (0.2 to 1.5)	0.1 (0.1 to 0.9)	0.1 (0.1 to 0.5)	0.1 (0.1 to 0.3)	0.1 (0.1 to 0.2)	0.1 (0 to 0.1)		728
Orofacial clefts	0.2 (7.3 to 19.4)	0.2 (5.5 to 9.9)	0.4 (7.4 to 12.7)	0.2 (7.3 to 21)	0.1 (2.7 to 9.2)	0.1 (2.8 to 9.7)	0.1 (2.8 to 9.7)	0.1 (2.4 to 8.2)	0.1 (2.1 to 6.5)	0.1 (1.6 to 5.2)	0.1 (1.2 to 4.1)	0.1 (0.9 to 3.6)	0.1 (0.6 to 2.6)	0.1 (0.4 to 1.9)	0.1 (0.3 to 1.3)	0.1 (0.2 to 0.9)	0.1 (0.2 to 0.6)	0.1 (0.1 to 0.4)	0.1 (0.1 to 0.3)	0.1 (0.1 to 0.2)	0.1 (0.1 to 0.2)	0.1 (0 to 0.1)	0 (0 to 0.1)		29.2
Down syndrome	19.2 (9.6 to 33.9)	6.6 (2.4 to 13.7)	28.6 (7 to 69.2)	13.2 (4.2 to 29.9)	2.7 (1.5 to 5.1)	2.6 (1.5 to 4.6)	2.6 (1.4 to 4.1)	2 (1 to 2.8)	1.6 (0.8 to 2.6)	1.3 (0.6 to 2.1)	1.1 (0.4 to 1.8)	0.9 (0.4 to 2.1)	0.7 (0.3 to 1.4)	0.4 (0.2 to 1.3)	0.5 (0.2 to 1)	0.2 (0.1 to 0.4)	0.1 (0 to 0.3)	0.1 (0 to 0.2)	0.1 (0 to 0.1)	0.1 (0 to 0.1)	0 (0 to 0.1)	0 (0 to 0.1)	0 (0 to 0.1)		71.9
Turner syndrome	0 (0 to 0)	0 (0 to 0)	0 (0 to 0.1)	0.1 (0 to 0.2)	0.1 (0 to 0.2)	0.1 (0 to 0.2)	0.1 (0 to 0.2)	0.1 (0 to 0.2)	0.1 (0 to 0.1)	0 (0 to 0.1)	0 (0 to 0.1)	0 (0 to 0.1)	0 (0 to 0.1)	0 (0 to 0.1)	0 (0 to 0.1)	0 (0 to 0.1)	0 (0 to 0.1)	0 (0 to 0.1)	0 (0 to 0.1)	0 (0 to 0.1)	0 (0 to 0.1)	0 (0 to 0.1)	0 (0 to 0.1)		0.6
Klinefelter syndrome	0 (0 to 0)	0 (0 to 0)	0 (0 to 0)

SR Table 2c. Kiambu DALYS by cause and sex group for both sexes with 95% uncertainty intervals, 2019

Cause	Birth Neonatal	Late Neonatal	Post Neonatal	1 to 4	5 to 9	10 to 14	15 to 19	20 to 24	25 to 29	30 to 34	35 to 39	40 to 44	45 to 49	50 to 54	55 to 59	60 to 64	65 to 69	70 to 74	75 to 79	80 to 84	85 to 89	90 to 94	95 plus	Total
All causes	49,000 (36,900 to 60,900)	33,400 (19,300 to 51,200)	23,900 (16,300 to 29,200)	21,900 (16,100 to 28,400)	15,100 (12,200 to 18,400)	11,200 (10,300 to 12,200)	12,200 (11,000 to 13,600)	15,200 (13,900 to 16,600)	16,500 (14,800 to 18,200)	16,100 (14,400 to 17,900)	15,100 (13,600 to 16,800)	13,700 (12,000 to 15,600)	12,600 (10,700 to 14,700)	10,400 (8,600 to 12,500)	10,200 (8,400 to 12,200)	10,200 (8,400 to 12,200)	10,200 (8,400 to 12,200)	10,200 (8,400 to 12,200)	10,200 (8,400 to 12,200)	6,690 (5,200 to 8,200)	3,120 (2,000 to 4,500)	290 (207 to 397)	626,000
Communicable, maternal, neonatal, and nutritional diseases	45,000 (35,800 to 56,700)	11,700 (8,100 to 15,100)	19,200 (16,200 to 22,800)	19,100 (16,100 to 22,600)	8,090 (6,400 to 9,990)	6,870 (5,400 to 8,600)	6,650 (5,200 to 8,400)	11,400 (9,600 to 13,400)	13,900 (11,600 to 16,400)	14,800 (12,400 to 17,600)	22,900 (19,900 to 26,300)	22,700 (19,300 to 26,400)	20,200 (17,000 to 23,900)	15,200 (11,800 to 19,200)	10,600 (8,300 to 13,400)	8,970 (6,900 to 11,400)	8,910 (6,810 to 11,600)	8,740 (6,600 to 11,400)	9,020 (6,870 to 11,900)	6,690 (5,200 to 8,200)	3,120 (2,000 to 4,500)	290 (207 to 397)	270,000
HIV/AIDS and sexually transmitted infections	1,980 (899 to 3,490)	378 (92 to 782)	1,170 (609 to 1,980)	834 (500 to 1,330)	514 (314 to 788)	660 (446 to 1,000)	1,460 (849 to 2,320)	3,660 (2,070 to 5,860)	5,480 (3,470 to 8,060)	6,390 (3,900 to 9,720)	8,770 (5,250 to 13,300)	10,400 (6,150 to 15,700)	13,100 (7,660 to 19,800)	11,400 (7,730 to 16,500)	7,360 (4,900 to 10,200)	5,870 (3,920 to 8,150)	4,650 (3,060 to 6,450)	3,660 (2,420 to 5,050)	2,980 (1,960 to 4,120)	2,120 (1,380 to 2,900)	1,130 (694 to 1,580)	231 (137 to 337)	77,900
HIV/AIDS	0 (0 to 0)	0 (0 to 0)	474 (232 to 782)	670 (479 to 1,000)	537 (397 to 746)	1,450 (1,060 to 1,940)	3,930 (2,900 to 5,260)	9,010 (6,810 to 12,000)	9,270 (6,960 to 12,200)	8,960 (6,210 to 12,500)	12,300 (7,960 to 18,000)	13,000 (8,700 to 19,200)	11,300 (7,730 to 16,500)	7,320 (4,900 to 10,200)	3,900 (2,500 to 5,600)	2,620 (1,630 to 3,900)	1,920 (1,180 to 2,900)	1,260 (760 to 1,950)	1,010 (600 to 1,600)	632 (361 to 1,000)	222 (122 to 364)	41 (21 to 67)	74,400
HIV/AIDS - Drug-susceptible Tuberculosis	0 (0 to 0)	0 (0 to 0)	69.1 (44.9 to 98)	133 (89.5 to 186)	114 (77.2 to 159)	222 (150 to 309)	322 (218 to 444)	686 (467 to 930)	1,200 (821 to 1,630)	2,040 (1,390 to 2,800)	2,960 (1,940 to 4,150)	3,090 (1,980 to 4,450)	2,700 (1,730 to 3,900)	1,880 (1,180 to 2,700)	967 (602 to 1,450)	670 (413 to 1,000)	474 (287 to 717)	319 (189 to 485)	251 (147 to 384)	157 (87.1 to 240)	54.6 (28 to 84.2)	9.7 (4.7 to 16)	16,900
HIV/AIDS - Multidrug-resistant Tuberculosis without extensive drug resistance	0 (0 to 0)	0 (0 to 0)	0.2 (0.2 to 0.3)	0.4 (0.3 to 0.5)	0.3 (0.2 to 0.4)	0.6 (0.4 to 0.8)	1.1 (0.8 to 1.5)	2.4 (1.7 to 3.2)	3.2 (2.3 to 4.3)	3.1 (2.2 to 4.2)	4.2 (2.7 to 5.7)	4.5 (2.9 to 6.3)	3.9 (2.5 to 5.5)	2.6 (1.7 to 3.7)	1.4 (0.9 to 2)	0.9 (0.6 to 1.3)	0.7 (0.4 to 1)	0.4 (0.3 to 0.7)	0.4 (0.2 to 0.5)	0.2 (0.1 to 0.3)	0.1 (0 to 0.1)	0 (0 to 0)	26
HIV/AIDS - Extensively drug-resistant Tuberculosis	0 (0 to 0)	0 (0 to 0)	0 (0 to 0.1)	0 (0 to 0.1)	0 (0 to 0.1)	0 (0 to 0.1)	0 (0 to 0.1)	0.1 (0 to 0.2)	0.2 (0 to 0.3)	0.2 (0 to 0.3)	0.3 (0 to 0.4)	0.3 (0 to 0.5)	0.3 (0 to 0.4)	0.2 (0 to 0.3)	0.1 (0 to 0.2)	0.1 (0 to 0.2)	0 (0 to 0.1)	0 (0 to 0.1)	0 (0 to 0.1)	0 (0 to 0.1)	0 (0 to 0.1)	0 (0 to 0)	0 (0 to 0)	2
HIV/AIDS resulting in other diseases	0 (0 to 0.1)	0.1 (0 to 0.2)	272 (116 to 515)	1,049 (511 to 1,880)	1,060 (594 to 1,630)	1,820 (1,020 to 2,870)	2,270 (1,300 to 3,460)	2,270 (1,300 to 3,460)	2,270 (1,300 to 3,460)	2,270 (1,300 to 3,460)	2,270 (1,300 to 3,460)	2,270 (1,300 to 3,460)	2,270 (1,300 to 3,460)	2,270 (1,300 to 3,460)	2,270 (1,300 to 3,460)	2,270 (1,300 to 3,460)	2,270 (1,300 to 3,460)	2,270 (1,300 to 3,460)	2,270 (1,300 to 3,460)	2,270 (1,300 to 3,460)	1,130 (694 to 1,580)	231 (137 to 337)	36,700
Sexually transmitted infections excluding HIV	1,980 (899 to 3,490)	378 (92 to 782)	696 (132 to 1,220)	164 (21 to 330)	23.4 (7.9 to 57.9)	9.6 (3.2 to 23.7)	3 (1 to 7.4)	3.9 (1.4 to 9.6)	6.2 (2.4 to 15.3)	7.9 (2.9 to 19.5)	7.9 (2.9 to 19.5)	6.6 (2.4 to 16.3)	6.7 (2.4 to 16.5)	7.3 (2.6 to 18.1)	10.3 (3.7 to 25.4)	6 (2.1 to 14.7)	5.1 (1.8 to 12.5)	4.5 (1.6 to 11.1)	4.1 (1.4 to 10.2)	3.5 (1.2 to 8.7)	2.1 (0.7 to 5.2)	0.6 (0.2 to 1.5)	2,600
Syphilis	0 (0 to 0)	0 (0 to 0)	0 (0 to 0)	0 (0 to 0)	0 (0 to 0)	0 (0 to 0)	0 (0 to 0)	0 (0 to 0)	0 (0 to 0)	0 (0 to 0)	0 (0 to 0)	0 (0 to 0)	0 (0 to 0)	0 (0 to 0)	0 (0 to 0)	0 (0 to 0)	0 (0 to 0)	0 (0 to 0)	0 (0 to 0)	0 (0 to 0)	0 (0 to 0)	0 (0 to 0)	0 (0 to 0)	0
Chlamydial infection	0 (0 to 0)	0 (0 to 0)	0 (0 to 0)	0 (0 to 0)	0 (0 to 0)	0 (0 to 0)	0 (0 to 0)	0 (0 to 0)	0 (0 to 0)	0 (0 to 0)	0 (0 to 0)	0 (0 to 0)	0 (0 to 0)	0 (0 to 0)	0 (0 to 0)	0 (0 to 0)	0 (0 to 0)	0 (0 to 0)	0 (0 to 0)	0 (0 to 0)	0 (0 to 0)	0 (0 to 0)	0 (0 to 0)	0
Gonococcal infection	0 (0 to 0)	0 (0 to 0)	0 (0 to 0)	0 (0 to 0)	0 (0 to 0)	0 (0 to 0)	0 (0 to 0)	0 (0 to 0)	0 (0 to 0)	0 (0 to 0)	0 (0 to 0)	0 (0 to 0)	0 (0 to 0)	0 (0 to 0)	0 (0 to 0)	0 (0 to 0)	0 (0 to 0)	0 (0 to 0)	0 (0 to 0)	0 (0 to 0)	0 (0 to 0)	0 (0 to 0)	0 (0 to 0)	0
Trichomoniasis	0 (0 to 0)	0 (0 to 0)	0 (0 to 0)	0 (0 to 0)	0 (0 to 0)	0 (0 to 0)	0 (0 to 0)	0 (0 to 0)	0 (0 to 0)	0 (0 to 0)	0 (0 to 0)	0 (0 to 0)	0 (0 to 0)	0 (0 to 0)	0 (0 to 0)	0 (0 to 0)	0 (0 to 0)	0 (0 to 0)	0 (0 to 0)	0 (0 to 0)	0 (0 to 0)	0 (0 to 0)	0 (0 to 0)	0
Genital herpes	0 (0 to 0)	0 (0 to 0)	0 (0 to 0)	0 (0 to 0)	0 (0 to 0)	0 (0 to 0)	0 (0 to 0)	0 (0 to 0)	0 (0 to 0)	0 (0 to 0)	0 (0 to 0)	0 (0 to 0)	0 (0 to 0)	0 (0 to 0)	0 (0 to 0)	0 (0 to 0)	0 (0 to 0)	0 (0 to 0)	0 (0 to 0)	0 (0 to 0)	0 (0 to 0)	0 (0 to 0)	0 (0 to 0)	0
Other sexually transmitted infections	0 (0 to 0)	0 (0 to 0)	0 (0 to 0)	0 (0 to 0)	0 (0 to 0)	0 (0 to 0)	0 (0 to 0)	0 (0 to 0)	0 (0 to 0)	0 (0 to 0)	0 (0 to 0)	0 (0 to 0)	0 (0 to 0)	0 (0 to 0)	0 (0 to 0)	0 (0 to 0)	0 (0 to 0)	0 (0 to 0)	0 (0 to 0)	0 (0 to 0)	0 (0 to 0)	0 (0 to 0)	0 (0 to 0)	0
Respiratory infections and tuberculosis	2,160 (1,980 to 2,370)	2,160 (1,290 to 3,290)	2,160 (2,410 to 7,790)	2,160 (1,390 to 3,990)	2,160 (864 to 7,480)	2,160 (719 to 1,370)	2,160 (1,430 to 2,900)	2,160 (2,060 to 2,400)	2,160 (2,060 to 2,400)	2,160 (2,060 to 2,400)	2,160 (2,060 to 2,400)	2,160 (2,060 to 2,400)	2,160 (2,060 to 2,400)	2,160 (2,060 to 2,400)	2,160 (2,060 to 2,400)	2,160 (2,060 to 2,400)	2,160 (2,060 to 2,400)	2,160 (2,060 to 2,400)	2,160 (2,060 to 2,400)	2,160 (2,060 to 2,400)	1,080 (1,080 to 1,080)	231 (137 to 337)	66,600
Tuberculosis	0 (0 to 0)	0 (0 to 0)	226 (54.9 to 452)	218 (107 to 391)	175 (98 to 279)	164 (108 to 273)	110 (63 to 174)	2,250 (1,980 to 2,400)	2,250 (1,980 to 2,400)	2,250 (1,980 to 2,400)	4,440 (4,150 to 4,730)	4,150 (3,870 to 4,450)	2,250 (1,980 to 2,400)	2,250 (1,980 to 2,400)	2,250 (1,980 to 2,400)	2,250 (1,980 to 2,400)	2,250 (1,980 to 2,400)	2,250 (1,980 to 2,400)	2,250 (1,980 to 2,400)	2,250 (1,980 to 2,400)	2,250 (1,980 to 2,400)	1,080 (1,080 to 1,080)	231 (137 to 337)	39,100
Latent tuberculosis infection	0 (0 to 0)	0 (0 to 0)	0 (0 to 0)	0 (0 to 0)	0 (0 to 0)	0 (0 to 0)	0 (0 to 0)	0 (0 to 0)	0 (0 to 0)	0 (0 to 0)	0 (0 to 0)	0 (0 to 0)	0 (0 to 0)	0 (0 to 0)	0 (0 to 0)	0 (0 to 0)	0 (0 to 0)	0 (0 to 0)	0 (0 to 0)	0 (0 to 0)	0 (0 to 0)	0 (0 to 0)	0 (0 to 0)	0
Drug-susceptible Tuberculosis	0 (0 to 0)	0 (0 to 0)	221 (51.4 to 441)	211 (104 to 381)	169 (95.2 to 272)	158 (104 to 264)	106 (61.2 to 169)	2,170 (1,910 to 2,320)	2,170 (1,910 to 2,320)	2,170 (1,910 to 2,320)	4,280 (4,010 to 4,570)	4,010 (3,740 to 4,300)	2,170 (1,910 to 2,320)	2,170 (1,910 to 2,320)	2,170 (1,910 to 2,320)	2,170 (1,910 to 2,320)	2,170 (1,910 to 2,320)	2,170 (1,910 to 2,320)	2,170 (1,910 to 2,320)	2,170 (1,910 to 2,320)	2,170 (1,910 to 2,320)	1,040 (1,040 to 1,040)	223 (132 to 325)	37,700
Multidrug-resistant tuberculosis without extensive drug resistance	0 (0 to 0)	0 (0 to 0)	0.6 (0.3 to 0.9)	0.6 (0.3 to 0.9)	0.5 (0.3 to 0.7)	0.5 (0.3 to 0.8)	0.3 (0.2 to 0.5)	3.6 (1.9 to 5.5)	3.6 (1.9 to 5.5)	3.6 (1.9 to 5.5)	3.6 (1.9 to 5.5)	3.6 (1.9 to 5.5)	3.6 (1.9 to 5.5)	3.6 (1.9 to 5.5)	3.6 (1.9 to 5.5)	3.6 (1.9 to 5.5)	3.6 (1.9 to 5.5)	3.6 (1.9 to 5.5)	3.6 (1.9 to 5.5)	3.6 (1.9 to 5.5)	3.6 (1.9 to 5.5)	1.8 (1.8 to 1.8)	64.6 (37.7 to 97.6)	1,210
Extensively drug-resistant tuberculosis	0 (0 to 0)	0 (0 to 0)	0.1 (0 to 0.1)	0.1 (0 to 0.1)	0.1 (0 to 0.1)	0.1 (0 to 0.1)	0.1 (0 to 0.1)	0.4 (0.2 to 0.6)	0.4 (0.2 to 0.6)	0.4 (0.2 to 0.6)	0.8 (0.4 to 1.1)	0.7 (0.4 to 1)	0.4 (0.2 to 0.6)	0.4 (0.2 to 0.6)	0.4 (0.2 to 0.6)	0.4 (0.2 to 0.6)	0.4 (0.2 to 0.6)	0.4 (0.2 to 0.6)	0.4 (0.2 to 0.6)	0.4 (0.2 to 0.6)	0.4 (0.2 to 0.6)	0.2 (0 to 0.1)	0.1 (0 to 0.1)	16.2
Lower respiratory infections	1,180 (1,060 to 2,000)	1,180 (1,290 to 3,290)	1,290 (2,200 to 6,800)	1,290 (960 to 3,000)	1,290 (423 to 5,280)	693 (349 to 1,290)	514 (278 to 878)	678 (439 to 1,170)	678 (439 to 1,170)	678 (439 to 1,170)	626 (397 to 1,000)	934 (639 to 1,480)	1,140 (887 to 1,710)	1,330 (887 to 2,130)	1,330 (887 to 2,130)	1,640 (1,020 to 2,660)	1,640 (1,020 to 2,660)	1,640 (1,020 to 2,660)	1,970 (1,140 to 3,290)	1,970 (1,020 to 3,770)	1,960 (1,080 to 3,770)	1,370 (1,020 to 3,770)	1,360 (998 to 3,770)	35,700
Upper respiratory infections	0.7 (0 to 1)	0.4 (0 to 1)	0.5 (0 to 1)	229 (122 to 396)	229 (122 to 396)	229 (122 to 396)	229 (122 to 396)	270 (122 to 396)	270 (122 to 396)	194 (122 to 396)	194 (122 to 396)	194 (122 to 396)	194 (122 to 396)	132 (122 to 396)	132 (122 to 396)	89.6 (89.6 to 89.6)	89.6 (89.6 to 89.6)	44 (44 to 44)	19.2 (19.2 to 19.2)	13.3 (13.3 to 13.3)	4.2 (4.2 to 4.2)	1.1 (1.1 to 1.1)	0.2 (0.2 to 0.2)	1,470
Otitis media	0 (0 to 0.1)	0 (0 to 0.1)	0.1 (0.9 to 20.2)	0.1 (0.2 to 0.3)	0.1 (0.2 to 0.3)	0.1 (0.2 to 0.3

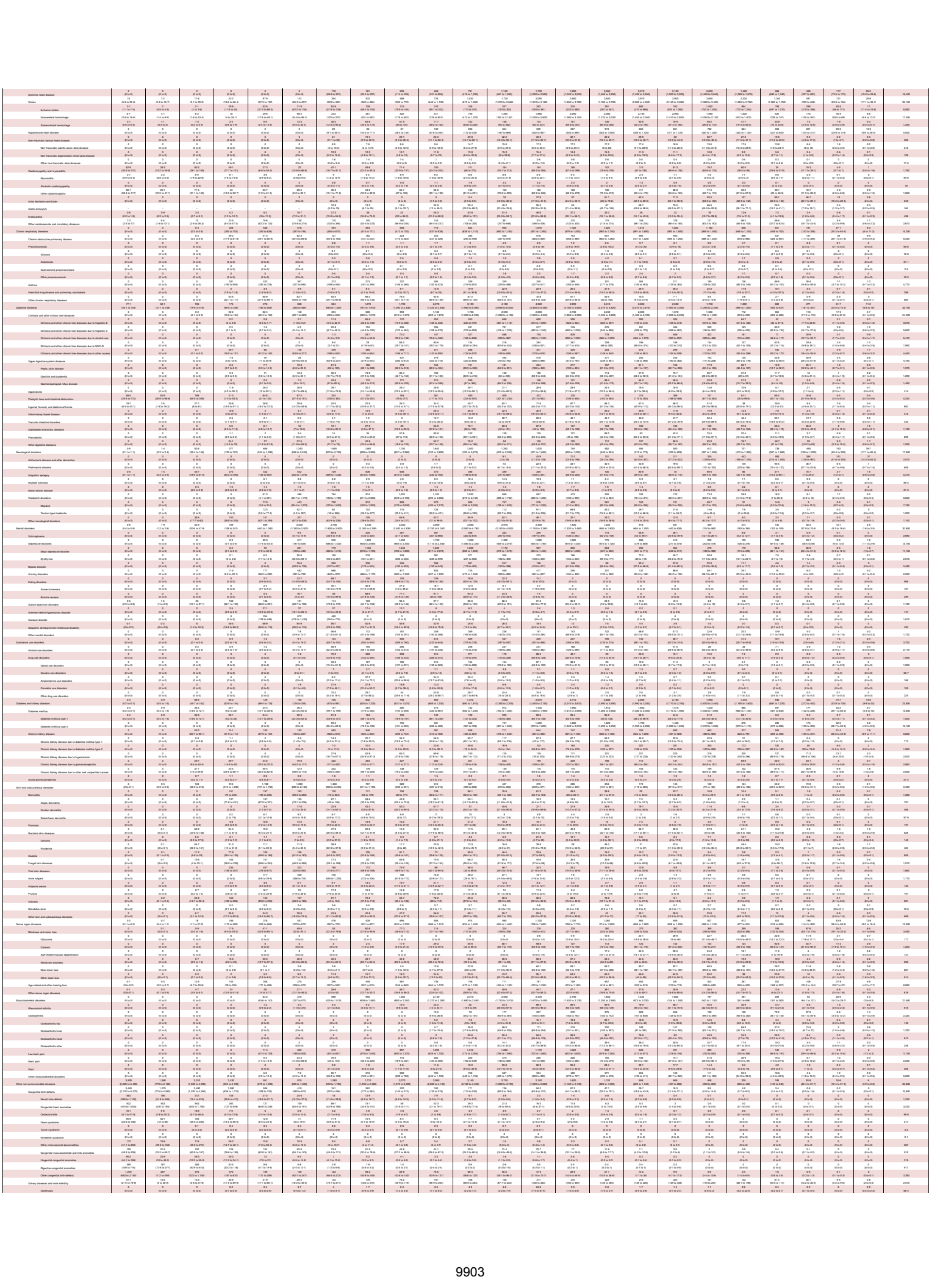



SR Table 2c: Montenegro DALYS by cause and age group for both sexes with 95% uncertainty intervals, 2019

Cause	Early Neonatal	Late Neonatal	Post Neonatal	1 to 4	5 to 9	10 to 14	15 to 19	20 to 24	25 to 29	30 to 34	35 to 39	40 to 44	45 to 49	50 to 54	55 to 59	60 to 64	65 to 69	70 to 74	75 to 79	80 to 84	85 to 89	90 to 94	95 plus	Total
All causes	2634 (2,1,2,11)	1,1,1 (1,1,1)	1,1,1 (1,1,1)	1,1,1 (1,1,1



Congenital birth defects	118 (99·9 to 201)	53·9 (31·4 to 88·5)	118 (71·6 to 191)	80·6 (57·1 to 109)	47·5 (34·3 to 62)	68·3 (36·3 to 93·3)	44 (32·5 to 58·4)	23·6 (16·1 to 31·1)	41·4 (31·4 to 53·9)	35·5 (26·2 to 47)	32 (23·5 to 42·6)	21·7 (23 to 42·3)	29·7 (21·2 to 40·2)	24·8 (17·1 to 34·2)	23·8 (16·2 to 33·1)	23 (16·9 to 33·2)	20·7 (14·1 to 29)	19·1 (11·5 to 22·6)	7·3 (4·7 to 10·4)	4·6 (2·9 to 6·6)	2·6 (1·7 to 4·2)	1 (0·6 to 1·5)	0·3 (0·2 to 0·4)	0 (0 to 0·1)		809
Neural tube defects	1·7 (0·8 to 2·4)	0·8 (0·3 to 1·6)	1·3 (0·4 to 2·4)	1·4 (0·9 to 2·2)	1·3 (0·8 to 1·8)	1·4 (0·6 to 1·9)	1·4 (0·8 to 1·9)	1·3 (0·8 to 1·8)	1·3 (0·7 to 1·5)	1·1 (0·6 to 1·5)	0·9 (0·4 to 1·5)	0·8 (0·4 to 1·1)	0·7 (0·4 to 0·9)	0·5 (0·3 to 0·7)	0·4 (0·2 to 0·6)	0·3 (0·2 to 0·4)	0·3 (0·2 to 0·4)	0·3 (0·1 to 0·5)	0·1 (0·1 to 0·1)	0·1 (0·1 to 0·1)	0 (0 to 0·1)	0 (0 to 0·1)	0 (0 to 0)	0 (0 to 0)		19·1
Congenital heart anomalies	0 (23·7 to 69·1)	0 (13·1 to 35·2)	0·4 (20·5 to 49·5)	0 (19·1 to 31·1)	0 (9·3 to 12·9)	0·5 (6·5 to 12·6)	0·5 (6·1 to 12·1)	0·5 (6·1 to 12·1)	0·5 (6·1 to 12·1)	0·5 (4·7 to 10·1)	0·6 (3·4 to 9·1)	0·6 (3·4 to 7·4)	0·6 (3·5 to 7·1)	0·6 (3·6 to 7·1)	0·5 (3·4 to 6·4)	0·5 (3·4 to 6·4)	0·5 (3·4 to 6·4)	0·5 (3·4 to 6·4)	0·5 (3·4 to 6·4)	0·5 (3·4 to 6·4)	0·5 (3·4 to 6·4)	0·5 (3·4 to 6·4)	0·5 (3·4 to 6·4)	0·5 (3·4 to 6·4)		278
Orofacial clefts	0 (0 to 0·3)	0 (0 to 0·1)	0 (0·2 to 0·7)	0 (0·3 to 1·7)	0·5 (0·3 to 0·8)	0·5 (0·3 to 0·8)	0·5 (0·3 to 0·8)	0·5 (0·3 to 0·8)	0·5 (0·3 to 0·8)	0·5 (0·3 to 0·8)	0·6 (0·4 to 0·9)	0·6 (0·4 to 0·9)	0·6 (0·4 to 0·9)	0·6 (0·4 to 0·9)	0·5 (0·3 to 0·8)	0·5 (0·3 to 0·8)	0·5 (0·3 to 0·8)	0·5 (0·3 to 0·8)	0·5 (0·3 to 0·8)	0·5 (0·3 to 0·8)	0·5 (0·3 to 0·8)	0·5 (0·3 to 0·8)	0·5 (0·3 to 0·8)	0·5 (0·3 to 0·8)		9·3
Down syndrome	9·2 (4·2 to 16·3)	5·3 (2·3 to 9·7)	24·4 (10·9 to 43·1)	12· (7 to 22)	4·6 (3 to 7·4)	6·3 (4 to 9·5)	5·9 (3·6 to 8·1)	6·3 (3·9 to 9·2)	3·9 (2·3 to 7·3)	3·6 (2·4 to 5)	3·1 (2·2 to 4·4)	2·1 (2·2 to 4·3)	3·1 (2·2 to 4·3)	2 (1·5 to 2·8)	2 (1·4 to 2·8)	2·1 (1·4 to 2·9)	1·9 (1·1 to 2·2)	1·8 (0·9 to 1·7)	0·8 (0·5 to 1·2)	0·6 (0·3 to 1·2)	0 (0 to 0·3)	0 (0 to 0·3)	0 (0 to 0·3)	0 (0 to 0·3)		98·7
Turner syndrome	0 (0 to 0·2)	0 (0 to 0·1)	0 (0 to 0·3)	0 (0 to 0·1)	0·1 (0 to 0·1)	0·1 (0 to 0·1)	0·1 (0 to 0·2)	0·1 (0 to 0·2)	0·1 (0 to 0·2)	0·1 (0 to 0·2)	0·1 (0 to 0·2)	0·1 (0 to 0·1)	0·1 (0 to 0·1)	0·1 (0 to 0·1)	0·1 (0 to 0·1)	0 (0 to 0·1)	0 (0 to 0·1)	0 (0 to 0·1)	0 (0 to 0·1)	0 (0 to 0·1)	0 (0 to 0·1)	0 (0 to 0·1)	0 (0 to 0·1)	0 (0 to 0·1)	0 (0 to 0·1)		0·8
Klinefelter syndrome	0 (0 to 0·1)	0 (0 to 0)	0 (0 to 0)	0 (0 to 0)	0 (0 to 0·1)	0 (0 to 0)	0 (0 to 0)	0 (0 to 0)	0 (0 to 0·1)	0 (0 to 0·1)	0 (0 to 0·1)	0 (0 to 0·1)	0 (0 to 0·1)	0 (0 to 0·1)	0 (0 to 0·1)	0 (0 to 0·1)	0 (0 to 0·1)	0 (0 to 0·1)	0 (0 to 0·1)	0 (0 to 0·1)	0 (0 to 0·1)	0 (0 to 0·1)	0 (0 to 0·1)	0 (0 to 0·1)	0 (0 to 0·1)		0·2
Other chromosomal abnormalities	7·1 (3·1 to 14·4)	3·8 (1·6 to 7·7)	9·7 (4·6 to 20·2)	6·4 (3·6 to 9·1)	3·2 (2·1 to 4·7)	3 (1·5 to 4·4)	2·7 (1·6 to 3·9)	2·6 (1·6 to 3·2)	1·9 (1·3 to 2·7)	1·2 (0·8 to 1·5)	1·1 (0·6 to 1·5)	0·8 (0·6 to 1·1)	0·6 (0·4 to 0·9)	0·6 (0·4 to 0·9)	0·4 (0·2 to 0·4)	0·3 (0·1 to 0·5)	0·2 (0·1 to 0·3)	0·2 (0·1 to 0·3)	0·1 (0 to 0·1)	0·1 (0 to 0·1)	0 (0 to 0·1)	0 (0 to 0·1)	0 (0 to 0·1)	0 (0 to 0·1)		42·9
Congenital musculoskeletal and limb anomalies	9 (1·9 to 10·8)	1·6 (0·9 to 2·9)	10·7 (6 to 17)	20·5 (12·4 to 31·2)	18·5 (10·4 to 28·7)	19·1 (11·3 to 29·1)	19·2 (11·9 to 29·4)	19·4 (9·4 to 34·6)	19·3 (9·2 to 33·5)	19·1 (9·5 to 34·7)	19·1 (9·6 to 35·2)	19·9 (9·8 to 35·2)	19·1 (9·4 to 33·9)	19·2 (9·3 to 33·1)	14·9 (8·7 to 22·6)	16 (9·4 to 25·4)	13·5 (8·1 to 20·1)	10·3 (6·1 to 15)	5·3 (3·1 to 8·1)	3·1 (1·6 to 5)	1·6 (1 to 2·6)	0·6 (0·3 to 1·1)	0·1 (0 to 0·2)	0·3 (0·2 to 0·5)		255
Urogenital congenital anomalies	9·8 (3·9 to 19·2)	2·2 (0·8 to 5·2)	4·2 (1·8 to 10·2)	4·1 (2·3 to 6·7)	2·4 (1·5 to 4·3)	2 (1·2 to 3·2)	1·6 (0·9 to 2·5)	1·3 (0·8 to 2·1)	1·1 (0·6 to 1·6)	0·9 (0·5 to 1·4)	0·7 (0·4 to 1·2)	0·6 (0·3 to 1·2)	0·5 (0·3 to 0·9)	0·4 (0·2 to 0·7)	0·3 (0·1 to 0·5)	0·2 (0·1 to 0·3)	0·1 (0 to 0·3)	0·1 (0 to 0·2)	0 (0 to 0·1)	0 (0 to 0·1)	0 (0 to 0·1)	0 (0 to 0·1)	0 (0 to 0·1)	0 (0 to 0·1)	0 (0 to 0·1)		31·3
Digestive congenital anomalies	14·7 (5·1 to 29·4)	6·5 (2·4 to 12·9)	12·1 (4·3 to 28·1)	3·7 (1·6 to 6·2)	2·7 (1·4 to 4·2)	2·4 (0·9 to 4·2)	2·1 (0·8 to 3·6)	1·7 (0·8 to 3·2)	1·4 (0·6 to 2·6)	1·2 (0·5 to 2·1)	1·1 (0·5 to 2·1)	0·9 (0·4 to 1·8)	0·8 (0·3 to 1·5)	0·7 (0·3 to 1·3)	0·5 (0·2 to 1·1)	0·4 (0·2 to 0·8)	0·3 (0·2 to 0·7)	0·2 (0·1 to 0·5)	0·1 (0 to 0·3)	0·1 (0 to 0·2)	0 (0 to 0·1)	0 (0 to 0·1)	0 (0 to 0·1)	0 (0 to 0·1)	0 (0 to 0·1)		49·6
Other congenital birth defects	17·3 (4·4 to 36·9)	4·7 (1·6 to 9·4)	9·1 (4·2 to 21·7)	9·6 (5·5 to 16·4)	5·4 (3·4 to 8·5)	6·7 (3·2 to 7·8)	6·2 (2·3 to 9·6)	5·8 (1·8 to 9·6)	5·3 (1·6 to 9·1)	4·8 (1·4 to 9·5)	4·5 (1·3 to 9·6)	3·8 (1·3 to 9·6)	3·5 (1·3 to 8·1)	2·9 (1·1 to 6·4)	2·4 (1·1 to 5·4)	2·2 (1 to 5·2)	2·1 (0·9 to 5·2)	1·6 (0·6 to 4·4)	0·9 (0·3 to 2·6)	0·6 (0·2 to 1·8)	0·2 (0·1 to 1·3)	0·2 (0 to 0·9)	0·1 (0 to 0·6)	0·1 (0 to 0·5)		89·6
Urinary diseases and male infertility	0 (0 to 0)	0·1 (0 to 0·1)	0·6 (0·4 to 0·9)	0·6 (0·1 to 1·6)	0·4 (0·1 to 0·9)	0·3 (0·1 to 0·7)	0·4 (0·1 to 0·8)	0·3 (0·1 to 0·7)	0·4 (0·1 to 1·1)	0·4 (0·1 to 1·3)	0·5 (0·2 to 1·3)	0·5 (0·2 to 1·3)	0·5 (0·2 to 1·3)	0·5 (0·2 to 1·3)	0·5 (0·2 to 1·3)	0·5 (0·2 to 1·3)	0·5 (0·2 to 1·3)	0·5 (0·2 to 1·3)	0·5 (0·2 to 1·3)	0·5 (0·2 to 1·3)	0·5 (0·2 to 1·3)	0·5 (0·2 to 1·3)	0·5 (0·2 to 1·3)	0·5 (0·2 to 1·3)		406
Urolithiasis	0 (0 to 0)	0 (0 to 0)	0·1 (0 to 0·2)	0·1 (0 to 0·2)	0·1 (0·1 to 0·4)	0·1 (0·1 to 0·4)	0·2 (0·1 to 0·5)	0·2 (0·1 to 0·5)	0·2 (0·1 to 0·7)	0·2 (0·1 to 0·7)	0·2 (0·1 to 0·8)	0·2 (0·1 to 0·8)	0·2 (0·1 to 0·8)	0·2 (0·1 to 0·8)	0·2 (0·1 to 0·8)	0·2 (0·1 to 0·8)	0·2 (0·1 to 0·8)	0·2 (0·1 to 0·8)	0·2 (0·1 to 0·8)	0·2 (0·1 to 0·8)	0·2 (0·1 to 0·8)	0·2 (0·1 to 0·8)	0·2 (0·1 to 0·8)	0·2 (0·1 to 0·8)		28·1
Benign prostatic hyperplasia	0 (0 to 0)	0 (0 to 0)	0 (0 to 0)	0 (0 to 0)	0 (0 to 0)	0 (0 to 0)	0 (0 to 0)	0 (0 to 0)	0 (0 to 0)	0 (0 to 0)	0 (0 to 0)	0 (0 to 0)	0·5 (0·1 to 1·1)	1·1 (1·1 to 1·1)	1·1 (1·1 to 1·1)	1·1 (1·1 to 1·1)	1·1 (1·1 to 1·1)	1·1 (1·1 to 1·1)	1·1 (1·1 to 1·1)	1·1 (1·1 to 1·1)	1·1 (1·1 to 1·1)	1·1 (1·1 to 1·1)	1·1 (1·1 to 1·1)	1·1 (1·1 to 1·1)		273
Male infertility	0 (0 to 0)	0 (0 to 0)	0 (0 to 0)	0 (0 to 0)	0 (0 to 0)	0 (0 to 0)	0 (0 to 0)	0 (0 to 0)	0·5 (0·4 to 0·7)	0·5 (0·4 to 0·7)	0·5 (0·4 to 0·8)	0·5 (0·4 to 0·8)	0·5 (0·4 to 0·8)	0·5 (0·4 to 0·8)	0·5 (0·4 to 0·8)	0·5 (0·4 to 0·8)	0·5 (0·4 to 0·8)	0·5 (0·4 to 0·8)	0·5 (0·4 to 0·8)	0·5 (0·4 to 0·8)	0·5 (0·4 to 0·8)	0·5 (0·4 to 0·8)	0·5 (0·4 to 0·8)	0·5 (0·4 to 0·8)	0·5 (0·4 to 0·8)		17·3
Other urinary diseases	0·1 (0 to 0·2)	0·1 (0 to 0·2)	0·1 (0·1 to 0·2)	0·1 (0·1 to 0·2)	0·7 (0·5 to 1·1)	0·7 (0·4 to 1·2)	0·8 (0·6 to 1·2)	0·8 (0·6 to 1·1)	0·9 (0·6 to 1·2)	1·0 (0·7 to 1·4)	1·1 (0·7 to 1·6)	1·1 (0·7 to 1·7)	1·1 (0·8 to 2·2)	1·1 (0·8 to 2·2)	1·1 (0·8 to 2·2)	1·1 (0·8 to 2·2)	1·1 (0·8 to 2·2)	1·1 (0·8 to 2·2)	1·1 (0·8 to 2·2)	1·1 (0·8 to 2·2)	1·1 (0·8 to 2·2)	1·1 (0·8 to 2·2)	1·1 (0·8 to 2·2)	1·1 (0·8 to 2·2)		22·4
Gynecological diseases	0 (0 to 0)	0 (0 to 0)	0 (0 to 0·1)	0 (0·1 to 0·2)	0 (0·1 to 0·4)	0 (0·2 to 0·5)	0 (0·2 to 0·5)	0 (0·2 to 0·5)	0 (0·2 to 0·5)	0 (0·2 to 0·5)	0 (0·2 to 0·5)	0 (0·2 to 0·5)	0 (0·2 to 0·5)	0 (0·2 to 0·5)	0 (0·2 to 0·5)	0 (0·2 to 0·5)	0 (0·2 to 0·5)	0 (0·2 to 0·5)	0 (0·2 to 0·5)	0 (0·2 to 0·5)	0 (0·2 to 0·5)	0 (0·2 to 0·5)	0 (0·2 to 0·5)	0 (0·2 to 0·5)		11
Uterine fibroids	0 (0 to 0)	0 (0 to 0)	0 (0 to 0)	0 (0 to 0)	0 (0 to 0·1)	0 (0 to 0·1)	0 (0 to 0·1)	0 (0 to 0·1)	0 (0 to 0·1)	0 (0 to 0·1)	0 (0 to 0·1)	0 (0 to 0·1)	0 (0 to 0·1)	0 (0 to 0·1)	0 (0 to 0·1)	0 (0 to 0·1)	0 (0 to 0·1)	0 (0 to 0·1)	0 (0 to 0·1)	0 (0 to 0·1)	0 (0 to 0·1

SR Table 2c. Kilti DALYS by cause and age group for both sexes with 95% uncertainty intervals. 2019

Cause	Early Neonatal	Late Neonatal	Post Neonatal	1 to 4	5 to 9	10 to 14	15 to 19	20 to 24	25 to 29	30 to 34	35 to 39	40 to 44	45 to 49	50 to 54	55 to 59	60 to 64	65 to 69	70 to 74	75 to 79	80 to 84	85 to 89	90 to 94	95 plus	Total
All causes	45,000 (37,600 to 74,700)	11,700 (9,910 to 19,900)	44,400 (29,900 to 64,400)	36,000 (29,400 to 45,400)	16,700 (14,700 to 20,300)	24,200 (19,200 to 30,100)	24,700 (19,000 to 30,900)	26,400 (20,000 to 32,200)	26,200 (20,600 to 32,000)	26,200 (20,600 to 32,000)	24,800 (20,200 to 31,100)	23,400 (19,200 to 28,900)	19,400 (15,900 to 23,700)	18,200 (14,900 to 22,600)	17,400 (14,400 to 21,600)	14,900 (12,300 to 18,500)	13,200 (11,000 to 16,000)	10,400 (8,600 to 12,600)	8,080 (6,720 to 9,750)	5,660 (4,720 to 6,850)	3,290 (2,720 to 3,940)	329 (266 to 399)	470,000
Communicable, maternal, neonatal, and nutritional diseases	39,700 (32,500 to 70,100)	10,500 (8,880 to 18,100)	36,000 (22,500 to 56,100)	26,700 (20,900 to 36,700)	11,600 (8,560 to 16,300)	9,000 (6,600 to 12,700)	10,200 (7,610 to 13,800)	10,900 (7,990 to 14,400)	12,200 (8,990 to 16,800)	13,600 (10,100 to 18,200)	14,100 (10,700 to 18,900)	13,100 (10,100 to 18,000)	11,000 (7,920 to 15,200)	9,220 (6,790 to 12,800)	8,260 (5,960 to 11,600)	6,910 (5,000 to 9,600)	5,900 (4,330 to 8,080)	3,980 (2,900 to 5,480)	2,590 (1,900 to 3,570)	1,630 (1,200 to 2,270)	901 (677 to 1,160)	332 (249 to 427)	269,000 (198 to 339)
HIV/AIDS and sexually transmitted infections	1,270 (420 to 2,790)	228 (70.0 to 498)	1,160 (379 to 2,500)	2,210 (671 to 4,660)	1,610 (649 to 3,900)	1,680 (982 to 3,960)	3,510 (1,720 to 8,600)	5,320 (2,870 to 11,700)	6,990 (3,600 to 14,600)	7,070 (3,600 to 13,900)	6,420 (3,480 to 12,400)	5,220 (2,780 to 10,200)	4,210 (2,460 to 7,980)	2,490 (1,400 to 4,960)	1,960 (736 to 3,780)	440 (263 to 941)	248 (143 to 497)	114 (67.2 to 196)	26 (9.6 to 114)	10.7 (3.2 to 49)	3.2 (1.7 to 6.7)	0.6 (0.4 to 1.4)	59,400
HIV/AIDS	0.1 (0.0 to 0.1)	0.3 (0.1 to 1.1)	665 (222 to 2,000)	2,190 (649 to 6,600)	1,600 (627 to 3,900)	1,680 (982 to 3,960)	3,490 (1,660 to 8,470)	5,270 (2,800 to 11,600)	6,950 (3,560 to 14,500)	7,010 (3,560 to 13,800)	6,380 (3,460 to 12,300)	7,980 (3,960 to 12,600)	6,460 (3,900 to 10,900)	4,160 (2,470 to 7,960)	2,470 (1,060 to 4,930)	1,260 (382 to 2,720)	637 (242 to 1,350)	244 (102 to 526)	112 (39.3 to 244)	23.6 (8.6 to 59.8)	10 (3.6 to 24.9)	2.6 (0.9 to 6.3)	57,600
HIV/AIDS - Drug-susceptible Tuberculosis	0 (0 to 0)	0.1 (0 to 0.3)	0.1 (0 to 0.3)	0.1 (0 to 0.3





SR Table 2c: Kinnyaps DALYS by cause and age group for both sexes with 95% uncertainty intervals, 2019

Cause	Early Neonatal (0-6 days)	Late Neonatal (7-27 days)	Post Neonatal (28-364 days)	1 to 4	5 to 9	10 to 14	15 to 19	20 to 24	25 to 29	30 to 34	35 to 39	40 to 44	45 to 49	50 to 54	55 to 59	60 to 64	65 to 69	70 to 74	75 to 79	80 to 84	85 to 89	90 to 94	95 plus	Total
All causes	12,600 to 22,600	6,400 to 7,900	15,200 to 19,200	13,400 to 15,700	5,400 to 6,200	4,200 to 4,900	4,100 to 4,700	4,400 to 5,200	4,900 to 5,800	5,400 to 6,400	6,000 to 7,100	6,600 to 7,900	7,200 to 8,600	7,900 to 9,500	8,600 to 10,400	9,400 to 11,400	10,400 to 12,600	11,500 to 13,900	12,800 to 15,400	14,200 to 17,000	15,600 to 18,600	16,900 to 20,100	17,900 to 21,300	217,000
Communicable, maternal, neonatal, and nutritional diseases	10,700 to 20,000	5,300 to 6,900	13,700 to 17,900	11,900 to 14,000	4,600 to 5,500	3,400 to 4,000	3,200 to 3,800	3,400 to 4,000	3,600 to 4,300	3,900 to 4,700	4,200 to 5,000	4,600 to 5,500	5,000 to 6,000	5,500 to 6,600	6,000 to 7,200	6,600 to 7,900	7,300 to 8,800	8,000 to 9,700	8,900 to 10,800	9,900 to 12,000	10,900 to 13,000	11,800 to 14,000	12,500 to 15,000	151,000
HIV/AIDS and sexually transmitted infections	494 (324 to 697)	84.1 (29.3 to 197)	280 (103 to 502)	209 (120 to 339)	220 (127 to 352)	270 (161 to 422)	765 (570 to 1,000)	2,900 (2,300 to 3,500)	6,900 (5,900 to 8,000)	12,000 (10,200 to 13,900)	17,000 (14,800 to 19,200)	21,000 (18,500 to 23,600)	24,000 (21,200 to 26,900)	26,000 (23,000 to 29,000)	27,000 (23,800 to 30,200)	27,000 (23,800 to 30,200)	26,000 (22,900 to 29,200)	24,000 (21,100 to 27,200)	21,000 (18,400 to 24,000)	17,000 (14,800 to 19,400)	12,000 (10,400 to 13,800)	7,900 (6,880 to 9,120)	5,200 (4,510 to 6,000)	277,000
HIV/AIDS	0 (0 to 0)	0 (0 to 0)	124 (74 to 191)	199 (113 to 303)	227 (127 to 353)	277 (161 to 427)	743 (513 to 1,045)	2,561 (2,060 to 3,154)	6,866 (5,902 to 8,014)	12,000 (10,200 to 13,900)	17,000 (14,800 to 19,200)	21,000 (18,500 to 23,600)	24,000 (21,200 to 26,900)	26,000 (23,000 to 29,000)	27,000 (23,800 to 30,200)	27,000 (23,800 to 30,200)	26,000 (22,900 to 29,200)	24,000 (21,100 to 27,200)	21,000 (18,400 to 24,000)	17,000 (14,800 to 19,400)	12,000 (10,400 to 13,800)	7,900 (6,880 to 9,120)	5,200 (4,510 to 6,000)	277,000
HIV/AIDS - Drug-susceptible Tuberculosis	0 (0 to 0)	0 (0 to 0)	10.4 (5 to 17.4)	14.7 (9.1 to 24.6)	15.2 (9.1 to 24.9)	20.5 (12.6 to 32.4)	69.3 (49.1 to 94.6)	239 (192 to 294)	641 (551 to 748)	1,119 (953 to 1,310)	1,587 (1,381 to 1,800)	1,961 (1,727 to 2,203)	2,239 (1,978 to 2,511)	2,426 (2,146 to 2,719)	2,520 (2,222 to 2,834)	2,520 (2,222 to 2,834)	2,426 (2,146 to 2,719)	2,239 (1,978 to 2,511)	1,961 (1,727 to 2,203)	1,587 (1,381 to 1,800)	1,119 (953 to 1,310)	737 (629 to 860)	485 (414 to 566)	2,340
HIV/AIDS - Multidrug-resistant Tuberculosis without extensive drug resistance	0 (0 to 0)	0 (0 to 0)	0.4 (0.3 to 0.6)	0.9 (0.5 to 1.4)	0.8 (0.5 to 1.3)	1.9 (1.2 to 2.9)	9.2 (5.3 to 15.2)	38 (23 to 58)	111 (70 to 161)	211 (133 to 304)	344 (222 to 490)	514 (337 to 722)	724 (481 to 1,000)	1,000 (667 to 1,400)	1,400 (1,000 to 1,900)	1,900 (1,400 to 2,500)	2,500 (1,900 to 3,200)	3,200 (2,500 to 4,000)	4,000 (3,200 to 5,000)	4,900 (3,900 to 6,100)	5,900 (4,700 to 7,400)	6,900 (5,500 to 8,600)	7,800 (6,200 to 9,800)	49,000
HIV/AIDS - Extensively drug-resistant Tuberculosis	0 (0 to 0)	0 (0 to 0)	0 (0 to 0)	0 (0 to 0)	0 (0 to 0)	0 (0 to 0)	0 (0 to 0)	0 (0 to 0)	0 (0 to 0)	0 (0 to 0)	0 (0 to 0)	0 (0 to 0)	0 (0 to 0)	0 (0 to 0)	0 (0 to 0)	0 (0 to 0)	0 (0 to 0)	0 (0 to 0)	0 (0 to 0)	0 (0 to 0)	0 (0 to 0)	0 (0 to 0)	0 (0 to 0)	0 (0 to 0)	0
HIV/AIDS resulting in other diseases	0 (0 to 0)	0 (0 to 0)	156 (90.7 to 250)	189 (96.9 to 327)	211 (109 to 379)	242 (123 to 435)	650 (371 to 1,090)	2,300 (1,500 to 3,400)	6,000 (4,000 to 8,500)	11,000 (7,500 to 15,000)	15,000 (10,200 to 20,000)	19,000 (13,000 to 25,000)	22,000 (15,000 to 29,000)	24,000 (16,000 to 31,000)	25,000 (17,000 to 33,000)	25,000 (17,000 to 33,000)	24,000 (16,000 to 32,000)	22,000 (15,000 to 30,000)	19,000 (13,000 to 26,000)	15,000 (10,000 to 21,000)	11,000 (7,500 to 15,000)	7,300 (4,900 to 9,900)	4,800 (3,200 to 6,500)	18,400
Sexually transmitted infections excluding HIV	494 (324 to 697)	84.1 (29.3 to 197)	156 (74 to 251)	9.9 (3.5 to 21)	6.7 (2.7 to 13)	7.7 (3.1 to 15)	21 (9.7 to 35)	37 (17 to 59)	34 (16 to 54)	29 (13 to 46)	23 (10 to 37)	19 (8.5 to 31)	15 (6.7 to 25)	12 (5.4 to 20)	9.2 (4.1 to 15)	6.9 (3.2 to 11)	5.2 (2.4 to 8.2)	3.7 (1.7 to 5.9)	2.7 (1.2 to 4.3)	1.9 (0.9 to 3.1)	1.4 (0.6 to 2.2)	0.9 (0.4 to 1.5)	0.7 (0.3 to 1.1)	845
Syphilis	450 (294 to 647)	77.1 (26.9 to 181)	146 (45.3 to 268)	3.8 (1.2 to 8.3)	1.9 (0.6 to 4.6)	1.4 (0.4 to 3.6)	1.8 (0.6 to 4.3)	2.6 (0.7 to 6.2)	3.2 (0.9 to 7.7)	3.5 (1.0 to 8.7)	3.7 (1.0 to 9.1)	3.7 (1.0 to 9.1)	3.7 (1.0 to 9.1)	3.7 (1.0 to 9.1)	3.7 (1.0 to 9.1)	3.7 (1.0 to 9.1)	3.7 (1.0 to 9.1)	3.7 (1.0 to 9.1)	3.7 (1.0 to 9.1)	3.7 (1.0 to 9.1)	3.7 (1.0 to 9.1)	3.7 (1.0 to 9.1)	3.7 (1.0 to 9.1)	676
Chlamydial infection	0 (0 to 0)	0 (0 to 0)	0 (0 to 0)	0 (0 to 0)	0 (0 to 0)	0 (0 to 0)	0 (0 to 0)	0.1 (0 to 0.2)	0.1 (0 to 0.3)	0.1 (0 to 0.4)	0.1 (0 to 0.4)	0.1 (0 to 0.4)	0.1 (0 to 0.4)	0.1 (0 to 0.4)	0.1 (0 to 0.4)	0.1 (0 to 0.4)	0.1 (0 to 0.4)	0.1 (0 to 0.4)	0.1 (0 to 0.4)	0.1 (0 to 0.4)	0.1 (0 to 0.4)	0.1 (0 to 0.4)	0.1 (0 to 0.4)	0.1 (0 to 0.4)	19.6
Gonococcal infection	0 (0 to 0)	0 (0 to 0)	0 (0 to 0)	0 (0 to 0)	0 (0 to 0)	0 (0 to 0)	0 (0 to 0)	0 (0 to 0)	0.2 (0 to 0.5)	0.2 (0 to 0.5)	0.2 (0 to 0.5)	0.2 (0 to 0.5)	0.2 (0 to 0.5)	0.2 (0 to 0.5)	0.2 (0 to 0.5)	0.2 (0 to 0.5)	0.2 (0 to 0.5)	0.2 (0 to 0.5)	0.2 (0 to 0.5)	0.2 (0 to 0.5)	0.2 (0 to 0.5)	0.2 (0 to 0.5)	0.2 (0 to 0.5)	0.2 (0 to 0.5)	17.5
Trichomoniasis	0 (0 to 0)	0 (0 to 0)	0 (0 to 0)	0 (0 to 0)	0 (0 to 0)	0 (0 to 0)	0 (0 to 0)	0.1 (0 to 0.3)	0.1 (0 to 0.3)	0.1 (0 to 0.3)	0.1 (0 to 0.3)	0.1 (0 to 0.3)	0.1 (0 to 0.3)	0.1 (0 to 0.3)	0.1 (0 to 0.3)	0.1 (0 to 0.3)	0.1 (0 to 0.3)	0.1 (0 to 0.3)	0.1 (0 to 0.3)	0.1 (0 to 0.3)	0.1 (0 to 0.3)	0.1 (0 to 0.3)	0.1 (0 to 0.3)	0.1 (0 to 0.3)	54.6
Genital herpes	0 (0 to 0)	0 (0 to 0)	0 (0 to 0)	0 (0 to 0)	0 (0 to 0)	0 (0 to 0)	0 (0 to 0)	0.1 (0 to 0.2)	0.4 (0 to 0.9)	0.6 (0 to 1.3)	0.7 (0 to 1.5)	0.7 (0 to 1.5)	0.7 (0 to 1.5)	0.7 (0 to 1.5)	0.7 (0 to 1.5)	0.7 (0 to 1.5)	0.7 (0 to 1.5)	0.7 (0 to 1.5)	0.7 (0 to 1.5)	0.7 (0 to 1.5)	0.7 (0 to 1.5)	0.7 (0 to 1.5)	0.7 (0 to 1.5)	0.7 (0 to 1.5)	40.9
Other sexually transmitted infections	0 (0 to 0)	0 (0 to 0)	0 (0 to 0)	0 (0 to 0)	0 (0 to 0)	0 (0 to 0)	0 (0 to 0)	0.1 (0 to 0.2)	0.2 (0 to 0.5)	0.3 (0 to 0.6)	0.4 (0 to 0.8)	0.4 (0 to 0.8)	0.4 (0 to 0.8)	0.4 (0 to 0.8)	0.4 (0 to 0.8)	0.4 (0 to 0.8)	0.4 (0 to 0.8)	0.4 (0 to 0.8)	0.4 (0 to 0.8)	0.4 (0 to 0.8)	0.4 (0 to 0.8)	0.4 (0 to 0.8)	0.4 (0 to 0.8)	0.4 (0 to 0.8)	39.7
Respiratory infections and tuberculosis	1,680 (940 to 2,790)	1,280 (784 to 2,010)	1,750 (970 to 2,700)	1,260 (1,020 to 1,530)	1,270 (258 to 3,507)	1,260 (212 to 493)	782 (349 to 749)	655 (482 to 1,150)	1,130 (542 to 1,260)	1,270 (720 to 1,820)	1,440 (938 to 1,960)	1,660 (1,060 to 2,260)	1,940 (1,270 to 2,610)	2,310 (1,520 to 3,110)	2,750 (1,810 to 3,700)	3,270 (2,160 to 4,400)	3,880 (2,570 to 5,220)	4,570 (3,020 to 6,150)	5,350 (3,540 to 7,200)	6,200 (4,110 to 8,340)	7,060 (4,670 to 9,500)	7,830 (5,180 to 10,500)	8,370 (5,540 to 11,300)	74,500
Tuberculosis	0 (0 to 0)	0 (0 to 0)	0 (0 to 0)	0 (0 to 0)	0 (0 to 0)	0 (0 to 0)	0 (0 to 0)	0 (0 to 0)	0 (0 to 0)	0 (0 to 0)	0 (0 to 0)	0 (0 to 0)	0 (0 to 0)	0 (0 to 0)	0 (0 to 0)	0 (0 to 0)	0 (0 to 0)	0 (0 to 0)	0 (0 to 0)	0 (0 to 0)	0 (0 to 0)	0 (0 to 0)	0 (0 to 0)	0 (0 to 0)	0
Latent tuberculosis infection	0 (0 to 0)	0 (0 to 0)	0 (0 to 0)	0 (0 to 0)	0 (0 to 0)	0 (0 to 0)	0 (0 to 0)	0 (0 to 0)	0 (0 to 0)	0 (0 to 0)	0 (0 to 0)	0 (0 to 0)	0 (0 to 0)	0 (0 to 0)	0 (0 to 0)	0 (0 to 0)	0 (0 to 0)	0 (0 to 0)	0 (0 to 0)	0 (0 to 0)	0 (0 to 0)	0 (0 to 0)	0 (0 to 0)	0 (0 to 0)	0
Drug-susceptible tuberculosis	0 (0 to 0)	0 (0 to 0)	0 (0 to 0)	0 (0 to 0)	0 (0 to 0)	0 (0 to 0)	0 (0 to 0)	0 (0 to 0)	0 (0 to 0)	0 (0 to 0)	0 (0 to 0)	0 (0 to 0)	0 (0 to 0)	0 (0 to 0)	0 (0 to 0)	0 (0 to 0)	0 (0 to 0)	0 (0 to 0)	0 (0 to 0)	0 (0 to 0)	0 (0 to 0)	0 (0 to 0)	0 (0 to 0)	0 (0 to 0)	0
Multidrug-resistant tuberculosis without extensive drug resistance	0 (0 to 0)	0 (0 to 0)	0 (0 to 0)	0 (0 to 0)	0 (0 to 0)	0 (0 to 0)	0 (0 to 0)	0 (0 to 0)	0 (0 to 0)	0 (0 to 0)	0 (0 to 0)	0 (0 to 0)	0 (0 to 0)	0 (0 to 0)	0 (0 to 0)	0 (0 to 0)	0 (0 to 0)	0 (0 to 0)	0 (0 to 0)	0 (0 to 0)	0 (0 to 0)	0 (0 to 0)	0 (0 to 0)	0 (0 to 0)	0
Extensively drug-resistant tuberculosis	0 (0 to 0)	0 (0 to 0)	0 (0 to 0)	0 (0 to 0)	0 (0 to 0)	0 (0 to 0)	0 (0 to 0)	0 (0 to 0)	0 (0 to 0)	0 (0 to 0)	0 (0 to 0)	0 (0 to 0)	0 (0 to 0)	0 (0 to 0)	0 (0 to 0)	0 (0 to 0)	0 (0 to 0)	0 (0 to 0)	0 (0 to 0)	0 (0 to 0)	0 (0 to 0)	0 (0 to 0)	0 (0 to 0)	0 (0 to 0)	0
Lower respiratory infections	1,680 (940 to 2,790)	1,280 (784 to 2,010)	1,660 (884 to 2,600)	1,060 (844 to 1,300)	222 (128 to 344)	156 (107 to 217)	178 (107 to 274)	186 (103 to 310)	196 (117 to 293)	210 (122 to 318)	264 (162 to 408)	329 (201 to 523)	417 (245 to 669)	515 (302 to 856)	620 (357 to 1,060)	764 (427 to 1,350)	934 (497 to 1,660)	1,150 (551 to 2,060)	1,420 (661 to 2,560)	1,720 (781 to 3,140)	2,020 (880 to 3,720)	2,270 (960 to 4,220)	2,430 (1,000 to 4,560)	23,700
Upper respiratory infections	0.2 (0.1 to 0.4)	1.1 (0.5 to 2.4)	20.7 (9.6 to 45.4)	70 (35.1 to 137)	69.6 (32.5 to 163)	99.6 (47.1 to 214)	97.3 (46.9 to 215)	69.7 (29.9 to 155)	25.6 (9.9 to 59.1)	12.3 (4.7 to 28.7)	6.5 (2.5 to 15.2)	3.3 (1.2 to 7.8)	1.7 (0.6 to 4.1)	0.8 (0.3 to 2.1)	0.4 (0.1 to 1.1)	0.2 (0.1 to 0.6)	0.1 (0 to 0.3)	0.1 (0 to 0.2)	0 (0 to 0.1)	0 (0 to 0.1)	0 (0 to 0.1)	0 (0 to 0.1)	0 (0 to 0.1)	0 (0 to 0.1)	599
Otitis media	0.4 (0.1 to 1.2)	0.5 (0.2 to 1.4)	3.2 (1.1 to 9.5)	26.9 (10.1 to 59.4)	24.6 (9.2 to 54.6)	35 (13.2 to 77.2)	23.5 (8.5 to 52.1)	19.1 (6.9 to 42.3)	7.2 (2.6 to 16.1)	3.4 (1.2 to 7.6)	1.8 (0.6 to 4.1)	0.9 (0.3 to 2.1)	0.5 (0.2 to 1.1)	0.2 (0.1 to 0.5)	0.1 (0 to 0.3)	0.1 (0 to 0.2)	0 (0 to 0.1)	0 (0 to 0.1)	0 (0 to 0.1)	0 (0 to 0.1)	0 (0 to 0.1)	0 (0 to 0.1)	0 (0 to 0.1)	0 (0 to 0.1)	223
Enteric infections	2,100 (1,490 to 2,497)	1,900 (1,400 to 1,700)	2,190 (1,600 to 2,110)	810 (600 to 1,110)	534 (320 to 840)	494 (342 to 690)	460 (322 to 630)	393 (268 to 538)	396 (268 to 544)	403 (264 to 564)	404 (264 to 564)	420 (274 to 588)	442 (288 to 619)	469 (306 to 656)	501 (327 to 701)	534 (348 to 747)	573 (374 to 802)	619 (404 to 866)	672 (439 to 940)	730 (477 to 1,020)	787 (514 to 1,100)	838 (547 to 1,170)	877 (573 to 1,230)	11,900
Diarrheal diseases	1,900 (121 to 497)	1,700 (260 to 1,100)	1,700 (623 to 2,990)	1,700 (477 to 2,640)	478 (227 to 746)	297 (127 to 561)	256 (154 to 503)	208 (154 to 322)	228 (165 to 322)	236 (165 to 322)	247 (165 to 322)	267 (167 to 322)	287 (167 to 322)	307 (167 to 322)	327 (167 to 322)	347 (167 to 322)	367 (167 to 322)	387 (167 to 322)	407 (167 to 322)	427 (167 to 322)	447 (167 to 322)	467 (167 to 322)	487 (167 to 322)	8,400
Typhoid and paratyphoid	0 (0 to 0)	0 (0 to 0)	0 (0 to 2.3)	147 (49.4 to 366)	241 (89 to 552)	279 (131 to 642)	219 (71.4 to 466)	153 (32.4 to 343)	90.7 (20.2 to 226)	50.7 (10.2 to 127)	27.1 (5.9 to 67.7)	15.2 (3.3 to 37.7)	8.9 (1.9 to 21.9)	5.3 (1.1 to 12.9)	3.2 (0.7 to 7.8)	1.9 (0.4 to 4.6)	1.2 (0.2 to 2.8)	0.7 (0.1 to 1.7)	0.4 (0.1 to 1.1)	0.3 (0.1 to 0.7)	0.2 (0.1 to 0.4)	0.1 (0 to 0.3)	0.1 (0 to 0.2)	1,200
Typhoid fever	0 (0 to 0)	0 (0 to 0)	0 (0 to 2.2)	146 (49.4 to 358)	238 (89 to 550)	277 (131 to 642)	218 (71.4 to 465)	152 (32.4 to 342)	89.8 (20.2 to 225)	50.4 (10.2 to 126)	26.9 (5.9 to 67.5)	15.1 (3.3 to 37.5)	8.8 (1.9 to 21.8)	5.3 (1.1 to 12.9)	3.2 (0.7 to 7.8)	1.9 (0.4 to 4.6)	1.2 (0.2 to 2.8)	0.7 (0.1 to 1.7)	0.4 (0.1 to 1.1)	0.3 (0.1 to 0.7)	0.2 (0.1 to 0.4)	0.1 (0 to 0.3)	0.1 (0 to 0.2)	1,160
Paratyphoid fever	0 (0 to 0)	0 (0 to 0)	0 (0 to 1.7)	1.2 (0.1 to 7.9)	3.2 (0.4 to 24.9)	2.2 (0.2 to 21.7)	0.9 (0.1 to 11.7)	0.4 (0 to 7.9)	0.2 (0 to 4.6)	0.1 (0 to 2.5)	0.1 (0 to 1.4)	0.1 (0 to 0.8)	0.1 (0 to 0.4)	0.1 (0 to 0.2)	0.1 (0 to 0.2)	0.1 (0 to 0.2)	0.1 (0 to 0.2)	0.1 (0 to 0.2)	0.1 (0 to 0.2)	0.1 (0 to 0.2)	0.1 (0 to 0.2)	0.1 (0 to 0.2)	0.1 (0 to 0.2)	0.1 (0 to 0.2)	53.2
Invasive Non-typhoidal Salmonella (iNTS)	6.4 (3.3 to 12.4)	166 (69.5 to 240)	320 (222 to 504)	104 (64 to 201)	69.6 (31.6 to 168)	31.2 (11.4 to 88.4)	20.7 (7.3 to 63.2)	14.5 (4.3 to 50.2)	12.2 (2.9 to 45.3)	10.4 (2.3 to 40.1)	9.5 (2.1 to 36.8)	8.9 (2 to 34.6)	8.5 (1.9 to 33.1)	8.2 (1.8 to 32)	8 (1.8 to 31.2)	7.8 (1.7 to 30.4)	7.6 (1.7 to 29.7)	7.5 (1.7 to 29.2)	7.4 (1.6 to 28.9)	7.3 (1.6 to 28.5)	7.2 (1.6 to 28.2)	7.2 (1.6 to 28.1)	7.1 (1.6 to 28)	1,200
Other intestinal infectious diseases	0 (0 to 0)	0 (0 to 0)	0 (0 to 0)	0 (0 to 0)	0 (0 to 0)	0 (0 to 0)	0 (0 to 0)	0 (0 to 0)	0 (0 to 0)	0 (0 to 0)	0 (0 to 0)	0 (0 to 0)	0 (0 to 0)	0 (0 to 0)	0 (0 to 0)	0 (0 to 0)	0 (0 to 0)	0 (0 to 0)	0 (0 to 0)	0 (0 to 0)	0 (0 to 0)	0 (0 to 0)	0 (0 to 0)	0 (0 to 0)	0
Neglected tropical diseases and malaria	1,280 (91 to 1,961)	1,200 (49.3 to 1,700)	2,100 (129 to 3,752)	1,400 (187 to 3,809)	1,400 (219 to 3,783)	1,400 (239 to 3,717)	1,400 (211 to 3,714)	1,400 (207 to 3,682)	1,400 (229 to 3,750)	1,400 (250 to 3,793)	1,400 (269 to 3,793)	1,400 (283 to 3,793)	1,400 (293 to 3,793)	1,400 (303 to 3,793)	1,400 (313 to 3,793)	1,400 (323 to 3,793)	1,400 (333 to 3,793)	1,400 (343 to 3,793)	1,400 (353 to 3,793)	1,400 (363 to 3,793)	1,400 (373 to 3,793)	1,400 (383 to 3,793)	1,400 (393 to 3,793)	1,400 (403 to 3,793)	11,900
Malaria	0 (0 to 0)	0 (0 to 0)	0 (0 to 0)	0 (0 to 0)	0 (0 to 0)	0 (0 to 0)	0 (0 to 0)	0 (0 to 0)	0 (0 to 0)	0 (0 to 0)	0 (0 to 0)	0 (0 to 0)	0 (0 to 0)	0 (0 to 0)	0 (0 to 0)	0 (0 to 0)	0 (0 to 0)	0 (0 to 0)	0 (0 to 0)	0 (0 to 0)	0 (0 to 0)	0 (0 to 0)	0 (0 to 0)	0 (0 to 0)	0
Chagas disease	0 (0 to 0)	0 (0 to 0)	0 (0 to 0)	0 (0 to 0)	0 (0 to 0)	0 (0 to 0)	0 (0 to 0)	0 (0 to 0)	0 (0 to 0)	0 (0 to 0)	0 (0 to 0)	0 (0 to 0)	0 (0 to 0)	0 (0 to 0)	0 (0 to 0)	0 (0 to 0)	0 (0 to 0)	0 (0 to 0)	0 (0 to 0)	0 (0 to 0)	0 (0 to 0)	0 (0 to 0)	0 (0 to 0)	0 (0 to 0)	0
Leishmaniasis	0 (0 to 0)	0 (0 to 0)	0 (0 to 0)	0 (0 to 0)	0 (0 to 0)	0 (0 to 0)	0 (0 to 0)	0 (0 to 0)	0 (0 to 0)	0 (0 to 0)	0 (0 to 0)	0 (0 to 0)	0 (0 to 0)	0 (0 to 0)	0 (0 to 0)	0 (0 to 0)	0 (0 to 0)	0 (0 to 0)	0 (0 to 0)	0 (0 to 0)	0 (0 to 0)	0 (0 to 0)	0 (0 to 0)	0 (0 to 0)	0
Visceral leishmaniasis	0 (0 to 0)	0 (0 to 0)	0 (0 to 0)	0 (0 to 0)	0 (0 to 0)	0 (0 to 0)	0 (0 to 0)	0 (0 to 0)	0 (0 to 0)	0 (0 to 0)	0 (0 to 0)	0 (0 to 0)	0 (0 to 0)	0 (0 to 0)	0 (0 to 0)	0 (0 to 0)	0 (0 to 0)	0 (0 to 0)	0 (0 to 0)	0 (0 to 0)	0 (0 to 0)	0 (0 to 0)	0 (0 to 0)	0 (0 to 0)	0
Cutaneous and mucocutaneous leishmaniasis	0 (0 to 0)	0 (0 to 0)	0 (0 to 0)	0 (0 to 0)	0 (0 to 0)	0 (0 to 0)	0 (0 to 0)	0 (0 to 0)	0 (0 to 0)	0 (0 to 0)	0 (0 to 0)	0 (0 to 0)	0 (0 to 0)	0 (0 to 0)	0 (0 to 0)	0 (0 to 0)	0 (0 to 0)	0 (0 to 0)	0 (0 to 0)	0 (0 to 0)	0 (0 to 0)	0 (0 to 0)	0 (0 to 0)	0 (0 to 0)	0
African trypanosomiasis	0 (0 to 0)	0 (0 to 0)	0 (0 to 0)	0 (0 to 0)	0 (0 to 0)	0 (0 to 0)	0 (0 to 0)	0 (0 to 0)	0 (0 to 0)	0 (0 to 0)	0 (0 to 0)	0 (0 to 0)	0 (0 to 0)	0 (0 to 0)	0 (0 to 0)	0 (0 to 0)	0 (0 to 0)	0 (0 to 0)	0 (0 to 0)	0 (0 to 0)	0 (0 to 0)	0 (0 to 0)	0 (0 to 0)	0 (0 to 0)	0
Schistosomiasis	0 (0 to 0)	0 (0 to 0)	15.2 (4.1 to 32.7)	101 (43.4 to 207)	172 (64.9 to 418)	209 (72.3 to 523)	237 (72.6 to 614)	251 (72.6 to 677)	270 (72.6 to 739)	262 (72.6 to 722)	211 (67.1 to 631)	169 (65.3 to 521)	134 (59.2 to 427)	99.4 (52.6 to 346)	69.4 (47.3 to 283)	47.9 (42.1 to 229)	32.6 (37.4 to 183)	21.5 (33.2 to 147)	14.7 (29.5 to 120)	9.9 (26.2 to 98)	6.6 (23.3 to 80)	4.3 (20.7 to 65)	2.8 (18.4 to 53)	2,300
Cysticercosis	0 (0 to 0)	0 (0 to 0)	0.1 (0 to 0.3)	0.3 (0 to 0.8)	0.6 (0.1 to 1.7)	2.1 (0.3 to 5.7)	5.2 (0.7 to 14.1)	7.3 (0.9 to 20.1)	9.5 (1.1 to 26.4)	11.4 (1.3 to 31.8)	12.6 (1.4 to 35.4)	14.5 (1.6 to 40.8)	14.5 (1.6 to 40.8)	15.6 (1.7 to 44.1)	15.7 (1.7 to 44.3)	15.4 (1.7 to 43.6)	13.8 (1.5 to 39.1)	9.3 (1 to 26.4)	5.1 (0.6 to 14.5)	2.4 (0.3 to 6.9)	1.1 (0.1 to 3.2)	0.6 (0.1 to 1.8)	0.3 (0 to 0.9)	198
Cystic echinococcosis	0 (0 to 0)	0 (0 to 0)	1.9 (0.1 to 7.1)	13.1 (1.1 to 37.1)	22.3 (1.9 to 63.2)	27.1 (2.3 to 76.8)	30.7 (2.6 to 87)	32.5 (2.8 to 92.1)	35 (3 to 99.2)	33.9 (2.9 to 96)	27.3 (2.3 to 77.4)	21.9 (1.9 to 62)	17.4 (1.5 to 49.3)	12.9 (1.1 to 36.5)	9 (0.8 to 25.7)	6.2 (0.5 to 17.8)	4.2 (0.4 to 12)	2.8 (0.2 to 7.9)	1.9 (0.2 to 5.4)	1.3 (0.1 to 3.7)	0.8 (0.1 to 2.3)	0.4 (0 to 1.2)	0.2 (0 to 0.7)	14.4
Lymphatic filariasis	0 (0 to 0)	0 (0 to 0)	0 (0 to 0)	0 (0 to 0)	0 (0 to 0)	0 (0 to 0)	0 (0 to 0)	0 (0 to 0)	0 (0 to 0)	0 (0 to 0)	0 (0 to 0)	0 (0 to 0)	0 (0 to 0)	0 (0 to 0)	0 (0 to 0)	0 (0 to 0)	0 (0 to 0)	0 (0 to 0)	0 (0 to 0)	0 (0 to 0)	0 (0 to 0)	0 (0 to 0)	0 (0 to 0)	0 (0 to 0)	192
Onchocerciasis	0 (0 to 0)	0 (0 to 0)	0 (0 to 0)	0 (0 to 0)	0 (0 to 0)	0 (0 to 0)	0 (0 to 0)	0 (0 to 0)	0 (0 to 0)	0 (0 to 0)	0 (0 to 0)	0 (0 to 0)	0 (0 to 0)	0 (0 to 0)	0 (0 to 0)	0 (0 to 0)	0 (0 to 0)	0 (0 to 0)	0 (0 to 0)	0 (0 to 0)	0 (0 to 0)	0 (0 to 0)	0 (0 to 0)	0 (0 to 0)	0
Trachoma	0 (0 to 0)	0 (0 to 0)	0 (0 to 0)	0 (0 to 0)	0 (0 to 0)	0 (0 to 0)	0 (0 to 0)	0 (0 to 0)	0 (0 to 0)	0 (0 to 0)	0 (0 to 0)	0 (0 to 0)	0 (0 to 0)	0 (0 to 0)	0 (0 to 0)	0 (0 to 0)	0 (0 to 0)	0 (0 to 0)	0 (0 to 0)	0 (0 to 0)	0 (0 to 0)	0 (0 to 0)	0 (0 to 0)	0 (0 to 0)	0
Dengue	0 (0 to 0.1)	0 (0 to 0.6)	0.9 (0.2 to 3)	2.1 (0.5 to 6.7)	1.9 (0.5 to 5.9)	1.9 (0.4 to 6.4)	1.9 (0.4 to 6.7)	1.9 (0.4 to 6.4)	1.9 (0.4 to 6.4)	1.9 (0.4 to 6.4)	1.9 (0.4 to 6.4)	1.9 (0.4 to 6.4)	1.1 (0.3 to 3.8)	0.6 (0.2 to 2.1)	0.3 (0.1 to 1.2)	0.2 (0 to 0.7)	0.1 (0 to 0.4)	0 (0 to 0.2)	0 (0 to 0.1)	0 (0 to 0.1)	0 (0 to 0.1)	0 (0 to 0.1)	0 (0 to 0.1)	0 (0 to 0.1)	19.7
Yellow fever	0 (0 to 0)	0 (0 to 0)	1.4 (0.4 to 3.9)	1.4 (0.4 to 3.9)	1.4 (0.3 to 3.9)	1.4 (0.3 to 3.9)	1.4 (0.3 to 3.9)	1.4 (0.3 to 3.9)	1.4 (0.2 to 3.7)	1.4 (0.2 to 3.7)	1.4 (0.2 to 3.7)	1.4 (0.2 to 3.7)	1.4 (0.1 to 3.7)	1.4 (0.1 to 3.7)	1.4 (0.1 to 3.7)	1.4 (0.1 to 3.7)	1.4 (0.1 to 3.7)	1.4 (0.1 to 3.7)	1.4 (0.1 to 3.7)	1.4 (0.1 to 3.7)	1.4 (0.1 to 3.7)	1.4 (0.1 to 3.7)	1.4 (0.1 to 3.7)	1.4 (0.1 to 3.7)	22.4
Rabies	0 (0 to 0)	0 (0 to 0)	0.9 (0.1 to 3)	1.9 (0.1 to 4.9)	2.6 (0.2 to 7.9)	2.6 (0.1 to 7.3)	2.6 (0.1 to 8.4)	2.6 (0.1 to 8.4)	2.6 (0.1 to 8.4)	2.6 (0.1 to 8.4)	2.6 (0.1 to 8.4)	2.6 (0.1 to 8.4)	2.6 (0.1 to 8.4)	2.6 (0.1 to 8.4)	2.6 (0.1 to 8.4)	2.6 (0.1 to 8.4)	2.6 (0.1 to 8.4)	2.6 (0.1 to 8.4)	2.6 (0.1 to 8.4)	2.6 (0.1 to 8.4)	2.6 (0.1 to 8.4)

Congenital birth defects	1,110 (644 to 1,870)	468 (271 to 794)	684 (379 to 1,193)	926 (521 to 907)	1,146 (702 to 2,213)	124 (69 to 214)	99-7 (44 to 191)	73·8 (48·2 to 113)	57·3 (37·9 to 81·8)	51·7 (34·4 to 76)	49·7 (33 to 72·3)	43 (28·3 to 62·9)	33·6 (21·9 to 49·4)	27·5 (17·7 to 40·6)	21·5 (13·7 to 32·4)	14·1 (8·6 to 21·4)	9 (5·4 to 13·5)	4·3 (2·4 to 7)	2·3 (1·3 to 3·9)	1·1 (0·6 to 2·3)	0·6 (0·2 to 0·8)	0·2 (0·1 to 0·3)	0 (0 to 0·1)		
Neural tube defects	220 (73 to 454, 489)	44·2 (18·7 to 106)	67·7 (29 to 179)	99·3 (34 to 19·7)	9·3 (3·4 to 19·7)	1·3 (0·4 to 4·1)	9·3 (2·5 to 2·4)	2·8 (0·4 to 9·5)	2·7 (1·1 to 3·9)	2·2 (1·4 to 3·1)	1·7 (1·1 to 2·5)	1·2 (0·8 to 1·9)	0·4 (0·3 to 0·8)	0·6 (0·2 to 0·4)	0·2 (0·2 to 0·4)	0·2 (0·2 to 0·3)	0 (0 to 0·2)	0 (0 to 0·1)	0 (0 to 0·1)	0 (0 to 0·2)	0 (0 to 0·1)	0 (0 to 0·1)	0 (0 to 0·1)		437
Congenital heart anomalies	1,200 (728 to 509)	510 (344 to 299)	739 (1,000)	1,000 (457 to 1,774)	1,240 (20·1 to 48·3)	134 (76·9 to 94·6)	107 (56·3 to 171)	79·1 (52·4 to 117)	61·9 (41·1 to 92·5)	55·9 (37·2 to 83·1)	53·7 (35·7 to 80·4)	46·5 (30·6 to 71·6)	36·3 (23·8 to 54·9)	29·7 (19·5 to 45·1)	23·2 (15·2 to 34·9)	15·2 (9·3 to 23·1)	9·7 (5·9 to 14·6)	4·6 (2·8 to 7·1)	2·5 (1·5 to 3·9)	1·2 (0·7 to 2·1)	0·6 (0·3 to 0·9)	0·2 (0·1 to 0·4)	0 (0 to 0·1)		1,260
Orofacial clefts	4·8 (1·2 to 19·6)	2·6 (0·7 to 9·4)	4·4 (1·3 to 13·4)	1·6 (1·2 to 3·7)	1·6 (0·6 to 3·3)	1·7 (0·5 to 2·4)	1·4 (0·4 to 4·1)	0·6 (0·3 to 2·4)	1·3 (0·5 to 2·4)	1·3 (0·5 to 2·5)	1·3 (0·5 to 2·4)	1·1 (0·5 to 2·1)	0·5 (0·2 to 1·6)	0·6 (0·2 to 1·3)	0·3 (0·2 to 1·2)	0·2 (0·2 to 0·6)	0·1 (0·1 to 0·4)	0·2 (0·1 to 0·4)	0·1 (0·1 to 0·3)	0·1 (0·1 to 0·2)	0·1 (0·1 to 0·2)	0 (0 to 0·1)	0 (0 to 0·1)		29·9
Down syndrome	19·6 (7·3 to 114)	11·1 (4·3 to 22·6)	21·7 (7·1 to 57·4)	19·4 (5·2 to 49·2)	4 (1·4 to 9)	3·6 (2 to 4·7)	3·6 (1·4 to 4·6)	3·1 (1·4 to 5·5)	2·3 (1·2 to 4·3)	2·3 (1·3 to 4·4)	2·2 (1·1 to 4·1)	2·1 (1·1 to 3·9)	1·6 (0·9 to 3·3)	1·6 (0·8 to 3·4)	1·4 (0·8 to 2·8)	0·9 (0·3 to 2·1)	0·2 (0·1 to 0·4)	0·2 (0 to 0·5)	0·1 (0 to 0·3)	0·1 (0 to 0·2)	0·1 (0 to 0·2)	0 (0 to 0·1)	0 (0 to 0·1)		109
Turner syndrome	0 (0 to 0)	0 (0 to 0)	0 (0 to 0·1)	0 (0 to 0·2)	0 (0 to 0·2)	0·1 (0 to 0·2)	0·1 (0·1 to 0·3)	0·1 (0 to 0·3)	0 (0 to 0·2)	0 (0 to 0·2)	0·1 (0 to 0·2)	0 (0 to 0·1)	0 (0 to 0·1)	0 (0 to 0·1)	0 (0 to 0·1)	0 (0 to 0·1)	0 (0 to 0·1)	0 (0 to 0·1)	0 (0 to 0·1)	0 (0 to 0·1)	0 (0 to 0·1)	0 (0 to 0·1)	0 (0 to 0·1)		0·9
Klinefelter syndrome	0 (0 to 0)	0 (0 to 0)	0 (0 to 0)

SR Table 2c. Kisii D/HL YS by cause and age group for both sexes with 95% uncertainty intervals. 2019

Cause	Birth Neonatal	Late Neonatal	Post Neonatal	1 to 4	5 to 9	10 to 14	15 to 19	20 to 24	25 to 29	30 to 34	35 to 39	40 to 44	45 to 49	50 to 54	55 to 59	60 to 64	65 to 69	70 to 74	75 to 79	80 to 84	80 to 89	90 to 94	95 plus	Total
All causes	22,300 (20,700 to 23,900)	9,120 (7,030 to 11,300)	19,600 (15,700 to 24,000)	14,600 (12,600 to 17,700)	13,400 (10,900 to 16,300)	13,700 (11,200 to 16,600)	23,900 (19,800 to 28,600)	24,400 (19,900 to 30,000)	24,600 (19,900 to 30,100)	25,200 (20,900 to 31,000)	25,900 (21,500 to 32,000)	26,100 (21,600 to 32,200)	25,900 (21,600 to 32,000)	25,900 (22,000 to 32,000)	25,900 (22,100 to 32,000)	27,200 (22,900 to 33,500)	28,900 (22,200 to 35,600)	27,900 (21,900 to 34,500)	28,900 (19,300 to 39,000)	29,200 (19,200 to 39,800)	29,200 (18,900 to 39,800)	29,200 (19,200 to 39,800)	29,200 (19,200 to 39,800)	1,760 (1,770 to 1,760)	678 (610 to 758)	117 (106 to 128)	478,000
Communicable, maternal, neonatal, and nutritional diseases	20,900 (20,800 to 20,900)	8,020 (6,330 to 10,800)	17,600 (13,600 to 22,000)	11,900 (9,980 to 14,100)	7,600 (6,080 to 9,670)	6,960 (5,700 to 8,360)	9,990 (7,930 to 12,100)	10,900 (8,310 to 13,500)	11,200 (8,480 to 14,300)	12,400 (9,810 to 15,600)	12,800 (10,100 to 16,900)	13,100 (9,970 to 17,300)	11,900 (9,970 to 14,300)	10,600 (8,030 to 12,900)	9,130 (7,190 to 11,300)	8,230 (6,370 to 10,200)	6,900 (5,020 to 8,760)	6,790 (5,040 to 8,960)	3,810 (2,700 to 5,060)	2,490 (2,020 to 2,990)	1,490 (1,120 to 1,890)	663 (529 to 815)	171 (132 to 211)	94.1 (29.6 to 42.4)	199,000
HIV/AIDS and sexually transmitted infections	1,190 (977 to 1,570)	209 (93.9 to 402)	922 (563 to 1,300)	955 (787 to 998)	907 (814 to 779)	876 (696 to 1,290)	1,960 (1,190 to 3,060)	2,760 (1,400 to 5,180)	3,240 (1,280 to 6,970)	4,660 (2,260 to 9,070)	5,910 (2,720 to 11,700)	6,910 (3,470 to 14,400)	6,910 (3,470 to 14,400)	6,230 (3,060 to 14,400)	3,700 (1,750 to 9,260)	2,280 (1,060 to 6,210)	1,240 (676 to 1,830)	992 (380 to 1,790)	219 (136 to 322)	91.3 (64.6 to 132)	19.2 (12.1 to 28)	3.8 (3.6 to 4.6)	0.2 (0.1 to 0.2)	41,400
HIV/AIDS	0 (0 to 0)	0.1 (0 to 0.2)	692 (0 to 1,300)	946 (0 to 998)	882 (0 to 779)	868 (0 to 1,270)	1,920 (1,110 to 2,980)	2,720 (1,380 to 5,130)	3,170 (1,270 to 6,880)	4,770 (2,220 to 8,980)	5,860 (2,690 to 11,600)	6,870 (3,450 to 14,300)	6,870 (3,450 to 14,300)	6,200 (3,040 to 14,300)	3,680 (1,740 to 9,200)	2,260 (1,050 to 6,170)	1,230 (671 to 1,820)	499 (191 to 902)	217 (135 to 319)	89.4 (63.8 to 130)	19.1 (12.1 to 27.9)	4.3 (3.6 to 5.2)	1.1 (0.7 to 1.6)	27,200
HIV/AIDS - Drug-susceptible Tuberculosis	0 (0 to 0)	0 (0 to 0)	0 (0 to 0)	0 (0 to 0)	0 (0 to 0)	0 (0 to 0)	0 (0 to 0)	0 (0 to 0)	0 (0 to 0)	0 (0 to 0)	0 (0 to 0)	0 (0 to 0)	0 (0 to 0)	0 (0 to 0)	0 (0 to 0)	0 (0 to 0)	0 (0 to 0)	0 (0 to 0)	0 (0 to 0)	0 (0 to 0)	0 (0 to 0)	0 (0 to 0)	0 (0 to 0)	0
HIV/AIDS - Multidrug-resistant Tuberculosis without extensive drug resistance	0 (0 to 0)	0 (0 to 0)	0 (0 to 0)	0 (0 to 0)	0 (0 to 0)	0 (0 to 0)	0 (0 to 0)	0 (0 to 0)	0 (0 to 0)	0 (0 to 0)	0 (0 to 0)	0 (0 to 0)	0 (0 to 0)	0 (0 to 0)	0 (0 to 0)	0 (0 to 0)	0 (0 to 0)	0 (0 to 0)	0 (0 to 0)	0 (0 to 0)	0 (0 to 0)	0 (0 to 0)	0 (0 to 0)	0
HIV/AIDS - Extensively drug-resistant Tuberculosis	0 (0 to 0)	0 (0 to 0)	0 (0 to 0)	0 (0 to 0)	0 (0 to 0)	0 (0 to 0)	0 (0 to 0)	0 (0 to 0)	0 (0 to 0)	0 (0 to 0)	0 (0 to 0)	0 (0 to 0)	0 (0 to 0)	0 (0 to 0)	0 (0 to 0)	0 (0 to 0)	0 (0 to 0)	0 (0 to 0)	0 (0 to 0)	0 (0 to 0)	0 (0 to 0)	0 (0 to 0)	0 (0 to 0)	0
HIV/AIDS resulting in other diseases	0 (0 to 0)	0.1 (0 to 0.2)	230 (167 to 780)	9.1 (7.8 to 9.8)	25 (20 to 9.8)	8.1 (6.2 to 12)	40 (20 to 120)	42 (20 to 150)	70 (30 to 210)	100 (40 to 310)	50 (20 to 170)	40 (20 to 130)	40 (20 to 130)	30 (10 to 110)	20 (10 to 70)	20 (10 to 70)	10 (10 to 50)	10 (10 to 40)	2 (1 to 10)	2 (1 to 6)	0.2 (0 to 0.6)	0 (0 to 0.1)	0 (0 to 0.1)	1,100
Sexually transmitted infections excluding HIV	1,190 (977 to 1,570)	209 (93.9 to 402)	230 (167 to 780)	9.1 (7.8 to 9.8)	25 (20 to 9.8)	8.1 (6.2 to 12)	40 (20 to 120)	42 (20 to 150)	70 (30 to 210)	100 (40 to 310)	50 (20 to 170)	40 (20 to 130)	40 (20 to 130)	30 (10 to 110)	20 (10 to 70)	20 (10 to 70)	10 (10 to 50)	10 (10 to 40)	2 (1 to 10)	2 (1 to 6)	0.2 (0 to 0.6)	0 (0 to 0.1)	0 (0 to 0.1)	1,700
Syphilis	0 (0 to 0)	0 (0 to 0)	0 (0 to 0)	0 (0 to 0)	0 (0 to 0)	0 (0 to 0)	0 (0 to 0)	0 (0 to 0)	0 (0 to 0)	0 (0 to 0)	0 (0 to 0)	0 (0 to 0)	0 (0 to 0)	0 (0 to 0)	0 (0 to 0)	0 (0 to 0)	0 (0 to 0)	0 (0 to 0)	0 (0 to 0)	0 (0 to 0)	0 (0 to 0)	0 (0 to 0)	0 (0 to 0)	0
Chlamydial infection	0 (0 to 0)	0 (0 to 0)	0 (0 to 0)	0.4 (0.2 to 0.9)	0.2 (0 to 0.5)	0.2 (0 to 0.5)	0.1 (0 to 0.4)	0.1 (0 to 0.4)	0.1 (0 to 0.4)	0.1 (0 to 0.4)	0.1 (0 to 0.4)	0.1 (0 to 0.4)	0.1 (0 to 0.4)	0.1 (0 to 0.4)	0.1 (0 to 0.4)	0.1 (0 to 0.4)	0.1 (0 to 0.4)	0.1 (0 to 0.4)	0.1 (0 to 0.4)	0.2 (0 to 0.4)	0 (0 to 0.1)	0 (0 to 0)	0 (0 to 0)	42.1
Gonococcal infection	0 (0 to 0)	0 (0 to 0)	0 (0 to 0)	0 (0 to 0)	0 (0 to 0)	0 (0 to 0)	0 (0 to 0)	0 (0 to 0)	0 (0 to 0)	0 (0 to 0)	0 (0 to 0)	0 (0 to 0)	0 (0 to 0)	0 (0 to 0)	0 (0 to 0)	0 (0 to 0)	0 (0 to 0)	0 (0 to 0)	0 (0 to 0)	0 (0 to 0)	0 (0 to 0)	0 (0 to 0)	0 (0 to 0)	0
Trichomoniasis	0 (0 to 0)	0 (0 to 0)	0 (0 to 0)	0.3 (0.1 to 0.6)	0.4 (0.2 to 0.9)	0.4 (0.2 to 0.9)	0.2 (0.1 to 0.6)	0.2 (0.1 to 0.6)	0.2 (0.1 to 0.6)	0.2 (0.1 to 0.6)	0.2 (0.1 to 0.6)	0.2 (0.1 to 0.6)	0.2 (0.1 to 0.6)	0.2 (0.1 to 0.6)	0.2 (0.1 to 0.6)	0.2 (0.1 to 0.6)	0.2 (0.1 to 0.6)	0.2 (0.1 to 0.6)	0.2 (0.1 to 0.6)	0.2 (0.1 to 0.6)	0 (0 to 0.1)	0 (0 to 0)	0 (0 to 0)	62.1
Genital herpes	0 (0 to 0)	0 (0 to 0)	0 (0 to 0)	0.1 (0 to 0.2)	0.1 (0 to 0.2)	0.1 (0 to 0.2)	0.1 (0 to 0.2)	0.1 (0 to 0.2)	0.1 (0 to 0.2)	0.1 (0 to 0.2)	0.1 (0 to 0.2)	0.1 (0 to 0.2)	0.1 (0 to 0.2)	0.1 (0 to 0.2)	0.1 (0 to 0.2)	0.1 (0 to 0.2)	0.1 (0 to 0.2)	0.1 (0 to 0.2)	0.1 (0 to 0.2)	0.1 (0 to 0.2)	0 (0 to 0.1)	0 (0 to 0)	0 (0 to 0)	103
Other sexually transmitted infections	0 (0 to 0)	0 (0 to 0)	0 (0 to 0)	0 (0 to 0)	1.8 (1 to 3.6)	1.6 (0.4 to 3.5)	36 (8.3 to 27.9)	38 (7.6 to 27.9)	66 (9.1 to 27.1)	94 (7.4 to 31.1)	120 (9.9 to 14.1)	120 (9.9 to 14.1)	120 (9.9 to 14.1)	120 (9.9 to 14.1)	120 (9.9 to 14.1)	120 (9.9 to 14.1)	120 (9.9 to 14.1)	120 (9.9 to 14.1)	120 (9.9 to 14.1)	120 (9.9 to 14.1)	120 (9.9 to 14.1)	120 (9.9 to 14.1)	120 (9.9 to 14.1)	97
Respiratory infections and tuberculosis	1,180 (1,270 to 1,270)	1,160 (1,220 to 1,770)	690 (562 to 1,360)	472 (406 to 1,260)	464 (406 to 1,130)	1,220 (1,130 to 1,720)	2,220 (1,310 to 3,450)	2,490 (1,660 to 3,480)	2,490 (1,660 to 3,770)	2,490 (1,660 to 3,850)	2,490 (1,720 to 3,850)	2,490 (1,520 to 3,850)	2,490 (1,520 to 3,850)	2,490 (1,520 to 3,850)	2,490 (1,520 to 3,850)	2,490 (1,520 to 3,850)	2,490 (1,520 to 3,850)	2,490 (1,520 to 3,850)	2,490 (1,470 to 3,850)	2,490 (1,470 to 3,850)	2,490 (1,470 to 3,850)	2,490 (1,470 to 3,850)	2,490 (1,470 to 3,850)	43,600
Tuberculosis	0 (0 to 0)	0 (0 to 0)	123 (98.6 to 212)	86.6 (49.7 to 161)	102 (66.1 to 179)	106 (53.2 to 208)	507 (398 to 1,930)	1,050 (661 to 2,470)	1,050 (660 to 2,460)	1,050 (660 to 2,460)	1,050 (660 to 2,460)	1,050 (660 to 2,460)	1,050 (660 to 2,460)	1,050 (660 to 2,460)	1,050 (660 to 2,460)	1,050 (660 to 2,460)	1,050 (660 to 2,460)	1,050 (660 to 2,460)	1,050 (660 to 2,460)	1,050 (660 to 2,460)	1,050 (660 to 2,460)	1,050 (660 to 2,460)	1,050 (660 to 2,460)	19,500
Latent tuberculosis infection	0 (0 to 0)	0 (0 to 0)	0 (0 to 0)	0 (0 to 0)	0 (0 to 0)	0 (0 to 0)	0 (0 to 0)	0 (0 to 0)	0 (0 to 0)	0 (0 to 0)	0 (0 to 0)	0 (0 to 0)	0 (0 to 0)	0 (0 to 0)	0 (0 to 0)	0 (0 to 0)	0 (0 to 0)	0 (0 to 0)	0 (0 to 0)	0 (0 to 0)	0 (0 to 0)	0 (0 to 0)	0 (0 to 0)	0
Drug-susceptible Tuberculosis	0 (0 to 0)	0 (0 to 0)	123 (98.6 to 212)	86.6 (49.7 to 161)	102 (66.1 to 179)	106 (53.2 to 208)	507 (398 to 1,930)	1,050 (661 to 2,470)	1,050 (660 to 2,460)	1,050 (660 to 2,460)	1,050 (660 to 2,460)	1,050 (660 to 2,460)	1,050 (660 to 2,460)	1,050 (660 to 2,460)	1,050 (660 to 2,460)	1,050 (660 to 2,460)	1,050 (660 to 2,460)	1,050 (660 to 2,460)	1,050 (660 to 2,460)	1,050 (660 to 2,460)	1,050 (660 to 2,460)	1,050 (660 to 2,460)	1,050 (660 to 2,460)	19,500
Multidrug-resistant tuberculosis without extensive drug resistance	0 (0 to 0)	0 (0 to 0)	0 (0 to 0)	0 (0 to 0)	0 (0 to 0)	0 (0 to 0)	0 (0 to 0)	0 (0 to 0)	0 (0 to 0)	0 (0 to 0)	0 (0 to 0)	0 (0 to 0)	0 (0 to 0)	0 (0 to 0)	0 (0 to 0)	0 (0 to 0)	0 (0 to 0)	0 (0 to 0)	0 (0 to 0)	0 (0 to 0)	0 (0 to 0)	0 (0 to 0)	0 (0 to 0)	0 (0 to 0)	600
Extensively drug-resistant tuberculosis	0 (0 to 0)	0 (0 to 0)	0 (0 to 0)	0 (0 to 0)	0 (0 to 0)	0 (0 to 0)	0 (0 to 0)	0 (0 to 0)	0 (0 to 0)	0 (0 to 0)	0 (0 to 0)	0 (0 to 0)	0 (0 to 0)	0 (0 to 0)	0 (0 to 0)	0 (0 to 0)	0 (0 to 0)	0 (0 to 0)	0 (0 to 0)	0 (0 to 0)	0 (0 to 0)	0 (0 to 0)	0 (0 to 0)	0 (0 to 0)	0
Lower respiratory infections	1,130 (1,270 to 1,260)	1,150 (877 to 1,790)	2,040 (1,170 to 3,640)	920 (806 to 1,190)	471 (364 to 716)	420 (263 to 686)	439 (263 to 1,010)	620 (263 to 1,610)	620 (263 to 1,610)	620 (263 to 1,610)	620 (263 to 1,610)	620 (263 to 1,610)	620 (263 to 1,610)	750 (263 to 1,610)	750 (263 to 1,610)	750 (263 to 1,610)	750 (263 to 1,610)	750 (263 to 1,610)	1,170 (263 to 1,610)	1,200 (263 to 1,610)	1,200 (263 to 1,610)	1,190 (263 to 1,610)	1,190 (263 to 1,610)	19,300
Upper respiratory infections	0.4 (0 to 1.2)	0.4 (0 to 1.2)	0.4 (0 to 1.2)





SR Table 2c. Kisumu DALYS by cause and sex group for both sexes with 95% uncertainty intervals. 2019

Cause	Birth Neonatal	Late Neonatal	Post Neonatal	1 to 4	5 to 9	10 to 14	15 to 19	20 to 24	25 to 29	30 to 34	35 to 39	40 to 44	45 to 49	50 to 54	55 to 59	60 to 64	65 to 69	70 to 74	75 to 79	80 to 84	85 to 89	90 to 94	95 plus	Total
All causes	21,400 (17,600 to 26,400)	11,000 (9,000 to 13,900)	39,000 (27,000 to 52,900)	26,000 (22,000 to 31,200)	16,900 (13,900 to 21,000)	11,600 (10,000 to 13,900)	20,700 (18,000 to 24,000)	23,200 (20,000 to 26,900)	27,100 (23,700 to 30,900)	29,200 (25,600 to 33,200)	28,200 (24,700 to 32,000)	24,600 (21,500 to 27,700)	20,900 (18,200 to 23,900)	20,700 (17,900 to 23,900)	24,600 (21,200 to 28,400)	21,400 (18,200 to 25,100)	17,600 (14,900 to 20,900)	13,900 (11,800 to 16,500)	8,410 (7,200 to 9,900)	4,690 (3,970 to 5,590)	2,370 (1,990 to 2,900)	810 (677 to 1,040)	310 (197 to 550)	534,000 (534,000 to 534,000)
Communicable, maternal, neonatal, and nutritional diseases	19,900 (16,100 to 24,800)	10,100 (8,100 to 12,800)	36,200 (24,100 to 49,500)	24,800 (19,600 to 31,100)	11,300 (8,700 to 14,800)	6,660 (4,900 to 9,100)	10,100 (7,600 to 13,400)	10,100 (7,500 to 13,600)	10,100 (7,700 to 13,400)	11,200 (8,200 to 15,000)	10,200 (7,500 to 13,700)	10,800 (8,000 to 14,400)	10,200 (7,500 to 13,600)	10,100 (7,400 to 13,400)	10,200 (7,500 to 13,600)	8,490 (6,100 to 11,600)	6,400 (4,700 to 8,900)	5,770 (3,900 to 8,400)	2,290 (1,600 to 3,300)	1,290 (890 to 1,810)	666 (475 to 979)	230 (157 to 352)	109 (63 to 187)	339,000 (339,000 to 339,000)
HIV/AIDS and sexually transmitted infections	1,290 (918 to 2,770)	239 (114 to 940)	3,710 (1,520 to 8,660)	3,590 (1,480 to 8,610)	1,760 (699 to 3,700)	2,600 (1,610 to 4,160)	7,030 (3,960 to 12,700)	8,290 (4,800 to 14,900)	13,900 (7,710 to 24,800)	21,100 (12,600 to 36,100)	26,700 (15,600 to 42,200)	22,700 (14,300 to 33,600)	17,100 (11,900 to 25,200)	15,900 (11,200 to 23,700)	21,400 (15,700 to 31,600)	19,200 (12,900 to 29,600)	15,400 (9,900 to 24,800)	12,100 (7,900 to 19,400)	7,490 (4,900 to 11,900)	4,490 (2,970 to 7,080)	2,040 (1,370 to 3,210)	1,010 (674 to 1,600)	1,000 (674 to 1,600)	191,000 (191,000 to 191,000)
HIV/AIDS	972 (541 to 2,450)	0 (0 to 0)	3,270 (1,190 to 8,190)	3,340 (1,370 to 8,310)	1,740 (690 to 3,690)	2,620 (1,610 to 4,190)	6,990 (3,940 to 12,600)	8,230 (4,760 to 14,800)	13,900 (7,660 to 24,700)	21,000 (12,500 to 36,000)	26,700 (15,600 to 42,200)	22,600 (14,200 to 33,500)	17,100 (11,900 to 25,200)	15,800 (11,100 to 23,600)	6,340 (4,660 to 9,340)	3,210 (2,160 to 4,740)	1,440 (966 to 2,130)	426 (286 to 630)	266 (178 to 393)	68.8 (46.1 to 101.5)	19.6 (13.1 to 28.9)	5.6 (3.7 to 8.2)	1.2 (0.8 to 1.8)	149,000 (149,000 to 149,000)
HIV/AIDS - Drug-susceptible Tuberculosis	0 (0 to 0)	0 (0 to 0)	0 (0 to 0)	0 (0 to 0)	0 (0 to 0)	0 (0 to 0)	0 (0 to 0)	0 (0 to 0)	0 (0 to 0)	0 (0 to 0)	0 (0 to 0)	0 (0 to 0)	0 (0 to 0)	0 (0 to 0)	0 (0 to 0)	0 (0 to 0)	0 (0 to 0)	0 (0 to 0)	0 (0 to 0)	0 (0 to 0)	0 (0 to 0)	0 (0 to 0)	0 (0 to 0)	0 (0 to 0)
HIV/AIDS - Drug-resistant Tuberculosis	0 (0 to 0)	0 (0 to 0)	0 (0 to 0)	0 (0 to 0)	0 (0 to 0)	0 (0 to 0)	0 (0 to 0)	0 (0 to 0)	0 (0 to 0)	0 (0 to 0)	0 (0 to 0)	0 (0 to 0)	0 (0 to 0)	0 (0 to 0)	0 (0 to 0)	0 (0 to 0)	0 (0 to 0)	0 (0 to 0)	0 (0 to 0)	0 (0 to 0)	0 (0 to 0)	0 (0 to 0)	0 (0 to 0)	0 (0 to 0)
HIV/AIDS - Multidrug-resistant Tuberculosis without extensive drug-resistance	40 (0 to 0)	0 (0 to 0)	0 (0 to 91.9)	0 (0 to 69.9)	0 (0 to 43.2)	0 (0 to 69.4)	0 (0 to 33.2)	0 (0 to 33.2)	0 (0 to 69.6)	0 (0 to 69.1)	0 (0 to 69.1)	0 (0 to 69.3)	0 (0 to 69.3)	0 (0 to 69.3)	0 (0 to 69.3)	0 (0 to 69.3)	0 (0 to 69.3)	0 (0 to 69.3)	0 (0 to 69.3)	0 (0 to 69.3)	0 (0 to 69.3)	0 (0 to 69.3)	0 (0 to 69.3)	1,930 (1,930 to 1,930)
HIV/AIDS - Extensively drug-resistant Tuberculosis	0 (0 to 0)	0 (0 to 0)	0 (0 to 1.3)	0 (0 to 1.3)	0 (0 to 0.6)	0 (0 to 1.3)	0 (0 to 6.6)	0 (0 to 6.6)	0 (0 to 9.9)	0 (0 to 9.9)	0 (0 to 19.3)	0 (0 to 19.3)	0 (0 to 19.4)	0 (0 to 19.4)	0 (0 to 19.4)	0 (0 to 19.4)	0 (0 to 19.4)	0 (0 to 19.4)	0 (0 to 19.4)	0 (0 to 19.4)	0 (0 to 19.4)	0 (0 to 19.4)	0 (0 to 19.4)	207 (207 to 207)
HIV/AIDS resulting in other diseases	0 (0 to 0)	0 (0 to 0)	2,950 (1,190 to 8,190)	2,950 (1,190 to 8,190)	1,600 (690 to 3,690)	2,330 (1,370 to 3,970)	6,070 (3,940 to 12,600)	6,950 (4,760 to 14,800)	13,500 (7,660 to 24,700)	17,900 (12,500 to 36,000)	23,700 (15,600 to 42,200)	19,700 (14,200 to 33,500)	15,900 (11,900 to 25,200)	13,900 (11,100 to 23,600)	5,990 (4,660 to 9,340)	2,950 (2,160 to 4,740)	1,260 (966 to 2,130)	350 (286 to 630)	197 (178 to 393)	29.9 (46.1 to 101.5)	19.2 (13.1 to 28.9)	5.6 (3.7 to 8.2)	0.9 (0.6 to 1.8)	139,000 (139,000 to 139,000)
Sexually transmitted infections excluding HIV	318 (177 to 1,180)	239 (114 to 940)	440 (329 to 1,180)	244 (109 to 1,180)	160 (70 to 1,180)	20 (0 to 114)	40 (0 to 114)	60 (0 to 114)	60 (0 to 114)	110 (0 to 114)	110 (0 to 114)	110 (0 to 114)	110 (0 to 114)	110 (0 to 114)	110 (0 to 114)	110 (0 to 114)	110 (0 to 114)	110 (0 to 114)	110 (0 to 114)	110 (0 to 114)	110 (0 to 114)	110 (0 to 114)	110 (0 to 114)	2,400 (2,400 to 2,400)
Syphilis	0 (0 to 0)	0 (0 to 0)	0 (0 to 0)	0 (0 to 0)	0 (0 to 0)	0 (0 to 0)	0 (0 to 0)	0 (0 to 0)	0 (0 to 0)	0 (0 to 0)	0 (0 to 0)	0 (0 to 0)	0 (0 to 0)	0 (0 to 0)	0 (0 to 0)	0 (0 to 0)	0 (0 to 0)	0 (0 to 0)	0 (0 to 0)	0 (0 to 0)	0 (0 to 0)	0 (0 to 0)	0 (0 to 0)	0 (0 to 0)
Chlamydial infection	0 (0 to 0)	0 (0 to 0)	0 (0 to 0)	0 (0 to 0)	0 (0 to 0)	0 (0 to 0)	0 (0 to 0)	0 (0 to 0)	0 (0 to 0)	0 (0 to 0)	0 (0 to 0)	0 (0 to 0)	0 (0 to 0)	0 (0 to 0)	0 (0 to 0)	0 (0 to 0)	0 (0 to 0)	0 (0 to 0)	0 (0 to 0)	0 (0 to 0)	0 (0 to 0)	0 (0 to 0)	0 (0 to 0)	0 (0 to 0)
Gonococcal infection	0 (0 to 0)	0 (0 to 0)	0 (0 to 0)	0 (0 to 0)	0 (0 to 0)	0 (0 to 0)	0 (0 to 0)	0 (0 to 0)	0 (0 to 0)	0 (0 to 0)	0 (0 to 0)	0 (0 to 0)	0 (0 to 0)	0 (0 to 0)	0 (0 to 0)	0 (0 to 0)	0 (0 to 0)	0 (0 to 0)	0 (0 to 0)	0 (0 to 0)	0 (0 to 0)	0 (0 to 0)	0 (0 to 0)	0 (0 to 0)
Trichomoniasis	0 (0 to 0)	0 (0 to 0)	0 (0 to 0)	0 (0 to 0)	0 (0 to 0)	0.6 (0 to 1.3)	6.2 (0 to 13.1)	7.6 (0 to 14.6)	8.8 (0 to 16.1)	9.1 (0 to 16.7)	9.1 (0 to 16.7)	9.1 (0 to 16.7)	9.1 (0 to 16.7)	9.1 (0 to 16.7)	9.1 (0 to 16.7)	9.1 (0 to 16.7)	9.1 (0 to 16.7)	9.1 (0 to 16.7)	9.1 (0 to 16.7)	9.1 (0 to 16.7)	9.1 (0 to 16.7)	9.1 (0 to 16.7)	9.1 (0 to 16.7)	197 (197 to 197)
Genital herpes	0 (0 to 0)	0 (0 to 0)	0 (0 to 0)	0 (0 to 0)	0 (0 to 0)	0 (0 to 0)	0 (0 to 0)	0 (0 to 0)	0 (0 to 0)	0 (0 to 0)	0 (0 to 0)	0 (0 to 0)	0 (0 to 0)	0 (0 to 0)	0 (0 to 0)	0 (0 to 0)	0 (0 to 0)	0 (0 to 0)	0 (0 to 0)	0 (0 to 0)	0 (0 to 0)	0 (0 to 0)	0 (0 to 0)	0 (0 to 0)
Other sexually transmitted infections	318 (177 to 1,180)	239 (114 to 940)	440 (329 to 1,180)	244 (109 to 1,180)	160 (70 to 1,180)	20 (0 to 114)	40 (0 to 114)	60 (0 to 114)	60 (0 to 114)	110 (0 to 114)	110 (0 to 114)	110 (0 to 114)	110 (0 to 114)	110 (0 to 114)	110 (0 to 114)	110 (0 to 114)	110 (0 to 114)	110 (0 to 114)	110 (0 to 114)	110 (0 to 114)	110 (0 to 114)	110 (0 to 114)	110 (0 to 114)	2,400 (2,400 to 2,400)
Respiratory infections and tuberculosis	407 (0 to 990)	260 (0 to 1,220)	1,160 (0 to 1,550)	1,020 (609 to 1,610)	699 (387 to 1,200)	1,040 (1,020 to 1,220)	1,270 (1,220 to 1,290)	1,340 (1,290 to 1,360)	1,370 (1,310 to 1,390)	1,370 (1,310 to 1,390)	1,370 (1,310 to 1,390)	1,370 (1,310 to 1,390)	1,370 (1,310 to 1,390)	1,370 (1,310 to 1,390)	1,370 (1,310 to 1,390)	1,370 (1,310 to 1,390)	1,370 (1,300 to 1,390)	1,370 (1,300 to 1,390)	1,370 (1,300 to 1,390)	1,370 (1,300 to 1,390)	1,370 (1,300 to 1,390)	1,370 (1,300 to 1,390)	1,370 (1,300 to 1,390)	1,440 (1,440 to 1,440)
Tuberculosis	0 (0 to 0)	0 (0 to 0)	377 (127 to 623)	211 (122 to 364)	162 (69 to 277)	1,260 (101 to 326)	2,200 (718 to 2,810)	2,510 (1,420 to 4,100)	3,070 (1,870 to 4,810)	3,620 (2,920 to 4,990)	4,210 (2,270 to 7,090)	3,560 (1,890 to 6,600)	2,710 (1,370 to 5,200)	1,260 (687 to 2,350)	478 (266 to 1,400)	237 (166 to 341)	107 (67 to 161)	39 (27 to 56)	14 (9 to 21)	3.6 (2 to 5)	0.9 (0 to 1)	0 (0 to 0)	0 (0 to 0)	32,900 (32,900 to 32,900)
Latent tuberculosis infection	0 (0 to 0)	0 (0 to 0)	0 (0 to 0)	0 (0 to 0)	0 (0 to 0)	0 (0 to 0)	0 (0 to 0)	0 (0 to 0)	0 (0 to 0)	0 (0 to 0)	0 (0 to 0)	0 (0 to 0)	0 (0 to 0)	0 (0 to 0)	0 (0 to 0)	0 (0 to 0)	0 (0 to 0)	0 (0 to 0)	0 (0 to 0)	0 (0 to 0)	0 (0 to 0)	0 (0 to 0)	0 (0 to 0)	0 (0 to 0)
Drug-susceptible Tuberculosis	0 (0 to 0)	0 (0 to 0)	306 (123 to 506)	204 (118 to 352)	157 (66 to 268)	1,220 (98 to 316)	2,130 (696 to 2,720)	2,430 (1,380 to 3,960)	2,960 (1,810 to 4,650)	3,270 (2,830 to 4,830)	4,080 (2,200 to 6,870)	3,450 (1,830 to 6,390)	2,620 (1,330 to 5,040)	1,220 (665 to 2,280)	463 (258 to 1,360)	230 (161 to 330)	104 (65 to 156)	38 (26 to 54)	14 (9 to 20)	3.5 (2 to 5)	0.9 (0 to 1)	0 (0 to 0)	0 (0 to 0)	31,900 (31,900 to 31,900)
Multidrug-resistant tuberculosis without extensive drug-resistance	0 (0 to 0)	0 (0 to 0)	13.7 (0.5 to 91.8)	6.7 (0.4 to 28.4)	4.5 (0.2 to 20.2)	39.6 (0.2 to 47.4)	70.4 (1.4 to 106)	79.4 (1.4 to 117)	104 (4 to 171)	133 (2.6 to 203)	139 (2.6 to 213)	122 (2.5 to 189)	92.3 (2.5 to 142)	43.7 (1.3 to 68.2)	16.9 (0.5 to 26.4)	8.4 (0.3 to 13.2)	3.8 (0.1 to 5.9)	1.4 (0 to 2.2)	0.5 (0 to 0.8)	0.1 (0 to 0.2)	0 (0 to 0)	0 (0 to 0)	0 (0 to 0)	922 (922 to 922)
Extensively drug-resistant tuberculosis	0 (0 to 0)	0 (0 to 0)	0.1 (0 to 0.7)	0.1 (0 to 0.4)	0.1 (0 to 0.3)	0.5 (0 to 0.6)	0.8 (0 to 1.7)	1 (0 to 2.1)	1.4 (0 to 2.3)	1.8 (0 to 2.8)	1.7 (0 to 2.7)	1.4 (0 to 2.2)	1.1 (0 to 1.8)	0.6 (0 to 0.9)	0.2 (0 to 0.4)	0.1 (0 to 0.2)	0 (0 to 0.1)	0 (0 to 0)	0 (0 to 0)	0 (0 to 0)	0 (0 to 0)	0 (0 to 0)	0 (0 to 0)	12.4 (12.4 to 12.4)
Lower respiratory infections	699 (499 to 989)	687 (291 to 1,220)	2,810 (1,270 to 4,770)	998 (579 to 1,760)	578 (363 to 1,200)	683 (609 to 1,220)	763 (609 to 1,220)	762 (681 to 1,220)	767 (681 to 1,220)	768 (681 to 1,220)	768 (677 to 1,220)	768 (677 to 1,220)	768 (677 to 1,220)	768 (677 to 1,220)	768 (677 to 1,220)	768 (677 to 1,220)	768 (677 to 1,220)	768 (677 to 1,220)	768 (677 to 1,220)	768 (677 to 1,220)	768 (677 to 1,220)	768 (677 to 1,220)	768 (677 to 1,220)	16,800 (16,800 to 16,800)
Upper respiratory infections	0 (0 to 0)	0 (0 to 0)	0 (0 to 0)	0 (0 to 0)	0 (0 to 0)	0 (0 to 0)	0 (0 to 0)	0 (0 to 0)	0 (0 to 0)	0 (0 to 0)	0 (0 to 0)	0 (0 to 0)	0 (0 to 0)	0 (0 to 0)	0 (0 to 0)	0 (0 to 0)	0 (0 to 0)	0 (0 to 0)	0 (0 to 0)	0 (0 to 0)	0 (0 to 0)	0 (0 to 0)	0 (0 to 0)	0 (0 to 0)	0 (0 to 0)
Otitis media	0 (0 to 21)	0 (0 to 0.3)	0.4 (0 to 19.6)	0.4 (0 to 19.6)	0.4 (0 to 19.6





SR Table 2c. Kilut DALYS by cause and age group for both sexes with 95% uncertainty intervals, 2019

Cause	Both Neonatal	Post Neonatal	1 to 4	5 to 9	10 to 14	15 to 19	20 to 24	25 to 29	30 to 34	35 to 39	40 to 44	45 to 49	50 to 54	55 to 59	60 to 64	65 to 69	70 to 74	75 to 79	80 to 84	85 to 89	90 to 94	95 plus	Total
All causes	21,900 (20,400 to 23,600)	7,100 (5,900 to 8,200)	19,600 (12,300 to 17,200)	23,900 (18,700 to 29,200)	17,700 (6,700 to 13,200)	19,600 (11,100 to 16,300)	20,200 (16,600 to 22,400)	19,600 (16,600 to 22,400)	19,600 (16,600 to 22,400)	19,600 (12,700 to 26,200)	19,600 (16,600 to 22,400)	19,600 (13,600 to 22,400)	19,600 (16,600 to 22,400)	20,000 (16,200 to 24,100)	19,600 (16,600 to 22,400)	19,600 (16,600 to 22,400)	17,100 (14,100 to 20,400)	13,000 (10,400 to 15,900)	8,200 (6,600 to 10,000)	4,300 (3,400 to 5,400)	1,400 (1,400 to 1,900)	396 (370 to 561)	364,000
Communicable, maternal, neonatal, and nutritional diseases	16,700 (15,500 to 18,000)	6,000 (5,000 to 7,000)	12,900 (10,200 to 15,200)	15,000 (11,600 to 18,300)	6,900 (5,400 to 8,300)	6,700 (5,600 to 8,000)	6,200 (5,200 to 7,400)	6,200 (5,000 to 7,400)	7,200 (5,900 to 8,500)	6,600 (5,100 to 8,600)	7,200 (5,900 to 8,500)	8,300 (6,600 to 10,400)	9,100 (6,600 to 12,000)	8,800 (6,300 to 12,000)	7,200 (5,200 to 10,400)	6,900 (5,100 to 9,600)	4,600 (3,200 to 6,100)	3,600 (2,600 to 5,100)	3,600 (2,300 to 5,600)	2,900 (1,900 to 4,200)	1,600 (1,600 to 2,400)	1,100 (627 to 1,400)	417 (329 to 561)	156 (86 to 196)	176,000
HIV/AIDS and sexually transmitted infections	660 (307 to 2,090)	164 (90 to 373)	676 (392 to 1,130)	670 (278 to 2,110)	736 (269 to 1,630)	1,060 (600 to 1,970)	2,450 (1,160 to 5,110)	3,050 (1,720 to 6,240)	3,070 (1,760 to 6,300)	3,070 (1,760 to 6,300)	4,900 (2,800 to 9,670)	6,760 (3,920 to 9,530)	5,500 (3,200 to 8,000)	4,900 (2,800 to 8,610)	3,400 (1,900 to 6,490)	1,900 (1,100 to 3,600)	960 (597 to 1,960)	667 (382 to 972)	206 (120 to 377)	102 (61 to 185)	28.8 (19.6 to 51.2)	9 (9.6 to 17.3)	0.7 (1.9 to 3.2)	36,000 (34.6 to 1.3)
HIV/AIDS	2 (0 to 31)	0.1 (0.1 to 0.9)	472 (197 to 833)	660 (267 to 2,180)	730 (269 to 1,620)	1,040 (1,020 to 6,680)	2,450 (1,160 to 5,110)	1,960 (1,660 to 3,720)	2,200 (1,720 to 4,510)	3,250 (1,720 to 6,240)	4,660 (2,800 to 9,540)	6,760 (3,920 to 9,530)	4,870 (2,800 to 8,000)	3,200 (1,900 to 6,470)	1,900 (1,100 to 3,600)	961 (597 to 1,960)	464 (284 to 972)	224 (129 to 413)	99.6 (58.1 to 179)	19.2 (9.6 to 38.4)	6.1 (3.2 to 9.6)	2.6 (1.3 to 4.5)	0.5 (0.3 to 1.3)	34,300
HIV/AIDS - Drug-susceptible Tuberculosis	0 (0 to 0)	0.1 (0 to 0.1)	106 (0 to 112)	170 (0 to 176)	150 (0 to 160)	170 (0 to 177)	277 (0 to 277)	221 (0 to 229)	200 (0 to 200)	221 (0 to 229)	200 (0 to 200)	221 (0 to 229)	200 (0 to 200)	221 (0 to 229)	200 (0 to 200)	221 (0 to 229)	200 (0 to 200)	221 (0 to 229)	200 (0 to 200)	221 (0 to 229)	200 (0 to 200)	221 (0 to 229)	200 (0 to 200)	7,396
HIV/AIDS - Multidrug-resistant Tuberculosis without extensive	0 (0 to 0)	0.1 (0 to 0)	0.8 (0.1 to 19.7)	0.8 (0.2 to 24.9)	0.8 (0.2 to 21.9)	0.8 (0 to 3.9)	0.8 (0 to 4.9)	0.8 (0 to 9.9)	0.8 (0.7 to 37.9)	0.8 (0 to 10.9)	0.8 (0 to 7.9)	0.8 (0 to 7.9)	0.8 (0 to 7.9)	0.8 (0 to 7.9)	0.8 (0 to 7.9)	0.8 (0 to 7.9)	0.8 (0 to 7.9)	0.8 (0 to 7.9)	0.8 (0 to 7.9)	0.8 (0 to 7.9)	0.8 (0 to 7.9)	0.8 (0 to 7.9)	0.8 (0 to 7.9)	311
HIV/AIDS - Extensively drug-resistant Tuberculosis	0 (0 to 0)	0 (0 to 0)	0 (0 to 0.2)	0.1 (0 to 0.3)	0.1 (0 to 0.3)	0.1 (0 to 0.3)	0.2 (0 to 1.3)	0.2 (0 to 1.3)	0.2 (0 to 1.3)	0.2 (0 to 2)	0.2 (0 to 2)	0.2 (0 to 2)	0.2 (0 to 2)	0.2 (0 to 2)	0.2 (0 to 2)	0.2 (0 to 2)	0.2 (0 to 2)	0.2 (0 to 2)	0.2 (0 to 2)	0.2 (0 to 2)	0.2 (0 to 2)	0.2 (0 to 2)	0.2 (0 to 2)	4.1
HIV/AIDS resulting in other diseases	0 (0 to 51)	0 (0 to 2)	0 (139 to 923)	0 (138 to 2,200)	0 (193 to 1,520)	0 (543 to 1,660)	0 (663 to 4,290)	0 (729 to 3,270)	0 (729 to 3,200)	0 (1,120 to 6,490)	0 (1,670 to 7,390)	0 (2,660 to 8,170)	0 (1,760 to 8,200)	0 (1,270 to 5,620)	0 (762 to 3,160)	0 (339 to 1,360)	0 (169 to 753)	0 (80 to 334)	0 (38 to 166)	0 (8 to 38.4)	0 (27 to 131.5)	0 (0.6 to 2.5)	0 (0.2 to 0.9)	26,400
Sexually transmitted infections excluding HIV	658 (307 to 2,090)	164 (90 to 373)	205 (77 to 666)	10.7 (2.6 to 31.4)	6.6 (1.9 to 19.7)	19.7 (6.6 to 4.6)	0 (0 to 1.7)	2.2 (0 to 6.3)	0.1 (0 to 1.3)	0.1 (0 to 1.3)	0.1 (0 to 1.3)	0.1 (0 to 1.3)	0.1 (0 to 1.3)	0.1 (0 to 1.3)	0.1 (0 to 1.3)	0.1 (0 to 1.3)	0.1 (0 to 1.3)	0.1 (0 to 1.3)	0.1 (0 to 1.3)	0.1 (0 to 1.3)	0.1 (0 to 1.3)	0.1 (0 to 1.3)	0.1 (0 to 1.3)	1,730
Syphilis	0 (0 to 0)	0 (0 to 0)	0 (0 to 0)	0 (0 to 0)	0 (0 to 0)	0.3 (0 to 0.4)	1.6 (0 to 2.1)	4.1 (2.2 to 7.1)	4.8 (2.6 to 8.1)	4.1 (1.9 to 8.3)	4 (2.2 to 7.1)	2.9 (1.6 to 5.3)	2.2 (1.2 to 4.1)	2.1 (1.1 to 3.8)	0.8 (0.4 to 1.5)	0.5 (0.2 to 1.1)	0.2 (0 to 0.7)	0.1 (0 to 0.4)	0.1 (0 to 0.3)	0.1 (0 to 0.3)	0.1 (0 to 0.3)	0 (0 to 0.2)	0 (0 to 0.1)	1,490
Chlamydial infection	0 (0 to 0)	0 (0 to 0)	0 (0 to 0)	0 (0 to 0)	0 (0 to 0)	0.3 (0 to 0.4)	1.6 (0 to 2.1)	4.1 (2.2 to 7.1)	4.8 (2.6 to 8.1)	4 (1.9 to 8.3)	4 (2.2 to 7.1)	2.9 (1.6 to 5.3)	2.2 (1.2 to 4.1)	1.7 (1.1 to 3.8)	0.8 (0.4 to 1.5)	0.5 (0.2 to 1.1)	0.2 (0 to 0.7)	0.1 (0 to 0.4)	0.1 (0 to 0.3)	0.1 (0 to 0.3)	0.1 (0 to 0.3)	0 (0 to 0.2)	0 (0 to 0.1)	0
Gonococcal infection	0 (0 to 0)	0 (0 to 0)	0 (0 to 0)	0 (0 to 0)	0 (0 to 0)	0.3 (0 to 0.4)	1.6 (0 to 2.1)	4.1 (2.2 to 7.1)	4.8 (2.6 to 8.1)	4.1 (1.9 to 8.3)	4.2 (2.2 to 7.1)	2.9 (1.6 to 5.3)	2.2 (1.2 to 4.1)	1.7 (1.1 to 3.8)	0.8 (0.4 to 1.5)	0.5 (0.2 to 1.1)	0.2 (0 to 0.7)	0.1 (0 to 0.4)	0.1 (0 to 0.3)	0.1 (0 to 0.3)	0.1 (0 to 0.3)	0 (0 to 0.2)	0 (0 to 0.1)	2,900
Trichomoniasis	0 (0 to 0)	0 (0 to 0)	0 (0 to 0)	0 (0 to 0)	0 (0 to 0)	0.3 (0 to 0.4)	1.6 (0 to 2.1)	4.1 (2.2 to 7.1)	4.8 (2.6 to 8.1)	4.1 (1.9 to 8.3)	4.2 (2.2 to 7.1)	2.9 (1.6 to 5.3)	2.2 (1.2 to 4.1)	1.7 (1.1 to 3.8)	0.8 (0.4 to 1.5)	0.5 (0.2 to 1.1)	0.2 (0 to 0.7)	0.1 (0 to 0.4)	0.1 (0 to 0.3)	0.1 (0 to 0.3)	0.1 (0 to 0.3)	0 (0 to 0.2)	0 (0 to 0.1)	884
Genital herpes	0 (0 to 0)	0 (0 to 0)	0 (0 to 0)	0 (0 to 0)	0 (0 to 0)	0 (0 to 0.3)	0 (0 to 0.4)	0 (0 to 0.5)	0 (0 to 0.6)	0 (0 to 0.6)	0 (0 to 0.6)	0 (0 to 0.6)	0 (0 to 0.6)	0 (0 to 0.6)	0 (0 to 0.6)	0 (0 to 0.6)	0 (0 to 0.6)	0 (0 to 0.6)	0 (0 to 0.6)	0 (0 to 0.6)	0 (0 to 0.6)	0 (0 to 0.6)	0 (0 to 0.6)	0 (0 to 0.6)	611
Other sexually transmitted infections	0 (0 to 0)	0 (0 to 0)	0 (0 to 0)	0 (0 to 0)	0 (0 to 0)	0 (0 to 0.3)	0 (0 to 0.4)	0 (0 to 0.5)	0 (0 to 0.6)	0 (0 to 0.6)	0 (0 to 0.6)	0 (0 to 0.6)	0 (0 to 0.6)	0 (0 to 0.6)	0 (0 to 0.6)	0 (0 to 0.6)	0 (0 to 0.6)	0 (0 to 0.6)	0 (0 to 0.6)	0 (0 to 0.6)	0 (0 to 0.6)	0 (0 to 0.6)	0 (0 to 0.6)	0 (0 to 0.6)	611
Respiratory infections and tuberculosis	1,600 (1,600 to 4,900)	600 (600 to 1,900)	1,900 (1,100 to 3,200)	2,300 (1,900 to 3,800)	600 (600 to 1,900)	700 (600 to 1,900)	1,400 (1,100 to 1,900)	1,400 (1,100 to 1,900)	1,400 (1,100 to 1,900)	1,900 (1,100 to 3,200)	1,400 (1,100 to 1,900)	1,900 (1,100 to 3,200)	1,400 (1,100 to 1,900)	2,000 (1,100 to 3,200)	1,900 (1,100 to 3,200)	1,900 (1,100 to 3,200)	1,700 (1,100 to 3,200)	1,200 (1,100 to 1,900)	1,100 (600 to 1,900)	600 (600 to 1,900)	228 (228 to 228)	79.6 (79.6 to 79.6)	1,900 (1,900 to 1,900)	31,400
Tuberculosis	0 (0 to 0)	564 (0 to 0)	1,900 (0 to 0)	2,300 (0 to 0)	598 (0 to 0)	731 (0 to 0)	1,400 (0 to 0)	1,400 (0 to 0)	1,400 (0 to 0)	1,900 (0 to 0)	1,400 (0 to 0)	1,900 (0 to 0)	1,400 (0 to 0)	2,000 (0 to 0)	1,900 (0 to 0)	1,900 (0 to 0)	1,700 (0 to 0)	1,200 (0 to 0)	1,100 (0 to 0)	600 (0 to 0)	228 (0 to 0)	79.6 (0 to 0)	1,900 (0 to 0)	31,400
Latent tuberculosis infection	0 (0 to 0)	564 (0 to 0)	1,900 (0 to 0)	2,300 (0 to 0)	598 (0 to 0)	731 (0 to 0)	1,400 (0 to 0)	1,400 (0 to 0)	1,400 (0 to 0)	1,900 (0 to 0)	1,400 (0 to 0)	1,900 (0 to 0)	1,400 (0 to 0)	2,000 (0 to 0)	1,900 (0 to 0)	1,900 (0 to 0)	1,700 (0 to 0)	1,200 (0 to 0)	1,100 (0 to 0)	600 (0 to 0)	228 (0 to 0)	79.6 (0 to 0)	1,900 (0 to 0)	31,400
Drug-susceptible Tuberculosis	0 (0 to 0)	0.7 (0.7 to 166)	166 (0 to 172)	560.2 (0 to 1,760)	116 (0 to 1,760)	561 (0 to 1,760)	1,050 (0 to 1,760)	1,050 (0 to 1,760)	1,050 (0 to 1,760)	1,050 (0 to 1,760)	1,050 (0 to 1,760)	1,050 (0 to 1,760)	1,050 (0 to 1,760)	1,050 (0 to 1,760)	1,050 (0 to 1,760)	1,050 (0 to 1,760)	1,050 (0 to 1,760)	1,050 (0 to 1,760)	1,050 (0 to 1,760)	1,050 (0 to 1,760)	671 (0 to 1,760)	116 (0 to 1,760)	849 (0 to 1,760)	13,900
Multidrug-resistant tuberculosis without extensive drug-resista	0 (0 to 0)	3.5 (0 to 0)	6.6 (0.1 to 17.1)	2.9 (0.2 to 34.7)	2.7 (0.1 to 16.4)	23.4 (0 to 113)	39.5 (1.2 to 191)	1.2 (1.2 to 32)	39.2 (1.2 to 189)	39.4 (1.2 to 190)	39.2 (1.2 to 190)	41.3 (1.3 to 210)	44.9 (1.4 to 218)	41.4 (1.3 to 212)	29.4 (1.1 to 146)	24.5 (0.9 to 122)	26 (1.1 to 130)	16 (0.7 to 80.4)	11.3 (0.4 to 56.5)	6.8 (0.2 to 33.9)	2.2 (0.1 to 10.3)	0.6 (0.1 to 2.7)	670
Extensively drug-resistant tuberculosis	0 (0 to 0)	0 (0 to 0.2)	0 (0 to 0.1)	0 (0 to 0.4)	0 (0 to 0.3)	0 (0 to 0.2)	0 (0 to 1.3)	0 (0 to 1.3)	0 (0 to 1.3)	0 (0 to 2)	0 (0 to 2)	0 (0 to 2)	0 (0 to 2)	0 (0 to 2)	0 (0 to 2)	0 (0 to 2)	0 (0 to 2)	0 (0 to 2)	0 (0 to 2)	0 (0 to 2)	0 (0 to 2)	0 (0 to 2)	0 (0 to 2)	0 (0 to 2)	6.2
Lower respiratory infections	1,100 (1,000 to 4,800)	556 (556 to 1,800)	1,800 (1,000 to 3,200)	2,200 (1,900 to 3,800)	600 (600 to 1,900)	568 (600 to 1,900)	466 (600 to 1,900)	280 (600 to 1,900)	379 (600 to 1,900)	322 (600 to 1,900)	280 (600 to 1,900)	328 (600 to 1,900)	420 (600 to 1,900)	562 (600 to 1,900)	600 (600 to 1,900)	752 (600 to 1,900)	907 (600 to 1,900)	1,000 (600 to 1,900)	1,100 (600 to 1,900)	780 (600 to 1,900)	600 (600 to 1,900)	135 (135 to 135)	9.67 (9.67 to 79.1)	16,900
Upper respiratory infections	0.6 (0.6 to 2.2)	0.2 (0.2 to 0.8)	61.2 (0.2 to 172)	2.2 (0.2 to 22)	202 (0.2 to 443)	196 (0.2 to 1,160)	178 (0.2 to 1,160)	132 (0.2 to 1,160)	93.8 (0.2 to 1,160)	76.2 (0.2 to 1,160)	66.7 (0.2 to 1,160)	54.8 (0.2 to 1,160)	44.4 (0.2 to 1,160)	34.6 (0.2 to 1,160)	29.7 (0.2 to 1,160)	24.4 (0.2 to 1,160)	20.7 (0.2 to 1,160)	16.4 (0.2 to 1,160)	13.2 (0.2 to 1,160)	9.6 (0.2 to 1,160)	6.4 (0.2 to 1,160)	3.2 (0.2 to 1,160)	0.6 (0.2 to 1,160)	1,440
Otitis media	0.2 (0.1 to 1.2)	0.2 (0.1 to 1.2)	0.2 (0.2 to 19.3)	0.2 (0.2 to 19.3)	0.2 (0.2 to 19.3





SR Table 2c. Kessle DALYS by cause and age across for both sexes with 95% uncertainty intervals, 2019

Cause	Early Neonatal	Late Neonatal	Post Neonatal	1 to 4	5 to 9	10 to 14	15 to 19	20 to 24	25 to 29	30 to 34	35 to 39	40 to 44	45 to 49	50 to 54	55 to 59	60 to 64	65 to 69	70 to 74	75 to 79	80 to 84	85 to 89	90 to 94	95 plus	Total
All causes	15,400 (14,900 to 16,000)	9,690 (9,050 to 10,300)	22,300 (17,200 to 28,300)	19,480 (13,500 to 19,700)	11,900 (8,190 to 15,700)	10,900 (8,120 to 14,300)	13,900 (10,700 to 18,600)	15,900 (12,400 to 19,800)	15,900 (12,400 to 19,800)	15,900 (12,600 to 19,800)	16,800 (13,400 to 20,700)	16,800 (13,600 to 20,500)	15,000 (12,100 to 18,700)	12,900 (9,990 to 16,600)	11,400 (8,020 to 15,300)	11,400 (7,900 to 15,000)	10,100 (6,930 to 13,200)	9,090 (5,810 to 12,200)	8,090 (4,930 to 9,910)	5,900 (3,650 to 8,350)	3,640 (2,060 to 5,180)	897 (395 to 1,640)	220 (107 to 1,150)	292,000 (282,000 to 302,000)
Communicable, maternal, neonatal, and nutritional diseases	43,100 (39,200 to 54,500)	9,150 (7,760 to 11,000)	18,900 (14,100 to 23,700)	12,600 (9,770 to 16,300)	7,490 (5,670 to 10,100)	5,470 (3,920 to 8,630)	6,860 (5,280 to 9,670)	7,100 (5,420 to 9,600)	7,490 (5,710 to 9,900)	8,320 (6,400 to 11,000)	8,860 (6,770 to 11,800)	8,470 (6,620 to 11,100)	8,360 (6,320 to 10,900)	8,360 (6,320 to 10,900)	6,890 (5,070 to 9,600)	6,890 (5,070 to 9,600)	5,770 (3,900 to 8,560)	3,150 (2,030 to 4,770)	2,360 (1,610 to 3,360)	1,440 (1,020 to 1,900)	932 (720 to 1,200)	671 (497 to 912)	148 (72 to 787)	169,000 (97,500 to 169,000)
HIV/AIDS and sexually transmitted infections	776 (443 to 1,700)	148 (86 to 302)	624 (379 to 1,190)	905 (530 to 2,060)	718 (398 to 1,330)	871 (519 to 1,600)	1,700 (960 to 3,350)	1,960 (963 to 4,130)	2,460 (1,300 to 4,600)	3,060 (1,700 to 5,790)	4,440 (2,770 to 7,250)	4,410 (2,720 to 6,790)	3,970 (2,370 to 6,060)	3,970 (2,370 to 6,060)	2,690 (1,320 to 5,200)	1,140 (713 to 1,800)	689 (368 to 969)	267 (163 to 442)	121 (79 to 196)	47 (20 to 88.8)	10.1 (5.1 to 19.2)	1.1 (0.6 to 1.9)	0.2 (0.1 to 0.2)	35,100
HIV/AIDS	0 (0 to 0.0)	0.2 (0.1 to 0.4)	288 (139 to 1,240)	896 (329 to 2,060)	712 (324 to 1,320)	866 (431 to 1,600)	1,660 (820 to 3,350)	1,920 (929 to 4,130)	2,450 (1,260 to 4,600)	3,010 (1,650 to 5,790)	4,410 (2,660 to 7,220)	4,360 (2,620 to 6,760)	3,940 (2,350 to 6,020)	3,940 (2,350 to 6,020)	2,690 (1,320 to 5,200)	1,130 (709 to 1,790)	682 (365 to 960)	266 (162 to 440)	120 (79 to 196)	46.2 (20 to 86.8)	9.4 (5 to 18.7)	0.7 (0.4 to 1.2)	0.2 (0.1 to 0.2)	29,600
HIV/AIDS - Drug-susceptible Tuberculosis	0 (0 to 0)	0 (0 to 0)	34 (19 to 59.7)	69 (39 to 114)	70.6 (40 to 111)	111 (71 to 170)	219 (139 to 326)	306 (197 to 447)	395 (257 to 577)	491 (321 to 717)	1,000 (667 to 1,460)	899 (602 to 1,310)	491 (329 to 716)	491 (329 to 716)	293 (196 to 428)	120 (80 to 175)	62.6 (41 to 91.4)	30.4 (20 to 44.4)	12.8 (8.5 to 18.7)	2.3 (1.5 to 3.4)	0.6 (0.4 to 0.8)	0.2 (0.1 to 0.3)	0.1 (0 to 0.1)	6,410
HIV/AIDS - Multidrug-resistant Tuberculosis without extensive d	0 (0 to 0)	0 (0 to 0)	0.1 (0 to 0.7)	0.1 (0 to 0.7)	0.1 (0 to 0.6)	0.2 (0.1 to 0.9)	0.4 (0.2 to 1.8)	0.6 (0.3 to 2.8)	0.8 (0.4 to 3.5)	1.1 (0.5 to 5.2)	1.5 (0.7 to 6.9)	1.5 (0.7 to 6.9)	1.5 (0.7 to 6.9)	1.5 (0.7 to 6.9)	1.5 (0.7 to 6.9)	1.5 (0.7 to 6.9)	1.5 (0.7 to 6.9)	1.5 (0.7 to 6.9)	1.5 (0.7 to 6.9)	1.5 (0.7 to 6.9)	1.5 (0.7 to 6.9)	1.5 (0.7 to 6.9)	0.2 (0 to 0.9)	47
HIV/AIDS - Extensively drug-resistant Tuberculosis	0 (0 to 0)	0 (0 to 0)	0 (0 to 0.1)	0 (0 to 0.2)	0 (0 to 0.2)	0 (0 to 0.1)	0 (0 to 0.1)	0 (0 to 0.2)	0 (0 to 0.2)	0 (0 to 0.3)	0 (0 to 0.3)	0 (0 to 0.3)	0 (0 to 0.3)	0 (0 to 0.3)	0 (0 to 0.3)	0 (0 to 0.1)	0 (0 to 0.2)	0 (0 to 0.1)	0 (0 to 0.1)	0 (0 to 0.1)	0 (0 to 0.1)	0 (0 to 0.1)	0 (0 to 0.1)	0 (0 to 0.1)	3.9
HIV/AIDS resulting in other diseases	0 (0 to 0.0)	0 (0 to 0.0)	0.2 (0.0 to 0.6)	620 (507 to 1,210)	706 (148 to 2,730)	1,260 (191 to 7,730)	1,260 (215 to 7,730)	1,260 (988 to 2,360)	1,260 (992 to 2,360)	1,260 (1,000 to 2,360)	1,260 (1,000 to 2,360)	1,260 (1,000 to 2,360)	1,260 (1,000 to 2,360)	1,260 (1,000 to 2,360)	1,260 (1,000 to 2,360)	1,260 (760 to 2,760)	1,260 (612 to 1,930)	1,260 (811 to 1,900)	1,260 (1,000 to 1,900)	1,260 (1,000 to 1,900)	1,260 (1,000 to 1,900)	1,260 (1,000 to 1,900)	1,260 (1,000 to 1,900)	0.1 (0 to 0.5)	21,900
Sexually transmitted infections excluding HIV	776 (431 to 1,700)	148 (86 to 302)	336 (192 to 1,190)	9.7 (5.7 to 21.1)	6.7 (3.9 to 14.7)	5.3 (3.1 to 11.6)	40.3 (23.6 to 88.3)	41.2 (24.1 to 90.4)	18.4 (10.8 to 40.3)	49.7 (29.1 to 109)	29.1 (17.1 to 63.7)	49.7 (29.1 to 109)	29.1 (17.1 to 63.7)	29.1 (17.1 to 63.7)	29.1 (17.1 to 63.7)	29.1 (17.1 to 63.7)	29.1 (17.1 to 63.7)	29.1 (17.1 to 63.7)	29.1 (17.1 to 63.7)	29.1 (17.1 to 63.7)	29.1 (17.1 to 63.7)	29.1 (17.1 to 63.7)	0.2 (0 to 0.5)	1,320
Syphilis	776 (443 to 1,700)	148 (86 to 302)	336 (192 to 1,190)	9.7 (5.7 to 21.1)	6.7 (3.9 to 14.7)	5.3 (3.1 to 11.6)	40.3 (23.6 to 88.3)	41.2 (24.1 to 90.4)	18.4 (10.8 to 40.3)	49.7 (29.1 to 109)	29.1 (17.1 to 63.7)	49.7 (29.1 to 109)	29.1 (17.1 to 63.7)	29.1 (17.1 to 63.7)	29.1 (17.1 to 63.7)	29.1 (17.1 to 63.7)	29.1 (17.1 to 63.7)	29.1 (17.1 to 63.7)	29.1 (17.1 to 63.7)	29.1 (17.1 to 63.7)	29.1 (17.1 to 63.7)	29.1 (17.1 to 63.7)	0.2 (0 to 0.5)	1,320
Chlamydial infection	0 (0 to 0)	0 (0 to 0)	0 (0 to 0)	0 (0 to 0)	0.3 (0 to 0.8)	1.6 (0 to 4.3)	2.7 (0 to 7.1)	1.8 (0 to 4.8)	2.7 (0 to 7.1)	1.8 (0 to 4.8)	2.7 (0 to 7.1)	2.3 (0 to 6.2)	1.4 (0 to 3.8)	2.3 (0 to 6.2)	1.4 (0 to 3.8)	2.3 (0 to 6.2)	1.4 (0 to 3.8)	0.2 (0 to 0.5)	0.2 (0 to 0.5)	0.1 (0 to 0.3)	0.2 (0 to 0.5)	0.1 (0 to 0.3)	0.2 (0 to 0.5)	0.1 (0 to 0.3)	21.3
Gonococcal infection	0 (0 to 0)	0 (0 to 0)	0 (0 to 0)	0 (0 to 0)	0.6 (0 to 1.6)	2.7 (0 to 7.1)	9.3 (2.6 to 24.5)	6.8 (1.9 to 17.7)	3.2 (0.9 to 8.3)	2.3 (0.6 to 6.1)	1.6 (0.4 to 4.2)	1.6 (0.4 to 4.2)	1.3 (0.4 to 3.4)	0.8 (0.2 to 2.1)	0.8 (0.2 to 2.1)	0.2 (0 to 0.5)	0.2 (0 to 0.5)	0.2 (0 to 0.5)	0.1 (0 to 0.3)	0.1 (0 to 0.3)	0.1 (0 to 0.3)	0.1 (0 to 0.3)	0.1 (0 to 0.3)	0.1 (0 to 0.3)	27
Trichomoniasis	0 (0 to 0)	0 (0 to 0)	0 (0 to 0)	0 (0 to 0)	0.2 (0 to 0.6)	2.6 (0 to 6.8)	8.6 (2.4 to 22.7)	11.4 (3.2 to 29.6)	12.6 (3.5 to 32.8)	8.7 (2.4 to 22.6)	6.5 (1.8 to 16.9)	7.2 (2.0 to 18.7)	5.4 (1.5 to 14.1)	4 (1.1 to 10.4)	3.2 (0.9 to 8.3)	0.8 (0.2 to 2.1)	0.6 (0.2 to 1.7)	0.2 (0.1 to 0.7)	0.2 (0 to 0.5)	0.1 (0 to 0.3)	0.1 (0 to 0.3)	0.1 (0 to 0.3)	0.1 (0 to 0.3)	0.1 (0 to 0.3)	598.1
Genital herpes	0 (0 to 0)	0 (0 to 0)	0 (0 to 0)	0 (0 to 0)	0 (0 to 0.1)	0.1 (0 to 0.3)	0.4 (0.1 to 1.1)	0.6 (0.2 to 1.6)	0.8 (0.3 to 2.2)	0.8 (0.3 to 2.2)	0.8 (0.3 to 2.2)	0.8 (0.3 to 2.2)	0.8 (0.3 to 2.2)	0.8 (0.3 to 2.2)	0.8 (0.3 to 2.2)	0.8 (0.3 to 2.2)	0.8 (0.3 to 2.2)	0.8 (0.3 to 2.2)	0.8 (0.3 to 2.2)	0.8 (0.3 to 2.2)	0.8 (0.3 to 2.2)	0.8 (0.3 to 2.2)	0.8 (0.3 to 2.2)	0.8 (0.3 to 2.2)	430.4
Other sexually transmitted infections	0 (0 to 0)	0 (0 to 0)	0 (0 to 0)	0 (0 to 0)	0 (0 to 0.1)	0.1 (0 to 0.3)	0.7 (0.2 to 1.9)	0.4 (0.1 to 1.1





SR Table 2c: Lakipia DALYS by cause and age group for both sexes with 95% uncertainty intervals, 2019

Cause	Early Neonatal	Late Neonatal	Post Neonatal	1 to 4	5 to 9	10 to 14	15 to 19	20 to 24	25 to 29	30 to 34	35 to 39	40 to 44	45 to 49	50 to 54	55 to 59	60 to 64	65 to 69	70 to 74	75 to 79	80 to 84	85 to 89	90 to 94	95 plus	Total
All causes	4,456 (4,456 to 4,456)	1,741 (1,741 to 1,744)	2,110 (2,102 to 2,370)	4,009 (4,009 to 4,009)	2,429 (2,429 to 2,429)	1,765 (1,765 to 1,765)	2,796 (2,796 to 2,796)	3,045 (3,045 to 3,045)	3,045 (3,045 to 3,045)	2,796 (2,796 to 2,796)	2,429 (2,429 to 2,429)	1,765 (1,765 to 1,765)	1,741 (1,741 to 1,744)	2,110 (2,102 to 2,370)	4,009 (4,009 to 4,009)	2,429 (2,429 to 2,429)	1,765 (1,765 to 1,765)	1,741 (1,741 to 1,744)	2,110 (2,102 to 2,370)	4,009 (4,009 to 4,009)	2,429 (2,429 to 2,429)	1,765 (1,765 to 1,765)	134,050
Communicable, maternal, neonatal, and nutritional diseases	4,908 (3,858 to 5,766)	1,964 (1,320 to 2,488)	2,110 (1,586 to 2,460)	3,950 (2,920 to 4,850)	1,910 (1,503 to 2,360)	1,110 (1,064 to 1,219)	1,360 (1,219 to 1,512)	1,440 (1,298 to 1,602)	1,440 (1,298 to 1,602)	1,360 (1,219 to 1,512)	1,440 (1,298 to 1,602)	1,110 (1,064 to 1,219)	1,964 (1,320 to 2,488)	2,110 (1,586 to 2,460)	3,950 (2,920 to 4,850)	1,910 (1,503 to 2,360)	1,110 (1,064 to 1,219)	1,030 (829 to 1,260)	606 (464 to 1,050)	540 (430 to 963)	276 (215 to 546)	99.9 (99.5 to 139)	39.5 (17.5 to 59.7)	48,900
HIV/AIDS and sexually transmitted infections	290 (97.3 to 604)	62.5 (20 to 136)	193 (103 to 337)	338 (111 to 664)	415 (153 to 703)	576 (329 to 851)	1,035 (715 to 1,412)	1,417 (1,007 to 2,013)	1,417 (1,007 to 2,013)	1,035 (715 to 1,412)	576 (329 to 851)	415 (153 to 703)	338 (111 to 664)	193 (103 to 337)	290 (97.3 to 604)	62.5 (20 to 136)	193 (103 to 337)	338 (111 to 664)	415 (153 to 703)	576 (329 to 851)	1,035 (715 to 1,412)	1,417 (1,007 to 2,013)	1,417 (1,007 to 2,013)	30,700
HIV/AIDS	0 (0 to 0)	0.1 (0 to 1)	105 (64.2 to 169)	225 (97.3 to 502)	412 (182 to 701)	574 (329 to 849)	1,040 (716 to 1,420)	1,438 (1,008 to 2,035)	2,268 (1,882 to 4,229)	3,060 (2,466 to 6,262)	4,822 (2,810 to 7,750)	5,092 (2,810 to 7,750)	4,440 (2,466 to 7,260)	2,830 (1,560 to 4,460)	1,040 (639 to 2,146)	687 (343 to 1,140)	291 (147 to 661)	161 (72 to 338)	72.8 (36 to 162)	64.2 (33 to 107)	12.9 (5 to 20.9)	1.2 (0 to 2.1)	30,200
HIV/AIDS - Drug-susceptible Tuberculosis	0 (0 to 0)	0 (0 to 0)	9.8 (7.9 to 22.1)	13.5 (7.9 to 22.1)	21.1 (12.9 to 33.4)	53.4 (20.1 to 93)	97 (54.7 to 160)	106 (49.1 to 174)	184 (103 to 291)	325 (173 to 559)	411 (232 to 685)	430 (242 to 719)	485 (277 to 827)	292 (161 to 518)	134 (72.9 to 222)	61.4 (32.4 to 101)	27 (15.5 to 46.3)	13.9 (7.9 to 23)	6.1 (3.9 to 10)	1.1 (0.7 to 1.8)	0.4 (0.2 to 0.6)	0.1 (0 to 0.1)	2,920
HIV/AIDS - Multidrug-resistant Tuberculosis without extensive drug-resistant	0 (0 to 0)	0 (0 to 0)	0.3 (0.2 to 0.7)	0.4 (0.2 to 0.6)	0.6 (0.4 to 1)	1.3 (0.5 to 2.2)	2.1 (1.1 to 3.5)	4.2 (2.1 to 7)	7.2 (3.5 to 12.1)	11.7 (5.6 to 19.7)	13.7 (6.5 to 23.1)	13.4 (6.5 to 22.6)	13.2 (6.5 to 22.1)	10.1 (4.9 to 17.1)	3.5 (1.7 to 5.9)	2.5 (1.2 to 4.2)	1.1 (0.5 to 1.9)	0.6 (0.3 to 1)	0.3 (0.2 to 0.5)	0.1 (0 to 0.1)	0 (0 to 0)	0 (0 to 0)	99.1
HIV/AIDS - Extensively drug-resistant Tuberculosis	0 (0 to 0)	0 (0 to 0)	0 (0 to 0)	0 (0 to 0)	0 (0 to 0)	0 (0 to 0)	0 (0 to 0)	0 (0 to 0)	0 (0 to 0)	0.1 (0 to 0.2)	0.2 (0 to 0.4)	0.2 (0 to 0.4)	0.2 (0 to 0.4)	0.1 (0 to 0.1)	0 (0 to 0)	0 (0 to 0)	0 (0 to 0)	0 (0 to 0)	0 (0 to 0)	0 (0 to 0)	0 (0 to 0)	0 (0 to 0)	0 (0 to 0)	1.3
HIV/AIDS resulting in other diseases	0 (0 to 0)	0.1 (0 to 1)	69 (48.7 to 102)	317 (179 to 565)	390 (213 to 660)	540 (329 to 845)	1,440 (1,040 to 2,270)	1,220 (872 to 2,000)	2,150 (872 to 4,060)	3,270 (1,940 to 6,360)	4,290 (1,990 to 7,700)	4,550 (2,260 to 7,700)	4,040 (2,260 to 7,160)	2,570 (1,240 to 4,200)	1,450 (668 to 2,830)	623 (280 to 1,090)	263 (127 to 502)	137 (64.7 to 263)	57.8 (24.1 to 103)	11.4 (4.1 to 22)	4.1 (1.5 to 7.7)	1.1 (0.4 to 2)	0.2 (0 to 0.4)	27,800
Sexually transmitted infections excluding HIV	290 (97.3 to 604)	62.5 (20 to 136)	87.5 (25.4 to 231)	113 (14.1 to 311)	3.2 (0 to 9.6)	2.1 (0.2 to 5.3)	0.2 (0 to 0.6)	0.2 (0 to 0.6)	0.2 (0 to 0.6)	0.2 (0 to 0.6)	0.2 (0 to 0.6)	0.2 (0 to 0.6)	0.2 (0 to 0.6)	0.2 (0 to 0.6)	0.2 (0 to 0.6)	0.2 (0 to 0.6)	0.2 (0 to 0.6)	0.2 (0 to 0.6)	0.2 (0 to 0.6)	0.2 (0 to 0.6)	0.2 (0 to 0.6)	0.2 (0 to 0.6)	0.2 (0 to 0.6)	584
Syphilis	0 (0 to 0)	0 (0 to 0)	0 (0 to 0)	0 (0 to 0)	0 (0 to 0)	0 (0 to 0)	0 (0 to 0)	0 (0 to 0)	0 (0 to 0)	0 (0 to 0)	0 (0 to 0)	0 (0 to 0)	0 (0 to 0)	0 (0 to 0)	0 (0 to 0)	0 (0 to 0)	0 (0 to 0)	0 (0 to 0)	0 (0 to 0)	0 (0 to 0)	0 (0 to 0)	0 (0 to 0)	0 (0 to 0)	459
Chlamydial infection	0 (0 to 0)	0 (0 to 0)	0 (0 to 0)	0 (0 to 0)	0 (0 to 0)	0 (0 to 0)	0 (0 to 0)	0 (0 to 0)	0 (0 to 0)	0 (0 to 0)	0 (0 to 0)	0 (0 to 0)	0 (0 to 0)	0 (0 to 0)	0 (0 to 0)	0 (0 to 0)	0 (0 to 0)	0 (0 to 0)	0 (0 to 0)	0 (0 to 0)	0 (0 to 0)	0 (0 to 0)	0 (0 to 0)	19.5
Gonococcal infection	0 (0 to 0)	0 (0 to 0)	0 (0 to 0)	0 (0 to 0)	0 (0 to 0)	0 (0 to 0.2)	0 (0 to 0.3)	0 (0 to 0.2)	0 (0 to 0.2)	0 (0 to 0.2)	0 (0 to 0.2)	0 (0 to 0.2)	0 (0 to 0.2)	0 (0 to 0.1)	0 (0 to 0.1)	0 (0 to 0.1)	0 (0 to 0.1)	0 (0 to 0.1)	0 (0 to 0.1)	0 (0 to 0.1)	0 (0 to 0.1)	0 (0 to 0)	0 (0 to 0)	11.1
Trichomoniasis	0 (0 to 0)	0 (0 to 0)	0 (0 to 0)	0 (0 to 0)	0 (0 to 0)	0 (0 to 0.2)	0 (0 to 0.4)	0 (0 to 0.3)	0 (0 to 0.3)	0 (0 to 0.3)	0 (0 to 0.3)	0 (0 to 0.3)	0 (0 to 0.3)	0 (0 to 0.3)	0 (0 to 0.3)	0 (0 to 0.3)	0 (0 to 0.3)	0 (0 to 0.3)	0 (0 to 0.3)	0 (0 to 0.3)	0 (0 to 0.3)	0 (0 to 0.3)	0 (0 to 0.3)	34
Genital herpes	0 (0 to 0)	0 (0 to 0)	0 (0 to 0)	0 (0 to 0)	0 (0 to 0)	0 (0 to 0.4)	0 (0 to 0.4)	0 (0 to 0.3)	0 (0 to 0.3)	0 (0 to 0.3)	0 (0 to 0.3)	0 (0 to 0.3)	0 (0 to 0.3)	0 (0 to 0.3)	0 (0 to 0.3)	0 (0 to 0.3)	0 (0 to 0.3)	0 (0 to 0.3)	0 (0 to 0.3)	0 (0 to 0.3)	0 (0 to 0.3)	0 (0 to 0.3)	0 (0 to 0.3)	29.2
Other sexually transmitted infections	0 (0 to 0)	0 (0 to 0)	0 (0 to 0)	0 (0 to 0)	0 (0 to 0)	0 (0 to 0.9)	0 (0 to 1.7)	0 (0 to 1.7)	0 (0 to 1.9)	0 (0 to 2.1)	0 (0 to 2.1)	0 (0 to 1.9)	0 (0 to 1.7)	0 (0 to 1.7)	0 (0 to 1.7)	0 (0 to 1.7)	0 (0 to 1.7)	0 (0 to 1.7)	0 (0 to 1.7)	0 (0 to 1.7)	0 (0 to 1.7)	0 (0 to 1.7)	0 (0 to 1.7)	23.6
Respiratory infections and tuberculosis	299 (199 to 547)	244 (190 to 532)	223 (170 to 560)	340 (263 to 1,010)	216 (170 to 373)	166 (133 to 272)	157 (125 to 215)	202 (161 to 276)	202 (161 to 276)	157 (125 to 215)	166 (133 to 272)	216 (170 to 373)	244 (190 to 532)	223 (170 to 560)	340 (263 to 1,010)	216 (170 to 373)	166 (133 to 272)	159 (127 to 215)	144 (114 to 202)	161 (127 to 220)	107 (82.7 to 157)	67.2 (52.1 to 98.9)	46.1 (35.7 to 67.8)	9,290
Tuberculosis	0 (0 to 0)	0 (0 to 0)	0 (0 to 0)	0 (0 to 0)	0 (0 to 0)	0 (0 to 0)	0 (0 to 0)	0 (0 to 0)	0 (0 to 0)	0 (0 to 0)	0 (0 to 0)	0 (0 to 0)	0 (0 to 0)	0 (0 to 0)	0 (0 to 0)	0 (0 to 0)	0 (0 to 0)	0 (0 to 0)	0 (0 to 0)	0 (0 to 0)	0 (0 to 0)	0 (0 to 0)	0 (0 to 0)	3,460
Latent tuberculosis infection	0 (0 to 0)	0 (0 to 0)	0 (0 to 0)	0 (0 to 0)	0 (0 to 0)	0 (0 to 0)	0 (0 to 0)	0 (0 to 0)	0 (0 to 0)	0 (0 to 0)	0 (0 to 0)	0 (0 to 0)	0 (0 to 0)	0 (0 to 0)	0 (0 to 0)	0 (0 to 0)	0 (0 to 0)	0 (0 to 0)	0 (0 to 0)	0 (0 to 0)	0 (0 to 0)	0 (0 to 0)	0 (0 to 0)	0
Drug-susceptible tuberculosis	0 (0 to 0)	0 (0 to 0)	11.2 (7.6 to 32.4)	31.9 (7.6 to 97)	17 (9.4 to 27.7)	20 (11.2 to 32.5)	166 (9.4 to 229)	294 (157 to 411)	361 (152 to 460)	327 (186 to 446)	240 (152 to 417)	315 (152 to 460)	313 (173 to 537)	264 (152 to 446)	328 (152 to 537)	264 (152 to 446)	147 (86.1 to 229)	166 (79.2 to 236)	116 (77.9 to 171)	38.8 (23.7 to 61.6)	24.8 (17.2 to 33.9)	12.3 (7.6 to 19.7)	3.6 (2.1 to 5.9)	3,480
Multidrug-resistant tuberculosis without extensive drug-resistant	0 (0 to 0)	0 (0 to 0)	0.4 (0 to 1.3)	0.5 (0 to 2.6)	0.6 (0 to 1.3)	0.6 (0 to 1.3)	4.6 (0.6 to 6.3)	7.7 (1.3 to 10.7)	9.3 (1.3 to 13)	10.2 (1.3 to 14.2)	10.2 (1.3 to 14.2)	10 (1.3 to 14.2)	9.3 (1.3 to 13)	7.7 (1.3 to 10.7)	4.6 (0.6 to 6.3)	3.7 (0.6 to 5.1)	2.2 (0.6 to 3.1)	0.7 (0.2 to 2.6)	0.4 (0.1 to 1.3)	0.1 (0 to 0.6)	0 (0 to 0.1)	0 (0 to 0.1)	0 (0 to 0.1)	114
Extensively drug-resistant tuberculosis	0 (0 to 0)	0 (0 to 0)	0 (0 to 0)	0 (0 to 0)	0 (0 to 0)	0 (0 to 0)	0.1 (0 to 0.1)	0.1 (0 to 0.1)	0.1 (0 to 0.1)	0.1 (0 to 0.1)	0.1 (0 to 0.1)	0.1 (0 to 0.1)	0.1 (0 to 0.1)	0.1 (0 to 0.1)	0 (0 to 0)	0 (0 to 0)	0 (0 to 0)	0 (0 to 0)	0 (0 to 0)	0 (0 to 0)	0 (0 to 0)	0 (0 to 0)	0 (0 to 0)	1.5
Lower respiratory infections	299 (199 to 533)	243 (190 to 532)	208 (147 to 548)	311 (247 to 987)	199 (147 to 364)	144 (114 to 237)	111 (87.7 to 183)	113 (89.3 to 183)	113 (89.3 to 183)	111 (87.7 to 183)	144 (114 to 237)	199 (147 to 364)	243 (190 to 532)	208 (147 to 548)	311 (247 to 987)	199 (147 to 364)	144 (114 to 237)	153 (121 to 236)	140 (109 to 202)	161 (127 to 220)	107 (82.7 to 157)	67.2 (52.1 to 98.9)	46.1 (35.7 to 67.8)	4,960
Upper respiratory infections	0.2 (0.1 to 0.4)	1.1 (0.4 to 2)	19.9 (11.3 to 39.4)	79.5 (34.5 to 224)	81.2 (34.5 to 224)	78.6 (34.5 to 224)	70.8 (34.5 to 224)	58.9 (31.3 to 87.4)	47.1 (26.4 to 77)	41.4 (23.1 to 68.2)	37.2 (19.4 to 62.1)	30.4 (16.4 to 52.3)	23.6 (12.4 to 40.6)	19.5 (9.73 to 34.4)	14.2 (6.74 to 25.4)	9.9 (4.5 to 18.3)	6.8 (3.2 to 12.9)	4.6 (2.1 to 8.7)	3.2 (1.4 to 6.4)	1.7 (0.7 to 3.5)	0.7 (0.3 to 1.5)	0.2 (0.1 to 0.5)	627
Otitis media	0 (0 to 0)	0 (0 to 0)	2.6 (0.9 to 8.1)	24.1 (7.1 to 92.2)	20.7 (7.1 to 92.2)	17.5 (7.1 to 92.2)	17.5 (7.1 to 92.2)	19.2 (7.1 to 92.2)	19.2 (7.1 to 92.2)	17.5 (7.1 to 92.2)	17.5 (7.1 to 92.2)	20.7 (7.1 to 92.2)	24.1 (7.1 to 92.2)	19.5 (7.1 to 92.2)	2.6 (0.9 to 8.1)	0 (0 to 0)	0 (0 to 0)	0 (0 to 0)	0 (0 to 0)	0 (0 to 0)	0 (0 to 0)	0 (0 to 0)	0 (0 to 0)	140
Enteric infections	102 (64.2 to 244)	367 (132 to 1,469)	1,201 (378 to 3,470)	1,200 (378 to 3,470)	511 (378 to 1,469)	214 (214 to 378)	214 (214 to 378)	214 (214 to 378)	214 (214 to 378)	214 (214 to 378)	214 (214 to 378)	214 (214 to 378)	214 (214 to 378)	214 (214 to 378)	1,201 (378 to 3,470)	1,200 (378 to 3,470)	511 (378 to 1,469)	214 (214 to 378)	214 (214 to 378)	214 (214 to 378)	214 (214 to 378)	214 (214 to 378)	214 (214 to 378)	6,370
Diarrheal diseases	102 (64.4 to 244)	364 (132 to 464)	1,200 (378 to 3,470)	1,200 (378 to 3,470)	511 (378 to 1,469)	214 (214 to 378)	214 (214 to 378)	214 (214 to 378)	214 (214 to 378)	214 (214 to 378)	214 (214 to 378)	214 (214 to 378)	214 (214 to 378)	214 (214 to 378)	1,201 (378 to 3,470)	1,200 (378 to 3,470)	511 (378 to 1,469)	214 (214 to 378)	214 (214 to 378)	214 (214 to 378)	214 (214 to 378)	214 (214 to 378)	214 (214 to 378)	6,370
Typhoid and paratyphoid	0 (0 to 0)	0 (0 to 0)	0 (0 to 2)	158 (43.6 to 346)	163 (97.9 to 330)	191 (79.4 to 394)	172 (61.5 to 354)	164 (24.3 to 379)	157 (12.7 to 371)	164 (7.6 to 384)	172 (9.2 to 390)	191 (3.5 to 397)	163 (2.9 to 394)	158 (2.9 to 371)	0 (0 to 2)	0 (0 to 0)	0 (0 to 0)	0 (0 to 0)	0 (0 to 0)	0 (0 to 0)	0 (0 to 0)	0 (0 to 0)	0 (0 to 0)	876
Typhoid fever	0 (0 to 0)	0 (0 to 0)	0 (0 to 2)	147 (41.9 to 332)	155 (91.3 to 314)	181 (71.4 to 375)	164 (57.2 to 342)	156 (22.9 to 372)	149 (12.2 to 364)	156 (7.2 to 374)	164 (8.9 to 382)	181 (3.3 to 379)	155 (2.8 to 375)	147 (2.8 to 352)	0 (0 to 2)	0 (0 to 0)	0 (0 to 0)	0 (0 to 0)	0 (0 to 0)	0 (0 to 0)	0 (0 to 0)	0 (0 to 0)	0 (0 to 0)	835
Paratyphoid fever	0 (0 to 0)	0 (0 to 0)	0 (0 to 0)	7.1 (1.7 to 17.7)	7.1 (2.1 to 17.7)	8.6 (2.6 to 20.3)	7.5 (2.3 to 17.3)	7.5 (2.3 to 19)	7.5 (2.3 to 19)	7.5 (2.3 to 19)	7.5 (2.3 to 19)	8.6 (2.6 to 20.3)	7.1 (2.1 to 17.7)	7.1 (1.7 to 17.7)	0 (0 to 0)	0 (0 to 0)	0 (0 to 0)	0 (0 to 0)	0 (0 to 0)	0 (0 to 0)	0 (0 to 0)	0 (0 to 0)	0 (0 to 0)	39.6
Invasive Non-typhoidal Salmonella (iNTS)	0 (0 to 0)	0 (0 to 2.9)	79.2 (33.6 to 132)	133 (34.5 to 586)	88.4 (35.5 to 172)	29.4 (10.9 to 64)	29.4 (7.7 to 49.9)	29.4 (7.5 to 49.9)	29.4 (6.5 to 49.4)	29.4 (5.7 to 49.9)	29.4 (5.3 to 49.9)	29.4 (4.2 to 49.9)	29.4 (3.7 to 49.9)	29.4 (3.7 to 49.9)	133 (34.5 to 586)	88.4 (35.5 to 172)	29.4 (7.7 to 49.9)	29.4 (7.5 to 49.9)	29.4 (6.5 to 49.4)	29.4 (5.7 to 49.9)	29.4 (5.3 to 49.9)	29.4 (4.2 to 49.9)	29.4 (3.7 to 49.9)	696
Other intestinal infectious diseases	0 (0 to 0)	0 (0 to 0)	0 (0 to 0.9)	2 (0.1 to 3.4)	0.3 (0 to 1.5)	0.1 (0 to 0.7)	0.1 (0 to 0.7)	0.1 (0 to 0.7)	0.1 (0 to 0.7)	0.1 (0 to 0.7)	0.1 (0 to 0.7)	0.1 (0 to 0.7)	0.1 (0 to 0.7)	0.1 (0 to 0.7)	2 (0.1 to 3.4)	0.3 (0 to 1.5)	0.1 (0 to 0.7)	0.1 (0 to 0.7)	0.1 (0 to 0.7)	0.1 (0 to 0.7)	0.1 (0 to 0.7)	0.1 (0 to 0.7)	0.1 (0 to 0.7)	3.1
Neglected tropical diseases and malaria	0 (0 to 0.8)	0 (0 to 0.1)	19.9 (9.9 to 39.1)	117 (49.2 to 757)	117 (71.1 to 1,380)	117 (84.9 to 1,380)	117 (84.9 to 1,380)	117 (84.9 to 1,380)	117 (84.9 to 1,380)	117 (84.9 to 1,380)	117 (84.9 to 1,380)	117 (84.9 to 1,380)	117 (84.9 to 1,380)	117 (84.9 to 1,380)	117 (49.2 to 757)	117 (71.1 to 1,380)	117 (84.9 to 1,380)	117 (84.9 to 1,380)	117 (84.9 to 1,380)	117 (84.9 to 1,380)	117 (84.9 to 1,380)	117 (84.9 to 1,380)	117 (84.9 to 1,380)	2,070
Malaria	0 (0 to 0)	0 (0 to 0)	0 (0 to 0)	0 (0 to 0)	0 (0 to 0)	0 (0 to 0)	0 (0 to 0)	0 (0 to 0)	0 (0 to 0)	0 (0 to 0)	0 (0 to 0)	0 (0 to 0)	0 (0 to 0)	0 (0 to 0)	0 (0 to 0)	0 (0 to 0)	0 (0 to 0)	0 (0 to 0)	0 (0 to 0)	0 (0 to 0)	0 (0 to 0)	0 (0 to 0)	0 (0 to 0)	1,920
Chagas disease	0 (0 to 0)	0 (0 to 0)	0 (0 to 0)	0 (0 to 0)	0 (0 to 0)	0 (0 to 0)	0 (0 to 0)	0 (0 to 0)	0 (0 to 0)	0 (0 to 0)	0 (0 to 0)	0 (0 to 0)	0 (0 to 0)	0 (0 to 0)	0 (0 to 0)	0 (0 to 0)	0 (0 to 0)	0 (0 to 0)	0 (0 to 0)	0 (0 to 0)	0 (0 to 0)	0 (0 to 0)	0 (0 to 0)	0
Leishmaniasis	0 (0 to 0)	0 (0 to 0)	0 (0 to 0)	0 (0 to 0)	0 (0 to 0)	0 (0 to 0)	0 (0 to 0)	0 (0 to 0)	0 (0 to 0)	0 (0 to 0)	0 (0 to 0)	0 (0 to 0)	0 (0 to 0)	0 (0 to 0)	0 (0 to 0)	0 (0 to 0)	0 (0 to 0)	0 (0 to 0)	0 (0 to 0)	0 (0 to 0)	0 (0 to 0)	0 (0 to 0)	0 (0 to 0)	0.6
Visceral leishmaniasis	0 (0 to 0)	0 (0 to 0)	0 (0 to 0)	0 (0 to 0)	0 (0 to 0)	0 (0 to 0)	0 (0 to 0)	0 (0 to 0)	0 (0 to 0)	0 (0 to 0)	0 (0 to 0)	0 (0 to 0)	0 (0 to 0)	0 (0 to 0)	0 (0 to 0)	0 (0 to 0)	0 (0 to 0)	0 (0 to 0)	0 (0 to 0)	0 (0 to 0)	0 (0 to 0)	0 (0 to 0)	0 (0 to 0)	0
Cutaneous and mucocutaneous leishmaniasis	0 (0 to 0)	0 (0 to 0)	0 (0 to 0)	0 (0 to 0)	0 (0 to 0)	0 (0 to 0)	0 (0 to 0)	0 (0 to 0)	0 (0 to 0)	0 (0 to 0)	0 (0 to 0)	0 (0 to 0)	0 (0 to 0)	0 (0 to 0)	0 (0 to 0)	0 (0 to 0)	0 (0 to 0)	0 (0 to 0)	0 (0 to 0)	0 (0 to 0)	0 (0 to 0)	0 (0 to 0)	0 (0 to 0)	0.6
African trypanosomiasis	0 (0 to 0)	0 (0 to 0)	0 (0 to 0)	0 (0 to 0)	0 (0 to 0)	0 (0 to 0)	0 (0 to 0)	0 (0 to 0)	0 (0 to 0)	0 (0 to 0)	0 (0 to 0)	0 (0 to 0)	0 (0 to 0)	0 (0 to 0)	0 (0 to 0)	0 (0 to 0)	0 (0 to 0)	0 (0 to 0)	0 (0 to 0)	0 (0 to 0)	0 (0 to 0)	0 (0 to 0)	0 (0 to 0)	0
Schistosomiasis	0 (0 to 0)	0 (0 to 0)	0 (0 to 0)	1.3 (0.4 to 3.3)	8.6 (4.4 to 16.4)	12.6 (4.7 to 29.2)	16.1 (4.7 to 29.2)	15.6 (4.7 to 32)	17.2 (4.7 to 32)	17.7 (4.7 to 32)	19.2 (4.4 to 34.4)	12.1 (3.5 to 27.5)	10.6 (3.5 to 27.5)	7.6 (3.5 to 19)	3.6 (1.7 to 7.6)	2.7 (1.1 to 7.6)	2.7 (0.8 to 12.9)	2.3 (0.8 to 9.3)	1.4 (0.4 to 6.2)	0.6 (0.2 to 3.4)	0.2 (0 to 0.6)	0 (0 to 0.1)	141
Cysticercosis	0 (0 to 0)	0 (0 to 0)	0 (0 to 0)	0.2 (0 to 0.6)	2.6 (0.9 to 6.8)	2.1 (0.9 to 6.8)	4.3 (0.9 to 10.3)	5.9 (1.6 to 17.4)	5.6 (1.6 to 17.4)	6.4 (1.6 to 17.4)	7.3 (1.6 to 17.4)	7.8 (2.7 to 16)	7.9 (2.7 to 16)	6.7 (2.7 to 16)	2.6 (0.9 to 6.8)	2.1 (0.9 to 6.8)	1.4 (0.4 to 6.8)	1.3 (0.4 to 6.8)	0.8 (0.3 to 2.3)	0.4 (0.1 to 1.4)	0.2 (0 to 0.6)	0 (0 to 0.1)	93.2
Cystic echinococcosis	0 (0 to 0)	0 (0 to 0)	0 (0 to 0)	0.4 (0 to 1.1)	0.4 (0 to 1.1)	0.4 (0 to 1.1)	0.4 (0 to 1.1)	0.5 (0 to 1.2)	0.5 (0 to 1.2)	0.5 (0 to 1.2)	0.5 (0 to 1.2)	0.4 (0 to 1.1)	0.4 (0 to 1.1)	0.4 (0 to 1.1)	0 (0 to 0)	0 (0 to 0)	0 (0 to 0)	0 (0 to 0)	0 (0 to 0)	0 (0 to 0)	0 (0 to 0)	0 (0 to 0)	0 (0 to 0)	6.4
Lymphatic filariasis	0 (0 to 0)	0 (0 to 0)	0 (0 to 0)	14.8 (9.6 to 30.7)	12.8 (9.6 to 30.7)	12.8 (9.6 to 30.7)	12.8 (9.6 to 30.7)	12.8 (9.6 to 30.7)	12.8 (9.6 to 30.7)	12.8 (9.6 to 30.7)	12.8 (9.6 to 30.7)	12.8 (9.6 to 30.7)	12.8 (9.6 to 30.7)	12.8 (9.6 to 30.7)	12.8 (9.6 to 30.7)	12.8 (9.6 to 30.7)	12.8 (9.6 to 30.7)	12.8 (9.6 to 30.7)	12.8 (9.6 to 30.7)	12.8 (9.6 to 30.7)	12.8 (9.6 to 30.7)	12.8 (9.6 to 30.7)	12.8 (9.6 to 30.7)	146
Onchocerciasis	0 (0 to 0)	0 (0 to 0)	0 (0 to 0)	0 (0 to 0)	0 (0 to 0)	0 (0 to 0)	0 (0 to 0)	0 (0 to 0)	0 (0 to 0)	0 (0 to 0)	0 (0 to 0)	0 (0 to 0)	0 (0 to 0)	0 (0 to 0)	0 (0 to 0)	0 (0 to 0)	0 (0 to 0)	0 (0 to 0)	0 (0 to 0)	0 (0 to 0)	0 (0 to 0)	0 (0 to 0)	0 (0 to 0)	0
Trachoma	0 (0 to 0)	0 (0 to 0)	0 (0 to 0)	0 (0 to 0)	0 (0 to 0)	0 (0 to 0)	0 (0 to 0)	0 (0 to 0)	0 (0 to 0)	0 (0 to 0)	0 (0 to 0)	0 (0 to 0)	0 (0 to 0)	0 (0 to 0)	0 (0 to 0)	0 (0 to 0)	0 (0 to 0)	0 (0 to 0)	0 (0 to 0)	0 (0 to 0)	0 (0 to 0)	0 (0 to 0)	0 (0 to 0)	8.9
Dengue	0 (0 to 0)	0 (0 to 0)	0 (0 to 1.7)	1.2 (0 to 4.4)	1.2 (0 to 4.1)	1.2 (0 to 4.1)	1.2 (0 to 3.3)	1.2 (0 to 3.3)	1.2 (0 to 3.3)	1.2 (0 to 3.3)	1.2 (0 to 3.3)	1.2 (0 to 3.3)	1.2 (0 to 3.3)	1.2 (0 to 4.1)	1.2 (0 to 4.4)	0 (0 to 1.7)	0 (0 to 0)	0 (0 to 0)	0 (0 to 0)	0 (0 to 0)	0 (0 to 0)	0 (0 to 0)	0 (0 to 0)	8.9
Yellow fever	0 (0 to 0)	0 (0 to 0)	0 (0 to 0.1)	2 (0.1 to 3.1)	2 (0.2 to 6.2)	2.2 (0.2 to 6.2)	2.2 (0.2 to 6.1)	2.2 (0.2 to 6.1)	1.2 (0.2 to 3.4)	0.6 (0 to 1.9)	0.7 (0.1 to 2.1)	0.7 (0.1 to 2.1)	0.6 (0.1 to 1.9)	1.2 (0.2 to 3.4)	2.2 (0.2 to 6.1)	2.2 (0.2 to 6.2)	2 (0.2 to 6.1)	2 (0.2 to 6.1)	1.2 (0.2 to 3.4)	0.6 (0 to 1.9)	0.7 (0.1 to 2.1)	0.7 (0.1 to 2.1)	0.6 (0 to 1.9)	13.5
Rabies	0 (0 to 0)	0 (0 to 0)	0 (0 to 0)	2 (0.2 to 11.2)	2.1 (0.3 to 14.2)	2.4 (0.4 to 19.4)	2.4 (0.4 to 19.4)	2.4 (0.7 to 19.3)	2.4 (0.4 to 19.3)	2.4 (0.4 to 19.3)	2.4 (0.4 to 19.3)	2.4 (0.4 to 19.3)	2.4 (0.4 to 19.3)	2.4 (0.4 to 19.3)	2 (0.2 to 11.2)	2.1 (0.3 to 14.2)	2.4 (0.4 to 19.4)	2.4 (0.4 to 19.4)	2.4 (0.4 to 19.4)	2.4 (0.4 to 19.4)	2.4 (0.4 to 19.4)	2.4 (0.4 to 19.4)	2.4 (0.4 to 19.4)	29.7
Intestinal nematode infections	0 (0 to 0)	0 (0 to 0)	0 (0 to 0.9)	2 (0.1 to 3.4)	0.3 (0 to 1.5)	0.1 (0 to 0.7)	0.1 (0 to 0.7)	0.1 (0 to 0.7)	0.1 (0 to 0.7)	0.1 (0 to 0.7)	0.1 (0 to 0.7)	0.1 (0 to 0.7)	0.1 (0 to 0.7)	0.1 (0 to 0.7)	2 (0.1 to 3.4)	0.3 (0 to 1.5)	0.1 (0 to 0.7)	0.1 (0 to 0.7)	0.1 (0 to 0.7)	0.1 (0 to 0.7)	0.1 (0 to 0.7)	0.1 (0 to 0.7)	0.1 (0 to 0.7)	3.1
Ascariasis	0 (0 to 0)	0 (0 to 0)	0 (0 to 0.2)	0.2 (0 to 0.6)	0.2 (0 to 0.6)	0.2 (0 to 0.6)	0.2 (0 to 0.6)	0.2 (0 to 0.6)	0.2 (0 to 0.6)	0.2 (0 to 0.6)	0.2 (0 to 0.6)	0.2 (0 to 0.6)	0.2 (0 to 0.6)	0.2 (0 to 0.6)	0 (0 to 0.2)	0 (0 to 0.2)	0 (0 to 0.2)	0 (0 to 0.2)	0 (0

| | | |

SR Table 2c: Lamu DALYS by cause and age group for both sexes with 95% uncertainty intervals, 2019

Cause	Early Neonatal	Late Neonatal	Post Neonatal	1 to 4	5 to 9	10 to 14	15 to 19	20 to 24	25 to 29	30 to 34	35 to 39	40 to 44	45 to 49	50 to 54	55 to 59	60 to 64	65 to 69	70 to 74	75 to 79	80 plus	Total
All causes	8,000 (6,370 to 9,960)	7,000 (731 to 11,100)	9,000 (3,560 to 15,500)	14,000 (2,470 to 24,600)	5,000 (1,190 to 9,260)	3,000 (1,190 to 5,980)	3,000 (1,660 to 5,220)	5,000 (2,220 to 8,660)	6,000 (1,700 to 12,600)	7,000 (2,930 to 13,900)	8,000 (3,120 to 15,900)	9,000 (3,040 to 17,200)	10,000 (2,540 to 19,200)	10,000 (2,050 to 19,300)	10,000 (1,800 to 19,400)	10,000 (1,660 to 19,400)	10,000 (1,280 to 19,400)	10,000 (1,160 to 19,400)	10,000 (1,140 to 19,400)	10,000 (1,140 to 19,400)	10,000 (1,140

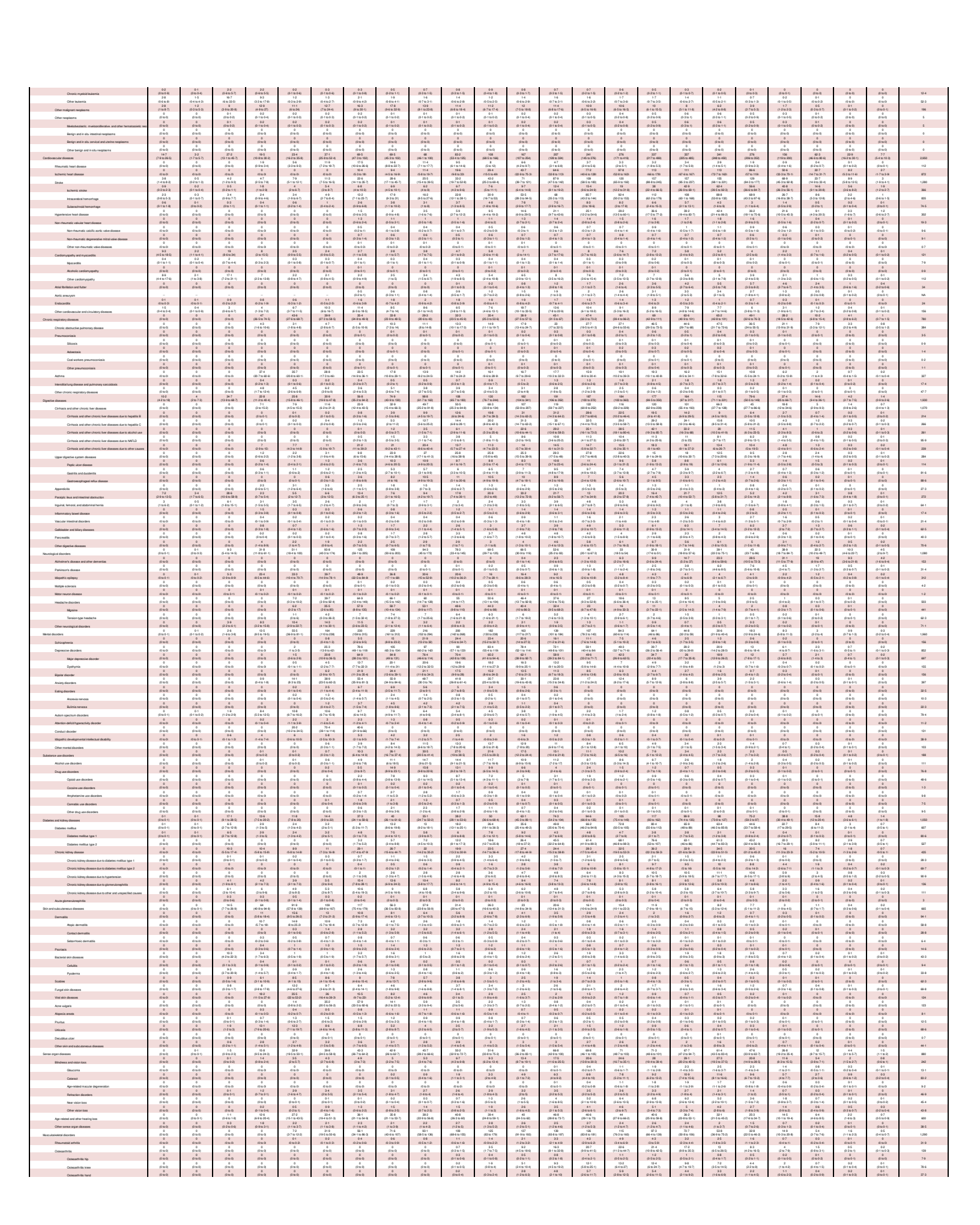

Osteoarthritis other	0 (0 to 0)	0 (0 to 0)	0 (0 to 0)	0 (0 to 0)	0 (0 to 0)	0 (0 to 0)	0 (0 to 0)	0 (0 to 0)	0 (0 to 0)	0 (0 to 0)	0 (0 to 1)	0.2 (0 to 0.4)	0.7 (0.3 to 1.4)	1.4 (0.4 to 3.1)	2 (0.9 to 4.3)	2 (0.9 to 4.3)	2.4 (1.1 to 5.4)	2.5 (1.1 to 5.4)	2.1 (1 to 4.2)	1.7 (0.8 to 3.6)	1.2 (0.4 to 2.4)	0.6 (0.3 to 1.2)	0.3 (0.1 to 0.5)	0.1 (0 to 0.2)	0 (0 to 0.1)	15.1
Low back pain	0 (0 to 0)	0 (0 to 0)	0 (0 to 0)	0 (0 to 0)	0.2 (2.7 to 11.2)	26.6 (16.6 to 46.6)	47.1 (27.4 to 75.7)	33.2 (21.3 to 52.2)	58.6 (34.3 to 92.7)	60.1 (35.6 to 96.7)	79.1 (46.3 to 117)	76.1 (45.6 to 117)	72.3 (43.7 to 115)	63.6 (39.2 to 99.2)	58.6 (35.5 to 85.6)	58.6 (35.5 to 85.6)	53.5 (32.5 to 79.4)	46.3 (28.1 to 72.3)	37.1 (21.6 to 59.4)	27.4 (17.5 to 43.4)	17.4 (11.2 to 25.9)	8.4 (5.3 to 12.4)	3 (1.8 to 4.3)	0.8 (0.5 to 1.3)	0.2 (0.2 to 0.4)	741
Neck pain	0 (0 to 0)	0 (0 to 0)	0 (0 to 0)	0.4 (0 to 1.1)	2.6 (1.1 to 5.5)	10.4 (5.9 to 17.2)	13.6 (7.5 to 21.5)	10.4 (4.6 to 20.3)	17.2 (9.1 to 29.5)	15.9 (8.1 to 28)	17.2 (9.7 to 29.6)	14.2 (7.9 to 24.1)	14.2 (8.1 to 23.2)	11.6 (6.9 to 20.1)	11.6 (6.9 to 20.1)	9.4 (4.6 to 17.9)	7.4 (3.6 to 13.6)	5.2 (2.6 to 9.8)	3.6 (1.9 to 6.3)	2.6 (1.4 to 4.1)	1.6 (1.1 to 2.4)	0.7 (0.4 to 1.1)	0.3 (0.1 to 0.5)	0.1 (0 to 0.1)	132
Gout	0 (0 to 0)	0 (0 to 0)	0 (0 to 0)	0 (0 to 0)	0 (0 to 0)	0 (0 to 0)	0 (0 to 0)	0 (0 to 0)	0.1 (0 to 0.2)	0.1 (0 to 0.2)	0.1 (0 to 0.2)	0.1 (0 to 0.2)	0.1 (0 to 0.2)	0.1 (0 to 0.2)	0.1 (0 to 0.2)	0.1 (0 to 0.2)	0.1 (0 to 0.2)	0.1 (0 to 0.2)	0.1 (0 to 0.2)	0.1 (0 to 0.2)	0.1 (0 to 0.2)	0.1 (0 to 0.2)	0 (0 to 0.1)	0 (0 to 0.1)	0 (0 to 0.1)	10.6
Other musculoskeletal disorders	0 (0 to 0)	0 (0 to 0)	0 (0 to 0)	0.5 (0.3 to 0.9)	0.5 (0.3 to 0.9)	2.2 (0.9 to 5.1)	4.4 (1.9 to 10)	2.9 (1.1 to 6.9)	4.6 (1.6 to 10.6)	3.6 (1.2 to 8.6)	3.1 (1.1 to 7.5)	2.5 (0.9 to 6.1)	2.2 (0.8 to 5.3)	1.8 (0.7 to 4.3)	1.5 (0.6 to 3.6)	1.2 (0.5 to 2.9)	0.9 (0.4 to 2.1)	0.7 (0.3 to 1.6)	0.5 (0.2 to 1.1)	0.3 (0.1 to 0.8)	0.2 (0.1 to 0.5)	0.1 (0 to 0.3)	0 (0 to 0.1)	0 (0 to 0.1)	0 (0 to 0.1)	223
Other non-communicable diseases	0.00 (0.00 to 0.01)	0.00 (0.00 to 0.00)	0.00 (0.00 to 0.00)	0.00 (0.00 to 0.00

SR Table 2c. Machakos DALYS by cause and sex across for both sexes with 95% uncertainty intervals, 2019

Cause	Both Neonatal	Late Neonatal	1 to 4	5 to 9	10 to 14	15 to 19	20 to 24	25 to 29	30 to 34	35 to 39	40 to 44	45 to 49	50 to 54	55 to 59	60 to 64	65 to 69	70 to 74	75 to 79	80 to 84	85 to 89	90 to 94	95 plus	Total
All causes	23,600 (19,300 to 28,900)	3,680 (2,900 to 4,670)	9,290 (7,650 to 11,300)	11,600 (9,370 to 14,300)	8,270 (6,690 to 10,200)	10,100 (8,170 to 12,400)	10,600 (8,560 to 13,000)	10,400 (8,360 to 12,900)	10,400 (8,360 to 12,900)	10,600 (8,560 to 13,000)	23,100 (19,300 to 28,000)	24,200 (20,200 to 29,700)	23,300 (19,600 to 28,000)	21,200 (17,900 to 25,400)	20,200 (17,000 to 24,000)	19,900 (16,700 to 23,700)	19,900 (16,700 to 23,700)	19,900 (16,700 to 23,700)	19,900 (16,700 to 23,700)	19,900 (16,700 to 23,700)	19,900 (16,700 to 23,700)	9,270 (6,650 to 13,600)	6,180 (3,830 to 9,990)	1,960 (970 to 3,290)	622 (365 to 1,020)	324,000
Communicable, maternal, neonatal, and nutritional diseases	21,700 (16,900 to 27,400)	3,540 (2,670 to 4,630)	8,170 (6,420 to 10,100)	9,200 (7,060 to 11,600)	6,890 (5,060 to 9,310)	6,960 (5,060 to 9,360)	6,150 (4,150 to 7,960)	6,760 (4,510 to 9,150)	9,200 (6,190 to 12,700)	11,900 (8,490 to 17,000)	12,200 (8,630 to 17,400)	13,900 (7,900 to 19,300)	8,370 (4,720 to 12,900)	6,350 (3,610 to 9,260)	4,810 (2,700 to 6,900)	3,970 (2,190 to 5,600)	3,360 (2,060 to 4,780)	2,690 (2,170 to 3,320)	2,070 (1,620 to 2,580)	1,160 (810 to 1,560)	652 (370 to 920)	140 (102 to 191)	149,000
HIV/AIDS and sexually transmitted infections	621 (261 to 1,480)	90.6 (28.1 to 283)	296 (97 to 792)	434 (229 to 739)	426 (229 to 1,000)	662 (350 to 1,400)	2,150 (1,150 to 3,700)	2,960 (1,260 to 5,700)	2,820 (1,460 to 5,400)	4,820 (2,620 to 8,400)	7,260 (4,320 to 12,000)	7,960 (4,190 to 13,200)	6,350 (3,230 to 10,600)	4,290 (2,230 to 7,200)	2,700 (1,410 to 4,480)	1,340 (700 to 2,230)	570 (281 to 976)	268 (107 to 567)	127 (73.2 to 217)	29.5 (9.6 to 59.3)	4 (2.2 to 7.5)	1 (0.4 to 1.8)	46,600
HIV/AIDS	0 (0 to 0.1)	0.1 (0 to 0.3)	344 (98 to 933)	429 (222 to 729)	426 (229 to 1,000)	658 (346 to 1,400)	2,130 (1,140 to 3,700)	2,950 (1,250 to 5,700)	2,760 (1,420 to 5,400)	4,770 (2,580 to 8,400)	7,200 (4,280 to 12,000)	7,860 (4,170 to 13,200)	6,280 (3,210 to 10,600)	4,240 (2,200 to 7,200)	2,660 (1,390 to 4,470)	1,330 (777 to 2,220)	570 (277 to 971)	267 (104 to 564)	124 (72.7 to 215)	28.6 (9.4 to 58.1)	3.9 (2.1 to 7.4)	0.9 (0.4 to 1.8)	46,400
HIV/AIDS - Drug-susceptible Tuberculosis	0 (0 to 0)	0 (0 to 0)	43.9 (21.2 to 114)	56.6 (29.4 to 142)	51.9 (26.4 to 127)	69.2 (34.7 to 165)	192 (92 to 424)	194 (92 to 426)	153 (73 to 335)	202 (97 to 441)	304 (147 to 662)	331 (160 to 723)	264 (127 to 577)	178 (86 to 389)	112 (54 to 245)	56.1 (27 to 122)	24 (11 to 52.7)	11.3 (5.4 to 24.7)	5.3 (2.5 to 11.6)	1.2 (0.6 to 2.6)	0.2 (0.1 to 0.4)	0 (0 to 0)	2,020
HIV/AIDS - Multidrug-resistant Tuberculosis without extensive d	0 (0 to 0)	0 (0 to 0)	4.1 (0.9 to 11.6)	5.3 (1.1 to 15)	4.8 (1 to 13.7)	6.5 (1.4 to 18.5)	18.1 (3.9 to 51.5)	18.2 (3.9 to 51.8)	14.4 (3.1 to 41)	19 (4.1 to 54)	28.6 (6.1 to 81.3)	31.2 (6.6 to 88.7)	24.8 (5.3 to 70.5)	16.8 (3.6 to 47.8)	10.6 (2.3 to 30.1)	5.3 (1.1 to 15.1)	2.3 (0.5 to 6.6)	1.1 (0.2 to 3.1)	0.5 (0.1 to 1.4)	0.1 (0 to 0.3)	0 (0 to 0)	191
HIV/AIDS - Extensively drug-resistant Tuberculous	0 (0 to 0)	0 (0 to 0)	0 (0 to 0)	0 (0 to 0)	0 (0 to 0)	0 (0 to 0)	0 (0 to 0)	0 (0 to 0)	0 (0 to 0)	0 (0 to 0)	0 (0 to 0)	0 (0 to 0)	0 (0 to 0)	0 (0 to 0)	0 (0 to 0)	0 (0 to 0)	0 (0 to 0)	0 (0 to 0)	0 (0 to 0)	0 (0 to 0)	0 (0 to 0)	0 (0 to 0)	0
Tuberculosis	2,230 (1,220 to 3,370)	287 (207 to 391)	1,360 (1,010 to 1,770)	974 (720 to 1,290)	344 (256 to 456)	292 (216 to 386)	1,190 (881 to 1,580)	1,610 (1,190 to 2,130)	1,610 (1,190 to 2,130)	1,610 (1,190 to 2,130)	1,610 (1,190 to 2,130)	1,610 (1,190 to 2,130)	1,610 (1,190 to 2,130)	1,610 (1,190 to 2,130)	1,610 (1,190 to 2,130)	1,610 (1,190 to 2,130)	1,610 (1,190 to 2,130)	1,610 (1,190 to 2,130)	1,610 (1,190 to 2,130)	1,610 (1,190 to 2,130)	1,610 (1,190 to 2,130)	1,610 (1,190 to 2,130)	1,960 (497 to 4,910)	697 (189 to 1,850)	1,960 (661 to 5,060)	28,900
Respiratory infections and tuberculosis	0.4 (0 to 1.2)	1,440 (1,060 to 1,890)	997 (667 to 1,430)	1,230 (878 to 1,700)	1,750 (1,260 to 2,340)	1,750 (1,260 to 2,340)	1,750 (1,260 to 2,340)	1,750 (1,260 to 2,340)	1,750 (1,260 to 2,340)	1,750 (1,260 to 2,340)	1,750 (1,260 to 2,340)	1,750 (1,260 to 2,340)	1,750 (1,260 to 2,340)	1,750 (1,260 to 2,340)	1,750 (1,260 to 2,340)	1,750 (1,260 to 2,340)	1,750 (1,260 to 2,340)	1,750 (1,260 to 2,340)	1,750 (1,260 to 2,340)	1,750 (1,260 to 2,340)	1,750 (1,260 to 2,340)	1,750 (1,260 to 2,340)	1,960 (497 to 4,910)	697 (189 to 1,850)	1,960 (661 to 5,060)	28,900
Tuberculosis	0 (0 to 0)	32.7 (20.1 to 109)	69.6 (27.7 to 334)	64.6 (39.3 to 180)	77.1 (47.4 to 217)	69.6 (39.2 to 197)	69.6 (39.2 to 197)	69.6 (39.2 to 197)	69.6 (39.2 to 197)	69.6 (39.2 to 197)	69.6 (39.2 to 197)	69.6 (39.2 to 197)	69.6 (39.2 to 197)	69.6 (39.2 to 197)	69.6 (39.2 to 197)	69.6 (39.2 to 197)	69.6 (39.2 to 197)	69.6 (39.2 to 197)	69.6 (39.2 to 197)	69.6 (39.2 to 197)	69.6 (39.2 to 197)	69.6 (39.2 to 197)	277 (127 to 679)	196 (67 to 556)	73.8 (13.9 to 261)	2,510
Latent tuberculosis infection	0 (0 to 0)	0 (0 to 0)	0 (0 to 0)	0 (0 to 0)	0 (0 to 0)	0 (0 to 0)	0 (0 to 0)	0 (0 to 0)	0 (0 to 0)	0 (0 to 0)	0 (0 to 0)	0 (0 to 0)	0 (0 to 0)	0 (0 to 0)	0 (0 to 0)	0 (0 to 0)	0 (0 to 0)	0 (0 to 0)	0 (0 to 0)	0 (0 to 0)	0 (0 to 0)	0 (0 to 0)	0 (0 to 0)	0
Diarrhoeal diseases	1,230 (260 to 3,070)	1,020 (279 to 1,740)	4,050 (1,070 to 9,110)	4,050 (1,150 to 8,990)	1,470 (672 to 2,890)	1,470 (688 to 2,840)	1,470 (639 to 3,040)	1,470 (638 to 3,220)	1,470 (372 to 3,030)	1,470 (392 to 3,020)	1,470 (439 to 3,160)	1,470 (380 to 3,130)	1,470 (380 to 3,130)	1,470 (380 to 3,130)	1,470 (396 to 3,130)	1,470 (375 to 3,190)	1,470 (439 to 3,380)	1,470 (391 to 2,990)	1,470 (394 to 3,130)	1,470 (396 to 3,130)	1,470 (394 to 3,130)	1,470 (394 to 3,130)	1,470 (319 to 3,030)	1,470 (283 to 3,010)	1,470 (283 to 3,010)	16,100
Typhoid and paratyphoid	0 (0 to 0)	0.3 (0 to 0.9)	69.9 (19.4 to 207)	69.9 (19.4 to 207)	69.9 (19.4 to 207



Ischemic heart disease	0 (0 to 0)	0 (0 to 0)	0 (0 to 0)	0 (0 to 0)	0 (0 to 0)	0 (0 to 0)	0 (0 to 0)	66/0 (27.0 to 113)	52 (29 to 82.5)	60/0 (29.7 to 116)	116 (69.2 to 224)	208 (156 to 284)	320 (266 to 391)	768 (668 to 881)	1,120 (1,000 to 1,270)	668 (592 to 754)	916 (809 to 1,030)	1,120 (992 to 1,270)	1,160 (1,010 to 1,290)	1,260 (1,100 to 1,390)	1,100 (942 to 1,250)	1,160 (1,010 to 1,310)	1,060 (905 to 1,200)	539 (249 to 747)	192 (120 to 272)	47.2 (29 to 69.5)	9,260
Stroke	0 (0 to 0)	0 (0 to 27)	0 (0.5 to 53.2)	0 (7.8 to 124)	0 (29.6 to 82.8)	0 (44 to 103)	0 (54.1 to 230)	0 (112 to 281)	0 (167 to 388)	0 (222 to 501)	0 (327 to 655)	0 (459 to 789)	0 (597 to 1,010)	0 (829 to 1,310)	0 (1,000 to 1,610)	0 (1,100 to 1,700)	0 (1,200 to 1,810)	0 (1,300 to 1,900)	0 (1,100 to 1,700)	0 (1,100 to 1,800)	0 (1,000 to 1,610)	0 (999 to 1,610)	0 (994 to 1,610)	0 (994 to 1,780)	0 (737 to 1,290)	0 (454 to 1,191)	10,000
Ischemic stroke	0 (0.5 to 0.5)	0 (0.1 to 57)	0 (0.4 to 7.2)	0 (5.6 to 78.5)	0 (28.6 to 81.2)	47.9 (27.6 to 97.6)	60.7 (31.7 to 171)	69.7 (31.7 to 171)	69.7 (29.5 to 174)	68.5 (29.7 to 152)	94.9 (39.9 to 163)	267 (151 to 412)	763 (660 to 1,010)	192 (69.2 to 349)	146 (96 to 239)	498 (138 to 972)	1,120 (291 to 1,920)	1,160 (289 to 1,980)	1,160 (483 to 1,970)	1,160 (527 to 1,950)	777 (319 to 1,630)	777 (319 to 1,630)	539 (232 to 1,020)	192 (87.6 to 1,180)	32.1 (27.1 to 45.9)	4,350
Intracerebral hemorrhage	3/8 (1.1 to 1.6)	0/0 (0.1 to 1.6)	1.7 (0.3 to 5.6)	3.3 (1.1 to 9.6)	10.2 (4.1 to 18.8)	22.1 (13 to 39.6)	69.0 (41.1 to 116)	138 (86 to 199)	96.1 (58.9 to 151)	370 (113 to 391)	396 (182 to 686)	520 (240 to 883)	756 (472 to 1,200)	666 (498 to 1,370)	1,110 (618 to 1,670)	1,140 (719 to 1,690)	975 (569 to 1,720)	874 (539 to 1,720)	479 (196 to 1,240)	196 (79 to 1,240)	74.1 (29.7 to 1,240)	74.1 (29.7 to 1,240)	42.6 (19 to 1,130)	6.2 (3.3 to 16.5)	6.2 (3.3 to 16.5)	6,090
Subarachnoid hemorrhage	1.6 (0.5 to 6.4)	0.2 (0 to 1.1)	0.3 (0 to 1.4)	0.4 (0.1 to 3.4)	0.2 (0.9 to 5.2)	0.6 (2.4 to 13.7)	17.2 (7.5 to 37.5)	24.2 (7.5 to 67.8)	17.8 (6.1 to 46)	23.7 (9.1 to 56.9)	16.1 (7.5 to 39.2)	60.3 (25 to 135)	60 (34.1 to 134)	75.3 (29.4 to 164)	74.2 (29.9 to 161)	60.2 (23.8 to 139)	56.4 (22.8 to 139)	42.9 (18.2 to 98)	34.9 (14.7 to 81.3)	22.7 (9.1 to 49.4)	9 (2.9 to 21.8)	23.6 (3.7 to 6.3)	3.6 (0.5 to 16)	0.2 (0.1 to 6.3)	0.2 (0.1 to 6.3)	625
Hypertensive heart disease	0 (0 to 0)	0 (0 to 0)	0 (0 to 0)	0 (0 to 0)	0 (0 to 0)	0 (0 to 0)	0 (0 to 0)	10/0 (4.1 to 18.7)	8 (3.2 to 22.5)	26/0 (10.3 to 79.9)	26.4 (10.3 to 79.9)	69.5 (29.7 to 177)	113 (52.1 to 229)	170 (77.1 to 337)	222 (104 to 449)	196 (79.4 to 527)	244 (96.2 to 665)	277 (129 to 760)	296 (129 to 820)	296 (129 to 820)	296 (129 to 820)	296 (129 to 820)	296 (129 to 820)	235 (109 to 754)	89.6 (42.1 to 235)	22.5 (11.1 to 68.1)	3,480
Non-rheumatic valvular heart disease	0 (0 to 0)	0 (0 to 0)	0 (0 to 0)	0 (0 to 0)	0 (0 to 0)	0 (0 to 0)	0 (0 to 0)	0 (0 to 19.5)	0 (0 to 17.7)	0 (0 to 13.2)	0 (0 to 17.7)	0 (0 to 19.9)	0 (0 to 19.9)	0 (0 to 19.9)	0 (0 to 19.9)	0 (0 to 19.9)	0 (0 to 19.9)	0 (0 to 19.9)	0 (0 to 19.9)	0 (0 to 19.9)	0 (0 to 19.9)	0 (0 to 19.9)	0 (0 to 19.9)	0 (0 to 19.9)	0 (0 to 19.9)	0 (0 to 19.9)	194
Aortic valve disorders	0 (0 to 0)	0 (0 to 0)	0 (0 to 0)	0 (0 to 0)	0 (0 to 0)	0 (0 to 0)	0 (0 to 0)



SR Table 2c: Makueni DALYS by cause and sex group for both sexes with 95% uncertainty intervals, 2019

Cause	Both/Neonatal	Late Neonatal		1 to 4	5 to 9	10 to 14	15 to 19	20 to 24	25 to 29	30 to 34	35 to 39	40 to 44	45 to 49	50 to 54	55 to 59	60 to 64	65 to 69	70 to 74	75 to 79	80 to 84	85 to 89	90 to 94	95 plus	Total
All causes	36,200 (32,300 to 37,200)	9,720 (5,290 to 9,200)	Post Neonatal 26,500 (19,500 to 27,200)	1 to 4 16,400 (11,900 to 20,600)	5 to 9 12,200 (8,630 to 15,100)	10 to 14 11,000 (7,650 to 14,100)	15 to 19 10,700 (7,610 to 13,900)	20 to 24 10,600 (7,610 to 13,900)	25 to 29 11,000 (7,750 to 14,700)	30 to 34 11,500 (8,020 to 15,300)	35 to 39 12,100 (8,330 to 15,900)	40 to 44 12,600 (8,660 to 16,100)	45 to 49 13,200 (9,060 to 16,700)	50 to 54 13,700 (9,410 to 17,400)	55 to 59 14,400 (9,960 to 18,200)	60 to 64 15,000 (10,300 to 19,000)	65 to 69 15,600 (10,800 to 19,800)	70 to 74 16,100 (11,100 to 20,600)	75 to 79 16,900 (11,600 to 21,600)	80 to 84 15,900 (10,900 to 20,400)	85 to 89 9,170 (6,080 to 11,900)	90 to 94 3,180 (2,020 to 3,900)	95 plus 1,080 (1,130 to 1,300)	Total 537 (397 to 630)
Communicable, maternal, neonatal, and nutritional diseases	27,700 (22,000 to 34,000)	9,060 (4,770 to 7,500)	18,100 (13,500 to 24,600)	13,700 (9,390 to 18,300)	7,900 (5,960 to 9,920)	7,170 (5,770 to 9,270)	14,200 (9,190 to 20,700)	13,300 (9,620 to 19,800)	16,100 (10,200 to 24,200)	17,900 (10,600 to 26,100)	21,600 (12,900 to 31,400)	27,900 (17,600 to 42,100)	29,600 (21,200 to 39,100)	36,000 (18,600 to 56,000)	17,900 (13,100 to 24,600)	11,900 (8,890 to 15,500)	8,210 (6,280 to 10,700)	5,600 (3,980 to 7,330)	3,900 (2,590 to 5,090)	2,900 (1,920 to 3,750)	784 (569 to 977)	320 (232 to 400)	126 (87 to 156)	291,000 (261,000
HIV/AIDS and sexually transmitted infections	1,640 (979 to 2,200)	176 (82 to 344)	3,760 (1,730 to 6,770)	7,660 (5,810 to 10,900)	2,790 (1,990 to 3,660)	2,100 (2,220 to 4,290)	6,900 (5,190 to 10,200)	6,470 (4,660 to 9,490)	10,300 (6,290 to 17,300)	12,100 (6,930 to 20,000)	17,900 (9,530 to 29,300)	24,200 (13,900 to 38,400)	25,900 (17,900 to 36,300)	33,900 (21,200 to 56,100)	15,100 (10,700 to 22,000)	10,400 (7,560 to 14,400)	6,470 (4,660 to 9,440)	4,090 (2,900 to 5,980)	2,900 (1,920 to 4,130)	2,150 (1,360 to 3,080)	582 (364 to 1,260)	239 (209 to 681)	98 (39 to 184)	230,000 (73 to 39
HIV/AIDS	0.4 (0.1 to 1)	1.2 (0.2 to 3.1)	3,460 (988 to 8,410)	7,640 (3,980 to 13,900)	2,790 (1,980 to 3,660)	2,090 (2,220 to 4,290)	6,870 (5,150 to 10,200)	6,430 (4,660 to 9,490)	10,100 (6,290 to 17,300)	12,100 (6,930 to 20,000)	17,900 (9,530 to 29,300)	24,200 (13,900 to 38,400)	25,900 (17,900 to 36,300)	33,900 (21,200 to 56,100)	15,000 (10,700 to 22,000)	10,400 (7,560 to 14,400)	6,420 (4,660 to 9,440)	4,060 (2,900 to 5,980)	2,890 (1,920 to 4,130)	2,150 (1,360 to 3,080)	809 (364 to 1,260)	321 (209 to 681)	126 (73 to 184)	229,000 (72 to 39
HIV/AIDS - Drug-susceptible Tuberculosis	0 (0 to 0)	0 (0 to 0)	196 (0 to 336)	256 (0 to 637)	132 (0 to 326)	192 (0 to 476)	439 (0 to 1,090)	397 (0 to 977)	577 (0 to 1,489)	620 (0 to 1,570)	695 (0 to 1,760)	1,160 (0 to 2,930)	1,200 (0 to 3,030)	1,660 (0 to 4,200)	695 (0 to 1,760)	294 (0 to 743)	153 (0 to 378)	74 (0 to 184)	45.9 (0 to 114)	17.0 (0 to 42.1)	4.0 (0 to 9.9)	0.2 (0 to 0.5)	0.0 (0 to 0.1)	8,020
HIV/AIDS - Multidrug-resistant Tuberculosis without extensive	0 (0 to 0)	0 (0 to 0)	8.6 (0.5 to 28.9)	19.2 (0.5 to 68.9)	5.7 (0.2 to 20.1)	7.1 (0.3 to 26.7)	20.2 (0.7 to 70.1)	18.2 (0.6 to 63.7)	26.5 (0.9 to 93.1)	28.2 (0.9 to 100)	32.0 (1.0 to 114)	47.8 (1.7 to 167)	49.2 (1.6 to 178)	66.2 (2.1 to 241)	28.6 (1.0 to 101)	19.1 (0.6 to 70.1)	8.0 (0.3 to 30.7)	4.1 (0.2 to 15.9)	2.5 (0.1 to 9.8)	0.9 (0.0 to 3.5)	0.2 (0.0 to 0.8)	0.0 (0.0 to 0.1)	0.0 (0.0 to 0.1)	391
HIV/AIDS - Extensively drug-resistant Tuberculosis	0 (0 to 0)	0 (0 to 0)	0.2 (0 to 0.6)	0.6 (0 to 1.2)	0.1 (0 to 0.4)	0.3 (0 to 0.9)	0.9 (0 to 3.2)	0.8 (0 to 2.7)	1.2 (0 to 3.9)	1.3 (0 to 4.1)	1.5 (0 to 4.8)	2.2 (0 to 6.9)	2.3 (0 to 7.2)	3.1 (0 to 9.3)	1.3 (0 to 4.1)	0.9 (0 to 2.7)	0.4 (0 to 1.3)	0.2 (0 to 0.7)	0.1 (0 to 0.5)	0.0 (0 to 0.2)	0.0 (0 to 0.1)	0.0 (0 to 0.0)	0.0 (0 to 0.0)	4.6
HIV/AIDS resulting in other diseases	0.1 (0 to 0.1)	1.2 (0.2 to 3.1)	2,200 (590 to 6,290)	7,270 (3,540 to 10,900)	2,650 (1,870 to 3,750)	2,000 (2,090 to 4,100)	6,450 (3,760 to 10,000)	6,020 (4,000 to 9,200)	9,530 (6,600 to 16,700)	11,400 (6,600 to 20,700)	16,900 (9,270 to 29,500)	23,000 (12,900 to 37,300)	24,600 (16,500 to 34,000)	31,900 (14,000 to 56,000)	13,900 (9,980 to 19,000)	9,810 (6,990 to 13,100)	6,210 (2,720 to 9,230)	3,960 (1,220 to 6,290)	2,760 (693 to 5,200)	2,050 (198 to 4,600)	333 (276 to 630)	78.1 (12.1 to 224)	21.0 (4.4 to 52.2)	1,000
Sexually transmitted infections excluding HIV	1,640 (977 to 2,200)	176 (82 to 344)	303 (139 to 1,200)	617 (261 to 1,900)	135 (58 to 1,200)	108 (47 to 1,200)	429 (184 to 1,200)	37 (16 to 1,200)	29 (12 to 1,200)	19 (8 to 1,200)	17 (7 to 1,200)	29 (12 to 1,200)	19 (8 to 1,200)	17 (7 to 1,200)	29 (12 to 1,200)	19 (8 to 1,200)	13 (5 to 1,200)	11 (5 to 1,200)	9.2 (4 to 1,200)	8.4 (4 to 1,200)	2.1 (1 to 1,200)	0.1 (0 to 0.5)	0.0 (0 to 0.1)	1,900
Syphilis	0 (0 to 0)	0 (0 to 0)	0.7 (0 to 2.7)	0.5 (0 to 1.9)	1.9 (0 to 6.9)	3.6 (0 to 13.1)	7.8 (0 to 28.1)	7.7 (0 to 27.8)	7.6 (0 to 27.4)	7.5 (0 to 27.1)	7.4 (0 to 26.7)	7.3 (0 to 26.4)	7.2 (0 to 26.0)	7.1 (0 to 25.7)	7.0 (0 to 25.3)	6.9 (0 to 25.0)	6.8 (0 to 24.6)	6.7 (0 to 24.3)	6.6 (0 to 23.9)	6.5 (0 to 23.6)	6.4 (0 to 23.2)	6.3 (0 to 22.9)	6.2 (0 to 22.5)	1,900
Chlamydial infection	0 (0 to 0)	0 (0 to 0)	0 (0 to 0)	0 (0 to 0)	0 (0 to 0)	0.2 (0 to 0.6)	1.9 (0 to 5.6)	4.6 (0 to 13.6)	6.3 (0 to 18.7)	8 (0 to 23.6)	9.2 (0 to 27.1)	9.7 (0 to 28.7)	9.8 (0 to 29.1)	9.7 (0 to 28.8)	9.5 (0 to 28.2)	9.2 (0 to 27.3)	8.8 (0 to 26.1)	8.3 (0 to 24.6)	7.7 (0 to 22.8)	7.1 (0 to 21.1)	6.4 (0 to 19.0)	5.7 (0 to 16.9)	5.0 (0 to 14.8)	30.2
Gonococcal infection	0 (0 to 0)	0 (0 to 0)	0 (0 to 0)	0 (0 to 0)	0 (0 to 0)	0.6 (0 to 1.7)	3.5 (0 to 9.6)	6.6 (0 to 19.4)	7.9 (0 to 23.1)	8.9 (0 to 26.1)	9.5 (0 to 27.8)	9.7 (0 to 28.4)	9.7 (0 to 28.5)	9.6 (0 to 28.2)	9.4 (0 to 27.6)	9.1 (0 to 26.7)	8.7 (0 to 25.5)	8.2 (0 to 24.1)	7.6 (0 to 22.3)	7.0 (0 to 20.6)	6.3 (0 to 18.5)	5.6 (0 to 16.5)	4.9 (0 to 14.5)	30.8
Trichomoniasis	0 (0 to 0)	0 (0 to 0)	0 (0 to 0)	0 (0 to 0)	0 (0 to 0)	0.3 (0 to 0.8)	3.9 (0 to 11.4)	12.9 (0 to 38.1)	17.3 (0 to 51.2)	19.8 (0 to 58.8)	21.2 (0 to 62.9)	21.7 (0 to 64.4)	21.8 (0 to 64.8)	21.7 (0 to 64.5)	21.5 (0 to 63.8)	21.1 (0 to 62.7)	20.4 (0 to 60.5)	19.5 (0 to 57.8)	18.4 (0 to 54.4)	17.2 (0 to 50.8)	15.8 (0 to 46.7)	14.4 (0 to 42.5)	12.9 (0 to 38.1)	169.3
Genital herpes	0 (0 to 0)	0 (0 to 0)	0 (0 to 0)	0 (0 to 0)	0 (0 to 0)	0.2 (0 to 0.5)	1.5 (0 to 4.3)	2.7 (0 to 7.8)	3.5 (0 to 10.1)	4.1 (0 to 11.8)	4.5 (0 to 13.1)	4.7 (0 to 13.7)	4.8 (0 to 13.9)	4.8 (0 to 13.9)	4.7 (0 to 13.7)	4.6 (0 to 13.3)	4.4 (0 to 12.8)	4.2 (0 to 12.2)	3.9 (0 to 11.4)	3.6 (0 to 10.5)	3.2 (0 to 9.4)	2.9 (0 to 8.4)	2.6 (0 to 7.5)	72.8
Other sexually transmitted infections	0 (0 to 0)	0 (0 to 0)	0 (0 to 0)	0 (0 to 0)	0 (0 to 0)	1.9 (0.7 to 3.2)	7.8 (3.1 to 13.1)	11.9 (4.3 to 19.9)	13.9 (5.6 to 24.1)	15.1 (5.9 to 26.1)	15.9 (6.2 to 27.5)	16.2 (6.4 to 28.1)	16.3 (6.4 to 28.3)	16.2 (6.4 to 28.1)	16.1 (6.3 to 27.9)	15.9 (6.2 to 27.5)	15.6 (6.1 to 27.1)	15.2 (5.9 to 26.3)	14.7 (5.8 to 25.5)	14.1 (5.5 to 24.4)	13.3 (5.2 to 23.1)	12.4 (4.8 to 21.5)	11.4 (4.4 to 19.8)	69.3
Respiratory infections and tuberculosis	1,790 (999 to 2,880)	772 (412 to 1,200)	2,200 (1,260 to 3,880)	508 (301 to 909)	398 (266 to 627)	1,190 (774 to 1,760)	1,390 (899 to 2,010)	1,260 (783 to 1,930)	1,270 (783 to 1,930)	1,290 (775 to 2,020)	1,270 (757 to 2,070)	1,290 (756 to 2,080)	1,340 (781 to 2,180)	1,500 (863 to 2,410)	1,660 (1,000 to 2,630)	1,730 (1,060 to 2,630)	1,760 (1,060 to 2,610)	1,760 (1,070 to 2,590)	1,740 (1,060 to 2,470)	1,660 (1,000 to 2,350)	1,540 (939 to 2,170)	1,360 (827 to 1,900)	1,140 (686 to 1,620)	26,100
Tuberculosis	0 (0 to 0)	0 (0 to 0)	674 (649 to 697)	451 (414 to 714)	77 (67 to 88.9)	477 (388 to 765)	769 (677 to 1,290)	1,260 (935 to 1,930)	1,270 (921 to 1,930)	1,290 (921 to 1,940)	1,270 (933 to 1,940)	1,290 (933 to 1,940)	1,340 (933 to 1,940)	1,500 (933 to 1,940)	1,660 (999 to 1,940)	1,730 (999 to 1,940)	1,760 (971 to 1,940)	1,760 (899 to 1,940)	1,740 (871 to 1,940)	1,660 (899 to 1,940)	1,540 (871 to 1,940)	1,360 (826 to 1,940)	1,140 (795 to 1,940)	26,100 (23.6 to 75.3)
Latent tuberculosis infection	0 (0 to 0)	0 (0 to 0)	0 (0 to 0)	0 (0 to 0)	0 (0 to 0)





GBD Table 2c: Pooled DALYs by cause and sex across for both sexes with 95% uncertainty intervals, 2019

Cause	Early Neonatal	Late Neonatal	Post Neonatal	1 to 5	5 to 9	10 to 14	15 to 19	20 to 24	25 to 29	30 to 34	35 to 39	40 to 44	45 to 49	50 to 54	55 to 59	60 to 64	65 to 69	70 to 74	75 to 79	80 to 84	85 to 89	90 to 94	95 plus	Total
All causes	47,432 (34,583 to 63,750)	22,500 (16,739 to 30,000)	45,320 (35,426 to 57,392)	432,483 (338,974 to 550,000)	79,969 (62,737 to 99,892)	78,258 (59,738 to 103,000)	100,200 (72,224 to 141,000)	200,200 (147,000 to 264,000)	270,200 (207,000 to 354,000)	319,200 (245,000 to 421,000)	426,200 (329,000 to 563,000)	561,200 (440,000 to 737,000)	648,200 (497,000 to 854,000)	707,200 (557,000 to 933,000)	810,200 (632,000 to 1,060,000)	1,150,000 (909,000 to 1,490,000)	1,51,0,000 (1,200,000 to 1,700,000)	1,960,000 (1,550,000 to 2,550,000)	2,250,000 (1,690,000 to 3,000,000)	2,250,000 (1,690,000 to 3,000,000)	1,960,000 (1,550,000 to 2,550,000)	1,430,000 (1,130,000 to 1,870,000)	1,290,000 (1,020,000 to 1,690,000)	729,000 (574,000 to 953,000)	447,000 (353,000 to 585,000)	99,600 (81,800 to 126,000)	12,700,000
Communicable, maternal, neonatal, and nutritional diseases	32,600 (23,800 to 43,900)	13,700 (10,200 to 18,600)	19,700 (15,400 to 25,600)	177,100 (138,000 to 230,000)	13,400 (10,500 to 17,400)	12,800 (9,900 to 16,800)	14,900 (11,500 to 19,600)	19,000 (14,600 to 25,000)	20,600 (15,800 to 27,000)	26,600 (20,400 to 34,900)	29,600 (22,600 to 38,800)	29,600 (22,600 to 38,800)	27,000 (20,600 to 35,400)	24,000 (18,300 to 31,500)	22,300 (17,000 to 29,300)	22,000 (16,800 to 28,900)	18,700 (14,200 to 24,500)	16,700 (12,700 to 21,900)	15,400 (11,700 to 20,200)	27,000 (20,500 to 35,400)	19,000 (14,500 to 24,900)	9,200 (7,000 to 12,100)	6,060 (4,600 to 7,950)	522,000
HIV/AIDS and sexually transmitted infections	0.3 (0.2 to 0.4)	0.1 (0.1 to 0.2)	0.2 (0.1 to 0.3)	1.0 (0.7 to 1.4)	0.2 (0.1 to 0.3)	0.2 (0.1 to 0.3)	1.0 (0.7 to 1.4)	3.0 (2.2 to 4.1)	5.0 (3.7 to 6.8)	7.0 (5.2 to 9.5)	9.0 (6.8 to 12.0)	11.0 (8.3 to 14.0)	12.0 (9.0 to 16.0)	13.0 (9.8 to 17.0)	14.0 (10.0 to 18.0)	14.0 (10.0 to 19.0)	13.0 (9.5 to 18.0)	12.0 (8.8 to 16.0)	11.0 (8.1 to 15.0)	10.0 (7.4 to 14.0)	8.0 (5.9 to 11.0)	5.0 (3.7 to 7.0)	3.0 (2.2 to 4.2)	0.1 (0.1 to 0.2)	11,600
HIV/AIDS	0.3 (0.2 to 0.4)	0.1 (0.1 to 0.2)	0.2 (0.1 to 0.3)	1.0 (0.7 to 1.4)	0.2 (0.1 to 0.3)	0.2 (0.1 to 0.3)	1.0 (0.7 to 1.4)	3.0 (2.2 to 4.1)	5.0 (3.7 to 6.8)	7.0 (5.2 to 9.5)	9.0 (6.8 to 12.0)	11.0 (8.3 to 14.0)	12.0 (9.0 to 16.0)	13.0 (9.8 to 17.0)	14.0 (10.0 to 18.0)	14.0 (10.0 to 19.0)	13.0 (9.5 to 18.0)	12.0 (8.8 to 16.0)	11.0 (8.1 to 15.0)	10.0 (7.4 to 14.0)	8.0 (5.9 to 11.0)	5.0 (3.7 to 7.0)	3.0 (2.2 to 4.2)	0.1 (0.1 to 0.2)	11,600
HIV/AIDS - Drug-susceptible Tuberculosis	0 (0 to 0)	0 (0 to 0)	0.1 (0 to 0.1)	0.4 (0.3 to 0.6)	0.1 (0 to 0.1)	0.1 (0 to 0.1)	0.4 (0.3 to 0.6)	1.0 (0.8 to 1.4)	2.0 (1.5 to 2.8)	3.0 (2.2 to 4.0)	4.0 (3.0 to 5.4)	5.0 (3.8 to 6.8)	6.0 (4.5 to 8.0)	6.0 (4.6 to 8.0)	7.0 (5.0 to 9.0)	7.0 (5.0 to 9.0)	6.0 (4.5 to 8.0)	6.0 (4.4 to 8.0)	5.0 (3.8 to 7.0)	5.0 (3.7 to 6.0)	4.0 (3.0 to 5.0)	3.0 (2.2 to 4.0)	2.0 (1.5 to 2.7)	0.1 (0.1 to 0.1)	5,600
HIV/AIDS - Multidrug-resistant Tuberculosis without extensive drug resistance	0 (0 to 0)	0 (0 to 0)	0 (0 to 0)	0 (0 to 0)	0 (0 to 0)	0 (0 to 0)	0 (0 to 0)	0 (0 to 0)	0 (0 to 0)	0 (0 to 0)	0 (0 to 0)	0 (0 to 0)	0 (0 to 0)	0 (0 to 0)	0 (0 to 0)	0 (0 to 0)	0 (0 to 0)	0 (0 to 0)	0 (0 to 0)	0 (0 to 0)	0 (0 to 0)	0 (0 to 0)	0 (0 to 0)	0 (0 to 0)	0 (0 to 0)	130
HIV/AIDS - Extensively drug-resistant Tuberculosis	0 (0 to 0)	0 (0 to 0)	0 (0 to 0)	0 (0 to 0)	0 (0 to 0)	0 (0 to 0)	0 (0 to 0)	0 (0 to 0)	0 (0 to 0)	0 (0 to 0)	0 (0 to 0)	0 (0 to 0)	0 (0 to 0)	0 (0 to 0)	0 (0 to 0)	0 (0 to 0)	0 (0 to 0)	0 (0 to 0)	0 (0 to 0)	0 (0 to 0)	0 (0 to 0)	0 (0 to 0)	0 (0 to 0)	0 (0 to 0)	0 (0 to 0)	6
HIV/AIDS resulting in other diseases	0 (0 to 0)	0 (0 to 0)	0 (0 to 0)	0 (0 to 0)	0 (0 to 0)	0 (0 to 0)	0 (0 to 0)	0 (0 to 0)	0 (0 to 0)	0 (0 to 0)	0 (0 to 0)	0 (0 to 0)	0 (0 to 0)	0 (0 to 0)	0 (0 to 0)	0 (0 to 0)	0 (0 to 0)	0 (0 to 0)	0 (0 to 0)	0 (0 to 0)	0 (0 to 0)	0 (0 to 0)	0 (0 to 0)	0 (0 to 0)	0 (0 to 0)	0
Sexually transmitted infections excluding HIV	0.1 (0.1 to 0.2)	0.1 (0.1 to 0.2)	0.1 (0 to 0.1)	0.6 (0.4 to 0.9)	0.1 (0.1 to 0.2)	0.1 (0.1 to 0.2)	0.7 (0.5 to 1.0)	2.0 (1.4 to 2.7)	3.0 (2.2 to 4.1)	4.0 (3.0 to 5.4)	5.0 (3.8 to 6.8)	6.0 (4.5 to 8.0)	6.0 (4.6 to 8.0)	7.0 (5.0 to 9.0)	7.0 (5.0 to 9.0)	7.0 (5.0 to 9.0)	6.0 (4.5 to 8.0)	6.0 (4.4 to 8.0)	5.0 (3.8 to 7.0)	5.0 (3.7 to 6.0)	4.0 (3.0 to 5.0)	3.0 (2.2 to 4.0)	2.0 (1.5 to 2.7)	0.1 (0.1 to 0.1)	5,500
Syphilis	0 (0 to 0)	0 (0 to 0)	0 (0 to 0)	0 (0 to 0)	0 (0 to 0)	0 (0 to 0)	0 (0 to 0)	0 (0 to 0)	0 (0 to 0)	0 (0 to 0)	0 (0 to 0)	0 (0 to 0)	0 (0 to 0)	0 (0 to 0)	0 (0 to 0)	0 (0 to 0)	0 (0 to 0)	0 (0 to 0)	0 (0 to 0)	0 (0 to 0)	0 (0 to 0)	0 (0 to 0)	0 (0 to 0)	0 (0 to 0)	0 (0 to 0)	202
Chlamydial infection	0 (0 to 0)	0 (0 to 0)	0 (0 to 0)	0 (0 to 0)	0 (0 to 0)	0 (0 to 0)	0 (0 to 0)	0 (0 to 0)	0 (0 to 0)	0 (0 to 0)	0 (0 to 0)	0 (0 to 0)	0 (0 to 0)	0 (0 to 0)	0 (0 to 0)	0 (0 to 0)	0 (0 to 0)	0 (0 to 0)	0 (0 to 0)	0 (0 to 0)	0 (0 to 0)	0 (0 to 0)	0 (0 to 0)	0 (0 to 0)	0 (0 to 0)	0
Gonococcal infection	0 (0 to 0)	0 (0 to 0)	0 (0 to 0)	0 (0 to 0)	0 (0 to 0)	0 (0 to 0)	0 (0 to 0)	0 (0 to 0)	0 (0 to 0)	0 (0 to 0)	0 (0 to 0)	0 (0 to 0)	0 (0 to 0)	0 (0 to 0)	0 (0 to 0)	0 (0 to 0)	0 (0 to 0)	0 (0 to 0)	0 (0 to 0)	0 (0 to 0)	0 (0 to 0)	0 (0 to 0)	0 (0 to 0)	0 (0 to 0)	0 (0 to 0)	0
Trichomoniasis	0 (0 to 0)	0 (0 to 0)	0 (0 to 0)	0 (0 to 0)	0 (0 to 0)	0 (0 to 0)	0 (0 to 0)	0 (0 to 0)	0 (0 to 0)	0 (0 to 0)	0 (0 to 0)	0 (0 to 0)	0 (0 to 0)	0 (0 to 0)	0 (0 to 0)	0 (0 to 0)	0 (0 to 0)	0 (0 to 0)	0 (0 to 0)	0 (0 to 0)	0 (0 to 0)	0 (0 to 0)	0 (0 to 0)	0 (0 to 0)	0 (0 to 0)	0
Genital herpes	0 (0 to 0)	0 (0 to 0)	0 (0 to 0)	0 (0 to 0)	0 (0 to 0)	0 (0 to 0)	0 (0 to 0)	0 (0 to 0)	0 (0 to 0)	0 (0 to 0)	0 (0 to 0)	0 (0 to 0)	0 (0 to 0)	0 (0 to 0)	0 (0 to 0)	0 (0 to 0)	0 (0 to 0)	0 (0 to 0)	0 (0 to 0)	0 (0 to 0)	0 (0 to 0)	0 (0 to 0)	0 (0 to 0)	0 (0 to 0)	0 (0 to 0)	0
Other sexually transmitted infections	0 (0 to 0)	0 (0 to 0)	0 (0 to 0)	0 (0 to 0)	0 (0 to 0)	0 (0 to 0)	0 (0 to 0)	0 (0 to 0)	0 (0 to 0)	0 (0 to 0)	0 (0 to 0)	0 (0 to 0)	0 (0 to 0)	0 (0 to 0)	0 (0 to 0)	0 (0 to 0)	0 (0 to 0)	0 (0 to 0)	0 (0 to 0)	0 (0 to 0)	0 (0 to 0)	0 (0 to 0)	0 (0 to 0)	0 (0 to 0)	0 (0 to 0)	0
Respiratory infections and tuberculosis	366 (271 to 506)	664 (489 to 900)	3,700 (2,800 to 4,900)	3,500 (2,600 to 4,700)	3,100 (2,300 to 4,000)	3,100 (2,300 to 4,000)	3,412 (2,600 to 4,500)	4,100 (3,000 to 5,600)	5,000 (3,700 to 6,700)	7,000 (5,100 to 9,400)	10,100 (7,500 to 13,500)	12,000 (9,000 to 16,000)	13,000 (9,700 to 17,000)	14,000 (10,000 to 18,000)	15,000 (11,000 to 20,000)	24,000 (17,000 to 32,000)	29,000 (20,000 to 39,000)	29,000 (20,000 to 39,000)	28,000 (19,000 to 38,000)	25,000 (17,000 to 34,000)	20,000 (13,000 to 27,000)	20,000 (13,000 to 27,000)	10,000 (6,500 to 13,000)	5,770 (3,800 to 7,700)	204,000
Tuberculosis	0 (0 to 0)	10 (7 to 14)	300 (200 to 400)	80 (60 to 110)	120 (90 to 160)	200 (150 to 270)	200 (150 to 270)	200 (150 to 270)	200 (150 to 270)	200 (150 to 270)	200 (150 to 270)	200 (150 to 270)	200 (150 to 270)	200 (150 to 270)	200 (150 to 270)	200 (150 to 270)	200 (150 to 270)	200 (150 to 270)	200 (150 to 270)	200 (150 to 270)	200 (150 to 270)	200 (150 to 270)	100 (70 to 130)	40 (30 to 50)	3,000
Latent tuberculosis infection	0 (0 to 0)	0 (0 to 0)	0 (0 to 0)	0 (0 to 0)	0 (0 to 0)	0 (0 to 0)	0 (0 to 0)	0 (0 to 0)	0 (0 to 0)	0 (0 to 0)	0 (0 to 0)	0 (0 to 0)	0 (0 to 0)	0 (0 to 0)	0 (0 to 0)	0 (0 to 0)	0 (0 to 0)	0 (0 to 0)	0 (0 to 0)	0 (0 to 0)	0 (0 to 0)	0 (0 to 0)	0 (0 to 0)	0 (0 to 0)	0 (0 to 0)	0
Drug-susceptible tuberculosis	0 (0 to 0)	10 (7 to 14)	300 (200 to 400)	80 (60 to 110)	120 (90 to 160)	200 (150 to 270)	200 (150 to 270)	200 (150 to 270)	200 (150 to 270)	200 (150 to 270)	200 (150 to 270)	200 (150 to 270)	200 (150 to 270)	200 (150 to 270)	200 (150 to 270)	200 (150 to 270)	200 (150 to 270)	200 (150 to 270)	200 (150 to 270)	200 (150 to 270)	200 (150 to 270)	200 (150 to 270)	100 (70 to 130)	40 (30 to 50)	3,000
Drug-resistant tuberculosis	0 (0 to 0)	0 (0 to 0)	0 (0 to 0)	0 (0 to 0)	0 (0 to 0)	0 (0 to 0)	0 (0 to 0)	0 (0 to 0)	0 (0 to 0)	0 (0 to 0)	0 (0 to 0)	0 (0 to 0)	0 (0 to 0)	0 (0 to 0)	0 (0 to 0)	0 (0 to 0)	0 (0 to 0)	0 (0 to 0)	0 (0 to 0)	0 (0 to 0)	0 (0 to 0)	0 (0 to 0)	0 (0 to 0)	0 (0 to 0)	0 (0 to 0)	0
Multidrug-resistant tuberculosis without extensive drug resistance	0 (0 to 0)	0 (0 to 0)	0 (0 to 0)	0 (0 to 0)	0 (0 to 0)	0 (0 to 0)	0 (0 to 0)	0 (0 to 0)	0 (0 to 0)	0 (0 to 0)	0 (0 to 0)	0 (0 to 0)	0 (0 to 0)	0 (0 to 0)	0 (0 to 0)	0 (0 to 0)	0 (0 to 0)	0 (0 to 0)	0 (0 to 0)	0 (0 to 0)	0 (0 to 0)	0 (0 to 0)	0 (0 to 0)	0 (0 to 0)	0 (0 to 0)	0
Extensively drug-resistant tuberculosis	0 (0 to 0)	0 (0 to 0)	0 (0 to 0)	0 (0 to 0)	0 (0 to 0)	0 (0 to 0)	0 (0 to 0)	0 (0 to 0)	0 (0 to 0)	0 (0 to 0)	0 (0 to 0)	0 (0 to 0)	0 (0 to 0)	0 (0 to 0)	0 (0 to 0)	0 (0 to 0)	0 (0 to 0)	0 (0 to 0)	0 (0 to 0)	0 (0 to 0)	0 (0 to 0)	0 (0 to 0)	0 (0 to 0)	0 (0 to 0)	0 (0 to 0)	0
Lower respiratory infections	366 (271 to 506)	654 (481 to 887)	3,400 (2,600 to 4,500)	3,400 (2,500 to 4,600)	2,900 (2,200 to 3,800)	2,900 (2,200 to 3,800)	3,000 (2,200 to 4,000)	3,900 (2,900 to 5,300)	4,800 (3,500 to 6,400)	6,800 (5,000 to 9,100)	9,900 (7,300 to 13,200)	11,800 (8,800 to 15,800)	12,800 (9,500 to 17,000)	13,800 (10,000 to 18,000)	14,800 (11,000 to 20,000)	23,800 (17,000 to 32,000)	28,800 (20,000 to 39,000)	28,800 (20,000 to 39,000)	27,800 (19,000 to 38,000)	24,800 (17,000 to 34,000)	19,800 (13,000 to 27,000)	19,800 (13,000 to 27,000)	9,900 (6,500 to 13,000)	5,730 (3,800 to 7,700)	201,000
Upper respiratory infections	0 (0 to 0.1)	0 (0 to 0.1)	0 (0 to 0.1)



Other transport injuries	3·5 (2·2 to 5·6)	6 (4·2 to 8·7)	27·2 (19 to 39·3)	131 (98·9 to 176)	184 (143 to 239)	308 (252 to 381)	1,340 (1,110 to 1,650)	2,240 (1,830 to 2,740)	2,220 (1,870 to 2,660)	2,430 (2,040 to 2,900)	2,500 (2,050 to 3,050)	2,230 (1,810 to 2,770)	2,010 (1,610 to 2,550)	1,700 (1,350 to 2,140)	1,640 (1,310 to 2,070)	1,500 (1,250 to 1,810)	1,150 (951 to 1,390)	720 (596 to 883)	391 (319 to 478)	286 (232 to 348)	159 (129 to 196)	59·8 (48·2 to 73·5)	15·3 (12·1 to 18·8)	23,300
Unintentional injuries	123 (89·2 to 169)	285 (208 to 385)	2,110 (1,520 to 2,830)	4,820 (3,840 to 6,080)	7,130 (5,250 to 9,570)	10,400 (7,590 to 14,100)	16,000 (12,200 to 21,100)	24,300 (18,800 to 31,600)	34,100 (26,200 to 45,400)	46,700 (36,000 to 62,100)	59,500 (45,500 to 78,800)	63,300 (48,600 to 82,400)	61,900 (48,000 to 80,800)	61,400 (47,600 to 79,600)	69,100 (53,300 to 89,500)	79,400 (60,300 to 104,000)	71,200 (53,400 to 92,900)	52,300 (39,600 to 67,800)	36,800 (28,300 to 47,800)	37,100 (29,000 to 47,600)	28,900 (23,100 to 36,200)	13,700 (11,000 to 16,900)	3,860 (3,130 to 4,760)	785,000
Falls	7·5 (5·2 to 10·8)	12·2 (8·6 to 16·5)	137 (95·5 to 183)	617 (473 to 837)	1,520 (1,030 to 2,260)	2,910 (1,990 to 4,180)	5,150 (3,750 to 7,110)	8,550 (6,310 to 11,800)	13,000 (9,650 to 18,000)	19,000 (14,100 to 25,800)	25,300 (19,000 to 34,100)	28,100 (21,400 to 37,500)	28,300 (21,300 to 37,300)	29,700 (22,900 to 38,600)	35,000 (27,200 to 45,900)	42,300 (32,400 to 55,200)	40,200 (30,600 to 52,100)	31,600 (24,200 to 40,900)	24,300 (18,900 to 31,500)	27,000 (21,400 to 34,300)	22,800 (18,300 to 28,000)	11,400 (9,280 to 13,900)	3,280 (2,680 to 4,050)	400,000
Drowning	2·8 (2 to 3·7)	2·9 (2 to 3·9)	39·4 (26·8 to 55·2)	626 (456 to 818)	640 (524 to 759)	979 (819 to 1,150)	2,150 (1,720 to 2,600)	2,740 (2,240 to 3,340)	2,770 (2,330 to 3,230)	2,900 (2,450 to 3,380)	3,350 (2,750 to 4,010)	3,490 (2,770 to 4,300)	3,220 (2,530 to 4,060)	2,790 (2,180 to 3,480)	2,620 (2,070 to 3,290)	2,330 (1,880 to 2,880)	1,460 (1,210 to 1,770)	753 (634 to 883)	343 (296 to 397)	234 (201 to 267)	133 (113 to 153)	40·8 (34 to 47·7)	10·3 (8·5 to 12)	33,600
Fire, heat, and hot substances	2·2 (1·6 to 3)	5·7 (4·2 to 7·6)	86·4 (60·5 to 118)	431 (334 to 543)	384 (291 to 538)	501 (344 to 735)	774 (529 to 1,140)	1,280 (926 to 1,810)	2,000 (1,450 to 2,770)	3,020 (2,170 to 4,320)	3,990 (2,930 to 5,600)	4,090 (3,030 to 5,600)	4,170 (3,140 to 5,560)	4,180 (3,180 to 5,580)	4,510 (3,380 to 6,060)	4,680 (3,420 to 6,440)	3,700 (2,690 to 5,220)	2,380 (1,700 to 3,390)	1,470 (1,040 to 2,110)	1,200 (859 to 1,700)	764 (554 to 1,080)	295 (216 to 412)	69·6 (51·2 to 95)	44,000
Poisonings	1·2 (0·9 to 1·7)	2·9 (2 to 3·9)	25·4 (18·9 to 33·6)	264 (205 to 337)	391 (274 to 554)	555 (404 to 746)	694 (530 to 891)	949 (748 to 1,180)	1,210 (955 to 1,510)	1,390 (1,100 to 1,720)	1,530 (1,220 to 1,900)	1,500 (1,200 to 1,860)	1,310 (1,030 to 1,640)	1,160 (914 to 1,430)	1,130 (892 to 1,430)	1,160 (910 to 1,450)	916 (707 to 1,170)	614 (485 to 786)	386 (304 to 485)	333 (265 to 417)	217 (175 to 267)	92 (74·4 to 111)	28·6 (23·1 to 33·9)	15,900
Poisoning by carbon monoxide	1 (0·7 to 1·3)	2·4 (1·7 to 3·3)	18·5 (12·9 to 25·8)	158 (119 to 206)	125 (101 to 153)	197 (164 to 239)	334 (275 to 396)	521 (420 to 632)	678 (550 to 798)	778 (638 to 927)	870 (708 to 1,050)	881 (714 to 1,080)	783 (611 to 984)	694 (539 to 874)	646 (504 to 803)	617 (488 to 761)	453 (365 to 555)	295 (244 to 349)	190 (160 to 225)	168 (144 to 195)	117 (95·7 to 137)	51·1 (41·1 to 59·3)	17 (13·4 to 19·8)	8,600
Poisoning by other means	0·3 (0·2 to 0·4)	0·5 (0·3 to 0·6)	6·9 (5 to 9·1)	106 (68·4 to 156)	267 (159 to 414)	358 (217 to 534)	360 (222 to 534)	428 (272 to 622)	530 (339 to 764)	615 (394 to 873)	663 (418 to 944)	620 (398 to 887)	524 (337 to 744)	461 (297 to 659)	489 (317 to 697)	538 (349 to 765)	463 (299 to 663)	319 (210 to 457)	196 (128 to 277)	165 (108 to 233)	101 (67 to 141)	40·9 (27·6 to 56·3)	11·6 (8·5 to 15·5)	7,260
Exposure to mechanical forces	3·5 (2·6 to 4·7)	9·7 (6·9 to 12·9)	116 (74·7 to 179)	866 (559 to 1,290)	1,890 (1,170 to 2,970)	2,850 (1,760 to 4,520)	3,750 (2,430 to 5,770)	5,510 (3,700 to 8,250)	7,940 (5,300 to 11,900)	10,900 (7,380 to 16,100)	13,500 (9,120 to 20,000)	14,100 (9,560 to 20,600)	13,400 (9,170 to 19,800)	12,800 (8,810 to 18,800)	14,500 (9,860 to 21,200)	16,800 (11,200 to 24,600)	14,800 (9,740 to 21,600)	10,100 (6,610 to 14,700)	6,060 (4,010 to 8,870)	4,780 (3,150 to 6,860)	2,810 (1,860 to 4,090)	1,040 (680 to 1,500)	240 (159 to 344)	159,000
Unintentional firearm injuries	0·2 (0·1 to 0·3)	0·4 (0·3 to 0·6)	4·9 (3·3 to 7)	28·8 (21·2 to 38)	31·1 (23·6 to 42)	42·8 (33·2 to 55·4)	81·4 (59·9 to 107)	127 (96·6 to 167)	134 (103 to 170)	171 (131 to 218)	210 (156 to 267)	211 (156 to 269)	194 (143 to 248)	175 (131 to 226)	197 (148 to 255)	214 (158 to 278)	189 (138 to 247)	130 (94·8 to 172)	81·3 (58·6 to 109)	68·5 (49·2 to 92·8)	43·3 (31·2 to 58·4)	17·4 (12·5 to 23·6)	4·8 (3·5 to 6·5)	2,360
Other exposure to mechanical forces	3·3 (2·4 to 4·5)	9·2 (6·5 to 12·5)	112 (71 to 174)	837 (534 to 1,260)	1,860 (1,150 to 2,940)	2,800 (1,730 to 4,490)	3,670 (2,350 to 5,690)	5,380 (3,580 to 8,090)	7,810 (5,180 to 11,700)	10,700 (7,230 to 15,900)	13,300 (8,940 to 19,800)	13,900 (9,410 to 20,300)	13,200 (9,020 to 19,500)	12,700 (8,650 to 18,600)	14,300 (9,710 to 20,900)	16,600 (11,100 to 24,300)	14,600 (9,600 to 21,400)	9,960 (6,490 to 14,500)	5,980 (3,930 to 8,770)	4,710 (3,090 to 6,780)	2,770 (1,830 to 4,040)	1,020 (666 to 1,470)	235 (156 to 338)	156,000
Adverse effects of medical treatment	18·9 (12·4 to 33·5)	31·3 (22·6 to 43·4)	171 (120 to 236)	342 (233 to 460)	203 (136 to 270)	167 (113 to 211)	212 (151 to 263)	294 (212 to 366)	356 (266 to 435)	437 (342 to 524)	590 (436 to 714)	628 (471 to 769)	676 (521 to 851)	831 (608 to 1,040)	1,110 (823 to 1,370)	1,680 (1,210 to 2,090)	1,810 (1,290 to 2,190)	1,540 (1,040 to 1,880)	1,060 (687 to 1,290)	907 (570 to 1,100)	579 (365 to 714)	230 (149 to 281)	69·5 (43·5 to 84·3)	13,900
Animal contact	0·4 (0·2 to 0·5)	1 (0·7 to 1·4)	13·7 (9·2 to 20·1)	97·4 (66·7 to 142)	171 (107 to 269)	219 (139 to 325)	223 (145 to 322)	268 (178 to 383)	339 (227 to 481)	419 (285 to 584)	485 (338 to 687)	477 (332 to 670)	458 (323 to 626)	441 (315 to 604)	498 (356 to 683)	578 (412 to 796)	522 (375 to 729)	376 (269 to 520)	229 (166 to 319)	189 (136 to 261)	115 (82·2 to 161)	41·6 (29·2 to 59·4)	9·7 (6·8 to 13·9)	6,170
Venomous animal contact	0·1 (0·1 to 0·2)	0·4 (0·3 to 0·6)	7 (4·4 to 10·7)	52·8 (34 to 81·3)	103 (63·8 to 163)	138 (84·3 to 209)	143 (90·6 to 205)	176 (115 to 249)	219 (144 to 312)	265 (177 to 367)	299 (203 to 418)	286 (196 to 398)	254 (177 to 351)	233 (164 to 317)	247 (172 to 341)	281 (197 to 392)	242 (168 to 339)	166 (115 to 232)	96·8 (67 to 135)	78·3 (54·2 to 110)	46·6 (32·4 to 65·5)	17·8 (12·4 to 24·9)	4·2 (3 to 5·9)	3,360
Non-venomous animal contact	0·2 (0·1 to 0·3)	0·5 (0·4 to 0·8)	6·8 (4·3 to 10·6)	44·6 (29·9 to 68·6)	68·1 (40·3 to 119)	80·9 (45·6 to 139)	79·8 (48 to 129)	92·5 (55 to 149)	120 (74·1 to 192)	153 (96·2 to 247)	187 (119 to 301)	191 (121 to 306)	203 (135 to 299)	208 (140 to 306)	251 (174 to 355)	296 (204 to 428)	280 (195 to 407)	210 (146 to 299)	133 (93·7 to 190)	110 (77·3 to 159)	68 (47·7 to 97·8)	23·8 (16·1 to 35·5)	5·5 (3·6 to 8·2)	2,810
Foreign body	76·2 (54 to 103)	207 (146 to 283)	1,350 (891 to 1,900)	696 (526 to 882)	543 (429 to 700)	661 (523 to 842)	825 (664 to 1,020)	1,480 (1,230 to 1,790)	2,190 (1,850 to 2,580)	3,000 (2,540 to 3,550)	3,780 (3,150 to 4,450)	3,780 (3,090 to 4,530)	3,550 (2,880 to 4,330)	3,130 (2,530 to 3,790)	3,000 (2,470 to 3,660)	2,930 (2,450 to 3,490)	2,190 (1,830 to 2,600)	1,210 (998 to 1,440)	678 (559 to 819)	537 (444 to 650)	331 (272 to 402)	141 (115 to 169)	39·3 (32 to 46·9)	36,300
Pulmonary aspiration and foreign body in airway	75·6 (53·5 to 102)	205 (145 to 281)	1,320 (864 to 1,870)	541 (398 to 700)	302 (252 to 353)	374 (318 to 430)	516 (426 to 610)	1,070 (890 to 1,280)	1,650 (1,400 to 1,890)	2,320 (1,980 to 2,700)	2,990 (2,490 to 3,560)	3,000 (2,410 to 3,660)	2,860 (2,250 to 3,600)	2,490 (1,950 to 3,130)	2,330 (1,850 to 2,890)	2,150 (1,730 to 2,660)	1,500 (1,240 to 1,810)	729 (617 to 857)	382 (327 to 445)	294 (254 to 337)	185 (155 to 212)	84·5 (68·9 to 97·6)	25·3 (20 to 29·1)	27,400
Foreign body in eyes	0·1 (0 to 0·3)	0·4 (0·1 to 0·8)	6·7 (1·9 to 14·6)	38·3 (11·7 to 87·5)	68 (19·5 to 157)	88·6 (27·1 to 208)	107 (34·2 to 246)	151 (47·6 to 329)	203 (72·3 to 433)	242 (87 to 509)	266 (103 to 554)	253 (110 to 502)	212 (103 to 397)	177 (93·1 to 314)	175 (101 to 288)	195 (116 to 306)	171 (104 to 258)	118 (76 to 174)	74·1 (48·6 to 107)	61·6 (41·3 to 89·9)	37·5 (25·1 to 53·9)	14·5 (10 to 20·5)	3·5 (2·4 to 4·9)	2,660
Foreign body in other body part	0·5 (0·3 to 0·8)	1·3 (0·7 to 2·1)	20·7 (12·4 to 33·3)	117 (76·5 to 176)	172 (110 to 259)	198 (131 to 292)	203 (140 to 293)	257 (177 to 369)	343 (237 to 490)	444 (308 to 629)	527 (365 to 740)	528 (370 to 745)	482 (339 to 679)	456 (324 to 642)	503 (353 to 706)	583 (412 to 817)	517 (360 to 726)	360 (252 to 504)	222 (155 to 309)	182 (127 to 255)	109 (76·3 to 154)	42·3 (29·5 to 60·8)	10·5 (7·4 to 14·8)	6,280
Environmental heat and cold exposure	4·2 (3 to 5·8)	3·3 (2·3 to 4·5)	28·6 (19·1 to 39·9)	64·3 (49·7 to 80·9)	33·4 (27·1 to 39·5)	42·8 (35·4 to 50·7)	162 (132 to 195)	284 (235 to 339)	399 (339 to 467)	774 (659 to 909)	1,230 (1,010 to 1,470)	1,430 (1,130 to 1,790)	1,710 (1,320 to 2,150)	1,710 (1,300 to 2,190)	1,620 (1,270 to 2,080)	1,430 (1,130 to 1,790)	928 (753 to 1,140)	451 (377 to 534)	248 (212 to 288)	209 (180 to 243)	129 (108 to 149)	46·8 (38·7 to 54·8)	11·3 (9·3 to 13·5)	12,900
Exposure to forces of nature	0 (0 to 0)	0 (0 to 0)	0 (0 to 0)	0 (0 to 0)	0·2 (0·1 to 0·3)	0·7 (0·5 to 1·1)	1·4 (1 to 2·1)	3 (2·1 to 4·2)	4·4 (3·2 to 6·3)	5·7 (4·1 to 8)	5·8 (4·3 to 7·9)	5·4 (3·9 to 7·2)	4·8 (3·5 to 6·6)	3·9 (2·8 to 5·3)	3·9 (2·9 to 5·3)	4·3 (3·1 to 5·7)	3·7 (2·7 to 4·9)	2·5 (1·8 to 3·3)	1·5 (1·1 to 2)	1·2 (0·9 to 1·6)	0·7 (0·5 to 1)	0·3 (0·2 to 0·4)	0·1 (0 to 0·1)	53·7
Other unintentional injuries	6·5 (4·6 to 9)	9·3 (5·3 to 14·5)	147 (81·6 to 230)	814 (505 to 1,280)	1,350 (826 to 2,140)	1,560 (1,000 to 2,420)	2,100 (1,450 to 3,040)	2,940 (2,130 to 4,170)	3,880 (2,750 to 5,470)	4,960 (3,500 to 7,160)	5,810 (4,120 to 8,270)	5,740 (4,010 to 8,160)	5,150 (3,660 to 7,330)	4,630 (3,200 to 6,610)	5,020 (3,440 to 7,200)	5,500 (3,700 to 7,950)	4,740 (3,180 to 6,890)	3,260 (2,190 to 4,750)	2,030 (1,350 to 2,970)	1,690 (1,120 to 2,460)	1,040 (692 to 1,510)	409 (273 to 595)	98·9 (66·9 to 142)	62,900
Self-harm and interpersonal violence	75·6 (51·7 to 106)	21 (15 to 28·6)	183 (125 to 247)	320 (253 to 391)	436 (363 to 530)	1,990 (1,710 to 2,310)	11,900 (9,970 to 14,200)	24,100 (20,100 to 28,900)	30,000 (25,700 to 34,900)	35,200 (30,300 to 40,900)	38,900 (32,700 to 46,800)	37,900 (31,200 to 46,800)	32,800 (26,300 to 41,600)	28,400 (22,600 to 35,800)	26,800 (21,400 to 33,200)	22,000 (18,100 to 26,800)	14,200 (11,900 to 17,000)	7,520 (6,390 to 8,920)	3,590 (3,070 to 4,190)	2,350 (2,010 to 2,710)	1,280 (1,100 to 1,490)	389 (330 to 452)	83·5 (69·9 to 97)	320,000
Self-harm	0 (0 to 0)	0 (0 to 0)	0 (0 to 0)	0 (0 to 0)	0 (0 to 0)	1,320 (1,100 to 1,590)	10,400 (8,590 to 12,700)	21,400 (17,700 to 26,000)	26,200 (22,200 to 31,000)	30,400 (26,000 to 35,600)	33,300 (27,600 to 40,700)	32,500 (26,500 to 40,500)	28,400 (22,400 to 36,500)	24,600 (19,300 to 31,500)	23,200 (18,300 to 29,300)	18,700 (15,200 to 23,200)	11,800 (9,740 to 14,400)	6,090 (5,050 to 7,330)	2,800 (2,360 to 3,300)	1,830 (1,550 to 2,140)	999 (850 to 1,160)	285 (237 to 328)	58·1 (47·2 to 66·2)	275,000
Self-harm by firearm	0 (0 to 0)	0 (0 to 0)	0 (0 to 0)	0 (0 to 0)	0 (0 to 0)	14·1 (11·3 to 17·7)	89·8 (64·9 to 173)	203 (145 to 405)	202 (154 to 352)	321 (251 to 552)	308 (234 to 510)	292 (222 to 471)	275 (200 to 449)	228 (166 to 357)	237 (177 to 365)	228 (178 to 312)	179 (138 to 229)	112 (85·6 to 142)	66·6 (48·9 to 84·5)	49·1 (36·2 to 63·3)	29·1 (21·8 to 37)	10·2 (7·8 to 12·9)	3·8 (3 to 4·6)	2,850
Self-harm by other specified means	0 (0 to 0)	0 (0 to 0)	0 (0 to 0)	0 (0 to 0)	0 (0 to 0)	1,300 (1,080 to 1,570)	10,300 (8,500 to 12,600)	21,200 (17,500 to 25,800)	26,000 (22,100 to 30,700)	30,100 (25,700 to 35,300)	33,000 (27,400 to 40,300)	32,200 (26,200 to 40,000)	28,100 (22,200 to 36,100)	24,400 (19,100 to 31,200)	23,000 (18,100 to 29,000)	18,500 (15,100 to 22,900)	11,600 (9,610 to 14,200)	5,980 (4,950 to 7,190)	2,730 (2,300 to 3,220)	1,780 (1,500 to 2,090)	970 (822 to 1,130)	274 (228 to 316)	54·3 (44·1 to 61·9)	272,000
Interpersonal violence	75·6 (51·7 to 106)	21 (15 to 28·6)	179 (122 to 242)	296 (234 to 365)	421 (347 to 514)	661 (535 to 824)	1,420 (1,200 to 1,680)	2,660 (2,250 to 3,110)	3,740 (3,220 to 4,380)	4,740 (4,080 to 5,510)	5,570 (4,740 to 6,420)	5,390 (4,570 to 6,350)	4,450 (3,710 to 5,340)	3,710 (3,070 to 4,430)	3,530 (2,930 to 4,200)	3,270 (2,680 to 3,910)	2,390 (1,970 to 2,920)	1,430 (1,160 to 1,760)	788 (643 to 981)	516 (404 to 669)	285 (220 to 374)	104 (79·5 to 137)	25·3 (19·3 to 33·2)	45,700
Physical violence by firearm	0·6 (0·4 to 0·9)	0·5 (0·3 to 0·7)	4·2 (2·9 to 5·7)	17·7 (13·7 to 22·5)	28·2 (22·7 to 35·3)	34·1 (27·1 to 43)	93 (75·3 to 113)	194 (157 to 233)	271 (223 to 327)	297 (245 to 348)	271 (220 to 326)	237 (196 to 288)	193 (155 to 239)	129 (104 to 157)	117 (94·8 to 141)	96·4 (78·7 to 117)	67·8 (55·2 to 81·7)	43·6 (35·7 to 53·1)	22·5 (18 to 27·6)	15·6 (12·2 to 19·5)	9·3 (7·3 to 11·6)	3·4 (2·6 to 4·4)	0·8 (0·6 to 1)	2,150
Physical violence by sharp object	5·5 (3·7 to 7·8)	1·2 (0·8 to 1·7)	14·7 (10·5 to 19·7)	49·7 (37·3 to 67·3)	73·3 (54·3 to 101)	96·7 (72·8 to 129)	295 (245 to 352)	601 (498 to 725)	828 (688 to 980)	1,110 (939 to 1,330)	1,360 (1,140 to 1,630)	1,380 (1,120 to 1,690)	1,080 (870 to 1,350)	896 (722 to 1,110)	747 (609 to 909)	631 (526 to 755)	401 (331 to 483)	226 (185 to 274)	118 (94·3 to 147)	81·9 (63·7 to 105)	50·2 (38·5 to 64·3)	21·1 (16·3 to 26·9)	6·4 (5 to 8·1)	10,100
Sexual violence	0 (0 to 0)	0 (0 to 0)	0 (0 to 0)	7·5 (4·3 to 12·4)	59 (35·1 to 93·2)	121 (68 to 187)	238 (134 to 380)	436 (252 to 661)	615 (346 to 995)	711 (399 to 1,130)	753 (424 to 1,200)	632 (360 to 1,040)	432 (248 to 737)	280 (159 to 458)	201 (116 to 327)	178 (110 to 270)	151 (93·3 to 230)	101 (64·1 to 151)	61 (39·4 to 89·7)	48 (30·6 to 70·9)	21·8 (12·5 to 34·3)	3·7 (2·2 to 5·8)	0·2 (0·1 to 0·3)	5,050
Physical violence by other means	69·6 (47·5 to 97·3)	19·3 (13·8 to 26·4)	160 (109 to 218)	221 (171 to 276)	260 (215 to 325)	410 (327 to 519)	799 (660 to 973)	1,430 (1,180 to 1,690)	2,030 (1,710 to 2,400)	2,620 (2,190 to 3,130)	3,190 (2,640 to 3,790)	3,140 (2,600 to 3,770)	2,750 (2,240 to 3,330)	2,400 (1,950 to 2,920)	2,460 (1,980 to 3,000)	2,360 (1,920 to 2,870)	1,770 (1,430 to 2,210)	1,060 (837 to 1,330)	587 (464 to 746)	370 (276 to 496)	204 (149 to 274)	76·1 (55·7 to 102)	18 (13·5 to 24·1)	28,400
Conflict and terrorism	0 (0 to 0)	0 (0 to 0)	0 (0 to 0)	0 (0 to 0)	0·1 (0 to 0·1)	0·3 (0·2 to 0·6)	0·5 (0·3 to 1)	0·8 (0·4 to 1·3)	1·5 (0·9 to 2·6)	2·4 (1·5 to 4·2)	2·9 (1·7 to 4·9)	2·4 (1·4 to 3·8)	1·7 (1·1 to 2·8)	1·2 (0·7 to 2)	1 (0·6 to 1·6)	1 (0·6 to 1·5)	0·8 (0·5 to 1·3)	0·5 (0·3 to 0·8)	0·3 (0·2 to 0·5)	0·2 (0·1 to 0·3)	0·1 (0·1 to 0·2)	0·1 (0 to 0·1)	0 (0 to 0)	17·7

SR Table 2c. Mandera DALYS by cause and sex group for both sexes with 95% uncertainty intervals, 2019

Cause	Both, Neonatal	Late, Neonatal	Post-Neonatal	1 to 4	5 to 9	10 to 14	15 to 19	20 to 24	25 to 29	30 to 34	35 to 39	40 to 44	45 to 49	50 to 54	55 to 59	60 to 64	65 to 69	70 to 74	75 to 79	80 to 84	85 to 89	90 to 94	95 plus	Total
All causes	107,000 (86,300 to 136,000)	96,000 (66,100 to 141,000)	197,000 (159,000 to 232,000)	169,000 (139,000 to 199,000)	65,700 (49,900 to 85,400)	59,600 (43,700 to 78,000)	77,000 (54,300 to 99,000)	75,000 (49,000 to 99,000)	62,400 (43,200 to 85,600)	54,000 (37,900 to 72,000)	46,000 (31,500 to 62,000)	37,900 (25,200 to 49,000)	30,600 (20,800 to 42,000)	24,600 (16,700 to 34,000)	20,000 (13,200 to 28,000)	15,900 (10,300 to 22,000)	12,700 (8,170 to 18,000)	9,220 (5,930 to 13,700)	6,000 (3,830 to 9,180)	3,890 (2,420 to 6,000)	2,170 (1,330 to 3,500)	1,000 (597 to 1,720)	1,090,000
Communicable, maternal, neonatal, and nutritional diseases	56,600 (41,200 to 74,000)	51,300 (31,600 to 81,700)	96,200 (77,300 to 116,000)	136,000 (113,000 to 157,000)	37,200 (28,600 to 47,400)	23,900 (18,600 to 29,200)	28,800 (20,600 to 36,000)	33,100 (22,000 to 45,000)	26,900 (18,600 to 35,000)	25,400 (17,900 to 33,000)	24,800 (17,000 to 32,000)	21,100 (14,000 to 28,000)	19,300 (12,900 to 26,000)	15,600 (10,600 to 21,000)	13,400 (8,900 to 18,000)	11,600 (7,400 to 16,000)	9,600 (6,100 to 13,000)	7,370 (4,530 to 10,000)	5,000 (3,000 to 7,500)	3,300 (1,900 to 5,000)	1,900 (1,060 to 3,000)	994 (538 to 1,700)	709,000
HIV/AIDS and sexually transmitted infections	3,980 (1,780 to 7,710)	710 (229 to 1,580)	6,130 (2,180 to 14,000)	7,090 (2,960 to 21,000)	6,960 (3,640 to 12,000)	3,200 (1,980 to 4,800)	5,290 (3,010 to 7,700)	6,860 (3,700 to 10,000)	5,970 (3,700 to 9,000)	5,090 (3,660 to 7,100)	5,000 (3,750 to 6,900)	4,360 (2,980 to 6,000)	3,840 (2,600 to 5,200)	3,060 (1,900 to 4,300)	2,200 (1,200 to 3,200)	1,600 (829 to 2,600)	1,200 (563 to 1,900)	726 (357 to 1,200)	340 1 (172 to 59 7)	3 6 (1 4 to 9 1)	0 6 (0 3 to 2)	0 2 (0 1 to 0 4)	69,400
HIV/AIDS	616 (301 to 1,4)	1 8 (0 3 to 5 2)	4,660 (980 to 14,000)	7,710 (1,870 to 20,000)	6,930 (3,620 to 11,000)	3,150 (1,950 to 4,800)	5,190 (2,950 to 7,600)	6,790 (3,650 to 10,000)	5,720 (3,520 to 8,900)	5,050 (3,620 to 7,000)	4,970 (3,700 to 6,900)	4,330 (2,950 to 6,000)	3,820 (2,580 to 5,200)	3,040 (1,890 to 4,300)	2,190 (1,190 to 3,200)	1,590 (820 to 2,600)	1,200 (560 to 1,900)	723 (355 to 1,200)	339 (170 to 59 2)	3 4 (1 3 to 9 0)	0 7 (0 2 to 2)	0 1 (0 0 to 0 3)	63,800
HIV/AIDS - Drug-susceptible Tuberculosis	0 (0 to 0)	0 1 (0 0 to 0 3)	234 (0 to 1,600)	397 (0 to 2,600)	194 (0 to 1,300)	194 (84 7 to 350)	397 (27 1 to 1,000)	199 (0 to 1,000)	221 (0 to 1,000)	192 (0 to 1,000)	222 (0 to 1,000)	220 (0 to 1,000)	220 (0 to 1,000)	199 (0 to 1,000)	173 (0 to 1,000)	141 (0 to 1,000)	112 (0 to 1,000)	77 3 (0 to 1,000)	50 8 (0 to 1,000)	1 6 (0 to 1,000)	0 3 (0 to 1,000)	0 1 (0 to 1,000)	3,860
HIV/AIDS - Multidrug-resistant Tuberculosis without extensive	0 (0 to 0)	0 (0 to 0)	0 2 (0 0 to 0 8)	0 6 (0 2 to 2 6)	0 3 (0 1 to 1 3)	0 3 (0 3 to 2 0)	0 3 (0 3 to 2 0)	0 3 (0 4 to 1 9)	0 3 (0 3 to 2 0)	0 3 (0 4 to 2 0)	0 3 (0 4 to 2 0)	0 3 (0 5 to 2 0)	0 3 (0 4 to 2 0)	0 3 (0 4 to 2 0)	0 3 (0 4 to 2 0)	0 3 (0 4 to 2 0)	0 3 (0 4 to 2 0)	0 3 (0 4 to 2 0)	0 3 (0 4 to 2 0)	0 3 (0 4 to 2 0)	0 3 (0 4 to 2 0)	0 3 (0 4 to 2 0)	125
HIV/AIDS - Extensively drug-resistant Tuberculosis	0 (0 to 0)	0 (0 to 0)	0 1 (0 to 0 6)	0 2 (0 to 0 8)	0 1 (0 to 0 5)	0 2 (0 to 0 8)	0 2 (0 to 0 8)	0 1 (0 to 0 6)	0 2 (0 to 0 8)	0 2 (0 to 0 8)	0 2 (0 to 0 8)	0 2 (0 to 0 8)	0 2 (0 to 0 8)	0 2 (0 to 0 8)	0 2 (0 to 0 8)	0 2 (0 to 0 8)	0 2 (0 to 0 8)	0 2 (0 to 0 8)	0 2 (0 to 0 8)	0 2 (0 to 0 8)	0 2 (0 to 0 8)	0 2 (0 to 0 8)	1 7
HIV/AIDS resulting in other diseases	61 1 (0 to 1,4)	0 3 (0 0 to 0 1)	1,750 (179 to 10,000)	5,000 (1,400 to 20,000)	4,450 (975 to 8,710)	2,170 (1,080 to 3,300)	3,220 (1,660 to 5,000)	4,530 (1,980 to 8,000)	3,760 (2,380 to 6,000)	3,420 (2,480 to 5,000)	3,490 (2,610 to 5,000)	3,060 (2,220 to 4,500)	2,710 (1,900 to 4,000)	2,190 (1,530 to 3,000)	1,720 (1,060 to 2,600)	1,350 (876 to 2,000)	1,060 (661 to 1,600)	703 (431 to 1,200)	414 (214 to 72 9)	2 2 (0 8 to 6 0)	0 4 (0 2 to 1 2)	0 1 (0 0 to 0 3)	79,000
Sexually transmitted infections excluding HIV	3,360 (1,150 to 7,110)	706 (229 to 1,580)	1,470 (1,110 to 2,000)	394 (77 to 1,100)	2,770 (1,600 to 4,500)	29 6 (9 to 71)	99 6 (34 to 210)	661 (221 to 1,500)	249 (84 to 600)	39 6 (13 to 100)	13 6 (4 to 35)	1 6 (0 to 4)	0 6 (0 to 2)	0 6 (0 to 2)	0 6 (0 to 2)	0 6 (0 to 2)	0 6 (0 to 2)	0 6 (0 to 2)	0 6 (0 to 2)	0 6 (0 to 2)	0 6 (0 to 2)	0 6 (0 to 2)	6,780
Syphilis	1,490 (599 to 3,000)	294 (120 to 1,000)	66 7 (0 to 1,200)	27 9 (0 to 1,000)	29 6 (0 to 1,000)	29 6 (0 to 1,000)	13 7 (0 to 1,000)	13 8 (0 to 1,000)	0 2 (0 to 1,000)	0 2 (0 to 1,000)	0 2 (0 to 1,000)	0 2 (0 to 1,000)	0 2 (0 to 1,000)	0 2 (0 to 1,000)	0 2 (0 to 1,000)	0 2 (0 to 1,000)	0 2 (0 to 1,000)	0 2 (0 to 1,000)	0 2 (0 to 1,000)	0 2 (0 to 1,000)	0 2 (0 to 1,000)	0 2 (0 to 1,000)	6,080
Chlamydial infection	0 (0 to 0)	0 (0 to 0)	0 (0 to 0)	0 (0 to 0)	0 (0 to 0)	1 0 (0 to 2 9)	6 1 (0 to 18)	17 7 (0 to 53)	13 8 (0 to 39)	9 1 (0 to 19)	6 8 (0 to 14)	7 (0 to 11)	4 6 (0 to 9)	1 6 (0 to 3)	1 1 (0 to 2)	0 6 (0 to 1)	0 1 (0 to 0)	0 1 (0 to 0)	0 1 (0 to 0)	0 1 (0 to 0)	0 1 (0 to 0)	0 1 (0 to 0)	74 1
Gonococcal infection	0 (0 to 0)	0 (0 to 0)	0 (0 to 0)	0 (0 to 0)	0 (0 to 0)	0 (0 to 0)	0 4 (0 to 1 4)	0 6 (0 to 2)	0 6 (0 1 to 1 5)	0 4 (0 to 1 2)	0 3 (0 to 1 1)	0 3 (0 to 1 2)	0 2 (0 to 1 1)	0 2 (0 to 1 1)	0 2 (0 to 1 1)	0 2 (0 to 1 1)	0 2 (0 to 1 1)	0 2 (0 to 1 1)	0 2 (0 to 1 1)	0 2 (0 to 1 1)	0 2 (0 to 1 1)	0 2 (0 to 1 1)	178
Trichomoniasis	0 (0 to 0)	0 (0 to 0)	0 (0 to 0)	0 (0 to 0)	0 7 (0 to 2 3)	0 3 (0 to 1 2)	0 3 (0 to 1 2)	0 2 (0 to 1 1)	0 2 (0 to 1 1)	0 2 (0 to 1 1)	0 2 (0 to 1 1)	0 2 (0 to 1 1)	0 2 (0 to 1 1)	0 2 (0 to 1 1)	0 2 (0 to 1 1)	0 2 (0 to 1 1)	0 2 (0 to 1 1)	0 2 (0 to 1 1)	0 2 (0 to 1 1)	0 2 (0 to 1 1)	0 2 (0 to 1 1)	0 2 (0 to 1 1)	199
Genital herpes	0 (0 to 0)	0 (0 to 0)	0 (0 to 0)	0 (0 to 0)	0 (0 to 0)	0 (0 to 0)	0 2 (0 to 0 8)	0 2 (0 to 0 8)	0 2 (0 to 0 8)	0 2 (0 to 0 8)	0 2 (0 to 0 8)	0 2 (0 to 0 8)	0 2 (0 to 0 8)	0 2 (0 to 0 8)	0 2 (0 to 0 8)	0 2 (0 to 0 8)	0 2 (0 to 0 8)	0 2 (0 to 0 8)	0 2 (0 to 0 8)	0 2 (0 to 0 8)	0 2 (0 to 0 8)	0 2 (0 to 0 8)	116
Other sexually transmitted infections	0 (0 to 0)	0 (0 to 0)	23 3 (0 to 0)	29,600 (0 to 0)	1 7 (0 to 0)	0 3 (0 to 0)	28 4 (3 3 to 98 1)	28 4 (16 3 to 52 6)	29 1 (19 6 to 42 6)	27 7 (16 7 to 42 6)	27 (12 4 to 33)	27 6 (13 3 to 27 7)	27 6 (7 1 to 24 6)	27 6 (3 4 to 28 2)	27 6 (3 4 to 27 3)	27 6 (1 1 to 14)	27 6 (0 to 0 3)	27 6 (0 to 0 1)	27 6 (0 1 to 0 6)	27 6 (0 to 0 3)	27 6 (0 to 0 3)	27 6 (0 to 0 3)	216
Respiratory infections and tuberculosis	8,970 (5,100 to 15,600)	14,700 (9,900 to 19,100)	13,200 (10,200 to 17,700)	6,260 (4,720 to 8,000)	1,790 (1,140 to 2,710)	1,790 (2,930 to 5,400)	4,150 (2,930 to 5,400)	6,100 (4,910 to 7,200)	5,700 (4,240 to 6,900)	5,210 (4,060 to 6,400)	4,770 (3,930 to 5,800)	(4,040 to 5,800)	3,610 (2,960 to 4,600)	3,060 (2,260 to 3,900)	2,400 (1,740 to 3,300)	1,900 (1,260 to 2,600)	1,360 (888 to 1,900)	1,000 (632 to 1,400)	630 (357 to 1,000)	1,000 (614 to 33 0)	1,000 (578 to 1,700)	1,000 (579 to 1,700)	169,000
Tuberculosis	8,970 (5,100 to 15,600)	14,700 (9,900 to 19,100)	13,200 (10,200 to 17,700)	3,560 (829 to 7,240)	979 (1 to 3,600)	1,030 (382 to 1,440)	1,270 (667 to 1,970)	4,600 (2,700 to 6,610)	5,660 (3,770 to 8,100)	5,020 (3,340 to 7,010)	4,610 (3,020 to 6,600)	3,900 (3,020 to 6,600)	3,610 (3,020 to 6,600)	3,060 (3,020 to 6,600)	2,400 (1,740 to 3,300)	1,900 (1,260 to 2,600)	1,360 (888 to 1,900)	1,000 (632 to 1,400)	630 (357 to 1,000)	1,000 (614 to 33 0)	1,000 (578 to 1,700)	1,000 (579 to 1,700)	169,000
Latent tuberculosis infection	0 (0 to 0)	0 (0 to 0)	0 (0 to 0)	0 (0 to 0)	0 (0 to 0)	0 (0 to 0)	0 (0 to 0)	0 (0 to 0)	0 (0 to 0)	0 (0 to 0)	0 (0 to 0)	0 (0 to 0)	0 (0 to 0)	0 (0 to 0)	0 (0 to 0)	0 (0 to 0)	0 (0 to 0)	0 (0 to 0)	0 (0 to 0)	0 (0 to 0)	0 (0 to 0)	0 (0 to 0)	0 (0 to 0)	0
Drug-susceptible Tuberculosis	7,110 (1,190 to 8,200)	13,900 (3,100 to 13,700)	13,000 (10,000 to 43,900)	3,560 (1,190 to 7,240)	979 (1 to 3,600)	1,030 (382 to 1,440)	1,270 (667 to 1,970)	4,600 (2,700 to 6,610)	5,660 (3,770 to 8,100)	5,020 (3,340 to 7,010)	4,610 (3,020 to 6,600)	3,900 (3,020 to 6,600)	3,610 (3,020 to 6,600)	3,060 (3,020 to 6,600)	2,400 (1,740 to 3,300)	1,900 (1,260 to 2,600)	1,360 (888 to 1,900)	1,000 (632 to 1,400)	630 (357 to 1,000)	1,000 (614 to 33 0)	1,000 (578 to 1,700)	1,000 (579 to 1,700)	167,000
Multidrug-resistant tuberculosis without extensive drug-resistar	0 (0 to 0)	0 (0 to 0)	0 (0 to 0)	0 (0 to 0)	0 (0 to 0)	0 (0 to 0)	0 (0 to 0)	0 (0 to 0)	0 (0 to 0)	0 (0 to 0)	0 (0 to 0)	0 (0 to 0)	0 (0 to 0)	0 (0 to 0)	0 (0 to 0)	0 (0 to 0)	0 (0 to 0)	0 (0 to 0)	0 (0 to 0)	0 (0 to 0)	0 (0 to 0)	0 (0 to 0)	0 (0 to 0)	1,980
Extensively drug-resistant tuberculosis	0 (0 to 0)	0 (0 to 0)	0 6 (0 0 to 2 6)	1 2 (0 0 to 7 0)	0 3 (0 0 to 1 4)	0 3 (0 1 to 1 4)	1 6 (0 1 to 5 6)	2 3 (0 1 to 9 6)	2 (0 1 to 7 8)	1 7 (0 1 to 7 7)	1 6 (0 1 to 7 7)	1 6 (0 1 to 7 7)	1 6 (0 1 to 7 7)	1 6 (0 1 to 7 7)	1 7 (0 1 to 8 1)	1 6 (0 1 to 8 1)	1 6 (0 1 to 8 1)	1 6 (0 1 to 8 1)	1 6 (0 1 to 8 1)	1 6 (0 1 to 8 1)	1 6 (0 1 to 8 1)	1 6 (0 1 to 8 1)	21 1
Lower respiratory infections	8,960 (5,090 to 15,600)	9,720 (5,900 to 19,100)	20,900 (11,000 to 34,900)	3,000 (1,670 to 5,190)	1,030 (1,270 to 5,600)	2,220 (1,270 to 3,600)	1,270 (1,190 to 3,600)	1,900 (1,190 to 3,600)	1,200 (1,190 to 3,600)	1,970 (1,190 to 3,600)	1,200 (1,190 to 3,600)	1,200 (1,190 to 3,600)	1,700 (1,190 to 3,600)	1,800 (1,190 to 3,600)	1,800 (1,190 to 3,600)	1,800 (1,190 to 3,600)	1,200 (1,190 to 3,600)	1,700 (1,190 to 3,600)	1,200 (1,190 to 3,600)	630 (357 to 1,000)	1,000 (614 to 33 0)	1,000 (579 to 1,700)	90,100
Upper respiratory infections	9 7 (1 7 to 22)	1 1 (0 1 to 2 6)	634 (0 to 3,600)	1,370 (0 to 8,000)	944 (0 to 5,600)	932 (0 to 5,400)	997 (0 to 5,800)	1,200 (0 to 7,000)	1,160 (0 to 6,800)	1,160 (0 to 6,800)	1,160 (0 to 6,800)	1,160 (0 to 6,800)	1,160 (0 to 6,800)	1,160 (0 to 6,800)	1,160 (0 to 6,800)	1,160 (0 to 6,800)	1,160 (0 to 6,800)	1,160 (0 to 6,800)	1,160 (0 to 6,800)	1,160 (0 to 6,800)	1,160 (0 to 6,800)	1,160 (0 to 6,800)	4,870
Otitis media	0 (0 to 29 7)	0 (0 to 24 4)	1,460 (0 to 9,300)	360 (0 to 2,190)	1,750 (0 to 10,000)	1,430 (0 to 8,200)	1,110 (0 to 6,400)	1,120 (0 to 6,500)	1,120 (0 to 6,500)	1,120 (0 to 6,500)	1,120 (0 to 6,500)	1,120 (0 to 6,500)	1,120 (0 to 6,500)	1,120 (0 to 6,500)	1,120 (0 to 6,500)	1,120 (0 to 6,500)	1,120 (0 to 6,500)	1,120 (0 to 6,500)	1,120 (0 to 6,500)	1,120 (0 to 6,500)	1,120 (0 to 6,500)	1,120 (0 to 6,500)	1,490
Other respiratory infections	0 (1,190 to 8,200)	0 (0 to 0)	2,200 (0 to 10,000)	33,700 (19,800 to 49,200)	1,200 (0 to 6,800)	4,000 (0 to 19,400)	4,000 (0 to 19,400)	4,000 (2,610 to 6,670)	2,310 (1,190 to 4,000)	1,760 (1,190 to 3,600)	1,420 (1,190 to 3,600)	1,200 (1,190 to 3,600)	1,200 (1,190 to 3,600)	1,200 (1,190 to 3,600)	1,200 (1,190 to 3,600)	1,200 (1,190 to 3,600)	1,200 (1,190 to 3,600)	1,200 (1,190 to 3,600)	1,200 (1,190 to 3,600)	1,200 (1,190 to 3,600)	1,200 (1,190 to 3,600)	1,200 (1,190 to 3,600)	116,000
Diarrheal diseases	7,110 (1,190 to 8,200)	13,900 (3,100 to 13,700)	23,000 (10,000 to 43,900)	23,900 (10,000 to 39,800)	2,170 (1,190 to 6,710)	3,690 (1,660 to 6,710)	2,210 (1,140 to 5,840)	3,690 (1,720 to 8,870)	2,210 (972 to 5,620)	3,690 (709 to 5,220)	2,210 (983 to 3,890)	3,690 (777 to 5,870)	2,210 (614 to 5,560)	3,690 (779 to 5,760)	2,210 (749 to 5,160)	3,690 (804 to 5,960)	2,210 (996 to 5,230)	3,690 (240 to 5,230)	2,210 (169 to 5,230)	3,690 (169 to 5,230)	2,210 (169 to 5,230)	3,690 (169 to 5,230)	161,000
Typhoid and paratyphoid	0 (0 to 0)	0 (0 to 0)	7 9 (0 to 1 9)	1,580 (474 to 3,440)	1,580 (642 to 3,100)	2,060 (769 to 3,200)	1,470 (914 to 3,110)	563 (199 to 1,280)	189 (69 to 450)	78 9 (29 to 171)	48 9 (17 to 97 4)	39 1 (14 to 77)	31 1 (11 to 73 2)	23 9 (9 to 56 6)	17 6 (6 to 42)	11 9 (3 to 29 6)	8 1 (2 to 19 4)	4 6 (0 to 11)	2 5 (0 to 7 1)	1 6 (0 to 5 1)	0 7 (0 to 2 1)	0 2 (0 to 0 6)	8,010
Typhoid fever	0 (0 to 0)	0 (0 to 0)	7 9 (0 to 1 9)	1,580 (474 to 3,440)	1,580 (642 to 3,100)	2,060 (769 to 3,200)	1,470 (914 to 3,110)	563 (199 to 1,280)	189 (69 to 450)	78 9 (29 to 171)	48 9 (17 to 97 4)	39 1 (14 to 77)	31 1 (11 to 73 2)	23 9 (9 to 56 6)	17 6 (6 to 42)	11 9 (3 to 29 6)	8 1 (2 to 19 4)	4 6 (0 to 11)	2 5 (0 to 7 1)	1 6 (0 to 5 1)	0 7 (0 to 2 1)	0 2 (0 to 0 6)	7,990
Paratyphoid fever	0 (0 to 0)	0 (0 1 to 0 4)	0 (0 to 1 6)	68 8 (19 1 to 160)	62 0 (23 9 to 129)	68 7 (29 6 to 127)	63 0 (33 1 to 130)	23 9 (7 9 to 53)	8 1 (2 7 to 19 2)	3 6 (1 1 to 8 2)	2 2 (0 7 to 5 1)	1 6 (0 5 to 3 7)	1 6 (0 5 to 3 7)	1 6 (0 5 to 3 7)	1 1 (0 3 to 2 6)	0 7 (0 2 to 1 6)	0 4 (0 1 to 0 9)	0 2 (0 to 0 5)	0 1 (0 to 0 3)	0 1 (0 to 0 2)	0 1 (0 to 0 2)	0 1 (0 to 0 2)	392
Invasive Non-typhoidal Salmonella (iNTS)	0 (0 to 0)	124 (57 to 230)	2,900 (1,100 to 5,900)	8,690 (3,300 to 15,000)	2,490 (1,020 to 4,500)	290 (120 to 540)	454 (187 to 867)	420 (163 to 807)	337 (129 to 650)	329 (127 to 633)	272 (97 to 522)	270 (96 to 518)	262 (93 to 507)	192 (68 to 367)	132 (50 to 252)	112 (37 to 207)	88 (27 to 163)	57 (17 to 107)	33 (8 to 63)	20 (4 to 37)	6 (2 to 11)	3 (0 to 5)	17,100
Other intestinal infectious diseases	0 (0 to 0)	0 (0 to 0)	23 9 (0 to 0)	69 1 (0 to 0)	13 8 (0 to 0)	6 3 (0 to 0)	6 6 (0 to 0)	3 9 (0 to 0)	4 3 (0 to 0)	1 1 (0 to 0)	4 3 (0 to 0)	1 8 (0 to 0)	3 6 (0 to 0)	1 (0 to 0)	3 6 (0 to 0)	3 6 (0 to 0)	3 6 (0 to 0)	3 6 (0 to 0)	3 6 (0 to 0)	3 6 (0 to 0)	3 6 (0 to 0)	3 6 (0 to 0)	156
Neglected tropical diseases and malaria	3 5 (1 1 to 12)	900 (300 to 2,500)	1,500 (1,000 to 2,000)	3,400 (1,900 to 5,000)	1,500 (1,000 to 2,000)	1,500 (1,000 to 2,000)	1,700 (1,000 to 2,500)	1,500 (1,000 to 2,000)	1,500 (1,000 to 2,000)	1,500 (1,000 to 2,000)	1,500 (1,000 to 2,000)	1,500 (1,000 to 2,000)	1,500 (1,000 to 2,000)	1,500 (1,000 to 2,000)	1,500 (1,000 to 2,000)	1,500 (1,000 to 2,000)	1,500 (1,000 to 2,000)	1,500 (1,000 to 2,000)	1,500 (1,000 to 2,000)	1,500 (1,000 to 2,000)	1,500 (1,000 to 2,000)	1,500 (1,000 to 2,000)	30,800
Malaria	61 1 to 1 4)	0 (0 to 0)	1,750 (683 to 19,800)	3,400 (1,870 to 32,000)	1,500 (960 to 3,700)	1,500 (970 to 2,800)	1,700 (976 to 1,760)	1,500 (976 to 1,760)	1,500 (1 to 1,700)	1,500 (1 to 1,700)	1,500 (1 to 1,700)	1,500 (1 to 1,700)	1,500 (1 to 1,700)	1,500 (1 to 1,700)	1,500 (1 to 1,700)	1,500 (1 to 1,700)	1,500 (1 to 1,700)	1,500 (1 to 1,700)	1,500 (1 to 1,700)	1,500 (1 to 1,700)	1,500 (1 to 1,700)	1,500 (1 to 1,700)	20,400
Chagas disease	0 (0 to 0)	0 (0 to 0)	0 (0 to 0)	0 (0 to 0)	0 (0 to 0)	0 (0 to 0)	0 (0 to 0)	0 (0 to 0)	0 (0 to 0)	0 (0 to 0)	0 (0 to 0)	0 (0 to 0)	0 (0 to 0)	0 (0 to 0)	0 (0 to 0)	0 (0 to 0)	0 (0 to 0)	0 (0 to 0)	0 (0 to 0)	0 (0 to 0)	0 (0 to 0)	0 (0 to 0)	0 (0 to 0)	0
Leishmaniasis	0 (0 to 0)	0 (0 to 0)	2 9 (0 1 to 9 6)	2 9 (1 0 to 9 1)	2 9 (1 0 to 9 1)	1 6 (0 1 to 7 4)	1 1 (0 to 1 4)	0 6 (0 to 1 7)	0 6 (0 to 1 7)	0 3 (0 to 0 9)	0 3 (0 to 0 9)	0 1 (0 to 0 2)	0 1 (0 to 0 2)	0 1 (0 to 0 2)	0 1 (0 to 0 2)	0 1 (0 to 0 2)	0 1 (0 to 0 2)	0 1 (0 to 0 2)	0 1 (0 to 0 2)	0 1 (0 to 0 2)	0 1 (0 to 0 2)	0 1 (0 to 0 2)	10 1
Visceral leishmaniasis	0 (0 to 0)	0 (0 to 0)	2 9 (0 1 to 9 6)	2 9 (1 0 to 9 1)	2 9 (1 0 to 9 1)	1 6 (0 1 to 7 4)	1 1 (0 to 1 4)	0 6 (0 to 1 7)	0 6 (0 to 1 7)	0 3 (0 to 0 9)	0 3 (0 to 0 9)	0 1 (0 to 0 2)	0 1 (0 to 0 2)	0 1 (0 to 0 2)	0 1 (0 to 0 2)	0 1 (0 to 0 2)	0 1 (0 to 0 2)	0 1 (0 to 0 2)	0 1 (0 to 0 2)	0 1 (0 to 0 2)	0 1 (0 to 0 2)	0 1 (0 to 0 2)	10 1
Cutaneous and mucocutaneous leishmaniasis	0 (0 to 0)	0 (0 to 0)	0 (0 to 0)	0 (0 to 0)	0 (0 to 0)	0 (0 to 0)	0 (0 to 0)	0 (0 to 0)	0 (0 to 0)	0 (0 to 0)	0 (0 to 0)	0 (0 to 0)	0 (0 to 0)	0 (0 to 0)	0 (0 to 0)	0 (0 to 0)	0 (0 to 0)	0 (0 to 0)	0 (0 to 0)	0 (0 to 0)	0 (0 to 0)	0 (0 to 0)	0 (0 to 0)	0
African trypanosomiasis	0 (0 to 0)	0 (0 to 0)	0 (0 to 0)	0 (0 to 0)	0 (0 to 0)	0 (0 to 0)	0 (0 to 0)	0 (0 to 0)	0 (0 to 0)	0 (0 to 0)	0 (0 to 0)	0 (0 to 0)	0 (0 to 0)	0 (0 to 0)	0 (0 to 0)	0 (0 to 0)	0 (0 to 0)	0 (0 to 0)	0 (0 to 0)	0 (0 to 0)	0 (0 to 0)	0 (0 to 0)	0 (0 to 0)	0
Schistosomiasis	0 (0 to 0)	0 (0 to 0)	0 (0 to 0)	26 1 (8 5 to 69 5)	199 (70 1 to 510)	333 (82 1 to 899)	220 (55 1 to 580)	139 (34 5 to 367)	364 (140 to 967)	457 (242 to 783)	429 (229 to 696)	482 (260 to 821)	397 (161 to 866)	330 (131 to 732)	189 (84 to 389)	111 (29 to 307)	69 1 (20 to 178)	67 2 (9 4 to 170)	29 6 (3 to 82)	9 7 (0 8 to 33)	2 6 (0 2 to 9 6)	0 6 (0 to 2 1)	3,710
Cysticercosis	0 (0 to 0)	0 (0 to 0)	4 1 (0 to 13)	25 1 (3 2 to 78)	8 4 (0 to 28 4)	10 1 (1 2 to 34 1)	37 6 (4 6 to 127)	69 0 (7 9 to 233)	73 3 (8 3 to 248)	79 1 (9 1 to 267)	81 6 (9 4 to 276)	81 1 (9 3 to 274)	68 6 (7 9 to 232)	51 1 (5 9 to 173)	47 6 (5 4 to 161)	29 1 (3 3 to 98 4)	22 9 (2 6 to 77 4)	16 4 (1 9 to 55 4)	10 6 (1 2 to 35 8)	6 8 (0 8 to 23)	2 4 (0 3 to 8 1)	0 6 (0 1 to 2 1)	661
Cystic echinococcosis	0 (0 to 0)	0 (0 to 0)	26 8 (3 1 to 90 7)	17 4 (2 1 to 59 1)	13 9 (1 6 to 47 1)	9 1 (1 1 to 30 9)	7 4 (0 9 to 25 1)	6 7 (0 8 to 22 7)	6 1 (0 7 to 20 7)	5 7 (0 7 to 19 3)	5 7 (0 7 to 19 3)	5 7 (0 7 to 19 3)	5 7 (0 7 to 19 3)	5 7 (0 7 to 19 3)	5 7 (0 7 to 19 3)	5 7





SR Table 2c: Mercabit DALYS by cause and age group for both sexes with 95% uncertainty intervals, 2019

Cause	Early Neonatal	Late Neonatal	Post Neonatal	1 to 4	5 to 9	10 to 14	15 to 19	20 to 24	25 to 29	30 to 34	35 to 39	40 to 44	45 to 49	50 to 54	55 to 59	60 to 64	65 to 69	70 to 74	75 to 79	80 to 84	85 to 89	90 to 94	95 plus	Total
All causes	2,000 (1,900 to 2,100)	1,900 (1,700 to 2,000)	2,600 (2,300 to 2,900)	11,000 (10,000 to 11,700)	6,000 (5,400 to 6,270)	4,000 (3,700 to 4,270)	5,000 (4,600 to 5,300)	7,000 (6,400 to 7,400)	8,000 (7,300 to 8,700)	8,000 (7,400 to 8,600)	9,000 (8,200 to 9,600)	9,000 (8,100 to 9,700)	9,000 (8,000 to 9,600)	9,000 (8,000 to 9,700)	9,000 (8,000 to 9,600)	8,000 (7,200 to 8,600)	7,000 (6,200 to 7,700)	6,000 (5,200 to 6,600)	5,000 (4,400 to 5,600)	3,000 (2,600 to 3,400)	1,600 (1,370 to 2,000)	1,000 (850 to 1,500)	160,000
Communicable, maternal, neonatal, and nutritional diseases	4,100 (3,700 to 4,600)	4,100 (3,600 to 4,700)	17,000 (15,000 to 20,700)	12,000 (10,700 to 15,000)	3,900 (3,570 to 5,210)	2,770 (2,530 to 3,570)	3,000 (2,750 to 3,450)	3,910 (3,600 to 4,500)	3,970 (3,630 to 5,280)	4,060 (3,760 to 5,450)	4,460 (4,060 to 5,430)	4,050 (3,530 to 5,810)	3,960 (2,900 to 5,110)	2,650 (2,020 to 4,070)	2,220 (1,580 to 3,210)	1,700 (1,170 to 2,580)	1,220 (830 to 1,860)	1,060 (750 to 1,660)	813 (567 to 1,290)	507 (377 to 770)	237 (173 to 339)	89.2 (64 to 135)	119,000 (92 to 151,000)
HIV/AIDS and sexually transmitted infections	694 (166 to 1,360)	90.9 (24 to 0.2)	1,170 (344 to 2,300)	1,600 (374 to 3,220)	552 (263 to 989)	365 (97 to 1,020)	1,360 (677 to 2,340)	1,290 (704 to 2,190)	1,460 (833 to 2,840)	2,230 (1,220 to 3,880)	2,700 (1,310 to 4,570)	2,700 (1,700 to 4,190)	2,260 (1,380 to 3,690)	1,430 (862 to 2,290)	762 (412 to 1,290)	770 (458 to 1,260)	364 (208 to 594)	143 (81 to 236)	86.2 (38 to 159)	30.9 (19 to 50.4)	6 (3 to 10.9)	0.2 (0 to 0.3)	21,700
HIV/AIDS	0.1 (0 to 0.7)	0.2 (0 to 1.1)	668 (233 to 2,200)	1,640 (586 to 3,210)	548 (259 to 985)	361 (93 to 1,010)	1,270 (648 to 2,300)	1,260 (690 to 2,140)	1,440 (820 to 2,790)	2,210 (1,190 to 3,840)	2,700 (1,290 to 4,520)	2,690 (1,680 to 4,140)	2,240 (1,370 to 3,660)	1,420 (853 to 2,280)	761 (408 to 1,290)	769 (458 to 1,260)	363 (203 to 593)	142 (80 to 236)	86.1 (37 to 159)	30.1 (19 to 50.4)	5.6 (2 to 10.4)	0.2 (0 to 0.3)	20,600
HIV/AIDS - Drug-susceptible Tuberculosis	0 (0 to 0)	0 (0 to 0)	80.6 (42.4 to 139)	137 (79.7 to 223)	44.5 (21.7 to 79.7)	53 (21.7 to 93.7)	117 (48.9 to 198)	105 (41.1 to 180)	140 (52.3 to 233)	159 (59.2 to 266)	223 (72.9 to 368)	225 (72.9 to 360)	187 (60.7 to 302)	103 (33.9 to 167)	66 (20.7 to 106)	31.6 (7.6 to 71.2)	13.2 (3.9 to 32.2)	6.6 (1.9 to 16.1)	2.9 (0.7 to 7.6)	0.9 (0.1 to 2.6)	0.1 (0 to 0.3)	0 (0 to 0.1)	1,740
HIV/AIDS - Multidrug-resistant Tuberculosis without extensive drug resistance	0 (0 to 0)	0 (0 to 0)	2.6 (0.1 to 19.8)	6.4 (0.2 to 23.9)	2.4 (0 to 13)	0.4 (0 to 2.4)	4.7 (0.1 to 22.9)	4.2 (0.2 to 20.9)	6.2 (0.3 to 28.9)	9.9 (0.5 to 45.1)	12 (0.5 to 49.9)	10 (0.3 to 46.9)	8.4 (0.2 to 43.2)	5.6 (0.1 to 29.3)	3 (0.1 to 15.2)	1.4 (0 to 7.3)	0.6 (0 to 3)	0.3 (0 to 1.5)	0.1 (0 to 0.7)	0 (0 to 0.1)	0 (0 to 0)	0 (0 to 0)	79.3
HIV/AIDS - Extensively drug-resistant Tuberculosis	0 (0 to 0)	0 (0 to 0)	0.1 (0 to 0.6)	0.1 (0 to 0.6)	0 (0 to 0)	0 (0 to 0)	0 (0 to 0)	0 (0 to 0)	0.1 (0 to 0.1)	0.1 (0 to 0.1)	0.1 (0 to 0.1)	0.1 (0 to 0.1)	0.1 (0 to 0.1)	0 (0 to 0.1)	0 (0 to 0.1)	0 (0 to 0.1)	0 (0 to 0.1)	0 (0 to 0.1)	0 (0 to 0.1)	0 (0 to 0.1)	0 (0 to 0)	0 (0 to 0)	1.1
HIV/AIDS resulting in other diseases	0.5 (0 to 0.6)	0.7 (0 to 0.8)	1,490 (1,130 to 2,160)	3.2 (1.2 to 6.5)	0.2 (0 to 0.5)	0.2 (0 to 0.5)	1.2 (0 to 3.2)	1.2 (0 to 3.2)	1.2 (0 to 3.2)	1.2 (0 to 3.2)	1.2 (0 to 3.2)	1.2 (0 to 3.2)	1.2 (0 to 3.2)	1.2 (0 to 3.2)	1.2 (0 to 3.2)	1.2 (0 to 3.2)	1.2 (0 to 3.2)	1.2 (0 to 3.2)	1.2 (0 to 3.2)	1.2 (0 to 3.2)	1.2 (0 to 3.2)	1.2 (0 to 3.2)	18,800
Sexually transmitted infections excluding HIV	694 (166 to 1,360)	90.9 (24 to 0.2)	498 (2 to 132)	1,460 (7 to 3,210)	504 (1 to 985)	312 (1 to 1,010)	1,260 (4 to 2,300)	1,190 (4 to 2,140)	1,320 (4 to 2,790)	2,060 (5 to 3,840)	2,480 (5 to 4,520)	2,470 (5 to 4,140)	2,060 (5 to 3,660)	1,310 (3 to 2,280)	699 (2 to 1,290)	738 (2 to 1,260)	351 (1 to 593)	136 (0 to 236)	83.1 (0 to 159)	29.8 (0 to 50.4)	5.4 (0 to 10.4)	0.2 (0 to 0.3)	1,040
Syphilis	694 (166 to 1,360)	90.9 (24 to 0.2)	219 (92 to 494)	1.3 (1 to 17)	3.6 (1 to 9.5)	1.6 (0 to 5.4)	2.4 (0 to 9.7)	2.4 (0 to 9.2)	2.4 (0 to 9.4)	2.4 (0 to 10.6)	2.4 (0 to 9.6)	2.4 (0 to 9.4)	2.4 (0 to 9.3)	2.4 (0 to 9.2)	2.4 (0 to 9.4)	2.4 (0 to 9.6)	2.4 (0 to 9.5)	2.4 (0 to 9.1)	2.4 (0 to 9.3)	2.4 (0 to 9.2)	2.4 (0 to 9.1)	2.4 (0 to 9.3)	937
Chlamydial infection	0 (0 to 0)	0 (0 to 0)	0 (0 to 0)	0 (0 to 0)	0 (0 to 0)	0 (0 to 0)	0.4 (0 to 1.9)	0.2 (0 to 1.1)	0.2 (0 to 1.2)	0.2 (0 to 1.1)	0.2 (0 to 1.1)	0.2 (0 to 1.1)	0.2 (0 to 1.1)	0.2 (0 to 1.1)	0.2 (0 to 1.1)	0.2 (0 to 1.1)	0.2 (0 to 1.1)	0.2 (0 to 1.1)	0.2 (0 to 1.1)	0.2 (0 to 1.1)	0.2 (0 to 1.1)	0.2 (0 to 1.1)	109
Gonococcal infection	0 (0 to 0)	0 (0 to 0)	0 (0 to 0)	0 (0 to 0)	0 (0 to 0)	0.2 (0 to 0.7)	0.2 (0 to 0.7)	0.2 (0 to 0.9)	0.2 (0 to 1.1)	0.2 (0 to 1.1)	0.2 (0 to 1.1)	0.2 (0 to 1.1)	0.2 (0 to 1.1)	0.2 (0 to 1.1)	0.2 (0 to 1.1)	0.2 (0 to 1.1)	0.2 (0 to 1.1)	0.2 (0 to 1.1)	0.2 (0 to 1.1)	0.2 (0 to 1.1)	0.2 (0 to 1.1)	0.2 (0 to 1.1)	13.9
Trichomoniasis	0 (0 to 0)	0 (0 to 0)	0 (0 to 0)	0 (0 to 0)	0 (0 to 0)	1.4 (0 to 3.3)	1.4 (0 to 3.3)	1.4 (0 to 3.2)	1.4 (0 to 3.2)	1.4 (0 to 3.2)	1.4 (0 to 3.2)	1.4 (0 to 3.2)	1.4 (0 to 3.2)	1.4 (0 to 3.2)	1.4 (0 to 3.2)	1.4 (0 to 3.2)	1.4 (0 to 3.2)	1.4 (0 to 3.2)	1.4 (0 to 3.2)	1.4 (0 to 3.2)	1.4 (0 to 3.2)	1.4 (0 to 3.2)	27.9
Genital herpes	0 (0 to 0)	0 (0 to 0)	0 (0 to 0)	0 (0 to 0)	0 (0 to 0)	0.1 (0 to 0.6)	0.6 (0 to 3.9)	0.6 (0 to 4.9)	0.1 (0 to 7.4)	0.1 (0 to 7.5)	0.1 (0 to 7.6)	0.1 (0 to 6.9)	0.1 (0 to 6.5)	0.1 (0 to 6.4)	0.1 (0 to 6.3)	0.1 (0 to 6.3)	0.1 (0 to 6.2)	0.1 (0 to 6.1)	0.1 (0 to 6.1)	0.1 (0 to 6.1)	0.1 (0 to 6.1)	0.1 (0 to 6.1)	21
Other sexually transmitted infections	0 (0 to 0)	0 (0 to 0)	0 (0 to 0)	0 (0 to 0)	0 (0 to 0)	1.2 (0 to 4.3)	2.1 (1.3 to 4.6)	2.1 (2 to 7.3)	2.1 (2 to 8.1)	2.1 (2 to 8.1)	2.1 (2 to 8.1)	2.1 (2 to 8.1)	2.1 (2 to 8.1)	2.1 (2 to 8.1)	2.1 (2 to 8.1)	2.1 (2 to 8.1)	2.1 (2 to 8.1)	2.1 (2 to 8.1)	2.1 (2 to 8.1)	2.1 (2 to 8.1)	2.1 (2 to 8.1)	2.1 (2 to 8.1)	27
Respiratory infections and tuberculosis	3,280 (1,940 to 5,730)	550 (397 to 1,090)	1,700 (2,180 to 5,960)	1,020 (946 to 3,450)	262 (327 to 926)	442 (237 to 1,030)	1,020 (429 to 1,890)	1,190 (573 to 1,420)	1,420 (566 to 1,450)	1,450 (620 to 1,360)	1,560 (457 to 1,790)	1,610 (1,060 to 2,110)	1,760 (999 to 2,190)	1,760 (1,060 to 2,190)	1,760 (1,060 to 2,190)	1,760 (1,060 to 2,190)	1,760 (1,060 to 2,190)	1,760 (1,060 to 2,190)	1,760 (1,060 to 2,190)	1,760 (1,060 to 2,190)	1,760 (1,060 to 2,190)	1,760 (1,060 to 2,190)	44.0 (27.4 to 67.1)
Tuberculosis	3,280 (1,940 to 5,730)	550 (397 to 1,090)	1,700 (2,180 to 5,960)	1,020 (946 to 3,450)	262 (327 to 926)	442 (237 to 1,030)	1,020 (429 to 1,890)	1,190 (573 to 1,420)	1,420 (566 to 1,450)	1,450 (620 to 1,360)	1,560 (457 to 1,790)	1,610 (1,060 to 2,110)	1,760 (999 to 2,190)	1,760 (1,060 to 2,190)	1,760 (1,060 to 2,190)	1,760 (1,060 to 2,190)	1,760 (1,060 to 2,190)	1,760 (1,060 to 2,190)	1,760 (1,060 to 2,190)	1,760 (1,060 to 2,190)	1,760 (1,060 to 2,190)	1,760 (1,060 to 2,190)	44.0 (27.4 to 67.1)
Latent tuberculosis infection	0 (0 to 0)	0 (0 to 0)	0 (0 to 0)	0 (0 to 0)	0 (0 to 0)	0 (0 to 0)	0 (0 to 0)	0 (0 to 0)	0 (0 to 0)	0 (0 to 0)	0 (0 to 0)	0 (0 to 0)	0 (0 to 0)	0 (0 to 0)	0 (0 to 0)	0 (0 to 0)	0 (0 to 0)	0 (0 to 0)	0 (0 to 0)	0 (0 to 0)	0 (0 to 0)	0 (0 to 0)	0 (0 to 0)	0
Drug-susceptible tuberculosis	3,280 (1,940 to 5,730)	550 (397 to 1,090)	1,700 (2,180 to 5,960)	1,020 (946 to 3,450)	262 (327 to 926)	442 (237 to 1,030)	1,020 (429 to 1,890)	1,190 (573 to 1,420)	1,420 (566 to 1,450)	1,450 (620 to 1,360)	1,560 (457 to 1,790)	1,610 (1,060 to 2,110)	1,760 (999 to 2,190)	1,760 (1,060 to 2,190)	1,760 (1,060 to 2,190)	1,760 (1,060 to 2,190)	1,760 (1,060 to 2,190)	1,760 (1,060 to 2,190)	1,760 (1,060 to 2,190)	1,760 (1,060 to 2,190)	1,760 (1,060 to 2,190)	1,760 (1,060 to 2,190)	44.0 (27.4 to 67.1)
Multidrug-resistant tuberculosis without extensive drug resistance	0 (0 to 0)	0 (0 to 0)	0 (0 to 0)	0 (0 to 0)	0 (0 to 0)	0 (0 to 0)	0 (0 to 0)	0 (0 to 0)	0 (0 to 0)	0 (0 to 0)	0 (0 to 0)	0 (0 to 0)	0 (0 to 0)	0 (0 to 0)	0 (0 to 0)	0 (0 to 0)	0 (0 to 0)	0 (0 to 0)	0 (0 to 0)	0 (0 to 0)	0 (0 to 0)	0 (0 to 0)	0 (0 to 0)	0
Extensively drug-resistant tuberculosis	0 (0 to 0)	0 (0 to 0)	0 (0 to 0)	0.1 (0 to 0.7)	0 (0 to 0)	0.2 (0 to 0.2)	0.2 (0 to 0.9)	0.2 (0 to 1.1)	0.2 (0 to 1.4)	0.2 (0 to 1.4)	0.2 (0 to 1.4)	0.2 (0 to 1.4)	0.2 (0 to 1.4)	0.2 (0 to 1.4)	0.2 (0 to 1.4)	0.2 (0 to 1.4)	0.2 (0 to 1.4)	0.2 (0 to 1.4)	0.2 (0 to 1.4)	0.2 (0 to 1.4)	0.2 (0 to 1.4)	0.2 (0 to 1.4)	3
Lower respiratory infections	3,260 (1,940 to 5,700)	551 (397 to 1,090)	1,410 (687 to 2,890)	501 (146 to 1,120)	256 (96 to 529)	201 (78 to 420)	188 (68 to 406)	160 (62 to 340)	152 (54 to 327)	164 (74 to 321)	179 (63 to 342)	229 (127 to 345)	254 (121 to 385)	267 (149 to 406)	277 (147 to 440)	293 (153 to 474)	298 (153 to 482)	175 (103 to 283)	99.3 (48 to 170)	30.4 (16 to 51.7)	11 (4 to 17.9)	12,300
Upper respiratory infections	0.8 (0.2 to 2.4)	1.9 (0.6 to 5.2)	612 (171 to 1,780)	167 (39 to 513)	76 (24 to 213)	66.6 (21 to 171)	36.2 (11 to 111)	27 (9 to 82)	20.2 (6 to 59)	17.4 (5 to 49)	20.9 (6 to 59)	19.7 (6 to 51)	11.9 (4 to 31)	9.4 (3 to 24)	7.7 (2 to 19)	5.9 (1 to 13)	3.6 (1 to 8)	2.7 (0 to 6)	1.8 (0 to 4)	0.9 (0 to 2)	0.4 (0 to 1)	0.1 (0 to 0.3)	972
Otitis media	2.4 (0.1 to 9.2)	0.3 (0.1 to 0.7)	39.5 (12.2 to 94.2)	414 (75.5 to 1,170)	27.6 (10.4 to 66.2)	19.6 (7.4 to 45.9)	12.6 (4.8 to 29.6)	8.4 (3.2 to 19.4)	6.4 (2.4 to 14.4)	5.1 (1.9 to 11.5)	4.1 (1.5 to 9.1)	4.1 (1.5 to 9.1)	3.3 (1.2 to 7.1)	2.4 (0.9 to 5.1)	1.9 (0.7 to 4.1)	1.1 (0.4 to 2.4)	0.6 (0.2 to 1.3)	0.2 (0 to 0.7)	0.1 (0 to 0.4)	0 (0 to 0.1)	0 (0 to 0)	0 (0 to 0)	209
Enteric infections	1,400 (437 to 2,740)	1,100 (1,000 to 1,400)	1,200 (2,800 to 7,030)	4,600 (4,000 to 5,200)	1,100 (1,000 to 2,360)	600 (490 to 2,340)	1,000 (452 to 2,440)	1,000 (440 to 2,440)	1,000 (368 to 2,440)	1,000 (368 to 2,440)	1,000 (365 to 2,440)	1,000 (365 to 2,440)	1,000 (365 to 2,440)	1,000 (365 to 2,440)	1,000 (365 to 2,440)	1,000 (365 to 2,440)	1,000 (365 to 2,440)	1,000 (365 to 2,440)	1,000 (365 to 2,440)	1,000 (365 to 2,440)	1,000 (365 to 2,440)	1,000 (365 to 2,440)	21,800
Diarrheal diseases	1,200 (542 to 2,250)	1,000 (699 to 1,700)	1,100 (5,520 to 9,970)	4,500 (4,000 to 5,100)	1,000 (437 to 2,300)	600 (2,510 to 940)	1,000 (245 to 2,380)	1,000 (257 to 1,430)	1,000 (264 to 1,590)	1,000 (279 to 1,710)	1,000 (285 to 1,880)	1,000 (294 to 2,140)	1,000 (305 to 2,440)	1,000 (329 to 2,440)	1,000 (329 to 2,440)	1,000 (329 to 2,440)	1,000 (329 to 2,440)	1,000 (329 to 2,440)	1,000 (329 to 2,440)	1,000 (329 to 2,440)	1,000 (329 to 2,440)	1,000 (329 to 2,440)	18,400
Typhoid and paratyphoid	0 (0 to 0)	0 (0 to 0)	0 (0 to 0.3)	199 (97 to 396)	277 (83 to 847)	255 (139 to 562)	257 (99 to 640)	50.1 (30 to 218)	29.5 (15 to 101)	11.4 (4 to 29)	7.3 (2 to 19)	5.7 (2 to 14)	4.6 (1 to 13)	3.8 (1 to 10)	2.9 (1 to 8)	2.2 (0 to 6)	1.5 (0 to 3)	0.8 (0 to 2)	0.5 (0 to 1)	0.2 (0 to 1)	0.1 (0 to 0.4)	0 (0 to 0)	1,110
Typhoid fever	0 (0 to 0)	0 (0 to 0)	1.4 (0.4 to 3.4)	179 (84 to 372)	259 (80 to 532)	240 (99 to 529)	243 (96 to 529)	43.7 (26 to 205)	24.1 (8 to 96)	8.6 (2 to 14)	5.1 (1 to 9)	3.9 (1 to 7)	3.1 (1 to 6)	2.4 (0 to 5)	1.8 (0 to 4)	1.3 (0 to 3)	0.8 (0 to 2)	0.4 (0 to 1)	0.2 (0 to 0.7)	0.1 (0 to 0.3)	0 (0 to 0.1)	0 (0 to 0)	1,070
Paratyphoid fever	0 (0 to 0)	0 (0 to 0)	0.2 (0 to 2.2)	20.1 (3 to 222.4)	18 (2 to 315)	15 (2 to 226)	13.7 (2 to 220)	6.4 (1 to 110)	5.4 (0 to 84)	2.8 (0 to 42)	2.2 (0 to 31)	1.8 (0 to 25)	1.5 (0 to 21)	1.4 (0 to 19)	1.1 (0 to 15)	0.9 (0 to 12)	0.7 (0 to 9)	0.4 (0 to 5)	0.3 (0 to 3)	0.1 (0 to 1)	0.1 (0 to 0.5)	0 (0 to 0)	69.7
Invasive Non-typhoidal Salmonella (iNTS)	0 (0 to 0)	1.4 (1 to 27.3)	179 (102 to 704)	269 (147 to 1,080)	160 (118 to 541)	89.4 (32 to 184)	69.1 (20 to 139)	47.6 (21 to 126)	29 (10 to 83)	19.6 (6 to 53)	13.6 (4 to 32)	10.4 (3 to 25)	8.2 (2 to 19)	6.2 (2 to 14)	4.6 (1 to 10)	3.3 (1 to 7)	2.2 (0 to 5)	1.2 (0 to 3)	0.6 (0 to 2)	0.2 (0 to 0.8)	0.1 (0 to 0.3)	0 (0 to 0)	2,070
Other intestinal infectious diseases	0 (0 to 0)	3.7 (0 to 13)	0.5 (0.2 to 1.9)	0.7 (0.2 to 3.6)	0.7 (0.1 to 3.4)	0.7 (0.1 to 3.2)	0.7 (0.1 to 3.1)	0.7 (0.1 to 3.1)	0.7 (0.1 to 3.1)	0.7 (0 to 3.1)	0.7 (0 to 3.1)	0.7 (0 to 3.1)	0.7 (0 to 3.1)	0.7 (0 to 3.1)	0.7 (0 to 3.1)	0.7 (0 to 3.1)	0.7 (0 to 3.1)	0.7 (0 to 3.1)	0.7 (0 to 3.1)	0.7 (0 to 3.1)	0.7 (0 to 3.1)	0.7 (0 to 3.1)	11.7
Neglected tropical diseases and malaria	0 (0 to 0)	296 (0 to 939)	1,200 (249 to 3,960)	2,900 (201 to 12,800)	1,000 (163 to 5,660)	296 (139 to 699)	223 (127 to 497)	194 (122 to 399)	169 (99 to 299)	150 (83 to 224)	122 (70 to 179)	97 (57 to 146)	79 (46 to 120)	63 (39 to 102)	50 (27 to 84)	39 (19 to 71)	29 (13 to 53)	19 (8 to 36)	12 (5 to 23)	6 (2 to 11)	2.6 (0 to 4.9)	0.8 (0 to 1.7)	19,200
Malaria	0 (0 to 0)	0.1 (0 to 0.6)	1,200 (222 to 3,920)	2,900 (194 to 12,800)	1,000 (158 to 5,660)	296 (135 to 699)	223 (124 to 497)	194 (120 to 399)	169 (97 to 299)	150 (81 to 224)	122 (68 to 179)	97 (55 to 146)	79 (45 to 120)	63 (38 to 102)	50 (26 to 84)	39 (18 to 71)	29 (13 to 53)	19 (8 to 36)	12 (5 to 23)	6 (2 to 11)	2.6 (0 to 4.9)	0.8 (0 to 1.7)	4,210
Chagas disease	0 (0 to 0)	0 (0 to 0)	0 (0 to 0)	0 (0 to 0)	0 (0 to 0)	0 (0 to 0)	0 (0 to 0)	0 (0 to 0)	0 (0 to 0)	0 (0 to 0)	0 (0 to 0)	0 (0 to 0)	0 (0 to 0)	0 (0 to 0)	0 (0 to 0)	0 (0 to 0)	0 (0 to 0)	0 (0 to 0)	0 (0 to 0)	0 (0 to 0)	0 (0 to 0)	0 (0 to 0)	0 (0 to 0)	0
Leishmaniasis	0 (0 to 0)	0 (0 to 0)	0.2 (0 to 1.4)	0.6 (0.2 to 1.4)	1 (0.4 to 2)	1.2 (0.5 to 2.3)	1.2 (0.5 to 2.3)	0.9 (0.4 to 1.6)	0.7 (0.3 to 1.2)	0.6 (0.2 to 0.9)	0.4 (0.2 to 0.6)	0.4 (0.2 to 0.6)	0.3 (0.1 to 0.4)	0.3 (0.1 to 0.4)	0.2 (0.1 to 0.3)	0.1 (0.1 to 0.2)	0.1 (0.1 to 0.2)	0.1 (0.1 to 0.1)	0.1 (0.1 to 0.1)	0.1 (0.1 to 0.1)	0 (0 to 0)	0 (0 to 0)	8.2
Visceral leishmaniasis	0 (0 to 0)	0 (0 to 0)	0 (0 to 0)	0 (0 to 0)	0 (0 to 0)	0 (0 to 0)	0 (0 to 0)	0 (0 to 0)	0 (0 to 0)	0 (0 to 0)	0 (0 to 0)	0 (0 to 0)	0 (0 to 0)	0 (0 to 0)	0 (0 to 0)	0 (0 to 0)	0 (0 to 0)	0 (0 to 0)	0 (0 to 0)	0 (0 to 0)	0 (0 to 0)	0 (0 to 0)	0 (0 to 0)	0
Cutaneous and mucocutaneous leishmaniasis	0 (0 to 0)	0 (0 to 0)	0.2 (0 to 1.4)	0.6 (0.2 to 1.4)	1 (0.4 to 2)	1.2 (0.5 to 2.3)	1.2 (0.5 to 2.3)	0.9 (0.4 to 1.6)	0.7 (0.3 to 1.2)	0.6 (0.2 to 0.9)	0.4 (0.2 to 0.6)	0.4 (0.2 to 0.6)	0.3 (0.1 to 0.4)	0.3 (0.1 to 0.4)	0.2 (0.1 to 0.3)	0.1 (0.1 to 0.2)	0.1 (0.1 to 0.2)	0.1 (0.1 to 0.1)	0.1 (0.1 to 0.1)	0.1 (0.1 to 0.1)	0 (0 to 0)	0 (0 to 0)	8.2
African trypanosomiasis	0 (0 to 0)	0 (0 to 0)	0 (0 to 0)	0 (0 to 0)	0 (0 to 0)	0 (0 to 0)	0 (0 to 0)	0 (0 to 0)	0 (0 to 0)	0 (0 to 0)	0 (0 to 0)	0 (0 to 0)	0 (0 to 0)	0 (0 to 0)	0 (0 to 0)	0 (0 to 0)	0 (0 to 0)	0 (0 to 0)	0 (0 to 0)	0 (0 to 0)	0 (0 to 0)	0 (0 to 0)	0 (0 to 0)	0
Schistosomiasis	0 (0 to 0)	0 (0 to 0)	0.2 (0 to 1.4)	0.6 (0.2 to 1.4)	1 (0.4 to 2)	1.2 (0.5 to 2.3)	1.2 (0.5 to 2.3)	0.9 (0.4 to 1.6)	0.7 (0.3 to 1.2)	0.6 (0.2 to 0.9)	0.4 (0.2 to 0.6)	0.4 (0.2 to 0.6)	0.3 (0.1 to 0.4)	0.3 (0.1 to 0.4)	0.2 (0.1 to 0.3)	0.1 (0.1 to 0.2)	0.1 (0.1 to 0.2)	0.1 (0.1 to 0.1)	0.1 (0.1 to 0.1)	0.1 (0.1 to 0.1)	0 (0 to 0)	0 (0 to 0)	8.2
Cysticercosis	0 (0 to 0)	0 (0 to 0)	0.4 (0.1 to 1.1)	1.4 (0.5 to 3.2)	1.7 (0.7 to 3.2)	2.3 (0.9 to 4.3)	3.7 (1.4 to 6.9)	3.6 (1.4 to 6.7)	3.4 (1.3 to 6.4)	3.2 (1.2 to 6.1)	3.1 (1.2 to 5.8)	3.1 (1.2 to 5.8)	3.1 (1.2 to 5.8)	3.1 (1.2 to 5.8)	3.1 (1.2 to 5.8)	3.1 (1.2 to 5.8)	3.1 (1.2 to 5.8)	3.1 (1.2 to 5.8)	3.1 (1.2 to 5.8)	3.1 (1.2 to 5.8)	3.1 (1.2 to 5.8)	3.1 (1.2 to 5.8)	106
Cystic echinococcosis	0 (0 to 0)	0 (0 to 0)	0 (0 to 0.6)	0 (0 to 0.3)	0 (0 to 0.2)	0 (0 to 0.2)	0 (0 to 0.3)	0 (0 to 0.3)	0 (0 to 0.3)	0 (0 to 0.3)	0 (0 to 0.3)	0 (0 to 0.3)	0 (0 to 0.3)	0 (0 to 0.3)	0 (0 to 0.3)	0 (0 to 0.3)	0 (0 to 0.3)	0 (0 to 0.3)	0 (0 to 0.3)	0 (0 to 0.3)	0 (0 to 0.3)	0 (0 to 0.3)	0 (0 to 0.3)	11.9
Lymphatic filariasis	0 (0 to 0)	0 (0 to 0)	0 (0 to 0)	0 (0 to 0)	0 (0 to 0)	0 (0 to 0)	0 (0 to 0)	0 (0 to 0)	0 (0 to 0)	0 (0 to 0)	0 (0 to 0)	0 (0 to 0)	0 (0 to 0)	0 (0 to 0)	0 (0 to 0)	0 (0 to 0)	0 (0 to 0)	0 (0 to 0)	0 (0 to 0)	0 (0 to 0)	0 (0 to 0)	0 (0 to 0)	0 (0 to 0)	315
Onchocerciasis	0 (0 to 0)	0 (0 to 0)	0 (0 to 0)	0 (0 to 0)	0 (0 to 0)	0 (0 to 0)	0 (0 to 0)	0 (0 to 0)	0 (0 to 0)	0 (0 to 0)	0 (0 to 0)	0 (0 to 0)	0 (0 to 0)	0 (0 to 0)	0 (0 to 0)	0 (0 to 0)	0 (0 to 0)	0 (0 to 0)	0 (0 to 0)	0 (0 to 0)	0 (0 to 0)	0 (0 to 0)	0 (0 to 0)	0
Trachoma	0 (0 to 0)	0 (0 to 0)	0 (0 to 0)	0 (0 to 0)	0 (0 to 0)	0 (0 to 0)	0 (0 to 0)	0 (0 to 0)	0 (0 to 0)	0 (0 to 0.2)	0 (0 to 0.1)	0 (0 to 0.1)	0 (0 to 0.2)	0 (0 to 0.1)	0 (0 to 0.2)	0 (0 to 0.2)	0 (0 to 0.2)	0 (0 to 0.1)	0 (0 to 0.1)	0 (0 to 0.1)	0 (0 to 0.1)	0 (0 to 0.1)	0 (0 to 0.1)	10.8
Dengue	0 (0 to 0.1)	0 (0 to 1.9)	1.5 (0.5 to 3.9)	2.5 (0.9 to 5.9)	3.1 (0.9 to 7.2)	2.9 (0.9 to 6.9)	2.8 (0.9 to 6.9)	2.6 (0.9 to 6.6)	2.5 (0.9 to 6.3)	2.4 (0.9 to 6.2)	2.3 (0.9 to 6.1)	2.3 (0.9 to 6.1)	2.3 (0.9 to 6.1)	2.3 (0.9 to 6.1)	2.3 (0.9 to 6.1)	2.3 (0.9 to 6.1)	2.3 (0.9 to 6.1)	2.3 (0.9 to 6.1)	2.3 (0.9 to 6.1)	2.3 (0.9 to 6.1)	2.3 (0.9 to 6.1)	2.3 (0.9 to 6.1)	19.5
Yellow fever	0 (0 to 0)	0 (0 to 1.1)	0.3 (0.3 to 10.2)	0.6 (0.7 to 22.3)	0.5 (0.6 to 22.9)	0.4 (0.6 to 22.4)	0.4 (0.6 to 22.4)	0.4 (0.6 to 19.4)	0.3 (0.5 to 12)	0.2 (0.2 to 6.6)	0.2 (0.1 to 3.1)	0.1 (0.1 to 1.7)	0.1 (0.1 to 1.1)	0.1 (0.1 to 1.2)	0.1 (0.1 to 1.1)	0.1 (0.1 to 1.1)	0.1 (0.1 to 1.1)	0.1 (0.1 to 1.1)	0.1 (0.1 to 1.1)	0.1 (0.1 to 1.1)	0.1 (0.1 to 1.1)	0.1 (0.1 to 1.1)	32.7
Rabies	0 (0 to 0)	0 (0 to 1.3)	0.4 (0.3 to 2.1)	1.5 (1 to 4.9)	1.5 (1 to 4.5)	1.4 (1 to 4.2)	1.4 (1 to 4.2)	1.3 (1 to 4.1)	1.2 (0 to 4.1)	1.1 (0 to 4.1)	1.1 (0 to 4.1)	1.1 (0 to 4.1)	1.1 (0 to 4.1)	1.1 (0 to 4.1)	1.1 (0 to 4.1)	1.1 (0 to 4.1)	1.1 (0 to 4.1)	1.1 (0 to 4.1)	1.1 (0 to 4.1)	1.1 (0 to 4.1)	1.1 (0 to 4.1)	1.1 (0 to 4.1)	51.5
Intestinal nematode infections	0 (0 to 0)	0 (0 to 0)	2.7 (0 to 9.6)	28.3 (7 to 91)	27.4 (10 to 59.9)	28.1 (12 to 52.9)	23.2 (13 to 53.3)	21.3 (10 to 48.3)	20.2 (9 to 34.6)	20.1 (9 to 34.6)	20.1 (9 to 34.6)	20.1 (9 to 34.6)	20.1 (9 to 34.6)	20.1 (9 to 34.6)	20.1 (9 to 34.6)	20.1 (9 to 34.6)	20.1 (9 to 34.6)

Other neoplasms	0:1 (0 to 0:1)	0 (0 to 0)	0:1 (0 to 0:4)	0:5 (0 to 0:14)	0:5 (0 to 0:16)	0:5 (0 to 0:16)	0:4 (0 to 0:14)	0:4 (0 to 0:14)	0:3 (0 to 0:12)	0:3 (0 to 0:11)	0:3 (0 to 0:11)	0:4 (0 to 0:12)	0:7 (0 to 0:17)	0:5 (0 to 0:14)	0:6 (0 to 0:15)	0:9 (0 to 0:17)	0:11 (0 to 0:21)	1:2 (0 to 0:24)	1:3 (0 to 0:24)	1:1 (0 to 0:19)	0:4 (0 to 0:22)	0:7 (0 to 0:12)	0:2 (0 to 0:10)	0:1 (0 to 0:4)	0 (0 to 0)	11-8
Medulloblastoma, medulloblastoma, and other hemangioblastoma, ependymoma, and choroid plexus tumor	0 (0 to 0)	0:2 (0 to 0:10)	0:5 (0 to 0:16)	0:5 (0 to 0:18)	0:5 (0 to 0:18)	0:5 (0 to 0:16)	0:5 (0 to 0:16)	0:4 (0 to 0:14)	0:3 (0 to 0:12)	0:3 (0 to 0:10)	0:4 (0 to 0:12)	0:4 (0 to 0:12)	0:7 (0 to 0:17)	0:5 (0 to 0:14)	0:6 (0 to 0:15)	0:9 (0 to 0:17)	1:1 (0 to 0:21)	1:2 (0 to 0:22)	1:3 (0 to 0:24)	1:1 (0 to 0:19)	0:4 (0 to 0:22)	0:7 (0 to 0:12)	0:2 (0 to 0:10)	0:1 (0 to 0:4)	0 (0 to 0)	11-8
Benign and in situ intestinal neoplasms	0 (0 to 0)	0 (0 to 0)	0 (0 to 0)

| | | |

SB Table 2c: Meru DALYS by cause and age group for both sexes with 95% uncertainty intervals, 2019

Cause	Early Neonatal	Late Neonatal	Post Neonatal	1 to 4	5 to 9	10 to 14	15 to 19	20 to 24	25 to 29	30 to 34	35 to 39	40 to 44	45 to 49	50 to 54	55 to 59	60 to 64	65 to 69	70 to 74	75 to 79	80 to 84	85 to 89	90 to 94	95 plus	Total
All causes	28,109 (26,858 to 29,600)	11,035 (9,649 to 12,885)	30,650 (29,600 to 32,000)	36,159 (32,750 to 38,990)	17,130 (13,900 to 21,290)	16,153 (13,200 to 20,290)	26,759 (22,650 to 30,990)	29,153 (23,750 to 37,990)	33,650 (26,200 to 41,690)	49,159 (37,900 to 58,990)	47,200 (37,200 to 60,290)	47,650 (36,900 to 59,490)	49,200 (37,700 to 62,290)	37,159 (28,900 to 46,790)	33,750 (27,400 to 42,190)	31,650 (25,700 to 39,990)	27,650 (22,800 to 33,290)	24,200 (20,900 to 28,290)	16,650 (14,200 to 19,990)	11,650 (10,200 to 13,290)	9,650 (8,790 to 10,990)	2,230 (1,900 to 2,640)	606 (486 to 741)	626,030
Communicable, maternal, neonatal, and nutritional diseases	23,700 (21,200 to 26,900)	9,950 (7,900 to 12,300)	26,350 (22,000 to 30,300)	31,450 (23,400 to 39,300)	9,990 (6,500 to 12,990)	8,690 (5,500 to 10,900)	13,000 (9,200 to 16,990)	13,650 (10,200 to 18,100)	16,450 (11,700 to 23,000)	22,200 (15,600 to 31,400)	21,700 (15,900 to 30,900)	21,200 (15,300 to 30,200)	23,000 (16,900 to 32,900)	16,200 (11,700 to 23,400)	11,600 (8,700 to 16,990)	8,490 (6,300 to 11,100)	6,110 (4,900 to 7,900)	5,300 (4,100 to 6,700)	3,900 (3,070 to 4,900)	2,480 (1,940 to 3,080)	1,300 (960 to 1,670)	523 (389 to 666)	175 (131 to 227)	347,000
HIV/AIDS and sexually transmitted infections	1,260 (930 to 2,070)	622 (477 to 1,020)	601 (477 to 2,420)	1,600 (990 to 5,800)	1,290 (900 to 2,490)	1,790 (990 to 2,990)	5,600 (3,900 to 7,990)	6,760 (3,210 to 9,990)	8,990 (4,700 to 14,990)	14,100 (7,900 to 23,000)	14,900 (7,900 to 25,000)	14,900 (7,300 to 26,000)	14,900 (7,400 to 26,000)	10,100 (5,700 to 19,000)	6,960 (3,900 to 13,990)	3,700 (1,900 to 7,200)	1,780 (730 to 3,990)	693 (243 to 1,990)	239 (100 to 700)	49.0 (21 to 170)	16.2 (6 to 56.7)	1.2 (0.4 to 4)	117,000
HIV/AIDS	91 (53 to 310)	62 (31 to 1,990)	454 (270 to 1,990)	1,630 (990 to 5,800)	1,270 (890 to 2,470)	1,780 (990 to 2,980)	5,470 (3,900 to 7,980)	6,660 (3,200 to 9,980)	8,920 (4,700 to 14,990)	14,000 (7,900 to 23,000)	14,800 (7,900 to 25,000)	14,800 (7,300 to 26,000)	14,800 (7,400 to 26,000)	10,100 (5,700 to 19,000)	6,920 (3,900 to 13,990)	3,680 (1,900 to 7,200)	1,780 (730 to 3,990)	693 (243 to 1,990)	239 (100 to 700)	49.0 (21 to 170)	16.1 (6 to 56.7)	1.2 (0.4 to 4)	116,000
HIV/AIDS - Drug-susceptible Tuberculosis	0 (0 to 0)	0 (0 to 0)	69.9 (41 to 1,990)	73 (39 to 1,990)	34 (19 to 1,990)	10 (5 to 1,990)	520 (290 to 1,990)	1,160 (650 to 1,990)	1,790 (1,000 to 1,990)	1,600 (900 to 1,990)	1,020 (570 to 1,990)	672 (380 to 1,990)	1,000 (560 to 1,990)	1,270 (720 to 1,990)	1,260 (700 to 1,990)	1,170 (650 to 1,990)	1,000 (560 to 1,990)	736 (410 to 1,990)	1,000 (560 to 1,990)	1,000 (560 to 1,990)	1,000 (560 to 1,990)	1,000 (560 to 1,990)	11,900
HIV/AIDS - Multidrug-resistant Tuberculosis without extensive drug resistance	0 (0 to 0)	0 (0 to 0)	1.9 (0.1 to 99.6)	3.1 (0.3 to 30.7)	2.4 (0.2 to 29.2)	1.4 (0.3 to 39.9)	6.4 (0.9 to 100)	15.4 (2.1 to 160)	24.4 (2.2 to 299)	19.4 (1.9 to 260)	12.4 (1.2 to 200)	8.2 (0.8 to 160)	12.4 (1.2 to 200)	15.4 (1.5 to 260)	15.4 (1.5 to 260)	14.4 (1.5 to 260)	12.4 (1.2 to 200)	9.1 (0.9 to 160)	12.4 (1.2 to 200)	12.4 (1.2 to 200)	12.4 (1.2 to 200)	12.4 (1.2 to 200)	432
HIV/AIDS - Extensively drug-resistant Tuberculosis	0 (0 to 0)	0 (0 to 0)	0 (0 to 0.1)	0 (0 to 0.6)	0 (0 to 0.5)	0 (0 to 0.4)	0 (0 to 1.4)	0 (0 to 2.3)	0.7 (0 to 3.4)	0.3 (0 to 4.9)	0.2 (0 to 4.9)	0.1 (0 to 4.9)	0.2 (0 to 4.9)	0.3 (0 to 4.7)	0.3 (0 to 4.7)	0.3 (0 to 4.7)	0.3 (0 to 4.9)	0.2 (0 to 4.9)	0.2 (0 to 4.9)	0.2 (0 to 4.9)	0.2 (0 to 4.9)	0.2 (0 to 4.9)	9.8
HIV/AIDS resulting in other diseases	0 (0 to 0.5)	0.2 (0.1 to 9)	0.9 (0.62 to 1,920)	1,600 (930 to 5,690)	1,250 (837 to 2,340)	1,690 (980 to 2,870)	4,950 (1,960 to 6,930)	5,720 (2,770 to 8,890)	7,950 (3,980 to 13,900)	13,900 (6,200 to 22,100)	13,600 (6,100 to 24,000)	13,600 (5,900 to 24,000)	13,700 (6,000 to 24,000)	9,200 (3,900 to 18,000)	6,350 (2,920 to 13,000)	3,390 (1,370 to 6,990)	1,590 (598 to 3,800)	2,390 (398 to 6,900)	1,000 (268 to 4,900)	37 (13 to 161)	13 (4.6 to 58.9)	0.9 (0.3 to 3.7)	103,000
Sexually transmitted infections excluding HIV	1,170 (877 to 1,990)	560 (420 to 1,020)	147 (97 to 1,990)	1,990 (1,990 to 1,990)	1,990 (1,990 to 1,990)	1,990 (1,990 to 1,990)	290 (0 to 1,990)	99.9 (0 to 1,990)	1,990 (1,990 to 1,990)	1,990 (1,990 to 1,990)	1,990 (1,990 to 1,990)	1,990 (1,990 to 1,990)	1,990 (1,990 to 1,990)	1,990 (1,990 to 1,990)	1,990 (1,990 to 1,990)	1,990 (1,990 to 1,990)	1,990 (1,990 to 1,990)	1,990 (1,990 to 1,990)	1,990 (1,990 to 1,990)	1,990 (1,990 to 1,990)	1,990 (1,990 to 1,990)	1,990 (1,990 to 1,990)	2,400
Syphilis	1,260 (1,260 to 1,260)	532 (877 to 990)	507 (132 to 1,990)	19.2 (7.7 to 99.7)	10.6 (2.9 to 28.8)	3.0 (1.1 to 7.6)	2.0 (0.7 to 5.2)	2.0 (0.7 to 5.2)	1.9 (0.6 to 5.2)	1.8 (0.6 to 5.2)	1.8 (0.6 to 5.2)	1.8 (0.6 to 5.2)	1.9 (0.6 to 5.2)	1.9 (0.7 to 5.2)	1.9 (0.7 to 5.2)	1.9 (0.7 to 5.2)	1.9 (0.7 to 5.2)	1.9 (0.7 to 5.2)	1.9 (0.7 to 5.2)	1.9 (0.7 to 5.2)	1.9 (0.7 to 5.2)	1.9 (0.7 to 5.2)	2,000
Chlamydial infection	0 (0 to 0)	0 (0 to 0)	0 (0 to 0)	0 (0 to 0)	0 (0 to 0)	0 (0 to 0)	0.4 (0 to 0.4)	0.6 (0 to 0.6)	0.7 (0 to 0.7)	0.3 (0 to 0.3)	0.1 (0 to 0.1)	0.1 (0 to 0.1)	0.1 (0 to 0.1)	0.1 (0 to 0.1)	0.1 (0 to 0.1)	0.1 (0 to 0.1)	0.1 (0 to 0.1)	0.1 (0 to 0.1)	0.1 (0 to 0.1)	0.1 (0 to 0.1)	0.1 (0 to 0.1)	0.1 (0 to 0.1)	47.4
Gonococcal infection	0 (0 to 0)	0 (0 to 0)	0 (0 to 0)	0 (0 to 0)	0 (0 to 0)	0 (0 to 0.4)	0.6 (0 to 0.6)	0.9 (0 to 0.9)	0.9 (0 to 0.9)	0.3 (0 to 0.3)	0.2 (0 to 0.2)	0.2 (0 to 0.2)	0.2 (0 to 0.2)	0.2 (0 to 0.2)	0.2 (0 to 0.2)	0.2 (0 to 0.2)	0.2 (0 to 0.2)	0.2 (0 to 0.2)	0.2 (0 to 0.2)	0.2 (0 to 0.2)	0.2 (0 to 0.2)	0.2 (0 to 0.2)	91.4
Trichomoniasis	0 (0 to 0)	0 (0 to 0)	0 (0 to 0)	0 (0 to 0)	0.3 (0 to 0.4)	0.2 (0 to 0.4)	18.4 (0 to 24.0)	28.9 (0 to 37.9)	37.4 (0 to 49.0)	23.6 (0 to 30.9)	17.9 (0 to 23.5)	11.6 (0 to 15.2)	4.8 (0 to 6.3)	4.2 (0 to 5.5)	2.6 (0 to 3.4)	1.6 (0 to 2.1)	0.6 (0 to 0.8)	0.2 (0 to 0.3)	0.1 (0 to 0.2)	0.1 (0 to 0.2)	0.1 (0 to 0.2)	0.1 (0 to 0.2)	149
Genital herpes	0 (0 to 0)	0 (0 to 0)	0 (0 to 0)	0 (0 to 0)	0 (0 to 0)	0 (0 to 0.4)	0.2 (0 to 0.4)	0.3 (0 to 0.3)	0.3 (0 to 0.3)	0.1 (0 to 0.1)	0.1 (0 to 0.1)	0.1 (0 to 0.1)	0.1 (0 to 0.1)	0.1 (0 to 0.1)	0.1 (0 to 0.1)	0.1 (0 to 0.1)	0.1 (0 to 0.1)	0.1 (0 to 0.1)	0.1 (0 to 0.1)	0.1 (0 to 0.1)	0.1 (0 to 0.1)	0.1 (0 to 0.1)	109
Other sexually transmitted infections	0 (0 to 0)	0 (0 to 0)	0 (0 to 0)	0 (0 to 0)	0 (0 to 0)	0 (1.2 to 9.4)	0.6 (0.2 to 19.1)	0.9 (0.4 to 21.2)	1.1 (0.7 to 23.7)	0.6 (0.3 to 21.4)	0.4 (0.2 to 21.4)	0.2 (0.1 to 21.4)	0.2 (0.1 to 21.4)	0.2 (0.1 to 21.4)	0.2 (0.1 to 21.4)	0.2 (0.1 to 21.4)	0.2 (0.1 to 21.4)	0.2 (0.1 to 21.4)	0.2 (0.1 to 21.4)	0.2 (0.1 to 21.4)	0.2 (0.1 to 21.4)	0.2 (0.1 to 21.4)	109
Respiratory infections and tuberculosis	2,990 (2,990 to 2,990)	1,990 (1,530 to 2,760)	1,700 (3,000 to 3,210)	1,700 (2,640 to 3,230)	1,990 (842 to 1,990)	1,990 (763 to 1,990)	1,990 (1,200 to 2,700)	1,990 (1,640 to 3,790)	2,010 (1,800 to 4,020)	2,700 (2,170 to 4,990)	3,010 (2,700 to 5,390)	3,190 (1,970 to 5,200)	3,290 (1,900 to 5,990)	3,290 (1,900 to 5,990)	3,290 (1,900 to 5,990)	3,290 (1,900 to 5,990)	3,290 (1,900 to 5,990)	3,290 (1,900 to 5,990)	3,290 (1,900 to 5,990)	3,290 (1,900 to 5,990)	3,290 (1,900 to 5,990)	3,290 (1,900 to 5,990)	99,900
Tuberculosis	0 (0 to 0)	0 (0 to 0)	323 (189 to 990)	437 (209 to 779)	199 (119 to 312)	203 (123 to 316)	925 (568 to 1,360)	1,470 (1,020 to 2,190)	1,940 (1,210 to 3,040)	2,600 (1,660 to 3,990)	2,600 (1,660 to 3,990)	2,600 (1,660 to 3,990)	2,600 (1,320 to 3,900)	2,770 (1,760 to 3,770)	2,770 (1,320 to 3,900)	1,980 (1,260 to 2,700)	1,120 (660 to 1,860)	1,140 (732 to 1,760)	719 (477 to 1,060)	495 (317 to 750)	224 (150 to 309)	61.1 (41 to 84.1)	26,700
Latent tuberculosis infection	0 (0 to 0)	0 (0 to 0)	313 (179 to 930)	423 (199 to 779)	190 (113 to 312)	203 (123 to 316)	923 (568 to 1,360)	1,470 (1,020 to 2,190)	1,940 (1,210 to 3,040)	2,600 (1,660 to 3,990)	2,600 (1,660 to 3,990)	2,600 (1,660 to 3,990)	2,600 (1,320 to 3,900)	2,770 (1,760 to 3,770)	2,770 (1,320 to 3,900)	1,980 (1,260 to 2,700)	1,120 (660 to 1,860)	1,140 (732 to 1,760)	719 (477 to 1,060)	495 (317 to 750)	224 (150 to 309)	61.1 (41 to 84.1)	26,700
Drug-susceptible Tuberculosis	0 (0 to 0)	0 (0 to 0)	10.2 (5.4 to 99.7)	13.9 (6.6 to 24.8)	6.1 (3.6 to 9.9)	6.4 (3.9 to 10.1)	29.6 (18.2 to 43.5)	47.2 (32.6 to 70.1)	62.3 (38.9 to 97.5)	83.1 (53.1 to 127.6)	83.1 (53.1 to 127.6)	83.1 (53.1 to 127.6)	83.1 (42.2 to 124.6)	88.5 (56.2 to 120.4)	88.5 (42.2 to 124.6)	63.3 (40.3 to 86.4)	35.8 (21.1 to 59.4)	36.4 (23.4 to 56.3)	23.0 (15.2 to 34.1)	15.8 (10.1 to 24.0)	7.1 (4.7 to 11.1)	2.9 (1.9 to 4.5)	853
Multidrug-resistant tuberculosis without extensive drug resistance	0 (0 to 0)	0 (0 to 0)	10.2 (5.4 to 99.6)	13.9 (6.6 to 24.8)	6.1 (3.6 to 26.8)	6.4 (3.9 to 28.8)	29.6 (18.2 to 43.5)	47.2 (32.6 to 70.1)	62.3 (38.9 to 97.5)	83.2 (53.1 to 127.6)	72.3 (42.2 to 124.6)	77.2 (47.2 to 124.6)	69.6 (31.9 to 97.5)	81.9 (47.2 to 124.6)	69.6 (31.9 to 97.5)	63.3 (40.3 to 86.4)	35.8 (21.1 to 59.4)	36.1 (23.4 to 56.3)	23.0 (15.2 to 34.1)	15.8 (10.1 to 24.0)	7.1 (4.7 to 11.1)	2.9 (1.9 to 4.5)	753
Extensively drug-resistant tuberculosis	0 (0 to 0)	0 (0 to 0)	0.1 (0 to 0.7)	0.1 (0 to 0.4)	0.1 (0 to 0.4)	0.1 (0 to 0.4)	0.4 (0 to 1.7)	0.6 (0 to 2.8)	0.7 (0 to 3.9)	1 (0 to 4.9)	0.9 (0 to 4.9)	0.9 (0 to 4.9)	0.9 (0 to 4.9)	0.9 (0 to 4.9)	0.9 (0 to 4.9)	0.9 (0 to 4.9)	0.9 (0 to 4.9)	0.9 (0 to 4.9)	0.9 (0 to 4.9)	0.9 (0 to 4.9)	0.9 (0 to 4.9)	0.9 (0 to 4.9)	10
Lower respiratory infections	2,230 (2,990 to 2,990)	1,990 (1,530 to 2,760)	5,320 (4,790 to 5,970)	4,030 (3,640 to 4,490)	820 (1,200 to 1,200)	571 (1,200 to 1,200)	573 (1,200 to 1,200)	557 (1,200 to 1,200)	561 (1,200 to 1,200)	569 (1,200 to 1,200)	562 (1,200 to 1,200)	564 (1,200 to 1,200)	568 (1,200 to 1,200)	562 (1,200 to 1,200)	562 (1,200 to 1,200)	1,200 (1,200 to 1,200)	1,200 (1,200 to 1,200)	1,200 (1,200 to 1,200)	1,010 (1,200 to 1,200)	1,040 (1,200 to 1,200)	1,010 (1,200 to 1,200)	220 (1,200 to 1,200)	753 (1,200 to 1,200)	31,400
Upper respiratory infections	0.6 (0 to 0)	0.2 (0 to 0)	0.6 (0 to 0.7)	0.6 (0 to 0.7)	0.6 (0 to 0.7





SR Table 2c. Mixed DALYS by cause and age arrow for both sexes with 95% uncertainty intervals, 2019

Cause	North Venezuela	Lara Venezuela	Paul Venezuela	1 to 4	5 to 9	10 to 14	15 to 19	20 to 24	25 to 29	30 to 34	35 to 39	40 to 44	45 to 49	50 to 54	55 to 59	60 to 64	65 to 69	70 to 74	75 to 79	80 to 84	85 to 89	90 to 94	95 plus	Total
All causes	95,800 (75,700 to 118,000)	77,600 (14,300 to 21,100)	116,000 (87,400 to 147,000)	90,600 (77,200 to 107,000)	28,000 (19,600 to 38,900)	29,300 (19,000 to 43,400)	32,100 (22,600 to 41,900)	32,900 (23,900 to 43,200)	29,200 (23,000 to 42,300)	29,200 (23,000 to 39,000)	29,600 (23,000 to 39,400)	29,600 (23,000 to 39,000)	29,600 (23,000 to 39,000)	29,600 (23,000 to 42,300)	23,700 (19,000 to 32,900)	19,700 (14,200 to 28,000)	15,600 (11,600 to 22,000)	12,000 (8,400 to 18,000)	9,500 (7,600 to 11,900)	6,700 (4,400 to 9,600)	4,700 (2,900 to 6,900)	1,900 (1,000 to 3,200)	766 (394 to 1,300)	937 (203 to 2,300)	686,000
Communicable, maternal, neonatal, and nutritional diseases	53,900 (46,400 to 61,500)	19,800 (12,900 to 19,200)	102,000 (76,900 to 132,000)	70,100 (68,000 to 74,300)	19,200 (12,400 to 27,100)	13,600 (9,610 to 19,200)	17,300 (11,900 to 23,300)	18,400 (12,900 to 26,400)	22,600 (14,400 to 36,200)	22,600 (14,400 to 36,200)	27,700 (18,000 to 43,900)	26,300 (18,900 to 37,900)	26,200 (18,900 to 37,900)	21,500 (14,900 to 31,300)	14,200 (9,660 to 20,600)	9,300 (6,600 to 13,400)	6,000 (4,270 to 8,500)	3,700 (2,700 to 5,600)	2,600 (2,000 to 3,400)	1,700 (1,300 to 2,200)	1,000 (800 to 1,300)	463 (271 to 700)	216 (105 to 356)	507,000
HIV/AIDS and sexually transmitted infections	1,700 (998 to 2,900)	320 (163 to 666)	17,000 (9,300 to 29,500)	26,300 (5,900 to 56,100)	5,190 (2,200 to 9,400)	5,210 (2,840 to 9,300)	8,470 (4,770 to 16,200)	9,490 (5,130 to 17,400)	15,300 (8,130 to 27,300)	20,800 (10,100 to 37,400)	25,500 (13,300 to 39,300)	21,300 (14,200 to 32,400)	21,300 (14,200 to 32,400)	16,900 (10,700 to 27,200)	10,500 (6,660 to 17,000)	6,920 (3,970 to 10,900)	3,930 (2,100 to 6,400)	1,270 (720 to 2,110)	562 (322 to 910)	232 (127 to 399)	69.6 (29.9 to 131)	18.9 (6.9 to 39.3)	9.3 (2.7 to 21.0)	197,000
HIV/AIDS	1,700 (972 to 2,900)	320 (163 to 666)	16,300 (8,900 to 28,600)	26,300 (5,900 to 56,100)	5,190 (2,200 to 9,400)	5,200 (2,800 to 9,300)	8,440 (4,720 to 16,200)	9,450 (5,090 to 17,400)	15,200 (7,970 to 26,900)	20,700 (10,100 to 37,300)	25,500 (13,600 to 39,300)	21,300 (14,200 to 32,400)	21,300 (14,200 to 32,400)	16,900 (10,700 to 27,200)	10,500 (6,660 to 17,000)	6,910 (3,960 to 10,900)	3,910 (1,680 to 6,400)	1,260 (710 to 2,110)	549 (321 to 899)	220 (127 to 378)	66.1 (29.9 to 131)	18.4 (6.9 to 39.3)	9.1 (2.7 to 21.0)	194,000
HIV/AIDS - Drug-susceptible Tuberculosis	1,310 (977 to 1,720)	1,470 (1,060 to 1,760)	1,920 (1,400 to 2,710)	522 (395 to 695)	1,140 (861 to 1,510)	1,140 (861 to 1,510)	1,140 (861 to 1,510)	2,010 (1,520 to 2,660)	4,220 (3,190 to 5,590)	4,190 (3,170 to 5,550)	4,190 (3,170 to 5,550)	3,470 (2,620 to 4,600)	2,020 (1,530 to 2,670)	1,110 (840 to 1,470)	742 (561 to 983)	552 (417 to 731)	372 (281 to 493)	172 (130 to 228)	69.1 (52.2 to 91.5)	23.6 (17.8 to 31.3)	6.9 (5.2 to 9.1)	1.9 (1.4 to 2.5)	0.4 (0.3 to 0.6)	33,600
HIV/AIDS - Multidrug-resistant Tuberculosis without extensive drug-resistance	43 (to 0)	43 (to 0)	43 (to 239)	43 (0.4 to 284)	43 (0.4 to 284)	43 (0.4 to 284)	43 (0.4 to 284)	43 (0.4 to 284)	43 (0.4 to 284)	43 (0.4 to 284)	43 (0.4 to 284)	43 (0.4 to 284)	43 (0.4 to 284)	43 (0.4 to 284)	43 (0.4 to 284)	43 (0.4 to 284)	43 (0.4 to 284)	43 (0.4 to 284)	43 (0.4 to 284)	43 (0.4 to 284)	43 (0.4 to 284)	43 (0.4 to 284)	43 (0.4 to 284)	1,090
HIV/AIDS - Extensively drug-resistant Tuberculosis	0 (0 to 0)	0 (0 to 0)	0 (0 to 3.1)	0 (0 to 3.7)	0 (0 to 3.7)	0 (0 to 3.7)	0 (0 to 3.7)	0 (0 to 3.7)	0 (0 to 3.7)	0 (0 to 3.7)	0 (0 to 3.7)	0 (0 to 3.7)	0 (0 to 3.7)	0 (0 to 3.7)	0 (0 to 3.7)	0 (0 to 3.7)	0 (0 to 3.7)	0 (0 to 3.7)	0 (0 to 3.7)	0 (0 to 3.7)	0 (0 to 3.7)	0 (0 to 3.7)	0 (0 to 3.7)	0
HIV/AIDS resulting in other diseases	1.6 (0.5 to 3.1)	0.4 (0.1 to 1.1)	16,500 (12,400 to 20,900)	16,600 (3,900 to 32,700)	4,000 (1,700 to 6,200)	3,900 (2,000 to 7,000)	7,210 (2,610 to 15,000)	7,720 (2,900 to 16,000)	11,000 (3,560 to 19,400)	16,300 (4,760 to 29,200)	20,600 (7,340 to 32,600)	16,400 (6,660 to 30,700)	16,400 (6,160 to 29,000)	13,400 (7,020 to 24,000)	8,370 (4,210 to 14,300)	5,230 (2,260 to 9,810)	3,110 (1,110 to 6,220)	1,660 (610 to 3,800)	1,060 (372 to 2,777)	577 (169 to 332)	270 (104 to 719)	118 (49 to 299)	58 (21 to 142)	152,000
Sexually transmitted infections excluding HIV	1,780 (997 to 3,000)	309 (97 to 1,000)	2,070 (1,000 to 3,700)	3,730 (1,700 to 6,900)	1,050 (462 to 2,000)	1,050 (462 to 2,000)	1,050 (462 to 2,000)	1,050 (462 to 2,000)	1,050 (462 to 2,000)	1,050 (462 to 2,000)	1,050 (462 to 2,000)	1,050 (462 to 2,000)	1,050 (462 to 2,000)	1,050 (462 to 2,000)	1,050 (462 to 2,000)	1,050 (462 to 2,000)	1,050 (462 to 2,000)	1,050 (462 to 2,000)	1,050 (462 to 2,000)	1,050 (462 to 2,000)	1,050 (462 to 2,000)	1,050 (462 to 2,000)	1,050 (462 to 2,000)	3,200
Syphilis	1,780 (997 to 3,000)	309 (97 to 1,000)	1,770 (1,000 to 3,700)	3,730 (1,700 to 6,900)	1,050 (462 to 2,000)	1,050 (462 to 2,000)	1,050 (462 to 2,000)	1,050 (462 to 2,000)	1,050 (462 to 2,000)	1,050 (462 to 2,000)	1,050 (462 to 2,000)	1,050 (462 to 2,000)	1,050 (462 to 2,000)	1,050 (462 to 2,000)	1,050 (462 to 2,000)	1,050 (462 to 2,000)	1,050 (462 to 2,000)	1,050 (462 to 2,000)	1,050 (462 to 2,000)	1,050 (462 to 2,000)	1,050 (462 to 2,000)	1,050 (462 to 2,000)	1,050 (462 to 2,000)	2,800
Chlamydial infection	0 (0 to 0)	0 (0 to 0)	0 (0 to 0)	0 (0 to 0)	0 (0 to 0)	0 (0 to 0)	0 (0 to 0)	0 (0 to 0)	0 (0 to 0)	0 (0 to 0)	0 (0 to 0)	0 (0 to 0)	0 (0 to 0)	0 (0 to 0)	0 (0 to 0)	0 (0 to 0)	0 (0 to 0)	0 (0 to 0)	0 (0 to 0)	0 (0 to 0)	0 (0 to 0)	0 (0 to 0)	0 (0 to 0)	0 (0 to 0)	0
Gonococcal infection	0 (0 to 0)	0 (0 to 0)	0 (0 to 0)	0 (0 to 0)	0 (0 to 0)	0 (0 to 0)	0 (0 to 0)	0 (0 to 0)	0 (0 to 0)	0 (0 to 0)	0 (0 to 0)	0 (0 to 0)	0 (0 to 0)	0 (0 to 0)	0 (0 to 0)	0 (0 to 0)	0 (0 to 0)	0 (0 to 0)	0 (0 to 0)	0 (0 to 0)	0 (0 to 0)	0 (0 to 0)	0 (0 to 0)	0 (0 to 0)	0
Trichomoniasis	0 (0 to 0)	0 (0 to 0)	0 (0 to 0)	0 (0 to 0)	0 (0 to 0)	1.1 (0 to 4.4)	2.7 (0 to 10.8)	3.2 (0 to 12.9)	3.2 (0 to 12.9)	3.2 (0 to 12.9)	3.2 (0 to 12.9)	3.2 (0 to 12.9)	3.2 (0 to 12.9)	3.2 (0 to 12.9)	3.2 (0 to 12.9)	3.2 (0 to 12.9)	3.2 (0 to 12.9)	3.2 (0 to 12.9)	3.2 (0 to 12.9)	3.2 (0 to 12.9)	3.2 (0 to 12.9)	3.2 (0 to 12.9)	3.2 (0 to 12.9)	49.5
Genital herpes	0 (0 to 0)	0 (0 to 0)	0 (0 to 0)	0 (0 to 0)	0 (0 to 0)	0 (0 to 0)	0 (0 to 0)	0 (0 to 0)	0 (0 to 0)	0 (0 to 0)	0 (0 to 0)	0 (0 to 0)	0 (0 to 0)	0 (0 to 0)	0 (0 to 0)	0 (0 to 0)	0 (0 to 0)	0 (0 to 0)	0 (0 to 0)	0 (0 to 0)	0 (0 to 0)	0 (0 to 0)	0 (0 to 0)	0
Other sexually transmitted infections	0 (0 to 0)	0 (0 to 0)	0 (0 to 0)	0 (0 to 0)	0 (0 to 0)	0 (1.3 to 6.7)	0 (0.3 to 24.4)	0 (0.3 to 26.2)	0 (0.3 to 26.2)	0 (0.3 to 26.2)	0 (0.3 to 26.2)	0 (0.3 to 26.2)	0 (0.3 to 26.2)	0 (0.3 to 26.2)	0 (0.3 to 26.2)	0 (0.3 to 26.2)	0 (0.3 to 26.2)	0 (0.3 to 26.2)	0 (0.3 to 26.2)	0 (0.3 to 26.2)	0 (0.3 to 26.2)	0 (0.3 to 26.2)	0 (0.3 to 26.2)	79.6
Respiratory infections and tuberculosis	2,280 (1,790 to 2,900)	2,280 (1,750 to 3,120)	24,000 (14,600 to 37,200)	8,710 (6,990 to 10,900)	1,600 (1,170 to 2,280)	2,210 (1,610 to 3,360)	3,210 (2,360 to 4,680)	3,700 (2,600 to 5,430)	3,700 (2,600 to 5,430)	3,700 (2,600 to 5,430)	3,700 (2,600 to 5,430)	3,700 (2,600 to 5,430)	3,700 (2,600 to 5,430)	3,700 (2,600 to 5,430)	3,700 (2,600 to 5,430)	3,700 (2,600 to 5,430)	3,700 (2,600 to 5,430)	3,700 (2,600 to 5,430)	3,700 (2,600 to 5,430)	3,700 (2,600 to 5,430)	3,700 (2,600 to 5,430)	3,700 (2,600 to 5,430)	3,700 (2,600 to 5,430)	92,900
Tuberculosis	1,870 (610 to 2,800)	1,870 (610 to 2,800)	1,870 (610 to 2,800)	394 (169 to 678)	394 (169 to 678)	1,450 (1,060 to 2,070)	2,100 (1,560 to 3,060)	2,100 (1,560 to 3,060)	2,100 (1,560 to 3,060)	2,100 (1,560 to 3,060)	2,100 (1,560 to 3,060)	2,100 (1,560 to 3,060)	1,700 (1,220 to 2,370)	1,650 (1,220 to 2,300)	1,650 (1,220 to 2,300)	1,650 (1,220 to 2,300)	1,650 (1,220 to 2,300)	1,650 (1,220 to 2,300)	1,650 (1,220 to 2,300)	1,650 (1,220 to 2,300)	1,650 (1,220 to 2,300)	1,650 (1,220 to 2,300)	1,650 (1,220 to 2,300)	23,200
Latent tuberculosis infection	0 (0 to 0)	0 (0 to 0)	0 (0 to 0)	0 (0 to 0)	0 (0 to 0)	0 (0 to 0)	0 (0 to 0)	0 (0 to 0)	0 (0 to 0)	0 (0 to 0)	0 (0 to 0)	0 (0 to 0)	0 (0 to 0)	0 (0 to 0)	0 (0 to 0)	0 (0 to 0)	0 (0 to 0)	0 (0 to 0)	0 (0 to 0)	0 (0 to 0)	0 (0 to 0)	0 (0 to 0)	0 (0 to 0)	0 (0 to 0)	0
Active tuberculosis	1,870 (610 to 2,800)	1,870 (610 to 2,800)	1,870 (610 to 2,800)	394 (169 to 678)	394 (169 to 678)	1,450 (1,060 to 2,070)	2,100 (1,560 to 3,060)	2,100 (1,560 to 3,060)	2,100 (1,560 to 3,060)	2,100 (1,560 to 3,060)	2,100 (1,560 to 3,060)	2,100 (1,560 to 3,060)	1,700 (1,220 to 2,370)	1,650 (1,220 to 2,300)	1,650 (1,220 to 2,300)	1,650 (1,220 to 2,300)	1,650 (1,220 to 2,300)	1,650 (1,220 to 2,300)	1,650 (1,220 to 2,300)	1,650 (1,220 to 2,300)	1,650 (1,220 to 2,300)	1,650 (1,220 to 2,300)	1,650 (1,220 to 2,300)	23,200
Drug-susceptible Tuberculosis	1,810 (560 to 2,770)	1,810 (523 to 1,460)	1,810 (715 to 2,670)	361 (161 to 666)	361 (161 to 666)	1,370 (1,000 to 2,000)	2,000 (1,470 to 2,970)	2,000 (1,470 to 2,970)	2,000 (1,470 to 2,970)	2,000 (1,470 to 2,970)	2,000 (1,470 to 2,970)	2,000 (1,470 to 2,970)	1,700 (1,220 to 2,370)	1,610 (1,220 to 2,300)	1,460 (1,090 to 2,050)	1,290 (966 to 1,810)	997 (743 to 1,390)	629 (469 to 877)	360 (270 to 502)	378 (281 to 530)	216 (161 to 303)	101 (75 to 141)	33 (24 to 46)	19.7 (14.7 to 27.6)	22,500
Multidrug-resistant tuberculosis without extensive drug-resistance	56.9 (17 to 279)	21.2 (1 to 102)	10.4 (0.4 to 51.2)	10.6 (0.4 to 52.3)	42.6 (1.6 to 210)	69.6 (2.6 to 343)	69.2 (2.6 to 341)	69.6 (2.6 to 343)	62.2 (2.3 to 307)	62 (2.3 to 306)	62 (2.3 to 306)	42.9 (1.6 to 212)	27.9 (1 to 137)	27 (1 to 133)	19.4 (0.7 to 96)	19.6 (0.8 to 96.3)	9.6 (0.4 to 48.3)	9.6 (0.3 to 47.1)	3.2 (0.1 to 15.7)	1.1 (0.04 to 5.6)	0.6 (0.02 to 3)	0.1 (0 to 0.5)	0.1 (0 to 0.3)	678
Extensively drug-resistant tuberculosis	0.7 (0 to 3)	0.4 (0 to 2.2)	0.4 (0 to 2.1)	0.4 (0 to 2.2)	0.4 (0 to 2.2)	0.9 (0 to 4)	0.9 (0 to 4)	0.9 (0 to 4)	0.9 (0 to 4)	0.9 (0 to 4)	0.9 (0 to 4)	0.9 (0 to 4)	0.9 (0 to 4)	0.9 (0 to 4)	0.9 (0 to 4)	0.9 (0 to 4)	0.9 (0 to 4)	0.9 (0 to 4)	0.9 (0 to 4)	0.9 (0 to 4)	0.9 (0 to 4)	0.9 (0 to 4)	0.9 (0 to 4)	9
Lower respiratory infections	2,310 (1,880 to 3,000)	2,790 (1,700 to 3,110)	22,600 (12,600 to 36,700)	7,270 (3,900 to 12,100)	1,200 (630 to 2,000)	720 (377 to 1,210)	697 (367 to 1,160)	697 (367 to 1,160)	697 (367 to 1,160)	697 (367 to 1,160)	697 (367 to 1,160)	697 (367 to 1,160)	697 (367 to 1,160)	697 (367 to 1,160)	697 (367 to 1,160)	697 (367 to 1,160)	697 (367 to 1,160)	697 (367 to 1,160)	697 (367 to 1,160)	697 (367 to 1,160)	697 (367 to 1,160)	697 (367 to 1,160)	697 (367 to 1,160)	55,100
Upper respiratory infections	1.6 (0.5 to 3.1)	0.4 (0 to 1.1)	150 (76 to 300)	290 (150 to 450)	210 (110 to 310)	170 (90 to 260)	150 (80 to 230)	150 (80 to 230)	150 (80 to 230)	150 (80 to 230)	150 (80 to 230)	150 (80 to 230)	150 (80 to 230)	150 (80 to 230)	150 (80 to 230)	150 (80 to 230)	150 (80 to 230)	150 (80 to 230)	150 (80 to 230)	150 (80 to 230)	150 (80 to 230)	150 (80 to 230)	150 (80 to 230)	1,660
Otitis media	0.2 (0 to 2)	0.1 (0 to 1)	0.2 (0 to 1.6)	0.2 (0 to 1.6)	0.2 (0 to 1.6





SR Table 2c. Mombasa DALYs by cause and sex group for both sexes with 95% uncertainty intervals, 2019

Cause	Both Neonatal	Late Neonatal	Post Neonatal	1 to 4	5 to 9	10 to 14	15 to 19	20 to 24	25 to 29	30 to 34	35 to 39	40 to 44	45 to 49	50 to 54	55 to 59	60 to 64	65 to 69	70 to 74	75 to 79	80 to 84	85 to 89	90 to 94	95 plus	Total
All causes	33,000 (29,200 to 40,000)	16,500 (7,900 to 33,900)	26,200 (19,900 to 36,700)	20,400 (15,100 to 28,200)	11,000 (8,600 to 14,300)	11,800 (9,100 to 15,400)	28,000 (16,100 to 45,900)	28,000 (20,700 to 33,300)	29,000 (20,900 to 41,700)	28,000 (20,100 to 40,000)	42,700 (30,900 to 59,200)	43,100 (34,000 to 56,900)	39,000 (30,600 to 49,600)	33,000 (26,000 to 39,600)	23,400 (19,000 to 28,900)	19,000 (15,900 to 23,200)	13,800 (9,900 to 19,300)	8,770 (7,100 to 10,900)	6,990 (5,600 to 8,570)	4,790 (3,700 to 6,470)	2,810 (2,000 to 3,530)	1,390 (786 to 1,970)	326 (111 to 768)	426,000
Communicable, maternal, neonatal, and nutritional diseases	33,300 (33,100 to 36,700)	9,390 (7,700 to 13,100)	20,600 (19,600 to 26,300)	16,600 (12,900 to 21,100)	8,640 (6,600 to 11,700)	8,400 (6,400 to 11,300)	10,300 (7,400 to 13,300)	12,600 (9,470 to 17,300)	16,300 (12,600 to 21,600)	23,700 (18,200 to 31,300)	26,900 (19,200 to 37,000)	23,700 (16,300 to 33,300)	16,300 (10,900 to 23,700)	11,000 (6,320 to 18,200)	6,140 (4,620 to 7,970)	3,400 (2,560 to 4,490)	2,000 (1,520 to 2,600)	1,020 (740 to 1,370)	973 (740 to 1,220)	661 (497 to 794)	291 (213 to 376)	99.6 (70.6 to 136)	20.1 (7.6 to 43.6)	249,000
HIV/AIDS and sexually transmitted infections	662 (307 to 2,080)	297 (99.2 to 466)	1,030 (619 to 1,960)	1,490 (879 to 4,600)	1,410 (886 to 2,290)	1,840 (1,180 to 2,960)	4,730 (2,270 to 8,190)	6,990 (3,490 to 9,660)	10,000 (5,760 to 16,100)	16,200 (9,270 to 26,900)	19,200 (11,600 to 31,400)	17,700 (12,300 to 25,300)	13,600 (9,360 to 19,000)	7,390 (5,070 to 10,100)	3,370 (2,270 to 4,790)	1,370 (977 to 1,870)	698 (505 to 956)	212 (133 to 317)	98.6 (61.7 to 154)	18.7 (11.2 to 29.7)	6.7 (3.9 to 10.4)	0.5 (0.2 to 1.1)	0.0 (0.0 to 0.1)	106,000
HIV/AIDS	0.1 (0.1 to 0.2)	0.3 (0.1 to 0.5)	668 (652 to 1,160)	1,480 (868 to 4,600)	1,400 (880 to 2,280)	1,840 (1,180 to 2,960)	4,710 (2,260 to 8,160)	6,940 (3,480 to 9,620)	10,700 (5,700 to 16,100)	16,900 (9,160 to 26,800)	19,100 (11,600 to 31,400)	17,700 (12,300 to 25,300)	13,500 (9,320 to 18,900)	7,360 (5,050 to 10,100)	3,360 (2,260 to 4,780)	1,360 (975 to 1,870)	696 (504 to 954)	211 (132 to 316)	98.4 (61.6 to 154)	18.3 (11.0 to 29.4)	6.6 (3.8 to 10.2)	1.6 (0.5 to 3.6)	0.4 (0.0 to 1.1)	106,000
HIV/AIDS - Drug-susceptible Tuberculosis	0 (0 to 0)	0 (0 to 0)	29 (18 to 79)	54 (32 to 170)	60 (37 to 96)	78 (49 to 126)	204 (97 to 353)	299 (149 to 416)	462 (248 to 695)	700 (396 to 1,160)	826 (498 to 1,350)	764 (530 to 1,090)	583 (403 to 815)	318 (218 to 435)	145 (98 to 206)	59 (42 to 82)	30 (22 to 41)	9 (6 to 14)	4 (3 to 6)	1 (0 to 1)	0 (0 to 0)	0 (0 to 0)	0 (0 to 0)	7,320
HIV/AIDS - Multidrug-resistant Tuberculosis without extensive drug resistance	0 (0 to 0)	0 (0 to 0)	2 (1 to 5)	4 (2 to 12)	4 (2 to 6)	5 (3 to 8)	13 (6 to 22)	19 (9 to 26)	29 (16 to 44)	44 (25 to 73)	52 (32 to 85)	48 (33 to 69)	37 (26 to 51)	20 (14 to 28)	9 (6 to 13)	4 (3 to 5)	2 (1 to 3)	1 (0 to 1)	0 (0 to 0)	0 (0 to 0)	0 (0 to 0)	0 (0 to 0)	0 (0 to 0)	324
HIV/AIDS - Extensively drug-resistant Tuberculosis	0 (0 to 0)	0 (0 to 0)	0 (0 to 1)	0 (0 to 1)	0 (0 to 0)	0 (0 to 0)	0 (0 to 1)	0 (0 to 1)	0 (0 to 1)	0 (0 to 1)	0 (0 to 2)	0 (0 to 3)	0 (0 to 3)	0 (0 to 3)	0 (0 to 2)	0 (0 to 1)	0 (0 to 1)	0 (0 to 1)	0 (0 to 0)	0 (0 to 0)	0 (0 to 0)	0 (0 to 0)	0 (0 to 0)	0 (0 to 0)	4.3
HIV/AIDS resulting in other diseases	0.1 (0 to 0.2)	0.3 (0.1 to 0.6)	637 (562 to 1,160)	1,420 (800 to 4,600)	1,350 (878 to 2,200)	1,760 (1,090 to 2,900)	4,490 (2,070 to 7,980)	6,640 (2,970 to 9,360)	10,200 (4,910 to 16,000)	16,100 (8,060 to 26,400)	18,200 (10,900 to 31,000)	16,700 (12,000 to 24,900)	12,900 (8,930 to 18,000)	7,030 (4,980 to 9,820)	3,210 (2,210 to 4,520)	1,290 (950 to 1,800)	664 (479 to 791)	202 (115 to 297)	94 (49.4 to 151)	17.5 (6.9 to 28.6)	6.3 (1.5 to 9.7)	1.6 (0.4 to 3.5)	0.4 (0.0 to 1.0)	98,000
Sexually transmitted infections excluding HIV	662 (307 to 2,080)	297 (99.2 to 466)	362 (39.4 to 879)	12.2 (1.9 to 34.1)	1.2 (0.2 to 3.5)	1.9 (0.3 to 5.1)	21.4 (3.4 to 61.1)	49.3 (7.9 to 141)	304 (48.7 to 871)	1,240 (199 to 3,550)	3,110 (497 to 8,900)	5,980 (957 to 17,100)	6,980 (1,120 to 19,900)	4,030 (645 to 11,500)	2,210 (354 to 6,310)	1,080 (173 to 3,080)	666 (107 to 1,900)	192 (30.8 to 548)	103 (16.5 to 294)	17.2 (2.8 to 49.1)	6.4 (1.0 to 18.3)	0.5 (0.1 to 1.4)	0.0 (0.0 to 0.1)	1,940
Syphilis	662 (307 to 2,080)	297 (99.2 to 466)	279 (39.4 to 879)	12.2 (1.9 to 34.1)	1.2 (0.2 to 3.5)	1.9 (0.3 to 5.1)	21.4 (3.4 to 61.1)	49.3 (7.9 to 141)	304 (48.7 to 871)	1,240 (199 to 3,550)	3,110 (497 to 8,900)	5,980 (957 to 17,100)	6,980 (1,120 to 19,900)	4,030 (645 to 11,500)	2,210 (354 to 6,310)	1,080 (173 to 3,080)	666 (107 to 1,900)	192 (30.8 to 548)	103 (16.5 to 294)	17.2 (2.8 to 49.1)	6.4 (1.0 to 18.3)	0.5 (0.1 to 1.4)	0.0 (0.0 to 0.1)	1,940
Chlamydial infection	0 (0 to 0)	0 (0 to 0)	0 (0 to 0)	0 (0 to 0)	0 (0 to 0)	0 (0 to 0)	0 (0 to 0)	0 (0 to 0)	0 (0 to 0)	0 (0 to 0)	0 (0 to 0)	0 (0 to 0)	0 (0 to 0)	0 (0 to 0)	0 (0 to 0)	0 (0 to 0)	0 (0 to 0)	0 (0 to 0)	0 (0 to 0)	0 (0 to 0)	0 (0 to 0)	0 (0 to 0)	0 (0 to 0)	0 (0 to 0)	0
Gonococcal infection	0 (0 to 0)	0 (0 to 0)	0 (0 to 0)	0 (0 to 0)	0 (0 to 0)	0 (0 to 0)	0 (0 to 0)	0 (0 to 0)	0 (0 to 0)	0 (0 to 0)	0 (0 to 0)	0 (0 to 0)	0 (0 to 0)	0 (0 to 0)	0 (0 to 0)	0 (0 to 0)	0 (0 to 0)	0 (0 to 0)	0 (0 to 0)	0 (0 to 0)	0 (0 to 0)	0 (0 to 0)	0 (0 to 0)	0 (0 to 0)	0
Trichomoniasis	0 (0 to 0)	0 (0 to 0)	0 (0 to 0)	0 (0 to 0)	0.2 (0 to 0.6)	1.7 (0.3 to 5.1)	9.7 (1.5 to 32.6)	7.9 (1.2 to 26.5)	7.3 (1.1 to 24.5)	6.6 (1.0 to 22.2)	4.4 (0.7 to 14.8)	2.4 (0.4 to 8.1)	0.6 (0.1 to 1.9)	0.2 (0.0 to 0.6)	0.1 (0.0 to 0.3)	0.0 (0.0 to 0.1)	0.0 (0.0 to 0.1)	0.0 (0.0 to 0.1)	0.0 (0.0 to 0.1)	0.0 (0.0 to 0.1)	0.0 (0.0 to 0.1)	0.0 (0.0 to 0.1)	0.0 (0.0 to 0.1)	37.2
Chancroid	0 (0 to 0)	0 (0 to 0)	0 (0 to 0)	0 (0 to 0)	0 (0 to 0)	0 (0 to 0)	0 (0 to 0)	0 (0 to 0)	0 (0 to 0)	0 (0 to 0)	0 (0 to 0)	0 (0 to 0)	0 (0 to 0)	0 (0 to 0)	0 (0 to 0)	0 (0 to 0)	0 (0 to 0)	0 (0 to 0)	0 (0 to 0)	0 (0 to 0)	0 (0 to 0)	0 (0 to 0)	0 (0 to 0)	0 (0 to 0)	0
Genital herpes	0 (0 to 0)	0 (0 to 0)	0 (0 to 0)	0 (0 to 0)	0 (0 to 0)	0 (0 to 0)	0 (0 to 0)	0 (0 to 0)	0 (0 to 0)	0 (0 to 0)	0 (0 to 0)	0 (0 to 0)	0 (0 to 0)	0 (0 to 0)	0 (0 to 0)	0 (0 to 0)	0 (0 to 0)	0 (0 to 0)	0 (0 to 0)	0 (0 to 0)	0 (0 to 0)	0 (0 to 0)	0 (0 to 0)	0 (0 to 0)	0
Other sexually transmitted infections	0 (0 to 0)	0 (0 to 0)	83 (21.0 to 800)	1,760 (399 to 7,230)	1,290 (392 to 3,170)	1,760 (1,090 to 2,900)	4,480 (2,070 to 7,980)	6,630 (2,970 to 9,360)	10,200 (4,910 to 16,000)	16,100 (8,060 to 26,400)	18,200 (10,900 to 31,000)	16,700 (12,000 to 24,900)	12,900 (8,930 to 18,000)	7,030 (4,980 to 9,820)	3,210 (2,210 to 4,520)	1,290 (950 to 1,800)	664 (479 to 791)	202 (115 to 297)	94 (49.4 to 151)	17.5 (6.9 to 28.6)	6.3 (1.5 to 9.7)	1.6 (0.4 to 3.5)	0.4 (0.0 to 1.0)	98,000
Respiratory infections and tuberculosis	2,430 (1,480 to 3,770)	1,730 (928 to 2,720)	4,660 (3,160 to 6,730)	1,450 (907 to 3,190)	997 (562 to 1,280)	1,760 (1,090 to 2,900)	1,460 (730 to 2,100)	2,170 (1,430 to 3,130)	2,320 (1,600 to 3,670)	2,760 (1,860 to 4,080)	1,960 (1,200 to 3,130)	1,770 (1,200 to 2,630)	1,660 (1,090 to 2,360)	1,270 (826 to 1,900)	1,060 (679 to 1,610)	877 (560 to 1,310)	722 (466 to 1,060)	564 (378 to 799)	460 (298 to 674)	414 (272 to 609)	360 (227 to 539)	161 (97 to 259)	41.6 (18.9 to 89.9)	32,200
Tuberculosis	2,430 (1,480 to 3,770)	1,730 (928 to 2,720)	4,660 (3,160 to 6,730)	1,450 (907 to 3,190)	997 (562 to 1,280)	1,760 (1,090 to 2,900)	1,460 (730 to 2,100)	2,170 (1,430 to 3,130)	2,320 (1,600 to 3,670)	2,760 (1,860 to 4,080)	1,960 (1,200 to 3,130)	1,770 (1,200 to 2,630)	1,660 (1,090 to 2,360)	1,270 (826 to 1,900)	1,060 (679 to 1,610)	877 (560 to 1,310)	722 (466 to 1,060)	564 (378 to 799)	460 (298 to 674)	414 (272 to 609)	360 (227 to 539)	161 (97 to 259)	41.6 (18.9 to 89.9)	32,200
Latent tuberculosis infection	0 (0 to 0)	0 (0 to 0)	0 (0 to 0)	0 (0 to 0)	0 (0 to 0)	0 (0 to 0)	0 (0 to 0)	0 (0 to 0)	0 (0 to 0)	0 (0 to 0)	0 (0 to 0)	0 (0 to 0)	0 (0 to 0)	0 (0 to 0)	0 (0 to 0)	0 (0 to 0)	0 (0 to 0)	0 (0 to 0)	0 (0 to 0)	0 (0 to 0)	0 (0 to 0)	0 (0 to 0)	0 (0 to 0)	0 (0 to 0)	0
Drug-susceptible Tuberculosis	2,430 (1,480 to 3,770)	1,730 (928 to 2,720)	4,660 (3,160 to 6,730)	1,450 (907 to 3,190)	997 (562 to 1,280)	1,760 (1,090 to 2,900)	1,460 (730 to 2,100)	2,170 (1,430 to 3,130)	2,320 (1,600 to 3,670)	2,760 (1,860 to 4,080)	1,960 (1,200 to 3,130)	1,770 (1,200 to 2,630)	1,660 (1,090 to 2,360)	1,270 (826 to 1,900)	1,060 (679 to 1,610)	877 (560 to 1,310)	722 (466 to 1,060)	564 (378 to 799)	460 (298 to 674)	414 (272 to 609)	360 (227 to 539)	161 (97 to 259)	41.6 (18.9 to 89.9)	32,200
Multidrug-resistant tuberculosis without extensive drug resistance	0 (0 to 0)	0 (0 to 0)	0 (0 to 0)	0 (0 to 0)	0 (0 to 0)	0 (0 to 0)	0 (0 to 0)	0 (0 to 0)	0 (0 to 0)	0 (0 to 0)	0 (0 to 0)	0 (0 to 0)	0 (0 to 0)	0 (0 to 0)	0 (0 to 0)	0 (0 to 0)	0 (0 to 0)	0 (0 to 0)	0 (0 to 0)	0 (0 to 0)	0 (0 to 0)	0 (0 to 0)	0 (0 to 0)	0 (0 to 0)	456
Extensively drug-resistant tuberculosis	0 (0 to 0)	0 (0 to 0)	0.1 (0 to 0.2)	0 (0 to 0)	0 (0 to 0.2)	0 (0 to 0.2)	0 (0 to 0.2)	0 (0 to 0.3)	0 (0 to 0.4)	0 (0 to 0.4)	0 (0 to 0.4)	0 (0 to 0.3)	0 (0 to 0.3)	0 (0 to 0.2)	0 (0 to 0.1)	0 (0 to 0.1)	0 (0 to 0.1)	0 (0 to 0.1)	0 (0 to 0.1)	0 (0 to 0.1)	0 (0 to 0.1)	0 (0 to 0.1)	0 (0 to 0.1)	0 (0 to 0.1)	6
Lower respiratory infections	2,428 (1,480 to 3,770)	1,730 (928 to 2,720)	4,660 (3,160 to 6,730)	1,450 (907 to 3,190)	973 (542 to 1,280)	732 (466 to 1,110)	329 (174 to 503)	374 (216 to 591)	391 (226 to 623)	477 (277 to 773)	597 (346 to 977)	922 (537 to 1,510)	922 (537 to 1,510)	970 (561 to 1,590)	991 (573 to 1,620)	919 (531 to 1,500)	920 (533 to 1,510)	826 (478 to 1,350)	688 (397 to 1,120)	660 (381 to 1,080)	560 (323 to 916)	261 (150 to 427)	132 (66.6 to 224)	49.9 (20.4 to 107)	14.6 (3.9 to 31.1)	17,000
Upper respiratory infections	0.6 (0.1 to 1.4)	1.1 (0.4 to 2.6)	49.6 (10.6 to 156)	1.6 (0.3 to 4.2)	24.4 (5.2 to 77.1)	28.1 (6.0 to 88.8)	0.3 (0.1 to 0.8)	0.4 (0.1 to 1.1)	0.4 (0.1 to 1.2)	0.5 (0.1 to 1.5)	0.6 (0.1 to 1.8)	0.9 (0.2 to 2.7)	0.9 (0.2 to 2.7)	0.9 (0.2 to 2.8)	0.9 (0.2 to 2.8)	0.8 (0.2 to 2.5)	0.8 (0.2 to 2.5)	0.7 (0.2 to 2.2)	0.6 (0.2 to 1.9)	0.5 (0.2 to 1.6)	0.3 (0.1 to 1.0)	0.1 (0.0 to 0.4)	0.0 (0.0 to 0.1)	1,630
Otitis media	0 (0 to 0)	0 (0 to 1.7)	39.4 (8.4 to 145)	39.4 (8.4 to 135)	23.4 (4.9 to 86.5)	22.3 (4.6 to 82.0)	0.2 (0 to 0.6)	0.2 (0 to 0.6)	0.2 (0 to 0.6)	0.2 (0 to 0.6)	0.2 (0 to 0.6)	0.2 (0 to 0.6)	0.2 (0 to 0.6)	0.2 (0 to 0.6)	0.2 (0 to 0.6)	0.2 (0 to 0.6)	0.2 (0 to 0.6)	0.2 (0 to 0.6)	0.2 (0 to 0.6)	0.2 (0 to 0.6)	0.2 (0 to 0.6)	0.1 (0 to 0.5)	0.0 (0 to 0.1)	490
Enteric infections	399 (229 to 666)	649 (329 to 1,310)	3,610 (1,960 to 6,760)	3,420 (1,660 to 6,870)	1,620 (800 to 2,490)	846 (436 to 1,630)	1,160 (631 to 1,920)	1,170 (631 to 1,920)	1,160 (631 to 1,920)	1,240 (631 to 1,920)	1,240 (631 to 1,920)	1,240 (631 to 1,920)	1,240 (631 to 1,920)	1,240 (631 to 1,920)	1,240 (631 to 1,920)	1,240 (631 to 1,920)	1,240 (631 to 1,920)	1,240 (631 to 1,920)	1,240 (631 to 1,920)	1,240 (631 to 1,920)	1,240 (631 to 1,920)	1,240 (631 to 1,920)	1,240 (631 to 1,920)	17,700
Diarrheal diseases	399 (229 to 666)	649 (329 to 1,310)	3,610 (1,960 to 6,760)	3,420 (1,660 to 6,870)	1,620 (800 to 2,490)	846 (436 to 1,630)	1,160 (631 to 1,920)	1,170 (631 to 1,920)	1,160 (631 to 1,920)	1,240 (631 to 1,920)	1,240 (631 to 1,920)	1,240 (631 to 1,920)	1,240 (631 to 1,920)	1,240 (631 to 1,920)	1,240 (631 to 1,920)	1,240 (631 to 1,920)	1,240 (631 to 1,920)	1,240 (631 to 1,920)	1,240 (631 to 1,920)	1,240 (631 to 1,920)	1,240 (631 to 1,920)	1,240 (631 to 1,920)	1,240 (631 to 1,920)	12,000
Typhoid and paratyphoid	0 (0 to 0)	0.6 (0 to 1.7)	67.2 (29.1 to 156)	139.1 (77.9 to 289)	70.6 (39.1 to 133)	44.0 (24.2 to 82.6)	2.3 (1.2 to 4.3)	1.2 (0.6 to 2.2)	0.6 (0.3 to 1.1)	0.3 (0.1 to 0.6)	0.1 (0.1 to 0.3)	0.1 (0.0 to 0.2)	0.0 (0.0 to 0.1)	0.0 (0.0 to 0.1)	0.0 (0.0 to 0.1)	0.0 (0.0 to 0.1)	0.0 (0.0 to 0.1)	0.0 (0.0 to 0.1)	0.0 (0.0 to 0.1)	0.0 (0.0 to 0.1)	0.0 (0.0 to 0.1)	0.0 (0.0 to 0.1)	0.0 (0.0 to 0.1)	2,670
Typhoid fever	0 (0 to 0)	0 (0 to 0.6)	67.2 (29.1 to 156)	139.1 (77.9 to 289)	70.6 (39.1 to 133)	44.0 (24.2 to 82.6)	2.3 (1.2 to 4.3)	1.2 (0.6 to 2.2)	0.6 (0.3 to 1.1)	0.3 (0.1 to 0.6)	0.1 (0.1 to 0.3)	0.1 (0.0 to 0.2)	0.0 (0.0 to 0.1)	0.0 (0.0 to 0.1)	0.0 (0.0 to 0.1)	0.0 (0.0 to 0.1)	0.0 (0.0 to 0.1)	0.0 (0.0 to 0.1)	0.0 (0.0 to 0.1)	0.0 (0.0 to 0.1)	0.0 (0.0 to 0.1)	0.0 (0.0 to 0.1)	0.0 (0.0 to 0.1)	2,670
Paratyphoid fever	0 (0 to 0)	0 (0 to 0)	0 (0 to 0)	0 (0 to 0)	0 (0 to 0)	0 (0 to 0)	0 (0 to 0)	0 (0 to 0)	0 (0 to 0)	0 (0 to 0)	0 (0 to 0)	0 (0 to 0)	0 (0 to 0)	0 (0 to 0)	0 (0 to 0)	0 (0 to 0)	0 (0 to 0)	0 (0 to 0)	0 (0 to 0)	0 (0 to 0)	0 (0 to 0)	0 (0 to 0)	0 (0 to 0)	0 (0 to 0)	0
Invasive Non-typhoidal Salmonella (iNTS)	29.9 (12.5 to 68.1)	597 (278.0 to 1,190)	1,060 (439.0 to 2,660)	492 (189.0 to 1,090)	125 (66.5 to 206)	224 (124.0 to 376)	105 (56.7 to 208)	127 (67.2 to 227)	113 (59.9 to 202)	96 (51.7 to 214)	68.3 (33.6 to 151)	38.0 (19.4 to 77.1)	29.4 (15.3 to 59.5)	22.0 (11.5 to 44.6)	16.1 (8.4 to 32.6)	11.2 (5.8 to 22.7)	7.2 (3.7 to 14.6)	4.4 (2.3 to 8.9)	2.8 (1.5 to 5.6)	2.0 (1.0 to 4.0)	0.8 (0.3 to 1.6)	0.2 (0.0 to 0.5)	3,760
Other intestinal infectious diseases	0 (0 to 0)	0.4 (0 to 1.7)	4 (0.4 to 12.4)	1.4 (0.3 to 4.4)	0.6 (0.1 to 1.9)	0.3 (0.1 to 1.1)	0.1 (0 to 0.4)	0.1 (0 to 0.3)	0.1 (0 to 0.3)	0.1 (0 to 0.3)	0.1 (0 to 0.3)	0.1 (0 to 0.3)	0.1 (0 to 0.3)	0.1 (0 to 0.3)	0.1 (0 to 0.3)	0.1 (0 to 0.3)	0.1 (0 to 0.3)	0.1 (0 to 0.3)	0.1 (0 to 0.3)	0.1 (0 to 0.3)	0.1 (0 to 0.3)	0.1 (0 to 0.3)	0.1 (0 to 0.3)	0.1 (0 to 0.3)	13.3
Neglected tropical diseases and malaria	1,110 (1,110 to 1,110)	1,420 (1,420 to 1,420)	5,660 (5,660 to 5,660)	1,140 (1,140 to 1,140)	943 (943 to 943)	992 (992 to 992)	1,240 (1,240 to 1,240)	1,240 (1,240 to 1,240)	991 (991 to 991)	992 (992 to 992)	1,240 (1,240 to 1,240)	1,240 (1,240 to 1,240)	992 (992 to 992)	1,240 (1,240 to 1,240)	1,240 (1,240 to 1,240)	1,240 (1,240 to 1,240)	1,240 (1,240 to 1,240)	1,240 (1,240 to 1,240)	1,240 (1,240 to 1,240)	1,240 (1,240 to 1,240)	1,240 (1,240 to 1,240)	1,240 (1,240 to 1,240)	1,240 (1,240 to 1,240)	1,240 (1,240 to 1,240)	26,600
Malaria	0.1 (0 to 0.3)	0.3 (0.2 to 0.7)	622 (170 to 1,700)	620 (151 to 1,700)	620 (147 to 1,630)	620 (127 to 1,720)	620 (127 to 1,720)	620 (167 to 1,660)	620 (166 to 1,660)	620 (166 to 1,660)	620 (163 to 1,630)	620 (164 to 1,700)	620 (161 to 1,610)	620 (159 to 1,590)	620 (159 to 1,590)	620 (160 to 1,600)	620 (160 to 1,600)	620 (159 to 1,590)	620 (159 to 1,590)	620 (159 to 1,590)	620 (159 to 1,590)	620 (159 to 1,590)	620 (159 to 1,590)	620 (159 to 1,590)	21,700
Chagas disease	0 (0 to 0)	0 (0 to 0)	0 (0 to 0)	0 (0 to 0)	0 (0 to 0)	0 (0 to 0)	0 (0 to 0)	0 (0 to 0)	0 (0 to 0)	0 (0 to 0)	0 (0 to 0)	0 (0 to 0)	0 (0 to 0)	0 (0 to 0)	0 (0 to 0)	0 (0 to 0)	0 (0 to 0)	0 (0 to 0)	0 (0 to 0)	0 (0 to 0)	0 (0 to 0)	0 (0 to 0)	0 (0 to 0)	0 (0 to 0)	0
Leishmaniasis	0 (0 to 0)	0 (0 to 0)	0 (0 to 0)	0 (0 to 0)	0 (0 to 0)	0 (0 to 0)	0 (0 to 0)	0 (0 to 0)	0 (0 to 0)	0 (0 to 0)	0 (0 to 0)	0 (0 to 0)	0 (0 to 0)	0 (0 to 0)	0 (0 to 0)	0 (0 to 0)	0 (0 to 0)	0 (0 to 0)	0 (0 to 0)	0 (0 to 0)	0 (0 to 0)	0 (0 to 0)	0 (0 to 0)	0 (0 to 0)	0
Visceral leishmaniasis	0 (0 to 0)	0 (0 to 0)	0 (0 to 0)	0 (0 to 0)	0 (0 to 0)	0 (0 to 0)	0 (0 to 0)	0 (0 to 0)	0 (0 to 0)	0 (0 to 0)	0 (0 to 0)	0 (0 to 0)	0 (0 to 0)	0 (0 to 0)	0 (0 to 0)	0 (0 to 0)	0 (0 to 0)	0 (0 to 0)	0 (0 to 0)	0 (0 to 0)	0 (0 to 0)	0 (0 to 0)	0 (0 to 0)	0 (0 to 0)	0
Cutaneous and mucocutaneous leishmaniasis	0 (0 to 0)	0 (0 to 0)	0 (0 to 0)	0 (0 to 0)	0 (0 to 0)	0 (0 to 0)	0 (0 to 0)	0 (0 to 0)	0 (0 to 0)	0 (0 to 0)	0 (0 to 0)	0 (0 to 0)	0 (0 to 0)	0 (0 to 0)	0 (0 to 0)	0 (0 to 0)	0 (0 to 0)	0 (0 to 0)	0 (0 to 0)	0 (0 to 0)	0 (0 to 0)	0 (0 to 0)	0 (0 to 0)	0 (0 to 0)	0
African trypanosomiasis	0 (0 to 0)	0 (0 to 0)	0 (0 to 0)	0 (0 to 0)	0 (0 to 0)	0 (0 to 0)	0 (0 to 0)	0 (0 to 0)	0 (0 to 0)	0 (0 to 0)	0 (0 to 0)	0 (0 to 0)	0 (0 to 0)	0 (0 to 0)	0 (0 to 0)	0 (0 to 0)	0 (0 to 0)	0 (0 to 0)	0 (0 to 0)	0 (0 to 0)	0 (0 to 0)	0 (0 to 0)	0 (0 to 0)	0 (0 to 0)	0
Schistosomiasis	0 (0 to 0)	0 (0 to 0)	16.9 (7.1 to 41.1)	7.5 (2.6 to 20.3)	7.5 (2.6 to 20.3)	7.5 (2.6 to 20.3

Ischemic heart disease	0 (0 to 0)	0 (0 to 0)	0 (0 to 0)	0 (0 to 0)	0 (0 to 0)	0 (0 to 0)	99.6 (98.7 to 100)	99.6 (97.5 to 100)	99.6 (98.4 to 227)	128 (124 to 132)	244 (178 to 439)	364 (188 to 849)	505 (270 to 886)	646 (371 to 1,200)	662 (364 to 1,190)	713 (364 to 1,190)	744 (409 to 1,220)	722 (417 to 1,100)	628 (367 to 898)	600 (360 to 871)	439 (268 to 594)	290 (164 to 396)	192 (107 to 253)	90.4 (32.9 to 75.7)	13.6 (7.9 to 19.6)	6,480
Stroke	0 (0 to 0)	0 (0 to 0)	0 (0 to 0)	0 (0 to 0)	0 (0 to 0)	0 (0 to 0)	99.6 (97.7 to 102)	99.6 (79 to 264)	99.6 (79 to 228)	128 (102 to 422)	244 (229 to 613)	364 (266 to 774)	505 (366 to 1,160)	646 (429 to 1,420)	662 (429 to 1,230)	713 (468 to 1,210)	744 (468 to 1,270)	722 (468 to 1,210)	628 (468 to 1,070)	600 (468 to 1,020)	439 (468 to 1,020)	290 (468 to 1,020)	192 (468 to 1,020)	90.4 (32.9 to 75.7)	13.6 (7.9 to 19.6)	6,620
Ischemic stroke	2.7 (0.6 to 5.7)	3.7 (0.8 to 8.2)	3.6 (0.8 to 8.2)	16.9 (7.6 to 36.6)	39.9 (29.3 to 73.4)	49.2 (37.6 to 88.4)	62 (37.6 to 88.4)	77.2 (38.9 to 171)	89.1 (38.9 to 193)	97.4 (64.6 to 141)	122 (67.5 to 148)	150 (71.9 to 169)	171 (84.7 to 202)	195 (99.3 to 235)	195 (99.3 to 235)	208 (106 to 244)	208 (106 to 244)	208 (106 to 244)	208 (106 to 244)	208 (106 to 244)	208 (106 to 244)	208 (106 to 244)	208 (106 to 244)	96.9 (67.9 to 132)	28 (20.6 to 40.1)	2,560
Intracerebral hemorrhage	3 (1.5 to 11.4)	2.6 (0.9 to 6.6)	2.6 (0.9 to 6.6)	7.7 (2.6 to 17.1)	19.4 (9.3 to 36.6)	29.2 (14.7 to 47.1)	37.6 (20.4 to 68.6)	76.2 (41 to 213)	76.2 (41 to 213)	76.2 (41 to 213)	76.2 (41 to 213)	328 (136 to 543)	523 (136 to 1,210)	605 (208 to 1,210)	664 (208 to 1,130)	664 (208 to 1,130)	602 (208 to 1,130)	614 (208 to 1,130)	536 (208 to 1,130)	386 (201 to 1,130)	264 (201 to 1,130)	127 (80.3 to 187)	44.9 (28.3 to 64.8)	14.8 (9.6 to 21.7)	3.5 (2.1 to 5.2)	6,480
Subarachnoid hemorrhage	2 (0.5 to 6)	0.7 (0.2 to 2.2)	1.2 (0.2 to 5.2)	1.8 (0.4 to 5.2)	2.3 (1.6 to 7.5)	6.4 (2.6 to 14.3)	20.4 (7.6 to 56.7)	39.3 (12.6 to 56)	32.3 (12.6 to 78.8)	64.3 (19.5 to 78.7)	98.7 (24.6 to 119)	82.7 (25.7 to 181)	69.9 (26.1 to 149)	69.6 (27.6 to 149)	69.6 (27.6 to 149)	69.6 (27.6 to 149)	36.5 (19.9 to 78.2)	28.6 (17.9 to 53.6)	19.3 (11.9 to 53.6)	7.2 (7.2 to 27.6)	6.7 (2.9 to 13.2)	2.2 (2.2 to 6.8)	0.8 (0.3 to 1.4)	0.2 (0.2 to 1.4)	591
Hypertensive heart disease	0 (0 to 0)	0 (0 to 0)	0 (0 to 0)	0 (0 to 0)	0 (0 to 0)	0 (0 to 0)	10.4 (4.5 to 22.9)	18.7 (7.9 to 40.4)	39.6 (17.4 to 82.2)	75.6 (33.4 to 146)	109 (52.4 to 216)	152 (77.9 to 311)	211 (94.5 to 420)	269 (129 to 533)	274 (129 to 533)	287 (129 to 533)	274 (129 to 533)	227 (129 to 533)	209 (129 to 533)	172 (129 to 533)	116 (86.2 to 323)	57.9 (39.7 to 114)	20.6 (9.6 to 41.2)	9.5 (3.6 to 11.1)	2,030
Non-rheumatic valvular heart disease	0 (0 to 0)	0 (0 to 0)	0 (0 to 0)	0 (0 to 0)	0 (0 to 0)	0 (0 to 0)	10.4 (4.5 to 22.9)	18.7 (7.9 to 40.4)	39.6 (17.4 to 82.2)	75.6 (33.4 to 146)	109 (52.4 to 216)	152 (77.9 to 311)	211 (94.5 to 420)	269 (129 to 533)	274 (129 to 533)	287 (129 to 533)	274 (129 to 533)	227 (129 to 533)	209 (129 to 533)	172 (129 to 533)	116 (86.2 to 323)	57.9 (39.7 to 114)	20.6 (9.6 to 41.2)	9.5 (3.6 to 11.1)	2,030
Non-rheumatic aortic valve disease	0 (0 to 0)	0 (0 to 0)	0 (0 to 0)	0 (0 to 0)	0 (0 to 0)	0 (0 to 0)	10.4 (4.5 to 22.9)	18.7 (7.9 to 40.4)	39.6 (17.4 to 82.2)	75.6 (33.4 to 146)	109 (52.4 to 216)	152 (77.9 to 311)	211 (94.5 to 420)	269 (129 to 533)	274 (129 to 533)	287 (129 to 533)	274 (129 to 533)	227 (129 to 533)	209 (129 to 533)	172 (129 to 533)	116 (86.2 to 323)	57.9 (39.7 to 114)	20.6 (9.6 to 41.2)	9.5 (3.6 to 11.1)	2,030
Non-rheumatic degenerative mitral valve disease	0 (0 to 0)	0 (0 to 0)	0 (0 to 0)	0 (0 to 0)	0 (0 to 0)	0 (0 to 0)	10.4 (4.5 to 22.9)	18.7 (7.9 to 40.4)	39.6 (17.4 to 82.2)	75.6 (33.4 to 146)	109 (52.4 to 216)	152 (77.9 to 311)	211 (94.5 to 420)	269 (129 to 533)	274 (129 to 533)	287 (129 to 533)	274 (129 to 533)	227 (129 to 533)	209 (129 to 533)	172 (129 to 533)	116 (86.2 to 323)	57.9 (39.7 to 114)	20.6 (9.6 to 41.2)	9.5 (3.6 to 11.1)	2,030
Other non-rheumatic valve diseases	0 (0 to 0)	0 (0 to 0)	0 (0 to 0)	0 (0 to 0)	0 (0 to 0)	0 (0 to 0)	10.4 (4.5 to 22.9)	18.7 (7.9 to 40.4)	39.6 (17.4 to 82.2)	75.6 (33.4 to 146)	109 (52.4 to 216)	152 (77.9 to 311)	211 (94.5 to 420)	269 (129 to 533)	274 (129 to 533)	287 (129 to 533)	274 (129 to 533)	227 (129 to 533)	209 (129 to 533)	172 (129 to 533)	116 (86.2 to 323)	57.9 (39.7 to 114)	20.6 (9.6 to 41.2)	9.5 (3.6 to 11.1)	2,030
Cardiomyopathy and myocarditis	0 (0 to 0)	0 (0 to 0)	0 (0 to 0)	0 (0 to 0)	0 (0 to 0)	0 (0 to 0)	10.4 (4.5 to 22.9)	18.7 (7.9 to 40.4)	39.6 (17.4 to 82.2)	75.6 (33.4 to 146)	109 (52.4 to 216)	152 (77.9 to 311)	211 (94.5 to 420)	269 (129 to 533)	274 (129 to 533)	287 (129 to 533)	274 (129 to 533)	227 (129 to 533)	209 (129 to 533)	172 (129 to 533)	116 (86.2 to 323)	57.9 (39.7 to 114)	20.6 (9.6 to 41.2)	9.5 (3.6 to 11.1)	2,030
Myocarditis	1.7 (0.4 to 3.9)	2 (0.4 to 4.5)	1.7 (0.7 to 3.7)	3.5 (1.6 to 11.4)	7.2 (2.4 to 9.6)	11.2 (3.5 to 17.1)	20.4 (9.6 to 31.2)	23.2 (9.6 to 31.2)	23.2 (9.6 to 31.2)	23.2 (9.6 to 31.2)	23.2 (9.6 to 31.2)	6.8 (1 to 14.4)	6.8 (2.6 to 12.6)	6.8 (2.6 to 12.6)	6.8 (2.6 to 12.6)	6.8 (2.6 to 12.6)	1.1 (0.2 to 1.5)	0.7 (0.2 to 1.5)	0.6 (0.2 to 1.5)	0.1 (0 to 0.6)	0.1 (0 to 0.6)	0.1 (0 to 0.6)	0 (0 to 0)	0 (0 to 0)	54.9
Alcoholic cardiomyopathy	0 (0 to 0)	0 (0 to 0)	0 (0 to 0)	0 (0 to 0)	0 (0 to 0)	0 (0 to 0)



SR Table 2c. Murand's DALYS by cause and sex group for both sexes with 95% uncertainty intervals, 2019

Cause	Both Neonatal	Late Neonatal	Post Neonatal	1 to 4	5 to 9	10 to 14	15 to 19	20 to 24	25 to 29	30 to 34	35 to 39	40 to 44	45 to 49	50 to 54	55 to 59	60 to 64	65 to 69	70 to 74	75 to 79	80 to 84	85 to 89	90 to 94	95 plus	Total
All causes	9,900 (9,398 to 10,350)	9,970 (9,270 to 10,760)	17,990 (16,900 to 19,300)	51,000 (47,900 to 54,200)	29,600 (27,700 to 31,600)	24,900 (23,300 to 26,600)	25,700 (24,000 to 27,600)	27,900 (26,000 to 29,900)	28,900 (26,900 to 30,900)	30,700 (28,600 to 32,700)	32,700 (30,400 to 34,900)	35,000 (32,600 to 37,400)	38,000 (35,300 to 40,500)	41,700 (38,800 to 44,500)	46,000 (42,800 to 49,200)	51,000 (47,500 to 54,400)	56,000 (52,000 to 59,800)	62,000 (57,600 to 66,200)	68,000 (63,000 to 72,600)	74,000 (68,500 to 79,000)	79,000 (72,900 to 84,400)	83,000 (76,500 to 88,600)	86,000 (79,000 to 91,800)	88,000 (80,800 to 93,900)	89,000 (81,600 to 95,000)	90,000 (82,500 to 96,000)	90,000 (82,500 to 96,000)	90,000 (82,500 to 96





SR Table 2c: Nairobi DALYS by cause and age group for both sexes with 95% uncertainty intervals, 2019

Cause	Early Neonatal	Late Neonatal	Post Neonatal	1 to 4	5 to 9	10 to 14	15 to 19	20 to 24	25 to 29	30 to 34	35 to 39	40 to 44	45 to 49	50 to 54	55 to 59	60 to 64	65 to 69	70 to 74	75 to 79	80 to 84	85 to 89	90 to 94	95 plus	Total
All causes	47,990 (41,965–53,990)	33,500 (29,900–36,400)	43,960 (39,140–48,500)	37,090 (31,390–43,460)	31,400 (26,220–37,200)	22,460 (18,990–26,600)	19,500 (16,660–22,900)	20,900 (17,850–24,200)	23,400 (20,000–27,100)	25,900 (22,200–29,900)	28,700 (24,600–33,200)	31,400 (26,900–36,200)	34,200 (29,300–39,400)	37,200 (31,900–42,700)	40,500 (34,700–46,600)	44,000 (37,800–50,600)	47,200 (40,600–54,200)	49,400 (42,600–56,600)	51,700 (44,600–59,200)	51,700 (44,600–59,200)	51,700 (44,600–59,200)	51,700 (44,600–59,200)	51,700 (44,600–59,200)	1,220,000 (1,090,000–1,370,000)
Communicable, maternal, neonatal, and nutritional diseases	29,600 (25,900–33,600)	23,600 (19,600–28,000)	32,200 (27,000–37,900)	26,200 (21,000–31,900)	19,000 (13,900–24,900)	13,200 (9,100–18,400)	10,600 (6,800–15,200)	10,900 (6,900–15,900)	11,600 (7,400–16,900)	12,000 (7,600–17,600)	12,500 (7,900–18,300)	13,000 (8,200–19,000)	13,500 (8,500–19,700)	13,900 (8,700–20,200)	14,300 (8,900–20,700)	14,600 (9,000–21,100)	14,800 (9,100–21,400)	14,900 (9,100–21,500)	14,900 (9,100–21,500)	14,900 (9,100–21,500)	14,900 (9,100–21,500)	14,900 (9,100–21,500)	14,900 (9,100–21,500)	520,000
HIV/AIDS and sexually transmitted infections	5,910 (1,790–11,800)	1,310 (410–2,900)	2,660 (1,000–5,200)	3,130 (1,200–6,000)	2,020 (770–3,900)	3,400 (1,300–6,600)	6,800 (2,600–13,100)	9,870 (3,800–18,900)	12,100 (4,600–23,100)	14,000 (5,400–26,600)	15,300 (5,900–28,900)	16,200 (6,300–30,500)	16,800 (6,500–31,600)	17,200 (6,600–32,400)	17,400 (6,700–32,800)	17,500 (6,700–33,000)	17,500 (6,700–33,000)	17,400 (6,700–32,900)	17,300 (6,600–32,700)	17,200 (6,600–32,500)	17,100 (6,600–32,300)	17,000 (6,500–32,100)	17,000 (6,500–32,100)	192,000
HIV/AIDS	0 (0.1 to 0.2)	0 (0.0 to 0.9)	0 (0.6 to 2.4)	0 (0.6 to 2.6)	0 (0.5 to 2.3)	0 (0.4 to 2.0)	0 (0.4 to 2.0)	0 (0.4 to 2.0)	0 (0.4 to 2.0)	0 (0.4 to 2.0)	0 (0.4 to 2.0)	0 (0.4 to 2.0)	0 (0.4 to 2.0)	0 (0.4 to 2.0)	0 (0.4 to 2.0)	0 (0.4 to 2.0)	0 (0.4 to 2.0)	0 (0.4 to 2.0)	0 (0.4 to 2.0)	0 (0.4 to 2.0)	0 (0.4 to 2.0)	0 (0.4 to 2.0)	0 (0.4 to 2.0)	136,000
HIV/AIDS - Drug-susceptible Tuberculosis	0 (0 to 0)	0 (0 to 0.1)	0 (0.2 to 0.9)	0 (0.2 to 1.1)	0 (0.2 to 1.1)	0 (0.2 to 1.1



G6PD deficiency	0·1 (0·0 to 0·2)	0·4 (0·1 to 0·7)	1·1 (0·6 to 2·4)	3 (1·3 to 6·9)	7 (3·1 to 17·0)	4·1 (1·6 to 9·8)	10·6 (5·2 to 29·6)	8·6 (3·3 to 17·6)	9·6 (3·6 to 19·1)	9·9 (3·6 to 19·1)	10·4 (4·0 to 20·3)	9·6 (3·6 to 18·7)	11 (3·9 to 21·4)	7·5 (2·7 to 14·7)	21·4 (9·7 to 42·7)	27·8 (12·3 to 50·9)	24·9 (10·1 to 53·7)	19·7 (8·6 to 39)	8·6 (3·5 to 19·4)	4·5 (2·2 to 8·7)	1·8 (0·9 to 3·3)	0·5 (0·2 to 0·9)	0·1 (0·1 to 0·2)	0 (0 to 0)	0 (0 to 0)	227
G6PD trait	0 (0 to 0)	0 (0 to 0)	0 (0 to 0)	0 (0 to 0)	0 (0 to 0)	0 (0 to 0)	0 (0 to 0·1)	0 (0 to 0·1)	0 (0 to 0·1)	0 (0 to 0·1)	0 (0 to 0·2)	0 (0 to 0·2)	0 (0 to 0·2)	0 (0 to 0·2)	0 (0 to 0·2)	0 (0 to 0·2)	0 (0 to 0·2)	0 (0 to 0·2)	0 (0 to 0·1)	0 (0 to 0·1)	0 (0 to 0·1)	0 (0 to 0·1)	0 (0 to 0·1)	0 (0 to 0·1)	0 (0 to 0)	0 (0 to 0)	0 (0 to 0)	24·4
Other hemoglobinopathies and hemolytic anemias	0·1 (0·1 to 0·2)	1·4 (0·5 to 2·5)	7·6 (3·2 to 15·4)	25 (11·2 to 48·2)	52 (22·2 to 92·2)	17·7 (7·7 to 34·4)	27·3 (11·3 to 54)	17·4 (7·4 to 36·6)	27·6 (11·4 to 56·4)	17·4 (7·6 to 36·7)	17·6 (6·7 to 37·1)	9·5 (3·7 to 20·2)	9·2 (3·6 to 19·1)	4·6 (1·7 to 9·6)	9·2 (3·7 to 18·6)	16·7 (7·2 to 34·1)	22·4 (9·2 to 50·3)	20·4 (7·9 to 47·7)	13·5 (5·1 to 31·4)	7·1 (2·7 to 15·1)	2·6 (0·8 to 5·6)	1 (0·4 to 2·1)	0·2 (0·1 to 0·4)	0 (0 to 0·1)	0·2 (0·1 to 0·4)	0 (0 to 0·2)	999
Endocrine, metabolic, blood, and immune disorders	33·2 (17·0 to 56·9)	38·6 (21·1 to 66·6)	141 (72·0 to 246)	233 (127·to 392)	282 (137·to 472)	236 (98·3 to 446)	265 (95·5 to 572)	228 (77·5 to 518)	218 (69·2 to 502)	212 (66·9 to 490)	199 (69·9 to 466)	178 (64·9 to 421·0)	172 (64·9 to 421·0)	118 (43·9 to 276)	178 (64·9 to 421·0)	219 (84·9 to 506)	268 (97·1 to 622)	239 (84·9 to 556)	197 (70·1 to 456)	124 (43·9 to 286)	60·1 (20·4 to 139·0)	19·3 (7·1 to 38·2)	7·8 (2·6 to 15·2)	1·2 (0·4 to 2·4)	0·2 (0·1 to 0·5)	0·2 (0·1 to 0·5)	9,110
Oral disorders	0 (0 to 0)	0 (0 to 0)	0 (0 to 0)	0 (0 to 0)	0 (0 to 0)	0 (0 to 0)	0 (0 to 0)	0 (0 to 0)	0 (0 to 0)	0 (0 to 0)	0 (0 to 0)	0 (0 to 0)	0 (0 to 0)	0 (0 to 0)	0 (0 to 0)	0 (0 to 0)	0 (0 to 0)	0 (0 to 0)	0 (0 to 0)	0 (0 to 0)	0 (0 to 0)	0 (0 to 0)	0 (0 to 0)	0 (0 to 0)	0 (0 to 0)	0 (0 to 0)	0 (0 to 0)	6,660
Caries of deciduous teeth	0 (0 to 0)	0 (0 to 0)	0 (0 to 0)	0 (0 to 0)	0 (0 to 0·2)	0 (0 to 0·2)	0 (0 to 0·2)	0 (0 to 0·2)	0 (0 to 0·2)	0 (0 to 0·2)	0 (0 to 0·2)	0 (0 to 0·2)	0 (0 to 0·2)	0 (0 to 0·2)	0 (0 to 0·2)	0 (0 to 0·2)	0 (0 to 0·2)	0 (0 to 0·2)	0 (0 to 0·2)	0 (0 to 0·2)	0 (0 to 0·2)	0 (0 to 0·2)	0 (0 to 0·2)	0 (0 to 0·2)	0 (0 to 0·2)	0 (0 to 0·2)	0 (0 to 0·2)	255
Caries of permanent teeth	0 (0 to 0)	0 (0 to 0)	0 (0 to 0)	0 (0 to 0)	0 (0 to 0)	0·1 (0 to 0·3)	0·4 (0 to 1·1)	0·3 (0 to 0·9)	0·4 (0 to 1·1)	0·4 (0 to 1·1)	0·5 (0 to 1·3)	0·4 (0 to 1·1)	0·5 (0 to 1·3)	0·3 (0 to 0·8)	0·5 (0 to 1·3)	0·6 (0 to 1·5)	0·7 (0 to 1·8)	0·6 (0 to 1·5)	0·5 (0 to 1·3)	0·3 (0 to 0·8)	0·1 (0 to 0·3)	0·1 (0 to 0·2)	0·1 (0 to 0·2)	0 (0 to 0·1)	0 (0 to 0·1)	0 (0 to 0·1)	913
Periodontal diseases	0 (0 to 0)	0 (0 to 0)	0 (0 to 0)	0 (0 to 0)	0 (0 to 0)	0 (0 to 0)	0 (0 to 0·1)	0 (0 to 0·1)	0 (0 to 0·1)	0 (0 to 0·1)	0 (0 to 0·1)	0 (0 to 0·1)	0 (0 to 0·1)	0 (0 to 0·1)	0 (0 to 0·1)	0 (0 to 0·1)	0 (0 to 0·1)	0 (0 to 0·1)	0 (0 to 0·1)	0 (0 to 0·1)	0 (0 to 0·1)	0 (0 to 0·1)	0 (0 to 0·1)	0 (0 to 0·1)	0 (0 to 0·1)	0 (0 to 0·1)	0 (0 to 0·1)	6,410
Gingivitis	0 (0 to 0)	0 (0 to 0)	0 (0 to 0)	0 (0 to 0)	0 (0 to 0)	0 (0 to 0)	0 (0 to 0)	0 (0 to 0)	0 (0 to 0)	0 (0 to 0)	0 (0 to 0)	0 (0 to 0)	0 (0 to 0)	0 (0 to 0)	0 (0 to 0)	0 (0 to 0)	0 (0 to 0)	0 (0 to 0)	0 (0 to 0)	0 (0 to 0)	0 (0 to 0)	0 (0 to 0)	0 (0 to 0)	0 (0 to 0)	0 (0 to 0)	0 (0 to 0)	0 (0 to 0)	2,200
Other oral disorders	0 (0 to 0)	0 (0 to 0)	0 (0 to 0)	0 (0 to 0)	0 (0 to 0)	0 (0 to 0)	0 (0 to 0)	0 (0 to 0)	0 (0 to 0)	0 (0 to 0)	0 (0 to 0)	0 (0 to 0)	0 (0 to 0)	0 (0 to 0)	0 (0 to 0)	0 (0 to 0)	0 (0 to 0)	0 (0 to 0)	0 (0 to 0)	0 (0 to 0)	0 (0 to 0)	0 (0 to 0)	0 (0 to 0)	0 (0 to 0)	0 (0 to 0)	0 (0 to 0)	0 (0 to 0)	2,200
Sudden infant death syndrome	..	999 (999 to 999)	1,060 (495 to 2,120)	..	..	..	..	..	..	..	..	..	..	..	..	..	..	..	..	..	..	..	..	..	..	..	..	NA
Injuries	333 (2,020·0 to 2,031)	439 (167·0 to 1,000)	1,110 (777·0 to 1,730)	2,130 (1,420·0 to 3,160)	2,950 (2,120·0 to 3,770)	3,410 (2,530·0 to 4,110)	6,840 (4,990·0 to 8,600)	10,700 (7,910·0 to 13,200)	16,800 (12,100·0 to 20,900)	23,700 (17,100·0 to 29,700)	31,100 (22,300·0 to 39,700)	38,100 (27,200·0 to 48,100)	46,200 (33,000·0 to 58,000)	51,200 (36,200·0 to 64,600)	56,400 (40,000·0 to 70,100)	61,900 (43,700·0 to 77,700)	66,400 (46,900·0 to 83,600)	70,000 (49,500·0 to 88,000)	72,400 (51,200·0 to 91,000)	73,900 (52,300·0 to 92,700)	74,700 (52,900·0 to 93,700)	75,100 (53,200·0 to 94,200)	75,200 (53,200·0 to 94,400)	75,200 (53,200·0 to 94,400)	75,200 (53,200·0 to 94,400)	75,200 (53,200·0 to 94,400)	120,000
Transport injuries	24·3 (14·7 to 37·7)	52·1 (32·0 to 79·2)	136 (86·4 to 205)	324 (197·to 506)	663 (398·to 1,060)	974 (578·to 1,530)	1,940 (1,070·to 3,240)	2,270 (1,270·to 3,750)	2,470 (1,360·to 7,290)	2,700 (1,450·to 6,420)	2,870 (1,530·to 5,590)	3,020 (1,620·to 5,460)	3,170 (1,670·to 5,410)	3,260 (1,720·to 5,460)	3,320 (1,750·to 5,610)	3,360 (1,770·to 5,660)	3,390 (1,780·to 5,720)	3,410 (1,790·to 5,750)	3,420 (1,800·to 5,770)	3,430 (1,800·to 5,780)	3,430 (1,800·to 5,780)	3,430 (1,800·to 5,780)	3,430 (1,800·to 5,780)	3,430 (1,800·to 5,780)	3,430 (1,800·to 5,780)	3,430 (1,800·to 5,780)	34,200
Road injuries	23·9 (14·1 to 36·4)	29·4 (13·8 to 50·4)	106 (60·9 to 208)	297 (166·to 485)	666 (409·to 1,260)	897 (483·to 1,230)	2,750 (1,640·to 3,970)	4,320 (2,150·to 8,810)	6,260 (2,640·to 9,260)	8,260 (3,990·to 9,750)	9,750 (4,420·to 9,220)	10,900 (5,230·to 12,000)	11,900 (5,660·to 12,900)	12,600 (6,000·to 13,700)	13,200 (6,260·to 14,300)	13,600 (6,450·to 14,800)	13,900 (6,600·to 15,100)	14,100 (6,690·to 15,300)	14,200 (6,730·to 15,400)	14,300 (6,760·to 15,500)	14,300 (6,770·to 15,500)	14,300 (6,770·to 15,500)	14,300 (6,770·to 15,500)	14,300 (6,770·to 15,500)	14,300 (6,770·to 15,500)	14,300 (6,770·to 15,500)	31,400
Pedestrian road injuries	19·7 (9·8 to 36·8)	13·2 (6·1 to 28·7)	46 (24·0 to 130)	104 (59·1 to 299)	402 (229·to 713)	552 (298·to 717)	1,790 (921·to 2,600)	2,320 (1,060·to 5,360)	3,150 (1,190·to 5,760)	3,760 (1,440·to 5,310)	4,010 (1,510·to 5,270)	4,060 (1,560·to 5,460)	4,090 (1,580·to 5,460)	4,110 (1,590·to 5,460)	4,120 (1,590·to 5,460)	4,120 (1,590·to 5,460)	4,120 (1,590·to 5,460)	4,120 (1,590·to 5,460)	4,120 (1,590·to 5,460)	4,120 (1,590·to 5,460)	4,120 (1,590·to 5,460)	4,120 (1,590·to 5,460)	4,120 (1,590·to 5,460)	4,120 (1,590·to 5,460)	4,120 (1,590·to 5,460)	4,120 (1,590·to 5,460)	96,900
Cyclist road injuries	0·5 (0·2 to 1·1)	0·3 (0·1 to 0·8)	1·5 (0·6 to 3·7)	4·1 (1·6 to 9·7)	9·1 (3·6 to 20·4)	14·7 (5·6 to 32·1)	40·3 (15·1 to 87·1)	62·6 (22·1 to 178)	91 (31·1 to 261)	119 (39·1 to 338)	144 (46·1 to 410)	165 (52·1 to 468)	183 (57·1 to 520)	198 (61·1 to 562)	210 (64·1 to 596)	220 (66·1 to 625)	228 (67·1 to 648)	234 (68·1 to 664)	238 (68·1 to 676)	241 (68·1 to 684)	243 (68·1 to 690)	244 (68·1 to 692)	244 (68·1 to 692)	244 (68·1 to 692)	244 (68·1 to 692)	244 (68·1 to 692)	244 (68·1 to 692)	2,880
Motorcyclist road injuries	0·8 (0·2 to 2·2)	0·6 (0·2 to 2·1)	9·1 (1·6 to 39·5)	19·7 (5·5 to 88·1)	40·3 (7·8 to 177)	42·6 (5·9 to 197)	92·6 (12·7 to 464)	178 (22·6 to 972)	336 (37·1 to 1,960)	536 (52·9 to 3,120)	781 (61·1 to 4,560)	1,040 (61·6 to 6,070)	1,290 (61·6 to 7,530)	1,540 (61·6 to 8,980)	1,790 (61·6 to 10,400)	2,040 (61·6 to 11,900)	2,290 (61·6 to 13,400)	2,540 (61·6 to 14,800)	2,790 (61·6 to 16,300)	3,040 (61·6 to 17,700)	3,290 (61·6 to 19,200)	3,540 (61·6 to 20,700)	3,790 (61·6 to 22,100)	4,040 (61·6 to 23,600)	4,290 (61·6 to 25,100)	4,540 (61·6 to 26,500)	1,200
Motor vehicle road injuries	14·1 (5·4 to 31·6)	13·6 (5·4 to 37·7)	73·6 (27·2 to 193)	193 (77·2 to 501)	369 (154·to 922)	332 (146·to 836)	1,020 (462·to 2,560)	1,560 (767·to 2,850)	1,940 (782·to 2,850)	1,960 (763·to 2,850)	1,940 (722·to 2,850)	1,930 (681·to 2,850)	1,930 (679·to 2,850)	1,930 (679·to 2,850)	1,930 (679·to 2,850)	1,930 (679·to 2,850)	1,930 (679·to 2,850)	1,930 (679·to 2,850)	1,930 (679·to 2,850)	1,930 (679·to 2,850)	1,930 (679·to 2,850)	1,930 (679·to 2,850)	1,930 (679·to 2,850)	1,930 (679·to 2,850)	1,930 (679·to 2,850)	1,930 (679·to 2,850)	1,930 (679·to 2,850)	10,800
Other road injuries	0·1 (0·0 to 0·2)	0·2 (0·1 to 0·7)	1·1 (0·5 to 3·2)	3·1 (1·4 to 8·2)	7·1 (3·2 to 13·6)	7·1 (3·1 to 13·6)	19·1 (8·1 to 37·6)	27·5 (10·2 to 70·3)	39·5 (12·7 to 107)	51·1 (14·7 to 147)	61·1 (16·7 to 187)	70·1 (18·7 to 228)	78·1 (20·7 to 269)	84·1 (22·7 to 309)	89·1 (24·7 to 349)	93·1 (26·7 to 389)	96·1 (28·7 to 429)	98·1 (30·7 to 469)	99·1 (32·7 to 509)	99·1 (34·7 to 549)	99·1 (36·7 to 589)	99·1 (38·7 to 629)	99·1 (40·7 to 669)	99·1 (42·7 to 709)	99·1 (44·7 to 749)	99·1 (46·7 to 789)	203
Other transport injuries	1·4 (0·6 to 3·2)	1·7 (0·7 to 3·9)	10·2 (3·8 to 19·4)	25·3 (10·6 to 51)	69·9 (28·8 to 116)	79·3 (47·9 to 126)	202 (110 to 361)	374 (160 to 785)	629 (271 to 932)	938 (372 to 1,450)	1,290 (492 to 1,710)	1,710 (632 to 2,270)	2,190 (797 to 2,940)	2,710 (1,000 to 3,630)	3,270 (1,210 to 4,380)	3,870 (1,440 to 5,180)	4,510 (1,690 to 6,040)	5,170 (1,940 to 6,920)	5,850 (2,200 to 7,830)	6,550 (2,470 to 8,770)	7,270 (2,750 to 9,730)	8,000 (3,030 to 10,700)	8,740 (3,310 to 11,700)	9,490 (3,600 to 12,700)	10,200 (3,900 to 13,700)	10,900 (4,200 to 14,700)	2,670
Unintentional injuries	271 (122 to 399)	399 (178 to 1,830)	813 (430 to 1,960)	1,430 (821 to 2,210)	1,870 (1,000 to 2,720)	1,830 (1,060 to 1,960)	2,290 (1,310 to 2,950)	3,380 (1,970 to 3,930)	3,970 (2,360 to 4,600)	4,150 (2,360 to 5,020)	4,150 (2,310 to 5,720)	3,930 (2,020 to 5,690)	3,490 (1,630 to 5,690)	2,960 (1,130 to 5,690)	2,210 (1,130 to 3,640)	1,560 (1,130 to 1,760)	1,110 (1,130 to 1,760)	793 (1,130 to 1,760)	493 (1,130 to 1,760)	282 (1,130 to 1,760)	155 (1,130 to 1,760)	77·8 (1,130 to 1,760)	37·2 (1,130 to 1,760)	16·2 (1,130 to 1,760)	6·4 (1,130 to 1,760)	2·3 (1,130 to 1,760)	29,900
Falls	11·3 (5·1 to 22·4)	8·1 (3·2 to 17·6)	23·5 (9·5 to 110)	62·7 (14·1 to 262)	139 (29·0 to 555)	169 (33·0 to 669)	413 (84·0 to 1,610)	777 (177·to 3,020)	1,180 (265·to 4,600)	1,610 (362·to 6,260)	2,000 (450·to 7,780)	2,350 (529·to 9,150)	2,690 (606·to 10,500)	2,990 (673·to 11,700)	3,250 (732·to 12,600)	3,460 (779·to 13,500)	3,620 (815·to 14,100)	3,730 (840·to 14,500)	3,800 (856·to 14,800)	3,840 (865·to 14,900)	3,860 (869·to 15,000)	3,870 (872·to 15,000)	3,870 (872·to 15,000)	3,870 (872·to 15,000)	3,870 (872·to 15,000)	3,870 (872·to 15,000)	7,330
Drowning	19·7 (8·4 to 39·8)	9·9 (3·3 to 17·9)	64·3 (28·3 to 118)	329 (164·to 687)	332 (221·to 577)	289 (197·to 429)	267 (149·to 454)	292 (167·to 495)	269 (158·to 453)	243 (139·to 413)	228 (129·to 373)	216 (119·to 352)	196 (99·3 to 318)	142 (69·3 to 218)	109 (67·3 to 163)	73·9 (47·6 to 107)	57·6 (32·1 to 87·7)	37·5 (22·3 to 57·7)	20·5 (12·4 to 32·6)	20·2 (12·4 to 32·6)	19·9 (12·4 to 32·6)	19·6 (12·4 to 32·6)	1·7 (1·1 to 2·5)	0·3 (0·2 to 0·5)	0 (0 to 0·1)	0 (0 to 0·1)	2,930
Fire, heat, and hot substances	19·2 (12·2 to 27·2)	26·3 (12·2 to 47·2)	156 (90·1 to 417)	243 (97·1 to 667)	176 (71·1 to 397)	156 (74·0 to 317)	272 (122·to 581)	408 (207·to 816)	597 (270·to 1,110)	892 (400·to 1,660)	1,310 (579·to 2,440)	1,870 (826·to 3,480)	2,540 (1,120·to 4,730)	3,340 (1,470·to 6,220)	4,280 (1,880·to 7,970)	5,360 (2,350·to 9,980)	6,560 (2,880·to 12,200)	7,870 (3,450·to 14,600)	9,270 (4,060·to 17,200)	10,700 (4,690·to 19,900)	12,200 (5,350·to 22,700)	13,800 (6,050·to 25,700)	15,400 (6,750·to 28,700)	17,100 (7,500·to 31,800)	18,900 (8,280·to 35,100)	20,700 (9,070·to 38,500)	6,410
Poisonings	19·1 (11·3 to 33·2)	19·1 (8·6 to 33·2)	120 (48·0 to 333)	113 (49·0 to 272)	99·2 (37·0 to 241)	87·6 (31·0 to 217)	154 (57·0 to 379)	208 (77·0 to 513)	296 (109·to 731)	370 (136·to 914)	429 (157·to 1,060)	472 (173·to 1,170)	509 (187·to 1,260)	542 (199·to 1,340)	569 (209·to 1,410)	593 (218·to 1,470)	612 (225·to 1,520)	627 (231·to 1,550)	639 (235·to 1,580)	647 (238·to 1,600)	652 (240·to 1,620)	655 (241·to 1,620)	657 (242·to 1,620)	658 (242·to 1,620)	658 (242·to 1,620)	658 (242·to 1,620)	658 (242·to 1,620)	3,120
Poisoning by carbon monoxide	5·2 (1·4 to 13·2)	3·6 (0·6 to 12·7)	27·6 (5·9 to 88·6)	19·9 (3·9 to 99·7)	39·2 (9·6 to 166·3)	23·7 (6·9 to 68·3)	77·3 (22·2 to 193)	126 (37 to 273)	185 (56·1 to 378)	239 (72·3 to 505)	293 (87·6 to 616)	341 (102·to 722)	390 (116·to 826)	435 (130·to 926)	480 (144·to 1,030)	524 (157·to 1,120)	568 (170·to 1,210)	611 (183·to 1,310)	654 (196·to 1,400)	696 (209·to 1,490)	737 (221·to 1,580)	778 (234·to 1,670)	818 (246·to 1,760)	857 (258·to 1,850)	896 (270·to 1,940)	935 (282·to 2,030)	973 (294·to 2,120)	1,560
Poisoning by other means	13·9 (5·6 to 26·9)	15·5 (5·3 to 42·6)	92 (34·0 to 231)	93·2 (34·0 to 208)	59·5 (16·0 to 131)	63·7 (19·8 to 137)	76·9 (27·1 to 189)	82 (28·9 to 243)	111 (76·6 to 289)	131 (93·3 to 333)	136 (93·3 to 373)	131 (73·3 to 350)	119 (70·9 to 339)	107 (53·6 to 339)	89 (53·6 to 259)	69·1 (37·6 to 191)	50·1 (18·1 to 85·1)	31·2 (9·7 to 60)	12·5 (3·4 to 29)	12·5 (3·4 to 29)	12·5 (3·4 to 29)	12·5 (3·4 to 29)	12·5 (3·4 to 29)	12·5 (3·4 to 29)	12·5 (3·4 to 29)	12·5 (3·4 to 29)	12·5 (3·4 to 29)	1,560
Exposure to mechanical forces	43·2 (4·4 to 399)	221 (4·6 to 1,770)	132 (22·6 to 392)	125 (42·0 to 347)	164 (53·0 to 499)	197 (122·to 2·20)	726 (242·to 1,620)	1,220 (397·to 967)	1,660 (508·to 1,320)	2,060 (580·to 1,110)	2,360 (660·to 1,110)	2,610 (720·to 1,110)	2,810 (770·to 1,110)	2,960 (800·to 1,110)	3,060 (820·to 1,110)	3,120 (830·to 1,110)	3,160 (840·to 1,110)	3,180 (840·to 1,110)	3,190 (840·to 1,110)	3,190 (840·to 1,110)	3,190 (840·to 1,110)	3,190 (840·to 1,110)	3,190 (840·to 1,110)	3,190 (840·to 1,110)	3,190 (840·to 1,110)	3,190 (840·to 1,110)	3,190 (840·to 1,110)	6,680
Unintentional firearm injuries	0·3 (0·1 to 0·9)	0·3 (0·1 to 0·9)	1·3 (0·5 to 3·5)	3·1 (1·3 to 8·1)	6·1 (2·6 to 15·1)	5·6 (2·4 to 13·6)	13·6 (5·8 to 32·9)	18·7 (7·7 to 47·1)	25·1 (9·9 to 70·3)	31·1 (11·9 to 102)	36·1 (13·9 to 139)	40·1 (15·9 to 180)	43·1 (17·0 to 220)	45·1 (17·9 to 260)	46·1 (18·3 to 300)	46·1 (18·3 to 340)	46·1 (18·3 to 380)	46·1 (18·3 to 420)	46·1 (18·3 to 460)	46·1 (18·3 to 500)	46·1 (18·3 to 540)	46·1 (18·3 to 580)	46·1 (18·3 to 620)	46·1 (18·3 to 660)	46·1 (18·3 to 700)	46·1 (18·3 to 740)	46·1 (18·3 to 780)	1,560
Other exposure to mechanical forces	38 (2·5 to 177)	229 (6·1 to 1,460)	777 (177·to 2,770)	1,740 (516·to 5,180)	1,760 (705·to 3,710)	1,520 (705·to 3,710)	2,960 (1,170·to 5,960)	4,240 (1,660·to 8,960)	5,460 (2,060·to 9,960)	6,450 (2,270·to 9,960)	7,220 (2,270·to 9,960)	7,800 (2,270·to 9,960)	8,220 (2,270·to 9,960)	8,520 (2,270·to 9,960)	8,740 (2,270·to 9,960)	8,900 (2,270·to 9,960)	9,020 (2,270·to 9,960)	9,100 (2,270·to 9,960)	9,150 (2,270·to 9,960)	9,180 (2,270·to 9,960)	9,200 (2,270·to 9,960)	9,210 (2,270·to 9,960)	9,220 (2,270·to 9,960)	9,220 (2,270·to 9,960)	9,220 (2,270·to 9,960)	9,220 (2,270·to 9,960)	9,220 (2,270·to 9,960)	6,140
Adverse effects of medical treatment	29·4 (19·0 to 46·9)	29 (13·0 to 56)	142 (69·7 to 277)	135 (69·1 to 178)	76·7 (39·9 to 97·6)	69·8 (36·0 to 88·1)	84·7 (44·7 to 108)	142 (67·0 to 204)	186 (84·4 to 260)	226 (99·to 299)	259 (99·8 to 351)	286 (99·8 to 401)	308 (99·8 to 451)	326 (99·8 to 501)	339 (99·8 to 551)	348 (99·8 to 601)	354 (99·8 to 651)	358 (99·8 to 701)	360 (99·8 to 751)	361 (99·8 to 801)	362 (99·8 to 851)	362 (99·8 to 901)	362 (99·8 to 951)	362 (99·8 to 1,000)	362 (99·8 to 1,000)	362 (99·8 to 1,000)	362 (99·8 to 1,000)	1,750
Animal contact	6·3 (2·6 to 12·4)	9·3 (3·7 to 19·3)	51·6 (19·3 to 131)	91·2 (34·0 to 225)	152 (57·0 to 375)	152 (59·2 to 356)	322 (99·2 to 1,030)	512 (129·to 1,790)	712 (148·to 2,770)	932 (167·to 3,660)	1,170 (187·to 4,610)	1,430 (207·to 5,660)	1,710 (227·to 6,770)	2,010 (248·to 8,020)	2,330 (268·to 9,320)	2,670 (289·to 10,700)	3,030 (310·to 12,100)	3,400 (332·to 13,600)	3,780 (354·to 15,100)	4,170 (377·to 16,700)	4,560 (400·to 18,300)	4,960 (423·to 19,900)	5,360 (447·to 21,500)	5,760 (470·to 23,100)	6,160 (494·to 24,700)	6,560 (517·to 26,300)	6,960 (541·to 27,900)	2,880
Venomous animal contact	1·6 (1·0 to 2·7)	1·6 (0·9 to 3·7)	10·6 (4·1 to 42·4)	40·2 (17·8 to 157)	89·8 (48·1to 182)	81·1 (43·2 to 147)	224·8 (108·to 542)	348·5 (168·to 1,040)	472·1 (198·to 1,540)	596·6 (227·to 2,050)	721·1 (257·to 2,560)	846·1 (287·to 3,080)	971·1 (317·to 3,080)	1,096 (347·to 3,080)	1,221 (377·to 3,080)	1,346 (407·to 3,080)	1,471 (437·to 3,080)	1,596 (467·to 3,080)	1,721 (497·to 3,080)	1,846 (527·to 3,080)	1,971 (557·to 3,080)	2,096 (587·to 3,080)	2,221 (617·to 3,080)	2,346 (647·to 3,080)	2,471 (677·to 3,080)	2,596 (707·to 3,080)	2,721 (737·to 3,080)	1,890
Non-venomous animal contact	3·1 (1·4 to 5·9)	3·7 (1·8 to 8·6)	29·3 (12·7 to 68·1)	68·6 (27·7 to 133)	72·9 (23·9 to 133)	61·8 (29·7 to 89·6)	88·6 (39·6 to 223)	89·9 (42·7 to 190)	89·2 (48·4 to 186)	88·2 (49·5 to 184)	87·2 (50·6 to 183)	86·1 (51·7 to 181)	85·4 (52·6 to 180)	84·7 (53·4 to 178)	83·8 (54·2 to 176)	83·1 (54·9 to 174)	82·4 (55·7 to 173)	81·7 (56·5 to 171)	81·1 (57·3 to 170)	80·4 (58·1 to 169)	79·7 (58·9 to 167)	79·1 (59·7 to 166)	78·4 (60·5 to 165)	77·8 (61·3 to 163)	77·2 (62·1 to 162)	76·5 (62·9 to 161)	75·9 (63·7 to 160)	1,030
Foreign body	130 (74·4 to 191·9)	196 (93·6 to 331)	592 (324·to 1,160)	777 (1·1 to 1,700)	727 (1·1 to 1,700)	1,160 (1·1 to 1,700)	2,020 (1·1 to 3,260)	2,700 (1·1 to 4,660)	3,270 (1·1 to 5,660)	3,720 (1·1 to 6,660)	4,060 (1·1 to 6,660)	4,320 (1·1 to 6,660)	4,520 (1·1 to 6,660)	4,670 (1·1 to 6,660)	4,790 (1·1 to 6,660)	4,880 (1·1 to 6,660)	4,950 (1·1 to 6,660)	5,000 (1·1 to 6,660)	5,040 (1·1 to 6,660)	5,060 (1·1 to 6,660)	5,080 (1·1 to 6,660)	5,090 (1·1 to 6,660)	5,100 (1·1 to 6,660)	5,100 (1·1 to 6,660)	5,100 (1·1 to 6,660)	5,100 (1·1 to 6,660)	5,100 (1·1 to 6,660)	3,600
Pulmonary aspiration and foreign body in airway	29·9 (14·4 to 52·1)	28 (14·5 to 50·2)	73·3 (34·4 to 136)	44·9 (19·7 to 79·6)	46·1 (19·7 to 79·6)	66 (27 to 75)	133 (67·6 to 225)	243 (117·to 426)	402 (124·to 787)	592 (151·to 1,260)	799 (181·to 1,260)	1,020 (211·to 1,260)	1,240 (240·to 1,260)	1,440 (268·to 1,260)	1,620 (295·to 1,260)	1,770 (322·to 1,260)	1,890 (347·to 1,260)	1,990 (371·to 1,260)	2,060 (394·to 1,260)	2,110 (414·to 1,260)	2,140 (432·to 1,260)	2,160 (446·to 1,260)	2,170 (457·to 1,260)	2,170 (457·to 1,260)	2,170 (457·to 1,260)	2,170 (457·to 1,260)	2,170 (457·to 1,260)	1,710
Foreign body in eyes	0 (0 to 0·1)	0·1 (0 to 0·2)	1·5 (0·4 to 3·4)	6 (2·4 to 17·4)	12·4 (2·7 to 28·6)	16 (4·6 to 34·4)	19·8 (6·5 to 46·4)	23·8 (9·2 to 63·2)	28·9 (12·1 to 83·2)	37·6 (13·7 to 77·8)	33·9 (13·9 to 72·3)	27·1 (11·7 to 59·1)	19·8 (8·9 to 39·5)	11·9 (4·9 to 28·5)	6·6 (2·6 to 16·1)	4 (1·4 to 9·6)	2·2 (0·7 to 5·2)	1·3 (0·4 to 3·1)	0·7 (0·3 to 1·6)	0·3 (0·2 to 0·6)	0·2 (0·1 to 0·4)	0·1 (0·1 to 0·2)	0·1 (0 to 0·2)	0 (0 to 0·1)	0 (0 to 0·1)	0 (0 to 0·1)	0 (0 to 0·1)	266
Foreign body in other body part	9·9 (1·9 to 19·1)	2·1 (0·4 to 5·1)	17 (3·2 to 43)	41·4 (7·7 to 104)	89·2 (16·6 to 216)	79·4 (14·8 to 176)	136 (25·3 to 302)	196 (36·5 to 435)	231 (43·1 to 513)	255 (47·6 to 567)	269 (50·2 to 598)	281 (52·4 to 625)	291 (54·3 to 647)	299 (55·8 to 665)	306 (57·1 to 680)	312 (58·2 to 694)	317 (59·2 to 705)	321 (59·9 to 714)	324 (60·5 to 721)	326 (60·8 to 725)	328 (61·2 to 729)	329 (61·4 to 732)	330 (61·6 to 734)	331 (61·8 to 736)	331 (61·8 to 736)	331 (61·8 to 736)	331 (61·8 to 736)	1,420
Environmental heat and cold exposure	1·1 (1·4 to 7·7)	1·4 (0·6 to 3·6)	7·3 (4·6 to 19·7)	13·2 (4·9 to 39·7)	41·1 (21·1to 79·9)	47·1 (24·7 to 72·4)	137 (72·0 to 197)	166 (77·1 to 320)	177 (77·1to 320)	182 (77·1to 320)	184 (77·1to 320)	185 (77·1to 320)	186 (77·1to 320)	186 (77·1to 320)	186 (77·1to 320)	186 (77·1to 320)	186 (77·1to 320)	186 (77·1to 320)	186 (77·1to 320)	186 (77·1to 320)	186 (77·1to 320)	186 (77·1to 320)	186 (77·1to 320)	186 (77·1to 320)	186 (77·1to 320)	186 (77·1to 320)	186 (77·1to 320)	2,400
Exposure to forces of nature	0 (0 to 0)	0 (0 to 0)	0 (0 to 0)	0·2 (0·2 to 0·6)	0·6 (0·3 to 0·9)	0·9 (0·1 to 2·9)	2·6 (1·3 to 3·2)	3·7 (1·6 to 9·2)	4·7 (2·4 to 9·4)	5·6 (2·3 to 9·1)	6·4 (1·7 to 3·4)	7·1 (1·7 to 3·4)	7·7 (1·7 to 3·4)	8·2 (1·7 to 3·4)	8·6 (1·7 to 3·4)	8·9 (1·7 to 3·4)	9·2 (1·7 to 3·4)	9·4 (1·7 to 3·4)	9·6 (1·7 to 3·4)	9·7 (1·7 to

SR Table 2c. Nakuru DALYS by cause and sex cross for both sexes with 95% uncertainty intervals, 2019

Cause	Both Neonatal	Late Neonatal	Post Neonatal	1 to 4	5 to 9	10 to 14	15 to 19	20 to 24	25 to 29	30 to 34	35 to 39	40 to 44	45 to 49	50 to 54	55 to 59	60 to 64	65 to 69	70 to 74	75 to 79	80 to 84	85 to 89	90 to 94	95 plus	Total
All causes	26,968 (24,298 to 29,455)	15,339 (7,649 to 23,985)	39,190 (29,393 to 48,496)	27,750 (23,899 to 30,139)	16,139 (13,783 to 18,399)	14,602 (12,259 to 16,995)	26,450 (23,650 to 29,408)	29,602 (25,650 to 34,000)	31,650 (24,800 to 40,984)	34,599 (27,000 to 43,000)	40,250 (31,000 to 51,000)	39,200 (31,500 to 49,000)	39,600 (31,000 to 49,000)	39,200 (31,900 to 49,000)	39,200 (32,900 to 48,000)	34,600 (27,600 to 42,000)	31,400 (25,900 to 38,000)	28,700 (22,900 to 35,000)	24,600 (17,900 to 32,000)	21,400 (14,900 to 30,000)	18,400 (10,900 to 28,000)	14,700 (7,200 to 25,000)	12,900 (7,300 to 19,800)	9,490 (3,000 to 6,270)	1,140 (4,000 to 9,000)	356 (370 to 849)	526,000
Communicable, maternal, neonatal, and nutritional diseases	23,100 (20,100 to 26,700)	9,810 (6,610 to 13,100)	27,100 (20,600 to 36,200)	21,200 (17,000 to 24,900)	8,600 (7,000 to 10,700)	7,920 (6,000 to 10,000)	11,700 (9,000 to 15,000)	11,300 (8,200 to 15,000)	13,900 (9,100 to 22,000)	16,100 (11,000 to 24,000)	21,000 (13,000 to 34,000)	20,000 (13,100 to 31,000)	17,000 (11,000 to 26,000)	11,400 (7,600 to 17,000)	7,970 (5,210 to 10,700)	6,060 (3,900 to 8,660)	5,940 (3,900 to 8,400)	5,160 (3,900 to 6,900)	4,450 (3,000 to 5,900)	3,600 (2,000 to 5,400)	1,920 (1,100 to 3,000)	711 (520 to 914)	239 (140 to 350)	83.1 (54.9 to 116)	264,000
HIV/AIDS and sexually transmitted infections	1,420 (900 to 2,000)	377 (79.9 to 643)	1,370 (736 to 2,300)	760 (421 to 1,400)	1,060 (649 to 2,070)	2,190 (1,270 to 3,600)	6,290 (2,400 to 9,800)	6,990 (2,900 to 9,200)	7,640 (3,300 to 10,000)	11,700 (5,400 to 22,100)	16,000 (7,300 to 30,000)	14,800 (6,700 to 29,700)	12,400 (5,300 to 23,000)	7,980 (3,200 to 15,000)	4,960 (1,900 to 9,200)	3,860 (1,400 to 7,200)	3,780 (1,300 to 7,000)	3,680 (1,200 to 6,900)	3,160 (770 to 6,100)	2,600 (770 to 5,200)	1,360 (310 to 2,900)	512 (110 to 1,100)	3.6 (1.7 to 6.5)	1 (0.4 to 1.7)	96,300
HIV/AIDS	0 (0 to 0)	0.2 (0.1 to 0.2)	723 (386 to 1,270)	777 (384 to 1,410)	1,060 (643 to 2,060)	2,190 (1,260 to 3,600)	6,260 (2,370 to 9,800)	6,930 (2,870 to 9,200)	7,790 (3,270 to 10,000)	11,600 (5,350 to 22,100)	16,000 (7,270 to 30,000)	14,800 (6,700 to 29,700)	12,400 (5,270 to 23,000)	7,920 (3,170 to 15,000)	4,920 (1,880 to 9,200)	3,850 (1,400 to 7,200)	3,770 (1,300 to 7,000)	3,660 (1,200 to 6,900)	3,150 (760 to 6,100)	2,590 (760 to 5,200)	1,350 (310 to 2,900)	510 (110 to 1,100)	3.6 (1.7 to 6.5)	0.8 (0.3 to 1.6)	91,800
HIV/AIDS - Drug-susceptible Tuberculosis	0 (0 to 0)	0.2 (0.1 to 0.2)	0.2 (0 to 0.2)	0.2 (0 to 0.2)	0.1 (0 to 0.2)	0.1 (0 to 0.2)	0.2 (0 to 0.2)	0.2 (0 to 0.2)	0.2 (0 to 0.2)	0.2 (0 to 0.2)	0.2 (0 to 0.2)	0.2 (0 to 0.2)	0.2 (0 to 0.2)	0.2 (0 to 0.2)	0.2 (0 to 0.2)	0.2 (0 to 0.2)	0.2 (0 to 0.2)	0.2 (0 to 0.2)	0.2 (0 to 0.2)	0.2 (0 to 0.2)	0.2 (0 to 0.2)	0.2 (0 to 0.2)	0 (0 to 0)	0 (0 to 0)	1.1
HIV/AIDS - Multidrug-resistant Tuberculosis without extensive drug-resistance	0 (0 to 0)	0 (0 to 0)	0.1 (0 to 0.1)	0.1 (0 to 0.1)	0.1 (0 to 0.2)	0.1 (0 to 0.2)	0.1 (0 to 0.2)	0.1 (0 to 0.2)	0.1 (0 to 0.2)	0.1 (0 to 0.2)	0.1 (0 to 0.2)	0.1 (0 to 0.2)	0.1 (0 to 0.2)	0.1 (0 to 0.2)	0.1 (0 to 0.2)	0.1 (0 to 0.2)	0.1 (0 to 0.2)	0.1 (0 to 0.2)	0.1 (0 to 0.2)	0.1 (0 to 0.2)	0.1 (0 to 0.2)	0.1 (0 to 0.2)	0 (0 to 0)	0 (0 to 0)	0.3
HIV/AIDS - Multidrug resistant Tuberculosis with extensive drug-resistance	0 (0 to 0)	0 (0 to 0)	0.1 (0 to 0.1)	0.1 (0 to 0.1)	0.1 (0 to 0.2)	0.1 (0 to 0.2)	0.1 (0 to 0.2)	0.1 (0 to 0.2)	0.1 (0 to 0.2)	0.1 (0 to 0.2)	0.1 (0 to 0.2)	0.1 (0 to 0.2)	0.1 (0 to 0.2)	0.1 (0 to 0.2)	0.1 (0 to 0.2)	0.1 (0 to 0.2)	0.1 (0 to 0.2)	0.1 (0 to 0.2)	0.1 (0 to 0.2)	0.1 (0 to 0.2)	0.1 (0 to 0.2)	0.1 (0 to 0.2)	0 (0 to 0)	0 (0 to 0)	0.4
HIV/AIDS - Extensively drug-resistant Tuberculosis	0 (0 to 0)	0 (0 to 0)	0 (0 to 0.1)	0 (0 to 0.1)	0 (0 to 0.1)	0 (0 to 0.1)	0 (0 to 0.1)	0 (0 to 0.1)	0 (0 to 0.1)	0 (0 to 0.1)	0 (0 to 0.1)	0 (0 to 0.1)	0 (0 to 0.1)	0 (0 to 0.1)	0 (0 to 0.1)	0 (0 to 0.1)	0 (0 to 0.1)	0 (0 to 0.1)	0 (0 to 0.1)	0 (0 to 0.1)	0 (0 to 0.1)	0 (0 to 0.1)	0 (0 to 0)	0 (0 to 0)	0.4
HIV/AIDS resulting in other diseases	0 (0 to 0)	0 (0 to 0)	332 (to 1,310)	348 (to 1,360)	699 (to 2,690)	1,700 (1,110 to 3,440)	4,670 (1,870 to 9,390)	5,390 (1,900 to 8,730)	6,130 (2,410 to 10,000)	9,380 (3,900 to 20,000)	14,100 (5,980 to 30,000)	13,000 (5,980 to 29,000)	10,700 (4,420 to 22,700)	6,900 (2,980 to 15,000)	4,220 (1,660 to 9,200)	3,460 (997 to 7,200)	3,420 (992 to 7,200)	3,370 (779 to 6,900)	2,850 (592 to 6,100)	2,350 (592 to 5,200)	1,270 (310 to 2,900)	469 (110 to 1,100)	3.3 (0.9 to 7.3)	0.5 (0.1 to 1.2)	79,700
Sexually transmitted infections excluding HIV	1,420 (900 to 2,000)	377 (79.9 to 643)	646 (396 to 1,000)	283 (225 to 355)	359 (225 to 511)	490 (316 to 704)	1,620 (1,000 to 2,300)	1,600 (1,000 to 2,200)	1,850 (1,100 to 2,700)	4,400 (2,700 to 6,700)	5,000 (3,000 to 7,700)	5,800 (3,500 to 8,900)	1,700 (1,000 to 2,600)	1,100 (700 to 1,700)	740 (450 to 1,100)	400 (240 to 610)	360 (210 to 550)	310 (180 to 470)	250 (140 to 380)	250 (140 to 380)	150 (80 to 230)	43 (20 to 70)	0.2 (0.1 to 0.4)	0.5 (0.2 to 1.1)	1,470
Syphilis	0 (0 to 0)	0 (0 to 0)	0 (0 to 0)	0 (0 to 0)	0 (0 to 0)	0 (0 to 0)	0 (0 to 0)	0 (0 to 0)	0 (0 to 0)	0 (0 to 0)	0 (0 to 0)	0 (0 to 0)	0 (0 to 0)	0 (0 to 0)	0 (0 to 0)	0 (0 to 0)	0 (0 to 0)	0 (0 to 0)	0 (0 to 0)	0 (0 to 0)	0 (0 to 0)	0 (0 to 0)	0 (0 to 0)	0 (0 to 0)	0 (0 to 0)	0
Chlamydial infection	0 (0 to 0)	0 (0 to 0)	0 (0 to 0)	0 (0 to 0)	0 (0 to 0)	0.4 (0 to 0.6)	2.6 (0 to 4.1)	6.9 (0 to 11.0)	8.9 (0 to 14.0)	8.8 (0 to 14.0)	7.8 (0 to 13.0)	6.8 (0 to 12.0)	3.9 (0 to 8.0)	2.1 (0 to 5.1)	0.7 (0 to 3.1)	0.3 (0 to 2.1)	0.1 (0 to 2.0)	0.1 (0 to 2.0)	0.3 (0 to 2.1)	0.1 (0 to 2.0)	0.1 (0 to 2.0)	0 (0 to 2.0)	0 (0 to 0)	0 (0 to 0)	47.3
Gonococcal infection	0 (0 to 0)	0 (0 to 0)	0 (0 to 0)	0 (0 to 0)	0 (0 to 0)	0.6 (0 to 1.0)	0.6 (0 to 1.0)	0.6 (0 to 1.0)	0.6 (0 to 1.0)	0.6 (0 to 1.0)	0.6 (0 to 1.0)	0.6 (0 to 1.0)	0.6 (0 to 1.0)	0.6 (0 to 1.0)	0.6 (0 to 1.0)	0.6 (0 to 1.0)	0.6 (0 to 1.0)	0.6 (0 to 1.0)	0.6 (0 to 1.0)	0.6 (0 to 1.0)	0.6 (0 to 1.0)	0.6 (0 to 1.0)	0 (0 to 0)	0 (0 to 0)	49.1
Trichomoniasis	0 (0 to 0)	0 (0 to 0)	0 (0 to 0)	0 (0 to 0)	0.4 (0 to 0.6)	0.9 (0 to 1.5)	5.5 (2.1 to 7.7)	19.6 (9.3 to 29.0)	29.3 (14.0 to 39.7)	29.9 (14.0 to 42.0)	26.6 (11.0 to 39.0)	17.6 (6.9 to 28.0)	11.4 (3.9 to 20.0)	6.1 (1.9 to 13.0)	3.4 (1.1 to 8.0)	1.6 (0.4 to 4.6)	1.1 (0.3 to 3.9)	0.7 (0.2 to 3.9)	0.4 (0.1 to 3.9)	0.2 (0.1 to 3.9)	0.1 (0.1 to 3.9)	0 (0 to 3.9)	0 (0 to 0)	153
Genital herpes	0 (0 to 0)	0 (0 to 0)	0 (0 to 0)	0 (0 to 0)	0 (0 to 0)	0 (0 to 0)	0 (0 to 0)	0 (0 to 0)	0 (0 to 0)	0 (0 to 0)	0 (0 to 0)	0 (0 to 0)	0 (0 to 0)	0 (0 to 0)	0 (0 to 0)	0 (0 to 0)	0 (0 to 0)	0 (0 to 0)	0 (0 to 0)	0 (0 to 0)	0 (0 to 0)	0 (0 to 0)	0 (0 to 0)	0 (0 to 0)	0
Other sexually transmitted infections	0 (0 to 0)	0 (0 to 0)	0 (0 to 0)	0 (0 to 0)	0 (0 to 0)	0.3 (0 to 1.1)	1.1 (0 to 4.4)	4.6 (0 to 19.0)	11.6 (0 to 46.0)	12.6 (0 to 50.0)	10.1 (0 to 39.0)	6.7 (0 to 26.0)	4.2 (0 to 16.0)	2.3 (0 to 9.0)	1.1 (0 to 4.6)	0.5 (0 to 2.1)	0.2 (0 to 1.1)	0.1 (0 to 1.1)	0.1 (0 to 1.1)	0.1 (0 to 1.1)	0.1 (0 to 1.1)	0 (0 to 0.5)	0 (0 to 0)	0 (0 to 0)	104
Respiratory infections and tuberculosis	11,900 (9,400 to 20,000)	6,200 (2,600 to 9,800)	4,770 (2,600 to 10,400)	3,260 (1,670 to 6,860)	1,150 (760 to 1,940)	654 (614 to 1,160)	1,160 (1,100 to 2,100)	1,700 (1,300 to 2,900)	2,170 (1,300 to 3,800)	2,630 (1,600 to 3,600)	3,230 (1,970 to 3,940)	3,200 (1,400 to 3,900)	2,760 (1,300 to 3,400)	2,210 (1,300 to 3,000)	1,750 (1,300 to 2,300)	1,360 (1,100 to 2,000)	1,140 (1,000 to 1,700)	943 (900 to 1,200)	720 (600 to 1,000)	439 (300 to 677)	244 (200 to 350)	69.6 (50 to 93)	0.4 (0.2 to 0.8)	43,700
Tuberculosis	0 (0 to 0)	0 (0 to 0)	140 (to 489)	126 (to 376)	77 (to 199)	71 (to 174)	329 (to 1,360)	769 (to 1,910)	960 (to 2,200)	1,170 (to 2,700)	1,360 (to 2,800)	1,360 (to 2,800)	1,360 (to 2,800)	1,360 (to 2,800)	1,360 (to 2,800)	1,360 (to 2,800)	1,360 (to 2,800)	1,360 (to 2,800)	1,360 (to 2,800)	1,360 (to 2,800)	1,360 (to 2,800)	1,360 (to 2,800)	1,360 (to 2,800)	1,360 (to 2,800)	19,400
Latent tuberculosis infection	0 (0 to 0)	0 (0 to 0)	0 (0 to 0)	0 (0 to 0)	0 (0 to 0)	0 (0 to 0)	0 (0 to 0)	0 (0 to 0)	0 (0 to 0)	0 (0 to 0)	0 (0 to 0)	0 (0 to 0)	0 (0 to 0)	0 (0 to 0)	0 (0 to 0)	0 (0 to 0)	0 (0 to 0)	0 (0 to 0)	0 (0 to 0)	0 (0 to 0)	0 (0 to 0)	0 (0 to 0)	0 (0 to 0)	0 (0 to 0)	0
Drug-susceptible Tuberculosis	0 (0 to 0)	0 (0 to 0)	268 (130 to 460)	217 (72 to 372)	120 (75.0 to 191)	112 (68.4 to 178)	661 (413 to 1,050)	1,220 (764 to 1,960)	1,410 (880 to 2,300)	1,760 (1,100 to 2,800)	1,970 (1,200 to 3,000)	1,940 (1,200 to 2,900)	1,920 (1,200 to 2,900)	1,270 (787 to 1,900)	1,080 (674 to 1,700)	996 (621 to 1,500)	920 (574 to 1,400)	843 (526 to 1,300)	737 (460 to 1,100)	497 (310 to 750)	227 (142 to 340)	68.9 (43 to 103)	0.1 (0.1 to 0.2)	14,700
Multidrug-resistant tuberculosis without extensive drug-resistance	0 (0 to 0)	0 (0 to 0)	9.6 (0.5 to 49.4)	7.2 (0.4 to 36)	5.6 (0.3 to 28.6)	5.6 (0.3 to 28.6)	20.4 (1.1 to 105)	39.2 (2.1 to 202)	43.6 (2.3 to 226)	52.9 (2.8 to 272)	61.1 (3.2 to 315)	63.7 (3.4 to 327)	60.9 (3.2 to 314)	39.4 (2.1 to 203)	33.2 (1.8 to 171)	30.2 (1.6 to 156)	27.6 (1.5 to 142)	25.4 (1.3 to 131)	22.1 (1.2 to 114)	15.1 (0.8 to 78)	6.8 (0.4 to 35)	2.1 (0.1 to 11)	0.5 (0 to 2.6)	0.2 (0 to 1.1)	467
Extensively drug-resistant tuberculosis	0 (0 to 0)	0 (0 to 0)	0.1 (0 to 0.6)	0.1 (0 to 0.4)	0.1 (0 to 0.2)	0.1 (0 to 0.2)	0.3 (0 to 1.3)	0.5 (0 to 2.1)	0.6 (0 to 2.7)	0.7 (0 to 3.1)	0.8 (0 to 3.5)	0.8 (0 to 3.5)	0.8 (0 to 3.5)	0.5 (0 to 2.2)	0.4 (0 to 1.9)	0.4 (0 to 1.7)	0.3 (0 to 1.6)	0.3 (0 to 1.5)	0.3 (0 to 1.4)	0.2 (0 to 1.0)	0.1 (0 to 0.5)	0 (0 to 0.2)	0 (0 to 0)	0 (0 to 0)	6.1
Lower respiratory infections	3,180 (1,840 to 5,200)	1,990 (999 to 2,200)	4,480 (2,540 to 10,200)	2,700 (1,470 to 6,220)	619 (410 to 1,040)	412 (410 to 1,040)	509 (410 to 1,040)	663 (410 to 1,040)	774 (410 to 1,040)	897 (410 to 1,040)	988 (410 to 1,040)	933 (410 to 1,040)	717 (407 to 1,040)	553 (400 to 1,040)	622 (400 to 1,040)	560 (400 to 1,040)	568 (400 to 1,040)	588 (400 to 1,040)	1,130 (400 to 1,900)	1,040 (400 to 1,900)	782 (400 to 1,900)	328 (200 to 1,040)	112 (100 to 1,040)	37.7 (20.0 to 59.1)	29,800
Upper respiratory infections	0 (0 to 0)	0 (0 to 0)	0 (0 to 0)	0 (0 to 0)	0 (0 to 0)	0 (0 to 0)	0 (0 to 0)	0 (0 to 0)	0 (0 to 0)	0 (0 to 0)	0 (0 to 0)	0 (0 to 0)	0 (0 to 0)	0 (0 to 0)	0 (0 to 0)	0 (0 to 0)	0 (0 to 0)	0 (0 to 0)	0 (0 to 0)	0 (0 to 0)	0 (0 to 0)	0 (0 to 0)	0 (0 to 0)	0 (0 to 0)	0 (0 to 0)	0
Otitis media	0 (0 to 0)	0 (0 to 0)	0 (0 to 0)	0 (0 to 0)	0 (0 to 0)	0 (0 to 0)	0 (0 to 0)	0 (0 to 0)	0 (0 to 0)	0 (0 to 0)	0 (0 to 0)	0 (0 to 0)	0 (0 to 0)	0 (0 to 0)	0 (0 to 0)	0 (0 to 0)	0 (0 to 0)	0 (0 to 0)	0 (0 to 0)	0 (0 to 0)	0 (0 to 0)	0 (0 to 0)	0 (0 to 0)	0 (0 to 0)	0
Enteric infections	718 (368 to 1,300)	1,230 (631 to 2,040)	6,080 (3,980 to 8,800)	3,720 (4,320 to 11,100)	1,300 (1,820 to 3,840)	1,300 (1,760 to 2,660)	1,770 (1,900 to 2,840)	1,270 (1,900 to 2,840)	1,340 (1,900 to 2,840)	1,340 (1,900 to 2,840)	1,340

Ischemic heart disease	0 (0 to 0)	0 (0 to 0)	0 (0 to 0)	0 (0 to 0)	0 (0 to 0)	0 (0 to 0)	122 (99 to 202)	104 (84 to 179)	116 (90 to 206)	213 (176 to 361)	242 (196 to 397)	256 (206 to 416)	256 (204 to 426)	232 (182 to 388)	227 (178 to 381)	1,290 (1,010 to 2,150)	1,290 (1,010 to 2,150)	1,290 (1,010 to 2,150)	1,290 (1,010 to 2,150)	1,290 (1,010 to 2,150)	1,290 (1,010 to 2,150)	727 (569 to 1,200)	292 (219 to 503)	111 (84 to 194)	23.7 (18.1 to 40.6)	
Stroke	0 (0 to 28.9)	0 (0 to 0)	0 (0 to 0)	0 (0 to 0)	0 (0 to 0)	0 (0 to 0)	66 (0 to 189)	56 (0 to 160)	62 (0 to 177)	115 (0 to 329)	130 (0 to 372)	138 (0 to 396)	138 (0 to 396)	125 (0 to 358)	122 (0 to 350)	696 (0 to 1,990)	696 (0 to 1,990)	696 (0 to 1,990)	696 (0 to 1,990)	696 (0 to 1,990)	696 (0 to 1,990)	392 (0 to 1,120)	157 (0 to 450)	60 (0 to 172)	12.8 (0 to 36.6)	10,300
Ischemic stroke	2.7 (0 to 24.2)	1.1 (0 to 9.6)	2.3 (0 to 18.6)	20.7 (17.3 to 33.2)	50.6 (29.6 to 88.7)	70.4 (40.9 to 116)	82 (46.6 to 143)	86.9 (49.4 to 152)	91.3 (51.7 to 161)	169 (96.6 to 297)	189 (107.5 to 332)	196 (111.6 to 344)	196 (111.6 to 344)	178 (101.4 to 312)	172 (97.8 to 302)	992 (564.5 to 1,740)	992 (564.5 to 1,740)	992 (564.5 to 1,740)	992 (564.5 to 1,740)	992 (564.5 to 1,740)	992 (564.5 to 1,740)	558 (317.6 to 979)	211 (120.1 to 370)	79.6 (45.3 to 139)	20.6 (11.7 to 36.1)	6,430
Intracerebral hemorrhage	7.2 (2.3 to 18.1)	2.2 (0.7 to 5.7)	12.6 (4.1 to 31.7)	13.7 (4.1 to 37.7)	29.5 (9.4 to 73.1)	42.6 (13.4 to 105)	153 (48.3 to 381)	199 (62.7 to 494)	197 (62.1 to 490)	291 (91.8 to 724)	359 (113.1 to 892)	420 (132.4 to 1,040)	420 (132.4 to 1,040)	382 (120.4 to 948)	382 (120.4 to 948)	1,650 (520.1 to 4,100)	1,650 (520.1 to 4,100)	1,650 (520.1 to 4,100)	1,650 (520.1 to 4,100)	1,650 (520.1 to 4,100)	1,650 (520.1 to 4,100)	898 (283.1 to 2,230)	397 (125.1 to 987)	138 (43.5 to 342)	43.1 (13.6 to 106)	157
Subarachnoid hemorrhage	2.5 (0.8 to 6.2)	0.7 (0.2 to 2.2)	1.9 (0.6 to 7.6)	3.2 (0.9 to 10.5)	6.3 (2.0 to 17.6)	11 (3.7 to 28.6)	32.9 (11.2 to 85.1)	45.7 (15.7 to 118)	39.8 (13.6 to 103)	66 (22.6 to 171)	76.6 (26.2 to 198)	90.2 (30.9 to 233)	90.2 (30.9 to 233)	82 (28.1 to 212)	82 (28.1 to 212)	489.9 (167.7 to 1,270)	489.9 (167.7 to 1,270)	489.9 (167.7 to 1,270)	489.9 (167.7 to 1,270)	489.9 (167.7 to 1,270)	489.9 (167.7 to 1,270)	266 (91.1 to 689)	117 (39.9 to 303)	40.7 (13.9 to 105)	12.2 (4.2 to 31.5)	913
Hypertensive heart disease	0 (0 to 0)	0 (0 to 0)	0 (0 to 0)	0 (0 to 0)	0 (0 to 0)	0 (0 to 0)	19.8 (16.1 to 27.2)	21.4 (17.4 to 29.4)	39.1 (31.8 to 53.8)	69.2 (56.2 to 95.2)	118 (95.7 to 162)	177 (144.1 to 243)	266 (216.3 to 366)	326 (265.2 to 448)	392 (318.9 to 539)	434 (353.1 to 596)	480 (390.5 to 660)	503 (409.2 to 691)	475 (386.4 to 653)	337 (274.2 to 463)	193 (157.1 to 265)	77 (62.7 to 106)	19.2 (15.6 to 26.4)	3.4 (2.8 to 4.7)	3,750
Non-rheumatic valvular heart disease	0 (0 to 0)	0 (0 to 0)	0 (0 to 0)	0 (0 to 0)	0 (0 to 0)	0 (0 to 0)	16.2 (13.2 to 22.3)	16.7 (13.6 to 23)	16.7 (13.6 to 23)	32.9 (26.8 to 45.2)	52.7 (42.9 to 72.4)	70.7 (57.5 to 97.1)	70.7 (57.5 to 97.1)	63.3 (51.5 to 87)	63.3 (51.5 to 87)	329.1 (267.8 to 452)	329.1 (267.8 to 452)	329.1 (267.8 to 452)	329.1 (267.8 to 452)	329.1 (267.8 to 452)	329.1 (267.8 to 452)	182 (148.1 to 250)	73.2 (59.6 to 100)	25.9 (21.1 to 35.5)	7.8 (6.4 to 10.7)	285
Non-rheumatic calcific aortic valve disease	0 (0 to 0)	0 (0 to 0)	0 (0 to 0)	0 (0 to 0)	0 (0 to 0)	0 (0 to 0)	6.9 (3.3 to 13.9)	6.1 (2.9 to 12.1)	5.3 (2.5 to 10.2)	6.4 (2.9 to 14)	7.9 (3.6 to 16.9)	8.4 (3.8 to 18.1)	8.4 (3.8 to 18.1)	7.5 (3.4 to 16.2)	7.5 (3.4 to 16.2)	12.9 (5.9 to 28)	12.9 (5.9 to 28)	12.9 (5.9 to 28)	12.9 (5.9 to 28)	12.9 (5.9 to 28)	12.9 (5.9 to 28)	11.4 (7.7 to 23.6)	5.2 (3.6 to 10.8)	1.8 (1.2 to 3.8)	0.5 (0.3 to 1.1)	105
Non-rheumatic, degenerative mitral valve disease	0 (0 to 0)	0 (0 to 0)	0 (0 to 0)	0 (0 to 0)	0 (0 to 0)	0 (0 to 0)	0.9 (0.4 to 1.8)	0.8 (0.3 to 1.6)	0.7 (0.3 to 1.5)	0.9 (0.4 to 1.8)	1.1 (0.5 to 2.3)	1.2 (0.5 to 2.5)	1.2 (0.5 to 2.5)	1.1 (0.4 to 2.3)	1.1 (0.4 to 2.3)	1.8 (0.7 to 3.8)	1.8 (0.7 to 3.8)	1.8 (0.7 to 3.8)	1.8 (0.7 to 3.8)	1.8 (0.7 to 3.8)	1.8 (0.7 to 3.8)	1.6 (0.7 to 3.4)	0.7 (0.3 to 1.5)	0.2 (0.1 to 0.5)	0.1 (0 to 0.2)	172
Other non-rheumatic valve diseases	0 (0 to 0)	0 (0 to 0)	0 (0 to 0)	0 (0 to 0)	0 (0 to 0)	0 (0 to 0)	0 (0 to 2.6)	0 (0 to 2.4)	0 (0 to 2.2)	0 (0 to 2.1)	0 (0 to 1.6)	0 (0 to 1.5)	0 (0 to 1.5)	0 (0 to 1.4)	0 (0 to 1.4)	0 (0 to 1.5)	0 (0 to 1.5)	0 (0 to 1.5)	0 (0 to 1.5)	0 (0 to 1.5)	0 (0 to 1.5)	0 (0 to 1.4)	0 (0 to 0.6)	0 (0 to 0.2)	0 (0 to 0.1)	0 (0 to 0)	8.2
Cardiomyopathy and myocarditis	29 (23 to 37.5)	11 (8.6 to 14.2)	23 (18 to 29.5)	23 (18 to 30)	23 (18 to 30)	23 (18 to 30)	23 (18 to 30)	23 (18 to 30)	23 (18 to 30)	23 (18 to 30)	23 (18 to 30)	23 (18 to 30)	23 (18 to 30)	23 (18 to 30)	23 (18 to 30)	23 (18 to 30)	23 (18 to 30)	23 (18 to 30)	23 (18 to 30)	23 (18 to 30)	23 (18 to 30)	23 (18 to 30)	23 (18 to 30)	23 (18 to 30)	23 (18 to 30)	23 (18 to 30)	1,300
Myocarditis	2.3 (0.6 to 9.6)	1.7 (0.4 to 7.2)	11.6 (1.9 to 19.6)	7.6 (2.6 to 9.2)	9.6 (3.2 to 11.6)	9.6 (3.2 to 11.6)	9.6 (3.2 to 11.6



SR Table 2c. Nandi DALYS by cause and age arcoss for both sexes with 95% uncertainty intervals, 2019

Cause	Neo-Natal	Late Neonatal	Post Neonatal	1 to 4	5 to 9	10 to 14	15 to 19	20 to 24	25 to 29	30 to 34	35 to 39	40 to 44	45 to 49	50 to 54	55 to 59	60 to 64	65 to 69	70 to 74	75 to 79	80 to 84	85 to 89	90 to 94	95 plus	Total
All causes	5,450 (2,988 to 8,060)	5,210 (2,850 to 8,060)	9,210 (7,690 to 11,200)	12,200 (9,340 to 15,600)	6,790 (5,200 to 10,300)	6,870 (5,260 to 11,900)	11,200 (7,990 to 14,700)	15,700 (12,100 to 19,300)	14,700 (11,000 to 18,700)	16,200 (12,300 to 21,200)	17,600 (13,400 to 23,200)	18,600 (14,000 to 23,900)	16,700 (12,600 to 21,900)	16,900 (13,000 to 21,200)	15,600 (11,300 to 17,900)	12,600 (10,100 to 15,900)	11,500 (9,370 to 14,200)	10,200 (8,370 to 12,100)	8,490 (7,000 to 9,780)	6,750 (5,570 to 7,910)	4,790 (3,390 to 6,290)	1,790 (1,010 to 3,210)	209 (167 to 270)	261,000
Communicable, maternal, neonatal, and nutritional diseases	5,450 (2,988 to 8,060)	5,210 (2,850 to 8,060)	7,890 (6,550 to 10,100)	9,000 (6,650 to 12,400)	5,310 (3,930 to 8,380)	4,390 (3,010 to 8,300)	6,490 (4,500 to 8,920)	6,050 (4,230 to 8,580)	6,290 (4,470 to 8,340)	7,670 (5,220 to 11,700)	8,560 (5,630 to 13,900)	8,780 (5,730 to 12,400)	7,650 (5,010 to 11,100)	7,650 (5,010 to 11,100)	6,460 (3,910 to 11,500)	3,990 (2,910 to 6,320)	3,000 (2,270 to 5,600)	1,910 (1,450 to 2,990)	1,370 (1,020 to 1,930)	929 (697 to 1,660)	412 (310 to 628)	160 (112 to 278)	67.2 (37.9 to 83.6)	119,000
HIV/AIDS and sexually transmitted infections	696 (222 to 1,410)	114 (23.2 to 366)	222 (122 to 720)	391 (140 to 1,000)	421 (272 to 1,200)	640 (426 to 1,400)	2,170 (999 to 4,200)	1,810 (939 to 3,500)	2,420 (1,180 to 5,080)	3,840 (1,790 to 7,770)	5,090 (2,470 to 9,770)	5,790 (2,810 to 9,940)	4,430 (2,320 to 7,430)	4,430 (2,320 to 7,430)	2,660 (1,020 to 4,450)	1,450 (748 to 2,450)	999 (549 to 1,720)	532 (278 to 1,000)	357 (183 to 700)	199 (104 to 384)	63 (24 to 128)	18 (7.1 to 37.7)	0.2 (0.2 to 0.7)	33,900
HIV/AIDS	0 (0 to 0)	0.1 (0 to 0.1)	240 (124 to 1,000)	369 (157 to 1,000)	407 (287 to 1,400)	597 (407 to 1,400)	2,160 (943 to 4,200)	1,810 (931 to 3,470)	2,420 (1,180 to 5,080)	3,810 (1,790 to 7,730)	5,090 (2,480 to 9,740)	5,770 (2,800 to 9,930)	4,430 (2,320 to 7,430)	4,430 (2,320 to 7,430)	2,660 (1,010 to 4,390)	1,450 (727 to 2,450)	999 (547 to 1,720)	531 (278 to 1,000)	357 (183 to 700)	199 (104 to 384)	63 (24 to 128)	18 (7.1 to 37.7)	0.2 (0.2 to 0.7)	32,300
HIV/AIDS - Drug-susceptible Tuberculosis	0 (0 to 0)	23.4 (11.2 to 59.9)	28.5 (16.2 to 82.2)	44.7 (17.7 to 120)	69.1 (46.1 to 160)	299 (199 to 1,000)	1,010 (437 to 2,000)	1,010 (519 to 1,960)	1,210 (592 to 2,540)	1,910 (895 to 3,870)	2,610 (1,270 to 5,000)	2,970 (1,440 to 5,110)	2,210 (1,160 to 3,710)	2,210 (1,160 to 3,710)	1,330 (505 to 2,240)	724 (364 to 1,220)	499 (273 to 860)	265 (139 to 500)	178 (91.5 to 350)	99.3 (52.1 to 192)	31.5 (12 to 64)	8.9 (3.5 to 18.9)	0.1 (0.1 to 0.3)	5,860
HIV/AIDS - Multidrug-resistant Tuberculosis without extensive drug resistance	0 (0 to 0)	0 (0 to 0.9)	0 (0 to 4.9)	0 (0 to 5.5)	0 (0 to 5.1)	0 (0 to 16.9)	0 (0 to 53.9)	0 (0 to 44.4)	0 (0 to 99.3)	0 (0 to 77.1)	0 (0 to 89.2)	0 (0 to 131)	0 (0 to 131)	0 (0 to 131)	0 (0 to 131)	0 (0 to 70.7)	0 (0 to 49.4)	0 (0 to 42.2)	0 (0 to 32.1)	0 (0 to 25.7)	0 (0 to 24.1)	0 (0 to 24.1)	0 (0 to 24.1)	0 (0 to 24.1)	223
HIV/AIDS - Extensively drug-resistant Tuberculosis	0 (0 to 0)	0 (0 to 0)	0 (0 to 0.1)	0 (0 to 0.1)	0 (0 to 0.1)	0 (0 to 0.2)	0 (0 to 0.2)	0 (0 to 0.2)	0 (0 to 0.2)	0 (0 to 0.2)	0 (0 to 0.2)	0 (0 to 0.2)	0 (0 to 0.2)	0 (0 to 0.2)	0 (0 to 0.2)	0 (0 to 0.2)	0 (0 to 0.2)	0 (0 to 0.2)	0 (0 to 0.2)	0 (0 to 0.2)	0 (0 to 0.2)	0 (0 to 0.2)	0 (0 to 0)	0 (0 to 0)	3
HIV/AIDS resulting in other diseases	0 (0 to 0)	0 (0 to 0)	376 (167 to 2,500)	376 (156 to 1,200)	0 (0 to 0)	0 (0 to 0)	0 (0 to 0)	0 (0 to 0)	0 (0 to 0)	0 (0 to 0)	0 (0 to 0)	0 (0 to 0)	0 (0 to 0)	0 (0 to 0)	0 (0 to 0)	0 (0 to 0)	0 (0 to 0)	0 (0 to 0)	0 (0 to 0)	0 (0 to 0)	0 (0 to 0)	0 (0 to 0)	0 (0 to 0)	0 (0 to 0)	44
Sexually transmitted infections excluding HIV	222 (222 to 222)	114 (23.2 to 366)	179 (179 to 179)	22 (22 to 22)	14 (14 to 14)	43 (43 to 43)	216 (216 to 216)	1,800 (1,800 to 1,800)	2,420 (2,420 to 2,420)	3,840 (3,840 to 3,840)	5,090 (5,090 to 5,090)	5,790 (5,790 to 5,790)	4,430 (4,430 to 4,430)	4,430 (4,430 to 4,430)	2,660 (2,660 to 2,660)	1,450 (1,450 to 1,450)	999 (999 to 999)	532 (532 to 532)	357 (357 to 357)	199 (199 to 199)	63 (63 to 63)	18 (18 to 18)	0.2 (0.2 to 0.2)	1,160
Syphilis	0 (0 to 0)	0 (0 to 0)	0 (0 to 0)	0 (0 to 0)	0 (0 to 0)	0 (0 to 0)	0 (0 to 0)	0 (0 to 0)	0 (0 to 0)	0 (0 to 0)	0 (0 to 0)	0 (0 to 0)	0 (0 to 0)	0 (0 to 0)	0 (0 to 0)	0 (0 to 0)	0 (0 to 0)	0 (0 to 0)	0 (0 to 0)	0 (0 to 0)	0 (0 to 0)	0 (0 to 0)	0 (0 to 0)	0 (0 to 0)	597
Chlamydial infection	0 (0 to 0)	0 (0 to 0)	0 (0 to 0)	0 (0 to 0)	0 (0 to 0)	0 (0 to 0)	2.2 (0 to 2.2)	2.9 (0 to 6.1)	2.9 (0 to 6.1)	2.9 (0 to 6.1)	2.1 (0 to 7.4)	2.3 (0 to 8.2)	1.4 (0 to 7.4)	1.4 (0 to 7.4)	0.3 (0 to 2.4)	0.3 (0 to 0.7)	0 (0 to 0)	0 (0 to 0)	0 (0 to 0)	0 (0 to 0)	0 (0 to 0)	0 (0 to 0)	0 (0 to 0)	0 (0 to 0)	19.3
Gonococcal infection	0 (0 to 0)	0 (0 to 0)	0 (0 to 0)	0 (0 to 0)	0 (0 to 0)	0 (0 to 0)	2.6 (0 to 2.6)	3.5 (0 to 6.9)	3.5 (0 to 6.9)	2.3 (0 to 3.9)	1.7 (0 to 5.9)	1.2 (0 to 4.2)	0.9 (0 to 4.8)	0.9 (0 to 4.8)	0.2 (0 to 1.2)	0.2 (0 to 0.5)	0 (0 to 0)	0 (0 to 0)	0 (0 to 0)	0 (0 to 0)	0 (0 to 0)	0 (0 to 0)	0 (0 to 0)	0 (0 to 0)	19.9
Trichomoniasis	0 (0 to 0)	0 (0 to 0)	0 (0 to 0)	0 (0 to 0)	0 (0 to 0)	0 (0 to 0)	0 (0 to 0.4)	0 (0 to 2.4)	0 (0 to 2.4)	0 (0 to 1.3)	0 (0 to 2.6)	0 (0 to 2.6)	0 (0 to 2.6)	0 (0 to 2.6)	0 (0 to 1.5)	0 (0 to 0.9)	0 (0 to 0.7)	0 (0 to 0.4)	0 (0 to 0.3)	0 (0 to 0.2)	0 (0 to 0.2)	0 (0 to 0.2)	0 (0 to 0.2)	0 (0 to 0.2)	60.1
Genital herpes	0 (0 to 0)	0 (0 to 0)	0 (0 to 0)	0 (0 to 0)	0 (0 to 0)	0 (0 to 0)	2.8 (0 to 2.8)	6.9 (0 to 11.6)	6.3 (0 to 11.6)	4.2 (0 to 7.1)	3.2 (0 to 10.1)	2.3 (0 to 8.2)	1.6 (0 to 8.2)	1.6 (0 to 8.2)	0.3 (0 to 2.4)	0.3 (0 to 1.2)	0 (0 to 0)	0 (0 to 0)	0 (0 to 0)	0 (0 to 0)	0 (0 to 0)	0 (0 to 0)	0 (0 to 0)	0 (0 to 0)	69.6
Other sexually transmitted infections	0 (0 to 0)	0 (0 to 0)	0 (0 to 0)	0 (0 to 0)	0 (0 to 0)	0 (0 to 0)	2.9 (0 to 7.5)	2.9 (0 to 6.2)	2.9 (0 to 6.9)	2.9 (0 to 6.9)	2.9 (0 to 12.9)	2.9 (0 to 12.9)	2.9 (0 to 12.9)	2.9 (0 to 12.9)	1.9 (0 to 8.4)	1.9 (0 to 8.4)	1.9 (0 to 8.4)	1.9 (0 to 8.4)	1.9 (0 to 8.4)	1.9 (0 to 8.4)	1.9 (0 to 8.4)	1.9 (0 to 8.4)	1.9 (0 to 8.4)	44.6
Respiratory infections and tuberculosis	3,600 (1,920 to 5,410)	2,610 (1,210 to 4,190)	1,390 (1,060 to 1,810)	660 (490 to 1,000)	410 (308 to 722)	420 (320 to 680)	699 (522 to 1,300)	1,010 (760 to 1,610)	1,190 (900 to 2,100)	1,700 (1,270 to 2,470)	1,990 (1,470 to 2,990)	1,990 (1,470 to 2,910)	1,970 (1,500 to 2,390)	1,970 (1,500 to 2,390)	1,970 (1,510 to 2,390)	1,970 (1,510 to 2,390)	1,970 (1,510 to 2,390)	1,970 (1,510 to 2,390)	1,970 (1,510 to 2,390)	1,970 (1,510 to 2,390)	1,970 (1,510 to 2,390)	1,970 (1,510 to 2,390)	1,970 (1,510 to 2,390)	22,400
Tuberculosis	0 (0 to 0)	0 (0 to 0)	68.6 (21.4 to 68.6)	50.5 (27.7 to 89.2)	52.4 (31.3 to 83.6)	62.7 (39.6 to 97.4)	497 (286 to 709)	892 (523 to 1,320)	999 (568 to 1,570)	1,220 (702 to 1,970)	1,750 (1,050 to 2,650)	1,760 (951 to 1,880)	1,670 (871 to 1,880)	1,670 (871 to 1,880)	1,220 (699 to 1,820)	937 (533 to 1,360)	644 (329 to 997)	377 (220 to 629)	143 (74 to 242)	83.6 (43 to 142)	23.7 (10.4 to 39.6)	3.5 (1.4 to 6.2)	0.1 (0 to 0.1)	11,000
Latent tuberculosis infection	0 (0 to 0)	0 (0 to 0)	0 (0 to 0)	0 (0 to 0)	0 (0 to 0)	0 (0 to 0)	0 (0 to 0)	0 (0 to 0)	0 (0 to 0)	0 (0 to 0)	0 (0 to 0)	0 (0 to 0)	0 (0 to 0)	0 (0 to 0)	0 (0 to 0)	0 (0 to 0)	0 (0 to 0)	0 (0 to 0)	0 (0 to 0)	0 (0 to 0)	0 (0 to 0)	0 (0 to 0)	0 (0 to 0)	0 (0 to 0)	0
Drug-susceptible Tuberculosis	0 (0 to 0)	68.6 (21.4 to 68.6)	68.6 (27.7 to 89.2)	50.5 (27.7 to 89.2)	52.4 (31.3 to 83.6)	62.7 (39.6 to 97.4)	497 (286 to 709)	892 (523 to 1,320)	999 (568 to 1,570)	1,220 (702 to 1,970)	1,750 (1,050 to 2,650)	1,760 (951 to 1,880)	1,670 (871 to 1,880)	1,670 (871 to 1,880)	1,220 (699 to 1,820)	937 (533 to 1,360)	644 (329 to 997)	377 (220 to 629)	143 (74 to 242)	83.6 (43 to 142)	23.7 (10.4 to 39.6)	3.5 (1.4 to 6.2)	0.1 (0 to 0.1)	10,900
Multidrug-resistant tuberculosis without extensive drug resistance	0 (0 to 0)	1.7 (0.1 to 6.2)	1.6 (0.1 to 7.5)	1.6 (0.1 to 7.5)	1.6 (0.1 to 7.5)	1.6 (0.1 to 7.5)	27.4 (1.2 to 106)	27.4 (1.2 to 106)	28.9 (1.3 to 110)	28.9 (1.3 to 110)	41.2 (1.9 to 156)	27.4 (1.3 to 102)	19.6 (1.3 to 102)	19.6 (1.3 to 102)	9.6 (1.3 to 39.6)	7.7 (1.3 to 34)	5.3 (1.3 to 17.6)	2.9 (1.3 to 7.8)	1.7 (1.3 to 3.1)	1.7 (1.3 to 3.1)	0.8 (1.3 to 2.6)	0.2 (0.2 to 0.6)	0.3 (0.2 to 1.4)	397
Extensively drug-resistant tuberculosis	0 (0 to 0)	0 (0 to 0.1)	0 (0 to 1)	0 (0 to 1)	0 (0 to 1)	0 (0 to 1)	0.4 (0 to 1.7)	0.4 (0 to 2.2)	0.4 (0 to 2.2)	0.4 (0 to 2.2)	0.6 (0 to 2.7)	0.6 (0 to 2.5)	0.4 (0 to 2.5)	0.4 (0 to 2.5)	0.2 (0 to 1.3)	0.2 (0 to 0.9)	0.2 (0 to 0.6)	0.1 (0 to 0.4)	0.1 (0 to 0.2)	0.1 (0 to 0.2)	0.1 (0 to 0.2)	0.1 (0 to 0.2)	0 (0 to 0)	0 (0 to 0)	4.8
Lower respiratory infections	1,210 (850 to 1,650)	579 (213 to 960)	660 (410 to 1,080)	413 (260 to 760)	207 (127 to 390)	197 (122 to 378)	322 (196 to 597)	398 (239 to 787)	298 (178 to 598)	330 (197 to 669)	361 (209 to 729)	426 (250 to 727)	491 (293 to 779)	491 (293 to 779)	498 (297 to 794)	542 (329 to 848)	671 (393 to 1,060)	605 (372 to 997)	612 (324 to 1,020)	560 (293 to 1,020)	389 (184 to 1,020)	176 (86 to 384)	70.7 (31.1 to 141)	9,880
Upper respiratory infections	0.6 (0 to 2.2)	2.4 (0.2 to 10.2)	67.9 (36.1 to 200)	160 (86 to 360)	68.1 (38.3 to 209)	108 (59.1 to 309)	139 (73.1 to 339)	139 (73.1 to 339)	139 (73.1 to 339)	160 (81.1 to 339)	79.9 (39.1 to 339)	108.4 (53.1 to 339)	42.9 (21.1 to 339)	42.9 (21.1 to 339)	20.4 (9.5 to 339)	20.1 (9.5 to 339)	17.2 (8.1 to 339)	12.2 (5.6 to 339)	8.6 (3.9 to 339)	4.8 (2.1 to 339)	1.4 (0.6 to 1.9)	0.4 (0.2 to 0.6)	0.1 (0 to 0.2)	1,360
Otitis media	0 (0 to 0.6)	0 (0 to 0.6)	0.2 (0 to 0.6)	0.2 (0.2 to 0.6)	0.2 (0.2 to 0.6)	0.2 (0.2





SR Table 2c. Norsk DALYS by cause and age across for both sexes with 95% uncertainty intervals, 2019

Cause	Both Neonatal	Late Neonatal	Post Neonatal	1 to 4	5 to 9	10 to 14	15 to 19	20 to 24	25 to 29	30 to 34	35 to 39	40 to 44	45 to 49	50 to 54	55 to 59	60 to 64	65 to 69	70 to 74	75 to 79	80 to 84	85 to 89	90 to 94	95 plus	Total
All causes	56,400 (55,700 to 61,200)	15,700 (13,800 to 18,300)	27,600 (21,000 to 49,200)	22,900 (21,200 to 28,200)	22,900 (19,500 to 29,700)	22,200 (20,400 to 26,300)	22,200 (21,000 to 25,600)	24,300 (22,700 to 27,700)	25,200 (24,000 to 28,500)	26,000 (24,700 to 29,200)	26,000 (24,600 to 29,200)	25,200 (24,100 to 28,200)	24,700 (23,600 to 28,000)	25,200 (24,000 to 28,600)	25,900 (24,600 to 29,200)	26,400 (24,800 to 29,800)	26,600 (24,900 to 29,800)	26,700 (24,900 to 29,800)	26,700 (24,900 to 29,800)	26,700 (24,900 to 29,800)	26,700 (24,900 to 29,800)	26,700 (24,900 to 29,800)	26,700 (24,900 to 29,800)	719 (272 to 3600)	719 (272 to 3600)	916,300
Communicable, maternal, neonatal, and nutritional diseases	46,200 (37,400 to 56,100)	14,900 (11,200 to 17,700)	22,000 (16,600 to 29,100)	20,700 (20,400 to 21,000)	3,900 (3,600 to 4,200)	2,900 (2,700 to 3,100)	3,100 (2,900 to 3,300)	3,100 (2,900 to 3,300)	3,100 (2,900 to 3,300)	3,100 (2,900 to 3,300)	3,100 (2,900 to 3,300)	3,100 (2,900 to 3,300)	3,100 (2,900 to 3,300)	3,100 (2,900 to 3,300)	3,100 (2,900 to 3,300)	3,100 (2,900 to 3,300)	3,100 (2,900 to 3,300)	3,100 (2,900 to 3,300)	3,100 (2,900 to 3,300)	3,100 (2,900 to 3,300)	3,100 (2,900 to 3,300)	3,100 (2,900 to 3,300)	3,100 (2,900 to 3,300)	614 (519 to 659)	614 (519 to 659)	217 (170 to 278)	44 (32 to 113)	270,000
HIV/AIDS and sexually transmitted infections	2,090 (962 to 3,280)	395 (119 to 784)	1,290 (624 to 2,020)	664 (248 to 1,430)	1,200 (223 to 2,780)	1,460 (991 to 2,060)	3,370 (1,910 to 4,810)	3,040 (1,820 to 4,500)	2,470 (1,210 to 4,110)	2,040 (1,160 to 3,180)	1,720 (1,060 to 2,650)	1,720 (1,000 to 2,550)	1,720 (1,000 to 2,550)	1,720 (1,000 to 2,550)	1,720 (1,000 to 2,550)	1,720 (1,000 to 2,550)	1,720 (1,000 to 2,550)	1,720 (1,000 to 2,550)	1,720 (1,000 to 2,550)	1,720 (1,000 to 2,550)	1,720 (1,000 to 2,550)	1,720 (1,000 to 2,550)	1,720 (1,000 to 2,550)	42 (29 to 112)	42 (29 to 112)	18 (9 to 31)	0 (0 to 0)	92,100
HIV/AIDS	0 (0 to 0)	0 (0 to 0)	0 (0 to 0)





SA Table 2c: Democratic People's Republic of Korea DALYS by cause and sex-wise for both sexes with 95% uncertainty intervals, 2019

Cause	Early Neonatal	Late Neonatal	Post Neonatal	1 to 4	5 to 9	10 to 14	15 to 19	20 to 24	25 to 29	30 to 34	35 to 39	40 to 44	45 to 49	50 to 54	55 to 59	60 to 64	65 to 69	70 to 74	75 to 79	80 to 84	85 to 89	90 to 94	95 plus	Total
All causes	171,000 (139,000 to 209,000)	43,000 (34,000 to 54,000)	116,000 (90,700 to 149,000)	109,000 (84,100 to 137,000)	64,000 (47,400 to 84,000)	107,000 (78,000 to 141,000)	200,000 (149,000 to 264,000)	266,000 (203,000 to 347,000)	336,000 (260,000 to 434,000)	336,000 (260,000 to 434,000)	342,000 (263,000 to 444,000)	386,000 (296,000 to 501,000)	437,000 (340,000 to 566,000)	477,000 (369,000 to 620,000)	603,000 (469,000 to 780,000)	604,000 (469,000 to 780,000)	604,000 (469,000 to 780,000)	667,000 (512,000 to 870,000)	723,000 (555,000 to 941,000)	697,000 (532,000 to 916,000)	447,000 (332,000 to 606,000)	206,000 (140,000 to 306,000)	68,000 (43,000 to 110,000)	16,800 (10,000 to 27,000)	6,640,000
Communicable, maternal, neonatal, and nutritional diseases	154,000 (124,000 to 189,000)	39,600 (31,600 to 49,600)	43,000 (33,600 to 55,100)	42,000 (32,600 to 53,600)	22,100 (15,900 to 30,000)	15,600 (11,200 to 21,200)	21,200 (15,200 to 28,800)	29,600 (21,200 to 40,200)	33,600 (24,000 to 45,600)	32,400 (23,200 to 44,000)	34,200 (24,400 to 46,400)	33,400 (23,800 to 45,400)	36,400 (25,800 to 49,400)	41,200 (29,200 to 56,000)	36,200 (25,600 to 49,200)	33,600 (23,800 to 45,600)	27,000 (19,200 to 36,800)	26,100 (18,400 to 35,600)	22,600 (15,800 to 30,800)	15,000 (10,200 to 20,600)	6,800 (4,600 to 9,400)	1,500 (1,000 to 2,100)	776,000
HIV/AIDS and sexually transmitted infections	2,200 (1,600 to 2,900)	714 (514 to 1,000)	1,400 (1,000 to 1,900)	2,770 (2,000 to 3,800)	597 (429 to 824)	224 (161 to 309)	403 (290 to 557)	1,710 (1,230 to 2,360)	3,900 (2,800 to 5,400)	5,600 (4,000 to 7,800)	5,600 (4,000 to 7,800)	5,210 (3,740 to 7,200)	5,210 (3,740 to 7,200)	5,210 (3,740 to 7,200)	3,400 (2,400 to 4,800)	1,740 (1,240 to 2,400)	930 (660 to 1,280)	556 (396 to 768)	278 (198 to 384)	87 (62 to 120)	26 (18 to 36)	4 (3 to 6)	37,400
HIV/AIDS	2,200 (1,600 to 2,900)	714 (514 to 1,000)	1,400 (1,000 to 1,900)	2,770 (2,000 to 3,800)	597 (429 to 824)	224 (161 to 309)	403 (290 to 557)	1,710 (1,230 to 2,360)	3,900 (2,800 to 5,400)	5,600 (4,000 to 7,800)	5,600 (4,000 to 7,800)	5,210 (3,740 to 7,200)	5,210 (3,740 to 7,200)	5,210 (3,740 to 7,200)	3,400 (2,400 to 4,800)	1,740 (1,240 to 2,400)	930 (660 to 1,280)	556 (396 to 768)	278 (198 to 384)	87 (62 to 120)	26 (18 to 36)	4 (3 to 6)	37,400
HIV/AIDS - Drug-susceptible Tuberculosis	0 (0 to 0)	0 (0 to 0)	73.7 (21 to 179)	369 (84 to 783)	78.9 (9.9 to 213)	27.6 (5.6 to 58.1)	79.9 (15 to 194)	225 (61 to 561)	492 (134 to 1,260)	492 (134 to 1,260)	492 (134 to 1,260)	578 (158 to 1,480)	578 (158 to 1,480)	578 (158 to 1,480)	448 (79.7 to 1,180)	448 (79.7 to 1,180)	448 (42.7 to 1,210)	136 (24.9 to 378)	136 (24.9 to 378)	72.1 (11.4 to 207)	72.1 (11.4 to 207)	9.7 (1.4 to 31)	2.1 (0.3 to 6.9)	4,886
HIV/AIDS - Multidrug resistant Tuberculosis without extensive drug resistance	0 (0 to 0)	0 (0 to 0)	8.6 (1 to 32)	20.4 (2.6 to 58)	3.8 (0.4 to 14.2)	2.9 (0.4 to 10.3)	7.1 (0.9 to 23.2)	22.5 (2.7 to 74)	67.2 (8.7 to 196)	67.2 (8.7 to 196)	67.2 (8.7 to 196)	60.7 (8.2 to 174)	60.7 (8.2 to 174)	60.7 (8.2 to 174)	47.6 (4.8 to 144)	47.6 (4.8 to 144)	29.9 (2.1 to 96.6)	13.6 (0.9 to 45.9)	6.8 (0.4 to 23.7)	2.7 (0.1 to 10.2)	0.8 (0 to 3.4)	0.2 (0 to 1.1)	0.1 (0 to 0.4)	577
HIV/AIDS - Extensively drug-resistant Tuberculosis	0 (0 to 0)	0 (0 to 0)	0 (0 to 1)	0 (0 to 2)	0 (0 to 1)	0 (0 to 1)	0 (0 to 1)	0 (0 to 1)	0 (0 to 0)	0 (0 to 0)	0 (0 to 0)	0 (0 to 0)	0 (0 to 0)	0 (0 to 0)	0 (0 to 0)	0 (0 to 0)	0 (0 to 0)	0 (0 to 0)	0 (0 to 0)	0 (0 to 0)	0 (0 to 0)	0 (0 to 0)	0 (0 to 0)	0 (0 to 0)	16.5
HIV/AIDS resulting in other diseases	0 (0 to 0)	0 (0 to 0)	0 (0 to 0.2)	0 (0 to 0)	0 (0 to 0)	0 (0 to 0)	0 (0 to 0)	0 (0 to 0)	0 (0 to 0)	0 (0 to 0)	0 (0 to 0)	0 (0 to 0)	0 (0 to 0)	0 (0 to 0)	0 (0 to 0)	0 (0 to 0)	0 (0 to 0)	0 (0 to 0)	0 (0 to 0)	0 (0 to 0)	0 (0 to 0)	0 (0 to 0)	0 (0 to 0)	0 (0 to 0)	0
HIV/AIDS resulting in other diseases	0 (0 to 0)	0 (0 to 0)	0 (0 to 0.2)	0 (0 to 0)	0 (0 to 0)	0 (0 to 0)	0 (0 to 0)	0 (0 to 0)	0 (0 to 0)	0 (0 to 0)	0 (0 to 0)	0 (0 to 0)	0 (0 to 0)	0 (0 to 0)	0 (0 to 0)	0 (0 to 0)	0 (0 to 0)	0 (0 to 0)	0 (0 to 0)	0 (0 to 0)	0 (0 to 0)	0 (0 to 0)	0 (0 to 0)	0 (0 to 0)	0
Sexually transmitted infections excluding HIV	2,200 (1,600 to 2,900)	714 (514 to 1,000)	1,400 (1,000 to 1,900)	2,770 (2,000 to 3,800)	597 (429 to 824)	224 (161 to 309)	403 (290 to 557)	1,710 (1,230 to 2,360)	3,900 (2,800 to 5,400)	5,600 (4,000 to 7,800)	5,600 (4,000 to 7,800)	5,210 (3,740 to 7,200)	5,210 (3,740 to 7,200)	5,210 (3,740 to 7,200)	3,400 (2,400 to 4,800)	1,740 (1,240 to 2,400)	930 (660 to 1,280)	556 (396 to 768)	278 (198 to 384)	87 (62 to 120)	26 (18 to 36)	4 (3 to 6)	37,400
Syphilis	0 (0 to 0)	0 (0 to 0)	0 (0 to 0)	0 (0 to 0)	0 (0 to 0)	0 (0 to 0)	0 (0 to 0)	0 (0 to 0)	0 (0 to 0)	0 (0 to 0)	0 (0 to 0)	0 (0 to 0)	0 (0 to 0)	0 (0 to 0)	0 (0 to 0)	0 (0 to 0)	0 (0 to 0)	0 (0 to 0)	0 (0 to 0)	0 (0 to 0)	0 (0 to 0)	0 (0 to 0)	0 (0 to 0)	0
Chlamydial infection	0 (0 to 0)	0 (0 to 0)	0 (0 to 0)	0 (0 to 0)	0 (0 to 0)	1.5 (0 to 4.8)	13.7 (1.2 to 31.1)	53 (19.8 to 109)	96.1 (34 to 197)	96.1 (34 to 197)	96.1 (34 to 197)	76.6 (27.4 to 156)	76.6 (27.4 to 156)	76.6 (27.4 to 156)	29.8 (3.8 to 82.1)	29.8 (3.8 to 82.1)	12.8 (1.6 to 35.3)	6.9 (0.9 to 19.1)	3.7 (0.5 to 10.2)	1.1 (0.1 to 3.1)	0.6 (0 to 1.8)	0.2 (0 to 0.6)	0.1 (0 to 0.3)	645
Gonococcal infection	0 (0 to 0)	0 (0 to 0)	0 (0 to 0)	0 (0 to 0)	0 (0 to 0)	0.3 (0 to 0.9)	2.6 (0.2 to 6.1)	10.1 (3.8 to 21)	18.4 (6.5 to 37.8)	18.4 (6.5 to 37.8)	18.4 (6.5 to 37.8)	14.7 (5.2 to 30)	14.7 (5.2 to 30)	14.7 (5.2 to 30)	5.7 (0.7 to 15.7)	5.7 (0.7 to 15.7)	2.4 (0.3 to 6.7)	1.3 (0.2 to 3.6)	0.7 (0.1 to 1.9)	0.2 (0 to 0.6)	0.1 (0 to 0.3)	0 (0 to 0.1)	0 (0 to 0)	307
Trichomoniasis	0 (0 to 0)	0 (0 to 0)	0 (0 to 0)	0 (0 to 0)	0 (0 to 0)	0.2 (0 to 0.6)	1.9 (0.1 to 4.5)	7.4 (1.9 to 15.7)	13.4 (3.4 to 28.4)	13.4 (3.4 to 28.4)	13.4 (3.4 to 28.4)	10.7 (2.7 to 22.6)	10.7 (2.7 to 22.6)	10.7 (2.7 to 22.6)	4.2 (0.5 to 11.4)	4.2 (0.5 to 11.4)	1.8 (0.2 to 4.9)	0.9 (0.1 to 2.6)	0.5 (0.1 to 1.4)	0.2 (0 to 0.5)	0.1 (0 to 0.3)	0 (0 to 0)	0 (0 to 0)	199
Genital herpes	0 (0 to 0)	0 (0 to 0)	0 (0 to 0)	0 (0 to 0)	0 (0 to 0)	0.1 (0 to 0.3)	0.8 (0.1 to 1.9)	3.1 (0.8 to 6.5)	5.6 (1.4 to 11.8)	5.6 (1.4 to 11.8)	5.6 (1.4 to 11.8)	4.5 (1.1 to 9.4)	4.5 (1.1 to 9.4)	4.5 (1.1 to 9.4)	1.8 (0.2 to 4.8)	1.8 (0.2 to 4.8)	0.8 (0.1 to 2.1)	0.4 (0 to 1.1)	0.2 (0 to 0.6)	0.1 (0 to 0.2)	0 (0 to 0.1)	0 (0 to 0)	0 (0 to 0)	83
Other sexually transmitted infections	0 (0 to 0)	0 (0 to 0)	0 (0 to 0)	2,066 (1,500 to 2,800)	519 (373 to 716)	212 (152 to 293)	384 (276 to 530)	1,650 (1,190 to 2,280)	3,800 (2,700 to 5,300)	5,500 (3,900 to 7,600)	5,500 (3,900 to 7,600)	5,120 (3,670 to 7,100)	5,120 (3,670 to 7,100)	5,120 (3,670 to 7,100)	3,400 (2,400 to 4,800)	1,740 (1,240 to 2,400)	930 (660 to 1,280)	556 (396 to 768)	278 (198 to 384)	87 (62 to 120)	26 (18 to 36)	4 (3 to 6)	37,400
Respiratory infections and tuberculosis	11,400 (9,400 to 17,600)	8,660 (6,900 to 12,000)	28,000 (19,200 to 39,900)	52,900 (38,600 to 68,600)	4,810 (3,490 to 6,610)	4,190 (3,060 to 5,650)	7,640 (5,600 to 10,300)	11,600 (8,720 to 15,200)	12,200 (9,220 to 16,000)	11,200 (8,510 to 14,600)	11,700 (8,870 to 15,200)	12,600 (9,560 to 16,400)	16,200 (12,200 to 21,000)	20,700 (15,600 to 26,900)	22,400 (16,800 to 29,000)	22,200 (16,700 to 28,800)	19,400 (14,600 to 25,200)	22,200 (16,700 to 28,800)	19,100 (14,300 to 24,800)	9,780 (7,350 to 12,700)	4,200 (3,060 to 5,450)	1,060 (760 to 1,370)	314,000
Tuberculosis	941 (641 to 1,320)	1,440 (1,000 to 2,000)	984 (677 to 1,360)	821 (564 to 1,130)	571 (392 to 787)	722 (496 to 1,000)	2,660 (1,830 to 3,670)	6,670 (4,590 to 9,210)	6,640 (4,570 to 9,170)	6,020 (4,140 to 8,310)	7,060 (4,860 to 9,750)	7,770 (5,350 to 10,700)	10,600 (7,300 to 14,600)	13,400 (9,200 to 18,500)	13,900 (9,600 to 19,200)	13,900 (9,600 to 19,200)	9,090 (6,260 to 12,600)	8,090 (5,570 to 11,200)	6,250 (4,300 to 8,650)	2,180 (1,500 to 3,020)	670 (460 to 930)	120 (82 to 166)	90,100 (62,000 to 125,000)
Latent tuberculosis infection	0 (0 to 0)	0 (0 to 0)	0 (0 to 0)	0 (0 to 0)	0 (0 to 0)	0 (0 to 0)	0 (0 to 0)	0 (0 to 0)	0 (0 to 0)	0 (0 to 0)	0 (0 to 0)	0 (0 to 0)	0 (0 to 0)	0 (0 to 0)	0 (0 to 0)	0 (0 to 0)	0 (0 to 0)	0 (0 to 0)	0 (0 to 0)	0 (0 to 0)	0 (0 to 0)	0 (0 to 0)	0 (0 to 0)	0
Active tuberculosis	941 (641 to 1,320)	1,440 (1,000 to 2,000)	984 (677 to 1,360)	821 (564 to 1,130)	571 (392 to 787)	722 (496 to 1,000)	2,660 (1,830 to 3,670)	6,670 (4,590 to 9,210)	6,640 (4,570 to 9,170)	6,020 (4,140 to 8,310)	7,060 (4,860 to 9,750)	7,770 (5,350 to 10,700)	10,600 (7,300 to 14,600)	13,400 (9,200 to 18,500)	13,900 (9,600 to 19,200)	13,900 (9,600 to 19,200)	9,090 (6,260 to 12,600)	8,090 (5,570 to 11,200)	6,250 (4,300 to 8,650)	2,180 (1,500 to 3,020)	670 (460 to 930)	120 (82 to 166)	90,100 (62,000 to 125,000)
Drug-susceptible tuberculosis	0 (0 to 0)	0 (0 to 0)	0 (0 to 0)	0 (0 to 0)	0 (0 to 0)	0 (0 to 0)	0 (0 to 0)	0 (0 to 0)	0 (0 to 0)	0 (0 to 0)	0 (0 to 0)	0 (0 to 0)	0 (0 to 0)	0 (0 to 0)	0 (0 to 0)	0 (0 to 0)	0 (0 to 0)	0 (0 to 0)	0 (0 to 0)	0 (0 to 0)	0 (0 to 0)	0 (0 to 0)	0 (0 to 0)	0
Multidrug-resistant tuberculosis without extensive drug resistance	0 (0 to 0)	0 (0 to 0)	0 (0 to 0)	0 (0 to 0)	0 (0 to 0)	0 (0 to 0)	0 (0 to 0)	0 (0 to 0)	0 (0 to 0)	0 (0 to 0)	0 (0 to 0)	0 (0 to 0)	0 (0 to 0)	0 (0 to 0)	0 (0 to 0)	0 (0 to 0)	0 (0 to 0)	0 (0 to 0)	0 (0 to 0)	0 (0 to 0)	0 (0 to 0)	0 (0 to 0)	0 (0 to 0)	0
Extensively drug-resistant tuberculosis	0 (0 to 0)	0 (0 to 0)	0 (0 to 0)	0 (0 to 0)	0 (0 to 0)	0 (0 to 0)	0 (0 to 0)	0 (0 to 0)	0 (0 to 0)	0 (0 to 0)	0 (0 to 0)	0 (0 to 0)	0 (0 to 0)	0 (0 to 0)	0 (0 to 0)	0 (0 to 0)	0 (0 to 0)	0 (0 to 0)	0 (0 to 0)	0 (0 to 0)	0 (0 to 0)	0 (0 to 0)	0 (0 to 0)	0
Lower respiratory infections	10,400 (8,570 to 16,600)	7,220 (5,980 to 11,000)	27,000 (18,500 to 38,900)	52,000 (38,000 to 67,600)	4,240 (3,060 to 5,900)	3,470 (2,530 to 4,800)	4,980 (3,650 to 6,870)	4,930 (3,700 to 6,450)	5,860 (4,430 to 7,660)	5,180 (3,910 to 6,770)	4,650 (3,530 to 6,080)	4,830 (3,670 to 6,310)	5,610 (4,250 to 7,340)	7,300 (5,520 to 9,540)	8,500 (6,420 to 11,100)	8,300 (6,280 to 10,800)	10,300 (7,800 to 13,400)	14,100 (10,700 to 18,400)	13,000 (9,800 to 17,000)	7,600 (5,720 to 9,930)	3,530 (2,660 to 4,610)	940 (710 to 1,230)	277,000
Upper respiratory infections	1,000 (669 to 1,500)	1,440 (1,000 to 2,000)	1,000 (677 to 1,360)	821 (564 to 1,130)	571 (392 to 787)	722 (496 to 1,000)	2,660 (1,830 to 3,670)	6,670 (4,590 to 9,210)	6,640 (4,570 to 9,170)	6,020 (4,140 to 8,310)	7,060 (4,860 to 9,750)	7,770 (5,350 to 10,700)	10,600 (7,300 to 14,600)	13,400 (9,200 to 18,500)	13,900 (9,600 to 19,200)	13,900 (9,600 to 19,200)	9,090 (6,260 to 12,600)	8,090 (5,570 to 11,200)	6,250 (4,300 to 8,650)	2,180 (1,500 to 3,020)	670 (460 to 930)	120 (82 to 166)	90,100 (62,000 to 125,000)
Otitis media	0 (0 to 0)	0 (0 to 0)	0 (0 to 0)	0 (0 to 0)	0 (0 to 0)	0 (0 to 0)	0 (0 to 0)	0 (0 to 0)	0 (0 to 0)	0 (0 to 0)	0 (0 to 0)	0 (0 to 0)	0 (0 to 0)	0 (0 to 0)	0 (0 to 0)	0 (0 to 0)	0 (0 to 0)	0 (0 to 0)	0 (0 to 0)	0 (0 to 0)	0 (0 to 0)	0 (0 to 0)	0 (0 to 0)	0
Enteric infections	278 (194 to 551)	794 (549 to 1,360)	8,070 (4,600 to 20,400)	8,070 (4,670 to 20,400)	2,430 (1,460 to 5,760)	2,050 (1,230 to 4,860)	2,050 (1,230 to 4,860)	2,110 (1,270 to 5,000)	2,050 (1,230 to 4,860)	2,050 (1,230 to 4,860)	2,050 (1,230 to 4,860)	2,050 (1,230 to 4,860)	2,170 (1,310 to 5,140)	2,050 (1,230 to 4,860)	2,710 (1,620 to 6,420)	2,140 (1,290 to 5,080)	2,460 (1,480 to 5,830)	2,460 (1,480 to 5,830)	2,460 (1,480 to 5,830)	2,460 (1,480 to 5,830)	2,460 (1,480 to 5,830)	2,460 (1,480 to 5,830)	96,000
Diarrheal diseases	278 (194 to 551)	793 (549 to 1,360)	11,200 (4,600 to 20,400)	7,720 (4,670 to 20,400)	2,400 (1,460 to 5,760)	2,050 (1,230 to 4,860)	1,830 (1,230 to 4,860)	1,890 (1,270 to 5,000)	2,050 (1,230 to 4,860)	2,220 (1,230 to 4,860)	2,150 (1,230 to 4,860)	2,160 (1,230 to 4,860)	2,150 (1,310 to 5,140)	2,050 (1,230 to 4,860)	2,630 (1,620 to 6,420)	2,070 (1,290 to 5,080)	2,390 (1,480 to 5,830)	2,390 (1,480 to 5,830)	2,390 (1,480 to 5,830)	2,390 (1,480 to 5,830)	2,390 (1,480 to 5,830)	2,390 (1,480 to 5,830)	93,800
Typhoid and paratyphoid	0 (0 to 0)	0 (0 to 0)	0 (0 to 0)	0 (0 to 0)	0 (0 to 0)	0 (0 to 0)	0 (0 to 0)	0 (0 to 0)	0 (0 to 0)	0 (0 to 0)	0 (0 to 0)	0 (0 to 0)	0 (0 to 0)	0 (0 to 0)	0 (0 to 0)	0 (0 to 0)	0 (0 to 0)	0 (0 to 0)	0 (0 to 0)	0 (0 to 0)	0 (0 to 0)	0 (0 to 0)	0 (0 to 0)	0
Typhoid fever	0 (0 to 0)	0 (0 to 0)	0 (0 to 0)	0 (0 to 0)	0 (0 to 0)	0 (0 to 0)	0 (0 to 0)	0 (0 to 0)	0 (0 to 0)	0 (0 to 0)	0 (0 to 0)	0 (0 to 0)	0 (0 to 0)	0 (0 to 0)	0 (0 to 0)	0 (0 to 0)	0 (0 to 0)	0 (0 to 0)	0 (0 to 0)	0 (0 to 0)	0 (0 to 0)	0 (0 to 0)	0 (0 to 0)	0
Paratyphoid fever	0 (0 to 0)	0 (0 to 0)	0 (0 to 0)	0 (0 to 0)	0 (0 to 0)	0 (0 to 0)	0 (0 to 0)	0 (0 to 0)	0 (0 to 0)	0 (0 to 0)	0 (0 to 0)	0 (0 to 0)	0 (0 to 0)	0 (0 to 0)	0 (0 to 0)	0 (0 to 0)	0 (0 to 0)	0 (0 to 0)	0 (0 to 0)	0 (0 to 0)	0 (0 to 0)	0 (0 to 0)	0 (0 to 0)	0
Invasive Non-typhoidal Salmonellosis (iNTS)	0 (0 to 0)	0 (0 to 0.6)	0 (0 to 0)	0 (0 to 0)	0 (0 to 0)	0 (0 to 0)	0 (0 to 0)	0 (0 to 0)	0 (0 to 0)	0 (0 to 0)	0 (0 to 0)	0 (0 to 0)	0 (0 to 0)	0 (0 to 0)	0 (0 to 0)	0 (0 to 0)	0 (0 to 0)	0 (0 to 0)	0 (0 to 0)	0 (0 to 0)	0 (0 to 0)	0 (0 to 0)	0 (0 to 0)	0
Other intestinal infectious diseases	0 (0 to 0)	0 (0 to 0)	0 (0 to 0)	0 (0 to 0)	0 (0 to 0)	0 (0 to 0)	0 (0 to 0)	0 (0 to 0)	0 (0 to 0)	0 (0 to 0)	0 (0 to 0)	0 (0 to 0)	0 (0 to 0)	0 (0 to 0)	0 (0 to 0)	0 (0 to 0)	0 (0 to 0)	0 (0 to 0)	0 (0 to 0)	0 (0 to 0)	0 (0 to 0)	0 (0 to 0)	0 (0 to 0)	0
Neglected tropical diseases and malaria	154 (94 to 318)	224 (137 to 462)	1,190 (667 to 2,170)	1,190 (677 to 2,170)	1,190 (677 to 2,170)	1,190 (677 to 2,170)	1,190 (677 to 2,170)	1,190 (677 to 2,170)	1,190 (677 to 2,170)	1,190 (677 to 2,170)	1,190 (677 to 2,170)	1,190 (677 to 2,170)	1,190 (677 to 2,170)	1,190 (677 to 2,170)	1,190 (677 to 2,170)	1,190 (677 to 2,170)	1,190 (677 to 2,170)	1,190 (677 to 2,170)	1,190 (677 to 2,170)	1,190 (677 to 2,170)	1,190 (677 to 2,170)	1,190 (677 to 2,170)	10,700
Malaria	0 (0 to 0.1)	0 (0 to 0.4)	0.9 (0 to 6.4)	0.9 (0.1 to 6.1)	0.9 (0 to 6.1)	1.1 (0 to 7.1)	1.1 (0 to 7.2)	1.1 (0 to 7.2)	1.1 (0 to 7.2)	1.1 (0 to 7.2)	1.1 (0 to 7.2)	1.1 (0 to 7.2)	1.1 (0 to 7.2)	1.1 (0 to 7.2)	1.1 (0 to 7.2)	1.1 (0 to 7.2)	1.1 (0 to 7.2)	1.1 (0 to 7.2)	1.1 (0 to 7.2)	1.1 (0 to 7.2)	1.1 (0 to 7.2)	1.1 (0 to 7.2)	1.1 (0 to 7.2)	266
Chagas disease	0 (0 to 0)	0 (0 to 0)	0 (0 to 0)	0 (0 to 0)	0 (0 to 0)	0 (0 to 0)	0 (0 to 0)	0 (0 to 0)	0 (0 to 0)	0 (0 to 0)	0 (0 to 0)	0 (0 to 0)	0 (0 to 0)	0 (0 to 0)	0 (0 to 0)	0 (0 to 0)	0 (0 to 0)	0 (0 to 0)	0 (0 to 0)	0 (0 to 0)	0 (0 to 0)	0 (0 to 0)	0 (0 to 0)	0
Leishmaniasis	0 (0 to 0)	0 (0 to 0)	0 (0 to 0)	0 (0 to 0)	0 (0 to 0)	0 (0 to 0)	0 (0 to 0)	0 (0 to 0)	0 (0 to 0)	0 (0 to 0)	0 (0 to 0)	0 (0 to 0)	0 (0 to 0)	0 (0 to 0)	0 (0 to 0)	0 (0 to 0)	0 (0 to 0)	0 (0 to 0)	0 (0 to 0)	0 (0 to 0)	0 (0 to 0)	0 (0 to 0)	0 (0 to 0)	0
Visceral leishmaniasis	0 (0 to 0)	0 (0 to 0)	0 (0 to 0)	0 (0 to 0)	0 (0 to 0)	0 (0 to 0)	0 (0 to 0)	0 (0 to 0)	0 (0 to 0)	0 (0 to 0)	0 (0 to 0)	0 (0 to 0)	0 (0 to 0)	0 (0 to 0)	0 (0 to 0)	0 (0 to 0)	0 (0 to 0)	0 (0 to 0)	0 (0 to 0)	0 (0 to 0)	0 (0 to 0)	0 (0 to 0)	0 (0 to 0)	0
Cutaneous and mucocutaneous leishmaniasis	0 (0 to 0)	0 (0 to 0)	0 (0 to 0)	0 (0 to 0)	0 (0 to 0)	0 (0 to 0)	0 (0 to 0)	0 (0 to 0)	0 (0 to 0)	0 (0 to 0)	0 (0 to 0)	0 (0 to 0)	0 (0 to 0)	0 (0 to 0)	0 (0 to 0)	0 (0 to 0)	0 (0 to 0)	0 (0 to 0)	0 (0 to 0)	0 (0 to 0)	0 (0 to 0)	0 (0 to 0)	0 (0 to 0)	0
African trypanosomiasis	0 (0 to 0)	0 (0 to 0)	0 (0 to 0)	0 (0 to 0)	0 (0 to 0)	0 (0 to 0)	0 (0 to 0)	0 (0 to 0)	0 (0 to 0)	0 (0 to 0)	0 (0 to 0)	0 (0 to 0)	0 (0 to 0)	0 (0 to 0)	0 (0 to 0)	0 (0 to 0)	0 (0 to 0)	0 (0 to 0)	0 (0 to 0)	0 (0 to 0)	0 (0 to 0)	0 (0 to 0)	0 (0 to 0)	0
Schistosomiasis	0 (0 to 0)	0 (0 to 0)	0 (0 to 0)	0 (0 to 0)	0 (0 to 0)	0 (0 to 0)	0 (0 to 0)	0 (0 to 0)	0 (0 to 0)	0 (0 to 0)	0 (0 to 0)	0 (0 to 0)	0 (0 to 0)	0 (0 to 0)	0 (0 to 0)	0 (0 to 0)	0 (0 to 0)	0 (0 to 0)	0 (0 to 0)	0 (0 to 0)	0 (0 to 0)	0 (0 to 0)	0 (0 to 0)	0
Cysticercosis	0 (0 to 0)	0 (0 to 0)	0 (0 to 0.2)	0.4 (0.1 to 1.1)	0.4 (0.1 to 1.1)	0.4 (0.1 to 1.1



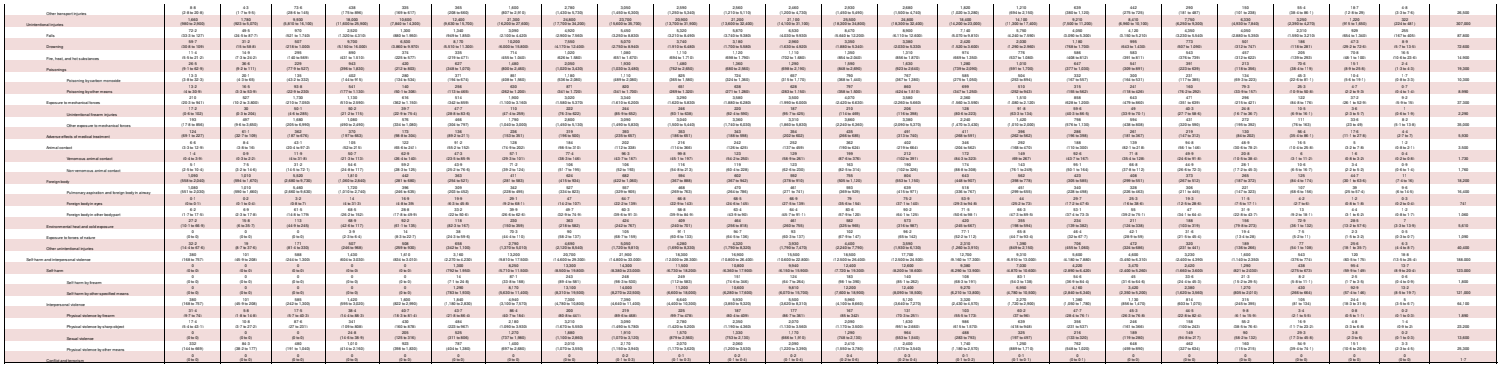

All Table 2c: Romania DALYS by power and age groups for both sexes with 95% uncertainty intervals, 2019

Cause	Early Neonatal	Late Neonatal	Post Neonatal	1 to 5	5 to 9	10 to 14	15 to 19	20 to 24	25 to 29	30 to 34	35 to 39	40 to 44	45 to 49	50 to 54	55 to 59	60 to 64	65 to 69	70 to 74	75 to 79	80 to 84	85 to 89	90 to 94	95 plus	Total
All causes	49,659 (32,559 to 69,560)	21,656 (11,139 to 36,560)	47,560 (30,329 to 67,160)	44,862 (28,255 to 64,560)	49,659 (32,559 to 69,560)	66,458 (50,160 to 85,960)	96,959 (77,459 to 117,960)	111,260 (92,459 to 134,260)	133,958 (114,959 to 156,959)	169,555 (149,559 to 192,559)	227,560 (206,559 to 251,559)	343,559 (322,559 to 367,559)	440,559 (419,559 to 463,559)	575,559 (554,559 to 597,559)	675,559 (654,559 to 696,559)	823,559 (802,559 to 843,559)	979,559 (958,559 to 999,559)	1,157,559 (1,137,559 to 1,177,559)	1,297,559 (1,277,559 to 1,317,559)	1,439,559 (1,419,559 to 1,459,559)	1,579,559 (1,559,559 to 1,599,559)	1,719,559 (1,699,559 to 1,739,559)	1,859,559 (1,839,559 to 1,879,559)	1,999,559 (1,979,559 to 2,019,559)	2,139,559 (2,119,559 to 2,159,559)	2,279,559 (2,259,559 to 2,299,559)	2,419,559 (2,399,559 to 2,439,559)	2,559,559 (2,539,559 to 2,579,559)	2,699,559 (2,679,559 to 2,719,559)	2,839,559 (2,819,559 to 2,859,559)	2,979,559 (2,959,559 to 2,999,559)	3,119,559 (3,099,559 to 3,139,559)	3,259,559 (3,239,559 to 3,279,559)	3,399,559 (3,379,559 to 3,419,559)	3,539,559 (3,519,559 to 3,559,559)	3,679,559 (3,659,559 to 3,699,559)	3,819,559 (3,799,559 to 3,839,559)	3,959,559 (3,939,559 to 3,979,559)	4,099,559 (4,079,559 to 4,119,559)	4,239,559 (4,219,559 to 4,259,559)	4,379,559 (4,359,559 to 4,399,559)	4,519,559 (4,499,559 to 4,539,559)	4,659,559 (4,639,559 to 4,679,559)	4,799,559 (4,779,559 to 4,819,559)	4,939,559 (4,919,559 to 4,959,559)	5,079,559 (5,059,559 to 5,099,559)	5,219,559 (5,199,559 to 5,239,559)	5,359,559 (5,339,559 to 5,379,559)	5,499,559 (5,479,559 to 5,519,559)	5,639,559 (5,619,559 to 5,659,559)	5,779,559 (5,759,559 to 5,799,559)	5,919,559 (5,899,559 to 5,939,559)	6,059,559 (6,039,559 to 6,079,559)	6,199,559 (6,179,559 to 6,219,559)	6,339,559 (6,319,559 to 6,359,559)	6,479,559 (6,459,559 to 6,499,559)	6,619,559 (6,599,559 to 6,639,559)	6,759,559 (6,739,559 to 6,779,559)	6,899,559 (6,879,559 to 6,919,559)	7,039,559 (7,019,559 to 7,059,559)	7,179,559 (7,159,559 to 7,199,559)	7,319,559 (7,299,559 to 7,339,559)	7,459,559 (7,439,559 to 7,479,559)	7,599,559 (7,579,559 to 7,619,559)	7,739,559 (7,719,559 to 7,759,559)	7,879,559 (7,859,559 to 7,899,559)	8,019,559 (7,999,559 to 8,039,559)	8,159,559 (8,139,559 to 8,179,559)	8,299,559 (8,279,559 to 8,319,559)	8,439,559 (8,419,559 to 8,459,559)	8,579,559 (8,559,559 to 8,599,559)	8,719,559 (8,699,559 to 8,739,559)	8,859,559 (8,839,559 to 8,879,559)	8,999,559 (8,979,559 to 9,019,559)	9,139,559 (9,119,559 to 9,159,559)	9,279,559 (9,259,559 to 9,299,559)	9,419,559 (9,399,559 to 9,439,559)	9,559,559 (9,539,559 to 9,579,559)	9,699,559 (9,679,559 to 9,719,559)	9,839,559 (9,819,559 to 9,859,559)	9,979,559 (9,959,559 to 9,999,559)	10,119,559 (10,099,559 to 10,139,559)	10,259,559 (10,239,559 to 10,279,559)	10,399,559 (10,379,559 to 10,419,559)	10,539,559 (10,519,559 to 10,559,559)	10,679,559 (10,659,559 to 10,699,559)	10,819,559 (10,799,559 to 10,839,559)	10,959,559 (10,939,559 to 10,979,559)	11,099,559 (11,079,559 to 11,119,559)	11,239,559 (11,219,559 to 11,259,559)	11,379,559 (11,359,559 to 11,399,559)	11,519,559 (11,499,559 to 11,539,559)	11,659,559 (11,639,559 to 11,679,559)	11,799,559 (11,779,559 to 11,819,559)	11,939,559 (11,919,559 to 11,959,559)	12,079,559 (12,059,559 to 12,099,559)	12,219,559 (12,199,559 to 12,239,559)	12,359,559 (12,339,559 to 12,379,559)	12,499,559 (12,479,559 to 12,519,559)	12,639,559 (12,619,559 to 12,659,559)	12,779,559 (12,759,559 to 12,799,559)	12,919,559 (12,899,559 to 12,939,559)	13,059,559 (13,039,559 to 13,079,559)	13,199,559 (13,179,559 to 13,219,559)	13,339,559 (13,319,559 to 13,359,559)	13,479,559 (13,459,559 to 13,499,559)	13,619,559 (13,599,559 to 13,639,559)	13,759,559 (13,739,559 to 13,779,559)	13,899,559 (13,879,559 to 13,919,559)	14,039,559 (14,019,559 to 14,059,559)	14,179,559 (14,159,559 to 14,199,559)	14,319,559 (14,299,559 to 14,339,559)	14,459,559 (14,439,559 to 14,479,559)	14,599,559 (14,579,559 to 14,619,559)	14,739,559 (14,719,559 to 14,759,559)	14,879,559 (14,859,559 to 14,899,559)	15,019,559 (14,999,559 to 15,039,559)	15,159,559 (15,139,559 to 15,179,559)	15,299,559 (15,279,559 to 15,319,559)	15,439,559 (15,419,559 to 15,459,559)	15,579,559 (15,559,559 to 15,599,559)	15,719,559 (15,699,559 to 15,739,559)	15,859,559 (15,839,559 to 15,879,559)	15,999,559 (15,979,559 to 16,019,559)	16,139,559 (16,119,559 to 16,159,559)	16,279,559 (16,259,559 to 16,299,559)	16,419,559 (16,399,559 to 16,439,559)	16,559,559 (16,539,559 to 16,579,559)	16,699,559 (16,679,559 to 16,719,559)	16,839,559 (16,819,559 to 16,859,559)	16,979,559 (16,959,559 to 16,999,559)	17,119,559 (17,099,559 to 17,139,559)	17,259,559 (17,239,559 to 17,279,559)	17,399,559 (17,379,559 to 17,419,559)	17,539,559 (17,519,559 to 17,559,559)	17,679,559 (17,659,559 to 17,699,559)	17,819,559 (17,799,559 to 17,839,559)	17,959,559 (17,939,559 to 17,979,559)	18,099,559 (18,079,559 to 18,119,559)	18,239,559 (18,219,559 to 18,259,559)	18,379,559 (18,359,559 to 18,399,559)	18,519,559 (18,499,559 to 18,539,559)	18,659,559 (18,639,559 to 18,679,559)	18,799,559 (18,779,559 to 18,819,559)	18,939,559 (18,919,559 to 18,959,559)	19,079,559 (19,059,559 to 19,099,559)	19,219,559 (19,199,559 to 19,239,559)	19,359,559 (19,339,559 to 19,379,559)	19,499,559 (19,479,559 to 19,519,559)	19,639,559 (19,619,559 to 19,659,559)	19,779,559 (19,759,559 to 19,799,559)	19,919,559 (19,899,559 to 19,939,559)	20,059,559 (20,039,559 to 20,079,559)	20,199,559 (20,179,559 to 20,219,559)	20,339,559 (20,319,559 to 20,359,559)	20,479,559 (20,459,559 to 20,499,559)	20,619,559 (20,599,559 to 20,639,559)	20,759,559 (20,739,559 to 20,779,559)	20,899,559 (20,879,559 to 20,919,559)	21,039,559 (21,019,559 to 21,059,559)	21,179,559 (21,159,559 to 21,199,559)	21,319,559 (21,299,559 to 21,339,559)	21,459,559 (21,439,559 to 21,479,559)	21,599,559 (21,579,559 to 21,619,559)	21,739,559 (21,719,559 to 21,759,559)	21,879,559 (21,859,559 to 21,899,559)	22,019,559 (21,999,559 to 22,039,559)	22,159,559 (22,139,559 to 22,179,559)	22,299,559 (22,279,559 to 22,319,559)	22,439,559 (22,419,559 to 22,459,559)	22,579,559 (22,559,559 to 22,599,559)	22,719,559 (22,699,559 to 22,739,559)	22,859,559 (22,839,559 to 22,879,559)	22,999,559 (22,979,559 to 23,019,559)	23,139,559 (23,119,559 to 23,159,559)	23,279,559 (23,259,559 to 23,299,559)	23,419,559 (23,399,559 to 23,439,559)	23,559,559 (23,539,559 to 23,579,559)	23,699,559 (23,679,559 to 23,719,559)	23,839,559 (23,819,559 to 23,859,559)	23,979,559 (23,959,559 to 23,999,559)	24,119,559 (24,099,559 to 24,139,559)	24,259,559 (24,239,559 to 24,279,559)	24,399,559 (24,379,559 to 24,419,559)	24,539,559 (24,519,559 to 24,559,559)	24,679,559 (24,659,559 to 24,699,559)	24,819,559 (24,799,559 to 24,839,559)	24,959,559 (24,939,559 to 24,979,559)	25,099,559 (25,079,559 to 25,119,559)	25,239,559 (25,219,559 to 25,259,559)	25,379,559 (25,359,559 to 25,399,559)	25,519,559 (25,499,559 to 25,539,559)	25,659,559 (25,639,559 to 25,679,559)	25,799,559 (25,779,559 to 25,819,559)	25,939,559 (25,919,559 to 25,959,559)	26,079,559 (26,059,559 to 26,099,559)	26,219,559 (26,199,559 to 26,239,559)	26,359,559 (26,339,559 to 26,379,559)	26,499,559 (26,479,559 to 26,519,559)	26,639,559 (26,619,559 to 26,659,559)	26,779,559 (26,759,559 to 26,799,559)	26,919,559 (26,899,559 to 26,939,559)	27,059,559 (27,039,559 to 27,079,559)	27,199,559 (27,179,559 to 27,219,559)	27,339,559 (27,319,559 to 27,359,559)	27,479,559 (27,459,559 to 27,499,559)	27,619,559 (27,599,559 to 27,639,559)	27,759,559 (27,739,559 to 27,779,559)	27,899,559 (27,879,559 to 27,919,559)	28,039,559 (28,019,559 to 28,059,559)	28,179,559 (28,159,559 to 28,199,559)	28,319,559 (28,299,559 to 28,339,559)	28,459,559 (28,439,559 to 28,479,559)	28,599,559 (28,579,559 to 28,619,559)	28,739,559 (28,719,559 to 28,759,559)	28,879,559 (28,859,559 to 28,899,559)	29,019,559 (28,999,559 to 29,039,559)	29,159,559 (29,139,559 to 29,179,559)	29,299,559 (29,279,559 to 29,319,559)	29,439,559 (29,419,559 to 29,459,559)	29,579,559 (29,559,559 to 29,599,559)	29,719,559 (29,699,559 to 29,739,559)	29,859,559 (29,839,559 to 29,879,559)	29,999,559 (29,979,559 to 30,019,559)	30,139,559 (30,119,559 to 30,159,559)	30,279,559 (30,259,559 to 30,299,559)	30,419,559 (30,399,559 to 30,439,559)	30,559,559 (30,539,559 to 30,579,559)	30,699,559 (30,679,559 to 30,719,559)	30,839,559 (30,819,559 to 30,859,559)	30,979,559 (30,959,559 to 30,999,559)	31,119,559 (31,099,559 to 31,139,559)	31,259,559 (31,239,559 to 31,279,559)	31,399,559 (31,379,559 to 31,419,559)	31,539,559 (31,519,559 to 31,559,559)	31,679,559 (31,659,559 to 31,699,559)	31,819,559 (31,799,559 to 31,839,559)	31,959,559 (31,939,559 to 31,979,559)	32,099,559 (32,079,559 to 32,119,559)	32,239,559 (32,219,559 to 32,259,559)	32,379,559 (32,359,559 to 32,399,559)	32,519,559 (32,499,559 to 32,539,559)	32,659,559 (32,639,559 to 32,679,559)	32,799,559 (32,779,559 to 32,819,559)	32,939,559 (32,919,559 to 32,959,559)	33,079,559 (33,059,559 to 33,099,559)	33,219,559 (33,199,559 to 33,239,559)	33,359,559 (33,339,559 to 33,379,559)	33,499,559 (33,479,559 to 33,519,559)	33,639,559 (33,619,559 to 33,659,559)	33,779,559 (33,759,559 to 33,799,559)	33,919,559 (33,899,559 to 33,939,559)	34,059,559 (34,039,559 to 34,079,559)	34,199,559 (34,179,559 to 34,219,559)	34,339,559 (34,319,559 to 34,359,559)	34,479,559 (34,459,559 to 34,499,559)	34,619,559 (34,599,559 to 34,639,559)	34,759,559 (34,739,559 to 34,779,559)	34,899,559 (34,879,559 to 34,919,559)	35,039,559 (35,019,559 to 35,059,559)	35,179,559 (35,159,559 to 35,199,559)	35,319,559 (35,299,559 to 35,339,559)	35,459,559 (35,439,559 to 35,479,559)	35,599,559 (35,579,559 to 35,619,559)	35,739,559 (35,719,559 to 35,759,559)	35,879,559 (35,859,559 to 35,899,559)	36,019,559 (35,999,559 to 36,039,559)	36,159,559 (36,139,559 to 36,179,559)	36,299,559 (36,279,559 to 36,319,559)	36,439,559 (36,419,559 to 36,459,559)	36,579,559 (36,559,559 to 36,599,559)	36,719,559 (36,699,559 to 36,739,559)	36,859,559 (36,839,559 to 36,879,559)	36,999,559 (36,979,559 to 37,019,559)	37,139,559 (37,119,559 to 37,159,559)	37,279,559 (37,259,559 to 37,299,559)	37,419,559 (37,399,559 to 37,439,559)	37,559,559 (37,539,559 to 37,579,559)	37,699,559 (37,679,559 to 37,719,559)	37,839,559 (37,819,559 to 37,859,559)	37,979,559 (37,959,559 to 37,999,559)	38,119,559 (38,099,559 to 38,139,559)	38,259,559 (38,239,559 to 38,279,559)	38,399,559 (38,379,559 to 38,419,559)	38,539,559 (38,519,559 to 38,559,559)	38,679,559 (38,659,559 to 38,699,559)	38,819,559 (38,799,559 to 38,839,559)	38,959,559 (38,939,559 to 38,979,559)	39,099,559 (39,079,559 to 39,119,559)	39,239,559 (39,219,559 to 39,259,559)	39,379,559 (39,359,559 to 39,399,559)	39,519,559 (39,499,559 to 39,539,559)	39,659,559 (39,639,559 to 39,679,559)	39,799,559 (39,779,559 to 39,819,559)	39,939,559 (39,919,559 to 39,959,559)	40,079,559 (40,059,559 to 40,099,559)	40,219,559 (40,199,559 to 40,239,559)	40,359,559 (40,339,559 to 40,379,559)	40,499,559 (40,479,559 to 40,519,559)	40,639,559 (40,619,559 to 40,659,559)	40,779,559 (40,759,559 to 40,799,559)	40,919,559 (40,899,559 to 40,939,559)	41,059,559 (41,039,559 to 41,079,559)	41,199,559 (41,179,559 to 41,219,559)	41,339,559 (41,319,559 to 41,359,559)	41,479,559 (41,459,559 to 41,499,559)	41,619,559 (41,599,559 to 41,639,559)	41,759,559 (41,739,559 to 41,779,559)	41,899,559 (41,879,559 to 41,919,559)	42,039,559 (42,019,559 to 42,059,559)	42,179,559 (42,159,559 to 42,199,559)	42,319,559 (42,299,559 to 42,339,559)	42,459,559 (42,439,559 to 42,479,559)	42,599,559 (42,579,559 to 42,619,559)	42,739,559 (42,719,559 to 42,759,559)	42,879,559 (42,859,559 to 42,899,559)	43,019,559 (42,999,559 to 43,039,559)	43,159,559 (43,139,559 to 43,179,559)	43,299,559 (43,279,559 to 43,319,559)	43,439,559 (43,419,559 to 43,459,559)	43,579,559 (43,559,559 to 43,599,559)	43,719,559 (43,699,559 to 43,739,559)	43,859,559 (43,839,559 to 43,879,559)	43,999,559 (43,979,559 to 44,019,559)	44,139,559 (44,119,559 to 44,159,559)	44,279,559 (44,259,559 to 44,299,559)	44,419,559 (44,399,559 to 44,439,559)	44,559,559 (44,539,559 to 44,579,559)	44,699,559 (44,679,559 to 44,719,559)	44,839,559 (44,819,559 to 44,859,559)	44,979,559 (44,959,559 to 44,999,559)	45,119,559 (45,099,559 to 45,139,559)	45,259,559 (45,239,559 to 45,279,559)	45,399,559 (45,379,559 to 45,419,559)	45,539,559 (45,519,559 to 45,559,559)	45,679,559 (45,659,559 to 45,699,559)	45,819,559 (45,799,559 to 45,839,559)	45,959,559 (45,939,559 to 45,979,559)	46,099,559 (46,079,559 to 46,119,559)	46,239,559 (46,219,559 to 46,259,559)	46,379,559 (46,359,559 to 46,399,559)	46,519,559 (46,499,559 to 46,539,559)	46,659,559 (46,639,559 to 46,679,559)	46,799,559 (46,779,559 to 46,819,559)	46,939,559 (46,919,559 to 46,959,559)	47,079,559 (47,059,559 to 47,099,559)	47,219,559 (47,199,559 to 47,239,559)	47,359,559 (47,339,559 to 47,379,559)	47,499,559 (47,479,559 to 47,519,559)	47,639,559 (47,619,559 to 47,659,559)	47,779,559 (47,759,559 to 47,799,559)	47,919,559 (47,899,559 to 47,939,559)	48,059,559 (48,039,559 to 48,079,559)	48,199,559 (48,179,559 to 48,219,559)	48,339,559 (48,319,559 to 48,359,559)	48,479,559 (48,459,559 to 48,499,559)	48,619,559 (48,599,559 to 48,639,559)	48,759,559 (48,739,559 to 48,779,559)	48,899,559 (48,879,559 to 48,919,559)	49,039,559 (49,019,559 to 49,059,559)	49,179,559 (49,159,559 to 49,199,559)	49,319,559 (49,299,559 to 49,339,559)	49,459,559 (49,439,559 to 49,479,559)	49,599,559 (49,579,559 to 49,619,559)	49,739,559 (49,719,559 to 49,759,559)	49,879,559 (49,859,559 to 49,899,559)	50,019,559 (49,999,559 to 50,039,559)	50,159,559 (50,139,559 to 50,179,559)	50,299,559 (50,279,559 to 50,319,559)	50,439,559 (50,419,559 to 50,459,559)	50,579,559 (50,559,559 to 50,599,559)	50,719,559 (50,699,559 to 50,739,559)	50,859,559 (50,839,559 to 50,879,559)	50,999,559 (50,979,559 to 51,019,559)	51,139,559 (51,119,559 to 51,159,559)	51,279,559 (51,259,559 to 51,299,559)	51,419,559 (51,399,559 to 51,439,559)	51,559,559 (51,539,559 to 51,579,559)	51,699,559 (51,679,559 to 51,719,559)	51,839,559 (51,819,559 to 51,859,559)	51,979,559 (51,959,559 to 51,999,559)	52,119,559 (52,099,559 to 52,139,559)	52,259,559 (52,239,559 to 52,279,559)	52,399,559 (52,379,559 to 52,419,559)	52,539,559 (52,519,559 to 52,559,559)	52,679,559 (52,659,559 to 52,699,559)	52,819,559 (52,799,559 to 52,839,559)	52,959,559 (52,939,559 to 52,979,559)	53,099,559 (53,079,559 to 53,119,559)	53,239,559 (53,219,559 to 53,259,559)	53,379,559 (53,359,559 to 53,399,559)	53,519,559 (53,499,559 to 53,539,559)	53,659,559 (53,639,559 to 53,679,559)	53,799,559 (53,779,559 to 53,819,559)	53,939,559 (53,919,559 to 53,959,559)	54,079,559 (54,059,559 to 54,099,559)	54,219,559 (54,199,559 to 54,239,559)	54,359,559 (54,339,559 to 54,379,559)	54,499,559 (54,479,559 to 54,519,559)	54,639,559 (54,619,559 to 54,659,559)	54,779,559 (54,759,559 to 54,799,559)	54,919,559 (54,899,559 to 54,939,559)	55,059,559 (55,039,559 to 55,079,559)	55,199,559 (55,179,559 to 55,219,559)	55,339,559 (55,319,559 to 55,359,559)	55,479,559 (55,459,559 to 55,499,559)	55,619,559 (55,599,559 to 55,639,559)	55,759,559 (55,739,559 to 55,779,559)	55,899,559 (55,879,559 to 55,919,559)	56,039,559 (56,019,559 to 56,059,559)	56,179,559 (56,159,559 to 56,199,559)	56,319,559 (56,299,559 to 56,339,559)	56,459,559 (56,439,559 to 56,479,559)	56,599,559 (56,579,559 to 56,619,559)	56,739,559 (56,719,559 to 56,759,559)	56,879,559 (56,859,559 to 56,899,559)	57,019,559 (56,999,559 to 57,039,559)	57,159,559 (57,139,559 to 57,179,559)	57,299,559 (57,279,559 to 57,319,559)	57,439,559 (57,419,559 to 57,459,559)	57,579,559 (57,559,559 to 57,599,559)	57,719,559 (57,699,559 to 57,739,559)	57,859,559 (57,839,559 to 57,879,559)	57,999,559 (57,979,559 to 58,019,559)	58,139,559 (58,119,559 to 58,159,559)	58,279,559 (58,259,559 to 58,299,559)	58,419,559 (58,399,559 to 58,439,559)	58,559,559 (58,539,559 to 58,579,559)	58,699,559 (58,679,559 to 58,719,559)	58,839,559 (58,819,559 to 58,859,559)	58,979,559 (58,959,559 to 58,999,559)	59,119,559 (59,099,559 to 59,139,559)	59,259,559 (59,239,559 to 59,279,559)	59,399,559 (59,379,559 to 59,419,559)	59,539,559 (59,519,559 to 59,559,559)	59,679,559 (59,659,559 to 59,699,559)	59,819,559 (59,799,559 to 59,839,559)	59,959,559 (59,939,559 to 59,979,559)	60,099,559 (60,079,559 to 60,119,559)	60,239,559 (60,219,559 to 60,259,559)	60,379,559 (60,359,559 to 60,399,559)	60,519,559 (60,499,559 to 60,539,559)	60,659,559 (60,639,559 to 60,679,559)	60,799,559 (60,779,559 to 60,819,559)	60,939,559 (60,919,559 to 60,959,559)	61,079,559 (61,059,559 to 61,099,559)	61,219,559 (61,199,559 to 61,239,559)	61,359,559 (61,339,559 to 61,379,559)	61,499,559 (61,479,559 to 61,519,559)	61,639,559 (61,619,559 to 61,659,559)	61,779,559 (61,759,559 to 61,799,559)	61,919,559 (61,899,559 to 61,939,559)	62,059,559 (62,039,559 to 62,079,559)	62,199,559 (62,179,559 to 62,219,559)	62,339,559 (62,319,559 to 62,359,559)	62,479,559 (62,459,559 to 62,499,559)	62,619,559 (62,599,559 to 62,639,559)	62,759,559 (62,739,559 to 62,779,559)	62,899,559 (62,879,559 to 62,919,559)	63,039,559 (63,019,559 to 63,059,559)	63,179,559 (63,159,559 to 63,199,559)	63,319,559 (63,299,559 to 63,339,559)	63,459,559 (63,439,559 to 63,479,559)	63,599,559 (63,579,559 to 63,619,559)	63,739,559 (63,719,559 to 63,759,559)	63,879,559 (63,859,559 to 63,899,559)	64,019,559 (63,999,559 to 64,039,559)	64,159,559 (64,139,559 to 64,179,559)	64,299,559 (64,279,559 to 64,319,559)	64,439,559 (64,419,559 to 64,459,559)	64,579,559 (64,559,559 to 64,599,559)	64,719,559 (64,699,559 to 64,739,559)	64,859,559 (64,839,559 to 64,879,559)	64,999,559 (64,979,559 to 65,019,559)	65,139,559 (65,119,559 to 65,159,559)	65,279,559 (65,259,559 to 65,299,559)	65,419,559 (65,399,559 to 65,439,559)	65,559,559 (65,539,559 to 65,579,559)	65,699,559 (65,679,559 to 65,719,559)	65,839,559 (65,819,559 to 65,859,559)	65,979,559 (65,959,559 to 65,999,559)	66,119,559 (66,099,559 to 66,139,559)	66,259,559 (66,239,559 to 66,279,559)	66,399,559 (66,379,559 to 66,419,559)	66,539,559 (66,519,559 to 66,559,559)	66,679,559 (66,659,559 to 66,699,559)	66,819,559 (66,799,559 to 66,839,559)	66,959,559 (66,939,559 to 66,979,559)	67,099,559 (67,079,559 to 67,119,559)	67,239,559 (67,219,559 to 67,259,559)	67,379,559 (67,359,559 to 67,399,559)	67,519,559 (67,499,559 to 67,539,559)	67,659,559 (67,639,559 to 67,679,559)	67,799,559 (67,779,559 to 67,819,559)	67,939,559 (67,919,559 to 67,959,559)	68,079,559 (68,059,559 to 68,099,559)	68,219,559 (68,199,559 to 68,239,559)	68,359,559 (68,339,559 to 68,379,559)	68,499,559 (68,479,559 to 68,519,559)	68,639,559 (68,619,559 to 68,659,559)	68,779,559 (68,759,559 to 68,799,559)	68,919,559 (68,899,559 to 68,939,559)	69,059,559 (69,039,559 to 69,079,559)	69,199,559 (69,179,559 to 69,219,559)	69,339,559 (69,319,559 to 69,359,559)	69,479,559 (69,459,559 to 69,499,559)	69,619,559 (69,599,559 to 69,639,559)	69,759,559 (69,739,559 to 69,779,559)	69,899,559 (69,879,559 to 69,919,559)	70,039,559 (70,019,559 to 70,059,559)	70,179,559 (70,159,559 to 70,199,559)	70,319,559 (70,299,559 to 70,339,559)	70,459,559 (70,439,559 to 70,479,559)	70,599,559 (70,579,559 to 70,619,559)	70,739,559 (70,719,559 to 70,759,559)	70,879,559 (70,859,559 to 70,899,559)	71,019,559 (70,999,559 to 71,039,559)	71,159,559 (71,139,559 to 71,179,559)	71,299,559 (71,279,559 to 71,319,559)	71,439,559 (71,419,559 to 71,459,559)	71,579,559 (71,559,559 to 71,599,559)	71,719,559 (71,699,559 to 71,739,559)	71,859,559 (71,839,559 to 71,879,559)	71,999,559 (71,979,559 to 72,019,559)	72,139,559 (72,119,559 to 72,159,559)	72,279,559 (72,259,559 to 72,299,559)	72,419,559 (72,399,559 to 72,439,559)	72,559,559 (72,539,559 to 72,579,559)	72,699,559 (72,679,559 to 72,719,559)	72,839,559 (72,819,559 to 72,859,559)	72,979,559 (72,959,559 to 72,999,559)	73,119,559 (73,099,559 to 73,139,559)	73,259,559 (73,239,559 to 73,279,559)	73,399,559 (73,379,559 to 73,419,559)	73,539,559 (73,519,559 to 73,559,559)	73,679,559 (73,659,559 to 73,699,559)	73,819,559 (73,799,559 to 73,839,559)	73,959,559 (73,939,559 to 73,979,559)	74,099,559 (74,079,559 to 74,119,559)	74,239,559 (74,219,559 to 74,259,559)	74,379,559 (74,359,559 to 74,399,559)	74,519,559 (74,499,559 to 74,539,559)	74,659,559 (74,639,559 to 74,679,559)	74,799,559 (74,779,559 to 74,819,559)	74,939,559 (74,919,559 to 74,959,559)	75,079,559 (75,059,559 to 75,099,559)	75,219,559 (75,199,559 to 75,239,559)	75,359,559 (75,339,559 to 75,379,559)	75,499,559 (75,479,559 to 75,519,559)	75,639,559 (75,619,559 to 75,659,559)	75,779,559 (75,759,559 to 75,799,559)	75,919,559 (75,899,559 to 75,939,559)	76,059,559 (76,039,559 to 76,079,559)	76,199,559 (76,179,559 to 76,219,559)	76,339,559 (76,319,559 to 76,359,559)	76,479,559 (76,459,559 to 76,499,559)	76,619,559 (76,599,559 to 76,639,559)	76,759,559 (76,739,559 to 76,779,559)	76,899,559 (76,879,559 to 76,919,559)	77,039,559 (77,019,559 to 77,059,559)	77,179,559 (77,159,559 to 77,199,559)	77,319,559 (77,299,559 to 77,339,559)	77,459,559 (77,439,559 to 77,479,559)	77,599,559 (77,579,559 to 77,619,559)	77,739,559 (77,719,559 to 77,759,559)	77,879,559 (77,859,559 to 77,899,559)	78,019,559 (77,999,559 to 78,039,559)	78,159,559 (78,139,559 to 78,179,559)	78,299,559 (78,279,559 to 78,319,559)	78,439,559 (78,419,559 to 78,459,559)	78,579,559 (78,559,559 to 78,599,559)	78,719,559 (78,699,559 to 78,739,559)	78,859,559 (78,839,559 to 78,879,559)	78,999,559 (78,979,559 to 79,019,559)	79,139,559 (79,119,559 to 79,159,559)	79,279,559 (79,259,559 to 79,299,559)	79,419,559 (79,399,559 to 79,439,559)	79,559,559 (79,539,559 to 79,579,559)	79,699,559 (79,679,559 to 79,719,559)	79,839,559 (79,819,559 to 79,859,559)	79,979,559 (79,959,559 to 79,999,559)	80,119,559 (80,099,559 to 80,139,559)	80,259,559 (80,239,559 to 80,279,559)	80,399,559 (80,379,559 to 80,419,559)	80,539,559 (80,519,559 to 80,559,559)	80,679,559 (80,659,559 to 80,699,559)	80,819,559 (80,799,559 to 80,839,559)	80,959,559 (80,939,559 to 80,979,559)	81,099,559 (81,079,559 to 81,119,559)	81,239,559 (81,219,559 to 81,259,559)	81,379,559 (81,359,559 to 81,399,559)	81,519,559 (81,499,559 to 81,539,559)	81,659,559 (81,639,559 to 81,679,559)	81,799,559 (81,779,559 to 81,819,559)	81,939,559 (81,919,559 to 81,959,559)	82,079,559 (82,059,559 to 82,099,559)	82,219,559 (82,199,559 to 82,239,559)	82,359,559 (82,339,559 to 82,379,559)	82,499,559 (82,479,559 to 82,519,559)	82,639,559 (82,619,559 to 82,659,559)	82,779,559 (82,759,559 to 82,799,559)	82,919,559 (82,899,559 to 82,939,559)	83,059,559 (83,039,559 to 83,079,559)	83,199,559 (83,179,559 to 83,219,559)	83,339,559 (83,319,559 to 83,359,559)	83,479,559 (83,459,559 to 83,499,559)	83,619,559 (83,599,559 to 83,639,559)	83,759,559 (83,739,559 to 83,779,559)	83,899,559 (83,879,559 to 83,919,559)	84,039,559 (84,019,559 to 84,059,559)	84,179,559 (84,159,559 to 84,199,559)	84,319,559 (84,299,559 to 84,339,559)	84,459,559 (84,439,559 to 84,479,559)	84,599,559 (84,579,559 to 84,619,559)	84,739,559 (84,719,559 to 84,759,559)	84,879,559 (84,859,559 to 84,899,559)	85,019,559 (84,999,559 to 85,039,559)	85,159,559 (85,139,559 to 85,179,559)	85,299,559 (85,279,559 to 85,319,559)	85,439,559 (85,419,559 to 85,459,559)	85,579,559 (85,559,559 to 85,599,559)	85,719,559 (85,699,559 to 85,739,559)	85,859,559 (85,839,559 to 85,879,559)	85,999,559 (85,979,559 to 86,019,559)	86,139,559 (86,119,559 to 86,159,559)	86,279,559 (86,259,559 to 86,299,559)	86,419,559 (86,399,559 to 86,439,559)	86,559,559 (86,539,559 to 86,579,559)	86,699,559 (86,679,559 to 86,719,559)	86,839,559 (86,819,559 to 86,859,559)	86,979,559 (86,959,559 to 86,999,559)	87,119,559 (87,099,559 to 87,139,559)	87,259,559 (87,239,559 to 87,279,559)	87,399,559 (87,379,559 to 87,419,559)	87,539,559 (87,519,559 to 87,559,559)	87,679,559 (87,659,559 to 87,699,559)	87,819,559 (87,799,559 to 87,839,559)	87,959,559 (87,939,559 to 87,979,559)	88,099,559 (88,079,559 to 88,119,559)	88,239,559 (88,219,559 to 88,259,559)	88,379,559 (88,359,559 to 88,399,559)	88,519,559 (88,499,559 to 88,539,559)	88,659,559 (88,639,559 to 88,679,559)	88,799,559 (88,779,559 to 88,819,559)	88,939,559 (88,919,559 to 88,959,559)	89,079,559 (89,059,559 to 89,099,559)	89,219,559 (89,199,559 to 89,239,559)	89,359,559 (89,339,559 to 89,379,559)	89,499,559 (89,479,559 to 89,519,559)	89,639,559 (89,619,559 to 89,659,559)	89,779,559 (89,759,559 to 89,799,559)	89,919,559 (89,899,559 to 89,939,559)	90,059,559 (90,039,559 to 90,079,559)	90,199,559 (90,179,559 to 90,219,559)	90,339,559 (90,319,559 to 90,359,559)	90,479,559 (90,459,559 to 90,499,559)	90,619,559 (90,599,559 to 90,639,559)	90,759,559 (90,739,559 to 90,779,559)	90,899,559 (90,879,559 to 90,919,559)	91,039,559 (91,019,559 to 91,059,559)	91,179,559 (91,159,559 to 91,199,559)	91,319,559 (91,299,559 to 91,339,559)	91,459,559 (91,439,559 to 91,479,559)	91,599,559 (91,579,559 to 91,619,559)	91,739,559 (91,719,559 to 91,759,559)	91,879,559 (91,859,559 to 91,899,559)	92,019,559 (91,999,559 to 92,039,559)	92,159,559 (92,139,559 to 92,179,559)	92,299,559 (92,279,559 to 92,319,559)	92,439,559 (92,419,559 to 92,459,559)	92,579,559 (92,559,559 to 92,599,559)	92,719,559 (92,699,559 to 92,739,559)	92,859,559 (92,839,559 to 92,879,559)	92,999,559 (92,979,559 to 93,019,559)	93,139,559 (93,119,559 to 93,159,559)	93,279,559 (93,259,559 to 93,299,559)	93,419,559 (93,399,559 to 93,439,559)	93,559,559 (93,539,559 to 93,579,559)	93,699,559 (93,679,559 to 93,719,559)	93,839,559 (93,819,559 to 93,859,559)	93,979,559 (93,959,559 to 93,999,559)	94,119,559 (94,099,559 to 94,139,559)	94,259,559 (94,239,559 to 94,279,559)	94,399,559 (94,379,559 to 94,419,559)	94,539,559 (94,519,559 to 94,559,559)	94,679,559 (94,659,559 to 94,699,559)	94,819,559 (94,799,559 to 94,839,



Other transport injuries	3·8 (2·5 to 6·2)	2·8 (1·7 to 4·2)	19·6 (12·9 to 27·9)	155 (101 to 234)	173 (124 to 237)	354 (254 to 480)	1,120 (792 to 1,550)	1,260 (915 to 1,720)	1,210 (891 to 1,630)	1,470 (1,090 to 1,960)	1,400 (1,010 to 1,900)	1,750 (1,280 to 2,320)	2,000 (1,440 to 2,700)	1,730 (1,250 to 2,320)	1,290 (954 to 1,690)	1,270 (962 to 1,620)	1,030 (800 to 1,310)	666 (516 to 853)	466 (350 to 605)	328 (256 to 423)	141 (113 to 172)	38·1 (29·8 to 47·6)	6·9 (5·2 to 8·9)	17,900
Unintentional injuries	157 (117 to 213)	604 (435 to 811)	3,680 (2,610 to 5,040)	6,170 (4,800 to 7,670)	5,280 (4,130 to 6,630)	8,580 (6,720 to 10,800)	12,000 (9,450 to 15,100)	13,000 (10,100 to 16,700)	16,000 (12,500 to 20,800)	22,700 (17,600 to 29,800)	25,800 (20,300 to 33,900)	36,200 (28,400 to 47,400)	40,200 (31,300 to 51,800)	42,200 (33,100 to 53,900)	34,000 (26,500 to 43,500)	41,500 (32,000 to 53,700)	37,600 (28,500 to 48,800)	26,100 (19,800 to 34,100)	19,700 (15,100 to 26,100)	15,900 (11,900 to 20,900)	8,090 (6,030 to 10,600)	2,780 (2,060 to 3,700)	558 (418 to 745)	419,000
Falls	20·8 (15·6 to 27·5)	59·6 (42·5 to 82·3)	296 (214 to 404)	857 (658 to 1,100)	1,170 (845 to 1,630)	2,180 (1,540 to 3,050)	3,420 (2,540 to 4,610)	4,310 (3,150 to 5,880)	5,760 (4,270 to 7,860)	8,620 (6,400 to 11,700)	10,300 (7,790 to 13,800)	14,800 (11,200 to 19,600)	17,000 (13,000 to 22,100)	18,300 (14,000 to 23,500)	15,500 (12,000 to 20,000)	20,100 (15,500 to 26,000)	19,100 (14,400 to 24,700)	13,900 (10,600 to 18,100)	10,900 (8,260 to 14,300)	8,920 (6,680 to 11,900)	4,540 (3,400 to 6,010)	1,550 (1,140 to 2,060)	308 (229 to 410)	182,000
Drowning	13 (9·2 to 18·3)	23·2 (15·8 to 32·2)	164 (109 to 238)	1,160 (838 to 1,560)	1,110 (816 to 1,460)	2,020 (1,580 to 2,520)	2,540 (1,910 to 3,240)	1,640 (1,230 to 2,150)	1,520 (1,180 to 1,910)	1,710 (1,370 to 2,160)	1,760 (1,400 to 2,190)	2,370 (1,840 to 3,010)	2,270 (1,740 to 2,880)	2,390 (1,810 to 3,090)	1,750 (1,340 to 2,260)	1,650 (1,290 to 2,060)	1,300 (1,020 to 1,620)	760 (588 to 961)	456 (352 to 582)	287 (227 to 371)	126 (97·5 to 160)	34 (27 to 41·7)	6·1 (4·9 to 7·2)	27,100
Fire, heat, and hot substances	6·2 (4·6 to 8·4)	25·6 (18·4 to 34·4)	191 (132 to 269)	861 (617 to 1,190)	320 (240 to 416)	399 (291 to 547)	583 (419 to 800)	719 (525 to 987)	957 (702 to 1,300)	1,420 (1,010 to 2,020)	1,650 (1,210 to 2,270)	2,170 (1,550 to 3,010)	2,320 (1,740 to 3,160)	2,350 (1,720 to 3,200)	1,860 (1,370 to 2,560)	2,240 (1,620 to 3,100)	2,090 (1,570 to 2,880)	1,500 (1,120 to 2,060)	1,260 (936 to 1,700)	1,080 (823 to 1,420)	594 (464 to 768)	202 (156 to 265)	41·2 (31·5 to 53·6)	24,900
Poisonings	2·4 (1·6 to 3·4)	37·9 (23·5 to 57·4)	225 (143 to 344)	860 (552 to 1,260)	425 (305 to 568)	540 (388 to 733)	655 (487 to 883)	677 (500 to 903)	716 (534 to 940)	871 (642 to 1,150)	887 (657 to 1,180)	1,140 (837 to 1,520)	1,310 (949 to 1,760)	1,310 (970 to 1,740)	1,020 (759 to 1,340)	1,110 (828 to 1,490)	952 (718 to 1,250)	655 (514 to 809)	509 (389 to 660)	426 (344 to 519)	215 (164 to 275)	71·7 (55 to 90·3)	13·2 (10·2 to 16·5)	14,600
Poisoning by carbon monoxide	0·9 (0·5 to 1·4)	8·9 (4·2 to 16)	125 (70·4 to 201)	519 (323 to 809)	201 (134 to 292)	246 (163 to 353)	427 (288 to 628)	451 (311 to 646)	480 (330 to 663)	571 (393 to 793)	591 (410 to 826)	767 (523 to 1,080)	944 (647 to 1,340)	971 (665 to 1,350)	764 (539 to 1,050)	819 (576 to 1,140)	687 (487 to 948)	474 (367 to 600)	380 (278 to 517)	318 (250 to 395)	163 (118 to 216)	53·2 (39·3 to 69·5)	9·6 (7 to 12·3)	9,970
Poisoning by other means	1·5 (1 to 2·1)	29 (17·2 to 44·9)	100 (56·4 to 165)	341 (193 to 560)	224 (147 to 323)	295 (191 to 430)	229 (145 to 343)	225 (142 to 329)	236 (151 to 343)	300 (189 to 435)	296 (191 to 431)	377 (254 to 535)	364 (237 to 526)	344 (229 to 496)	254 (169 to 364)	296 (196 to 424)	265 (173 to 389)	182 (118 to 260)	129 (82·1 to 190)	108 (67·6 to 157)	52·6 (32·8 to 75·8)	18·5 (11·7 to 27·2)	3·6 (2·2 to 5·4)	4,670
Exposure to mechanical forces	3 (2·1 to 4·2)	10·9 (7·9 to 14·8)	95·1 (68·5 to 128)	544 (381 to 766)	957 (624 to 1,440)	1,650 (1,070 to 2,580)	2,340 (1,580 to 3,500)	3,030 (2,120 to 4,450)	3,780 (2,600 to 5,430)	5,500 (3,740 to 8,120)	6,120 (4,200 to 9,030)	8,580 (5,910 to 12,400)	9,110 (6,380 to 13,300)	9,290 (6,550 to 13,500)	7,420 (5,130 to 10,600)	9,210 (6,260 to 13,400)	8,450 (5,680 to 12,200)	5,770 (3,810 to 8,370)	4,160 (2,750 to 6,030)	3,250 (2,120 to 4,700)	1,640 (1,070 to 2,370)	578 (377 to 836)	116 (76·6 to 167)	91,600
Unintentional firearm injuries	0·1 (0·1 to 0·2)	0·6 (0·3 to 0·9)	4·2 (2·5 to 6·3)	18·4 (12·4 to 27)	13·3 (9·5 to 18·9)	21 (14·8 to 30·3)	38·8 (26 to 59·3)	68·2 (38·1 to 99)	66·5 (37·5 to 93·4)	77·1 (50·4 to 105)	80·7 (53·4 to 105)	99·7 (70·3 to 131)	99·8 (74 to 131)	97·7 (71·5 to 129)	71·4 (52·2 to 95·3)	84 (59·8 to 111)	76·3 (54·2 to 101)	54·8 (38·4 to 73·6)	41·4 (29 to 56·4)	34 (23·5 to 46·6)	18·5 (12·9 to 25·5)	7·2 (5·1 to 10·1)	1·7 (1·2 to 2·4)	1,080
Other exposure to mechanical forces	2·9 (2 to 4)	10·4 (7·5 to 14)	90·9 (65·5 to 123)	526 (365 to 745)	943 (614 to 1,430)	1,630 (1,050 to 2,560)	2,300 (1,550 to 3,440)	2,970 (2,050 to 4,360)	3,710 (2,540 to 5,360)	5,430 (3,670 to 8,030)	6,040 (4,130 to 8,930)	8,480 (5,840 to 12,300)	9,010 (6,310 to 13,100)	9,190 (6,470 to 13,300)	7,350 (5,060 to 10,500)	9,120 (6,180 to 13,300)	8,380 (5,600 to 12,100)	5,710 (3,770 to 8,300)	4,120 (2,710 to 5,970)	3,210 (2,090 to 4,650)	1,620 (1,060 to 2,350)	570 (372 to 826)	114 (74·9 to 165)	90,500
Adverse effects of medical treatment	17·7 (11·3 to 25)	17·1 (11·9 to 22·9)	54 (38·5 to 76·5)	89·3 (61·3 to 132)	45·3 (32 to 64·8)	42·2 (30·3 to 56·9)	55·5 (40·8 to 75·5)	61·7 (43·5 to 84·7)	73·1 (52·4 to 98)	96 (69 to 132)	123 (90·5 to 164)	185 (134 to 245)	229 (165 to 314)	272 (196 to 375)	253 (185 to 336)	350 (255 to 474)	340 (251 to 461)	251 (186 to 356)	205 (155 to 294)	173 (130 to 254)	111 (84·8 to 143)	42·5 (31·9 to 54·8)	12·1 (8·7 to 16)	3,100
Animal contact	1·6 (1 to 2·5)	3·5 (2 to 5·5)	13·6 (9·6 to 18·8)	77·5 (54·4 to 107)	117 (80·6 to 174)	157 (108 to 222)	159 (111 to 216)	150 (105 to 208)	166 (116 to 226)	228 (163 to 306)	243 (176 to 322)	332 (243 to 455)	382 (273 to 508)	412 (305 to 543)	305 (226 to 407)	408 (302 to 551)	334 (242 to 458)	237 (175 to 312)	174 (128 to 236)	130 (93·1 to 178)	66·7 (48·1 to 91)	21·8 (15·4 to 30·8)	4·2 (3 to 6)	4,120
Venomous animal contact	0·1 (0 to 0·1)	0·5 (0·3 to 0·9)	4·6 (3·1 to 6·7)	27 (16 to 42·3)	53·9 (32·8 to 85·9)	81·4 (50·1 to 121)	82·3 (53 to 118)	82·2 (52·6 to 119)	91·2 (59·7 to 130)	130 (88·2 to 181)	136 (95·9 to 187)	183 (130 to 254)	186 (128 to 254)	169 (119 to 233)	119 (82·1 to 164)	155 (108 to 220)	123 (84·2 to 171)	82·6 (55·5 to 115)	58·3 (39·5 to 82·3)	47·4 (32·6 to 66·1)	24·5 (16·5 to 34·3)	8·3 (5·6 to 11·9)	1·7 (1·2 to 2·4)	1,850
Non-venomous animal contact	1·5 (0·9 to 2·4)	2·9 (1·6 to 4·8)	9 (6·2 to 12·7)	50·6 (35·7 to 70·4)	63·2 (43·7 to 94·3)	75·4 (51·5 to 114)	76·3 (50·8 to 113)	67·8 (45·1 to 99·2)	75·2 (49 to 107)	98·4 (65·3 to 144)	108 (71·7 to 157)	149 (98·6 to 216)	196 (131 to 275)	243 (171 to 334)	186 (133 to 255)	253 (178 to 345)	211 (150 to 296)	154 (110 to 209)	115 (82·2 to 161)	82·2 (57·1 to 116)	42·2 (29·9 to 59·4)	13·5 (9·4 to 19·6)	2·5 (1·7 to 3·8)	2,280
Foreign body	65·3 (46·8 to 90·3)	400 (274 to 550)	2,470 (1,660 to 3,550)	1,110 (831 to 1,440)	397 (308 to 496)	517 (403 to 650)	589 (458 to 750)	645 (508 to 816)	879 (700 to 1,070)	1,340 (1,080 to 1,650)	1,570 (1,270 to 1,910)	2,270 (1,810 to 2,800)	2,730 (2,150 to 3,380)	3,150 (2,430 to 4,010)	2,360 (1,840 to 2,930)	2,390 (1,920 to 2,920)	1,600 (1,290 to 1,990)	852 (690 to 1,040)	483 (389 to 593)	332 (268 to 407)	151 (124 to 182)	58·5 (46·8 to 72·6)	13·5 (10·7 to 16·5)	26,400
Pulmonary aspiration and foreign body in airway	65 (46·5 to 89·9)	399 (273 to 550)	2,460 (1,650 to 3,540)	1,030 (768 to 1,360)	297 (225 to 378)	388 (291 to 492)	452 (343 to 582)	495 (378 to 644)	706 (557 to 876)	1,100 (874 to 1,390)	1,320 (1,050 to 1,650)	1,950 (1,520 to 2,490)	2,410 (1,860 to 3,040)	2,840 (2,130 to 3,710)	2,120 (1,630 to 2,720)	2,100 (1,640 to 2,590)	1,330 (1,050 to 1,690)	662 (525 to 832)	341 (268 to 428)	217 (170 to 272)	90·5 (74·9 to 107)	35·9 (27·5 to 45·1)	8·6 (6·7 to 10·5)	22,800
Foreign body in eyes	0 (0 to 0·1)	0·1 (0 to 0·3)	2·4 (0·7 to 5·5)	14·2 (4·2 to 31·8)	24·2 (7 to 55)	34·9 (10·6 to 84·2)	42 (13·2 to 96·2)	50·5 (15·9 to 113)	58·8 (21·2 to 124)	76·1 (27·3 to 159)	73·7 (28·5 to 151)	88·6 (38·4 to 178)	83·2 (40 to 158)	74·8 (39·4 to 135)	54·3 (31 to 89·2)	66 (39 to 104)	60 (37 to 89·5)	41·2 (26·7 to 60·8)	31·6 (20·4 to 46·2)	26·2 (17·3 to 38·4)	13·7 (9·2 to 19·8)	5 (3·4 to 7)	1 (0·7 to 1·4)	923
Foreign body in other body part	0·3 (0·2 to 0·5)	0·7 (0·4 to 1·1)	9·6 (5·8 to 15·4)	57·7 (38·5 to 84·1)	75 (48 to 112)	94·3 (62·4 to 138)	95·4 (65·8 to 138)	100 (68·8 to 144)	114 (78·6 to 163)	161 (111 to 229)	173 (120 to 243)	226 (158 to 312)	232 (162 to 325)	232 (164 to 325)	181 (127 to 252)	229 (159 to 323)	212 (148 to 299)	149 (104 to 209)	111 (76·9 to 155)	89·4 (62·1 to 126)	46·7 (31·8 to 67·3)	17·6 (12·1 to 25·1)	3·9 (2·7 to 5·6)	2,610
Environmental heat and cold exposure	10·8 (7·3 to 15·8)	6·7 (4·4 to 9·4)	20·1 (14·2 to 27·9)	51·2 (39 to 65·1)	47·7 (35·8 to 63·1)	79·1 (59·4 to 103)	173 (129 to 224)	235 (178 to 309)	309 (236 to 393)	457 (357 to 583)	577 (457 to 731)	1,030 (795 to 1,330)	1,310 (994 to 1,680)	1,510 (1,120 to 1,950)	1,210 (916 to 1,590)	1,340 (1,010 to 1,730)	992 (770 to 1,290)	565 (435 to 720)	372 (297 to 468)	286 (227 to 353)	131 (102 to 162)	34·2 (26·6 to 43·5)	5·7 (4·2 to 7·3)	10,800
Exposure to forces of nature	0 (0 to 0)	0 (0 to 0)	0 (0 to 0)	0·1 (0 to 0·1)	0·2 (0·1 to 0·3)	0·6 (0·4 to 0·8)	1·1 (0·8 to 1·6)	2 (1·5 to 2·9)	3 (2·2 to 4·2)	5·7 (4·2 to 8)	5·3 (3·8 to 7·4)	6·9 (5 to 9·3)	5·5 (4 to 7·3)	5 (3·7 to 6·8)	3·7 (2·7 to 5)	4·3 (3·1 to 5·7)	3·7 (2·7 to 4·8)	2·5 (1·8 to 3·3)	1·8 (1·4 to 2·4)	1·5 (1·1 to 2)	0·7 (0·5 to 1)	0·3 (0·2 to 0·4)	0·1 (0 to 0·1)	53·9
Other unintentional injuries	16·3 (9·6 to 26·9)	19·2 (11·8 to 28·7)	148 (110 to 195)	567 (412 to 778)	682 (454 to 1,010)	982 (713 to 1,390)	1,470 (1,110 to 1,980)	1,540 (1,160 to 2,080)	1,840 (1,360 to 2,500)	2,440 (1,760 to 3,370)	2,610 (1,900 to 3,570)	3,290 (2,400 to 4,470)	3,480 (2,580 to 4,680)	3,180 (2,290 to 4,350)	2,400 (1,700 to 3,340)	2,750 (1,890 to 3,910)	2,440 (1,650 to 3,500)	1,630 (1,090 to 2,360)	1,210 (811 to 1,760)	982 (648 to 1,450)	516 (342 to 755)	184 (122 to 266)	37·5 (25·1 to 54·4)	34,400
Self-harm and interpersonal violence	118 (78 to 166)	16·9 (11·8 to 23·3)	84 (60·7 to 118)	206 (155 to 269)	225 (181 to 276)	1,230 (964 to 1,560)	4,720 (3,790 to 5,830)	6,410 (5,140 to 7,970)	7,530 (6,150 to 9,270)	9,620 (7,860 to 11,600)	9,830 (7,970 to 12,000)	12,800 (10,100 to 15,800)	13,700 (10,700 to 17,300)	12,600 (9,890 to 15,800)	8,670 (6,770 to 10,900)	8,260 (6,570 to 10,100)	6,180 (4,990 to 7,540)	3,720 (3,080 to 4,500)	2,240 (1,860 to 2,670)	1,410 (1,170 to 1,660)	665 (552 to 781)	192 (158 to 224)	32·8 (26·7 to 39·1)	110,000
Self-harm	0 (0 to 0)	0 (0 to 0)	0 (0 to 0)	0 (0 to 0)	0 (0 to 0)	835 (593 to 1,130)	3,730 (2,900 to 4,710)	4,910 (3,780 to 6,260)	5,690 (4,510 to 7,250)	7,270 (5,730 to 9,090)	7,430 (5,890 to 9,380)	9,820 (7,430 to 12,600)	10,700 (8,140 to 13,900)	9,970 (7,520 to 13,000)	6,780 (5,100 to 8,920)	6,320 (4,830 to 7,870)	4,610 (3,590 to 5,810)	2,740 (2,190 to 3,410)	1,570 (1,270 to 1,950)	975 (793 to 1,170)	458 (372 to 550)	123 (98·3 to 146)	17·4 (13·8 to 21·1)	84,000
Self-harm by firearm	0 (0 to 0)	0 (0 to 0)	0 (0 to 0)	0 (0 to 0)	0 (0 to 0)	6·5 (4·1 to 11·3)	30·5 (19·7 to 48·4)	62·1 (37·9 to 103)	53·8 (33·2 to 85·4)	58·2 (36·5 to 86·7)	42 (26·6 to 63·6)	64·5 (41·6 to 95·2)	56·1 (36·4 to 87·6)	44·6 (29·8 to 65·9)	31·7 (22·7 to 45·4)	39·6 (29·8 to 52·8)	32·6 (24·5 to 42·1)	23·4 (17·9 to 30·2)	18 (13·5 to 23·2)	14·4 (10·8 to 19)	7·3 (5·5 to 9·5)	2·3 (1·8 to 3·1)	0·5 (0·3 to 0·6)	588
Self-harm by other specified means	0 (0 to 0)	0 (0 to 0)	0 (0 to 0)	0 (0 to 0)	0 (0 to 0)	829 (589 to 1,120)	3,700 (2,870 to 4,640)	4,850 (3,730 to 6,180)	5,640 (4,470 to 7,190)	7,210 (5,690 to 9,020)	7,390 (5,860 to 9,340)	9,760 (7,390 to 12,500)	10,700 (8,110 to 13,800)	9,920 (7,490 to 12,900)	6,750 (5,070 to 8,870)	6,290 (4,790 to 7,830)	4,580 (3,560 to 5,770)	2,720 (2,170 to 3,390)	1,550 (1,250 to 1,930)	961 (780 to 1,160)	451 (366 to 543)	121 (96·2 to 143)	16·9 (13·4 to 20·6)	83,400
Interpersonal violence	118 (78 to 166)	16·9 (11·8 to 23·3)	82·1 (59 to 116)	192 (142 to 254)	217 (173 to 268)	387 (300 to 483)	987 (781 to 1,210)	1,490 (1,200 to 1,840)	1,820 (1,490 to 2,220)	2,330 (1,890 to 2,820)	2,370 (1,960 to 2,860)	2,910 (2,340 to 3,490)	2,820 (2,250 to 3,470)	2,470 (1,990 to 3,030)	1,770 (1,420 to 2,170)	1,830 (1,490 to 2,220)	1,480 (1,190 to 1,810)	929 (761 to 1,130)	638 (519 to 784)	419 (328 to 528)	201 (159 to 257)	66·9 (52·1 to 87·1)	15·1 (11·6 to 19·2)	25,600
Physical violence by firearm	5·5 (3·6 to 7·8)	1·8 (1·3 to 2·5)	6·8 (4·9 to 9·7)	8·4 (6·1 to 11·4)	12·5 (9·3 to 16·7)	16·8 (12·2 to 22·4)	34 (26 to 44)	86·3 (62·9 to 113)	84 (64·4 to 109)	101 (79·3 to 126)	116 (91·7 to 146)	102 (80·4 to 126)	76·5 (60·6 to 94·6)	59·9 (47·4 to 73·8)	42·5 (33·2 to 52)	45·5 (36·2 to 56)	30·7 (24 to 38·3)	18·9 (14·4 to 24)	11·6 (8·7 to 15)	10·2 (7·9 to 13·1)	5·6 (4·3 to 7·3)	2 (1·5 to 2·5)	0·5 (0·4 to 0·6)	879
Physical violence by sharp object	11·1 (6·7 to 17·1)	1·1 (0·8 to 1·4)	10·4 (7·5 to 14·3)	35 (25·5 to 47·1)	45·4 (33·5 to 61·1)	68·2 (50·4 to 88·8)	362 (271 to 478)	553 (402 to 737)	635 (483 to 832)	736 (570 to 923)	785 (608 to 992)	863 (666 to 1,100)	778 (589 to 995)	616 (474 to 777)	456 (353 to 582)	444 (356 to 554)	333 (267 to 411)	200 (162 to 247)	131 (107 to 160)	72·8 (56·7 to 90·7)	35 (27 to 44·3)	14·6 (11·3 to 18·5)	5·4 (4·3 to 6·7)	7,190
Sexual violence	0 (0 to 0)	0 (0 to 0)	0 (0 to 0)	4·3 (2·4 to 7)	34·5 (20·3 to 54·7)	82·7 (47·3 to 129)	164 (93·4 to 259)	229 (134 to 345)	254 (142 to 409)	318 (176 to 507)	304 (173 to 489)	335 (192 to 550)	256 (149 to 433)	173 (96·5 to 287)	92·7 (53·4 to 151)	96 (59·2 to 143)	86·2 (53·8 to 130)	58·4 (36·6 to 87·2)	43·3 (28·1 to 63·6)	34·9 (22·4 to 52)	14·2 (8·1 to 22·7)	2·1 (1·3 to 3·4)	0·1 (0 to 0·1)	2,580
Physical violence by other means	102 (67·2 to 143)	14 (9·7 to 19·4)	64·8 (46·1 to 92·2)	144 (104 to 194)	125 (95·6 to 160)	220 (161 to 285)	426 (321 to 547)	622 (484 to 794)	852 (665 to 1,080)	1,180 (928 to 1,470)	1,170 (933 to 1,450)	1,610 (1,270 to 2,000)	1,710 (1,340 to 2,130)	1,630 (1,290 to 2,020)	1,180 (929 to 1,460)	1,240 (991 to 1,540)	1,030 (807 to 1,290)	653 (518 to 819)	452 (358 to 566)	301 (230 to 393)	146 (111 to 191)	48·1 (35·7 to 64·4)	9·2 (6·7 to 12·4)	14,900
Conflict and terrorism	0 (0 to 0)	0 (0 to 0)	0 (0 to 0)	0 (0 to 0)	0·1 (0 to 0·2)	0·1 (0·1 to 0·2)	0·3 (0·2 to 0·5)	2·8 (1·6 to 5)	6·2 (3·8 to 10·7)	12·6 (7·8 to 20·9)	24·6 (15·2 to 40·1)	41 (24·8 to 65·1)	136 (83·3 to 222)	188 (120 to 295)	124 (82·4 to 186)	102 (68·3 to 151)	78·7 (52·5 to 116)	45·1 (30·1 to 64·7)	25 (16·3 to 37·2)	14 (9·2 to 20·4)	5·6 (3·6 to 8)	1·7 (1·1 to 2·4)	0·3 (0·2 to 0·4)	808

SR Table 2c. Nosmbra DALYS by cause and sex group for both sexes with 95% uncertainty intervals, 2019

Cause	Both Neonatal	Late Neonatal	Post Neonatal	1 to 4	5 to 9	10 to 14	15 to 19	20 to 24	25 to 29	30 to 34	35 to 39	40 to 44	45 to 49	50 to 54	55 to 59	60 to 64	65 to 69	70 to 74	75 to 79	80 to 84	85 to 89	90 to 94	95 plus	Total
All causes	15,900 (15,600 to 21,000)	6,170 (3,260 to 9,300)	8,690 (6,000 to 15,300)	2,900 (2,770 to 4,400)	6,780 (6,300 to 9,200)	9,250 (8,790 to 9,800)	14,400 (11,900 to 17,300)	17,200 (13,900 to 22,900)	19,700 (15,400 to 27,000)	21,400 (17,000 to 28,900)	22,600 (18,000 to 30,900)	22,600 (17,900 to 31,200)	23,700 (17,600 to 32,000)	23,100 (17,600 to 31,000)	22,700 (16,000 to 32,200)	19,200 (13,100 to 30,700)	14,100 (7,980 to 29,100)	7,288 (4,070 to 14,700)	4,470 (2,700 to 8,300)	2,430 (1,290 to 4,900)	1,100 (566 to 1,980)	304 (168 to 550)	99.7 (50 to 187.2)	282,000
Communicable, maternal, neonatal, and nutritional diseases	15,900 (12,200 to 19,400)	3,740 (2,550 to 5,400)	6,800 (5,090 to 9,020)	2,360 (2,260 to 4,810)	3,960 (3,270 to 5,400)	3,770 (2,900 to 4,670)	6,490 (5,060 to 8,020)	9,550 (6,550 to 15,200)	9,690 (7,230 to 12,900)	12,100 (9,290 to 16,000)	13,000 (9,630 to 17,900)	12,000 (8,710 to 16,200)	11,900 (7,630 to 16,100)	9,960 (7,020 to 13,700)	7,690 (5,400 to 10,300)	5,850 (3,960 to 8,060)	4,130 (2,660 to 6,080)	2,660 (1,590 to 3,990)	1,770 (1,060 to 2,720)	1,040 (553 to 1,510)	696 (322 to 997)	271 (202 to 350)	77.6 (56.9 to 99.2)	174 (124 to 231.2)	134,000
HIV/AIDS and sexually transmitted infections	685 (212 to 1,490)	120 (27.7 to 289)	824 (277 to 2,090)	986 (264 to 1,960)	482 (205 to 713)	727 (404 to 1,200)	1,630 (1,020 to 3,640)	2,280 (1,190 to 4,990)	3,990 (2,190 to 8,960)	6,140 (3,660 to 10,200)	7,600 (4,550 to 12,000)	7,130 (4,600 to 10,600)	6,770 (3,670 to 9,420)	5,770 (2,450 to 9,360)	3,770 (1,360 to 7,060)	2,170 (642 to 5,060)	1,040 (266 to 2,760)	412 (71 to 1,170)	196 (36 to 596)	64.2 (11 to 210)	9.6 (1.6 to 34.6)	0.7 (0.1 to 3.1)	0.2 (0 to 0.6)	49,800
HIV/AIDS	0 (0 to 0)	0 (0 to 0)	662 (229 to 2,010)	590 (248 to 1,580)	266 (96 to 736)	133 (49 to 353)	1,930 (1,010 to 5,000)	2,340 (1,260 to 6,080)	3,940 (2,080 to 9,660)	6,100 (3,650 to 10,100)	7,470 (4,700 to 12,000)	7,130 (4,600 to 10,600)	6,760 (3,660 to 9,400)	5,750 (2,440 to 9,350)	3,750 (1,360 to 7,050)	2,160 (639 to 5,050)	1,030 (265 to 2,750)	411 (71 to 1,170)	195 (36 to 594)	63 (10 to 209)	9.1 (1.5 to 34)	0.6 (0.1 to 2.9)	0.2 (0 to 0.6)	44,600
HIV/AIDS - Drug-susceptible Tuberculosis	0 (0 to 0)	0 (0 to 0)	60.4 (21 to 142)	69.3 (26 to 171)	43.7 (16 to 112)	20.1 (7 to 49)	263 (96 to 653)	343 (120 to 850)	1,060 (370 to 2,630)	2,020 (710 to 5,020)	2,920 (1,020 to 7,250)	3,020 (1,060 to 7,500)	3,020 (1,060 to 7,500)	2,660 (930 to 6,610)	1,760 (620 to 4,370)	1,060 (372 to 2,630)	504 (177 to 1,250)	201 (71 to 499)	95.1 (33 to 236)	30.8 (10.8 to 76.5)	4.4 (1.5 to 11)	0.3 (0.1 to 0.8)	0 (0 to 0)	11,300
HIV/AIDS - Multidrug-resistant Tuberculosis without extensive	0 (0 to 0)	0 (0 to 0)	0.1 (0 to 0.4)	0.1 (0 to 0.3)	0 (0 to 0.1)	0 (0 to 0.1)	0.1 (0 to 0.4)	0.2 (0 to 0.6)	0.4 (0 to 1.2)	0.7 (0 to 2.1)	1.1 (0 to 3.2)	1.2 (0 to 3.5)	1.2 (0 to 3.5)	1.1 (0 to 3.2)	0.8 (0 to 2.3)	0.5 (0 to 1.5)	0.3 (0 to 0.9)	0.2 (0 to 0.6)	0.1 (0 to 0.4)	0 (0 to 0.2)	0 (0 to 0.1)	0 (0 to 0)	0 (0 to 0)	4.9
HIV/AIDS - Extensively drug-resistant Tuberculosis	0 (0 to 0)	0 (0 to 0)	0.1 (0 to 0.2)	0 (0 to 0)	0 (0 to 0)	0 (0 to 0)	0 (0 to 0.1)	0 (0 to 0.1)	0.1 (0 to 0.2)	0.1 (0 to 0.3)	0.2 (0 to 0.4)	0.2 (0 to 0.4)	0.2 (0 to 0.4)	0.2 (0 to 0.4)	0.1 (0 to 0.3)	0.1 (0 to 0.2)	0 (0 to 0.1)	0 (0 to 0.1)	0 (0 to 0.1)	0 (0 to 0.1)	0 (0 to 0)	0 (0 to 0)	0 (0 to 0)	1.3
HIV/AIDS resulting in other diseases	0 (0 to 0)	0 (0 to 0)	599 (193 to 2,000)	521 (181 to 1,500)	222 (77 to 640)	113 (39 to 326)	1,660 (600 to 3,110)	1,990 (720 to 3,730)	3,000 (1,080 to 5,620)	4,080 (1,470 to 7,650)	4,550 (1,640 to 8,520)	4,110 (1,480 to 7,700)	3,740 (1,350 to 7,000)	3,090 (1,110 to 5,790)	1,990 (717 to 3,730)	1,100 (396 to 2,060)	526 (189 to 985)	210 (75 to 394)	100 (36 to 187)	32.7 (11.8 to 61.2)	4.7 (1.7 to 8.8)	0.3 (0.1 to 0.6)	0 (0 to 0)	23,100
Sexually transmitted infections excluding HIV	685 (212 to 1,490)	120 (27.7 to 289)	162 (27.1 to 1,000)	396 (17.4 to 1,100)	216 (7.4 to 1,010)	594 (1.3 to 2,300)	1,630 (4.2 to 4,600)	2,280 (5.6 to 8,910)	3,990 (14 to 16,100)	6,140 (21.1 to 24,100)	7,600 (29.1 to 30,000)	7,130 (28.6 to 28,100)	6,770 (29.3 to 26,600)	5,770 (24.2 to 22,800)	3,770 (16.1 to 14,900)	2,170 (8.9 to 8,110)	1,040 (4.2 to 3,900)	412 (2.1 to 1,500)	196 (0.9 to 703)	64.2 (0.3 to 230)	9.6 (0.1 to 34.2)	0.7 (0 to 2.6)	0.2 (0 to 0.6)	49,800
Syphilis	0 (0 to 0)	0 (0 to 0)	127 (27.2 to 435)	175 (22.6 to 716)	64 (7.1 to 178)	7.7 (0.9 to 23.2)	42 (4.6 to 129)	29 (3.2 to 89)	17 (1.9 to 52)	11 (1.2 to 34)	7.1 (0.8 to 21.8)	5.3 (0.6 to 16.2)	3.7 (0.4 to 11.3)	2.2 (0.2 to 6.8)	1.2 (0.1 to 3.7)	0.6 (0.1 to 1.8)	0.3 (0 to 0.9)	0.1 (0 to 0.5)	0.1 (0 to 0.2)	0 (0 to 0.1)	0 (0 to 0)	0 (0 to 0)	0 (0 to 0)	1,300
Chlamydial infection	0 (0 to 0)	0 (0 to 0)	0 (0 to 0)	0 (0 to 0)	0 (0 to 0)	0.1 (0 to 0.4)	1.6 (0.2 to 5.6)	6.4 (0.8 to 21)	29 (3.7 to 94)	73 (9.4 to 230)	140 (18 to 440)	180 (23 to 560)	190 (24 to 590)	170 (22 to 530)	130 (16 to 410)	90 (11 to 280)	53 (6.8 to 170)	29 (3.7 to 92)	15 (1.9 to 48)	6.9 (0.9 to 22)	1.1 (0.1 to 3.6)	0.1 (0 to 0.3)	0 (0 to 0)	24.7
Gonococcal infection	0 (0 to 0)	0 (0 to 0)	0 (0 to 0)	0 (0 to 0)	0 (0 to 0)	0.6 (0 to 2.4)	4.7 (0.6 to 16)	7.6 (0.9 to 25)	7.6 (0.9 to 25)	5.2 (0.6 to 17)	3.7 (0.4 to 12)	2.5 (0.3 to 8.1)	1.8 (0.2 to 5.8)	1.1 (0.1 to 3.6)	0.6 (0.1 to 1.8)	0.3 (0 to 0.9)	0.2 (0 to 0.5)	0.1 (0 to 0.3)	0.1 (0 to 0.2)	0 (0 to 0.1)	0 (0 to 0)	0 (0 to 0)	0 (0 to 0)	39.6
Trichomoniasis	0 (0 to 0)	0 (0 to 0)	0 (0 to 0)	0 (0 to 0)	0 (0 to 0)	0.1 (0 to 0.4)	2.2 (0.3 to 7.6)	7.4 (0.9 to 24)	13.4 (1.6 to 43)	13.1 (1.6 to 42)	9.2 (1.1 to 29)	5.9 (0.7 to 19)	3.6 (0.4 to 11)	2.2 (0.2 to 6.9)	1.3 (0.1 to 4.1)	0.7 (0.1 to 2.1)	0.4 (0 to 1.2)	0.2 (0 to 0.6)	0.1 (0 to 0.3)	0 (0 to 0.1)	0 (0 to 0)	0 (0 to 0)	0 (0 to 0)	93.1
Genital herpes	0 (0 to 0)	0 (0 to 0)	0 (0 to 0)	0 (0 to 0)	0 (0 to 0)	0.1 (0 to 0.3)	0.8 (0.1 to 2.8)	2.5 (0.3 to 8.1)	4.5 (0.5 to 14)	4.4 (0.5 to 14)	3.1 (0.4 to 9.8)	2 (0.2 to 6.3)	1.2 (0.1 to 3.9)	0.7 (0.1 to 2.3)	0.4 (0 to 1.4)	0.2 (0 to 0.8)	0.1 (0 to 0.4)	0.1 (0 to 0.2)	0 (0 to 0.1)	0 (0 to 0)	0 (0 to 0)	0 (0 to 0)	0 (0 to 0)	39.5
Other sexually transmitted infections	0 (0 to 0)	0 (0 to 0)	0 (0 to 0)	0 (0 to 0)	0 (0 to 0)	0.5 (0 to 2)	8.5 (2.6 to 14.5)	8.5 (3.5 to 20.3)	8.2 (4.4 to 19.4)	10.4 (6.6 to 17.4)	7.9 (4.2 to 14.1)	5.2 (2.8 to 7.8)	3.2 (1.8 to 4.7)	1.9 (1.1 to 2.8)	1.1 (0.6 to 1.6)	0.6 (0.3 to 0.9)	0.3 (0.2 to 0.5)	0.2 (0.1 to 0.3)	0.1 (0 to 0.2)	0 (0 to 0.1)	0 (0 to 0.1)	0 (0 to 0)	0 (0 to 0)	59.1
Respiratory infections and tuberculosis	678 (479 to 1,470)	3,530 (221 to 822)	1,920 (499 to 1,970)	299 (299 to 855)	178 (55 to 439)	645 (220 to 1,630)	2,240 (861 to 5,060)	2,200 (1,370 to 4,200)	2,450 (1,490 to 5,140)	2,660 (1,740 to 5,660)	2,770 (1,870 to 5,840)	2,660 (1,820 to 5,780)	2,610 (1,870 to 5,370)	2,230 (1,540 to 5,240)	2,060 (1,540 to 5,240)	1,740 (1,210 to 5,240)	1,360 (966 to 5,240)	1,060 (789 to 1,790)	1,040 (788 to 1,530)	696 (422 to 1,020)	322 (177 to 520)	104 (51 to 174)	12.8 (6 to 22.9)	29,500
Tuberculosis	0 (0 to 0)	0 (0 to 0)	0 (0 to 0)	57 (31.3 to 100)	77.8 (23.6 to 79.2)	76.5 (48.2 to 126)	1,370 (99.1 to 1,810)	2,200 (812 to 2,540)	2,360 (1,060 to 2,940)	2,660 (1,210 to 3,810)	2,770 (1,340 to 3,960)	2,660 (1,460 to 3,960)	2,610 (1,460 to 3,960)	2,230 (1,460 to 3,960)	2,060 (1,460 to 3,960)	1,740 (1,460 to 3,960)	1,360 (1,460 to 3,960)	1,060 (1,460 to 3,960)	1,040 (1,460 to 3,960)	696 (1,460 to 3,960)	322 (1,460 to 3,960)	104 (1,460 to 3,960)	12.8 (1,460 to 3,960)	19,800
Latent tuberculosis infection	0 (0 to 0)	0 (0 to 0)	0 (0 to 0)	0 (0 to 0)	0 (0 to 0)	0 (0 to 0)	0 (0 to 0)	0 (0 to 0)	0 (0 to 0)	0 (0 to 0)	0 (0 to 0)	0 (0 to 0)	0 (0 to 0)	0 (0 to 0)	0 (0 to 0)	0 (0 to 0)	0 (0 to 0)	0 (0 to 0)	0 (0 to 0)	0 (0 to 0)	0 (0 to 0)	0 (0 to 0)	0 (0 to 0)	0 (0 to 0)	0
Drug-susceptible Tuberculosis	678 (479 to 1,470)	3,530 (221 to 822)	1,920 (499 to 1,970)	242 (242 to 855)	100 (31.4 to 360)	568 (172 to 1,630)	870 (762 to 3,210)	0 (0 to 0)	0 (0 to 0)	0 (0 to 0)	0 (0 to 0)	0 (0 to 0)	0 (0 to 0)	0 (0 to 0)	0 (0 to 0)	0 (0 to 0)	0 (0 to 0)	0 (0 to 0)	0 (0 to 0)	0 (0 to 0)	0 (0 to 0)	0 (0 to 0)	0 (0 to 0)	0 (0 to 0)	0
Multidrug-resistant tuberculosis without extensive drug-resista	0 (0 to 0)	0 (0 to 0)	0 (0 to 0)	1.9 (0.7 to 6.1)	1.6 (0.6 to 5.1)	2.1 (0.7 to 6.9)	22.5 (7.6 to 72.2)	49.2 (16.6 to 158)	52.6 (17.8 to 169)	49.1 (16.6 to 158)	46.9 (15.9 to 151)	44.9 (15.2 to 144)	43.9 (14.9 to 141)	39.8 (13.5 to 128)	37.1 (12.6 to 119)	32.6 (11.1 to 105)	28.1 (9.6 to 90.4)	20.6 (7 to 66.2)	19.6 (6.7 to 63)	14.9 (5.1 to 47.9)	7.1 (2.4 to 23)	2.3 (0.8 to 7.4)	0.4 (0.1 to 1.4)	643
Extensively drug-resistant tuberculosis	0 (0 to 0)	0 (0 to 0)	0 (0 to 0)	0 (0 to 0)	0 (0 to 0)	0 (0 to 0)	0.6 (0.2 to 2.1)	0.6 (0.2 to 2.1)	0.6 (0.2 to 2.1)	0.6 (0.2 to 2.1)	0.6 (0.2 to 2.1)	0.7 (0.2 to 2.3)	0.7 (0.2 to 2.3)	0.7 (0.2 to 2.3)	0.6 (0.2 to 2.1)	0.4 (0.1 to 1.4)	0.3 (0.1 to 1)	0.2 (0 to 0.6)	0.1 (0 to 0.4)	0 (0 to 0.2)	0 (0 to 0.1)	0 (0 to 0)	0 (0 to 0)	7.3
Lower respiratory infections	1,120 (670 to 1,470)	668 (221 to 822)	662 (499 to 1,970)	298 (298 to 855)	263 (98 to 686)	283 (98 to 1,630)	433 (762 to 3,210)	551 (1,370 to 4,200)	652 (1,740 to 5,660)	811 (1,870 to 5,840)	852 (1,870 to 5,840)	888 (1,820 to 5,780)	887 (1,870 to 5,840)	696 (1,540 to 5,240)	772 (1,540 to 5,240)	818 (1,540 to 5,240)	885 (1,540 to 5,240)	944 (1,540 to 5,240)	1,020 (1,540 to 5,240)	736 (1,540 to 5,240)	417 (1,540 to 5,240)	117 (1,540 to 5,240)	24.5 (1,540 to 5,240)	11,800
Upper respiratory infections	0 (0 to 0)	0 (0 to 0)	29.4 (0 to 1,000)	0 (0 to 0)	0 (0 to 0)	0 (0 to 0)	0 (0 to 0)	0 (0 to 0)	0 (0 to 0)	0 (0 to 0)	0 (0 to 0)	0 (0 to 0)	0 (0 to 0)	0 (0 to 0)	0 (0 to 0)	0 (0 to 0)	0 (0 to 0)	0 (0 to 0)	0 (0 to 0)	0 (0 to 0)	0 (0 to 0)	0 (0 to 0)	0 (0 to 0)	0 (0 to 0)	0
Otitis media	0 (0 to 0)	0 (0 to 0)	0 (0 to 0)	0 (0 to 0)	0 (0 to 0)	0 (0 to 0)	0 (0 to 0)	0 (0 to 0)	0 (0 to 0)	0 (0 to 0)	0 (0 to 0)	0 (0 to 0)	0 (0 to 0)	0 (0 to 0)	0 (0 to 0)	0 (0 to 0)	0 (0 to 0)	0 (0 to 0)	0 (0 to 0)	0 (0 to 0)	0 (0 to 0)	0 (0 to 0)	0 (0 to 0)	0 (0 to 0)	0
Enteric infections	0 (0 to 0)	0 (0 to 0)	0 (0 to 0)	0 (0 to 0)	0 (0 to 0)	0 (0 to 0)	0 (0 to 0)	0 (0 to 0)	0 (0 to 0)	0 (0 to 0)	0 (0 to 0)	0 (0 to 0)	0 (0 to 0)	0 (0 to 0)	0 (0 to 0)	0 (0 to 0)	0 (0 to 0)	0 (0 to 0)	0 (0 to 0)	0 (0 to 0)	0 (0 to 0)	0 (0 to 0)	0 (0 to 0)	0 (0 to 0)	0
Diarrheal diseases	0 (0 to 0)	0 (0 to 0)	2,190 (1,270 to 3,690)	1,660 (1,270 to 3,690)	1,110 (1,270 to 3,690)	1,220 (1,270 to 3,690)	1,210 (1,270 to 3,690)	1,210 (1,270 to 3,690)	1,210 (1,270 to 3,690)	1,210 (1,270 to 3,690)	1,210 (1,270 to 3,690)	1,210 (1,270 to 3,690)	1,210 (1,270 to 3,690)	1,210 (1,270 to 3,690)	1,210 (1,270 to 3,690)	1,210 (1,270 to 3,690)	1,210 (1,270 to 3,690)	1,210 (1,270 to 3,690)	1,210 (1,270 to 3,690)	1,210 (1,270 to 3,690)	1,210 (1,270 to 3,690)	1,210 (1,270 to 3,690)	1,210 (1,270 to 3,690)	11,600
Typhoid and paratyphoid	0 (0 to 0)	0 (0 to 0)	1.4 (424 to 3.9)	1.4 (424 to 3.9)	1.4 (424 to 3.9





SR Table 2c. Noondrua DALYS by cause and age group for both sexes with 95% uncertainty intervals, 2019

Cause	Early Neonatal	Late Neonatal	Post Neonatal	1 to 4	5 to 9	10 to 14	15 to 19	20 to 24	25 to 29	30 to 34	35 to 39	40 to 44	45 to 49	50 to 54	55 to 59	60 to 64	65 to 69	70 to 74	75 to 79	80 to 84	85 to 89	90 to 94	95 plus	Total
All causes	16,000 (15,300 to 16,600)	9,690 (9,210 to 9,780)	19,300 (18,600 to 19,900)	17,900 (16,700 to 19,200)	4,400 (4,000 to 4,900)	2,870 (2,610 to 3,210)	13,600 (11,200 to 16,200)	13,700 (11,700 to 16,200)	13,700 (10,900 to 17,000)	14,900 (11,800 to 18,600)	17,000 (13,600 to 22,300)	19,400 (15,400 to 25,400)	20,200 (16,200 to 26,600)	20,200 (16,200 to 26,600)	20,200 (16,200 to 26,600)	18,600 (14,900 to 25,200)	16,200 (12,900 to 22,600)	15,200 (12,200 to 21,200)	13,300 (10,900 to 18,600)	10,300 (8,360 to 15,800)	6,900 (5,300 to 10,900)	3,400 (2,210 to 5,890)	378 (210 to 658)	98.8 (39.5 to 181.2)	274,000
Communicable, maternal, neonatal, and nutritional diseases	15,100 (14,700 to 15,500)	9,610 (9,270 to 10,000)	11,600 (9,370 to 15,900)	7,200 (5,480 to 9,530)	2,100 (1,500 to 3,160)	2,360 (1,760 to 3,720)	2,200 (1,700 to 3,020)	2,100 (1,600 to 3,020)	2,100 (1,600 to 3,020)	2,100 (1,600 to 3,020)	2,100 (1,600 to 3,020)	2,100 (1,600 to 3,020)	2,100 (1,600 to 3,020)	2,100 (1,600 to 3,020)	2,100 (1,600 to 3,020)	2,100 (1,600 to 3,020)	2,100 (1,600 to 3,020)	2,100 (1,600 to 3,020)	2,100 (1,600 to 3,020)	2,100 (1,600 to 3,020)	2,100 (1,600 to 3,020)	2,100 (1,600 to 3,020)	2,100 (1,600 to 3,020)	131,000
HIV/AIDS and sexually transmitted infections	693 (179 to 1,300)	114 (29.5 to 264)	486 (248 to 850)	296 (119 to 606)	291 (164 to 458)	397 (268 to 1,100)	1,290 (1,060 to 1,540)	1,630 (1,400 to 1,870)	2,190 (1,950 to 2,450)	3,150 (2,900 to 3,400)	4,060 (3,800 to 4,310)	4,860 (4,570 to 5,150)	4,860 (4,570 to 5,150)	4,530 (4,260 to 4,800)	3,780 (3,560 to 4,000)	2,960 (2,790 to 3,130)	1,750 (1,650 to 1,850)	754 (711 to 798)	302 (277 to 328)	145 (83 to 202)	60.7 (27 to 106)	9.6 (1.9 to 24.6)	0.6 (0.2 to 1.4)	30,900
HIV/AIDS	0 (0 to 0)	0.1 (0 to 0.1)	199 (69.9 to 399)	286 (109 to 617)	346 (182 to 622)	562 (269 to 1,100)	1,300 (687 to 2,020)	2,110 (1,120 to 3,660)	2,110 (1,120 to 3,660)	2,110 (1,120 to 3,660)	2,110 (1,120 to 3,660)	2,110 (1,120 to 3,660)	2,110 (1,120 to 3,660)	2,110 (1,120 to 3,660)	2,110 (1,120 to 3,660)	2,110 (1,120 to 3,660)	2,110 (1,120 to 3,660)	754 (401 to 1,300)	302 (159 to 522)	144 (83 to 202)	61.6 (27 to 106)	9.1 (1.9 to 24.6)	0.6 (0.2 to 1.4)	29,300
HIV/AIDS - Drug-susceptible Tuberculosis	0 (0 to 0)	0 (0 to 0)	29.6 (14.7 to 67)	64.9 (32.9 to 140.4)	93.3 (49.2 to 169)	125 (66.1 to 226)	392 (207 to 710)	435 (230 to 787)	662 (350 to 1,200)	770 (406 to 1,390)	996 (526 to 1,800)	1,430 (756 to 2,590)	1,610 (850 to 2,910)	1,990 (1,050 to 3,600)	1,990 (1,050 to 3,600)	1,990 (1,050 to 3,600)	1,990 (1,050 to 3,600)	991 (524 to 1,790)	229 (121 to 414)	98.3 (52 to 178)	47.6 (25.2 to 86)	7.7 (1.5 to 19.4)	0.6 (0.2 to 1.4)	23,900
HIV/AIDS - Multidrug-resistant Tuberculosis without extensive drug resistance	0 (0 to 0)	0 (0 to 0)	2.8 (1.4 to 6.3)	5.9 (3 to 12.8)	8.4 (4.4 to 15.2)	11.4 (6 to 20.5)	35.4 (18.7 to 64.1)	39.5 (20.9 to 71.5)	60.2 (31.8 to 109)	70 (37 to 126)	90.6 (47.9 to 164)	130 (68.8 to 235)	147 (77.7 to 265)	181 (95.6 to 327)	181 (95.6 to 327)	181 (95.6 to 327)	181 (95.6 to 327)	68.6 (36.3 to 124)	20.9 (11 to 37.7)	13.4 (7.1 to 24.2)	5.6 (2.9 to 10.1)	0.7 (0.2 to 1.8)	0.1 (0 to 0.3)	2,180
HIV/AIDS - Multidrug-resistant Tuberculosis without extensive drug resistance	0 (0 to 0)	0 (0 to 0)	0.3 (0.2 to 0.6)	0.7 (0.4 to 1.5)	1 (0.6 to 1.8)	1.4 (0.8 to 2.5)	4.3 (2.3 to 7.8)	4.8 (2.6 to 8.7)	7.3 (3.9 to 13.2)	8.5 (4.6 to 15.4)	11 (5.8 to 19.9)	15.8 (8.4 to 28.6)	17.9 (9.5 to 32.4)	22 (11.6 to 39.8)	22 (11.6 to 39.8)	22 (11.6 to 39.8)	22 (11.6 to 39.8)	8.3 (4.4 to 15)	2.5 (1.3 to 4.6)	1.6 (0.9 to 2.9)	0.7 (0.3 to 1.3)	0.1 (0 to 0.2)	0 (0 to 0)	261
HIV/AIDS - Extensively drug-resistant Tuberculosis	0 (0 to 0)	0 (0 to 0)	0 (0 to 0.2)	0 (0 to 0)	0 (0 to 0)	0 (0 to 0.1)	0 (0 to 0.1)	0 (0 to 0.2)	0 (0 to 0.2)	0 (0 to 0.2)	0 (0 to 0.2)	0 (0 to 0.2)	0 (0 to 0.2)	0 (0 to 0.2)	0 (0 to 0.2)	0 (0 to 0.2)	0 (0 to 0.2)	0 (0 to 0.1)	0 (0 to 0.1)	0 (0 to 0.1)	0 (0 to 0.1)	0 (0 to 0.1)	0 (0 to 0)	0 (0 to 0)	0.1
HIV/AIDS resulting in other diseases	0 (0 to 0)	0 (0 to 0)	196 (93.1 to 372)	220 (97.6 to 509)	252 (160 to 366)	436 (229 to 1,030)	907 (477 to 2,020)	1,680 (1,020 to 3,000)	1,650 (1,020 to 3,000)	1,650 (1,020 to 3,000)	1,650 (1,020 to 3,000)	1,650 (1,020 to 3,000)	1,650 (1,020 to 3,000)	1,650 (1,020 to 3,000)	1,650 (1,020 to 3,000)	1,650 (1,020 to 3,000)	1,650 (1,020 to 3,000)	663 (320 to 1,300)	226 (101 to 522)	97 (52 to 202)	47.9 (25 to 86)	8.5 (1.9 to 24.6)	0.5 (0.2 to 1.3)	19,600
Sexually transmitted infections excluding HIV	693 (179 to 1,300)	114 (29.5 to 264)	289 (69.9 to 667)	10 (2.8 to 22.2)	5 (1.4 to 12)	1 (0.4 to 2.4)	1.7 (0.6 to 3.6)	3.6 (1.4 to 7.5)	6.9 (2.7 to 14.2)	12 (4.6 to 24.2)	20 (7.7 to 40.2)	29 (11.2 to 57.9)	29 (11.2 to 57.9)	2 (0.8 to 4.1)	3.6 (1.4 to 7.5)	9.9 (3.8 to 20.6)	0.1 (0 to 0.2)	0.2 (0 to 0.5)	0.2 (0 to 0.5)	0.2 (0 to 0.5)	0.2 (0 to 0.5)	0.1 (0 to 0.3)	0 (0 to 0)	1,200
Diarrhoeal diseases	0 (0 to 0)	0 (0 to 0)	0 (0 to 0)	0 (0 to 0)	0 (0 to 0)	0 (0 to 0)	0 (0 to 0)	0 (0 to 0)	0 (0 to 0)	0 (0 to 0)	0 (0 to 0)	0 (0 to 0)	0 (0 to 0)	0 (0 to 0)	0 (0 to 0)	0 (0 to 0)	0 (0 to 0)	0 (0 to 0)	0 (0 to 0)	0 (0 to 0)	0 (0 to 0)	0 (0 to 0)	0 (0 to 0)	0 (0 to 0)	0
Cholera/viral infection	0 (0 to 0)	0 (0 to 0)	0 (0 to 0)	0 (0 to 0)	0 (0 to 0)	0 (0 to 0)	1.4 (1.1 to 1.7)	3.6 (2.7 to 4.5)	3.6 (2.7 to 4.5)	3 (2.3 to 3.8)	3 (2.3 to 3.8)	2.4 (1.8 to 3.1)	2.4 (1.8 to 3.1)	2.4 (1.8 to 3.1)	2.4 (1.8 to 3.1)	2.4 (1.8 to 3.1)	2.4 (1.8 to 3.1)	0.8 (0.6 to 1.1)	0.2 (0.2 to 0.3)	0.2 (0 to 0.3)	0.2 (0 to 0.3)	0 (0 to 0)	0 (0 to 0)	0 (0 to 0)	20.3
Dysenteries	0 (0 to 0)	0 (0 to 0)	0 (0 to 0)	0 (0 to 0)	0 (0 to 0)	0 (0 to 0)	0.4 (0.2 to 0.6)	0.8 (0.4 to 1.2)	1.4 (0.7 to 2.1)	1.7 (0.9 to 2.6)	2.2 (1.1 to 3.4)	2.2 (1.1 to 3.4)	2.2 (1.1 to 3.4)	1.4 (0.7 to 2.1)	0.8 (0.4 to 1.2)	0.2 (0.1 to 0.3)	0.2 (0.1 to 0.3)	0.2 (0.1 to 0.3)	0.1 (0 to 0.2)	0.1 (0 to 0.2)	0.1 (0 to 0.2)	0 (0 to 0)	0 (0 to 0)	0 (0 to 0)	27
Trichomoniasis	0 (0 to 0)	0 (0 to 0)	0 (0 to 0)	0 (0 to 0)	0.1 (0 to 0.1)	0.1 (0 to 0.1)	2.1 (1.3 to 3.2)	7.2 (4.4 to 10.9)	9.6 (5.9 to 14.5)	9.7 (5.9 to 14.7)	9.7 (5.9 to 14.7)	7.2 (4.4 to 10.9)	7.2 (4.4 to 10.9)	3.1 (1.9 to 4.7)	1.8 (1.1 to 2.7)	0.4 (0.2 to 0.6)	0.2 (0.2 to 0.4)	0.2 (0.1 to 0.3)	0.1 (0 to 0.2)	0.1 (0 to 0.2)	0.1 (0 to 0.2)	0 (0 to 0)	0 (0 to 0)	0 (0 to 0)	97.2
Genital herpes	0 (0 to 0)	0 (0 to 0)	0 (0 to 0)	0 (0 to 0)	0 (0 to 0)	0 (0 to 0)	0.6 (0.2 to 1.4)	2.1 (0.8 to 4.8)	3.9 (1.5 to 8.8)	4.8 (1.8 to 10.9)	5.3 (2 to 12)	4.1 (1.5 to 9.3)	4.1 (1.5 to 9.3)	2.2 (0.8 to 5)	1.4 (0.5 to 3.2)	0.4 (0.1 to 0.8)	0.2 (0.1 to 0.5)	0.1 (0 to 0.3)	0 (0 to 0.1)	0 (0 to 0.1)	0 (0 to 0.1)	0 (0 to 0)	0 (0 to 0)	0 (0 to 0)	43.9
Syphilis	0 (0 to 0)	0 (0 to 0)	0 (0 to 0)	0 (0 to 0)	0 (0 to 0)	0 (0 to 0)	0.1 (0 to 0.2)	0.3 (0.1 to 0.6)	0.5 (0.2 to 1)	0.6 (0.2 to 1.2)	0.8 (0.3 to 1.5)	0.6 (0.2 to 1.2)	0.6 (0.2 to 1.2)	0.3 (0.1 to 0.6)	0.2 (0.1 to 0.4)	0.1 (0 to 0.2)	0 (0 to 0.1)	0 (0 to 0.1)	0 (0 to 0.1)	0 (0 to 0.1)	0 (0 to 0.1)	0 (0 to 0)	0 (0 to 0)	0 (0 to 0)	3.3
Other sexually transmitted infections	0 (0 to 0)	0 (0 to 0)	0 (0 to 0)	0 (0 to 0)	0 (0 to 0)	0 (0 to 0)	0.6 (0.2 to 1.6)	1.5 (0.5 to 3.8)	2.6 (0.9 to 6.5)	3.2 (1.1 to 8)	3.6 (1.2 to 8.9)	2.8 (1 to 7)	2.8 (1 to 7)	1.5 (0.5 to 3.8)	1 (0.3 to 2.4)	0.3 (0.1 to 0.7)	0.2 (0.1 to 0.4)	0.1 (0 to 0.3)	0 (0 to 0.2)	0 (0 to 0.1)	0 (0 to 0.1)	0 (0 to 0)	0 (0 to 0)	0 (0 to 0)	49.2
Respiratory infections and tuberculosis	2,200 (1,470 to 3,090)	1,430 (969 to 2,080)	1,670 (1,150 to 2,700)	1,740 (1,040 to 3,120)	779 (513 to 971)	617 (405 to 909)	1,060 (680 to 1,740)	1,060 (1,060 to 1,060)	1,060 (1,060 to 1,060)	2,200 (1,060 to 3,370)	2,200 (1,060 to 3,370)	2,200 (1,060 to 3,370)	2,200 (1,060 to 3,370)	2,200 (1,060 to 3,370)	2,200 (1,060 to 3,370)	2,200 (1,060 to 3,370)	2,200 (1,060 to 3,370)	2,200 (1,060 to 3,370)	2,200 (1,060 to 3,370)	2,200 (1,060 to 3,370)	2,200 (1,060 to 3,370)	2,200 (1,060 to 3,370)	2,200 (1,060 to 3,370)	2,200 (1,060 to 3,370)	114
Tuberculosis	0 (0 to 0)	0 (0 to 0)	237 (109 to 441)	139 (77.1 to 254)	78 (70.4 to 87)	77 (69.3 to 85.2)	1,370 (329 to 2,580)	1,400 (609 to 2,930)	2,010 (609 to 3,990)	1,990 (1,160 to 3,290)	1,990 (1,160 to 3,290)	1,970 (1,160 to 3,290)	1,970 (1,160 to 3,290)	1,970 (1,160 to 3,290)	1,970 (1,160 to 3,290)	1,970 (1,160 to 3,290)	1,970 (1,160 to 3,290)	1,970 (1,160 to 3,290)	1,970 (1,160 to 3,290)	1,970 (1,160 to 3,290)	1,970 (1,160 to 3,290)	1,970 (1,160 to 3,290)	1,970 (1,160 to 3,290)	1,970 (1,160 to 3,290)	16,300
Latent tuberculosis infection	0 (0 to 0)	0 (0 to 0)	0 (0 to 0)	0 (0 to 0)	0 (0 to 0)	0 (0 to 0)	0 (0 to 0)	0 (0 to 0)	0 (0 to 0)	0 (0 to 0)	0 (0 to 0)	0 (0 to 0)	0 (0 to 0)	0 (0 to 0)	0 (0 to 0)	0 (0 to 0)	0 (0 to 0)	0 (0 to 0)	0 (0 to 0)	0 (0 to 0)	0 (0 to 0)	0 (0 to 0)	0 (0 to 0)	0 (0 to 0)	0 (0 to 0)	0
Drug-susceptible Tuberculosis	0 (0 to 0)	0 (0 to 0)	237 (109 to 441)	140 (77.1 to 254)	78 (70.4 to 87)	77 (69.3 to 85.2)	1,370 (329 to 2,580)	1,400 (609 to 2,930)	2,010 (609 to 3,990)	1,990 (1,160 to 3,290)	1,990 (1,160 to 3,290)	1,970 (1,160 to 3,290)	1,970 (1,160 to 3,290)	1,970 (1,160 to 3,290)	1,970 (1,160 to 3,290)	1,970 (1,160 to 3,290)	1,970 (1,160 to 3,290)	1,970 (1,160 to 3,290)	1,970 (1,160 to 3,290)	1,970 (1,160 to 3,290)	1,970 (1,160 to 3,290)	1,970 (1,160 to 3,290)	1,970 (1,160 to 3,290)	1,970 (1,160 to 3,290)	16,300
Multidrug-resistant tuberculosis without extensive drug resistance	0 (0 to 0)	0 (0 to 0)	0 (0 to 0)	0 (0 to 0)	0 (0 to 0)	0 (0 to 0)	0 (0 to 0)	0 (0 to 0)	0 (0 to 0)	0 (0 to 0)	0 (0 to 0)	0 (0 to 0)	0 (0 to 0)	0 (0 to 0)	0 (0 to 0)	0 (0 to 0)	0 (0 to 0)	0 (0 to 0)	0 (0 to 0)	0 (0 to 0)	0 (0 to 0)	0 (0 to 0)	0 (0 to 0)	0 (0 to 0)	0 (0 to 0)	0
Extensively drug-resistant tuberculosis	0 (0 to 0)	0 (0 to 0)	0 (0 to 0.4)	0 (0 to 0)	0 (0 to 0)	0 (0 to 0)	0 (0 to 0.1)	0 (0 to 0.1)	0 (0 to 0.1)	0 (0 to 0.1)	0 (0 to 0.1)	0 (0 to 0.1)	0 (0 to 0.1)	0 (0 to 0.1)	0 (0 to 0.1)	0 (0 to 0.1)	0 (0 to 0.1)	0 (0 to 0.1)	0 (0 to 0.1)	0 (0 to 0.1)	0 (0 to 0.1)	0 (0 to 0.1)	0 (0 to 0.1)	0 (0 to 0.1)	0 (0 to 0.1)	0
Lower respiratory infections	2,200 (1,470 to 3,090)	1,430 (969 to 2,080)	4,200 (2,920 to 6,980)	1,400 (1,040 to 2,000)	699 (586 to 867)	540 (370 to 867)	442 (270 to 664)	440 (260 to 669)	439 (260 to 669)	397 (273 to 552)	417 (273 to 552)	572 (393 to 800)	689 (474 to 1,060)	829 (525 to 1,320)	962 (585 to 1,720)	1,060 (645 to 1,710)	772 (529 to 1,260)	629 (427 to 1,040)	338 (227 to 566)	141 (89.5 to 246)	39.1 (23.6 to 66.4)	6.1 (1.1 to 16.6)	0.6 (0.2 to 1.4)	16,900
Upper respiratory infections	0.3 (0 to 1.1)	1.5 (0.5 to 4.6)	450.1 (150.1 to 1,350)	90.3 (30.1 to 271)	67.1 (22.4 to 201)	64.4 (21.5 to 193)	67.6 (22.5 to 203)	67.6 (22.5 to 203)	67.6 (22.5 to 203)	50.6 (16.9 to 152)	43.1 (14.4 to 129)	39.6 (13.2 to 119)	33.6 (11.2 to 101)	27.6 (9.2 to 82.8)	22.4 (7.5 to 67.2)	17.1 (5.7 to 51.3)	12.4 (4.1 to 37.2)	9.4 (3.1 to 28.2)	6.2 (2.1 to 18.6)	1.4 (0.5 to 4.2)	0.4 (0.1 to 1.2)	0 (0 to 0.1)	0 (0 to 0.1)	0 (0 to 0.1)	722
Otitis media	0.2 (0.1 to 0.6)	0.2 (0.1 to 1.1)	2.2 (0.7 to 10.1)	1.2 (0.4 to 5.6)	0.6 (0.2 to 2.8)	0.4 (0.1 to 2)	0.2 (0.1 to 1.1)	0.2 (0.1 to 1.1)	0.2 (0.1 to 1.1)	0.2 (0.1 to 1.1)	0.2 (0.1 to 1.1)	0.2 (0.1 to 1.1)	0.2 (0.1 to 1.1)	0.2 (0.1 to 1.1)	0.2 (0.1 to 1.1)	0.2 (0.1 to 1.1)	0.2 (0.1 to 1.1)	0.2 (0.1 to 1.1)	0.2 (0.1 to 1.1)	0.2 (0.1 to 1.1)	0.2 (0.1 to 1.1)	0.2 (0.1 to 1.1)	0.2 (0.1 to 1.1)	0.2 (0.1 to 1.1)	12
Enteric infections	0 (0 to 562)	0 (0 to 272)	2,300 (1,320 to 5,180)	2,300 (1,420 to 3,630)	1,300 (1,060 to 2,260)	1,300 (869 to 1,740)	1,100 (1,060 to 2,260)	682 (1,060 to 1,060)	1,060 (1,060 to 1,060)	1,060 (1,060 to 1,060)	1,060 (1,060 to 1,060)	1,060 (1,060 to 1,060)	1,060 (1,060 to 1,060)	1,060 (1,060 to 1,060)	1,060 (1,060 to 1,060)	1,060 (1,060 to 1,060)	1,060 (1,060 to 1,060)	1,060 (1,060 to 1,060)	1,060 (1,060 to 1,060)	1,060 (1,060 to 1,060)	1,060 (1,060 to 1,060)	1,060 (1,060 to 1,060)	1,060 (1,060 to 1,060)	1,060 (1,060 to 1,060)	16,700
Diarrheal diseases	283 (126 to 562)	429 (268 to 1,290)	2,300 (1,320 to 4,900)	1,300 (781 to 2,570)	1,300 (529 to 1,990)	1,300 (976 to 2,260)	1,100 (777 to 1,740)	1,060 (538 to 2,260)	1,060 (538 to 2,260)	1,060 (535 to 2,260)	1,060 (532 to 2,260)	1,060 (529 to 2,260)	1,060 (529 to 2,260)	1,060 (529 to 2,260)	1,060 (529 to 2,260)	1,060 (529 to 2,260)	1,060 (529 to 2,260)	1,060 (529 to 2,260)	1,060 (529 to 2,260)	1,060 (529 to 2,260)	1,060 (529 to 2,260)	1,060 (529 to 2,260)	1,060 (529 to 2,260)	1,060 (529 to 2,260)	13,300
Typhoid and paratyphoid	0 (0 to 0)	0 (0 to 0)	1.4 (0.4 to 3.7)	229 (69.1 to 616)	439 (157 to 977)	439 (157 to 977)	439 (139 to 833)	439 (162 to 886)	439 (162 to 886)	439 (162 to 886)	439 (162 to 886)	439 (162 to 886)	439 (162 to 886)	439 (162 to 886)	439 (162 to 886)	439 (162 to 886)	439 (162 to 886)	439 (162 to 886)	439 (162 to 886)	439 (162 to 886)	439 (162 to 886)	439 (162 to 886)	439 (162 to 886)	439 (162 to 886)	1,900
Typhoid fever	0 (0 to 0)	0 (0 to 0)	0.7 (0.2 to 1.8)	115 (34.6 to 308)	220 (78.6 to 488)	220 (78.6 to 488)	220 (69.6 to 417)	220 (81 to 443)	220 (81 to 443)	220 (81 to 443)	220 (81 to 443)	220 (81 to 443)	220 (81 to 443)	220 (81 to 443)	220 (81 to 443)	220 (81 to 443)	220 (81 to 443)	220 (81 to 443)	220 (81 to 443)	220 (81 to 443)	220 (81 to 443)	220 (81 to 443)	220 (81 to 443)	220 (81 to 443)	951
Paratyphoid fever	0 (0 to 0)	0 (0 to 0)	0.7 (0.2 to 1.8)	115 (34.6 to 308)	220 (78.6 to 488)	220 (78.6 to 488)	220 (69.6 to 417)	220 (81 to 443)	220 (81 to 443)	220 (81 to 443)	220 (81 to 443)	220 (81 to 443)	220 (81 to 443)	220 (81 to 443)	220 (81 to 443)	220 (81 to 443)	220 (81 to 443)	220 (81 to 443)	220 (81 to 443)	220 (81 to 443)	220 (81 to 443)	220 (81 to 443)	220 (81 to 443)	220 (81 to 443)	951
Invasive Non-typhoidal Salmonella (iNTS)	0 (0 to 0)	0.7 (0.3 to 1.6)	89.1 (38.5 to 177)	60.4 (27.5 to 119)	22.2 (10.1 to 44)	19.4 (8.8 to 38.5)	19.4 (8.8 to 38.5)	19.4 (8.8 to 38.5)	19.4 (8.8 to 38.5)	19.4 (8.8 to 38.5)	19.4 (8.8 to 38.5)	19.4 (8.8 to 38.5)	19.4 (8.8 to 38.5)	19.4 (8.8 to 38.5)	19.4 (8.8 to 38.5)	19.4 (8.8 to 38.5)	19.4 (8.8 to 38.5)	19.4 (8.8 to 38.5)	19.4 (8.8 to 38.5)	19.4 (8.8 to 38.5)	19.4 (8.8 to 38.5)	19.4 (8.8 to 38.5)	19.4 (8.8 to 38.5)	19.4 (8.8 to 38.5)	1,000
Other intestinal infectious diseases	0 (0 to 0)	0 (0 to 0)	2.9 (1.1 to 9.1)	3.3 (1.2 to 9.4)	1.4 (0.5 to 3.9)	1.1 (0.4 to 3.3)	0.6 (0.2 to 1.8)	0.6 (0.2 to 1.8)	0.6 (0.2 to 1.8)	0.6 (0.2 to 1.8)	0.6 (0.2 to 1.8)	0.6 (0.2 to 1.8)	0.6 (0.2 to 1.8)	0.6 (0.2 to 1.8)	0.6 (0.2 to 1.8)	0.6 (0.2 to 1.8)	0.6 (0.2 to 1.8)	0.6 (0.2 to 1.8)	0.6 (0.2 to 1.8)	0.6 (0.2 to 1.8)	0.6 (0.2 to 1.8)	0.6 (0.2 to 1.8)	0.6 (0.2 to 1.8)	0.6 (0.2 to 1.8)	12
Neglected tropical diseases and malaria	0 (0 to 0)	0 (0 to 0)	384.9 (171.2 to 1,010)	54.3 (24.1 to 142)	136 (60.5 to 356)	113 (50.2 to 296)	108 (48.1 to 284)	102 (45.2 to 267)	87.6 (38.9 to 230)	82.2 (36.5 to 215)	83.7 (37.2 to 219)	69.7 (31 to 183)	70.2 (31.2 to 184)	61.2 (27.2 to 160)	60.9 (27.1 to 159)	39.3 (17.5 to 103)	26.3 (11.7 to 68.9)	16.2 (7.2 to 42.5)	8.3 (3.7 to 21.8)	3.5 (1.6 to 9.2)	0.8 (0.3 to 2.1)	0.2 (0.1 to 0.4)	0 (0 to 0)	1,200
Malaria	0 (0 to 0)	0 (0 to 0)	384.9 (171.2 to 1,010)	54.3 (24.1 to 142)	136 (60.5 to 356)	113 (50.2 to 296)	108 (48.1 to 284)	102 (45.2 to 267)	87.6 (38.9 to 230)	82.2 (36.5 to 215)	83.7 (37.2 to 219)	69.7 (31 to 183)	70.2 (31.2 to 184)	61.2 (27.2 to 160)	60.9 (27.1 to 159)	39.3 (17.5 to 103)	26.3 (11.7 to 68.9)	16.2 (7.2 to 42.5)	8.3 (3.7 to 21.8)	3.5 (1.6 to 9.2)	0.8 (0.3 to 2.1)	0.2 (0.1 to 0.4)	0 (0 to 0)	1,200
Chagas disease	0 (0 to 0)	0 (0 to 0)	0 (0 to 0)	0 (0 to 0)	0 (0 to 0)	0 (0 to 0)	0 (0 to 0)	0 (0 to 0)	0 (0 to 0)	0 (0 to 0)	0 (0 to 0)	0 (0 to 0)	0 (0 to 0)	0 (0 to 0)	0 (0 to 0)	0 (0 to 0)	0 (0 to 0)	0 (0 to 0)	0 (0 to 0)	0 (0 to 0)	0 (0 to 0)	0 (0 to 0)	0 (0 to 0)	0 (0 to 0)	0
Leishmaniasis	0 (0 to 0)	0 (0 to 0)	0 (0 to 0)	0.1 (0 to 0.1)	0.2 (0 to 0.6)	0.3 (0.1 to 0.6)	0.3 (0.1 to 0.6)	0.3 (0.1 to 0.6)	0.3 (0.1 to 0.6)	0.3 (0.1 to 0.6)	0.3 (0.1 to 0.6)	0.3 (0.1 to 0.6)	0.3 (0.1 to 0.6)	0.3 (0.1 to 0.6)	0.3 (0.1 to 0.6)	0.3 (0.1 to 0.6)	0.3 (0.1 to 0.6)	0.3 (0.1 to 0.6)	0.3 (0.1 to 0.6)	0.3 (0.1 to 0.6)	0.3 (0.1 to 0.6)	0.3 (0.1 to 0.6)	0.3 (0.1 to 0.6)	0.3 (0.1 to 0.6)	1.9
Visceral leishmaniasis	0 (0 to 0)	0 (0 to 0)	0 (0 to 0)	0 (0 to 0)	0 (0 to 0)	0 (0 to 0)	0 (0 to 0)	0 (0 to 0)	0 (0 to 0)	0 (0 to 0)	0 (0 to 0)	0 (0 to 0)	0 (0 to 0)	0 (0 to 0)	0 (0 to 0)	0 (0 to 0)	0 (0 to 0)	0 (0 to 0)	0 (0 to 0)	0 (0 to 0)	0 (0 to 0)	0 (0 to 0)	0 (0 to 0)	0 (0 to 0)	0 (0 to 0)	0
Cutaneous and mucocutaneous leishmaniasis	0 (0 to 0)	0 (0 to 0)	0 (0 to 0)	0.1 (0 to 0.1)	0.2 (0 to 0.6)	0.3 (0.1 to 0.6)	0.3 (0.1 to 0.6)	0.3 (0.1 to 0.6)	0.3 (0.1 to 0.6)	0.3 (0.1 to 0.6)	0.3 (0.1 to 0.6)	0.3 (0.1 to 0.6)	0.3 (0.1 to 0.6)	0.3 (0.1 to 0.6)	0.3 (0.1 to 0.6)	0.3 (0.1 to 0.6)	0.3 (0.1 to 0.6)	0.3 (0.1 to 0.6)	0.3 (0.1 to 0.6)	0.3 (0.1 to 0.6)	0.3 (0.1 to 0.6)	0.3 (0.1 to 0.6)	0.3 (0.1 to 0.6)	0.3 (0.1 to 0.6)	1.9
African trypanosomiasis	0 (0 to 0)	0 (0 to 0)	0 (0 to 0)	0 (0 to 0)	0 (0 to 0)	0 (0 to 0)	0 (0 to 0)	0 (0 to 0)	0 (0 to 0)	0 (0 to 0)	0 (0 to 0)	0 (0 to 0)	0 (0 to 0)	0 (0 to 0)	0 (0 to 0)	0 (0 to 0)	0 (0 to 0)	0 (0 to 0)	0 (0 to 0)	0 (0 to 0)	0 (0 to 0)	0 (0 to 0)	0 (0 to 0)	0 (0 to 0)	0
Schistosomiasis	0 (0 to 0)	0 (0 to 0)	1.8 (0.8 to 4.3)	13.4 (5.9 to 31.6)	19.6 (9.1 to 45.1)	19.6 (9.1 to 45.1)	19.6 (9.1 to 45.1)	20.3 (9.4 to 46.8)	20.3 (9.4 to 46.8)	28 (13 to 64.5)	28 (13 to 64.5)	29.7 (14 to 68.3)	29.7 (14 to 68.3)	30.3 (14 to 69.8)	30.3 (14 to 69.8)	28.5 (13 to 65.7)	28.5 (13 to 65.7)	19.2 (8.9 to 44.2)	11.4 (5.3 to 26.2)	9.7 (4.5 to 22.3)	2.4 (1.1 to 5.5)	0.6 (0.2 to 1.4)	0.1 (0 to 0.3)	329
Cysticercosis	0 (0 to 0)	0 (0 to 0)	0.1 (0 to 0.4)	0.7 (0.3 to 2.1)	1.4 (0.7 to 3.5)	4.1 (1.9 to 9.6)	9.4 (4.3 to 21.9)	12.8 (5.9 to 29.8)	17.2 (8 to 40)	18.6 (8.6 to 43.2)	18.6 (8.6 to 43.2)	16.7 (7.7 to 38.7)	16.7 (7.7 to 38.7)	12.7 (5.9 to 29.5)	8.6 (4 to 20)	4.8 (2.2 to 11.2)	2.6 (1.2 to 6.1)	1.7 (0.7 to 3.9)	0.8 (0.3 to 1.8)	0.3 (0.1 to 0.7)	0.1 (0 to 0.2)	0 (0 to 0)	0 (0 to 0)	0 (0 to 0)	201
Cystic echinococcosis	0 (0 to 0)	0 (0 to 0)	1.2 (0.5 to 3.1)	1.8 (0.8 to 4.6)	1.6 (0.7 to 4.1)	1.4 (0.6 to 3.6)	1.4 (0.6 to 3.6)	1.6 (0.7 to 4.1)	1.7 (0.8 to 4.4)	1.9 (0.8 to 4.8)	1.9 (0.8 to 4.8)	1.3 (0.6 to 3.4)	1.1 (0.5 to 2.8)	0.7 (0.3 to 1.8)	0.4 (0.2 to 1.1)	0.2 (0.1 to 0.5)	0.1 (0 to 0.3)	0.1 (0 to 0.2)	0 (0 to 0.1)	0 (0 to 0.1)	0 (0 to 0)	0 (0 to 0)	0 (0 to 0)	0 (0 to 0)	19.3
Lymphatic filariasis	0 (0 to 0)	0 (0 to 0)	0 (0 to 0)	29.8 (12.9 to 69)	29.8 (13.1 to 68.1)	29.8 (13.2 to 68.4)	29.8 (13.7 to 66.4)	29.8 (13.6 to 66.6)	29.8 (13.2 to 66.4)	29.8 (13.2 to 66.4)	29.8 (13.2 to 66.4)	29.8 (13.2 to 66.4)	29.8 (13.2 to 66.4)	29.8 (13.2 to 66.4)	29





SR Table 2c. Need DALYS by cause and age group for both sexes with 95% uncertainty intervals, 2019

Cause	Neo-Neonatal	Late Neonatal	Post Neonatal	1 to 4	5 to 9	10 to 14	15 to 19	20 to 24	25 to 29	30 to 34	35 to 39	40 to 44	45 to 49	50 to 54	55 to 59	60 to 64	65 to 69	70 to 74	75 to 79	80 to 84	85 to 89	90 to 94	95 plus	Total
All causes	15,169 (5,770 to 34,990)	5,166 (2,160 to 9,300)	10,428 (6,670 to 15,430)	6,199 (4,999 to 7,700)	5,999 (4,850 to 6,900)	5,210 (3,200 to 7,990)	11,900 (8,210 to 15,900)	12,800 (9,130 to 16,900)	15,900 (10,700 to 20,200)	15,900 (10,700 to 20,200)	15,900 (10,900 to 20,600)	20,200 (13,800 to 26,100)	20,200 (14,400 to 25,900)	20,600 (14,400 to 26,300)	20,600 (14,400 to 26,300)	20,600 (14,400 to 26,300)	17,700 (14,300 to 21,400)	16,900 (13,600 to 19,900)	16,700 (13,500 to 19,200)	11,900 (10,600 to 13,200)	2,270 (1,900 to 2,700)	2,360 (1,900 to 2,900)	1,200 (864 to 1,700)	270 (192 to 358)	276,000
Communicable, maternal, neonatal, and nutritional diseases	10,000 (7,600 to 13,300)	4,370 (3,600 to 5,400)	8,770 (6,900 to 11,400)	6,300 (5,300 to 7,700)	3,370 (2,900 to 3,900)	2,610 (2,100 to 3,100)	4,150 (3,400 to 5,000)	4,960 (3,700 to 6,370)	6,190 (4,200 to 8,790)	6,190 (4,200 to 8,790)	6,000 (4,000 to 8,500)	7,740 (5,100 to 10,900)	8,660 (5,600 to 12,200)	8,330 (5,300 to 11,900)	8,330 (5,300 to 11,900)	8,330 (5,300 to 11,900)	6,990 (3,900 to 10,400)	6,780 (3,900 to 10,200)	6,600 (3,900 to 9,600)	3,410 (2,000 to 5,320)	3,210 (2,000 to 5,310)	2,370 (1,600 to 3,600)	1,420 (1,100 to 1,760)	707 (567 to 872)	336 (164 to 566)	99.7 (56.8 to 154)	139,000
HIV/AIDS and sexually transmitted infections	419 (120 to 988)	92.2 (26 to 209)	402 (200 to 700)	297 (170 to 500)	356 (170 to 606)	696 (330 to 970)	1,550 (761 to 2,700)	2,060 (1,100 to 3,490)	3,330 (1,790 to 5,400)	3,330 (1,790 to 5,400)	3,330 (1,790 to 5,400)	4,790 (2,700 to 7,400)	6,660 (4,000 to 10,400)	6,660 (3,200 to 10,400)	6,660 (3,200 to 10,400)	6,660 (3,200 to 10,400)	5,660 (2,600 to 9,000)	5,660 (2,600 to 9,000)	5,660 (2,600 to 9,000)	3,410 (1,600 to 5,600)	3,210 (1,600 to 5,300)	2,370 (1,600 to 3,600)	1,420 (1,100 to 1,760)	707 (567 to 872)	336 (164 to 566)	99.7 (56.8 to 154)	91,100
HIV/AIDS	0 (0 to 0)	0.1 (0 to 0)	219 (110 to 374)	286 (160 to 481)	334 (160 to 569)	686 (324 to 956)	1,530 (750 to 2,660)	2,030 (1,080 to 3,440)	3,270 (1,760 to 5,320)	3,330 (1,790 to 5,400)	3,330 (1,790 to 5,400)	4,790 (2,700 to 7,400)	6,660 (4,000 to 10,400)	6,660 (3,200 to 10,400)	6,660 (3,200 to 10,400)	6,660 (3,200 to 10,400)	5,660 (2,600 to 9,000)	5,660 (2,600 to 9,000)	5,660 (2,600 to 9,000)	3,410 (1,600 to 5,600)	3,210 (1,600 to 5,300)	2,370 (1,600 to 3,600)	1,420 (1,100 to 1,760)	707 (567 to 872)	336 (164 to 566)	99.7 (56.8 to 154)	90,100
HIV/AIDS - Drug-susceptible Tuberculosis	0 (0 to 0)	0 (0 to 0)	10.3 (4 to 21)	19.2 (7 to 40)	19.2 (7 to 40)	39.2 (17 to 76)	139 (70 to 270)	209 (110 to 370)	419 (210 to 720)	419 (210 to 720)	419 (210 to 720)	605 (300 to 1,040)	840 (400 to 1,450)	840 (400 to 1,450)	840 (400 to 1,450)	840 (400 to 1,450)	710 (340 to 1,220)	710 (340 to 1,220)	710 (340 to 1,220)	430 (200 to 740)	400 (200 to 690)	300 (200 to 450)	180 (140 to 220)	89 (71 to 110)	42 (21 to 70)	12 (7 to 20)	3,860
HIV/AIDS - Multidrug-resistant Tuberculosis without extensive	0 (0 to 0)	0 (0 to 0)	0.6 (0 to 2)	0.7 (0 to 3)	0.6 (0 to 3)	1.6 (0.1 to 3)	4.8 (0.1 to 13)	6.8 (0.2 to 20)	13 (0.4 to 37)	13 (0.4 to 37)	13 (0.4 to 37)	19 (0.6 to 53)	26 (0.8 to 73)	26 (0.8 to 73)	26 (0.8 to 73)	26 (0.8 to 73)	22 (0.7 to 62)	22 (0.7 to 62)	22 (0.7 to 62)	13 (0.4 to 37)	12 (0.4 to 34)	9.2 (0.3 to 26)	5.5 (0.4 to 15)	2.7 (0.2 to 7.6)	1.3 (0.1 to 3.6)	0.4 (0 to 1.1)	783
HIV/AIDS - Extensively drug-resistant Tuberculosis	0 (0 to 0)	0 (0 to 0)	0 (0 to 0)	0 (0 to 0)	0 (0 to 0)	0 (0 to 0)	0 (0 to 0)	0 (0 to 0)	0 (0 to 0)	0 (0 to 0)	0 (0 to 0)	0 (0 to 0)	0 (0 to 0)	0 (0 to 0)	0 (0 to 0)	0 (0 to 0)	0 (0 to 0)	0 (0 to 0)	0 (0 to 0)	0 (0 to 0)	0 (0 to 0)	0 (0 to 0)	0 (0 to 0)	0 (0 to 0)	0 (0 to 0)	0 (0 to 0)	0 (0 to 0)	216
HIV/AIDS resulting in other diseases	0 (0 to 0)	0 (0 to 0)	193 (103 to 360)	117 (74 to 180)	0 (0 to 0)	0 (0 to 0)	0 (0 to 0)	0 (0 to 0)	0 (0 to 0)	0 (0 to 0)	0 (0 to 0)	0 (0 to 0)	0 (0 to 0)	0 (0 to 0)	0 (0 to 0)	0 (0 to 0)	0 (0 to 0)	0 (0 to 0)	0 (0 to 0)	0 (0 to 0)	0 (0 to 0)	0 (0 to 0)	0 (0 to 0)	0 (0 to 0)	0 (0 to 0)	0 (0 to 0)	0 (0 to 0)	1,720
Sexually transmitted infections excluding HIV	419 (120 to 988)	92.2 (26 to 209)	183 (70 to 350)	11.4 (3 to 30)	2.1 (0 to 6)	6.4 (1 to 20)	21.2 (5 to 60)	30.1 (8 to 85)	51.2 (14 to 140)	51.2 (14 to 140)	51.2 (14 to 140)	77.4 (22 to 210)	110 (31 to 300)	110 (31 to 300)	110 (31 to 300)	110 (31 to 300)	91.1 (26 to 250)	91.1 (26 to 250)	91.1 (26 to 250)	55.2 (16 to 150)	51.6 (15 to 140)	38.1 (11 to 100)	22.8 (6 to 62)	11.4 (3 to 31)	5.4 (1 to 15)	1.6 (0 to 4)	1,370
Syphilis	0 (0 to 0)	0 (0 to 0)	119 (49 to 230)	8.6 (2 to 23)	1.6 (0 to 5)	4.8 (1 to 15)	16 (4 to 45)	23 (6 to 64)	39 (10 to 110)	39 (10 to 110)	39 (10 to 110)	58 (16 to 160)	83 (23 to 230)	83 (23 to 230)	83 (23 to 230)	83 (23 to 230)	69 (19 to 190)	69 (19 to 190)	69 (19 to 190)	42 (12 to 120)	39 (11 to 110)	29 (8 to 80)	17 (5 to 47)	8.6 (2 to 24)	4.1 (1 to 11)	1.2 (0 to 3)	736
Chlamydial infection	0 (0 to 0)	0 (0 to 0)	0 (0 to 0)	0 (0 to 0)	0 (0 to 0)	0 (0 to 0)	1.1 (0 to 3)	2.3 (0 to 6)	3.7 (1 to 9)	3.8 (1 to 10)	3.8 (1 to 10)	5.8 (2 to 15)	8 (2 to 21)	8 (2 to 21)	8 (2 to 21)	8 (2 to 21)	6.9 (2 to 18)	6.9 (2 to 18)	6.9 (2 to 18)	4.2 (1 to 11)	3.9 (1 to 11)	2.9 (1 to 8)	1.7 (0 to 5)	0.9 (0 to 2)	0.4 (0 to 1)	0.1 (0 to 0)	232
Gonococcal infection	0 (0 to 0)	0 (0 to 0)	0 (0 to 0)	0 (0 to 0)	0 (0 to 0)	0 (0 to 0)	2.7 (0 to 7)	4.6 (1 to 12)	6.4 (1 to 17)	6.4 (1 to 17)	6.4 (1 to 17)	9.5 (2 to 25)	13 (3 to 34)	13 (3 to 34)	13 (3 to 34)	13 (3 to 34)	11 (3 to 29)	11 (3 to 29)	11 (3 to 29)	6.9 (2 to 18)	6.4 (2 to 17)	4.8 (1 to 13)	2.8 (0 to 7)	1.4 (0 to 4)	0.7 (0 to 2)	0.2 (0 to 0)	376
Trichomoniasis	0 (0 to 0)	0 (0 to 0)	0 (0 to 0)	0 (0 to 0)	0 (0 to 0)	0 (0 to 0)	1.1 (0 to 3)	1.9 (0 to 5)	3.1 (1 to 8)	3.2 (1 to 8)	3.2 (1 to 8)	4.8 (1 to 13)	6.8 (2 to 18)	6.8 (2 to 18)	6.8 (2 to 18)	6.8 (2 to 18)	5.8 (2 to 15)	5.8 (2 to 15)	5.8 (2 to 15)	3.5 (1 to 9.3)	3.3 (1 to 8.8)	2.4 (0 to 6.5)	1.4 (0 to 3.8)	0.7 (0 to 1.9)	0.3 (0 to 0.9)	0.1 (0 to 0)	194
Genital herpes	0 (0 to 0)	0 (0 to 0)	0 (0 to 0)	0 (0 to 0)	0 (0 to 0)	0 (0 to 0)	0.1 (0 to 0.3)	0.1 (0 to 0.3)	0.1 (0 to 0.3)	0.1 (0 to 0.3)	0.1 (0 to 0.3)	0.1 (0 to 0.3)	0.1 (0 to 0.3)	0.1 (0 to 0.3)	0.1 (0 to 0.3)	0.1 (0 to 0.3)	0.1 (0 to 0.3)	0.1 (0 to 0.3)	0.1 (0 to 0.3)	0.1 (0 to 0.3)	0.1 (0 to 0.3)	0.1 (0 to 0.3)	0.1 (0 to 0.3)	0 (0 to 0)	0 (0 to 0)	0 (0 to 0)	16
Other sexually transmitted infections	0 (0 to 0)	0 (0 to 0)	0 (0 to 0)	0 (0 to 0)	0 (0 to 0)	0 (0 to 0)	0.1 (0 to 0.2)	0.1 (0 to 0.2)	0.2 (0 to 0.4)	0.2 (0 to 0.4)	0.2 (0 to 0.4)	0.3 (0 to 0.6)	0.4 (0 to 0.8)	0.4 (0 to 0.8)	0.4 (0 to 0.8)	0.4 (0 to 0.8)	0.3 (0 to 0.7)	0.3 (0 to 0.7)	0.3 (0 to 0.7)	0.2 (0 to 0.4)	0.2 (0 to 0.4)	0.1 (0 to 0.3)	0.1 (0 to 0.2)	0 (0 to 0.1)	0 (0 to 0)	0 (0 to 0)	23
Respiratory infections and tuberculosis	4,750 (999 to 11,300)	796 (199 to 1,900)	1,350 (1,000 to 1,700)	4,020 (3,200 to 5,100)	1,870 (1,500 to 2,300)	1,270 (970 to 1,600)	1,660 (1,300 to 2,100)	1,660 (1,300 to 2,100)	1,660 (1,300 to 2,100





SR Table 2c: Semburu DALYS by cause and age group for both sexes with 95% uncertainty intervals, 2019

Cause	Early Neonatal	Late Neonatal	Post Neonatal	1 to 4	5 to 9	10 to 14	15 to 19	20 to 24	25 to 29	30 to 34	35 to 39	40 to 44	45 to 49	50 to 54	55 to 59	60 to 64	65 to 69	70 to 74	75 to 79	80 to 84	85 to 89	90 to 94	95 plus	Total
All causes	3,000 (17,500 to 39,300)	2,000 (2,790 to 4,770)	3,000 (14,000 to 31,300)	10,000 (8,990 to 13,000)	2,000 (2,060 to 2,160)	2,000 (2,040 to 2,470)	3,000 (4,750 to 7,760)	4,000 (6,470 to 7,710)	4,000 (4,940 to 6,240)	4,000 (3,220 to 5,720)	4,000 (3,160 to 4,660)	4,000 (2,810 to 4,720)	4,000 (3,200 to 4,640)	4,000 (3,760 to 5,220)	4,000 (3,240 to 4,270)	4,000 (2,880 to 3,940)	3,000 (2,270 to 3,150)	3,000 (2,700 to 3,450)	3,000 (2,370 to 3,360)	2,000 (1,900 to 2,930)	1,000 (1,600 to 2,700)	1,000 (1,070 to 2,040)	127,000 (119 to 264)
Communicable, maternal, neonatal, and nutritional diseases	20,000 (16,400 to 24,800)	4,000 (3,370 to 5,200)	15,000 (12,700 to 19,200)	8,000 (7,010 to 11,000)	2,000 (2,270 to 4,000)	2,000 (1,600 to 2,830)	3,000 (2,100 to 4,250)	3,000 (2,260 to 4,020)	3,000 (2,310 to 4,910)	3,000 (2,730 to 5,790)	4,000 (2,820 to 5,980)	4,000 (2,820 to 5,870)	4,000 (2,200 to 4,270)	3,000 (1,540 to 2,760)	3,000 (1,540 to 2,640)	2,000 (1,060 to 2,040)	2,000 (1,060 to 2,060)	1,000 (729 to 1,420)	1,000 (496 to 1,060)	1,000 (482 to 1,040)	1,000 (264 to 799)	1,000 (225 to 657)	86,100 (82,700 to 90,000)	86,100
HIV/AIDS and sexually transmitted infections	424 (139 to 982)	72.6 (23.5 to 166)	956 (198 to 1,960)	1,480 (328 to 2,760)	640 (243 to 1,210)	640 (409 to 1,100)	1,340 (824 to 2,230)	1,200 (728 to 1,810)	1,910 (981 to 3,010)	2,610 (1,420 to 4,240)	3,020 (1,700 to 4,780)	2,960 (1,560 to 3,890)	2,260 (1,340 to 3,240)	1,270 (690 to 1,770)	662 (422 to 929)	310 (222 to 451)	219 (91 to 1,160)	94.1 (28.9 to 94.2)	29.2 (19.2 to 42.6)	9.7 (2.4 to 8.9)	2.2 (1.4 to 3.4)	0.2 (0.1 to 0.3)	21,800
HIV/AIDS	0.1 (0 to 0.1)	0.2 (0 to 0.5)	429 (81 to 1,190)	1,460 (320 to 2,760)	640 (268 to 1,210)	640 (409 to 1,100)	1,330 (816 to 2,230)	1,190 (718 to 1,800)	1,900 (968 to 3,000)	2,590 (1,420 to 4,240)	3,010 (1,700 to 4,780)	2,950 (1,560 to 3,890)	2,250 (1,340 to 3,240)	1,260 (686 to 1,760)	658 (418 to 921)	308 (220 to 449)	129 (86 to 184)	63.7 (28 to 94.1)	29.1 (17.8 to 42.1)	9.6 (2.3 to 8.7)	2.1 (1.2 to 3.3)	0.2 (0.1 to 0.3)	21,000
HIV/AIDS - Drug-susceptible Tuberculosis	0 (0 to 0)	82 (39.2 to 130)	327 (196 to 530)	170 (106 to 291)	212 (124 to 374)	691 (350 to 1,180)	433 (265 to 640)	710 (417 to 1,090)	956 (485 to 1,470)	1,150 (701 to 1,670)	1,110 (797 to 1,470)	986 (620 to 1,230)	1,106 (797 to 1,450)	429 (297 to 600)	261 (182 to 356)	122 (79.6 to 172)	50.3 (31 to 71.2)	29.6 (14.2 to 39.4)	11.4 (7.4 to 16.2)	3.1 (0.9 to 5.1)	0.7 (0.3 to 1.1)	0.2 (0.1 to 0.3)	7,530
HIV/AIDS - Multidrug-resistant Tuberculosis without extensive drug resistance	0 (0 to 0)	3.6 (0.1 to 19.7)	13.4 (0.4 to 79.9)	6.9 (0.3 to 38.4)	8.3 (0.3 to 47.1)	18.8 (0.4 to 102)	16.5 (0.5 to 92.2)	29.4 (0.9 to 134)	37.5 (1.3 to 164)	43.2 (1.4 to 214)	41 (1.4 to 216)	37.6 (1.4 to 208)	32.9 (1.1 to 172)	19.8 (0.6 to 96.4)	9.9 (0.3 to 50.2)	4.7 (0.1 to 23.9)	2 (0.1 to 9.7)	0.9 (0 to 5.1)	0.3 (0 to 2.2)	0.1 (0 to 0.5)	0.1 (0 to 0.3)	0 (0 to 0.1)	279
HIV/AIDS - Extensively drug-resistant Tuberculosis	0 (0 to 0)	0 (0 to 0)	0 (0 to 0)	0 (0 to 0)	0 (0 to 0)	0 (0 to 0)	0 (0 to 0)	0 (0 to 0)	0 (0 to 0)	0 (0 to 0)	0 (0 to 0)	0 (0 to 0)	0 (0 to 0)	0 (0 to 0)	0 (0 to 0)	0 (0 to 0)	0 (0 to 0)	0 (0 to 0)	0 (0 to 0)	0 (0 to 0)	0 (0 to 0)	0 (0 to 0)	0 (0 to 0)	3.9
HIV/AIDS resulting in other diseases	0.1 (0 to 0.2)	0.2 (0 to 0.6)	642 (50.2 to 1,870)	1,140 (277 to 2,290)	432 (215 to 899)	480 (204 to 992)	934 (359 to 1,790)	737 (290 to 1,450)	1,160 (319 to 2,640)	1,570 (760 to 3,670)	1,910 (1,070 to 3,940)	1,870 (1,070 to 3,810)	1,360 (664 to 2,940)	729 (496 to 1,180)	397 (272 to 554)	191 (137 to 304)	79.3 (54 to 132)	34.6 (19.7 to 57.3)	16.7 (9.9 to 27.5)	3.3 (1.7 to 6.2)	1.3 (0.7 to 2.4)	0.4 (0.2 to 0.8)	13,200
Sexually transmitted infections excluding HIV	424 (139 to 982)	72.4 (23.5 to 166)	527 (198 to 1,070)	20 (1.6 to 12.5)	2.4 (0.6 to 7.7)	0.1 (0 to 0.3)	0.7 (0.2 to 2.1)	0.7 (0.2 to 1.6)	0.7 (0.4 to 2.2)	0.7 (0.2 to 2.1)	0.6 (0.2 to 1.7)	0.6 (0.2 to 1.7)	0.6 (0.2 to 1.7)	0.5 (0.2 to 1.5)	0.5 (0.2 to 1.5)	0.5 (0.2 to 1.5)	0.5 (0.2 to 1.5)	0.5 (0.2 to 1.5)	0.5 (0.2 to 1.5)	0.5 (0.2 to 1.5)	0.5 (0.2 to 1.5)	0.5 (0.2 to 1.5)	753
Syphilis	424 (139 to 982)	72.4 (23.5 to 166)	188 (52.2 to 386)	0.3 (1.6 to 12.5)	0.3 (0.6 to 7.7)	0.1 (0 to 0.3)	0.7 (0.2 to 2.1)	0.7 (0.2 to 1.6)	0.7 (0.4 to 2.2)	0.7 (0.2 to 2.1)	0.6 (0.2 to 1.7)	0.6 (0.2 to 1.7)	0.6 (0.2 to 1.7)	0.5 (0.2 to 1.5)	0.5 (0.2 to 1.5)	0.5 (0.2 to 1.5)	0.5 (0 to 1.5)	0.5 (0 to 1.5)	0.5 (0 to 1.5)	0.5 (0 to 1.5)	0.5 (0 to 1.5)	0.5 (0 to 1.5)	686
Chlamydial infection	0 (0 to 0)	0 (0 to 0)	0 (0 to 0)	0 (0 to 0)	0 (0 to 0)	0 (0 to 0)	0 (0 to 0)	0 (0 to 0)	0 (0 to 0)	0 (0 to 0)	0 (0 to 0)	0 (0 to 0)	0 (0 to 0)	0 (0 to 0)	0 (0 to 0)	0 (0 to 0)	0 (0 to 0)	0 (0 to 0)	0 (0 to 0)	0 (0 to 0)	0 (0 to 0)	0 (0 to 0)	0 (0 to 0)	7.6
Gonococcal infection	0 (0 to 0)	0 (0 to 0)	0 (0 to 0)	0 (0 to 0)	1.2 (0 to 5.1)	0.5 (0 to 3.3)	1.4 (0.6 to 4.2)	1.4 (0.7 to 3.7)	1.3 (0.6 to 2.2)	1.3 (0.3 to 1.3)	0.7 (0.3 to 1.7)	0.7 (0.3 to 2.2)	0.4 (0.2 to 0.9)	0.4 (0.2 to 0.9)	0.4 (0.1 to 0.9)	0.4 (0.2 to 0.9)	0.4 (0.2 to 0.9)	0.4 (0.2 to 0.9)	0.4 (0.2 to 0.9)	0.4 (0.2 to 0.9)	0.4 (0.2 to 0.9)	0.4 (0.2 to 0.9)	8.8
Trichomoniasis	0 (0 to 0)	0 (0 to 0)	0 (0 to 0)	0 (0 to 0)	0 (0 to 0)	0 (0 to 0)	0 (0 to 0.2)	0 (0 to 0.1)	0 (0 to 0.1)	0 (0 to 0.1)	0 (0 to 0.1)	0 (0 to 0.1)	0 (0 to 0.1)	0 (0 to 0.1)	0 (0 to 0.1)	0 (0 to 0.1)	0 (0 to 0.1)	0 (0 to 0.1)	0 (0 to 0.1)	0 (0 to 0.1)	0 (0 to 0.1)	0 (0 to 0.1)	0 (0 to 0.1)	19.6
Genital herpes	0 (0 to 0)	0 (0 to 0)	0 (0 to 0)	0 (0 to 0)	0 (0 to 0)	0 (0 to 0)	0 (0.1 to 0.7)	0 (0.3 to 2.3)	0 (0.4 to 4.4)	0 (0.4 to 4.4)	0 (0.3 to 3.7)	0 (0.3 to 3.7)	0 (0.4 to 4.4)	0 (0.3 to 3.7)	0 (0.2 to 1.4)	0 (0.2 to 1.4)	0 (0.1 to 0.6)	0 (0.1 to 0.6)	0 (0.1 to 0.6)	0 (0.1 to 0.6)	0 (0.1 to 0.6)	0 (0.1 to 0.6)	14.5
Other sexually transmitted infections	0 (0 to 0)	0 (0 to 0)	0 (0 to 0)	0 (0 to 0)	0 (0 to 0)	0 (0 to 0)	0 (0.3 to 1.6)	0 (0.9 to 4)	0 (1.2 to 4.6)	0 (1.4 to 5.4)	0 (1.3 to 3.4)	0 (0.9 to 2.6)	0 (0.4 to 1.9)	0 (0.2 to 1.1)	0 (0.1 to 0.6)	0 (0.1 to 0.6)	0 (0.1 to 0.6)	0 (0.1 to 0.6)	0 (0.1 to 0.6)	0 (0.1 to 0.6)	0 (0.1 to 0.6)	0 (0.1 to 0.6)	0 (0.1 to 0.6)	17.6
Respiratory infections and tuberculosis	1,660 (1,070 to 2,950)	1,000 (489 to 1,740)	4,020 (2,640 to 6,910)	1,120 (492 to 1,910)	287 (264 to 674)	169 (119 to 477)	424 (261 to 758)	539 (375 to 1,020)	722 (377 to 1,540)	943 (381 to 1,860)	1,080 (322 to 2,160)	1,080 (257 to 2,160)	1,080 (229 to 2,160)	1,080 (228 to 1,740)	1,080 (211 to 1,780)	1,080 (185 to 1,600)	1,080 (164 to 1,510)	1,080 (138 to 1,510)	1,080 (137 to 1,441)	1,080 (108 to 1,350)	1,080 (89.2 to 1,350)	1,080 (89 to 1,350)	29,100 (19,200 to 42,000)
Tuberculosis	1,660 (1,070 to 2,950)	1,000 (489 to 1,740)	4,020 (2,640 to 6,910)	1,120 (492 to 1,910)	287 (264 to 674)	169 (119 to 477)	424 (261 to 758)	539 (375 to 1,020)	722 (377 to 1,540)	943 (381 to 1,860)	1,080 (322 to 2,160)	1,080 (257 to 2,160)	1,080 (229 to 2,160)	1,080 (228 to 1,740)	1,080 (211 to 1,780)	1,080 (185 to 1,600)	1,080 (164 to 1,510)	1,080 (138 to 1,510)	1,080 (137 to 1,441)	1,080 (108 to 1,350)	1,080 (89.2 to 1,350)	1,080 (89 to 1,350)	29,100 (19,200 to 42,000)
Latent tuberculosis infection	0 (0 to 0)	0 (0 to 0)	0 (0 to 0)	0 (0 to 0)	0 (0 to 0)	0 (0 to 0)	0 (0 to 0)	0 (0 to 0)	0 (0 to 0)	0 (0 to 0)	0 (0 to 0)	0 (0 to 0)	0 (0 to 0)	0 (0 to 0)	0 (0 to 0)	0 (0 to 0)	0 (0 to 0)	0 (0 to 0)	0 (0 to 0)	0 (0 to 0)	0 (0 to 0)	0 (0 to 0)	0 (0 to 0)	0
Drug-susceptible tuberculosis	0 (0 to 0)	286 (139 to 524)	130 (43.9 to 291)	63.0 (24.7 to 151)	58 (21.6 to 152)	236 (130 to 409)	413 (214 to 699)	437 (243 to 743)	624 (276 to 1,190)	686 (311 to 1,411)	617 (319 to 1,276)	335 (169 to 677)	275 (142 to 466)	267 (138 to 465)	247 (131 to 418)	199 (97.1 to 338)	114 (48.7 to 199)	139 (51.2 to 272)	82.8 (49.2 to 141)	24.7 (10.5 to 46.2)	9.6 (2.6 to 20.1)	3.9 (1.1 to 8.7)	4,220
Multidrug-resistant tuberculosis without extensive drug resistance	0 (0 to 0)	12 (0.9 to 59)	3.6 (0.1 to 29.7)	1.5 (0.1 to 15.5)	1.8 (0.1 to 15.2)	7.3 (0.4 to 34.4)	11.6 (0.5 to 72.2)	12.6 (0.5 to 78.1)	14.1 (0.6 to 78.1)	15.4 (0.6 to 82.2)	15 (0.5 to 82.2)	8.3 (0.3 to 43.3)	6.3 (0.3 to 33.4)	6.3 (0.3 to 33.4)	6.3 (0.3 to 33.4)	6.3 (0.3 to 33.4)	2.8 (0.1 to 12.6)	3.1 (0.1 to 21.1)	2.7 (0.1 to 13.4)	1.8 (0.1 to 9.6)	0.6 (0 to 3.1)	0.2 (0 to 0.9)	130
Extensively drug-resistant tuberculosis	0 (0 to 0)	0 (0 to 0)	0.1 (0 to 0.7)	0.1 (0 to 0.3)	0.2 (0 to 0.1)	0.1 (0 to 0.4)	0.2 (0 to 0.6)	0.2 (0 to 0.7)	0.2 (0 to 0.7)	0.2 (0 to 0.7)	0.2 (0 to 0.7)	0.1 (0 to 0.7)	0.1 (0 to 0.7)	0.1 (0 to 0.7)	0.1 (0 to 0.7)	0.1 (0 to 0.7)	0.1 (0 to 0.7)	0.1 (0 to 0.7)	0.1 (0 to 0.7)	0.1 (0 to 0.7)	0.1 (0 to 0.7)	0.1 (0 to 0.7)	1.7
Lower respiratory infections	1,650 (1,070 to 2,940)	769 (399 to 1,140)	4,170 (2,640 to 6,300)	960 (470 to 1,780)	240 (167 to 502)	156 (72 to 318)	160 (67.7 to 350)	151 (57.9 to 346)	147 (51.9 to 332)	134 (44.6 to 312)	132 (50.4 to 312)	130 (34.6 to 312)	142 (34.3 to 312)	145 (34.6 to 312)	169 (77.9 to 435)	192 (77.9 to 435)	170 (75.9 to 394)	199 (82.8 to 332)	185 (82.8 to 332)	122 (82.8 to 331)	59.2 (32.7 to 97.6)	20.1 (12.8 to 36.1)	10,300
Upper respiratory infections	0.6 (0.1 to 1.1)	1.1 (0.7 to 2.2)	52.6 (14.1 to 146)	87.6 (41.9 to 171)	61.1 (22.7 to 131)	50.2 (24.6 to 83.4)	64.4 (22.7 to 79.7)	35.6 (19.3 to 61.9)	27.7 (16.4 to 49.8)	21.5 (11.1 to 39.4)	19.3 (9.4 to 27.4)	11.9 (5.3 to 23.1)	8.3 (4.1 to 15.1)	5.9 (2.2 to 11.1)	4.3 (1.4 to 8.1)	3.4 (1.2 to 6.4)	2.3 (1.1 to 4.3)	1.9 (0.7 to 3.6)	1.2 (0.4 to 2.2)	0.8 (0.3 to 1.3)	0.3 (0.1 to 0.6)	0.1 (0 to 0.3)	440
Otitis media	0.6 (0.1 to 2.4)	0.5 (0.2 to 1.4)	4.5 (2.2 to 9.1)	29.4 (15.5 to 49.4)	33.4 (12.3 to 72.5)	29.9 (11.1 to 59.1)	17.1 (5.9 to 35.2)	14.7 (5.4 to 31.4)	11.4 (5.4 to 22.9)	9.2 (3.2 to 20.3)	7.3 (2.4 to 16.2)	4.7 (1.5 to 10.7)	3.1 (1.1 to 6.2)	2.1 (0.7 to 4.2)	1.4 (0.5 to 3.1)	1.1 (0.4 to 2.3)	0.7 (0.3 to 1.5)	0.4 (0.2 to 0.9)	0.3 (0.1 to 0.7)	0.1 (0 to 0.3)	0.1 (0 to 0.2)	0 (0 to 0.1)	161
Enteric infections	1,000 (249 to 1,940)	6,000 (1,970 to 9,700)	3,000 (1,970 to 5,000)	3,000 (1,970 to 5,000)	1,000 (1,000 to 2,000)	1,000 (1,000 to 2,000)	1,000 (306 to 2,000)	1,000 (306 to 2,000)	1,000 (306 to 2,000)	1,000 (306 to 2,000)	1,000 (306 to 2,000)	1,000 (306 to 2,000)	1,000 (306 to 2,000)	1,000 (306 to 2,000)	1,000 (306 to 2,000)	1,000 (306 to 2,000)	1,000 (306 to 2,000)	1,000 (306 to 2,000)	1,000 (306 to 2,000)	1,000 (306 to 2,000)	1,000 (306 to 2,000)	1,000 (306 to 2,000)	16,800
Diarrheal diseases	1,000 (249 to 1,940)	6,000 (1,447 to 1,960)	3,000 (2,670 to 9,380)	3,000 (2,670 to 9,380)	1,000 (1,190 to 4,510)	1,000 (271 to 1,140)	1,000 (139 to 697)	1,000 (168 to 1,070)	1,000 (192 to 1,290)	1,000 (193 to 844)	1,000 (117 to 760)	1,000 (104 to 747)	1,000 (91.4 to 711)	1,000 (80.2 to 662)	1,000 (72.2 to 632)	1,000 (72.9 to 732)	1,000 (66.6 to 634)	1,000 (64.5 to 596)	1,000 (59.2 to 532)	1,000 (37.9 to 297)	1,000 (19.6 to 157)	1,000 (9.1 to 65.4)	5,010
Typhoid and paratyphoid	0 (0 to 0)	0 (0 to 0)	1.4 (0 to 3.3)	185 (47.4 to 316)	178 (59.1 to 378)	139 (59.2 to 364)	114 (49 to 298)	59.2 (19.7 to 146)	29 (10.7 to 66.4)	16.2 (5.4 to 34.3)	9.6 (2.9 to 17.7)	5.2 (2.3 to 11.2)	3.7 (1.3 to 8.6)	2.1 (0.7 to 5.1)	1.4 (0.4 to 3.4)	0.9 (0.4 to 2.1)	0.6 (0.3 to 1.7)	0.3 (0.2 to 1.1)	0.2 (0.1 to 0.6)	0.1 (0 to 0.3)	0 (0 to 0.2)	0 (0 to 0.1)	766
Typhoid fever	0 (0 to 0)	0 (0 to 0)	0.5 (0 to 3.3)	140 (45.2 to 303)	130 (53.1 to 368)	108 (56 to 347)	108 (47.7 to 295)	54.2 (19.6 to 137)	27.1 (10.2 to 64)	14.5 (4.2 to 32.4)	8.2 (2.6 to 16.2)	4.5 (1.8 to 10.6)	3.1 (1.2 to 8.1)	1.8 (0.6 to 5.1)	1.2 (0.3 to 3.4)	0.7 (0.3 to 2.1)	0.5 (0.2 to 1.7)	0.3 (0.1 to 1.1)	0.2 (0.1 to 0.6)	0.1 (0 to 0.3)	0 (0 to 0.2)	0 (0 to 0.1)	731
Paratyphoid fever	0 (0 to 0)	0 (0 to 0)	0.9 (0 to 3.2)	45 (1.9 to 17.3)	48 (2.5 to 23.7)	31 (1.3 to 18.4)	6 (1.7 to 14.4)	5 (0.2 to 13.2)	2 (0.1 to 6.4)	1.7 (0.2 to 4.6)	1.4 (0.2 to 3.6)	0.7 (0.2 to 1.9)	0.6 (0.1 to 1.5)	0.3 (0.1 to 0.9)	0.2 (0 to 0.6)	0.2 (0 to 0.5)	0.1 (0 to 0.4)	0 (0 to 0.1)	0 (0 to 0.1)	0 (0 to 0.1)	0 (0 to 0.1)	0 (0 to 0.1)	33.6
Invasive Non-typhoidal Salmonella (iNTS)	13.1 (4.5 to 22.8)	302 (173 to 428)	599 (311 to 1,190)	210 (91.4 to 446)	62.6 (23.4 to 132)	21.4 (10 to 62.4)	11.4 (4.6 to 33.2)	8.6 (2.7 to 31)	7.1 (2.5 to 19.7)	5.8 (1.9 to 15.3)	4.6 (1.7 to 9.7)	3.5 (1.1 to 7.5)	2.6 (0.9 to 5.1)	1.9 (0.6 to 3.6)	1.3 (0.4 to 2.6)	0.9 (0.3 to 1.8)	0.6 (0.2 to 1.2)	0.4 (0.1 to 0.9)	0.3 (0.1 to 0.6)	0.2 (0.1 to 0.4)	0.1 (0 to 0.2)	0.1 (0 to 0.2)	1,500
Other intestinal infectious diseases	0 (0 to 0)	0 (0 to 0)	0.5 (0 to 1.9)	2.6 (0.2 to 9.1)	0.8 (0.1 to 2.4)	0.5 (0.1 to 1.6)	0.3 (0 to 1.4)	0.3 (0 to 0.9)	0.2 (0 to 0.7)	0.2 (0 to 0.6)	0.1 (0 to 0.5)	0.1 (0 to 0.2)	0.1 (0 to 0.2)	0.1 (0 to 0.2)	0.1 (0 to 0.1)	0.1 (0 to 0.1)	0.1 (0 to 0.1)	0.1 (0 to 0.1)	0.1 (0 to 0.1)	0.1 (0 to 0.1)	0.1 (0 to 0.1)	0.1 (0 to 0.1)	9.8
Neglected tropical diseases and malaria	0 (0 to 0.1)	0 (0 to 0.1)	1.2 (0.6 to 2.6)	1,000 (150 to 1,760)	1,000 (166 to 2,290)	1,000 (77.9 to 2,340)	1,000 (99 to 2,350)	1,000 (91.2 to 2,170)	1,000 (61.2 to 1,740)	1,000 (40 to 1,720)	1,000 (39.6 to 1,700)	1,000 (27.3 to 1,690)	1,000 (21.7 to 1,700)	1,000 (21.7 to 1,700)	1,000 (17.9 to 1,640)	1,000 (15 to 987)	1,000 (14.5 to 824)	1,000 (12.5 to 824)	1,000 (9.5 to 744)	1,000 (8.9 to 744)	1,000 (7.5 to 744)	1,000 (7.5 to 744)	2,380
Malaria	0 (0 to 0)	0 (0 to 0.2)	1.2 (0 to 3.6)	1,000 (150 to 1,720)	1,000 (152 to 1,760)	1,000 (77.9 to 2,340)	1,000 (99 to 2,350)	1,000 (91.2 to 2,170)	1,000 (61.2 to 1,740)	1,000 (40 to 1,720)	1,000 (39.6 to 1,700)	1,000 (27.3 to 1,690)	1,000 (21.7 to 1,700)	1,000 (21.7 to 1,700)	1,000 (17.9 to 1,640)	1,000 (15 to 987)	1,000 (14.5 to 824)	1,000 (12.5 to 824)	1,000 (9.5 to 744)	1,000 (8.9 to 744)	1,000 (7.5 to 744)	1,000 (7.5 to 744)	1,380
Chagas disease	0 (0 to 0)	0 (0 to 0)	0 (0 to 0)	0 (0 to 0)	0 (0 to 0)	0 (0 to 0)	0 (0 to 0)	0 (0 to 0)	0 (0 to 0)	0 (0 to 0)	0 (0 to 0)	0 (0 to 0)	0 (0 to 0)	0 (0 to 0)	0 (0 to 0)	0 (0 to 0)	0 (0 to 0)	0 (0 to 0)	0 (0 to 0)	0 (0 to 0)	0 (0 to 0)	0 (0 to 0)	0 (0 to 0)	0
Leishmaniasis	0 (0 to 0)	0 (0 to 0)	0 (0 to 0)	0.1 (0.1 to 0.2)	0.1 (0.1 to 0.1)	0.7 (0.2 to 1.4)	0.6 (0.2 to 1.2)	0.7 (0.3 to 1.2)	0.7 (0.3 to 1.2)	0.6 (0.2 to 0.9)	0.4 (0.2 to 0.7)	0.3 (0.1 to 0.6)	0.2 (0.1 to 0.4)	0.2 (0.1 to 0.4)	0.1 (0.1 to 0.2)	0.1 (0 to 0.2)	0.1 (0 to 0.1)	0.1 (0 to 0.1)	0.1 (0 to 0.1)	0.1 (0 to 0.1)	0.1 (0 to 0.1)	0.1 (0 to 0.1)	0.1 (0 to 0.1)	9.6
Visceral leishmaniasis	0 (0 to 0)	0 (0 to 0)	0 (0 to 0)	0 (0 to 0)	0 (0 to 0)	0 (0 to 0)	0 (0 to 0)	0 (0 to 0)	0 (0 to 0)	0 (0 to 0)	0 (0 to 0)	0 (0 to 0)	0 (0 to 0)	0 (0 to 0)	0 (0 to 0)	0 (0 to 0)	0 (0 to 0)	0 (0 to 0)	0 (0 to 0)	0 (0 to 0)	0 (0 to 0)	0 (0 to 0)	0 (0 to 0)	0
Cutaneous and mucocutaneous leishmaniasis	0 (0 to 0)	0 (0 to 0)	0 (0 to 0)	0.1 (0.1 to 0.2)	0.1 (0.1 to 0.1)	0.7 (0.2 to 1.4)	0.6 (0.2 to 1.2)	0.7 (0.3 to 1.2)	0.7 (0.3 to 1.2)	0.6 (0.2 to 0.9)	0.4 (0.2 to 0.7)	0.3 (0.1 to 0.6)	0.2 (0.1 to 0.4)	0.2 (0.1 to 0.4)	0.1 (0.1 to 0.2)	0.1 (0 to 0.2)	0.1 (0 to 0.1)	0.1 (0 to 0.1)	0.1 (0 to 0.1)	0.1 (0 to 0.1)	0.1 (0 to 0.1)	0.1 (0 to 0.1)	0.1 (0 to 0.1)	9.6
African trypanosomiasis	0 (0 to 0)	0 (0 to 0)	0 (0 to 0)	0 (0 to 0)	0 (0 to 0)	0 (0 to 0)	0 (0 to 0)	0 (0 to 0)	0 (0 to 0)	0 (0 to 0)	0 (0 to 0)	0 (0 to 0)	0 (0 to 0)	0 (0 to 0)	0 (0 to 0)	0 (0 to 0)	0 (0 to 0)	0 (0 to 0)	0 (0 to 0)	0 (0 to 0)	0 (0 to 0)	0 (0 to 0)	0 (0 to 0)	0
Schistosomiasis	0 (0 to 0)	0 (0 to 0)	1.6 (0.4 to 3.7)	8.6 (2.7 to 19.2)	9.7 (4.4 to 21)	11 (4.4 to 23)	12.6 (4.4 to 27.6)	11.1 (4.7 to 24.9)	9.7 (4.3 to 20.7)	7 (2.9 to 15.4)	5.2 (1.9 to 10.9)	3.7 (1.3 to 8.1)	2.6 (0.9 to 5.7)	1.8 (0.6 to 4.1)	1.2 (0.4 to 2.7)	0.8 (0.3 to 1.8)	0.5 (0.2 to 1.1)	0.3 (0.1 to 0.7)	0.2 (0.1 to 0.4)	0.1 (0 to 0.3)	0.1 (0 to 0.2)	0 (0 to 0.1)	103
Cysticercosis	0 (0 to 0)	0 (0 to 0)	0.2 (0 to 0.6)	0.9 (0.3 to 2.2)	1.3 (0.5 to 3.4)	2.7 (0.9 to 6.4)	3.4 (1.1 to 8.1)	3 (1.1 to 7.4)	2.6 (0.9 to 6.5)	1.9 (0.6 to 4.6)	1.4 (0.5 to 3.5)	1 (0.3 to 2.4)	0.7 (0.2 to 1.7)	0.5 (0.2 to 1.2)	0.3 (0.1 to 0.8)	0.2 (0.1 to 0.6)	0.1 (0 to 0.4)	0.1 (0 to 0.3)	0.1 (0 to 0.2)	0 (0 to 0.1)	0 (0 to 0.1)	0 (0 to 0.1)	64.7
Cystic echinococcosis	0 (0 to 0)	0 (0 to 0.3)	0.2 (0 to 0.9)	1.2 (0.2 to 3.2)	0.8 (0.1 to 2.2)	0.4 (0.1 to 1.1)	0.4 (0.1 to 1.1)	0.4 (0.1 to 1.1)	0.4 (0.1 to 1.1)	0.3 (



Congenital birth defects	1,280 (771 to 2,220)	327 (199 to 539)	1,280 (991 to 2,130)	362 (222 to 591)	126 (87 # to 186)	94.4 (61.4 to 142)	72.8 (45 to 114)	49.9 (32 to 81.3)	39.1 (23.2 to 65.3)	19.1 (10.7 to 40.4)	19.1 (12.2 to 29.1)	14 (8.7 to 21.7)	9.6 (6.1 to 15.1)	9.7 (4.1 to 19.4)	5.2 (3.1 to 9.3)	3.7 (2.2 to 5.8)	2.4 (1.4 to 3.7)	1.4 (0.7 to 2.3)	0.8 (0.4 to 1.4)	0.4 (0.2 to 0.7)	0.2 (0.1 to 0.3)	0.1 (0 to 0.1)	0 (0 to 0)	3,720
Neural tube defects	304 (102 to 639)	46.7 (11.4 to 139)	298 (99 to 688)	37.6 (7.6 to 120)	9.4 (4.6 to 17.6)	9.6 (3.2 to 19.4)	2.9 (2.1 to 6.4)	2.3 (1.3 to 3.8)	1.4 (0.8 to 2.5)	0.6 (0.3 to 0.9)	0.6 (0.2 to 0.9)	0.3 (0.2 to 0.5)	0.2 (0.1 to 0.3)	0.1 (0.1 to 0.2)	0 (0 to 0.1)	0 (0 to 0.1)	0 (0 to 0)	0 (0 to 0)	0 (0 to 0)	0 (0 to 0)	0 (0 to 0)	0 (0 to 0)	0 (0 to 0)	0 (0 to 0)	680
Congenital heart anomalies	1,280 (702 to 576)	327 (49.4 to 239)	1,280 (277 to 916)	362 (49.4 to 216)	126 (13.4 to 51.1)	94.4 (9.3 to 41.2)	72.8 (5.4 to 35.1)	49.9 (3.9 to 24.3)	39.1 (2.9 to 19.5)	19.1 (1.9 to 9.1)	19.1 (1.4 to 9.3)	14 (1.3 to 6.6)	9.6 (0.9 to 4.2)	9.7 (0.3 to 2.4)	5.2 (0.3 to 1.4)	3.7 (0.2 to 1.1)	2.4 (0.2 to 1.1)	1.4 (0.1 to 0.6)	0.8 (0 to 0.4)	0.4 (0 to 0.2)	0.2 (0 to 0.1)	0.1 (0 to 0.1)	0 (0 to 0)	1,130
Orofacial clefts	10.3 (1.7 to 39.6)	3.6 (0.7 to 12.4)	12.9 (2.2 to 47.4)	2.2 (1.1 to 5.6)	1.5 (0.6 to 2.7)	1.2 (0.5 to 2.2)	0.9 (0.4 to 1.8)	0.9 (0.3 to 1.4)	0.7 (0.3 to 1.4)	0.6 (0.2 to 1.1)	0.4 (0.2 to 0.8)	0.3 (0.1 to 0.6)	0.3 (0.1 to 0.6)	0.2 (0.1 to 0.4)	0.1 (0.1 to 0.2)	0.1 (0 to 0.2)	0.1 (0 to 0.1)	0 (0 to 0.1)	0 (0 to 0.1)	0 (0 to 0)	0 (0 to 0)	0 (0 to 0)	0 (0 to 0)	0 (0 to 0)	39.4
Down syndrome	19.6 (9 to 32.2)	6.3 (2.7 to 12.7)	42 (13.6 to 102)	10.5 (3.9 to 24.6)	2.9 (1.3 to 5.1)	1.9 (0.9 to 3.5)	2 (0.9 to 3.8)	1.5 (0.7 to 3)	1 (0.4 to 2)	0.8 (0.3 to 1.6)	0.6 (0.2 to 1.1)	0.4 (0.2 to 0.8)	0.3 (0.1 to 0.7)	0.3 (0.1 to 0.6)	0.2 (0.1 to 0.3)	0.1 (0.1 to 0.2)	0 (0 to 0.1)	0 (0 to 0)	0 (0 to 0)	0 (0 to 0)	0 (0 to 0)	0 (0 to 0)	0 (0 to 0)	0 (0 to 0)	89.9
Turner syndrome	0 (0 to 0)	0 (0 to 0)	0 (0 to 0.1)	0.1 (0 to 0.4)	0.1 (0 to 0.2)	0.1 (0 to 0.3)	0.1 (0 to 0.2)	0.1 (0 to 0.2)	0.1 (0 to 0.1)	0 (0 to 0.1)	0 (0 to 0)	0 (0 to 0)	0 (0 to 0)	0 (0 to 0)	0 (0 to 0)	0 (0 to 0)	0 (0 to 0)	0 (0 to 0)	0 (0 to 0)	0 (0 to 0)	0 (0 to 0)	0 (0 to 0)	0 (0 to 0)	0 (0 to 0)	0.4
Klinefelter syndrome	0 (0 to 0)	0 (0 to 0)	0 (0 to 0)	0 (0 to 0)	0 (0 to 0)	0 (0 to 0)	0 (0 to 0)	0 (0 to 0)	0 (0 to 0)	0 (0 to 0)	0 (0 to 0)	0 (0 to 0)	0 (0 to 0)	0 (0 to 0)

SR Table 2c. Sexe DALYS by cause and age group for both sexes with 30% uncertainty intervals, 2019

Cause	Né/In Neonatal	Late Neonatal	Post Neonatal	1 to 4	5 to 9	10 to 14	15 to 19	20 to 24	25 to 29	30 to 34	35 to 39	40 to 44	45 to 49	50 to 54	55 to 59	60 to 64	65 to 69	70 to 74	75 to 79	80 to 84	85 to 89	90 to 94	95 plus	Total
All causes	21,469 (20,697 to 48,205)	9,170 (7,389 to 11,249)	39,500 (36,050 to 74,099)	69,400 (64,200 to 97,400)	19,600 (17,900 to 23,000)	14,600 (11,900 to 17,700)	19,800 (15,200 to 24,100)	20,200 (15,800 to 27,000)	24,200 (17,900 to 33,900)	27,900 (21,900 to 42,300)	27,400 (20,700 to 39,500)	29,100 (21,900 to 42,000)	24,100 (18,000 to 35,700)	20,400 (15,200 to 30,000)	19,200 (14,700 to 28,000)	17,400 (13,200 to 27,000)	15,700 (11,200 to 24,000)	14,600 (10,100 to 19,700)	11,400 (8,700 to 15,900)	6,900 (5,000 to 9,300)	4,000 (2,900 to 5,200)	1,926 (1,150 to 1,970)	492 (297 to 561)	477,000
Communicable, maternal, neonatal, and nutritional diseases	65,400 (56,700 to 164,400)	8,090 (6,980 to 10,100)	49,800 (39,200 to 66,200)	39,100 (30,600 to 48,300)	10,100 (7,900 to 13,700)	7,890 (5,900 to 10,100)	11,100 (7,700 to 16,600)	11,900 (8,100 to 18,200)	16,300 (10,300 to 27,400)	21,600 (13,900 to 34,000)	23,800 (15,600 to 38,000)	25,400 (16,800 to 41,000)	20,900 (13,800 to 29,000)	17,100 (12,100 to 23,600)	13,900 (9,700 to 21,000)	9,690 (7,000 to 13,000)	7,290 (5,000 to 9,800)	5,190 (3,530 to 6,900)	4,270 (2,990 to 5,310)	3,010 (2,020 to 3,900)	2,170 (1,700 to 2,800)	1,200 (822 to 1,360)	360 (283 to 379)	527,000
HIV/AIDS and sexually transmitted infections	2,610 (2,110 to 3,200)	181 (99 to 414)	16,600 (2,360 to 31,600)	8,190 (2,750 to 15,100)	2,760 (1,600 to 4,400)	3,200 (2,070 to 4,800)	5,190 (3,230 to 7,200)	7,260 (5,160 to 10,900)	12,000 (8,310 to 20,700)	17,900 (12,400 to 29,700)	20,300 (13,900 to 34,000)	22,900 (15,300 to 37,900)	18,000 (12,300 to 29,000)	14,700 (9,900 to 21,100)	10,400 (7,000 to 14,900)	6,970 (4,540 to 10,100)	4,640 (2,930 to 6,700)	2,630 (1,270 to 3,900)	991 (613 to 1,500)	452 (289 to 660)	118 (69 to 196)	31 (20 to 78)	2 (1 to 3)	147,000
HIV/AIDS	652 (502 to 1,100)	0.6 (0 to 2)	9,870 (2,000 to 21,000)	6,140 (2,250 to 13,000)	2,760 (1,580 to 4,400)	3,200 (2,060 to 4,800)	5,190 (3,190 to 7,200)	7,210 (5,120 to 10,900)	11,900 (8,240 to 20,600)	17,900 (12,400 to 29,700)	20,300 (13,900 to 34,000)	22,900 (15,300 to 37,900)	18,000 (12,300 to 29,000)	14,700 (9,900 to 21,100)	10,400 (6,970 to 14,900)	6,970 (4,540 to 10,100)	4,640 (2,930 to 6,700)	2,630 (1,270 to 3,900)	989 (613 to 1,500)	452 (289 to 660)	117 (69 to 196)	30.4 (19.4 to 77.6)	1.9 (1.2 to 2.9)	105,000
HIV/AIDS - Drug-susceptible Tuberculosis	0 (0 to 0)	0 (0 to 0)	0 (0 to 0)	0 (0 to 0)	0 (0 to 0)	0 (0 to 0)	0 (0 to 0)	0 (0 to 0)	0 (0 to 0)	0 (0 to 0)	0 (0 to 0)	0 (0 to 0)	0 (0 to 0)	0 (0 to 0)	0 (0 to 0)	0 (0 to 0)	0 (0 to 0)	0 (0 to 0)	0 (0 to 0)	0 (0 to 0)	0 (0 to 0)	0 (0 to 0)	0 (0 to 0)	0
HIV/AIDS - Multidrug-resistant Tuberculosis without extensive	0 (0 to 0)	0 (0 to 0)	11.4 (0.4 to 56.6)	8.2 (0.3 to 46.1)	2.8 (0.1 to 14.2)	4.1 (0.1 to 20.3)	11.3 (0.4 to 57.3)	18.2 (0.6 to 91.8)	30.7 (1.1 to 179)	46.7 (1.6 to 259)	52.6 (1.8 to 283)	59.8 (1.9 to 347)	48.6 (1.5 to 287)	39.8 (1.2 to 198)	28.2 (0.8 to 134)	19.6 (0.5 to 96.4)	13.1 (0.3 to 66)	8.7 (0.2 to 39)	2.7 (0.1 to 13.1)	1.2 (0 to 5.9)	0.3 (0 to 1.5)	0 (0 to 0)	348
HIV/AIDS - Extensively drug-resistant Tuberculosis	0 (0 to 0)	0 (0 to 0)	0 (0 to 0)	0 (0 to 0)	0 (0 to 0)	0 (0 to 0)	0 (0 to 0)	0 (0 to 0)	0 (0 to 0)	0 (0 to 0)	0 (0 to 0)	0 (0 to 0)	0 (0 to 0)	0 (0 to 0)	0 (0 to 0)	0 (0 to 0)	0 (0 to 0)	0 (0 to 0)	0 (0 to 0)	0 (0 to 0)	0 (0 to 0)	0 (0 to 0)	0 (0 to 0)	0
HIV/AIDS resulting in other diseases	0.2 (0.2 to 0.4)	0.6 (0 to 2)	9,730 (1,920 to 21,100)	7,970 (2,560 to 16,600)	2,720 (1,510 to 4,370)	3,130 (1,960 to 4,700)	5,020 (2,960 to 11,000)	6,920 (3,720 to 13,600)	11,200 (5,410 to 21,600)	16,900 (8,310 to 34,000)	19,600 (9,620 to 39,000)	21,900 (11,100 to 41,000)	17,400 (9,600 to 34,000)	14,200 (8,290 to 28,000)	10,000 (6,100 to 19,800)	6,820 (3,920 to 13,400)	4,530 (2,560 to 9,000)	2,530 (1,190 to 5,060)	959 (564 to 1,440)	439 (269 to 653)	111 (61.7 to 179)	28 (17.9 to 75.6)	1.8 (1.1 to 2.8)	137,000
Sexually transmitted infections excluding HIV	1,960 (1,610 to 2,200)	181 (99 to 414)	6,730 (340 to 10,000)	1,950 (190 to 2,700)	0.2 (0 to 2.4)	0.2 (0 to 2.4)	0.2 (0 to 2.4)	0.2 (0 to 2.4)	0.2 (0 to 2.4)	0.2 (0 to 2.4)	0.2 (0 to 2.4)	0.2 (0 to 2.4)	0.2 (0 to 2.4)	0.2 (0 to 2.4)	0.2 (0 to 2.4)	0.2 (0 to 2.4)	0.2 (0 to 2.4)	0.2 (0 to 2.4)	0.2 (0 to 2.4)	0.2 (0 to 2.4)	0.2 (0 to 2.4)	0.2 (0 to 2.4)	0.2 (0 to 2.4)	1,950
Syphilis	1,210 (1,010 to 1,400)	178 (99 to 408)	610 (119 to 960)	14.5 (4 to 32.6)	0.1 (0 to 0.6)	0.2 (0 to 0.6)	0.2 (0 to 0.6)	0.2 (0 to 0.6)	0.2 (0 to 0.6)	0.2 (0 to 0.6)	0.2 (0 to 0.6)	0.2 (0 to 0.6)	0.2 (0 to 0.6)	0.2 (0 to 0.6)	0.2 (0 to 0.6)	0.2 (0 to 0.6)	0.2 (0 to 0.6)	0.2 (0 to 0.6)	0.2 (0 to 0.6)	0.2 (0 to 0.6)	0.2 (0 to 0.6)	0.2 (0 to 0.6)	0.2 (0 to 0.6)	1,890
Chlamydial infection	0 (0 to 0)	0 (0 to 0)	0 (0 to 0)	0 (0 to 0)	0 (0 to 0)	0 (0 to 0)	0.2 (0 to 0.6)	1.6 (0 to 2.8)	4.6 (0 to 8.6)	4.8 (0 to 9.1)	2.4 (0 to 5.1)	3.5 (0 to 5.1)	2.0 (0 to 4.1)	1.6 (0 to 2.8)	0.9 (0 to 2.4)	0.3 (0 to 1.6)	0.2 (0 to 0.6)	0.2 (0 to 0.6)	0.2 (0 to 0.6)	0.2 (0 to 0.6)	0.2 (0 to 0.6)	0.2 (0 to 0.6)	0.2 (0 to 0.6)	297
Gonococcal infection	0 (0 to 0)	0 (0 to 0)	0 (0 to 0)	0 (0 to 0)	0 (0 to 0)	0 (0 to 0)	0.2 (0 to 0.6)	0.4 (0 to 1.6)	0.4 (0 to 1.6)	0.2 (0 to 0.6)	0.2 (0 to 0.6)	0.2 (0 to 0.6)	0.2 (0 to 0.6)	1.6 (0 to 2.8)	0.2 (0 to 0.6)	0.2 (0 to 0.6)	0.2 (0 to 0.6)	0.2 (0 to 0.6)	0.2 (0 to 0.6)	0.2 (0 to 0.6)	0.2 (0 to 0.6)	0.2 (0 to 0.6)	0.2 (0 to 0.6)	299.5
Trichomoniasis	0 (0 to 0)	0 (0 to 0)	0 (0 to 0)	0 (0 to 0)	0 (0 to 0)	0 (0 to 0)	0.2 (0 to 0.6)	3.1 (0 to 5.1)	10.2 (1.1 to 17.3)	13.6 (1.1 to 24.8)	12.6 (1.1 to 22.3)	9.4 (0.6 to 17.3)	7.2 (0.6 to 13.2)	4.6 (0.6 to 7.7)	3.1 (0.6 to 5.1)	2.2 (0.6 to 3.7)	1.6 (0.6 to 2.8)	0.9 (0.2 to 2.4)	0.6 (0.2 to 1.6)	0.2 (0 to 0.6)	0.2 (0 to 0.6)	0.1 (0 to 0.6)	0.2 (0 to 0.6)	0.2 (0 to 0.6)	715
Genital herpes	0 (0 to 0)	0 (0 to 0)	0 (0 to 0)	0 (0 to 0)	0 (0 to 0)	0 (0 to 0)	0.2 (0 to 0.6)	1.6 (0 to 2.8)	4.6 (0 to 8.6)	4.8 (0 to 9.1)	2.4 (0 to 5.1)	3.5 (0 to 5.1)	2.0 (0 to 4.1)	1.6 (0 to 2.8)	0.9 (0 to 2.4)	0.3 (0 to 1.6)	0.2 (0 to 0.6)	0.2 (0 to 0.6)	0.2 (0 to 0.6)	0.2 (0 to 0.6)	0.2 (0 to 0.6)	0.2 (0 to 0.6)	0.2 (0 to 0.6)	565
Other sexually transmitted infections	0 (0 to 0)	0 (0 to 0)	0 (0 to 0)	0 (0 to 0)	0 (0 to 0)	1.3 (0 to 3.2)	0.6 (0 to 1.6)	1.6 (0 to 3.2)	4.6 (0 to 9.1)	4.8 (0 to 9.1)	2.4 (0 to 5.1)	3.5 (0 to 5.1)	2.0 (0 to 4.1)	1.6 (0 to 2.8)	0.9 (0 to 2.4)	0.3 (0 to 1.6)	0.2 (0 to 0.6)	0.2 (0 to 0.6)	0.2 (0 to 0.6)	0.2 (0 to 0.6)	0.2 (0 to 0.6)	0.2 (0 to 0.6)	0.2 (0 to 0.6)	69.6
Respiratory infections and tuberculosis	2,020 (2,020 to 3,400)	5,900 (770 to 1,860)	1,260 (6,400 to 14,600)	12,600 (2,260 to 6,800)	660 (300 to 1,340)	1,130 (320 to 791)	1,170 (380 to 1,200)	1,170 (370 to 1,860)	1,200 (790 to 1,790)	1,200 (790 to 1,790)	1,200 (790 to 1,790)	1,200 (790 to 1,790)	1,200 (790 to 1,790)	1,200 (790 to 1,790)	1,200 (790 to 1,790)	1,200 (790 to 1,790)	1,200 (790 to 1,790)	1,200 (790 to 1,790)	1,200 (790 to 1,790)	1,200 (790 to 1,790)	1,200 (790 to 1,790)	1,200 (790 to 1,790)	1,200 (790 to 1,790)	34,200
Tuberculosis	0 (0 to 0)	0 (0 to 0)	0 (0 to 0)	0 (0 to 0)	0 (0 to 0)	0 (0 to 0)	0 (0 to 0)	0 (0 to 0)	0 (0 to 0)	0 (0 to 0)	0 (0 to 0)	0 (0 to 0)	0 (0 to 0)	0 (0 to 0)	0 (0 to 0)	0 (0 to 0)	0 (0 to 0)	0 (0 to 0)	0 (0 to 0)	0 (0 to 0)	0 (0 to 0)	0 (0 to 0)	0 (0 to 0)	0 (0 to 0)	0
Latent tuberculosis infection	0 (0 to 0)	0 (0 to 0)	0 (0 to 0)	0 (0 to 0)	0 (0 to 0)	0 (0 to 0)	0 (0 to 0)	0 (0 to 0)	0 (0 to 0)	0 (0 to 0)	0 (0 to 0)	0 (0 to 0)	0 (0 to 0)	0 (0 to 0)	0 (0 to 0)	0 (0 to 0)	0 (0 to 0)	0 (0 to 0)	0 (0 to 0)	0 (0 to 0)	0 (0 to 0)	0 (0 to 0)	0 (0 to 0)	0 (0 to 0)	0
Drug-susceptible Tuberculosis	0 (0 to 0)	0 (0 to 0)	0 (0 to 0)	0 (0 to 0)	0 (0 to 0)	0 (0 to 0)	0 (0 to 0)	0 (0 to 0)	0 (0 to 0)	0 (0 to 0)	0 (0 to 0)	0 (0 to 0)	0 (0 to 0)	0 (0 to 0)	0 (0 to 0)	0 (0 to 0)	0 (0 to 0)	0 (0 to 0)	0 (0 to 0)	0 (0 to 0)	0 (0 to 0)	0 (0 to 0)	0 (0 to 0)	0 (0 to 0)	0
Multidrug-resistant tuberculosis without extensive drug-resistar	0 (0 to 0)	0 (0 to 0)	17.6 (0.6 to 83.6)	13.7 (0.5 to 78.4)	3.7 (0.1 to 18.4)	5.2 (0.2 to 26.1)	14.7 (0.6 to 76.7)	23.6 (0.8 to 120)	39.4 (1.4 to 226)	59.2 (2.1 to 334)	66.2 (2.3 to 356)	75.3 (2.4 to 436)	61.1 (1.9 to 361)	49.8 (1.5 to 248)	35.2 (1.1 to 167)	24.4 (0.7 to 120)	16.2 (0.4 to 82)	10.7 (0.3 to 48)	3.3 (0.1 to 16.2)	1.4 (0 to 7.3)	0.4 (0 to 1.9)	0 (0 to 0)	0.2 (0 to 0.6)	347
Extensively drug-resistant tuberculosis	0 (0 to 0)	0 (0 to 0)	0 (0 to 0)	0 (0 to 0)	0 (0 to 0)	0 (0 to 0)	0 (0 to 0)	0 (0 to 0)	0 (0 to 0)	0 (0 to 0)	0 (0 to 0)	0 (0 to 0)	0 (0 to 0)	0 (0 to 0)	0 (0 to 0)	0 (0 to 0)	0 (0 to 0)	0 (0 to 0)	0 (0 to 0)	0 (0 to 0)	0 (0 to 0)	0 (0 to 0)	0 (0 to 0)	0 (0 to 0)	0
Lower respiratory infections	3,288 (2,870 to 5,840)	1,240 (780 to 1,880)	8,280 (5,410 to 13,900)	3,730 (2,870 to 5,010)	499 (390 to 650)	249 (197 to 322)	291 (230 to 370)	283 (224 to 360)	297 (235 to 378)	290 (230 to 370)	273 (216 to 347)	286 (226 to 364)	275 (218 to 350)	230 (182 to 293)	442 (350 to 563)	660 (523 to 840)	1,020 (807 to 1,300)	979 (774 to 1,250)	1,010 (800 to 1,290)	872 (690 to 1,110)	486 (385 to 619)	166 (131 to 211)	39 (29.6 to 50.1)	29,300
Upper respiratory infections	0.6 (0.6 to 1.2)	1.6 (0.6 to 3.8)	26 (6.2 to 291)	19 (6.2 to 433)	0.6 (0.2 to 1.6)	0.6 (0.2 to 1.6)	0.6 (0.2 to 1.6)	0.6 (0.2 to 1.6)	0.6 (0.2 to 1.6)	0.6 (0.2 to 1.6)	0.6 (0.2 to 1.6)	0.6 (0.2 to 1.6)	0.6 (0.2 to 1.6)	0.6 (0.2 to 1.6)	0.6 (0.2 to 1.6)	0.6 (0.2 to 1.6)	0.6 (0.2 to 1.6)	0.6 (0.2 to 1.6)	0.6 (0.2 to 1.6)	0.6 (0.2 to 1.6)	0.6 (0.2 to 1.6)	0.6 (0.2 to 1.6)	0.6 (0.2 to 1.6)	1,890
Otitis media	1.8 (0.1 to 9.7)	0.2 (0.1 to 1.7)	0.2 (0.2 to 20.5)	0.2 (0.2 to 20.5)	0.2 (0.2 to 20.5





SR Table 2c: TaitaTaveta DALYS by cause and age group for both sexes with 95% uncertainty intervals, 2019

Cause	Early Neonatal	Late Neonatal	Post Neonatal	1 to 4	5 to 9	10 to 14	15 to 19	20 to 24	25 to 29	30 to 34	35 to 39	40 to 44	45 to 49	50 to 54	55 to 59	60 to 64	65 to 69	70 to 74	75 to 79	80 to 84	85 to 89	90 to 94	95 plus	Total
All causes	4,000 (3,214 to 4,362)	1,201 (1,001 to 1,410)	1,246 (1,042 to 1,470)	2,949 (2,580 to 3,303)	2,649 (2,314 to 3,004)	2,464 (2,207 to 2,826)	2,670 (2,402 to 3,049)	2,734 (2,454 to 3,147)	2,882 (2,554 to 3,370)	3,054 (2,667 to 3,586)	3,225 (2,809 to 3,826)	3,406 (2,944 to 4,100)	3,593 (3,083 to 4,350)	3,800 (3,241 to 4,650)	3,977 (3,384 to 4,882)	4,109 (3,464 to 5,064)	4,203 (3,512 to 5,220)	4,230 (3,498 to 5,306)	4,189 (3,442 to 5,365)	4,060 (3,316 to 5,229)	3,824 (3,076 to 5,000)	3,523 (2,797 to 4,670)	123,050
Communicable, maternal, neonatal, and nutritional diseases	3,838 (2,975 to 4,302)	1,049 (846 to 1,259)	3,290 (2,992 to 3,600)	2,580 (2,320 to 2,820)	1,068 (1,000 to 1,139)	1,016 (941 to 1,078)	2,010 (1,870 to 2,151)	2,748 (2,556 to 2,952)	3,233 (2,930 to 3,556)	3,729 (3,400 to 4,080)	4,277 (3,880 to 4,686)	4,978 (4,508 to 5,470)	7,040 (6,426 to 7,686)	8,149 (7,470 to 8,870)	4,510 (3,922 to 5,080)	3,035 (2,552 to 3,540)	2,132 (1,643 to 2,782)	1,490 (1,160 to 1,996)	1,203 (972 to 1,500)	862 (668 to 1,092)	529 (415 to 643)	274 (210 to 360)	94.6 (69.9 to 118)	24.7 (19.1 to 31.6)	63,100
HIV/AIDS and sexually transmitted infections	167 (53.4 to 348)	39.1 (12.1 to 82.7)	231 (132 to 356)	215 (117 to 374)	241 (113 to 492)	385 (220 to 621)	1,020 (560 to 1,630)	1,156 (701 to 1,775)	1,992 (1,101 to 3,026)	3,260 (2,002 to 5,160)	4,760 (2,910 to 7,360)	4,990 (3,420 to 6,750)	4,290 (2,910 to 6,060)	4,290 (2,910 to 6,060)	2,620 (1,760 to 3,760)	1,450 (944 to 2,140)	715 (451 to 1,080)	317 (181 to 484)	147 (82.9 to 227)	64.9 (31.4 to 101)	11.9 (4.23 to 23.9)	4.4 (2.53 to 7.5)	1.3 (0.7 to 2.2)	0.3 (0.2 to 0.4)	28,100
HIV/AIDS	0 (0 to 0)	0 (0 to 1)	142 (79.4 to 228)	211 (104 to 374)	240 (113 to 491)	384 (210 to 608)	1,020 (559 to 1,630)	1,146 (669 to 1,742)	1,948 (1,110 to 3,000)	3,272 (2,030 to 5,110)	4,740 (2,890 to 7,340)	4,960 (3,410 to 6,700)	4,260 (2,900 to 6,000)	4,260 (2,900 to 6,000)	2,620 (1,770 to 3,760)	1,440 (949 to 2,130)	707 (448 to 1,080)	316 (187 to 484)	146 (92.3 to 226)	63.6 (32.2 to 98.4)	10.9 (5.72 to 19.2)	4.2 (2.3 to 7.5)	1.2 (0.6 to 2.1)	0.3 (0.1 to 0.4)	27,700
HIV/AIDS - Drug-susceptible Tuberculosis	0 (0 to 0)	0.6 (0 to 4.9)	8.1 (4.4 to 13.3)	9.1 (5.1 to 15.3)	17.9 (10.2 to 28.6)	62.4 (39.7 to 103)	239.7 (139.7 to 420)	240 (134 to 380)	391 (190 to 652)	370 (179 to 632)	219 (105 to 390)	199 (97.6 to 353)	158 (77.5 to 280)	64.9 (29.6 to 99.5)	25.2 (12.7 to 41.2)	9.2 (4.6 to 15.1)	3.6 (1.8 to 6.2)	0.9 (0.4 to 1.7)	0.3 (0.1 to 0.6)	0.1 (0 to 0.2)	0 (0 to 0)	0 (0 to 0)	2,000
HIV/AIDS - Multidrug-resistant Tuberculosis without extensive drug resistance	0 (0 to 0)	0 (0 to 0)	0.3 (0 to 0.7)	0.4 (0 to 1.1)	0.4 (0 to 1.2)	0.9 (0 to 2.8)	3.2 (0.9 to 9.6)	3.7 (1 to 10)	7 (2 to 19)	11.9 (3.4 to 32)	17.2 (5 to 45)	19.2 (5.5 to 50)	19.8 (5.6 to 52)	19.8 (5.6 to 52)	10 (2.9 to 26)	5.4 (1.5 to 15)	2.8 (0.8 to 7.5)	1.3 (0.4 to 3.5)	0.6 (0.2 to 1.6)	0.2 (0 to 0.6)	0 (0 to 0.1)	0 (0 to 0)	0 (0 to 0)	99.4
HIV/AIDS - Extensively drug-resistant Tuberculosis	0 (0 to 0)	0 (0 to 0)	0 (0 to 0)	0 (0 to 0)	0 (0 to 0)	0 (0 to 0)	0 (0 to 0.2)	0 (0 to 0.2)	0 (0 to 0.2)	0 (0 to 0.2)	0 (0 to 0.2)	0 (0 to 0.2)	0 (0 to 0.2)	0 (0 to 0.1)	0 (0 to 0.1)	0 (0 to 0.1)	0 (0 to 0.1)	0 (0 to 0.1)	0 (0 to 0.1)	0 (0 to 0.1)	0 (0 to 0.1)	0 (0 to 0.1)	0 (0 to 0)	0 (0 to 0)	1.3
HIV/AIDS resulting in other diseases	0 (0 to 0)	0 (0 to 1)	134 (69.5 to 222)	202 (99.5 to 367)	229 (106 to 491)	365 (199 to 597)	1,000 (548 to 1,630)	1,098 (669 to 1,700)	1,790 (967 to 3,190)	3,020 (1,870 to 4,960)	4,370 (2,630 to 6,970)	4,580 (2,700 to 6,970)	3,920 (2,370 to 5,760)	3,920 (2,370 to 5,760)	2,410 (1,540 to 3,660)	1,330 (824 to 2,020)	648 (394 to 1,020)	289 (172 to 458)	132 (77.2 to 212)	59.1 (32.9 to 92.2)	9.9 (5.19 to 17.5)	1.1 (0.5 to 2.1)	0.2 (0.1 to 0.4)	25,600
Sexually transmitted infections excluding HIV	0 (0 to 0.349)	38.1 (12.1 to 82.7)	89.1 (26.2 to 215)	4.1 (1.1 to 9.6)	0.3 (0.1 to 0.8)	1.4 (0.7 to 2.7)	0.7 (0.3 to 1.5)	1.2 (0.5 to 2.7)	1.2 (0.5 to 2.7)	0.3 (0.1 to 0.8)	0.3 (0.1 to 0.8)	0.3 (0.1 to 0.8)	0.3 (0.1 to 0.8)	0.3 (0.1 to 0.8)	0.3 (0.1 to 0.8)	0.3 (0.1 to 0.8)	0.3 (0.1 to 0.8)	0.3 (0.1 to 0.8)	0.3 (0.1 to 0.8)	0.3 (0.1 to 0.8)	0.3 (0.1 to 0.8)	0.3 (0.1 to 0.8)	0.3 (0.1 to 0.8)	0.3 (0.1 to 0.8)	409
Syphilis	0 (0 to 0.349)	38.1 (12.1 to 82.7)	89.1 (26.2 to 215)	4.1 (1.1 to 9.6)	0.3 (0.1 to 0.8)	1.4 (0.2 to 1.2)	0.7 (0.3 to 2.6)	1.2 (0.5 to 2.7)	1.2 (0.4 to 2.8)	0.3 (0.1 to 0.8)	0.3 (0.1 to 0.8)	0.3 (0.1 to 0.8)	0.3 (0.1 to 0.8)	0.3 (0.1 to 0.8)	0.3 (0.1 to 0.8)	0.3 (0.1 to 0.8)	0.3 (0.1 to 0.8)	0.3 (0.1 to 0.8)	0.3 (0.1 to 0.8)	0.3 (0.1 to 0.8)	0.3 (0.1 to 0.8)	0.3 (0.1 to 0.8)	0.3 (0.1 to 0.8)	0.3 (0.1 to 0.8)	316
Chlamydial infection	0 (0 to 0)	0 (0 to 0)	0 (0 to 0)	0 (0 to 0)	0 (0 to 0)	0 (0 to 0)	0 (0 to 1)	0 (0 to 1)	0 (0 to 2.6)	0 (0 to 2.6)	0 (0 to 2.6)	0 (0 to 2.6)	0 (0 to 2.6)	0 (0 to 2.6)	0 (0 to 2.6)	0 (0 to 2.6)	0 (0 to 2.6)	0 (0 to 2.6)	0 (0 to 2.6)	0 (0 to 2.6)	0 (0 to 2.6)	0 (0 to 2.6)	0 (0 to 2.6)	0 (0 to 2.6)	0 (0 to 2.6)	9.6
Gonococcal infection	0 (0 to 0)	0 (0 to 0)	0 (0 to 0)	0 (0 to 0)	0 (0 to 0)	0 (0 to 0)	0 (0.1 to 0.3)	0 (0 to 0.3)	0 (0 to 0.6)	0 (0 to 0.6)	0 (0 to 0.6)	0 (0 to 0.6)	0 (0 to 0.6)	0 (0 to 0.6)	0 (0 to 0.6)	0 (0 to 0.6)	0 (0 to 0.6)	0 (0 to 0.6)	0 (0 to 0.6)	0 (0 to 0.6)	0 (0 to 0.6)	0 (0 to 0.6)	0 (0 to 0.6)	0 (0 to 0.6)	0 (0 to 0.6)	13
Trichomoniasis	0 (0 to 0)	0 (0 to 0)	0 (0 to 0)	0 (0 to 0)	0 (0 to 0)	0 (0 to 0)	0 (0 to 0.2)	0 (0 to 0.2)	0 (0 to 1.1)	0 (0 to 1.1)	0 (0 to 1.1)	0 (0 to 1.1)	0 (0 to 1.1)	0 (0 to 1.1)	0 (0 to 1.1)	0 (0 to 1.1)	0 (0 to 1.1)	0 (0 to 1.1)	0 (0 to 1.1)	0 (0 to 1.1)	0 (0 to 1.1)	0 (0 to 1.1)	0 (0 to 1.1)	0 (0 to 1.1)	0 (0 to 1.1)	24.4
Genital herpes	0 (0 to 0)	0 (0 to 0)	0 (0 to 0)	0 (0 to 0)	0 (0 to 0)	0 (0 to 0)	0 (0.1 to 0.3)	0 (0 to 0.2)	0 (0 to 2.3)	0 (0 to 2.3)	0 (0 to 2.3)	0 (0 to 2.3)	0 (0 to 2.3)	0 (0 to 2.3)	0 (0 to 2.3)	0 (0 to 2.3)	0 (0 to 2.3)	0 (0 to 2.3)	0 (0 to 2.3)	0 (0 to 2.3)	0 (0 to 2.3)	0 (0 to 2.3)	0 (0 to 2.3)	0 (0 to 2.3)	0 (0 to 2.3)	19.7
Other sexually transmitted infections	0 (0 to 0)	0 (0 to 0)	0 (0 to 0)	0 (0 to 0)	0 (0 to 0)	0 (0 to 0)	0 (0 to 0.4)	0 (0 to 0.4)	0 (0 to 1.5)	0 (0 to 1.5)	0 (0 to 1.5)	0 (0 to 1.5)	0 (0 to 1.5)	0 (0 to 1.5)	0 (0 to 1.5)	0 (0 to 1.5)	0 (0 to 1.5)	0 (0 to 1.5)	0 (0 to 1.5)	0 (0 to 1.5)	0 (0 to 1.5)	0 (0 to 1.5)	0 (0 to 1.5)	0 (0 to 1.5)	0 (0 to 1.5)	22.5
Respiratory infections and tuberculosis	1,299 (181 to 448)	166 (169 to 401)	166 (429 to 1,050)	169 (399 to 1,020)	170 (429 to 1,040)	170 (132 to 337)	170 (261 to 503)	170 (338 to 844)	170 (394 to 1,060)	170 (479 to 1,260)	170 (547 to 1,350)	170 (543 to 1,490)	170 (543 to 1,490)	170 (593 to 1,490)	170 (602 to 1,450)	170 (583 to 1,390)	170 (578 to 1,110)	170 (482 to 884)	170 (479 to 898)	170 (379 to 627)	170 (261 to 423)	170 (137 to 216)	170 (49.6 to 79.4)	58.7 (19.4 to 30)	12,800
Tuberculosis	0 (0 to 0)	0 (0 to 0)	0 (29.5 to 99.4)	0 (29.1 to 111)	0 (18.4 to 83.2)	0 (22.1 to 111)	0 (22.2 to 122)	0 (22.2 to 207)	0 (29.6 to 216)	0 (34.4 to 243)	0 (34.4 to 243)	0 (34.4 to 243)	0 (34.4 to 243)	0 (34.4 to 243)	0 (34.4 to 243)	0 (34.4 to 243)	0 (34.4 to 243)	0 (34.4 to 243)	0 (34.4 to 243)	0 (34.4 to 243)	0 (34.4 to 243)	0 (34.4 to 243)	0 (34.4 to 243)	0 (34.4 to 243)	0 (34.4 to 243)	6,260
Latent tuberculosis infection	0 (0 to 0)	0 (0 to 0)	0 (0 to 0)	0 (0 to 0)	0 (0 to 0)	0 (0 to 0)	0 (0 to 0)	0 (0 to 0)	0 (0 to 0)	0 (0 to 0)	0 (0 to 0)	0 (0 to 0)	0 (0 to 0)	0 (0 to 0)	0 (0 to 0)	0 (0 to 0)	0 (0 to 0)	0 (0 to 0)	0 (0 to 0)	0 (0 to 0)	0 (0 to 0)	0 (0 to 0)	0 (0 to 0)	0 (0 to 0)	0 (0 to 0)	0
Drug-susceptible tuberculosis	0 (0 to 0)	0 (0 to 0)	67.9 (19.4 to 167)	61.9 (17.6 to 154)	29.3 (7.14 to 83.4)	99.4 (21.1 to 346)	260 (59.9 to 1,000)	372 (114 to 1,210)	469 (212 to 1,420)	615 (264 to 1,860)	992 (237 to 3,060)	945 (239 to 2,930)	621 (237 to 1,930)	661 (283 to 1,930)	999 (429 to 2,930)	627 (268 to 1,930)	288 (123 to 1,000)	178 (74.2 to 618)	172 (74.2 to 591)	111 (47.5 to 391)	52.1 (19.5 to 191)	17.9 (7.14 to 64.2)	4.6 (2.14 to 16.4)	6,260
Multidrug-resistant tuberculosis without extensive drug resistance	0 (0 to 0)	0 (0 to 0)	2.6 (1.1 to 5.6)	1.1 (0.5 to 2.5)	1.4 (0.6 to 3.2)	8.1 (3.5 to 18.5)	14.6 (6.4 to 29.8)	18.6 (8.6 to 39.5)	24.9 (11.5 to 52.5)	27.6 (12.7 to 57.8)	29.1 (13.4 to 61.2)	27.6 (12.7 to 58.1)	23.3 (10.7 to 49.1)	24.6 (11.3 to 51.8)	37 (17.1 to 77.8)	26.6 (12.3 to 56)	17.3 (8 to 36.4)	12.6 (5.8 to 26.5)	11.9 (5.5 to 25.1)	7.3 (3.4 to 15.3)	4.8 (2.2 to 10.1)	2.2 (1 to 4.6)	0.6 (0.3 to 1.2)	0.2 (0.1 to 0.4)	261
Extensively drug-resistant tuberculosis	0 (0 to 0)	0 (0 to 0)	0 (0 to 0)	0 (0 to 0)	0 (0 to 0)	0 (0 to 0)	0 (0 to 0.1)	0 (0 to 0.2)	0 (0 to 0.1)	0 (0 to 0.2)	0 (0 to 0.2)	0 (0 to 0.2)	0 (0 to 0.2)	0 (0 to 0.2)	0 (0 to 0.2)	0 (0 to 0.2)	0 (0 to 0.2)	0 (0 to 0.2)	0 (0 to 0.2)	0 (0 to 0.2)	0 (0 to 0.2)	0 (0 to 0.2)	0 (0 to 0.2)	0 (0 to 0.2)	0 (0 to 0.2)	3.5
Lower respiratory infections	298 (181 to 448)	267 (169 to 401)	663 (429 to 1,050)	548 (399 to 1,020)	538 (429 to 1,040)	664 (132 to 337)	1,118 (261 to 503)	1,222 (338 to 844)	1,335 (394 to 1,060)	1,733 (479 to 1,260)	2,233 (547 to 1,350)	2,742 (543 to 1,490)	3,216 (543 to 1,490)	3,216 (593 to 1,490)	2,247 (602 to 1,450)	1,354 (583 to 1,390)	1,044 (578 to 1,110)	1,033 (482 to 884)	1,033 (479 to 898)	1,033 (379 to 627)	1,033 (261 to 423)	1,033 (137 to 216)	1,033 (49.6 to 79.4)	58.7 (19.4 to 30)	12,800
Upper respiratory infections	0 (0 to 0)	0 (0 to 0)	0 (0 to 0)	0 (0 to 0)	0 (0 to 0)	0 (0 to 0)	0 (0 to 0)	0 (0 to 0)	0 (0 to 0)	0 (0 to 0)	0 (0 to 0)	0 (0 to 0)	0 (0 to 0)	0 (0 to 0)	0 (0 to 0)	0 (0 to 0)	0 (0 to 0)	0 (0 to 0)	0 (0 to 0)	0 (0 to 0)	0 (0 to 0)	0 (0 to 0)	0 (0 to 0)	0 (0 to 0)	0 (0 to 0)	0
Otitis media	79.1 (29.5 to 140)	1.7 (0.6 to 3.4)	19.5 (7.14 to 37.2)	20.7 (7.59 to 39.7)	13.4 (4.9 to 25.6)	13.4 (4.9 to 25.6)	13 (4.9 to 25.6)	8.9 (3.4 to 17.2)	6.7 (2.5 to 13)	6.1 (2.3 to 11.8)	5.6 (2.1 to 10.8)	4.6 (1.7 to 8.9)	3.6 (1.3 to 6.9)	3.6 (1.3 to 6.9)	2.1 (0.8 to 4)	1.2 (0.5 to 2.3)	0.6 (0.2 to 1.2)	0.3 (0.1 to 0.6)	0.2 (0.1 to 0.4)	0.1 (0 to 0.2)	0 (0 to 0.1)	0 (0 to 0.1)	0 (0 to 0.1)	0 (0 to 0.1)	121
Enteric infections	1,045 (1,045 to 1,045)	79.1 (35.7 to 139)	1,045 (287 to 1,045)	1,045 (520 to 1,045)	1,045 (1,045 to 1,045)	1,045 (1,045 to 1,045)	1,045 (1,045



| | | |

SR Table 2c: TransRiver DALYS by cause and age group for both sexes with 95% uncertainty intervals, 2019

Cause	Early Neonatal	Late Neonatal	Post Neonatal	1 to 4	5 to 9	10 to 14	15 to 19	20 to 24	25 to 29	30 to 34	35 to 39	40 to 44	45 to 49	50 to 54	55 to 59	60 to 64	65 to 69	70 to 74	75 to 79	80 to 84	85 to 89	90 to 94	95 plus	Total
All causes	1,000 (17,600 to 26,700)	1,000 (2,200 to 3,400)	1,000 (7,800 to 12,100)	1,000 (13,200 to 19,200)	1,000 (4,900 to 7,400)	1,000 (4,270 to 6,200)	1,000 (3,920 to 5,900)	1,000 (3,380 to 5,040)	1,000 (3,520 to 5,700)	1,000 (3,760 to 6,170)	1,000 (3,710 to 6,100)	1,000 (3,740 to 6,340)	1,000 (3,750 to 6,220)	1,000 (3,770 to 7,180)	1,000 (4,290 to 8,700)	1,000 (5,070 to 9,940)	1,000 (6,220 to 12,200)	1,000 (7,900 to 15,600)	1,000 (9,290 to 18,400)	1,000 (10,700 to 21,200)	1,000 (11,600 to 23,000)	1,000 (12,000 to 23,800)	1,000 (12,000 to 23,800)	135,000
Communicable, maternal, neonatal, and nutritional diseases	20,200 (8,810 to 43,600)	3,660 (2,010 to 6,200)	8,190 (6,420 to 10,200)	10,200 (8,230 to 12,700)	4,110 (3,270 to 5,190)	2,640 (2,090 to 3,340)	3,430 (2,680 to 4,490)	3,490 (2,620 to 4,560)	3,590 (2,760 to 4,790)	3,690 (3,020 to 5,004)	4,210 (3,160 to 5,540)	5,890 (3,970 to 8,000)	8,330 (5,320 to 11,400)	2,670 (1,900 to 3,590)	2,150 (1,560 to 2,710)	1,630 (1,230 to 2,120)	1,080 (809 to 1,410)	766 (568 to 1,010)	526 (400 to 692)	332 (248 to 446)	191 (137 to 261)	99.7 (69.1 to 137)	39.1 (24.5 to 57.6)	64,000 (44,000 to 89,000)
HIV/AIDS and sexually transmitted infections	339 (139 to 774)	66.9 (21.6 to 146)	625 (164 to 1,628)	873 (161 to 2,266)	422 (102 to 997)	466 (234 to 714)	921 (424 to 1,466)	729 (442 to 1,220)	1,045 (646 to 1,600)	1,440 (870 to 2,438)	1,860 (1,120 to 2,890)	1,718 (1,220 to 2,540)	1,418 (900 to 2,240)	876 (548 to 1,395)	498 (309 to 812)	242 (149 to 403)	99.7 (57.8 to 166)	39.6 (24 to 64.2)	17.1 (10.7 to 28.6)	6.7 (2.9 to 12.4)	2.74 (0.7 to 6.4)	0.6 (0.2 to 0.9)	13,500 (9,120 to 19,000)
HIV/AIDS	0 (0 to 0)	0 (0 to 0)	478 (133 to 1,386)	866 (179 to 2,286)	422 (101 to 994)	462 (230 to 713)	910 (417 to 1,456)	714 (429 to 1,213)	1,035 (634 to 1,592)	1,440 (859 to 2,408)	1,790 (1,110 to 2,870)	1,710 (1,220 to 2,540)	1,410 (897 to 2,240)	871 (543 to 1,395)	492 (303 to 809)	240 (147 to 399)	99.2 (57.6 to 166)	39.1 (23.7 to 64.9)	16.6 (10.3 to 28.1)	6.6 (2.8 to 12.3)	1.2 (0.4 to 2.5)	0.3 (0.1 to 0.5)	12,900 (8,660 to 18,400)
HIV/AIDS - Drug-susceptible Tuberculosis	0 (0 to 0)	0 (0 to 0)	49.3 (29.5 to 74.7)	81.3 (49.2 to 134)	66.1 (39.6 to 101)	84.6 (53.4 to 132)	242 (162 to 382)	222 (137 to 338)	332 (199 to 499)	680 (382 to 967)	909 (515 to 872)	610 (336 to 942)	502 (311 to 799)	310 (193 to 493)	171 (106 to 247)	82.6 (51 to 127)	33.1 (21 to 49.7)	13.7 (8.9 to 22)	5.7 (3.4 to 9.2)	1.1 (0.4 to 2.4)	0.3 (0.2 to 0.5)	0.1 (0 to 0.2)	3,660 (2,350 to 5,180)
HIV/AIDS - Multidrug-resistant Tuberculosis without extensive drug resistance	0 (0 to 0)	0 (0 to 0)	2.1 (0.7 to 11)	3.5 (1.1 to 18.6)	2.6 (0.8 to 14)	4 (1.1 to 21)	10.6 (3.2 to 53.6)	9.5 (2.9 to 53.4)	13.9 (4.3 to 76.4)	19.7 (5.5 to 105)	24.9 (7.3 to 134)	24.6 (7.7 to 131)	20.4 (6.4 to 109)	12.8 (4 to 68.2)	7.2 (2.2 to 38.4)	3.5 (1 to 18.5)	1.4 (0.4 to 7.4)	0.6 (0.2 to 3.1)	0.2 (0 to 1.3)	0 (0 to 0.3)	0 (0 to 0.1)	0 (0 to 0)	191 (59.1 to 1,020)
HIV/AIDS - Extensively drug-resistant Tuberculosis	0 (0 to 0)	0 (0 to 0)	0 (0 to 0)	0 (0 to 0)	0 (0 to 0)	0 (0 to 0)	0.1 (0 to 0.7)	0 (0 to 0.1)	0.2 (0 to 1)	0.3 (0 to 1.4)	0.3 (0 to 1.7)	0.3 (0 to 1.7)	0.2 (0 to 1.4)	0.1 (0 to 0.6)	0.1 (0 to 0.4)	0 (0 to 0.2)	0 (0 to 0.1)	0 (0 to 0.1)	0 (0 to 0.1)	0 (0 to 0)	0 (0 to 0)	0 (0 to 0)	2.1 (0.6 to 11)
HIV/AIDS resulting in other diseases	0 (0 to 0)	0 (0 to 0)	629 (96 to 1,295)	797 (163 to 2,210)	332 (112 to 628)	343 (156 to 602)	557 (261 to 1,195)	497 (249 to 994)	679 (320 to 1,403)	941 (493 to 1,890)	1,152 (563 to 2,230)	1,078 (649 to 1,940)	885 (508 to 1,660)	549 (319 to 939)	312 (178 to 529)	152 (92 to 256)	63.7 (39 to 107)	24.6 (13.7 to 43)	10.7 (5.9 to 21.2)	4.4 (1.5 to 9.4)	0.9 (0.4 to 2)	0.2 (0.1 to 0.4)	8,810 (5,610 to 12,600)
Sexually transmitted infections excluding HIV	339 (139 to 774)	66.9 (21.6 to 146)	147 (44.5 to 334)	6.9 (1.9 to 14.8)	2.5 (0.7 to 6)	3.4 (1.1 to 7.7)	10.7 (5.3 to 21.2)	15.2 (7.1 to 29.1)	9.3 (4.2 to 18.2)	7.9 (3.6 to 16.6)	7.9 (3.4 to 17.1)	7.8 (3.2 to 17.3)	7.3 (2.9 to 16.7)	6.2 (2.1 to 15.1)	5.4 (1.6 to 14.5)	3.9 (1.2 to 10.6)	3.6 (1.1 to 9.6)	2.7 (0.8 to 7.1)	2.1 (0.6 to 5.6)	1.4 (0.3 to 3.8)	0.5 (0.1 to 1.5)	0.2 (0 to 0.5)	652 (197 to 1,660)
Syphilis	0 (0 to 0)	0 (0 to 0)	147 (44.5 to 334)	6.9 (1.9 to 14.8)	2.5 (0.7 to 6)	3.4 (1.1 to 7.7)	10.7 (5.3 to 21.2)	15.2 (7.1 to 29.1)	9.3 (4.2 to 18.2)	7.9 (3.6 to 16.6)	7.9 (3.4 to 17.1)	7.8 (3.2 to 17.3)	7.3 (2.9 to 16.7)	6.2 (2.1 to 15.1)	5.4 (1.6 to 14.5)	3.9 (1.2 to 10.6)	3.6 (1.1 to 9.6)	2.7 (0.8 to 7.1)	2.1 (0.6 to 5.6)	1.4 (0.3 to 3.8)	0.5 (0.1 to 1.5)	0.2 (0 to 0.5)	572 (197 to 1,660)
Chlamydial infection	0 (0 to 0)	0 (0 to 0)	0 (0 to 0)	0 (0 to 0)	0 (0 to 0)	0 (0 to 0)	0 (0 to 0.3)	0 (0 to 0.4)	0 (0 to 0.6)	1.2 (0 to 6.2)	0.6 (0 to 3.1)	0.6 (0 to 3.1)	0.6 (0 to 3.1)	0.6 (0 to 3.1)	0.6 (0 to 3.1)	0.6 (0 to 3.1)	0.6 (0 to 3.1)	0.6 (0 to 3.1)	0.6 (0 to 3.1)	0.6 (0 to 3.1)	0.6 (0 to 3.1)	0.6 (0 to 3.1)	9.1 (0 to 47.2)
Gonococcal infection	0 (0 to 0)	0 (0 to 0)	0 (0 to 0)	0 (0 to 0)	0 (0 to 0)	0 (0 to 0)	0.7 (0.1 to 3.7)	0 (0 to 0.2)	0.7 (0.1 to 4.1)	0.7 (0 to 0.9)	0.7 (0 to 4.7)	0.7 (0.1 to 4.7)	0.7 (0.1 to 4.7)	0.6 (0.1 to 4.3)	0.6 (0.2 to 3.2)	0.7 (0.2 to 3.4)	0.7 (0.2 to 3.4)	0.7 (0.1 to 3.1)	0.7 (0.1 to 3.1)	0.7 (0.1 to 3.1)	0.7 (0.1 to 3.1)	0.7 (0.1 to 3.1)	0.7 (0.1 to 3.1)	14.4 (0.1 to 74.8)
Trichomoniasis	0 (0 to 0)	0 (0 to 0)	0 (0 to 0)	0 (0 to 0)	0 (0 to 0)	0 (0 to 0.2)	1.1 (0.3 to 2.9)	1.1 (0.3 to 3)	2.9 (1.1 to 7.3)	3.5 (1.2 to 8.2)	3.5 (0.9 to 9.1)	3.5 (0.9 to 9.1)	3.5 (0.9 to 9.1)	3.5 (0.9 to 9.1)	3.5 (0.9 to 9.1)	3.5 (0.9 to 9.1)	3.5 (0.9 to 9.1)	3.5 (0.9 to 9.1)	3.5 (0.9 to 9.1)	3.5 (0.9 to 9.1)	3.5 (0.9 to 9.1)	3.5 (0.9 to 9.1)	19.2 (5.1 to 49.8)
Genital herpes	0 (0 to 0)	0 (0 to 0)	0 (0 to 0)	0 (0 to 0)	0 (0 to 0)	0 (0 to 0)	1.1 (0.3 to 2.9)	1.1 (0.3 to 3.1)	1.1 (0.4 to 3.1)	1.4 (0.5 to 4)	1.4 (0.4 to 4.2)	1.4 (0.4 to 4.2)	1.4 (0.4 to 4.2)	1.4 (0.4 to 4.2)	1.4 (0.4 to 4.2)	1.4 (0.4 to 4.2)	1.4 (0.4 to 4.2)	1.4 (0.4 to 3.9)	1.4 (0.4 to 3.9)	1.4 (0.4 to 3.9)	1.4 (0.4 to 3.9)	1.4 (0.4 to 3.9)	1.4 (0.4 to 3.9)	13.5 (3.6 to 37.2)
Other sexually transmitted infections	0 (0 to 0)	0 (0 to 0)	0 (0 to 0)	0 (0 to 0)	0 (0 to 0)	0 (0 to 0)	2.1 (0.6 to 5.2)	2.1 (0.6 to 5.3)	2.1 (0.6 to 5.4)	2.1 (0.6 to 5.6)	2.1 (0.6 to 5.6)	2.1 (0.6 to 5.6)	2.1 (0.6 to 5.6)	2.1 (0.6 to 5.6)	2.1 (0.6 to 5.6)	2.1 (0.6 to 5.6)	2.1 (0.6 to 5.6)	2.1 (0.6 to 5.6)	2.1 (0.6 to 5.6)	2.1 (0.6 to 5.6)	2.1 (0.6 to 5.6)	2.1 (0.6 to 5.6)	2.1 (0.6 to 5.6)	23.5 (6.4 to 62.1)
Respiratory infections and tuberculosis	2,090 (1,330 to 3,020)	597 (397 to 1,210)	1,020 (1,020 to 1,960)	1,360 (1,020 to 2,360)	1,020 (649 to 1,710)	1,020 (679 to 1,710)	1,020 (632 to 1,670)	1,020 (660 to 1,660)	1,020 (784 to 1,640)	1,020 (832 to 1,660)	1,020 (851 to 1,910)	1,020 (739 to 1,730)	1,020 (679 to 1,580)	1,020 (667 to 1,660)	1,020 (649 to 1,660)	1,020 (649 to 1,660)	1,020 (649 to 1,660)	1,020 (649 to 1,660)	1,020 (649 to 1,660)	1,020 (649 to 1,660)	1,020 (649 to 1,660)	1,020 (649 to 1,660)	1,020 (649 to 1,660)	21,100 (13,400 to 32,600)
Tuberculosis	2,090 (1,330 to 3,020)	597 (397 to 1,210)	1,020 (1,020 to 1,960)	1,360 (1,020 to 2,360)	1,020 (649 to 1,710)	1,020 (679 to 1,710)	1,020 (632 to 1,670)	1,020 (660 to 1,660)	1,020 (784 to 1,640)	1,020 (832 to 1,660)	1,020 (851 to 1,910)	1,020 (739 to 1,730)	1,020 (679 to 1,580)	1,020 (667 to 1,660)	1,020 (649 to 1,660)	1,020 (649 to 1,660)	1,020 (649 to 1,660)	1,020 (649 to 1,660)	1,020 (649 to 1,660)	1,020 (649 to 1,660)	1,020 (649 to 1,660)	1,020 (649 to 1,660)	1,020 (649 to 1,660)	21,100 (13,400 to 32,600)
Latent tuberculosis infection	0 (0 to 0)	0 (0 to 0)	0 (0 to 0)	0 (0 to 0)	0 (0 to 0)	0 (0 to 0)





SR Table 2c: TharakaNithi DALYS by cause and age group for both sexes with 95% uncertainty intervals, 2019

Cause	Early Neonatal	Late Neonatal	Post Neonatal	1 to 4	5 to 9	10 to 14	15 to 19	20 to 24	25 to 29	30 to 34	35 to 39
All causes	3,520 (2,790 to 4,380)	647 (511 to 801)	2,580 (2,060 to 3,160)	2,570 (2,120 to 3,060)	1,480 (1,230 to 1,770)	1,700 (1,390 to 2,030)	2,830 (2,360 to 3,410)	2,950 (2,390 to 3,700)	2,740 (2,170 to 3,470)	2,810 (2,210 to 3,540)	2,990 (2,330 to 3,750)
Communicable, maternal, neonatal, and nutritional diseases	3,230 (2,550 to 4,060)	581 (460 to 720)	2,220 (1,740 to 2,780)	2,060 (1,670 to 2,500)	820 (670 to 978)	681 (558 to 813)	1,050 (854 to 1,320)	1,080 (855 to 1,440)	1,030 (800 to 1,390)	1,130 (855 to 1,480)	1,200 (913 to 1,600)
HIV/AIDS and sexually transmitted infections	103 (32·6 to 224)	17 (5·5 to 38·9)	67·5 (28·3 to 135)	33·6 (9·7 to 78·9)	38 (13·2 to 73·1)	67 (23·1 to 132)	178 (86·4 to 319)	166 (94·9 to 276)	178 (109 to 275)	250 (163 to 371)	343 (232 to 502)
HIV/AIDS	0 (0 to 0)	0 (0 to 0)	28·8 (6·6 to 72·3)	32 (7·9 to 77·9)	37·1 (12 to 71·8)	66·2 (22·1 to 131)	174 (83·4 to 314)	160 (89·3 to 271)	171 (103 to 266)	243 (157 to 363)	337 (223 to 495)
HIV/AIDS - Drug-susceptible Tuberculosis	0 (0 to 0)	0 (0 to 0)	10·1 (2·6 to 19·3)	10·8 (3·2 to 19·7)	10·7 (4·7 to 17·3)	22·8 (8·9 to 38·2)	70·9 (34 to 120)	65·5 (35·9 to 104)	70·8 (42 to 109)	101 (61·8 to 151)	141 (88 to 210)
HIV/AIDS - Multidrug-resistant Tuberculosis without extensive dru	0 (0 to 0)	0 (0 to 0)	0·5 (0 to 2·9)	0·6 (0 to 3)	0·5 (0 to 2·9)	1·1 (0 to 6·3)	3·6 (0·1 to 20·5)	3·3 (0·1 to 19·6)	3·5 (0·1 to 20·5)	4·9 (0·1 to 29·3)	6·5 (0·2 to 39·3)
HIV/AIDS - Extensively drug-resistant Tuberculosis	0 (0 to 0)	0 (0 to 0)	0 (0 to 0)	0 (0 to 0)	0 (0 to 0)	0 (0 to 0·1)	0 (0 to 0·3)	0 (0 to 0·3)	0 (0 to 0·3)	0·1 (0 to 0·4)	0·1 (0 to 0·5)
HIV/AIDS resulting in other diseases	0 (0 to 0)	0 (0 to 0)	18·1 (3·6 to 55·7)	20·6 (4·3 to 61·2)	25·9 (6·6 to 61)	42·3 (12·2 to 101)	99·2 (46·3 to 196)	91·3 (49·2 to 162)	96·1 (55·9 to 154)	137 (87·5 to 209)	189 (125 to 286)
Sexually transmitted infections excluding HIV	103 (32·6 to 224)	16·9 (5·5 to 38·9)	38·8 (11·7 to 95·2)	1·6 (0·4 to 3·8)	0·9 (0·3 to 2·1)	0·8 (0·4 to 1·6)	3·8 (2 to 6·9)	6 (3·3 to 9·9)	7 (3·7 to 12·4)	7·7 (4·1 to 12·7)	6·1 (3·3 to 10·9)
Syphilis	103 (32·6 to 224)	16·9 (5·5 to 38·9)	38·8 (11·7 to 95·2)	1·6 (0·4 to 3·8)	0·9 (0·3 to 2·1)	0·3 (0·1 to 0·8)	0·8 (0·3 to 1·7)	0·4 (0·2 to 0·9)	0·5 (0·2 to 1·2)	1·1 (0·4 to 3)	0·6 (0·2 to 1·9)
Chlamydial infection	0 (0 to 0)	0 (0 to 0)	0 (0 to 0)	0 (0 to 0)	0 (0 to 0)	0 (0 to 0·1)	0·3 (0·2 to 0·6)	0·8 (0·3 to 1·4)	0·8 (0·4 to 1·4)	0·6 (0·3 to 1·1)	0·6 (0·3 to 1)
Gonococcal infection	0 (0 to 0)	0 (0 to 0)	0 (0 to 0)	0 (0 to 0)	0 (0 to 0)	0·1 (0 to 0·2)	0·7 (0·3 to 1·5)	1 (0·5 to 2)	0·9 (0·4 to 2·1)	0·6 (0·3 to 1·3)	0·5 (0·2 to 0·9)
Trichomoniasis	0 (0 to 0)	0 (0 to 0)	0 (0 to 0)	0 (0 to 0)	0 (0 to 0)	0 (0 to 0·1)	0·5 (0·2 to 1·2)	1·7 (0·6 to 3·9)	2·3 (0·8 to 5·3)	2·2 (0·7 to 5·3)	1·9 (0·6 to 4·2)
Genital herpes	0 (0 to 0)	0 (0 to 0)	0 (0 to 0)	0 (0 to 0)	0 (0 to 0)	0·1 (0 to 0·3)	0·5 (0·2 to 1·3)	0·9 (0·3 to 2·1)	1·1 (0·4 to 2·6)	1·2 (0·4 to 2·8)	1·1 (0·3 to 2·7)
Other sexually transmitted infections	0 (0 to 0)	0 (0 to 0)	0 (0 to 0)	0 (0 to 0)	0 (0 to 0)	0·2 (0·1 to 0·5)	1 (0·5 to 2)	1·3 (0·7 to 2·2)	1·4 (0·8 to 2·4)	1·8 (1·1 to 2·9)	1·4 (0·9 to 2·3)
Respiratory infections and tuberculosis	248 (153 to 373)	81·9 (47 to 124)	457 (256 to 747)	299 (172 to 451)	122 (88·9 to 163)	106 (79·1 to 139)	262 (188 to 362)	372 (253 to 561)	401 (258 to 627)	454 (286 to 695)	462 (291 to 713)
Tuberculosis	0 (0 to 0)	0 (0 to 0)	29·1 (13·4 to 49·4)	31·7 (15·8 to 50·9)	20·4 (12·3 to 32)	23·5 (14·5 to 35·2)	151 (90·5 to 234)	268 (164 to 423)	306 (180 to 503)	365 (218 to 579)	367 (220 to 597)
Latent tuberculosis infection	0 (0 to 0)	0 (0 to 0)	0 (0 to 0)	0 (0 to 0)	0 (0 to 0)	0 (0 to 0)	0 (0 to 0)	0 (0 to 0)	0 (0 to 0)	0 (0 to 0)	0 (0 to 0)
Drug-susceptible tuberculosis	0 (0 to 0)	0 (0 to 0)	27·9 (12·5 to 47·8)	30·5 (15 to 49·8)	19·7 (11·4 to 30·8)	22·6 (13 to 34)	145 (82·7 to 226)	257 (156 to 415)	294 (167 to 482)	351 (203 to 555)	353 (206 to 578)
Multidrug-resistant tuberculosis without extensive drug resistanc	0 (0 to 0)	0 (0 to 0)	1·2 (0 to 6·4)	1·2 (0 to 6·5)	0·7 (0 to 4·1)	0·9 (0 to 4·7)	5·7 (0·1 to 32·1)	10·1 (0·2 to 58·5)	11·7 (0·3 to 66·3)	13·8 (0·3 to 86)	13·9 (0·3 to 79·2)
Extensively drug-resistant tuberculosis	0 (0 to 0)	0 (0 to 0)	0 (0 to 0·1)	0 (0 to 0·1)	0 (0 to 0·1)	0 (0 to 0·1)	0·1 (0 to 0·4)	0·1 (0 to 0·8)	0·2 (0 to 0·9)	0·2 (0 to 1·1)	0·2 (0 to 1·1)
Lower respiratory infections	248 (152 to 373)	81·6 (46·6 to 123)	420 (231 to 696)	238 (124 to 376)	69·8 (44·6 to 102)	54·3 (36·7 to 75·8)	83·5 (56 to 125)	82·2 (49·6 to 133)	78·6 (47·5 to 126)	76·8 (44·9 to 126)	83·7 (49·1 to 131)
Upper respiratory infections	0·1 (0 to 0·1)	0·3 (0·2 to 0·5)	7 (3·5 to 13·4)	21 (11·8 to 35·7)	21·5 (11·8 to 36·1)	21·2 (11·7 to 35·7)	21·3 (11·2 to 37)	16·7 (9 to 29·2)	12·5 (7 to 20·4)	10·4 (5·7 to 17·5)	8·9 (4·8 to 14·7)
Otitis media	0·1 (0 to 0·5)	0 (0 to 0·1)	1 (0·5 to 1·8)	8·2 (4·5 to 14)	10·5 (5·8 to 17·4)	7·2 (3·8 to 12·7)	6·7 (3·5 to 11·2)	5·3 (2·3 to 10·3)	3·5 (1·6 to 6·5)	2·4 (1·1 to 4·3)	2 (1 to 3·7)
Enteric infections	153 (52·8 to 308)	150 (56·7 to 264)	899 (430 to 1,430)	850 (459 to 1,310)	302 (203 to 417)	198 (131 to 289)	231 (144 to 354)	188 (115 to 311)	141 (84·8 to 239)	123 (71·9 to 204)	116 (66·8 to 192)
Diarrheal diseases	153 (52·8 to 308)	148 (54·2 to 263)	859 (386 to 1,390)	684 (330 to 1,130)	179 (103 to 285)	92·1 (53·4 to 149)	141 (80·4 to 234)	137 (73 to 248)	108 (57·6 to 195)	98·5 (53·8 to 170)	97·5 (52·8 to 175)
Typhoid and paratyphoid	0 (0 to 0)	0 (0 to 0)	0·3 (0·1 to 0·6)	46·2 (13·4 to 107)	74·3 (26·7 to 154)	89·4 (36 to 174)	77·9 (25·7 to 159)	35·6 (12·4 to 80·1)	17·6 (6·2 to 38·6)	9·7 (3·4 to 22·4)	5·7 (2·2 to 12·6)
Typhoid fever	0 (0 to 0)	0 (0 to 0)	0·2 (0·1 to 0·6)	44·2 (12·5 to 102)	71·1 (25·4 to 148)	85·5 (34·4 to 167)	74·5 (24·8 to 152)	34·1 (11·8 to 76·7)	16·8 (6 to 37)	9·2 (3·2 to 21·2)	5·4 (2·1 to 11·9)
Paratyphoid fever	0 (0 to 0)	0 (0 to 0)	0 (0 to 0)	2 (0·5 to 5·4)	3·2 (0·9 to 8)	3·8 (1·3 to 8·7)	3·3 (1 to 7·7)	1·5 (0·5 to 3·8)	0·8 (0·2 to 2)	0·4 (0·1 to 1·1)	0·3 (0·1 to 0·7)
Invasive Non-typhoidal Salmonella (iNTS)	0 (0 to 0)	1·5 (0·8 to 2·5)	39·8 (18·1 to 73·6)	119 (53·6 to 219)	48·9 (21·6 to 92·5)	16·7 (6·7 to 33·3)	12·3 (4·7 to 26·1)	14·4 (5·1 to 30·3)	15·9 (5·3 to 34·8)	14·3 (5·3 to 29·8)	12·5 (4·8 to 24·9)
Other intestinal infectious diseases	0 (0 to 0)	0 (0 to 0)	0·3 (0 to 1·1)	0·7 (0·1 to 1·9)	0·2 (0 to 0·7)	0·2 (0 to 0·5)	0·1 (0 to 0·4)	0·1 (0 to 0·3)	0 (0 to 0·1)	0·1 (0 to 0·3)	0 (0 to 0·1)
Neglected tropical diseases and malaria	0·1 (0 to 0·4)	43·4 (6 to 137)	378 (62·8 to 1,040)	363 (73·2 to 963)	113 (51·1 to 222)	116 (55·7 to 222)	115 (58·7 to 221)	110 (57·7 to 197)	95·4 (51·8 to 165)	91·8 (47·9 to 167)	90·9 (44·9 to 181)
Malaria	0 (0 to 0)	43·2 (5·8 to 137)	377 (61·3 to 1,030)	353 (62·9 to 955)	68·5 (16·1 to 182)	60·2 (14·2 to 163)	52·5 (12·4 to 145)	45·8 (12·1 to 130)	35·3 (10·1 to 98·8)	36·5 (10·4 to 103)	37·8 (8 to 115)
Chagas disease	0 (0 to 0)	0 (0 to 0)	0 (0 to 0)	0 (0 to 0)	0 (0 to 0)	0 (0 to 0)	0 (0 to 0)	0 (0 to 0)	0 (0 to 0)	0 (0 to 0)	0 (0 to 0)
Leishmaniasis	0 (0 to 0)	0 (0 to 0)	0 (0 to 0)	0 (0 to 0)	0·1 (0 to 0·1)	0·1 (0 to 0·3)	0·2 (0 to 0·4)	0·2 (0 to 0·3)	0·1 (0 to 0·3)	0·1 (0 to 0·3)	0·1 (0 to 0·2)
Visceral leishmaniasis	0 (0 to 0)	0 (0 to 0)	0 (0 to 0)	0 (0 to 0)	0 (0 to 0)	0 (0 to 0)	0 (0 to 0)	0 (0 to 0)	0 (0 to 0)	0 (0 to 0)	0 (0 to 0)
Cutaneous and mucocutaneous leishmaniasis	0 (0 to 0)	0 (0 to 0)	0 (0 to 0)	0 (0 to 0)	0·1 (0 to 0·1)	0·1 (0 to 0·3)	0·2 (0 to 0·4)	0·2 (0 to 0·3)	0·1 (0 to 0·3)	0·1 (0 to 0·3)	0·1 (0 to 0·2)
African trypanosomiasis	0 (0 to 0)	0 (0 to 0)	0 (0 to 0)	0 (0 to 0)	0 (0 to 0)	0 (0 to 0)	0 (0 to 0)	0 (0 to 0)	0 (0 to 0)	0 (0 to 0)	0 (0 to 0)
Schistosomiasis	0 (0 to 0)	0 (0 to 0)	0 (0 to 0)	2·8 (1·1 to 5·9)	20·4 (9 to 41·5)	32·4 (13·8 to 66·9)	39·6 (17·5 to 75·4)	43·8 (19·8 to 85·8)	43·4 (19 to 88·6)	40·2 (17·2 to 80)	40·3 (18·7 to 78·3)
Cysticercosis	0 (0 to 0)	0 (0 to 0)	0 (0 to 0)	0 (0 to 0·1)	0·1 (0 to 0·4)	0·3 (0 to 0·6)	1 (0·3 to 2)	2·2 (0·6 to 5)	3 (1 to 6·3)	3·2 (1 to 6·4)	3·3 (1·2 to 6·9)
Cystic echinococcosis	0 (0 to 0)	0 (0 to 0)	0 (0 to 0)	0·2 (0 to 0·7)	0·3 (0 to 1·1)	0·3 (0 to 0·7)	0·3 (0·1 to 0·8)	0·3 (0·1 to 0·8)	0·3 (0 to 0·9)	0·3 (0 to 1·1)	0·3 (0 to 1)
Lymphatic filariasis	0 (0 to 0)	0 (0 to 0)	0 (0 to 0)	0 (0 to 0)	5·8 (3 to 11)	6·4 (3·3 to 11·7)	6·6 (3·5 to 11·9)	5·5 (2·8 to 10)	4·5 (2·3 to 8·3)	3·8 (2 to 6·9)	3·4 (1·8 to 5·9)
Onchocerciasis	0 (0 to 0)	0 (0 to 0)	0 (0 to 0)	0 (0 to 0)	0 (0 to 0)	0 (0 to 0)	0 (0 to 0)	0 (0 to 0)	0 (0 to 0)	0 (0 to 0)	0 (0 to 0)
Trachoma	0 (0 to 0)	0 (0 to 0)	0 (0 to 0)	0 (0 to 0)	0 (0 to 0)	0 (0 to 0)	0 (0 to 0)	0 (0 to 0)	0 (0 to 0)	0 (0 to 0)	0 (0 to 0)
Dengue	0 (0 to 0)	0 (0 to 0)	0·1 (0 to 0·3)	0·4 (0 to 1·2)	0·9 (0 to 2·8)	1 (0 to 3)	1 (0 to 2·9)	0·7 (0 to 2)	0·6 (0 to 1·6)	0·5 (0 to 1·3)	0·4 (0 to 1·1)
Yellow fever	0 (0 to 0)	0 (0 to 0)	0 (0 to 0·1)	0·3 (0 to 1·2)	1 (0·1 to 4·1)	1 (0·1 to 3·8)	1·1 (0·1 to 4·3)	0·8 (0·1 to 3·4)	0·6 (0·1 to 2·1)	0·4 (0 to 1·5)	0·3 (0 to 1)
Rabies	0 (0 to 0)	0 (0 to 0)	0 (0 to 0·2)	1·2 (0·1 to 5·7)	2·2 (0·2 to 9·6)	3 (0·3 to 13)	2·9 (0·3 to 11·7)	2 (0·3 to 7·2)	0·8 (0·1 to 2·7)	0·6 (0·1 to 2·2)	0·6 (0·1 to 2·2)
Intestinal nematode infections	0 (0 to 0)	0 (0 to 0)	0·3 (0·1 to 0·6)	3·9 (1·8 to 7·1)	10·3 (4·8 to 19·6)	9·7 (4·3 to 18·8)	9 (4 to 16·8)	7·6 (3·5 to 14·5)	5·8 (2·6 to 11·4)	5·1 (2·4 to 9·6)	3·4 (1·6 to 6·2)
Ascariasis	0 (0 to 0)	0 (0 to 0)	0·1 (0 to 0·5)	0·9 (0·1 to 2·6)	1 (0·2 to 2·4)	0·6 (0·2 to 1·4)	0·6 (0·2 to 1·3)	0·4 (0·1 to 0·9)	0·3 (0·1 to 0·7)	0·3 (0·1 to 0·6)	0·2 (0·1 to 0·5)
Trichuriasis	0 (0 to 0)	0 (0 to 0)	0 (0 to 0)	0·3 (0·1 to 0·7)	0·9 (0·3 to 2·1)	1 (0·4 to 2·2)	1·5 (0·6 to 3·3)	1·2 (0·4 to 2·6)	0·7 (0·3 to 1·6)	0·5 (0·2 to 1)	0·3 (0·1 to 0·7)
Hookworm disease	0 (0 to 0)	0 (0 to 0)	0·1 (0 to 0·2)	2·6 (1·1 to 5·3)	8·3 (3·4 to 17)	8·1 (3·4 to 16·8)	7 (2·8 to 14·2)	6 (2·6 to 12·4)	4·8 (1·9 to 9·7)	4·3 (1·8 to 8·9)	2·8 (1·2 to 5·4)
Food-borne trematodiases	0 (0 to 0)	0 (0 to 0)	0 (0 to 0)	0 (0 to 0)	0 (0 to 0)	0 (0 to 0)	0 (0 to 0)	0 (0 to 0)	0 (0 to 0)	0 (0 to 0)	0 (0 to 0)
Leprosy	0 (0 to 0)	0 (0 to 0)	0 (0 to 0)	0 (0 to 0)	0 (0 to 0)	0 (0 to 0)	0 (0 to 0)	0 (0 to 0)	0 (0 to 0)	0 (0 to 0)	0 (0 to 0)
Ebola	0 (0 to 0)	0 (0 to 0)	0 (0 to 0)	0 (0 to 0)	0 (0 to 0)	0 (0 to 0)	0 (0 to 0)	0 (0 to 0)	0 (0 to 0)	0 (0 to 0)	0 (0 to 0)
Zika virus	0 (0 to 0)	0 (0 to 0)	0 (0 to 0)	0 (0 to 0)	0 (0 to 0)	0 (0 to 0)	0 (0 to 0)	0 (0 to 0)	0 (0 to 0)	0 (0 to 0)	0 (0 to 0)
Guinea worm disease	0 (0 to 0)	0 (0 to 0)	0 (0 to 0)	0 (0 to 0)	0 (0 to 0)	0 (0 to 0)	0 (0 to 0)	0 (0 to 0)	0 (0 to 0)	0 (0 to 0)	0 (0 to 0)
Other neglected tropical diseases	0·1 (0 to 0·4)	0·2 (0·1 to 0·3)	1·3 (0·5 to 2·6)	1·5 (0·6 to 3·3)	3·4 (1·4 to 6·6)	1·6 (0·7 to 3·1)	0·8 (0·3 to 1·5)	0·6 (0·3 to 1·3)	1 (0·5 to 1·9)	1·1 (0·5 to 1·9)	1 (0·4 to 1·8)
Other infectious diseases	58·9 (30·6 to 106)	32·6 (15·9 to 66·1)	152 (61·3 to 413)	175 (72·9 to 464)	83·4 (52 to 143)	72·2 (49·9 to 101)	129 (86·6 to 187)	114 (74·6 to 175)	89·2 (54·8 to 142)	86·9 (54·5 to 137)	89·7 (55·2 to 138)
Meningitis	16·9 (8·4 to 32·3)	9·7 (4·7 to 18·4)	57·6 (27·7 to 104)	51·7 (27·2 to 88·6)	47 (29·3 to 74·5)	50·6 (32·8 to 74)	82·5 (51·5 to 131)	70 (42·9 to 114)	49·2 (29 to 79·2)	51·4 (29·4 to 85·5)	53·1 (29·9 to 84·3)
Encephalitis	0·9 (0·4 to 1·8)	0·6 (0·2 to 1·2)	2·4 (0·9 to 5·3)	1·2 (0·6 to 2·4)	1·4 (0·9 to 2)	1·7 (1·1 to 2·4)	5·7 (3·2 to 10·2)	2 (1·3 to 2·9)	3·5 (2 to 6)	2·1 (1·1 to 4·1)	0·9 (0·6 to 1·4)
Diphtheria	0 (0 to 0)	0 (0 to 0)	0·1 (0 to 0·2)	0·1 (0 to 0·4)	0·1 (0 to 0·2)	0 (0 to 0·1)	0 (0 to 0·1)	0 (0 to 0)	0 (0 to 0)	0 (0 to 0)	0 (0 to 0)
Tetanus	31·2 (9·9 to 70)	19·3 (5·5 to 50)	4·5 (1·2 to 11·1)	3 (0·5 to 11·3)	4·5 (1·5 to 12·6)	6·3 (2 to 15·1)	22·8 (6·5 to 49·3)	14·4 (4 to 30·3)	10·6 (2·9 to 23)	11·7 (3·3 to 26·2)	12·7 (3 to 28·1)
Measles	0 (0 to 0)	0 (0 to 0)	10·6 (2·9 to 25·9)	28·2 (8 to 68·4)	6·5 (2 to 16)	1·9 (0·6 to 4·6)	0·8 (0·2 to 1·9)	0·3 (0·1 to 0·9)	0·1 (0 to 0·4)	0·1 (0 to 0·2)	0 (0 to 0·1)
Varicella and herpes zoster	0·3 (0·1 to 0·8)	0·5 (0·1 to 1·3)	6·1 (1·1 to 16)	9·9 (2·3 to 25·8)	5·6 (1·3 to 13·6)	2·1 (0·6 to 4·8)	1·4 (0·4 to 3·1)	1·1 (0·4 to 2·4)	1 (0·4 to 2·3)	1·1 (0·4 to 2·6)	0·9 (0·3 to 1·9)
Acute hepatitis	0 (0 to 0)	0 (0 to 0)	1·6 (0·6 to 3·7)	3·8 (1·6 to 8)	4·2 (2·2 to 7·9)	5·2 (2·7 to 9·4)	11·5 (5·8 to 23·5)	22·9 (9·4 to 50·8)	21·7 (8·5 to 50·3)	17·6 (7·4 to 39·3)	19·3 (8·2 to 42·6)
Acute hepatitis A	0 (0 to 0)	0 (0 to 0)	0·9 (0·2 to 2·3)	3·1 (1·2 to 7)	3·4 (1·6 to 6·7)	3·9 (1·8 to 7·8)	7·7 (2·9 to 17·1)	13·4 (3·8 to 34·9)	11·2 (2·7 to 32·4)	8·6 (2 to 23·1)	9·3 (2·2 to 25·7)
Acute hepatitis B	0 (0 to 0)	0 (0 to 0)	0·6 (0·1 to 1·6)	0·4 (0 to 1·7)	0·4 (0·1 to 1·5)	0·7 (0·1 to 2·3)	2·8 (0·4 to 7·1)	7·9 (1·8 to 19)	9 (2·5 to 21·9)	7·5 (2·1 to 17·6)	8 (2·4 to 17·9)
Acute hepatitis C	0 (0 to 0)	0 (0 to 0)	0·1 (0 to 0·3)	0·2 (0·1 to 0·7)	0·1 (0 to 0·6)	0·2 (0 to 0·7)	0·6 (0·1 to 2·1)	1 (0·2 to 3·2)	1 (0·2 to 3·5)	1·1 (0·3 to 3·6)	1·6 (0·4 to 5)
Acute hepatitis E	0 (0 to 0)	0 (0 to 0)	0·1 (0 to 0·3)	0·1 (0 to 0·4)	0·2 (0·1 to 0·4)	0·3 (0·1 to 0·5)	0·5 (0·2 to 1)	0·6 (0·2 to 1·7)	0·5 (0·1 to 1·6)	0·4 (0·1 to 1·2)	0·4 (0·1 to 1·3)
Other unspecified infectious diseases	9·6 (3·1 to 22·6)	2·6 (0·9 to 5·8)	8·5 (2·4 to 21·2)	7·5 (2·5 to 16·3)	3·2 (1·6 to 5·5)	2·1 (1·2 to 3·4)	2·7 (1·6 to 4·4)	2·3 (1·4 to 3·8)	2·6 (1·5 to 4·1)	2·6 (1·6 to 4·2)	2·7 (1·6 to 4·5)
Maternal and neonatal disorders	2,670 (2,080 to 3,350)	254 (161 to 367)	110 (57·4 to 197)	105 (77·7 to 136)	88·3 (65·6 to 115)	89·2 (65·4 to 116)	112 (84·6 to 146)	110 (81·8 to 152)	96·9 (68·9 to 145)	88·9 (61·5 to 129)	73 (48·9 to 108)
Maternal disorders	0 (0 to 0)	0 (0 to 0)	0 (0 to 0)	0 (0 to 0)	0 (0 to 0)	0·7 (0·2 to 1·9)	30·3 (15·6 to 52·8)	49·1 (26·6 to 85·4)	50·5 (25 to 94·6)	52·1 (26 to 92·4)	43·9 (21·8 to 76·7)
Maternal hemorrhage	0 (0 to 0)	0 (0 to 0)	0 (0 to 0)	0 (0 to 0)	0 (0 to 0)	0·1 (0 to 0·3)	3·8 (1·3 to 8·8)	7·4 (3·2 to 16·3)	8·4 (3·3 to 18·7)	10·3 (4·2 to 21)	8·9 (3·4 to 19·8)
Maternal sepsis and other maternal infections	0 (0 to 0)	0 (0 to 0)	0 (0 to 0)	0 (0 to 0)	0 (0 to 0)	0 (0 to 0·1)	1·9 (0·7 to 4·1)	3·5 (1·4 to 6·8)	3·1 (1·1 to 7·5)	3 (1·1 to 7·1)	2·5 (0·7 to 6)
Maternal hypertensive disorders	0 (0 to 0)	0 (0 to 0)	0 (0 to 0)	0 (0 to 0)	0 (0 to 0)	0·1 (0 to 0·3)	5·7 (2·5 to 11·3)	8 (4 to 13·8)	7·7 (3·7 to 15·2)	7 (3·4 to 13·2)	5·1 (2·3 to 10·1)
Maternal obstructed labor and uterine rupture	0 (0 to 0)	0 (0 to 0)	0 (0 to 0)	0 (0 to 0)	0 (0 to 0)	0·2 (0·1 to 0·6)	9·9 (3·5 to 21·4)	15·9 (5·7 to 35·7)	16·8 (5·7 to 37·1)	16·8 (6 to 37·6)	14·4 (5·1 to 31·7)
Maternal abortion and miscarriage	0 (0 to 0)	0 (0 to 0)	0 (0 to 0)	0 (0 to 0)	0 (0 to 0)	0·1 (0 to 0·3)	1·6 (0·4 to 4·3)	2·1 (0·7 to 6)	1·9 (0·5 to 5·3)	2·1 (0·6 to 6·2)	1·8 (0·5 to 5·3)
Ectopic pregnancy	0 (0 to 0)	0 (0 to 0)	0 (0 to 0)	0 (0 to 0)	0 (0 to 0)	0 (0 to 0·1)	0·7 (0·2 to 1·6)	1·2 (0·4 to 2·6)	1·2 (0·4 to 3)	1·3 (0·4 to 3)	1·2 (0·4 to 2·9)
Indirect maternal deaths	--	--	--	--	--	0 (0 to 0·1)	2·6 (0·8 to 6·4)	4 (1·2 to 9·8)	4·2 (1·3 to 10)	3·8 (1·2 to 9·4)	3·2 (1 to 7·7)
Late maternal deaths	--	--	--	--	--	0 (0 to 0·1)	1·3 (0·6 to 2·6)	1·8 (0·7 to 4)	2 (0·8 to 4·4)	2 (0·8 to 4·2)	1·8 (0·7 to 3·4)
Maternal deaths aggravated by HIV/AIDS	--	--	--	--	--	0 (0 to 0)	0·1 (0 to 0·2)	0·2 (0 to 0·4)	0·3 (0·1 to 0·8)	0·5 (0·1 to 1·2)	0·7 (0·2 to 1·6)
Neonatal disorders	2,670 (2,080 to 3,350)	254 (161 to 367)	110 (57·4 to 197)	105 (77·7 to 136)	88·3 (65·6 to 115)	88·5 (64·3 to 116)	81·4 (59·2 to 105)	61·1 (44·7 to 79·4)	46·4 (34·4 to 60·6)	36·8 (27·1 to 48·5)	29·1 (21·3 to 38·1)
Neonatal preterm birth	613 (342 to 963)	27·2 (11·4 to 49·8)	22·3 (12·9 to 38·7)	41·3 (30 to 54·2)	50 (35·9 to 66·9)	49·5 (35·3 to 66·8)	44·8 (31·6 to 58·7)	32·5 (23·3 to 43·1)	24·5 (17·8 to 32)	18·9 (13·2 to 25)	14·4 (10·6 to 19·2)
Neonatal encephalopathy due to birth asphyxia and trauma	1,020 (643 to 1,630)	37·9 (16·1 to 85·6)	16·6 (8 to 34·1)	19·2 (12·5 to 28·2)	22·4 (13 to 34·8)	22·7 (13·9 to 34·7)	21·4 (12·6 to 32·8)	16·5 (9·8 to 25·4)	12·6 (7·5 to 19·7)	10·3 (6·1 to 15·5)	8·5 (5 to 13·2)
Neonatal sepsis and other neonatal infections	423 (202 to 710)	124 (68·6 to 194)	26·3 (10·9 to 52·4)	10 (5·5 to 16·1)	13·1 (7·3 to 21·1)	13·3 (7·3 to 22·3)	12·5 (7 to 20·8)	9·9 (5·4 to 16·1)	7·6 (4·2 to 12·3)	6·3 (3·4 to 10·1)	5·1 (2·8 to 8·2)
Hemolytic disease and other neonatal jaundice	22·6 (11·1 to 38·8)	2·7 (1·4 to 5·1)	2·7 (0·8 to 7·4)	2·5 (1·8 to 3·5)	2·8 (2·1 to 3·6)	2·9 (2·1 to 3·7)	2·8 (2 to 3·5)	2·1 (1·6 to 2·7)	1·7 (1·2 to 2·1)	1·4 (1 to 1·7)	1·1 (0·8 to 1·4)
Other neonatal disorders	586 (248 to 979)	62·6 (25·9 to 111)	42·2 (16·9 to 84·6)	32·2 (23·1 to 42·8)	0 (0 to 0)	0 (0 to 0)	0 (0 to 0)	0 (0 to 0)	0 (0 to 0)	0 (0 to 0)	0 (0 to 0)
Nutritional deficiencies	0·3 (0·2 to 0·5)	2·6 (1·4 to 4)	155 (82·1 to 262)	230 (133 to 373)	73 (45·4 to 114)	31·6 (19·5 to 49·5)	25·3 (15·5 to 39)	23·6 (15·3 to 35·7)	28·6 (17·2 to 44·3)	30·2 (18·4 to 45·7)	27·1 (15·7 to 45)
Protein-energy malnutrition	0·3 (0·2 to 0·5)	1 (0·6 to 1·5)	142 (70 to 251)	212 (117 to 354)	37·3 (21·3 to 60·6)	16·5 (9·5 to 26·7)	14 (8·5 to 21·8)	14 (8·3 to 23)	12·2 (6·9 to 20·1)	12·1 (7·1 to 19·6)	10·5 (6 to 16·7)
Iodine deficiency	0 (0 to 0)	0 (0 to 0)	0 (0 to 0)	0·1 (0 to 0·1)	0·5 (0·2 to 1)	1·2 (0·5 to 2·4)	1·8 (0·8 to 3·6)	2 (0·8 to 4)	1·9 (0·8 to 3·8)	1·8 (0·8 to 3·6)	1·6 (0·7 to 3·2)
Vitamin A deficiency	0 (0 to 0)	0·5 (0·2 to 1·1)	2·2 (0·8 to 4·6)	5·6 (2·3 to 10·8)	7·1 (2·3 to 17·5)	3·2 (1·3 to 7·2)	0·9 (0·4 to 1·5)	0·7 (0·3 to 1·3)	0·5 (0·2 to 0·9)	0·4 (0·2 to 0·7)	0·4 (0·1 to 0·7)
Dietary iron deficiency	0 (0 to 0)	1·1 (0·5 to 2·1)	9·3 (3·6 to 17·5)	10 (3·6 to 21·3)	27·4 (9·5 to 60·2)	10 (3·2 to 21·4)	6·9 (1·6 to 17·9)	5·3 (1·6 to 12·1)	12 (4 to 25·9)	14·3 (5·6 to 26·7)	13·1 (4·1 to 28·8)
Other nutritional deficiencies	0 (0 to 0)	0 (0 to 0)	1·2 (0·7 to 2·3)	2·1 (1·3 to 3·1)	0·7 (0·4 to 1·2)	0·8 (0·4 to 1·2)	1·6 (0·9 to 2·7)	1·7 (1 to 2·6)	1·9 (1·1 to 3)	1·6 (1 to 2·6)	1·5 (0·9 to 2·4)
Non-communicable diseases	278 (173 to 428)	57·2 (35 to 91·6)	317 (190 to 497)	398 (287 to 528)	523 (385 to 687)	834 (623 to 1,070)	1,300 (1,010 to 1,610)	1,290 (997 to 1,630)	1,270 (975 to 1,610)	1,320 (1,020 to 1,670)	1,450 (1,120 to 1,820)
Neoplasms	5·3 (3 to 9·5)	2·5 (1·2 to 4·9)	25 (12·8 to 45·3)	39 (20·8 to 62·8)	39·3 (25·1 to 59·8)	44·6 (30·6 to 64·8)	68·5 (48·7 to 96·4)	81·1 (56·8 to 122)	81·7 (54 to 121)	109 (72·1 to 161)	165 (108 to 242)
Lip and oral cavity cancer	0 (0 to 0)	0 (0 to 0)	0 (0 to 0)	0 (0 to 0)	0·2 (0·1 to 0·3)	0·3 (0·2 to 0·4)	0·9 (0·5 to 1·5)	1·7 (1 to 3)	2·8 (1·5 to 5)	4·7 (2·5 to 8·1)	7 (3·9 to 11·5)
Nasopharynx cancer	0 (0 to 0)	0 (0 to 0)	0 (0 to 0)	0 (0 to 0)	0·4 (0·2 to 0·8)	1·2 (0·6 to 2·1)	1·7 (0·8 to 3·1)	1·9 (0·8 to 3·8)	2·3 (1 to 4·5)	3·4 (1·5 to 6·2)	5·3 (2·5 to 9·8)
Other pharynx cancer	0 (0 to 0)	0 (0 to 0)	0 (0 to 0)	0 (0 to 0)	0 (0 to 0)	0 (0 to 0)	0 (0 to 0)	0·3 (0·1 to 0·6)	0·4 (0·2 to 0·7)	0·7 (0·3 to 1·3)	1·4 (0·7 to 2·6)
Esophageal cancer	0 (0 to 0)	0 (0 to 0)	0 (0 to 0)	0 (0 to 0)	0 (0 to 0)	0 (0 to 0)	0 (0 to 0)	1·3 (0·7 to 2·6)	2·4 (1·2 to 4·5)	4·9 (2·6 to 9·1)	10·5 (6 to 18·3)
Stomach cancer	0 (0 to 0)	0 (0 to 0)	0 (0 to 0)	0 (0 to 0)	0 (0 to 0)	0 (0 to 0)	0·9 (0·6 to 1·4)	2·4 (1·4 to 4)	4·3 (2·4 to 7·6)	8·5 (4·8 to 13·8)	13·6 (7·7 to 22·4)
Colon and rectum cancer	0 (0 to 0)	0 (0 to 0)	0 (0 to 0)	0 (0 to 0)	0·3 (0·2 to 0·6)	0·5 (0·3 to 0·8)	1·1 (0·6 to 1·9)	2·5 (1·4 to 4·2)	4·1 (2·4 to 6·8)	7·2 (4·1 to 12)	10·7 (6·3 to 16·6)
Liver cancer	0·3 (0·1 to 0·7)	0·1 (0 to 0·4)	0·4 (0·1 to 1)	0·5 (0·2 to 1)	0·4 (0·2 to 0·6)	0·8 (0·4 to 1·5)	0·9 (0·4 to 1·9)	1·4 (0·6 to 2·7)	1·6 (0·8 to 3·2)	2·5 (1 to 5)	3·8 (1·7 to 7·8)
Liver cancer due to hepatitis B	0 (0 to 0)	0 (0 to 0)	0 (0 to 0)	0 (0 to 0)	0 (0 to 0)	0·3 (0·1 to 0·6)	0·3 (0·1 to 0·6)	0·6 (0·3 to 1·3)	0·9 (0·4 to 1·8)	1·3 (0·6 to 2·7)	2 (0·9 to 4)
Liver cancer due to hepatitis C	0 (0 to 0)	0 (0 to 0)	0 (0 to 0)	0 (0 to 0)	0 (0 to 0)	0 (0 to 0)	0 (0 to 0)	0 (0 to 0·1)	0 (0 to 0·1)	0·1 (0 to 0·3)	0·3 (0·1 to 0·7)
Liver cancer due to alcohol use	0 (0 to 0)	0 (0 to 0)	0 (0 to 0)	0 (0 to 0)	0 (0 to 0)	0 (0 to 0)	0 (0 to 0)	0·1 (0 to 0·2)	0·1 (0 to 0·3)	0·3 (0·1 to 0·5)	0·5 (0·2 to 1·1)
Liver cancer due to NASH	0 (0 to 0)	0 (0 to 0)	0 (0 to 0)	0 (0 to 0)	0 (0 to 0)	0 (0 to 0)	0·3 (0·1 to 0·5)	0·3 (0·1 to 0·6)	0·3 (0·1 to 0·6)	0·3 (0·1 to 0·8)	0·5 (0·2 to 1·1)
Liver cancer due to other causes	0·3 (0·1 to 0·7)	0·1 (0 to 0·4)	0·4 (0·1 to 1)	0·5 (0·2 to 1)	0·4 (0·2 to 0·6)	0·5 (0·3 to 0·9)	0·3 (0·1 to 0·7)	0·4 (0·2 to 0·8)	0·3 (0·1 to 0·7)	0·4 (0·2 to 0·9)	0·6 (0·2 to 1·2)
Gallbladder and biliary tract cancer	0 (0 to 0)	0 (0 to 0)	0 (0 to 0)	0 (0 to 0)	0 (0 to 0)	0 (0 to 0)	0 (0 to 0)	0·2 (0·1 to 0·4)	0·3 (0·1 to 0·6)	0·6 (0·3 to 1·1)	1 (0·6 to 1·9)
Pancreatic cancer	0 (0 to 0)	0 (0 to 0)	0 (0 to 0)	0 (0 to 0)	0 (0 to 0)	0 (0 to 0)	0·3 (0·2 to 0·5)	0·6 (0·3 to 1)	0·8 (0·4 to 1·4)	1·6 (1 to 2·8)	2·9 (1·8 to 4·7)
Larynx cancer	0 (0 to 0)	0 (0 to 0)	0 (0 to 0)	0 (0 to 0)	0 (0 to 0)	0 (0 to 0)	0 (0 to 0)	0·2 (0·1 to 0·4)	0·2 (0·1 to 0·4)	0·6 (0·3 to 1)	1·4 (0·7 to 2·5)
Tracheal, bronchus, and lung cancer	0 (0 to 0)	0 (0 to 0)	0 (0 to 0)	0 (0 to 0)	0 (0 to 0)	0·3 (0·2 to 0·6)	0·4 (0·2 to 0·7)	0·7 (0·3 to 1·3)	1 (0·5 to 1·7)	2·1 (1·1 to 4)	4·2 (2·1 to 7·6)
Malignant skin melanoma	0 (0 to 0)	0 (0 to 0)	0 (0 to 0)	0·1 (0·1 to 0·2)	0·1 (0·1 to 0·2)	0·2 (0·1 to 0·2)	0·4 (0·2 to 0·6)	0·8 (0·4 to 1·6)	1·2 (0·6 to 2·2)	1·7 (0·9 to 2·9)	2·1 (1·1 to 3·6)
Non-melanoma skin cancer	0 (0 to 0)	0 (0 to 0)	0 (0 to 0)	0 (0 to 0)	0 (0 to 0)	0 (0 to 0)	0 (0 to 0)	0·2 (0·1 to 0·3)	0·2 (0·1 to 0·4)	0·3 (0·2 to 0·5)	0·4 (0·2 to 0·7)
Non-melanoma skin cancer (squamous-cell carcinoma)	0 (0 to 0)	0 (0 to 0)	0 (0 to 0)	0 (0 to 0)	0 (0 to 0)	0 (0 to 0)	0 (0 to 0)	0·2 (0·1 to 0·3)	0·2 (0·1 to 0·4)	0·3 (0·2 to 0·5)	0·4 (0·2 to 0·7)
Non-melanoma skin cancer (basal-cell carcinoma)	0 (0 to 0)	0 (0 to 0)	0 (0 to 0)	0 (0 to 0)	0 (0 to 0)	0 (0 to 0)	0 (0 to 0)	0 (0 to 0)	0 (0 to 0)	0 (0 to 0)	0 (0 to 0)
Breast cancer	0 (0 to 0)	0 (0 to 0)	0 (0 to 0)	0 (0 to 0)	0 (0 to 0)	0 (0 to 0)	0·9 (0·4 to 1·6)	2·5 (1·2 to 5·2)	5·4 (2·4 to 10·9)	13·1 (5·9 to 25·5)	29·9 (14 to 55·4)
Cervical cancer	0 (0 to 0)	0 (0 to 0)	0 (0 to 0)	0 (0 to 0)	0 (0 to 0)	0 (0 to 0)	0·2 (0·1 to 0·5)	2 (0·8 to 4·9)	5·1 (2 to 11·9)	11·1 (4·5 to 24·7)	20·9 (8·4 to 46·2)
Uterine cancer	0 (0 to 0)	0 (0 to 0)	0 (0 to 0)	0 (0 to 0)	0 (0 to 0)	0 (0 to 0)	0 (0 to 0)	0·1 (0 to 0·2)	0·2 (0·1 to 0·4)	0·3 (0·1 to 0·8)	0·7 (0·3 to 1·3)
Ovarian cancer	0 (0 to 0)	0 (0 to 0)	0 (0 to 0)	0 (0 to 0)	0·3 (0·1 to 0·6)	0·6 (0·3 to 1·1)	1 (0·4 to 1·9)	1·8 (0·8 to 3·5)	2·3 (1 to 4·3)	3·4 (1·5 to 6)	4·7 (2·2 to 8·5)
Prostate cancer	0 (0 to 0)	0 (0 to 0)	0 (0 to 0)	0 (0 to 0)	0 (0 to 0)	0 (0 to 0)	0 (0 to 0)	0·2 (0·1 to 0·3)	0·2 (0·1 to 0·3)	0·2 (0·1 to 0·3)	0·3 (0·1 to 0·4)
Testicular cancer	0 (0 to 0)	0 (0 to 0)	0·1 (0 to 0·1)	0·3 (0·1 to 0·7)	0·1 (0·1 to 0·2)	0·1 (0·1 to 0·2)	0·1 (0·1 to 0·3)	0·4 (0·2 to 0·7)	0·4 (0·2 to 0·9)	0·4 (0·2 to 0·8)	0·3 (0·1 to 0·5)
Kidney cancer	0·1 (0 to 0·3)	0 (0 to 0·1)	0·5 (0·2 to 1)	0·8 (0·4 to 1·6)	0·8 (0·5 to 1·4)	0·3 (0·2 to 0·6)	0·3 (0·2 to 0·6)	0·4 (0·2 to 0·7)	0·5 (0·2 to 0·8)	0·6 (0·3 to 1·1)	1 (0·5 to 1·8)
Bladder cancer	0 (0 to 0)	0 (0 to 0)	0 (0 to 0)	0 (0 to 0)	0 (0 to 0)	0 (0 to 0)	0·2 (0·1 to 0·3)	0·1 (0·1 to 0·2)	0·2 (0·1 to 0·4)	0·3 (0·2 to 0·6)	0·5 (0·3 to 0·9)
Brain and central nervous system cancer	0·6 (0·2 to 1·3)	0·3 (0·1 to 0·6)	4·3 (1·9 to 8·3)	6·7 (3·1 to 12·3)	9·6 (5·4 to 15·8)	7·9 (4·7 to 12·1)	6·1 (3·7 to 9·5)	4·9 (2·9 to 7·9)	5 (2·8 to 8·1)	5·3 (3·1 to 8·6)	5·9 (3·4 to 9·7)
Thyroid cancer	0 (0 to 0)	0 (0 to 0)	0 (0 to 0)	0 (0 to 0)	0·1 (0·1 to 0·2)	0·2 (0·1 to 0·2)	0·3 (0·2 to 0·5)	0·6 (0·3 to 1·3)	0·8 (0·3 to 1·8)	0·8 (0·3 to 1·6)	0·9 (0·4 to 1·6)
Mesothelioma	0 (0 to 0)	0 (0 to 0)	0 (0 to 0)	0 (0 to 0)	0 (0 to 0)	0 (0 to 0)	0 (0 to 0)	0·2 (0·1 to 0·6)	0·2 (0·1 to 0·7)	0·3 (0·1 to 0·7)	0·4 (0·1 to 1·3)
Hodgkin lymphoma	0 (0 to 0)	0 (0 to 0)	0 (0 to 0)	0·1 (0 to 0·2)	1·3 (0·5 to 2·8)	2·2 (0·9 to 4)	3·6 (2 to 5·9)	5 (2·6 to 8·3)	5·1 (2·9 to 8·2)	4 (2·3 to 6·5)	3·2 (1·8 to 5·2)
Non-Hodgkin lymphoma	0 (0 to 0)	0 (0 to 0)	0 (0 to 0)	4·9 (2·5 to 8·9)	6·5 (3·5 to 10·8)	6·8 (4 to 11)	12·1 (7·4 to 18·9)	12·3 (6·9 to 20·3)	6·9 (4 to 11·5)	6·7 (3·7 to 11)	7·4 (4·2 to 12·2)
Multiple myeloma	0 (0 to 0)	0 (0 to 0)	0 (0 to 0)	0 (0 to 0)	0 (0 to 0)	0 (0 to 0)	0 (0 to 0)	0·2 (0·1 to 0·4)	0·3 (0·2 to 0·5)	0·7 (0·4 to 1·2)	1·4 (0·7 to 2·4)
Leukemia	2·4 (1 to 5·9)	1·3 (0·5 to 3·1)	14·9 (6 to 33)	16·5 (7·2 to 32·6)	8·2 (4·4 to 13·6)	8·3 (4·9 to 12·8)	13 (8·1 to 19·4)	9·9 (6 to 16·2)	7·2 (4·1 to 11·6)	6·1 (3·6 to 10·1)	6·3 (3·9 to 9·7)
Acute lymphoid leukemia	0·6 (0·1 to 1·5)	0·2 (0 to 0·6)	4·7 (1·4 to 11·1)	6·1 (2 to 14·5)	5·5 (2·7 to 9·3)	4·4 (2·4 to 7·2)	5·4 (2·9 to 9)	3·2 (1·6 to 5·6)	1·7 (0·8 to 3·2)	1·1 (0·5 to 2)	1 (0·5 to 1·8)
Chronic lymphoid leukemia	0 (0 to 0)	0 (0 to 0)	0 (0 to 0)	0 (0 to 0)	0 (0 to 0)	0 (0 to 0)	0 (0 to 0)	0·2 (0·1 to 0·3)	0·1 (0 to 0·2)	0·1 (0 to 0·1)	0·1 (0·1 to 0·2)
Acute myeloid leukemia	0·4 (0·1 to 1·4)	0·3 (0 to 0·9)	3·5 (1·1 to 8·6)	4 (1·4 to 8·9)	1·5 (0·6 to 3)	2 (1 to 3·7)	3·6 (1·8 to 6·2)	2·6 (1·3 to 4·6)	2 (1·1 to 3·5)	1·8 (0·9 to 3·1)	1·8 (1 to 3·1)

Cause	40 to 44	45 to 49	50 to 54	55 to 59	60 to 64	65 to 69	70 to 74	75 to 79	80 to 84	85 to 89	90 to 94	95 plus	Total
All causes	3,080 (2,400 to 3,830)	2,870 (2,270 to 3,570)	2,670 (2,160 to 3,280)	2,660 (2,180 to 3,190)	2,630 (2,220 to 3,110)	2,410 (2,070 to 2,760)	2,030 (1,810 to 2,260)	1,460 (1,300 to 1,600)	883 (786 to 983)	488 (422 to 559)	213 (182 to 251)	61·3 (52·3 to 71·8)	48,300
Communicable, maternal, neonatal, and nutritional diseases	1,170 (915 to 1,530)	1,010 (777 to 1,310)	853 (651 to 1,120)	750 (582 to 954)	631 (501 to 795)	511 (403 to 640)	447 (361 to 541)	321 (261 to 384)	200 (160 to 249)	118 (90·5 to 151)	54 (40·1 to 71·6)	17·7 (12·5 to 23·9)	21,200
HIV/AIDS and sexually transmitted infections	384 (283 to 557)	318 (218 to 501)	227 (143 to 392)	138 (83·7 to 240)	71·7 (43·3 to 127)	32·8 (19·7 to 56·3)	14·9 (9·1 to 25·6)	6·5 (4·1 to 10·9)	1·3 (0·7 to 2·5)	0·6 (0·3 to 1·1)	0·2 (0·1 to 0·4)	0·1 (0 to 0·1)	2,640
HIV/AIDS	379 (278 to 553)	315 (215 to 499)	224 (141 to 389)	136 (81·6 to 238)	70·4 (42 to 126)	32·4 (19·3 to 55·9)	14·7 (8·8 to 25·4)	6·2 (3·8 to 10·5)	1·2 (0·6 to 2·3)	0·5 (0·3 to 1)	0·2 (0·1 to 0·4)	0 (0 to 0·1)	2,430
HIV/AIDS - Drug-susceptible Tuberculosis	159 (108 to 234)	130 (83·5 to 203)	91·5 (56·4 to 151)	54·6 (32·7 to 88·8)	27·8 (16·4 to 45·5)	12·5 (7·2 to 20·9)	5·8 (3·5 to 9·7)	2·4 (1·5 to 3·9)	0·4 (0·2 to 0·8)	0·2 (0·1 to 0·3)	0·1 (0 to 0·1)	0 (0 to 0)	987
HIV/AIDS - Multidrug-resistant Tuberculosis without extensive dru	7·2 (0·2 to 42·1)	5·8 (0·2 to 34)	4·2 (0·1 to 23·3)	2·5 (0·1 to 13·9)	1·3 (0 to 7·2)	0·6 (0 to 3·3)	0·3 (0 to 1·5)	0·1 (0 to 0·6)	0 (0 to 0·1)	0 (0 to 0)	0 (0 to 0)	0 (0 to 0)	46·6
HIV/AIDS - Extensively drug-resistant Tuberculosis	0·1 (0 to 0·5)	0·1 (0 to 0·4)	0·1 (0 to 0·3)	0 (0 to 0·2)	0 (0 to 0·1)	0 (0 to 0)	0 (0 to 0)	0 (0 to 0)	0 (0 to 0)	0 (0 to 0)	0 (0 to 0)	0 (0 to 0)	0·6
HIV/AIDS resulting in other diseases	213 (153 to 313)	179 (118 to 282)	129 (77·8 to 227)	78·5 (45·3 to 141)	41·2 (23·5 to 78·3)	19·2 (10·9 to 35·2)	8·6 (4·8 to 15·5)	3·6 (2·1 to 6·5)	0·7 (0·3 to 1·6)	0·3 (0·1 to 0·7)	0·1 (0·1 to 0·3)	0 (0 to 0·1)	1,390
Sexually transmitted infections excluding HIV	4·6 (2·4 to 8·3)	3·3 (1·7 to 5·9)	2·1 (1·1 to 4·2)	2·4 (1·1 to 5·2)	1·4 (0·7 to 2·8)	0·4 (0·2 to 0·9)	0·3 (0·1 to 0·6)	0·4 (0·2 to 0·7)	0·1 (0·1 to 0·2)	0·1 (0 to 0·2)	0 (0 to 0·1)	0 (0 to 0)	208
Syphilis	0·4 (0·1 to 1·2)	0·4 (0·1 to 1)	0·5 (0·1 to 1·8)	0·9 (0·3 to 2·8)	0·5 (0·1 to 1·4)	0 (0 to 0)	0 (0 to 0)	0 (0 to 0·1)	0 (0 to 0)	0 (0 to 0)	0 (0 to 0)	0 (0 to 0)	168
Chlamydial infection	0·5 (0·3 to 0·8)	0·3 (0·1 to 0·5)	0·1 (0 to 0·2)	0·1 (0 to 0·2)	0 (0 to 0·1)	0 (0 to 0)	0 (0 to 0)	0 (0 to 0·1)	0 (0 to 0)	0 (0 to 0)	0 (0 to 0)	0 (0 to 0)	4·2
Gonococcal infection	0·3 (0·2 to 0·6)	0·3 (0·1 to 0·7)	0·2 (0·1 to 0·4)	0·3 (0·1 to 0·7)	0·2 (0 to 0·4)	0 (0 to 0·1)	0 (0 to 0)	0·1 (0 to 0·3)	0 (0 to 0·1)	0 (0 to 0)	0 (0 to 0)	0 (0 to 0)	5·3
Trichomoniasis	1·4 (0·5 to 3·3)	0·9 (0·3 to 2)	0·5 (0·1 to 1·1)	0·3 (0·1 to 0·7)	0·2 (0·1 to 0·5)	0·1 (0 to 0·3)	0·1 (0 to 0·2)	0 (0 to 0·1)	0 (0 to 0)	0 (0 to 0)	0 (0 to 0)	0 (0 to 0)	12·2
Genital herpes	0·9 (0·3 to 2·3)	0·7 (0·2 to 1·7)	0·5 (0·2 to 1·3)	0·4 (0·1 to 1)	0·3 (0·1 to 0·8)	0·2 (0·1 to 0·6)	0·2 (0 to 0·4)	0·1 (0 to 0·2)	0 (0 to 0·1)	0 (0 to 0)	0 (0 to 0)	0 (0 to 0)	8·3
Other sexually transmitted infections	1·1 (0·6 to 1·7)	0·7 (0·4 to 1·3)	0·3 (0·1 to 0·7)	0·4 (0·1 to 0·8)	0·2 (0 to 0·4)	0 (0 to 0)	0 (0 to 0)	0·1 (0 to 0·1)	0 (0 to 0)	0 (0 to 0)	0 (0 to 0)	0 (0 to 0)	10
Respiratory infections and tuberculosis	437 (275 to 652)	400 (256 to 596)	397 (263 to 574)	390 (268 to 543)	327 (229 to 447)	279 (195 to 370)	267 (199 to 335)	197 (150 to 252)	126 (94·2 to 164)	71·5 (52·3 to 94·4)	32·1 (22·6 to 43·2)	10·6 (7·3 to 14·4)	6,200
Tuberculosis	332 (197 to 514)	292 (175 to 455)	288 (178 to 440)	266 (167 to 393)	180 (106 to 267)	132 (80 to 199)	122 (75·3 to 176)	71·7 (45·5 to 102)	46·1 (27·5 to 65·8)	24 (14·4 to 34·1)	10 (6 to 14·8)	3·5 (1·8 to 5·7)	3,330
Latent tuberculosis infection	0 (0 to 0)	0 (0 to 0)	0 (0 to 0)	0 (0 to 0)	0 (0 to 0)	0 (0 to 0)	0 (0 to 0)	0 (0 to 0)	0 (0 to 0)	0 (0 to 0)	0 (0 to 0)	0 (0 to 0)	0
Drug-susceptible tuberculosis	320 (183 to 500)	280 (159 to 434)	277 (162 to 421)	255 (156 to 382)	173 (100 to 262)	126 (75 to 192)	117 (71·1 to 170)	68·9 (42·7 to 98·6)	44·2 (25·7 to 64·3)	23 (13·6 to 33·3)	9·6 (5·5 to 14·4)	3·4 (1·7 to 5·5)	3,200
Multidrug-resistant tuberculosis without extensive drug resistanc	12·5 (0·3 to 73·7)	11 (0·3 to 64·7)	10·8 (0·3 to 61·9)	10·1 (0·3 to 59·9)	6·9 (0·2 to 40·8)	5·2 (0·1 to 30·9)	4·7 (0·1 to 26·1)	2·8 (0·1 to 16·4)	1·8 (0 to 9·6)	1 (0 to 5·1)	0·4 (0 to 2·2)	0·1 (0 to 0·8)	126
Extensively drug-resistant tuberculosis	0·2 (0 to 0·9)	0·1 (0 to 0·9)	0·1 (0 to 0·9)	0·1 (0 to 0·8)	0·1 (0 to 0·5)	0·1 (0 to 0·4)	0·1 (0 to 0·4)	0 (0 to 0·2)	0 (0 to 0·1)	0 (0 to 0·1)	0 (0 to 0)	0 (0 to 0)	1·7
Lower respiratory infections	96·4 (56·5 to 152)	102 (62·9 to 158)	105 (66·1 to 157)	121 (81 to 174)	144 (98 to 207)	145 (100 to 199)	143 (103 to 196)	124 (88·1 to 167)	79·4 (58 to 106)	47·3 (33·5 to 64·5)	22 (14·8 to 30·4)	7·1 (4·8 to 9·9)	2,650
Upper respiratory infections	7 (3·8 to 12·2)	5·1 (2·8 to 8·4)	3·7 (2·1 to 6·3)	3·1 (1·7 to 5)	2·4 (1·3 to 4)	1·8 (1 to 3)	1·2 (0·7 to 2·1)	0·7 (0·4 to 1·2)	0·4 (0·2 to 0·7)	0·2 (0·1 to 0·4)	0·1 (0 to 0·2)	0 (0 to 0·1)	167
Otitis media	1·7 (0·8 to 3·1)	1·4 (0·7 to 2·4)	1 (0·5 to 1·9)	0·8 (0·4 to 1·4)	0·7 (0·3 to 1·3)	0·4 (0·2 to 0·7)	0·2 (0·1 to 0·5)	0·2 (0·1 to 0·3)	0·1 (0 to 0·2)	0 (0 to 0·1)	0 (0 to 0)	0 (0 to 0)	53·5
Enteric infections	104 (61·8 to 176)	95·2 (54·4 to 162)	83·2 (46·2 to 140)	88·6 (51·2 to 144)	108 (59·7 to 188)	99 (55·1 to 167)	84·3 (44·9 to 146)	66·6 (35·8 to 115)	43·7 (23·2 to 75·5)	27·5 (13·9 to 51·5)	13·6 (6·7 to 26·3)	4·6 (2·2 to 9·1)	4,170
Diarrheal diseases	91·5 (49·1 to 161)	86·9 (47·5 to 153)	77·4 (42·1 to 136)	83·1 (45·5 to 139)	103 (54·2 to 184)	95·4 (51·2 to 164)	82·1 (43 to 144)	65·4 (34·4 to 114)	43·1 (22·4 to 74·8)	27·2 (13·6 to 51·2)	13·5 (6·6 to 26·2)	4·6 (2·2 to 9·1)	3,470
Typhoid and paratyphoid	3·7 (1·4 to 7·6)	2·8 (1 to 6)	1·9 (0·7 to 4)	1·5 (0·5 to 3·2)	1·1 (0·4 to 2·2)	0·7 (0·3 to 1·4)	0·4 (0·2 to 0·8)	0·2 (0·1 to 0·4)	0·1 (0 to 0·2)	0 (0 to 0·1)	0 (0 to 0)	0 (0 to 0)	369
Typhoid fever	3·5 (1·4 to 7·2)	2·6 (0·9 to 5·7)	1·8 (0·6 to 3·7)	1·4 (0·5 to 3)	1 (0·3 to 2·1)	0·6 (0·2 to 1·3)	0·4 (0·1 to 0·8)	0·2 (0·1 to 0·4)	0·1 (0 to 0·2)	0 (0 to 0·1)	0 (0 to 0)	0 (0 to 0)	353
Paratyphoid fever	0·2 (0·1 to 0·4)	0·1 (0 to 0·4)	0·1 (0 to 0·3)	0·1 (0 to 0·2)	0·1 (0 to 0·2)	0 (0 to 0·1)	0 (0 to 0·1)	0 (0 to 0)	0 (0 to 0)	0 (0 to 0)	0 (0 to 0)	0 (0 to 0)	16·2
Invasive Non-typhoidal Salmonella (iNTS)	9·1 (3·8 to 18)	5·5 (2·4 to 10·4)	3·8 (1·6 to 7·3)	4·1 (1·9 to 7·4)	3·8 (1·7 to 7·1)	2·9 (1·3 to 5·3)	1·8 (0·8 to 3·4)	1 (0·5 to 1·8)	0·5 (0·2 to 0·9)	0·2 (0·1 to 0·4)	0·1 (0 to 0·1)	0 (0 to 0)	328
Other intestinal infectious diseases	0 (0 to 0·1)	0 (0 to 0·1)	0 (0 to 0·1)	0 (0 to 0)	0 (0 to 0)	0 (0 to 0)	0 (0 to 0)	0 (0 to 0)	0 (0 to 0)	0 (0 to 0)	0 (0 to 0)	0 (0 to 0)	2
Neglected tropical diseases and malaria	74·4 (34·7 to 152)	57·7 (26·2 to 121)	51·8 (22·9 to 112)	47·5 (19·1 to 102)	48·6 (17·9 to 111)	35·1 (13·7 to 82·1)	27·9 (10·3 to 64·1)	11·4 (4·9 to 22·7)	4·8 (2·3 to 9·2)	2 (1 to 4·3)	0·8 (0·4 to 1·6)	0·3 (0·1 to 0·5)	1,880
Malaria	34·7 (6 to 107)	25·9 (4·5 to 81·9)	27·1 (4·4 to 82·5)	25·3 (3·9 to 75·4)	29·5 (4·4 to 89·9)	20·9 (3·1 to 67·2)	16·6 (2·4 to 53·3)	4·3 (0·8 to 13·3)	1·1 (0·2 to 3·4)	0·2 (0·1 to 0·5)	0 (0 to 0·1)	0 (0 to 0)	1,300
Chagas disease	0 (0 to 0)	0 (0 to 0)	0 (0 to 0)	0 (0 to 0)	0 (0 to 0)	0 (0 to 0)	0 (0 to 0)	0 (0 to 0)	0 (0 to 0)	0 (0 to 0)	0 (0 to 0)	0 (0 to 0)	0
Leishmaniasis	0·1 (0 to 0·2)	0·1 (0 to 0·1)	0·1 (0 to 0·1)	0 (0 to 0·1)	0 (0 to 0·1)	0 (0 to 0·1)	0 (0 to 0)	0 (0 to 0)	0 (0 to 0)	0 (0 to 0)	0 (0 to 0)	0 (0 to 0)	1·3
Visceral leishmaniasis	0 (0 to 0)	0 (0 to 0)	0 (0 to 0)	0 (0 to 0)	0 (0 to 0)	0 (0 to 0)	0 (0 to 0)	0 (0 to 0)	0 (0 to 0)	0 (0 to 0)	0 (0 to 0)	0 (0 to 0)	0
Cutaneous and mucocutaneous leishmaniasis	0·1 (0 to 0·2)	0·1 (0 to 0·1)	0·1 (0 to 0·1)	0 (0 to 0·1)	0 (0 to 0·1)	0 (0 to 0·1)	0 (0 to 0)	0 (0 to 0)	0 (0 to 0)	0 (0 to 0)	0 (0 to 0)	0 (0 to 0)	1·3
African trypanosomiasis	0 (0 to 0)	0 (0 to 0)	0 (0 to 0)	0 (0 to 0)	0 (0 to 0)	0 (0 to 0)	0 (0 to 0)	0 (0 to 0)	0 (0 to 0)	0 (0 to 0)	0 (0 to 0)	0 (0 to 0)	0
Schistosomiasis	28·6 (11·6 to 65·4)	21·9 (7·9 to 49·9)	17·1 (5·8 to 46·6)	14·7 (4·2 to 41·9)	11·7 (3·2 to 33·9)	8·1 (2·2 to 22·6)	6·3 (1·5 to 19·7)	3·8 (0·8 to 11·6)	1·9 (0·4 to 5·8)	1 (0·2 to 3·3)	0·3 (0·1 to 1·1)	0·1 (0 to 0·2)	378
Cysticercosis	3·5 (1·2 to 7)	3·4 (1·3 to 6·9)	3·3 (1·2 to 6·5)	3·8 (1·6 to 7·2)	4·2 (1·8 to 7·8)	4 (1·8 to 7·2)	3·5 (1·5 to 6·3)	2·3 (0·9 to 4·5)	1·2 (0·5 to 2·5)	0·6 (0·2 to 1·2)	0·3 (0·1 to 0·7)	0·2 (0·1 to 0·4)	43·5
Cystic echinococcosis	0·3 (0 to 0·9)	0·2 (0 to 0·7)	0·2 (0 to 0·5)	0·2 (0 to 0·5)	0·1 (0 to 0·4)	0·1 (0 to 0·3)	0·1 (0 to 0·2)	0·1 (0 to 0·2)	0 (0 to 0·1)	0 (0 to 0·1)	0 (0 to 0)	0 (0 to 0)	3·7
Lymphatic filariasis	2·8 (1·4 to 5·1)	2·2 (1·2 to 4)	1·7 (0·9 to 3·1)	1·4 (0·8 to 2·5)	1·2 (0·6 to 2·1)	0·9 (0·5 to 1·6)	0·6 (0·3 to 1)	0·3 (0·2 to 0·6)	0·2 (0·1 to 0·3)	0·1 (0 to 0·1)	0 (0 to 0)	0 (0 to 0)	47·4
Onchocerciasis	0 (0 to 0)	0 (0 to 0)	0 (0 to 0)	0 (0 to 0)	0 (0 to 0)	0 (0 to 0)	0 (0 to 0)	0 (0 to 0)	0 (0 to 0)	0 (0 to 0)	0 (0 to 0)	0 (0 to 0)	0
Trachoma	0 (0 to 0)	0 (0 to 0)	0 (0 to 0)	0 (0 to 0)	0 (0 to 0)	0 (0 to 0)	0 (0 to 0)	0 (0 to 0)	0 (0 to 0)	0 (0 to 0)	0 (0 to 0)	0 (0 to 0)	0
Dengue	0·3 (0 to 0·8)	0·2 (0 to 0·6)	0·2 (0 to 0·5)	0·1 (0 to 0·4)	0·1 (0 to 0·3)	0·1 (0 to 0·3)	0·1 (0 to 0·2)	0 (0 to 0·1)	0 (0 to 0·1)	0 (0 to 0)	0 (0 to 0)	0 (0 to 0)	6·8
Yellow fever	0·2 (0 to 0·8)	0·1 (0 to 0·5)	0·1 (0 to 0·3)	0·1 (0 to 0·2)	0 (0 to 0·1)	0 (0 to 0·1)	0 (0 to 0)	0 (0 to 0)	0 (0 to 0)	0 (0 to 0)	0 (0 to 0)	0 (0 to 0)	5·8
Rabies	0·5 (0·1 to 1·8)	1·3 (0·2 to 4·9)	0·3 (0 to 0·9)	0·2 (0 to 0·8)	0·5 (0·1 to 1·6)	0 (0 to 0·2)	0 (0 to 0)	0 (0 to 0)	0 (0 to 0)	0 (0 to 0)	0 (0 to 0)	0 (0 to 0)	16·2
Intestinal nematode infections	2 (1 to 3·6)	1·4 (0·6 to 2·6)	1·1 (0·5 to 2·1)	1 (0·4 to 1·8)	0·8 (0·4 to 1·5)	0·6 (0·3 to 1·1)	0·4 (0·2 to 0·8)	0·3 (0·1 to 0·5)	0·1 (0·1 to 0·3)	0·1 (0 to 0·1)	0 (0 to 0)	0 (0 to 0)	62·9
Ascariasis	0·2 (0·1 to 0·4)	0·1 (0 to 0·3)	0·1 (0 to 0·2)	0·1 (0 to 0·2)	0·1 (0 to 0·1)	0 (0 to 0·1)	0 (0 to 0·1)	0 (0 to 0·1)	0 (0 to 0)	0 (0 to 0)	0 (0 to 0)	0 (0 to 0)	5
Trichuriasis	0·2 (0·1 to 0·5)	0·1 (0 to 0·3)	0·1 (0 to 0·2)	0·1 (0 to 0·2)	0·1 (0 to 0·1)	0 (0 to 0·1)	0 (0 to 0)	0 (0 to 0)	0 (0 to 0)	0 (0 to 0)	0 (0 to 0)	0 (0 to 0)	7·2
Hookworm disease	1·7 (0·8 to 3)	1·1 (0·5 to 2·2)	0·9 (0·4 to 1·8)	0·8 (0·3 to 1·6)	0·7 (0·3 to 1·4)	0·5 (0·2 to 1)	0·4 (0·2 to 0·8)	0·3 (0·1 to 0·5)	0·1 (0·1 to 0·3)	0·1 (0 to 0·1)	0 (0 to 0)	0 (0 to 0)	50·6
Food-borne trematodiases	0 (0 to 0)	0 (0 to 0)	0 (0 to 0)	0 (0 to 0)	0 (0 to 0)	0 (0 to 0)	0 (0 to 0)	0 (0 to 0)	0 (0 to 0)	0 (0 to 0)	0 (0 to 0)	0 (0 to 0)	0
Leprosy	0 (0 to 0)	0 (0 to 0)	0 (0 to 0)	0 (0 to 0)	0 (0 to 0)	0 (0 to 0)	0 (0 to 0)	0 (0 to 0)	0 (0 to 0)	0 (0 to 0)	0 (0 to 0)	0 (0 to 0)	0·2
Ebola	0 (0 to 0)	0 (0 to 0)	0 (0 to 0)	0 (0 to 0)	0 (0 to 0)	0 (0 to 0)	0 (0 to 0)	0 (0 to 0)	0 (0 to 0)	0 (0 to 0)	0 (0 to 0)	0 (0 to 0)	0
Zika virus	0 (0 to 0)	0 (0 to 0)	0 (0 to 0)	0 (0 to 0)	0 (0 to 0)	0 (0 to 0)	0 (0 to 0)	0 (0 to 0)	0 (0 to 0)	0 (0 to 0)	0 (0 to 0)	0 (0 to 0)	0
Guinea worm disease	0 (0 to 0)	0 (0 to 0)	0 (0 to 0)	0 (0 to 0)	0 (0 to 0)	0 (0 to 0)	0 (0 to 0)	0 (0 to 0)	0 (0 to 0)	0 (0 to 0)	0 (0 to 0)	0 (0 to 0)	0
Other neglected tropical diseases	1·3 (0·6 to 2·3)	0·9 (0·4 to 1·6)	0·7 (0·3 to 1·3)	0·7 (0·3 to 1·3)	0·3 (0·2 to 0·6)	0·3 (0·1 to 0·5)	0·2 (0·1 to 0·4)	0·2 (0·1 to 0·3)	0·1 (0·1 to 0·2)	0·1 (0 to 0·1)	0 (0 to 0·1)	0 (0 to 0)	17·4
Other infectious diseases	78·1 (48·6 to 118)	74·3 (47·1 to 111)	56·7 (37 to 83·8)	51·5 (34·4 to 73·8)	47 (31·4 to 68·8)	40·5 (27·4 to 57·6)	31·1 (20·9 to 45)	19·2 (13 to 27·6)	11·2 (7·3 to 16·5)	7·2 (4·6 to 10·7)	2·5 (1·5 to 3·7)	0·9 (0·5 to 1·4)	1,500
Meningitis	41·2 (23·9 to 65·4)	38·2 (22·8 to 59·6)	30·4 (18·2 to 46·6)	27·1 (16·5 to 40·4)	26·1 (15 to 39·7)	19·8 (12·3 to 30·6)	17·5 (10·6 to 27·2)	8·8 (5·3 to 13·8)	5 (3 to 7·6)	3·6 (2·2 to 5·8)	0·8 (0·5 to 1·4)	0·5 (0·3 to 0·8)	759
Encephalitis	2·6 (1·3 to 5·2)	0·9 (0·6 to 1·4)	0·7 (0·4 to 1·1)	0·7 (0·5 to 1·2)	2·6 (1·5 to 4·4)	0·5 (0·3 to 0·7)	0·4 (0·3 to 0·7)	0·4 (0·2 to 0·7)	0·3 (0·2 to 0·4)	0·3 (0·1 to 0·5)	0·1 (0·1 to 0·3)	0 (0 to 0·1)	32
Diphtheria	0 (0 to 0)	0 (0 to 0)	0 (0 to 0)	0 (0 to 0)	0 (0 to 0)	0 (0 to 0)	0 (0 to 0)	0 (0 to 0)	0 (0 to 0)	0 (0 to 0)	0 (0 to 0)	0 (0 to 0)	0·4
Tetanus	13 (3·5 to 27·6)	14·4 (3·3 to 28·7)	9·8 (2·9 to 19·7)	8·1 (2·2 to 16·4)	4·7 (1·2 to 9·5)	6·3 (1·8 to 12·6)	2·6 (0·9 to 5·4)	1·6 (0·5 to 3·4)	0·7 (0·2 to 1·5)	0·3 (0·1 to 0·8)	0·1 (0 to 0·3)	0 (0 to 0·1)	203
Measles	0 (0 to 0·1)	0 (0 to 0)	0 (0 to 0)	0 (0 to 0)	0 (0 to 0)	0 (0 to 0)	0 (0 to 0)	0 (0 to 0)	0 (0 to 0)	0 (0 to 0)	0 (0 to 0)	0 (0 to 0)	48·5
Varicella and herpes zoster	0·6 (0·2 to 1·1)	0·5 (0·2 to 1)	0·4 (0·2 to 0·9)	0·5 (0·2 to 0·9)	0·5 (0·2 to 1)	0·7 (0·2 to 1·6)	0·5 (0·2 to 1·2)	0·6 (0·2 to 1·4)	0·6 (0·1 to 1·5)	0·6 (0·1 to 1·4)	0·4 (0·1 to 1·1)	0·2 (0 to 0·5)	36·3
Acute hepatitis	18·2 (7·7 to 38·9)	18·2 (7·8 to 36·9)	13·3 (5·4 to 29)	13 (5·6 to 28·1)	11·2 (5 to 24·8)	11·3 (4·8 to 24·1)	8·6 (3·8 to 19·4)	6·7 (2·9 to 14·4)	3·9 (1·6 to 8·3)	2 (0·8 to 4·3)	0·7 (0·3 to 1·4)	0·1 (0 to 0·2)	215
Acute hepatitis A	8·4 (2 to 21·4)	8·5 (2·3 to 21·2)	5·9 (1·4 to 15·7)	6·1 (1·6 to 15·9)	5 (1·2 to 13·2)	5·1 (1·1 to 12·3)	4·1 (1 to 11)	4 (1 to 10)	2·4 (0·6 to 5·8)	1·4 (0·4 to 3·4)	0·4 (0·1 to 1·1)	0·1 (0 to 0·2)	113
Acute hepatitis B	7·9 (2·2 to 17·6)	7·2 (2 to 15·5)	5·5 (1·5 to 12·7)	5 (1·4 to 10·7)	4·9 (1·2 to 10·7)	4·7 (1·2 to 10·7)	3·2 (0·7 to 7·5)	2 (0·3 to 5·3)	1 (0·2 to 2·7)	0·4 (0·1 to 1·2)	0·1 (0 to 0·5)	0 (0 to 0·1)	79·3
Acute hepatitis C	1·4 (0·3 to 4·5)	2 (0·5 to 6·1)	1·6 (0·4 to 4·7)	1·6 (0·3 to 5·2)	1·1 (0·3 to 3·5)	1·3 (0·3 to 3·8)	1·1 (0·2 to 3·7)	0·5 (0·1 to 1·6)	0·4 (0·1 to 1·4)	0·2 (0 to 0·5)	0·1 (0 to 0·2)	0 (0 to 0)	17·3
Acute hepatitis E	0·4 (0·1 to 1·5)	0·5 (0·1 to 1·5)	0·3 (0·1 to 0·8)	0·3 (0·1 to 0·9)	0·3 (0·1 to 0·9)	0·3 (0·1 to 1·2)	0·2 (0·1 to 0·7)	0·1 (0 to 0·5)	0·1 (0 to 0·2)	0·1 (0 to 0·2)	0 (0 to 0·1)	0 (0 to 0)	5·8
Other unspecified infectious diseases	2·4 (1·4 to 3·7)	2 (1·3 to 3)	2 (1·3 to 3·4)	2 (1·2 to 3·2)	1·8 (1·1 to 3·1)	1·9 (1·1 to 3·3)	1·4 (0·7 to 2·8)	1·1 (0·5 to 2·2)	0·8 (0·3 to 1·8)	0·4 (0·2 to 1)	0·3 (0·1 to 0·7)	0·1 (0 to 0·2)	62·5
Maternal and neonatal disorders	55·6 (35·8 to 85·6)	32·3 (20·9 to 51·3)	11·1 (8·2 to 14·9)	6·1 (4·4 to 8·2)	3·9 (2·8 to 5·2)	2 (1·4 to 2·7)	0·8 (0·6 to 1·1)	0·3 (0·2 to 0·4)	0·1 (0 to 0·1)	0 (0 to 0)	0 (0 to 0)	0 (0 to 0)	3,910
Maternal disorders	34·4 (15·3 to 64·3)	18·4 (8·1 to 37)	2·4 (0·9 to 5·6)	0·1 (0 to 0·2)	0·1 (0 to 0·1)	0 (0 to 0·1)	0 (0 to 0)	0 (0 to 0)	0 (0 to 0)	0 (0 to 0)	0 (0 to 0)	0 (0 to 0)	282
Maternal hemorrhage	8·1 (2·5 to 18·6)	4·8 (1·4 to 10·8)	1·1 (0·3 to 2·8)	0 (0 to 0)	0 (0 to 0)	0 (0 to 0)	0 (0 to 0)	0 (0 to 0)	0 (0 to 0)	0 (0 to 0)	0 (0 to 0)	0 (0 to 0)	52·8
Maternal sepsis and other maternal infections	1·7 (0·6 to 4·3)	0·8 (0·3 to 2)	0·1 (0 to 0·2)	0 (0 to 0)	0 (0 to 0)	0 (0 to 0)	0 (0 to 0)	0 (0 to 0)	0 (0 to 0)	0 (0 to 0)	0 (0 to 0)	0 (0 to 0)	16·5
Maternal hypertensive disorders	4·2 (1·6 to 8·6)	3·3 (1·2 to 7·2)	0·3 (0·1 to 0·9)	0 (0 to 0)	0 (0 to 0)	0 (0 to 0)	0 (0 to 0)	0 (0 to 0)	0 (0 to 0)	0 (0 to 0)	0 (0 to 0)	0 (0 to 0)	41·5
Maternal obstructed labor and uterine rupture	9·7 (3·5 to 22·2)	3·4 (1·1 to 8·4)	0·3 (0·1 to 0·6)	0·1 (0 to 0·2)	0·1 (0 to 0·1)	0 (0 to 0·1)	0 (0 to 0)	0 (0 to 0)	0 (0 to 0)	0 (0 to 0)	0 (0 to 0)	0 (0 to 0)	87·5
Maternal abortion and miscarriage	1·7 (0·3 to 4·9)	1·4 (0·3 to 4·3)	0·1 (0 to 0·3)	0 (0 to 0)	0 (0 to 0)	0 (0 to 0)	0 (0 to 0)	0 (0 to 0)	0 (0 to 0)	0 (0 to 0)	0 (0 to 0)	0 (0 to 0)	12·9
Ectopic pregnancy	1·2 (0·4 to 2·9)	0·8 (0·3 to 2·1)	0·1 (0 to 0·4)	0 (0 to 0)	0 (0 to 0)	0 (0 to 0)	0 (0 to 0)	0 (0 to 0)	0 (0 to 0)	0 (0 to 0)	0 (0 to 0)	0 (0 to 0)	7·8
Indirect maternal deaths	2·4 (0·7 to 5·6)	1·1 (0·3 to 2·6)	0·1 (0 to 0·2)	--	--	--	--	--	--	--	--	--	NA
Late maternal deaths	1·2 (0·4 to 2·6)	0·5 (0·2 to 1)	0 (0 to 0·1)	--	--	--	--	--	--	--	--	--	NA
Maternal deaths aggravated by HIV/AIDS	0·7 (0·2 to 1·6)	0·4 (0·1 to 0·9)	0 (0 to 0·1)	--	--	--	--	--	--	--	--	--	NA
Neonatal disorders	21·2 (15·5 to 27·7)	13·9 (10·2 to 18·2)	8·7 (6·3 to 11·3)	6 (4·3 to 8·1)	3·8 (2·8 to 5·2)	1·9 (1·4 to 2·6)	0·8 (0·6 to 1·1)	0·3 (0·2 to 0·4)	0·1 (0 to 0·1)	0 (0 to 0)	0 (0 to 0)	0 (0 to 0)	3,630
Neonatal preterm birth	10 (7 to 13·3)	6·2 (4·4 to 8·3)	3·6 (2·6 to 4·8)	2·3 (1·6 to 3·1)	1·4 (1·1 to 1·9)	0·8 (0·5 to 1)	0·4 (0·2 to 0·5)	0·2 (0·1 to 0·3)	0 (0 to 0·1)	0 (0 to 0)	0 (0 to 0)	0 (0 to 0)	964
Neonatal encephalopathy due to birth asphyxia and trauma	6·5 (3·7 to 10·1)	4·5 (2·5 to 6·9)	2·9 (1·6 to 4·6)	2·1 (1·1 to 3·3)	1·4 (0·7 to 2·2)	0·6 (0·3 to 1)	0·2 (0·1 to 0·3)	0 (0 to 0·1)	0 (0 to 0)	0 (0 to 0)	0 (0 to 0)	0 (0 to 0)	1,230
Neonatal sepsis and other neonatal infections	3·9 (2·2 to 6·5)	2·7 (1·3 to 4·5)	1·8 (1 to 2·9)	1·3 (0·7 to 2·1)	0·9 (0·4 to 1·5)	0·5 (0·2 to 0·8)	0·2 (0·1 to 0·4)	0·1 (0 to 0·1)	0 (0 to 0)	0 (0 to 0)	0 (0 to 0)	0 (0 to 0)	662
Hemolytic disease and other neonatal jaundice	0·8 (0·6 to 1·1)	0·6 (0·4 to 0·8)	0·4 (0·3 to 0·5)	0·3 (0·2 to 0·4)	0·2 (0·1 to 0·2)	0·1 (0·1 to 0·1)	0 (0 to 0·1)	0 (0 to 0)	0 (0 to 0)	0 (0 to 0)	0 (0 to 0)	0 (0 to 0)	47·6
Other neonatal disorders	0 (0 to 0)	0 (0 to 0)	0 (0 to 0)	0 (0 to 0)	0 (0 to 0)	0 (0 to 0)	0 (0 to 0)	0 (0 to 0)	0 (0 to 0)	0 (0 to 0)	0 (0 to 0)	0 (0 to 0)	724
Nutritional deficiencies	36·7 (22·5 to 56·4)	30·3 (18·9 to 46)	26·5 (16·6 to 40·3)	28·3 (19 to 40·7)	25·2 (16·7 to 36·1)	22 (14·4 to 31·7)	21·6 (14·4 to 31·7)	19·7 (12·9 to 28·3)	13·3 (8·8 to 19·7)	9·5 (6 to 14·7)	4·8 (3 to 8)	1·3 (0·7 to 2·1)	866
Protein-energy malnutrition	11·4 (6·9 to 17·7)	12·2 (7·2 to 18·9)	11·2 (6·8 to 17·9)	13 (8·1 to 19·6)	12·9 (7·7 to 20·6)	12·1 (6·6 to 19·3)	12·8 (7·3 to 21·5)	12·8 (7·4 to 20·4)	8·7 (5·1 to 14·1)	6·8 (3·6 to 11·7)	3·7 (2 to 6·6)	0·9 (0·5 to 1·7)	591
Iodine deficiency	1·3 (0·6 to 2·6)	1 (0·4 to 2)	0·7 (0·3 to 1·4)	0·6 (0·3 to 1·2)	0·5 (0·2 to 0·9)	0·3 (0·2 to 0·6)	0·2 (0·1 to 0·4)	0·1 (0 to 0·2)	0 (0 to 0·1)	0 (0 to 0)	0 (0 to 0)	0 (0 to 0)	15·7
Vitamin A deficiency	0·3 (0·1 to 0·6)	0·2 (0·1 to 0·4)	0·2 (0·1 to 0·3)	0·1 (0·1 to 0·3)	0·1 (0 to 0·2)	0·1 (0 to 0·2)	0·1 (0 to 0·1)	0 (0 to 0·1)	0 (0 to 0)	0 (0 to 0)	0 (0 to 0)	0 (0 to 0)	22·5
Dietary iron deficiency	22·2 (9·8 to 40·3)	15·7 (7·2 to 28)	12·6 (5·6 to 23·1)	12·8 (5·8 to 23·3)	10·5 (4·9 to 18·7)	8·4 (4 to 14·8)	7·6 (3·7 to 13)	5·8 (3 to 9·5)	3·8 (2 to 6·2)	2·2 (1·2 to 3·6)	0·8 (0·4 to 1·4)	0·2 (0·1 to 0·3)	212
Other nutritional deficiencies	1·5 (0·9 to 2·4)	1·3 (0·7 to 2·2)	1·8 (0·9 to 3·1)	1·8 (1 to 2·8)	1·3 (0·7 to 2·2)	1·1 (0·6 to 2)	1 (0·5 to 1·8)	0·9 (0·4 to 1·8)	0·8 (0·3 to 1·5)	0·4 (0·2 to 0·9)	0·3 (0·1 to 0·7)	0·1 (0 to 0·2)	25·4
Non-communicable diseases	1,620 (1,260 to 2,050)	1,610 (1,250 to 2,030)	1,590 (1,260 to 1,960)	1,710 (1,370 to 2,080)	1,830 (1,510 to 2,180)	1,750 (1,490 to 2,020)	1,470 (1,290 to 1,660)	1,060 (942 to 1,180)	643 (564 to 727)	348 (301 to 410)	150 (125 to 180)	41·2 (34·2 to 50·1)	22,900
Neoplasms	230 (157 to 325)	264 (187 to 366)	287 (212 to 384)	318 (236 to 419)	330 (257 to 421)	296 (235 to 360)	231 (191 to 275)	125 (103 to 146)	63·5 (51·7 to 75·8)	30 (23·3 to 37·3)	8·7 (6·5 to 11)	1·9 (1·3 to 2·5)	2,840
Lip and oral cavity cancer	12·4 (7·2 to 21·1)	16 (9·4 to 25·7)	16·4 (9·9 to 24·9)	16·9 (11 to 25·3)	15·2 (9·8 to 22)	10·6 (7·4 to 14·9)	6·7 (4·7 to 9·4)	3·6 (2·5 to 5)	1·8 (1·2 to 2·5)	1 (0·7 to 1·5)	0·4 (0·2 to 0·5)	0·1 (0·1 to 0·1)	119
Nasopharynx cancer	8·1 (3·8 to 14·5)	8·8 (4·3 to 14·9)	8·2 (3·8 to 13·9)	8 (4·1 to 13·2)	5·8 (2·8 to 9·2)	4 (1·9 to 6·3)	2·5 (1·2 to 3·9)	0·9 (0·4 to 1·6)	0·3 (0·1 to 0·5)	0·1 (0 to 0·2)	0 (0 to 0)	0 (0 to 0)	62·9
Other pharynx cancer	2·7 (1·4 to 4·9)	4·5 (2·4 to 7·7)	4·8 (2·7 to 7·6)	4·9 (2·9 to 7·8)	4·2 (2·4 to 6·7)	2·8 (1·7 to 4·4)	1·5 (0·9 to 2·3)	0·7 (0·4 to 1)	0·2 (0·1 to 0·4)	0·1 (0·1 to 0·2)	0 (0 to 0)	0 (0 to 0)	29·3
Esophageal cancer	21·8 (12·6 to 36·4)	29·2 (17·5 to 46·7)	40·3 (25·7 to 63·8)	49·8 (32·8 to 74·8)	51·1 (33·8 to 77·1)	44·1 (29·9 to 65·6)	32·3 (22·1 to 47·1)	14·5 (9·7 to 20·6)	8·4 (5·3 to 13)	4·2 (2·7 to 6·4)	1 (0·6 to 1·8)	0·2 (0·1 to 0·3)	316
Stomach cancer	19·8 (11·8 to 31·4)	22·8 (14·5 to 34·6)	25 (16·4 to 36·3)	28·9 (19·6 to 42·2)	32·8 (23·1 to 45·6)	28·9 (20·8 to 38·5)	23·5 (17·4 to 30·8)	12·3 (9·1 to 16)	6·2 (4·6 to 8·3)	3·2 (2·2 to 4·5)	0·8 (0·5 to 1·1)	0·2 (0·1 to 0·3)	234
Colon and rectum cancer	15·1 (8·6 to 24)	19·6 (11·9 to 31·1)	21·7 (13·7 to 31·6)	26·7 (16·9 to 38·3)	28·8 (19·3 to 41·8)	26·9 (18·5 to 36·9)	20·8 (14·4 to 28·2)	12·6 (9·1 to 16·9)	7 (4·9 to 9·7)	3·4 (2·2 to 4·8)	1·1 (0·7 to 1·7)	0·2 (0·1 to 0·4)	210
Liver cancer	5·1 (2·3 to 9·6)	5·9 (2·8 to 10·7)	6·4 (3·3 to 11·8)	7·5 (4·2 to 13·5)	7·8 (4·2 to 13·9)	7·5 (4·3 to 12·8)	5·8 (3·4 to 9·2)	3·5 (2·1 to 5·8)	1·5 (1 to 2·3)	0·7 (0·4 to 1·1)	0·2 (0·1 to 0·3)	0·1 (0 to 0·1)	64·6
Liver cancer due to hepatitis B	2·4 (1·1 to 4·8)	2·4 (1·1 to 4·6)	2·3 (1·1 to 4·3)	2·4 (1·2 to 4·5)	2·1 (1 to 4)	1·6 (0·9 to 3)	1 (0·6 to 1·8)	0·5 (0·3 to 1)	0·2 (0·1 to 0·3)	0·1 (0 to 0·1)	0 (0 to 0)	0 (0 to 0)	20·5
Liver cancer due to hepatitis C	0·5 (0·2 to 1·1)	0·8 (0·3 to 1·6)	1·1 (0·5 to 2·1)	1·5 (0·8 to 2·8)	1·8 (0·9 to 3·3)	1·8 (1 to 3·1)	1·6 (0·9 to 2·6)	1·1 (0·6 to 1·8)	0·6 (0·3 to 0·9)	0·3 (0·2 to 0·5)	0·1 (0·1 to 0·2)	0 (0 to 0·1)	11·8
Liver cancer due to alcohol use	0·9 (0·4 to 1·7)	1·2 (0·5 to 2·6)	1·6 (0·7 to 3·3)	2 (1 to 3·8)	2·2 (1·1 to 4·3)	2·3 (1·2 to 4·3)	1·7 (1 to 3·1)	0·9 (0·5 to 1·7)	0·3 (0·2 to 0·5)	0·1 (0·1 to 0·2)	0 (0 to 0)	0 (0 to 0)	14·3
Liver cancer due to NASH	0·6 (0·3 to 1·3)	0·8 (0·3 to 1·5)	0·8 (0·4 to 1·6)	1 (0·5 to 1·9)	1·1 (0·6 to 2·1)	1·2 (0·6 to 2)	1 (0·6 to 1·7)	0·7 (0·4 to 1·2)	0·3 (0·2 to 0·5)	0·1 (0·1 to 0·2)	0 (0 to 0·1)	0 (0 to 0)	9·5
Liver cancer due to other causes	0·6 (0·3 to 1·3)	0·6 (0·3 to 1·2)	0·6 (0·3 to 1·2)	0·6 (0·3 to 1·1)	0·6 (0·3 to 1·1)	0·5 (0·3 to 0·9)	0·4 (0·2 to 0·7)	0·2 (0·1 to 0·4)	0·1 (0·1 to 0·2)	0 (0 to 0·1)	0 (0 to 0)	0 (0 to 0)	8·6
Gallbladder and biliary tract cancer	1·7 (0·9 to 2·8)	2·6 (1·5 to 4·2)	3·1 (1·9 to 5)	4 (2·5 to 6·4)	4·6 (2·9 to 7·2)	4·4 (2·9 to 6·7)	3·7 (2·5 to 5·5)	2·4 (1·7 to 3·6)	1·1 (0·8 to 1·8)	0·6 (0·4 to 0·9)	0·2 (0·1 to 0·3)	0 (0 to 0·1)	30·5
Pancreatic cancer	4·9 (3·1 to 7·6)	6·8 (4·3 to 10·5)	8·3 (5·4 to 12·4)	10·9 (7 to 16·9)	12·4 (8 to 19·4)	11·8 (8 to 16·9)	9·1 (6·4 to 12·7)	5·3 (3·8 to 7·3)	2·4 (1·6 to 3·5)	1·1 (0·7 to 1·6)	0·3 (0·2 to 0·5)	0·1 (0 to 0·1)	79·7
Larynx cancer	3·4 (1·6 to 6·8)	4·8 (2·5 to 8·9)	6·1 (3·4 to 10·2)	6·5 (3·9 to 10·7)	5·9 (3·7 to 9·3)	4·5 (2·8 to 7·1)	2·8 (1·8 to 4·5)	1·2 (0·8 to 1·9)	0·5 (0·3 to 0·7)	0·2 (0·1 to 0·3)	0 (0 to 0·1)	0 (0 to 0)	38·3
Tracheal, bronchus, and lung cancer	7·5 (4·1 to 13)	11·5 (6·8 to 18·3)	14·7 (9 to 23·6)	19·9 (12·5 to 29·9)	24 (16·1 to 36·3)	23·5 (16·2 to 32·8)	18·7 (13 to 26·9)	10·6 (7·1 to 15·1)	3·7 (2·4 to 5·7)	1·3 (0·8 to 1·9)	0·3 (0·2 to 0·5)	0·1 (0 to 0·1)	145
Malignant skin melanoma	2·1 (1·2 to 3·6)	1·9 (1·1 to 2·9)	1·6 (1 to 2·5)	1·5 (0·9 to 2·4)	1·4 (0·9 to 2·1)	1 (0·7 to 1·5)	0·7 (0·5 to 1·1)	0·5 (0·3 to 0·6)	0·2 (0·1 to 0·3)	0·1 (0·1 to 0·2)	0 (0 to 0)	0 (0 to 0)	17·7
Non-melanoma skin cancer	0·6 (0·3 to 1)	0·7 (0·4 to 1·1)	0·8 (0·5 to 1·2)	0·9 (0·6 to 1·3)	1·1 (0·7 to 1·6)	1·1 (0·7 to 1·7)	1 (0·6 to 1·5)	0·8 (0·5 to 1·2)	0·6 (0·3 to 0·9)	0·4 (0·2 to 0·6)	0·2 (0·1 to 0·3)	0·1 (0 to 0·1)	9·2
Non-melanoma skin cancer (squamous-cell carcinoma)	0·6 (0·3 to 1)	0·7 (0·4 to 1·1)	0·8 (0·5 to 1·2)	0·9 (0·6 to 1·3)	1·1 (0·7 to 1·6)	1·1 (0·7 to 1·7)	1 (0·6 to 1·5)	0·8 (0·5 to 1·2)	0·6 (0·3 to 0·9)	0·4 (0·2 to 0·6)	0·2 (0·1 to 0·3)	0·1 (0 to 0·1)	9·2
Non-melanoma skin cancer (basal-cell carcinoma)	0 (0 to 0)	0 (0 to 0)	0 (0 to 0)	0 (0 to 0)	0 (0 to 0)	0 (0 to 0)	0 (0 to 0)	0 (0 to 0)	0 (0 to 0)	0 (0 to 0)	0 (0 to 0)	0 (0 to 0)	0
Breast cancer	37·1 (18·7 to 65·2)	38·8 (21·2 to 64·8)	39·1 (22·4 to 65·3)	34 (20 to 54)	28 (17·4 to 42·7)	26·9 (17·6 to 38)	19·3 (13·2 to 28)	9·1 (6·4 to 12·9)	7 (4·7 to 9·9)	3·3 (2·1 to 4·7)	1·2 (0·7 to 1·7)	0·4 (0·2 to 0·6)	296
Cervical cancer	32·4 (14·9 to 65·9)	33·9 (17·1 to 64·6)	30·1 (14·6 to 58·1)	25·7 (13 to 48·6)	22·4 (11·5 to 41·7)	15·6 (8·8 to 26)	10·7 (6 to 18·2)	4·3 (2·5 to 6·9)	2·5 (1·4 to 4)	1·3 (0·7 to 2·1)	0·3 (0·2 to 0·5)	0·1 (0 to 0·1)	219
Uterine cancer	1·1 (0·5 to 2·4)	1·5 (0·7 to 2·6)	1·7 (0·9 to 3·2)	2·4 (1·1 to 4·4)	3 (1·6 to 5·2)	2·8 (1·6 to 4·7)	2·1 (1·2 to 3·4)	1·2 (0·7 to 1·9)	0·6 (0·4 to 1)	0·3 (0·2 to 0·4)	0·1 (0·1 to 0·1)	0 (0 to 0)	18
Ovarian cancer	7·2 (3·4 to 12·6)	9·2 (4·6 to 16·6)	10·7 (5·4 to 18·6)	11·1 (5·7 to 19)	10·4 (5·8 to 17·5)	7·4 (4·3 to 11·7)	5·2 (3·2 to 8·4)	2·4 (1·4 to 3·7)	1 (0·6 to 1·6)	0·5 (0·3 to 0·8)	0·1 (0·1 to 0·2)	0 (0 to 0)	79·4
Prostate cancer	0·7 (0·4 to 1·3)	2·2 (1 to 3·8)	5·3 (2·9 to 8·9)	10·9 (6·2 to 17·5)	22·5 (13·9 to 36)	28 (18·2 to 42)	29·7 (19·7 to 43·6)	17·2 (11·4 to 24·5)	8·6 (5·8 to 12·5)	3·7 (2·6 to 5·5)	1·1 (0·7 to 1·7)	0·2 (0·1 to 0·3)	131
Testicular cancer	0·2 (0·1 to 0·4)	0·1 (0 to 0·2)	0 (0 to 0·1)	0 (0 to 0·1)	0 (0 to 0)	0 (0 to 0)	0 (0 to 0)	0 (0 to 0)	0 (0 to 0)	0 (0 to 0)	0 (0 to 0)	0 (0 to 0)	2·6
Kidney cancer	1·3 (0·7 to 2·2)	1·8 (1 to 2·8)	2·1 (1·3 to 3·4)	2·6 (1·6 to 4·2)	2·7 (1·7 to 4·1)	2·4 (1·5 to 3·6)	1·7 (1·2 to 2·6)	1·1 (0·7 to 1·5)	0·5 (0·3 to 0·7)	0·2 (0·1 to 0·3)	0·1 (0 to 0·1)	0 (0 to 0)	21·9
Bladder cancer	1·1 (0·6 to 1·7)	1·6 (0·9 to 2·4)	2·1 (1·3 to 3·1)	3·1 (2 to 4·5)	4·2 (2·8 to 5·9)	4·5 (3·1 to 6·4)	4 (2·8 to 5·6)	2·8 (2 to 3·8)	1·5 (1 to 2·1)	0·8 (0·5 to 1·2)	0·2 (0·1 to 0·3)	0·1 (0 to 0·1)	27·5
Brain and central nervous system cancer	6 (3·6 to 9·4)	5·3 (3·3 to 8·5)	5 (3·2 to 7·6)	5 (3·1 to 7·6)	4·5 (3 to 6·5)	3·3 (2·3 to 4·6)	2 (1·4 to 2·8)	1 (0·7 to 1·4)	0·4 (0·2 to 0·5)	0·1 (0·1 to 0·2)	0 (0 to 0·1)	0 (0 to 0)	89·3
Thyroid cancer	0·8 (0·4 to 1·5)	0·8 (0·5 to 1·4)	0·8 (0·5 to 1·3)	0·9 (0·5 to 1·4)	0·9 (0·6 to 1·4)	0·8 (0·5 to 1·2)	0·6 (0·4 to 1)	0·4 (0·3 to 0·6)	0·2 (0·1 to 0·3)	0·1 (0 to 0·1)	0 (0 to 0)	0 (0 to 0)	10
Mesothelioma	0·6 (0·2 to 1·4)	0·6 (0·2 to 1·5)	0·6 (0·3 to 1·8)	0·8 (0·3 to 2·4)	0·7 (0·3 to 1·8)	0·6 (0·3 to 1·6)	0·5 (0·2 to 1·4)	0·3 (0·1 to 0·9)	0·2 (0·1 to 0·5)	0·1 (0 to 0·2)	0 (0 to 0·1)	0 (0 to 0)	6·1
Hodgkin lymphoma	2·3 (1·3 to 3·7)	1·5 (0·9 to 2·4)	1·1 (0·7 to 1·7)	1·1 (0·7 to 1·6)	0·9 (0·6 to 1·3)	0·8 (0·5 to 1·1)	0·6 (0·4 to 0·8)	0·3 (0·2 to 0·4)	0·1 (0·1 to 0·1)	0 (0 to 0·1)	0 (0 to 0)	0 (0 to 0)	33·1
Non-Hodgkin lymphoma	8·5 (4·8 to 13·7)	8·3 (5·2 to 13·3)	8·8 (5·6 to 13·7)	9·9 (6·4 to 14·7)	11 (7·4 to 15·9)	10·2 (7·1 to 14·3)	8·9 (6·3 to 12·3)	6 (4·1 to 8·3)	2·5 (1·6 to 3·5)	1·3 (0·8 to 2)	0·3 (0·2 to 0·4)	0 (0 to 0)	139
Multiple myeloma	2·2 (1·3 to 3·5)	2·7 (1·7 to 4)	3·1 (2·1 to 4·5)	3·9 (2·7 to 5·5)	4·6 (3·2 to 6·4)	4·4 (3 to 6)	3·5 (2·5 to 4·7)	2 (1·4 to 2·7)	0·9 (0·6 to 1·3)	0·4 (0·2 to 0·6)	0·1 (0·1 to 0·1)	0 (0 to 0)	30·4
Leukemia	6·1 (3·6 to 9·6)	5·9 (3·8 to 9)	5·4 (3·5 to 8·1)	5·9 (3·8 to 8·5)	5·8 (3·8 to 8·5)	5·2 (3·6 to 7·3)	3·9 (2·7 to 5·3)	2·4 (1·6 to 3·3)	1 (0·7 to 1·4)	0·4 (0·3 to 0·6)	0·1 (0·1 to 0·2)	0 (0 to 0)	136
Acute lymphoid leukemia	0·8 (0·4 to 1·4)	0·6 (0·3 to 1)	0·5 (0·2 to 0·8)	0·4 (0·2 to 0·7)	0·3 (0·1 to 0·5)	0·2 (0·1 to 0·4)	0·1 (0·1 to 0·2)	0 (0 to 0·1)	0 (0 to 0)	0 (0 to 0)	0 (0 to 0)	0 (0 to 0)	36·9
Chronic lymphoid leukemia	0·3 (0·1 to 0·6)	0·6 (0·3 to 1·1)	0·9 (0·5 to 1·5)	1·4 (0·8 to 2·4)	1·8 (1·1 to 2·9)	1·9 (1·1 to 3)	1·6 (1 to 2·5)	1·2 (0·7 to 1·8)	0·6 (0·4 to 1)	0·3 (0·2 to 0·5)	0·1 (0·1 to 0·2)	0 (0 to 0)	11·1
Acute myeloid leukemia	1·7 (0·9 to 3)	1·7 (0·9 to 2·9)	1·4 (0·8 to 2·2)	1·3 (0·7 to 2·2)	1·2 (0·6 to 2·1)	0·9 (0·5 to 1·6)	0·6 (0·3 to 1)	0·3 (0·1 to 0·5)	0·1 (0 to 0·1)	0 (0 to 0)	0 (0 to 0)	0 (0 to 0)	32·7

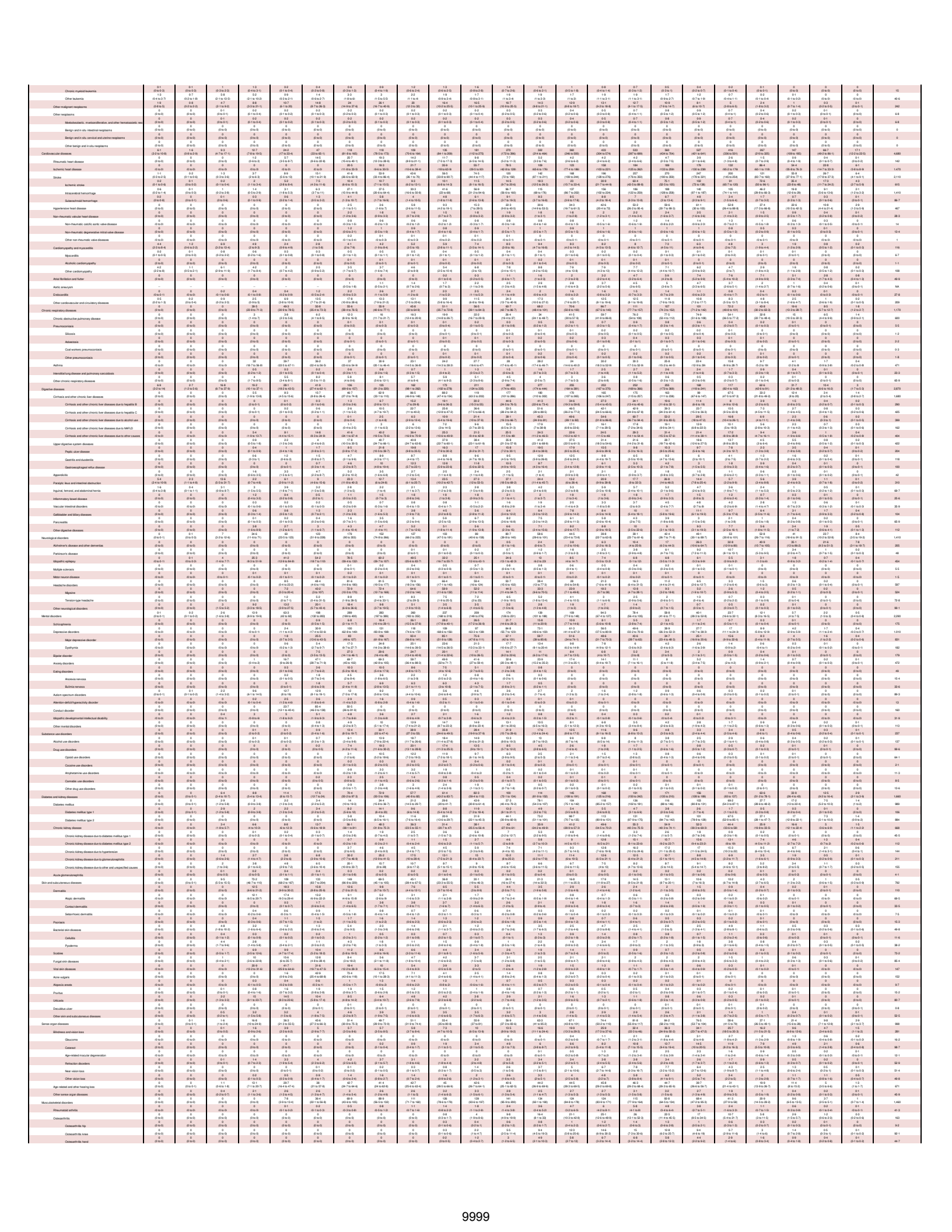

9999

Osteoarthritis other	0 (0 to 0)	0 (0 to 0)	0 (0 to 0)	0 (0 to 0)	0 (0 to 0)	0 (0 to 0)	0 (0 to 0)	0 (0 to 0)	0 (0 to 0)	0 (0 to 0)	0 (0 to 0)	0 (0 to 1)	0 (0 to 0.4)	0 (0 to 0.3)	0 (0 to 0.8)	1 (0.4 to 3.1)	2 (0.9 to 4.3)	2 (1.2 to 5.5)	2 (1.2 to 6)	2 (1.2 to 6.4)	2 (1.2 to 5.4)	2 (1.1 to 4.2)	1 (0.7 to 3)	0 (0.4 to 1.6)	0 (0.2 to 0.9)	0 (0.1 to 0.4)	0 (0.0 to 0.1)	17.5
Low back pain	0 (0 to 0)	0 (0 to 0)	0 (0 to 0)	0 (0 to 0)	6.7 (3 to 12.3)	30.2 (18.4 to 51.3)	53 (37.7 to 87.3)	99.6 (65 to 93.9)	124.6 (89 to 191)	92.6 (36.7 to 192)	72.9 (40.4 to 113)	59.4 (30 to 111)	65.1 (39.4 to 106)	59.7 (36.4 to 91.8)	54.9 (35 to 82.7)	53.2 (33.9 to 78.9)	52.2 (33 to 77.2)	46.4 (29.1 to 67.9)	39 (24.7 to 58)	29.7 (12.6 to 53.8)	11 (6.4 to 16.4)	3.6 (3 to 7.3)	1.8 (1.1 to 2.6)	0.5 (0.3 to 0.7)	0.5 (0.2 to 0.7)	777
Neck pain	0 (0 to 0)	0 (0 to 0)	0 (0 to 0)	0.5 (0 to 1.2)	3.4 (1.3 to 6.5)	5 (3 to 14.6)	10.2 (4.5 to 23.4)	15.8 (5.7 to 23.6)	20.5 (7.4 to 39.8)	15.8 (6.1 to 37.2)	11.9 (4.9 to 32.3)	10.3 (3.9 to 32.8)	14.1 (4.1 to 29.1)	16.1 (6.1 to 29.1)	15 (6.1 to 29.6)	15 (6.1 to 29.6)	15 (5.1 to 29.4)	14 (4.5 to 27.1)	11 (3.4 to 21.4)	8.7 (2.4 to 18.6)	4.6 (1.4 to 9.5)	2.6 (0.9 to 5.1)	0.6 (0.2 to 1.1)	0.2 (0.1 to 0.4)	0.1 (0 to 0.1)	150
Gout	0 (0 to 0)	0 (0 to 0)	0 (0 to 0)	0 (0 to 0)	0 (0 to 0)	0 (0 to 0)	0 (0 to 0)	0 (0 to 0)	0 (0 to 0)	0 (0 to 0)	0 (0 to 0)

SR Table 2c. TransMonTB DALYS by cause and age group for both sexes with 95% uncertainty intervals, 2019

Cause	Both Recorded	Late Neonatal	Post Neonatal	1 to 4	5 to 9	10 to 14	15 to 19	20 to 24	25 to 29	30 to 34	35 to 39	40 to 44	45 to 49	50 to 54	55 to 59	60 to 64	65 to 69	70 to 74	75 to 79	80 to 84	85 to 89	90 to 94	95 plus	Total
All causes	14,269 (10,798 to 18,400)	6,420 (5,259 to 7,829)	11,484 (8,999 to 14,460)	27,485 (21,788 to 34,190)	21,022 (16,664 to 26,172)	19,139 (15,210 to 23,765)	19,726 (15,700 to 24,491)	19,400 (15,600 to 24,082)	20,329 (16,139 to 24,990)	20,332 (16,139 to 24,990)	20,329 (16,139 to 24,990)	20,329 (16,139 to 24,990)	20,329 (16,139 to 24,990)	20,329 (16,139 to 24,990)	20,329 (16,139 to 24,990)	19,999 (15,872 to 24,990)	19,999 (15,872 to 24,990)	19,999 (15,872





SR Table 2c. Turkana DALYS by cause and sex group for both sexes with 95% uncertainty intervals. 2019

Cause	Both Neonatal	Late Neonatal	Post Neonatal	1 to 4	5 to 9	10 to 14	15 to 19	20 to 24	25 to 29	30 to 34	35 to 39	40 to 44	45 to 49	50 to 54	55 to 59	60 to 64	65 to 69	70 to 74	75 to 79	80 to 84	85 to 89	90 to 94	95 plus	Total
All causes	57,100 (51,200 to 64,000)	11,900 (8,640 to 15,200)	46,400 (40,200 to 54,200)	98,900 (86,100 to 114,900)	55,700 (47,200 to 67,300)	43,200 (36,100 to 51,700)	38,500 (32,200 to 46,300)	35,400 (29,400 to 42,200)	33,200 (27,700 to 40,000)	29,600 (25,300 to 37,200)	27,900 (24,000 to 33,400)	27,200 (23,300 to 32,400)	27,000 (23,000 to 32,000)	25,100 (21,700 to 29,200)	24,200 (20,900 to 28,600)	23,100 (19,700 to 28,200)	23,000 (19,600 to 28,100)	23,200 (19,600 to 28,700)	19,200 (16,000 to 24,000)	12,900 (9,360 to 18,300)	6,170 (3,280 to 11,100)	2,620 (1,330 to 5,000)	699,000 (704 to 1,280)	278 (226 to 350)	90 (62 to 119)	612,000
Communicable, maternal, neonatal, and nutritional diseases	53,900 (48,200 to 59,200)	10,900 (8,560 to 13,200)	39,100 (31,200 to 47,300)	81,700 (64,900 to 100,700)	39,300 (28,700 to 52,700)	30,200 (19,900 to 44,400)	25,400 (13,600 to 39,200)	23,400 (13,000 to 38,000)	21,900 (12,700 to 36,000)	20,200 (10,700 to 34,000)	19,000 (9,900 to 32,400)	18,600 (9,600 to 31,000)	18,600 (9,600 to 31,000)	17,100 (8,810 to 27,800)	16,900 (8,770 to 26,800)	16,600 (8,560 to 26,600)	16,600 (8,610 to 26,600)	16,600 (8,610 to 26,700)	14,200 (7,360 to 22,600)	9,260 (4,800 to 14,700)	4,370 (2,160 to 6,950)	1,850 (1,020 to 2,880)	519,000 (564 to 1,170)	215 (186 to 278)	71 (49 to 97)	432,000 (123 to 324)
HIV/AIDS and sexually transmitted infections	1,890 (620 to 4,000)	249 (79 to 543)	4,490 (1,280 to 11,000)	9,090 (1,870 to 21,200)	4,610 (2,160 to 7,940)	5,770 (3,260 to 8,700)	11,200 (6,350 to 16,900)	9,560 (5,070 to 15,000)	10,900 (5,950 to 16,900)	11,600 (6,710 to 18,000)	11,600 (6,900 to 18,000)	11,400 (6,710 to 17,500)	11,000 (6,600 to 17,000)	10,600 (6,210 to 16,000)	9,860 (5,770 to 15,000)	9,550 (5,600 to 14,800)	9,400 (5,450 to 14,600)	9,260 (5,360 to 14,500)	8,060 (4,720 to 12,500)	5,170 (2,960 to 8,060)	2,400 (1,380 to 3,760)	1,070 (647 to 1,700)	436 (261 to 682)	156 (86 to 262)	8.6 (2.1 to 17.4)	0.9 (0.1 to 2.4)	154,000
HIV/AIDS	313 (57 to 1,100)	11 (2 to 37)	2,810 (867 to 7,700)	6,970 (1,400 to 17,200)	4,300 (2,020 to 7,500)	5,160 (3,020 to 8,100)	11,200 (6,260 to 16,900)	9,240 (4,900 to 14,900)	10,900 (5,920 to 16,900)	11,700 (6,640 to 18,000)	11,300 (6,800 to 17,500)	11,000 (6,600 to 17,000)	10,600 (6,300 to 16,500)	10,100 (5,900 to 15,800)	9,560 (5,600 to 14,900)	9,220 (5,410 to 14,400)	9,080 (5,260 to 14,200)	8,940 (5,170 to 14,000)	7,810 (4,560 to 12,200)	5,010 (2,870 to 7,800)	2,330 (1,340 to 3,650)	1,040 (630 to 1,650)	422 (253 to 659)	151 (83 to 254)	8.3 (2.0 to 17.0)	0.9 (0.1 to 2.3)	149,000
HIV/AIDS - Drug-susceptible Tuberculosis	0 (0 to 0)	212 (167 to 270)	426 (340 to 540)	443 (344 to 570)	416 (324 to 534)	1,320 (1,020 to 1,700)	1,220 (913 to 1,600)	1,020 (745 to 1,370)	1,060 (775 to 1,400)	1,060 (775 to 1,400)	1,020 (745 to 1,370)	1,020 (745 to 1,370)	1,020 (745 to 1,370)	1,020 (745 to 1,370)	1,020 (745 to 1,370)	1,020 (745 to 1,370)	1,020 (745 to 1,370)	1,020 (745 to 1,370)	1,020 (745 to 1,370)	1,020 (745 to 1,370)	1,020 (745 to 1,370)	1,020 (745 to 1,370)	1,020 (745 to 1,370)	0.2 (0.1 to 0.4)	0.0 (0.0 to 0.0)	22,900
HIV/AIDS - Multidrug-resistant Tuberculosis without extensive drug resistance	0 (0 to 0)	0 (0 to 0)	0 (0 to 0)	0 (0 to 0)	0 (0 to 0)	0 (0 to 0)	0 (0 to 0)	0 (0 to 0)	0 (0 to 0)	0 (0 to 0)	0 (0 to 0)	0 (0 to 0)	0 (0 to 0)	0 (0 to 0)	0 (0 to 0)	0 (0 to 0)	0 (0 to 0)	0 (0 to 0)	0 (0 to 0)	0 (0 to 0)	0 (0 to 0)	0 (0 to 0)	0 (0 to 0)	0 (0 to 0)	0 (0 to 0)	0 (0 to 0)	0
HIV/AIDS - Extensively drug-resistant Tuberculosis	0 (0 to 0)	0 (0 to 0)	0 (0 to 0)	0 (0 to 0)	0 (0 to 0)	0 (0 to 0)	0 (0 to 0)	0 (0 to 0)	0 (0 to 0)	0 (0 to 0)	0 (0 to 0)	0 (0 to 0)	0 (0 to 0)	0 (0 to 0)	0 (0 to 0)	0 (0 to 0)	0 (0 to 0)	0 (0 to 0)	0 (0 to 0)	0 (0 to 0)	0 (0 to 0)	0 (0 to 0)	0 (0 to 0)	0 (0 to 0)	0 (0 to 0)	0 (0 to 0)	0
HIV/AIDS resulting in other diseases	0 (0 to 1.6)	0 (0 to 0.4)	0 (0 to 0.1)	0 (0 to 0.1)	0 (0 to 0.1



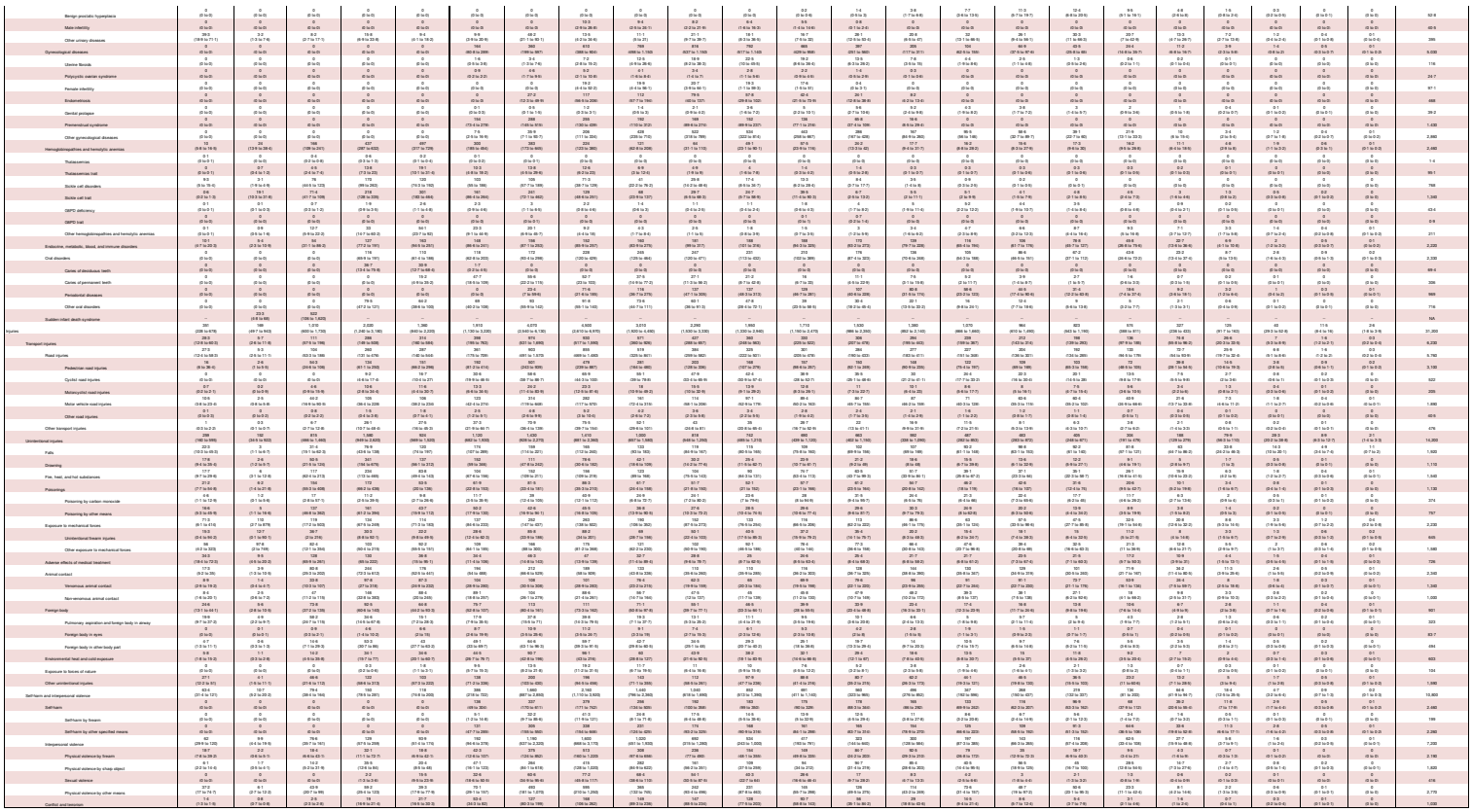

SR Table 2c: Serbs DALYS by cause and age group for both sexes with 95% uncertainty intervals, 2019

Cause	Early Neonatal	Late Neonatal	Post Neonatal	1 to 4	5 to 9	10 to 14	15 to 19	20 to 24	25 to 29	30 to 34	35 to 39	40 to 44	45 to 49	50 to 54	55 to 59	60 to 64	65 to 69	70 to 74	75 to 79	80 to 84	85 to 89	90 to 94	95 plus	Total
All causes	11,709 (9,269 to 14,600)	9,660 (6,930 to 12,930)	16,268 (12,978 to 20,000)	14,202 (11,900 to 16,400)	16,830 (14,130 to 19,900)	27,260 (23,180 to 31,900)	41,490 (35,990 to 47,200)	52,200 (45,200 to 59,400)	64,900 (56,400 to 73,900)	79,200 (68,900 to 90,200)	96,300 (83,600 to 109,600)	123,000 (107,000 to 139,600)	152,000 (133,000 to 174,000)	202,000 (180,000 to 228,000)	265,000 (239,000 to 295,000)	354,000 (320,000 to 393,000)	466,000 (423,000 to 516,000)	643,000 (586,000 to 709,000)	899,000 (824,000 to 992,000)	1,260,000 (1,150,000 to 1,390,000)	1,750,000 (1,590,000 to 1,930,000)	2,370,000 (2,150,000 to 2,610,000)	3,270,000 (2,960,000 to 3,600,000)	3,270,000
Communicable, maternal, neonatal, and nutritional diseases	9,740 (7,660 to 12,000)	3,990 (2,720 to 5,690)	5,040 (3,730 to 6,610)	4,730 (3,370 to 6,350)	4,410 (3,010 to 6,440)	3,890 (2,660 to 5,400)	3,900 (2,660 to 5,600)	3,890 (2,620 to 5,100)	4,400 (2,900 to 5,900)	4,790 (3,400 to 6,300)	5,490 (3,700 to 7,200)	6,330 (4,200 to 7,700)	6,280 (4,200 to 8,200)	6,760 (4,600 to 8,700)	6,000 (4,000 to 7,900)	6,960 (4,600 to 9,000)	7,310 (4,800 to 9,700)	8,370 (5,200 to 10,900)	8,620 (5,300 to 11,200)	8,630 (5,400 to 11,000)	2,800 (1,700 to 4,300)	699 (400 to 1,100)	106 (64 to 159)	112,000
HIV/AIDS and sexually transmitted infections	214 (93 to 370)	464 (190 to 1,100)	994 (400 to 2,400)	179 (76 to 330)	114 (49 to 210)	114 (49 to 210)	432 (187 to 810)	2,100 (837 to 4,100)	3,100 (1,200 to 6,100)	3,600 (1,400 to 7,000)	3,900 (1,500 to 7,600)	4,000 (1,500 to 7,800)	3,900 (1,500 to 7,600)	3,800 (1,500 to 7,400)	3,600 (1,400 to 7,000)	3,400 (1,300 to 6,600)	3,200 (1,200 to 6,200)	3,000 (1,100 to 5,800)	2,800 (1,000 to 5,400)	2,600 (1,000 to 5,000)	1,600 (600 to 3,100)	600 (200 to 1,200)	73 (25 to 140)	2,990
HIV/AIDS	(0 to 0)	(0 to 0)	(14 to 25)	(129 to 181)	(102 to 141)	(8 to 12)	(13 to 20)	(19 to 27)	(86 to 126)	(120 to 180)	(181 to 270)	(276 to 404)	(405 to 592)	(477 to 703)	(286 to 426)	(414 to 615)	(218 to 327)	(216 to 327)	(218 to 331)	(216 to 331)	(218 to 331)	(216 to 331)	(216 to 331)	1,380
HIV/AIDS - Drug-susceptible Tuberculosis	(0 to 0)	(0 to 0)	(0 to 0)	(0 to 0)	(0 to 0)	(0 to 0)	(0 to 0)	(0 to 0)	(0 to 0)	(0 to 0)	(0 to 0)	(0 to 0)	(0 to 0)	(0 to 0)	(0 to 0)	(0 to 0)	(0 to 0)	(0 to 0)	(0 to 0)	(0 to 0)	(0 to 0)	(0 to 0)	(0 to 0)	(0 to 0)	(0 to 0)
HIV/AIDS - Multidrug-resistant Tuberculosis without extensi	(0 to 0)	(0 to 0)	(0 to 0)	(0 to 0)	(0 to 0)	(0 to 0)	(0 to 0)	(0 to 0)	(0 to 0)	(0 to 0)	(0 to 0)	(0 to 0)	(0 to 0)	(0 to 0)	(0 to 0)	(0 to 0)	(0 to 0)	(0 to 0)	(0 to 0)	(0 to 0)	(0 to 0)	(0 to 0)	(0 to 0)	(0 to 0)	(0 to 0)
HIV/AIDS - Extensively drug-resistant Tuberculosis	(0 to 0)	(0 to 0)	(0 to 0)	(0 to 0)	(0 to 0)	(0 to 0)	(0 to 0)	(0 to 0)	(0 to 0)	(0 to 0)	(0 to 0)	(0 to 0)	(0 to 0)	(0 to 0)	(0 to 0)	(0 to 0)	(0 to 0)	(0 to 0)	(0 to 0)	(0 to 0)	(0 to 0)	(0 to 0)	(0 to 0)	(0 to 0)	(0 to 0)
HIV/AIDS resulting in other diseases	(0 to 0)	(0 to 0)	(0 to 0)	(0 to 0)	(0 to 0)	(0 to 0)	(0 to 0)	(0 to 0)	(0 to 0)	(0 to 0)	(0 to 0)	(0 to 0)	(0 to 0)	(0 to 0)	(0 to 0)	(0 to 0)	(0 to 0)	(0 to 0)	(0 to 0)	(0 to 0)	(0 to 0)	(0 to 0)	(0 to 0)	(0 to 0)	(0 to 0)
Sexually transmitted infections excluding HIV	214 (93 to 370)	464 (190 to 1,100)	79.1 (22.7 to 191)	47.1 (9.7 to 113)	11.9 (2.1 to 32.3)	7.1 (1.1 to 21.1)	29.1 (4.6 to 87.4)	84 (13.4 to 254)	314 (51.6 to 941)	480.1 (79.1 to 1,432)	726 (119.7 to 2,170)	1,019 (168.1 to 3,040)	1,274 (210.2 to 3,800)	1,524 (251.4 to 4,540)	1,407 (232.1 to 4,190)	1,299 (214.3 to 3,870)	1,210 (199.6 to 3,610)	1,210 (199.6 to 3,610)	1,210 (199.6 to 3,610)	1,210 (199.6 to 3,610)	1,210 (199.6 to 3,610)	1,210 (199.6 to 3,610)	1,210
Syphilis	(50 to 479)	(139.3 to 748)	(22.2 to 191)	(9.7 to 82.5)	(0.9 to 3.4)	(0.6 to 2.6)	(1.1 to 7.3)	(1.7 to 7.3)	(1.1 to 6.2)	(1.2 to 7.5)	(1.4 to 7.9)	(1.3 to 7.3)	(1.4 to 7.1)	(1.6 to 7.9)	(1.6 to 7.9)	(1.6 to 7.9)	(1.6 to 7.9)	(1.6 to 7.9)	(1.6 to 7.9)	(1.6 to 7.9)	(1.6 to 7.9)	(1.6 to 7.9)	(1.6 to 7.9)	(1.6 to 7.9)
Chlamydial infection	(0 to 0)	(0 to 0)	(0 to 0)	(0 to 0)	(0 to 0)	(0 to 0)	(0 to 0)	(0 to 0)	(0 to 0)	(0 to 0)	(0 to 0)	(0 to 0)	(0 to 0)	(0 to 0)	(0 to 0)	(0 to 0)	(0 to 0)	(0 to 0)	(0 to 0)	(0 to 0)	(0 to 0)	(0 to 0)	(0 to 0)	(0 to 0)	(0 to 0)
Gonococcal infection	(0 to 0)	(0 to 0)	(0 to 0)	(0 to 0)	(0 to 0)	(0 to 0)	(0 to 0)	(0 to 0)	(0 to 0)	(0 to 0)	(0 to 0)	(0 to 0)	(0 to 0)	(0 to 0)	(0 to 0)	(0 to 0)	(0 to 0)	(0 to 0)	(0 to 0)	(0 to 0)	(0 to 0)	(0 to 0)	(0 to 0)	(0 to 0)	(0 to 0)
Trichomoniasis	(0 to 0)	(0 to 0)	(0 to 0)	(0 to 0)	(0 to 0)	(0 to 0)	(0 to 0)	(0 to 0)	(0 to 0)	(0 to 0)	(0 to 0)	(0 to 0)	(0 to 0)	(0 to 0)	(0 to 0)	(0 to 0)	(0 to 0)	(0 to 0)	(0 to 0)	(0 to 0)	(0 to 0)	(0 to 0)	(0 to 0)	(0 to 0)	(0 to 0)
Genital herpes	(0 to 0)	(0 to 0)	(0 to 0)	(0 to 0)	(0 to 0)	(0 to 0)	(0 to 0)	(0 to 0)	(0 to 0)	(0 to 0)	(0 to 0)	(0 to 0)	(0 to 0)	(0 to 0)	(0 to 0)	(0 to 0)	(0 to 0)	(0 to 0)	(0 to 0)	(0 to 0)	(0 to 0)	(0 to 0)	(0 to 0)	(0 to 0)	(0 to 0)
Other sexually transmitted infections	(0 to 0)	(0 to 0)	(0 to 0)	(0 to 0)	(0 to 0)	(0 to 0)	(0 to 0)	(0 to 0)	(0 to 0)	(0 to 0)	(0 to 0)	(0 to 0)	(0 to 0)	(0 to 0)	(0 to 0)	(0 to 0)	(0 to 0)	(0 to 0)	(0 to 0)	(0 to 0)	(0 to 0)	(0 to 0)	(0 to 0)	(0 to 0)	(0 to 0)
Respiratory infections and tuberculosis	9,527 (7,520 to 11,800)	3,530 (2,310 to 5,250)	4,790 (3,580 to 6,360)	4,550 (3,240 to 6,150)	4,290 (2,940 to 6,270)	3,780 (2,570 to 5,250)	3,770 (2,530 to 5,450)	3,770 (2,530 to 4,950)	4,270 (2,800 to 5,700)	4,670 (3,300 to 6,100)	5,320 (3,600 to 7,000)	6,150 (4,100 to 7,470)	6,100 (4,100 to 8,000)	6,560 (4,500 to 8,500)	5,820 (3,900 to 7,700)	6,750 (4,500 to 8,800)	7,090 (4,700 to 9,400)	8,120 (5,000 to 10,600)	8,370 (5,200 to 10,900)	8,380 (5,300 to 10,700)	2,720 (1,600 to 4,200)	678 (400 to 1,100)	103 (62 to 154)	108,000
Tuberculosis	(0 to 5)	(0 to 1)	(1.4 to 3.2)	(0.1 to 0.3)	(0.1 to 0.2)	(0.1 to 0.2)	(0.1 to 0.2)	(0.1 to 0.2)	(0.1 to 0.2)	(0.1 to 0.2)	(0.1 to 0.2)	(0.1 to 0.2)	(0.1 to 0.2)	(0.1 to 0.2)	(0.1 to 0.2)	(0.1 to 0.2)	(0.1 to 0.2)	(0.1 to 0.2)	(0.1 to 0.2)	(0.1 to 0.2)	(0.1 to 0.2)	(0.1 to 0.2)	(0.1 to 0.2)	(0.1 to 0.2)
Latent tuberculosis infection	(0 to 0)	(0 to 0)	(0 to 0)	(0 to 0)	(0 to 0)	(0 to 0)	(0 to 0)	(0 to 0)	(0 to 0)	(0 to 0)	(0 to 0)	(0 to 0)	(0 to 0)	(0 to 0)	(0 to 0)	(0 to 0)	(0 to 0)	(0 to 0)	(0 to 0)	(0 to 0)	(0 to 0)	(0 to 0)	(0 to 0)	(0 to 0)	(0 to 0)
Drug-susceptible tuberculosis	(0 to 5)	(0 to 1)	(1.3 to 3.1)	(0.1 to 0.3)	(0.1 to 0.2)	(0.1 to 0.2)	(0.1 to 0.2)	(0.1 to 0.2)	(0.1 to 0.2)	(0.1 to 0.2)	(0.1 to 0.2)	(0.1 to 0.2)	(0.1 to 0.2)	(0.1 to 0.2)	(0.1 to 0.2)	(0.1 to 0.2)	(0.1 to 0.2)	(0.1 to 0.2)	(0.1 to 0.2)	(0.1 to 0.2)	(0.1 to 0.2)	(0.1 to 0.2)	(0.1 to 0.2)	(0.1 to 0.2)
Multidrug-resistant tuberculosis without extensive drug-re	(0 to 0)	(0 to 0)	(0 to 0)	(0 to 0)	(0 to 0)	(0 to 0)	(0 to 0)	(0 to 0)	(0 to 0)	(0 to 0)	(0 to 0)	(0 to 0)	(0 to 0)	(0 to 0)	(0 to 0)	(0 to 0)	(0 to 0)	(0 to 0)	(0 to 0)	(0 to 0)	(0 to 0)	(0 to 0)	(0 to 0)	(0 to 0)	(0 to 0)
Extensively drug-resistant tuberculosis	(0 to 0)	(0 to 0)	(0 to 0)	(0 to 0)	(0 to 0)	(0 to 0)	(0 to 0)	(0 to 0)	(0 to 0)	(0 to 0)	(0 to 0)	(0 to 0)	(0 to 0)	(0 to 0)	(0 to 0)	(0 to 0)	(0 to 0)	(0 to 0)	(0 to 0)	(0 to 0)	(0 to 0)	(0 to 0)	(0 to 0)	(0 to 0)	(0 to 0)
Lower respiratory infections	9,290 (7,300 to 11,500)	3,500 (2,290 to 5,200)	4,660 (3,480 to 6,200)	4,500 (3,200 to 6,100)	4,250 (2,910 to 6,220)	3,740 (2,540 to 5,200)	3,730 (2,500 to 5,400)	3,730 (2,500 to 4,900)	4,220 (2,770 to 5,600)	4,620 (3,300 to 6,000)	5,270 (3,600 to 6,900)	6,100 (4,100 to 7,400)	6,050 (4,100 to 7,900)	6,500 (4,500 to 8,400)	5,760 (3,900 to 7,600)	6,690 (4,500 to 8,700)	7,030 (4,700 to 9,300)	8,060 (5,000 to 10,500)	8,310 (5,200 to 10,800)	8,320 (5,300 to 10,600)	2,700 (1,600 to 4,200)	672 (400 to 1,100)	102 (62 to 153)	107,000
Upper respiratory infections	(0.3 to 0.6)	(1.7 to 5)	(30.5 to 89.9)	(102 to 411)	(182 to 563)	(205 to 675)	(219 to 730)	(214 to 705)	(230 to 676)	(230 to 663)	(215 to 625)	(207 to 602)	(183 to 549)	(167 to 508)	(159 to 482)	(159 to 486)	(162 to 502)	(164 to 521)	(172 to 539)	(169 to 527)	(174 to 543)	(174 to 543)	(174 to 543)	1,380
Otitis media	(0 to 0)	(0 to 0.6)	(0.5 to 38.2)	(61.4 to 292)	(116 to 368)	(156 to 507)	(170 to 539)	(168 to 504)	(99.8 to 304)	(66.2 to 208)	(58.6 to 208)	(58.6 to 217)	(72.2 to 267)	(88.5 to 366)	(88.5 to 366)	(88.5 to 366)	(88.5 to 366)	(88.5 to 366)	(88.5 to 366)	(88.5 to 366)	(88.5 to 366)	(88.5 to 366)	(88.5 to 366)	2,140
Sinusitis infections	0.6 (0.2 to 1.3)	0.6 (0.1 to 1.7)	0.7 (0.1 to 4.1)	0.6 (0.1 to 3.1)	0.6 (0.1 to 3.1)	0.6 (0.1 to 3



GBPD deficiency	0 (0 to 0)	0.2 (0.1 to 0.6)	0.2 (0.1 to 0.4)	0.6 (0.3 to 1.4)	1.5 (0.7 to 2.6)	1.7 (0.9 to 2.9)	19.6 (10.9 to 29.9)	6 (4.4 to 7.9)	7.1 (3.9 to 9.9)	9.6 (3.9 to 16.9)	9.9 (3.7 to 18.9)	27.3 (19 to 37.2)	19.4 (9.4 to 27.3)	13.4 (8.1 to 20.4)	13.5 (8 to 21)	12.7 (7.1 to 20.2)	17.7 (9.5 to 28.7)	14.6 (7.6 to 24.2)	8.3 (4.1 to 14.2)	9.3 (2.5 to 21.6)	2.4 (1.1 to 3.9)	0.6 (0.2 to 0.9)	0.1 (0 to 0.1)	0 (0 to 0)	177
GBPD bet	0 (0 to 0)	0 (0 to 0)	0 (0 to 0)	0 (0 to 0)	0 (0 to 0)	0 (0 to 0)	0 (0 to 0.1)	0 (0 to 0.1)	0 (0 to 0.1)	0 (0 to 0.1)	0 (0 to 0.1)	0 (0 to 0.1)	0 (0 to 0.1)	0 (0.1 to 0.6)	0 (0 to 0)	0 (0 to 0)	0 (0 to 0)	0 (0 to 0)	0 (0 to 0)	0 (0 to 0)	0 (0 to 0)	0 (0 to 0)	0 (0 to 0)	0 (0 to 0)	0 (0 to 0)	12.2
Other hemoglobinopathies and hemolytic anemias	0 (0 to 0)	1.2 (0.6 to 2.6)	0.6 (0.1 to 1.9)	2.9 (1.2 to 7.7)	4.1 (1.9 to 8.4)	2.2 (1 to 5.4)	23.2 (14.1 to 37.4)	4.9 (3.3 to 6.9)	6.2 (3.2 to 9.7)	12.9 (7.2 to 21.5)	7.4 (3.1 to 14.4)	19.1 (12.7 to 28.1)	7.1 (3.1 to 13.2)	6.9 (3.1 to 12.4)	6.2 (2.6 to 11.4)	4.5 (1.6 to 8.2)	6.4 (2.3 to 12.1)	4.5 (1.1 to 9.6)	2.1 (0.4 to 5.1)	0.5 (0.1 to 1.2)	0.1 (0 to 0.3)	0 (0 to 0.1)	0 (0 to 0)	0 (0 to 0)	1,260
Endocrine, metabolic, blood, and immune disorders	17.6 (8.6 to 30.2)	28.6 (17.3 to 46.4)	322 (207 to 479)	484 (307 to 686)	872 (559 to 1,283)	1,060 (669 to 1,585)	1,658 (1,059 to 2,508)	938 (672 to 1,280)	1,139 (872 to 1,482)	1,439 (1,109 to 1,792)	1,825 (1,399 to 2,276)	2,226 (1,740 to 2,787)	2,486 (1,956 to 3,076)	2,769 (1,870 to 3,842)	3,308 (2,058 to 5,190)	4,086 (2,563 to 6,453)	4,050 (2,665 to 6,035)	2,490 (1,486 to 3,792)	1,852 (1,040 to 2,986)	868 (560 to 1,296)	249 (166 to 364)	36.7 (20.3 to 64.8)	6.3 (2.6 to 9.6)	33,400
Oral disorders	0 (0 to 0)	0 (0 to 0)	0 (0 to 0)	129 (109 to 153)	196 (164 to 231)	362 (307 to 421)	929 (797 to 1,078)	726 (608 to 1,000)	699 (598 to 1,000)	1,243 (1,000 to 1,562)	1,642 (1,277 to 2,003)	2,035 (1,600 to 2,503)	2,230 (1,777 to 2,772)	2,695 (1,866 to 3,760)	3,475 (2,124 to 5,775)	4,246 (2,722 to 6,260)	4,420 (2,900 to 6,553)	3,116 (1,753 to 5,140)	2,268 (1,270 to 3,510)	1,139 (744 to 1,672)	317 (214 to 457)	39.4 (26 to 57.4)	4.5 (1.7 to 7.6)	43,300
Caries of deciduous teeth	0 (0 to 0)	0 (0 to 0)	0 (0 to 0)	74.3 (27.8 to 196)	84.7 (29.5 to 173)	0.4 (0.2 to 11.1)	0 (0 to 0)	0 (0 to 0)	0 (0 to 0)	0 (0 to 0)	0 (0 to 0)	0 (0 to 0)	0 (0 to 0)	0 (0 to 0)	0 (0 to 0)	0 (0 to 0)	0 (0 to 0)	0 (0 to 0)	0 (0 to 0)	0 (0 to 0)	0 (0 to 0)	0 (0 to 0)	0 (0 to 0)	0 (0 to 0)	0 (0 to 0)	167
Caries of permanent teeth	0 (0 to 0)	0 (0 to 0)	0 (0 to 0)	0 (0 to 0)	74.2 (29.3 to 199)	214 (89.4 to 454)	213 (110 to 503)	277 (117 to 666)	272 (107 to 636)	295 (128 to 647)	278 (119 to 664)	272 (121 to 668)	229 (101 to 588)	229 (91.7 to 601)	229 (80.9 to 637)	228 (87.2 to 657)	210 (86.2 to 629)	129 (53.5 to 358)	84 (32.7 to 233)	44 (17.7 to 119)	17.1 (6.6 to 39.7)	2.9 (1.1 to 6.6)	0.1 (0 to 0.7)	3,040
Periodontal diseases	0 (0 to 0)	0 (0 to 0)	0 (0 to 0)	0 (0 to 0)	0 (0 to 0)	0 (0 to 0)	0 (0 to 0)	0 (0 to 0)	0 (0 to 0)	0 (0 to 0)	0 (0 to 0)	0 (0 to 0)	0 (0 to 0)	0 (0 to 0)	0 (0 to 0)	0 (0 to 0)	0 (0 to 0)	0 (0 to 0)	0 (0 to 0)

SR Table 2c. UsainGiahu DALYS by cause and age across for both sexes with 95% uncertainty intervals, 2019

Cause	Both Neonatal	Late Neonatal	1 to 4	5 to 9	10 to 14	15 to 19	20 to 24	25 to 29	30 to 34	35 to 39	40 to 44	45 to 49	50 to 54	55 to 59	60 to 64	65 to 69	70 to 74	75 to 79	80 to 84	85 to 89	90 to 94	95 plus	Total
All causes	21,460 (19,680 to 23,400)	7,010 (5,930 to 8,190)	19,980 (17,550 to 19,000)	19,460 (17,550 to 19,000)	15,700 (7,700 to 11,400)	16,700 (8,770 to 12,900)	17,200 (10,600 to 20,100)	19,400 (16,400 to 22,600)	21,900 (17,200 to 27,400)	21,900 (17,000 to 27,600)	23,200 (16,900 to 31,000)	24,100 (16,900 to 33,000)	24,100 (16,900 to 33,000)	23,100 (15,900 to 32,000)	22,400 (14,900 to 32,000)	20,900 (13,500 to 30,000)	19,600 (12,400 to 29,000)	18,200 (11,600 to 27,000)	16,900 (10,900 to 25,000)	15,700 (10,200 to 24,000)	14,700 (9,600 to 23,000)	13,700 (9,000 to 22,000)	382,000
Communicable, maternal, neonatal, and nutritional diseases	19,700 (18,200 to 20,100)	6,500 (4,970 to 8,140)	13,900 (10,700 to 17,000)	12,900 (10,300 to 15,300)	5,330 (3,340 to 8,630)	4,960 (3,730 to 6,920)	5,710 (2,960 to 9,160)	6,440 (3,180 to 9,560)	6,440 (2,930 to 10,200)	6,370 (2,930 to 10,200)	6,290 (2,720 to 10,400)	7,330 (3,430 to 12,000)	6,810 (2,960 to 10,900)	6,290 (2,660 to 10,600)	5,290 (2,020 to 9,530)	4,730 (1,670 to 8,750)	4,030 (1,320 to 7,730)	3,440 (1,060 to 6,730)	2,810 (1,060 to 5,530)	2,210 (1,060 to 4,350)	774 (398 to 1,680)	397 (192 to 778)	129 (39.5 to 421)	122,000
HIV/AIDS and sexually transmitted infections	617 (267 to 1,700)	142 (42 to 370)	609 (233 to 997)	492 (224 to 703)	661 (309 to 1,290)	1,070 (468 to 1,700)	2,600 (1,370 to 4,100)	2,860 (1,610 to 4,700)	3,400 (2,190 to 5,200)	3,390 (2,190 to 5,100)	3,370 (2,190 to 5,200)	3,290 (2,120 to 5,000)	3,040 (1,960 to 4,700)	2,880 (1,870 to 4,500)	2,720 (1,810 to 4,300)	2,540 (1,750 to 4,000)	2,270 (1,670 to 3,600)	1,960 (1,470 to 3,200)	1,600 (1,220 to 2,700)	1,230 (1,000 to 2,200)	1,000 (773 to 1,900)	736 (514 to 1,500)	46,000
HIV/AIDS	0 (0 to 0)	0.1 (0 to 2.0)	373 (259 to 537)	291 (224 to 403)	609 (509 to 1,000)	1,060 (849 to 1,700)	2,600 (2,130 to 3,600)	2,860 (2,130 to 3,600)	3,370 (2,190 to 4,600)	3,290 (2,130 to 4,600)	3,290 (2,130 to 4,600)	3,290 (2,080 to 4,500)	3,290 (2,080 to 4,500)	2,880 (1,750 to 4,300)	2,720 (1,670 to 4,200)	2,540 (1,750 to 4,000)	2,270 (1,670 to 3,600)	1,960 (1,470 to 3,200)	1,600 (1,220 to 2,700)	1,230 (1,000 to 2,200)	1,000 (773 to 1,900)	736 (514 to 1,500)	44,000
HIV/AIDS - Drug-susceptible Tuberculosis	0 (0 to 0)	0 (0 to 0)	334 (234 to 481)	34 (24 to 49)	60 (43 to 86)	101 (72 to 145)	213 (151 to 305)	401 (284 to 574)	496 (352 to 710)	496 (352 to 710)	1,190 (787 to 1,700)	1,270 (732 to 2,000)	1,040 (604 to 1,640)	827 (464 to 1,300)	722 (391 to 1,140)	740 (391 to 1,140)	719 (391 to 1,140)	611 (391 to 1,140)	511 (391 to 1,140)	411 (391 to 1,140)	311 (311 to 1,140)	211 (211 to 1,140)	7,700
HIV/AIDS - Multidrug-resistant Tuberculosis without extensive drug resistance	0 (0 to 0)	0 (0 to 0)	1.4 (0.6 to 3.4)	1.4 (0.6 to 3.4)	1.4 (0.6 to 3.4)	1.4 (0.6 to 3.4)	1.4 (0.6 to 3.4)	1.4 (0.6 to 3.4)	1.4 (0.6 to 3.4)	1.4 (0.6 to 3.4)	1.4 (0.6 to 3.4)	1.4 (0.6 to 3.4)	1.4 (0.6 to 3.4)	1.4 (0.6 to 3.4)	1.4 (0.6 to 3.4)	1.4 (0.6 to 3.4)	1.4 (0.6 to 3.4)	1.4 (0.6 to 3.4)	1.4 (0.6 to 3.4)	1.4 (0.6 to 3.4)	1.4 (0.6 to 3.4)	282
HIV/AIDS - Multidrug-resistant Tuberculosis with extensive drug resistance	0 (0 to 0)	0 (0 to 0)	0 (0 to 0)	0 (0 to 0)	0 (0 to 0)	0 (0 to 0)	0.2 (0 to 0.6)	0.4 (0 to 1.1)	0.6 (0 to 1.6)	0.6 (0 to 1.7)	0.6 (0 to 1.7)	0.6 (0 to 1.7)	0.6 (0 to 1.7)	0.6 (0 to 1.7)	0.6 (0 to 1.7)	0.6 (0 to 1.7)	0.6 (0 to 1.7)	0.6 (0 to 1.7)	0.6 (0 to 1.7)	0.6 (0 to 1.7)	0.6 (0 to 1.7)	0.6 (0 to 1.7)	3.6
HIV/AIDS resulting in other diseases	0 (0 to 0)	0 (0 to 2)	236 (169 to 339)	256 (169 to 339)	593 (339 to 1,200)	916 (648 to 1,400)	2,230 (1,520 to 2,900)	2,230 (1,380 to 2,900)	2,900 (2,070 to 3,700)	2,900 (2,070 to 3,700)	2,900 (2,040 to 3,700)	2,900 (2,040 to 3,700)	2,900 (2,020 to 3,700)	2,760 (1,940 to 3,500)	2,610 (1,840 to 3,400)	2,470 (1,840 to 3,400)	2,210 (1,840 to 3,400)	1,910 (1,840 to 3,400)	1,610 (1,840 to 3,400)	1,310 (1,840 to 3,400)	1,010 (1,840 to 3,400)	36,600
Sexually transmitted infections excluding HIV	617 (267 to 1,700)	142 (42 to 370)	235 (74 to 460)	201 (74 to 271)	52 (17 to 76)	10 (3 to 15)	0.3 (0 to 1.2)	0.2 (0 to 0.9)	0.2 (0 to 0.8)	0.2 (0 to 0.8)	0.2 (0 to 0.8)	0.2 (0 to 0.8)	0.2 (0 to 0.8)	0.2 (0 to 0.8)	0.2 (0 to 0.8)	0.2 (0 to 0.8)	0.2 (0 to 0.8)	0.2 (0 to 0.8)	0.2 (0 to 0.8)	0.2 (0 to 0.8)	0.2 (0 to 0.8)	0.2 (0 to 0.8)	1,200
Chlamydial infection	0 (0 to 0)	0 (0 to 0)	0 (0 to 0)	0 (0 to 0)	0 (0 to 0)	0.2 (0 to 0.8)	1.6 (0 to 6.4)	4.3 (0 to 17.0)	5.9 (0 to 23.0)	5.9 (0 to 23.0)	6.7 (0 to 26.0)	7.6 (0 to 29.0)	7.2 (0 to 28.0)	6.7 (0 to 26.0)	6.1 (0 to 24.0)	5.6 (0 to 22.0)	5.1 (0 to 20.0)	4.6 (0 to 18.0)	4.1 (0 to 16.0)	3.6 (0 to 14.0)	3.1 (0 to 12.0)	2.6 (0 to 10.0)	29.7
Gonococcal infection	0 (0 to 0)	0 (0 to 0)	0 (0 to 0)	0 (0 to 0)	0 (0 to 0)	0.2 (0 to 0.8)	1.6 (0 to 6.4)	4.3 (0 to 17.0)	5.9 (0 to 23.0)	5.9 (0 to 23.0)	6.7 (0 to 26.0)	7.6 (0 to 29.0)	7.2 (0 to 28.0)	6.7 (0 to 26.0)	6.1 (0 to 24.0)	5.6 (0 to 22.0)	5.1 (0 to 20.0)	4.6 (0 to 18.0)	4.1 (0 to 16.0)	3.6 (0 to 14.0)	3.1 (0 to 12.0)	2.6 (0 to 10.0)	29.7
Trichomoniasis	0 (0 to 0)	0 (0 to 0)	0 (0 to 0)	0 (0 to 0)	0 (0 to 0)	0.2 (0 to 0.8)	1.6 (0 to 6.4)	4.3 (0 to 17.0)	5.9 (0 to 23.0)	5.9 (0 to 23.0)	6.7 (0 to 26.0)	7.6 (0 to 29.0)	7.2 (0 to 28.0)	6.7 (0 to 26.0)	6.1 (0 to 24.0)	5.6 (0 to 22.0)	5.1 (0 to 20.0)	4.6 (0 to 18.0)	4.1 (0 to 16.0)	3.6 (0 to 14.0)	3.1 (0 to 12.0)	2.6 (0 to 10.0)	29.7
Syphilis	0 (0 to 0)	0 (0 to 0)	0 (0 to 0)	0 (0 to 0)	0 (0 to 0)	0.2 (0 to 0.8)	1.6 (0 to 6.4)	4.3 (0 to 17.0)	5.9 (0 to 23.0)	5.9 (0 to 23.0)	6.7 (0 to 26.0)	7.6 (0 to 29.0)	7.2 (0 to 28.0)	6.7 (0 to 26.0)	6.1 (0 to 24.0)	5.6 (0 to 22.0)	5.1 (0 to 20.0)	4.6 (0 to 18.0)	4.1 (0 to 16.0)	3.6 (0 to 14.0)	3.1 (0 to 12.0)	2.6 (0 to 10.0)	29.7
Genital herpes	0 (0 to 0)	0 (0 to 0)	0 (0 to 0)	0 (0 to 0)	0 (0 to 0)	0.2 (0 to 0.8)	1.6 (0 to 6.4)	4.3 (0 to 17.0)	5.9 (0 to 23.0)	5.9 (0 to 23.0)	6.7 (0 to 26.0)	7.6 (0 to 29.0)	7.2 (0 to 28.0)	6.7 (0 to 26.0)	6.1 (0 to 24.0)	5.6 (0 to 22.0)	5.1 (0 to 20.0)	4.6 (0 to 18.0)	4.1 (0 to 16.0)	3.6 (0 to 14.0)	3.1 (0 to 12.0)	2.6 (0 to 10.0)	29.7
Other sexually transmitted infections	0 (0 to 0)	0 (0 to 0)	0 (0 to 0)	0 (0 to 0)	0 (0 to 0)	1.2 (0.4 to 2.2)	7.4 (2.4 to 12.4)	19.4 (6.1 to 31.7)	24.4 (7.7 to 39.6)	24.4 (7.7 to 39.6)	27.7 (8.1 to 45.3)	31.4 (9.1 to 51.4)	29.8 (8.7 to 48.7)	27.7 (8.1 to 45.3)	25.2 (7.3 to 41.2)	23.1 (6.7 to 37.8)	21.0 (6.1 to 34.3)	19.0 (5.5 to 31.1)	16.9 (4.9 to 27.6)	14.8 (4.3 to 24.2)	12.8 (3.7 to 20.9)	10.7 (3.1 to 17.5)	42.7
Respiratory infections and tuberculosis	1,020 (668 to 2,470)	1,060 (876 to 1,890)	2,160 (1,050 to 3,890)	1,980 (787 to 2,230)	610 (435 to 842)	620 (364 to 890)	1,230 (687 to 1,870)	1,490 (892 to 1,780)	1,270 (786 to 1,700)	1,190 (786 to 1,700)	1,190 (786 to 1,700)	1,190 (764 to 1,710)	1,190 (764 to 1,710)	1,190 (764 to 1,710)	1,190 (764 to 1,710)	1,190 (764 to 1,710)	1,190 (764 to 1,710)	1,190 (764 to 1,710)	1,190 (764 to 1,710)	1,190 (764 to 1,710)	1,190 (764 to 1,710)	1,190 (764 to 1,710)	1,400
Syphilis	0 (0 to 0)	0 (0 to 0)	0.2 (0 to 0.6)	0.2 (0 to 0.6)	0.2 (0 to 0.6



10011



SR Table 2c. Virtus DALYS by cause and age group for both sexes with 95% uncertainty intervals, 2019

Cause	Early Neonatal	Late Neonatal	Post Neonatal	1 to 4	5 to 9	10 to 14	15 to 19	20 to 24	25 to 29	30 to 34	35 to 39	40 to 44	45 to 49	50 to 54	55 to 59	60 to 64	65 to 69	70 to 74	75 to 79	80 to 84	85 to 89	90 to 94	95 plus	Total
All causes	28,200 (22,300 to 35,000)	7,030 (5,660 to 8,560)	17,900 (14,300 to 21,900)	29,000 (16,400 to 43,000)	6,590 (5,260 to 7,990)	5,640 (4,610 to 6,750)	14,300 (11,400 to 17,400)	15,400 (12,400 to 18,600)	13,600 (10,900 to 16,500)	12,600 (10,200 to 15,400)	12,000 (9,660 to 14,600)	13,000 (10,200 to 17,000)	14,000 (10,900 to 17,400)	14,300 (11,000 to 18,000)	14,400 (11,000 to 18,200)	14,300 (11,000 to 18,000)	14,300 (11,000 to 18,000)	13,100 (10,000 to 16,500)	12,000 (9,000 to 15,400)	8,670 (6,190 to 11,200)	5,240 (3,830 to 7,000)	2,740 (1,960 to 3,880)	972 (624 to 1,520)	280 (164 to 481)	397,000 (364 to 429)
Communicable, maternal, neonatal, and nutritional diseases	26,100 (20,500 to 32,600)	6,510 (5,060 to 8,190)	15,300 (12,100 to 19,000)	16,900 (11,300 to 24,000)	6,070 (4,890 to 8,430)	4,600 (3,640 to 5,750)	6,900 (5,210 to 8,990)	6,590 (4,900 to 8,510)	6,120 (4,630 to 8,000)	6,470 (4,810 to 8,560)	6,960 (5,160 to 9,310)	7,350 (5,560 to 9,770)	6,990 (5,130 to 9,400)	6,990 (5,030 to 9,220)	6,350 (4,520 to 8,720)	5,850 (4,020 to 8,000)	4,810 (3,330 to 6,440)	3,550 (2,520 to 4,760)	3,150 (2,290 to 4,200)	2,050 (1,560 to 2,610)	1,080 (797 to 1,420)	537 (396 to 709)	232 (169 to 311)	62,000 (60,210 to 63,730)	149,000
HIV/AIDS and sexually transmitted infections	698 (199 to 1,500)	186 (54 to 394)	492 (229 to 764)	268 (64 to 436)	316 (130 to 743)	766 (364 to 1,370)	2,330 (1,130 to 3,960)	1,960 (1,190 to 2,960)	2,000 (1,300 to 3,060)	3,010 (1,920 to 4,560)	3,600 (2,310 to 5,200)	4,200 (2,670 to 6,300)	4,270 (2,660 to 6,540)	4,300 (2,660 to 6,720)	4,230 (2,600 to 6,720)	4,190 (2,600 to 6,660)	3,940 (2,450 to 6,300)	3,540 (2,220 to 5,660)	3,020 (1,900 to 4,800)	2,090 (1,320 to 3,320)	1,260 (797 to 1,960)	667 (415 to 1,040)	264 (157 to 393)	13.6 (7.5 to 20.8)	9.2 (2.6 to 21)	1.6 (1 to 3)	0.5 (0.3 to 0.8)	30,900
HIV/AIDS	0 (0 to 0)	0.1 (0 to 0.1)	224 (174 to 309)	196 (60 to 420)	310 (127 to 744)	750 (358 to 1,360)	2,300 (1,120 to 3,900)	1,970 (1,190 to 2,970)	2,070 (1,300 to 3,140)	2,970 (1,900 to 4,540)	3,560 (2,280 to 5,170)	4,200 (2,660 to 6,300)	4,270 (2,660 to 6,540)	4,310 (2,660 to 6,720)	4,230 (2,600 to 6,720)	4,190 (2,600 to 6,660)	3,940 (2,450 to 6,300)	3,540 (2,220 to 5,660)	3,020 (1,900 to 4,800)	2,090 (1,320 to 3,320)	1,260 (797 to 1,960)	667 (415 to 1,040)	264 (157 to 393)	13.1 (6.9 to 20.3)	4.6 (1.5 to 9.7)	1.6 (1 to 2.8)	0.4 (0.2 to 0.7)	29,700
HIV/AIDS - Drug-susceptible Tuberculosis	0 (0 to 0)	0 (0 to 0)	0.1 (0.1 to 7)	0.1 (0 to 0.9)	0.4 (0 to 1.9)	0.6 (0.4 to 1.5)	0.7 (0.5 to 1.7)	0.6 (0.4 to 1.5)	0.6 (0.4 to 1.5)	0.6 (0.4 to 1.5)	0.6 (0.4 to 1.5)	0.6 (0.4 to 1.5)	0.6 (0.4 to 1.5)	0.6 (0.4 to 1.5)	0.6 (0.4 to 1.5)	0.6 (0.4 to 1.5)	0.6 (0.4 to 1.5)	0.6 (0.4 to 1.5)	0.6 (0.4 to 1.5)	0.6 (0.4 to 1.5)	0.6 (0.4 to 1.5)	0.6 (0.4 to 1.5)	0.6 (0.4 to 1.5)	0.6 (0.4 to 1.5)	0.6 (0.4 to 1.5)	0.6 (0.4 to 1.5)	602
HIV/AIDS - Multidrug-resistant Tuberculosis without extensive drug resistance	0 (0 to 0)	0 (0 to 0)	0.2 (0 to 1.1)	0.2 (0 to 0.9)	0.7 (0 to 3.6)	0.7 (0 to 3.5)	0.7 (0.1 to 16.2)	0.7 (0.1 to 16.2)	0.7 (0.1 to 16.2)	0.7 (0.1 to 16.2)	0.7 (0.1 to 16.2)	0.7 (0.2 to 29.3)	0.7 (0.2 to 29.3)	0.7 (0.2 to 29.3)	0.7 (0.2 to 29.3)	0.7 (0.2 to 29.3)	0.7 (0.2 to 29.3)	0.7 (0.2 to 29.3)	0.7 (0.2 to 29.3)	0.7 (0.2 to 29.3)	0.7 (0.2 to 29.3)	0.7 (0.2 to 29.3)	0.7 (0.2 to 29.3)	0.7 (0.2 to 29.3)	0.7 (0.2 to 29.3)	0.7 (0.2 to 29.3)	497
HIV/AIDS - Extensively drug-resistant Tuberculosis	0 (0 to 0)	0 (0 to 0)	0 (0 to 0)





SB Table 2c: Walk DALYS by cause and age group for both sexes with 95% uncertainty intervals, 2019

Cause	Early Neonatal	Late Neonatal	Post Neonatal	1 to 4	5 to 9	10 to 14	15 to 19	20 to 24	25 to 29	30 to 34	35 to 39	40 to 44	45 to 49	50 to 54	55 to 59	60 to 64	65 to 69	70 to 74	75 to 79	80 to 84	85 to 89	90 to 94	95 plus	Total
All causes	55,900 (52,500 to 59,000)	33,900 (31,900 to 36,000)	52,000 (50,900 to 53,000)	59,400 (56,800 to 62,400)	19,600 (18,900 to 20,400)	16,400 (15,900 to 17,000)	20,200 (20,000 to 20,500)	22,900 (22,600 to 23,300)	24,700 (24,100 to 25,400)	24,400 (23,900 to 25,000)	23,200 (22,600 to 23,800)	21,900 (21,600 to 22,100)	19,200 (18,900 to 19,500)	16,900 (16,600 to 17,200)	15,200 (14,900 to 15,600)	13,900 (13,600 to 14,200)	12,200 (11,900 to 12,500)	10,900 (10,600 to 11,200)	9,370 (9,070 to 9,700)	8,070 (7,800 to 8,350)	6,980 (6,680 to 7,300)	2,020 (1,760 to 2,290)	664 (547 to 779)	139 (109 to 169)	29.1 (20.4 to 39)	442,000
Communicable, maternal, neonatal, and nutritional diseases	54,000 (50,600 to 57,000)	33,100 (31,100 to 35,000)	50,900 (49,700 to 52,000)	58,900 (55,700 to 62,000)	12,700 (11,900 to 13,700)	6,890 (6,500 to 7,300)	11,000 (10,800 to 11,200)	13,300 (13,000 to 13,600)	8,100 (7,800 to 8,400)	7,390 (6,970 to 7,810)	7,370 (6,920 to 7,810)	6,420 (6,070 to 6,800)	5,430 (5,080 to 5,800)	4,450 (4,150 to 4,800)	3,660 (3,400 to 3,950)	3,020 (2,800 to 3,250)	2,530 (2,330 to 2,730)	2,060 (1,880 to 2,250)	1,260 (1,090 to 1,430)	603 (479 to 740)	224 (164 to 300)	49.4 (31.6 to 68.1)	8.8 (4.5 to 11.7)	339,000
HIV/AIDS and sexually transmitted infections	1,430 (997 to 1,900)	269 (187 to 359)	1,060 (599 to 2,000)	1,000 (719 to 1,400)	378 (264 to 526)	894 (699 to 1,090)	2,170 (1,900 to 2,500)	3,170 (2,800 to 3,600)	3,720 (3,300 to 4,200)	3,620 (3,200 to 4,100)	3,560 (3,100 to 4,000)	3,170 (2,800 to 3,600)	2,760 (2,400 to 3,200)	2,270 (1,900 to 2,700)	1,870 (1,500 to 2,300)	1,540 (1,200 to 1,900)	1,270 (960 to 1,600)	1,020 (777 to 1,300)	674 (494 to 870)	407 (276 to 560)	167 (101 to 240)	29.1 (14 to 47)	3.2 (0.9 to 6.2)	12,100
HIV/AIDS	0.1 (0 to 0.3)	0.2 (0 to 0.5)	243 (129 to 520)	1,000 (720 to 1,400)	378 (264 to 526)	891 (697 to 1,090)	2,170 (1,900 to 2,500)	3,170 (2,800 to 3,600)	3,720 (3,300 to 4,200)	3,620 (3,200 to 4,100)	3,560 (3,100 to 4,000)	3,170 (2,800 to 3,600)	2,760 (2,400 to 3,200)	2,270 (1,900 to 2,700)	1,870 (1,500 to 2,300)	1,540 (1,200 to 1,900)	1,270 (960 to 1,600)	1,020 (777 to 1,300)	674 (494 to 870)	407 (276 to 560)	167 (101 to 240)	29.1 (14 to 47)	3.2 (0.9 to 6.2)	9,710
HIV/AIDS - Drug-susceptible Tuberculosis	0 (0 to 0)	0 (0 to 0)	220 (116 to 480)	421 (297 to 600)	190 (132 to 265)	179 (140 to 220)	360 (320 to 420)	238 (210 to 270)	292 (260 to 330)	297 (260 to 340)	320 (280 to 360)	327 (290 to 370)	324 (290 to 370)	256 (220 to 300)	212 (180 to 250)	172 (140 to 210)	153 (120 to 190)	114 (89 to 140)	79 (59 to 100)	54 (39 to 70)	27 (17 to 39)	9.4 (3.1 to 17)	0.9 (0.1 to 2.2)	4,210
HIV/AIDS - Multidrug-resistant Tuberculosis without extensive drug resistance	0 (0 to 0)	0 (0 to 0)	12.2 (5.2 to 30)	13.5 (5.3 to 33)	3.6 (1.3 to 8.7)	7.4 (2.6 to 18)	9.6 (3.2 to 23)	8.2 (2.7 to 20)	10.2 (3.3 to 25)	10.2 (3.3 to 25)	11.1 (3.6 to 27)	10.4 (3.3 to 25)	9.1 (2.9 to 22)	7.4 (2.4 to 18)	5.8 (1.9 to 14)	4.6 (1.5 to 11)	3.5 (1.1 to 8.5)	2.6 (0.8 to 6.3)	1.7 (0.5 to 4.1)	0.9 (0.3 to 2.2)	0.3 (0.1 to 0.8)	0.1 (0 to 0.2)	163
HIV/AIDS - Extensively drug-resistant Tuberculosis	0 (0 to 0)	0 (0 to 0)	0.2 (0 to 1)	0.2 (0 to 0.5)	0.1 (0 to 0.4)	0.2 (0 to 0.5)	0.3 (0 to 1)	0.2 (0 to 0.6)	0.3 (0 to 0.8)	0.3 (0 to 0.8)	0.3 (0 to 0.9)	0.3 (0 to 0.8)	0.3 (0 to 0.8)	0.2 (0 to 0.7)	0.2 (0 to 0.5)	0.1 (0 to 0.4)	0.1 (0 to 0.3)	0.1 (0 to 0.2)	0 (0 to 0.1)	0 (0 to 0.1)	0 (0 to 0)	0 (0 to 0)	0 (0 to 0)	1.9
HIV/AIDS resulting in other diseases	0.1 (0 to 0.2)	0.2 (0 to 0.7)	5.01 (1.9 to 11)	0.6 (0.2 to 1.7)	0.2 (0.1 to 0.5)	0.3 (0.1 to 0.8)	0.6 (0.2 to 1.5)	0.8 (0.3 to 2.1)	1.2 (0.5 to 3.1)	1.2 (0.5 to 3.1)	1.3 (0.5 to 3.4)	1.2 (0.5 to 3.1)	1.1 (0.4 to 2.8)	0.9 (0.4 to 2.4)	0.8 (0.3 to 2.1)	0.6 (0.2 to 1.6)	0.5 (0.2 to 1.3)	0.4 (0.1 to 1.1)	0.2 (0.1 to 0.6)	0.1 (0 to 0.3)	0 (0 to 0.1)	0 (0 to 0.1)	0 (0 to 0.1)	9.392
Sexually transmitted infections excluding HIV	1,430 (997 to 1,900)	269 (187 to 359)	698 (469 to 1,000)	140 (114 to 174)	12.4 (8.1 to 19)	9.1 (6.2 to 13)	7.6 (5.1 to 11)	6.2 (4.2 to 8.9)	5.6 (3.8 to 8.1)	5.2 (3.5 to 7.5)	4.8 (3.2 to 6.9)	4.1 (2.8 to 5.9)	3.6 (2.4 to 5.2)	3.1 (2.1 to 4.5)	2.7 (1.8 to 3.9)	2.3 (1.5 to 3.3)	1.9 (1.2 to 2.8)	1.5 (0.9 to 2.2)	1.1 (0.6 to 1.6)	0.7 (0.3 to 1.1)	0.3 (0.1 to 0.6)	0.1 (0 to 0.2)	0 (0 to 0.1)	2,200
Chlamydial infection	0 (0 to 0)	0 (0 to 0)	0 (0 to 0)	0 (0 to 0)	0 (0 to 0)	0.5 (0.3 to 1.2)	2.6 (1.2 to 4.6)	3.2 (2.0 to 5.1)	4.4 (2.5 to 7.4)	3.2 (1.7 to 5.5)	3.2 (1.7 to 5.5)	2.3 (1.3 to 3.9)	1.6 (0.8 to 2.9)	0.8 (0.4 to 1.5)	0.5 (0.2 to 1.0)	0.2 (0.1 to 0.5)	0.2 (0.1 to 0.4)	0.1 (0 to 0.3)	0 (0 to 0.2)	0 (0 to 0.1)	0 (0 to 0)	0 (0 to 0)	0 (0 to 0)	24
Gonococcal infection	0 (0 to 0)	0 (0 to 0)	0 (0 to 0)	0 (0 to 0)	0 (0 to 0)	0.3 (0.2 to 0.8)	1.3 (0.6 to 2.3)	1.6 (0.9 to 2.6)	2.2 (1.2 to 3.7)	1.6 (0.8 to 2.7)	1.6 (0.8 to 2.7)	1.1 (0.6 to 1.9)	0.8 (0.4 to 1.4)	0.4 (0.2 to 0.7)	0.2 (0.1 to 0.4)	0.1 (0 to 0.3)	0.1 (0 to 0.2)	0 (0 to 0.1)	0 (0 to 0.1)	0 (0 to 0.1)	0 (0 to 0)	0 (0 to 0)	0 (0 to 0)	12
Trichomoniasis	0 (0 to 0)	0 (0 to 0)	0 (0 to 0)	0 (0 to 0)	0 (0 to 0)	0.3 (0.2 to 0.7)	0.8 (0.3 to 1.4)	1.1 (0.5 to 2.2)	1.5 (0.7 to 3.1)	1.1 (0.5 to 2.3)	1.1 (0.5 to 2.3)	0.8 (0.3 to 1.6)	0.5 (0.2 to 1.1)	0.3 (0.1 to 0.6)	0.2 (0.1 to 0.4)	0.1 (0 to 0.3)	0.1 (0 to 0.2)	0 (0 to 0.1)	0 (0 to 0.1)	0 (0 to 0.1)	0 (0 to 0)	0 (0 to 0)	0 (0 to 0)	24
Genital herpes	0 (0 to 0)	0 (0 to 0)	0 (0 to 0)	0 (0 to 0)	0 (0 to 0)	0 (0 to 0)	0 (0 to 0)	0 (0 to 0)	0 (0 to 0)	0 (0 to 0)	0 (0 to 0)	0 (0 to 0)	0 (0 to 0)	0 (0 to 0)	0 (0 to 0)	0 (0 to 0)	0 (0 to 0)	0 (0 to 0)	0 (0 to 0)	0 (0 to 0)	0 (0 to 0)	0 (0 to 0)	0 (0 to 0)	0 (0 to 0)	0.1
Other sexually transmitted infections	0 (0 to 0)	0 (0 to 0)	0 (0 to 0)	0 (0 to 0)	0 (0 to 0)	0 (1.7 to 17.7)	0 (0.2 to 18.3)	0 (0.6 to 18.7)	0 (0.6 to 22.7)	0 (0.6 to 20.8)	0 (0.2 to 21.3)	0 (0.2 to 23.2)	0 (0.2 to 23.7)	0 (0.1 to 21.3)	0 (0.1 to 19.3)	0 (0.1 to 17.6)	0 (0.1 to 15.3)	0 (0.1 to 13.4)	0 (0.1 to 11.4)	0 (0.1 to 9.6)	0 (0.1 to 8.1)	0 (0.1 to 6.9)	0 (0.1 to 5.6)	72
Respiratory infections and tuberculosis	12,900 (8,370 to 18,300)	3,810 (2,200 to 6,860)	14,100 (8,670 to 21,200)	4,650 (2,700 to 7,270)	1,770 (1,160 to 2,660)	1,280 (1,000 to 1,630)	2,230 (1,870 to 2,690)	2,280 (2,000 to 2,630)	2,220 (1,770 to 2,720)	2,190 (1,660 to 2,690)	2,190 (1,570 to 2,820)	2,190 (1,560 to 2,890)	2,220 (1,560 to 2,990)	2,220 (1,510 to 3,030)	2,190 (1,360 to 3,000)	2,160 (1,300 to 3,040)	2,150 (1,240 to 3,070)	1,780 (1,030 to 2,660)	979 (578 to 1,500)	394 (230 to 598)	112 (62 to 169)	22.9 (10.7 to 36)	4.7 (0.9 to 9.6)	62,300
Tuberculosis	0 (0 to 0)	0 (0 to 0)	599 (360 to 1,040)	476 (270 to 788)	338 (227 to 494)	1,020 (797 to 1,280)	1,480 (1,470 to 1,490)	2,280 (2,280 to 2,290)	1,980 (1,980 to 1,990)	1,980 (1,980 to 1,990)	1,970 (1,970 to 1,980)	1,960 (1,960 to 1,980)	1,960 (1,960 to 1,980)	1,960 (1,960 to 1,980)	1,960 (1,960 to 1,980)	1,960 (1,960 to 1,980)	1,960 (1,960 to 1,980)	1,960 (1,960 to 1,980)	1,960 (1,960 to 1,980)	1,960 (1,960 to 1,980)	1,960 (1,960 to 1,980)	1,960 (1,960 to 1,980)	1,960 (1,960 to 1,980)	23,900
Latent tuberculosis infection	0 (0 to 0)	0 (0 to 0)	0 (0 to 0)	0 (0 to 0)	0 (0 to 0)	0 (0 to 0)	0 (0 to 0)	0 (0 to 0)	0 (0 to 0)	0 (0 to 0)	0 (0 to 0)	0 (0 to 0)	0 (0 to 0)	0 (0 to 0)	0 (0 to 0)	0 (0 to 0)	0 (0 to 0)	0 (0 to 0)	0 (0 to 0)	0 (0 to 0)	0 (0 to 0)	0 (0 to 0)	0 (0 to 0)	0 (0 to 0)	0
Drug-susceptible Tuberculosis	0 (0 to 0)	0 (0 to 0)	597 (326 to 1,060)	460 (260 to 744)	347 (227 to 521)	1,020 (797 to 1,280)	1,480 (1,470 to 1,490)	2,270 (2,260 to 2,280)	1,980 (1,980 to 1,990)	1,980 (1,980 to 1,990)	1,970 (1,970 to 1,980)	1,960 (1,960 to 1,980)	1,960 (1,960 to 1,980)	1,960 (1,960 to 1,980)	1,960 (1,960 to 1,980)	1,960 (1,960 to 1,980)	1,960 (1,960 to 1,980)	1,960 (1,960 to 1,980)	1,960 (1,960 to 1,980)	1,960 (1,960 to 1,980)	1,960 (1,960 to 1,980)	1,960 (1,960 to 1,980)	1,960 (1,960 to 1,980)	23,900
Multidrug-resistant tuberculosis without extensive drug resistance	0 (0 to 0)	0 (0 to 0)	31.6 (11 to 109)	19.1 (5.9 to 71.4)	10.2 (3.3 to 36.6)	12.1 (3.9 to 43.3)	43.6 (14 to 155)	687.7 (211 to 2,370)	559.2 (172 to 1,930)	533.7 (164 to 1,840)	497.7 (153 to 1,710)	448.1 (138 to 1,550)	407.6 (125 to 1,410)	362.5 (111 to 1,250)	322.5 (99 to 1,110)	286.6 (88 to 1,000)	252 (77 to 885)	220 (67 to 777)	174 (53 to 618)	134 (41 to 481)	96 (29 to 347)	63 (19 to 230)	31 (9 to 113)	623
Extensively drug-resistant tuberculosis	0 (0 to 0)	0 (0 to 0)	0.4 (0 to 2.2)	0.2 (0 to 1.5)	0.2 (0 to 1.1)	0.2 (0 to 0.9)	0.6 (0 to 2.5)	0.9 (0 to 4.2)	0.8 (0 to 3.6)	0.7 (0 to 3.2)	0.7 (0 to 3.2)	0.7 (0 to 3.2)	0.6 (0 to 2.8)	0.5 (0 to 2.4)	0.4 (0 to 2.1)	0.4 (0 to 1.8)	0.3 (0 to 1.5)	0.3 (0 to 1.2)	0.2 (0 to 0.9)	0.1 (0 to 0.6)	0.1 (0 to 0.3)	0 (0 to 0.2)	0 (0 to 0.1)	8.4
Lower respiratory infections	12,400 (8,360 to 18,300)	3,800 (2,200 to 6,860)	12,900 (7,740 to 19,900)	3,700 (2,000 to 6,220)	1,090 (647 to 1,780)	119 (77 to 175)	648 (370 to 1,020)	209 (120 to 333)	238 (135 to 378)	325 (186 to 517)	428 (246 to 679)	484 (280 to 767)	572 (330 to 902)	672 (378 to 1,060)	783 (434 to 1,230)	883 (484 to 1,390)	999 (539 to 1,580)	920 (484 to 1,470)	579 (287 to 930)	264 (127 to 434)	70.6 (29.8 to 119)	14.2 (4.8 to 25)	3.9 (1.1 to 8.4)	39,400
Upper respiratory infections	3.2 (0 to 9.6)	0.6 (0 to 2.1)	246 (41 to 1,010)	374 (120 to 1,140)	229 (73 to 699)	176 (56 to 536)	153 (49 to 466)	104 (33 to 317)	82.6 (26 to 252)	65 (21 to 198)	56.9 (18 to 173)	51.1 (16 to 156)	47.1 (15 to 143)	43.2 (14 to 132)	39.9 (13 to 121)	36.9 (12 to 112)	34.2 (11 to 104)	31.8 (10 to 97)	29.7 (9.5 to 90.4)	27.9 (8.9 to 85)	26.4 (8.4 to 80.4)	25.1 (8 to 76.4)	24 (7.6 to 73.1)	1,460
Otitis media	1.4 (0.4 to 7.4)	2.7 (0.3 to 12)	116 (7.6 to 354)	1,010 (99.8 to 3,870)	1,010 (89.8 to 3,870)	1,010 (642 to 1,420)	1,010 (361 to 1,730)	1,010 (267 to 1,730)	1,010 (174 to 1,730)	1,010 (114 to 1,730)	1,010 (77 to 1,730)	1,010 (54 to 1,730)	1,010 (37 to 1,730)	1,010 (24 to 1,730)	1,010 (15 to 1,730)	1,010 (9.2 to 1,730)	1,010 (5.6 to 1,730)	1,010 (3.4 to 1,730)	1,010 (2 to 1,730)	1,010 (1.1 to 1,730)	1,010 (0.5 to 1,730)	1,010 (0.2 to 1,730)	1,010 (0 to 1,730)	952
Enteric infections	11,900 (11,900 to 11,900)	7,960 (3,320 to 16,000)	23,000 (6,470 to 78,000)	13,300 (3,540 to 47,000)	2,490 (1,360 to 4,120)	2,490 (1,360 to 4,120)	2,270 (972 to 3,290)	1,470 (998 to 1,900)	792 (411 to 1,330)	794 (399 to 1,310)	680 (399 to 1,210)	701 (403 to 1,160)	686 (400 to 1,150)	706 (399 to 1,170)	737 (379 to 1,300)	766 (404 to 1,360)	794 (350 to 1,480)	822 (238 to 1,560)	836 (261 to 1,640)	847 (261 to 1,660)	857 (266 to 1,680)	867 (266 to 1,700)	877 (266 to 1,720)	71,200
Diarrheal diseases	11,900 (11,900 to 11,900)	8,430 (3,530 to 13,000)	23,000 (11,100 to 39,000)	13,300 (4,170 to 27,000)	2,490 (1,600 to 4,070)	2,490 (901 to 3,970)	2,270 (668 to 3,980)	1,480 (668 to 3,980)	1,480 (418 to 3,980)	1,480 (212 to 3,980)	1,480 (129 to 3,980)	1,480 (224 to 3,980)	1,480 (221 to 3,980)	1,480 (244 to 3,980)	1,480 (341 to 3,980)	1,480 (399 to 3,980)	1,480 (279 to 3,980)	1,480 (238 to 3,980)	1,480 (196 to 3,980)	1,480 (97 to 3,980)	1,480 (27 to 3,980)	1,480 (7.7 to 3,980)	1,480 (1.9 to 3,980)	63,600
Typhoid and paratyphoid	0 (0 to 0)	0.9 (0 to 4.6)	113 (10 to 621)	1,010 (220 to 3,870)	1,010 (339 to 3,870)	1,010 (154 to 3,870)	1,010 (61 to 3,870)	1,010 (23 to 3,870)	1,010 (9.1 to 3,870)	1,010 (4 to 3,870)	1,010 (1.6 to 3,870)	1,010 (0.7 to 3,870)	1,010 (0.3 to 3,870)	1,010 (0.1 to 3,870)	1,010 (0.1 to 3,870)	1,010 (0 to 3,870)	1,010 (0 to 3,870)	1,010 (0 to 3,870)	1,010 (0 to 3,870)	1,010 (0 to 3,870)	1,010 (0 to 3,870)	1,010 (0 to 3,870)	1,010 (0 to 3,870)	2,630
Typhoid fever	0 (0 to 0)	0.9 (0 to 4.6)	113 (10 to 621)	1,010 (220 to 3,870)	1,010 (339 to 3,870)	1,010 (154 to 3,870)	1,010 (61 to 3,870)	1,010 (23 to 3,870)	1,010 (9.1 to 3,870)	1,010 (4 to 3,870)	1,010 (1.6 to 3,870)	1,010 (0.7 to 3,870)	1,010 (0.3 to 3,870)	1,010 (0.1 to 3,870)	1,010 (0.1 to 3,870)	1,010 (0 to 3,870)	1,010 (0 to 3,870)	1,010 (0 to 3,870)	1,010 (0 to 3,870)	1,010 (0 to 3,870)	1,010 (0 to 3,870)	1,010 (0 to 3,870)	1,010 (0 to 3,870)	2,630
Paratyphoid fever	0 (0 to 0)	0 (0 to 0)	42 (3.3 to 208)	306 (67 to 1,000)	311 (111 to 784)	324 (104 to 1,000)	316 (104 to 967)	7.4 (2.4 to 23)	0.8 (0.3 to 2.5)	0.2 (0.1 to 0.8)	0.1 (0 to 0.3)	0.1 (0 to 0.2)	0 (0 to 0.1)	0 (0 to 0.1)	0 (0 to 0.1)	0 (0 to 0.1)	0 (0 to 0.1)	0 (0 to 0.1)	0 (0 to 0.1)	0 (0 to 0.1)	0 (0 to 0.1)	0 (0 to 0.1)	0 (0 to 0.1)	119
Invasive Non-typhoidal Salmonella (iNTS)	0 (0 to 0)	0.1 (0 to 0.5)	1,960 (977 to 3,900)	966 (477 to 1,900)	178 (87 to 353)	147 (72 to 291)	143 (70 to 283)	139 (68 to 275)	129 (63 to 255)	121 (59 to 239)	113 (55 to 223)	104 (51 to 206)	95.2 (46 to 188)	85.7 (42 to 169)	76.2 (37 to 151)	66.7 (33 to 132)	57.2 (28 to 113)	47.7 (23 to 94.2)	38.2 (18 to 75.2)	28.6 (14 to 56.5)	19.1 (9.2 to 37.6)	9.6 (4.6 to 19)	2.4 (1.1 to 4.8)	5,780
Other intestinal infectious diseases	0 (0 to 0)	0.3 (0.2 to 0.5)	13.1 (8.4 to 20.1)	9.4 (6.1 to 14.4)	3.6 (2.3 to 5.5)	1.8 (1.2 to 2.8)	1.3 (0.8 to 2)	0.4 (0.2 to 0.6)	0.1 (0 to 0.2)	0.1 (0 to 0.2)	0 (0 to 0.1)	0 (0 to 0.1)	0 (0 to 0.1)	0 (0 to 0.1)	0 (0 to 0.1)	0 (0 to 0.1)	0 (0 to 0.1)	0 (0 to 0.1)	0 (0 to 0.1)	0 (0 to 0.1)	0 (0 to 0.1)	0 (0 to 0.1)	0 (0 to 0.1)	41
Neglected tropical diseases and malaria	1.9 (1.1 to 3.1)	2.02 (0.9 to 3.8)	2,260 (1,170 to 4,110)	1,920 (1,020 to 3,270)	1,920 (1,020 to 3,270)	897 (477 to 1,530)	779 (417 to 1,330)	577 (307 to 984)	460 (245 to 785)	395 (210 to 674)	361 (192 to 615)	313 (167 to 534)	272 (145 to 464)	229 (122 to 391)	193 (103 to 329)	163 (87 to 278)	137 (73 to 233)	113 (60 to 192)	92 (49 to 157)	74.8 (39.8 to 127)	59.2 (31.5 to 101)	46.1 (24.5 to 78.5)	34.6 (18.4 to 58.9)	6.9 (3.7 to 11.8)	21,000
Malaria	0 (0 to 0)	1.9 (0.6 to 7.6)	1,350 (422 to 5,040)	1,350 (397 to 5,040)	1,350 (722 to 5,040)	391 (97 to 1,720)	353 (69.9 to 1,720)	469 (69.6 to 3,020)	385 (59.7 to 3,020)	360 (59.3 to 3,020)	337 (59.6 to 3,020)	313 (59.6 to 3,020)	287 (59.6 to 3,020)	262 (59.6 to 3,020)	236 (59.6 to 3,020)	210 (59.6 to 3,020)	184 (59.6 to 3,020)	157 (59.6 to 3,020)	131 (59.6 to 3,020)	104 (59.6 to 3,020)	78.1 (59.6 to 3,020)	52.1 (59.6 to 3,020)	26.1 (59.6 to 3,020)	5,220
Chagas disease	0 (0 to 0)	0 (0 to 0)	0 (0 to 0)	0 (0 to 0)	0 (0 to 0)	0 (0 to 0)	0 (0 to 0)	0 (0 to 0)	0 (0 to 0)	0 (0 to 0)	0 (0 to 0)	0 (0 to 0)	0 (0 to 0)	0 (0 to 0)	0 (0 to 0)	0 (0 to 0)	0 (0 to 0)	0 (0 to 0)	0 (0 to 0)	0 (0 to 0)	0 (0 to 0)	0 (0 to 0)	0 (0 to 0)	0 (0 to 0)	0
Leishmaniasis	0 (0 to 0)	0 (0 to 0)	209 (94.3 to 396)	130 (64.4 to 256)	120 (59.5 to 233)	131 (68.2 to 253)	124 (72.7 to 237)	74.9 (44.3 to 137)	59.2 (34.8 to 107)	27.3 (16.4 to 49.3)	7.8 (4.6 to 13.6)	6.3 (3.4 to 9.2)	2.4 (1.4 to 3.5)	2.1 (1.2 to 3.1)	1.9 (1.1 to 2.7)	1.7 (0.9 to 2.4)	1.4 (0.8 to 2.1)	1.1 (0.6 to 1.7)	0.8 (0.4 to 1.2)	0.6 (0.3 to 0.9)	0.4 (0.1 to 0.6)	0.2 (0 to 0.3)	0 (0 to 0.1)	689
Visceral leishmaniasis	0 (0 to 0)	0 (0 to 0)	209 (94.3 to 396)	130 (64.4 to 256)	120 (59.5 to 233)	131 (68.2 to 253)	124 (72.7 to 237)	74.9 (44.3 to 137)	59.2 (34.8 to 107)	27.3 (16.4 to 49.3)	7.8 (4.6 to 13.6)	6.3 (3.4 to 9.2)	2.4 (1.4 to 3.5)	2.1 (1.2 to 3.1)	1.9 (1.1 to 2.7)	1.7 (0.9 to 2.4)	1.4 (0.8 to 2.1)	1.1 (0.6 to 1.7)	0.8 (0.4 to 1.2)	0.6 (0.3 to 0.9)	0.4 (0.1 to 0.6)	0.2 (0 to 0.3)	0 (0 to 0.1)	689
Cutaneous and mucocutaneous leishmaniasis	0 (0 to 0)	0 (0 to 0)	0 (0 to 0)	0 (0 to 0)	0 (0 to 0)	0 (0 to 0)	0 (0 to 0)	0 (0 to 0)	0 (0 to 0)	0 (0 to 0)	0 (0 to 0)	0 (0 to 0)	0 (0 to 0)	0 (0 to 0)	0 (0 to 0)	0 (0 to 0)	0 (0 to 0)	0 (0 to 0)	0 (0 to 0)	0 (0 to 0)	0 (0 to 0)	0 (0 to 0)	0 (0 to 0)	0 (0 to 0)	0
African trypanosomiasis	0 (0 to 0)	0 (0 to 0)	0 (0 to 0)	0 (0 to 0)	0 (0 to 0)	0 (0 to 0)	0 (0 to 0)	0 (0 to 0)	0 (0 to 0)	0 (0 to 0)	0 (0 to 0)	0 (0 to 0)	0 (0 to 0)	0 (0 to 0)	0 (0 to 0)	0 (0 to 0)	0 (0 to 0)	0 (0 to 0)	0 (0 to 0)	0 (0 to 0)	0 (0 to 0)	0 (0 to 0)	0 (0 to 0)	0 (0 to 0)	0
Schistosomiasis	0 (0 to 0)	0 (0 to 0)	0.2 (0 to 1.1)	0.2 (0 to 0.9)	0.1 (0 to 0.6)	0.2 (0 to 0.8)	0.3 (0 to 1.1)	0.3 (0 to 1.2)	0.3 (0 to 1.2)	0.3 (0 to 1.2)	0.3 (0 to 1.2)	0.3 (0 to 1.2)	0.3 (0 to 1.2)	0.3 (0 to 1.2)	0.3 (0 to 1.2)	0.3 (0 to 1.2)	0.3 (0 to 1.2)	0.3 (0 to 1.2)	0.3 (0 to 1.2)	0.3 (0 to 1.2)	0.3 (0 to 1.2)	0.3 (0 to 1.2)	0.3 (0 to 1.2)	1.6
Cysticercosis	0 (0 to 0)	0 (0 to 0)	0.7 (0.2 to 2)	4.5 (1.4 to 13)	6.6 (2.1 to 18)	14.1 (4.5 to 37)	23.6 (7.5 to 63)	27.6 (7.9 to 80)	29.2 (7.9 to 86)	29.2 (7.9 to 86)	29.2 (7.9 to 86)	29.2 (7.9 to 86)	29.2 (7.9 to 86)	29.2 (7.9 to 86)	29.2 (7.9 to 86)	29.2 (7.9 to 86)	29.2 (7.9 to 86)	29.2 (7.9 to 86)	29.2 (7.9 to 86)	29.2 (7.9 to 86)	29.2 (7.9 to 86)	29.2 (7.9 to 86)	29.2 (7.9 to 86)	398
Cystic echinococcosis	0 (0 to 0)	0 (0 to 0)	0 (0 to 0)	0.7 (0.2 to 2.1)	5 (1.5 to 15)	2.9 (0.9 to 8.7)	2.8 (0.9 to 8.3)	2.7 (0.8 to 8.1)	2.3 (0.7 to 6.9)	2.2 (0.7 to 6.6)	2.1 (0.7 to 6.3)	1.9 (0.6 to 5.8)	1.6 (0.5 to 4.9)	1.4 (0.4 to 4.2)	1.2 (0.4 to 3.6)	0.9 (0.3 to 2.8)	0.7 (0.2 to 2.1)	0.5 (0.2 to 1.5)	0.3 (0.1 to 1)	0.2 (0.1 to 0.6)	0.1 (0 to 0.2)	0 (0 to 0.1)	0 (0 to 0.1)	39.6
Lymphatic filariasis	0 (0 to 0)	0 (0 to 0)	0 (0 to 0)	0 (0 to 0)	0 (0 to 0)	0 (0 to 0)	0 (0 to 0)	0 (0 to 0)	0 (0 to 0)	0 (0 to 0)	0 (0 to 0)	0 (0 to 0)	0 (0 to 0)	0 (0 to 0)	0 (0 to 0)	0 (0 to 0)	0 (0 to 0)	0 (0 to 0)	0 (0 to 0)	0 (0 to 0)	0 (0 to 0)	0 (0 to 0)	0 (0 to 0)	0 (0 to 0)	0
Onchocerciasis	0 (0 to 0)	0 (0 to 0)	0 (0 to 0)	0 (0 to 0)	0 (0 to 0)	0 (0 to 0)	0 (0 to 0)	0 (0 to 0)	0 (0 to 0)	0 (0 to 0)	0 (0 to 0)	0 (0 to 0)	0 (0 to 0)	0 (0 to 0)	0 (0 to 0)	0 (0 to 0)	0 (0 to 0)	0 (0 to 0)	0 (0 to 0)	0 (0 to 0)	0 (0 to 0)	0 (0 to 0)	0 (0 to 0)	0 (0 to 0)	0
Trachoma	0 (0 to 0)	0 (0 to 0)	0 (0 to 0)	0 (0 to 0)	0 (0 to 0)	0 (0 to 0)	0 (0 to 0)	0 (0 to 0)	0 (0 to 0)	0 (0 to 0)	0 (0 to 0)	0 (0 to 0)	0 (0 to 0)	0 (0 to 0)	0 (0 to 0)	0 (0 to 0)	0 (0 to 0)	0 (0 to 0)	0 (0 to 0)	0 (0 to 0)	0 (0 to 0)	0 (0 to 0)	0 (0 to 0)	0 (0 to 0)	0
Dengue	0 (0 to 0)	1.3 (0 to 5.2)	3.9 (0 to 12.9)	7.9 (0 to 26.3)	8.3 (0 to 28.1)	7.7 (0 to 22)	6.8 (0 to 18.6)	2.8 (0 to 9.5)	1.6 (0 to 5.5)	1.5 (0 to 4.6)	1.2 (0 to 3.6)	0.9 (0 to 2.8)	0.6 (0 to 2.2)	0.4 (0 to 1.4)	0.3 (0 to 1)	0.2 (0 to 0.7)	0.1 (0 to 0.5)	0.1 (0 to 0.3)	0 (0 to 0.2)	0 (0 to 0.1)	0 (0 to 0.1)	0 (0 to 0.1)	0 (0 to 0.1)	43.9
Yellow fever	0 (0 to 0)	0 (0 to 0)	0 (0 to 0)	0 (0 to 0)	0 (0 to 0)	0 (0 to 0)	0 (0 to 0)	0 (0 to 0)	0 (0 to 0)	0 (0 to 0)	0 (0 to 0)	0 (0 to 0)	0 (0 to 0)	0 (0 to 0)	0 (0 to 0)	0 (0 to 0)	0 (0 to 0)	0 (0 to 0)	0 (0 to 0)	0 (0 to 0)	0 (0 to 0)	0 (0 to 0)	0 (0 to 0)	0 (0 to 0)	0
Rabies	0 (0 to 0)	0.9 (0.1 to 4.4)	19.6 (1.1 to 78.6)	57.2 (3.4 to 227)	66.3 (4.1 to 259)	64.4 (3.7 to 252)	61.1 (3.4 to 239)	34.6 (2.1 to 135)	27.1 (1.6 to 106)	26.1 (1.6 to 102)	24.9 (1.5 to 97.7)	23.6 (1.4 to 92.3)	22.3 (1.3 to 87.3)	21.1 (1.2 to 82.4)	19.8 (1.2 to 77.5)





SR Table 2c: WestPolok DALYS by cause and age group for both sexes with 95% uncertainty intervals, 2019

Cause	Early Neonatal	Late Neonatal	Post Neonatal	1 to 4	5 to 9	10 to 14	15 to 19	20 to 24	25 to 29	30 to 34	35 to 39	40 to 44	45 to 49	50 to 54	55 to 59	60 to 64	65 to 69	70 to 74	75 to 79	80 to 84	85 to 89	90 to 94	95 plus	Total
All causes	4,000 (3,800 to 4,200)	2,900 (2,600 to 3,200)	5,200 (4,600 to 5,800)	15,000 (13,000 to 17,000)	10,000 (8,900 to 11,000)	9,900 (8,900 to 10,000)	11,000 (10,000 to 12,000)	12,000 (10,000 to 14,000)	13,000 (11,000 to 15,000)	14,000 (12,000 to 16,000)	15,000 (13,000 to 17,000)	16,000 (14,000 to 18,000)	17,000 (15,000 to 19,000)	18,000 (16,000 to 20,000)	19,000 (16,000 to 21,000)	19,000 (16,000 to 21,000)	19,000 (16,000 to 21,000)	18,000 (15,000 to 20,000)	16,000 (13,000 to 18,000)	13,000 (10,000 to 15,000)	8,000 (6,000 to 9,000)	4,000 (3,000 to 5,000)	264,000 (249,000 to 279,000)
Communicable, maternal, neonatal, and nutritional diseases	43,000 (35,800 to 51,700)	15,900 (13,000 to 19,000)	29,700 (24,600 to 35,400)	28,200 (21,800 to 35,700)	7,600 (5,900 to 10,000)	6,000 (4,600 to 7,900)	5,700 (4,300 to 7,700)	5,500 (3,900 to 7,600)	4,700 (3,200 to 6,700)	4,300 (2,900 to 6,000)	4,000 (2,600 to 5,700)	3,600 (2,200 to 5,200)	3,100 (1,900 to 4,600)	2,600 (1,700 to 3,800)	1,900 (1,200 to 2,700)	1,200 (700 to 1,800)	1,000 (600 to 1,500)	700 (400 to 1,100)	500 (300 to 800)	300 (200 to 500)	200 (100 to 300)	100 (50 to 150)	171,000 (157,000 to 186,000)
HIV/AIDS and sexually transmitted infections	949 (489 to 2,060)	339 (180 to 783)	420 (214 to 933)	195 (96 to 518)	284 (135 to 842)	418 (175 to 1,240)	721 (271 to 1,930)	642 (211 to 1,730)	760 (192 to 1,980)	668 (165 to 1,850)	1,160 (269 to 3,170)	1,170 (322 to 3,120)	998 (219 to 2,830)	626 (270 to 1,130)	223 (99 to 591)	153 (62 to 294)	79 (30 to 174)	31.1 (17 to 58.4)	13.4 (4.1 to 29.6)	2.7 (1.4 to 5.4)	0.4 (0.2 to 0.7)	0.1 (0.1 to 0.2)	10,100 (9,100 to 11,200)
HIV/AIDS	0 (0 to 0)	0 (0 to 0)	151 (62.1 to 392)	176 (69.1 to 462)	289 (114 to 814)	412 (157 to 1,210)	764 (265 to 2,310)	667 (207 to 2,150)	752 (204 to 2,460)	664 (173 to 2,350)	1,140 (273 to 3,580)	1,150 (311 to 3,510)	987 (209 to 3,820)	618 (241 to 1,110)	215 (87 to 566)	151 (64 to 299)	69.2 (26.7 to 159)	30.2 (17.3 to 57.9)	12.4 (1.9 to 33.4)	2.3 (1.1 to 4.9)	0.4 (0.2 to 0.7)	0.2 (0.1 to 0.3)	8,530 (7,530 to 9,610)
HIV/AIDS - Drug-susceptible Tuberculosis	0 (0 to 0)	0 (0 to 0)	22.9 (13.6 to 39)	23.4 (14.6 to 36)	20.4 (11.9 to 33)	66 (43.1 to 103)	197 (127 to 293)	194 (130 to 277)	257 (183 to 357)	320 (232 to 431)	416 (315 to 553)	429 (315 to 615)	398 (249 to 531)	218 (126 to 331)	107 (71 to 156)	51.8 (33.9 to 78)	23.6 (15.4 to 36.3)	10.9 (6.9 to 16.4)	4.3 (2.6 to 6.9)	0.9 (0.4 to 1.8)	0.3 (0.2 to 0.4)	0.1 (0.1 to 0.1)	2,770 (2,170 to 3,450)
HIV/AIDS - Multidrug-resistant Tuberculosis without extensive drug resistance	0 (0 to 0)	0 (0 to 0)	0.9 (0.5 to 1.6)	0.9 (0.5 to 1.6)	1.1 (0.7 to 1.7)	2.4 (1.5 to 3.5)	7.5 (3.2 to 14)	7.2 (3.4 to 13)	8.4 (3.4 to 16)	8.7 (3.4 to 16)	12.6 (4.9 to 24)	14.7 (5.6 to 28)	15 (5.7 to 29)	12.5 (4.8 to 24)	7.7 (2.9 to 15)	5.6 (2.1 to 11)	3.8 (1.4 to 7.5)	2.2 (0.8 to 4.3)	0.8 (0.3 to 1.6)	0.2 (0.2 to 0.3)	0.1 (0 to 0.1)	0 (0 to 0)	99.4 (70.1 to 134)
HIV/AIDS - Extensively drug-resistant Tuberculosis	0 (0 to 0)	0 (0 to 0)	0 (0 to 0.1)	0 (0 to 0.1)	0 (0 to 0.1)	0 (0 to 0.2)	0 (0 to 0.3)	0.1 (0 to 0.3)	0.1 (0 to 0.3)	0.2 (0 to 0.5)	0.2 (0 to 0.5)	0.2 (0 to 0.6)	0.2 (0 to 0.6)	0.2 (0 to 0.5)	0.1 (0 to 0.4)	0.1 (0 to 0.3)	0.1 (0 to 0.2)	0.1 (0 to 0.2)	0 (0 to 0.1)	0 (0 to 0.1)	0 (0 to 0)	0 (0 to 0)	1-3
HIV/AIDS resulting in other diseases	0 (0 to 0)	0 (0 to 0)	128 (39.1 to 279)	151 (39.9 to 475)	264 (54.6 to 778)	342 (70.9 to 1,060)	500 (106 to 1,760)	455 (97.5 to 1,570)	473 (97.3 to 1,660)	501 (101 to 1,760)	711 (151 to 2,420)	714 (149 to 2,540)	619 (122 to 2,220)	392 (77.1 to 1,430)	220 (50.7 to 776)	97.3 (23 to 333)	49.6 (11.7 to 170)	19.2 (4.4 to 66.4)	7.9 (1.8 to 27.1)	1.5 (0.4 to 5.1)	0.4 (0.1 to 1.4)	0.2 (0 to 0.6)	5,660 (1,450 to 19,400)
Sexually transmitted infections excluding HIV	949 (310 to 2,060)	339 (92.2 to 783)	269 (32.7 to 933)	19.3 (3.7 to 62.1)	4.9 (0.7 to 23.1)	6.3 (0.7 to 33.2)	20.4 (2.1 to 103)	19.2 (1.9 to 97.3)	8.3 (0.8 to 42.1)	4.2 (0.4 to 21.2)	3.9 (0.3 to 19.6)	2.4 (0.2 to 12.2)	1.3 (0.1 to 6.29)	0.8 (0 to 3.92)	0.3 (0 to 1.72)	0.2 (0 to 0.7)	0.1 (0 to 0.4)	0.1 (0 to 0.3)	0 (0 to 0.1)	0 (0 to 0.1)	0 (0 to 0.1)	0 (0 to 0.1)	1,600 (1,100 to 2,200)
Syphilis	949 (310 to 2,060)	158 (49.2 to 363)	268 (62.9 to 641)	19.2 (3.9 to 57.1)	4.9 (1.4 to 12.3)	6.3 (2.7 to 4.6)	20.4 (1.5 to 9.3)	2.1 (0.9 to 6.7)	3.9 (0.9 to 14.7)	1.8 (0.6 to 6.6)	1.6 (0.6 to 6.2)	1.6 (0.6 to 6.2)	1.3 (0.5 to 3.7)	0.8 (0.3 to 2.6)	0.3 (0.1 to 0.9)	0.2 (0.1 to 0.6)	0.1 (0 to 0.3)	0.1 (0 to 0.2)	0 (0 to 0.1)	0 (0 to 0.1)	0 (0 to 0.1)	0 (0 to 0.1)	1,400 (1,000 to 1,900)
Chlamydial infection	0 (0 to 0)	0 (0 to 0)	0 (0 to 0)	0 (0 to 0)	0 (0 to 0.1)	0 (0 to 0.4)	0 (0 to 0.2)	0 (0 to 0.6)	0 (0 to 1.6)	0 (0 to 1.6)	0 (0 to 1.6)	0 (0 to 1.6)	0 (0 to 1.6)	0 (0 to 1.6)	0 (0 to 1.6)	0 (0 to 1.6)	0 (0 to 1.6)	0 (0 to 1.6)	0 (0 to 1.6)	0 (0 to 1.6)	0 (0 to 1.6)	0 (0 to 1.6)	0 (0 to 1.6)	20.7 (13.2 to 30.6)
Gonococcal infection	0 (0 to 0)	0 (0 to 0)	0 (0 to 0)	0 (0 to 0)	0 (0 to 0)	0 (0 to 0.2)	0 (0 to 0.2)	0 (0 to 0.6)	0 (0 to 2.3)	0 (0 to 2.3)	0 (0 to 1.7)	0 (0 to 1.7)	0 (0 to 2.3)	0 (0 to 1.7)	0 (0 to 1.7)	0 (0 to 1.7)	0 (0 to 1.7)	0 (0 to 1.7)	0 (0 to 1.7)	0 (0 to 1.7)	0 (0 to 1.7)	0 (0 to 1.7)	0 (0 to 1.7)	29.6 (19.2 to 42.6)
Trichomoniasis	0 (0 to 0)	0 (0 to 0)	0 (0 to 0)	0 (0 to 0)	0 (0 to 0)	0 (0 to 0)	0 (0 to 0.6)	0 (0 to 1.9)	0 (0 to 3.2)	0 (0 to 2.9)	0 (0 to 2.9)	0 (0 to 2.9)	0 (0 to 2.9)	0 (0 to 2.9)	0 (0 to 2.9)	0 (0 to 2.9)	0 (0 to 2.9)	0 (0 to 2.9)	0 (0 to 2.9)	0 (0 to 2.9)	0 (0 to 2.9)	0 (0 to 2.9)	0 (0 to 2.9)	47.4 (30.8 to 67.9)
Genital herpes	0 (0 to 0)	0 (0 to 0)	0 (0 to 0)	0 (0 to 0)	0 (0 to 0)	0 (0 to 0.4)	0 (0 to 0.6)	0 (0 to 2.1)	0 (0 to 4.3)	0 (0 to 4.3)	0 (0 to 3.7)	0 (0 to 3.7)	0 (0 to 3.7)	0 (0 to 3.7)	0 (0 to 3.7)	0 (0 to 3.7)	0 (0 to 3.7)	0 (0 to 3.7)	0 (0 to 3.7)	0 (0 to 3.7)	0 (0 to 3.7)	0 (0 to 3.7)	0 (0 to 3.7)	31.9 (20.7 to 45.6)
Other sexually transmitted infections	0 (0 to 0)	0 (0 to 0)	0 (0 to 0)	0 (0 to 0)	0 (0 to 0)	0 (0 to 0.1)	0 (0 to 0.7)	0 (0 to 1.1)	0 (0 to 2.9)	0 (0 to 1.9)	0 (0 to 1.9)	0 (0 to 1.9)	0 (0 to 1.9)	0 (0 to 1.9)	0 (0 to 1.9)	0 (0 to 1.9)	0 (0 to 1.9)	0 (0 to 1.9)	0 (0 to 1.9)	0 (0 to 1.9)	0 (0 to 1.9)	0 (0 to 1.9)	0 (0 to 1.9)	49.7 (32.1 to 71.2)
Respiratory infections and tuberculosis	3,200 (2,200 to 3,970)	2,470 (1,490 to 3,790)	3,810 (3,140 to 5,240)	2,890 (1,760 to 4,690)	867 (489 to 1,250)	598 (322 to 1,490)	1,040 (720 to 1,490)	1,240 (839 to 2,060)	1,290 (867 to 1,980)	1,220 (818 to 1,810)	1,260 (773 to 1,790)	1,050 (637 to 1,550)	992 (578 to 1,560)	946 (549 to 1,570)	792 (467 to 1,322)	728 (423 to 1,090)	665 (384 to 1,030)	626 (358 to 1,000)	528 (298 to 894)	426 (239 to 742)	298 (159 to 536)	128 (69 to 196)	29,200 (24,900 to 33,700)
Tuberculosis	0 (0 to 0)	0 (0 to 0)	1,470 (1,140 to 1,890)	1,990 (1,560 to 2,560)	483 (363 to 632)	332 (249 to 435)	612 (463 to 800)	1,020 (772 to 1,330)	1,060 (803 to 1,380)	1,000 (757 to 1,310)	1,040 (787 to 1,360)	863 (651 to 1,130)	815 (614 to 1,070)	777 (586 to 1,020)	651 (491 to 852)	598 (451 to 783)	546 (412 to 715)	514 (388 to 674)	434 (327 to 569)	350 (264 to 458)	245 (185 to 321)	105 (79 to 138)	16,200 (14,100 to 18,500)
Latent tuberculosis infection	0 (0 to 0)	0 (0 to 0)	0 (0 to 0)	0 (0 to 0)	0 (0 to 0)	0 (0 to 0)	0 (0 to 0)	0 (0 to 0)	0 (0 to 0)	0 (0 to 0)	0 (0 to 0)	0 (0 to 0)	0 (0 to 0)	0 (0 to 0)	0 (0 to 0)	0 (0 to 0)	0 (0 to 0)	0 (0 to 0)	0 (0 to 0)	0 (0 to 0)	0 (0 to 0)	0 (0 to 0)	0 (0 to 0)	0 (0 to 0)
Drug-susceptible tuberculosis	0 (0 to 0)	0 (0 to 0)	270 (141 to 499)	297 (151 to 556)	111 (49.3 to 196)	112 (49.5 to 196)	527 (229 to 1,000)	969 (429 to 1,850)	957 (424 to 1,850)	997 (442 to 1,930)	998 (422 to 1,950)	997 (418 to 1,940)	913 (349 to 1,930)	599 (227 to 1,612)	479 (184 to 1,270)	335 (127 to 912)	250 (93 to 682)	167 (59.1 to 468)	142 (49.4 to 401)	99.2 (34.6 to 281)	39.6 (13.7 to 111)	14.3 (4.9 to 41.1)	9,540 (5,510 to 15,200)
Multidrug-resistant tuberculosis without extensive drug resistance	0 (0 to 0)	0 (0 to 0)	2.4 (0.3 to 7.3)	2.6 (0.3 to 8.3)	2.1 (0.1 to 7.9)	2.3 (0.1 to 9.1)	27.2 (1.2 to 112)	27.7 (1.2 to 114)	29.5 (1.3 to 124)	29.8 (1.3 to 125)	30 (1.3 to 126)	28 (1.2 to 118)	24 (0.9 to 103)	17.2 (0.6 to 76.5)	10.3 (0.3 to 50.3)	7.6 (0.3 to 38.5)	6.3 (0.2 to 31.1)	4.2 (0.1 to 20.5)	2.6 (0.1 to 12.9)	1.1 (0 to 5.4)	0.4 (0 to 2.1)	0.2 (0 to 0.8)	251 (9.5 to 1,200)
Extensively drug-resistant tuberculosis	0 (0 to 0)	0 (0 to 0)	0.1 (0 to 0.3)	0.1 (0 to 0.3)	0 (0 to 0.2)	0 (0 to 0.1)	0.2 (0 to 1.1)	0.5 (0 to 2.6)	0.4 (0 to 2.1)	0.4 (0 to 2.1)	0.3 (0 to 1.7)	0.3 (0 to 1.5)	0.2 (0 to 1.3)	0.2 (0 to 1.3)	0.1 (0 to 0.9)	0.1 (0 to 0.7)	0.1 (0 to 0.5)	0.1 (0 to 0.4)	0 (0 to 0.3)	0 (0 to 0.2)	0 (0 to 0.1)	0 (0 to 0.1)	3.4 (0.1 to 16.7)
Lower respiratory infections	2,720 (1,650 to 3,570)	2,470 (1,450 to 3,760)	3,610 (2,880 to 4,920)	2,460 (1,380 to 4,110)	480 (263 to 662)	308 (174 to 526)	369 (212 to 673)	163 (83 to 466)	249 (132 to 605)	201 (107 to 485)	207 (107 to 502)	204 (107 to 483)	232 (122 to 513)	232 (122 to 514)	248 (124 to 514)	243 (123 to 514)	247 (124 to 514)	239 (115 to 514)	192 (90 to 514)	150 (68 to 514)	89.5 (38 to 514)	39.5 (15 to 514)	10.9 (4.6 to 514)	19,800 (18,200 to 21,500)
Upper respiratory infections	0.8 (0.3 to 2.2)	3.4 (1.4 to 8.9)	69.8 (29.1 to 198)	179 (62.7 to 533)	137 (47.6 to 395)	117 (39.1 to 333)	91.2 (29.5 to 265)	109 (33.2 to 316)	81.9 (24.1 to 240)	56.6 (17.7 to 167)	41.6 (12.7 to 122)	32.3 (9.6 to 96.1)	22.9 (6.7 to 67.5)	17.4 (5.1 to 50.4)	12.1 (3.6 to 35.4)	8.7 (2.6 to 25.7)	6.1 (1.8 to 18.2)	4.8 (1.4 to 14.1)	3.1 (0.9 to 9.1)	2.2 (0.6 to 6.4)	1.3 (0.3 to 3.8)	0.4 (0.1 to 1.1)	963 (281 to 2,840)
Otitis media	0.7 (0.2 to 2.3)	0.7 (0.4 to 1.9)	9.1 (4.6 to 19.3)	67.7 (28.1 to 174)	79.6 (41.6 to 223)	47.6 (24.9 to 133)	42 (21.4 to 118)	24.6 (11.5 to 69.8)	23.1 (10.4 to 66.2)	12.4 (5.4 to 36.2)	9.1 (3.9 to 26.5)	7.1 (3.1 to 20.7)	5.6 (2.4 to 16.4)	4.2 (1.8 to 12.3)	2.9 (1.2 to 8.5)	2.1 (0.8 to 6.2)	1.3 (0.5 to 3.9)	0.9 (0.3 to 2.6)	0.6 (0.2 to 1.8)	0.3 (0.1 to 0.8)	0.1 (0 to 0.3)	0 (0 to 0.1)	344 (144 to 1,000)
Enteric infections	3,200 (2,310 to 7,800)	1,530 (1,030 to 3,610)	4,800 (3,330 to 10,900)	13,100 (9,370 to 29,000)	2,070 (1,440 to 4,370)	1,140 (777 to 2,440)	771 (511 to 1,790)	1,200 (777 to 2,980)	1,140 (732 to 2,790)	1,010 (633 to 2,570)	1,010 (674 to 2,440)	1,010 (667 to 2,360)	1,060 (681 to 2,540)	1,060 (681 to 2,540)	1,060 (681 to 2,540)	1,060 (681 to 2,540)	1,060 (681 to 2,540)	1,060 (681 to 2,540)	1,060 (681 to 2,540)	1,060 (681 to 2,540)	1,060 (681 to 2,540)	1,060 (681 to 2,540)	70,000 (51,400 to 94,300)
Diarrheal diseases	3,200 (2,310 to 7,800)	1,530 (1,030 to 3,610)	4,800 (3,330 to 10,900)	13,100 (9,370 to 29,000)	2,070 (1,440 to 4,370)	1,140 (777 to 2,440)	771 (511 to 1,790)	1,200 (777 to 2,980)	1,140 (732 to 2,790)	1,010 (633 to 2,570)	1,010 (674 to 2,440)	1,010 (667 to 2,360)	1,060 (681 to 2,540)	1,060 (681 to 2,540)	1,060 (681 to 2,540)	1,060 (681 to 2,540)	1,060 (681 to 2,540)	1,060 (681 to 2,540)	1,060 (681 to 2,540)	1,060 (681 to 2,540)	1,060 (681 to 2,540)	1,060 (681 to 2,540)	70,000 (51,400 to 94,300)
Typhoid and paratyphoid	0 (0 to 0)	0 (0 to 0)	2.2 (0.4 to 5.4)	297 (95.5 to 675)	370 (124 to 894)	439 (159 to 832)	344 (122 to 722)	180 (72.1 to 332)	73 (34.6 to 166)	39.4 (17.1 to 106)	18.1 (7.3 to 39.1)	11.9 (4.6 to 25.6)	8.6 (3.2 to 19.9)	6.3 (2.2 to 12.9)	4.6 (1.4 to 9.3)	3.1 (1.1 to 6.8)	2.2 (0.8 to 5.1)	1.6 (0.7 to 3.6)	1.1 (0.4 to 2.3)	0.6 (0.2 to 1.2)	0.2 (0.1 to 0.5)	0.1 (0 to 0.1)	1,740 (1,200 to 2,450)
Typhoid fever	0 (0 to 0)	0 (0 to 0)	0.1 (0 to 0.2)	275 (84.7 to 628)	344 (116 to 829)	412 (152 to 786)	322 (117 to 683)	170 (71.6 to 314)	69.4 (33.9 to 153)	37.4 (16.7 to 98.7)	17.2 (7.1 to 37.3)	11.3 (4.4 to 24)	8.2 (3.1 to 19)	6 (2.1 to 12.7)	4.4 (1.3 to 9.1)	2.9 (0.9 to 6.7)	2.1 (0.8 to 4.8)	1.5 (0.6 to 3.4)	1.1 (0.4 to 2.2)	0.6 (0.2 to 1.1)	0.2 (0.1 to 0.4)	0.1 (0 to 0.1)	1,660 (1,140 to 2,340)
Paratyphoid fever	0 (0 to 0)	0 (0 to 0)	0.1 (0 to 0.2)	22 (3.2 to 23.8)	26.1 (4.7 to 45)	27 (5.7 to 45.4)	22 (4.9 to 43)	9.9 (2.9 to 17.6)	3.6 (1 to 7)	1.9 (0.5 to 4.2)	0.9 (0.3 to 2.2)	0.6 (0.2 to 1.4)	0.4 (0.1 to 1.2)	0.3 (0.1 to 0.8)	0.2 (0.1 to 0.5)	0.1 (0 to 0.3)	0.1 (0 to 0.2)	0.1 (0 to 0.2)	0 (0 to 0.1)	0 (0 to 0.1)	0 (0 to 0.1)	0 (0 to 0.1)	74 (24 to 151)
Invasive Non-typhoidal Salmonella (iNTS)	0 (0 to 0)	0 (0 to 0)	0 (0 to 0)	0 (0 to 0)	0 (0 to 0)	0 (0 to 0)	0 (0 to 0)	0 (0 to 0)	0 (0 to 0)	0 (0 to 0)	0 (0 to 0)	0 (0 to 0)	0 (0 to 0)	0 (0 to 0)	0 (0 to 0)	0 (0 to 0)	0 (0 to 0)	0 (0 to 0)	0 (0 to 0)	0 (0 to 0)	0 (0 to 0)	0 (0 to 0)	0 (0 to 0)	0 (0 to 0)
Other intestinal infectious diseases	0 (0 to 0)	0 (0 to 0)	4.7 (1 to 13.3)	7.2 (0.9 to 20.9)	1.8 (0.2 to 6.1)	1.2 (0.1 to 3.4)	0.6 (0.1 to 2.1)	0.3 (0 to 1.7)	0.2 (0 to 0.9)	0.2 (0 to 0.6)	0.2 (0 to 1.2)	0.2 (0 to 0.5)	0.2 (0 to 0.4)	0.2 (0 to 0.3)	0.2 (0 to 0.3)	0.2 (0 to 0.3)	0.2 (0 to 0.3)	0.2 (0 to 0.3)	0.2 (0 to 0.3)	0.2 (0 to 0.3)	0.2 (0 to 0.3)	0.2 (0 to 0.3)	0.2 (0 to 0.3)	17.4 (5.7 to 46.2)
Neglected tropical diseases and malaria	0 (0 to 0.4)	0 (0 to 0.2)	1,460 (782 to 1,940)	1,440 (1,090 to 2,070)	1,170 (2,470 to 5,610)	1,160 (2,470 to 5,610)	1,160 (2,470 to 5,610)	1,160 (2,470 to 5,610)	1,160 (2,470 to 5,610)	1,160 (2,470 to 5,610)	1,160 (2,470 to 5,610)	1,160 (2,470 to 5,610)	1,160 (2,470 to 5,610)	1,160 (2,470 to 5,610)	1,160 (2,470 to 5,610)	1,160 (2,470 to 5,610)	1,160 (2,470 to 5,610)	1,160 (2,470 to 5,610)	1,160 (2,470 to 5,610)	1,160 (2,470 to 5,610)	1,160 (2,470 to 5,610)	1,160 (2,470 to 5,610)	1,160 (2,470 to 5,610)	16,400 (11,600 to 22,800)
Malaria	0 (0 to 0.4)	0 (0 to 0.2)	1,460 (782 to 1,940)	1,440 (1,090 to 2,070)	1,170 (2,470 to 5,610)	1,160 (2,470 to 5,610)	1,160 (2,470 to 5,610)	1,160 (2,470 to 5,610)	1,160 (2,470 to 5,610)	1,160 (2,470 to 5,610)	1,160 (2,470 to 5,610)	1,160 (2,470 to 5,610)	1,160 (2,470 to 5,610)	1,160 (2,470 to 5,610)	1,160 (2,470 to 5,610)	1,160 (2,470 to 5,610)	1,160 (2,470 to 5,610)	1,160 (2,470 to 5,610)	1,160 (2,470 to 5,610)	1,160 (2,470 to 5,610)	1,160 (2,470 to 5,610)	1,160 (2,470 to 5,610)	1,160 (2,470 to 5,610)	16,400 (11,600 to 22,800)
Chagas disease	0 (0 to 0)	0 (0 to 0)	0 (0 to 0)	0 (0 to 0)	0 (0 to 0)	0 (0 to 0)	0 (0 to 0)	0 (0 to 0)	0 (0 to 0)	0 (0 to 0)	0 (0 to 0)	0 (0 to 0)	0 (0 to 0)	0 (0 to 0)	0 (0 to 0)	0 (0 to 0)	0 (0 to 0)	0 (0 to 0)	0 (0 to 0)	0 (0 to 0)	0 (0 to 0)	0 (0 to 0)	0 (0 to 0)	0 (0 to 0)
Leishmaniasis	0 (0 to 0)	0 (0 to 0)	175 (61.3 to 399)	1,940 (699 to 2,750)	1,810 (654 to 2,570)	892 (329 to 1,260)	651 (239 to 1,120)	422 (189 to 709)	289 (139 to 478)	191 (90.1 to 320)	118 (54.6 to 203)	70.7 (31.8 to 122)	39.1 (17.2 to 67.5)	21.8 (9.7 to 38.9)	14.5 (6.4 to 25.3)	10.4 (4.6 to 18.2)	7 (3.1 to 12.2)	4.1 (1.8 to 7.2)	2.8 (1.2 to 4.9)	1.8 (0.8 to 3.1)	0.9 (0.4 to 1.6)	0.3 (0.1 to 0.5)	6,280 (4,610 to 8,270)
Visceral leishmaniasis	0 (0 to 0)	0 (0 to 0)	175 (61.3 to 399)	1,940 (699 to 2,750)	1,810 (654 to 2,570)	892 (329 to 1,260)	650 (239 to 1,120)	422 (189 to 709)	287 (137 to 477)	190 (90 to 319)	118 (54.6 to 203)	70.3 (31.8 to 122)	37.6 (17.2 to 67.5)	21.5 (9.7 to 38.9)	14.4 (6.4 to 25.3)	10.3 (4.6 to 18.2)	7 (3.1 to 12.2)	4.1 (1.8 to 7.2)	2.8 (1.2 to 4.9)	1.8 (0.8 to 3.1)	0.9 (0.4 to 1.6)	0.3 (0.1 to 0.5)	6,270 (4,600 to 8,260)
Cutaneous and mucocutaneous leishmaniasis	0 (0 to 0)	0 (0 to 0)	0 (0 to 0)	0.2 (0.1 to 0.4)	0.6 (0.1 to 1.6)	1.2 (0.3 to 2.4)	1.3 (0.4 to 2.4)	1.2 (0.4 to 2.2)	1.2 (0.4 to 2.2)	0.7 (0.2 to 1.4)	0.5 (0.2 to 1.1)	0.4 (0.1 to 0.9)	0.3 (0.1 to 0.6)	0.2 (0.1 to 0.4)	0.2 (0.1 to 0.3)	0.1 (0 to 0.3)	0.1 (0 to 0.2)	0.1 (0 to 0.2)	0 (0 to 0.1)	0 (0 to 0.1)	0 (0 to 0.1)	0 (0 to 0.1)	0 (0 to 0.1)	9.2 (3.4 to 21.2)
African trypanosomiasis	0 (0 to 0)	0 (0 to 0)	0 (0 to 0)	0 (0 to 0)	0 (0 to 0)	0 (0 to 0)	0 (0 to 0)	0 (0 to 0)	0 (0 to 0)	0 (0 to 0)	0 (0 to 0)	0 (0 to 0)	0 (0 to 0)	0 (0 to 0)	0 (0 to 0)	0 (0 to 0)	0 (0 to 0)	0 (0 to 0)	0 (0 to 0)	0 (0 to 0)	0 (0 to 0)	0 (0 to 0)	0 (0 to 0)	0 (0 to 0)
Schistosomiasis	0 (0 to 0)	0 (0 to 0)	8.4 (3.2 to 19.1)	27.6 (10.4 to 79.1)	49.4 (21.1 to 101)	59.5 (28.2 to 114)	61.7 (29.8 to 116)	54.1 (27.1 to 98.6)	41.9 (21.3 to 74.7)	33.5 (17.1 to 57.2)	22.7 (11.5 to 37.2)	18.4 (9.1 to 31.4)	14.2 (7.1 to 40.7)	9.6 (4.2 to 23.2)	6.6 (2.6 to 14.9)	5.4 (2.1 to 11.9)	4.6 (1.8 to 9.7)	3.7 (1.5 to 7.6)	2.4 (1.1 to 4.7)	1.4 (0.7 to 2.7)	0.7 (0.3 to 1.3)	0.2 (0.1 to 0.4)	439 (189 to 1,000)
Cysticercosis	0 (0 to 0)	0 (0 to 0)	0.6 (0.1 to 1.6)	1.8 (0.4 to 5.1)	2.6 (0.7 to 7.1)	2.6 (0.7 to 7.1)	9.7 (2.7 to 24.9)	13.3 (3.8 to 29.3)	19.3 (5.6 to 39.2)	19.7 (6.1 to 39.8)	13.1 (4.2 to 26.1)	12.7 (4.1 to 25.2)	11.5 (3.7 to 23.1)	9.3 (2.9 to 17.6)	7.8 (2.6 to 14.8)	6.2 (2.1 to 11.7)	5.1 (1.7 to 9.6)	3.5 (1.2 to 6.6)	2.6 (0.9 to 4.9)	1.2 (0.4 to 2.3)	0.6 (0.2 to 1.1)	0.3 (0.1 to 0.5)	148 (50.1 to 279)
Cystic echinococcosis	0 (0 to 0)	0 (0 to 0)	0 (0 to 0)	0.2 (0 to 0.7)	0.2 (0 to 0.6)	0.2 (0 to 0.6)	0.2 (0 to 0.6)	0.2 (0 to 0.6)	0.2 (0 to 0.6)	0.2 (0 to 0.6)	0.2 (0 to 0.6)	0.2 (0 to 0.6)	0.2 (0 to 0.6)	0.2 (0 to 0.6)	0.2 (0 to 0.6)	0.2 (0 to 0.6)	0.2 (0 to 0.6)	0.2 (0 to 0.6)	0.2 (0 to 0.6)	0.2 (0 to 0.6)	0.2 (0 to 0.6)	0.2 (0 to 0.6)	0.2 (0 to 0.6)	1.6 (0.5 to 4.3)
Lymphatic filariasis	0 (0 to 0)	0 (0 to 0)	0 (0 to 0)	0 (0 to 0)	0 (0 to 0)	0 (0 to 0)	0 (0 to 0)	0 (0 to 0)	0 (0 to 0)	0 (0 to 0)	0 (0 to 0)	0 (0 to 0)	0 (0 to 0)	0 (0 to 0)	0 (0 to 0)	0 (0 to 0)	0 (0 to 0)	0 (0 to 0)	0 (0 to 0)	0 (0 to 0)	0 (0 to 0)	0 (0 to 0)	0 (0 to 0)	0 (0 to 0)
Onchocerciasis	0 (0 to 0)	0 (0 to 0)	0 (0 to 0)	0 (0 to 0)	0 (0 to 0)	0 (0 to 0)	0 (0 to 0)	0 (0 to 0)	0 (0 to 0)	0 (0 to 0)	0 (0 to 0)	0 (0 to 0)	0 (0 to 0)	0 (0 to 0)	0 (0 to 0)	0 (0 to 0)	0 (0 to 0)	0 (0 to 0)	0 (0 to 0)	0 (0 to 0)	0 (0 to 0)	0 (0 to 0)	0 (0 to 0)	0 (0 to 0)
Trachoma	0 (0 to 0)	0 (0 to 0)	0 (0 to 0)	0 (0 to 0)	0 (0 to 0)	0 (0 to 0)	0 (0 to 0.1)	0 (0 to 0.1)	0 (0 to 0.2)	0 (0 to 0.2)	0 (0 to 0.2)	0 (0 to 0.2)	0 (0 to 0.2)	0 (0 to 0.2)	0 (0 to 0.2)	0 (0 to 0.2)	0 (0 to 0.2)	0 (0 to 0.2)	0 (0 to 0.2)	0 (0 to 0.2)	0 (0 to 0.2)	0 (0 to 0.2)	0 (0 to 0.2)	0 (0 to 0.2)
Dengue	0 (0 to 0)	0 (0 to 0)	0.9 (0 to 1.6)	1.7 (0.1 to 5.2)	3.2 (0.2 to 10.5)	3.1 (0.2 to 9.6)	2.9 (0.2 to 9.4)	2.5 (0.2 to 8.4)	2.1 (0 to 7.1)	1.6 (0 to 5.3)	1.2 (0 to 3.9)	0.9 (0 to 3.1)	0.7 (0 to 2.4)	0.5 (0 to 1.7)	0.4 (0 to 1.2)	0.3 (0 to 0.9)	0.2 (0 to 0.7)	0.2 (0 to 0.6)	0.1 (0 to 0.4)	0.1 (0 to 0.3)	0 (0 to 0.2)	0 (0 to 0.1)	18.6 (0.6 to 62.1)
Yellow fever	0 (0 to 0)	0 (0 to 0)	0.3 (0 to 1.2)	4.6 (0.3 to 11.8)	6.4 (0.5 to 20.1)	6.7 (0.6 to 24.6)	6.1 (1.1 to 29.4)	5.4 (0.6 to 21.7)	4.6 (0.4 to 17.3)	3.6 (0.3 to 12.7)	2.7 (0.2 to 9.4)	2.2 (0.2 to 7.6)	1.6 (0.1 to 5.4)	1.2 (0.1 to 3.9)	0.9 (0.1 to 2.

Congenital birth defects	2,640 (1,610 to 4,290)	907 (511 to 1,620)	1,800 (1,030 to 3,350)	877 (502 to 1,600)	283 (163 to 497)	218 (150 to 316)	175 (116 to 260)	119 (77 to 192)	79 (52 to 114)	52.7 (34.1 to 79.6)	39.4 (25.4 to 59.4)	29 (19 to 42.4)	20.1 (12.8 to 30.4)	13.9 (8.9 to 21.1)	9.9 (6.4 to 14.6)	7.2 (4.5 to 11.2)	4.9 (2.9 to 7.8)	2.5 (1.4 to 4.2)	1.4 (0.7 to 2.4)	0.6 (0.3 to 1.1)	0.2 (0.1 to 0.4)	0.1 (0 to 0.2)	0 (0 to 0)	7,280
Neural tube defects	750 (296 to 1,360)	171 (91 to 394)	389 (67 to 821)	139 (28 to 366)	22.3 (11 to 47)	19.4 (8 to 30.2)	15.2 (9.8 to 19.7)	9.2 (2 to 19.9)	3.7 (2.1 to 6.4)	2.1 (1.3 to 3.6)	1.3 (0.8 to 2.2)	0.6 (0.3 to 1.4)	0.4 (0.2 to 0.7)	0.3 (0.2 to 0.4)	0.2 (0.1 to 0.3)	0.1 (0 to 0.2)	0 (0 to 0.1)	0 (0 to 0)	0 (0 to 0)	0 (0 to 0)	0 (0 to 0)	0 (0 to 0)	0 (0 to 0)	1,390
Congenital heart anomalies	1,100 (555 to 1,760)	448 (148 to 915)	1,000 (339 to 1,980)	442 (99 to 1,042)	151 (31 to 317.4)	107 (24 to 179.4)	74 (16 to 123.3)	50 (12 to 83.2)	33 (7 to 71.2)	21 (3.4 to 51.9)	13 (2 to 36.1)	8.9 (1.4 to 24.5)	5.7 (0.9 to 15.7)	3.9 (0.6 to 10.8)	2.7 (0.4 to 7.5)	1.9 (0.3 to 5.2)	1.2 (0.2 to 3.3)	0.6 (0.1 to 1.8)	0.3 (0 to 1.1)	0.1 (0 to 0.5)	0 (0 to 0.1)	0 (0 to 0)	0 (0 to 0)	2,370
Cochlear cells	19.8 (3.6 to 58.8)	19.8 (1.4 to 232.4)	19.8 (0.4 to 87.9)	5.1 (2.5 to 8.4)	3.6 (1.6 to 9.5)	3.1 (1.2 to 5.4)	2.7 (1.1 to 5)	2.1 (0.9 to 3.9)	1.5 (0.6 to 2.9)	1.3 (0.5 to 2.7)	0.9 (0.3 to 1.6)	0.5 (0.2 to 1.2)	0.4 (0.2 to 0.8)	0.3 (0.1 to 0.7)	0.2 (0.1 to 0.5)	0.1 (0 to 0.3)	0.1 (0 to 0.2)	0 (0 to 0.1)	0 (0 to 0.1)	0 (0 to 0.1)	0 (0 to 0)	0 (0 to 0)	0 (0 to 0)	824.4
Down syndrome	39.3 (12.3 to 92.2)	19.7 (5.4 to 51.3)	62.1 (21.2 to 132)	29.8 (7.5 to 72.4)	9.7 (2.7 to 11.4)	5 (2 to 7.2)	9.4 (2.9 to 10)	4.9 (2.2 to 8.3)	2.2 (1.1 to 4.1)	1.2 (0.5 to 2.4)	1.6 (0.8 to 2.9)	1.3 (0.4 to 2.5)	0.9 (0.4 to 1.6)	0.8 (0.4 to 1.5)	0.5 (0.2 to 1)	0.2 (0.1 to 0.5)	0.1 (0 to 0.3)	0.2 (0 to 0.5)	0 (0 to 0)	0 (0 to 0)	0 (0 to 0)	0 (0 to 0)	0 (0 to 0)	172
Turner syndrome	0 (0 to 0)	0 (0 to 0)	0.1 (0 to 0.5)	0.3 (0 to 1.5)	0.3 (0.1 to 0.9)	0.2 (0 to 0.6)	0.1 (0 to 0.4)	0.2 (0 to 0.5)	0.1 (0 to 0.2)	0 (0 to 0.1)	0 (0 to 0.1)	0 (0 to 0.1)	0 (0 to 0.1)	0 (0 to 0.1)	0 (0 to 0.1)	0 (0 to 0)	0 (0 to 0)	0 (0 to 0)	0 (0 to 0)	0 (0 to 0)	0 (0 to 0)	0 (0 to 0)	0 (0 to 0)	0 (0 to 0)	1.5
Klinefelter syndrome	0 (0 to 0)	0 (0 to 0)	0 (0 to 0)	0 (0 to 0)	0 (0 to 0)	0 (0 to 0)	0 (0 to 0)	0 (0 to 0)	0 (0 to 0)

SB Table 2c: Other Union Territories DALYS by cause and sex group for both sexes with 95% uncertainty intervals, 2019

Cause	Early Neonatal	Late Neonatal	Post Neonatal	1 to 4	5 to 9	10 to 14	15 to 19	20 to 24	25 to 29	30 to 34	35 to 39	40 to 44	45 to 49	50 to 54	55 to 59	60 to 64	65 to 69	70 to 74	75 to 79	80 to 84	85 to 89	90 to 94	95 plus	Total
All causes	21,400 (21,400 to 21,400)	19,670 (9,350 to 31,140)	19,450 (11,350 to 32,890)	17,600 (11,200 to 21,200)	20,700 (16,600 to 26,900)	23,200 (19,300 to 29,300)	28,400 (24,900 to 32,600)	27,900 (27,900 to 28,500)	28,500 (25,100 to 32,600)	27,100 (24,900 to 29,400)	26,600 (24,900 to 28,400)	25,600 (24,900 to 26,400)	25,600 (24,900 to 26,400)	25,200 (24,200 to 26,600)	25,600 (24,600 to 26,200)	25,600 (24,900 to 26,400)	27,200 (25,900 to 28,600)	31,700 (30,400 to 33,000)	40,100 (38,400 to 41,800)	56,200 (54,000 to 58,400)	76,900 (74,000 to 77,100)	6,990 (3,530 to 9,700)	892 (630 to 1,100)	1,030,000
Communicable, maternal, neonatal, and nutritional diseases	21,400 (20,900 to 22,100)	8,690 (5,250 to 11,900)	11,600 (7,560 to 19,600)	10,600 (8,360 to 13,000)	10,600 (8,360 to 13,000)	8,460 (6,630 to 10,600)	8,490 (6,630 to 10,600)	8,540 (6,630 to 10,200)	8,760 (6,970 to 11,100)	10,400 (8,330 to 13,000)	10,600 (8,330 to 13,000)	10,600 (8,330 to 13,000)	10,300 (8,280 to 12,900)	8,590 (6,630 to 10,700)	8,570 (6,630 to 10,700)	8,110 (6,280 to 10,200)	7,760 (6,020 to 9,660)	7,220 (5,460 to 9,280)	6,240 (4,900 to 7,950)	5,090 (4,040 to 6,450)	4,330 (3,390 to 5,760)	1,930 (1,440 to 2,640)	617 (453 to 879)	139 (97 to 202)	202,000
HIV/AIDS and sexually transmitted infections	689 (160 to 1,420)	178 (49 to 446)	450 (205 to 781)	39.3 (29.3 to 58.1)	56.2 (38.5 to 77.6)	67.6 (47.4 to 90.6)	249 (163 to 356)	345 (265 to 442)	627 (387 to 881)	1,200 (734 to 1,720)	1,160 (673 to 1,800)	1,030 (611 to 1,560)	776 (461 to 1,240)	532 (278 to 779)	236 (153 to 366)	117 (72.2 to 202)	49.5 (30.7 to 86.6)	13.3 (8.5 to 27.1)	4.7 (2.9 to 9.74)	2.1 (1.2 to 3.5)	0.6 (0.5 to 0.9)	0.2 (0.1 to 0.4)	0 (0 to 0)	7,470
HIV/AIDS	0 (0 to 0)	0 (0 to 0)	164 (81.5 to 266)	31.1 (19.2 to 47.1)	50.9 (30.1 to 74.6)	63.2 (37.5 to 89.1)	239 (139 to 334)	332 (217 to 450)	599 (346 to 858)	993 (566 to 1,390)	1,060 (582 to 1,540)	955 (532 to 1,440)	732 (398 to 1,210)	502 (248 to 788)	213 (109 to 366)	104 (52.2 to 202)	39.6 (19.6 to 86.6)	11.6 (5.6 to 27.1)	4.2 (1.9 to 9.74)	2.1 (0.9 to 3.5)	0.6 (0.3 to 0.9)	0.1 (0 to 0.4)	0 (0 to 0)	5,970
HIV/AIDS - Drug-susceptible Tuberculosis	0 (0 to 0)	0 (0 to 0)	0 (0 to 0)







Table Survey Tue, 10 Mar, possibly, 2020 16:21:00, but no one will ever see it, this Study population, self-harm, Intervention, Tibetan

Cause	Male Neonatal	Male Neonatal	Male Neonatal	1 to 4	1 to 4	5 to 9	5 to 9	10 to 14	10 to 14	15 to 19	15 to 19	20 to 24	20 to 24	25 to 29	25 to 29	30 to 34	30 to 34	35 to 39	35 to 39	40 to 44	40 to 44	45 to 49	45 to 49	50 to 54	50 to 54	55 to 59	55 to 59	60 to 64	60 to 64	65 to 69	65 to 69	70 to 74	70 to 74	75 to 79	75 to 79	80 to 84	80 to 84	85 to 89	85 to 89	90 to 94	90 to 94	95 plus	95 plus	Total
All causes	10,000,000 to 10,100,000	10,000,000 to 10,100,000	10,000,000 to 10,100,000





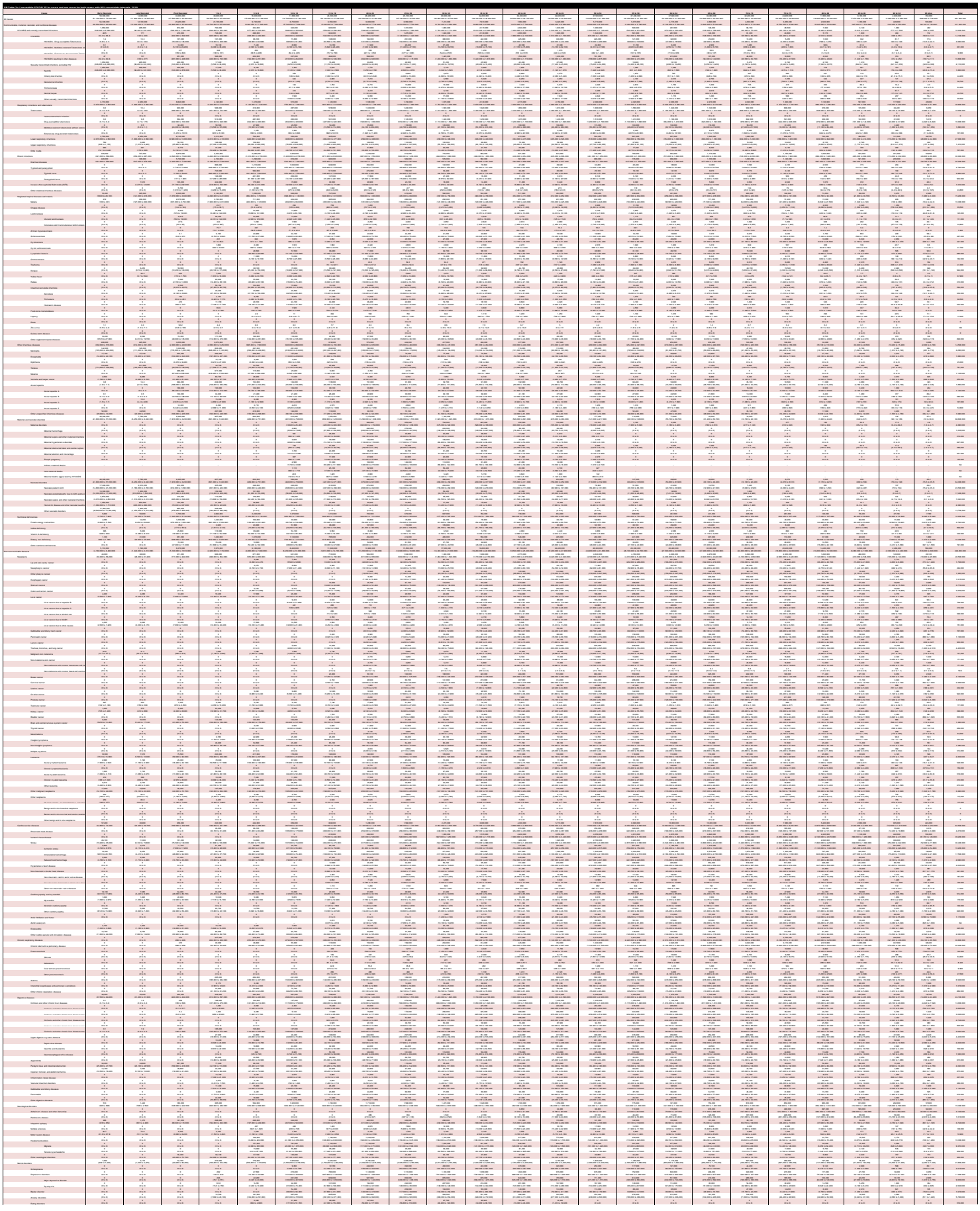







SR Table 2c: Slovakia DALYS by cause and age group for both sexes with 95% uncertainty intervals, 2019

Cause	Early Neonatal	Late Neonatal	Post Neonatal	1 to 4	5 to 9	10 to 14	15 to 19	20 to 24	25 to 29	30 to 34	35 to 39	40 to 44	45 to 49	50 to 54	55 to 59	60 to 64	65 to 69	70 to 74	75 to 79	80 to 84	85 to 89	90 to 94	95 plus	Total
All causes	4,070 (3,364 to 4,850)	4,600 (3,550 to 5,290)	10,700 (8,920 to 12,400)	11,200 (9,520 to 13,400)	11,800 (9,970 to 14,000)	12,900 (11,000 to 15,300)	22,000 (17,700 to 26,600)	32,000 (25,000 to 39,900)	44,100 (35,300 to 55,000)	56,900 (46,300 to 68,500)	72,400 (58,700 to 86,000)	94,500 (75,900 to 116,000)	120,000 (95,900 to 144,000)	151,000 (121,000 to 181,000)	187,000 (150,000 to 224,000)	231,000 (186,000 to 280,000)	279,000 (227,000 to 332,000)	332,000 (268,000 to 398,000)	390,000 (314,000 to 466,000)	442,000 (356,000 to 527,000)	478,000 (384,000 to 570,000)	503,000 (404,000 to 602,000)	11,100,000 (10,900,000 to 11,300,000)
Communicable, maternal, neonatal, and nutritional diseases	3,600 (2,980 to 4,290)	2,630 (1,980 to 3,200)	5,890 (3,720 to 8,060)	3,290 (2,330 to 4,390)	2,480 (1,720 to 3,470)	2,150 (1,560 to 2,890)	2,560 (1,850 to 3,460)	2,230 (1,620 to 2,990)	2,790 (2,050 to 3,630)	3,760 (2,800 to 4,960)	4,760 (3,550 to 6,260)	6,160 (4,600 to 8,080)	7,910 (5,900 to 10,300)	9,920 (7,410 to 12,900)	12,600 (9,440 to 16,300)	16,200 (12,200 to 20,900)	20,200 (15,300 to 25,900)	24,700 (18,800 to 31,500)	29,000 (22,000 to 36,800)	32,000 (24,000 to 40,500)	34,000 (25,000 to 43,000)	35,000 (25,000 to 45,000)	411,000 (292,000 to 541,000)
HIV/AIDS and sexually transmitted infections	154 (94 to 231)	41.6 (24 to 70)	69.4 (34 to 120)	104 (51 to 178)	71.3 (34 to 119)	74.8 (36 to 123)	124 (61 to 202)	204 (101 to 332)	301 (151 to 470)	414 (214 to 636)	534 (277 to 809)	674 (350 to 1,000)	824 (428 to 1,200)	1,000 (520 to 1,500)	1,200 (623 to 1,800)	1,400 (732 to 2,100)	1,600 (836 to 2,400)	1,800 (939 to 2,700)	1,900 (1,000 to 2,900)	2,000 (1,000 to 3,000)	2,000 (1,000 to 3,000)	2,000 (1,000 to 3,000)	24,000 (12,000 to 36,000)
HIV/AIDS	0 (0 to 0)	0 (0 to 0)	0 (0 to 0)	0 (0 to 0)	0 (0 to 0)	0 (0 to 0)	0 (0 to 0)	0 (0 to 0)	0 (0 to 0)	0 (0 to 0)	0 (0 to 0)	0 (0 to 0)	0 (0 to 0)	0 (0 to 0)	0 (0 to 0)	0 (0 to 0)	0 (0 to 0)	0 (0 to 0)	0 (0 to 0)	0 (0 to 0)	0 (0 to 0)	0 (0 to 0)	0 (0 to 0)	0 (0 to 0)
HIV/AIDS - Drug-susceptible Tuberculosis	0 (0 to 0)	0 (0 to 0)	0 (0 to 0)	0 (0 to 0)	0 (0 to 0)	0 (0 to 0)	0 (0 to 0)	0 (0 to 0)	0 (0 to 0)	0 (0 to 0)	0 (0 to 0)	0 (0 to 0)	0 (0 to 0)	0 (0 to 0)	0 (0 to 0)	0 (0 to 0)	0 (0 to 0)	0 (0 to 0)	0 (0 to 0)	0 (0 to 0)	0 (0 to 0)	0 (0 to 0)	0 (0 to 0)	0 (0 to 0)
HIV/AIDS - Multidrug-resistant Tuberculosis without extra-resistance	0 (0 to 0)	0 (0 to 0)	0 (0 to 0)	0 (0 to 0)	0 (0 to 0)	0 (0 to 0)	0 (0 to 0)	0 (0 to 0)	0 (0 to 0)	0 (0 to 0)	0 (0 to 0)	0 (0 to 0)	0 (0 to 0)	0 (0 to 0)	0 (0 to 0)	0 (0 to 0)	0 (0 to 0)	0 (0 to 0)	0 (0 to 0)	0 (0 to 0)	0 (0 to 0)	0 (0 to 0)	0 (0 to 0)	0 (0 to 0)
HIV/AIDS - Extensively drug-resistant Tuberculosis	0 (0 to 0)	0 (0 to 0)	0 (0 to 0)	0 (0 to 0)	0 (0 to 0)	0 (0 to 0)	0 (0 to 0)	0 (0 to 0)	0 (0 to 0)	0 (0 to 0)	0 (0 to 0)	0 (0 to 0)	0 (0 to 0)	0 (0 to 0)	0 (0 to 0)	0 (0 to 0)	0 (0 to 0)	0 (0 to 0)	0 (0 to 0)	0 (0 to 0)	0 (0 to 0)	0 (0 to 0)	0 (0 to 0)	0 (0 to 0)
HIV/AIDS resulting in other diseases	0 (0 to 0)	0 (0 to 0)	0 (0 to 0)	0 (0 to 0)	0 (0 to 0)	0 (0 to 0)	0 (0 to 0)	0 (0 to 0)	0 (0 to 0)	0 (0 to 0)	0 (0 to 0)	0 (0 to 0)	0 (0 to 0)	0 (0 to 0)	0 (0 to 0)	0 (0 to 0)	0 (0 to 0)	0 (0 to 0)	0 (0 to 0)	0 (0 to 0)	0 (0 to 0)	0 (0 to 0)	0 (0 to 0)	0 (0 to 0)
Sexually transmitted infections excluding HIV	154 (94 to 231)	41.6 (24 to 70)	69.2 (34 to 120)	2.3 (1.3 to 3.6)	1.1 (0.6 to 1.8)	1.5 (0.8 to 2.4)	4 (2 to 6)	30.7 (15 to 49)	56 (28 to 87)	79.4 (39 to 123)	109.7 (55 to 169)	146.5 (73 to 224)	193.6 (97 to 295)	249.6 (125 to 378)	316.1 (158 to 476)	394.1 (197 to 592)	473.3 (237 to 709)	554.7 (277 to 830)	634.6 (317 to 948)	714.1 (357 to 1,000)	794.1 (397 to 1,000)	794.1 (397 to 1,000)	794.1 (397 to 1,000)	6,827
Syphilis	12 (7 to 22)	0.3 (0 to 1)	2.9 (1 to 5)	2.3 (1 to 3.6)	0.8 (0.4 to 1.3)	1.3 (0.7 to 2)	3.7 (1 to 7)	7.1 (1 to 13)	7.1 (1 to 13)	7.1 (1 to 13)	7.1 (1 to 13)	7.1 (1 to 13)	7.1 (1 to 13)	7.1 (1 to 13)	7.1 (1 to 13)	7.1 (1 to 13)	7.1 (1 to 13)	7.1 (1 to 13)	7.1 (1 to 13)	7.1 (1 to 13)	7.1 (1 to 13)	7.1 (1 to 13)	7.1 (1 to 13)	257
Chlamydial infection	0 (0 to 0)	0 (0 to 0)	0 (0 to 0)	0 (0 to 0)	0 (0 to 0)	0 (0 to 0)	0 (0 to 0)	1.8 (1.1 to 2.9)	5.2 (3.1 to 8.4)	12 (7 to 19)	22.8 (13 to 37)	39.1 (23 to 63)	59.6 (34 to 96)	84.1 (48 to 136)	114 (64 to 183)	147 (82 to 236)	179 (101 to 287)	211 (119 to 338)	243 (137 to 389)	274 (155 to 439)	306 (173 to 490)	306 (173 to 490)	306 (173 to 490)	2,652
Gonococcal infection	0 (0 to 0)	0 (0 to 0)	0 (0 to 0)	0 (0 to 0)	0 (0 to 0)	0 (0 to 0)	0 (0 to 0)	0.6 (0.4 to 1)	1.7 (1 to 2.8)	3.9 (2.3 to 6.4)	7.4 (4.4 to 12)	12.7 (7.6 to 20)	19.3 (11 to 31)	27.3 (16 to 43)	37 (21 to 59)	47.7 (27 to 76)	58 (33 to 93)	68.4 (39 to 110)	78.8 (45 to 126)	88.9 (51 to 142)	99.3 (57 to 159)	99.3 (57 to 159)	99.3 (57 to 159)	861
Trichomoniasis	0 (0 to 0)	0 (0 to 0)	0 (0 to 0)	0 (0 to 0)	0 (0 to 0)	0 (0 to 0)	0 (0 to 0)	0.4 (0.2 to 0.7)	1.1 (0.6 to 1.8)	2.6 (1.5 to 4.2)	4.8 (2.8 to 7.7)	8.2 (4.8 to 13)	12.5 (7.3 to 20)	17.6 (10 to 28)	24 (14 to 38)	30.9 (18 to 49)	37.5 (22 to 59)	44.2 (26 to 70)	50.9 (30 to 81)	57.5 (33 to 92)	64.2 (37 to 103)	64.2 (37 to 103)	64.2 (37 to 103)	557
Genital herpes	0 (0 to 0)	0 (0 to 0)	0 (0 to 0)	0 (0 to 0)	0 (0 to 0)	0 (0 to 0)	0 (0 to 0)	0 (0 to 0)	0 (0 to 0)	0 (0 to 0)	0 (0 to 0)	0 (0 to 0)	0 (0 to 0)	0 (0 to 0)	0 (0 to 0)	0 (0 to 0)	0 (0 to 0)	0 (0 to 0)	0 (0 to 0)	0 (0 to 0)	0 (0 to 0)	0 (0 to 0)	0 (0 to 0)	0 (0 to 0)
Other sexually transmitted infections	0 (0 to 0)	0 (0 to 0)	0 (0 to 0)	0 (0 to 0)	0 (0 to 0)	0 (0 to 0)	0 (0 to 0)	0.2 (0.1 to 0.4)	0.7 (0.4 to 1.2)	1.8 (1 to 3)	3.4 (2 to 5.4)	5.6 (3.4 to 8.8)	8.5 (5.1 to 13)	12 (7.1 to 18)	16 (9.6 to 24)	20 (12 to 30)	24 (14 to 35)	28 (17 to 41)	32 (19 to 46)	36 (21 to 52)	40 (24 to 57)	40 (24 to 57)	40 (24 to 57)	350
Respiratory infections and tuberculosis	713 (511 to 1,000)	794 (570 to 1,000)	1,600 (1,000 to 2,300)	930 (597 to 1,400)	492 (316 to 722)	344 (222 to 502)	1,000 (644 to 1,500)	1,100 (706 to 1,600)	1,200 (771 to 1,800)	1,500 (967 to 2,200)	1,900 (1,200 to 2,800)	2,500 (1,600 to 3,600)	3,200 (2,000 to 4,600)	4,000 (2,500 to 5,800)	5,000 (3,100 to 7,200)	6,200 (3,800 to 8,900)	7,500 (4,600 to 10,800)	8,900 (5,400 to 12,800)	10,400 (6,300 to 14,900)	11,800 (7,200 to 16,900)	12,800 (7,800 to 18,300)	13,400 (8,200 to 19,200)	29,000
Tuberculosis	0 (0 to 0)	0 (0 to 0)	2.9 (1 to 3.9)	2.9 (1 to 3.9)	3.8 (2 to 5.1)	4.4 (2.6 to 5.9)	7.1 (4.2 to 9.7)	11.4 (6.7 to 15.7)	14.5 (8.5 to 20)	21.1 (12.4 to 29.1)	31.4 (18.4 to 43.3)	44.5 (26.1 to 61.3)	61.1 (35.8 to 84.2)	81.1 (47.5 to 112)	104 (61 to 143)	131 (77 to 180)	161 (94 to 221)	194 (114 to 267)	227 (133 to 312)	260 (153 to 358)	293 (172 to 403)	293 (172 to 403)	293 (172 to 403)	2,652
Latent tuberculosis infection	0 (0 to 0)	0 (0 to 0)	0 (0 to 0)	0 (0 to 0)	0 (0 to 0)	0 (0 to 0)	0 (0 to 0)	0 (0 to 0)	0 (0 to 0)	0 (0 to 0)	0 (0 to 0)	0 (0 to 0)	0 (0 to 0)	0 (0 to 0)	0 (0 to 0)	0 (0 to 0)	0 (0 to 0)	0 (0 to 0)	0 (0 to 0)	0 (0 to 0)	0 (0 to 0)	0 (0 to 0)	0 (0 to 0)	0 (0 to 0)	0
Drug-susceptible tuberculosis	0 (0 to 0)	0 (0 to 0)	2.9 (1 to 3.9)	2.9 (1 to 3.9)	3.8 (2 to 5.1)	4.4 (2.6 to 5.9)	7.1 (4.2 to 9.7)	11.4 (6.7 to 15.7)	14.5 (8.5 to 20)	21.1 (12.4 to 29.1)	31.4 (18.4 to 43.3)	44.5 (26.1 to 61.3)	61.1 (35.8 to 84.2)	81.1 (47.5 to 112)	104 (61 to 143)	131 (77 to 180)	161 (94 to 221)	194 (114 to 267)	227 (133 to 312)	260 (153 to 358)	293 (172 to 403)	293 (172 to 403)	293 (172 to 403)	2,652
Multidrug-resistant tuberculosis without extensive drug resistance	0 (0 to 0)	0 (0 to 0)	0 (0 to 0)	0 (0 to 0)	0 (0 to 0)	0 (0 to 0)	0 (0 to 0)	0 (0 to 0)	0 (0 to 0)	0 (0 to 0)	0 (0 to 0)	0 (0 to 0)	0 (0 to 0)	0 (0 to 0)	0 (0 to 0)	0 (0 to 0)	0 (0 to 0)	0 (0 to 0)	0 (0 to 0)	0 (0 to 0)	0 (0 to 0)	0 (0 to 0)	0 (0 to 0)	0 (0 to 0)	0
Extensively drug-resistant tuberculosis	0 (0 to 0)	0 (0 to 0)	0 (0 to 0)	0 (0 to 0)	0 (0 to 0)	0 (0 to 0)	0 (0 to 0)	0 (0 to 0)	0 (0 to 0)	0 (0 to 0)	0 (0 to 0)	0 (0 to 0)	0 (0 to 0)	0 (0 to 0)	0 (0 to 0)	0 (0 to 0)	0 (0 to 0)	0 (0 to 0)	0 (0 to 0)	0 (0 to 0)	0 (0 to 0)	0 (0 to 0)	0 (0 to 0)	0 (0 to 0)	0
Lower respiratory infections	713 (511 to 1,000)	794 (570 to 1,000)	1,600 (1,000 to 2,300)	927 (597 to 1,400)	488 (316 to 722)	339 (222 to 502)	993 (644 to 1,500)	1,100 (706 to 1,600)	1,200 (771 to 1,800)	1,500 (967 to 2,200)	1,900 (1,200 to 2,800)	2,500 (1,600 to 3,600)	3,200 (2,000 to 4,600)	4,000 (2,500 to 5,800)	5,000 (3,100 to 7,200)	6,200 (3,800 to 8,900)	7,500 (4,600 to 10,800)	8,900 (5,400 to 12,800)	10,400 (6,300 to 14,900)	11,800 (7,200 to 16,900)	12,800 (7,800 to 18,300)	13,400 (8,200 to 19,200)	29,000
Upper respiratory infections	0.3 (0.2 to 0.5)	0.3 (0.1 to 0.6)	0.7 (0.2 to 1.6)	1.6 (0.6 to 3.2)	3.4 (1.3 to 6.6)	4.5 (1.7 to 8.6)	8.6 (3.3 to 16)	13.4 (5.2 to 24)	19.4 (7.6 to 34)	27.1 (10.7 to 47)	36.8 (14.6 to 63)	48.2 (19.2 to 81)	61.2 (24.4 to 101)	75.8 (30.2 to 124)	92.1 (36.7 to 150)	110 (44 to 178)	129 (51 to 207)	149 (59 to 237)	169 (67 to 267)	189 (75 to 297)	209 (83 to 327)	209 (83 to 327)	209 (83 to 327)	1,800
Otitis media	0 (0 to 0)	0 (0 to 0)	0 (0 to 0)	0 (0 to 0)	0 (0 to 0)	0 (0 to 0)	0 (0 to 0)	0 (0 to 0)	0 (0 to 0)	0 (0 to 0)	0 (0 to 0)	0 (0 to 0)	0 (0 to 0)	0 (0 to 0)	0 (0 to 0)	0 (0 to 0)	0 (0 to 0)	0 (0 to 0)	0 (0 to 0)	0 (0 to 0)	0 (0 to 0)	0 (0 to 0)	0 (0 to 0)	0 (0 to 0)	0
Enteric infections	0.8 (0.4 to 0.9)	0.8 (0.4 to 0.9)	2,200 (1,300 to 3,100)	937 (596 to 1,400)	544 (317 to 800)	1,200 (764 to 1,800)	1,200 (684 to 1,800)	1,200 (669 to 1,800)	1,200 (668 to 1,800)	1,200 (668 to 1,800)	1,200 (668 to 1,800)	1,200 (668 to 1,800)	1,200 (668 to 1,800)	1,200 (668 to 1,800)	1,200 (668 to 1,800)	1,200 (668 to 1,800)	1,200 (668 to 1,800)	1,200 (668 to 1,800)	1,200 (668 to 1,800)	1,200 (668 to 1,800)	1,200 (668 to 1,800)	1,200 (668 to 1,800)	1,200 (668 to 1,800)	23,600
Malaria	0 (0 to 0)	0 (0 to 0)	0 (0 to 0)	0 (0 to 0)	0 (0 to 0)	0 (0 to 0)	0 (0 to 0)	0 (0 to 0)	0 (0 to 0)	0 (0 to 0)	0 (0 to 0)	0 (0 to 0)	0 (0 to 0)	0 (0 to 0)	0 (0 to 0)	0 (0 to 0)	0 (0 to 0)	0 (0 to 0)	0 (0 to 0)	0 (0 to 0)	0 (0 to 0)	0 (0 to 0)	0 (0 to 0)	0 (0 to 0)	0
Chagas disease	0 (0 to 0)	0 (0 to 0)	0 (0 to 0)	0 (0 to 0)	0 (0 to 0)	0 (0 to 0)	0 (0 to 0)	0 (0 to 0)	0 (0 to 0)	0 (0 to 0)	0 (0 to 0)	0 (0 to 0)	0 (0 to 0)	0 (0 to 0)	0 (0 to 0)	0 (0 to 0)	0 (0 to 0)	0 (0 to 0)	0 (0 to 0)	0 (0 to 0)	0 (0 to 0)	0 (0 to 0)	0 (0 to 0)	0 (0 to 0)	0
Leishmaniasis	0 (0 to 0)	0 (0 to 0)	0 (0 to 0)	0 (0 to 0)	0 (0 to 0)	0 (0 to 0)	0 (0 to 0)	0 (0 to 0)	0 (0 to 0)	0 (0 to 0)	0 (0 to 0)	0 (0 to 0)	0 (0 to 0)	0 (0 to 0)	0 (0 to 0)	0 (0 to 0)	0 (0 to 0)	0 (0 to 0)	0 (0 to 0)	0 (0 to 0)	0 (0 to 0)	0 (0 to 0)	0 (0 to 0)	0 (0 to 0)	0
Visceral leishmaniasis	0 (0 to 0)	0 (0 to 0)	0 (0 to 0)	0 (0 to 0)	0 (0 to 0)	0 (0 to 0)	0 (0 to 0)	0 (0 to 0)	0 (0 to 0)	0 (0 to 0)	0 (0 to 0)	0 (0 to 0)	0 (0 to 0)	0 (0 to 0)	0 (0 to 0)	0 (0 to 0)	0 (0 to 0)	0 (0 to 0)	0 (0 to 0)	0 (0 to 0)	0 (0 to 0)	0 (0 to 0)	0 (0 to 0)	0 (0 to 0)	0
Cutaneous and mucocutaneous leishmaniasis	0 (0 to 0)	0 (0 to 0)	0 (0 to 0)	0 (0 to 0)	0 (0 to 0)	0 (0 to 0)	0 (0 to 0)	0 (0 to 0)	0 (0 to 0)	0 (0 to 0)	0 (0 to 0)	0 (0 to 0)	0 (0 to 0)	0 (0 to 0)	0 (0 to 0)	0 (0 to 0)	0 (0 to 0)	0 (0 to 0)	0 (0 to 0)	0 (0 to 0)	0 (0 to 0)	0 (0 to 0)	0 (0 to 0)	0 (0 to 0)	0
African trypanosomiasis	0 (0 to 0)	0 (0 to 0)	0 (0 to 0)	0 (0 to 0)	0 (0 to 0)	0 (0 to 0)	0 (0 to 0)	0 (0 to 0)	0 (0 to 0)	0 (0 to 0)	0 (0 to 0)	0 (0 to 0)	0 (0 to 0)	0 (0 to 0)	0 (0 to 0)	0 (0 to 0)	0 (0 to 0)	0 (0 to 0)	0 (0 to 0)	0 (0 to 0)	0 (0 to 0)	0 (0 to 0)	0 (0 to 0)	0 (0 to 0)	0
Schistosomiasis	0 (0 to 0)	0 (0 to 0)	0 (0 to 0)	0 (0 to 0)	0 (0 to 0)	0 (0 to 0)	0 (0 to 0)	0 (0 to 0)	0 (0 to 0)	0 (0 to 0)	0 (0 to 0)	0 (0 to 0)	0 (0 to 0)	0 (0 to 0)	0 (0 to 0)	0 (0 to 0)	0 (0 to 0)	0 (0 to 0)	0 (0 to 0)	0 (0 to 0)	0 (0 to 0)	0 (0 to 0)	0 (0 to 0)	0 (0 to 0)	0
Cysticercosis	0 (0 to 0)	0 (0 to 0)	0 (0 to 0)	0.6 (0.3 to 0.7)	0.6 (0.3 to 0.8)	0.6 (0.3 to 0.8)	13.3 (7.5 to 20.1)	39.2 (21.9 to 57.5)	66.6 (37.5 to 97.5)	93.3 (52.7 to 136)	119 (67.1 to 173)	141 (79.5 to 205)	157 (88.5 to 228)	171 (96.2 to 248)	177 (99.8 to 257)	179 (101 to 260)	178 (100 to 259)	176 (99.1 to 256)	174 (98.1 to 253)	172 (97 to 250)	171 (96.4 to 248)	171 (96.4 to 248)	27.2 (15.3 to 39.5)	2,260
Cystic echinococcosis	0 (0 to 0)	0 (0 to 0)	0 (0 to 0)	0 (0 to 0)	0 (0 to 0)	0 (0 to 0)	0 (0 to 0)	0 (0 to 0)	0 (0 to 0)	1.6 (0.9 to 2.5)	3.4 (1.9 to 5.3)	5.6 (3.2 to 8.8)	8.2 (4.6 to 13)	11 (6.2 to 17)	14 (7.9 to 22)	17 (9.6 to 27)	20 (11 to 31)	23 (13 to 36)	26 (15 to 41)	29 (16 to 45)	32 (18 to 50)	32 (18 to 50)	32 (18 to 50)	383
Alveolar echinococcosis	0 (0 to 0)	0 (0 to 0)	0 (0 to 0)	0 (0 to 0)	0 (0 to 0)	0 (0 to 0)	0 (0 to 0)	0 (0 to 0)	0 (0 to 0)	0 (0 to 0)	0 (0 to 0)	0 (0 to 0)	0 (0 to 0)	0 (0 to 0)	0 (0 to 0)	0 (0 to 0)	0 (0 to 0)	0 (0 to 0)	0 (0 to 0)	0 (0 to 0)	0 (0 to 0)	0 (0 to 0)	0 (0 to 0)	0 (0 to 0)	0
Other neglected tropical diseases	0.3 (0 to 0.7)	2.7 (1.2 to 5.1)	16.2 (6.6 to 31.7)	66.3 (27.6 to 114)	68.7 (29.4 to 116)	29.4 (13.6 to 49.9)	11.6 (5.6 to 20.3)	11.7 (5.7 to 21.3)	19.6 (9.7 to 34.2)	29.9 (15.1 to 49.9)	27.5 (13.9 to 45.6)	22.1 (11.2 to 36.5)	29.9 (15.1 to 49.3)	23.8 (12.1 to 39.2)	13.2 (6.7 to 21.8)	2.5 (1.3 to 4.2)	1.1 (0.6 to 2.1)	0.7 (0.3 to 1.4)	0.4 (0.2 to 0.8)	0.2 (0.1 to 0.4)	0.1 (0.1 to 0.2)	0.1 (0.1 to 0.2)	353
Other infectious diseases	0.6 (0.3 to 0.7)	0.6 (0.3 to 0.7)	1,900 (1,100 to 2,800)	900 (600 to 1,300)	1,100 (713 to 1,600)	1,200 (776 to 1,800)	1,200 (776 to 1,800)	1,200 (776 to 1,800)	1,200 (776 to 1,800)	1,200 (776 to 1,800)	1,200 (776 to 1,800)	1,200 (776 to 1,800)	1,200 (776 to 1,800)	1,200 (776 to 1,800)	1,200 (776 to 1,800)	1,200 (776 to 1,800)	1,200 (776 to 1,800)	1,200 (776 to 1,800)	1,200 (776 to 1,800)	1,200 (776 to 1,800)	1,200 (776 to 1,800)	1,200 (776 to 1,800)	1,200 (776 to 1,800)	23,600
Meningitis	5.6 (3.6 to 7.6)	26 (16 to 39.6)	166 (103 to 246)	107 (67 to 161)	29.1 (17.9 to 43.6)	39.4 (24.1 to 59.2)	41.7 (25.4 to 62.7)	31.7 (19.1 to 47.8)	27.1 (16.1 to 41.2)	25.4 (15.1 to 38.8)	24.7 (14.6 to 37.8)	24.7 (14.6 to 37.8)	24.7 (14.6 to 37.8)	24.7 (14.6 to 37.8)	24.7 (14.6 to 37.8)	24.7 (14.6 to 37.8)	24.7 (14.6 to 37.8)	24.7 (14.6 to 37.8)	24.7 (14.6 to 37.8)	24.7 (14.6 to 37.8)	24.7 (14.6 to 37.8)	24.7 (14.6 to 37.8)	24.7 (14.6 to 37.8)	1,060
Encephalitis	1.7 (0.8 to 3.1)	3.1 (1.7 to 5.5)	28.6 (15.5 to 46.6)	44.9 (24.1 to 73.1)	24 (12.9 to 39.1)	19.6 (10.5 to 31.9)	19.2 (10.3 to 31.3)	29.1 (15.7 to 47.4)	29 (15.6 to 47.2)	27.6 (14.9 to 44.9)	26.9 (14.5 to 43.8)	25.7 (13.8 to 41.9)	25.5 (13.7 to 41.5)	25.2 (13.6 to 41.1)	25.1 (13.5 to 40.9)	25.1 (13.5 to 40.9)	25.1 (13.5 to 40.9)	25.1 (13.5 to 40.9)	25.1 (13.5 to 40.9)	25.1 (13.5 to 40.9)	25.1 (13.5 to 40.9)	25.1 (13.5 to 40.9)	25.1 (13.5 to 40.9)	506
Diphtheria	0 (0 to 0)	0 (0 to 0)	0 (0 to 0)	0 (0 to 0)	0 (0 to 0)	0 (0 to 0)	0 (0 to 0)	0 (0 to 0)	0 (0 to 0)	0 (0 to 0)	0 (0 to 0)	0 (0 to 0)	0 (0 to 0)	0 (0 to 0)	0 (0 to 0)	0 (0 to 0)	0 (0 to 0)	0 (0 to 0)	0 (0 to 0)	0 (0 to 0)	0 (0 to 0)	0 (0 to 0)	0 (0 to 0)	0 (0 to 0)	2.6
Tetanus	0 (0 to 0)	0 (0 to 0)	0.4 (0.2 to 0.7)	0.4 (0.2 to 0.8)	0.4 (0.2 to 0.8)	0.4 (0.2 to 0.8



SR Table 2c: Darlington DALYS by cause and sex aroun for both sexes with 95% uncertainty intervals, 2019

Cause	Early Neonatal	Late Neonatal	Post Neonatal	1 to 4	5 to 9	10 to 14	15 to 19	20 to 24	25 to 29	30 to 34	35 to 39	40 to 44	45 to 49	50 to 54	55 to 59	60 to 64	65 to 69	70 to 74	75 to 79	80 to 84	85 to 89	90 to 94	95 plus	Total
All causes	66.1 (59 to 74)	34.6 (32 to 37)	17.2 (15.4 to 19.4)	66.1 (59 to 74)	19.7 (18.1 to 21.5)	20.3 (18.6 to 22.1)	29.1 (26.9 to 31.4)	34.1 (31.6 to 36.9)	39.8 (36.9 to 43.1)	46.1 (42.6 to 50.1)	53.1 (49.1 to 57.5)	61.2 (56.6 to 66.2)	70.1 (64.8 to 75.8)	80.3 (74.2 to 86.8)	92.1 (85.1 to 99.5)	105.4 (97.4 to 113.9)	120.4 (111.2 to 130.1)	137.6 (127.1 to 148.6)	157.1 (145.1 to 169.7)	179.3 (165.6 to 193.7)	204.7 (189.1 to 221.1)	233.7 (215.9 to 252.4)	266.8 (246.5 to 288.2)	304.6 (281.4 to 329.1)	347.8 (321.4 to 375.7)	396.9 (366.9 to 428.8)	453.1 (418.8 to 489.5)	517.2 (478.1 to 558.7)	590.3 (545.8 to 637.8)	673.9 (623.1 to 728.2)	769.2 (711.1 to 831.2)	877.9 (811.5 to 948.6)	1,001.9 (926.1 to 1,082.3)	1,142.9 (1,056.5 to 1,234.5)	1,303.4 (1,205.1 to 1,408.4)	1,486.9 (1,374.6 to 1,606.4)	1,696.0 (1,568.3 to 1,832.6)	1,934.4 (1,788.9 to 2,090.1)	2,206.3 (2,040.4 to 2,383.8)	2,515.6 (2,326.1 to 2,717.9)	2,867.2 (2,651.4 to 3,098.1)	3,266.9 (3,020.9 to 3,529.6)	3,720.8 (3,441.4 to 4,020.9)	4,235.2 (3,916.2 to 4,576.1)	4,817.2 (4,453.2 to 5,205.1)	5,475.2 (5,061.3 to 5,916.8)	6,220.2 (5,750.1 to 6,722.4)	7,062.3 (6,529.2 to 7,632.8)	8,013.2 (7,409.4 to 8,661.3)	9,086.2 (8,401.5 to 9,819.4)	10,296.1 (9,518.4 to 11,126.1)	11,660.4 (10,780.6 to 12,601.4)	13,200.3 (12,203.9 to 14,267.2)	14,939.2 (13,809.6 to 16,147.1)	16,904.6 (15,630.1 to 18,273.4)	19,127.2 (17,682.2 to 20,675.1)	21,641.2 (20,004.1 to 23,391.2)	24,484.2 (22,631.2 to 26,463.2)	27,699.2 (25,602.1 to 29,939.2)	31,337.2 (28,966.1 to 33,870.2)	35,455.2 (32,777.1 to 38,318.2)	40,119.2 (37,088.1 to 43,354.2)	45,403.2 (41,969.1 to 49,059.2)	51,388.2 (47,509.1 to 55,527.2)	58,162.2 (53,768.1 to 62,846.2)	65,824.2 (60,855.1 to 71,135.2)	74,485.2 (68,859.1 to 80,495.2)	84,272.2 (77,899.1 to 91,071.2)	95,329.2 (88,102.1 to 103,000.2)	107,817.2 (99,651.1 to 116,500.2)	121,918.2 (112,700.1 to 131,700.2)	137,838.2 (127,400.1 to 148,900.2)	155,807.2 (144,000.1 to 168,300.2)	176,080.2 (162,800.1 to 190,200.2)	198,950.2 (183,900.1 to 214,900.2)	224,750.2 (207,800.1 to 242,800.2)	253,850.2 (234,600.1 to 274,200.2)	286,650.2 (264,900.1 to 309,600.2)	323,550.2 (299,000.1 to 349,200.2)	365,050.2 (337,400.1 to 394,200.2)	411,750.2 (380,400.1 to 444,600.2)	464,250.2 (429,000.1 to 501,600.2)	523,150.2 (483,500.1 to 565,200.2)	589,950.2 (545,200.1 to 637,200.2)	665,250.2 (615,000.1 to 718,800.2)	750,650.2 (693,900.1 to 810,900.2)	846,750.2 (782,900.1 to 914,700.2)	955,250.2 (883,000.1 to 1,031,400.2)	1,077,750.2 (996,900.1 to 1,163,700.2)	1,216,850.2 (1,125,000.1 to 1,313,400.2)	1,374,150.2 (1,270,800.1 to 1,483,200.2)	1,552,250.2 (1,435,200.1 to 1,675,800.2)	1,753,750.2 (1,621,200.1 to 1,893,600.2)	1,981,250.2 (1,832,400.1 to 2,139,600.2)	2,238,350.2 (2,069,400.1 to 2,416,800.2)	2,528,650.2 (2,337,600.1 to 2,730,600.2)	2,855,750.2 (2,640,900.1 to 3,084,600.2)	3,224,250.2 (2,981,400.1 to 3,482,400.2)	3,638,750.2 (3,364,800.1 to 3,930,600.2)	4,103,850.2 (3,795,600.1 to 4,432,200.2)	4,624,150.2 (4,277,400.1 to 4,994,400.2)	5,204,250.2 (4,813,200.1 to 5,619,600.2)	5,849,750.2 (5,410,800.1 to 6,316,800.2)	6,566,250.2 (6,074,400.1 to 7,090,800.2)	7,359,350.2 (6,808,200.1 to 7,945,200.2)	8,234,650.2 (7,617,600.1 to 8,889,600.2)	9,198,750.2 (8,508,000.1 to 9,930,600.2)	10,257,250.2 (9,486,000.1 to 11,073,000.2)	11,417,750.2 (10,560,000.1 to 12,327,600.2)	12,687,850.2 (11,736,000.1 to 13,698,000.2)	14,075,250.2 (13,020,000.1 to 15,196,800.2)	15,588,750.2 (14,418,000.1 to 16,827,600.2)	17,236,350.2 (15,942,000.1 to 18,603,600.2)	19,026,750.2 (17,598,000.1 to 20,541,600.2)	20,968,650.2 (19,392,000.1 to 22,629,600.2)	23,070,750.2 (21,336,000.1 to 24,901,200.2)	25,341,750.2 (23,436,000.1 to 27,357,600.2)	27,790,350.2 (25,704,000.1 to 30,000,000.2)	30,425,250.2 (28,140,000.1 to 32,835,600.2)	33,254,850.2 (30,756,000.1 to 35,880,000.2)	36,287,850.2 (33,564,000.1 to 39,150,000.2)	39,533,850.2 (36,576,000.1 to 42,660,000.2)	43,000,650.2 (39,780,000.1 to 46,400,400.2)	46,695,750.2 (43,200,000.1 to 50,400,000.2)	50,627,850.2 (46,836,000.1 to 54,636,000.2)	54,804,750.2 (50,700,000.1 to 59,136,000.2)	59,234,250.2 (54,816,000.1 to 63,936,000.2)	63,924,150.2 (59,148,000.1 to 68,988,000.2)	68,880,150.2 (63,720,000.1 to 74,340,000.2)	74,109,750.2 (68,580,000.1 to 79,980,000.2)	79,620,750.2 (73,680,000.1 to 85,920,000.2)	85,420,350.2 (79,080,000.1 to 92,160,000.2)	91,515,150.2 (84,780,000.1 to 98,700,000.2)	97,911,150.2 (90,780,000.1 to 105,540,000.2)	104,615,250.2 (97,080,000.1 to 112,680,000.2)	111,633,150.2 (103,680,000.1 to 120,120,000.2)	118,971,750.2 (110,580,000.1 to 128,040,000.2)	126,637,350.2 (117,780,000.1 to 136,260,000.2)	134,636,850.2 (125,280,000.1 to 144,780,000.2)	142,976,250.2 (133,080,000.1 to 153,600,000.2)	151,662,150.2 (141,180,000.1 to 162,720,000.2)	160,700,250.2 (149,580,000.1 to 172,200,000.2)	170,096,250.2 (158,340,000.1 to 182,040,000.2)	179,856,150.2 (167,460,000.1 to 192,240,000.2)	189,984,750.2 (176,940,000.1 to 202,800,000.2)	200,487,750.2 (186,780,000.1 to 214,020,000.2)	211,371,150.2 (196,980,000.1 to 225,600,000.2)	222,640,650.2 (207,540,000.1 to 237,540,000.2)	234,301,350.2 (218,460,000.1 to 249,840,000.2)	246,358,350.2 (229,740,000.1 to 262,500,000.2)	258,816,750.2 (241,380,000.1 to 275,520,000.2)	271,681,350.2 (253,380,000.1 to 289,200,000.2)	284,956,350.2 (265,740,000.1 to 303,240,000.2)	298,646,250.2 (278,460,000.1 to 317,640,000.2)	312,755,250.2 (291,540,000.1 to 332,400,000.2)	327,287,250.2 (305,040,000.1 to 347,520,000.2)	342,246,150.2 (319,020,000.1 to 363,960,000.2)	357,635,850.2 (333,360,000.1 to 380,760,000.2)	373,460,250.2 (348,060,000.1 to 398,040,000.2)	389,723,250.2 (363,120,000.1 to 415,680,000.2)	406,428,750.2 (378,540,000.1 to 433,680,000.2)	423,580,650.2 (394,320,000.1 to 452,040,000.2)	441,182,850.2 (410,460,000.1 to 471,000,000.2)	459,239,250.2 (427,020,000.1 to 490,320,000.2)	477,753,750.2 (444,000,000.1 to 510,000,000.2)	496,730,250.2 (461,400,000.1 to 530,040,000.2)	516,172,650.2 (479,220,000.1 to 550,440,000.2)	536,084,850.2 (497,460,000.1 to 571,200,000.2)	556,470,750.2 (516,120,000.1 to 592,320,000.2)	577,334,250.2 (535,200,000.1 to 614,100,000.2)	598,678,350.2 (554,700,000.1 to 636,240,000.2)	620,506,950.2 (574,620,000.1 to 659,040,000.2)	642,823,950.2 (594,960,000.1 to 682,500,000.2)	665,633,250.2 (615,720,000.1 to 707,520,000.2)	688,938,750.2 (636,900,000.1 to 733,200,000.2)	712,743,450.2 (658,500,000.1 to 759,600,000.2)	737,050,350.2 (680,520,000.1 to 786,660,000.2)	761,862,450.2 (702,960,000.1 to 814,380,000.2)	787,182,750.2 (725,820,000.1 to 842,760,000.2)	813,014,250.2 (749,100,000.1 to 872,160,000.2)	839,359,950.2 (773,000,000.1 to 902,220,000.2)	866,222,850.2 (797,520,000.1 to 933,000,000.2)	893,606,950.2 (822,660,000.1 to 964,440,000.2)	921,515,250.2 (848,400,000.1 to 996,600,000.2)	949,950,750.2 (874,800,000.1 to 1,029,600,000.2)	978,916,450.2 (901,800,000.1 to 1,063,200,000.2)	1,008,415,350.2 (929,400,000.1 to 1,097,400,000.2)	1,038,450,450.2 (957,600,000.1 to 1,132,200,000.2)	1,069,024,750.2 (986,400,000.1 to 1,167,600,000.2)	1,100,141,250.2 (1,015,800,000.1 to 1,203,600,000.2)	1,131,802,950.2 (1,045,800,000.1 to 1,240,200,000.2)	1,164,012,850.2 (1,076,400,000.1 to 1,277,400,000.2)	1,196,773,950.2 (1,107,600,000.1 to 1,315,200,000.2)	1,230,088,250.2 (1,139,400,000.1 to 1,353,600,000.2)	1,263,958,750.2 (1,171,800,000.1 to 1,392,600,000.2)	1,298,388,450.2 (1,204,800,000.1 to 1,432,200,000.2)	1,333,379,350.2 (1,238,400,000.1 to 1,472,400,000.2)	1,368,934,450.2 (1,272,600,000.1 to 1,513,200,000.2)	1,405,056,750.2 (1,307,400,000.1 to 1,554,600,000.2)	1,441,749,250.2 (1,342,800,000.1 to 1,596,600,000.2)	1,479,015,950.2 (1,378,800,000.1 to 1,639,200,000.2)	1,516,860,850.2 (1,415,400,000.1 to 1,682,400,000.2)	1,555,287,950.2 (1,452,600,000.1 to 1,726,200,000.2)	1,594,301,250.2 (1,490,400,000.1 to 1,771,200,000.2)	1,633,904,750.2 (1,528,800,000.1 to 1,817,400,000.2)	1,674,102,450.2 (1,567,800,000.1 to 1,864,800,000.2)	1,714,898,350.2 (1,607,400,000.1 to 1,913,400,000.2)	1,756,295,450.2 (1,647,600,000.1 to 1,963,200,000.2)	1,798,297,750.2 (1,688,400,000.1 to 2,013,200,000.2)	1,840,908,250.2 (1,730,000,000.1 to 2,064,000,000.2)	1,884,130,950.2 (1,772,400,000.1 to 2,115,000,000.2)	1,927,969,850.2 (1,815,600,000.1 to 2,166,000,000.2)	1,972,428,950.2 (1,859,600,000.1 to 2,217,000,000.2)	2,017,512,250.2 (1,904,400,000.1 to 2,268,000,000.2)	2,063,223,750.2 (1,949,800,000.1 to 2,319,600,000.2)	2,109,566,450.2 (1,995,800,000.1 to 2,371,200,000.2)	2,156,544,350.2 (2,042,400,000.1 to 2,423,400,000.2)	2,204,161,450.2 (2,089,600,000.1 to 2,476,200,000.2)	2,252,421,750.2 (2,137,400,000.1 to 2,529,600,000.2)	2,301,329,250.2 (2,185,800,000.1 to 2,583,600,000.2)	2,350,887,950.2 (2,235,000,000.1 to 2,638,200,000.2)	2,401,101,850.2 (2,285,000,000.1 to 2,693,400,000.2)	2,451,975,950.2 (2,335,800,000.1 to 2,749,200,000.2)	2,503,514,250.2 (2,387,400,000.1 to 2,805,600,000.2)	2,555,721,750.2 (2,439,800,000.1 to 2,862,600,000.2)	2,608,602,450.2 (2,493,000,000.1 to 2,920,200,000.2)	2,662,161,350.2 (2,547,000,000.1 to 2,978,400,000.2)	2,716,402,450.2 (2,601,800,000.1 to 3,037,200,000.2)	2,771,329,750.2 (2,657,400,000.1 to 3,096,600,000.2)	2,826,948,250.2 (2,713,800,000.1 to 3,156,600,000.2)	2,883,262,950.2 (2,770,800,000.1 to 3,217,200,000.2)	2,940,277,850.2 (2,828,400,000.1 to 3,278,400,000.2)	2,997,997,950.2 (2,886,600,000.1 to 3,340,200,000.2)	3,056,427,250.2 (2,945,400,000.1 to 3,402,600,000.2)	3,115,570,750.2 (3,005,400,000.1 to 3,465,600,000.2)	3,175,432,450.2 (3,066,000,000.1 to 3,529,200,000.2)	3,236,017,350.2 (3,127,200,000.1 to 3,593,400,000.2)	3,297,329,450.2 (3,189,000,000.1 to 3,658,200,000.2)	3,359,372,750.2 (3,251,400,000.1 to 3,723,600,000.2)	3,422,151,250.2 (3,314,400,000.1 to 3,789,600,000.2)	3,485,669,950.2 (3,378,000,000.1 to 3,856,200,000.2)	3,549,932,850.2 (3,442,200,000.1 to 3,923,400,000.2)	3,614,943,950.2 (3,507,000,000.1 to 3,991,200,000.2)	3,680,707,250.2 (3,573,600,000.1 to 4,059,600,000.2)	3,747,226,750.2 (3,640,800,000.1 to 4,128,600,000.2)	3,814,506,450.2 (3,708,600,000.1 to 4,198,200,000.2)	3,882,550,350.2 (3,777,000,000.1 to 4,268,400,000.2)	3,951,362,450.2 (3,846,000,000.1 to 4,339,200,000.2)	4,020,946,750.2 (3,915,600,000.1 to 4,410,600,000.2)	4,091,307,250.2 (3,986,400,000.1 to 4,482,600,000.2)	4,162,447,950.2 (4,057,800,000.1 to 4,555,200,000.2)	4,234,372,850.2 (4,129,800,000.1 to 4,628,400,000.2)	4,307,086,950.2 (4,202,400,000.1 to 4,702,200,000.2)	4,380,594,250.2 (4,275,600,000.1 to 4,776,600,000.2)	4,454,898,750.2 (4,349,400,000.1 to 4,851,600,000.2)	4,530,004,450.2 (4,424,400,000.1 to 4,927,200,000.2)	4,605,915,350.2 (4,500,000,000.1 to 5,003,400,000.2)	4,682,634,450.2 (4,576,200,000.1 to 5,080,200,000.2)	4,760,165,750.2 (4,653,000,000.1 to 5,157,600,000.2)	4,838,513,250.2 (4,730,400,000.1 to 5,235,600,000.2)	4,917,680,950.2 (4,809,600,000.1 to 5,314,200,000.2)	4,997,672,850.2 (4,889,400,000.1 to 5,393,400,000.2)	5,078,493,950.2 (4,969,800,000.1 to 5,473,200,000.2)	5,160,148,250.2 (5,050,800,000.1 to 5,553,600,000.2)	5,242,640,750.2 (5,132,400,000.1 to 5,634,600,000.2)	5,325,975,450.2 (5,214,600,000.1 to 5,716,200,000.2)	5,410,157,350.2 (5,298,600,000.1 to 5,798,400,000.2)	5,495,190,450.2 (5,383,200,000.1 to 5,881,200,000.2)	5,581,078,750.2 (5,468,400,000.1 to 5,965,200,000.2)	5,667,826,250.2 (5,554,200,000.1 to 6,050,400,000.2)	5,755,437,950.2 (5,640,600,000.1 to 6,136,800,000.2)	5,843,917,850.2 (5,728,200,000.1 to 6,224,400,000.2)	5,933,270,950.2 (5,816,400,000.1 to 6,313,200,000.2)	6,023,501,250.2 (5,905,200,000.1 to 6,402,600,000.2)	6,114,613,750.2 (5,995,200,000.1 to 6,493,200,000.2)	6,206,613,450.2 (6,086,400,000.1 to 6,585,000,000.2)	6,299,504,350.2 (6,178,800,000.1 to 6,678,000,000.2)	6,393,290,450.2 (6,272,400,000.1 to 6,772,200,000.2)	6,487,975,750.2 (6,366,600,000.1 to 6,867,600,000.2)	6,583,564,250.2 (6,462,000,000.1 to 6,964,200,000.2)	6,680,061,950.2 (6,558,600,000.1 to 7,062,000,000.2)	6,777,472,850.2 (6,656,400,000.1 to 7,161,000,000.2)	6,875,801,950.2 (6,754,400,000.1 to 7,261,200,000.2)	6,975,053,250.2 (6,853,600,000.1 to 7,362,600,000.2)	7,075,231,750.2 (6,954,000,000.1 to 7,465,200,000.2)	7,176,341,450.2 (7,055,600,000.1 to 7,568,400,000.2)	7,278,386,350.2 (7,158,400,000.1 to 7,672,800,000.2)	7,381,370,450.2 (7,262,400,000.1 to 7,778,400,000.2)	7,485,297,750.2 (7,367,400,000.1 to 7,885,200,000.2)	7,590,172,250.2 (7,473,600,000.1 to 7,993,200,000.2)	7,695,997,950.2 (7,580,400,000.1 to 8,102,400,000.2)	7,802,778,850.2 (7,688,400,000.1 to 8,212,800,000.2)	7,910,519,950.2 (7,797,600,000.1 to 8,324,400,000.2)	8,019,225,250.2 (7,907,400,000.1 to 8,437,200,000.2)	8,128,898,750.2 (8,018,400,000.1 to 8,551,200,000.2)	8,239,543,450.2 (8,130,600,000.1 to 8,666,400,000.2)	8,351,163,350.2 (8,243,400,000.1 to 8,783,400,000.2)	8,463,761,450.2 (8,357,400,000.1 to 8,902,200,000.2)	8,577,340,750.2 (8,472,600,000.1 to 9,022,200,000.2)	8,691,904,250.2 (8,588,400,000.1 to 9,143,400,000.2)	8,807,455,950.2 (8,705,400,000.1 to 9,266,400,000.2)	8,924,000,850.2 (8,823,600,000.1 to 9,390,600,000.2)	9,041,542,950.2 (8,943,000,000.1 to 9,516,000,000.2)	9,160,087,250.2 (9,063,600,000.1 to 9,642,600,000.2)	9,279,637,750.2 (9,185,400,000.1 to 9,770,400,000.2)	9,400,198,450.2 (9,308,400,000.1 to 9,899,400,000.2)	9,521,773,350.2 (9,432,600,000.1 to 10,029,600,000.2)	9,644,366,450.2 (9,558,000,000.1 to 10,161,000,000.2)	9,767,980,750.2 (9,684,600,000.1 to 10,294,200,000.2)	9,892,621,250.2 (9,812,400,000.1 to 10,429,200,000.2)	10,018,291,950.2 (9,941,400,000.1 to 10,566,000,000.2)	10,144,996,850.2 (10,071,600,000.1 to 10,705,200,000.2)	10,272,740,950.2 (10,203,600,000.1 to 10,846,200,000.2)	10,401,528,250.2 (10,337,400,000.1 to 10,989,600,000.2)	10,531,362,750.2 (10,472,400,000.1 to 11,135,400,000.2)	10,662,249,450.2 (10,608,600,000.1 to 11,283,600,000.2)	10,794,186,350.2 (10,746,600,000.1 to 11,434,200,000.2)	10,927,178,450.2 (10,886,400,000.1 to 11,587,200,000.2)	11,061,231,750.2 (11,028,000,000.1 to 11,742,600,000.2)	11,196,352,250.2 (11,171,400,000.1 to 11,900,400,000.2)	11,332,545,950.2 (11,316,600,000.1 to 12,060,600,000.2)	11,469,818,850.2 (11,464,200,000.1 to 12,223,200,000.2)	11,608,177,950.2 (11,614,200,000.1 to 12,388,200,000.2)	11,747,634,250.2 (11,766,000,000.1 to 12,555,600,000.2)	11,888,193,750.2 (11,920,200,000.1 to 12,725,400,000.2)	12,029,862,450.2 (12,076,800,000.1 to 12,897,600,000.2)	12,172,647,350.2 (12,236,400,000.1 to 13,072,200,000.2)	12,316,554,450.2 (12,398,400,000.1 to 13,249,200,000.2)	12,461,589,750.2 (12,562,800,000.1 to 13,428,600,000.2)	12,607,759,250.2 (12,730,200,000.1 to 13,610,400,000.2)	12,755,069,950.2 (12,900,000,000.1 to 13,794,600,000.2)	12,903,527,850.2 (13,072,200,000.1 to 13,981,200,000.2)	13,053,139,950.2 (13,247,400,000.1 to 14,170,200,000.2)	13,203,912,250.2 (13,425,600,000.1 to 14,361,600,000.2)	13,355,851,750.2 (13,606,800,000.1 to 14,555,400,000.2)	13,508,964,450.2 (13,791,600,000.1 to 14,751,600,000.2)	13,663,257,350.2 (13,979,400,000.1 to 14,950,200,000.2)	13,818,737,450.2 (14,170,200,000.1 to 15,151,200,000.2)	13,975,411,750.2 (14,364,000,000.1 to 15,354,600,000.2)	14,133,287,250.2 (14,561,400,000.1 to 15,560,400,000.2)	14,292,369,950.2 (14,762,400,000.1 to 15,768,600,000.2)	14,452,666,850.2 (14,967,000,000.1 to 15,979,200,000.2)	14,614,184,950.2 (15,175,200,000.1 to 16,192,200,000.2)	14,776,931,250.2 (15,387,000,000.1 to 16,407,600,000.2)	14,940,912,750.2 (15,602,400,000.1 to 16,625,400,000.2)	15,106,136,450.2 (15,821,400,000.1 to 16,845,600,000.2)	15,272,609,350.2 (16,044,000,000.1 to 17,068,200,000.2)	15,440,338,450.2 (16,270,200,000.1 to 17,293,200,000.2)	15,609,330,750.2 (16,499,400,000.1 to 17,520,000,000.2)	15,779,593,250.2 (16,732,800,000.1 to 17,749,200,000.2)	15,951,132,950.2 (16,970,400,000.1 to 17,980,200,000.2)	16,123,956,850.2 (17,211,600,000.1 to 18,213,600,000.2)	16,298,072,950.2 (17,457,600,000.1 to 18,450,000,000.2)	16,473,488,250.2 (17,708,400,000.1 to 18,688,800,000.2)	16,650,210,750.2 (17,963,400,000.1 to 18,930,000,000.2)	16,828,248,450.2 (18,223,200,000.1 to 19,174,200,000.2)	17,007,609,350.2 (18,487,200,000.1 to 19,421,400,000.2)	17,188,301,450.2 (18,755,400,000.1 to 19,671,600,000.2)	17,370,332,750.2 (19,028,400,000.1 to 19,925,400,000.2)	17,553,711,250.2 (19,306,800,000.1 to 20,182,200,000.2)	17,738,445,950.2 (19,590,000,000.1 to 20,442,000,000.2)	17,924,544,850.2 (19,878,000,000.1 to 20,705,400,000.2)	18,112,016,950.2 (20,171,400,000.1 to 20,971,200,000.2)	18,300,870,250.2 (20,469,600,000.1 to 21,240,000,000.2)	18,491,113,750.2 (20,773,200,000.1 to 21,511,200,000.2)	18,682,755,450.2 (21,081,600,000.1 to 21,785,400,000.2)	18,875,804,350.2 (21,394,800,000.1 to 22,062,000,000.2)	19,070,268,450.2 (21,713,400,000.1 to 22,341,600,000.2)	19,266,156,750.2 (22,036,800,000.1 to 22,624,200,000.2)	19,463,477,250.2 (22,365,600,000.1 to 22,910,400,000.2)	19,662,238,950.2 (22,699,200,000.1 to 23,200,200,000.2)	19,862,450,850.2 (23,037,600,000.1 to 23,494,200,000.2)	20,064,121,950.2 (23,381,400,000.1 to 23,792,400,000.2)	20,267,260,250.2 (23,730,000,000.1 to 24,094,200,000.2)	20,471,874,750.2 (24,083,400,000.1 to 24,400,200,000.2)	20,677,973,450.2 (24,441,600,000.1 to 24,710,400,000.2)	20,885,565,350.2 (24,804,000,000.1 to 25,025,400,000.2)	21,094,659,450.2 (25,170,000,000.1 to 25,345,200,000.2)	21,305,263,750.2 (25,540,200,000.1 to 25,669,200,000.2)	21,517,387,250.2 (25,914,600,000.1 to 25,997,400,000.2)	21,731,038,950.2 (26,292,000,000.1 to 26,329,200,000.2)	21,946,227,850.2 (26,673,600,000.1 to 26,665,200,000.2)	22,162,962,950.2 (27,059,400,000.1 to 27,005,400,000.2)	22,381,253,250.2 (27,449,400,000.1 to 27,350,400,000.2)	22,601,107,750.2 (27,843,600,000.1 to 27,699,600,000.2)	22,822,535,450.2 (28,242,000,000.1 to 28,053,600,000.2)	23,045,545,350.2 (28,644,600,000.1 to 28,412,400,000.2)	23,270,146,450.2 (29,051,400,000.1 to 28,775,400,000.2)	23,496,347,750.2 (29,462,400,000.1 to 29,143,200,000.2)	23,724,158,250.2 (29,877,600,000.1 to 29,515,200,000.2)	23,953,586,950.2 (30,297,600,000.1 to 29,891,400,000.2)	24,184,642,850.2 (30,722,400,000.1 to 30,272,400,000.2)	24,417,335,950.2 (31,151,400,000.1 to 30,657,600,000.2)	24,651,675,250.2 (31,585,200,000.1 to 31,047,600,000.2)	24,887,669,750.2 (32,023,200,000.1 to 31,442,400,000.2)	25,125,328,450.2 (32,465,400,000.1 to 31,842,000,000.2)	25,364,660,350.2 (32,912,400,000.1 to 32,246,400,000.2)	25,605,674,450.2 (33,363,600,000.1 to 32,655,600,000.2)	25,848,379,750.2 (33,819,600,000.1 to 33,069,600,000.2)	26,092,785,250.2 (34,280,400,000.1 to 33,488,400,000.2)	26,338,899,950.2 (34,745,400,000.1 to 33,912,000,000.2)	26,586,732,850.2 (35,214,000,000.1 to 34,340,400,000.2)	26,836,293,950.2 (35,687,400,000.1 to 34,773,600,000.2)	27,087,592,250.2 (36,165,600,000.1 to 35,211,600,000.2)	27,340,636,750.2 (36,648,000,000.1 to 35,654,400,000.2)	27,595,436,450.2 (37,135,200,000.1 to 36,102,000,000.2)	27,851,999,350.2 (37,626,000,000.1 to 36,554,400,000.2)	28,110,334,450.2 (38,121,600,000.1 to 37,011,600,000.2)	28,370,450,750.2 (38,622,000,000.1 to 37,473,600,000.2)	28,632,357,250.2 (39,126,000,000.1 to 37,940,400,000.2)	28,896,062,950.2 (39,634,800,000.1 to 38,412,000,000.2)	29,161,576,850.2 (40,148,400,000.1 to 38,888,400,000.2)	29,428,908,950.2 (40,666,800,000.1 to 39,369,600,000.2)	29,698,068,250.2 (41,190,000,000.1 to 39,855,600,000.2)	29,969,064,750.2 (41,718,000,000.1 to 40,346,400,000.2)	30,241,907,450.2 (42,250,800,000.1 to 40,842,000,000.2)	30,516,605,350.2 (42,788,400,000.1 to 41,342,400,000.2)	30,793,167,450.2 (43,330,800,000.1 to 41,847,600,000.2)	31,071,602,750.2 (43,878,000,000.1 to 42,357,600,000.2)	31,351,920,250.2 (44,430,000,000.1 to 42,872,400,000.2)	31,634,129,950.2 (44,986,800,000.1 to 43,391,400,000.2)	31,918,241,850.2 (45,548,400,000.1 to 43,915,200,000.2)	32,204,265,950.2 (46,114,800,000.1 to 44,443,200,000.2)	32,492,212,250.2 (46,686,000,000.1 to 44,975,400,000.2)	32,782,090,750.2 (47,262,000,000.1 to 45,512,400,000.2)	33,073,911,450.2 (47,842,800,000.1 to 46,053,600,000.2)	33,367,684,350.2 (48,428,400,000.1 to 46,599,600,000.2)	33,663,419,450.2 (49,018,800,000.1 to 47,150,400,000.2)	33,961,126,750.2 (49,614,000,000.1 to 47,705,400,000.2)	34,260,816,250.2 (50,214,000,000.1 to 48,265,200,000.2)	34,562,497,950.2 (50,818,800,000.1 to 48,829,200,000.2)	34,866,181,850.2 (51,428,400,000.1 to 49,398,000,000.2)	35,171,877,950.2 (52,042,800,000.1 to 49,971,600,000.2)	35,479,596,250.2 (52,662,000,000.1 to 50,550,000,000.2)	35,789,346,750.2 (53,286,000,000.1 to 51,133,200,000.2)	36,101,139,450.2 (53,914,800,000.1 to 51,721,200,000.2)	36,414,984,350.2 (54,548,400,000.1 to 52,314,000,000.2)	36,730,891,450.2 (55,186,800,000.1 to 52,911,600,000.2)	37,048,870,750.2 (55,830,000,000.1 to 53,514,000,000.2)	37,368,932,250.2 (56,478,000,000.1 to 54,121,200,000.2)	37,691,085,950.2 (57,130,800,000.1 to 54,733,200,000.2)	38,015,341,850.2 (57,788,400,000.1 to 55,350,000,000.2)	38,341,710,950.2 (58,450,800,000.1 to 55,971,600,000.2)	38,670,203,250.2 (59,118,000,000.1 to 56,598,000,000.2)	39,000,829,750.2 (59,790,000,000.1 to 57,229,200,000.2)	39,333,600,450.2 (60,466,800,000.1 to 57,865,200,000.2)	39,668,526,350.2 (61,148,400,000.1 to 58,506,000,000.2)	40,005,617,450.2 (61,834,800,000.1 to 59,151,600,000.2)	40,344,884,750.2 (62,526,000,000.1 to 59,803,200,000.2)	40,686,339,250.2 (63,222,000,000.1 to 60,459,600,000.2)	41,029,991,950.2 (63,922,800,000.1 to 61,121,400,000.2)	41,375,853,850.2 (64,628,400,000.1 to 61,788,000,000.2)	41,723,936,950.2 (65,338,800,000.1 to 62,459,400,000.2)	42,074,252,250.2 (66,054,000,000.1 to 63,135,600,000.2)	42,426,811,750.2 (66,774,000,000.1 to 63,817,200,000.2)	42,781,626,450.2 (67,498,800,000.1 to 64,503,600,000.2)	43,138,708,350.2 (68,228,400,000.1 to 65,195,400,000.2)	43,498,069,450.2 (68,962,800,000.1 to 65,892,000,000.2)	43,859,721,750.2 (69,702,000,000.1 to 66,593,400,000.2)	44,223,677,250.2 (70,446,000,000.1 to 67,299,600,000.2)	44,589,947,950.2 (71,194,800,000.1 to 68,010,000,000.2)	44,958,545,850.2 (71,948,400,000.1 to 68,725,200,000.2)	45,329,483,950.2 (72,706,800,000.1 to 69,445,200,000.2)	45,702,774,250.2 (73,470,000,000.1 to 70,170,000,000.2)	46,078,429,750.2 (74,238,000,000.1 to 70,900,800,000.2)	46,456,462,450.2 (75,010,800,000.1 to 71,636,400,000.2)	46,836,885,350.2 (75,788,400,000.1 to 72,378,000,000.2)	47,219,711,450.2 (76,570,800,000.1 to 73,124,400,000.2)	47,604,953,750.2 (77,358,000,000.1 to 73,875,600,000.2)	47,992,625,250.2 (78,150,000,000.1 to 74,631,600,000.2)	48,382,738,950.2 (78,946,800,000.1 to 75,392,400,000.2)	48,775,308,850.2 (79,748,400,000.1 to 76,158,000,000.2)	49,170,348,950.2 (80,554,800,000.1 to 76,928,400,000.2)	49,567,873,250.2 (81,366,000,000.1 to 77,703,600,000.2)	49,967,895,750.2 (82,182,000,000.1 to 78,483,600,000.2)	50,370,430,450.2 (83,002,800,000.1 to 79,268,400,000.2)	50,775,491,350.2 (83,828,400,000.1 to 80,058,000,000.2)	51,183,092,450.2 (84,658,800,000.1 to 80,852,400,000.2)	51,593,247,750.2 (85,494,000,000.1 to 81,651,600,000.2)	52,005,971,250.2 (86,334,000,000.1 to 82,455,600,000.2)	52,421,276,950.2 (87,178,800,000.1 to 83,264,400,000.2)	52,839,178,850.2 (88,028,400,000.1 to 84,078,000,000.2)	53,259,691,950.2 (88,882,800,000.1 to 84,896,400,000.2)	53,682,830,250.2 (89,742,000,000.1 to 85,719,600,000.2)	54,108,608,750.2 (90,606,000,000.1 to 86,547,600,000.2)	54,536,941,450.2 (91,474,800,000.1 to 87,380,400,000.2)	54,967,843,350.2 (92,348,400,000.1 to 88,218,000,000.2)	55,401,328,450.2 (93,226,800,000.1 to 89,060,400,000.2)	55,837,410,750.2 (94,110,000,000.1 to 89,907,600,000.2)	56,276,104,250.2 (94,998,000,000.1 to 90,759,600,000.2)	56,717,423,950.2 (95,890,800,000.1 to 91,616,400,000.2)	57,161,383,850.2 (96,788,400,000.1 to 92,478,000,000.2)	57,607,998,950.2 (97,690,800,000.1 to 93,344,400,000.2)	58,057,283,250.2 (98,598,000,000.1 to 94,215,600,000.2)	58,509,251,750.2 (99,510,000,000.1 to 95,091,600,000.2)	58,963,918,450.2 (100,426,800,000.1 to 95,972,400,000.2)	59,421,298,350.2 (101,348,400,000.1 to 96,858,000,000.2)	59,881,405,450.2 (102,274,800,000.1 to 97,748,400,000.2)	60,344,254,750.2 (103,206,000,000.1 to 98,643,600,000.2)	60,809,861,250.2 (104,142,000,000.1 to 99,543,600,000.2)	61,278,240,950.2 (105,082,800,000.1 to 100,448,400,000.2)	61,749,408,850



| | | |

SR Table 2c: Northumberland DALYS by cause and age group for both sexes with 95% uncertainty intervals, 2019

Cause	Early Neonatal	Late Neonatal	Post Neonatal	1 to 4	5 to 9	10 to 14	15 to 19	20 to 24	25 to 29	30 to 34	35 to 39	40 to 44	45 to 49	50 to 54	55 to 59	60 to 64	65 to 69	70 to 74	75 to 79	80 to 84	85 to 89	90 to 94	95 plus	Total
All causes	2,277 (2,112, 2,413)	1,114 (1,014, 1,201)	1,553 (1,413, 1,682)	1,107 (972, 1,232)	1,053 (923, 1,169)	1,276 (1,127, 1,392)	1,511 (1,358, 1,642)	1,607 (1,460, 1,740)	1,707 (1,560, 1,840)	1,923 (1,764, 2,060)	2,320 (2,160, 2,470)	2,599 (2,430, 2,750)	3,135 (2,955, 3,290)	3,911 (3,729, 4,070)	4,777 (4,585, 4,940)	5,812 (5,609, 5,991)	6,973 (6,773, 7,170)	8,211 (8,010, 8,405)	9,388 (9,179, 9,593)	10,365 (10,153, 10,580)	11,209 (10,979, 11,442)	11,852 (11,599, 12,109)	12,420 (12,149, 12,695)	111,882 (110,944, 112,820)
Communicable, maternal, neonatal, and nutritional diseases	1,784 (1,639, 1,927)	787 (687, 879)	1,101 (972, 1,230)	1,022 (892, 1,151)	1,000 (871, 1,126)	1,211 (1,066, 1,332)	1,431 (1,280, 1,561)	1,520 (1,374, 1,653)	1,615 (1,469, 1,747)	1,822 (1,664, 1,960)	2,196 (2,036, 2,345)	2,461 (2,292, 2,610)	2,968 (2,788, 3,123)	3,703 (3,522, 3,862)	4,522 (4,330, 4,681)	5,502 (5,299, 5,681)	6,602 (6,402, 6,796)	7,772 (7,572, 7,965)	8,886 (8,677, 9,090)	9,810 (9,598, 10,025)	10,609 (10,379, 10,842)	11,217 (10,966, 11,474)	11,757 (11,504, 12,010)	105,866 (104,926, 106,806)
HIV/AIDS and sexually transmitted infections	9.6 (2.9 to 21.4)	2.2 (0.9 to 7)	0.7 (0.4 to 1.6)	0.4 (0.2 to 0.8)	0.3 (0.1 to 0.7)	0.2 (0.2 to 0.3)	0.3 (0.2 to 0.5)	0.7 (0.5 to 1.1)	1.6 (1.2 to 2.4)	4.2 (3.2 to 5.6)	7.5 (5.9 to 10.4)	9 (6.9 to 12.9)	9 (6.9 to 13.1)	8.1 (5.8 to 11.6)	8.2 (5.6 to 9.6)	9.2 (7.6 to 7.3)	8.4 (5.9 to 4.4)	4.3 (2.6 to 6.5)	2.2 (1.1 to 5.3)	1.1 (1.1 to 2.8)	0.7 (0.4 to 1.1)	0.4 (0.2 to 0.5)	0.1 (0.1 to 0.2)	89.4
HIV/AIDS	0 (0 to 0)	0 (0 to 0)	0.2 (0.2 to 0.2)	0.2 (0.2 to 0.2)	0.1 (0.1 to 0.1)	0.1 (0.1 to 0.1)	0.2 (0.2 to 0.2)	0.7 (0.6 to 0.9)	1.7 (1.5 to 2.3)	3.6 (3.2 to 4.3)	4.6 (4.1 to 5.4)	4.6 (4.1 to 5.4)	4.6 (4.1 to 5.4)	4.6 (4.1 to 5.4)	3.6 (3.2 to 4.3)	2.7 (2.3 to 4.1)	2.7 (2.3 to 4.1)	1.6 (1.4 to 2.2)	1.6 (1.4 to 2.2)	0.8 (0.8 to 1.1)	0.8 (0.8 to 1.1)	0.2 (0.2 to 0.2)	0.1 (0.1 to 0.1)	34.8
HIV/AIDS - Drug-susceptible Tuberculosis	0 (0 to 0)	0 (0 to 0)	0.1 (0 to 0.1)	0.1 (0 to 0.1)	0 (0 to 0)	0 (0 to 0)	0.1 (0 to 0.1)	0.2 (0.1 to 0.2)	0.5 (0.4 to 0.6)	0.9 (0.8 to 1.1)	0.9 (0.8 to 1.1)	0.9 (0.8 to 1.1)	0.9 (0.8 to 1.1)	0.9 (0.8 to 1.1)	0.5 (0.4 to 0.6)	0.3 (0.2 to 0.4)	0.2 (0.1 to 0.4)	0.2 (0.1 to 0.3)	0.1 (0 to 0.2)	0.1 (0 to 0.1)	0 (0 to 0)	0 (0 to 0)	0 (0 to 0)	4-1
HIV/AIDS - Multidrug-resistant Tuberculosis without extensive drug resistance	0 (0 to 0)	0 (0 to 0)	0 (0 to 0)	0 (0 to 0)	0 (0 to 0)	0 (0 to 0)	0 (0 to 0)	0 (0 to 0)	0 (0 to 0)	0 (0 to 0)	0 (0 to 0)	0 (0 to 0)	0 (0 to 0)	0 (0 to 0)	0 (0 to 0)	0 (0 to 0)	0 (0 to 0)	0 (0 to 0)	0 (0 to 0)	0 (0 to 0)	0 (0 to 0)	0 (0 to 0)	0 (0 to 0)	0
HIV/AIDS - Extensively drug-resistant Tuberculosis	0 (0 to 0)	0 (0 to 0)	0 (0 to 0)	0 (0 to 0)	0 (0 to 0)	0 (0 to 0)	0 (0 to 0)	0 (0 to 0)	0 (0 to 0)	0 (0 to 0)	0 (0 to 0)	0 (0 to 0)	0 (0 to 0)	0 (0 to 0)	0 (0 to 0)	0 (0 to 0)	0 (0 to 0)	0 (0 to 0)	0 (0 to 0)	0 (0 to 0)	0 (0 to 0)	0 (0 to 0)	0 (0 to 0)	0
HIV/AIDS resulting in other diseases	0 (0 to 0)	0 (0 to 0)	0.2 (0.2 to 0.2)	0.2 (0.2 to 0.2)	0.1 (0.1 to 0.1)	0.1 (0.1 to 0.1)	0.2 (0.2 to 0.2)	0.6 (0.5 to 0.8)	1.4 (1.3 to 2)	3.1 (2.8 to 4.1)	4.2 (3.7 to 5.4)	4.6 (4.1 to 5.4)	4.6 (4.1 to 5.4)	4.6 (4.1 to 5.4)	3.4 (3.2 to 4.3)	2.7 (2.3 to 4.1)	2.4 (1.4 to 3.1)	1.4 (1.4 to 2.2)	1.6 (1.4 to 2.2)	0.8 (0.8 to 1.1)	0.8 (0.8 to 1.1)	0.2 (0.2 to 0.2)	0.1 (0.1 to 0.1)	30.6
Sexually transmitted infections excluding HIV	9.6 (2.9 to 21.4)	2.2 (0.9 to 7)	0.4 (0.2 to 0.6)	0.2 (0 to 0.3)	0.2 (0 to 0.3)	0.1 (0 to 0.1)	0.1 (0 to 0.1)	0.1 (0 to 0.1)	0.1 (0 to 0.1)	0.6 (0.4 to 0.8)	3.3 (2.7 to 4.6)	4.4 (3.7 to 5.8)	4.4 (3.7 to 5.8)	3.5 (2.9 to 4.7)	4.6 (3.9 to 6.1)	6.5 (5.5 to 8.6)	6.1 (5.1 to 8.1)	2.9 (2.4 to 3.8)	0.7 (0.6 to 1)	0.3 (0.3 to 0.4)	0.1 (0.1 to 0.2)	0.1 (0 to 0.1)	0 (0 to 0)	63.1
Syphilis	0 (0 to 0)	0 (0 to 0)	0 (0 to 0)	0 (0 to 0)	0 (0 to 0)	0 (0 to 0)	0 (0 to 0)	0 (0 to 0)	0 (0 to 0)	0 (0 to 0)	0 (0 to 0)	0 (0 to 0)	0 (0 to 0)	0 (0 to 0)	0 (0 to 0)	0 (0 to 0)	0 (0 to 0)	0 (0 to 0)	0 (0 to 0)	0 (0 to 0)	0 (0 to 0)	0 (0 to 0)	0 (0 to 0)	0 (0 to 0)	0
Chlamydial infection	0 (0 to 0)	0 (0 to 0)	0 (0 to 0)	0 (0 to 0)	0 (0 to 0)	0 (0 to 0)	0 (0 to 0)	0 (0 to 0)	0 (0 to 0)	0 (0 to 0)	0 (0 to 0)	0 (0 to 0)	0 (0 to 0)	0 (0 to 0)	0 (0 to 0)	0 (0 to 0)	0 (0 to 0)	0 (0 to 0)	0 (0 to 0)	0 (0 to 0)	0 (0 to 0)	0 (0 to 0)	0 (0 to 0)	0 (0 to 0)	0
Gonococcal infection	0 (0 to 0)	0 (0 to 0)	0 (0 to 0)	0 (0 to 0)	0 (0 to 0)	0 (0 to 0)	0 (0 to 0)	0 (0 to 0)	0 (0 to 0)	0 (0 to 0)	0 (0 to 0)	0 (0 to 0)	0 (0 to 0)	0 (0 to 0)	0 (0 to 0)	0 (0 to 0)	0 (0 to 0)	0 (0 to 0)	0 (0 to 0)	0 (0 to 0)	0 (0 to 0)	0 (0 to 0)	0 (0 to 0)	0 (0 to 0)	0
Trichomoniasis	0 (0 to 0)	0 (0 to 0)	0 (0 to 0)	0 (0 to 0)	0 (0 to 0)	0 (0 to 0)	0 (0 to 0)	0 (0 to 0)	0 (0 to 0)	0 (0 to 0)	0 (0 to 0)	0 (0 to 0)	0 (0 to 0)	0 (0 to 0)	0 (0 to 0)	0 (0 to 0)	0 (0 to 0)	0 (0 to 0)	0 (0 to 0)	0 (0 to 0)	0 (0 to 0)	0 (0 to 0)	0 (0 to 0)	0 (0 to 0)	0
Genital herpes	0 (0 to 0)	0 (0 to 0)	0 (0 to 0)	0 (0 to 0)	0 (0 to 0)	0 (0 to 0)	0 (0 to 0)	0 (0 to 0)	0 (0 to 0)	0 (0 to 0)	0 (0 to 0)	0 (0 to 0)	0 (0 to 0)	0 (0 to 0)	0 (0 to 0)	0 (0 to 0)	0 (0 to 0)	0 (0 to 0)	0 (0 to 0)	0 (0 to 0)	0 (0 to 0)	0 (0 to 0)	0 (0 to 0)	0 (0 to 0)	7.9
Other sexually transmitted infections	0 (0 to 0)	0 (0 to 0)	0 (0 to 0)	0 (0 to 0)	0 (0 to 0)	0 (0 to 0)	0 (0 to 0)	0 (0 to 0)	0 (0 to 0)	0 (0 to 0)	0 (0 to 0)	0 (0 to 0)	0 (0 to 0)	0 (0 to 0)	0 (0 to 0)	0 (0 to 0)	0 (0 to 0)	0 (0 to 0)	0 (0 to 0)	0 (0 to 0)	0 (0 to 0)	0 (0 to 0)	0 (0 to 0)	0 (0 to 0)	0
Respiratory infections and tuberculosis	1 (1.0 to 2.7)	2.7 (1.9 to 3.7)	17.2 (11.4 to 23.7)	29.6 (22.6 to 39.1)	29.6 (19.7 to 40.2)	29.6 (19.4 to 39.4)	29.6 (19.9 to 38)	29.6 (21.2 to 41.9)	29.6 (21.5 to 41.9)	27.6 (21.7 to 37.5)	27.6 (21.7 to 37.5)	47.6 (34.6 to 64.4)	64.6 (48.9 to 88.4)	81.6 (61.4 to 113)	113 (85.7 to 140)	160 (119 to 203)	223 (166 to 288)	322 (232 to 418)	444 (342 to 563)	599 (482 to 733)	777 (630 to 926)	1,000 (824 to 1,170)	1,170 (1,000 to 1,330)	3,170
Tuberculosis	0 (0 to 0)	0 (0 to 0)	0 (0 to 0)	0 (0 to 0)	0 (0 to 0)	0 (0 to 0)	0 (0 to 0)	0 (0 to 0)	0 (0 to 0)	0 (0 to 0)	0 (0 to 0)	0 (0 to 0)	0 (0 to 0)	0 (0 to 0)	0 (0 to 0)	0 (0 to 0)	0 (0 to 0)	0 (0 to 0)	0 (0 to 0)	0 (0 to 0)	0 (0 to 0)	0 (0 to 0)	0 (0 to 0)	0 (0 to 0)	0
Latent tuberculosis infection	0 (0 to 0)	0 (0 to 0)	0 (0 to 0)	0 (0 to 0)	0 (0 to 0)	0 (0 to 0)	0 (0 to 0)	0 (0 to 0)	0 (0 to 0)	0 (0 to 0)	0 (0 to 0)	0 (0 to 0)	0 (0 to 0)	0 (0 to 0)	0 (0 to 0)	0 (0 to 0)	0 (0 to 0)	0 (0 to 0)	0 (0 to 0)	0 (0 to 0)	0 (0 to 0)	0 (0 to 0)	0 (0 to 0)	0 (0 to 0)	0
Drug-susceptible tuberculosis	0 (0 to 0)	0 (0 to 0)	0 (0 to 0)	0 (0 to 0)	0 (0 to 0)	0 (0 to 0)	0 (0 to 0)	0 (0 to 0)	0 (0 to 0)	0 (0 to 0)	0 (0 to 0)	0 (0 to 0)	0 (0 to 0)	0 (0 to 0)	0 (0 to 0)	0 (0 to 0)	0 (0 to 0)	0 (0 to 0)	0 (0 to 0)	0 (0 to 0)	0 (0 to 0)	0 (0 to 0)	0 (0 to 0)	0 (0 to 0)	0
Multidrug-resistant tuberculosis without extensive drug resistance	0 (0 to 0)	0 (0 to 0)	0 (0 to 0)	0 (0 to 0)	0 (0 to 0)	0 (0 to 0)	0 (0 to 0)	0 (0 to 0)	0 (0 to 0)	0 (0 to 0)	0 (0 to 0)	0 (0 to 0)	0 (0 to 0)	0 (0 to 0)	0 (0 to 0)	0 (0 to 0)	0 (0 to 0)	0 (0 to 0)	0 (0 to 0)	0 (0 to 0)	0 (0 to 0)	0 (0 to 0)	0 (0 to 0)	0 (0 to 0)	0
Extensively drug-resistant tuberculosis	0 (0 to 0)	0 (0 to 0)	0 (0 to 0)	0 (0 to 0)	0 (0 to 0)	0 (0 to 0)	0 (0 to 0)	0 (0 to 0)	0 (0 to 0)	0 (0 to 0)	0 (0 to 0)	0 (0 to 0)	0 (0 to 0)	0 (0 to 0)	0 (0 to 0)	0 (0 to 0)	0 (0 to 0)	0 (0 to 0)	0 (0 to 0)	0 (0 to 0)	0 (0 to 0)	0 (0 to 0)	0 (0 to 0)	0 (0 to 0)	0
Lower respiratory infections	1.9 (1.2 to 2.4)	2.5 (1.7 to 3.2)	12 (7.5 to 17.1)	8 (5.1 to 10.9)	2.2 (1.4 to 2.8)	2.7 (2.1 to 3.4)	4.4 (3.4 to 5.6)	5.9 (4.4 to 7.8)	9.6 (6.4 to 14.1)	19.6 (13.2 to 27.8)	22.5 (15.4 to 32.4)	27.6 (18.6 to 40.1)	42.1 (28.6 to 59.4)	58.4 (39.6 to 83.3)	90.3 (62.3 to 120)	115 (80.4 to 162)	162 (113 to 228)	230 (155 to 326)	282 (189 to 406)	317 (228 to 435)	477 (327 to 656)	538 (368 to 743)	431 (323 to 554)	171 (127 to 213)	2,850
Upper respiratory infections	0 (0 to 0.1)	0 (0 to 0.2)	4.3 (2.4 to 6.8)	19.9 (11.7 to 32.3)	23.6 (12.3 to 43.7)	20 (10.4 to 34.9)	16.9 (8.6 to 29.6)	15.7 (8.4 to 26.6)	16.9 (9.6 to 26.6)	16.9 (9.3 to 27.7)	16.7 (9.1 to 27.7)	15 (8.1 to 25.6)	16.6 (8.5 to 28.6)	19 (10.1 to 30)	17.6 (9.6 to 28)	19.1 (10.4 to 30.1)	13.4 (7.3 to 21.2)	7.2 (3.9 to 11.2)	3.6 (1.9 to 5.7)	1.3 (0.7 to 2)	0.4 (0.2 to 0.7)	0.1 (0 to 0.2)	0 (0 to 0.1)	278
Otitis media	0 (0 to 0)	0.6 (0.3 to 1.2)	0.7 (0.3 to 1.5)	2.6 (1.2 to 5.2)	3.5 (1.6 to 7.1)	3.5 (1.6 to 7.1)	3.5 (1.6 to 7.1)	3.1 (1.4 to 6.2)	3.1 (1.4 to 6.2)	3.4 (1.6 to 6.2)	3.4 (1.6 to 6.2)	3.5 (1.6 to 6.2)	3.5 (1.6 to 6.2)	3.5 (1.6 to 6.2)	2.8 (1.3 to 5.1)	2.8 (1.3 to 5.1)	2.3 (1.1 to 4.2)	1.9 (0.9 to 3.5)	1.1 (0.5 to 2)	0.7 (0.3 to 1.2)	0.3 (0.1 to 0.5)	0.1 (0 to 0.2)	0 (0 to 0.1)	63.1
Enteric infections	12.4 (9.2 to 22.3)	12.4 (9.7 to 14)	23.2 (16.2 to 32.6)	11.9 (9.1 to 15.1)	4.6 (3.2 to 6.7)	3.2 (2.1 to 4.7)	3.2 (2.1 to 4.7)	3.2 (2.1 to 4.7)	3.2 (2.1 to 4.7)	3.2 (2.1 to 4.7)	3.2 (2.1 to 4.7)	3.2 (2.1 to 4.7)	3.2 (2.1 to 4.7)	3.4 (2.3 to 4.9)	3.4 (2.3 to 4.9)	3.4 (2.3 to 4.9)	3.4 (2.3 to 4.9)	3.4 (2.3 to 4.9)	2.9 (1.9 to 4.3)	2.5 (1.6 to 3.8)	2.1 (1.3 to 3.2)	1.6 (1 to 2.5)	0.7 (0.4 to 1.2)	286
Diarrheal diseases	12.4 (9.2 to 22.3)	12.4 (9.7 to 14)	23.2 (16.2 to 32.6)	11.9 (9.1 to 15.1)	4.6 (3.2 to 6.7)	3.2 (2.1 to 4.7)	3.2 (2.1 to 4.7)	3.2 (2.1 to 4.7)	3.2 (2.1 to 4.7)	3.2 (2.1 to 4.7)	3.2 (2.1 to 4.7)	3.2 (2.1 to 4.7)	3.2 (2.1 to 4.7)	3.4 (2.3 to 4.9)	3.4 (2.3 to 4.9)	3.4 (2.3 to 4.9)	3.4 (2.3 to 4.9)	3.4 (2.3 to 4.9)	2.9 (1.9 to 4.3)	2.5 (1.6 to 3.8)	2.1 (1.3 to 3.2)	1.6 (1 to 2.5)	0.7 (0.4 to 1.2)	286
Typhoid and paratyphoid	0 (0 to 0)	0 (0 to 0)	0 (0 to 0)	0 (0 to 0)	0 (0 to 0)	0 (0 to 0)	0 (0 to 0)	0 (0 to 0)	0 (0 to 0)	0 (0 to 0)	0 (0 to 0)	0 (0 to 0)	0 (0 to 0)	0 (0 to 0)	0 (0 to 0)	0 (0 to 0)	0 (0 to 0)	0 (0 to 0)	0 (0 to 0)	0 (0 to 0)	0 (0 to 0)	0 (0 to 0)	0 (0 to 0)	0 (0 to 0)	0
Typhoid fever	0 (0 to 0)	0 (0 to 0)	0 (0 to 0)	0 (0 to 0)	0 (0 to 0)	0 (0 to 0)	0 (0 to 0)	0 (0 to 0)	0 (0 to 0)	0 (0 to 0)	0 (0 to 0)	0 (0 to 0)	0 (0 to 0)	0 (0 to 0)	0 (0 to 0)	0 (0 to 0)	0 (0 to 0)	0 (0 to 0)	0 (0 to 0)	0 (0 to 0)	0 (0 to 0)	0 (0 to 0)	0 (0 to 0)	0 (0 to 0)	0
Paratyphoid fever	0 (0 to 0)	0 (0 to 0)	0 (0 to 0)	0 (0 to 0)	0 (0 to 0)	0 (0 to 0)	0 (0 to 0)	0 (0 to 0)	0 (0 to 0)	0 (0 to 0)	0 (0 to 0)	0 (0 to 0)	0 (0 to 0)	0 (0 to 0)	0 (0 to 0)	0 (0 to 0)	0 (0 to 0)	0 (0 to 0)	0 (0 to 0)	0 (0 to 0)	0 (0 to 0)	0 (0 to 0)	0 (0 to 0)	0 (0 to 0)	0
Invasive Non-typhoidal Salmonella (iNTS)	0 (0 to 0)	0 (0 to 0)	0 (0 to 0)	0 (0 to 0)	0 (0 to 0)	0 (0 to 0)	0 (0 to 0)	0 (0 to 0)	0 (0 to 0)	0 (0 to 0)	0 (0 to 0)	0 (0 to 0)	0 (0 to 0)	0 (0 to 0)	0 (0 to 0)	0 (0 to 0)	0 (0 to 0)	0 (0 to 0)	0 (0 to 0)	0 (0 to 0)	0 (0 to 0)	0 (0 to 0)	0 (0 to 0)	0 (0 to 0)	1.2
Other intestinal infectious diseases	0 (0 to 0)	0 (0 to 0)	0 (0 to 0)	0 (0 to 0)	0 (0 to 0)	0 (0 to 0)	0 (0 to 0)	0 (0 to 0)	0 (0 to 0)	0 (0 to 0)	0 (0 to 0)	0 (0 to 0)	0 (0 to 0)	0 (0 to 0)	0 (0 to 0)	0 (0 to 0)	0 (0 to 0)	0 (0 to 0)	0 (0 to 0)	0 (0 to 0)	0 (0 to 0)	0 (0 to 0)	0 (0 to 0)	0 (0 to 0)	0
Neglected tropical diseases and malaria	2.1 (0 to 3)	2.9 (0 to 3)	2.9 (0 to 3)	2.9 (0 to 3)	2.9 (0 to 3)	2.9 (0 to 3)	2.9 (0 to 3)	2.9 (0 to 3)	2.9 (0 to 3)	2.9 (0 to 3)	2.9 (0 to 3)	2.9 (0 to 3)	2.9 (0 to 3)	2.9 (0 to 3)	2.9 (0 to 3)	2.9 (0 to 3)	2.9 (0 to 3)	2.9 (0 to 3)	2.9 (0 to 3)	2.9 (0 to 3)	2.9 (0 to 3)	2.9 (0 to 3)	2.9 (0 to 3)	2.9 (0 to 3)	12.4
Malaria	0 (0 to 0)	0 (0 to 0)	0 (0 to 0)	0 (0 to 0)	0 (0 to 0)	0 (0 to 0)	0 (0 to 0)	0 (0 to 0)	0 (0 to 0)	0 (0 to 0)	0 (0 to 0)	0 (0 to 0)	0 (0 to 0)	0 (0 to 0)	0 (0 to 0)	0 (0 to 0)	0 (0 to 0)	0 (0 to 0)	0 (0 to 0)	0 (0 to 0)	0 (0 to 0)	0 (0 to 0)	0 (0 to 0)	0 (0 to 0)	0
Chagas disease	0 (0 to 0)	0 (0 to 0)	0 (0 to 0)	0 (0 to 0)	0 (0 to 0)	0 (0 to 0)	0 (0 to 0)	0 (0 to 0)	0 (0 to 0)	0 (0 to 0)	0 (0 to 0)	0 (0 to 0)	0 (0 to 0)	0 (0 to 0)	0 (0 to 0)	0 (0 to 0)	0 (0 to 0)	0 (0 to 0)	0 (0 to 0)	0 (0 to 0)	0 (0 to 0)	0 (0 to 0)	0 (0 to 0)	0 (0 to 0)	0
Leishmaniasis	0 (0 to 0)	0 (0 to 0)	0 (0 to 0)	0 (0 to 0)	0 (0 to 0)	0 (0 to 0)	0 (0 to 0)	0 (0 to 0)	0 (0 to 0)	0 (0 to 0)	0 (0 to 0)	0 (0 to 0)	0 (0 to 0)	0 (0 to 0)	0 (0 to 0)	0 (0 to 0)	0 (0 to 0)	0 (0 to 0)	0 (0 to 0)	0 (0 to 0)	0 (0 to 0)	0 (0 to 0)	0 (0 to 0)	0 (0 to 0)	0
Visceral leishmaniasis	0 (0 to 0)	0 (0 to 0)	0 (0 to 0)	0 (0 to 0)	0 (0 to 0)	0 (0 to 0)	0 (0 to 0)	0 (0 to 0)	0 (0 to 0)	0 (0 to 0)	0 (0 to 0)	0 (0 to 0)	0 (0 to 0)	0 (0 to 0)	0 (0 to 0)	0 (0 to 0)	0 (0 to 0)	0 (0 to 0)	0 (0 to 0)	0 (0 to 0)	0 (0 to 0)	0 (0 to 0)	0 (0 to 0)	0 (0 to 0)	0
Cutaneous and mucocutaneous leishmaniasis	0 (0 to 0)	0 (0 to 0)	0 (0 to 0)	0 (0 to 0)	0 (0 to 0)	0 (0 to 0)	0 (0 to 0)	0 (0 to 0)	0 (0 to 0)	0 (0 to 0)	0 (0 to 0)	0 (0 to 0)	0 (0 to 0)	0 (0 to 0)	0 (0 to 0)	0 (0 to 0)	0 (0 to 0)	0 (0 to 0)	0 (0 to 0)	0 (0 to 0)	0 (0 to 0)	0 (0 to 0)	0 (0 to 0)	0 (0 to 0)	0
African trypanosomiasis	0 (0 to 0)	0 (0 to 0)	0 (0 to 0)	0 (0 to 0)	0 (0 to 0)	0 (0 to 0)	0 (0 to 0)	0 (0 to 0)	0 (0 to 0)	0 (0 to 0)	0 (0 to 0)	0 (0 to 0)	0 (0 to 0)	0 (0 to 0)	0 (0 to 0)	0 (0 to 0)	0 (0 to 0)	0 (0 to 0)	0 (0 to 0)	0 (0 to 0)	0 (0 to 0)	0 (0 to 0)	0 (0 to 0)	0 (0 to 0)	0
Schistosomiasis	0 (0 to 0)	0 (0 to 0)	0 (0 to 0)	0 (0 to 0)	0 (0 to 0)	0 (0 to 0)	0 (0 to 0)	0 (0 to 0)	0 (0 to 0)	0 (0 to 0)	0 (0 to 0)	0 (0 to 0)	0 (0 to 0)	0 (0 to 0)	0 (0 to 0)	0 (0 to 0)	0 (0 to 0)	0 (0 to 0)	0 (0 to 0)	0 (0 to 0)	0 (0 to 0)	0 (0 to 0)	0 (0 to 0)	0 (0 to 0)	0
Cysticercosis	0 (0 to 0)	0 (0 to 0)	0 (0 to 0)	0 (0 to 0)	0 (0 to 0)	0 (0 to 0)	0 (0 to 0)	0 (0 to 0)	0 (0 to 0)	0 (0 to 0)	0 (0 to 0)	0 (0 to 0)	0 (0 to 0)	0 (0 to 0)	0 (0 to 0)	0 (0 to 0)	0 (0 to 0)	0 (0 to 0)	0 (0 to 0)	0 (0 to 0)	0 (0 to 0)	0 (0 to 0)	0 (0 to 0)	0 (0 to 0)	0
Cystic echinococcosis	0 (0 to 0)	0 (0 to 0)	0 (0 to 0)	0 (0 to 0)	0 (0 to 0)	0 (0 to 0)	0 (0 to 0)	0 (0 to 0)	0 (0 to 0)	0 (0 to 0)	0 (0 to 0)	0 (0 to 0)	0 (0 to 0)	0 (0 to 0)	0 (0 to 0)	0 (0 to 0)	0 (0 to 0)	0 (0 to 0)	0 (0 to 0)	0 (0 to 0)	0 (0 to 0)	0 (0 to 0)	0 (0 to 0)	0 (0 to 0)	0.2
Lymphatic filariasis	0 (0 to 0)	0 (0 to 0)	0 (0 to 0)	0 (0 to 0)	0 (0 to 0)	0 (0 to 0)	0 (0 to 0)	0 (0 to 0)	0 (0 to 0)	0 (0 to 0)	0 (0 to 0)	0 (0 to 0)	0 (0 to 0)	0 (0 to 0)	0 (0 to 0)	0 (0 to 0)	0 (0 to 0)	0 (0 to 0)	0 (0 to 0)	0 (0 to 0)	0 (0 to 0)	0 (0 to 0)	0 (0 to 0)	0 (0 to 0)	0
Onchocerciasis	0 (0 to 0)	0 (0 to 0)	0 (0 to 0)	0 (0 to 0)	0 (0 to 0)	0 (0 to 0)	0 (0 to 0)	0 (0 to 0)	0 (0 to 0)	0 (0 to 0)	0 (0 to 0)	0 (0 to 0)	0 (0 to 0)	0 (0 to 0)	0 (0 to 0)	0 (0 to 0)	0 (0 to 0)	0 (0 to 0)	0 (0 to 0)	0 (0 to 0)	0 (0 to 0)	0 (0 to 0)	0 (0 to 0)	0 (0 to 0)	0
Trachoma	0 (0 to 0)	0 (0 to 0)	0 (0 to 0)	0 (0 to 0)	0 (0 to 0)	0 (0 to 0)	0 (0 to 0)	0 (0 to 0)	0 (0 to 0)	0 (0 to 0)	0 (0 to 0)	0 (0 to 0)	0 (0 to 0)	0 (0 to 0)	0 (0 to 0)	0 (0 to 0)	0 (0 to 0)	0 (0 to 0)	0 (0 to 0)	0 (0 to 0)	0 (0 to 0)	0 (0 to 0)	0 (0 to 0)	0 (0 to 0)	0
Dengue	0 (0 to 0)	0 (0 to 0)	0 (0 to 0)	0 (0 to 0)	0 (0 to 0)	0 (0 to 0)	0 (0 to 0)	0 (0 to 0)	0 (0 to 0)	0 (0 to 0)	0 (0 to 0)	0 (0 to 0)	0 (0 to 0)	0 (0 to 0)	0 (0 to 0)	0 (0 to 0)	0 (0 to 0)	0 (0 to 0)	0 (0 to 0)	0 (0 to 0)	0 (0 to 0)	0 (0 to 0)	0 (0 to 0)	0 (0 to 0)	0
Yellow fever	0 (0 to 0)	0 (0 to 0)	0 (0 to 0)	0 (0 to 0)	0 (0 to 0)	0 (0 to 0)	0 (0 to 0)	0 (0 to 0)	0 (0 to 0)	0 (0 to 0)	0 (0 to 0)	0 (0 to 0)	0 (0 to 0)	0 (0 to 0)	0 (0 to 0)	0 (0 to 0)	0 (0 to 0)	0 (0 to 0)	0 (0 to 0)	0 (0 to 0)	0 (0 to 0)	0 (0 to 0)	0 (0 to 0)	0 (0 to 0)	0
Rabies	0 (0 to 0)	0 (0 to 0)	0 (0 to 0)	0 (0 to 0)	0 (0 to 0)	0 (0 to 0)	0 (0 to 0)	0 (0 to 0)	0 (0 to 0)	0 (0 to 0)	0 (0 to 0)	0 (0 to 0)	0 (0 to 0)	0 (0 to 0)	0 (0 to 0)	0 (0 to 0)	0 (0 to 0)	0 (0 to 0)	0 (0 to 0)	0 (0 to 0)	0 (0 to 0)	0 (0 to 0)	0 (0 to 0)	0 (0 to 0)	0
Intestinal nematode infections	0 (0 to 0)	0 (0 to 0)	0 (0 to 0)	0 (0 to 0)	0 (0 to 0)	0 (0 to 0)	0 (0 to 0)	0 (0 to 0)	0 (0 to 0)	0 (0 to 0)	0 (0 to 0)	0 (0 to 0)	0 (0 to 0)	0 (0 to 0)	0 (0 to 0)	0 (0 to 0)	0 (0 to 0)	0 (0 to 0)	0 (0 to 0)	0 (0 to 0)	0 (0 to 0)	0 (0 to 0)	0 (0 to 0)	0 (0 to 0)	0
Ascariasis	0 (0 to 0)	0 (0 to 0)	0 (0 to 0)	0 (0 to 0)	0 (0 to 0)	0 (0 to 0)	0 (0 to 0)	0 (0 to 0)	0 (0 to 0)	0 (0 to 0)	0 (0 to 0)	0 (0 to 0)	0 (0 to 0)	0 (0 to 0)	0 (0 to 0)	0 (0 to 0)	0 (0 to 0)	0 (0 to 0)	0 (0 to 0)	0 (0 to 0)	0 (0 to 0)	0 (0 to 0)	0 (0 to 0)	0 (0 to 0)	0
Trichuriasis	0 (0 to 0)	0 (0 to 0)	0 (0 to 0)	0 (0 to 0)	0 (0 to 0)	0 (0 to 0)	0 (0 to 0)	0 (0 to 0)	0 (0 to 0)	0 (0 to 0)	0 (0 to 0)	0 (0 to 0)	0 (0 to 0)	0 (0 to 0)	0 (0 to 0)	0 (0 to 0)	0 (0 to 0)	0 (0 to 0)	0 (0 to 0)	0 (0 to 0)	0 (0 to 0)	0 (0 to 0)	0 (0 to 0)	0 (0 to 0)	0
Hookworm disease	0 (0 to 0)	0 (0 to 0)	0 (0 to 0)	0 (0 to 0)	0 (0 to 0)	0 (0 to 0)	0 (0 to 0)	0 (0 to 0)	0 (0 to 0)	0 (0 to 0)	0 (0 to 0)	0 (0 to 0)	0 (0 to 0)	0 (0 to 0)	0 (0 to 0



Congenital birth defects	76-1 (59-9 to 113)	45-3 (34-5 to 58-2)	90-8 (64-to 134)	56-9 (44-1 to 76-3)	30-2 (21-5 to 43-9)	32-5 (24-1 to 42-3)	33 (25-2 to 41-9)	29-3 (21-3 to 39-4)	27-1 (21 to 34-4)	28-9 (22-4 to 37-2)	28-5 (21-4 to 38-9)	29-4 (18-6 to 34-3)	31-6 (21-4 to 45)	35-9 (23-7 to 47)	49-3 (25-6 to 53-9)	34-7 (21-1 to 48-7)	29-9 (16-9 to 39-3)	10-5 (6-5 to 16-3)	6-2 (3-9 to 9-8)	4-1 (2-4 to 6-4)	2-2 (1-2 to 3-4)	0-9 (0-5 to 1-4)	0-2 (0-1 to 0-4)		688
Neural tube defects	9-2 (7-to 9-2)	2 (1-2 to 3)	7-6 (3-7 to 13-9)	3-9 (2-2 to 5-9)	1-2 (0-6 to 1-6)	1-3 (1 to 1-8)	1-3 (0-8 to 1-7)	1-2 (0-9 to 1-6)	1-3 (0-9 to 1-6)	1-2 (0-8 to 1-6)	1-1 (0-7 to 1-6)	0-8 (0-5 to 1-2)	1-1 (0-4 to 1-5)	0-9 (0-3 to 0-7)	0-4 (0-2 to 0-9)	0-2 (0-1 to 0-5)	0-1 (0-1 to 0-3)	0 (0-0 to 0-1)	0 (0-0 to 0-1)	0 (0-0 to 0-1)	0 (0-0 to 0-1)	0 (0-0 to 0-1)	0 (0-0 to 0-1)		33-2
Congenital heart anomalies	0 (0-to 0)	0 (0-to 0)	0 (0-1 to 0-1)	0 (0-to 0)	0 (0-to 0)	0 (0-to 0)	0 (0-to 0)	0 (0-to 0)	0 (0-to 0)	0 (0-to 0)	0 (0-to 0)	0 (0-to 0)	0 (0-to 0)	0 (0-to 0)	0 (0-to 0)	0 (0-to 0)	0 (0-to 0)	0 (0-to 0)	0 (0-to 0)	0 (0-to 0)	0 (0-to 0)	0 (0-to 0)	0 (0-to 0)	0 (0-to 0)		138
Orofacial clefts	0 (0-to 0)	0 (0-to 0)	0-2 (0-1 to 0-5)	0-6 (0-1 to 0-7)	0-4 (0-2 to 0-7)	0-4 (0-2 to 0-7)	0-3 (0-2 to 0-6)	0-2 (0-2 to 0-5)	0-2 (0-2 to 0-5)	0-6 (0-2 to 0-9)	0-4 (0-2 to 0-6)	0-3 (0-2 to 0-5)	0-4 (0-2 to 0-7)	0-6 (0-2 to 0-9)	0-4 (0-2 to 0-8)	0-4 (0-2 to 0-7)	0-4 (0-2 to 0-7)	0-3 (0-1 to 0-4)	0-3 (0-1 to 0-2)	0-1 (0-1 to 0-2)	0-1 (0-0 to 0-1)	0 (0-0 to 0-1)	0 (0-0 to 0-1)		68
Down syndrome	3 (1-5 to 6)	1-2 (0-6 to 1-7)	3 (1-7 to 5-1)	2-7 (1-9 to 3-9)	1-2 (1-2 to 3)	2-3 (1-4 to 3-3)	2-9 (1-7 to 3-4)	2-7 (1-7 to 3-1)	3-2 (2-1 to 4-3)	2-5 (1-5 to 4-4)	2-5 (1-4 to 4-9)	3-6 (2-3 to 4-9)	2-9 (2-to 4-5)	2-8 (2-to 4-5)	4-1 (2-9 to 6-2)	11-6 (6-9 to 16-3)	14-5 (7 to 21-3)	8-3 (4-1 to 11-9)	4-1 (2-to 6-2)	2-6 (1-3 to 3-6)	0-9 (0-5 to 1-3)	0-3 (0-2 to 0-4)	0-1 (0-to 0-2)		90-3
Turner syndrome	0 (0-to 0)	0 (0-to 0)	0 (0-to 0)	0 (0-to 0-2)	0-1 (0-to 0-3)	0-1 (0-to 0-3)	0-1 (0-to 0-3)	0-1 (0-to 0-3)	0-1 (0-to 0-3)	0-1 (0-to 0-3)	0-1 (0-to 0-3)	0-1 (0-to 0-3)	0-1 (0-to 0-3)	0-1 (0-to 0-1)	0-1 (0-to 0-1)	0 (0-to 0-1)	0 (0-to 0-1)	0 (0-to 0-1)	0 (0-to 0-1)	0 (0-to 0-1)	0 (0-to 0-1)	0 (0-to 0-1)	0 (0-to 0-1)		1-1
Klinefelter syndrome	0 (0-to 0)	0 (0-to 0)	0 (0-to 0)	0 (0-to 0)	0 (0-to 0)	0 (0-to 0)	0 (0-to 0)	0 (0-to 0)	0 (0-to 0-1)	0 (0-to 0-1)	0 (0-to 0-1)	0 (0-to 0-1)	0 (0-to 0-1)	0 (0-to 0-1)	0 (0-to 0-1)	0 (0-to 0-1)	0 (0-to 0-1)	0 (0-to 0-1)	0 (0-to 0-1)	0 (0-to 0-1)	0 (0-to 0-1)	0 (0-to 0-1)	0 (0-to 0-1)		0-2
Other chromosomal abnormalities	12-9 (7-9 to 21-3)	9-2 (6-to 13)	19-7 (11-6 to 27-6)	8 (5-5 to 10-9)	4-3 (2-5 to 6-3)	4-6 (2-7 to 6-7)	5-2 (3-4 to 7-2)	4-6 (2-8 to 6-3)	4 (2-4 to 5-4)	4-3 (2-5 to 6-2)	4-3 (2-5 to 6-2)	3-7 (1-9 to 5-4)	4-3 (1-9 to 6-4)	2-7 (1-6 to 3-5)	3-2 (1-5 to 4-9)	2-2 (1-to 3-4)	1-8 (0-8 to 2-7)	0 (0-to 0)	0 (0-to 0)	0 (0-to 0)	0 (0-to 0)	0 (0-to 0)	0 (0-to 0)		99-1
Congenital musculoskeletal and limb anomalies	2-5 (1-5 to 4-5)	1-2 (0-6 to 1-9)	3-3 (1-3 to 4-9)	1-8 (0-9 to 3-2)	0-9 (0-4 to 1-6)	1-3 (0-6 to 2-1)	0-9 (0-4 to 1-5)	1-2 (0-6 to 2-3)	0-9 (0-4 to 1-5)	1-2 (0-6 to 2-1)	0-9 (0-4 to 1-5)	1-2 (0-6 to 2-1)	0-9 (0-4 to 1-5)	1-1 (0-4 to 1-7)	1-4 (0-6 to 2-4)	7-9 (3-to 11-9)	8-1 (4-to 12-4)	4-1 (2-to 6-3)	1-8 (0-9 to 2-7)	1-4 (0-6 to 2-1)	0-6 (0-4 to 1-)	0-2 (0-1 to 0-3)	0 (0-to 0-1)		131
Urogenital congenital anomalies	2-3 (1-1 to 10-4)	0-8 (0-4 to 1-9)	1-6 (0-9 to 3-2)	1-1 (0-7 to 2-7)	1-1 (0-7 to 1-8)	0-9 (0-4 to 1-7)	0-6 (0-3 to 1-2)	0-5 (0-3 to 0-9)	0-4 (0-3 to 0-7)	0-4 (0-3 to 0-9)	0-3 (0-2 to 0-5)	0-2 (0-2 to 0-5)	0-2 (0-2 to 0-4)	0-2 (0-1 to 0-3)	0-1 (0-1 to 0-2)	0-1 (0-to 0-2)	0 (0-to 0-1)	0 (0-to 0-1)	0 (0-to 0-1)	0 (0-to 0-1)	0 (0-to 0-1)	0 (0-to 0-1)	0 (0-to 0-1)		12-5
Digestive congenital anomalies	3-3 (2-to 5-2)	1-2 (0-7 to 2-2)	3-3 (1-7 to 7-2)	1-6 (1-to 2-7)	1-2 (0-6 to 1-6)	1-2 (0-6 to 1-6)	1-2 (0-6 to 1-6)	1-2 (0-6 to 1-6)	1-2 (0-6 to 1-6)	1-2 (0-6 to 1-6)	1-2 (0-6 to 1-6)	1-2 (0-6 to 1-6)	1-2 (0-6 to 1-6)	1-2 (0-6 to 1-6)	1-2 (0-6 to 1-6)	1-2 (0-6 to 1-6)	1-2 (0-6 to 1-6)	1-2 (0-6 to 1-6)	1-2 (0-6 to 1-6)	1-2 (0-6 to 1-6)	1-2 (0-6 to 1-6)	1-2 (0-6 to 1-6)	1-2 (0-6 to 1-6)		39
Other congenital birth defects	22-1 (11-4 to 34-2)	7-3 (4-9 to 10-7)	13-5 (9-3 to 24-7)	9-8 (6-7 to 13-8)	6-7 (3-6 to 10-8)	7-1 (4-4 to 11-1)	7-1 (4-3 to 11-1)	6-3 (3-7 to 10-8)	6-2 (3-3 to 10-2)	6-3 (3-4 to 10-7)	6-3 (3-2 to 10-1)	5-3 (3-to 9-2)	6-2 (3-1 to 10-1)	6-2 (3-to 9-2)	6-6 (3-1 to 12-1)	9-6 (3-1 to 12-3)	9-2 (2-7 to 17-1)	5-3 (2-4 to 10-7)	1-2 (0-6 to 3-4)	0-8 (0-3 to 2-1)	0-3 (0-1 to 0-8)	0-2 (0-to 0-5)	0-1 (0-to 0-3)		168
Urinary diseases and male infertility	5-1 (2-to 9-1)	0-2 (0-1 to 0-3)	0-6 (0-2 to 1)	0-7 (0-3 to 0-9)	0-5 (0-2 to 0-7)	0-6 (0-3 to 0-9)	1-6 (1-2 to 2-2)	2-2 (1-2 to 3-4)	0-5 (0-2 to 0-8)	1-6 (0-9 to 2-5)	0-7 (0-3 to 1-2)	0-6 (0-3 to 1-2)	0-7 (0-3 to 1-3)	13-1 (9-7 to 17-2)	20-1 (11-to 31-2)	40-1 (21-3 to 77-4)	47-7 (21-to 91-1)	60-4 (41-to 108)	32 (19-2 to 55)	11-6 (6-to 19-2)	7-8 (3-9 to 13-2)	2-6 (1-to 4-2)	0-8 (0-4 to 1-3)		827
Urolithiasis	0 (0-to 0)	0 (0-to 0)	0 (0-to 0)	0 (0-to 0)	0 (0-to 0)	0 (0-to 0-1)	0 (0-1 to 0-3)	0 (0-to 0-2)	0 (0-2 to 0-3)	0 (0-to 0-3)	0 (0-to 0-3)	0 (0-to 0-2)	0 (0-to 0-3)	0 (0-to 0-2)	0 (0-to 0-2)	0 (0-to 0-2)	0 (0-to 0-2)	0 (0-to 0-2)	0 (0-to 0-2)	0 (0-to 0-2)	0 (0-to 0-2)	0 (0-to 0-2)	0 (0-to 0-2)		40
Benign prostatic hyperplasia	0 (0-to 0)	0 (0-to 0)	0 (0-to 0)	0 (0-to 0)	0 (0-to 0)	0 (0-to 0)	0 (0-to 0)	0 (0-to 0)	0 (0-to 0)	0 (0-to 0)	0 (0-to 0)	0 (0-to 0)	0 (0-to 0)	0 (0-1 to 0-7)	2-7 (1-2 to 4-5)	9 (4-to 14-4)	23-3 (11-4 to 31-2)	31 (19-1 to 48-9)	16 (7-to 28-8)	8-7 (3-to 16-4)	2-4 (0-9 to 5-)	0-5 (0-2 to 1-)	0-1 (0-to 0-3)		234
Male infertility	0 (0-to 0)	0 (0-to 0)	0 (0-to 0)	0 (0-to 0)	0 (0-to 0)	0 (0-to 0)	0 (0-to 0)	0 (0-to 0-1)	0 (0-to 0-1)	0 (0-to 0-1)	0 (0-to 0-1)	0 (0-to 0-1)	0 (0-to 0-1)	0 (0-to 0-1)	0 (0-to 0-1)	0 (0-to 0-1)	0 (0-to 0-1)	0 (0-to 0-1)	0 (0-to 0-1)	0 (0-to 0-1)	0 (0-to 0-1)	0 (0-to 0-1)	0 (0-to 0-1)		11-2
Other urinary diseases	0-1 (0-to 0-1)	0-1 (0-to 0-2)	0-1 (0-1 to 0-2)	0-2 (0-2 to 0-3)	0-1 (0-to 0-2)	0-4 (0-2 to 0-6)	0-4 (0-2 to 0-6)	0-3 (0-2 to 0-5)	0-3 (0-1 to 0-5)	0-4 (0-2 to 0-6)	0-3 (0-1 to 0-5)	0-3 (0-1 to 0-4)	0-3 (0-1 to 0-4)	1-6 (0-to 2-4)	1-6 (1-to 2-6)	2-1 (1-to 3-3)	2-1 (1-to 4-5)	1-4 (0-to 3-5)	0-6 (0-to 1-7)	0-4 (0-to 0-7)	0-2 (0-to 0-5)	0-1 (0-to 0-4)	0-1 (0-to 0-2)		14-2
Gynecological diseases	0 (0-to 0)	0 (0-to 0)	0 (0-to 0)	0 (0-to 0)	0 (0-to 0)	0 (0-to 0)	0 (0-to 0)	0 (0-to 0)	0 (0-to 0)	0 (0-to 0)	0 (0-to 0)	0 (0-to 0)	0 (0-to 0)	0 (0-to 0)	0 (0-to 0)	0 (0-to 0)	0 (0-to 0)	0 (0-to 0)	0 (0-to 0)	0 (0-to 0)	0 (0-to 0)	0 (0-to 0)	0 (0-to 0)		0
Uterine fibroids	0 (0-to 0)	0 (0-to 0)	0 (0-to 0)	0 (0-to 0)	0 (0-to 0)	0 (0-to 0)	0 (0-to 0)	0 (0-to 0)	0 (0-to 0)	0 (0-to 0)	0 (0-to 0)	0 (0-to 0)	0 (0-to 0)	0 (0-to 0)	0 (0-to 0)	0 (0-to 0)	0 (0-to 0)	0 (0-to 0)	0 (0-to 0)	0 (0-to 0)	0 (0-to 0)	0 (0-to 0)	0 (0-to 0)		47-2
Polycystic ovarian syndrome	0 (0-to 0)	0 (0-to 0)	0 (0-to 0)	0 (0-to 0)	0 (0-to 0)	0-1 (0-to 0-3)	0-1 (0-1 to 0-3)	0-2 (0-to 0-4)	0-2 (0-to 0-3)	0-3 (0-1 to 0-6)	0-2 (0-to 0-5)	0-2 (0-to 0-4)	0-2 (0-to 0-4)	0-3 (0-to 0-6)	0-3 (0-to 0-5)	0-3 (0-to 0-5)	0-3 (0-to 0-5)	0-2 (0-to 0-4)	0-2 (0-to 0-4)	0-2 (0-to 0-4)	0-1 (0-to 0-3)	0-1 (0-to 0-2)	0-1 (0-to 0-2)		42-1
Female infertility	0 (0-to 0)	0 (0-to 0)	0 (0-to 0)	0 (0-to 0)	0 (0-to 0)	0 (0-to 0)	0 (0-to 0)	0 (0-to 0-1)	1-7 (0-1 to 3-4)	2-6 (0-1 to 7-2)	2-6 (0-1 to 7-2)	2-8 (0-1 to 9-3)	2-1 (0-to 6-9)	0-1 (0-to 0-2)	0-2 (0-to 0-4)	0-2 (0-to 0-5)	0-2 (0-to 0-5)	0-2 (0-to 0-5)	0-2 (0-to 0-5)	0-2 (0-to 0-5)	0-2 (0-to 0-5)	0-2 (0-to 0-5)	0-2 (0-to 0-5)		10-1
Endometriosis	0 (0-to 0)	0 (0-to 0)	0 (0-to 0)	0 (0-to 0)	0 (0-to 0)	0-4 (0-to 0-9)	0-4 (0-to 0-9)	0-2 (0-to 0-5)	0-4 (0-to 0-8)	0-5 (0-to 1-2)	0-4 (0-to 0-9)	0-3 (0-to 0-8)	0-4 (0-to 0-9)	0-3 (0-to 0-8)	0-3 (0-to 0-8)	0-3 (0-to 0-8)	0-3 (0-to 0-8)	0-2 (0-to 0-6)	0-2 (0-to 0-6)	0-2 (0-to 0-6)	0-2 (0-to 0-6)	0-2 (0-to 0-6)	0-2 (0-to 0-6)		53
Genital prolapse	0 (0-to 0)	0 (0-to 0)	0 (0-to 0)	0 (0-to 0)	0 (0-to 0)	0 (0-to 0)	0 (0-to 0)	0 (0-to 0-1)	0-2 (0-to 0-2)	0-2 (0-1 to 0-5)	0-2 (0-to 0-5)	0-2 (0-to 0-4)	0-2 (0-to 0-4)	1-8 (0-to 3-7)	0-4 (0-to 1-4)	0-4 (0-to 1-4)	0-4 (0-to 1-4)	0-3 (0-to 0-9)	0-3 (0-to 0-9)	0-3 (0-to 0-9)	2-6 (1-to 4-7)	0-7 (0-to 1-3)	0-2 (0-to 0-5)		37-3
Premenstrual syndrome	0 (0-to 0)	0 (0-to 0)	0 (0-to 0)	0 (0-to 0)	11-4 (5-6 to 20-6)	24-8 (15-5 to 34-5)	21-2 (13-5 to 32-3)	22-5 (13-4 to 32-9)	23-1 (17-to 32-2)	38-2 (27-7 to 50-7)	38-9 (25-4 to 55-3)	34-8 (19-6 to 59-3)	14-5 (7-5 to 25-4)	0 (0-to 0)	0 (0-to 0)	0 (0-to 0)	0 (0-to 0)	0 (0-to 0)	0 (0-to 0)	0 (0-to 0)	0 (0-to 0)	0 (0-to 0)	0 (0-to 0)		259
Other gynecological diseases	0 (0-to 0)	0 (0-to 0)	0 (0-to 0)	0-2 (0-to 0)	9-3 (4-4 to 17)	43-4 (24-7 to 64-5)	29 (16-4 to 45)	92-9 (48-4 to 159)	109 (64-2 to 170)	96-5 (58-2 to 148)	82-1 (47-7 to 127)	131 (57-2 to 192)	57-2 (22-to 102)	107 (39-7 to 194)	79-9 (28-to 153)	53-9 (20-to 120)	49-7 (20-to 93)	58-6 (23-to 123)	45-7 (20-to 87-4)	29-8 (14-to 59-7)	19-6 (10-to 33-4)	9-1 (5-to 13-9)	3-9 (2-to 6)		946
Hemoglobinopathies and hemolytic anemias	0-1 (0-to 0-1)	0 (0-to 0)	2-1 (0-8 to 4-6)	1-1 (0-7 to 2-6)	0-7 (0-3 to 1-6)	1-1 (0-6 to 2-3)	0-9 (0-4 to 1-8)	0-7 (0-3 to 1-6)	0-6 (0-3 to 1-3)	0-7 (0-3 to 1-6)	0-6 (0-3 to 1-3)	0-5 (0-2 to 1-3)	0-6 (0-2 to 1-3)	0-6 (0-2 to 1-3)	0-6 (0-2 to 1-3)	0-6 (0-2 to 1-3)	0-6 (0-2 to 1-3)	0-5 (0-2 to 1-2)	0-5 (0-2 to 1-2)	0-5 (0-2 to 1-2)	0-5 (0-2 to 1-2)	0-5 (0-2 to 1-2)	0-5 (0-2 to 1-2)		61-3
Thalassemias	0 (0-to 0)	0 (0-to 0)	0 (0-to 0)	0 (0-to 0-1)	0 (0-to 0-1)	0 (0-to 0-1)	0-1 (0-to 0-1)	0 (0-to 0-1)	0 (0-to 0-1)	0 (0-to 0-1)	0 (0-to 0-1)	0 (0-to 0-1)	0 (0-to 0-1)	0 (0-to 0-1)	0 (0-to 0-1)	0 (0-to 0-1)	0 (0-to 0-1)	0 (0-to 0-1)	0 (0-to 0-1)	0 (0-to 0-1)	0 (0-to 0-1)	0 (0-to 0-1)	0 (0-to 0-1)		0-3
Thalassemias trait	0 (0-to 0)	0 (0-to 0)	0-4 (0-to 0-9)	0-4 (0-to 0-9)	0-2 (0-to 0-5)	0-3 (0-to 0-6)	0-3 (0-to 0-6)	0-2 (0-to 0-5)	0-2 (0-to 0-4)	0-3 (0-to 0-6)	0-2 (0-to 0-5)	0-2 (0-to 0-5)	0-2 (0-to 0-5)	0-2 (0-to 0-5)	0-2 (0-to 0-5)	0-1 (0-to 0-3)	0-1 (0-to 0-3)	0-1 (0-to 0-3)	0-1 (0-to 0-3)	0-1 (0-to 0-3)	0-1 (0-to 0-3)	0-1 (0-to 0-3)	0-1 (0-to 0-3)		6-7
Sickle cell disorders	0 (0-to 0)	0 (0-to 0)	0-2 (0-1 to 0-3)	0-2 (0-to 0-4)	0-2 (0-2 to 0-4)	0-3 (0-2 to 0-4)	0-3 (0-2 to 0-4)	0-3 (0-2 to 0-5)	0-3 (0-2 to 0-5)	0-3 (0-1 to 0-4)	0-3 (0-2 to 0-5)	0-2 (0-1 to 0-4)	0-2 (0-1 to 0-3)	0-2 (0-1 to 0-3)	0-2 (0-1 to 0-3)	0-1 (0-1 to 0-3)	0-2 (0-1 to 0-3)	0-2 (0-to 0-5)	0-2 (0-to 0-5)	0-2 (0-to 0-5)	0-2 (0-to 0-5)	0-2 (0-to 0-5)	0-2 (0-to 0-5)		3-5
Sickle cell trait	0 (0-to 0)	0 (0-to 0-1)	0-1 (0-to 0-3)	0-2 (0-1 to 0-2)	0-1 (0-1 to 0-2)	0-2 (0-to 0-7)	0-2 (0-to 0-7)	0-2 (0-to 0-6)	0-2 (0-to 0-5)	0-2 (0-to 0-6)	0-2 (0-to 0-5)	0-2 (0-to 0-5)	0-2 (0-to 0-5)	0-2 (0-to 0-5)	0-2 (0-to 0-5)	0-2 (0-to 0-5)	0-2 (0-to 0-5)	0-2 (0-to 0-5)	0-2 (0-to 0-5)	0-2 (0-to 0-5)	0-2 (0-to 0-5)	0-2 (0-to 0-5)	0-2 (0-to 0-5)		9-7
G6PD deficiency	0 (0-to 0)	0 (0-to 0)	0-1 (0-to 0)	0-1 (0-to 0-2)	0-1 (0-1 to 0-4)	0-2 (0-to 0-4)	0-2 (0-to 0-4)	0-2 (0-to 0-4)	0-2 (0-to 0-4)	0-2 (0-to 0-4)	0-2 (0-to 0-4)	0-2 (0-to 0-4)	0-2 (0-to 0-4)	0-2 (0-to 0-4)	0-2 (0-to 0-4)	0-2 (0-to 0-4)	0-2 (0-to 0-4)	0-2 (0-to 0-4)	0-2 (0-to 0-4)	0-2 (0-to 0-4)	0-2 (0-to 0-4)	0-2 (0-to 0-4)	0-2 (0-to 0-4)		6-9
G6PD trait	0 (0-to 0)	0 (0-to 0)	0 (0-to 0)	0 (0-to 0)	0 (0-to 0)	0 (0-to 0)	0 (0-to 0)	0 (0-to 0)	0 (0-to 0)	0 (0-to 0)	0 (0-to 0)	0 (0-to 0)	0 (0-to 0)	0 (0-to 0)	0 (0-to 0)	0 (0-to 0)	0 (0-to 0)	0 (0-to 0)	0 (0-to 0)	0 (0-to 0)	0 (0-to 0)	0 (0-to 0)	0 (0-to 0)		0-2
Other hemoglobinopathies and hemolytic anemias	0 (0-to 0)	0 (0-to 0)	0-2 (0-to 0-6)	1-1 (0-1 to 2-9)	0-3 (0-1 to 1)	0-2 (0-1 to 0-7)	0-2 (0-to 0-7)	0-2 (0-to 0-6)	0-2 (0-to 0-6)	0-7 (0-2 to 1-9)	0-3 (0-to 0-8)	1-3 (0-to 3-2)	0-4 (0-to 0-9)	1-2 (0-to 3-2)	1-8 (0-7 to 4-7)	2-3 (1-to 5-1)	2-4 (1-to 5-9)	1-7 (0-to 4-)	2-6 (0-9 to 7-4)	2-6 (0-9 to 7-4)	2-6 (0-9 to 7-4)	1-7 (0-to 4-)	0-6 (0-to 1-9)		35
Endocrine, metabolic, blood, and immune disorders	3-1 (1-6 to 7)	1-2 (2-1 to 4-5)	1-8 (0-9 to 1-9)	2-2 (1-to 3-6)	2-4 (1-to 3-6)	2-6 (1-to 3-6)	2-6 (1-to 3-6)	2-6 (1-to 3-6)	2-6 (1-to 3-6)	2-6 (1-to 3-6)	2-6 (1-to 3-6)	2-6 (1-to 3-6)	2-6 (1-to 3-6)	2-6 (1-to 3-6)	2-6 (1-to 3-6)	2-6 (1-to 3-6)	2-6 (1-to 3-6)	2-6 (1-to 3-6)	2-6 (1-to 3-6)	2-6 (1-to 3-6)	2-6 (1-to 3-6)	2-6 (1-to 3-6)	2-6 (1-to 3-6)		74-1
Cleft disorders	0 (0-to 0)	0 (0-to 0)	0 (0-to 0)	0 (0-1 to 0-3)	0 (0-to 0)	0 (0-to 0)	0 (0-to 0)	0 (0-to 0)	0 (0-to 0)	0 (0-to 0)	0 (0-to 0)	0 (0-to 0)	0 (0-to 0)	0 (0-to 0)	0 (0-to 0)	0 (0-to 0)	0 (0-to 0)	0 (0-to 0)	0 (0-to 0)	0 (0-to 0)	0 (0-to 0)	0 (0-to 0)	0 (0-to 0)		1-9
Caries of deciduous teeth	0 (0-to 0)	0 (0-to 0)	0 (0-to 0)	1-3 (0-to 3-3)	0-7 (0-to 2)	0-7 (0-to 2)	0-6 (0-to 2)	0-5 (0-to 1-9)	0-5 (0-to 1-9)	0-5 (0-to 1-9)	0-5 (0-to 1-9)	0-5 (0-to 1-9)	0-5 (0-to 1-9)	0-5 (0-to 1-9)	0-5 (0-to 1-9)	0-5 (0-to 1-9)	0-5 (0-to 1-9)	0-5 (0-to 1-9)	0-5 (0-to 1-9)	0-5 (0-to 1-9)	0-5 (0-to 1-9)	0-5 (0-to 1-9)	0-5 (0-to 1-9)		1-9
Caries of permanent teeth	0 (0-to 0)	0 (0-to 0)	0 (0-to 0-3)	1-4 (0-to 3-3)	0-6 (0-to 2)	0-6 (0-to 2)	0-4 (0-to 1-8)	0-4 (0-to 1-8)	0-6 (0-to 2)	0-6 (0-to 2)	0-6 (0-to 2)	0-7 (0-to 2)	0-6 (0-to 2)	0-6 (0-to 2)	0-6 (0-to 2)	0-6 (0-to 2)	0-6 (0-to 2)	0-6 (0-to 2)	0-6 (0-to 2)	0-6 (0-to 2)	0-6 (0-to 2)	0-6 (0-to 2)	0-6 (0-to 2)		83-4
Periodontal diseases	0 (0-to 0)	0 (0-to 0)	0 (0-to 0)	0 (0-to 0)	0-4 (0-to 2)	0-4 (0-to 2)	0-4 (0-to 2)	0-4 (0-to 2)	0-4 (0-to 2)	0-4 (0-to 2)	0-4 (0-to 2)	0-4 (0-to 2)	0-4 (0-to 2)	0-4 (0-to 2)	0-4 (0-to 2)	0-4 (0-to 2)	0-4 (0-to 2)	0-4 (0-to 2)	0-4 (0-to 2)	0-4 (0-to 2)	0-4 (0-to 2)	0-4 (0-to 2)	0-4 (0-to 2)		198
Other oral disorders	0 (0-to 0)	0 (0-to 0)	0-9 (0-6 to 7-5)	0-9 (0-6 to 7-4)	0-7 (0-5 to 6-)	0-8 (0-5 to 6-1)	0-9 (0-6 to 7-)	0-2 (0-to 0-4)	10-7 (6-4 to 16-3)	12-2 (7-5 to 18-2)	12-2 (7-5 to 18-2)	11-7 (7-1 to 17-4)	14-5 (8-9 to 21-3)	16-7 (10-4 to 24-1)	17-1 (10-4 to 25-9)	15-4 (9-4 to 23-2)	14-5 (8-9 to 22-1)	12-5 (7-5 to 19-4)	6-8 (4-2 to 9-9)	3-6 (2-to 5-6)	1-8 (1-1 to 2-6)	0-7 (0-4 to 1)	0-2 (0-1 to 0-3)		183
Sudden infant death syndrome	-- --	4 (2-7 to 9-9)	31 (18-2 to 47-4)	-- --	-- --	-- --	-- --	-- --	-- --	-- --	-- --	-- --	-- --	-- --	-- --	-- --	-- --	-- --	-- --	-- --	-- --	-- --	-- --		NA
Injuries	0-8 (0-6 to 1-1)	1-6 (1-1 to 2-1)	14-3 (9-7 to 19-4)	40-3 (32-7 to 49-2)	53-1 (39-to 70-4)	60-2 (47-1 to 77)	214 (169-to 263)	300 (240-to 372)	280-3 (224-to 373)	275 (216-to 342)	407 (303-to 484)	459 (339-to 617)	499 (409-to 608)	512 (410-to 643)	546 (402-to 706)	525 (411-to 663)	538 (419-to 688)	609 (479-to 781)	510 (405-to 645)	426 (339-to 538)	433 (347-to 539)	253 (200-to 319)	90-6 (73-1 to 115)		7,280
Transport injuries	0-

SR Table 2c: Stockton-on-Tees DALYS by cause and age group for both sexes with 95% uncertainty intervals, 2019

Cause	Early Neonatal	Late Neonatal	Post Neonatal	1 to 4	5 to 9	10 to 14	15 to 19	20 to 24	25 to 29	30 to 34	35 to 39	40 to 44	45 to 49	50 to 54	55 to 59	60 to 64	65 to 69	70 to 74	75 to 79	80 plus	Total
All causes	1,197 (922 to 1,501)	1,197 (1,008 to 1,424)	2,161 (1,949 to 2,384)	3,442 (3,027 to 3,866)	2,966 (2,611 to 3,344)	3,010 (2,644 to 3,444)	4,466 (3,922 to 5,111)	5,911 (5,192 to 6,715)	7,191 (6,316 to 8,170)	7,360 (6,466 to 8,360)	8,260 (7,256 to 9,390)	9,660 (8,486 to 10,980)	11,127 (9,772 to 12,650)	12,660 (11,120 to 14,390)	14,511 (12,746 to 16,500)	16,437 (14,435 to 18,683)	18,777 (16,490 to 21,350)	21,796 (19,140 to 24,788)	25,178 (22,110 to 28,630)	29,442 (25,858 to 33,475)	182,000
Communicable, maternal, neonatal, and nutritional diseases	1,197 (922 to 1,501)	1,197 (1,008 to 1,424)	2,161 (1,949 to 2,384)	3,442 (3,027 to 3,866)	2,966 (2,611 to 3,344)	3,010 (2,644 to 3,444)	4,466 (3,922 to 5,111)	5,911 (5,192 to 6,715)	7,191 (6,316 to 8,170)	7,360 (6,466 to 8,360)	8,260 (7,256 to 9,390)	9,660 (8,486 to 10,980)	11,127 (9,772 to 12,650)	12,660 (11,120 to 14,390)	14,511 (12,746 to 16,500)	16,437 (14,435 to 18,683)	18,777 (16,490 to 21,350)	21,796 (19,140 to 24,788)	25,178 (22,110 to 28,630)	29,442 (25,858 to 33,475)	182,000
HIV/AIDS and sexually transmitted infections	8.2 (2.4 to 18.1)	2.7 (0.6 to 5.9)	3.6 (1.2 to 8.6)	0.3 (0.2 to 0.5)	0.2 (0.1 to 0.3)	0.2 (0.2 to 0.3)	0.5 (0.3 to 0.6)	1.3 (0.7 to 2.2)	2 (1.1 to 3.2)	3.2 (1.8 to 5.4)	5.9 (3.2 to 9.6)	6.7 (3.6 to 11.2)	8.1 (4.3 to 13.5)	9.7 (5.1 to 16.1)	11.4 (5.9 to 18.9)	12.5 (6.4 to 20.9)	13.4 (6.8 to 22.2)	14.1 (7.1 to 23.5)	14.6 (7.3 to 24.3)	15.1 (7.5 to 25.1)	59.1
HIV/AIDS	0 (0 to 0)	0 (0 to 0)	0.2 (0.2 to 0.2)	0.1 (0.1 to 0.1)	0.1 (0.1 to 0.2)	0.1 (0.1 to 0.2)	0.5 (0.4 to 0.6)	1.2 (0.6 to 1.9)	2.1 (1.2 to 3.2)	3.1 (1.8 to 5.2)	5.8 (3.2 to 9.5)	6.6 (3.5 to 11.1)	8 (4.2 to 13.4)	9.6 (5.1 to 16.1)	11.3 (5.9 to 18.8)	12.4 (6.4 to 20.8)	13.3 (6.8 to 22.1)	14 (7.1 to 23.4)	14.5 (7.3 to 24.2)	15 (7.5 to 25)	58.8
HIV/AIDS - Drug-susceptible Tuberculosis	0 (0 to 0)	0 (0 to 0)	0 (0 to 0)	0 (0 to 0)	0 (0 to 0)	0 (0 to 0)	0 (0 to 0)	0 (0 to 0)	0 (0 to 0)	0 (0 to 0)	0 (0 to 0)	0 (0 to 0)	0 (0 to 0)	0 (0 to 0)	0 (0 to 0)	0 (0 to 0)	0 (0 to 0)	0 (0 to 0)	0 (0 to 0)	0 (0 to 0)	0
HIV/AIDS - Multidrug-resistant Tuberculosis without extensive drug-resistance	0 (0 to 0)	0 (0 to 0)	0 (0 to 0)	0 (0 to 0)	0 (0 to 0)	0 (0 to 0)	0 (0 to 0)	0 (0 to 0)	0 (0 to 0)	0 (0 to 0)	0 (0 to 0)	0 (0 to 0)	0 (0 to 0)	0 (0 to 0)	0 (0 to 0)	0 (0 to 0)	0 (0 to 0)	0 (0 to 0)	0 (0 to 0)	0 (0 to 0)	0
HIV/AIDS - Extensively drug-resistant Tuberculosis	0 (0 to 0)	0 (0 to 0)	0 (0 to 0)	0 (0 to 0)	0 (0 to 0)	0 (0 to 0)	0 (0 to 0)	0 (0 to 0)	0 (0 to 0)	0 (0 to 0)	0 (0 to 0)	0 (0 to 0)	0 (0 to 0)	0 (0 to 0)	0 (0 to 0)	0 (0 to 0)	0 (0 to 0)	0 (0 to 0)	0 (0 to 0)	0 (0 to 0)	0
HIV/AIDS resulting in other diseases	0 (0 to 0)	0 (0 to 0)	0 (0 to 0)	0 (0 to 0)	0 (0 to 0)	0 (0 to 0)	0 (0 to 0)	0 (0 to 0)	0 (0 to 0)	0 (0 to 0)	0 (0 to 0)	0 (0 to 0)	0 (0 to 0)	0 (0 to 0)	0 (0 to 0)	0 (0 to 0)	0 (0 to 0)	0 (0 to 0)	0 (0 to 0)	0 (0 to 0)	0
Sexually transmitted infections excluding HIV	8.2 (2.4 to 18.1)	2.7 (0.6 to 5.9)	3.6 (1.2 to 8.6)	0.1 (0 to 0.3)	0.1 (0 to 0.1)	0.1 (0 to 0.1)	0.1 (0.2 to 0.5)	0.1 (0.4 to 1.4)	0.1 (0.2 to 0.8)	0.1 (0.5 to 1.4)	0.1 (0.4 to 1.4)	0.1 (0.4 to 1.4)	0.1 (0.4 to 1.4)	0.1 (0.4 to 1.4)	0.1 (0.4 to 1.4)	0.1 (0.4 to 1.4)	0.1 (0.4 to 1.4)	0.1 (0.4 to 1.4)	0.1 (0.4 to 1.4)	0.1 (0.4 to 1.4)	33.5
Syphilis	8.2 (2.4 to 18.1)	2.7 (0.6 to 5.9)	3.6 (1.2 to 8.6)	0.1 (0 to 0.3)	0 (0 to 0)	0 (0 to 0)	0 (0 to 0)	0 (0 to 0.1)	0 (0 to 0.1)	0 (0 to 0.1)	0 (0 to 0.1)	0 (0 to 0.1)	0 (0 to 0.1)	0 (0 to 0.1)	0 (0 to 0.1)	0 (0 to 0.1)	0 (0 to 0.1)	0 (0 to 0.1)	0 (0 to 0.1)	0 (0 to 0.1)	0 (0 to 0.1)	15.4
Chlamydial infection	0 (0 to 0)	0 (0 to 0)	0 (0 to 0)	0 (0 to 0)	0 (0 to 0)	0 (0 to 0)	0 (0 to 0.1)	0 (0 to 0.1)	0 (0 to 0.4)	0 (0 to 0.4)	0 (0 to 0.4)	0 (0 to 0.4)	0 (0 to 0.4)	0 (0 to 0.4)	0 (0 to 0.4)	0 (0 to 0.4)	0 (0 to 0.4)	0 (0 to 0.4)	0 (0 to 0.4)	0 (0 to 0.4)	0 (0 to 0.4)	3.2
Gonococcal infection	0 (0 to 0)	0 (0 to 0)	0 (0 to 0)	0 (0 to 0)	0 (0 to 0)	0 (0 to 0)	0 (0 to 0.1)	0 (0 to 0.1)	0 (0 to 0.1)	0 (0 to 0.2)	0 (0 to 0.2)	0 (0 to 0.2)	0 (0 to 0.2)	0 (0 to 0.2)	0 (0 to 0.2)	0 (0 to 0.2)	0 (0 to 0.2)	0 (0 to 0.2)	0 (0 to 0.2)	0 (0 to 0.2)	0 (0 to 0.2)	1.3
Trichomoniasis	0 (0 to 0)	0 (0 to 0)	0 (0 to 0)	0 (0 to 0)	0 (0 to 0)	0 (0 to 0)	0 (0 to 0.1)	0 (0 to 0.1)	0 (0 to 0.3)	0 (0 to 0.3)	0 (0 to 0.3)	0 (0 to 0.3)	0 (0 to 0.3)	0 (0 to 0.3)	0 (0 to 0.3)	0 (0 to 0.3)	0 (0 to 0.3)	0 (0 to 0.3)	0 (0 to 0.3)	0 (0 to 0.3)	0 (0 to 0.3)	2.7
Genital herpes	0 (0 to 0)	0 (0 to 0)	0 (0 to 0)	0 (0 to 0)	0 (0 to 0)	0 (0 to 0)	0 (0 to 0.1)	0 (0 to 0.3)	0 (0 to 0.6)	0 (0 to 0.6)	0 (0 to 0.6)	0 (0 to 0.6)	0 (0 to 0.6)	0 (0 to 0.6)	0 (0 to 0.6)	0 (0 to 0.6)	0 (0 to 0.6)	0 (0 to 0.6)	0 (0 to 0.6)	0 (0 to 0.6)	0 (0 to 0.6)	4.5
Other sexually transmitted infections	0 (0 to 0)	0 (0 to 0)	0 (0 to 0)	0 (0 to 0)	0 (0 to 0)	0 (0 to 0)	0 (0 to 0.1)	0 (0 to 0.1)	0 (0 to 0.3)	0 (0 to 0.3)	0 (0 to 0.3)	0 (0 to 0.3)	0 (0 to 0.3)	0 (0 to 0.3)	0 (0 to 0.3)	0 (0 to 0.3)	0 (0 to 0.3)	0 (0 to 0.3)	0 (0 to 0.3)	0 (0 to 0.3)	0 (0 to 0.3)	6.4
Respiratory infections and tuberculosis	2.5 (1.7 to 3.6)	2.3 (1.7 to 3.2)	12.7 (10.6 to 22)	24.4 (20.4 to 49.7)	13.4 (11.1 to 28.5)	11.6 (9.6 to 29.9)	11.6 (9.6 to 36.4)	28.3 (12.4 to 29.8)	29.5 (12.9 to 30.4)	28.6 (12.5 to 31.3)	29.2 (12.7 to 43.3)	29.1 (22.1 to 43.3)	29.4 (20.7 to 48.7)	27.4 (20.4 to 49.4)	29.4 (20.9 to 49.6)	30.7 (22.1 to 49.6)	32.6 (22.9 to 49.6)	34.1 (23.7 to 49.6)	35.2 (24.3 to 49.6)	36 (24.9 to 49.6)	1,020
Tuberculosis	0 (0 to 0)	0 (0 to 0)	0 (0 to 0.2)	0.1 (0 to 0.1)	0.1 (0 to 0.1)	0.2 (0.2 to 0.3)	0.5 (0.4 to 0.7)	1.1 (0.4 to 1.4)	1.9 (0.9 to 1.5)	3.1 (0.7 to 1.4)	5.7 (1.4 to 1.4)	6.5 (1.6 to 1.4)	7.8 (1.9 to 1.4)	9.3 (2.3 to 1.4)	11 (2.8 to 1.4)	12 (3.2 to 1.4)	13 (3.3 to 1.4)	14 (3.5 to 1.4)	14.2 (3.6 to 1.4)	14.6 (3.7 to 1.4)	23.3
Latent tuberculosis infection	0 (0 to 0)	0 (0 to 0)	0 (0 to 0)	0 (0 to 0)	0 (0 to 0)	0 (0 to 0)	0 (0 to 0)	0 (0 to 0)	0 (0 to 0)	0 (0 to 0)	0 (0 to 0)	0 (0 to 0)	0 (0 to 0)	0 (0 to 0)	0 (0 to 0)	0 (0 to 0)	0 (0 to 0)	0 (0 to 0)	0 (0 to 0)	0 (0 to 0)	0
Drug-susceptible tuberculosis	0 (0 to 0)	0 (0 to 0)	0 (0 to 0.2)	0.1 (0 to 0.1)	0.1 (0 to 0.1)	0.2 (0.2 to 0.3)	0.5 (0.3 to 0.7)	1 (0.4 to 1.4)	1.8 (0.8 to 1.5)	3 (0.7 to 1.4)	5.5 (1.4 to 1.4)	6.3 (1.6 to 1.4)	7.6 (1.9 to 1.4)	9 (2.3 to 1.4)	10.7 (2.8 to 1.4)	11.8 (3.2 to 1.4)	12.8 (3.3 to 1.4)	13.7 (3.5 to 1.4)	14 (3.6 to 1.4)	14.4 (3.7 to 1.4)	22.6
Multidrug-resistant tuberculosis without extensive drug-resistance	0 (0 to 0)	0 (0 to 0)	0 (0 to 0)	0 (0 to 0)	0 (0 to 0)	0 (0 to 0)	0 (0 to 0.1)	0 (0 to 0.1)	0 (0 to 0.2)	0 (0 to 0.2)	0 (0 to 0.2)	0 (0 to 0.2)	0 (0 to 0.2)	0 (0 to 0.2)	0 (0 to 0.2)	0 (0 to 0.2)	0 (0 to 0.2)	0 (0 to 0.2)	0 (0 to 0.2)	0 (0 to 0.2)	0 (0 to 0.2)	0.6
Extensively drug-resistant tuberculosis	0 (0 to 0)	0 (0 to 0)	0 (0 to 0)	0 (0 to 0)	0 (0 to 0)	0 (0 to 0)	0 (0 to 0)	0 (0 to 0)	0 (0 to 0)	0 (0 to 0)	0 (0 to 0)	0 (0 to 0)	0 (0 to 0)	0 (0 to 0)	0 (0 to 0)	0 (0 to 0)	0 (0 to 0)	0 (0 to 0)	0 (0 to 0)	0 (0 to 0)	0 (0 to 0)	0.1
Lower respiratory infections	2.5 (1.7 to 3.6)	2.3 (1.6 to 3.7)	11.6 (7.2 to 17.3)	24.4 (14.8 to 49.6)	13.4 (8.2 to 28.3)	11.6 (7.1 to 24.4)	11.6 (7.1 to 29.3)	28.3 (17.5 to 29.5)	29.5 (18.2 to 30.4)	28.6 (17.6 to 31.3)	29.2 (17.9 to 43.3)	29.1 (21.1 to 43.3)	29.4 (20.1 to 48.7)	27.4 (20.1 to 49.4)	29.4 (20.4 to 49.6)	30.7 (21.6 to 49.6)	32.6 (22.4 to 49.6)	34.1 (23.1 to 49.6)	35.2 (23.7 to 49.6)	36 (24.3 to 49.6)	1,000
Upper respiratory infections	0 (0 to 0)	0 (0 to 0.3)	0.4 (0.2 to 0.5)	0 (0 to 0.2)	0 (0 to 0.2)	0 (0 to 0.2)	0 (0 to 0.2)	0 (0 to 0.2)	0 (0 to 0.2)	0 (0 to 0.2)	0 (0 to 0.2)	0 (0 to 0.2)	0 (0 to 0.2)	0 (0 to 0.2)	0 (0 to 0.2)	0 (0 to 0.2)	0 (0 to 0.2)	0 (0 to 0.2)	0 (0 to 0.2)	0 (0 to 0.2)	0 (0 to 0.2)	0
Otitis media	0 (0 to 0)	0 (0 to 0)	0.7 (0.4 to 1.2)	4.5 (2.4 to 8.9)	4.4 (2.4 to 7.4)	2.4 (1.2 to 4.2)	1.4 (1.1 to 1.9)	1.2 (0.9 to 1.4)	1.1 (0.9 to 1.4)	1.1 (0.9 to 1.4)	1.1 (0.9 to 1.4)	1.1 (0.9 to 1.4)	1.1 (0.9 to 1.4)	1.1 (0.9 to 1.4)	1.1 (0.9 to 1.4)	1.1 (0.9 to 1.4)	1.1 (0.9 to 1.4)	1.1 (0.9 to 1.4)	1.1 (0.9 to 1.4)	1.1 (0.9 to 1.4)	38.9
Enteric infections	0.2 (0.2 to 0.3)	0.2 (0.1 to 0.3)	0.1 (0.1 to 0.2)	16.2 (9 to 39)	8.4 (4.4 to 13.9)	5.3 (3 to 9)	4.2 (2.5 to 6.3)	3.9 (2.4 to 6)	4.2 (2.6 to 6.2)	4.2 (2.6 to 6.1)	3.9 (2.4 to 5.6)	3.3 (2.2 to 4.8)	3.3 (2.2 to 4.8)	3.3 (2.2 to 4.8)	3.3 (2.2 to 4.8)	3.3 (2.2 to 4.8)	3.3 (2.2 to 4.8)	3.3 (2.2 to 4.8)	3.3 (2.2 to 4.8)	3.3 (2.2 to 4.8)	169
Diarrheal diseases	0.2 (0.2 to 0.3)	0.2 (0.1 to 0.3)	0.1 (0.1 to 0.2)	16.2 (9.1 to 39.1)	8.4 (4.4 to 13.9)	5.3 (3 to 9)	4.2 (2.5 to 6.3)	3.9 (2.4 to 6)	4.2 (2.6 to 6.2)	4.2 (2.6 to 6.1)	3.9 (2.4 to 5.6)	3.3 (2.2 to 4.8)	3.3 (2.2 to 4.8)	3.3 (2.2 to 4.8)	3.3 (2.2 to 4.8)	3.3 (2.2 to 4.8)	3.3 (2.2 to 4.8)	3.3 (2.2 to 4.8)	3.3 (2.2 to 4.8)	3.3 (2.2 to 4.8)	168
Typhoid and paratyphoid	0 (0 to 0)	0 (0 to 0)	0 (0 to 0)	0 (0 to 0)	0 (0 to 0)	0 (0 to 0)	0 (0 to 0)	0 (0 to 0)	0 (0 to 0)	0 (0 to 0)	0 (0 to 0)	0 (0 to 0)	0 (0 to 0)	0 (0 to 0)	0 (0 to 0)	0 (0 to 0)	0 (0 to 0)	0 (0 to 0)	0 (0 to 0)	0 (0 to 0)	0
Typhoid fever	0 (0 to 0)	0 (0 to 0)	0 (0 to 0)	0 (0 to 0)	0 (0 to 0)	0 (0 to 0)	0 (0 to 0)	0 (0 to 0)	0 (0 to 0)	0 (0 to 0)	0 (0 to 0)	0 (0 to 0)	0 (0 to 0)	0 (0 to 0)	0 (0 to 0)	0 (0 to 0)	0 (0 to 0)	0 (0 to 0)	0 (0 to 0)	0 (0 to 0)	0
Paratyphoid fever	0 (0 to 0)	0 (0 to 0)	0 (0 to 0)	0 (0 to 0)	0 (0 to 0)	0 (0 to 0)	0 (0 to 0)	0 (0 to 0)	0 (0 to 0)	0 (0 to 0)	0 (0 to 0)	0 (0 to 0)	0 (0 to 0)	0 (0 to 0)	0 (0 to 0)	0 (0 to 0)	0 (0 to 0)	0 (0 to 0)	0 (0 to 0)	0 (0 to 0)	0
Invasive Non-typhoidal Salmonella (iNTS)	0 (0 to 0)	0 (0 to 0)	0 (0 to 0)	0 (0 to 0.2)	0 (0 to 0)	0 (0 to 0)	0 (0 to 0)	0 (0 to 0)	0 (0 to 0)	0 (0 to 0)	0 (0 to 0)	0 (0 to 0)	0 (0 to 0)	0 (0 to 0)	0 (0 to 0)	0 (0 to 0)	0 (0 to 0)	0 (0 to 0)	0 (0 to 0)	0 (0 to 0)	1
Other intestinal infectious diseases	0 (0 to 0)	0 (0 to 0)	0 (0 to 0)	0 (0 to 0)	0 (0 to 0)	0 (0 to 0)	0 (0 to 0)	0 (0 to 0)	0 (0 to 0)	0 (0 to 0)	0 (0 to 0)	0 (0 to 0)	0 (0 to 0)	0 (0 to 0)	0 (0 to 0)	0 (0 to 0)	0 (0 to 0)	0 (0 to 0)	0 (0 to 0)	0 (0 to 0)	0.4
Neglected tropical diseases and malaria	0 (0 to 0)	0 (0 to 0)	0.5 (0.1 to 1.4)	1.6 (0.3 to 5.6)	2.2 (0.2 to 9.6)	0.4 (0 to 2.1)	0.2 (0 to 0.2)	0.2 (0 to 0.2)	0.2 (0 to 0.7)	0.2 (0 to 0.8)	0.3 (0 to 1.1)	0.5 (0 to 1.6)	0.5 (0 to 1.6)	0.4 (0 to 1.5)	0.4 (0 to 1.5)	0.4 (0 to 1.5)	0.4 (0 to 1.5)	0.4 (0 to 1.5)	0.4 (0 to 1.5)	0.4 (0 to 1.5)	8.8
Malaria	0 (0 to 0)	0 (0 to 0)	0 (0 to 0)	0 (0 to 0)	0 (0 to 0)	0 (0 to 0)	0 (0 to 0)	0 (0 to 0)	0 (0 to 0)	0 (0 to 0)	0 (0 to 0)	0 (0 to 0)	0 (0 to 0)	0 (0 to 0)	0 (0 to 0)	0 (0 to 0)	0 (0 to 0)	0 (0 to 0)	0 (0 to 0)	0 (0 to 0)	0
Chagas disease	0 (0 to 0)	0 (0 to 0)	0 (0 to 0)	0 (0 to 0)	0 (0 to 0)	0 (0 to 0)	0 (0 to 0)	0 (0 to 0)	0 (0 to 0)	0 (0 to 0)	0 (0 to 0)	0 (0 to 0)	0 (0 to 0)	0 (0 to 0)	0 (0 to 0)	0 (0 to 0)	0 (0 to 0)	0 (0 to 0)	0 (0 to 0)	0 (0 to 0)	0
Leishmaniasis	0 (0 to 0)	0 (0 to 0)	0 (0 to 0)	0 (0 to 0)	0 (0 to 0)	0 (0 to 0)	0 (0 to 0)	0 (0 to 0)	0 (0 to 0)	0 (0 to 0)	0 (0 to 0)	0 (0 to 0)	0 (0 to 0)	0 (0 to 0)	0 (0 to 0)	0 (0 to 0)	0 (0 to 0)	0 (0 to 0)	0 (0 to 0)	0 (0 to 0)	0
Visceral leishmaniasis	0 (0 to 0)	0 (0 to 0)	0 (0 to 0)	0 (0 to 0)	0 (0 to 0)	0 (0 to 0)	0 (0 to 0)	0 (0 to 0)	0 (0 to 0)	0 (0 to 0)	0 (0 to 0)	0 (0 to 0)	0 (0 to 0)	0 (0 to 0)	0 (0 to 0)	0 (0 to 0)	0 (0 to 0)	0 (0 to 0)	0 (0 to 0)	0 (0 to 0)	0
Cutaneous and mucocutaneous leishmaniasis	0 (0 to 0)	0 (0 to 0)	0 (0 to 0)	0 (0 to 0)	0 (0 to 0)	0 (0 to 0)	0 (0 to 0)	0 (0 to 0)	0 (0 to 0)	0 (0 to 0)	0 (0 to 0)	0 (0 to 0)	0 (0 to 0)	0 (0 to 0)	0 (0 to 0)	0 (0 to 0)	0 (0 to 0)	0 (0 to 0)	0 (0 to 0)	0 (0 to 0)	0
African trypanosomiasis	0 (0 to 0)	0 (0 to 0)	0 (0 to 0)	0 (0 to 0)	0 (0 to 0)	0 (0 to 0)	0 (0 to 0)	0 (0 to 0)	0 (0 to 0)	0 (0 to 0)	0 (0 to 0)	0 (0 to 0)	0 (0 to 0)	0 (0 to 0)	0 (0 to 0)	0 (0 to 0)	0 (0 to 0)	0 (0 to 0)	0 (0 to 0)	0 (0 to 0)	0
Schistosomiasis	0 (0 to 0)	0 (0 to 0)	0 (0 to 0)	0 (0 to 0)	0 (0 to 0)	0 (0 to 0)	0 (0 to 0)	0 (0 to 0)	0 (0 to 0)	0 (0 to 0)	0 (0 to 0)	0 (0 to 0)	0 (0 to 0)	0 (0 to 0)	0 (0 to 0)	0 (0 to 0)	0 (0 to 0)	0 (0 to 0)	0 (0 to 0)	0 (0 to 0)	0
Cysticercosis	0 (0 to 0)	0 (0 to 0)	0 (0 to 0)	0 (0 to 0)	0 (0 to 0)	0 (0 to 0)	0 (0 to 0)	0 (0 to 0)	0 (0 to 0)	0 (0 to 0)	0 (0 to 0)	0 (0 to 0)	0 (0 to 0)	0 (0 to 0)	0 (0 to 0)	0 (0 to 0)	0 (0 to 0)	0 (0 to 0)	0 (0 to 0)	0 (0 to 0)	0
Cystic echinococcosis	0 (0 to 0)	0 (0 to 0)	0 (0 to 0)	0 (0 to 0)	0 (0 to 0)	0 (0 to 0)	0 (0 to 0)	0 (0 to 0)	0 (0 to 0)	0 (0 to 0)	0 (0 to 0)	0 (0 to 0)	0 (0 to 0)	0 (0 to 0)	0 (0 to 0)	0 (0 to 0)	0 (0 to 0)	0 (0 to 0)	0 (0 to 0)	0 (0 to 0)	0.1
Lymphatic filariasis	0 (0 to 0)	0 (0 to 0)	0 (0 to 0)	0 (0 to 0)	0 (0 to 0)	0 (0 to 0)	0 (0 to 0)	0 (0 to 0)	0 (0 to 0)	0 (0 to 0)	0 (0 to 0)	0 (0 to 0)	0 (0 to 0)	0 (0 to 0)	0 (0 to 0)	0 (0 to 0)	0 (0 to 0)	0 (0 to 0)	0 (0 to 0)	0 (0 to 0)	0
Onchocerciasis	0 (0 to 0)	0 (0 to 0)	0 (0 to 0)	0 (0 to 0)	0 (0 to 0)	0 (0 to 0)	0 (0 to 0)	0 (0 to 0)	0 (0 to 0)	0 (0 to 0)	0 (0 to 0)	0 (0 to 0)	0 (0 to 0)	0 (0 to 0)	0 (0 to 0)	0 (0 to 0)	0 (0 to 0)	0 (0 to 0)	0 (0 to 0)	0 (0 to 0)	0
Trachoma	0 (0 to 0)	0 (0 to 0)	0 (0 to 0)	0 (0 to 0)	0 (0 to 0)	0 (0 to 0)	0 (0 to 0)	0 (0 to 0)	0 (0 to 0)	0 (0 to 0)	0 (0 to 0)	0 (0 to 0)	0 (0 to 0)	0 (0 to 0)	0 (0 to 0)	0 (0 to 0)	0 (0 to 0)	0 (0 to 0)	0 (0 to 0)	0 (0 to 0)	0
Dengue	0 (0 to 0)	0 (0 to 0)	0 (0 to 0)	0 (0 to 0)	0 (0 to 0)	0 (0 to 0)	0 (0 to 0)	0 (0 to 0)	0 (0 to 0)	0 (0 to 0)	0 (0 to 0)	0 (0 to 0)	0 (0 to 0)	0 (0 to 0)	0 (0 to 0)	0 (0 to 0)	0 (0 to 0)	0 (0 to 0)	0 (0 to 0)	0 (0 to 0)	0
Yellow fever	0 (0 to 0)	0 (0 to 0)	0 (0 to 0)	0 (0 to 0)	0 (0 to 0)	0 (0 to 0)	0 (0 to 0)	0 (0 to 0)	0 (0 to 0)	0 (0 to 0)	0 (0 to 0)	0 (0 to 0)	0 (0 to 0)	0 (0 to 0)	0 (0 to 0)	0 (0 to 0)	0 (0 to 0)	0 (0 to 0)	0 (0 to 0)	0 (0 to 0)	0
Rabies	0 (0 to 0)	0 (0 to 0)	0 (0 to 0)	0 (0 to 0)	0 (0 to 0)	0 (0 to 0)	0 (0 to 0)	0 (0 to 0)	0 (0 to 0)	0 (0 to 0)	0 (0 to 0)	0 (0 to 0)	0 (0 to 0)	0 (0 to 0)	0 (0 to 0)	0 (0 to 0)	0 (0 to 0)	0 (0 to 0)	0 (0 to 0)	0 (0 to 0)	0
Intestinal nematode infections	0 (0 to 0)	0 (0 to 0)	0 (0 to 0)	0 (0 to 0)	0 (0 to 0)	0 (0 to 0)	0 (0 to 0)	0 (0 to 0)	0 (0 to 0)	0 (0 to 0)	0 (0 to 0)	0 (0 to 0)	0 (0 to 0)	0 (0 to 0)	0 (0 to 0)	0 (0 to 0)	0 (0 to 0)	0 (0 to 0)	0 (0 to 0)	0 (0 to 0)	0
Ascariasis	0 (0 to 0)	0 (0 to 0)	0 (0 to 0)	0 (0 to 0)	0 (0 to 0)	0 (0 to 0)	0 (0 to 0)	0 (0 to 0)	0 (0 to 0)	0 (0 to 0)	0 (0 to 0)	0 (0 to 0)	0 (0 to 0)	0 (0 to 0)	0 (0 to 0)	0 (0 to 0)	0 (0 to 0)	0 (0 to 0)	0 (0 to 0)	0 (0 to 0)	0
Trichuriasis	0 (0 to 0)	0 (0 to 0)	0 (0 to 0)	0 (0 to 0)	0 (0 to 0)	0 (0 to 0)	0 (0 to 0)	0 (0 to 0)	0 (0 to 0)	0 (0 to 0)	0 (0 to 0)	0 (0 to 0)	0 (0 to 0)	0 (0 to 0)	0 (0 to 0)	0 (0 to 0)	0 (0 to 0)	0 (0 to 0)	0 (0 to 0)	0 (0 to 0)	0
Hookworm disease	0 (0 to 0)	0 (0 to 0)	0 (0 to 0)	0 (0 to 0)	0 (0 to 0)	0 (0 to 0)	0 (0 to 0)	0 (0 to 0)	0 (0 to 0)	0 (0 to 0)	0 (0 to 0)	0 (0 to 0)	0 (0 to 0)	0 (0 to 0)	0 (0 to 0)	0 (0 to 0)	0 (0 to 0)	0 (0 to 0)	0 (0 to 0)	0 (0 to 0)	0
Food-borne trematodiases	0 (0 to 0)	0 (0 to 0)	0 (0 to 0)	0 (0 to 0)	0 (0 to 0)	0 (0 to 0)	0 (0 to 0)	0 (0 to 0)	0 (0 to 0)	0 (0 to 0)	0 (0 to 0)	0 (0 to 0)	0 (0 to 0)	0 (0 to 0)	0 (0 to 0)	0 (0 to 0)	0 (0 to 0)	0 (0 to 0)	0 (0 to 0)	0 (0 to 0)	0
Leprosy	0 (0 to 0)	0 (0 to 0)	0 (0 to 0)	0 (0 to 0)	0 (0 to 0)	0 (0 to 0)	0 (0 to 0)	0 (0 to 0)	0 (0 to 0)	0 (0 to 0)	0 (0 to 0)	0 (0 to 0)	0 (0 to 0)	0 (0 to 0)	0 (0 to 0)	0 (0 to 0)	0 (0 to 0)	0 (0 to 0)	0 (0 to 0)	0 (0 to 0)	0
Ebola	0 (0 to 0)	0 (0 to 0)	0 (0 to 0)	0 (0 to 0)	0 (0 to 0)	0 (0 to 0)	0 (0 to 0)	0 (0 to 0)	0 (0 to 0)	0 (0 to 0)	0 (0 to 0)	0 (0 to 0)	0 (0 to 0)	0 (0 to 0)	0 (0 to 0)	0 (0 to 0)	0 (0 to 0)	0 (0 to 0)	0 (0 to 0)	0 (0 to 0)	0
Zika virus	0 (0 to 0)	0 (0 to 0)	0 (0 to 0)	0 (0 to 0)	0 (0 to 0)	0 (0 to 0)	0 (0 to 0)	0 (0 to 0)	0 (0 to 0)	0 (0 to 0)	0 (0 to 0)	0 (0 to 0)	0 (0 to 0)	0 (0 to 0)	0 (0 to 0)	0 (0 to 0)	0 (0 to 0)	0 (0 to 0)	0 (0 to 0)	0 (0 to 0)	0
Guinea worm disease	0 (0 to 0)	0 (0 to 0)	0 (0 to 0)	0 (0 to 0)	0 (0 to 0)	0 (0 to 0)	0 (0 to 0)	0 (0 to 0)	0 (0 to 0)	0 (0 to 0)	0 (0 to 0)	0 (0 to 0)	0 (0 to 0)	0 (0 to 0)	0 (0 to 0)	0 (0 to 0)	0 (0 to 0)	0 (0 to 0)	0 (0 to 0)	0 (0 to 0)	0
Other neglected tropical diseases	0 (0 to 0)	0 (0 to 0)	0.5 (0.1 to 1.4)	1.6 (0.3 to 5.6)	2.2 (0.2 to 9.6)	0.4 (0 to 2.1)	0.2 (0 to 0.2)	0.2 (0 to 0.2)	0.2 (0 to 0.7)	0.2 (0 to 0.8)	0.3 (0 to 1.1)	0.5 (0 to 1.6)	0.5 (0 to 1.6)	0.4 (0 to 1.5)	0.4 (0 to 1.5)	0.4 (0 to 1.5)	0.4 (0 to 1.5)	0.4 (0 to 1.5)	0.4 (0 to 1.5)	0.4 (0 to 1.5)	8.7
Other infectious diseases	1 (0.7 to 1.5)	2.2 (1.6 to 3.1)	9.8 (4.6 to 19.4)	11.1 (6.6 to 19.4)	5.5 (2.7 to 9.7)	4.5 (2.4 to 8.4)	5.7 (3.7 to 8.6)	5.5 (3.6 to 8.6)	6.6 (4.6 to 7.5)	6.6 (4.6 to 7.5)	6.6 (5.3 to 8.3)	6.2 (4.8 to 7.5)	6.2 (4.8 to 7.5)	7.3 (5.6 to 9.4)	7.9 (6.1 to 10.2)	8.5 (6.4 to 11.1)



Osteoarthritis other	0 (0 to 0)	0 (0 to 0)	0 (0 to 0)	0 (0 to 0)	0 (0 to 0)	0 (0 to 0)	0 (0 to 0)	0 (0 to 0)	0 (0 to 0)	0 (0 to 0)	0-1 (0 to 2)	0-5 (0 to 2)	0-5 (0 to 1.2)	1-6 (0 to 3.4)	3-8 (1 to 5.4)	7 (3 to 15.1)	10-1 (4 to 21.7)	11-3 (5 to 23.4)	12-2 (5 to 25.3)	13 (6 to 26.4)	9-9 (4 to 20.1)	8-3 (4 to 16.4)	5 (2 to 9.7)	2-1 (1 to 4.3)	0-5 (0 to 1)	85-4
Low back pain	0 (0 to 0)	0 (0 to 0)	0 (0 to 0)	0 (0 to 0)	0-4 (1 to 14.5)	40-2 (23.7 to 63.6)	87-9 (40.4 to 159)	94-3 (52.4 to 147)	139 (74.4 to 227)	146 (90.3 to 244)	139 (110 to 279)	184 (116 to 289)	191 (116 to 289)	94-2 (46.3 to 192)	117 (47.7 to 268)	119 (48.1 to 264)	113 (45.2 to 265)	111 (44.6 to 261)	252 (101 to 539)	239 (96.1 to 501)	220 (75.4 to 574)	134 (39.2 to 357)	44 (12.8 to 94.7)	2,840
Neck pain	0 (0 to 0)	0 (0 to 0)	4-1 (1 to 20.7)	21 (11 to 39.2)	33-2 (16.3 to 57.9)	47-9 (19.7 to 71.9)	49-1 (24.6 to 94)	70-6 (36.7 to 132)	89 (47.1 to 157)	94-2 (48.3 to 168)	117 (61.4 to 208)	119 (59.6 to 217)	113 (57.2 to 213)	94-2 (44.6 to 191)	73-7 (33.1 to 161)	83-4 (44.6 to 161)	49-3 (27.1 to 97.7)	35 (18.6 to 63.7)	58-7 (34.6 to 93.2)	67 (34.6 to 111)	1,110
Gout	0 (0 to 0)	0 (0 to 0)	0 (0 to 0)	0 (0 to 0)	0 (0 to 0)	0 (0 to 0)	0 (0 to 0)	0 (0 to 0)	0-1 (0 to 2)	0-1 (0 to 2)	0-1 (0 to 1.9)	0-5 (0 to 1.6)	0-5 (0 to 1.6)	0-5 (0 to 1.6)	0-5 (0 to 1.6)	0-5 (0 to 1.6)	0-5 (0 to 1.6)	0-5 (0 to 1.6)	0-5 (0 to 1.6)	0-5 (0 to 1.6)	0-5 (0 to 1.6)	0-5 (0 to 1.6)	0-5 (0 to 1.6)	0-5 (0 to 1.6)	94-7
Other musculoskeletal disorders	0 (0 to 0)	0 (0 to 0)	0 (0 to 0)	0-2 (0 to 0.4)	0-1 (0 to 2.4)	11-9 (6.1 to 20.1)	28-9 (17.1 to 45.1)	55-5 (34.9 to 85.2)	73 (39.1 to 124)	78-5 (50 to 118)	77-2 (46.3 to 131)	90-7 (59.3 to 145)	93 (64.1 to 173)	108 (65.8 to 165)	93 (53.9 to 149)	89-7 (46.3 to 139)	75-3 (39.7 to 124)	49-2 (26.7 to 78.4)	21 (10.1 to 39.9)	12-6 (7.5 to 22.8)	5-8 (2.4 to 9)	1-8 (1 to 3.7)	982
Other non-communicable diseases	77-3 (52.7 to 112)	46-3 (34.6 to 59.4)	115 (82.2 to 158)	96-9 (70.3 to 130)	50-2 (36.7 to 66)	66 (46.6 to 78.4)	69-8 (50.1 to 113)	152 (92.7 to 181)	196 (109 to 290)	212 (109 to 350)	215 (105 to 294)	203 (140 to 277)	240 (174 to 336)	240 (168 to 360)	205 (129 to 321)	270 (203 to 382)	280 (196 to 379)	282 (202 to 382)	174 (126 to 235)	209 (150 to 274)	115 (81.7 to 162)	66-9 (44.5 to 99.6)	16-7 (10.6 to 28.7)	3,670
Congenital birth defects	74-9 (52.5 to 111)	37-7 (27.6 to 52.4)	39-7 (29.7 to 58)	67-2 (46.6 to 79.7)	23-5 (16.7 to 33.1)	22-7 (16.4 to 33)	22-2 (16.4 to 29.6)	26-6 (19.4 to 37.3)	21-2 (14.4 to 30.4)	21-2 (14.4 to 30.6)	26-1 (15.5 to 33.4)	17-6 (12.1 to 32.7)	13-1 (10.1 to 22.7)	19-7 (14 to 25.9)	20-9 (14.5 to 27.2)	21-6 (14.7 to 28)	17-2 (11.9 to 23.1)	16-3 (10.9 to 24.1)	4-7 (2.6 to 7.2)	2-8 (1.7 to 4.4)	1-9 (1.1 to 3)	0-4 (0.4 to 1.6)	0-2 (0.2 to 0.4)	512
Neural tube defects	5-5 (2.6 to 9.3)	1-8 (1 to 3.1)	7-7 (3.9 to 12.1)	11 (6.9 to 16.4)	0-8 (0.5 to 1.7)	0-9 (0.6 to 1.2)	0-9 (0.6 to 1.2)	1-1 (0.7 to 1.4)	1 (0.7 to 1.5)	1 (0.6 to 1.5)	0-9 (0.6 to 1.3)	0-9 (0.6 to 0.9)	0-9 (0.6 to 0.9)	0-5 (0.3 to 0.8)	0-3 (0.2 to 0.6)	0-2 (0.1 to 0.5)	0-1 (0.1 to 0.5)	0-1 (0.1 to 0.5)	0-2 (0.1 to 0.3)	0-2 (0.1 to 0.3)	0-1 (0 to 0.3)	0-1 (0 to 0.3)	0-1 (0 to 0.3)	34-3
Congenital heart anomalies	19-4 (11.9 to 33.4)	17-7 (12.3 to 25.9)	23-2 (13.8 to 40.1)	12-5 (8.5 to 19)	3-3 (2.3 to 5.1)	3-9 (2.6 to 5.5)	5 (3.5 to 7.1)	5 (3.4 to 8.8)	5-1 (3.3 to 8.9)	5-1 (3.3 to 8.9)	5-1 (3.3 to 8.9)	4-6 (2.9 to 8.4)	4-6 (2.9 to 8.4)	3-6 (2.3 to 6.5)	2-6 (1.6 to 5.3)	3-5 (2.3 to 6.2)	2-4 (1.5 to 4.1)	2-3 (1.3 to 4)	0-3 (0.1 to 0.5)	0-1 (0 to 0.5)	0-1 (0 to 0.5)	0-1 (0 to 0.5)	0-1 (0 to 0.5)	127
Orofacial clefts	0 (0 to 0)	0-2 (0 to 0.4)	0-4 (0.2 to 0.7)	0-3 (0 to 0.5)	0-3 (0 to 0.4)	0-2 (0 to 0.4)	0-2 (0 to 0.5)	0-3 (0.1 to 0.5)	0-3 (0.1 to 0.5)	0-3 (0.1 to 0.5)	0-3 (0.1 to 0.5)	0-2 (0.1 to 0.5)	0-2 (0.1 to 0.4)	0-3 (0.1 to 0.5)	0-3 (0.1 to 0.5)	0-3 (0.1 to 0.5)	0-2 (0.1 to 0.4)	0-2 (0.1 to 0.4)	0-2 (0.1 to 0.3)	0-1 (0.1 to 0.2)	0-1 (0 to 0.1)	0-1 (0 to 0.1)	0-1 (0 to 0.1)	4-4
Down syndrome	2-1 (1.0 to 3.4)	0-7 (0.4 to 1)	1-9 (1 to 3.4)	2-1 (1.4 to 2.8)	1-4 (0.9 to 2.1)	1-4 (0.9 to 2)	1-4 (1 to 2)	1-7 (1 to 2.3)	2-1 (1.4 to 2.9)	2-1 (1.4 to 2.9)	2-1 (1.4 to 2.9)	2 (1.5 to 2.7)	2 (1.5 to 2.7)	3 (2 to 4)	2-7 (1.9 to 3.8)	7-5 (4.4 to 10.4)	6-2 (3.2 to 9.2)	3 (1.7 to 4.4)	0 (0 to 0)	0 (0 to 0)	0 (0 to 0)	0 (0 to 0)	0 (0 to 0)	0 (0 to 0)	46-6
Turner syndrome	0 (0 to 0)	0 (0 to 0)	0-1 (0 to 0.2)	0-1 (0 to 0.2)	0-1 (0 to 0.2)	0-1 (0 to 0.2)	0-1 (0 to 0.2)	0-1 (0 to 0.2)	0-1 (0 to 0.2)	0-1 (0 to 0.2)	0-1 (0 to 0.2)	0-1 (0 to 0.2)	0-1 (0 to 0.2)	0 (0 to 0)	0 (0 to 0)	0 (0 to 0)	0 (0 to 0)	0 (0 to 0)	0 (0 to 0)	0 (0 to 0)	0 (0 to 0)	0 (0 to 0)	0 (0 to 0)	0 (0 to 0)	0-8
Klinefelter syndrome	0 (0 to 0)	0 (0 to 0)	0 (0 to 0)	0 (0 to 0)	0 (0 to 0)	0 (0 to 0)	0 (0 to 0)	0 (0 to 0)	0 (0 to 0)	0 (0 to 0)	0 (0 to 0)	0 (0 to 0)	0 (0 to 0)	0 (0 to 0)	0 (0 to 0)	0 (0 to 0)	0 (0 to 0)	0 (0 to 0)	0 (0 to 0)	0 (0 to 0)	0 (0 to 0)	0 (0 to 0)	0 (0 to 0)	0 (0 to 0)	0-2
Other chromosomal abnormalities	9-3 (5.4 to 18.4)	6 (3.6 to 9.1)	10-7 (6.4 to 17.2)	2-9 (2 to 5.2)	2-7 (1.8 to 3.8)	2-8 (2 to 3.8)	2-8 (1.8 to 3.5)	3-1 (2.2 to 4.2)	2-5 (1.7 to 3.4)	2-5 (1.8 to 3.4)	2-4 (1.6 to 3.2)	2-4 (1.6 to 3.2)	1-9 (1.2 to 2.6)	2-1 (1.5 to 3.1)	1-8 (1.1 to 2.7)	1-5 (0.9 to 1.5)	1 (0.6 to 1.5)	0-7 (0.4 to 1)	0-4 (0.2 to 0.6)	0-3 (0.1 to 0.5)	0-1 (0 to 0.3)	0-1 (0 to 0.3)	0-1 (0 to 0.3)	59-4
Congenital musculoskeletal and limb anomalies	4-9 (2.4 to 7.5)	1-4 (1 to 2.2)	3-9 (1.9 to 7.6)	11-2 (4.4 to 11.2)	6-2 (3.6 to 7.1)	2-6 (1.4 to 3.4)	2-6 (1.5 to 3.7)	4-9 (3.1 to 6.9)	4-9 (3.1 to 7.3)	4-9 (3.1 to 7.3)	4-7 (2.7 to 6.2)	4-2 (2.7 to 6.2)	4-8 (2.9 to 6.8)	2-5 (1.5 to 3.8)	4-8 (3.1 to 7.1)	2-5 (1.6 to 3.6)	4-1 (2.4 to 5.7)	2-1 (1.2 to 3.2)	1-1 (0.4 to 1.7)	0-6 (0.4 to 1.1)	0-3 (0.2 to 0.4)	0-1 (0 to 0.3)	0-1 (0 to 0.3)	96
Urogenital congenital anomalies	3-1 (1 to 10.4)	0-7 (0.4 to 2)	1-2 (0.6 to 3.2)	1-4 (0.8 to 2.6)	0-9 (0.4 to 2.6)	0-6 (0.3 to 2.6)	0-7 (0.4 to 2.6)	0-8 (0.4 to 2.6)	0-9 (0.5 to 2.6)	0-9 (0.5 to 2.6)	0-9 (0.5 to 2.6)	0-2 (0.1 to 0.3)	0-2 (0.1 to 0.3)	0-1 (0.1 to 0.2)	0-1 (0.1 to 0.2)	0-1 (0.1 to 0.2)	0-1 (0.1 to 0.2)	0-1 (0.1 to 0.2)	0-1 (0.1 to 0.2)	0-1 (0 to 0.1)	0-1 (0 to 0.1)	0-1 (0 to 0.1)	0-1 (0 to 0.1)	10
Digestive congenital anomalies	4-5 (2.6 to 7.3)	1-7 (1 to 2.2)	2-5 (1.5 to 11.1)	1-1 (0.1 to 9.1)	0-7 (0.2 to 2.2)	0-8 (0.4 to 1.5)	0-8 (0.3 to 1.5)	0-9 (0.3 to 2.4)	0-9 (0.3 to 2.4)	0-9 (0.3 to 2.4)	0-9 (0.3 to 2.4)	0-9 (0.3 to 2.4)	0-9 (0.3 to 2.4)	0-9 (0.3 to 2.4)	0-9 (0.3 to 2.4)	0-9 (0.3 to 2.4)	0-9 (0.3 to 2.4)	0-9 (0.3 to 2.4)	0-9 (0.3 to 2.4)	0-9 (0.3 to 2.4)	0-9 (0.3 to 2.4)	0-9 (0.3 to 2.4)	0-9 (0.3 to 2.4)	24-4
Other congenital birth defects	48 (12.2 to 222.2)	9-2 (7.4 to 20.9)	9-2 (4.2 to 13.4)	2-3 (1.5 to 8.7)	1-3 (0.6 to 2.1)	1-4 (0.8 to 2.7)	1-4 (0.8 to 2.6)	1-5 (0.8 to 2.8)	1-5 (0.8 to 2.8)	1-5 (0.8 to 2.8)	1-5 (0.8 to 2.7)	1-5 (0.8 to 2.7)	1-5 (0.8 to 2.7)	1-5 (0.8 to 2.7)	1-5 (0.8 to 2.7)	1-5 (0.8 to 2.7)	1-5 (0.8 to 2.7)	1-5 (0.8 to 2.7)	1-5 (0.8 to 2.7)	1-4 (0.6 to 2.7)	0-5 (0.2 to 1.7)	0-5 (0.2 to 1.7)	0-5 (0.2 to 1.7)	109
Urinary diseases and male infertility	0-1 (0 to 0.1)	0-2 (0 to 0.6)	0-8 (0.4 to 1)	0-7 (0.4 to 0.9)	0-7 (0.5 to 1)	1-1 (0.8 to 1.5)	1-3 (1 to 1.6)	2-1 (1.7 to 2.7)	2-1 (1.7 to 2.7)	2-1 (1.7 to 2.7)	2-1 (1.7 to 2.7)	2 (1.5 to 2.7)	2 (1.5 to 2.7)	3 (2 to 4)	2-7 (1.9 to 3.8)	2-6 (1.7 to 3.6)	2-4 (1.5 to 3.2)	2 (1.2 to 2.9)	1-1 (0.6 to 1.6)	0-5 (0.3 to 0.8)	0-2 (0.1 to 0.4)	0-2 (0.1 to 0.4)	0-2 (0.1 to 0.4)	401
Urolithiasis	0 (0 to 0)	0 (0 to 0)	0 (0 to 0)	0 (0 to 0.1)	0 (0 to 0.1)	0 (0 to 0.1)	0 (0 to 0.1)	0 (0 to 0.2)	0 (0 to 0.2)	0 (0 to 0.1)	0 (0 to 0.1)	0 (0 to 0.1)	0 (0 to 0.1)	0 (0 to 0.2)	0 (0 to 0.2)	0 (0 to 0.2)	0 (0 to 0.2)	0 (0 to 0.2)	0 (0 to 0.2)	0 (0 to 0.2)	0 (0 to 0.2)	0 (0 to 0.2)	0 (0 to 0.2)	0 (0 to 0.2)	30-1
Benign prostatic hyperplasia	0 (0 to 0)	0 (0 to 0)	0 (0 to 0)	0 (0 to 0)	0 (0 to 0)	0 (0 to 0)	0 (0 to 0)	0 (0 to 0)	0 (0 to 0)	0 (0 to 0)	0 (0 to 0)	0 (0 to 0)	0 (0 to 0)	0 (0 to 0)	0 (0 to 0)	0 (0 to 0)	0 (0 to 0)	0 (0 to 0)	0 (0 to 0)	0 (0 to 0)	0 (0 to 0)	0 (0 to 0)	0 (0 to 0)	0 (0 to 0)	76
Male infertility	0 (0 to 0)	0 (0 to 0)	0 (0 to 0)	0 (0 to 0)	0 (0 to 0)	0 (0 to 0)	1 (0.2 to 2)	1-7 (0.4 to 4.2)	1-7 (0.4 to 4.2)	1-7 (0.4 to 4.6)	1-7 (0.5 to 4.1)	1-7 (0.5 to 4.1)	1-7 (0.5 to 4.2)	1-7 (0.5 to 4.3)	1-7 (0.5 to 4.2)	0-3 (0.1 to 0.6)	0-3 (0 to 0.5)	0 (0 to 0)	0 (0 to 0)	0 (0 to 0)	0 (0 to 0)	0 (0 to 0)	0 (0 to 0)	0 (0 to 0)	8-2
Other urinary diseases	0-1 (0 to 0.1)	0-1 (0 to 0.1)	0-1 (0 to 0.1)	0-2 (0.2 to 0.4)	0-2 (0.1 to 0.3)	0-2 (0.1 to 0.4)	0-2 (0.2 to 0.3)	0-3 (0.2 to 0.5)	0-3 (0.2 to 0.5)	0-3 (0.2 to 0.5)	0-7 (0.5 to 1)	0-7 (0.5 to 1)	0-7 (0.5 to 1)	0-7 (0.5 to 1)	0-7 (0.5 to 1)	0-7 (0.5 to 1)	0-7 (0.5 to 1)	0-7 (0.5 to 1)	0-7 (0.5 to 1)	0-7 (0.5 to 1)	0-7 (0.5 to 1)	0-7 (0.5 to 1)	0-7 (0.5 to 1)	0-7 (0.5 to 1)	15-8
Gynecological diseases	0 (0 to 0)	0 (0 to 0)	0 (0 to 0)	0 (0 to 0)	0 (0 to 0)	0 (0 to 0)	0 (0 to 0)	0 (0 to 0)	0 (0 to 0)	0 (0 to 0)	0 (0 to 0)	0 (0 to 0)	0 (0 to 0)	0 (0 to 0)	0 (0 to 0)	0 (0 to 0)	0 (0 to 0)	0 (0 to 0)	0 (0 to 0)	0 (0 to 0)	0 (0 to 0)	0 (0 to 0)	0 (0 to 0)	0 (0 to 0)	0 (0 to 0)
Uterine fibroids	0 (0 to 0)	0 (0 to 0)	0 (0 to 0)	0 (0 to 0)	0 (0 to 0)	0 (0 to 0)	0 (0 to 0)	0 (0 to 0)	0 (0 to 0)	0 (0 to 0)	0 (0 to 0)	0 (0 to 0)	0 (0 to 0)	0 (0 to 0)	0 (0 to 0)	0 (0 to 0)	0 (0 to 0)	0 (0 to 0)	0 (0 to 0)	0 (0 to 0)	0 (0 to 0)	0 (0 to 0)	0 (0 to 0)	0 (0 to 0)	0 (0 to 0)
Polycystic ovarian syndrome	0 (0 to 0)	0 (0 to 0)	0 (0 to 0)	0 (0 to 0)	0 (0 to 0)	0 (0 to 0)	0 (0 to 0)	0 (0 to 0)	0 (0 to 0)	0 (0 to 0)	0 (0 to 0)	0 (0 to 0)	0 (0 to 0)	0 (0 to 0)	0 (0 to 0)	0 (0 to 0)	0 (0 to 0)	0 (0 to 0)	0 (0 to 0)	0 (0 to 0)	0 (0 to 0)	0 (0 to 0)	0 (0 to 0)	0 (0 to 0)	0 (0 to 0)
Female infertility	0 (0 to 0)	0 (0 to 0)	0 (0 to 0)	0 (0 to 0)	0 (0 to 0)	0 (0 to 0)	0 (0 to 0)	0 (0 to 0)	0 (0 to 0)	0 (0 to 0)	0 (0 to 0)	0 (0 to 0)	0 (0 to 0)	0 (0 to 0)	0 (0 to 0)	0 (0 to 0)	0 (0 to 0)	0 (0 to 0)	0 (0 to 0)	0 (0 to 0)	0 (0 to 0)	0 (0 to 0)	0 (0 to 0)	0 (0 to 0)	0 (0 to 0)
Endometriosis	0 (0 to 0)	0 (0 to 0)	0 (0 to 0)	0 (0 to 0)	0 (0 to 0)	0 (0 to 0)	0 (0 to 0)	0 (0 to 0)	0 (0 to 0)	0 (0 to 0)	0 (0 to 0)	0 (0 to 0)	0 (0 to 0)	0 (0 to 0)	0 (0 to 0)	0 (0 to 0)	0 (0 to 0)	0 (0 to 0)	0 (0 to 0)	0 (0 to 0)	0 (0 to 0)	0 (0 to 0)	0 (0 to 0)	0 (0 to 0)	0 (0 to 0)
Genital prolapse	0 (0 to 0)	0 (0 to 0)	0 (0 to 0)	0 (0 to 0)	0 (0 to 0)	0 (0 to 0)	0 (0 to 0)	0 (0 to 0)	0 (0 to 0)	0 (0 to 0)	0 (0 to 0)	0 (0 to 0)	0 (0 to 0)	0 (0 to 0)	0 (0 to 0)	0 (0 to 0)	0 (0 to 0)	0 (0 to 0)	0 (0 to 0)	0 (0 to 0)	0 (0 to 0)	0 (0 to 0)	0 (0 to 0)	0 (0 to 0)	0 (0 to 0)
Premenstrual syndrome	0 (0 to 0)	0 (0 to 0)	0 (0 to 0)	0 (0 to 0)	0 (0 to 0)	0 (0 to 0)	0 (0 to 0)	0 (0 to 0)	0 (0 to 0)	0 (0 to 0)	0 (0 to 0)	0 (0 to 0)	0 (0 to 0)	0 (0 to 0)	0 (0 to 0)	0 (0 to 0)	0 (0 to 0)	0 (0 to 0)	0 (0 to 0)	0 (0 to 0)	0 (0 to 0)	0 (0 to 0)	0 (0 to 0)	0 (0 to 0)	0 (0 to 0)
Other gynecological diseases	0 (0 to 0)	0 (0 to 0)	0 (0 to 0)	0 (0 to 0)	0 (0 to 0)	0 (0 to 0)	0 (0 to 0)	0 (0 to 0)	0 (0 to 0)	0 (0 to 0)	0 (0 to 0)	0 (0 to 0)	0 (0 to 0)	0 (0 to 0)	0 (0 to 0)	0 (0 to 0)	0 (0 to 0)	0 (0 to 0)	0 (0 to 0)	0 (0 to 0)	0 (0 to 0)	0 (0 to 0)	0 (0 to 0)	0 (0 to 0)	0 (0 to 0)
Hemoglobinopathies and hemolytic anemias	0-1 (0 to 0.3)	0-5 (0.2 to 1.2)	2-1 (0.8 to 4.9)	2-5 (1.5 to 7.5)	0-6 (0.4 to 2.1)	0-6 (0.3 to 1.1)	0-6 (0.3 to 1.4)	2-7 (0.8 to 7.4)	2-8 (0.8 to 7.4)	2-8 (0.8 to 7.4)	2-8 (0.7 to 6.4)	1-6 (0.6 to 4.6)	2-4 (0.8 to 6.2)	3-8 (1.3 to 11.1)	2-4 (0.8 to 6.4)	2-5 (0.9 to 6.5)	2-1 (0.8 to 5.2)	1-7 (0.6 to 4.2)	1-7 (0.6 to 4.2)	1-7 (0.6 to 4.2)	1-3 (0.6 to 2.2)	0-6 (0.1 to 1.3)	0-2 (0.1 to 0.3)	36-8
Thalassemias	0 (0 to 0)	0 (0 to 0)	0 (0 to 0)	0 (0 to 0)	0 (0 to 0)	0 (0 to 0)	0 (0 to 0.1)	0 (0 to 0)	0 (0 to 0)	0 (0 to 0)	0 (0 to 0)	0 (0 to 0)	0 (0 to 0)	0 (0 to 0)	0 (0 to 0)	0 (0 to 0)	0 (0 to 0)	0 (0 to 0)	0 (0 to 0)	0 (0 to 0)	0 (0 to 0)	0 (0 to 0)	0 (0 to 0)	0 (0 to 0)	0-2
Thalassemias trait	0-1 (0 to 0.2)	0-2 (0 to 0.6)	0-2 (0 to 1.6)	0-5 (0 to 0.4)	0-2 (0 to 0.5)	0-3 (0 to 0.6)	0-4 (0 to 1.1)	0-6 (0.1 to 1.5)	0-6 (0.1 to 1.7)	0-7 (0.1 to 1.8)	0-7 (0.1 to 1.8)	0-7 (0.1 to 1.8)	0-7 (0.1 to 1.8)	0-2 (0 to 0.6)	0-2 (0 to 0.6)	0-2 (0 to 0.7)	0-2 (0 to 0.5)	0-1 (0 to 0.4)	0-1 (0 to 0.3)	0-1 (0 to 0.3)	0-1 (0 to 0.3)	0-1 (0 to 0.3)	0-1 (0 to 0.3)	0-1 (0 to 0.3)	5-1
Sickle cell disorders	0-1 (0 to 0.2)	0-1 (0 to 0.2)	0-5 (0.1 to 0.7)	0-3 (0.2 to 0.4)	0-2 (0.2 to 0.4)	0-2 (0.2 to 0.4)	0-3 (0.2 to 0.4)	0-3 (0.2 to 0.4)	0-2 (0.1 to 0.4)	0-2 (0.1 to 0.3)	0-2 (0.1 to 0.3)	0-2 (0.1 to 0.3)	0-2 (0.1 to 0.3)	0-1 (0.1 to 0.2)	0-1 (0.1 to 0.2)	0-1 (0.1 to 0.2)	0 (0 to 0.2)	0 (0 to 0.2)	0 (0 to 0.2)	0 (0 to 0.2)	0 (0 to 0.2)	0 (0 to 0.2)	0 (0 to 0.2)	0 (0 to 0.2)	2-7
Sickle cell trait	0-1 (0 to 0.1)	0-1 (0 to 0.4)	0-5 (0.1 to 0.7)	0-1 (0 to 0.2)	0-1 (0 to 0.2)	0-1 (0 to 0.3)	0-1 (0.1 to 0.3)	1-2 (0.1 to 0.4)	1-2 (0.1 to 0.4)	1-1 (0.1 to 0.3)	0-2 (0.1 to 0.3)	0-2 (0.1 to 0.3)	0-2 (0.1 to 0.3)	0-2 (0.1 to 0.3)	0-3 (0.1 to 0.4)	0-3 (0.1 to 0.4)	0-2 (0.1 to 0.3)	0-2 (0.1 to 0.3)	0-2 (0.1 to 0.3)	0-1 (0 to 0.3)	0-1 (0 to 0.3)	0-1 (0 to 0.3)	0-1 (0 to 0.3)	0-1 (0 to 0.3)	8-2
G6PD deficiency	0 (0 to 0)	0 (0 to 0)	0-7 (0.1 to 2.3)	0-1 (0 to 0.7)	0-1 (0 to 0.7)	0-2 (0.1 to 0.3)	0-3 (0.1 to 0.4)	0-3 (0.2 to 0.5)	0-3 (0.2 to 0.5)	0-4 (0.2 to 0.6)	0-3 (0.2 to 0.4)	0-4 (0.2 to 0.6)	0-4 (0.2 to 0.6)	0-3 (0.1 to 0.5)	0-2 (0.1 to 0.3)	0-3 (0.1 to 0.4)	0-2 (0.1 to 0.3)	0-2 (0.1 to 0.3)	0-1 (0.1 to 0.2)	0-1 (0.1 to 0.2)	0-1 (0 to 0.1)	0-1 (0 to 0.1)	0-1 (0 to 0.1)	0-1 (0 to 0.1)	3-4
G6PD trait	0 (0 to 0)	0 (0 to 0)	0 (0 to 0)	0 (0 to 0)	0 (0 to 0)	0 (0 to 0)	0 (0 to 0)	0 (0 to 0)	0 (0 to 0)	0 (0 to 0)	0 (0 to 0)	0 (0 to 0)	0 (0 to 0)	0 (0 to 0)	0 (0 to 0)	0 (0 to 0)	0 (0 to 0)	0 (0 to 0)	0 (0 to 0)	0 (0 to 0)	0 (0 to 0)	0 (0 to 0)	0 (0 to 0)	0 (0 to 0)	0-1
Other hemoglobinopathies and hemolytic anemias	0-2 (0 to 0.5)	0-7 (0.1 to 2.1)	0-9 (0.1 to 3.1)	0-1 (0.1 to 0.4)	0-1 (0.1 to 0.4)	0-3 (0.1 to 0.6)	0-3 (0.1 to 1.1)	0-5 (0.1 to 1.4)	0-5 (0.1 to 1.4)	0-5 (0.1 to 1.4)	0-5 (0.1 to 1.3)	0-5 (0.2 to 2.3)	0-5 (0.2 to 2.3)	0-8 (0.2 to 2.1)	1-1 (0.4 to 3.2)	0-9 (0.3 to 2.3)	0-8 (0.3 to 2.3)	1-6 (0.6 to 3.4)	1-7 (0.6 to 3.3)	1-4 (0.6 to 3.6)	1-1 (0.4 to 2.7)	0-6 (0.2 to 1.5)	0-4 (0.1 to 0.9)	17-1
Endocrine, metabolic, blood, and immune disorders	2-3 (1.5 to 3.2)	2-5 (1.7 to 3.6)	9-8 (6.5 to 14.5)	22-6 (16.2 to 30.4)	18-1 (13.6 to 24.1)	19-6 (13.5 to 28.3)	22-4 (16.4 to 31.4)	28-5 (19.2 to 40.9)	34-4 (23.2 to 50.1)	39-5 (26.7 to 58.4)	47-7 (32.5 to 70.1)	54-8 (34.9 to 80.8)	56-3 (36.6 to 82.9)	76-2 (52.6 to 112)	93-8 (61.1 to 140)	115 (77.2 to 173)	110 (72.4 to 176)	107 (68.4 to 163)	98-8 (64.8 to 145)	62 (40.4 to 90.4)	29-7 (18.4 to 47.8)	17-5 (11.8 to 25.9)	4-3 (2.8 to 6.4)	1,040
Oral disorders	3-1 (1.7 to 5.2)	4-2 (2.5 to 6.5)	5-1 (3.1 to 9.2)	7-1 (3.9 to 12.4)	6-7 (3.9 to 14.9)	7-1 (3.9 to 17.5)	8-7 (3.7 to 21.6)	13-1 (7.4 to 21.6)	19-7 (10.6 to 30.4)	22-1 (12.3 to 39.4)	28-6 (15.1 to 45.1)	29-6 (16.4 to 50.1)	41-7 (24.2 to 69)	58 (32.4 to 89.8)	58-4 (31.3 to 94.3)	49-1 (25.1 to 78.1)	31-3 (15.1 to 56.3)	24-6 (14.5 to 36.9)	19-4 (12.3 to 28.5)	11 (6.9 to 16.1)	7-4 (4.4 to 11.2)	4-1 (2.5 to 6.1)	1-6 (1 to 2.5)	783
Caries of deciduous teeth	0 (0 to 0)	0 (0 to 0)	0 (0 to 0)	0 (0 to 0.1)	0 (0 to 0.2)	0 (0 to 0.1)	0 (0 to 0.1)	0 (0 to 0)	0 (0 to 0)	0 (0 to 0)	0 (0 to 0)	0 (0 to 0)	0 (0 to 0)	0 (0 to 0)	0 (0 to 0)	0 (0 to 0)	0 (0 to 0)	0 (0 to 0)	0 (0 to 0)	0 (0 to 0)	0 (0 to 0)	0 (0 to 0)	0 (0 to 0)	0 (0 to 0)	1-4
Caries of permanent teeth	0 (0 to 0)	0 (0 to 0)	0 (0 to 0)	0 (0 to 0)	0-4 (0.2 to 2)	3-2 (1.3 to 7)	3-3 (1.6 to 6.9)	4-1 (1.8 to 8.4)	4-1 (1.9 to 9.2)	4-1 (1.8 to 9.4)	4-1 (1.8 to 9.6)	3-5 (1.4 to 7.6)	3-5 (1.4 to 7.6)	4-3 (1.6 to 9.6)	4-7 (1.9 to 9.9)	4-6 (1.8 to 10.1)	3-5 (1.4 to 7.9)	3-1 (1.2 to 6.5)	1-9 (0.9 to 3.9)	1-5 (0.5 to 2.7)	0-6 (0.2 to 1.3)	0-2 (0 to 0.4)	0-1 (0 to 0.1)	57-7
Periodontal diseases	0 (0 to 0)	0 (0 to 0)	0 (0 to 0)	0 (0 to 0)	0 (0 to 0)	0 (0 to 0.1)	0 (0 to 0.7)	0 (0 to 2.2)	0 (0 to 3.6)	0 (0 to 4.6)	0 (0 to 10.9)	0 (0 to 12.9)	0 (0 to 12.9)	0 (0 to 7.4)	0 (0 to 5.9)	0 (0 to 5.6)	0 (0 to 4.5)	0 (0 to 3.9)	0 (0 to 3.4)	0 (0 to 2.9)	0 (0 to 2.1)	0 (0 to 1.6)	0 (0 to 0.9)	0 (0 to 0.2)	112
Other oral disorders	0 (0 to 0)	0 (0 to 0)	0 (0 to 0)	3-7 (2.1 to 5.7)	3-9 (2.3 to 6.2)	5-1 (3 to 8)	4-8 (4.1 to 10.5)	6-8 (5.1 to 12.7)	6-9 (5.4 to 12.9)	6-9 (5.2 to 12.9)	6-8 (4.9 to 11.8)	7-8 (5.5 to 13.5)	9-1 (6.1 to 14.8)	7-5 (5.7 to 14.1)	6-8 (4.8 to 11.6)	6-4 (4.2 to 10.2)	5-6 (3.5 to 8.4)	3 (1.9 to 4.9)	0-6 (0.5 to 1.2)	0-3 (0.2 to 0.6)	0-2 (0 to 0.4)	0-1 (0 to 0.1)	112
Sudden infant death syndrome	4-8 (3.3 to 6.7)	20-3 (19.2 to 20.4)																						NA
Injuries	0-7 (0.5 to 1)	0-2 (0 to 1.2)	36-2 (31.4 to 45.7)	40-9 (31.2 to 53.2)	62-6 (49.7 to 66.5)	149 (128 to 176)	231 (197 to 268)	255 (218 to 301)	278 (235 to 330)	279 (234 to 333)	265 (219 to 322)	306 (252 to 376)	290 (233 to 370)	290 (233 to 368

SI Table 2c: Newcastle upon Tyne DALYS by cause and age group for both sexes with 95% uncertainty intervals, 2019

Cause	Early Neonatal	Late Neonatal	Post Neonatal	1 to 4	5 to 9	10 to 14	15 to 19	20 to 24	25 to 29	30 to 34	35 to 39	40 to 44	45 to 49	50 to 54	55 to 59	60 to 64	65 to 69	70 to 74	75 to 79	80 to 84	85 to 89	90 to 94	95 plus	Total
All causes	640 (345 to 1,018)	1,179 (150 to 2,207)	399 (282 to 526)	1,045 (911 to 1,180)	967 (827 to 1,117)	1,744 (1,566 to 1,936)	1,373 (1,230 to 2,330)	2,202 (2,140 to 4,364)	2,482 (2,382 to 4,579)	3,509 (3,510 to 5,500)	3,466 (3,540 to 5,380)	3,266 (3,266 to 4,670)	3,266 (3,160 to 4,620)	3,266 (3,220 to 4,600)	3,266 (3,330 to 5,000)	3,266 (3,330 to 5,000)	3,266 (4,160 to 5,980)	3,266 (5,090 to 7,540)	3,266 (5,660 to 8,220)	3,266 (5,660 to 7,780)	3,266 (5,660 to 7,300)	3,266 (5,660 to 8,900)	3,266 (5,660 to 7,300)	3,266 (5,580 to 7,310)	3,266 (5,670 to 8,670)	3,266 (4,410 to 5,290)	3,266 (2,400 to 3,940)	3,266 (913 to 930)	82,900
Communicable, maternal, neonatal, and nutritional diseases	640 (345 to 998)	1,179 (150 to 2,207)	399 (282 to 526)	1,045 (911 to 1,180)	967 (827 to 1,117)	1,744 (1,566 to 1,936)	1,373 (1,230 to 2,330)	2,202 (2,140 to 4,364)	2,482 (2,382 to 4,579)	3,509 (3,510 to 5,500)	3,466 (3,540 to 5,380)	3,266 (3,266 to 4,670)	3,266 (3,160 to 4,620)	3,266 (3,220 to 4,600)	3,266 (3,330 to 5,000)	3,266 (3,330 to 5,000)	3,266 (4,160 to 5,980)	3,266 (5,090 to 7,540)	3,266 (5,660 to 8,220)	3,266 (5,660 to 7,780)	3,266 (5,660 to 7,300)	3,266 (5,660 to 8,900)	3,266 (5,660 to 7,300)	3,266 (5,580 to 7,310)	3,266 (5,670 to 8,670)	3,266 (4,410 to 5,290)	3,266 (2,400 to 3,940)	3,266 (913 to 930)	82,900
HIV/AIDS and sexually transmitted infections	0 (0 to 0)	0 (0 to 0)	0 (0 to 0)



Osteoarthritis other	0 (0 to 0)	0 (0 to 0)	0 (0 to 0)	0 (0 to 0)	0 (0 to 0)	0 (0 to 0)	0 (0 to 0)	0 (0 to 0)	0 (0 to 0)	0 (0 to 0)	0-1 (0 to 0-4)	0-8 (0 to 2)	2-3 (2 to 5-4)	4-8 (2 to 10-2)	8-4 (3-7 to 18-2)	12-2 (5 to 36-7)	14-5 (6 to 31)	14-6 (7 to 30-4)	14-6 (7 to 30)	11 (5 to 22-2)	9-7 (5 to 19-7)	6-4 (3 to 13-1)	3 (1 to 8)	0-8 (0 to 4 to 1-7)		103
Low back pain	20 (0 to 0)	0 (0 to 0)	0 (0 to 0)	0 (0 to 0)	11-3 (5 to 19 to 4)	52-4 (30 to 81 to 9)	59 (40-7 to 178	222 (130 to 348)	210 (113 to 464)	296 (176 to 643)	317 (194 to 617)	270 (165 to 451)	272 (170 to 447)	291 (170 to 447)	332 (207 to 520)	358 (227 to 533)	396 (211 to 620)	356 (184 to 645)	282 (168 to 589)	177 (110 to 263)	146 (88 to 252)	78-2 (48 to 3 to 111)	7-2 (19 to 1 to 43-7)	29-8 (14 to 10-7)	7-2 (4 to 4 to 10-7)	3,850
Neck pain	0 (0 to 0)	0 (0 to 0)	0 (0 to 0)	5-5 (1 to 9 to 11-4)	27-2 (14 to 49-7)	53-4 (35-7 to 94-8)	89-2 (49-7 to 168)	109 (52 to 209)	135 (69-2 to 220)	134 (71-7 to 224)	140 (68-1 to 224)	134 (73 to 246)	142 (74-2 to 246)	137 (70-2 to 246)	130 (66 to 227)	133 (68 to 227)	117 (59-7 to 200)	96-2 (51 to 163)	83-5 (46-5 to 137)	64-2 (28-2 to 97-1)	40-7 (21 to 70-3)	20-5 (12-4 to 39-9)	4-3 (4 to 15-4)	2-4 (1 to 9-2)	1,530
Gout	0 (0 to 0)	0 (0 to 0)	0 (0 to 0)	0 (0 to 0)	0 (0 to 0)	0 (0 to 0)	0 (0 to 0)	0 (0 to 0)	0 (0 to 0)	0 (0 to 0)	0-1 (0 to 0-3)	0-2 (0 to 0-3)	0-3 (0 to 0-7)	0-4 (0 to 1-7)	0-4 (0 to 1-4)	0-4 (0 to 1-4)	0-4 (0 to 1-4)	0-4 (0 to 1-4)	0-4 (0 to 1-4)	0-4 (0 to 1-4)	0-4 (0 to 1-4)	0-4 (0 to 1-4)	0-4 (0 to 1-4)	0-4 (0 to 1-4)	0-4 (0 to 1-4)	90-3
Other musculoskeletal disorders	0 (0 to 0)	0 (0 to 0)	0 (0 to 0)	0-3 (0 to 0-5)	1-5 (0 to 3-4)	19-7 (9 to 33-4)	69-1 (40-3 to 167)	156 (77-1 to 332)	192 (99-6 to 333)	121 (74-3 to 199)	113 (67-4 to 178)	119 (73-6 to 188)	130 (79-6 to 205)	131 (78-1 to 203)	130 (78-6 to 203)	131 (68 to 191)	99-9 (57-4 to 153)	89-2 (47-9 to 136)	74-6 (42-2 to 124)	37-4 (15-5 to 64-7)	18-2 (9-7 to 32-7)	9-3 (4 to 1 to 14-1)	2-5 (1 to 5 to 5)	1,400
Other non-communicable diseases	156 (72-6 to 194)	60-9 (44-9 to 81-1)	160 (121 to 202)	130 (105 to 159)	70-9 (51-7 to 93-1)	60-2 (39-5 to 84-3)	291 (208 to 398)	258 (210 to 345)	322 (277 to 524)	324 (228 to 434)	317 (208 to 397)	352 (208 to 397)	356 (216 to 415)	337 (205 to 445)	331 (203 to 556)	361 (203 to 556)	362 (228 to 653)	334 (202 to 636)	330 (202 to 636)	247 (160 to 375)	218 (140 to 275)	157 (102 to 194)	86-9 (62 to 108)	30-2 (21-7 to 38-8)	5,200
Congenital birth defects	152 (68 to 192)	50-4 (27 to 71)	110 (70 to 1)	91-6 (56 to 124)	32-1 (23 to 42-5)	36-2 (21-6 to 51-6)	34 (20-4 to 44-1)	45-6 (31 to 59-6)	45-3 (25-2 to 57-7)	39-2 (20-4 to 52-9)	29-6 (22-6 to 38-4)	24-4 (18 to 31-7)	22-3 (16-9 to 30-6)	23-7 (14-5 to 31-2)	24-8 (15-2 to 32-7)	20-9 (11-9 to 27-6)	19-9 (9 to 18-6)	5-1 (3 to 8)	5-1 (1 to 14-4)	3 (1 to 3-5)	2-2 (1 to 3)	1-2 (0-7 to 2)	0-5 (0 to 1-6)	0-1 (0-1 to 0-2)	743
Neural tube defects	8 (4-5 to 12-3)	3 (1-6 to 4-9)	11-2 (5-7 to 19-4)	16-4 (10-8 to 22-8)	11 (6-8 to 1-6)	1-3 (0 to 3-1)	1-5 (1 to 2)	2-4 (1-7 to 3-2)	1-8 (1 to 2-4)	1-3 (0 to 1-9)	0-9 (0 to 1-3)	0-8 (0 to 1-2)	0-6 (0 to 1)	0-4 (0 to 0-5)	0-3 (0 to 0-5)	0-2 (0 to 0-4)	0-1 (0 to 0-1)	0-1 (0 to 0-1)	0-1 (0 to 0-1)	0-1 (0 to 0-1)	0-1 (0 to 0-1)	0-1 (0 to 0-1)	0-1 (0 to 0-1)	0-1 (0 to 0-1)	0-1 (0 to 0-1)	52-8
Congenital heart anomalies	244 (13-6 to 48)	23-5 (15-5 to 34-7)	36-4 (18-9 to 66-9)	16-4 (11-1 to 22-2)	4-5 (2-7 to 8-7)	5 (2-3 to 8-7)	7-1 (3 to 12)	9-9 (7-2 to 13)	7-1 (3-7 to 14-2)	8-9 (6-2 to 12-1)	8-7 (4-3 to 12-1)	7-1 (4-4 to 9-4)	6 (3-4 to 8-2)	5 (2-7 to 7-1)	3-7 (2 to 5-3)	3-5 (1-7 to 5-2)	2-8 (1 to 4-6)	2-4 (1 to 3-4)	2-3 (1 to 3-4)	0-2 (0 to 1-5)	0-1 (0 to 0-3)	0-1 (0 to 0-3)	0-1 (0 to 0-3)	0-1 (0 to 0-3)	0-1 (0 to 0-3)	175
Orofacial clefts	0 (0 to 0)	0-3 (0 to 0-6)	0-6 (0 to 1-1)	0-4 (0 to 0-7)	0-3 (0 to 0-7)	0-1 (0 to 0-3)	0-4 (0 to 1-1)	0-6 (0 to 1-2)	0-5 (0 to 1)	0-3 (0 to 0-7)	0-3 (0 to 0-6)	0-3 (0 to 0-6)	0-3 (0 to 0-6)	0-3 (0 to 0-5)	0-3 (0 to 0-5)	0-2 (0 to 0-5)	0-2 (0 to 0-4)	0-2 (0 to 0-4)	0-1 (0 to 0-3)	0-1 (0 to 0-3)	0-1 (0 to 0-3)	0-1 (0 to 0-3)	0-1 (0 to 0-3)	0-1 (0 to 0-3)	0-1 (0 to 0-3)	6-5
Down syndrome	3-1 (1-4 to 4-9)	1-1 (0-6 to 1-6)	3-3 (1-6 to 5-5)	3-2 (2 to 4-4)	1-9 (1-3 to 2-9)	2 (1 to 2-8)	2-4 (1-6 to 3-4)	4 (2 to 5-7)	4-7 (2-3 to 6-5)	4-2 (2 to 6-4)	3-4 (2 to 4-6)	3-1 (2 to 4-2)	2-7 (1 to 3-7)	4-1 (2-7 to 5-4)	7-1 (4 to 10)	9-5 (5 to 13-4)	8-1 (4 1 to 11-9)	3-9 (2 1 to 5-4)	3-9 (2 to 5-4)	0 (0 to 0)	0 (0 to 0)	0 (0 to 0)	0 (0 to 0)	0 (0 to 0)	0 (0 to 0)	69-2
Turner syndrome	0 (0 to 0)	0 (0 to 0)	0-1 (0 to 0)	0-1 (0 to 0-2)	0-1 (0 to 0-2)	0-1 (0 to 0-2)	0-2 (0 1 to 0-5)	0-2 (0 to 0-5)	0-1 (0 to 0-3)	0-1 (0 to 0-3)	0-1 (0 to 0-3)	0-1 (0 to 0-3)	0-1 (0 to 0-5)	0-1 (0 to 0-5)	0-1 (0 to 0-5)	0-1 (0 to 0-5)	0-1 (0 to 0-5)	0-1 (0 to 0-5)	0-1 (0 to 0-5)	0-1 (0 to 0-5)	0-1 (0 to 0-5)	0-1 (0 to 0-5)	0-1 (0 to 0-5)	0-1 (0 to 0-5)	0-1 (0 to 0-5)	1-3
Klinefelter syndrome	0 (0 to 0)	0 (0 to 0)	0 (0 to 0)	0 (0 to 0)	0 (0 to 0)	0 (0 to 0)	0-1 (0 to 0)	0-1 (0 to 0)	0-1 (0 to 0)	0-1 (0 to 0)	0-1 (0 to 0)	0-1 (0 to 0)	0-1 (0 to 0)	0-1 (0 to 0)	0-1 (0 to 0)	0-1 (0 to 0)	0-1 (0 to 0)	0-1 (0 to 0)	0-1 (0 to 0)	0-1 (0 to 0)	0-1 (0 to 0)	0-1 (0 to 0)	0-1 (0 to 0)	0-1 (0 to 0)	0-1 (0 to 0)	0-3
Other chromosomal abnormalities	9-7 (4-6 to 20-2)	5-8 (3-4 to 12-5)	13-4 (7-7 to 28-3)	7-5 (4-2 to 11-6)	2-9 (2-5 to 5-2)	3-5 (2-3 to 5-2)	4-4 (2-8 to 6)	5-1 (3-5 to 7-4)	5-1 (3-5 to 7-4)	4-4 (2-5 to 6)	3-3 (2 to 5-4)	2-4 (1-7 to 3-4)	2-2 (1-4 to 3)	1-6 (1-1 to 2-3)	1-3 (0-8 to 1-8)	0-8 (0 to 1-2)	0-6 (0 to 0-8)	0-5 (0 to 0-8)	0-5 (0 to 0-8)	0-5 (0 to 0-8)	0-5 (0 to 0-8)	0-5 (0 to 0-8)	0-5 (0 to 0-8)	0-5 (0 to 0-8)	0-5 (0 to 0-8)	74-9
Congenital musculoskeletal and limb anomalies	3-1 (1 to 5-9)	1-4 (0 to 3-2)	1-1 (0 to 3)	0-5 (0 to 1-7)	0-4 (0 to 1-2)	0-4 (0 to 1-3)	0-4 (0 to 1-5)	0-4 (0 to 1-9)	0-3 (0 to 1-2)	0-3 (0 to 1-1)	0-3 (0 to 1-1)	0-4 (0 to 1-1)	0-4 (0 to 1-1)	0-4 (0 to 1-1)	0-4 (0 to 1-1)	0-3 (0 to 1-1)	0-3 (0 to 1-1)	0-2 (0 to 1-1)	0-2 (0 to 1-1)	0-2 (0 to 1-1)	0-2 (0 to 1-1)	0-2 (0 to 1-1)	0-2 (0 to 1-1)	0-2 (0 to 1-1)	0-2 (0 to 1-1)	130
Urogenital congenital anomalies	4 (1-3 to 9-7)	0-9 (0 to 2-7)	1-6 (0 to 4-8)	1-8 (1 to 3)	1-1 (0 to 2-6)	0-7 (0 to 1-1)	0-6 (0 to 1-2)	0-5 (0 to 1-1)	0-7 (0 to 1-1)	0-5 (0 to 0-9)	0-3 (0 to 0-5)	0-2 (0 to 0-5)	0-2 (0 to 0-5)	0-2 (0 to 0-5)	0-1 (0 to 0-3)	0-1 (0 to 0-3)	0-1 (0 to 0-3)	0-1 (0 to 0-3)	0-1 (0 to 0-3)	0-1 (0 to 0-3)	0-1 (0 to 0-3)	0-1 (0 to 0-3)	0-1 (0 to 0-3)	0-1 (0 to 0-3)	0-1 (0 to 0-3)	14-1
Digestive congenital anomalies	16-9 (9-4 to 30-5)	5-9 (3-4 to 9-7)	7-1 (5-5 to 9-6)	5-6 (3-9 to 9-7)	2-3 (1-3 to 3-7)	1-5 (0-7 to 1-7)	1-7 (0-7 to 3-2)	1-8 (0-7 to 3)	1-7 (0-7 to 1-4)	1-4 (0-6 to 2-1)	1-1 (0-4 to 2-1)	0-9 (0-3 to 2-6)	0-8 (0-3 to 2-4)	0-8 (0-3 to 2-4)	0-7 (0-3 to 2-1)	0-6 (0-3 to 1-6)	0-5 (0-2 to 1-5)	0-5 (0-2 to 1-5)	0-5 (0-2 to 1-5)	0-5 (0-2 to 1-5)	0-5 (0-2 to 1-5)	0-5 (0-2 to 1-5)	0-5 (0-2 to 1-5)	0-5 (0-2 to 1-5)	0-5 (0-2 to 1-5)	47
Other congenital birth defects	294 (158 to 332-2)	32-1 (12 to 39-4)	58-4 (34 to 91-1)	73 (47 to 11-3)	24-1 (16 to 31-2)	16 (9 to 19)	16 (9 to 18)	16-4 (9 to 18)	16 (9 to 18)	16 (9 to 18)	15-2 (9 to 17-1)	15-2 (9 to 17-1)	15-2 (9 to 17-1)	15-2 (9 to 17-1)	15-2 (9 to 17-1)	15-2 (9 to 17-1)	15-2 (9 to 17-1)	15-2 (9 to 17-1)	15-2 (9 to 17-1)	15-2 (9 to 17-1)	15-2 (9 to 17-1)	15-2 (9 to 17-1)	15-2 (9 to 17-1)	15-2 (9 to 17-1)	15-2 (9 to 17-1)	172
Urinary diseases and male infertility	0-1 (0 to 0-2)	0-2 (0 1 to 0-4)	0-9 (0 4 to 1-5)	1-3 (0 to 1-4)	0-7 (0 to 1-5)	0-4 (0 to 0-7)	1-3 (0 to 1-8)	1-8 (1 to 2-5)	2-5 (1 to 3-5)	3-4 (1 to 4-7)	3-9 (1 to 6-2)	4-3 (2 to 6-5)	4-7 (2 to 7-2)	5-4 (2 to 8)	6-4 (3 to 9-5)	6-4 (3 to 9-5)	6-4 (3 to 9-5)	6-4 (3 to 9-5)	6-4 (3 to 9-5)	6-4 (3 to 9-5)	6-4 (3 to 9-5)	6-4 (3 to 9-5)	6-4 (3 to 9-5)	6-4 (3 to 9-5)	6-4 (3 to 9-5)	551
Urolithiasis	0 (0 to 0)	0 (0 to 0)	0 (0 to 0)	0 (0 to 0-1)	0-1 (0 to 0-2)	0-2 (0 to 0-5)	0-2 (0 1 to 0-3)	0-3 (0 to 0-5)	0-3 (0 to 0-5)	0-3 (0 to 0-5)	0-2 (0 to 0-5)	0-2 (0 to 0-5)	0-2 (0 to 0-5)	0-2 (0 to 0-5)	0-2 (0 to 0-5)	0-2 (0 to 0-5)	0-2 (0 to 0-5)	0-2 (0 to 0-5)	0-2 (0 to 0-5)	0-2 (0 to 0-5)	0-2 (0 to 0-5)	0-2 (0 to 0-5)	0-2 (0 to 0-5)	0-2 (0 to 0-5)	0-2 (0 to 0-5)	40-4
Benign prostatic hyperplasia	0 (0 to 0)	0 (0 to 0)	0 (0 to 0)	0 (0 to 0)	0 (0 to 0)	0 (0 to 0)	0 (0 to 0)	0 (0 to 0)	0 (0 to 0)	0 (0 to 0)

SR Table 2c: North Tweeddale DALYS by cause and sex aroup for both sexes with 95% uncertainty intervals, 2019

Cause	Early Neonatal	Late Neonatal	Post Neonatal	1 to 4	5 to 9	10 to 14	15 to 19	20 to 24	25 to 29	30 to 34	35 to 39	40 to 44	45 to 49	50 to 54	55 to 59	60 to 64	65 to 69	70 to 74	75 to 79	80 to 84	85 to 89	90 to 94	95 plus	Total
All causes	1,167 (969 to 1,398)	1,166 (644 to 2,008)	1,166 (649 to 2,087)	3,500 (2,561 to 4,661)	3,500 (2,561 to 4,661)	3,500 (2,561 to 4,661)	3,500 (2,561 to 4,661)	3,500 (2,561 to 4,661)	3,500 (2,561 to 4,661)	3,500 (2,561 to 4,661)	3,500 (2,561 to 4,661)	3,500 (2,561 to 4,661)	3,500 (2,561 to 4,661)	3,500 (2,561 to 4,661)	3,500 (2,561 to 4,661)	3,500 (2,561 to 4,661)	3,500 (2,561 to 4,661)	3,500 (2,561 to 4,661)	3,500 (2,561 to 4,661)	3,500 (2,561 to 4,661)	3,500 (2,561 to 4,661)	3,500 (2,561 to 4,661)	68,300
Communicable, maternal, neonatal, and nutritional diseases	1,167 (969 to 1,398)	1,166 (644 to 2,008)	1,166 (649 to 2,087)	3,500 (2,561 to 4,661)	3,500 (2,561 to 4,661)	3,500 (2,561 to 4,661)	3,500 (2,561 to 4,661)	3,500 (2,561 to 4,661)	3,500 (2,561 to 4,661)	3,500 (2,561 to 4,661)	3,500 (2,561 to 4,661)	3,500 (2,561 to 4,661)	3,500 (2,561 to 4,661)	3,500 (2,561 to 4,661)	3,500 (2,561 to 4,661)	3,500 (2,561 to 4,661)	3,500 (2,561 to 4,661)	3,500 (2,561 to 4,661)	3,500 (2,561 to 4,661)	3,500 (2,561 to 4,661)	3,500 (2,561 to 4,661)	3,500 (2,561 to 4,661)	3,500
HIV/AIDS and sexually transmitted infections	7.9 (2.2 to 18.2)	2.4 (0.7 to 5.2)	2.7 (1.2 to 5.3)	0.4 (0.1 to 0.9)	0.2 (0.2 to 0.2)	0.2 (0.2 to 0.2)	0.2 (0.2 to 0.2)	1.3 (0.3 to 3.6)	2 (0.5 to 4.9)	0.7 (0.1 to 1.9)	7.3 (5.2 to 10.2)	7.2 (5.1 to 10.3)	6.2 (4.5 to 8.6)	4.4 (3.3 to 5.9)	3.9 (2.9 to 5.4)	3.1 (2.2 to 4.5)	2 (1.4 to 2.9)	1.9 (1.1 to 3.1)	1.1 (0.7 to 1.7)	0.6 (0.4 to 1)	0.2 (0.2 to 0.3)	0.1 (0.1 to 0.1)	66.6
HIV/AIDS	0 (0 to 0)	0 (0 to 0)	0.2 (0.2 to 0.3)	0.2 (0.2 to 0.3)	0.1 (0.1 to 0.1)	0.1 (0.1 to 0.1)	0.2 (0.2 to 0.2)	0.4 (0.4 to 0.7)	1.3 (0.3 to 3.6)	0.3 (0.1 to 1.9)	4 (2.8 to 5.4)	3.8 (2.9 to 5.1)	3.6 (2.9 to 4.5)	2.9 (2.3 to 3.8)	2.7 (2.2 to 3.6)	2.1 (1.6 to 2.9)	1.4 (1.1 to 2)	1.2 (1.1 to 1.3)	0.8 (0.7 to 1)	0.4 (0.4 to 0.5)	0.1 (0.1 to 0.1)	0 (0 to 0)	28.6
HIV/AIDS - Drug-susceptible Tuberculosis	0 (0 to 0)	0 (0 to 0)	0 (0 to 0)	0 (0 to 0)	0 (0 to 0)	0 (0 to 0)	0 (0 to 0)	0 (0 to 0)	0 (0 to 0)	0 (0 to 0)	0 (0 to 0)	0 (0 to 0)	0 (0 to 0)	0 (0 to 0)	0 (0 to 0)	0 (0 to 0)	0 (0 to 0)	0 (0 to 0)	0 (0 to 0)	0 (0 to 0)	0 (0 to 0)	0 (0 to 0)	0 (0 to 0)	0
HIV/AIDS - Multidrug-resistant Tuberculosis without extensive dr...	0 (0 to 0)	0 (0 to 0)	0 (0 to 0)	0 (0 to 0)	0 (0 to 0)	0 (0 to 0)	0 (0 to 0)	0 (0 to 0)	0 (0 to 0)	0 (0 to 0)	0 (0 to 0)	0 (0 to 0)	0 (0 to 0)	0 (0 to 0)	0 (0 to 0)	0 (0 to 0)	0 (0 to 0)	0 (0 to 0)	0 (0 to 0)	0 (0 to 0)	0 (0 to 0)	0 (0 to 0)	0 (0 to 0)	0
HIV/AIDS - Extensively drug-resistant Tuberculosis	0 (0 to 0)	0 (0 to 0)	0 (0 to 0)	0 (0 to 0)	0 (0 to 0)	0 (0 to 0)	0 (0 to 0)	0 (0 to 0)	0 (0 to 0)	0 (0 to 0)	0 (0 to 0)	0 (0 to 0)	0 (0 to 0)	0 (0 to 0)	0 (0 to 0)	0 (0 to 0)	0 (0 to 0)	0 (0 to 0)	0 (0 to 0)	0 (0 to 0)	0 (0 to 0)	0 (0 to 0)	0 (0 to 0)	0
HIV/AIDS resulting in other diseases	0 (0 to 0)	0 (0 to 0)	0 (0 to 0)	0 (0 to 0)	0 (0 to 0)	0 (0 to 0)	0 (0 to 0)	0 (0 to 0)	0 (0 to 0)	0 (0 to 0)	0 (0 to 0)	0 (0 to 0)	0 (0 to 0)	0 (0 to 0)	0 (0 to 0)	0 (0 to 0)	0 (0 to 0)	0 (0 to 0)	0 (0 to 0)	0 (0 to 0)	0 (0 to 0)	0 (0 to 0)	0 (0 to 0)	0
Sexually transmitted infections excluding HIV	7.9 (2.2 to 18.2)	2.4 (0.7 to 5.2)	2.4 (0.9 to 5)	0.1 (0 to 0.3)	0 (0 to 0)	0 (0 to 0)	0 (0 to 0)	0 (0 to 0)	0 (0 to 0)	0 (0 to 0)	0 (0 to 0)	0 (0 to 0)	0 (0 to 0)	0 (0 to 0)	0 (0 to 0)	0 (0 to 0)	0 (0 to 0)	0 (0 to 0)	0 (0 to 0)	0 (0 to 0)	0 (0 to 0)	0 (0 to 0)	0 (0 to 0)	0
Syphilis	7.9 (2.2 to 18.2)	2.4 (0.7 to 5.2)	2.4 (0.9 to 5)	0.1 (0 to 0.3)	0 (0 to 0)	0 (0 to 0)	0 (0 to 0)	0 (0 to 0)	0 (0 to 0)	0 (0 to 0)	0 (0 to 0)	0 (0 to 0)	0 (0 to 0)	0 (0 to 0)	0 (0 to 0)	0 (0 to 0)	0 (0 to 0)	0 (0 to 0)	0 (0 to 0)	0 (0 to 0)	0 (0 to 0)	0 (0 to 0)	0 (0 to 0)	14.5
Chlamydial infection	0 (0 to 0)	0 (0 to 0)	0 (0 to 0)	0 (0 to 0)	0 (0 to 0)	0 (0 to 0)	0 (0 to 0)	0 (0 to 0)	0 (0 to 0)	0 (0 to 0)	0 (0 to 0)	0 (0 to 0)	0 (0 to 0)	0 (0 to 0)	0 (0 to 0)	0 (0 to 0)	0 (0 to 0)	0 (0 to 0)	0 (0 to 0)	0 (0 to 0)	0 (0 to 0)	0 (0 to 0)	0 (0 to 0)	0
Gonococcal infection	0 (0 to 0)	0 (0 to 0)	0 (0 to 0)	0 (0 to 0)	0 (0 to 0)	0 (0 to 0)	0 (0 to 0)	0 (0 to 0)	0 (0 to 0)	0 (0 to 0)	0 (0 to 0)	0 (0 to 0)	0 (0 to 0)	0 (0 to 0)	0 (0 to 0)	0 (0 to 0)	0 (0 to 0)	0 (0 to 0)	0 (0 to 0)	0 (0 to 0)	0 (0 to 0)	0 (0 to 0)	0 (0 to 0)	0
Trichomoniasis	0 (0 to 0)	0 (0 to 0)	0 (0 to 0)	0 (0 to 0)	0 (0 to 0)	0 (0 to 0)	0 (0 to 0)	0 (0 to 0)	0 (0 to 0)	0 (0 to 0)	0 (0 to 0)	0 (0 to 0)	0 (0 to 0)	0 (0 to 0)	0 (0 to 0)	0 (0 to 0)	0 (0 to 0)	0 (0 to 0)	0 (0 to 0)	0 (0 to 0)	0 (0 to 0)	0 (0 to 0)	0 (0 to 0)	0
Genital herpes	0 (0 to 0)	0 (0 to 0)	0 (0 to 0)	0 (0 to 0)	0 (0 to 0)	0 (0 to 0)	0 (0 to 0)	0 (0 to 0)	0 (0 to 0)	0 (0 to 0)	0 (0 to 0)	0 (0 to 0)	0 (0 to 0)	0 (0 to 0)	0 (0 to 0)	0 (0 to 0)	0 (0 to 0)	0 (0 to 0)	0 (0 to 0)	0 (0 to 0)	0 (0 to 0)	0 (0 to 0)	0 (0 to 0)	0
Other sexually transmitted infections	0 (0 to 0)	0 (0 to 0)	0 (0 to 0)	0 (0 to 0)	0 (0 to 0)	0 (0 to 0)	0 (0 to 0)	0 (0 to 0)	0 (0 to 0)	0 (0 to 0)	0 (0 to 0)	0 (0 to 0)	0 (0 to 0)	0 (0 to 0)	0 (0 to 0)	0 (0 to 0)	0 (0 to 0)	0 (0 to 0)	0 (0 to 0)	0 (0 to 0)	0 (0 to 0)	0 (0 to 0)	0 (0 to 0)	0
Respiratory infections and tuberculosis	1.1 (1 to 1.2)	26.6 (11 to 57)	22.8 (16.1 to 39.4)	17.8 (11.6 to 28.4)	1.1 (0.8 to 1.5)	1.1 (0.8 to 1.5)	1.1 (0.8 to 1.5)	1.1 (0.8 to 1.5)	1.1 (0.8 to 1.5)	1.1 (0.8 to 1.5)	1.1 (0.8 to 1.5)	1.1 (0.8 to 1.5)	1.1 (0.8 to 1.5)	1.1 (0.8 to 1.5)	1.1 (0.8 to 1.5)	1.1 (0.8 to 1.5)	1.1 (0.8 to 1.5)	1.1 (0.8 to 1.5)	1.1 (0.8 to 1.5)	1.1 (0.8 to 1.5)	1.1 (0.8 to 1.5)	1.1 (0.8 to 1.5)	1,940
Tuberculosis	0 (0 to 0)	0 (0 to 0)	0 (0 to 0)	0 (0 to 0)	0 (0 to 0)	0 (0 to 0)	0 (0 to 0)	0 (0 to 0)	0 (0 to 0)	0 (0 to 0)	0 (0 to 0)	0 (0 to 0)	0 (0 to 0)	0 (0 to 0)	0 (0 to 0)	0 (0 to 0)	0 (0 to 0)	0 (0 to 0)	0 (0 to 0)	0 (0 to 0)	0 (0 to 0)	0 (0 to 0)	0 (0 to 0)	0
Latent tuberculosis infection	0 (0 to 0)	0 (0 to 0)	0 (0 to 0)	0 (0 to 0)	0 (0 to 0)	0 (0 to 0)	0 (0 to 0)	0 (0 to 0)	0 (0 to 0)	0 (0 to 0)	0 (0 to 0)	0 (0 to 0)	0 (0 to 0)	0 (0 to 0)	0 (0 to 0)	0 (0 to 0)	0 (0 to 0)	0 (0 to 0)	0 (0 to 0)	0 (0 to 0)	0 (0 to 0)	0 (0 to 0)	0 (0 to 0)	0
Drug-susceptible tuberculosis	0 (0 to 0)	0 (0 to 0)	0 (0 to 0)	0 (0 to 0)	0 (0 to 0)	0 (0 to 0)	0 (0 to 0)	0 (0 to 0)	0 (0 to 0)	0 (0 to 0)	0 (0 to 0)	0 (0 to 0)	0 (0 to 0)	0 (0 to 0)	0 (0 to 0)	0 (0 to 0)	0 (0 to 0)	0 (0 to 0)	0 (0 to 0)	0 (0 to 0)	0 (0 to 0)	0 (0 to 0)	0 (0 to 0)	0
Multidrug-resistant tuberculosis without extensive drug-resistance	0 (0 to 0)	0 (0 to 0)	0 (0 to 0)	0 (0 to 0)	0 (0 to 0)	0 (0 to 0)	0 (0 to 0)	0 (0 to 0)	0 (0 to 0)	0 (0 to 0)	0 (0 to 0)	0 (0 to 0)	0 (0 to 0)	0 (0 to 0)	0 (0 to 0)	0 (0 to 0)	0 (0 to 0)	0 (0 to 0)	0 (0 to 0)	0 (0 to 0)	0 (0 to 0)	0 (0 to 0)	0 (0 to 0)	0
Extensively drug-resistant tuberculosis	0 (0 to 0)	0 (0 to 0)	0 (0 to 0)	0 (0 to 0)	0 (0 to 0)	0 (0 to 0)	0 (0 to 0)	0 (0 to 0)	0 (0 to 0)	0 (0 to 0)	0 (0 to 0)	0 (0 to 0)	0 (0 to 0)	0 (0 to 0)	0 (0 to 0)	0 (0 to 0)	0 (0 to 0)	0 (0 to 0)	0 (0 to 0)	0 (0 to 0)	0 (0 to 0)	0 (0 to 0)	0 (0 to 0)	0
Lower respiratory infections	1.5 (1 to 2.2)	1.3 (0.9 to 1.8)	5.1 (4.4 to 5.9)	7.8 (6.8 to 9.9)	1.6 (1.2 to 2)	2 (1.6 to 2.4)	3.1 (2.4 to 4)	4.6 (3.2 to 5.9)	5.5 (4.4 to 7)	11.4 (9.4 to 14.2)	21 (14.8 to 30)	20.2 (14.8 to 28.3)	20.6 (14.7 to 29.4)	22.4 (16.1 to 32.4)	24.6 (17.9 to 34.4)	25.2 (18.4 to 35.3)	25.2 (18.4 to 35.3)	25.2 (18.4 to 35.3)	25.2 (18.4 to 35.3)	25.2 (18.4 to 35.3)	25.2 (18.4 to 35.3)	25.2 (18.4 to 35.3)	1,680
Upper respiratory infections	0 (0 to 0)	0.2 (0 to 0.3)	0.1 (0 to 0.5)	14.3 (9.1 to 23.5)	0.1 (0 to 0.2)	0.1 (0 to 0.2)	0.1 (0 to 0.2)	0.1 (0 to 0.2)	0.1 (0 to 0.2)	0.1 (0 to 0.2)	0.1 (0 to 0.2)	0.1 (0 to 0.2)	0.1 (0 to 0.2)	0.1 (0 to 0.2)	0.1 (0 to 0.2)	0.1 (0 to 0.2)	0.1 (0 to 0.2)	0.1 (0 to 0.2)	0.1 (0 to 0.2)	0.1 (0 to 0.2)	0.1 (0 to 0.2)	0.1 (0 to 0.2)	0.1 (0 to 0.2)	183
Otitis media	0 (0 to 0)	0 (0 to 0)	0.6 (0.3 to 1.1)	4.3 (2.3 to 7.6)	0.2 (0.2 to 0.3)	0.2 (0.2 to 0.3)	0.2 (0.1 to 0.3)	0.2 (0.1 to 0.3)	0.2 (0.1 to 0.4)	0.2 (0.1 to 0.3)	0.2 (0.1 to 0.4)	0.2 (0.1 to 0.4)	0.2 (0.1 to 0.4)	0.2 (0.1 to 0.4)	0.2 (0.1 to 0.4)	0.2 (0.1 to 0.4)	0.2 (0.1 to 0.4)	0.2 (0.1 to 0.4)	0.2 (0.1 to 0.4)	0.2 (0.1 to 0.4)	0.2 (0.1 to 0.4)	0.2 (0.1 to 0.4)	41
Enteric infections	0.2 (0.1 to 0.3)	0.8 (0.5 to 1.1)	10.3 (9.4 to 11.3)	10.4 (9.4 to 12.3)	8.2 (7.5 to 9.1)	5.3 (3.6 to 7.1)	4 (2.4 to 5.9)	3.5 (2.1 to 5.5)	4 (2.4 to 6)	4.7 (3.1 to 6.8)	4.9 (3.2 to 6.9)	4.3 (2.9 to 6.2)	4.3 (2.9 to 6.2)	4.4 (3 to 6.2)	4.8 (3.4 to 6.7)	5.2 (3.7 to 7.1)	7.9 (5.5 to 10.7)	14.4 (10.5 to 19)	20.6 (15.5 to 27.4)	26.7 (17.5 to 31.1)	39.2 (22.1 to 37.7)	27.1 (20.9 to 37.2)	274
Diarrheal diseases	0.2 (0.1 to 0.3)	0.8 (0.5 to 1.1)	10.3 (9.4 to 11.3)	10.4 (9.4 to 12.3)	8.2 (7.5 to 9.1)	5.3 (3.6 to 7.1)	4 (2.4 to 5.9)	3.5 (2.1 to 5.5)	4 (2.4 to 6)	4.7 (3.1 to 6.8)	4.9 (3.2 to 6.9)	4.3 (2.9 to 6.2)	4.3 (2.9 to 6.2)	4.4 (3 to 6.2)	4.8 (3.4 to 6.7)	5.2 (3.7 to 7.1)	7.9 (5.5 to 10.7)	14.4 (10.5 to 19)	20.6 (15.5 to 27.4)	26.7 (17.5 to 31.1)	39.2 (22.1 to 37.7)	27.1 (20.9 to 37.2)	227
Typhoid and paratyphoid	0 (0 to 0)	0 (0 to 0)	0 (0 to 0)	0 (0 to 0)	0 (0 to 0)	0 (0 to 0)	0 (0 to 0)	0 (0 to 0)	0 (0 to 0)	0 (0 to 0)	0 (0 to 0)	0 (0 to 0)	0 (0 to 0)	0 (0 to 0)	0 (0 to 0)	0 (0 to 0)	0 (0 to 0)	0 (0 to 0)	0 (0 to 0)	0 (0 to 0)	0 (0 to 0)	0 (0 to 0)	0 (0 to 0)	0
Typhoid fever	0 (0 to 0)	0 (0 to 0)	0 (0 to 0)	0 (0 to 0)	0 (0 to 0)	0 (0 to 0)	0 (0 to 0)	0 (0 to 0)	0 (0 to 0)	0 (0 to 0)	0 (0 to 0)	0 (0 to 0)	0 (0 to 0)	0 (0 to 0)	0 (0 to 0)	0 (0 to 0)	0 (0 to 0)	0 (0 to 0)	0 (0 to 0)	0 (0 to 0)	0 (0 to 0)	0 (0 to 0)	0 (0 to 0)	0
Paratyphoid fever	0 (0 to 0)	0 (0 to 0)	0 (0 to 0)	0 (0 to 0)	0 (0 to 0)	0 (0 to 0)	0 (0 to 0)	0 (0 to 0)	0 (0 to 0)	0 (0 to 0)	0 (0 to 0)	0 (0 to 0)	0 (0 to 0)	0 (0 to 0)	0 (0 to 0)	0 (0 to 0)	0 (0 to 0)	0 (0 to 0)	0 (0 to 0)	0 (0 to 0)	0 (0 to 0)	0 (0 to 0)	0 (0 to 0)	0
Invasive Non-typhoidal Salmonella (iNTS)	0 (0 to 0)	0 (0 to 0)	0 (0 to 0)	0 (0 to 0)	0 (0 to 0)	0 (0 to 0)	0 (0 to 0)	0 (0 to 0)	0 (0 to 0)	0 (0 to 0)	0 (0 to 0)	0 (0 to 0)	0 (0 to 0)	0 (0 to 0)	0 (0 to 0)	0 (0 to 0)	0 (0 to 0)	0 (0 to 0)	0 (0 to 0)	0 (0 to 0)	0 (0 to 0)	0 (0 to 0)	0 (0 to 0)	0
Other intestinal infectious diseases	0 (0 to 0)	0 (0 to 0)	0 (0 to 0)	0 (0 to 0)	0 (0 to 0)	0 (0 to 0)	0 (0 to 0)	0 (0 to 0)	0 (0 to 0)	0 (0 to 0)	0 (0 to 0)	0 (0 to 0)	0 (0 to 0)	0 (0 to 0)	0 (0 to 0)	0 (0 to 0)	0 (0 to 0)	0 (0 to 0)	0 (0 to 0)	0 (0 to 0)	0 (0 to 0)	0 (0 to 0)	0 (0 to 0)	0
Neglected tropical diseases and malaria	0 (0 to 0)	0 (0 to 0)	0 (0 to 0)	0 (0 to 0)	0 (0 to 0)	0 (0 to 0)	0 (0 to 0)	0 (0 to 0)	0 (0 to 0)	0 (0 to 0)	0 (0 to 0)	0 (0 to 0)	0 (0 to 0)	0 (0 to 0)	0 (0 to 0)	0 (0 to 0)	0 (0 to 0)	0 (0 to 0)	0 (0 to 0)	0 (0 to 0)	0 (0 to 0)	0 (0 to 0)	0 (0 to 0)	0
Malaria	0 (0 to 0)	0 (0 to 0)	0 (0 to 0)	0 (0 to 0)	0 (0 to 0)	0 (0 to 0)	0 (0 to 0)	0 (0 to 0)	0 (0 to 0)	0 (0 to 0)	0 (0 to 0)	0 (0 to 0)	0 (0 to 0)	0 (0 to 0)	0 (0 to 0)	0 (0 to 0)	0 (0 to 0)	0 (0 to 0)	0 (0 to 0)	0 (0 to 0)	0 (0 to 0)	0 (0 to 0)	0 (0 to 0)	0
Chagas disease	0 (0 to 0)	0 (0 to 0)	0 (0 to 0)	0 (0 to 0)	0 (0 to 0)	0 (0 to 0)	0 (0 to 0)	0 (0 to 0)	0 (0 to 0)	0 (0 to 0)	0 (0 to 0)	0 (0 to 0)	0 (0 to 0)	0 (0 to 0)	0 (0 to 0)	0 (0 to 0)	0 (0 to 0)	0 (0 to 0)	0 (0 to 0)	0 (0 to 0)	0 (0 to 0)	0 (0 to 0)	0 (0 to 0)	0
Leishmaniasis	0 (0 to 0)	0 (0 to 0)	0 (0 to 0)	0 (0 to 0)	0 (0 to 0)	0 (0 to 0)	0 (0 to 0)	0 (0 to 0)	0 (0 to 0)	0 (0 to 0)	0 (0 to 0)	0 (0 to 0)	0 (0 to 0)	0 (0 to 0)	0 (0 to 0)	0 (0 to 0)	0 (0 to 0)	0 (0 to 0)	0 (0 to 0)	0 (0 to 0)	0 (0 to 0)	0 (0 to 0)	0 (0 to 0)	0
Visceral leishmaniasis	0 (0 to 0)	0 (0 to 0)	0 (0 to 0)	0 (0 to 0)	0 (0 to 0)	0 (0 to 0)	0 (0 to 0)	0 (0 to 0)	0 (0 to 0)	0 (0 to 0)	0 (0 to 0)	0 (0 to 0)	0 (0 to 0)	0 (0 to 0)	0 (0 to 0)	0 (0 to 0)	0 (0 to 0)	0 (0 to 0)	0 (0 to 0)	0 (0 to 0)	0 (0 to 0)	0 (0 to 0)	0 (0 to 0)	0
Cutaneous and mucocutaneous leishmaniasis	0 (0 to 0)	0 (0 to 0)	0 (0 to 0)	0 (0 to 0)	0 (0 to 0)	0 (0 to 0)	0 (0 to 0)	0 (0 to 0)	0 (0 to 0)	0 (0 to 0)	0 (0 to 0)	0 (0 to 0)	0 (0 to 0)	0 (0 to 0)	0 (0 to 0)	0 (0 to 0)	0 (0 to 0)	0 (0 to 0)	0 (0 to 0)	0 (0 to 0)	0 (0 to 0)	0 (0 to 0)	0 (0 to 0)	0
African trypanosomiasis	0 (0 to 0)	0 (0 to 0)	0 (0 to 0)	0 (0 to 0)	0 (0 to 0)	0 (0 to 0)	0 (0 to 0)	0 (0 to 0)	0 (0 to 0)	0 (0 to 0)	0 (0 to 0)	0 (0 to 0)	0 (0 to 0)	0 (0 to 0)	0 (0 to 0)	0 (0 to 0)	0 (0 to 0)	0 (0 to 0)	0 (0 to 0)	0 (0 to 0)	0 (0 to 0)	0 (0 to 0)	0 (0 to 0)	0
Schistosomiasis	0 (0 to 0)	0 (0 to 0)	0 (0 to 0)	0 (0 to 0)	0 (0 to 0)	0 (0 to 0)	0 (0 to 0)	0 (0 to 0)	0 (0 to 0)	0 (0 to 0)	0 (0 to 0)	0 (0 to 0)	0 (0 to 0)	0 (0 to 0)	0 (0 to 0)	0 (0 to 0)	0 (0 to 0)	0 (0 to 0)	0 (0 to 0)	0 (0 to 0)	0 (0 to 0)	0 (0 to 0)	0 (0 to 0)	0
Cysticercosis	0 (0 to 0)	0 (0 to 0)	0 (0 to 0)	0 (0 to 0)	0 (0 to 0)	0 (0 to 0)	0 (0 to 0)	0 (0 to 0)	0 (0 to 0)	0 (0 to 0)	0 (0 to 0)	0 (0 to 0)	0 (0 to 0)	0 (0 to 0)	0 (0 to 0)	0 (0 to 0)	0 (0 to 0)	0 (0 to 0)	0 (0 to 0)	0 (0 to 0)	0 (0 to 0)	0 (0 to 0)	0 (0 to 0)	0
Cystic echinococcosis	0 (0 to 0)	0 (0 to 0)	0 (0 to 0)	0 (0 to 0)	0 (0 to 0)	0 (0 to 0)	0 (0 to 0)	0 (0 to 0)	0 (0 to 0)	0 (0 to 0)	0 (0 to 0)	0 (0 to 0)	0 (0 to 0)	0 (0 to 0)	0 (0 to 0)	0 (0 to 0)	0 (0 to 0)	0 (0 to 0)	0 (0 to 0)	0 (0 to 0)	0 (0 to 0)	0 (0 to 0)	0 (0 to 0)	0
Lymphatic filariasis	0 (0 to 0)	0 (0 to 0)	0 (0 to 0)	0 (0 to 0)	0 (0 to 0)	0 (0 to 0)	0 (0 to 0)	0 (0 to 0)	0 (0 to 0)	0 (0 to 0)	0 (0 to 0)	0 (0 to 0)	0 (0 to 0)	0 (0 to 0)	0 (0 to 0)	0 (0 to 0)	0 (0 to 0)	0 (0 to 0)	0 (0 to 0)	0 (0 to 0)	0 (0 to 0)	0 (0 to 0)	0 (0 to 0)	0
Onchocerciasis	0 (0 to 0)	0 (0 to 0)	0 (0 to 0)	0 (0 to 0)	0 (0 to 0)	0 (0 to 0)	0 (0 to 0)	0 (0 to 0)	0 (0 to 0)	0 (0 to 0)	0 (0 to 0)	0 (0 to 0)	0 (0 to 0)	0 (0 to 0)	0 (0 to 0)	0 (0 to 0)	0 (0 to 0)	0 (0 to 0)	0 (0 to 0)	0 (0 to 0)	0 (0 to 0)	0 (0 to 0)	0 (0 to 0)	0
Trachoma	0 (0 to 0)	0 (0 to 0)	0 (0 to 0)	0 (0 to 0)	0 (0 to 0)	0 (0 to 0)	0 (0 to 0)	0 (0 to 0)	0 (0 to 0)	0 (0 to 0)	0 (0 to 0)	0 (0 to 0)	0 (0 to 0)	0 (0 to 0)	0 (0 to 0)	0 (0 to 0)	0 (0 to 0)	0 (0 to 0)	0 (0 to 0)	0 (0 to 0)	0 (0 to 0)	0 (0 to 0)	0 (0 to 0)	0
Dengue	0 (0 to 0)	0 (0 to 0)	0 (0 to 0)	0 (0 to 0)	0 (0 to 0)	0 (0 to 0)	0 (0 to 0)	0 (0 to 0)	0 (0 to 0)	0 (0 to 0)	0 (0 to 0)	0 (0 to 0)	0 (0 to 0)	0 (0 to 0)	0 (0 to 0)	0 (0 to 0)	0 (0 to 0)	0 (0 to 0)	0 (0 to 0)	0 (0 to 0)	0 (0 to 0)	0 (0 to 0)	0 (0 to 0)	0
Yellow fever	0 (0 to 0)	0 (0 to 0)	0 (0 to 0)	0 (0 to 0)	0 (0 to 0)	0 (0 to 0)	0 (0 to 0)	0 (0 to 0)	0 (0 to 0)	0 (0 to 0)	0 (0 to 0)	0 (0 to 0)	0 (0 to 0)	0 (0 to 0)	0 (0 to 0)	0 (0 to 0)	0 (0 to 0)	0 (0 to 0)	0 (0 to 0)	0 (0 to 0)	0 (0 to 0)	0 (0 to 0)	0 (0 to 0)	0
Rabies	0 (0 to 0)	0 (0 to 0)	0 (0 to 0)	0 (0 to 0)	0 (0 to 0)	0 (0 to 0)	0 (0 to 0)	0 (0 to 0)	0 (0 to 0)	0 (0 to 0)	0 (0 to 0)	0 (0 to 0)	0 (0 to 0)	0 (0 to 0)	0 (0 to 0)	0 (0 to 0)	0 (0 to 0)	0 (0 to 0)	0 (0 to 0)	0 (0 to 0)	0 (0 to 0)	0 (0 to 0)	0 (0 to 0)	0
Intestinal nematode infections	0 (0 to 0)	0 (0 to 0)	0 (0 to 0)	0 (0 to 0)	0 (0 to 0)	0 (0 to 0)	0 (0 to 0)	0 (0 to 0)	0 (0 to 0)	0 (0 to 0)	0 (0 to 0)	0 (0 to 0)	0 (0 to 0)	0 (0 to 0)	0 (0 to 0)	0 (0 to 0)	0 (0 to 0)	0 (0 to 0)	0 (0 to 0)	0 (0 to 0)	0 (0 to 0)	0 (0 to 0)	0 (0 to 0)	0
Ascariasis	0 (0 to 0)	0 (0 to 0)	0 (0 to 0)	0 (0 to 0)	0 (0 to 0)	0 (0 to 0)	0 (0 to 0)	0 (0 to 0)	0 (0 to 0)	0 (0 to 0)	0 (0 to 0)	0 (0 to 0)	0 (0 to 0)	0 (0 to 0)	0 (0 to 0)	0 (0 to 0)	0 (0 to 0)	0 (0 to 0)	0 (0 to 0)	0 (0 to 0)	0 (0 to 0)	0 (0 to 0)	0 (0 to 0)	0
Trichuriasis	0 (0 to 0)	0 (0 to 0)	0 (0 to 0)	0 (0 to 0)	0 (0 to 0)	0 (0 to 0)	0 (0 to 0)	0 (0 to 0)	0 (0 to 0)	0 (0 to 0)	0 (0 to 0)	0 (0 to 0)	0 (0 to 0)	0 (0 to 0)	0 (0 to 0)	0 (0 to 0)	0 (0 to 0)	0 (0 to 0)	0 (0 to 0)	0 (0 to 0)	0 (0 to 0)	0 (0 to 0)	0 (0 to 0)	0
Hookworm disease	0 (0 to 0)	0 (0 to 0)	0 (0 to 0)	0 (0 to 0)	0 (0 to 0)	0 (0 to 0)	0 (0 to 0)	0 (0 to 0)	0 (0 to 0)	0 (0 to 0)	0 (0 to 0)	0 (0 to 0)	0 (0 to 0)	0 (0 to 0)	0 (0 to 0)	0 (0 to 0)	0 (0 to 0)	0 (0 to 0)	0 (0 to 0)	0 (0 to 0)	0 (0 to 0)	0 (0 to 0)	0 (0 to 0)	0
Food-borne trematodiases	0 (0 to 0)	0 (0 to 0)	0 (0 to 0)	0 (0 to 0)	0 (0 to 0)	0 (0 to 0)	0 (0 to 0)	0 (0 to 0)	0 (0 to 0)	0 (0 to 0)	0 (0 to 0)	0 (0 to 0)	0 (0 to 0)	0 (0 to 0)	0 (0 to 0)	0 (0 to 0)	0 (0 to 0)	0 (0 to 0)	0 (0 to 0)	0 (0 to 0)	0 (0 to 0)	0 (0 to 0)	0 (0 to 0)	0
Leprosy	0 (0 to 0)	0 (0 to 0)	0 (0 to 0)	0 (0 to 0)	0 (0 to 0)	0 (0 to 0)	0 (0 to 0)	0 (0 to 0)	0 (0 to 0)	0 (0 to 0)	0 (0 to 0)	0 (0 to 0)	0 (0 to 0)	0 (0 to 0)	0 (0 to 0)	0 (0 to 0)	0 (0 to 0)	0 (0 to 0)	0 (0 to 0)	0 (0 to 0)	0 (0 to 0)	0 (0 to 0)	0 (0 to 0)	0
Ebola	0 (0 to 0)	0 (0 to 0)	0 (0 to 0)	0 (0 to 0)	0 (0 to 0)	0 (0 to 0)	0 (0 to 0)	0 (0 to 0)	0 (0 to 0)	0 (0 to 0)	0 (0 to 0)	0 (0 to 0)	0 (0 to 0)	0 (0 to 0)	0 (0 to 0)	0 (0 to 0)	0 (0 to 0)	0

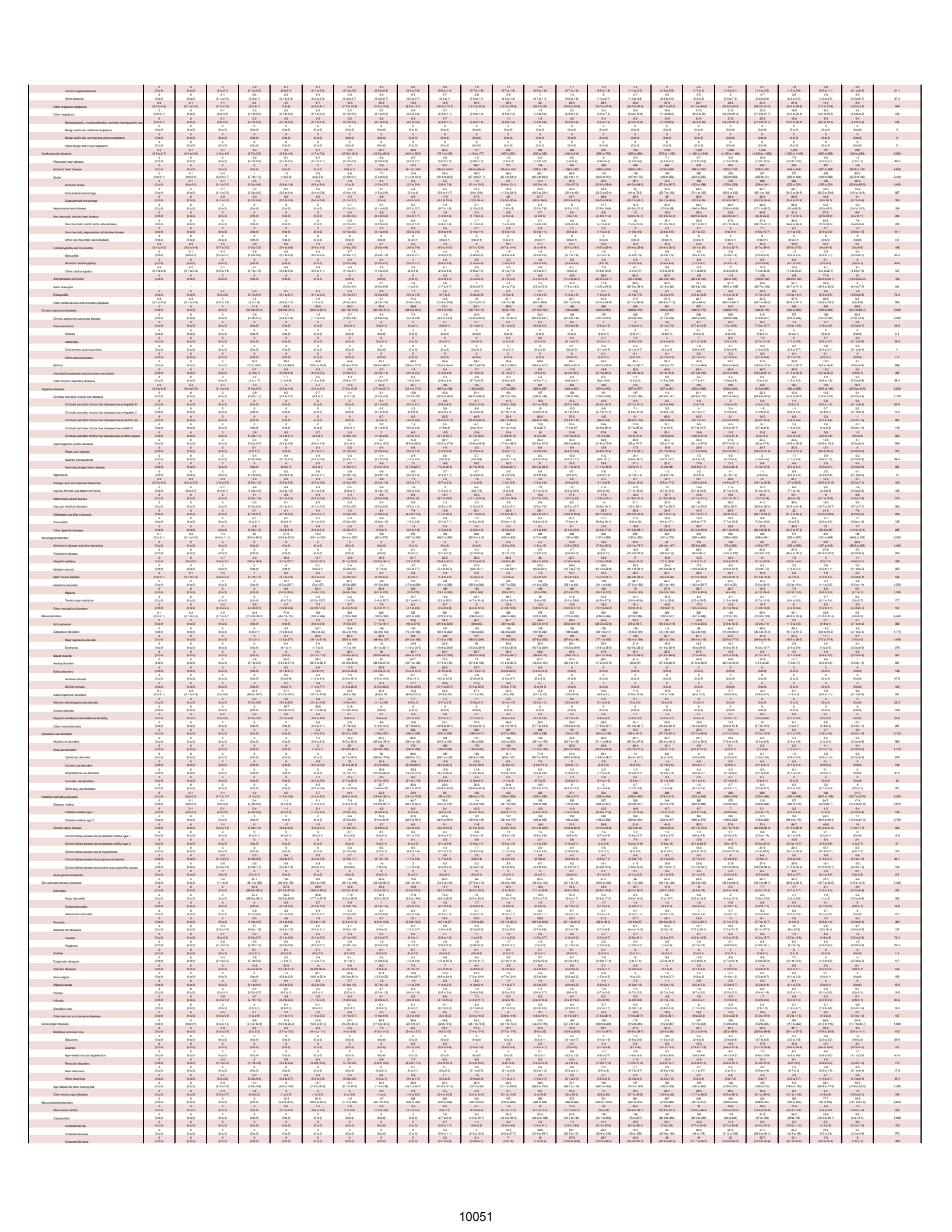



Osteoarthritis other	0 (0 to 0)	0 (0 to 0)	0 (0 to 0)	0 (0 to 0)	0 (0 to 0)	0 (0 to 0)	0 (0 to 0)	0 (0 to 0)	0 (0 to 0)	0 (0 to 0)	0-1 (0 to 2)	0-6 (0 to 1 5)	1-9 (0 7 to 4 4)	4-3 (1 6 to 9 2)	7-6 (3 2 to 15 4)	11 (5 to 23 9)	12-6 (5 4 to 26 5)	14-5 (7 to 29 6)	14-7 (7 to 30 2)	11-3 (5 7 to 22 2)	9-6 (4 4 to 19 4)	6-3 (2 8 to 13 7)	3 (1 4 to 6	0-6 (0 4 to 1 4)	
	0	0	0	0	0	0	0	0	0	0	0	0	0	0	0	0	0	0	0	0	0	0	0	0	0	98 4
Low back pain	0 (0 to 0)	0 (0 to 0)	0 (0 to 0)	0 (0 to 0)	0 (3 8 to 14 1)	39 0 (23 7 to 63)	0 (28 2 to 153)	0 (32 0 to 124)	0 (74 5 to 194)	0 (98 6 to 259)	0 (134 to 331)	0 (139 to 354)	0 (168 to 417)	0 (187 to 471)	0 (239 to 586)	0 (191 to 458)	0 (162 to 403)	0 (172 to 399)	0 (160 to 352)	0 (112 to 273)	0 (90 1 to 205)	0 (49 7 to 111)	0 (29 1 to 64 8)	0 (14 6 to 10 5)	3 180
Neck pain	0 (0 to 0)	0 (0 to 0)	0 (0 to 0)	0 (0 to 0)	0 (1 4 to 8 1)	0 (0 to 34 6)	0 (15 9 to 55 8)	0 (17 to 64 6)	0 (20 1 to 89 1)	0 (39 to 140)	0 (55 6 to 180)	0 (59 4 to 180)	0 (71 to 206)	0 (84 to 230)	0 (111 to 314)	0 (84 to 220)	0 (61 3 to 214)	0 (54 4 to 180)	0 (52 7 to 167)	0 (48 1 to 140)	0 (39 8 to 101)	0 (20 3to 75 2)	0 (12 6 to 39 6)	0 (5 to 15 4)	1 240
Gout	0 (0 to 0)	0 (0 to 0)	0 (0 to 0)	0 (0 to 0)	0 (0 to 0)	0 (0 to 0)	0 (0 to 0)	0 (0 to 0)	0 (0 to 0)	0 (0 to 0)	0 (0 to 0)	0 (0 to 0)	0 (0 to 0)	0 (0 to 0)	0 (0 to 0)	0 (0 to 0)	0 (0 to 0)	0 (0 to 0)	0 (0 to 0)	0 (0 to 0)	0 (0 to 0)	0 (0 to 0)	0 (0 to 0)	0 (0 to 0)	0 (0 to 0)	73 4
Other musculoskeletal disorders	0 (0 to 0)	0 (0 to 0)	0 (0 to 0)	0-1 (0 1 to 0 5)	0-9 (0 2 to 2 3)	11-2 (5 2 to 18 9)	25-5 (14 7 to 40 2)	51-8 (31 7 to 80 6)	77-1 (47 5 to 122)	91-2 (58 6 to 139)	91-4 (54 9 to 144)	106 (65 3 to 168)	115 (67 1 to 186)	113 (65 4 to 173)	97-9 (53 2 to 159)	94-1 (46 2 to 180)	79-8 (36 5 to 128)	47-2 (21 3 to 78 2)	25-2 (9 5 to 50 9)	11-6 (4 7 to 19 6)	7-2 (3 0 to 10 5)	2-7 (1 4 to 4 4)	1 040
	54	27-4	104	10-5	49-1	58-2	77-1	115	175	238	265	293	322	310	269	315	316	299	339	261	212	147	86 9	28 5	
Other non-communicable diseases	(36 7 to 89 3)	(20 9 to 38 5)	(72 0 to 168)	(57 5 to 93 3)	(39 5 to 81 7)	(44 7 to 77 5)	(58 4 to 105)	(91 2 to 158)	(133 to 245)	(186 to 322)	(183 to 351)	(178 to 343)	(200 to 387)	(211 to 456)	(183 to 437)	(224 to 434)	(224 to 434)	(209 to 408)	(239 to 466)	(183 to 358)	(143 to 271)	(115 to 167)	(60 4 to 136 1)	(20 4 to 56 5)	4 680
Congenital birth defects	52-4 (35 1 to 68 1)	23 (11 to 37 7)	65 3 (44 1 to 91)	47-3 (34 3 to 62 4)	21-4 (14 4 to 28 4)	21-3 (14 6 to 28 4)	26-1 (15 to 35 6)	18 (10 to 28 1)	15 (10 to 21 4)	21-6 (14 4 to 27 7)	14-7 (10 to 20 7)	22-8 (15 1 to 30 2)	15-1 (10 to 20 3)	20-4 (14 to 27 3)	21-5 (14 to 28 1)	22-6 (14 to 29 4)	18-6 (11 to 26 2)	14-2 (8 4 to 19)	5-3 (2 8 to 8 2)	3-2 (1 6 to 5 2)	2-3 (1 to 3 7)	1-2 (0 7 to 2)	0-5 (0 3 to 0 8)	0-1 (0 1 to 0 2)	463
Neural tube defects	4-1 (2 1 to 6 8)	1-2 (0 4 to 2 1)	6 (3 to 11)	4 (2 4 to 6 1)	2-6 (1 7 to 3 7)	2-6 (1 7 to 3 7)	1-1 (0 7 to 1 4)	1-2 (0 8 to 1 6)	1-2 (0 8 to 1 7)	1-2 (0 8 to 1 7)	1-2 (0 8 to 1 7)	1-2 (0 8 to 1 7)	0-9 (0 5 to 1 3)	0-7 (0 4 to 1 1)	0-4 (0 3 to 0 6)	0-3 (0 2 to 0 5)	0-2 (0 1 to 0 4)	0-2 (0 1 to 0 3)	0-1 (0 0 to 0 1)	0-1 (0 0 to 0 1)	0-1 (0 0 to 0 1)	0-1 (0 0 to 0 1)	0-1 (0 0 to 0 1)	0-1 (0 0 to 0 2)	27 5
Congenital heart anomalies	12-1 (6 5 to 20 1)	6-6 (4 4 to 17 4)	20-1 (10 to 37 4)	10-2 (6 7 to 14 8)	2-6 (1 6 to 3 4)	3-2 (2 2 to 4 4)	2-2 (1 4 to 3 2)	2-9 (2 to 3 8)	3-5 (2 5 to 4 5)	4-2 (3 to 5 4)	3-5 (2 5 to 4 7)	4-7 (3 to 6 5)	3-3 (2 to 4 7)	4-7 (3 to 6 7)	3-6 (2 to 5 4)	3-7 (2 to 5 4)	2-6 (1 2 to 4 4)	2-6 (1 2 to 3 9)	0-9 (0 1 to 0 4)	0-1 (0 1 to 0 3)	0-1 (0 0 to 0 2)	0-1 (0 0 to 0 1)	0-1 (0 0 to 0 1)	0-1 (0 0 to 0 1)	103
Orofacial clefts	0 (0 to 0)	0-2 (0 1 to 0 4)	0-4 (0 2 to 0 7)	0-3 (0 1 to 0 5)	0-3 (0 1 to 0 4)	0-3 (0 1 to 0 4)	0-2 (0 1 to 0 4)	0-3 (0 1 to 0 5)	0-3 (0 1 to 0 5)	0-3 (0 1 to 0 5)	0-3 (0 1 to 0 6)	0-3 (0 1 to 0 5)	0-3 (0 1 to 0 5)	0-3 (0 1 to 0 5)	0-3 (0 1 to 0 6)	0-3 (0 1 to 0 5)	0-3 (0 1 to 0 5)	0-2 (0 1 to 0 4)	0-2 (0 1 to 0 4)	0-2 (0 1 to 0 4)	0-1 (0 1 to 0 2)	0-1 (0 0 to 0 1)	0-1 (0 0 to 0 1)	0-1 (0 0 to 0 1)	4-6
Down syndrome	1 (0 5 to 1 7)	0-4 (0 2 to 0 6)	1-5 (0 8 to 2 7)	1-5 (0 7 to 2 6)	1-1 (0 7 to 1 6)	1-1 (0 7 to 1 5)	1-2 (0 8 to 1 7)	1-6 (1 to 2 2)	1-6 (1 to 2 2)	1-8 (1 to 2 5)	2 (1 4 to 2 7)	2 (1 to 2 8)	2-9 (2 to 3 9)	2-9 (2 to 3 7)	5-2 (3 4 to 7 2)	7-3 (4 4 to 10 3)	4-2 (2 3 to 6 1)	3-2 (1 8 to 4 7)	1-8 (0 9 to 2 6)	0-9 (0 5 to 1 3)	0-5 (0 3 to 0 7)	0-3 (0 2 to 0 4)	0-2 (0 1 to 0 3)	0-1 (0 0 to 0 2)	41
Turner syndrome	0 (0 to 0)	0 (0 to 0)	0 (0 to 0)	0 (0 to 0)	0-1 (0 0 to 0 2)	0-1 (0 0 to 0 2)	0-1 (0 0 to 0 2)	0-1 (0 0 to 0 2)	0-1 (0 0 to 0 2)	0-1 (0 0 to 0 2)	0-1 (0 0 to 0 2)	0-1 (0 0 to 0 2)	0-1 (0 0 to 0 1)	0-1 (0 0 to 0 1)	0 (0 to 0 1)	0 (0 to 0 1)	0 (0 to 0)	0 (0 to 0)	0 (0 to 0)	0 (0 to 0)	0 (0 to 0)	0 (0 to 0)	0 (0 to 0)	0 (0 to 0)	0 (0 to 0)	0-9
Klinefelter syndrome	0 (0 to 0)	0 (0 to 0)	0 (0 to 0)	0 (0 to 0)	0 (0 to 0)	0 (0 to 0)	0 (0 to 0)	0 (0 to 0)	0 (0 to 0)	0 (0 to 0)	0 (0 to 0)	0 (0 to 0)	0 (0 to 0)	0 (0 to 0)	0 (0 to 0)	0 (0 to 0)	0 (0 to 0)	0 (0 to 0)	0 (0 to 0)	0 (0 to 0)	0 (0 to 0)	0 (0 to 0)	0 (0 to 0)	0 (0 to 0)	0 (0 to 0)	0-2
Other chromosomal abnormalities	6-8 (3 4 to 10 4)	3-6 (2 to 5 6)	10-2 (6 to 16 4)	5-2 (3 4 to 6 9)	2-6 (1 8 to 3 4)	2-5 (1 7 to 3 7)	2-4 (1 6 to 3 3)	2-2 (1 6 to 3 2)	2-6 (1 8 to 3 7)	2-6 (1 8 to 3 6)	2-8 (1 8 to 3 8)	2-3 (1 5 to 3 3)	2-4 (1 6 to 3 6)	1-9 (1 1 to 2 8)	1-6 (0 9 to 2 4)	1 (0 5 to 1 6)	0-8 (0 4 to 1 2)	0-6 (0 3 to 1)	0-4 (0 2 to 0 7)	0-3 (0 1 to 0 5)	0-2 (0 1 to 0 4)	0-1 (0 1 to 0 3)	0-1 (0 0 to 0 2)	0-1 (0 0 to 0 2)	53 7
Congenital musculoskeletal and limb anomalies	1-6 (1 to 2 5)	0-8 (0 5 to 1 3)	1-5 (0 7 to 2 5)	10-1 (4 to 19 2)	0-7 (0 4 to 1 2)	0-6 (0 4 to 0 9)	0-5 (0 2 to 0 8)	0-3 (0 2 to 0 5)	0-3 (0 2 to 0 5)	0-3 (0 2 to 0 5)	0-4 (0 2 to 0 6)	0-3 (0 2 to 0 5)	0-2 (0 1 to 0 4)	0-3 (0 2 to 0 7)	0-3 (0 2 to 0 7)	0-2 (0 1 to 0 5)	0-2 (0 1 to 0 4)	0-2 (0 1 to 0 4)	0-2 (0 1 to 0 3)	0-2 (0 1 to 0 4)	0-2 (0 1 to 0 4)	0-2 (0 1 to 0 4)	0-1 (0 0 to 0 2)	0-1 (0 0 to 0 2)	89 6
Urogenital congenital anomalies	2 (0 4 to 4 3)	0-4 (0 2 to 1 4)	1-1 (0 4 to 2 4)	1-3 (0 7 to 2 1)	0-8 (0 3 to 1 6)	0-6 (0 2 to 1 4)	0-3 (0 2 to 0 5)	0-3 (0 2 to 0 5)	0-3 (0 2 to 0 5)	0-3 (0 2 to 0 5)	0-3 (0 2 to 0 6)	0-3 (0 2 to 0 5)	0-2 (0 1 to 0 3)	0-2 (0 1 to 0 3)	0-2 (0 1 to 0 3)	0-1 (0 1 to 0 2)	0-1 (0 0 to 0 2)	0-1 (0 0 to 0 2)	0-1 (0 0 to 0 2)	0-1 (0 0 to 0 2)	0-1 (0 0 to 0 2)	0-1 (0 0 to 0 2)	0-1 (0 0 to 0 2)	0-1 (0 0 to 0 2)	8 4
Digestive congenital anomalies	4-7 (2 9 to 6 9)	1-6 (0 9 to 2 4)	3 (2 to 4 6)	2-5 (1 7 to 3 2)	0-9 (0 6 to 1 1)	0-8 (0 6 to 1 2)	0-6 (0 4 to 0 9)	0-6 (0 4 to 0 9)	0-6 (0 4 to 0 9)	0-6 (0 4 to 0 9)	0-7 (0 5 to 1 1)	0-6 (0 4 to 0 9)	0-5 (0 3 to 0 8)	0-4 (0 3 to 0 7)	0-4 (0 3 to 0 6)	0-3 (0 2 to 0 5)	0-3 (0 2 to 0 5)	0-3 (0 2 to 0 5)	0-3 (0 2 to 0 5)	0-3 (0 2 to 0 5)	0-3 (0 2 to 0 5)	0-3 (0 2 to 0 5)	0-3 (0 2 to 0 5)	0-3 (0 2 to 0 5)	36 4
Other congenital birth defects	14-5 (8 4 to 23 8)	7-3 (3 2 to 14 4)	9-8 (4 to 14 1)	7-1 (3 1 to 15 2)	3-8 (2 to 6 7)	4-2 (2 to 6 7)	4-5 (2 to 7 1)	5-2 (2 to 8 1)	5-6 (2 to 8 9)	6-3 (2 to 9 4)	6-3 (2 to 9 7)	6-5 (2 to 9 7)	6-1 (2 to 9 1)	5-6 (2 to 8 3)	5-2 (2 to 8 3)	5-2 (2 to 8 3)	3-5 (1 to 6 4)	3-2 (1 to 5 4)	2-5 (0 9 to 4 6)	1-9 (0 8 to 3 5)	1-4 (0 6 to 2 3)	0-9 (0 4 to 1 5)	0-7 (0 3 to 1 2)	0-5 (0 2 to 0 9)	158
Urinary diseases and male infertility	0-1 (0 to 0 1)	0-1 (0 to 0 2)	0-2 (0 to 0 6)	0-5 (0 to 0 9)	0-3 (0 to 0 5)	0-3 (0 to 0 5)	0-3 (0 to 0 6)	0-4 (0 to 0 7)	0-4 (0 to 0 8)	0-4 (0 to 0 7)	0-5 (0 to 0 8)	0-5 (0 to 1 1)	0-5 (0 to 1 2)	0-7 (0 to 1 2)	0-8 (0 to 1 3)	0-9 (0 to 1 5)	0-8 (0 to 1 4)	0-8 (0 to 1 4)	0-6 (0 to 1 1)	0-5 (0 to 0 9)	0-4 (0 to 0 7)	0-3 (0 to 0 5)	0-2 (0 to 0 4)	0-2 (0 to 0 3)	552
Urolithiasis	0 (0 to 0)	0 (0 to 0)	0 (0 to 0)	0 (0 to 0)	0 (0 to 0 1)	0 (0 to 0 1)	0 (0 to 0 1)	0 (0 to 0 2)	0 (0 to 0 2)	0 (0 to 0 2)	0 (0 to 0 3)	0 (0 to 0 3)	0 (0 to 0 3)	0 (0 to 0 3)	0 (0 to 0 4)	0 (0 to 0 5)	0 (0 to 0 4)	0 (0 to 0 4)	0 (0 to 0 3)	0 (0 to 0 3)	0 (0 to 0 3)	0 (0 to 0 2)	0 (0 to 0 2)	0 (0 to 0 1)	0 (0 to 0 1)	25 4
Benign prostatic hyperplasia	0 (0 to 0)	0 (0 to 0)	0 (0 to 0)	0 (0 to 0)	0 (0 to 0)	0 (0 to 0)	0 (0 to 0)	0 (0 to 0)	0 (0 to 0)	0 (0 to 0)	0 (0 to 0)	0 (0 to 0)	0 (0 to 0)	0 (0 to 0)	0 (0 to 0)	0 (0 to 0)	0 (0 to 0)	0 (0 to 0)	0 (0 to 0)	0 (0 to 0)	0 (0 to 0)	0 (0 to 0)	0 (0 to 0)	0 (0 to 0)	0 (0 to 0)	102
Male infertility	0 (0 to 0)	0 (0 to 0)	0 (0 to 0)	0 (0 to 0)	0 (0 to 0)	0 (0 to 0)	0 (0 to 0)	0 (0 to 0)	0 (0 to 0)	0 (0 to 0)	0 (0 to 0)	0 (0 to 0)	0 (0 to 0)	0 (0 to 0)	0 (0 to 0)	0 (0 to 0)	0 (0 to 0)	0 (0 to 0)	0 (0 to 0)	0 (0 to 0)	0 (0 to 0)	0 (0 to 0)	0 (0 to 0)	0 (0 to 0)	0 (0 to 0)	8 6
Other urinary diseases	0 (0 to 0 1)	0 (0 to 0 1)	0-1 (0 to 0 3)	0-2 (0 1 to 0 5)	0-1 (0 to 0 2)	0-2 (0 to 0 2)	0-2 (0 to 0 4)	0-3 (0 1 to 0 5)	0-3 (0 to 0 6)	0-3 (0 to 0 6)	0-4 (0 to 0 7)	0-5 (0 to 1 1)	0-5 (0 to 1 2)	0-6 (0 to 1 2)	0-7 (0 to 1 4)	0-7 (0 to 1 4)	0-6 (0 to 1 3)	0-6 (0 to 1 2)	0-5 (0 to 1 1)	0-4 (0 to 0 9)	0-3 (0 to 0 7)	0-2 (0 to 0 5)	0-2 (0 to 0 4)	0-2 (0 to 0 3)	0-2 (0 to 0 3)	18
Gynecological diseases	0 (0 to 0)	0 (0 to 0)	0 (0 to 0)	0 (0 to 0)	0 (0 to 0)	0 (4 to 1 4)	0-6 (2 to 1 4)	0-9 (4 to 2 2)	0-9 (3 to 2 2)	0-9 (3 to 2 2)	0-9 (3 to 2 3)	0-9 (3 to 2 3)	0-9 (3 to 2 3)	0-9 (3 to 2 3)	0-9 (3 to 2 3)	0-9 (3 to 2 3)	0-9 (3 to 2 3)	0-9 (3 to 2 3)	0-9 (3 to 2 3)	0-9 (3 to 2 3)	0-9 (3 to 2 3)	0-9 (3 to 2 3)	0-9 (3 to 2 3)	0-9 (3 to 2 3)	0-9 (3 to 2 3)	954
Uterine fibroids	0 (0 to 0)	0 (0 to 0)	0 (0 to 0)	0 (0 to 0)	0 (0 to 0)	0 (0 to 0)	0 (0 to 0)	0 (0 to 0)	0 (0 to 0)	0 (0 to 0)	0 (0 to 0)	0 (0 to 0)	0 (0 to 0)	0 (0 to 0)	0 (0 to 0)	0 (0 to 0)	0 (0 to 0)	0 (0 to 0)	0 (0 to 0)	0 (0 to 0)	0 (0 to 0)	0 (0 to 0)	0 (0 to 0)	0 (0 to 0)	0 (0 to 0)	29 9
Polycystic ovarian syndrome	0 (0 to 0)	0 (0 to 0)	0 (0 to 0)	0 (0 to 0)	0 (0 to 0)	0 (0 to 0 1)	0 (0 to 0 1)	0 (0 to 0 1)	0 (0 to 0 2)	0 (0 to 0 2)	0 (0 to 0 2)	0 (0 to 0 2)	0 (0 to 0 2)	0 (0 to 0 2)	0 (0 to 0 2)	0 (0 to 0 2)	0 (0 to 0 2)	0 (0 to 0 2)	0 (0 to 0 2)	0 (0 to 0 2)	0 (0 to 0 2)	0 (0 to 0 2)	0 (0 to 0 2)	0 (0 to 0 2)	0 (0 to 0 2)	32 9
Female infertility	0 (0 to 0)	0 (0 to 0)	0 (0 to 0)	0 (0 to 0)	0 (0 to 0)	0 (0 to 0)	0 (0 to 0)	0-3 (0 to 0 6)	0-4 (0 to 0 6)	0-4 (0 to 0 6)	0-4 (0 to 0 6)	0-4 (0 to 0 6)	0-4 (0 to 0 6)	0-4 (0 to 0 6)	0-4 (0 to 0 6)	0-4 (0 to 0 6)	0-4 (0 to 0 6)	0-4 (0 to 0 6)	0-4 (0 to 0 6)	0-4 (0 to 0 6)	0-4 (0 to 0 6)	0-4 (0 to 0 6)	0-4 (0 to 0 6)	0-4 (0 to 0 6)	0-4 (0 to 0 6)	8 4
Endometriosis	0 (0 to 0)	0 (0 to 0)	0 (0 to 0)	0 (0 to 0)	0 (0 to 0)	0-3 (0 1 to 0 6)	0-4 (0 2 to 0 9)	0-4 (0 2 to 1 1)	0-4 (0 2 to 1 1)	0-4 (0 2 to 1 1)	0-4 (0 2 to 1 1)	0-4 (0 2 to 1 1)	0-4 (0 2 to 1 1)	0-4 (0 2 to 1 1)	0-4 (0 2 to 1 1)	0-4 (0 2 to 1 1)	0-4 (0 2 to 1 1)	0-4 (0 2 to 1 1)	0-4 (0 2 to 1 1)	0-4 (0 2 to 1 1)	0-4 (0 2 to 1 1)	0-4 (0 2 to 1 1)	0-4 (0 2 to 1 1)	0-4 (0 2 to 1 1)	42 5
Genital prolapse	0 (0 to 0)	0 (0 to 0)	0 (0 to 0)	0 (0 to 0)	0 (0 to 0)	0 (0 to 0)	0 (0 to 0)	0 (0 to 0)	0 (0 to 0)	0 (0 to 0)	0 (0 to 0)	0 (0 to 0)	0 (0 to 0)	0 (0 to 0)	0 (0 to 0)	0 (0 to 0)	0 (0 to 0)	0 (0 to 0)	0 (0 to 0)	0 (0 to 0)	0 (0 to 0)	0 (0 to 0)	0 (0 to 0)	0 (0 to 0)	0 (0 to 0)	3 8
Premenstrual syndrome	0 (0 to 0)	0 (0 to 0)	0 (0 to 0)	0 (0 to 0)	0 (0 to 0)	0 (0 to 0)	0 (0 to 0)	0 (0 to 0)	0 (0 to 0)	0 (0 to 0)	0 (0 to 0)	0 (0 to 0)	0 (0 to 0)	0 (0 to 0)	0 (0 to 0)	0 (0 to 0)	0 (0 to 0)	0 (0 to 0)	0 (0 to 0)	0 (0 to 0)	0 (0 to 0)	0 (0 to 0)	0 (0 to 0)	0 (0 to 0)	0 (0 to 0)	0-1
Other gynecological diseases	0 (0 to 0)	0 (0 to 0)	0 (0 to 0)	0 (0 to 0)	0 (0 to 0)	0 (0 to 0)	0 (0 to 0)	0 (0 to 0)	0 (0 to 0)	0 (0 to 0)	0 (0 to 0)	0 (0 to 0)	0 (0 to 0)	0 (0 to 0)	0 (0 to 0)	0 (0 to 0)	0 (0 to 0)	0 (0 to 0)	0 (0 to 0)	0 (0 to 0)	0 (0 to 0)	0 (0 to 0)	0 (0 to 0)	0 (0 to 0)	0 (0 to 0)	191
Hemoglobinopathies and hemolytic anemias	0-1 (0 to 0 2)	0-5 (0 2 to 1 1)	1-6 (0 7 to 4 4)	2-1 (0 8 to 5 4)	0-7 (0 4 to 2 1)	0-6 (0 4 to 1 7)	2-1 (0 8 to 4 6)	2-6 (0 9 to 5 2)	2-9 (1 to 7 3)	3-2 (1 1 to 8 1)	3-1 (1 to 8 5)	3-8 (1 4 to 9 1)	2-1 (0 8 to 5 1)	2-1 (0 8 to 4 9)	2-2 (0 9 to 4 9)	2-2 (1 1 to 4 5)	2-2 (1 to 5 1)	2-5 (1 to 5 3)	2-6 (1 to 5 5)	2-1 (1 to 4 3)	1-8 (1 to 3 8)	1-1 (0 7 to 2 4)	0-8 (0 3 to 1 6)	0-4 (0 2 to 0 9)	39 8
Thalassemias	0 (0 to 0)	0 (0 to 0)	0 (0 to 0)	0 (0 to 0)	0 (0 to 0)	0 (0 to 0)	0 (0 to 0 1)	0 (0 to 0 1)	0 (0 to 0)	0 (0 to 0)	0 (0 to 0)	0 (0 to 0)	0 (0 to 0)	0 (0 to 0)	0 (0 to 0)	0 (0 to 0)	0 (0 to 0)	0 (0 to 0)	0 (0 to 0)	0 (0 to 0)	0 (0 to 0)	0 (0 to 0)	0 (0 to 0)	0 (0 to 0)	0 (0 to 0)	0 2
Thalassemias trait	0 (0 to 0)	0-1 (0 to 0 2)	0-2 (0 to 0 6)	0-4 (0 2 to 1 1)	0-2 (0 to 0 4)	0-2 (0 to 0 5)	0-3 (0 1 to 0 7)	0-4 (0 1 to 0 9)	0-5 (0 1 to 1 1)	0-6 (0 1 to 1 2)	0-5 (0 1 to 1 2)	0-5 (0 to 1 2)	0-5 (0 to 1 2)	0-5 (0 to 1 2)	0-5 (0 to 1 2)	0-5 (0 to 1 2)	0-5 (0 to 1 2)	0-5 (0 to 1 2)	0-5 (0 to 1 2)	0-5 (0 to 1 2)	0-5 (0 to 1 2)	0-5 (0 to 1 2)	0-5 (0 to 1 2)	0-5 (0 to 1 2)	0-5 (0 to 1 2)	4 8
Sickle cell disorders	0 (0 to 0)	0-1 (0 to 0 2)	0-5 (0 to 0 7)	0-2 (0 to 0 5)	0-2 (0 to 0 4)	0-2 (0 to 0 4)	0-3 (0 to 0 4)	0-3 (0 to 0 4)	0-3 (0 to 0 4)	0-3 (0 to 0 4)	0-3 (0 to 0 5)	0-3 (0 to 0 5)	0-2 (0 to 0 4)	0-2 (0 to 0 4)	0-1 (0 to 0 2)	0-1 (0 to 0 2)	0-1 (0 to 0 1)	0-1 (0 to 0 1)	0-1 (0 to 0 1)	0-1 (0 to 0 1)	0-1 (0 to 0 1)	0-1 (0 to 0 1)	0-1 (0 to 0 1)	0-1 (0 to 0 1)	0-1 (0 to 0 1)	3 1
Sickle cell trait	0 (0 to 0)	0-1 (0 to 0 3)	0-4 (0 to 1 7)	0-6 (0 to 1 6)	0-1 (0 to 0 3)	0-2 (0 to 0 5)	0-8 (0 to 1 4)	1-1 (0 to 2 1)	1-1 (0 to 2 1)	1-1 (0 to 2 2)	1-2 (0 to 2 3)	0-2 (0 to 0 5)	0-2 (0 to 0 5)	0-2 (0 to 0 5)	0-3 (0 to 0 7)	0-3 (0 to 1)	0-2 (0 to 0 6)	0-2 (0 to 0 5)	0-1 (0 to 0 3)	0-1 (0 to 0 3)	0-1 (0 to 0 3)	0-1 (0 to 0 3)	0-1 (0 to 0 2)	0-1 (0 to 0 2)	0-1 (0 to 0 2)	7 5
G6PD deficiency	0 (0 to 0)	0 (0 to 0)	0 (0 to 0)	0 (0 to 0)	0-1 (0 to 0 2)	0-1 (0 to 0 2)	0-2 (0 1 to 0 3)	0-3 (0 1 to 0 4)	0-3 (0 2 to 0 4)	0-3 (0 2 to 0 4)	0-3 (0 2 to 0 5)	0-3 (0 2 to 0 4)	0-3 (0 2 to 0 4)	0-3 (0 2 to 0 4)	0-3 (0 2 to 0 4)	0-3 (0 2 to 0 4)	0-2 (0 1 to 0 3)	0-2 (0 1 to 0 3)	0-2 (0 1 to 0 3)	0-2 (0 1 to 0 3)	0-2 (0 1 to 0 3)	0-1 (0 1 to 0 3)	0-1 (0 1 to 0 3)	0-1 (0 1 to 0 3)	0-1 (0 1 to 0 3)	3 8
G6PD trait	0 (0 to 0)	0 (0 to 0)	0 (0 to 0)	0 (0 to 0)	0 (0 to 0)	0 (0 to 0)	0 (0 to 0)	0 (0 to 0)	0 (0 to 0)	0 (0 to 0)	0 (0 to 0)	0 (0 to 0)	0 (0 to 0)	0 (0 to 0)	0 (0 to 0)	0 (0 to 0)	0 (0 to 0)	0 (0 to 0)	0 (0 to 0)	0 (0 to 0)	0 (0 to 0)	0 (0 to 0)	0 (0 to 0)	0 (0 to 0)	0 (0 to 0)	0-1
Other hemoglobinopathies and hemolytic anemias	0 (0 to 0)	0-2 (0 to 0 5)	0-6 (0 to 2 2)	0-8 (0 to 2 6)	0-2 (0 to 0 7)	0-2 (0 1 to 0 4)	0-3 (0 1 to 0 6)	0-3 (0 1 to 0 6)	0-3 (0 1 to 1 1)	0-5 (0 1 to 1 2)	0-5 (0 1 to 1 2)	0-6 (0 2 to 1 4)	0-6 (0 2 to 1 3)	0-8 (0 3 to 2 2)	0-8 (0 3 to 2 2)	1 (0 4 to 2 3)	0-9 (0 3 to 2 2)	1 (0 4 to 2 3)	1 (0 4 to 2 3)	1 (0 4 to 2 3)	1 (0 4 to 2 3)	1 (0 4 to 2 3)	1 (0 4 to 2 3)	1 (0 4 to 2 3)	0-3 (0 2 to 0 5)	20 3
Endocrine, metabolic, blood, and immune disorders	1-6 (1 to 2 4)	0-3 (0 1 to 0 6)	1-6 (0 7 to 3 4)	1-6 (0 8 to 3 2)	0-7 (0 3 to 1 4)	0-7 (0 3 to 1 4)	0-7 (0 3 to 1 4)	0-8 (0 3 to 1 5)	0-8 (0 3 to 1 5)	0-8 (0 3 to 1 5)	0-8 (0 3 to 1 5)	0-8 (0 3 to 1 5)	0-8 (0 3 to 1 5)	0-8 (0 3 to 1 5)	0-8 (0 3 to 1 5)	0-8 (0 3 to 1 5)	0-8 (0 3 to 1 5)	0-8 (0 3 to 1 5)	0-8 (0 3 to 1 5)	0-8 (0 3 to 1 5)	0-8 (0 3 to 1 5)	0-8 (0 3 to 1 5)	0-8 (0 3 to 1 5)	0-8 (0 3 to 1 5)	2 5
Oral disorders	0 (0 to 0)	4-1 (2 4 to 6 4)	0-4 (0 2 to 0 8)	0-2 (0 1 to 0 5)	0-2 (0 1 to 0 4)	0-2 (0 1 to 0 4)	0-2 (0 1 to 0 4

SR Table 2c: Redcar and Cleveland DALYS by cause and age group for both sexes with 95% uncertainty intervals. 2019

Cause	Early Neonatal	Late Neonatal	Post Neonatal	1 to 4	5 to 9	10 to 14	15 to 19	20 to 24	25 to 29	30 to 34	35 to 39	40 to 44	45 to 49	50 to 54	55 to 59	60 to 64	65 to 69	70 to 74	75 to 79	80 to 84	85 plus	Total
All causes	1,787 (1,591 to 1,978)	1,146 (1,047 to 1,247)	1,966 (1,749 to 2,194)	1,797 (1,569 to 2,032)	1,440 (1,261 to 1,633)	1,440 (1,246 to 1,637)	2,007 (1,722 to 2,305)	2,284 (1,955 to 2,620)	2,265 (1,920 to 2,630)	2,284 (1,922 to 2,670)	2,265 (1,910 to 2,643)	2,284 (1,922 to 2,670)	2,265 (1,910 to 2,643)	2,284 (1,922 to 2,670)	2,265 (1,910 to 2,643)	2,284 (1,922 to 2,670)	2,265 (1,910 to 2,643)	2,284 (1,922 to 2,670)	2,265 (1,910 to 2,643)	2,284 (1,922 to 2,670)	2,265 (1,910 to 2,643)	46,109 (44,000 to 48,310)
Communicable, maternal, neonatal, and nutritional diseases	1,787 (1,591 to 1,978)	1,146 (1,047 to 1,247)	1,966 (1,749 to 2,194)	1,797 (1,569 to 2,032)	1,440 (1,261 to 1,633)	1,440 (1,246 to 1,637)	2,007 (1,722 to 2,305)	2,284 (1,955 to 2,620)	2,265 (1,920 to 2,630)	2,284 (1,922 to 2,670)	2,265 (1,910 to 2,643)	2,284 (1,922 to 2,670)	2,265 (1,910 to 2,643)	2,284 (1,922 to 2,670)	2,265 (1,910 to 2,643)	2,284 (1,922 to 2,670)	2,265 (1,910 to 2,643)	2,284 (1,922 to 2,670)	2,265 (1,910 to 2,643)	2,284 (1,922 to 2,670)	2,265 (1,910 to 2,643)	46,109 (44,000 to 48,310)
HIV/AIDS and sexually transmitted infections	4.8 (1.3 to 11)	1.5 (0.4 to 3.4)	2.5 (0.6 to 5.5)	0.2 (0.2 to 0.4)	0.2 (0.1 to 0.2)	0.2 (0.1 to 0.2)	0.3 (0.2 to 0.5)	1 (0.7 to 1.4)	2.1 (1.5 to 3)	3.6 (2.7 to 5)	4.7 (3.5 to 6.3)	6.2 (4.7 to 8.3)	8 (6 to 10.8)	9.6 (7.2 to 12.9)	11 (8.2 to 14.7)	12.4 (9.2 to 16.6)	13.6 (10.1 to 18.2)	14.6 (10.8 to 19.5)	15.2 (11.3 to 20.3)	15.4 (11.5 to 20.6)	15.5 (11.5 to 20.7)	92.4 (68.8 to 123.7)
HIV/AIDS	0 (0 to 0)	0 (0 to 0)	0.3 (0 to 0.9)	0.2 (0.2 to 0.3)	0.2 (0.1 to 0.2)	0.1 (0.1 to 0.1)	0.1 (0.1 to 0.2)	0.5 (0.4 to 0.6)	1.4 (0.9 to 1.9)	2.1 (1.6 to 2.7)	3 (2.3 to 3.8)	4 (3 to 5.2)	5.2 (3.9 to 6.8)	6.4 (4.8 to 8.5)	7.7 (5.7 to 10.3)	8.9 (6.6 to 11.9)	9.8 (7.2 to 13.2)	10.4 (7.6 to 14)	10.8 (7.9 to 14.6)	10.9 (8 to 14.7)	10.9 (8 to 14.7)	21.4 (9 to 45)
HIV/AIDS - Drug-susceptible Tuberculosis	0 (0 to 0)	0 (0 to 0)	0.1 (0 to 0.1)	0 (0 to 0)	0 (0 to 0)	0 (0 to 0)	0 (0 to 0)	0.1 (0 to 0.1)	0.2 (0.1 to 0.3)	0.3 (0.2 to 0.5)	0.3 (0.2 to 0.5)	0.4 (0.3 to 0.7)	0.4 (0.2 to 0.6)	0.4 (0.2 to 0.6)	0.3 (0.2 to 0.5)	0.2 (0.2 to 0.4)	0.2 (0.1 to 0.4)	0.2 (0.1 to 0.3)	0.1 (0 to 0.2)	0.1 (0 to 0.2)	0.1 (0 to 0.2)	3
HIV/AIDS - Multidrug-resistant Tuberculosis without extensive dr...	0 (0 to 0)	0 (0 to 0)	0 (0 to 0)	0 (0 to 0)	0 (0 to 0)	0 (0 to 0)	0 (0 to 0)	0 (0 to 0)	0 (0 to 0)	0 (0 to 0)	0 (0 to 0)	0 (0 to 0)	0 (0 to 0)	0 (0 to 0)	0 (0 to 0)	0 (0 to 0)	0 (0 to 0)	0 (0 to 0)	0 (0 to 0)	0 (0 to 0)	0 (0 to 0)	0 (0 to 0)	0.1
HIV/AIDS - Extensively drug-resistant Tuberculosis	0 (0 to 0)	0 (0 to 0)	0 (0 to 0)	0 (0 to 0)	0 (0 to 0)	0 (0 to 0)	0 (0 to 0)	0 (0 to 0)	0 (0 to 0)	0 (0 to 0)	0 (0 to 0)	0 (0 to 0)	0 (0 to 0)	0 (0 to 0)	0 (0 to 0)	0 (0 to 0)	0 (0 to 0)	0 (0 to 0)	0 (0 to 0)	0 (0 to 0)	0 (0 to 0)	0 (0 to 0)	0
HIV/AIDS resulting in other diseases	0 (0 to 0)	0 (0 to 0)	0.2 (0 to 0.5)	0.2 (0 to 0.2)	0 (0 to 0)	0.1 (0.1 to 0.1)	0.1 (0.1 to 0.2)	0.4 (0.2 to 0.6)	0.9 (0.7 to 1.3)	1.8 (1.3 to 2.4)	2.5 (1.8 to 3.4)	2.2 (1.6 to 3)	2.3 (1.6 to 3.2)	1.9 (1.4 to 2.7)	1.5 (1 to 2.1)	1.5 (1 to 2.2)	1.5 (0.9 to 2.4)	0.8 (0.5 to 1.5)	0.3 (0.1 to 0.6)	0.1 (0 to 0.3)	0.1 (0 to 0.3)	18.3
Sexually transmitted infections excluding HIV	4.8 (1.3 to 11)	1.5 (0.4 to 3.4)	2.2 (0.6 to 5.2)	0.1 (0 to 0.3)	0 (0 to 0.1)	0.1 (0 to 0.1)	0.2 (0.1 to 0.3)	0.5 (0.3 to 0.8)	0.8 (0.6 to 1.1)	1.5 (1.2 to 1.7)	1.7 (1.4 to 2)	1.6 (1.3 to 1.9)	1.3 (1 to 1.6)	0.8 (0.6 to 1.1)	0.4 (0.3 to 0.6)	0.2 (0.1 to 0.3)	0.1 (0 to 0.2)	0.1 (0 to 0.2)	0 (0 to 0.1)	0 (0 to 0.1)	0 (0 to 0.1)	21.1
Syphilis	4.8 (1.3 to 11)	1.5 (0.4 to 3.4)	2.2 (0.6 to 5.2)	0.1 (0 to 0.3)	0 (0 to 0)	0 (0 to 0)	0 (0 to 0)	0 (0 to 0)	0 (0 to 0)	0 (0 to 0)	0 (0 to 0)	0 (0 to 0)	0 (0 to 0)	0 (0 to 0)	0 (0 to 0)	0 (0 to 0)	0 (0 to 0)	0 (0 to 0)	0 (0 to 0)	0 (0 to 0)	0 (0 to 0)	0 (0 to 0)	9.1
Chlamydial infection	0 (0 to 0)	0 (0 to 0)	0 (0 to 0)	0 (0 to 0)	0 (0 to 0)	0 (0 to 0)	0 (0 to 0.1)	0 (0.1 to 0.2)	0 (0.1 to 0.2)	0 (0.1 to 0.2)	0 (0.1 to 0.2)	0 (0.2 to 0.4)	0 (0.2 to 0.4)	0 (0.1 to 0.4)	0 (0 to 0.1)	0 (0 to 0.1)	0 (0 to 0.1)	0 (0 to 0.1)	0 (0 to 0.1)	0 (0 to 0.1)	0 (0 to 0.1)	0 (0 to 0.1)	2
Gonococcal infection	0 (0 to 0)	0 (0 to 0)	0 (0 to 0)	0 (0 to 0)	0 (0 to 0)	0 (0 to 0)	0 (0 to 0)	0 (0 to 0)	0 (0 to 0)	0 (0 to 0)	0 (0 to 0)	0 (0 to 0)	0 (0 to 0)	0 (0 to 0)	0 (0 to 0)	0 (0 to 0)	0 (0 to 0)	0 (0 to 0)	0 (0 to 0)	0 (0 to 0)	0 (0 to 0)	0 (0 to 0)	1.2
Trichomoniasis	0 (0 to 0)	0 (0 to 0)	0 (0 to 0)	0 (0 to 0)	0 (0 to 0)	0 (0 to 0)	0 (0 to 0)	0 (0 to 0.2)	0 (0 to 0.2)	0 (0 to 0.2)	0 (0 to 0.2)	0 (0 to 0.2)	0 (0 to 0.2)	0 (0 to 0.2)	0 (0 to 0.2)	0 (0 to 0.2)	0 (0 to 0.2)	0 (0 to 0.2)	0 (0 to 0.1)	0 (0 to 0.1)	0 (0 to 0.1)	0 (0 to 0.1)	1.8
Genital herpes	0 (0 to 0)	0 (0 to 0)	0 (0 to 0)	0 (0 to 0)	0 (0 to 0)	0 (0 to 0)	0 (0 to 0)	0 (0 to 0.2)	0 (0 to 0.2)	0 (0 to 0.2)	0 (0 to 0.2)	0 (0 to 0.2)	0 (0 to 0.2)	0 (0 to 0.2)	0 (0 to 0.2)	0 (0 to 0.2)	0 (0 to 0.2)	0 (0 to 0.2)	0 (0 to 0.2)	0 (0 to 0.1)	0 (0 to 0.1)	0 (0 to 0.1)	3.2
Other sexually transmitted infections	0 (0 to 0)	0 (0 to 0)	0 (0 to 0)	0 (0 to 0)	0 (0 to 0)	0 (0 to 0)	0 (0 to 0.1)	0 (0.1 to 0.2)	0 (0.1 to 0.2)	0 (0.1 to 0.2)	0 (0.1 to 0.2)	0 (0.1 to 0.2)	0 (0.1 to 0.2)	0 (0.1 to 0.2)	0 (0.1 to 0.2)	0 (0.1 to 0.2)	0 (0.1 to 0.2)	0 (0.1 to 0.2)	0 (0.1 to 0.1)	0 (0.1 to 0.1)	0 (0.1 to 0.1)	0 (0.1 to 0.1)	3.6
Respiratory infections and tuberculosis	1,781 (1,710 to 1,851)	1,141 (1,049 to 1,234)	1,961 (1,744 to 2,189)	1,794 (1,566 to 2,028)	1,438 (1,259 to 1,631)	1,438 (1,244 to 1,635)	2,004 (1,719 to 2,302)	2,281 (1,952 to 2,617)	2,262 (1,917 to 2,627)	2,281 (1,919 to 2,667)	2,262 (1,907 to 2,640)	2,281 (1,919 to 2,667)	2,262 (1,907 to 2,640)	2,281 (1,919 to 2,667)	2,262 (1,907 to 2,640)	2,281 (1,919 to 2,667)	2,262 (1,907 to 2,640)	2,281 (1,919 to 2,667)	2,262 (1,907 to 2,640)	2,281 (1,919 to 2,667)	2,262 (1,907 to 2,640)	46,047 (43,936 to 48,246)
Tuberculosis	0 (0 to 0)	0 (0 to 0)	0 (0 to 0)	0.1 (0 to 0.1)	0.1 (0 to 0.1)	0.2 (0 to 0.2)	0.5 (0.2 to 0.5)	0.9 (0.5 to 1)	1.3 (0.8 to 1.6)	1.8 (1.2 to 2.2)	2.3 (1.6 to 2.8)	2.9 (2.1 to 3.5)	3.4 (2.5 to 4.1)	3.9 (2.9 to 4.7)	4.4 (3.3 to 5.3)	4.9 (3.7 to 5.9)	5.3 (3.9 to 6.4)	5.7 (4.2 to 6.9)	6 (4.4 to 7.3)	6.2 (4.6 to 7.5)	6.3 (4.6 to 7.6)	59.1 (43.6 to 71.9)
Latent tuberculosis infection	0 (0 to 0)	0 (0 to 0)	0 (0 to 0)	0 (0 to 0)	0 (0 to 0)	0 (0 to 0)	0 (0 to 0)	0 (0 to 0)	0 (0 to 0)	0 (0 to 0)	0 (0 to 0)	0 (0 to 0)	0 (0 to 0)	0 (0 to 0)	0 (0 to 0)	0 (0 to 0)	0 (0 to 0)	0 (0 to 0)	0 (0 to 0)	0 (0 to 0)	0 (0 to 0)	0 (0 to 0)	0
Drug-susceptible tuberculosis	0 (0 to 0)	0 (0 to 0)	0 (0 to 0)	0.1 (0 to 0.1)	0 (0 to 0)	0 (0 to 0.1)	0 (0 to 0.1)	0.2 (0.2 to 0.5)	0.7 (0.4 to 1)	1.4 (0.9 to 1.8)	2 (1.4 to 2.5)	2.7 (2 to 3.4)	3.3 (2.4 to 4.1)	3.8 (2.8 to 4.7)	4.3 (3.2 to 5.3)	4.8 (3.6 to 5.9)	5.2 (3.8 to 6.4)	5.6 (4.1 to 7)	5.9 (4.3 to 7.3)	6.1 (4.5 to 7.5)	6.2 (4.5 to 7.6)	58.1 (42.8 to 71.2)
Multidrug-resistant tuberculosis without extensive drug-resistance	0 (0 to 0)	0 (0 to 0)	0 (0 to 0)	0 (0 to 0)	0 (0 to 0)	0 (0 to 0)	0 (0 to 0)	0 (0 to 0)	0 (0 to 0)	0 (0 to 0)	0 (0 to 0)	0 (0 to 0)	0 (0 to 0)	0 (0 to 0)	0 (0 to 0)	0 (0 to 0)	0 (0 to 0)	0 (0 to 0)	0 (0 to 0)	0 (0 to 0)	0 (0 to 0)	0 (0 to 0)	0.5
Extensively drug-resistant tuberculosis	0 (0 to 0)	0 (0 to 0)	0 (0 to 0)	0 (0 to 0)	0 (0 to 0)	0 (0 to 0)	0 (0 to 0)	0 (0 to 0)	0 (0 to 0)	0 (0 to 0)	0 (0 to 0)	0 (0 to 0)	0 (0 to 0)	0 (0 to 0)	0 (0 to 0)	0 (0 to 0)	0 (0 to 0)	0 (0 to 0)	0 (0 to 0)	0 (0 to 0)	0 (0 to 0)	0 (0 to 0)	0.1
Lower respiratory infections	1 (0.6 to 1.4)	1.1 (0.7 to 1.4)	7.5 (4.7 to 11.1)	7.1 (4.6 to 10.2)	1.2 (0.9 to 1.6)	1.4 (1.2 to 2)	2.4 (2 to 2.9)	3.6 (2.8 to 5.1)	5.1 (4.5 to 6.4)	9.4 (8.4 to 10.5)	14 (9.9 to 19.2)	15.9 (10.7 to 22.1)	24.5 (16.9 to 34.5)	28.3 (22.4 to 47.4)	30.1 (24.6 to 40.4)	32.5 (26.9 to 77.1)	33.2 (26.1 to 101)	159 (44.1 to 196)	174 (124 to 229)	226 (182 to 285)	179 (181 to 284)	1,260 (1,127 to 1,410)
Upper respiratory infections	0 (0 to 0)	0.1 (0.1 to 0.2)	2 (1.1 to 3.2)	0.2 (0.2 to 15)	0.08 (0.6 to 18.4)	0.1 (0.6 to 14.4)	7 (0.7 to 12.4)	7.3 (3.8 to 12.1)	7.5 (4.2 to 12.4)	7.1 (4.1 to 12.5)	7.4 (3.4 to 11.7)	5.9 (3.2 to 10.4)	6.5 (3.5 to 11)	7.2 (3.9 to 12.2)	7.3 (3.7 to 11.2)	7.2 (3.9 to 9.1)	7.1 (3.7 to 8.7)	2.2 (2.7 to 8.7)	1 (1.7 to 5.3)	0.4 (0.7 to 3.1)	0.4 (0.7 to 3.1)	119
Otitis media	0 (0 to 0)	0 (0 to 0)	0.4 (0.2 to 0.7)	27 (14 to 44)	27 (15 to 44)	1.7 (0.8 to 2.9)	1.5 (0.7 to 2.6)	1.5 (0.7 to 2.6)	1.5 (0.7 to 2.6)	1.5 (0.6 to 2.4)	1.5 (0.6 to 2.4)	1.4 (0.6 to 2.3)	1.4 (0.6 to 2.3)	1.8 (0.9 to 2.8)	1.1 (0.5 to 2)	1.4 (0.7 to 2.6)	1.1 (0.5 to 2)	0.6 (0.4 to 1.7)	0.4 (0.3 to 1.1)	0.2 (0.1 to 0.5)	0.1 (0.1 to 0.2)	39.6
Enteric infections	0.1 (0.1 to 0.2)	0.3 (0.3 to 0.6)	6.1 (3.6 to 9.6)	10 (6 to 16.2)	5.4 (2.9 to 9)	3.4 (1.9 to 5)	2.7 (1.7 to 4.1)	2.5 (1.5 to 3.8)	2.4 (1.7 to 3)	2.4 (1.6 to 3.3)	2.4 (1.6 to 3.4)	2.4 (1.6 to 3.3)	2.4 (1.6 to 3.4)	2.4 (1.6 to 3.3)	2.4 (1.6 to 3.4)	2.4 (1.6 to 3.3)	2.4 (1.6 to 3.4)	9.8 (4.9 to 9.2)	10.5 (7.5 to 14)	11.7 (8.6 to 15.4)	10.2 (7.3 to 14)	112
Diarrheal diseases	0.1 (0.1 to 0.2)	0.3 (0.3 to 0.7)	3.9 (3.4 to 9.6)	99 (5.4 to 16.1)	3.4 (2.9 to 9)	2.5 (1.9 to 5.9)	2.7 (1.7 to 4.1)	2.5 (1.5 to 3.8)	2.4 (1.6 to 3)	2.4 (1.6 to 3.3)	2.4 (1.6 to 3.4)	2 (1.3 to 3)	2.4 (1.6 to 3.4)	2.4 (1.6 to 3.4)	2.4 (1.6 to 3.4)	2.4 (1.6 to 3.4)	2.4 (1.6 to 3.4)	9.7 (4.8 to 9.1)	10.4 (7.5 to 13.9)	11.6 (8.7 to 15.2)	9.7 (7.2 to 13.8)	111
Typhoid and paraphoid	0 (0 to 0)	0 (0 to 0)	0 (0 to 0)	0 (0 to 0)	0 (0 to 0)	0 (0 to 0)	0 (0 to 0)	0 (0 to 0)	0 (0 to 0)	0 (0 to 0)	0 (0 to 0)	0 (0 to 0)	0 (0 to 0)	0 (0 to 0)	0 (0 to 0)	0 (0 to 0)	0 (0 to 0)	0 (0 to 0)	0 (0 to 0)	0 (0 to 0)	0 (0 to 0)	0 (0 to 0)	0
Typhoid fever	0 (0 to 0)	0 (0 to 0)	0 (0 to 0)	0 (0 to 0)	0 (0 to 0)	0 (0 to 0)	0 (0 to 0)	0 (0 to 0)	0 (0 to 0)	0 (0 to 0)	0 (0 to 0)	0 (0 to 0)	0 (0 to 0)	0 (0 to 0)	0 (0 to 0)	0 (0 to 0)	0 (0 to 0)	0 (0 to 0)	0 (0 to 0)	0 (0 to 0)	0 (0 to 0)	0 (0 to 0)	0
Paraphoid fever	0 (0 to 0)	0 (0 to 0)	0 (0 to 0)	0 (0 to 0)	0 (0 to 0)	0 (0 to 0)	0 (0 to 0)	0 (0 to 0)	0 (0 to 0)	0 (0 to 0)	0 (0 to 0)	0 (0 to 0)	0 (0 to 0)	0 (0 to 0)	0 (0 to 0)	0 (0 to 0)	0 (0 to 0)	0 (0 to 0)	0 (0 to 0)	0 (0 to 0)	0 (0 to 0)	0 (0 to 0)	0
Invasive Non-typhoidal Salmonella (iNTS)	0 (0 to 0)	0 (0 to 0)	0 (0 to 0)	0 (0 to 0)	0 (0 to 0)	0 (0 to 0)	0 (0 to 0)	0 (0 to 0)	0 (0 to 0)	0 (0 to 0)	0 (0 to 0)	0 (0 to 0)	0 (0 to 0)	0 (0 to 0)	0 (0 to 0)	0 (0 to 0)	0 (0 to 0)	0 (0 to 0)	0 (0 to 0)	0 (0 to 0)	0 (0 to 0)	0 (0 to 0)	0.7
Other intestinal infectious diseases	0 (0 to 0)	0 (0 to 0)	0 (0 to 0)	0 (0 to 0)	0 (0 to 0)	0 (0 to 0)	0 (0 to 0)	0 (0 to 0)	0 (0 to 0)	0 (0 to 0)	0 (0 to 0)	0 (0 to 0)	0 (0 to 0)	0 (0 to 0)	0 (0 to 0)	0 (0 to 0)	0 (0 to 0)	0 (0 to 0)	0 (0 to 0)	0 (0 to 0)	0 (0 to 0)	0 (0 to 0)	0.3
Neglected tropical diseases and malaria	0 (0 to 0)	0.1 (0 to 0.1)	0.3 (0.1 to 0.6)	1.1 (0.1 to 2.6)	1.4 (0.2 to 3.2)	0.2 (0 to 1.1)	0.2 (0 to 0.2)	0.1 (0 to 0.4)	0.1 (0 to 0.4)	0.1 (0 to 0.3)	0.2 (0 to 0.7)	0.2 (0 to 0.5)	0.4 (0.1 to 1.1)	0.4 (0.1 to 1.1)	0.4 (0 to 1)	0.1 (0 to 0.5)	0.1 (0 to 0.5)	0.1 (0 to 0.4)	0.1 (0 to 0.4)	0.1 (0 to 0.3)	0.1 (0 to 0.3)	5.9
Malaria	0 (0 to 0)	0 (0 to 0)	0 (0 to 0)	0 (0 to 0)	0 (0 to 0)	0 (0 to 0)	0 (0 to 0)	0 (0 to 0)	0 (0 to 0)	0 (0 to 0)	0 (0 to 0)	0 (0 to 0)	0 (0 to 0)	0 (0 to 0)	0 (0 to 0)	0 (0 to 0)	0 (0 to 0)	0 (0 to 0)	0 (0 to 0)	0 (0 to 0)	0 (0 to 0)	0 (0 to 0)	0
Chagas disease	0 (0 to 0)	0 (0 to 0)	0 (0 to 0)	0 (0 to 0)	0 (0 to 0)	0 (0 to 0)	0 (0 to 0)	0 (0 to 0)	0 (0 to 0)	0 (0 to 0)	0 (0 to 0)	0 (0 to 0)	0 (0 to 0)	0 (0 to 0)	0 (0 to 0)	0 (0 to 0)	0 (0 to 0)	0 (0 to 0)	0 (0 to 0)	0 (0 to 0)	0 (0 to 0)	0 (0 to 0)	0
Leishmaniasis	0 (0 to 0)	0 (0 to 0)	0 (0 to 0)	0 (0 to 0)	0 (0 to 0)	0 (0 to 0)	0 (0 to 0)	0 (0 to 0)	0 (0 to 0)	0 (0 to 0)	0 (0 to 0)	0 (0 to 0)	0 (0 to 0)	0 (0 to 0)	0 (0 to 0)	0 (0 to 0)	0 (0 to 0)	0 (0 to 0)	0 (0 to 0)	0 (0 to 0)	0 (0 to 0)	0 (0 to 0)	0
Visceral leishmaniasis	0 (0 to 0)	0 (0 to 0)	0 (0 to 0)	0 (0 to 0)	0 (0 to 0)	0 (0 to 0)	0 (0 to 0)	0 (0 to 0)	0 (0 to 0)	0 (0 to 0)	0 (0 to 0)	0 (0 to 0)	0 (0 to 0)	0 (0 to 0)	0 (0 to 0)	0 (0 to 0)	0 (0 to 0)	0 (0 to 0)	0 (0 to 0)	0 (0 to 0)	0 (0 to 0)	0 (0 to 0)	0
Cutaneous and mucocutaneous leishmaniasis	0 (0 to 0)	0 (0 to 0)	0 (0 to 0)	0 (0 to 0)	0 (0 to 0)	0 (0 to 0)	0 (0 to 0)	0 (0 to 0)	0 (0 to 0)	0 (0 to 0)	0 (0 to 0)	0 (0 to 0)	0 (0 to 0)	0 (0 to 0)	0 (0 to 0)	0 (0 to 0)	0 (0 to 0)	0 (0 to 0)	0 (0 to 0)	0 (0 to 0)	0 (0 to 0)	0 (0 to 0)	0
African trypanosomiasis	0 (0 to 0)	0 (0 to 0)	0 (0 to 0)	0 (0 to 0)	0 (0 to 0)	0 (0 to 0)	0 (0 to 0)	0 (0 to 0)	0 (0 to 0)	0 (0 to 0)	0 (0 to 0)	0 (0 to 0)	0 (0 to 0)	0 (0 to 0)	0 (0 to 0)	0 (0 to 0)	0 (0 to 0)	0 (0 to 0)	0 (0 to 0)	0 (0 to 0)	0 (0 to 0)	0 (0 to 0)	0
Schistosomiasis	0 (0 to 0)	0 (0 to 0)	0 (0 to 0)	0 (0 to 0)	0 (0 to 0)	0 (0 to 0)	0 (0 to 0)	0 (0 to 0)	0 (0 to 0)	0 (0 to 0)	0 (0 to 0)	0 (0 to 0)	0 (0 to 0)	0 (0 to 0)	0 (0 to 0)	0 (0 to 0)	0 (0 to 0)	0 (0 to 0)	0 (0 to 0)	0 (0 to 0)	0 (0 to 0)	0 (0 to 0)	0
Cysticercosis	0 (0 to 0)	0 (0 to 0)	0 (0 to 0)	0 (0 to 0)	0 (0 to 0)	0 (0 to 0)	0 (0 to 0)	0 (0 to 0)	0 (0 to 0)	0 (0 to 0)	0 (0 to 0)	0 (0 to 0)	0 (0 to 0)	0 (0 to 0)	0 (0 to 0)	0 (0 to 0)	0 (0 to 0)	0 (0 to 0)	0 (0 to 0)	0 (0 to 0)	0 (0 to 0)	0 (0 to 0)	0
Cystic echinococcosis	0 (0 to 0)	0 (0 to 0)	0 (0 to 0)	0 (0 to 0)	0 (0 to 0)	0 (0 to 0)	0 (0 to 0)	0 (0 to 0)	0 (0 to 0)	0 (0 to 0)	0 (0 to 0)	0 (0 to 0)	0 (0 to 0)	0 (0 to 0)	0 (0 to 0)	0 (0 to 0)	0 (0 to 0)	0 (0 to 0)	0 (0 to 0)	0 (0 to 0)	0 (0 to 0)	0 (0 to 0)	0.1
Lymphatic filariasis	0 (0 to 0)	0 (0 to 0)	0 (0 to 0)	0 (0 to 0)	0 (0 to 0)	0 (0 to 0)	0 (0 to 0)	0 (0 to 0)	0 (0 to 0)	0 (0 to 0)	0 (0 to 0)	0 (0 to 0)	0 (0 to 0)	0 (0 to 0)	0 (0 to 0)	0 (0 to 0)	0 (0 to 0)	0 (0 to 0)	0 (0 to 0)	0 (0 to 0)	0 (0 to 0)	0 (0 to 0)	0
Onchocerciasis	0 (0 to 0)	0 (0 to 0)	0 (0 to 0)	0 (0 to 0)	0 (0 to 0)	0 (0 to 0)	0 (0 to 0)	0 (0 to 0)	0 (0 to 0)	0 (0 to 0)	0 (0 to 0)	0 (0 to 0)	0 (0 to 0)	0 (0 to 0)	0 (0 to 0)	0 (0 to 0)	0 (0 to 0)	0 (0 to 0)	0 (0 to 0)	0 (0 to 0)	0 (0 to 0)	0 (0 to 0)	0
Trachoma	0 (0 to 0)	0 (0 to 0)	0 (0 to 0)	0 (0 to 0)	0 (0 to 0)	0 (0 to 0)	0 (0 to 0)	0 (0 to 0)	0 (0 to 0)	0 (0 to 0)	0 (0 to 0)	0 (0 to 0)	0 (0 to 0)	0 (0 to 0)	0 (0 to 0)	0 (0 to 0)	0 (0 to 0)	0 (0 to 0)	0 (0 to 0)	0 (0 to 0)	0 (0 to 0)	0 (0 to 0)	0
Dengue	0 (0 to 0)	0 (0 to 0)	0 (0 to 0)	0 (0 to 0)	0 (0 to 0)	0 (0 to 0)	0 (0 to 0)	0 (0 to 0)	0 (0 to 0)	0 (0 to 0)	0 (0 to 0)	0 (0 to 0)	0 (0 to 0)	0 (0 to 0)	0 (0 to 0)	0 (0 to 0)	0 (0 to 0)	0 (0 to 0)	0 (0 to 0)	0 (0 to 0)	0 (0 to 0)	0 (0 to 0)	0
Yellow fever	0 (0 to 0)	0 (0 to 0)	0 (0 to 0)	0 (0 to 0)	0 (0 to 0)	0 (0 to 0)	0 (0 to 0)	0 (0 to 0)	0 (0 to 0)	0 (0 to 0)	0 (0 to 0)	0 (0 to 0)	0 (0 to 0)	0 (0 to 0)	0 (0 to 0)	0 (0 to 0)	0



Osteoarthritis other	0 (0 to 0)	0 (0 to 0)	0 (0 to 0)	0 (0 to 0)	0 (0 to 0)	0 (0 to 0)	0 (0 to 0)	0 (0 to 0)	0 (0 to 0)	0 (0 to 0)	0 (0 to 0)	0 (0 to 1)	0-3 (0-1 to 0-9)	0-9 (0-4 to 2-1)	2-4 (1-1 to 5-3)	4-6 (2-1 to 10-2)	7-1 (3-2 to 15-3)	8 (3-7 to 17-3)	9-3 (4-5 to 19-4)	10-7 (5-3 to 21-9)	8-8 (4-4 to 18-2)	7 (3-4 to 14-9)	4 (2-1 to 9-2)	1-8 (0-9 to 3-6)	0-4 (0-2 to 0-9)	65-7					
Low back pain	0 (0 to 0)	0 (0 to 0)	0 (0 to 0)	0 (0 to 0)	0-1 (0-0 to 2-5)	20-2 (15 to 41)	44 (36 to 70-9)	39-8 (30-4 to 54-4)	91-1 (48-3 to 139)	97-3 (54-9 to 147)	114 (68 to 168)	116 (76 to 172)	112 (75 to 172)	108 (65-5 to 238)	102 (72-6 to 238)	102 (126 to 336)	217 (138 to 321)	217 (124 to 391)	199 (122 to 366)	183 (109 to 298)	144 (99 to 212)	99-9 (63 to 151)	19-1 (11 3to 29-9)	3-8 (2-4 to 5-8)	2,020					
Neck pain	0 (0 to 0)	0 (0 to 0)	0 (0 to 0)	2-5 (0 to 5-1)	13-1 (4 to 23-7)	21-4 (10 to 38-4)	23-6 (11-7 to 45-9)	30 (15-3 to 57-2)	43-2 (22-4 to 81)	50-2 (28 to 92-8)	57-6 (29 to 107)	74-5 (39 4to 97-2)	74-5 (44-4 to 117)	75-5 (45-6 to 116)	65-6 (37 8to 104)	63-4 (35-4 to 98-3)	67-9 (34 to 117)	63-4 (34 to 109)	64-4 (34 to 105)	44-2 (23-2 to 80-1)	28-5 (15-2 to 54-4)	6-7 (1 to 25-7)	0-7 (0-1 to 2-3)	778					
Gout	0 (0 to 0)	0 (0 to 0)	0 (0 to 0)	0 (0 to 0)	0 (0 to 0)	0 (0 to 0)	0 (0 to 0)	0 (0 to 0)	0 (0 to 0)	0 (0 to 0)	0 (0 to 0)	0 (0 to 1)	0 (0 to 1)	0 (0 to 1)	0 (0 to 1)	0 (0 to 1)	0 (0 to 1)	0 (0 to 1)	0 (0 to 1)	0 (0 to 1)	0 (0 to 1)	0 (0 to 1)	0 (0 to 1)	0 (0 to 1)	0 (0 to 0)	48-1					
Other musculoskeletal disorders	0 (0 to 0)	0 (0 to 0)	0 (0 to 0)	0-1 (0-1 to 0-5)	0-6 (0 2to 1-5)	7-7 (3 to 12-6)	19-2 (9 4to 28-1)	23-6 (20-4 to 32-2)	44-1 (27 4to 68-6)	47-9 (29 6to 71-2)	46-3 (27 1to 70-9)	60-7 (38 9to 92-1)	74-5 (44-4 to 117)	75-5 (45-6 to 116)	65-6 (37 8to 104)	63-4 (35-4 to 98-3)	69-7 (34 1to 132)	63-9 (33 3to 98-8)	43-9 (23 3to 88-8)	32-1 (16 2to 65-4)	19 (9 2to 39-6)	5-6 (2 to 13-9)	1-9 (0-8 to 2-9)	691					
Other non-communicable diseases	34-2 (20 to 51)	59-4 (14 4to 217)	71-4 (51 5to 97)	49-8 (27 4to 96)	49 (26 4to 88-9)	37-4 (19 to 73-3)	53-6 (28 to 112)	81-5 (38 to 152)	111 (76 5to 155)	138 (91 to 177)	127 (82 to 179)	118 (84 4to 162)	146 (105 to 197)	170 (120 to 231)	151 (107 to 206)	161 (113 to 220)	185 (120 to 260)	204 (143 to 276)	236 (163 to 332)	181 (128 to 239)	144 (103 to 191)	49-4 (34 to 67-1)	39-2 (26 to 51-1)	13-7 (10 2to 17-1)	2,460					
Congenital birth defects	33-3 (21 1to 50-2)	16-4 (11 4to 25-1)	44-9 (30 4to 68-3)	34-6 (25 1to 48-7)	10-9 (7 4to 20)	15-7 (10 1to 26)	14-2 (11 1to 17-9)	11-9 (10 4to 17-7)	13-9 (10 4to 17-9)	14 (10 4to 17-9)	13-4 (10 3to 17-4)	11-6 (8 4to 15-2)	10-7 (7 7to 17-7)	15-8 (11 2to 20-7)	13-7 (9 7to 21-7)	13-2 (9 4to 17-7)	13-2 (8 4to 17-7)	9-3 (5 9to 13-4)	4-9 (2 4to 8-8)	2-7 (1 4to 5-2)	1-7 (1 to 2-7)	0-8 (0 5to 1-4)	0-3 (0 2to 0-5)	0-1 (0 to 0-1)	323					
Neural tube defects	2-6 (1 4to 4-2)	1 (0 5to 1-6)	4-8 (2 5to 8-3)	3-7 (2 3to 5-9)	0-7 (0 5to 0-9)	0-9 (0 4to 1-1)	0-9 (0 4to 1-2)	0-9 (0 5to 1-2)	0-8 (0 5to 1-1)	0-7 (0 5to 1)	0-5 (0 3to 0-7)	0-4 (0 2to 0-7)	0-4 (0 2to 0-7)	0-3 (0 2to 0-6)	0-2 (0 1to 0-5)	0-1 (0 1to 0-3)	0-1 (0 1to 0-3)	0-1 (0 to 0-3)	0-1 (0 to 0-3)	0-1 (0 to 0-3)	0-1 (0 to 0-3)	0-1 (0 to 0-3)	0-1 (0 to 0-3)	0-1 (0 to 0-3)	21-5					
Congenital heart anomalies	7-7 (3 6to 18-1)	7 (4 3to 12-7)	14 (7 6to 26-9)	6-7 (4 to 12-6)	1-8 (1 1to 2-9)	2-4 (1 4to 3-4)	3-2 (2 2to 4-5)	3-1 (2 2to 4-2)	3-1 (2 2to 4-2)	3 (2 1to 4-2)	3-1 (2 4to 4-2)	2-8 (1 4to 4-2)	2-8 (1 5to 4-2)	2-2 (1 1to 3-3)	2-1 (1 1to 3-3)	1-4 (0 7to 2-6)	1-5 (0 7to 2-3)	0-2 (0 1to 0-4)	0-2 (0 to 0-3)	0-1 (0 to 0-1)	0-1 (0 to 0-1)	0-1 (0 to 0-1)	0-1 (0 to 0-1)	0-1 (0 to 0-1)	68-3					
Orofacial clefts	0 (0 to 0)	0-1 (0 1to 0-3)	0-3 (0 1to 0-9)	0-2 (0 1to 0-4)	0-1 (0 1to 0-3)	0-2 (0 1to 0-4)	0-2 (0 1to 0-3)	0-2 (0 1to 0-4)	0-2 (0 1to 0-4)	0-2 (0 1to 0-4)	0-2 (0 1to 0-3)	0-2 (0 1to 0-3)	0-2 (0 1to 0-4)	0-2 (0 1to 0-4)	0-2 (0 1to 0-4)	0-2 (0 1to 0-4)	0-2 (0 1to 0-3)	0-2 (0 1to 0-3)	0-2 (0 1to 0-3)	0-1 (0 to 0-3)	0-1 (0 to 0-2)	0-1 (0 to 0-2)	0-1 (0 to 0-2)	0-1 (0 to 0-2)	3-3					
Down syndrome	1 (0 4to 1-7)	0-4 (0 2to 0-6)	1-4 (0 6to 2-1)	1-4 (0 4to 1-3)	0-9 (0 4to 1-7)	1 (0 7to 1-4)	1-2 (0 6to 1-7)	1-4 (0 8to 2-1)	1-6 (1 1to 2-2)	1-5 (1 1to 2-1)	1-5 (1 1to 2-1)	1-5 (1 1to 2-1)	1-5 (1 1to 2-1)	2-5 (1 4to 3-4)	4-8 (2 9to 6-7)	6-4 (3 5to 9-6)	5-1 (2 7to 7-5)	2-8 (1 4to 4-4)	1-6 (0 8to 2-5)	0-9 (0 5to 1-4)	0-5 (0 3to 0-9)	0-2 (0 1to 0-4)	0-1 (0 to 0-3)	0-1 (0 to 0-2)	35-7					
Turner syndrome	0 (0 to 0)	0 (0 to 0)	0 (0 to 0)	0 (0 to 0)	0 (0 to 0)	0 (0 to 0)	0 (0 to 0)	0 (0 to 0)	0 (0 to 0)	0 (0 to 0)	0 (0 to 0)	0 (0 to 0)	0 (0 to 0)	0 (0 to 0)	0 (0 to 0)	0 (0 to 0)	0 (0 to 0)	0 (0 to 0)	0 (0 to 0)	0 (0 to 0)	0 (0 to 0)	0 (0 to 0)	0 (0 to 0)	0 (0 to 0)	0 (0 to 0)	0-5					
Klinefelter syndrome	0 (0 to 0)	0 (0 to 0)	0 (0 to 0)	0 (0 to 0)	0 (0 to 0)	0 (0 to 0)	0 (0 to 0)	0 (0 to 0)	0 (0 to 0)	0 (0 to 0)	0 (0 to 0)	0 (0 to 0)	0 (0 to 0)	0 (0 to 0)	0 (0 to 0)	0 (0 to 0)	0 (0 to 0)	0 (0 to 0)	0 (0 to 0)	0 (0 to 0)	0 (0 to 0)	0 (0 to 0)	0 (0 to 0)	0 (0 to 0)	0 (0 to 0)	0-1					
Other chromosomal abnormalities	3-2 (1 5to 5-2)	1-9 (1 1to 4-1)	2-5 (1 5to 4-9)	3-1 (2 1to 4-7)	1-7 (1 1to 2-7)	1-6 (1 1to 2-2)	1-7 (1 2to 2-4)	1-5 (1 1to 2-2)	1-5 (1 1to 2)	1-5 (1 1to 2)	1-5 (1 1to 2)	1-4 (1 1to 1-9)	1-1 (0 7to 1-4)	1-3 (0 8to 1-8)	1-2 (0 8to 1-6)	0-9 (0 6to 1-4)	0-8 (0 5to 1-4)	0-6 (0 4to 1-2)	0-5 (0 3to 0-9)	0-4 (0 2to 0-8)	0-3 (0 2to 0-6)	0-1 (0 to 0-4)	0-1 (0 to 0-3)	0-1 (0 to 0-3)	30-3					
Congenital musculoskeletal and limb anomalies	1-4 (0 4to 3-8)	0-7 (0 3to 1-6)	2-1 (0 8to 4-6)	0-6 (0 2to 1-4)	0-5 (0 2to 1-2)	0-6 (0 2to 1-7)	0-7 (0 3to 1-6)	0-6 (0 2to 1-5)	0-6 (0 2to 1-5)	0-6 (0 2to 1-5)	0-5 (0 2to 1-4)	0-5 (0 2to 1-3)	0-4 (0 2to 1-2)	0-4 (0 2to 1-2)	0-3 (0 1to 1-1)	0-3 (0 1to 1-1)	0-3 (0 1to 1-1)	0-3 (0 1to 1-1)	0-3 (0 1to 1-1)	0-3 (0 1to 1-1)	0-3 (0 1to 1-1)	0-3 (0 1to 1-1)	0-3 (0 1to 1-1)	0-3 (0 1to 1-1)	70-5					
Urogenital congenital anomalies	1-3 (0 4to 3-2)	0-3 (0 1to 0-8)	0-7 (0 2to 1-6)	0-8 (0 4to 1-2)	0-5 (0 2to 1-2)	0-3 (0 1to 0-7)	0-3 (0 1to 0-7)	0-2 (0 1to 0-5)	0-2 (0 1to 0-5)	0-2 (0 1to 0-5)	0-2 (0 1to 0-5)	0-1 (0 1to 0-5)	0-1 (0 1to 0-5)	0-1 (0 1to 0-5)	0-1 (0 1to 0-5)	0-1 (0 1to 0-5)	0-1 (0 1to 0-5)	0-1 (0 1to 0-5)	0-1 (0 1to 0-5)	0-1 (0 1to 0-5)	0-1 (0 1to 0-5)	0-1 (0 1to 0-5)	0-1 (0 1to 0-5)	0-1 (0 1to 0-5)	5-2					
Digestive congenital anomalies	2-2 (1 1to 3-11)	1-4 (0 8to 2-8)	2-8 (1 6to 4-2)	1-7 (0 8to 4-2)	0-9 (0 5to 1-8)	0-9 (0 3to 0-8)	0-8 (0 2to 0-5)	0-7 (0 2to 0-5)	0-7 (0 2to 0-4)	0-6 (0 2to 0-4)	0-5 (0 2to 0-4)	0-5 (0 1to 0-4)	0-5 (0 1to 0-4)	0-5 (0 1to 0-4)	0-4 (0 1to 0-4)	0-4 (0 1to 0-4)	0-4 (0 1to 0-4)	0-4 (0 1to 0-4)	0-4 (0 1to 0-4)	0-4 (0 1to 0-4)	0-4 (0 1to 0-4)	0-4 (0 1to 0-4)	0-4 (0 1to 0-4)	0-4 (0 1to 0-4)	19-3					
Other congenital birth defects	10-2 (5 4to 17-4)	4-7 (1 8to 9-6)	13-1 (5 9to 23)	5-8 (1 9to 9-5)	3-1 (1 1to 5-4)	3-1 (1 2to 5-4)	2-7 (1 1to 4-9)	2-5 (0 9to 5-1)	2-4 (1 1to 4-6)	2-3 (1 1to 4-4)	2-2 (1 1to 4-7)	2-1 (1 2to 4)	2-1 (1 1to 4)	2-6 (1 4to 4-7)	2-5 (1 4to 4-3)	2-3 (1 3to 4-2)	2-3 (1 3to 4)	1-7 (0 7to 3-5)	1-4 (0 6to 3-6)	0-9 (0 3to 1-8)	0-5 (0 2to 0-9)	0-2 (0 1to 0-4)	0-1 (0 to 0-3)	0-1 (0 to 0-1)	67-7					
Urinary diseases and male infertility	0-1 (0 to 0)	0-1 (0 2to 0-5)	0-3 (0 3to 0-6)	0-5 (0 2to 0-4)	0-4 (0 2to 0-6)	0-7 (0 5to 0-9)	1-7 (1 to 3)	2-6 (1 7to 4-5)	3-5 (2 3to 5-7)	3-5 (2 4to 5-6)	3-5 (2 4to 5-7)	3-4 (2 7to 5-7)	3-4 (2 7to 5-7)	5-1 (3 4to 8-1)	4-8 (3 1to 7-6)	6-4 (3 9to 10-4)	13-1 (7 9to 22-9)	5-7 (3 1to 9-7)	4-8 (2 7to 8-3)	2-5 (1 4to 4-6)	1-7 (0 7to 3-2)	0-6 (0 2to 1-4)	0-2 (0 1to 0-4)	0-2 (0 to 0-3)	305					
Urolithiasis	0 (0 to 0)	0 (0 to 0)	0 (0 to 0)	0 (0 to 0)	0 (0 to 0)	0 (0 to 0)	0 (0 to 0)	0 (0 to 0)	0 (0 to 0)	0 (0 to 0)	0 (0 to 0)	0 (0 to 0)	0 (0 to 0)	0 (0 to 0)	0 (0 to 0)	0 (0 to 0)	0 (0 to 0)	0 (0 to 0)	0 (0 to 0)	0 (0 to 0)	0 (0 to 0)	0 (0 to 0)	0 (0 to 0)	0 (0 to 0)	0 (0 to 0)	20-3					
Benign prostatic hyperplasia	0 (0 to 0)	0 (0 to 0)	0 (0 to 0)	0 (0 to 0)	0 (0 to 0)	0 (0 to 0)	0 (0 to 0)	0 (0 to 0)	0 (0 to 0)	0 (0 to 0)	0 (0 to 0)	0 (0 to 0)	0 (0 to 0)	0 (0 to 0)	0 (0 to 0)	0 (0 to 0)	0 (0 to 0)	0 (0 to 0)	0 (0 to 0)	0 (0 to 0)	0 (0 to 0)	0 (0 to 0)	0 (0 to 0)	0 (0 to 0)	0 (0 to 0)	59-2					
Male infertility	0 (0 to 0)	0 (0 to 0)	0 (0 to 0)	0 (0 to 0)	0 (0 to 0)	0 (0 to 0)	0 (0 to 0)	0-4 (0 1to 1-8)	1 (0 3to 2-5)	1 (0 3to 2-7)	1 (0 3to 2-5)	1 (0 3to 2-5)	1 (0 3to 2-5)	1 (0 3to 2-5)	1 (0 3to 2-5)	0-9 (0 2to 2-2)	0-8 (0 2to 2-2)	0-6 (0 2to 1-7)	0-5 (0 1to 1-4)	0-3 (0 1to 1-1)	0-2 (0 1to 0-8)	0-1 (0 to 0-5)	0-1 (0 to 0-3)	0-1 (0 to 0-3)	4-9					
Other urinary diseases	0 (0 to 0)	0-1 (0 to 0-1)	0-2 (0 1to 0-5)	0-1 (0 1to 0-3)	0-1 (0 1to 0-2)	0-1 (0 1to 0-3)	0-2 (0 1to 0-3)	0-2 (0 1to 0-4)	0-2 (0 1to 0-4)	0-2 (0 1to 0-4)	0-2 (0 1to 0-4)	0-2 (0 1to 0-4)	0-2 (0 1to 0-4)	0-2 (0 1to 0-4)	0-2 (0 1to 0-4)	0-2 (0 1to 0-4)	0-2 (0 1to 0-4)	0-2 (0 1to 0-4)	0-2 (0 1to 0-4)	0-2 (0 1to 0-4)	0-2 (0 1to 0-4)	0-2 (0 1to 0-4)	0-2 (0 1to 0-4)	0-2 (0 1to 0-4)	11-2					
Gynecological diseases	0 (0 to 0)	0 (0 to 0)	0 (0 to 0)	0 (0 to 0)	36 (2 7to 9-5)	19 (10 7to 28-4)	36 (25 1to 57-3)	34 (24 to 51-6)	59-4 (38 8to 87-6)	68-7 (44 9to 101)	62-8 (43 1to 92-3)	53-6 (35 2to 78-2)	59-9 (37 2to 89)	49 (29 5to 71-9)	39-2 (23 1to 61-9)	32 (18 to 47-9)	26-7 (14 to 41-7)	19-7 (10 3to 32-3)	16-1 (7 1to 27-9)	9-9 (3 2to 19-4)	7-2 (2 1to 14-6)	3-2 (0 9to 7-2)	1-2 (0 4to 2-6)	0-5 (0 2to 1-4)	524					
Uterine fibroids	0 (0 to 0)	0 (0 to 0)	0 (0 to 0)	0 (0 to 0)	0 (0 to 0)	0 (0 to 0)	0-4 (0 1to 0-9)	0-4 (0 2to 0-9)	0-4 (0 1to 0-9)	0-4 (0 2to 1)	0-4 (0 2to 1)	0-3 (0 2to 1)	0-3 (0 1to 0-9)	0-3 (0 1to 0-9)	0-3 (0 1to 0-9)	0-3 (0 1to 0-9)	0-3 (0 1to 0-9)	0-3 (0 1to 0-9)	0-3 (0 1to 0-9)	0-3 (0 1to 0-9)	0-3 (0 1to 0-9)	0-3 (0 1to 0-9)	0-3 (0 1to 0-9)	0-3 (0 1to 0-9)	17					
Polycystic ovarian syndrome	0 (0 to 0)	0 (0 to 0)	0 (0 to 0)	0 (0 to 0)	0 (0 to 0)	0 (0 to 0)	2-7 (0 2to 5-1)	2-6 (1 1to 5-3)	2-5 (1 2to 5-9)	2-5 (1 1to 5-2)	2-2 (0 9to 4-4)	2-2 (0 9to 4-4)	2-2 (0 9to 4-4)	2-2 (0 9to 4-4)	2-2 (0 9to 4-4)	2-2 (0 2to 4-1)	2-2 (0 2to 4-1)	2-2 (0 2to 4-1)	2-2 (0 2to 4-1)	2-2 (0 2to 4-1)	2-2 (0 2to 4-1)	2-2 (0 2to 4-1)	2-2 (0 2to 4-1)	2-2 (0 2to 4-1)	18					
Female infertility	0 (0 to 0)	0 (0 to 0)	0 (0 to 0)	0 (0 to 0)	0 (0 to 0)	0 (0 to 0)	0 (0 to 0)	0 (0 to 1)	0 (0 to 1)	0 (0 to 1)	0 (0 to 1)	0 (0 to 1)	0 (0 to 1)	0 (0 to 1)	0 (0 to 1)	0 (0 to 1)	0 (0 to 1)	0 (0 to 1)	0 (0 to 1)	0 (0 to 1)	0 (0 to 1)	0 (0 to 1)	0 (0 to 1)	0 (0 to 1)	0 (0 to 1)	4-8					
Endometriosis	0 (0 to 0)	0 (0 to 0)	0 (0 to 0)	0 (0 to 0)	0 (0 to 0)	2-4 (1 1to 5-4)	5-7 (2 9to 10-1)	6 (3 2to 10-1)	7 (3 7to 12-1)	8 (3 9to 13-2)	8 (3 9to 13-2)	8 (3 9to 13-2)	8 (3 9to 13-2)	8 (3 9to 13-2)	8 (3 9to 13-2)	8 (3 9to 13-2)	8 (3 9to 13-2)	8 (3 9to 13-2)	8 (3 9to 13-2)	8 (3 9to 13-2)	8 (3 9to 13-2)	8 (3 9to 13-2)	8 (3 9to 13-2)	8 (3 9to 13-2)	39-1					
Genital prolapse	0 (0 to 0)	0 (0 to 0)	0 (0 to 0)	0 (0 to 0)	0 (0 to 0)	0 (0 to 0)	0 (0 to 0)	0 (0 to 0)	0 (0 to 0)	0 (0 to 0)	0 (0 to 0)	0 (0 to 0)	0 (0 to 0)	0 (0 to 0)	0 (0 to 0)	0 (0 to 0)	0 (0 to 0)	0 (0 to 0)	0 (0 to 0)	0 (0 to 0)	0 (0 to 0)	0 (0 to 0)	0 (0 to 0)	0 (0 to 0)	0 (0 to 0)	4-8					
Premenstrual syndrome	0 (0 to 0)	0 (0 to 0)	0 (0 to 0)	0 (0 to 0)	0 (0 to 0)	0 (0 to 0)	0 (0 to 0)	0 (0 to 0)	0 (0 to 0)	0 (0 to 0)	0 (0 to 0)	0 (0 to 0)	0 (0 to 0)	0 (0 to 0)	0 (0 to 0)	0 (0 to 0)	0 (0 to 0)	0 (0 to 0)	0 (0 to 0)	0 (0 to 0)	0 (0 to 0)	0 (0 to 0)	0 (0 to 0)	0 (0 to 0)	0 (0 to 0)	39-1					
Other gynecological diseases	0 (0 to 0)	0 (0 to 0)	0 (0 to 0)	0 (0 to 0)	0 (0 to 0)	0 (0 to 0)	0 (0 to 0)	0 (0 to 0)	0 (0 to 0)	0 (0 to 0)	0 (0 to 0)	0 (0 to 0)	0 (0 to 0)	0 (0 to 0)	0 (0 to 0)	0 (0 to 0)	0 (0 to 0)	0 (0 to 0)	0 (0 to 0)	0 (0 to 0)	0 (0 to 0)	0 (0 to 0)	0 (0 to 0)	0 (0 to 0)	0 (0 to 0)	1-8					
Hemoglobinopathies and hemolytic anemias	0-1 (0 to 0-2)	0-3 (0 1to 0-8)	1-3 (0 4to 2-4)	1-5 (0 2to 3-1)	0-5 (0 2to 1-4)	0-5 (0 2to 1-2)	1-8 (0 6to 4-4)	1-9 (0 7to 4-7)	2 (0 7to 4-9)	1-6 (0 6to 3-7)	1-2 (0 5to 2-7)	1-2 (0 5to 2-7)	1-2 (0 5to 2-7)	1-2 (0 5to 2-7)	1-5 (0 6to 3-4)	1-6 (0 6to 4)	1-6 (0 6to 3-9)	1-6 (0 5to 3-9)	1-6 (0 5to 3-9)	2-1 (0 7to 4-5)	1-7 (0 6to 3-9)	1-6 (0 6to 3-8)	1-2 (0 6to 2)	0-6 (0 4to 1-5)	27-7					
Thalassemias	0 (0 to 0)	0 (0 to 0)	0 (0 to 0)	0 (0 to 0)	0 (0 to 0)	0 (0 to 0)	0 (0 to 0)	0 (0 to 0)	0 (0 to 0)	0 (0 to 0)	0 (0 to 0)	0 (0 to 0)	0 (0 to 0)	0 (0 to 0)	0 (0 to 0)	0 (0 to 0)	0 (0 to 0)	0 (0 to 0)	0 (0 to 0)	0 (0 to 0)	0 (0 to 0)	0 (0 to 0)	0 (0 to 0)	0 (0 to 0)	0 (0 to 0)	0-1					
Thalassemias trait	0 (0 to 0)	0-1 (0 to 0-7)	0-2 (0 to 1-1)	0-2 (0 to 0-9)	0-1 (0 to 0-3)	0-2 (0 to 0-6)	0-4 (0 1to 1-1)	0-4 (0 1to 1-1)	0-4 (0 1to 1-1)	0-3 (0 to 0-9)	0-3 (0 to 0-9)	0-3 (0 to 0-9)	0-3 (0 to 0-9)	0-1 (0 to 0-5)	0-1 (0 to 0-5)	0-2 (0 to 0-7)	0-2 (0 to 0-6)	0-1 (0 to 0-4)	0-1 (0 to 0-4)	0-1 (0 to 0-4)	0-1 (0 to 0-3)	0-1 (0 to 0-3)	0-1 (0 to 0-3)	0-1 (0 to 0-3)	3-3					
Sickle cell disorders	0 (0 to 0)	0-1 (0 1to 0-2)	0-2 (0 2to 0-5)	0-2 (0 1to 0-3)	0-2 (0 1to 0-3)	0-2 (0 1to 0-3)	0-2 (0 1to 0-3)	0-2 (0 1to 0-3)	0-2 (0 1to 0-3)	0-2 (0 1to 0-3)	0-2 (0 1to 0-3)	0-2 (0 1to 0-3)	0-2 (0 1to 0-3)	0-1 (0 to 0-5)	0-1 (0 to 0-5)	0-1 (0 to 0-5)	0-1 (0 to 0-5)	0-1 (0 to 0-5)	0-1 (0 to 0-5)	0-1 (0 to 0-5)	0-1 (0 to 0-5)	0-1 (0 to 0-5)	0-1 (0 to 0-5)	0-1 (0 to 0-5)	0-1 (0 to 0-5)	1-8					
Sickle cell trait	0 (0 to 0)	0-1 (0 to 0-2)	0-3 (0 to 0-9)	0-5 (0 1to 1-4)	0-1 (0 to 0-5)	0-8 (0 1to 2-1)	0-8 (0 1to 2-1)	0-8 (0 to 2-7)	0-8 (0 1to 2-6)	0-8 (0 1to 2-6)	0-8 (0 1to 2-6)	0-8 (0 1to 2-6)	0-8 (0 1to 2-6)	0-2 (0 to 0-9)	0-3 (0 to 0-9)	0-2 (0 to 0-7)	0-2 (0 to 0-6)	0-2 (0 to 0-5)	0-2 (0 to 0-5)	0-1 (0 to 0-5)	0-1 (0 to 0-4)	0-1 (0 to 0-3)	0-1 (0 to 0-3)	0-1 (0 to 0-3)	0-1 (0 to 0-3)	5					
G6PD deficiency	0 (0 to 0)	0 (0 to 0)	0 (0 to 0)	0 (0 to 0)	0-1 (0 to 0-1)	0-1 (0 1to 0-2)	0-2 (0 1to 0-5)	0-2 (0 1to 0-5)	0-2 (0 1to 0-4)	0-2 (0 1to 0-4)	0-2 (0 1to 0-4)	0-2 (0 1to 0-4)	0-2 (0 1to 0-4)	0-2 (0 1to 0-3)	0-2 (0 1to 0-3)	0-2 (0 1to 0-3)	0-2 (0 1to 0-3)	0-2 (0 1to 0-3)	0-2 (0 1to 0-3)	0-1 (0 1to 0-3)	0-1 (0 to 0-3)	0-1 (0 to 0-3)	0-1 (0 to 0-3)	0-1 (0 to 0-3)	0-1 (0 to 0-3)	3					
G6PD trait	0 (0 to 0)	0 (0 to 0)	0 (0 to 0)	0 (0 to 0)	0 (0 to 0)	0 (0 to 0)	0 (0 to 0)	0 (0 to 0)	0 (0 to 0)	0 (0 to 0)	0 (0 to 0)	0 (0 to 0)	0 (0 to 0)	0 (0 to 0)	0 (0 to 0)	0 (0 to 0)	0 (0 to 0)	0 (0 to 0)	0 (0 to 0)	0 (0 to 0)	0 (0 to 0)	0 (0 to 0)	0 (0 to 0)	0 (0 to 0)	0 (0 to 0)	0-1					
Other hemoglobinopathies and hemolytic anemias	0 (0 to 0)	0-1 (0 to 0-1)	0-4 (0 1to 1-1)	0-5 (0 1to 1-4)	0-4 (0 1to 0-9)	0-4 (0 1to 0-3)	0-2 (0 1to 0-7)	0-2 (0 1to 0-7)	0-2 (0 1to 0-7)	0-3 (0 1to 0-9)	0-3 (0 1to 0-9)	0-5 (0 1to 1-2)	0-5 (0 2to 1-4)	0-6 (0 2to 1-6)	0-6 (0 2to 1-6)	0-6 (0 2to 1-5)	0-6 (0 2to 1-5)	0-6 (0 2to 1-5)	0-6 (0 2to 1-5)	0-6 (0 2to 1-5)	0-6 (0 2to 1-5)	0-6 (0 2to 1-5)	0-6 (0 2to 1-5)	0-6 (0 2to 1-5)	0-6 (0 2to 1-5)	13-5					
Endocrine, metabolic, blood, and immune disorders	0-9 (0 4to 1-9)	1 (0 4to 2-5)	5-4 (2 5to 8-2)	10-9 (7 5to 16)	8-4 (3 9to 15-5)	10-6 (5 8to 18-5)	13 (5 8to 23-7)	16-6 (11 1to 23-7)	21-7 (14 2to 32-2)	25-4 (16 4to 39-2)	27-6 (18 3to 41-1)	30-4 (19 5to 46-6)	42-6 (27 5to 62-7)	58-4 (36 7to 82-2)	73-5 (46 4to 111)	73-4 (46 2to 112)	74-4 (46 5to 111)	61-9 (33 7to 78-3)	32 (20 4to 46-9)	23-7 (9 9to 39-5)	4-9 (2 5to 7-5)	1-3 (0 6to 1-9)	669						
Oral disorders	1 (0 4to 1-9)	2-5 (1 5to 3-9)	3-4 (1 4to 5-7)	4-5 (2 7to 7-4)	5-4 (3 1to 9-2)	8-2 (4 7to 13-4)	11-4 (6 5to 18-7)	14-1 (8 1to 22-4)	16-5 (9 5to 26-1)	17-9 (10 2to 28-7)	16-9 (9 6to 27)	20-1 (11 5to 32-2)	26-9 (15 4to 43-3)	40-7 (23 3to 65-4)	53-6 (30 6to 86-6)	60-9 (34 8to 98-3)	74-5 (44 1to 119)	88-9 (52 7to 134)	70-2 (42 1to 104)	52-5 (32 1to 77-5)	47-7 (17 4to 87-4)	11-3 (7 1to 16-3)	2-6 (1 4to 3-8)	593					
Caries of deciduous teeth	0 (0 to 0)	0 (0 to 0)	0 (0 to 0)	0 (0 to 0)	0 (0 to 0)	0 (0 to 0)	0 (0 to 0)	0 (0 to 0)	0 (0 to 0)	0 (0 to 0)	0 (0 to 0)	0 (0 to 0)	0 (0 to 0)	0 (0 to 0)	0 (0 to 0)	0 (0 to 0)	0 (0 to 0)	0 (0 to 0)	0 (0 to 0)	0 (0 to 0)	0 (0 to 0)	0 (0 to 0)	0 (0 to 0)	0 (0 to 0)	0 (0 to 0)	0-9					
Caries of permanent teeth	0 (0 to 0)	0 (0 to 0)	0 (0 to 0)	0 (0 to 0)	2-7 (0 2to 5-1)	2-7 (0 6to 4-3)	2-7 (0 6to 4-3)	2-6 (1 1to 5-4)	2-6 (1 2to 5-4)	2-6 (1 1to 5-7)	2-6 (1 1to 5-5)	2-6 (1 1to 4-8)	2-6 (1 2to 5-7)	2-6 (1 1to 4-8)	2-6 (1 2to 5-7)	2-6 (1 1to 5-9)	2-6 (1 3to 7-2)	2-6 (1 1to 5-9)	2-7 (1 1to 5-4)	1-7 (1 1to 5-4)	1-7 (0 7to 3-3)	0-5 (0 2to 2-1)	0-1 (0 1to 0-4)	0-1 (0 to 0-1)	39-3					
Periodontal diseases	0 (0 to 0)	0 (0 to 0)	0 (0 to 0)	0 (0 to 0)	0 (0 to 0)	0 (0 to 0)	0-5 (0 2to 1-3)	0-5 (0 2to 1-2)	0-5 (0 4to 1-2)	0-5 (0 4to 1-2)	0-5 (0 3to 1-2)	0-5 (0 3to 1-2)	0-5 (0 3to 1-2)	0-5 (0 3to 1-2)	0-5 (0 3to 1-2)	0-5 (0 4to 1-2)	0-5 (0 3to 1-2)	0-5 (0 3to 1-2)	0-5 (0 3to 1-2)	0-5 (0 3to 1-2)	0-5 (0 3to 1-2)	0-5 (0 3to 1-2)	0-5 (0 3to 1-2)	0-5 (0 3to 1-2)	0-5 (0 3to 1-2)	77-6					
Other oral disorders	0 (0 to 0)

5R Table 2c: County Durham DALYS by cause and age group for both sexes with 95% uncertainty intervals, 2019

Cause	Early Neonatal (0-6 days)	Late Neonatal (7-27 days)	Post Neonatal (28-364 days)	1 to 4	5 to 9	10 to 14	15 to 19	20 to 24	25 to 29	30 to 34	35 to 39	40 to 44	45 to 49	50 to 54	55 to 59	60 to 64	65 to 69	70 to 74	75 to 79	80 to 84	85 to 89	90 to 94	95 plus	Total
All causes	2,672 (2,512-2,842)	1,264 (1,144-1,394)	1,882 (1,662-2,102)	1,164 (726-1,720)	1,229 (833-1,714)	1,284 (823-1,814)	1,511 (1,014-2,094)	2,004 (1,298-2,842)	2,284 (1,508-3,222)	2,611 (1,709-3,714)	3,000 (1,922-4,322)	3,511 (2,253-5,060)	4,284 (2,753-6,183)	5,284 (3,413-7,600)	6,284 (4,053-9,102)	7,284 (4,693-10,400)	8,284 (5,333-11,900)	9,284 (5,973-13,000)	10,284 (6,613-14,400)	11,284 (7,253-15,800)	12,284 (7,893-17,200)	13,284 (8,533-18,600)	14,284 (9,173-20,000)	102,352
Communicable, maternal, neonatal, and nutritional diseases	940 (828-1,718)	182 (161-333)	247 (219-338)	228 (199-336)	240 (153-516)	195 (126-321)	156 (101-262)	166 (106-276)	229 (151-338)	239 (157-353)	241 (161-354)	237 (160-319)	274 (183-374)	232 (153-327)	261 (169-368)	264 (167-381)	264 (158-378)	412 (245-600)	497 (293-722)	491 (283-717)	642 (368-1,000)	621 (357-968)	218 (122-366)	6,449
HIV/AIDS and sexually transmitted infections	29 (1-73) 49-6	6 (0-14) 14-1	9 (2-21) 22-1	9 (0-24) 1-0	5 (0-15) 0-7	5 (0-14) 0-7	9 (0-24) 0-6	13 (1-34) 1-6	42 (2-104) 2-6	39 (3-97) 3-0	29 (2-72) 2-3	19 (1-48) 1-5	19.7 (1-49) 1-6	14.5 (1-36) 1-2	11.4 (0-28) 0-9	9.7 (1-23) 1-0	7.4 (0-21) 0-9	7 (0-19) 0-7	4.9 (0-14) 0-5	2.8 (0-8) 0-3	1.5 (0-4) 0-2	0.9 (0-2) 0-1	0.4 (0-1) 0-0	163
HIV/AIDS	0 (0-0) 0-0	0 (0-0) 0-0	0.7 (0-4) 0-0	0.6 (0-4) 0-0	0.3 (0-2) 0-0	0.3 (0-2) 0-0	0.6 (0-4) 0-0	2.6 (0-16) 0-1	3.9 (0-23) 0-3	4.3 (0-27) 0-3	3.4 (0-22) 0-3	3.4 (0-21) 0-3	4.1 (0-26) 0-3	3.6 (0-23) 0-3	3.7 (0-24) 0-3	3.6 (0-23) 0-3	3.6 (0-23) 0-3	3.7 (0-24) 0-3	3.6 (0-23) 0-3	2.5 (0-16) 0-2	1.5 (0-10) 0-1	0.8 (0-5) 0-1	0.3 (0-2) 0-0	70
HIV/AIDS - Drug-susceptible Tuberculosis	0 (0-0) 0-0	0 (0-0) 0-0	0.2 (0-1) 0-0	0.1 (0-1) 0-0	0.1 (0-0) 0-0	0.1 (0-0) 0-0	0.1 (0-0) 0-0	0.5 (0-2) 0-0	0.5 (0-3) 0-0	1.2 (0-6) 0-0	0.8 (0-5) 0-0	0.7 (0-4) 0-0	1.2 (0-7) 0-0	1.2 (0-7) 0-0	1 (0-6) 0-0	0.8 (0-5) 0-0	0.8 (0-5) 0-0	0.6 (0-3) 0-0	0.4 (0-2) 0-0	0.3 (0-1) 0-0	0.2 (0-1) 0-0	0.1 (0-0) 0-0	0 (0-0) 0-0	9.1
HIV/AIDS - Multidrug-resistant Tuberculosis without extensive drug-resistance	0 (0-0) 0-0	0 (0-0) 0-0	0 (0-0) 0-0

Other neoplasms	0-1 (0 to 0.2)	0 (0 to 0)	0-2 (0-1 to 0.4)	0-4 (0-2 to 0.4)	0-5 (0-3 to 0.7)	0-5 (0-3 to 0.6)	0-7 (0 to 1.1)	0-7 (0-5 to 1.1)	1-3 (0 to 1.9)	2 (1-1 to 3)	2-4 (1 to 3.4)	2-4 (1 to 3.4)	2-5 (2 to 4)	3-5 (3 to 5.1)	5-2 (3 to 7.5)	10-3 (7 to 13.9)	18 (13 to 24)	29-2 (21.2 to 42)	47-1 (35.2 to 64.9)	75 (56.5 to 107)	72-2 (54.1 to 100)	66-9 (50 to 90.3)	47-7 (34.9 to 64.1)	21-7 (15 to 29.9)	5-2 (3 to 7.7)	410
Medulloblastoma, medulloblastoma, and other hemangioblastoma	0 (0 to 0.2)	0 (0 to 0)	0-2 (0 to 0.4)	0-4 (0 to 0.4)	0-4 (0 to 0.6)	0-5 (0 to 0.6)	0-7 (0 to 1.1)	0-7 (0 to 1.1)	1-3 (0 to 1.9)	2 (1 to 3)	2-4 (1 to 3.4)	2-4 (1 to 3.4)	2-5 (2 to 4)	3-5 (3 to 5.1)	5-2 (3 to 7.5)	10-3 (7 to 13.9)	18 (13 to 24)	29-2 (21.2 to 42)	47-1 (35.2 to 64.9)	75 (56.5 to 107)	72-2 (54.1 to 100)	66-9 (50 to 90.3)	47-7 (34.9 to 64.1)	21-7 (15 to 29.9)	5-2 (3 to 7.7)	410
Meningioma and in situ intracranial neoplasms	0 (0 to 0)	0 (0 to 0)	0 (0 to 0)

Congenital birth defects	182 (128 to 273)	89-6 (64 1 to 120)	195 (129 to 299)	105 (65 0 to 192)	57-6 (42 0 to 77 3)	58-9 (42 6 to 74)	58-5 (45 0 to 74)	57-9 (45 1 to 73 7)	58-3 (42 4 to 72 2)	54-3 (41 9 to 68 2)	50-1 (38 4 to 65)	44-1 (33 1 to 57)	50-1 (38 4 to 65)	51-4 (39 6 to 67 1)	59-6 (41 6 to 79 1)	61-4 (41 3 to 79 6)	51-1 (32 4 to 68)	37-6 (24 7 to 49 9)	14-7 (8 6 to 23 3)	5-8 (3 2 to 10 2)	3-4 (2 0 to 5 2)	1-1 (0 6 to 1 8)	0-3 (0 1 to 0 5)	1,200
Neural tube defects	19-8 (9 6 to 33 9)	9-8 (2 8 to 7 4)	24-4 (12 7 to 42 3)	17 (10 5 to 26 8)	2-3 (1 0 to 3 5)	2-6 (1 2 to 4 1)	3-4 (2 0 to 5 1)	3-6 (2 1 to 5 3)	2-9 (1 5 to 5)	2-1 (1 1 to 3 6)	1-6 (0 7 to 3 7)	1-8 (1 0 to 3 2)	1-6 (0 7 to 3 7)	1-6 (0 7 to 3 7)	1-5 (0 6 to 3 4)	1-1 (0 4 to 2 9)	0-7 (0 3 to 2 1)	0-3 (0 1 to 1 2)	0-1 (0 0 to 0 6)	0-1 (0 0 to 0 6)	0-1 (0 0 to 0 6)	0-1 (0 0 to 0 6)	0-0 (0 0 to 0 5)	0-0 (0 0 to 0 5)	99-7
Congenital heart anomalies	64-4 (34 8 to 94)	29-7 (15 1 to 50 9)	29-5 (15 6 to 50 1)	11-9 (5 4 to 24 3)	9-6 (4 6 to 17 0)	9-6 (4 6 to 17 0)	9-6 (4 6 to 17 0)	9-3 (4 5 to 16 7)	9-7 (4 7 to 17 3)	9-5 (4 6 to 16 7)	8-7 (4 2 to 15 3)	8-6 (4 2 to 15 1)	8-7 (4 2 to 15 3)	8-7 (4 2 to 15 3)	8-6 (4 2 to 15 1)	8-6 (4 2 to 15 1)	8-7 (4 2 to 15 3)	8-4 (3 9 to 15 1)	8-6 (4 1 to 15 2)	8-4 (3 9 to 15 1)	8-6 (4 1 to 15 2)	8-4 (3 9 to 15 1)	8-2 (3 8 to 14 7)	8-1 (3 7 to 14 6)	287
Orofacial clefts	0-0 (0 0 to 0 1)	0-0 (0 0 to 0 1)	0-0 (0 0 to 0 3)	0-0 (0 0 to 0 1)	0-0 (0 0 to 0 1)	0-0 (0 0 to 0 1

SR Table 2c: Gateshead DALYS by cause and age arour for both sexes with 95% uncertainty intervals, 2019

Cause	Early Neonatal	Late Neonatal	Post Neonatal	1 to 4	5 to 9	10 to 14	15 to 19	20 to 24	25 to 29	30 to 34	35 to 39	40 to 44	45 to 49	50 to 54	55 to 59	60 to 64	65 to 69	70 to 74	75 to 79	80 to 84	85 to 89	90 to 94	95 plus	Total
All causes	592 (259 to 934)	1,041 (716 to 1,73)	1,592 (1,160 to 2,32)	2,124 (1,547 to 2,88)	1,241 (977 to 1,68)	1,124 (887 to 1,56)	1,128 (889 to 1,40)	1,380 (1,106 to 1,93)	1,920 (1,469 to 2,64)	2,380 (1,840 to 3,19)	2,920 (2,248 to 4,00)	3,441 (2,662 to 4,62)	4,041 (3,082 to 5,62)	4,641 (3,530 to 6,38)	5,241 (3,740 to 7,28)	5,841 (4,015 to 8,19)	6,441 (4,439 to 8,99)	7,041 (4,863 to 9,77)	7,641 (5,349 to 10,55)	8,241 (5,749 to 11,33)	8,841 (5,952 to 11,73)	9,441 (6,320 to 12,55)	10,041 (6,345 to 13,35)	70,200 (66,100 to 74,30)
Communicable, maternal, neonatal, and nutritional diseases	592 (177 to 977)	1,041 (494 to 1,53)	1,592 (944 to 2,55)	2,124 (1,060 to 3,18)	1,241 (620 to 2,05)	1,124 (564 to 1,85)	1,128 (720 to 1,65)	1,380 (1,106 to 1,93)	1,920 (1,469 to 2,64)	2,380 (1,840 to 3,19)	2,920 (2,248 to 4,00)	3,441 (2,662 to 4,62)	4,041 (3,082 to 5,62)	4,641 (3,530 to 6,38)	5,241 (3,740 to 7,28)	5,841 (4,015 to 8,19)	6,441 (4,439 to 8,99)	7,041 (4,863 to 9,77)	7,641 (5,349 to 10,55)	8,241 (5,749 to 11,33)	8,841 (5,952 to 11,73)	9,441 (6,320 to 12,55)	10,041 (6,345 to 13,35)	70,200 (66,100 to 74,30)
HIV/AIDS and sexually transmitted infections	8.7 (2.5 to 19.1)	2.9 (0.6 to 6.4)	3.9 (1.2 to 9)	0.2 (0.2 to 0.3)	0.2 (0.1 to 0.2)	0.2 (0.1 to 0.2)	0.4 (0.3 to 0.4)	1.2 (0.8 to 1.6)	2.6 (1.9 to 4.2)	5.6 (4.2 to 7)	7 (5.5 to 10.1)	6.3 (4.5 to 9.1)	5.6 (4 to 8)	4.2 (3.1 to 5.7)	3.7 (2.7 to 5.1)	2.9 (2 to 4.2)	2.6 (1.8 to 4)	1.8 (1.1 to 2.9)	1 (0.7 to 1.6)	0.6 (0.4 to 1)	0.4 (0.2 to 0.8)	0.2 (0.1 to 0.3)	0.1 (0 to 0.1)	62.6 (39.1 to 92.1)
HIV/AIDS	0 (0 to 0)	0 (0 to 0)	0.2 (0 to 0.2)	0.2 (0.1 to 0.2)	0.1 (0.1 to 0.1)	0.1 (0.1 to 0.1)	0.1 (0.1 to 0.2)	0.4 (0.3 to 0.4)	1.1 (0.7 to 1.4)	2.5 (1.9 to 3.2)	3.4 (2.6 to 4.4)	3.2 (2.4 to 4.2)	2.3 (1.6 to 3.4)	2.6 (1.9 to 3.6)	2.3 (1.6 to 3.2)	1.9 (1.3 to 2.8)	1.8 (1.1 to 2.8)	0.9 (0.4 to 1.9)	0.3 (0.1 to 0.7)	0.1 (0 to 0.3)	0.1 (0 to 0.3)	0 (0 to 0)	0 (0 to 0)	24.8 (14.1 to 39.2)
HIV/AIDS - Drug-susceptible Tuberculosis	0 (0 to 0)	0 (0 to 0)	0.1 (0 to 0.1)	0 (0 to 0)	0 (0 to 0)	0 (0 to 0)	0 (0 to 0)	0.1 (0 to 0.1)	0.2 (0.1 to 0.2)	0.2 (0.2 to 0.3)	0.3 (0.2 to 0.4)	0.5 (0.3 to 0.7)	0.5 (0.3 to 0.7)	0.5 (0.3 to 0.8)	0.4 (0.2 to 0.6)	0.3 (0.2 to 0.5)	0.2 (0.1 to 0.4)	0.2 (0.1 to 0.3)	0.1 (0 to 0.1)	0 (0 to 0)	0 (0 to 0)	0 (0 to 0)	0 (0 to 0)	3.5 (2.1 to 5.2)
HIV/AIDS - Multidrug-resistant Tuberculosis without extensive dr	0 (0 to 0)	0 (0 to 0)	0 (0 to 0)	0 (0 to 0)

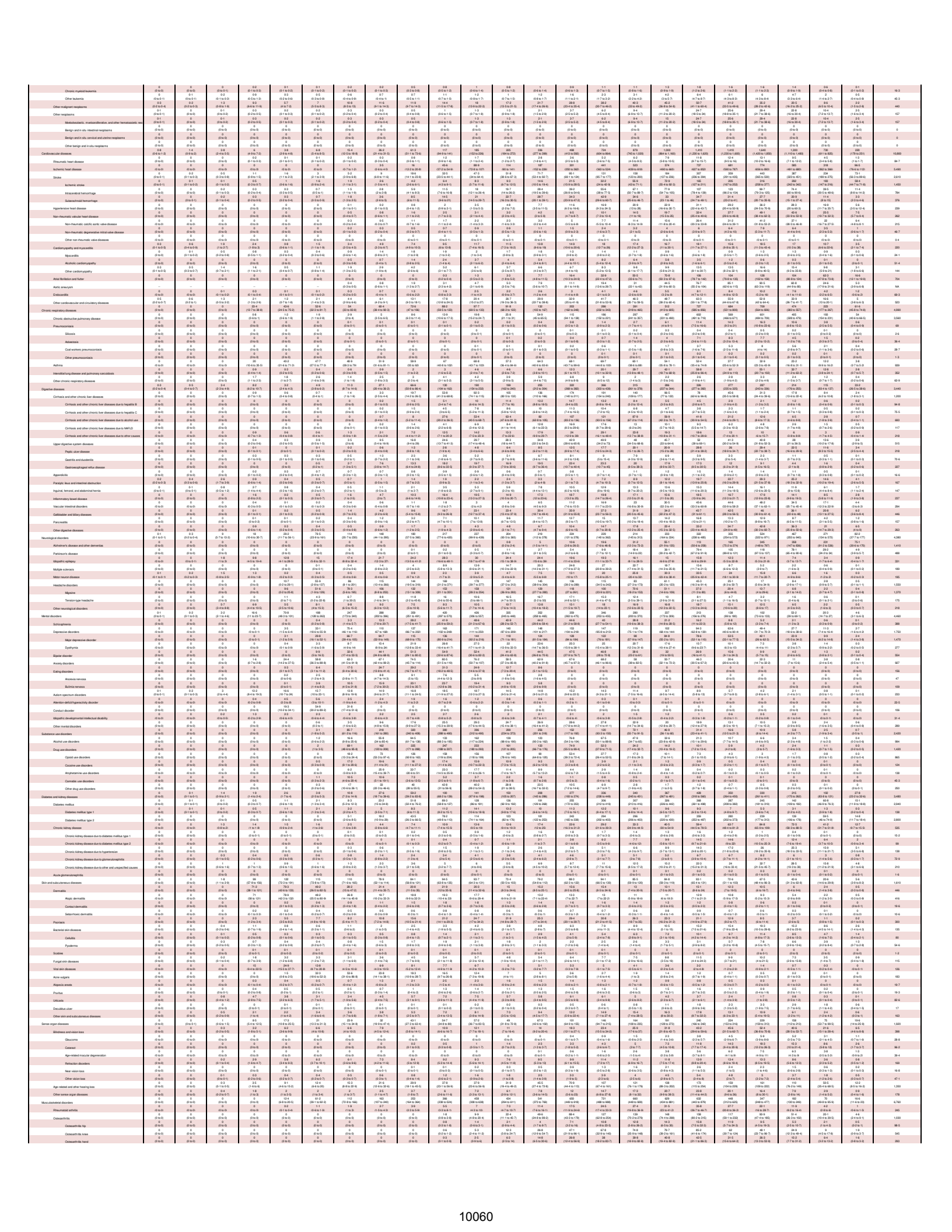

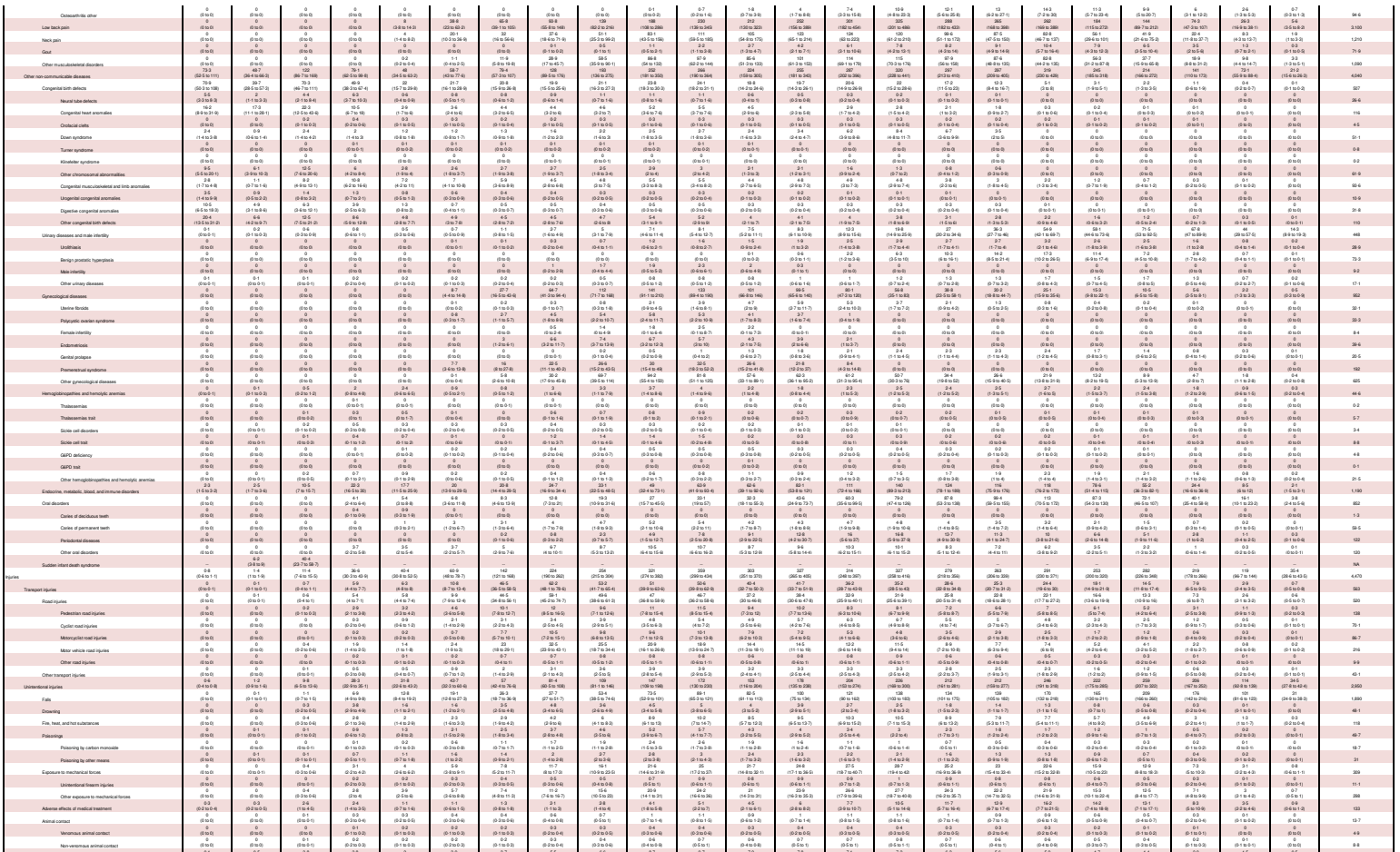

Osteoarthritis other	0 (0 to 0)	0 (0 to 0)	0 (0 to 0)	0 (0 to 0)	0 (0 to 0)	0 (0 to 0)	0 (0 to 0)	0 (0 to 0)	0 (0 to 0)	0 (0 to 0)	0-1 (0 to 0-2)	0-7 (0 to 1-4)	1-8 (0 to 3-9)	4 (1 to 8-8)	7-4 (3 to 15-6)	10-9 (4 to 23-2)	12-1 (5 to 25-8)	13 (6 to 27-1)	14-3 (7 to 30)	11-3 (5 to 23-4)	9-9 (5 to 20-7)	6 (3 to 12-2)	2-6 (1 to 5-3)	0-7 (0 to 1-3)		
Low back pain	0 (0 to 0)	0 (0 to 0)	0 (0 to 0)	0 (0 to 0)	0 (0 to 0)	0 (0 to 0)	0 (0 to 0)	0 (0 to 0)	0 (0 to 0)	0 (0 to 0)	0 (0 to 0)	0 (0 to 0)	0 (0 to 0)	0 (0 to 0)	0 (0 to 0)	0 (0 to 0)	0 (0 to 0)	0 (0 to 0)	0 (0 to 0)	0 (0 to 0)	0 (0 to 0)	0 (0 to 0)	0 (0 to 0)	0 (0 to 0)	94-6	
Neck pain	0 (0 to 0)	0 (0 to 0)	0 (0 to 0)	0 (0 to 0)	0 (0 to 0)	0 (0 to 0)	0 (0 to 0)	0 (0 to 0)	0 (0 to 0)	0 (0 to 0)	0 (0 to 0)	0 (0 to 0)	0 (0 to 0)	0 (0 to 0)	0 (0 to 0)	0 (0 to 0)	0 (0 to 0)	0 (0 to 0)	0 (0 to 0)	0 (0 to 0)	0 (0 to 0)	0 (0 to 0)	0 (0 to 0)	0 (0 to 0)	0 (0 to 0)		
Gout	0 (0 to 0)	0 (0 to 0)	0 (0 to 0)	0 (0 to 0)	0 (0 to 0)	0 (0 to 0)	0 (0 to 0)	0 (0 to 0)	0 (0 to 0)	0 (0 to 0)	0 (0 to 0)	0 (0 to 0)	0 (0 to 0)	0 (0 to 0)	0 (0 to 0)	0 (0 to 0)	0 (0 to 0)	0 (0 to 0)	0 (0 to 0)	0 (0 to 0)	0 (0 to 0)	0 (0 to 0)	0 (0 to 0)	0 (0 to 0)	0 (0 to 0)	71-9	
Other musculoskeletal disorders	0 (0 to 0)	0 (0 to 0)	0 (0 to 0)	0 (0 to 0)	0-2 (0 to 0-4)	1-1 (0 to 2-2)	11-9 (5 to 19-4)	28-9 (17 to 43-7)	59-5 (33-4 to 90-1)	89-6 (54 to 132)	87-9 (52 to 144)	90-6 (51 to 133)	89 (52 to 134)	101 (60 to 153)	114 (68 to 179)	115 (70 to 179)	97-6 (58 to 156)	87-6 (49 to 135)	83 (44 to 126)	59-2 (31 to 87-6)	37-7 (15 to 60-8)	18-9 (8 to 31-2)	9-8 (4 to 14-7)	3-3 (1 to 5-1)	1,690	
Other non-communicable diseases	73-3 (52-5 to 111)	49-7 (34-1 to 66-3)	102 (69-7 to 169)	79-1 (52 to 99-8)	49 (31 to 62-2)	58-7 (32 to 77-6)	76-4 (37 to 107)	108 (66 to 176)	156 (106 to 225)	192 (126 to 292)	202 (130 to 305)	224 (139 to 352)	224 (139 to 352)	235 (161 to 364)	282 (192 to 396)	287 (202 to 396)	330 (228 to 461)	297 (203 to 410)	287 (203 to 405)	319 (220 to 439)	245 (160 to 318)	214 (146 to 272)	141 (100 to 173)	72-1 (52 to 88-4)	21-2 (16 to 26-3)	4,040	
Congenital birth defects	39-7 (20-1 to 57-3)	39-3 (46-7 to 111)	46-9 (30-3 to 67-4)	22 (15-7 to 29)	21-7 (16-1 to 28-9)	20-8 (10 to 34-3)	19-6 (15-3 to 25-4)	21-1 (16-3 to 27-3)	23-8 (18-3 to 31-2)	28-1 (19-2 to 41)	24-1 (16-2 to 37-1)	19-8 (12-3 to 31-9)	14-2 (9 to 24-9)	19-7 (14-2 to 28-1)	20-6 (14-9 to 29-5)	22 (15-2 to 29-6)	17-2 (11 to 23)	12-3 (8-4 to 16-7)	5-1 (2 to 9)	3-1 (1 to 5-1)	2-2 (1 to 3-5)	1-1 (0 to 1-5)	0-4 (0 to 1-5)	0-1 (0 to 0-2)	527	
Neural tube defects	5-5 (2-5 to 9-3)	2 (1-1 to 3-3)	4-4 (2 to 8-4)	2-2 (1 to 3-5)	0-6 (0 to 2)	0-9 (0 to 3-2)	0-8 (0 to 2-8)	0-9 (0 to 3-1)	1-1 (0 to 3-7)	1-1 (0 to 3-7)	1-1 (0 to 3-6)	1-1 (0 to 3-6)	0-6 (0 to 2-5)	0-5 (0 to 2-5)	0-3 (0 to 2-4)	0-2 (0 to 2-3)	0-1 (0 to 2-2)	0-1 (0 to 1-5)	0-1 (0 to 1-5)	0-1 (0 to 2)	0-1 (0 to 2)	0-1 (0 to 2)	0-1 (0 to 2)	0-1 (0 to 2)	26-6	
Congenital heart anomalies	16-2 (8-9 to 27-9)	17-3 (11-1 to 28-1)	22-3 (12-5 to 42-9)	10-5 (6-7 to 16)	2-9 (1-4 to 5)	3-6 (2-4 to 5-6)	4-4 (2-3 to 6-5)	4-6 (2-3 to 7)	2-2 (1-2 to 3-7)	5-2 (3-2 to 7-4)	5-5 (3-1 to 7-6)	4-5 (2-6 to 6-5)	2-5 (1-4 to 3-7)	4 (2-3 to 5-8)	2-9 (1-7 to 4-2)	2-8 (1-5 to 4-2)	1-1 (0 to 3-2)	1-8 (0 to 2-7)	0-2 (0 to 0-4)	0-1 (0 to 0-3)	0-1 (0 to 0-3)	0-1 (0 to 0-3)	0-1 (0 to 0-3)	0-1 (0 to 0-3)	116	
Orofacial clefts	0 (0 to 0)	0-2 (0 to 0-5)	0-4 (0 to 0-9)	0-3 (0 to 0-7)	0-1 (0 to 0-5)	0-3 (0 to 0-7)	0-2 (0 to 0-5)	0-2 (0 to 0-5)	0-3 (0 to 0-6)	0-3 (0 to 0-6)	0-3 (0 to 0-6)	0-3 (0 to 0-6)	0-3 (0 to 0-6)	0-3 (0 to 0-6)	0-3 (0 to 0-6)	0-3 (0 to 0-6)	0-2 (0 to 0-4)	0-1 (0 to 0-4)	0-2 (0 to 0-4)	0-2 (0 to 0-4)	0-1 (0 to 0-3)	0-1 (0 to 0-3)	0-1 (0 to 0-3)	0-1 (0 to 0-3)	4-5	
Down syndrome	2-4 (1-4 to 3-8)	0-9 (0-4 to 1-4)	2-4 (1-4 to 4-2)	1-2 (0 to 3)	0-8 (0 to 1-7)	1-2 (0 to 1-9)	1-3 (0 to 2-1)	1-6 (0 to 2-3)	2-2 (1 to 3-1)	2-5 (1 to 3-5)	2-7 (1 to 3-8)	2-4 (1 to 3-3)	2-5 (1 to 3-5)	3-4 (2 to 4-7)	5-2 (3 to 6-9)	6-2 (4 to 8-1)	8-4 (5 to 11-7)	6-7 (3 to 9-9)	3-5 (1 to 5)	2-5 (1 to 3-4)	0-3 (0 to 0-5)	0-3 (0 to 0-5)	0-3 (0 to 0-5)	0-3 (0 to 0-5)	51-1	
Turner syndrome	0 (0 to 0)	0 (0 to 0)	0-1 (0 to 0-1)	0-1 (0 to 0-2)	0-1 (0 to 0-2)	0-1 (0 to 0-2)	0-1 (0 to 0-2)	0-1 (0 to 0-2)	0-1 (0 to 0-2)	0-1 (0 to 0-2)	0-1 (0 to 0-2)	0-1 (0 to 0-2)	0-1 (0 to 0-2)	0-1 (0 to 0-1)	0-1 (0 to 0-1)	0-1 (0 to 0-1)	0-1 (0 to 0-1)	0-1 (0 to 0-1)	0-1 (0 to 0-1)	0-1 (0 to 0-1)	0-1 (0 to 0-1)	0-1 (0 to 0-1)	0-1 (0 to 0-1)	0-1 (0 to 0-1)	0-8	
Klinefelter syndrome	0 (0 to 0)	0 (0 to 0)	0 (0 to 0)	0 (0 to 0)	0 (0 to 0)	0 (0 to 0)	0 (0 to 0)	0 (0 to 0)	0 (0 to 0)	0 (0 to 0)	0 (0 to 0)	0 (0 to 0)	0 (0 to 0)	0 (0 to 0)	0 (0 to 0)	0 (0 to 0)	0 (0 to 0)	0 (0 to 0)	0 (0 to 0)	0 (0 to 0)	0 (0 to 0)	0 (0 to 0)	0 (0 to 0)	0 (0 to 0)	0-2	
Other chromosomal abnormalities	9-5 (5-6 to 20-1)	6-1 (3-9 to 16-3)	12-5 (7-4 to 25-4)	2-8 (1-6 to 5-4)	2-5 (1-6 to 3-7)	2-7 (1-7 to 3-7)	2-7 (1-7 to 3-7)	2-5 (1-6 to 3-4)	2-9 (2 to 4)	3 (2 to 4-2)	3 (2 to 4-2)	2-1 (1 to 3)	2-1 (1 to 3)	2-1 (1 to 3-1)	1-6 (0 to 2-4)	1-3 (0 to 2-2)	0-8 (0 to 1-2)	0-6 (0 to 0-9)	0-2 (0 to 0-5)	0-2 (0 to 0-5)	0-2 (0 to 0-5)	0-2 (0 to 0-5)	0-2 (0 to 0-5)	0-2 (0 to 0-5)	60-9	
Congenital musculoskeletal and limb anomalies	2-8 (1-7 to 4-9)	1-1 (0 to 2-1)	0-2 (0 to 0-7)	1-2 (0 to 2-1)	0-2 (0 to 1-1)	0-3 (0 to 1-2)	0-4 (0 to 1-3)	0-5 (0 to 1-4)	0-6 (0 to 1-7)	0-7 (0 to 1-8)	0-7 (0 to 1-8)	0-5 (0 to 1-5)	0-4 (0 to 1-4)	0-6 (0 to 1-7)	0-8 (0 to 1-9)	0-7 (0 to 1-7)	0-5 (0 to 1-4)	0-4 (0 to 1-2)	0-2 (0 to 1-1)	0-2 (0 to 1-1)	0-2 (0 to 1-1)	0-2 (0 to 1-1)	0-1 (0 to 1-1)	0-1 (0 to 1-1)	93-6	
Urogenital congenital anomalies	3-5 (1-4 to 6-9)	0-9 (0 to 2-2)	1-4 (0 to 3-3)	0-7 (0 to 1-7)	0-8 (0 to 1-9)	0-9 (0 to 2-1)	0-9 (0 to 2-1)	0-8 (0 to 2-1)	0-9 (0 to 2-2)	0-9 (0 to 2-2)	0-9 (0 to 2-2)	0-8 (0 to 2-1)	0-6 (0 to 2-1)	0-7 (0 to 2-2)	0-9 (0 to 2-3)	0-8 (0 to 2-2)	0-7 (0 to 2-1)	0-6 (0 to 2-1)	0-5 (0 to 1-9)	0-5 (0 to 1-9)	0-5 (0 to 1-9)	0-5 (0 to 1-9)	0-5 (0 to 1-9)	0-5 (0 to 1-9)	10-9	
Digestive congenital anomalies	10-5 (6-1 to 18-3)	6-9 (3-4 to 12-6)	3-4 (1-4 to 6-6)	2-5 (1 to 4-2)	0-9 (0 to 2-2)	0-9 (0 to 2-1)	0-9 (0 to 2-1)	0-9 (0 to 2-1)	0-9 (0 to 2-1)	0-9 (0 to 2-1)	0-9 (0 to 2-1)	0-9 (0 to 2-1)	0-9 (0 to 2-1)	0-9 (0 to 2-1)	0-9 (0 to 2-1)	0-9 (0 to 2-1)	0-9 (0 to 2-1)	0-9 (0 to 2-1)	0-9 (0 to 2-1)	0-9 (0 to 2-1)	0-9 (0 to 2-1)	0-9 (0 to 2-1)	0-9 (0 to 2-1)	0-9 (0 to 2-1)	31-8	
Other congenital birth defects	13-2 (5-5 to 31-2)	12-5 (4-2 to 28-7)	12-5 (7-5 to 21-2)	5-6 (2 to 12-8)	0-9 (0 to 7-7)	1-1 (0 to 8-2)	0-9 (0 to 7-6)	0-8 (0 to 6-7)	0-9 (0 to 6-8)	0-9 (0 to 6-9)	0-9 (0 to 6-9)	0-9 (0 to 6-9)	0-9 (0 to 6-9)	0-9 (0 to 6-9)	0-9 (0 to 6-9)	0-9 (0 to 6-9)	0-9 (0 to 6-9)	0-9 (0 to 6-9)	0-9 (0 to 6-9)	0-9 (0 to 6-9)	0-9 (0 to 6-9)	0-9 (0 to 6-9)	0-9 (0 to 6-9)	0-9 (0 to 6-9)	110	
Urinary diseases and male infertility	0-1 (0 to 0-1)	0-1 (0 to 0-3)	0-3 (0 to 0-9)	0-6 (0 to 1-1)	0-5 (0 to 1-2)	0-6 (0 to 1-3)	0-7 (0 to 1-4)	0-8 (0 to 1-5)	0-9 (0 to 1-7)	0-9 (0 to 1-8)	0-9 (0 to 1-8)	0-9 (0 to 1-7)	0-8 (0 to 1-7)	0-9 (0 to 1-8)	0-9 (0 to 1-8)	0-9 (0 to 1-8)	0-9 (0 to 1-8)	0-9 (0 to 1-8)	0-9 (0 to 1-8)	0-9 (0 to 1-8)	0-9 (0 to 1-8)	0-9 (0 to 1-8)	0-9 (0 to 1-8)	0-9 (0 to 1-8)	448	
Urolithiasis	0 (0 to 0)	0 (0 to 0)	0 (0 to 0)	0 (0 to 0)	0-1 (0 to 0-1)	0-1 (0 to 0-2)	0-2 (0 to 0-4)	0-3 (0 to 0-6)	0-4 (0 to 1-1)	0-4 (0 to 1-1)	0-4 (0 to 1-1)	0-4 (0 to 1-1)	0-3 (0 to 0-8)	0-4 (0 to 1-1)	0-5 (0 to 1-2)	0-5 (0 to 1-2)	0-4 (0 to 1-1)	0-4 (0 to 1-1)	0-4 (0 to 1-1)	0-4 (0 to 1-1)	0-4 (0 to 1-1)	0-4 (0 to 1-1)	0-4 (0 to 1-1)	0-4 (0 to 1-1)	28-9	
Benign prostatic hyperplasia	0 (0 to 0)	0 (0 to 0)	0 (0 to 0)	0 (0 to 0)	0 (0 to 0)	0 (0 to 0)	0 (0 to 0)	0 (0 to 0)	0 (0 to 0)	0 (0 to 0)	0 (0 to 0)	0 (0 to 0)	0 (0 to 0)	0 (0 to 0)	0 (0 to 0)	0 (0 to 0)	0 (0 to 0)	0 (0 to 0)	0 (0 to 0)	0 (0 to 0)	0 (0 to 0)	0 (0 to 0)	0 (0 to 0)	0 (0 to 0)	0 (0 to 0)	73-3	
Male infertility	0 (0 to 0)	0 (0 to 0)	0 (0 to 0)	0 (0 to 0)	0 (0 to 0)	0 (0 to 0)	0 (0 to 0)	0 (0 to 0)	1-7 (0 to 2-9)	1-9 (0 to 4-4)	1-9 (0 to 5-2)	1-5 (0 to 3-2)	0-9 (0 to 2-2)	0-9 (0 to 2-2)	0-9 (0 to 2-1)	0-9 (0 to 2-1)	0-9 (0 to 2-1)	0-9 (0 to 2-1)	0-9 (0 to 2-1)	0-9 (0 to 2-1)	0-9 (0 to 2-1)	0-9 (0 to 2-1)	0-9 (0 to 2-1)	0-9 (0 to 2-1)	9-2	
Other urinary diseases	0-1 (0 to 0-1)	0-1 (0 to 0-1)	0-1 (0 to 0-1)	0-2 (0 to 0-4)	0-2 (0 to 0-5)	0-2 (0 to 0-5)	0-2 (0 to 0-3)	0-3 (0 to 0-7)	0-4 (0 to 0-8)	0-5 (0 to 1-2)	0-5 (0 to 1-2)	0-4 (0 to 1-1)	0-4 (0 to 1-1)	0-4 (0 to 1-1)	0-4 (0 to 1-1)	0-4 (0 to 1-1)	0-4 (0 to 1-1)	0-4 (0 to 1-1)	0-4 (0 to 1-1)	0-4 (0 to 1-1)	0-4 (0 to 1-1)	0-4 (0 to 1-1)	0-4 (0 to 1-1)	0-4 (0 to 1-1)	17-1	
Gynecological diseases	0 (0 to 0)	0 (0 to 0)	0 (0 to 0)	0 (0 to 0)	0-5 (0 to 1-4)	4-7 (4-4 to 14-8)	27-7 (16-5 to 43-4)	44-7 (26-5 to 70)	71-2 (41-3 to 94-4)	107 (71-7 to 158)	112 (81-1 to 233)	103 (69-4 to 156)	101 (66-8 to 164)	99-5 (65-4 to 148)	89-1 (57-3 to 132)	84-8 (52-1 to 132)	78-2 (45-1 to 132)	70-4 (39-3 to 114)	62-1 (33-5 to 98-1)	53-5 (28-1 to 83)	45-1 (19-8 to 74-4)	35-6 (15-9 to 59-4)	15-3 (6-8 to 32-5)	6-6 (2-5 to 15-1)	952	
Uterine fibroids	0 (0 to 0)	0 (0 to 0)	0 (0 to 0)	0 (0 to 0)	0-1 (0 to 0-2)	0-3 (0 to 0-9)	0-3 (0 to 0-7)	0-5 (0 to 1-1)	0-6 (0 to 1-4)	0-8 (0 to 1-7)	2-1 (0 to 4-5)	2-9 (1 to 6-1)	4-7 (2 to 9)	5-3 (2 to 10-1)	5-3 (2 to 10-3)	5-3 (2 to 10-2)	4-7 (2 to 9-7)	3-9 (1 to 8-2)	2-7 (1 to 5-2)	1-3 (0 to 2-5)	0-8 (0 to 1-5)	0-4 (0 to 0-9)	0-2 (0 to 0-4)	0-1 (0 to 0-3)	32-1	
Polycystic ovarian syndrome	0 (0 to 0)	0 (0 to 0)	0 (0 to 0)	0 (0 to 0)	0 (0 to 0)	0 (0 to 0)	0-5 (0 to 1-7)	1-1 (0 to 3-1)	2-5 (0 to 6-9)	4-5 (2 to 10-7)	4-5 (2 to 11-7)	4-1 (2 to 10-9)	4-1 (2 to 11-7)	4-7 (2 to 12-3)	4-7 (2 to 12-9)	4-7 (2 to 12-4)	4-1 (2 to 11-6)	3-7 (1 to 10-4)	3-1 (1 to 8-6)	2-5 (1 to 7-2)	1-8 (0 to 5-1)	1-2 (0 to 3-6)	0-6 (0 to 2-1)	0-3 (0 to 1-1)	33-3	
Female infertility	0 (0 to 0)	0 (0 to 0)	0 (0 to 0)	0 (0 to 0)	0 (0 to 0)	0 (0 to 0)	0 (0 to 0)	0 (0 to 0)	0 (0 to 0)	0 (0 to 0)	0 (0 to 0)	0 (0 to 0)	0 (0 to 0)	0 (0 to 0)	0 (0 to 0)	0 (0 to 0)	0 (0 to 0)	0 (0 to 0)	0 (0 to 0)	0 (0 to 0)	0 (0 to 0)	0 (0 to 0)	0 (0 to 0)	0 (0 to 0)	0 (0 to 0)	0	
Endometriosis	0 (0 to 0)	0 (0 to 0)	0 (0 to 0)	0 (0 to 0)	0 (0 to 0)	0 (0 to 0)	0-1 (0 to 0-3)	0-2 (0 to 0-4)	0-4 (0 to 1-1)	0-5 (0 to 1-3)	0-5 (0 to 1-4)	0-5 (0 to 1-3)	0-5 (0 to 1-3)	0-5 (0 to 1-3)	0-5 (0 to 1-3)	0-4 (0 to 1-2)	0-3 (0 to 1-1)	0-3 (0 to 0-9)	0-2 (0 to 0-7)	0-2 (0 to 0-6)	0-2 (0 to 0-6)	0-2 (0 to 0-6)	0-2 (0 to 0-6)	0-2 (0 to 0-6)	39-6	
Genital prolapse	0 (0 to 0)	0 (0 to 0)	0 (0 to 0)	0 (0 to 0)	0 (0 to 0)	0 (0 to 0)	0 (0 to 0)	0 (0 to 0)	0 (0 to 0)	0 (0 to 0)	0 (0 to 0)	0 (0 to 0)	0 (0 to 0)	0 (0 to 0)	0 (0 to 0)	0 (0 to 0)	0 (0 to 0)	0 (0 to 0)	0 (0 to 0)	0 (0 to 0)	0 (0 to 0)	0 (0 to 0)	0 (0 to 0)	0 (0 to 0)	0 (0 to 0)	4-8	
Premenstrual syndrome	0 (0 to 0)	0 (0 to 0)	0 (0 to 0)	0 (0 to 0)	0 (0 to 0)	0 (0 to 0)	0 (0 to 0)	0 (0 to 0)	0 (0 to 0)	0 (0 to 0)	0 (0 to 0)	0 (0 to 0)	0 (0 to 0)	0 (0 to 0)	0 (0 to 0)	0 (0 to 0)	0 (0 to 0)	0 (0 to 0)	0 (0 to 0)	0 (0 to 0)	0 (0 to 0)	0 (0 to 0)	0 (0 to 0)	0 (0 to 0)	0 (0 to 0)	0-1	
Other hemoglobinopathies and hemolytic anemias	0 (0 to 0)	0 (0 to 0)	0-7 (0 to 2-1)	0-9 (0 to 2-9)	0-1 (0 to 0-5)	0-2 (0 to 0-6)	0-2 (0 to 0-5)	0-4 (0 to 1-1)	0-6 (0 to 1-3)	0-7 (0 to 1-6)	0-8 (0 to 2-2)	0-8 (0 to 1-7)	1-1 (0 to 2-7)	0-9 (0 to 2-4)	1-2 (0 to 2-3)	1-3 (0 to 2-3)	1-3 (0 to 2-4)	1-3 (0 to 2-4)	1-9 (0 to 4)	2-3 (0 to 4-9)	1-9 (0 to 4-3)	2-1 (1 to 4-2)	1-6 (1 to 3-6)	0-8 (0 to 1-8)	2-1	
Endocrine, metabolic, blood, and immune disorders	2-3 (1-5 to 3-2)	2-5 (1 to 3-6)	10-5 (7 to 15-7)	22-2 (16 to 33)	17-7 (11-5 to 25-9)	22 (13-9 to 29-4)	24-7 (16-4 to 34-4)	33-1 (22-5 to 48-5)	49 (32-4 to 73-1)	63-9 (41-9 to 93-4)	62-9 (38-1 to 98-4)	52-3 (31-2 to 86-4)	52-6 (32-1 to 82-6)	62-1 (38-5 to 97)	111 (72-4 to 166)	134 (79-1 to 198)	135 (75-9 to 196)	118 (70-3 to 173)	78-6 (51-4 to 113)	62-2 (36-3 to 92-1)	34-4 (16-6 to 56-9)	9-5 (3-5 to 18)	2-7 (1-5 to 5-1)	1,190	
Oral disorders	4-1 (2-4 to 6-4)	4-1 (2-4 to 6-4)	5-4 (3-2 to 8-5)	6-4 (3-6 to 10)	8-3 (4 to 13-5)	12-6 (7-3 to 21)	19-3 (10-9 to 31-4)	27 (15-7 to 45-5)	33-1 (19 to 57)	39-2 (18-1 to 62-3)	43-6 (24-9 to 73-7)	48-3 (26-1 to 80-1)	49-6 (24-9 to 84-1)	58-3 (29-1 to 98-1)	76-2 (39-1 to 128)	87-6 (52-3 to 138)	99-4 (54-5 to 155)	113 (70-1 to 173)	87-3 (54-2 to 130)	72-1 (46-1 to 107)	46-1 (25-4 to 68-9)	16-1 (10-1 to 22)	3-6 (2-4 to 4-6)	852	
Caries of deciduous teeth	0 (0 to 0)	0 (0 to 0)	0 (0 to 0)	0 (0 to 0)	0 (0 to 0)	0 (0 to 0)	0 (0 to 0)	0 (0 to 0)	0 (0 to 0)	0 (0 to 0)	0 (0 to 0)	0 (0 to 0)	0 (0 to 0)	0 (0 to 0)	0 (0 to 0)	0 (0 to 0)	0 (0 to 0)	0 (0 to 0)	0 (0 to 0)	0 (0 to 0)	0 (0 to 0)	0 (0 to 0)	0 (0 to 0)	0 (0 to 0)	1-3	
Caries of permanent teeth	0 (0 to 0)	0 (0 to 0)	0 (0 to 0)	0 (0 to 0)	3-1 (1-3 to 6-1)	3-1 (1-3 to 6-4)	4-1 (1-7 to 7-9)	4-7 (1-8 to 9-3)	5-2 (2 to 10-4)	5-4 (2-2 to 11)	5-4 (1-7 to 9-7)	4-3 (1-6 to 8-1)	4-7 (1-9 to 9-8)	4-7 (1-9 to 9-6)	4-5 (1-6 to 9-2)	4-5 (1-6 to 9-2)	3-5 (1-4 to 7-2)	3-5 (1-4 to 6-4)	3-5 (1-4 to 6-4)	2-1 (0 to 4-6)	1-5 (0 to 3-1)	0-7 (0 to 1-4)	0-2 (0 to 0-5)	0-1 (0 to 0-1)	59-5	
Periodontal diseases	0 (0 to 0)	0 (0 to 0)	0 (0 to 0)	0 (0 to 0)	0 (0 to 0)	0 (0 to 0)	0 (0 to 0)	0 (0 to 0)	0 (0 to 0)	0 (0 to 0)	0 (0 to 0)	0 (0 to 0)	0 (0 to 0)	0 (0 to 0)	0 (0 to 0)	0 (0 to 0)	0 (0 to 0)	0 (0 to 0)	0 (0 to 0)	0 (0 to 0)	0 (0 to 0)	0 (0 to 0)	0 (0 to 0)	0 (0 to 0)	0 (0 to 0)	122	
Other oral disorders	0 (0 to 0)	0 (0 to 0)	0-7 (0 to 2-5)	3-5 (2 to 5-4)	3-7 (2 to 5-7)	5 (2 to 7-6)	6-7 (4 to 10-1)	9-1 (5 to 13-2)	10-5 (6 to 15-3)	11-9 (6 to 17-5)	12-3 (6 to 18-3)	10-7 (6 to 16-3)	9-7 (5 to 12-9)	9-6 (5 to 14-4)	9-6 (6 to 15-1)	9-3 (6 to 13-7)	8-3 (5 to 12-4)	7-2 (4 to 11)	6-2 (3 to 9-2)	4-7 (2 to 6-9)	3-1 (1 to 3-2)	2-1 (0 to 3-1)	0-6 (0 to 1-4)	0-3 (0 to 0-5)	120	
Sudden infant death syndrome	46-4 (3-9 to 96)	46-4 (23-7 to 98-7)																							NA	
Injuries	0-8 (0-6 to 1-1)	1-4 (1 to 1-9)	11-4 (7-4 to 15-5)	36-6 (30-3 to 43-9)	40-4 (30-9 to 52-1)	60-9 (40 to 78-7)	142 (101 to 168)	224 (160 to 262)	254 (181 to 294)	225 (215 to 306)	321 (274 to 382)	359 (299 to 434)	303 (251 to 370)	327 (265 to 405)	314 (248 to 397)	327 (258 to 416)	279 (218 to 356)	263 (206 to 339)	291 (230 to 371)	253 (200 to 320)	282 (226 to 348)	219 (178 to 268)	119 (90-7 to 146)	35-4 (28-6 to 43-5)	4,470	
Transport injuries	0 (0 to 0-1)	0-1 (0 to 0-1)	0-7 (0 to 1-1)	0-4 (0 to 1-1)	0-6 (0 to 1-7)	0-8 (0 to 1-8)	1-9 (0 to 3-5)	2-6 (1 to 4-2)	3-1 (1 to 4-7)	3-5 (2 to 5-1)	3-9 (2 to 5-6)	4-3 (2 to 6-3)	4-1 (2 to 6-2)	4-4 (2 to 6-5)	4-4 (2 to 6-7)	4-7 (2 to 7-1)	4-3 (2 to 6-5)	3-9 (2 to 5-7)	3-8 (2 to 5-4)	3-5 (2 to 5-1)	3-8 (2 to 5-4)	3-1 (1 to 4-1)	1-7 (1 to 2-4)	0-5 (0 to 0-7)	563	
Road injuries	0 (0 to 0)	0-1 (0 to 0-1)	0-5 (0 to 1-1)	0-4 (0 to 0-7)	0-4 (0 to 0-8)	0-5 (0 to 0-9)	1-2 (0 to 2-4)	1-7 (0 to 3-2)	2-1 (0 to 3-8)	2-3 (0 to 4-2)	2-6 (0 to 4-7)	2-9 (0 to 5-1)	2-7 (0 to 4-8)	2-9 (0 to 5-1)	2-8 (0 to 5-1)	2-9 (0 to 5-2)	2-5 (0 to 4-6)	2-3 (0 to 4-2)	2-2 (0 to 4-1)	2-1 (0 to 3-8)	2-2 (0 to 4-1)	1-8 (0 to 3-3)	1-3 (0 to 2-4)	0-4 (0 to 0-7)	520	
Pedestrian road injuries	0 (0 to 0)	0 (0 to 0)	0-2 (0 to 0-3)	0-2 (0 to 0-3)	0-3 (0 to 0-6)	0-4 (0 to 0-6)	0-6 (0 to 1-2)	0-8 (0 to 1-5)	0-9 (0 to 1-7)	0-9 (0 to 1-8)	1-1 (0 to 2-1)	1-1 (0 to 2-2)	1-1 (0 to 2-1)	1-2 (0 to 2-3)	1-2 (0 to 2-3)	1-2 (0 to 2-3)	1-1 (0 to 2-2)	1-1 (0 to 2-1)	1-1 (0 to 2-1)	1-1 (0 to 2-1)	1-1 (0 to 2-1)	0-9 (0 to 1-7)	0-6 (0 to 1-2)	0-3 (0 to 0-5)	139	
Cyclist road injuries	0 (0 to 0)	0 (0 to 0)	0-1 (0 to 0-2)	0-2 (0 to 0-4)	0-2 (0 to 0-4)	0-2 (0 to 0-5)	0-3 (0 to 0-7)	0-4 (0 to 0-9)	0-5 (0 to 1-1)	0-5 (0 to 1-1)	0-6 (0 to 1-2)	0-7 (0 to 1-4)	0-6 (0 to 1-3)	0-7 (0 to 1-4)	0-7 (0 to 1-4)	0-7 (0 to 1-5)	0-6 (0 to 1-3)	0-5 (0 to 1-2)	0-5 (0 to 1-1)	0-5 (0 to 1-1)	0-5 (0 to 1-1)	0-4 (0 to 1-1)	0-3 (0 to 0-8)	0-1 (0 to 0-3)	70-1	
Motorcyclist road injuries	0 (0 to 0)	0 (0 to 0)	0 (0 to 0-1)	0-2 (0 to 0-3)	0-3 (0 to 0-6)	0-3 (0 to 0-6)	0-7 (0 to 1-1)	0-9 (0 to 1-5)	1-1 (0 to 1-8)	1-2 (0 to 1-9)	1-4 (0 to 2-2)	1-5 (0 to 2-3)	1-4 (0 to 2-2)	1-5 (0 to 2-3)	1-5 (0 to 2-3)	1-5 (0 to 2-3)	1-4 (0 to 2-2)	1-3 (0 to 2-1)	1-3 (0 to 2-1)	1-3 (0 to 2-1)	1-3 (0 to 2-1)	1-2 (0 to 1-8)	0-9 (0 to 1-4)	0-5 (0 to 0-8)	86-7	
Motor vehicle road injuries	0 (0 to 0)	0 (0 to 0)	0-4 (0 to 0-6)	1-9 (1 to 2-6)	1-6 (1 to 2-5)	2-4 (1 to 3-3)	5-9 (3 to 8-2)	8-9 (5 to 12-3)	10-5 (6 to 14-5)	12-2 (7 to 16-8)	14-5 (8 to 19-9)	16-7 (10 to 22-6)	15-4 (9 to 21-1)	16-5 (10 to 22-5)	16-4 (10 to 22-3)	16-5 (10 to 22-5)	14-5 (9 to 19-8)	12-2 (7 to 16-8)	11-5 (7 to 15-5)	9-8 (6 to 13-1)	9-3 (5 to 12-4)	7-7 (4 to 10-1)	5-4 (3 to 7-1)	2-8 (1 to 3-7)	216	
Other road injuries	0 (0 to 0)	0 (0 to 0)	0-1 (0 to 0-3)	0-3 (0 to 0-5)	0-3 (0 to 0-6)	0-3 (0 to 0-6)	0-5 (0 to 0-9)	0-6 (0 to 1-1)	0-7 (0 to 1-3)	0-8 (0 to 1-4)	0-9 (0 to 1-6)	0-9 (0 to 1-6)	0-9 (0 to 1-6)	0-9 (0 to 1-7)	0-9 (0 to 1-6)	0-9 (0 to 1-7)	0-8 (0 to 1-5)	0-7 (0 to 1-3)	0-6 (0 to 1-2)	0-6 (0 to 1-2)	0-6 (0 to 1-2)	0-5 (0 to 1-1)	0-3 (0 to 0-7)	0-2 (0 to 0-5)

SR Table 2c: Middlesbrough DALYS by cause and sex group for both sexes with 95% uncertainty intervals, 2019

Cause	Early Neonatal	Late Neonatal	Post Neonatal	1 to 4	5 to 9	10 to 14	15 to 19	20 to 24	25 to 29	30 to 34	35 to 39	40 to 44	45 to 49	50 to 54	55 to 59	60 to 64	65 to 69	70 to 74	75 to 79	80 to 84	85 to 89	90 to 94	95 plus	Total
All causes	2,592 (2,009 to 3,207)	1,007 (706 to 1,348)	1,966 (1,598 to 2,394)	2,777 (2,192 to 3,462)	1,284 (1,014 to 1,600)	1,010 (797 to 1,260)	1,440 (1,144 to 1,776)	1,852 (1,550 to 2,196)	2,102 (1,692 to 2,560)	2,270 (1,829 to 2,770)	2,520 (2,032 to 3,070)	2,777 (2,240 to 3,382)	3,107 (2,506 to 3,780)	3,457 (2,788 to 4,206)	3,880 (3,130 to 4,720)	4,299 (3,469 to 5,230)	4,747 (3,830 to 5,774)	5,206 (4,199 to 6,330)	5,663 (4,568 to 6,888)	6,090 (4,911 to 7,406)	6,447 (5,200 to 7,840)	6,687 (5,392 to 8,132)	46,200
Communicable, maternal, neonatal, and nutritional diseases	1,644 (1,144 to 2,233)	644 (444 to 896)	1,264 (1,030 to 1,534)	1,844 (1,454 to 2,298)	1,004 (784 to 1,268)	744 (584 to 938)	1,004 (784 to 1,268)	1,244 (1,044 to 1,484)	1,444 (1,204 to 1,704)	1,644 (1,364 to 1,944)	1,844 (1,524 to 2,184)	2,044 (1,684 to 2,424)	2,244 (1,844 to 2,664)	2,444 (2,004 to 2,904)	2,644 (2,164 to 3,144)	2,844 (2,324 to 3,384)	3,044 (2,484 to 3,624)	3,244 (2,644 to 3,864)	3,444 (2,804 to 4,104)	3,644 (2,964 to 4,344)	3,844 (3,124 to 4,584)	3,470
HIV/AIDS and sexually transmitted infections	6.6 (1.8 to 14.9)	2.2 (0.4 to 4.9)	2.7 (1.2 to 5.3)	0.5 (0.4 to 0.7)	0.3 (0.2 to 0.4)	0.3 (0.2 to 0.3)	0.6 (0.4 to 0.8)	1.6 (1.1 to 2.1)	3.4 (2.5 to 4.6)	6.1 (4.7 to 8.1)	8.7 (6.9 to 11)	6.1 (4.8 to 8.2)	5.4 (4.1 to 7.2)	3.7 (2.8 to 4.9)	2.6 (1.9 to 3.6)	2.4 (1.6 to 3.5)	1.3 (0.7 to 2.2)	0.6 (0.4 to 1)	0.3 (0.2 to 0.4)	0.2 (0.1 to 0.3)	0.1 (0 to 0.1)	59.8
HIV/AIDS	0 (0 to 0)	0 (0 to 0)	0.5 (0.4 to 0.6)	0.4 (0.3 to 0.5)	0.2 (0.2 to 0.3)	0.2 (0.1 to 0.2)	0.5 (0.3 to 0.6)	1.4 (0.7 to 1.2)	3.2 (1.6 to 2.7)	6.3 (3.3 to 5.3)	4.7 (2.6 to 4.2)	4.3 (2.4 to 3.7)	4.1 (2.2 to 3.4)	2.6 (1.4 to 2.3)	2.1 (1.1 to 1.9)	2 (1 to 2)	0.9 (0.4 to 1.4)	0.4 (0.2 to 0.7)	0.1 (0 to 0.1)	0 (0 to 0)	0 (0 to 0)	34
HIV/AIDS - Drug-susceptible Tuberculosis	0 (0 to 0)	0 (0 to 0)	0 (0 to 0.1)	0 (0 to 0)	0 (0 to 0)	0 (0 to 0)	0 (0 to 0.1)	0 (0 to 0.1)	0 (0 to 0.1)	0 (0 to 0.1)	0 (0 to 0.1)	0 (0 to 0.1)	0 (0 to 0.1)	0 (0 to 0.1)	0 (0 to 0.1)	0 (0 to 0.1)	0 (0 to 0.1)	0 (0 to 0.1)	0 (0 to 0.1)	0 (0 to 0.1)	0 (0 to 0.1)	0 (0 to 0.1)	3.6
HIV/AIDS - Multidrug-resistant Tuberculosis without extensive drug-resistance	0 (0 to 0)	0 (0 to 0)	0 (0 to 0)	0 (0 to 0)	0 (0 to 0)	0 (0 to 0)	0 (0 to 0)	0 (0 to 0)	0 (0 to 0)	0 (0 to 0)	0 (0 to 0)	0 (0 to 0)	0 (0 to 0)	0 (0 to 0)	0 (0 to 0)	0 (0 to 0)	0 (0 to 0)	0 (0 to 0)	0 (0 to 0)	0 (0 to 0)	0 (0 to 0)	0 (0 to 0)	0.1
HIV/AIDS - Extensively drug-resistant Tuberculosis	0 (0 to 0)	0 (0 to 0)	0 (0 to 0)	0 (0 to 0)	0 (0 to 0)	0 (0 to 0)	0 (0 to 0)	0 (0 to 0)	0 (0 to 0)	0 (0 to 0)	0 (0 to 0)	0 (0 to 0)	0 (0 to 0)	0 (0 to 0)	0 (0 to 0)	0 (0 to 0)	0 (0 to 0)	0 (0 to 0)	0 (0 to 0)	0 (0 to 0)	0 (0 to 0)	0 (0 to 0)	0
HIV/AIDS resulting in other diseases	6.6 (0 to 0)	2.2 (0 to 0)	2.2 (0 to 0)	0.1 (0 to 0)	0.1 (0 to 0)	0.1 (0 to 0)	0.1 (0 to 0)	0.2 (0 to 0)	0.2 (0 to 0)	0.2 (0 to 0)	0.2 (0 to 0)	0.2 (0 to 0)	0.2 (0 to 0)	0.2 (0 to 0)	0.2 (0 to 0)	0.2 (0 to 0)	0.2 (0 to 0)	0.2 (0 to 0)	0.2 (0 to 0)	0.2 (0 to 0)	0.2 (0 to 0)	0.2 (0 to 0)	30.2
Sexually transmitted infections excluding HIV	0 (0 to 0)	0 (0 to 0)	0 (0 to 0)	0 (0 to 0)	0 (0 to 0)	0 (0 to 0)	0 (0 to 0)	0 (0 to 0)	0 (0 to 0)	0 (0 to 0)	0 (0 to 0)	0 (0 to 0)	0 (0 to 0)	0 (0 to 0)	0 (0 to 0)	0 (0 to 0)	0 (0 to 0)	0 (0 to 0)	0 (0 to 0)	0 (0 to 0)	0 (0 to 0)	0 (0 to 0)	24.9
Syphilis	6.6 (1.8 to 14.9)	2.2 (0.4 to 4.9)	2.2 (0.4 to 4.9)	0.1 (0 to 0.2)	0.1 (0 to 0.1)	0.1 (0 to 0.1)	0 (0 to 0)	0 (0 to 0)	0 (0 to 0)	0 (0 to 0.1)	0 (0 to 0)	0 (0 to 0)	0 (0 to 0)	0 (0 to 0)	0 (0 to 0)	0 (0 to 0)	0 (0 to 0)	0 (0 to 0)	0 (0 to 0)	0 (0 to 0)	0 (0 to 0)	0 (0 to 0)	12.5
Chlamydial infection	0 (0 to 0)	0 (0 to 0)	0 (0 to 0)	0 (0 to 0)	0 (0 to 0)	0 (0 to 0)	0 (0 to 0)	0 (0 to 0.1)	0 (0 to 0.1)	0 (0 to 0.1)	0 (0 to 0.1)	0 (0 to 0.1)	0 (0 to 0.1)	0 (0 to 0.1)	0 (0 to 0.1)	0 (0 to 0.1)	0 (0 to 0.1)	0 (0 to 0.1)	0 (0 to 0.1)	0 (0 to 0.1)	0 (0 to 0.1)	0 (0 to 0.1)	2.2
Gonococcal infection	0 (0 to 0)	0 (0 to 0)	0 (0 to 0)	0 (0 to 0)	0 (0 to 0)	0 (0 to 0)	0 (0 to 0)	0 (0 to 0)	0 (0 to 0)	0 (0 to 0)	0 (0 to 0)	0 (0 to 0)	0 (0 to 0)	0 (0 to 0)	0 (0 to 0)	0 (0 to 0)	0 (0 to 0)	0 (0 to 0)	0 (0 to 0)	0 (0 to 0)	0 (0 to 0)	0 (0 to 0)	0.9
Trichomoniasis	0 (0 to 0)	0 (0 to 0)	0 (0 to 0)	0 (0 to 0)	0 (0 to 0)	0 (0 to 0)	0 (0 to 0)	0 (0 to 0)	0 (0 to 0)	0 (0 to 0)	0 (0 to 0)	0 (0 to 0)	0 (0 to 0)	0 (0 to 0)	0 (0 to 0)	0 (0 to 0)	0 (0 to 0)	0 (0 to 0)	0 (0 to 0)	0 (0 to 0)	0 (0 to 0)	0 (0 to 0)	1.6
Genital herpes	0 (0 to 0)	0 (0 to 0)	0 (0 to 0)	0 (0 to 0)	0 (0 to 0)	0 (0 to 0)	0 (0 to 0)	0 (0 to 0)	0 (0 to 0)	0 (0 to 0)	0 (0 to 0)	0 (0 to 0)	0 (0 to 0)	0 (0 to 0)	0 (0 to 0)	0 (0 to 0)	0 (0 to 0)	0 (0 to 0)	0 (0 to 0)	0 (0 to 0)	0 (0 to 0)	0 (0 to 0)	3
Other sexually transmitted infections	0 (0 to 0)	0 (0 to 0)	0 (0 to 0)	0 (0 to 0)	0 (0 to 0)	0 (0 to 0)	0 (0 to 0)	0 (0 to 0)	0 (0 to 0)	0 (0 to 0)	0 (0 to 0)	0 (0 to 0)	0 (0 to 0)	0 (0 to 0)	0 (0 to 0)	0 (0 to 0)	0 (0 to 0)	0 (0 to 0)	0 (0 to 0)	0 (0 to 0)	0 (0 to 0)	0 (0 to 0)	4.3
Respiratory infections and tuberculosis	2.1 (1.5 to 2.1)	2.7 (2.1 to 4)	36 (14.4 to 31.4)	169 (116 to 229.7)	19.6 (9.9 to 33.9)	9.6 (4.9 to 16.2)	9.6 (4.7 to 21.2)	12.2 (7.5 to 20.5)	16.1 (10.1 to 25.3)	20.9 (12.9 to 32.6)	29.6 (21.6 to 40.2)	38.1 (31.4 to 46.2)	49.1 (39.2 to 59.2)	64 (53.9 to 73.7)	76.2 (63.7 to 90.1)	89.8 (72 to 112)	102 (82.7 to 122)	111 (87.9 to 138)	120 (93.1 to 149)	128 (97.1 to 159)	134 (97.6 to 167)	1,450
Tuberculosis	0 (0 to 0)	0 (0 to 0)	0 (0 to 0.1)	0.2 (0 to 0.2)	0.1 (0 to 0.1)	0.1 (0 to 0.1)	0.3 (0.2 to 0.3)	0.6 (0.4 to 0.6)	1.1 (0.7 to 1.7)	1.7 (1.1 to 2.5)	1.1 (0.8 to 1.7)	1.2 (0.8 to 1.7)	1.3 (0.9 to 1.8)	1.4 (0.9 to 1.9)	1.5 (1 to 2)	1.6 (1 to 2.2)	1.7 (1.2 to 2.3)	1.8 (1.2 to 2.4)	1.9 (1.3 to 2.5)	2 (1.3 to 2.6)	2.1 (1.4 to 2.8)	22.6
Latent tuberculosis infection	0 (0 to 0)	0 (0 to 0)	0 (0 to 0)	0 (0 to 0)	0 (0 to 0)	0 (0 to 0)	0 (0 to 0)	0 (0 to 0)	0 (0 to 0)	0 (0 to 0)	0 (0 to 0)	0 (0 to 0)	0 (0 to 0)	0 (0 to 0)	0 (0 to 0)	0 (0 to 0)	0 (0 to 0)	0 (0 to 0)	0 (0 to 0)	0 (0 to 0)	0 (0 to 0)	0 (0 to 0)	0
Drug-susceptible tuberculosis	0 (0 to 0)	0 (0 to 0)	0 (0 to 0.1)	0.2 (0 to 0.2)	0.1 (0 to 0.1)	0.1 (0 to 0.1)	0.3 (0.2 to 0.3)	0.6 (0.4 to 0.6)	1.1 (0.7 to 1.6)	1.7 (1.1 to 2.4)	1.1 (0.7 to 1.6)	1.2 (0.7 to 1.6)	1.3 (0.9 to 1.8)	1.4 (0.9 to 1.8)	1.5 (1 to 2)	1.6 (1 to 2.2)	1.7 (1.1 to 2.3)	1.8 (1.2 to 2.4)	1.9 (1.3 to 2.5)	2 (1.3 to 2.6)	2.1 (1.4 to 2.8)	22
Multidrug-resistant tuberculosis without extensive drug-resistance	0 (0 to 0)	0 (0 to 0)	0 (0 to 0)	0 (0 to 0)	0 (0 to 0)	0 (0 to 0)	0 (0 to 0.1)	0 (0 to 0.1)	0 (0 to 0.2)	0 (0 to 0.1)	0 (0 to 0.1)	0 (0 to 0.1)	0 (0 to 0.1)	0 (0 to 0.2)	0 (0 to 0.2)	0 (0 to 0.2)	0 (0 to 0.2)	0 (0 to 0.2)	0 (0 to 0.3)	0 (0 to 0.3)	0 (0 to 0.3)	0 (0 to 0.3)	0.5
Extensively drug-resistant tuberculosis	0 (0 to 0)	0 (0 to 0)	0 (0 to 0)	0 (0 to 0)	0 (0 to 0)	0 (0 to 0)	0 (0 to 0)	0 (0 to 0)	0 (0 to 0)	0 (0 to 0)	0 (0 to 0)	0 (0 to 0)	0 (0 to 0)	0 (0 to 0)	0 (0 to 0)	0 (0 to 0)	0 (0 to 0)	0 (0 to 0)	0 (0 to 0)	0 (0 to 0)	0 (0 to 0)	0 (0 to 0)	0.1
Lower respiratory infections	2.1 (1.5 to 2.1)	2.8 (2 to 3.9)	36.4 (14.5 to 31.8)	167.4 (114.9 to 226.2)	19.2 (9.6 to 33.2)	9.2 (4.6 to 15.6)	9.2 (4.5 to 20.4)	11.6 (7.1 to 19.5)	15.2 (9.5 to 24)	19.2 (11.8 to 29.9)	27.3 (19.9 to 37)	35.2 (29 to 42.6)	45.3 (36.2 to 54.6)	59 (49.8 to 68.1)	70.4 (58.8 to 83.2)	82.9 (66.5 to 104)	94.2 (76.4 to 113)	102 (79.7 to 126)	111 (85.9 to 138)	118 (89.7 to 147)	123 (89.6 to 154)	1,270
Upper respiratory infections	0 (0 to 0)	0.1 (0.1 to 0.2)	2.7 (1.4 to 4.2)	11.6 (9.9 to 13.2)	0.5 (0.4 to 0.7)	0.4 (0.3 to 0.5)	0.4 (0.2 to 0.5)	0.6 (0.4 to 0.8)	0.8 (0.5 to 1.1)	1.1 (0.7 to 1.5)	1.4 (0.9 to 1.9)	1.8 (1.2 to 2.3)	2.3 (1.6 to 2.9)	2.9 (2.1 to 3.6)	3.5 (2.6 to 4.4)	4.3 (3.2 to 5.3)	4.9 (3.7 to 6)	5.3 (3.9 to 6.5)	5.7 (4.2 to 7)	6.1 (4.5 to 7.4)	6.4 (4.6 to 7.8)	126
Otitis media	0 (0 to 0)	0 (0 to 0)	0 (0 to 0.1)	0.1 (0 to 0.2)	0.1 (0 to 0.1)	0.1 (0 to 0.1)	0.1 (0 to 0.1)	0.1 (0 to 0.1)	0.1 (0 to 0.1)	0.1 (0 to 0.1)	0.1 (0 to 0.1)	0.1 (0 to 0.1)	0.1 (0 to 0.1)	0.1 (0 to 0.1)	0.1 (0 to 0.1)	0.1 (0 to 0.1)	0.1 (0 to 0.1)	0.1 (0 to 0.1)	0.1 (0 to 0.1)	0.1 (0 to 0.1)	0.1 (0 to 0.1)	0.1 (0 to 0.1)	27.6
Enteric infections	0.2 (0.1 to 0.2)	0.7 (0.5 to 1)	9.6 (5.6 to 12.2)	10.6 (7.6 to 20.5)	6.7 (3.7 to 11)	4.2 (2.4 to 7.2)	3.2 (2.3 to 4.9)	3.2 (2.3 to 4.9)	3.2 (2.3 to 4.9)	3.2 (2.3 to 4.9)	3.2 (2.1 to 4.9)	3.2 (2.1 to 4.9)	2.8 (1.8 to 4.1)	2.3 (1.5 to 3.2)	2.1 (1.4 to 3.4)	2.4 (1.4 to 3.4)	2.6 (1.6 to 3.8)	2.9 (1.8 to 4)	3.1 (1.9 to 4.3)	3.3 (2 to 4.6)	3.5 (2.1 to 4.9)	116
Diarrheal diseases	0.2 (0.1 to 0.2)	0.7 (0.5 to 1)	9.6 (5.6 to 12.2)	10.6 (7.6 to 20.4)	6.7 (3.7 to 11)	4.2 (2.3 to 7.2)	3.2 (2.3 to 4.9)	3.2 (2.3 to 4.9)	3.2 (2.3 to 4.9)	3.2 (2.1 to 4.9)	3.2 (2.1 to 4.9)	3.2 (2.1 to 4.9)	2.8 (1.8 to 4.1)	2.3 (1.5 to 3.2)	2.1 (1.4 to 3.4)	2.4 (1.4 to 3.4)	2.6 (1.6 to 3.8)	2.9 (1.8 to 4)	3.1 (1.9 to 4.3)	3.3 (2 to 4.6)	3.5 (2.1 to 4.9)	113
Typhoid and paratyphoid	0 (0 to 0)	0 (0 to 0)	0 (0 to 0)	0 (0 to 0)	0 (0 to 0)	0 (0 to 0)	0 (0 to 0)	0 (0 to 0)	0 (0 to 0)	0 (0 to 0)	0 (0 to 0)	0 (0 to 0)	0 (0 to 0)	0 (0 to 0)	0 (0 to 0)	0 (0 to 0)	0 (0 to 0)	0 (0 to 0)	0 (0 to 0)	0 (0 to 0)	0 (0 to 0)	0 (0 to 0)	0
Typhoid fever	0 (0 to 0)	0 (0 to 0)	0 (0 to 0)	0 (0 to 0)	0 (0 to 0)	0 (0 to 0)	0 (0 to 0)	0 (0 to 0)	0 (0 to 0)	0 (0 to 0)	0 (0 to 0)	0 (0 to 0)	0 (0 to 0)	0 (0 to 0)	0 (0 to 0)	0 (0 to 0)	0 (0 to 0)	0 (0 to 0)	0 (0 to 0)	0 (0 to 0)	0 (0 to 0)	0 (0 to 0)	0
Paratyphoid fever	0 (0 to 0)	0 (0 to 0)	0 (0 to 0)	0 (0 to 0)	0 (0 to 0)	0 (0 to 0)	0 (0 to 0)	0 (0 to 0)	0 (0 to 0)	0 (0 to 0)	0 (0 to 0)	0 (0 to 0)	0 (0 to 0)	0 (0 to 0)	0 (0 to 0)	0 (0 to 0)	0 (0 to 0)	0 (0 to 0)	0 (0 to 0)	0 (0 to 0)	0 (0 to 0)	0 (0 to 0)	0
Invasive Non-typhoidal Salmonella (iNTS)	0 (0 to 0)	0 (0 to 0)	0 (0 to 0)	0 (0 to 0)	0 (0 to 0)	0 (0 to 0)	0 (0 to 0)	0 (0 to 0)	0 (0 to 0)	0 (0 to 0)	0 (0 to 0)	0 (0 to 0)	0 (0 to 0)	0 (0 to 0)	0 (0 to 0)	0 (0 to 0)	0 (0 to 0)	0 (0 to 0)	0 (0 to 0)	0 (0 to 0)	0 (0 to 0)	0 (0 to 0)	0.4
Other intestinal infectious diseases	0 (0 to 0)	0 (0 to 0)	0 (0 to 0)	0 (0 to 0)	0 (0 to 0)	0 (0 to 0)	0 (0 to 0)	0 (0 to 0)	0 (0 to 0)	0 (0 to 0)	0 (0 to 0)	0 (0 to 0)	0 (0 to 0)	0 (0 to 0)	0 (0 to 0)	0 (0 to 0)	0 (0 to 0)	0 (0 to 0)	0 (0 to 0)	0 (0 to 0)	0 (0 to 0)	0 (0 to 0)	0.4
Neglected tropical diseases and malaria	0 (0 to 0)	0.1 (0 to 0.2)	0.4 (0.1 to 1.2)	1.5 (0.2 to 4.6)	2 (0.2 to 7.2)	0.2 (0 to 1.4)	0.2 (0 to 0.2)	0.2 (0 to 0.2)	0.2 (0 to 0.2)	0.2 (0 to 0.2)	0.2 (0 to 0.7)	0.2 (0 to 0.2)	0.4 (0.1 to 1.2)	0.3 (0 to 0.2)	0.4 (0.1 to 1.1)	0.4 (0.1 to 1.1)	0.3 (0 to 0.2)	0.3 (0 to 0.2)	0.1 (0 to 0.1)	0.1 (0 to 0.1)	0.1 (0 to 0.1)	7.2
Malaria	0 (0 to 0)	0 (0 to 0)	0 (0 to 0)	0 (0 to 0)	0 (0 to 0)	0 (0 to 0)	0 (0 to 0)	0 (0 to 0)	0 (0 to 0)	0 (0 to 0)	0 (0 to 0)	0 (0 to 0)	0 (0 to 0)	0 (0 to 0)	0 (0 to 0)	0 (0 to 0)	0 (0 to 0)	0 (0 to 0)	0 (0 to 0)	0 (0 to 0)	0 (0 to 0)	0 (0 to 0)	0
Chagas disease	0 (0 to 0)	0 (0 to 0)	0 (0 to 0)	0 (0 to 0)	0 (0 to 0)	0 (0 to 0)	0 (0 to 0)	0 (0 to 0)	0 (0 to 0)	0 (0 to 0)	0 (0 to 0)	0 (0 to 0)	0 (0 to 0)	0 (0 to 0)	0 (0 to 0)	0 (0 to 0)	0 (0 to 0)	0 (0 to 0)	0 (0 to 0)	0 (0 to 0)	0 (0 to 0)	0 (0 to 0)	0
Leishmaniasis	0 (0 to 0)	0 (0 to 0)	0 (0 to 0)	0 (0 to 0)	0 (0 to 0)	0 (0 to 0)	0 (0 to 0)	0 (0 to 0)	0 (0 to 0)	0 (0 to 0)	0 (0 to 0)	0 (0 to 0)	0 (0 to 0)	0 (0 to 0)	0 (0 to 0)	0 (0 to 0)	0 (0 to 0)	0 (0 to 0)	0 (0 to 0)	0 (0 to 0)	0 (0 to 0)	0 (0 to 0)	0
Visceral leishmaniasis	0 (0 to 0)	0 (0 to 0)	0 (0 to 0)	0 (0 to 0)	0 (0 to 0)	0 (0 to 0)	0 (0 to 0)	0 (0 to 0)	0 (0 to 0)	0 (0 to 0)	0 (0 to 0)	0 (0 to 0)	0 (0 to 0)	0 (0 to 0)	0 (0 to 0)	0 (0 to 0)	0 (0 to 0)	0 (0 to 0)	0 (0 to 0)	0 (0 to 0)	0 (0 to 0)	0 (0 to 0)	0
Cutaneous and mucocutaneous leishmaniasis	0 (0 to 0)	0 (0 to 0)	0 (0 to 0)	0 (0 to 0)	0 (0 to 0)	0 (0 to 0)	0 (0 to 0)	0 (0 to 0)	0 (0 to 0)	0 (0 to 0)	0 (0 to 0)	0 (0 to 0)	0 (0 to 0)	0 (0 to 0)	0 (0 to 0)	0 (0 to 0)	0 (0 to 0)	0 (0 to 0)	0 (0 to 0)	0 (0 to 0)	0 (0 to 0)	0 (0 to 0)	0
African trypanosomiasis	0 (0 to 0)	0 (0 to 0)	0 (0 to 0)	0 (0 to 0)	0 (0 to 0)	0 (0 to 0)	0 (0 to 0)	0 (0 to 0)	0 (0 to 0)	0 (0 to 0)	0 (0 to 0)	0 (0 to 0)	0 (0 to 0)	0 (0 to 0)	0 (0 to 0)	0 (0 to 0)	0 (0 to 0)	0 (0 to 0)	0 (0 to 0)	0 (0 to 0)	0 (0 to 0)	0 (0 to 0)	0
Schistosomiasis	0 (0 to 0)	0 (0 to 0)	0 (0 to 0)	0 (0 to 0)	0 (0 to 0)	0 (0 to 0)	0 (0 to 0)	0 (0 to 0)	0 (0 to 0)	0 (0 to 0)	0 (0 to 0)	0 (0 to 0)	0 (0 to 0)	0 (0 to 0)	0 (0 to 0)	0 (0 to 0)	0 (0 to 0)	0 (0 to 0)	0 (0 to 0)	0 (0 to 0)	0 (0 to 0)	0 (0 to 0)	0
Cysticercosis	0 (0 to 0)	0 (0 to 0)	0 (0 to 0)	0 (0 to 0)	0 (0 to 0)	0 (0 to 0)	0 (0 to 0)	0 (0 to 0)	0 (0 to 0)	0 (0 to 0)	0 (0 to 0)	0 (0 to 0)	0 (0 to 0)	0 (0 to 0)	0 (0 to 0)	0 (0 to 0)	0 (0 to 0)	0 (0 to 0)	0 (0 to 0)	0 (0 to 0)	0 (0 to 0)	0 (0 to 0)	0
Cystic echinococcosis	0 (0 to 0)	0 (0 to 0)	0 (0 to 0)	0 (0 to 0)	0 (0 to 0)	0 (0 to 0)	0 (0 to 0)	0 (0 to 0)	0 (0 to 0)	0 (0 to 0)	0 (0 to 0)	0 (0 to 0)	0 (0 to 0)	0 (0 to 0)	0 (0 to 0)	0 (0 to 0)	0 (0 to 0)	0 (0 to 0)	0 (0 to 0)	0 (0 to 0)	0 (0 to 0)	0 (0 to 0)	0.1
Lymphatic filariasis	0 (0 to 0)	0 (0 to 0)	0 (0 to 0)	0 (0 to 0)	0 (0 to 0)	0 (0 to 0)	0 (0 to 0)	0 (0 to 0)	0 (0 to 0)	0 (0 to 0)	0 (0 to 0)	0 (0 to 0)	0 (0 to 0)	0 (0 to 0)	0 (0 to 0)	0 (0 to 0)	0 (0 to 0)	0 (0 to 0)	0 (0 to 0)	0 (0 to 0)	0 (0 to 0)	0 (0 to 0)	0
Onchocerciasis	0 (0 to 0)	0 (0 to 0)	0 (0 to 0)	0 (0 to 0)	0 (0 to 0)	0 (0 to 0)	0 (0 to 0)	0 (0 to 0)	0 (0 to 0)	0 (0 to 0)	0 (0 to 0)	0 (0 to 0)	0 (0 to 0)	0 (0 to 0)	0 (0 to 0)	0 (0 to 0)	0 (0 to 0)	0 (0 to 0)	0 (0 to 0)	0 (0 to 0)	0 (0 to 0)	0 (0 to 0)	0
Trachoma	0 (0 to 0)	0 (0 to 0)	0 (0 to 0)	0 (0 to 0)	0 (0 to 0)	0 (0 to 0)	0 (0 to 0)	0 (0 to 0)	0 (0 to 0)	0 (0 to 0)	0 (0 to 0)	0 (0 to 0)	0 (0 to 0)	0 (0 to 0)	0 (0 to 0)	0 (0 to 0)	0 (0 to 0)	0 (0 to 0)	0 (0 to 0)	0 (0 to 0)	0 (0 to 0)	0 (0 to 0)	0
Dengue	0 (0 to 0)	0 (0 to 0)	0 (0 to 0)	0 (0 to 0)	0 (0 to 0)	0 (0 to 0)	0 (0 to 0)	0 (0 to 0)	0 (0 to 0)	0 (0 to 0)	0 (0 to 0)	0 (0 to 0)	0 (0 to 0)	0 (0 to 0)	0 (0 to 0)	0 (0 to 0)	0 (0 to 0)	0 (0 to 0)	0 (0 to 0)	0 (0 to 0)	0 (0 to 0)	0 (0 to 0)	0
Yellow fever	0 (0 to 0)	0 (0 to 0)	0 (0 to 0)	0 (0 to 0)	0 (0 to 0)	0 (0 to 0)	0 (0 to 0)	0 (0 to 0)	0 (0 to 0)	0 (0 to 0)	0 (0 to 0)	0 (0 to 0)	0 (0 to 0)	0 (0 to 0)	0 (0 to 0)	0 (0 to 0)	0 (0 to 0)	0 (0 to 0)	0 (0 to 0)	0 (0 to 0)	0 (0 to 0)	0 (0 to 0)	0
Rabies	0 (0 to 0)	0 (0 to 0)	0 (0 to 0)	0 (0 to 0)	0 (0 to 0)	0 (0 to 0)	0 (0 to 0)	0 (0 to 0)	0 (0 to 0)	0 (0 to 0)	0 (0 to 0)	0 (0 to 0)	0 (0 to 0)	0 (0 to 0)	0 (0 to 0)	0 (0 to 0)	0 (0 to 0)	0 (0 to 0)	0 (0 to 0)	0 (0 to 0)	0 (0 to 0)	0 (0 to 0)	0
Intestinal nematode infections	0 (0 to 0)	0 (0 to 0)	0 (0 to 0)	0 (0 to 0)	0 (0 to 0)	0 (0 to 0)	0 (0 to 0)	0 (0 to 0)	0 (0 to 0)	0 (0 to 0)	0 (0 to 0)	0 (0 to 0)	0 (0 to 0)	0 (0 to 0)	0 (0 to 0)	0 (0 to 0)	0 (0 to 0)	0 (0 to 0)	0 (0 to 0)	0 (0 to 0)	0 (0 to 0)	0 (0 to 0)	0
Ascariasis	0 (0 to 0)	0 (0 to 0)	0 (0 to 0)	0 (0 to 0)	0 (0 to 0)	0 (0 to 0)	0 (0 to 0)	0 (0 to 0)	0 (0 to 0)	0 (0 to 0)	0 (0 to 0)	0 (0 to 0)	0 (0 to 0)	0 (0 to 0)	0 (0 to 0)	0 (0 to 0)	0 (0 to 0)	0 (0 to 0)	0 (0 to 0)	0 (0 to 0)	0 (0 to 0)	0 (0 to 0)	0
Trichuriasis	0 (0 to 0)	0 (0 to 0)	0 (0 to 0)	0 (0 to 0)	0 (0 to 0)	0 (0 to 0)	0 (0 to 0)	0 (0 to 0)	0 (0 to 0)	0 (0 to 0)	0 (0 to 0)	0 (0 to 0)	0 (0 to 0)	0 (0 to 0)	0 (0 to 0)	0 (0 to 0)	0 (0 to 0)	0 (0 to 0)	0 (0 to 0)	0 (0 to 0)	0 (0 to 0)	0 (0 to 0)	0
Hookworm disease	0 (0 to 0)	0 (0 to 0)	0 (0 to 0)	0 (0 to 0)	0 (0 to 0)	0 (0 to 0)	0 (0 to 0)	0 (0 to 0)	0 (0 to 0)	0 (0 to 0)	0 (0 to 0)	0 (0 to 0)	0 (0 to 0)	0 (0 to 0)	0 (0 to 0)	0 (0 to 0)	0 (0 to 0)	0 (0 to 0)	0 (0 to 0)	0 (0 to 0)	0 (0 to 0)	0 (0 to 0)	0
Food-borne trematodiases	0 (0 to 0)	0 (0 to 0)	0 (0 to 0)	0 (0 to 0)	0 (0 to 0)	0 (0 to 0)	0 (0 to 0)	0 (0 to 0)	0 (0 to 0)	0 (0 to 0)	0 (0 to 0)	0 (0 to 0)	0 (0 to 0)	0 (0 to 0)	0 (0 to 0)	0 (0 to 0)	0 (0 to 0)	0 (0 to 0)	0 (0 to 0)	0 (0 to 0)	0 (0 to 0)	0 (0 to 0)	0
Leprosy	0 (0 to 0)	0 (0 to 0)	0 (0 to 0)	0 (0 to 0)	0 (0 to 0)	0 (0 to 0)	0 (0 to 0)	0 (0 to 0)	0 (0 to 0)	0 (0 to 0)	0 (0 to 0)	0 (0 to 0)	0 (0 to 0)	0 (0 to 0)	0 (0 to 0)	0 (0 to 0)	0 (0 to 0)	0 (0 to 0)	0 (0 to 0)	0 (0 to 0)	0 (0 to 0)	0 (0 to 0)	0
Ebola	0 (0 to 0)	0 (0 to 0)	0 (0 to 0)	0 (0 to 0)	0 (0 to 0)	0 (0 to 0)	0 (0 to 0)	0 (0 to 0)	0 (0 to 0)	0 (0 to 0)	0 (0 to 0)	0 (0 to 0)	0 (0 to 0)	0 (0 to 0)	0 (0 to 0)	0 (0 to 0)	0 (0 to 0)	0 (0 to 0)	0 (0 to 0)	0 (0 to 0)	0 (0 to 0)	0 (0 to 0)	0
Zika virus	0 (0 to 0)	0 (0 to 0)	0 (0 to 0)	0 (0 to 0)	0 (0 to 0)	0 (0 to 0)	0 (0 to 0)	0 (0 to 0)	0 (0 to 0)	0 (0 to 0)	0 (0 to 0)	0 (0 to 0)	0 (0 to 0)	0 (0 to 0)	0 (0 to 0)	0 (0 to 0)	0 (0 to 0)	0 (0 to 0)	0 (0 to 0)



Osteoarthritis other	0 (0 to 0)	0 (0 to 0)	0 (0 to 0)	0 (0 to 0)	0 (0 to 0)	0 (0 to 0)	0 (0 to 0)	0 (0 to 0)	0 (0 to 0)	0·1 (0 to 0·1)	0·4 (0·1 to 0·9)	1 (0·4 to 2·3)	2·3 (1 to 5·1)	4·3 (2 to 9·2)	6·6 (3 to 14·3)	7·5 (3·5 to 16·1)	8·1 (3·8 to 16·8)	7·9 (3·9 to 16·6)	6·2 (3·1 to 12·8)	5·4 (2·7 to 11)	3·2 (1·6 to 6·5)	1·4 (0·7 to 2·8)	0·3 (0·2 to 0·7)	54·8
Low back pain	0 (0 to 0)	0 (0 to 0)	0 (0 to 0)	0 (0 to 0)	6·4 (3·1 to 11)	30 (17·9 to 47·1)	52·6 (31·2 to 83·8)	76 (45·6 to 119)	101 (60 to 156)	119 (68·3 to 183)	129 (77·2 to 198)	125 (75·6 to 188)	148 (90·6 to 231)	179 (113 to 270)	200 (126 to 297)	182 (114 to 270)	167 (106 to 252)	146 (91·9 to 216)	102 (62·5 to 153)	79 (48·8 to 117)	40·6 (25·8 to 57·6)	14·3 (9·3 to 20·9)	3 (1·9 to 4·5)	1,900
Neck pain	0 (0 to 0)	0 (0 to 0)	0 (0 to 0)	0 (0 to 0)	3·2 (1·1 to 6·6)	15·6 (8·2 to 28·9)	25·7 (12·8 to 45·6)	30·6 (15·1 to 57·9)	37·5 (19 to 71·7)	52·7 (27·8 to 98·8)	62·1 (33·3 to 105)	61·6 (31·7 to 105)	72·1 (37·5 to 125)	73·5 (37 to 133)	73·7 (37·3 to 128)	62·8 (32·9 to 107)	54·9 (29·8 to 92·8)	46·2 (25·9 to 76·3)	31·2 (16·2 to 56·1)	22·9 (11·8 to 41·5)	12·2 (6·5 to 20·9)	4·5 (2·3 to 7·3)	1 (0·5 to 1·8)	744
Gout	0 (0 to 0)	0 (0 to 0)	0 (0 to 0)	0 (0 to 0)	0 (0 to 0)	0 (0 to 0)	0 (0 to 0)	0·1 (0 to 0·2)	0·3 (0·1 to 0·7)	0·7 (0·3 to 1·3)	1·1 (0·6 to 2)	1·5 (0·7 to 2·6)	2·3 (1·2 to 3·9)	3·5 (1·7 to 6·1)	4·7 (2·5 to 7·9)	5·1 (2·6 to 8·7)	5·6 (3 to 8·8)	5·8 (3·1 to 9)	4·3 (2·4 to 6·8)	3·4 (1·8 to 5·5)	1·8 (1·1 to 2·9)	0·7 (0·4 to 1·1)	0·1 (0·1 to 0·2)	41·1
Other musculoskeletal disorders	0 (0 to 0)	0 (0 to 0)	0 (0 to 0)	0 (0 to 0)	0·2 (0·1 to 0·3)	0·9 (0·4 to 2)	9·5 (5 to 15·5)	23·4 (13·8 to 36·6)	42·3 (25·4 to 66·7)	54·2 (33·6 to 84·7)	54·6 (34·4 to 81·5)	50·1 (30·4 to 77·6)	58·7 (37·2 to 89)	67·3 (41·1 to 107)	71 (42·4 to 109)	62·5 (36 to 98·6)	55·9 (32·1 to 84·9)	47·5 (27 to 76·3)	32·9 (19 to 50·5)	23 (10·6 to 38·8)	12 (5·4 to 19·9)	5·9 (2·5 to 9·4)	1·9 (0·7 to 3)	674
Other non-communicable diseases	64·8 (47·1 to 95)	43·1 (34 to 55·3)	136 (91·4 to 194)	72·8 (58·9 to 89·2)	39·6 (28·7 to 52·1)	46·7 (34·5 to 61·3)	66·7 (49·9 to 89)	106 (76·1 to 144)	140 (98·8 to 194)	157 (114 to 218)	152 (110 to 207)	134 (97·2 to 185)	149 (106 to 198)	164 (117 to 222)	187 (135 to 252)	185 (132 to 251)	182 (131 to 245)	171 (126 to 228)	134 (103 to 174)	122 (96 to 152)	81·3 (64·6 to 99·5)	41·5 (31·5 to 51)	12 (8·7 to 15)	2,590
Congenital birth defects	63 (45·6 to 92·9)	37·3 (28·8 to 49·4)	89·6 (59·3 to 136)	49·5 (39·6 to 62·4)	19·4 (14·3 to 25·7)	18·4 (13·8 to 23·9)	19·2 (14·9 to 24·1)	18·8 (14·4 to 23·9)	17·6 (13·7 to 22·4)	17·3 (13·4 to 21·9)	15·5 (11·4 to 19·9)	12·8 (9 to 16·8)	13·6 (9 to 17·7)	14·7 (9·7 to 19·4)	16·3 (10·4 to 21·6)	13 (8 to 17·5)	8·9 (5·7 to 11·9)	2·8 (1·8 to 4·3)	1·8 (1 to 2·8)	1·2 (0·7 to 2·1)	0·6 (0·4 to 1·1)	0·2 (0·1 to 0·4)	0·1 (0 to 0·1)	452
Neural tube defects	4·1 (2·4 to 6·4)	2 (1·1 to 3·2)	9·3 (4·8 to 15·8)	6·8 (4·1 to 10·7)	0·6 (0·4 to 0·8)	0·7 (0·5 to 0·9)	0·8 (0·5 to 1·1)	0·9 (0·6 to 1·3)	0·9 (0·6 to 1·3)	0·8 (0·5 to 1·2)	0·6 (0·4 to 1)	0·4 (0·2 to 0·6)	0·3 (0·2 to 0·5)	0·2 (0·1 to 0·3)	0·1 (0·1 to 0·2)	0·1 (0 to 0·1)	0·1 (0 to 0·1)	0 (0 to 0)	0 (0 to 0)	0 (0 to 0)	0 (0 to 0)	0 (0 to 0)	0 (0 to 0)	28·7
Congenital heart anomalies	14·3 (8·2 to 27)	16 (11·1 to 24·7)	29·2 (16·6 to 51·7)	10·9 (7·5 to 16·2)	2·7 (1·7 to 5)	3 (1·9 to 4·9)	4·2 (3·1 to 5·7)	4·2 (3 to 5·7)	3·9 (2·8 to 5·7)	3·8 (2·5 to 5·5)	3·6 (2 to 5)	3·1 (1·6 to 4·5)	2·8 (1·3 to 4)	1·9 (0·9 to 2·9)	1·9 (0·8 to 2·9)	1·4 (0·6 to 2·4)	1·3 (0·5 to 2·1)	0·2 (0·1 to 0·3)	0·1 (0 to 0·2)	0·1 (0 to 0·2)	0 (0 to 0·1)	0 (0 to 0)	0 (0 to 0)	109
Orofacial clefts	0 (0 to 0)	0 (0 to 0)	0·2 (0·1 to 0·4)	0·4 (0·2 to 0·7)	0·3 (0·1 to 0·5)	0·3 (0·1 to 0·5)	0·2 (0·1 to 0·4)	0·3 (0·1 to 0·5)	0·3 (0·1 to 0·5)	0·3 (0·1 to 0·5)	0·2 (0·1 to 0·4)	0·2 (0·1 to 0·4)	0·2 (0·1 to 0·4)	0·2 (0·1 to 0·4)	0·2 (0·1 to 0·4)	0·2 (0·1 to 0·4)	0·2 (0·1 to 0·3)	0·2 (0·1 to 0·3)	0·1 (0·1 to 0·2)	0·1 (0 to 0·1)	0 (0 to 0·1)	0 (0 to 0)	0 (0 to 0)	4·2
Down syndrome	3·4 (1·9 to 5·1)	1·2 (0·8 to 1·9)	3·9 (2·3 to 6·2)	3 (2 to 4·2)	1·3 (0·9 to 1·8)	1·3 (0·9 to 1·9)	1·5 (1·1 to 2·1)	2 (1·4 to 2·7)	2·2 (1·6 to 3)	2·3 (1·6 to 3·2)	2·2 (1·5 to 3)	2·1 (1·4 to 2·8)	3·1 (1·8 to 4·2)	5·5 (3·1 to 7·8)	7·5 (3·9 to 10·5)	6 (2·8 to 8·7)	3·1 (1·6 to 4·5)	0 (0 to 0)	0 (0 to 0)	0 (0 to 0)	0 (0 to 0)	0 (0 to 0)	0 (0 to 0)	51·5
Turner syndrome	0 (0 to 0)	0 (0 to 0)	0 (0 to 0)	0·1 (0 to 0·1)	0·1 (0 to 0·2)	0·1 (0 to 0·1)	0·1 (0 to 0·2)	0·1 (0 to 0·2)	0·1 (0 to 0·2)	0·1 (0 to 0·1)	0 (0 to 0·1)	0 (0 to 0·1)	0 (0 to 0·1)	0 (0 to 0)	0 (0 to 0)	0 (0 to 0)	0 (0 to 0)	0 (0 to 0)	0 (0 to 0)	0 (0 to 0)	0 (0 to 0)	0 (0 to 0)	0 (0 to 0)	0·6
Klinefelter syndrome	0 (0 to 0)	0 (0 to 0)	0 (0 to 0)	0 (0 to 0)	0 (0 to 0)	0 (0 to 0)	0 (0 to 0)	0 (0 to 0·1)	0 (0 to 0)	0 (0 to 0)	0 (0 to 0)	0 (0 to 0)	0 (0 to 0)	0 (0 to 0)	0 (0 to 0)	0 (0 to 0)	0 (0 to 0)	0 (0 to 0)	0 (0 to 0)	0 (0 to 0)	0 (0 to 0)	0 (0 to 0)	0 (0 to 0)	0·1
Other chromosomal abnormalities	7·7 (4·8 to 13)	5·5 (3·7 to 7·8)	13·1 (8·1 to 19·7)	5·6 (3·9 to 7·6)	2·5 (1·7 to 3·5)	2·3 (1·6 to 3·2)	2·6 (1·8 to 3·5)	2·6 (1·7 to 3·8)	2·2 (1·5 to 3·1)	2·2 (1·4 to 3)	2 (1·1 to 2·8)	1·5 (0·8 to 2·1)	1·5 (0·7 to 2·2)	1·2 (0·6 to 1·8)	1·1 (0·5 to 1·6)	0·6 (0·3 to 1)	0·5 (0·2 to 0·7)	0 (0 to 0)	0 (0 to 0)	0 (0 to 0)	0 (0 to 0)	0 (0 to 0)	0 (0 to 0)	54·6
Congenital musculoskeletal and limb anomalies	3·5 (2·2 to 5·5)	1·2 (0·8 to 1·7)	8·2 (5 to 12·5)	9·5 (5·4 to 14·5)	6 (3·5 to 9·2)	5·7 (3·4 to 8·7)	4·9 (3 to 7·3)	3·8 (2·4 to 5·6)	3·6 (2·2 to 5·5)	3·5 (2·2 to 5·3)	3·1 (2 to 4·7)	2·6 (1·7 to 3·9)	2·8 (1·8 to 4·2)	2·9 (1·8 to 4·3)	2·9 (1·8 to 4·4)	2·4 (1·5 to 3·6)	1·8 (1·2 to 2·8)	1·2 (0·7 to 1·8)	0·6 (0·4 to 1)	0·4 (0·2 to 0·6)	0·2 (0·1 to 0·3)	0 (0 to 0·1)	0 (0 to 0)	70·9
Urogenital congenital anomalies	2·7 (1·1 to 8·4)	0·8 (0·4 to 1·8)	1·6 (0·9 to 3·1)	1·1 (0·6 to 1·8)	0·7 (0·4 to 1·1)	0·4 (0·3 to 0·7)	0·3 (0·2 to 0·5)	0·3 (0·2 to 0·5)	0·3 (0·2 to 0·4)	0·2 (0·1 to 0·3)	0·2 (0·1 to 0·2)	0·1 (0·1 to 0·2)	0·1 (0·1 to 0·1)	0·1 (0 to 0·1)	0·1 (0 to 0·1)	0 (0 to 0·1)	0 (0 to 0)	0 (0 to 0)	0 (0 to 0)	0 (0 to 0)	0 (0 to 0)	0 (0 to 0)	0 (0 to 0)	8·9
Digestive congenital anomalies	9 (5·7 to 15·1)	4·2 (2·8 to 7·1)	7·7 (4·4 to 14·7)	3·5 (2·4 to 5·4)	1 (0·6 to 1·6)	0·6 (0·4 to 0·8)	0·4 (0·3 to 0·6)	0·4 (0·2 to 0·6)	0·3 (0·2 to 0·5)	0·3 (0·2 to 0·5)	0·3 (0·2 to 0·4)	0·2 (0·1 to 0·3)	0·2 (0·1 to 0·3)	0·2 (0·1 to 0·3)	0·2 (0·1 to 0·3)	0·2 (0·1 to 0·3)	0·2 (0·1 to 0·3)	0 (0 to 0·1)	0 (0 to 0)	0 (0 to 0)	0 (0 to 0)	0 (0 to 0)	0 (0 to 0)	29·1
Other congenital birth defects	18·4 (10·6 to 27·2)	6·4 (4·2 to 9)	16·4 (10·3 to 25·7)	8·7 (6·2 to 12)	4·3 (2·6 to 6·7)	4·1 (2·6 to 6·4)	4·1 (2·6 to 6·4)	4·2 (2·5 to 6·9)	3·8 (2·2 to 6·3)	3·8 (2·2 to 6·4)	3·2 (1·8 to 5·5)	2·5 (1·3 to 4·4)	2·6 (1·4 to 4·5)	2·5 (1·2 to 4·6)	2·4 (1·2 to 4·5)	2·1 (1 to 3·8)	1·8 (0·8 to 3·3)	1·3 (0·5 to 2·5)	0·9 (0·3 to 1·8)	0·7 (0·3 to 1·4)	0·4 (0·1 to 0·8)	0·1 (0·1 to 0·3)	0 (0 to 0·1)	94·5
Urinary diseases and male infertility	0·1 (0 to 0·1)	0·2 (0·1 to 0·2)	0·7 (0·4 to 1·2)	0·7 (0·5 to 0·9)	0·4 (0·3 to 0·5)	0·6 (0·4 to 0·8)	1 (0·7 to 1·3)	2·4 (1·5 to 4·2)	3·9 (2·5 to 6·2)	4·8 (3·3 to 7·6)	4·9 (3·4 to 7·4)	4·9 (3·4 to 6·9)	5·7 (4·2 to 7·5)	9 (6·7 to 11·6)	15 (11·1 to 19·4)	20·5 (15·3 to 26·2)	26·6 (20·2 to 33·9)	36·1 (27·6 to 45·4)	37·9 (28·2 to 48)	48·1 (34·3 to 62·2)	43·3 (29·4 to 56·9)	26·8 (16·9 to 35·7)	8·3 (5·2 to 11·1)	302
Urolithiasis	0 (0 to 0)	0 (0 to 0)	0 (0 to 0)	0 (0 to 0)	0 (0 to 0)	0 (0 to 0·1)	0·1 (0·1 to 0·2)	0·3 (0·2 to 0·4)	0·5 (0·3 to 0·8)	0·8 (0·4 to 1·4)	1 (0·5 to 1·6)	0·9 (0·5 to 1·5)	1·1 (0·6 to 1·9)	1·5 (0·8 to 2·4)	1·8 (1·1 to 2·8)	1·7 (1·1 to 2·6)	1·5 (0·9 to 2·3)	1·6 (1 to 2·5)	1·3 (0·8 to 2·1)	1·2 (0·7 to 2)	0·8 (0·4 to 1·5)	0·4 (0·2 to 0·8)	0·1 (0·1 to 0·3)	16·7
Benign prostatic hyperplasia	0 (0 to 0)	0 (0 to 0)	0 (0 to 0)	0 (0 to 0)	0 (0 to 0)	0 (0 to 0)	0 (0 to 0)	0 (0 to 0)	0 (0 to 0)	0 (0 to 0)	0 (0 to 0)	0·1 (0 to 0·1)	0·6 (0·3 to 1)	2 (1·1 to 3·3)	5·2 (2·9 to 8·3)	8 (4·6 to 12·9)	10·4 (6·3 to 15·7)	11·2 (6·7 to 17·5)	7·2 (4·3 to 11)	4·3 (2·7 to 6·4)	1·7 (1 to 2·5)	0·4 (0·2 to 0·6)	0 (0 to 0·1)	51·1
Male infertility	0 (0 to 0)	0 (0 to 0)	0 (0 to 0)	0 (0 to 0)	0 (0 to 0)	0 (0 to 0)	0 (0 to 0)	0·8 (0·2 to 2·4)	1·3 (0·3 to 3·3)	1·3 (0·3 to 3·4)	1·2 (0·3 to 3·1)	1·1 (0·3 to 2·7)	0·2 (0 to 0·5)	0 (0 to 0)	0 (0 to 0)	0 (0 to 0)	0 (0 to 0)	0 (0 to 0)	0 (0 to 0)	0 (0 to 0)	0 (0 to 0)	0 (0 to 0)	0 (0 to 0)	5·9
Other urinary diseases	0 (0 to 0·1)	0·1 (0 to 0·1)	0·1 (0 to 0·2)	0·2 (0·1 to 0·3)	0·1 (0·1 to 0·2)	0·2 (0·1 to 0·3)	0·2 (0·1 to 0·3)	0·2 (0·1 to 0·3)	0·3 (0·2 to 0·5)	0·5 (0·3 to 0·8)	0·5 (0·3 to 0·8)	0·5 (0·3 to 0·8)	0·6 (0·4 to 1·1)	0·6 (0·3 to 1·2)	0·8 (0·4 to 1·8)	0·9 (0·4 to 2·2)	0·9 (0·4 to 2·6)	1 (0·4 to 3)	0·9 (0·3 to 3·1)	0·9 (0·4 to 3·2)	0·7 (0·2 to 2·8)	0·4 (0·1 to 1·6)	0·1 (0 to 0·3)	10·7
Gynecological diseases	0 (0 to 0)	0 (0 to 0)	0 (0 to 0)	0 (0 to 0)	0 (0 to 0)	6·8 (3·5 to 11·7)	22 (12·8 to 35·1)	49·6 (31·5 to 71·7)	72·9 (46·6 to 107)	80·6 (52·3 to 118)	72 (48·6 to 104)	56·5 (37·3 to 81·4)	54·2 (35·6 to 77·3)	43·1 (26·2 to 64·6)	28·8 (17·5 to 41·9)	19·8 (11·8 to 30·5)	15·4 (9·3 to 23·1)	11·1 (7·1 to 15·8)	7 (4·5 to 10)	5 (3·1 to 7·3)	2·8 (1·8 to 4)	1·1 (0·7 to 1·7)	0·3 (0·2 to 0·5)	549
Uterine fibroids	0 (0 to 0)	0 (0 to 0)	0 (0 to 0)	0 (0 to 0)	0 (0 to 0)	0·1 (0 to 0·1)	0·1 (0 to 0·3)	0·2 (0·1 to 0·5)	0·5 (0·2 to 1·1)	1·2 (0·5 to 2·4)	2 (0·9 to 4·2)	2·5 (1·1 to 4·8)	2·9 (1·3 to 5·8)	2·6 (1·2 to 5)	1·9 (0·8 to 3·6)	1·1 (0·5 to 2·1)	0·6 (0·3 to 1·2)	0·4 (0·2 to 0·7)	0·2 (0·1 to 0·3)	0·1 (0 to 0·2)	0 (0 to 0·1)	0 (0 to 0)	0 (0 to 0)	16·4
Polycystic ovarian syndrome	0 (0 to 0)	0 (0 to 0)	0 (0 to 0)	0 (0 to 0)	0 (0 to 0)	0·6 (0·2 to 1·3)	2·1 (0·9 to 4·4)	3·5 (1·4 to 7)	3·7 (1·6 to 7·4)	3·5 (1·5 to 7·2)	3·1 (1·3 to 6·3)	2·4 (1 to 5)	2·2 (0·9 to 4·4)	0·6 (0·2 to 1·1)	0 (0 to 0)	0 (0 to 0)	0 (0 to 0)	0 (0 to 0)	0 (0 to 0)	0 (0 to 0)	0 (0 to 0)	0 (0 to 0)	0 (0 to 0)	21·7
Female infertility	0 (0 to 0)	0 (0 to 0)	0 (0 to 0)	0 (0 to 0)	0 (0 to 0)	0 (0 to 0)	0 (0 to 0)	0·4 (0 to 1·9)	1 (0 to 3·4)	1·1 (0 to 3·9)	1·4 (0 to 5·1)	1·3 (0 to 4·3)	0 (0 to 0·1)	0 (0 to 0)	0 (0 to 0)	0 (0 to 0)	0 (0 to 0)	0 (0 to 0)	0 (0 to 0)	0 (0 to 0)	0 (0 to 0)	0 (0 to 0)	0 (0 to 0)	5·3
Endometriosis	0 (0 to 0)	0 (0 to 0)	0 (0 to 0)	0 (0 to 0)	0 (0 to 0)	0 (0 to 0)	3·1 (1·3 to 6·2)	6·6 (3·3 to 11·4)	6·5 (3·5 to 11·1)	5·3 (2·7 to 9·3)	4·3 (2·4 to 7·3)	3·4 (1·8 to 5·7)	2·9 (1·5 to 4·9)	1·6 (0·8 to 2·8)	0 (0 to 0)	0 (0 to 0)	0 (0 to 0)	0 (0 to 0)	0 (0 to 0)	0 (0 to 0)	0 (0 to 0)	0 (0 to 0)	0 (0 to 0)	33·7
Genital prolapse	0 (0 to 0)	0 (0 to 0)	0 (0 to 0)	0 (0 to 0)	0 (0 to 0)	0 (0 to 0)	0 (0 to 0)	0 (0 to 0·1)	0·1 (0 to 0·2)	0·3 (0·1 to 0·5)	0·5 (0·2 to 1·1)	0·7 (0·3 to 1·4)	0·9 (0·4 to 1·9)	1·1 (0·5 to 2·2)	1·3 (0·6 to 2·5)	1·3 (0·6 to 2·4)	1·3 (0·6 to 2·5)	1·1 (0·5 to 2·2)	0·9 (0·4 to 1·6)	0·7 (0·3 to 1·3)	0·4 (0·2 to 0·7)	0·2 (0·1 to 0·3)	0 (0 to 0·1)	10·8
Premenstrual syndrome	0 (0 to 0)	0 (0 to 0)	0 (0 to 0)	0 (0 to 0)	0 (0 to 0)	6·1 (2·9 to 11)	12·7 (6·4 to 22·5)	17·8 (9·2 to 31·2)	18·2 (10·3 to 29·5)	18·2 (9·6 to 29·8)	19·2 (10·6 to 30·4)	16·4 (9·1 to 26·3)	13·3 (7·4 to 22·3)	5·2 (2·5 to 9·3)	0 (0 to 0)	0 (0 to 0)	0 (0 to 0)	0 (0 to 0)	0 (0 to 0)	0 (0 to 0)	0 (0 to 0)	0 (0 to 0)	0 (0 to 0)	127
Other gynecological diseases	0 (0 to 0)	0 (0 to 0)	0 (0 to 0)	0 (0 to 0)	0 (0 to 0)	0·1 (0 to 0·4)	3·9 (1·7 to 7·2)	21·1 (12·5 to 32·4)	42·9 (23·6 to 69·2)	51 (29·3 to 79·7)	41·5 (25·1 to 64·6)	29·8 (17·1 to 47·2)	32 (18·8 to 48·7)	32 (16·7 to 50·6)	25·7 (15·4 to 38·6)	17·4 (10·2 to 26·9)	13·5 (7·8 to 20·5)	9·6 (6 to 14·2)	6 (3·8 to 8·7)	4·2 (2·5 to 6·4)	2·4 (1·5 to 3·5)	1 (0·6 to 1·5)	0·2 (0·1 to 0·4)	334
Hemoglobinopathies and hemolytic anemias	0 (0 to 0)	0·1 (0 to 0·2)	0·6 (0·2 to 1·1)	2 (0·9 to 4·2)	2·2 (0·6 to 5·8)	0·8 (0·4 to 1·9)	0·7 (0·5 to 1·2)	2·5 (1 to 5·6)	2·5 (0·9 to 5·8)	2·6 (1 to 5·7)	2·5 (0·9 to 6·1)	1·5 (0·6 to 3·1)	1·3 (0·6 to 2·9)	1·6 (0·7 to 3·7)	1·8 (0·9 to 3·5)	1·8 (0·9 to 3·5)	1·8 (1 to 3·7)	1·9 (1·2 to 3·4)	1·6 (1·1 to 2·5)	1·7 (1·2 to 2·7)	1·3 (0·9 to 1·9)	0·7 (0·5 to 1)	0·2 (0·1 to 0·3)	33·7
Thalassemias	0 (0 to 0)	0 (0 to 0)	0 (0 to 0)	0 (0 to 0·1)	0 (0 to 0·1)	0 (0 to 0·1)	0 (0 to 0·1)	0 (0 to 0·1)	0 (0 to 0·1)	0 (0 to 0)	0 (0 to 0)	0 (0 to 0)	0 (0 to 0)	0 (0 to 0)	0 (0 to 0)	0 (0 to 0)	0 (0 to 0)	0 (0 to 0)	0 (0 to 0)	0 (0 to 0)	0 (0 to 0)	0 (0 to 0)	0 (0 to 0)	0·2
Thalassemias trait	0 (0 to 0)	0 (0 to 0)	0·1 (0 to 0·2)	0·3 (0 to 0·8)	0·4 (0 to 1·5)	0·1 (0 to 0·4)	0 (0 to 0)	0·5 (0·1 to 1·3)	0·5 (0·1 to 1·4)	0·5 (0·1 to 1·3)	0·6 (0·1 to 1·4)	0·1 (0 to 0·4)	0·1 (0 to 0·5)	0·2 (0 to 0·6)	0·2 (0 to 0·5)	0·1 (0 to 0·4)	0·1 (0 to 0·4)	0·1 (0 to 0·3)	0·1 (0 to 0·2)	0·1 (0 to 0·2)	0·1 (0 to 0·1)	0 (0 to 0·1)	0 (0 to 0)	4·1
Sickle cell disorders	0 (0 to 0)	0 (0 to 0)	0·2 (0·1 to 0·3)	0·7 (0·5 to 1·1)	0·3 (0·2 to 0·4)	0·3 (0·2 to 0·4)	0·3 (0·2 to 0·5)	0·4 (0·2 to 0·5)	0·4 (0·2 to 0·6)	0·4 (0·2 to 0·6)	0·3 (0·1 to 0·4)	0·2 (0·1 to 0·3)	0·2 (0·1 to 0·3)	0·2 (0·1 to 0·3)	0·1 (0 to 0·1)	0 (0 to 0·1)	0 (0 to 0)	0 (0 to 0)	0 (0 to 0)	0 (0 to 0)	0 (0 to 0)	0 (0 to 0)	0 (0 to 0)	4
Sickle cell trait	0 (0 to 0)	0 (0 to 0·1)	0·1 (0 to 0·3)	0·4 (0·1 to 1·1)	0·6 (0·1 to 1·7)	0·1 (0 to 0·5)	0 (0 to 0·1)	1 (0·1 to 2·9)	1 (0·1 to 3·1)	0·9 (0·1 to 3)	1 (0·1 to 3)	0·1 (0 to 0·3)	0·2 (0 to 0·5)	0·2 (0 to 0·6)	0·2 (0 to 0·5)	0·1 (0 to 0·4)	0·1 (0 to 0·4)	0·1 (0 to 0·3)	0·1 (0 to 0·2)	0·1 (0 to 0·2)	0·1 (0 to 0·2)	0 (0 to 0·1)	0 (0 to 0)	6·3
G6PD deficiency	0 (0 to 0)	0 (0 to 0)	0 (0 to 0)	0 (0 to 0·1)	0·1 (0 to 0·1)	0·1 (0·1 to 0·2)	0·2 (0·1 to 0·3)	0·3 (0·1 to 0·4)	0·3 (0·2 to 0·4)	0·3 (0·2 to 0·5)	0·2 (0·1 to 0·4)	0·3 (0·2 to 0·5)	0·2 (0·1 to 0·3)	0·2 (0·1 to 0·3)	0·2 (0·1 to 0·4)	0·2 (0·1 to 0·3)	0·2 (0·1 to 0·2)	0·1 (0·1 to 0·2)	0·1 (0 to 0·1)	0 (0 to 0·1)	0 (0 to 0)	0 (0 to 0)	0 (0 to 0)	3
G6PD trait	0 (0 to 0)	0 (0 to 0)	0 (0 to 0)	0 (0 to 0)	0 (0 to 0)	0 (0 to 0)	0 (0 to 0)	0 (0 to 0)	0 (0 to 0)	0 (0 to 0)	0 (0 to 0)	0·1 (0 to 0·2)	0 (0 to 0)	0 (0 to 0)	0 (0 to 0)	0 (0 to 0)	0 (0 to 0)	0 (0 to 0)	0 (0 to 0)	0 (0 to 0)	0 (0 to 0)	0 (0 to 0)	0 (0 to 0)	0·1
Other hemoglobinopathies and hemolytic anemias	0 (0 to 0)	0 (0 to 0·1)	0·2 (0 to 0·4)	0·6 (0·1 to 1·7)	0·8 (0·1 to 2·5)	0·2 (0 to 0·6)	0·1 (0·1 to 0·4)	0·3 (0·1 to 0·9)	0·3 (0·1 to 0·9)	0·4 (0·1 to 1·2)	0·5 (0·1 to 1·3)	0·7 (0·2 to 1·8)	0·6 (0·2 to 1·5)	0·9 (0·3 to 2·1)	1·1 (0·5 to 2·4)	1·3 (0·7 to 2·7)	1·4 (0·8 to 3)	1·6 (1 to 2·8)	1·4 (1 to 2·1)	1·5 (1·1 to 2·3)	1·2 (0·8 to 1·7)	0·6 (0·4 to 0·9)	0·2 (0·1 to 0·3)	15·9
Endocrine, metabolic, blood, and immune disorders	1·7 (1·2 to 2·5)	2·1 (1·4 to 2·9)	9·9 (6·5 to 14·8)	17·1 (12·7 to 22·7)	13·1 (8·5 to 18·8)	14·8 (10·3 to 21·1)	17·1 (11·6 to 23·9)	22·3 (15 to 30·9)	28·6 (18·8 to 42)	34·8 (23·4 to 53·4)	38·2 (25·2 to 55·7)	39·6 (25·4 to 58·3)	48·1 (31·4 to 71·2)	59·3 (38·8 to 87·7)	75·9 (48 to 117)	74 (46·9 to 113)	65·7 (42·8 to 99·6)	55·2 (36·4 to 82)	37·1 (24·4 to 53·7)	25·9 (17·3 to 37·2)	11·3 (7·9 to 16·6)	4 (2·8 to 5·7)	1·1 (0·7 to 1·5)	697
Oral disorders	0 (0 to 0)	0 (0 to 0)	0 (0 to 0)	3·4 (2 to 5·4)	4·5 (2·6 to 7·5)	5·4 (2·9 to 9·2)	6·7 (3·8 to 11·2)	10·6 (6·1 to 17·3)	14·2 (8 to 23·3)	17·2 (9·7 to 28·3)	18·6 (10·6 to 31·5)	19 (10·8 to 33·2)	25·5 (14·9 to 43·2)	35·9 (21 to 58·4)	48·8 (28·9 to 76·9)	55·8 (34·2 to 87·8)	63 (38 to 97·3)	63·7 (40·2 to 98)	49 (30·9 to 72·8)	39·7 (25·6 to 58·3)	22·1 (14 to 32·1)	8·7 (5·5 to 12·5)	2 (1·3 to 2·9)	514
Caries of deciduous teeth	0 (0 to 0)	0 (0 to 0)	0 (0 to 0)	0·4 (0·1 to 0·9)	0·8 (0·3 to 1·8)	0 (0 to 0·1)	0 (0 to 0)	0 (0 to 0)	0 (0 to 0)	0 (0 to 0)	0 (0 to 0)	0 (0 to 0)	0 (0 to 0)	0 (0 to 0)	0 (0 to 0)	0 (0 to 0)	0 (0 to 0)	0 (0 to 0)	0 (0 to 0)	0 (0 to 0)	0 (0 to 0)	0 (0 to 0)	0 (0 to 0)	1·3
Caries of permanent teeth	0 (0 to 0)	0 (0 to 0)	0 (0 to 0)	0 (0 to 0)	0·9 (0·3 to 1·9)	2·4 (1 to 5·3)	2·6 (1·1 to 5·3)	3·3 (1·4 to 6·6)	3·5 (1·4 to 7·1)	3·4 (1·4 to 7)	3·1 (1·3 to 6·1)	2·6 (1·1 to 5·2)	2·7 (1·1 to 5·5)	3 (1·2 to 6·3)	3·1 (1·2 to 6·9)	2·7 (1 to 5·6)	2·3 (0·9 to 4·7)	1·9 (0·8 to 4)	1·2 (0·5 to 2·4)	0·9 (0·4 to 1·8)	0·4 (0·2 to 0·9)	0·1 (0·1 to 0·3)	0 (0 to 0·1)	40·3
Periodontal diseases	0 (0 to 0)	0 (0 to 0)	0 (0 to 0)	0 (0 to 0)	0 (0 to 0)	0 (0 to 0)	0·2 (0 to 0·5)	0·7 (0·2 to 1·7)	1·7 (0·5 to 4)	3 (0·9 to 8)	4·3 (1·4 to 11·3)	5·2 (1·6 to 13·4)	7·3 (2·4 to 17·9)	9·3 (3·2 to 21·7)	10·1 (3·5 to 23·4)	8·4 (3 to 19·7)	6·9 (2·5 to 15·3)	5·5 (2 to 12·3)	3·6 (1·4 to 7·9)	2·7 (1 to 6·2)	1·5 (0·5 to 3·3)	0·6 (0·2 to 1·3)	0·1 (0 to 0·3)	71·1
Other oral disorders	0 (0 to 0)	0 (0 to 0)	0 (0 to 0)	3 (1·8 to 4·7)	2·8 (1·6 to 4·4)	2·9 (1·7 to 4·5)	4 (2·3 to 6·1)	5·5 (3·2 to 8·3)	6·4 (3·8 to 9·6)	6·7 (4·1 to 10)	6 (3·6 to 9)	5·1 (3·1 to 7·7)	5·6 (3·4 to 8·3)	6·1 (3·6 to 9·1)	6·2 (3·8 to 9·2)	5·2 (3·2 to 7·8)	4·5 (2·8 to 6·7)	3·5 (2·1 to 5·1)	1·9 (1·2 to 2·9)	1·2 (0·7 to 1·8)	0·5 (0·3 to 0·8)	0·2 (0·1 to 0·3)	0 (0 to 0·1)	77·3
Sudden infant death syndrome	--	3·4 (2·4 to 4·7)	35·1 (20·9 to 55)	--	--	--	--	--	--	--	--	--	--	--	--	--	--	--	--	--	--	--	--	NA
Injuries	0·6 (0·5 to 0·8)	1·1 (0·8 to 1·4)	12·2 (8·1 to 17·7)	30·3 (25·5 to 35·7)	31·5 (23·8 to 41)	49·1 (39·2 to 62·7)	132 (113 to 154)	214 (183 to 250)	221 (188 to 261)	239 (205 to 281)	229 (193 to 273)	204 (169 to 243)	220 (181 to 265)	203 (165 to 252)	216 (174 to 269)	182 (145 to 228)	165 (130 to 209)	160 (128 to 201)	136 (109 to 170)	140 (113 to 174)	107 (86·8 to 130)	55·9 (45·4 to 67·4)	16·3 (13·1 to 19·9)	2,960
Transport injuries	0 (0 to 0)	0·1 (0·1 to 0·1)	0·8 (0·5 to 1·2)	4·8 (3·7 to 6·3)	5 (3·9 to 6·2)	9·5 (7·7 to 11·7)	42·5 (33·3 to 54·6)	56·8 (43·8 to 72·2)	42·9 (33·5 to 54)	35·2 (28·2 to 45)	29·8 (23·6 to 37·1)	25·6 (20·6 to 32)	26·6 (21·4 to 33·1)	22·7 (18·3 to 27·7)	23·3 (18·9 to 28·2)	18·8 (15·4 to 22·8)	16·4 (13·4 to 19·9)	14·2 (11·6 to 17·3)	10·4 (8·6 to 12·6)	8 (6·4 to 9·6)	4·3 (3·5 to 5·2)	1·5 (1·2 to 1·9)	0·3 (0·3 to 0·4)	400
Road injuries	0 (0 to 0)	0·1 (0 to 0·1)	0·8 (0·5 to 1·2)	4·5 (3·4 to 5·9)	4·6 (3·6 to 5·8)	8·9 (7·2 to 11·1)	41 (32·1 to 52·6)	54·3 (41·7 to 69)	40·4 (31·2 to 51·4)	32·9 (26·1 to 42·1)	27·8 (22 to 34·8)	23·8 (19·1 to 30)	24·8 (19·8 to 30·9)	20·8 (16·8 to 25·3)	21·3 (17·2 to 25·9)	17·1 (13·9 to 20·7)	14·9 (12·1 to 18)	12·9 (10·6 to 15·8)	9·6 (7·9 to 11·5)	7·3 (5·9 to 8·8)	4 (3·2 to 4·8)	1·4 (1·1 to 1·7)	0·3 (0·2 to 0·4)	373
Pedestrian road injuries	0 (0 to 0)	0 (0 to 0)	0·2 (0·1 to 0·3)	2·3 (1·7 to 3·1)	2·2 (1·7 to 2·9)	3·5 (2·7 to 4·5)	7·7 (6 to 10)	9 (6·9 to 11·6)	6·7 (4·8 to 9·1)	6·6 (4·8 to 8·7)	6 (4·1 to 8·7)	5·2 (4 to 6·9)	5·8 (4·4 to 7·3)	4·8 (3·6 to 6·1)	5 (3·8 to 6·4)	4·3 (3·5 to 5·2)	4 (3·2 to 4·8)	3·8 (3·2 to 4·7)	3·3 (2·7 to 4)	2·6 (2·1 to 3·3)	1·6 (1·3 to 1·9)	0·5 (0·4 to 0·7)	0·1 (0·1 to 0·2)	85·5
Cyclist road injuries	0 (0 to 0)	0 (0 to 0)	0 (0 to 0)	0·3 (0·2 to 0·5)	0·9 (0·6 to 1·3)	2·2 (1·5 to 3·1)	3·5 (2·4 to 5)	3·8 (2·8 to 5·2)	3·7 (2·7 to 4·9)	3·9 (2·8 to 5·2)	3·6 (2·6 to 4·7)	3·4 (2·5 to 4·4)	3·9 (2·8 to 5·1)	4·2 (3·2 to 5·5)	4·7 (3·4 to 6)	3·8 (2·8 to 5)	3·4 (2·5 to 4·5)	2·8 (2 to 3·8)	1·9 (1·3 to 2·5)	1·3 (0·9 to 1·8)	0·7 (0·5 to 0·9)	0·2 (0·2 to 0·3)	0 (0 to 0·1)	52·2
Motorcyclist road injuries	0 (0 to 0)	0 (0 to 0)	0 (0 to 0·1)	0·2 (0·1 to 0·2)	0·2 (0·1 to 0·2)	0·6 (0·4 to 0·7)	6·5 (4·8 to 8·6)	8·8 (6·5 to 11·5)	7·5 (5·5 to 9·9)	6·3 (4·6 to 8·5)	5·6 (4·1 to 7·3)	4·7 (3·5 to 6·4)	4·4 (3·2 to 6)	3·2 (2·4 to 4)	3 (2·3 to 3·9)	2·2 (1·6 to 2·8)	1·8 (1·3 to 2·3)	1·4 (1 to 1·8)	0·9 (0·6 to 1·2)	0·6 (0·4 to 0·9)	0·3 (0·2 to 0·5)	0·1 (0·1 to 0·2)	0 (0 to 0)	58·2
Motor vehicle road injuries	0 (0 to 0)	0 (0 to 0)	0·5 (0·3 to 0·7)	1·6 (1·1 to 2·1)	1·2 (0·9 to 1·7)	2·4 (1·9 to 3)	22·7 (17·5 to 29·6)	32 (24·4 to 41·1)	21·9 (16·4 to 28·3)	15·5 (11·6 to 20·7)	12·1 (9·2 to 15·5)	10·1 (7·8 to 13·3)	10·3 (8·1 to 13)	8·1 (6·5 to 10)	8·1 (6·5 to 9·9)	6·3 (5·1 to 7·7)	5·4 (4·4 to 6·5)	4·7 (3·8 to 5·7)	3·3 (2·7 to 4·1)	2·6 (2 to 3·2)	1·4 (1·1 to 1·6)	0·5 (0·4 to 0·6)	0·1 (0·1 to 0·1)	171
Other road injuries	0 (0 to 0)	0 (0 to 0)	0 (0 to 0)	0·2 (0·1 to 0·2)	0·1 (0·1 to 0·1)	0·2 (0·1 to 0·3)	0·6 (0·4 to 0·9)	0·7 (0·4 to 1)	0·6 (0·4 to 0·9)	0·5 (0·4 to 0·8)	0·5 (0·3 to 0·6)	0·4 (0·3 to 0·5)	0·5 (0·3 to 0·6)	0·5 (0·4 to 0·7)	0·5 (0·4 to 0·7)	0·4 (0·3 to 0·5)	0·3 (0·2 to 0·5)	0·3 (0·2 to 0·4)	0·2 (0·1 to 0·3)	0·1 (0·1 to 0·2)	0·1 (0·1 to 0·1)	0 (0 to 0)	0 (0 to 0)	6·7
Other transport injuries	0 (0 to 0)	0 (0 to 0)	0 (0 to 0·1)	0·3 (0·2 to 0·5)	0·4 (0·2 to 0·5)	0·6 (0·4 to 0·9)	1·6 (1 to 2·3)	2·5 (1·7 to 3·8)	2·5 (1·8 to 3·6)	2·3 (1·6 to 3·2)	2 (1·4 to 2·8)	1·7 (1·3 to 2·4)	1·8 (1·4 to 2·4)	1·9 (1·5 to 2·5)	2 (1·5 to 2·6)	1·8 (1·3 to 2·3)	1·5 (1·2 to 2)	1·3 (0·9 to 1·6)	0·8 (0·7 to 1·1)	0·6 (0·5 to 0·8)	0·3 (0·2 to 0·4)	0·1 (0·1 to 0·2)	0 (0 to 0)	26·4
Unintentional injuries	0·4 (0·3 to 0·6)	0·9 (0·6 to 1·1)	10·1 (6·6 to 14·6)	22·9 (18·6 to 28)	24·5 (17·2 to 33·9)	33·5 (24·4 to 46)	45·9 (33·9 to 61·2)	66·9 (50·6 to 89·5)	79·8 (60·3 to 108)	92·4 (69·8 to 125)	93·3 (70·8 to 126)	87·4 (66·4 to 116)	102 (76·7 to 136)	118 (88·2 to 156)	135 (101 to 178)	129 (98·7 to 169)	126 (96·5 to 165)	131 (102 to 167)	117 (91·8 to 149)	126 (101 to 158)	99·8 (80·6 to 122)	53·5 (43·2 to 64·6)	15·8 (12·6 to 19·3)	1,710
Falls	0 (0 to 0)	0·1 (0·1 to 0·1)	1 (0·7 to 1·4)	5·3 (3·8 to 7·6)	9·9 (6·3 to 15·2)	14·4 (9·5 to 21·1)	20·7 (14·6 to 29·1)	30·2 (21·6 to 41·4)	38·3 (27·2 to 53·4)	45 (32·8 to 62·1)	47·1 (35·1 to 64·1)	46 (34·4 to 62·7)	56·1 (42·2 to 75·2)	68·6 (51·3 to 91·5)	80·8 (60·8 to 106)	79·7 (60·2 to 104)	81·7 (62·1 to 106)	89·4 (68·6 to 115)	86·3 (67·2 to 110)	101 (80·3 to 126)	84·7 (67·7 to 105)	47·1 (37·9 to 57·1)	14·2 (11·3 to 17·5)	1,050
Drowning	0 (0 to 0)	0 (0 to 0)	0·4 (0·3 to 0·6)	3·2 (2·5 to 4)	1 (0·7 to 1·4)	1·2 (0·9 to 1·6)	2·8 (2 to 4)	4 (2·8 to 5·5)	2·8 (2 to 3·7)	2·9 (2·2 to 3·7)	2·7 (2 to 3·6)	2·4 (1·8 to 3)	2·4 (1·8 to 3·1)	1·7 (1·3 to 2·3)	1·7 (1·3 to 2·1)	1·3 (1 to 1·6)	1 (0·8 to 1·3)	0·8 (0·6 to 1)	0·5 (0·4 to 0·6)	0·4 (0·3 to 0·4)	0·2 (0·1 to 0·2)	0·1 (0 to 0·1)	0 (0 to 0)	33·5
Fire, heat, and hot substances	0 (0 to 0)	0 (0 to 0)	0·6 (0·4 to 0·9)	2·7 (2·1 to 3·4)	1·8 (1·3 to 2·5)	2 (1·4 to 2·9)	2·7 (1·9 to 3·8)	4·1 (3 to 5·7)	5·2 (3·8 to 7·2)	6·7 (4·9 to 9·3)	6·6 (4·8 to 9·2)	5·8 (4·2 to 8·2)	6·5 (4·6 to 9·1)	7 (4·8 to 10)	7·3 (5·1 to 10·3)	6·4 (4·4 to 9·1)	5·6 (4 to 8·1)	4·9 (3·5 to 6·8)	3·6 (2·6 to 5)	3 (2·3 to 4·1)	1·8 (1·4 to 2·4)	0·8 (0·6 to 1)	0·2 (0·1 to 0·2)	85·3
Poisonings	0 (0 to 0)	0 (0 to 0·1)	0·1 (0·1 to 0·2)	0·8 (0·6 to 1·1)	1 (0·6 to 1·7)	1·6 (1·1 to 2·2)	2 (1·5 to 2·7)	2·8 (2·1 to 3·6)	3 (2·3 to 3·9)	3 (2·2 to 3·8)	2·8 (2·1 to 3·7)	2·3 (1·7 to 3)	2·2 (1·7 to 2·9)	2 (1·5 to 2·7)	1·9 (1·4 to 2·5)	1·4 (1·1 to 1·9)	1·1 (0·8 to 1·5)	1 (0·7 to 1·3)	0·7 (0·5 to 0·9)	0·5 (0·4 to 0·7)	0·3 (0·2 to 0·4)	0·1 (0·1 to 0·2)	0 (0 to 0)	30·8
Poisoning by carbon monoxide	0 (0 to 0)	0 (0 to 0)	0 (0 to 0)	0·1 (0·1 to 0·1)	0·1 (0·1 to 0·2)	0·2 (0·2 to 0·4)	0·6 (0·4 to 0·9)	0·8 (0·5 to 1·2)	0·7 (0·4 to 1·2)	0·8 (0·5 to 1·2)	0·8 (0·5 to 1·1)	0·6 (0·4 to 0·9)	0·5 (0·3 to 0·8)	0·4 (0·3 to 0·6)	0·4 (0·2 to 0·5)	0·3 (0·2 to 0·4)	0·2 (0·1 to 0·3)	0·2 (0·1 to 0·3)	0·1 (0·1 to 0·2)	0·1 (0·1 to 0·1)	0·1 (0 to 0·1)	0 (0 to 0)	0 (0 to 0)	7·1
Poisoning by other means	0 (0 to 0)	0 (0 to 0·1)	0·1 (0·1 to 0·2)	0·8 (0·5 to 1)	0·9 (0·5 to 1·5)	1·4 (1 to 1·9)	1·4 (1 to 1·9)	2 (1·4 to 2·6)	2·3 (1·7 to 3)	2·1 (1·6 to 2·8)	2 (1·4 to 2·7)	1·7 (1·3 to 2·2)	1·7 (1·3 to 2·2)	1·6 (1·1 to 2·2)	1·5 (1·1 to 2·1)	1·1 (0·8 to 1·6)	0·9 (0·6 to 1·3)	0·8 (0·5 to 1·1)	0·5 (0·4 to 0·8)	0·4 (0·3 to 0·6)	0·2 (0·2 to 0·3)	0·1 (0·1 to 0·1)	0 (0 to 0)	23·7
Exposure to mechanical forces	0 (0 to 0)	0 (0 to 0)	0·3 (0·2 to 0·5)	2 (1·4 to 2·8)	3 (1·9 to 4·7)	4·5 (2·9 to 6·8)	6·3 (4·2 to 9·4)	9·9 (6·8 to 14·4)	12·2 (8·2 to 17·8)	14 (9·6 to 20·7)	13·6 (9·4 to 20·1)	12·5 (8·6 to 18·3)	14·3 (9·9 to 20·8)	15·9 (10·9 to 23·4)	17·4 (11·8 to 25·5)	15·5 (10·4 to 22·5)	14 (9·2 to 20·2)	12·3 (8·2 to 17·8)	8·4 (5·6 to 12·1)	6·4 (4·3 to 9·1)	3·5 (2·4 to 5·1)	1·4 (1 to 2)	0·3 (0·2 to 0·5)	188
Unintentional firearm injuries	0 (0 to 0)	0 (0 to 0)	0 (0 to 0)	0·2 (0·1 to 0·2)	0·1 (0·1 to 0·2)	0·2 (0·1 to 0·2)	0·2 (0·1 to 0·3)	0·3 (0·2 to 0·5)	0·3 (0·2 to 0·5)	0·4 (0·3 to 0·6)	0·4 (0·3 to 0·6)	0·4 (0·3 to 0·5)	0·4 (0·3 to 0·6)	0·5 (0·4 to 0·7)	0·6 (0·4 to 0·8)	0·5 (0·4 to 0·7)	0·5 (0·3 to 0·6)	0·4 (0·3 to 0·5)	0·3 (0·2 to 0·4)	0·2 (0·2 to 0·3)	0·1 (0·1 to 0·2)	0·1 (0 to 0·1)	0 (0 to 0)	6
Other exposure to mechanical forces	0 (0 to 0)	0 (0 to 0)	0·3 (0·2 to 0·4)	1·8 (1·2 to 2·6)	2·9 (1·8 to 4·5)	4·3 (2·7 to 6·7)	6·1 (4 to 9·2)	9·6 (6·6 to 14·1)	11·8 (7·9 to 17·5)	13·6 (9·2 to 20·1)	13·2 (9·1 to 19·6)	12·1 (8·3 to 17·9)	13·9 (9·5 to 20·1)	15·4 (10·5 to 22·8)	16·8 (11·4 to 24·8)	15 (10 to 21·9)	13·5 (8·9 to 19·6)	11·9 (8 to 17·3)	8·1 (5·4 to 11·7)	6·2 (4·1 to 8·9)	3·4 (2·3 to 4·9)	1·4 (0·9 to 1·9)	0·3 (0·2 to 0·4)	182
Adverse effects of medical treatment	0·2 (0·1 to 0·3)	0·2 (0·1 to 0·3)	2·5 (0·8 to 4·3)	2·1 (1·3 to 3)	0·8 (0·5 to 1·1)	0·9 (0·5 to 1·3)	1·1 (0·7 to 1·4)	1·7 (1 to 2·4)	1·9 (1·1 to 2·7)	2·5 (1·2 to 3·5)	2·6 (1·2 to 3·5)	2·5 (1·3 to 3·5)	3·4 (1·7 to 4·7)	4·3 (2·4 to 5·9)	6 (3·3 to 8·2)	6·8 (3·8 to 9·5)	7·4 (4·4 to 9·7)	8·4 (4·6 to 11)	7·1 (4·3 to 9·3)	6·3 (4·2 to 8·1)	3·9 (2·7 to 5·1)	1·6 (1·2 to 2·1)	0·4 (0·3 to 0·5)	74·5
Animal contact	0 (0 to 0)	0 (0 to 0)	0 (0 to 0·1)	0·3 (0·2 to 0·3)	0·3 (0·2 to 0·4)	0·3 (0·2 to 0·4)	0·3 (0·2 to 0·5)	0·4 (0·3 to 0·6)	0·5 (0·3 to 0·7)	0·5 (0·3 to 0·7)	0·5 (0·3 to 0·7)	0·4 (0·3 to 0·6)	0·5 (0·3 to 0·7)	0·6 (0·4 to 0·8)	0·6 (0·4 to 0·9)	0·5 (0·4 to 0·8)	0·5 (0·3 to 0·7)	0·4 (0·3 to 0·6)	0·3 (0·2 to 0·5)	0·2 (0·2 to 0·4)	0·1 (0·1 to 0·2)	0·1 (0 to 0·1)	0 (0 to 0)	7·4
Venomous animal contact	0 (0 to 0)	0 (0 to 0)	0 (0 to 0)	0·1 (0·1 to 0·1)	0·1 (0·1 to 0·2)	0·2 (0·1 to 0·2)	0·2 (0·1 to 0·2)	0·2 (0·1 to 0·3)	0·2 (0·2 to 0·3)	0·2 (0·2 to 0·3)	0·2 (0·1 to 0·3)	0·2 (0·1 to 0·3)	0·2 (0·1 to 0·3)	0·2 (0·2 to 0·3)	0·2 (0·2 to 0·3)	0·2 (0·1 to 0·3)	0·2 (0·1 to 0·3)	0·2 (0·1 to 0·2)	0·1 (0·1 to 0·1)	0·1 (0·1 to 0·1)	0 (0 to 0·1)	0 (0 to 0)	0 (0 to 0)	3·1
Non-venomous animal contact	0 (0 to 0)	0 (0 to 0)	0 (0 to 0)	0·2 (0·1 to 0·2)	0·1 (0·1 to 0·2)	0·1 (0·1 to 0·2)	0·2 (0·1 to 0·2)	0·2 (0·1 to 0·3)	0·2 (0·1 to 0·4)	0·2 (0·2 to 0·4)	0·3 (0·2 to 0·4)	0·2 (0·1 to 0·4)	0·3 (0·2 to 0·4)	0·3 (0·2 to 0·5)	0·4 (0·2 to 0·6)	0·3 (0·2 to 0·5)	0·3 (0·2 to 0·5)	0·3 (0·2 to 0·4)	0·2 (0·1 to 0·3)	0·2 (0·1 to 0·3)	0·1 (0·1 to 0·1)	0 (0 to 0·1)	0 (0 to 0)	4·2
Foreign body	0·1 (0·1 to 0·1)	0·4 (0·3 to 0·6)	4·2 (2·5 to 6·4)	3 (2·4 to 3·7)	1·5 (1·1 to 2)	3 (2·3 to 3·8)	3·2 (2·5 to 4·1)	4·8 (3·7 to 6·1)	5 (4 to 6·4)	5·7 (4·4 to 7·2)	5·5 (4·3 to 6·8)	4·7 (3·7 to 5·8)	4·7 (3·8 to 5·8)	4·3 (3·4 to 5·4)	4·5 (3·6 to 5·6)	4·1 (3·2 to 5·1)	3·5 (2·8 to 4·4)	3·3 (2·7 to 4)	2·6 (2·1 to 3·1)	2·3 (1·8 to 2·8)	1·5 (1·2 to 1·8)	0·8 (0·6 to 0·9)	0·2 (0·2 to 0·3)	72·8
Pulmonary aspiration and foreign body in airway	0·1 (0·1 to 0·1)	0·4 (0·3 to 0·5)	4·1 (2·5 to 6·4)	2·5 (2 to 3·1)	0·8 (0·6 to 1)	2·1 (1·7 to 2·7)	2·2 (1·7 to 2·8)	3·5 (2·7 to 4·5)	3·5 (2·7 to 4·4)	4 (3·1 to 5)	3·8 (2·9 to 5)	3·2 (2·5 to 4·1)	3 (2·5 to 3·8)	2·4 (1·8 to 3·1)	2·5 (1·9 to 3·2)	2·2 (1·7 to 2·9)	1·8 (1·4 to 2·4)	1·8 (1·5 to 2·1)	1·5 (1·2 to 1·8)	1·5 (1·1 to 1·9)	1 (0·8 to 1·3)	0·6 (0·4 to 0·7)	0·2 (0·1 to 0·2)	48·8
Foreign body in eyes	0 (0 to 0)	0 (0 to 0)	0 (0 to 0·1)	0·2 (0·1 to 0·4)	0·3 (0·1 to 0·6)	0·3 (0·1 to 0·8)	0·4 (0·1 to 0·9)	0·5 (0·2 to 1·1)	0·6 (0·2 to 1·3)	0·6 (0·2 to 1·3)	0·5 (0·2 to 1·1)	0·5 (0·2 to 0·9)	0·5 (0·2 to 0·9)	0·5 (0·3 to 0·9)	0·5 (0·3 to 0·8)	0·4 (0·2 to 0·6)	0·4 (0·2 to 0·5)	0·3 (0·2 to 0·5)	0·2 (0·1 to 0·3)	0·2 (0·1 to 0·3)	0·1 (0·1 to 0·1)	0 (0 to 0·1)	0 (0 to 0)	7
Foreign body in other body part	0 (0 to 0)	0 (0 to 0)	0·1 (0 to 0·1)	0·3 (0·2 to 0·5)	0·4 (0·3 to 0·6)	0·5 (0·3 to 0·7)	0·6 (0·4 to 0·8)	0·8 (0·5 to 1·1)	0·9 (0·6 to 1·3)	1·1 (0·8 to 1·5)	1·1 (0·8 to 1·5)	1 (0·7 to 1·4)	1·2 (0·8 to 1·6)	1·4 (1 to 2)	1·6 (1·1 to 2·1)	1·4 (1 to 2)	1·4 (0·9 to 1·9)	1·2 (0·9 to 1·7)	0·9 (0·6 to 1·2)	0·7 (0·5 to 0·9)	0·4 (0·3 to 0·5)	0·1 (0·1 to 0·2)	0 (0 to 0)	17
Environmental heat and cold exposure	0 (0 to 0)	0 (0 to 0)	0 (0 to 0)	0·1 (0·1 to 0·2)	0·3 (0·2 to 0·4)	0·4 (0·3 to 0·6)	0·7 (0·5 to 1)	1 (0·7 to 1·4)	1·2 (0·9 to 1·7)	1·4 (1 to 2)	1·4 (1 to 1·9)	1·3 (0·9 to 1·8)	1·5 (1·1 to 2)	1·6 (1·1 to 2·2)	1·7 (1·2 to 2·3)	1·5 (1·1 to 2)	1·4 (1 to 1·8)	1·2 (0·9 to 1·6)	0·9 (0·7 to 1·2)	0·7 (0·5 to 0·9)	0·5 (0·4 to 0·6)	0·2 (0·2 to 0·3)	0 (0 to 0·1)	19
Exposure to forces of nature	0 (0 to 0)	0 (0 to 0)	0 (0 to 0)	0 (0 to 0)	0 (0 to 0)	0 (0 to 0)	0 (0 to 0)	0 (0 to 0)	0 (0 to 0)	0 (0 to 0)	0 (0 to 0)	0 (0 to 0)	0 (0 to 0)	0 (0 to 0)	0 (0 to 0)	0 (0 to 0)	0 (0 to 0)	0 (0 to 0)	0 (0 to 0)	0 (0 to 0)	0 (0 to 0)	0 (0 to 0)	0 (0 to 0)	0·1
Other unintentional injuries	0·1 (0 to 0·1)	0·1 (0 to 0·1)	0·8 (0·4 to 1·2)	3·4 (2·1 to 5·4)	4·8 (2·8 to 7·7)	5·2 (3·2 to 8·3)	6·1 (3·9 to 9·7)	8·1 (5·2 to 12·7)	9·7 (6·2 to 15)	10·9 (7 to 16·8)	10·4 (6·7 to 15·9)	9·4 (6 to 14·3)	10·6 (6·8 to 16)	11·9 (7·5 to 18)	12·8 (8·2 to 19·1)	11·4 (7·3 to 17)	10·4 (6·8 to 15·2)	9·2 (6 to 13·5)	6·7 (4·5 to 9·8)	5·5 (3·7 to 8·1)	3·3 (2·2 to 4·7)	1·4 (1 to 2)	0·4 (0·3 to 0·5)	152
Self-harm and interpersonal violence	0·2 (0·1 to 0·3)	0·1 (0·1 to 0·2)	1·3 (0·8 to 2)	2·6 (2·1 to 3·2)	2·1 (1·7 to 2·6)	6·1 (5 to 7·5)	43·3 (35·4 to 53)	90 (72·1 to 110)	98·7 (79·7 to 120)	112 (90·6 to 137)	106 (86·3 to 129)	91·3 (71·8 to 115)	91·3 (70·7 to 117)	62·6 (49·2 to 78·2)	58 (45·2 to 73·1)	34 (27·4 to 42·9)	21·9 (17·8 to 27)	15·4 (12·7 to 18·6)	8·8 (7·2 to 10·6)	5·7 (4·7 to 6·8)	2·8 (2·3 to 3·3)	0·9 (0·8 to 1·1)	0·2 (0·1 to 0·2)	854
Self-harm	0 (0 to 0)	0 (0 to 0)	0 (0 to 0)	0 (0 to 0)	0 (0 to 0)	2·6 (1·8 to 3·8)	35·5 (27·9 to 45)	77·7 (59·8 to 96·7)	88·2 (69·6 to 108)	102 (81 to 126)	96·4 (77·5 to 119)	83·6 (64·4 to 107)	83·6 (63·7 to 109)	56·2 (43 to 71·8)	52 (39·9 to 67·1)	29·5 (23 to 37·6)	18·3 (14·4 to 23·3)	12·5 (9·9 to 15·4)	6·9 (5·6 to 8·6)	4·5 (3·7 to 5·5)	2·2 (1·8 to 2·7)	0·7 (0·6 to 0·8)	0·1 (0·1 to 0·2)	752
Self-harm by firearm	0 (0 to 0)	0 (0 to 0)	0 (0 to 0)	0 (0 to 0)	0 (0 to 0)	0·1 (0 to 0·1)	0·4 (0·2 to 0·8)	0·8 (0·4 to 1·7)	0·7 (0·4 to 1·6)	0·8 (0·5 to 1·8)	0·9 (0·5 to 2·2)	0·8 (0·4 to 2·1)	0·8 (0·4 to 2·1)	0·7 (0·4 to 1·3)	0·6 (0·4 to 1·2)	0·5 (0·3 to 0·7)	0·3 (0·2 to 0·5)	0·3 (0·2 to 0·4)	0·2 (0·1 to 0·2)	0·1 (0·1 to 0·2)	0·1 (0 to 0·1)	0 (0 to 0)	0 (0 to 0)	8·1
Self-harm by other specified means	0 (0 to 0)	0 (0 to 0)	0 (0 to 0)	0 (0 to 0)	0 (0 to 0)	2·5 (1·7 to 3·7)	35·1 (27·6 to 44·2)	77 (59·4 to 95·5)	87·5 (69·2 to 107)	101 (80·5 to 125)	95·5 (76·7 to 118)	82·8 (63·6 to 106)	82·8 (63·1 to 108)	55·5 (42·5 to 70·8)	51·3 (39 to 66)	29·1 (22·7 to 37)	18 (14·1 to 22·9)	12·2 (9·7 to 15)	6·7 (5·4 to 8·3)	4·4 (3·6 to 5·4)	2·1 (1·7 to 2·6)	0·7 (0·6 to 0·8)	0·1 (0·1 to 0·1)	744
Interpersonal violence	0·2 (0·1 to 0·3)	0·1 (0·1 to 0·2)	1·3 (0·8 to 2)	2·5 (2 to 3·1)	2 (1·6 to 2·5)	3·4 (2·7 to 4·1)	7·7 (6 to 9·5)	12·1 (9·8 to 15)	10·3 (8·2 to 12·8)	9·8 (7·8 to 11·9)	9 (7·4 to 10·8)	7·5 (6·2 to 8·9)	7·3 (6 to 8·8)	6 (4·8 to 7·4)	5·6 (4·5 to 6·9)	4·2 (3·4 to 5·2)	3·4 (2·7 to 4·2)	2·8 (2·2 to 3·5)	1·8 (1·4 to 2·2)	1·1 (0·8 to 1·4)	0·6 (0·4 to 0·7)	0·2 (0·1 to 0·3)	0 (0 to 0·1)	98·6
Physical violence by firearm	0 (0 to 0)	0 (0 to 0)	0 (0 to 0)	0·1 (0·1 to 0·1)	0·1 (0·1 to 0·2)	0·1 (0·1 to 0·2)	0·3 (0·2 to 0·3)	0·5 (0·4 to 0·7)	0·5 (0·4 to 0·7)	0·6 (0·4 to 0·7)	0·5 (0·4 to 0·6)	0·3 (0·3 to 0·4)	0·3 (0·2 to 0·4)	0·3 (0·2 to 0·4)	0·3 (0·2 to 0·3)	0·2 (0·2 to 0·3)	0·2 (0·1 to 0·2)	0·1 (0·1 to 0·2)	0·1 (0·1 to 0·1)	0·1 (0·1 to 0·1)	0 (0 to 0)	0 (0 to 0)	0 (0 to 0)	4·7
Physical violence by sharp object	0 (0 to 0)	0 (0 to 0)	0 (0 to 0·1)	0·2 (0·1 to 0·2)	0·2 (0·1 to 0·2)	0·2 (0·2 to 0·3)	0·9 (0·7 to 1·1)	1·3 (1·1 to 1·6)	1·3 (1 to 1·7)	1·3 (1 to 1·6)	1·2 (1 to 1·6)	1 (0·8 to 1·2)	1 (0·8 to 1·2)	0·8 (0·6 to 1)	0·7 (0·6 to 0·9)	0·6 (0·4 to 0·7)	0·4 (0·3 to 0·6)	0·4 (0·3 to 0·5)	0·3 (0·2 to 0·3)	0·2 (0·1 to 0·2)	0·1 (0·1 to 0·1)	0 (0 to 0)	0 (0 to 0)	12·2
Sexual violence	0 (0 to 0)	0 (0 to 0)	0 (0 to 0)	0 (0 to 0·1)	0·4 (0·2 to 0·6)	1 (0·6 to 1·5)	2·7 (1·5 to 4·4)	3·9 (2·3 to 6)	2·8 (1·6 to 4·6)	1·8 (1 to 3)	1·4 (0·8 to 2·2)	1 (0·6 to 1·7)	0·9 (0·5 to 1·6)	0·8 (0·4 to 1·3)	0·6 (0·3 to 0·9)	0·4 (0·3 to 0·6)	0·3 (0·2 to 0·5)	0·3 (0·2 to 0·4)	0·2 (0·1 to 0·3)	0·2 (0·1 to 0·2)	0·1 (0 to 0·1)	0 (0 to 0)	0 (0 to 0)	18·9
Physical violence by other means	0·2 (0·1 to 0·2)	0·1 (0·1 to 0·2)	1·2 (0·8 to 1·9)	2·2 (1·7 to 2·7)	1·3 (1·1 to 1·7)	2 (1·6 to 2·5)	3·8 (3 to 4·7)	6·3 (5 to 7·7)	5·6 (4·4 to 7)	6·1 (4·8 to 7·5)	5·9 (4·8 to 7·2)	5·1 (4·1 to 6·2)	5 (4·1 to 6·2)	4·1 (3·3 to 5·2)	4 (3·2 to 5)	3 (2·4 to 3·8)	2·4 (1·9 to 3·1)	2 (1·5 to 2·5)	1·2 (0·9 to 1·6)	0·7 (0·5 to 1)	0·4 (0·3 to 0·5)	0·1 (0·1 to 0·2)	0 (0 to 0)	62·9
Conflict and terrorism	0 (0 to 0)	0 (0 to 0)	0 (0 to 0)	0 (0 to 0)	0 (0 to 0)	0 (0 to 0·1)	0·1 (0 to 0·1)	0·1 (0·1 to 0·2)	0·1 (0·1 to 0·3)	0·2 (0·1 to 0·3)	0·2 (0·1 to 0·5)	0·3 (0·1 to 0·6)	0·3 (0·1 to 0·7)	0·4 (0·2 to 0·9)	0·4 (0·2 to 1)	0·3 (0·1 to 0·8)	0·2 (0·1 to 0·6)	0·1 (0·1 to 0·4)	0·1 (0 to 0·2)	0 (0 to 0·1)	0 (0 to 0)	0 (0 to 0)	0 (0 to 0)	2·9

SII Table 2c: South Tyneside DALYS by cause and age group for both sexes with 95% uncertainty intervals, 2019

Cause	Early Neonatal	Late Neonatal	Post Neonatal	1 to 4	5 to 9	10 to 14	15 to 19	20 to 24	25 to 29	30 to 34	35 to 39	40 to 44	45 to 49	50 to 54	55 to 59	60 to 64	65 to 69	70 to 74	75 to 79	80 to 84	85 to 89	90 to 94	95 plus	Total
All causes	1,109 (1,109 to 1,109)	1,102 (1,102 to 1,102)	1,102 (1,102 to 1,102)	1,102 (1,102 to 1,102

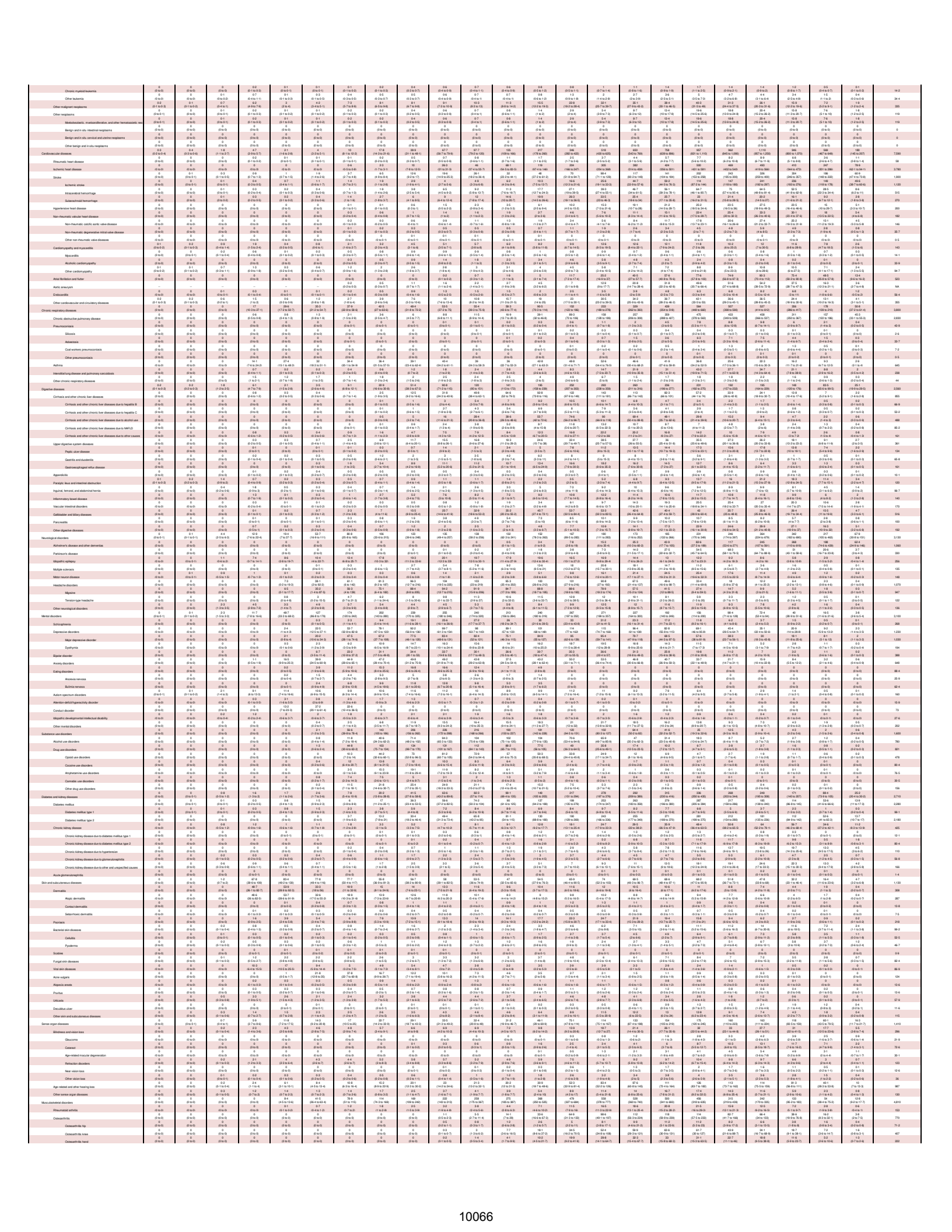



SR Table 2c: Slovenia DALYS by cause and sex arous for both sexes with 95% uncertainty intervals, 2019

Cause	Early Neonatal	Late Neonatal	Post-Neonatal	1 to 4	5 to 9	10 to 14	15 to 19	20 to 24	25 to 29	30 to 34	35 to 39	40 to 44	45 to 49	50 to 54	55 to 59	60 to 64	65 to 69	70 to 74	75 to 79	80 to 84	85 to 89	90 to 94	95 plus	Total
All causes	1,649 (997 to 1,469)	997 (615 to 1,150)	966 (719 to 1,196)	3,398 (2,356 to 3,960)	2,980 (2,000 to 3,380)	5,699 (3,733 to 7,122)	11,790 (8,035 to 14,766)	15,499 (9,158 to 19,969)	13,866 (8,063 to 15,563)	17,660 (11,693 to 21,769)	22,697 (17,900 to 27,900)	27,050 (21,983 to 33,200)	31,780 (25,455 to 39,200)	43,160 (34,900 to 53,200)	62,060 (42,200 to 83,700)	82,660 (54,900 to 116,000)	89,200 (56,500 to 126,000)	96,960 (47,300 to 146,000)	97,960 (51,900 to 153,000)	99,200 (56,400 to 166,000)	42,200 (27,900 to 61,400)	23,900 (16,900 to 37,300)	6,229 (7,615 to 9,010)	626,000
Communicable, maternal, neonatal, and nutritional diseases	664 (527 to 1,100)	479 (320 to 643)	368 (251 to 477)	776 (585 to 1,058)	619 (383 to 787)	687 (457 to 780)	1,020 (687 to 1,157)	1,104 (689 to 1,362)	1,015 (639 to 1,173)	1,060 (729 to 1,260)	1,060 (797 to 1,260)	1,060 (749 to 1,240)	1,060 (824 to 1,420)	1,060 (829 to 1,490)	1,060 (797 to 1,540)	1,060 (779 to 1,570)	1,060 (766 to 1,630)	1,060 (1,070 to 1,790)	1,070 (1,330 to 2,430)	1,060 (1,330 to 2,330)	1,060 (749 to 1,520)	1,060 (970 to 1,660)	21,502
HIV/AIDS and sexually transmitted infections	0 (0 to 0)	0 (0 to 0)	4.7 (4 to 5.6)	4.2 (3.6 to 4.9)	1.6 (1.4 to 2.1)	2.6 (1.8 to 3.8)	9.6 (5 to 17)	19.7 (9.6 to 39.6)	36 (20 to 59.4)	49.2 (27.1 to 73.7)	66 (36.7 to 71.5)	77 (39.9 to 99.7)	87.4 (39.9 to 99.7)	28 (19.9 to 51.4)	10.5 (5.9 to 22.6)	11.2 (6.4 to 19.9)	4.3 (2.6 to 10.7)	2.7 (2 to 6.7)	2.6 (1.4 to 6.7)	1.6 (0.7 to 3.3)	0.7 (0.3 to 1.4)	0.2 (0.1 to 0.5)	396
HIV/AIDS	0 (0 to 0)	0 (0 to 0)	4.7 (4 to 5.6)	4.2 (3.6 to 4.9)	1.6 (1 to 1.9)	2.1 (1.4 to 3.1)	6.7 (3.2 to 11.6)	7.5 (4.2 to 15.2)	12.7 (5.2 to 19.6)	21.7 (12.7 to 29.7)	19.5 (10.6 to 23.3)	19.3 (10.3 to 22.2)	19.2 (10.1 to 22.1)	12.3 (6.4 to 18.4)	8.3 (3.5 to 9.6)	9.6 (4.1 to 12.4)	4.1 (2.1 to 6.1)	2.7 (1.1 to 4.9)	2.3 (0.9 to 4.6)	0.7 (0.2 to 1.5)	0.3 (0 to 0.6)	0.1 (0 to 0.3)	122
HIV/AIDS - Drug-susceptible Tuberculosis	0 (0 to 0)	0 (0 to 0)	0.3 (0 to 0.4)	0.3 (0.1 to 0.5)	0.1 (0 to 0.2)	0.1 (0 to 0.2)	0.4 (0 to 0.6)	0.5 (0 to 0.9)	0.9 (0 to 1.5)	1.5 (0.4 to 1.9)	1.4 (0.7 to 1.7)	1.4 (0.7 to 1.7)	1.4 (0.7 to 1.7)	0.9 (0.4 to 1.1)	0.6 (0.2 to 0.7)	0.7 (0.3 to 0.8)	0.3 (0.1 to 0.4)	0.2 (0 to 0.3)	0.2 (0 to 0.3)	0.1 (0 to 0.2)	0 (0 to 0.1)	0 (0 to 0)	9.1
HIV/AIDS - Multidrug-resistant Tuberculosis without extensive	0 (0 to 0)	0 (0 to 0)	0 (0 to 0)	0 (0 to 0)	0 (0 to 0)	0 (0 to 0)	0 (0 to 0)	0 (0 to 0)	0 (0 to 0)	0 (0 to 0)	0 (0 to 0)	0 (0 to 0)	0 (0 to 0)	0 (0 to 0)	0 (0 to 0)	0 (0 to 0)	0 (0 to 0)	0 (0 to 0)	0 (0 to 0)	0 (0 to 0)	0 (0 to 0)	0 (0 to 0)	0 (0 to 0)	0
HIV/AIDS - Extensively drug-resistant Tuberculosis	0 (0 to 0)	0 (0 to 0)	0 (0 to 0)	0 (0 to 0)	0 (0 to 0)	0 (0 to 0)	0 (0 to 0)	0 (0 to 0)	0 (0 to 0)	0 (0 to 0)	0 (0 to 0)	0 (0 to 0)	0 (0 to 0)	0 (0 to 0)	0 (0 to 0)	0 (0 to 0)	0 (0 to 0)	0 (0 to 0)	0 (0 to 0)	0 (0 to 0)	0 (0 to 0)	0 (0 to 0)	0 (0 to 0)	0
HIV/AIDS resulting in other diseases	0 (0 to 0)	0 (0 to 0)	0 (0 to 0.1)	0 (0 to 0.1)	0 (0 to 0.1)	0.4 (0.2 to 0.8)	2.9 (0.9 to 6.6)	11.9 (3.2 to 19)	23.3 (6.6 to 34.6)	28.1 (9.1 to 39.1)	45.9 (15.6 to 61.9)	56.7 (20.1 to 72.9)	67.8 (22.9 to 87.1)	16 (7.4 to 32.3)	2.2 (0.7 to 5.4)	1.6 (0.6 to 3.8)	0.2 (0 to 0.7)	0 (0 to 0.1)	0 (0 to 0.1)	0 (0 to 0)	0 (0 to 0)	0 (0 to 0)	0 (0 to 0)	172
Sexually transmitted infections excluding HIV	0 (0 to 0)	0 (0 to 0)	0 (0 to 0)	0 (0 to 0)	0 (0 to 0)	0.2 (0 to 0.4)	3 (0.7 to 6.1)	11.8 (2.6 to 23.9)	23.3 (5.2 to 47.1)	28.1 (6.3 to 56.8)	43.9 (9.8 to 88.7)	53.7 (12 to 108.5)	63.6 (14.2 to 128.5)	12.7 (3.1 to 25.6)	2.1 (0.5 to 4.2)	1.5 (0.4 to 3)	0.2 (0 to 0.4)	0 (0 to 0.1)	0 (0 to 0.1)	0 (0 to 0)	0 (0 to 0)	0 (0 to 0)	0 (0 to 0)	165
Syphilis	0 (0 to 0)	0 (0 to 0)	0 (0 to 0)	0 (0 to 0)	0 (0 to 0)	0.2 (0 to 0.3)	2.9 (0.6 to 5.9)	11.5 (2.5 to 23.3)	22.7 (5 to 46)	27.4 (6.1 to 55.4)	42.8 (9.5 to 86.5)	52.3 (11.7 to 105.8)	62 (13.8 to 125.2)	12.4 (3 to 25)	2.1 (0.5 to 4.1)	1.5 (0.4 to 3)	0.2 (0 to 0.4)	0 (0 to 0.1)	0 (0 to 0.1)	0 (0 to 0)	0 (0 to 0)	0 (0 to 0)	0 (0 to 0)	1.6
Chlamydial infection	0 (0 to 0)	0 (0 to 0)	0 (0 to 0)	0 (0 to 0)	0 (0 to 0)	0.1 (0 to 0.2)	0.1 (0 to 0.2)	0.2 (0 to 0.4)	0.3 (0 to 0.6)	0.4 (0 to 0.8)	0.6 (0 to 1.2)	0.7 (0 to 1.4)	0.8 (0 to 1.6)	0.2 (0 to 0.4)	0.1 (0 to 0.2)	0.1 (0 to 0.2)	0 (0 to 0.1)	0 (0 to 0.1)	0 (0 to 0.1)	0 (0 to 0.1)	0 (0 to 0.1)	0 (0 to 0.1)	0 (0 to 0)	213
Gonococcal infection	0 (0 to 0)	0 (0 to 0)	0 (0 to 0)	0 (0 to 0)	0 (0 to 0)	0.2 (0 to 0.3)	0.8 (0 to 1.6)	1.3 (0.3 to 2.6)	1.2 (0.3 to 2.4)	2.6 (0.6 to 5.2)	3.1 (0.8 to 6.1)	3.6 (0.9 to 7.1)	4.1 (1 to 8.1)	0.8 (0.2 to 1.6)	0.3 (0.1 to 0.6)	0.2 (0 to 0.4)	0.1 (0 to 0.2)	0 (0 to 0.1)	0 (0 to 0.1)	0 (0 to 0.1)	0 (0 to 0.1)	0 (0 to 0.1)	0 (0 to 0)	9.4
Trichomoniasis	0 (0 to 0)	0 (0 to 0)	0 (0 to 0)	0 (0 to 0)	0 (0 to 0)	0.5 (0 to 1)	2.3 (0.5 to 4.6)	9.1 (1.7 to 17.1)	17.4 (3.4 to 33.1)	21.7 (4.2 to 41.2)	34.2 (6.6 to 64.9)	41.9 (8.1 to 79.3)	49.6 (9.6 to 94.1)	9.8 (2.4 to 19.6)	1.6 (0.4 to 3.2)	1.2 (0.3 to 2.4)	0.2 (0 to 0.5)	0 (0 to 0.1)	0 (0 to 0.1)	0 (0 to 0.1)	0 (0 to 0.1)	0 (0 to 0.1)	0 (0 to 0)	117
Genital herpes	0 (0 to 0)	0 (0 to 0)	0 (0 to 0)	0 (0 to 0)	0 (0 to 0)	0 (0 to 0)	0 (0 to 0)	0 (0 to 0)	0 (0 to 0)	0 (0 to 0)	0 (0 to 0)	0 (0 to 0)	0 (0 to 0)	0 (0 to 0)	0 (0 to 0)	0 (0 to 0)	0 (0 to 0)	0 (0 to 0)	0 (0 to 0)	0 (0 to 0)	0 (0 to 0)	0 (0 to 0)	0 (0 to 0)	0
Other sexually transmitted infections	0 (0 to 0)	0 (0 to 0)	0 (0 to 0)	0 (0 to 0)	0 (0 to 0)	0.2 (0 to 0.4)	1.4 (0.3 to 2.8)	5.1 (1.2 to 9.9)	10.6 (2.6 to 20.4)	13.1 (3.2 to 25.1)	21.1 (5.2 to 40.2)	25.6 (6.3 to 48.8)	30.4 (7.5 to 58.1)	6.1 (1.5 to 11.7)	1 (0.2 to 2)	0.7 (0.2 to 1.5)	0.1 (0 to 0.3)	0 (0 to 0.1)	0 (0 to 0.1)	0 (0 to 0.1)	0 (0 to 0.1)	0 (0 to 0.1)	0 (0 to 0)	63.6
Respiratory infections and tuberculosis	411 (219 to 816)	149 (84.9 to 217)	129 (96.9 to 172)	136 (77.7 to 176)	106 (60.4 to 135)	119 (67.9 to 156)	111 (61.9 to 148)	122 (68.1 to 167)	139 (78.2 to 187)	199 (111 to 261)	215 (120 to 282)	229 (127 to 299)	239 (133 to 312)	250 (139 to 326)	259 (144 to 339)	268 (149 to 350)	276 (153 to 360)	283 (157 to 369)	289 (161 to 377)	294 (163 to 384)	298 (166 to 389)	301 (167 to 393)	10,000
Tuberculosis	0 (0 to 0)	0 (0 to 0)	0.1 (0.1 to 0.2)	1 (0.6 to 1.1)	1.4 (0.9 to 2.3)	2.5 (1.5 to 3.7)	3.4 (2.2 to 5.6)	4.2 (2.6 to 7.1)	5.3 (3.2 to 9.1)	7.2 (4.3 to 12.5)	9.6 (5.6 to 17.1)	12.3 (7.1 to 22.6)	15.6 (8.9 to 29.1)	19.7 (11.2 to 36.9)	23.9 (13.5 to 45.2)	28.4 (15.9 to 53.8)	32.9 (18.3 to 62.3)	36.9 (20.4 to 70.1)	40.3 (22.3 to 76.6)	43.1 (23.7 to 82.1)	45.2 (24.7 to 86.2)	46.7 (25.4 to 89.2)	339
Latent tuberculosis infection	0 (0 to 0)	0 (0 to 0)	0 (0 to 0)	0 (0 to 0)	0 (0 to 0)	0 (0 to 0)	0 (0 to 0)	0 (0 to 0)	0 (0 to 0)	0 (0 to 0)	0 (0 to 0)	0 (0 to 0)	0 (0 to 0)	0 (0 to 0)	0 (0 to 0)	0 (0 to 0)	0 (0 to 0)	0 (0 to 0)	0 (0 to 0)	0 (0 to 0)	0 (0 to 0)	0 (0 to 0)	0 (0 to 0)	0
Drug-susceptible Tuberculosis	0 (0 to 0)	0 (0 to 0)	0.1 (0 to 0.1)	1 (0.6 to 1.1)	1.4 (0.9 to 2.3)	2.5 (1.5 to 3.7)	3.4 (2.2 to 5.6)	4.2 (2.6 to 7.1)	5.3 (3.2 to 9.1)	7.2 (4.3 to 12.5)	9.6 (5.6 to 17.1)	12.3 (7.1 to 22.6)	15.6 (8.9 to 29.1)	19.7 (11.2 to 36.9)	23.9 (13.5 to 45.2)	28.4 (15.9 to 53.8)	32.9 (18.3 to 62.3)	36.9 (20.4 to 70.1)	40.3 (22.3 to 76.6)	43.1 (23.7 to 82.1)	45.2 (24.7 to 86.2)	46.7 (25.4 to 89.2)	339
Multidrug-resistant tuberculosis without extensive drug-resistar	0 (0 to 0)	0 (0 to 0)	0 (0 to 0)	0 (0 to 0)	0 (0 to 0)	0 (0 to 0)	0 (0 to 0)	0 (0 to 0)	0 (0 to 0)	0 (0 to 0)	0 (0 to 0)	0 (0 to 0)	0 (0 to 0)	0 (0 to 0)	0 (0 to 0)	0 (0 to 0)	0 (0 to 0)	0 (0 to 0)	0 (0 to 0)	0 (0 to 0)	0 (0 to 0)	0 (0 to 0)	0 (0 to 0)	0
Extensively drug-resistant tuberculosis	0 (0 to 0)	0 (0 to 0)	0 (0 to 0)	0 (0 to 0)	0 (0 to 0)	0 (0 to 0)	0 (0 to 0)	0 (0 to 0)	0 (0 to 0)	0 (0 to 0)	0 (0 to 0)	0 (0 to 0)	0 (0 to 0)	0 (0 to 0)	0 (0 to 0)	0 (0 to 0)	0 (0 to 0)	0 (0 to 0)	0 (0 to 0)	0 (0 to 0)	0 (0 to 0)	0 (0 to 0)	0 (0 to 0)	0
Lower respiratory infections	13.8 (7.4 to 28.6)	37.6 (20.6 to 58.5)	32.6 (27.2 to 41.4)	19.7 (12.5 to 25.6)	12.6 (8.6 to 17.3)	11.7 (7.6 to 16.1)	22.3 (14.7 to 32.1)	29.1 (19.2 to 42)	49.9 (29.7 to 67.3)	62 (41.2 to 82.6)	63.9 (41.1 to 82.1)	71.1 (46.2 to 91.8)	77.3 (50.2 to 99)	142 (72.2 to 228)	222 (120.7 to 350)	308 (159.7 to 478)	498 (252.1 to 778)	646 (302.9 to 1,020)	1,130 (462.2 to 1,820)	1,640 (1,100 to 2,190)	1,640 (1,100 to 2,170)	370 (299 to 462)	6,040
Upper respiratory infections	0.7 (0.1 to 2.2)	13.5 (6.1 to 23.2)	59.3 (40.2 to 84.1)	9.4 (4.7 to 14.1)	79.9 (54.1 to 107)	27.4 (18.5 to 36.7)	21.6 (14.6 to 29.1)	16.4 (11.1 to 22.1)	16 (10.8 to 21.5)	15.1 (10.2 to 20.3)	13.9 (9.4 to 18.7)	13.1 (8.8 to 17.6)	12.5 (8.4 to 16.8)	9.97 (6.7 to 13.4)	7.96 (5.3 to 10.7)	6.35 (4.2 to 8.5)	5.06 (3.3 to 6.8)	4.03 (2.6 to 5.4)	3.21 (2.1 to 4.3)	2.56 (1.7 to 3.4)	2.04 (1.3 to 2.7)	1.63 (1.1 to 2.2)	1,270
Otitis media	0 (0 to 0)	0 (0 to 0)	3.2 (1.2 to 6.2)	13.2 (4.4 to 19.6)	13.7 (2.9 to 17.7)	13.7 (2.9 to 17.7)	13.7 (2.9 to 17.7)	13.7 (2.9 to 17.7)	13.7 (2.9 to 17.7)	13.7 (2.9 to 17.7)	13.7 (2.9 to 17.7)	13.7 (2.9 to 17.7)	13.7 (2.9 to 17.7)	13.7 (2.9 to 17.7)	13.7 (2.9 to 17.7)	13.7 (2.9 to 17.7)	13.7 (2.9 to 17.7)	13.7 (2.9 to 17.7)	13.7 (2.9 to 17.7)	13.7 (2.9 to 17.7)	13.7 (2.9 to 17.7)	13.7 (2.9 to 17.7)	406
Enteric infections	1.3 (0.6 to 1.9)	7.4 (3.9 to 12.3)	40.8 (27.9 to 52.3)	127 (97.4 to 157)	97.4 (57.1 to 129)	37.1 (21.9 to 51.2)	19.6 (11.6 to 27.1)	13.2 (7.8 to 18.2)	11.2 (6.6 to 15.5)	10.4 (6.1 to 14.4)	9.8 (5.8 to 13.5)	9.4 (5.5 to 13)	9.1 (5.3 to 12.6)	8.8 (5.1 to 12.2)	8.5 (4.9 to 11.8)	8.2 (4.7 to 11.4)	7.9 (4.5 to 11)	7.7 (4.4 to 10.7)	7.5 (4.3 to 10.4)	7.3 (4.2 to 10.1)	7.1 (4.1 to 9.9)	6.9 (4 to 9.6)	2,370
Diarrheal diseases	1.2 (0.6 to 1.8)	7.4 (4.1 to 12.3)	40.7 (32.6 to 52.3)	127 (98.6 to 157)	96 (57.3 to 129)	36 (21.9 to 51.2)	19.6 (11.6 to 27.1)	13.2 (7.8 to 18.2)	11.2 (6.6 to 15.5)	10.4 (6.1 to 14.4)	9.8 (5.8 to 13.5)	9.4 (5.5 to 13)	9.1 (5.3 to 12.6)	8.8 (5.1 to 12.2)	8.5 (4.9 to 11.8)	8.2 (4.7 to 11.4)	7.9 (4.5 to 11)	7.7 (4.4 to 10.7)	7.5 (4.3 to 10.4)	7.3 (4.2 to 10.1)	7.1 (4.1 to 9.9)	6.9 (4 to 9.6)	2,360
Typhoid and paratyphoid	0 (0 to 0)	0 (0 to 0)	0 (0 to 0)	0 (0 to 0)	0 (0 to 0)	0 (0 to 0)	0 (0 to 0)	0 (0 to 0)	0 (0 to 0)	0 (0 to 0)	0 (0 to 0)	0 (0 to 0)	0 (0 to 0)	0 (0 to 0)	0 (0 to 0)	0 (0 to 0)	0 (0 to 0)	0 (0 to 0)	0 (0 to 0)	0 (0 to 0)	0 (0 to 0)	0 (0 to 0)	0 (0 to 0)	0
Typhoid fever	0 (0 to 0)	0 (0 to 0)	0 (0 to 0)	0 (0 to 0)	0 (0 to 0)	0 (0 to 0)	0 (0 to 0)	0 (0 to 0)	0 (0 to 0)	0 (0 to 0)	0 (0 to 0)	0 (0 to 0)	0 (0 to 0)	0 (0 to 0)	0 (0 to 0)	0 (0 to 0)	0 (0 to 0)	0 (0 to 0)	0 (0 to 0)	0 (0 to 0)	0 (0 to 0)	0 (0 to 0)	0 (0 to 0)	0
Paratyphoid fever	0 (0 to 0)	0 (0 to 0)	0 (0 to 0)	0 (0 to 0)	0 (0 to 0)	0 (0 to 0)	0 (0 to 0)	0 (0 to 0)	0 (0 to 0)	0 (0 to 0)	0 (0 to 0)	0 (0 to 0)	0 (0 to 0)	0 (0 to 0)	0 (0 to 0)	0 (0 to 0)	0 (0 to 0)	0 (0 to 0)	0 (0 to 0)	0 (0 to 0)	0 (0 to 0)	0 (0 to 0)	0 (0 to 0)	0
Invasive Non-typhoidal Salmonella (iNTS)	0 (0 to 0)	0 (0 to 0)	0 (0 to 0)	0 (0 to 0)	0 (0 to 0)	0 (0 to 0)	0 (0 to 0)	0 (0 to 0)	0 (0 to 0)	0 (0 to 0)	0 (0 to 0)	0 (0 to 0)	0 (0 to 0)	0 (0 to 0)	0 (0 to 0)	0 (0 to 0)	0 (0 to 0)	0 (0 to 0)	0 (0 to 0)	0 (0 to 0)	0 (0 to 0)	0 (0 to 0)	0 (0 to 0)	0
Other intestinal infectious diseases	0 (0 to 0)	0 (0 to 0)	0.1 (0 to 0.2)	0.4 (0.2 to 0.6)	0.3 (0.1 to 0.5)	0.2 (0.1 to 0.3)	0.1 (0 to 0.2)	0.4 (0.2 to 0.6)	0.2 (0.1 to 0.3)	0.4 (0.2 to 0.6)	0.2 (0.1 to 0.3)	0.2 (0.1 to 0.3)	0.1 (0.1 to 0.2)	0.1 (0 to 0.1)	0.1 (0 to 0.1)	0.1 (0 to 0.1)	0.1 (0 to 0.1)	0.1 (0 to 0.1)	0.1 (0 to 0.1)	0.1 (0 to 0.1)	0.1 (0 to 0.1)	0.1 (0 to 0.1)	3.7
Neglected tropical diseases and malaria	0.6 (0.3 to 1.4)	4.7 (2.6 to 7.8)	17.6 (9.9 to 27.2)	17.6 (9.9 to 27.2)	8.6 (3.9 to 13.4)	8.6 (3.9 to 13.4)	8.6 (3.9 to 13.4)	5.2 (2.1 to 9.3)	5.2 (2.1 to 9.3)	8.6 (3.7 to 15.6)	8.6 (3.7 to 15.6)	7.4 (2.7 to 15.2)	7.4 (2.7 to 15.2)	12.3 (5.2 to 24.9)	12.3 (5.2 to 24.9)	9.4 (3.6 to 19.1)	3.3 (1.2 to 6.8)	1.9 (0.7 to 3.9)	1.1 (0.4 to 2.3)	0.6 (0.2 to 1.2)	0.3 (0.1 to 0.6)	0.1 (0 to 0.3)	126
Malaria	0 (0 to 0)	0 (0 to 0)	0 (0 to 0)	0 (0 to 0)	0 (0 to 0)	0 (0 to 0)	0 (0 to 0)	0 (0 to 0)	0 (0 to 0)	0 (0 to 0)	0 (0 to 0)	0 (0 to 0)	0 (0 to 0)	0 (0 to 0)	0 (0 to 0)	0 (0 to 0)	0 (0 to 0)	0 (0 to 0)	0 (0 to 0)	0 (0 to 0)	0 (0 to 0)	0 (0 to 0)	0 (0 to 0)	0
Chagas disease	0 (0 to 0)	0 (0 to 0)	0 (0 to 0)	0 (0 to 0)	0 (0 to 0)	0 (0 to 0)	0 (0 to 0)	0 (0 to 0)	0 (0 to 0)	0 (0 to 0)	0 (0 to 0)	0 (0 to 0)	0 (0 to 0)	0 (0 to 0)	0 (0 to 0)	0 (0 to 0)	0 (0 to 0)	0 (0 to 0)	0 (0 to 0)	0 (0 to 0)	0 (0 to 0)	0 (0 to 0)	0 (0 to 0)	0
Leishmaniasis	0 (0 to 0)	0 (0 to 0)	0.2 (0 to 1.7)	1.1 (0 to 17.6)	0.7 (0 to 11.1)	0.5 (0 to 8)	0.5 (0 to 8)	0.6 (0 to 9.4)	0.7 (0 to 11.3)	0.7 (0 to 11.3)	0.6 (0 to 9.4)	0.5 (0 to 8)	0.5 (0 to 8)	0.4 (0 to 6.3)	0.4 (0 to 6.3)	0.3 (0 to 5.2)	0.3 (0 to 4.7)	0.2 (0 to 3.7)	0.2 (0 to 3.1)	0.2 (0 to 2.6)	0.1 (0 to 2.1)	0.1 (0 to 1.7)	0.1 (0 to 1.4)	9.6
Visceral leishmaniasis	0 (0 to 0)	0 (0 to 0)	0 (0 to 1.7)	0 (0 to 17.6)	0 (0 to 11.1)	0 (0 to 8)	0 (0 to 8)	0 (0 to 9.4)	0 (0 to 11.3)	0 (0 to 11.3)	0 (0 to 9.4)	0 (0 to 8)	0 (0 to 8)	0 (0 to 6.3)	0 (0 to 6.3)	0 (0 to 5.2)	0 (0 to 4.7)	0 (0 to 3.7)	0 (0 to 3.1)	0 (0 to 2.6)	0 (0 to 2.1)	0 (0 to 1.7)	0 (0 to 1.4)	9.6
Cutaneous and mucocutaneous leishmaniasis	0 (0 to 0)	0 (0 to 0)	0 (0 to 0)	0 (0 to 0)	0 (0 to 0)	0 (0 to 0)	0 (0 to 0)	0 (0 to 0)	0 (0 to 0)	0 (0 to 0)	0 (0 to 0)	0 (0 to 0)	0 (0 to 0)	0 (0 to 0)	0 (0 to 0)	0 (0 to 0)	0 (0 to 0)	0 (0 to 0)	0 (0 to 0)	0 (0 to 0)	0 (0 to 0)	0 (0 to 0)	0 (0 to 0)	0
African trypanosomiasis	0 (0 to 0)	0 (0 to 0)	0 (0 to 0)	0 (0 to 0)	0 (0 to 0)	0 (0 to 0)	0 (0 to 0)	0 (0 to 0)	0 (0 to 0)	0 (0 to 0)	0 (0 to 0)	0 (0 to 0)	0 (0 to 0)	0 (0 to 0)	0 (0 to 0)	0 (0 to 0)	0 (0 to 0)	0 (0 to 0)	0 (0 to 0)	0 (0 to 0)	0 (0 to 0)	0 (0 to 0)	0 (0 to 0)	0
Schistosomiasis	0 (0 to 0)	0 (0 to 0)	0 (0 to 0)	0 (0 to 0)	0 (0 to 0)	0 (0 to 0)	0 (0 to 0)	0 (0 to 0)	0 (0 to 0)	0 (0 to 0)	0 (0 to 0)	0 (0 to 0)	0 (0 to 0)	0 (0 to 0)	0 (0 to 0)	0 (0 to 0)	0 (0 to 0)	0 (0 to 0)	0 (0 to 0)	0 (0 to 0)	0 (0 to 0)	0 (0 to 0)	0 (0 to 0)	0
Cysticercosis	0 (0 to 0)	0 (0 to 0)	0 (0 to 0)	0 (0 to 0)	0 (0 to 0)	0 (0 to 0)	0 (0 to 0)	0 (0 to 0)	0 (0 to 0)	0 (0 to 0)	0 (0 to 0)	0 (0 to 0)	0 (0 to 0)	0 (0 to 0)	0 (0 to 0)	0 (0 to 0)	0 (0 to 0)	0 (0 to 0)	0 (0 to 0)	0 (0 to 0)	0 (0 to 0)	0 (0 to 0)	0 (0 to 0)	0
Cystic echinococcosis	0 (0 to 0)	0 (0 to 0)	0.2 (0 to 0.4)	0.4 (0.2 to 0.6)	0.3 (0.1 to 0.5)	0.2 (0.1 to 0.3)	0.1 (0 to 0.2)	0.4 (0.2 to 0.6)	0.2 (0.1 to 0.3)	0.4 (0.2 to 0.6)	0.2 (0.1 to 0.3)	0.2 (0.1 to 0.3)	0.1 (0.1 to 0.2)	0.1 (0 to 0.1)	0.1 (0 to 0.1)	0.1 (0 to 0.1)	0.1 (0 to 0.1)	0.1 (0 to 0.1)	0.1 (0 to 0.1)	0.1 (0 to 0.1)	0.1 (0 to 0.1)	0.1 (0 to 0.1)	0	14.2
Lymphatic filariasis	0 (0 to 0)	0 (0 to 0)	0 (0 to 0)	0 (0 to 0)	0 (0 to 0)	0 (0 to 0)	0 (0 to 0)	0 (0 to 0)	0 (0 to 0)	0 (0 to 0)	0 (0 to 0)	0 (0 to 0)	0 (0 to 0)	0 (0 to 0)	0 (0 to 0)	0 (0 to 0)	0 (0 to 0)	0 (0 to 0)	0 (0 to 0)	0 (0 to 0)	0 (0 to 0)	0 (0 to 0)	0 (0 to 0)	0
Onchocerciasis	0 (0 to 0)	0 (0 to 0)	0 (0 to 0)	0 (0 to 0)	0 (0 to 0)	0 (0 to 0)	0 (0 to 0)	0 (0 to 0)	0 (0 to 0)	0 (0 to 0)	0 (0 to 0)	0 (0 to 0)	0 (0 to 0)	0 (0 to 0)	0 (0 to 0)	0 (0 to 0)	0 (0 to 0)	0 (0 to 0)	0 (0 to 0)	0 (0 to 0)	0 (0 to 0)	0 (0 to 0)	0 (0 to 0)	0
Trachoma	0 (0 to 0)	0 (0 to 0)	0 (0 to 0)	0 (0 to 0)	0 (0 to 0)	0 (0 to 0)	0 (0 to 0)	0 (0 to 0)	0 (0 to 0)	0 (0 to 0)	0 (0 to 0)	0 (0 to 0)	0 (0 to 0)	0 (0 to 0)	0 (0 to 0)	0 (0 to 0)	0 (0 to 0)	0 (0 to 0)	0 (0 to 0)	0 (0 to 0)	0 (0 to 0)	0 (0 to 0)	0 (0 to 0)	0
Dengue	0 (0 to 0)	0 (0 to 0)	0 (0 to 0)	0 (0 to 0)	0 (0 to 0)	0 (0 to 0)	0 (0 to 0)	0 (0 to 0)	0 (0 to 0)	0 (0 to 0)	0 (0 to 0)	0 (0 to 0)	0 (0 to 0)	0 (0 to 0)	0 (0 to 0)	0 (0 to 0)	0 (0 to 0)	0 (0 to 0)	0 (0 to 0)	0 (0 to 0)	0 (0 to 0)	0 (0 to 0)	0 (0 to 0)	0
Yellow fever	0 (0 to 0)	0 (0 to 0)	0 (0 to 0)	0 (0 to 0)	0 (0 to 0)	0 (0 to 0)	0 (0 to 0)	0 (0 to 0)	0 (0 to 0)	0 (0 to 0)	0 (0 to 0)	0 (0 to 0)	0 (0 to 0)	0 (0 to 0)	0 (0 to 0)	0 (0 to 0)	0 (0 to 0)	0 (0 to 0)	0 (0 to 0)	0 (0 to 0)	0 (0 to 0)	0 (0 to 0)	0 (0 to 0)	0
Rabies	0 (0 to 0)	0 (0 to 0)	0 (0 to 0)	0 (0 to 0)	0 (0 to 0)	0 (0 to 0)	0 (0 to 0)	0 (0 to 0)	0 (0 to 0)	0 (0 to 0)	0 (0 to 0)	0 (0 to 0)	0 (0 to 0)	0 (0 to 0)	0 (0 to 0)	0 (0 to 0)	0 (0 to 0)	0 (0 to 0)	0 (0 to 0)	0 (0 to 0)	0 (0 to 0)	0 (0 to 0)	0 (0 to 0)	0
Intestinal nematode infections	0 (0 to 0)	0 (0 to 0)	0 (0 to 0)	0 (0 to 0)	0 (0 to 0)	0 (0 to 0)	0 (0 to 0)	0 (0 to 0)	0 (0 to 0)	0 (0 to 0)	0 (0 to 0)	0 (0 to 0)	0 (0 to 0)	0 (0 to 0)	0 (0 to 0)	0 (0 to 0)	0 (0 to 0)	0 (0 to 0)	0 (0 to 0)	0 (0 to 0)	0 (0 to 0)	0 (0 to 0)	0 (0 to 0)	0
Ascariasis	0 (0 to 0)	0 (0 to 0)	0 (0 to 0)	0 (0 to 0)	0 (0 to 0)	0 (0 to 0)	0 (0 to 0)	0 (0 to 0)	0 (0 to 0)	0 (0 to 0)	0 (0 to 0)	0 (0 to 0)	0 (0 to 0)	0 (0 to 0)	0 (0 to 0)	0 (0 to 0)	0 (0 to 0)	0 (0 to 0)	0 (0 to 0)	0 (0 to 0)	0 (0 to 0)	0 (0 to 0)	0 (0 to 0)	0
Trichuriasis	0 (0 to 0)	0 (0 to 0)	0 (0 to 0)	0 (0 to 0)	0 (0 to 0)	0 (0 to 0)	0 (0 to 0)	0 (0 to 0)	0 (0 to 0)	0 (0 to 0)	0 (0 to 0)	0 (0 to 0)	0 (0 to 0)	0 (0 to 0)	0 (0 to 0)	0 (0 to 0)	0 (0 to 0)	0 (0 to 0)	0 (0 to 0)	0 (0 to 0)	0 (0 to 0)	0 (0 to 0)	0 (0 to 0)	0
Hookworm disease	0





SR Table 2c: Sunderland DALYS by cause and age group for both sexes with 95% uncertainty intervals, 2019

Cause	Early Neonatal	Late Neonatal	Post Neonatal	1 to 4	5 to 9	10 to 14	15 to 19	20 to 24	25 to 29	30 to 34	35 to 39	40 to 44	45 to 49	50 to 54	55 to 59	60 to 64	65 to 69	70 to 74	75 to 79	80 to 84	85 to 89	90 to 94	95 plus	Total
All causes	2,013 (1,729 to 2,329)	1,151 (1,000 to 1,328)	1,553 (1,359 to 1,763)	1,827 (1,617 to 2,060)	1,021 (904 to 1,152)	1,014 (899 to 1,144)	1,135 (1,005 to 1,285)	1,313 (1,157 to 1,488)	1,511 (1,332 to 1,710)	1,719 (1,514 to 1,944)	1,977 (1,740 to 2,236)	2,313 (2,035 to 2,620)	2,722 (2,396 to 3,080)	3,211 (2,824 to 3,634)	3,844 (3,380 to 4,350)	4,599 (4,043 to 5,202)	5,450 (4,791 to 6,165)	6,350 (5,582 to 7,179)	7,284 (6,400 to 8,240)	8,227 (7,230 to 9,306)	9,144 (8,035 to 10,342)	9,977 (8,770 to 11,285)	10,662 (9,370 to 12,060)	11,111 (9,766 to 12,569)	11,277 (9,913 to 12,757)	11,277 (9,913 to 12,757)	11,277 (9,913 to 12,757

Other neoplasms	0-1 (0 to 0.1)	0 (0 to 0)	0-1 (0 to 0.2)	0-4 (0.2 to 0.6)	0-3 (0.2 to 0.4)	0-2 (0.1 to 0.3)	0-2 (0.2 to 0.5)	0-4 (0.3 to 0.4)	0-7 (0.6 to 0.9)	1 (0.6 to 1.4)	1-3 (0.6 to 1.6)	1-6 (1.1 to 2.2)	2-9 (2.5 to 4.2)	5-9 (4.9 to 7.4)	9-13 (8.6 to 12.8)	10-16 (11.3 to 22)	23-36 (19.5 to 33.3)	39-46 (27.6 to 47.9)	35-3 (27.5 to 47.8)	28 (27.3 to 49.6)	28 (29.4 to 39.4)	12-9 (9.1 to 17)	2-9 (1.6 to 3.9)	215
Medulloblastoma, medulloblastoma, and other hemangioblastoma, ependymoma, and choroid plexus tumor	0-1 (0 to 0)	0 (0 to 0)	0-4 (0.2 to 0.5)	0-3 (0.2 to 0.4)	0-3 (0.1 to 0.3)	0-2 (0.2 to 0.3)	0-3 (0.2 to 0.5)	0-3 (0.3 to 0.4)	0-7 (0.6 to 0.9)	1 (0.6 to 1.4)	1-3 (0.6 to 1.6)	1-6 (1.1 to 2.2)	2-9 (2.5 to 4.2)	5-9 (4.9 to 7.4)	9-13 (8.6 to 12.8)	10-16 (11.3 to 22)	23-36 (19.5 to 33.3)	39-46 (27.6 to 47.9)	35-3 (27.5 to 47.8)	28 (27.3 to 49.6)	28 (29.4 to 39.4)	12-9 (9.1 to 17)	2-9 (1.6 to 3.9)	215
Meningioma and in situ intracranial neoplasms	0 (0 to 0)	0 (0 to 0)	0 (0 to 0)

Congenital birth defects	69-3 (68 to 118)	34-4 (23 to 51 4)	87-5 (58 7 to 135)	64-6 (51 1 to 85 5)	28-1 (20 1 to 37 0)	28-6 (21 7 to 37 4)	29-6 (21 3 to 39 7)	29-1 (22 4 to 39 7)	27-5 (21 1 to 39 5)	26-4 (20 3 to 33 2)	29-4 (19 4 to 32 4)	23-7 (17 6 to 30 3)	27-3 (19 7 to 39 4)	29-9 (20 9 to 39 8)	31-8 (21 7 to 41 4)	27 (17 3 to 39)	19-6 (13 6 to 29 4)	7 (4 2 to 11)	4-2 (2 5 to 6 9)	3 (1 7 to 4 6)	1-5 (0 9 to 2 4)	0-6 (0 3 to 0 9)	0-1 (0 1 to 0 2)		625
Neural tube defects	6-4 (3 9 to 10 2)	2 (1 1 to 3 3)	10-8 (5 3 to 19 8)	12-6 (8 2 to 18 1)	1-1 (0 7 to 1 5)	1-4 (1 0 to 1 8)	1-5 (1 0 to 2 1)	1-8 (1 0 to 2 6)	1-6 (1 1 to 2 2)	1-6 (0 9 to 2 2)	1-4 (0 7 to 2 4)	1-1 (0 7 to 1 7)	1-7 (0 9 to 2 7)	2-6 (1 4 to 3 7)	2-4 (1 2 to 3 4)	2-2 (1 0 to 3 2)	0-7 (0 3 to 1 4)	0-1 (0 0 to 0 5)	0-2 (0 0 to 0 6)	0-1 (0 0 to 0 5)	0-1 (0 0 to 0 3)	0-1 (0 0 to 0 2)	0-1 (0 0 to 0 2)		46
Congenital heart anomalies	0 (0 to 0 1)	0 (0 to 0 1)	0 (0 to 0 1)

SR Table 2c: Hartlepool DALYS by cause and age group for both sexes with 95% uncertainty intervals, 2019

Cause	Early Neonatal	Late Neonatal	Post Neonatal	1 to 4	5 to 9	10 to 14	15 to 19	20 to 24	25 to 29	30 to 34	35 to 39	40 to 44	45 to 49	50 to 54	55 to 59	60 to 64	65 to 69	70 to 74	75 to 79	80 to 84	85 to 89	90 to 94	95 plus	Total
All causes	1161 (1161 to 1161)	1161 (1161 to 1161)	1161 (1161 to 1161)



| | | |

SR Table 2c: Cheshire East DALYS by cause and age group for both sexes with 95% uncertainty intervals, 2019

Cause	Early Neonatal (0-6 days)	Late Neonatal (7-27 days)	Post Neonatal (28-364 days)	1 to 4	5 to 9	10 to 14	15 to 19	20 to 24	25 to 29	30 to 34	35 to 39	40 to 44	45 to 49	50 to 54	55 to 59	60 to 64	65 to 69	70 to 74	75 to 79	80 to 84	85 to 89	90 to 94	95 plus	Total
All causes	2,448 (2,422 - 2,472)	1,134 (1,114 - 1,154)	1,161 (1,141 - 1,182)	1,564 (1,547 - 1,582)	1,553 (1,537 - 1,570)	1,553 (1,537 - 1,570)	1,555 (1,537 - 1,572)	1,557 (1,537 - 1,577)	1,560 (1,537 - 1,583)	1,562 (1,537 - 1,587)	1,564 (1,537 - 1,590)	1,566 (1,537 - 1,595)	1,568 (1,537 - 1,599)	1,570 (1,537 - 1,603)	1,572 (1,537 - 1,607)	1,574 (1,537 - 1,611)	1,576 (1,537 - 1,615)	1,578 (1,537 - 1,619)	1,580 (1,537 - 1,623)	1,582 (1,537 - 1,627)	1,584 (1,537 - 1,631)	1,586 (1,537 - 1,635)	1,588 (1,537 - 1,639)	1,590 (1,537 - 1,643)	1,592 (1,537 - 1,647)	1,594 (1,537 - 1,651)	1,596 (1,537 - 1,655)	1,598 (1,537 - 1,659)	1,600 (1,537 - 1,663)	1,602 (1,537 - 1,667)	1,604 (1,537 - 1,671)	1,606 (1,537 - 1,675)	1,608 (1,537 - 1,679)	1,610 (1,537 - 1,683)	1,612 (1,537 - 1,687)	1,614 (1,537 - 1,691)	1,616 (1,537 - 1,695)	1,618 (1,537 - 1,699)	1,620 (1,537 - 1,703)	1,622 (1,537 - 1,707)	1,624 (1,537 - 1,711)	1,626 (1,537 - 1,715)	1,628 (1,537 - 1,719)	1,630 (1,537 - 1,723)	1,632 (1,537 - 1,727)	1,634 (1,537 - 1,731)	1,636 (1,537 - 1,735)	1,638 (1,537 - 1,739)	1,640 (1,537 - 1,743)	1,642 (1,537 - 1,747)	1,644 (1,537 - 1,751)	1,646 (1,537 - 1,755)	1,648 (1,537 - 1,759)	1,650 (1,537 - 1,763)	1,652 (1,537 - 1,767)	1,654 (1,537 - 1,771)	1,656 (1,537 - 1,775)	1,658 (1,537 - 1,779)	1,660 (1,537 - 1,783)	1,662 (1,537 - 1,787)	1,664 (1,537 - 1,791)	1,666 (1,537 - 1,795)	1,668 (1,537 - 1,799)	1,670 (1,537 - 1,803)	1,672 (1,537 - 1,807)	1,674 (1,537 - 1,811)	1,676 (1,537 - 1,815)	1,678 (1,537 - 1,819)	1,680 (1,537 - 1,823)	1,682 (1,537 - 1,827)	1,684 (1,537 - 1,831)	1,686 (1,537 - 1,835)	1,688 (1,537 - 1,839)	1,690 (1,537 - 1,843)	1,692 (1,537 - 1,847)	1,694 (1,537 - 1,851)	1,696 (1,537 - 1,855)	1,698 (1,537 - 1,859)	1,700 (1,537 - 1,863)	1,702 (1,537 - 1,867)	1,704 (1,537 - 1,871)	1,706 (1,537 - 1,875)	1,708 (1,537 - 1,879)	1,710 (1,537 - 1,883)	1,712 (1,537 - 1,887)	1,714 (1,537 - 1,891)	1,716 (1,537 - 1,895)	1,718 (1,537 - 1,899)	1,720 (1,537 - 1,903)	1,722 (1,537 - 1,907)	1,724 (1,537 - 1,911)	1,726 (1,537 - 1,915)	1,728 (1,537 - 1,919)	1,730 (1,537 - 1,923)	1,732 (1,537 - 1,927)	1,734 (1,537 - 1,931)	1,736 (1,537 - 1,935)	1,738 (1,537 - 1,939)	1,740 (1,537 - 1,943)	1,742 (1,537 - 1,947)	1,744 (1,537 - 1,951)	1,746 (1,537 - 1,955)	1,748 (1,537 - 1,959)	1,750 (1,537 - 1,963)	1,752 (1,537 - 1,967)	1,754 (1,537 - 1,971)	1,756 (1,537 - 1,975)	1,758 (1,537 - 1,979)	1,760 (1,537 - 1,983)	1,762 (1,537 - 1,987)	1,764 (1,537 - 1,991)	1,766 (1,537 - 1,995)	1,768 (1,537 - 1,999)	1,770 (1,537 - 2,003)	1,772 (1,537 - 2,007)	1,774 (1,537 - 2,011)	1,776 (1,537 - 2,015)	1,778 (1,537 - 2,019)	1,780 (1,537 - 2,023)	1,782 (1,537 - 2,027)	1,784 (1,537 - 2,031)	1,786 (1,537 - 2,035)	1,788 (1,537 - 2,039)	1,790 (1,537 - 2,043)	1,792 (1,537 - 2,047)	1,794 (1,537 - 2,051)	1,796 (1,537 - 2,055)	1,798 (1,537 - 2,059)	1,800 (1,537 - 2,063)	1,802 (1,537 - 2,067)	1,804 (1,537 - 2,071)	1,806 (1,537 - 2,075)	1,808 (1,537 - 2,079)	1,810 (1,537 - 2,083)	1,812 (1,537 - 2,087)	1,814 (1,537 - 2,091)	1,816 (1,537 - 2,095)	1,818 (1,537 - 2,099)	1,820 (1,537 - 2,103)	1,822 (1,537 - 2,107)	1,824 (1,537 - 2,111)	1,826 (1,537 - 2,115)	1,828 (1,537 - 2,119)	1,830 (1,537 - 2,123)	1,832 (1,537 - 2,127)	1,834 (1,537 - 2,131)	1,836 (1,537 - 2,135)	1,838 (1,537 - 2,139)	1,840 (1,537 - 2,143)	1,842 (1,537 - 2,147)	1,844 (1,537 - 2,151)	1,846 (1,537 - 2,155)	1,848 (1,537 - 2,159)	1,850 (1,537 - 2,163)	1,852 (1,537 - 2,167)	1,854 (1,537 - 2,171)	1,856 (1,537 - 2,175)	1,858 (1,537 - 2,179)	1,860 (1,537 - 2,183)	1,862 (1,537 - 2,187)	1,864 (1,537 - 2,191)	1,866 (1,537 - 2,195)	1,868 (1,537 - 2,199)	1,870 (1,537 - 2,203)	1,872 (1,537 - 2,207)	1,874 (1,537 - 2,211)	1,876 (1,537 - 2,215)	1,878 (1,537 - 2,219)	1,880 (1,537 - 2,223)	1,882 (1,537 - 2,227)	1,884 (1,537 - 2,231)	1,886 (1,537 - 2,235)	1,888 (1,537 - 2,239)	1,890 (1,537 - 2,243)	1,892 (1,537 - 2,247)	1,894 (1,537 - 2,251)	1,896 (1,537 - 2,255)	1,898 (1,537 - 2,259)	1,900 (1,537 - 2,263)	1,902 (1,537 - 2,267)	1,904 (1,537 - 2,271)	1,906 (1,537 - 2,275)	1,908 (1,537 - 2,279)	1,910 (1,537 - 2,283)	1,912 (1,537 - 2,287)	1,914 (1,537 - 2,291)	1,916 (1,537 - 2,295)	1,918 (1,537 - 2,299)	1,920 (1,537 - 2,303)	1,922 (1,537 - 2,307)	1,924 (1,537 - 2,311)	1,926 (1,537 - 2,315)	1,928 (1,537 - 2,319)	1,930 (1,537 - 2,323)	1,932 (1,537 - 2,327)	1,934 (1,537 - 2,331)	1,936 (1,537 - 2,335)	1,938 (1,537 - 2,339)	1,940 (1,537 - 2,343)	1,942 (1,537 - 2,347)	1,944 (1,537 - 2,351)	1,946 (1,537 - 2,355)	1,948 (1,537 - 2,359)	1,950 (1,537 - 2,363)	1,952 (1,537 - 2,367)	1,954 (1,537 - 2,371)	1,956 (1,537 - 2,375)	1,958 (1,537 - 2,379)	1,960 (1,537 - 2,383)	1,962 (1,537 - 2,387)	1,964 (1,537 - 2,391)	1,966 (1,537 - 2,395)	1,968 (1,537 - 2,399)	1,970 (1,537 - 2,403)	1,972 (1,537 - 2,407)	1,974 (1,537 - 2,411)	1,976 (1,537 - 2,415)	1,978 (1,537 - 2,419)	1,980 (1,537 - 2,423)	1,982 (1,537 - 2,427)	1,984 (1,537 - 2,431)	1,986 (1,537 - 2,435)	1,988 (1,537 - 2,439)	1,990 (1,537 - 2,443)	1,992 (1,537 - 2,447)	1,994 (1,537 - 2,451)	1,996 (1,537 - 2,455)	1,998 (1,537 - 2,459)	2,000 (1,537 - 2,463)	2,002 (1,537 - 2,467)	2,004 (1,537 - 2,471)	2,006 (1,537 - 2,475)	2,008 (1,537 - 2,479)	2,010 (1,537 - 2,483)	2,012 (1,537 - 2,487)	2,014 (1,537 - 2,491)	2,016 (1,537 - 2,495)	2,018 (1,537 - 2,499)	2,020 (1,537 - 2,503)	2,022 (1,537 - 2,507)	2,024 (1,537 - 2,511)	2,026 (1,537 - 2,515)	2,028 (1,537 - 2,519)	2,030 (1,537 - 2,523)	2,032 (1,537 - 2,527)	2,034 (1,537 - 2,531)	2,036 (1,537 - 2,535)	2,038 (1,537 - 2,539)	2,040 (1,537 - 2,543)	2,042 (1,537 - 2,547)	2,044 (1,537 - 2,551)	2,046 (1,537 - 2,555)	2,048 (1,537 - 2,559)	2,050 (1,537 - 2,563)	2,052 (1,537 - 2,567)	2,054 (1,537 - 2,571)	2,056 (1,537 - 2,575)	2,058 (1,537 - 2,579)	2,060 (1,537 - 2,583)	2,062 (1,537 - 2,587)	2,064 (1,537 - 2,591)	2,066 (1,537 - 2,595)	2,068 (1,537 - 2,599)	2,070 (1,537 - 2,603)	2,072 (1,537 - 2,607)	2,074 (1,537 - 2,611)	2,076 (1,537 - 2,615)	2,078 (1,537 - 2,619)	2,080 (1,537 - 2,623)	2,082 (1,537 - 2,627)	2,084 (1,537 - 2,631)	2,086 (1,537 - 2,635)	2,088 (1,537 - 2,639)	2,090 (1,537 - 2,643)	2,092 (1,537 - 2,647)	2,094 (1,537 - 2,651)	2,096 (1,537 - 2,655)	2,098 (1,537 - 2,659)	2,100 (1,537 - 2,663)	2,102 (1,537 - 2,667)	2,104 (1,537 - 2,671)	2,106 (1,537 - 2,675)	2,108 (1,537 - 2,679)	2,110 (1,537 - 2,683)	2,112 (1,537 - 2,687)	2,114 (1,537 - 2,691)	2,116 (1,537 - 2,695)	2,118 (1,537 - 2,699)	2,120 (1,537 - 2,703)	2,122 (1,537 - 2,707)	2,124 (1,537 - 2,711)	2,126 (1,537 - 2,715)	2,128 (1,537 - 2,719)	2,130 (1,537 - 2,723)	2,132 (1,537 - 2,727)	2,134 (1,537 - 2,731)	2,136 (1,537 - 2,735)	2,138 (1,537 - 2,739)	2,140 (1,537 - 2,743)	2,142 (1,537 - 2,747)	2,144 (1,537 - 2,751)	2,146 (1,537 - 2,755)	2,148 (1,537 - 2,759)	2,150 (1,537 - 2,763)	2,152 (1,537 - 2,767)	2,154 (1,537 - 2,771)	2,156 (1,537 - 2,775)	2,158 (1,537 - 2,779)	2,160 (1,537 - 2,783)	2,162 (1,537 - 2,787)	2,164 (1,537 - 2,791)	2,166 (1,537 - 2,795)	2,168 (1,537 - 2,799)	2,170 (1,537 - 2,803)	2,172 (1,537 - 2,807)	2,174 (1,537 - 2,811)	2,176 (1,537 - 2,815)	2,178 (1,537 - 2,819)	2,180 (1,537 - 2,823)	2,182 (1,537 - 2,827)	2,184 (1,537 - 2,831)	2,186 (1,537 - 2,835)	2,188 (1,537 - 2,839)	2,190 (1,537 - 2,843)	2,192 (1,537 - 2,847)	2,194 (1,537 - 2,851)	2,196 (1,537 - 2,855)	2,198 (1,537 - 2,859)	2,200 (1,537 - 2,863)	2,202 (1,537 - 2,867)	2,204 (1,537 - 2,871)	2,206 (1,537 - 2,875)	2,208 (1,537 - 2,879)	2,210 (1,537 - 2,883)	2,212 (1,537 - 2,887)	2,214 (1,537 - 2,891)	2,216 (1,537 - 2,895)	2,218 (1,537 - 2,899)	2,220 (1,537 - 2,903)	2,222 (1,537 - 2,907)	2,224 (1,537 - 2,911)	2,226 (1,537 - 2,915)	2,228 (1,537 - 2,919)	2,230 (1,537 - 2,923)	2,232 (1,537 - 2,927)	2,234 (1,537 - 2,931)	2,236 (1,537 - 2,935)	2,238 (1,537 - 2,939)	2,240 (1,537 - 2,943)	2,242 (1,537 - 2,947)	2,244 (1,537 - 2,951)	2,246 (1,537 - 2,955)	2,248 (1,537 - 2,959)	2,250 (1,537 - 2,963)	2,252 (1,537 - 2,967)	2,254 (1,537 - 2,971)	2,256 (1,537 - 2,975)	2,258 (1,537 - 2,979)	2,260 (1,537 - 2,983)	2,262 (1,537 - 2,987)	2,264 (1,537 - 2,991)	2,266 (1,537 - 2,995)	2,268 (1,537 - 2,999)	2,270 (1,537 - 3,003)	2,272 (1,537 - 3,007)	2,274 (1,537 - 3,011)	2,276 (1,537 - 3,015)	2,278 (1,537 - 3,019)	2,280 (1,537 - 3,023)	2,282 (1,537 - 3,027)	2,284 (1,537 - 3,031)	2,286 (1,537 - 3,035)	2,288 (1,537 - 3,039)	2,290 (1,537 - 3,043)	2,292 (1,537 - 3,047)	2,294 (1,537 - 3,051)	2,296 (1,537 - 3,055)	2,298 (1,537 - 3,059)	2,300 (1,537 - 3,063)	2,302 (1,537 - 3,067)	2,304 (1,537 - 3,071)	2,306 (1,537 - 3,075)	2,308 (1,537 - 3,079)	2,310 (1,537 - 3,083)	2,312 (1,537 - 3,087)	2,314 (1,537 - 3,091)	2,316 (1,537 - 3,095)	2,318 (1,537 - 3,099)	2,320 (1,537 - 3,103)	2,322 (1,537 - 3,107)	2,324 (1,537 - 3,111)	2,326 (1,537 - 3,115)	2,328 (1,537 - 3,119)	2,330 (1,537 - 3,123)	2,332 (1,537 - 3,127)	2,334 (1,537 - 3,131)	2,336 (1,537 - 3,135)	2,338 (1,537 - 3,139)	2,340 (1,537 - 3,143)	2,342 (1,537 - 3,147)	2,344 (1,537 - 3,151)	2,346 (1,537 - 3,155)	2,348 (1,537 - 3,159)	2,350 (1,537 - 3,163)	2,352 (1,537 - 3,167)	2,354 (1,537 - 3,171)	2,356 (1,537 - 3,175)	2,358 (1,537 - 3,179)	2,360 (1,537 - 3,183)	2,362 (1,537 - 3,187)	2,364 (1,537 - 3,191)	2,366 (1,537 - 3,195)	2,368 (1,537 - 3,199)	2,370 (1,537 - 3,203)	2,372 (1,537 - 3,207)	2,374 (1,537 - 3,211)	2,376 (1,537 - 3,215)	2,378 (1,537 - 3,219)	2,380 (1,537 - 3,223)	2,382 (1,537 - 3,227)	2,384 (1,537 - 3,231)	2,386 (1,537 - 3,235)	2,388 (1,537 - 3,239)	2,390 (1,537 - 3,243)	2,392 (1,537 - 3,247)	2,394 (1,537 - 3,251)	2,396 (1,537 - 3,255)	2,398 (1,537 - 3,259)	2,400 (1,537 - 3,263)	2,402 (1,537 - 3,267)	2,404 (1,537 - 3,271)	2,406 (1,537 - 3,275)	2,408 (1,537 - 3,279)	2,410 (1,537 - 3,283)	2,412 (1,537 - 3,287)	2,414 (1,537 - 3,291)	2,416 (1,537 - 3,295)	2,418 (1,537 - 3,299)	2,420 (1,537 - 3,303)	2,422 (1,537 - 3,307)	2,424 (1,537 - 3,311)	2,426 (1,537 - 3,315)	2,428 (1,537 - 3,319)	2,430 (1,537 - 3,323)	2,432 (1,537 - 3,327)	2,434 (1,537 - 3,331)	2,436 (1,537 - 3,335)	2,438 (1,537 - 3,339)	2,440 (1,537 - 3,343)	2,442 (1,537 - 3,347)	2,444 (1,537 - 3,351)	2,446 (1,537 - 3,355)	2,448 (1,537 - 3,359)	2,450 (1,537 - 3,363)	2,452 (1,537 - 3,367)	2,454 (1,537 - 3,371)	2,456 (1,537 - 3,375)	2,458 (1,537 - 3,379)	2,460 (1,537 - 3,383)	2,462 (1,537 - 3,387)	2,464 (1,537 - 3,391)	2,466 (1,537 - 3,395)	2,468 (1,537 - 3,399)	2,470 (1,537 - 3,403)	2,472 (1,537 - 3,407)	2,474 (1,537 - 3,411)	2,476 (1,537 - 3,415)	2,478 (1,537 - 3,419)	2,480 (1,537 - 3,423)	2,482 (1,537 - 3,427)	2,484 (1,537 - 3,431)	2,486 (1,537 - 3,435)	2,488 (1,537 - 3,439)	2,490 (1,537 - 3,443)	2,492 (1,537 - 3,447)	2,494 (1,537 - 3,451)	2,496 (1,537 - 3,455)	2,498 (1,537 - 3,459)	2,500 (1,537 - 3,463)	2,502 (1,537 - 3,467)	2,504 (1,537 - 3,471)	2,506 (1,537 - 3,475)	2,508 (1,537 - 3,479)	2,510 (1,537 - 3,483)	2,512 (1,537 - 3,487)	2,514 (1,537 - 3,491)	2,516 (1,537 - 3,495)	2,518 (1,537 - 3,499)	2,520 (1,537 - 3,503)	2,522 (1,537 - 3,507)	2,524 (1,537 - 3,511)	2,526 (1,537 - 3,515)	2,528 (1,537 - 3,519)	2,530 (1,537 - 3,523)	2,532 (1,537 - 3,527)	2,534 (1,537 - 3,531)	2,536 (1,537 - 3,535)	2,538 (1,537 - 3,539)	2,540 (1,537 - 3,543)	2,542 (1,537 - 3,547)	2,544 (1,537 - 3,551)	2,546 (1,537 - 3,555)	2,548 (1,537 - 3,559)	2,550 (1,537 - 3,563)	2,552 (1,537 - 3,567)	2,554 (1,537 - 3,571)	2,556 (1,537 - 3,575)	2,558 (1,537 - 3,579)	2,560 (1,537 - 3,583)	2,562 (1,537 - 3,587)	2,564 (1,537 - 3,591)	2,566 (1,537 - 3,595)	2,568 (1,537 - 3,599)	2,570 (1,537 - 3,603)	2,572 (1,537 - 3,607)	2,574 (1,537 - 3,611)	2,576 (1,537 - 3,615)	2,578 (1,537 - 3,619)	2,580 (1,537 - 3,623)	2,582 (1,537 - 3,627)	2,584 (1,537 - 3,631)	2,586 (1,537 - 3,635)	2,588 (1,537 - 3,639)	2,590 (1,537 - 3,643)	2,592 (1,537 - 3,647)	2,594 (1,537 - 3,651)	2,596 (1,537 - 3,655)	2,598 (1,537 - 3,659)	2,600 (1,537 - 3,663)	2,602 (1,537 - 3,667)	2,604 (1,537 - 3,671)	2,606 (1,537 - 3,675)	2,608 (1,537 - 3,679)	2,610 (1,537 - 3,683)	2,612 (1,537 - 3,687)	2,614 (1,537 - 3,691)	2,616 (1,537 - 3,695)	2,618 (1,537 - 3,699)	2,620 (1,537 - 3,703)	2,622 (1,537 - 3,707)	2,624 (1,537 - 3,711)	2,626 (1,537 - 3,715)	2,628 (1,537 - 3,719)	2,630 (1,537 - 3,723)	2,632 (1,537 - 3,727)	2,634 (1,537 - 3,731)	2,636 (1,537 - 3,735)	2,638 (1,537 - 3,739)	2,640 (1,537 - 3,743)	2,642 (1,537 - 3,747)	2,644 (1,537 - 3,751)	2,646 (1,537 - 3,755)	2,648 (1,537 - 3,759)	2,650 (1,537 - 3,763)	2,652 (1,537 - 3,767)	2,654 (1,537 - 3,771)	2,656 (1,537 - 3,775)	2,658 (1,537 - 3,779)	2,660 (1,537 - 3,783)	2,662 (1,537 - 3,787)	2,664 (1,537 - 3,791)	2,666 (1,537 - 3,795)	2,668 (1,537 - 3,799)	2,670 (1,537 - 3,803)	2,672 (1,537 - 3,807)	2,674 (1,537 - 3,811)	2,676 (1,537 - 3,815)	2,678 (1,537 - 3,819)	2,680 (1,537 - 3,823)	2,682 (1,537 - 3,827)	2,684 (1,537 - 3,831)	2,686 (1,537 - 3,835)	2,688 (1,537 - 3,839)	2,690 (1,537 - 3,843)	2,692 (1,537 - 3,847)	2,694 (1,537 - 3,851)	2,696 (1,537 - 3,855)	2,698 (1,537 - 3,859)	2,700 (1,537 - 3,863)	2,702 (1,537 - 3,867)	2,704 (1,537 - 3,871)	2,706 (1,537 - 3,875)	2,708 (1,537 - 3,879)	2,710 (1,537 - 3,883)	2,712 (1,537 - 3,887)	2,714 (1,537 - 3,891)	2,716 (1,537 - 3,895)	2,718 (1,537 - 3,899)	2,720 (1,537 - 3,903)	2,722 (1,537 - 3,907)	2,724 (1,537 - 3,911)	2,726 (1,537 - 3,915)	2,728 (1,537 - 3,919)	2,730 (1,537 - 3,923)	2,732 (1,537 - 3,927)	2,734 (1,537 - 3,931)	2,736 (1,537 - 3,935)	2,738 (1,537 - 3,939)	2,740 (1,537 - 3,943)	2,742 (1,537 - 3,947)	2,744 (1,537 - 3,951)	2,746 (1,537 - 3,955)	2,748 (1,537 - 3,959)	2,750 (1,537 - 3,963)	2,752 (1,537 - 3,967)	2,754 (1,537 - 3,971)	2,756 (1,537 - 3,975)	2,758 (1,537 - 3,979)	2,760 (1,537 - 3,983)	2,762 (1,537 - 3,987)	2,764 (1,537 - 3,991)	2,766 (1,537 - 3,995)	2,768 (1,537 - 3,999)	2,770 (1,537 - 4,003)	2,772 (1,537 - 4,007)	2,774 (1,537 - 4,011)	2,776 (1,537 - 4,015)	2,778 (1,537 - 4,019)	2,780 (1,537 - 4,023)	2,782 (1,537 - 4,027)	2,784 (1,537 - 4,031)	2,786 (1,537 - 4,035)	2,788 (1,537 - 4,039)	2,790 (1,537 - 4,043)	2,792 (1,537 - 4,047)	2,794 (1,537 - 4,051)	2,796 (1,537 - 4,055)	2,798 (1,537 - 4,059)	2,800 (1,537 - 4,063)	2,802 (1,537 - 4,067)	2,804 (1,537 - 4,071)	2,806 (1,537 - 4,075)	2,808 (1,537 - 4,079)	2,810 (1,537 - 4,083)	2,812 (1,537 - 4,087)	2,814 (1,537 - 4,091)	2,816 (1,537 - 4,095)	2,818 (1,537 - 4,099)	2,820 (1,537 - 4,103)	2,822 (1,537 - 4,107)	2,824 (1,537 - 4,111)	2,826 (1,537 - 4,115)	2,828 (1,537 - 4,119)	2,830 (1,537 - 4,123)	2,832 (1,537 - 4,127)	2,834 (1,537 - 4,131)	2,836 (1,537 - 4,135)	2,838 (1,537 - 4,139)	2,840 (1,537 - 4,143)	2,842 (1,537 - 4,147)	2,844 (1,537 - 4,151)	2,846 (1,537 - 4,155)	2,848 (1,537 - 4,159)	2,850 (1,537 - 4,163)	2,852 (1,537 - 4,167)	2,854 (1,537 - 4,171)	2,856 (1,537 - 4,175)	2,858 (1,537 - 4,179)	2,860 (1,537 - 4,183)	2,862 (1,537 - 4,187)	2,864 (1,537 - 4,191)	2,866 (1,537 - 4,195)	2,868 (1,537 - 4,199)	2,870 (1,537 - 4,203)	2,872 (1,537 - 4,207)	2,874 (1,537 - 4,211)	2,876 (1,537 - 4,215)	2,878 (1,537 - 4,219)	2,880 (1,537 - 4,223)	2,882 (1,537 - 4,227)	2,884 (1,537 - 4,231)	2,886 (1,537 - 4,235)	2,888 (1,537 - 4,239)	2,890 (1,537 - 4,243)	2,892 (1,537 - 4,247)	2,894 (1,537 - 4,251)	2,896 (1,537 - 4,255)	2,898 (1,537 - 4,259)	2,900 (1,537 - 4,263)	2,902 (1,537 - 4,267)	2,904 (1,537 - 4,271)	2,906 (1,537 - 4,275)	2,908 (1,537 - 4,279)	2,910 (1,537 - 4,283)	2,912 (1,537 - 4,287)	2,914 (1,537 - 4,291)	2,916 (1,537 - 4,295)	2,918 (1,537 - 4,299)	2,920 (1,537 - 4,303)	2,922 (1,537 - 4,307)	2,924 (1,537 - 4,311)	2,926 (1,537 - 4,315)	2,928 (1,537 - 4,319)	2,930 (1,537 - 4,323)	2,932 (1,537 - 4,327)	2,934 (1,537 - 4,331)	2,936 (1,537 - 4,335)	2,938 (1,537 - 4,339)	2,940 (1,537 - 4,343)	2,942 (1,537 - 4,347)	2,944 (1,537 - 4,351)	2,946 (1,537 - 4,355)	2,948 (1,537 - 4,359)	2,950 (1,537 - 4,363)	2,952 (1,537 - 4,367)	2,954 (1,537 - 4,371)	2,956 (1,537 - 4,375)	2,958 (1,537 - 4,379)	2,960 (1,537 - 4,383)	2,962 (1,537 - 4,387)	2,964 (1,537 - 4,391)	2,966 (1,537 - 4,395)	2,968 (1,537 - 4,399)	2,970 (1,537 - 4,403)	2,972 (1,537 - 4,407)	2,974 (1,537 - 4,411)	2,976 (1,537 - 4,415)	2,978 (1,537 - 4,419)	2,980 (1,537 - 4,423)	2,982 (1,537 - 4,427)	2,984 (1,537 - 4,431)	2,986 (1,537 - 4,435)	2,988 (1,537 - 4,439)	2,990 (1,537 - 4,443)	2,992 (1,537 - 4,447)	2,994 (1,537 - 4,451)	2,996 (1,537 - 4,455)	2,998 (1,537 - 4,459)	3,000 (1,537 - 4,463)	3,002 (1,537 - 4,467)	3,004 (1,537 - 4,471)	3,006 (1,537 - 4,475)	3,008 (1,537 - 4,479)	3,010 (1,537 - 4,483)	3,012 (1,537 - 4,487)	3,014 (1,537 - 4,491)	3,016 (1,537 - 4,495)	3,018 (1,537 - 4,499)	3,020 (1,537 - 4,503)	3,022 (1,537 - 4,507)	3,024 (1,537 - 4,511)	3,026 (1,537 - 4,515)	3,028 (1,537 - 4,519)	3,030 (1,537 - 4,523)	3,032 (1,537 - 4,527)	3,034 (1,537 - 4,531)	3,036 (1,537 - 4,535)	3,038 (1,537 - 4,539)	3,040 (1,537 - 4,543)	3,042 (1,537 - 4,547)	3,044 (1,537 - 4,551)	3,046 (1,537 - 4,555)	3,048 (1,537 - 4,559)	3,050 (1,537 - 4,563)	3,052 (1,537 - 4,567)	3,054 (1,537 - 4,571)	3,056 (1,537 - 4,575)	3,058 (1,537 - 4,579)	3,060 (1,537 - 4,583)	3,062 (1,537 - 4,587)	3,064 (1,537 - 4,591)	3,066 (1,537 - 4,595)	3,068 (1,537 - 4,599)	3,070 (1,537 - 4,603)	3,072 (1,537 - 4,607)	3,074 (1,537 - 4,611)	3,076 (1,537 - 4,615)	3,078 (1,537 - 4,619)	3,080 (1,537 - 4,623)	3,082 (1,537 - 4,627)	3,084 (1,537 - 4,631)	3,086 (1,537 - 4,635)	3,088 (1,537 - 4,639)	3,090 (1,537 - 4,643)	3,092 (1,537 - 4,647)	3,094 (1,537 - 4,651)	3,096 (1,537 - 4,655)	3,098 (1,537 - 4,659)	3,100 (1,537 - 4,663)	3,102 (1,537 - 4,667)	3,104 (1,537 - 4,671)	3,106 (1,537 - 4,675)	3,108 (1,537 - 4,679)	3,110 (1,537 - 4,683)	3,112 (1,537 - 4,687)	3,114 (1,537 - 4,691)	3,116 (1,537 - 4,695)	3,118 (1,537 - 4,699)	3,120 (1,537 - 4,703)	3,122 (1,537 - 4,707)	3,124 (1,537 - 4,711)	3,126 (1,537 - 4,715)	3,128 (1,537 - 4,719)	3,130 (1,537 - 4,723)	3,132 (1,537 - 4,727)	3,134 (1,537 - 4,731)	3,136 (1,537 - 4,735)	3,138 (1,537 - 4,739)	3,140 (1,537 - 4,743)	3,142 (1,537 - 4,747)	3,144 (1,537 - 4,751)	3,146 (1,537 - 4,755)	3,148 (1,537 - 4,759)	3,150 (1,537 - 4,763)	3,152 (1,537 - 4,767)	3,154 (1,537 - 4,771)	3,156 (1,537 - 4,775)	3,158 (1,537 - 4,779)	3,160 (1,537 - 4,783)	3,162 (1,537 - 4,787)	3,164 (1,537 - 4,791)	3,166 (1,537 - 4,795)	3,168 (1,537 - 4,799)	3,170 (1,537 - 4,803)	3,172 (1,537 - 4,807)	3,174 (1,537 - 4,811)	3,176 (1,537 - 4,815)	3,178 (1,537 - 4,819)	3,180 (1,537 - 4,823)	3,182 (1,537 - 4,827)	3,184 (1,537 - 4,831)	3,186 (1,537 - 4,835)	3,188 (1,537 - 4,839)	3,190 (1,537 - 4,843)	3,192 (1,537 - 4,847)	3,194 (1,537 - 4,851)	3,196 (1,537 - 4,855)	3,198 (1,537 - 4,859)	3,200 (1,537 - 4,863)	3,202 (1,537 - 4,867)	3,204 (1,537 - 4,871)	3,206 (1,537 - 4,875)	3,208 (1,537 - 4,879)	3,210 (1,537 - 4,883)	3,212 (1,537 - 4,887)	3,214 (1,537 - 4,891)	3,216 (1,537 - 4,895)	3,218 (1,537 - 4,899)	3,220 (1,537 - 4,903)	3,222 (1,537 - 4,907)	3,224 (1,537 - 4,911)	3,226 (1,537 - 4,915)	3,228 (1,537 - 4,919)	3,230 (1,537 - 4,923)	3,232 (1,537 - 4,927)	3,234 (1,537 - 4,931)	3,236 (1,537 - 4,935)	3,238 (1,537 - 4,939)	3,240 (1,537 - 4,943)	3,242 (1,537 - 4,947)	3,244 (1,537 - 4,951)	3,246 (1,537 - 4,955)	3,248 (1,537 - 4,959)	3,250 (1,537 - 4,963)	3,252 (1,537 - 4,967)	3,254 (1,537 - 4,971)	3,256 (1,537 - 4,975)	3,258 (1,537 - 4,979)	3,260 (1,537 - 4,983)	3,262 (1,537 - 4,987)	3,264 (1,537 - 4,991)	3,266 (1,537 - 4,995)	3,268 (1,537 - 4,999)	3,270 (1,537 - 5,003)	3,272 (1,537 - 5,007)	3,274 (1,537 - 5,011)	3,276 (1,537 - 5,015)	3,278 (1,537 - 5,019)	3,280 (1,537 - 5,023)	3,282 (1,537 - 5,027)	3,284 (1,537 - 5,031)	3,286 (1,537 - 5,035)	3,288 (1,537 - 5,039)	3,290 (1,537 - 5,043)	3,292 (1,537 - 5,047)	3,294 (1,537 - 5,051)	3,296 (1,537 - 5,055)	3,298 (1,537 - 5,059)	3,300 (1,537 - 5,063)	3,302 (1,537 - 5,067)	3,304 (1,537 - 5,071)	3,306 (1,537 - 5,075)	3,308 (1,537 - 5,079)	3,310 (1,537 - 5,083)	3,312 (1,537 - 5,087)	3,314 (1,537 - 5,091)	3,316 (1,537 - 5,095)	3,318 (1,537 - 5,099)	3,320 (1,537 - 5,103)	3,322 (1,537 - 5,107)	3,324 (1,537 - 5,111)	3,326 (1,537 - 5,115)	3,328 (1,537 - 5,119)	3,330 (1,537 - 5,123)	3,332 (1,537 - 5,127)	3,334 (1,537 - 5,131)	3,336 (1,537 - 5,135)	3,338 (1,537 - 5,139)	3,340 (1,537 - 5,143)	3,342 (1,537 - 5,147)	3,344 (1,537 - 5,151)	3,346 (1,537 - 5,155)	3,348 (1,537 - 5,159)	3,350 (1,537 - 5,163)	3,352 (1,537 - 5,167)	3,354 (1,537 - 5,171)	3,356 (1,537 - 5,175)	3,358 (1,537 - 5,179)	3,360 (1,537 - 5,183)	3,362 (1,537 - 5,187)	3,364 (1,537 - 5,191)	3,366 (1,537 - 5,195)	3,368 (1,537 - 5,199)	3,370 (1,537 - 5,203)	3,372 (1,537 - 5,207)	3,374 (1,537 - 5,211)	3,376 (1,537 - 5,215)	3,378 (1,537 - 5,219)	3,380 (1,537 - 5,223)	3,382 (1,537 - 5,227)	3,384 (1,537 - 5,231)	3,386 (1,537 - 5,

Other neoplasms	0-1 (0 to 0.2)	0 (0 to 0)	0-2 (0 to 1.0)	0-4 (0.2 to 0.9)	0-3 (0.2 to 0.6)	0-2 (0.2 to 0.4)	0-4 (0.2 to 0.6)	0-3 (0.2 to 0.5)	0-3 (0.4 to 0.9)	0-5 (0 to 0.9)	0-6 (0 to 1.2)	1-2 (0.6 to 1.8)	1-6 (1.1 to 2.4)	2-9 (2 to 4.6)	2-9 (2 to 4.5)	3-5 (3.9 to 9.7)	9 (6 to 14.4)	14 (10.3 to 23.1)	24 (17.7 to 39.7)	43-9 (31.2 to 67.4)	43-9 (32.5 to 68.3)	44-7 (33.4 to 68.1)	35-3 (25.1 to 52)	19 (13.6 to 26.4)	5-4 (3.5 to 7.4)	
Medulloblastoma, medulloblastoma and other hemangioblastoma	0 (0 to 0.2)	0 (0 to 0)	0 (0 to 0.9)	0 (0 to 0.5)	0 (0 to 0.5)	0 (0 to 0.4)	0 (0 to 0.6)	0 (0 to 0.5)	0 (0 to 0.9)	0 (0 to 0.5)	0 (0 to 0.6)	0 (0 to 1.6)	0 (0 to 1.2)	0 (0 to 2.4)	0 (0 to 2.5)	0 (0 to 9.7)	0 (0 to 9.1)	0 (0 to 14.4)	0 (0 to 13.9)	0 (0 to 21.1)	0 (0 to 21.2)	0 (0 to 21.2)	0 (0 to 21.2)	0 (0 to 21.2)	0 (0 to 21.2)	0 (0 to 21.2)	252
Benign and in situ intestinal neoplasms	0 (0 to 0)	0 (0 to 0)	0 (0 to 0)	0 (0 to 0)	0 (0 to 0)	0 (0 to 0)	0 (0 to 0)	0 (0 to 0)	0 (0 to 0)	0 (0 to 0)	0 (0 to 0)	0 (0 to 0)	0 (0 to 0)	0 (0 to 0)	0 (0 to 0)	0 (0 to 0)	0 (0 to 0)	0 (0 to 0)	0 (0 to 0)	0 (0 to 0)	0 (0 to 0)	0 (0 to 0)	0 (0 to 0)	0 (0 to 0)	0 (0 to 0)	0 (0 to 0)	
Benign and in situ dendroid and uterine neoplasms	0 (0 to 0)	0 (0 to 0)	0 (0 to 0)	0 (0 to 0)	0 (0 to 0)	0 (0 to 0)	0 (0 to 0)	0 (0 to 0)	0 (0 to 0)	0 (0 to 0)	0 (0 to 0)	0 (0 to 0)	0 (0 to 0)	0 (0 to 0)	0 (0 to 0)	0 (0 to 0)	0 (0 to 0)	0 (0 to 0)	0 (0 to 0)	0 (0 to 0)	0 (0 to 0)	0 (0 to 0)	0 (0 to 0)	0 (0 to 0)	0 (0 to 0)	0 (0 to 0)	
Other benign and in situ neoplasms	0 (0 to 0)	0 (0 to 0)	0 (0 to 0)	0 (0 to 0)	0 (0 to 0)	0 (0 to 0)	0 (0 to 0)	0 (0 to 0)	0 (0 to 0)	0 (0 to 0)	0 (0 to 0)	0 (0 to 0)	0 (0 to 0)	0 (0 to 0)	0 (0 to 0)	0 (0 to 0)	0 (0 to 0)	0 (0 to 0)	0 (0 to 0)	0 (0 to 0)	0 (0 to 0)	0 (0 to 0)	0 (0 to 0)	0 (0 to 0)	0 (0 to 0)	0 (0 to 0)	0
Cardiovascular diseases	1-4 (1 to 1.9)	2-1 (1.5 to 2.8)	7-8 (4.9 to 11.5)	6-9 (5.1 to 8.9)	10-6 (8.3 to 13.6)	22-9 (19 to 29.6)	23-7 (21.7 to 41)	42-4 (30.1 to 75.2)	101 (82.4 to 122)	197 (159 to 194)	269 (229 to 320)	454 (378 to 540)	709 (627 to 800)	1,222 (894 to 1,713)	1,262 (1,070 to 1,482)	1,630 (1,439 to 1,860)	2,483 (2,199 to 2,833)	2,450 (2,166 to 2,756)	2,690 (2,298 to 3,035)	2,390 (1,920 to 2,716)	1,596 (1,284 to 1,813)	616 (470 to 764)	16,938
Rheumatic heart disease	0 (0 to 0)	0 (0 to 0.4)	0 (0 to 0.6)	0-2 (0 to 1.5)	0-2 (0 to 2.2)	0-2 (0 to 2.3)	0-3 (0 to 2.5)	0-3 (0 to 2.2)	0-6 (0 to 1.8)	1-3 (0 to 1.9)	1-3 (0 to 2.7)	1-9 (0 to 4.9)	3-2 (2 to 4.9)	4-8 (3 to 6.9)	6-3 (4 to 9.8)	7-6 (5 to 10.2)	11-1 (9 to 14.3)	13-2 (10 to 23.7)	17-7 (13 to 24.1)	19-1 (13 to 27)	14-5 (10.7 to 19.9)	8-5 (6 to 10.6)	2-6 (1.5 to 4)	119
Ischemic heart disease	0 (0 to 0)	0 (0 to 0)	0 (0 to 0)	0 (0 to 0)	1-3 (0.6 to 2.5)	3-6 (2.6 to 5.1)	10 (7.5 to 16.7)	25-7 (11.4 to 59.7)	71-4 (53.1 to 96.2)	121 (96.2 to 153)	229 (187 to 274)	431 (357 to 513)	681 (598 to 768)	708 (595 to 837)	870 (732 to 1,010)	1,030 (1,000 to 1,453)	1,360 (979 to 1,326)	1,169 (972 to 1,396)	1,210 (815 to 1,179)	668 (516 to 932)	326 (224 to 772)	263 (189 to 356)	8,580
Stroke	0-1 (0 to 0.3)	1-1 (1.2 to 2.2)	3 (2.1 to 4.3)	5 (3.5 to 6.9)	8-6 (6.4 to 11.1)	12-7 (9.6 to 16.4)	20 (14.1 to 28.4)	30-7 (22.6 to 40.8)	47 (36.4 to 58.1)	67-6 (51.1 to 86.4)	107 (87.7 to 141)	152 (117 to 202)	210 (149 to 282)	220 (153 to 312)	319 (228 to 446)	546 (432 to 676)	604 (502 to 735)	758 (631 to 901)	720 (596 to 854)	509 (396 to 604)	259 (203 to 316)	203 (154 to 264)	4,560
Ischemic stroke	0-1 (0 to 0.1)	0-2 (0 to 0.2)	0-3 (0.1 to 0.5)	0-6 (0.3 to 1.1)	1-4 (0.6 to 2.5)	2-9 (1.5 to 4.6)	3-6 (2.4 to 5.1)	4-9 (3.4 to 8.7)	7-9 (5.4 to 11.2)	13-3 (10.1 to 17.1)	19-6 (14.8 to 25.1)	29-2 (22.3 to 37.5)	41 (32.3 to 52.3)	57-8 (43.2 to 74.4)	81-9 (70.7 to 114)	130 (103 to 169)	226 (207 to 267)	344 (315 to 431)	445 (406 to 495)	607 (464 to 802)	404 (307 to 493)	170 (129 to 213)	2,730
Intracerebral hemorrhage	0 (0 to 0)	0 (0 to 0)	0 (0 to 0.1)	0 (0 to 0.1)	0-1 (0 to 0.6)	0-1 (0 to 0.6)	0-2 (0 to 0.6)	0-2 (0 to 0.6)	0-3 (0 to 0.6)	0-4 (0.2 to 1.2)	0-5 (0.2 to 1.4)	0-9 (0.3 to 2.1)	1-3 (0.5 to 2.7)	1-6 (0.8 to 3.3)	2-3 (1.1 to 4.2)	2-9 (1.5 to 5.7)	3-5 (2.1 to 6.3)	4-3 (2.7 to 7.5)	5-1 (3.7 to 8.1)	6-7 (4.7 to 9.5)	6-3 (4.6 to 9.2)	5-1 (3.7 to 7.5)	3-1 (2.2 to 4.5)	1,205
Subarachnoid hemorrhage	0 (0 to 0.1)	0 (0 to 0)	0-2 (0 to 0.9)	0-2 (0 to 0.7)	0-3 (0 to 0.9)	0-3 (0.1 to 0.7)	0-4 (0.1 to 0.9)	0-5 (0.1 to 1.2)	0-7 (0.2 to 1.5)	0-9 (0.2 to 1.9)	1-2 (0.3 to 2.7)	1-7 (0.5 to 3.7)	2-3 (0.8 to 4.6)	2-7 (0.9 to 5.7)	3-3 (1.2 to 6.7)	4-3 (1.6 to 8.2)	5-2 (2.1 to 9.4)	6-3 (2.6 to 10.9)	7-3 (3.2 to 12.5)	8-3 (3.7 to 14.2)	8-3 (3.7 to 14.2)	7-3 (3.2 to 12.5)	4-1 (1.8 to 7.1)	627
Hypertensive heart disease	0 (0 to 0)	0 (0 to 0)	0 (0 to 0)	0 (0 to 0)	0 (0 to 0)	0 (0 to 0)	0-1 (0 to 0.2)	0-1 (0 to 0.1)	0-1 (0 to 0.4)	0-2 (0 to 0.4)	0-2 (0 to 0.5)	0-3 (0 to 0.7)	0-4 (0 to 1.0)	0-5 (0 to 1.4)	0-7 (0 to 1.7)	0-9 (0 to 2.1)	1-2 (0 to 2.6)	1-4 (0 to 3.2)	1-6 (0 to 3.7)	1-8 (0 to 4.2)	1-8 (0 to 4.2)	1-6 (0 to 3.7)	0-9 (0 to 2.1)	0-5 (0 to 1.2)	377
Non-rheumatic valvular heart disease	0 (0 to 0)	0 (0 to 0)	0 (0 to 0)	0 (0 to 0)	0 (0 to 0)	0-1 (0 to 0.1)	0-1 (0 to 0.1)	0-1 (0 to 0.4)	0-2 (0 to 0.5)	0-3 (0 to 0.7)	0-4 (0 to 0.9)	0-6 (0 to 1.3)	0-8 (0 to 1.8)	1-1 (0 to 2.5)	1-4 (0 to 3.2)	1-8 (0 to 4.1)	2-3 (0 to 5.3)	2-8 (0 to 6.5)	3-3 (0 to 7.6)	3-8 (0 to 8.8)	4-1 (0 to 9.4)	3-3 (0 to 7.6)	1-8 (0 to 4.1)	1-1 (0 to 2.5)	968
Non-rheumatic calcific aortic valve disease	0 (0 to 0)	0 (0 to 0)	0 (0 to 0)	0 (0 to 0)	0 (0 to 0)	0 (0 to 0.1)	0-1 (0 to 0.4)	0-1 (0 to 0.4)	0-2 (0 to 0.6)	0-3 (0 to 0.8)	0-4 (0 to 1.1)	0-6 (0 to 1.5)	0-8 (0 to 2.1)	1-1 (0 to 2.9)	1-4 (0 to 3.4)	1-8 (0 to 4.3)	2-3 (0 to 5.3)	2-8 (0 to 6.5)	3-3 (0 to 7.6)	3-8 (0 to 8.8)	4-1 (0 to 9.4)	3-3 (0 to 7.6)	1-8 (0 to 4.1)	1-1 (0 to 2.5)	469
Non-rheumatic degenerative mitral valve disease	0 (0 to 0)	0 (0 to 0)	0 (0 to 0)	0 (0 to 0)	0 (0 to 0)	0 (0 to 0.1)	0-1 (0 to 0.2)	0-1 (0 to 0.4)	0-2 (0 to 0.6)	0-3 (0 to 0.9)	0-4 (0 to 1.1)	0-6 (0 to 1.5)	0-8 (0 to 2.1)	1-1 (0 to 2.9)	1-4 (0 to 3.4)	1-7 (0 to 4.1)	2-2 (0 to 5.2)	2-7 (0 to 6.4)	3-2 (0 to 7.5)	3-8 (0 to 8.8)	4-1 (0 to 9.4)	3-2 (0 to 7.5)	1-8 (0 to 4.1)	1-1 (0 to 2.5)	98-5
Other non-rheumatic valve diseases	0 (0 to 0)	0 (0 to 0)	0 (0 to 0)	0 (0 to 0)	0 (0 to 0)	0 (0 to 0)	0 (0 to 0)	0 (0 to 0.1)	0 (0 to 0.1)	0 (0 to 0.1)	0 (0 to 0.1)	0 (0 to 0.1)	0 (0 to 0.1)	0 (0 to 0.1)	0 (0 to 0.1)	0 (0 to 0.1)	0 (0 to 0.1)	0 (0 to 0.1)	0 (0 to 0.1)	0 (0 to 0.1)	0 (0 to 0.1)	0 (0 to 0.1)	0 (0 to 0.1)	0 (0 to 0.1)	0 (0 to 0.1)	5
Cardiomyopathy and myocarditis	0-2 (0.2 to 0.8)	0-4 (0.4 to 1.2)	1-4 (0.9 to 2.1)	2-3 (0.9 to 3.1)	2-9 (1.1 to 5.6)	3-5 (2.3 to 5.8)	3-8 (2.6 to 5.7)	4-9 (3.2 to 10)	9-3 (6.4 to 13.1)	11-7 (8.6 to 14.9)	13-7 (9.7 to 19.4)	19-2 (14.1 to 26)	19-6 (13.9 to 32.4)	19-8 (13.8 to 36.2)	18-2 (12.9 to 42.5)	19-4 (13.6 to 51.1)	21-3 (20.3 to 59.6)	19-7 (17.2 to 54.9)	19-4 (16.1 to 70.3)	19-4 (13.9 to 70.3)	13-9 (9.9 to 50.1)	9-9 (6.9 to 36.2)	338
Myocarditis	0 (0 to 0.1)	0 (0 to 0.4)	0 (0 to 1.4)	0 (0 to 1.6)	0-1 (0 to 2.1)	0-1 (0 to 2.1)	0-1 (0 to 2.1)	0-1 (0 to 2.3)	0-2 (0 to 2.3)	0-2 (0 to 2.3)	0-3 (0 to 2.4)	0-4 (0 to 2.5)	0-5 (0 to 2.9)	0-6 (0 to 3.4)	0-7 (0 to 3.9)	0-8 (0 to 4.4)	0-9 (0 to 5.1)	1-1 (0 to 5.8)	1-2 (0 to 6.6)	1-3 (0 to 7.3)	1-3 (0 to 7.3)	1-1 (0 to 6.6)	0-7 (0 to 4.4)	0-3 (0 to 2.9)	39-4
Alcoholic cardiomyopathy	0 (0 to 0)	0 (0 to 0)	0 (0 to 0)	0 (0 to 0)	0 (0 to 0)	0 (0 to 0.6)	0-1 (0 to 0.6)	0-1 (0 to 0.6)	0-2 (0 to 0.6)	0-2 (0 to 0.6)	0-3 (0 to 0.6)	0-4 (0 to 0.6)	0-5 (0 to 0.6)	0-6 (0 to 0.6)	0-7 (0 to 0.6)	0-8 (0 to 0.6)	0-9 (0 to 0.6)	1-1 (0 to 0.6)	1-2 (0 to 0.6)	1-3 (0 to 0.6)	1-3 (0 to 0.6)	1-1 (0 to 0.6)	0-7 (0 to 0.6)	0-3 (0 to 0.6)	99-6
Other cardiomyopathy	0-2 (0.2 to 0.8)	0-4 (0.4 to 0.9)	1-4 (1.4 to 2.6)	2-3 (1.4 to 3.1)	2-9 (2.1 to 4.6)	3-5 (2.3 to 4.6)	3-8 (2.6 to 4.6)	4-9 (3.2 to 6.5)	9-3 (6.4 to 10.7)	11-7 (8.6 to 13.2)	13-7 (9.7 to 16.2)	19-2 (14.1 to 23.1)	19-6 (13.9 to 23.6)	19-8 (13.8 to 23.6)	18-2 (12.9 to 22.1)	19-4 (13.6 to 23.6)	21-3 (20.3 to 23.6)	19-7 (17.2 to 23.6)	19-4 (16.1 to 23.6)	19-4 (13.9 to 23.6)	13-9 (9.9 to 16.8)	9-9 (6.9 to 11.9)	3-5 (2.2 to 4.3)	239
Atrial fibrillation and flutter	0 (0 to 0)	0 (0 to 0)	0 (0 to 0)	0 (0 to 0)	0 (0 to 0)	0 (0 to 0)	0 (0 to 0)	0 (0 to 0)	0 (0 to 0)	0 (0 to 0)	0 (0 to 0)	0 (0 to 0)	0 (0 to 0)	0 (0 to 0)	0 (0 to 0)	0 (0 to 0)	0 (0 to 0)	0 (0 to 0)	0 (0 to 0)	0 (0 to 0)	0 (0 to 0)	0 (0 to 0)	0 (0 to 0)	0 (0 to 0)	0 (0 to 0)	0 (0 to 0)	
Aortic aneurysm	—	—	—	—	—	—	—	—	—	—	—	—	—	—	—	—	—	—	—	—	—	—	—	—	—	—	
Endocarditis	0 (0 to 0)	0 (0 to 0)	0 (0 to 0)	0 (0 to 0)	0-1 (0 to 0.3)	0-2 (0 to 0.5)	0-3 (0 to 0.6)	0-4 (0 to 0.6)	0-5 (0 to 0.7)	0-6 (0 to 0.8)	0-7 (0 to 0.9)	0-8 (0 to 1.1)	0-9 (0 to 1.3)	1-1 (0 to 1.5)	1-2 (0 to 1.7)	1-3 (0 to 1.9)	1-4 (0 to 2.1)	1-5 (0 to 2.3)	1-6 (0 to 2.5)	1-7 (0 to 2.7)	1-7 (0 to 2.7)	1-6 (0 to 2.5)	1-3 (0 to 1.9)	0-7 (0 to 1.1)	0-3 (0 to 0.5)	52-3
Other cardiovascular and circulatory diseases	0-8 (0.3 to 1.1)	0-9 (0.4 to 1.4)	2-6 (1.1 to 3.5)	2-2 (1.1 to 3.1)	2-2 (1.1 to 3.1)	1-9 (0.9 to 2.7)	2-3 (1.1 to 3.1)	3-2 (1.5 to 4.3)	5-2 (2.5 to 7.1)	10-9 (5.1 to 14.7)	15-2 (7.2 to 20.7)	20-5 (9.7 to 28)	39-6 (18.9 to 54.2)	68 (32.4 to 92.7)	57-4 (27.4 to 78.3)	68 (32.4 to 92.7)	74-7 (57.7 to 94.7)	88 (68.1 to 112)	126 (97.5 to 160)	109 (84.3 to 138)	96-6 (74.8 to 122)	60-8 (47.1 to 77.1)	29-4 (22.7 to 37.3)	3-6 (2.8 to 4.6)	121
Chronic respiratory diseases	0-5 (0 to 0.9)	0-9 (0.5 to 1.7)	3-9 (2.2 to 6.2)	5-3 (3.2 to 8.3)	9-9 (6.2 to 15.3)	19-1 (12.1 to 29.4)	31-6 (20.4 to 46.1)	53-1 (37.6 to 69.5)	103 (79.5 to 130)	113 (92.5 to 137)	132 (107 to 162)	170 (132 to 215)	210 (162 to 269)	316 (239 to 418)	418 (327 to 495)	543 (427 to 680)	623 (507 to 780)	1,043 (861 to 1,283)	777 (647 to 1,004)	425 (347 to 494)	149 (119 to 184)	7,749	
Chronic obstructive pulmonary disease	0-1 (0 to 0.3)	0-1 (0.1 to 0.5)	0-3 (0.2 to 1.1)	0-3 (0.2 to 1.1)	0-4 (0.2 to 1.3)	0-6 (0.3 to 1.8)	0-8 (0.4 to 2.3)	0-9 (0.5 to 2.7)	1-2 (0.6 to 3.4)	1-5 (0.8 to 4.3)	2-1 (1.1 to 5.4)	3-3 (1.6 to 8.2)	4-5 (2.2 to 11.2)	6-3 (3.1 to 15.6)	7-8 (3.8 to 19.6)	9-2 (4.5 to 23.1)	9-9 (4.8 to 25.1)	9-7 (4.7 to 25.1)	9-2 (4.5 to 24.1)	7-7 (3.7 to 20.1)	5-4 (2.6 to 14.2)	2-6 (1.3 to 6.9)	1-1 (0.5 to 2.8)	5,260
Pneumoconiosis	0 (0 to 0)	0 (0 to 0)	0 (0 to 0)	0 (0 to 0)	0 (0 to 0)	0 (0 to 0.1)	0 (0 to 0.1)	0 (0 to 0.1)	0 (0 to 0.1)	0 (0 to 0.1)	0 (0 to 0.1)	0 (0 to 0.1)	0 (0 to 0.1)	0 (0 to 0.1)	0 (0 to 0.1)	0 (0 to 0.1)	0 (0 to 0.1)	0 (0 to 0.1)	0 (0 to 0.1)	0 (0 to 0.1)	0 (0 to 0.1)	0 (0 to 0.1)	0 (0 to 0.1)	0 (0 to 0.1)	0 (0 to 0.1)	0 (0 to 0.1)	73-9
Silicosis	0 (0 to 0)	0 (0 to 0)	0 (0 to 0)	0 (0 to 0)	0 (0 to 0)	0 (0 to 0)	0 (0 to 0)	0 (0 to 0)	0 (0 to 0)	0 (0 to 0)	0 (0 to 0)	0 (0 to 0)	0 (0 to 0)	0 (0 to 0)	0 (0 to 0)	0 (0 to 0)	0 (0 to 0)	0 (0 to 0)	0 (0 to 0)	0 (0 to 0)	0 (0 to 0)	0 (0 to 0)	0 (0 to 0)	0 (0 to 0)	0 (0 to 0)	0 (0 to 0)	7-4
Asbestosis	0 (0 to 0)	0 (0 to 0)	0 (0 to 0)	0 (0 to 0)	0 (0 to 0)	0 (0 to 0)	0 (0 to 0)	0 (0 to 0)	0 (0 to 0)	0 (0 to 0)	0 (0 to 0)	0 (0 to 0)	0 (0 to 0)	0 (0 to 0)	0 (0 to 0)	0 (0 to 0)	0 (0 to 0)	0 (0 to 0)	0 (0 to 0)	0 (0 to 0)	0 (0 to 0)	0 (0 to 0)	0 (0 to 0)	0 (0 to 0)	0 (0 to 0)	0 (0 to 0)	52-3
Coal workers pneumoconiosis	0 (0 to 0)	0 (0 to 0)	0 (0 to 0)	0 (0 to 0)	0 (0 to 0)	0 (0 to 0)	0 (0 to 0)	0 (0 to 0)	0 (0 to 0)	0 (0 to 0)	0 (0 to 0)	0 (0 to 0)	0 (0 to 0)	0 (0 to 0)	0 (0 to 0)	0 (0 to 0)	0 (0 to 0)	0 (0 to 0)	0 (0 to 0)	0 (0 to 0)	0 (0 to 0)	0 (0 to 0)	0 (0 to 0)	0 (0 to 0)	0 (0 to 0)	0 (0 to 0)	10-4
Other pneumoconiosis	0 (0 to 0)	0 (0 to 0)	0 (0 to 0)	0 (0 to 0)	0 (0 to 0)	0 (0 to 0)	0 (0 to 0)	0 (0 to 0)	0 (0 to 0)	0 (0 to 0)	0 (0 to 0)	0 (0 to 0)	0 (0 to 0)	0 (0 to 0)	0 (0 to 0)	0 (0 to 0)	0 (0 to 0)	0 (0 to 0)	0 (0 to 0)	0 (0 to 0)	0 (0 to 0)	0 (0 to 0)	0 (0 to 0)	0 (0 to 0)	0 (0 to 0)	0 (0 to 0)	3-5
Asthma	0 (0 to 0)	0 (0 to 0)	67-6 (56 to 79)	67-6 (56.7 to 122)	72-3 (45.6 to 120)	76-3 (47.1 to 135)	77-2 (44.9 to 122)	76-3 (42.7 to 120)	89-9 (44.9 to 135)	89-9 (52.3 to 138)	89-9 (58.4 to 139)	110 (67.2 to 167)	110 (74.6 to 179)	120 (79.3 to 171)	117 (77.3 to 169)	99 (64.9 to 142)	110 (69.5 to 152)	83-6 (51.9 to 116)	74-4 (50.1 to 108)	69-4 (47.6 to 99.6)	28-7 (20.9 to 40.6)	13-3 (9.1 to 19.3)	1,045	
Interstitial lung disease and pulmonary sarcoidosis	0 (0 to 0)	0 (0 to 0)	0 (0 to 1.6)	0 (0 to 0.9)	0 (0 to 0.9)	0 (0 to 1.1)	0 (0 to 1.1)	0 (0 to 1.3)	0 (0 to 1.4)	0 (0 to 1.6)	0 (0 to 1.8)	0 (0 to 2.4)	0 (0 to 2.9)	0 (0 to 3.6)	0 (0 to 4.4)	0 (0 to 5.2)	0 (0 to 6.1)	0 (0 to 7.1)	0 (0 to 8.1)	0 (0 to 9.1)	0 (0 to 10.2)	0 (0 to 11.2)	0 (0 to 12.2)	0 (0 to 13.2)	0 (0 to 14.2)	0 (0 to 15.2)	678
Other chronic respiratory diseases	0-9 (0.3 to 1.6)	0-9 (0.4 to 1.7)	1-4 (1.1 to 2.4)	1-4 (1.1 to 2.4)	1-4 (1.1 to 2.4)	1-3 (1.1 to 2.4)	1-3 (1.1 to 2.4)	1-3

Congenital birth defects	130 (94 to 191)	61 (45 2 to 87 2)	139 (94 to 205)	76 (60 to 97 7)	37 (27 7 to 52 7)	34 (25 4 to 47)	29 (20 3 to 40)	26 (20 4 to 35 1)	27 (20 9 to 34 7)	28 (20 1 to 39 4)	28 (21 0 to 39 4)	24 (20 3 to 43 9)	37 (28 9 to 49 9)	29 (20 1 to 39 7)	22 (15 3 to 30)	10 (6 6 to 15 1)	6 (3 9 to 9 8)	4 (2 4 to 9 4)	2 (1 4 to 3 7)	1 (0 4 to 1 4)	0 (0 3 to 0 9)	840
Neural tube defects	9 (5 9 to 14 4)	3 (1 8 to 5 4)	13 (6 4 to 22 2)	1 (0 2 to 5 2)	1 (0 to 7 6)	1 (0 to 7 4)	1 (0 to 5 2)	1 (0 to 5 2)	1 (0 to 5 2)	1 (0 to 5 2)	1 (0 to 5 2)	0 (0 to 4 3)	0 (0 to 4 3)	0 (0 to 4 3)	0 (0 to 4 3)	0 (0 to 4 3)	0 (0 to 4 3)	0 (0 to 4 3)	0 (0 to 4 3)	0 (0 to 4 3)	0 (0 to 4 3)	49
Congenital heart anomalies	30 (20 3 to 51)	13 (8 to 24 1)	27 (17 1 to 41 6)	14 (10 1 to 20)	7 (3 4 to 14 7)	6 (2 4 to 13 6)	5 (2 to 12 2)	5 (1 9 to 12 4)	4 (1 7 to 10 4)	5 (1 7 to 12 7)	4 (1 7 to 10 4)	4 (1 9 to 11 2)	6 (2 6 to 15 1)	4 (1 7 to 10 4)	3 (1 3 to 8 1)	1 (0 4 to 3 7)	1 (0 4 to 3 7)	0 (0 2 to 2 6)	0 (0 1 to 2 4)	0 (0 1 to 2 4)	0 (0 to 2 1)	192
Orofacial clefts	0 (0 to 0 1)	0 (0 to 0 1)	0 (0 1 to 0 7)	0 (0 to 0 2)	0 (0 to 0 5)	0 (0 to 0 5)	0 (0 2 to 0 6)	0 (0 1 to 0 6)	0 (0 1 to 0 6)	0 (0 1 to 0 6)	0 (0 1 to 0 6)	0 (0 to 0 5)	0 (0 to 0 6)	0 (0 to 0 6)	0 (0 1 to 0 5)	0 (0 to 0 4)	0 (0 to 0 4)	0 (0 to 0 4)	0 (0 to 0 4)	0 (0 1 to 0 5)	0 (0 to 0 5)	84
Down syndrome	3.6 (2 2 to 5 6)	1.1 (0 7 to 1 7)	3.7 (2 2 to 5 7)	3 (2 1 to 4 3)	2.3 (1 1 to 3 4)	2.3 (1 to 3 3)	2.4 (1 6 to 3 4)	2.6 (1 8 to 3 5)	2.7 (1 9 to 3 8)	2.9 (2 2 to 4 2)	3.2 (2 2 to 4 2)	3.5 (2 5 to 4 7)	2.6 (1 8 to 3 6)	10.1 (6 4 to 12 8)	12.8 (7 9 to 17 4)	10.5 (5 7 to 14 8)	9.8 (5 2 to 16 2)	0 (0 to 0)	0 (0 to 0)	0 (0 to 0)	0 (0 to 0)	78.3
Turner syndrome	0 (0 to 0)	0 (0 to 0)	0 (0 to 0 1)	0 (0 to 0 2)	0 (0 to 0)	0 (0 to 0 1)	0 (0 to 0 1)	0 (0 to 0 2)	0 (0 to 0 2)	0 (0 to 0 2)	0 (0 to 0 2)	0 (0 to 0)	0 (0 to 0 1)	0 (0 to 0 1)	0 (0 to 0 1)	0 (0 to 0 1)	0 (0 to 0)	0 (0 to 0)	0 (0 to 0)	0 (0 to 0)	0 (0 to 0)	1.2
Klinefelter syndrome	0 (0 to 0)	0 (0 to 0)	0 (0 to 0)	0 (0 to 0)	0 (0 to 0)	0 (0 to 0)	0 (0 to 0)	0 (0 to 0)	0 (0 to 0 1)	0 (0 to 0 1)	0 (0 to 0 1)	0 (0 to 0)	0 (0 to 0)	0 (0 to 0)	0 (0 to 0)	0 (0 to 0)	0 (0 to 0)	0 (0 to 0)	0 (0 to 0)	0 (0 to 0)	0 (0 to 0)	0.2
Other chromosomal abnormalities	19 (11 5 to 31 4)	10 (6 9 to 18)	20.7 (12 2 to 31 4)	9.3 (6 6 to 12 8)	5.1 (3 to 7 3)	4.6 (2 5 to 6 9)	4.2 (2 to 5 8)	3.7 (2 4 to 5 1)	3.8 (2 6 to 5 2)	4 (2 8 to 5 5)	3.6 (2 5 to 5 1)	4.3 (2 6 to 6 1)	2.6 (1 7 to 3 8)	1.7 (1 to 2 9)	1.4 (0 6 to 2)	0 (0 to 0)	0 (0 to 0)	0 (0 to 0)	0 (0 to 0)	0 (0 to 0)	0 (0 to 0)	113
Congenital musculoskeletal and limb anomalies	3.8 (2 4 to 6 9)	1.5 (0 9 to 2 4)	13.1 (7 7 to 22 5)	16.5 (9 5 to 28 5)	11.4 (6 8 to 19 1)	8.1 (4 6 to 17 9)	10.2 (5 7 to 18 7)	7.3 (4 4 to 11 1)	7.1 (4 2 to 10 7)	7.3 (4 3 to 11 1)	7.6 (4 4 to 11 4)	7.5 (4 4 to 11 2)	9.2 (5 4 to 13 9)	9.7 (5 7 to 14 9)	9.2 (5 to 14)	7.5 (4 to 11 1)	9.2 (3 9 to 16)	2.8 (1 6 to 4 4)	1.6 (0 8 to 2 3)	0.8 (0 4 to 1 3)	0.3 (0 2 to 0 5)	158
Urogenital congenital anomalies	4 (2 5 to 7 9)	1.3 (0 8 to 2 2)	3.4 (1 9 to 5 4)	1.3 (0 6 to 2 1)	0.9 (0 4 to 1 4)	0.7 (0 3 to 1 7)	0.8 (0 4 to 1 5)	0.7 (0 3 to 1 3)	0.4 (0 2 to 0 9)	0.4 (0 2 to 0 9)	0.3 (0 1 to 0 7)	0.3 (0 2 to 0 6)	0.3 (0 2 to 0 6)	0.2 (0 1 to 0 5)	0.2 (0 1 to 0 5)	0.1 (0 to 0 3)	0 (0 to 0 1)	0 (0 to 0)	0 (0 to 0)	0 (0 to 0)	0 (0 to 0)	17.6
Digestive congenital anomalies	7 (4 1 to 12 1)	4.4 (2 6 to 7 2)	7.1 (4 to 12 1)	3.9 (2 to 6 7)	2.5 (1 to 5 2)	1.9 (0 8 to 4 2)	2.1 (0 9 to 4 2)	2 (0 9 to 4 2)	1.7 (0 8 to 3 7)	2 (0 9 to 4 2)	1.9 (0 9 to 4 2)	2.1 (0 9 to 4 7)	2.5 (1 2 to 5 2)	2.4 (1 1 to 5 2)	2.2 (0 9 to 5)	1.6 (0 6 to 4 2)	1.3 (0 5 to 3 7)	0.6 (0 2 to 2 3)	0.3 (0 1 to 1 7)	0.2 (0 to 1)	0.1 (0 to 0 5)	52.5
Other congenital birth defects	27.1 (24 to 32 7)	10 (9 7 to 14 3)	22.6 (14 4 to 37 7)	12 (8 4 to 16 4)	7.8 (4 6 to 11 7)	6.4 (4 3 to 10 3)	6.7 (4 5 to 10 5)	5.6 (3 5 to 8 7)	5.4 (3 2 to 9 3)	5.6 (3 1 to 9 7)	5.2 (3 1 to 9 6)	5.3 (2 6 to 9 3)	6.2 (3 3 to 11 2)	6.2 (3 5 to 11 6)	5.6 (2 8 to 10 4)	4.2 (2 4 to 8 7)	3.2 (2 to 5 8)	1.5 (0 7 to 3 6)	1.2 (0 4 to 2 4)	0.6 (0 2 to 1 3)	0.2 (0 1 to 0 3)	170
Urinary diseases and male infertility	0.1 (0 to 0 2)	0.3 (0 1 to 0 4)	1.2 (0 4 to 1 6)	1.7 (0 9 to 1 4)	0.9 (0 7 to 1 2)	1.1 (0 4 to 2 5)	1.6 (0 6 to 2 5)	4.2 (2 to 7 2)	4.7 (4 to 11 2)	6.5 (3 4 to 14 1)	10 (6 4 to 16 2)	11.6 (6 to 17)	14.6 (10 9 to 19 6)	20.9 (15 7 to 26 4)	28.1 (21 3 to 37 4)	45 (29 9 to 64 4)	68.2 (52 to 88 3)	105 (69 6 to 136)	112 (69 2 to 161)	120 (69 to 171)	109 (66 to 171)	871
Urolithiasis	0 (0 to 0)	0 (0 to 0)	0 (0 to 0)	0 (0 to 0)	0 (0 to 0 1)	0 (0 to 0 1)	0 (0 1 to 0 3)	0 (0 2 to 0 7)	0 (0 3 to 0 7)	0 (0 4 to 1 2)	1 (0 6 to 2)	1 (0 6 to 2)	2 (1 2 to 3 7)	3 (1 4 to 5 3)	4 (2 2 to 6 6)	5 (2 3 to 8 7)	7 (2 2 to 9)	9 (2 4 to 5 9)	10 (3 1 to 7 6)	12 (3 1 to 3 6)	13 (3 2 to 3 6)	41.8
Benign prostatic hyperplasia	0 (0 to 0)	0 (0 to 0)	0 (0 to 0)	0 (0 to 0)	0 (0 to 0)	0 (0 to 0)	0 (0 to 0)	0 (0 to 0)	0 (0 to 0)	0 (0 to 0)	0 (0 to 0)	0 (0 to 0)	0 (0 to 0)	0 (0 to 0)	0 (0 to 0)	0 (0 to 0)	0 (0 to 0)	0 (0 to 0)	0 (0 to 0)	0 (0 to 0)	0 (0 to 0)	0 (0 to 0)	0.2
Male infertility	0 (0 to 0)	0 (0 to 0)	0 (0 to 0)	0 (0 to 0)	0 (0 to 0)	0 (0 to 0)	0 (0 to 0)	0 (0 7 to 2)	0 (0 7 to 2 5)	0 (0 8 to 2 9)	0 (0 7 to 2)	0 (0 6 to 2)	0 (0 1 to 1 8)	0 (0 to 0)	0 (0 to 0)	0 (0 to 0)	0 (0 to 0)	0 (0 to 0)	0 (0 to 0)	0 (0 to 0)	0 (0 to 0)	88.8
Other urinary diseases	0.1 (0 to 0 2)	0.2 (0 to 0 2)	0.2 (0 1 to 0 4)	0.3 (0 2 to 0 5)	0.3 (0 2 to 0 5)	0.4 (0 2 to 0 6)	0.4 (0 3 to 0 6)	0.6 (0 3 to 0 9)	0.7 (0 5 to 0 9)	1.1 (0 7 to 1 6)	1.1 (0 8 to 1 7)	1.2 (0 8 to 1 7)	1.8 (1 2 to 2 9)	2.2 (1 3 to 3 7)	2.2 (1 4 to 4 1)	2.4 (1 5 to 5)	3.4 (2 to 5 7)	2.6 (1 6 to 4)	2.9 (1 7 to 4 6)	1.8 (1 2 to 3 1)	1.8 (1 to 3 1)	32.4
Gynecological diseases	0 (0 to 0)	0 (0 to 0)	0 (0 1 to 0 4)	0 (0 to 0)	0 (0 to 0)	0 (0 to 0)	0 (0 to 0)	0 (0 to 0)	0 (0 to 0)	0 (0 to 0)	0 (0 to 0)	0 (0 to 0)	0 (0 to 0)	0 (0 to 0)	0 (0 to 0)	0 (0 to 0)	0 (0 to 0)	0 (0 to 0)	0 (0 to 0)	0 (0 to 0)	0 (0 to 0)	0
Uterine fibroids	0 (0 to 0)	0 (0 to 0)	0 (0 to 0)	0 (0 to 0)	0 (0 to 0)	0 (0 to 0)	0 (0 to 0)	0 (0 to 0)	0 (0 to 0)	0 (0 to 0)	0 (0 to 0)	0 (0 to 0)	0 (0 to 0)	0 (0 to 0)	0 (0 to 0)	0 (0 to 0)	0 (0 to 0)	0 (0 to 0)	0 (0 to 0)	0 (0 to 0)	0 (0 to 0)	0
Polycystic ovarian syndrome	0 (0 to 0)	0 (0 to 0)	0 (0 to 0)	0 (0 to 0)	0 (0 to 0)	0 (0 to 0)	0 (0 to 0)	0 (0 to 0)	0 (0 to 0)	0 (0 to 0)	0 (0 to 0)	0 (0 to 0)	0 (0 to 0)	0 (0 to 0)	0 (0 to 0)	0 (0 to 0)	0 (0 to 0)	0 (0 to 0)	0 (0 to 0)	0 (0 to 0)	0 (0 to 0)	0
Female infertility	0 (0 to 0)	0 (0 to 0)	0 (0 to 0)	0 (0 to 0)	0 (0 to 0)	0 (0 to 0)	0 (0 to 0)	0 (0 to 0)	0 (0 to 0)	0 (0 to 0)	0 (0 to 0)	0 (0 to 0)	0 (0 to 0)	0 (0 to 0)	0 (0 to 0)	0 (0 to 0)	0 (0 to 0)	0 (0 to 0)	0 (0 to 0)	0 (0 to 0)	0 (0 to 0)	0
Endometriosis	0 (0 to 0)	0 (0 to 0)	0 (0 to 0)	0 (0 to 0)	0 (0 to 0)	0 (0 to 0)	0 (0 to 0)	0 (0 to 0)	0 (0 to 0)	0 (0 to 0)	0 (0 to 0)	0 (0 to 0)	0 (0 to 0)	0 (0 to 0)	0 (0 to 0)	0 (0 to 0)	0 (0 to 0)	0 (0 to 0)	0 (0 to 0)	0 (0 to 0)	0 (0 to 0)	0
Genital prolapse	0 (0 to 0)	0 (0 to 0)	0 (0 to 0)	0 (0 to 0)	0 (0 to 0)	0 (0 to 0)	0 (0 to 0)	0 (0 to 0)	0.2 (0 to 0 5)	0.6 (0 2 to 1 1)	1.2 (0 6 to 2 1)	2 (0 9 to 3 5)	0.6 (0 to 1 4)	0.3 (0 to 1)	0.2 (0 to 0 7)	0.4 (0 to 1 4)	0.2 (0 to 0 6)	0.2 (0 to 0 6)	0.2 (0 to 0 6)	0.2 (0 to 0 6)	35
Premenstrual syndrome	0 (0 to 0)	0 (0 to 0)	0 (0 to 0)	13.8 (9 3 to 20 3)	30.3 (19 6 to 44 5)	37.6 (19 7 to 69 7)	27.5 (15 to 53)	22.4 (11 4 to 46 8)	46.6 (26 8 to 79 8)	47.8 (27 to 75 8)	44.6 (25 to 73 6)	51.6 (28 to 84)	17.5 (9 6 to 31 4)	0 (0 to 0)	0 (0 to 0)	0 (0 to 0)	0 (0 to 0)	0 (0 to 0)	0 (0 to 0)	0 (0 to 0)	0 (0 to 0)	315
Other gynecological diseases	0 (0 to 0)	0 (0 to 0)	0 (0 to 0)	0.1 (0 to 0 2)	0.5 (0 to 1 2)	11.9 (5 1 to 21 5)	5.1 (2 1 to 9 2)	104 (51 6 to 184)	99.4 (59 to 164)	122 (74 8 to 206)	122 (75 1 to 187)	109 (60 5 to 184)	134 (79 4 to 202)	137 (71 2 to 212)	122 (60 2 to 191)	68.7 (40 7 to 104)	58.6 (34 to 92 8)	50.7 (31 4 to 73 6)	19.1 (11 2 to 29 3)	11.5 (7 to 17)	0.4 (0 2 to 0 7)	1,192
Hemoglobinopathies and hemolytic anemias	0.1 (0 to 0 1)	0.1 (0 to 0 1)	0.7 (0 3 to 1 4)	2.5 (1 to 5 2)	1.6 (0 7 to 3 4)	1.1 (0 6 to 2 1)	0.7 (0 3 to 1 3)	0.6 (0 2 to 1 2)	1.3 (0 6 to 2 4)	1.6 (0 7 to 3 1)	2.4 (1 2 to 4 3)	3.2 (1 2 to 5 7)	2.2 (1 2 to 3 2)	4.2 (1 6 to 8 6)	4.1 (1 6 to 8 3)	4.6 (2 to 10 3)	5.2 (2 3 to 10 3)	3.9 (2 to 8 7)	3.7 (2 2 to 6 6)	2.3 (1 3 to 4)	0.9 (0 4 to 1 6)	72.7
Thalassemias	0 (0 to 0)	0 (0 to 0)	0 (0 to 0 1)	0.1 (0 to 0 2)	0.2 (0 to 0 5)	0.1 (0 to 0 1)	0.1 (0 to 0 1)	0.1 (0 to 0)	0.1 (0 to 0)	0.1 (0 to 0)	0.1 (0 to 0)	0.1 (0 to 0)	0.1 (0 to 0)	0.1 (0 to 0)	0.1 (0 to 0)	0.1 (0 to 0)	0.1 (0 to 0)	0.1 (0 to 0)	0.1 (0 to 0)	0.1 (0 to 0)	0.1 (0 to 0)	0.4
Thalassemias trait	0 (0 to 0)	0 (0 to 0)	0 (0 to 0 1)	0.2 (0 to 0 5)	0.2 (0 to 0 5)	0.1 (0 to 0 1)	0.1 (0 to 0 1)	0.1 (0 1 to 0 3)	0.2 (0 to 0 5)	0.2 (0 to 0 5)	0.2 (0 to 0 6)	0.2 (0 to 0 5)	0.2 (0 to 0 5)	0.2 (0 to 0 5)	0.2 (0 to 0 5)	0.2 (0 to 0 5)	0.2 (0 to 0 5)	0.2 (0 to 0 5)	0.2 (0 to 0 5)	0.2 (0 to 0 5)	0.2 (0 to 0 5)	11.3
Sickle cell disorders	0 (0 to 0 1)	0 (0 to 0 1)	0.3 (0 2 to 0 6)	0.7 (0 3 to 1 1)	0.6 (0 to 0 9)	0.7 (0 4 to 0 7)	0.7 (0 5 to 0 9)	0.6 (0 4 to 0 8)	0.6 (0 3 to 0 7)	0.6 (0 3 to 0 7)	0.6 (0 3 to 0 8)	0.4 (0 3 to 0 6)	0.4 (0 3 to 0 6)	0.4 (0 3 to 0 6)	0.4 (0 2 to 0 6)	0.4 (0 2 to 0 6)	0.4 (0 2 to 0 7)	0.4 (0 1 to 0 6)	0.4 (0 2 to 0 6)	0.4 (0 2 to 0 6)	0.4 (0 2 to 0 6)	7
Sickle cell trait	0 (0 to 0)	0 (0 to 0)	0.1 (0 to 0 3)	0.2 (0 to 0 5)	0.2 (0 1 to 0 5)	0.2 (0 to 0 5)	0.2 (0 1 to 0 5)	0.2 (0 1 to 0 6)	0.2 (0 1 to 0 6)	0.2 (0 1 to 0 6)	0.2 (0 1 to 0 6)	0.2 (0 1 to 0 6)	0.2 (0 1 to 0 6)	0.2 (0 1 to 0 6)	0.2 (0 1 to 0 6)	0.2 (0 1 to 0 6)	0.2 (0 to 0 7)	0.2 (0 to 0 6)	0.2 (0 to 0 6)	0.2 (0 to 0 6)	0.2 (0 to 0 6)	14.6
G6PD deficiency	0 (0 to 0)	0 (0 to 0)	0.1 (0 to 0)	0.1 (0 to 0 2)	0.1 (0 1 to 0 2)	0.1 (0 1 to 0 2)	0.2 (0 1 to 0 3)	0.2 (0 to 0 5)	0.2 (0 to 0 5)	0.2 (0 to 0 5)	0.2 (0 to 0 5)	0.2 (0 to 0 5)	0.6 (0 3 to 1 2)	0.4 (0 2 to 0 9)	0.4 (0 2 to 0 8)	0.4 (0 2 to 0 8)	0.4 (0 2 to 0 9)	0.4 (0 2 to 0 8)	0.4 (0 2 to 0 9)	0.4 (0 2 to 0 9)	0.4 (0 2 to 0 9)	4.6
G6PD trait	0 (0 to 0)	0 (0 to 0)	0 (0 to 0)	0 (0 to 0)	0 (0 to 0)	0 (0 to 0)	0 (0 to 0)	0 (0 to 0)	0 (0 to 0)	0 (0 to 0)	0 (0 to 0)	0 (0 to 0)	0 (0 to 0)	0 (0 to 0)	0 (0 to 0)	0 (0 to 0)	0 (0 to 0)	0 (0 to 0)	0 (0 to 0)	0 (0 to 0)	0 (0 to 0)	0.2
Other hemoglobinopathies and hemolytic anemias	0 (0 to 0)	0.2 (0 to 0 5)	0.6 (0 to 0 9)	1 (0 1 to 1 9)	0.3 (0 1 to 1 4)	0.2 (0 1 to 0 5)	0.3 (0 1 to 0 7)	0.5 (0 1 to 1 7)	0.7 (0 1 to 1 5)	1.5 (0 4 to 3 2)	1.6 (0 2 to 2 1)	1.5 (0 4 to 3 1)	1.4 (0 4 to 4)	2.2 (0 6 to 5 5)	2.6 (0 8 to 5 1)	3 (1 2 to 6 3)	3.1 (1 3 to 7 3)	2 (0 9 to 5 6)	3.1 (1 3 to 7)	2 (1 to 7 1)	0.7 (0 4 to 1 7)	34.4
Endocrine, metabolic, blood, and immune disorders	4 (2 7 to 5 7)	3.6 (2 6 to 5 7)	10.2 (7 1 to 14 7)	29 (19 2 to 42 5)	19.2 (12 9 to 28 1)	16 (10 4 to 24 5)	16 (10 4 to 25 2)	15 (9 7 to 23 6)	16 (10 to 25 1)	17 (10 7 to 26 9)	17 (10 7 to 26 9)	17 (10 7 to 26 9)	18 (11 to 28 7)	19 (11 to 29 7)	19 (11 to 29 7)	19 (11 to 29 7)	19 (11 to 29 7)	19 (11 to 29 7)	19 (11 to 29 7)	19 (11 to 29 7)	19 (11 to 29 7)	792
Oral disorders	0.1 (0 to 0 1)	0.1 (0 to 0 1)	0.2 (0 to 0)	0.2 (0 to 0 5)	0.2 (0 to 0 5)	0.2 (0 to 0 5)	0.2 (0 to 0 5)	0.2 (0 to 0 5)	0.2 (0 to 0 5)	0.2 (0 to 0 5)	0.2 (0 to 0 5)	0.2 (0 to 0 5)	0.2 (0 to 0 5)	0.2 (0 to 0 5)	0.2 (0 to 0 5)	0.2 (0 to 0 5)	0.2 (0 to 0 5)	0.2 (0 to 0 5)	0.2 (0 to 0 5)	0.2 (0 to 0 5)	0.2 (0 to 0 5)	0.2
Cavities of deciduous teeth	0 (0 to 0)	0 (0 to 0)	0 (0 to 0 1)	0.6 (0 to 0 3)	1.6 (0 to 0 3)	0.9 (0 to 0 3)	0.5 (0 to 0)	0.5 (0 to 0)	0.5 (0 to 0)	0.5 (0 to 0)	0.5 (0 to 0)	0.5 (0 to 0)	0.5 (0 to 0)	0.5 (0 to 0)	0.5 (0 to 0)	0.5 (0 to 0)	0.5 (0 to 0)	0.5 (0 to 0)	0.5 (0 to 0)	0.5 (0 to 0)	0.5 (0 to 0)	2.2
Caries of permanent teeth	0 (0 to 0)	0 (0 to 0)	0 (0 to 0)	1.7 (0 to 0 3)	3.6 (2 1 to 5 2)	2.1 (1 to 3 2)	1.2 (0 7 to 1 8)	1.1 (0 6 to 1 7)	1.1 (0 6 to 1 7)	1.1 (0 6 to 1 7)	1.1 (0 6 to 1 7)	1.1 (0 6 to 1 7)	1.1 (0 6 to 1 7)	1.1 (0 6 to 1 7)	1.1 (0 6 to 1 7)	1.1 (0 6 to 1 7)	1.1 (0 6 to 1 7)	1.1 (0 6 to 1 7)	1.1 (0 6 to 1 7)	1.1 (0 6 to 1 7)	1.1 (0 6 to 1 7)	108
Periodontal diseases	0 (0 to 0)	0 (0 to 0)	0 (0 to 0)	0.3 (0 to 0 6)	0.6 (0 to 0 7)	0.4 (0 to 0 6)	0.4 (0 to 0 6)	0.4 (0 to 0 6)	0.4 (0 to 0 6)	0.4 (0 to 0 6)	0.4 (0 to 0 6)	0.4 (0 to 0 6)	0.4 (0 to 0 6)	0.4 (0 to 0 6)	0.4 (0 to 0 6)	0.4 (0 to 0 6)	0.4 (0 to 0 6)	0.4 (0 to 0 6)	0.4 (0 to 0 6)	0.4 (0 to 0 6)	0.4 (0 to 0 6)	252
Other oral disorders	0 (0 to 0)	0 (0 to 0)	0 (0 to 0)	0.3 (0 1 to 0 6)	0.7 (0 4 to 0 9)	0.4 (0 2 to 0 8)	0.4 (0 2 to 0 8)	0.4 (0 2 to 0 8)	0.4 (0 2 to 0 8)	0.4 (0 2 to 0 8)	0.4 (0 2 to 0 8)	0.4 (0 2 to 0 8)	0.4 (0 2 to 0 8)	0.4 (0 2 to 0 8)	0.4 (0 2 to 0 8)	0.4 (0 2 to 0 8)	0.4 (0 2 to 0 8)	0.4 (0 2 to 0 8)	0.4 (0 2 to 0 8)	0.4 (0 2 to 0 8)	0.4 (0 2 to 0 8)	218
Sudden infant death syndrome	-- (-- to --)	-- (-- to --)	4.9 (3 3 to 7)	43 (24 1 to 68)	-- (-- to --)	-- (-- to --)	-- (-- to --)	-- (-- to --)	-- (-- to --)	-- (-- to --)	-- (-- to --)	-- (-- to --)	-- (-- to --)	-- (-- to --)	-- (-- to --)	-- (-- to --)	-- (-- to --)	-- (-- to --)	-- (-- to --)	-- (-- to --)	-- (-- to --)	NA
Injuries	1.4 (1 1 to 1 8)	2.2 (1 7 to 2 8)	22.4 (15 4 to 32 4)	56.1 (40 6 to 68 6)	73.9 (61 4 to 108)	104 (75 2 to 153)	249 (214 to 294)	227 (177 to 278)	332 (231 to 439)	237 (208 to 267)	410 (343 to 505)	450 (389 to 547)	547 (468 to 788)	540 (443 to 715)	542 (443 to 715)	488 (372 to 649)	462 (371 to 626)	340 (269 to 732)	488 (362 to 622)	469 (283 to 612)	411 (270 to 610)	258 (208 to 317)	59.1 (76 7 to 119)	7,350
Transport injuries	0.1 (0 1 to 0 1)	0.2 (0 1 to 0 2)	1.7 (1 to 2 7)	9.4 (7 1 to 11 9)	19.1 (13 2 to 27 4)	20 (16 3 to 25 1)	86.3 (68 to 105)	94.6 (79 5 to 116)	122 (97 4 to 151)	69.2 (57 to 87 1)	63.1 (52 to 77 7)	56.6 (43 to 73)	52.6 (42 to 68 5)	62.3 (50 to 78)	72.4 (57 to 92)	79.7 (57 1 to 99 3)	57.4 (40 5 to 79 3)	52.3 (36 to 67)	57.9 (40 to 79 7)	22.5 (14 to 33)	19.5 (13 4 to 29 4)	8.4 (6 6 to 10 3)	1,161 2.4
Road injuries	0.1 (0 to 0)	0.1 (0 to 0 2)	1.2 (0 8 to 1 7)	6.1 (4 to 8 5)	13.1 (10 2 to 16 5)	13.5 (10 to 17 4)	63.5 (52 to 77)	62.5 (52 to 73)	97.4 (77 2 to 121)	54.6 (43 to 67)	48.7 (39 to 60 7)	43.3 (34 to 54 2)	41.3 (32 to 53 2)	50.1 (39 to 64 5)	61.3 (46 to 77)	64.8 (45 to 80 5)	51.8 (36 to 72 5)	49.6 (34 to 65)	52.6 (36 to 69 2)	20.7 (13 to 30)	18.2 (12 to 28 1)	7.5 (5 4 to 9)	915
Pedestrian road injuries	0 (0 to 0)	0 (0 to 0)	0.2 (0 2 to 0 5)	1.3 (0 6 to 2 4)	3.2 (2 to 4 5)	2.2 (1 2 to 3 1)	10.2 (8 to 12 5)	9.8 (8 to 11 5)	13.8 (11 to 16)	7.9 (6 to 9)	7.4 (5 6 to 9 5)	6.4 (4 9 to 8)	5.9 (4 5 to 7 5)	7.2 (5 4 to 9)	8.2 (6 to 10)	9.2 (6 1 to 12 6)	7.5 (4 9 to 10)	7.2 (4 6 to 9 5)	7.5 (4 6 to 10 1)	3.1 (1 9 to 4)	2.7 (1 6 to 3 6)	1.1 (0 8 to 1 4)	149
Cyclist road injuries	0 (0 to 0)	0 (0 to 0)	0.1 (0 to 0 2)	0.4 (0 2 to 0 6)	0.9 (0 6 to 1 3)	0.7 (0 4 to 1 1)	3.2 (2 to 4 2)	3.1 (2 to 4)	4.2 (3 to 5 7)	2.5 (1 8 to 3 4)	2.3 (1 7 to 3 2)	2 (1 4 to 2 8)	1.8 (1 3 to 2 5)	2.2 (1 6 to 3)	2.6 (1 9 to 3 5)	2.9 (2 to 4)	2.4 (1 6 to 3 4)	2.3 (1 5 to 3 3)

SR Table 2c: Stockout DALYS by cause and age group for both sexes with 95% uncertainty intervals, 2019

Cause	Early Neonatal	Late Neonatal	Post Neonatal	1 to 4	5 to 9	10 to 14	15 to 19	20 to 24	25 to 29	30 to 34	35 to 39	40 to 44	45 to 49	50 to 54	55 to 59	60 to 64	65 to 69	70 to 74	75 to 79	80 to 84	85 to 89	90 to 94	95 plus	Total
All causes	682 (470 to 873)	1,158 (779 to 1,573)	2,163 (1,606 to 2,821)	4,012 (3,008 to 5,031)	2,407 (1,786 to 3,196)	2,407 (1,770 to 3,192)	3,030 (2,247 to 4,056)	3,407 (2,529 to 4,579)	3,980 (2,950 to 5,340)	4,247 (3,146 to 5,710)	4,407 (3,260 to 5,920)	4,407 (3,265 to 5,930)	4,407 (3,300 to 5,930)	4,407 (3,300 to 5,930)	4,407 (3,300 to 5,930)	4,407 (3,300 to 5,930)	4,407 (3,300 to 5,930)	4,407 (3,300 to 5,930)	4,407 (3,300 to 5,930)	4,407 (3,300 to 5,930)	4,407 (3,300 to 5,930)	4,407 (3,300 to 5,930)	88,200
Communicable, maternal, neonatal, and nutritional diseases	682 (220 to 873)	1,158 (158 to 173)	2,163 (108 to 2,821)	4,012 (67 to 189)	2,407 (89 to 210)	2,407 (89 to 199)	3,030 (89 to 199)	3,407 (89 to 199)	3,980 (89 to 199)	4,247 (89 to 199)	4,407 (89 to 199)	4,407 (89 to 199)	4,407 (89 to 199)	4,407 (89 to 199)	4,407 (89 to 199)	4,407 (89 to 199)	4,407 (89 to 199)	4,407 (89 to 199)	4,407 (89 to 199)	4,407 (89 to 199)	4,407 (89 to 199)	4,407 (89 to 199)	4,407 (89 to 199)	4,310
HIV/AIDS and sexually transmitted infections	10.9 (3.1 to 24.4)	3.6 (1.0 to 7.9)	0.3 (1.7 to 11.4)	0.5 (0.4 to 3.7)	0.2 (0.2 to 0.4)	0.2 (0.2 to 0.3)	0.6 (0.4 to 0.8)	1.5 (1.1 to 2.2)	3.4 (2.3 to 4.9)	6.2 (4.3 to 8.7)	7.7 (5.4 to 11.2)	8.3 (5.9 to 12.2)	8.2 (5.9 to 11.9)	8.2 (5.9 to 11.9)	6.5 (4.6 to 9.7)	5.2 (3.6 to 7.2)	3.8 (2.7 to 5.7)	2.6 (1.7 to 3.5)	1.6 (1.0 to 2.4)	0.8 (0.5 to 1.2)	0.6 (0.4 to 0.9)	0.1 (0.1 to 0.2)	81.8
HIV/AIDS	0 (0 to 0)	0 (0 to 0)	0.5 (0.4 to 0.5)	0.4 (0.3 to 0.5)	0.2 (0.1 to 0.2)	0.1 (0.1 to 0.2)	0.5 (0.5 to 0.6)	1.4 (1.0 to 1.8)	3.2 (2.2 to 3.9)	5.9 (3.9 to 7.3)	7.3 (4.9 to 9.0)	7.9 (5.3 to 9.8)	7.8 (5.2 to 9.6)	7.8 (5.2 to 9.6)	6.2 (4.1 to 7.6)	4.9 (3.2 to 6.0)	3.6 (2.4 to 4.4)	2.5 (1.6 to 3.0)	1.5 (1.0 to 1.8)	0.8 (0.5 to 1.0)	0.6 (0.4 to 0.7)	0.1 (0.1 to 0.1)	30.1
HIV/AIDS - Drug-susceptible Tuberculosis	0 (0 to 0)	0 (0 to 0)	0.1 (0 to 0.1)	0.1 (0 to 0.1)	0 (0 to 0)	0 (0 to 0)	0.1 (0 to 0.1)	0.1 (0 to 0.2)	0.3 (0.2 to 0.5)	0.3 (0.2 to 0.5)	0.4 (0.2 to 0.6)	0.5 (0.2 to 0.7)	0.5 (0.2 to 0.6)	0.4 (0.3 to 0.7)	0.3 (0.2 to 0.5)	0.2 (0.1 to 0.3)	0.2 (0.1 to 0.3)	0.2 (0.1 to 0.2)	0.1 (0 to 0.1)	0.1 (0 to 0.1)	0 (0 to 0)	0 (0 to 0)	0 (0 to 0)	3.4
HIV/AIDS - Multidrug-resistant Tuberculosis without extensive dr...	0 (0 to 0)	0 (0 to 0)	0 (0 to 0)	0 (0 to 0)	0 (0 to 0)	0 (0 to 0)	0 (0 to 0)	0 (0 to 0)	0 (0 to 0)	0 (0 to 0)	0 (0 to 0)	0 (0 to 0)	0 (0 to 0)	0 (0 to 0)	0 (0 to 0)	0 (0 to 0)	0 (0 to 0)	0 (0 to 0)	0 (0 to 0)	0 (0 to 0)	0 (0 to 0)	0 (0 to 0)	0 (0 to 0)	0.1
HIV/AIDS - Extensively drug-resistant Tuberculosis	0 (0 to 0)	0 (0 to 0)	0 (0 to 0)	0 (0 to 0)	0 (0 to 0)	0 (0 to 0)	0 (0 to 0)	0 (0 to 0)	0 (0 to 0)	0 (0 to 0)	0 (0 to 0)	0 (0 to 0)	0 (0 to 0)	0 (0 to 0)	0 (0 to 0)	0 (0 to 0)	0 (0 to 0)	0 (0 to 0)	0 (0 to 0)	0 (0 to 0)	0 (0 to 0)	0 (0 to 0)	0 (0 to 0)	0
HIV/AIDS resulting in other diseases	0 (0 to 0)	0 (0 to 0)	0.4 (0.3 to 0.4)	0.3 (0.2 to 0.4)	0.2 (0 to 0.2)	0.1 (0.1 to 0.2)	0.1 (0.1 to 0.2)	0.2 (0.1 to 0.4)	0.5 (0.4 to 0.7)	0.9 (0.6 to 1.2)	1.2 (0.9 to 1.7)	1.5 (1.0 to 2.1)	1.6 (1.0 to 2.2)	1.6 (1.0 to 2.2)	1.4 (0.9 to 1.9)	1.1 (0.7 to 1.5)	0.8 (0.5 to 1.1)	0.5 (0.3 to 0.7)	0.3 (0.2 to 0.4)	0.2 (0.1 to 0.3)	0.1 (0.1 to 0.1)	0 (0 to 0)	31.6
Sexually transmitted infections excluding HIV	10.9 (3.1 to 24.4)	3.5 (1.0 to 7.9)	0.2 (1.2 to 11.1)	0.1 (0 to 0.4)	0 (0 to 0.2)	0.1 (0 to 0.2)	0.1 (0.2 to 0.4)	0.1 (0.1 to 0.4)	0.2 (0.1 to 0.4)	0.3 (0.2 to 0.5)	0.3 (0.2 to 0.5)	0.4 (0.2 to 0.6)	0.4 (0.2 to 0.6)	0.4 (0.2 to 0.6)	0.3 (0.2 to 0.5)	0.3 (0.2 to 0.5)	0.2 (0.1 to 0.3)	0.1 (0.1 to 0.2)	0.1 (0.1 to 0.2)	0.1 (0.1 to 0.1)	0.1 (0.1 to 0.1)	0 (0 to 0)	46.6
Syphilis	10.9 (3.1 to 24.4)	3.5 (1.0 to 7.9)	0.2 (1.2 to 11.1)	0.2 (0 to 0.4)	0 (0 to 0.2)	0 (0 to 0.2)	0 (0 to 0.1)	0 (0 to 0.1)	0 (0 to 0.1)	0 (0 to 0.1)	0 (0 to 0.1)	0 (0 to 0.1)	0 (0 to 0.1)	0 (0 to 0.1)	0 (0 to 0.1)	0 (0 to 0.1)	0 (0 to 0.1)	0 (0 to 0.1)	0 (0 to 0.1)	0 (0 to 0.1)	0 (0 to 0.1)	0 (0 to 0.1)	0 (0 to 0.1)	20.2
Chlamydial infection	0 (0 to 0)	0 (0 to 0)	0 (0 to 0)	0 (0 to 0)	0 (0 to 0)	0 (0 to 0)	0 (0 to 0.1)	0 (0 to 0.1)	0 (0 to 0.2)	0.1 (0 to 0.2)	0.1 (0 to 0.2)	0.2 (0 to 0.3)	0.2 (0 to 0.3)	0.2 (0 to 0.3)	0.2 (0 to 0.3)	0.2 (0 to 0.3)	0.2 (0 to 0.3)	0.2 (0 to 0.3)	0.2 (0 to 0.3)	0.2 (0 to 0.3)	0.1 (0 to 0.2)	0.1 (0 to 0.1)	0 (0 to 0)	4.4
Gonococcal infection	0 (0 to 0)	0 (0 to 0)	0 (0 to 0)	0 (0 to 0)	0 (0 to 0)	0 (0 to 0)	0 (0 to 0.1)	0 (0 to 0.1)	0 (0 to 0.2)	0 (0 to 0.3)	0 (0 to 0.3)	0 (0 to 0.4)	0 (0 to 0.4)	0 (0 to 0.4)	0 (0 to 0.3)	0 (0 to 0.3)	0 (0 to 0.3)	0 (0 to 0.2)	0 (0 to 0.2)	0 (0 to 0.2)	0 (0 to 0.1)	0 (0 to 0.1)	0 (0 to 0)	3
Trichomoniasis	0 (0 to 0)	0 (0 to 0)	0 (0 to 0)	0 (0 to 0)	0 (0 to 0)	0 (0 to 0.1)	0 (0 to 0.1)	0 (0 to 0.2)	0.1 (0 to 0.3)	0.2 (0 to 0.4)	0.3 (0 to 0.5)	0.4 (0 to 0.6)	0.4 (0 to 0.6)	0.4 (0 to 0.6)	0.3 (0 to 0.5)	0.2 (0 to 0.4)	0.2 (0 to 0.3)	0.1 (0 to 0.2)	0.1 (0 to 0.2)	0.1 (0 to 0.2)	0 (0 to 0.1)	0 (0 to 0.1)	0 (0 to 0)	3.9
Genital herpes	0 (0 to 0)	0 (0 to 0)	0 (0 to 0)	0 (0 to 0)	0 (0 to 0)	0 (0 to 0.2)	0.2 (0.1 to 0.4)	0.3 (0.1 to 0.6)	0.5 (0.2 to 1.2)	0.6 (0.3 to 1.4)	0.6 (0.3 to 1.4)	0.7 (0.3 to 1.7)	0.6 (0.3 to 1.4)	0.6 (0.3 to 1.4)	0.5 (0.2 to 1.2)	0.4 (0.2 to 1.0)	0.3 (0.1 to 0.8)	0.2 (0.1 to 0.5)	0.1 (0.1 to 0.3)	0.1 (0.1 to 0.2)	0 (0 to 0.1)	0 (0 to 0.1)	0 (0 to 0)	6.7
Other sexually transmitted infections	0 (0 to 0)	0 (0 to 0)	0 (0 to 0)	0 (0 to 0)	0 (0 to 0)	0 (0 to 0.2)	0.1 (0 to 0.2)	0.1 (0.1 to 0.3)	0.2 (0.1 to 0.4)	0.3 (0.2 to 0.5)	0.4 (0.2 to 0.6)	0.5 (0.2 to 0.7)	0.5 (0.2 to 0.7)	0.5 (0.2 to 0.7)	0.4 (0.2 to 0.6)	0.3 (0.2 to 0.5)	0.3 (0.1 to 0.4)	0.2 (0.1 to 0.3)	0.1 (0.1 to 0.2)	0.1 (0.1 to 0.2)	0 (0 to 0.1)	0 (0 to 0.1)	0 (0 to 0)	4.2
Respiratory infections and tuberculosis	26.4 (3.6 to 5.4)	27.4 (2.2 to 5.9)	26.4 (17.4 to 35.4)	27.4 (26.2 to 28.9)	26.4 (21.3 to 31.5)	26.4 (15.2 to 36.2)	27.4 (10.6 to 35.2)	26.4 (14.2 to 33.7)	27.4 (17.2 to 37.5)	26.4 (21.5 to 45.5)	27.4 (27.3 to 50.9)	26.4 (27.3 to 50.9)	27.4 (27.3 to 50.9)	26.4 (27.3 to 50.9)	27.4 (27.3 to 50.9)	26.4 (27.3 to 50.9)	27.4 (27.3 to 50.9)	26.4 (27.3 to 50.9)	27.4 (27.3 to 50.9)	26.4 (27.3 to 50.9)	27.4 (27.3 to 50.9)	26.4 (27.3 to 50.9)	2,200
Tuberculosis	0 (0 to 0)	0 (0 to 0)	0 (0 to 0)	0 (0 to 0.2)	0 (0 to 0.1)	0 (0 to 0.2)	0 (0 to 0.4)	0.5 (0 to 0.6)	1.4 (0.5 to 1.4)	3.2 (1.1 to 3.5)	4.6 (1.5 to 5.1)	5.1 (1.7 to 5.6)	5.1 (1.7 to 5.6)	5.1 (1.7 to 5.6)	4.1 (1.4 to 4.5)	3.2 (1.1 to 3.6)	2.4 (0.8 to 2.7)	1.7 (0.6 to 1.9)	1.1 (0.4 to 1.2)	0.6 (0.2 to 0.7)	0.4 (0.1 to 0.5)	0.2 (0.1 to 0.2)	28.3
Latent tuberculosis infection	0 (0 to 0)	0 (0 to 0)	0 (0 to 0)	0 (0 to 0)	0 (0 to 0)	0 (0 to 0)	0 (0 to 0)	0 (0 to 0)	0 (0 to 0)	0 (0 to 0)	0 (0 to 0)	0 (0 to 0)	0 (0 to 0)	0 (0 to 0)	0 (0 to 0)	0 (0 to 0)	0 (0 to 0)	0 (0 to 0)	0 (0 to 0)	0 (0 to 0)	0 (0 to 0)	0 (0 to 0)	0 (0 to 0)	0
Drug-susceptible tuberculosis	0 (0 to 0)	0 (0 to 0)	0 (0 to 0)	0 (0 to 0.2)	0 (0 to 0.1)	0 (0 to 0.1)	0 (0 to 0.4)	0.5 (0 to 0.7)	1.4 (0.5 to 1.4)	3.2 (1.1 to 3.5)	4.6 (1.5 to 5.1)	5.1 (1.7 to 5.6)	5.1 (1.7 to 5.6)	5.1 (1.7 to 5.6)	4.1 (1.4 to 4.5)	3.2 (1.1 to 3.6)	2.4 (0.8 to 2.7)	1.7 (0.6 to 1.9)	1.1 (0.4 to 1.2)	0.6 (0.2 to 0.7)	0.4 (0.1 to 0.5)	0.2 (0.1 to 0.2)	27.5
Multidrug-resistant tuberculosis without extensive drug-resistance	0 (0 to 0)	0 (0 to 0)	0 (0 to 0)	0 (0 to 0)	0 (0 to 0)	0 (0 to 0)	0 (0 to 0)	0 (0 to 0)	0 (0 to 0)	0 (0 to 0)	0 (0 to 0)	0 (0 to 0)	0 (0 to 0)	0 (0 to 0)	0 (0 to 0)	0 (0 to 0)	0 (0 to 0)	0 (0 to 0)	0 (0 to 0)	0 (0 to 0)	0 (0 to 0)	0 (0 to 0)	0 (0 to 0)	0.6
Extensively drug-resistant tuberculosis	0 (0 to 0)	0 (0 to 0)	0 (0 to 0)	0 (0 to 0)	0 (0 to 0)	0 (0 to 0)	0 (0 to 0)	0 (0 to 0)	0 (0 to 0)	0 (0 to 0)	0 (0 to 0)	0 (0 to 0)	0 (0 to 0)	0 (0 to 0)	0 (0 to 0)	0 (0 to 0)	0 (0 to 0)	0 (0 to 0)	0 (0 to 0)	0 (0 to 0)	0 (0 to 0)	0 (0 to 0)	0 (0 to 0)	0.2
Lower respiratory infections	4.1 (2.9 to 5.3)	4.1 (2.9 to 5.7)	4.7 (12.4 to 39.2)	22.5 (7.6 to 15.5)	24.9 (7.7 to 44.4)	24.9 (2.1 to 2.4)	4.1 (2.1 to 5.2)	4.7 (2.5 to 6.2)	11.2 (4.8 to 10.4)	17.1 (7.2 to 15.5)	17.1 (12.6 to 22.2)	22 (12.5 to 29.6)	22 (15.1 to 29.6)	22.5 (20.7 to 46.1)	18.7 (23.2 to 71.2)	14.2 (44.6 to 79.6)	10.2 (52.3 to 106)	7.1 (52.3 to 106)	4.7 (52.3 to 106)	2.7 (52.3 to 106)	1.6 (52.3 to 106)	0.7 (52.3 to 106)	0.2 (52.3 to 106)	1,970
Upper respiratory infections	0 (0 to 0.1)	0.2 (0.1 to 0.4)	2.4 (2.4 to 7.7)	21.5 (12.3 to 35.2)	24.9 (13.6 to 41.2)	15.1 (10 to 23)	15.1 (7.6 to 26.6)	11.2 (7.7 to 24.2)	14.9 (9.2 to 24.6)	16.2 (9.9 to 28)	16.2 (10.4 to 28.4)	14.2 (7.6 to 24.7)	14.2 (7.6 to 24.7)	15.3 (9.3 to 25.7)	16 (9.6 to 26.8)	15.3 (9.6 to 25.7)	11 (6.1 to 18)	10 (5.2 to 16.8)	9.4 (5.1 to 15.5)	6.2 (3.3 to 10.4)	4.3 (2.3 to 7.2)	2.3 (1.3 to 3.9)	252
Otitis media	0 (0 to 0)	0 (0 to 0)	0.5 (0.4 to 1.6)	3.6 (2.3 to 11.2)	3.6 (2.3 to 10.2)	3.6 (1.8 to 9.1)	2.7 (1.5 to 5.1)	2.7 (1.2 to 5.2)	3.6 (1.2 to 5.3)	3.6 (1.4 to 5.5)	3.6 (1.4 to 5.4)	3.6 (1.4 to 5.4)	3.6 (1.4 to 5.4)	3.8 (1.6 to 6.6)	3.4 (2.0 to 7.9)	2.8 (1.2 to 5.1)	1.9 (0.8 to 3.5)	1.4 (0.6 to 2.6)	1 (0.4 to 1.9)	0.6 (0.3 to 1.1)	0.4 (0.1 to 0.8)	0.2 (0.1 to 0.4)	53.4
Enteric infections	1.3 (0.3 to 0.4)	1.3 (1.0 to 1.8)	15 (9.8 to 21.4)	22.5 (13.3 to 36.4)	11.8 (4.6 to 20.8)	7.4 (4.1 to 12.4)	5.5 (3.4 to 9.4)	4.6 (2.9 to 8.4)	5.1 (2.9 to 7.6)	5.1 (3.0 to 7.6)	5.1 (3.0 to 7.6)	5.1 (3.0 to 7.6)	4.6 (3.0 to 7.6)	5.4 (3.4 to 7.5)	5.8 (3.6 to 8.5)	5.8 (3.5 to 8.5)	5.2 (3.2 to 7.5)	4.6 (2.8 to 6.7)	3.9 (2.3 to 5.7)	2.6 (1.5 to 3.8)	1.6 (0.9 to 2.4)	0.8 (0.4 to 1.2)	238
Diarrheal diseases	1.3 (0.3 to 0.4)	1.3 (1.0 to 1.8)	15 (9.7 to 21.5)	22.5 (13.2 to 36.2)	11.8 (4.5 to 20.8)	7.4 (4.1 to 12.4)	5.5 (3.4 to 9.4)	4.6 (2.9 to 8.4)	5.1 (2.9 to 7.6)	5.1 (3.0 to 7.6)	5.1 (3.0 to 7.6)	5.1 (3.0 to 7.6)	4.6 (3.0 to 7.6)	5.4 (3.4 to 7.5)	5.8 (3.6 to 8.5)	5.8 (3.5 to 8.5)	5.2 (3.2 to 7.5)	4.6 (2.8 to 6.7)	3.9 (2.3 to 5.7)	2.6 (1.5 to 3.8)	1.6 (0.9 to 2.4)	0.8 (0.4 to 1.2)	238
Typhoid and paraphyoid	0 (0 to 0)	0 (0 to 0)	0 (0 to 0)	0 (0 to 0)	0 (0 to 0)	0 (0 to 0)	0 (0 to 0)	0 (0 to 0)	0 (0 to 0)	0 (0 to 0)	0 (0 to 0)	0 (0 to 0)	0 (0 to 0)	0 (0 to 0)	0 (0 to 0)	0 (0 to 0)	0 (0 to 0)	0 (0 to 0)	0 (0 to 0)	0 (0 to 0)	0 (0 to 0)	0 (0 to 0)	0 (0 to 0)	0
Typhoid fever	0 (0 to 0)	0 (0 to 0)	0 (0 to 0)	0 (0 to 0)	0 (0 to 0)	0 (0 to 0)	0 (0 to 0)	0 (0 to 0)	0 (0 to 0)	0 (0 to 0)	0 (0 to 0)	0 (0 to 0)	0 (0 to 0)	0 (0 to 0)	0 (0 to 0)	0 (0 to 0)	0 (0 to 0)	0 (0 to 0)	0 (0 to 0)	0 (0 to 0)	0 (0 to 0)	0 (0 to 0)	0 (0 to 0)	0
Paratyphoid fever	0 (0 to 0)	0 (0 to 0)	0 (0 to 0)	0 (0 to 0)	0 (0 to 0)	0 (0 to 0)	0 (0 to 0)	0 (0 to 0)	0 (0 to 0)	0 (0 to 0)	0 (0 to 0)	0 (0 to 0)	0 (0 to 0)	0 (0 to 0)	0 (0 to 0)	0 (0 to 0)	0 (0 to 0)	0 (0 to 0)	0 (0 to 0)	0 (0 to 0)	0 (0 to 0)	0 (0 to 0)	0 (0 to 0)	0
Invasive Non-typhoidal Salmonella (iNTS)	0 (0 to 0)	0 (0 to 0)	0 (0 to 0)	0 (0 to 0)	0 (0 to 0)	0 (0 to 0)	0 (0 to 0)	0 (0 to 0)	0 (0 to 0)	0 (0 to 0)	0 (0 to 0)	0 (0 to 0)	0 (0 to 0)	0 (0 to 0)	0 (0 to 0)	0 (0 to 0)	0 (0 to 0)	0 (0 to 0)	0 (0 to 0)	0 (0 to 0)	0 (0 to 0)	0 (0 to 0)	0 (0 to 0)	0.6
Other intestinal infectious diseases	0 (0 to 0)	0 (0 to 0)	0 (0 to 0)	0 (0 to 0)	0 (0 to 0)	0 (0 to 0)	0 (0 to 0)	0 (0 to 0)	0 (0 to 0)	0 (0 to 0)	0 (0 to 0)	0 (0 to 0)	0 (0 to 0)	0 (0 to 0)	0 (0 to 0)	0 (0 to 0)	0 (0 to 0)	0 (0 to 0)	0 (0 to 0)	0 (0 to 0)	0 (0 to 0)	0 (0 to 0)	0 (0 to 0)	0.5
Neglected tropical diseases and malaria	0 (0 to 0)	0.1 (0 to 0.2)	0.4 (0.1 to 1.2)	1.5 (0.2 to 4.6)	2.3 (0.3 to 7.5)	0.6 (0 to 2.2)	0.2 (0 to 0.7)	0.2 (0 to 0.7)	0.2 (0 to 0.7)	0.2 (0 to 0.7)	0.3 (0 to 1.1)	0.8 (0.1 to 2.5)	0.8 (0.1 to 2.5)	0.6 (0.1 to 2.1)	0.6 (0.1 to 2.1)	0.6 (0.1 to 2.1)	0.2 (0 to 0.8)	0.2 (0 to 0.8)	0.1 (0 to 0.4)	0.1 (0 to 0.4)	0.1 (0 to 0.4)	0 (0 to 0)	0 (0 to 0)	9.9
Malaria	0 (0 to 0)	0 (0 to 0)	0 (0 to 0)	0 (0 to 0)	0 (0 to 0)	0 (0 to 0)	0 (0 to 0)	0 (0 to 0)	0 (0 to 0)	0 (0 to 0)	0 (0 to 0)	0 (0 to 0)	0 (0 to 0)	0 (0 to 0)	0 (0 to 0)	0 (0 to 0)	0 (0 to 0)	0 (0 to 0)	0 (0 to 0)	0 (0 to 0)	0 (0 to 0)	0 (0 to 0)	0 (0 to 0)	0
Chagas disease	0 (0 to 0)	0 (0 to 0)	0 (0 to 0)	0 (0 to 0)	0 (0 to 0)	0 (0 to 0)	0 (0 to 0)	0 (0 to 0)	0 (0 to 0)	0 (0 to 0)	0 (0 to 0)	0 (0 to 0)	0 (0 to 0)	0 (0 to 0)	0 (0 to 0)	0 (0 to 0)	0 (0 to 0)	0 (0 to 0)	0 (0 to 0)	0 (0 to 0)	0 (0 to 0)	0 (0 to 0)	0 (0 to 0)	0
Leishmaniasis	0 (0 to 0)	0 (0 to 0)	0 (0 to 0)	0 (0 to 0)	0 (0 to 0)	0 (0 to 0)	0 (0 to 0)	0 (0 to 0)	0 (0 to 0)	0 (0 to 0)	0 (0 to 0)	0 (0 to 0)	0 (0 to 0)	0 (0 to 0)	0 (0 to 0)	0 (0 to 0)	0 (0 to 0)	0 (0 to 0)	0 (0 to 0)	0 (0 to 0)	0 (0 to 0)	0 (0 to 0)	0 (0 to 0)	0
Visceral leishmaniasis	0 (0 to 0)	0 (0 to 0)	0 (0 to 0)	0 (0 to 0)	0 (0 to 0)	0 (0 to 0)	0 (0 to 0)	0 (0 to 0)	0 (0 to 0)	0 (0 to 0)	0 (0 to 0)	0 (0 to 0)	0 (0 to 0)	0 (0 to 0)	0 (0 to 0)	0 (0 to 0)	0 (0 to 0)	0 (0 to 0)	0 (0 to 0)	0 (0 to 0)	0 (0 to 0)	0 (0 to 0)	0 (0 to 0)	0
Cutaneous and mucocutaneous leishmaniasis	0 (0 to 0)	0 (0 to 0)	0 (0 to 0)	0 (0 to 0)	0 (0 to 0)	0 (0 to 0)	0 (0 to 0)	0 (0 to 0)	0 (0 to 0)	0 (0 to 0)	0 (0 to 0)	0 (0 to 0)	0 (0 to 0)	0 (0 to 0)	0 (0 to 0)	0 (0 to 0)	0 (0 to 0)	0 (0 to 0)	0 (0 to 0)	0 (0 to 0)	0 (0 to 0)	0 (0 to 0)	0 (0 to 0)	0
African trypanosomiasis	0 (0 to 0)	0 (0 to 0)	0 (0 to 0)	0 (0 to 0)	0 (0 to 0)	0 (0 to 0)	0 (0 to 0)	0 (0 to 0)	0 (0 to 0)	0 (0 to 0)	0 (0 to 0)	0 (0 to 0)	0 (0 to 0)	0 (0 to 0)	0 (0 to 0)	0 (0 to 0)	0 (0 to 0)	0 (0 to 0)	0 (0 to 0)	0 (0 to 0)	0 (0 to 0)	0 (0 to 0)	0 (0 to 0)	0
Schistosomiasis	0 (0 to 0)	0 (0 to 0)	0 (0 to 0)	0 (0 to 0)	0 (0 to 0)	0 (0 to 0)	0 (0 to 0)	0 (0 to 0)	0 (0 to 0)	0 (0 to 0)	0 (0 to 0)	0 (0 to 0)	0 (0 to 0)	0 (0 to 0)	0 (0 to 0)	0 (0 to 0)	0 (0 to 0)	0 (0 to 0)	0 (0 to 0)	0 (0 to 0)	0 (0 to 0)	0 (0 to 0)	0 (0 to 0)	0
Cysticercosis	0 (0 to 0)	0 (0 to 0)	0 (0 to 0)	0 (0 to 0)	0 (0 to 0)	0 (0 to 0)	0 (0 to 0)	0 (0 to 0)	0 (0 to 0)	0 (0 to 0)	0 (0 to 0)	0 (0 to 0)	0 (0 to 0)	0 (0 to 0)	0 (0 to 0)	0 (0 to 0)	0 (0 to 0)	0 (0 to 0)	0 (0 to 0)	0 (0 to 0)	0 (0 to 0)	0 (0 to 0)	0 (0 to 0)	0
Cystic echinococcosis	0 (0 to 0)	0 (0 to 0)	0 (0 to 0)	0 (0 to 0)	0 (0 to 0)	0 (0 to 0)	0 (0 to 0)	0 (0 to 0)	0 (0 to 0)	0 (0 to 0)	0 (0 to 0)	0 (0 to 0)	0 (0 to 0)	0 (0 to 0)	0 (0 to 0)	0 (0 to 0)	0 (0 to 0)	0 (0 to 0)	0 (0 to 0)	0 (0 to 0)	0 (0 to 0)	0 (0 to 0)	0 (0 to 0)	0.1
Lymphatic filariasis	0 (0 to 0)	0 (0 to 0)	0 (0 to 0)	0 (0 to 0)	0 (0 to 0)	0 (0 to 0)	0 (0 to 0)	0 (0 to 0)	0 (0 to 0)	0 (0 to 0)	0 (0 to 0)	0 (0 to 0)	0 (0 to 0)	0 (0 to 0)	0 (0 to 0)	0 (0 to 0)	0 (0 to 0)	0 (0 to 0)	0 (0 to 0)	0 (0 to 0)	0 (0 to 0)	0 (0 to 0)	0 (0 to 0)	0
Onchocerciasis	0 (0 to 0)	0 (0 to 0)	0 (0 to 0)	0 (0 to 0)	0 (0 to 0)	0 (0 to 0)	0 (0 to 0)	0 (0 to 0)	0 (0 to 0)	0 (0 to 0)	0 (0 to 0)	0 (0 to 0)	0 (0 to 0)	0 (0 to 0)	0 (0 to 0)	0 (0 to 0)	0 (0 to 0)	0 (0 to 0)	0 (0 to 0)	0 (0 to 0)	0 (0 to 0)	0 (0 to 0)	0 (0 to 0)	0
Trachoma	0 (0 to 0)	0 (0 to 0)	0 (0 to 0)	0 (0 to 0)	0 (0 to 0)	0 (0 to 0)	0 (0 to 0)	0 (0 to 0)	0 (0 to 0)	0 (0 to 0)	0 (0 to 0)	0 (0 to 0)	0 (0 to 0)	0 (0 to 0)	0 (0 to 0)	0 (0 to 0)	0 (0 to 0)	0 (0 to 0)	0 (0 to 0)	0 (0 to 0)	0 (0 to 0)	0 (0 to 0)	0 (0 to 0)	0
Dengue	0 (0 to 0)	0 (0 to 0)	0 (0 to 0)	0 (0 to 0)	0 (0 to 0)	0 (0 to 0)	0 (0 to 0)	0 (0 to 0)	0 (0 to 0)	0 (0 to 0)	0 (0 to 0)	0 (0 to 0)	0 (0 to 0)	0 (0 to 0)	0 (0 to 0)	0 (0 to 0)	0 (0 to 0)	0 (0 to 0)	0 (0 to 0)	0 (0 to 0)	0 (0 to 0)	0 (0 to 0)	0 (0 to 0)	0
Yellow fever	0 (0 to 0)	0 (0 to 0)	0 (0 to 0)	0 (0 to 0)	0 (0 to 0)	0 (0 to 0)	0 (0 to 0)	0 (0 to 0)	0 (0 to 0)	0 (0 to 0)	0 (0 to 0)	0 (0 to 0)	0 (0 to 0)	0 (0 to 0)	0 (0 to 0)	0 (0 to 0)	0 (0 to 0)	0 (0 to 0)	0 (0 to 0)	0 (0 to 0)	0 (0 to 0)	0 (0 to 0)	0 (0 to 0)	0
Rabies	0 (0 to 0)	0 (0 to 0)	0 (0 to 0)	0 (0 to 0)	0 (0 to 0)	0 (0 to 0)	0 (0 to 0)	0 (0 to 0)	0 (0 to 0)	0 (0 to 0)	0 (0 to 0)	0 (0 to 0)	0 (0 to 0)	0 (0 to 0)	0 (0 to 0)	0 (0 to 0)	0 (0 to 0)	0 (0 to 0)	0 (0 to 0)	0 (0 to 0)	0 (0 to 0)	0 (0 to 0)	0 (0 to 0)	0
Intestinal nematode infections	0 (0 to 0)	0 (0 to 0)	0 (0 to 0)	0 (0 to 0)	0 (0 to 0)	0 (0 to 0)	0 (0 to 0)	0 (0 to 0)	0 (0 to 0)	0 (0 to 0)	0 (0 to 0)	0 (0 to 0)	0 (0 to 0)	0 (0 to 0)	0 (0 to 0)	0 (0 to 0)	0 (0 to 0)	0 (0 to 0)	0 (0 to 0)	0 (0 to 0)	0 (0 to 0)	0 (0 to 0)	0 (0 to 0)	0
Ascariasis	0 (0 to 0)	0 (0 to 0)	0 (0 to 0)	0 (0 to 0)	0 (0 to 0)	0 (0 to 0)	0 (0 to 0)	0 (0 to 0)	0 (0 to 0)	0 (0 to 0)	0 (0 to 0)	0 (0 to 0)	0 (0 to 0)	0 (0 to 0)	0 (0 to 0)	0 (0 to 0)	0 (0 to 0)	0 (0 to 0)	0 (0 to 0)	0 (0 to 0)	0 (0 to 0)	0 (0 to 0)	0 (0 to 0)	0
Trichuriasis	0 (0 to 0)	0 (0 to 0)	0 (0 to 0)	0 (0 to 0)	0 (0 to 0)	0 (0 to 0)	0 (0 to 0)	0 (0 to 0)	0 (0 to 0)	0 (0 to 0)	0 (0 to 0)	0 (0 to 0)	0 (0 to 0)	0 (0 to 0)	0 (0 to 0)	0 (0 to 0)	0 (0 to 0)	0 (0 to 0)	0 (0 to 0)	0 (0 to 0)	0 (0 to 0)	0 (0 to 0)	0 (0 to 0)	0
Hookworm disease	0 (0 to 0)	0 (0 to 0)	0 (0 to 0)	0 (0 to 0)	0 (0 to 0)	0 (0 to



| | | |

Osteoarthritis other	0 (0 to 0)	0 (0 to 0)	0 (0 to 0)	0 (0 to 0)	0 (0 to 0)	0 (0 to 0)	0 (0 to 0)	0 (0 to 0)	0 (0 to 0)	0 (0 to 0)	0-1 (0 to 2)	0-7 (0 to 1 4)	2-2 (0 4 to 5 1)	5-7 (3 4 to 12 2)	10-7 (4 8 to 22 3)	15 (9 9 to 32 2)	16-9 (7 4 to 35 4)	18-4 (9 7 to 38)	28-7 (16 3 to 43 5)	16-9 (8 6 to 34 6)	14-3 (7 2 to 29 2)	9-4 (4 8 to 19 1)	4-4 (2 3 to 8 9)	3-3 (0 9 to 7 2)	137
Low back pain	0 (0 to 0)	0 (0 to 0)	0 (0 to 0)	0 (0 to 0)	5-6 (5 5 to 20 8)	29-6 (15 7 to 53 4)	46-2 (27 1 to 78)	69-3 to 103 (42 4 to 202)	59-8 (125 to 339)	94-1 (53 2 to 178)	116 (64 4 to 201)	139 (70 5 to 332)	177 (92 7 to 397)	198 (220 to 531)	192 (274 to 682)	198 (298 to 665)	138 (243 to 589)	122 (238 to 564)	121 (265 to 563)	84-9 (173 to 405)	60-6 (120 to 303)	35-1 (72 4 to 169)	14-1 (29 5 to 65)	3-7 (7 to 19)	4,202
Neck pain	0 (0 to 0)	0 (0 to 0)	0 (0 to 0)	0 (0 to 0)	5-6 (3 to 12 1)	29-6 (15 7 to 53 4)	45-9 (23 to 80 2)	68-2 (23 5 to 99 9)	58-6 (29 4 to 115)	94-1 (50 2 to 179)	115 (64 4 to 211)	138 (70 5 to 332)	177 (92 7 to 397)	198 (90 4 to 531)	192 (274 to 682)	198 (83 7 to 691)	138 (79 9 to 236)	122 (66 8 to 212)	121 (68 9 to 198)	84-9 (41 1 to 154)	60-6 (31 8 to 112)	35-1 (18 7 to 58 2)	14-1 (7 3 to 33 1)	3-7 (2 to 9 5)	1,660
Gout	0 (0 to 0)	0 (0 to 0)	0 (0 to 0)	0 (0 to 0)	0 (0 to 0)	0 (0 to 0)	0 (0 to 0)	0 (0 to 0)	0 (0 to 1 2)	0 (0 to 1 2)	0 (0 to 2 4)	0 (1 to 4)	0 (1 to 4 5)	0 (3 to 9 9)	0 (4 8 to 14 4)	0 (5 4 to 19 3)	0 (6 to 20)	0 (7 1 to 23 1)	0 (8 to 22 4)	0 (4 to 15 5)	0 (2 to 8 5)	0 (1 to 5 2)	0 (0 to 2 5)	0 (0 to 3 to 1 6)	103
Other musculoskeletal disorders	0 (0 to 0)	0 (0 to 0)	0 (0 to 0)	0 (0 to 0)	0-4 (0 3 to 0 7)	1-5 (0 5 to 3 5)	16-6 (8 2 to 27 4)	36-1 (21 2 to 58 1)	68 (41 4 to 106)	100 (62 to 154)	112 (69 9 to 168)	114 (66 4 to 177)	144 (69 7 to 228)	168 (107 to 356)	192 (97 2 to 346)	198 (77 7 to 216)	138 (75 4 to 199)	122 (62 to 204)	85-9 (45 6 to 132)	60-6 (32 3 to 89 3)	22-8 (12 5 to 36 1)	12-6 (6 4 to 19 3)	2-9 (2 to 5 7)	1,490
Other non-communicable diseases	142 (105 to 202)	75-6 (55 7 to 102)	196 (136 to 274)	103 (66 to 150)	72-9 (35 5 to 127)	66-3 (34 to 107)	106 (56 to 163)	175 (104 to 258)	194 (168 to 339)	246 (233 to 405)	314 (222 to 430)	313 (220 to 451)	286 (271 to 516)	456 (361 to 566)	330 (316 to 602)	438 (353 to 572)	410 (353 to 528)	409 (368 to 508)	360 (328 to 616)	386 (248 to 674)	320 (228 to 582)	301 (167 to 552)	112 (87 1 to 158)	27-5 (27 7 to 49 4)	5,710
Congenital birth defects	139 (101 to 198)	64-7 (40 9 to 97 4)	106 (84 to 156)	66-7 (39 to 102)	35-2 (24 1 to 62)	30-9 (23 to 41)	28-9 (22 2 to 37)	23 (16 to 33)	19-1 (16 7 to 29 1)	24-1 (18 to 32 9)	18-3 (14 to 29)	24-4 (18 7 to 31 3)	19-7 (22 to 29)	26 (19 to 33 2)	29 (20 9 to 36 6)	29 (20 to 36 2)	28-6 (19 7 to 36 8)	22-4 (15 9 to 29 5)	19-7 (11 3 to 21 9)	6-7 (4 to 10 1)	4-3 (2 7 to 6 5)	2-9 (1 to 4 5)	1-6 (0 4 to 2 6)	0-6 (0 4 to 1 1)	0-2 (0 1 to 0 3)	745
Neural tube defects	9-6 (5 6 to 14 5)	3-2 (1 6 to 5 3)	8-9 (6 4 to 15 4)	6-1 (4 7 to 13 3)	2-7 (1 to 5 1)	2-7 (0 7 to 1 4)	1 (0 7 to 1 4)	0-9 (0 6 to 1 2)	0-9 (0 6 to 1 4)	0-9 (0 4 to 1 2)	0-9 (0 4 to 1 3)	0-6 (0 4 to 0 9)	0-6 (0 4 to 0 9)	0-4 (0 4 to 0 6)	0-2 (0 1 to 0 3)	0-2 (0 1 to 0 2)	0-2 (0 1 to 0 3)	0-1 (0 to 0 2)	0-1 (0 to 0 1)	0-1 (0 to 0 1)	0-1 (0 to 0 1)	0-1 (0 to 0 1)	0-1 (0 to 0 1)	0-1 (0 to 0 1)	38-7
Congenital heart anomalies	21-7 (15 7 to 29)	27-7 (17 6 to 43 4)	49-1 (23 2 to 71 9)	12-6 (6 3 to 22 6)	5-5 (3 4 to 9 4)	4-9 (2 4 to 9 2)	5-8 (3 4 to 9 7)	4-6 (2 2 to 9 3)	4-2 (2 2 to 8 2)	4-4 (2 3 to 8 2)	3-4 (2 to 6 2)	4-8 (2 4 to 8 4)	3-4 (2 to 6 2)	4-9 (2 5 to 9 7)	4-1 (2 4 to 9 3)	3-7 (1 9 to 8 3)	2-6 (1 4 to 4 2)	2-6 (1 2 to 3 9)	3-4 (1 9 to 5 9)	0-4 (0 1 to 0 9)	0-3 (0 1 to 0 4)	0-2 (0 1 to 0 3)	0-1 (0 to 0 3)	0-1 (0 to 0 1)	170
Orofacial clefts	3 (0 to 0 1)	0-3 (0 1 to 0 5)	0-5 (0 2 to 0 7)	0-4 (0 2 to 0 8)	0-4 (0 2 to 0 8)	0-3 (0 1 to 0 7)	0-3 (0 1 to 0 5)	0-3 (0 1 to 0 6)	0-3 (0 2 to 0 6)	0-3 (0 2 to 0 6)	0-3 (0 2 to 0 6)	0-3 (0 1 to 0 6)	0-4 (0 2 to 0 7)	0-4 (0 2 to 0 7)	0-3 (0 2 to 0 7)	0-3 (0 1 to 0 6)	0-3 (0 1 to 0 6)	0-3 (0 1 to 0 5)	0-3 (0 1 to 0 5)	0-2 (0 1 to 0 3)	0-1 (0 to 0 3)	0-1 (0 to 0 3)	0-1 (0 to 0 1)	0-1 (0 to 0 1)	6
Down syndrome	4-1 (2 0 to 6 2)	1-4 (0 4 to 2)	3-7 (2 2 to 6 1)	3 (2 1 to 4 2)	2-4 (1 5 to 3 8)	2-2 (1 4 to 3 3)	2-2 (1 5 to 3 1)	2-6 (1 6 to 3 7)	2-9 (1 8 to 3 7)	3 (2 1 to 4 1)	3 (2 2 to 4 2)	3-1 (2 2 to 4 2)	3-4 (2 2 to 4 5)	4-6 (3 2 to 6 1)	5-6 (3 9 to 7 8)	5-6 (3 9 to 7 8)	4-7 (3 2 to 6 4)	4-2 (2 9 to 6 4)	3-7 (2 to 5 4)	2-6 (1 6 to 4)	2-1 (1 to 3 1)	1-4 (0 to 2 1)	0-6 (0 to 1 1)	0-2 (0 to 0 4)	70
Turner syndrome	0 (0 to 0)	0-1 (0 to 0)	0-1 (0 to 0)	0-1 (0 to 0 2)	0-1 (0 to 0 2)	0-1 (0 to 0 2)	0-1 (0 to 0 2)	0-1 (0 to 0 3)	0-1 (0 to 0 2)	0-1 (0 to 0 2)	0-1 (0 to 0 2)	0-1 (0 to 0 2)	0-1 (0 to 0 1)	0-1 (0 to 0 1)	0-1 (0 to 0 1)	0-1 (0 to 0 1)	0-1 (0 to 0 1)	0-1 (0 to 0 1)	0-1 (0 to 0 1)	0-1 (0 to 0 1)	0-1 (0 to 0 1)	0-1 (0 to 0 1)	0-1 (0 to 0 1)	0-1 (0 to 0 1)	1
Klinefelter syndrome	0 (0 to 0)	0 (0 to 0)	0 (0 to 0)	0 (0 to 0)	0 (0 to 0)	0 (0 to 0)	0 (0 to 0)	0 (0 to 0 1)	0 (0 to 0 1)	0 (0 to 0 1)	0 (0 to 0 1)	0 (0 to 0)	0 (0 to 0)	0 (0 to 0)	0 (0 to 0)	0 (0 to 0)	0 (0 to 0)	0 (0 to 0)	0 (0 to 0)	0 (0 to 0)	0 (0 to 0)	0 (0 to 0)	0 (0 to 0)	0 (0 to 0)	0 (0 to 0)	0-2
Other chromosomal abnormalities	19-2 (10 6 to 43 3)	10-5 (6 4 to 18 7)	22-8 (13 9 to 38 2)	8-4 (5 6 to 12 8)	5-2 (3 4 to 7 3)	4-3 (2 to 6 2)	4-3 (2 1 to 6 1)	3-6 (2 2 to 4 6)	3-2 (2 2 to 4 3)	3-5 (2 5 to 4 5)	3-5 (2 3 to 4 9)	3 (2 to 4 2)	3 (2 to 4 2)	3-3 (2 1 to 4 6)	2-9 (1 8 to 4)	2-2 (1 3 to 3 1)	1-3 (0 8 to 1 9)	1 (0 6 to 1 5)	1-1 (0 to 1 5)	0-6 (0 to 1 1)	0-5 (0 to 1 1)	0-4 (0 to 0 8)	0-3 (0 to 0 6)	0-3 (0 to 0 6)	102
Congenital musculoskeletal and limb anomalies	5-4 (3 4 to 8 1)	1-7 (1 1 to 2 5)	12-5 (7 4 to 19 3)	4-9 (2 8 to 7 5)	1-5 (0 7 to 2 5)	0-2 (0 1 to 0 4)	0-4 (0 2 to 0 4)	0-4 (0 2 to 0 5)	0-4 (0 2 to 0 5)	0-4 (0 2 to 0 4)	0-3 (0 2 to 0 4)	0-3 (0 2 to 0 4)	0-3 (0 2 to 0 4)	0-3 (0 2 to 0 4)	0-3 (0 2 to 0 4)	0-3 (0 2 to 0 4)	0-3 (0 2 to 0 4)	0-3 (0 2 to 0 4)	0-3 (0 2 to 0 4)	0-3 (0 2 to 0 4)	0-3 (0 2 to 0 4)	0-3 (0 2 to 0 4)	0-3 (0 2 to 0 4)	0-3 (0 2 to 0 4)	130
Urogenital congenital anomalies	7-2 (3 3 to 17 9)	1-4 (0 7 to 3 2)	2-2 (1 to 4 5)	1-8 (1 to 3)	1-2 (0 7 to 1 9)	0-8 (0 5 to 1 3)	0-8 (0 4 to 0 9)	0-5 (0 3 to 0 7)	0-4 (0 3 to 0 6)	0-4 (0 3 to 0 6)	0-4 (0 3 to 0 6)	0-3 (0 2 to 0 5)	0-2 (0 1 to 0 3)	0-2 (0 1 to 0 3)	0-1 (0 1 to 0 2)	0-1 (0 1 to 0 2)	0-1 (0 to 0 2)	0-1 (0 to 0 2)	0-1 (0 to 0 2)	0-1 (0 to 0 2)	0-1 (0 to 0 2)	0-1 (0 to 0 2)	0-1 (0 to 0 2)	0-1 (0 to 0 2)	17-4
Digestive congenital anomalies	20-4 (14 to 31 4)	9-4 (4 4 to 13 9)	13-6 (7 4 to 20 1)	6-1 (3 8 to 9 2)	3-3 (1 4 to 5 3)	2-4 (0 4 to 1 4)	2-4 (0 6 to 3)	2-4 (0 7 to 3)	2-4 (0 7 to 3)	2-4 (0 7 to 3)	2-4 (0 7 to 3)	2-4 (0 6 to 3)	2-4 (0 6 to 3)	2-4 (0 6 to 3)	2-4 (0 6 to 3)	2-4 (0 6 to 3)	2-4 (0 6 to 3)	2-4 (0 6 to 3)	2-4 (0 6 to 3)	2-4 (0 6 to 3)	2-4 (0 6 to 3)	2-4 (0 6 to 3)	2-4 (0 6 to 3)	2-4 (0 6 to 3)	54-1
Other congenital birth defects	49-5 (25 to 87 6)	11-3 (7 4 to 15 5)	20-7 (15 5 to 36 1)	10-7 (7 4 to 14 8)	7-3 (4 8 to 10 7)	6-4 (3 9 to 9 2)	6-4 (3 6 to 9 3)	4-8 (3 to 6 7)	4-6 (3 to 6 2)	5-1 (3 4 to 7 2)	4-7 (2 9 to 6 4)	4-7 (2 7 to 6 4)	4-7 (2 3 to 7 1)	4-7 (2 5 to 6 4)	4-7 (2 3 to 6 7)	4-7 (2 3 to 6 7)	3-8 (2 to 7 9)	3-2 (1 7 to 6 5)	2-7 (1 5 to 5 7)	1-8 (0 9 to 5 9)	1-6 (0 7 to 3 9)	1-4 (0 6 to 3 7)	1-3 (0 6 to 3 5)	1-3 (0 6 to 3 7)	155
Urinary diseases and male infertility	0-1 (0 to 0 2)	0-3 (0 1 to 0 4)	0-7 (0 4 to 1 4)	3 (1 5 to 2 9)	2-4 (1 4 to 3 3)	2-2 (1 to 2 9)	2-3 (1 to 3 1)	2-6 (1 6 to 3 6)	2-9 (1 8 to 3 7)	3 (1 9 to 4 1)	3 (1 to 4 1)	3-1 (2 2 to 4 2)	3-4 (2 to 4 5)	4-6 (3 2 to 6 1)	5-6 (3 9 to 7 8)	5-6 (3 9 to 7 8)	4-7 (3 2 to 6 4)	4-2 (2 9 to 6 4)	3-7 (2 to 5 4)	2-6 (1 6 to 4)	2-1 (1 to 3 1)	1-4 (0 to 2 1)	0-6 (0 to 1 1)	0-2 (0 to 0 4)	70
Urolithiasis	0 (0 to 0)	0 (0 to 0)	0 (0 to 0)	0 (0 to 0 1)	0 (0 to 0 1)	0 (0 to 0 1)	0 (0 to 0 2)	0 (0 to 0 2)	0 (0 to 0 2)	0 (0 to 0 2)	0 (0 to 0 2)	0 (0 to 0 2)	0 (0 to 0 2)	0 (0 to 0 1)	0 (0 to 0 1)	0 (0 to 0 1)	0 (0 to 0 1)	0 (0 to 0 1)	0 (0 to 0 1)	0 (0 to 0 1)	0 (0 to 0 1)	0 (0 to 0 1)	0 (0 to 0 1)	0 (0 to 0 1)	0 (0 to 0 1)	1
Benign prostatic hyperplasia	0 (0 to 0)	0 (0 to 0)	0 (0 to 0)	0 (0 to 0)	0 (0 to 0)	0 (0 to 0)	0 (0 to 0)	0 (0 to 0)	0 (0 to 0)	0 (0 to 0)	0 (0 to 0)	0 (0 to 0)	0 (0 to 0)	0 (0 to 0)

SR Table 2c: Trafford DALYS by cause and age group for both sexes with 95% uncertainty intervals, 2019

Cause	Early Neonatal (0-6 days)	Late Neonatal (7-27 days)	Post Neonatal (28 days - 1 year)	1 to 4 (1-4 years)	5 to 9 (5-9 years)	10 to 14 (10-14 years)	15 to 19 (15-19 years)	20 to 24 (20-24 years)	25 to 29 (25-29 years)	30 to 34 (30-34 years)	35 to 39 (35-39 years)	40 to 44 (40-44 years)	45 to 49 (45-49 years)	50 to 54 (50-54 years)	55 to 59 (55-59 years)	60 to 64 (60-64 years)	65 to 69 (65-69 years)	70 to 74 (70-74 years)	75 to 79 (75-79 years)	80 to 84 (80-84 years)	85 to 89 (85-89 years)	90 to 94 (90-94 years)	95 plus (95 plus years)	Total
All causes	2,900 (2,570-3,278)	1,227 (1,087-1,384)	2,854 (2,571-3,167)	3,020 (2,719-3,347)	3,440 (3,097-3,800)	3,540 (3,184-3,904)	3,810 (3,427-4,206)	4,010 (3,606-4,427)	4,350 (3,908-4,800)	4,810 (4,320-5,308)	5,240 (4,708-5,788)	5,240 (4,710-5,830)	5,240 (4,680-5,770)	5,240 (4,670-5,790)	5,240 (4,670-5,790)	5,240 (4,670-5,790)	5,240 (4,660-5,790)	5,240 (4,660-5,790)	5,240 (4,660-5,790)	5,240 (4,660-5,790)	5,240 (4,660-5,790)	5,240 (4,660-5,790)	5,240 (4,660-5,790)	66,800
Communicable, maternal, neonatal, and nutritional diseases	2,900 (2,570-3,278)	1,227 (1,087-1,384)	2,854 (2,571-3,167)	3,020 (2,719-3,347)	3,440 (3,097-3,800)	3,540 (3,184-3,904)	3,810 (3,427-4,206)	4,010 (3,606-4,427)	4,350 (3,908-4,800)	4,810 (4,320-5,308)	5,240 (4,708-5,788)	5,240 (4,710-5,830)	5,240 (4,680-5,770)	5,240 (4,670-5,790)	5,240 (4,670-5,790)	5,240 (4,670-5,790)	5,240 (4,660-5,790)	5,240 (4,660-5,790)	5,240 (4,660-5,790)	5,240 (4,660-5,790)	5,240 (4,660-5,790)	5,240 (4,660-5,790)	5,240 (4,660-5,790)	3,550
HIV/AIDS and sexually transmitted infections	9 (2.0-24.0)	2.9 (0.6-9.0)	5 (1.6to 12.9)	0.6 (0.7-2.1)	0.6 (0.5-2.0)	0.6 (0.5-2.0)	0.9 (0.7-3.2)	2.2 (1.4-3.2)	4.6 (3.4-6.4)	8.8 (6.7-11.7)	13.2 (10.0-17.6)	14.3 (10.8to 19.4)	13.6 (10.7-18.1)	9.9 (7.5-13.1)	6 (5.4to 10.9)	3.2 (4.3to 9.2)	3.1 (5.0-7.6)	1.5 (1.7-5.4)	0.6 (0.8-2.5)	0.6 (0.4-1.7)	0.2 (0.2-0.9)	0.1 (0.1-0.5)	0.1 (0.1-0.5)	112
HIV/AIDS	0 (0.0-0)	0 (0.0-0)	0.7 (0.7to 0.9)	0.5 (0.4to 0.6)	0.4 (0.4to 0.5)	0.4 (0.4to 0.5)	0.5 (0.4to 0.6)	1.3 (1.1to 1.7)	2.6 (2.4to 3.0)	5.9 (4.5to 7.4)	9.4 (7.2to 12.3)	10.3 (8.1to 13.5)	9.1 (6.7to 12.6)	6.3 (4.4to 9.1)	3.9 (2.7to 7.2)	1.9 (2.8to 7.)	1.5 (1.7to 5.4)	0.8 (1.0to 3.)	0.3 (0.4to 1.8)	0.3 (0.2to 1.)	0.1 (0.1to 0.5)	0 (0.0to 0.)	0 (0.0to 0.)	72
HIV/AIDS - Drug-susceptible Tuberculosis	0 (0.0-0)	0 (0.0-0)	0 (0.0to 0.)	0 (0.0to 0.)	0 (0.0to 0.)	0 (0.0to 0.)	0 (0.0to 0.)	0 (0.0to 0.)	0 (0.0to 0.)	0 (0.0to 0.)	0 (0.0to 0.)	0 (0.0to 0.)	0 (0.0to 0.)	0 (0.0to 0.)	0 (0.0to 0.)	0 (0.0to 0.)	0 (0.0to 0.)	0 (0.0to 0.)	0 (0.0to 0.)	0 (0.0to 0.)	0 (0.0to 0.)	0 (0.0to 0.)	0 (0.0to 0.)	0 (0.0to 0.)	4.8
HIV/AIDS - Multidrug-resistant Tuberculosis without extensive dr...	0 (0.0-0)	0 (0.0-0)	0 (0.0to 0.)	0 (0.0to 0.)	0 (0.0to 0.)	0 (0.0to 0.)	0 (0.0to 0.)	0 (0.0to 0.)	0 (0.0to 0.)	0 (0.0to 0.)	0 (0.0to 0.)	0 (0.0to 0.)	0 (0.0to 0.)	0 (0.0to 0.)	0 (0.0to 0.)	0 (0.0to 0.)	0 (0.0to 0.)	0 (0.0to 0.)	0 (0.0to 0.)	0 (0.0to 0.)	0 (0.0to 0.)	0 (0.0to 0.)	0 (0.0to 0.)	0 (0.0to 0.)	0.1
HIV/AIDS - Extensively drug-resistant Tuberculosis	0 (0.0-0)	0 (0.0-0)	0 (0.0to 0.)	0 (0.0to 0.)	0 (0.0to 0.)	0 (0.0to 0.)	0 (0.0to 0.)	0 (0.0to 0.)	0 (0.0to 0.)	0 (0.0to 0.)	0 (0.0to 0.)	0 (0.0to 0.)	0 (0.0to 0.)	0 (0.0to 0.)	0 (0.0to 0.)	0 (0.0to 0.)	0 (0.0to 0.)	0 (0.0to 0.)	0 (0.0to 0.)	0 (0.0to 0.)	0 (0.0to 0.)	0 (0.0to 0.)	0 (0.0to 0.)	0 (0.0to 0.)	0
HIV/AIDS resulting in other diseases	0 (0.0-0)	0.7 (0.4to 0.9)	0.6 (0.5to 0.7)	0.4 (0.4to 0.5)	0.4 (0.3to 0.4)	0.5 (0.4to 0.6)	1.2 (0.9to 1.4)	2.6 (2.1to 3.7)	5.4 (4to 7.1)	8.7 (6.4to 11.5)	9.5 (7.2to 12.6)	10.2 (7.9to 13.4)	7.6 (5.6to 10.4)	6.3 (4.3to 8.9)	4.8 (3.2to 6.9)	4.2 (2.6to 6.8)	2.4 (1.6to 4.4)	0.9 (0.4to 1.8)	0.1 (0.1to 0.3)	0.1 (0.1to 0.3)	0 (0.0to 0.1)	0 (0.0to 0.)	0 (0.0to 0.)	67
Sexually transmitted infections excluding HIV	9 (2.0-23.4)	2.9 (0.6-9.0)	4.2 (1.1to 10.)	0.2 (0.0to 0.4)	0.1 (0.0to 0.2)	0.1 (0.1to 0.2)	0.4 (0.2to 0.6)	0.9 (0.5to 1.4)	1.7 (1.2to 2.4)	2.9 (2.1to 4.2)	3.9 (2.2to 7.2)	4 (2.1to 8.2)	2.8 (1.4to 5.2)	1.4 (0.6to 3.)	1.3 (0.7to 2.3)	0.6 (0.4to 1.5)	0.8 (0.4to 2.)	0.7 (0.4to 2.)	0.6 (0.3to 2.)	0.5 (0.3to 2.)	0.3 (0.1to 1.)	0.2 (0.1to 0.9)	0.1 (0.1to 0.5)	39.9
Syphilis	0 (0.0-0)	0 (0.0-0)	0 (0.0to 0.)	0 (0.0to 0.)	0 (0.0to 0.)	0 (0.0to 0.)	0 (0.0to 0.)	0 (0.0to 0.)	0 (0.0to 0.)	0 (0.0to 0.)	0 (0.0to 0.)	0 (0.0to 0.)	0 (0.0to 0.)	0 (0.0to 0.)	0 (0.0to 0.)	0 (0.0to 0.)	0 (0.0to 0.)	0 (0.0to 0.)	0 (0.0to 0.)	0 (0.0to 0.)	0 (0.0to 0.)	0 (0.0to 0.)	0 (0.0to 0.)	0 (0.0to 0.)	16.9
Chlamydial infection	0 (0.0-0)	0 (0.0-0)	0 (0.0to 0.)	0 (0.0to 0.)	0 (0.0to 0.)	0 (0.0to 0.)	0 (0.0to 0.)	0 (0.0to 0.)	0 (0.0to 0.)	0 (0.0to 0.)	0 (0.0to 0.)	0 (0.0to 0.)	0 (0.0to 0.)	0 (0.0to 0.)	0 (0.0to 0.)	0 (0.0to 0.)	0 (0.0to 0.)	0 (0.0to 0.)	0 (0.0to 0.)	0 (0.0to 0.)	0 (0.0to 0.)	0 (0.0to 0.)	0 (0.0to 0.)	0 (0.0to 0.)	4
Gonococcal infection	0 (0.0-0)	0 (0.0-0)	0 (0.0to 0.)	0 (0.0to 0.)	0 (0.0to 0.)	0 (0.0to 0.)	0 (0.0to 0.)	0 (0.0to 0.)	0 (0.0to 0.)	0 (0.0to 0.)	0 (0.0to 0.)	0 (0.0to 0.)	0 (0.0to 0.)	0 (0.0to 0.)	0 (0.0to 0.)	0 (0.0to 0.)	0 (0.0to 0.)	0 (0.0to 0.)	0 (0.0to 0.)	0 (0.0to 0.)	0 (0.0to 0.)	0 (0.0to 0.)	0 (0.0to 0.)	0 (0.0to 0.)	2
Trichomoniasis	0 (0.0-0)	0 (0.0-0)	0 (0.0to 0.)	0 (0.0to 0.)	0 (0.0to 0.)	0 (0.0to 0.)	0 (0.0to 0.)	0 (0.0to 0.)	0 (0.0to 0.)	0 (0.0to 0.)	0 (0.0to 0.)	0 (0.0to 0.)	0 (0.0to 0.)	0 (0.0to 0.)	0 (0.0to 0.)	0 (0.0to 0.)	0 (0.0to 0.)	0 (0.0to 0.)	0 (0.0to 0.)	0 (0.0to 0.)	0 (0.0to 0.)	0 (0.0to 0.)	0 (0.0to 0.)	0 (0.0to 0.)	3.3
Genital herpes	0 (0.0-0)	0 (0.0-0)	0 (0.0to 0.)	0 (0.0to 0.)	0 (0.0to 0.)	0 (0.0to 0.)	0 (0.0to 0.)	0 (0.0to 0.)	0 (0.0to 0.)	0 (0.0to 0.)	0 (0.0to 0.)	0 (0.0to 0.)	0 (0.0to 0.)	0 (0.0to 0.)	0 (0.0to 0.)	0 (0.0to 0.)	0 (0.0to 0.)	0 (0.0to 0.)	0 (0.0to 0.)	0 (0.0to 0.)	0 (0.0to 0.)	0 (0.0to 0.)	0 (0.0to 0.)	0 (0.0to 0.)	5.6
Other sexually transmitted infections	0 (0.0-0)	0 (0.0-0)	0 (0.0to 0.)	0 (0.0to 0.)	0 (0.0to 0.)	0 (0.0to 0.)	0 (0.0to 0.)	0 (0.0to 0.)	0 (0.0to 0.)	0 (0.0to 0.)	0 (0.0to 0.)	0 (0.0to 0.)	0 (0.0to 0.)	0 (0.0to 0.)	0 (0.0to 0.)	0 (0.0to 0.)	0 (0.0to 0.)	0 (0.0to 0.)	0 (0.0to 0.)	0 (0.0to 0.)	0 (0.0to 0.)	0 (0.0to 0.)	0 (0.0to 0.)	0 (0.0to 0.)	8
Respiratory infections and tuberculosis	2,900 (2.9-23.4)	1,227 (2.9-9.0)	2,850 (1.7to 10.)	3,020 (2.7to 9.)	3,440 (3.2to 9.)	3,540 (3.2to 9.)	3,810 (3.2to 9.)	4,010 (3.2to 9.)	4,350 (3.2to 9.)	4,810 (3.2to 9.)	5,240 (3.2to 9.)	5,240 (3.2to 9.)	5,240 (3.2to 9.)	5,240 (3.2to 9.)	5,240 (3.2to 9.)	5,240 (3.2to 9.)	5,240 (3.2to 9.)	5,240 (3.2to 9.)	5,240 (3.2to 9.)	5,240 (3.2to 9.)	5,240 (3.2to 9.)	5,240 (3.2to 9.)	5,240 (3.2to 9.)	1,700
Tuberculosis	0 (0.0-0)	0 (0.0-0)	0 (0.0to 0.)	0 (0.0to 0.)	0 (0.0to 0.)	0 (0.0to 0.)	0.3 (0.2to 0.4)	0.5 (0.3to 0.7)	0.9 (0.4to 1.4)	1.9 (0.9to 1.7)	2.9 (0.9to 1.4)	3.4 (1.1to 2.2)	2.6 (1.1to 2.2)	1.7 (1.4to 2.2)	1.2 (1.2to 2.4)	0.6 (1.2to 2.4)	0.6 (1.2to 2.4)	0.3 (1.2to 2.4)	0.2 (1.2to 2.4)	0.1 (1.2to 2.4)	0.1 (1.2to 2.4)	0.1 (1.2to 2.4)	0.1 (1.2to 2.4)	25.4
Latent tuberculosis infection	0 (0.0-0)	0 (0.0-0)	0 (0.0to 0.)	0 (0.0to 0.)	0 (0.0to 0.)	0 (0.0to 0.)	0 (0.0to 0.)	0 (0.0to 0.)	0 (0.0to 0.)	0 (0.0to 0.)	0 (0.0to 0.)	0 (0.0to 0.)	0 (0.0to 0.)	0 (0.0to 0.)	0 (0.0to 0.)	0 (0.0to 0.)	0 (0.0to 0.)	0 (0.0to 0.)	0 (0.0to 0.)	0 (0.0to 0.)	0 (0.0to 0.)	0 (0.0to 0.)	0 (0.0to 0.)	0 (0.0to 0.)	0
Drug-susceptible tuberculosis	0 (0.0-0)	0 (0.0-0)	0.1 (0.0to 0.)	0.2 (0.2to 0.3)	0.2 (0.1to 0.)	0.1 (0.1to 0.2)	0.3 (0.2to 0.4)	0.5 (0.3to 0.7)	0.8 (0.4to 1.4)	1 (0.5to 1.6)	1.2 (0.6to 1.6)	1.2 (0.4to 1.6)	1.1 (0.4to 1.6)	1.1 (1.1to 2.2)	1.1 (1.1to 2.2)	1.1 (1.1to 2.2)	1.1 (1.1to 2.2)	1.1 (1.1to 2.2)	1.1 (1.1to 2.2)	1.1 (1.1to 2.2)	1.1 (1.1to 2.2)	1.1 (1.1to 2.2)	1.1 (1.1to 2.2)	24.8
Multidrug-resistant tuberculosis without extensive drug-resistance	0 (0.0-0)	0 (0.0-0)	0 (0.0to 0.)	0 (0.0to 0.)	0 (0.0to 0.)	0 (0.0to 0.)	0 (0.0to 0.)	0 (0.0to 0.)	0 (0.0to 0.)	0 (0.0to 0.)	0 (0.0to 0.)	0 (0.0to 0.)	0 (0.0to 0.)	0 (0.0to 0.)	0 (0.0to 0.)	0 (0.0to 0.)	0 (0.0to 0.)	0 (0.0to 0.)	0 (0.0to 0.)	0 (0.0to 0.)	0 (0.0to 0.)	0 (0.0to 0.)	0 (0.0to 0.)	0 (0.0to 0.)	0.5
Extensively drug-resistant tuberculosis	0 (0.0-0)	0 (0.0-0)	0 (0.0to 0.)	0 (0.0to 0.)	0 (0.0to 0.)	0 (0.0to 0.)	0 (0.0to 0.)	0 (0.0to 0.)	0 (0.0to 0.)	0 (0.0to 0.)	0 (0.0to 0.)	0 (0.0to 0.)	0 (0.0to 0.)	0 (0.0to 0.)	0 (0.0to 0.)	0 (0.0to 0.)	0 (0.0to 0.)	0 (0.0to 0.)	0 (0.0to 0.)	0 (0.0to 0.)	0 (0.0to 0.)	0 (0.0to 0.)	0 (0.0to 0.)	0 (0.0to 0.)	0.1
Lower respiratory infections	2.4 (1.4to 3.4)	2.5 (1.6to 3.4)	14.3 (7.7to 20.1)	11.9 (11.1to 18.3)	2.4 (2.4to 3.3)	2.5 (1.9to 3.2)	3.4 (2.4to 4.4)	3.4 (2.5to 4.6)	3.4 (2.4to 7.4)	3.4 (2.7to 7.1)	3.7 (2.7to 7.1)	3.7 (2.7to 7.1)	3.7 (2.7to 7.1)	3.7 (2.7to 7.1)	3.7 (2.7to 7.1)	3.7 (2.7to 7.1)	3.7 (2.7to 7.1)	3.7 (2.7to 7.1)	3.7 (2.7to 7.1)	3.7 (2.7to 7.1)	3.7 (2.7to 7.1)	3.7 (2.7to 7.1)	3.7 (2.7to 7.1)	1,410
Upper respiratory infections	0.2 (0.0to 0.1)	0.2 (0.1to 0.3)	1.4 (2.2to 6.1)	1.4 (10.7to 28.4)	1.4 (10.5to 28.)	1.4 (10.7to 25.4)	1.4 (9.4to 22.1)	1.4 (7.2to 20.)	1.4 (7.1to 19.3)	1.4 (6.8to 20.7)	1.4 (7.4to 24.3)	1.4 (7.1to 23.9)	1.4 (7.2to 22.4)	1.4 (7.2to 22.4)	1.4 (7.2to 22.4)	1.4 (7.2to 22.4)	1.4 (7.2to 22.4)	1.4 (7.2to 22.4)	1.4 (7.2to 22.4)	1.4 (7.2to 22.4)	1.4 (7.2to 22.4)	1.4 (7.2to 22.4)	1.4 (7.2to 22.4)	217
Otitis media	0 (0.0to 0.)	0 (0.0to 0.)	0.4 (0.4to 1.9)	0.3 (2.6to 9.6)	0.3 (2.6to 9.1)	0.3 (2.6to 9.1)	0.3 (1.3to 4.3)	0.2 (1.1to 3.)	0.2 (1.1to 3.8)	0.2 (0.9to 4.2)	0.2 (1.3to 4.8)	0.2 (1.3to 4.8)	0.2 (1.4to 5.)	0.2 (1.4to 5.)	0.2 (1.4to 5.)	0.2 (1.4to 5.)	0.2 (1.4to 5.)	0.2 (1.4to 5.)	0.2 (1.4to 5.)	0.2 (1.4to 5.)	0.2 (1.4to 5.)	0.2 (1.4to 5.)	0.2 (1.4to 5.)	44.4
Enteric infections	0.3 (0.2to 0.4)	1.1 (0.6to 1.4)	18.1 (8.1to 17.6)	19.1 (11.4to 39.2)	10.4 (5.8to 17.5)	7.2 (5.1to 12.)	7.2 (4.6to 11.9)	7.2 (4.1to 12.)	7.2 (4.1to 12.)	7.2 (4.1to 12.)	7.2 (4.1to 12.)	7.2 (4.1to 12.)	7.2 (4.1to 12.)	7.2 (4.1to 12.)	7.2 (4.1to 12.)	7.2 (4.1to 12.)	7.2 (4.1to 12.)	7.2 (4.1to 12.)	7.2 (4.1to 12.)	7.2 (4.1to 12.)	7.2 (4.1to 12.)	7.2 (4.1to 12.)	7.2 (4.1to 12.)	182
Diarrheal diseases	0.3 (0.2to 0.4)	1.1 (0.6to 1.4)	18.1 (7.4to 17.4)	19.1 (11.2to 38.1)	10.4 (5.8to 17.4)	7.2 (5.1to 12.)	7.2 (4.6to 11.9)	7.2 (4.1to 12.)	7.2 (4.1to 12.)	7.2 (4.1to 12.)	7.2 (4.1to 12.)	7.2 (4.1to 12.)	7.2 (4.1to 12.)	7.2 (4.1to 12.)	7.2 (4.1to 12.)	7.2 (4.1to 12.)	7.2 (4.1to 12.)	7.2 (4.1to 12.)	7.2 (4.1to 12.)	7.2 (4.1to 12.)	7.2 (4.1to 12.)	7.2 (4.1to 12.)	7.2 (4.1to 12.)	181
Typhoid and paraphoid	0 (0.0-0)	0 (0.0-0)	0 (0.0to 0.)	0 (0.0to 0.)	0 (0.0to 0.)	0 (0.0to 0.)	0 (0.0to 0.)	0 (0.0to 0.)	0 (0.0to 0.)	0 (0.0to 0.)	0 (0.0to 0.)	0 (0.0to 0.)	0 (0.0to 0.)	0 (0.0to 0.)	0 (0.0to 0.)	0 (0.0to 0.)	0 (0.0to 0.)	0 (0.0to 0.)	0 (0.0to 0.)	0 (0.0to 0.)	0 (0.0to 0.)	0 (0.0to 0.)	0 (0.0to 0.)	0 (0.0to 0.)	0
Typhoid fever	0 (0.0-0)	0 (0.0-0)	0 (0.0to 0.)	0 (0.0to 0.)	0 (0.0to 0.)	0 (0.0to 0.)	0 (0.0to 0.)	0 (0.0to 0.)	0 (0.0to 0.)	0 (0.0to 0.)	0 (0.0to 0.)	0 (0.0to 0.)	0 (0.0to 0.)	0 (0.0to 0.)	0 (0.0to 0.)	0 (0.0to 0.)	0 (0.0to 0.)	0 (0.0to 0.)	0 (0.0to 0.)	0 (0.0to 0.)	0 (0.0to 0.)	0 (0.0to 0.)	0 (0.0to 0.)	0 (0.0to 0.)	0
Paratyphoid fever	0 (0.0-0)	0 (0.0-0)	0 (0.0to 0.)	0 (0.0to 0.)	0 (0.0to 0.)	0 (0.0to 0.)	0 (0.0to 0.)	0 (0.0to 0.)	0 (0.0to 0.)	0 (0.0to 0.)	0 (0.0to 0.)	0 (0.0to 0.)	0 (0.0to 0.)	0 (0.0to 0.)	0 (0.0to 0.)	0 (0.0to 0.)	0 (0.0to 0.)	0 (0.0to 0.)	0 (0.0to 0.)	0 (0.0to 0.)	0 (0.0to 0.)	0 (0.0to 0.)	0 (0.0to 0.)	0 (0.0to 0.)	0
Invasive Non-typhoidal Salmonella (iNTS)	0 (0.0-0)	0 (0.0-0)	0 (0.0to 0.)	0 (0.0to 0.)	0 (0.0to 0.)	0 (0.0to 0.)	0 (0.0to 0.)	0 (0.0to 0.)	0 (0.0to 0.)	0 (0.0to 0.)	0 (0.0to 0.)	0 (0.0to 0.)	0 (0.0to 0.)	0 (0.0to 0.)	0 (0.0to 0.)	0 (0.0to 0.)	0 (0.0to 0.)	0 (0.0to 0.)	0 (0.0to 0.)	0 (0.0to 0.)	0 (0.0to 0.)	0 (0.0to 0.)	0 (0.0to 0.)	0 (0.0to 0.)	0.7
Other intestinal infectious diseases	0 (0.0-0)	0 (0.0-0)	0.1 (0.0to 0.)	0 (0.0to 0.)	0 (0.0to 0.)	0 (0.0to 0.)	0 (0.0to 0.)	0 (0.0to 0.)	0 (0.0to 0.)	0 (0.0to 0.)	0 (0.0to 0.)	0 (0.0to 0.)	0 (0.0to 0.)	0 (0.0to 0.)	0 (0.0to 0.)	0 (0.0to 0.)	0 (0.0to 0.)	0 (0.0to 0.)	0 (0.0to 0.)	0 (0.0to 0.)	0 (0.0to 0.)	0 (0.0to 0.)	0 (0.0to 0.)	0 (0.0to 0.)	0.4
Neglected tropical diseases and malaria	0 (0.0-0)	0.4 (0.1to 1.1)	1.7 (0.4to 6.6)	2.1 (0.4to 8.)	0.7 (0.2to 2.)	0.5 (0.2to 2.)	0.3 (0.2to 0.8)	0.2 (0.0to 0.7)	0.2 (0.0to 0.6)	0.3 (0.1to 1.)	0.7 (0.1to 2.)	0.7 (0.1to 2.)	0.6 (0.1to 2.)	0.7 (0.1to 2.)	0.4 (0.1to 1.)	0.2 (0.1to 0.6)	0.2 (0.1to 0.6)	0.1 (0.0to 0.4)	0.1 (0.0to 0.3)	0.1 (0.0to 0.3)	0.1 (0.0to 0.3)	0.1 (0.0to 0.3)	0.1 (0.0to 0.3)	9.5
Malaria	0 (0.0-0)	0 (0.0-0)	0 (0.0to 0.)	0 (0.0to 0.)	0 (0.0to 0.)	0 (0.0to 0.)	0 (0.0to 0.)	0 (0.0to 0.)	0 (0.0to 0.)	0 (0.0to 0.)	0 (0.0to 0.)	0 (0.0to 0.)	0 (0.0to 0.)	0 (0.0to 0.)	0 (0.0to 0.)	0 (0.0to 0.)	0 (0.0to 0.)	0 (0.0to 0.)	0 (0.0to 0.)	0 (0.0to 0.)	0 (0.0to 0.)	0 (0.0to 0.)	0 (0.0to 0.)	0 (0.0to 0.)	0
Chagas disease	0 (0.0-0)	0 (0.0-0)	0 (0.0to 0.)	0 (0.0to 0.)	0 (0.0to 0.)	0 (0.0to 0.)	0 (0.0to 0.)	0 (0.0to 0.)	0 (0.0to 0.)	0 (0.0to 0.)	0 (0.0to 0.)	0 (0.0to 0.)	0 (0.0to 0.)	0 (0.0to 0.)	0 (0.0to 0.)	0 (0.0to 0.)	0 (0.0to 0.)	0 (0.0to 0.)	0 (0.0to 0.)	0 (0.0to 0.)	0 (0.0to 0.)	0 (0.0to 0.)	0 (0.0to 0.)	0 (0.0to 0.)	0
Leishmaniasis	0 (0.0-0)	0 (0.0-0)	0 (0.0to 0.)	0 (0.0to 0.)	0 (0.0to 0.)	0 (0.0to 0.)	0 (0.0to 0.)	0 (0.0to 0.)	0 (0.0to 0.)	0 (0.0to 0.)	0 (0.0to 0.)	0 (0.0to 0.)	0 (0.0to 0.)	0 (0.0to 0.)	0 (0.0to 0.)	0 (0.0to 0.)	0 (0.0to 0.)	0 (0.0to 0.)	0 (0.0to 0.)	0 (0.0to 0.)	0 (0.0to 0.)	0 (0.0to 0.)	0 (0.0to 0.)	0 (0.0to 0.)	0
Visceral leishmaniasis	0 (0.0-0)	0 (0.0-0)	0 (0.0to 0.)	0 (0.0to 0.)	0 (0.0to 0.)	0 (0.0to 0.)	0 (0.0to 0.)	0 (0.0to 0.)	0 (0.0to 0.)	0 (0.0to 0.)	0 (0.0to 0.)	0 (0.0to 0.)	0 (0.0to 0.)	0 (0.0to 0.)	0 (0.0to 0.)	0 (0.0to 0.)	0 (0.0to 0.)	0 (0.0to 0.)	0 (0.0to 0.)	0 (0.0to 0.)	0 (0.0to 0.)	0 (0.0to 0.)	0 (0.0to 0.)	0 (0.0to 0.)	0
Cutaneous and mucocutaneous leishmaniasis	0 (0.0-0)	0 (0.0-0)	0 (0.0to 0.)	0 (0.0to 0.)	0 (0.0to 0.)	0 (0.0to 0.)	0 (0.0to 0.)	0 (0.0to 0.)	0 (0.0to 0.)	0 (0.0to 0.)	0 (0.0to 0.)	0 (0.0to 0.)	0 (0.0to 0.)	0 (0.0to 0.)	0 (0.0to 0.)	0 (0.0to 0.)	0 (0.0to 0.)	0 (0.0to 0.)	0 (0.0to 0.)	0 (0.0to 0.)	0 (0.0to 0.)	0 (0.0to 0.)	0 (0.0to 0.)	0 (0.0to 0.)	0
African trypanosomiasis	0 (0.0-0)	0 (0.0-0)	0 (0.0to 0.)	0 (0.0to 0.)	0 (0.0to 0.)	0 (0.0to 0.)	0 (0.0to 0.)	0 (0.0to 0.)	0 (0.0to 0.)	0 (0.0to 0.)	0 (0.0to 0.)	0 (0.0to 0.)	0 (0.0to 0.)	0 (0.0to 0.)	0 (0.0to 0.)	0 (0.0to 0.)	0 (0.0to 0.)	0 (0.0to 0.)	0 (0.0to 0.)	0 (0.0to 0.)	0 (0.0to 0.)	0 (0.0to 0.)	0 (0.0to 0.)	0 (0.0to 0.)	0
Schistosomiasis	0 (0.0-0)	0 (0.0-0)	0 (0.0to 0.)	0 (0.0to 0.)	0 (0.0to 0.)	0 (0.0to 0.)	0 (0.0to 0.)	0 (0.0to 0.)	0 (0.0to 0.)	0 (0.0to 0.)	0 (0.0to 0.)	0 (0.0to 0.)	0 (0.0to 0.)	0 (0.0to 0.)	0 (0.0to 0.)	0 (0.0to 0.)	0 (0.0to 0.)	0 (0.0to 0.)	0 (0.0to 0.)	0 (0.0to 0.)	0 (0.0to 0.)	0 (0.0to 0.)	0 (0.0to 0.)	0 (0.0to 0.)	0
Cysticercosis	0 (0.0-0)	0 (0.0-0)	0 (0.0to 0.)	0 (0.0to 0.)	0 (0.0to 0.)	0 (0.0to 0.)	0 (0.0to 0.)	0 (0.0to 0.)	0 (0.0to 0.)	0 (0.0to 0.)	0 (0.0to 0.)	0 (0.0to 0.)	0 (0.0to 0.)	0 (0.0to 0.)	0 (0.0to 0.)	0 (0.0to 0.)	0 (0.0to 0.)	0 (0.0to 0.)	0 (0.0to 0.)	0 (0.0to 0.)	0 (0.0to 0.)	0 (0.0to 0.)	0 (0.0to 0.)	0 (0.0to 0.)	0
Cystic echinococcosis	0 (0.0-0)	0 (0.0-0)	0 (0.0to 0.)	0 (0.0to 0.)	0 (0.0to 0.)	0 (0.0to 0.)	0 (0.0to 0.)	0 (0.0to 0.)	0 (0.0to 0.)	0 (0.0to 0.)	0 (0.0to 0.)	0 (0.0to 0.)	0 (0.0to 0.)	0 (0.0to 0.)	0 (0.0to 0.)	0 (0.0to 0.)	0 (0.0to 0.)	0 (0.0to 0.)	0 (0.0to 0.)	0 (0.0to 0.)	0 (0.0to 0.)	0 (0.0to 0.)	0 (0.0to 0.)	0 (0.0to 0.)	0.1
Lymphatic filariasis	0 (0.0-0)	0 (0.0-0)	0 (0.0to 0.)	0 (0.0to 0.)	0 (0.0to 0.)	0 (0.0to 0.)	0 (0.0to 0.)	0 (0.0to 0.)	0 (0.0to 0.)	0 (0.0to 0.)	0 (0.0to 0.)	0 (0.0to 0.)	0 (0.0to 0.)	0 (0.0to 0.)	0 (0.0to 0.)	0 (0.0to 0.)	0 (0.0to 0.)	0 (0.0to 0.)	0 (0.0to 0.)	0 (0.0to 0.)	0 (0.0to 0.)	0 (0.0to 0.)	0 (0.0to 0.)	0 (0.0to 0.)	0
Onchocerciasis	0 (0.0-0)	0 (0.0-0)	0 (0.0to 0.)	0 (0.0to 0.)	0 (0.0to 0.)	0 (0.0to 0.)	0 (0.0to 0.)	0 (0.0to 0.)	0 (0.0to 0.)	0 (0.0to 0.)	0 (0.0to 0.)	0 (0.0to 0.)	0 (0.0to 0.)	0 (0.0to 0.)	0 (0.0to 0.)	0 (0.0to 0.)	0 (0.0to 0.)	0 (0.0to 0.)	0 (0.0to 0.)	0 (0.0to 0.)	0 (0.0to 0.)	0 (0.0to 0.)	0 (0.0to 0.)	0 (0.0to 0.)	0
Trachoma	0 (0.0-0)	0 (0.0-0)	0 (0.0to 0.)	0 (0.0to 0.)	0 (0.0to 0.)	0 (0.0to 0.)	0 (0.0to 0.)	0 (0.0to 0.)	0 (0.0to 0.)	0 (0.0to 0.)	0 (0.0to 0.)	0 (0.0to 0.)	0 (0.0to 0.)	0 (0.0to 0.)	0 (0.0to 0.)	0 (0.0to 0.)	0 (0.0to 0.)	0 (0.0to 0.)	0 (0.0to 0.)	0 (0.0to 0.)	0 (0.0to 0.)	0 (0.0to 0.)	0 (0.0to 0.)	0 (0.0to 0.)	0
Dengue	0 (0.0-0)	0 (0.0-0)	0 (0.0to 0.)	0 (0.0to 0.)	0 (0.0to 0.)	0 (0.0to 0.)	0 (0.0to 0.)	0 (0.0to 0.)	0 (0.0to 0.)	0 (0.0to 0.)	0 (0.0to 0.)	0 (0.0to 0.)	0 (0.0to 0.)	0 (0.0to 0.)	0 (0.0to 0.)	0 (0.0to 0.)	0 (0.0to 0.)	0 (0.0to 0.)	0 (0.0to 0.)	0 (0.0to 0.)	0 (0.0to 0.)	0 (0.0to 0.)	0 (0.0to 0.)	0 (0.0to 0.)	0
Yellow fever	0 (0.0-0)	0 (0.0-0)	0 (0.0to 0.)	0 (0.0to 0.)	0 (0.0to 0.)	0 (0.0to 0.)	0 (0.0to 0.)	0 (0.0to 0.)	0 (0.0to 0.)	0 (0.0to 0.)	0 (0.0to



Osteoarthritis other	0 (0 to 0)	0 (0 to 0)	0 (0 to 0)	0 (0 to 0)	0 (0 to 0)	0 (0 to 0)	0 (0 to 0)	0 (0 to 0)	0 (0 to 0)	0 (0 to 0)	0-1 (0 to 2)	0-7 (0 to 17)	2-2 (0 to 5)	2-2 (0 to 5)	2-3 (0 to 11)	9-1 (4 to 19)	5)	12-5 (5 to 27)	13-1 (4 to 27)	13-7 (4 to 28)	14-8 (7 to 30)	11-9 (5 to 25)	10-7 (5 to 21)	7-2 (3 to 14)	3-5 (1 to 9)	1 (0.5 to 2)		104
Low back pain	0 (0 to 0)	0 (0 to 0)	0 (0 to 0)	0 (0 to 0)	10-8 (2 to 19)	10-8 (2 to 19)	89-9 (23 to 88)	53-44 (13 to 142)	59-41 (16 to 159)	104 (81 to 209)	134 (107 to 274)	191 (151 to 367)	271 (168 to 458)	338 (200 to 538)	367 (227 to 533)	348 (227 to 520)	317 (232 to 545)	275 (194 to 452)	266 (183 to 412)	266 (171 to 395)	195 (121 to 308)	155 (96 to 239)	87-9 (52 to 156)	39-5 (23 to 93)	9-7 (5 to 19)	3,480	
Neck pain	0 (0 to 0)	0 (0 to 0)	0 (0 to 0)	0-3 (0 to 9)	29-2 (18 to 50)	43-6 (21 to 74)	41-3 (20 to 78)	49-7 (25 to 93)	61-2 (42 to 121)	119 (63 to 231)	135 (82 to 220)	140 (83 to 227)	133 (83 to 219)	127 (79 to 213)	137 (84 to 229)	92 (59 to 153)	85-1 (49 to 157)	59-4 (31 to 107)	46-7 (24 to 86)	71-1 (34 to 140)	119 (61 to 233)	119 (62 to 231)	56-7 (29 to 113)	14 (6 to 32)	1,380	
Gout	0 (0 to 0)	0 (0 to 0)	0 (0 to 0)	0 (0 to 0)	0 (0 to 0)	0 (0 to 0)	0 (0 to 0)	0 (0 to 0)	0 (0 to 0)	0-1 (0 to 2)	0-1 (0 to 1)	0-3 (0 to 2)	1-1 (0 to 3)	1-1 (0 to 3)	1-1 (0 to 3)	1-1 (0 to 3)	1-1 (0 to 3)	1-1 (0 to 3)	1-1 (0 to 3)	1-1 (0 to 3)	1-1 (0 to 3)	1-1 (0 to 3)	1-1 (0 to 3)	1-1 (0 to 3)	1-1 (0 to 3)	1-1 (0 to 3)	91-1
Other musculoskeletal disorders	0 (0 to 0)	0 (0 to 0)	0 (0 to 0)	0-4 (0 to 11)	1-7 (0 to 3)	16-5 (5 to 37)	22-4 (9 to 52)	58-2 (26 to 91)	87 (52 to 136)	109 (68 to 165)	114 (69 to 176)	137 (85 to 208)	145 (88 to 229)	136 (84 to 209)	130 (83 to 177)	97-1 (54 to 151)	90 (49 to 148)	63 (34 to 106)	40-9 (17 to 73)	49-4 (14 to 123)	104 (40 to 223)	104 (40 to 223)	50-4 (13 to 112)	4-2 (0 to 12)	1,270	
Other non-communicable diseases	88-1 (54 to 146)	47-1 (24 to 86)	152 (90 to 256)	110 (68 to 168)	68-3 (35 to 95)	88-1 (51 to 154)	112 (61 to 194)	144 (102 to 201)	196 (133 to 268)	246 (177 to 331)	246 (177 to 331)	263 (211 to 405)	302 (214 to 413)	255 (247 to 482)	269 (262 to 506)	269 (243 to 480)	270 (263 to 506)	341 (243 to 482)	324 (223 to 540)	338 (232 to 542)	249 (160 to 374)	210 (140 to 271)	143 (111 to 180)	85-1 (62 to 99)	28-4 (21 to 33)	4,630	
Congenital birth defects	69-3 (54 to 92)	40-7 (28 to 62)	68-1 (47 to 108)	71-2 (54 to 93)	31-2 (23 to 41)	29 (21 to 38)	25-4 (16 to 37)	18-4 (11 to 27)	17-5 (11 to 26)	18-9 (11 to 28)	21-1 (16 to 27)	15-1 (10 to 22)	19-8 (13 to 29)	21-4 (14 to 27)	21-4 (14 to 27)	20-7 (13 to 29)	15-3 (10 to 22)	11 (7 to 17)	11 (7 to 17)	4-8 (3 to 7)	3 (1 to 4)	3 (1 to 4)	2-2 (1 to 3)	1-2 (0 to 1)	0-5 (0 to 1)	0-1 (0 to 0)	566
Neural tube defects	4-8 (2 to 7)	2-3 (1 to 3)	6-8 (4 to 9)	10-7 (6 to 15)	5-1 (2 to 7)	0-9 (0 to 1)	0-7 (0 to 1)	0-7 (0 to 1)	0-5 (0 to 1)	0-6 (0 to 1)	0-7 (0 to 1)	0-5 (0 to 1)	0-7 (0 to 1)	0-4 (0 to 1)	0-3 (0 to 1)	0-2 (0 to 1)	0-2 (0 to 1)	0-1 (0 to 1)	0-1 (0 to 1)	0-1 (0 to 1)	0-1 (0 to 1)	0-2 (0 to 1)	0-1 (0 to 1)	0-1 (0 to 1)	0-1 (0 to 1)	0-1 (0 to 1)	39-2
Congenital heart anomalies	19-8 (10 to 33)	17-6 (11 to 27)	28-3 (16 to 51)	14-8 (9 to 22)	5-1 (3 to 8)	4-7 (3 to 6)	5-3 (3 to 8)	3-7 (2 to 6)	3-5 (2 to 5)	2-5 (2 to 3)	3-6 (2 to 5)	2-4 (1 to 3)	4-3 (3 to 6)	3-5 (2 to 5)	4-3 (2 to 7)	3-5 (2 to 6)	3-2 (2 to 4)	2-2 (1 to 3)	1-9 (1 to 3)	1-3 (0 to 3)	0-2 (0 to 1)	0-2 (0 to 1)	0-2 (0 to 1)	0-1 (0 to 0)	0-1 (0 to 0)	0-1 (0 to 0)	131
Orofacial clefts	0 (0 to 0)	0-2 (0 to 4)	0-5 (0 to 1)	0-4 (0 to 2)	0-4 (0 to 2)	0-3 (0 to 1)	0-3 (0 to 1)	0-3 (0 to 1)	0-3 (0 to 1)	0-4 (0 to 1)	0-4 (0 to 1)	0-4 (0 to 1)	0-4 (0 to 1)	0-4 (0 to 1)	0-4 (0 to 1)	0-4 (0 to 1)	0-4 (0 to 1)	0-3 (0 to 1)	0-2 (0 to 1)	0-2 (0 to 1)	0-2 (0 to 1)	0-2 (0 to 1)	0-1 (0 to 1)	0-1 (0 to 1)	0-1 (0 to 1)	0-1 (0 to 1)	5-9
Down syndrome	1-8 (1 to 2)	0-6 (0 to 1)	2 (1 to 3)	2-2 (1 to 3)	1-8 (1 to 2)	1-7 (1 to 2)	1-6 (1 to 2)	1-5 (1 to 2)	1-7 (1 to 2)	1-8 (1 to 2)	2-1 (1 to 3)	2-1 (1 to 3)	2-1 (1 to 3)	3 (2 to 4)	3 (2 to 4)	2-5 (1 to 4)	2-2 (1 to 3)	4-6 (2 to 7)	2-4 (1 to 3)	1-4 (0 to 3)	0-5 (0 to 1)	0-3 (0 to 1)	0-3 (0 to 1)	0-3 (0 to 1)	0-3 (0 to 1)	0-3 (0 to 1)	42-3
Turner syndrome	0 (0 to 0)	0 (0 to 0)	0-1 (0 to 2)	0-1 (0 to 2)	0-1 (0 to 2)	0-1 (0 to 2)	0-1 (0 to 2)	0-1 (0 to 2)	0-1 (0 to 2)	0-1 (0 to 2)	0-1 (0 to 2)	0-1 (0 to 2)	0-1 (0 to 1)	0-1 (0 to 1)	0-1 (0 to 1)	0 (0 to 0)	0 (0 to 0)	0 (0 to 0)	0 (0 to 0)	0 (0 to 0)	0 (0 to 0)	0 (0 to 0)	0 (0 to 0)	0 (0 to 0)	0 (0 to 0)	0 (0 to 0)	0-9
Klinefelter syndrome	0 (0 to 0)	0 (0 to 0)	0 (0 to 0)	0 (0 to 0)	0 (0 to 0)	0 (0 to 0)	0 (0 to 0)	0 (0 to 0)	0 (0 to 0)	0 (0 to 0)	0 (0 to 0)	0 (0 to 0)	0 (0 to 0)	0 (0 to 0)	0 (0 to 0)	0 (0 to 0)	0 (0 to 0)	0 (0 to 0)	0 (0 to 0)	0 (0 to 0)	0 (0 to 0)	0 (0 to 0)	0 (0 to 0)	0 (0 to 0)	0 (0 to 0)	0 (0 to 0)	0-2
Other chromosomal abnormalities	10-6 (4 to 26)	6-8 (2 to 15)	13-7 (7 to 28)	7-2 (4 to 16)	4 (2 to 8)	3-7 (2 to 6)	3-4 (2 to 5)	2-5 (1 to 4)	2-2 (1 to 3)	2-5 (1 to 3)	2-7 (1 to 3)	2-3 (1 to 3)	2-4 (1 to 3)	1-8 (1 to 2)	1-4 (1 to 2)	0-8 (0 to 1)	0-6 (0 to 1)	0-6 (0 to 1)	0-5 (0 to 1)	0-4 (0 to 1)	0-3 (0 to 1)	0-2 (0 to 1)	0-2 (0 to 1)	0-2 (0 to 1)	0-2 (0 to 1)	0-2 (0 to 1)	67-6
Congenital musculoskeletal and limb anomalies	2-5 (1 to 3)	1 (0 to 1)	2 (1 to 3)	2 (1 to 3)	0-9 (0 to 1)	0-7 (0 to 1)	0-8 (0 to 1)	0-6 (0 to 1)	0-7 (0 to 1)	0-7 (0 to 1)	0-7 (0 to 1)	0-6 (0 to 1)	0-7 (0 to 1)	0-6 (0 to 1)	0-6 (0 to 1)	0-5 (0 to 1)	0-5 (0 to 1)	0-4 (0 to 1)	0-3 (0 to 1)	0-3 (0 to 1)	0-2 (0 to 1)	0-2 (0 to 1)	0-2 (0 to 1)	0-1 (0 to 1)	0-1 (0 to 1)	0-1 (0 to 1)	156
Urogenital congenital anomalies	4-7 (1 to 12)	0-9 (0 to 2)	1-7 (0 to 4)	1-6 (0 to 3)	0-9 (0 to 2)	0-5 (0 to 2)	0-4 (0 to 2)	0-3 (0 to 2)	0-3 (0 to 2)	0-3 (0 to 2)	0-3 (0 to 2)	0-3 (0 to 2)	0-3 (0 to 2)	0-2 (0 to 2)	0-2 (0 to 2)	0-1 (0 to 2)	0-1 (0 to 2)	0-1 (0 to 1)	0-1 (0 to 1)	0-1 (0 to 1)	0-1 (0 to 1)	0-1 (0 to 1)	0-1 (0 to 1)	0-1 (0 to 1)	0-1 (0 to 1)	0-1 (0 to 1)	13-1
Digestive congenital anomalies	8-9 (3 to 27)	3-4 (1 to 9)	5-9 (2 to 16)	3-4 (1 to 9)	0-7 (0 to 2)	0-5 (0 to 1)	0-5 (0 to 2)	0-4 (0 to 2)	0-4 (0 to 2)	0-4 (0 to 2)	0-4 (0 to 2)	0-3 (0 to 2)	0-4 (0 to 2)	0-3 (0 to 2)	0-3 (0 to 2)	0-3 (0 to 2)	0-3 (0 to 2)	0-2 (0 to 2)	0-2 (0 to 2)	0-2 (0 to 2)	0-2 (0 to 2)	0-1 (0 to 1)	0-1 (0 to 1)	0-1 (0 to 1)	0-1 (0 to 1)	0-1 (0 to 1)	43-8
Other congenital birth defects	14-7 (10 to 21)	10-5 (4 to 20)	19-1 (9 to 41)	12 (7 to 19)	4-7 (2 to 10)	3-6 (1 to 8)	2-9 (1 to 6)	2-2 (0 to 5)	1-9 (0 to 4)	1-7 (0 to 4)	2-1 (0 to 5)	1-7 (0 to 4)	2-1 (0 to 5)	2-2 (1 to 7)	2-2 (0 to 6)	1-9 (0 to 5)	2-2 (0 to 7)	1-9 (0 to 5)	2-1 (0 to 5)	1-5 (0 to 4)	1-3 (0 to 3)	1-2 (0 to 3)	1-2 (0 to 3)	1-2 (0 to 3)	0-5 (0 to 2)	0-5 (0 to 1)	116
Urinary diseases and male infertility	0-1 (0 to 0)	0-2 (0 to 1)	0-7 (0 to 1)	1-1 (0 to 1)	0-9 (0 to 1)	1-4 (0 to 1)	1-5 (0 to 2)	2-6 (1 to 5)	4-2 (2 to 7)	6-6 (3 to 12)	7-2 (4 to 12)	7-8 (4 to 12)	8-3 (5 to 12)	10-4 (6 to 17)	10-9 (6 to 17)	9-2 (5 to 16)	11-5 (6 to 19)	8-9 (4 to 16)	7-4 (3 to 14)	6-2 (2 to 12)	4-1 (1 to 9)	3-1 (1 to 7)	2-2 (1 to 5)	1-2 (0 to 3)	0-7 (0 to 2)	0-2 (0 to 1)	424
Urolithiasis	0 (0 to 0)	0 (0 to 0)	0 (0 to 0)	0-1 (0 to 1)	0-1 (0 to 1)	0-1 (0 to 1)	0-1 (0 to 1)	0-2 (0 to 5)	0-2 (0 to 1)	0-2 (0 to 1)	0-2 (0 to 1)	0-5 (0 to 1)	0-6 (0 to 2)	0-9 (0 to 2)	0-7 (0 to 2)	0-8 (0 to 2)	0-7 (0 to 2)	0-6 (0 to 2)	0-4 (0 to 2)	0-3 (0 to 2)	0-2 (0 to 1)	0-2 (0 to 1)	0-2 (0 to 1)	0-2 (0 to 1)	0-2 (0 to 1)	0-2 (0 to 1)	26-6
Benign prostatic hyperplasia	0 (0 to 0)	0 (0 to 0)	0 (0 to 0)	0 (0 to 0)	0 (0 to 0)	0 (0 to 0)	0 (0 to 0)	0 (0 to 0)	0 (0 to 0)	0 (0 to 0)	0 (0 to 0)	0 (0 to 0)	0 (0 to 0)	0 (0 to 0)	0 (0 to 0)	0 (0 to 0)	0 (0 to 0)	0 (0 to 0)	0 (0 to 0)	0 (0 to 0)	0 (0 to 0)	0 (0 to 0)	0 (0 to 0)	0 (0 to 0)	0 (0 to 0)	0 (0 to 0)	106
Male infertility	0 (0 to 0)	0 (0 to 0)	0 (0 to 0)	0 (0 to 0)	0 (0 to 0)	0 (0 to 0)	1-7 (0 to 3)	1-9 (0 to 5)	1-9 (0 to 5)	2-2 (0 to 5)	2-4 (0 to 6)	2-4 (0 to 6)	2-4 (0 to 6)	2-4 (0 to 6)	2-4 (0 to 6)	1-8 (0 to 5)	1-4 (0 to 4)	0-8 (0 to 3)	0-6 (0 to 3)	0-6 (0 to 3)	0-5 (0 to 2)	0-5 (0 to 2)	0-5 (0 to 2)	0-5 (0 to 2)	0-5 (0 to 2)	0-5 (0 to 2)	9-9
Other urinary diseases	0-1 (0 to 1)	0-1 (0 to 1)	0-1 (0 to 2)	0-2 (0 to 5)	0-2 (0 to 5)	0-3 (0 to 5)	0-4 (0 to 6)	0-7 (0 to 11)	0-7 (0 to 11)	0-8 (0 to 11)	0-8 (0 to 11)	0-8 (0 to 11)	0-8 (0 to 11)	0-8 (0 to 11)	0-8 (0 to 11)	0-7 (0 to 11)	0-7 (0 to 11)	0-6 (0 to 11)	0-5 (0 to 11)	0-4 (0 to 11)	0-3 (0 to 11)	0-3 (0 to 11)	0-3 (0 to 11)	0-3 (0 to 11)	0-3 (0 to 11)	0-3 (0 to 11)	16
Gynecological diseases	0 (0 to 0)	0 (0 to 0)	0 (0 to 0)	0 (0 to 0)	0 (0 to 0)	0 (0 to 0)	0 (0 to 0)	35-4 (20 to 54)	111 (49 to 189)	155 (73 to 194)	144 (94 to 230)	155 (105 to 223)	144 (95 to 228)	147 (95 to 212)	147 (98 to 216)	112 (68 to 166)	104 (46 to 161)	84 (46 to 132)	73 (40 to 116)	59-5 (11 to 92)	12-6 (7 to 19)	7-4 (1 to 11)	3-2 (1 to 4)	0-5 (0 to 1)	0-1 (0 to 1)	1,170
Uterine fibroids	0 (0 to 0)	0 (0 to 0)	0 (0 to 0)	0 (0 to 0)	0 (0 to 0)	0 (0 to 0)	0-1 (0 to 1)	0-3 (0 to 1)	0-3 (0 to 1)	0-4 (0 to 2)	0-4 (0 to 2)	0-4 (0 to 2)	0-4 (0 to 2)	0-3 (0 to 2)	0-3 (0 to 2)	0-3 (0 to 2)	0-3 (0 to 2)	0-2 (0 to 2)	0-2 (0 to 2)	0-2 (0 to 2)	0-2 (0 to 2)	0-1 (0 to 1)	0-1 (0 to 1)	0-1 (0 to 1)	0-1 (0 to 1)	0-1 (0 to 1)	43
Polycystic ovarian syndrome	0 (0 to 0)	0 (0 to 0)	0 (0 to 0)	0 (0 to 0)	1-2 (0 to 2)	1-2 (0 to 4)	2-2 (1 to 5)	2-2 (1 to 5)	2-2 (1 to 11)	2-2 (1 to 5)	2-2 (1 to 12)	2-2 (1 to 5)	2-2 (1 to 5)	2-2 (1 to 5)	2-2 (1 to 11)	2-2 (1 to 5)	2-2 (1 to 5)	2-2 (1 to 5)	2-2 (1 to 5)	2-2 (1 to 5)	2-2 (1 to 5)	2-2 (1 to 5)	2-2 (1 to 5)	2-2 (1 to 5)	2-2 (1 to 5)	2-2 (1 to 5)	40-8
Female infertility	0 (0 to 0)	0 (0 to 0)	0 (0 to 0)	0 (0 to 0)	0 (0 to 0)	0 (0 to 0)	0 (0 to 2)	0 (0 to 4)	0 (0 to 5)	0 (0 to 5)	0 (0 to 5)	0 (0 to 5)	0 (0 to 5)	0 (0 to 5)	0 (0 to 5)	0 (0 to 5)	0 (0 to 5)	0 (0 to 5)	0 (0 to 5)	0 (0 to 5)	0 (0 to 5)	0 (0 to 5)	0 (0 to 5)	0 (0 to 5)	0 (0 to 5)	0 (0 to 5)	8-9
Endometriosis	0 (0 to 0)	0 (0 to 0)	0 (0 to 0)	0 (0 to 0)	0 (0 to 0)	1-5 (0 to 10)	10-7 (5 to 17)	9-6 (5 to 17)	9-6 (5 to 17)	9-9 (5 to 17)	9-9 (4 to 15)	9-9 (4 to 15)	9-9 (4 to 15)	9-2 (4 to 14)	9-2 (3 to 14)	7-7 (3 to 11)	7-7 (3 to 11)	7-7 (3 to 11)	7-7 (3 to 11)	7-7 (3 to 11)	7-7 (3 to 11)	7-7 (3 to 11)	7-7 (3 to 11)	7-7 (3 to 11)	7-7 (3 to 11)	7-7 (3 to 11)	69-2
Genital prolapse	0 (0 to 0)	0 (0 to 0)	0 (0 to 0)	0 (0 to 0)	0 (0 to 0)	0 (0 to 0)	0 (0 to 0)	0 (0 to 0)	0 (0 to 0)	0 (0 to 0)	0 (0 to 0)	0 (0 to 0)	0 (0 to 0)	0 (0 to 0)	0 (0 to 0)	0 (0 to 0)	0 (0 to 0)	0 (0 to 0)	0 (0 to 0)	0 (0 to 0)	0 (0 to 0)	0 (0 to 0)	0 (0 to 0)	0 (0 to 0)	0 (0 to 0)	0 (0 to 0)	4-2
Premenstrual syndrome	0 (0 to 0)	0 (0 to 0)	0 (0 to 0)	0 (0 to 0)	0 (0 to 0)	0 (0 to 0)	0-1 (0 to 4)	24-7 (12 to 42)	24-1 (12 to 42)	24-7 (14 to 40)	24-1 (14 to 40)	24-1 (14 to 40)	24-1 (14 to 40)	24-1 (14 to 40)	24-1 (14 to 40)	24-1 (14 to 40)	24-1 (14 to 40)	24-1 (14 to 40)	24-1 (14 to 40)	24-1 (14 to 40)	24-1 (14 to 40)	24-1 (14 to 40)	24-1 (14 to 40)	24-1 (14 to 40)	24-1 (14 to 40)	24-1 (14 to 40)	203
Other gynecological diseases	0 (0 to 0)	0 (0 to 0)	0 (0 to 0)	0 (0 to 0)	0-2 (0 to 5)	0-2 (0 to 5)	0-7 (0 to 14)	26-2 (20 to 34)	49-7 (40 to 59)	49-7 (40 to 59)	49-7 (40 to 59)	49-7 (40 to 59)	49-7 (40 to 59)	49-7 (40 to 59)	49-7 (40 to 59)	49-7 (40 to 59)	49-7 (40 to 59)	49-7 (40 to 59)	49-7 (40 to 59)	49-7 (40 to 59)	49-7 (40 to 59)	49-7 (40 to 59)	49-7 (40 to 59)	49-7 (40 to 59)	49-7 (40 to 59)	49-7 (40 to 59)	771
Hemoglobinopathies and hemolytic anemias	0-1 (0 to 1)	0-1 (0 to 2)	0-5 (0 to 11)	2-3 (1 to 7)	2-9 (1 to 7)	1-3 (0 to 7)	1-7 (0 to 14)	2-4 (0 to 6)	2-9 (0 to 7)	3-1 (1 to 7)	3-7 (1 to 9)	2-5 (1 to 7)	2-5 (1 to 6)	2-6 (1 to 6)	2-6 (1 to 7)	2-2 (1 to 5)	2-2 (1 to 5)	2-2 (1 to 5)	2-3 (1 to 6)	2-3 (1 to 5)	2-5 (1 to 6)	2-1 (1 to 4)	2-3 (1 to 5)	1-1 (0 to 3)	0-4 (0 to 1)	0-1 (0 to 0)	45
Thalassemias	0 (0 to 0)	0 (0 to 0)	0-1 (0 to 1)	0-1 (0 to 1)	0-1 (0 to 1)	0-1 (0 to 1)	0 (0 to 0)	0 (0 to 0)	0 (0 to 0)	0 (0 to 0)	0 (0 to 0)	0 (0 to 0)	0 (0 to 0)	0 (0 to 0)	0 (0 to 0)	0 (0 to 0)	0 (0 to 0)	0 (0 to 0)	0 (0 to 0)	0 (0 to 0)	0 (0 to 0)	0 (0 to 0)	0 (0 to 0)	0 (0 to 0)	0 (0 to 0)	0 (0 to 0)	0-3
Thalassemias trait	0-1 (0 to 2)	0-1 (0 to 2)	0-2 (0 to 5)	0-6 (0 to 19)	0-9 (0 to 2)	0-9 (0 to 2)	0-9 (0 to 2)	0-9 (0 to 2)	0-9 (0 to 2)	0-8 (0 to 2)	0-8 (0 to 2)	0-8 (0 to 2)	0-8 (0 to 2)	0-3 (0 to 1)	0-3 (0 to 1)	0-3 (0 to 1)	0-3 (0 to 1)	0-3 (0 to 1)	0-2 (0 to 1)	0-2 (0 to 1)	0-2 (0 to 1)	0-1 (0 to 1)	0-1 (0 to 1)	0-1 (0 to 1)	0-1 (0 to 1)	0-1 (0 to 1)	6-9
Sickle cell disorders	0 (0 to 0)	0-2 (0 to 4)	0-9 (0 to 2)	0-6 (0 to 1)	0-5 (0 to 1)	0-4 (0 to 1)	0-4 (0 to 2)	0-3 (0 to 2)	0-3 (0 to 2)	0-3 (0 to 2)	0-3 (0 to 2)	0-3 (0 to 2)	0-3 (0 to 2)	0-3 (0 to 2)	0-3 (0 to 2)	0-3 (0 to 2)	0-2 (0 to 2)	0-1 (0 to 1)	0-1 (0 to 1)	0-1 (0 to 1)	0-1 (0 to 1)	0-1 (0 to 1)	0-1 (0 to 1)	0-1 (0 to 1)	0-1 (0 to 1)	0-1 (0 to 1)	5-5
Sickle cell trait	0 (0 to 0)	0-1 (0 to 2)	0-3 (0 to 1)	0-7 (0 to 1)	0-6 (0 to 1)	0-5 (0 to 1)	0-5 (0 to 1)	1-2 (0 to 3)	1-2 (0 to 3)	1-2 (0 to 3)	1-4 (0 to 4)	1-4 (0 to 4)	1-4 (0 to 4)	0-4 (0 to 1)	0-4 (0 to 1)	0-3 (0 to 1)	0-3 (0 to 1)	0-3 (0 to 1)	0-2 (0 to 1)	0-2 (0 to 1)	0-2 (0 to 1)	0-2 (0 to 1)	0-2 (0 to 1)	0-2 (0 to 1)	0-2 (0 to 1)	0-2 (0 to 1)	8-2
G6PD deficiency	0 (0 to 0)	0 (0 to 0)	0-1 (0 to 2)	0-7 (0 to 1)	0-2 (0 to 1)	0-2 (0 to 1)	0-4 (0 to 1)	0-4 (0 to 1)	0-3 (0 to 1)	0-3 (0 to 1)	0-3 (0 to 1)	0-3 (0 to 1)	0-3 (0 to 1)	0-3 (0 to 1)	0-3 (0 to 1)	0-3 (0 to 1)	0-3 (0 to 1)	0-2 (0 to 1)	0-2 (0 to 1)	0-2 (0 to 1)	0-2 (0 to 1)	0-1 (0 to 1)	0-1 (0 to 1)	0-1 (0 to 1)	0-1 (0 to 1)	0-1 (0 to 1)	4-2
G6PD trait	0 (0 to 0)	0 (0 to 0)	0 (0 to 0)	0 (0 to 0)	0 (0 to 0)	0 (0 to 0)	0 (0 to 0)	0 (0 to 0)	0 (0 to 0)	0 (0 to 0)	0 (0 to 0)	0 (0 to 0)	0 (0 to 0)	0 (0 to 0)	0 (0 to 0)	0 (0 to 0)	0 (0 to 0)	0 (0 to 0)	0 (0 to 0)	0 (0 to 0)	0 (0 to 0)	0 (0 to 0)	0 (0 to 0)	0 (0 to 0)	0 (0 to 0)	0 (0 to 0)	0-2
Other hemoglobinopathies and hemolytic anemias	0 (0 to 0)	0 (0 to 0)	0-5 (0 to 14)	0-8 (0 to 2)	0-2 (0 to 5)	0-2 (0 to 5)	0-1 (0 to 4)	0-4 (0 to 11)	0-3 (0 to 11)	0-3 (0 to 9)	0-4 (0 to 11)	0-5 (0 to 17)	1-1 (0 to 2)	0-9 (0 to 2)	0-9 (0 to 2)	1-2 (0 to 4)	0-9 (0 to 2)	1-3 (0 to 4)	1-6 (0 to 5)	1-4 (0 to 5)	2 (1 to 5)	1-8 (1 to 4)	1-7 (1 to 4)	1-1 (0 to 2)	0-4 (0 to 1)	0-1 (0 to 1)	19-7
Endocrine, metabolic, blood, and immune disorders	2-7 (1 to 6)	2-8 (1 to 6)	13-6 (9 to 20)	28-8 (22 to 35)	26-9 (20 to 35)	34-4 (28 to 44)	34-6 (23 to 50)	31-3 (26 to 46)	39-5 (23 to 64)	39-5 (23 to 64)	50-1 (28 to 77)	71-3 (46 to 107)	66-7 (39 to 109)	71-5 (47 to 109)	71-5 (47 to 109)	71-5 (47 to 109)	71-5 (47 to 109)	71-5 (47 to 109)	71-5 (47 to 109)	71-5 (47 to 109)	71-5 (47 to 109)	71-5 (47 to 109)	71-5 (47 to 109)	71-5 (47 to 109)	71-5 (47 to 109)	71-5 (47 to 109)	1,460
Oral disorders	0 (0 to 0)	1-2 (0 to 3)	5-2 (1 to 12)	7-4 (3 to 17)	9-6 (3 to 21)	11-3 (4 to 24)	14-1 (8 to 23)	19-7 (10 to 32)	26-3 (15 to 44)	26-3 (15 to 44)	35-5 (20 to 60)	41-5 (23 to 71)	59-6 (37 to 96)	73-3 (44 to 118)	89-5 (54 to 146)	92-6 (56 to 148)	103 (61 to 159)	114 (70 to 173)	90-5 (57 to 139)	75-9 (49 to 111)	46-7 (29 to 67)	20-9 (12 to 33)	5-9 (2 to 12)	2-7 (1 to 6)	939	
Caries of deciduous teeth	0 (0 to 0)	0 (0 to 0)	0 (0 to 0)	0 (0 to 2)	0 (0 to 2)	0 (0 to 2)	0 (0 to 0)	0 (0 to 0)	0 (0 to 0)	0 (0 to 0)	0 (0 to 0)	0 (0 to 0)	0 (0 to 0)	0 (0 to 0)	0 (0 to 0)	0 (0 to 0)	0 (0 to 0)	0 (0 to 0)	0 (0 to 0)	0 (0 to 0)	0 (0 to 0)	0 (0 to 0)	0 (0 to 0)	0 (0 to 0)	0 (0 to 0)	0 (0 to 0)	2
Caries of permanent teeth	0 (0 to 0)	0 (0 to 0)	0 (0 to 0)	0 (0 to 0)	4-2 (0 to 9)	4-3 (1 to 9)	4-6 (1 to 9)	4-6 (1 to 9)	4-6 (1 to 9)	3-4 (1 to 9)	3-7 (2 to 10)	5-7 (2 to 11)	5-3 (2 to 11)	5-7 (3 to 11)	5-5 (3 to 11)	4-3 (2 to 11)	3-7 (1 to 9)	3-5 (1 to 9)	3-7 (1 to 9)	3-5 (1 to 9)	2-2 (1 to 6)	1-6 (0 to 4)	1-4 (0 to 3)	0-6 (0 to 2)	0-3 (0 to 1)	0-1 (0 to 0)	68-1
Periodontal diseases	0 (0 to 0)	0 (0 to 0)	0 (0 to 0)	0 (0 to 0)	0 (0 to 0)	0 (0 to 0)	0 (0 to 0)	0 (0 to 0)	0 (0 to 0)	0 (0 to 0)	0 (0 to 0)	0 (0 to 0)	0 (0 to 0)	0 (0 to 0)	0 (0 to 0)	0 (0 to 0)	0 (0 to 0)	0 (0 to 0)	0 (0 to 0)	0 (0 to 0)	0 (0 to 0)	0 (0 to 0)	0 (0 to 0)	0 (0 to 0)	0 (0 to 0)	0 (0 to 0)	146
Other oral disorders	0 (0 to 0)	0 (0 to 0)	0 (0 to 0)	4-7 (2 to 7)	4-7 (2 to 7)	5-4 (3 to 8)	6-7 (3 to 10)	7-3 (4 to 11)	7-3 (4 to 11)	7-3 (4 to 11)	7-3 (4 to 11)	7-3 (4 to 11)	7-3 (4 to 11)	7-3 (4 to 11)	7-3 (4 to 11)	7-3 (4 to 11)	7-3 (4 to 11)	7-3 (4 to 11)	7-3 (4 to 11)	7-3 (4 to 11)	7-3 (4 to 11)	7-3 (4 to 11)	7-3 (4 to 11)	7-3 (4 to 11)	7-3 (4 to 11)	7-3 (4 to 11)	137
Sudden infant death syndrome	–	2-3 (1 to 4)	29-7 (15 to 44)	29-7 (15 to 44)	29-7 (15 to 44

SR Table 2c: Cheshire West and Chester DALYS by cause and age group for both sexes with 95% uncertainty intervals, 2019

Cause	Early Neonatal (0-6 days)	Late Neonatal (7-27 days)	Post Neonatal (28-364 days)	1 to 4	5 to 9	10 to 14	15 to 19	20 to 24	25 to 29	30 to 34	35 to 39	40 to 44	45 to 49	50 to 54	55 to 59	60 to 64	65 to 69	70 to 74	75 to 79	80 to 84	85 to 89	90 to 94	95 plus	Total
All causes	3452 (3,012-3,941)	1129 (775 to 1,522)	1,009 (722 to 1,365)	1,564 (982 to 2,161)	1,139 (833 to 1,541)	1,103 (810 to 1,466)	1,227 (1,007 to 1,548)	1,114 (1,004 to 1,242)	1,139 (1,022 to 1,272)	1,163 (1,040 to 1,290)	1,203 (1,053 to 1,350)	1,239 (1,091 to 1,400)	1,149 (1,026 to 1,284)	1,178 (1,041 to 1,324)	1,208 (1,060 to 1,358)	1,210 (1,062 to 1,362)	1,238 (1,087 to 1,392)	1,239 (1,088 to 1,392)	1,239 (1,088 to 1,392)	1,239 (1,088 to 1,392)	1,239 (1,088 to 1,392)	1,239 (1,088 to 1,392)	106,000
Communicable, maternal, neonatal, and nutritional diseases	342 (272 to 436)	129 (103 to 164)	169 (119 to 228)	150 (115 to 201)	137 (103 to 181)	103 (79 to 135)	91 (70 to 120)	114 (83 to 156)	109 (80 to 143)	107 (78 to 139)	109 (78 to 147)	109 (78 to 147)	109 (77 to 147)	109 (77 to 147)	210 (160 to 278)	202 (152 to 263)	197 (147 to 256)	238 (178 to 308)	238 (178 to 308)	238 (178 to 308)	238 (178 to 308)	238 (178 to 308)	238 (178 to 308)	5,230
HIV/AIDS and sexually transmitted infections	11 (7 to 20)	3 (2 to 6)	3 (1 to 6)	0 (0 to 1)	0 (0 to 0)	0 (0 to 0)	0 (0 to 0)	0 (0 to 1)	1 (0 to 2)	2 (1 to 3)	2 (1 to 3)	2 (1 to 3)	2 (1 to 3)	2 (1 to 3)	3 (2 to 5)	3 (2 to 5)	3 (2 to 5)	4 (2 to 7)	4 (2 to 7)	3 (1 to 7)	3 (1 to 6)	2 (1 to 5)	0 (0 to 2)	123
HIV/AIDS	0 (0 to 0)	0 (0 to 0)	0 (0 to 0)	0 (0 to 0)	0 (0 to 0)	0 (0 to 0)	0 (0 to 0)	0 (0 to 1)	0 (0 to 1)	1 (1 to 2)	2 (1 to 3)	2 (1 to 3)	2 (1 to 3)	2 (1 to 3)	3 (2 to 5)	3 (2 to 5)	3 (2 to 5)	4 (2 to 7)	4 (2 to 7)	3 (1 to 7)	3 (1 to 6)	2 (1 to 5)	0 (0 to 2)	48.1
HIV/AIDS - Drug-susceptible Tuberculosis	0 (0 to 0)	0 (0 to 0)	0 (0 to 1)	0 (0 to 0)	0 (0 to 0)	0 (0 to 0)	0 (0 to 0)	0 (0 to 1)	0 (0 to 0)	0 (0 to 1)	0 (0 to 1)	0 (0 to 1)	0 (0 to 1)	0 (0 to 1)	0 (0 to 1)	0 (0 to 1)	0 (0 to 1)	0 (0 to 1)	0 (0 to 1)	0 (0 to 1)	0 (0 to 1)	0 (0 to 1)	0 (0 to 0)	3.9
HIV/AIDS - Multidrug-resistant Tuberculosis without extensive drug resistance	0 (0 to 0)	0 (0 to 0)	0 (0 to 0)	0 (0 to 0)	0 (0 to 0)	0 (0 to 0)	0 (0 to 0)	0 (0 to 0)	0 (0 to 0)	0 (0 to 0)	0 (0 to 0)	0 (0 to 0)	0 (0 to 0)	0 (0 to 0)	0 (0 to 0)	0 (0 to 0)	0 (0 to 0)	0 (0 to 0)	0 (0 to 0)	0 (0 to 0)	0 (0 to 0)	0 (0 to 0)	0 (0 to 0)	0.1
HIV/AIDS - Extensively drug-resistant Tuberculosis	0 (0 to 0)	0 (0 to 0)	0 (0 to 0)	0 (0 to 0)	0 (0 to 0)	0 (0 to 0)	0 (0 to 0)	0 (0 to 0)	0 (0 to 0)	0 (0 to 0)	0 (0 to 0)	0 (0 to 0)	0 (0 to 0)	0 (0 to 0)	0 (0 to 0)	0 (0 to 0)	0 (0 to 0)	0 (0 to 0)	0 (0 to 0)	0 (0 to 0)	0 (0 to 0)	0 (0 to 0)	0 (0 to 0)	0
HIV/AIDS resulting in other diseases	0 (0 to 0)	0 (0 to 0)	0 (0 to 0)	0 (0 to 0)	0 (0 to 0)	0 (0 to 0)	0 (0 to 0)	0 (0 to 0)	0 (0 to 0)	0 (0 to 0)	0 (0 to 0)	0 (0 to 0)	0 (0 to 0)	0 (0 to 0)	0 (0 to 0)	0 (0 to 0)	0 (0 to 0)	0 (0 to 0)	0 (0 to 0)	0 (0 to 0)	0 (0 to 0)	0 (0 to 0)	0 (0 to 0)	0.1
Sexually transmitted infections excluding HIV	3 (2 to 5)	1 (1 to 2)	1 (0 to 2)	0 (0 to 0)	0 (0 to 0)	0 (0 to 0)	0 (0 to 0)	0 (0 to 0)	0 (0 to 0)	0 (0 to 0)	0 (0 to 0)	0 (0 to 0)	0 (0 to 0)	0 (0 to 0)	0 (0 to 0)	0 (0 to 0)	0 (0 to 0)	0 (0 to 0)	0 (0 to 0)	0 (0 to 0)	0 (0 to 0)	0 (0 to 0)	0 (0 to 0)	459
Syphilis	0 (0 to 0)	0 (0 to 0)	0 (0 to 0)	0 (0 to 0)	0 (0 to 0)	0 (0 to 0)	0 (0 to 0)	0 (0 to 0)	0 (0 to 0)	0 (0 to 0)	0 (0 to 0)	0 (0 to 0)	0 (0 to 0)	0 (0 to 0)	0 (0 to 0)	0 (0 to 0)	0 (0 to 0)	0 (0 to 0)	0 (0 to 0)	0 (0 to 0)	0 (0 to 0)	0 (0 to 0)	0 (0 to 0)	0.1
Chlamydial infection	0 (0 to 0)	0 (0 to 0)	0 (0 to 0)	0 (0 to 0)	0 (0 to 0)	0 (0 to 0)	0 (0 to 0)	0 (0 to 0)	0 (0 to 0)	0 (0 to 0)	0 (0 to 0)	0 (0 to 0)	0 (0 to 0)	0 (0 to 0)	0 (0 to 0)	0 (0 to 0)	0 (0 to 0)	0 (0 to 0)	0 (0 to 0)	0 (0 to 0)	0 (0 to 0)	0 (0 to 0)	0 (0 to 0)	0.1
Gonococcal infection	0 (0 to 0)	0 (0 to 0)	0 (0 to 0)	0 (0 to 0)	0 (0 to 0)	0 (0 to 0)	0 (0 to 0)	0 (0 to 0)	0 (0 to 0)	0 (0 to 0)	0 (0 to 0)	0 (0 to 0)	0 (0 to 0)	0 (0 to 0)	0 (0 to 0)	0 (0 to 0)	0 (0 to 0)	0 (0 to 0)	0 (0 to 0)	0 (0 to 0)	0 (0 to 0)	0 (0 to 0)	0 (0 to 0)	0.1
Trichomoniasis	0 (0 to 0)	0 (0 to 0)	0 (0 to 0)	0 (0 to 0)	0 (0 to 0)	0 (0 to 0)	0 (0 to 0)	0 (0 to 0)	0 (0 to 0)	0 (0 to 0)	0 (0 to 0)	0 (0 to 0)	0 (0 to 0)	0 (0 to 0)	0 (0 to 0)	0 (0 to 0)	0 (0 to 0)	0 (0 to 0)	0 (0 to 0)	0 (0 to 0)	0 (0 to 0)	0 (0 to 0)	0 (0 to 0)	0.2
Genital herpes	0 (0 to 0)	0 (0 to 0)	0 (0 to 0)	0 (0 to 0)	0 (0 to 0)	0 (0 to 0)	0 (0 to 0)	0 (0 to 0)	0 (0 to 0)	0 (0 to 0)	0 (0 to 0)	0 (0 to 0)	0 (0 to 0)	0 (0 to 0)	0 (0 to 0)	0 (0 to 0)	0 (0 to 0)	0 (0 to 0)	0 (0 to 0)	0 (0 to 0)	0 (0 to 0)	0 (0 to 0)	0 (0 to 0)	0.1
Other sexually transmitted infections	3 (2 to 5)	1 (1 to 2)	1 (0 to 2)	0 (0 to 0)	0 (0 to 0)	0 (0 to 0)	0 (0 to 0)	0 (0 to 0)	0 (0 to 0)	0 (0 to 0)	0 (0 to 0)	0 (0 to 0)	0 (0 to 0)	0 (0 to 0)	0 (0 to 0)	0 (0 to 0)	0 (0 to 0)	0 (0 to 0)	0 (0 to 0)	0 (0 to 0)	0 (0 to 0)	0 (0 to 0)	0 (0 to 0)	0.1
Respiratory infections and tuberculosis	22 (7 to 47)	9 (3 to 19)	22 (8 to 46)	39 (16 to 82)	29 (11 to 62)	29 (11 to 64)	31 (12 to 68)	33 (13 to 72)	33 (13 to 72)	33 (13 to 72)	33 (13 to 72)	33 (13 to 72)	33 (13 to 72)	33 (13 to 72)	33 (13 to 72)	33 (13 to 72)	33 (13 to 72)	33 (13 to 72)	33 (13 to 72)	33 (13 to 72)	33 (13 to 72)	33 (13 to 72)	33 (13 to 72)	2,670
Tuberculosis	0 (0 to 0)	0 (0 to 0)	0 (0 to 1)	0 (0 to 0)	0 (0 to 0)	0 (0 to 0)	0 (0 to 0)	0 (0 to 0)	0 (0 to 0)	0 (0 to 0)	0 (0 to 0)	0 (0 to 0)	0 (0 to 0)	0 (0 to 0)	0 (0 to 0)	0 (0 to 0)	0 (0 to 0)	0 (0 to 0)	0 (0 to 0)	0 (0 to 0)	0 (0 to 0)	0 (0 to 0)	0 (0 to 0)	0.1
Latent tuberculosis infection	0 (0 to 0)	0 (0 to 0)	0 (0 to 0)	0 (0 to 0)	0 (0 to 0)	0 (0 to 0)	0 (0 to 0)	0 (0 to 0)	0 (0 to 0)	0 (0 to 0)	0 (0 to 0)	0 (0 to 0)	0 (0 to 0)	0 (0 to 0)	0 (0 to 0)	0 (0 to 0)	0 (0 to 0)	0 (0 to 0)	0 (0 to 0)	0 (0 to 0)	0 (0 to 0)	0 (0 to 0)	0 (0 to 0)	0.1
Drug-susceptible tuberculosis	0 (0 to 0)	0 (0 to 0)	0 (0 to 1)	0 (0 to 0)	0 (0 to 0)	0 (0 to 0)	0 (0 to 0)	0 (0 to 0)	0 (0 to 0)	0 (0 to 0)	0 (0 to 0)	0 (0 to 0)	0 (0 to 0)	0 (0 to 0)	0 (0 to 0)	0 (0 to 0)	0 (0 to 0)	0 (0 to 0)	0 (0 to 0)	0 (0 to 0)	0 (0 to 0)	0 (0 to 0)	0 (0 to 0)	0.1
Multidrug-resistant tuberculosis without extensive drug resistance	0 (0 to 0)	0 (0 to 0)	0 (0 to 0)	0 (0 to 0)	0 (0 to 0)	0 (0 to 0)	0 (0 to 0)	0 (0 to 0)	0 (0 to 0)	0 (0 to 0)	0 (0 to 0)	0 (0 to 0)	0 (0 to 0)	0 (0 to 0)	0 (0 to 0)	0 (0 to 0)	0 (0 to 0)	0 (0 to 0)	0 (0 to 0)	0 (0 to 0)	0 (0 to 0)	0 (0 to 0)	0 (0 to 0)	0
Extensively drug-resistant tuberculosis	0 (0 to 0)	0 (0 to 0)	0 (0 to 0)	0 (0 to 0)	0 (0 to 0)	0 (0 to 0)	0 (0 to 0)	0 (0 to 0)	0 (0 to 0)	0 (0 to 0)	0 (0 to 0)	0 (0 to 0)	0 (0 to 0)	0 (0 to 0)	0 (0 to 0)	0 (0 to 0)	0 (0 to 0)	0 (0 to 0)	0 (0 to 0)	0 (0 to 0)	0 (0 to 0)	0 (0 to 0)	0 (0 to 0)	0
Lower respiratory infections	22 (6 to 47)	9 (3 to 19)	22 (8 to 46)	39 (16 to 82)	29 (11 to 62)	29 (11 to 64)	31 (12 to 68)	33 (13 to 72)	33 (13 to 72)	33 (13 to 72)	33 (13 to 72)	33 (13 to 72)	33 (13 to 72)	33 (13 to 72)	33 (13 to 72)	33 (13 to 72)	33 (13 to 72)	33 (13 to 72)	33 (13 to 72)	33 (13 to 72)	33 (13 to 72)	33 (13 to 72)	33 (13 to 72)	2,660
Upper respiratory infections	0 (0 to 1)	0 (0 to 0)	0 (0 to 0)	0 (0 to 0)	0 (0 to 0)	0 (0 to 0)	0 (0 to 0)	0 (0 to 0)	0 (0 to 0)	0 (0 to 0)	0 (0 to 0)	0 (0 to 0)	0 (0 to 0)	0 (0 to 0)	0 (0 to 0)	0 (0 to 0)	0 (0 to 0)	0 (0 to 0)	0 (0 to 0)	0 (0 to 0)	0 (0 to 0)	0 (0 to 0)	0 (0 to 0)	0.1
Otitis media	0 (0 to 0)	0 (0 to 0)	0 (0 to 0)	0 (0 to 0)	0 (0 to 0)	0 (0 to 0)	0 (0 to 0)	0 (0 to 0)	0 (0 to 0)	0 (0 to 0)	0 (0 to 0)	0 (0 to 0)	0 (0 to 0)	0 (0 to 0)	0 (0 to 0)	0 (0 to 0)	0 (0 to 0)	0 (0 to 0)	0 (0 to 0)	0 (0 to 0)	0 (0 to 0)	0 (0 to 0)	0 (0 to 0)	0
Enteric infections	1 (1 to 2)	0 (0 to 0)	1 (0 to 2)	1 (0 to 2)	0 (0 to 0)	0 (0 to 0)	0 (0 to 0)	0 (0 to 0)	0 (0 to 0)	0 (0 to 0)	0 (0 to 0)	0 (0 to 0)	0 (0 to 0)	0 (0 to 0)	0 (0 to 0)	0 (0 to 0)	0 (0 to 0)	0 (0 to 0)	0 (0 to 0)	0 (0 to 0)	0 (0 to 0)	0 (0 to 0)	0 (0 to 0)	0.1
Diarrheal diseases	1 (1 to 1)	0 (0 to 0)	1 (0 to 2)	1 (0 to 2)	0 (0 to 0)	0 (0 to 0)	0 (0 to 0)	0 (0 to 0)	0 (0 to 0)	0 (0 to 0)	0 (0 to 0)	0 (0 to 0)	0 (0 to 0)	0 (0 to 0)	0 (0 to 0)	0 (0 to 0)	0 (0 to 0)	0 (0 to 0)	0 (0 to 0)	0 (0 to 0)	0 (0 to 0)	0 (0 to 0)	0 (0 to 0)	0.1
Typhoid and paratyphoid	0 (0 to 0)	0 (0 to 0)	0 (0 to 0)	0 (0 to 0)	0 (0 to 0)	0 (0 to 0)	0 (0 to 0)	0 (0 to 0)	0 (0 to 0)	0 (0 to 0)	0 (0 to 0)	0 (0 to 0)	0 (0 to 0)	0 (0 to 0)	0 (0 to 0)	0 (0 to 0)	0 (0 to 0)	0 (0 to 0)	0 (0 to 0)	0 (0 to 0)	0 (0 to 0)	0 (0 to 0)	0 (0 to 0)	0
Typhoid fever	0 (0 to 0)	0 (0 to 0)	0 (0 to 0)	0 (0 to 0)	0 (0 to 0)	0 (0 to 0)	0 (0 to 0)	0 (0 to 0)	0 (0 to 0)	0 (0 to 0)	0 (0 to 0)	0 (0 to 0)	0 (0 to 0)	0 (0 to 0)	0 (0 to 0)	0 (0 to 0)	0 (0 to 0)	0 (0 to 0)	0 (0 to 0)	0 (0 to 0)	0 (0 to 0)	0 (0 to 0)	0 (0 to 0)	0
Paratyphoid fever	0 (0 to 0)	0 (0 to 0)	0 (0 to 0)	0 (0 to 0)	0 (0 to 0)	0 (0 to 0)	0 (0 to 0)	0 (0 to 0)	0 (0 to 0)	0 (0 to 0)	0 (0 to 0)	0 (0 to 0)	0 (0 to 0)	0 (0 to 0)	0 (0 to 0)	0 (0 to 0)	0 (0 to 0)	0 (0 to 0)	0 (0 to 0)	0 (0 to 0)	0 (0 to 0)	0 (0 to 0)	0 (0 to 0)	0
Other unspecified infectious diseases	0 (0 to 0)	0 (0 to 0)	0 (0 to 0)	0 (0 to 0)	0 (0 to 0)	0 (0 to 0)	0 (0 to 0)	0 (0 to 0)	0 (0 to 0)	0 (0 to 0)	0 (0 to 0)	0 (0 to 0)	0 (0 to 0)	0 (0 to 0)	0 (0 to 0)	0 (0 to 0)	0 (0 to 0)	0 (0 to 0)	0 (0 to 0)	0 (0 to 0)	0 (0 to 0)	0 (0 to 0)	0 (0 to 0)	0.1
Invasive Non-typhoidal Salmonella (iNTS)	0 (0 to 0)	0 (0 to 0)	0 (0 to 0)	0 (0 to 0)	0 (0 to 0)	0 (0 to 0)	0 (0 to 0)	0 (0 to 0)	0 (0 to 0)	0 (0 to 0)	0 (0 to 0)	0 (0 to 0)	0 (0 to 0)	0 (0 to 0)	0 (0 to 0)	0 (0 to 0)	0 (0 to 0)	0 (0 to 0)	0 (0 to 0)	0 (0 to 0)	0 (0 to 0)	0 (0 to 0)	0 (0 to 0)	1.4
Other intestinal infectious diseases	0 (0 to 0)	0 (0 to 0)	0 (0 to 0)	0 (0 to 0)	0 (0 to 0)	0 (0 to 0)	0 (0 to 0)	0 (0 to 0)	0 (0 to 0)	0 (0 to 0)	0 (0 to 0)	0 (0 to 0)	0 (0 to 0)	0 (0 to 0)	0 (0 to 0)	0 (0 to 0)	0 (0 to 0)	0 (0 to 0)	0 (0 to 0)	0 (0 to 0)	0 (0 to 0)	0 (0 to 0)	0 (0 to 0)	0.4
Neglected tropical diseases and malaria	0 (0 to 0)	0 (0 to 0)	0 (0 to 1)	0 (0 to 0)	0 (0 to 0)	0 (0 to 0)	0 (0 to 0)	0 (0 to 0)	0 (0 to 0)	0 (0 to 0)	0 (0 to 0)	0 (0 to 0)	0 (0 to 0)	0 (0 to 0)	0 (0 to 0)	0 (0 to 0)	0 (0 to 0)	0 (0 to 0)	0 (0 to 0)	0 (0 to 0)	0 (0 to 0)	0 (0 to 0)	0 (0 to 0)	11.2
Malaria	0 (0 to 0)	0 (0 to 0)	0 (0 to 0)	0 (0 to 0)	0 (0 to 0)	0 (0 to 0)	0 (0 to 0)	0 (0 to 0)	0 (0 to 0)	0 (0 to 0)	0 (0 to 0)	0 (0 to 0)	0 (0 to 0)	0 (0 to 0)	0 (0 to 0)	0 (0 to 0)	0 (0 to 0)	0 (0 to 0)	0 (0 to 0)	0 (0 to 0)	0 (0 to 0)	0 (0 to 0)	0 (0 to 0)	0
Chagas disease	0 (0 to 0)	0 (0 to 0)	0 (0 to 0)	0 (0 to 0)	0 (0 to 0)	0 (0 to 0)	0 (0 to 0)	0 (0 to 0)	0 (0 to 0)	0 (0 to 0)	0 (0 to 0)	0 (0 to 0)	0 (0 to 0)	0 (0 to 0)	0 (0 to 0)	0 (0 to 0)	0 (0 to 0)	0 (0 to 0)	0 (0 to 0)	0 (0 to 0)	0 (0 to 0)	0 (0 to 0)	0 (0 to 0)	0
Leishmaniasis	0 (0 to 0)	0 (0 to 0)	0 (0 to 0)	0 (0 to 0)	0 (0 to 0)	0 (0 to 0)	0 (0 to 0)	0 (0 to 0)	0 (0 to 0)	0 (0 to 0)	0 (0 to 0)	0 (0 to 0)	0 (0 to 0)	0 (0 to 0)	0 (0 to 0)	0 (0 to 0)	0 (0 to 0)	0 (0 to 0)	0 (0 to 0)	0 (0 to 0)	0 (0 to 0)	0 (0 to 0)	0 (0 to 0)	0
Visceral leishmaniasis	0 (0 to 0)	0 (0 to 0)	0 (0 to 0)	0 (0 to 0)	0 (0 to 0)	0 (0 to 0)	0 (0 to 0)	0 (0 to 0)	0 (0 to 0)	0 (0 to 0)	0 (0 to 0)	0 (0 to 0)	0 (0 to 0)	0 (0 to 0)	0 (0 to 0)	0 (0 to 0)	0 (0 to 0)	0 (0 to 0)	0 (0 to 0)	0 (0 to 0)	0 (0 to 0)	0 (0 to 0)	0 (0 to 0)	0
Cutaneous and mucocutaneous leishmaniasis	0 (0 to 0)	0 (0 to 0)	0 (0 to 0)	0 (0 to 0)	0 (0 to 0)	0 (0 to 0)	0 (0 to 0)	0 (0 to 0)	0 (0 to 0)	0 (0 to 0)	0 (0 to 0)	0 (0 to 0)	0 (0 to 0)	0 (0 to 0)	0 (0 to 0)	0 (0 to 0)	0 (0 to 0)	0 (0 to 0)	0 (0 to 0)	0 (0 to 0)	0 (0 to 0)	0 (0 to 0)	0 (0 to 0)	0
African trypanosomiasis	0 (0 to 0)	0 (0 to 0)	0 (0 to 0)	0 (0 to 0)	0 (0 to 0)	0 (0 to 0)	0 (0 to 0)	0 (0 to 0)	0 (0 to 0)	0 (0 to 0)	0 (0 to 0)	0 (0 to 0)	0 (0 to 0)	0 (0 to 0)	0 (0 to 0)	0 (0 to 0)	0 (0 to 0)	0 (0 to 0)	0 (0 to 0)	0 (0 to 0)	0 (0 to 0)	0 (0 to 0)	0 (0 to 0)	0
Schistosomiasis	0 (0 to 0)	0 (0 to 0)	0 (0 to 0)	0 (0 to 0)	0 (0 to 0)	0 (0 to 0)	0 (0 to 0)	0 (0 to 0)	0 (0 to 0)	0 (0 to 0)	0 (0 to 0)	0 (0 to 0)	0 (0 to 0)	0 (0 to 0)	0 (0 to 0)	0 (0 to 0)	0 (0 to 0)	0 (0 to 0)	0 (0 to 0)	0 (0 to 0)	0 (0 to 0)	0 (0 to 0)	0 (0 to 0)	0
Cysticercosis	0 (0 to 0)	0 (0 to 0)	0 (0 to 0)	0 (0 to 0)	0 (0 to 0)	0 (0 to 0)	0 (0 to 0)	0 (0 to 0)	0 (0 to 0)	0 (0 to 0)	0 (0 to 0)	0 (0 to 0)	0 (0 to 0)	0 (0 to 0)	0 (0 to 0)	0 (0 to 0)	0 (0 to 0)	0 (0 to 0)	0 (0 to 0)	0 (0 to 0)	0 (0 to 0)	0 (0 to 0)	0 (0 to 0)	0
Cystic echinococcosis	0 (0 to 0)	0 (0 to 0)	0 (0 to 0)	0 (0 to 0)	0 (0 to 0)	0 (0 to 0)	0 (0 to 0)	0 (0 to 0)	0 (0 to 0)	0 (0 to 0)	0 (0 to 0)	0 (0 to 0)	0 (0 to 0)	0 (0 to 0)	0 (0 to 0)	0 (0 to 0)	0 (0 to 0)	0 (0 to 0)	0 (0 to 0)	0 (0 to 0)	0 (0 to 0)	0 (0 to 0)	0 (0 to 0)	0.1
Lymphatic filariasis	0 (0 to 0)	0 (0 to 0)	0 (0 to 0)	0 (0 to 0)	0 (0 to 0)	0 (0 to 0)	0 (0 to 0)	0 (0 to 0)	0 (0 to 0)	0 (0 to 0)	0 (0 to 0)	0 (0 to 0)	0 (0 to 0)	0 (0 to 0)	0 (0 to 0)	0 (0 to 0)	0 (0 to 0)	0 (0 to 0)	0 (0 to 0)	0 (0 to 0)	0 (0 to 0)	0 (0 to 0)	0 (0 to 0)	0
Onchocerciasis	0 (0 to 0)	0 (0 to 0)	0 (0 to 0)	0 (0 to 0)	0 (0 to 0)	0 (0 to 0)	0 (0 to 0)	0 (0 to 0)	0 (0 to 0)	0 (0 to 0)	0 (0 to 0)	0 (0 to 0)	0 (0 to 0)	0 (0 to 0)	0 (0 to 0)	0 (0 to 0)	0 (0 to 0)	0 (0 to 0)	0 (0 to 0)	0 (0 to 0)	0 (0 to 0)	0 (0 to 0)	0 (0 to 0)	0
Trachoma	0 (0 to 0)	0 (0 to 0)	0 (0 to 0)	0 (0 to 0)	0 (0 to 0)	0 (0 to 0)	0 (0 to 0)	0 (0 to 0)	0 (0 to 0)	0 (0 to 0)	0 (0 to 0)	0 (0 to 0)	0 (0 to 0)	0 (0 to 0)	0 (0 to 0)	0 (0 to 0)	0 (0 to 0)	0 (0 to 0)	0 (0 to 0)	0 (0 to 0)	0 (0 to 0)	0 (0 to 0)	0 (0 to 0)	0
Dengue	0 (0 to 0)	0 (0 to 0)	0 (0 to 0)	0 (0 to 0)	0 (0 to 0)	0 (0 to 0)	0 (0 to 0)	0 (0 to 0)	0 (0 to 0)	0 (0 to 0)	0 (0 to 0)	0 (0 to 0)	0 (0 to 0)	0 (0 to 0)	0 (0 to 0)	0 (0 to 0)	0 (0 to 0)	0 (0 to 0)	0 (0 to 0)	0 (0 to 0)	0 (0 to 0)	0 (0 to 0)	0 (0 to 0)	0
Yellow fever	0 (0 to 0)	0 (0 to 0)	0 (0 to 0)	0 (0 to 0)	0 (0 to 0)	0 (0 to 0)	0 (0 to 0)	0 (0 to 0)	0 (0 to 0)	0 (0 to 0)	0 (0 to 0)	0 (0 to 0)	0 (0 to 0)	0 (0 to 0)	0 (0 to 0)	0 (0 to 0)	0 (0 to 0)	0 (0 to 0)	0 (0 to 0)	0 (0 to 0)	0 (0 to 0)	0 (0 to 0)	0 (0 to 0)	0
Rabies	0 (0 to 0)	0 (0 to 0)	0 (0 to 0)	0 (0 to 0)	0 (0 to 0)	0 (0 to 0)	0 (0 to 0)	0 (0 to 0)	0 (0 to 0)	0 (0 to 0)	0 (0 to 0)	0 (0 to 0)	0 (0 to 0)	0 (0 to 0)	0 (0 to 0)	0 (0 to 0)	0 (0 to 0)	0 (0 to 0)	0 (0 to 0)	0 (0 to 0)	0 (0 to 0)	0 (0 to 0)	0 (0 to 0)	0
Intestinal nematode infections	0 (0 to 0)	0 (0 to 0)	0 (0 to 0)	0 (0 to 0)	0 (0 to 0)	0 (0 to 0)	0 (0 to 0)	0 (0 to 0)	0 (0 to 0)	0 (0 to 0)	0 (0 to 0)	0 (0 to 0)	0 (0 to 0)	0 (0 to 0)	0 (0 to 0)	0 (0 to 0)	0 (0 to 0)	0 (0 to 0)	0 (0 to 0)	0 (0 to 0)	0 (0 to 0)	0 (0 to 0)	0 (0 to 0)	0
Ascariasis	0 (0 to 0)	0 (0 to 0)	0 (0 to 0)	0 (0 to 0)	0 (0 to 0)	0 (0 to 0)	0 (0 to 0)	0 (0 to 0)	0 (0 to 0)	0 (0 to 0)	0 (0 to 0)	0 (0 to 0)	0 (0 to 0)	0 (0 to 0)	0 (0 to 0)	0 (0 to 0)	0 (0 to 0)	0 (0 to 0)	0 (0 to 0)	0 (0 to 0)	0 (0 to 0)	0 (0 to 0)	0 (0 to 0)	0
Trichuriasis	0 (0 to 0)	0 (0 to 0)	0 (0 to 0)	0 (0 to 0)	0 (0 to 0)	0 (0 to 0)	0 (0 to 0)	0 (0 to 0)	0 (0 to 0)	0 (0 to 0)	0 (0 to 0)	0 (0 to 0)	0 (0 to 0)	0 (0 to 0)	0 (0 to 0)	0 (0 to 0)	0 (0 to 0)	0 (0 to 0)	0 (0 to 0)	0 (0 to 0)	0 (0 to 0)	0 (0 to 0)	0 (0 to 0)	0
Hookworm disease	0 (0 to 0)	0 (0 to 0)	0 (0 to 0)	0 (0 to 0)	0 (0 to 0)	0 (0 to 0)	0 (0 to 0)	0 (0 to 0)	0 (0 to 0)	0 (0 to 0)	0 (0 to 0)	0 (0 to 0)	0 (0 to 0)	0 (0 to 0)	0 (0 to 0)	0 (0 to 0)	0 (0 to 0)	0 (0 to 0)	0 (0 to 0)	0 (0 to 0)	0 (0 to 0)	0 (0 to 0)	0 (0 to 0)	0
Food-borne trematodiases	0 (0 to 0)	0 (0 to 0)	0 (0 to 0)	0 (0 to 0)	0 (0 to 0)	0 (0 to 0)	0 (0 to 0)	0 (0 to 0)	0 (0 to 0)	0 (0 to 0)	0 (0 to 0)	0 (0 to 0)	0 (0 to 0)	0 (0 to 0)	0 (0 to 0)	0 (0 to 0)	0 (0 to 0)	0 (0 to 0)	0 (0 to 0)	0 (0 to 0)	0 (0 to 0)	0 (0 to 0)	0 (0 to 0)	0
Leprosy	0 (0 to 0)	0 (0 to 0)	0 (0 to 0)	0 (0 to 0)	0 (0 to 0)	0 (0 to 0)	0 (0 to 0)	0 (0 to 0)	0 (0 to 0)	0 (0 to 0)	0 (0 to 0)	0 (0 to 0)	0 (0 to 0)	0 (0 to 0)	0 (0 to 0)	0 (0 to 0)	0 (0 to 0)	0 (0 to 0)	0 (0 to 0)	0 (0 to 0)	0 (0 to 0)	0 (0 to 0)	0 (0 to 0)	0
Ebola	0 (0 to 0)	0 (0 to 0)	0 (0 to 0)	0 (0 to 0)	0 (0 to 0)	0 (0 to 0)	0 (0 to 0)	0 (0 to 0)	0 (0 to 0)	0 (0 to 0)	0 (0 to 0)	0 (0 to 0)	0 (0 to 0)	0 (0 to 0)	0 (0 to 0)	0 (0 to 0)	0 (0 to 0)	0 (0 to 0)	0 (0 to 0)	0 (0 to 0)	0 (0 to 0)	0 (0 to 0)	0 (0 to 0)	0
Zika virus	0 (0 to 0)	0 (0 to 0)	0 (0 to 0)	0 (0 to 0)	0 (0 to 0)	0 (0 to 0)	0 (0 to 0)	0 (0 to 0)	0 (0 to 0)	0 (0 to 0)	0 (0 to 0)	0 (0 to 0)	0 (0 to 0)	0 (0 to 0)	0 (0 to 0)	0 (0 to 0)	0 (0 to 0)	0 (0 to 0)	0 (0 to 0)	0 (0 to 0)	0 (0 to 0)	0 (0 to 0)	0 (0 to 0)	0
Guinea worm disease	0 (0 to 0)	0 (0 to 0)	0 (0 to 0)	0 (0 to 0)	0 (0 to 0)	0 (0 to 0)	0 (0 to 0)	0 (0 to 0)	0 (0 to 0)	0 (0 to 0)	0 (0 to 0)	0 (0 to 0)	0 (0 to 0)	0 (0 to 0)	0 (0 to 0)	0 (0 to 0)	0 (0 to 0)	0 (0 to 0)	0 (0 to 0)	0 (0 to 0)	0 (0 to 0)	0 (0 to 0)	0 (0 to 0)	0
Other neglected tropical diseases	0 (0 to 0)	0 (0 to 0)	0 (0 to 1)	0 (0 to 0)	0 (0 to 0)	0 (0 to 0)	0 (0 to

Congenital birth defects	116 (84·8 to 173)	61·2 (45·9 to 82·3)	135 (99·7 to 203)	79·5 (60·4 to 99·7)	33 (24·6 to 43·4)	30·0 (22·0 to 39·4)	31·3 (24·0 to 40·2)	27·6 (21·5 to 33·2)	26·9 (20·3 to 34·4)	27·2 (21·0 to 34·6)	29·1 (20·3 to 39·1)	25·2 (18·6 to 32·2)	30·1 (21·4 to 39)	33·2 (23·2 to 43·4)	33·4 (22·4 to 43·3)	26·4 (17·0 to 34·8)	20·2 (13·6 to 29·6)	8·7 (5·4 to 13·1)	9·3 (5·9 to 14)	3·6 (2·1 to 5·4)	1·8 (1·1 to 3)	0·8 (0·4 to 1·2)	0·2 (0·1 to 0·3)		779
Neural tube defects	13·6 (7·4 to 19·8)	8·1 (2·3 to 9·7)	14·8 (7·43 to 26·8)	13·2 (7·4 to 19·1)	1·5 (1·1 to 2·1)	1·6 (1·1 to 2·1)	1·8 (1·3 to 2·4)	1·8 (1·2 to 2·4)	1·7 (1·1 to 2·2)	1·6 (1·1 to 2·2)	1·4 (1·1 to 2·1)	1·2 (0·8 to 1·6)	1·1 (0·7 to 1·6)	0·9 (0·5 to 1·1)	0·6 (0·3 to 1·2)	0·3 (0·2 to 0·6)	0·3 (0·1 to 0·6)	0·1 (0 to 0·3)	0·1 (0 to 0·2)	0 (0 to 0·1)	0 (0 to 0)	0 (0 to 0)	0 (0 to 0)		58·4
Congenital heart anomalies	0 (0 to 0)	0 (0 to 0)	0·2 (0·09 to 0·37)	0·6 (0·3 to 1·1)	0·4 (0·2 to 0·6)	0·4 (0·2 to 0·6)	0·4 (0·2 to 0·6)	0·4 (0·2 to 0·6)	0·4 (0·2 to 0·6)	0·4 (0·2 to 0·6)	0·4 (0·2 to 0·7)	0·4 (0·2 to 0·6)	0·5 (0·2 to 0·8)	0·6 (0·2 to 0·9)	0·6 (0·2 to 0·9)	0·6 (0·2 to 0·9)	0·6 (0·2 to 0·9)	0·6 (0·2 to 0·9)	0·6 (0·2 to 0·9)	0·2 (0·1 to 0·5)	0·1 (0 to 0·3)	0·1 (0 to 0·3)	0 (0 to 0·1)		199
Orofacial clefts	0 (0 to 0)	0 (0 to 0)	0·3 (0·1 to 0·6)	0·6 (0·2 to 1·1)	0·4 (0·2 to 0·6)	0·4 (0·2 to 0·6)	0·4 (0·2 to 0·6)	0·4 (0·1 to 0·6)	0·4 (0·1 to 0·6)	0·4 (0·2 to 0·6)	0·4 (0·2 to 0·7)	0·4 (0·2 to 0·7)	0·5 (0·2 to 0·8)	0·6 (0·2 to 0·9)	0·6 (0·2 to 0·9)	0·6 (0·2 to 0·9)	0·6 (0·2 to 0·9)	0·6 (0·2 to 0·9)	0·6 (0·2 to 0·9)	0·2 (0·1 to 0·5)	0·1 (0 to 0·3)	0·1 (0 to 0·3)	0 (0 to 0·1)		7·3
Down syndrome	2·6 (1·5 to 4·7)	1·1 (0·4 to 1·9)	3·2 (1·8 to 5·2)	2·6 (1·6 to 3·4)	1·7 (1·1 to 2·5)	1·7 (1·1 to 2·4)	2·0 (1·2 to 2·6)	2·1 (1·7 to 2·6)	2·4 (1·7 to 3·4)	2·5 (1·8 to 3·4)	2·5 (1·7 to 3·4)	2·7 (2 to 3·7)	3·4 (2·1 to 4·5)	3·9 (2·3 to 5·4)	11·4 (6·9 to 15·9)	9·2 (4·4 to 13·3)	4·9 (2·4 to 7)	2·4 (1 to 3·5)	0·5 (0 to 0·9)	0·1 (0 to 0·3)	0·1 (0 to 0·3)	0·1 (0 to 0·3)	0 (0 to 0·1)		66·1
Turner syndrome	0 (0 to 0)	0 (0 to 0)	0 (0 to 0·1)	0 (0 to 0·2)	0·1 (0 to 0·3)	0·1 (0 to 0·3)	0·1 (0 to 0·3)	0·1 (0 to 0·3)	0·1 (0 to 0·3)	0·1 (0 to 0·3)	0·1 (0 to 0·3)	0·1 (0 to 0·3)	0·1 (0 to 0·3)	0·1 (0 to 0·3)	0·1 (0 to 0·3)	0·1 (0 to 0·3)	0·1 (0 to 0·3)	0·1 (0 to 0·3)	0·1 (0 to 0·3)	0·1 (0 to 0·3)	0·1 (0 to 0·3)	0·1 (0 to 0·3)	0 (0 to 0·1)		1·2
Klinefelter syndrome	0 (0 to 0)	0 (0 to 0)	0 (0 to 0)	0 (0 to 0)	0 (0 to 0)	0 (0 to 0)	0 (0 to 0)	0 (0 to 0)	0 (0 to 0·1)	0 (0 to 0·1)	0 (0 to 0·1)	0 (0 to 0·1)	0 (0 to 0·1)	0 (0 to 0·1)	0 (0 to 0·1)	0 (0 to 0·1)	0 (0 to 0·1)	0 (0 to 0·1)	0 (0 to 0·1)	0 (0 to 0·1)	0 (0 to 0·1)	0 (0 to 0·1)	0 (0 to 0·1)	0 (0 to 0·1)		0·3
Other chromosomal abnormalities	11 (3·5 to 20·2)	9·5 (3·6 to 19·4)	19·6 (9·6 to 36·9)	7 (4·6 to 12)	3·7 (2·4 to 5·4)	3·3 (2·2 to 5·2)	3·6 (2·3 to 5·2)	3·1 (2·1 to 4·4)	3 (2 to 4·4)	2·6 (1·6 to 4·2)	2·6 (1·6 to 3·9)	2·5 (1·7 to 3·5)	2·6 (2 to 3·4)	2·4 (1·7 to 3·2)	1·8 (1·2 to 2·4)	1·1 (0·7 to 1·6)	0·6 (0·4 to 1·1)	0·3 (0 to 0·5)	0·1 (0 to 0·3)	0 (0 to 0·1)	0 (0 to 0·1)	0 (0 to 0·1)	0 (0 to 0·1)		73·7
Congenital musculoskeletal and limb anomalies	3·9 (2·4 to 5·4)	1·6 (1 to 2·3)	13 (7·7 to 22·2)	10·1 (6·6 to 15·4)	10·1 (6·6 to 15·4)	9·8 (6·4 to 15·1)	9·9 (6·4 to 15·1)	9·9 (6·6 to 15·1)	9·9 (6·2 to 15·5)	7·1 (4·5 to 10·5)	6·7 (4·2 to 10)	6·4 (4 to 9·6)	7·8 (4·8 to 11·6)	9·3 (5·1 to 13·5)	7·9 (3·9 to 13)	6·4 (3·3 to 9·6)	3·5 (1·8 to 5·4)	2·3 (1·2 to 3·4)	1·3 (0·7 to 2)	0·6 (0·3 to 1)	0·2 (0·1 to 0·4)	0·1 (0 to 0·2)	0 (0 to 0·1)		142
Urogenital congenital anomalies	9·4 (4·7 to 17·3)	2·2 (1·0 to 3·4)	4·1 (2·3 to 6·7)	2·1 (1·2 to 3·3)	1·2 (0·8 to 2)	0·9 (0·6 to 1·4)	0·7 (0·4 to 1·1)	0·6 (0·3 to 0·9)	0·5 (0·3 to 0·8)	0·5 (0·3 to 0·8)	0·4 (0·2 to 0·6)	0·3 (0·2 to 0·5)	0·3 (0·2 to 0·5)	0·2 (0·1 to 0·4)	0·2 (0·1 to 0·3)	0·1 (0·1 to 0·2)	0·1 (0 to 0·2)	0 (0 to 0·1)	0 (0 to 0·1)	0 (0 to 0·1)	0 (0 to 0·1)	0 (0 to 0·1)	0 (0 to 0·1)		22·8
Digestive congenital anomalies	11·4 (5·1 to 29·8)	6·7 (3·4 to 13·4)	16·4 (5·9 to 37·6)	9·6 (3·6 to 19·1)	2·1 (1·2 to 3·4)	1·6 (0·7 to 1·7)	1·6 (0·8 to 1·2)	1·2 (0·8 to 1·6)	1·2 (0·8 to 1·6)	1·2 (0·8 to 1·6)	1·2 (0·8 to 1·6)	1·2 (0·8 to 1·6)	1·2 (0·8 to 1·6)	1·2 (0·8 to 1·6)	1·2 (0·8 to 1·6)	1·2 (0·8 to 1·6)	1·2 (0·8 to 1·6)	1·2 (0·8 to 1·6)	1·2 (0·8 to 1·6)	1·2 (0·8 to 1·6)	1·2 (0·8 to 1·6)	1·2 (0·8 to 1·6)	1·2 (0·8 to 1·6)		49·6
Other congenital birth defects	39·1 (21·4 to 49·1)	10·3 (4·6 to 12·2)	24·2 (14·4 to 27·7)	12·7 (8·8 to 17)	12·7 (8·6 to 17)	12·6 (8·4 to 16·9)	12·6 (8·4 to 16·9)	12·6 (8·5 to 16·9)	12·6 (8·4 to 16·9)	12·6 (8·2 to 16·9)	12·6 (8·2 to 16·9)	12·7 (8·2 to 16·9)	12·7 (8·2 to 16·9)	12·7 (8·2 to 16·9)	12·7 (8·2 to 16·9)	12·7 (8·2 to 16·9)	12·7 (8·2 to 16·9)	12·7 (8·2 to 16·9)	12·7 (8·2 to 16·9)	12·7 (8·2 to 16·9)	12·7 (8·2 to 16·9)	12·7 (8·2 to 16·9)	12·7 (8·2 to 16·9)		161
Urinary diseases and male infertility	0·1 (0 to 0·2)	0·3 (0·1 to 0·4)	1 (0·5 to 1·4)	0·6 (0·3 to 1·2)	0·6 (0·3 to 0·8)	0·7 (0·7 to 1·3)	1·6 (1·2 to 2·2)	2·2 (2·5 to 7·3)	4·6 (4 to 10·9)	5·3 (5·5 to 13·4)	6·7 (6·1 to 14·4)	10 (8·6 to 14·7)	13·6 (10·1 to 17·8)	22·1 (17·6 to 31·4)	20·5 (28·4 to 46·8)	29·2 (33·6 to 61)	40·4 (49·7 to 85·1)	67·2 (76·9 to 123)	106·8 (79·6 to 122)	158 (79·6 to 178)	135 (73·2 to 139)	90·4 (51·1 to 105)	21·4 (19·5 to 42·1)		768
Urolithiasis	0 (0 to 0)	0 (0 to 0)	0 (0 to 0)	0 (0 to 0·1)	0 (0 to 0·1)	0 (0 to 0·1)	0 (0·1 to 0·2)	0·2 (0·2 to 0·3)	0·3 (0·2 to 0·7)	0·5 (0·3 to 1·5)	0·6 (0·7 to 2·8)	1·3 (1 to 3·2)	2·6 (1·3 to 3·5)	2·8 (1·4 to 4·6)	2·7 (1·4 to 4·6)	2·6 (2·2 to 3·4)	2·7 (2·2 to 3·4)	2·2 (2·1 to 3·3)	1·1 (0·9 to 1·4)	0·6 (0·4 to 1·1)	0·3 (0·2 to 0·5)	0·2 (0·2 to 0·3)	0·1 (0·2 to 0·2)		39·3
Benign prostatic hyperplasia	0 (0 to 0)	0 (0 to 0)	0 (0 to 0)	0 (0 to 0)	0 (0 to 0)	0 (0 to 0)	0 (0 to 0)	0 (0 to 0)	0 (0 to 0)	0 (0 to 0)	0 (0 to 0)	0 (0 to 0)	0·1 (0 to 0·6)	0·6 (0·1 to 1·9)	2·4 (1·4 to 4·4)	4·6 (4·5 to 13·9)	13·9 (9·4 to 29·1)	29·1 (13·3 to 39·9)	14·8 (20·4 to 50·7)	22·6 (29·7 to 48·1)	42·4 (17·1 to 42·8)	29·5 (9·6 to 23·7)	13·9 (9·6 to 23·7)	6·2 (1·0 to 0·3)		181
Male infertility	0 (0 to 0)	0 (0 to 0)	0 (0 to 0)	0 (0 to 0)	0 (0 to 0)	0 (0 to 0)	0 (0 to 0)	0 (0 to 0)	0·1 (0·4 to 0·9)	0·2 (0·4 to 0·9)	0·3 (0·7 to 0·9)	0·6 (0·8 to 1·7)	0·8 (0·8 to 1·9)	1·6 (0·9 to 3·6)	1·6 (0·9 to 3·6)	1·9 (1·1 to 3·6)	1·9 (1·1 to 3·7)	2·1 (1·2 to 4·4)	2·8 (1·4 to 6·4)	1·3 (0·7 to 3·1)	0·6 (0·3 to 1·3)	0·2 (0·1 to 0·5)	0·1 (0 to 0·3)	0·1 (0 to 0·3)		12·6
Other urinary diseases	0·1 (0 to 0·1)	0·1 (0 to 0·2)	0·2 (0·1 to 0·3)	0·3 (0·2 to 0·5)	0·3 (0·2 to 0·5)	0·4 (0·2 to 0·5)	0·5 (0·2 to 0·6)	0·6 (0·4 to 0·9)	0·7 (0·4 to 1·1)	0·9 (0·5 to 1·4)	1·1 (0·7 to 1·6)	1·5 (0·7 to 1·9)	1·6 (1·1 to 2·4)	1·9 (1·1 to 2·8)	1·9 (1·1 to 3·1)	1·9 (1·1 to 3·7)	2·1 (1·2 to 4·4)	2·8 (1·4 to 7·1)	2·7 (1·3 to 6·9)	1·3 (0·6 to 3·6)	0·6 (0·3 to 1·5)	0·2 (0·1 to 0·5)	0·1 (0 to 0·1)		29·7
Gynecological diseases	0 (0 to 0)	0 (0 to 0)	0 (0 to 0)	0 (0 to 0)	0 (0 to 0)	0 (0 to 0)	0 (0 to 0)	0 (0 to 0)	0 (0 to 0)	0 (0 to 0)	0 (0 to 0)	0 (0 to 0)

SR Table 2c: Sefton DALYS by cause and age group for both sexes with 95% uncertainty intervals, 2019

Cause	Early Neonatal (0-6 days)	Late Neonatal (7-27 days)	Post Neonatal (28-364 days)	1 to 4	5 to 9	10 to 14	15 to 19	20 to 24	25 to 29	30 to 34	35 to 39	40 to 44	45 to 49	50 to 54	55 to 59	60 to 64	65 to 69	70 to 74	75 to 79	80 to 84	85 to 89	90 to 94	95 plus	Total
All causes	1,247 (1,247 to 1,248)	1,021 (1,021 to 1,021)	1,211 (1,211 to 1,212)	1,564 (1,564 to 1,565)	1,455 (1,455 to 1,456)	1,453 (1,453 to 1,454)	1,777 (1,777 to 1,780)	2,270 (2,270 to 2,272)	2,284 (2,284 to 2,287)	2,292 (2,292 to 2,296)	2,303 (2,303 to 2,309)	2,320 (2,320 to 2,326)	2,340 (2,340 to 2,350)	2,364 (2,364 to 2,380)	2,390 (2,390 to 2,407)	2,419 (2,419 to 2,440)	2,450 (2,450 to 2,477)	2,484 (2,484 to 2,517)	2,520 (2,520 to 2,560)	2,557 (2,557 to 2,603)	2,597 (2,597 to 2,650)	2,639 (2,639 to 2,700)	2,684 (2,684 to 2,753)	96,700
Communicable, maternal, neonatal, and nutritional diseases	305 (245 to 388)	109 (89 to 129)	111 (76 to 156)	106 (63 to 170)	116 (71 to 182)	92 (52 to 156)	116 (71 to 182)	94 (57 to 146)	113 (72 to 170)	104 (66 to 155)	113 (69 to 170)	113 (66 to 180)	112 (64 to 180)	109 (59 to 180)	108 (56 to 180)	109 (56 to 180)	109 (56 to 180)	109 (56 to 180)	109 (56 to 180)	109 (56 to 180)	109 (56 to 180)	109 (56 to 180)	109 (56 to 180)	4,790
HIV/AIDS and sexually transmitted infections	0 (0 to 0)	2.9 (2.9 to 2.9)	0 (0 to 0)	0.4 (0.3 to 0.4)	0.4 (0.3 to 0.4)	0.2 (0.2 to 0.3)	0.2 (0.2 to 0.3)	0.6 (0.4 to 0.8)	1.8 (1.3 to 2.4)	3.7 (2.6 to 5.2)	6.6 (4.6 to 9.3)	8.1 (5.7 to 11.4)	9.5 (6.7 to 13.3)	7.6 (5.5 to 10.4)	5.9 (4.4 to 7.9)	4.2 (3.1 to 5.7)	2.6 (1.9 to 3.5)	1.5 (1.1 to 2.2)	0.9 (0.6 to 1.3)	0.5 (0.4 to 0.8)	0.3 (0.2 to 0.4)	0.1 (0.1 to 0.1)	77.6
HIV/AIDS	0 (0 to 0)	0 (0 to 0)	0.2 (0.2 to 0.3)	0.2 (0.2 to 0.3)	0.1 (0.1 to 0.2)	0.1 (0.1 to 0.1)	0.2 (0.2 to 0.3)	0.5 (0.4 to 0.7)	1.6 (1.3 to 2.1)	3.3 (2.6 to 4.3)	6.0 (4.6 to 7.9)	7.4 (5.7 to 9.7)	8.7 (6.7 to 11.4)	6.9 (5.3 to 9.2)	5.1 (3.9 to 6.7)	3.6 (2.8 to 4.7)	2.2 (1.7 to 3.1)	1.3 (1.0 to 1.8)	0.8 (0.5 to 1.2)	0.4 (0.3 to 0.7)	0.2 (0.2 to 0.3)	0.1 (0.1 to 0.1)	35.2
HIV/AIDS - Drug-susceptible Tuberculosis	0 (0 to 0)	0 (0 to 0)	0.1 (0 to 0.1)	0 (0 to 0.1)	0 (0 to 0)	0 (0 to 0)	0 (0 to 0)	0.1 (0 to 0.2)	0.2 (0 to 0.3)	0.5 (0.1 to 0.9)	0.9 (0.3 to 1.6)	1.1 (0.4 to 2)	1.3 (0.5 to 2.4)	1 (0.4 to 1.8)	0.8 (0.3 to 1.4)	0.5 (0.2 to 0.9)	0.3 (0.1 to 0.6)	0.2 (0 to 0.4)	0.1 (0 to 0.2)	0.1 (0 to 0.2)	0 (0 to 0.1)	0 (0 to 0)	4.4
HIV/AIDS - Multidrug-resistant Tuberculosis without extensive drug resistance	0 (0 to 0)	0 (0 to 0)	0 (0 to 0)	0 (0 to 0)	0 (0 to 0)	0 (0 to 0)	0 (0 to 0)	0 (0 to 0)	0 (0 to 0)	0 (0 to 0)	0 (0 to 0)	0 (0 to 0)	0 (0 to 0)	0 (0 to 0)	0 (0 to 0)	0 (0 to 0)	0 (0 to 0)	0 (0 to 0)	0 (0 to 0)	0 (0 to 0)	0 (0 to 0)	0 (0 to 0)	0 (0 to 0)	0.1
HIV/AIDS - Extensively drug-resistant Tuberculosis	0 (0 to 0)	0 (0 to 0)	0 (0 to 0)	0 (0 to 0)	0 (0 to 0)	0 (0 to 0)	0 (0 to 0)	0 (0 to 0)	0 (0 to 0)	0 (0 to 0)	0 (0 to 0)	0 (0 to 0)	0 (0 to 0)	0 (0 to 0)	0 (0 to 0)	0 (0 to 0)	0 (0 to 0)	0 (0 to 0)	0 (0 to 0)	0 (0 to 0)	0 (0 to 0)	0 (0 to 0)	0 (0 to 0)	0
HIV/AIDS resulting in other diseases	0 (0 to 0)	0 (0 to 0)	0.2 (0.2 to 0.3)	0.2 (0.2 to 0.3)	0.1 (0.1 to 0.1)	0.1 (0.1 to 0.1)	0.2 (0.2 to 0.3)	0.7 (0.5 to 1)	1.4 (1 to 1.9)	2.8 (2 to 3.8)	5.2 (3.7 to 7.2)	6.8 (4.9 to 9.3)	8.1 (5.8 to 11.1)	5.9 (4.2 to 8.1)	4.4 (3.1 to 6.1)	3.1 (2.2 to 4.3)	2.1 (1.4 to 2.9)	1.2 (0.8 to 1.7)	0.7 (0.5 to 1)	0.3 (0.2 to 0.5)	0.2 (0.1 to 0.3)	0.1 (0 to 0.1)	39.7
Sexually transmitted infections excluding HIV	0 (0 to 0)	2.9 (2.9 to 2.9)	0 (0 to 0)	0.2 (0.1 to 0.3)	0.2 (0.1 to 0.3)	0.1 (0 to 0.2)	0.1 (0 to 0.2)	0.1 (0 to 0.2)	0.2 (0.1 to 0.3)	0.4 (0.2 to 0.6)	0.6 (0.4 to 0.9)	0.7 (0.5 to 1)	1 (0.7 to 1.4)	0.8 (0.5 to 1.1)	0.6 (0.4 to 0.8)	0.4 (0.3 to 0.6)	0.3 (0.2 to 0.4)	0.2 (0.1 to 0.3)	0.1 (0.1 to 0.2)	0.1 (0 to 0.1)	0 (0 to 0.1)	0 (0 to 0)	0 (0 to 0)	42.6
Syphilis	0 (0 to 0)	2.9 (2.9 to 2.9)	0 (0 to 0)	0.1 (0 to 0.1)	0 (0 to 0)	0 (0 to 0)	0 (0 to 0)	0 (0 to 0)	0 (0 to 0)	0 (0 to 0)	0 (0 to 0)	0 (0 to 0)	0 (0 to 0)	0 (0 to 0)	0 (0 to 0)	0 (0 to 0)	0 (0 to 0)	0 (0 to 0)	0 (0 to 0)	0 (0 to 0)	0 (0 to 0)	0 (0 to 0)	0 (0 to 0)	0 (0 to 0)	17
Chlamydial infection	0 (0 to 0)	0 (0 to 0)	0 (0 to 0)	0 (0 to 0)	0 (0 to 0)	0 (0 to 0)	0 (0 to 0)	0 (0 to 0)	0 (0 to 0)	0 (0 to 0)	0 (0 to 0)	0 (0 to 0)	0 (0 to 0)	0 (0 to 0)	0 (0 to 0)	0 (0 to 0)	0 (0 to 0)	0 (0 to 0)	0 (0 to 0)	0 (0 to 0)	0 (0 to 0)	0 (0 to 0)	0 (0 to 0)	0 (0 to 0)	4.3
Gonococcal infection	0 (0 to 0)	0 (0 to 0)	0 (0 to 0)	0 (0 to 0)	0 (0 to 0)	0 (0 to 0)	0 (0 to 0)	0 (0 to 0)	0 (0 to 0)	0 (0 to 0)	0 (0 to 0)	0 (0 to 0)	0 (0 to 0)	0 (0 to 0)	0 (0 to 0)	0 (0 to 0)	0 (0 to 0)	0 (0 to 0)	0 (0 to 0)	0 (0 to 0)	0 (0 to 0)	0 (0 to 0)	0 (0 to 0)	0 (0 to 0)	2.7
Trichomoniasis	0 (0 to 0)	0 (0 to 0)	0 (0 to 0)	0 (0 to 0)	0 (0 to 0)	0 (0 to 0)	0 (0 to 0)	0 (0 to 0)	0 (0 to 0)	0 (0 to 0)	0 (0 to 0)	0 (0 to 0)	0 (0 to 0)	0 (0 to 0)	0 (0 to 0)	0 (0 to 0)	0 (0 to 0)	0 (0 to 0)	0 (0 to 0)	0 (0 to 0)	0 (0 to 0)	0 (0 to 0)	0 (0 to 0)	0 (0 to 0)	0.1
Genital herpes	0 (0 to 0)	0 (0 to 0)	0 (0 to 0)	0 (0 to 0)	0 (0 to 0)	0 (0 to 0)	0 (0 to 0)	0 (0 to 0)	0 (0 to 0)	0 (0 to 0)	0 (0 to 0)	0 (0 to 0)	0 (0 to 0)	0 (0 to 0)	0 (0 to 0)	0 (0 to 0)	0 (0 to 0)	0 (0 to 0)	0 (0 to 0)	0 (0 to 0)	0 (0 to 0)	0 (0 to 0)	0 (0 to 0)	0 (0 to 0)	0
Other sexually transmitted infections	0 (0 to 0)	0 (0 to 0)	0 (0 to 0)	0 (0 to 0)	0 (0 to 0)	0 (0 to 0)	0 (0 to 0)	0 (0 to 0)	0 (0 to 0)	0 (0 to 0)	0 (0 to 0)	0 (0 to 0)	0 (0 to 0)	0 (0 to 0)	0 (0 to 0)	0 (0 to 0)	0 (0 to 0)	0 (0 to 0)	0 (0 to 0)	0 (0 to 0)	0 (0 to 0)	0 (0 to 0)	0 (0 to 0)	0 (0 to 0)	0
Respiratory infections and tuberculosis	29 (2.9 to 4.4)	3.8 (2.9 to 4.9)	19.3 (12.4 to 28)	29.7 (20.7 to 39.4)	29.7 (18.7 to 44.2)	23.7 (13.4 to 39.2)	27.4 (16.8 to 39.4)	34 (19.3 to 38.4)	39.4 (24.5 to 58.4)	44 (28.9 to 61.3)	49 (30.7 to 67.3)	52 (33.2 to 70.3)	56 (35.7 to 77.1)	60 (44.3 to 77.4)	64 (48.3 to 82.1)	68 (52.1 to 87.2)	72 (55.1 to 92.3)	76 (58.1 to 97.5)	80 (61.1 to 102)	84 (64.1 to 107)	88 (67.1 to 112)	92 (70.1 to 117)	96 (73.1 to 122)	2,630
Tuberculosis	0 (0 to 0)	0 (0 to 0)	0 (0 to 0)	0 (0 to 0.1)	0 (0 to 0.1)	0 (0 to 0.1)	0 (0 to 0.1)	0.1 (0 to 0.1)	0.1 (0 to 0.1)	0.1 (0 to 0.1)	0.1 (0 to 0.1)	0.1 (0 to 0.1)	0.1 (0 to 0.1)	0.1 (0 to 0.1)	0.1 (0 to 0.1)	0.1 (0 to 0.1)	0.1 (0 to 0.1)	0.1 (0 to 0.1)	0.1 (0 to 0.1)	0.1 (0 to 0.1)	0.1 (0 to 0.1)	0.1 (0 to 0.1)	0.1 (0 to 0.1)	0.1 (0 to 0.1)	2.2
Latent tuberculosis infection	0 (0 to 0)	0 (0 to 0)	0 (0 to 0)	0 (0 to 0)	0 (0 to 0)	0 (0 to 0)	0 (0 to 0)	0 (0 to 0)	0 (0 to 0)	0 (0 to 0)	0 (0 to 0)	0 (0 to 0)	0 (0 to 0)	0 (0 to 0)	0 (0 to 0)	0 (0 to 0)	0 (0 to 0)	0 (0 to 0)	0 (0 to 0)	0 (0 to 0)	0 (0 to 0)	0 (0 to 0)	0 (0 to 0)	0 (0 to 0)	0
Drug-susceptible tuberculosis	0 (0 to 0)	0 (0 to 0)	0 (0 to 0)	0 (0 to 0)	0 (0 to 0)	0 (0 to 0)	0 (0 to 0)	0 (0 to 0)	0 (0 to 0)	0 (0 to 0)	0 (0 to 0)	0 (0 to 0)	0 (0 to 0)	0 (0 to 0)	0 (0 to 0)	0 (0 to 0)	0 (0 to 0)	0 (0 to 0)	0 (0 to 0)	0 (0 to 0)	0 (0 to 0)	0 (0 to 0)	0 (0 to 0)	0 (0 to 0)	0
Multidrug-resistant tuberculosis without extensive drug resistance	0 (0 to 0)	0 (0 to 0)	0 (0 to 0)	0 (0 to 0)	0 (0 to 0)	0 (0 to 0)	0 (0 to 0)	0 (0 to 0)	0 (0 to 0)	0 (0 to 0)	0 (0 to 0)	0 (0 to 0)	0 (0 to 0)	0 (0 to 0)	0 (0 to 0)	0 (0 to 0)	0 (0 to 0)	0 (0 to 0)	0 (0 to 0)	0 (0 to 0)	0 (0 to 0)	0 (0 to 0)	0 (0 to 0)	0 (0 to 0)	0
Extensively drug-resistant tuberculosis	0 (0 to 0)	0 (0 to 0)	0 (0 to 0)	0 (0 to 0)	0 (0 to 0)	0 (0 to 0)	0 (0 to 0)	0 (0 to 0)	0 (0 to 0)	0 (0 to 0)	0 (0 to 0)	0 (0 to 0)	0 (0 to 0)	0 (0 to 0)	0 (0 to 0)	0 (0 to 0)	0 (0 to 0)	0 (0 to 0)	0 (0 to 0)	0 (0 to 0)	0 (0 to 0)	0 (0 to 0)	0 (0 to 0)	0 (0 to 0)	0
Lower respiratory infections	2.3 (2.3 to 4.4)	3.6 (2.7 to 4.7)	14.6 (9.2 to 23.1)	12.1 (7.9 to 18.1)	3.3 (2.2 to 5.1)	2.3 (1.4 to 3.6)	6.3 (4.2 to 9.4)	9.5 (6.2 to 13.8)	14.9 (9.8 to 21.6)	19.8 (13.1 to 28.7)	24.4 (16.2 to 35.2)	28.4 (18.9 to 38.4)	31.8 (21.2 to 43.1)	35.2 (28.9 to 42.9)	38.7 (32.5 to 46.7)	42.1 (35.4 to 50.4)	45.5 (38.2 to 54.2)	48.9 (41.1 to 58)	52.3 (43.9 to 61.9)	55.8 (46.8 to 65.7)	59.2 (49.6 to 69.5)	62.6 (52.4 to 73.4)	66.1 (55.3 to 77.2)	2,610
Upper respiratory infections	0 (0 to 0.1)	0.2 (0.1 to 0.3)	4 (2.3 to 6.3)	19.6 (11.6 to 29.7)	21.1 (11.6 to 33)	16.3 (8.4 to 27.6)	13.5 (7.2 to 22.4)	13.4 (7.3 to 22.5)	16.1 (7.6 to 29.4)	17.4 (7.9 to 31.2)	18.7 (8.4 to 33.3)	19.1 (8.4 to 34.2)	19.7 (8.4 to 35.7)	11.7 (4.1 to 20.7)	13.1 (4.6 to 23.1)	14.5 (5.2 to 25.6)	14.2 (5.1 to 24.9)	12.1 (4.7 to 20.3)	10.6 (4.3 to 19.1)	9.6 (3.9 to 18.1)	9.6 (3.9 to 17.9)	4.8 (2 to 9.1)	2.6 (1.1 to 4.9)	1.1 (0.5 to 2.1)	0.3 (0.1 to 0.6)	232
Otitis media	0 (0 to 0)	0.7 (0.4 to 0.9)	0.3 (0.2 to 0.6)	0.2 (0.2 to 0.3)	0.2 (0.2 to 0.3)	0.2 (0.1 to 0.3)	0.2 (0.1 to 0.3)	0.2 (0.1 to 0.3)	0.2 (0.1 to 0.3)	0.2 (0.1 to 0.3)	0.2 (0.1 to 0.3)	0.2 (0.1 to 0.3)	0.2 (0.1 to 0.3)	0.2 (0.1 to 0.3)	0.2 (0.1 to 0.3)	0.2 (0.1 to 0.3)	0.2 (0.1 to 0.3)	0.2 (0.1 to 0.3)	0.2 (0.1 to 0.3)	0.2 (0.1 to 0.3)	0.2 (0.1 to 0.3)	0.2 (0.1 to 0.3)	0.2 (0.1 to 0.3)	53
Enteric infections	2.3 (2.3 to 2.4)	1.4 (1.4 to 1.4)	1.9 (1.9 to 2.1)	1.9 (1.9 to 2.1)	1.9 (1.9 to 2.1

Other neoplasms	0·1 (0·1 to 0·1)	0 (0 to 0)	0·1 (0·0 to 0·2)	0·3 (0·2 to 0·4)	0·2 (0·2 to 0·3)	0·2 (0·1 to 0·3)	0·3 (0·2 to 0·4)	0·3 (0·2 to 0·4)	0·4 (0·3 to 0·4)	0·4 (0·4 to 0·5)	0·7 (0·6 to 0·9)	0·9 (0·6 to 1·3)	1·1 (0·8 to 1·4)	2·1 (1·5 to 2·7)	4·5 (3·3 to 5·9)	8·1 (5·8 to 11·0)	13·2 (9·7 to 18·2)	21·4 (15·9 to 31·7)	32·7 (24·0 to 49)	35·3 (26·5 to 52·8)	38 (29·5 to 54·5)	29·8 (22·2 to 41·6)	19·6 (10·1 to 19·4)	3·3 (2·2 to 4·5)	257
Medulloblastoma, medulloblastoma, and other hemangioblastoma	0 (0 to 0·1)	0 (0 to 0)	0·1 (0·0 to 0·2)	0 (0 to 0·1)	0 (0 to 0·1)	0 (0 to 0·1)	0 (0 to 0·1)	0 (0 to 0·1)	0 (0 to 0·1)	0 (0 to 0·1)	0 (0 to 0·1)	0 (0 to 0·1)	0 (0 to 0·1)	0 (0 to 0·1)	0 (0 to 0·1)	0 (0 to 0·1)	0 (0 to 0·1)	0 (0 to 0·1)	0 (0 to 0·1)	0 (0 to 0·1)	0 (0 to 0·1)	0 (0 to 0·1)	0 (0 to 0·1)	0 (0 to 0·1)	0 (0 to 0·1)	257
Meningioma and in situ intestinal neoplasms	0 (0 to 0)	0 (0 to 0)	0 (0 to 0)	0 (0 to 0)	0 (0 to 0)	0 (0 to 0)	0 (0 to 0)	0 (0 to 0)	0 (0 to 0)	0 (0 to 0)	0 (0 to 0)	0 (0 to 0)	0 (0 to 0)	0 (0 to 0)	0 (0 to 0)	0 (0 to 0)	0 (0 to 0)	0 (0 to 0)	0 (0 to 0)	0 (0 to 0)	0 (0 to 0)	0 (0 to 0)	0 (0 to 0)	0 (0 to 0)	0 (0 to 0)	0
Benign and in situ cervical and uterine neoplasms	0 (0 to 0)	0 (0 to 0)	0 (0 to 0)	0 (0 to 0)	0 (0 to 0)	0 (0 to 0)	0 (0 to 0)	0 (0 to 0)	0 (0 to 0)	0 (0 to 0)	0 (0 to 0)	0 (0 to 0)	0 (0 to 0)	0 (0 to 0)	0 (0 to 0)	0 (0 to 0)	0 (0 to 0)	0 (0 to 0)	0 (0 to 0)	0 (0 to 0)	0 (0 to 0)	0 (0 to 0)	0 (0 to 0)	0 (0 to 0)	0 (0 to 0)	0
Benign and in situ neoplasms	0 (0 to 0)	0 (0 to 0)	0 (0 to 0)	0 (0 to 0)	0 (0 to 0)	0 (0 to 0)	0 (0 to 0)	0 (0 to 0)	0 (0 to 0)	0 (0 to 0)	0 (0 to 0)	0 (0 to 0)	0 (0 to 0)	0 (0 to 0)	0 (0 to 0)	0 (0 to 0)	0 (0 to 0)	0 (0 to 0)	0 (0 to 0)	0 (0 to 0)	0 (0 to 0)	0 (0 to 0)	0 (0 to 0)	0 (0 to 0)	0 (0 to 0)	0
Other benign and in situ neoplasms	0 (0 to 0)	0 (0 to 0)	0 (0 to 0)	0 (0 to 0)	0 (0 to 0)	0 (0 to 0)	0 (0 to 0)	0 (0 to 0)	0 (0 to 0)	0 (0 to 0)	0 (0 to 0)	0 (0 to 0)	0 (0 to 0)	0 (0 to 0)	0 (0 to 0)	0 (0 to 0)	0 (0 to 0)	0 (0 to 0)	0 (0 to 0)	0 (0 to 0)	0 (0 to 0)	0 (0 to 0)	0 (0 to 0)	0 (0 to 0)	0 (0 to 0)	0
Cardiovascular diseases	1·7 (0·9 to 1·4)	1·7 (1·3 to 2·2)	4·6 (3·4 to 6·1)	6·6 (5·4 to 8·1)	9·2 (7·4 to 11·2)	7·6 (6·2 to 9·4)	18·1 (15·3 to 21·6)	27·3 (22·4 to 32·5)	55·5 (46·4 to 67·4)	95·6 (80·1 to 114)	147 (122 to 173)	209 (176 to 250)	269 (228 to 320)	382 (324 to 454)	604 (507 to 714)	998 (812 to 1,190)	1,250 (1,070 to 1,440)	1,560 (1,360 to 1,790)	2,060 (1,790 to 2,360)	2,250 (1,960 to 2,630)	2,580 (2,250 to 2,950)	2,130 (1,830 to 2,430)	1,250 (1,060 to 1,430)	411 (327 to 499)	16,100
Rheumatic heart disease	0 (0 to 0)	0 (0 to 0)	0 (0 to 0·2)	0 (0 to 0·1)	0·1 (0·1 to 0·2)	0·1 (0 to 0·1)	0·2 (0·1 to 0·3)	0·3 (0·2 to 0·4)	0·6 (0·4 to 0·8)	0·9 (0·6 to 1·2)	1·2 (0·9 to 1·6)	1·7 (1·2 to 2·4)	1·7 (1·2 to 2·4)	3 (2·1 to 4·1)	4·6 (3·1 to 6·4)	6·7 (4·5 to 9·1)	8·3 (5·6 to 11·4)	11·2 (7·6 to 15·7)	13·1 (8·9 to 18·1)	14·9 (10·4 to 20·5)	13·4 (9·4 to 18·5)	7·5 (5·4 to 10)	2·3 (1·6 to 3·2)	0·3 (0·2 to 0·4)	116
Ischemic heart disease	0·1 (0 to 0·1)	0 (0 to 0)	0·1 (0 to 0·1)	0·1 (0 to 0·2)	0·1 (0 to 0·2)	0·1 (0 to 0·1)	0·1 (0 to 0·2)	0·2 (0·1 to 0·3)	0·4 (0·3 to 0·5)	0·6 (0·4 to 0·8)	0·9 (0·7 to 1·2)	1·3 (1·0 to 1·7)	1·7 (1·3 to 2·2)	2·6 (2·0 to 3·4)	4·1 (3·1 to 5·4)	6·2 (4·6 to 8·3)	8·1 (6·0 to 10·8)	10·8 (7·9 to 14·5)	13·4 (9·7 to 18·1)	15·3 (11·1 to 20·8)	15·4 (11·2 to 21·1)	12·1 (8·8 to 16·7)	5·4 (3·9 to 7·4)	0·8 (0·6 to 1·1)	116
Stroke	0·2 (0·1 to 0·4)	0 (0 to 0·1)	0·4 (0·2 to 0·6)	0·6 (0·4 to 1·7)	2·1 (1·4 to 2·9)	3·4 (2·4 to 4·7)	6·2 (4·3 to 8·6)	9·3 (6·5 to 12·5)	16·7 (11·9 to 21·9)	29·4 (21·4 to 38·2)	47·3 (35·8 to 61·3)	68·1 (50·2 to 84·9)	79·9 (59·5 to 102)	126 (94·5 to 158)	176 (131·7 to 223)	217 (161·3 to 274)	297 (221·1 to 366)	414 (312·3 to 533)	542 (402·9 to 693)	681 (507·3 to 876)	637 (472·3 to 820)	375 (278·3 to 483)	128 (98·9 to 162)	3,810
Ischemic stroke	0·1 (0 to 0·1)	0 (0 to 0·1)	0·1 (0·1 to 0·2)	0·3 (0·2 to 0·4)	1·3 (0·9 to 1·8)	2·4 (1·7 to 3·2)	3·1 (2·3 to 4·2)	4·7 (3·4 to 6·3)	8·1 (5·9 to 10·7)	13·7 (9·9 to 18·4)	21·9 (15·9 to 29·3)	32·3 (23·5 to 43·2)	39·2 (28·7 to 52·3)	61·8 (45·4 to 82·3)	86·5 (63·6 to 115)	106 (78·1 to 142)	145 (107·1 to 193)	203 (150·1 to 271)	266 (197·1 to 355)	334 (247·5 to 446)	313 (232·1 to 418)	184 (136·5 to 246)	63 (46·8 to 84·2)	1·9 (1·4 to 2·5)	1,880
Intracerebral hemorrhage	0·1 (0 to 0·1)	0 (0 to 0·1)	0·2 (0·1 to 0·3)	0·2 (0·1 to 0·4)	0·6 (0·4 to 0·8)	0·9 (0·6 to 1·2)	1·7 (1·2 to 2·2)	2·7 (2·0 to 3·5)	4·7 (3·5 to 6·1)	7·6 (5·6 to 9·9)	12·4 (9·2 to 16·1)	18·2 (13·5 to 23·6)	22·2 (16·5 to 28·8)	34·9 (25·9 to 45·3)	48·9 (36·3 to 63·4)	59·8 (44·4 to 77·5)	82 (60·9 to 106)	114 (84·8 to 148)	153 (113·8 to 198)	189 (140·6 to 245)	177 (131·6 to 229)	104 (77·4 to 135)	36 (26·8 to 46·7)	1·1 (0·8 to 1·4)	1,080
Subarachnoid hemorrhage	0 (0 to 0·1)	0 (0 to 0)	0·1 (0·1 to 0·2)	0·2 (0·2 to 0·3)	0·4 (0·3 to 0·5)	0·6 (0·4 to 0·7)	1·1 (0·8 to 1·4)	1·7 (1·2 to 2·1)	2·7 (2·0 to 3·4)	4·4 (3·2 to 5·5)	7·2 (5·3 to 9·1)	10·4 (7·7 to 13·2)	12·9 (9·5 to 16·3)	20·2 (14·9 to 25·6)	28·3 (20·9 to 35·8)	34·6 (25·7 to 43·7)	47·5 (35·2 to 60·1)	66 (49·1 to 83·7)	88·6 (65·9 to 112)	109 (81·1 to 138)	102 (75·9 to 129)	60·3 (44·8 to 76·4)	20·8 (15·5 to 26·4)	0·7 (0·5 to 0·9)	624
Hypertensive heart disease	0 (0 to 0)	0 (0 to 0)	0 (0 to 0)	0 (0 to 0)	0 (0 to 0)	0·1 (0 to 0·1)	0·1 (0 to 0·2)	0·1 (0 to 0·2)	0·2 (0 to 0·3)	0·3 (0 to 0·4)	0·5 (0·3 to 0·6)	0·7 (0·5 to 0·9)	0·9 (0·6 to 1·2)	1·4 (1·0 to 1·8)	2·1 (1·5 to 2·7)	3·1 (2·3 to 4·1)	4·3 (3·1 to 5·6)	6·1 (4·4 to 8·1)	8·3 (5·9 to 11·1)	10·1 (7·2 to 13·6)	9·6 (6·8 to 13·1)	5·6 (3·9 to 7·6)	1·9 (1·3 to 2·6)	0·1 (0·1 to 0·1)	84
Non-rheumatic valvular heart disease	0·3 (0·2 to 0·4)	0·2 (0·1 to 0·3)	0·5 (0·3 to 0·7)	0·6 (0·4 to 0·8)	0·9 (0·6 to 1·1)	1·1 (0·8 to 1·4)	2·1 (1·6 to 2·7)	2·8 (2·2 to 3·5)	4·1 (3·2 to 5·2)	5·6 (4·3 to 7·1)	7·5 (5·8 to 9·5)	9·8 (7·5 to 12·3)	11·2 (8·6 to 14·1)	14·9 (11·4 to 18·8)	18·2 (13·9 to 23·1)	20·2 (15·4 to 25·6)	21·3 (16·2 to 27·1)	21·2 (16·1 to 27·1)	20·1 (15·2 to 25·8)	18·1 (13·6 to 23·3)	15·1 (11·3 to 19·5)	11·2 (8·3 to 14·5)	4·1 (3·1 to 5·3)	0·2 (0·1 to 0·3)	489
Non-rheumatic aortic aortic valve disease	0 (0 to 0)	0 (0 to 0)	0 (0 to 0)	0 (0 to 0)	0 (0 to 0)	0 (0 to 0)	0·1 (0 to 0·1)	0·1 (0 to 0·1)	0·2 (0 to 0·2)	0·3 (0 to 0·4)	0·4 (0 to 0·5)	0·6 (0 to 0·7)	0·7 (0 to 0·9)	1·1 (0·8 to 1·4)	1·6 (1·2 to 2·1)	2·4 (1·8 to 3·1)	3·3 (2·5 to 4·3)	4·6 (3·5 to 6·1)	6·3 (4·8 to 8·3)	7·8 (5·9 to 10·3)	7·4 (5·6 to 9·8)	4·3 (3·2 to 5·7)	1·5 (1·1 to 2·1)	0·1 (0 to 0·1)	49
Non-rheumatic degenerative mitral valve disease	0 (0 to 0)	0 (0 to 0)	0 (0 to 0)	0 (0 to 0)	0 (0 to 0)	0 (0 to 0)	0 (0 to 0·1)	0 (0 to 0·1)	0·1 (0 to 0·2)	0·2 (0 to 0·3)	0·3 (0 to 0·4)	0·4 (0 to 0·5)	0·5 (0 to 0·6)	0·8 (0 to 1·0)	1·1 (0 to 1·4)	1·6 (1 to 2·1)	2·2 (1·6 to 2·9)	3·1 (2·3 to 4·1)	4·3 (3·1 to 5·8)	5·4 (3·9 to 7·3)	5·1 (3·7 to 6·9)	3·1 (2·2 to 4·2)	1·1 (0·8 to 1·5)	0·1 (0 to 0·1)	83·2
Other non-rheumatic valve diseases	0 (0 to 0)	0 (0 to 0)	0 (0 to 0)	0 (0 to 0)	0 (0 to 0)	0 (0 to 0·1)	0 (0 to 0·1)	0 (0 to 0·2)	0 (0 to 0·2)	0 (0 to 0·2)	0 (0 to 0·2)	0 (0 to 0·3)	0 (0 to 0·3)	0 (0 to 0·4)	0 (0 to 0·5)	0 (0 to 0·6)	0 (0 to 0·7)	0 (0 to 0·9)	0 (0 to 1·1)	0 (0 to 1·4)	0 (0 to 1·8)	0 (0 to 1·7)	0 (0 to 1·1)	0 (0 to 0·4)	0 (0 to 0·1)	0·9
Cardiomyopathy and myocarditis	2 (1·3 to 2·9)	1·7 (0·7 to 3·2)	2·9 (1·7 to 4·4)	3·2 (2·1 to 4·7)	3·6 (2·5 to 5·2)	3·7 (2·4 to 5·3)	4·6 (3·2 to 6·4)	5·4 (3·7 to 7·5)	6·3 (4·2 to 8·7)	7·5 (5·2 to 10·4)	9·2 (6·3 to 12·7)	10·4 (7·2 to 14·3)	11·2 (7·8 to 15·3)	13·7 (9·7 to 18·5)	16·4 (11·7 to 22·1)	18·6 (13·4 to 24·9)	20·7 (15·1 to 27·3)	22·4 (16·5 to 29·4)	23·7 (17·6 to 31·1)	24·1 (17·9 to 31·5)	23·1 (17·2 to 30·2)	20·4 (15·2 to 26·6)	16·1 (12·1 to 21·1)	5·8 (4·3 to 7·6)	477
Myocarditis	0·1 (0 to 0·2)	0·1 (0 to 0·2)	0·2 (0·1 to 0·4)	0·3 (0·2 to 0·5)	0·4 (0·3 to 0·6)	0·5 (0·3 to 0·7)	0·7 (0·5 to 1·0)	0·9 (0·6 to 1·2)	1·3 (0·9 to 1·7)	1·8 (1·3 to 2·4)	2·5 (1·8 to 3·3)	3·3 (2·4 to 4·4)	3·8 (2·7 to 5·1)	4·8 (3·4 to 6·5)	6·1 (4·3 to 8·2)	7·2 (5·1 to 9·8)	8·1 (5·7 to 11·1)	9·1 (6·4 to 12·6)	10·1 (7·1 to 14·1)	10·4 (7·2 to 14·6)	9·8 (6·7 to 13·8)	8·5 (5·8 to 12·1)	6·7 (4·6 to 9·6)	2·4 (1·6 to 3·4)	152
Alcoholic cardiomyopathy	0 (0 to 0)	0 (0 to 0)	0 (0 to 0)	0 (0 to 0)	0 (0 to 0)	0 (0 to 0·1)	0 (0 to 0·1)	0·1 (0 to 0·1)	0·1 (0 to 0·2)	0·2 (0 to 0·2)	0·2 (0 to 0·3)	0·3 (0 to 0·4)	0·3 (0 to 0·4)	0·4 (0 to 0·5)	0·5 (0 to 0·6)	0·6 (0 to 0·8)	0·7 (0 to 0·9)	0·8 (0 to 1·0)	0·9 (0 to 1·2)	1·0 (0 to 1·3)	0·9 (0 to 1·2)	0·8 (0 to 1·0)	0·6 (0 to 0·8)	0·2 (0 to 0·3)	0·1 (0 to 0·1)	7·6
Other cardiomyopathy	0·6 (0·3 to 0·9)	0·8 (0·5 to 1·1)	1·4 (1·0 to 2·0)	1·6 (1·2 to 2·1)	1·7 (1·3 to 2·2)	1·7 (1·3 to 2·2)	2·1 (1·6 to 2·7)	2·4 (1·8 to 3·1)	2·9 (2·2 to 3·8)	3·6 (2·7 to 4·6)	4·5 (3·4 to 5·8)	5·4 (4·1 to 6·9)	6·2 (4·7 to 7·8)	7·6 (5·8 to 9·6)	9·2 (7·0 to 11·6)	10·3 (7·9 to 13·0)	11·5 (8·8 to 14·5)	12·5 (9·6 to 15·8)	13·2 (10·1 to 16·7)	13·4 (10·2 to 17·0)	12·8 (9·7 to 16·3)	11·3 (8·6 to 14·4)	8·9 (6·8 to 11·4)	3·2 (2·4 to 4·1)	350
Atrial fibrillation and flutter	0 (0 to 0)	0 (0 to 0)	0 (0 to 0)	0 (0 to 0)	0 (0 to 0)	0 (0 to 0)	0 (0 to 0)	0 (0 to 0)	0 (0 to 0)	0 (0 to 0)	0 (0 to 0)	0 (0 to 0)	0 (0 to 0)	0 (0 to 0)	0 (0 to 0)	0 (0 to 0)	0 (0 to 0)	0 (0 to 0)	0 (0 to 0)	0 (0 to 0)	0 (0 to 0)	0 (0 to 0)	0 (0 to 0)	0 (0 to 0)	0 (0 to 0)	0
Aortic aneurysm	—	—	—	—	—	—	—	—	—	—	—	—	—	—	—	—	—	—	—	—	—	—	—	—	—	—
Endocarditis	0 (0 to 0)	0 (0 to 0)	0 (0 to 0·1)	0 (0 to 0·1)	0·1 (0 to 0·2)	0·1 (0 to 0·2)	0·2 (0 to 0·3)	0·3 (0 to 0·4)	0·4 (0 to 0·6)	0·6 (0 to 0·8)	0·8 (0 to 1·0)	1·0 (0 to 1·3)	1·2 (0 to 1·6)	1·6 (1·1 to 2·1)	2·3 (1·6 to 3·1)	3·2 (2·2 to 4·3)	4·5 (3·1 to 6·1)	6·2 (4·3 to 8·4)	8·3 (5·7 to 11·3)	9·8 (6·7 to 13·4)	9·5 (6·5 to 13·1)	7·4 (5·1 to 10·2)	3·4 (2·3 to 4·7)	0·5 (0·3 to 0·7)	84·7
Other cardiovascular and circulatory diseases	0·4 (0·2 to 0·7)	0·5 (0·2 to 0·9)	1·1 (0·5 to 1·9)	1·7 (1·1 to 2·3)	1·1 (0·7 to 1·6)	1·6 (1·1 to 2·2)	3·3 (2·3 to 4·5)	4·3 (2·9 to 6·0)	7·3 (5·1 to 10·1)	11·3 (7·9 to 15·7)	17·3 (12·1 to 24·1)	20·6 (13·9 to 27·2)	23·1 (15·3 to 31·3)	28·6 (19·7 to 38·8)	33·6 (23·2 to 45·6)	37·8 (26·1 to 51·2)	40·9 (28·4 to 55·4)	43·2 (30·1 to 58·4)	44·2 (30·9 to 59·6)	43·1 (30·3 to 58·1)	39·8 (28·1 to 53·6)	34·7 (24·6 to 46·7)	27·1 (19·3 to 36·5)	9·2 (6·4 to 12·4)	611
Chronic respiratory diseases	29·5 (26·9 to 32·2)	34·6 (31·5 to 37·8)	54·6 (51·0 to 58·5)	65·5 (61·3 to 69·8)	68·4 (64·1 to 72·8)	70·4 (66·1 to 74·8)	89·6 (84·3 to 95·1)	90·9 (85·6 to 96·4)	96 (90·3 to 101·9)	99·6 (93·2 to 106·2)	106 (98·9 to 113·3)	108 (100·4 to 115·9)	109 (100·8 to 117·2)	110 (101·4 to 118·3)	109 (100·2 to 117·4)	107 (98·1 to 115·2)	102 (93·3 to 110·1)	96 (87·3 to 103·5)	89 (80·6 to 96·6)	82 (73·9 to 89·1)	75 (67·3 to 82·2)	68 (60·6 to 74·6)	60 (53·6 to 66·1)	51 (45·3 to 56·2)	2,130
Chronic obstructive pulmonary disease	0·1 (0 to 0·1)	0·1 (0 to 0·1)	0·3 (0·2 to 0·4)	0·4 (0·3 to 0·5)	0·5 (0·4 to 0·6)	0·6 (0·5 to 0·7)	0·9 (0·7 to 1·1)	1·1 (0·9 to 1·3)	1·4 (1·1 to 1·7)	1·7 (1·4 to 2·1)	2·1 (1·7 to 2·6)	2·5 (2·0 to 3·1)	2·9 (2·3 to 3·6)	3·4 (2·7 to 4·2)	3·9 (3·1 to 4·8)	4·3 (3·4 to 5·3)	4·6 (3·6 to 5·7)	4·8 (3·8 to 5·9)	4·9 (3·9 to 6·1)	4·9 (3·9 to 6·1)	4·8 (3·8 to 6·1)	4·6 (3·6 to 5·8)	4·3 (3·4 to 5·4)	3·8 (3·0 to 4·8)	250
Pneumoconiosis	0 (0 to 0)	0 (0 to 0)	0 (0 to 0)	0 (0 to 0)	0 (0 to 0)	0 (0 to 0)	0 (0 to 0)	0 (0 to 0)	0 (0 to 0)	0 (0 to 0)	0 (0 to 0)	0 (0 to 0)	0 (0 to 0)	0 (0 to 0)	0 (0 to 0)	0 (0 to 0)	0 (0 to 0)	0 (0 to 0)	0 (0 to 0)	0 (0 to 0)	0 (0 to 0)	0 (0 to 0)	0 (0 to 0)	0 (0 to 0)	0 (0 to 0)	0
Silicosis	0 (0 to 0)	0 (0 to 0)	0 (0 to 0)	0 (0 to 0)	0 (0 to 0)	0 (0 to 0)	0 (0 to 0)	0 (0 to 0)	0 (0 to 0)	0 (0 to 0)	0 (0 to 0)	0 (0 to 0)	0 (0 to 0)	0 (0 to 0)	0 (0 to 0)	0 (0 to 0)	0 (0 to 0)	0 (0 to 0)	0 (0 to 0)	0 (0 to 0)	0 (0 to 0)	0 (0 to 0)	0 (0 to 0)	0 (0 to 0)	0 (0 to 0)	1·6
Asbestosis	0 (0 to 0)	0 (0 to 0)	0 (0 to 0)	0 (0 to 0)	0 (0 to 0)	0 (0 to 0)	0 (0 to 0)	0 (0 to 0)	0 (0 to 0)	0 (0 to 0)	0 (0 to 0)	0 (0 to 0)	0 (0 to 0)	0 (0 to 0)	0 (0 to 0)	0 (0 to 0)	0 (0 to 0)	0 (0 to 0)	0 (0 to 0)	0 (0 to 0)	0 (0 to 0)	0 (0 to 0)	0 (0 to 0)	0 (0 to 0)	0 (0 to 0)	26·2
Coal workers pneumoconiosis	0 (0 to 0)	0 (0 to 0)	0 (0 to 0)	0 (0 to 0)	0 (0 to 0)	0 (0 to 0)	0 (0 to 0)	0 (0 to 0)	0 (0 to 0)	0 (0 to 0)	0 (0 to 0)	0 (0 to 0)	0 (0 to 0)	0 (0 to 0)	0 (0 to 0)	0 (0 to 0)	0 (0 to 0)	0 (0 to 0)	0 (0 to 0)	0 (0 to 0)	0 (0 to 0)	0 (0 to 0)	0 (0 to 0)	0 (0 to 0)	0 (0 to 0)	4·3
Other pneumoconiosis	0 (0 to 0)	0 (0 to 0)	0 (0 to 0)	0 (0 to 0)	0 (0 to 0)	0 (0 to 0)	0 (0 to 0)	0 (0 to 0)	0 (0 to 0)	0 (0 to 0)	0 (0 to 0)	0 (0 to 0)	0 (0 to 0)	0 (0 to 0)	0 (0 to 0)	0 (0 to 0)	0 (0 to 0)	0 (0 to 0)	0 (0 to 0)	0 (0 to 0)	0 (0 to 0)	0 (0 to 0)	0 (0 to 0)	0 (0 to 0)	0 (0 to 0)	1·9
Asthma	52·7 (29·6 to 43·6)	50·2 (27·7 to 69·7)	68·1 (33·9 to 95)	69·4 (34·7 to 99)	66·9 (34·4 to 93·1)	62·6 (32·4 to 88·3)	67·6 (41·9 to 104)	60·6 (40·7 to 87·5)	60·6 (38·4 to 89·4)	77·7 (49·6 to 113)	97·9 (57·7 to 139)	89·7 (63·1 to 140)	69·1 (48·1 to 121)	72·3 (53·7 to 117)	69·5 (52·3 to 110)	69·9 (49·6 to 99·6)	71·2 (51·3 to 99·3)	72·3 (52·6 to 100)	73·2 (53·4 to 101)	72·6 (52·9 to 100)	72·3 (52·6 to 100)	71·9 (51·9 to 99·1)	70·2 (50·8 to 96·6)	67·4 (48·9 to 92·6)	1,210
Interstitial lung disease and pulmonary sarcoidosis	0·1 (0 to 0·1)	0·1 (0 to 0·1)	0·2 (0·1 to 0·3)	0·2 (0·2 to 0·3)	0·3 (0·2 to 0·4)	0·3 (0·2 to 0·4)	0·4 (0·3 to 0·5)	0·5 (0·4 to 0·6)	0·6 (0·5 to 0·8)	0·8 (0·6 to 1·0)	1·1 (0·8 to 1·4)	1·4 (1·0 to 1·8)	1·6 (1·2 to 2·1)	2·1 (1·6 to 2·7)	2·8 (2·1 to 3·6)	3·5 (2·6 to 4·5)	4·2 (3·1 to 5·4)	4·9 (3·6 to 6·3)	5·4 (4·0 to 7·0)	5·7 (4·2 to 7·4)	5·6 (4·1 to 7·3)	5·2 (3·8 to 6·8)	4·5 (3·3 to 5·9)	3·5 (2·6 to 4·6)	96·1
Other chronic respiratory diseases	0·3 (0·2 to 0·4)	0·6 (0·4 to 0·8)	0·9 (0·6 to 1·2)	1·3 (1·0 to 1·6)	1·5 (1·2 to 1·9)	1·6 (1·2 to 2·1)	2·1 (1·6 to 2·7)	2·5 (1·9 to 3·2)	3·1 (2·3 to 4·1)	3·9 (2·9 to 5·1)	4·9 (3·6 to 6·5)	6·1 (4·5 to 8·1)	7·1 (5·2 to 9·5)	8·9 (6·5 to 11·9)	10·9 (7·9 to 14·7)	12·6 (9·1 to 17·1)	13·9 (10·1 to 19·1)	14·9 (10·7 to 20·6)	15·5 (11·1 to 21·6)	15·7 (11·2 to 22·1)	15·2 (10·8 to 21·6)	14·2 (10·1 to 20·3)	12·8 (9·1 to 18·4)	10·7 (7·6 to 15·4)	176
Digestive diseases	9·6 (8·2 to 11·4)	9·6 (8·1 to 11·3)	9·6 (8·2 to 11·4)	8·5 (7·2 to 10·1)	8·5 (7·2 to 10·1)	8·9 (7·5 to 10·6)	10·1 (8·5 to 12·1)	10·7 (9·0 to 12·8)	11·4 (9·5 to 13·6)	12·1 (10·1 to 14·5)	12·9 (10·7 to 15·5)	13·9 (11·5 to 16·7)	14·6 (12·1 to 17·5)	15·4 (12·7 to 18·5)	16·1 (13·2 to 19·3)	16·6 (13·6 to 19·9)	16·9 (13·8 to 20·2)	16·9 (13·8 to 20·2)	16·8 (13·7 to 20·1)	16·5 (13·5 to 19·8)	15·9 (13·0 to 19·2)	15·1 (12·3 to 18·2)	14·2 (11·5 to 17·2)	12·9 (10·4 to 15·7)	5,820
Cirrhosis and other chronic liver diseases	0·5 (0·4 to 0·7)	0·5 (0·4 to 0·7)	1·2 (0·9 to 1·7)	0·8 (0·6 to 1·1)	0·6 (0·4 to 0·8)	1·8 (1·3 to 2·4)	2·7 (2·1 to 3·4)	17·4 (12·1 to 21·1)	42·9 (32·1 to 52·1)	34 (25·4 to 41·3)	31·1 (23·2 to 37·8)	27 (20·1 to 32·8)	23·5 (17·5 to 28·6)	20·7 (15·4 to 25·2)	18·4 (13·7 to 22·4)	16·6 (12·4 to 20·2)	15·2 (11·3 to 18·5)	14·1 (10·5 to 17·2)	13·3 (9·9 to 16·2)	12·8 (9·5 to 15·6)	12·5 (9·3 to 15·2)	12·3 (9·2 to 15·1)	12·2 (9·1 to 14·9)	12·1 (9·1 to 14·8)	1,590
Cirrhosis and other chronic liver diseases due to hepatitis B	0 (0 to 0)	0 (0 to 0)	0 (0 to 0)	0 (0 to 0)	0 (0 to 0)	0 (0 to 0)	0 (0 to 0·1)	0 (0 to 0·1)	0 (0 to 0·1)	0 (0 to 0·1)	0 (0 to 0·1)	0 (0 to 0·1)	0 (0 to 0·1)	0 (0 to 0·1)	0 (0 to 0·1)	0 (0 to 0·1)	0 (0 to 0·1)	0 (0 to 0·1)	0 (0 to 0·1)	0 (0 to 0·1)	0 (0 to 0·1)	0 (0 to 0·1)	0 (0 to 0·1)	0 (0 to 0·1)	0 (0 to 0·1)	121
Cirrhosis and other chronic liver diseases due to hepatitis C	0 (0 to 0)	0 (0 to 0)	0 (0 to 0)	0 (0 to 0)	0 (0 to 0)	0 (0 to 0)	0 (0 to 0·1)	0 (0 to 0·2)	0·2 (0 to 0·3)	0·3 (0 to 0·4)	0·4 (0 to 0·5)	0·5 (0 to 0·6)	0·6 (0 to 0·7)	0·8 (0 to 1·0)	1·1 (0 to 1·3)	1·4 (1 to 1·8)	1·8 (1·3 to 2·3)	2·3 (1·7 to 3·1)	2·9 (2·1 to 3·8)	3·4 (2·5 to 4·5)	3·6 (2·6 to 4·8)	3·5 (2·5 to 4·6)	3·2 (2·3 to 4·2)	2·8 (2·0 to 3·7)	99·8
Cirrhosis and other chronic liver diseases due to alcohol use	0 (0 to 0)	0 (0 to 0)	0 (0 to 0)	0 (0 to 0)	0 (0 to 0)	0 (0 to 0)	0 (0 to 0·1)	0 (0 to 0·1)	0 (0 to 0·1)	0 (0 to 0·1)	0 (0 to 0·1)	0 (0 to 0·1)	0 (0 to 0·1)	0 (0 to 0·1)	0 (0 to 0·1)	0 (0 to 0·1)	0 (0 to 0·1)	0 (0 to 0·1)	0 (0 to 0·1)	0 (0 to 0·1)	0 (0 to 0·1)	0 (0 to 0·1)	0 (0 to 0·1)	0 (0 to 0·1)	0 (0 to 0·1)	914
Cirrhosis and other chronic liver diseases due to NAFLD	0 (0 to 0)	0 (0 to 0)	0 (0 to 0)	0 (0 to 0)	0 (0 to 0)	0 (0 to 0)	0 (0 to 0·1)	0 (0 to 0·2)	0·2 (0 to 0·3)	0·3 (0 to 0·4)	0·4 (0 to 0·5)	0·5 (0 to 0·6)	0·6 (0 to 0·7)	0·8 (0 to 1·0)	1·1 (0 to 1·3)	1·4 (1 to 1·8)	1·8 (1·3 to 2·3)	2·3 (1·7 to 3·1)	2·9 (2·1 to 3·8)	3·4 (2·5 to 4·5)	3·6 (2·6 to 4·8)	3·5 (2·5 to 4·6)	3·2 (2·3 to 4·2)	2·8 (2·0 to 3·7)	181
Cirrhosis and other chronic liver diseases due to other causes	0·1 (0 to 0·1)	0·2 (0·1 to 0·3)	0·4 (0·3 to 0·6)	0·4 (0·3 to 0·6)	0·4 (0·3 to 0·6)	0·7 (0·5 to 0·9)	0·9 (0·7 to 1·2)	1·4 (1·1 to 1·8)	2·3 (1·8 to 2·9)	3·3 (2·6 to 4·2)	4·5 (3·5 to 5·7)	5·9 (4·6 to 7·4)	7·3 (5·7 to 9·2)	9·3 (7·3 to 11·7)	11·7 (9·2 to 14·7)	13·4 (10·5 to 16·8)	14·8 (11·6 to 18·6)	15·8 (12·4 to 19·8)	16·4 (12·8 to 20·5)	16·5 (12·9 to 20·6)	16·1 (12·6 to 20·1)	15·2 (11·9 to 19·1)	13·8 (10·8 to 17·3)	12·1 (9·5 to 15·2)	299
Upper digestive system diseases	9·1 (7·9 to 10·4)	9·1 (7·9 to 10·4)	9·1 (7·9 to 10·4)	8·1 (7·0 to 9·2)	8·1 (7·0 to 9·2)	8·5 (7·4 to 9·6)	9·6 (8·4 to 10·9)	10·2 (8·9 to 11·6)	10·8 (9·4 to 12·3)	11·5 (10·0 to 13·1)	12·3 (10·7 to 14·0)

Congenital birth defects	107 (79·7 to 153)	53·5 (41·4 to 70·4)	93·1 (60·4 to 145)	67 (53·5 to 84·4)	30·4 (22·6 to 41·1)	29·1 (21·2 to 39·7)	28·2 (22·1 to 39·4)	23·4 (19·7 to 30·9)	23 (17·4 to 29·5)	24·4 (19·6 to 31·2)	23·2 (17·4 to 30·4)	20·7 (15·4 to 28·4)	25 (17·4 to 33·4)	30 (20·6 to 39·1)	33·4 (22·1 to 43·6)	27·4 (17·3 to 39·2)	19·9 (12·9 to 29·2)	6·6 (4·3 to 10·3)	4·5 (2·7 to 6·4)	3·2 (1·9 to 5·1)	1·7 (1·0 to 2·8)	0·7 (0·4 to 1·1)	0·2 (0·1 to 0·3)		675
Neural tube defects	7·9 (4·8 to 12·1)	3·4 (1·4 to 6)	6 (4 to 10·1)	10·3 (6·4 to 16·3)	1·1 (0·6 to 1·9)	1·1 (0·6 to 1·7)	1·3 (0·8 to 2·1)	1·3 (0·9 to 1·8)	1·2 (0·8 to 1·8)	1·1 (0·8 to 1·6)	1·1 (0·7 to 1·6)	0·7 (0·5 to 1·1)	0·7 (0·4 to 1)	0·4 (0·3 to 0·6)	0·3 (0·2 to 0·5)	0·2 (0·1 to 0·3)	0·2 (0·1 to 0·3)	0·1 (0·1 to 0·1)	0·1 (0 to 0·2)	0·1 (0 to 0·1)	0·1 (0 to 0·1)	0·1 (0 to 0·1)	0 (0 to 0·1)		39·6
Congenital heart anomalies	0 (0 to 0)	0 (0 to 0)	0 (0 to 0·1)	0·2 (0·1 to 0·3)	0·1 (0 to 0·2)	0·1 (0 to 0·2)	0·1 (0 to 0·2)	0·1 (0 to 0·2)	0·1 (0 to 0·2)	0·1 (0 to 0·2)	0·1 (0 to 0·2)	0·1 (0 to 0·2)	0·1 (0 to 0·2)	0·1 (0 to 0·2)	0·1 (0 to 0·2)	0·1 (0 to 0·2)	0·1 (0 to 0·2)	0·1 (0 to 0·2)	0·1 (0 to 0·2)	0·1 (0 to 0·2)	0·1 (0 to 0·2)	0·1 (0 to 0·2)	0 (0 to 0·1)		158
Orofacial clefts	0 (0 to 0)	0 (0 to 0)	0·2 (0·1 to 0·3)	0·3 (0·2 to 0·5)	0·4 (0·1 to 0·7)	0·3 (0·1 to 0·5)	0·3 (0·2 to 0·5)	0·3 (0·2 to 0·5)	0·3 (0·2 to 0·5)	0·3 (0·2 to 0·5)	0·3 (0·2 to 0·5)	0·3 (0·1 to 0·5)	0·2 (0·1 to 0·4)	0·4 (0·2 to 0·7)	0·4 (0·2 to 0·6)	0·3 (0·2 to 0·7)	0·3 (0·2 to 0·6)	0·2 (0·1 to 0·5)	0·2 (0·1 to 0·5)	0·2 (0·1 to 0·5)	0·1 (0·1 to 0·3)	0·1 (0·1 to 0·3)	0 (0 to 0·1)		5·9
Down syndrome	2·7 (2·2 to 3·7)	1·2 (0·8 to 1·8)	3·2 (1·7 to 5·1)	2·1 (2·2 to 4·4)	2·1 (1·4 to 3·1)	2·3 (1·6 to 3·2)	2·5 (1·9 to 3·4)	2·6 (2·2 to 3·6)	2·9 (2·2 to 3·9)	3·1 (2·1 to 4·2)	3 (2·1 to 4·2)	3·1 (2·2 to 4·1)	3 (2·4 to 4·1)	3·1 (2·1 to 4·3)	10·3 (6·3 to 14·3)	11·6 (6·2 to 17)	4·4 (2·4 to 6·1)	2·6 (1·5 to 3·7)	1·1 (0·6 to 1·6)	0·5 (0·3 to 0·8)	0·2 (0·1 to 0·3)	0·1 (0 to 0·2)	0 (0 to 0·1)		60·1
Turner syndrome	0 (0 to 0)	0 (0 to 0)	0 (0 to 0)	0 (0 to 0·2)	0·1 (0 to 0·3)	0·1 (0 to 0·3)	0·1 (0 to 0·2)	0·1 (0 to 0·2)	0·1 (0 to 0·2)	0·1 (0 to 0·2)	0·1 (0 to 0·2)	0·1 (0 to 0·2)	0·1 (0 to 0·2)	0·1 (0 to 0·1)	0·1 (0 to 0·1)	0·1 (0 to 0·1)	0·1 (0 to 0·1)	0·1 (0 to 0·1)	0·1 (0 to 0·1)	0·1 (0 to 0·1)	0·1 (0 to 0·1)	0·1 (0 to 0·1)	0 (0 to 0·1)		1
Klinefelter syndrome	0 (0 to 0)	0 (0 to 0)	0 (0 to 0)	0 (0 to 0)	0 (0 to 0)	0 (0 to 0)	0 (0 to 0)	0 (0 to 0)	0 (0 to 0)	0 (0 to 0·1)	0 (0 to 0·1)	0 (0 to 0·1)	0 (0 to 0)	0 (0 to 0)	0 (0 to 0)	0 (0 to 0)	0 (0 to 0)	0 (0 to 0)	0 (0 to 0)	0 (0 to 0)	0 (0 to 0)	0 (0 to 0)	0 (0 to 0)	0 (0 to 0)		0·2
Other chromosomal abnormalities	11·9 (9·6 to 27·1)	7·2 (4·6 to 13·7)	13·6 (8·1 to 28·3)	7·3 (5·2 to 19·4)	4·1 (2·7 to 9·8)	3·7 (2·4 to 9·3)	3·6 (2·6 to 9·2)	3·3 (2·5 to 8·4)	3 (2·1 to 8·3)	3·2 (2·3 to 8·2)	3 (2·3 to 8·2)	2·6 (1·7 to 6·7)	2·8 (1·7 to 8·1)	2·9 (1·6 to 8·7)	2·2 (1·4 to 5·2)	1·6 (0·9 to 3·1)	1·1 (0·6 to 1·9)	0·6 (0·3 to 1·1)	0·3 (0 to 0·6)	0·2 (0 to 0·5)	0·1 (0 to 0·3)	0·1 (0 to 0·2)	0 (0 to 0·1)		77
Congenital musculoskeletal and limb anomalies	4·7 (2·6 to 9·4)	1·4 (1 to 2·1)	10·3 (6·2 to 19·7)	13·2 (7·7 to 29·4)	8·8 (5·4 to 14)	7·4 (4·6 to 11·3)	5·3 (3·3 to 8·1)	5·3 (3·6 to 7·5)	5·4 (3·6 to 7·4)	5·7 (3·9 to 8·4)	5·4 (3·6 to 7·8)	4·8 (3 to 7·2)	3·8 (2·4 to 6·4)	6·8 (3·9 to 11·2)	6·7 (4·1 to 10·1)	4·6 (2·7 to 6·9)	2·3 (1·4 to 3·2)	1·9 (1·1 to 2·7)	1·2 (0·6 to 1·9)	0·6 (0·3 to 0·9)	0·2 (0·1 to 0·3)	0·1 (0 to 0·1)	0 (0 to 0·1)		117
Urogenital congenital anomalies	9·1 (4·7 to 16·4)	2·2 (1·0 to 3·3)	5·1 (1·6 to 9·4)	1·9 (1·2 to 2·9)	1·1 (0·7 to 1·8)	0·8 (0·6 to 1·2)	0·6 (0·4 to 0·9)	0·5 (0·3 to 0·7)	0·4 (0·3 to 0·6)	0·4 (0·2 to 0·6)	0·4 (0·2 to 0·6)	0·2 (0·1 to 0·4)	0·2 (0·1 to 0·4)	0·2 (0·1 to 0·4)	0·2 (0·1 to 0·3)	0·1 (0 to 0·2)	0·2 (0 to 0·3)	0 (0 to 0·1)	0 (0 to 0·1)	0 (0 to 0·1)	0 (0 to 0·1)	0 (0 to 0·1)	0 (0 to 0·1)		21·5
Digestive congenital anomalies	11·3 (7·1 to 22)	4·4 (2·7 to 8·7)	7·7 (3·4 to 14·3)	3·1 (2·1 to 6·1)	1·6 (0·9 to 2·7)	1·4 (0·8 to 2·4)	1·2 (0·8 to 2·1)	1·1 (0·7 to 1·7)	1·1 (0·7 to 1·6)	1·1 (0·7 to 1·6)	1·1 (0·7 to 1·6)	0·9 (0·5 to 1·5)	0·9 (0·5 to 1·6)	1·2 (0·6 to 2·1)	1·2 (0·6 to 2·1)	0·8 (0·4 to 1·5)	0·5 (0·2 to 1·1)	0·3 (0·2 to 0·6)	0·2 (0·1 to 0·5)	0·1 (0 to 0·3)	0·1 (0 to 0·2)	0·1 (0 to 0·1)	0 (0 to 0·1)		33·3
Other congenital birth defects	13·4 (7·9 to 27·1)	4·6 (2·6 to 9·2)	9·7 (4·5 to 20·1)	4·2 (2·7 to 9·8)	2·1 (1·3 to 4·3)	1·8 (1·1 to 3·7)	1·6 (1·1 to 3·4)	1·5 (1·1 to 3·2)	1·4 (1·1 to 3·1)	1·4 (1·1 to 3·1)	1·3 (1·1 to 3·1)	1·2 (0·9 to 2·8)	1·1 (0·8 to 2·8)	1·4 (0·9 to 3·2)	1·2 (0·8 to 3·1)	0·9 (0·6 to 2·5)	0·6 (0·4 to 1·8)	0·4 (0·2 to 1·2)	0·2 (0·1 to 0·8)	0·1 (0 to 0·4)	0·1 (0 to 0·3)	0·1 (0 to 0·2)	0 (0 to 0·1)		141
Urinary diseases and male infertility	0·1 (0 to 0·1)	0·2 (0·1 to 0·3)	0·7 (0·3 to 1·1)	0·6 (0·4 to 0·9)	0·6 (0·4 to 0·9)	1·4 (1·1 to 1·8)	3·2 (2·5 to 3·7)	3·2 (2·7 to 3·8)	3·1 (2·7 to 3·7)	3·3 (2·8 to 3·8)	3·3 (2·8 to 3·8)	3·4 (2·9 to 3·9)	3·2 (2·7 to 3·8)	3·2 (2·7 to 3·8)	3·2 (2·7 to 3·8)	3·2 (2·7 to 3·8)	3·2 (2·7 to 3·8)	3·2 (2·7 to 3·8)	3·2 (2·7 to 3·8)	3·2 (2·7 to 3·8)	3·2 (2·7 to 3·8)	3·2 (2·7 to 3·8)	3·2 (2·7 to 3·8)		28·6
Urolithiasis	0 (0 to 0)	0 (0 to 0)	0 (0 to 0)	0 (0 to 0·1)	0 (0 to 0·1)	0 (0 to 0·1)	0 (0 to 0·1)	0·1 (0·1 to 0·2)	0·2 (0·2 to 0·3)	0·2 (0·2 to 0·3)	0·2 (0·2 to 0·3)	0·2 (0·2 to 0·3)	0·2 (0·2 to 0·3)	0·2 (0·2 to 0·3)	0·2 (0·2 to 0·3)	0·2 (0·2 to 0·3)	0·2 (0·2 to 0·3)	0·2 (0·2 to 0·3)	0·2 (0·2 to 0·3)	0·2 (0·2 to 0·3)	0·2 (0·2 to 0·3)	0·2 (0·2 to 0·3)	0·2 (0·2 to 0·3)		39·5
Benign prostatic hyperplasia	0 (0 to 0)	0 (0 to 0)	0 (0 to 0)	0 (0 to 0)	0 (0 to 0)	0 (0 to 0)	0 (0 to 0)	0 (0 to 0)	0 (0 to 0)	0 (0 to 0)	0 (0 to 0)	0 (0 to 0·1)	0 (0 to 0·1)	1·4 (0·7 to 2·9)	5·1 (2·8 to 8·2)	12 (4·9 to 19·1)	18·9 (10·4 to 29·7)	23·6 (13·7 to 38·6)	20 (11·6 to 30·4)	13·4 (7·6 to 21·6)	6·2 (3·1 to 7·8)	1·3 (0·6 to 2·2)	0·2 (0·1 to 0·3)		132
Male infertility	0 (0 to 0)	0 (0 to 0)	0 (0 to 0)	0 (0 to 0)	0 (0 to 0)	0 (0 to 0)	0 (0 to 0)	1·1 (0·3 to 3·4)	1·9 (0·5 to 4·9)	2·1 (0·6 to 5·1)	2·3 (0·6 to 5·6)	2·4 (0·6 to 5·7)	2·4 (0·6 to 5·6)	0·4 (0·1 to 1·7)	0·4 (0 to 2)	0·4 (0 to 2)	0·4 (0 to 2)	0·4 (0 to 2)	0·4 (0 to 2)	0·4 (0 to 2)	0·4 (0 to 2)	0·4 (0 to 2)	0·4 (0 to 2)		9·8
Other urinary diseases	0·1 (0 to 0·1)	0·1 (0 to 0·2)	0·2 (0 to 0·3)	0·2 (0·2 to 0·4)	0·2 (0·1 to 0·4)	0·2 (0·2 to 0·5)	0·3 (0·2 to 0·5)	0·3 (0·2 to 0·5)	0·3 (0·2 to 0·5)	0·3 (0·2 to 0·5)	0·3 (0·2 to 0·5)	0·3 (0·2 to 0·5)	0·3 (0·2 to 0·5)	0·3 (0·2 to 0·5)	0·3 (0·2 to 0·5)	0·3 (0·2 to 0·5)	0·3 (0·2 to 0·5)	0·3 (0·2 to 0·5)	0·3 (0·2 to 0·5)	0·3 (0·2 to 0·5)	0·3 (0·2 to 0·5)	0·3 (0·2 to 0·5)	0·3 (0·2 to 0·5)		25·2
Gynecological diseases	0 (0 to 0)	0 (0 to 0)	0 (0 to 0)	0 (0 to 0)	0 (0 to 0)	0 (0 to 0)	0 (0 to 0)	0 (0 to 0)	0 (0 to 0)	0 (0 to 0)	0 (0 to 0)	0 (0 to 0)	0 (0 to 0)	0 (0 to 0)	0 (0 to 0)	0 (0 to 0)	0 (0 to 0)	0 (0 to 0)	0 (0 to 0)	0 (0 to 0)	0 (0 to 0)	0 (0 to 0)	0 (0 to 0)		
Uterine fibroids	0 (0 to 0)	0 (0 to 0)	0 (0 to 0)	0 (0 to 0)	0 (0 to 0)	0 (0 to 0)	0 (0 to 0)	0 (0 to 0)	0 (0 to 0)	0 (0 to 0)	0 (0 to 0)	0 (0 to 0)	0 (0 to 0)	0 (0 to 0)	0 (0 to 0)	0 (0 to 0)	0 (0 to 0)	0 (0 to 0)	0 (0 to 0)	0 (0 to 0)	0 (0 to 0)	0 (0 to 0)	0 (0 to 0)		27·5
Polycystic ovarian syndrome	0 (0 to 0)	0 (0 to 0)	0 (0 to 0)	0 (0 to 0)	0 (0 to 0)	0·2 (0 to 0·5)	0·2 (0 to 0·6)	0·2 (0 to 0·6)	0·2 (0 to 0·6)	0·2 (0 to 0·6)	0·2 (0 to 0·6)	0·2 (0 to 0·6)	0·2 (0 to 0·6)	0·2 (0 to 0·6)	0·2 (0 to 0·6)	0·2 (0 to 0·6)	0·2 (0 to 0·6)	0·2 (0 to 0·6)	0·2 (0 to 0·6)	0·2 (0 to 0·6)	0·2 (0 to 0·6)	0·2 (0 to 0·6)	0·2 (0 to 0·6)		20·1
Female infertility	0 (0 to 0)	0 (0 to 0)	0 (0 to 0)	0 (0 to 0)	0 (0 to 0)	0 (0 to 0)	0·6 (0·3 to 0·9)	1·5 (0·9 to 2·4)	1·9 (1·1 to 3·1)	2·4 (1·3 to 3·9)	2·4 (1·3 to 3·9)	2·4 (1·3 to 3·9)	2·4 (1·3 to 3·9)	0·1 (0 to 0·2)	0·2 (0 to 0·4)	0·2 (0 to 0·4)	0·2 (0 to 0·4)	0·2 (0 to 0·4)	0·2 (0 to 0·4)	0·2 (0 to 0·4)	0·2 (0 to 0·4)	0·2 (0 to 0·4)	0·2 (0 to 0·4)		9·8
Endometriosis	0 (0 to 0)	0 (0 to 0)	0 (0 to 0)	0 (0 to 0)	0 (0 to 0)	0·6 (0·3 to 0·9)	0·6 (0·4 to 0·9)	0·6 (0·4 to 1·)	0·7 (0·4 to 1·)	0·8 (0·5 to 1·2)	0·8 (0·5 to 1·2)	0·8 (0·5 to 1·2)	0·8 (0·5 to 1·2)	0·2 (0·1 to 0·5)	0·2 (0·1 to 0·5)	0·2 (0·1 to 0·5)	0·2 (0·1 to 0·5)	0·2 (0·1 to 0·5)	0·2 (0·1 to 0·5)	0·2 (0·1 to 0·5)	0·2 (0·1 to 0·5)	0·2 (0·1 to 0·5)	0·2 (0·1 to 0·5)		5·1
Genital prolapse	0 (0 to 0)	0 (0 to 0)	0 (0 to 0)	0 (0 to 0)	0 (0 to 0)	0 (0 to 0)	0 (0 to 0)	0·2 (0 to 0·5)	0·2 (0·1 to 0·4)	0·4 (0·2 to 0·9)	0·5 (0·2 to 1·)	1·3 (0·6 to 2·7)	0·4 (0·2 to 0·9)	2 (0·9 to 4·)	2·5 (1·1 to 5·4)	3 (1·4 to 6·6)	3·1 (1·4 to 6·9)	3·2 (1·4 to 6·9)	2·3 (1·1 to 5·)	2·7 (1·2 to 4·6)	2·1 (1·1 to 3·9)	1·2 (0·6 to 2·2)	0·4 (0·2 to 1·)		29·8
Premenstrual syndrome	0 (0 to 0)	0 (0 to 0)	0 (0 to 0)	0 (0 to 0)	0·7 (0·4 to 1·1)	20·2 (13·3 to 30·)	29·7 (19·7 to 47·3)	28·4 (19·3 to 46·2)	30·4 (19·5 to 49·4)	32 (19·9 to 52·8)	29·7 (18·6 to 51·4)	29·1 (17·7 to 49·9)	11·4 (6·7 to 20·2)	0 (0 to 0)	0 (0 to 0)	0 (0 to 0)	0 (0 to 0)	0 (0 to 0)	0 (0 to 0)	0 (0 to 0)	0 (0 to 0)	0 (0 to 0)	0 (0 to 0)		217
Other gynecological diseases	0 (0 to 0)	0 (0 to 0)	0 (0 to 0)	0·1 (0 to 0·1)	0·5 (0·3 to 0·7)	7·7 (4·5 to 14·3)	37·6 (22·9 to 66·8)	78·7 (44·7 to 133)	101 (54·9 to 186)	89·4 (50·1 to 159)	66·3 (36·2 to 123)	65 (33·7 to 127)	85 (39·6 to 166)	91 (40·9 to 178)	80·1 (40·9 to 156)	67·3 (31·4 to 136·9)	44·4 (21·9 to 87·)	38 (18·2 to 82·6)	23·6 (11·4 to 48·)	16·2 (7·7 to 27·7)	9·2 (4·1 to 14·1)	3·9 (1·6 to 5·)	1 (0·4 to 1·7)		623
Hemoglobinopathies and hemolytic anemias	0·1 (0 to 0·1)	0·1 (0·2 to 0·1)	0·5 (0·3 to 0·7)	2·2 (0·9 to 4·6)	3·1 (1 to 7·)	1·4 (0·7 to 3·2)	0·7 (0·4 to 1·)	0·3 (0·2 to 0·5)	0·1 (0 to 0·3)	0·2 (0·1 to 0·3)	1·1 (0·4 to 2·)	2·2 (0·7 to 4·7)	2·6 (1·1 to 5·6)	2·5 (1·1 to 5·)	3·8 (1·6 to 7·)	2·8 (1·2 to 5·)	2·1 (0·9 to 4·)	2·3 (0·9 to 4·6)	2·2 (0·9 to 4·6)	2·4 (1·1 to 4·6)	1·9 (0·9 to 3·)	2·6 (1·2 to 4·9)	1·2 (0·5 to 2·)		62·7
Thalassemias	0 (0 to 0)	0 (0 to 0)	0 (0 to 0)	0 (0 to 0·1)	0 (0 to 0·1)	0 (0 to 0·1)	0 (0 to 0·1)	0 (0 to 0)	0 (0 to 0)	0 (0 to 0)	0 (0 to 0)	0 (0 to 0)	0 (0 to 0)	0 (0 to 0)	0 (0 to 0)	0 (0 to 0)	0 (0 to 0)	0 (0 to 0)	0 (0 to 0)	0 (0 to 0)	0 (0 to 0)	0 (0 to 0)	0 (0 to 0)		0·2
Thalassemias trait	0 (0 to 0)	0 (0 to 0)	0 (0 to 0·2)	0·1 (0 to 0·1)	0·2 (0 to 0·5)	0·2 (0 to 0·5)	0·2 (0 to 0·5)	1·2 (0·2 to 2·5)	1·2 (0·1 to 2·3)	1·2 (0·2 to 2·6)	1·2 (0·2 to 2·5)	1·2 (0·1 to 2·5)	0·4 (0·1 to 1·6)	0·4 (0·1 to 1·5)	0·4 (0·1 to 1·3)	0·3 (0·1 to 1·)	0·3 (0·1 to 1·)	0·3 (0 to 0·9)	0·3 (0 to 0·7)	0·3 (0 to 0·7)	0·3 (0 to 0·6)	0·3 (0 to 0·5)	0·3 (0 to 0·5)		9
Sickle cell disorders	0 (0 to 0·1)	0 (0 to 0·1)	0·1 (0·1 to 0·2)	0·2 (0·1 to 0·3)	0·3 (0·1 to 0·6)	0·2 (0·1 to 0·5)	0·2 (0·1 to 0·5)	0·3 (0·1 to 0·6)	0·3 (0·1 to 0·6)	0·3 (0·1 to 0·6)	0·3 (0·1 to 0·6)	0·3 (0·1 to 0·6)	0·4 (0·2 to 0·6)	0·3 (0·2 to 0·5)	0·3 (0·2 to 0·5)	0·3 (0·2 to 0·4)	0·2 (0·1 to 0·3)	0·1 (0 to 0·1)	0·1 (0 to 0·1)	0·1 (0 to 0·1)	0·1 (0 to 0·1)	0·1 (0 to 0·1)	0·1 (0 to 0·1)		4·5
Sickle cell trait	0 (0 to 0)	0 (0 to 0·1)	0·1 (0·1 to 0·3)	0·1 (0·1 to 0·4)	0·2 (0·1 to 0·5)	0·2 (0·1 to 0·5)	0·2 (0·1 to 0·5)	0·3 (0·1 to 0·6)	0·3 (0·1 to 0·6)	0·3 (0·1 to 0·6)	0·3 (0·1 to 0·6)	0·3 (0·1 to 0·6)	0·3 (0·2 to 0·6)	0·3 (0·2 to 0·6)	0·3 (0·2 to 0·6)	0·3 (0·2 to 0·5)	0·2 (0·1 to 0·4)	0·2 (0·1 to 0·3)	0·2 (0·1 to 0·3)	0·2 (0·1 to 0·3)	0·2 (0·1 to 0·3)	0·2 (0·1 to 0·3)	0·2 (0·1 to 0·3)		13·6
G6PD deficiency	0 (0 to 0)	0 (0 to 0)	0 (0 to 0)	0 (0 to 0·1)	0·1 (0·1 to 0·2)	0·2 (0·1 to 0·3)	0·2 (0·1 to 0·3)	0·3 (0·1 to 0·4)	0·3 (0·2 to 0·5)	0·3 (0·2 to 0·6)	0·4 (0·2 to 0·6)	0·4 (0·2 to 0·6)	0·3 (0·2 to 0·6)	0·3 (0·2 to 0·6)	0·3 (0·2 to 0·6)	0·3 (0·2 to 0·5)	0·3 (0·2 to 0·5)	0·2 (0·1 to 0·4)	0·2 (0·1 to 0·3)	0·2 (0·1 to 0·3)	0·2 (0·1 to 0·3)	0·2 (0·1 to 0·3)	0·2 (0·1 to 0·3)		4·9
G6PD trait	0 (0 to 0)	0 (0 to 0)	0 (0 to 0)	0 (0 to 0)	0 (0 to 0)	0 (0 to 0)	0 (0 to 0)	0 (0 to 0)	0 (0 to 0)	0 (0 to 0)	0 (0 to 0)	0 (0 to 0)	0 (0 to 0)	0 (0 to 0)	0 (0 to 0)	0 (0 to 0)	0 (0 to 0)	0 (0 to 0)	0 (0 to 0)

SR Table 2c: Lancashire DALYS by cause and age group for both sexes with 95% uncertainty intervals, 2019

Cause	Early Neonatal	Late Neonatal	Post-Neonatal	1 to 4	5 to 9	10 to 14	15 to 19	20 to 24	25 to 29	30 to 34	35 to 39	40 to 44	45 to 49	50 to 54	55 to 59	60 to 64	65 to 69	70 to 74	75 to 79	80 to 84	85 to 89	90 to 94	95 plus	Total
All causes	2,520 (1,910 to 3,290)	972 (695 to 1,110)	2,080 (1,690 to 2,580)	2,300 (1,630 to 2,970)	1,610 (1,190 to 2,080)	1,270 (1,060 to 1,610)	2,150 (1,770 to 2,660)	3,990 (3,370 to 4,590)	6,990 (6,060 to 7,850)	13,000 (11,700 to 14,200)	19,300 (17,700 to 20,900)	25,000 (23,000 to 26,900)	32,700 (30,100 to 35,400)	42,100 (38,900 to 45,500)	52,700 (48,800 to 56,800)	65,100 (60,200 to 70,400)	79,400 (73,500 to 85,900)	96,100 (89,000 to 103,900)	114,000 (106,000 to 123,000)	134,000 (124,000 to 145,000)	155,000 (143,000 to 168,000)	177,000 (161,000 to 194,000)	4,403 (4,000 to 4,886)	365,000
Communicable, maternal, neonatal, and nutritional diseases	1,660 (1,380 to 2,040)	540 (383 to 709)	630 (455 to 1,060)	966 (628 to 1,700)	532 (362 to 786)	382 (262 to 539)	391 (278 to 488)	519 (370 to 663)	490 (352 to 643)	525 (386 to 689)	525 (370 to 673)	566 (420 to 722)	598 (437 to 769)	666 (500 to 849)	766 (569 to 969)	891 (649 to 1,150)	1,020 (737 to 1,350)	1,170 (838 to 1,490)	1,350 (1,070 to 1,720)	1,530 (1,150 to 2,020)	1,720 (1,170 to 2,710)	1,720 (1,310 to 2,950)	197 (121 to 736)	21,300
HIV/AIDS and sexually transmitted infections	46.6 (33.3 to 169)	14.6 (9.6 to 32.1)	24.1 (16 to 53)	2.4 (1.6 to 5.3)	1.6 (1.2 to 3.4)	1.6 (1.3 to 1.8)	2.4 (2 to 4.1)	9.7 (6.6 to 134)	20.6 (14.4 to 204)	34.5 (26.9 to 454)	43.1 (31.1 to 567)	44.1 (32.1 to 612)	41.4 (30.9 to 561)	39.7 (22.9 to 414)	24.5 (16.2 to 321)	13.7 (10.1 to 204)	11.9 (7.9 to 212)	12.6 (7.4 to 211)	7.1 (4.4 to 151)	3.6 (1.9 to 73)	2.3 (1.4 to 31)	1.2 (0.8 to 16)	0.6 (0.3 to 6)	409
HIV/AIDS	0 (0 to 0)	0 (0 to 0)	2.7 (2.3 to 3.1)	1.7 (1.4 to 1.9)	1.1 (0.9 to 1.3)	0.9 (0.8 to 1.1)	1.6 (1.4 to 1.8)	4.3 (3.9 to 4.7)	10.6 (10 to 11.2)	19.4 (18.6 to 20.2)	28.3 (26.9 to 29.7)	29.6 (28.2 to 31.1)	27.7 (26.4 to 29.4)	22.2 (17.1 to 28.6)	17.4 (9.1 to 19.3)	13.3 (7.8 to 16.4)	12.6 (7.4 to 15.6)	7.4 (3.1 to 10.2)	2.9 (1.1 to 5.6)	0.4 (0.2 to 0.7)	0.2 (0.1 to 0.4)	0 (0 to 0.1)	0 (0 to 0)	197
HIV/AIDS - Drug-susceptible Tuberculosis	0 (0 to 0)	0 (0 to 0)	0.3 (0 to 0.5)	0.3 (0 to 0.5)	0.2 (0 to 0.3)	0.2 (0 to 0.3)	0.2 (0 to 0.3)	0.6 (0.5 to 0.8)	1.7 (1.5 to 1.9)	3.2 (2.9 to 3.5)	4.7 (4.3 to 5.2)	4.9 (4.5 to 5.4)	4.6 (4.2 to 5.1)	3.3 (2.5 to 4.3)	2.4 (1.5 to 2.7)	1.6 (0.9 to 1.9)	1.2 (0.7 to 1.5)	0.7 (0.4 to 1.0)	0.3 (0.2 to 0.6)	0.1 (0 to 0.2)	0 (0 to 0.1)	0 (0 to 0)	0 (0 to 0)	31.2
HIV/AIDS - Multidrug-resistant Tuberculosis without extensive	0 (0 to 0)	0 (0 to 0)	0 (0 to 0.1)	0 (0 to 0)	0 (0 to 0)	0 (0 to 0)	0 (0 to 0)	0 (0 to 0.1)	0 (0 to 0.1)	0 (0 to 0.2)	0 (0 to 0.2)	0 (0 to 0.2)	0 (0 to 0.2)	0 (0 to 0.2)	0 (0 to 0.2)	0 (0 to 0.2)	0 (0 to 0.2)	0 (0 to 0.1)	0 (0 to 0.1)	0 (0 to 0.1)	0 (0 to 0.1)	0 (0 to 0.1)	0 (0 to 0)	0 (0 to 0)	0.5
HIV/AIDS - Extensively drug-resistant Tuberculosis	0 (0 to 0)	0 (0 to 0)	0 (0 to 0)	0 (0 to 0)	0 (0 to 0)	0 (0 to 0)	0 (0 to 0)	0 (0 to 0)	0 (0 to 0)	0 (0 to 0.1)	0 (0 to 0.1)	0 (0 to 0.1)	0 (0 to 0.1)	0 (0 to 0.1)	0 (0 to 0.1)	0 (0 to 0.1)	0 (0 to 0.1)	0 (0 to 0.1)	0 (0 to 0.1)	0 (0 to 0.1)	0 (0 to 0.1)	0 (0 to 0.1)	0 (0 to 0)	0 (0 to 0)	0.1
HIV/AIDS resulting in other diseases	46.6 (33.3 to 169)	14.6 (9.6 to 32.1)	21.4 (13.9 to 49.6)	0.4 (0.1 to 3.6)	0.3 (0.1 to 2.1)	0.5 (0.2 to 3.4)	0.6 (0.1 to 4.1)	4.8 (2.1 to 128)	8.3 (3.7 to 196)	12 (5.3 to 284)	9.9 (4.4 to 234)	10.6 (4.7 to 251)	9.1 (4 to 216)	15.5 (6.8 to 367)	5.9 (2.6 to 140)	3.9 (1.7 to 92)	3.2 (1.4 to 76)	2.8 (1.2 to 66)	1.4 (0.6 to 33)	0.4 (0.2 to 9)	0.1 (0 to 2)	0 (0 to 0)	0 (0 to 0)	176
Sexually transmitted infections excluding HIV	0 (0 to 0)	0 (0 to 0)	3.5 (2.2 to 5.1)	0.7 (0.4 to 1.1)	0.5 (0.3 to 0.8)	0.6 (0.4 to 0.8)	0.8 (0.5 to 1.1)	4.8 (3.1 to 6.8)	9.9 (6.5 to 13.8)	14.5 (9.6 to 20.2)	19.2 (12.8 to 26.6)	19.5 (13 to 26.9)	17.3 (11.6 to 23.8)	12.6 (8.5 to 17.3)	8.8 (5.9 to 12.1)	5.8 (3.9 to 8.1)	4.7 (3.1 to 6.5)	3.8 (2.5 to 5.2)	2.2 (1.4 to 3.1)	1.1 (0.7 to 1.5)	0.5 (0.3 to 0.7)	0.2 (0.1 to 0.3)	0 (0 to 0)	212
Syphilis	46.6 (33.3 to 169)	14.6 (9.6 to 32.1)	21.6 (13.9 to 49.6)	0.7 (0.3 to 1.6)	0.4 (0.1 to 0.9)	0.2 (0.1 to 0.5)	0.2 (0.1 to 0.5)	0.2 (0.2 to 0.4)	0.2 (0.1 to 0.5)	0.2 (0.1 to 0.5)	0.2 (0.1 to 0.5)	0.2 (0.1 to 0.5)	0.2 (0.1 to 0.5)	0.2 (0.1 to 0.5)	0.2 (0.1 to 0.5)	0.2 (0.1 to 0.5)	0.2 (0.1 to 0.5)	0.2 (0.1 to 0.5)	0.2 (0.1 to 0.5)	0.2 (0.1 to 0.5)	0.2 (0.1 to 0.5)	0.1 (0 to 0.1)	0 (0 to 0)	87.0
Chlamydial infection	0 (0 to 0)	0 (0 to 0)	0 (0 to 0)	0 (0 to 0)	0 (0 to 0)	0.1 (0.1 to 0.2)	0.9 (0.6 to 2.6)	1.6 (1.2 to 4.9)	2.8 (1.9 to 8.5)	3.9 (2.6 to 11.7)	4 (2.7 to 11.9)	4.1 (2.7 to 12)	3.4 (2.3 to 9.8)	2.4 (1.6 to 6.8)	1.6 (1.1 to 4.5)	0.9 (0.6 to 2.6)	0.6 (0.4 to 1.7)	0.3 (0.2 to 0.9)	0.2 (0.1 to 0.5)	0.1 (0 to 0.3)	0 (0 to 0.2)	0 (0 to 0.1)	0 (0 to 0)	22.6
Gonococcal infection	0 (0 to 0)	0 (0 to 0)	0 (0 to 0)	0 (0 to 0)	0 (0 to 0)	0 (0 to 0.1)	0.1 (0.1 to 0.1)	0.2 (0.2 to 0.3)	0.2 (0.2 to 0.3)	0.2 (0.2 to 0.3)	0.2 (0.2 to 0.3)	0.2 (0.2 to 0.3)	0.2 (0.2 to 0.3)	0.2 (0.2 to 0.3)	0.2 (0.2 to 0.3)	0.2 (0.2 to 0.3)	0.2 (0.2 to 0.3)	0.2 (0.2 to 0.3)	0.2 (0.2 to 0.3)	0.2 (0.2 to 0.3)	0.2 (0.2 to 0.3)	0.1 (0 to 0.1)	0 (0 to 0)	14.9
Trichomoniasis	0 (0 to 0)	0 (0 to 0)	0 (0 to 0)	0 (0 to 0)	0 (0 to 0)	0.2 (0.1 to 0.3)	0.6 (0.4 to 1.7)	1.6 (1.1 to 4.3)	3.6 (2.4 to 9.5)	5.1 (3.4 to 13.5)	5.7 (3.8 to 15.1)	5.6 (3.7 to 14.8)	4.8 (3.2 to 12.7)	3.4 (2.3 to 9)	2.2 (1.5 to 5.8)	1.4 (0.9 to 3.7)	1 (0.7 to 2.6)	0.6 (0.4 to 1.5)	0.3 (0.2 to 0.8)	0.1 (0.1 to 0.3)	0 (0 to 0.1)	0 (0 to 0)	0 (0 to 0)	19.1
Genital herpes	0 (0 to 0)	0 (0 to 0)	0 (0 to 0)	0 (0 to 0)	0 (0 to 0)	0 (0 to 0)	0 (0 to 0)	0 (0 to 0)	0 (0 to 0)





SR Table 2c: Cumbria DALYS by cause and age group for both sexes with 95% uncertainty intervals, 2019

Cause	Early Neonatal	Late Neonatal	Post Neonatal	1 to 4	5 to 9	10 to 14	15 to 19	20 to 24	25 to 29	30 to 34	35 to 39	40 to 44	45 to 49	50 to 54	55 to 59	60 to 64	65 to 69	70 to 74	75 to 79	80 to 84	85 to 89	90 to 94	95 plus	Total
All causes	1,629 (1,423 to 1,714)	1,102 (997 to 1,200)	1,455 (1,022 to 1,675)	1,908 (975 to 2,146)	1,209 (773 to 1,346)	1,208 (1,018 to 1,295)	1,511 (1,272 to 1,642)	1,954 (1,648 to 2,128)	2,313 (1,939 to 2,500)	2,729 (2,302 to 2,944)	3,146 (2,666 to 3,370)	3,722 (3,159 to 3,974)	4,353 (3,700 to 4,630)	5,207 (4,446 to 5,510)	6,373 (5,470 to 6,720)	7,923 (6,826 to 8,335)	9,720 (8,350 to 10,200)	11,900 (10,220 to 12,500)	14,205 (12,200 to 14,900)	16,966 (14,600 to 17,800)	19,963 (17,200 to 20,900)	23,116 (19,900 to 24,100)	26,211 (22,600 to 27,300)	192,000 (165,000 to 200,000)
Communicable, maternal, neonatal, and nutritional diseases	1,446 (1,264 to 1,539)	1,102 (777 to 1,199)	1,455 (1,022 to 1,675)	1,908 (1,193 to 2,146)	1,209 (1,018 to 1,295)	1,208 (1,018 to 1,295)	1,511 (1,272 to 1,642)	1,954 (1,648 to 2,128)	2,313 (1,939 to 2,500)	2,729 (2,302 to 2,944)	3,146 (2,666 to 3,370)	3,722 (3,159 to 3,974)	4,353 (3,700 to 4,630)	5,207 (4,446 to 5,510)	6,373 (5,470 to 6,720)	7,923 (6,826 to 8,335)	9,720 (8,350 to 10,200)	11,900 (10,220 to 12,500)	14,205 (12,200 to 14,900)	16,966 (14,600 to 17,800)	19,963 (17,200 to 20,900)	23,116 (19,900 to 24,100)	26,211 (22,600 to 27,300)	7,890
HIV/AIDS and sexually transmitted infections	19.2 (14.9 to 20.8)	5.1 (3.4 to 11.3)	0.8 (2.8 to 17.5)	0.8 (0.6 to 1.2)	0.5 (0.4 to 0.7)	0.6 (0.4 to 0.7)	1.4 (1.1 to 1.9)	2.7 (2.1 to 4.6)	3.7 (2.7 to 6.8)	5.4 (3.9 to 11.2)	13.2 (9.7 to 18)	17.3 (12.9 to 22.7)	17.1 (12.9 to 22.4)	17.7 (13.1 to 22.9)	19.1 (13.9 to 24.6)	19.6 (13.9 to 25.1)	21.1 (15.6 to 27.2)	21.3 (15.6 to 27.5)	20.8 (15.2 to 26.8)	19.9 (14.5 to 25.7)	19.2 (14.2 to 24.8)	16.9 (12.5 to 21.8)	167 (122 to 215)
HIV/AIDS	0 (0 to 0)	0 (0 to 0)	0 (0 to 0)

Other neoplasms	0-1 (0 to 0.2)	0 (0 to 0)	0 (0-1 to 0.2)	0-4 (0.2 to 0.9)	0-4 (0.2 to 0.9)	0-3 (0.0 to 0.4)	0-5 (0.4 to 0.8)	0-5 (0.3 to 0.7)	0-9 (0 to 1.3)	1-2 (0.4 to 1.7)	1-5 (0.9 to 2.1)	1-9 (1.4 to 2.7)	3-9 (2.7 to 5.6)	7-9 (5.6 to 11.6)	13-6 (9.6 to 20.5)	21-5 (15.0 to 34.6)	37-3 (27.7 to 54.3)	63-3 (47 to 109)	98-1 (47.7 to 99.6)	60-9 (49.1 to 80.2)	49-7 (34.4 to 69.4)	22-8 (16.6 to 32)	6-1 (4 to 9.2)	359
Medulloblastoma, medulloblastoma, and other hemangioblastoma	0 (0 to 0.2)	0 (0 to 0)	0 (0-1 to 0.2)	0 (0 to 0.4)	0 (0 to 0.4)	0 (0 to 0.4)	0 (0 to 0.4)	0 (0 to 0.3)	0 (0 to 0.5)	0 (0 to 1.3)	0 (0 to 0.7)	0 (0 to 1.1)	0 (0 to 1.9)	0 (0 to 2.1)	0 (0 to 2.7)	0 (0 to 3.9)	0 (0 to 5.6)	0 (0 to 9.8)	0 (0 to 15.2)	0 (0 to 15.3)	0 (0 to 15.2)	0 (0 to 10.9)	0 (0 to 7.4)	0 (0 to 2.9)	0 (0 to 0.9)	0
Benign and in situ intestinal neoplasms	0 (0 to 0)	0 (0 to 0)	0 (0 to 0)	0 (0 to 0)	0 (0 to 0)	0 (0 to 0)	0 (0 to 0)	0 (0 to 0)	0 (0 to 0)	0 (0 to 0)	0 (0 to 0)	0 (0 to 0)	0 (0 to 0)	0 (0 to 0)	0 (0 to 0)	0 (0 to 0)	0 (0 to 0)	0 (0 to 0)	0 (0 to 0)	0 (0 to 0)	0 (0 to 0)	0 (0 to 0)	0 (0 to 0)	0 (0 to 0)	0 (0 to 0)	0
Benign and in situ cervical and uterine neoplasms	0 (0 to 0)	0 (0 to 0)	0 (0 to 0)	0 (0 to 0)	0 (0 to 0)	0 (0 to 0)	0 (0 to 0)	0 (0 to 0)	0 (0 to 0)	0 (0 to 0)	0 (0 to 0)	0 (0 to 0)	0 (0 to 0)	0 (0 to 0)	0 (0 to 0)	0 (0 to 0)	0 (0 to 0)	0 (0 to 0)	0 (0 to 0)	0 (0 to 0)	0 (0 to 0)	0 (0 to 0)	0 (0 to 0)	0 (0 to 0)	0 (0 to 0)	0
Other benign and in situ neoplasms	0 (0 to 0)	0 (0 to 0)	0 (0 to 0)	0 (0 to 0)	0 (0 to 0)	0 (0 to 0)	0 (0 to 0)	0 (0 to 0)	0 (0 to 0)	0 (0 to 0)	0 (0 to 0)	0 (0 to 0)	0 (0 to 0)	0 (0 to 0)	0 (0 to 0)	0 (0 to 0)	0 (0 to 0)	0 (0 to 0)	0 (0 to 0)	0 (0 to 0)	0 (0 to 0)	0 (0 to 0)	0 (0 to 0)	0 (0 to 0)	0 (0 to 0)	0
Cardiovascular diseases	1-7 (1-2 to 2.3)	2-3 (1-8 to 2.4)	8-9 (5-5 to 12.9)	9-8 (7 to 15.9)	14 (11 to 17.4)	27-9 (20.5 to 40.5)	57-6 (44.5 to 69.9)	102 (96.3 to 109)	166 (132 to 195)	223 (203 to 277)	370 (320 to 449)	691 (648 to 802)	1,260 (1,120 to 1,450)	1,860 (1,610 to 2,130)	2,160 (1,860 to 2,480)	2,210 (1,940 to 2,540)	2,310 (1,940 to 2,720)	2,450 (2,060 to 2,900)	2,450 (2,060 to 2,900)	2,460 (2,070 to 2,900)	2,900 (2,200 to 4,310)	2,280 (1,900 to 2,960)	954 (661 to 1,350)	35,500
Rheumatic heart disease	0 (0 to 0)	0 (0 to 0)	0 (0 to 0.4)	0 (0 to 0.2)	0 (0 to 0.2)	0 (0 to 0.3)	0 (0 to 0.4)	0-7 (0 to 1.9)	1-5 (0 to 3.6)	2-1 (1 to 3.9)	3-1 (2 to 4.6)	5-9 (3 to 8.6)	8-3 (5 to 12.1)	12-1 (8 to 17)	16-2 (12 to 19.4)	21-6 (13 to 28.1)	33-9 (22 to 47.6)	34-9 (22 to 47.6)	22-1 (22 to 42.6)	24-6 (19 to 31.7)	32-1 (22 to 46.3)	29-6 (19 to 41.7)	13-2 (9 to 20.1)	4-1 (2 to 6.5)	214
Ischemic heart disease	0 (0 to 0)	0 (0 to 0)	0 (0 to 0)	0-3 (0 to 0.8)	2-4 (0.9 to 3.5)	7-4 (3.5 to 12)	23-9 (16.4 to 36.2)	57-9 (47.5 to 70.4)	104 (86.1 to 122)	160 (136 to 213)	176 (139 to 217)	249 (206 to 417)	702 (574 to 927)	1,070 (898 to 1,260)	1,260 (1,070 to 1,480)	1,460 (1,220 to 1,720)	1,660 (1,360 to 2,000)	1,710 (1,350 to 2,160)	1,710 (1,350 to 2,160)	1,710 (1,350 to 2,160)	1,710 (1,350 to 2,160)	1,040 (633 to 1,390)	353 (277 to 470)	15,300
Stroke	0-1 (0 to 0.2)	0 (0 to 0.4)	1-3 (1 to 2.4)	1-6 (1 to 2.4)	3-8 (2.1 to 5.3)	6-6 (4.4 to 9.7)	13-6 (9.4 to 17.7)	29-8 (24.4 to 37.4)	58-2 (49.1 to 68.2)	68-1 (57.1 to 83.3)	90 (67.6 to 123)	160 (122 to 207)	242 (181 to 332)	346 (260 to 462)	394 (307 to 477)	450 (338 to 717)	527 (403 to 1,200)	622 (477 to 1,200)	622 (477 to 1,200)	622 (477 to 1,200)	1,060 (1,060 to 1,060)	1,160 (946 to 1,360)	772 (621 to 969)	277 (214 to 357)	7,670
Ischemic stroke	0 (0 to 0.1)	0 (0 to 0.4)	0-4 (0 to 1.3)	2-2 (1 to 3.6)	3-7 (2 to 5.6)	4-8 (3 to 6.4)	9-1 (6.7 to 12)	19-7 (15.9 to 24.1)	10-8 (8.3 to 13.4)	13-9 (10.6 to 17.4)	19-8 (15.1 to 25.1)	33-5 (26.4 to 46.4)	59-1 (46.6 to 76.7)	89-5 (71.1 to 111)	99-9 (79.1 to 127)	107 (84.1 to 136)	107 (84.1 to 136)	107 (84.1 to 136)	107 (84.1 to 136)	107 (84.1 to 136)	523 (523 to 523)	895 (769 to 1,110)	415 (356 to 777)	223 (193 to 283)	4,480
Intracerebral hemorrhage	0-7 (0 to 1.1)	1-1 (0 to 2.5)	0-9 (0 to 2.1)	1-6 (0 to 3.6)	4-3 (1.4 to 6.9)	6-2 (3.4 to 9.9)	11-6 (7.6 to 16.8)	22-9 (19.5 to 27.2)	31-6 (27.1 to 36.6)	39-1 (33.7 to 45.2)	49-1 (41.6 to 57.3)	66-1 (56.9 to 77.2)	90-4 (77.5 to 105)	102 (87.5 to 119)	110 (94.2 to 128)	117 (100 to 136)	117 (100 to 136)	117 (100 to 136)	117 (100 to 136)	117 (100 to 136)	117 (100 to 136)	117 (100 to 136)	117 (100 to 136)	117 (100 to 136)	117 (100 to 136)
Subarachnoid hemorrhage	0 (0 to 0.1)	0 (0 to 0.2)	0 (0 to 0.2)	0 (0 to 0.3)	0 (0 to 0.3)	0 (0 to 0.4)	0 (0 to 0.6)	0-1 (0 to 1.1)	0-2 (0 to 1.6)	0-3 (0 to 2.2)	0-4 (0 to 2.9)	0-6 (0 to 3.8)	0-9 (0 to 5.2)	1-2 (0 to 7.1)	1-5 (0 to 9.5)	1-9 (0 to 12.5)	2-4 (0 to 16.1)	3-1 (0 to 20.4)	3-9 (0 to 25.2)	4-6 (0 to 30.5)	5-4 (0 to 36.2)	6-3 (0 to 42.3)	7-3 (0 to 49.1)	8-3 (0 to 56.5)	9-4 (0 to 64.5)
Hypertensive heart disease	0 (0 to 0)	0 (0 to 0)	0 (0 to 0)	0 (0 to 0.1)	0 (0 to 0.1)	0 (0 to 0.2)	0 (0 to 0.3)	0 (0 to 0.2)	0 (0 to 0.3)	0 (0 to 0.4)	0 (0 to 0.6)	0 (0 to 0.9)	0 (0 to 1.3)	0 (0 to 1.8)	0 (0 to 2.4)	0 (0 to 3.1)	0 (0 to 4.1)	0 (0 to 5.4)	0 (0 to 6.9)	0 (0 to 8.7)	0 (0 to 10.8)	0 (0 to 13.2)	0 (0 to 16.1)	0 (0 to 19.4)	0 (0 to 23.2)	0
Non-rheumatic valvular heart disease	0 (0 to 0)	0 (0 to 0)	0 (0 to 0)	0 (0 to 0)	0 (0 to 1.9)	0 (1.4 to 2.7)	0-3 (2.4 to 4.9)	0-5 (2.6 to 9.2)	0-7 (2.5 to 9.2)	0-9 (2.6 to 9.2)	0-9 (2.6 to 9.2)	0-9 (2.6 to 9.2)	0-9 (2.6 to 9.2)	0-9 (2.6 to 9.2)	0-9 (2.6 to 9.2)	0-9 (2.6 to 9.2)	0-9 (2.6 to 9.2)	0-9 (2.6 to 9.2)	0-9 (2.6 to 9.2)	0-9 (2.6 to 9.2)	0-9 (2.6 to 9.2)	0-9 (2.6 to 9.2)	0-9 (2.6 to 9.2)	0-9 (2.6 to 9.2)	908
Non-rheumatic calcific aortic valve disease	0 (0 to 0)	0 (0 to 0)	0 (0 to 0)	0 (0 to 0)	0 (0 to 0)	0-3 (0.7 to 1.3)	0-8 (0.6 to 1.9)	1-9 (1.4 to 3.4)	2-7 (2 to 4.7)	2-7 (2 to 4.7)	4-6 (3.1 to 6.3)	8-4 (5.9 to 10.6)	14-3 (10.2 to 19.4)	20 (14.7 to 26.3)	22-2 (16.7 to 30.2)	24-3 (17.4 to 32.2)	24-3 (17.4 to 32.2)	24-3 (17.4 to 32.2)	24-3 (17.4 to 32.2)	24-3 (17.4 to 32.2)	18-2 (13.1 to 24.1)	6-2 (4.4 to 8.3)	1-5 (1 to 2.1)	165
Non-rheumatic degenerative mitral valve disease	0 (0 to 0)	0 (0 to 0)	0 (0 to 0)	0 (0 to 0)	0 (0 to 0.4)	0 (0 to 0.6)	0-1 (0 to 1.1)	0-3 (0.6 to 1.5)	0-3 (0.7 to 1.4)	0-3 (0.7 to 1.4)	0-3 (0.7 to 1.4)	0-3 (1.1 to 2.2)	0-3 (1.4 to 3.7)	0-4 (1.4 to 3.7)	0-4 (1.4 to 3.7)	0-4 (1.4 to 3.7)	0-4 (1.4 to 3.7)	0-4 (1.4 to 3.7)	0-4 (1.4 to 3.7)	0-4 (1.4 to 3.7)	0-4 (1.4 to 3.7)	0-4 (1.4 to 3.7)	0-4 (1.4 to 3.7)	0-4 (1.4 to 3.7)	NA
Other non-rheumatic valve diseases	0 (0 to 0)	0 (0 to 0)	0 (0 to 0)	0 (0 to 0)	0 (0 to 0)	0 (0 to 0.1)	0 (0 to 0.1)	0 (0 to 0.2)	0 (0 to 0.1)	0 (0 to 0.2)	0 (0 to 0.2)	0 (0 to 0.2)	0 (0 to 0.2)	0 (0 to 0.2)	0 (0 to 0.2)	0 (0 to 0.2)	0 (0 to 0.2)	0 (0 to 0.2)	0 (0 to 0.2)	0 (0 to 0.2)	0 (0 to 0.2)	0 (0 to 0.2)	0 (0 to 0.2)	0 (0 to 0.1)	0 (0 to 0.1)	9
Cardiomyopathy and myocarditis	0-7 (0 to 1.1)	1-1 (0 to 1.9)	3-4 (1 to 5.6)	1-9 (1 to 3.2)	2-6 (1 to 3.9)	3-9 (2 to 5.9)	6-9 (4 to 9.6)	11-9 (9.1 to 15.7)	18-7 (14.4 to 24.2)	26-3 (19.7 to 32.9)	34-7 (26.9 to 42.1)	50-7 (39.2 to 62.1)	77-4 (59.7 to 92.2)	97-3 (74.9 to 120)	111 (86.1 to 136)	122 (94.6 to 150)	122 (94.6 to 150)	122 (94.6 to 150)	122 (94.6 to 150)	122 (94.6 to 150)	122 (94.6 to 150)	122 (94.6 to 150)	122 (94.6 to 150)	122 (94.6 to 150)	960
Myocarditis	0 (0 to 0.1)	0 (0 to 0.2)	0 (0 to 0.5)	0 (0 to 0.2)	0 (0 to 0.2)	0 (0 to 0.3)	0 (0 to 0.4)	0 (0 to 0.6)	0 (0 to 0.7)	0 (0 to 0.9)	0 (0 to 1.1)	0 (0 to 1.4)	0 (0 to 1.9)	0 (0 to 2.5)	0 (0 to 3.1)	0 (0 to 3.9)	0 (0 to 4.8)	0 (0 to 5.9)	0 (0 to 7.1)	0 (0 to 8.5)	0 (0 to 9.9)	0 (0 to 11.4)	0 (0 to 13.1)	0 (0 to 14.9)	0 (0 to 16.8)	0
Alcoholic cardiomyopathy	0 (0 to 0.1)	0 (0 to 0.2)	0 (0 to 0.5)	0 (0 to 0.2)	0 (0 to 0.2)	0 (0 to 0.3)	0 (0 to 0.4)	0-1 (0 to 0.6)	0-1 (0 to 0.7)	0-2 (0 to 0.9)	0-2 (0 to 1.1)	0-3 (0 to 1.4)	0-4 (0 to 1.9)	0-5 (0 to 2.5)	0-6 (0 to 3.1)	0-7 (0 to 3.9)	0-8 (0 to 4.8)	0-9 (0 to 5.9)	0-9 (0 to 7.1)	1-1 (0 to 8.5)	1-2 (0 to 9.9)	1-3 (0 to 11.4)	1-4 (0 to 13.1)	1-5 (0 to 14.9)	1-6 (0 to 16.8)	121
Other cardiomyopathy	0-7 (0.2 to 1.1)	0-8 (0.3 to 1.1)	3-2 (1 to 5.6)	2-1 (0.8 to 3.2)	1-1 (0.4 to 2.1)	1-9 (0.8 to 3.2)	3-4 (1.4 to 5.6)	6-1 (2.7 to 9.6)	8-1 (3.7 to 12.2)	11-2 (4.4 to 17.2)	8 (3.5 to 11.7)	9-6 (4.2 to 14.2)	13-6 (6.1 to 19.7)	14-6 (6.7 to 20.7)	17-1 (7.7 to 23.9)	19-3 (11.3 to 24.6)	25-9 (16.7 to 32.6)	30-9 (20.4 to 38.5)	44-2 (27.7 to 56.4)	49-7 (29.4 to 62.1)	28-2 (20.4 to 38.7)	10-5 (7.4 to 14.5)	3-7 (2.6 to 5.1)	374
Atrial fibrillation and flutter	0 (0 to 0)	0 (0 to 0)	0 (0 to 0)	0 (0 to 0)	0 (0 to 0)	0 (0 to 0)	0 (0 to 0)	0 (0 to 0)	0 (0 to 0)	0 (0 to 0)	0 (0 to 0)	0 (0 to 0)	0 (0 to 0)	0 (0 to 0)	0 (0 to 0)	0 (0 to 0)	0 (0 to 0)	0 (0 to 0)	0 (0 to 0)	0 (0 to 0)	0 (0 to 0)	0 (0 to 0)	0 (0 to 0)	0 (0 to 0)	0 (0 to 0)	0
Aortic aneurysm	--	--	--	--	--	--	--	--	--	--	--	--	--	--	--	--	--	--	--	--	--	--	--	--	--	NA
Endocarditis	0 (0 to 0)	0-1 (0 to 0.4)	0-4 (0 to 1.5)	0-3 (0 to 0.8)	0-3 (0.2 to 0.9)	0-5 (0.2 to 0.9)	0-6 (0.4 to 1.7)	1-8 (0.8 to 3.1)	2-9 (1.6 to 4.8)	4-6 (2.6 to 7.6)	5-4 (3.4 to 8.1)	10-4 (6.7 to 15.7)	16-4 (10.2 to 23.6)	23-5 (14.7 to 34)	28-6 (17.9 to 41.1)	32-5 (20.3 to 46.8)	37-9 (23.5 to 54.6)	39-3 (24.3 to 56.7)	37-9 (23.5 to 54.6)	37-9 (23.5 to 54.6)	29-9 (19.5 to 41.9)	18-2 (12.1 to 25.6)	8-2 (5.5 to 11.4)	2,070
Other cardiovascular and circulatory diseases	0-8 (0.4 to 1.3)	1-1 (0.4 to 1.9)	2-8 (1.1 to 4.6)	2-3 (1.1 to 3.6)	2-5 (1.1 to 3.9)	3-9 (2.1 to 5.8)	6-5 (3.6 to 9.6)	11-6 (7.9 to 16.6)	22-6 (16.3 to 31.4)	23-6 (16.7 to 34.7)	34-7 (25.1 to 47.6)	47-5 (35.2 to 64.2)	65-2 (50.6 to 86.4)	79-5 (61.7 to 103)	77-1 (59.7 to 101)	111 (86.1 to 147)	86-1 (66.2 to 113)	139 (107 to 183)	162 (123 to 221)	152 (108 to 182)	132 (108 to 162)	88-5 (69.2 to 110)	48-7 (39.4 to 61.1)	16-9 (12.9 to 21.7)	1,270
Chronic respiratory diseases	0 (0 to 0)	44-5 (34.9 to 78.4)	92-9 (57.9 to 163)	134 (68.7 to 186)	134 (80.7 to 186)	186 (99.8 to 255)	143 (89.5 to 215)	154 (109 to 215)	172 (122 to 232)	232 (222 to 250)	480 (387 to 586)	480 (384 to 612)	683 (551 to 1,130)	921 (773 to 1,080)	1,040 (1,120 to 1,360)	1,360 (1,360 to 1,360)	1,360 (1,360 to 1,360)	1,360 (1,360 to 1,360)	1,360 (1,360 to 1,360)	1,360 (1,360 to 1,360)	1,360 (1,360 to 1,360)	1,430 (1,360 to 1,430)	1,125 (1,060 to 1,190)	574 (479 to 686)	12,300
Chronic obstructive pulmonary disease	0 (0 to 0)	0 (0 to 0)	0-7 (0.7 to 1.2)	2-5 (1.2 to 3.6)	2-3 (1.2 to 3.5)	1-9 (1.1 to 3.2)	1-5 (0.9 to 2.3)	1-9 (1.1 to 3.2)	3-6 (2.2 to 5.2)	4-3 (2.4 to 6.8)	6-9 (3.9 to 10.2)	11-2 (7.1 to 16.2)	17-7 (11.2 to 25.1)	23-7 (15.1 to 33.6)	29-1 (18.5 to 41.2)	33-6 (21.4 to 47.6)	39-4 (25.1 to 55.8)	44-9 (28.6 to 63.5)	50-2 (32 to 71)	55-8 (35.6 to 79.1)	60-1 (38.3 to 85.1)	62-5 (39.8 to 88.5)	63-9 (40.7 to 90.5)	64-7 (41.2 to 91.6)	6,830
Pneumoconiosis	0 (0 to 0)	0 (0 to 0)	0 (0 to 0)	0 (0 to 0)	0-1 (0 to 0.5)	0-1 (0 to 0.5)	0-1 (0 to 0.5

Congenital birth defects	156 (114 to 230)	73·2 (54·1 to 100)	162 (114 to 241)	87·9 (67·9 to 117)	93·5 (37 to 47·2)	89·8 (34·3 to 61·4)	51·3 (29·9 to 65)	44·6 (34·7 to 58)	42·9 (33·1 to 54·7)	39·1 (30·3 to 50·7)	38·4 (29·2 to 48·9)	37 (27·2 to 49·1)	47·4 (33·5 to 60·9)	54·3 (37·4 to 79·6)	58·7 (39·7 to 75·7)	47·7 (30·3 to 62·4)	37·9 (24·6 to 49·7)	14·8 (9·4 to 22·2)	8·9 (5·2 to 13·6)	5·6 (3·6 to 9·1)	3 (1·8 to 4·8)	1·2 (0·7 to 2)	0·3 (0·2 to 0·5)	1,110
Neural tube defects	11·7 (7·1 to 17·9)	4 (2·2 to 6·9)	14·6 (9·5 to 26·1)	9·4 (5·6 to 14·8)	2·1 (1·5 to 2·9)	2·6 (1·6 to 3·6)	2·6 (1·6 to 3·6)	2·5 (1·6 to 3·4)	2·5 (1·6 to 3·4)	1·8 (1·3 to 2·4)	1·4 (1·1 to 2·1)	1·3 (0·9 to 1·9)	1·3 (0·8 to 1·9)	2·6 (1·6 to 4·2)	0·7 (0·4 to 1·4)	0·5 (0·3 to 0·8)	0·4 (0·2 to 0·6)	0·2 (0·1 to 0·3)	0·1 (0·1 to 0·1)	0·1 (0·1 to 0·1)	0·1 (0·1 to 0·1)	0·1 (0·1 to 0·1)	0·1 (0·1 to 0·1)	98·7
Congenital heart anomalies	23·1 (16·7 to 34·4)	9·6 (7·2 to 14·1)	23·7 (17·4 to 32·1)	14·1 (10·4 to 19·9)	3·1 (2·1 to 4·3)	3·2 (2·2 to 4·4)	3·2 (2·2 to 4·4)	3·2 (2·2 to 4·4)	3·2 (2·2 to 4·4)	2·5 (1·8 to 3·5)	2·1 (1·5 to 3·1)	1·8 (1·3 to 2·6)	1·8 (1·3 to 2·6)	3·1 (2·1 to 4·5)	1·1 (0·7 to 1·6)	0·8 (0·5 to 1·2)	0·6 (0·4 to 1·1)	0·3 (0·2 to 0·5)	0·2 (0·1 to 0·3)	0·1 (0·1 to 0·2)	0·1 (0·1 to 0·2)	0·1 (0·1 to 0·2)	0·1 (0·1 to 0·2)	256
Orofacial clefts	0·9 (0·5 to 1·1)	0·3 (0·2 to 0·7)	0·4 (0·2 to 0·8)	0·6 (0·3 to 1·4)	0·6 (0·2 to 1·1)	0·6 (0·2 to 1·1)	0·6 (0·2 to 1·1)	0·6 (0·2 to 1·1)	0·6 (0·2 to 1·1)	0·6 (0·3 to 1·1)	0·6 (0·2 to 1·1)	0·6 (0·3 to 1·1)	0·7 (0·3 to 1·3)	0·6 (0·4 to 1·4)	0·6 (0·4 to 1·4)	0·6 (0·4 to 1·3)	0·7 (0·3 to 1·3)	0·6 (0·3 to 1·1)	0·6 (0·3 to 1·1)	0·4 (0·2 to 0·7)	0·3 (0·2 to 0·7)	0·2 (0·2 to 0·5)	0·1 (0·1 to 0·3)	11
Down syndrome	4·6 (2·8 to 7·7)	1·5 (0·9 to 2·2)	4·6 (2·8 to 7·6)	2·6 (2·4 to 5·4)	3 (1·9 to 4·3)	2·1 (2·1 to 4·5)	2·5 (2·4 to 4·9)	2·6 (2·5 to 4·9)	2·6 (2·5 to 4·9)	4·3 (3·3 to 6)	4·4 (2·1 to 5·6)	4·7 (2·4 to 6·4)	4·4 (2·1 to 5·7)	9·2 (4·4 to 11)	16·1 (9·9 to 22·2)	22·4 (9·9 to 37·1)	19·6 (9·9 to 32·2)	10·8 (5·9 to 15·6)	6·2 (3·5 to 9)	3·5 (2·1 to 5·2)	2·1 (1·2 to 3·2)	1·1 (0·6 to 1·7)	0·5 (0·3 to 0·8)	123
Turner syndrome	0 (0 to 0)	0 (0 to 0)	0 (0 to 0·1)	0 (0 to 0·3)	0·1 (0 to 0·4)	0·1 (0 to 0·4)	0·2 (0 to 0·4)	0·2 (0 to 0·4)	0·2 (0 to 0·4)	0·2 (0 to 0·4)	0·2 (0 to 0·4)	0·2 (0 to 0·4)	0·1 (0 to 0·3)	0·1 (0 to 0·3)	0·1 (0 to 0·3)	0·1 (0 to 0·3)	0·1 (0 to 0·3)	0·1 (0 to 0·3)	0·1 (0 to 0·3)	0·1 (0 to 0·3)	0·1 (0 to 0·3)	0·1 (0 to 0·3)	0·1 (0 to 0·3)	1·7
Klinefelter syndrome	0 (0 to 0)	0 (0 to 0)	0 (0 to 0·1)	0 (0 to 0·1)	0 (0 to 0·1

SR Table 2c: Bottom DALYS by cause and age group for both sexes with 95% uncertainty intervals, 2019

Cause	Early Neonatal	Late Neonatal	Post Neonatal	1 to 4	5 to 9	10 to 14	15 to 19	20 to 24	25 to 29	30 to 34	35 to 39	40 to 44	45 to 49	50 to 54	55 to 59	60 to 64	65 to 69	70 to 74	75 to 79	80 to 84	85 to 89	90 to 94	95 plus	Total
All causes	7.1M (6.9M to 7.3M)	2.6M (2.5M to 2.8M)	3.6M (3.4M to 3.8M)	5.2M (5.0M to 5.5M)	3.2M (3.0M to 3.3M)	2.7M (2.6M to 2.8M)	3.6M (3.4M to 3.8M)	4.2M (3.9M to 4.4M)	4.6M (4.3M to 4.9M)	4.8M (4.5M to 5.2M)	4.9M (4.6M to 5.2M)	4.9M (4.6M to 5.2M)	4.9M (4.6M to 5.2M)	4.9M (4.6M to 5.2M)	4.7M (4.4M to 5.0M)	4.5M (4.2M to 4.8M)	4.2M (3.9M to 4.5M)	3.7M (3.4M to 4.0M)	3.2M (2.9M to 3.5M)	2.6M (2.3M to 2.9M)	1.8M (1.5M to 2.2M)	1.2M (0.9M to 1.6M)	88,100 (84.1K to 92.2K)
Communicable, maternal, neonatal, and nutritional diseases	6.9M (6.7M to 7.1M)	2.5M (2.4M to 2.7M)	2.9M (2.8M to 3.1M)	4.2M (4.0M to 4.4M)	1.9M (1.8M to 2.0M)	1.3M (1.2M to 1.4M)	1.4M (1.3M to 1.5M)	1.6M (1.5M to 1.7M)	1.7M (1.6M to 1.8M)	1.7M (1.6M to 1.8M)	1.7M (1.6M to 1.8M)	1.7M (1.6M to 1.8M)	1.7M (1.6M to 1.8M)	1.7M (1.6M to 1.8M)	1.6M (1.5M to 1.7M)	1.5M (1.4M to 1.6M)	1.4M (1.3M to 1.5M)	1.2M (1.1M to 1.3M)	1.0M (0.9M to 1.1M)	0.8M (0.7M to 0.9M)	0.5M (0.4M to 0.6M)	0.3M (0.2M to 0.4M)	5,050 (4.8K to 5.3K)
HIV/AIDS and sexually transmitted infections	13.4K (3.4K to 32.0)	4.2 (1.2 to 9.3)	7.3 (2.6 to 15.4)	2.2K (1.1K to 4.1K)	0.9 (0.7 to 1.1)	0.7 (0.4 to 0.9)	1.1 (0.9 to 1.5)	3.2 (2.4 to 4.2)	7.2 (5.3 to 9.5)	13.6 (10.5 to 17.7)	19.6 (12.7 to 32.2)	18.3 (12.3 to 27.9)	19.7 (12.7 to 31.2)	11.6 (8.9 to 15.3)	9.3 (6.2 to 11.4)	6.4 (4.7 to 9.1)	5.2 (4.5 to 6.7)	4 (3.3 to 5.4)	2 (1.6 to 2.5)	0.9 (0.4 to 1.3)	0.5 (0.3 to 0.7)	0.3 (0.2 to 0.4)	0.1 (0.1 to 0.1)	142 (0.1 to 0.2)
HIV/AIDS	0 (0 to 0)	0 (0 to 0)	0.7 (0.1 to 1.5)	0.8 (0.4 to 1.3)	0.6 (0.5 to 0.7)	0.7 (0.5 to 0.9)	1.0 (0.8 to 1.4)	2.4 (1.8 to 3.2)	5.6 (4.0 to 7.5)	9.5 (7.5 to 12.2)	13.2 (9.6 to 19)	11.7 (9 to 15.5)	10.7 (7.9 to 16.5)	6.6 (7.4 to 12.4)	5.1 (5.6 to 9.6)	4.2 (3.7 to 7.3)	4.6 (3.9 to 7.2)	3.8 (2.9 to 5.2)	1.1 (1.1 to 2.1)	0.5 (0.1 to 0.7)	0.1 (0.1 to 0.2)	0.1 (0 to 0.1)	87.1 (0.1 to 0.2)
HIV/AIDS - Drug-susceptible Tuberculosis	0 (0 to 0)	0.2 (0 to 0.3)	0.1 (0 to 0.2)	0.1 (0 to 0.2)	0.1 (0.1 to 0.1)	0.1 (0.1 to 0.1)	0.1 (0.1 to 0.2)	0.2 (0.1 to 0.3)	0.5 (0.3 to 0.7)	1.1 (0.6 to 1.7)	1.4 (0.7 to 1.8)	1.2 (0.7 to 1.8)	1.3 (0.8 to 2)	0.9 (0.4 to 1.4)	0.6 (0.3 to 0.9)	0.5 (0.2 to 0.7)	0.3 (0.2 to 0.5)	0.2 (0.1 to 0.3)	0.1 (0 to 0.1)	0 (0 to 0)	0 (0 to 0)	0 (0 to 0)	8.7 (0.1 to 0.2)
HIV/AIDS - Multidrug-resistant Tuberculosis without extensive dr...	0 (0 to 0)	0 (0 to 0)	0 (0 to 0)	0 (0 to 0)	0 (0 to 0)	0 (0 to 0)	0 (0 to 0)	0 (0 to 0)	0 (0 to 0)	0 (0 to 0)	0 (0 to 0)	0 (0 to 0)	0 (0 to 0)	0 (0 to 0)	0 (0 to 0)	0 (0 to 0)	0 (0 to 0)	0 (0 to 0)	0 (0 to 0)	0 (0 to 0)	0 (0 to 0)	0 (0 to 0)	0 (0 to 0)	0.2 (0 to 0)
HIV/AIDS - Extensively drug-resistant Tuberculosis	0 (0 to 0)	0 (0 to 0)	0 (0 to 0)	0 (0 to 0)	0 (0 to 0)	0 (0 to 0)	0 (0 to 0)	0 (0 to 0)	0 (0 to 0)	0 (0 to 0)	0 (0 to 0)	0 (0 to 0)	0 (0 to 0)	0 (0 to 0)	0 (0 to 0)	0 (0 to 0)	0 (0 to 0)	0 (0 to 0)	0 (0 to 0)	0 (0 to 0)	0 (0 to 0)	0 (0 to 0)	0 (0 to 0)	0.1 (0 to 0.2)
HIV/AIDS resulting in other diseases	0 (0 to 0)	0 (0 to 0)	0.1 (0 to 1.3)	0.1 (0 to 0.6)	0.1 (0 to 0.4)	0.1 (0 to 0.4)	0.2 (0 to 0.6)	0.7 (0.3 to 2.3)	1.7 (0.7 to 4)	4 (2 to 5.2)	6.4 (4.3 to 11.1)	6.6 (4.3 to 12)	8.9 (5.7 to 14.3)	4.6 (3.5 to 11.5)	3.7 (3.4 to 8.5)	2.1 (2.1 to 5.4)	1.9 (1.7 to 4.6)	1.1 (1.2 to 3.2)	0.4 (0.4 to 1.2)	0.1 (0.1 to 0.2)	0 (0 to 0.1)	0 (0 to 0.1)	78.1 (0.1 to 0.2)
Sexually transmitted infections excluding HIV	13.4K (3.4K to 32.0)	4.2 (1.2 to 9.2)	6 (1.4 to 14)	0.2 (0.1 to 0.5)	0.1 (0 to 0.2)	0.1 (0 to 0.2)	0.1 (0 to 0.2)	0.5 (0.3 to 0.7)	1.5 (0.7 to 2.1)	3.4 (1.5 to 4.4)	5.5 (2.4 to 7.7)	6.6 (2.9 to 9.2)	8.2 (3.6 to 11.4)	4.6 (2 to 6.4)	3.6 (1.6 to 5)	2.1 (0.9 to 2.9)	1.7 (0.7 to 2.3)	1.1 (0.5 to 1.6)	0.4 (0.2 to 0.6)	0.2 (0.1 to 0.3)	0 (0 to 0.1)	0 (0 to 0.1)	55.1 (0.1 to 0.2)
Syphilis	13.4K (3.4K to 32.0)	4.2 (1.2 to 9.2)	1.2 (0.4 to 2.9)	0.2 (0.1 to 0.5)	0.1 (0 to 0.1)	0.1 (0 to 0.1)	0.1 (0 to 0.1)	0.1 (0 to 0.1)	0.1 (0 to 0.1)	0.1 (0 to 0.1)	0.1 (0 to 0.1)	0.1 (0 to 0.1)	0.1 (0 to 0.1)	0.1 (0 to 0.1)	0.1 (0 to 0.1)	0.1 (0 to 0.1)	0.1 (0 to 0.1)	0.1 (0 to 0.1)	0.1 (0 to 0.1)	0.1 (0 to 0.1)	0 (0 to 0)	0 (0 to 0)	0 (0 to 0)	24.7 (0 to 0.1)
Chlamydial infection	0 (0 to 0)	0 (0 to 0)	0 (0 to 0)	0 (0 to 0)	0 (0 to 0)	0 (0 to 0)	0 (0 to 0.1)	0 (0 to 0.1)	0 (0 to 0.2)	0 (0 to 0.2)	0 (0 to 0.1)	0 (0 to 0.1)	0 (0 to 0.1)	0 (0 to 0.1)	0 (0 to 0.1)	0 (0 to 0.1)	0 (0 to 0.1)	0 (0 to 0.1)	0 (0 to 0.1)	0 (0 to 0.1)	0 (0 to 0.1)	0 (0 to 0)	0 (0 to 0)	0 (0 to 0)
Gonococcal infection	0 (0 to 0)	0 (0 to 0)	0 (0 to 0)	0 (0 to 0)	0 (0 to 0)	0 (0 to 0)	0 (0 to 0)	0 (0 to 0)	0 (0 to 0)	0 (0 to 0)	0 (0 to 0)	0 (0 to 0)	0 (0 to 0)	0 (0 to 0)	0 (0 to 0)	0 (0 to 0)	0 (0 to 0)	0 (0 to 0)	0 (0 to 0)





Fig Table 3a, Statistics Sweden 2024-05, by cause and age group for both sexes with 95% uncertainty intervals, 2023

Cause	Early Neonatal	Late Neonatal	Post Neonatal	1 to 4	5 to 9	10 to 14	15 to 19	20 to 24	25 to 29	30 to 34	35 to 39	40 to 44	45 to 49	50 to 54	55 to 59	60 to 64	65 to 69	70 to 74	75 to 79	80 to 84	85 to 89	90 to 94	95 plus	Total
All causes	4,600,000 (4322 000 to 4 900 000)	152,000 (143 000 to 161 000)	456,000 (428 000 to 485 000)	564,000 (530 000 to 600 000)	612,000 (575 000 to 650 000)	1,100,000 (1 030 000 to 1 170 000)	1,100,000 (1 030 000 to 1 170 000)	4,100,000 (3 870 000 to 4 350 000)	4,600,000 (4 310 000 to 4 900 000)	4,600,000 (4 310 000 to 4 900 000)	5,100,000 (4 790 000 to 5 430 000)	4,900,000 (4 600 000 to 5 210 000)	5,100,000 (4 790 000 to 5 430 000)	5,400,000 (5 070 000 to 5 750 000)	6,200,000 (5 820 000 to 6 600 000)	7,600,000 (7 140 000 to 8 090 000)	8,400,000 (7 890 000 to 8 940 000)	9,200,000 (8 640 000 to 9 790 000)	8,200,000 (7 700 000 to 8 730 000)	6,700,000 (6 290 000 to 7 130 000)	6,200,000 (5 820 000 to 6 600 000)	4,200,000 (3 940 000 to 4 470 000)	1,600,000 (1 500 000 to 1 700 000)	1,000,000 (927 000 to 1 060 000)	98,800,000
Communicable, maternal, neonatal, and nutritional diseases	3790 000 (3 560 000 to 4 040 000)	140,000 (131 000 to 149 000)	178,000 (167 000 to 190 000)	137,000 (129 000 to 146 000)	114,000 (107 000 to 121 000)	81,000 (76 000 to 86 000)	76,000 (71 000 to 81 000)	119,000 (112 000 to 127 000)	206,000 (193 000 to 219 000)	307,000 (288 000 to 327 000)	452,000 (424 000 to 481 000)	626,000 (587 000 to 667 000)	810,000 (760 000 to 863 000)	1,010,000 (947 000 to 1 080 000)	1,210,000 (1 140 000 to 1 290 000)	1,410,000 (1 320 000 to 1 500 000)	1,610,000 (1 510 000 to 1 710 000)	1,810,000 (1 700 000 to 1 930 000)	1,910,000 (1 790 000 to 2 030 000)	1,910,000 (1 790 000 to 2 030 000)	1,810,000 (1 700 000 to 1 930 000)	1,410,000 (1 320 000 to 1 500 000)	1,010,000 (948 000 to 1 080 000)	24,000,000
HIV/AIDS and sexually transmitted infections	1 990 (1 870 to 2 120)	880 (824 to 939)	28,000 (26 300 to 29 900)	17,000 (16 000 to 18 200)	6,000 (5 630 to 6 410)	3,000 (2 810 to 3 200)	3,000 (2 810 to 3 200)	21,000 (19 700 to 22 400)	41,000 (38 500 to 43 800)	61,000 (57 300 to 65 000)	82,000 (77 000 to 87 600)	100,000 (94 000 to 107 000)	120,000 (113 000 to 128 000)	140,000 (131 000 to 149 000)	160,000 (150 000 to 171 000)	180,000 (169 000 to 192 000)	200,000 (188 000 to 213 000)	220,000 (207 000 to 235 000)	240,000 (226 000 to 256 000)	240,000 (226 000 to 256 000)	220,000 (207 000 to 235 000)	180,000 (169 000 to 192 000)	120,000 (113 000 to 128 000)	3,000,000
HIV/AIDS	0 (0 to 0)	0 (0 to 0)	28,000 (26 300 to 29 900)	17,000 (16 000 to 18 200)	6,000 (5 630 to 6 410)	3,000 (2 810 to 3 200)	3,000 (2 810 to 3 200)	21,000 (19 700 to 22 400)	41,000 (38 500 to 43 800)	61,000 (57 300 to 65 000)	82,000 (77 000 to 87 600)	100,000 (94 000 to 107 000)	120,000 (113 000 to 128 000)	140,000 (131 000 to 149 000)	160,000 (150 000 to 171 000)	180,000 (169 000 to 192 000)	200,000 (188 000 to 213 000)	220,000 (207 000 to 235 000)	240,000 (226 000 to 256 000)	240,000 (226 000 to 256 000)	220,000 (207 000 to 235 000)	180,000 (169 000 to 192 000)	120,000 (113 000 to 128 000)	3,000,000
HIV/AIDS - Drug-susceptible Tuberculosis	0 (0 to 0)	0 (0 to 0)	0 (0 to 1 800)	0 (0 to 320)	0 (0 to 179)	0 (0 to 136)	0 (0 to 136)	0 (0 to 1 800)	0 (0 to 3 600)	0 (0 to 5 400)	0 (0 to 7 200)	0 (0 to 9 000)	0 (0 to 10 800)	0 (0 to 12 600)	0 (0 to 14 400)	0 (0 to 16 200)	0 (0 to 18 000)	0 (0 to 19 800)	0 (0 to 21 600)	0 (0 to 23 400)	0 (0 to 21 600)	0 (0 to 19 800)	0 (0 to 18 000)	0 (0 to 16 200)	0 (0 to 14 400)	0 (0 to 12 600)	0 (0 to 10 800)	0 (0 to 9 000)	0 (0 to 7 200)	0 (0 to 5 400)	0 (0 to 3 600)	0 (0 to 1 800)	0 (0 to 0)	0 (0 to 0)	0 (0 to 0



SR Table 2c: Wirral DALYS by cause and age group for both sexes with 95% uncertainty intervals, 2019

Cause	Early Neonatal (0-6 days)	Late Neonatal (7-27 days)	Post Neonatal (28-364 days)	1 to 4 (1-4 yrs)	5 to 9 (5-9 yrs)	10 to 14 (10-14 yrs)	15 to 19 (15-19 yrs)	20 to 24 (20-24 yrs)	25 to 29 (25-29 yrs)	30 to 34 (30-34 yrs)	35 to 39 (35-39 yrs)	40 to 44 (40-44 yrs)	45 to 49 (45-49 yrs)	50 to 54 (50-54 yrs)	55 to 59 (55-59 yrs)	60 to 64 (60-64 yrs)	65 to 69 (65-69 yrs)	70 to 74 (70-74 yrs)	75 to 79 (75-79 yrs)	80 to 84 (80-84 yrs)	85 to 89 (85-89 yrs)	90 to 94 (90-94 yrs)	95 plus (95 plus yrs)	Total
All causes	1,553 (1,471 - 1,634)	1,194 (1,144 - 1,245)	1,127 (1,077 - 1,177)	3,553 (3,367 - 3,740)	2,599 (2,464 - 2,736)	2,443 (2,317 - 2,572)	2,470 (2,344 - 2,602)	2,779 (2,650 - 2,910)	3,170 (3,027 - 3,316)	3,560 (3,402 - 3,722)	3,965 (3,791 - 4,144)	4,399 (4,205 - 4,600)	4,930 (4,722 - 5,147)	5,504 (5,277 - 5,737)	6,124 (5,875 - 6,380)	6,777 (6,503 - 7,059)	7,478 (7,178 - 7,788)	8,240 (7,909 - 8,582)	8,964 (8,605 - 9,339)	9,722 (9,329 - 10,127)	10,511 (10,085 - 10,950)	11,329 (10,866 - 11,806)	12,176 (11,673 - 12,685)	113,882
Communicable, maternal, neonatal, and nutritional diseases	1,553 (1,471 - 1,634)	1,194 (1,144 - 1,245)	1,127 (1,077 - 1,177)	3,553 (3,367 - 3,740)	2,599 (2,464 - 2,736)	2,443 (2,317 - 2,572)	2,470 (2,344 - 2,602)	2,779 (2,650 - 2,910)	3,170 (3,027 - 3,316)	3,560 (3,402 - 3,722)	3,965 (3,791 - 4,144)	4,399 (4,205 - 4,600)	4,930 (4,722 - 5,147)	5,504 (5,277 - 5,737)	6,124 (5,875 - 6,380)	6,777 (6,503 - 7,059)	7,478 (7,178 - 7,788)	8,240 (7,909 - 8,582)	8,964 (8,605 - 9,339)	9,722 (9,329 - 10,127)	10,511 (10,085 - 10,950)	11,329 (10,866 - 11,806)	12,176 (11,673 - 12,685)	5,910
HIV/AIDS and sexually transmitted infections	12 (6 - 21)	3 (1 - 6)	4 (2 - 8)	5 (3 - 8)	0 (0 - 1)	0 (0 - 1)	0 (0 - 1)	0 (0 - 1)	0 (0 - 1)	0 (0 - 1)	0 (0 - 1)	0 (0 - 1)	0 (0 - 1)	0 (0 - 1)	0 (0 - 1)	0 (0 - 1)	0 (0 - 1)	0 (0 - 1)	0 (0 - 1)	0 (0 - 1)	0 (0 - 1)	0 (0 - 1)	0 (0 - 1)	0 (0 - 1)	130
HIV/AIDS	0 (0 - 0)	0 (0 - 0)	0 (0 - 0)	0 (0 - 0)	0 (0 - 0)	0 (0 - 0)	0 (0 - 0)	0 (0 - 0)	0 (0 - 0)	0 (0 - 0)	0 (0 - 0)	0 (0 - 0)	0 (0 - 0)	0 (0 - 0)	0 (0 - 0)	0 (0 - 0)	0 (0 - 0)	0 (0 - 0)	0 (0 - 0)	0 (0 - 0)	0 (0 - 0)	0 (0 - 0)	0 (0 - 0)	0 (0 - 0)	78
HIV/AIDS - Drug-susceptible Tuberculosis	0 (0 - 0)	0 (0 - 0)	0 (0 - 0)	0 (0 - 0)	0 (0 - 0)	0 (0 - 0)	0 (0 - 0)	0 (0 - 0)	0 (0 - 0)	0 (0 - 0)	0 (0 - 0)	0 (0 - 0)	0 (0 - 0)	0 (0 - 0)	0 (0 - 0)	0 (0 - 0)	0 (0 - 0)	0 (0 - 0)	0 (0 - 0)	0 (0 - 0)	0 (0 - 0)	0 (0 - 0)	0 (0 - 0)	0 (0 - 0)	8-2
HIV/AIDS - Multidrug-resistant Tuberculosis without extensive drug resistance	0 (0 - 0)	0 (0 - 0)	0 (0 - 0)	0 (0 - 0)	0 (0 - 0)	0 (0 - 0)	0 (0 - 0)	0 (0 - 0)	0 (0 - 0)	0 (0 - 0)	0 (0 - 0)	0 (0 - 0)	0 (0 - 0)	0 (0 - 0)	0 (0 - 0)	0 (0 - 0)	0 (0 - 0)	0 (0 - 0)	0 (0 - 0)	0 (0 - 0)	0 (0 - 0)	0 (0 - 0)	0 (0 - 0)	0 (0 - 0)	0-2
HIV/AIDS - Extensively drug-resistant Tuberculosis	0 (0 - 0)	0 (0 - 0)	0 (0 - 0)	0 (0 - 0)	0 (0 - 0)	0 (0 - 0)	0 (0 - 0)	0 (0 - 0)	0 (0 - 0)	0 (0 - 0)	0 (0 - 0)	0 (0 - 0)	0 (0 - 0)	0 (0 - 0)	0 (0 - 0)	0 (0 - 0)	0 (0 - 0)	0 (0 - 0)	0 (0 - 0)	0 (0 - 0)	0 (0 - 0)	0 (0 - 0)	0 (0 - 0)	0 (0 - 0)	0-1
HIV/AIDS resulting in other diseases	12 (6 - 21)	3 (1 - 6)	4 (2 - 8)	5 (3 - 8)	0 (0 - 1)	0 (0 - 1)	0 (0 - 1)	0 (0 - 1)	0 (0 - 1)	0 (0 - 1)	0 (0 - 1)	0 (0 - 1)	0 (0 - 1)	0 (0 - 1)	0 (0 - 1)	0 (0 - 1)	0 (0 - 1)	0 (0 - 1)	0 (0 - 1)	0 (0 - 1)	0 (0 - 1)	0 (0 - 1)	0 (0 - 1)	0 (0 - 1)	67-9
Sexually transmitted infections excluding HIV	12 (6 - 21)	3 (1 - 6)	4 (2 - 8)	5 (3 - 8)	0 (0 - 1)	0 (0 - 1)	0 (0 - 1)	0 (0 - 1)	0 (0 - 1)	0 (0 - 1)	0 (0 - 1)	0 (0 - 1)	0 (0 - 1)	0 (0 - 1)	0 (0 - 1)	0 (0 - 1)	0 (0 - 1)	0 (0 - 1)	0 (0 - 1)	0 (0 - 1)	0 (0 - 1)	0 (0 - 1)	0 (0 - 1)	0 (0 - 1)	53-7
Syphilis	0 (0 - 0)	0 (0 - 0)	0 (0 - 0)	0 (0 - 0)	0 (0 - 0)	0 (0 - 0)	0 (0 - 0)	0 (0 - 0)	0 (0 - 0)	0 (0 - 0)	0 (0 - 0)	0 (0 - 0)	0 (0 - 0)	0 (0 - 0)	0 (0 - 0)	0 (0 - 0)	0 (0 - 0)	0 (0 - 0)	0 (0 - 0)	0 (0 - 0)	0 (0 - 0)	0 (0 - 0)	0 (0 - 0)	0 (0 - 0)	23-4
Chlamydial infection	0 (0 - 0)	0 (0 - 0)	0 (0 - 0)	0 (0 - 0)	0 (0 - 0)	0 (0 - 0)	0 (0 - 0)	0 (0 - 0)	0 (0 - 0)	0 (0 - 0)	0 (0 - 0)	0 (0 - 0)	0 (0 - 0)	0 (0 - 0)	0 (0 - 0)	0 (0 - 0)	0 (0 - 0)	0 (0 - 0)	0 (0 - 0)	0 (0 - 0)	0 (0 - 0)	0 (0 - 0)	0 (0 - 0)	0 (0 - 0)	5-1
Gonococcal infection	0 (0 - 0)	0 (0 - 0)	0 (0 - 0)	0 (0 - 0)	0 (0 - 0)	0 (0 - 0)	0 (0 - 0)	0 (0 - 0)	0 (0 - 0)	0 (0 - 0)	0 (0 - 0)	0 (0 - 0)	0 (0 - 0)	0 (0 - 0)	0 (0 - 0)	0 (0 - 0)	0 (0 - 0)	0 (0 - 0)	0 (0 - 0)	0 (0 - 0)	0 (0 - 0)	0 (0 - 0)	0 (0 - 0)	0 (0 - 0)	2-8
Trichomoniasis	0 (0 - 0)	0 (0 - 0)	0 (0 - 0)	0 (0 - 0)	0 (0 - 0)	0 (0 - 0)	0 (0 - 0)	0 (0 - 0)	0 (0 - 0)	0 (0 - 0)	0 (0 - 0)	0 (0 - 0)	0 (0 - 0)	0 (0 - 0)	0 (0 - 0)	0 (0 - 0)	0 (0 - 0)	0 (0 - 0)	0 (0 - 0)	0 (0 - 0)	0 (0 - 0)	0 (0 - 0)	0 (0 - 0)	0 (0 - 0)	4-9
Genital herpes	0 (0 - 0)	0 (0 - 0)	0 (0 - 0)	0 (0 - 0)	0 (0 - 0)	0 (0 - 0)	0 (0 - 0)	0 (0 - 0)	0 (0 - 0)	0 (0 - 0)	0 (0 - 0)	0 (0 - 0)	0 (0 - 0)	0 (0 - 0)	0 (0 - 0)	0 (0 - 0)	0 (0 - 0)	0 (0 - 0)	0 (0 - 0)	0 (0 - 0)	0 (0 - 0)	0 (0 - 0)	0 (0 - 0)	0 (0 - 0)	7-8
Other sexually transmitted infections	0 (0 - 0)	0 (0 - 0)	0 (0 - 0)	0 (0 - 0)	0 (0 - 1)	0 (0 - 1)	0 (0 - 1)	0 (0 - 1)	0 (0 - 1)	0 (0 - 1)	0 (0 - 1)	0 (0 - 1)	0 (0 - 1)	0 (0 - 1)	0 (0 - 1)	0 (0 - 1)	0 (0 - 1)	0 (0 - 1)	0 (0 - 1)	0 (0 - 1)	0 (0 - 1)	0 (0 - 1)	0 (0 - 1)	0 (0 - 1)	10
Respiratory infections and tuberculosis	41 (18 - 64)	31 (16 - 47)	47 (24 - 73)	38 (20 - 58)	28 (14 - 43)	28 (14 - 44)	30 (15 - 47)	33 (17 - 52)	39 (20 - 61)	50 (26 - 77)	59 (30 - 91)	72 (37 - 110)	89 (46 - 135)	111 (58 - 167)	136 (72 - 203)	166 (89 - 246)	199 (107 - 293)	241 (131 - 353)	291 (159 - 423)	351 (193 - 507)	427 (236 - 614)	492 (272 - 707)	560 (309 - 804)	3,490
Tuberculosis	41 (18 - 64)	31 (16 - 47)	47 (24 - 73)	38 (20 - 58)	28 (14 - 43)	28 (14 - 44)	30 (15 - 47)	33 (17 - 52)	39 (20 - 61)	50 (26 - 77)	59 (30 - 91)	72 (37 - 110)	89 (46 - 135)	111 (58 - 167)	136 (72 - 203)	166 (89 - 246)	199 (107 - 293)	241 (131 - 353)	291 (159 - 423)	351 (193 - 507)	427 (236 - 614)	492 (272 - 707)	560 (309 - 804)	3,490
Latent tuberculosis infection	0 (0 - 0)	0 (0 - 0)	0 (0 - 0)	0 (0 - 0)	0 (0 - 0)	0 (0 - 0)	0 (0 - 0)	0 (0 - 0)	0 (0 - 0)	0 (0 - 0)	0 (0 - 0)	0 (0 - 0)	0 (0 - 0)	0 (0 - 0)	0 (0 - 0)	0 (0 - 0)	0 (0 - 0)	0 (0 - 0)	0 (0 - 0)	0 (0 - 0)	0 (0 - 0)	0 (0 - 0)	0 (0 - 0)	0 (0 - 0)	0
Drug-susceptible tuberculosis	0 (0 - 0)	0 (0 - 0)	0 (0 - 0)	0 (0 - 0)	0 (0 - 0)	0 (0 - 0)	0 (0 - 0)	0 (0 - 0)	0 (0 - 0)	0 (0 - 0)	0 (0 - 0)	0 (0 - 0)	0 (0 - 0)	0 (0 - 0)	0 (0 - 0)	0 (0 - 0)	0 (0 - 0)	0 (0 - 0)	0 (0 - 0)	0 (0 - 0)	0 (0 - 0)	0 (0 - 0)	0 (0 - 0)	0 (0 - 0)	0
Multidrug-resistant tuberculosis without extensive drug resistance	0 (0 - 0)	0 (0 - 0)	0 (0 - 0)	0 (0 - 0)	0 (0 - 0)	0 (0 - 0)	0 (0 - 0)	0 (0 - 0)	0 (0 - 0)	0 (0 - 0)	0 (0 - 0)	0 (0 - 0)	0 (0 - 0)	0 (0 - 0)	0 (0 - 0)	0 (0 - 0)	0 (0 - 0)	0 (0 - 0)	0 (0 - 0)	0 (0 - 0)	0 (0 - 0)	0 (0 - 0)	0 (0 - 0)	0 (0 - 0)	0
Extensively drug-resistant tuberculosis	0 (0 - 0)	0 (0 - 0)	0 (0 - 0)	0 (0 - 0)	0 (0 - 0)	0 (0 - 0)	0 (0 - 0)	0 (0 - 0)	0 (0 - 0)	0 (0 - 0)	0 (0 - 0)	0 (0 - 0)	0 (0 - 0)	0 (0 - 0)	0 (0 - 0)	0 (0 - 0)	0 (0 - 0)	0 (0 - 0)	0 (0 - 0)	0 (0 - 0)	0 (0 - 0)	0 (0 - 0)	0 (0 - 0)	0 (0 - 0)	0
Lower respiratory infections	0 (0 - 0)	0 (0 - 0)	0 (0 - 0)	0 (0 - 0)	0 (0 - 0)	0 (0 - 0)	0 (0 - 0)	0 (0 - 0)	0 (0 - 0)	0 (0 - 0)	0 (0 - 0)	0 (0 - 0)	0 (0 - 0)	0 (0 - 0)	0 (0 - 0)	0 (0 - 0)	0 (0 - 0)	0 (0 - 0)	0 (0 - 0)	0 (0 - 0)	0 (0 - 0)	0 (0 - 0)	0 (0 - 0)	0 (0 - 0)	0
Upper respiratory infections	0 (0 - 0)	0 (0 - 0)	0 (0 - 0)	0 (0 - 0)	0 (0 - 0)	0 (0 - 0)	0 (0 - 0)	0 (0 - 0)	0 (0 - 0)	0 (0 - 0)	0 (0 - 0)	0 (0 - 0)	0 (0 - 0)	0 (0 - 0)	0 (0 - 0)	0 (0 - 0)	0 (0 - 0)	0 (0 - 0)	0 (0 - 0)	0 (0 - 0)	0 (0 - 0)	0 (0 - 0)	0 (0 - 0)	0 (0 - 0)	0
Otitis media	0 (0 - 0)	0 (0 - 0)	0 (0 - 0)	0 (0 - 0)	0 (0 - 0)	0 (0 - 0)	0 (0 - 0)	0 (0 - 0)	0 (0 - 0)	0 (0 - 0)	0 (0 - 0)	0 (0 - 0)	0 (0 - 0)	0 (0 - 0)	0 (0 - 0)	0 (0 - 0)	0 (0 - 0)	0 (0 - 0)	0 (0 - 0)	0 (0 - 0)	0 (0 - 0)	0 (0 - 0)	0 (0 - 0)	0 (0 - 0)	0
Enteric infections	1,512 (1,442 - 1,583)	1,163 (1,116 - 1,210)	1,080 (1,036 - 1,124)	3,515 (3,384 - 3,646)	2,571 (2,477 - 2,666)	2,415 (2,324 - 2,502)	2,440 (2,349 - 2,530)	2,746 (2,654 - 2,838)	3,131 (3,029 - 3,233)	3,510 (3,396 - 3,624)	3,906 (3,779 - 4,033)	4,327 (4,186 - 4,469)	4,841 (4,683 - 4,999)	5,393 (5,216 - 5,570)	5,988 (5,791 - 6,185)	6,611 (6,394 - 6,828)	7,279 (7,035 - 7,521)	8,000 (7,730 - 8,267)	8,673 (8,376 - 8,963)	9,371 (9,049 - 9,683)	10,084 (9,732 - 10,417)	10,769 (10,387 - 11,126)	11,616 (11,196 - 12,000)	110,000
Diarrheal diseases	1,512 (1,442 - 1,583)	1,163 (1,116 - 1,210)	1,080 (1,036 - 1,124)	3,515 (3,384 - 3,646)	2,571 (2,477 - 2,666)	2,415 (2,324 - 2,502)	2,440 (2,349 - 2,530)	2,746 (2,654 - 2,838)	3,131 (3,029 - 3,233)	3,510 (3,396 - 3,624)	3,906 (3,779 - 4,033)	4,327 (4,186 - 4,469)	4,841 (4,683 - 4,999)	5,393 (5,216 - 5,570)	5,988 (5,791 - 6,185)	6,611 (6,394 - 6,828)	7,279 (7,035 - 7,521)	8,000 (7,730 - 8,267)	8,673 (8,376 - 8,963)	9,371 (9,049 - 9,683)	10,084 (9,732 - 10,417)	10,769 (10,387 - 11,126)	11,616 (11,196 - 12,000)	110,000
Typhoid and paratyphoid	0 (0 - 0)	0 (0 - 0)	0 (0 - 0)	0 (0 - 0)	0 (0 - 0)	0 (0 - 0)	0 (0 - 0)	0 (0 - 0)	0 (0 - 0)	0 (0 - 0)	0 (0 - 0)	0 (0 - 0)	0 (0 - 0)	0 (0 - 0)	0 (0 - 0)	0 (0 - 0)	0 (0 - 0)	0 (0 - 0)	0 (0 - 0)	0 (0 - 0)	0 (0 - 0)	0 (0 - 0)	0 (0 - 0)	0 (0 - 0)	0
Typhoid fever	0 (0 - 0)	0 (0 - 0)	0 (0 - 0)	0 (0 - 0)	0 (0 - 0)	0 (0 - 0)	0 (0 - 0)	0 (0 - 0)	0 (0 - 0)	0 (0 - 0)	0 (0 - 0)	0 (0 - 0)	0 (0 - 0)	0 (0 - 0)	0 (0 - 0)	0 (0 - 0)	0 (0 - 0)	0 (0 - 0)	0 (0 - 0)	0 (0 - 0)	0 (0 - 0)	0 (0 - 0)	0 (0 - 0)	0 (0 - 0)	0
Paratyphoid fever	0 (0 - 0)	0 (0 - 0)	0 (0 - 0)	0 (0 - 0)	0 (0 - 0)	0 (0 - 0)	0 (0 - 0)	0 (0 - 0)	0 (0 - 0)	0 (0 - 0)	0 (0 - 0)	0 (0 - 0)	0 (0 - 0)	0 (0 - 0)	0 (0 - 0)	0 (0 - 0)	0 (0 - 0)	0 (0 - 0)	0 (0 - 0)	0 (0 - 0)	0 (0 - 0)	0 (0 - 0)	0 (0 - 0)	0 (0 - 0)	0
Other sexually transmitted infections	0 (0 - 0)	0 (0 - 0)	0 (0 - 0)	0 (0 - 0)	0 (0 - 1)	0 (0 - 1)	0 (0 - 1)	0 (0 - 1)	0 (0 - 1)	0 (0 - 1)	0 (0 - 1)	0 (0 - 1)	0 (0 - 1)	0 (0 - 1)	0 (0 - 1)	0 (0 - 1)	0 (0 - 1)	0 (0 - 1)	0 (0 - 1)	0 (0 - 1)	0 (0 - 1)	0 (0 - 1)	0 (0 - 1)	0 (0 - 1)	0
Invasive Non-typhoidal Salmonella (iNTS)	0 (0 - 0)	0 (0 - 0)	0 (0 - 0)	0 (0 - 0)	0 (0 - 0)	0 (0 - 0)	0 (0 - 0)	0 (0 - 0)	0 (0 - 0)	0 (0 - 0)	0 (0 - 0)	0 (0 - 0)	0 (0 - 0)	0 (0 - 0)	0 (0 - 0)	0 (0 - 0)	0 (0 - 0)	0 (0 - 0)	0 (0 - 0)	0 (0 - 0)	0 (0 - 0)	0 (0 - 0)	0 (0 - 0)	0 (0 - 0)	0
Other intestinal infectious diseases	0 (0 - 0)	0 (0 - 0)	0 (0 - 0)	0 (0 - 0)	0 (0 - 1)	0 (0 - 1)	0 (0 - 1)	0 (0 - 1)	0 (0 - 1)	0 (0 - 1)	0 (0 - 1)	0 (0 - 1)	0 (0 - 1)	0 (0 - 1)	0 (0 - 1)	0 (0 - 1)	0 (0 - 1)	0 (0 - 1)	0 (0 - 1)	0 (0 - 1)	0 (0 - 1)	0 (0 - 1)	0 (0 - 1)	0 (0 - 1)	0
Neglected tropical diseases and malaria	0 (0 - 0)	0 (0 - 0)	0 (0 - 1)	2 (1 - 4)	0 (0 - 0)	0 (0 - 0)	0 (0 - 0)	0 (0 - 1)	0 (0 - 1)	0 (0 - 1)	0 (0 - 1)	0 (0 - 1)	0 (0 - 1)	0 (0 - 1)	0 (0 - 1)	0 (0 - 1)	0 (0 - 1)	0 (0 - 1)	0 (0 - 1)	0 (0 - 1)	0 (0 - 1)	0 (0 - 1)	0 (0 - 1)	0 (0 - 1)	12-9
Malaria	0 (0 - 0)	0 (0 - 0)	0 (0 - 0)	0 (0 - 0)	0 (0 - 0)	0 (0 - 0)	0 (0 - 0)	0 (0 - 0)	0 (0 - 0)	0 (0 - 0)	0 (0 - 0)	0 (0 - 0)	0 (0 - 0)	0 (0 - 0)	0 (0 - 0)	0 (0 - 0)	0 (0 - 0)	0 (0 - 0)	0 (0 - 0)	0 (0 - 0)	0 (0 - 0)	0 (0 - 0)	0 (0 - 0)	0 (0 - 0)	0
Chagas disease	0 (0 - 0)	0 (0 - 0)	0 (0 - 0)	0 (0 - 0)	0 (0 - 0)	0 (0 - 0)	0 (0 - 0)	0 (0 - 0)	0 (0 - 0)	0 (0 - 0)	0 (0 - 0)	0 (0 - 0)	0 (0 - 0)	0 (0 - 0)	0 (0 - 0)	0 (0 - 0)	0 (0 - 0)	0 (0 - 0)	0 (0 - 0)	0 (0 - 0)	0 (0 - 0)	0 (0 - 0)	0 (0 - 0)	0 (0 - 0)	0
Leishmaniasis	0 (0 - 0)	0 (0 - 0)	0 (0 - 0)	0 (0 - 0)	0 (0 - 0)	0 (0 - 0)	0 (0 - 0)	0 (0 - 0)	0 (0 - 0)	0 (0 - 0)	0 (0 - 0)	0 (0 - 0)	0 (0 - 0)	0 (0 - 0)	0 (0 - 0)	0 (0 - 0)	0 (0 - 0)	0 (0 - 0)	0 (0 - 0)	0 (0 - 0)	0 (0 - 0)	0 (0 - 0)	0 (0 - 0)	0 (0 - 0)	0
Visceral leishmaniasis	0 (0 - 0)	0 (0 - 0)	0 (0 - 0)	0 (0 - 0)	0 (0 - 0)	0 (0 - 0)	0 (0 - 0)	0 (0 - 0)	0 (0 - 0)	0 (0 - 0)	0 (0 - 0)	0 (0 - 0)	0 (0 - 0)	0 (0 - 0)	0 (0 - 0)	0 (0 - 0)	0 (0 - 0)	0 (0 - 0)	0 (0 - 0)	0 (0 - 0)	0 (0 - 0)	0 (0 - 0)	0 (0 - 0)	0 (0 - 0)	0
Cutaneous and mucocutaneous leishmaniasis	0 (0 - 0)	0 (0 - 0)	0 (0 - 0)	0 (0 - 0)	0 (0 - 0)	0 (0 - 0)	0 (0 - 0)	0 (0 - 0)	0 (0 - 0)	0 (0 - 0)	0 (0 - 0)	0 (0 - 0)	0 (0 - 0)	0 (0 - 0)	0 (0 - 0)	0 (0 - 0)	0 (0 - 0)	0 (0 - 0)	0 (0 - 0)	0 (0 - 0)	0 (0 - 0)	0 (0 - 0)	0 (0 - 0)	0 (0 - 0)	0
African trypanosomiasis	0 (0 - 0)	0 (0 - 0)	0 (0 - 0)	0 (0 - 0)	0 (0 - 0)	0 (0 - 0)	0 (0 - 0)	0 (0 - 0)	0 (0 - 0)	0 (0 - 0)	0 (0 - 0)	0 (0 - 0)	0 (0 - 0)	0 (0 - 0)	0 (0 - 0)	0 (0 - 0)	0 (0 - 0)	0 (0 - 0)	0 (0 - 0)	0 (0 - 0)	0 (0 - 0)	0 (0 - 0)	0 (0 - 0)	0 (0 - 0)	0
Schistosomiasis	0 (0 - 0)	0 (0 - 0)	0 (0 - 0)	0 (0 - 0)	0 (0 - 0)	0 (0 - 0)	0 (0 - 0)	0 (0 - 0)	0 (0 - 0)	0 (0 - 0)	0 (0 - 0)	0 (0 - 0)	0 (0 - 0)	0 (0 - 0)	0 (0 - 0)	0 (0 - 0)	0 (0 - 0)	0 (0 - 0)	0 (0 - 0)	0 (0 - 0)	0 (0 - 0)	0 (0 - 0)	0 (0 - 0)	0 (0 - 0)	0
Cysticercosis	0 (0 - 0)	0 (0 - 0)	0 (0 - 0)	0 (0 - 0)	0 (0 - 0)	0 (0 - 0)	0 (0 - 0)	0 (0 - 0)	0 (0 - 0)	0 (0 - 0)	0 (0 - 0)	0 (0 - 0)	0 (0 - 0)	0 (0 - 0)	0 (0 - 0)	0 (0 - 0)	0 (0 - 0)	0 (0 - 0)	0 (0 - 0)	0 (0 - 0)	0 (0 - 0)	0 (0 - 0)	0 (0 - 0)	0 (0 - 0)	0
Cystic echinococcosis	0 (0 - 0)	0 (0 - 0)	0 (0 - 0)	0 (0 - 0)	0 (0 - 0)	0 (0 - 0)	0 (0 - 0)	0 (0 - 0)	0 (0 - 0)	0 (0 - 0)	0 (0 - 0)	0 (0 - 0)	0 (0 - 0)	0 (0 - 0)	0 (0 - 0)	0 (0 - 0)	0 (0 - 0)	0 (0 - 0)	0 (0 - 0)	0 (0 - 0)	0 (0 - 0)	0 (0 - 0)	0 (0 - 0)	0 (0 - 0)	0
Lymphatic filariasis	0 (0 - 0)	0 (0 - 0)	0 (0 - 0)	0 (0 - 0)	0 (0 - 0)	0 (0 - 0)	0 (0 - 0)	0 (0 - 0)	0 (0 - 0)	0 (0 - 0)	0 (0 - 0)	0 (0 - 0)	0 (0 - 0)	0 (0 - 0)	0 (0 - 0)	0 (0 - 0)	0 (0 - 0)	0 (0 - 0)	0 (0 - 0)	0 (0 - 0)	0 (0 - 0)	0 (0 - 0)	0 (0 - 0)	0 (0 - 0)	0
Onchocerciasis	0 (0 - 0)	0 (0 - 0)	0 (0 - 0)	0 (0 - 0)	0 (0 - 0)	0 (0 - 0)	0 (0 - 0)	0 (0 - 0)	0 (0 - 0)	0 (0 - 0)	0 (0 - 0)	0 (0 - 0)	0 (0 - 0)	0 (0 - 0)	0 (0 - 0)	0 (0 - 0)	0 (0 - 0)	0 (0 - 0)	0 (0 - 0)	0 (0 - 0)	0 (0 - 0)	0 (0 - 0)	0 (0 - 0)	0 (0 - 0)	0
Trachoma	0 (0 - 0)	0 (0 - 0)	0 (0 - 0)	0 (0 - 0)	0 (0 - 0)	0 (0 - 0)	0 (0 - 0)	0 (0 - 0)	0 (0 - 0)	0 (0 - 0)	0 (0 - 0)	0 (0 - 0)	0 (0 - 0)	0 (0 - 0)	0 (0 - 0)	0 (0 - 0)	0 (0 - 0)	0 (0 - 0)	0 (0 - 0)	0 (0 - 0)	0 (0 - 0)	0 (0 - 0)	0 (0 - 0)	0 (0 - 0)	0
Dengue	0 (0 - 0)	0 (0 - 0)	0 (0 - 0)	0 (0 - 0)	0 (0 - 0)	0 (0 - 0)	0 (0 - 0)	0 (0 - 0)	0 (0 - 0)	0 (0 - 0)	0 (0 - 0)	0 (0 - 0)	0 (0 - 0)	0 (0 - 0)	0 (0 - 0)	0 (0 - 0)	0 (0 - 0)	0 (0 - 0)	0 (0 - 0)	0 (0 - 0)	0 (0 - 0)	0 (0 - 0)	0 (0 - 0)	0 (0 - 0)	0
Yellow fever	0 (0 - 0)	0 (0 - 0)	0 (0 - 0)	0 (0 - 0)	0 (0 - 0)	0 (0 - 0)	0 (0 - 0)	0 (0 - 0)	0 (0 - 0)	0 (0 - 0)	0 (0 - 0)	0 (0 - 0)	0 (0 - 0)	0 (0 - 0)	0 (0 - 0)	0 (0 - 0)	0 (0 - 0)	0 (0 - 0)	0 (0 - 0)	0 (0 - 0)	0 (0 - 0)	0 (0 - 0)	0 (0 - 0)	0 (0 - 0)	0
Rabies	0 (0 - 0)	0 (0 - 0)	0 (0 - 0)	0 (0 - 0)	0 (0 - 0)	0 (0 - 0)	0 (0 - 0)	0 (0 - 0)	0 (0 - 0)	0 (0 - 0)	0 (0 - 0)	0 (0 - 0)	0 (0 - 0)	0 (0 - 0)	0 (0 - 0)	0 (0 - 0)	0 (0 - 0)	0 (0 - 0)	0 (0 - 0)	0 (0 - 0)	0 (0 - 0)	0 (0 - 0)	0 (0 - 0)	0 (0 - 0)	0-1
Intestinal nematode infections	0 (0 - 0)	0 (0 - 0)	0 (0 - 0)	0 (0 - 0)	0 (0 - 0)	0 (0 - 0)	0 (0 - 0)	0 (0 - 0)	0 (0 - 0)	0 (0 - 0)	0 (0 - 0)	0 (0 - 0)	0 (0 - 0)	0 (0 - 0)	0 (0 - 0)	0 (0 - 0)	0 (0 - 0)	0 (0 - 0)	0 (0 - 0)	0 (0 - 0)	0 (0 - 0)	0 (0 - 0)	0 (0 - 0)	0 (0 - 0)	0
Ascariasis	0 (0 - 0)	0 (0 - 0)	0 (0 - 0)	0 (0 - 0)	0 (0 - 0)	0 (0 - 0)	0 (0 - 0)	0 (0 - 0)	0 (0 - 0)	0 (0 - 0)	0 (0 - 0)	0 (0 - 0)	0 (0 - 0)	0 (0 - 0)	0 (0 - 0)	0 (0 - 0)	0 (0 - 0)	0 (0 - 0)	0 (0 - 0)	0 (0 - 0)	0 (0 - 0)	0 (0 - 0)	0 (0 - 0)	0 (0 - 0)	0
Trichuriasis	0 (0 - 0)	0 (0 - 0)	0 (0 - 0)	0 (0 - 0)	0 (0 - 0)	0 (0 - 0)	0 (0 - 0)	0 (0 - 0)	0 (0 - 0)	0 (0 - 0)	0 (0 - 0)	0 (0 - 0)	0 (0 - 0)	0 (0 - 0)	0 (0 - 0)	0 (0 - 0)	0 (0 - 0)	0 (0 - 0)	0 (0 - 0)	0 (0 - 0)	0 (0 - 0)	0 (0 - 0)	0 (0 - 0)	0 (0 - 0)	0
Hookworm disease	0 (0 - 0)	0 (0 - 0)	0 (0 - 0)	0 (0 - 0)	0 (0 - 0)	0 (0 - 0)	0 (0 - 0)	0 (0 - 0)	0 (0 - 0)	0 (0 - 0)	0 (0 - 0)	0 (0 - 0)	0 (0 - 0)	0 (0 - 0)	0 (0 - 0)	0 (0 - 0)	0 (0 - 0)	0 (0 - 0)	0 (0 - 0)	0 (0 - 0)	0 (0 - 0)	0 (0 - 0)	0 (0 - 0)	0 (0 - 0)	0
Food-borne trematodiases	0 (0 - 0)	0 (0 - 0)	0 (0 - 0)	0 (0 - 0)	0 (0 - 0)	0 (0 - 0)	0 (0 - 0)	0 (0 - 0)	0 (0 - 0)	0 (0 - 0)	0 (0 - 0)	0 (0 - 0)	0 (0 - 0)	0 (0 - 0)	0 (0 - 0)	0 (0 - 0)	0 (0 - 0)	0 (0 - 0)	0 (0 - 0)	0 (0 - 0)	0 (0 - 0)	0 (0 - 0)	0 (0 - 0)	0 (0 - 0)	0
Leprosy	0 (0 - 0)	0 (0 - 0

Other neoplasms	0-1 (0 to 0.3)	0 (0 to 0)	0-2 (0-1 to 0.3)	0-4 (0-3 to 0.4)	0-4 (0-2 to 0.5)	0-3 (0-2 to 0.4)	0-4 (0-2 to 0.5)	0-3 (0-2 to 0.5)	0-6 (0-4 to 0.9)	1 (0-6 to 1.4)	1-2 (0-6 to 1.7)	1-5 (1-1 to 2.1)	3 (2-2 to 4.4)	5-9 (4-2 to 8.1)	10 (7-3 to 14.3)	19 (11-7 to 23.4)	29-6 (20-2 to 37.4)	41-5 (31-9 to 57.9)	42-7 (31-9 to 59.3)	42-2 (31-6 to 57.2)	39-1 (29-7 to 49.1)	37-8 (28-5 to 47.6)	6-7 (3-5 to 9.5)		352
Medulloblastoma, medulloblastoma, and other hemangioblastoma	0 (0 to 0.3)	0-2 (0 to 0.6)	0-4 (0-3 to 0.6)	0-4 (0-2 to 0.6)	0-3 (0-2 to 0.5)	0-3 (0-2 to 0.5)	0-3 (0-2 to 0.5)	0-3 (0-2 to 0.5)	0-6 (0-4 to 0.9)	0-6 (0-4 to 1.4)	1-1 (0-6 to 1.7)	1-5 (1-1 to 2.1)	3 (2-2 to 4.4)	5-8 (4-2 to 8.1)	9-9 (7-3 to 14.3)	19-5 (11-7 to 23.4)	29-6 (20-2 to 37.4)	41-5 (31-9 to 57.9)	42-7 (31-9 to 59.3)	42-2 (31-6 to 57.2)	39-1 (29-7 to 49.1)	37-8 (28-5 to 47.6)	6-7 (3-5 to 9.5)		352
Benign and in situ cerebral neoplasms	0 (0 to 0)	0 (0 to 0)	0 (0 to 0)	0 (0 to 0)	0 (0 to 0)	0 (0 to 0)	0 (0 to 0)	0 (0 to 0)	0 (0 to 0)	0 (0 to 0)	0 (0 to 0)	0 (0 to 0)	0 (0 to 0)	0 (0 to 0)	0 (0 to 0)	0 (0 to 0)	0 (0 to 0)	0 (0 to 0)	0 (0 to 0)	0 (0 to 0)	0 (0 to 0)	0 (0 to 0)	0 (0 to 0)		0
Benign and in situ cerebral and uterine neoplasms	0 (0 to 0)	0 (0 to 0)	0 (0 to 0)	0 (0 to 0)	0 (0 to 0)	0 (0 to 0)	0 (0 to 0)	0 (0 to 0)	0 (0 to 0)	0 (0 to 0)	0 (0 to 0)	0 (0 to 0)	0 (0 to 0)	0 (0 to 0)	0 (0 to 0)	0 (0 to 0)	0 (0 to 0)	0 (0 to 0)	0 (0 to 0)	0 (0 to 0)	0 (0 to 0)	0 (0 to 0)	0 (0 to 0)		0
Other benign and in situ neoplasms	0 (0 to 0)	0 (0 to 0)	0 (0 to 0)	0 (0 to 0)	0 (0 to 0)	0 (0 to 0)	0 (0 to 0)	0 (0 to 0)	0 (0 to 0)	0 (0 to 0)	0 (0 to 0)	0 (0 to 0)	0 (0 to 0)	0 (0 to 0)	0 (0 to 0)	0 (0 to 0)	0 (0 to 0)	0 (0 to 0)	0 (0 to 0)	0 (0 to 0)	0 (0 to 0)	0 (0 to 0)	0 (0 to 0)		0
Cardiovascular diseases	1-9 (1-3 to 2.7)	1-9 (1-4 to 2.5)	1-5 (4-7 to 13.4)	6-8 (3-3 to 8.4)	10-7 (6-4 to 13.3)	26-6 (23-2 to 29.8)	22-3 (24-4 to 39.4)	44-7 (32-3 to 79.4)	113 (72-7 to 165)	174 (169 to 353)	266 (277 to 516)	377 (369 to 550)	439 (369 to 550)	740 (671 to 952)	1,058 (870 to 1,252)	1,215 (1,115 to 1,312)	1,670 (1,439 to 1,920)	2,365 (2,058 to 2,732)	2,468 (2,158 to 2,720)	2,238 (1,845 to 2,600)	2,098 (2,220 to 2,600)	1,410 (1,330 to 1,410)	497 (380 to 556)		17,493
Rheumatic heart disease	0 (0 to 0)	0 (0 to 0)	0 (0 to 0.4)	0-2 (0-1 to 0.2)	0-2 (0 to 0.4)	0-3 (0 to 0.4)	0-4 (0-2 to 0.5)	1-1 (0 to 1.4)	1-6 (0 to 1.9)	2-3 (1 to 3.3)	3-7 (2-4 to 5.4)	5-7 (3 to 7.9)	7-9 (5 to 11.2)	9-2 (6 to 12.4)	13 (9 to 17.1)	19-6 (14 to 23.4)	29-1 (22 to 33.7)	39-6 (29 to 47.1)	42-7 (32 to 50.3)	42-2 (31 to 49.2)	39-1 (29 to 45.1)	37-8 (28 to 43.6)	6-7 (3 to 7.9)		130
Ischemic heart disease	0 (0 to 0)	0 (0 to 0)	0 (0 to 0)	0-1 (0 to 0.2)	1-6 (0 to 2.1)	2-7 (1 to 3.5)	15-9 (2-9 to 19.9)	40-4 (12-1 to 56.9)	76-5 (20-1 to 98.6)	150-1 (50-1 to 198.4)	123 (76-2 to 170.1)	150-1 (98-1 to 198.4)	222 (147-6 to 295.1)	419 (287-1 to 550.1)	597 (397-6 to 796.1)	747 (529-9 to 957)	969 (687-2 to 1,239)	1,195 (848-1 to 1,530)	1,176 (1,020-1 to 1,270)	1,148 (1,020-1 to 1,270)	952 (788-9 to 1,150)	684 (774-9 to 1,150)	210 (474-9 to 704)		6,420
Stroke	1-1 (0-1 to 2.2)	0-2 (0-1 to 2.3)	1-1 (1-2 to 2.3)	2-9 (2-4 to 6.4)	4-9 (3-2 to 6.1)	9-3 (7-3 to 12.2)	12-1 (8-1 to 16.4)	21-4 (14-1 to 28.4)	34-6 (23-4 to 46)	90-9 (56-7 to 120.4)	68-8 (50-4 to 92.4)	106 (80-2 to 127)	139 (80-2 to 127)	162 (120-2 to 218)	215 (161 to 273)	258 (196 to 313)	338 (242 to 420)	338 (238 to 422)	556 (427 to 701)	764 (581 to 963)	717 (586 to 939)	463 (386 to 596)	199 (139 to 199)		4,570
Ischemic stroke	0-1 (0 to 0.1)	0-2 (0-1 to 0.2)	0-3 (0-1 to 0.5)	1-6 (0-3 to 1.9)	2-6 (1-2 to 3.5)	3-2 (2-1 to 4.3)	3-9 (2-2 to 5.6)	5-4 (3-2 to 8)	7-9 (4-5 to 11.4)	9-9 (6-5 to 14)	13-1 (8-1 to 18.3)	22 (16-1 to 28.1)	36-7 (26-1 to 47.1)	52-5 (39-2 to 68.1)	69-2 (51-1 to 88.1)	83-3 (63-1 to 111)	109 (75-1 to 135)	107 (78-1 to 137)	179 (127-3 to 230)	246 (181-3 to 315)	231 (170-3 to 297)	149 (110-3 to 191)	64 (39-3 to 82)		2,650
Intracerebral hemorrhage	0 (0 to 0)	0 (0 to 0)	0-1 (0 to 0.2)	0-2 (0-1 to 0.4)	0-3 (0-2 to 0.4)	0-4 (0-2 to 0.5)	0-5 (0-3 to 0.7)	0-7 (0-4 to 1)	1-1 (0-7 to 1.5)	1-5 (1-1 to 2.1)	2-2 (1-4 to 3.1)	3-4 (2-2 to 4.6)	4-9 (3-2 to 6.6)	6-6 (4-3 to 9.1)	8-5 (5-7 to 11.7)	10-4 (7-1 to 14.3)	13-1 (8-1 to 18.3)	16-1 (10-1 to 22.1)	21-1 (13-1 to 29.1)	25-1 (16-1 to 34.1)	23-1 (15-1 to 31.1)	19-1 (12-1 to 26.1)	8-1 (5-1 to 11.1)		190
Subarachnoid hemorrhage	0 (0 to 0.1)	0 (0 to 0)	0-1 (0-0 to 0.2)	0-2 (0-0 to 0.4)	0-2 (0-1 to 0.4)	0-3 (0-1 to 0.4)	0-4 (0-2 to 0.5)	0-5 (0-3 to 0.7)	0-7 (0-4 to 1)	1-1 (0-6 to 1.6)	1-5 (0-9 to 2.2)	2-2 (1-1 to 3.2)	3-2 (2-1 to 4.5)	4-3 (2-4 to 6.2)	5-7 (3-3 to 7.9)	7-1 (4-1 to 10.2)	9-2 (5-1 to 13.2)	11-1 (6-1 to 16.2)	14-1 (8-1 to 20.2)	17-1 (10-1 to 24.2)	16-1 (9-1 to 23.2)	13-1 (8-1 to 19.2)	5-1 (3-1 to 7.1)		132
Hypertensive-heart disease	0 (0 to 0)	0 (0 to 0)	0 (0 to 0)	0 (0 to 0)	0 (0 to 0)	0 (0 to 0)	0 (0 to 0)	0 (0 to 0)	0 (0 to 0)	0 (0 to 0)	0 (0 to 0)	0 (0 to 0)	0 (0 to 0)	0 (0 to 0)	0 (0 to 0)	0 (0 to 0)	0 (0 to 0)	0 (0 to 0)	0 (0 to 0)	0 (0 to 0)	0 (0 to 0)	0 (0 to 0)	0 (0 to 0)	0 (0 to 0)		0
Non-rheumatic valvular heart disease	0 (0 to 0)	0 (0 to 0)	0 (0 to 0)	0 (0 to 0)	0-1 (0 to 0.2)	0-1 (0 to 0.2)	0-1 (0-1 to 0.4)	0-2 (0-1 to 0.5)	0-3 (0-2 to 0.6)	0-4 (0-2 to 0.9)	0-6 (0-3 to 1.2)	0-8 (0-4 to 1.7)	1-1 (0-6 to 2.3)	1-5 (0-9 to 3.2)	2-2 (1-3 to 4.6)	3-1 (1-5 to 6.5)	4-1 (2-2 to 8.5)	5-1 (2-3 to 10.5)	6-1 (3-3 to 12.5)	7-1 (3-4 to 14.5)	6-1 (3-3 to 12.5)	5-1 (2-3 to 10.5)	2-1 (1-1 to 4.5)		67
Non-rheumatic aortic valve disease	0 (0 to 0)	0 (0 to 0)	0 (0 to 0)	0 (0 to 0)	0 (0 to 0)	0-1 (0 to 0.2)	0-1 (0 to 0.4)	0-2 (0 to 0.5)	0-3 (0 to 0.7)	0-5 (0 to 1.1)	0-7 (0 to 1.5)	1-1 (0 to 2.3)	1-5 (0 to 3.2)	2-2 (1 to 4.5)	3 (2 to 6.2)	4-2 (2 to 8.5)	5-4 (3 to 11.3)	7-1 (3 to 14.3)	8-1 (4 to 16.3)	9-1 (4 to 18.3)	8-1 (4 to 16.3)	7-1 (3 to 14.3)	3-1 (1 to 6.3)		397
Non-rheumatic degenerative mitral valve disease	0 (0 to 0)	0 (0 to 0)	0 (0 to 0)	0 (0 to 0)	0 (0 to 0)	0 (0 to 0.1)	0-1 (0 to 0.2)	0-1 (0 to 0.4)	0-2 (0 to 0.5)	0-3 (0 to 0.7)	0-5 (0 to 1.1)	0-6 (0 to 1.5)	0-9 (0 to 2.1)	1-1 (0 to 2.7)	1-5 (0 to 3.4)	1-9 (0 to 4.5)	2-4 (0 to 5.6)	3-1 (0 to 7.1)	3-4 (0 to 8.1)	4-1 (0 to 9.1)	3-4 (0 to 8.1)	3-1 (0 to 7.1)	1-4 (0 to 3.2)		97
Other non-rheumatic valve diseases	0 (0 to 0)	0 (0 to 0)	0 (0 to 0)	0 (0 to 0)	0 (0 to 0)	0-1 (0 to 0.1)	0-1 (0 to 0.2)	0-1 (0 to 0.2)	0-2 (0 to 0.3)	0-2 (0 to 0.5)	0-3 (0 to 0.7)	0-4 (0 to 0.9)	0-5 (0 to 1.2)	0-7 (0 to 1.5)	0-9 (0 to 2.1)	1-1 (0 to 2.5)	1-4 (0 to 3.1)	1-6 (0 to 3.6)	1-8 (0 to 4.1)	2-1 (0 to 4.6)	1-8 (0 to 4.1)	1-6 (0 to 3.6)	0-9 (0 to 2.1)		0
Cardiomyopathy and myocarditis	0 (0 to 1.3)	0-9 (0-7 to 2.1)	0-9 (0-9 to 1.9)	1-1 (1-3 to 2.3)	2-7 (2-3 to 3.3)	5-9 (4-7 to 7.4)	6-2 (3-6 to 9.2)	9-2 (6-3 to 12.3)	13-6 (9-6 to 17.6)	19-6 (14-6 to 25.6)	22-2 (19-3 to 28.1)	22-2 (19-3 to 28.1)	22-2 (19-3 to 28.1)	29-4 (19-3 to 39.4)	33-6 (22-6 to 44.6)	36-5 (22-3 to 50.5)	39-1 (22-9 to 55.1)	39-1 (23-9 to 54.9)	39-1 (20-4 to 54.9)	37-1 (20-7 to 52.9)	29-1 (20-9 to 39.9)	21 (20-9 to 29.9)	3-1 (1-7 to 4.7)		385
Myocarditis	0 (0 to 0.1)	0 (0 to 0.4)	0 (0 to 0.4)	0-1 (0 to 0.5)	0-2 (0 to 0.6)	0-2 (0 to 0.6)	0-3 (0 to 0.7)	0-4 (0 to 0.9)	0-5 (0 to 1.1)	0-6 (0 to 1.4)	0-8 (0 to 1.7)	0-9 (0 to 2.1)	1-1 (0 to 2.5)	1-4 (0 to 3.1)	1-8 (0 to 4.1)	2-1 (0 to 4.6)	2-4 (0 to 5.6)	2-7 (0 to 6.6)	3-1 (0 to 7.6)	3-4 (0 to 8.6)	3-1 (0 to 7.6)	2-7 (0 to 6.6)	1-1 (0 to 2.6)		67
Alcoholic cardiomyopathy	0 (0 to 0)	0 (0 to 0)	0 (0 to 0)	0 (0 to 0)	0 (0 to 0)	0 (0 to 0)	0 (0 to 0)	0 (0 to 0)	0 (0 to 0)	0 (0 to 0)	0 (0 to 0)	0 (0 to 0)	0 (0 to 0)	0 (0 to 0)	0 (0 to 0)	0 (0 to 0)	0 (0 to 0)	0 (0 to 0)	0 (0 to 0)	0 (0 to 0)	0 (0 to 0)	0 (0 to 0)	0 (0 to 0)	0 (0 to 0)		0
Other cardiomyopathy	0-8 (0-4 to 1.2)	0-7 (0-5 to 1)	3 (1-9 to 3.4)	2-7 (0-7 to 1.4)	1-6 (1-3 to 2.3)	2-2 (1-4 to 4.6)	2-8 (2-4 to 5.2)	5-8 (2-3 to 7.1)	5-8 (2-7 to 8.1)	6-7 (4-2 to 9.5)	7-7 (4-5 to 11.7)	11-1 (6-5 to 17.6)	7-5 (4-2 to 9.5)	12-7 (7-5 to 17.6)	19-4 (13-2 to 29)	19-6 (13-2 to 29)	29-3 (17-5 to 39.5)	29-9 (17-7 to 39.5)	29-8 (17-7 to 39.5)	29-6 (18-9 to 39.5)	29-2 (18-9 to 37)	21-5 (12-1 to 29.2)	9-1 (5-1 to 12.2)		291
Atrial fibrillation and flutter	0 (0 to 0)	0 (0 to 0)	0 (0 to 0)	0 (0 to 0)	0 (0 to 0)	0 (0 to 0)	0 (0 to 0)	0-1 (0 to 0.2)	0-2 (0 to 0.4)	0-4 (0 to 0.7)	0-6 (0 to 1.1)	1-1 (0 to 1.7)	1-3 (0 to 2.1)	1-7 (0 to 2.6)	2-5 (0 to 3.7)	3-2 (0 to 4.8)	4-2 (0 to 6.2)	5-2 (0 to 7.8)	6-2 (0 to 9.4)	7-2 (0 to 10.9)	6-2 (0 to 9.4)	5-2 (0 to 7.8)	2-2 (0 to 3.4)		302
Aortic aneurysm	—	—	—	—	—	—	—	—	—	—	—	—	—	—	—	—	—	—	—	—	—	—	—		1,450
Endocarditis	0 (0 to 0)	0 (0 to 0)	0 (0 to 0)	0 (0 to 0)	0-1 (0 to 0.2)	0-2 (0 to 0.4)	0-2 (0 to 0.5)	0-3 (0 to 0.6)	0-4 (0 to 0.8)	0-5 (0 to 1.1)	0-7 (0 to 1.4)	0-8 (0 to 1.8)	1-1 (0 to 2.3)	1-4 (0 to 3.1)	1-8 (0 to 4.1)	2-1 (0 to 4.6)	2-4 (0 to 5.6)	2-7 (0 to 6.6)	3 (1 to 7.6)	3-2 (1 to 7.6)	3-1 (1 to 7.6)	2-7 (0 to 6.6)	1-1 (0 to 2.6)		121
Other cardiovascular and circulatory diseases	0-8 (0-4 to 1.4)	0-7 (0-3 to 1.1)	2-1 (1-1 to 3.1)	1-8 (1-1 to 2.6)	2-7 (1-7 to 3.4)	5-9 (3-4 to 8.1)	6-2 (4-3 to 9.1)	11-5 (7-6 to 16.1)	13-6 (7-6 to 19.1)	15-7 (10-4 to 22.1)	31-6 (23-1 to 40.1)	28-2 (20-4 to 36.1)	29-2 (20-4 to 36.1)	46-9 (37-6 to 61.1)	57-6 (44-1 to 72.6)	63-6 (48-2 to 81)	68-3 (48-3 to 91.1)	70-5 (49-5 to 96.1)	70-2 (49-5 to 96.1)	69-2 (48-4 to 91.1)	63-2 (48-4 to 81.1)	47-2 (29-4 to 60.1)	9-3 (4-7 to 12.1)		712
Chronic respiratory diseases	0 (0 to 0)	0 (0 to 0)	0-4 (0-3 to 0.6)	7-1 (4-7 to 9.3)	68-2 (42-7 to 92.2)	89-8 (72-3 to 126)	82-9 (66-3 to 126)	104-1 (88-1 to 127)	112 (88-1 to 152)	122 (89-3 to 160)	185 (139-1 to 232)	316 (252-1 to 388)	444 (352-1 to 556)	629 (504-1 to 786)	897 (720-1 to 1,103)	1,053 (840-1 to 1,280)	1,266 (1,014-1 to 1,540)	1,266 (1,014-1 to 1,540)	1,266 (1,014-1 to 1,540)	1,266 (1,014-1 to 1,540)	1,266 (1,014-1 to 1,540)	793 (632-1 to 1,000)	459 (327-1 to 661)	130 (130-1 to 130)	8,130
Chronic obstructive pulmonary disease	0 (0 to 0)	0 (0 to 0.1)	0-3 (0-2 to 0.4)	1-1 (0-7 to 1.4)	7-9 (4-9 to 11)	11-2 (8-1 to 15.1)	9-7 (6-1 to 13.1)	13-1 (9-1 to 17.1)	16-1 (11-1 to 22)	20-1 (14-1 to 28.1)	29-1 (20-1 to 39.1)	39-1 (28-1 to 52.1)	53-1 (39-1 to 70.1)	69-1 (52-1 to 89.1)	88-1 (68-1 to 114)	106 (82-1 to 134)	129 (96-1 to 164)	144 (96-1 to 190)	160 (96-1 to 190)	160 (96-1 to 190)	160 (96-1 to 190)	134 (96-1 to 160)	64 (39-1 to 84)		1,060
Pneumoconiosis	0 (0 to 0)	0 (0 to 0)	0 (0 to 0)	0 (0 to 0)	0 (0 to 0)	0-1 (0 to 0.1)	0-1 (0 to 0.1)	0-1 (0 to 0.1)	0-1 (0 to 0.1)	0-1 (0 to 0.2)	0-2 (0 to 0.4)	0-2 (0 to 0.5)	0-3 (0 to 0.6)	0-4 (0 to 0.9)	0-5 (0 to 1.1)	0-7 (0 to 1.6)	0-9 (0 to 2.1)	1-1 (0 to 2.5)	1-3 (0 to 2.9)	1-4 (0 to 3.2)	1-3 (0 to 2.9)	1-1 (0 to 2.5)	0-5 (0 to 1.1)		58
Silicosis	0 (0 to 0)	0 (0 to 0)	0 (0 to 0)	0 (0 to 0)	0 (0 to 0)	0 (0 to 0)	0 (0 to 0)	0 (0 to 0)	0 (0 to 0)	0 (0 to 0)	0 (0 to 0)	0 (0 to 0)	0 (0 to 0)	0 (0 to 0)	0 (0 to 0)	0-1 (0 to 0.1)	0-1 (0 to 0.2)	0-1 (0 to 0.3)	0-1 (0 to 0.3)	0-1 (0 to 0.3)	0-1 (0 to 0.3)	0-1 (0 to 0.3)	0-1 (0 to 0.1)		1-2
Asbestosis	0 (0 to 0)	0 (0 to 0)	0 (0 to 0)	0 (0 to 0)	0 (0 to 0)	0-1 (0 to 0.1)	0-1 (0 to 0.1)	0-1 (0 to 0.2)	0-2 (0 to 0.3)	0-2 (0 to 0.5)	0-3 (0 to 0.7)	0-4 (0 to 0.9)	0-5 (0 to 1.2)	0-7 (0 to 1.6)	0-9 (0 to 2.2)	1-1 (0 to 2.6)	1-4 (0 to 3.2)	1-6 (0 to 3.6)	1-8 (0 to 4.1)	2-1 (0 to 4.6)	1-8 (0 to 4.1)	1-6 (0 to 3.6)	0-9 (0 to 2.1)		44
Coal workers pneumoconiosis	0 (0 to 0)	0 (0 to 0)	0 (0 to 0)	0 (0 to 0)	0 (0 to 0)	0 (0 to 0)	0 (0 to 0)	0 (0 to 0)	0 (0 to 0)	0 (0 to 0)	0 (0 to 0)	0 (0 to 0)	0 (0 to 0)	0 (0 to 0)	0 (0 to 0)	0-1 (0 to 0.2)	0-1 (0 to 0.3)	0-2 (0 to 0.3)	0-2 (0 to 0.3)	0-2 (0 to 0.3)	0-1 (0 to 0.3)	0-1 (0 to 0.3)	0-1 (0 to 0.2)		19
Other pneumoconiosis	0 (0 to 0)	0 (0 to 0)	0 (0 to 0)	0 (0 to 0)	0 (0 to 0)	0 (0 to 0)	0 (0 to 0)	0 (0 to 0)	0 (0 to 0)	0 (0 to 0)	0 (0 to 0)	0 (0 to 0)	0 (0 to 0)	0 (0 to 0)	0 (0 to 0)	0 (0 to 0)	0 (0 to 0)	0 (0 to 0)	0 (0 to 0)	0 (0 to 0)	0 (0 to 0)	0 (0 to 0)	0 (0 to 0)		0
Asthma	0 (0 to 0)	0 (0 to 0)	68-1 (57-7 to 93.1)	79-8 (25-3 to 115)	81-1 (45-5 to 128)	71-5 (47-4 to 129)	72-2 (42-9 to 113)	79 (42-9 to 117)	79-5 (47-1 to 116)	74-9 (49-1 to 118)	69-6 (47-1 to 111)	66-6 (47-1 to 111)	60-8 (37-9 to 120)	60-8 (41-9 to 116)	66-2 (44-1 to 124)	66-3 (44-1 to 124)	66-3 (44-1 to 124)	66-3 (44-1 to 124)	66-3 (44-1 to 124)	66-3 (44-1 to 124)	66-3 (44-1 to 124)	66-3 (44-1 to 124)	66-3 (44-1 to 124)		1,340
Interstitial lung disease and pulmonary sarcoidosis	0 (0 to 0)	0 (0 to 0)	0-3 (0-2 to 0.4)	0-6 (0-3 to 0.8)	1-1 (0-4 to 1.2)	1-3 (0-5 to 1.7)	1-5 (0-6 to 2.4)	2-1 (0-9 to 3.1)	2-5 (0-9 to 3.7)	2-9 (0-9 to 4.6)	3-4 (0-9 to 5.9)	3-7 (0-9 to 7.1)	3-9 (0-9 to 7.1)	4-4 (0-9 to 7.1)	4-9 (0-9 to 7.1)	5-2 (0-9 to 7.1)	5-5 (0-9 to 7.1)	5-8 (0-9 to 7.1)	6-1 (0-9 to 7.1)	6-4 (0-9 to 7.1)	6-7 (0-9 to 7.1)	6-9 (0-9 to 7.1)	6-9 (0-9 to 7.1)		1-4
Other chronic respiratory diseases	0 (0 to 0)	0 (0 to 0)	0 (0 to 0)	0 (0 to 0)	0 (0 to 0)	0 (0 to 0)	0 (0 to 0)	0 (0 to 0)	0 (0 to 0)	0 (0 to 0)	0 (0 to 0)	0 (0 to 0)	0 (0 to 0)	0 (0 to 0)	0 (0 to 0)	0 (0 to 0)	0 (0 to 0)	0 (0 to 0)	0 (0 to 0)	0 (0 to 0)	0 (0 to 0)	0 (0 to 0)	0 (0 to 0)	0 (0 to 0)		0
Digestive diseases	0-7 (0-5 to 0.7)	0-6 (0-5 to 1)	1-1 (0-7 to 1.4)	1-3 (0-9 to 1.7)	1-3 (0-9 to 1.9)	1-6 (1-1 to 2.1)	2-1 (1-4 to 2.9)	3-1 (2-1 to 4.1)	4-1 (2-9 to 5.7)	5-1 (3-5 to 7.3)	6-1 (4-2 to 8.7)	7-1 (4-9 to 10.2)	8-1 (5-5 to 11.7)	9-1 (6-2 to 13.2)	10-1 (7-1 to 14.7)	11-1 (7-7 to 16)	12-1 (8-1 to 17.2)	13-1 (8-1 to 18.2)	14-1 (9-1 to 20.2)	15-1 (9-1 to 21.2)	14-1 (9-1 to 20.2)	13-1 (8-1 to 18.2)	5-1 (3-1 to 7.2)		297
Neurological disorders	0-2 (0-1 to 0.3)	0-4 (0-2 to 0.5)	19-2 (12-3 to 23.6)	28-7 (17-3 to 47.6)	66-4 (20-2 to 90.1)	133 (40-2 to 227)	194 (84-6 to 227)	216 (84-6 to 347)	241 (71-2 to 360)	291 (120-1 to 581)	291 (120-1 to 581)	286 (120-1 to 581)	291 (120-1 to 581)	346 (174-9 to 607)	396 (227-9 to 594)	396 (230-9 to 594)	396 (230-9 to 594)	396 (230-9 to 594)	396 (230-9 to 594)	396 (230-9 to 594)	396 (230-9 to 594)	396 (230-9 to 594)	396 (230-9 to 594)		7,230
Alzheimer's disease and other dementias	0 (0 to 0)	0 (0 to 0)	0 (0 to 0)	0 (0 to 0)	0 (0 to 0)	0 (0 to 0)	0 (0 to 0)	0 (0 to 0)	0 (0 to 0)	0 (0 to 0)	0 (0 to 0)	0 (0 to 0)	0 (0 to 0)	0 (0 to 0)	0 (0 to 0)	0 (0 to 0)	0 (0 to 0)	0 (0 to 0)	0 (0 to 0)	0 (0 to 0)	0 (0 to 0)	0 (0 to 0)	0 (0 to 0)	0 (0 to 0)		0
Parkinson's disease	0 (0 to 0)	0 (0 to 0)	0 (0 to 0)	0 (0 to 0)	0 (0 to 0)	0 (0 to 0)	0 (0 to 0.1)	0 (0 to 0.2)	0-1 (0 to 0.2)	0-2 (0 to 0.4)	0-3 (0 to 0.6)	0-5 (0 to 1)	0-6 (0 to 1.4)	0-8 (0 to 2.1)	0-9 (0 to 2.4)	1-1 (0 to 2.9)	1-4 (0 to 3.4)	1-6 (0 to 4.1)	1-8 (0 to 4.6)	2-1 (0 to 5.1)	1-8 (0 to 4.6)	1-6 (0 to 4.1)	0-9 (0 to 2.4)		727
Idiopathic epilepsy	0-1 (0 to 0.2)	0-4 (0 to 0.6)	19-3 (10-3 to 27.9)	22 (8-5 to 48.7)	28-9 (10-3 to 57.9)	32 (10-3 to 57.9)	33-1 (10-3 to 57.9)	31-8 (10-3 to 57.9)	34-6 (10-3 to 57.9)	35-1 (20-3 to 58.9)	36-1 (22-3 to 57.9)	35-7 (22-3 to 57.9)	42-1 (27-2 to 66.9)	39-5 (27-2 to 58.7)	34-1 (23-6 to 58.7)	29-6 (19-9 to 53.9)	29-3 (19-9 to 53.9)	29-1 (19-9 to 53.9)	29-1 (19-9 to 53.9)	29-1 (19-9 to 53.9)	29-1 (19-9 to 53.9)	29-1 (19-9 to 53.9)	29-1 (19-9 to 53.9)		536
Multiple sclerosis	0 (0 to 0)	0 (0 to 0)	0-1 (0 to 0.2)	0-2 (0 to 0.4)	0-3 (0 to 0.6)	0-3 (0 to 0.6)	0-4 (0 to 0.8)	0-5 (0 to 1.1)	0-6 (0 to 1.3)	0-8 (0 to 1.8)	0-9 (0 to 2.1)	0-9 (0 to 2.1)	1-1 (0 to 2.3)	1-3 (0 to 2.9)	1-5 (0 to 3.4)	1-7 (0 to 3.9)	1-9 (0 to 4.4)	2-1 (0 to 4.9)	2-3 (0 to 5.4)	2-4 (0 to 5.4)	2-3 (0 to 5.4)	2-1 (0 to 4.9)	1-1 (0 to 2.4)		97
Motor neuron disease	0 (0 to 0.2)	0 (0 to 0.3)	2-1 (1-4 to 4.6)	2-5 (1-5 to 2.9)	2-9 (1-6 to 3.7)	3-1 (1-7 to 4.1)	3-4 (1-7 to 4.6)	3-6 (1-7 to 5.1)	3-8 (1-7 to 5.6)	4-1 (1-7 to 6.2)	4-4 (1-7 to 6.7)	4-7 (1-7 to 7.1)	5-1 (1-7 to 7.8)	5-5 (1-7 to 8.3)	5-9 (1-7 to 8.9)	6-2 (1-7 to 9.4)	6-5 (1-7 to 9.9)	6-8 (1-7 to 10.4)	7-1 (1-7 to 10.9)	7-3 (1-7 to 11.4)	7-1 (1-7 to 10.9)	6-8 (1-7 to 10.4)	2-9 (1-1 to 4.3)		304
Headache disorders	0 (0 to 0)	0 (0 to 0)	0 (0 to 0)	0 (0 to 0)	0-4 (0-4 to 45.7)	106 (4-7 to 224)	106 (14-2 to 344)	106 (19-4 to 387)	106 (26-5 to 439)	223 (41-1 to 488)	223 (50-4 to 487)	219 (57-5 to 491)	232 (62-9 to 492)	221 (90-7 to 468)	232 (90-7 to 468)	232 (93-3 to 468)	232 (93-3 to 468)	232 (93-3 to 468)	232 (93-3 to 468)	232 (93-3 to 468)	232 (93-3 to 468)	232 (93-3 to 468)	232 (93-3 to 468)		2,350
Migraine	0 (0 to 0)	0 (0 to 0)	0 (0 to 0)	0 (0 to 0)	0 (0 to 41.4)	19-1 (3-2 to 27.7)	89-9 (9-6 to 330)	179 (13-3 to 371)	203 (17-9 to 416)	250 (29-5 to 498)	192 (38-9 to 437)	206 (44-6 to 450)	206 (44-6 to 450)	186 (43-1 to 429)	192 (43-1 to 429)	178 (26-9 to 394)	192 (26-9 to 394)	192 (26-9 to 394)	192 (26-9 to 394)	192 (26-9 to 394)	192 (26-9 to 394)	192 (26-9 to 394)	192 (26-9 to 394)		2,080
Tension-type headache	0 (0 to 0)	0 (0 to 0)	0 (0 to 0)	0 (0 to 0)	0 (0 to 5.1)	1-3 (0-4 to 39.4)	1-3 (0-4 to 74)	1-3 (0-4 to 74)	1-3 (0-4 to 74)	1-3 (0-4 to 74)	1-3 (0-4 to 74)	1-3 (0-4 to 74)	1-3 (0-4 to 74)	1-3 (0-4 to 74)	1-3 (0-4 to 74)	1-3 (0-4 to 74)	1-3 (0-4 to 74)	1-3 (0-4 to 74)	1-3 (0-4 to 74)	1-3 (0-4 to 74)	1-3 (0-4 to 74)	1-3 (0-4 to 74)	1-3 (0-4 to 74)		299
Other neurological disorders	0 (0 to 0)	0 (0 to 0)	1-9 (0-5 to 3.5)	3-3 (0-9 to 5.1)	7-3 (0-9 to 11)	11-5 (3-4 to 39.4)	11-5 (3-4 to 74)	11-5 (3-4 to 74)	11-5 (3-4 to 74)	11-5 (3-4 to 74)	11-5 (3-4 to 74)	11-5 (3-4 to 74)	11-5 (3-4 to 74)	11-5 (3-4 to 74)	11-5 (3-4 to 74)	11-5 (3-4 to 74)	11-5 (3-4 to 74)	11-5 (3-4 to 74)	11-5 (3-4 to 74)	11-5 (3-4 to 74)	11-5 (3-4 to 74)	11-5 (3-4 to 74)	11-5 (3-4 to 74)		322
Mental disorders	0-1 (0-1 to 0.2)	0-3 (0-2 to 0.4)	1-1 (0-7 to 1.4)	1-6 (0-9 to 2.1)	3-1 (1-7 to 4.2)	4-6 (2-3 to 6.2)	5-7 (2-7 to 8.1)	7-1 (3-2 to 10.2)	8-6 (3-9 to 12



SR Table 2c: Burr DALYS by cause and sex aroue for both sexes with 95% uncertainty intervals, 2019

Cause	Early Neonatal	Late Neonatal	Post Neonatal	1 to 4	5 to 9	10 to 14	15 to 19	20 to 24	25 to 29	30 to 34	35 to 39	40 to 44	45 to 49	50 to 54	55 to 59	60 to 64	65 to 69	70 to 74	75 to 79	80 to 84	85 to 89	90 to 94	95 plus	Total
All causes	2,400,000 (2,100,000-2,700,000)	1,300,000 (1,100,000-1,500,000)	2,100,000 (1,900,000-2,300,000)	3,600,000 (3,300,000-3,900,000)	1,600,000 (1,400,000-1,800,000)	1,200,000 (1,000,000-1,300,000)	1,300,000 (1,100,000-1,400,000)	1,400,000 (1,200,000-1,600,000)	1,500,000 (1,300,000-1,700,000)	1,600,000 (1,400,000-1,800,000)	1,700,000 (1,500,000-1,900,000)	1,800,000 (1,600,000-2,000,000)	1,900,000 (1,700,000-2,100,000)	2,000,000 (1,800,000-2,200,000)	2,100,000 (1,900,000-2,300,000)	2,200,000 (2,000,000-2,400,000)	2,300,000 (2,100,000-2,500,000)	2,400,000 (2,200,000-2,600,000)	2,500,000 (2,300,000-2,700,000)	2,600,000 (2,400,000-2,800,000)	2,700,000 (2,500,000-2,900,000)	2,800,000 (2,600,000-3,000,000)	2,900,000 (2,700,000-3,100,000)	3,000,000 (2,800,000-3,200,000)	3,100,000 (2,900,000-3,300,000)	3,200,000 (3,000,000-3,400,000)	3,300,000 (3,100,000-3,500,000)	3,400,000 (3,200,000-3,600,000)	3,500,000 (3,300,000-3,700,000)	3,600,000 (3,400,000-3,800,000)	3,700,000 (3,500,000-3,900,000)	3,800,000 (3,600,000-4,000,000)	3,900,000 (3,700,000-4,100,000)	4,000,000 (3,800,000-4,200,000)	4,100,000 (3,900,000-4,300,000)	4,200,000 (4,000,000-4,400,000)	4,300,000 (4,100,000-4,500,000)



Osteoarthritis other	0 (0 to 0)	0 (0 to 0)	0 (0 to 0)	0 (0 to 0)	0 (0 to 0)	0 (0 to 0)	0 (0 to 0)	0 (0 to 0)	0 (0 to 0)	0-1 (0 to 2)	0-5 (0 to 1.3)	1-6 (0 to 3.4)	3-8 (1 to 6.3)	6-9 (2 to 14.9)	9-14 (4 to 30.4)	10-1 (4 to 21.3)	11-2 (5.3 to 24.6)	13 (6 to 27.4)	9-9 (5 to 20.5)	8 (4 to 19.1)	4-6 (2 to 9.9)	2-2 (1 to 4.4)	0-6 (0 to 1.2)		
Low back pain	0 (0 to 0)	0 (0 to 0)	0 (0 to 0)	0 (0 to 0)	9-3 (3 to 14.7)	40-2 (23.3 to 68.5)	32 (20.2 to 155)	117 (46.8 to 128)	104 (69 to 160)	0 (0 to 0)	185 (110 to 273)	193 (117 to 291)	240 (152 to 371)	266 (173 to 429)	266 (191 to 424)	247 (154 to 369)	234 (150 to 349)	240 (154 to 357)	240 (161 to 344)	117 (72 to 173)	64 (38 to 85.7)	22 (14.7 to 32.6)	5-4 (3.5 to 8.1)	2,750	
Neck pain	0 (0 to 0)	0 (0 to 0)	0 (0 to 0)	4-1 (1 to 9.4)	21 (10.6 to 39.2)	32-1 (16.2 to 57.4)	33-3 (16.4 to 63.5)	43-6 (21.6 to 82.2)	68-6 (35.7 to 128)	50-1 (27 to 102)	96-1 (47.7 to 153)	118 (68.4 to 192)	119 (64.5 to 207)	119 (60.3 to 210)	108 (54.1 to 186)	89-1 (44.9 to 148)	77-3 (40.1 to 132)	83 (43.5 to 138)	77-3 (39.4 to 136)	33-3 (17.7 to 62.4)	36-3 (19.4 to 59.6)	7-2 (3.7 to 11.6)	1,080	
Gout	0 (0 to 0)	0 (0 to 0)	0 (0 to 0)	0 (0 to 0)	0 (0 to 0)	0 (0 to 0)	0 (0 to 0)	0 (0 to 0)	0 (0 to 0)	0 (0 to 0)	0 (0 to 0)	0 (0 to 0)	0 (0 to 0)	0 (0 to 0)	0 (0 to 0)	0 (0 to 0)	0 (0 to 0)	0 (0 to 0)	0 (0 to 0)	0 (0 to 0)	0 (0 to 0)	0 (0 to 0)	0 (0 to 0)	55	
Other musculoskeletal disorders	0 (0 to 0)	0 (0 to 0)	0 (0 to 0)	0-2 (0.2 to 0.4)	1-7 (0.3 to 3.5)	25-2 (9.4 to 45.1)	49-1 (29.4 to 77)	70-9 (42.8 to 111)	48 (28.7 to 77)	79 (48.7 to 117)	39-3 (46.2 to 120)	97 (64.4 to 148)	109 (64.3 to 172)	102 (61.2 to 162)	97 (57.2 to 152)	75-4 (42.6 to 124)	76-7 (39.6 to 127)	75-4 (39.6 to 124)	69-5 (36.5 to 78.4)	28-2 (16.6 to 39.7)	12-3 (6.4 to 22.7)	6-4 (3.3 to 9.8)	957	
Other non-communicable diseases	87-7 (66 to 137)	44 (32.6 to 58.5)	131 (92.5 to 180)	66-8 (71.6 to 108)	53-9 (39.3 to 74.4)	60-4 (45.4 to 87.7)	80-4 (60.7 to 112)	116 (91.7 to 160)	166 (115 to 231)	192 (145 to 260)	212 (157 to 291)	255 (194 to 379)	251 (176 to 356)	260 (200 to 360)	291 (209 to 430)	268 (192 to 370)	273 (193 to 368)	301 (210 to 434)	220 (156 to 291)	178 (126 to 225)	116 (86.1 to 162)	44-8 (31.9 to 78.7)	21-7 (12.6 to 27.2)	3,720	
Congenital birth defects	65-2 (52.1 to 125)	39-3 (27.5 to 52.8)	88-2 (60.2 to 133)	58-5 (46.5 to 73.4)	24-7 (16.2 to 32.9)	22-6 (14.9 to 29.9)	21-3 (14.3 to 27.6)	17-1 (12.1 to 22)	17-1 (12.1 to 22)	18-3 (14.1 to 22.3)	18-4 (14.5 to 23.1)	19-8 (12.4 to 31.4)	12-4 (8.3 to 20.5)	20-4 (14.2 to 28.4)	19-9 (14.2 to 28)	14-7 (11 to 19.5)	10-7 (7.9 to 14.1)	4-3 (2.6 to 6.4)	2-5 (1.5 to 3.8)	1-6 (1 to 2.5)	0-6 (0.5 to 1.3)	0-3 (0.2 to 0.5)	0-1 (0 to 0.1)	520	
Neural tube defects	5-5 (2.5 to 9.1)	1-6 (0.9 to 2.3)	5 (3.1 to 7.7)	6-9 (4.3 to 10.7)	0-6 (0.4 to 1.1)	0-6 (0.4 to 1.1)	0-6 (0.4 to 1.1)	0-6 (0.6 to 1)	0-6 (0.6 to 1.1)	0-7 (0.5 to 1)	0-7 (0.5 to 1)	0-5 (0.3 to 0.7)	0-4 (0.3 to 0.7)	0-4 (0.3 to 0.7)	0-3 (0.2 to 0.6)	0-1 (0.1 to 0.3)	0-1 (0.1 to 0.1)	0-1 (0 to 0.1)	0-1 (0 to 0.1)	0-1 (0 to 0.1)	0-1 (0 to 0.1)	0-1 (0 to 0.1)	0-1 (0 to 0.1)	27	
Congenital heart anomalies	19-5 (11.4 to 27.2)	16-4 (10.7 to 23.4)	29-3 (16.4 to 56.1)	13-3 (9.3 to 20.3)	3-7 (2.4 to 4.6)	3-6 (2.5 to 5.7)	4-6 (2.9 to 6.4)	3-6 (2.6 to 5.2)	2-6 (2.2 to 5.2)	3-8 (2.4 to 5.2)	4 (2.6 to 5.2)	3-5 (2.5 to 5.4)	3-8 (2.1 to 5.5)	3 (1.6 to 4.9)	2-5 (1.2 to 3.8)	1-7 (0.8 to 2.7)	1-6 (0.8 to 2.4)	2 (1.1 to 3.4)	1-1 (0.6 to 2.1)	0-1 (0 to 0.1)	0-1 (0 to 0.1)	0-1 (0 to 0.1)	0-1 (0 to 0.1)	123	
Orofacial clefts	0 (0 to 0)	0-2 (0 to 0.7)	0-4 (0.2 to 0.7)	0-3 (0 to 0.6)	0-3 (0 to 0.6)	0-2 (0 to 0.5)	0-2 (0 to 0.4)	0-2 (0.1 to 0.4)	0-3 (0.1 to 0.5)	0-3 (0.1 to 0.5)	0-3 (0.1 to 0.5)	0-3 (0.1 to 0.5)	0-3 (0.1 to 0.5)	0-3 (0.1 to 0.5)	0-3 (0.1 to 0.4)	0-2 (0.1 to 0.3)	0-2 (0.1 to 0.3)	0-2 (0.1 to 0.3)	0-2 (0.1 to 0.3)	0-1 (0.1 to 0.2)	0-1 (0 to 0.1)	0-1 (0 to 0.1)	0-1 (0 to 0.1)	4-3	
Down syndrome	2-9 (1.6 to 4.4)	0-9 (0.4 to 1.3)	3-1 (1.6 to 5)	2-8 (1.1 to 3.9)	1-7 (1.1 to 2.3)	1-6 (1 to 2.3)	1-6 (1.1 to 2.3)	1-7 (1.2 to 2.3)	2 (1.4 to 2.9)	2-2 (1.4 to 3)	2-4 (1.7 to 3.2)	2-5 (1.7 to 3.2)	2-5 (1.7 to 3.2)	2-7 (1.9 to 3.6)	2-5 (1.5 to 3.3)	2-7 (1.9 to 3.6)	6-8 (4.9 to 9.3)	6-1 (4.4 to 8.2)	3-3 (2.4 to 4.5)	1-8 (1.4 to 2.6)	0-9 (0.6 to 1.2)	0-3 (0.2 to 0.4)	0-3 (0.2 to 0.5)	53-5	
Turner syndrome	0 (0 to 0)	0 (0 to 0)	0-1 (0 to 0.2)	0-1 (0 to 0.2)	0-1 (0 to 0.2)	0-1 (0 to 0.2)	0-1 (0 to 0.2)	0-1 (0 to 0.2)	0-1 (0 to 0.2)	0-1 (0 to 0.2)	0-1 (0 to 0.2)	0-1 (0 to 0.1)	0-1 (0 to 0.1)	0-1 (0 to 0.1)	0-1 (0 to 0.1)	0-1 (0 to 0.1)	0-1 (0 to 0.1)	0-1 (0 to 0.1)	0-1 (0 to 0.1)	0-1 (0 to 0.1)	0-1 (0 to 0.1)	0-1 (0 to 0.1)	0-1 (0 to 0.1)	0-8	
Klinefelter syndrome	0 (0 to 0)	0 (0 to 0)	0 (0 to 0)	0 (0 to 0)	0 (0 to 0)	0 (0 to 0)	0 (0 to 0)	0 (0 to 0)	0 (0 to 0)	0 (0 to 0)	0 (0 to 0)	0 (0 to 0)	0 (0 to 0)	0 (0 to 0)	0 (0 to 0)	0 (0 to 0)	0 (0 to 0)	0 (0 to 0)	0 (0 to 0)	0 (0 to 0)	0 (0 to 0)	0 (0 to 0)	0 (0 to 0)	0-2	
Other chromosomal abnormalities	10-6 (6 to 26.3)	5-8 (3.4 to 20.1)	14 (8.8 to 22.1)	7 (5.1 to 9.7)	2-3 (2.3 to 4.5)	3 (2.1 to 4.2)	2-3 (2.6 to 3.6)	2-4 (1.7 to 3.1)	2-2 (1.5 to 3.1)	2-4 (1.7 to 3.2)	2-4 (1.7 to 3.2)	2 (1.3 to 2.8)	2-2 (1.5 to 3.1)	1-8 (1.1 to 2.6)	1-4 (0.9 to 1.9)	0-8 (0.5 to 1.2)	0-6 (0.3 to 0.8)	0-6 (0.3 to 0.8)	2-1 (1.2 to 3.3)	1-1 (0.7 to 1.7)	0-6 (0.3 to 0.9)	0-3 (0.2 to 0.5)	0-1 (0 to 0.2)	64-8	
Congenital musculoskeletal and limb anomalies	1-9 (1.3 to 3.7)	0-9 (0.5 to 1.4)	1-4 (0.9 to 2.1)	0-7 (0.4 to 1.1)	0-4 (0.3 to 0.7)	0-5 (0.3 to 0.8)	0-6 (0.4 to 0.9)	0-6 (0.4 to 0.9)	0-6 (0.4 to 0.9)	0-6 (0.4 to 0.9)	0-6 (0.4 to 0.9)	0-3 (0.2 to 0.7)	0-3 (0.2 to 0.6)	0-4 (0.2 to 0.6)	0-4 (0.2 to 0.6)	0-2 (0.1 to 0.4)	0-2 (0.1 to 0.4)	0-2 (0.1 to 0.4)	0-1 (0.1 to 0.3)	0-1 (0.1 to 0.2)	0-1 (0.1 to 0.2)	0-1 (0 to 0.1)	0-1 (0 to 0.1)	86-1	
Urogenital congenital anomalies	4 (1.6 to 11.1)	0-8 (0.4 to 2)	1-7 (0.7 to 3.1)	1-3 (0.7 to 2.1)	0-5 (0.4 to 0.9)	0-5 (0.4 to 0.9)	0-5 (0.3 to 0.8)	0-3 (0.2 to 0.5)	0-3 (0.2 to 0.6)	0-3 (0.2 to 0.6)	0-3 (0.2 to 0.6)	0-2 (0.1 to 0.5)	0-2 (0.1 to 0.5)	0-1 (0.1 to 0.3)	0-1 (0.1 to 0.2)	0-1 (0.1 to 0.2)	0-1 (0.1 to 0.2)	0-1 (0.1 to 0.2)	0-1 (0 to 0.1)	0-1 (0 to 0.1)	0-1 (0 to 0.1)	0-1 (0 to 0.1)	0-1 (0 to 0.1)	11-3	
Digestive congenital anomalies	13-8 (9.4 to 21.4)	6-2 (3.1 to 7.4)	9-2 (5.9 to 14.5)	5-2 (3.4 to 7.1)	0-5 (0.4 to 1.1)	0-5 (0.3 to 0.8)	0-5 (0.3 to 0.8)	0-5 (0.3 to 0.8)	0-5 (0.3 to 0.8)	0-4 (0.3 to 0.7)	0-4 (0.3 to 0.7)	0-3 (0.2 to 0.5)	0-3 (0.2 to 0.5)	0-3 (0.2 to 0.4)	0-3 (0.2 to 0.5)	0-2 (0.1 to 0.4)	0-2 (0.1 to 0.4)	0-2 (0.1 to 0.4)	0-1 (0 to 0.1)	0-1 (0 to 0.1)	0-1 (0 to 0.1)	0-1 (0 to 0.1)	0-1 (0 to 0.1)	37-7	
Other congenital birth defects	29-3 (15.7 to 58.4)	7-1 (4.4 to 10.3)	12-5 (10.8 to 27.3)	10-9 (7.6 to 15)	2-2 (2 to 3.2)	4-7 (3.6 to 6.5)	3-6 (2.6 to 5.6)	3-6 (2.6 to 5.6)	3-6 (2.6 to 5.7)	3-6 (2.6 to 5.6)	3-6 (2.6 to 5.6)	2-5 (1.9 to 4.1)	2-5 (1.8 to 4.1)	2-5 (1.8 to 4.6)	2-2 (1.5 to 3.6)	2-2 (1.5 to 3.6)	1-6 (1.1 to 2.6)	1-5 (1.1 to 3.7)	1-5 (0.9 to 3.5)	0-4 (0.3 to 0.9)	0-4 (0.2 to 0.9)	0-4 (0.2 to 0.9)	0-4 (0.1 to 0.9)	112	
Urinary diseases and male infertility	0-1 (0 to 0.1)	0-2 (0 to 0.1)	0-7 (0.3 to 1.2)	0-7 (0.5 to 0.9)	0-6 (0.5 to 0.9)	0-7 (0.6 to 1.4)	1-1 (0.6 to 1.4)	1-1 (0.6 to 2)	1-1 (0.6 to 2)	0-9 (0.6 to 1.4)	0-9 (0.6 to 1.4)	0-8 (0.5 to 1.3)	0-8 (0.5 to 1.3)	0-8 (0.5 to 1.3)	0-8 (0.5 to 1.3)	0-6 (0.4 to 1.1)	0-6 (0.4 to 1.1)	0-6 (0.4 to 1.1)	0-6 (0.4 to 1.1)	0-6 (0.4 to 1.1)	0-6 (0.4 to 1.1)	0-6 (0.4 to 1.1)	0-6 (0.4 to 1.1)	460	
Urolithiasis	0 (0 to 0)	0 (0 to 0)	0 (0 to 0)	0 (0 to 0.1)	0 (0 to 0.1)	0-1 (0 to 0.1)	0-1 (0 to 0.2)	0-2 (0 to 0.4)	0-2 (0 to 0.4)	0-3 (0 to 0.6)	0-3 (0.1 to 0.6)	0-2 (0.1 to 0.6)	0-2 (0.1 to 0.6)	0-2 (0.1 to 0.6)	0-2 (0.1 to 0.5)	0-2 (0.1 to 0.4)	0-2 (0.1 to 0.4)	0-2 (0.1 to 0.4)	0-2 (0.1 to 0.4)	0-2 (0.1 to 0.4)	0-2 (0.1 to 0.4)	0-2 (0.1 to 0.4)	0-2 (0.1 to 0.4)	24-7	
Benign prostatic hyperplasia	0 (0 to 0)	0 (0 to 0)	0 (0 to 0)	0 (0 to 0)	0 (0 to 0)	0 (0 to 0)	0 (0 to 0)	0 (0 to 0)	0 (0 to 0)	0 (0 to 0)	0 (0 to 0)	0 (0 to 0)	0 (0 to 0)	0 (0 to 0)	0-2 (0 to 0.4)	0-2 (0 to 0.4)	0-2 (0 to 0.4)	0-2 (0 to 0.4)	0-2 (0 to 0.4)	0-1 (0 to 0.3)	0-1 (0 to 0.3)	0-1 (0 to 0.3)	0-1 (0 to 0.3)	0-1 (0 to 0.3)	125	
Male infertility	0 (0 to 0)	0 (0 to 0)	0 (0 to 0)	0 (0 to 0)	0 (0 to 0)	0 (0 to 0)	0 (0 to 0)	1-4 (0.4 to 3.6)	1-4 (0.4 to 3.6)	1-8 (0.4 to 4.3)	1-8 (0.5 to 4.6)	1-7 (0.5 to 4.1)	0-9 (0.4 to 3.1)	0-9 (0.1 to 0.6)	0-3 (0 to 0.5)	0-3 (0 to 0.5)	0-3 (0 to 0.5)	0-3 (0 to 0.5)	0-3 (0 to 0.5)	0-3 (0 to 0.5)	0-3 (0 to 0.5)	0-3 (0 to 0.5)	0-3 (0 to 0.5)	7-6	
Other urinary diseases	0-1 (0 to 0.1)	0-1 (0 to 0.2)	0-1 (0.2 to 0.4)	0-3 (0 to 0.6)	0-2 (0 to 0.4)	0-2 (0 to 0.4)	0-2 (0.2 to 0.4)	0-4 (0.3 to 0.6)	0-4 (0.3 to 0.6)	0-4 (0.3 to 0.6)	0-7 (0.5 to 1)	0-7 (0.5 to 1)	0-7 (0.5 to 1)	1-1 (0.7 to 1.6)	1-1 (0.7 to 1.6)	0-7 (0.4 to 1.1)	0-7 (0.4 to 1.1)	0-7 (0.4 to 1.1)	0-6 (0.4 to 1)	0-6 (0.4 to 1)	0-6 (0.4 to 1)	0-6 (0.4 to 1)	0-6 (0.4 to 1)	16-7	
Gynecological diseases	0 (0 to 0)	0 (0 to 0)	0 (0 to 0)	0 (0 to 0)	0 (0 to 0)	0-4 (0.4 to 15.3)	0-5 (0.4 to 12.4)	27-5 (17.7 to 40.8)	27 (17 to 39.1)	99 (60.4 to 136)	158 (73 to 158)	158 (73 to 158)	94-9 (41.6 to 139)	94-9 (41.6 to 139)	98-7 (43.2 to 127)	98-7 (45.1 to 114)	94 (39.2 to 70.3)	94 (38.9 to 87.1)	94 (38.9 to 87.1)	94 (5.2 to 12.9)	94 (5.2 to 12.9)	94 (5.2 to 12.9)	94 (5.2 to 12.9)	832	
Uterine fibroids	0 (0 to 0)	0 (0 to 0)	0 (0 to 0)	0 (0 to 0)	0 (0 to 0)	0-1 (0 to 0.2)	0-1 (0 to 0.3)	0-1 (0 to 0.5)	0-1 (0 to 0.4)	0-2 (0.2 to 1.2)	0-4 (0.4 to 2.9)	0-4 (0.4 to 2.9)	0-4 (0.4 to 2.9)	0-4 (0.4 to 2.9)	0-4 (0.2 to 2.4)	0-4 (0.2 to 2.7)	0-5 (0.2 to 2.7)	0-5 (0.2 to 2.7)	0-5 (0.2 to 2.7)	0-5 (0.2 to 2.7)	0-5 (0.2 to 2.7)	0-5 (0.2 to 2.7)	0-5 (0.2 to 2.7)	24-2	
Polycystic ovarian syndrome	0 (0 to 0)	0 (0 to 0)	0 (0 to 0)	0 (0 to 0)	0 (0 to 0)	0 (0.2 to 1.7)	0-3 (1.5 to 5.2)	2-6 (0.5 to 7.5)	2-6 (0.5 to 7.5)	4-5 (1.6 to 9.8)	4-5 (1.6 to 9.3)	3-7 (1.6 to 7.5)	3-7 (1.6 to 7.5)	3-5 (1.6 to 7.5)	3-5 (1.6 to 7.5)	3-5 (0.4 to 1.8)	0-3 (0 to 0.9)	0-3 (0 to 0.9)	0-3 (0 to 0.9)	0-3 (0 to 0.9)	0-3 (0 to 0.9)	0-3 (0 to 0.9)	0-3 (0 to 0.9)	28-3	
Female infertility	0 (0 to 0)	0 (0 to 0)	0 (0 to 0)	0 (0 to 0)	0 (0 to 0)	0 (0 to 0)	0 (0 to 0.2)	0-3 (0 to 0.9)	0-3 (0 to 0.9)	0-5 (0 to 1.2)	1 (0.1 to 1.7)	0-5 (0 to 1.2)	0-5 (0 to 1.2)	0-5 (0 to 1.1)	0-5 (0 to 1.1)	0-5 (0 to 1.1)	0-5 (0 to 1.1)	0-5 (0 to 1.1)	0-5 (0 to 1.1)	0-5 (0 to 1.1)	0-5 (0 to 1.1)	0-5 (0 to 1.1)	0-5 (0 to 1.1)	7-4	
Endometriosis	0 (0 to 0)	0 (0 to 0)	0 (0 to 0)	0 (0 to 0)	0 (0 to 0)	2-4 (0.9 to 4.5)	2-9 (1.1 to 5.2)	1-2 (0.5 to 3.3)	0-7 (0.3 to 2.1)	1-4 (0.7 to 3.3)	2-5 (1.1 to 4.9)	2-1 (1.1 to 3.7)	1-7 (0.9 to 3.4)	1-6 (0.9 to 3.4)	2-7 (1.1 to 4.6)	1-9 (0.9 to 3.2)	1-8 (0.9 to 3.2)	1-8 (0.9 to 3.2)	1-8 (0.9 to 3.2)	1-8 (0.9 to 3.2)	1-8 (0.9 to 3.2)	1-8 (0.9 to 3.2)	1-8 (0.9 to 3.2)	36	
Genital prolapse	0 (0 to 0)	0 (0 to 0)	0 (0 to 0)	0 (0 to 0)	0 (0 to 0)	0 (0 to 0)	0 (0 to 0)	0 (0 to 0)	0 (0 to 0)	0 (0 to 0)	0 (0 to 0)	0 (0 to 0)	0 (0 to 0)	0 (0 to 0)	0 (0 to 0)	0 (0 to 0)	0 (0 to 0)	0 (0 to 0)	0 (0 to 0)	0 (0 to 0)	0 (0 to 0)	0 (0 to 0)	0 (0 to 0)	0 (0 to 0)	7-4	
Premenstrual syndrome	0 (0 to 0)	0 (0 to 0)	0 (0 to 0)	0 (0 to 0)	0 (0 to 0)	0 (0 to 0)	0 (0 to 0)	0-3 (0.1 to 0.9)	0-3 (0.1 to 0.9)	0-4 (0.1 to 1.2)	0-5 (0.1 to 1.3)	0-5 (0.2 to 2.4)	0-1 (0 to 0.2)	0-2 (0.2 to 2.2)	0-8 (0.2 to 2.2)	1-1 (0.2 to 2.4)	1-2 (0.2 to 2.4)	1-3 (0.2 to 2.4)	1-6 (0.2 to 3.1)	1-9 (0.2 to 3.4)	1-9 (0.2 to 3.4)	1-6 (0.2 to 3.4)	1-7 (0.2 to 3.5)	174	
Other gynecological diseases	0 (0 to 0)	0 (0 to 0)	0 (0 to 0)	0 (0 to 0)	0 (0 to 0)	0 (0 to 0.4)	0-3 (0 to 1.1)	0-3 (0.1 to 0.9)	0-4 (0.1 to 1.2)	0-5 (0.1 to 1.3)	0-6 (0.2 to 2.4)	0-1 (0 to 0.2)	0-2 (0.2 to 2.2)	0-8 (0.2 to 2.2)	1-1 (0.2 to 2.4)	1-2 (0.2 to 2.4)	1-3 (0.2 to 3.1)	1-6 (0.2 to 3.4)	1-9 (0.2 to 3.4)	1-6 (0.2 to 3.4)	1-2 (0.4 to 1.6)	0-7 (0.2 to 1.7)	0-2 (0.2 to 0.4)	16-9	
Hemoglobinopathies and hemolytic anemias	0-1 (0 to 0.2)	0-5 (0.2 to 1.1)	1-9 (0.8 to 4.6)	2-6 (0.8 to 6.6)	1-1 (0.5 to 3.2)	0-8 (0.5 to 1.3)	3-4 (1.5 to 8.6)	3-2 (0.9 to 9.1)	2-1 (1 to 3.7)	3-4 (1 to 8.6)	3-4 (1 to 8.6)	2-2 (0.8 to 4.8)	2 (0.8 to 4.6)	2-5 (1.1 to 6.1)	2-3 (1.1 to 4.6)	2-1 (1 to 5.1)	2-2 (1.1 to 5.1)	2-5 (1.1 to 5.6)	1-9 (1.1 to 3.5)	1-9 (1.2 to 3.4)	1-4 (0.9 to 2.4)	0-8 (0.2 to 1.6)	0-3 (0.2 to 0.6)	42-8	
Thalassemias	0 (0 to 0)	0 (0 to 0)	0 (0 to 0)	0 (0 to 0)	0 (0 to 0)	0 (0 to 0)	0 (0 to 0)	0 (0 to 0)	0 (0 to 0)	0 (0 to 0)	0 (0 to 0)	0 (0 to 0)	0 (0 to 0)	0 (0 to 0)	0 (0 to 0)	0 (0 to 0)	0 (0 to 0)	0 (0 to 0)	0 (0 to 0)	0 (0 to 0)	0 (0 to 0)	0 (0 to 0)	0 (0 to 0)	0 (0 to 0)	0-2	
Thalassemias trait	0 (0 to 0)	0-1 (0 to 0.2)	0-2 (0 to 1.6)	0-6 (0 to 0.7)	0-2 (0 to 0.1)	0-2 (0 to 0.2)	0-9 (0.2 to 2.1)	0-8 (0.1 to 2)	0-8 (0.1 to 2.2)	0-3 (0 to 1.2)	0-3 (0 to 0.9)	0-3 (0 to 0.9)	0-3 (0 to 0.9)	0-3 (0 to 1.1)	0-3 (0 to 0.9)	0-3 (0 to 0.9)	0-2 (0 to 0.7)	0-2 (0 to 0.6)	0-1 (0 to 0.6)	0-1 (0 to 0.6)	0-1 (0 to 0.6)	0-1 (0 to 0.5)	0-1 (0 to 0.5)	7-2	
Sickle cell disorders	0 (0 to 0)	0-2 (0 to 0.2)	0-7 (0 to 1)	0-5 (0 to 0.6)	0-4 (0 to 0.5)	0-5 (0 to 0.6)	0-4 (0 to 0.6)	0-4 (0 to 0.6)	0-4 (0.2 to 0.5)	0-3 (0.2 to 0.6)	0-3 (0.2 to 0.6)	0-3 (0.2 to 0.6)	0-3 (0.2 to 0.6)	0-2 (0.1 to 0.5)	0-2 (0.1 to 0.5)	0-1 (0 to 0.3)	0-1 (0 to 0.3)	0-1 (0 to 0.3)	0-1 (0 to 0.3)	0-1 (0 to 0.3)	0-1 (0 to 0.3)	0-1 (0 to 0.3)	0-1 (0 to 0.3)	4-7	
Sickle cell trait	0 (0 to 0)	0 (0 to 0.1)	0-4 (0 to 1.1)	0-8 (0 to 1.1)	0-3 (0 to 0.2)	0-6 (0 to 0.2)	1-5 (0.1 to 0.6)	1-5 (0.1 to 0.6)	1-5 (0.1 to 0.6)	1-4 (0.1 to 0.5)	0-3 (0.1 to 0.5)	0-4 (0.1 to 0.9)	0-4 (0.1 to 0.9)	0-4 (0.1 to 1)	0-3 (0.1 to 0.9)	0-3 (0.1 to 0.9)	0-3 (0.1 to 0.9)	0-3 (0.1 to 0.9)	0-3 (0.1 to 0.9)	0-2 (0.1 to 0.5)	0-2 (0.1 to 0.4)	0-2 (0.1 to 0.4)	0-1 (0 to 0.3)	10-8	
G6PD deficiency	0 (0 to 0)	0 (0 to 0)	0 (0 to 0)	0-1 (0 to 0.2)	0-1 (0 to 0.2)	0-1 (0 to 0.2)	0-2 (0 to 0.3)	0-2 (0 to 0.4)	0-2 (0 to 0.4)	0-3 (0 to 0.5)	0-3 (0 to 0.5)	0-3 (0 to 0.5)	0-4 (0.2 to 0.7)	0-4 (0.2 to 0.7)	0-2 (0.1 to 0.4)	0-2 (0.1 to 0.4)	0-2 (0.1 to 0.4)	0-2 (0.1 to 0.4)	0-2 (0.1 to 0.4)	0-1 (0.1 to 0.3)	0-1 (0.1 to 0.3)	0-1 (0.1 to 0.3)	0-1 (0.1 to 0.3)	2-9	
G6PD trait	0 (0 to 0)	0 (0 to 0)	0 (0 to 0)	0 (0 to 0)	0 (0 to 0)	0 (0 to 0)	0 (0 to 0)	0 (0 to 0)	0 (0 to 0)	0 (0 to 0)	0 (0 to 0)	0 (0 to 0)	0 (0 to 0)	0 (0 to 0)	0 (0 to 0)	0 (0 to 0)	0 (0 to 0)	0 (0 to 0)	0 (0 to 0)	0 (0 to 0)	0 (0 to 0)	0 (0 to 0)	0 (0 to 0)	0 (0 to 0)	0-1	
Other hemoglobinopathies and hemolytic anemias	0 (0 to 0)	0-1 (0 to 0.3)	0-4 (0.1 to 1.4)	0-7 (0.1 to 2.2)	0-1 (0 to 0.6)	0-2 (0 to 0.6)	0-3 (0 to 0.6)	0-3 (0.1 to 1)	0-3 (0.1 to 0.9)	0-4 (0.1 to 1.2)	0-5 (0.1 to 1.3)	0-3 (0.2 to 2.4)	0-1 (0 to 0.2)	0-8 (0.2 to 2.2)	1-1 (0.2 to 2.4)	1-2 (0.2 to 2.4)	1-3 (0.2 to 3.1)	1-6 (0.2 to 3.4)	1-9 (0.2 to 3.4)	1-6 (0.2 to 3.4)	1-2 (0.4 to 1.6)	0-7 (0.2 to 1.7)	0-2 (0.2 to 0.4)	16-9	
Endocrine, metabolic, blood, and immune disorders	2-4 (1.6 to 3.4)	2-4 (1.6 to 3.5)	11-3 (7.7 to 16.1)	22-2 (17 to 29.6)	20-1 (13.3 to 28.6)	24-6 (16.2 to 34.2)	24-3 (16.7 to 36.7)	22-6 (15.6 to 36.8)	30-1 (19.6 to 44.2)	38-6 (25.7 to 59.7)	47-2 (31.1 to 70.6)	54-2 (33.8 to 86.1)	61-7 (39.1 to 96.4)	74-2 (46.4 to 118)	81-7 (50.6 to 128)	110 (70.6 to 162)	102 (77.9 to 156)	110 (72.5 to 174)	102 (66.5 to 156)	101 (64.1 to 148)	62-3 (40.3 to 91)	28-1 (16.1 to 52.9)	17-6 (10.2 to 26.9)	4-6 (2.7 to 9)	1-9 (1.3 to 2.7)	1,560
Oral disorders	4-3 (2.5 to 7.1)	2-3 (1.4 to 3.7)	5-9 (3.2 to 9.5)	3-2 (1.9 to 4.6)	1-7 (0.7 to 1.4)	1-9 (1.2 to 2.4)	1-6 (0.7 to 1.4)	1-4 (0.5 to 2.6)	1-5 (0.4 to 2.1)	2-2 (1.1 to 2.7)	2-1 (1.1 to 2.1)	2-7 (1.5 to 3.4)	2-4 (1.4 to 3.6)	3-3 (1.7 to 4.9)	4-2 (1.9 to 6.4)	3-3 (1.7 to 4.9)	7-1 (4.1 to 9.8)	7-4 (4.2 to 10.5)	4-7 (2.7 to 6.5)	3-9 (2.2 to 5.4)	2-1 (1.2 to 3.1)	1-1 (0.6 to 1.6)	0-5 (0.3 to 0.7)	14-1 (8.9 to 20.4)	3-6 (2.4 to 5.1)	769
Caries of deciduous teeth	0 (0 to 0)	0 (0 to 0)	0 (0 to 0)	0-4 (0.1 to 1.7)	0-4 (0.4 to 2.2)	0-4 (0 to 0.2)	0-5 (0 to 0.5)	0-5 (0 to 0.5)	0-5 (0 to 0.5)	0-5 (0 to 0.5)	0-5 (0 to 0.5)	0-5 (0 to 0.5)	0-5 (0 to 0.5)	0-5 (0 to 0.5)	0-5 (0 to 0.5)	0-5 (0 to 0.5)	0-5 (0 to 0.5)	0-5 (0 to 0.5)	0-5 (0 to 0.5)	0-5 (0 to 0.5)	0-5 (0 to 0.5)	0-5 (0 to 0.5)	0-5 (0 to 0.5)	1-5	
Caries of permanent teeth	0 (0 to 0)	0 (0 to 0)	0 (0 to 0)	0 (0 to 0)	3-3 (0.4 to 23.5)	3-3 (1.3 to 7)	3-2 (1.3 to 4.8)	3-6 (1.5 to 7.4)	4-1 (1.6 to 9.4)	4-4 (1.6 to 9.4)	4-6 (1.6 to 9.2)	4-6 (1.7 to 9.1)	4-4 (1.6 to 9.4)	4-4 (1.6 to 9.4)	3-7 (1.5 to 9.2)	3-7 (1.3 to 7.7)	3-3 (1.3 to 6.4)	3-7 (1.3 to 9.4)	3-3 (1.3 to 6.4)	3-6 (1.3 to 9.4)	0-6 (0.2 to 1.2)	0-6 (0.2 to 1.2)	0-1 (0 to 0.1)	56-5	
Periodontal diseases	0 (0 to 0)	0 (0 to 0)	0 (0 to 0)	0 (0 to 0)	0 (0 to 0)	0 (0 to 0)	0-1 (0 to 0.4)	0-2 (0 to 0.6)	0-2 (0 to 0.6)	0-2 (0 to 0.6)	0-2 (0 to 0.6)	0-2 (0 to 0.6)	0-2 (0 to 0.6)	0-2 (0 to 0.6)	0-2 (0 to 0.6)	0-2 (0 to 0.6)	0-2 (0 to 0.6)	0-2 (0 to 0.6)	0-2 (0 to 0.6)	0-2 (0 to 0.6)

SII Table 2c: St Helena DALYS by cause and age group for both sexes with 95% uncertainty intervals, 2019

Cause	Early Neonatal	Late Neonatal	Post Neonatal	1 to 4	5 to 9	10 to 14	15 to 19	20 to 24	25 to 29	30 to 34	35 to 39	40 to 44	45 to 49	50 to 54	55 to 59	60 to 64	65 to 69	70 to 74	75 to 79	80 to 84	85 to 89	90 to 94	95 plus	Total
All causes	297 (251 to 339)	194 (98 to 121)	268 (150 to 384)	268 (194 to 402)	202 (163 to 242)	166 (134 to 201)	213 (173 to 260)	229 (170 to 300)	276 (201 to 360)	316 (229 to 412)	378 (276 to 493)	440 (316 to 580)	503 (360 to 660)	577 (414 to 760)	657 (469 to 865)	747 (530 to 984)	847 (603 to 1,116)	1,000 (711 to 1,318)	1,177 (837 to 1,550)	1,377 (979 to 1,814)	1,586 (1,127 to 2,089)	1,796 (1,276 to 2,365)	61,320 (59 to 63)
Communicable, maternal, neonatal, and nutritional diseases	297 (140 to 344)	194 (51 to 70)	268 (54 to 107)	268 (70 to 139)	202 (53 to 139)	166 (40 to 97)	213 (50 to 97)	229 (54 to 91)	276 (61 to 114)	316 (66 to 150)	378 (69 to 183)	440 (69 to 192)	503 (69 to 196)	577 (72 to 193)	657 (74 to 189)	747 (73 to 188)	847 (72 to 205)	1,000 (67 to 246)	1,177 (72 to 289)	1,377 (72 to 349)	1,586 (73 to 378)	1,796 (72 to 400)	3,550 (3 to 4)
HIV/AIDS and sexually transmitted infections	0.2 (1.6 to 14.1)	2 (0.4 to 4.3)	0.1 (1 to 9.8)	0.2 (0.2 to 0.4)	0.2 (0.1 to 0.2)	0.2 (0.2 to 0.2)	0.4 (0.2 to 0.5)	1.1 (0.6 to 1.6)	2.6 (1.6 to 3.7)	4.6 (2.3 to 6.2)	5.7 (4.2 to 7.9)	5.6 (4 to 8)	5.5 (3.7 to 7.4)	4.2 (2.1 to 5.5)	3.4 (2.5 to 4.4)	2.7 (1.9 to 3.6)	1.9 (1 to 3)	1.1 (0.7 to 1.6)	0.6 (0.4 to 0.9)	0.4 (0.2 to 0.5)	0.2 (0.1 to 0.2)	0.1 (0 to 0.1)	54.5
HIV/AIDS	0 (0 to 0)	0 (0 to 0)	0.2 (0.2 to 0.2)	0.2 (0.1 to 0.1)	0.1 (0.1 to 0.1)	0.1 (0.1 to 0.1)	0.1 (0.1 to 0.2)	0.5 (0.4 to 0.6)	2.2 (1.6 to 3.1)	3.1 (2.4 to 4.1)	3.4 (2.6 to 4.5)	3.4 (2.6 to 4.5)	3.3 (2.2 to 4.8)	2.6 (1.6 to 3.1)	2.3 (1.7 to 2.9)	1.8 (1.3 to 2.7)	1.7 (1.1 to 2.1)	1.1 (0.4 to 1.4)	0.4 (0.1 to 0.7)	0.1 (0 to 0.1)	0.1 (0 to 0.1)	0 (0 to 0)	24.6
HIV/AIDS - Drug-susceptible Tuberculosis	0 (0 to 0)	0 (0 to 0)	0 (0 to 0)	0 (0 to 0)	0 (0 to 0)	0 (0 to 0)	0 (0 to 0)	0 (0 to 0.1)	0.1 (0 to 0.1)	0.2 (0.1 to 0.3)	0.2 (0.2 to 0.4)	0.3 (0.2 to 0.4)	0.3 (0.2 to 0.5)	0.3 (0.2 to 0.4)	0.2 (0.2 to 0.3)	0.1 (0.1 to 0.2)	0.1 (0.1 to 0.2)	0.1 (0 to 0.1)	0 (0 to 0)	0 (0 to 0)	0 (0 to 0)	0 (0 to 0)	2
HIV/AIDS - Multidrug-resistant Tuberculosis without extensive dr...	0 (0 to 0)	0 (0 to 0)	0 (0 to 0)	0 (0 to 0)	0 (0 to 0)	0 (0 to 0)	0 (0 to 0)	0 (0 to 0)	0 (0 to 0)	0 (0 to 0)	0 (0 to 0)	0 (0 to 0)	0 (0 to 0)	0 (0 to 0)	0 (0 to 0)	0 (0 to 0)	0 (0 to 0)	0 (0 to 0)	0 (0 to 0)	0 (0 to 0)	0 (0 to 0)	0 (0 to 0)	0 (0 to 0)	0.1
HIV/AIDS - Extensively drug-resistant Tuberculosis	0 (0 to 0)	0 (0 to 0)	0 (0 to 0)	0 (0 to 0)	0 (0 to 0)	0 (0 to 0)	0 (0 to 0)	0 (0 to 0)	0 (0 to 0)	0 (0 to 0)	0 (0 to 0)	0 (0 to 0)	0 (0 to 0)	0 (0 to 0)	0 (0 to 0)	0 (0 to 0)	0 (0 to 0)	0 (0 to 0)	0 (0 to 0)	0 (0 to 0)	0 (0 to 0)	0 (0 to 0)	0 (0 to 0)	0
HIV/AIDS resulting in other diseases	0.2 (0 to 0.2)	0.2 (0 to 0.2)	0.2 (0 to 0.2)	0.1 (0 to 0.1)	0.1 (0 to 0.1)	0.1 (0 to 0.2)	0.2 (0.2 to 0.4)	0.7 (0.4 to 1.1)	1.4 (0.8 to 2.4)	2.2 (1.3 to 3.2)	2.5 (1.4 to 4.2)	2 (1.1 to 3.2)	2 (1.1 to 3.2)	1.2 (0.5 to 2.2)	1.1 (0.5 to 1.6)	0.8 (0.4 to 1.3)	0.6 (0.3 to 1.1)	0.4 (0.2 to 0.7)	0.2 (0.1 to 0.4)	0.1 (0 to 0.2)	0 (0 to 0.1)	0 (0 to 0)	22.5
Sexually transmitted infections excluding HIV	0.3 (1.6 to 14.1)	2 (0.4 to 4.3)	0.1 (0 to 9.7)	0.1 (0 to 0.3)	0.1 (0 to 0.1)	0.1 (0 to 0.1)	0.2 (0.1 to 0.4)	0.4 (0.2 to 0.6)	1.2 (0.6 to 2.4)	2.2 (1.3 to 3.2)	3.2 (2.1 to 4.5)	3.2 (2.1 to 4.5)	3.2 (2.1 to 4.2)	3 (1.9 to 4.2)	2.3 (1.5 to 3.2)	1.9 (1.2 to 2.7)	1.3 (0.8 to 1.9)	0.7 (0.4 to 1.1)	0.4 (0.2 to 0.6)	0.2 (0.1 to 0.3)	0.1 (0 to 0.2)	0 (0 to 0.1)	29.9
Syphilis	0.3 (1.6 to 14.1)	2 (0.4 to 4.3)	0.1 (0 to 9.7)	0.1 (0 to 0.3)	0 (0 to 0)	0 (0 to 0)	0 (0 to 0.1)	0 (0 to 0.1)	0 (0 to 0.1)	0 (0 to 0.1)	0 (0 to 0.1)	0 (0 to 0.1)	0 (0 to 0.1)	0 (0 to 0.1)	0 (0 to 0.1)	0 (0 to 0.1)	0 (0 to 0.1)	0 (0 to 0.1)	0 (0 to 0.1)	0 (0 to 0.1)	0 (0 to 0.1)	0 (0 to 0.1)	0 (0 to 0)	11.8
Chlamydial infection	0 (0 to 0)	0 (0 to 0)	0 (0 to 0)	0 (0 to 0)	0 (0 to 0)	0 (0 to 0)	0 (0 to 0.1)	0 (0.1 to 0.2)	0.2 (0.2 to 0.4)	0.5 (0.3 to 0.8)	0.5 (0.3 to 0.7)	0.5 (0.3 to 0.7)	0.3 (0.2 to 0.4)	0.1 (0.1 to 0.2)	0.1 (0 to 0.1)	0.1 (0 to 0.1)	0 (0 to 0.1)	0 (0 to 0.1)	0 (0 to 0.1)	0 (0 to 0.1)	0 (0 to 0.1)	0 (0 to 0)	0 (0 to 0)	3
Gonococcal infection	0 (0 to 0)	0 (0 to 0)	0 (0 to 0)	0 (0 to 0)	0 (0 to 0)	0 (0 to 0)	0 (0 to 0.1)	0 (0 to 0.1)	0.2 (0.1 to 0.3)	0.3 (0.2 to 0.5)	0.3 (0.2 to 0.5)	0.3 (0.2 to 0.5)	0.2 (0.1 to 0.3)	0.1 (0 to 0.2)	0.1 (0 to 0.1)	0.2 (0.1 to 0.3)	0.2 (0.1 to 0.3)	0.2 (0.1 to 0.4)	0.2 (0.1 to 0.3)	0.1 (0 to 0.2)	0.1 (0 to 0.2)	0 (0 to 0)	2.7
Trichomoniasis	0 (0 to 0)	0 (0 to 0)	0 (0 to 0)	0 (0 to 0)	0 (0 to 0)	0 (0 to 0)	0 (0 to 0.1)	0 (0 to 0.1)	0.2 (0.1 to 0.2)	0.3 (0.2 to 0.4)	0.3 (0.2 to 0.5)	0.2 (0.1 to 0.3)	0.2 (0.1 to 0.3)	0.2 (0.1 to 0.3)	0.2 (0.1 to 0.3)	0.2 (0.1 to 0.3)	0.2 (0.1 to 0.3)	0.1 (0.1 to 0.2)	0.1 (0 to 0.2)	0 (0 to 0.1)	0 (0 to 0.1)	0 (0 to 0)	2.4
Genital herpes	0 (0 to 0)	0 (0 to 0)	0 (0 to 0)	0 (0 to 0)	0 (0 to 0)	0 (0 to 0)	0 (0 to 0.1)	0 (0 to 0.1)	0.2 (0.1 to 0.3)	0.3 (0.1 to 0.5)	0.3 (0.2 to 0.7)	0.3 (0.2 to 0.5)	0.4 (0.2 to 0.6)	0.3 (0.1 to 0.4)	0.3 (0.2 to 0.4)	0.4 (0.2 to 0.6)	0.3 (0.2 to 0.5)	0.3 (0.1 to 0.5)	0.2 (0.1 to 0.4)	0.1 (0 to 0.2)	0.1 (0 to 0.2)	0 (0 to 0)	4.2
Other sexually transmitted infections	0 (0 to 0)	0 (0 to 0)	0 (0 to 0)	0 (0 to 0)	0 (0 to 0)	0 (0 to 0)	0 (0 to 0.1)	0 (0.1 to 0.4)	0.1 (0 to 0.4)	0.1 (0 to 0.3)	0.1 (0 to 0.3)	0.1 (0 to 0.3)	0.1 (0 to 0.3)	0.1 (0 to 0.3)	0.1 (0 to 0.3)	0.1 (0 to 0.3)	0.1 (0 to 0.3)	0.1 (0 to 0.3)	0.1 (0 to 0.2)	0 (0 to 0.1)	0 (0 to 0.1)	0 (0 to 0)	0.6
Respiratory infections and tuberculosis	2.3 (1.4 to 3.2)	3.5 (1.6 to 3.2)	14.6 (4.9 to 26.4)	27.7 (20.2 to 37.9)	13.5 (10.5 to 31.3)	5.6 (4.4 to 24.2)	3.6 (2.8 to 22.7)	3.2 (2.5 to 22.6)	3.2 (2.5 to 22.9)	3.2 (2.5 to 23.1)	3.3 (2.6 to 23.8)	3.4 (2.7 to 24.2)	3.5 (2.8 to 24.9)	3.6 (2.9 to 25.5)	3.7 (2.9 to 26.1)	3.8 (3 to 26.8)	3.9 (3.1 to 27.5)	4.1 (3.2 to 28.8)	4.2 (3.3 to 29.8)	4.3 (3.4 to 30.6)	4.4 (3.4 to 31.2)	4.4 (3.4 to 31.2)	359 (272 to 457)
Tuberculosis	0 (0 to 0)	0 (0 to 0)	0 (0 to 0)	0 (0 to 0.1)	0 (0 to 0.1)	0 (0 to 0.1)	0 (0 to 0.1)	0.2 (0.2 to 0.5)	0.4 (0.4 to 1.1)	0.7 (0.4 to 1.1)	0.8 (0.4 to 1.1)	0.8 (0.4 to 1.1)	0.8 (0.5 to 1)	0.8 (0.5 to 1.2)	0.8 (0.5 to 1.2)	0.9 (0.5 to 1.3)	1 (0.6 to 1.6)	1.1 (0.6 to 1.8)	1.2 (0.7 to 2.0)	1.3 (0.8 to 2.1)	1.4 (0.8 to 2.2)	1.4 (0.8 to 2.2)	354 (269 to 452)
Latent tuberculosis infection	0 (0 to 0)	0 (0 to 0)	0 (0 to 0)	0 (0 to 0)	0 (0 to 0)	0 (0 to 0)	0 (0 to 0)	0 (0 to 0)	0 (0 to 0)	0 (0 to 0)	0 (0 to 0)	0 (0 to 0)	0 (0 to 0)	0 (0 to 0)	0 (0 to 0)	0 (0 to 0)	0 (0 to 0)	0 (0 to 0)	0 (0 to 0)	0 (0 to 0)	0 (0 to 0)	0 (0 to 0)	0 (0 to 0)	0
Drug-susceptible tuberculosis	0 (0 to 0)	0 (0 to 0)	0 (0 to 0)	0 (0 to 0)	0 (0 to 0)	0 (0 to 0)	0 (0 to 0.1)	0 (0 to 0.5)	0.4 (0.4 to 1.1)	0.7 (0.4 to 1.1)	0.8 (0.4 to 1.1)	0.8 (0.5 to 1)	0.8 (0.5 to 1)	0.8 (0.7 to 1.5)	0.8 (0.5 to 1.2)	0.9 (0.5 to 1.3)	1 (0.6 to 1.6)	1.1 (0.6 to 1.8)	1.2 (0.7 to 2.0)	1.3 (0.8 to 2.1)	1.4 (0.8 to 2.2)	1.4 (0.8 to 2.2)	16.9
Multidrug-resistant tuberculosis without extensive drug-resistance	0 (0 to 0)	0 (0 to 0)	0 (0 to 0)	0 (0 to 0)	0 (0 to 0)	0 (0 to 0)	0 (0 to 0)	0 (0 to 0)	0 (0 to 0.1)	0 (0 to 0.1)	0 (0 to 0.1)	0 (0 to 0.1)	0 (0 to 0.1)	0 (0 to 0.1)	0 (0 to 0.1)	0 (0 to 0.2)	0 (0 to 0.2)	0 (0 to 0.2)	0 (0 to 0.2)	0 (0 to 0.2)	0 (0 to 0.2)	0 (0 to 0.2)	0 (0 to 0)	0.4
Extensively drug-resistant tuberculosis	0 (0 to 0)	0 (0 to 0)	0 (0 to 0)	0 (0 to 0)	0 (0 to 0)	0 (0 to 0)	0 (0 to 0)	0 (0 to 0)	0 (0 to 0)	0 (0 to 0)	0 (0 to 0)	0 (0 to 0)	0 (0 to 0)	0 (0 to 0)	0 (0 to 0)	0 (0 to 0)	0 (0 to 0)	0 (0 to 0)	0 (0 to 0)	0 (0 to 0)	0 (0 to 0)	0 (0 to 0)	0 (0 to 0)	0.1
Lower respiratory infections	2.3 (1.4 to 3.1)	2.4 (1.7 to 3.1)	11.1 (4.8 to 16.8)	11.4 (4.8 to 14.2)	2.2 (1.4 to 3.2)	2.3 (1.6 to 3)	4.3 (2.3 to 5.5)	6 (4.5 to 8)	9 (6.1 to 12)	13.8 (9.6 to 19.2)	20 (15.1 to 26.4)	26.3 (19.2 to 36.2)	41.9 (29.2 to 58.6)	64.4 (39.7 to 92.4)	90.2 (53.6 to 136)	120 (69.9 to 175)	206 (116 to 286)	237 (127 to 320)	338 (168 to 452)	329 (151 to 457)	310 (146 to 432)	1,880
Upper respiratory infections	0 (0 to 0)	0.1 (0.1 to 0.2)	2.7 (1.4 to 4.4)	12.4 (7.2 to 20.2)	11.1 (7.9 to 24.2)	3.4 (2.7 to 24.2)	0.8 (0.6 to 19.1)	0.2 (0.2 to 19.2)	0.2 (0.2 to 19.4)	0.2 (0.2 to 19.6)	0.2 (0.2 to 19.9)	0.2 (0.2 to 20)	0.2 (0.2 to 20.2)	0.2 (0.2 to 20.4)	0.2 (0.2 to 20.5)	0.2 (0.2 to 20.6)	0.2 (0.2 to 20.7)	0.2 (0.2 to 20.8)	0.2 (0.2 to 20.8)	0.2 (0.2 to 20.8)	0.2 (0.2 to 20.8)	0.2 (0.2 to 20.8)	153
Otitis media	0 (0 to 0)	0 (0 to 0)	0 (0 to 3.1)	2 (1 to 4.6)	2 (2 to 5.1)	2 (1.1 to 3.7)	1.9 (0.9 to 3.2)	1.9 (0.9 to 3.4)	1.9 (0.8 to 3.2)	1.9 (0.8 to 3.2)	1.9 (1 to 3.7)	1.9 (1 to 3.7)	1.9 (1.2 to 4.7)	1.9 (1.3 to 4.7)	1.9 (1.3 to 4.7)	1.9 (1.4 to 5.2)	1.9 (1.4 to 5.2)	1.9 (1.3 to 5.2)	1.9 (1.3 to 5.2)	1.9 (1.4 to 5.2)	1.9 (1.3 to 5.1)	1.9 (1.3 to 5.1)	35.4
Enteric infections	0.2 (0.1 to 0.3)	0.8 (0.4 to 1.3)	9 (4 to 13)	14 (9.7 to 21.9)	7.2 (3.9 to 12.1)	4.7 (2.5 to 7.7)	3.5 (2 to 5.2)	3.3 (2.1 to 5.2)	3.5 (2.1 to 5.2)	3.7 (2.4 to 5.5)	3.5 (2.4 to 5.1)	3.1 (2 to 4.4)	3.1 (2 to 4.5)	3.1 (2 to 4.6)	3.1 (2 to 4.6)	3.1 (2 to 4.6)	3.1 (2 to 4.6)	3.1 (2 to 4.6)	3.1 (2 to 4.6)	3.1 (2 to 4.6)	3.1 (2 to 4.6)	3.1 (2 to 4.6)	183
Diarrheal diseases	0.2 (0.1 to 0.3)	0.8 (0.5 to 1)	9 (4 to 13)	14 (9.4 to 21.7)	7.2 (3.9 to 12.1)	4.7 (2.5 to 7.6)	3.5 (2 to 5.2)	3.3 (2.1 to 5.2)	3.5 (2.1 to 5.2)	3.7 (2.3 to 5.5)	3.5 (2.3 to 5)	3.1 (2 to 4.4)	3.1 (2 to 4.5)	3.1 (2 to 4.6)	3.1 (2 to 4.6)	3.1 (2 to 4.6)	3.1 (2 to 4.6)	3.1 (2 to 4.6)	3.1 (2 to 4.6)	3.1 (2 to 4.6)	3.1 (2 to 4.6)	3.1 (2 to 4.6)	182
Typhoid and paraphoid	0 (0 to 0)	0 (0 to 0)	0 (0 to 0)	0 (0 to 0)	0 (0 to 0)	0 (0 to 0)	0 (0 to 0)	0 (0 to 0)	0 (0 to 0)	0 (0 to 0)	0 (0 to 0)	0 (0 to 0)	0 (0 to 0)	0 (0 to 0)	0 (0 to 0)	0 (0 to 0)	0 (0 to 0)	0 (0 to 0)	0 (0 to 0)	0 (0 to 0)	0 (0 to 0)	0 (0 to 0)	0 (0 to 0)	0
Typhoid fever	0 (0 to 0)	0 (0 to 0)	0 (0 to 0)	0 (0 to 0)	0 (0 to 0)	0 (0 to 0)	0 (0 to 0)	0 (0 to 0)	0 (0 to 0)	0 (0 to 0)	0 (0 to 0)	0 (0 to 0)	0 (0 to 0)	0 (0 to 0)	0 (0 to 0)	0 (0 to 0)	0 (0 to 0)	0 (0 to 0)	0 (0 to 0)	0 (0 to 0)	0 (0 to 0)	0 (0 to 0)	0 (0 to 0)	0
Paratyphoid fever	0 (0 to 0)	0 (0 to 0)	0 (0 to 0)	0 (0 to 0)	0 (0 to 0)	0 (0 to 0)	0 (0 to 0)	0 (0 to 0)	0 (0 to 0)	0 (0 to 0)	0 (0 to 0)	0 (0 to 0)	0 (0 to 0)	0 (0 to 0)	0 (0 to 0)	0 (0 to 0)	0 (0 to 0)	0 (0 to 0)	0 (0 to 0)	0 (0 to 0)	0 (0 to 0)	0 (0 to 0)	0 (0 to 0)	0
Invasive Non-typhoidal Salmonella (iNTS)	0 (0 to 0)	0 (0 to 0)	0 (0 to 0)	0 (0 to 0)	0 (0 to 0)	0 (0 to 0)	0 (0 to 0)	0 (0 to 0)	0 (0 to 0)	0 (0 to 0)	0 (0 to 0)	0 (0 to 0)	0 (0 to 0)	0 (0 to 0)	0 (0 to 0)	0 (0 to 0)	0 (0 to 0)	0 (0 to 0)	0 (0 to 0)	0 (0 to 0)	0 (0 to 0)	0 (0 to 0)	0 (0 to 0)	1
Other intestinal infectious diseases	0 (0 to 0)	0 (0 to 0)	0.1 (0 to 0.1)	0 (0 to 0)	0 (0 to 0)	0 (0 to 0)	0 (0 to 0)	0 (0 to 0)	0 (0 to 0)	0 (0 to 0)	0 (0 to 0)	0 (0 to 0)	0 (0 to 0)	0 (0 to 0)	0 (0 to 0)	0 (0 to 0)	0 (0 to 0)	0 (0 to 0)	0 (0 to 0)	0 (0 to 0)	0 (0 to 0)	0 (0 to 0)	0 (0 to 0)	0.4
Neglected tropical diseases and malaria	0 (0 to 0)	0.3 (0 to 0.9)	1 (0.1 to 3.3)	1.5 (0.1 to 5.1)	0.4 (0 to 1.5)	0.2 (0 to 0.6)	0.1 (0 to 0.4)	0.2 (0 to 0.6)	0.2 (0 to 0.6)	0.2 (0 to 0.6)	0.5 (0.1 to 1.5)	0.5 (0.1 to 1.5)	0.4 (0.1 to 1.4)	0.6 (0.1 to 1.6)	0.5 (0.1 to 1.4)	0.5 (0.1 to 1.4)	0.2 (0 to 0.6)	0.2 (0 to 0.6)	0.1 (0 to 0.3)	0.1 (0 to 0.3)	0.1 (0 to 0.3)	0.1 (0 to 0.3)	6.8
Malaria	0 (0 to 0)	0 (0 to 0)	0 (0 to 0)	0 (0 to 0)	0 (0 to 0)	0 (0 to 0)	0 (0 to 0)	0 (0 to 0)	0 (0 to 0)	0 (0 to 0)	0 (0 to 0)	0 (0 to 0)	0 (0 to 0)	0 (0 to 0)	0 (0 to 0)	0 (0 to 0)	0 (0 to 0)	0 (0 to 0)	0 (0 to 0)	0 (0 to 0)	0 (0 to 0)	0 (0 to 0)	0 (0 to 0)	0
Chagas disease	0 (0 to 0)	0 (0 to 0)	0 (0 to 0)	0 (0 to 0)	0 (0 to 0)	0 (0 to 0)	0 (0 to 0)	0 (0 to 0)	0 (0 to 0)	0 (0 to 0)	0 (0 to 0)	0 (0 to 0)	0 (0 to 0)	0 (0 to 0)	0 (0 to 0)	0 (0 to 0)	0 (0 to 0)	0 (0 to 0)	0 (0 to 0)	0 (0 to 0)	0 (0 to 0)	0 (0 to 0)	0 (0 to 0)	0
Leishmaniasis	0 (0 to 0)	0 (0 to 0)	0 (0 to 0)	0 (0 to 0)	0 (0 to 0)	0 (0 to 0)	0 (0 to 0)	0 (0 to 0)	0 (0 to 0)	0 (0 to 0)	0 (0 to 0)	0 (0 to 0)	0 (0 to 0)	0 (0 to 0)	0 (0 to 0)	0 (0 to 0)	0 (0 to 0)	0 (0 to 0)	0 (0 to 0)	0 (0 to 0)	0 (0 to 0)	0 (0 to 0)	0 (0 to 0)	0
Visceral leishmaniasis	0 (0 to 0)	0 (0 to 0)	0 (0 to 0)	0 (0 to 0)	0 (0 to 0)	0 (0 to 0)	0 (0 to 0)	0 (0 to 0)	0 (0 to 0)	0 (0 to 0)	0 (0 to 0)	0 (0 to 0)	0 (0 to 0)	0 (0 to 0)	0 (0 to 0)	0 (0 to 0)	0 (0 to 0)	0 (0 to 0)	0 (0 to 0)	0 (0 to 0)	0 (0 to 0)	0 (0 to 0)	0 (0 to 0)	0
Cutaneous and mucocutaneous leishmaniasis	0 (0 to 0)	0 (0 to 0)	0 (0 to 0)	0 (0 to 0)	0 (0 to 0)	0 (0 to 0)	0 (0 to 0)	0 (0 to 0)	0 (0 to 0)	0 (0 to 0)	0 (0 to 0)	0 (0 to 0)	0 (0 to 0)	0 (0 to 0)	0 (0 to 0)	0 (0 to 0)	0 (0 to 0)	0 (0 to 0)	0 (0 to 0)	0 (0 to 0)	0 (0 to 0)	0 (0 to 0)	0 (0 to 0)	0
African trypanosomiasis	0 (0 to 0)	0 (0 to 0)	0 (0 to 0)	0 (0 to 0)	0 (0 to 0)	0 (0 to 0)	0 (0 to 0)	0 (0 to 0)	0 (0 to 0)	0 (0 to 0)	0 (0 to 0)	0 (0 to 0)	0 (0 to 0)	0 (0 to 0)	0 (0 to 0)	0 (0 to 0)	0 (0 to 0)	0 (0 to 0)	0 (0 to 0)	0 (0 to 0)	0 (0 to 0)	0 (0 to 0)	0 (0 to 0)	0
Schistosomiasis	0 (0 to 0)	0 (0 to 0)	0 (0 to 0)	0 (0 to 0)	0 (0 to 0)	0 (0 to 0)	0 (0 to 0)	0 (0 to 0)	0 (0 to 0)	0 (0 to 0)	0 (0 to 0)	0 (0 to 0)	0 (0 to 0)	0 (0 to 0)	0 (0 to 0)	0 (0 to 0)	0 (0 to 0)	0 (0 to 0)	0 (0 to 0)	0 (0 to 0)	0 (0 to 0)	0 (0 to 0)	0 (0 to 0)	0
Cysticercosis	0 (0 to 0)	0 (0 to 0)	0 (0 to 0)	0 (0 to 0)	0 (0 to 0)	0 (0 to 0)	0 (0 to 0)	0 (0 to 0)	0 (0 to 0)	0 (0 to 0)	0 (0 to 0)	0 (0 to 0)	0 (0 to 0)	0 (0 to 0)	0 (0 to 0)	0 (0 to 0)	0 (0 to 0)	0 (0 to 0)	0 (0 to 0)	0 (0 to 0)	0 (0 to 0)	0 (0 to 0)	0 (0 to 0)	0
Cystic echinococcosis	0 (0 to 0)	0 (0 to 0)	0 (0 to 0)	0 (0 to 0)	0 (0 to 0)	0 (0 to 0)	0 (0 to 0)	0 (0 to 0)	0 (0 to 0)	0 (0 to 0)	0 (0 to 0)	0 (0 to 0)	0 (0 to 0)	0 (0 to 0)	0 (0 to 0)	0 (0 to 0)	0 (0 to 0)	0 (0 to 0)	0 (0 to 0)	0 (0 to 0)	0 (0 to 0)	0 (0 to 0)	0 (0 to 0)	0.1
Lymphatic filariasis	0 (0 to 0)	0 (0 to 0)	0 (0 to 0)	0 (0 to 0)	0 (0 to 0)	0 (0 to 0)	0 (0 to 0)	0 (0 to 0)	0 (0 to 0)	0 (0 to 0)	0 (0 to 0)	0 (0 to 0)	0 (0 to 0)	0 (0 to 0)	0 (0 to 0)	0 (0 to 0)	0 (0 to 0)	0 (0 to 0)	0 (0 to 0)	0 (0 to 0)	0 (0 to 0)	0 (0 to 0)	0 (0 to 0)	0
Onchocerciasis	0 (0 to 0)	0 (0 to 0)	0 (0 to 0)	0 (0 to 0)	0 (0 to 0)	0 (0 to 0)	0 (0 to 0)	0 (0 to 0)	0 (0 to 0)	0 (0 to 0)	0 (0 to 0)	0 (0 to 0)	0 (0 to 0)	0 (0 to 0)	0 (0 to 0)	0 (0 to 0)	0 (0 to 0)	0 (0 to 0)	0 (0 to 0)	0 (0 to 0)	0 (0 to 0)	0 (0 to 0)	0 (0 to 0)	0
Trachoma	0 (0 to 0)	0 (0 to 0)	0 (0 to 0)	0 (0 to 0)	0 (0 to 0)	0 (0 to 0)	0 (0 to 0)	0 (0 to 0)	0 (0 to 0)	0 (0 to 0)	0 (0 to 0)	0 (0 to 0)	0 (0 to 0)	0 (0 to 0)	0 (0 to 0)	0 (0 to 0)	0 (0 to 0)	0 (0 to 0)	0 (0 to 0)	0 (0 to 0)	0 (0 to 0)	0 (0 to 0)	0 (0 to 0)	0
Dengue	0 (0 to 0)	0 (0 to 0)	0 (0 to 0)	0

Chronic myeloid leukemia	0 (0 to 0)	0 (0 to 0)	0 (0 to 0)	0 (0 to 2)	0 (0 to 1)	0 (0 to 1)	0 (0 to 1)	0 (0 to 3)	0 (0 to 2)	0 (0 to 2)	0 (0 to 4)	0 (0 to 3)	0 (0 to 9)	0 (0 to 5)	0 (0 to 6)	0 (0 to 7)	0 (0 to 11)	0 (0 to 9)	0 (0 to 8)	0 (0 to 6)	0 (0 to 12)	0 (0 to 5)	0 (0 to 7)	0 (0 to 4)	0 (0 to 9)	0 (0 to 5)	0 (0 to 11)	0 (0 to 7)	0 (0 to 3)	0 (0 to 2)	0 (0 to 1)	10
Other leukemia	0 (0 to 1)	0 (0 to 1)	0 (0 to 1)	0 (0 to 2)	0 (0 to 2)	0 (0 to 2)	0 (0 to 3)	0 (0 to 7)	0 (0 to 4)	0 (0 to 5)	0 (0 to 5)	0 (0 to 1)	0 (0 to 1)	0 (0 to 2)	0 (0 to 3)	0 (0 to 3)	0 (0 to 1)	0 (0 to 2)	0 (0 to 2)	0 (0 to 4)	0 (0 to 3)	0 (0 to 4)	0 (0 to 2)	0 (0 to 5)	0 (0 to 3)	0 (0 to 4)	0 (0 to 2)	0 (0 to 1)	0 (0 to 2)	0 (0 to 0)	0 (0 to 0)	46-7
Other malignant neoplasms	0 (0 to 0)	0 (0 to 0)	0 (0 to 1)	0 (0 to 2)	0 (0 to 1)	0 (0 to 1)	0 (0 to 2)	0 (0 to 3)	0 (0 to 2)	0 (0 to 3)	0 (0 to 4)	0 (0 to 3)	0 (0 to 5)	0 (0 to 3)	0 (0 to 4)	0 (0 to 4)	0 (0 to 5)	0 (0 to 4)	0 (0 to 4)	0 (0 to 4)	0 (0 to 4)	0 (0 to 4)	0 (0 to 3)	0 (0 to 4)	0 (0 to 4)	0 (0 to 3)	0 (0 to 4)	0 (0 to 3)	0 (0 to 2)	0 (0 to 1)	0 (0 to 0)	0 (0 to 0)	347
Other neoplasms	0 (0 to 0)	0 (0 to 0)	0 (0 to 0)	0 (0 to 1)	0 (0 to 1)	0 (0 to 1)	0 (0 to 1)	0 (0 to 2)	0 (0 to 2)	0 (0 to 2)	0 (0 to 3)	0 (0 to 2)	0 (0 to 3)	0 (0 to 2)	0 (0 to 3)	0 (0 to 3)	0 (0 to 3)	0 (0 to 3)	0 (0 to 3)	0 (0 to 3)	0 (0 to 3)	0 (0 to 3)	0 (0 to 2)	0 (0 to 3)	0 (0 to 3)	0 (0 to 2)	0 (0 to 3)	0 (0 to 2)	0 (0 to 1)	0 (0 to 1)	0 (0 to 0)	0 (0 to 0)	155
Myelodysplastic, myeloproliferative, and other hematopoietic neo	0 (0 to 0)	0 (0 to 0)	0 (0 to 1)	0 (0 to 2)	0 (0 to 2)	0 (0 to 1)	0 (0 to 2)	0 (0 to 3)	0 (0 to 2)	0 (0 to 3)	0 (0 to 3)	0 (0 to 3)	0 (0 to 4)	0 (0 to 3)	0 (0 to 4)	0 (0 to 4)	0 (0 to 4)	0 (0 to 4)	0 (0 to 4)	0 (0 to 4)	0 (0 to 4)	0 (0 to 4)	0 (0 to 3)	0 (0 to 4)	0 (0 to 4)	0 (0 to 3)	0 (0 to 4)	0 (0 to 3)	0 (0 to 2)	0 (0 to 1)	0 (0 to 0)	0 (0 to 0)	155
Benign and in situ, intestinal neoplasms	0 (0 to 0)	0 (0 to 0)	0 (0 to 0)

Osteoarthritis other	0 (0 to 0)	0 (0 to 0)	0 (0 to 0)	0 (0 to 0)	0 (0 to 0)	0 (0 to 0)	0 (0 to 0)	0 (0 to 0)	0 (0 to 0)	0 (0 to 0)	0-1 (0 to 1)	0-4 (0 to 1)	1-3 (0 to 3)	3-5 (1 to 7)	6-9 (2 to 13)	6-9 (2 to 13)	8-9 (4 to 19)	10-3 (4 to 22)	11-9 (5 to 25)	13-7 (6 to 28)	10-5 (5 to 21)	8-3 (4 to 16)	4-6 (2 to 9)	2 (1 to 4)	0-5 (0 to 1)		82-4
Low back pain	0 (0 to 0)	0 (0 to 0)	0 (0 to 0)	0 (0 to 0)	0-8 (3 to 12)	10-9 (1 to 1)	20-4 (2 to 3)	46-8 (4 to 12)	84-3 (9 to 22)	107 (16 to 30)	134 (20 to 38)	158 (24 to 44)	164 (25 to 46)	152 (23 to 43)	139 (21 to 39)	122 (18 to 35)	108 (16 to 30)	99 (15 to 28)	88 (13 to 25)	78 (12 to 22)	68 (10 to 19)	59 (9 to 17)	49 (7 to 14)	39 (5 to 11)	4-5 (0 to 1)		2,622
Neck pain	0 (0 to 0)	0 (0 to 0)	0 (0 to 0)	0 (0 to 0)	2-3 (1 to 4)	17-1 (5 to 30)	27 (7 to 47)	39-8 (10 to 69)	59-6 (14 to 104)	84-3 (20 to 147)	104 (25 to 181)	122 (29 to 213)	127 (30 to 221)	118 (28 to 205)	108 (26 to 188)	95 (23 to 165)	84 (20 to 146)	77 (18 to 134)	68 (16 to 119)	60 (14 to 104)	53 (13 to 92)	46 (11 to 80)	38 (9 to 66)	30 (7 to 52)	3-5 (1 to 6)		1,020
Gout	0 (0 to 0)	0 (0 to 0)	0 (0 to 0)	0 (0 to 0)	0 (0 to 0)	0 (0 to 0)	0 (0 to 0)	0 (0 to 0)	0 (0 to 0)	0-1 (0 to 2)	0-3 (0 to 1)	0-3 (0 to 1)	0-4 (0 to 2)	0-4 (0 to 2)	0-4 (0 to 2)	0-4 (0 to 2)	0-4 (0 to 2)	0-3 (0 to 2)	0-3 (0 to 2)	0-3 (0 to 2)	0-3 (0 to 2)	0-3 (0 to 2)	0-3 (0 to 2)	0-3 (0 to 2)	0-3 (0 to 2)		55-9
Other musculoskeletal disorders	0 (0 to 0)	0 (0 to 0)	0 (0 to 0)	0-2 (0 to 1)	0-8 (0 to 1)	9-4 (1 to 16)	23-1 (3 to 35)	43-7 (6 to 66)	69-4 (9 to 102)	97 (12 to 145)	125 (15 to 190)	145 (17 to 220)	159 (18 to 239)	162 (18 to 245)	156 (17 to 237)	146 (16 to 221)	131 (14 to 199)	114 (12 to 173)	96 (10 to 145)	80 (8 to 121)	66 (7 to 100)	53 (6 to 80)	41 (5 to 62)	29 (3 to 44)	2-7 (0 to 4)		858
Other non-communicable diseases	65-6 (43 to 100)	35-6 (27 to 46)	32-1 (24 to 43)	70-9 (52 to 97)	80 (59 to 108)	86 (62 to 117)	87-5 (62 to 120)	155 (108 to 213)	176 (120 to 242)	193 (131 to 265)	205 (138 to 282)	214 (143 to 294)	219 (146 to 301)	211 (140 to 291)	201 (132 to 277)	188 (123 to 259)	173 (113 to 238)	158 (103 to 217)	141 (92 to 194)	124 (81 to 171)	108 (70 to 149)	92 (59 to 127)	76 (48 to 105)	59 (37 to 81)	4-3 (2 to 6)		3,290
Congenital birth defects	63-5 (44 to 91)	30-9 (23 to 41)	22-7 (16 to 32)	49-8 (34 to 70)	19-9 (14 to 28)	18-6 (14 to 24)	19-1 (15 to 24)	17-6 (13 to 21)	16-6 (12 to 20)	15-9 (12 to 20)	15-3 (12 to 20)	14-9 (12 to 20)	14-7 (12 to 20)	14-7 (11 to 20)	14-7 (11 to 20)	14-7 (11 to 20)	14-8 (11 to 20)	14-9 (11 to 20)	15-1 (11 to 20)	15-3 (11 to 20)	15-4 (11 to 20)	15-4 (11 to 20)	15-3 (11 to 20)	14-9 (11 to 20)	13-7 (10 to 19)		449
Neural tube defects	6-7 (4 to 10)	1-9 (1 to 2)	0-5 (0 to 1)	10-5 (6 to 15)	0-9 (0 to 1)	0-7 (0 to 1)	1-1 (0 to 1)	1-2 (0 to 1)	0-9 (0 to 1)	0-9 (0 to 1)	0-8 (0 to 1)	0-7 (0 to 1)	0-6 (0 to 1)	0-6 (0 to 1)	0-6 (0 to 1)	0-5 (0 to 1)	0-5 (0 to 1)	0-5 (0 to 1)	0-5 (0 to 1)	0-5 (0 to 1)	0-5 (0 to 1)	0-5 (0 to 1)	0-5 (0 to 1)	0-5 (0 to 1)	0-5 (0 to 1)		36-2
Congenital heart anomalies	15-4 (9 to 29)	14 (9 to 21)	21-1 (12 to 33)	10-5 (7 to 15)	3 (2 to 4)	3-1 (2 to 5)	4-6 (2 to 7)	4-4 (2 to 7)	3-9 (2 to 7)	3-9 (2 to 6)	3-9 (2 to 6)	4-3 (2 to 6)	4-4 (2 to 6)	4-4 (2 to 6)	4-9 (2 to 7)	4-2 (2 to 6)	3-9 (1 to 6)	3-6 (1 to 4)	2-6 (1 to 4)	1-9 (1 to 3)	0-1 (0 to 0)	0-1 (0 to 0)	0-1 (0 to 0)	0-1 (0 to 0)	0-1 (0 to 0)		112
Orofacial clefts	0 (0 to 0)	0-2 (0 to 0)	0-3 (0 to 0)	0-2 (0 to 0)	0-2 (0 to 1)	0-2 (0 to 1)	0-2 (0 to 1)	0-2 (0 to 1)	0-2 (0 to 1)	0-2 (0 to 1)	0-2 (0 to 1)	0-2 (0 to 1)	0-2 (0 to 1)	0-2 (0 to 1)	0-2 (0 to 1)	0-3 (0 to 1)	0-3 (0 to 1)	0-2 (0 to 1)	0-2 (0 to 1)	0-2 (0 to 1)	0-2 (0 to 1)	0-1 (0 to 1)	0-1 (0 to 1)	0-1 (0 to 1)	0-1 (0 to 1)		3-9
Down syndrome	1-4 (0 to 2-3)	0-4 (0 to 0-7)	1-4 (0 to 2-4)	1-6 (0 to 2-7)	1-1 (0 to 1-6)	1-1 (0 to 1-6)	1-4 (0 to 1-9)	1-5 (0 to 1-9)	1-5 (1 to 2-1)	1-6 (1 to 2-2)	1-6 (1 to 2-3)	1-7 (1 to 2-3)	2-8 (1 to 3-9)	2-8 (1 to 3-9)	2-8 (1 to 3-9)	2-8 (1 to 3-9)	2-8 (1 to 3-9)	2-7 (1 to 3-8)	2-6 (1 to 3-6)	2-5 (1 to 3-4)	2-3 (1 to 3-1)	2-2 (1 to 3-0)	2-1 (1 to 2-9)	1-9 (1 to 2-6)	1-6 (1 to 2-2)		41-8
Turner syndrome	0 (0 to 0)	0 (0 to 0)	0-1 (0 to 0)	0-1 (0 to 0)	0-1 (0 to 0)	0-1 (0 to 0)	0-1 (0 to 0)	0-1 (0 to 0)	0-1 (0 to 0)	0-1 (0 to 0)	0-1 (0 to 0)	0-1 (0 to 0)	0-1 (0 to 0)	0-1 (0 to 0)	0-1 (0 to 0)	0-1 (0 to 0)	0-1 (0 to 0)	0-1 (0 to 0)	0-1 (0 to 0)	0-1 (0 to 0)	0-1 (0 to 0)	0-1 (0 to 0)	0-1 (0 to 0)	0-1 (0 to 0)	0-1 (0 to 0)		0-7
Klinefelter syndrome	0 (0 to 0)	0 (0 to 0)	0 (0 to 0)	0 (0 to 0)	0 (0 to 0)	0 (0 to 0)	0 (0 to 0)	0 (0 to 0)	0 (0 to 0)	0 (0 to 0)	0 (0 to 0)	0 (0 to 0)	0 (0 to 0)	0 (0 to 0)	0 (0 to 0)	0 (0 to 0)	0 (0 to 0)	0 (0 to 0)	0 (0 to 0)	0 (0 to 0)	0 (0 to 0)	0 (0 to 0)	0 (0 to 0)	0 (0 to 0)	0 (0 to 0)		0-2
Other chromosomal abnormalities	7-6 (4 to 12-3)	4-5 (3 to 7)	10 (6 to 16)	5-1 (3 to 8)	2-6 (1 to 4)	2-3 (1 to 3)	2-4 (1 to 3)	2-3 (1 to 3)	2 (1 to 3)	2-1 (1 to 3)	2-1 (1 to 3)	2 (1 to 3)	1-8 (1 to 2)	1-8 (1 to 2)	2-2 (1 to 3)	1-9 (1 to 2)	1-5 (1 to 2)	1 (0 to 1)	0-7 (0 to 1)	0-5 (0 to 1)	0-4 (0 to 1)	0-3 (0 to 1)	0-3 (0 to 1)	0-2 (0 to 1)	0-2 (0 to 1)		52
Congenital musculoskeletal and limb anomalies	2-2 (1 to 3-9)	0-9 (0 to 1-4)	0-4 (0 to 0-7)	0-8 (0 to 1-2)	0-3 (0 to 0-4)	0-4 (0 to 0-4)	0-6 (0 to 0-8)	0-7 (0 to 0-9)	0-7 (0 to 0-9)	0-7 (0 to 0-9)	0-7 (0 to 0-9)	0-7 (0 to 0-9)	0-7 (0 to 0-9)	0-7 (0 to 0-9)	0-7 (0 to 0-9)	0-7 (0 to 0-9)	0-7 (0 to 0-9)	0-7 (0 to 0-9)	0-7 (0 to 0-9)	0-7 (0 to 0-9)	0-7 (0 to 0-9)	0-7 (0 to 0-9)	0-7 (0 to 0-9)	0-7 (0 to 0-9)	0-7 (0 to 0-9)		80-2
Urogenital congenital anomalies	4-5 (2 to 9-7)	1 (0 to 1-7)	1-8 (0 to 3-2)	1-3 (0 to 2-1)	0-7 (0 to 1-1)	0-5 (0 to 0-8)	0-5 (0 to 0-8)	0-5 (0 to 0-8

SR Table 2c: Warrington DALYS by cause and age group for both sexes with 95% uncertainty intervals, 2019

Cause	Early Neonatal	Late Neonatal	Post Neonatal	1 to 4	5 to 9	10 to 14	15 to 19	20 to 24	25 to 29	30 to 34	35 to 39	40 to 44	45 to 49	50 to 54	55 to 59	60 to 64	65 to 69	70 to 74	75 to 79	80 to 84	85 to 89	90 to 94	95 plus	Total
All causes	2,880 (2,600-3,210)	1,760 (1,560-1,970)	3,660 (3,360-3,980)	5,170 (4,660-5,720)	3,080 (2,770-3,420)	3,110 (2,800-3,450)	3,770 (3,400-4,170)	4,660 (4,200-5,170)	5,610 (5,060-6,220)	6,360 (5,730-7,060)	7,210 (6,490-8,000)	8,220 (7,400-9,120)	9,440 (8,500-10,500)	10,900 (9,810-12,100)	12,600 (11,300-13,900)	14,500 (13,000-16,000)	16,400 (14,700-18,100)	18,200 (16,300-20,100)	19,800 (17,700-21,900)	20,900 (18,600-23,100)	21,400 (19,000-23,600)	21,200 (18,800-23,400)	63,600
Communicable, maternal, neonatal, and nutritional diseases	2,880 (2,600-3,210)	1,760 (1,560-1,970)	3,660 (3,360-3,980)	5,170 (4,660-5,720)	3,080 (2,770-3,420)	3,110 (2,800-3,450)	3,770 (3,400-4,170)	4,660 (4,200-5,170)	5,610 (5,060-6,220)	6,360 (5,730-7,060)	7,210 (6,490-8,000)	8,220 (7,400-9,120)	9,440 (8,500-10,500)	10,900 (9,810-12,100)	12,600 (11,300-13,900)	14,500 (13,000-16,000)	16,400 (14,700-18,100)	18,200 (16,300-20,100)	19,800 (17,700-21,900)	20,900 (18,600-23,100)	21,400 (19,000-23,600)	21,200 (18,800-23,400)	3,030
HIV/AIDS and sexually transmitted infections	7.9 (7.3 to 17.4)	2.6 (2.7 to 5.6)	3.8 (1.2 to 8.4)	0.5 (0.4 to 0.9)	0.3 (0.2 to 0.4)	0.3 (0.2 to 0.5)	0.6 (0.4 to 0.8)	1.4 (1.1 to 2.2)	3.4 (2.5 to 4.6)	6.1 (4.5 to 8.3)	7.6 (5.5 to 10.4)	7.9 (5.8 to 11)	7.3 (5.4 to 10.1)	5.5 (4.1 to 7.5)	4.3 (3.1 to 6)	3.2 (2.3 to 4.4)	2.5 (1.8 to 3.4)	2.1 (1.6 to 3.1)	1.1 (0.7 to 1.7)	0.6 (0.4 to 0.9)	0.2 (0.2 to 0.4)	0.1 (0.1 to 0.2)	70.1
HIV/AIDS	0 (0 to 0)	0 (0 to 0)	0.4 (0.3 to 0.4)	0.3 (0.3 to 0.4)	0.2 (0.2 to 0.3)	0.2 (0.2 to 0.3)	0.5 (0.5 to 0.6)	1.7 (1.5 to 2.1)	3.4 (2.9 to 4.2)	5.8 (4.9 to 7)	4.4 (3.8 to 5.4)	4.7 (4.1 to 5.7)	4.2 (3.6 to 5.1)	3.3 (2.8 to 4.1)	2.4 (2.1 to 3.1)	2.2 (1.9 to 2.9)	1.9 (1.6 to 2.4)	1.2 (1.0 to 1.6)	0.5 (0.3 to 0.9)	0.2 (0.1 to 0.4)	0.1 (0 to 0.2)	35
HIV/AIDS - Drug-susceptible Tuberculosis	0 (0 to 0)	0 (0 to 0)	0 (0 to 0)	0 (0 to 0)	0 (0 to 0)	0 (0 to 0)	0 (0 to 0)	0 (0 to 0)	0 (0 to 0)	0 (0 to 0)	0 (0 to 0)	0 (0 to 0)	0 (0 to 0)	0 (0 to 0)	0 (0 to 0)	0 (0 to 0)	0 (0 to 0)	0 (0 to 0)	0 (0 to 0)	0 (0 to 0)	0 (0 to 0)	0 (0 to 0)	0 (0 to 0)	2.4
HIV/AIDS - Multidrug-resistant Tuberculosis without extensive dr...	0 (0 to 0)	0 (0 to 0)	0 (0 to 0)	0 (0 to 0)	0 (0 to 0)	0 (0 to 0)	0 (0 to 0)	0 (0 to 0)	0 (0 to 0)	0 (0 to 0)	0 (0 to 0)	0 (0 to 0)	0 (0 to 0)	0 (0 to 0)	0 (0 to 0)	0 (0 to 0)	0 (0 to 0)	0 (0 to 0)	0 (0 to 0)	0 (0 to 0)	0 (0 to 0)	0 (0 to 0)	0 (0 to 0)	0.1
HIV/AIDS - Extensively drug-resistant Tuberculosis	0 (0 to 0)	0 (0 to 0)	0 (0 to 0)	0 (0 to 0)	0 (0 to 0)	0 (0 to 0)	0 (0 to 0)	0 (0 to 0)	0 (0 to 0)	0 (0 to 0)	0 (0 to 0)	0 (0 to 0)	0 (0 to 0)	0 (0 to 0)	0 (0 to 0)	0 (0 to 0)	0 (0 to 0)	0 (0 to 0)	0 (0 to 0)	0 (0 to 0)	0 (0 to 0)	0 (0 to 0)	0 (0 to 0)	0
HIV/AIDS resulting in other diseases	0 (0 to 0)	0 (0 to 0)	0.3 (0.3 to 0.4)	0.3 (0.3 to 0.4)	0.2 (0.1 to 0.2)	0.1 (0.1 to 0.2)	0.2 (0.2 to 0.3)	0.7 (0.5 to 0.9)	1.6 (1.2 to 2)	3.1 (2.3 to 4.1)	4 (2.9 to 5.5)	4.3 (3.2 to 5.8)	4.6 (3.5 to 6.1)	3.9 (2.9 to 5)	2.9 (2.1 to 4.1)	2.2 (1.5 to 3.3)	1.7 (1.2 to 2.5)	1.2 (0.8 to 2.3)	0.5 (0.2 to 0.9)	0.2 (0.1 to 0.5)	0 (0 to 0)	0 (0 to 0)	32.5
Sexually transmitted infections excluding HIV	7.9 (7.3 to 17.4)	2.6 (2.7 to 5.6)	3.4 (1.2 to 8.4)	0.1 (0.1 to 0.2)	0.1 (0.1 to 0.2)	0.1 (0.1 to 0.2)	0.1 (0.2 to 0.3)	0.3 (0.3 to 0.4)	0.8 (0.7 to 1)	1.7 (1.4 to 2.1)	3.2 (2.7 to 3.8)	3.2 (2.7 to 3.9)	2.9 (2.4 to 3.7)	1.6 (1.2 to 2.2)	1.1 (0.8 to 1.6)	0.8 (0.6 to 1.2)	0.6 (0.4 to 1.1)	0.4 (0.2 to 0.8)	0.2 (0.1 to 0.4)	0.1 (0 to 0.2)	0 (0 to 0)	0 (0 to 0)	35.1
Syphilis	7.9 (7.3 to 17.4)	2.6 (2.7 to 5.6)	3.4 (1.2 to 8.4)	0.1 (0.1 to 0.2)	0 (0 to 0)	0 (0 to 0)	0 (0 to 0)	0 (0 to 0)	0 (0 to 0)	0 (0 to 0)	0 (0 to 0)	0 (0 to 0)	0 (0 to 0)	0 (0 to 0)	0 (0 to 0)	0 (0 to 0)	0 (0 to 0)	0 (0 to 0)	0 (0 to 0)	0 (0 to 0)	0 (0 to 0)	0 (0 to 0)	0 (0 to 0)	15
Chlamydial infection	0 (0 to 0)	0 (0 to 0)	0 (0 to 0)	0 (0 to 0)	0 (0 to 0)	0 (0 to 0)	0 (0 to 0)	0 (0 to 0)	0 (0 to 0)	0 (0 to 0)	0 (0 to 0)	0 (0 to 0)	0 (0 to 0)	0 (0 to 0)	0 (0 to 0)	0 (0 to 0)	0 (0 to 0)	0 (0 to 0)	0 (0 to 0)	0 (0 to 0)	0 (0 to 0)	0 (0 to 0)	0 (0 to 0)	0
Gonococcal infection	0 (0 to 0)	0 (0 to 0)	0 (0 to 0)	0 (0 to 0)	0 (0 to 0)	0 (0 to 0)	0 (0 to 0)	0 (0 to 0)	0 (0 to 0)	0 (0 to 0)	0 (0 to 0)	0 (0 to 0)	0 (0 to 0)	0 (0 to 0)	0 (0 to 0)	0 (0 to 0)	0 (0 to 0)	0 (0 to 0)	0 (0 to 0)	0 (0 to 0)	0 (0 to 0)	0 (0 to 0)	0 (0 to 0)	0
Trichomoniasis	0 (0 to 0)	0 (0 to 0)	0 (0 to 0)	0 (0 to 0)	0 (0 to 0)	0 (0 to 0)	0 (0 to 0)	0 (0 to 0)	0 (0 to 0)	0 (0 to 0)	0 (0 to 0)	0 (0 to 0)	0 (0 to 0)	0 (0 to 0)	0 (0 to 0)	0 (0 to 0)	0 (0 to 0)	0 (0 to 0)	0 (0 to 0)	0 (0 to 0)	0 (0 to 0)	0 (0 to 0)	0 (0 to 0)	2.9
Genital herpes	0 (0 to 0)	0 (0 to 0)	0 (0 to 0)	0 (0 to 0)	0 (0 to 0)	0 (0 to 0)	0 (0 to 0)	0 (0 to 0)	0 (0 to 0)	0 (0 to 0)	0 (0 to 0)	0 (0 to 0)	0 (0 to 0)	0 (0 to 0)	0 (0 to 0)	0 (0 to 0)	0 (0 to 0)	0 (0 to 0)	0 (0 to 0)	0 (0 to 0)	0 (0 to 0)	0 (0 to 0)	0 (0 to 0)	0
Other sexually transmitted infections	0 (0 to 0)	0 (0 to 0)	0 (0 to 0)	0 (0 to 0)	0 (0 to 0)	0 (0 to 0)	0 (0 to 0)	0 (0 to 0)	0 (0 to 0)	0 (0 to 0)	0 (0 to 0)	0 (0 to 0)	0 (0 to 0)	0 (0 to 0)	0 (0 to 0)	0 (0 to 0)	0 (0 to 0)	0 (0 to 0)	0 (0 to 0)	0 (0 to 0)	0 (0 to 0)	0 (0 to 0)	0 (0 to 0)	5
Respiratory infections and tuberculosis	2,880 (2,600-3,210)	1,760 (1,560-1,970)	3,660 (3,360-3,980)	5,170 (4,660-5,720)	3,080 (2,770-3,420)	3,110 (2,800-3,450)	3,770 (3,400-4,170)	4,660 (4,200-5,170)	5,610 (5,060-6,220)	6,360 (5,730-7,060)	7,210 (6,490-8,000)	8,220 (7,400-9,120)	9,440 (8,500-10,500)	10,900 (9,810-12,100)	12,600 (11,300-13,900)	14,500 (13,000-16,000)	16,400 (14,700-18,100)	18,200 (16,300-20,100)	19,800 (17,700-21,900)	20,900 (18,600-23,100)	21,400 (19,000-23,600)	21,200 (18,800-23,400)	1,670
Tuberculosis	0 (0 to 0)	0 (0 to 0)	0 (0 to 0)	0 (0 to 0)	0 (0 to 0)	0 (0 to 0)	0 (0 to 0)	0 (0 to 0)	0 (0 to 0)	0 (0 to 0)	0 (0 to 0)	0 (0 to 0)	0 (0 to 0)	0 (0 to 0)	0 (0 to 0)	0 (0 to 0)	0 (0 to 0)	0 (0 to 0)	0 (0 to 0)	0 (0 to 0)	0 (0 to 0)	0 (0 to 0)	0 (0 to 0)	18.3
Latent tuberculosis infection	0 (0 to 0)	0 (0 to 0)	0 (0 to 0)	0 (0 to 0)	0 (0 to 0)	0 (0 to 0)	0 (0 to 0)	0 (0 to 0)	0 (0 to 0)	0 (0 to 0)	0 (0 to 0)	0 (0 to 0)	0 (0 to 0)	0 (0 to 0)	0 (0 to 0)	0 (0 to 0)	0 (0 to 0)	0 (0 to 0)	0 (0 to 0)	0 (0 to 0)	0 (0 to 0)	0 (0 to 0)	0 (0 to 0)	0
Drug-susceptible tuberculosis	0 (0 to 0)	0 (0 to 0)	0 (0 to 0)	0 (0 to 0)	0 (0 to 0)	0 (0 to 0)	0 (0 to 0)	0 (0 to 0)	0 (0 to 0)	0 (0 to 0)	0 (0 to 0)	0 (0 to 0)	0 (0 to 0)	0 (0 to 0)	0 (0 to 0)	0 (0 to 0)	0 (0 to 0)	0 (0 to 0)	0 (0 to 0)	0 (0 to 0)	0 (0 to 0)	0 (0 to 0)	0 (0 to 0)	0
Multidrug-resistant tuberculosis without extensive drug-resistance	0 (0 to 0)	0 (0 to 0)	0 (0 to 0)	0 (0 to 0)	0 (0 to 0)	0 (0 to 0)	0 (0 to 0)	0 (0 to 0)	0 (0 to 0)	0 (0 to 0)	0 (0 to 0)	0 (0 to 0)	0 (0 to 0)	0 (0 to 0)	0 (0 to 0)	0 (0 to 0)	0 (0 to 0)	0 (0 to 0)	0 (0 to 0)	0 (0 to 0)	0 (0 to 0)	0 (0 to 0)	0 (0 to 0)	0.4
Extensively drug-resistant tuberculosis	0 (0 to 0)	0 (0 to 0)	0 (0 to 0)	0 (0 to 0)	0 (0 to 0)	0 (0 to 0)	0 (0 to 0)	0 (0 to 0)	0 (0 to 0)	0 (0 to 0)	0 (0 to 0)	0 (0 to 0)	0 (0 to 0)	0 (0 to 0)	0 (0 to 0)	0 (0 to 0)	0 (0 to 0)	0 (0 to 0)	0 (0 to 0)	0 (0 to 0)	0 (0 to 0)	0 (0 to 0)	0 (0 to 0)	0.1
Lower respiratory infections	2,880 (2,600-3,210)	1,760 (1,560-1,970)	3,660 (3,360-3,980)	5,170 (4,660-5,720)	3,080 (2,770-3,420)	3,110 (2,800-3,450)	3,770 (3,400-4,170)	4,660 (4,200-5,170)	5,610 (5,060-6,220)	6,360 (5,730-7,060)	7,210 (6,490-8,000)	8,220 (7,400-9,120)	9,440 (8,500-10,500)	10,900 (9,810-12,100)	12,600 (11,300-13,900)	14,500 (13,000-16,000)	16,400 (14,700-18,100)	18,200 (16,300-20,100)	19,800 (17,700-21,900)	20,900 (18,600-23,100)	21,400 (19,000-23,600)	21,200 (18,800-23,400)	1,730
Upper respiratory infections	0 (0 to 0)	0 (0 to 0)	3.2 (1.1 to 8.3)	14.1 (7.5 to 23.9)	11.4 (5.9 to 20.5)	11.4 (5.9 to 20.5)	12.1 (6.4 to 21)	13 (7 to 22)	12.6 (6.4 to 21.2)	12.1 (5.8 to 19.1)	11.7 (5.3 to 20.5)	11.8 (5.4 to 19.8)	11.7 (5.3 to 20.5)	11.8 (5.4 to 19.8)	11.7 (5.3 to 20.5)	11.8 (5.4 to 19.8)	11.7 (5.3 to 20.5)	11.8 (5.4 to 19.8)	11.7 (5.3 to 20.5)	11.8 (5.4 to 19.8)	11.7 (5.3 to 20.5)	11.8 (5.4 to 19.8)	186
Otitis media	0 (0 to 0)	0 (0 to 0)	0.3 (0.4 to 1.1)	4.3 (2.3 to 7.3)	2.2 (1.2 to 3.7)	2.2 (1.2 to 3.6)	2.1 (1.1 to 3.6)	2 (0.9 to 3.4)	2 (1 to 3.7)	2.1 (0.9 to 4)	2.2 (0.9 to 4.2)	2.2 (1.1 to 4.2)	2.2 (1.1 to 4.1)	2.2 (1.1 to 4.2)	2.2 (1.1 to 4.2)	2.2 (1.1 to 4.2)	2.2 (1.1 to 4.2)	2.2 (1.1 to 4.2)	2.2 (1.1 to 4.2)	2.2 (1.1 to 4.2)	2.2 (1.1 to 4.2)	2.2 (1.1 to 4.2)	37.6
Enteric infections	0.9 (0.2 to 0.3)	0.9 (0.6 to 1.2)	10.1 (4.6 to 14.8)	16.6 (9.5 to 29.8)	8.4 (4.6 to 14.1)	5.4 (3 to 9)	4.2 (2.5 to 6.5)	3.6 (2.3 to 5.7)	3.4 (2.5 to 5.1)	3.6 (2.4 to 5.4)	4.1 (2.7 to 5.9)	3.7 (2.5 to 5.3)	3.7 (2.6 to 5.9)	4.4 (3 to 6.2)	4.3 (2.9 to 6.1)	5.7 (4 to 7.9)	9.6 (7 to 13.1)	16.1 (11.5 to 21.3)	20.2 (15.1 to 26)	17.4 (13.1 to 22.5)	14.7 (10.3 to 20.3)	2.7 (1.9 to 3.7)	173
Diarrheal diseases	0.9 (0.2 to 0.3)	0.9 (0.6 to 1.2)	10.1 (4.6 to 14.8)	16.6 (9.5 to 29.8)	8.4 (4.6 to 14.1)	5.4 (3 to 9)	4.2 (2.5 to 6.5)	3.6 (2.3 to 5.7)	3.4 (2.5 to 5.1)	3.6 (2.4 to 5.4)	4.1 (2.7 to 5.9)	3.7 (2.5 to 5.3)	3.7 (2.6 to 5.9)	4.4 (3 to 6.2)	4.3 (2.9 to 6.1)	5.7 (4 to 7.9)	9.6 (7 to 13.1)	16.1 (11.5 to 21.3)	20.1 (14.9 to 25.9)	17.3 (13 to 22.4)	14.7 (10.3 to 20.3)	2.7 (1.9 to 3.7)	172
Typhoid and paratyphoid	0 (0 to 0)	0 (0 to 0)	0 (0 to 0)	0 (0 to 0)	0 (0 to 0)	0 (0 to 0)	0 (0 to 0)	0 (0 to 0)	0 (0 to 0)	0 (0 to 0)	0 (0 to 0)	0 (0 to 0)	0 (0 to 0)	0 (0 to 0)	0 (0 to 0)	0 (0 to 0)	0 (0 to 0)	0 (0 to 0)	0 (0 to 0)	0 (0 to 0)	0 (0 to 0)	0 (0 to 0)	0 (0 to 0)	0
Typhoid fever	0 (0 to 0)	0 (0 to 0)	0 (0 to 0)	0 (0 to 0)	0 (0 to 0)	0 (0 to 0)	0 (0 to 0)	0 (0 to 0)	0 (0 to 0)	0 (0 to 0)	0 (0 to 0)	0 (0 to 0)	0 (0 to 0)	0 (0 to 0)	0 (0 to 0)	0 (0 to 0)	0 (0 to 0)	0 (0 to 0)	0 (0 to 0)	0 (0 to 0)	0 (0 to 0)	0 (0 to 0)	0 (0 to 0)	0
Paratyphoid fever	0 (0 to 0)	0 (0 to 0)	0 (0 to 0)	0 (0 to 0)	0 (0 to 0)	0 (0 to 0)	0 (0 to 0)	0 (0 to 0)	0 (0 to 0)	0 (0 to 0)	0 (0 to 0)	0 (0 to 0)	0 (0 to 0)	0 (0 to 0)	0 (0 to 0)	0 (0 to 0)	0 (0 to 0)	0 (0 to 0)	0 (0 to 0)	0 (0 to 0)	0 (0 to 0)	0 (0 to 0)	0 (0 to 0)	0
Invasive Non-typhoidal Salmonella (iNTS)	0 (0 to 0)	0 (0 to 0)	0 (0 to 0)	0 (0 to 0)	0 (0 to 0)	0 (0 to 0)	0 (0 to 0)	0 (0 to 0)	0 (0 to 0)	0 (0 to 0)	0 (0 to 0)	0 (0 to 0)	0 (0 to 0)	0 (0 to 0)	0 (0 to 0)	0 (0 to 0)	0 (0 to 0)	0 (0 to 0)	0 (0 to 0)	0 (0 to 0)	0 (0 to 0)	0 (0 to 0)	0 (0 to 0)	0.9
Other intestinal infectious diseases	0 (0 to 0)	0 (0 to 0)	0.1 (0 to 0.3)	0 (0 to 0.1)	0 (0 to 0)	0 (0 to 0)	0 (0 to 0)	0 (0 to 0)	0 (0 to 0)	0 (0 to 0)	0 (0 to 0)	0 (0 to 0)	0 (0 to 0)	0 (0 to 0)	0 (0 to 0)	0 (0 to 0)	0 (0 to 0)	0 (0 to 0)	0 (0 to 0)	0 (0 to 0)	0 (0 to 0)	0 (0 to 0)	0 (0 to 0)	0.4
Neglected tropical diseases and malaria	0 (0 to 0)	0 (0 to 0)	0.2 (0 to 1.6)	1.2 (0.2 to 3.6)	1.8 (0.4 to 4.6)	0.4 (0 to 1.2)	0.1 (0 to 0.3)	0.2 (0 to 0.7)	0.2 (0 to 0.6)	0.2 (0 to 0.6)	0.2 (0 to 0.6)	0.4 (0 to 1.1)	0.5 (0 to 1.6)	0.7 (0 to 1.9)	0.6 (0 to 1.5)	0.2 (0 to 0.5)	0.2 (0 to 0.5)	0.2 (0 to 0.5)	0.1 (0 to 0.3)	0.1 (0 to 0.3)	0.1 (0 to 0.2)	0 (0 to 0.1)	8
Malaria	0 (0 to 0)	0 (0 to 0)	0 (0 to 0)	0 (0 to 0)	0 (0 to 0)	0 (0 to 0)	0 (0 to 0)	0 (0 to 0)	0 (0 to 0)	0 (0 to 0)	0 (0 to 0)	0 (0 to 0)	0 (0 to 0)	0 (0 to 0)	0 (0 to 0)	0 (0 to 0)	0 (0 to 0)	0 (0 to 0)	0 (0 to 0)	0 (0 to 0)	0 (0 to 0)	0 (0 to 0)	0 (0 to 0)	0
Chagas disease	0 (0 to 0)	0 (0 to 0)	0 (0 to 0)	0 (0 to 0)	0 (0 to 0)	0 (0 to 0)	0 (0 to 0)	0 (0 to 0)	0 (0 to 0)	0 (0 to 0)	0 (0 to 0)	0 (0 to 0)	0 (0 to 0)	0 (0 to 0)	0 (0 to 0)	0 (0 to 0)	0 (0 to 0)	0 (0 to 0)	0 (0 to 0)	0 (0 to 0)	0 (0 to 0)	0 (0 to 0)	0 (0 to 0)	0
Leishmaniasis	0 (0 to 0)	0 (0 to 0)	0 (0 to 0)	0 (0 to 0)	0 (0 to 0)	0 (0 to 0)	0 (0 to 0)	0 (0 to 0)	0 (0 to 0)	0 (0 to 0)	0 (0 to 0)	0 (0 to 0)	0 (0 to 0)	0 (0 to 0)	0 (0 to 0)	0 (0 to 0)	0 (0 to 0)	0 (0 to 0)	0 (0 to 0)	0 (0 to 0)	0 (0 to 0)	0 (0 to 0)	0 (0 to 0)	0
Visceral leishmaniasis	0 (0 to 0)	0 (0 to 0)	0 (0 to 0)	0 (0 to 0)	0 (0 to 0)	0 (0 to 0)	0 (0 to 0)	0 (0 to 0)	0 (0 to 0)	0 (0 to 0)	0 (0 to 0)	0 (0 to 0)	0 (0 to 0)	0 (0 to 0)	0 (0 to 0)	0 (0 to 0)	0 (0 to 0)	0 (0 to 0)	0 (0 to 0)	0 (0 to 0)	0 (0 to 0)	0 (0 to 0)	0 (0 to 0)	0
Cutaneous and mucocutaneous leishmaniasis	0 (0 to 0)	0 (0 to 0)	0 (0 to 0)	0 (0 to 0)	0 (0 to 0)	0 (0 to 0)	0 (0 to 0)	0 (0 to 0)	0 (0 to 0)	0 (0 to 0)	0 (0 to 0)	0 (0 to 0)	0 (0 to 0)	0 (0 to 0)	0 (0 to 0)	0 (0 to 0)	0 (0 to 0)	0 (0 to 0)	0 (0 to 0)	0 (0 to 0)	0 (0 to 0)	0 (0 to 0)	0 (0 to 0)	0
African trypanosomiasis	0 (0 to 0)	0 (0 to 0)	0 (0 to 0)	0 (0 to 0)	0 (0 to 0)	0 (0 to 0)	0 (0 to 0)	0 (0 to 0)	0 (0 to 0)	0 (0 to 0)	0 (0 to 0)	0 (0 to 0)	0 (0 to 0)	0 (0 to 0)	0 (0 to 0)	0 (0 to 0)	0 (0 to 0)	0 (0 to 0)	0 (0 to 0)	0 (0 to 0)	0 (0 to 0)	0 (0 to 0)	0 (0 to 0)	0
Schistosomiasis	0 (0 to 0)	0 (0 to 0)	0 (0 to 0)	0 (0 to 0)	0 (0 to 0)	0 (0 to 0)	0 (0 to 0)	0 (0 to 0)	0 (0 to 0)	0 (0 to 0)	0 (0 to 0)	0 (0 to 0)	0 (0 to 0)	0 (0 to 0)	0 (0 to 0)	0 (0 to 0)	0 (0 to 0)	0 (0 to 0)	0 (0 to 0)	0 (0 to 0)	0 (0 to 0)	0 (0 to 0)	0 (0 to 0)	0
Cysticercosis	0 (0 to 0)	0 (0 to 0)	0 (0 to 0)	0 (0 to 0)	0 (0 to 0)	0 (0 to 0)	0 (0 to 0)	0 (0 to 0)	0 (0 to 0)	0 (0 to 0)	0 (0 to 0)	0 (0 to 0)	0 (0 to 0)	0 (0 to 0)	0 (0 to 0)	0 (0 to 0)	0 (0 to 0)	0 (0 to 0)	0 (0 to 0)	0 (0 to 0)	0 (0 to 0)	0 (0 to 0)	0 (0 to 0)	0
Cystic echinococcosis	0 (0 to 0)	0 (0 to 0)	0 (0 to 0)	0 (0 to 0)	0 (0 to 0)	0 (0 to 0)	0 (0 to 0)	0 (0 to 0)	0 (0 to 0)	0 (0 to 0)	0 (0 to 0)	0 (0 to 0)	0 (0 to 0)	0 (0 to 0)	0 (0 to 0)	0 (0 to 0)	0 (0 to 0)	0 (0 to 0)	0 (0 to 0)	0 (0 to 0)	0 (0 to 0)	0 (0 to 0)	0 (0 to 0)	0.1
Lymphatic filariasis	0 (0 to 0)	0 (0 to 0)	0 (0 to 0)	0 (0 to 0)	0 (0 to 0)	0 (0 to 0)	0 (0 to 0)	0 (0 to 0)	0 (0 to 0)	0 (0 to 0)	0 (0 to 0)	0 (0 to 0)	0 (0 to 0)	0 (0 to 0)	0 (0 to 0)	0 (0 to 0)	0 (0 to 0)	0 (0 to 0)	0 (0 to 0)	0 (0 to 0)	0 (0 to 0)	0 (0 to 0)	0 (0 to 0)	0
Onchocerciasis	0 (0 to 0)	0 (0 to 0)	0 (0 to 0)	0 (0 to 0)	0 (0 to 0)	0 (0 to 0)	0 (0 to 0)	0 (0 to 0)	0 (0 to 0)	0 (0 to 0)	0 (0 to 0)	0 (0 to 0)	0 (0 to 0)	0 (0 to 0)	0 (0 to 0)	0 (0 to 0)	0 (0 to 0)	0 (0 to 0)	0 (0 to 0)	0 (0 to 0)	0 (0 to 0)	0 (0 to 0)	0 (0 to 0)	0
Trachoma	0 (0 to 0)	0 (0 to 0)	0 (0 to 0)	0 (0 to 0)	0 (0 to 0)	0 (0 to 0)	0 (0 to 0)	0 (0 to 0)	0 (0 to 0)	0 (0 to 0)	0 (0 to 0)	0 (0 to 0)	0 (0 to 0)	0 (0 to 0)	0 (0 to 0)	0 (0 to 0)	0 (0 to 0)	0 (0 to 0)	0 (0 to 0)	0 (0 to 0)	0 (0 to 0)	0 (0 to 0)	0 (0 to 0)	0
Dengue	0 (0 to 0)	0 (0 to 0)	0 (0 to 0)	0 (0 to 0)	0 (0 to 0)	0 (0 to 0)	0 (0 to 0)	0 (0 to 0)	0 (0 to 0)	0 (0 to 0)	0 (0 to 0)	0 (0 to 0)	0 (0 to 0)	0 (0 to 0)	0 (0 to 0)	0 (0 to 0)	0 (0 to 0)	0 (0 to 0)	0 (0 to 0)	0 (0 to 0)	0 (0 to 0)	0 (0 to 0)	0 (0 to 0)	0
Yellow fever	0 (0 to 0)	0 (0 to 0)	0 (0 to 0)	0 (0 to 0)	0 (0 to 0)	0 (0 to 0)	0 (0 to 0)	0 (0 to 0)	0 (0 to 0)	0 (0 to 0)	0 (0 to 0)	0 (0 to 0)	0 (0 to 0)	0 (0 to 0)	0 (0 to 0)	0 (0 to 0)	0 (0 to 0)	0 (0 to 0)	0 (0 to 0)	0 (0 to 0)	0 (0 to 0)	0 (0 to 0)	0 (0 to 0)	0
Rabies	0 (0 to 0)	0 (0 to 0)	0 (0 to 0)	0 (0 to 0)	0 (0 to 0)	0 (0 to 0)	0 (0 to 0)	0 (0 to 0)	0 (0 to 0)	0 (0 to 0)	0 (0 to 0)	0 (0 to 0)	0 (0 to 0)	0 (0 to 0)	0 (0 to 0)	0 (0 to 0)	0 (0 to 0)	0 (0 to 0)	0 (0 to 0)	0 (0 to 0)	0 (0 to 0)	0 (0 to 0)	0 (0 to 0)	0.1
Intestinal nematode infections	0 (0 to 0)	0 (0 to 0)	0 (0 to 0)	0 (0 to 0)	0 (0 to 0)	0 (0 to 0)	0 (0 to 0)	0 (0 to 0)	0 (0 to 0)	0 (0 to 0)	0 (0 to 0)	0 (0 to 0)	0 (0 to 0)	0 (0 to 0)	0 (0 to 0)	0 (0 to 0)	0 (0 to 0)	0 (0 to 0)	0 (0 to 0)	0 (0 to 0)	0 (0 to 0)	0 (0 to 0)	0 (0 to 0)	0
Ascariasis	0 (0 to 0)	0 (0 to 0)	0 (0 to 0)	0 (0 to 0)	0 (0 to 0)	0 (0 to 0)	0 (0 to 0)	0 (0 to 0)	0 (0 to 0)	0 (0 to 0)	0 (0 to 0)	0 (0 to 0)	0 (0 to 0)	0 (0 to 0)	0 (0 to 0)	0 (0 to 0)	0 (0 to 0)	0 (0 to 0)	0 (0 to 0)	0 (0 to 0)	0 (0 to 0)	0 (0 to 0)	0 (0 to 0)	0
Trichuriasis	0 (0 to 0)	0 (0 to 0)	0 (0 to 0)	0 (0 to 0)	0 (0 to 0)	0 (0 to 0)	0 (0 to 0)	0 (0 to 0)	0 (0 to 0)	0 (0 to 0)	0 (0 to 0)	0 (0 to 0)	0 (0 to 0)	0 (0 to 0)	0 (0 to 0)	0 (0 to 0)	0 (0 to 0)	0 (0 to 0)	0 (0 to 0)	0 (0 to 0)	0 (0 to 0)	0 (0 to 0)	0 (0 to 0)	0
Hookworm disease	0 (0 to 0)	0 (0 to 0)	0 (0 to 0)	0 (0 to 0)	0 (0 to 0)	0 (0 to 0)	0 (0 to 0)	0 (0 to 0)	0 (0 to 0)	0 (0 to 0)	0 (0 to 0)	0 (0 to 0)	0 (0 to 0)	0 (0 to 0)	0 (0 to 0)	0 (0 to 0)	0 (0 to 0)	0 (0 to 0)	0 (0 to 0)	0 (0 to 0)	0 (0 to 0)	0 (0 to 0)	0 (0 to 0)	0
Food-borne trematodiases	0 (0 to 0)	0 (0 to 0)	0 (0 to 0)	0 (0 to 0)	0 (0 to 0)	0 (0 to 0)	0 (0 to 0)	0 (0 to 0)	0 (0 to 0)	0 (0 to 0)	0 (0 to 0)	0 (0 to 0)	0 (0 to 0)	0 (0 to 0)	0 (0 to 0)	0 (0 to 0)	0 (0 to 0)	0 (0 to 0)	0 (0 to 0)	0 (0 to 0)	0 (0 to 0)	0 (0 to 0)	0 (0 to 0)	0
Leprosy	0 (0 to 0)	0 (0 to 0)	0 (0 to 0)	0 (0 to 0)	0 (0 to 0)	0 (0 to 0)	0 (0 to 0)	0 (0 to 0)	0 (0 to 0)	0 (0 to 0)	0 (0 to 0)	0 (0 to 0)	0 (0 to 0)	0 (0 to 0)	0 (0 to 0)	0 (0 to 0)	0 (0 to 0)	0 (0 to 0)	0 (0 to 0)	0 (0 to 0)	0 (0 to 0)	0 (0 to 0)	0 (0 to 0)	0
Ebola	0 (0 to 0)	0 (0 to 0)	0 (0 to 0)	0 (0 to 0)	0 (0 to 0)	0 (0 to 0)	0





Osteoarthritis other	0 (0 to 0)	0 (0 to 0)	0 (0 to 0)	0 (0 to 0)	0 (0 to 0)	0 (0 to 0)	0 (0 to 0)	0 (0 to 0)	0 (0 to 0)	0 (0 to 0)	0-1 (0 to 2)	0-6 (0 to 1 3)	1-9 (0 7 to 4 1)	4-5 (1 9 to 9 4)	8-1 (3 4 to 17 4)	11-2 (5 0 to 24 3)	11-9 (5 0 to 24 3)	12-6 (6 3 to 26 7)	14-5 (7 0 to 30 2)	11-6 (5 7 to 23 4)	8-9 (4 6 to 17 9)	4-9 (2 6 to 10)	2-1 (1 1 to 4 3)	0-5 (0 2 to 1)		93-2
Low back pain	0 (0 to 0)	0 (0 to 0)	0 (0 to 0)	0 (0 to 0)	6-5 (4 to 14 8)	41-9 (24 7 to 68 7)	40 (43 4 to 117)	39-7 (56 8 to 152)	90-7 (77 1 to 209)	134 (99 1 to 229)	170 (125 to 353)	265 (125 to 553)	216 (131 to 322)	278 (170 to 427)	338 (204 to 493)	322 (205 to 488)	291 (172 to 410)	279 (168 to 398)	262 (170 to 386)	264 (170 to 379)	244 (160 to 359)	214 (137 to 327)	184 (120 to 280)	154 (97 to 234)	98-4 (57 to 164)	3,080
Neck pain	0 (0 to 0)	0 (0 to 0)	0 (0 to 0)	4-3 (1 4 to 9 6)	22 (11 5 to 40)	35-4 (17 7 to 62 8)	39-4 (19 6 to 72 7)	48-6 (24 to 82 6)	73-9 (39 7 to 140)	99-4 (52 7 to 168)	107 (56 4 to 181)	136 (71 4 to 236)	138 (68 9 to 240)	136 (71 4 to 236)	133 (69 to 232)	123 (62 9 to 212)	99-4 (49 2 to 184)	86-8 (46 4 to 149)	83-7 (47 9 to 138)	87-4 (51 2 to 137)	86-1 (53 3 to 130)	68 (39 2 to 107)	54-1 (30 4 to 91)	39-7 (19 2 to 82 8)	1,210
Gout	0 (0 to 0)	0 (0 to 0)	0 (0 to 0)	0 (0 to 0)	0 (0 to 0)	0 (0 to 0)	0 (0 to 0)	0 (0 to 0)	0-1 (0 to 0)	0-1 (0 to 0)	0-1 (0 to 2)	0-3 (0 to 1)	0-6 (0 to 2)	0-9 (0 to 3)	1-3 (0 to 4)	1-4 (0 to 5)	1-4 (0 to 5)	1-4 (0 to 5)	1-4 (0 to 5)	1-4 (0 to 5)	1-4 (0 to 5)	1-3 (0 to 5)	1-2 (0 to 4)	0-7 (0 to 3)	0-5 (0 to 3)	71-6
Other musculoskeletal disorders	0 (0 to 0)	0 (0 to 0)	0 (0 to 0)	0-4 (0 2 to 0 7)	1-3 (0 5 to 2 9)	3-2 (1 6 to 5 4)	20-2 (11 0 to 47 2)	55-9 (33 4 to 99 3)	79-9 (49 7 to 133)	90 (56 to 139)	90-4 (54 to 140)	114 (69 8 to 178)	139 (77 4 to 222)	122 (74 to 199)	98-4 (55 8 to 156)	91 (57 7 to 142)	89-3 (47 4 to 145)	90-7 (51 7 to 140)	89-3 (47 4 to 145)	86 (52 1 to 132)	59-3 (32 1 to 92 2)	35-3 (14 6 to 59 4)	19-6 (7 2 to 33 2)	9-2 (3 5 to 16 9)	1-9 (1 to 3 9)	1,130
Other non-communicable diseases	81-3 (40 6 to 118)	48-5 (24 1 to 84 6)	122 (64 to 193)	84-3 (47 3 to 133)	68-2 (41 to 78)	60-4 (27 6 to 96 4)	80-7 (48 1 to 134)	134 (82 7 to 186)	134 (103 to 201)	138 (105 to 214)	232 (158 to 339)	238 (166 to 339)	255 (163 to 355)	282 (190 to 392)	310 (216 to 431)	317 (222 to 434)	291 (207 to 399)	304 (212 to 413)	336 (244 to 448)	354 (261 to 502)	309 (163 to 464)	226 (97 to 156)	132 (52 to 269 5)	70-9 (32 1 to 99 2)	19-4 (10 9 to 24 7)	4,080
Congenital birth defects	79-1 (58 6 to 116)	41-1 (29 9 to 57 4)	59-3 (33 1 to 116)	58-5 (45 to 77 4)	59-3 (31 9 to 92 2)	24-4 (14 5 to 37 8)	25 (15 4 to 31 3)	19-6 (12 2 to 25 1)	17-9 (13 9 to 23 4)	18-3 (12 9 to 22 6)	20-4 (13 4 to 30 2)	19-6 (13 4 to 28 9)	20-4 (14 5 to 28 2)	20-4 (14 5 to 28 2)	21-2 (14 8 to 27 5)	21-2 (14 8 to 27 5)	20-6 (14 5 to 27 1)	15-2 (10 1 to 19 9)	14-5 (9 2 to 21 1)	4-6 (2 6 to 7 1)	2-9 (1 7 to 4 3)	1-8 (1 to 2 8)	0-6 (0 to 1 3)	0-3 (0 2 to 0 8)	0-1 (0 to 0 1)	527
Neural tube defects	2-7 (2 4 to 3 4)	2-1 (1 1 to 2 3)	0-4 (0 2 to 0 6)	0-9 (0 4 to 1 8)	1-1 (0 6 to 1 5)	1-1 (0 6 to 1 5)	1-1 (0 9 to 1 7)	1-1 (0 6 to 1 5)	0-8 (0 7 to 1 2)	0-8 (0 4 to 1 1)	0-7 (0 4 to 1 4)	0-6 (0 to 1)	0-6 (0 4 to 0 9)	0-6 (0 2 to 0 9)	0-4 (0 2 to 0 7)	0-3 (0 2 to 0 6)	0-2 (0 1 to 0 5)	0-1 (0 to 0 3)	0-1 (0 to 0 3)	0-1 (0 to 0 3)	0-1 (0 to 0 3)	0-1 (0 to 0 3)	0-1 (0 to 0 3)	0-1 (0 to 0 3)	0-1 (0 to 0 3)	28-8
Congenital heart anomalies	17-5 (10 6 to 32 9)	17-6 (11 5 to 27 4)	24-7 (14 7 to 46)	13-3 (7 to 19 9)	9-9 (4 6 to 17 4)	3-9 (2 4 to 6 3)	5-6 (2 to 9 4)	4-1 (2 to 7 5)	3-5 (2 4 to 5 1)	3-3 (2 to 4 7)	2-4 (1 to 3 7)	4-5 (2 to 6 5)	2-6 (1 to 4 5)	4-2 (2 5 to 5 9)	2-4 (1 to 4 4)	3-1 (1 5 to 4 5)	2-1 (1 to 3 2)	2 (1 to 3 3)	3-1 (1 5 to 4 5)	2 (1 to 3 2)	0-1 (0 to 0 3)	0-1 (0 to 0 3)	0-1 (0 to 0 3)	0-1 (0 to 0 3)	0-1 (0 to 0 3)	123
Orofacial clefts	0 (0 to 0)	0-2 (0 to 0 4)	0-4 (0 2 to 0 7)	0-3 (0 1 to 0 5)	0-3 (0 1 to 0 5)	0-3 (0 1 to 0 5)	0-2 (0 1 to 0 5)	0-3 (0 1 to 0 5)	0-3 (0 1 to 0 5)	0-3 (0 1 to 0 6)	0-4 (0 2 to 0 6)	0-5 (0 2 to 0 8)	0-3 (0 1 to 0 5)	0-3 (0 1 to 0 6)	0-3 (0 1 to 0 5)	0-3 (0 1 to 0 5)	0-2 (0 1 to 0 4)	0-2 (0 1 to 0 4)	0-2 (0 1 to 0 4)	0-2 (0 1 to 0 4)	0-1 (0 1 to 0 2)	0-1 (0 to 0 1)	0-1 (0 to 0 1)	0-1 (0 to 0 1)	0-1 (0 to 0 1)	4-7
Down syndrome	1-7 (1 to 2 7)	0-6 (0 4 to 1)	1-9 (1 to 3 3)	2-2 (1 to 3 2)	1-6 (1 to 2 7)	1-7 (1 to 2 4)	1-7 (1 to 2 4)	1-6 (1 to 2 3)	1-8 (1 to 2 3)	1-9 (1 to 2 7)	2-2 (1 to 3)	2-2 (1 to 3)	2-2 (1 to 3)	3-1 (2 1 to 4 2)	2-7 (1 to 3 8)	2-7 (1 to 3 8)	2-5 (1 to 3 4)	2-7 (1 to 3 8)	2-5 (1 to 3 4)	2-7 (1 to 3 8)	2-5 (1 to 3 4)	2-3 (1 to 3 2)	2-1 (1 to 3)	1-6 (0 to 2 5)	0-9 (0 to 2 3)	44-5
Turner syndrome	0 (0 to 0)	0 (0 to 0)	0-1 (0 to 0 2)	0-1 (0 to 0 2)	0-1 (0 to 0 2)	0-1 (0 to 0 2)	0-1 (0 to 0 2)	0-1 (0 to 0 2)	0-1 (0 to 0 2)	0-1 (0 to 0 2)	0-1 (0 to 0 2)	0-1 (0 to 0 2)	0-1 (0 to 0 1)	0-1 (0 to 0 1)	0-1 (0 to 0 1)	0-1 (0 to 0 1)	0-1 (0 to 0 1)	0-1 (0 to 0 1)	0-1 (0 to 0 1)	0-1 (0 to 0 1)	0-1 (0 to 0 1)	0-1 (0 to 0 1)	0-1 (0 to 0 1)	0-1 (0 to 0 1)	0-1 (0 to 0 1)	0-8
Klinefelter syndrome	0 (0 to 0)	0 (0 to 0)	0 (0 to 0)	0 (0 to 0)	0 (0 to 0)	0 (0 to 0)	0 (0 to 0)	0 (0 to 0)	0 (0 to 0)	0 (0 to 0)	0 (0 to 0)	0 (0 to 0)	0 (0 to 0)	0 (0 to 0)	0 (0 to 0)	0 (0 to 0)	0 (0 to 0)	0 (0 to 0)	0 (0 to 0)	0 (0 to 0)	0 (0 to 0)	0 (0 to 0)	0 (0 to 0)	0 (0 to 0)	0 (0 to 0)	0-2
Other chromosomal abnormalities	9 (4 9 to 23)	5-5 (3 3 to 10 9)	12-2 (7 to 22)	6-3 (4 3 to 9 3)	3-6 (2 5 to 5 1)	3-2 (2 2 to 4 4)	2-7 (1 7 to 4 1)	2-6 (1 6 to 3 5)	2-5 (1 8 to 3 2)	2-5 (1 8 to 3 4)	2-6 (1 8 to 3 4)	2-2 (1 5 to 3 1)	2-4 (1 5 to 3 2)	2 (1 3 to 2 7)	1-5 (0 9 to 2 2)	0-8 (0 5 to 1 2)	0-6 (0 4 to 0 9)	0-6 (0 4 to 0 9)	0-6 (0 4 to 0 9)	0-3 (0 2 to 0 5)	0-2 (0 1 to 0 4)	0-1 (0 to 0 3)	0-1 (0 to 0 3)	0-1 (0 to 0 3)	0-1 (0 to 0 3)	62-8
Congenital musculoskeletal and limb anomalies	3-4 (2 2 to 5 4)	1-2 (0 4 to 1 7)	0-7 (0 to 1 4)	1-5 (0 6 to 3 2)	1-5 (0 6 to 2 7)	0-6 (0 to 1 4)	0-9 (0 4 to 1 7)	0-7 (0 to 1 4)	0-9 (0 4 to 1 6)	1-0 (0 5 to 1 7)	1-3 (0 7 to 1 9)	1-5 (0 8 to 2 4)	1-3 (0 6 to 2 4)	1-6 (0 8 to 2 6)	0-8 (0 3 to 1 7)	1-2 (0 5 to 2 3)	0-8 (0 3 to 1 7)	0-7 (0 3 to 1 5)	0-7 (0 3 to 1 1)	0-7 (0 3 to 1 1)	0-3 (0 1 to 0 4)	0-1 (0 to 0 2)	0-2 (0 to 0 5)	0-1 (0 to 0 1)	0-1 (0 to 0 1)	96-2
Urogenital congenital anomalies	5 (2 4 to 10 4)	1-3 (0 6 to 2 7)	1-9 (0 9 to 3 2)	1-5 (0 6 to 2 6)	0-9 (0 4 to 2 1)	0-6 (0 2 to 1 4)	0-4 (0 2 to 0 9)	0-5 (0 2 to 0 9)	0-3 (0 2 to 0 6)	0-3 (0 2 to 0 6)	0-3 (0 2 to 0 5)	0-3 (0 2 to 0 6)	0-2 (0 1 to 0 5)	0-2 (0 1 to 0 5)	0-2 (0 1 to 0 5)	0-2 (0 1 to 0 5)	0-1 (0 to 0 3)	0-1 (0 to 0 3)	0-1 (0 to 0 3)	0-1 (0 to 0 3)	0-1 (0 to 0 3)	0-1 (0 to 0 3)	0-1 (0 to 0 3)	0-1 (0 to 0 3)	0-1 (0 to 0 3)	13-6
Digestive congenital anomalies	11-9 (8 1 to 18 9)	6-9 (3 3 to 8 3)	9-3 (4 4 to 13 2)	4-9 (2 5 to 7 4)	3-9 (1 9 to 6 2)	2-6 (1 2 to 3 7)	2-5 (0 9 to 4 1)	2-3 (0 to 3 6)	2-4 (0 to 3 4)	2-3 (0 to 3 4)	2-2 (0 to 3 5)	2-2 (0 to 3 5)	2-2 (0 to 3 5)	2-2 (0 to 3 5)	2-2 (0 to 3 5)	2-2 (0 to 3 5)	2-2 (0 to 3 5)	2-2 (0 to 3 5)	2-2 (0 to 3 5)	2-2 (0 to 3 5)	2-2 (0 to 3 5)	2-2 (0 to 3 5)	2-2 (0 to 3 5)	2-2 (0 to 3 5)	2-2 (0 to 3 5)	37
Other congenital birth defects	7-8 (4 4 to 15 6)	7-8 (4 4 to 12 9)	10-5 (4 4 to 22 1)	5-1 (3 5 to 8)	3-1 (1 9 to 5 7)	3-2 (2 to 5 3)	3-2 (2 to 4 6)	3-2 (2 to 4 3)	3-2 (2 to 4 3)	3-2 (2 to 4 3)	3-2 (2 to 4 3)	3-2 (2 to 4 3)	3-2 (2 to 4 3)	3-2 (2 to 4 3)	3-2 (2 to 4 3)	3-2 (2 to 4 3)	3-2 (2 to 4 3)	3-2 (2 to 4 3)	3-2 (2 to 4 3)	3-2 (2 to 4 3)	3-2 (2 to 4 3)	3-2 (2 to 4 3)	3-2 (2 to 4 3)	3-2 (2 to 4 3)	3-2 (2 to 4 3)	115
Urinary diseases and male infertility	0-1 (0 to 0 2)	0-2 (0 1 to 0 4)	0-8 (0 3 to 1 2)	1-1 (0 6 to 1 6)	0-6 (0 7 to 1 1)	0-6 (0 7 to 1 2)	1-4 (1 2 to 2)	1-4 (1 to 1 6)	1-6 (1 to 2 2)	1-6 (1 to 2 3)	1-7 (1 to 2 6)	1-9 (1 to 2 7)	2-2 (1 to 3)	2-2 (1 to 3)	3-1 (2 1 to 4 2)	3-1 (2 1 to 4 2)	5-5 (3 9 to 7 4)	6-9 (5 2 to 9 2)	5-2 (3 6 to 7 4)	2-7 (1 to 3 8)	1-5 (1 to 2 3)	0-6 (0 to 1)	0-3 (0 to 0 8)	0-1 (0 to 0 3)	0-1 (0 to 0 3)	44-5
Urolithiasis	0 (0 to 0)	0 (0 to 0)	0 (0 to 0)	0 (0 to 0 1)	0-1 (0 to 0 1)	0-1 (0 to 0 2)	0-1 (0 to 0 3)	0-1 (0 to 0 2)	0-1 (0 to 0 3)	0-1 (0 to 1)	0-4 (0 to 1 3)	0-7 (0 to 2 5)	0-9 (0 to 3 2)	1-1 (0 to 3 3)	1-4 (0 to 4 3)	1-3 (0 to 3 9)	1-3 (0 to 3 6)	1-3 (0 to 3 6)	1-3 (0 to 3 6)	1-2 (0 to 3 3)	0-9 (0 to 2 5)	0-6 (0 to 2)	0-4 (0 to 2)	0-3 (0 to 1 5)	0-2 (0 to 1 2)	25-3
Benign prostatic hyperplasia	0 (0 to 0)	0 (0 to 0)	0 (0 to 0)	0 (0 to 0)	0 (0 to 0)	0 (0 to 0)	0 (0 to 0)	0 (0 to 0)	0 (0 to 0)	0 (0 to 0)	0 (0 to 0)	0 (0 to 0)	0 (0 to 0)	0 (0 to 0)	0 (0 to 0)	0 (0 to 0)	0 (0 to 0)	0 (0 to 0)	0 (0 to 0)	0 (0 to 0)	0 (0 to 0)	0 (0 to 0)	0 (0 to 0)	0 (0 to 0)	0 (0 to 0)	0 (0 to 0)	132
Male infertility	0 (0 to 0)	0 (0 to 0)	0 (0 to 0)	0 (0 to 0)	0 (0 to 0)	0 (0 to 0)	0 (0 to 0)	0 (0 to 0)	1 (0 2 to 2)	1 (0 to 2)	1 (0 to 2)	1 (0 to 2)	1 (0 to 2)	1 (0 to 2)	1 (0 to 2)	1 (0 to 2)	1 (0 to 2)	1 (0 to 2)	1 (0 to 2)	1 (0 to 2)	1 (0 to 2)	1 (0 to 2)	1 (0 to 2)	1 (0 to 2)	1 (0 to 2)	1 (0 to 2)	8-9
Other urinary diseases	0-1 (0 to 0 1)	0-1 (0 to 0 2)	0-1 (0 to 0 2)	0-2 (0 to 0 5)	0-2 (0 to 0 4)	0-2 (0 to 0 5)	0-3 (0 to 0 4)	0-4 (0 to 0 5)	0-4 (0 to 0 5)	0-4 (0 to 0 5)	0-5 (0 to 1)	0-7 (0 to 1 1)	0-7 (0 to 1 1)	0-8 (0 to 1 4)	0-5 (0 to 1 2)	0-4 (0 to 1 2)	0-3 (0 to 1 1)	0-3 (0 to 1 1)	0-3 (0 to 1 1)	0-3 (0 to 1 1)	0-3 (0 to 1 1)	0-3 (0 to 1 1)	0-3 (0 to 1 1)	0-3 (0 to 1 1)	0-3 (0 to 1 1)	14-4
Gynecological diseases	0 (0 to 0)	0 (0 to 0)	0 (0 to 0)	0 (0 to 0)	0-5 (0 to 0)	0-5 (0 to 0)	0-5 (0 to 0)	0-5 (0 to 0)	0-5 (0 to 0)	0-5 (0 to 0)	0-5 (0 to 0)	0-5 (0 to 0)	0-5 (0 to 0)	0-5 (0 to 0)	0-5 (0 to 0)	0-5 (0 to 0)	0-5 (0 to 0)	0-5 (0 to 0)	0-5 (0 to 0)	0-5 (0 to 0)	0-5 (0 to 0)	0-5 (0 to 0)	0-5 (0 to 0)	0-5 (0 to 0)	0-5 (0 to 0)	0-5 (0 to 0)	10-6
Uterine fibroids	0 (0 to 0)	0 (0 to 0)	0 (0 to 0)	0 (0 to 0)	0 (0 to 0)	0 (0 to 0)	0 (0 to 0)	0 (0 to 0)	0 (0 to 0)	0 (0 to 0)	0 (0 to 0)	0 (0 to 0)	0 (0 to 0)	0 (0 to 0)	0 (0 to 0)	0 (0 to 0)	0 (0 to 0)	0 (0 to 0)	0 (0 to 0)	0 (0 to 0)	0 (0 to 0)	0 (0 to 0)	0 (0 to 0)	0 (0 to 0)	0 (0 to 0)	0 (0 to 0)	35-4
Polycystic ovarian syndrome	0 (0 to 0)	0 (0 to 0)	0 (0 to 0)	0 (0 to 0)	0 (0 to 0)	0 (0 to 0)	0 (0 to 0)	0 (0 to 0)	0 (0 to 0)	0 (0 to 0)	0 (0 to 0)	0 (0 to 0)	0 (0 to 0)	0 (0 to 0)	0 (0 to 0)	0 (0 to 0)	0 (0 to 0)	0 (0 to 0)	0 (0 to 0)	0 (0 to 0)	0 (0 to 0)	0 (0 to 0)	0 (0 to 0)	0 (0 to 0)	0 (0 to 0)	0 (0 to 0)	34-3
Female infertility	0 (0 to 0)	0 (0 to 0)	0 (0 to 0)	0 (0 to 0)	0 (0 to 0)	0 (0 to 0)	0 (0 to 0)	0 (0 to 2)	0 (0 to 4)	0 (0 to 4)	0 (0 to 5)	0 (0 to 7)	0 (0 to 6)	0 (0 to 5)	0 (0 to 5)	0 (0 to 5)	0 (0 to 5)	0 (0 to 5)	0 (0 to 5)	0 (0 to 5)	0 (0 to 5)	0 (0 to 5)	0 (0 to 5)	0 (0 to 5)	0 (0 to 5)	0 (0 to 5)	7-7
Endometriosis	0 (0 to 0)	0 (0 to 0)	0 (0 to 0)	0 (0 to 0)	0 (0 to 0)	0 (0 to 0)	0 (1 4 to 7)	7 (3 7 to 11 9)	7 (3 9 to 13)	7 (3 9 to 13)	7 (3 9 to 13)	7 (3 9 to 13)	7 (3 9 to 13)	7 (3 9 to 13)	7 (3 9 to 13)	7 (3 9 to 13)	7 (3 9 to 13)	7 (3 9 to 13)	7 (3 9 to 13)	7 (3 9 to 13)	7 (3 9 to 13)	7 (3 9 to 13)	7 (3 9 to 13)	7 (3 9 to 13)	7 (3 9 to 13)	7 (3 9 to 13)	42-5
Genital prolapse	0 (0 to 0)	0 (0 to 0)	0 (0 to 0)	0 (0 to 0)	0 (0 to 0)	0 (0 to 0)	0 (0 to 0)	0 (0 to 0)	0 (0 to 0)	0 (0 to 0)	0 (0 to 0)	0 (0 to 0)	0 (0 to 0)	0 (0 to 0)	0 (0 to 0)	0 (0 to 0)	0 (0 to 0)	0 (0 to 0)	0 (0 to 0)	0 (0 to 0)	0 (0 to 0)	0 (0 to 0)	0 (0 to 0)	0 (0 to 0)	0 (0 to 0)	0 (0 to 0)	3-5
Premenstrual syndrome	0 (0 to 0)	0 (0 to 0)	0 (0 to 0)	0 (0 to 0)	0 (0 to 0)	0 (0 to 0)	0 (0 to 0)	0 (0 to 0)	0 (0 to 0)	0 (0 to 0)	0 (0 to 0)	0 (0 to 0)	0 (0 to 0)	0 (0 to 0)	0 (0 to 0)	0 (0 to 0)	0 (0 to 0)	0 (0 to 0)	0 (0 to 0)	0 (0 to 0)	0 (0 to 0)	0 (0 to 0)	0 (0 to 0)	0 (0 to 0)	0 (0 to 0)	0 (0 to 0)	0-1
Other gynecological diseases	0 (0 to 0)	0 (0 to 0)	0 (0 to 0)	0 (0 to 0)	0 (0 to 0)	0 (0 to 0)	0 (0 to 0)	0 (0 to 0)	0 (0 to 0)	0 (0 to 0)	0 (0 to 0)	0 (0 to 0)	0 (0 to 0)	0 (0 to 0)	0 (0 to 0)	0 (0 to 0)	0 (0 to 0)	0 (0 to 0)	0 (0 to 0)	0 (0 to 0)	0 (0 to 0)	0 (0 to 0)	0 (0 to 0)	0 (0 to 0)	0 (0 to 0)	0 (0 to 0)	0-7
Hemoglobinopathies and hemolytic anemias	0-1 (0 to 0 2)	0-4 (0 0 to 1)	0-7 (0 1 to 2)	0-6 (0 to 1 6)	0-6 (0 to 1 6)	1-2 (0 to 1 6)	0-9 (0 to 1 5)	3-2 (1 to 5)	3-2 (0 to 5 2)	3-2 (1 to 5 2)	3-2 (1 to 5 2)	3-6 (1 to 5 5)	3-2 (1 to 5 5)	2-2 (1 to 4 4)	2-5 (0 to 4 4)	2-5 (1 to 5 2)	2-4 (1 to 5 2)	2-1 (1 to 4 5)	2-4 (1 to 5 2)	2-8 (1 to 5 2)	2-1 (1 to 4 2)	2-2 (1 to 4 3)	1-4 (0 to 3 2)	0-8 (0 to 2 5)	0-2 (0 1 to 0 3)	43-5
Thalassemias	0 (0 to 0)	0 (0 to 0)	0-1 (0 to 0 1)	0-1 (0 to 0)	0-1 (0 to 0)	0-1 (0 to 0 1)	0 (0 to 0 1)	0 (0 to 0)	0 (0 to 0)	0 (0 to 0)	0 (0 to 0)	0 (0 to 0)	0 (0 to 0)	0 (0 to 0)	0 (0 to 0)	0 (0 to 0)	0 (0 to 0)	0 (0 to 0)	0 (0 to 0)	0 (0 to 0)	0 (0 to 0)	0 (0 to 0)	0 (0 to 0)	0 (0 to 0)	0 (0 to 0)	0 (0 to 0)	0-2
Thalassemias trait	0-1 (0 to 0 2)	0-2 (0 to 0 6)	0-3 (0 to 1 4)	0-5 (0 to 1 2)	0-1 (0 to 0 4)	0-1 (0 to 0 3)	0-1 (0 to 0 1)	0-8 (0 to 1 3)	0-8 (0 to 1 2)	0-8 (0 1 to 2)	1 (0 1 to 2 3)	1 (0 to 2 3)	0-9 (0 to 2 3)	0-8 (0 to 2)	0-3 (0 to 1 1)	0-3 (0 to 1 1)	0-3 (0 to 0 9)	0-2 (0 to 0 6)	0-2 (0 to 0 7)	0-2 (0 to 0 7)	0-1 (0 to 0 5)	0-1 (0 to 0 4)	0-1 (0 to 0 3)	0-1 (0 to 0 3)	0-1 (0 to 0 3)	6-9
Sickle cell disorders	0 (0 to 0)	0-2 (0 1 to 0 2)	0-6 (0 4 to 0 9)	0-6 (0 5 to 0 8)	0-5 (0 4 to 0 7)	0-5 (0 4 to 0 7)	0-4 (0 3 to 0 6)	0-4 (0 3 to 0 5)	0-3 (0 2 to 0 5)	0-3 (0 2 to 0 5)	0-3 (0 2 to 0 5)	0-3 (0 2 to 0 5)	0-3 (0 2 to 0 4)	0-3 (0 2 to 0 4)	0-2 (0 1 to 0 3)	0-2 (0 1 to 0 3)	0-2 (0 1 to 0 3)	0-1 (0 1 to 0 1)	0-1 (0 1 to 0 1)	0-1 (0 1 to 0 1)	0-1 (0 1 to 0 1)	0-1 (0 1 to 0 1)	0-1 (0 1 to 0 1)	0-1 (0 1 to 0 1)	0-1 (0 1 to 0 1)	5-3
Sickle cell trait	0-1 (0 to 0 1)	0-1 (0 to 0 2)	0-3 (0 1 to 0 8)	0-7 (0 1 to 2)	0-2 (0 to 0 5)	0-2 (0 to 0 5)	1-3 (0 1 to 5 1)	1-3 (0 1 to 5 1)	1-3 (0 1 to 4 4)	1-3 (0 1 to 4 4)	1-4 (0 1 to 5 3)	0-3 (0 to 3)	0-4 (0 2 to 3 7)	0-4 (0 1 to 1 1)	0-5 (0 1 to 1 5)	0-4 (0 1 to 1 5)	0-3 (0 1 to 1 1)	0-2 (0 to 0 7)	0-2 (0 to 0 6)	0-2 (0 to 0 5)	0-1 (0 to 0 3)	0-1 (0 to 0 3)	0-1 (0 to 0 3)	0-1 (0 to 0 3)	0-1 (0 to 0 3)	9-5
G6PD deficiency	0 (0 to 0)	0 (0 to 0)	0 (0 to 0)	0-1 (0 to 0 1)	0-1 (0 to 0 2)	0-2 (0 to 0 3)	0-3 (0 1 to 0 4)	0-3 (0 1 to 0 4)	0-3 (0 2 to 0 4)	0-3 (0 2 to 0 4)	0-3 (0 2 to 0 4)	0-4 (0 2 to 0 7)	0-3 (0 2 to 0 4)	0-3 (0 2 to 0 4)	0-3 (0 2 to 0 4)	0-3 (0 2 to 0 4)	0-2 (0 1 to 0 3)	0-2 (0 1 to 0 3)	0-2 (0 1 to 0 3)	0-2 (0 1 to 0 3)	0-1 (0 1 to 0 3)	0-1 (0 1 to 0 3)	0-1 (0 1 to 0 3)	0-1 (0 1 to 0 3)	0-1 (0 1 to 0 3)	3-5
G6PD trait	0 (0 to 0)	0 (0 to 0)	0 (0 to 0)	0 (0 to 0)	0 (0 to 0)	0 (0 to 0)	0 (0 to 0)	0 (0 to 0)	0 (0 to 0)	0 (0 to 0)	0 (0 to 0)	0 (0 to 0)	0 (0 to 0)	0 (0 to 0)	0 (0 to 0)	0 (0 to 0)	0 (0 to 0)	0 (0 to 0)	0 (0 to 0)	0 (0 to 0)	0 (0 to 0)	0 (0 to 0)	0 (0 to 0)	0 (0 to 0)	0 (0 to 0)	0 (0 to 0)	0-1
Other hemoglobinopathies and hemolytic anemias	0 (0 to 0)	0-1 (0 to 0)	0-4 (0 0 to 1)	0-6 (0 1 to 2)	0-1 (0 to 0 2)	0-2 (0 to 0 5)	0-3 (0 1 to 0 6)	0-3 (0 1 to 0 6)	0-3 (0 1 to 0 6)	0-4 (0 1 to 1)	0-5 (0 1 to 1 4)	0-5 (0 to 1 4)	0-5 (0 to 2 2)	0-8 (0 2 to 2 2)	1-1 (0 4 to 3)	1-2 (0 5 to 2 8)	1-3 (0 5 to 3 2)	1-4 (0 6 to 3 3)	1-7 (0 6 to 3 4)	2-2 (1 to 3 9)	1-8 (1 to 3 4)	1-8 (1 to 3 4)	1-2 (0 4 to 1 6)	0-7 (0 2 to 1 1)	0-2 (0 1 to 0 3)	17-9
Endocrine, metabolic, blood, and immune disorders	2 (1 4 to 3 2)	2-2 (1 5 to 3 3)	9-3 (5 9 to 15 8)	20-6 (14 5 to 28 5)	20-6 (14 3 to 29 4)	22 (14 9 to 31 6)	24-7 (16 8 to 34 1)	26-6 (17 7 to 39 2)	29-2 (19 to 45 3)	30-2 (19 5 to 47 3)	28-7 (20 to 44 9)	31-9 (22 to 77 7)	37-3 (26 4 to 58 4)	62 (32 7 to 136)	102 (64 2 to 156)	122 (76 1 to 186)	112 (70 to 172)	112 (71 6 to 174)	110 (70 5 to 165)	70-1 (44 1 to 103)	48-6 (28 4 to 82 3)	47-3 (31 4 to 68 9)	41 (24 to 57)	1-4 (1 to 2 6)	1,090
Oral disorders	3 (1 4 to 7)	4-3 (2 5 to 7)	7-5 (3 3 to 14 6)	5-9 (3 2 to 9 4)	7-5 (4 1 to 12 6)	9-2 (5 1 to 15 3)	9-3 (5 2 to 21 4)	10-3 (5 5 to 29 7)	10-5 (5 6 to 29 7)	24-7 (14 to 40 9)	19-3 (10 5 to 34 6)	29-7 (16 4 to 50 9)	33-2 (18 7 to 57 4)	46-2 (27 5 to 81 4)	76-9 (45 9 to 122)	78-3 (47 to 122)	59-5 (37 7 to 88 5)	38-8 (22 1 to 59 7)	31-6 (18 7 to 47 9)	29-9 (16 7 to 39 1)	19-2 (10 2 to 28 4)	9-6 (5 7 to 14 7)	4-5 (2 8 to 6 7)	1-8 (1 1 to 2 8)	0-4 (0 2 to 0 6)	633
Caries of deciduous teeth	0 (0 to 0)	0 (0 to 0)	0 (0 to 1)	0-4 (0 to 2 3)	0 (0 to 0)	0 (0 to 0)	0 (0 to 0)	0 (0 to 0)	0 (0 to 0)	0 (0 to 0)	0 (0 to 0)	0 (0 to 0)	0 (0 to 0)	0 (0 to 0)	0 (0 to 0)	0 (0 to 0)	0 (0 to 0)	0 (0 to 0)	0 (0 to 0)	0 (0 to 0)	0 (0 to 0)	0 (0 to 0)	0 (0 to 0)	0 (0 to 0)	0 (0 to 0)	0 (0 to 0)	1-6
Caries of permanent teeth	0 (0 to 0)	0 (0 to 0)	0 (0 to 0)	0 (0 to 0)	3-3 (2 to 3 3)	3-2 (1 to 7 2)	4-7 (1 4 to 7)	4-7 (1 7 to 8 2)	4-7 (1 6 to 9 9)	4-7 (1 6 to 9 9)	4-8 (2 to 9)	4-8 (1 to 8 7)	4-8 (2 to 10)	4-8 (2 2 to 10 9)	3-8 (1 to 10 7)	3-8 (1 to 9 2)	3-5 (1 to 7 3)	3-5 (1 to 7 3)	3-5 (1 to 7 3)	2-3 (0 to 4 2)	1-4 (0 to 2 6)	0-6 (0 to 2 12)	0-5 (0 to 1 9)	0-4 (0 to 1)	0-2 (0 to 0 5)	60-2
Periodontal diseases	0 (0 to 0)	0 (0 to 0)	0 (0 to 0)	0 (0 to 0)	0 (0 to 0)	0 (0 to 0

SII Table 2c: Oldham DALYS by cause and age group for both sexes with 95% uncertainty intervals, 2019

Cause	Early Neonatal	Late Neonatal	Post Neonatal	1 to 4	5 to 9	10 to 14	15 to 19	20 to 24	25 to 29	30 to 34	35 to 39	40 to 44	45 to 49	50 to 54	55 to 59	60 to 64	65 to 69	70 to 74	75 to 79	80 to 84	85 to 89	90 to 94	95 plus	Total
All causes	692 (701 to 977)	1,206 (226 to 2,020)	2,067 (420 to 4,669)	1,014 (547 to 1,777)	1,006 (546 to 1,492)	1,018 (639 to 1,430)	1,126 (1,065 to 2,070)	1,284 (1,060 to 2,360)	1,460 (1,460 to 2,364)	1,615 (1,615 to 2,615)	1,810 (1,810 to 2,910)	2,020 (2,020 to 3,470)	2,260 (2,260 to 3,780)	2,520 (2,520 to 3,780)	2,840 (2,840 to 3,920)	3,260 (3,260 to 4,660)	3,740 (3,740 to 5,460)	4,220 (4,220 to 6,220)	4,710 (4,570 to 6,390)	5,240 (4,710 to 6,230)	5,790 (5,190 to 6,740)	6,360 (5,550 to 7,180)	6,190 (5,010 to 7,110)	70,100
Communicable, maternal, neonatal, and nutritional diseases	531 (531 to 728)	1,206 (1,206 to 2,021)	2,067 (1,722 to 3,268)	1,014 (1,014 to 1,777)	1,006 (1,006 to 1,492)	1,018 (1,018 to 1,430)	1,126 (1,126 to 2,070)	1,284 (1,284 to 2,360)	1,460 (1,460 to 2,364)	1,615 (1,615 to 2,615)	1,810 (1,810 to 2,910)	2,020 (2,020 to 3,470)	2,260 (2,260 to 3,780)	2,520 (2,520 to 3,780)	2,840 (2,840 to 3,920)	3,260 (3,260 to 4,660)	3,740 (3,740 to 5,460)	4,220 (4,220 to 6,220)	4,710 (4,570 to 6,390)	5,240 (4,710 to 6,230)	5,790 (5,190 to 6,740)	6,360 (5,550 to 7,180)	6,190 (5,010 to 7,110)	4,100
HIV/AIDS and sexually transmitted infections	11.6 (3.4 to 24.0)	3.7 (1.1 to 8.7)	6.1 (2.2 to 12.2)	2.3 (0.7 to 11.1)	0.4 (0.2 to 0.9)	0.6 (0.3 to 0.7)	0.8 (0.4 to 1.1)	2 (1.4 to 2.6)	4.6 (3.3 to 6.2)	6.3 (4.6 to 8.2)	9.7 (7.2 to 12.2)	9.3 (6.9 to 12.6)	8.1 (7 to 12)	6.7 (5.6 to 8.9)	5.3 (3.9 to 7)	3.8 (2.8 to 5.5)	2.4 (1.6 to 3.8)	1.3 (0.8 to 1.9)	0.6 (0.4 to 0.9)	0.2 (0.2 to 0.5)	0.1 (0.1 to 0.3)	90.5
HIV/AIDS	0 (0 to 0)	0 (0 to 0)	0 (0 to 0)	0 (0 to 0)	0 (0 to 0)	0 (0 to 0)	0 (0 to 0)	0.7 (0.7 to 1.2)	2.1 (1.9 to 3.1)	3.4 (2.9 to 4.6)	5.7 (4.9 to 8.1)	6.1 (4.9 to 8.1)	6.1 (4.7 to 7.8)	5.2 (4 to 6.5)	4.3 (3.2 to 5.6)	3.2 (2.3 to 4.5)	2.2 (1.5 to 3.2)	1.2 (0.7 to 2.1)	0.5 (0.3 to 1.1)	0.2 (0.1 to 0.5)	0.1 (0 to 0.3)	0 (0 to 0)	46.7
HIV/AIDS - Drug-susceptible Tuberculosis	0 (0 to 0)	0 (0 to 0)	0 (0 to 0)	0 (0 to 0)	0 (0 to 0)	0 (0 to 0)	0 (0 to 0)	0 (0 to 0)	0 (0 to 0)	0 (0 to 0)	0 (0 to 0)	0 (0 to 0)	0 (0 to 0)	0 (0 to 0)	0 (0 to 0)	0 (0 to 0)	0 (0 to 0)	0 (0 to 0)	0 (0 to 0)	0 (0 to 0)	0 (0 to 0)	0 (0 to 0)	0 (0 to 0)	0
HIV/AIDS - Multidrug-resistant Tuberculosis without extensive dr...	0 (0 to 0)	0 (0 to 0)	0 (0 to 0)	0 (0 to 0)	0 (0 to 0)	0 (0 to 0)	0 (0 to 0)	0 (0 to 0)	0 (0 to 0)	0 (0 to 0)	0 (0 to 0)	0 (0 to 0)	0 (0 to 0)	0 (0 to 0)	0 (0 to 0)	0 (0 to 0)	0 (0 to 0)	0 (0 to 0)	0 (0 to 0)	0 (0 to 0)	0 (0 to 0)	0 (0 to 0)	0 (0 to 0)	0
HIV/AIDS - Extensively drug-resistant Tuberculosis	0 (0 to 0)	0 (0 to 0)	0 (0 to 0)	0 (0 to 0)	0 (0 to 0)	0 (0 to 0)	0 (0 to 0)	0 (0 to 0)	0 (0 to 0)	0 (0 to 0)	0 (0 to 0)	0 (0 to 0)	0 (0 to 0)	0 (0 to 0)	0 (0 to 0)	0 (0 to 0)	0 (0 to 0)	0 (0 to 0)	0 (0 to 0)	0 (0 to 0)	0 (0 to 0)	0 (0 to 0)	0 (0 to 0)	0
HIV/AIDS resulting in other diseases	11.6 (3.4 to 24.0)	3.7 (1.1 to 8.7)	6.1 (2.2 to 12.2)	2.3 (0.7 to 11.1)	0.4 (0.2 to 0.9)	0.6 (0.3 to 0.7)	0.8 (0.4 to 1.1)	2 (1.4 to 2.6)	4.6 (3.3 to 6.2)	6.3 (4.6 to 8.2)	9.7 (7.2 to 12.2)	9.3 (6.9 to 12.6)	8.1 (7 to 12)	6.7 (5.6 to 8.9)	5.3 (3.9 to 7)	3.8 (2.8 to 5.5)	2.4 (1.6 to 3.8)	1.3 (0.8 to 1.9)	0.6 (0.4 to 0.9)	0.2 (0.2 to 0.5)	0.1 (0.1 to 0.3)	90.5
Sexually transmitted infections excluding HIV	0 (0 to 0)	0 (0 to 0)	0 (0 to 0)	0 (0 to 0)	0 (0 to 0)	0 (0 to 0)	0 (0 to 0)	0 (0 to 0)	0 (0 to 0)	0 (0 to 0)	0 (0 to 0)	0 (0 to 0)	0 (0 to 0)	0 (0 to 0)	0 (0 to 0)	0 (0 to 0)	0 (0 to 0)	0 (0 to 0)	0 (0 to 0)	0 (0 to 0)	0 (0 to 0)	0 (0 to 0)	0 (0 to 0)	0
Syphilis	0 (0 to 0)	0 (0 to 0)	0 (0 to 0)	0 (0 to 0)	0 (0 to 0)	0 (0 to 0)	0 (0 to 0)	0 (0 to 0)	0 (0 to 0)	0 (0 to 0)	0 (0 to 0)	0 (0 to 0)	0 (0 to 0)	0 (0 to 0)	0 (0 to 0)	0 (0 to 0)	0 (0 to 0)	0 (0 to 0)	0 (0 to 0)	0 (0 to 0)	0 (0 to 0)	0 (0 to 0)	0 (0 to 0)	0
Chlamydial infection	0 (0 to 0)	0 (0 to 0)	0 (0 to 0)	0 (0 to 0)	0 (0 to 0)	0 (0 to 0)	0 (0 to 0)	0 (0 to 0)	0 (0 to 0)	0 (0 to 0)	0 (0 to 0)	0 (0 to 0)	0 (0 to 0)	0 (0 to 0)	0 (0 to 0)	0 (0 to 0)	0 (0 to 0)	0 (0 to 0)	0 (0 to 0)	0 (0 to 0)	0 (0 to 0)	0 (0 to 0)	0 (0 to 0)	0
Gonococcal infection	0 (0 to 0)	0 (0 to 0)	0 (0 to 0)	0 (0 to 0)	0 (0 to 0)	0 (0 to 0)	0 (0 to 0)	0 (0 to 0)	0 (0 to 0)	0 (0 to 0)	0 (0 to 0)	0 (0 to 0)	0 (0 to 0)	0 (0 to 0)	0 (0 to 0)	0 (0 to 0)	0 (0 to 0)	0 (0 to 0)	0 (0 to 0)	0 (0 to 0)	0 (0 to 0)	0 (0 to 0)	0 (0 to 0)	0
Trichomoniasis	0 (0 to 0)	0 (0 to 0)	0 (0 to 0)	0 (0 to 0)	0 (0 to 0)	0 (0 to 0)	0 (0 to 0)	0 (0 to 0)	0 (0 to 0)	0 (0 to 0)	0 (0 to 0)	0 (0 to 0)	0 (0 to 0)	0 (0 to 0)	0 (0 to 0)	0 (0 to 0)	0 (0 to 0)	0 (0 to 0)	0 (0 to 0)	0 (0 to 0)	0 (0 to 0)	0 (0 to 0)	0 (0 to 0)	0
Other sexually transmitted infections	0 (0 to 0)	0 (0 to 0)	0 (0 to 0)	0 (0 to 0)	0 (0 to 0)	0 (0 to 0)	0 (0 to 0)	0 (0 to 0)	0 (0 to 0)	0 (0 to 0)	0 (0 to 0)	0 (0 to 0)	0 (0 to 0)	0 (0 to 0)	0 (0 to 0)	0 (0 to 0)	0 (0 to 0)	0 (0 to 0)	0 (0 to 0)	0 (0 to 0)	0 (0 to 0)	0 (0 to 0)	0 (0 to 0)	0
Respiratory infections and tuberculosis	44 (43 to 73.8)	49.3 (49.3 to 49.3)	39.8 (22 to 66.2)	34.2 (31.8 to 51.9)	24.7 (19.6 to 32.6)	18.7 (16.9 to 24.2)	16.4 (16.4 to 37.9)	16.4 (16.4 to 35.4)	17.3 (16.2 to 35.4)	18.2 (16.2 to 35.4)	19.2 (16.2 to 35.4)	20.1 (16.2 to 35.4)	21.1 (16.2 to 35.4)	22.1 (16.2 to 35.4)	23.1 (16.2 to 35.4)	24.1 (16.2 to 35.4)	25.1 (16.2 to 35.4)	26.1 (16.2 to 35.4)	27.1 (16.2 to 35.4)	28.1 (16.2 to 35.4)	29.1 (16.2 to 35.4)	30.1 (16.2 to 35.4)	1,680
Tuberculosis	0 (0 to 0)	0 (0 to 0)	0 (0 to 0)	0 (0 to 0)	0 (0 to 0)	0 (0 to 0)	0 (0 to 0)	0 (0 to 0)	0 (0 to 0)	0 (0 to 0)	0 (0 to 0)	0 (0 to 0)	0 (0 to 0)	0 (0 to 0)	0 (0 to 0)	0 (0 to 0)	0 (0 to 0)	0 (0 to 0)	0 (0 to 0)	0 (0 to 0)	0 (0 to 0)	0 (0 to 0)	0 (0 to 0)	0
Latent tuberculosis infection	0 (0 to 0)	0 (0 to 0)	0 (0 to 0)	0 (0 to 0)	0 (0 to 0)	0 (0 to 0)	0 (0 to 0)	0 (0 to 0)	0 (0 to 0)	0 (0 to 0)	0 (0 to 0)	0 (0 to 0)	0 (0 to 0)	0 (0 to 0)	0 (0 to 0)	0 (0 to 0)	0 (0 to 0)	0 (0 to 0)	0 (0 to 0)	0 (0 to 0)	0 (0 to 0)	0 (0 to 0)	0 (0 to 0)	0
Drug-susceptible tuberculosis	0 (0 to 0)	0 (0 to 0)	0 (0 to 0)	0 (0 to 0)	0 (0 to 0)	0 (0 to 0)	0 (0 to 0)	0 (0 to 0)	0 (0 to 0)	0 (0 to 0)	0 (0 to 0)	0 (0 to 0)	0 (0 to 0)	0 (0 to 0)	0 (0 to 0)	0 (0 to 0)	0 (0 to 0)	0 (0 to 0)	0 (0 to 0)	0 (0 to 0)	0 (0 to 0)	0 (0 to 0)	0 (0 to 0)	0
Multidrug-resistant tuberculosis without extensive drug-resistance	0 (0 to 0)	0 (0 to 0)	0 (0 to 0)	0 (0 to 0)	0 (0 to 0)	0 (0 to 0)	0 (0 to 0)	0 (0 to 0)	0 (0 to 0)	0 (0 to 0)	0 (0 to 0)	0 (0 to 0)	0 (0 to 0)	0 (0 to 0)	0 (0 to 0)	0 (0 to 0)	0 (0 to 0)	0 (0 to 0)	0 (0 to 0)	0 (0 to 0)	0 (0 to 0)	0 (0 to 0)	0 (0 to 0)	0
Extensively drug-resistant tuberculosis	0 (0 to 0)	0 (0 to 0)	0 (0 to 0)	0 (0 to 0)	0 (0 to 0)	0 (0 to 0)	0 (0 to 0)	0 (0 to 0)	0 (0 to 0)	0 (0 to 0)	0 (0 to 0)	0 (0 to 0)	0 (0 to 0)	0 (0 to 0)	0 (0 to 0)	0 (0 to 0)	0 (0 to 0)	0 (0 to 0)	0 (0 to 0)	0 (0 to 0)	0 (0 to 0)	0 (0 to 0)	0 (0 to 0)	0
Lower respiratory infections	44 (43 to 73.8)	49.3 (49.3 to 49.3)	39.8 (22 to 66.2)	34.2 (31.8 to 51.9)	24.7 (19.6 to 32.6)	18.7 (16.9 to 24.2)	16.4 (16.4 to 37.9)	16.4 (16.4 to 35.4)	17.3 (16.2 to 35.4)	18.2 (16.2 to 35.4)	19.2 (16.2 to 35.4)	20.1 (16.2 to 35.4)	21.1 (16.2 to 35.4)	22.1 (16.2 to 35.4)	23.1 (16.2 to 35.4)	24.1 (16.2 to 35.4)	25.1 (16.2 to 35.4)	26.1 (16.2 to 35.4)	27.1 (16.2 to 35.4)	28.1 (16.2 to 35.4)	29.1 (16.2 to 35.4)	30.1 (16.2 to 35.4)	1,680
Upper respiratory infections	0 (0 to 0.1)	0 (0 to 0.1)	0 (0 to 0.1)	0 (0 to 0.1)	0 (0 to 0.1)	0 (0 to 0.1)	0 (0 to 0.1)	0 (0 to 0.1)	0 (0 to 0.1)	0 (0 to 0.1)	0 (0 to 0.1)	0 (0 to 0.1)	0 (0 to 0.1)	0 (0 to 0.1)	0 (0 to 0.1)	0 (0 to 0.1)	0 (0 to 0.1)	0 (0 to 0.1)	0 (0 to 0.1)	0 (0 to 0.1)	0 (0 to 0.1)	0 (0 to 0.1)	0 (0 to 0.1)	0
Otitis media	0 (0 to 0)	0 (0 to 0)	0 (0 to 0)	0 (0 to 0)	0 (0 to 0)	0 (0 to 0)	0 (0 to 0)	0 (0 to 0)	0 (0 to 0)	0 (0 to 0)	0 (0 to 0)	0 (0 to 0)	0 (0 to 0)	0 (0 to 0)	0 (0 to 0)	0 (0 to 0)	0 (0 to 0)	0 (0 to 0)	0 (0 to 0)	0 (0 to 0)	0 (0 to 0)	0 (0 to 0)	0 (0 to 0)	0
Enteric infections	0.4 (0.3 to 0.5)	1.3 (1.1 to 1.8)	5.5 (1.6 to 22.3)	22.8 (16.6 to 39.6)	11.8 (6.5 to 19.6)	8 (4.4 to 13.5)	5.4 (3.4 to 8.9)	5 (3.1 to 7.7)	5.1 (3.1 to 7.7)	5.2 (3.2 to 7.8)	5.3 (3.4 to 7.8)	5.4 (3.4 to 7.8)	5.4 (3.1 to 7.1)	4 (2.4 to 5.6)	4.6 (2.9 to 6.7)	4.3 (2.7 to 6.2)	3.9 (2.4 to 5.6)	3.4 (2.1 to 4.9)	2.8 (1.7 to 4.2)	2.2 (1.3 to 3.2)	1.6 (0.9 to 2.4)	1 (0.6 to 1.5)	195
Diarrheal diseases	0.4 (0.3 to 0.5)	1.3 (1.1 to 1.8)	5.5 (1.6 to 22.3)	22.8 (16.6 to 39.6)	11.8 (6.5 to 19.6)	7.9 (4.4 to 13.4)	5.4 (3.4 to 8.9)	5 (3.1 to 7.7)	5.1 (3.1 to 7.7)	5.2 (3.2 to 7.8)	5.3 (3.4 to 7.8)	5.4 (3.4 to 7.8)	5.4 (3.1 to 7.1)	4 (2.4 to 5.6)	4.6 (2.9 to 6.7)	4.3 (2.7 to 6.2)	3.9 (2.4 to 5.6)	3.4 (2.1 to 4.9)	2.8 (1.7 to 4.2)	2.2 (1.3 to 3.2)	1.6 (0.9 to 2.4)	1 (0.6 to 1.5)	194
Typhoid and paratyphoid	0 (0 to 0)	0 (0 to 0)	0 (0 to 0)	0 (0 to 0)	0 (0 to 0)	0 (0 to 0)	0 (0 to 0)	0 (0 to 0)	0 (0 to 0)	0 (0 to 0)	0 (0 to 0)	0 (0 to 0)	0 (0 to 0)	0 (0 to 0)	0 (0 to 0)	0 (0 to 0)	0 (0 to 0)	0 (0 to 0)	0 (0 to 0)	0 (0 to 0)	0 (0 to 0)	0 (0 to 0)	0 (0 to 0)	0
Typhoid fever	0 (0 to 0)	0 (0 to 0)	0 (0 to 0)	0 (0 to 0)	0 (0 to 0)	0 (0 to 0)	0 (0 to 0)	0 (0 to 0)	0 (0 to 0)	0 (0 to 0)	0 (0 to 0)	0 (0 to 0)	0 (0 to 0)	0 (0 to 0)	0 (0 to 0)	0 (0 to 0)	0 (0 to 0)	0 (0 to 0)	0 (0 to 0)	0 (0 to 0)	0 (0 to 0)	0 (0 to 0)	0 (0 to 0)	0
Paratyphoid fever	0 (0 to 0)	0 (0 to 0)	0 (0 to 0)	0 (0 to 0)	0 (0 to 0)	0 (0 to 0)	0 (0 to 0)	0 (0 to 0)	0 (0 to 0)	0 (0 to 0)	0 (0 to 0)	0 (0 to 0)	0 (0 to 0)	0 (0 to 0)	0 (0 to 0)	0 (0 to 0)	0 (0 to 0)	0 (0 to 0)	0 (0 to 0)	0 (0 to 0)	0 (0 to 0)	0 (0 to 0)	0 (0 to 0)	0
Invasive Non-typhoidal Salmonella (iNTS)	0 (0 to 0)	0 (0 to 0)	0 (0 to 0)	0 (0 to 0)	0 (0 to 0)	0 (0 to 0)	0 (0 to 0)	0 (0 to 0)	0 (0 to 0)	0 (0 to 0)	0 (0 to 0)	0 (0 to 0)	0 (0 to 0)	0 (0 to 0)	0 (0 to 0)	0 (0 to 0)	0 (0 to 0)	0 (0 to 0)	0 (0 to 0)	0 (0 to 0)	0 (0 to 0)	0 (0 to 0)	0 (0 to 0)	0
Other intestinal infectious diseases	0 (0 to 0)	0 (0 to 0)	0 (0 to 0)	0 (0 to 0)	0 (0 to 0)	0 (0 to 0)	0 (0 to 0)	0 (0 to 0)	0 (0 to 0)	0 (0 to 0)	0 (0 to 0)	0 (0 to 0)	0 (0 to 0)	0 (0 to 0)	0 (0 to 0)	0 (0 to 0)	0 (0 to 0)	0 (0 to 0)	0 (0 to 0)	0 (0 to 0)	0 (0 to 0)	0 (0 to 0)	0 (0 to 0)	0
Neglected tropical diseases and malaria	0 (0 to 0)	0 (0 to 0)	0 (0 to 0)	0 (0 to 0)	0 (0 to 0)	0 (0 to 0)	0 (0 to 0)	0 (0 to 0)	0 (0 to 0)	0 (0 to 0)	0 (0 to 0)	0 (0 to 0)	0 (0 to 0)	0 (0 to 0)	0 (0 to 0)	0 (0 to 0)	0 (0 to 0)	0 (0 to 0)	0 (0 to 0)	0 (0 to 0)	0 (0 to 0)	0 (0 to 0)	0 (0 to 0)	0
Malaria	0 (0 to 0)	0 (0 to 0)	0 (0 to 0)	0 (0 to 0)	0 (0 to 0)	0 (0 to 0)	0 (0 to 0)	0 (0 to 0)	0 (0 to 0)	0 (0 to 0)	0 (0 to 0)	0 (0 to 0)	0 (0 to 0)	0 (0 to 0)	0 (0 to 0)	0 (0 to 0)	0 (0 to 0)	0 (0 to 0)	0 (0 to 0)	0 (0 to 0)	0 (0 to 0)	0 (0 to 0)	0 (0 to 0)	0
Chagas disease	0 (0 to 0)	0 (0 to 0)	0 (0 to 0)	0 (0 to 0)	0 (0 to 0)	0 (0 to 0)	0 (0 to 0)	0 (0 to 0)	0 (0 to 0)	0 (0 to 0)	0 (0 to 0)	0 (0 to 0)	0 (0 to 0)	0 (0 to 0)	0 (0 to 0)	0 (0 to 0)	0 (0 to 0)	0 (0 to 0)	0 (0 to 0)	0 (0 to 0)	0 (0 to 0)	0 (0 to 0)	0 (0 to 0)	0
Leishmaniasis	0 (0 to 0)	0 (0 to 0)	0 (0 to 0)	0 (0 to 0)	0 (0 to 0)	0 (0 to 0)	0 (0 to 0)	0 (0 to 0)	0 (0 to 0)	0 (0 to 0)	0 (0 to 0)	0 (0 to 0)	0 (0 to 0)	0 (0 to 0)	0 (0 to 0)	0 (0 to 0)	0 (0 to 0)	0 (0 to 0)	0 (0 to 0)	0 (0 to 0)	0 (0 to 0)	0 (0 to 0)	0 (0 to 0)	0
Visceral leishmaniasis	0 (0 to 0)	0 (0 to 0)	0 (0 to 0)	0 (0 to 0)	0 (0 to 0)	0 (0 to 0)	0 (0 to 0)	0 (0 to 0)	0 (0 to 0)	0 (0 to 0)	0 (0 to 0)	0 (0 to 0)	0 (0 to 0)	0 (0 to 0)	0 (0 to 0)	0 (0 to 0)	0 (0 to 0)	0 (0 to 0)	0 (0 to 0)	0 (0 to 0)	0 (0 to 0)	0 (0 to 0)	0 (0 to 0)	0
Cutaneous and mucocutaneous leishmaniasis	0 (0 to 0)	0 (0 to 0)	0 (0 to 0)	0 (0 to 0)	0 (0 to 0)	0 (0 to 0)	0 (0 to 0)	0 (0 to 0)	0 (0 to 0)	0 (0 to 0)	0 (0 to 0)	0 (0 to 0)	0 (0 to 0)	0 (0 to 0)	0 (0 to 0)	0 (0 to 0)	0 (0 to 0)	0 (0 to 0)	0 (0 to 0)	0 (0 to 0)	0 (0 to 0)	0 (0 to 0)	0 (0 to 0)	0
African trypanosomiasis	0 (0 to 0)	0 (0 to 0)	0 (0 to 0)	0 (0 to 0)	0 (0 to 0)	0 (0 to 0)	0 (0 to 0)	0 (0 to 0)	0 (0 to 0)	0 (0 to 0)	0 (0 to 0)	0 (0 to 0)	0 (0 to 0)	0 (0 to 0)	0 (0 to 0)	0 (0 to 0)	0 (0 to 0)	0 (0 to 0)	0 (0 to 0)	0 (0 to 0)	0 (0 to 0)	0 (0 to 0)	0 (0 to 0)	0
Schistosomiasis	0 (0 to 0)	0 (0 to 0)	0 (0 to 0)	0 (0 to 0)	0 (0 to 0)	0 (0 to 0)	0 (0 to 0)	0 (0 to 0)	0 (0 to 0)	0 (0 to 0)	0 (0 to 0)	0 (0 to 0)	0 (0 to 0)	0 (0 to 0)	0 (0 to 0)	0 (0 to 0)	0 (0 to 0)	0 (0 to 0)	0 (0 to 0)	0 (0 to 0)	0 (0 to 0)	0 (0 to 0)	0 (0 to 0)	0
Cysticercosis	0 (0 to 0)	0 (0 to 0)	0 (0 to 0)	0 (0 to 0)	0 (0 to 0)	0 (0 to 0)	0 (0 to 0)	0 (0 to 0)	0 (0 to 0)	0 (0 to 0)	0 (0 to 0)	0 (0 to 0)	0 (0 to 0)	0 (0 to 0)	0 (0 to 0)	0 (0 to 0)	0 (0 to 0)	0 (0 to 0)	0 (0 to 0)	0 (0 to 0)	0 (0 to 0)	0 (0 to 0)	0 (0 to 0)	0
Cystic echinococcosis	0 (0 to 0)	0 (0 to 0)	0 (0 to 0)	0 (0 to 0)	0 (0 to 0)	0 (0 to 0)	0 (0 to 0)	0 (0 to 0)	0 (0 to 0)	0 (0 to 0)	0 (0 to 0)	0 (0 to 0)	0 (0 to 0)	0 (0 to 0)	0 (0 to 0)	0 (0 to 0)	0 (0 to 0)	0 (0 to 0)	0 (0 to 0)	0 (0 to 0)	0 (0 to 0)	0 (0 to 0)	0 (0 to 0)	0.2
Lymphatic filariasis	0 (0 to 0)	0 (0 to 0)	0 (0 to 0)	0 (0 to 0)	0 (0 to 0)	0 (0 to 0)	0 (0 to 0)	0 (0 to 0)	0 (0 to 0)	0 (0 to 0)	0 (0 to 0)	0 (0 to 0)	0 (0 to 0)	0 (0 to 0)	0 (0 to 0)	0 (0 to 0)	0 (0 to 0)	0 (0 to 0)	0 (0 to 0)	0 (0 to 0)	0 (0 to 0)	0 (0 to 0)	0 (0 to 0)	0
Onchocerciasis	0 (0 to 0)	0 (0 to 0)	0 (0 to 0)	0 (0 to 0)	0 (0 to 0)	0 (0 to 0)	0 (0 to 0)	0 (0 to 0)	0 (0 to 0)	0 (0 to 0)	0 (0 to 0)	0 (0 to 0)	0 (0 to 0)	0 (0 to 0)	0 (0 to 0)	0 (0 to 0)	0 (0 to 0)	0 (0 to 0)	0 (0 to 0)	0 (0 to 0)	0 (0 to 0)	0 (0 to 0)	0 (0 to 0)	0
Trachoma	0 (0 to 0)	0 (0 to 0)	0 (0 to 0)	0 (0 to 0)	0 (0 to 0)	0 (0 to 0)	0 (0 to 0)	0 (0 to 0)	0 (0 to 0)	0 (0 to 0)	0 (0 to 0)	0 (0 to 0)	0 (0 to 0)	0 (0 to 0)	0 (0 to 0)	0 (0 to 0)	0 (0 to 0)	0 (0 to 0)	0 (0 to 0)	0 (0 to 0)	0 (0 to 0)	0 (0 to 0)	0 (0 to 0)	0
Dengue	0 (0 to 0)	0 (0 to 0)	0 (0 to 0)	0 (0 to 0)	0 (0 to 0)	0 (0 to 0)	0 (0 to 0)	0 (0 to 0)	0 (0 to 0)	0 (0 to 0)	0 (0 to 0)	0 (0 to 0)	0 (0 to 0)	0 (0 to 0)	0 (0 to 0)	0 (0 to 0)	0 (0 to 0)	0 (0 to 0)	0 (0 to 0)	0 (0 to 0)	0 (0 to 0)	0 (0 to 0)	0 (0 to 0)	0
Yellow fever	0 (0 to 0)	0 (0 to 0)	0 (0 to 0)	0 (0 to 0)	0 (0 to 0)	0 (0 to 0)	0 (0 to 0)	0 (0 to 0)	0 (0 to 0)	0 (0 to 0)	0 (0 to 0)	0 (0 to 0)	0 (0 to 0)	0 (0 to 0)	0 (0 to 0)	0 (0 to 0)	0 (0 to 0)	0 (0 to 0)	0 (0 to 0)	0 (0 to 0)	0 (0 to 0)	0 (0 to 0)	0 (0 to 0)	0
Rabies	0 (0 to 0)	0 (0 to 0)	0 (0 to 0)	0 (0 to 0)	0 (0 to 0)	0 (0 to 0)	0 (0 to 0)	0 (0 to 0)	0 (0 to 0)	0 (0 to 0)	0 (0 to 0)	0 (0 to 0)	0 (0 to 0)	0 (0 to 0)	0 (0 to 0)	0 (0 to 0)	0 (0 to 0)	0 (0 to 0)	0 (0 to 0)	0 (0 to 0)	0 (0 to 0)	0 (0 to 0)	0 (0 to 0)	0
Intestinal nematode infections	0 (0 to 0)	0 (0 to 0)	0 (0 to 0)	0 (0 to 0)	0 (0 to 0)	0 (0 to 0)	0 (0 to 0)	0 (0 to 0)	0 (0 to 0)	0 (0 to 0)	0 (0 to 0)	0 (0 to 0)	0 (0 to 0)	0 (0 to 0)	0 (0 to 0)	0 (0 to 0)	0 (0 to 0)	0 (0 to 0)	0 (0 to 0)	0 (0 to 0)	0 (0 to 0)	0 (0 to 0)	0 (0 to 0)	0
Ascariasis	0 (0 to 0)	0 (0 to 0)	0 (0 to 0)	0 (0 to 0)	0 (0 to 0)	0 (0 to 0)	0 (0 to 0)	0 (0 to 0)	0 (0 to 0)	0 (0 to 0)	0 (0 to 0)	0 (0 to 0)	0 (0 to 0)	0 (0 to 0)	0 (0 to 0)	0 (0 to 0)	0 (0 to 0)	0 (0 to 0)	0 (0 to 0)	0 (0 to 0)	0 (0 to 0)	0 (0 to 0)	0 (0 to 0)	0
Trichuriasis	0 (0 to 0)	0 (0 to 0)	0 (0 to 0)	0 (0 to 0)	0 (0 to 0)	0 (0 to 0)	0 (0 to 0)	0 (0 to 0)	0 (0 to 0)	0 (0 to 0)	0 (0 to 0)	0 (0 to 0)	0 (0 to 0)	0 (0 to 0)	0 (0 to 0)	0 (0 to 0)	0 (0 to 0)	0 (0 to 0)	0 (0 to 0)	0 (0 to 0)	0 (0 to 0)	0 (0 to 0)	0 (0 to 0)	0
Hookworm disease	0 (0 to 0)	0 (0 to 0)	0 (0 to 0)	0 (0 to 0)	0 (0 to 0)	0 (0 to 0)	0 (0 to 0)	0 (0 to 0)	0 (0 to 0)	0 (0 to 0)	0 (0 to 0)	0 (0 to 0)	0 (0 to 0)	0 (0 to 0)	0 (0 to 0)	0 (0 to 0)	0 (0 to 0)	0 (0 to 0)	0 (0 to 0)	0 (0 to 0)	0 (0 to 0)	0 (0 to 0)	0 (0 to 0)	0
Food-borne trematodiases	0 (0 to 0)	0 (0 to 0)	0 (0 to 0)	0 (0 to 0)	0 (0 to 0)	0 (0 to 0)	0 (0 to 0)	0 (0 to 0)	0 (0 to 0)	0 (0 to 0)	0 (0 to 0)	0 (0 to 0)	0 (0 to 0)	0 (0 to 0)	0 (0 to 0)	0 (0 to 0)	0 (0 to 0)	0 (0 to 0)	0 (0 to 0)	0 (0 to 0)	0 (0 to 0)	0 (0 to 0)	0 (0 to 0)	0
Leprosy	0 (0 to 0)	0 (0 to 0)	0 (0 to 0)	0 (0 to 0)	0 (0 to 0)	0 (0 to 0)	0 (0 to 0)	0 (0 to 0)	0 (0 to 0)	0 (0 to 0)	0 (0 to 0)	0 (0 to 0)	0 (0 to 0)	0 (0 to 0)	0 (0 to 0)	0 (0 to 0)	0 (0 to 0)	0 (0 to 0)	0 (0 to 0)	0 (0 to 0)	0 (0 to 0)	0 (0 to 0)	0 (0 to 0)	0
Ebola	0 (0 to 0)	0 (0 to 0)	0 (0 to 0)	0 (0 to 0)	0 (0 to 0)	0 (0 to 0)	0 (0 to 0)	0 (0 to 0)	0 (0 to 0)	0 (0 to 0)	0 (0 to 0)	0 (0 to 0)	0 (0 to 0)	0 (0 to 0)	0 (0 to 0)	0 (0 to 0)	0 (0 to 0)	0 (0 to 0)	0 (0 to 0)	0 (0 to 0)	0 (0 to 0)	0 (0 to 0)	0 (0 to 0)	0
Zika virus	0 (0 to 0)	0 (0 to 0)	0 (0 to 0)	0 (0 to 0)	0 (0 to 0)	0 (0 to 0)	0 (0 to 0)	0 (0 to 0)	0 (0 to 0)	0 (0 to 0)	0 (0 to 0)	0 (0 to 0)	0 (0 to 0)	0 (0 to 0)	0 (0 to 0)	0 (0 to 0)	0 (0 to 0)	0 (0 to 0)	0 (0 to 0)	0 (0 to 0)	0 (0 to 0)	0 (0 to 0)	0 (0 to 0)	0
Guinea worm disease	0 (0 to 0)	0 (0 to 0)	0 (0 to 0)

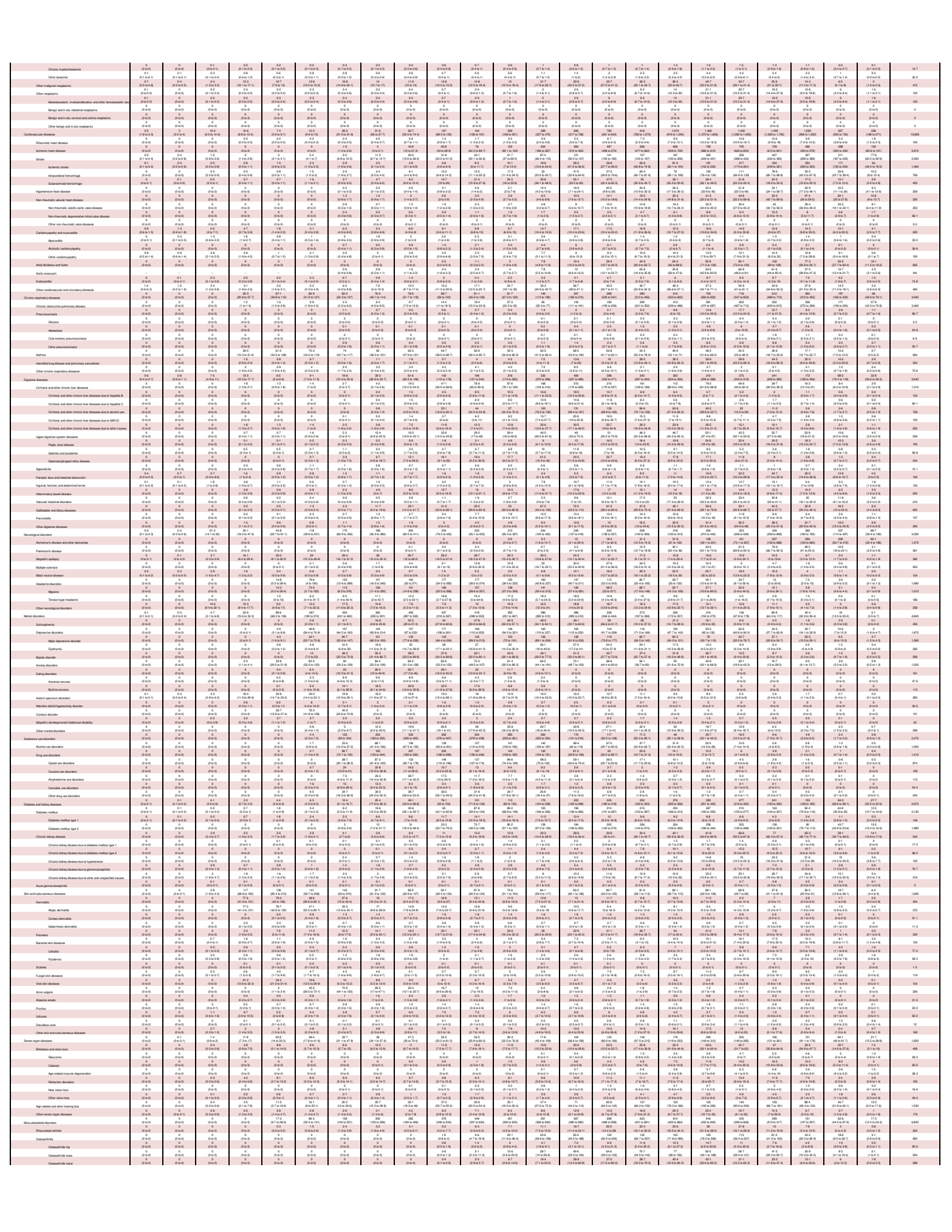

Osteoarthritis other	0 (0 to 0)	0 (0 to 0)	0 (0 to 0)	0 (0 to 0)	0 (0 to 0)	0 (0 to 0)	0 (0 to 0)	0 (0 to 0)	0 (0 to 0)	0-1 (0 to 2)	0-6 (0 to 14)	1-9 (0 to 24)	4-3 (1 to 9)	7-7 (3 to 17)	10-3 (4 to 22)	11-3 (5 to 24)	12-5 (6 to 26)	13-7 (6 to 28)	10-8 (5 to 22)	9-6 (4 to 17)	5 (2 to 10)	2-4 (1 to 4)	0-7 (0 to 1)		89-9
Low back pain	0 (0 to 0)	0 (0 to 0)	0 (0 to 0)	0 (0 to 0)	111 (5 to 19)	54-5 (31 to 89)	92 (55 to 158)	119 (70 to 199)	157 (92 to 260)	196 (116 to 328)	206 (124 to 332)	220 (134 to 352)	176 (108 to 420)	326 (203 to 493)	317 (200 to 471)	279 (175 to 416)	263 (168 to 394)	260 (166 to 392)	260 (166 to 394)	127 (81 to 206)	64-1 (39 to 106)	24-5 (15 to 39)	4-1 (2 to 6)		3,260
Neck pain	0 (0 to 0)	0 (0 to 0)	0 (0 to 0)	5-5 (1 to 9)	28-7 (14 to 53)	45-8 (22 to 80)	47-2 (24 to 82)	58-4 (29 to 111)	87-2 (45 to 164)	110 (58 to 183)	136 (74 to 236)	138 (80 to 240)	136 (74 to 236)	118 (68 to 240)	99-4 (59 to 204)	86-8 (49 to 167)	86-8 (49 to 174)	82-3 (45 to 134)	29-1 (16 to 49)	18-1 (10 to 32)	7-5 (4 to 13)	2-1 (1 to 3)		1,270
Gout	0 (0 to 0)	0 (0 to 0)	0 (0 to 0)	0 (0 to 0)	0 (0 to 0)	0 (0 to 0)	0 (0 to 0)	0 (0 to 0)	0 (0 to 1)	0-1 (0 to 1)	0-3 (0 to 1)	0-4 (0 to 2)	0-3 (0 to 1)	0-6 (0 to 2)	0-7 (0 to 2)	0-5 (0 to 2)	0-5 (0 to 2)	0-5 (0 to 2)	0-5 (0 to 2)	0-3 (0 to 1)	0-2 (0 to 1)	0-1 (0 to 1)	0-1 (0 to 0)		68-2
Other musculoskeletal disorders	0 (0 to 0)	0 (0 to 0)	0 (0 to 0)	0-5 (0 to 1)	1-6 (0 to 3)	10-6 (5 to 19)	25-5 (14 to 44)	29-4 (16 to 52)	64-4 (34 to 114)	89-4 (52 to 158)	95-2 (60 to 162)	89-8 (52 to 145)	97 (59 to 162)	109 (69 to 167)	122 (73 to 188)	112 (69 to 169)	95-4 (54 to 151)	87-1 (49 to 136)	64 (31 to 108)	54 (25 to 94)	14-8 (7 to 25)	7-6 (3 to 11)	2-9 (1 to 4)		1,130
Other non-communicable diseases	206 (101 to 374)	96-7 (72 to 133)	251 (168 to 358)	131 (58 to 195)	77-6 (34 to 117)	94-1 (39 to 156)	158 (66 to 273)	176 (108 to 265)	226 (144 to 338)	276 (186 to 395)	273 (187 to 379)	247 (170 to 357)	233 (156 to 338)	286 (206 to 408)	338 (241 to 471)	310 (223 to 440)	318 (227 to 455)	346 (244 to 458)	260 (166 to 391)	202 (124 to 301)	139 (100 to 192)	73-2 (52 to 102)	17-8 (12 to 23)		4,840
Congenital birth defects	200 (155 to 268)	82-4 (61 to 111)	167 (120 to 232)	66-7 (46 to 97)	27-1 (20 to 40)	34-7 (26 to 47)	34-9 (26 to 48)	25-1 (19 to 34)	23-1 (17 to 31)	23-9 (18 to 32)	19-3 (14 to 26)	19-5 (14 to 26)	23-2 (18 to 29)	19-5 (14 to 26)	22-7 (16 to 29)	24-2 (18 to 31)	22-8 (16 to 30)	17-6 (12 to 24)	12-2 (7 to 16)	4-4 (2 to 6)	2-7 (1 to 4)	1-7 (1 to 2)	0-7 (0 to 1)		867
Neural tube defects	18-3 (12 to 27)	4-1 (2 to 6)	14-2 (7 to 22)	12 (7 to 17)	1-3 (0 to 3)	1-6 (1 to 2)	1-8 (1 to 2)	1-4 (0 to 2)	1-4 (0 to 2)	1-3 (0 to 1)	1-2 (0 to 1)	0-8 (0 to 1)	0-8 (0 to 1)	0-5 (0 to 1)	0-3 (0 to 1)	0-2 (0 to 1)	0-1 (0 to 1)	0-2 (0 to 1)	0-1 (0 to 1)	0-1 (0 to 0)	0-1 (0 to 0)	0-1 (0 to 0)	0-1 (0 to 0)		61-1
Congenital heart anomalies	49-8 (31 to 69-7)	37-7 (25 to 56)	60-1 (35 to 103)	20-8 (14 to 31)	6-8 (4 to 11)	9-8 (6 to 11)	8-7 (5 to 13)	5-8 (3 to 9)	5-2 (2 to 8)	3-8 (1 to 7)	5-3 (3 to 8)	5-6 (4 to 7)	5-1 (3 to 8)	5-7 (3 to 8)	4-8 (2 to 8)	4-2 (2 to 8)	3 (1 to 4)	2-5 (1 to 3)	1-3 (0 to 3)	0-2 (0 to 1)	0-1 (0 to 0)	0-1 (0 to 0)	0-1 (0 to 0)		239
Orofacial clefts	0 (0 to 1)	0-3 (0 to 0)	0-6 (0 to 1)	0-4 (0 to 2)	0-4 (0 to 1)	0-4 (0 to 1)	0-3 (0 to 1)	0-3 (0 to 0)	0-3 (0 to 1)	0-3 (0 to 1)	0-3 (0 to 1)	0-3 (0 to 1)	0-3 (0 to 1)	0-3 (0 to 1)	0-3 (0 to 1)	0-3 (0 to 1)	0-2 (0 to 1)	0-2 (0 to 1)	0-2 (0 to 1)	0-1 (0 to 0)	0-1 (0 to 0)	0-1 (0 to 0)	0-1 (0 to 0)		5-4
Down syndrome	3-9 (2 to 5)	1-2 (0 to 1)	3-6 (2 to 5)	2-9 (1 to 4)	2 (1 to 3)	2-1 (1 to 3)	2-1 (1 to 3)	2 (1 to 3)	2 (1 to 3)	2-3 (1 to 3)	2-3 (1 to 3)	2-1 (1 to 3)	3-2 (2 to 4)	6-4 (4 to 8)	7-6 (5 to 10)	6-2 (3 to 9)	2-9 (1 to 4)	0-9 (0 to 2)	0-3 (0 to 1)	0-3 (0 to 0)	0-3 (0 to 0)	0-3 (0 to 0)	0-3 (0 to 0)		55
Turner syndrome	0 (0 to 0)	0 (0 to 0)	0-1 (0 to 0)	0-1 (0 to 0)	0-1

SR Table 2c: Rochdale DALYS by cause and age arose for both sexes with 95% uncertainty intervals, 2019

Cause	Early Neonatal	Late Neonatal	Post Neonatal	1 to 4	5 to 9	10 to 14	15 to 19	20 to 24	25 to 29	30 to 34	35 to 39	40 to 44	45 to 49	50 to 54	55 to 59	60 to 64	65 to 69	70 to 74	75 to 79	80 to 84	85 to 89	90 to 94	95 plus	Total
All causes	6,000 (482 to 649)	3,000 (157 to 236)	2,000 (209 to 321)	1,000 (67 to 97)	600 (48 to 84)	600 (70 to 110)	1,000 (1,100 to 1,700)	1,000 (1,300 to 2,000)	1,000 (1,700 to 2,600)	1,000 (1,900 to 2,900)	1,000 (2,400 to 3,300)	1,000 (2,400 to 3,600)	1,000 (2,500 to 3,700)	1,000 (3,300 to 4,900)	1,000 (4,000 to 5,700)	1,000 (4,600 to 6,400)	1,000 (5,400 to 7,600)	1,000 (6,300 to 8,700)	1,000 (7,200 to 9,800)	1,000 (5,900 to 8,100)	1,000 (4,700 to 6,500)	1,000 (3,440 to 4,120)	1,000 (1,960 to 2,360)	1,000 (540 to 616)	69,100
Communicable, maternal, neonatal, and nutritional diseases	3,000 (347 to 504)	2,000 (60 to 121)	1,000 (122 to 222)	1,000 (111 to 181)	500 (79 to 156)	500 (65.5 to 122)	800 (84 to 164)	900 (84 to 174)	1,000 (74 to 138)	1,000 (74 to 136)	1,000 (84 to 144)	1,000 (93 to 160)	1,000 (99 to 169)	1,000 (107 to 186)	1,000 (107 to 186)	1,000 (112 to 193)	1,000 (106 to 216)	1,000 (106 to 222)	1,000 (107 to 223)	1,000 (107 to 223)	1,000 (107 to 223)	1,000 (107 to 223)	1,000 (107 to 223)	3,770
HIV/AIDS and sexually transmitted infections	10 (3 to 22)	3 (0.9 to 7.1)	2 (1.6 to 11.4)	0.6 (0.4 to 0.9)	0.3 (0.2 to 0.4)	0.3 (0.2 to 0.4)	0.6 (0.5 to 0.8)	1.7 (1.2 to 2.5)	3.6 (2.7 to 5.2)	7 (5.1 to 9.8)	8.8 (6.5 to 12.1)	9 (6.6 to 12.4)	8.4 (6.2 to 11.5)	8.4 (6.2 to 11.5)	7.7 (5.6 to 10.5)	6.2 (4.7 to 8.4)	4.7 (3.4 to 6.3)	3.6 (2.6 to 4.8)	2.6 (1.9 to 3.4)	2.2 (1.6 to 2.9)	1.2 (0.8 to 1.6)	0.6 (0.4 to 0.8)	0.2 (0.2 to 0.3)	81.9
HIV/AIDS	0 (0 to 0)	0 (0 to 0)	0.5 (0.4 to 0.6)	0.4 (0.3 to 0.5)	0.2 (0.2 to 0.3)	0.2 (0.2 to 0.3)	0.2 (0.2 to 0.3)	0.6 (0.5 to 1)	1.6 (1.4 to 2.4)	3.6 (2.8 to 5.2)	5.2 (4.2 to 7.2)	5.5 (4.5 to 7.6)	5.8 (4.6 to 7.6)	5.8 (4.6 to 7.6)	4.7 (3.6 to 6.1)	3.4 (2.5 to 4.7)	2.6 (1.8 to 3.6)	2.0 (1.5 to 2.6)	1.3 (0.9 to 2.0)	0.5 (0.3 to 0.9)	0.2 (0.2 to 0.3)	0.1 (0.1 to 0.1)	0.0 (0.0 to 0.0)	39.6
HIV/AIDS - Drug-susceptible Tuberculosis	0 (0 to 0)	0 (0 to 0)	0.1 (0 to 0.1)	0.1 (0 to 0.1)	0 (0 to 0)	0 (0 to 0.1)	0 (0 to 0)	0.1 (0 to 0.1)	0.2 (0.1 to 0.3)	0.4 (0.2 to 0.6)	0.6 (0.3 to 0.9)	0.6 (0.3 to 0.9)	0.6 (0.3 to 0.9)	0.6 (0.3 to 0.9)	0.5 (0.3 to 0.7)	0.3 (0.2 to 0.5)	0.2 (0.1 to 0.3)	0.2 (0.1 to 0.3)	0.1 (0.1 to 0.2)	0.1 (0.1 to 0.2)	0 (0 to 0)	0 (0 to 0)	0 (0 to 0)	3.8
HIV/AIDS - Multidrug-resistant Tuberculosis without extensive dr...	0 (0 to 0)	0 (0 to 0)	0 (0 to 0)	0 (0 to 0)	0 (0 to 0)	0 (0 to 0)	0 (0 to 0)	0 (0 to 0)	0 (0 to 0)	0 (0 to 0)	0 (0 to 0)	0 (0 to 0)	0 (0 to 0)	0 (0 to 0)	0 (0 to 0)	0 (0 to 0)	0 (0 to 0)	0 (0 to 0)	0 (0 to 0)	0 (0 to 0)	0 (0 to 0)	0 (0 to 0)	0 (0 to 0)	0 (0 to 0)	0.1
HIV/AIDS - Extensively drug-resistant Tuberculosis	0 (0 to 0)	0 (0 to 0)	0 (0 to 0)	0 (0 to 0)	0 (0 to 0)	0 (0 to 0)	0 (0 to 0)	0 (0 to 0)	0 (0 to 0)	0 (0 to 0)	0 (0 to 0)	0 (0 to 0)	0 (0 to 0)	0 (0 to 0)	0 (0 to 0)	0 (0 to 0)	0 (0 to 0)	0 (0 to 0)	0 (0 to 0)	0 (0 to 0)	0 (0 to 0)	0 (0 to 0)	0 (0 to 0)	0 (0 to 0)	0
HIV/AIDS resulting in other diseases	0 (0 to 0)	0 (0 to 0)	0.4 (0.3 to 0.4)	0.3 (0.3 to 0.4)	0.2 (0.1 to 0.2)	0.2 (0.1 to 0.2)	0.2 (0.2 to 0.3)	0.7 (0.5 to 0.9)	1.6 (1.2 to 2.2)	3.4 (2.5 to 4.5)	4.7 (3.4 to 6.4)	4.9 (3.4 to 6.7)	4.9 (3.6 to 6.7)	5.2 (3.6 to 6.9)	4.2 (3.1 to 5.7)	3.1 (2.3 to 4.3)	2.4 (1.6 to 3.4)	2.3 (1.4 to 3.7)	1.3 (0.9 to 2.1)	0.5 (0.2 to 0.9)	0.1 (0 to 0.1)	0.0 (0 to 0.1)	0.0 (0 to 0.1)	35.6
Sexually transmitted infections excluding HIV	10 (3 to 22)	3 (0.9 to 7.1)	0.2 (0.1 to 10.9)	0.1 (0 to 0.4)	0.1 (0 to 0.2)	0.1 (0 to 0.2)	0.3 (0.2 to 0.5)	1 (0.4 to 1.6)	2 (1.1 to 3.4)	3.2 (1.9 to 5.1)	3.5 (2 to 5.1)	3.5 (2 to 5.1)	2.6 (1.4 to 4.5)	2.6 (1.4 to 4.5)	2.5 (1.4 to 4.2)	2.1 (1.1 to 3.6)	1.6 (0.8 to 2.8)	1.3 (0.6 to 2.4)	0.9 (0.4 to 1.6)	0.9 (0.4 to 1.6)	0.7 (0.3 to 1.1)	0.4 (0.2 to 0.6)	0.2 (0.1 to 0.3)	42.4
Syphilis	10 (3 to 22)	3 (0.9 to 7.1)	0.2 (0.1 to 10.9)	0.1 (0 to 0.4)	0.1 (0 to 0.2)	0.1 (0 to 0.2)	0.3 (0.2 to 0.5)	1 (0.4 to 1.6)	2 (1.1 to 3.4)	3.2 (1.9 to 5.1)	3.5 (2 to 5.1)	3.5 (2 to 5.1)	2.6 (1.4 to 4.5)	2.6 (1.4 to 4.5)	2.5 (1.4 to 4.2)	2.1 (1.1 to 3.6)	1.6 (0.8 to 2.8)	1.3 (0.6 to 2.4)	0.9 (0.4 to 1.6)	0.9 (0.4 to 1.6)	0.7 (0.3 to 1.1)	0.4 (0.2 to 0.6)	0.2 (0.1 to 0.3)	42.4
Chlamydial infection	0 (0 to 0)	0 (0 to 0)	0 (0 to 0)	0 (0 to 0)	0 (0 to 0)	0 (0 to 0)	0 (0 to 0)	0 (0 to 0)	0 (0 to 0)	0 (0 to 0)	0 (0 to 0)	0 (0 to 0)	0 (0 to 0)	0 (0 to 0)	0 (0 to 0)	0 (0 to 0)	0 (0 to 0)	0 (0 to 0)	0 (0 to 0)	0 (0 to 0)	0 (0 to 0)	0 (0 to 0)	0 (0 to 0)	0 (0 to 0)	0
Gonococcal infection	0 (0 to 0)	0 (0 to 0)	0 (0 to 0)	0 (0 to 0)	0 (0 to 0)	0 (0 to 0)	0 (0 to 0)	0 (0 to 0)	0 (0 to 0)	0 (0 to 0)	0 (0 to 0)	0 (0 to 0)	0 (0 to 0)	0 (0 to 0)	0 (0 to 0)	0 (0 to 0)	0 (0 to 0)	0 (0 to 0)	0 (0 to 0)	0 (0 to 0)	0 (0 to 0)	0 (0 to 0)	0 (0 to 0)	0 (0 to 0)	0
Trichomoniasis	0 (0 to 0)	0 (0 to 0)	0 (0 to 0)	0 (0 to 0)	0 (0 to 0)	0 (0 to 0)	0 (0 to 0)	0 (0 to 0)	0 (0 to 0)	0 (0 to 0)	0 (0 to 0)	0 (0 to 0)	0 (0 to 0)	0 (0 to 0)	0 (0 to 0)	0 (0 to 0)	0 (0 to 0)	0 (0 to 0)	0 (0 to 0)	0 (0 to 0)	0 (0 to 0)	0 (0 to 0)	0 (0 to 0)	0 (0 to 0)	0
Other sexually transmitted infections	0 (0 to 0)	0 (0 to 0)	0 (0 to 0)	0 (0 to 0)	0 (0 to 0)	0 (0 to 0)	0 (0 to 0)	0 (0 to 0)	0 (0 to 0)	0 (0 to 0)	0 (0 to 0)	0 (0 to 0)	0 (0 to 0)	0 (0 to 0)	0 (0 to 0)	0 (0 to 0)	0 (0 to 0)	0 (0 to 0)	0 (0 to 0)	0 (0 to 0)	0 (0 to 0)	0 (0 to 0)	0 (0 to 0)	0 (0 to 0)	0
Respiratory infections and tuberculosis	1,000 (344 to 2,000)	1,000 (31.3 to 227.1)	1,000 (29.5 to 194.9)	1,000 (15.9 to 39.3)	200 (11.4 to 27)	200 (11.7 to 28.4)	200 (12 to 29.1)	200 (16.1 to 34.5)	200 (20.2 to 39.1)	200 (24.3 to 46.4)	200 (31.5 to 58.2)	200 (32.1 to 58.2)	200 (32.1 to 58.2)	200 (46.3 to 89.7)	200 (54.5 to 100)	200 (68.5 to 112)	200 (87.9 to 157)	200 (107 to 193)	200 (93.7 to 159)	200 (127 to 223)	200 (124 to 204)	200 (212 to 336)	200 (217 to 357)	1,690
Tuberculosis	0 (0 to 0)	0 (0 to 0)	0 (0 to 0.1)	0 (0 to 0.2)	0 (0 to 0.1)	0 (0 to 0.1)	0 (0 to 0.2)	0.3 (0.2 to 0.5)	0.7 (0.5 to 1)	1.2 (0.7 to 2)	1.4 (0.8 to 2.1)	1.4 (0.8 to 2.1)	1.4 (0.8 to 2.1)	1.4 (0.8 to 2.1)	1.4 (0.9 to 2.1)	1.4 (0.9 to 2.1)	1.4 (0.9 to 2.1)	1.4 (0.9 to 2.1)	1.4 (0.9 to 2.1)	1.4 (0.9 to 2.1)	1.4 (0.9 to 2.1)	1.4 (0.9 to 2.1)	1.4 (0.9 to 2.1)	29
Latent tuberculosis infection	0 (0 to 0)	0 (0 to 0)	0 (0 to 0)	0 (0 to 0)	0 (0 to 0)	0 (0 to 0)	0 (0 to 0)	0 (0 to 0)	0 (0 to 0)	0 (0 to 0)	0 (0 to 0)	0 (0 to 0)	0 (0 to 0)	0 (0 to 0)	0 (0 to 0)	0 (0 to 0)	0 (0 to 0)	0 (0 to 0)	0 (0 to 0)	0 (0 to 0)	0 (0 to 0)	0 (0 to 0)	0 (0 to 0)	0 (0 to 0)	0
Drug-susceptible tuberculosis	0 (0 to 0)	0 (0 to 0)	0 (0 to 0.1)	0 (0 to 0.2)	0 (0 to 0.1)	0 (0 to 0.1)	0 (0 to 0.2)	0.3 (0.2 to 0.5)	0.7 (0.5 to 1)	1.2 (0.7 to 2)	1.4 (0.8 to 2.1)	1.4 (0.8 to 2.1)	1.4 (0.8 to 2.1)	1.4 (0.8 to 2.1)	1.4 (0.9 to 2.1)	1.4 (0.9 to 2.1)	1.4 (0.9 to 2.1)	1.4 (0.9 to 2.1)	1.4 (0.9 to 2.1)	1.4 (0.9 to 2.1)	1.4 (0.9 to 2.1)	1.4 (0.9 to 2.1)	1.4 (0.9 to 2.1)	28.3
Multidrug-resistant tuberculosis without extensive drug-resistance	0 (0 to 0)	0 (0 to 0)	0 (0 to 0)	0 (0 to 0)	0 (0 to 0)	0 (0 to 0)	0 (0 to 0)	0 (0 to 0)	0 (0 to 0)	0 (0 to 0)	0 (0 to 0)	0 (0 to 0)	0 (0 to 0)	0 (0 to 0)	0 (0 to 0)	0 (0 to 0)	0 (0 to 0)	0 (0 to 0)	0 (0 to 0)	0 (0 to 0)	0 (0 to 0)	0 (0 to 0)	0 (0 to 0)	0 (0 to 0)	0.6
Extensively drug-resistant tuberculosis	0 (0 to 0)	0 (0 to 0)	0 (0 to 0)	0 (0 to 0)	0 (0 to 0)	0 (0 to 0)	0 (0 to 0)	0 (0 to 0)	0 (0 to 0)	0 (0 to 0)	0 (0 to 0)	0 (0 to 0)	0 (0 to 0)	0 (0 to 0)	0 (0 to 0)	0 (0 to 0)	0 (0 to 0)	0 (0 to 0)	0 (0 to 0)	0 (0 to 0)	0 (0 to 0)	0 (0 to 0)	0 (0 to 0)	0 (0 to 0)	0.1
Lower respiratory infections	4.6 (2.4 to 8.2)	2.9 (2.6 to 5.2)	24.4 (15.2 to 34.9)	18 (14.2 to 22.5)	0.2 (0.2 to 0.3)	0.2 (0.2 to 0.3)	7 (4.7 to 7.9)	7 (5.2 to 9.2)	7 (5.1 to 9.2)	15.4 (10.4 to 21.6)	22.4 (16.1 to 30.4)	29.4 (19.9 to 41.2)	29.4 (19.9 to 41.2)	48.4 (33.7 to 68.6)	73.9 (54.6 to 96.4)	92.6 (68 to 115)	101 (72.7 to 146)	160 (115 to 224)	207 (127 to 320)	281 (207 to 392)	276 (214 to 354)	206 (148 to 290)	1,720
Upper respiratory infections	0 (0 to 0.1)	0 (0.1 to 0.4)	16.5 (2.6 to 6.6)	20.6 (10.7 to 29.7)	15.2 (11.3 to 34.8)	16.2 (9.6 to 28.1)	13.2 (6.6 to 22.3)	13.2 (7.1 to 22.4)	14.3 (7.7 to 23.6)	13.5 (6.6 to 22.9)	12.5 (6.6 to 22.9)	11 (4.1 to 19.4)	11 (4.2 to 19.7)	11 (4.1 to 18.4)	11 (5.1 to 15.5)	7.7 (4.1 to 12.7)	7 (3.7 to 11.9)	6.1 (3.4 to 10.3)	5.2 (2.5 to 8.5)	3.7 (2.0 to 6.3)	2.3 (1.2 to 4)	1.2 (0.7 to 2.2)	199
Otitis media	0 (0 to 0)	0 (0 to 0)	1.1 (0.4 to 2.2)	0.5 (0.3 to 0.8)	2.3 (2.3 to 6.7)	2.3 (1.7 to 5.5)	2.7 (1.4 to 4.7)	2.6 (1.4 to 4.2)	2.6 (1.4 to 5.2)	2.7 (1.4 to 5.1)	2.7 (1.4 to 5.1)	2.7 (1.3 to 4.8)	2.7 (1.4 to 5.1)	3.2 (1.4 to 6.4)	3.2 (1.4 to 6.4)	2.7 (1.3 to 3.9)	1.5 (0.8 to 2.7)	1.1 (0.5 to 2.1)	0.7 (0.4 to 1.2)	0.7 (0.4 to 1.3)	0.3 (0.2 to 0.5)	0.2 (0.2 to 0.5)	0.2 (0.1 to 0.3)	47
Enteric infections	5 (0.3 to 0.4)	1.1 (0.6 to 1.4)	13.6 (9.1 to 19.2)	20.1 (12.1 to 27.7)	10.5 (5.9 to 19.2)	9 (3.7 to 11.4)	5 (1.9 to 7.4)	4.6 (0.6 to 6.9)	4.6 (0.7 to 7.3)	5 (1.2 to 7.4)	4.6 (0.9 to 6.7)	3.9 (0.5 to 5.5)	3.9 (0.5 to 5.5)	4.5 (0.5 to 6.4)	4.5 (0.5 to 6.4)	4.3 (0.5 to 6.1)	4.3 (0.5 to 6.1)	4.3 (0.5 to 6.1)	4.3 (0.5 to 6.1)	4.3 (0.5 to 6.1)	4.3 (0.5 to 6.1)	4.3 (0.5 to 6.1)	4.3 (0.5 to 6.1)	178
Diarrheal diseases	0.3 (0.3 to 0.4)	1.1 (0.6 to 1.4)	13.6 (9.1 to 19.2)	20.1 (12.1 to 27.7)	10.4 (5.9 to 19.2)	9 (3.7 to 11.4)	5 (1.9 to 7.4)	4.6 (0.6 to 6.9)	4.6 (0.7 to 7.3)	5 (1.2 to 7.4)	4.6 (0.9 to 6.7)	3.9 (0.5 to 5.5)	3.9 (0.5 to 5.5)	4.5 (0.5 to 6.4)	4.5 (0.5 to 6.4)	4.3 (0.5 to 6.1)	4.3 (0.5 to 6.1)	4.3 (0.5 to 6.1)	4.3 (0.5 to 6.1)	4.3 (0.5 to 6.1)	4.3 (0.5 to 6.1)	4.3 (0.5 to 6.1)	4.3 (0.5 to 6.1)	177
Typhoid and paraphoid	0 (0 to 0)	0 (0 to 0)	0 (0 to 0)	0 (0 to 0)	0 (0 to 0)	0 (0 to 0)	0 (0 to 0)	0 (0 to 0)	0 (0 to 0)	0 (0 to 0)	0 (0 to 0)	0 (0 to 0)	0 (0 to 0)	0 (0 to 0)	0 (0 to 0)	0 (0 to 0)	0 (0 to 0)	0 (0 to 0)	0 (0 to 0)	0 (0 to 0)	0 (0 to 0)	0 (0 to 0)	0 (0 to 0)	0 (0 to 0)	0
Typhoid fever	0 (0 to 0)	0 (0 to 0)	0 (0 to 0)	0 (0 to 0)	0 (0 to 0)	0 (0 to 0)	0 (0 to 0)	0 (0 to 0)	0 (0 to 0)	0 (0 to 0)	0 (0 to 0)	0 (0 to 0)	0 (0 to 0)	0 (0 to 0)	0 (0 to 0)	0 (0 to 0)	0 (0 to 0)	0 (0 to 0)	0 (0 to 0)	0 (0 to 0)	0 (0 to 0)	0 (0 to 0)	0 (0 to 0)	0 (0 to 0)	0
Paratyphoid fever	0 (0 to 0)	0 (0 to 0)	0 (0 to 0)	0 (0 to 0)	0 (0 to 0)	0 (0 to 0)	0 (0 to 0)	0 (0 to 0)	0 (0 to 0)	0 (0 to 0)	0 (0 to 0)	0 (0 to 0)	0 (0 to 0)	0 (0 to 0)	0 (0 to 0)	0 (0 to 0)	0 (0 to 0)	0 (0 to 0)	0 (0 to 0)	0 (0 to 0)	0 (0 to 0)	0 (0 to 0)	0 (0 to 0)	0 (0 to 0)	0
Invasive Non-typhoidal Salmonella (iNTS)	0 (0 to 0)	0 (0 to 0)	0 (0 to 0.1)	0 (0 to 0.1)	0 (0 to 0.1)	0 (0 to 0.1)	0 (0 to 0.1)	0 (0 to 0.1)	0 (0 to 0.1)	0 (0 to 0.1)	0 (0 to 0.1)	0 (0 to 0.1)	0 (0 to 0.1)	0 (0 to 0.1)	0 (0 to 0.1)	0 (0 to 0.1)	0 (0 to 0.2)	0 (0 to 0.2)	0 (0 to 0.1)	0 (0 to 0.1)	0 (0 to 0.1)	0 (0 to 0.1)	0 (0 to 0.1)	0 (0 to 0.1)	0.8
Other intestinal infectious diseases	0 (0 to 0)	0 (0 to 0)	0 (0 to 0.1)	0 (0 to 0.1)	0 (0 to 0.1)	0 (0 to 0.1)	0 (0 to 0.1)	0 (0 to 0.1)	0 (0 to 0.1)	0 (0 to 0.1)	0 (0 to 0.1)	0 (0 to 0.1)	0 (0 to 0.1)	0 (0 to 0.1)	0 (0 to 0.1)	0 (0 to 0.1)	0 (0 to 0.1)	0 (0 to 0.1)	0 (0 to 0.1)	0 (0 to 0.1)	0 (0 to 0.1)	0 (0 to 0.1)	0 (0 to 0.1)	0 (0 to 0.1)	0.6
Neglected tropical diseases and malaria	0.4 (0.1 to 1.2)	0.4 (0.2 to 1.5)	1.5 (0.2 to 4.5)	2.3 (0.3 to 7.4)	0.7 (0.1 to 2.2)	0.1 (0 to 0.2)	0.3 (0 to 0.9)	0.2 (0 to 0.6)	0.2 (0 to 0.6)	0.3 (0 to 1.1)	0.7 (0.1 to 2.2)	0.6 (0.1 to 1.8)	0.7 (0.1 to 2.1)	0.6 (0.1 to 1.8)	0.6 (0.1 to 1.8)	0.5 (0.1 to 1.4)	0.3 (0 to 0.9)	0.2 (0 to 0.6)	0.2 (0 to 0.5)	0.1 (0 to 0.3)	0.1 (0 to 0.3)	0.1 (0 to 0.3)	0.1 (0 to 0.3)	9.4
Malaria	0 (0 to 0)	0 (0 to 0)	0 (0 to 0)	0 (0 to 0)	0 (0 to 0)	0 (0 to 0)	0 (0 to 0)	0 (0 to 0)	0 (0 to 0)	0 (0 to 0)	0 (0 to 0)	0 (0 to 0)	0 (0 to 0)	0 (0 to 0)	0 (0 to 0)	0 (0 to 0)	0 (0 to 0)	0 (0 to 0)	0 (0 to 0)	0 (0 to 0)	0 (0 to 0)	0 (0 to 0)	0 (0 to 0)	0 (0 to 0)	0
Chagas disease	0 (0 to 0)	0 (0 to 0)	0 (0 to 0)	0 (0 to 0)	0 (0 to 0)	0 (0 to 0)	0 (0 to 0)	0 (0 to 0)	0 (0 to 0)	0 (0 to 0)	0 (0 to 0)	0 (0 to 0)	0 (0 to 0)	0 (0 to 0)	0 (0 to 0)	0 (0 to 0)	0 (0 to 0)	0 (0 to 0)	0 (0 to 0)	0 (0 to 0)	0 (0 to 0)	0 (0 to 0)	0 (0 to 0)	0 (0 to 0)	0
Leishmaniasis	0 (0 to 0)	0 (0 to 0)	0 (0 to 0)	0 (0 to 0)	0 (0 to 0)	0 (0 to 0)	0 (0 to 0)	0 (0 to 0)	0 (0 to 0)	0 (0 to 0)	0 (0 to 0)	0 (0 to 0)	0 (0 to 0)	0 (0 to 0)	0 (0 to 0)	0 (0 to 0)	0 (0 to 0)	0 (0 to 0)	0 (0 to 0)	0 (0 to 0)	0 (0 to 0)	0 (0 to 0)	0 (0 to 0)	0 (0 to 0)	0
Visceral leishmaniasis	0 (0 to 0)	0 (0 to 0)	0 (0 to 0)	0 (0 to 0)	0 (0 to 0)	0 (0 to 0)	0 (0 to 0)	0 (0 to 0)	0 (0 to 0)	0 (0 to 0)	0 (0 to 0)	0 (0 to 0)	0 (0 to 0)	0 (0 to 0)	0 (0 to 0)	0 (0 to 0)	0 (0 to 0)	0 (0 to 0)	0 (0 to 0)	0 (0 to 0)	0 (0 to 0)	0 (0 to 0)	0 (0 to 0)	0 (0 to 0)	0
Cutaneous and mucocutaneous leishmaniasis	0 (0 to 0)	0 (0 to 0)	0 (0 to 0)	0 (0 to 0)	0 (0 to 0)	0 (0 to 0)	0 (0 to 0)	0 (0 to 0)	0 (0 to 0)	0 (0 to 0)	0 (0 to 0)	0 (0 to 0)	0 (0 to 0)	0 (0 to 0)	0 (0 to 0)	0 (0 to 0)	0 (0 to 0)	0 (0 to 0)	0 (0 to 0)	0 (0 to 0)	0 (0 to 0)	0 (0 to 0)	0 (0 to 0)	0 (0 to 0)	0
African trypanosomiasis	0 (0 to 0)	0 (0 to 0)	0 (0 to 0)	0 (0 to 0)	0 (0 to 0)	0 (0 to 0)	0 (0 to 0)	0 (0 to 0)	0 (0 to 0)	0 (0 to 0)	0 (0 to 0)	0 (0 to 0)	0 (0 to 0)	0 (0 to 0)	0 (0 to 0)	0 (0 to 0)	0 (0 to 0)	0 (0 to 0)	0 (0 to 0)	0 (0 to 0)	0 (0 to 0)	0 (0 to 0)	0 (0 to 0)	0 (0 to 0)	0
Schistosomiasis	0 (0 to 0)	0 (0 to 0)	0 (0 to 0)	0 (0 to 0)	0 (0 to 0)	0 (0 to 0)	0 (0 to 0)	0 (0 to 0)	0 (0 to 0)	0 (0 to 0)	0 (0 to 0)	0 (0 to 0)	0 (0 to 0)	0 (0 to 0)	0 (0 to 0)	0 (0 to 0)	0 (0 to 0)	0 (0 to 0)	0 (0 to 0)	0 (0 to 0)	0 (0 to 0)	0 (0 to 0)	0 (0 to 0)	0 (0 to 0)	0
Cysticercosis	0 (0 to 0)	0 (0 to 0)	0 (0 to 0)	0 (0 to 0)	0 (0 to 0)	0 (0 to 0)	0 (0 to 0)	0 (0 to 0)	0 (0 to 0)	0 (0 to 0)	0 (0 to 0)	0 (0 to 0)	0 (0 to 0)	0 (0 to 0)	0 (0 to 0)	0 (0 to 0)	0 (0 to 0)	0 (0 to 0)	0 (0 to 0)	0 (0 to 0)	0 (0 to 0)	0 (0 to 0)	0 (0 to 0)	0 (0 to 0)	0
Cystic echinococcosis	0 (0 to 0)	0 (0 to 0)	0 (0 to 0)	0 (0 to 0)	0 (0 to 0)	0 (0 to 0)	0 (0 to 0)	0 (0 to 0)	0 (0 to 0)	0 (0 to 0)	0 (0 to 0)	0 (0 to 0)	0 (0 to 0)	0 (0 to 0)	0 (0 to 0)	0 (0 to 0)	0 (0 to 0)	0 (0 to 0)	0 (0 to 0)	0 (0 to 0)	0 (0 to 0)	0 (0 to 0)	0 (0 to 0)	0 (0 to 0)	0.1
Lymphatic filariasis	0 (0 to 0)	0 (0 to 0)	0 (0 to 0)	0 (0 to 0)	0 (0 to 0)	0 (0 to 0)	0 (0 to 0)	0 (0 to 0)	0 (0 to 0)	0 (0 to 0)	0 (0 to 0)	0 (0 to 0)	0 (0 to 0)	0 (0 to 0)	0 (0 to 0)	0 (0 to 0)	0 (0 to 0)	0 (0 to 0)	0 (0 to 0)	0 (0 to 0)	0 (0 to 0)	0 (0 to 0)	0 (0 to 0)	0 (0 to 0)	0
Onchocerciasis	0 (0 to 0)	0 (0 to 0)	0 (0 to 0)	0 (0 to 0)	0 (0 to 0)	0 (0 to 0)	0 (0 to 0)	0 (0 to 0)	0 (0 to 0)	0 (0 to 0)	0 (0 to 0)	0 (0 to 0)	0 (0 to 0)	0 (0 to 0)	0 (0 to 0)	0 (0 to 0)	0 (0 to 0)	0 (0 to 0)	0 (0 to 0)	0 (0 to 0)	0 (0 to 0)	0 (0 to 0)	0 (0 to 0)	0 (0 to 0)	0
Trachoma	0 (0 to 0)	0 (0 to 0)	0 (0 to 0)	0 (0 to 0)	0 (0 to 0)	0 (0 to 0)	0 (0 to 0)	0 (0 to 0)	0 (0 to 0)	0 (0 to 0)	0 (0 to 0)	0 (0 to 0)	0 (0 to 0)	0 (0 to 0)	0 (0 to 0)	0 (0 to 0)	0 (0 to 0)	0 (0 to 0)	0 (0 to 0)	0 (0 to 0)	0 (0 to 0)	0 (0 to 0)	0 (0 to 0)	0 (0 to 0)	0
Dengue	0 (0 to 0)	0 (0 to 0)	0 (0 to 0)	0 (0 to 0)	0 (0 to 0)	0 (0 to 0)	0 (0 to 0)	0 (0 to 0)	0 (0 to 0)	0 (0 to 0)	0 (0 to 0)	0 (0 to 0)	0 (0 to 0)	0 (0 to 0)	0 (0 to 0)	0 (0 to 0)	0 (0 to 0)	0 (0 to 0)	0 (0 to 0)	0 (0 to 0)	0 (0 to 0)	0 (0 to 0)	0 (0 to 0)	0 (0 to 0)	0
Yellow fever	0 (0 to 0)	0 (0 to 0)	0 (0 to 0)	0 (0 to 0)	0 (0 to 0)	0 (0 to 0)	0 (0 to 0)	0 (0 to 0)	0 (0 to 0)	0 (0 to 0)	0 (0 to 0)	0 (0 to 0)	0 (0 to 0)	0 (0 to 0)	0 (0 to 0)	0 (0 to 0)	0 (0 to 0)	0 (0 to 0)	0 (0 to 0)	0 (0 to 0)	0 (0 to 0)	0 (0 to 0)	0 (0 to 0)	0 (0 to 0)	0
Rabies	0 (0 to 0)	0 (0 to 0)	0 (0 to 0)	0 (0 to 0)	0 (0 to 0)	0 (0 to 0)	0 (0 to 0)	0 (0 to 0)	0 (0 to 0)	0 (0 to 0)	0 (0 to 0)	0 (0 to 0)	0 (0 to 0)	0 (0 to 0)	0 (0 to 0)	0 (0 to 0)	0 (0 to 0)	0 (0 to 0)	0 (0 to 0)	0 (0 to 0)	0 (0 to 0)	0 (0 to 0)	0 (0 to 0)	0 (0 to 0)	0
Intestinal nematode infections	0 (0 to 0)	0 (0 to 0)	0 (0 to 0)	0 (0 to 0)	0 (0 to 0)	0 (0 to 0)	0 (0 to 0)	0 (0 to 0)	0 (0 to 0)	0 (0 to 0)	0 (0 to 0)	0 (0 to 0)	0 (0 to 0)	0 (0 to 0)	0 (0 to 0)	0 (0 to 0)	0 (0 to 0)	0 (0 to 0)	0 (0 to 0)	0 (0 to 0)	0 (0 to 0)	0 (0 to 0)	0 (0 to 0)	0 (0 to 0)	0
Ascariasis	0 (0 to 0)	0 (0 to 0)	0 (0 to 0)	0 (0 to 0)	0 (0 to 0)	0 (0 to 0)	0 (0 to 0)	0 (0 to 0)	0 (0 to 0)	0 (0 to 0)	0 (0 to 0)	0 (0 to 0)	0 (0 to 0)	0 (0 to 0)	0 (0 to 0)	0 (0 to 0)	0 (0 to 0)	0 (0 to 0)	0 (0 to 0)	0 (0 to 0)	0 (0 to 0)	0 (0 to 0)	0 (0 to 0)	0 (0 to 0)	0
Trichuriasis	0 (0 to 0)	0 (0 to 0)	0 (0 to 0)	0 (0 to 0)	0 (0 to 0)	0 (0 to 0)	0 (0 to 0)	0 (0 to 0)	0 (0 to 0)	0 (0 to 0)	0 (0 to 0)	0 (0 to 0)	0 (0 to 0)	0 (0 to 0)	0 (0 to 0)	0 (0 to 0)	0 (0 to 0)	0 (0 to 0)	0 (0 to 0)	0 (0 to 0)	0 (0 to 0)	0 (0 to 0)	0 (0 to 0)	0 (0 to 0)	0
Hookworm disease	0 (0 to 0)	0 (0 to 0)	0 (0 to 0)	0 (0 to 0)	0 (0 to 0)	0 (0 to 0)	0 (0 to 0)	0 (0 to 0)	0 (0 to 0)	0 (0 to 0)	0 (0 to 0)	0



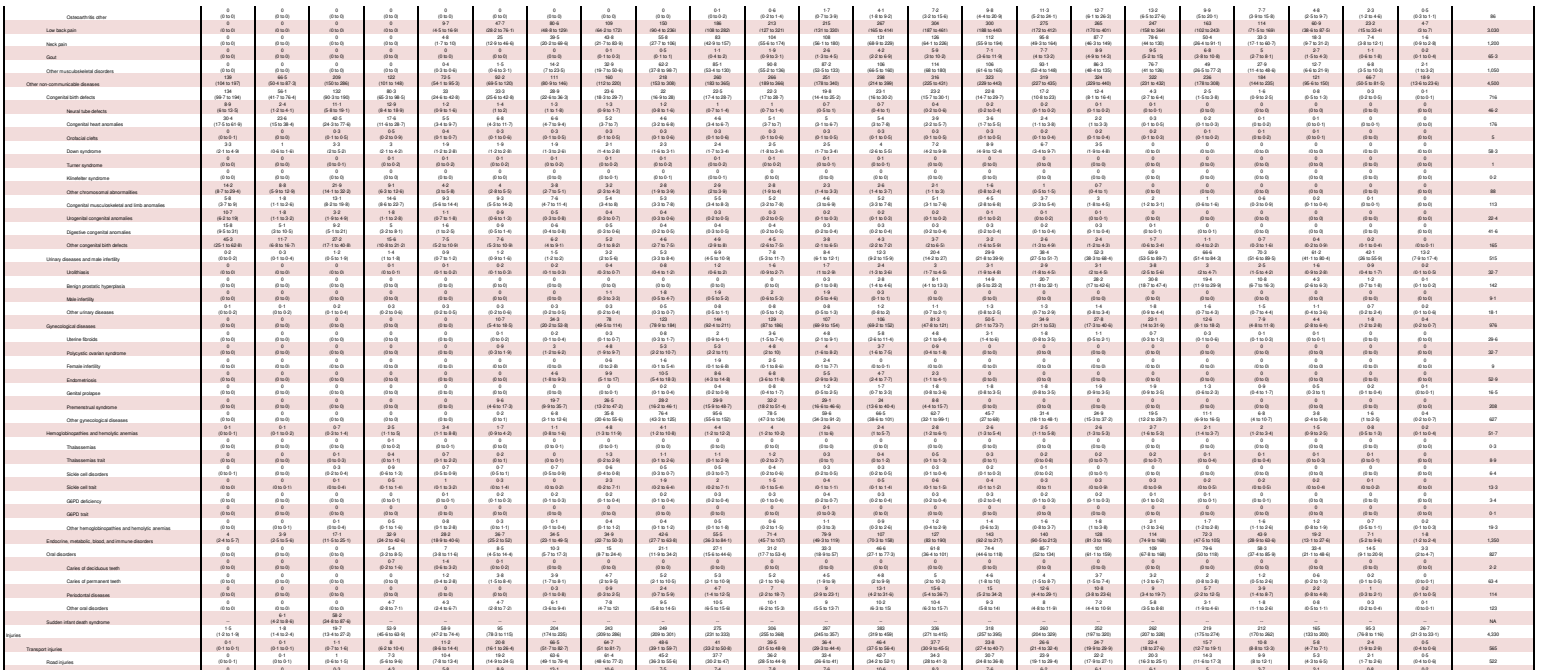

| | | |

SR Table 2c: Wigan DALYS by cause and age group for both sexes with 95% uncertainty intervals, 2019

Cause	Early Neonatal 0-6 days	Late Neonatal 7-27 days	Post Neonatal 28-364 days	1 to 4 1-4	5 to 9 5-9	10 to 14 10-14	15 to 19 15-19	20 to 24 20-24	25 to 29 25-29	30 to 34 30-34	35 to 39 35-39	40 to 44 40-44	45 to 49 45-49	50 to 54 50-54	55 to 59 55-59	60 to 64 60-64	65 to 69 65-69	70 to 74 70-74	75 to 79 75-79	80 to 84 80-84	85 to 89 85-89	90 to 94 90-94	95 plus 95 plus	Total
All causes	4,000 (3,600 to 4,400)	1,900 (1,700 to 2,100)	1,600 (1,400 to 1,900)	2,600 (2,300 to 2,900)	2,600 (2,400 to 2,900)	2,600 (2,400 to 2,900)	3,000 (2,800 to 3,300)	3,400 (3,200 to 3,700)	3,800 (3,600 to 4,100)	4,200 (3,900 to 4,500)	4,600 (4,300 to 4,900)	5,000 (4,700 to 5,300)	5,400 (5,100 to 5,800)	5,900 (5,500 to 6,300)	6,500 (6,000 to 6,900)	7,200 (6,600 to 7,700)	8,000 (7,300 to 8,600)	8,900 (8,000 to 9,700)	9,800 (8,700 to 10,800)	10,600 (9,300 to 11,700)	11,200 (9,600 to 12,400)	11,400 (9,600 to 12,800)	106,000
Communicable, maternal, neonatal, and nutritional diseases	374 (289 to 481)	124 (96.2 to 159)	683 (130 to 2,660)	158 (119 to 219)	160 (120 to 215)	117 (89.5 to 158)	103 (78.7 to 139)	116 (89.5 to 156)	139 (105 to 192)	158 (119 to 216)	162 (121 to 224)	163 (120 to 231)	171 (127 to 243)	212 (157 to 305)	249 (183 to 361)	286 (211 to 408)	326 (238 to 464)	386 (283 to 549)	437 (318 to 622)	484 (350 to 689)	527 (380 to 750)	534 (385 to 760)	5,600
HIV/AIDS and sexually transmitted infections	12 (3.3 to 27.1)	3.9 (1.1 to 8.7)	61 (16 to 135)	0.6 (0.3 to 0.8)	0.5 (0.2 to 0.6)	0.4 (0.2 to 0.6)	0.8 (0.4 to 1.1)	2.1 (1.1 to 3.1)	4.6 (2.5 to 6.7)	7.1 (3.9 to 10.1)	9.7 (5.4 to 13.7)	9.7 (5.4 to 13.9)	9.6 (5.4 to 14.2)	9.7 (5.2 to 13.9)	7.9 (3.7 to 12.2)	5.7 (1.9 to 7.4)	4.2 (1.4 to 6.2)	2.6 (0.8 to 3.8)	2.1 (0.6 to 3.2)	1.7 (0.5 to 2.6)	0.9 (0.3 to 0.7)	0.3 (0.2 to 0.7)	99.1
HIV/AIDS	0 (0 to 0)	0 (0 to 0)	0.4 (0.2 to 0.5)	0.2 (0.1 to 0.3)	0.2 (0.1 to 0.3)	0.2 (0.2 to 0.4)	0.3 (0.2 to 0.4)	0.6 (0.4 to 1.1)	1.8 (1.3 to 2.4)	3.6 (2.6 to 4.8)	4.8 (3.7 to 6.4)	4.8 (3.6 to 6.6)	4.7 (3.4 to 6.7)	4.7 (3.4 to 6.7)	3.1 (2.0 to 4.7)	2.6 (1.6 to 4.1)	2.6 (1.5 to 4.1)	1.6 (0.7 to 2.8)	0.9 (0.3 to 1.7)	0.5 (0.2 to 0.9)	0.1 (0.0 to 0.3)	0.1 (0.0 to 0.2)	39.7
HIV/AIDS - Drug-susceptible Tuberculosis	0 (0 to 0)	0 (0 to 0)	0.1 (0 to 0.1)	0 (0 to 0)	0 (0 to 0)	0 (0 to 0)	0 (0 to 0.1)	0.1 (0 to 0.1)	0.2 (0 to 0.3)	0.2 (0 to 0.3)	0.2 (0 to 0.3)	0.2 (0 to 0.3)	0.2 (0 to 0.3)	0.2 (0 to 0.3)	0.1 (0 to 0.2)	0.1 (0 to 0.2)	0.2 (0 to 0.3)	0.1 (0 to 0.2)	0.1 (0 to 0.2)	0 (0 to 0)	0 (0 to 0)	0 (0 to 0)	0 (0 to 0)	3.7
HIV/AIDS - Multidrug-resistant Tuberculosis without extensive drug resistance	0 (0 to 0)	0 (0 to 0)	0 (0 to 0)	0 (0 to 0)	0 (0 to 0)	0 (0 to 0)	0 (0 to 0)	0 (0 to 0)	0 (0 to 0)	0 (0 to 0)	0 (0 to 0)	0 (0 to 0)	0 (0 to 0)	0 (0 to 0)	0 (0 to 0)	0 (0 to 0)	0 (0 to 0)	0 (0 to 0)	0 (0 to 0)	0 (0 to 0)	0 (0 to 0)	0 (0 to 0)	0 (0 to 0)	0
HIV/AIDS - Extensively drug-resistant Tuberculosis	0 (0 to 0)	0 (0 to 0)	0 (0 to 0)	0 (0 to 0)	0 (0 to 0)	0 (0 to 0)	0 (0 to 0)	0 (0 to 0)	0 (0 to 0)	0 (0 to 0)	0 (0 to 0)	0 (0 to 0)	0 (0 to 0)	0 (0 to 0)	0 (0 to 0)	0 (0 to 0)	0 (0 to 0)	0 (0 to 0)	0 (0 to 0)	0 (0 to 0)	0 (0 to 0)	0 (0 to 0)	0 (0 to 0)	0
HIV/AIDS resulting in other diseases	0 (0 to 0)	0 (0 to 0)	0.3 (0 to 0.5)	0.2 (0.1 to 0.3)	0.2 (0.1 to 0.2)	0.2 (0.1 to 0.3)	0.3 (0.2 to 0.4)	0.7 (0.5 to 1)	1.6 (1.1 to 2.2)	3.3 (2.1 to 4.6)	4.3 (2.7 to 6.1)	4.5 (2.8 to 6.4)	4.2 (2.6 to 6.1)	4.3 (2.6 to 6.2)	3.4 (2.0 to 4.7)	2.5 (1.4 to 3.7)	2.4 (1.3 to 3.6)	1.6 (0.7 to 2.8)	0.9 (0.3 to 1.7)	0.5 (0.2 to 0.9)	0.1 (0.0 to 0.3)	0.1 (0.0 to 0.2)	35.9
Sexually transmitted infections excluding HIV	3.9 (1.1 to 8.7)	1.1 (0.3 to 2.4)	0.2 (0 to 0.5)	0.3 (0.1 to 0.5)	0.3 (0.1 to 0.5)	0.2 (0.1 to 0.4)	0.5 (0.2 to 0.7)	1.5 (0.8 to 2.1)	2.8 (1.4 to 4.1)	3.8 (2.0 to 5.6)	4.9 (2.7 to 7.3)	4.9 (2.7 to 7.4)	4.8 (2.7 to 7.5)	5.1 (2.7 to 7.6)	4.4 (2.2 to 6.6)	3.2 (1.5 to 3.5)	2.2 (0.9 to 3.2)	1.1 (0.4 to 2.1)	0.6 (0.2 to 1.2)	0.3 (0.1 to 0.7)	0.1 (0.0 to 0.3)	0.1 (0.0 to 0.1)	58.4
Syphilis	12 (3.3 to 27.1)	3.8 (1.1 to 8.7)	0.2 (0 to 0.4)	0.1 (0 to 0.3)	0.1 (0 to 0.3)	0 (0 to 0)	0 (0 to 0)	0.1 (0 to 0.1)	0.1 (0 to 0.1)	0.1 (0 to 0.1)	0.1 (0 to 0.1)	0.1 (0 to 0.1)	0.1 (0 to 0.1)	0.1 (0 to 0.1)	0.1 (0 to 0.1)	0.1 (0 to 0.1)	0.1 (0 to 0.1)	0.1 (0 to 0.2)	0.1 (0 to 0.2)	0 (0 to 0)	0 (0 to 0)	0 (0 to 0)	0 (0 to 0)	23.5
Chlamydial infection	0 (0 to 0)	0 (0 to 0)	0 (0 to 0)	0 (0 to 0)	0 (0 to 0)	0 (0 to 0)	0 (0 to 0.2)	0 (0 to 0.2)	0 (0 to 0.2)	0 (0 to 0.2)	0 (0 to 0.2)	0 (0 to 0.2)	0 (0 to 0.2)	0 (0 to 0.2)	0 (0 to 0.1)	0 (0 to 0.1)	0 (0 to 0.1)	0 (0 to 0.1)	0 (0 to 0.1)	0 (0 to 0.1)	0 (0 to 0.1)	0 (0 to 0.1)	0 (0 to 0.1)	5.9
Gonococcal infection	0 (0 to 0)	0 (0 to 0)	0 (0 to 0)	0 (0 to 0)	0 (0 to 0)	0 (0 to 0)	0 (0 to 0.1)	0 (0 to 0.1)	0 (0 to 0.1)	0 (0 to 0.2)	0 (0 to 0.2)	0 (0 to 0.2)	0 (0 to 0.2)	0 (0 to 0.2)	0 (0 to 0.2)	0 (0 to 0.2)	0 (0 to 0.2)	0 (0 to 0.2)	0 (0 to 0.2)	0 (0 to 0.2)	0 (0 to 0.2)	0 (0 to 0.2)	0 (0 to 0.1)	3.8
Trichomoniasis	0 (0 to 0)	0 (0 to 0)	0 (0 to 0)	0 (0 to 0)	0 (0 to 0)	0 (0 to 0)	0 (0 to 0.1)	0 (0 to 0.1)	0 (0 to 0.1)	0 (0 to 0.1)	0 (0 to 0.1)	0 (0 to 0.1)	0 (0 to 0.1)	0 (0 to 0.1)	0 (0 to 0.1)	0 (0 to 0.1)	0 (0 to 0.1)	0 (0 to 0.1)	0 (0 to 0.1)	0 (0 to 0.1)	0 (0 to 0.1)	0 (0 to 0.1)	0 (0 to 0.1)	4.5
Genital herpes	0 (0 to 0)	0 (0 to 0)	0 (0 to 0)	0 (0 to 0)	0 (0 to 0)	0 (0 to 0.1)	0 (0 to 0.2)	0 (0 to 0.2)	0.4 (0 to 1.1)	0.4 (0 to 1.1)	0.4 (0 to 1.1)	0.4 (0 to 1.1)	0.4 (0 to 1.1)	0.4 (0 to 1.1)	0.3 (0 to 0.9)	0.3 (0 to 0.9)	0.3 (0 to 0.9)	0.2 (0 to 0.7)	0.2 (0 to 0.6)	0.1 (0 to 0.4)	0.1 (0 to 0.3)	0 (0 to 0.1)	0 (0 to 0.1)	7.8
Other sexually transmitted infections	0 (0 to 0)	0 (0 to 0)	0 (0 to 0)	0 (0 to 0)	0 (0 to 0)	0 (0 to 0.1)	0 (0 to 0.2)	0 (0 to 0.2)	0.1 (0 to 0.2)	0.1 (0 to 0.3)	0.1 (0 to 0.3)	0.1 (0 to 0.3)	0.1 (0 to 0.3)	0.1 (0 to 0.3)	0.1 (0 to 0.3)	0.1 (0 to 0.3)	0.1 (0 to 0.3)	0.1 (0 to 0.3)	0.1 (0 to 0.3)	0 (0 to 0.2)	0 (0 to 0.1)	0 (0 to 0.1)	0 (0 to 0.1)	1.1
Respiratory infections and tuberculosis	4.2 (3.3 to 5.9)	3.6 (2.9 to 5.1)	32.7 (22.5 to 48.4)	3.6 (2.5 to 5.1)	2.5 (1.7 to 3.6)	2.1 (1.5 to 3.1)	2.1 (1.5 to 3.1)	2.3 (1.7 to 3.4)	2.7 (1.9 to 3.9)	3.1 (2.2 to 4.5)	3.7 (2.6 to 5.3)	4.2 (2.9 to 6.1)	4.8 (3.3 to 6.9)	5.6 (3.8 to 8.1)	6.9 (4.7 to 10.1)	8.6 (5.7 to 12.7)	10.7 (7.1 to 16.1)	13.2 (8.5 to 20.3)	16.2 (10.1 to 25.6)	19.5 (11.5 to 31.5)	22.1 (12.3 to 36.6)	22.8 (12.3 to 38.2)	241
Tuberculosis	0.6 (0.5 to 0.8)	0.5 (0.4 to 0.7)	5.8 (4.1 to 8.1)	0.5 (0.3 to 0.7)	0.3 (0.2 to 0.5)	0.3 (0.2 to 0.4)	0.3 (0.2 to 0.4)	0.3 (0.2 to 0.4)	0.4 (0.3 to 0.5)	0.4 (0.3 to 0.6)	0.5 (0.4 to 0.7)	0.6 (0.4 to 0.8)	0.7 (0.5 to 0.9)	0.8 (0.6 to 1.1)	1.0 (0.7 to 1.4)	1.3 (0.9 to 1.8)	1.6 (1.1 to 2.3)	2.0 (1.3 to 3.1)	2.5 (1.5 to 3.9)	3.0 (1.7 to 4.8)	3.4 (1.8 to 5.6)	3.5 (1.8 to 5.8)	36.4
Lower tuberculosis infection	0 (0 to 0)	0 (0 to 0)	0 (0 to 0)	0 (0 to 0)	0 (0 to 0)	0 (0 to 0)	0 (0 to 0)	0 (0 to 0)	0 (0 to 0)	0 (0 to 0)	0 (0 to 0)	0 (0 to 0)	0 (0 to 0)	0 (0 to 0)	0 (0 to 0)	0 (0 to 0)	0 (0 to 0)	0 (0 to 0)	0 (0 to 0)	0 (0 to 0)	0 (0 to 0)	0 (0 to 0)	0 (0 to 0)	0
Drug-susceptible tuberculosis	0 (0 to 0)	0 (0 to 0)	0.1 (0 to 0.1)	0.1 (0 to 0.1)	0.1 (0 to 0.1)	0.1 (0 to 0.1)	0.1 (0 to 0.1)	0.1 (0 to 0.1)	0.1 (0 to 0.1)	0.1 (0 to 0.1)	0.1 (0 to 0.1)	0.1 (0 to 0.1)	0.1 (0 to 0.1)	0.1 (0 to 0.1)	0.1 (0 to 0.1)	0.1 (0 to 0.1)	0.1 (0 to 0.1)	0.1 (0 to 0.1)	0.1 (0 to 0.1)	0 (0 to 0)	0 (0 to 0)	0 (0 to 0)	0 (0 to 0)	0.4
Drug-susceptible tuberculosis without extensive drug resistance	0 (0 to 0)	0 (0 to 0)	0 (0 to 0)	0 (0 to 0)	0 (0 to 0)	0 (0 to 0)	0 (0 to 0)	0 (0 to 0)	0 (0 to 0)	0 (0 to 0)	0 (0 to 0)	0 (0 to 0)	0 (0 to 0)	0 (0 to 0)	0 (0 to 0)	0 (0 to 0)	0 (0 to 0)	0 (0 to 0)	0 (0 to 0)	0 (0 to 0)	0 (0 to 0)	0 (0 to 0)	0 (0 to 0)	0
Extensively drug-resistant tuberculosis	0 (0 to 0)	0 (0 to 0)	0 (0 to 0)	0 (0 to 0)	0 (0 to 0)	0 (0 to 0)	0 (0 to 0)	0 (0 to 0)	0 (0 to 0)	0 (0 to 0)	0 (0 to 0)	0 (0 to 0)	0 (0 to 0)	0 (0 to 0)	0 (0 to 0)	0 (0 to 0)	0 (0 to 0)	0 (0 to 0)	0 (0 to 0)	0 (0 to 0)	0 (0 to 0)	0 (0 to 0)	0 (0 to 0)	0
Lower respiratory infections	4.1 (3.3 to 5.8)	4.2 (3.3 to 5.9)	24.1 (16.2 to 35.7)	13.5 (9.2 to 19.2)	9.2 (6.3 to 12.9)	4.8 (3.7 to 6.1)	7.1 (5.4 to 9.1)	9.1 (6.9 to 11.9)	13.1 (9.9 to 17.2)	20.3 (15.2 to 26.7)	30.7 (22.2 to 41.2)	42.4 (27.7 to 62.3)	59.6 (38.2 to 86.9)	86.9 (55.1 to 126)	108 (67.9 to 160)	132 (83.3 to 193)	167 (104 to 243)	229 (139 to 330)	309 (184 to 450)	394 (227 to 566)	474 (260 to 686)	518 (267 to 788)	2,960
Upper respiratory infections	0 (0 to 0.1)	0 (0 to 0.4)	0.7 (0.2 to 1.4)	24.3 (14.2 to 39.6)	28.7 (16.4 to 46.4)	22.6 (11.6 to 39.3)	19 (9.7 to 33.2)	17.6 (9.1 to 30.6)	16.2 (8.4 to 27.8)	15.2 (7.9 to 26.2)	14.5 (7.5 to 25.1)	17.2 (8.4 to 29.9)	19.4 (10.6 to 32.4)	20 (10.9 to 34.1)	19.5 (10.3 to 33.2)	12.4 (6.6 to 20.7)	11.2 (5.9 to 19.1)	11.4 (5.7 to 19)	4.2 (2.3 to 7.1)	1.9 (1.1 to 3.2)	0.6 (0.3 to 1.1)	0.2 (0.1 to 0.3)	299
Otitis media	0 (0 to 0)	0.9 (0.5 to 1.3)	6.6 (4.1 to 9.4)	7 (4.4 to 9.9)	4.4 (2.8 to 6.2)	3.6 (2.3 to 5.1)	3.9 (2.5 to 5.5)	3.7 (2.4 to 5.2)	3.7 (2.4 to 5.2)	3.7 (2.4 to 5.2)	3.7 (2.4 to 5.2)	3.7 (2.4 to 5.2)	3.3 (2.1 to 4.7)	2.7 (1.7 to 3.8)	2.1 (1.3 to 3)	1.4 (0.9 to 2)	1.1 (0.7 to 1.6)	0.9 (0.5 to 1.3)	0.6 (0.3 to 0.9)	0.3 (0.2 to 0.5)	0.1 (0.1 to 0.2)	0.1 (0 to 0.2)	68.4
Enteric infections	1.4 (1.1 to 2.2)	1.4 (1.1 to 2.2)	23.4 (11.1 to 49.7)	10.4 (5.4 to 20.1)	6.5 (3.4 to 12.4)	4.4 (2.3 to 8.1)	3.5 (1.8 to 6.5)	3.4 (1.8 to 6.2)	3.4 (1.8 to 6.2)	3.4 (1.8 to 6.2)	3.4 (1.8 to 6.2)	3.4 (1.8 to 6.2)	3.4 (1.8 to 6.2)	3.4 (1.8 to 6.2)	3.4 (1.8 to 6.2)	3.4 (1.8 to 6.2)	3.4 (1.8 to 6.2)	3.4 (1.8 to 6.2)	3.4 (1.8 to 6.2)	3.4 (1.8 to 6.2)	3.4 (1.8 to 6.2)	3.4 (1.8 to 6.2)	281
Cholera	0 (0 to 0.1)	0 (0 to 0.1)	0.2 (0 to 0.6)	0.1 (0 to 0.3)	0.1 (0 to 0.2)	0 (0 to 0.1)	0 (0 to 0.1)	0 (0 to 0.1)	0 (0 to 0.1)	0 (0 to 0.1)	0 (0 to 0.1)	0 (0 to 0.1)	0 (0 to 0.1)	0 (0 to 0.1)	0 (0 to 0.1)	0 (0 to 0.1)	0 (0 to 0.1)	0 (0 to 0.1)	0 (0 to 0.1)	0 (0 to 0.1)	0 (0 to 0.1)	0 (0 to 0.1)	0 (0 to 0.1)	0.4
Diarrheal diseases	1.4 (1.1 to 1.9)	1.4 (1.1 to 2.2)	23.4 (13.3 to 49.4)	10.4 (7.9 to 20.1)	6.4 (4.4 to 12.4)	4.4 (3.3 to 8.1)	3.5 (2.7 to 6.5)	3.4 (2.6 to 6.2)	3.4 (2.6 to 6.2)	3.4 (2.6 to 6.2)	3.4 (2.6 to 6.2)	3.4 (2.6 to 6.2)	3.4 (2.6 to 6.2)	3.4 (2.6 to 6.2)	3.4 (2.6 to 6.2)	3.4 (2.6 to 6.2)	3.4 (2.6 to 6.2)	3.4 (2.6 to 6.2)	3.4 (2.6 to 6.2)	3.4 (2.6 to 6.2)	3.4 (2.6 to 6.2)	3.4 (2.6 to 6.2)	278
Typhoid and paratyphoid	0 (0 to 0)	0 (0 to 0)	0 (0 to 0)	0 (0 to 0)	0 (0 to 0)	0 (0 to 0)	0 (0 to 0)	0 (0 to 0)	0 (0 to 0)	0 (0 to 0)	0 (0 to 0)	0 (0 to 0)	0 (0 to 0)	0 (0 to 0)	0 (0 to 0)	0 (0 to 0)	0 (0 to 0)	0 (0 to 0)	0 (0 to 0)	0 (0 to 0)	0 (0 to 0)	0 (0 to 0)	0 (0 to 0)	0
Typhoid fever	0 (0 to 0)	0 (0 to 0)	0 (0 to 0)	0 (0 to 0)	0 (0 to 0)	0 (0 to 0)	0 (0 to 0)	0 (0 to 0)	0 (0 to 0)	0 (0 to 0)	0 (0 to 0)	0 (0 to 0)	0 (0 to 0)	0 (0 to 0)	0 (0 to 0)	0 (0 to 0)	0 (0 to 0)	0 (0 to 0)	0 (0 to 0)	0 (0 to 0)	0 (0 to 0)	0 (0 to 0)	0 (0 to 0)	0
Paratyphoid fever	0 (0 to 0)	0 (0 to 0)	0 (0 to 0)	0 (0 to 0)	0 (0 to 0)	0 (0 to 0)	0 (0 to 0)	0 (0 to 0)	0 (0 to 0)	0 (0 to 0)	0 (0 to 0)	0 (0 to 0)	0 (0 to 0)	0 (0 to 0)	0 (0 to 0)	0 (0 to 0)	0 (0 to 0)	0 (0 to 0)	0 (0 to 0)	0 (0 to 0)	0 (0 to 0)	0 (0 to 0)	0 (0 to 0)	0
Invasive Non-typhoidal Salmonella (iNTS)	0 (0 to 0)	0 (0 to 0.1)	0.1 (0 to 0.3)	0 (0 to 0.1)	0 (0 to 0.1)	0 (0 to 0.1)	0 (0 to 0.1)	0 (0 to 0.1)	0 (0 to 0.1)	0 (0 to 0.1)	0 (0 to 0.1)	0 (0 to 0.1)	0 (0 to 0.1)	0 (0 to 0.1)	0 (0 to 0.1)	0 (0 to 0.1)	0 (0 to 0.1)	0 (0 to 0.1)	0 (0 to 0.1)	0 (0 to 0.1)	0 (0 to 0.1)	0 (0 to 0.1)	0 (0 to 0.1)	1.7
Other intestinal infectious diseases	0 (0 to 0)	0 (0 to 0)	0.1 (0 to 0.2)	0 (0 to 0.1)	0 (0 to 0.1)	0 (0 to 0.1)	0 (0 to 0.1)	0 (0 to 0.1)	0 (0 to 0.1)	0 (0 to 0.1)	0 (0 to 0.1)	0 (0 to 0.1)	0 (0 to 0.1)	0 (0 to 0.1)	0 (0 to 0.1)	0 (0 to 0.1)	0 (0 to 0.1)	0 (0 to 0.1)	0 (0 to 0.1)	0 (0 to 0.1)	0 (0 to 0.1)	0 (0 to 0.1)	0 (0 to 0.1)	0.7
Neglected tropical diseases and malaria	0 (0 to 0)	0 (0 to 0)	1.9 (0 to 11.9)	2.9 (0.2 to 9.9)	0.3 (0 to 0.9)	0.2 (0 to 0.6)	0.2 (0 to 0.7)	0.3 (0 to 1.1)	0.3 (0 to 1.1)	0.3 (0 to 1.1)	0.3 (0 to 1.1)	0.3 (0 to 1.1)	0.3 (0 to 1.1)	0.3 (0 to 1.1)	0.3 (0 to 1.1)	0.3 (0 to 1.1)	0.3 (0 to 1.1)	0.3 (0 to 1.1)	0.3 (0 to 1.1)	0.3 (0 to 1.1)	0.3 (0 to 1.1)	0.3 (0 to 1.1)	0.3 (0 to 1.1)	13
Malaria	0 (0 to 0)	0 (0 to 0)	0 (0 to 0)	0 (0 to 0)	0 (0 to 0)	0 (0 to 0)	0 (0 to 0)	0 (0 to 0)	0 (0 to 0)	0 (0 to 0)	0 (0 to 0)	0 (0 to 0)	0 (0 to 0)	0 (0 to 0)	0 (0 to 0)	0 (0 to 0)	0 (0 to 0)	0 (0 to 0)	0 (0 to 0)	0 (0 to 0)	0 (0 to 0)	0 (0 to 0)	0 (0 to 0)	0
Chagas disease	0 (0 to 0)	0 (0 to 0)	0 (0 to 0)	0 (0 to 0)	0 (0 to 0)	0 (0 to 0)	0 (0 to 0)	0 (0 to 0)	0 (0 to 0)	0 (0 to 0)	0 (0 to 0)	0 (0 to 0)	0 (0 to 0)	0 (0 to 0)	0 (0 to 0)	0 (0 to 0)	0 (0 to 0)	0 (0 to 0)	0 (0 to 0)	0 (0 to 0)	0 (0 to 0)	0 (0 to 0)	0 (0 to 0)	0
Leishmaniasis	0 (0 to 0)	0 (0 to 0)	0 (0 to 0)	0 (0 to 0)	0 (0 to 0)	0 (0 to 0)	0 (0 to 0)	0 (0 to 0)	0 (0 to 0)	0 (0 to 0)	0 (0 to 0)	0 (0 to 0)	0 (0 to 0)	0 (0 to 0)	0 (0 to 0)	0 (0 to 0)	0 (0 to 0)	0 (0 to 0)	0 (0 to 0)	0 (0 to 0)	0 (0 to 0)	0 (0 to 0)	0 (0 to 0)	0
Visceral leishmaniasis	0 (0 to 0)	0 (0 to 0)	0 (0 to 0)	0 (0 to 0)	0 (0 to 0)	0 (0 to 0)	0 (0 to 0)	0 (0 to 0)	0 (0 to 0)	0 (0 to 0)	0 (0 to 0)	0 (0 to 0)	0 (0 to 0)	0 (0 to 0)	0 (0 to 0)	0 (0 to 0)	0 (0 to 0)	0 (0 to 0)	0 (0 to 0)	0 (0 to 0)	0 (0 to 0)	0 (0 to 0)	0 (0 to 0)	0
Cutaneous and mucocutaneous leishmaniasis	0 (0 to 0)	0 (0 to 0)	0 (0 to 0)	0 (0 to 0)	0 (0 to 0)	0 (0 to 0)	0 (0 to 0)	0 (0 to 0)	0 (0 to 0)	0 (0 to 0)	0 (0 to 0)	0 (0 to 0)	0 (0 to 0)	0 (0 to 0)	0 (0 to 0)	0 (0 to 0)	0 (0 to 0)	0 (0 to 0)	0 (0 to 0)	0 (0 to 0)	0 (0 to 0)	0 (0 to 0)	0 (0 to 0)	0
African trypanosomiasis	0 (0 to 0)	0 (0 to 0)	0 (0 to 0)	0 (0 to 0)	0 (0 to 0)	0 (0 to 0)	0 (0 to 0)	0 (0 to 0)	0 (0 to 0)	0 (0 to 0)	0 (0 to 0)	0 (0 to 0)	0 (0 to 0)	0 (0 to 0)	0 (0 to 0)	0 (0 to 0)	0 (0 to 0)	0 (0 to 0)	0 (0 to 0)	0 (0 to 0)	0 (0 to 0)	0 (0 to 0)	0 (0 to 0)	0
Schistosomiasis	0 (0 to 0)	0 (0 to 0)	0 (0 to 0)	0 (0 to 0)	0 (0 to 0)	0 (0 to 0)	0 (0 to 0)	0 (0 to 0)	0 (0 to 0)	0 (0 to 0)	0 (0 to 0)	0 (0 to 0)	0 (0 to 0)	0 (0 to 0)	0 (0 to 0)	0 (0 to 0)	0 (0 to 0)	0 (0 to 0)	0 (0 to 0)	0 (0 to 0)	0 (0 to 0)	0 (0 to 0)	0 (0 to 0)	0
Cysticercosis	0 (0 to 0)	0 (0 to 0)	0 (0 to 0)	0 (0 to 0)	0 (0 to 0)	0 (0 to 0)	0 (0 to 0)	0 (0 to 0)	0 (0 to 0)	0 (0 to 0)	0 (0 to 0)	0 (0 to 0)	0 (0 to 0)	0 (0 to 0)	0 (0 to 0)	0 (0 to 0)	0 (0 to 0)	0 (0 to 0)	0 (0 to 0)	0 (0 to 0)	0 (0 to 0)	0 (0 to 0)	0 (0 to 0)	0
Cystic echinococcosis	0 (0 to 0)	0 (0 to 0)	0 (0 to 0)	0 (0 to 0)	0 (0 to 0)	0 (0 to 0)	0 (0 to 0)	0 (0 to 0)	0 (0 to 0)	0 (0 to 0)	0 (0 to 0)	0 (0 to 0)	0 (0 to 0)	0 (0 to 0)	0 (0 to 0)	0 (0 to 0)	0 (0 to 0)	0 (0 to 0)	0 (0 to 0)	0 (0 to 0)	0 (0 to 0)	0 (0 to 0)	0 (0 to 0)	0.2
Lymphatic filariasis	0 (0 to 0)	0 (0 to 0)	0 (0 to 0)	0 (0 to 0)	0 (0 to 0)	0 (0 to 0)	0 (0 to 0)	0 (0 to 0)	0 (0 to 0)	0 (0 to 0)	0 (0 to 0)	0 (0 to 0)	0 (0 to 0)	0 (0 to 0)	0 (0 to 0)	0 (0 to 0)	0 (0 to 0)	0 (0 to 0)	0 (0 to 0)	0 (0 to 0)	0 (0 to 0)	0 (0 to 0)	0 (0 to 0)	0
Onchocerciasis	0 (0 to 0)	0 (0 to 0)	0 (0 to 0)	0 (0 to 0)	0 (0 to 0)	0 (0 to 0)	0 (0 to 0)	0 (0 to 0)	0 (0 to 0)	0 (0 to 0)	0 (0 to 0)	0 (0 to 0)	0 (0 to 0)	0 (0 to 0)	0 (0 to 0)	0 (0 to 0)	0 (0 to 0)	0 (0 to 0)	0 (0 to 0)	0 (0 to 0)	0 (0 to 0)	0 (0 to 0)	0 (0 to 0)	0
Trachoma	0 (0 to 0)	0 (0 to 0)	0 (0 to 0)	0 (0 to 0)	0 (0 to 0)	0 (0 to 0)	0 (0 to 0)	0 (0 to 0)	0 (0 to 0)	0 (0 to 0)	0 (0 to 0)	0 (0 to 0)	0 (0 to 0)	0 (0 to 0)	0 (0 to 0)	0 (0 to 0)	0 (0 to 0)	0 (0 to 0)	0 (0 to 0)	0 (0 to 0)	0 (0 to 0)	0 (0 to 0)	0 (0 to 0)	0
Dengue	0 (0 to 0)	0 (0 to 0)	0 (0 to 0)	0 (0 to 0)	0 (0 to 0)	0 (0 to 0)	0 (0 to 0)	0 (0 to 0)	0 (0 to 0)	0 (0 to 0)	0 (0 to 0)	0 (0 to 0)	0 (0 to 0)	0 (0 to 0)	0 (0 to 0)	0 (0 to 0)	0 (0 to 0)	0 (0 to 0)	0 (0 to 0)	0 (0 to 0)	0 (0 to 0)	0 (0 to 0)	0 (0 to 0)	0
Yellow fever	0 (0 to 0)	0 (0 to 0)	0 (0 to 0)	0 (0 to 0)	0 (0 to 0)	0 (0 to 0)	0 (0 to 0)	0 (0 to 0)	0 (0 to 0)	0 (0 to 0)	0 (0 to 0)	0 (0 to 0)	0 (0 to 0)	0 (0 to 0)	0 (0 to 0)	0 (0 to 0)	0 (0 to 0)	0 (0 to 0)	0 (0 to 0)	0 (0 to 0)	0 (0 to 0)	0 (0 to 0)	0 (0 to 0)	0
Rabies	0 (0 to 0)	0 (0 to 0)	0 (0 to 0)	0 (0 to 0)	0 (0 to 0)	0 (0 to 0)	0 (0 to 0)	0 (0 to 0)	0 (0 to 0)	0 (0 to 0)	0 (0 to 0)	0 (0 to 0)	0 (0 to 0)	0 (0 to 0)	0 (0 to 0)	0 (0 to 0)	0 (0 to 0)	0 (0 to 0)	0 (0 to 0)	0 (0 to 0)	0 (0 to 0)	0 (0 to 0)	0 (0 to 0)	0
Intestinal nematode infections	0 (0 to 0)	0 (0 to 0)	0 (0 to 0)	0 (0 to 0)	0 (0 to 0)	0 (0 to 0)	0 (0 to 0)	0 (0 to 0)	0 (0 to 0)	0 (0 to 0)	0 (0 to 0)	0 (0 to 0)	0 (0 to 0)	0 (0 to 0)	0 (0 to 0)	0 (0 to 0)	0 (0 to 0)	0 (0 to 0)	0 (0 to 0)	0 (0 to 0)	0 (0 to 0)	0 (0 to 0)	0 (0 to 0)	0
Ascariasis	0 (0 to 0)	0 (0 to 0)	0 (0 to 0)	0 (0 to 0)	0 (0 to 0)	0 (0 to 0)	0 (0 to 0)	0 (0 to 0)	0 (0 to 0)	0 (0 to 0)	0 (0 to 0)	0 (0 to 0)	0 (0 to 0)	0 (0 to 0)	0 (0 to 0)	0 (0 to 0)	0 (0 to 0)	0 (0 to 0)	0 (0 to 0)	0 (0 to 0)	0 (0 to 0)	0 (0 to 0)	0 (0 to 0)	0
Trichuriasis	0 (0 to 0)	0 (0

Other neoplasms	0·1 (0 to 0·1)	0 (0 to 0)	0·2 (0·1 to 0·3)	0·3 (0·2 to 0·4)	0·3 (0·2 to 0·5)	0·3 (0·2 to 0·4)	0·4 (0·2 to 0·6)	0·3 (0·2 to 0·5)	0·6 (0·4 to 0·9)	0·6 (0·4 to 1·0)	0·9 (0·6 to 1·2)	1·2 (0·8 to 1·7)	1·6 (1·1 to 2·3)	3·1 (2·2 to 4·6)	3·5 (2·2 to 4·9)	5·9 (4·2 to 8·2)	8·8 (6·3 to 13·7)	13·2 (9·3 to 21·3)	21·3 (15·6 to 33·2)	27·7 (20·1 to 40·3)	37 (27·4 to 58·2)	32·6 (24·1 to 50·7)	20·7 (15·2 to 30·4)	9 (6·5 to 12·2)	2 (1·4 to 2·9)	
Medulloblastoma, medulloblastoma, and other hemangioblastoma	0 (0 to 0·1)	0 (0 to 0)	0·2 (0·1 to 0·3)	0·2 (0·2 to 0·4)	0·3 (0·2 to 0·5)	0·3 (0·2 to 0·4)	0·3 (0·2 to 0·5)	0·3 (0·2 to 0·4)	0·5 (0·4 to 0·8)	0·6 (0·4 to 1·0)	0·8 (0·6 to 1·1)	1·2 (0·8 to 1·7)	1·6 (1·1 to 2·3)	3·1 (2·2 to 4·6)	3·5 (2·2 to 4·9)	5·9 (4·2 to 8·2)	8·8 (6·3 to 13·7)	13·2 (9·3 to 21·3)	21·3 (15·6 to 33·2)	27·7 (20·1 to 40·3)	37 (27·4 to 58·2)	32·6 (24·1 to 50·7)	20·7 (15·2 to 30·4)	9 (6·5 to 12·2)	2 (1·4 to 2·9)	197
Meningeal and in situ intestinal neoplasms	0 (0 to 0)	0 (0 to 0)	0 (0 to 0)	0 (0 to 0)	0 (0 to 0)	0 (0 to 0)	0 (0 to 0)	0 (0 to 0)	0 (0 to 0)	0 (0 to 0)	0 (0 to 0)	0 (0 to 0)	0 (0 to 0)	0 (0 to 0)	0 (0 to 0)	0 (0 to 0)	0 (0 to 0)	0 (0 to 0)	0 (0 to 0)	0 (0 to 0)	0 (0 to 0)	0 (0 to 0)	0 (0 to 0)	0 (0 to 0)	0 (0 to 0)	
Meningeal and in situ cervical and uterine neoplasms	0 (0 to 0)	0 (0 to 0)	0 (0 to 0)	0 (0 to 0)	0 (0 to 0)	0 (0 to 0)	0 (0 to 0)	0 (0 to 0)	0 (0 to 0)	0 (0 to 0)	0 (0 to 0)	0 (0 to 0)	0 (0 to 0)	0 (0 to 0)	0 (0 to 0)	0 (0 to 0)	0 (0 to 0)	0 (0 to 0)	0 (0 to 0)	0 (0 to 0)	0 (0 to 0)	0 (0 to 0)	0 (0 to 0)	0 (0 to 0)	0 (0 to 0)	
Other benign and in situ neoplasms	0 (0 to 0)	0 (0 to 0)	0 (0 to 0)	0 (0 to 0)	0 (0 to 0)	0 (0 to 0)	0 (0 to 0)	0 (0 to 0)	0 (0 to 0)	0 (0 to 0)	0 (0 to 0)	0 (0 to 0)	0 (0 to 0)	0 (0 to 0)	0 (0 to 0)	0 (0 to 0)	0 (0 to 0)	0 (0 to 0)	0 (0 to 0)	0 (0 to 0)	0 (0 to 0)	0 (0 to 0)	0 (0 to 0)	0 (0 to 0)	0 (0 to 0)	
Cardiovascular diseases	1·4 (1·1 to 1·9)	2 (1·4 to 2·8)	3·5 (2·4 to 5·1)	7·2 (5·1 to 9·3)	7·8 (5·3 to 9·7)	12·2 (9·4 to 15·3)	27·4 (20·4 to 35·3)	41·4 (34·1 to 50·1)	81·1 (67·3 to 96)	132 (109 to 158)	210 (182 to 247)	340 (293 to 401)	510 (441 to 597)	1,030 (892 to 1,218)	1,168 (997 to 1,386)	1,378 (1,170 to 1,660)	1,660 (1,420 to 1,970)	2,060 (1,720 to 2,510)	2,420 (2,020 to 2,946)	2,460 (2,100 to 2,710)	1,600 (1,340 to 1,910)	892 (739 to 1,010)	277 (227 to 319)	17,200
Rheumatic heart disease	0 (0 to 0)	0 (0 to 0)	0 (0 to 0·4)	0 (0 to 0·4)	0·2 (0 to 0·5)	0·2 (0 to 0·5)	0·3 (0 to 0·6)	0·5 (0 to 0·7)	0·9 (0 to 1·1)	1·2 (0 to 1·7)	1·9 (1 to 2·7)	2·6 (1 to 3·7)	4·5 (3 to 6·3)	9·6 (7 to 13)	7·8 (5 to 10·6)	9·7 (6 to 13·1)	11·6 (8 to 15·6)	19·2 (14·7 to 25·2)	19·4 (14·5 to 25·3)	19·7 (13·2 to 27·6)	10·5 (7 to 13·7)	4·9 (3 to 6·4)	1·5 (1 to 1·9)	119
Ischemic heart disease	0 (0 to 0)	0 (0 to 0)	0 (0 to 0)	0 (0 to 0)	1·9 (1·4 to 2·5)	3·4 (2·6 to 4·3)	7·7 (5·7 to 9·7)	12·1 (9·4 to 15·4)	22·1 (17·1 to 28·4)	32·1 (25·1 to 41·1)	48·7 (38·6 to 61·5)	71 (56·1 to 89·5)	97·1 (77·3 to 122)	172 (141 to 209)	222 (177 to 267)	309 (253 to 373)	400 (327 to 482)	552 (453 to 667)	659 (537 to 797)	700 (570 to 850)	558 (453 to 683)	343 (279 to 423)	139 (112 to 172)	8,990
Stroke	0·1 (0 to 0·2)	0·3 (0·1 to 0·5)	1·4 (1 to 2)	3·3 (2·3 to 4·3)	5·3 (3·7 to 6·9)	9·6 (7·5 to 12·4)	14·7 (11·3 to 18·8)	25·8 (19·9 to 33·3)	39 (30·3 to 49·4)	58 (45·3 to 72·4)	79·6 (64·6 to 99)	132 (107 to 177)	200 (161 to 247)	338 (273 to 423)	348 (283 to 432)	413 (337 to 511)	471 (383 to 587)	646 (527 to 802)	678 (552 to 844)	668 (545 to 833)	574 (468 to 707)	376 (307 to 471)	168 (137 to 211)	4,070
Ischemic stroke	0·1 (0 to 0·1)	0·2 (0·1 to 0·3)	0·6 (0·4 to 0·9)	1·7 (1·2 to 2·3)	2·7 (1·9 to 3·5)	3·3 (2·5 to 4·3)	4·2 (3·2 to 5·6)	6·1 (4·6 to 8·1)	9·5 (7·2 to 12·6)	13·9 (10·4 to 18·5)	19·9 (14·9 to 26·4)	27·4 (20·4 to 36·4)	42·6 (31·8 to 56·5)	53·9 (40·3 to 71·6)	48·7 (36·4 to 64·7)	53·1 (39·7 to 70·5)	52·1 (38·9 to 69·1)	59·4 (44·3 to 78·8)	57·6 (43·1 to 76·5)	47·8 (35·7 to 63·5)	32·1 (24·1 to 42·6)	14·4 (10·8 to 19·1)	3,210
Intracerebral hemorrhage	0 (0 to 0)	0 (0 to 0·2)	0·4 (0·3 to 0·6)	0·9 (0·6 to 1·1)	1·2 (0·9 to 1·5)	2·1 (1·5 to 2·7)	3·2 (2·4 to 4·1)	4·7 (3·5 to 6·1)	6·9 (5·1 to 9·1)	9·5 (7·1 to 12·7)	13·2 (9·8 to 17·8)	17·9 (13·3 to 24·1)	27·6 (20·5 to 37·2)	39·1 (29·1 to 52·4)	37·2 (27·8 to 49·8)	41·2 (30·7 to 55·2)	39·4 (29·4 to 52·8)	44·6 (33·2 to 59·7)	43·2 (32·1 to 57·9)	35·9 (26·7 to 48·1)	24·1 (17·9 to 32·3)	10·8 (8·1 to 14·5)	1,210
Subarachnoid hemorrhage	0 (0 to 0·1)	0 (0 to 0)	0·2 (0·2 to 0·3)	0·4 (0·3 to 0·7)	0·5 (0·4 to 0·8)	0·9 (0·6 to 1·2)	1·2 (0·9 to 1·6)	1·8 (1·4 to 2·4)	2·7 (2·1 to 3·6)	3·7 (2·8 to 5·1)	5·2 (3·9 to 7·2)	7·1 (5·3 to 9·8)	10·7 (8·1 to 14·7)	15·2 (11·4 to 21·1)	14·5 (10·8 to 20·2)	16·1 (12·1 to 22·4)	15·4 (11·5 to 21·4)	17·4 (13·1 to 24·2)	16·9 (12·6 to 23·5)	14 (10·4 to 19·5)	9·4 (7 to 13·1)	4·2 (3·1 to 5·9)	652
Hypertensive heart disease	0 (0 to 0)	0 (0 to 0)	0 (0 to 0)	0 (0 to 0)	0 (0 to 0)	0 (0 to 0)	0 (0 to 0·2)	0 (0 to 0·2)	0 (0 to 0·1)	0 (0 to 0·1)	0 (0 to 0·2)	0 (0 to 0·2)	0 (0 to 0·3)	0 (0 to 0·5)	0 (0 to 0·5)	0 (0 to 0·6)	0 (0 to 0·7)	0 (0 to 0·8)	0 (0 to 0·9)	0 (0 to 0·9)	0 (0 to 0·8)	0 (0 to 0·6)	0 (0 to 0·4)	0 (0 to 0·2)	4
Non-rheumatic valvular heart disease	0 (0 to 0)	0 (0 to 0)	0 (0 to 0)	0 (0 to 0)	0 (0 to 0)	0 (0 to 0)	0 (0 to 0·1)	0 (0 to 0·1)	0 (0 to 0·1)	0 (0 to 0·2)	0 (0 to 0·2)	0 (0 to 0·3)	0 (0 to 0·4)	0 (0 to 0·5)	0 (0 to 0·5)	0 (0 to 0·6)	0 (0 to 0·7)	0 (0 to 0·8)	0 (0 to 0·9)	0 (0 to 0·9)	0 (0 to 0·8)	0 (0 to 0·6)	0 (0 to 0·4)	0 (0 to 0·2)	4
Non-rheumatic calcific aortic valve disease	0 (0 to 0)	0 (0 to 0)	0 (0 to 0)	0 (0 to 0)	0 (0 to 0)	0 (0 to 0)	0 (0 to 0·1)	0 (0 to 0·1)	0 (0 to 0·1)	0 (0 to 0·1)	0 (0 to 0·2)	0 (0 to 0·3)	0 (0 to 0·4)	0 (0 to 0·5)	0 (0 to 0·5)	0 (0 to 0·6)	0 (0 to 0·7)	0 (0 to 0·8)	0 (0 to 0·9)	0 (0 to 0·9)	0 (0 to 0·8)	0 (0 to 0·6)	0 (0 to 0·4)	0 (0 to 0·2)	4
Non-rheumatic degenerative mitral valve disease	0 (0 to 0)	0 (0 to 0)	0 (0 to 0)	0 (0 to 0)	0 (0 to 0)	0 (0 to 0)	0 (0 to 0·1)	0 (0 to 0·1)	0 (0 to 0·1)	0 (0 to 0·1)	0 (0 to 0·1)	0 (0 to 0·2)	0 (0 to 0·2)	0 (0 to 0·3)	0 (0 to 0·3)	0 (0 to 0·4)	0 (0 to 0·4)	0 (0 to 0·5)	0 (0 to 0·5)	0 (0 to 0·5)	0 (0 to 0·5)	0 (0 to 0·4)	0 (0 to 0·3)	0 (0 to 0·1)	2
Other non-rheumatic valve diseases	0 (0 to 0)	0 (0 to 0)	0 (0 to 0)	0 (0 to 0)	0 (0 to 0)	0 (0 to 0)	0 (0 to 0·1)	0 (0 to 0·1)	0 (0 to 0·1)	0 (0 to 0·2)	0 (0 to 0·2)	0 (0 to 0·3)	0 (0 to 0·3)	0 (0 to 0·4)	0 (0 to 0·4)	0 (0 to 0·5)	0 (0 to 0·5)	0 (0 to 0·6)	0 (0 to 0·6)	0 (0 to 0·6)	0 (0 to 0·5)	0 (0 to 0·4)	0 (0 to 0·3)	0 (0 to 0·1)	3
Cardiomyopathy and myocarditis	0·7 (0·3 to 1)	1 (0·7 to 1·3)	1·6 (0·9 to 2·4)	2·6 (1·5 to 3·9)	2·8 (1·5 to 3·9)	3·7 (2·1 to 5·3)	5·1 (2·9 to 7·2)	7·1 (4·2 to 9·8)	10·4 (6·5 to 14·1)	13·7 (9·1 to 18·5)	17·1 (11·7 to 23·4)	20·7 (14·3 to 28·4)	25·1 (17·6 to 34·4)	29·3 (20·1 to 41)	20·7 (14·2 to 28·6)	17·2 (11·8 to 24·1)	13·1 (8·9 to 18·4)	11·2 (7·6 to 15·7)	8·6 (5·8 to 12·1)	6·1 (4·1 to 8·6)	3·7 (2·5 to 5·2)	1·9 (1·3 to 2·7)	342
Myocarditis	0 (0 to 0·1)	0 (0 to 0·2)	0·3 (0·2 to 0·5)	0·6 (0·4 to 1·1)	0·8 (0·5 to 1·3)	1·2 (0·8 to 1·7)	1·7 (1·2 to 2·5)	2·4 (1·7 to 3·4)	3·5 (2·4 to 4·9)	4·7 (3·3 to 6·5)	6·4 (4·5 to 8·9)	8·6 (6·1 to 12·1)	11·6 (8·2 to 16·2)	15·4 (10·9 to 21·5)	11·8 (8·3 to 16·5)	10·1 (7·1 to 14·1)	7·9 (5·4 to 11)	6·9 (4·7 to 9·7)	5·6 (3·8 to 7·9)	4·2 (2·8 to 5·9)	2·6 (1·8 to 3·7)	1·3 (0·9 to 1·8)	1·7 (1·1 to 2·3)	28
Alcoholic cardiomyopathy	0 (0 to 0)	0 (0 to 0)	0 (0 to 0)	0 (0 to 0)	0 (0 to 0)	0 (0 to 0)	0 (0 to 0·1)	0 (0 to 0·1)	0 (0 to 0·1)	0 (0 to 0·1)	0 (0 to 0·1)	0 (0 to 0·2)	0 (0 to 0·2)	0 (0 to 0·3)	0 (0 to 0·3)	0 (0 to 0·4)	0 (0 to 0·4)	0 (0 to 0·5)	0 (0 to 0·5)	0 (0 to 0·5)	0 (0 to 0·4)	0 (0 to 0·3)	0 (0 to 0·2)	0 (0 to 0·1)	1
Other cardiomyopathy	0·7 (0·3 to 0·9)	0·8 (0·5 to 1·1)	0·7 (0·4 to 1·1)	2·6 (1·6 to 3·7)	1·3 (0·8 to 1·9)	2·2 (1·4 to 3·2)	2·9 (1·8 to 4·2)	4·9 (3·2 to 6·9)	6·1 (4·1 to 8·6)	7·5 (5·1 to 10·6)	9·6 (6·6 to 13·4)	11·2 (7·8 to 15·7)	14·4 (9·8 to 20·1)	18·6 (12·8 to 25·8)	12·8 (8·9 to 17·8)	14·5 (9·9 to 20·2)	14·6 (9·9 to 20·4)	16·2 (10·7 to 23·7)	16·4 (10·7 to 24·1)	14·7 (9·6 to 21·8)	9·5 (6·2 to 14·2)	4·1 (2·6 to 6·2)	232
Atrial fibrillation and flutter	0 (0 to 0)	0 (0 to 0)	0 (0 to 0)	0 (0 to 0)	0 (0 to 0)	0 (0 to 0)	0 (0 to 0)	0 (0 to 0)	0 (0 to 0)	0 (0 to 0)	0 (0 to 0)	0 (0 to 0)	0 (0 to 0)	0 (0 to 0)	0 (0 to 0)	0 (0 to 0)	0 (0 to 0)	0 (0 to 0)	0 (0 to 0)	0 (0 to 0)	0 (0 to 0)	0 (0 to 0)	0 (0 to 0)	0 (0 to 0)	0
Aortic aneurysm	—	—	—	—	—	—	—	—	—	—	—	—	—	—	—	—	—	—	—	—	—	—	—	—	
Endocarditis	0 (0 to 0)	0·3 (0·2 to 0·4)	0·4 (0·2 to 0·6)	0·6 (0·3 to 0·9)	0·5 (0·3 to 0·8)	0·6 (0·4 to 0·9)	0·8 (0·5 to 1·2)	1·1 (0·7 to 1·6)	1·6 (1·1 to 2·3)	2·6 (1·8 to 3·7)	3·5 (2·4 to 5·1)	4·6 (3·2 to 6·7)	6·2 (4·3 to 9·1)	8·7 (6·1 to 12·8)	6·1 (4·2 to 9·1)	7·4 (5·1 to 11)	7·9 (5·3 to 11·8)	9·2 (6·1 to 13·9)	9·9 (6·4 to 15·1)	9·2 (5·9 to 14·2)	6·4 (4·1 to 9·8)	3·2 (2·1 to 4·9)	1·6 (1·1 to 2·4)	117
Other cardiovascular and circulatory diseases	0·7 (0·3 to 1)	0·7 (0·4 to 1·1)	2·3 (1·4 to 3·7)	2·2 (1·3 to 3·4)	3·5 (2·2 to 5·1)	2·2 (1·4 to 3·3)	5·1 (3·3 to 7·5)	9·3 (6·3 to 13·2)	16·9 (11·4 to 24·3)	20·6 (14·3 to 28·9)	24·3 (17·2 to 34·1)	41·4 (31·6 to 54·2)	51·9 (39·7 to 67·1)	59·7 (44·7 to 78·2)	67·9 (50·2 to 89·3)	70·7 (52·2 to 93·2)	76·2 (57·4 to 97·8)	80·1 (60·8 to 104)	115 (86·1 to 149)	98·1 (73·7 to 129)	77·2 (57·9 to 101)	42·7 (31·9 to 56·4)	20·4 (14·9 to 27·4)	840
Chronic respiratory diseases	29·4 (26·2 to 32·8)	29·7 (26·3 to 33·3)	79·4 (70·3 to 89·2)	69·6 (62·3 to 78·2)	56 (49·9 to 62·8)	52·6 (46·9 to 59·1)	53·2 (47·5 to 59·7)	103 (92·1 to 115)	174 (156·1 to 194)	281 (252·1 to 314)	399 (358·1 to 445)	538 (483·1 to 601)	732 (657·1 to 817)	1,020 (916·1 to 1,140)	1,040 (934·1 to 1,160)	1,110 (1,000 to 1,240)	1,140 (1,020 to 1,270)	1,230 (1,100 to 1,370)	1,220 (1,090 to 1,360)	1,110 (1,000 to 1,240)	1,040 (933 to 1,160)	1,010 (907 to 1,130)	1,040 (933 to 1,160)	29,300
Chronic obstructive pulmonary disease	0·1 (0 to 0·1)	0·1 (0 to 0·1)	0·3 (0·2 to 0·4)	0·3 (0·2 to 0·4)	0·3 (0·2 to 0·4)	0·3 (0·2 to 0·4)	0·4 (0·3 to 0·5)	0·7 (0·5 to 0·9)	1·1 (0·8 to 1·4)	1·6 (1·2 to 2·1)	2·2 (1·6 to 2·9)	2·9 (2·2 to 3·8)	4·1 (3·1 to 5·4)	5·4 (4·1 to 7·2)	4·3 (3·2 to 5·8)	5·2 (3·9 to 7·1)	5·4 (4·1 to 7·4)	6·3 (4·7 to 8·7)	6·5 (4·7 to 9·1)	6·2 (4·4 to 8·8)	4·8 (3·4 to 6·8)	3·2 (2·2 to 4·5)	1·6 (1·1 to 2·2)	440
Pneumoconiosis	0 (0 to 0)	0 (0 to 0)	0 (0 to 0)	0 (0 to 0)	0 (0 to 0)	0 (0 to 0)	0 (0 to 0·1)	0 (0 to 0·1)	0 (0 to 0·1)	0 (0 to 0·1)	0 (0 to 0·2)	0 (0 to 0·2)	0 (0 to 0·3)	0 (0 to 0·4)	0 (0 to 0·4)	0 (0 to 0·5)	0 (0 to 0·5)	0 (0 to 0·6)	0 (0 to 0·6)	0 (0 to 0·6)	0 (0 to 0·5)	0 (0 to 0·4)	0 (0 to 0·3)	0 (0 to 0·1)	4
Silicosis	0 (0 to 0)	0 (0 to 0)	0 (0 to 0)	0 (0 to 0)	0 (0 to 0)	0 (0 to 0)	0 (0 to 0)	0 (0 to 0)	0 (0 to 0)	0 (0 to 0)	0 (0 to 0)	0 (0 to 0)	0 (0 to 0)	0 (0 to 0)	0 (0 to 0)	0 (0 to 0)	0 (0 to 0)	0 (0 to 0)	0 (0 to 0)	0 (0 to 0)	0 (0 to 0)	0 (0 to 0)	0 (0 to 0)	0 (0 to 0)	1
Asbestosis	0 (0 to 0)	0 (0 to 0)	0 (0 to 0)	0 (0 to 0)	0 (0 to 0)	0 (0 to 0)	0 (0 to 0·1)	0 (0 to 0·1)	0 (0 to 0·1)	0 (0 to 0·1)	0 (0 to 0·1)	0 (0 to 0·2)	0 (0 to 0·2)	0 (0 to 0·3)	0 (0 to 0·3)	0 (0 to 0·4)	0 (0 to 0·4)	0 (0 to 0·5)	0 (0 to 0·5)	0 (0 to 0·5)	0 (0 to 0·4)	0 (0 to 0·4)	0 (0 to 0·3)	0 (0 to 0·1)	5
Coal workers pneumoconiosis	0 (0 to 0)	0 (0 to 0)	0 (0 to 0)	0 (0 to 0)	0 (0 to 0)	0 (0 to 0)	0 (0 to 0)	0 (0 to 0)	0 (0 to 0)	0 (0 to 0)	0 (0 to 0)	0 (0 to 0)	0 (0 to 0)	0 (0 to 0)	0 (0 to 0)	0 (0 to 0)	0 (0 to 0)	0 (0 to 0)	0 (0 to 0)	0 (0 to 0)	0 (0 to 0)	0 (0 to 0)	0 (0 to 0)	0 (0 to 0)	0
Other pneumoconiosis	0 (0 to 0)	0 (0 to 0)	0 (0 to 0)	0 (0 to 0)	0 (0 to 0)	0 (0 to 0)	0 (0 to 0·1)	0 (0 to 0·1)	0 (0 to 0·1)	0 (0 to 0·1)	0 (0 to 0·1)	0 (0 to 0·2)	0 (0 to 0·2)	0 (0 to 0·3)	0 (0 to 0·3)	0 (0 to 0·4)	0 (0 to 0·4)	0 (0 to 0·5)	0 (0 to 0·5)	0 (0 to 0·5)	0 (0 to 0·4)	0 (0 to 0·4)	0 (0 to 0·3)	0 (0 to 0·1)	6
Asthma	59·5 (49·3 to 69·7)	79·5 (66·3 to 93·7)	87·6 (72·5 to 103·7)	85·9 (71·2 to 101·8)	80·4 (66·4 to 95·3)	79·6 (66·4 to 93·9)	82·4 (68·9 to 97·5)	88·4 (73·6 to 104·5)	92·4 (77·1 to 109·3)	96·2 (80·4 to 113·8)	97·3 (81·2 to 115·1)	101·2 (84·2 to 119·7)	103 (85·9 to 122)	104 (86·2 to 123)	94·2 (77·8 to 112)	90·1 (74·2 to 107)	86·9 (71·5 to 103)	83·5 (68·5 to 99·5)	77·5 (63·3 to 93·2)	70·2 (57·1 to 85·9)	60·1 (48·5 to 74·2)	49·3 (39·6 to 61·5)	36·6 (29·3 to 45·9)	1,340
Interstitial lung disease and pulmonary sarcoidosis	0·6 (0·4 to 0·8)	0·8 (0·6 to 1·1)	1·1 (0·8 to 1·5)	1·1 (0·8 to 1·5)	1·1 (0·8 to 1·5)	1·2 (0·9 to 1·6)	1·3 (0·9 to 1·8)	1·5 (1·1 to 2·1)	1·9 (1·4 to 2·6)	2·3 (1·7 to 3·2)	2·9 (2·1 to 4·1)	3·4 (2·5 to 4·7)	4·1 (3·1 to 5·7)	5·1 (3·8 to 7·1)	4·4 (3·2 to 6·1)	4·9 (3·6 to 6·8)	5·1 (3·7 to 7·1)	5·4 (3·9 to 7·5)	5·4 (3·9 to 7·6)	5·1 (3·7 to 7·1)	4·6 (3·3 to 6·4)	3·8 (2·7 to 5·3)	2·4 (1·7 to 3·3)	49
Other chronic respiratory diseases	0·5 (0·3 to 0·6)	0·6 (0·4 to 0·8)	1·1 (0·8 to 1·5)	1·7 (1·2 to 2·3)	1·6 (1·2 to 2·2)	1·6 (1·2 to 2·2)	1·8 (1·3 to 2·4)	2·1 (1·6 to 2·8)	2·7 (2·1 to 3·6)	3·5 (2·7 to 4·7)	4·4 (3·4 to 5·7)	5·3 (4·1 to 7·1)	6·7 (5·1 to 8·9)	8·4 (6·4 to 11·1)	6·7 (5·1 to 8·9)	7·5 (5·7 to 10·1)	7·8 (5·9 to 10·4)	8·4 (6·3 to 11·2)	8·3 (6·2 to 11·1)	7·8 (5·8 to 10·4)	6·7 (5·1 to 9·1)	5·2 (3·9 to 7·1)	3·2 (2·4 to 4·3)	110
Digestive diseases	0·6 (0·5 to 0·8)	0·6 (0·5 to 0·8)	1·1 (0·9 to 1·4)	1·7 (1·4 to 2·1)	1·6 (1·3 to 2·1)	1·6 (1·3 to 2·1)	1·8 (1·5 to 2·3)	2·1 (1·7 to 2·7)	2·7 (2·2 to 3·5)	3·5 (2·8 to 4·5)	4·4 (3·5 to 5·7)	5·3 (4·2 to 6·9)	6·7 (5·3 to 8·7)	8·4 (6·6 to 10·9)	6·7 (5·2 to 8·7)	7·5 (5·8 to 9·8)	7·8 (6·1 to 10·2)	8·4 (6·5 to 10·9)	8·3 (6·4 to 10·8)	7·8 (6·1 to 10·2)	6·7 (5·2 to 8·7)	5·2 (4·1 to 6·8)	3·2 (2·5 to 4·2)	110
Cirrhosis and other chronic liver diseases	0·3 (0·2 to 0·4)	0·3 (0·2 to 0·5)	0·6 (0·4 to 0·8)	0·8 (0·6 to 1·1)	0·8 (0·6 to 1·1)	0·8 (0·6 to 1·1)	0·9 (0·7 to 1·2)	1·1 (0·8 to 1·4)	1·4 (1·1 to 1·8)	1·8 (1·4 to 2·3)	2·2 (1·7 to 2·9)	2·7 (2·1 to 3·5)	3·4 (2·7 to 4·5)	4·3 (3·4 to 5·7)	3·4 (2·7 to 4·5)	3·8 (3·0 to 5·1)	3·9 (3·1 to 5·2)	4·3 (3·4 to 5·7)	4·2 (3·3 to 5·6)	3·9 (3·1 to 5·2)	3·4 (2·7 to 4·5)	2·7 (2·1 to 3·6)	1·7 (1·3 to 2·2)	1,190
Cirrhosis and other chronic liver diseases due to hepatitis B	0 (0 to 0)	0 (0 to 0)	0 (0 to 0)	0 (0 to 0)	0 (0 to 0)	0 (0 to 0)	0 (0 to 0·1)	0 (0 to 0·1)	0 (0 to 0·1)	0 (0 to 0·1)	0 (0 to 0·1)	0 (0 to 0·2)	0 (0 to 0·2)	0 (0 to 0·3)	0 (0 to 0·3)	0 (0 to 0·4)	0 (0 to 0·4)	0 (0 to 0·5)	0 (0 to 0·5)	0 (0 to 0·5)	0 (0 to 0·4)	0 (0 to 0·4)	0 (0 to 0·3)	0 (0 to 0·1)	2
Cirrhosis and other chronic liver diseases due to hepatitis C	0 (0 to 0)	0 (0 to 0)	0 (0 to 0)	0 (0 to 0)	0 (0 to 0)	0 (0 to 0)	0 (0 to 0·1)	0 (0 to 0·1)	0 (0 to 0·1)	0 (0 to 0·1)	0 (0 to 0·2)	0 (0 to 0·2)	0 (0 to 0·3)	0 (0 to 0·3)	0 (0 to 0·4)	0 (0 to 0·4)	0 (0 to 0·5)	0 (0 to 0·5)	0 (0 to 0·5)	0 (0 to 0·5)	0 (0 to 0·4)	0 (0 to 0·4)	0 (0 to 0·3)	0 (0 to 0·1)	2
Cirrhosis and other chronic liver diseases due to alcohol use	0 (0 to 0)	0 (0 to 0)	0 (0 to 0)	0 (0 to 0)	0 (0 to 0)	0 (0 to 0)	0 (0 to 0·1)	0 (0 to 0·1)	0 (0 to 0·1)	0 (0 to 0·1)	0 (0 to 0·2)	0 (0 to 0·2)	0 (0 to 0·3)	0 (0 to 0·3)	0 (0 to 0·4)	0 (0 to 0·4)	0 (0 to 0·5)	0 (0 to 0·5)	0 (0 to 0·5)	0 (0 to 0·5)	0 (0 to 0·4)	0 (0 to 0·4)	0 (0 to 0·3)	0 (0 to 0·1)	2
Cirrhosis and other chronic liver diseases due to NAFLD	0 (0 to 0)	0 (0 to 0)	0 (0 to 0)	0 (0 to 0)	0 (0 to 0)	0 (0 to 0)	0 (0 to 0·1)	0 (0 to 0·1)	0 (0 to 0·1)	0 (0 to 0·1)	0 (0 to 0·2)	0 (0 to 0·2)	0 (0 to 0·3)	0 (0 to 0·3)	0 (0 to 0·4)	0 (0 to 0·4)	0 (0 to 0·5)	0 (0 to 0·5)	0 (0 to 0·5)	0 (0 to 0·5)	0 (0 to 0·4)	0 (0 to 0·4)	0 (0 to 0·3)	0 (0 to 0·1)	2
Cirrhosis and other chronic liver diseases due to other causes	0·1 (0 to 0·1)	0·2 (0 to 0·3)	0·3 (0 to 0·5)	0·5 (0·3 to 0·7)	0·5 (0·3 to 0·7)	0·5 (0·3 to 0·7)	0·6 (0·4 to 0·8)	0·8 (0·5 to 1·1)	1·1 (0·7 to 1·5)	1·4 (1·0 to 1·9)	1·8 (1·3 to 2·5)	2·2 (1·6 to 3·1)	2·8 (2·1 to 3·8)	3·5 (2·6 to 4·8)	2·8 (2·1 to 3·8)	3·1 (2·3 to 4·2)	3·2 (2·4 to 4·3)	3·5 (2·6 to 4·7)	3·5 (2·6 to 4·7)	3·2 (2·4 to 4·3)	2·8 (2·1 to 3·8)	2·2 (1·6 to 3·0)	1·4 (1·0 to 1·9)	39
Upper digestive system diseases	0·3 (0·2 to 0·4)	0·4 (0·3 to 0·5)	0·6 (0·4 to 0·8)	1·0 (0·7 to 1·3)	0·9 (0·7 to 1·2)	0·9 (0·7 to 1·2)	1·0 (0·8 to 1·3)	1·2 (0·9 to 1·6)	1·6 (1·2 to 2·1)	2·0 (1·5 to 2·7)	2·5 (1·9 to 3·3)	3·1 (2·4 to 4·1)	3·9 (3·0 to 5·1)	4·9 (3·8 to 6·5)	3·9 (3·0 to 5·1)	4·3 (3·3 to 5·7)	4·5 (3·5 to 5·9)	4·9 (3·8 to 6·5)	4·8 (3·7 to 6·4)	4·5 (3·5 to 5·9)	3·9 (3·0 to 5·1)	3·1 (2·4 to 4·1)	1·9 (1·5 to 2·5)	769
Peptic ulcer disease	0·2 (0 to 0·3)	0·3 (0 to 0·4)	0·4 (0·3 to 0·6)	0·6 (0·4 to 0·8)	0·6 (0·4 to 0·8)	0·6 (0·4 to 0·8)	0·7 (0·5 to 0·9)	0·8 (0·6 to 1·1)	1·1 (0·8 to 1·4)	1·4 (1·0 to 1·8)	1·7 (1·3 to 2·3)	2·2 (1·6 to 2·9)	2·7 (2·0 to 3·6)	3·4 (2·5 to 4·5)	2·7 (2·0 to 3·6)	3·0 (2·2 to 4·0)	3·1 (2·3 to 4·1)	3·4 (2·5 to 4·5)	3·3 (2·5 to 4·4)	3·1 (2·3 to 4·1)	2·7 (2·0 to 3·6)	2·1 (1·6 to 2·8)	1·3 (1·0 to 1·8)	279
Gastritis and duodenitis	0 (0 to 0)	0 (0 to 0)	0 (0 to 0)	0 (0 to 0)	0 (0 to 0)	0 (0 to 0)	0 (0 to 0)	0 (0 to 0)	0 (0 to 0)	0 (0 to 0)	0 (0 to 0)	0 (0 to 0)	0 (0 to 0)	0 (0 to 0)	0 (0 to 0)	0 (0 to 0)	0 (0 to 0)	0 (0 to 0)	0 (0 to 0)	0 (0 to 0)	0 (0 to 0)	0 (0 to 0)	0 (0 to 0)	0 (0 to 0)	0
Gastroesophageal reflex disease	0 (0 to 0)	0 (0 to 0)	0 (0 to 0)	0 (0 to 0)	0 (0 to 0)	0 (0 to 0)	0 (0 to 0·1)	0 (0 to 0·1)	0 (0 to 0·1)	0 (0 to 0·1)	0 (0 to 0·2)	0 (0 to 0·2)	0 (0 to 0·3)	0 (0 to 0·4)	0 (0 to 0·4)	0 (0 to 0·5)	0 (0 to 0·5)

Congenital birth defects	124 (89 to 191)	58 † (42 to 82·2)	143 (99·5 to 219)	74·9 (57·7 to 101)	41·1 (30·1 to 59·1)	37·6 (27·6 to 50·4)	36·6 (28·2 to 47·4)	31·8 (24·4 to 40·4)	30·2 (22·9 to 39)	31 (24·1 to 39·6)	31 (24·1 to 40)	31·4 (24·4 to 40·1)	29·6 (21·6 to 39·2)	26·4 (20·5 to 34·1)	39·7 (27·6 to 51·6)	39·8 (24·3 to 66·8)	27 (17·4 to 39·9)	19·2 (12·6 to 29·7)	9 (5·5 to 11·6)	4·7 (2·6 to 7·3)	2·6 (1·6 to 4·4)	1·3 (0·7 to 2·1)	0·5 (0·3 to 0·8)	0·1 (0·1 to 0·2)	845
Neural tube defects	12·3 (7·8 to 19·1)	3·9 (2·1 to 6·4)	14·5 (7·4 to 26·2)	10·7 (6·5 to 16·9)	1·5 (1·1 to 2·1)	1·7 (1·1 to 2·5)	2 (1·3 to 3)	1·9 (1·2 to 2·8)	1·7 (1·1 to 2·6)	1·7 (1·1 to 2·5)	1·4 (0·9 to 2·2)	1·3 (0·8 to 2·1)	0·7 (0·4 to 1·1)	0·4 (0·2 to 0·8)	2·2 (1·2 to 3·8)	1·2 (0·5 to 2·6)	0·1 (0·1 to 0·4)	0·2 (0·1 to 0·5)	0·1 (0 to 0·2)	0 (0 to 0·1)	0 (0 to 0·1)	0 (0 to 0·1)	0 (0 to 0·1)	0 (0 to 0·1)	68·2
Congenital heart anomalies	61·4 (39·4 to 89·1)	29·1 (18·4 to 45·7)	71·1 (39·2 to 99·1)	37·1 (24·3 to 54·1)	20·4 (14·1 to 29·3)	18·7 (12·9 to 27·1)	18·1 (12·4 to 26·2)	15·8 (10·9 to 23·1)	15 (10·2 to 22·2)	15·4 (10·6 to 22·5)	15·4 (10·6 to 22·5)	15·6 (10·7 to 22·8)	14·7 (9·8 to 22·1)	13·1 (8·7 to 20·3)	19·7 (11·7 to 31·6)	19·8 (9·5 to 41·6)	13·4 (6·2 to 30·1)	9·5 (4·3 to 22·1)	4·5 (1·9 to 10·6)	2·1 (0·9 to 5·6)	1·3 (0·5 to 3·2)	0·6 (0·2 to 1·5)	0·2 (0·1 to 0·5)	0·1 (0 to 0·2)	420
Orofacial clefts	0 (0 to 0·1)	0 (0 to 0)	0·3 (0·1 to 0·8)	0·6 (0·3 to 1·2)	0·5 (0·3 to 0·9)	0·5 (0·3 to 0·9)	0·4 (0·2 to 0·8)	0·4 (0·2 to 0·7)	0·4 (0·1 to 0·7)	0·5 (0·3 to 0·8)	0·5 (0·3 to 0·8)	0·4 (0·2 to 0·8)	0·4 (0·1 to 0·8)	0·6 (0·3 to 1·1)	0·5 (0·2 to 1·1)	0·6 (0·2 to 1·5)	0·3 (0·1 to 0·8)	0·2 (0·1 to 0·6)	0·2 (0·1 to 0·5)	0·1 (0 to 0·3)	0·2 (0·1 to 0·5)	0·1 (0 to 0·3)	0·1 (0 to 0·1)	0 (0 to 0·1)	7·4
Down syndrome	3·6 (2·2 to 5·4)	1·2 (0·7 to 1·9)	4·1 (2·4 to 6·8)	2·2 (1·2 to 3·7)	2·6 (1·7 to 3·9)	2·6 (1·7 to 3·8)	2·8 (1·8 to 3·7)	2·9 (2·1 to 4·1)	3·3 (2·3 to 4·6)	2·9 (2·1 to 3·9)	2·7 (2·1 to 3·6)	2·9 (2·2 to 3·8)	2·7 (2·1 to 3·5)	2·9 (2·2 to 3·8)	4·7 (3·1 to 6·7)	4·4 (2·1 to 8·4)	1·7 (0·8 to 3·7)	1·1 (0·5 to 2·4)	0·6 (0·3 to 1·3)	0·2 (0·1 to 0·6)	0·2 (0·1 to 0·5)	0·1 (0 to 0·3)	0·1 (0 to 0·2)	0·1 (0 to 0·1)	87·3
Turner syndrome	0 (0 to 0)	0 (0 to 0)	0 (0 to 0·1)	0 (0 to 0·2)	0·1 (0 to 0·3)	0·1 (0 to 0·3)	0·1 (0 to 0·3)	0·1 (0 to 0·3)	0·1 (0 to 0·3)	0·1 (0 to 0·3)	0·1 (0 to 0·3)	0·1 (0 to 0·3)	0·1 (0 to 0·3)	0·1 (0 to 0·3)	0·1 (0 to 0·3)	0·1 (0 to 0·3)	0 (0 to 0·2)	0 (0 to 0·2)	0 (0 to 0·2)	0 (0 to 0·2)	0 (0 to 0·2)	0 (0 to 0·2)	0 (0 to 0·2)	0 (0 to 0·2)	0 (0 to 0·1)	1·3
Klinefelter syndrome	0 (0 to 0)	0 (0 to 0)	0 (0 to 0·1)	0 (0 to 0·1)	0 (0 to 0·1)	0 (0 to 0·1)	0 (0 to 0·1)	0 (0 to 0·1)	0 (0 to 0·1)	0 (0 to 0·1)	0 (0 to 0·1)	0 (0 to 0·1)	0 (0 to 0·1)	0 (0 to 0·1)	0 (0 to 0·1)	0 (0 to 0·1)	0 (0 to 0·2)	0 (0 to 0·2)	0 (0 to 0·2)	0 (0 to 0·2)	0 (0 to 0·2)	0 (0 to 0·2)	0 (0 to 0·2)	0 (0 to 0·2)	0 (0 to 0·1)	0·3
Other chromosomal abnormalities	13·4 (7·7 to 20·4)	7·8 (5·2 to 12·4)	21 (13·2 to 32·4)	9·5 (6·5 to 17·4)	5·5 (3·7 to 7·4)	4·8 (3·2 to 6·4)	4·8 (3·4 to 6·4)	4·3 (3 to 5·8)	3·8 (2·4 to 5·4)	4 (2·7 to 5·4)	4 (2·7 to 5·4)	3·6 (2·3 to 4·7)	4·1 (2·3 to 5·9)	3·5 (2 to 5)	2·6 (1·4 to 3·9)	1·1 (0·6 to 1·5)	0·6 (0·3 to 1·2)	0 (0 to 0·1)	0 (0 to 0·1)	0 (0 to 0·1)	0 (0 to 0·1)	0 (0 to 0·1)	0 (0 to 0·1)	0 (0 to 0·1)	97·8
Congenital musculoskeletal and limb anomalies	3 (1·6 to 4·7)	1·4 (0·8 to 2·4)	3·2 (1·7 to 5·2)	1·9 (1·1 to 3·1)	1·9 (1·4 to 2·6)	1·7 (1·2 to 2·4)	1·7 (1·2 to 2·4)	1·7 (1·2 to 2·3)	1·6 (1·1 to 2·3)	1·6 (1·1 to 2·2)	1·7 (1·2 to 2·3)	1·6 (1·1 to 2·2)	1·6 (1·1 to 2·2)	1·6 (1·1 to 2·2)	1·8 (1·1 to 2·8)	1·7 (1·1 to 2·6)	1·2 (0·7 to 1·9)	0·8 (0·5 to 1·3)	0·4 (0·2 to 0·6)	0·2 (0·1 to 0·3)	0·1 (0·1 to 0·2)	0·1 (0 to 0·1)	0·1 (0 to 0·1)	0 (0 to 0·1)	14·6
Congenital anomalies of kidney and urinary tract	6·8 (4·3 to 10·2)	3·1 (1·8 to 5·1)	7·3 (4·1 to 11·4)	4·1 (2·5 to 6·4)	2·7 (1·8 to 3·8)	2·5 (1·7 to 3·5)	2·5 (1·7 to 3·5)	2·4 (1·6 to 3·3)	2·3 (1·5 to 3·2)	2·3 (1·5 to 3·2)	2·3 (1·5 to 3·2)	2·2 (1·5 to 3·2)	2·2 (1·4 to 3·2)	2·1 (1·3 to 3·1)	2·6 (1·5 to 4·2)	2·3 (1·2 to 4·3)	1·5 (0·8 to 2·8)	1·1 (0·5 to 2·1)	0·6 (0·3 to 1·2)	0·3 (0·1 to 0·6)	0·2 (0·1 to 0·4)	0·1 (0 to 0·2)	0·1 (0 to 0·2)	0 (0 to 0·1)	42·2
Benign prostatic hyperplasia	0 (0 to 0)	0 (0 to 0)	0 (0 to 0)

SR Table 2c: Hatton DALYS by cause and age arcoss for both sexes with 95% uncertainty intervals, 2019

Cause	Early Neonatal	Late Neonatal	Post Neonatal	1 to 4	5 to 9	10 to 14	15 to 19	20 to 24	25 to 29	30 to 34	35 to 39	40 to 44	45 to 49	50 to 54	55 to 59	60 to 64	65 to 69	70 to 74	75 to 79	80 to 84	85 to 89	90 to 94	95 plus	Total
All causes	1,800 (1,510 to 2,200)	1,200 (977 to 1,500)	1,900 (1,610 to 2,300)	3,400 (2,940 to 4,000)	1,200 (1,040 to 1,400)	1,200 (1,010 to 1,400)	1,400 (1,170 to 1,700)	1,600 (1,350 to 1,900)	1,800 (1,500 to 2,200)	2,000 (1,660 to 2,400)	2,200 (1,820 to 2,700)	2,400 (1,980 to 2,900)	2,600 (2,150 to 3,200)	2,900 (2,410 to 3,500)	3,200 (2,660 to 3,900)	3,600 (2,970 to 4,400)	4,000 (3,310 to 4,900)	4,500 (3,720 to 5,500)	5,000 (4,060 to 6,200)	5,600 (4,500 to 7,000)	6,200 (4,900 to 7,900)	6,800 (5,200 to 8,900)	7,200 (5,200 to 10,000)	42,000
Communicable, maternal, neonatal, and nutritional diseases	1,800 (1,510 to 2,200)	1,200 (977 to 1,500)	1,900 (1,610 to 2,300)	3,400 (2,940 to 4,000)	1,200 (1,040 to 1,400)	1,200 (1,010 to 1,400)	1,400 (1,170 to 1,700)	1,600 (1,350 to 1,900)	1,800 (1,500 to 2,200)	2,000 (1,660 to 2,400)	2,200 (1,820 to 2,700)	2,400 (1,980 to 2,900)	2,600 (2,150 to 3,200)	2,900 (2,410 to 3,500)	3,200 (2,660 to 3,900)	3,600 (2,970 to 4,400)	4,000 (3,310 to 4,900)	4,500 (3,720 to 5,500)	5,000 (4,060 to 6,200)	5,600 (4,500 to 7,000)	6,200 (4,900 to 7,900)	6,800 (5,200 to 8,900)	7,200 (5,200 to 10,000)	42,000
HIV/AIDS and sexually transmitted infections	0 (0 to 0)	1 (0 to 2)	2 (0.4 to 5.5)	0 (0.2 to 0.4)	0 (0.2 to 0.4)	0 (0.1 to 0.2)	0 (0.2 to 0.4)	0 (0.4 to 1.2)	1 (0.7 to 2.4)	1 (0.8 to 2.5)	1 (0.9 to 2.7)	2 (1.1 to 3.1)	2 (1.2 to 3.5)	3 (1.4 to 4.1)	3 (1.6 to 4.7)	3 (1.8 to 5.2)	3 (1.9 to 5.7)	3 (1.9 to 5.8)	3 (1.9 to 5.8)	3 (1.8 to 5.6)	3 (1.7 to 5.3)	2 (1.4 to 4.3)	2 (1.1 to 4.1)	38.2
HIV/AIDS	0 (0 to 0)	0 (0 to 0)	0.2 (0.1 to 0.2)	0.2 (0.1 to 0.2)	0.1 (0.1 to 0.1)	0.1 (0.1 to 0.1)	0.1 (0.1 to 0.1)	0.3 (0.2 to 0.4)	0.6 (0.4 to 0.9)	0.8 (0.5 to 1.2)	1.0 (0.6 to 1.5)	1.2 (0.8 to 1.8)	1.4 (0.9 to 2.1)	1.6 (1.0 to 2.4)	1.8 (1.1 to 2.6)	1.9 (1.2 to 2.8)	2.0 (1.3 to 2.9)	2.0 (1.3 to 2.9)	2.0 (1.3 to 2.9)	1.9 (1.2 to 2.8)	1.8 (1.1 to 2.6)	1.5 (0.9 to 2.2)	1.1 (0.7 to 1.6)	16.1
HIV/AIDS - Drug-susceptible Tuberculosis	0 (0 to 0)	0 (0 to 0)	0 (0 to 0)

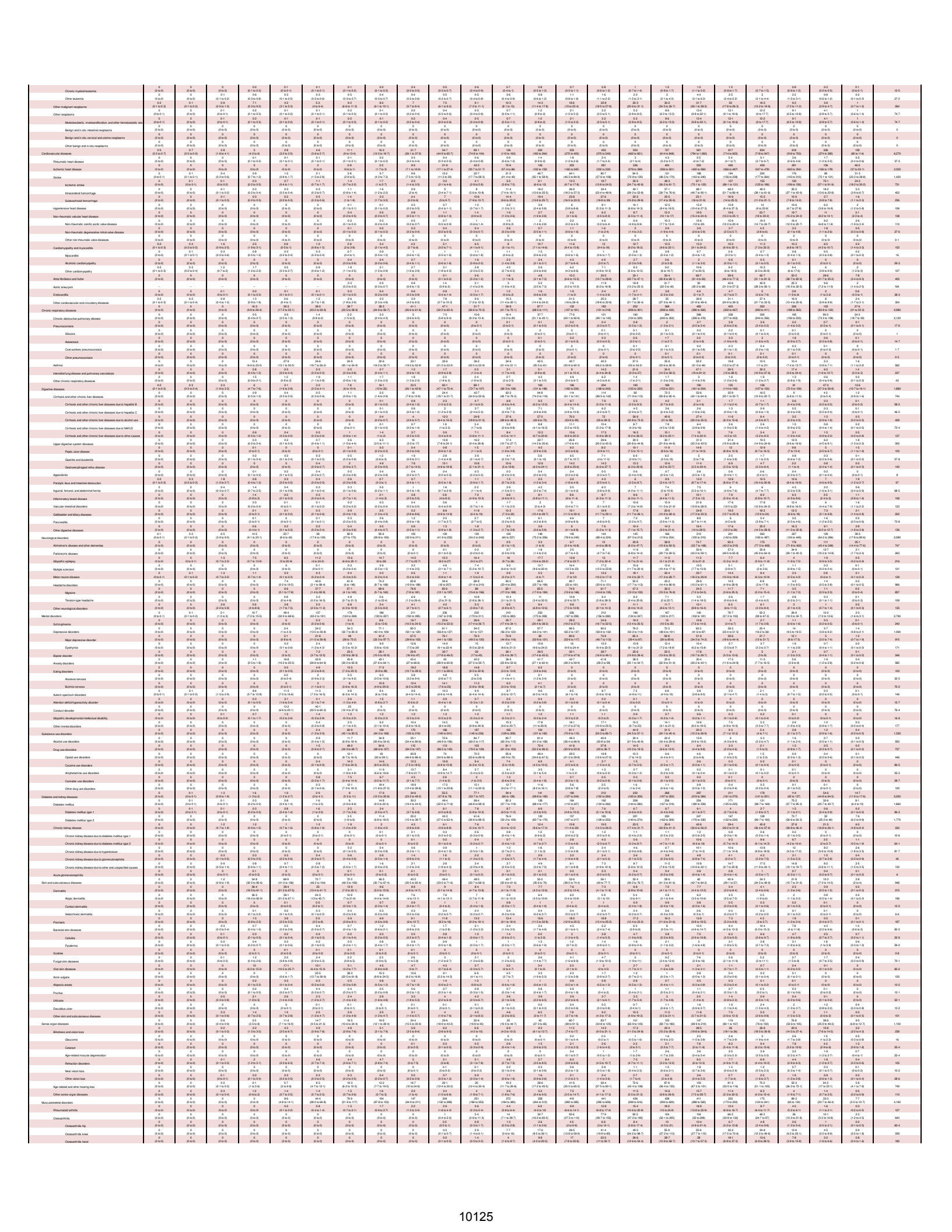

Osteoarthritis other	0 (0 to 0)	0 (0 to 0)	0 (0 to 0)	0 (0 to 0)	0 (0 to 0)	0 (0 to 0)	0 (0 to 0)	0 (0 to 0)	0 (0 to 0)	0 (0 to 0)	0 (0 to 1)	0.4 (0.1 to 0.9)	1.1 (0.4 to 2.5)	1.1 (0.4 to 2.5)	2.6 (1.5 to 5.6)	4.7 (2.5 to 10.1)	6.4 (3.5 to 14.5)	7.0 (3.7 to 16.9)	9 (4.4 to 18.6)	9.3 (4.6 to 19.4)	6.4 (3.2 to 13)	5.1 (2.4 to 10.5)	3 (1.5 to 6)	1.3 (0.7 to 2.4)	0.3 (0.2 to 0.4)	57.6
Low back pain	0 (0 to 0)	0 (0 to 0)	0 (0 to 0)	0 (0 to 0)	0.5 (2.7 to 9.6)	26.1 (16.9 to 44.6)	47 (28.1 to 73.4)	66 (35 to 93.4)	90.6 (48.1 to 136)	105 (61.7 to 153)	127 (76.6 to 191)	133 (80.6 to 200)	133 (80.6 to 200)	142 (85.5 to 208)	142 (85.5 to 208)	140 (82.9 to 207)	139 (82.1 to 206)	139 (82.1 to 206)	139 (81.9 to 207)	139 (82 to 207)	139 (82 to 207)	139 (82 to 207)	139 (82 to 207)	139 (82 to 207)	139 (82 to 207)	1,930
Neck pain	0 (0 to 0)	0 (0 to 0)	0 (0 to 0)	0 (0 to 0)	2.7 (1 to 5.7)	14.7 (7.6 to 27.1)	23.1 (11.6 to 40.4)	29.9 (12.1 to 65.5)	39.9 (14.7 to 85.5)	49.4 (20.4 to 102)	61 (32.4 to 102)	66 (32.6 to 111)	66 (32.6 to 111)	69 (33.4 to 116)	70.9 (34.2 to 119)	70.9 (34.2 to 119)	74 (37.1 to 126)	66.2 (34.4 to 113)	61.6 (30.1 to 105)	54.6 (26.7 to 90.3)	22.1 (10.4 to 38.3)	20.6 (9.5 to 36.2)	11.3 (5.49 to 19.2)	4.1 (2.1 to 6.6)	0.5 (0.3 to 1.6)	761
Gout	0 (0 to 0)	0 (0 to 0)	0 (0 to 0)	0 (0 to 0)	0 (0 to 0)	0 (0 to 0)	0 (0 to 0)	0 (0 to 0)	0 (0 to 0.1)	0.1 (0 to 0.4)	0.3 (0 to 1.1)	0.6 (0.2 to 1.5)	0.6 (0.2 to 1.5)	0.6 (0.2 to 1.5)	0.6 (0.2 to 1.5)	0.6 (0.2 to 1.5)	0.6 (0.2 to 1.5)	0.6 (0.2 to 1.5)	0.6 (0.2 to 1.5)	0.6 (0.2 to 1.5)	0.6 (0.2 to 1.5)	0.6 (0.2 to 1.5)	0.6 (0.2 to 1.5)	0.6 (0.2 to 1.5)	0.6 (0.2 to 1.5)	44
Other musculoskeletal disorders	0 (0 to 0)	0 (0 to 0)	0 (0 to 0)	0 (0 to 0)	0.2 (0.1 to 0.5)	0.7 (0.2 to 1.6)	0.4 (0.2 to 1.4)	18.6 (11.1 to 28.4)	23.9 (20.6 to 32.5)	29.9 (24.6 to 39)	49.3 (30.1 to 72.4)	53.7 (32.2 to 78.8)	53.7 (32.2 to 78.8)	66.6 (42.1 to 100)	71.8 (44.7 to 111)	71.8 (44.7 to 111)	75 (46.6 to 114)	65.5 (38.4 to 104)	61.9 (34.3 to 96.4)	54.2 (28.4 to 88.7)	21.9 (10.7 to 37.8)	19.7 (7.4 to 32.4)	8.1 (4.5 to 14.1)	2.7 (2 to 5.8)	1.2 (0.4 to 1.8)	672
Other non-communicable diseases	46.4 (32.7 to 71.7)	39.6 (21.3 to 65.1)	85.7 (58.4 to 123)	79.7 (46.7 to 72.2)	23.5 (12.9 to 44.5)	40.2 (26.7 to 56.5)	59.5 (40.6 to 78.1)	86.4 (59.7 to 116)	119 (79.4 to 152)	135 (96.2 to 190)	135 (102 to 194)	141 (102 to 194)	138 (96.5 to 189)	138 (116 to 218)	152 (132 to 232)	152 (132 to 232)	160 (137 to 251)	160 (141 to 262)	266 (166 to 379)	266 (166 to 379)	138 (107 to 179)	112 (87 to 161)	79.1 (56.9 to 97.2)	27.7 (19.2 to 46.9)	7.8 (6 to 16)	2,460
Congenital birth defects	44.9 (31.3 to 64)	22.3 (14.9 to 30.8)	52.8 (32.1 to 82)	41.1 (24.9 to 61.9)	19.2 (11.9 to 27.7)	15.7 (11.6 to 20.8)	15.6 (12.1 to 19.8)	12.6 (9.9 to 16.1)	13.1 (9.9 to 16.4)	12.7 (10 to 16.4)	12.9 (9.9 to 16.3)	9.8 (6.9 to 13.2)	9.8 (6.9 to 13.2)	13.4 (9.5 to 17.6)	13.7 (9.4 to 17.7)	13.8 (9.4 to 18.4)	11.6 (7.4 to 15.3)	9.7 (5.7 to 11.5)	3 (1.6 to 4.6)	1.6 (1 to 2.3)	1 (0.6 to 1.6)	0.5 (0.3 to 0.8)	0.2 (0.1 to 0.3)	0 (0 to 0.1)	339
Neural tube defects	4.6 (2.7 to 7.3)	1.3 (0.6 to 2.1)	4.9 (2.5 to 8.6)	3.4 (1.5 to 6.5)	0.6 (0.4 to 0.9)	0.9 (0.6 to 1.3)	0.9 (0.6 to 1.2)	0.9 (0.6 to 1.2)	0.9 (0.6 to 1.2)	0.8 (0.6 to 1.2)	0.8 (0.6 to 1.2)	0.8 (0.6 to 1.2)	0.8 (0.6 to 1.2)	0.8 (0.6 to 1.2)	0.4 (0.2 to 0.5)	0.4 (0.2 to 0.5)	0.2 (0.1 to 0.4)	0.1 (0.1 to 0.2)	0.1 (0 to 0.2)	0.1 (0 to 0.2)	0.1 (0 to 0.2)	0.1 (0 to 0.2)	0.1 (0 to 0.2)	0.1 (0 to 0.2)	0 (0 to 0.1)	24.3
Congenital heart anomalies	9.9 (5.2 to 21.1)	9.3 (4.3 to 15)	17 (9.2 to 32.9)	10 (4.8 to 15.6)	2.4 (1.4 to 4.4)	2.5 (1.7 to 4.2)	3.4 (2.2 to 4.8)	2.6 (2 to 3.9)	2.5 (1.6 to 3.7)	1.9 (1.3 to 2.7)	2.6 (2 to 3.5)	3.1 (1.9 to 4.2)	3.1 (1.9 to 4.2)	3.2 (1.8 to 4.6)	2.6 (1.5 to 3.8)	2.5 (1.5 to 3.7)	2.5 (1.3 to 3.7)	1.8 (0.9 to 2.6)	0.2 (0.1 to 0.4)	0.1 (0 to 0.2)	0.1 (0 to 0.2)	0.1 (0 to 0.2)	0.1 (0 to 0.2)	0 (0 to 0.1)	0 (0 to 0.1)	81.3
Orofacial clefts	0 (0 to 0)	0 (0 to 0)	0.1 (0.1 to 0.3)	0.2 (0.1 to 0.5)	0.2 (0.1 to 0.4)	0.2 (0.1 to 0.3)	0.2 (0.1 to 0.3)	0.2 (0.1 to 0.3)	0.2 (0.1 to 0.4)	0.2 (0.1 to 0.4)	0.2 (0.1 to 0.4)	0.2 (0.1 to 0.4)	0.2 (0.1 to 0.4)	0.2 (0.1 to 0.4)	0.2 (0.1 to 0.4)	0.2 (0.1 to 0.4)	0.2 (0.1 to 0.3)	0.2 (0.1 to 0.3)	0.2 (0.1 to 0.3)	0.1 (0 to 0.2)	0.1 (0 to 0.2)	0.1 (0 to 0.2)	0.1 (0 to 0.2)	0 (0 to 0.1)	0 (0 to 0.1)	3.1
Down syndrome	0.7 (0.4 to 1.2)	0.3 (0.2 to 0.4)	1 (0.6 to 1.6)	1.3 (0.9 to 1.9)	1 (0.6 to 1.5)	1 (0.6 to 1.5)	1 (0.6 to 1.4)	1.1 (0.6 to 1.4)	1.1 (0.7 to 1.4)	1.2 (0.8 to 1.7)	1.2 (0.8 to 1.7)	1.2 (0.8 to 1.7)	1.2 (0.8 to 1.7)	1.8 (1.2 to 2.2)	2.4 (1.6 to 2.7)	3.4 (2.2 to 4)	4.3 (2.5 to 5.1)	3.7 (1.9 to 5.6)	1.9 (1 to 2.8)	0.2 (0 to 0.4)	0.2 (0 to 0.4)	0.2 (0 to 0.4)	0.2 (0 to 0.4)	0 (0 to 0.2)	0 (0 to 0.2)	27.2
Turner syndrome	0 (0 to 0)	0 (0 to 0)	0 (0 to 0)	0 (0 to 0)	0 (0 to 0.1)	0 (0 to 0.1)	0 (0 to 0.1)	0 (0 to 0.1)	0 (0 to 0.1)	0 (0 to 0.1)	0 (0 to 0.1)	0 (0 to 0.1)	0 (0 to 0.1)	0 (0 to 0.1)	0 (0 to 0.1)	0 (0 to 0.1)	0 (0 to 0.1)	0 (0 to 0.1)	0 (0 to 0.1)	0 (0 to 0.1)	0 (0 to 0.1)	0 (0 to 0.1)	0 (0 to 0.1)	0 (0 to 0.1)	0 (0 to 0.1)	0 (0 to 0.1)	0.5
Klinefelter syndrome	0 (0 to 0)	0 (0 to 0)	0 (0 to 0)	0 (0 to 0)	0 (0 to 0)	0 (0 to 0)	0 (0 to 0)	0 (0 to 0)	0 (0 to 0)	0 (0 to 0)	0 (0 to 0)	0 (0 to 0)	0 (0 to 0)	0 (0 to 0)	0 (0 to 0)	0 (0 to 0)	0 (0 to 0)	0 (0 to 0)	0 (0 to 0)	0 (0 to 0)	0 (0 to 0)	0 (0 to 0)	0 (0 to 0)	0 (0 to 0)	0 (0 to 0)	0 (0 to 0)	0.1
Other chromosomal abnormalities	5.9 (3.4 to 11.9)	2.7 (2.5 to 5.4)	8.8 (5.5 to 15.5)	4.8 (2.5 to 8.4)	2.2 (1.5 to 3.1)	2.1 (1.5 to 2.9)	2.2 (1.5 to 3)	1.8 (1.3 to 2.5)	1.6 (1.1 to 2.3)	1.7 (1.3 to 2.4)	1.8 (1.3 to 2.4)	1.8 (1.3 to 2.5)	1.5 (0.9 to 2.1)	1.7 (1.1 to 2.3)	1.4 (0.7 to 2)	1.2 (0.6 to 1.7)	0.8 (0.3 to 1.2)	0.6 (0.2 to 0.9)	0.6 (0.2 to 0.9)	0.5 (0.2 to 0.8)	0.3 (0.1 to 0.5)	0.2 (0 to 0.4)	0.1 (0 to 0.2)	0 (0 to 0.1)	0 (0 to 0.1)	43.7
Congenital musculoskeletal and limb anomalies	1.1 (0.4 to 2.4)	0.6 (0.2 to 1)	5.3 (1.3 to 8.4)	7.5 (4.5 to 11.8)	4.9 (2.8 to 7.6)	3.5 (2 to 5.8)	4.1 (2.4 to 6.3)	2.9 (1.7 to 4.3)	2.8 (1.7 to 4.2)	3 (1.9 to 4.5)	3 (1.9 to 4.5)	3 (1.7 to 4.2)	2.7 (1.7 to 4.2)	3.1 (1.9 to 4.7)	3.7 (2.2 to 4.7)	3.7 (1.8 to 4.6)	2.4 (1.4 to 3.4)	2.1 (1.2 to 3.2)	1.5 (0.9 to 2.3)	0.7 (0.4 to 1.1)	0.4 (0.2 to 0.6)	0.2 (0.1 to 0.3)	0.2 (0.1 to 0.3)	0 (0 to 0.1)	0 (0 to 0.1)	59.5
Urogenital congenital anomalies	4 (2.1 to 7.3)	0.9 (0.5 to 1.6)	1.9 (0.9 to 3.6)	1.2 (0.7 to 1.9)	0.6 (0.3 to 0.9)	0.5 (0.3 to 0.8)	0.4 (0.2 to 0.6)	0.3 (0.1 to 0.4)	0.2 (0.1 to 0.3)	0.2 (0.1 to 0.3)	0.2 (0.1 to 0.3)	0.2 (0.1 to 0.3)	0.2 (0.1 to 0.3)	0.2 (0.1 to 0.3)	0.1 (0.1 to 0.2)	0.1 (0.1 to 0.2)	0.1 (0 to 0.2)	0.1 (0 to 0.2)	0 (0 to 0.1)	0 (0 to 0.1)	0 (0 to 0.1)	0 (0 to 0.1)	0 (0 to 0.1)	0 (0 to 0.1)	0 (0 to 0.1)	0 (0 to 0.1)	11.2
Digestive congenital anomalies	3.4 (1.9 to 6.3)	1.4 (0.4 to 2.3)	2 (0.9 to 4.6)	1.2 (0.5 to 1.7)	0.5 (0.3 to 0.7)	0.4 (0.2 to 0.5)	0.3 (0.2 to 0.5)	0.2 (0.1 to 0.4)	0.2 (0.1 to 0.3)	0.2 (0.1 to 0.3)	0.2 (0.1 to 0.3)	0.2 (0.1 to 0.3)	0.2 (0.1 to 0.3)	0.2 (0.1 to 0.3)	0.1 (0.1 to 0.2)	0.1 (0.1 to 0.2)	0.1 (0.1 to 0.2)	0.1 (0.1 to 0.2)	0 (0 to 0.1)	0 (0 to 0.1)	0 (0 to 0.1)	0 (0 to 0.1)	0 (0 to 0.1)	0 (0 to 0.1)	0 (0 to 0.1)	0 (0 to 0.1)	18.9
Other congenital birth defects	12.9 (7.6 to 20.9)	5.7 (2.7 to 8.5)	9.7 (5.4 to 15.4)	6.3 (3.1 to 9.1)	2.6 (2 to 4.8)	2.6 (2 to 3.6)	2.6 (2 to 4.4)	2.1 (1.6 to 3.1)	2.1 (1.6 to 3.1)	2.1 (1.6 to 3.1)	2.1 (1.6 to 3.1)	2.1 (1.6 to 3.1)	2.1 (1.6 to 3.1)	2.2 (1.6 to 3.1)	2.2 (1.6 to 3.1)	2.2 (1.6 to 3.1)	2.2 (1.6 to 3.1)	2.2 (1.6 to 3.1)	2.2 (1.6 to 3.1)	2.2 (1.6 to 3.1)	2.2 (1.6 to 3.1)	2.2 (1.6 to 3.1)	2.2 (1.6 to 3.1)	2.2 (1.6 to 3.1)	2.2 (1.6 to 3.1)	68.7
Urinary diseases and male infertility	0.1 (0 to 0.1)	0.1 (0 to 0.2)	0.5 (0 to 0.9)	0.5 (0 to 0.9)	0.5 (0.3 to 0.5)	0.5 (0.4 to 0.7)	0.5 (0.7 to 1.1)	1 (0.2 to 2.2)	1.1 (0.6 to 4.7)	1.1 (0.4 to 2.4)	1.2 (0.5 to 2.6)	1.2 (0.4 to 2.7)	1.2 (0.4 to 2.7)	1.8 (0.5 to 5.6)	3.4 (0.9 to 17.6)	4.3 (1.1 to 19.7)	3.7 (0.9 to 16.2)	1.9 (0.5 to 8.2)	0.2 (0 to 0.4)	0.2 (0 to 0.4)	0.2 (0 to 0.4)	0.2 (0 to 0.4)	0.2 (0 to 0.4)	0 (0 to 0.1)	0 (0 to 0.1)	335
Urolithiasis	0 (0 to 0)	0 (0 to 0)	0 (0 to 0)	0 (0 to 0)	0 (0 to 0.1)	0 (0 to 0.1)	0 (0 to 0.1)	0 (0 to 0.4)	0 (0.2 to 0.7)	0.1 (0 to 0.7)	0.1 (0.3 to 1.2)	0.2 (0 to 0.9)	0.2 (0 to 0.9)	0.2 (0 to 1.4)	0.2 (0.9 to 3.7)	0.2 (0.9 to 3.7)	0.2 (1 to 2.8)	0.2 (1 to 2.7)	0.2 (1 to 2.6)	0.2 (1 to 2.6)	0.2 (1 to 2.6)	0.2 (0.7 to 1.9)	0.2 (0.4 to 1.4)	0.2 (0.4 to 1.4)	0.2 (0.2 to 0.7)	0.2 (0 to 0.2)	17
Benign prostatic hyperplasia	0 (0 to 0)	0 (0 to 0)	0 (0 to 0)	0 (0 to 0)	0 (0 to 0)	0 (0 to 0)	0 (0 to 0)	0 (0 to 0)	0 (0 to 0)	0 (0 to 0)	0 (0 to 0)	0 (0 to 0)	0 (0 to 0)	0 (0 to 0)	0 (0 to 0)	0 (0 to 0)	0 (0 to 0)	0 (0 to 0)	0 (0 to 0)	0 (0 to 0)	0 (0 to 0)	0 (0 to 0)	0 (0 to 0)	0 (0 to 0)	0 (0 to 0)	0 (0 to 0)	97.3
Male infertility	0 (0 to 0)	0 (0 to 0)	0 (0 to 0)	0 (0 to 0)	0 (0 to 0)	0 (0 to 0)	0 (0 to 0)	0 (0 to 1.6)	1 (0.3 to 2.6)	1 (0.3 to 2.3)	1 (0.3 to 2.3)	1 (0.3 to 2.3)	1 (0.3 to 2.3)	1 (0.3 to 2.3)	1 (0.2 to 2.3)	1 (0.2 to 2.3)	1 (0.2 to 2.3)	1 (0.2 to 2.3)	1 (0.2 to 2.3)	1 (0.2 to 2.3)	1 (0.2 to 2.3)	1 (0.2 to 2.3)	1 (0.2 to 2.3)	1 (0.2 to 2.3)	1 (0.2 to 2.3)	1 (0.2 to 2.3)	5.3
Other urinary diseases	0 (0 to 0)	0 (0 to 0)	0 (0 to 0)	0.2 (0 to 0.5)	0.1 (0 to 0.2)	0.1 (0 to 0.2)	0.2 (0 to 0.3)	0.3 (0 to 0.5)	0.5 (0 to 0.7)	0.5 (0 to 0.7)	0.5 (0 to 0.8)	0.5 (0 to 0.8)	0.5 (0 to 0.8)	0.5 (0 to 0.8)	0.8 (0.5 to 1.3)	0.8 (0.5 to 1.3)	1.1 (0.6 to 1.7)	1.1 (0.6 to 1.7)	1.1 (0.6 to 1.7)	1.1 (0.6 to 1.7)	1.1 (0.6 to 1.7)	0.8 (0.5 to 1.2)	0.4 (0.2 to 0.6)	0.2 (0.1 to 0.3)	0.1 (0 to 0.2)	12.3
Gynecological diseases	0 (0 to 0)	0 (0 to 0)	0 (0 to 0)	0 (0 to 0)	0.2 (0 to 0.5)	0.2 (0.1 to 0.5)	0.2 (0.2 to 0.4)	0.2 (0.2 to 0.5)	0.2 (0.2 to 0.6)	0.2 (0.1 to 0.6)	0.2 (0.1 to 0.6)	0.2 (0.1 to 0.6)	0.2 (0.1 to 0.6)	0.2 (0.1 to 0.6)	0.2 (0.1 to 0.6)	0.2 (0.1 to 0.6)	0.2 (0.1 to 0.6)	0.2 (0.1 to 0.6)	0.2 (0.1 to 0.6)	0.2 (0.1 to 0.6)	0.2 (0.1 to 0.6)	0.2 (0.1 to 0.6)	0.2 (0.1 to 0.6)	0.2 (0.1 to 0.6)	0.2 (0.1 to 0.6)	0.2 (0.1 to 0.6)	597
Uterine fibroids	0 (0 to 0)	0 (0 to 0)	0 (0 to 0)	0 (0 to 0)	0.1 (0 to 0.1)	0.1 (0 to 0.2)	0.2 (0 to 0.4)	0.4 (0.1 to 0.4)	1 (0.2 to 0.9)	1 (0.4 to 2.1)	1 (0.6 to 3.9)	2.7 (1.2 to 5.2)	2.7 (1.2 to 5.2)	3.4 (1.4 to 6.6)	2.9 (1.2 to 5.5)	2.9 (1.2 to 5.5)	3.3 (1.4 to 6)	2.5 (1 to 4.5)	2.5 (1 to 4.5)	2.5 (1 to 4.5)	2.5 (1 to 4.5)	2.5 (1 to 4.5)	2.5 (1 to 4.5)	2.5 (1 to 4.5)	2.5 (1 to 4.5)	2.5 (1 to 4.5)	17.4
Polycystic ovarian syndrome	0 (0 to 0)	0 (0 to 0)	0 (0 to 0)	0 (0 to 0)	0 (0 to 0.2)	0 (0 to 0.4)	0 (0 to 0.6)	0 (0 to 0.4)	0 (0 to 0.5)	0 (0 to 0.6)	0 (0 to 0.6)	0 (0 to 0.6)	0 (0 to 0.6)	0 (0 to 0.6)	0 (0 to 1.5)	0 (0 to 1.5)	0 (0 to 1.5)	0 (0 to 1.5)	0 (0 to 1.5)	0 (0 to 1.5)	0 (0 to 1.5)	0 (0 to 1.5)	0 (0 to 1.5)	0 (0 to 1.5)	0 (0 to 1.5)	0 (0 to 1.5)	26.4
Female infertility	0 (0 to 0)	0 (0 to 0)	0 (0 to 0)	0 (0 to 0)	0 (0 to 0)	0 (0 to 0)	0 (0 to 0)	0 (0 to 1.6)	0.3 (0 to 2.8)	0.3 (0 to 2.8)	1 (0 to 3.7)	1 (0 to 5.1)	1 (0 to 5.1)	1 (0 to 4.8)	1 (0 to 5.1)	1 (0 to 5.1)	1 (0 to 5.1)	1 (0 to 5.1)	1 (0 to 5.1)	1 (0 to 5.1)	1 (0 to 5.1)	1 (0 to 5.1)	1 (0 to 5.1)	1 (0 to 5.1)	1 (0 to 5.1)	1 (0 to 5.1)	5.2
Endometriosis	0 (0 to 0)	0 (0 to 0)	0 (0 to 0)	0 (0 to 0)	0 (0 to 0)	0 (0 to 0)	0 (0 to 0)	0 (0 to 0.4)	0.2 (0 to 0.9)	0.7 (0.2 to 2.9)	0.7 (0.2 to 2.9)	0.7 (0.2 to 2.9)	0.7 (0.2 to 2.9)	0.7 (0.2 to 2.9)	0.7 (0.2 to 2.9)	0.7 (0.2 to 2.9)	0.7 (0.2 to 2.9)	0.7 (0.2 to 2.9)	0.7 (0.2 to 2.9)	0.7 (0.2 to 2.9)	0.7 (0.2 to 2.9)	0.7 (0.2 to 2.9)	0.7 (0.2 to 2.9)	0.7 (0.2 to 2.9)	0.7 (0.2 to 2.9)	0.7 (0.2 to 2.9)	31.7
Genital prolapse	0 (0 to 0)	0 (0 to 0)	0 (0 to 0)	0 (0 to 0)	0 (0 to 0)	0 (0 to 0)	0 (0 to 0)	0 (0 to 0)	0 (0 to 0)	0 (0 to 0)	0 (0 to 0)	0 (0 to 0)	0 (0 to 0)	0 (0 to 0)	0 (0 to 0)	0 (0 to 0)	0 (0 to 0)	0 (0 to 0)	0 (0 to 0)	0 (0 to 0)	0 (0 to 0)	0 (0 to 0)	0 (0 to 0)	0 (0 to 0)	0 (0 to 0)	0 (0 to 0)	0.1
Premenstrual syndrome	0 (0 to 0)	0 (0 to 0)	0 (0 to 0)	0 (0 to 0)	0.7 (0.4 to 1.5)	1.1 (0.5 to 2.7)	14.6 (7.3 to 23.7)	7.2 (3.1 to 15.7)	16.6 (8.7 to 24)	19.6 (9.6 to 27.1)	17.3 (9.6 to 24.9)	17.9 (9.7 to 27.6)	16.3 (8.4 to 24.6)	14.6 (7.5 to 22.5)	0.2 (0 to 0.4)	0.2 (0 to 0.4)	0.2 (0 to 0.4)	0.2 (0 to 0.4)	0.2 (0 to 0.4)	0.2 (0 to 0.4)	0.2 (0 to 0.4)	0.2 (0 to 0.4)	0.2 (0 to 0.4)	0.2 (0 to 0.4)	0.2 (0 to 0.4)	0.2 (0 to 0.4)	119
Other gynecological diseases	0 (0 to 0)	0 (0 to 0)	0 (0 to 0)	0 (0 to 0)	0.4 (0.1 to 0.9)	0.9 (0.4 to 1.7)	4.2 (1.9 to 7.4)	19.4 (11.5 to 30)	38.9 (22.7 to 62.7)	45.5 (27.7 to 70.7)	45.5 (27.7 to 70.7)	47.8 (27.4 to 72.9)	47.8 (27.4 to 72.9)	47.8 (25.7 to 74)	41.8 (22.3 to 64.6)	41.8 (22.3 to 64.6)	23.6 (12.3 to 36.4)	24.9 (14.1 to 37.6)	20 (10.2 to 28.6)	15 (6.1 to 22.1)	7.6 (4.6 to 11.2)	4.7 (2.8 to 7.4)	2.5 (1.5 to 3.8)	1 (0.6 to 1.4)	0.2 (0.1 to 0.4)	392
Hemoglobinopathies and hemolytic anemias	0.3 (0 to 1.1)	0.3 (0 to 0.9)	1.2 (0.5 to 2.6)	1.7 (0.4 to 4.4)	0.7 (0.2 to 2)	0.5 (0.4 to 0.8)	0.5 (0.4 to 0.8)	2.1 (0.2 to 4.2)	2.2 (0.4 to 6)	2.2 (0.4 to 6)	1.5 (0.3 to 3.4)	1.3 (0.5 to 3.2)	2.5 (0.4 to 6)	1.6 (0.4 to 3.4)	1.6 (0.7 to 3.5)	1.5 (0.7 to 3.7)	1.5 (0.6 to 3.9)	1.7 (0.6 to 3.9)	1.7 (0.6 to 3.9)	1.2 (0.4 to 3.2)	1.2 (0.7 to 2.1)	0.9 (0.5 to 1.5)	0.4 (0.2 to 0.6)	0.1 (0.1 to 0.2)	27.8
Thalassemias	0 (0 to 0)	0 (0 to 0)	0 (0 to 0)	0 (0 to 0)	0 (0 to 0)	0 (0 to 0)	0 (0 to 0)	0 (0 to 0)	0 (0 to 0)	0 (0 to 0)	0 (0 to 0)	0 (0 to 0)	0 (0 to 0)	0 (0 to 0)	0 (0 to 0)	0 (0 to 0)	0 (0 to 0)	0 (0 to 0)	0 (0 to 0)	0 (0 to 0)	0 (0 to 0)	0 (0 to 0)	0 (0 to 0)	0 (0 to 0)	0 (0 to 0)	0 (0 to 0)	0.1
Thalassemias trait	0 (0 to 0)	0 (0 to 0)	0.2 (0 to 0.6)	0.4 (0.1 to 1.2)	0.1 (0 to 0.5)	0.2 (0 to 0.5)	0.2 (0 to 0.5)	0.7 (0.1 to 1.6)	0.5 (0.1 to 1.4)	0.5 (0.1 to 1.4)	0.7 (0.1 to 1.6)	0.2 (0 to 0.6)	0.2 (0 to 0.6)	0.2 (0 to 0.7)	0.2 (0 to 0.6)	0.2 (0 to 0.6)	0.2 (0 to 0.6)	0.2 (0 to 0.5)	0.2 (0 to 0.5)	0.1 (0 to 0.4)	0.1 (0 to 0.3)	0.1 (0 to 0.3)	0.1 (0 to 0.2)	0 (0 to 0.1)	0 (0 to 0.1)	0 (0 to 0.1)	4.8
Sickle cell disorders	0 (0 to 0)	0 (0 to 0)	0.4 (0.1 to 0.9)	0.3 (0.2 to 0.4)	0.3 (0.2 to 0.4)	0.3 (0.2 to 0.4)	0.3 (0.2 to 0.4)	0.2 (0.2 to 0.3)	0.2 (0.2 to 0.3)	0.2 (0.2 to 0.3)	0.2 (0.2 to 0.4)	0.2 (0 to 0.3)	0.2 (0 to 0.3)	0.2 (0 to 0.3)	0.2 (0 to 0.3)	0.1 (0 to 0.3)	0.1 (0 to 0.3)	0.1 (0 to 0.3)	0.1 (0 to 0.3)	0.1 (0 to 0.3)	0.1 (0 to 0.3)	0.1 (0 to 0.3)	0.1 (0 to 0.3)	0.1 (0 to 0.3)	0.1 (0 to 0.3)	0.1 (0 to 0.3)	3
Sickle cell trait	0 (0 to 0)	0 (0 to 0)	0.3 (0 to 0.8)	0.3 (0 to 0.8)	0.6 (0.1 to 1.6)	0.5 (0 to 0.7)	0.5 (0 to 0.9)	1.2 (0.1 to 3.1)	1 (0.1 to 3.6)	1 (0.1 to 3.7)	0.7 (0 to 2.7)	0.5 (0 to 0.7)	0.5 (0 to 0.7)	0.3 (0 to 0.6)	0.4 (0 to 0.9)	0.3 (0 to 0.8)	0.2 (0 to 0.7)	0.2 (0 to 0.6)	0.2 (0 to 0.6)	0.1 (0 to 0.5)	0.1 (0 to 0.3)	0.1 (0 to 0.3)	0.1 (0 to 0.3)	0.1 (0 to 0.3)	0 (0 to 0.1)	0 (0 to 0.1)	7-2
G6PD deficiency	0 (0 to 0)	0 (0 to 0)	0 (0 to 0)	0 (0 to 0)	0 (0 to 0.1)	0 (0 to 0.1)	0 (0 to 0.1)	0 (0 to 0.1)	0 (0 to 0.1)	0 (0 to 0.1)	0 (0 to 0.1)	0 (0 to 0.1)	0 (0 to 0.1)	0 (0 to 0.1)	0 (0 to 0.1)	0 (0 to 0.1)	0 (0 to 0.1)	0 (0 to 0.1)	0 (0 to 0.1)	0 (0 to 0.1)	0 (0 to 0.1)	0 (0 to 0.1)	0 (0 to 0.1)	0 (0 to 0.1)	0 (0 to 0.1)	0 (0 to 0.1)	1-9
G6PD trait	0 (0 to 0)	0 (0 to 0)	0 (0 to 0)	0 (0 to 0)	0 (0 to 0)	0 (0 to 0)	0 (0 to 0)	0 (0 to 0)	0 (0 to 0)	0 (0 to 0)	0 (0 to 0)	0 (0 to 0)	0 (0 to 0)	0 (0 to 0)	0 (0 to 0)	0 (0 to 0)	0 (0 to 0)	0 (0 to 0)	0 (0 to 0)	0 (0 to 0)	0 (0 to 0)	0 (0 to 0)	0 (0 to 0)	0 (0 to 0)	0 (0 to 0)	0 (0 to 0)	0-1
Other hemoglobinopathies and hemolytic anemias	0 (0 to 0)	0 (0 to 0)	0.3 (0 to 0.9)	0.4 (0 to 1.3)	0 (0 to 0)	0 (0 to 0)	0.2 (0 to 0.6)	0.2 (0 to 0.6)	0.2 (0 to 0.6)	0.3 (0 to 0.8)	0.3 (0 to 1)	0.4 (0 to 1.1)	0.4 (0 to 1.4)	0.5 (0 to 1.5)	0.7 (0 to 1.6)	0.8 (0 to 1.8)	1 (0 to 2.4)	1.2 (0 to 2.7)	1.3 (0 to 2.9)	0.9 (0 to 2.3)	0.7 (0 to 1.9)	0.9 (0 to 1.6)	0.7 (0 to 1.1)	0.4 (0 to 0.6)	0.1 (0 to 0.2)	10-9
Endocrine, metabolic, blood, and immune disorders	1.4 (0.9 to 2)	1.5 (1 to 2.1)	7 (4.5 to 10.4)	12.8 (8.3 to 17.9)	11.5 (7.8 to 16.7)	13.8 (9.3 to 19.8)	16.5 (9.9 to 25.2)	15.7 (10.8 to 22.3)	19.2 (12.1 to 27)	22.4 (15.3 to 34)	28.3 (18.7 to 41.3)	32.5 (20.3 to 47.1)	32.5 (20.3 to 47.1)	42.7 (28.1 to 61.3)	52.1 (34.4 to 77)	64.9 (41.4 to 95.7)	68 (43.3 to 100)	57.6 (37.9 to 85.4)	38.1 (23.2 to 51.4)	22.2 (13.5 to 33.2)	22.2 (9.3 to 36)	3.5 (1.4 to 5.3)	2.5 (0.8 to 4.3)	0.3 (0.1 to 0.6)	684
Oral disorders	2.8 (1.4 to 4.4)	2.8 (1.2 to 4.6)	3.8 (2.2 to 6.3)	2.4 (1.2 to 4.6)	2.2 (1.2 to 3.5)	2.3 (1.4 to 3.3)	2.2 (1.4 to 3.1)	2.3 (1.4 to 3.3)	2.2 (1.4 to 3.3)	2.2 (1.4 to 3.3)	2.2 (1.4 to 3.3)	2.2 (1.4 to 3.3)	2.2 (1.4 to 3.3)	2.2 (1.4 to 3.3)	2.2 (1.4 to 3.3)	2.2 (1.4 to 3.3)	2.2 (1.4 to 3.3)	2.2 (1.4 to 3.3)	2.2 (1.4 to 3.3)	2.2 (1.4 to 3.3)	2.2 (1.4 to 3.3)	2.2 (1.4 to 3.3)	2.2 (1.4 to 3.3)	2.2 (1.4 to 3.3)	2.2 (1.4 to 3.3)	526
Caries of decidu

SR Table 2c: Liverpool DALYS by cause and age group for both sexes with 95% uncertainty intervals, 2019

Cause	Early Neonatal	Late Neonatal	Post Neonatal	1 to 4	5 to 9	10 to 14	15 to 19	20 to 24	25 to 29	30 to 34	35 to 39	40 to 44	45 to 49	50 to 54	55 to 59	60 to 64	65 to 69	70 to 74	75 to 79	80 to 84	85 to 89	90 to 94	95 plus	Total
All causes	11,240 (9,921–12,662)	4,966 (4,459–5,570)	7,191 (6,452–8,138)	19,194 (17,210–21,479)	9,973 (8,913–11,410)	11,220 (9,977–12,629)	15,041 (13,276–16,945)	20,224 (17,824–22,743)	23,014 (20,231–25,760)	27,139 (23,814–30,444)	29,129 (25,530–32,660)	30,429 (26,580–34,209)	32,004 (27,870–36,000)	33,204 (28,824–37,353)	34,024 (29,405–38,205)	34,024 (29,405–38,205)	34,024 (29,405–38,205)	34,024 (29,405–38,205)	34,024 (29,405–38,205)	34,024 (29,405–38,205)	34,024 (29,405–38,205)	34,024 (29,405–38,205)	1,167,000
Communicable, maternal, neonatal, and nutritional diseases	1,696 (932 to 1,256)	308 (249 to 366)	253 (203 to 319)	207 (156 to 263)	229 (156 to 343)	157 (119 to 212)	164 (109 to 267)	243 (179 to 338)	269 (207 to 368)	328 (257 to 416)	315 (253 to 392)	331 (261 to 426)	322 (254 to 400)	292 (216 to 382)	379 (286 to 481)	418 (321 to 536)	418 (321 to 536)	418 (321 to 536)	418 (321 to 536)	418 (321 to 536)	418 (321 to 536)	418 (321 to 536)	9,050
HIV/AIDS and sexually transmitted infections	21 (9 to 49)	6 (4 to 9)	11 (7 to 18)	1 (1 to 2)	0 (0 to 1)	0 (0 to 0)	1 (0 to 1)	7 (2 to 23)	9 (3 to 27)	11 (4 to 31)	11 (4 to 29)	20 (8 to 52)	23 (9 to 57)	23 (9 to 57)	19 (7 to 47)	15 (6 to 37)	8 (3 to 19)	6 (2 to 13)	4 (1 to 9)	3 (1 to 7)	2 (1 to 5)	1 (0 to 3)	0 (0 to 1)	199
HIV/AIDS	0 (0 to 0)	0 (0 to 0)	1 (0 to 1)	1 (0 to 2)	0 (0 to 1)	0 (0 to 0)	0 (0 to 1)	2 (1 to 5)	3 (2 to 8)	5 (2 to 12)	7 (4 to 17)	12 (7 to 28)	16 (9 to 37)	19 (11 to 43)	19 (11 to 44)	18 (10 to 41)	14 (8 to 32)	11 (6 to 25)	8 (4 to 18)	6 (3 to 13)	4 (2 to 9)	2 (1 to 5)	0 (0 to 1)	158
HIV/AIDS - Drug-susceptible Tuberculosis	0 (0 to 0)	0 (0 to 0)	0 (0 to 0)	0 (0 to 0)	0 (0 to 0)	0 (0 to 0)	0 (0 to 0)	0 (0 to 0)	0 (0 to 0)	0 (0 to 0)	0 (0 to 0)	0 (0 to 0)	0 (0 to 0)	0 (0 to 0)	0 (0 to 0)	0 (0 to 0)	0 (0 to 0)	0 (0 to 0)	0 (0 to 0)	0 (0 to 0)	0 (0 to 0)	0 (0 to 0)	0 (0 to 0)	0
HIV/AIDS - Multidrug-resistant Tuberculosis without extensive drug resistance	0 (0 to 0)	0 (0 to 0)	0 (0 to 0)	0 (0 to 0)	0 (0 to 0)	0 (0 to 0)	0 (0 to 0)	0 (0 to 0)	0 (0 to 0)	0 (0 to 0)	0 (0 to 0)	0 (0 to 0)	0 (0 to 0)	0 (0 to 0)	0 (0 to 0)	0 (0 to 0)	0 (0 to 0)	0 (0 to 0)	0 (0 to 0)	0 (0 to 0)	0 (0 to 0)	0 (0 to 0)	0 (0 to 0)	0
HIV/AIDS - Extensively drug-resistant Tuberculosis	0 (0 to 0)	0 (0 to 0)	0 (0 to 0)	0 (0 to 0)	0 (0 to 0)	0 (0 to 0)	0 (0 to 0)	0 (0 to 0)	0 (0 to 0)	0 (0 to 0)	0 (0 to 0)	0 (0 to 0)	0 (0 to 0)	0 (0 to 0)	0 (0 to 0)	0 (0 to 0)	0 (0 to 0)	0 (0 to 0)	0 (0 to 0)	0 (0 to 0)	0 (0 to 0)	0 (0 to 0)	0 (0 to 0)	0
HIV/AIDS resulting in other diseases	0 (0 to 0)	0 (0 to 0)	1 (0 to 2)	0 (0 to 1)	0 (0 to 0)	0 (0 to 0)	0 (0 to 0)	2 (0 to 5)	2 (1 to 5)	3 (1 to 8)	4 (2 to 9)	7 (3 to 16)	7 (3 to 16)	4 (2 to 9)	3 (1 to 7)	2 (1 to 5)	1 (0 to 3)	1 (0 to 2)	0 (0 to 1)	0 (0 to 1)	0 (0 to 0)	0 (0 to 0)	0 (0 to 0)	94
Sexually transmitted infections excluding HIV	21 (9 to 49)	6 (4 to 9)	10 (7 to 17)	0 (0 to 1)	0 (0 to 0)	0 (0 to 0)	1 (0 to 1)	5 (2 to 21)	6 (2 to 24)	6 (2 to 25)	4 (2 to 16)	4 (2 to 17)	3 (1 to 13)	2 (1 to 8)	1 (0 to 5)	1 (0 to 4)	0 (0 to 2)	0 (0 to 1)	0 (0 to 1)	0 (0 to 1)	0 (0 to 0)	0 (0 to 0)	0 (0 to 0)	87
Syphilis	0 (0 to 0)	0 (0 to 0)	0 (0 to 0)	0 (0 to 0)	0 (0 to 0)	0 (0 to 0)	0 (0 to 0)	0 (0 to 0)	0 (0 to 0)	0 (0 to 0)	0 (0 to 0)	0 (0 to 0)	0 (0 to 0)	0 (0 to 0)	0 (0 to 0)	0 (0 to 0)	0 (0 to 0)	0 (0 to 0)	0 (0 to 0)	0 (0 to 0)	0 (0 to 0)	0 (0 to 0)	0 (0 to 0)	0
Chlamydial infection	0 (0 to 0)	0 (0 to 0)	0 (0 to 0)	0 (0 to 0)	0 (0 to 0)	0 (0 to 0)	0 (0 to 0)	0 (0 to 0)	0 (0 to 0)	0 (0 to 0)	0 (0 to 0)	0 (0 to 0)	0 (0 to 0)	0 (0 to 0)	0 (0 to 0)	0 (0 to 0)	0 (0 to 0)	0 (0 to 0)	0 (0 to 0)	0 (0 to 0)	0 (0 to 0)	0 (0 to 0)	0 (0 to 0)	0
Gonococcal infection	0 (0 to 0)	0 (0 to 0)	0 (0 to 0)	0 (0 to 0)	0 (0 to 0)	0 (0 to 0)	0 (0 to 0)	0 (0 to 0)	0 (0 to 0)	0 (0 to 0)	0 (0 to 0)	0 (0 to 0)	0 (0 to 0)	0 (0 to 0)	0 (0 to 0)	0 (0 to 0)	0 (0 to 0)	0 (0 to 0)	0 (0 to 0)	0 (0 to 0)	0 (0 to 0)	0 (0 to 0)	0 (0 to 0)	0
Trichomoniasis	0 (0 to 0)	0 (0 to 0)	0 (0 to 0)	0 (0 to 0)	0 (0 to 0)	0 (0 to 0)	0 (0 to 0)	0 (0 to 0)	0 (0 to 0)	0 (0 to 0)	0 (0 to 0)	0 (0 to 0)	0 (0 to 0)	0 (0 to 0)	0 (0 to 0)	0 (0 to 0)	0 (0 to 0)	0 (0 to 0)	0 (0 to 0)	0 (0 to 0)	0 (0 to 0)	0 (0 to 0)	0 (0 to 0)	0
Genital herpes	0 (0 to 0)	0 (0 to 0)	0 (0 to 0)	0 (0 to 0)	0 (0 to 0)	0 (0 to 0)	0 (0 to 1)	0 (0 to 0)	0 (0 to 1)	0 (0 to 2)	0 (0 to 2)	0 (0 to 2)	0 (0 to 2)	0 (0 to 2)	0 (0 to 2)	0 (0 to 2)	0 (0 to 2)	0 (0 to 2)	0 (0 to 2)	0 (0 to 2)	0 (0 to 1)	0 (0 to 1)	0 (0 to 0)	11
Other sexually transmitted infections	0 (0 to 0)	0 (0 to 0)	0 (0 to 0)	0 (0 to 0)	0 (0 to 0)	0 (0 to 0)	0 (0 to 1)	0 (0 to 0)	0 (0 to 1)	0 (0 to 1)	0 (0 to 1)	0 (0 to 1)	0 (0 to 1)	0 (0 to 1)	0 (0 to 1)	0 (0 to 1)	0 (0 to 1)	0 (0 to 1)	0 (0 to 1)	0 (0 to 1)	0 (0 to 1)	0 (0 to 1)	0 (0 to 0)	16
Respiratory infections and tuberculosis	1,514 (1,072 to 1,956)	127 (97 to 159)	67 (47 to 91)	59 (40 to 101)	38 (28 to 51)	42 (31 to 57)	59 (44 to 79)	71 (53 to 94)	83 (62 to 110)	96 (72 to 127)	111 (84 to 146)	134 (102 to 175)	146 (111 to 189)	156 (119 to 202)	166 (127 to 214)	166 (127 to 214)	166 (127 to 214)	166 (127 to 214)	166 (127 to 214)	166 (127 to 214)	166 (127 to 214)	166 (127 to 214)	166 (127 to 214)	3,290
Tuberculosis	1,514 (1,072 to 1,956)	127 (97 to 159)	67 (47 to 91)	59 (40 to 101)	38 (28 to 51)	42 (31 to 57)	59 (44 to 79)	71 (53 to 94)	83 (62 to 110)	96 (72 to 127)	111 (84 to 146)	134 (102 to 175)	146 (111 to 189)	156 (119 to 202)	166 (127 to 214)	166 (127 to 214)	166 (127 to 214)	166 (127 to 214)	166 (127 to 214)	166 (127 to 214)	166 (127 to 214)	166 (127 to 214)	166 (127 to 214)	3,290
Latent tuberculosis infection	0 (0 to 0)	0 (0 to 0)	0 (0 to 0)	0 (0 to 0)	0 (0 to 0)	0 (0 to 0)	0 (0 to 0)	0 (0 to 0)	0 (0 to 0)	0 (0 to 0)	0 (0 to 0)	0 (0 to 0)	0 (0 to 0)	0 (0 to 0)	0 (0 to 0)	0 (0 to 0)	0 (0 to 0)	0 (0 to 0)	0 (0 to 0)	0 (0 to 0)	0 (0 to 0)	0 (0 to 0)	0 (0 to 0)	0
Drug-susceptible tuberculosis	0 (0 to 0)	0 (0 to 0)	0 (0 to 0)	0 (0 to 0)	0 (0 to 0)	0 (0 to 0)	0 (0 to 0)	0 (0 to 0)	0 (0 to 0)	0 (0 to 0)	0 (0 to 0)	0 (0 to 0)	0 (0 to 0)	0 (0 to 0)	0 (0 to 0)	0 (0 to 0)	0 (0 to 0)	0 (0 to 0)	0 (0 to 0)	0 (0 to 0)	0 (0 to 0)	0 (0 to 0)	0 (0 to 0)	0
Multidrug-resistant tuberculosis without extensive drug resistance	0 (0 to 0)	0 (0 to 0)	0 (0 to 0)	0 (0 to 0)	0 (0 to 0)	0 (0 to 0)	0 (0 to 0)	0 (0 to 0)	0 (0 to 0)	0 (0 to 0)	0 (0 to 0)	0 (0 to 0)	0 (0 to 0)	0 (0 to 0)	0 (0 to 0)	0 (0 to 0)	0 (0 to 0)	0 (0 to 0)	0 (0 to 0)	0 (0 to 0)	0 (0 to 0)	0 (0 to 0)	0 (0 to 0)	0
Extensively drug-resistant tuberculosis	0 (0 to 0)	0 (0 to 0)	0 (0 to 0)	0 (0 to 0)	0 (0 to 0)	0 (0 to 0)	0 (0 to 0)	0 (0 to 0)	0 (0 to 0)	0 (0 to 0)	0 (0 to 0)	0 (0 to 0)	0 (0 to 0)	0 (0 to 0)	0 (0 to 0)	0 (0 to 0)	0 (0 to 0)	0 (0 to 0)	0 (0 to 0)	0 (0 to 0)	0 (0 to 0)	0 (0 to 0)	0 (0 to 0)	0
Lower respiratory infections	1,514 (1,072 to 1,956)	127 (97 to 159)	67 (47 to 91)	59 (40 to 101)	38 (28 to 51)	42 (31 to 57)	59 (44 to 79)	71 (53 to 94)	83 (62 to 110)	96 (72 to 127)	111 (84 to 146)	134 (102 to 175)	146 (111 to 189)	156 (119 to 202)	166 (127 to 214)	166 (127 to 214)	166 (127 to 214)	166 (127 to 214)	166 (127 to 214)	166 (127 to 214)	166 (127 to 214)	166 (127 to 214)	166 (127 to 214)	3,290
Upper respiratory infections	0 (0 to 0)	0 (0 to 0)	0 (0 to 0)	0 (0 to 0)	0 (0 to 0)	0 (0 to 0)	0 (0 to 0)	0 (0 to 0)	0 (0 to 0)	0 (0 to 0)	0 (0 to 0)	0 (0 to 0)	0 (0 to 0)	0 (0 to 0)	0 (0 to 0)	0 (0 to 0)	0 (0 to 0)	0 (0 to 0)	0 (0 to 0)	0 (0 to 0)	0 (0 to 0)	0 (0 to 0)	0 (0 to 0)	0
Otitis media	0 (0 to 0)	1 (0 to 1)	1 (0 to 2)	0 (0 to 0)	0 (0 to 0)	0 (0 to 0)	0 (0 to 0)	0 (0 to 0)	0 (0 to 0)	0 (0 to 0)	0 (0 to 0)	0 (0 to 0)	0 (0 to 0)	0 (0 to 0)	0 (0 to 0)	0 (0 to 0)	0 (0 to 0)	0 (0 to 0)	0 (0 to 0)	0 (0 to 0)	0 (0 to 0)	0 (0 to 0)	0 (0 to 0)	4
Enteric infections	3,176 (2,744 to 3,611)	1,146 (1,000 to 1,311)	1,010 (875 to 1,172)	1,139 (1,000 to 1,303)	1,102 (966 to 1,256)	1,107 (971 to 1,262)	1,106 (970 to 1,261)	1,106 (970 to 1,261)	1,106 (970 to 1,261)	1,106 (970 to 1,261)	1,106 (970 to 1,261)	1,106 (970 to 1,261)	1,106 (970 to 1,261)	1,106 (970 to 1,261)	1,106 (970 to 1,261)	1,106 (970 to 1,261)	1,106 (970 to 1,261)	1,106 (970 to 1,261)	1,106 (970 to 1,261)	1,106 (970 to 1,261)	1,106 (970 to 1,261)	1,106 (970 to 1,261)	649
Diarrheal diseases	2,978 (2,544 to 3,411)	1,146 (1,000 to 1,311)	1,010 (875 to 1,172)	1,139 (1,000 to 1,303)	1,102 (966 to 1,256)	1,107 (971 to 1,262)	1,106 (970 to 1,261)	1,106 (970 to 1,261)	1,106 (970 to 1,261)	1,106 (970 to 1,261)	1,106 (970 to 1,261)	1,106 (970 to 1,261)	1,106 (970 to 1,261)	1,106 (970 to 1,261)	1,106 (970 to 1,261)	1,106 (970 to 1,261)	1,106 (970 to 1,261)	1,106 (970 to 1,261)	1,106 (970 to 1,261)	1,106 (970 to 1,261)	1,106 (970 to 1,261)	1,106 (970 to 1,261)	647
Typhoid and paratyphoid	0 (0 to 0)	0 (0 to 0)	0 (0 to 0)	0 (0 to 0)	0 (0 to 0)	0 (0 to 0)	0 (0 to 0)	0 (0 to 0)	0 (0 to 0)	0 (0 to 0)	0 (0 to 0)	0 (0 to 0)	0 (0 to 0)	0 (0 to 0)	0 (0 to 0)	0 (0 to 0)	0 (0 to 0)	0 (0 to 0)	0 (0 to 0)	0 (0 to 0)	0 (0 to 0)	0 (0 to 0)	0 (0 to 0)	0
Typhoid fever	0 (0 to 0)	0 (0 to 0)	0 (0 to 0)	0 (0 to 0)	0 (0 to 0)	0 (0 to 0)	0 (0 to 0)	0 (0 to 0)	0 (0 to 0)	0 (0 to 0)	0 (0 to 0)	0 (0 to 0)	0 (0 to 0)	0 (0 to 0)	0 (0 to 0)	0 (0 to 0)	0 (0 to 0)	0 (0 to 0)	0 (0 to 0)	0 (0 to 0)	0 (0 to 0)	0 (0 to 0)	0 (0 to 0)	0
Paratyphoid fever	0 (0 to 0)	0 (0 to 0)	0 (0 to 0)	0 (0 to 0)	0 (0 to 0)	0 (0 to 0)	0 (0 to 0)	0 (0 to 0)	0 (0 to 0)	0 (0 to 0)	0 (0 to 0)	0 (0 to 0)	0 (0 to 0)	0 (0 to 0)	0 (0 to 0)	0 (0 to 0)	0 (0 to 0)	0 (0 to 0)	0 (0 to 0)	0 (0 to 0)	0 (0 to 0)	0 (0 to 0)	0 (0 to 0)	0
Invasive Non-typhoidal Salmonella (iNTS)	0 (0 to 0)	0 (0 to 0)	0 (0 to 0)	0 (0 to 0)	0 (0 to 0)	0 (0 to 0)	0 (0 to 0)	0 (0 to 0)	0 (0 to 0)	0 (0 to 0)	0 (0 to 0)	0 (0 to 0)	0 (0 to 0)	0 (0 to 0)	0 (0 to 0)	0 (0 to 0)	0 (0 to 0)	0 (0 to 0)	0 (0 to 0)	0 (0 to 0)	0 (0 to 0)	0 (0 to 0)	0 (0 to 0)	1
Other intestinal infectious diseases	0 (0 to 0)	0 (0 to 0)	0 (0 to 0)	0 (0 to 0)	0 (0 to 0)	0 (0 to 0)	0 (0 to 0)	0 (0 to 0)	0 (0 to 0)	0 (0 to 0)	0 (0 to 0)	0 (0 to 0)	0 (0 to 0)	0 (0 to 0)	0 (0 to 0)	0 (0 to 0)	0 (0 to 0)	0 (0 to 0)	0 (0 to 0)	0 (0 to 0)	0 (0 to 0)	0 (0 to 0)	0 (0 to 0)	1
Neglected tropical diseases and malaria	0 (0 to 0)	0 (0 to 0)	0 (0 to 0)	0 (0 to 0)	0 (0 to 0)	0 (0 to 0)	0 (0 to 0)	0 (0 to 0)	0 (0 to 0)	0 (0 to 0)	0 (0 to 0)	0 (0 to 0)	0 (0 to 0)	0 (0 to 0)	0 (0 to 0)	0 (0 to 0)	0 (0 to 0)	0 (0 to 0)	0 (0 to 0)	0 (0 to 0)	0 (0 to 0)	0 (0 to 0)	0 (0 to 0)	201
Malaria	0 (0 to 0)	0 (0 to 0)	0 (0 to 0)	0 (0 to 0)	0 (0 to 0)	0 (0 to 0)	0 (0 to 0)	0 (0 to 0)	0 (0 to 0)	0 (0 to 0)	0 (0 to 0)	0 (0 to 0)	0 (0 to 0)	0 (0 to 0)	0 (0 to 0)	0 (0 to 0)	0 (0 to 0)	0 (0 to 0)	0 (0 to 0)	0 (0 to 0)	0 (0 to 0)	0 (0 to 0)	0 (0 to 0)	0
Chagas disease	0 (0 to 0)	0 (0 to 0)	0 (0 to 0)	0 (0 to 0)	0 (0 to 0)	0 (0 to 0)	0 (0 to 0)	0 (0 to 0)	0 (0 to 0)	0 (0 to 0)	0 (0 to 0)	0 (0 to 0)	0 (0 to 0)	0 (0 to 0)	0 (0 to 0)	0 (0 to 0)	0 (0 to 0)	0 (0 to 0)	0 (0 to 0)	0 (0 to 0)	0 (0 to 0)	0 (0 to 0)	0 (0 to 0)	0
Leishmaniasis	0 (0 to 0)	0 (0 to 0)	0 (0 to 0)	0 (0 to 0)	0 (0 to 0)	0 (0 to 0)	0 (0 to 0)	0 (0 to 0)	0 (0 to 0)	0 (0 to 0)	0 (0 to 0)	0 (0 to 0)	0 (0 to 0)	0 (0 to 0)	0 (0 to 0)	0 (0 to 0)	0 (0 to 0)	0 (0 to 0)	0 (0 to 0)	0 (0 to 0)	0 (0 to 0)	0 (0 to 0)	0 (0 to 0)	0
Visceral leishmaniasis	0 (0 to 0)	0 (0 to 0)	0 (0 to 0)	0 (0 to 0)	0 (0 to 0)	0 (0 to 0)	0 (0 to 0)	0 (0 to 0)	0 (0 to 0)	0 (0 to 0)	0 (0 to 0)	0 (0 to 0)	0 (0 to 0)	0 (0 to 0)	0 (0 to 0)	0 (0 to 0)	0 (0 to 0)	0 (0 to 0)	0 (0 to 0)	0 (0 to 0)	0 (0 to 0)	0 (0 to 0)	0 (0 to 0)	0
Cutaneous and mucocutaneous leishmaniasis	0 (0 to 0)	0 (0 to 0)	0 (0 to 0)	0 (0 to 0)	0 (0 to 0)	0 (0 to 0)	0 (0 to 0)	0 (0 to 0)	0 (0 to 0)	0 (0 to 0)	0 (0 to 0)	0 (0 to 0)	0 (0 to 0)	0 (0 to 0)	0 (0 to 0)	0 (0 to 0)	0 (0 to 0)	0 (0 to 0)	0 (0 to 0)	0 (0 to 0)	0 (0 to 0)	0 (0 to 0)	0 (0 to 0)	0
African trypanosomiasis	0 (0 to 0)	0 (0 to 0)	0 (0 to 0)	0 (0 to 0)	0 (0 to 0)	0 (0 to 0)	0 (0 to 0)	0 (0 to 0)	0 (0 to 0)	0 (0 to 0)	0 (0 to 0)	0 (0 to 0)	0 (0 to 0)	0 (0 to 0)	0 (0 to 0)	0 (0 to 0)	0 (0 to 0)	0 (0 to 0)	0 (0 to 0)	0 (0 to 0)	0 (0 to 0)	0 (0 to 0)	0 (0 to 0)	0
Schistosomiasis	0 (0 to 0)	0 (0 to 0)	0 (0 to 0)	0 (0 to 0)	0 (0 to 0)	0 (0 to 0)	0 (0 to 0)	0 (0 to 0)	0 (0 to 0)	0 (0 to 0)	0 (0 to 0)	0 (0 to 0)	0 (0 to 0)	0 (0 to 0)	0 (0 to 0)	0 (0 to 0)	0 (0 to 0)	0 (0 to 0)	0 (0 to 0)	0 (0 to 0)	0 (0 to 0)	0 (0 to 0)	0 (0 to 0)	0
Cysticercosis	0 (0 to 0)	0 (0 to 0)	0 (0 to 0)	0 (0 to 0)	0 (0 to 0)	0 (0 to 0)	0 (0 to 0)	0 (0 to 0)	0 (0 to 0)	0 (0 to 0)	0 (0 to 0)	0 (0 to 0)	0 (0 to 0)	0 (0 to 0)	0 (0 to 0)	0 (0 to 0)	0 (0 to 0)	0 (0 to 0)	0 (0 to 0)	0 (0 to 0)	0 (0 to 0)	0 (0 to 0)	0 (0 to 0)	0
Cystic echinococcosis	0 (0 to 0)	0 (0 to 0)	0 (0 to 0)	0 (0 to 0)	0 (0 to 0)	0 (0 to 0)	0 (0 to 0)	0 (0 to 0)	0 (0 to 0)	0 (0 to 0)	0 (0 to 0)	0 (0 to 0)	0 (0 to 0)	0 (0 to 0)	0 (0 to 0)	0 (0 to 0)	0 (0 to 0)	0 (0 to 0)	0 (0 to 0)	0 (0 to 0)	0 (0 to 0)	0 (0 to 0)	0 (0 to 0)	0
Lymphatic filariasis	0 (0 to 0)	0 (0 to 0)	0 (0 to 0)	0 (0 to 0)	0 (0 to 0)	0 (0 to 0)	0 (0 to 0)	0 (0 to 0)	0 (0 to 0)	0 (0 to 0)	0 (0 to 0)	0 (0 to 0)	0 (0 to 0)	0 (0 to 0)	0 (0 to 0)	0 (0 to 0)	0 (0 to 0)	0 (0 to 0)	0 (0 to 0)	0 (0 to 0)	0 (0 to 0)	0 (0 to 0)	0 (0 to 0)	0
Onchocerciasis	0 (0 to 0)	0 (0 to 0)	0 (0 to 0)	0 (0 to 0)	0 (0 to 0)	0 (0 to 0)	0 (0 to 0)	0 (0 to 0)	0 (0 to 0)	0 (0 to 0)	0 (0 to 0)	0 (0 to 0)	0 (0 to 0)	0 (0 to 0)	0 (0 to 0)	0 (0 to 0)	0 (0 to 0)	0 (0 to 0)	0 (0 to 0)	0 (0 to 0)	0 (0 to 0)	0 (0 to 0)	0 (0 to 0)	0
Trachoma	0 (0 to 0)	0 (0 to 0)	0 (0 to 0)	0 (0 to 0)	0 (0 to 0)	0 (0 to 0)	0 (0 to 0)	0 (0 to 0)	0 (0 to 0)	0 (0 to 0)	0 (0 to 0)	0 (0 to 0)	0 (0 to 0)	0 (0 to 0)	0 (0 to 0)	0 (0 to 0)	0 (0 to 0)	0 (0 to 0)	0 (0 to 0)	0 (0 to 0)	0 (0 to 0)	0 (0 to 0)	0 (0 to 0)	0
Dengue	0 (0 to 0)	0 (0 to 0)	0 (0 to 0)	0 (0 to 0)	0 (0 to 0)	0 (0 to 0)	0 (0 to 0)	0 (0 to 0)	0 (0 to 0)	0 (0 to 0)	0 (0 to 0)	0 (0 to 0)	0 (0 to 0)	0 (0 to 0)	0 (0 to 0)	0 (0 to 0)	0 (0 to 0)	0 (0 to 0)	0 (0 to 0)	0 (0 to 0)	0 (0 to 0)	0 (0 to 0)	0 (0 to 0)	0
Yellow fever	0 (0 to 0)	0 (0 to 0)	0 (0 to 0)	0 (0 to 0)	0 (0 to 0)	0 (0 to 0)	0 (0 to 0)	0 (0 to 0)	0 (0 to 0)	0 (0 to 0)	0 (0 to 0)	0 (0 to 0)	0 (0 to 0)	0 (0 to 0)	0 (0 to 0)	0 (0 to 0)	0 (0 to 0)	0 (0 to 0)	0 (0 to 0)	0 (0 to 0)	0 (0 to 0)	0 (0 to 0)	0 (0 to 0)	0
Rabies	0 (0 to 0)	0 (0 to 0)	0 (0 to 0)	0 (0 to 0)	0 (0 to 0)	0 (0 to 0)	0 (0 to 0)	0 (0 to 0)	0 (0 to 0)	0 (0 to 0)	0 (0 to 0)	0 (0 to 0)	0 (0 to 0)	0 (0 to 0)	0 (0 to 0)	0 (0 to 0)	0 (0 to 0)	0 (0 to 0)	0 (0 to 0)	0 (0 to 0)	0 (0 to 0)	0 (0 to 0)	0 (0 to 0)	0
Intestinal nematode infections	0 (0 to 0)	0 (0 to 0)	0 (0 to 0)	0 (0 to 0)	0 (0 to 0)	0 (0 to 0)	0 (0 to 0)	0 (0 to 0)	0 (0 to 0)	0 (0 to 0)	0 (0 to 0)	0 (0 to 0)	0 (0 to 0)	0 (0 to 0)	0 (0 to 0)	0 (0 to 0)	0 (0 to 0)	0 (0 to 0)	0 (0 to 0)	0 (0 to 0)	0 (0 to 0)	0 (0 to 0)	0 (0 to 0)	0
Ascariasis	0 (0 to 0)	0 (0 to 0)	0 (0 to 0)	0 (0 to 0)	0 (0 to 0)	0 (0 to 0)	0 (0 to 0)	0 (0 to 0)	0 (0 to 0)	0 (0 to 0)	0 (0 to 0)	0 (0 to 0)	0 (0 to 0)	0 (0 to 0)	0 (0 to 0)	0 (0 to 0)	0 (0 to 0)	0 (0 to 0)	0 (0 to 0)	0 (0 to 0)	0 (0 to 0)	0 (0 to 0)	0 (0 to 0)	0
Trichuriasis	0 (0 to 0)	0 (0 to 0)	0 (0 to 0)	0 (0 to 0)	0 (0 to 0)	0 (0 to 0)	0 (0 to 0)	0 (0 to 0)	0 (0 to 0)	0 (0 to 0)	0 (0 to 0)	0 (0 to 0)	0 (0 to 0)	0 (0 to 0)	0 (0 to 0)	0 (0 to 0)	0 (0 to 0)	0 (0 to 0)	0 (0 to 0)	0 (0 to 0)	0 (0 to 0)	0 (0 to 0)	0 (0 to 0)	0
Hookworm disease	0 (0 to 0)	0 (0 to 0)	0 (0 to 0)	0 (0 to 0)	0 (0 to 0)	0 (0 to 0)	0 (0 to 0)	0 (0 to 0)	0 (0 to 0)	0 (0 to 0)	0 (0 to 0)	0 (0 to 0)	0 (0 to 0)	0 (0 to 0)	0 (0 to 0)	0 (0 to 0)	0 (0 to 0)	0 (0 to 0)	0 (0 to 0)	0 (0 to 0)	0 (0 to 0)	0 (0 to 0)	0 (0 to 0)	0
Food-borne trematodiases	0 (0 to 0)	0 (0 to 0)	0 (0 to 0)	0 (0 to 0)	0 (0 to 0)	0 (0 to 0)	0 (0 to 0)	0 (0 to 0)	0 (0 to 0)	0 (0 to 0)	0 (0 to 0)	0 (0 to 0)	0 (0 to 0)	0 (0 to 0)	0 (0 to 0)	0 (0 to 0)	0 (0 to 0)	0 (0 to 0)	0 (0 to 0)	0 (0 to 0)	0 (0 to 0)	0 (0 to 0)	0 (0 to 0)	0
Leprosy	0 (0 to 0)	0 (0 to 0)	0 (0 to 0)	0 (0 to 0)	0 (0 to 0)	0 (0 to 0)	0 (0 to 0)	0 (0 to 0)	0 (0 to 0)	0 (0 to 0)	0 (0 to 0)	0 (0 to 0)	0 (0 to 0)	0 (0 to 0)	0 (0 to 0)	0 (0 to 0)	0 (0 to 0)	0 (0 to 0)	0 (0 to 0)	0 (0 to 0)	0 (0 to 0)	0 (0 to 0)	0 (0 to 0)	0
Ebola	0 (0 to 0)	0 (0 to 0)	0 (0 to 0)	0 (0 to 0)	0 (0 to 0)	0 (0 to 0)	0 (0 to 0)	0 (0 to 0)	0 (0 to 0)	0 (0 to 0)	0 (0 to 0)	0 (0 to 0)	0 (0 to 0)	0 (0 to 0)	0 (0 to 0)	0 (0 to 0)	0 (0 to 0)	0 (0 to 0)	0 (0 to 0)	0 (0 to 0)	0 (0 to 0)	0 (0 to 0)	0 (0 to 0)	0
Zika virus	0 (0 to 0)	0 (0 to 0)	0 (0 to 0)	0 (0 to 0)	0 (0 to 0)	0 (0 to 0)	0 (0 to 0)	0 (0 to 0)	0 (0 to 0)	0 (0 to 0)	0 (0 to 0)	0 (0 to 0)	0 (0 to 0)	0 (0 to 0)	0 (0 to 0)	0 (0 to 0)	0 (0 to 0)	0 (0 to 0)	0 (0 to 0)	0 (0 to 0)	0 (0 to 0)	0 (0 to 0)	0 (0 to 0)	0
Guinea worm disease	0 (0 to 0)	0 (0 to 0)	0 (0 to 0)	0 (0 to 0)	0 (0 to 0)	0 (0 to 0)	0 (0 to 0)	0 (0 to 0)	0 (0 to 0)	0 (0 to 0)	0 (0 to 0)	0 (0 to 0)	0 (0 to 0)	0 (0 to 0)	0 (0 to 0)	0 (0 to 0)	0 (0 to 0)	0 (0 to 0)	0 (0 to 0)	0 (0 to 0)	0 (0 to 0)	0 (0 to 0)	0 (0 to 0)	0
Other neglected tropical diseases	0 (0 to 0)	0 (0 to 0)	0 (0 to 0)	0 (0 to 0)	0 (0 to 0)	0 (0 to 0)	0 (0 to 0)	0 (0 to 0)	0 (0 to 0)	0 (0 to 0)	0 (0 to 0)	0 (0 to 0)	0 (0 to 0)	0 (0 to 0)	0 (0 to 0)	0 (0 to 0)	0 (0 to 0)	0 (0 to 0)	0 (0 to 0)	0 (0 to 0)	0 (0 to 0)	0 (0 to 0)	0 (0 to 0)	0
Other inf

Congenital birth defects	337 (2391e-467)	139 (1621e-197)	261 (174e-391)	117 (91.21e-155)	60.6 (65.4-e-79.1)	51.4 (38.4-e-68.7)	56.1 (46.1-e-71.4)	54.6 (41.1-e-69.9)	60.1 (45.4-e-77.1)	62.9 (49.3-e-80)	58 (44.4-e-73.4)	54.2 (37.2e-69.4)	50.2 (33.6e-69.1)	49.4 (32.6-e-64.6)	51 (32.6-e-69.2)	42.7 (25.6-e-59.7)	27.3 (17.2-e-39.3)	8.2 (5.1e-12.4)	4.8 (2.4-e-7.4)	3.4 (2.1-e-5.3)	1.8 (1.1-e-2.9)	0.6 (0.4-e-1.1)	0.1 (0.1e-0.2)	1,500
Neural tube defects	49.6 (27.7-e-99.1)	9.1 (5.4-e-14.1)	29.4 (14.4-e-59.1)	17.1 (10.7-e-26.4)	9.6 (4.6-e-17.7)	6.2 (2.9e-9.6)	6.2 (3.9-e-9.6)	6.2 (3.9-e-9.7)	4.7 (2.4-e-8.6)	4.5 (2.6-e-6.9)	3.8 (2.1e-5.9)	2.7 (1.4-e-4.1)	1.4 (0.6-e-2.5)	0.9 (0.4-e-1.4)	0.6 (0.2-e-1.2)	0.4 (0.2-e-0.9)	0.1 (0.1e-0.3)	0 (0-e-0.1)	0 (0-e-0)	0 (0-e-0)	0 (0-e-0)	0 (0-e-0)	0 (0-e-0)	133
Congenital heart anomalies	1,100 (44.2-e-146)	1,100 (38.4-e-82.5)	1,100 (49.4-e-103)	1,100 (74.2e-99.1)	1,100 (6.4-e-17.2)	1,100 (5.7-e-11.6)	1,100 (9.6e-12.6)	1,100 (6.1-e-12.4)	1,100 (7.32e-10)	1,100 (9.2-e-13.7)	1,100 (7.4e-17)	1,100 (7.1e-16)	1,100 (5.4-e-10.7)	1,100 (4.1-e-10.1)	1,100 (3.5-e-11.6)	1,100 (2.3-e-9.3)	1,100 (2.2e-7.1)	1,100 (2.1e-5.1)	1,100 (1.1e-3.1)	1,100 (0.5-e-2.1)	1,100 (0.3-e-1.1)	1,100 (0.3-e-1.1)	1,100 (0.3-e-1.1)	365
Orofacial clefts	0.1 (0.1e-0.1)	0 (0-e-0.1)	0.6 (0.2-e-1.7)	0.6 (0.4-e-1.6)	0.6 (0.2e-1.2)	0.5 (0.2-e-1.1)	0.6 (0.2-e-1.6)	0.6 (0.2-e-1.6)	0.9 (0.3-e-1.8)	0.9 (0.3-e-1.8)	0.6 (0.2-e-1.4)	0.6 (0.2e-1.2)	0.6 (0.2e-1.2)	0.6 (0.2-e-1.1)	0.6 (0.2-e-1.1)	0.5 (0.2-e-0.9)	0.4 (0.2-e-0.7)	0.4 (0.2-e-0.8)	0.2 (0.1-e-0.4)	0.2 (0.1-e-0.3)	0.1 (0.1-e-0.2)	0 (0-e-0.1)	0 (0-e-0.1)	11
Down syndrome	8.3 (5.1e-12.1)	2.6 (1.7-e-3.8)	7.1 (4.2-e-11.5)	4.7 (2.1-e-9.6)	3.5 (2.2-e-5.1)	3.2 (2.2-e-4.7)	3.7 (2.5-e-5.1)	3.6 (2.4-e-5.1)	4.8 (3.2-e-6.9)	5.1 (3.4-e-7.3)	6.1 (4.1-e-9.1)	6.2 (4.2-e-9.2)	4.6 (2.9-e-6.9)	4.2 (2.6-e-6.5)	3 (1.8-e-4.8)	1.8 (1.2e-2.7)	0.9 (0.6-e-1.3)	0.3 (0.2-e-0.5)	0.1 (0-e-0.2)	0 (0-e-0.1)	0 (0-e-0.1)	0 (0-e-0.1)	0 (0-e-0.1)	135
Turner syndrome	0 (0-e-0)	0 (0-e-0)	0 (0-e-0.1)	0 (0-e-0.4)	0.2 (0-e-0.4)	0.1 (0-e-0.4)	0.2 (0-e-0.5)	0.2 (0-e-0.5)	0.3 (0.1-e-0.7)	0.3 (0.1-e-0.8)	0.2 (0-e-0.6)	0.2 (0.1e-0.5)	0.1 (0-e-0.3)	0.1 (0-e-0.3)	0.1 (0-e-0.3)	0 (0-e-0.1)	0 (0-e-0.1)	0 (0-e-0.1)	0 (0-e-0.1)	0 (0-e-0.1)	0 (0-e-0.1)	0 (0-e-0.1)	0 (0-e-0.1)	0 (0-e-0.1)	2.2
Klinefelter syndrome	0 (0-e-0)	0 (0-e-0)	0 (0-e-0.1)	0 (0-e-0.1)	0 (0-e-0.1)	0 (0-e-0.1)	0 (0-e-0.1)	0 (0-e-0.2)	0.1 (0-e-0.3)	0.1 (0-e-0.3)	0 (0-e-0.2)	0 (0-e-0.1)	0 (0-e-0.1)	0 (0-e-0.1)	0 (0-e-0.1)	0 (0-e-0)	0 (0-e-0)	0 (0-e-0)	0 (0-e-0)	0 (0-e-0)	0 (0-e-0)	0 (0-e-0)	0 (0-e-0)	0 (0-e-0)	0.6
Other chromosomal abnormalities	28.2 (24.5-e-73.2)	20.8 (14.6-e-30.7)	43 (27.7-e-99)	13.6 (9.6-e-19.4)	8.2 (5.4-e-11.2)	6.7 (4.4-e-9.3)	7.7 (5.1-e-10.5)	7.7 (5.2-e-10.4)	8 (5.4-e-10.9)	8.4 (5.6-e-11.4)	7.6 (5.1e-10.5)	6.5 (3.7-e-9.2)	6.1 (3.2-e-9.2)	4.4 (2.2-e-8.7)	3.9 (1.4-e-9.3)	2.3 (0.9-e-5.9)	1.9 (0.6-e-5.2)	0.5 (0.2-e-1.3)	0 (0-e-0)	0 (0-e-0)	0 (0-e-0)	0 (0-e-0)	0 (0-e-0)	0 (0-e-0)	195
Congenital musculoskeletal and limb anomalies	11.9 (9.1e-17.4)	3.5 (2.4-e-5.1)	29.1 (19.2-e-37.6)	27.2 (19.7-e-42.2)	16.2 (9.4-e-29.4)	15 (8.9-e-22.2)	16.7 (9.4-e-27.1)	14.4 (8.1-e-21.6)	15.7 (9.7-e-24.4)	16 (9.8-e-24.7)	13.4 (8.4e-22.1)	11.2 (7.1e-16.4)	10.5 (6.7e-15.5)	10.5 (6.4-e-15.6)	10.2 (6.1e-15.6)	8.5 (5.2e-12.4)	6.2 (3.8-e-9.2)	2.4 (2.2e-5.2)	0.6 (0.1e-2.1)	0.4 (0.1e-1.2)	0.1 (0.1e-0.2)	0.1 (0.1e-0.2)	0.1 (0.1e-0.2)	239
Urogenital congenital anomalies	22 (12.2-e-41.9)	3.8 (2.1e-6.8)	6.8 (2.4-e-16.8)	3.4 (1.9-e-5.2)	2 (1.1e-3.1)	1.4 (0.8-e-2.5)	1.1 (0.7e-1.8)	1.1 (0.7-e-1.6)	1 (0.7-e-1.6)	0.9 (0.6-e-1.5)	0.7 (0.4-e-1.1)	0.5 (0.3-e-0.9)	0.4 (0.2e-0.8)	0.3 (0.2-e-0.6)	0.2 (0.1e-0.4)	0.2 (0.1-e-0.3)	0.1 (0.1-e-0.2)	0.1 (0-e-0.2)	0 (0-e-0.1)	0 (0-e-0)	0 (0-e-0)	0 (0-e-0)	0 (0-e-0)	0 (0-e-0)	44.9
Digestive congenital anomalies	44.1 (27.7-e-77.9)	13.7 (10.2-e-20.4)	37.9 (23.2-e-63.6)	19.2 (9.9e-14.4)	11.4 (2.4-e-5.6)	9.1 (2.6-e-16.1)	9.6 (3.6e-17.1)	8.6 (3.6-e-15.1)	9.1 (3.7e-15)	9.1 (3.8-e-15.1)	8.1 (3.4e-14.1)	6.6 (2.5-e-12.2)	5.2 (2.1e-9.6)	4.1 (1.6-e-7.6)	3.4 (1.3-e-7.1)	2.1 (0.7-e-5.1)	1.1 (0.3e-2.9)	0.4 (0.1e-0.9)	0.1 (0-e-0.1)	0 (0-e-0.1)	0 (0-e-0.1)	0 (0-e-0.1)	0 (0-e-0.1)	110
Other congenital birth defects	54.2 (41.1e-127)	22.4 (14.4-e-31.3)	47.1 (30.2-e-79.7)	19.7 (12.9-e-29.4)	12.9 (8.6e-18.5)	10.4 (7.1e-16.3)	10.8 (7.3-e-16.1)	10.8 (6.4-e-20.7)	11.8 (7.1-e-20.7)	12.6 (7.3-e-21.3)	10.6 (6.3e-18)	9.1 (5.1e-15.3)	8.2 (4.4-e-13.6)	7.2 (3.8e-12)	6.7 (3.2e-12)	4.7 (2.6e-10.4)	3.1 (1.2-e-6.4)	1.2 (0.6-e-3.3)	0.3 (0.1-e-0.6)	0.1 (0-e-0.3)	0.1 (0-e-0.2)	0.1 (0-e-0.2)	0.1 (0-e-0.1)	314
Urinary diseases and male infertility	9.4 (0.1-e-0.6)	0.6 (0.2e-3.9)	5.1 (1.5e-31)	1.4 (1.5e1-9)	1.6 (1.2e-2.2)	1.6 (1.1e-2.4)	2.1 (2.2e-4)	1.8 (4.7e-14.6)	1.8 (8.6e-25)	1.9 (12.6e-32.6)	2.2 (16.4e-37.4)	2.7 (17.2e-39.4)	2.9 (17.2e-40.4)	3 (17.2e-40.4)	3.2 (34.1e-42.3)	3.3 (36.4e-99.4)	2.9 (48.1e-93.7)	2.7 (61.2e-97.2)	2.5 (83.7e-133)	2.2 (109e-183)	1.9 (84.4e-164)	1.6 (98.2e-217)	1.3 (109e-317)	926
Urolithiasis	0 (0-e-0)	0 (0-e-0)	0.1 (0-e-0.5)	0.1 (0.1e-0.5)	0.1 (0.1e-0.3)	0.1 (0-e-0.3)	0.2 (0.2e-0.5)	0.1 (0-e-0.3)	0.2 (0.1e-0.6)	0.2 (0-e-0.6)	0.2 (0.1e-0.7)	0.2 (0-e-0.7)	0.2 (0.1e-0.7)	0.2 (0.1e-0.6)	0.2 (0-e-0.6)	0.2 (0-e-0.5)	0.2 (0.1e-0.5)	0.2 (0-e-0.5)	0.2 (0.1e-0.5)	0.2 (0.1e-0.5)	0.2 (0.1e-0.5)	0.2 (0.1e-0.5)	0.2 (0.1e-0.5)	61.4
Benign prostatic hyperplasia	0 (0-e-0)	0 (0-e-0)	0 (0-e-0)	0 (0-e-0)	0 (0-e-0)	0 (0-e-0)	0 (0-e-0)	0 (0-e-0)	0 (0-e-0)	0 (0-e-0)	0 (0-e-0)	0.3 (0-e-1.3)	0.3 (0-e-1.6)	0.3 (0-e-1.6)	0.3 (0-e-1.6)	0.2 (0-e-1.3)	0.2 (0-e-1.3)	0.2 (0-e-1.3)	0.2 (0-e-1.3)	0.2 (0-e-1.3)	0.2 (0-e-1.3)	0.2 (0-e-1.3)	0.2 (0-e-1.3)	135
Male infertility	0 (0-e-0)	0 (0-e-0)	0 (0-e-0)	0 (0-e-0)	0 (0-e-0)	0 (0-e-0)	0 (0-e-0)	0.7 (0.7-e-3.9)	0.7 (0.7e-4)	0.7 (1.4-e-14.4)	0.7 (1.4-e-16.4)	0.7 (1.4-e-16.4)	0.7 (1.4-e-16.4)	0.7 (0-e-1.9)	0.7 (0-e-1.9)	0 (0-e-0)	0 (0-e-0)	0 (0-e-0)	0 (0-e-0)	0 (0-e-0)	0 (0-e-0)	0 (0-e-0)	0 (0-e-0)	0 (0-e-0)	39.4
Other urinary diseases	0.2 (0.1-e-0.4)	0.3 (0.1-e-0.6)	0.4 (0.2-e-0.9)	0.5 (0.3-e-0.7)	0.5 (0.3-e-0.8)	0.6 (0.3-e-0.9)	0.7 (0.4-e-1.1)	1.4 (0.5-e-4.2)	2.5 (0.9-e-2)	2.2 (1.4-e-3.3)	2.5 (1.5-e-3.6)	2.2 (1.4-e-3.1)	3 (1.6-e-4.7)	2.7 (1.4-e-3.9)	2.4 (1.4-e-3.5)	2.1 (1.1-e-3.1)	2.1 (1.1-e-3.1)	3.4 (1.6-e-6.8)	3.1 (1.6-e-5.9)	3.1 (1.6-e-5.9)	3.1 (1.6-e-5.9)	3.1 (1.6-e-5.9)	3.1 (1.6-e-5.9)	417
Gynecological diseases	0 (0-e-0)	0 (0-e-0)	0 (0-e-0)	0 (0-e-0)	0 (0-e-0)	0 (0-e-0)	0 (0-e-0)	0 (0-e-0)	0 (0-e-0)	0 (0-e-0)	0 (0-e-0)

SR Table 2c: Tamesside DALYS by cause and sex group for both sexes with 95% uncertainty intervals, 2019

Cause	Early Neonatal	Late Neonatal	Post Neonatal	1 to 4	5 to 9	10 to 14	15 to 19	20 to 24	25 to 29	30 to 34	35 to 39	40 to 44	45 to 49	50 to 54	55 to 59	60 to 64	65 to 69	70 to 74	75 to 79	80 to 84	85 to 89	90 to 94	95 plus	Total
All causes	888 (339 to 463)	183 (70 to 219)	2,007 (946 to 421)	1,004 (464 to 607)	464 (182 to 616)	404 (163 to 511)	1,104 (671 to 1,430)	1,644 (1,050 to 2,064)	2,730 (1,689 to 3,709)	3,730 (2,120 to 5,370)	3,730 (2,458 to 5,113)	3,730 (2,460 to 5,069)	3,730 (2,340 to 5,060)	3,730 (2,147 to 5,247)	3,730 (1,707 to 5,996)	3,730 (4,359 to 6,190)	3,730 (4,910 to 6,940)	3,730 (4,884 to 6,910)	3,730 (4,600 to 7,130)	3,730 (4,600 to 8,200)	3,730 (5,772 to 7,350)	3,730 (5,168 to 7,630)	3,730 (3,560 to 4,290)	3,730 (1,940 to 2,350)	3,730 (604 to 701)	70,700
Communicable, maternal, neonatal, and nutritional diseases	888 (221 to 330)	183 (69.7 to 170)	2,007 (98.4 to 137)	1,004 (79.3 to 186)	464 (58.5 to 114)	404 (55.4 to 88.2)	1,104 (58.4 to 160)	1,644 (58.4 to 163)	2,730 (72.9 to 131)	3,730 (82.4 to 143)	3,730 (89.4 to 165)	3,730 (84.1 to 166)	3,730 (102 to 178)	3,730 (107 to 186)	3,730 (112 to 177)	3,730 (113 to 177)	3,730 (123 to 203)	3,730 (173 to 288)	3,730 (222 to 386)	3,730 (169 to 318)	3,730 (241 to 386)	3,730 (170 to 267)	3,730 (54.9 to 58.7)	3,570
HIV/AIDS and sexually transmitted infections	9.5 (2.7 to 21.4)	3 (0.9 to 6.9)	5 (1.4 to 11.3)	0.5 (0.4 to 0.7)	0.3 (0.3 to 0.5)	0.3 (0.3 to 0.5)	0.5 (0.4 to 0.6)	1.5 (1.1 to 2.2)	3.9 (2.7 to 5.4)	7 (5.1 to 9.8)	9.3 (6.9 to 12.7)	8.9 (6.4 to 12.2)	8.8 (6.7 to 11.6)	8.6 (5.2 to 9.3)	5.7 (4.2 to 7.4)	4 (2.9 to 5.7)	3.6 (2.5 to 5.1)	2.5 (1.3 to 4.1)	1.2 (0.7 to 2.2)	0.5 (0.4 to 0.6)	0.3 (0.2 to 0.4)	0.1 (0.1 to 0.2)	0.1 (0.0 to 0.1)	69.5
HIV/AIDS	0 (0 to 0)	0 (0 to 0)	0.4 (0.4 to 0.5)	0.3 (0.3 to 0.4)	0.3 (0.3 to 0.4)	0.2 (0.2 to 0.3)	0.3 (0.3 to 0.4)	0.9 (0.8 to 1.1)	2.9 (2.6 to 3.2)	5.6 (4.9 to 7.1)	7.5 (4.9 to 7.7)	6.5 (4.9 to 7.5)	6.3 (4.1 to 7.1)	6.4 (4.1 to 7.3)	4.4 (2.1 to 6.4)	3.1 (1.7 to 5.3)	2.8 (1.7 to 4.3)	1.6 (0.9 to 2.5)	0.8 (0.3 to 1.1)	0.3 (0.1 to 0.5)	0.1 (0.0 to 0.2)	0.0 (0.0 to 0.1)	43.4
HIV/AIDS - Drug-susceptible Tuberculosis	0 (0 to 0)	0 (0 to 0)	0.1 (0.0 to 0.1)	0.1 (0.0 to 0.1)	0.1 (0.0 to 0.1)	0 (0 to 0)	0 (0 to 0)	0.1 (0.0 to 0.1)	0.2 (0.1 to 0.3)	0.3 (0.2 to 0.4)	0.4 (0.2 to 0.6)	0.4 (0.2 to 0.6)	0.4 (0.2 to 0.6)	0.5 (0.3 to 0.8)	0.4 (0.2 to 0.6)	0.3 (0.2 to 0.4)	0.2 (0.1 to 0.3)	0.2 (0.1 to 0.3)	0.1 (0.0 to 0.1)	0 (0 to 0)	0 (0 to 0)	0 (0 to 0)	0 (0 to 0)	4.2
HIV/AIDS - Multidrug-resistant Tuberculosis without extensive dr...	0 (0 to 0)	0 (0 to 0)	0 (0 to 0)	0 (0 to 0)	0 (0 to 0)	0 (0 to 0)	0 (0 to 0)	0 (0 to 0)	0 (0 to 0)	0 (0 to 0)	0 (0 to 0)	0 (0 to 0)	0 (0 to 0)	0 (0 to 0)	0 (0 to 0)	0 (0 to 0)	0 (0 to 0)	0 (0 to 0)	0 (0 to 0)	0 (0 to 0)	0 (0 to 0)	0 (0 to 0)	0 (0 to 0)	0 (0 to 0)	0.1
HIV/AIDS - Extensively drug-resistant Tuberculosis	0 (0 to 0)	0 (0 to 0)	0 (0 to 0)	0 (0 to 0)	0 (0 to 0)	0 (0 to 0)	0 (0 to 0)	0 (0 to 0)	0 (0 to 0)	0 (0 to 0)	0 (0 to 0)	0 (0 to 0)	0 (0 to 0)	0 (0 to 0)	0 (0 to 0)	0 (0 to 0)	0 (0 to 0)	0 (0 to 0)	0 (0 to 0)	0 (0 to 0)	0 (0 to 0)	0 (0 to 0)	0 (0 to 0)	0 (0 to 0)	0
HIV/AIDS resulting in other diseases	0 (0 to 0)	0 (0 to 0)	0.4 (0.3 to 0.4)	0.2 (0.2 to 0.3)	0.2 (0.2 to 0.3)	0.2 (0.1 to 0.2)	0.2 (0.1 to 0.3)	0.6 (0.4 to 0.8)	1.6 (1.2 to 2.2)	3.5 (2.5 to 4.7)	5.2 (3.8 to 7)	4.9 (3.5 to 6.6)	5.7 (4.2 to 7.4)	4.8 (2.8 to 5.4)	2.8 (1.5 to 4.1)	2.6 (1.4 to 3.7)	1.6 (0.8 to 2.1)	0.8 (0.4 to 1.1)	0.4 (0.1 to 0.7)	0.1 (0.0 to 0.1)	0 (0 to 0)	0 (0 to 0)	0 (0 to 0)	39.1
Sexually transmitted infections excluding HIV	9.5 (2.7 to 21.4)	3 (0.9 to 6.9)	4.6 (1.4 to 11)	0.2 (0.0 to 0.4)	0.1 (0.0 to 0.2)	0.1 (0.0 to 0.2)	0.3 (0.2 to 0.5)	0.9 (0.5 to 1.5)	1.1 (0.5 to 2.1)	3.2 (1.5 to 6.1)	3.5 (1.6 to 6.5)	3.3 (1.6 to 6.1)	2.5 (1.2 to 4.5)	1.6 (0.8 to 2.9)	0.9 (0.4 to 1.7)	0.5 (0.2 to 1)	0.3 (0.1 to 0.6)	0.2 (0.1 to 0.4)	0.1 (0.0 to 0.2)	0 (0 to 0)	0 (0 to 0)	0 (0 to 0)	0 (0 to 0)	40.2
Syphilis	9.5 (2.7 to 21.4)	3 (0.9 to 6.9)	4.6 (1.4 to 11)	0.2 (0.0 to 0.4)	0.1 (0.0 to 0.2)	0.1 (0.0 to 0.2)	0.3 (0.2 to 0.5)	0.9 (0.5 to 1.5)	1.1 (0.5 to 2.1)	3.2 (1.5 to 6.1)	3.5 (1.6 to 6.5)	3.3 (1.6 to 6.1)	2.5 (1.2 to 4.5)	1.6 (0.8 to 2.9)	0.9 (0.4 to 1.7)	0.5 (0.2 to 1)	0.3 (0.1 to 0.6)	0.2 (0.1 to 0.4)	0.1 (0.0 to 0.2)	0 (0 to 0)	0 (0 to 0)	0 (0 to 0)	0 (0 to 0)	18
Chlamydial infection	0 (0 to 0)	0 (0 to 0)	0 (0 to 0)	0 (0 to 0)	0 (0 to 0)	0 (0 to 0)	0 (0 to 0)	0 (0 to 0)	0 (0 to 0)	0 (0 to 0)	0 (0 to 0)	0 (0 to 0)	0 (0 to 0)	0 (0 to 0)	0 (0 to 0)	0 (0 to 0)	0 (0 to 0)	0 (0 to 0)	0 (0 to 0)	0 (0 to 0)	0 (0 to 0)	0 (0 to 0)	0 (0 to 0)	0 (0 to 0)	0
Gonococcal infection	0 (0 to 0)	0 (0 to 0)	0 (0 to 0)	0 (0 to 0)	0 (0 to 0)	0 (0 to 0)	0 (0 to 0)	0 (0 to 0)	0 (0 to 0)	0 (0 to 0)	0 (0 to 0)	0 (0 to 0)	0 (0 to 0)	0 (0 to 0)	0 (0 to 0)	0 (0 to 0)	0 (0 to 0)	0 (0 to 0)	0 (0 to 0)	0 (0 to 0)	0 (0 to 0)	0 (0 to 0)	0 (0 to 0)	0 (0 to 0)	0
Trichomoniasis	0 (0 to 0)	0 (0 to 0)	0 (0 to 0)	0 (0 to 0)	0 (0 to 0)	0 (0 to 0)	0 (0 to 0)	0 (0 to 0)	0 (0 to 0)	0 (0 to 0)	0 (0 to 0)	0 (0 to 0)	0 (0 to 0)	0 (0 to 0)	0 (0 to 0)	0 (0 to 0)	0 (0 to 0)	0 (0 to 0)	0 (0 to 0)	0 (0 to 0)	0 (0 to 0)	0 (0 to 0)	0 (0 to 0)	0 (0 to 0)	2.2
Genital herpes	0 (0 to 0)	0 (0 to 0)	0 (0 to 0)	0 (0 to 0)	0 (0 to 0)	0 (0 to 0)	0 (0 to 0)	0 (0 to 0)	0 (0 to 0)	0 (0 to 0)	0 (0 to 0)	0 (0 to 0)	0 (0 to 0)	0 (0 to 0)	0 (0 to 0)	0 (0 to 0)	0 (0 to 0)	0 (0 to 0)	0 (0 to 0)	0 (0 to 0)	0 (0 to 0)	0 (0 to 0)	0 (0 to 0)	0 (0 to 0)	3.1
Other sexually transmitted infections	0 (0 to 0)	0 (0 to 0)	0 (0 to 0)	0 (0 to 0)	0 (0 to 0)	0 (0 to 0)	0 (0 to 0)	0 (0 to 0)	0 (0 to 0)	0 (0 to 0)	0 (0 to 0)	0 (0 to 0)	0 (0 to 0)	0 (0 to 0)	0 (0 to 0)	0 (0 to 0)	0 (0 to 0)	0 (0 to 0)	0 (0 to 0)	0 (0 to 0)	0 (0 to 0)	0 (0 to 0)	0 (0 to 0)	0 (0 to 0)	5.3
Respiratory infections and tuberculosis	3 (2.2 to 4)	3 (2.4 to 3.1)	20.5 (14.7 to 29.9)	29.3 (25.4 to 35.4)	29.3 (19.5 to 46.3)	29.3 (13.2 to 34.3)	29.3 (7.7 to 39.2)	29.3 (14 to 31)	29.3 (10.2 to 46.1)	29.3 (22.1 to 34.3)	29.3 (28 to 49.6)	29.3 (29.2 to 52.4)	29.3 (28.1 to 54.1)	29.3 (29.2 to 52.4)	29.3 (38.5 to 71.4)	29.3 (53.6 to 95.1)	29.3 (64.2 to 104)	29.3 (74.8 to 140)	29.3 (102 to 202)	29.3 (132 to 227)	29.3 (222 to 394)	29.3 (219 to 352)	29.3 (157 to 247)	1,910
Tuberculosis	0 (0 to 0)	0 (0 to 0)	0.1 (0 to 0.2)	0.1 (0 to 0.2)	0.1 (0 to 0.1)	0.1 (0 to 0.2)	0.3 (0.2 to 0.4)	0.6 (0.4 to 0.9)	1.2 (0.9 to 1.6)	1.4 (0.9 to 2)	1.3 (0.9 to 2)	1.3 (0.9 to 1.8)	1.3 (0.9 to 2.5)	1.4 (0.9 to 2.4)	2.3 (1.7 to 3.4)	2.6 (1.6 to 3.9)	2.6 (1.6 to 3.7)	2.6 (1.6 to 3.6)	2.7 (1.6 to 3.7)	2.6 (1.6 to 3.6)	2.1 (1.2 to 3.1)	1.6 (0.9 to 2.4)	1.6 (0.9 to 2.4)	39.9
Latent tuberculosis infection	0 (0 to 0)	0 (0 to 0)	0 (0 to 0)	0 (0 to 0)	0 (0 to 0)	0 (0 to 0)	0 (0 to 0)	0 (0 to 0)	0 (0 to 0)	0 (0 to 0)	0 (0 to 0)	0 (0 to 0)	0 (0 to 0)	0 (0 to 0)	0 (0 to 0)	0 (0 to 0)	0 (0 to 0)	0 (0 to 0)	0 (0 to 0)	0 (0 to 0)	0 (0 to 0)	0 (0 to 0)	0 (0 to 0)	0 (0 to 0)	0
Drug-susceptible tuberculosis	0 (0 to 0)	0 (0 to 0)	0 (0 to 0)	0 (0 to 0)	0 (0 to 0)	0 (0 to 0)	0 (0 to 0)	0 (0 to 0)	0 (0 to 0)	0 (0 to 0)	0 (0 to 0)	0 (0 to 0)	0 (0 to 0)	0 (0 to 0)	0 (0 to 0)	0 (0 to 0)	0 (0 to 0)	0 (0 to 0)	0 (0 to 0)	0 (0 to 0)	0 (0 to 0)	0 (0 to 0)	0 (0 to 0)	0 (0 to 0)	0
Multidrug-resistant tuberculosis without extensive drug-resistance	0 (0 to 0)	0 (0 to 0)	0 (0 to 0)	0 (0 to 0)	0 (0 to 0)	0 (0 to 0)	0 (0 to 0)	0 (0 to 0)	0 (0 to 0)	0 (0 to 0)	0 (0 to 0)	0 (0 to 0)	0 (0 to 0)	0 (0 to 0)	0 (0 to 0)	0 (0 to 0)	0 (0 to 0)	0 (0 to 0)	0 (0 to 0)	0 (0 to 0)	0 (0 to 0)	0 (0 to 0)	0 (0 to 0)	0 (0 to 0)	0.6
Extensively drug-resistant tuberculosis	0 (0 to 0)	0 (0 to 0)	0 (0 to 0)	0 (0 to 0)	0 (0 to 0)	0 (0 to 0)	0 (0 to 0)	0 (0 to 0)	0 (0 to 0)	0 (0 to 0)	0 (0 to 0)	0 (0 to 0)	0 (0 to 0)	0 (0 to 0)	0 (0 to 0)	0 (0 to 0)	0 (0 to 0)	0 (0 to 0)	0 (0 to 0)	0 (0 to 0)	0 (0 to 0)	0 (0 to 0)	0 (0 to 0)	0 (0 to 0)	0.2
Lower respiratory infections	3 (2.1 to 4)	3 (2.5 to 4.8)	20.5 (14.6 to 29.4)	29.3 (24.6 to 34.8)	29.3 (19.2 to 45.7)	29.3 (12.9 to 33.7)	29.3 (7.5 to 38.6)	29.3 (13.6 to 30.4)	29.3 (9.7 to 45.1)	29.3 (21.5 to 33.5)	29.3 (27.1 to 48.1)	29.3 (27.1 to 50.8)	29.3 (27.1 to 52.4)	29.3 (27.1 to 50.8)	29.3 (36.5 to 70.4)	29.3 (52.1 to 92.4)	29.3 (62.5 to 102)	29.3 (72.8 to 136)	29.3 (99.8 to 196)	29.3 (129 to 220)	29.3 (216 to 382)	29.3 (215 to 345)	29.3 (156 to 244)	1,820
Upper respiratory infections	0 (0 to 0.1)	0 (0 to 0.2)	0.9 (0.1 to 3.3)	18 (10.2 to 29.2)	27 (11.7 to 35.9)	12.4 (6.2 to 27.1)	12.4 (6.3 to 24.5)	12.4 (6.7 to 21.9)	13.7 (7.5 to 22.3)	14.6 (7.9 to 23.4)	11.2 (6 to 19.6)	11.2 (6 to 19.6)	11.2 (6.4 to 20.9)	12 (6.4 to 21.5)	12.7 (7.5 to 21)	13.1 (7.9 to 21.7)	13.1 (7.9 to 21.7)	13.1 (7.9 to 21.7)	13.1 (7.9 to 21.7)	13.1 (7.9 to 21.7)	13.1 (7.9 to 21.7)	13.1 (7.9 to 21.7)	13.1 (7.9 to 21.7)	205
Otitis media	0 (0 to 0)	0 (0 to 0)	0.1 (0.0 to 1.5)	2.1 (2.9 to 9.9)	2.1 (3.8 to 8.8)	2.1 (1.6 to 5.3)	2.1 (1.2 to 4.4)	2.1 (1.1 to 3.2)	2.1 (1.2 to 3.8)	2.1 (1.3 to 4.6)	2.1 (1.2 to 3.5)	2.1 (1.4 to 5.2)	2.1 (1.3 to 4.6)	2.1 (1.4 to 5.2)	2.1 (1.7 to 5.6)	2.1 (1.8 to 6.7)	2.1 (1.7 to 5.4)	2.1 (1.6 to 4.2)	2.1 (1.6 to 4.2)	2.1 (1.6 to 4.2)	2.1 (1.6 to 4.1)	2.1 (1.6 to 3.1)	2.1 (1.6 to 3.1)	47.5
Enteric infections	0.3 (0.2 to 0.4)	0.3 (0.3 to 1.4)	20 (9.7 to 76.7)	20 (11.4 to 33)	10.5 (5.8 to 17.4)	6.8 (3.4 to 11.1)	4.8 (2.4 to 8.1)	4.8 (3 to 7)	4.3 (2.7 to 6.5)	4.6 (2.7 to 6.9)	4.3 (2.7 to 6.5)	4.1 (2.7 to 6.4)	4.1 (2.7 to 6.4)	4.1 (2.7 to 6.4)	4.1 (2.7 to 6.4)	4.1 (2.7 to 6.4)	4.1 (2.7 to 6.4)	4.1 (2.7 to 6.4)	4.1 (2.7 to 6.4)	4.1 (2.7 to 6.4)	4.1 (2.7 to 6.4)	4.1 (2.7 to 6.4)	4.1 (2.7 to 6.4)	213
Diarrheal diseases	0.3 (0.2 to 0.4)	1.2 (0.9 to 1.4)	19 (9.4 to 76.7)	19 (11.4 to 33)	9.8 (5.7 to 17.3)	6.3 (3.4 to 11.1)	4.3 (2.4 to 8.1)	4.3 (2.7 to 6.5)	3.8 (2.3 to 6.2)	4.1 (2.3 to 7.4)	3.8 (2.3 to 6.2)	3.7 (2.3 to 6.2)	3.7 (2.3 to 6.2)	3.7 (2.3 to 6.2)	3.7 (2.3 to 6.2)	3.7 (2.3 to 6.2)	3.7 (2.3 to 6.2)	3.7 (2.3 to 6.2)	3.7 (2.3 to 6.2)	3.7 (2.3 to 6.2)	3.7 (2.3 to 6.2)	3.7 (2.3 to 6.2)	3.7 (2.3 to 6.2)	212
Typhoid and paratyphoid	0 (0 to 0)	0 (0 to 0)	0 (0 to 0)	0 (0 to 0)	0 (0 to 0)	0 (0 to 0)	0 (0 to 0)	0 (0 to 0)	0 (0 to 0)	0 (0 to 0)	0 (0 to 0)	0 (0 to 0)	0 (0 to 0)	0 (0 to 0)	0 (0 to 0)	0 (0 to 0)	0 (0 to 0)	0 (0 to 0)	0 (0 to 0)	0 (0 to 0)	0 (0 to 0)	0 (0 to 0)	0 (0 to 0)	0 (0 to 0)	0
Typhoid fever	0 (0 to 0)	0 (0 to 0)	0 (0 to 0)	0 (0 to 0)	0 (0 to 0)	0 (0 to 0)	0 (0 to 0)	0 (0 to 0)	0 (0 to 0)	0 (0 to 0)	0 (0 to 0)	0 (0 to 0)	0 (0 to 0)	0 (0 to 0)	0 (0 to 0)	0 (0 to 0)	0 (0 to 0)	0 (0 to 0)	0 (0 to 0)	0 (0 to 0)	0 (0 to 0)	0 (0 to 0)	0 (0 to 0)	0 (0 to 0)	0
Paratyphoid fever	0 (0 to 0)	0 (0 to 0)	0 (0 to 0)	0 (0 to 0)	0 (0 to 0)	0 (0 to 0)	0 (0 to 0)	0 (0 to 0)	0 (0 to 0)	0 (0 to 0)	0 (0 to 0)	0 (0 to 0)	0 (0 to 0)	0 (0 to 0)	0 (0 to 0)	0 (0 to 0)	0 (0 to 0)	0 (0 to 0)	0 (0 to 0)	0 (0 to 0)	0 (0 to 0)	0 (0 to 0)	0 (0 to 0)	0 (0 to 0)	0
Invasive Non-typhoidal Salmonella (iNTS)	0 (0 to 0)	0 (0 to 0)	0 (0 to 0)	0 (0 to 0)	0 (0 to 0)	0 (0 to 0)	0 (0 to 0)	0 (0 to 0)	0 (0 to 0)	0 (0 to 0)	0 (0 to 0)	0 (0 to 0)	0 (0 to 0)	0 (0 to 0)	0 (0 to 0)	0 (0 to 0)	0 (0 to 0)	0 (0 to 0)	0 (0 to 0)	0 (0 to 0)	0 (0 to 0)	0 (0 to 0)	0 (0 to 0)	0 (0 to 0)	0.5
Other intestinal infectious diseases	0 (0 to 0)	0 (0 to 0)	0.1 (0 to 0.1)	0.1 (0 to 0.1)	0.1 (0 to 0.1

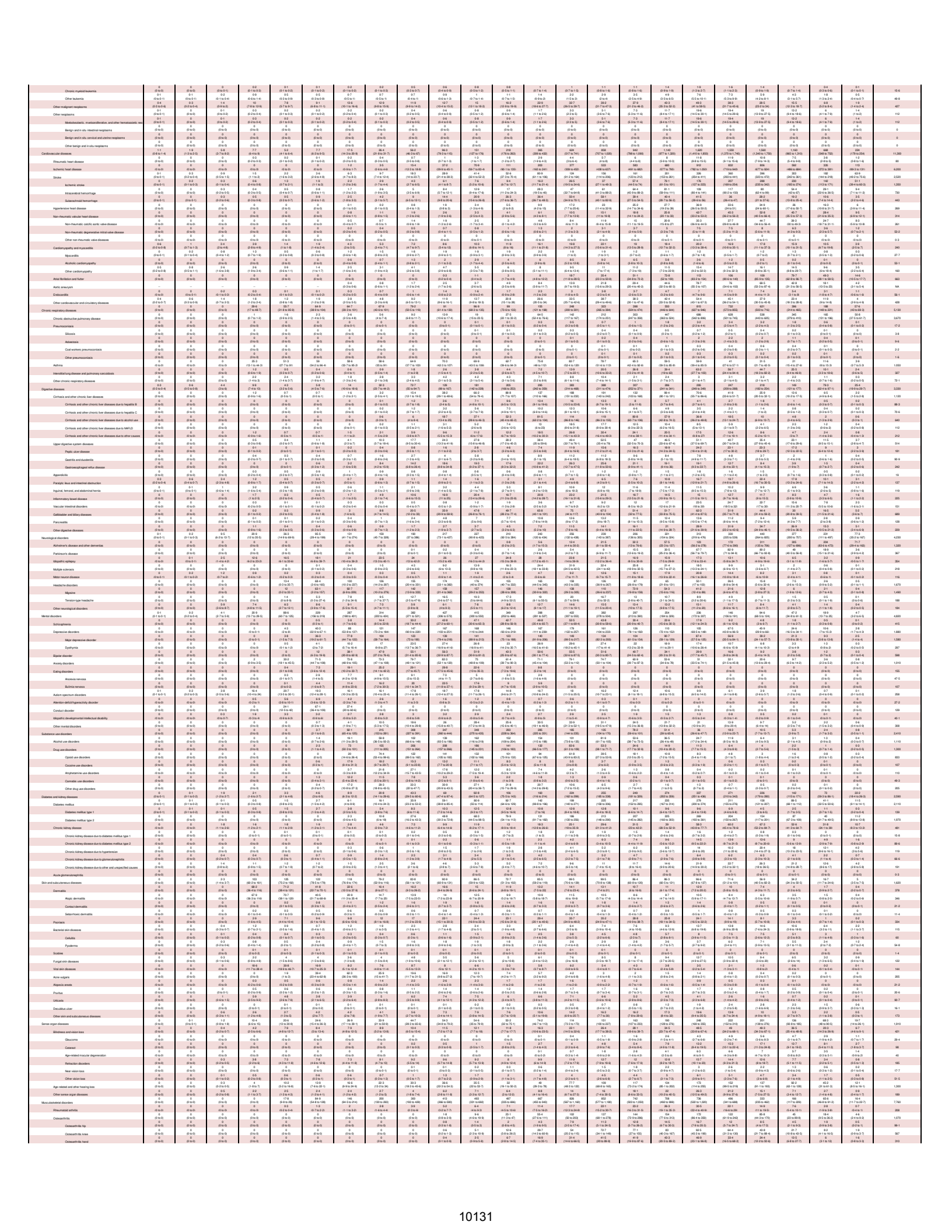



Osteoarthritis other	0 (0 to 0)	0 (0 to 0)	0 (0 to 0)	0 (0 to 0)	0 (0 to 0)	0 (0 to 0)	0 (0 to 0)	0 (0 to 0)	0 (0 to 0)	0 (0 to 0)	0-1 (0 to 2)	0-6 (0 to 1 5)	1-8 (0 7 to 4 2)	4-5 (1 9 to 9 7)	8-5 (3 8 to 19 2)	11-7 (5 3 to 25 1)	12-5 (5 9 to 29 7)	13-5 (6 4 to 27 9)	15-5 (7 7 to 32)	11-9 (5 9 to 23 2)	9-1 (4 7 to 18 0)	5-2 (2 7 to 10 4)	2-4 (1 0 to 4 4)	0-7 (0 3 to 1 3)	
Low back pain	0 (0 to 0)	0 (0 to 0)	0 (0 to 0)	0 (0 to 0)	12-5 (6 1 to 21 3)	59-6 (29 4 to 93 4)	94-4 (57 1 to 152)	127 (70 2 to 197)	192 (110 to 292)	260 (139 to 353)	376 (198 to 513)	271 (170 to 403)	340 (215 to 531)	429 (273 to 645)	432 (277 to 635)	432 (233 to 640)	394 (226 to 592)	338 (216 to 503)	347 (142 to 559)	220 (102 to 359)	156 (68 5 to 264)	74 (19 to 41 1)	29 8 (4 2 to 51 5)	4,693
Neck pain	0 (0 to 0)	0 (0 to 0)	4-8 (1 4 to 10 3)	23-8 (12 1 to 44 4)	39-4 (17 7 to 66 1)	69 (19 6 to 15 4)	102 (29 to 175)	139 (41 7 to 194)	206 (56 to 276)	277 (83 to 376)	405 (122 to 553)	294 (55 to 481)	374 (99 to 233)	464 (99 to 253)	468 (91 2 to 224)	468 (59 to 175)	427 (46 5 to 152)	366 (46 3 to 132)	376 (49 5 to 157)	238 (54 9 to 108)	169 (18 7 to 87 7)	80 (10 to 32 4)	31 7 (3 4 to 13 6)	1,293
Gout	0 (0 to 0)	0 (0 to 0)	0 (0 to 0)	0 (0 to 0)	0 (0 to 0)	0 (0 to 0)	0 (0 to 0)	0 (0 to 0)	0 (0 to 0)	0 (0 to 0)	0 (0 to 0)	0 (0 to 0)	0 (0 to 0)	0 (0 to 0)	0 (0 to 0)	0 (0 to 0)	0 (0 to 0)	0 (0 to 0)	0 (0 to 0)	0 (0 to 0)	0 (0 to 0)	0 (0 to 0)	0 (0 to 0)	0 (0 to 0)	
Other musculoskeletal disorders	0 (0 to 0)	0 (0 to 0)	0 (0 to 0)	0-3 (0 2 to 0 5)	1-2 (0 4 to 2 9)	13-2 (6 7 to 22 4)	20-8 (9 4 to 40 4)	40-7 (26 5 to 54 7)	86-8 (52 8 to 134)	94 (57 6 to 144)	127 (67 5 to 214)	98-1 (51 6 to 159)	112 (69 5 to 175)	130 (75 2 to 205)	124 (74 9 to 190)	101 (57 1 to 162)	87-5 (45 8 to 145)	90-2 (50 4 to 139)	82 (38 6 to 136)	39-6 (19 4 to 68 2)	13-2 (7 1 to 21 8)	7 (3 5 to 10 3)	2-5 (1 2 to 3 9)	1,130
Other non-communicable diseases	132 (75 0 to 192)	61-7 (47 5 to 80 7)	154 (100 to 211)	152 (92 4 to 226)	64-1 (44 6 to 95 1)	74-6 (52 to 98 1)	95-9 (66 9 to 130)	143 (101 to 197)	206 (144 to 287)	266 (179 to 364)	352 (187 to 535)	259 (157 to 395)	237 (168 to 322)	287 (204 to 385)	329 (226 to 451)	329 (213 to 459)	301 (214 to 414)	292 (204 to 402)	327 (229 to 442)	240 (159 to 317)	165 (103 to 227)	112 (66 to 162)	59-6 (47 2 to 73 7)	4,230
Congenital birth defects	69-1 (72 7 to 102)	53-5 (40 3 to 71 3)	103 (69 to 148)	68-2 (54 5 to 84 8)	30-1 (22 1 to 40 2)	26-9 (19 9 to 35 5)	25-7 (19 9 to 32 9)	26-9 (17 2 to 38 1)	29-8 (19 1 to 39 6)	22 (12 to 33 1)	23-4 (12 4 to 39 1)	19-8 (10 4 to 32 9)	14-4 (5 2 to 28 5)	22-9 (11 6 to 39 6)	25-3 (11 7 to 43 7)	18-5 (7 5 to 34 7)	11-9 (4 3 to 24 7)	13-2 (5 1 to 27)	11-4 (3 8 to 24 6)	7-9 (2 5 to 18 4)	6-3 (2 to 14 5)	3-3 (1 to 8 3)	0-9 (0 3 to 2 5)	623
Neural tube defects	10-8 (4 5 to 17 3)	3-8 (2 1 to 6 2)	10 (5 2 to 16 9)	9-5 (4 1 to 14 4)	1-6 (0 6 to 2 6)	1-7 (0 7 to 2 7)	1-8 (0 7 to 3 2)	1-8 (0 6 to 3 2)	2-6 (1 0 to 3 5)	1-6 (1 0 to 2 2)	1-5 (1 1 to 2 1)	1-1 (0 7 to 1 6)	1-1 (0 6 to 1 4)	0-6 (0 3 to 1 1)	0-4 (0 2 to 0 7)	0-2 (0 1 to 0 5)	0-2 (0 1 to 0 5)	0-1 (0 1 to 0 3)	0-1 (0 to 0 3)	0-1 (0 to 0 3)	0-1 (0 to 0 3)	0-1 (0 to 0 3)	0-1 (0 to 0 3)	49-8
Congenital heart anomalies	22-3 (13 6 to 49)	24-6 (16 5 to 37 4)	36-4 (25 7 to 52 5)	15-2 (10 3 to 22 5)	4-5 (2 9 to 7 4)	4-3 (2 9 to 7 4)	5-6 (4 2 to 8)	4-9 (3 0 to 8 4)	4-5 (2 4 to 8 4)	3-4 (2 to 5 4)	4-8 (2 to 8 4)	3-4 (2 to 5 4)	4-9 (3 to 8 5)	4-9 (2 4 to 7)	4-1 (2 1 to 6 9)	3-6 (1 6 to 5 3)	2-4 (1 1 to 3 8)	2-2 (1 to 3 4)	2-1 (1 to 3 5)	0-7 (0 1 to 0 3)	0-1 (0 to 0 1)	0-1 (0 to 0 1)	0-1 (0 to 0 1)	155
Orofacial clefts	0 (0 to 0)	0-3 (0 1 to 0 5)	0-6 (0 3 to 1)	0-5 (0 2 to 0 9)	0-4 (0 2 to 0 8)	0-3 (0 2 to 0 6)	0-4 (0 2 to 0 6)	0-4 (0 2 to 0 7)	0-4 (0 2 to 0 8)	0-4 (0 2 to 0 7)	0-3 (0 2 to 0 7)	0-4 (0 2 to 0 7)	0-3 (0 1 to 0 6)	0-4 (0 2 to 0 7)	0-5 (0 2 to 0 9)	0-4 (0 2 to 0 8)	0-3 (0 1 to 0 6)	0-3 (0 1 to 0 5)	0-3 (0 1 to 0 5)	0-2 (0 1 to 0 3)	0-1 (0 to 0 2)	0-1 (0 to 0 1)	0-1 (0 to 0 1)	64
Down syndrome	3-1 (1 4 to 5 8)	1-2 (0 6 to 1 9)	3 (1 to 4 4)	3 (1 2 to 4 4)	1-9 (1 2 to 2 6)	1-8 (1 2 to 2 5)	1-8 (1 2 to 2 5)	2 (1 4 to 2 6)	2-4 (1 6 to 3)	2-6 (1 8 to 3 4)	2-7 (1 9 to 3 4)	2-6 (1 6 to 3 4)	4-1 (2 6 to 5 4)	8-2 (4 8 to 11 3)	9-9 (5 5 to 13 9)	7-4 (3 9 to 10 4)	3-6 (1 8 to 5 2)	2-5 (1 3 to 3 8)	2-3 (1 to 3 6)	0-9 (0 3 to 1 5)	0-3 (0 to 0 8)	0-3 (0 to 0 8)	0-3 (0 to 0 8)	61-6
Turner syndrome	0 (0 to 0)	0 (0 to 0)	0-1 (0 to 0 2)	0-1 (0 to 0 2)	0-1 (0 to 0 2)	0-1 (0 to 0 2)	0-1 (0 to 0 2)	0-1 (0 to 0 2)	0-1 (0 to 0 2)	0-1 (0 to 0 2)	0-1 (0 to 0 2)	0-1 (0 to 0 2)	0-1 (0 to 0 1)	0-1 (0 to 0 1)	0-1 (0 to 0 1)	0 (0 to 0)	0 (0 to 0)	0 (0 to 0)	0 (0 to 0)	0 (0 to 0)	0 (0 to 0)	0 (0 to 0)	0 (0 to 0)	0-9
Klinefelter syndrome	0 (0 to 0)	0 (0 to 0)	0 (0 to 0)	0 (0 to 0)	0 (0 to 0)	0 (0 to 0)	0 (0 to 0)	0 (0 to 0 1)	0 (0 to 0)	0 (0 to 0)	0 (0 to 0)	0 (0 to 0)	0 (0 to 0)	0 (0 to 0)	0 (0 to 0)	0 (0 to 0)	0 (0 to 0)	0 (0 to 0)	0 (0 to 0)	0 (0 to 0)	0 (0 to 0)	0 (0 to 0)	0 (0 to 0)	0-2
Other chromosomal abnormalities	10-7 (5 4 to 24 9)	6-5 (4 2 to 11 8)	14-6 (9 2 to 24 4)	7-5 (5 2 to 10 3)	2-8 (2 1 to 4 5)	3-3 (2 3 to 4 5)	3-3 (2 3 to 4 5)	2-9 (2 to 3 9)	2-7 (1 9 to 3 4)	2-9 (2 to 4)	2-8 (1 9 to 3 8)	2-2 (1 4 to 3 1)	2-5 (1 4 to 3 5)	2-2 (1 5 to 3)	1-7 (1 to 2 6)	0-8 (0 5 to 1 4)	0-7 (0 4 to 1)	0-6 (0 3 to 1)	0-5 (0 3 to 0 8)	0-3 (0 to 0 5)	0-3 (0 to 0 5)	0-3 (0 to 0 5)	0-3 (0 to 0 5)	71-2
Congenital musculoskeletal and limb anomalies	2-8 (1 7 to 4 9)	1-2 (0 4 to 2 2)	10-3 (5 4 to 16 5)	12-4 (7 6 to 21)	5-2 (3 2 to 7 4)	6-6 (3 9 to 9 7)	7-4 (4 3 to 11)	4-9 (2 8 to 7 4)	5-7 (3 3 to 8 3)	5-5 (3 3 to 8 3)	5-2 (3 1 to 7 6)	4-5 (2 6 to 6 8)	5-2 (3 1 to 8 1)	5-7 (3 5 to 8 4)	5-1 (3 1 to 7 6)	3-7 (2 1 to 5 6)	3-1 (1 8 to 4 8)	2-4 (1 4 to 3 7)	1-7 (1 to 2 9)	0-7 (0 4 to 1 1)	0-3 (0 2 to 0 4)	0-1 (0 to 0 1)	0-1 (0 to 0 1)	155
Urogenital congenital anomalies	6-1 (3 to 9 8)	1-7 (1 to 3 2)	2-5 (1 4 to 4 3)	1-7 (1 to 2 7)	1-1 (0 7 to 1 7)	0-7 (0 5 to 1)	0-8 (0 5 to 1 1)	0-4 (0 2 to 0 6)	0-4 (0 2 to 0 6)	0-4 (0 2 to 0 6)	0-3 (0 2 to 0 5)	0-2 (0 to 0 5)	0-2 (0 1 to 0 3)	0-2 (0 1 to 0 3)	0-2 (0 1 to 0 3)	0-2 (0 1 to 0 3)	0-1 (0 1 to 0 3)	0-1 (0 to 0 2)	0-1 (0 to 0 2)	0-1 (0 to 0 2)	0-1 (0 to 0 2)	0-1 (0 to 0 2)	0-1 (0 to 0 2)	16-6
Digestive congenital anomalies	10-2 (6 7 to 22 2)	7-2 (3 7 to 9 8)	9-2 (5 3 to 15 9)	5-2 (2 9 to 9 7)	2-5 (1 5 to 4 2)	2-3 (1 4 to 3 6)	2-5 (1 6 to 3 6)	2-3 (1 4 to 3 4)	2-5 (1 5 to 3 4)	2-4 (1 4 to 3 4)	2-3 (1 4 to 3 4)	2-1 (1 3 to 3 2)	2-4 (1 4 to 3 4)	2-4 (1 4 to 3 4)	2-2 (1 3 to 3 2)	2-1 (1 3 to 3 2)	2-1 (1 3 to 3 2)	2-1 (1 3 to 3 2)	2-1 (1 3 to 3 2)	2-1 (1 3 to 3 2)	2-1 (1 3 to 3 2)	2-1 (1 3 to 3 2)	2-1 (1 3 to 3 2)	39-8
Other congenital birth defects	17-7 (10 4 to 32 3)	12-3 (5 7 to 22 4)	17-5 (11 4 to 26 3)	9-3 (3 3 to 20 2)	3-3 (2 to 5 4)	3-3 (2 to 5 4)	4-1 (2 6 to 7 2)	3-7 (2 6 to 5 7)	4-5 (3 to 6 7)	4-7 (2 7 to 7 7)	5-1 (3 to 7 3)	3-8 (2 to 5 4)	4-3 (2 9 to 6 1)	3-8 (2 6 to 5 7)	3-4 (2 2 to 5 1)	2-6 (1 7 to 4 1)	2-3 (1 3 to 3 8)	2-2 (1 3 to 4 6)	1-9 (1 to 3 6)	0-9 (0 5 to 2 3)	0-5 (0 2 to 0 9)	0-5 (0 1 to 0 9)	0-5 (0 to 0 1)	126
Urinary diseases and male infertility	0-1 (0 to 0 1)	0-2 (0 1 to 0 3)	0-7 (0 4 to 1 2)	0-6 (0 3 to 0 9)	0-7 (0 4 to 1 1)	0-6 (0 3 to 1)	1-2 (0 6 to 1 7)	0-9 (0 5 to 1 3)	0-8 (0 4 to 1 2)	0-8 (0 4 to 1 1)	0-8 (0 4 to 1 1)	0-6 (0 3 to 1 1)	0-7 (0 3 to 1 2)	0-8 (0 4 to 1 1)	0-7 (0 3 to 1 1)	0-6 (0 3 to 1 1)	0-5 (0 2 to 1 1)	0-4 (0 2 to 0 9)	0-4 (0 2 to 0 8)	0-3 (0 2 to 0 7)	0-3 (0 2 to 0 6)	0-3 (0 2 to 0 6)	0-2 (0 1 to 0 5)	388
Urolithiasis	0 (0 to 0)	0 (0 to 0)	0 (0 to 0)	0 (0 to 0)	0 (0 to 0 1)	0-1 (0 to 0 1)	0-1 (0 to 0 2)	0-1 (0 to 0 2)	0-1 (0 to 0 2)	0-1 (0 to 1)	0-1 (0 to 1)	0-1 (0 to 1)	0-1 (0 to 1)	0-2 (0 to 1)	0-2 (0 to 1)	0-2 (0 to 1)	0-2 (0 to 1)	0-2 (0 to 1)	0-2 (0 to 1)	0-2 (0 to 1)	0-2 (0 to 1)	0-2 (0 to 1)	0-2 (0 to 1)	0-2 (0 to 1)	22-4
Benign prostatic hyperplasia	0 (0 to 0)	0 (0 to 0)	0 (0 to 0)	0 (0 to 0)	0 (0 to 0)	0 (0 to 0)	0 (0 to 0)	0 (0 to 0)	0 (0 to 0)	0 (0 to 0)	0 (0 to 0)	0 (0 to 0)	0 (0 to 0)	0 (0 to 0)	0 (0 to 0)	0 (0 to 0)	0 (0 to 0)	0 (0 to 0)	0 (0 to 0)	0 (0 to 0)	0 (0 to 0)	0 (0 to 0)	0 (0 to 0)	0 (0 to 0)	66-3
Male infertility	0 (0 to 0)	0 (0 to 0)	0 (0 to 0)	0 (0 to 0)	0 (0 to 0)	0 (0 to 0)	0 (0 to 0)	0 (0 to 0)	0 (0 to 0)	0 (0 to 0)	0 (0 to 0)	0 (0 to 0)	0 (0 to 0)	0 (0 to 0)	0 (0 to 0)	0 (0 to 0)	0 (0 to 0)	0 (0 to 0)	0 (0 to 0)	0 (0 to 0)	0 (0 to 0)	0 (0 to 0)	0 (0 to 0)	0 (0 to 0)	9-3
Other urinary diseases	0-1 (0 to 0 1)	0-1 (0 1 to 0 2)	0-1 (0 to 0 2)	0-2 (0 2 to 0 4)	0-2 (0 2 to 0 4)	0-3 (0 2 to 0 4)	0-3 (0 2 to 0 4)	0-3 (0 2 to 0 5)	0-3 (0 2 to 0 5)	0-3 (0 2 to 0 5)	0-3 (0 2 to 0 5)	0-3 (0 2 to 0 5)	0-4 (0 2 to 0 6)	0-7 (0 3 to 1)	0-7 (0 3 to 1)	0-7 (0 3 to 1)	0-6 (0 3 to 1)	0-5 (0 3 to 0 9)	0-5 (0 3 to 0 8)	0-4 (0 2 to 0 7)	0-3 (0 2 to 0 6)	0-3 (0 2 to 0 5)	0-2 (0 1 to 0 5)	17-1
Gynecological diseases	0 (0 to 0)	0 (0 to 0)	0 (0 to 0)	0 (0 to 0)	0 (0 to 0)	0 (0 to 0)	0 (0 to 0)	0 (0 to 0)	0 (0 to 0)	0 (0 to 0)	0 (0 to 0)	0 (0 to 0)	0 (0 to 0)	0 (0 to 0)	0 (0 to 0)	0 (0 to 0)	0 (0 to 0)	0 (0 to 0)	0 (0 to 0)	0 (0 to 0)	0 (0 to 0)	0 (0 to 0)	0 (0 to 0)	0 (0 to 0)	
Uterine fibroids	0 (0 to 0)	0 (0 to 0)	0 (0 to 0)	0 (0 to 0)	0 (0 to 0 2)	0-2 (0 1 to 0 4)	0-3 (0 1 to 0 7)	0-3 (0 2 to 0 6)	0-3 (0 2 to 0 7)	0-4 (0 2 to 0 8)	0-4 (0 2 to 0 8)	0-3 (0 2 to 0 7)	0-4 (0 2 to 0 8)	0-5 (0 2 to 0 9)	0-5 (0 2 to 0 9)	0-4 (0 2 to 0 8)	0-3 (0 2 to 0 7)	0-3 (0 2 to 0 6)	0-2 (0 1 to 0 5)	0-2 (0 1 to 0 4)	0-1 (0 to 0 4)	0-1 (0 to 0 3)	0-1 (0 to 0 3)	32
Polycystic ovarian syndrome	0 (0 to 0)	0 (0 to 0)	0 (0 to 0)	0 (0 to 0)	0-3 (0 2 to 1 9)	2-4 (1 2 to 5)	3-4 (1 6 to 9 4)	2-4 (1 2 to 5 1)	3-4 (2 to 11 4)	2-4 (1 2 to 5 1)	2-4 (1 2 to 5 3)	1-7 (1 to 3 8)	2-3 (1 to 4 2)	2-9 (1 4 to 5 7)	2-6 (1 4 to 4 9)	2-2 (1 to 4 2)	1-7 (0 9 to 3 7)	1-5 (0 8 to 3)	1-3 (0 7 to 2 4)	1-1 (0 6 to 2)	0-9 (0 5 to 1 8)	0-6 (0 3 to 1 2)	0-4 (0 2 to 0 8)	33-2
Female infertility	0 (0 to 0)	0 (0 to 0)	0 (0 to 0)	0 (0 to 0)	0 (0 to 0)	0 (0 to 0)	0 (0 to 0)	0 (0 to 0)	0 (0 to 0)	0 (0 to 0)	0 (0 to 0)	0 (0 to 0)	0 (0 to 0)	0 (0 to 0)	0 (0 to 0)	0 (0 to 0)	0 (0 to 0)	0 (0 to 0)	0 (0 to 0)	0 (0 to 0)	0 (0 to 0)	0 (0 to 0)	0 (0 to 0)	0 (0 to 0)	9
Endometriosis	0 (0 to 0)	0 (0 to 0)	0 (0 to 0)	0 (0 to 0)	0 (0 to 0)	0 (0 to 0)	0-1 (0 7 to 1 9)	0-4 (0 3 to 1 1)	1-6 (0 5 to 4 6)	1-9 (0 1 to 6 8)	2-5 (0 1 to 9 7)	2-4 (0 1 to 9 6)	2-4 (0 1 to 9 6)	3-3 (0 2 to 12 7)	2-4 (0 1 to 9 6)	2-4 (0 1 to 9 6)	2-4 (0 1 to 9 6)	2-4 (0 1 to 9 6)	2-4 (0 1 to 9 6)	2-4 (0 1 to 9 6)	2-4 (0 1 to 9 6)	2-4 (0 1 to 9 6)	2-4 (0 1 to 9 6)	55
Genital prolapse	0 (0 to 0)	0 (0 to 0)	0 (0 to 0)	0 (0 to 0)	0 (0 to 0)	0 (0 to 0)	0 (0 to 0)	0 (0 to 0)	0 (0 to 0)	0 (0 to 0)	0 (0 to 0)	0 (0 to 0)	0 (0 to 0)	0 (0 to 0)	0 (0 to 0)	0 (0 to 0)	0 (0 to 0)	0 (0 to 0)	0 (0 to 0)	0 (0 to 0)	0 (0 to 0)	0 (0 to 0)	0 (0 to 0)	0 (0 to 0)	
Premenstrual syndrome	0 (0 to 0)	0 (0 to 0)	0 (0 to 0)	0 (0 to 0)	0 (0 to 0)	0 (0 to 0)	0 (0 to 0)	0 (0 to 0)	0 (0 to 0)	0 (0 to 0)	0 (0 to 0)	0 (0 to 0)	0 (0 to 0)	0 (0 to 0)	0 (0 to 0)	0 (0 to 0)	0 (0 to 0)	0 (0 to 0)	0 (0 to 0)	0 (0 to 0)	0 (0 to 0)	0 (0 to 0)	0 (0 to 0)	0 (0 to 0)	
Other gynecological diseases	0 (0 to 0)	0 (0 to 0)	0 (0 to 0)	0 (0 to 0)	0 (0 to 0)	0 (0 to 0)	0 (0 to 0)	0 (0 to 0)	0 (0 to 0)	0 (0 to 0)	0 (0 to 0)	0 (0 to 0)	0 (0 to 0)	0 (0 to 0)	0 (0 to 0)	0 (0 to 0)	0 (0 to 0)	0 (0 to 0)	0 (0 to 0)	0 (0 to 0)	0 (0 to 0)	0 (0 to 0)	0 (0 to 0)	0 (0 to 0)	
Hemoglobinopathies and hemolytic anemias	0 (0 to 0)	0-1 (0 to 0 2)	0-5 (0 2 to 1 3)	2 (0 8 to 3 7)	2-9 (1 4 to 5 3)	3-7 (1 5 to 7 1)	4-1 (1 5 to 10 7)	3-8 (1 4 to 9 1)	4-3 (1 to 10 9)	4 (1 to 10 6)	3-7 (1 to 9 5)	2-3 (0 8 to 5 4)	2-2 (0 8 to 5 5)	2-9 (1 to 8 2)	2-5 (1 to 6 7)	2-3 (1 to 5 4)	2-4 (1 to 5 9)	2-4 (1 to 6 4)	2-7 (1 to 6 5)	2-1 (1 to 5 2)	1-5 (0 9 to 3 6)	0-8 (0 5 to 1 8)	0-3 (0 1 to 0 8)	47-1
Thalassemias	0 (0 to 0)	0 (0 to 0)	0 (0 to 0)	0 (0 to 0)	0 (0 to 0)	0 (0 to 0)	0 (0 to 0)	0 (0 to 0)	0 (0 to 0)	0 (0 to 0)	0 (0 to 0)	0 (0 to 0)	0 (0 to 0)	0 (0 to 0)	0 (0 to 0)	0 (0 to 0)	0 (0 to 0)	0 (0 to 0)	0 (0 to 0)	0 (0 to 0)	0 (0 to 0)	0 (0 to 0)	0 (0 to 0)	0 (0 to 0)	0-1
Thalassemias trait	0 (0 to 0)	0-1 (0 to 1)	0-4 (0 to 1 7)	0-7 (0 to 2)	0-2 (0 to 0 6)	0-3 (0 to 0 7)	1-1 (0 to 2 4)	0-7 (0 to 2 2)	1-1 (0 1 to 2 5)	1-1 (0 1 to 2 6)	1-2 (0 to 2 7)	1-2 (0 to 2 6)	0-4 (0 to 1 2)	0-4 (0 to 1 2)	0-3 (0 to 1 1)	0-4 (0 to 1 4)	0-3 (0 to 1 1)	0-3 (0 to 0 9)	0-2 (0 to 0 8)	0-2 (0 to 0 7)	0-1 (0 to 0 5)	0-1 (0 to 0 4)	0-1 (0 to 0 3)	8-5
Sickle cell disorders	0 (0 to 0)	0-2 (0 1 to 0 2)	0-6 (0 4 to 0 9)	0-4 (0 3 to 0 6)	0-4 (0 3 to 0 6)	0-3 (0 2 to 0 4)	0-4 (0 3 to 0 5)	0-4 (0 3 to 0 5)	0-4 (0 3 to 0 5)	0-3 (0 2 to 0 5)	0-3 (0 2 to 0 5)	0-3 (0 2 to 0 4)	0-3 (0 2 to 0 4)	0-3 (0 2 to 0 4)	0-3 (0 2 to 0 4)	0-2 (0 1 to 0 4)	0-1 (0 1 to 0 3)	0-2 (0 1 to 0 3)	0-2 (0 to 0 3)	0-2 (0 to 0 3)	0-2 (0 to 0 3)	0-2 (0 to 0 3)	0-2 (0 to 0 3)	4-8
Sickle cell trait	0 (0 to 0)	0-1 (0 to 0 1)	0-5 (0 1 to 1)	1 (0 to 1 2)	0-3 (0 to 0 5)	0-3 (0 to 0 5)	0-3 (0 to 0 5)	0-3 (0 to 0 5)	0-3 (0 to 0 5)	0-3 (0 to 0 5)	0-3 (0 to 0 5)	0-3 (0 to 0 5)	0-3 (0 to 0 5)	0-4 (0 to 0 6)	0-3 (0 to 0 5)	0-3 (0 to 0 5)	0-3 (0 to 0 5)	0-3 (0 to 1)	0-3 (0 to 0 9)	0-2 (0 to 0 7)	0-2 (0 to 0 6)	0-2 (0 to 0 6)	0-1 (0 to 0 5)	13
G6PD deficiency	0 (0 to 0)	0 (0 to 0)	0 (0 to 0)	0 (0 to 0)	0-1 (0 to 0 1)	0-1 (0 to 0 1)	0-1 (0 to 0 2)	0-1 (0 to 0 2)	0-1 (0 to 0 2)	0-1 (0 to 0 2)	0-1 (0 to 0 2)	0-1 (0 to 0 2)	0-2 (0 to 0 4)	0-2 (0 to 0 4)	0-2 (0 to 0 4)	0-2 (0 to 0 4)	0-2 (0 to 0 4)	0-1 (0 to 0 3)	0-1 (0 to 0 3)	0-1 (0 to 0 3)	0-1 (0 to 0 3)	0-1 (0 to 0 3)	0-1 (0 to 0 3)	0-1 (0 to 0 3)	2-1
G6PD trait	0 (0 to 0)	0 (0 to 0)	0 (0 to 0)	0 (0 to 0)	0 (0 to 0)	0 (0 to 0)	0 (0 to 0)	0 (0 to 0)	0 (0 to 0)	0 (0 to 0)	0 (0 to 0)	0 (0 to 0)	0 (0 to 0)	0 (0 to 0)	0 (0 to 0)	0 (0 to 0)	0 (0 to 0)	0 (0 to 0)	0 (0 to 0)	0 (0 to 0)	0 (0 to 0)	0 (0 to 0)	0 (0 to 0)	0 (0 to 0)	0-1
Other hemoglobinopathies and hemolytic anemias	0 (0 to 0)	0-1 (0 to 0 4)	0-5 (0 1 to 1 7)	0-8 (0 2 to 2 5)	0-5 (0 2 to 1 6)	0-5 (0 2 to 1 5)	0-5 (0 2 to 1 5)	0-3 (0 1 to 1 1)	0-5 (0 1 to 1 8)	0-5 (0 1 to 1 8)	0-6 (0 1 to 1 8)	0-7 (0 2 to 2 7)	0-8 (0 3 to 3 1)	0-9 (0 2 to 2 7)	1-1 (0 4 to 3 3)	1-3 (0 5 to 3 1)	1-3 (0 5 to 3 1)	1-3 (0 5 to 3 1)	1-3 (0 5 to 3 2)	1-1 (0 4 to 2 9)	0-9 (0 4 to 2 4)	0-6 (0 2 to 1 6)	0-4 (0 1 to 1 1)	18-4
Endocrine, metabolic, blood, and immune disorders	2-8 (1 6 to 4 2)	1-5 (0 6 to 3 6)	11-5 (7 4 to 16 5)	25-2 (16 5 to 36)	23-5 (15 7 to 34 1)	26-6 (17 6 to 38 3)	25-7 (17 1 to 36 4)	36-1 (23 7 to 52 2)	32-9 (22 1 to 48 6)	44-7 (29 3 to 67 3)	58-6 (37 to 84 4)	52-7 (40 3 to 68 4)	34-1 (19 2 to 56 4)	39-7 (19 2 to 68 2)	50-1 (28 8 to 82)	1-13 (7 4 to 1 75)	1-22 (8 1 to 1 89)	1-16 (7 5 to 1 77)	1-16 (7 4 to 1 73)	49-2 (29 6 to 84 5)	18-3 (12 5 to 28 9)	6-9 (4 2 to 9)	1-9 (1 4 to 2 7)	1,190
Oral disorders	0 (0 to 0)	0-2 (0 1 to 0 2)	0-9 (0 4 to 1 7)	0-9 (0 4 to 1 6)	0-4 (0 2 to 0 8)	0-4 (0 2 to 0 8)	0-5 (0 2 to 0 9)	0-5 (0 2 to 0 9)	0-6 (0 2 to 1 1)	0-6 (0 2 to 0 9)	0-7 (0 2 to 1 2)	0-6 (0 2 to 1 1)	0-7 (0 2 to 1 2)	0-8 (0 3 to 1 4)	0-7 (0 3 to 1 2)	0-6 (0 2 to 1 1)	0-5 (0 2 to 1 1)	0-5 (0 2 to 1 1)	0-5 (0 2 to 1 1)	0-4 (0 2 to 0 9)	0-3 (0 1 to 0 7)	0-3 (0 1 to 0 6)	0-2 (0 1 to 0 5)	3-6
Caries of deciduous teeth	0 (0 to 0)	0 (0 to 0)	0 (0 to 0)	0 (0 to 0)	0 (0 to 0)	0 (0 to 0)	0 (0 to 0)	0 (0 to 0)	0 (0 to 0)	0 (0 to 0)	0 (0 to 0)	0 (0 to 0)	0 (0 to 0)	0 (0 to 0)	0 (0 to 0)	0 (0 to 0)	0 (0 to 0)	0 (0 to 0)	0 (0 to 0)	0 (0 to 0)	0 (0 to 0)	0 (0 to 0)	0 (0 to 0)	0 (0 to 0)	2
Caries of permanent teeth	0 (0 to 0)	0 (0 to 0)	0 (0 to 0)	0 (0 to 0)	3-4 (1 5 to 6 2)	3-7 (1 5 to 7 7)	4-1 (1 6 to 9 1)	3-7 (1 5 to 8)	4-3 (2 1 to 10 3)	4-5 (2 3 to 11 3)	5-5 (2 3 to 13 1)	4-3 (2 to 9 1)	5-2 (2 1 to 10 4)	5-2 (2 3 to 12)	4-5 (1 6 to 9 5)	3-9 (1 4 to 8 1)	3-8 (1 4 to 7 7)	3-3 (1 4 to 6 9)	2-3 (0 9 to 4 4)	1-4 (0 6 to 3)	0-7 (0 3 to 1 4)	0-4 (0 2 to 0 9)	0-3 (0 1 to 0 6)	67-2
Periodontal diseases	0 (0 to 0)	0 (0 to 0)	0 (0 to 0)	0 (0 to 0)	0-6 (0 1 to 0 7)	0-7 (0 1 to 0 7)	0-9 (0 2 to 2 4)	0-7 (0 1 to 0 6)	1-3 (0 4 to 3 1)	1-5 (0 5 to 3 6)	2-1 (0 6 to 5 2)	1-6 (0 5 to 3 9)	2-1 (0 6 to 5 4)	2-6 (0 8 to 6 3)	2-3 (0 7 to 5 6)	1-9 (0 6 to 4 6)	1-7 (0 5 to 4 2)	1-5 (0 5 to 3 7)	1-3 (0 4 to 3 2)	1-1 (0 4 to 2 6)	0-8 (0 3 to 2)	0-5 (0 2 to 1 3)	0-3 (0 1 to 0 8)	127
Other oral disorders	0 (0 to 0)	0 (0 to 0)	0 (0 to 0)	0-4 (0 2 to 0 8)	0-4 (0 2 to 0 7)	0-5 (0 3 to 0 8)	0-5 (0 3 to 0 8)	0-5 (0 3 to 0 8)	0-6 (0 4 to 1 1)	0-6 (0 3 to 1)	0-7 (0 3 to 1 2)	0-6 (0 3 to 1 1)	0-7 (0 3 to 1 2)	0-8 (0 4 to 1 4)	0-7 (0 3 to 1 2)	0-6 (0 3 to 1 1)	0-5 (0 3 to 1 1)	0-5 (0 3 to 1 1)	0-4 (0 2 to 0 9)	0-3 (0 2 to 0 7)	0-3 (0 2 to 0 6)	0-2 (0 1 to 0 5)	0-2 (0 to 0 5)	131
Sudden infant death syndrome	– (2 4 to 7 1)	36-5 (23 1 to 52 7)																						NA
Injuries	1-1 (0 6 to 1 4)	1-8 (1 0 to 3 2)	14-9 (10 0 to 20 2)	42-2 (27 4 to 54 1)	52-4 (35 5 to 65 4)	70-1 (54 6 to 90 7)	163 (139 to 190)	221

SR Table 2c: Belarus DALYs by cause and age group for both sexes with 95% uncertainty intervals, 2019

Cause	Early Neonatal	Late Neonatal	Post Neonatal	1 to 4	5 to 9	10 to 14	15 to 19	20 to 24	25 to 29	30 to 34	35 to 39	40 to 44	45 to 49	50 to 54	55 to 59	60 to 64	65 to 69	70 to 74	75 to 79	80 to 84	85 to 89	90 to 94	95 plus	Total
All causes	15,900 (12,600 to 18,700)	4,090 (2,710 to 5,740)	10,400 (7,350 to 13,400)	26,400 (19,500 to 33,600)	23,500 (19,600 to 28,000)	27,900 (23,300 to 33,000)	39,400 (33,000 to 47,100)	65,000 (48,300 to 77,400)	89,300 (68,300 to 109,000)	134,000 (102,000 to 161,000)	191,000 (149,000 to 217,000)	269,000 (192,000 to 342,000)	337,000 (267,000 to 405,000)	397,000 (325,000 to 470,000)	467,000 (370,000 to 563,000)	559,000 (439,000 to 686,000)	669,000 (536,000 to 800,000)	809,000 (654,000 to 963,000)	1,010,000 (824,000 to 1,200,000)	1,190,000 (947,000 to 1,420,000)	1,360,000 (1,060,000 to 1,620,000)	1,450,000 (1,130,000 to 1,730,000)	16,900 (13,200 to 20,200)	9,750,000
Communicable, maternal, neonatal, and nutritional diseases	10,400 (7,990 to 13,400)	2,280 (2,230 to 2,330)	6,990 (4,970 to 11,460)	4,280 (3,630 to 5,100)	1,570 (1,440 to 1,690)	1,400 (1,310 to 1,490)	2,060 (1,940 to 2,180)	4,060 (3,760 to 4,370)	7,210 (6,830 to 7,760)	13,700 (10,700 to 15,900)	19,500 (15,900 to 22,400)	33,300 (25,300 to 40,600)	47,700 (36,900 to 59,600)	61,700 (48,200 to 75,900)	77,500 (60,200 to 94,600)	97,300 (75,900 to 118,000)	118,000 (92,200 to 142,000)	144,000 (113,000 to 173,000)	175,000 (137,000 to 210,000)	204,000 (159,000 to 245,000)	230,000 (179,000 to 276,000)	245,000 (190,000 to 294,000)	2,250 (1,720 to 2,780)	997 (1,000 to 1,000)	147,000 (122,000 to 175,000)
HIV/AIDS and sexually transmitted infections	4.3 (3.7 to 5.2)	1.1 (0.9 to 1.2)	113 (91 to 138)	69.6 (56 to 85)	6.2 (5.0 to 7.6)	7.4 (5.9 to 9.0)	29.6 (23.7 to 36.1)	78.4 (62.8 to 95.6)	208 (166 to 254)	1,300 (1,040 to 1,590)	3,060 (2,450 to 3,730)	6,500 (5,200 to 7,930)	11,200 (9,000 to 13,700)	17,400 (14,000 to 21,200)	24,700 (19,900 to 30,100)	33,900 (27,200 to 41,300)	45,000 (36,200 to 54,900)	58,000 (46,600 to 70,800)	73,000 (58,600 to 89,000)	86,000 (69,000 to 105,000)	96,000 (77,000 to 117,000)	100,000 (80,000 to 122,000)	1,000 (800 to 1,200)	17,300
HIV/AIDS	0 (0 to 0)	0 (0 to 0)	0 (0 to 0)





SR Table 2c: Salford DALYS by cause and age group for both sexes with 95% uncertainty intervals, 2019

Cause	Early Neonatal	Late Neonatal	Post Neonatal	1 to 4	5 to 9	10 to 14	15 to 19	20 to 24	25 to 29	30 to 34	35 to 39	40 to 44	45 to 49	50 to 54	55 to 59	60 to 64	65 to 69	70 to 74	75 to 79	80 to 84	85 to 89	90 to 94	95 plus	Total
All causes	634 (535 to 745)	213 (175 to 259)	516 (385 to 663)	679 (552 to 830)	797 (608 to 1,030)	1,070 (818 to 1,380)	1,330 (1,000 to 1,720)	2,020 (1,550 to 2,540)	2,920 (2,240 to 3,680)	3,860 (3,050 to 4,790)	4,020 (3,220 to 4,940)	4,020 (3,350 to 4,790)	4,370 (3,660 to 5,170)	5,010 (4,220 to 5,900)	5,780 (4,920 to 6,690)	5,870 (5,080 to 6,740)	5,900 (5,130 to 6,710)	7,160 (6,360 to 8,030)	5,760 (5,130 to 6,380)	5,350 (4,820 to 5,890)	3,850 (3,500 to 4,200)	2,160 (1,990 to 2,330)	753 (702 to 800)	74,100
Communicable, maternal, neonatal, and nutritional diseases	462 (376 to 556)	129 (100 to 160)	191 (140 to 248)	166 (127 to 225)	145 (97·9 to 238)	96·5 (70·8 to 135)	75·9 (58·1 to 97·3)	101 (75·3 to 135)	133 (101 to 173)	164 (128 to 212)	163 (126 to 207)	159 (121 to 211)	152 (119 to 199)	160 (125 to 208)	166 (131 to 213)	160 (125 to 203)	161 (123 to 206)	225 (173 to 295)	246 (185 to 327)	329 (267 to 394)	321 (249 to 395)	237 (183 to 286)	92·2 (70·4 to 113)	4,240
HIV/AIDS and sexually transmitted infections	12·6 (3·6 to 28·2)	3·9 (1·1 to 8·8)	7·1 (3 to 14·5)	1·2 (1 to 1·5)	0·8 (0·6 to 0·9)	0·7 (0·6 to 0·8)	1·1 (0·8 to 1·4)	2·9 (2·2 to 3·9)	7·2 (5·3 to 9·6)	14·6 (11·1 to 19)	18·7 (14·4 to 24·6)	17 (13·3 to 22·5)	15·3 (11·9 to 19·8)	11·6 (8·9 to 15)	9·1 (6·8 to 12·1)	6·9 (5 to 9·8)	5·8 (3·9 to 8·7)	3·6 (1·9 to 6·1)	1·6 (1 to 2·5)	0·6 (0·4 to 0·9)	0·4 (0·3 to 0·5)	0·2 (0·1 to 0·3)	0·1 (0 to 0·1)	143
HIV/AIDS	0 (0 to 0)	0 (0 to 0)	1·5 (1·3 to 1·7)	1 (0·9 to 1·2)	0·6 (0·6 to 0·8)	0·5 (0·5 to 0·6)	0·7 (0·6 to 0·9)	1·8 (1·4 to 2·3)	4·5 (3·4 to 5·8)	10·2 (8 to 13·1)	13·9 (10·9 to 18·4)	13·1 (10·3 to 17·3)	12·7 (10 to 16·5)	10·1 (7·8 to 13·1)	7·8 (5·9 to 10·3)	5·9 (4·2 to 8·4)	5 (3·2 to 7·8)	2·8 (1·2 to 5·1)	1 (0·4 to 1·8)	0·1 (0·1 to 0·2)	0·1 (0 to 0·1)	0 (0 to 0)	0 (0 to 0)	93·5
HIV/AIDS - Drug-susceptible Tuberculosis	0 (0 to 0)	0 (0 to 0)	0·2 (0·1 to 0·3)	0·1 (0·1 to 0·2)	0·1 (0·1 to 0·2)	0·1 (0·1 to 0·1)	0·1 (0 to 0·1)	0·2 (0·1 to 0·2)	0·4 (0·2 to 0·6)	0·9 (0·6 to 1·4)	1·2 (0·7 to 1·8)	1·4 (0·8 to 2·1)	1·2 (0·8 to 1·9)	0·9 (0·5 to 1·4)	0·6 (0·4 to 1)	0·5 (0·3 to 0·7)	0·3 (0·2 to 0·5)	0·1 (0 to 0·1)	0 (0 to 0)	0 (0 to 0)	0 (0 to 0)	0 (0 to 0)	0 (0 to 0)	8·3
HIV/AIDS - Multidrug-resistant Tuberculosis without extensive dru	0 (0 to 0)	0 (0 to 0)	0 (0 to 0)	0 (0 to 0)	0 (0 to 0)	0 (0 to 0)	0 (0 to 0)	0 (0 to 0)	0 (0 to 0)	0 (0 to 0·1)	0 (0 to 0·2)	0 (0 to 0·2)	0 (0 to 0·2)	0 (0 to 0·1)	0 (0 to 0·1)	0 (0 to 0·1)	0 (0 to 0)	0 (0 to 0)	0 (0 to 0)	0 (0 to 0)	0 (0 to 0)	0 (0 to 0)	0 (0 to 0)	0·2
HIV/AIDS - Extensively drug-resistant Tuberculosis	0 (0 to 0)	0 (0 to 0)	0 (0 to 0)	0 (0 to 0)	0 (0 to 0)	0 (0 to 0)	0 (0 to 0)	0 (0 to 0)	0 (0 to 0)	0 (0 to 0)	0 (0 to 0)	0 (0 to 0·1)	0 (0 to 0)	0 (0 to 0)	0 (0 to 0)	0 (0 to 0)	0 (0 to 0)	0 (0 to 0)	0 (0 to 0)	0 (0 to 0)	0 (0 to 0)	0 (0 to 0)	0 (0 to 0)	0·1
HIV/AIDS resulting in other diseases	0 (0 to 0)	0 (0 to 0)	1·3 (1 to 1·5)	0·9 (0·7 to 1)	0·5 (0·4 to 0·7)	0·5 (0·4 to 0·6)	0·6 (0·5 to 0·9)	1·6 (1·2 to 2·1)	4·1 (3 to 5·5)	9·3 (6·9 to 12·2)	12·7 (9·4 to 16·8)	11·7 (8·7 to 16)	11·4 (8·6 to 15·3)	9·2 (6·8 to 12·2)	7·2 (5·1 to 9·7)	5·5 (3·7 to 7·9)	4·7 (2·8 to 7·4)	2·7 (1·2 to 5)	1 (0·4 to 1·8)	0·1 (0·1 to 0·2)	0·1 (0 to 0·1)	0 (0 to 0)	0 (0 to 0)	84·9
Sexually transmitted infections excluding HIV	12·6 (3·6 to 28·2)	3·9 (1·1 to 8·8)	5·6 (1·6 to 13·1)	0·2 (0·1 to 0·5)	0·1 (0 to 0·3)	0·1 (0·1 to 0·2)	0·3 (0·2 to 0·5)	1·1 (0·6 to 1·9)	2·7 (1·6 to 4·4)	4·4 (2·6 to 7·1)	4·8 (2·6 to 8·1)	4 (2·2 to 6·8)	2·6 (1·5 to 4·6)	1·5 (0·8 to 2·7)	1·2 (0·7 to 2·3)	0·9 (0·5 to 1·7)	0·8 (0·5 to 1·4)	0·8 (0·5 to 1·4)	0·6 (0·4 to 1)	0·5 (0·3 to 0·8)	0·3 (0·2 to 0·5)	0·2 (0·1 to 0·2)	0·1 (0 to 0·1)	49·4
Syphilis	12·6 (3·6 to 28·2)	3·9 (1·1 to 8·8)	5·6 (1·6 to 13·1)	0·2 (0·1 to 0·5)	0·1 (0 to 0·3)	0 (0 to 0)	0 (0 to 0)	0·1 (0 to 0·1)	0 (0 to 0·1)	0·1 (0 to 0·1)	0·1 (0 to 0·1)	0·1 (0 to 0·1)	0·1 (0 to 0·1)	0·1 (0 to 0·1)	0·1 (0·1 to 0·1)	0·1 (0 to 0·1)	0·1 (0 to 0·1)	0·1 (0 to 0·1)	0 (0 to 0·1)	0 (0 to 0)	0 (0 to 0)	0 (0 to 0)	0 (0 to 0)	23·3
Chlamydial infection	0 (0 to 0)	0 (0 to 0)	0 (0 to 0)	0 (0 to 0)	0 (0 to 0)	0 (0 to 0)	0·1 (0 to 0·1)	0·3 (0·1 to 0·5)	0·6 (0·3 to 1·1)	0·9 (0·4 to 1·6)	1 (0·5 to 1·8)	0·8 (0·4 to 1·5)	0·4 (0·2 to 0·8)	0·1 (0·1 to 0·2)	0·1 (0·1 to 0·1)	0·1 (0 to 0·1)	0 (0 to 0)	0·1 (0 to 0·1)	0·1 (0 to 0·1)	0·1 (0 to 0·1)	0 (0 to 0·1)	0 (0 to 0)	0 (0 to 0)	4·8
Gonococcal infection	0 (0 to 0)	0 (0 to 0)	0 (0 to 0)	0 (0 to 0)	0 (0 to 0)	0 (0 to 0)	0 (0 to 0·1)	0·1 (0·1 to 0·1)	0·2 (0·1 to 0·2)	0·3 (0·2 to 0·5)	0·3 (0·2 to 0·5)	0·3 (0·2 to 0·4)	0·2 (0·2 to 0·4)	0·1 (0·1 to 0·2)	0·1 (0·1 to 0·2)	0·2 (0·1 to 0·3)	0·2 (0·1 to 0·3)	0·2 (0·1 to 0·3)	0·2 (0·1 to 0·3)	0·2 (0·1 to 0·3)	0·1 (0·1 to 0·2)	0·1 (0 to 0·1)	0 (0 to 0·1)	2·9
Trichomoniasis	0 (0 to 0)	0 (0 to 0)	0 (0 to 0)	0 (0 to 0)	0 (0 to 0)	0 (0 to 0)	0 (0 to 0·1)	0·2 (0·1 to 0·4)	0·4 (0·1 to 1)	0·5 (0·2 to 1·3)	0·5 (0·2 to 1·3)	0·4 (0·1 to 1)	0·4 (0·1 to 0·9)	0·3 (0·1 to 0·8)	0·2 (0·1 to 0·6)	0·2 (0·1 to 0·4)	0·1 (0 to 0·3)	0·1 (0 to 0·3)	0·1 (0 to 0·2)	0 (0 to 0·1)	0 (0 to 0)	0 (0 to 0)	0 (0 to 0)	3·5
Genital herpes	0 (0 to 0)	0 (0 to 0)	0 (0 to 0)	0 (0 to 0)	0 (0 to 0)	0 (0 to 0)	0·1 (0 to 0·2)	0·2 (0·1 to 0·5)	0·4 (0·1 to 1)	0·6 (0·2 to 1·5)	0·7 (0·2 to 1·7)	0·5 (0·2 to 1·3)	0·6 (0·2 to 1·4)	0·6 (0·2 to 1·4)	0·5 (0·2 to 1·3)	0·4 (0·1 to 1)	0·3 (0·1 to 0·9)	0·3 (0·1 to 0·7)	0·2 (0·1 to 0·5)	0·1 (0 to 0·3)	0·1 (0 to 0·2)	0 (0 to 0·1)	0 (0 to 0)	5·7
Other sexually transmitted infections	0 (0 to 0)	0 (0 to 0)	0 (0 to 0)	0 (0 to 0)	0 (0 to 0)	0 (0 to 0)	0·1 (0·1 to 0·2)	0·3 (0·2 to 0·6)	1·1 (0·6 to 1·8)	2 (1·1 to 3·2)	2·2 (1·2 to 3·5)	1·8 (1 to 3·1)	0·9 (0·5 to 1·7)	0·3 (0·1 to 0·5)	0·2 (0·1 to 0·2)	0·1 (0 to 0·1)	0·1 (0 to 0·1)	0·1 (0·1 to 0·1)	0·1 (0 to 0·1)	0·1 (0 to 0·1)	0 (0 to 0·1)	0 (0 to 0)	0 (0 to 0)	9·3
Respiratory infections and tuberculosis	5·3 (3·9 to 7·1)	4·8 (3·5 to 6·4)	34·4 (23·6 to 48·1)	48·8 (35·7 to 67·1)	37·2 (24·2 to 57·5)	26·6 (17·3 to 41)	20·4 (12·8 to 32·2)	26·1 (17·3 to 39·1)	35·6 (25·4 to 49·9)	48·1 (35 to 65·8)	51·3 (38·7 to 66·7)	63 (45·5 to 84·5)	66·9 (49·9 to 87·6)	76·7 (56·3 to 102)	93·4 (71·4 to 118)	106 (76 to 142)	112 (81·1 to 151)	180 (131 to 245)	214 (156 to 290)	299 (241 to 363)	298 (230 to 370)	224 (174 to 271)	87·5 (66·3 to 107)	2,160
Tuberculosis	0 (0 to 0)	0 (0 to 0)	0·1 (0·1 to 0·2)	0·3 (0·2 to 0·4)	0·2 (0·1 to 0·2)	0·2 (0·1 to 0·3)	0·3 (0·2 to 0·5)	0·8 (0·6 to 1·2)	1·8 (1·1 to 2·9)	2·4 (1·6 to 3·4)	2·4 (1·8 to 3·1)	2·7 (2 to 3·7)	3 (2·1 to 4)	3·1 (2·2 to 4·4)	3·6 (2·5 to 5·1)	3·4 (2·5 to 4·7)	3·5 (2·6 to 4·5)	4·6 (3·4 to 6·2)	3·7 (2·7 to 4·9)	3·3 (2·4 to 4·5)	2·1 (1·5 to 3)	0·8 (0·6 to 1)	0·2 (0·2 to 0·3)	42·7
Latent tuberculosis infection	0 (0 to 0)	0 (0 to 0)	0 (0 to 0)	0 (0 to 0)	0 (0 to 0)	0 (0 to 0)	0 (0 to 0)	0 (0 to 0)	0 (0 to 0)	0 (0 to 0)	0 (0 to 0)	0 (0 to 0)	0 (0 to 0)	0 (0 to 0)	0 (0 to 0)	0 (0 to 0)	0 (0 to 0)	0 (0 to 0)	0 (0 to 0)	0 (0 to 0)	0 (0 to 0)	0 (0 to 0)	0 (0 to 0)	0
Drug-susceptible tuberculosis	0 (0 to 0)	0 (0 to 0)	0·1 (0·1 to 0·2)	0·3 (0·2 to 0·4)	0·2 (0·1 to 0·2)	0·2 (0·1 to 0·2)	0·3 (0·2 to 0·5)	0·8 (0·6 to 1·2)	1·8 (1 to 2·9)	2·3 (1·5 to 3·3)	2·4 (1·8 to 3·1)	2·7 (1·9 to 3·6)	2·9 (2 to 4)	3 (2 to 4·2)	3·5 (2·4 to 5)	3·3 (2·3 to 4·6)	3·4 (2·5 to 4·5)	4·5 (3·2 to 6)	3·6 (2·5 to 4·9)	3·2 (2·3 to 4·4)	2·1 (1·4 to 2·9)	0·8 (0·6 to 1)	0·2 (0·1 to 0·2)	41·6
Multidrug-resistant tuberculosis without extensive drug resistanc	0 (0 to 0)	0 (0 to 0)	0 (0 to 0)	0 (0 to 0)	0 (0 to 0)	0 (0 to 0)	0 (0 to 0)	0 (0 to 0·1)	0 (0 to 0·2)	0 (0 to 0·2)	0 (0 to 0·2)	0·1 (0 to 0·3)	0·1 (0 to 0·3)	0·1 (0 to 0·3)	0·1 (0 to 0·4)	0·1 (0 to 0·4)	0·1 (0 to 0·3)	0·1 (0 to 0·4)	0·1 (0 to 0·4)	0·1 (0 to 0·4)	0 (0 to 0·3)	0 (0 to 0·1)	0 (0 to 0)	0·8
Extensively drug-resistant tuberculosis	0 (0 to 0)	0 (0 to 0)	0 (0 to 0)	0 (0 to 0)	0 (0 to 0)	0 (0 to 0)	0 (0 to 0)	0 (0 to 0)	0 (0 to 0)	0 (0 to 0·1)	0 (0 to 0·1)	0 (0 to 0·1)	0 (0 to 0·1)	0 (0 to 0·1)	0 (0 to 0·1)	0 (0 to 0·1)	0 (0 to 0·1)	0 (0 to 0·1)	0 (0 to 0·1)	0 (0 to 0·1)	0 (0 to 0·1)	0 (0 to 0)	0 (0 to 0)	0·2
Lower respiratory infections	5·2 (3·8 to 7)	4·5 (3·2 to 6)	27·9 (17·7 to 41·4)	19·3 (15·2 to 24·4)	6·2 (5 to 7·8)	5·8 (4·5 to 7·4)	4 (3 to 5·2)	6·3 (4·7 to 8·4)	11·4 (8·4 to 15·1)	21 (14·6 to 29·3)	25·8 (19·6 to 33·4)	43·8 (28·9 to 63·5)	48·5 (32·9 to 67·1)	58·4 (40·2 to 81·4)	76·7 (56·6 to 99·7)	92·5 (62·3 to 128)	101 (70·2 to 139)	168 (119 to 233)	206 (149 to 281)	293 (234 to 356)	295 (227 to 366)	223 (172 to 269)	87·1 (65·9 to 106)	1,830
Upper respiratory infections	0 (0 to 0·1)	0·3 (0·1 to 0·4)	5·2 (3 to 8·3)	22·6 (13 to 37)	24·8 (14 to 42·2)	17·4 (9 to 30·1)	13·5 (7 to 24·2)	15·9 (8·7 to 27·6)	19 (10·5 to 31·3)	21·3 (11·4 to 36·1)	19·5 (10 to 32·3)	13·6 (7·4 to 23·5)	12·4 (6·5 to 21·9)	12 (6·5 to 20·9)	10·4 (5·7 to 16·9)	7·8 (4·2 to 12·8)	6·6 (3·5 to 11)	6 (3·3 to 9·9)	3·5 (1·9 to 5·9)	2·5 (1·3 to 4·2)	1·3 (0·7 to 2·1)	0·6 (0·3 to 1)	0·2 (0·1 to 0·3)	236
Otitis media	0 (0 to 0)	0 (0 to 0·1)	1·2 (0·7 to 2·2)	6·6 (3·4 to 11·7)	6 (3·3 to 10·3)	3·2 (1·6 to 5·7)	2·6 (1·3 to 4·6)	3 (1·4 to 5·9)	3·4 (1·6 to 6·4)	3·5 (1·5 to 6·9)	3·5 (1·8 to 6·5)	2·9 (1·4 to 5·2)	3·1 (1·6 to 5·4)	3·2 (1·5 to 5·9)	2·7 (1·4 to 4·7)	1·9 (0·9 to 3·6)	1·3 (0·6 to 2·3)	1 (0·4 to 1·8)	0·6 (0·3 to 1·1)	0·5 (0·2 to 0·9)	0·3 (0·2 to 0·5)	0·1 (0·1 to 0·3)	0 (0 to 0·1)	50·8
Enteric infections	0·4 (0·3 to 0·5)	1·4 (1 to 1·8)	16·3 (10·9 to 23·4)	24 (14·6 to 38·7)	12·3 (6·9 to 20·3)	7·2 (3·9 to 11·8)	5 (3 to 7·6)	5·3 (3·2 to 8·1)	6·4 (3·8 to 9·7)	7·1 (4·5 to 10·3)	6·4 (4·1 to 9·2)	4·8 (3·2 to 6·9)	4·7 (3·1 to 6·6)	4·7 (3·2 to 6·9)	4·6 (3·1 to 6·5)	6·1 (4·3 to 8·1)	9·3 (7 to 12·2)	13·8 (9·8 to 18·3)	14·2 (10·5 to 18·7)	16·2 (12·3 to 20·6)	13·6 (10·3 to 17·8)	8·3 (5·9 to 11·6)	3·1 (2·2 to 4·2)	195
Diarrheal diseases	0·4 (0·3 to 0·5)	1·4 (1 to 1·8)	16·2 (10·8 to 23·3)	23·8 (14·4 to 38·5)	12·2 (6·9 to 20·2)	7·1 (3·8 to 11·7)	5 (3 to 7·5)	5·3 (3·2 to 8)	6·4 (3·8 to 9·7)	7·1 (4·5 to 10·3)	6·3 (4 to 9·1)	4·8 (3·1 to 6·8)	4·6 (3·1 to 6·5)	4·7 (3·1 to 6·8)	4·5 (3 to 6·4)	6 (4·2 to 8·1)	9·3 (6·9 to 12·1)	13·7 (9·8 to 18·2)	14·1 (10·4 to 18·6)	16·1 (12·1 to 20·6)	13·5 (10·3 to 17·7)	8·3 (5·9 to 11·6)	3·1 (2·2 to 4·2)	194
Typhoid and paratyphoid	0 (0 to 0)	0 (0 to 0)	0 (0 to 0)	0 (0 to 0)	0 (0 to 0)	0 (0 to 0)	0 (0 to 0)	0 (0 to 0)	0 (0 to 0)	0 (0 to 0)	0 (0 to 0)	0 (0 to 0)	0 (0 to 0)	0 (0 to 0)	0 (0 to 0)	0 (0 to 0)	0 (0 to 0)	0 (0 to 0)	0 (0 to 0)	0 (0 to 0)	0 (0 to 0)	0 (0 to 0)	0 (0 to 0)	0
Typhoid fever	0 (0 to 0)	0 (0 to 0)	0 (0 to 0)	0 (0 to 0)	0 (0 to 0)	0 (0 to 0)	0 (0 to 0)	0 (0 to 0)	0 (0 to 0)	0 (0 to 0)	0 (0 to 0)	0 (0 to 0)	0 (0 to 0)	0 (0 to 0)	0 (0 to 0)	0 (0 to 0)	0 (0 to 0)	0 (0 to 0)	0 (0 to 0)	0 (0 to 0)	0 (0 to 0)	0 (0 to 0)	0 (0 to 0)	0
Paratyphoid fever	0 (0 to 0)	0 (0 to 0)	0 (0 to 0)	0 (0 to 0)	0 (0 to 0)	0 (0 to 0)	0 (0 to 0)	0 (0 to 0)	0 (0 to 0)	0 (0 to 0)	0 (0 to 0)	0 (0 to 0)	0 (0 to 0)	0 (0 to 0)	0 (0 to 0)	0 (0 to 0)	0 (0 to 0)	0 (0 to 0)	0 (0 to 0)	0 (0 to 0)	0 (0 to 0)	0 (0 to 0)	0 (0 to 0)	0
Invasive Non-typhoidal Salmonella (iNTS)	0 (0 to 0)	0 (0 to 0)	0 (0 to 0·1)	0·1 (0 to 0·3)	0 (0 to 0·1)	0 (0 to 0·1)	0 (0 to 0)	0 (0 to 0)	0 (0 to 0)	0 (0 to 0)	0 (0 to 0)	0 (0 to 0·1)	0 (0 to 0·1)	0 (0 to 0·1)	0 (0 to 0·2)	0·1 (0 to 0·2)	0·1 (0 to 0·2)	0·1 (0 to 0·5)	0·1 (0 to 0·4)	0·1 (0 to 0·4)	0·1 (0 to 0·3)	0 (0 to 0·2)	0 (0 to 0·1)	0·8
Other intestinal infectious diseases	0 (0 to 0)	0 (0 to 0)	0·1 (0 to 0·2)	0·1 (0 to 0·3)	0 (0 to 0·1)	0 (0 to 0·1)	0 (0 to 0)	0 (0 to 0)	0 (0 to 0)	0 (0 to 0·1)	0 (0 to 0·1)	0 (0 to 0·1)	0 (0 to 0)	0 (0 to 0)	0 (0 to 0)	0 (0 to 0)	0 (0 to 0·1)	0 (0 to 0·1)	0 (0 to 0)	0 (0 to 0)	0 (0 to 0·1)	0 (0 to 0)	0 (0 to 0)	0·6
Neglected tropical diseases and malaria	0 (0 to 0)	0·1 (0 to 0·2)	0·7 (0·1 to 1·7)	2 (0·4 to 5·6)	2·8 (0·4 to 9·2)	0·8 (0·1 to 3·1)	0·1 (0 to 0·2)	0·3 (0 to 1·1)	0·3 (0 to 1·2)	0·5 (0·1 to 1·6)	0·4 (0 to 1·7)	0·8 (0·1 to 2·4)	0·7 (0·1 to 2·1)	0·8 (0·2 to 2·2)	0·7 (0·2 to 1·9)	0·2 (0·1 to 0·6)	0·2 (0·1 to 0·6)	0·2 (0 to 0·5)	0·1 (0 to 0·3)	0·1 (0 to 0·3)	0·1 (0 to 0·2)	0 (0 to 0·1)	0 (0 to 0)	11·9
Malaria	0 (0 to 0)	0 (0 to 0)	0 (0 to 0)	0 (0 to 0)	0 (0 to 0)	0 (0 to 0)	0 (0 to 0)	0 (0 to 0)	0 (0 to 0)	0 (0 to 0)	0 (0 to 0)	0 (0 to 0)	0 (0 to 0)	0 (0 to 0)	0 (0 to 0)	0 (0 to 0)	0 (0 to 0)	0 (0 to 0)	0 (0 to 0)	0 (0 to 0)	0 (0 to 0)	0 (0 to 0)	0 (0 to 0)	0
Chagas disease	0 (0 to 0)	0 (0 to 0)	0 (0 to 0)	0 (0 to 0)	0 (0 to 0)	0 (0 to 0)	0 (0 to 0)	0 (0 to 0)	0 (0 to 0)	0 (0 to 0)	0 (0 to 0)	0 (0 to 0)	0 (0 to 0)	0 (0 to 0)	0 (0 to 0)	0 (0 to 0)	0 (0 to 0)	0 (0 to 0)	0 (0 to 0)	0 (0 to 0)	0 (0 to 0)	0 (0 to 0)	0 (0 to 0)	0
Leishmaniasis	0 (0 to 0)	0 (0 to 0)	0 (0 to 0)	0 (0 to 0)	0 (0 to 0)	0 (0 to 0)	0 (0 to 0)	0 (0 to 0)	0 (0 to 0)	0 (0 to 0)	0 (0 to 0)	0 (0 to 0)	0 (0 to 0)	0 (0 to 0)	0 (0 to 0)	0 (0 to 0)	0 (0 to 0)	0 (0 to 0)	0 (0 to 0)	0 (0 to 0)	0 (0 to 0)	0 (0 to 0)	0 (0 to 0)	0
Visceral leishmaniasis	0 (0 to 0)	0 (0 to 0)	0 (0 to 0)	0 (0 to 0)	0 (0 to 0)	0 (0 to 0)	0 (0 to 0)	0 (0 to 0)	0 (0 to 0)	0 (0 to 0)	0 (0 to 0)	0 (0 to 0)	0 (0 to 0)	0 (0 to 0)	0 (0 to 0)	0 (0 to 0)	0 (0 to 0)	0 (0 to 0)	0 (0 to 0)	0 (0 to 0)	0 (0 to 0)	0 (0 to 0)	0 (0 to 0)	0
Cutaneous and mucocutaneous leishmaniasis	0 (0 to 0)	0 (0 to 0)	0 (0 to 0)	0 (0 to 0)	0 (0 to 0)	0 (0 to 0)	0 (0 to 0)	0 (0 to 0)	0 (0 to 0)	0 (0 to 0)	0 (0 to 0)	0 (0 to 0)	0 (0 to 0)	0 (0 to 0)	0 (0 to 0)	0 (0 to 0)	0 (0 to 0)	0 (0 to 0)	0 (0 to 0)	0 (0 to 0)	0 (0 to 0)	0 (0 to 0)	0 (0 to 0)	0
African trypanosomiasis	0 (0 to 0)	0 (0 to 0)	0 (0 to 0)	0 (0 to 0)	0 (0 to 0)	0 (0 to 0)	0 (0 to 0)	0 (0 to 0)	0 (0 to 0)	0 (0 to 0)	0 (0 to 0)	0 (0 to 0)	0 (0 to 0)	0 (0 to 0)	0 (0 to 0)	0 (0 to 0)	0 (0 to 0)	0 (0 to 0)	0 (0 to 0)	0 (0 to 0)	0 (0 to 0)	0 (0 to 0)	0 (0 to 0)	0
Schistosomiasis	0 (0 to 0)	0 (0 to 0)	0 (0 to 0)	0 (0 to 0)	0 (0 to 0)	0 (0 to 0)	0 (0 to 0)	0 (0 to 0)	0 (0 to 0)	0 (0 to 0)	0 (0 to 0)	0 (0 to 0)	0 (0 to 0)	0 (0 to 0)	0 (0 to 0)	0 (0 to 0)	0 (0 to 0)	0 (0 to 0)	0 (0 to 0)	0 (0 to 0)	0 (0 to 0)	0 (0 to 0)	0 (0 to 0)	0
Cysticercosis	0 (0 to 0)	0 (0 to 0)	0 (0 to 0)	0 (0 to 0)	0 (0 to 0)	0 (0 to 0)	0 (0 to 0)	0 (0 to 0)	0 (0 to 0)	0 (0 to 0)	0 (0 to 0)	0 (0 to 0)	0 (0 to 0)	0 (0 to 0)	0 (0 to 0)	0 (0 to 0)	0 (0 to 0)	0 (0 to 0)	0 (0 to 0)	0 (0 to 0)	0 (0 to 0)	0 (0 to 0)	0 (0 to 0)	0
Cystic echinococcosis	0 (0 to 0)	0 (0 to 0)	0 (0 to 0)	0 (0 to 0)	0 (0 to 0)	0 (0 to 0)	0 (0 to 0)	0 (0 to 0)	0 (0 to 0)	0 (0 to 0)	0 (0 to 0)	0 (0 to 0)	0 (0 to 0)	0 (0 to 0)	0 (0 to 0)	0 (0 to 0)	0 (0 to 0)	0 (0 to 0)	0 (0 to 0)	0 (0 to 0)	0 (0 to 0)	0 (0 to 0)	0 (0 to 0)	0·1
Lymphatic filariasis	0 (0 to 0)	0 (0 to 0)	0 (0 to 0)	0 (0 to 0)	0 (0 to 0)	0 (0 to 0)	0 (0 to 0)	0 (0 to 0)	0 (0 to 0)	0 (0 to 0)	0 (0 to 0)	0 (0 to 0)	0 (0 to 0)	0 (0 to 0)	0 (0 to 0)	0 (0 to 0)	0 (0 to 0)	0 (0 to 0)	0 (0 to 0)	0 (0 to 0)	0 (0 to 0)	0 (0 to 0)	0 (0 to 0)	0
Onchocerciasis	0 (0 to 0)	0 (0 to 0)	0 (0 to 0)	0 (0 to 0)	0 (0 to 0)	0 (0 to 0)	0 (0 to 0)	0 (0 to 0)	0 (0 to 0)	0 (0 to 0)	0 (0 to 0)	0 (0 to 0)	0 (0 to 0)	0 (0 to 0)	0 (0 to 0)	0 (0 to 0)	0 (0 to 0)	0 (0 to 0)	0 (0 to 0)	0 (0 to 0)	0 (0 to 0)	0 (0 to 0)	0 (0 to 0)	0
Trachoma	0 (0 to 0)	0 (0 to 0)	0 (0 to 0)	0 (0 to 0)	0 (0 to 0)	0 (0 to 0)	0 (0 to 0)	0 (0 to 0)	0 (0 to 0)	0 (0 to 0)	0 (0 to 0)	0 (0 to 0)	0 (0 to 0)	0 (0 to 0)	0 (0 to 0)	0 (0 to 0)	0 (0 to 0)	0 (0 to 0)	0 (0 to 0)	0 (0 to 0)	0 (0 to 0)	0 (0 to 0)	0 (0 to 0)	0
Dengue	0 (0 to 0)	0 (0 to 0)	0 (0 to 0)	0 (0 to 0)	0 (0 to 0)	0 (0 to 0)	0 (0 to 0)	0 (0 to 0)	0 (0 to 0)	0 (0 to 0)	0 (0 to 0)	0 (0 to 0)	0 (0 to 0)	0 (0 to 0)	0 (0 to 0)	0 (0 to 0)	0 (0 to 0)	0 (0 to 0)	0 (0 to 0)	0 (0 to 0)	0 (0 to 0)	0 (0 to 0)	0 (0 to 0)	0
Yellow fever	0 (0 to 0)	0 (0 to 0)	0 (0 to 0)	0 (0 to 0)	0 (0 to 0)	0 (0 to 0)	0 (0 to 0)	0 (0 to 0)	0 (0 to 0)	0 (0 to 0)	0 (0 to 0)	0 (0 to 0)	0 (0 to 0)	0 (0 to 0)	0 (0 to 0)	0 (0 to 0)	0 (0 to 0)	0 (0 to 0)	0 (0 to 0)	0 (0 to 0)	0 (0 to 0)	0 (0 to 0)	0 (0 to 0)	0
Rabies	0 (0 to 0)	0 (0 to 0)	0 (0 to 0)	0 (0 to 0)	0 (0 to 0)	0 (0 to 0)	0 (0 to 0)	0 (0 to 0)	0 (0 to 0)	0 (0 to 0)	0 (0 to 0)	0 (0 to 0)	0 (0 to 0)	0 (0 to 0)	0 (0 to 0)	0 (0 to 0)	0 (0 to 0)	0 (0 to 0)	0 (0 to 0)	0 (0 to 0)	0 (0 to 0)	0 (0 to 0)	0 (0 to 0)	0
Intestinal nematode infections	0 (0 to 0)	0 (0 to 0)	0 (0 to 0)	0 (0 to 0)	0 (0 to 0)	0 (0 to 0)	0 (0 to 0)	0 (0 to 0)	0 (0 to 0)	0 (0 to 0)	0 (0 to 0)	0 (0 to 0)	0 (0 to 0)	0 (0 to 0)	0 (0 to 0)	0 (0 to 0)	0 (0 to 0)	0 (0 to 0)	0 (0 to 0)	0 (0 to 0)	0 (0 to 0)	0 (0 to 0)	0 (0 to 0)	0
Ascariasis	0 (0 to 0)	0 (0 to 0)	0 (0 to 0)	0 (0 to 0)	0 (0 to 0)	0 (0 to 0)	0 (0 to 0)	0 (0 to 0)	0 (0 to 0)	0 (0 to 0)	0 (0 to 0)	0 (0 to 0)	0 (0 to 0)	0 (0 to 0)	0 (0 to 0)	0 (0 to 0)	0 (0 to 0)	0 (0 to 0)	0 (0 to 0)	0 (0 to 0)	0 (0 to 0)	0 (0 to 0)	0 (0 to 0)	0
Trichuriasis	0 (0 to 0)	0 (0 to 0)	0 (0 to 0)	0 (0 to 0)	0 (0 to 0)	0 (0 to 0)	0 (0 to 0)	0 (0 to 0)	0 (0 to 0)	0 (0 to 0)	0 (0 to 0)	0 (0 to 0)	0 (0 to 0)	0 (0 to 0)	0 (0 to 0)	0 (0 to 0)	0 (0 to 0)	0 (0 to 0)	0 (0 to 0)	0 (0 to 0)	0 (0 to 0)	0 (0 to 0)	0 (0 to 0)	0
Hookworm disease	0 (0 to 0)	0 (0 to 0)	0 (0 to 0)	0 (0 to 0)	0 (0 to 0)	0 (0 to 0)	0 (0 to 0)	0 (0 to 0)	0 (0 to 0)	0 (0 to 0)	0 (0 to 0)	0 (0 to 0)	0 (0 to 0)	0 (0 to 0)	0 (0 to 0)	0 (0 to 0)	0 (0 to 0)	0 (0 to 0)	0 (0 to 0)	0 (0 to 0)	0 (0 to 0)	0 (0 to 0)	0 (0 to 0)	0
Food-borne trematodiases	0 (0 to 0)	0 (0 to 0)	0 (0 to 0)	0 (0 to 0)	0 (0 to 0)	0 (0 to 0)	0 (0 to 0)	0 (0 to 0)	0 (0 to 0)	0 (0 to 0)	0 (0 to 0)	0 (0 to 0)	0 (0 to 0)	0 (0 to 0)	0 (0 to 0)	0 (0 to 0)	0 (0 to 0)	0 (0 to 0)	0 (0 to 0)	0 (0 to 0)	0 (0 to 0)	0 (0 to 0)	0 (0 to 0)	0
Leprosy	0 (0 to 0)	0 (0 to 0)	0 (0 to 0)	0 (0 to 0)	0 (0 to 0)	0 (0 to 0)	0 (0 to 0)	0 (0 to 0)	0 (0 to 0)	0 (0 to 0)	0 (0 to 0)	0 (0 to 0)	0 (0 to 0)	0 (0 to 0)	0 (0 to 0)	0 (0 to 0)	0 (0 to 0)	0 (0 to 0)	0 (0 to 0)	0 (0 to 0)	0 (0 to 0)	0 (0 to 0)	0 (0 to 0)	0
Ebola	0 (0 to 0)	0 (0 to 0)	0 (0 to 0)	0 (0 to 0)	0 (0 to 0)	0 (0 to 0)	0 (0 to 0)	0 (0 to 0)	0 (0 to 0)	0 (0 to 0)	0 (0 to 0)	0 (0 to 0)	0 (0 to 0)	0 (0 to 0)	0 (0 to 0)	0 (0 to 0)	0 (0 to 0)	0 (0 to 0)	0 (0 to 0)	0 (0 to 0)	0 (0 to 0)	0 (0 to 0)	0 (0 to 0)	0
Zika virus	0 (0 to 0)	0 (0 to 0)	0 (0 to 0)	0 (0 to 0)	0 (0 to 0)	0 (0 to 0)	0 (0 to 0)	0 (0 to 0)	0 (0 to 0)	0 (0 to 0)	0 (0 to 0)	0 (0 to 0)	0 (0 to 0)	0 (0 to 0)	0 (0 to 0)	0 (0 to 0)	0 (0 to 0)	0 (0 to 0)	0 (0 to 0)	0 (0 to 0)	0 (0 to 0)	0 (0 to 0)	0 (0 to 0)	0
Guinea worm disease	0 (0 to 0)	0 (0 to 0)	0 (0 to 0)	0 (0 to 0)	0 (0 to 0)	0 (0 to 0)	0 (0 to 0)	0 (0 to 0)	0 (0 to 0)	0 (0 to 0)	0 (0 to 0)	0 (0 to 0)	0 (0 to 0)	0 (0 to 0)	0 (0 to 0)	0 (0 to 0)	0 (0 to 0)	0 (0 to 0)	0 (0 to 0)	0 (0 to 0)	0 (0 to 0)	0 (0 to 0)	0 (0 to 0)	0
Other neglected tropical diseases	0 (0 to 0)	0·1 (0 to 0·2)	0·7 (0·1 to 1·7)	2 (0·4 to 5·6)	2·8 (0·4 to 9·2)	0·8 (0·1 to 3·1)	0·1 (0 to 0·2)	0·3 (0 to 1·1)	0·3 (0 to 1·2)	0·4 (0 to 1·6)	0·4 (0 to 1·7)	0·8 (0·1 to 2·4)	0·6 (0·1 to 2·1)	0·8 (0·1 to 2·2)	0·7 (0·1 to 1·9)	0·2 (0·1 to 0·6)	0·2 (0 to 0·6)	0·2 (0 to 0·5)	0·1 (0 to 0·3)	0·1 (0 to 0·3)	0·1 (0 to 0·2)	0 (0 to 0·1)	0 (0 to 0)	11·7
Other infectious diseases	2·4 (1·7 to 3·1)	5·1 (2·6 to 7·8)	16·8 (10·3 to 24·5)	18·9 (14·4 to 23·7)	10·6 (8 to 15·3)	8·1 (6·5 to 10·2)	6·6 (5·3 to 8·1)	7 (5·6 to 8·8)	8·2 (6·5 to 10·3)	10·7 (8·5 to 13·3)	10·4 (8·3 to 13)	10·5 (8·2 to 13·4)	10·4 (8 to 13·2)	10·3 (8 to 13)	11·2 (8·7 to 14·2)	10·6 (8 to 13·2)	9·7 (7·5 to 11·9)	9·8 (7·9 to 12)	6·9 (5·6 to 8·5)	5·5 (4·3 to 7·7)	3·6 (2·7 to 6·3)	1·8 (1·3 to 3·7)	0·7 (0·5 to 2·1)	196
Meningitis	0·7 (0·5 to 0·9)	1·5 (1·1 to 2·1)	7·6 (4·8 to 11·2)	9·8 (7·6 to 12·3)	3·8 (3·1 to 4·7)	3·4 (2·6 to 4·4)	3·1 (2·3 to 3·9)	2·4 (1·9 to 3)	2·5 (2 to 3·1)	3·3 (2·6 to 4)	3·2 (2·5 to 3·9)	3·4 (2·6 to 4·3)	3·2 (2·5 to 4·1)	2·6 (2·1 to 3·3)	2·8 (2·2 to 3·4)	2·3 (1·8 to 2·8)	1·7 (1·3 to 2·1)	1·7 (1·3 to 2·1)	1·1 (0·9 to 1·4)	0·9 (0·7 to 1·1)	0·4 (0·3 to 0·6)	0·2 (0·2 to 0·3)	0·1 (0·1 to 0·1)	61·6
Encephalitis	0·1 (0 to 0·1)	0·3 (0·1 to 0·5)	1·9 (0·8 to 3·2)	2·9 (1·3 to 4·3)	1·7 (1 to 2·4)	1·3 (0·9 to 1·8)	1·1 (0·6 to 1·6)	1·3 (0·9 to 1·8)	1·5 (1·1 to 2)	2 (1·3 to 2·6)	1·8 (1·1 to 2·3)	1·8 (1 to 2·4)	1·7 (1 to 2·2)	1·6 (1·1 to 2·1)	1·7 (1·1 to 2·2)	1·7 (1 to 2·2)	1·7 (1 to 2·4)	1·9 (1 to 2·6)	1·5 (0·8 to 2·1)	1·3 (0·5 to 1·9)	0·8 (0·3 to 1·3)	0·3 (0·1 to 0·5)	0·1 (0 to 0·2)	32
Diphtheria	0 (0 to 0)	0 (0 to 0)	0 (0 to 0)	0 (0 to 0)	0 (0 to 0)	0 (0 to 0)	0 (0 to 0)	0 (0 to 0)	0 (0 to 0)	0 (0 to 0)	0 (0 to 0)	0 (0 to 0)	0 (0 to 0)	0 (0 to 0)	0 (0 to 0)	0 (0 to 0)	0 (0 to 0)	0 (0 to 0)	0 (0 to 0)	0 (0 to 0)	0 (0 to 0)	0 (0 to 0)	0 (0 to 0)	0·1
Tetanus	0 (0 to 0)	0 (0 to 0)	0 (0 to 0)	0 (0 to 0)	0 (0 to 0)	0 (0 to 0)	0 (0 to 0)	0 (0 to 0)	0 (0 to 0)	0 (0 to 0)	0 (0 to 0)	0 (0 to 0)	0 (0 to 0)	0 (0 to 0)	0 (0 to 0)	0 (0 to 0)	0 (0 to 0)	0 (0 to 0)	0 (0 to 0)	0 (0 to 0)	0 (0 to 0)	0 (0 to 0)	0 (0 to 0)	0
Measles	0 (0 to 0)	0 (0 to 0)	0 (0 to 0)	0 (0 to 0)	0 (0 to 0)	0 (0 to 0)	0 (0 to 0)	0 (0 to 0)	0 (0 to 0)	0 (0 to 0)	0 (0 to 0)	0 (0 to 0)	0 (0 to 0)	0 (0 to 0)	0 (0 to 0)	0 (0 to 0)	0 (0 to 0)	0 (0 to 0)	0 (0 to 0)	0 (0 to 0)	0 (0 to 0)	0 (0 to 0)	0 (0 to 0)	0·1
Varicella and herpes zoster	0·1 (0 to 0·1)	0·1 (0·1 to 0·2)	0·5 (0·2 to 1·7)	1 (0·6 to 2·5)	0·6 (0·3 to 1·6)	0·4 (0·2 to 0·7)	0·3 (0·2 to 0·5)	0·4 (0·2 to 0·8)	0·6 (0·3 to 1·1)	0·9 (0·5 to 1·5)	0·9 (0·5 to 1·4)	0·6 (0·3 to 1)	0·7 (0·4 to 1·2)	0·8 (0·4 to 1·4)	1 (0·5 to 1·7)	0·9 (0·5 to 1·6)	0·9 (0·5 to 1·6)	1 (0·6 to 1·8)	0·9 (0·5 to 2·2)	1 (0·5 to 3·1)	1 (0·5 to 3·7)	0·7 (0·4 to 2·6)	0·4 (0·2 to 1·7)	15·9
Acute hepatitis	0 (0 to 0)	0 (0 to 0)	0·3 (0·2 to 0·7)	0·3 (0·1 to 0·5)	0·6 (0·3 to 0·9)	0·6 (0·4 to 1)	0·6 (0·3 to 0·9)	0·7 (0·4 to 1·1)	0·9 (0·6 to 1·3)	1·2 (0·8 to 1·7)	1·1 (0·7 to 1·6)	1·1 (0·8 to 1·5)	1 (0·7 to 1·4)	0·9 (0·7 to 1·3)	0·7 (0·5 to 1)	0·6 (0·4 to 0·8)	0·5 (0·3 to 0·6)	0·4 (0·3 to 0·6)	0·2 (0·2 to 0·3)	0·1 (0·1 to 0·2)	0·1 (0·1 to 0·1)	0 (0 to 0)	0 (0 to 0)	11·9
Acute hepatitis A	0 (0 to 0)	0 (0 to 0)	0·1 (0 to 0·2)	0·1 (0 to 0·2)	0·5 (0·2 to 0·8)	0·5 (0·3 to 0·9)	0·5 (0·2 to 0·8)	0·5 (0·3 to 0·9)	0·6 (0·3 to 1)	0·7 (0·4 to 1·1)	0·6 (0·3 to 1)	0·5 (0·3 to 0·8)	0·4 (0·2 to 0·7)	0·4 (0·2 to 0·6)	0·3 (0·2 to 0·5)	0·2 (0·1 to 0·4)	0·2 (0·1 to 0·3)	0·1 (0·1 to 0·2)	0·1 (0 to 0·1)	0 (0 to 0·1)	0 (0 to 0)	0 (0 to 0)	0 (0 to 0)	6·5
Acute hepatitis B	0 (0 to 0)	0 (0 to 0)	0·2 (0 to 0·5)	0·1 (0 to 0·2)	0·1 (0 to 0·1)	0·1 (0 to 0·1)	0·1 (0 to 0·1)	0·1 (0·1 to 0·1)	0·2 (0·1 to 0·3)	0·4 (0·2 to 0·6)	0·4 (0·2 to 0·6)	0·5 (0·3 to 0·9)	0·5 (0·2 to 0·7)	0·5 (0·3 to 0·6)	0·3 (0·2 to 0·5)	0·3 (0·2 to 0·4)	0·2 (0·1 to 0·3)	0·2 (0·1 to 0·3)	0·1 (0·1 to 0·2)	0·1 (0 to 0·1)	0 (0 to 0·1)	0 (0 to 0)	0 (0 to 0)	4·2
Acute hepatitis C	0 (0 to 0)	0 (0 to 0)	0 (0 to 0)	0 (0 to 0·1)	0 (0 to 0)	0 (0 to 0)	0 (0 to 0)	0 (0 to 0)	0 (0 to 0)	0 (0 to 0·1)	0 (0 to 0·1)	0·1 (0 to 0·3)	0·1 (0 to 0·2)	0 (0 to 0·1)	0 (0 to 0·1)	0 (0 to 0·1)	0 (0 to 0·1)	0 (0 to 0·1)	0 (0 to 0·1)	0 (0 to 0)	0 (0 to 0)	0 (0 to 0)	0 (0 to 0)	0·5
Acute hepatitis E	0 (0 to 0)	0 (0 to 0)	0 (0 to 0·2)	0 (0 to 0·1)	0 (0 to 0·1)	0 (0 to 0·1)	0 (0 to 0)	0 (0 to 0)	0 (0 to 0·1)	0 (0 to 0·1)	0 (0 to 0·1)	0 (0 to 0·1)	0 (0 to 0·1)	0 (0 to 0·1)	0 (0 to 0·1)	0 (0 to 0·1)	0 (0 to 0·1)	0 (0 to 0·1)	0 (0 to 0·1)	0 (0 to 0)	0 (0 to 0)	0 (0 to 0)	0 (0 to 0)	0·7
Other unspecified infectious diseases	1·5 (0·9 to 2·1)	3·1 (1·1 to 5·6)	5·6 (2·2 to 10)	4·4 (2 to 7·3)	3·8 (1·8 to 8·1)	2·3 (1·3 to 4)	1·6 (1 to 2·2)	2·1 (1·4 to 3·2)	2·6 (1·7 to 3·9)	3·4 (2·1 to 5·1)	3·5 (2·1 to 5·1)	3·7 (2 to 5·9)	3·8 (2·3 to 5·8)	4·3 (2·6 to 6·2)	5·1 (3·1 to 7·3)	5·1 (3·1 to 7)	4·9 (3·1 to 6·6)	4·8 (3·3 to 6·5)	3·1 (2·2 to 4·4)	2·2 (1·6 to 3·3)	1·2 (0·8 to 1·9)	0·5 (0·3 to 1)	0·2 (0·1 to 0·3)	72·8
Maternal and neonatal disorders	441 (360 to 534)	113 (87·8 to 141)	111 (76·1 to 152)	53·5 (42·1 to 67·2)	35·1 (24·7 to 46·8)	31 (22·4 to 41·7)	27·2 (20 to 35·5)	35·1 (26·5 to 44·9)	44·6 (33·6 to 56·5)	50·4 (38·2 to 65·7)	44·5 (33·3 to 56·6)	29·8 (22·1 to 38·8)	27·1 (19·8 to 35)	24·9 (18 to 32·2)	20·5 (15 to 27)	13·9 (10·3 to 18·1)	8·8 (6·5 to 11·4)	5·3 (4 to 6·9)	1·9 (1·4 to 2·5)	0·5 (0·3 to 0·8)	0·2 (0·1 to 0·3)	0·1 (0 to 0·1)	0 (0 to 0)	1,120
Maternal disorders	0 (0 to 0)	0 (0 to 0)	0 (0 to 0)	0 (0 to 0)	0 (0 to 0)	0·1 (0 to 0·1)	1·1 (0·8 to 1·5)	3·9 (2·5 to 5·9)	6 (3·9 to 8·9)	7 (4·6 to 10·3)	5·4 (3·7 to 7·8)	1·7 (1·3 to 2·2)	0·6 (0·4 to 0·8)	0 (0 to 0·1)	0 (0 to 0)	0 (0 to 0)	0 (0 to 0)	0 (0 to 0)	0 (0 to 0)	0 (0 to 0)	0 (0 to 0)	0 (0 to 0)	0 (0 to 0)	25·8
Maternal hemorrhage	0 (0 to 0)	0 (0 to 0)	0 (0 to 0)	0 (0 to 0)	0 (0 to 0)	0 (0 to 0)	0·1 (0 to 0·1)	1 (0·3 to 2·1)	1·4 (0·4 to 3·1)	1·5 (0·4 to 3·7)	1·1 (0·3 to 2·6)	0·2 (0·1 to 0·6)	0 (0 to 0·1)	0 (0 to 0)	0 (0 to 0)	0 (0 to 0)	0 (0 to 0)	0 (0 to 0)	0 (0 to 0)	0 (0 to 0)	0 (0 to 0)	0 (0 to 0)	0 (0 to 0)	5·3
Maternal sepsis and other maternal infections	0 (0 to 0)	0 (0 to 0)	0 (0 to 0)	0 (0 to 0)	0 (0 to 0)	0 (0 to 0)	0·1 (0 to 0·3)	0·5 (0·2 to 1·1)	0·6 (0·2 to 1·2)	0·5 (0·2 to 1·2)	0·3 (0·1 to 0·6)	0·1 (0 to 0·2)	0 (0 to 0)	0 (0 to 0)	0 (0 to 0)	0 (0 to 0)	0 (0 to 0)	0 (0 to 0)	0 (0 to 0)	0 (0 to 0)	0 (0 to 0)	0 (0 to 0)	0 (0 to 0)	2·2
Maternal hypertensive disorders	0 (0 to 0)	0 (0 to 0)	0 (0 to 0)	0 (0 to 0)	0 (0 to 0)	0 (0 to 0)	0·2 (0·1 to 0·3)	0·5 (0·2 to 0·9)	1 (0·5 to 1·8)	1·3 (0·6 to 2·2)	0·9 (0·4 to 1·5)	0·2 (0·1 to 0·4)	0 (0 to 0·1)	0 (0 to 0)	0 (0 to 0)	0 (0 to 0)	0 (0 to 0)	0 (0 to 0)	0 (0 to 0)	0 (0 to 0)	0 (0 to 0)	0 (0 to 0)	0 (0 to 0)	4·1
Maternal obstructed labor and uterine rupture	0 (0 to 0)	0 (0 to 0)	0 (0 to 0)	0 (0 to 0)	0 (0 to 0)	0 (0 to 0)	0·1 (0 to 0·1)	0·3 (0·1 to 0·5)	0·4 (0 to 1)	0·4 (0 to 1·1)	0·3 (0·1 to 0·5)	0·1 (0 to 0·1)	0 (0 to 0)	0 (0 to 0)	0 (0 to 0)	0 (0 to 0)	0 (0 to 0)	0 (0 to 0)	0 (0 to 0)	0 (0 to 0)	0 (0 to 0)	0 (0 to 0)	0 (0 to 0)	1·4
Maternal abortion and miscarriage	0 (0 to 0)	0 (0 to 0)	0 (0 to 0)	0 (0 to 0)	0 (0 to 0)	0 (0 to 0)	0·1 (0·1 to 0·2)	0·2 (0 to 0·5)	0·2 (0·1 to 0·5)	0·2 (0 to 0·5)	0·2 (0 to 0·5)	0·1 (0·1 to 0·2)	0·1 (0 to 0·2)	0 (0 to 0)	0 (0 to 0)	0 (0 to 0)	0 (0 to 0)	0 (0 to 0)	0 (0 to 0)	0 (0 to 0)	0 (0 to 0)	0 (0 to 0)	0 (0 to 0)	1·2
Ectopic pregnancy	0 (0 to 0)	0 (0 to 0)	0 (0 to 0)	0 (0 to 0)	0 (0 to 0)	0 (0 to 0)	0 (0 to 0)	0·1 (0 to 0·1)	0·1 (0·1 to 0·2)	0·2 (0·1 to 0·3)	0·1 (0·1 to 0·2)	0 (0 to 0·1)	0 (0 to 0)	0 (0 to 0)	0 (0 to 0)	0 (0 to 0)	0 (0 to 0)	0 (0 to 0)	0 (0 to 0)	0 (0 to 0)	0 (0 to 0)	0 (0 to 0)	0 (0 to 0)	0·6
Indirect maternal deaths	--	--	--	--	--	0 (0 to 0)	0·2 (0·1 to 0·3)	0·4 (0·2 to 0·7)	0·7 (0·3 to 1·2)	0·7 (0·3 to 1·3)	0·6 (0·2 to 1·1)	0·2 (0·1 to 0·4)	0·1 (0 to 0·2)	0 (0 to 0)	--	--	--	--	--	--	--	--	--	NA
Late maternal deaths	--	--	--	--	--	0 (0 to 0)	0 (0 to 0·1)	0 (0 to 0·2)	0·1 (0 to 0·2)	0·1 (0 to 0·2)	0 (0 to 0·1)	0 (0 to 0·1)	0 (0 to 0)	0 (0 to 0)	--	--	--	--	--	--	--	--	--	NA
Maternal deaths aggravated by HIV/AIDS	--	--	--	--	--	0 (0 to 0)	0 (0 to 0)	0 (0 to 0)	0 (0 to 0)	0 (0 to 0)	0 (0 to 0)	0 (0 to 0)	0 (0 to 0)	0 (0 to 0)	--	--	--	--	--	--	--	--	--	NA
Neonatal disorders	441 (360 to 534)	113 (87·8 to 141)	111 (76·1 to 152)	53·5 (42·1 to 67·2)	35·1 (24·7 to 46·8)	30·9 (22·3 to 41·6)	26·1 (18·8 to 34·3)	31·1 (22·7 to 40·7)	38·6 (28·1 to 50·3)	43·4 (31·9 to 57·8)	39·1 (28 to 51·1)	28·1 (20·4 to 37·2)	26·5 (19·4 to 34·5)	24·8 (18 to 32·1)	20·5 (15 to 27)	13·9 (10·3 to 18·1)	8·8 (6·5 to 11·4)	5·3 (4 to 6·9)	1·9 (1·4 to 2·5)	0·5 (0·3 to 0·8)	0·2 (0·1 to 0·3)	0·1 (0 to 0·1)	0 (0 to 0)	1,090
Neonatal preterm birth	354 (287 to 431)	86 (66·2 to 108)	81·5 (54·6 to 114)	28·3 (21·8 to 35·9)	25·6 (17·8 to 35)	22·4 (16·1 to 30·6)	18·9 (13·6 to 25)	22·6 (16·4 to 30·3)	27·8 (20·2 to 36·9)	31·3 (22·2 to 42·4)	28·1 (20 to 37·8)	20·1 (14·3 to 26·8)	18·8 (13·5 to 25·1)	17·5 (12·4 to 23·1)	14·1 (9·9 to 18·8)	9·4 (6·8 to 12·6)	6·2 (4·5 to 8·1)	4 (3 to 5·2)	1·5 (1·1 to 2)	0·4 (0·3 to 0·7)	0·2 (0·1 to 0·3)	0·1 (0 to 0·1)	0 (0 to 0)	819
Neonatal encephalopathy due to birth asphyxia and trauma	55·8 (42·1 to 73·6)	11·1 (7·8 to 15·1)	9·8 (6·7 to 14·1)	10·5 (7·5 to 14·4)	8·7 (5·3 to 13·1)	7·7 (4·6 to 12·1)	6·5 (3·9 to 9·8)	7·8 (4·7 to 12·1)	9·8 (6·1 to 14·8)	11 (6·6 to 16·8)	10 (6 to 14·7)	7·2 (4·3 to 10·8)	7 (4·1 to 10·6)	6·6 (4 to 9·7)	5·8 (3·5 to 8·8)	4·1 (2·4 to 6·2)	2·4 (1·3 to 3·8)	1·1 (0·7 to 1·8)	0·3 (0·1 to 0·5)	0 (0 to 0·1)	0 (0 to 0)	0 (0 to 0)	0 (0 to 0)	183
Neonatal sepsis and other neonatal infections	7·5 (5·2 to 10·2)	6·7 (4·5 to 9·5)	5·6 (3·7 to 7·9)	0·7 (0·5 to 1·1)	0·5 (0·3 to 1)	0·5 (0·2 to 0·8)	0·4 (0·2 to 0·7)	0·5 (0·2 to 0·9)	0·6 (0·3 to 1·1)	0·7 (0·4 to 1·3)	0·6 (0·3 to 1·1)	0·5 (0·2 to 0·8)	0·4 (0·2 to 0·8)	0·4 (0·2 to 0·8)	0·4 (0·2 to 0·7)	0·3 (0·1 to 0·5)	0·2 (0·1 to 0·4)	0·1 (0·1 to 0·3)	0·1 (0 to 0·1)	0 (0 to 0)	0 (0 to 0)	0 (0 to 0)	0 (0 to 0)	26·7
Hemolytic disease and other neonatal jaundice	0·4 (0·3 to 0·6)	0·1 (0·1 to 0·2)	0·1 (0·1 to 0·1)	0·7 (0·5 to 0·8)	0·3 (0·2 to 0·4)	0·3 (0·2 to 0·4)	0·3 (0·2 to 0·3)	0·3 (0·2 to 0·4)	0·4 (0·3 to 0·5)	0·4 (0·3 to 0·6)	0·4 (0·3 to 0·5)	0·3 (0·2 to 0·4)	0·3 (0·2 to 0·4)	0·3 (0·2 to 0·4)	0·2 (0·2 to 0·3)	0·2 (0·1 to 0·2)	0·1 (0·1 to 0·2)	0·1 (0·1 to 0·1)	0 (0 to 0·1)	0 (0 to 0)	0 (0 to 0)	0 (0 to 0)	0 (0 to 0)	5·4
Other neonatal disorders	23·7 (17·1 to 32·3)	8·8 (6·2 to 11·8)	14·1 (10 to 19)	13·3 (10·2 to 16·9)	0 (0 to 0)	0 (0 to 0)	0 (0 to 0)	0 (0 to 0)	0 (0 to 0)	0 (0 to 0)	0 (0 to 0)	0 (0 to 0)	0 (0 to 0)	0 (0 to 0)	0 (0 to 0)	0 (0 to 0)	0 (0 to 0)	0 (0 to 0)	0 (0 to 0)	0 (0 to 0)	0 (0 to 0)	0 (0 to 0)	0 (0 to 0)	59·8
Nutritional deficiencies	0 (0 to 0)	0·7 (0·2 to 2)	4·8 (0·7 to 13·7)	17·8 (2·1 to 55·6)	46·8 (18·3 to 114)	22·1 (10·3 to 47)	15·5 (8·4 to 25·8)	24·7 (12·6 to 44·1)	30·4 (16·2 to 52·5)	32·5 (17·3 to 60·4)	31 (15·5 to 56·2)	32·9 (15·1 to 67·6)	27·3 (12·8 to 59·1)	31 (15 to 67·6)	26·3 (12·2 to 55·4)	16·8 (8·5 to 34·1)	14·9 (7·3 to 30·9)	12·7 (6·5 to 25·4)	7·3 (3·9 to 14·4)	6·7 (3·2 to 14·4)	4·8 (2·2 to 11·1)	2·1 (1 to 4·7)	0·7 (0·4 to 1·6)	410
Protein-energy malnutrition	0 (0 to 0)	0·1 (0 to 0·1)	0·3 (0·1 to 0·8)	0·1 (0·1 to 0·2)	15·8 (8·2 to 26·1)	11·5 (6·1 to 19)	9·6 (5 to 16·4)	11·2 (6·1 to 18·6)	13·6 (7·5 to 21·9)	15 (8·1 to 24)	13·4 (7·6 to 21·3)	9·6 (5·6 to 15)	9·3 (5·4 to 14·7)	9·1 (5·3 to 14·2)	8·1 (4·7 to 12·6)	6·2 (3·7 to 9·7)	5·2 (3·1 to 8)	4·8 (2·9 to 7·3)	3·1 (1·9 to 4·7)	2·4 (1·5 to 3·6)	1·5 (0·9 to 2·2)	0·7 (0·4 to 1)	0·2 (0·2 to 0·4)	151
Iodine deficiency	0 (0 to 0)	0 (0 to 0)	0 (0 to 0)	0 (0 to 0·1)	0·3 (0·1 to 0·6)	0·6 (0·2 to 1·2)	0·9 (0·4 to 1·8)	1·6 (0·7 to 3·2)	2·4 (1 to 4·9)	3 (1·3 to 6·1)	2·8 (1·2 to 5·7)	2·1 (0·9 to 4)	2 (0·9 to 4)	1·9 (0·9 to 3·6)	1·6 (0·7 to 3·2)	1·2 (0·5 to 2·4)	0·9 (0·4 to 1·8)	0·8 (0·3 to 1·5)	0·5 (0·2 to 0·9)	0·3 (0·1 to 0·6)	0·2 (0·1 to 0·3)	0·1 (0 to 0·1)	0 (0 to 0)	23·1
Vitamin A deficiency	0 (0 to 0)	0 (0 to 0·1)	0 (0 to 0·2)	0·2 (0 to 0·8)	0·3 (0 to 1)	0·1 (0 to 0·3)	0 (0 to 0)	0 (0 to 0)	0 (0 to 0)	0 (0 to 0)	0 (0 to 0)	0 (0 to 0)	0 (0 to 0)	0 (0 to 0)	0 (0 to 0)	0 (0 to 0)	0 (0 to 0)	0 (0 to 0)	0 (0 to 0)	0 (0 to 0)	0 (0 to 0)	0 (0 to 0)	0 (0 to 0)	0·6
Dietary iron deficiency	0 (0 to 0)	0·6 (0·1 to 1·9)	4·4 (0·5 to 13·4)	17·2 (1·7 to 55)	26·8 (3·2 to 93·6)	6·8 (0·4 to 30·5)	0·6 (0 to 3·4)	6·2 (0·4 to 23·1)	5·6 (0·2 to 23·4)	8·2 (0·5 to 32·5)	9·1 (0·8 to 33·6)	17·2 (2·4 to 51·6)	13 (1·6 to 45·2)	16 (2·5 to 49·3)	13·2 (2·2 to 39·4)	7·1 (1 to 22·7)	6·7 (0·7 to 21·1)	5·6 (0·7 to 18·1)	2·7 (0·3 to 10·1)	3·4 (0·4 to 10·6)	2·8 (0·4 to 8·9)	1·2 (0·1 to 3·6)	0·4 (0·1 to 1·2)	175
Other nutritional deficiencies	0 (0 to 0)	0 (0 to 0)	0 (0 to 0·1)	0·1 (0·1 to 0·2)	3·6 (1·9 to 6)	3·2 (1·7 to 5·2)	4·4 (2·3 to 7·6)	5·7 (3·1 to 9·4)	8·8 (4·9 to 14·2)	6·3 (3·4 to 10)	5·6 (3·1 to 8·9)	3·9 (2·3 to 6·1)	3·1 (1·8 to 4·9)	4·1 (2·4 to 6·4)	3·4 (2 to 5·3)	2·2 (1·3 to 3·5)	2·1 (1·2 to 3·2)	1·6 (1 to 2·5)	1 (0·6 to 1·5)	0·7 (0·4 to 1)	0·4 (0·2 to 0·6)	0·2 (0·1 to 0·3)	0·1 (0 to 0·1)	60·6
Non-communicable diseases	171 (130 to 230)	82·5 (63·6 to 106)	302 (220 to 402)	450 (355 to 569)	573 (428 to 749)	866 (641 to 1,140)	1,110 (818 to 1,460)	1,670 (1,230 to 2,160)	2,480 (1,860 to 3,170)	3,290 (2,500 to 4,160)	3,470 (2,740 to 4,310)	3,420 (2,820 to 4,100)	3,800 (3,170 to 4,520)	4,480 (3,780 to 5,300)	5,260 (4,480 to 6,090)	5,430 (4,710 to 6,200)	5,490 (4,790 to 6,240)	6,670 (5,890 to 7,450)	5,290 (4,720 to 5,870)	4,790 (4,320 to 5,270)	3,350 (3,040 to 3,660)	1,820 (1,670 to 1,970)	623 (576 to 669)	64,900
Neoplasms	1·1 (0·8 to 1·6)	0·7 (0·6 to 1)	7·8 (5·2 to 10·8)	42·5 (35·6 to 49·9)	48·7 (42·5 to 55·1)	48·1 (42 to 55)	32·5 (28·1 to 37)	49·3 (42·8 to 56·7)	93 (80·8 to 108)	194 (165 to 227)	281 (242 to 325)	449 (383 to 516)	631 (544 to 725)	979 (841 to 1,130)	1,390 (1,200 to 1,600)	1,680 (1,450 to 1,920)	1,760 (1,540 to 1,990)	2,160 (1,900 to 2,480)	1,550 (1,360 to 1,750)	1,200 (1,030 to 1,350)	701 (588 to 799)	297 (242 to 337)	83·3 (67·1 to 95)	13,700
Lip and oral cavity cancer	0 (0 to 0)	0 (0 to 0)	0 (0 to 0)	0 (0 to 0)	0·3 (0·2 to 0·4)	0·3 (0·2 to 0·4)	0·2 (0·2 to 0·3)	0·5 (0·4 to 0·6)	1·3 (1 to 1·6)	3·1 (2·4 to 4·1)	4·7 (3·5 to 6·2)	9·7 (7·5 to 12·6)	13·7 (10·5 to 17·7)	21·7 (17 to 27·9)	29·5 (23 to 37·4)	29·8 (22·6 to 37·6)	23·7 (18·9 to 29·4)	22·9 (18·2 to 28·5)	13·6 (10·7 to 16·7)	9·6 (7·6 to 12)	6 (4·8 to 7·4)	2·8 (2·3 to 3·4)	0·9 (0·6 to 1·1)	194
Nasopharynx cancer	0 (0 to 0)	0 (0 to 0)	0 (0 to 0)	0 (0 to 0)	0·3 (0·2 to 0·4)	0·4 (0·3 to 0·5)	0·3 (0·2 to 0·3)	0·4 (0·3 to 0·6)	0·5 (0·4 to 0·6)	1 (0·7 to 1·3)	1·2 (0·9 to 1·5)	2·3 (1·6 to 3·1)	3 (2·2 to 4)	3·7 (2·8 to 4·9)	4·5 (3·5 to 5·7)	3·8 (2·8 to 5)	2·8 (2·1 to 3·7)	2·8 (2·1 to 3·7)	1·5 (1·1 to 2)	1 (0·7 to 1·3)	0·6 (0·4 to 0·8)	0·3 (0·2 to 0·3)	0·1 (0·1 to 0·1)	30·3
Other pharynx cancer	0 (0 to 0)	0 (0 to 0)	0 (0 to 0)	0 (0 to 0)	0 (0 to 0)	0 (0 to 0)	0 (0 to 0)	0·1 (0·1 to 0·1)	0·3 (0·2 to 0·5)	0·9 (0·7 to 1·2)	2 (1·5 to 2·6)	5·4 (3·6 to 7·7)	9·6 (6·8 to 12·8)	17·5 (13·2 to 22·8)	23·7 (17·9 to 30·8)	22·6 (16·2 to 29·9)	16·9 (11·9 to 22·5)	13·8 (9·8 to 18·3)	6·8 (4·9 to 8·9)	3·6 (2·8 to 4·6)	1·7 (1·2 to 2·3)	0·7 (0·5 to 0·9)	0·2 (0·1 to 0·2)	126
Esophageal cancer	0 (0 to 0)	0 (0 to 0)	0 (0 to 0)	0 (0 to 0)	0 (0 to 0)	0 (0 to 0)	0 (0 to 0)	0·4 (0·3 to 0·5)	1·6 (1·2 to 2·1)	5·1 (3·6 to 6·9)	8·7 (6·5 to 11·5)	22·1 (16 to 29·7)	34·4 (25·5 to 44·9)	64·9 (49·6 to 83·1)	95·1 (70·9 to 125)	113 (83·5 to 146)	108 (79·9 to 138)	122 (92·9 to 156)	79·7 (58·3 to 103)	58·6 (45·8 to 73·1)	33·2 (26 to 41·3)	13·3 (10·2 to 16·2)	3·5 (2·6 to 4·5)	764
Stomach cancer	0 (0 to 0)	0 (0 to 0)	0 (0 to 0)	0 (0 to 0)	0 (0 to 0)	0 (0 to 0)	0·1 (0·1 to 0·2)	0·5 (0·4 to 0·6)	2·1 (1·6 to 2·7)	6·5 (4·8 to 8·7)	9·9 (7·7 to 12·6)	18·5 (14·1 to 23·9)	23·9 (18 to 30·6)	33·7 (27 to 41·5)	47·2 (37·1 to 59·7)	58·4 (45·7 to 74·3)	60 (45·9 to 76·7)	80·4 (61·2 to 102)	64 (48·8 to 81)	53·4 (40·8 to 69·4)	34·2 (26·4 to 43·2)	15·2 (11·9 to 18·5)	4·5 (3·5 to 5·4)	513
Colon and rectum cancer	0 (0 to 0)	0 (0 to 0)	0 (0 to 0)	0 (0 to 0)	0·5 (0·4 to 0·7)	0·6 (0·5 to 0·8)	0·5 (0·4 to 0·6)	1·8 (1·4 to 2·2)	6·8 (5 to 9·2)	18·8 (14·6 to 23·7)	26·8 (20·9 to 33·8)	48·7 (39 to 60·7)	69·4 (55·3 to 85·3)	101 (80·6 to 125)	144 (115 to 179)	180 (143 to 221)	188 (150 to 232)	224 (182 to 273)	171 (139 to 205)	157 (129 to 191)	95·1 (77·2 to 114)	44·6 (35·3 to 52·9)	13·2 (10·2 to 15·5)	1,490
Liver cancer	0 (0 to 0·1)	0 (0 to 0)	0·4 (0·3 to 0·6)	1 (0·8 to 1·2)	1·3 (1 to 1·6)	1·6 (1·2 to 1·9)	0·8 (0·6 to 1·1)	1·3 (0·9 to 1·7)	3 (2·1 to 4·1)	5·8 (4·3 to 7·9)	6·9 (5·1 to 9)	12 (9 to 15·5)	17 (13 to 22·4)	31·2 (23·1 to 42·6)	44·7 (33·6 to 57·4)	50·9 (38·9 to 67·2)	52 (39·3 to 67·2)	60·5 (45·8 to 77·6)	44·5 (34·8 to 56·7)	32·6 (25·1 to 41·2)	16·9 (12·7 to 21·9)	6·3 (4·7 to 7·9)	1·8 (1·2 to 2·3)	392
Liver cancer due to hepatitis B	0 (0 to 0)	0 (0 to 0)	0 (0 to 0)	0 (0 to 0)	0 (0 to 0)	0·3 (0·2 to 0·4)	0·3 (0·2 to 0·4)	0·5 (0·4 to 0·7)	1·4 (0·9 to 2·1)	2·6 (1·8 to 3·7)	2·6 (1·7 to 3·8)	4 (2·6 to 5·9)	4·7 (3 to 6·9)	7·3 (4·4 to 11·1)	9·1 (5·7 to 13·3)	8·6 (5·1 to 12·8)	6·9 (4·4 to 10·2)	6·6 (4·1 to 10·2)	4·2 (2·8 to 6)	2·6 (1·6 to 4)	1·2 (0·8 to 1·7)	0·4 (0·2 to 0·6)	0·1 (0 to 0·2)	63·4
Liver cancer due to hepatitis C	0 (0 to 0)	0 (0 to 0)	0 (0 to 0)	0 (0 to 0)	0 (0 to 0)	0 (0 to 0)	0 (0 to 0)	0·1 (0 to 0·1)	0·2 (0·1 to 0·3)	0·6 (0·4 to 0·9)	1·1 (0·7 to 1·6)	2·2 (1·5 to 3·1)	4·1 (2·6 to 5·9)	8·8 (5·8 to 12·5)	14·1 (9·6 to 20·1)	16·9 (11·5 to 24)	17·4 (12·5 to 23·8)	21·6 (15·6 to 28·8)	18 (12·9 to 24·3)	15·5 (11·5 to 20·4)	9·4 (6·9 to 12·1)	3·9 (2·8 to 5·1)	1·2 (0·9 to 1·6)	135
Liver cancer due to alcohol use	0 (0 to 0)	0 (0 to 0)	0 (0 to 0)	0 (0 to 0)	0 (0 to 0)	0 (0 to 0)	0 (0 to 0)	0·2 (0·1 to 0·2)	0·6 (0·4 to 1)	1·5 (1 to 2·2)	2·1 (1·3 to 3·1)	4·2 (2·8 to 6)	6·1 (3·9 to 8·9)	11·4 (7·4 to 17·1)	16·8 (11·2 to 23·4)	20 (13·4 to 28·1)	22·2 (15·5 to 31·3)	25·3 (17·6 to 34·8)	16·3 (11·8 to 22·3)	9·8 (6·9 to 13·3)	4 (2·8 to 5·5)	1·1 (0·8 to 1·6)	0·2 (0·1 to 0·3)	142
Liver cancer due to NASH	0 (0 to 0)	0 (0 to 0)	0 (0 to 0)	0 (0 to 0)	0 (0 to 0)	0 (0 to 0)	0·2 (0·1 to 0·3)	0·2 (0·1 to 0·3)	0·3 (0·2 to 0·4)	0·4 (0·3 to 0·6)	0·4 (0·3 to 0·6)	0·6 (0·4 to 0·9)	0·9 (0·6 to 1·4)	1·7 (1·1 to 2·5)	2·5 (1·6 to 3·6)	3 (2 to 4·4)	3·3 (2·2 to 4·8)	4·4 (3 to 6·3)	4 (2·7 to 5·7)	3·2 (2·1 to 4·5)	1·6 (1·1 to 2·3)	0·6 (0·4 to 0·8)	0·2 (0·1 to 0·3)	27·5
Liver cancer due to other causes	0 (0 to 0·1)	0 (0 to 0)	0·4 (0·3 to 0·6)	1 (0·8 to 1·2)	1·3 (1 to 1·6)	1·2 (0·9 to 1·5)	0·3 (0·2 to 0·4)	0·3 (0·2 to 0·5)	0·5 (0·3 to 0·8)	0·7 (0·5 to 1)	0·7 (0·5 to 1)	0·9 (0·6 to 1·3)	1·2 (0·8 to 1·7)	1·9 (1·2 to 2·8)	2·3 (1·5 to 3·3)	2·4 (1·5 to 3·5)	2·2 (1·5 to 3·2)	2·5 (1·6 to 3·7)	2 (1·3 to 2·8)	1·4 (1 to 2·1)	0·7 (0·5 to 1)	0·2 (0·2 to 0·4)	0·1 (0 to 0·1)	24·4
Gallbladder and biliary tract cancer	0 (0 to 0)	0 (0 to 0)	0 (0 to 0)	0 (0 to 0)	0 (0 to 0)	0 (0 to 0)	0 (0 to 0)	0·1 (0·1 to 0·1)	0·2 (0·1 to 0·2)	0·5 (0·4 to 0·7)	1 (0·7 to 1·3)	2 (1·4 to 2·6)	3·2 (2·4 to 4)	5·2 (3·9 to 6·5)	7·8 (6·2 to 9·8)	9·5 (7·5 to 11·7)	10·2 (8·2 to 13)	13 (10·2 to 16·5)	10·3 (8·3 to 12·9)	8·5 (6·3 to 10·5)	5·2 (3·7 to 6·6)	2·2 (1·5 to 2·8)	0·7 (0·4 to 0·9)	79·6
Pancreatic cancer	0 (0 to 0)	0 (0 to 0)	0 (0 to 0)	0 (0 to 0)	0 (0 to 0)	0 (0 to 0)	0·2 (0·1 to 0·2)	0·3 (0·3 to 0·4)	1·3 (1 to 1·7)	4·8 (3·6 to 6·3)	8·6 (6·4 to 11·3)	18·3 (13·5 to 24·2)	29·7 (22·9 to 37·3)	52·3 (42·2 to 64·2)	78·6 (61·5 to 100)	104 (80·2 to 134)	103 (78·6 to 130)	120 (88·7 to 154)	83·7 (63 to 107)	62·7 (46·8 to 80·7)	35·1 (27·5 to 43·2)	14·4 (11·3 to 17·5)	4·2 (3·1 to 5)	720
Larynx cancer	0 (0 to 0)	0 (0 to 0)	0 (0 to 0)	0 (0 to 0)	0 (0 to 0)	0 (0 to 0)	0 (0 to 0)	0·2 (0·1 to 0·2)	0·2 (0·2 to 0·3)	0·6 (0·5 to 0·7)	1·1 (0·9 to 1·4)	3·3 (2·5 to 4·2)	5·7 (4·2 to 7·5)	10·7 (8·3 to 13·4)	16·5 (12·7 to 20·8)	18·3 (14·3 to 22·6)	17·1 (13·5 to 21·3)	18·5 (14·4 to 23·1)	10·8 (8·4 to 13·6)	7·1 (5·6 to 8·8)	4·2 (3·2 to 5·3)	1·6 (1·2 to 2)	0·3 (0·3 to 0·4)	116
Tracheal, bronchus, and lung cancer	0 (0 to 0)	0 (0 to 0)	0 (0 to 0)	0 (0 to 0)	0 (0 to 0)	0·3 (0·2 to 0·4)	0·4 (0·3 to 0·5)	1 (0·8 to 1·3)	3·8 (2·5 to 5·5)	14·8 (11·2 to 19·4)	28·8 (20·7 to 39·4)	65·3 (53 to 80·6)	114 (91·4 to 141)	224 (167 to 287)	362 (286 to 450)	476 (387 to 573)	535 (443 to 636)	709 (588 to 833)	450 (377 to 531)	310 (254 to 371)	154 (122 to 189)	53·1 (41·8 to 62·9)	14 (10·5 to 17·3)	3,510
Malignant skin melanoma	0 (0 to 0)	0 (0 to 0)	0·2 (0 to 0·6)	0·7 (0·1 to 2·4)	0·2 (0·2 to 0·3)	0·3 (0·2 to 0·4)	0·6 (0·4 to 1)	1·9 (1·3 to 3)	5·3 (3·7 to 7·7)	10·3 (7·6 to 15·3)	12·9 (9·4 to 20·2)	18·5 (13·6 to 28·1)	18·7 (13·7 to 27·9)	20 (14·9 to 30·3)	23·2 (17·3 to 32·8)	22·6 (16·5 to 31·4)	19·9 (14·7 to 27·9)	21·2 (15·4 to 29·1)	14·3 (10·7 to 19·3)	10·3 (7·5 to 13·8)	6 (4·4 to 8·2)	2·6 (1·9 to 3·5)	0·8 (0·5 to 1)	211
Non-melanoma skin cancer	0 (0 to 0)	0 (0 to 0)	0 (0 to 0)	0 (0 to 0)	0 (0 to 0)	0 (0 to 0)	0 (0 to 0)	0·2 (0·2 to 0·3)	0·5 (0·3 to 0·7)	1·1 (0·7 to 1·5)	1·2 (0·8 to 1·6)	1·8 (1·2 to 2·4)	2·1 (1·5 to 2·7)	3·2 (2·3 to 4·1)	4·4 (3 to 5·6)	5·1 (3·7 to 6·5)	5·7 (4·1 to 7·3)	7·3 (5·3 to 9·2)	6·9 (5 to 8·7)	7·4 (5·5 to 9·1)	6·1 (4·6 to 7·6)	4·1 (2·9 to 5·1)	1·6 (1·2 to 2·2)	58·7
Non-melanoma skin cancer (squamous-cell carcinoma)	0 (0 to 0)	0 (0 to 0)	0 (0 to 0)	0 (0 to 0)	0 (0 to 0)	0 (0 to 0)	0 (0 to 0)	0·2 (0·2 to 0·3)	0·5 (0·3 to 0·7)	1·1 (0·7 to 1·5)	1·2 (0·8 to 1·6)	1·8 (1·2 to 2·4)	2·1 (1·5 to 2·7)	3·2 (2·2 to 4·1)	4·4 (3 to 5·6)	5·1 (3·7 to 6·5)	5·7 (4·1 to 7·3)	7·3 (5·3 to 9·2)	6·9 (4·9 to 8·7)	7·4 (5·5 to 9·1)	6·1 (4·6 to 7·6)	4·1 (2·9 to 5·1)	1·6 (1·2 to 2·2)	58·6
Non-melanoma skin cancer (basal-cell carcinoma)	0 (0 to 0)	0 (0 to 0)	0 (0 to 0)	0 (0 to 0)	0 (0 to 0)	0 (0 to 0)	0 (0 to 0)	0 (0 to 0)	0 (0 to 0)	0 (0 to 0)	0 (0 to 0)	0 (0 to 0)	0 (0 to 0)	0 (0 to 0)	0 (0 to 0)	0 (0 to 0)	0 (0 to 0)	0 (0 to 0)	0 (0 to 0)	0 (0 to 0)	0 (0 to 0)	0 (0 to 0)	0 (0 to 0)	0·1
Breast cancer	0 (0 to 0)	0 (0 to 0)	0 (0 to 0)	0 (0 to 0)	0 (0 to 0)	0 (0 to 0)	0·3 (0·3 to 0·4)	0·8 (0·6 to 1·1)	7·3 (5 to 10·3)	29·3 (21·5 to 39·4)	54·9 (41·9 to 71·5)	67·4 (49·8 to 88·1)	93·3 (69·6 to 122)	120 (87·9 to 156)	130 (97·7 to 170)	119 (86·5 to 154)	98·1 (74·4 to 127)	108 (81 to 139)	81·2 (61·1 to 104)	69·5 (51·5 to 89·5)	51·7 (38·7 to 65·5)	26·5 (20 to 33·2)	9·7 (7·3 to 11·9)	1,070
Cervical cancer	0 (0 to 0)	0 (0 to 0)	0 (0 to 0)	0 (0 to 0)	0 (0 to 0)	0 (0 to 0)	0·2 (0·1 to 0·2)	1·1 (0·6 to 1·7)	6·5 (3·5 to 9·7)	13·5 (8·7 to 19·3)	19·3 (13·4 to 26·6)	18·7 (13·6 to 25·4)	20·8 (14·7 to 29·2)	17·8 (12·9 to 25·3)	18·1 (12·9 to 25·6)	14·6 (10·2 to 22)	12·7 (9·2 to 19·7)	13·2 (9·8 to 20·6)	9·2 (6·8 to 13·3)	6·8 (4·8 to 9·7)	3·9 (2·7 to 5·6)	1·7 (1·1 to 2·4)	0·6 (0·4 to 0·9)	179
Uterine cancer	0 (0 to 0)	0 (0 to 0)	0 (0 to 0)	0 (0 to 0)	0 (0 to 0)	0 (0 to 0)	0 (0 to 0)	0·1 (0·1 to 0·1)	0·3 (0·2 to 0·4)	0·7 (0·5 to 1)	1·4 (0·9 to 1·9)	1·9 (1·4 to 2·7)	4 (2·8 to 5·6)	8·5 (5·9 to 12)	13·3 (9·5 to 18·4)	19 (13·8 to 25·2)	19·8 (14·6 to 26·3)	22·3 (16·7 to 29·4)	15·3 (11·2 to 20·3)	11·4 (8·1 to 15·2)	6·1 (4·6 to 7·9)	2·7 (1·9 to 3·5)	0·8 (0·6 to 1·1)	128
Ovarian cancer	0 (0 to 0)	0 (0 to 0)	0 (0 to 0)	0 (0 to 0)	0·2 (0·1 to 0·4)	0·4 (0·3 to 0·7)	0·7 (0·4 to 1·1)	1·4 (0·9 to 2·1)	2·9 (1·9 to 4·2)	5·3 (3·5 to 7·8)	8·2 (5·5 to 11·4)	11·5 (8·3 to 15·8)	20·5 (14·9 to 27·8)	33 (23·7 to 45·8)	41 (29 to 57·4)	45·1 (31·9 to 61·9)	45·8 (31·9 to 63·5)	48·3 (34·3 to 67·2)	33·5 (23·7 to 45·7)	24 (17·3 to 32·2)	12·7 (9·2 to 17·1)	4·9 (3·5 to 6·4)	1·5 (1·1 to 1·9)	341
Prostate cancer	0 (0 to 0)	0 (0 to 0)	0 (0 to 0)	0 (0 to 0)	0 (0 to 0)	0 (0 to 0)	0 (0 to 0)	0·2 (0·1 to 0·3)	0·3 (0·2 to 0·5)	0·4 (0·3 to 0·7)	0·5 (0·3 to 0·7)	1·2 (0·8 to 1·7)	4 (2·7 to 5·8)	15·2 (9·9 to 21·4)	34·3 (24·3 to 48·4)	70·1 (49·7 to 95·7)	97·9 (68·2 to 137)	134 (94·8 to 199)	138 (101 to 196)	116 (82·9 to 178)	80·2 (59 to 115)	36·8 (25·9 to 49·5)	7·9 (5·1 to 10·9)	737
Testicular cancer	0 (0 to 0·3)	0 (0 to 0·1)	0·1 (0 to 0·5)	0·5 (0·1 to 1·7)	0·1 (0·1 to 0·2)	0·1 (0·1 to 0·2)	0·2 (0·1 to 0·5)	0·9 (0·5 to 2·1)	1·9 (1·1 to 3·8)	2·5 (1·4 to 5)	2 (1·2 to 3·4)	2·1 (1·3 to 3·4)	1·4 (0·8 to 2·2)	0·9 (0·5 to 1·3)	0·6 (0·4 to 1)	0·4 (0·3 to 0·7)	0·3 (0·2 to 0·5)	0·3 (0·2 to 0·4)	0·2 (0·1 to 0·3)	0·2 (0·1 to 0·2)	0·1 (0·1 to 0·1)	0 (0 to 0·1)	0 (0 to 0)	14·9
Kidney cancer	0 (0 to 0)	0 (0 to 0)	0·6 (0·4 to 0·9)	2·6 (2 to 3·5)	2·2 (1·7 to 2·8)	1·1 (0·9 to 1·3)	0·5 (0·4 to 0·7)	0·8 (0·6 to 1)	1·8 (1·4 to 2·2)	4·2 (2·9 to 5·9)	6·5 (4·8 to 8·4)	13·5 (9·6 to 18·7)	19·4 (14·2 to 25·7)	30·2 (24 to 37·6)	42·3 (32 to 55·5)	48·4 (35·4 to 63·2)	45 (34·3 to 58·2)	52·1 (39·6 to 67·5)	35·9 (26·7 to 46·9)	26·4 (19·4 to 34·1)	15·6 (11·6 to 20·9)	6·4 (4·6 to 8·4)	1·6 (1·1 to 2·1)	357
Bladder cancer	0 (0 to 0)	0 (0 to 0)	0 (0 to 0)	0 (0 to 0)	0 (0 to 0)	0 (0 to 0)	0·1 (0·1 to 0·1)	0·1 (0·1 to 0·2)	0·5 (0·4 to 0·6)	1·8 (1·2 to 2·6)	3·1 (2·4 to 3·9)	6·2 (4·6 to 8·2)	9·7 (7·3 to 12·5)	17·5 (13·7 to 22·1)	28·2 (21·6 to 36·6)	41·4 (32·6 to 52·2)	49·7 (38·1 to 63·8)	69 (51·8 to 89·7)	61·6 (46·5 to 78·7)	56 (41·6 to 73·7)	38·9 (30·1 to 49·3)	19 (15·1 to 22·8)	5·4 (4·1 to 6·8)	408
Brain and central nervous system cancer	0·2 (0·1 to 0·4)	0·1 (0·1 to 0·2)	2 (1·3 to 3·1)	11·1 (8 to 15·1)	15·8 (11·9 to 20·5)	12·6 (9·7 to 16·6)	5·9 (4·2 to 7·8)	8 (5·5 to 10·5)	12·7 (9·1 to 16·3)	20·9 (15·9 to 27·1)	24 (18·1 to 30·6)	32·4 (23·8 to 41·9)	36·6 (27·1 to 46·5)	44·2 (33·1 to 55·7)	53·1 (39·3 to 66·5)	50·5 (35·7 to 65·3)	42·3 (31·9 to 54·3)	39 (28 to 49·4)	20·9 (14·3 to 27·1)	11·2 (7·2 to 15·1)	4·7 (3 to 6·4)	1·5 (1 to 2)	0·4 (0·2 to 0·5)	450
Thyroid cancer	0 (0 to 0)	0 (0 to 0)	0 (0 to 0)	0 (0 to 0)	0·2 (0·2 to 0·2)	0·2 (0·2 to 0·2)	0·1 (0·1 to 0·1)	0·1 (0·1 to 0·2)	0·3 (0·2 to 0·4)	0·7 (0·5 to 0·9)	1·1 (0·8 to 1·5)	1·6 (1·2 to 2·2)	2 (1·4 to 2·7)	2·6 (2 to 3·6)	3·3 (2·4 to 4·4)	3·9 (3 to 5·1)	3·9 (3 to 5·1)	4·5 (3·5 to 5·8)	3·4 (2·7 to 4·2)	2·7 (2·1 to 3·4)	1·5 (1·1 to 2)	0·7 (0·5 to 0·8)	0·2 (0·1 to 0·2)	32·9
Mesothelioma	0 (0 to 0)	0 (0 to 0)	0 (0 to 0)	0 (0 to 0)	0 (0 to 0)	0 (0 to 0)	0 (0 to 0)	0·1 (0·1 to 0·2)	0·4 (0·3 to 0·5)	0·6 (0·4 to 0·8)	0·8 (0·6 to 1·3)	2 (1·5 to 2·7)	3·1 (2·2 to 4·2)	6·2 (4·5 to 8·5)	13·5 (10·3 to 17·5)	24·4 (18·4 to 31·2)	29·3 (22·5 to 37·8)	37·6 (28·2 to 48·8)	26·6 (20·6 to 34·2)	17·1 (13·1 to 21·6)	7 (5·2 to 9·3)	2 (1·5 to 2·6)	0·4 (0·3 to 0·5)	171
Hodgkin lymphoma	0 (0 to 0)	0 (0 to 0)	0 (0 to 0)	0·1 (0·1 to 0·1)	0·2 (0·2 to 0·4)	0·5 (0·3 to 0·9)	1 (0·6 to 1·8)	2·2 (1·3 to 3·6)	3·1 (1·9 to 5·5)	3·4 (2 to 6·1)	2·9 (2 to 4·8)	3·3 (2·4 to 5·4)	2·6 (1·8 to 4·2)	2·4 (1·6 to 4)	2·7 (1·9 to 4·4)	2·5 (1·8 to 4·1)	2·6 (1·8 to 4)	2·9 (2·1 to 4·4)	2·2 (1·5 to 3·4)	1·6 (1·1 to 2·5)	0·9 (0·6 to 1·5)	0·5 (0·3 to 0·8)	0·1 (0 to 0·1)	37·8
Non-Hodgkin lymphoma	0 (0 to 0)	0 (0 to 0)	0 (0 to 0)	1·3 (1 to 1·7)	2·3 (1·7 to 3·1)	2·8 (2 to 3·9)	2·1 (1·6 to 2·6)	3·4 (2·6 to 4·3)	5·3 (4·1 to 6·8)	8·6 (6·3 to 11·4)	10·3 (8·2 to 12·6)	15·8 (11·7 to 20·9)	18·3 (14·4 to 23·2)	25·2 (20·1 to 31·2)	35 (27·7 to 43·7)	42·1 (33·2 to 52·2)	44·8 (33·9 to 58·1)	59·1 (44·3 to 77·6)	43·9 (32·8 to 56·3)	34·4 (26·3 to 43·8)	20·1 (16 to 24·3)	8·2 (6·5 to 10)	2 (1·6 to 2·4)	385
Multiple myeloma	0 (0 to 0)	0 (0 to 0)	0 (0 to 0)	0 (0 to 0)	0 (0 to 0)	0 (0 to 0)	0 (0 to 0)	0·1 (0·1 to 0·2)	0·2 (0·2 to 0·4)	0·8 (0·6 to 1·2)	1·8 (1·3 to 2·4)	3·9 (2·9 to 5·4)	6·7 (5 to 10·1)	12·5 (9·6 to 17·4)	18·8 (14·3 to 26·7)	25·1 (19·3 to 35·1)	29·4 (23·3 to 40·5)	37·2 (29·8 to 48·6)	27·7 (22·3 to 36·2)	22·5 (17·6 to 28)	12·7 (9·8 to 15·9)	4·6 (3·4 to 5·7)	1 (0·7 to 1·3)	205
Leukemia	0·2 (0·1 to 0·2)	0·2 (0·1 to 0·2)	1·9 (1·2 to 2·9)	10·4 (8 to 13·3)	11·1 (8·4 to 14·7)	11·5 (8·1 to 15·2)	6·6 (5·2 to 8·3)	8·1 (6·2 to 10·5)	8·7 (6·7 to 11·2)	10·7 (8·2 to 13·9)	11·5 (8·9 to 14·6)	15·3 (11·9 to 19·6)	16·7 (13·1 to 20·9)	20·3 (16·4 to 24·9)	27·4 (21·6 to 34·3)	34·6 (27·8 to 42·6)	39·4 (31·8 to 49·4)	51·8 (41 to 64·9)	40·5 (32·7 to 49·9)	30·5 (24·5 to 37·4)	18·8 (15 to 23·1)	8·2 (6·2 to 9·9)	2·5 (1·8 to 3)	387
Acute lymphoid leukemia	0 (0 to 0)	0 (0 to 0)	0·6 (0·3 to 1)	4 (2·6 to 5·9)	6·3 (4·4 to 9)	5·7 (3·8 to 8·2)	2·8 (2 to 3·9)	3·2 (2·2 to 4·6)	2·4 (1·6 to 3·5)	2·4 (1·5 to 3·5)	2·2 (1·5 to 3·1)	2·7 (1·7 to 3·9)	2·5 (1·6 to 3·7)	2·3 (1·5 to 3·3)	2·4 (1·6 to 3·6)	2·2 (1·4 to 3·3)	1·9 (1·2 to 3·1)	1·9 (1·2 to 3·2)	1·1 (0·7 to 2)	0·8 (0·5 to 1·4)	0·4 (0·2 to 0·8)	0·1 (0·1 to 0·3)	0 (0 to 0·1)	48·2
Chronic lymphoid leukemia	0 (0 to 0)	0 (0 to 0)	0 (0 to 0)	0 (0 to 0)	0 (0 to 0)	0 (0 to 0)	0 (0 to 0)	0·2 (0·1 to 0·2)	0·2 (0·1 to 0·2)	0·2 (0·1 to 0·2)	0·2 (0·1 to 0·3)	0·4 (0·3 to 0·7)	0·9 (0·6 to 1·4)	1·8 (1·2 to 2·7)	3·4 (2·3 to 4·9)	5·5 (3·7 to 8·1)	7 (4·9 to 9·9)	9·8 (6·5 to 14·3)	8·4 (5·9 to 12·5)	7·5 (5·4 to 10·4)	5·3 (3·8 to 7·5)	2·8 (2 to 3·7)	1 (0·7 to 1·4)	54·6
Acute myeloid leukemia	0 (0 to 0·1)	0 (0 to 0·1)	0·9 (0·6 to 1·4)	4·8 (3·5 to 6·4)	3·6 (2·4 to 5·1)	4·5 (2·9 to 6·4)	3·1 (2·2 to 4·1)	3·9 (2·8 to 5·4)	4·9 (3·6 to 6·7)	6·4 (4·7 to 8·4)	7·2 (5·4 to 9·4)	9·7 (7·2 to 12·8)	10·7 (8·4 to 13·9)	13·5 (10·7 to 16·8)	18·1 (14·1 to 22·8)	22·5 (17·5 to 28·3)	25·4 (19·6 to 31·9)	32·7 (25 to 41·4)	24·2 (18·4 to 30)	16·3 (11·6 to 20·7)	8·6 (6·1 to 11·4)	3·2 (2·1 to 4·1)	0·8 (0·4 to 1·1)	225



| | | |



Osteoarthritis other	0 (0 to 0)	0 (0 to 0)	0 (0 to 0)	0 (0 to 0)	0 (0 to 0)	0 (0 to 0)	0 (0 to 0)	0 (0 to 0)	0 (0 to 0)	0 (0 to 0)	0-1 (0 to 0-2)	0-9 (0 to 2-2)	2-2 (0 to 5)	4-6 (1 to 10-1)	8-1 (3 to 17-3)	11 (4 to 24-4)	11-7 (5 to 24-8)	12-2 (5 to 25-6)	13-2 (6 to 27-2)	9-8 (4 to 20-4)	8-4 (4 to 17-1)	5-3 (2 to 11)	2-5 (1 to 5)	0-8 (0 to 1-5)	90-8
Low back pain	0 (0 to 0)	0 (0 to 0)	0 (0 to 0)	0 (0 to 0)	11-8 (6 to 20-5)	52-1 (31 to 82-7)	84-3 (52-2 to 130)	133 (78 to 208)	207 (120 to 329)	278 (160 to 439)	311 (180 to 487)	365 (164 to 652)	298 (170 to 493)	539 (287 to 955)	539 (287 to 955)	379 (173 to 819)	250 (157 to 375)	250 (157 to 391)	220 (164 to 337)	146 (77 to 281)	94-1 (41 to 194)	52-7 (19 to 118)	9-6 (4 to 21)	3,440
Neck pain	0 (0 to 0)	0 (0 to 0)	0 (0 to 0)	0-8 (0 to 12)	27-3 (14 to 49-9)	41-4 (21 to 71-6)	53-1 (26 to 102)	74-2 (38 to 146)	104 (53 to 205)	124 (64 to 231)	133 (79 to 252)	103 (67 to 202)	67 (39 to 122)	142 (74 to 246)	135 (67 to 240)	122 (61 to 214)	97 (59 to 166)	82-8 (45 to 142)	79-5 (42 to 127)	49 (25 to 87-8)	35-6 (18 to 64-9)	20 (10 to 34-4)	4-1 (2 to 7-3)	1,380
Gout	0 (0 to 0)	0 (0 to 0)	0 (0 to 0)	0 (0 to 0)	0 (0 to 0)	0 (0 to 0)	0 (0 to 0)	0 (0 to 0)	0-1 (0 to 0-3)	0-2 (0 to 1-4)	0-7 (0 to 2-3)	1-3 (0 to 4-4)	1-2 (0 to 3-6)	2-3 (0 to 5-1)	1-9 (0 to 4-5)	1-9 (0 to 4-4)	1-4 (0 to 3-5)	1-4 (0 to 3-5)	1-3 (0 to 3-2)	0-9 (0 to 2-6)	0-6 (0 to 1-7)	0-3 (0 to 1-1)	0-1 (0 to 0-5)	0-2 (0 to 0-5)	20-3
Other musculoskeletal disorders	0 (0 to 0)	0 (0 to 0)	0 (0 to 0)	0-5 (0 to 0-9)	1-6 (0-7 to 3-4)	14-9 (7 to 25-4)	40-5 (22 to 62-6)	89-3 (52 to 134)	127 (79-1 to 196)	132 (82 to 201)	108 (64 to 170)	117 (73 to 178)	73 (42 to 114)	126 (72 to 196)	117 (71 to 177)	99-1 (53 to 153)	81-9 (45 to 127)	75-3 (40 to 124)	47-5 (25 to 74-5)	32-3 (16 to 52-3)	9-6 (4 to 17)	2-7 (1 to 4-4)	1,230
Other non-communicable diseases	197 (126 to 299)	78 (54 to 101)	246 (170 to 335)	145 (102 to 197)	99-6 (70 to 135)	166 (120 to 224)	198 (132 to 268)	288 (203 to 416)	375 (265 to 524)	357 (256 to 493)	268 (216 to 350)	212 (165 to 276)	224 (165 to 298)	339 (238 to 451)	339 (238 to 451)	314 (223 to 426)	287 (212 to 404)	308 (222 to 412)	224 (166 to 292)	185 (143 to 236)	121 (96-7 to 152)	68-6 (54 to 85-1)	24-3 (18-5 to 29-4)	4,650
Congenital birth defects	69-7 (19-7 to 221)	163 (109 to 235)	96-2 (76 to 117)	42 (29 to 55-2)	37 (26-7 to 47-6)	25-7 (18-7 to 33-1)	26-5 (20-4 to 33-9)	29-5 (22-5 to 37-6)	33-6 (25-5 to 42-1)	25-5 (19 to 32-8)	30-5 (23-1 to 38-9)	27-3 (18-7 to 34-7)	20-3 (15 to 26-3)	24-9 (16-5 to 32-8)	25-1 (16-9 to 33-3)	19-3 (12-7 to 26-5)	17 (11 to 24-2)	4-2 (2-6 to 6-2)	2-4 (1-5 to 3-7)	0-9 (0 to 1-4)	0-3 (0 to 0-9)	0-2 (0 to 0-6)	0-1 (0-1 to 0-2)	855
Neural tube defects	14-9 (9-4 to 21-7)	3-6 (2 to 5-7)	12-8 (8-9 to 21-1)	12-5 (7-6 to 19-8)	1-7 (1 to 2-3)	2-2 (1-4 to 2-9)	1-3 (0-9 to 1-7)	1-6 (1 to 2-2)	1-9 (1 to 2-6)	1-9 (1 to 2-7)	1-5 (1 to 2-2)	1-3 (0-7 to 2)	0-9 (0 to 1-4)	0-5 (0 to 0-7)	0-3 (0 to 0-5)	0-2 (0 to 0-5)	0-1 (0 to 0-3)	0 (0 to 0-1)	0 (0 to 0)	0 (0 to 0)	0 (0 to 0)	0 (0 to 0)	0 (0 to 0)	59-1
Congenital heart anomalies	29-6 (20-1 to 42-9)	29-6 (20-1 to 42-9)	56-7 (35-7 to 91-4)	22-3 (14 to 32-3)	7-9 (5-4 to 12-6)	8 (5-4 to 12-3)	5-1 (3-5 to 7-4)	5-5 (3-7 to 7-6)	6-1 (4-1 to 8-6)	7 (4-5 to 9-4)	5-3 (3-5 to 7-4)	4-7 (3-2 to 6-9)	4-5 (3-1 to 6-1)	6 (3-5 to 8-8)	4-2 (2-5 to 6-4)	3-9 (2-4 to 5-9)	2-5 (1-5 to 3-6)	2-3 (1-5 to 3-4)	0-9 (0 to 1-5)	0-1 (0 to 0-2)	0-1 (0 to 0-1)	0-1 (0 to 0-1)	0-1 (0 to 0-2)	223
Orofacial clefts	0 (0 to 0-1)	0-3 (0 to 0-6)	0-6 (0-3 to 1-1)	0-4 (0-2 to 0-8)	0-3 (0-1 to 0-7)	0-3 (0-1 to 0-6)	0-3 (0-1 to 0-7)	0-4 (0 to 0-8)	0-5 (0-2 to 0-9)	0-4 (0 to 0-9)	0-4 (0 to 0-9)	0-3 (0 to 0-8)	0-3 (0 to 0-6)	0-3 (0 to 0-6)	0-3 (0 to 0-6)	0-2 (0 to 0-5)	0-2 (0 to 0-4)	0-2 (0 to 0-4)	0-2 (0 to 0-4)	0-1 (0 to 0-2)	0-1 (0 to 0-2)	0-1 (0 to 0-1)	0 (0 to 0)	5-8
Down syndrome	4-5 (2-6 to 6-9)	1-4 (0-9 to 2)	4-8 (3-6 to 7-3)	4 (2-6 to 5-5)	2-6 (1-6 to 3-4)	2-3 (1-6 to 3-2)	1-8 (1-2 to 2-5)	2-4 (1-7 to 3-4)	2-1 (1-4 to 2-9)	2-7 (1-8 to 3-5)	2-4 (1-6 to 3-1)	3-4 (2 to 5)	2-5 (1-5 to 3-5)	4-6 (2-6 to 6-5)	7-9 (4-5 to 11)	10-1 (6 to 14-9)	8-2 (4-6 to 11)	3-6 (1-8 to 5-3)	1-8 (0 to 2-8)	0-5 (0 to 1)	0-3 (0 to 0-6)	0-1 (0 to 0-2)	0-1 (0 to 0-2)	71-9
Turner syndrome	0 (0 to 0)	0 (0 to 0)	0-1 (0 to 0-2)	0-1 (0 to 0-2)	0-1 (0 to 0-2)	0-1 (0 to 0-2)	0-1 (0 to 0-3)	0-1 (0 to 0-3)	0-1 (0 to 0-3)	0-1 (0 to 0-3)	0-1 (0 to 0-3)	0-1 (0 to 0-3)	0-1 (0 to 0-3)	0-1 (0 to 0-3)	0-1 (0 to 0-3)	0 (0 to 0)	0 (0 to 0)	0 (0 to 0)	0 (0 to 0)	0 (0 to 0)	0 (0 to 0)	0 (0 to 0)	0 (0 to 0)	1-2
Klinefelter syndrome	0 (0 to 0)	0 (0 to 0)	0 (0 to 0-1)	0 (0 to 0-1)	0 (0 to 0)	0 (0 to 0)	0 (0 to 0)	0 (0 to 0)	0 (0 to 0-1)	0 (0 to 0-1)	0 (0 to 0-1)	0 (0 to 0)	0 (0 to 0)	0 (0 to 0)	0 (0 to 0)	0 (0 to 0)	0 (0 to 0)	0 (0 to 0)	0 (0 to 0)	0 (0 to 0)	0 (0 to 0)	0 (0 to 0)	0 (0 to 0)	0 (0 to 0)	0-3
Other chromosomal abnormalities	21-4 (12-2 to 40-6)	11-2 (7-7 to 16-4)	28-9 (18-6 to 46-2)	12 (8-6 to 16-2)	2-9 (1-9 to 4-1)	4-9 (3-5 to 6-7)	3-7 (2-6 to 4-9)	3-8 (2-7 to 5-2)	4 (2-9 to 5-5)	4-6 (3-2 to 6-4)	4-2 (2-8 to 5-7)	3-4 (2 to 4-8)	2-4 (1 to 3-5)	3-1 (1-8 to 4-5)	2-3 (1-3 to 3-3)	1-8 (1 to 2-7)	1-1 (0-6 to 1-7)	0-7 (0 to 1-1)	0-5 (0 to 1)	0-3 (0 to 0-6)	0-2 (0 to 0-4)	0 (0 to 0-1)	0 (0 to 0-1)	117
Congenital musculoskeletal and limb anomalies	4-6 (2-9 to 7-9)	1-6 (1 to 2-5)	17-1 (9-4 to 28-1)	1-9 (1 to 2-7)	0-9 (0-6 to 1-4)	7-5 (4-5 to 11-5)	9-3 (5-9 to 14)	7-1 (4-6 to 10-3)	4-4 (2-9 to 6-3)	7-4 (4 to 11-3)	4-5 (2-9 to 6-5)	5-5 (3 to 8-3)	3-4 (2 to 5-1)	5-5 (3-4 to 8-1)	3-4 (2 to 5-4)	2-5 (1 to 4-2)	2 (1 to 3-7)	2 (1 to 3-1)	1 (0-7 to 1-6)	0-6 (0-4 to 1)	0-3 (0 to 0-5)	0-1 (0 to 0-4)	0 (0 to 0)	126
Urogenital congenital anomalies	7-9 (3-4 to 18-9)	1-3 (0-6 to 3-5)	2-6 (1-1 to 5-2)	1-2 (0-6 to 2-6)	2-5 (1-1 to 5-2)	2-5 (1-1 to 5-2)	0-5 (0 to 0-7)	0-5 (0 to 0-7)	0-4 (0 to 0-7)	0-4 (0 to 0-7)	0-3 (0 to 0-5)	0-2 (0 to 0-5)	0-2 (0 to 0-4)	0-2 (0 to 0-5)	0-1 (0 to 0-2)	0-1 (0 to 0-2)	0-1 (0 to 0-2)	0 (0 to 0-1)	0 (0 to 0-1)	0 (0 to 0)	0 (0 to 0)	0 (0 to 0)	0 (0 to 0)	19
Digestive congenital anomalies	21-3 (13-6 to 34-9)	7-3 (4-2 to 12)	17-4 (7-4 to 35-1)	6-3 (4-9 to 10-9)	3-9 (1-9 to 6-7)	4 (2-1 to 7-2)	3-1 (1-6 to 5-4)	3-4 (1-8 to 5-6)	3-2 (1-8 to 5-2)	4-6 (2-6 to 7-3)	3-8 (2-1 to 6-1)	3-3 (2-1 to 5-2)	2-7 (1-6 to 4-1)	4-2 (2-6 to 6-4)	3-2 (1-8 to 5-2)	2-5 (1-5 to 4-2)	2-1 (1-2 to 3-4)	1-6 (0-9 to 2-6)	1-2 (0-7 to 2-1)	0-6 (0-3 to 1-1)	0-3 (0-2 to 0-6)	0-1 (0 to 0-2)	0-1 (0 to 0-2)	56-8
Other congenital birth defects	11-4 (7-3 to 15-9)	20-7 (16-5 to 24)	16-5 (12-9 to 22-1)	7-9 (5-2 to 11-2)	7-1 (5-2 to 9-7)	7-1 (5-2 to 9-5)	5-3 (3-9 to 6-9)	5-2 (3-8 to 6-5)	4-7 (3-6 to 6-1)	5-1 (3-7 to 6-9)	4-8 (3-6 to 6-2)	4-6 (3-3 to 6-2)	3-6 (2-5 to 4-8)	4-6 (2-9 to 6-2)	3-5 (2-3 to 5-2)	2-8 (1-8 to 4-2)	2-4 (1-5 to 3-6)	1-7 (1-1 to 2-6)	1-4 (0-9 to 2-1)	0-8 (0-5 to 1-3)	0-5 (0-3 to 0-8)	0-2 (0 to 0-4)	0-1 (0 to 0-1)	175
Urinary diseases and male infertility	0-2 (0 to 0-2)	0-3 (0-1 to 0-4)	1-3 (0-6 to 2)	1-4 (0-9 to 1-9)	1-2 (0-6 to 1-7)	1-3 (0-9 to 1-7)	1-3 (0-9 to 1-7)	2-4 (1-2 to 3-5)	3-1 (1-7 to 4-5)	2-7 (1-5 to 3-9)	3-1 (1-7 to 4-3)	3-4 (2-1 to 4-9)	2-5 (1-5 to 3-5)	3-5 (2-1 to 4-8)	2-6 (1-5 to 3-6)	2-2 (1-2 to 3-2)	1-8 (1-1 to 2-6)	1-4 (0-9 to 2-1)	1-1 (0-7 to 1-6)	0-7 (0-4 to 1-1)	0-4 (0-2 to 0-6)	0-2 (0 to 0-3)	0-1 (0 to 0-2)	450
Urolithiasis	0 (0 to 0)	0 (0 to 0)	0 (0 to 0)	0-1 (0 to 0-1)	0-1 (0 to 0-2)	0-1 (0 to 0-2)	0-1 (0 to 0-2)	0-1 (0 to 0-3)	0-1 (0 to 0-3)	0-1 (0 to 0-3)	0-1 (0 to 0-3)	0-1 (0 to 0-3)	0-1 (0 to 0-3)	0-1 (0 to 0-3)	0-1 (0 to 0-3)	0-1 (0 to 0-3)	0-1 (0 to 0-3)	0-1 (0 to 0-3)	0-1 (0 to 0-3)	0-1 (0 to 0-3)	0-1 (0 to 0-3)	0-1 (0 to 0-3)	0-1 (0 to 0-3)	0-1 (0 to 0-3)	67
Benign prostatic hyperplasia	0 (0 to 0)	0 (0 to 0)	0 (0 to 0)	0 (0 to 0)	0 (0 to 0)	0 (0 to 0)	0 (0 to 0)	0 (0 to 0)	0 (0 to 0)	0 (0 to 0)	0 (0 to 0)	0 (0 to 0)	0 (0 to 0)	0 (0 to 0)	0 (0 to 0)	0 (0 to 0)	0 (0 to 0)	0 (0 to 0)	0 (0 to 0)	0 (0 to 0)	0 (0 to 0)	0 (0 to 0)	0 (0 to 0)	0 (0 to 0)	80
Male infertility	0 (0 to 0)	0 (0 to 0)	0 (0 to 0)	0 (0 to 0)	0 (0 to 0)	0 (0 to 0)	0 (0 to 0)	0-3 (0 to 4-1)	0-4 (0 to 5-6)	0-3 (0 to 4-1)	0-3 (0 to 4-2)	0-3 (0 to 4-2)	0-2 (0 to 3-1)	0-4 (0 to 5-5)	0-3 (0 to 5-2)	0-3 (0 to 5-2)	0-2 (0 to 4-1)	0-2 (0 to 3-5)	0-2 (0 to 3-3)	0-1 (0 to 2-3)	0-1 (0 to 1-6)	0-1 (0 to 1-3)	0-1 (0 to 1-2)	12-9
Other urinary diseases	0-1 (0 to 0-2)	0-2 (0 to 0-3)	0-3 (0 to 0-5)	0-4 (0 to 0-7)	0-4 (0 to 0-6)	0-3 (0 to 0-5)	0-3 (0 to 0-4)	0-4 (0 to 0-6)	0-5 (0 to 0-7)	0-5 (0 to 0-8)	0-5 (0 to 0-8)	0-4 (0 to 0-7)	0-4 (0 to 0-6)	0-5 (0 to 0-8)	0-4 (0 to 0-7)	0-3 (0 to 0-6)	0-3 (0 to 0-5)	0-2 (0 to 0-4)	0-2 (0 to 0-4)	0-1 (0 to 0-3)	0-1 (0 to 0-4)	0-1 (0 to 0-2)	0-1 (0 to 0-2)	24-3
Gynecological diseases	0 (0 to 0)	0 (0 to 0)	0 (0 to 0)	0 (0 to 0)	11-9 (6 to 20-4)	35-2 (21 to 54-4)	90-3 (59 to 135)	176 (104 to 240)	155 (128 to 204)	176 (139 to 224)	155 (119 to 202)	155 (92 to 194)	102 (73 to 161)	114 (73 to 162)	102 (68 to 132)	87 (48 to 124)	74 (45 to 107)	69 (38 to 97-6)	49 (23 to 73-5)	32-8 (15 to 52-4)	23-6 (9 to 41)	14-9 (2 to 31)	4-9 (0 to 12)	1,160
Uterine fibroids	0 (0 to 0)	0 (0 to 0)	0 (0 to 0)	0 (0 to 0)	0-3 (0 to 0-5)	0-5 (0 to 1)	1-3 (0 to 2-3)	3-4 (1 to 5-4)	3-4 (1 to 5-9)	5-6 (2 to 11-4)	4-5 (2 to 9)	5-9 (2 to 12)	7-1 (3 to 14-2)	5-8 (2 to 11)	7-4 (3 to 14-7)	5-9 (2 to 12)	4-3 (1 to 9)	3-3 (1 to 7)	2-4 (1 to 5-4)	1-2 (0 to 3)	0-8 (0 to 2)	0-4 (0 to 1)	0-1 (0 to 0-5)	39
Polycystic ovarian syndrome	0 (0 to 0)	0 (0 to 0)	0 (0 to 0)	0 (0 to 0)	1-1 (0 to 2-3)	2-3 (1 to 3-7)	3-1 (1 to 5)	3-6 (2 to 5-2)	3-3 (2 to 5-1)	3-3 (2 to 5-1)	3-3 (2 to 5-1)	3-2 (2 to 5)	2-2 (1 to 3-6)	4-4 (1 to 8-8)	3-1 (0 to 6-2)	2-1 (0 to 5)	1-6 (0 to 4)	1-2 (0 to 3)	0-9 (0 to 2-3)	0-6 (0 to 1-5)	0-4 (0 to 1)	0-2 (0 to 0-6)	0-1 (0 to 0-5)	45-2
Female infertility	0 (0 to 0)	0 (0 to 0)	0 (0 to 0)	0 (0 to 0)	0 (0 to 0)	0 (0 to 0)	0-3 (0 to 0-4)	0-7 (0 to 1-1)	0-7 (0 to 1-1)	0-6 (0 to 1-1)	0-6 (0 to 1-1)	0-5 (0 to 1-1)	0-4 (0 to 0-9)	0-7 (0 to 1-3)	0-5 (0 to 1-1)	0-4 (0 to 1-1)	0-3 (0 to 0-9)	0-3 (0 to 0-8)	0-2 (0 to 0-7)	0-2 (0 to 0-5)	0-1 (0 to 0-3)	0-1 (0 to 0-3)	0 (0 to 0-2)	0 (0 to 0-1)	11-5
Endometriosis	0 (0 to 0)	0 (0 to 0)	0 (0 to 0)	0 (0 to 0)	0 (0 to 0)	0-4 (0 to 0-9)	1-4 (0 to 2-9)	1-3 (0 to 2-7)	1-1 (0 to 2-3)	1-1 (0 to 2-3)	0-9 (0 to 2-1)	0-8 (0 to 2-1)	0-6 (0 to 1-4)	0-9 (0 to 2-1)	0-7 (0 to 1-6)	0-5 (0 to 1-3)	0-4 (0 to 1-1)	0-3 (0 to 0-9)	0-3 (0 to 0-8)	0-2 (0 to 0-6)	0-1 (0 to 0-4)	0-1 (0 to 0-3)	0 (0 to 0-2)	0 (0 to 0-1)	59-1
Genital prolapse	0 (0 to 0)	0 (0 to 0)	0 (0 to 0)	0 (0 to 0)	0 (0 to 0)	0 (0 to 0)	0 (0 to 0)	0 (0 to 0-1)	0 (0 to 0-1)	0 (0 to 0-1)	0 (0 to 0-2)	0 (0 to 0-2)	0 (0 to 0-2)	0 (0 to 0-2)	0 (0 to 0-2)	0 (0 to 0-2)	0 (0 to 0-2)	0 (0 to 0-2)	0 (0 to 0-2)	0 (0 to 0-2)	0 (0 to 0-1)	0 (0 to 0-1)	0 (0 to 0-1)	0 (0 to 0-1)	18-6
Premenstrual syndrome	0 (0 to 0)	0 (0 to 0)	0 (0 to 0)	0 (0 to 0)	10-5 (5 to 18)	20-8 (10-3 to 34-4)	32 (16 to 56-1)	38-6 (20-3 to 62)	42-1 (22-9 to 68-1)	43-4 (24-6 to 68-8)	39-8 (19 to 64-2)	35-2 (14-2 to 62-2)	19-9 (5 to 44-9)	0 (0 to 0)	0 (0 to 0)	0 (0 to 0)	0 (0 to 0)	0 (0 to 0)	0 (0 to 0)	0 (0 to 0)	0 (0 to 0)	0 (0 to 0)	0 (0 to 0)	0 (0 to 0)	256
Other gynecological diseases	0 (0 to 0)	0 (0 to 0)	0 (0 to 0)	0 (0 to 0)	0-2 (0 to 1)	7-2 (3 to 13-7)	45 (20-2 to 84-8)	133 (72-2 to 198)	133 (77-6 to 215)	107 (65-3 to 166)	69-6 (40-4 to 108)	68-6 (34-1 to 106)	52-2 (21-3 to 87-4)	91 (42-9 to 154)	91 (42-9 to 154)	76 (34-1 to 132)	59 (26-1 to 103)	49-5 (20-7 to 87-1)	32 (12-4 to 60-2)	19-9 (7 to 44-6)	11-2 (7 to 14-6)	7-6 (4 to 11-9)	4-2 (2 to 6-3)	733
Hemoglobinopathies and hemolytic anemias	0-1 (0 to 0-1)	0-2 (0-1 to 0-3)	0-8 (0 to 1-4)	3 (1 to 5-1)	4-3 (1 to 7-2)	2 (1 to 3-4)	0-9 (0 to 1-4)	0-6 (0 to 1-2)	0-6 (0 to 1-1)	0-5 (0 to 1-1)	0-5 (0 to 1-1)	0-4 (0 to 1-1)	0-3 (0 to 0-8)	0-6 (0 to 1-2)	0-4 (0 to 1-1)	0-3 (0 to 0-8)	0-2 (0 to 0-6)	0-2 (0 to 0-5)	0-1 (0 to 0-4)	0-1 (0 to 0-3)	0-1 (0 to 0-2)	0-1 (0 to 0-2)	0 (0 to 0-1)	0 (0 to 0-1)	60-3
Thalassemias	0 (0 to 0)	0 (0 to 0)	0 (0 to 0)	0 (0 to 0)	0 (0 to 0)	0 (0 to 0)	0 (0 to 0)	0 (0 to 0)	0 (0 to 0)	0 (0 to 0)	0 (0 to 0)	0 (0 to 0)	0 (0 to 0)	0 (0 to 0)	0 (0 to 0)	0 (0 to 0)	0 (0 to 0)	0 (0 to 0)	0 (0 to 0)	0 (0 to 0)	0 (0 to 0)	0 (0 to 0)	0 (0 to 0)	0 (0 to 0)	0-2
Thalassemias trait	0 (0 to 0)	0 (0 to 0)	0-5 (0 to 1-5)	0-8 (0 to 2-4)	0-6 (0 to 1)	1-5 (0 to 3-4)	1-5 (0 to 3-4)	1-6 (0 to 3-9)	1-5 (0 to 3-9)	1-6 (0 to 3-9)	1-5 (0 to 3-9)	1-4 (0 to 3-7)	0-9 (0 to 2-6)	0-4 (0 to 1-7)	0-3 (0 to 1-1)	0-3 (0 to 0-9)	0-2 (0 to 0-7)	0-2 (0 to 0-6)	0-1 (0 to 0-5)	0-1 (0 to 0-4)	0-1 (0 to 0-3)	0-1 (0 to 0-2)	0 (0 to 0-1)	0 (0 to 0)	10-7
Sickle cell disorders	0-1 (0 to 0-1)	0-1 (0 to 0-2)	0-4 (0 to 0-9)	1-1 (0 to 1-7)	1-1 (0 to 1-7)	0-9 (0 to 1-4)	0-7 (0 to 1-2)	0-7 (0 to 1-2)	0-9 (0 to 1-1)	0-9 (0 to 1-1)	0-8 (0 to 1-1)	0-6 (0 to 1-1)	0-4 (0 to 1-1)	0-5 (0 to 1-1)	0-3 (0 to 0-9)	0-2 (0 to 0-7)	0-1 (0 to 0-5)	0-1 (0 to 0-5)	0-1 (0 to 0-4)	0-1 (0 to 0-3)	0-1 (0 to 0-2)	0-1 (0 to 0-2)	0 (0 to 0-1)	0 (0 to 0)	8-9
Sickle cell trait	0 (0 to 0)	0-1 (0 to 0-4)	0-2 (0 to 0-6)	0-6 (0 to 1-4)	1-2 (0 to 3-2)	0-4 (0 to 1)	2-7 (0 to 5-2)	2-6 (0 to 5-2)	2-7 (0 to 5-9)	2-3 (0 to 5-2)	2-3 (0 to 5-7)	2-1 (0 to 5-1)	0-9 (0 to 2-2)	0-5 (0 to 1-5)	0-4 (0 to 1-5)	0-3 (0 to 1-1)	0-3 (0 to 0-9)	0-3 (0 to 0-8)	0-2 (0 to 0-6)	0-2 (0 to 0-5)	0-2 (0 to 0-4)	0-1 (0 to 0-3)	0 (0 to 0-2)	0 (0 to 0-1)	16-3
G6PD deficiency	0 (0 to 0)	0 (0 to 0)	0 (0 to 0)	0-1 (0 to 0-2)	0-1 (0 to 0-2)	0-1 (0 to 0-2)	0-2 (0 to 0-3)	0-2 (0 to 0-3)	0-2 (0 to 0-3)	0-2 (0 to 0-3)	0-2 (0 to 0-4)	0-2 (0 to 0-4)	0-1 (0 to 0-3)	0-2 (0 to 0-4)	0-1 (0 to 0-4)	0-1 (0 to 0-3)	0-1 (0 to 0-3)	0-1 (0 to 0-3)	0-1 (0 to 0-3)	0-1 (0 to 0-2)	0-1 (0 to 0-2)	0-1 (0 to 0-2)	0 (0 to 0-1)	0 (0 to 0-1)	3-5
G6PD trait	0 (0 to 0)	0 (0 to 0)	0 (0 to 0)	0 (0 to 0)	0 (0 to 0)	0 (0 to 0)	0 (0 to 0)	0 (0 to 0)	0 (0 to 0)	0 (0 to 0)	0 (0 to 0)	0 (0 to 0)	0 (0 to 0)	0 (0 to 0)	0 (0 to 0)	0 (0 to 0)	0 (0 to 0)	0 (0 to 0)	0 (0 to 0)	0 (0 to 0)	0 (0 to 0)	0 (0 to 0)	0 (0 to 0)	0 (0 to 0)	0-2
Other hemoglobinopathies and hemolytic anemias	0 (0 to 0)	0-2 (0 to 0-4)	0-6 (0 to 1-3)	0-6 (0 to 1-4)	0-3 (0 to 0-7)	0-3 (0 to 0-5)	0-5 (0 to 1-1)	0-5 (0 to 1-1)	0-7 (0 to 1-3)	0-8 (0 to 2-1)	0-7 (0 to 2-1)	0-6 (0 to 2-1)	0-5 (0 to 1-5)	0-9 (0 to 2-6)	1-2 (0 to 3-4)	1-4 (0 to 3-7)	1-4 (0 to 3-7)	1-6 (0 to 3-9)	2-1 (1 to 3-7)	1-6 (1 to 3-7)	1-6 (1 to 3-7)	1-3 (0 to 2-1)	0-7 (0 to 1-2)	0-3 (0 to 0-6)	20-6
Endocrine, metabolic, blood, and immune disorders	4-9 (2-9 to 8-3)	4-6 (2-7 to 6-7)	21-9 (14 to 31-4)	39-2 (29 to 51-2)	34-5 (24-2 to 50)	27-6 (20-4 to 44-5)	31-1 (22-7 to 52-3)	41-2 (27-2 to 59-2)	59-2 (38-1 to 89-1)	81-1 (52-3 to 135)	98 (58-4 to 156)	91-1 (57-3 to 154)	77 (37-3 to 134)	111 (71-8 to 182)	122 (67-7 to 197)	104 (54-5 to 206)	126 (81-3 to 192)	128 (78-8 to 178)	76-7 (50-2 to 113)	49-5 (32-7 to 72-1)	21-9 (15-2 to 32-6)	9-8 (6-3 to 12-1)	2-7 (1-6 to 3-7)	1,480
Oral disorders	0 (0 to 0)	0 (0 to 0)	0-7 (0-3 to 1-6)	0-6 (0 to 1-6)	9-3 (4-9 to 16)	10-8 (6 to 18)	19-3 (10-5 to 29-8)	28-9 (16-2 to 46-8)	40-4 (23-3 to 67-1)	45 (25-3 to 77-5)	47 (26-3 to 78-4)	50-5 (29-3 to 85-8)	48-9 (24 to 90-1)	72 (39 to 126)	80 (47-4 to 134)	65 (31-4 to 134)	62-4 (34-7 to 146)	105 (62-1 to 159)	79-1 (49 to 113)	61-1 (36-1 to 89-4)	45-7 (26-4 to 67-9)	15-6 (9-9 to 22-5)	4-4 (2-8 to 6-4)	881
Caries of deciduous teeth	0 (0 to 0)	0 (0 to 0)	0 (0 to 0)	0 (0 to 0-2)	0 (0 to 0-1)	0 (0 to 0)	0 (0 to 0)	0 (0 to 0)	0 (0 to 0)	0 (0 to 0)	0 (0 to 0)	0 (0 to 0)	0 (0 to 0)	0 (0 to 0)	0 (0 to 0)	0 (0 to 0)	0 (0 to 0)	0 (0 to 0)	0 (0 to 0)	0 (0 to 0)	0 (0 to 0)	0 (0 to 0)	0 (0 to 0)	0 (0 to 0)	3
Caries of permanent teeth	0 (0 to 0)	0 (0 to 0)	0 (0 to 0)	0 (0 to 0-3)	4-1 (1-7 to 9-1)	4-1 (1-7 to 9-5)	5-2 (2 to 11-4)	7-2 (2-9 to 14-4)	7-2 (2-9 to 14-7)	7-5 (3 to 15)	7-4 (3-3 to 15-2)	5-2 (2-2 to 10-8)	5-2 (2 to 11-6)	5-2 (2-1 to 10-9)	5-2 (2 to 11)	4-1 (1-6 to 9-5)	3-5 (1-4 to 7)	3-5 (1-4 to 7)	3-1 (1-3 to 6-5)	2-5 (1 to 5-2)	1-9 (0-8 to 3-7)	0-7 (0 to 1-4)	0-2 (0 to 0-4)	0-1 (0 to 0-1)	74-3
Periodontal diseases	0 (0 to 0)	0 (0 to 0)	0 (0 to 0)	0 (0 to 0)	0 (0 to 0)	0 (0 to 0)	0-1 (0 to 0-6)	0-4 (0 to 2-1)	0-5 (0 to 2-4)	0-4 (0 to 2-1)	0-4 (0 to 2-1)	0-3 (0 to 1-8)	0-2 (0 to 1-4)	0-4 (0 to 2-1)	0-3 (0 to 1-8)	0-2 (0 to 1-4)	0-2 (0 to 1-1)	0-2 (0 to 1-1)	0-2 (0 to 1-1)	0-1 (0 to 0-9)	0-1 (0 to 0-5)	0-1 (0 to 0-4)	0-1 (0 to 0-2)	0 (0 to 0-1)	132
Other oral disorders	0 (0 to 0)	0 (0 to 0)	0-6 (0 to 1-4)	0-6 (0 to 1-4)	5-2 (3 to 8)	5-5 (3 to 7-8)	9-4 (5 to 14-4)	14 (8 to 19-7)	14-6 (9 to 22-3)	14-6 (8 to 22-1)	11 (6-7 to 16-6)	11-1 (6 to 16-5)	10-2 (4 to 19-6)	16-1 (8 to 25-1)	16-2 (8 to 25-4)	14-1 (7 to 25-5)	12-1 (6 to 21-6)	9-8 (4 to 16-3)	8-1 (3 to 15-5)	6-3 (1 to 11-2)	4-3 (1 to 8)	2-1 (0 to 3-5)	0-5 (0 to 1-3)	0-1 (0 to 0-1)	145
Sudden infant death syndrome	– (0 to 0)	39-4 (27 to 57-2)	0 (0 to 0)	0 (0 to 0)	0 (0 to 0)	0 (0 to 0)	0 (0 to 0)	0 (0 to 0)	0 (0 to 0)	0 (0 to 0)	0 (0 to 0)	0 (0 to 0)	0 (0 to 0)	0 (0 to 0)	0 (0 to 0)	0 (0 to 0)	0 (0 to 0)	0 (0 to 0)	0 (0 to 0)	0 (0 to 0)	0 (0 to 0)	0 (0 to 0)	0 (0 to 0)	0 (0 to 0)	NA
Injuries	1-6 (1-2 to 2)	2-1 (1-6 to 2-7)	22-1 (16-1 to 31-3)	62-6 (52-7 to 73-6)	78-2 (63

SR Table 2c: Blackburn with Darwen DALYS by cause and age group for both sexes with 95% uncertainty intervals, 2019

Cause	Early Neonatal	Late Neonatal	Post Neonatal	1 to 4	5 to 9	10 to 14	15 to 19	20 to 24	25 to 29	30 to 34	35 to 39	40 to 44	45 to 49	50 to 54	55 to 59	60 to 64	65 to 69	70 to 74	75 to 79	80 to 84	85 to 89	90 to 94	95 plus	Total
All causes	780 (537 to 4,04)	1,180 (1,02 to 1,60)	1,960 (3,080 to 2,820)	1,960 (3,080 to 2,820)	1,960 (3,080 to 2,820

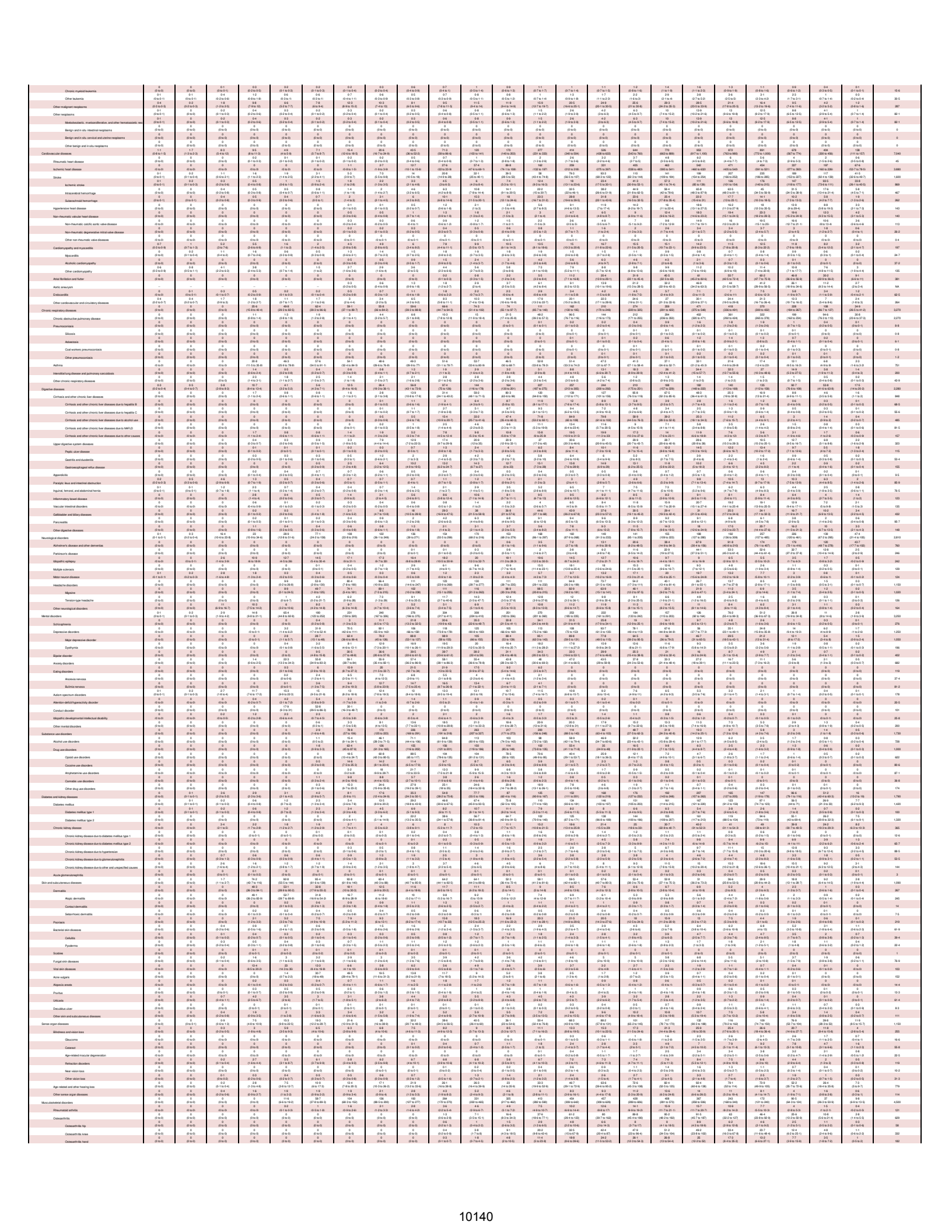

Osteoarthritis other	0 (0 to 0)	0 (0 to 0)	0 (0 to 0)	0 (0 to 0)	0 (0 to 0)	0 (0 to 0)	0 (0 to 0)	0 (0 to 0)	0 (0 to 0)	0 (0 to 0)	0-1 (0 to 1)	0-5 (0 to 11)	1-3 (0 to 3)	3 (1 to 6)	5-1 (2 to 10)	6-8 (3 to 14)	7-7 (3 to 16)	8-3 (4 to 17)	8-3 (4 to 17)	6-1 (3 to 13)	4-9 (2 to 10)	3 (1 to 6)	1-4 (0 to 3)	0-7 (0 to 2)	0-4 (0 to 0)	56-8
Low back pain	0 (0 to 0)	0 (0 to 0)	0 (0 to 0)	0 (0 to 0)	7-4 (3 to 13)	37-2 (22 to 55)	61-4 (39 to 87)	79-2 (46 to 123)	107 (62 to 184)	106 (74 to 200)	106 (69 to 204)	107 (69 to 203)	108 (68 to 203)	108 (68 to 203)	108 (68 to 203)	108 (68 to 203)	108 (68 to 203)	108 (68 to 203)	108 (68 to 203)	108 (68 to 203)	108 (68 to 203)	108 (68 to 203)	108 (68 to 203)	108 (68 to 203)	108 (68 to 203)	108 (68 to 203)	108 (68 to 203)	108 (68 to 203)	108 (68 to 203)	108 (68 to 203)	2,160
Neck pain	0 (0 to 0)	0 (0 to 0)	0 (0 to 0)	0 (0 to 0)	3-6 (1 to 7)	19-6 (10 to 35)	30-1 (15 to 59)	31-5 (16 to 59)	59-5 (31 to 113)	60-5 (31 to 113)	60-5 (31 to 113)	60-5 (31 to 113)	60-5 (31 to 113)	60-5 (31 to 113)	60-5 (31 to 113)	60-5 (31 to 113)	60-5 (31 to 113)	60-5 (31 to 113)	60-5 (31 to 113)	60-5 (31 to 113)	60-5 (31 to 113)	60-5 (31 to 113)	60-5 (31 to 113)	60-5 (31 to 113)	60-5 (31 to 113)	60-5 (31 to 113)	60-5 (31 to 113)	60-5 (31 to 113)	60-5 (31 to 113)	60-5 (31 to 113)	944
Gout	0 (0 to 0)	0 (0 to 0)	0 (0 to 0)	0 (0 to 0)	0 (0 to 0)	0 (0 to 0)	0 (0 to 0)	0 (0 to 0)	0 (0 to 0)	0 (0 to 0)

SR Table 2c: Knowsley DALYS by cause and sex group for both sexes with 95% uncertainty intervals, 2019

Cause	Early Neonatal	Late Neonatal	Post Neonatal	1 to 4	5 to 9	10 to 14	15 to 19	20 to 24	25 to 29	30 to 34	35 to 39	40 to 44	45 to 49	50 to 54	55 to 59	60 to 64	65 to 69	70 to 74	75 to 79	80 to 84	85 to 89	90 to 94	95 plus	Total
All causes	842 (569 to 2,278)	1,102 (884 to 1,627)	1,762 (1,142 to 3,287)	3,706 (2,790 to 6,011)	2,554 (2,214 to 3,496)	2,170 (1,910 to 2,773)	3,284 (2,885 to 4,115)	4,111 (3,662 to 5,400)	5,124 (4,553 to 6,903)	5,762 (5,122 to 7,535)	6,707 (5,969 to 8,768)	7,902 (7,032 to 10,165)	9,403 (8,368 to 12,168)	11,430 (10,203 to 14,600)	13,903 (12,440 to 17,550)	16,992 (15,230 to 21,100)	20,966 (18,870 to 25,940)	25,707 (23,170 to 31,600)	31,340 (28,260 to 38,400)	37,966 (34,010 to 46,540)	43,966 (39,010 to 53,400)	47,966 (42,000 to 58,400)	47,400 (41,300 to 58,400)
Communicable, maternal, neonatal, and nutritional diseases	842 (569 to 2,278)	1,102 (884 to 1,627)	1,762 (1,142 to 3,287)	3,706 (2,790 to 6,011)	2,554 (2,214 to 3,496)	2,170 (1,910 to 2,773)	3,284 (2,885 to 4,115)	4,111 (3,662 to 5,400)	5,124 (4,553 to 6,903)	5,762 (5,122 to 7,535)	6,707 (5,969 to 8,768)	7,902 (7,032 to 10,165)	9,403 (8,368 to 12,168)	11,430 (10,203 to 14,600)	13,903 (12,440 to 17,550)	16,992 (15,230 to 21,100)	20,966 (18,870 to 25,940)	25,707 (23,170 to 31,600)	31,340 (28,260 to 38,400)	37,966 (34,010 to 46,540)	43,966 (39,010 to 53,400)	47,966 (42,000 to 58,400)	47,400 (41,300 to 58,400)	3,550
HIV/AIDS and sexually transmitted infections	4 (1.7 to 13)	1.9 (0.5 to 4.5)	2.9 (0.9 to 6.6)	0.2 (0.2 to 0.4)	0.2 (0.1 to 0.2)	0.1 (0.1 to 0.2)	0.3 (0.2 to 0.5)	1 (0.4 to 1.4)	2.2 (1.4 to 3.2)	3.7 (2.5 to 5.4)	4.3 (2.9 to 6.3)	3.8 (2.4 to 5.7)	3.5 (2.2 to 5)	2.7 (2 to 3.7)	2.3 (1.7 to 3.4)	2.4 (1.4 to 3.9)	1.6 (1 to 2.4)	1 (0.6 to 1.6)	0.6 (0.4 to 0.9)	0.4 (0.3 to 0.6)	0.3 (0.2 to 0.5)	0.1 (0.1 to 0.2)	0.1 (0 to 0.2)	41.4
HIV/AIDS	0 (0 to 0)	0 (0 to 0)	0.2 (0.2 to 0.3)	0.2 (0.1 to 0.3)	0.1 (0.1 to 0.1)	0.1 (0.1 to 0.1)	0.1 (0.1 to 0.2)	0.2 (0.2 to 0.3)	0.6 (0.4 to 0.9)	1.2 (0.8 to 1.7)	1.8 (1.4 to 2.3)	1.5 (1.1 to 2.1)	1.8 (1.4 to 2.4)	1.6 (1.2 to 2.1)	1.4 (1 to 1.9)	1.2 (0.8 to 1.7)	0.9 (0.7 to 1.4)	0.5 (0.3 to 0.9)	0.2 (0.1 to 0.3)	0.1 (0 to 0.2)	0 (0 to 0)	0 (0 to 0)	13.6
HIV/AIDS - Drug-susceptible Tuberculosis	0 (0 to 0)	0 (0 to 0)	0 (0 to 0)	0 (0 to 0)	0 (0 to 0)	0 (0 to 0)	0 (0 to 0)	0 (0 to 0)	0.1 (0 to 0.1)	0.1 (0.1 to 0.2)	0.1 (0.1 to 0.2)	0.2 (0.1 to 0.4)	0.2 (0.1 to 0.3)	0.2 (0.1 to 0.3)	0.2 (0.1 to 0.3)	0.2 (0.1 to 0.3)	0.1 (0.1 to 0.2)	0.1 (0.1 to 0.1)	0.1 (0 to 0.1)	0 (0 to 0)	0 (0 to 0)	0 (0 to 0)	0 (0 to 0)	1.6
HIV/AIDS - Multidrug-resistant Tuberculosis without extensive dr...	0 (0 to 0)	0 (0 to 0)	0 (0 to 0)	0 (0 to 0)	0 (0 to 0)	0 (0 to 0)	0 (0 to 0)	0 (0 to 0)	0 (0 to 0)	0 (0 to 0)	0 (0 to 0)	0 (0 to 0)	0 (0 to 0)	0 (0 to 0)	0 (0 to 0)	0 (0 to 0)	0 (0 to 0)	0 (0 to 0)	0 (0 to 0)	0 (0 to 0)	0 (0 to 0)	0 (0 to 0)	0 (0 to 0)	0
HIV/AIDS - Extensively drug-resistant Tuberculosis	0 (0 to 0)	0 (0 to 0)	0 (0 to 0)	0 (0 to 0)	0 (0 to 0)	0 (0 to 0)	0 (0 to 0)	0 (0 to 0)	0 (0 to 0)	0 (0 to 0)	0 (0 to 0)	0 (0 to 0)	0 (0 to 0)	0 (0 to 0)	0 (0 to 0)	0 (0 to 0)	0 (0 to 0)	0 (0 to 0)	0 (0 to 0)	0 (0 to 0)	0 (0 to 0)	0 (0 to 0)	0 (0 to 0)	0
HIV/AIDS resulting in other diseases	0 (0 to 0)	0 (0 to 0)	0.1 (0 to 0.2)	0.1 (0 to 0.2)	0.1 (0 to 0.1)	0.1 (0.1 to 0.1)	0.1 (0.1 to 0.1)	0.2 (0.1 to 0.3)	0.5 (0.3 to 0.7)	1.1 (0.8 to 1.5)	1.5 (1.1 to 2.1)	1.3 (0.9 to 1.9)	1.6 (1.1 to 2.2)	1.4 (1 to 2.1)	1.2 (0.7 to 1.7)	1 (0.6 to 1.6)	0.8 (0.5 to 1.4)	0.5 (0.2 to 0.9)	0.2 (0.1 to 0.3)	0.1 (0 to 0.2)	0 (0 to 0)	0 (0 to 0)	0 (0 to 0)	12
Sexually transmitted infections excluding HIV	1.7 to 13	0.5 to 4.5	0.7 to 6.3	0.1 (0 to 0.3)	0.1 (0 to 0.1)	0.1 (0.1 to 0.1)	0.1 (0.1 to 0.4)	0.8 (0.4 to 1.1)	1.9 (0.9 to 2.6)	2.4 (1.4 to 3.3)	2.6 (1.6 to 4.2)	2.3 (1.3 to 4.1)	1.7 (1 to 3)	1.3 (0.7 to 2)	1 (0.5 to 1.6)	0.6 (0.4 to 1.1)	0.4 (0.3 to 0.9)	0.3 (0.2 to 0.7)	0.2 (0 to 0.4)	0.1 (0 to 0.2)	0 (0 to 0.2)	0 (0 to 0.2)	0 (0 to 0.2)	27.8
Syphilis	1.7 to 13	0.5 to 4.5	0.7 to 6.3	0 (0 to 0)	0 (0 to 0)	0 (0 to 0)	0 (0 to 0)	0 (0 to 0.1)	0 (0 to 0)	0 (0 to 0)	0 (0 to 0)	0 (0 to 0)	0 (0 to 0)	0 (0 to 0)	0 (0 to 0)	0 (0 to 0)	0 (0 to 0)	0 (0 to 0)	0 (0 to 0)	0 (0 to 0)	0 (0 to 0)	0 (0 to 0)	0 (0 to 0)	0 (0 to 0)	11.2
Chlamydial infection	0 (0 to 0)	0 (0 to 0)	0 (0 to 0)	0 (0 to 0)	0 (0 to 0)	0 (0 to 0)	0 (0 to 0)	0 (0 to 0.1)	0.4 (0.1 to 0.4)	0.2 (0.2 to 0.7)	0.5 (0.3 to 0.9)	0.6 (0.4 to 1)	0.3 (0.3 to 0.5)	0.1 (0 to 0.1)	0.1 (0 to 0.1)	0.1 (0 to 0.1)	0.1 (0 to 0.1)	0 (0 to 0.1)	0 (0 to 0.1)	0 (0 to 0)	0 (0 to 0)	0 (0 to 0)	0 (0 to 0)	3.1
Gonococcal infection	0 (0 to 0)	0 (0 to 0)	0 (0 to 0)	0 (0 to 0)	0 (0 to 0)	0 (0 to 0)	0 (0 to 0)	0 (0 to 0.1)	0 (0 to 0.1)	0 (0 to 0.2)	0 (0 to 0.2)	0 (0 to 0.3)	0 (0 to 0.3)	0 (0 to 0.2)	0 (0 to 0.2)	0 (0 to 0.1)	0 (0 to 0.1)	0 (0 to 0.1)	0 (0 to 0.1)	0 (0 to 0.1)	0 (0 to 0.1)	0 (0 to 0.1)	0 (0 to 0.1)	2
Trichomoniasis	0 (0 to 0)	0 (0 to 0)	0 (0 to 0)	0 (0 to 0)	0 (0 to 0)	0 (0 to 0)	0 (0 to 0)	0 (0 to 0.1)	0 (0 to 0.2)	0 (0 to 0.2)	0 (0 to 0.3)	0 (0 to 0.4)	0 (0 to 0.2)	0 (0 to 0.2)	0 (0 to 0.2)	0 (0 to 0.2)	0 (0 to 0.2)	0 (0 to 0.2)	0 (0 to 0.1)	0 (0 to 0.1)	0 (0 to 0.1)	0 (0 to 0.1)	0 (0 to 0.1)	2
Genital herpes	0 (0 to 0)	0 (0 to 0)	0 (0 to 0)	0 (0 to 0)	0 (0 to 0)	0 (0 to 0)	0 (0 to 0)	0 (0 to 0.1)	0 (0 to 0.2)	0 (0 to 0.2)	0 (0 to 0.3)	0 (0 to 0.4)	0 (0 to 0.3)	0 (0 to 0.3)	0 (0 to 0.3)	0 (0 to 0.4)	0 (0 to 0.3)	0 (0 to 0.3)	0 (0 to 0.2)	0 (0 to 0.1)	0 (0 to 0.1)	0 (0 to 0.1)	0 (0 to 0.1)	3.4
Other sexually transmitted infections	0 (0 to 0)	0 (0 to 0)	0 (0 to 0)	0 (0 to 0)	0 (0 to 0)	0 (0 to 0)	0 (0 to 0)	0 (0 to 0.1)	0 (0.1 to 0.4)	0 (0.1 to 0.4)	0 (0.1 to 0.5)	0 (0.1 to 0.7)	0 (0 to 0.2)	0 (0 to 0.2)	0 (0 to 0.2)	0 (0 to 0.2)	0 (0 to 0.2)	0 (0 to 0.1)	0 (0 to 0.1)	0 (0 to 0.1)	0 (0 to 0.1)	0 (0 to 0.1)	0 (0 to 0.1)	6.1
Respiratory infections and tuberculosis	2.1 (1.5 to 2.9)	2.5 (1.6 to 3.4)	16.1 (10.9 to 22.9)	27.2 (19.9 to 37.4)	10.6 (10.2 to 28.9)	5.6 (5.5 to 21.5)	6.2 (5.5 to 20.8)	7.4 (7 to 22.3)	10.2 (9.7 to 25)	12.2 (11.5 to 27.2)	14.2 (13.2 to 30.9)	16.2 (15.1 to 33.8)	18.2 (17.2 to 37.6)	20.7 (19.4 to 42.6)	23.6 (22.1 to 48.6)	27.3 (25.6 to 55.9)	32.1 (30.1 to 64.1)	38.5 (35.9 to 75.2)	46.9 (43.6 to 89.5)	57.6 (53.2 to 107)	68.9 (63.1 to 122)	80.1 (72.9 to 138)	77.9 (67.6 to 138)	1,539
Tuberculosis	0 (0 to 0)	0 (0 to 0)	0 (0 to 0)	0 (0 to 0.1)	0 (0 to 0.1)	0 (0 to 0.1)	0 (0 to 0.2)	0 (0 to 0.4)	0 (0.1 to 0.4)	0 (0.1 to 0.5)	0 (0 to 0.6)	0 (0 to 0.9)	0 (0.1 to 0.9)	0 (0 to 0.9)	0 (0.1 to 1.1)	0 (0 to 1.2)	0 (0.1 to 1.6)	0 (0 to 1.9)	0 (0.1 to 2.2)	0 (0.1 to 2.2)	0 (0.1 to 2.2)	0 (0.2 to 2.2)	0 (0.2 to 2.2)	16.5
Latent tuberculosis infection	0 (0 to 0)	0 (0 to 0)	0 (0 to 0)	0 (0 to 0)	0 (0 to 0)	0 (0 to 0)	0 (0 to 0)	0 (0 to 0)	0 (0 to 0)	0 (0 to 0)	0 (0 to 0)	0 (0 to 0)	0 (0 to 0)	0 (0 to 0)	0 (0 to 0)	0 (0 to 0)	0 (0 to 0)	0 (0 to 0)	0 (0 to 0)



Osteoarthritis other	0 (0 to 0)	0 (0 to 0)	0 (0 to 0)	0 (0 to 0)	0 (0 to 0)	0 (0 to 0)	0 (0 to 0)	0 (0 to 0)	0 (0 to 0)	0 (0 to 0)	0 (0 to 0)	0 (0 to 1)	0-4 (0 to 0-9)	1 (0 to 2)	2-5 (1 to 5-7)	5-3 (2 to 11-4)	8-1 (3 to 17-3)	9-2 (4 to 19-2)	9 (4 to 18-5)	8-6 (4 to 17-8)	6-9 (3 to 14-2)	6-2 (3 to 12-4)	4 (2 to 8-2)	1-6 (0 to 3-3)	0-3 (0 to 0-7)		60-2
Low back pain	0 (0 to 0)	0 (0 to 0)	0 (0 to 0)	0 (0 to 0)	6-1 (3 to 10-9)	29 (17 2 to 47 1)	50-9 (30 4 to 79 9)	69-2 (41 1 to 107)	96-1 (58 8 to 150)	119 (69 5 to 191)	179 (74 to 359)	124 (74 7 to 197)	222 (103 to 357)	247 (128 to 333)	247 (157 to 367)	224 (141 to 336)	192 (121 to 285)	161 (104 to 239)	114 (70 to 167)	114 (67 0 to 167)	80-1 (51 3 to 71)	80 (51 3 to 71)	19-7 (10 9 to 29 2)	2-9 (1 6 to 4 3)	2,110
Neck pain	0 (0 to 0)	0 (0 to 0)	0 (0 to 0)	15-2 (7 6 to 28 1)	29-9 (12 3 to 44 3)	27-5 (13 7 to 53 7)	35 (17 3 to 64 4)	27-5 (13 7 to 51 1)	39 (20 5 to 67 4)	52-7 (27 5 to 89 2)	62-9 (33 7 to 103)	64 (32 1 to 102)	92 (42 7 to 144)	90-8 (45 1 to 160)	91 (45 9 to 159)	77-1 (39 9 to 131)	82 (45 to 135)	52-7 (28 5 to 84 5)	34-9 (18 3 to 62 4)	26-7 (13 7 to 48 8)	15-1 (8 to 25 7)	5-3 (2 4 to 9 7)	0-5 (0 to 1 7)	660
Gout	0 (0 to 0)	0 (0 to 0)	0 (0 to 0)	0 (0 to 0)	0 (0 to 0)	0 (0 to 0)	0 (0 to 0)	0 (0 to 0)	0 (0 to 0)	0 (0 to 1)	0-4 (0 to 1)	0-3 (0 to 1)	0-5 (0 to 1)	0-6 (0 to 1)	0-9 (0 to 2)	1-2 (0 to 4)	1-3 (0 to 5)	1-3 (0 to 5)	1-2 (0 to 4)	1-2 (0 to 4)	1-2 (0 to 4)	1-2 (0 to 4)	0-7 (0 to 2)	0-2 (0 to 0)	0-1 (0 to 0)		46-5
Other musculoskeletal disorders	0 (0 to 0)	0 (0 to 0)	0 (0 to 0)	0-2 (0 1 to 0 5)	0-7 (0 2 to 1 4)	8-6 (4 2 to 15)	21 (10 4 to 37 7)	39 (23 5 to 61 4)	59 (32 8 to 92 7)	64-4 (34 7 to 93)	49-5 (24 4 to 76 9)	40-2 (20 4 to 67)	81-3 (46 0 to 130)	73-5 (41 5 to 121)	85 (47 4 to 119)	73-5 (39 3 to 120)	59-3 (31 9 to 93)	47-4 (24 1 to 79 8)	33-2 (16 5 to 51 4)	20-3 (7 4 to 38)	9-6 (3 2 to 19 5)	4-6 (2 5 to 8 7)	1-2 (0 4 to 1 8)	767
Other non-communicable diseases	62-9 (47 4 to 83 6)	27-2 (20 1 to 38)	105 (74 5 to 144)	72-1 (56 5 to 93)	28-1 (21 8 to 36 4)	46-5 (37 6 to 58 4)	68-3 (55 7 to 86 3)	103 (73 3 to 143)	138 (96 to 196)	158 (110 to 232)	156 (110 to 214)	136 (97 5 to 185)	199 (132 to 288)	206 (146 to 278)	220 (160 to 302)	210 (158 to 282)	168 (122 to 227)	151 (101 to 208)	146 (112 to 188)	135 (108 to 173)	86-2 (74 6 to 102)	46-7 (37 7 to 58 6)	11-5 (8 7 to 14 4)	2,760
Congenital birth defects	61-1 (45 1 to 82 4)	31-8 (23 9 to 42 8)	96-8 (65 to 137 3)	46-3 (34 5 to 60)	18-9 (14 1 to 24 6)	17-5 (12 9 to 22 6)	19-5 (12 5 to 29 5)	16-4 (10 2 to 24 5)	15-5 (9 1 to 24)	15-9 (12 2 to 20 1)	14-6 (10 6 to 18 7)	12-3 (8 6 to 15 6)	14-8 (9 6 to 19)	17-5 (11 4 to 23)	18-9 (12 1 to 25)	16 (9 6 to 19 9)	14-3 (7 3 to 24)	9-3 (3 7 to 17)	3-8 (1 5 to 8 2)	1-2 (0 7 to 1 9)	0-7 (0 4 to 1 1)	0-2 (0 1 to 0 5)	0-1 (0 to 0 1)	420
Neural tube defects	0-8 (0 to 10 3)	2-2 (1 0 to 3 4)	9-6 (3 5 to 17 2)	9-5 (5 5 to 13 4)	0-9 (0 7 to 1 6)	2-7 (0 9 to 4 4)	1-2 (0 to 3 7)	0-9 (0 to 1 7)	1-2 (0 to 3 7)	0-8 (0 to 1 7)	0-7 (0 to 1 5)	0-9 (0 to 1 3)	0-9 (0 to 1 6)	0-4 (0 to 1 5)	0-2 (0 to 0 9)	0-1 (0 to 0 7)	0-1 (0 to 0 6)	0-1 (0 to 0 5)	0-1 (0 to 0 5)	0-1 (0 to 0 5)	0-1 (0 to 0 5)	0-1 (0 to 0 5)	0 (0 to 0)	0 (0 to 0)	33-9
Congenital heart anomalies	14-8 (9 0 to 28 4)	14-6 (10 3 to 21 5)	23-1 (13 7 to 40 3)	10-8 (7 4 to 15 6)	2-7 (1 9 to 4 4)	2-8 (2 0 to 4 3)	4-1 (2 6 to 6 4)	3-6 (2 2 to 5 6)	3-2 (2 0 to 4 3)	3-2 (2 0 to 4 3)	3-3 (2 2 to 4 4)	2-4 (1 6 to 4 3)	3 (1 9 to 4 5)	3-1 (1 9 to 4 5)	2-4 (1 to 3 7)	2-4 (1 to 3 5)	1-4 (0 4 to 2 5)	0-9 (0 1 to 2 1)	0-2 (0 1 to 1 3)	0-1 (0 to 0 7)	0-1 (0 to 0 7)	0-1 (0 to 0 6)	0 (0 to 0)	0 (0 to 0)	100
Orofacial clefts	0 (0 to 0)	0-2 (0 1 to 0 4)	0-4 (0 2 to 0 7)	0-3 (0 1 to 0 5)	0-2 (0 1 to 0 4)	0-2 (0 1 to 0 4)	0-2 (0 1 to 0 4)	0-2 (0 1 to 0 4)	0-2 (0 1 to 0 4)	0-2 (0 1 to 0 4)	0-2 (0 1 to 0 4)	0-2 (0 1 to 0 4)	0-3 (0 1 to 0 6)	0-3 (0 1 to 0 5)	0-3 (0 1 to 0 6)	0-2 (0 1 to 0 4)	0-2 (0 1 to 0 4)	0-1 (0 0 to 0 3)	0-1 (0 0 to 0 3)	0-1 (0 0 to 0 3)	0-1 (0 0 to 0 3)	0-1 (0 0 to 0 3)	0 (0 0 to 0 1)	0 (0 to 0)	3-9
Down syndrome	2-8 (1 5 to 4 5)	1 (0 4 to 1 5)	3 (1 8 to 5)	3 (1 9 to 5)	1-5 (1 to 2 1)	1-8 (1 to 2 4)	2 (1 4 to 2 7)	2-3 (1 6 to 3 1)	2-4 (1 7 to 3 2)	2-3 (1 6 to 3 1)	2-2 (1 5 to 2 9)	2-2 (1 6 to 2 9)	3-6 (2 to 5)	3 (1 8 to 4 5)	3 (1 6 to 4 5)	2-3 (1 2 to 4)	1-7 (0 7 to 3)	1-4 (0 7 to 2 7)	0-9 (0 4 to 2 2)	0-5 (0 2 to 1 4)	0-3 (0 1 to 0 9)	0-2 (0 1 to 0 6)	0 (0 to 0)	0 (0 to 0)	55-7
Turner syndrome	0 (0 to 0)	0 (0 to 0)	0-1 (0 to 0 1)	0-1 (0 to 0 1)	0-1 (0 to 0 1)	0-1 (0 to 0 2)	0-1 (0 to 0 2)	0-1 (0 to 0 1)	0-1 (0 to 0 1)	0-1 (0 to 0 1)	0-1 (0 to 0 1)	0-1 (0 to 0 1)	0-1 (0 to 0 1)	0-1 (0 to 0 1)	0-1 (0 to 0 1)	0-1 (0 to 0 1)	0-1 (0 to 0 1)	0-1 (0 to 0 1)	0-1 (0 to 0 1)	0-1 (0 to 0 1)	0-1 (0 to 0 1)	0-1 (0 to 0 1)	0 (0 to 0)	0 (0 to 0)	0-6
Klinefelter syndrome	0 (0 to 0)	0 (0 to 0)	0 (0 to 0)	0 (0 to 0)	0 (0 to 0)	0 (0 to 0)	0 (0 to 0)	0 (0 to 0)	0 (0 to 0)	0 (0 to 0)	0 (0 to 0)	0 (0 to 0)	0 (0 to 0)	0 (0 to 0)	0 (0 to 0)	0 (0 to 0)	0 (0 to 0)	0 (0 to 0)	0 (0 to 0)	0 (0 to 0)	0 (0 to 0)	0 (0 to 0)	0 (0 to 0)	0 (0 to 0)	0-1
Other chromosomal abnormalities	5-7 (3 to 10 4)	2-6 (1 3 to 5 4)	8 (5 to 13 6)	2-5 (1 5 to 4 4)	2-2 (1 5 to 3 2)	2-3 (1 6 to 3 2)	2-1 (1 4 to 3 6)	1-9 (1 3 to 2 7)	2 (1 3 to 2 9)	1-7 (1 2 to 2 4)	1-3 (0 9 to 1 8)	1-5 (0 9 to 2 1)	1-3 (0 8 to 1 8)	1 (0 6 to 1 7)	0-8 (0 4 to 1 5)	0-6 (0 3 to 1 2)	0-4 (0 2 to 0 9)	0-2 (0 1 to 0 5)	0-1 (0 0 to 0 5)	0-1 (0 0 to 0 3)	0-1 (0 0 to 0 3)	0 (0 0 to 0 2)	0 (0 to 0)	43
Congenital musculoskeletal and limb anomalies	2-6 (1 4 to 4 4)	1 (0 4 to 1 4)	4 (1 4 to 12)	0-7 (0 4 to 1 6)	0-6 (0 2 to 2 0)	4-9 (2 to 12)	3-5 (1 2 to 10 5)	2-4 (0 7 to 8)	3-5 (1 2 to 9)	3-2 (1 2 to 8)	2-6 (1 to 6 4)	2-2 (0 8 to 6)	3-6 (1 2 to 8 8)	2-6 (1 to 6 5)	2-2 (0 7 to 5 4)	1-9 (0 6 to 5)	1-4 (0 5 to 3 5)	0-9 (0 3 to 2 3)	0-4 (0 1 to 1 2)	0-3 (0 1 to 0 7)	0-1 (0 0 to 0 4)	0-2 (0 1 to 0 5)	0-1 (0 0 to 0 1)	0 (0 to 0)	72
Urogenital congenital anomalies	4-6 (2 4 to 9 4)	1-1 (0 7 to 1 8)	2 (1 to 5 2)	1-1 (0 7 to 1 8)	0-7 (0 3 to 1 7)	0-8 (0 3 to 2 1)	0-5 (0 2 to 2 5)	0-3 (0 2 to 0 4)	0-2 (0 2 to 0 4)	0-2 (0 1 to 0 3)	0-2 (0 1 to 0 3)	0-1 (0 1 to 0 2)	0-1 (0 1 to 0 2)	0-1 (0 1 to 0 2)	0-1 (0 1 to 0 2)	0-1 (0 1 to 0 2)	0-1 (0 0 to 0 2)	0-1 (0 0 to 0 1)	0-1 (0 0 to 0 1)	0-1 (0 0 to 0 1)	0-1 (0 0 to 0 1)	0-1 (0 0 to 0 1)	0 (0 0 to 0 1)	0 (0 to 0)	11-7
Digestive congenital anomalies	7-5 (4 7 to 14 4)	3-2 (2 to 5 6)	5-2 (2 9 to 10 7)	2-7 (1 5 to 4 7)	2-9 (1 6 to 4 4)	3-1 (2 to 5 1)	3-4 (2 to 5 2)	2-6 (1 5 to 5 2)	2-6 (1 5 to 4 2)	2-2 (1 3 to 3 5)	2-3 (1 3 to 3 5)	2-2 (1 to 3 2)	2-4 (1 3 to 3 6)	2-3 (1 3 to 3 5)	2-2 (1 to 3 2)	2-1 (1 to 3 1)	1-7 (0 9 to 2 6)	1-4 (0 8 to 2 2)	1-1 (0 6 to 1 8)	0-9 (0 5 to 1 3)	0-7 (0 4 to 1 1)	0-4 (0 2 to 0 7)	0-2 (0 1 to 0 3)	0 (0 to 0)	22-8
Other congenital birth defects	16-5 (9 4 to 28 6)	7-2 (3 3 to 13 6)	18-6 (9 4 to 37 2)	9-7 (4 5 to 19 4)	3-4 (2 to 5 1)	3-5 (2 to 5 1)	3-3 (1 6 to 5 5)	2-7 (1 to 5 1)	2-6 (1 to 5 3)	2-4 (1 to 4 3)	2-3 (1 to 3 5)	2-2 (1 to 3 5)	2-4 (1 to 3 6)	2-3 (1 to 3 5)	2-2 (1 to 3 4)	2-1 (1 to 3 1)	1-8 (0 9 to 3)	1-4 (0 6 to 2 2)	1-1 (0 5 to 1 8)	0-8 (0 4 to 1 2)	0-6 (0 3 to 1 1)	0-3 (0 1 to 0 5)	0 (0 to 0)	76-4
Urinary diseases and male infertility	0-1 (0 to 0 1)	0-1 (0 to 0 2)	0-2 (0 to 0 6)	0-5 (0 to 0 9)	0-5 (0 to 0 5)	0-5 (0 to 0 7)	0-5 (0 to 0 7)	1 (0 4 to 2 1)	1-1 (0 to 3 4)	1-1 (0 to 3 2)	1-1 (0 to 3 7)	1-1 (0 to 3 2)	1-2 (0 to 4)	1-1 (0 to 4)	0-9 (0 to 3 6)	0-8 (0 to 3 5)	0-6 (0 to 2 5)	0-5 (0 to 2 2)	0-3 (0 to 1 5)	0-2 (0 to 1 1)	0-2 (0 to 0 9)	0-1 (0 to 0 6)	0 (0 to 0)	0 (0 to 0)	332
Urolithiasis	0 (0 to 0)	0 (0 to 0)	0 (0 to 0)	0 (0 to 0)	0-1 (0 to 0 1)	0-1 (0 to 0 2)	0-2 (0 to 0 5)	0-3 (0 to 0 9)	0-4 (0 to 1 4)	0-5 (0 to 1 9)	0-7 (0 to 2)	0-7 (0 to 2)	1-1 (0 to 3)	1-2 (0 to 3 4)	1-2 (0 to 3 4)	1-1 (0 to 3 5)	1-1 (0 to 3 7)	1-1 (0 to 3 7)	1-1 (0 to 3 6)	0-9 (0 to 2 6)	0-5 (0 to 1 8)	0-2 (0 to 0 9)	0-1 (0 to 0 3)	0-2 (0 to 0 6)	20-2
Benign prostatic hyperplasia	0 (0 to 0)	0 (0 to 0)	0 (0 to 0)	0 (0 to 0)	0 (0 to 0)	0 (0 to 0)	0 (0 to 0)	0 (0 to 0)	0 (0 to 0)	0 (0 to 0)	0 (0 to 0)	0 (0 to 0)	0-1 (0 to 0 2)	0-1 (0 to 0 4)	0-8 (0 to 4 1)	1-4 (0 to 5 5)	2-1 (0 to 6 7)	3-1 (0 to 7 9)	3-2 (0 to 7 9)	2-6 (1 to 6 4)	1-7 (0 to 4 3)	0-9 (0 to 2 9)	0-3 (0 to 1 2)	0-1 (0 to 0 3)	69-2
Male infertility	0 (0 to 0)	0 (0 to 0)	0 (0 to 0)	0 (0 to 0)	0 (0 to 0)	0 (0 to 0)	0 (0 to 0)	0-1 (0 to 2)	0-7 (0 to 2 2)	0-7 (0 to 2 1)	0-7 (0 to 2 1)	0-6 (0 to 2)	0-7 (0 to 2 1)	0-7 (0 to 2 1)	0-7 (0 to 2 1)	0-6 (0 to 2 2)	0-5 (0 to 2)	0-4 (0 to 1 7)	0-3 (0 to 1 5)	0-2 (0 to 1 2)	0-2 (0 to 1 1)	0-1 (0 to 0 8)	0-1 (0 to 0 5)	0 (0 to 0)	5-3
Other urinary diseases	0 (0 to 0)	0-1 (0 to 0 1)	0-1 (0 to 0 1)	0-2 (0 to 0 5)	0-1 (0 to 0 2)	0-2 (0 to 0 3)	0-2 (0 to 0 3)	0-3 (0 to 0 5)	0-3 (0 to 0 6)	0-3 (0 to 0 5)	0-3 (0 to 0 7)	0-3 (0 to 0 7)	0-4 (0 to 1 2)	0-4 (0 to 1 2)	0-4 (0 to 1 2)	0-4 (0 to 1 2)	0-3 (0 to 1 1)	0-3 (0 to 1 1)	0-3 (0 to 1 2)	0-3 (0 to 1 2)	0-3 (0 to 1 2)	0-3 (0 to 1 2)	0-2 (0 to 0 8)	0-1 (0 to 0 3)	11-1
Gynecological diseases	0 (0 to 0)	0 (0 to 0)	0 (0 to 0)	0 (0 to 0)	0-3 (0 to 11 6)	2-3 (0 to 9)	1-9 (0 to 7)	1-4 (0 to 5 4)	1-3 (0 to 5)	1-2 (0 to 4 3)	1-1 (0 to 4 2)	0-9 (0 to 3 7)	1-1 (0 to 4 2)	1-1 (0 to 4 2)	0-9 (0 to 3 7)	0-8 (0 to 3 5)	0-6 (0 to 3)	0-5 (0 to 2 3)	0-4 (0 to 2)	0-3 (0 to 1 5)	0-2 (0 to 1 2)	0-2 (0 to 1 1)	0-1 (0 to 0 6)	0 (0 to 0)	480
Uterine fibroids	0 (0 to 0)	0 (0 to 0)	0 (0 to 0)	0 (0 to 0)	0 (0 to 0)	0-1 (0 to 0 2)	0-1 (0 to 0 2)	0-1 (0 to 0 4)	0-2 (0 to 0 5)	0-2 (0 to 0 5)	0-2 (0 to 0 5)	0-2 (0 to 0 5)	0-3 (0 to 0 6)	0-3 (0 to 0 6)	0-3 (0 to 0 6)	0-3 (0 to 0 6)	0-2 (0 to 0 5)	0-2 (0 to 0 5)	0-2 (0 to 0 4)	0-1 (0 to 0 3)	0-1 (0 to 0 3)	0-1 (0 to 0 3)	0-1 (0 to 0 2)	0 (0 to 0)	18-9
Polycystic ovarian syndrome	0 (0 to 0)	0 (0 to 0)	0 (0 to 0)	0 (0 to 0)	0 (0 to 0)	0 (0 to 0)	0-1 (0 to 0 2)	0-3 (0 to 0 6)	0-4 (0 to 1 1)	0-4 (0 to 1 1)	0-4 (0 to 1 1)	0-3 (0 to 1 1)	0-4 (0 to 1 2)	0-4 (0 to 1 2)	0-4 (0 to 1 2)	0-3 (0 to 1 1)	0-3 (0 to 1 1)	0-2 (0 to 0 9)	0-2 (0 to 0 8)	0-2 (0 to 0 7)	0-1 (0 to 0 5)	0-1 (0 to 0 4)	0-1 (0 to 0 3)	0 (0 to 0)	22-4
Female infertility	0 (0 to 0)	0 (0 to 0)	0 (0 to 0)	0 (0 to 0)	0 (0 to 0)	0 (0 to 0)	0 (0 to 0)	0 (0 to 0)	0 (0 to 0)	0 (0 to 0)	0 (0 to 0)	0 (0 to 0)	0 (0 to 0)	0 (0 to 0)	0 (0 to 0)	0 (0 to 0)	0 (0 to 0)	0 (0 to 0)	0 (0 to 0)	0 (0 to 0)	0 (0 to 0)	0 (0 to 0)	0 (0 to 0)	0 (0 to 0)	0 (0 to 0)	5-2
Endometriosis	0 (0 to 0)	0 (0 to 0)	0 (0 to 0)	0 (0 to 0)	0 (0 to 0)	0-2 (0 to 0 7)	0-7 (0 to 2 4)	1 (0 to 3 6)	1-1 (0 to 4 2)	1-1 (0 to 5)	1-4 (0 to 5 5)	1-3 (0 to 4 5)	2-1 (0 to 6 1)	2-1 (0 to 6 1)	2-1 (0 to 6 1)	2-1 (0 to 6 1)	2-1 (0 to 6 1)	2-1 (0 to 6 1)	2-1 (0 to 6 1)	2-1 (0 to 6 1)	2-1 (0 to 6 1)	2-1 (0 to 6 1)	2-1 (0 to 6 1)	0 (0 to 0)	39-2
Genital prolapse	0 (0 to 0)	0 (0 to 0)	0 (0 to 0)	0 (0 to 0)	0 (0 to 0)	0 (0 to 0)	0 (0 to 0)	0 (0 to 0)	0 (0 to 0)	0 (0 to 0)	0 (0 to 0)	0 (0 to 0)	0 (0 to 0)	0 (0 to 0)	0 (0 to 0)	0 (0 to 0)	0 (0 to 0)	0 (0 to 0)	0 (0 to 0)	0 (0 to 0)	0 (0 to 0)	0 (0 to 0)	0 (0 to 0)	0 (0 to 0)	0 (0 to 0)	12-3
Premenstrual syndrome	0 (0 to 0)	0 (0 to 0)	0 (0 to 0)	0 (0 to 0)	0-8 (0 4 to 15 5)	12-2 (6 5 to 22 5)	16-9 (9 3 to 29 2)	19-4 (10 5 to 30 1)	19-7 (10 4 to 32 6)	20-3 (11 6 to 33 7)	17-3 (9 7 to 27 9)	15-2 (8 5 to 25 7)	6-5 (3 2 to 11 4)	5-6 (3 to 9)	4-3 (2 to 7 5)	3-3 (1 6 to 5 6)	2-5 (1 to 4 3)	2-1 (1 to 3 5)	1-8 (0 9 to 3 3)	1-6 (0 8 to 2 9)	1-4 (0 7 to 2 5)	1-1 (0 5 to 2)	0-8 (0 4 to 1 5)	0-3 (0 1 to 0 6)	152
Other gynecological diseases	0 (0 to 0)	0 (0 to 0)	0 (0 to 0)	0 (0 to 0)	0-6 (0 2 to 1 4)	4-6 (2 to 9 2)	23-5 (13 4 to 35 4)	50-4 (28 to 80 2)	64-5 (37 3 to 101)	52-8 (32 3 to 80 7)	39-5 (23 6 to 61 4)	24 (13 5 to 39 2)	46-1 (26 9 to 70 3)	49-6 (31 7 to 77 5)	49-5 (31 4 to 74 6)	36-2 (21 to 55 3)	30-1 (17 to 46 3)	19-6 (11 1 to 28 8)	13-7 (8 1 to 20 4)	8-2 (5 1 to 12 3)	5-9 (3 4 to 9 1)	3-3 (2 to 4 9)	1-2 (0 7 to 1 9)	0-2 (0 1 to 0 4)	449
Hemoglobinopathies and hemolytic anemias	0-1 (0 to 0 2)	0-4 (0 2 to 0 9)	1-7 (0 8 to 3 5)	2 (0 9 to 3 9)	0-6 (0 4 to 2 2)	0-6 (0 3 to 1 5)	3-4 (1 1 to 8 2)	2 (1 to 7 5)	3-1 (1 to 7 8)	2-8 (1 to 6 7)	1-7 (0 7 to 3 9)	2-1 (0 8 to 5)	2-3 (0 7 to 5 6)	1-7 (0 6 to 4 6)	2-4 (1 to 5 6)	2-3 (1 to 4 6)	2-2 (0 9 to 4 2)	2-1 (0 9 to 4 2)	1-9 (0 8 to 3)	1-5 (0 6 to 2 8)	1-3 (0 5 to 2 5)	0-7 (0 3 to 1 5)	0-2 (0 1 to 0 3)	39
Thalassemias	0 (0 to 0)	0 (0 to 0)	0 (0 to 0)	0 (0 to 0)	0 (0 to 0)	0 (0 to 0)	0 (0 to 0)	0 (0 to 0)	0 (0 to 0)	0 (0 to 0)	0 (0 to 0)	0 (0 to 0)	0 (0 to 0)	0 (0 to 0)	0 (0 to 0)	0 (0 to 0)	0 (0 to 0)	0 (0 to 0)	0 (0 to 0)	0 (0 to 0)	0 (0 to 0)	0 (0 to 0)	0 (0 to 0)	0 (0 to 0)	0-2
Thalassemias trait	0 (0 to 0)	0 (0 to 0)	0-2 (0 to 1 3)	0-4 (0 to 2)	0-1 (0 to 0 6)	0-2 (0 to 0 7)	0-6 (0 to 1 6)	0-7 (0 1 to 1 7)	0-7 (0 1 to 1 8)	0-7 (0 1 to 1 8)	0-8 (0 to 1 8)	0-7 (0 to 1 6)	0-8 (0 to 1 8)	0-8 (0 to 1 8)	0-8 (0 to 1 8)	0-7 (0 to 1 7)	0-6 (0 to 1 6)	0-5 (0 to 1 4)	0-4 (0 to 1 2)	0-3 (0 to 1 1)	0-3 (0 to 1 1)	0-2 (0 to 0 8)	0-1 (0 to 0 5)	0 (0 to 0)	6
Sickle cell disorders	0 (0 to 0)	0-2 (0 to 0 2)	0-6 (0 to 0 9)	0-4 (0 to 0 6)	0-3 (0 to 0 5)	0-5 (0 to 0 7)	0-5 (0 to 0 7)	0-4 (0 to 0 6)	0-4 (0 to 0 6)	0-3 (0 to 0 4)	0-3 (0 to 0 4)	0-2 (0 to 0 3)	0-2 (0 to 0 3)	0-2 (0 to 0 3)	0-2 (0 to 0 3)	0-2 (0 to 0 3)	0-2 (0 to 0 3)	0-1 (0 to 0 3)	0-1 (0 to 0 3)	0-1 (0 to 0 3)	0-1 (0 to 0 3)	0-1 (0 to 0 3)	0-1 (0 to 0 2)	0 (0 to 0)	4-7
Sickle cell trait	0 (0 to 0)	0-1 (0 to 0 2)	0-3 (0 to 0 6)	0-6 (0 to 0 9)	0-2 (0 to 0 5)	0-3 (0 to 0 5)	1-5 (0 to 1 5)	1-4 (0 to 1 4)	1-4 (0 to 1 4)	1-1 (0 to 1 4)	1 (0 to 1 4)	0-9 (0 to 1 3)	0-9 (0 to 1 3)	0-8 (0 to 1 2)	0-8 (0 to 1 2)	0-7 (0 to 1 2)	0-6 (0 to 1 1)	0-5 (0 to 1 1)	0-4 (0 to 1 1)	0-4 (0 to 1 1)	0-3 (0 to 1 1)	0-3 (0 to 1 1)	0-2 (0 to 0 8)	0 (0 to 0)	9-1
G6PD deficiency	0 (0 to 0)	0 (0 to 0)	0 (0 to 0)	0 (0 to 0)	0-1 (0 to 0 2)	0-2 (0 to 0 4)	0-2 (0 1 to 0 4)	0-2 (0 1 to 0 4)	0-2 (0 1 to 0 4)	0-2 (0 1 to 0 4)	0-2 (0 1 to 0 4)	0-2 (0 1 to 0 4)	0-3 (0 1 to 0 5)	0-3 (0 1 to 0 5)	0-3 (0 1 to 0 5)	0-3 (0 1 to 0 5)	0-2 (0 1 to 0 5)	0-2 (0 1 to 0 5)	0-1 (0 1 to 0 4)	0-1 (0 1 to 0 4)	0-1 (0 1 to 0 4)	0-1 (0 1 to 0 3)	0 (0 0 to 0 2)	0 (0 to 0)	3-1
G6PD trait	0 (0 to 0)	0 (0 to 0)	0 (0 to 0)	0 (0 to 0)	0 (0 to 0)	0 (0 to 0)	0 (0 to 0)	0 (0 to 0)	0 (0 to 0)	0 (0 to 0)	0 (0 to 0)	0 (0 to 0)	0 (0 to 0)	0 (0 to 0)	0 (0 to 0)	0 (0 to 0)	0 (0 to 0)	0 (0 to 0)	0 (0 to 0)	0 (0 to 0)	0 (0 to 0)	0 (0 to 0)	0 (0 to 0)	0 (0 to 0)	0-1
Other hemoglobinopathies and hemolytic anemias	0 (0 to 0)	0 (0 to 0)	0-4 (0 to 1 1)	0-5 (0 1 to 1 4)	0-3 (0 to 0 8)	0-3 (0 to 0 8)	0-3 (0 1 to 0 9)	0-3 (0 1 to 0 9)	0-4 (0 1 to 1)	0-4 (0 1 to 1 1)	0-4 (0 2 to 1 1)	0-4 (0 2 to 1 1)	0-7 (0 2 to 1 8)	0-6 (0 2 to 1 7)	0-6 (0 2 to 1 5)	0-5 (0 2 to 1 3)	1-2 (0 3 to 3)	1-2 (0 3 to 3)	1-1 (0 3 to 3)	1-1 (0 3 to 3)	1-1 (0 3 to 3)	1-1 (0 3 to 3)	0-6 (0 2 to 1 6)	0-2 (0 1 to 0 2)	15-8
Endocrine, metabolic, blood, and immune disorders	1-8 (1 2 to 2 5)	2 (1 3 to 2 8)	0-7 (0 4 to 1 2)	17 (12 4 to 22 2)	13-4 (9 2 to 18 4)	15-9 (10 7 to 22 4)	20-7 (14 2 to 29 2)	21-2 (14 3 to 31)	25-5 (16 4 to 37 4)	29-5 (19 4 to 42 9)	30-7 (20 4 to 44 4)	28-9 (19 to 42)	44-2 (29 6 to 65 6)	44-3 (30 3 to 63)	44-5 (29 5 to 70)	37-6 (24 2 to 57 1)	32-4 (20 4 to 51 3)	28-2 (17 9 to 44 1)	28-2 (25 7 to 54 8)	28-4 (19 3 to 41)	24-6 (16 to 36 2)	4-7 (4 6 to 4 8)	3-4 (2 5 to 4 4)	677
Oral disorders	0 (0 to 0)	0-4 (0 2 to 0 7)	4-2 (2 4 to 7 1)	2-2 (1 2 to 3 7)	0-9 (0 5 to 1 7)	0-5 (0 3 to 1)	0-4 (0 2 to 0 8)	13-2 (7 4 to 21 4)	17-2 (9 4 to 28 4)	18-7 (10 4 to 32 4)	19-9 (10 8 to 32 7)	20-9 (11 4 to 34 3)	44-2 (24 9 to 72 4)	59-9 (34 6 to 93)	68-3 (41 1 to 107)	70-7 (42 6 to 110)	69-5 (43 4 to 106)	54-4 (34 1 to 81 4)	46-1 (29 3 to 68 2)	27 (17 2 to 39 3)	15-2 (9 4 to 22 4)	1-2 (0 2 to 2 8)	578
Caries of deciduous teeth	0 (0 to 0)	0 (0 to 0)	0 (0 to 0)	0 (0 to 1 9)	0-3 (0 to 1 8)	0 (0 to 0 1)	0 (0 to 0)	0 (0 to 0)	0 (0 to 0)	0 (0 to 0)	0 (0 to 0)	0 (0 to 0)	0 (0 to 0)	0 (0 to 0)	0 (0 to 0)	0 (0 to 0)	0 (0 to 0)	0 (0 to 0)	0 (0 to 0)	0 (0 to 0)	0 (0 to 0)	0 (0 to 0)	0 (0 to 0)	0 (0 to 0)	1-2
Caries of permanent teeth	0 (0 to 0)	0 (0 to 0)	0 (0 to 0)	0-3 (0 to 1 8)	2-3 (1 to 5)	2-5 (1 to 5 1)	3 (1 to 6)	3-3 (1 to 6 4)	3-9 (1 to 6 9)	3-1 (1 to 6 2)	3-3 (1 to 6 4)	3-2 (1 to 5 7)	5-6 (2 to 9 2)	5-6 (2 to 9 7)	5-2 (1 to 9 4)	4-7 (1 to 8 1)	3-8 (1 to 7 2)	3-1 (0 9 to 6 3)	2-5 (0 8 to 5 2)	1-9 (0 6 to 3 9)	1-3 (0 4 to 2 6)	0-5 (0 to 1 1)	0-1 (0 to 0 3)	41-8
Periodontal diseases	0 (0 to 0)	0 (0 to 0)	0 (0 to 0)	0 (0 to 0)	0 (0 to 0)	0 (0 to 0)	0-5 (0 to 2 1)	0-6 (0 to 2 6)	0-5 (0 to 2 3)	0-4 (0 to 1 8)	0-3 (0 to 1 4)	0-2 (0 to 1 1)	0-3 (0 to 1 3)	0-2 (0 to 1 1)	0-2 (0 to 1 1)	0-2 (0 to 1 1)	0-2 (0 to 1 1)	0-2 (0 to 1 1)	0-2 (0 to 1 1)	0-2 (0 to 1 1)	0-2 (0 to 1 1)	0-2 (0 to 1 1)	0-2 (0 to 1 1)	0-1 (0 to 0 3)	82-8
Other oral disorders	0 (0 to 0)	0 (0 to 0)	0 (0 to 0)	3 (1 8 to 4 7)	2-7 (1 4 to 4 1)	2-8 (1 6 to 4 4)	3-6 (2 3 to 6)	4-9 (3 to 7 5)	6 (3

SR Table 2c: Blackrock DALYS by cause and sex group for both sexes with 95% uncertainty intervals, 2019

Cause	Early Neonatal	Late Neonatal	Post Neonatal	1 to 4	5 to 9	10 to 14	15 to 19	20 to 24	25 to 29	30 to 34	35 to 39	40 to 44	45 to 49	50 to 54	55 to 59	60 to 64	65 to 69	70 to 74	75 to 79	80 to 84	85 to 89	90 to 94	95 plus	Total
All causes	2,888 (2689 to 3099)	1,406 (1162 to 1648)	2,586 (1992 to 3200)	2,966 (2564 to 3400)	1,966 (1677 to 2276)	1,966 (1677 to 2276)	2,966 (2564 to 3400)	3,966 (3564 to 4400)	4,966 (4564 to 5400)	5,966 (5564 to 6400)	6,966 (6564 to 7400)	7,966 (7564 to 8400)	8,966 (8564 to 9400)	9,966 (9564 to 10400)	10,966 (10564 to 11400)	11,966 (11564 to 12400)	12,966 (12564 to 13400)	13,966 (13564 to 14400)	14,966 (14564 to 15400)	15,966 (15564 to 16400)	16,966 (16564 to 17400)	17,966 (17564 to 18400)	57,700
Communicable, maternal, neonatal, and nutritional diseases	2,888 (2689 to 3099)	1,406 (1162 to 1648)	2,586 (1992 to 3200)	2,966 (2564 to 3400)	1,966 (1677 to 2276)	1,966 (1677 to 2276)	2,966 (2564 to 3400)	3,966 (3564 to 4400)	4,966 (4564 to 5400)	5,966 (5564 to 6400)	6,966 (6564 to 7400)	7,966 (7564 to 8400)	8,966 (8564 to 9400)	9,966 (9564 to 10400)	10,966 (10564 to 11400)	11,966 (11564 to 12400)	12,966 (12564 to 13400)	13,966 (13564 to 14400)	14,966 (14564 to 15400)	15,966 (15564 to 16400)	16,966 (16564 to 17400)	17,966 (17564 to 18400)	3,140
HIV/AIDS and sexually transmitted infections	6.4 (1.6 to 14.3)	2 (0.4 to 4.7)	3.4 (1.2 to 7.4)	0.5 (0.4 to 0.7)	0.3 (0.2 to 0.5)	0.2 (0.2 to 0.3)	0.5 (0.4 to 0.6)	1.5 (1.1 to 2)	4.1 (3.1 to 5.5)	8.5 (6.6 to 11)	11.1 (8.4 to 14.9)	10.7 (8.3 to 14.2)	10.8 (8.4 to 14)	8.6 (6.6 to 11.2)	6.3 (5.0 to 8.2)	4.7 (3.2 to 6.7)	3.5 (2.5 to 4.9)	2.6 (1.6 to 4.5)	1.4 (0.8 to 2.1)	0.6 (0.4 to 0.9)	0.2 (0.2 to 0.3)	0.1 (0.1 to 0.1)	89.4
HIV/AIDS	0 (0 to 0)	0 (0 to 0)	0.4 (0.4 to 0.5)	0.2 (0.2 to 0.3)	0.1 (0.1 to 0.2)	0.1 (0.1 to 0.2)	0.3 (0.2 to 0.4)	0.9 (0.7 to 1.2)	3.6 (2.9 to 4.6)	6.8 (5.2 to 8.7)	9.2 (7.2 to 12.1)	8.9 (6.9 to 11.6)	9.2 (7.1 to 12)	7.5 (5.7 to 9.8)	5.6 (4.3 to 6.8)	3.9 (2.7 to 5.7)	3.5 (2.3 to 5.4)	1.9 (0.9 to 3.1)	0.7 (0.3 to 1.4)	0.1 (0 to 0.1)	0 (0 to 0)	0 (0 to 0)	62
HIV/AIDS - Drug-susceptible Tuberculosis	0 (0 to 0)	0 (0 to 0)	0.1 (0 to 0.2)	0.1 (0 to 0.1)	0 (0 to 0)	0 (0 to 0)	0.1 (0 to 0.1)	0.1 (0 to 0.2)	0.3 (0.2 to 0.5)	0.8 (0.5 to 1.2)	1.1 (0.6 to 1.7)	1.1 (0.6 to 1.7)	1.1 (0.7 to 1.7)	0.9 (0.5 to 1.4)	0.7 (0.3 to 1.2)	0.4 (0.2 to 0.8)	0.3 (0.2 to 0.5)	0.1 (0 to 0.3)	0.1 (0 to 0.2)	0 (0 to 0)	0 (0 to 0)	0 (0 to 0)	7.2
HIV/AIDS - Multidrug-resistant Tuberculosis without extensive dr...	0 (0 to 0)	0 (0 to 0)	0 (0 to 0)	0 (0 to 0)	0 (0 to 0)	0 (0 to 0)	0 (0 to 0)	0 (0 to 0)	0 (0 to 0)	0 (0 to 0)	0 (0 to 0)	0 (0 to 0)	0 (0 to 0)	0 (0 to 0)	0 (0 to 0)	0 (0 to 0)	0 (0 to 0)	0 (0 to 0)	0 (0 to 0)	0 (0 to 0)	0 (0 to 0)	0 (0 to 0)	0 (0 to 0)	0.2
HIV/AIDS - Extensively drug-resistant Tuberculosis	0 (0 to 0)	0 (0 to 0)	0 (0 to 0)	0 (0 to 0)	0 (0 to 0)	0 (0 to 0)	0 (0 to 0)	0 (0 to 0)	0 (0 to 0)	0 (0 to 0)	0 (0 to 0)	0 (0 to 0)	0 (0 to 0)	0 (0 to 0)	0 (0 to 0)	0 (0 to 0)	0 (0 to 0)	0 (0 to 0)	0 (0 to 0)	0 (0 to 0)	0 (0 to 0)	0 (0 to 0)	0 (0 to 0)	0
HIV/AIDS resulting in other diseases	0.4 (0 to 1.2)	0 (0 to 0.2)	0.3 (0 to 0.6)	0.2 (0 to 0.2)	0.1 (0 to 0.2)	0.1 (0 to 0.2)	0.2 (0.2 to 0.3)	0.6 (0.4 to 1.1)	2.6 (1.9 to 3.5)	4.8 (3.6 to 6)	7.8 (5.8 to 10.7)	7.8 (5.8 to 10.9)	8 (5.9 to 10.9)	6.6 (4.7 to 9.4)	5.1 (3.6 to 7.5)	3.5 (2.1 to 5.1)	3.2 (1.9 to 5.1)	1.8 (0.8 to 3.4)	0.7 (0.3 to 1.4)	0.1 (0 to 0.1)	0 (0 to 0)	0 (0 to 0)	55.6
Sexually transmitted infections excluding HIV	6.4 (1.6 to 14.3)	2 (0.4 to 4.7)	2.8 (0.8 to 6.6)	0.1 (0 to 0.1)	0.1 (0 to 0.1)	0.1 (0 to 0.1)	0.2 (0 to 0.3)	0.6 (0.3 to 1)	1.5 (0.7 to 2.3)	1.8 (1 to 3)	1.9 (1.1 to 3.2)	1.8 (1 to 3)	1.6 (1 to 2.9)	1.1 (0.6 to 2)	0.6 (0.4 to 1.3)	0.3 (0.1 to 0.7)	0.2 (0.1 to 0.4)	0.1 (0 to 0.3)	0.1 (0 to 0.2)	0 (0 to 0.1)	0 (0 to 0.1)	0 (0 to 0.1)	26.4
Syphilis	6.4 (1.6 to 14.3)	2 (0.4 to 4.7)	2.8 (0.8 to 6.6)	0.1 (0 to 0.1)	0.1 (0 to 0.1)	0 (0 to 0)	0 (0 to 0)	0 (0 to 0.1)	0 (0 to 0.1)	0 (0 to 0)	0 (0 to 0)	0 (0 to 0)	0 (0 to 0)	0 (0 to 0.1)	0 (0 to 0.1)	0 (0 to 0.1)	0 (0 to 0.1)	0 (0 to 0.1)	0 (0 to 0.1)	0 (0 to 0.1)	0 (0 to 0)	0 (0 to 0)	0 (0 to 0)	11.9
Chlamydial infection	0 (0 to 0)	0 (0 to 0)	0 (0 to 0)	0 (0 to 0)	0 (0 to 0)	0 (0 to 0)	0 (0 to 0.1)	0 (0 to 0.1)	0.2 (0 to 0.5)	0.3 (0.2 to 0.4)	0.4 (0.2 to 0.7)	0.4 (0.2 to 0.7)	0.3 (0.1 to 0.6)	0.1 (0 to 0.1)	0.1 (0 to 0.1)	0 (0 to 0.1)	0 (0 to 0.1)	0 (0 to 0.1)	0 (0 to 0.1)	0 (0 to 0.1)	0 (0 to 0)	0 (0 to 0)	0 (0 to 0)	2.4
Gonococcal infection	0 (0 to 0)	0 (0 to 0)	0 (0 to 0)	0 (0 to 0)	0 (0 to 0)	0 (0 to 0)	0 (0 to 0.1)	0 (0 to 0.1)	0.1 (0 to 0.2)	0.2 (0.1 to 0.3)	0.2 (0.1 to 0.3)	0.2 (0.1 to 0.3)	0.2 (0.1 to 0.3)	0.1 (0 to 0.1)	0.1 (0 to 0.1)	0.1 (0 to 0.2)	0.1 (0 to 0.2)	0.1 (0 to 0.2)	0.1 (0 to 0.2)	0.1 (0 to 0.2)	0 (0 to 0.1)	0 (0 to 0.1)	0 (0 to 0)	2.3
Trichomoniasis	0 (0 to 0)	0 (0 to 0)	0 (0 to 0)	0 (0 to 0)	0 (0 to 0)	0 (0 to 0)	0 (0 to 0.1)	0 (0 to 0.1)	0.1 (0 to 0.2)	0.2 (0.1 to 0.4)	0.2 (0.1 to 0.4)	0.2 (0.1 to 0.4)	0.2 (0.1 to 0.4)	0.2 (0.1 to 0.4)	0.2 (0.1 to 0.4)	0.2 (0.1 to 0.4)	0.2 (0.1 to 0.3)	0.1 (0 to 0.2)	0.1 (0 to 0.1)	0 (0 to 0.1)	0 (0 to 0)	0 (0 to 0)	0 (0 to 0)	2
Genital herpes	0 (0 to 0)	0 (0 to 0)	0 (0 to 0)	0 (0 to 0)	0 (0 to 0)	0 (0 to 0)	0 (0 to 0.1)	0 (0 to 0.1)	0.2 (0.1 to 0.4)	0.3 (0.2 to 0.5)	0.3 (0.2 to 0.5)	0.3 (0.2 to 0.5)	0.4 (0.2 to 0.6)	0.4 (0.2 to 0.6)	0.4 (0.2 to 0.6)	0.3 (0.2 to 0.5)	0.3 (0.1 to 0.4)	0.2 (0.1 to 0.3)	0.2 (0.1 to 0.3)	0.1 (0 to 0.2)	0 (0 to 0.1)	0 (0 to 0)	0 (0 to 0)	3.4
Other sexually transmitted infections	0 (0 to 0)	0 (0 to 0)	0 (0 to 0)	0 (0 to 0)	0 (0 to 0)	0 (0 to 0)	0 (0 to 0)	0 (0 to 0.1)	0 (0 to 0.1)	0.1 (0 to 0.2)	0.2 (0.1 to 0.3)	0.2 (0.1 to 0.3)	0.2 (0.1 to 0.4)	0.2 (0.1 to 0.3)	0.2 (0.1 to 0.3)	0.2 (0.1 to 0.3)	0.2 (0.1 to 0.3)	0.1 (0 to 0.2)	0.1 (0 to 0.1)	0 (0 to 0.1)	0 (0 to 0)	0 (0 to 0)	0 (0 to 0)	4.5
Respiratory infections and tuberculosis	2,129 (2.3 to 4.1)	1,274 (2.1 to 3.8)	2,268 (11.7 to 29.8)	2,268 (32.3 to 38.4)	1,268 (10.9 to 24.2)	1,268 (9.5 to 20.7)	1,268 (9.3 to 20.4)	1,268 (10.9 to 22.1)	1,268 (14.2 to 25.8)	1,268 (17.2 to 29.4)	1,268 (21.4 to 35.9)	1,268 (22.4 to 40.1)	1,268 (27.7 to 47.1)	1,268 (34.1 to 61.4)	1,268 (42.1 to 71.1)	1,268 (54.4 to 88.2)	1,268 (68.1 to 113.3)	1,268 (100.4 to 157.1)	1,268 (170.3 to 251.1)	1,268 (221.3 to 302.3)	1,268 (228.9 to 303.1)	1,268 (158.9 to 291.1)	1,910
Tuberculosis	0 (0 to 0)	0 (0 to 0)	0 (0 to 0.2)	0 (0 to 0.1)	0 (0 to 0.1)	0 (0 to 0.1)	0.2 (0.2 to 0.3)	0.5 (0.4 to 0.7)	1.2 (0.9 to 1.6)	1.5 (0.9 to 1.8)	1.5 (1 to 2)	1.5 (1 to 2)	1.5 (1.1 to 2)	1.4 (0.9 to 2)	1.1 (0.7 to 1.7)	0.7 (0.4 to 1.2)	0.5 (0.3 to 1.1)	0.3 (0.2 to 0.6)	0.2 (0.1 to 0.4)	0.1 (0 to 0.2)	0 (0 to 0.1)	0 (0 to 0)	33.6
Latent tuberculosis infection	0 (0 to 0)	0 (0 to 0)	0 (0 to 0)	0 (0 to 0)	0 (0 to 0)	0 (0 to 0)	0 (0 to 0)	0 (0 to 0)	0 (0 to 0)	0 (0 to 0)	0 (0 to 0)	0 (0 to 0)	0 (0 to 0)	0 (0 to 0)	0 (0 to 0)	0 (0 to 0)	0 (0 to 0)	0 (0 to 0)	0 (0 to 0)	0 (0 to 0)	0 (0 to 0)	0 (0 to 0)	0 (0 to 0)	0
Drug-susceptible tuberculosis	0 (0 to 0)	0 (0 to 0)	0 (0 to 0.2)	0 (0 to 0.1)	0 (0 to 0.1)	0 (0 to 0.1)	0 (0 to 0.2)	0.5 (0.4 to 0.7)	1 (0.8 to 1.4)	1.2 (0.8 to 1.7)	1.4 (1 to 1.9)	1.4 (1 to 2)	1.4 (1 to 2)	1.3 (0.9 to 1.9)	1.1 (0.7 to 1.7)	0.7 (0.4 to 1.2)	0.5 (0.3 to 1.1)	0.3 (0.2 to 0.6)	0.2 (0.1 to 0.4)	0.1 (0 to 0.2)	0 (0 to 0.1)	0 (0 to 0)	32.7
Multidrug-resistant tuberculosis without extensive drug-resistance	0 (0 to 0)	0 (0 to 0)	0 (0 to 0)	0 (0 to 0)	0 (0 to 0)	0 (0 to 0)	0 (0 to 0)	0 (0 to 0)	0 (0 to 0)	0 (0 to 0)	0 (0 to 0)	0 (0 to 0)	0 (0 to 0)	0 (0 to 0)	0 (0 to 0)	0 (0 to 0)	0 (0 to 0)	0 (0 to 0)	0 (0 to 0)	0 (0 to 0)	0 (0 to 0)	0 (0 to 0)	0 (0 to 0)	0.6
Extensively drug-resistant tuberculosis	0 (0 to 0)	0 (0 to 0)	0 (0 to 0)	0 (0 to 0)	0 (0 to 0)	0 (0 to 0)	0 (0 to 0)	0 (0 to 0)	0 (0 to 0)	0 (0 to 0)	0 (0 to 0)	0 (0 to 0)	0 (0 to 0)	0 (0 to 0)	0 (0 to 0)	0 (0 to 0)	0 (0 to 0)	0 (0 to 0)	0 (0 to 0)	0 (0 to 0)	0 (0 to 0)	0 (0 to 0)	0 (0 to 0)	0.2
Lower respiratory infections	2,123 (2.2 to 4.1)	1,272 (2.1 to 3.8)	2,267 (14.7 to 29.2)	2,267 (32.1 to 38.4)	1,267 (11.6 to 19.1)	1,267 (9.4 to 19.3)	1,267 (2.2 to 5.5)	1,267 (3.5 to 7.1)	1,267 (5.3 to 9.6)	1,267 (7.4 to 11.8)	1,267 (8.6 to 15.4)	1,267 (9.6 to 17.2)	1,267 (12.2 to 22.2)	1,267 (15.1 to 28.1)	1,267 (20.3 to 37.2)	1,267 (28.7 to 52.6)	1,267 (44.6 to 87.6)	1,267 (75.2 to 151.2)	1,267 (131.9 to 225.1)	1,267 (205.1 to 282.1)	1,267 (224.2 to 302.1)	1,267 (158.9 to 291.1)	1,733
Upper respiratory infections	0 (0 to 0)	0 (0 to 0)	0.3 (0 to 0.7)	0.1 (0 to 0.2)	0.1 (0 to 0.2)	0.1 (0 to 0.2)	0.1 (0 to 0.2)	0.1 (0 to 0.2)	0.1 (0 to 0.2)	0.1 (0 to 0.2)	0.1 (0 to 0.2)	0.1 (0 to 0.2)	0.1 (0 to 0.2)	0.1 (0 to 0.2)	0.1 (0 to 0.2)	0.1 (0 to 0.2)	0.1 (0 to 0.2)	0.1 (0 to 0.2)	0.1 (0 to 0.2)	0.1 (0 to 0.2)	0 (0 to 0.1)	0 (0 to 0.1)	0 (0 to 0.1)	0.2
Otitis media	0 (0 to 0)	0 (0 to 0)	2.3 (0 to 6.9)	10.4 (2.9 to 17)	11.6 (4.5 to 19.6)	9.1 (4.6 to 15.8)	7.7 (4 to 13.7)	8.5 (4.6 to 14.2)	8.6 (4.7 to 14.7)	8.8 (4.7 to 14.7)	8.9 (4.8 to 14.9)	8.8 (4.8 to 14.9)	8.8 (4.8 to 13.2)	8.2 (4.5 to 13.9)	7.3 (4 to 12.1)	5.5 (2.9 to 9.2)	4.6 (2.5 to 7.4)	3.1 (1.6 to 5.2)	2 (1 to 3.4)	1.1 (0.4 to 1.9)	0.5 (0.2 to 0.8)	0.2 (0 to 0.5)	126
Enteric infections	0.2 (0 to 0.3)	0.6 (0.5 to 0.8)	7.4 (5 to 10.4)	11.6 (7.1 to 19.3)	7.1 (3.4 to 9.8)	4 (2.2 to 6.7)	3.1 (1.9 to 4.7)	2.9 (1.7 to 4.4)	3.2 (2.1 to 4.7)	3.2 (2.1 to 4.7)	3.2 (2.1 to 4.2)	3.1 (2.1 to 4.3)	3.1 (2.1 to 4.4)	3.1 (2.1 to 4.5)	3.1 (2.1 to 4.5)	3.1 (2.1 to 4.5)	3.1 (2.1 to 4.5)	3.1 (2.1 to 4.5)	3.1 (2.1 to 4.5)	3.1 (2.1 to 4.5)	3.1 (2.1 to 4.5)	3.1 (2.1 to 4.5)	131
Diarrheal diseases	0.2 (0.1 to 0.2)	0.6 (0.5 to 0.8)	7.3 (4.9 to 10.4)	11.5 (7.1 to 19.2)	7.1 (3.4 to 9.8)	4 (2.2 to 6.7)	3.1 (1.9 to 4.7)	2.9 (1.7 to 4.4)	3.2 (2.1 to 4.7)	3.2 (2.1 to 4.7)	3.2 (2.1 to 4.2)	3.1 (2.1 to 4.3)	3.1 (2.1 to 4.4)	3.1 (2.1 to 4.5)	3.1 (2.1 to 4.5)	3.1 (2.1 to 4.5)	3.1 (2.1 to 4.5)	3.1 (2.1 to 4.5)	3.1 (2.1 to 4.5)	3.1 (2.1 to 4.5)	3.1 (2.1 to 4.5)	3.1 (2.1 to 4.5)	130
Typhoid and paratyphoid	0 (0 to 0)	0 (0 to 0)	0 (0 to 0)	0 (0 to 0)	0 (0 to 0)	0 (0 to 0)	0 (0 to 0)	0 (0 to 0)	0 (0 to 0)	0 (0 to 0)	0 (0 to 0)	0 (0 to 0)	0 (0 to 0)	0 (0 to 0)	0 (0 to 0)	0 (0 to 0)	0 (0 to 0)	0 (0 to 0)	0 (0 to 0)	0 (0 to 0)	0 (0 to 0)	0 (0 to 0)	0 (0 to 0)	0
Typhoid fever	0 (0 to 0)	0 (0 to 0)	0 (0 to 0)	0 (0 to 0)	0 (0 to 0)	0 (0 to 0)	0 (0 to 0)	0 (0 to 0)	0 (0 to 0)	0 (0 to 0)	0 (0 to 0)	0 (0 to 0)	0 (0 to 0)	0 (0 to 0)	0 (0 to 0)	0 (0 to 0)	0 (0 to 0)	0 (0 to 0)	0 (0 to 0)	0 (0 to 0)	0 (0 to 0)	0 (0 to 0)	0 (0 to 0)	0
Paratyphoid fever	0 (0 to 0)	0 (0 to 0)	0 (0 to 0)	0 (0 to 0)	0 (0 to 0)	0 (0 to 0)	0 (0 to 0)	0 (0 to 0)	0 (0 to 0)	0 (0 to 0)	0 (0 to 0)	0 (0 to 0)	0 (0 to 0)	0 (0 to 0)	0 (0 to 0)	0 (0 to 0)	0 (0 to 0)	0 (0 to 0)	0 (0 to 0)	0 (0 to 0)	0 (0 to 0)	0 (0 to 0)	0 (0 to 0)	0
Invasive Non-typhoidal Salmonella (iNTS)	0 (0 to 0)	0 (0 to 0)	0 (0 to 0)	0 (0 to 0.2)	0 (0 to 0.2)	0 (0 to 0.2)	0 (0 to 0.2)	0 (0 to 0.2)	0 (0 to 0.2)	0 (0 to 0.2)	0 (0 to 0.2)	0 (0 to 0.2)	0 (0 to 0.2)	0 (0 to 0.1)	0 (0 to 0.2)	0 (0 to 0.2)	0 (0 to 0.2)	0 (0 to 0.1)	0 (0 to 0.1)	0 (0 to 0.1)	0 (0 to 0.1)	0 (0 to 0.1)	0 (0 to 0.1)	0.5
Other intestinal infectious diseases	0 (0 to 0)	0 (0 to 0)	0.1 (0 to 0.2)	0.2 (0 to 0.4)	0.1 (0 to 0.3)	0.1 (0 to 0.3)	0.1 (0 to 0.3)	0.1 (0 to 0.3)	0.1 (0 to 0.3)	0.1 (0 to 0.3)	0.1 (0 to 0.3)	0.1 (0 to 0.3)	0.1 (0 to 0.3)	0.1 (0 to 0.3)	0.1 (0 to 0.3)	0.1 (0 to 0.3)	0.1 (0 to 0.3)	0.1 (0 to 0.3)	0.1 (0 to 0.3)	0.1 (0 to 0.3)	0.1 (0 to 0.3)	0.1 (0 to 0.3)	0.1 (0 to 0.3)	0.4
Neglected tropical diseases and malaria	0 (0 to 0)	0 (0 to 0)	0.2 (0 to 0.6)	0.6 (0.2 to 0.9)	1.5 (0.7 to 2.3)	0.4 (0.2 to 0.6)	0.2 (0 to 0.5)	0.2 (0 to 0.5)	0.2 (0 to 0.5)	0.2 (0 to 0.7)	0.3 (0 to 1.1)	0.5 (0.1 to 1.3)	0.4 (0.1 to 1.2)	0.6 (0.1 to 1.6)	0.5 (0.1 to 1.4)	0.3 (0 to 1.1)	0.2 (0 to 0.8)	0.1 (0 to 0.4)	0.1 (0 to 0.3)	0.1 (0 to 0.3)	0 (0 to 0.1)	0 (0 to 0.1)	0.7
Malaria	0 (0 to 0)	0 (0 to 0)	0 (0 to 0)	0 (0 to 0)	0 (0 to 0)	0 (0 to 0)	0 (0 to 0)	0 (0 to 0)	0 (0 to 0)	0 (0 to 0)	0 (0 to 0)	0 (0 to 0)	0 (0 to 0)	0 (0 to 0)	0 (0 to 0)	0 (0 to 0)	0 (0 to 0)	0 (0 to 0)	0 (0 to 0)	0 (0 to 0)	0 (0 to 0)	0 (0 to 0)	0 (0 to 0)	0
Chagas disease	0 (0 to 0)	0 (0 to 0)	0 (0 to 0)	0 (0 to 0)	0 (0 to 0)	0 (0 to 0)	0 (0 to 0)	0 (0 to 0)	0 (0 to 0)	0 (0 to 0)	0 (0 to 0)	0 (0 to 0)	0 (0 to 0)	0 (0 to 0)	0 (0 to 0)	0 (0 to 0)	0 (0 to 0)	0 (0 to 0)	0 (0 to 0)	0 (0 to 0)	0 (0 to 0)	0 (0 to 0)	0 (0 to 0)	0
Leishmaniasis	0 (0 to 0)	0 (0 to 0)	0 (0 to 0)	0 (0 to 0)	0 (0 to 0)	0 (0 to 0)	0 (0 to 0)	0 (0 to 0)	0 (0 to 0)	0 (0 to 0)	0 (0 to 0)	0 (0 to 0)	0 (0 to 0)	0 (0 to 0)	0 (0 to 0)	0 (0 to 0)	0 (0 to 0)	0 (0 to 0)	0 (0 to 0)	0 (0 to 0)	0 (0 to 0)	0 (0 to 0)	0 (0 to 0)	0
Visceral leishmaniasis	0 (0 to 0)	0 (0 to 0)	0 (0 to 0)	0 (0 to 0)	0 (0 to 0)	0 (0 to 0)	0 (0 to 0)	0 (0 to 0)	0 (0 to 0)	0 (0 to 0)	0 (0 to 0)	0 (0 to 0)	0 (0 to 0)	0 (0 to 0)	0 (0 to 0)	0 (0 to 0)	0 (0 to 0)	0 (0 to 0)	0 (0 to 0)	0 (0 to 0)	0 (0 to 0)	0 (0 to 0)	0 (0 to 0)	0
Cutaneous and mucocutaneous leishmaniasis	0 (0 to 0)	0 (0 to 0)	0 (0 to 0)	0 (0 to 0)	0 (0 to 0)	0 (0 to 0)	0 (0 to 0)	0 (0 to 0)	0 (0 to 0)	0 (0 to 0)	0 (0 to 0)	0 (0 to 0)	0 (0 to 0)	0 (0 to 0)	0 (0 to 0)	0 (0 to 0)	0 (0 to 0)	0 (0 to 0)	0 (0 to 0)	0 (0 to 0)	0 (0 to 0)	0 (0 to 0)	0 (0 to 0)	0
African trypanosomiasis	0 (0 to 0)	0 (0 to 0)	0 (0 to 0)	0 (0 to 0)	0 (0 to 0)	0 (0 to 0)	0 (0 to 0)	0 (0 to 0)	0 (0 to 0)	0 (0 to 0)	0 (0 to 0)	0 (0 to 0)	0 (0 to 0)	0 (0 to 0)	0 (0 to 0)	0 (0 to 0)	0 (0 to 0)	0 (0 to 0)	0 (0 to 0)	0 (0 to 0)	0 (0 to 0)	0 (0 to 0)	0 (0 to 0)	0
Schistosomiasis	0 (0 to 0)	0 (0 to 0)	0 (0 to 0)	0 (0 to 0)	0 (0 to 0)	0 (0 to 0)	0 (0 to 0)	0 (0 to 0)	0 (0 to 0)	0 (0 to 0)	0 (0 to 0)	0 (0 to 0)	0 (0 to 0)	0 (0 to 0)	0 (0 to 0)	0 (0 to 0)	0 (0 to 0)	0 (0 to 0)	0 (0 to 0)	0 (0 to 0)	0 (0 to 0)	0 (0 to 0)	0 (0 to 0)	0
Cysticercosis	0 (0 to 0)	0 (0 to 0)	0 (0 to 0)	0 (0 to 0)	0 (0 to 0)	0 (0 to 0)	0 (0 to 0)	0 (0 to 0)	0 (0 to 0)	0 (0 to 0)	0 (0 to 0)	0 (0 to 0)	0 (0 to 0)	0 (0 to 0)	0 (0 to 0)	0 (0 to 0)	0 (0 to 0)	0 (0 to 0)	0 (0 to 0)	0 (0 to 0)	0 (0 to 0)	0 (0 to 0)	0 (0 to 0)	0
Cystic echinococcosis	0 (0 to 0)	0 (0 to 0)	0 (0 to 0)	0 (0 to 0)	0 (0 to 0)	0 (0 to 0)	0 (0 to 0)	0 (0 to 0)	0 (0 to 0)	0 (0 to 0)	0 (0 to 0)	0 (0 to 0)	0 (0 to 0)	0 (0 to 0)	0 (0 to 0)	0 (0 to 0)	0 (0 to 0)	0 (0 to 0)	0 (0 to 0)	0 (0 to 0)	0 (0 to 0)	0 (0 to 0)	0 (0 to 0)	0.1
Lymphatic filariasis	0 (0 to 0)	0 (0 to 0)	0 (0 to 0)	0 (0 to 0)	0 (0 to 0)	0 (0 to 0)	0 (0 to 0)	0 (0 to 0)	0 (0 to 0)	0 (0 to 0)	0 (0 to 0)	0 (0 to 0)	0 (0 to 0)	0 (0 to 0)	0 (0 to 0)	0 (0 to 0)	0 (0 to 0)	0 (0 to 0)	0 (0 to 0)	0 (0 to 0)	0 (0 to 0)	0 (0 to 0)	0 (0 to 0)	0
Onchocerciasis	0 (0 to 0)	0 (0 to 0)	0 (0 to 0)	0 (0 to 0)	0 (0 to 0)	0 (0 to 0)	0 (0 to 0)	0 (0 to 0)	0 (0 to 0)	0 (0 to 0)	0 (0 to 0)	0 (0 to 0)	0 (0 to 0)	0 (0 to 0)	0 (0 to 0)	0 (0 to 0)	0 (0 to 0)	0 (0 to 0)	0 (0 to 0)	0 (0 to 0)	0 (0 to 0)	0 (0 to 0)	0 (0 to 0)	0
Trachoma	0 (0 to 0)	0 (0 to 0)	0 (0 to 0)	0 (0 to 0)	0 (0 to 0)	0 (0 to 0)	0 (0 to 0)	0 (0 to 0)	0 (0 to 0)	0 (0 to 0)	0 (0 to 0)	0 (0 to 0)	0 (0 to 0)	0 (0 to 0)	0 (0 to 0)	0 (0 to 0)	0 (0 to 0)	0 (0 to 0)	0 (0 to 0)	0 (0 to 0)	0 (0 to 0)	0 (0 to 0)	0 (0 to 0)	0
Dengue	0 (0 to 0)	0 (0 to 0)	0 (0 to 0)	0 (0 to 0)	0 (0 to 0)	0 (0 to 0)	0 (0 to 0)	0 (0 to 0)	0 (0 to 0)	0 (0 to 0)	0 (0 to 0)	0 (0 to 0)	0 (0 to 0)	0 (0 to 0)	0 (0 to 0)	0 (0 to 0)	0 (0 to 0)	0 (0 to 0)	0 (0 to 0)	0 (0 to 0)	0 (0 to 0)	0 (0 to 0)	0 (0 to 0)	0
Yellow fever	0 (0 to 0)	0 (0 to 0)	0 (0 to 0)	0 (0 to 0)	0 (0 to 0)	0 (0 to 0)	0 (0 to 0)	0 (0 to 0)	0 (0 to 0)	0 (0 to 0)	0 (0 to 0)	0 (0 to 0)	0 (0 to 0)	0 (0 to 0)	0 (0 to 0)	0 (0 to 0)	0 (0 to 0)	0 (0 to 0)	0 (0 to 0)	0 (0 to 0)	0 (0 to 0)	0 (0 to 0)	0 (0 to 0)	0
Rabies	0 (0 to 0)	0 (0 to 0)	0 (0 to 0)	0 (0 to 0)	0 (0 to 0)	0 (0 to 0)	0 (0 to 0)	0 (0 to 0)	0 (0 to 0)	0 (0 to 0)	0 (0 to 0)	0 (0 to 0)	0 (0 to 0)	0 (0 to 0)	0 (0 to 0)	0 (0 to 0)	0 (0 to 0)	0 (0 to 0)	0 (0 to 0)	0 (0 to 0)	0 (0 to 0)	0 (0 to 0)	0 (0 to 0)	0
Intestinal nematode infections	0 (0 to 0)	0 (0 to 0)	0 (0 to 0)	0 (0 to 0)	0 (0 to 0)	0 (0 to 0)	0 (0 to 0)	0 (0 to 0)	0 (0 to 0)	0 (0 to 0)	0 (0 to 0)	0 (0 to 0)	0 (0 to 0)	0 (0 to 0)	0 (0 to 0)	0 (0 to 0)	0 (0 to 0)	0 (0 to 0)	0 (0 to 0)	0 (0 to 0)	0 (0 to 0)	0 (0 to 0)	0 (0 to 0)	0
Ascariasis	0 (0 to 0)	0 (0 to 0)	0 (0 to 0)	0 (0 to 0)	0 (0 to 0)	0 (0 to 0)	0 (0 to 0)	0 (0 to 0)	0 (0 to 0)	0 (0 to 0)	0 (0 to 0)	0 (0 to 0)	0 (0 to 0)	0 (0 to 0)	0 (0 to 0)	0 (0 to 0)	0 (0 to 0)	0 (0 to 0)	0 (0 to 0)	0 (0 to 0)	0 (0 to 0)	0 (0 to 0)	0 (0 to 0)	0
Trichuriasis	0 (0 to 0)	0 (0 to 0)	0 (0 to 0)	0 (0 to 0)	0 (0 to 0)	0 (0 to 0)	0 (0 to 0)	0 (0 to 0)	0 (0 to 0)	0 (0 to 0)	0 (0 to 0)	0 (0 to 0)	0 (0 to 0)	0 (0 to 0)	0 (0 to 0)	0 (0 to 0)	0 (0 to 0)	0 (0 to 0)	0 (0 to 0)	0 (0 to 0)	0 (0 to 0)	0 (0 to 0)	0 (0 to 0)	0
Hookworm disease	0 (0 to 0)	0 (0 to 0)	0 (0 to 0)	0 (0 to 0)	0 (0 to 0)	0 (0 to 0)	0 (0 to 0)	0 (0 to 0)	0 (0 to 0)	0 (0 to 0)	0 (0 to 0)	0 (0 to 0)	0 (0 to 0)



| | | |

Osteoarthritis other	0 (0 to 0)	0 (0 to 0)	0 (0 to 0)	0 (0 to 0)	0 (0 to 0)	0 (0 to 0)	0 (0 to 0)	0 (0 to 0)	0 (0 to 0)	0 (0 to 0)	0 (0 to 1)	0.4 (0.1 to 0.9)	1 (0.4 to 2.4)	2.8 (1.2 to 5.4)	5.4 (2.4 to 11.4)	7.5 (3.4 to 16.3)	8 (3.8 to 17)	9 (4.4 to 19.1)	10 (4.9 to 20.7)	8.2 (4.1 to 16.5)	6.7 (3.4 to 13.7)	4 (2.0 to 8.2)	1.9 (1 to 3.9)	0.5 (0.3 to 1.1)		66.4
Low back pain	0 (0 to 0)	0 (0 to 0)	0 (0 to 0)	0 (0 to 0)	0.6 (2.7 to 9.6)	27.4 (16.4 to 43.8)	46.1 (29.1 to 77.4)	57 (40.3 to 107)	67 (54.8 to 140)	67 (67 to 173)	67 (77.6 to 193)	64.2 (78.7 to 197)	64.2 (93.4 to 240)	68.3 (109 to 286)	68.3 (140 to 346)	62.7 (146 to 341)	55.3 (127 to 295)	52.4 (122 to 284)	47.1 (121 to 277)	39.4 (94.3 to 224)	32.4 (82 to 184)	20.2 (52 to 73.2)	9.1 (32.4 to 73.2)	4.7 (13 to 29.5)		2,140
Neck pain	0 (0 to 0)	0 (0 to 0)	0 (0 to 0)	2.7 (1 to 5.9)	14.5 (7 to 29.4)	23.5 (11 to 41.9)	34.1 (17.5 to 64.4)	51.3 (27 to 97.4)	62.6 (33 to 108)	64.2 (33 to 108)	64.2 (33 to 108)	64.2 (46 to 154)	68.3 (70 to 194)	68.3 (107 to 264)	62.7 (149 to 348)	55.3 (151 to 348)	49.2 (135 to 311)	42.4 (116 to 272)	39.4 (110 to 258)	40.1 (112 to 257)	35.3 (97.8 to 224)	24.3 (67.6 to 156)	11.6 (34.6 to 81.7)	4.3 (13 to 30.3)		833
Gout	0 (0 to 0)	0 (0 to 0)	0 (0 to 0)	0 (0 to 0)	0 (0 to 0)	0 (0 to 0)	0 (0 to 0)	0 (0 to 0)	0 (0 to 0)	0 (0 to 0)	0 (0 to 0)	0 (0 to 0)	0 (0 to 0)	0 (0 to 0)	0 (0 to 0)	0 (0 to 0)	0 (0 to 0)	0 (0 to 0)	0 (0 to 0)	0 (0 to 0)	0 (0 to 0)	0 (0 to 0)	0 (0 to 0)	0 (0 to 0)	0 (0 to 0)		49
Other musculoskeletal disorders	0 (0 to 0)	0 (0 to 0)	0 (0 to 0)	0.2 (0.1 to 0.5)	0.7 (0.3 to 1.4)	1.6 (0.7 to 3.2)	19.6 (11.7 to 31.2)	37.4 (23.1 to 57.6)	51.4 (31.8 to 79.2)	51.4 (32.4 to 78.7)	53.2 (32.4 to 78.7)	50.3 (29.5 to 79.2)	50.3 (29.5 to 79.2)	68.3 (42.1 to 105)	81.1 (47.9 to 130)	76.6 (44.2 to 119)	61.2 (32.6 to 98.7)	55.4 (29.4 to 95.1)	50.7 (24.2 to 85.5)	34.6 (16.9 to 58.4)	18.6 (8.4 to 36.7)	9.9 (5.5 to 19.6)	5.6 (2.9 to 9)	2.1 (1.1 to 3.1)		686
Other non-communicable diseases	61.6 (40.7 to 119)	42.6 (32.3 to 64.4)	122 (87.3 to 169)	77.9 (59.3 to 96.5)	27.9 (24.5 to 39.5)	45.2 (34.5 to 58.1)	63.6 (47.5 to 94.5)	101 (72.5 to 140)	137 (97 to 192)	156 (110 to 219)	156 (108 to 220)	151 (97.6 to 188)	158 (97.6 to 188)	180 (120 to 241)	210 (156 to 282)	220 (160 to 294)	197 (140 to 266)	207 (153 to 278)	227 (167 to 306)	184 (140 to 240)	152 (118 to 188)	87.1 (77.5 to 118)	55.7 (42.9 to 68.5)	17.9 (12.3 to 22.6)		2,910
Congenital birth defects	79.3 (58.7 to 117)	35.1 (25.6 to 48.9)	70.2 (47.5 to 107)	58.6 (43.5 to 81.4)	19.7 (13.8 to 24.4)	17.2 (13 to 22.5)	17.9 (14 to 22.5)	15.4 (11.1 to 19.4)	14.3 (11 to 18.3)	14.6 (11.2 to 18.7)	14.1 (10.6 to 18)	13.6 (9.1 to 15.6)	16 (10.9 to 20.7)	18.9 (12.4 to 24.7)	19.1 (12.3 to 24.8)	19.1 (12.5 to 25)	13.9 (8.5 to 18.5)	9.7 (5.7 to 12.5)	3.1 (1.6 to 4.9)	2 (1.2 to 2.1)	1.3 (0.8 to 1.7)	0.6 (0.4 to 1.1)	0.3 (0.1 to 0.4)	0.1 (0 to 0.1)		449
Neural tube defects	6.8 (4.5 to 10.1)	2 (1.5 to 2.1)	4.4 (2.3 to 7.8)	5.7 (2.2 to 9.4)	0.8 (0.4 to 1.1)	0.9 (0.7 to 1.3)	0.7 (0.7 to 1.4)	0.7 (0.7 to 1.4)	0.8 (0.4 to 1.2)	0.8 (0.5 to 1.1)	0.6 (0.3 to 0.8)	0.6 (0.2 to 0.8)	0.4 (0.1 to 0.6)	0.3 (0.1 to 0.5)	0.1 (0 to 0.1)	0.1 (0 to 0.1)	0 (0 to 0.1)	0 (0 to 0.1)	0 (0 to 0.1)	0 (0 to 0.1)	0 (0 to 0.1)	0 (0 to 0.1)	0 (0 to 0.1)	0 (0 to 0)		27.2
Congenital heart anomalies	19.4 (10.7 to 27.9)	15.5 (10.1 to 22.4)	24.5 (13.5 to 46.7)	14.8 (9.4 to 24.8)	3 (1.8 to 5.2)	3 (2.3 to 3.8)	4.3 (3.1 to 6.2)	3.7 (2.8 to 5)	3.2 (2.3 to 4.2)	3.2 (2.4 to 4.1)	3.3 (2.1 to 4.7)	3.5 (1.6 to 4.7)	3.5 (1.6 to 4.7)	4 (2 to 5.7)	2.6 (1.3 to 3.4)	3.3 (1.6 to 4.4)	2.4 (1 to 3.4)	1.9 (0.9 to 2.9)	0.9 (0.1 to 2.2)	0.2 (0.1 to 0.4)	0.1 (0 to 0.3)	0.1 (0 to 0.3)	0 (0 to 0)	0 (0 to 0)		116
Orofacial clefts	0 (0 to 0)	0.1 (0 to 0.2)	0.2 (0.1 to 0.3)	0.2 (0.1 to 0.3)	0.1 (0.1 to 0.2)	0.1 (0.1 to 0.3)	0.1 (0.1 to 0.3)	0.2 (0.1 to 0.2)	0.2 (0.1 to 0.3)	0.2 (0.1 to 0.3)	0.2 (0.1 to 0.2)	0.2 (0.1 to 0.3)	0.2 (0.1 to 0.3)	0.2 (0.1 to 0.3)	0.2 (0.1 to 0.3)	0.2 (0.1 to 0.3)	0.1 (0 to 0.2)	0.1 (0 to 0.2)	0.1 (0 to 0.2)	0.1 (0 to 0.1)	0.1 (0 to 0.1)	0.1 (0 to 0.1)	0 (0 to 0)	0 (0 to 0)		2.6
Down syndrome	1.8 (1.1 to 2.7)	0.6 (0.4 to 0.9)	1.8 (1 to 2.9)	1.9 (1.4 to 2.7)	1.1 (0.7 to 1.5)	1.1 (0.8 to 1.4)	1.3 (0.8 to 1.8)	1.4 (1 to 2)	1.6 (1.1 to 2.1)	1.5 (1 to 2.1)	1.5 (1 to 2.1)	1.5 (1 to 2.1)	1.5 (1 to 2.1)	2.7 (1.7 to 3.6)	6 (3.4 to 8.5)	7.8 (4.1 to 10.9)	5.7 (2.9 to 8)	2.6 (1.5 to 4)	1.5 (0.8 to 2)	0.3 (0 to 0.5)	0.3 (0 to 0.5)	0.3 (0 to 0.5)	0.1 (0 to 0.2)	0 (0 to 0)		41.7
Turner syndrome	0 (0 to 0)	0 (0 to 0)	0.1 (0 to 0.1)	0.1 (0 to 0.1)	0.1 (0 to 0.1)	0.1 (0 to 0.2)	0.1 (0 to 0.2)	0.1 (0 to 0.2)	0.1 (0 to 0.1)	0.1 (0 to 0.1)	0.1 (0 to 0.1)	0 (0 to 0.1)	0 (0 to 0.1)	0 (0 to 0.1)	0 (0 to 0)	0 (0 to 0)	0 (0 to 0)	0 (0 to 0)	0 (0 to 0)	0 (0 to 0)	0 (0 to 0)	0 (0 to 0)	0 (0 to 0)	0 (0 to 0)	0 (0 to 0)		0.6
Klinefelter syndrome	0 (0 to 0)	0 (0 to 0)	0 (0 to 0)	0 (0 to 0)	0 (0 to 0)	0 (0 to 0)	0 (0 to 0)	0 (0 to 0)	0 (0 to 0)	0 (0 to 0)	0 (0 to 0)	0 (0 to 0)	0 (0 to 0)	0 (0 to 0)	0 (0 to 0)	0 (0 to 0)	0 (0 to 0)	0 (0 to 0)	0 (0 to 0)	0 (0 to 0)	0 (0 to 0)	0 (0 to 0)	0 (0 to 0)	0 (0 to 0)	0 (0 to 0)		0.1
Other chromosomal abnormalities	4.3 (3.5 to 5.2)	2.8 (2.4 to 4.8)	7.9 (4.9 to 15.2)	5.2 (2.7 to 7.2)	2.2 (1.4 to 3.2)	2.2 (1.4 to 2.8)	2 (1.4 to 2.8)	1.8 (1.3 to 2.5)	1.7 (1.1 to 2.4)	1.7 (1.1 to 2.3)	1.6 (1 to 2.2)	1.3 (0.8 to 1.8)	1.3 (0.8 to 1.8)	1.6 (0.9 to 2.2)	1.4 (0.8 to 2)	1.1 (0.6 to 1.6)	0.6 (0.3 to 0.9)	0.4 (0.2 to 0.6)	0.2 (0.1 to 0.4)	0.1 (0 to 0.2)	0.1 (0 to 0.2)	0 (0 to 0.1)	0 (0 to 0)	0 (0 to 0)		42.7
Congenital musculoskeletal and limb anomalies	4.4 (2.7 to 7)	1.2 (0.8 to 1.8)	9.6 (5.5 to 17.4)	9.6 (4.1 to 14.7)	3.4 (2.1 to 4.2)	3.4 (2.6 to 4.2)	3.4 (2.6 to 4.2)	3.4 (2.6 to 4.2)	3.4 (2.6 to 4.2)	3.2 (2.5 to 4.6)	2.9 (2.1 to 4.2)	1.6 (1.4 to 4.2)	2.6 (1.4 to 4.2)	3.6 (2.3 to 5.2)	3.8 (2.4 to 5.4)	3.4 (2.3 to 5.2)	2.7 (1.7 to 4.1)	2.1 (1.4 to 3.2)	1.3 (0.8 to 2.1)	0.8 (0.4 to 1.4)	0.4 (0.3 to 0.7)	0.2 (0.1 to 0.2)	0.1 (0 to 0.1)	0 (0 to 0)		74.8
Urogenital congenital anomalies	6.9 (4.6 to 11.4)	1.5 (0.8 to 2.3)	2.5 (1.5 to 4.1)	1.3 (0.8 to 2)	0.7 (0.3 to 0.7)	0.5 (0.2 to 0.5)	0.3 (0.2 to 0.5)	0.3 (0.2 to 0.5)	0.3 (0.2 to 0.5)	0.3 (0.1 to 0.4)	0.2 (0.1 to 0.4)	0.1 (0 to 0.2)	0.1 (0 to 0.2)	0.2 (0.1 to 0.3)	0.2 (0.1 to 0.3)	0.1 (0 to 0.3)	0.1 (0 to 0.2)	0.1 (0 to 0.1)	0 (0 to 0.1)	0 (0 to 0.1)	0 (0 to 0.1)	0 (0 to 0.1)	0 (0 to 0)	0 (0 to 0)		15.5
Digestive congenital anomalies	10.6 (4.7 to 19.8)	3.9 (2.3 to 6.8)	3.5 (1.9 to 5.2)	2.4 (0.9 to 4.1)	0.9 (0.4 to 1.4)	0.7 (0.3 to 0.7)	0.7 (0.3 to 0.5)	0.5 (0.2 to 0.5)	0.5 (0.2 to 0.5)	0.5 (0.2 to 0.5)	0.3 (0.1 to 0.5)	0.2 (0.1 to 0.3)	0.2 (0.1 to 0.3)	0.2 (0.1 to 0.3)	0.2 (0.1 to 0.3)	0.2 (0.1 to 0.3)	0.1 (0 to 0.2)	0.1 (0 to 0.1)	0 (0 to 0.1)	0 (0 to 0)	0 (0 to 0)	0 (0 to 0)	0 (0 to 0)	0 (0 to 0)		29
Other congenital birth defects	24.2 (14.2 to 34.8)	14.6 (4.2 to 24.9)	14.6 (4.3 to 31.9)	9.6 (2.5 to 16.5)	1.4 (0.7 to 2.6)	0.7 (0.5 to 2.5)	0.5 (0.4 to 2.5)	0.5 (0.4 to 2.5)	0.5 (0.4 to 2.5)	0.5 (0.4 to 2.5)	0.5 (0.4 to 2.5)	0.5 (0.4 to 2.5)	0.5 (0.4 to 2.5)	0.5 (0.4 to 2.5)	0.5 (0.4 to 2.5)	0.5 (0.4 to 2.5)	0.5 (0.4 to 2.5)	0.5 (0.4 to 2.5)	0.5 (0.4 to 2.5)	0.5 (0.4 to 2.5)	0.5 (0.4 to 2.5)	0.5 (0.4 to 2.5)	0.5 (0.4 to 2.5)	0.5 (0.4 to 2.5)		98.4
Urinary diseases and male infertility	0.1 (0 to 0.1)	0.2 (0.1 to 0.2)	0.2 (0 to 0.6)	0.6 (0.2 to 1.2)	0.6 (0.4 to 0.8)	0.6 (0.4 to 0.8)	0.7 (0.7 to 1.2)	1.2 (1 to 2.4)	2 (1.6 to 3.2)	2.6 (2 to 4.8)	3.2 (2.6 to 5.2)	3.6 (3 to 7.3)	4.6 (3.6 to 7.3)	5.6 (5 to 9)	6.9 (5.6 to 11.2)	7.8 (6.2 to 12.4)	5.7 (4.5 to 9.2)	2.6 (2 to 4.2)	1.5 (1 to 2.4)	0.6 (0.4 to 1)	0.3 (0.2 to 0.5)	0.1 (0 to 0.2)	0 (0 to 0)	0 (0 to 0)		41.7
Urolithiasis	0 (0 to 0)	0 (0 to 0)	0 (0 to 0)	0 (0 to 0)	0 (0 to 0.1)	0 (0 to 0.1)	0 (0 to 0.1)	0 (0 to 0.2)	0 (0 to 0.2)	0 (0 to 0.2)	0 (0 to 0.2)	0 (0 to 0.2)	0 (0 to 0.2)	0 (0 to 0.2)	0 (0 to 0.2)	0 (0 to 0.2)	0 (0 to 0.2)	0 (0 to 0.2)	0 (0 to 0.2)	0 (0 to 0.2)	0 (0 to 0.2)	0 (0 to 0.2)	0 (0 to 0.2)	0 (0 to 0.2)	0 (0 to 0.2)		19.5
Benign prostatic hyperplasia	0 (0 to 0)	0 (0 to 0)	0 (0 to 0)	0 (0 to 0)	0 (0 to 0)	0 (0 to 0)	0 (0 to 0)	0 (0 to 0)	0 (0 to 0)	0 (0 to 0)	0 (0 to 0)	0 (0 to 0)	0 (0 to 0)	0 (0 to 0)	0 (0 to 0)	0 (0 to 0)	0 (0 to 0)	0 (0 to 0)	0 (0 to 0)	0 (0 to 0)	0 (0 to 0)	0 (0 to 0)	0 (0 to 0)	0 (0 to 0)	0 (0 to 0)		51
Male infertility	0 (0 to 0)	0 (0 to 0)	0 (0 to 0)	0 (0 to 0)	0 (0 to 0)	0 (0 to 0)	0 (0 to 0)	0.1 (0 to 0.2)	0.3 (0 to 1.6)	0.3 (0 to 1.6)	0.3 (0 to 1.6)	0.3 (0 to 1.6)	0.3 (0 to 1.6)	0.3 (0 to 1.6)	0.3 (0 to 1.6)	0.3 (0 to 1.6)	0.3 (0 to 1.6)	0.3 (0 to 1.6)	0.3 (0 to 1.6)	0.3 (0 to 1.6)	0.3 (0 to 1.6)	0.3 (0 to 1.6)	0.3 (0 to 1.6)	0.3 (0 to 1.6)	0.3 (0 to 1.6)		5.7
Other urinary diseases	0.1 (0 to 0.1)	0.1 (0 to 0.1)	0.1 (0 to 0.2)	0.2 (0 to 0.4)	0.1 (0 to 0.3)	0.2 (0 to 0.3)	0.2 (0 to 0.3)	0.3 (0 to 0.5)	0.3 (0 to 0.7)	0.3 (0 to 0.7)	0.3 (0 to 0.7)	0.5 (0 to 0.9)	0.5 (0 to 0.9)	0.6 (0 to 0.9)	0.6 (0 to 0.9)	0.5 (0 to 1.1)	0.4 (0 to 1.1)	0.3 (0 to 0.9)	0.2 (0 to 0.7)	0.1 (0 to 0.4)	0.1 (0 to 0.3)	0.1 (0 to 0.3)	0 (0 to 0.2)	0 (0 to 0.1)	0 (0 to 0.1)		15.7
Gynecological diseases	0 (0 to 0)	0 (0 to 0)	0 (0 to 0)	0 (0 to 0)	0 (0 to 0)	0 (0 to 0)	0 (0 to 0)	0 (0 to 0)	0 (0 to 0)	0 (0 to 0)	0 (0 to 0)	0 (0 to 0)	0 (0 to 0)	0 (0 to 0)	0 (0 to 0)	0 (0 to 0)	0 (0 to 0)	0 (0 to 0)	0 (0 to 0)	0 (0 to 0)	0 (0 to 0)	0 (0 to 0)	0 (0 to 0)	0 (0 to 0)	0 (0 to 0)		0
Uterine fibroids	0 (0 to 0)	0 (0 to 0)	0 (0 to 0)	0 (0 to 0)	0 (0 to 0.1)	0 (0 to 0.2)	0 (0 to 0.1)	0.1 (0 to 0.5)	0.2 (0 to 1)	1 (0.5 to 2.2)	1 (0.5 to 2.2)	2 (0.9 to 3.9)	2 (0.9 to 3.9)	2 (1.2 to 3.8)	3.8 (1.8 to 7.2)	3.5 (1.7 to 6.4)	2.3 (1.1 to 4.2)	0.5 (0.2 to 1)	0.3 (0.1 to 0.6)	0.2 (0 to 0.5)	0.2 (0 to 0.5)	0.1 (0 to 0.3)	0 (0 to 0.2)	0 (0 to 0)	0 (0 to 0)		19.2
Polycystic ovarian syndrome	0 (0 to 0)	0 (0 to 0)	0 (0 to 0)	0 (0 to 0)	0 (0 to 0.1)	0.1 (0 to 0.3)	0.1 (0 to 0.3)	0.2 (0 to 0.6)	0.2 (0 to 0.6)	0.2 (0 to 0.6)	0.2 (0 to 0.6)	0.2 (0 to 0.6)	0.2 (0 to 0.6)	0.2 (0 to 0.6)	0.2 (0 to 0.6)	0.2 (0 to 0.6)	0.2 (0 to 0.6)	0.2 (0 to 0.6)	0.2 (0 to 0.6)	0.2 (0 to 0.6)	0.2 (0 to 0.6)	0.2 (0 to 0.6)	0.2 (0 to 0.6)	0.2 (0 to 0.6)	0.2 (0 to 0.6)		19.9
Female infertility	0 (0 to 0)	0 (0 to 0)	0 (0 to 0)	0 (0 to 0)	0 (0 to 0)	0 (0 to 0)	0 (0 to 0)	0 (0 to 0)	0 (0 to 0)	0 (0 to 0)	0 (0 to 0)	0 (0 to 0)	0 (0 to 0)	0 (0 to 0)	0 (0 to 0)	0 (0 to 0)	0 (0 to 0)	0 (0 to 0)	0 (0 to 0)	0 (0 to 0)	0 (0 to 0)	0 (0 to 0)	0 (0 to 0)	0 (0 to 0)	0 (0 to 0)	0 (0 to 0)		0
Endometriosis	0 (0 to 0)	0 (0 to 0)	0 (0 to 0)	0 (0 to 0)	0 (0 to 0)	0.4 (0.2 to 0.8)	1 (0.5 to 1.8)	1.2 (0.6 to 3.3)	1.2 (0.6 to 4.4)	1.2 (0.6 to 4.4)	1.2 (0.6 to 4.4)	1.2 (0.6 to 4.4)	1.4 (0.6 to 4.4)	1.4 (0.6 to 4.4)	1.4 (0.6 to 4.4)	1.4 (0.6 to 4.4)	1.4 (0.6 to 4.4)	1.4 (0.6 to 4.4)	1.4 (0.6 to 4.4)	1.4 (0.6 to 4.4)	1.4 (0.6 to 4.4)	1.4 (0.6 to 4.4)	1.4 (0.6 to 4.4)	1.4 (0.6 to 4.4)	1.4 (0.6 to 4.4)		32.1
Genital prolapse	0 (0 to 0)	0 (0 to 0)	0 (0 to 0)	0 (0 to 0)	0 (0 to 0)	0 (0 to 0)	0 (0 to 0)	0 (0 to 0)	0 (0 to 0)	0 (0 to 0)	0 (0 to 0)	0 (0 to 0)	0 (0 to 0)	0 (0 to 0)	0 (0 to 0)	0 (0 to 0)	0 (0 to 0)	0 (0 to 0)	0 (0 to 0)	0 (0 to 0)	0 (0 to 0)	0 (0 to 0)	0 (0 to 0)	0 (0 to 0)	0 (0 to 0)	0 (0 to 0)		0
Premenstrual syndrome	0 (0 to 0)	0 (0 to 0)	0 (0 to 0)	0 (0 to 0)	0 (0 to 0)	0 (0 to 0)	0 (0 to 0)	0 (0 to 0)	0 (0 to 0)	0 (0 to 0)	0 (0 to 0)	0 (0 to 0)	0 (0 to 0)	0 (0 to 0)	0 (0 to 0)	0 (0 to 0)	0 (0 to 0)	0 (0 to 0)	0 (0 to 0)	0 (0 to 0)	0 (0 to 0)	0 (0 to 0)	0 (0 to 0)	0 (0 to 0)	0 (0 to 0)	0 (0 to 0)		0
Other gynecological diseases	0 (0 to 0)	0 (0 to 0)	0 (0 to 0)	0 (0 to 0)	0 (0 to 0)	0.7 (0 to 2.7)	5.6 (2 to 7.7)	24 (10.9 to 36.8)	49.8 (28.8 to 80.2)	60.6 (35.5 to 92.7)	60.6 (30.6 to 75.5)	49.8 (30.6 to 75.5)	40 (22.3 to 61.3)	50.3 (28.9 to 73.4)	52.6 (31.1 to 81.9)	29.7 (15.3 to 58.3)	20.2 (10.4 to 31.3)	21 (10.4 to 31.3)	17.5 (11 to 25.5)	11.1 (4.9 to 16.3)	7.2 (4.3 to 11)	3.6 (2.3 to 5.7)	1.6 (1 to 2.5)	0.4 (0.2 to 0.8)		429
Hemoglobinopathies and hemolytic anemias	0.1 (0 to 0.2)	0.4 (0.2 to 0.8)	1.7 (0.8 to 3.2)	2.1 (0.4 to 5.2)	0.6 (0.4 to 2.6)	0.7 (0.5 to 1.1)	3.6 (1.5 to 9.2)	3.2 (0.9 to 7.5)	3.1 (0.9 to 7.8)	3.1 (0.9 to 7.8)	2.9 (0.9 to 7.8)	2.1 (0.7 to 3.8)	1.8 (0.7 to 3.8)	2.4 (0.8 to 4.2)	1.1 (0.4 to 2.4)	2.4 (1.1 to 4.7)	2.1 (1 to 4.5)	2.3 (1.2 to 4.2)	2.5 (1.4 to 4.7)	2 (1.1 to 3.2)	1.9 (1.0 to 3.2)	1.4 (0.9 to 2.4)	0.8 (0.5 to 1.3)	0.2 (0.1 to 0.4)		39.4
Thalassemias	0 (0 to 0)	0 (0 to 0)	0 (0 to 0)	0 (0 to 0)	0 (0 to 0)	0 (0 to 0)	0 (0 to 0)	0 (0 to 0)	0 (0 to 0)	0 (0 to 0)	0 (0 to 0)	0 (0 to 0)	0 (0 to 0)	0 (0 to 0)	0 (0 to 0)	0 (0 to 0)	0 (0 to 0)	0 (0 to 0)	0 (0 to 0)	0 (0 to 0)	0 (0 to 0)	0 (0 to 0)	0 (0 to 0)	0 (0 to 0)	0 (0 to 0)		0.1
Thalassemias trait	0 (0 to 0)	0 (0 to 0)	0 (0 to 0.1)	0 (0 to 0.1)	0 (0 to 0.2)	0 (0 to 0.2)	0 (0 to 0.1)	0 (0 to 0.4)	0.6 (0.1 to 1.9)	0.8 (0.1 to 1.9)	0.8 (0.1 to 1.9)	0.8 (0.1 to 1.9)	0.4 (0.1 to 1.2)	0.3 (0.1 to 0.6)	0.3 (0.1 to 0.6)	0.3 (0.1 to 0.6)	0.2 (0 to 0.6)	0.2 (0 to 0.6)	0.2 (0 to 0.6)	0.1 (0 to 0.6)	0.1 (0 to 0.6)	0.1 (0 to 0.6)	0.1 (0 to 0.6)	0.1 (0 to 0.6)	0.1 (0 to 0.6)		6.1
Sickle cell disorders	0 (0 to 0)	0.2 (0 to 0.2)	0.7 (0 to 1)	0.4 (0.2 to 0.5)	0.3 (0.2 to 0.4)	0.4 (0.2 to 0.6)	0.4 (0.2 to 0.6)	0.4 (0.2 to 0.6)	0.4 (0.2 to 0.5)	0.3 (0.2 to 0.4)	0.3 (0.2 to 0.4)	0.2 (0.1 to 0.3)	0.2 (0.1 to 0.3)	0.2 (0.1 to 0.3)	0.2 (0.1 to 0.3)	0.2 (0.1 to 0.4)	0.2 (0.1 to 0.4)	0.1 (0 to 0.3)	0.1 (0 to 0.3)	0 (0 to 0.2)	0 (0 to 0.2)	0 (0 to 0.2)	0 (0 to 0.2)	0 (0 to 0.2)	0 (0 to 0.2)		4.4
Sickle cell trait	0 (0 to 0)	0 (0 to 0)	0.3 (0.1 to 0.7)	0.7 (0.3 to 1.4)	0.2 (0.1 to 0.4)	0.2 (0.1 to 0.4)	1.8 (0.8 to 4.2)	1.6 (0.7 to 3.4)	1.4 (0.6 to 3.4)	1.2 (0.5 to 3.4)	0.9 (0.4 to 3.4)	0.7 (0.3 to 3.4)	0.5 (0.2 to 3.4)	0.4 (0.1 to 3.4)	0.5 (0.1 to 1.7)	0.4 (0.1 to 1.7)	0.3 (0.1 to 1.7)	0.2 (0.1 to 1.7)	0.2 (0.1 to 1.7)	0.1 (0.1 to 1.7)	0.1 (0.1 to 1.7)	0.1 (0.1 to 1.7)	0.1 (0.1 to 1.7)	0.1 (0.1 to 1.7)	0.1 (0.1 to 1.7)		9.2
G6PD deficiency	0 (0 to 0)	0 (0 to 0)	0 (0 to 0)	0 (0 to 0)	0 (0 to 0)	0.1 (0.1 to 0.2)	0.1 (0.1 to 0.3)	0.2 (0.1 to 0.3)	0.2 (0.1 to 0.3)	0.2 (0.1 to 0.3)	0.2 (0.1 to 0.3)	0.2 (0.1 to 0.3)	0.2 (0.1 to 0.3)	0.2 (0.1 to 0.3)	0.3 (0.2 to 0.4)	0.3 (0.2 to 0.4)	0.2 (0.1 to 0.4)	0.2 (0.1 to 0.3)	0.2 (0.1 to 0.3)	0.1 (0.1 to 0.2)	0.1 (0.1 to 0.2)	0.1 (0.1 to 0.2)	0.1 (0.1 to 0.2)	0.1 (0.1 to 0.2)	0.1 (0.1 to 0.2)		2.9
G6PD trait	0 (0 to 0)	0 (0 to 0)	0 (0 to 0)	0 (0 to 0)	0 (0 to 0)	0 (0 to 0)	0 (0 to 0)	0 (0 to 0)	0 (0 to 0)	0 (0 to 0)	0 (0 to 0)	0 (0 to 0)	0 (0 to 0)	0 (0 to 0)	0 (0 to 0)	0 (0 to 0)	0 (0 to 0)	0 (0 to 0)	0 (0 to 0)	0 (0 to 0)	0 (0 to 0)	0 (0 to 0)	0 (0 to 0)	0 (0 to 0)	0 (0 to 0)	0 (0 to 0)		0.2
Other hemoglobinopathies and hemolytic anemias	0 (0 to 0)	0 (0 to 0)	0.3 (0 to 1)	0.6 (0.1 to 1.7)	0.1 (0 to 0.2)	0.2 (0 to 0.5)	0.3 (0.1 to 0.9)	0.2 (0.1 to 0.7)	0.4 (0.1 to 1.2)	0.6 (0.2 to 1.8)	0.7 (0.2 to 1.8)	0.7 (0.2 to 2)	0.7 (0.2 to 2)	1.1 (0.4 to 2.4)	1.2 (0.4 to 2.4)	1.2 (0.4 to 2.4)	1.4 (0.7 to 3)	1.6 (0.8 to 3.3)	1.9 (1 to 3.4)	1.6 (1 to 2.9)	1.6 (1 to 2.9)	1.1 (0.6 to 1.8)	0.6 (0.4 to 1)	0.2 (0.1 to 0.3)		16.5
Endocrine, metabolic, blood, and immune disorders	2.2 (1.4 to 3.1)	2.2 (1.5 to 3.1)	8.4 (5.3 to 12.9)	17.7 (12.2 to 22.6)	12.7 (9.7 to 17.6)	10.1 (7.6 to 12.8)	17 (11.7 to 24)	20.6 (13.9 to 29.4)	24.2 (15.9 to 35.6)	25.9 (15.9 to 35.6)	27.6 (16.2 to 41.5)	31.9 (21.5 to 46.3)	32.4 (20.8 to 45.7)	47.4 (31.3 to 68.7)	67.8 (46.9 to 102)	80.3 (54 to 122)	68.6 (45.9 to 106)	73.5 (48.9 to 107)	51.1 (34.4 to 74.2)	31.8 (21.5 to 45.9)	34.3 (19.2 to 56.2)	5.8 (4.2 to 7.8)	1.6 (1.1 to 2.2)		725
Oral disorders	0 (0 to 0)	0 (0 to 0)	1.8 (1.2 to 2.6)	4.9 (2.2 to 6.4)	2.4 (1.4 to 3.4)	4.9 (2.9 to 6.4)	6.1 (3.1 to 10.3)	9.2 (5.4 to 15.2)	12 (7.3 to 21.2)	16.8 (9.7 to 28)	18.9 (10.7 to 32.2)	20.9 (11.2 to 34.3)	31.4 (18.1 to 52.1)	45.9 (26.7 to 75)	57.2 (32.4 to 94.4)	61 (37.1 to 95)	73.2 (43.9 to 113)	62.7 (34.9 to 127)	59.7 (32.3 to 76.3)	28 (17.6 to 42.4)	12.5 (7.7 to 17.8)	3.2 (2.1 to 4.4)	467
Caries of deciduous teeth	0 (0 to 0)	0 (0 to 0)	0 (0 to 0)	0.4 (0.1 to 0.9)	0.4 (0 to 0.1)	0.4 (0 to 0.1)	0 (0 to 0)	0 (0 to 0)	0 (0 to 0)	0 (0 to 0)	0 (0 to 0)	0 (0 to 0)	0 (0 to 0)	0 (0 to 0)	0 (0 to 0)	0 (0 to 0)	0 (0 to 0)	0 (0 to 0)	0 (0 to 0)	0 (0 to 0)	0 (0 to 0)	0 (0 to 0)	0 (0 to 0)	0 (0 to 0)	0 (0 to 0)		1.3
Caries of permanent teeth	0 (0 to 0)	0 (0 to 0)	0 (0 to 0)	2.2 (0.9 to 4.6)	2.4 (1.5 to 4.9)	2.4 (1.5 to 4.9)	3.6 (2 to 6.2)	3.7 (2 to 6.4)	3.7 (2 to 6.4)	3.7 (2 to 6.4)	3.7 (2 to 6.4)	3.7 (1.5 to 5.5)	3.7 (1.5 to 5.5)	5.3 (1.4 to 9.7)	5.3 (1.5 to 9.7)	5.3 (1.4 to 9.7)	2.8 (1.1 to 6.2)	2.8 (1.1 to 6.2)	2.5 (1.1 to 5.2)	1.7 (0.7 to 3.3)	0.5 (0.1 to 0.9)	0.1 (0 to 0.1)	0 (0 to 0.1)	0 (0 to 0)		42.7
Periodontal diseases	0 (0 to 0)	0 (0 to 0)	0 (0 to 0)	0 (0 to 0)	0 (0 to 0)	0 (0 to 0.4)	0 (0 to 0.2)	0 (0 to 1.6)	0 (0 to 3.7)	0 (0 to 7.8)	0 (0 to 7.8)	0 (0 to 11.2)	0 (0 to

SR Table 2c: Manchester DALYS by cause and age group for both sexes with 95% uncertainty intervals, 2019

Cause	Early Neonatal	Late Neonatal	Post Neonatal	1 to 4	5 to 9	10 to 14	15 to 19	20 to 24	25 to 29	30 to 34	35 to 39	40 to 44	45 to 49	50 to 54	55 to 59	60 to 64	65 to 69	70 to 74	75 to 79	80 to 84	85 to 89	90 to 94	95 plus	Total
All causes	1,938 (1,728 to 2,170)	1,343 (1,194 to 1,507)	1,772 (1,532 to 2,060)	5,661 (5,060 to 6,360)	4,268 (3,791 to 4,800)	3,824 (3,402 to 4,299)	4,778 (4,256 to 5,400)	5,644 (5,008 to 6,352)	6,203 (5,502 to 7,000)	7,009 (6,220 to 7,922)	8,003 (7,099 to 9,045)	9,109 (8,073 to 10,305)	10,455 (9,276 to 11,793)	12,170 (10,794 to 13,765)	14,205 (12,620 to 16,060)	16,547 (14,707 to 18,702)	19,363 (17,208 to 21,892)	22,373 (19,888 to 25,280)	25,599 (22,777 to 28,900)	28,966 (25,800 to 32,650)	32,554 (29,000 to 36,666)	36,450 (32,450 to 41,000)	142,000 (126,000 to 159,000)
Communicable, maternal, neonatal, and nutritional diseases	1,666 (1,268 to 1,970)	386 (267 to 473)	432 (328 to 568)	2,056 (1,563 to 2,709)	380 (283 to 509)	324 (218 to 492)	230 (149 to 356)	211 (140 to 324)	346 (238 to 494)	443 (309 to 649)	474 (329 to 684)	420 (293 to 622)	380 (266 to 563)	313 (218 to 466)	319 (224 to 467)	356 (253 to 521)	397 (283 to 578)	398 (284 to 578)	318 (242 to 458)	432 (338 to 606)	432 (338 to 606)	341 (267 to 483)	9,210 (7,121 to 11,700)
HIV/AIDS and sexually transmitted infections	32.9 (9.2 to 77.3)	10 (2.9 to 22.6)	19.2 (5.4 to 45.1)	2.0 (0.6 to 4.1)	2.3 (1.0 to 4.8)	1.6 (1.0 to 2.2)	2.8 (2.3 to 4.2)	8.7 (6.2 to 12)	21 (15.1 to 28.4)	28.3 (20.1 to 38.1)	44.2 (34.8 to 57.4)	45.7 (35.1 to 58.7)	47.6 (29.4 to 67.6)	39.4 (23.3 to 54.6)	19 (11.6 to 25.8)	14.1 (10.3 to 18.4)	13.2 (8.3 to 17.6)	9.3 (2.3 to 19.7)	2.9 (1.7 to 4.6)	0.6 (0.4 to 0.9)	0.3 (0.1 to 0.5)	350 (180 to 560)
HIV/AIDS	0 (0 to 0)	0 (0 to 0)	1.2 (0.8 to 2.2)	2.1 (1.2 to 2.8)	1.2 (1.1 to 1.7)	1.3 (1.1 to 1.5)	1.6 (1.2 to 2.1)	2.9 (2.1 to 4.1)	3.6 (2.7 to 5.1)	5.2 (3.8 to 7.2)	6.9 (5.2 to 9.2)	8.6 (6.4 to 11.5)	11.6 (8.7 to 15.4)	15.6 (11.7 to 20.8)	20.2 (15.1 to 26.9)	23.2 (17.4 to 30.9)	26.4 (19.8 to 35.2)	27.5 (20.6 to 36.7)	25.6 (19.2 to 34.1)	21.5 (16.1 to 28.7)	15.8 (11.8 to 21.1)	9.1 (6.8 to 12.1)	224 (168 to 299)
HIV/AIDS - Drug-susceptible Tuberculosis	0 (0 to 0)	0 (0 to 0)	0.5 (0.2 to 0.9)	0.9 (0.5 to 1.2)	0.5 (0.4 to 0.7)	0.6 (0.5 to 0.7)	0.7 (0.5 to 0.9)	1.2 (0.9 to 1.7)	1.5 (1.1 to 2.1)	2.1 (1.6 to 2.9)	2.8 (2.1 to 3.8)	3.5 (2.6 to 4.6)	4.7 (3.5 to 6.2)	6.3 (4.7 to 8.4)	8.1 (6.1 to 10.8)	9.3 (7.0 to 12.4)	10.6 (8.0 to 14.1)	11.1 (8.3 to 14.7)	10.3 (7.7 to 13.6)	8.6 (6.5 to 11.4)	6.4 (4.8 to 8.5)	3.7 (2.7 to 4.9)	90 (68 to 120)
HIV/AIDS - Multidrug-resistant Tuberculosis without extensive drug resistance	0 (0 to 0)	0 (0 to 0)	0 (0 to 0.1)	0 (0 to 0)	0 (0 to 0)	0 (0 to 0)	0 (0 to 0)	0 (0 to 0)	0 (0 to 0)	0 (0 to 0)	0 (0 to 0)	0 (0 to 0)	0 (0 to 0)	0 (0 to 0)	0 (0 to 0)	0 (0 to 0)	0 (0 to 0)	0 (0 to 0)	0 (0 to 0)	0 (0 to 0)	0 (0 to 0)	0 (0 to 0)	0 (0 to 0)	0.4
HIV/AIDS - Extensively drug-resistant Tuberculosis	0 (0 to 0)	0 (0 to 0)	0 (0 to 0)	0 (0 to 0)	0 (0 to 0)	0 (0 to 0)	0 (0 to 0)	0 (0 to 0)	0 (0 to 0)	0 (0 to 0)	0 (0 to 0)	0 (0 to 0)	0 (0 to 0)	0 (0 to 0)	0 (0 to 0)	0 (0 to 0)	0 (0 to 0)	0 (0 to 0)	0 (0 to 0)	0 (0 to 0)	0 (0 to 0)	0 (0 to 0)	0 (0 to 0)	0.1
HIV/AIDS resulting in other diseases	0 (0 to 0)	0 (0 to 0)	3.8 (2.5 to 6.4)	2.4 (1.4 to 3.2)	1.7 (1.4 to 2.1)	1.1 (0.9 to 1.3)	1.7 (1.3 to 2.2)	4.9 (3.8 to 6.3)	7.2 (5.5 to 9.3)	11 (8.1 to 15.2)	23.4 (17.4 to 32.4)	32.4 (24.5 to 42.4)	39.4 (29.9 to 51.3)	41.4 (31.3 to 53.7)	42.1 (32.1 to 54.1)	43.8 (33.1 to 56.1)	47.3 (35.9 to 60.5)	46.9 (35.5 to 59.5)	41.1 (31.2 to 52.6)	33.1 (25.1 to 42.3)	24.6 (18.7 to 31.5)	12.8 (9.7 to 16.4)	299
Sexually transmitted infections excluding HIV	32.9 (9.2 to 77.3)	10 (2.9 to 22.6)	14.1 (4.5 to 31.2)	0.3 (0.1 to 0.7)	0.3 (0.2 to 0.5)	0.3 (0.2 to 0.4)	0.3 (0.2 to 0.4)	0.3 (0.2 to 0.4)	0.3 (0.2 to 0.4)	0.3 (0.2 to 0.4)	0.3 (0.2 to 0.4)	0.3 (0.2 to 0.4)	0.3 (0.2 to 0.4)	0.3 (0.2 to 0.4)	0.3 (0.2 to 0.4)	0.3 (0.2 to 0.4)	0.3 (0.2 to 0.4)	0.3 (0.2 to 0.4)	0.3 (0.2 to 0.4)	0.3 (0.2 to 0.4)	0.3 (0.2 to 0.4)	0.3 (0.2 to 0.4)	126
Syphilis	0 (0 to 0)	0 (0 to 0)	0.1 (0 to 0.2)	0.1 (0 to 0.2)	0.1 (0 to 0.1)	0.1 (0 to 0.1)	0.1 (0 to 0.1)	0.1 (0 to 0.2)	0.1 (0 to 0.2)	0.1 (0 to 0.2)	0.1 (0 to 0.2)	0.1 (0 to 0.2)	0.1 (0 to 0.2)	0.1 (0 to 0.2)	0.1 (0 to 0.2)	0.1 (0 to 0.2)	0.1 (0 to 0.2)	0.1 (0 to 0.2)	0.1 (0 to 0.2)	0.1 (0 to 0.2)	0.1 (0 to 0.2)	0.1 (0 to 0.2)	60.4
Chlamydial infection	0 (0 to 0)	0 (0 to 0)	0 (0 to 0)	0 (0 to 0)	0 (0 to 0)	0 (0 to 0)	0 (0 to 0)	0 (0 to 0)	0 (0 to 0)	0 (0 to 0)	0 (0 to 0)	0 (0 to 0)	0 (0 to 0)	0 (0 to 0)	0 (0 to 0)	0 (0 to 0)	0 (0 to 0)	0 (0 to 0)	0 (0 to 0)	0 (0 to 0)	0 (0 to 0)	0 (0 to 0)	0 (0 to 0)	12.6
Gonococcal infection	0 (0 to 0)	0 (0 to 0)	0 (0 to 0)	0 (0 to 0)	0 (0 to 0)	0 (0 to 0)	0 (0 to 0)	0 (0 to 0)	0 (0 to 0)	0 (0 to 0)	0 (0 to 0)	0 (0 to 0)	0 (0 to 0)	0 (0 to 0)	0 (0 to 0)	0 (0 to 0)	0 (0 to 0)	0 (0 to 0)	0 (0 to 0)	0 (0 to 0)	0 (0 to 0)	0 (0 to 0)	0 (0 to 0)	7.5
Trichomoniasis	0 (0 to 0)	0 (0 to 0)	0 (0 to 0)	0 (0 to 0)	0 (0 to 0)	0 (0 to 0)	0 (0 to 0)	0 (0 to 0)	0 (0 to 0)	0 (0 to 0)	0 (0 to 0)	0 (0 to 0)	0 (0 to 0)	0 (0 to 0)	0 (0 to 0)	0 (0 to 0)	0 (0 to 0)	0 (0 to 0)	0 (0 to 0)	0 (0 to 0)	0 (0 to 0)	0 (0 to 0)	0 (0 to 0)	8
Genital herpes	0 (0 to 0)	0 (0 to 0)	0 (0 to 0)	0 (0 to 0)	0 (0 to 0)	0 (0 to 0)	0 (0 to 0)	0 (0 to 0)	0 (0 to 0)	0 (0 to 0)	0 (0 to 0)	0 (0 to 0)	0 (0 to 0)	0 (0 to 0)	0 (0 to 0)	0 (0 to 0)	0 (0 to 0)	0 (0 to 0)	0 (0 to 0)	0 (0 to 0)	0 (0 to 0)	0 (0 to 0)	0 (0 to 0)	12
Other sexually transmitted infections	0 (0 to 0)	0 (0 to 0)	0.1 (0 to 0.4)	0 (0 to 0)	0.1 (0 to 0.2)	0.1 (0 to 0.2)	0.1 (0 to 0.1)	0.2 (0.1 to 0.3)	0.2 (0.1 to 0.3)	0.2 (0.1 to 0.3)	0.2 (0.1 to 0.3)	0.2 (0.1 to 0.3)	0.2 (0.1 to 0.3)	0.2 (0.1 to 0.3)	0.2 (0.1 to 0.3)	0.2 (0.1 to 0.3)	0.2 (0.1 to 0.3)	0.2 (0.1 to 0.3)	0.2 (0.1 to 0.3)	0.2 (0.1 to 0.3)	0.2 (0.1 to 0.3)	0.2 (0.1 to 0.3)	25.2
Respiratory infections and tuberculosis	19.4 (12.9 to 24.4)	134 (10.1 to 18.1)	108 (69.1 to 167)	67 (47.2 to 107)	66.5 (51.1 to 124)	64.7 (39.5 to 99.8)	69.6 (37.7 to 89.2)	74.3 (43.3 to 122)	82.3 (49.3 to 154)	109 (64.3 to 194)	139 (82.1 to 243)	143 (82.1 to 253)	164 (96.6 to 277)	184 (109.9 to 296)	199 (120.1 to 322)	196 (120.1 to 320)	222 (136.3 to 370)	224 (147.3 to 373)	270 (182.9 to 396)	492 (329.5 to 679)	301 (211.9 to 418)	148 (119.3 to 178)	3,960
Tuberculosis	19.4 (12.9 to 24.4)	13.4 (10.1 to 18.1)	9.8 (6.7 to 13.1)	5.6 (3.9 to 7.5)	5.1 (3.9 to 6.7)	5.1 (3.1 to 7.8)	5.4 (2.9 to 6.9)	5.7 (3.3 to 9.3)	6.3 (3.8 to 11.7)	8.3 (4.9 to 14.7)	10.6 (6.3 to 18.5)	10.9 (6.3 to 19.3)	12.5 (7.4 to 21)	14 (8.4 to 22.5)	15.2 (9.2 to 24.5)	14.9 (9.2 to 24.4)	16.9 (10.4 to 28.2)	17.1 (11.2 to 28.4)	20.6 (14.0 to 30.2)	37.5 (25.1 to 51.7)	23 (16.1 to 31.9)	11.3 (9.1 to 13.6)	302
Latent tuberculosis infection	0 (0 to 0)	0 (0 to 0)	0 (0 to 0)	0 (0 to 0)	0 (0 to 0)	0 (0 to 0)	0 (0 to 0)	0 (0 to 0)	0 (0 to 0)	0 (0 to 0)	0 (0 to 0)	0 (0 to 0)	0 (0 to 0)	0 (0 to 0)	0 (0 to 0)	0 (0 to 0)	0 (0 to 0)	0 (0 to 0)	0 (0 to 0)	0 (0 to 0)	0 (0 to 0)	0 (0 to 0)	0 (0 to 0)	0
Drug-susceptible tuberculosis	0 (0 to 0)	0 (0 to 0)	0.9 (0.7 to 1.1)	0.5 (0.4 to 0.7)	0.5 (0.4 to 0.7)	1.3 (1 to 1.6)	1.3 (1 to 1.6)	3.3 (2.6 to 4.1)	5.6 (4.1 to 6.9)	7.6 (5.3 to 10.3)	7.4 (5.2 to 10.3)	6.7 (4.6 to 9.6)	6.6 (4.6 to 9.4)	6.9 (4.8 to 9.7)	7.1 (4.8 to 10.2)	6.5 (4.6 to 9.3)	6.5 (4.5 to 9.3)	7.6 (4.9 to 10.9)	6.3 (4.3 to 7.9)	5.4 (3.9 to 7.4)	3.2 (2.3 to 4.4)	1.4 (1 to 1.9)	93.7
Multidrug-resistant tuberculosis without extensive drug resistance	0 (0 to 0)	0 (0 to 0)	0 (0 to 0.1)	0 (0 to 0)	0 (0 to 0)	0 (0 to 0)	0 (0 to 0.1)	0 (0 to 0.1)	0 (0 to 0.1)	0 (0 to 0.1)	0 (0 to 0.1)	0 (0 to 0.1)	0 (0 to 0.1)	0 (0 to 0.1)	0 (0 to 0.1)	0 (0 to 0.1)	0 (0 to 0.1)	0 (0 to 0.1)	0 (0 to 0.1)	0 (0 to 0.1)	0 (0 to 0.1)	0 (0 to 0.1)	0 (0 to 0.1)	1.7
Extensively drug-resistant tuberculosis	0 (0 to 0)	0 (0 to 0)	0 (0 to 0)	0 (0 to 0)	0 (0 to 0)	0 (0 to 0)	0 (0 to 0)	0 (0 to 0)	0 (0 to 0)	0 (0 to 0)	0 (0 to 0)	0 (0 to 0)	0 (0 to 0)	0 (0 to 0)	0 (0 to 0)	0 (0 to 0)	0 (0 to 0)	0 (0 to 0)	0 (0 to 0)	0 (0 to 0)	0 (0 to 0)	0 (0 to 0)	0 (0 to 0)	0.4
Lower respiratory infections	18.2 (12.4 to 23.4)	13 (9.4 to 17.3)	90.9 (59.5 to 149)	60.4 (42.3 to 100)	61.1 (46.6 to 117)	59.5 (36.1 to 92.1)	63.4 (34.2 to 83.1)	70.1 (40.4 to 116)	76.1 (45.2 to 142)	101 (59.1 to 179)	131 (77.2 to 229)	136 (77.8 to 240)	155 (91.2 to 262)	174 (103.6 to 279)	188 (113.2 to 304)	185 (113.2 to 302)	210 (128.8 to 349)	212 (139.2 to 353)	255 (172.6 to 374)	465 (311.1 to 641)	284 (199.8 to 395)	140 (112.6 to 168)	3,740 (2,811 to 4,770)
Upper respiratory infections	0.1 (0.1 to 0.2)	0.6 (0.4 to 1)	12.6 (7.4 to 19.9)	50.6 (29.9 to 91.6)	53.8 (29.9 to 91.6)	39.2 (20.7 to 67.9)	36.7 (16.9 to 61.2)	32.8 (14.9 to 56)	32 (27.4 to 56.4)	38.7 (22.4 to 101)	51.2 (31.4 to 98.7)	56.7 (31.4 to 99.3)	69.3 (38.2 to 116)	73.7 (40.2 to 129)	77.4 (42.9 to 131)	72.3 (42.9 to 131)	81.3 (48.2 to 139)	72.3 (48.2 to 139)	73.1 (48.2 to 139)	88.2 (48.2 to 139)	49.2 (48.2 to 139)	7.8 (7.7 to 7.9)	649
Otitis media	0 (0 to 0)	0.1 (0 to 0.1)	2.4 (0.9 to 4.3)	14.3 (8.4 to 23.3)	13.6 (8.4 to 23.3)	6.9 (3.4 to 12.3)	6.2 (2.6 to 11.7)	5.8 (2.4 to 11.7)	5.5 (2.4 to 11.7)	6.1 (2.4 to 11.7)	7.6 (2.4 to 11.7)	8.7 (3.4 to 14.4)	9.9 (3.4 to 14.4)	9.6 (3.4 to 14.4)	9.1 (3.4 to 14.4)	8.1 (3.4 to 14.4)	7.7 (3.4 to 14.4)	6.7 (3.4 to 14.4)	5.3 (3.4 to 14.4)	3.4 (3.4 to 14.4)	1.8 (3.4 to 14.4)	0.4 (3.4 to 14.4)	108
Enteric infections	3.3 (2.6 to 11.4)	2.4 (2.1 to 8.4)	10.8 (9.6 to 38.2)	5.5 (4.9 to 19.6)	29.4 (26.2 to 103)	19.5 (17.4 to 69.1)	12.4 (11.1 to 44.1)	19.2 (17.1 to 68.1)	19.7 (17.5 to 69.9)	19.2 (17.1 to 68.1)	19.7 (17.5 to 69.9)	19.2 (17.1 to 68.1)	19.7 (17.5 to 69.9)	19.2 (17.1 to 68.1)	19.7 (17.5 to 69.9)	19.2 (17.1 to 68.1)	19.7 (17.5 to 69.9)	19.2 (17.1 to 68.1)	19.7 (17.5 to 69.9)	19.2 (17.1 to 68.1)	19.7 (17.5 to 69.9)	19.2 (17.1 to 68.1)	387
Diarrheal diseases	3.3 (2.6 to 11.4)	2.4 (2.1 to 8.4)	10.8 (9.6 to 38.2)	5.5 (4.9 to 19.6)	29.4 (26.2 to 103)	19.5 (17.4 to 69.1)	12.4 (11.1 to 44.1)	19.2 (17.1 to 68.1)	19.7 (17.5 to 69.9)	19.2 (17.1 to 68.1)	19.7 (17.5 to 69.9)	19.2 (17.1 to 68.1)	19.7 (17.5 to 69.9)	19.2 (17.1 to 68.1)	19.7 (17.5 to 69.9)	19.2 (17.1 to 68.1)	19.7 (17.5 to 69.9)	19.2 (17.1 to 68.1)	19.7 (17.5 to 69.9)	19.2 (17.1 to 68.1)	19.7 (17.5 to 69.9)	19.2 (17.1 to 68.1)	384
Typhoid and paratyphoid	0 (0 to 0)	0 (0 to 0)	0 (0 to 0)	0 (0 to 0)	0 (0 to 0)	0 (0 to 0)	0 (0 to 0)	0 (0 to 0)	0 (0 to 0)	0 (0 to 0)	0 (0 to 0)	0 (0 to 0)	0 (0 to 0)	0 (0 to 0)	0 (0 to 0)	0 (0 to 0)	0 (0 to 0)	0 (0 to 0)	0 (0 to 0)	0 (0 to 0)	0 (0 to 0)	0 (0 to 0)	0 (0 to 0)	0
Typhoid fever	0 (0 to 0)	0 (0 to 0)	0 (0 to 0)	0 (0 to 0)	0 (0 to 0)	0 (0 to 0)	0 (0 to 0)	0 (0 to 0)	0 (0 to 0)	0 (0 to 0)	0 (0 to 0)	0 (0 to 0)	0 (0 to 0)	0 (0 to 0)	0 (0 to 0)	0 (0 to 0)	0 (0 to 0)	0 (0 to 0)	0 (0 to 0)	0 (0 to 0)	0 (0 to 0)	0 (0 to 0)	0 (0 to 0)	0
Paratyphoid fever	0 (0 to 0)	0 (0 to 0)	0 (0 to 0)	0 (0 to 0)	0 (0 to 0)	0 (0 to 0)	0 (0 to 0)	0 (0 to 0)	0 (0 to 0)	0 (0 to 0)	0 (0 to 0)	0 (0 to 0)	0 (0 to 0)	0 (0 to 0)	0 (0 to 0)	0 (0 to 0)	0 (0 to 0)	0 (0 to 0)	0 (0 to 0)	0 (0 to 0)	0 (0 to 0)	0 (0 to 0)	0 (0 to 0)	0
Invasive Non-typhoidal Salmonella (iNTS)	0 (0 to 0)	0 (0 to 0)	0.1 (0 to 0.4)	0.4 (0 to 0.6)	0.4 (0 to 0.6)	0.1 (0 to 0.2)	0.1 (0 to 0.1)	0.1 (0 to 0.2)	0.1 (0 to 0.2)	0.1 (0 to 0.2)	0.1 (0 to 0.2)	0.1 (0 to 0.2)	0.1 (0 to 0.2)	0.1 (0 to 0.2)	0.1 (0 to 0.2)	0.1 (0 to 0.2)	0.1 (0 to 0.2)	0.1 (0 to 0.2)	0.1 (0 to 0.2)	0.1 (0 to 0.2)	0.1 (0 to 0.2)	0.1 (0 to 0.2)	1.4
Other intestinal infectious diseases	0 (0 to 0)	0 (0 to 0)	0.2 (0 to 0.6)	0.1 (0 to 0.3)	0.1 (0 to 0.3)	0.1 (0 to 0.2)	0.1 (0 to 0.1)	0.1 (0 to 0.1)	0.1 (0 to 0.1)	0.1 (0 to 0.1)	0.1 (0 to 0.1)	0.1 (0 to 0.1)	0.1 (0 to 0.1)	0.1 (0 to 0.1)	0.1 (0 to 0.1)	0.1 (0 to 0.1)	0.1 (0 to 0.1)	0.1 (0 to 0.1)	0.1 (0 to 0.1)	0.1 (0 to 0.1)	0.1 (0 to 0.1)	0.1 (0 to 0.1)	1.2
Neglected tropical diseases and malaria	0 (0 to 0)	0 (0 to 0)	0.3 (0 to 0.9)	1.3 (0.6 to 1.9)	0.8 (0.6 to 1.7)	1.6 (0.9 to 2.5)	1.2 (0.5 to 1.9)	1.3 (0.5 to 2.1)	1.3 (0.5 to 2.1)	1.3 (0.5 to 2.1)	1.3 (0.5 to 2.1)	1.3 (0.5 to 2.1)	1.3 (0.5 to 2.1)	1.3 (0.5 to 2.1)	1.3 (0.5 to 2.1)	1.3 (0.5 to 2.1)	1.3 (0.5 to 2.1)	1.3 (0.5 to 2.1)	1.2 (0.5 to 2.1)	0.9 (0.5 to 1.6)	0.5 (0.3 to 0.9)	0.2 (0.1 to 0.3)	25
Malaria	0 (0 to 0)	0 (0 to 0)	0 (0 to 0)	0 (0 to 0)	0 (0 to 0)	0 (0 to 0)	0 (0 to 0)	0 (0 to 0)	0 (0 to 0)	0 (0 to 0)	0 (0 to 0)	0 (0 to 0)	0 (0 to 0)	0 (0 to 0)	0 (0 to 0)	0 (0 to 0)	0 (0 to 0)	0 (0 to 0)	0 (0 to 0)	0 (0 to 0)	0 (0 to 0)	0 (0 to 0)	0 (0 to 0)	0
Chagas disease	0 (0 to 0)	0 (0 to 0)	0 (0 to 0)	0 (0 to 0)	0 (0 to 0)	0 (0 to 0)	0 (0 to 0)	0 (0 to 0)	0 (0 to 0)	0 (0 to 0)	0 (0 to 0)	0 (0 to 0)	0 (0 to 0)	0 (0 to 0)	0 (0 to 0)	0 (0 to 0)	0 (0 to 0)	0 (0 to 0)	0 (0 to 0)	0 (0 to 0)	0 (0 to 0)	0 (0 to 0)	0 (0 to 0)	0
Leishmaniasis	0 (0 to 0)	0 (0 to 0)	0 (0 to 0)	0 (0 to 0)	0 (0 to 0)	0 (0 to 0)	0 (0 to 0)	0 (0 to 0)	0 (0 to 0)	0 (0 to 0)	0 (0 to 0)	0 (0 to 0)	0 (0 to 0)	0 (0 to 0)	0 (0 to 0)	0 (0 to 0)	0 (0 to 0)	0 (0 to 0)	0 (0 to 0)	0 (0 to 0)	0 (0 to 0)	0 (0 to 0)	0 (0 to 0)	0
Visceral leishmaniasis	0 (0 to 0)	0 (0 to 0)	0 (0 to 0)	0 (0 to 0)	0 (0 to 0)	0 (0 to 0)	0 (0 to 0)	0 (0 to 0)	0 (0 to 0)	0 (0 to 0)	0 (0 to 0)	0 (0 to 0)	0 (0 to 0)	0 (0 to 0)	0 (0 to 0)	0 (0 to 0)	0 (0 to 0)	0 (0 to 0)	0 (0 to 0)	0 (0 to 0)	0 (0 to 0)	0 (0 to 0)	0 (0 to 0)	0
Cutaneous and mucocutaneous leishmaniasis	0 (0 to 0)	0 (0 to 0)	0 (0 to 0)	0 (0 to 0)	0 (0 to 0)	0 (0 to 0)	0 (0 to 0)	0 (0 to 0)	0 (0 to 0)	0 (0 to 0)	0 (0 to 0)	0 (0 to 0)	0 (0 to 0)	0 (0 to 0)	0 (0 to 0)	0 (0 to 0)	0 (0 to 0)	0 (0 to 0)	0 (0 to 0)	0 (0 to 0)	0 (0 to 0)	0 (0 to 0)	0 (0 to 0)	0
African trypanosomiasis	0 (0 to 0)	0 (0 to 0)	0 (0 to 0)	0 (0 to 0)	0 (0 to 0)	0 (0 to 0)	0 (0 to 0)	0 (0 to 0)	0 (0 to 0)	0 (0 to 0)	0 (0 to 0)	0 (0 to 0)	0 (0 to 0)	0 (0 to 0)	0 (0 to 0)	0 (0 to 0)	0 (0 to 0)	0 (0 to 0)	0 (0 to 0)	0 (0 to 0)	0 (0 to 0)	0 (0 to 0)	0 (0 to 0)	0
Schistosomiasis	0 (0 to 0)	0 (0 to 0)	0 (0 to 0)	0 (0 to 0)	0 (0 to 0)	0 (0 to 0)	0 (0 to 0)	0 (0 to 0)	0 (0 to 0)	0 (0 to 0)	0 (0 to 0)	0 (0 to 0)	0 (0 to 0)	0 (0 to 0)	0 (0 to 0)	0 (0 to 0)	0 (0 to 0)	0 (0 to 0)	0 (0 to 0)	0 (0 to 0)	0 (0 to 0)	0 (0 to 0)	0 (0 to 0)	0
Cysticercosis	0 (0 to 0)	0 (0 to 0)	0 (0 to 0)	0 (0 to 0)	0 (0 to 0)	0 (0 to 0)	0 (0 to 0)	0 (0 to 0)	0 (0 to 0)	0 (0 to 0)	0 (0 to 0)	0 (0 to 0)	0 (0 to 0)	0 (0 to 0)	0 (0 to 0)	0 (0 to 0)	0 (0 to 0)	0 (0 to 0)	0 (0 to 0)	0 (0 to 0)	0 (0 to 0)	0 (0 to 0)	0 (0 to 0)	0
Cystic echinococcosis	0 (0 to 0)	0 (0 to 0)	0 (0 to 0)	0 (0 to 0)	0 (0 to 0)	0 (0 to 0)	0 (0 to 0)	0 (0 to 0)	0 (0 to 0)	0 (0 to 0)	0 (0 to 0)	0 (0 to 0)	0 (0 to 0)	0 (0 to 0)	0 (0 to 0)	0 (0 to 0)	0 (0 to 0)	0 (0 to 0)	0 (0 to 0)	0 (0 to 0)	0 (0 to 0)	0 (0 to 0)	0 (0 to 0)	0
Lymphatic filariasis	0 (0 to 0)	0 (0 to 0)	0 (0 to 0)	0 (0 to 0)	0 (0 to 0)	0 (0 to 0)	0 (0 to 0)	0 (0 to 0)	0 (0 to 0)	0 (0 to 0)	0 (0 to 0)	0 (0 to 0)	0 (0 to 0)	0 (0 to 0)	0 (0 to 0)	0 (0 to 0)	0 (0 to 0)	0 (0 to 0)	0 (0 to 0)	0 (0 to 0)	0 (0 to 0)	0 (0 to 0)	0 (0 to 0)	0
Onchocerciasis	0 (0 to 0)	0 (0 to 0)	0 (0 to 0)	0 (0 to 0)	0 (0 to 0)	0 (0 to 0)	0 (0 to 0)	0 (0 to 0)	0 (0 to 0)	0 (0 to 0)	0 (0 to 0)	0 (0 to 0)	0 (0 to 0)	0 (0 to 0)	0 (0 to 0)	0 (0 to 0)	0 (0 to 0)	0 (0 to 0)	0 (0 to 0)	0 (0 to 0)	0 (0 to 0)	0 (0 to 0)	0 (0 to 0)	0
Trachoma	0 (0 to 0)	0 (0 to 0)	0 (0 to 0)	0 (0 to 0)	0 (0 to 0)	0 (0 to 0)	0



Congenital birth defects	492 (370 to 709)	177 (139 to 244)	478 (365 to 729)	197 (157 to 244)	91.2 (68.2 to 118)	74-4 (54 to 97.4)	76-1 (59.2 to 99)	84-7 (64.4 to 108)	87.2 (72.9 to 126)	96-7 (72.4 to 119)	79 (61.1 to 101)	80.5 (63.4 to 76.8)	49.6 (33.8 to 63.5)	43-8 (31.1 to 60.3)	40.3 (26.7 to 52.7)	29-7 (19.7 to 39.7)	17-7 (11.5 to 23.5)	3-5 (3.4 to 8.9)	3.2 (1.9 to 4.6)	2-2 (1.3 to 3.4)	1-1 (0.7 to 1.8)	0-5 (0.3 to 0.8)	0-2 (0.1 to 0.3)		2,190
Neural tube defects	23.6 (21.8 to 49.2)	7.2 (4.9 to 11.8)	39.3 (19.8 to 69.2)	21.1 (20 to 44.3)	3-1 (2.2 to 4.3)	2-6 (2.1 to 3.9)	3-1 (2.2 to 4.2)	4-6 (3.2 to 6.2)	3-9 (2.7 to 5.3)	3.2 (2.1 to 4.5)	2 (1.3 to 2.9)	1-2 (0.7 to 1.8)	0-7 (0.4 to 1.1)	0-4 (0.2 to 0.8)	0-3 (0.1 to 0.5)	0-2 (0.1 to 0.4)	0-1 (0 to 0.3)	0 (0 to 0.2)	0 (0 to 0.2)	0 (0 to 0.1)	0 (0 to 0.1)	0 (0 to 0)	0 (0 to 0)		141
Congenital heart anomalies	71.4 (71.4 to 221)	24.1 (22.4 to 117)	69.6 (69.1 to 249)	28.6 (28.6 to 92.1)	13.1 (10.7 to 39.4)	10.4 (9.6 to 27.5)	11.2 (11.2 to 33.6)	12.2 (11.2 to 39.4)	11.4 (11.4 to 37.5)	13.9 (13.9 to 39.2)	9.3 (9.3 to 32.6)	9.6 (9.6 to 30)	6.7 (6.7 to 21.4)	5.4 (5.4 to 19.2)	3.9 (3.9 to 11.5)	3.2 (3.2 to 11.5)	2.7 (2.7 to 8.4)	1.4 (1.4 to 4.7)	1.1 (1.1 to 3.7)	0.8 (0.8 to 2.5)	0.3 (0.3 to 1.6)	0.2 (0.2 to 0.6)	0 (0 to 0.2)		560
Orofacial clefts	0-1 (0.1 to 0.1)	0-1 (0 to 0.1)	0-6 (0.3 to 1.5)	1-1 (0.6 to 2.6)	0-9 (0.3 to 1.7)	0-8 (0.3 to 1.5)	0-7 (0.3 to 1.6)	0-9 (0.4 to 2.1)	1-1 (0.4 to 2.7)	1-3 (0.4 to 2.9)	0-9 (0.3 to 1.9)	0-8 (0.4 to 1.6)	0-7 (0.3 to 1.5)	0-5 (0.2 to 1.3)	0-4 (0.2 to 0.9)	0-3 (0.1 to 0.8)	0-3 (0.1 to 0.7)	0-2 (0.1 to 0.5)	0-2 (0.1 to 0.5)	0-1 (0 to 0.3)	0-1 (0 to 0.1)	0 (0 to 0.1)	0 (0 to 0)		132
Down syndrome	13.7 (9.9 to 19.9)	3-6 (2.3 to 5.2)	13-5 (7.4 to 27.7)	6 (3.7 to 10.7)	5-5 (3.7 to 8)	5-3 (3.5 to 7.7)	7-9 (5.3 to 11.1)	10-6 (7.3 to 14.7)	10-8 (7.4 to 15.2)	9-3 (6.3 to 12.7)	8-1 (5.4 to 11)	6-7 (4.7 to 11.6)	14-5 (8.4 to 22.2)	13-2 (8.9 to 22.4)	9-3 (6.1 to 17.6)	7-7 (4.9 to 13)	6 (3.9 to 10.5)	3-2 (2.1 to 5.1)	2-5 (1.6 to 4.2)	1-8 (1.2 to 3.1)	1-2 (0.8 to 2.1)	0-6 (0.4 to 1.1)	0-3 (0.2 to 0.6)		198
Turner syndrome	0 (0 to 0)	0 (0 to 0)	0-1 (0 to 0.1)	0-2 (0 to 0.4)	0-2 (0 to 0.5)	0-2 (0 to 0.5)	0-3 (0.1 to 0.7)	0-4 (0.1 to 0.9)	0-5 (0.1 to 1)	0-4 (0.1 to 1)	0-3 (0 to 0.7)	0 (0 to 0.3)	0 (0 to 0.2)	0 (0 to 0.2)	0 (0 to 0.1)	0 (0 to 0.1)	0 (0 to 0.1)	0 (0 to 0.1)	0 (0 to 0.1)	0 (0 to 0.1)	0 (0 to 0.1)	0 (0 to 0.1)	0 (0 to 0)		3
Klinefelter syndrome	0 (0 to 0)	0 (0 to 0.1)	0-1 (0 to 0.2)	0-1 (0 to 0.2)	0-1 (0 to 0.2)	0-1 (0 to 0.2)	0 (0 to 0.1)	0 (0 to 0.2)	0-2 (0 to 0.6)	0-2 (0 to 0.6)	0-1 (0 to 0.3)	0-1 (0 to 0.3)	0-1 (0 to 0.3)	0 (0 to 0.2)	0 (0 to 0)	0 (0 to 0)	0 (0 to 0)	0 (0 to 0)	0 (0 to 0)	0 (0 to 0)	0 (0 to 0)	0 (0 to 0)	0 (0 to 0)		1-3
Other chromosomal abnormalities	68 (62.9 to 132)	31-5 (21.9 to 46.3)	89-1 (52.6 to 145)	29-4 (19.2 to 36.1)	14-5 (10.2 to 19.4)	11-7 (8.3 to 16.2)	12 (8.5 to 16.4)	13-8 (9.9 to 19.7)	14-5 (10.2 to 20.3)	16-5 (10.1 to 19.7)	11-9 (8.1 to 16.2)	8-2 (5.2 to 11.4)	6-4 (3.6 to 9.2)	4-6 (2.3 to 9.3)	2-9 (1.6 to 4.6)	1-6 (0.7 to 2.6)	1 (0.5 to 1.4)	0-5 (0.2 to 0.8)	0-3 (0.1 to 0.5)	0-2 (0 to 0.3)	0-1 (0 to 0.2)	0 (0 to 0.1)	0 (0 to 0)		332
Congenital musculoskeletal and limb anomalies	19-4 (11.7 to 28)	9 (3.1 to 7.3)	28-3 (24.5 to 60.1)	38-5 (22.9 to 60.1)	23-5 (13.7 to 39.6)	21-8 (13.3 to 33.8)	19-6 (11.2 to 30.2)	20-1 (11.4 to 32.6)	23-2 (13.2 to 39.4)	19-4 (13.2 to 32.9)	18-1 (11.3 to 27)	13-9 (8.6 to 22.9)	11-5 (7.1 to 17.3)	10-2 (6.2 to 16.4)	8-2 (4.1 to 12.5)	6-2 (3.6 to 9.5)	4-8 (2.6 to 8.3)	2-8 (1.6 to 4.1)	1-4 (0.8 to 2.1)	0-8 (0.4 to 1.2)	0-3 (0.2 to 0.6)	0-1 (0 to 0.1)	0 (0 to 0)		311
Urogenital congenital anomalies	27-4 (14.7 to 60.5)	4-2 (2.3 to 8.8)	9-3 (4.1 to 17.5)	4-6 (2.9 to 7.6)	2-7 (1.7 to 4.2)	1-7 (1.1 to 2.7)	1-2 (0.8 to 2)	1-5 (1.0 to 2.4)	1-6 (1 to 2.6)	1-3 (0.8 to 1.9)	0-9 (0.6 to 1.4)	0-6 (0.4 to 0.9)	0-4 (0.2 to 0.8)	0-2 (0.2 to 0.4)	0-2 (0.1 to 0.3)	0-1 (0 to 0.2)	0-1 (0 to 0.2)	0 (0 to 0.1)	0 (0 to 0.1)	0 (0 to 0)	0 (0 to 0)	0 (0 to 0)	0 (0 to 0)		58-6
Digestive congenital anomalies	79-4 (64.7 to 137)	19-5 (12.2 to 34.9)	34-6 (32.2 to 99.4)	19-5 (10.6 to 23.2)	9-5 (5.9 to 14)	7-6 (4.9 to 11.2)	7-9 (5.2 to 12.6)	7-9 (5.1 to 13.4)	8-4 (5.4 to 15.1)	7-4 (4.9 to 11.3)	6-3 (3.9 to 11)	4-4 (2.7 to 8.1)	3-2 (1.9 to 6.1)	2-5 (1.4 to 5.3)	1-7 (0.9 to 3.1)	1-3 (0.7 to 2.4)	1-1 (0.6 to 2.1)	0-5 (0.3 to 1.1)	0-4 (0.2 to 0.9)	0-3 (0.1 to 0.5)	0-2 (0.1 to 0.3)	0-1 (0 to 0.2)	0 (0 to 0)		168
Other congenital birth defects	142 (93.5 to 196)	29.2 (21.3 to 38.9)	84.2 (48.9 to 133)	22.6 (22.6 to 62.2)	19.6 (12.8 to 28.9)	14.6 (9.4 to 21.9)	12.9 (9.2 to 21.2)	19.4 (9.8 to 27.5)	18.2 (10.4 to 31.4)	16.5 (10.4 to 30.4)	10.4 (6.6 to 22.9)	9.2 (5.8 to 18.3)	6.2 (4.4 to 14.7)	4.7 (2.6 to 12.3)	3.2 (2.1 to 7.8)	2.7 (1.5 to 5.8)	1.4 (0.9 to 3.6)	1.1 (0.6 to 2.8)	0.8 (0.4 to 2.1)	0.3 (0.2 to 1.2)	0.3 (0.1 to 0.6)	0.1 (0 to 0.2)	0 (0 to 0)		646
Urinary diseases and male infertility	0-9 (0.2 to 0.9)	0-3 (0.3 to 1.3)	0-5 (0.5 to 2.3)	2-5 (2.1 to 3.9)	2-5 (2.5 to 3.4)	2-5 (1.9 to 3.4)	4-3 (3.3 to 5.7)	13-7 (7.5 to 21.2)	22-7 (14.7 to 38.2)	29-9 (19.6 to 46)	28-5 (18.6 to 44.4)	26-6 (18.6 to 38.4)	15-6 (10.1 to 23.8)	39-2 (29.7 to 49.4)	49 (43.9 to 77.9)	59-1 (49.6 to 84.3)	68-8 (58.1 to 110)	62-8 (52.6 to 106)	66 (57.7 to 89.4)	82-7 (53.4 to 107)	82-1 (59.2 to 92.7)	59-5 (17.4 to 58.7)		613
Urolithiasis	0 (0 to 0)	0 (0 to 0)	0 (0 to 0)	0-2 (0.1 to 0.2)	0-2 (0.1 to 0.4)	0-2 (0.2 to 0.5)	0-3 (0.2 to 0.6)	0-6 (0.3 to 1.2)	0-9 (0.4 to 2)	1-1 (0.7 to 2.1)	0-7 (0.3 to 1.5)	0-7 (0.3 to 1.4)	0-7 (0.3 to 1.6)	0-7 (0.3 to 2.2)	0-6 (0.3 to 1.5)	0-7 (0.3 to 1.7)	0-6 (0.3 to 1.2)	0-7 (0.3 to 1.5)	0-7 (0.3 to 1.6)	1-8 (1 to 3.4)	1-1 (0.6 to 2.1)	0-6 (0.3 to 1.1)		66-3
Benign prostatic hyperplasia	0 (0 to 0)	0 (0 to 0)	0 (0 to 0)	0 (0 to 0)	0 (0 to 0)	0 (0 to 0)	0 (0 to 0)	0 (0 to 0)	0 (0 to 0)	0 (0 to 0)	0 (0 to 0)	0 (0 to 0)	0 (0 to 0)	0 (0 to 0)	0 (0 to 0)	0 (0 to 0)	0 (0 to 0)	0 (0 to 0)	0 (0 to 0)	0 (0 to 0)	0 (0 to 0)	0 (0 to 0)	0 (0 to 0)		166
Male infertility	0 (0 to 0)	0 (0 to 0)	0 (0 to 0)	0 (0 to 0)	0 (0 to 0)	0 (0 to 0)	0 (0 to 0)	4-9 (0.8 to 12.6)	6-2 (2.1 to 21.3)	7-9 (2.1 to 22.3)	4-2 (1.2 to 19)	2-9 (0.7 to 9.6)	1-8 (0.6 to 5.9)	0-9 (0 to 5.2)	0-6 (0 to 3.5)	0-5 (0 to 2.7)	0-4 (0 to 2.2)	0-3 (0 to 1.6)	0-2 (0 to 1.1)	0-2 (0 to 0.8)	0-1 (0 to 0.5)	0-1 (0 to 0.3)	0 (0 to 0)		39-5
Other urinary diseases	0-4 (0.1 to 0.4)	0-5 (0.1 to 0.6)	0-8 (0.3 to 1.7)	0-6 (0.3 to 1.4)	0-7 (0.5 to 1.4)	0-8 (0.4 to 1.2)	1-1 (0.6 to 1.4)	1-3 (0.7 to 2.1)	2-3 (1.2 to 3.3)	2-5 (1.2 to 4.1)	3-1 (1.9 to 4.6)	2-6 (1.7 to 4.2)	2-4 (1.6 to 4.4)	2-7 (1.7 to 4.7)	2-4 (1.5 to 3.1)	2-1 (1.3 to 3.2)	1-5 (1 to 2.3)	1-3 (0.8 to 1.9)	1-1 (0.6 to 1.7)	0-9 (0.4 to 1.3)	0-6 (0.3 to 1.2)	0-3 (0.2 to 1.2)	0-3 (0.1 to 0.6)		40-6
Gynecological diseases	0 (0 to 0)	0 (0 to 0)	0 (0 to 0)	0 (0 to 0)	0 (0 to 0)	0 (0 to 0)	0 (0 to 0)	0 (13.5 to 99.4)	0 (49.4 to 199)	0 (182 to 417)	0 (329 to 764)	0 (369 to 811)	0 (289 to 651)	0 (282 to 664)	0 (180 to 322)	0 (99.5 to 242)	0 (61.6 to 140)	0 (39.2 to 96.4)	0 (25.5 to 62.7)	0 (20.8 to 49.2)	0 (19.9 to 38.3)	0 (9.2 to 19.4)	0 (4.6 to 10.6)	0 (0.9 to 4.2)		2,870
Uterine fibroids	0 (0 to 0)	0 (0 to 0)	0 (0 to 0)	0 (0 to 0)	0 (0 to 0)	0 (0 to 0)	0 (0 to 0)	0 (0.2 to 1.3)	0 (0.7 to 3.1)	0 (1.9 to 7.3)	0 (4.6 to 12.4)	0 (4.6 to 10.7)	0 (3.4 to 8.4)	0 (3.4 to 10.1)	0 (1.9 to 5.4)	0 (1.2 to 4)	0 (0.7 to 2.7)	0 (0.5 to 2.1)	0 (0.3 to 1.7)	0 (0.2 to 0.7)	0 (0.2 to 1.2)	0 (0 to 0.5)	0 (0 to 0.2)		107
Polycystic ovarian syndrome	0 (0 to 0)	0 (0 to 0)	0 (0 to 0)	0 (0 to 0)	0 (0 to 0)	0 (0 to 0)	0-7 (0.3 to 1.7)	1-5 (0.7 to 3.5)	2-1 (1.1 to 4.6)	2-7 (1.4 to 6.2)	1-8 (0.9 to 4.4)	1-4 (0.7 to 3.2)	0-9 (0.4 to 2.1)	0-7 (0.3 to 1.8)	0-5 (0 to 1.1)	0-4 (0 to 0.9)	0-3 (0 to 0.7)	0-2 (0 to 0.5)	0-2 (0 to 0.4)	0-1 (0 to 0.3)	0-1 (0 to 0.2)	0-1 (0 to 0.1)	0 (0 to 0)		129
Female infertility	0 (0 to 0)	0 (0 to 0)	0 (0 to 0)	0 (0 to 0)	0 (0 to 0)	0 (0 to 0)	0 (0 to 0)	2 (0.1 to 9.4)	2 (0.1 to 9.6)	6-1 (0.3 to 20.7)	6-7 (0.3 to 24.4)	7-4 (0.3 to 29.4)	6-3 (0.2 to 27.1)	6-2 (0.3 to 28.5)	3-7 (0.2 to 18.2)	3-1 (0.2 to 15.1)	2-5 (0.1 to 12.3)	2-1 (0.1 to 10.4)	1-8 (0.1 to 8.6)	1-5 (0.1 to 7.1)	1-2 (0.1 to 5.6)	0-6 (0 to 3.1)	0-3 (0 to 1.5)		29-5
Endometriosis	0 (0 to 0)	0 (0 to 0)	0 (0 to 0)	0 (0 to 0)	0 (0 to 0)	0 (0 to 0)	0-1 (0 to 0.7)	0-7 (0.3 to 3.4)	1-1 (0.4 to 4.7)	1-6 (0.6 to 6.4)	1-3 (0.5 to 5.6)	1-1 (0.4 to 5.1)	0-9 (0.3 to 4.2)	0-8 (0.3 to 4.1)	0-5 (0.2 to 2.6)	0-4 (0.1 to 2.1)	0-3 (0.1 to 1.7)	0-3 (0.1 to 1.5)	0-2 (0.1 to 1.2)	0-2 (0 to 0.9)	0-1 (0 to 0.6)	0-1 (0 to 0.4)	0 (0 to 0.2)		134
Genital prolapse	0 (0 to 0)	0 (0 to 0)	0 (0 to 0)	0 (0 to 0)	0 (0 to 0)	0 (0 to 0)	0 (0 to 0)	0 (0.2 to 0.4)	0 (0 to 0.4)	0-7 (0.3 to 1.6)	0-7 (0.3 to 2.2)	1-6 (0.7 to 3.9)	0-8 (0.3 to 2.6)	1-3 (0.5 to 3.4)	0-9 (0.3 to 2.6)	0-7 (0.2 to 1.9)	0-5 (0.2 to 1.4)	0-4 (0.1 to 1.1)	0-3 (0.1 to 0.9)	0-2 (0 to 0.7)	0-2 (0 to 0.4)	0-1 (0 to 0.2)	0 (0 to 0.1)		21-3
Premenstrual syndrome	0 (0 to 0)	0 (0 to 0)	0 (0 to 0)	0 (0 to 0)	0-3 (0 to 0.9)	0-2 (0 to 0.8)	0-5 (0.1 to 1.4)	0-9 (0.2 to 2.6)	1-1 (0.3 to 3.1)	1-2 (0.3 to 3.6)	1-1 (0.3 to 3.4)	0-9 (0.2 to 3.1)	0-7 (0.2 to 2.4)	0-7 (0.2 to 2.5)	0-5 (0 to 1.8)	0-4 (0 to 1.4)	0-3 (0 to 1.1)	0-3 (0 to 1)	0-2 (0 to 0.8)	0-2 (0 to 0.6)	0-1 (0 to 0.4)	0-1 (0 to 0.2)	0 (0 to 0.1)		68-3
Other gynecological diseases	0 (0 to 0)	0 (0 to 0)	0 (0 to 0)	0 (0 to 0)	0-4 (0 to 1.2)	0-5 (0 to 1.2)	1-9 (0.7 to 5.1)	3-1 (1.2 to 8.2)	3-8 (1.4 to 9.9)	3-6 (1.4 to 9.2)	2-7 (1 to 7.2)	2-3 (0.8 to 6.2)	1-6 (0.6 to 4.2)	1-4 (0.5 to 3.8)	0-9 (0.3 to 2.5)	0-7 (0.2 to 1.9)	0-6 (0.2 to 1.6)	0-5 (0.2 to 1.4)	0-4 (0.1 to 1.1)	0-3 (0.1 to 0.8)	0-3 (0.1 to 0.7)	0-2 (0 to 0.5)	0-1 (0 to 0.2)		1,780
Hemoglobinopathies and hemolytic anemias	0-3 (0.2 to 0.4)	0-4 (0.2 to 0.6)	0-7 (0.3 to 1.5)	0-6 (0.3 to 2.2)	0-5 (0.3 to 2.2)	0-6 (0.3 to 2.2)	0-8 (0.3 to 2.5)	1-2 (0.5 to 3.6)	1-3 (0.5 to 4.2)	1-3 (0.5 to 4.2)	0-9 (0.3 to 3.4)	0-7 (0.3 to 2.6)	0-5 (0.2 to 2.1)	0-5 (0.2 to 2.1)	0-4 (0.1 to 1.6)	0-3 (0.1 to 1.3)	0-3 (0.1 to 1.2)	0-2 (0.1 to 1.1)	0-2 (0 to 0.8)	0-2 (0 to 0.6)	0-1 (0 to 0.4)	0-1 (0 to 0.2)	0 (0 to 0.1)		48-6
Thrombocytopenias	0 (0 to 0)	0 (0 to 0)	0 (0 to 0)	0 (0 to 0)	0-1 (0 to 0.2)	0-1 (0 to 0.2)	0-2 (0 to 0.5)	0-3 (0 to 0.8)	0-3 (0 to 0.8)	0-4 (0 to 1)	0-3 (0 to 0.7)	0-2 (0 to 0.5)	0-2 (0 to 0.4)	0-2 (0 to 0.5)	0-1 (0 to 0.3)	0-1 (0 to 0.3)	0-1 (0 to 0.2)	0-1 (0 to 0.2)	0-1 (0 to 0.2)	0-1 (0 to 0.2)	0-1 (0 to 0.2)	0-1 (0 to 0.1)	0 (0 to 0)		9-7
Thalassemias trait	0 (0 to 0)	0 (0 to 0.1)	0 (0 to 0.9)	0-2 (0.2 to 0.6)	0-2 (0.2 to 0.5)	0-3 (0.2 to 0.6)	0-5 (0.3 to 0.9)	0-8 (0.4 to 1.2)	0-9 (0.5 to 1.6)	1-1 (0.7 to 1.7)	0-8 (0.4 to 1.3)	0-7 (0.4 to 1.2)	0-6 (0.3 to 1.1)	0-6 (0.3 to 1.1)	0-5 (0.2 to 0.9)	0-4 (0.2 to 0.8)	0-3 (0.1 to 0.7)	0-3 (0.1 to 0.6)	0-2 (0.1 to 0.5)	0-2 (0 to 0.4)	0-2 (0 to 0.3)	0-1 (0 to 0.2)	0 (0 to 0.1)		24-3
Sickle cell disorders	0-3 (0.2 to 0.4)	1-9 (0.1 to 3.3)	3-2 (1.1 to 2.5)	3-1 (2.5 to 4.6)	2-4 (2.4 to 4.1)	2-7 (1.6 to 3.2)	3-2 (2.5 to 3.6)	3-6 (2.4 to 4.3)	3-4 (2.7 to 4.7)	2-7 (2.4 to 3.1)	2-1 (2 to 2.7)	1-7 (1.1 to 2.7)	1-4 (1.1 to 1.9)	1-3 (0.7 to 1.5)	1-1 (0.6 to 1.5)	0-9 (0.5 to 1.2)	0-8 (0.5 to 1)	0-7 (0.4 to 0.9)	0-6 (0.3 to 0.8)	0-5 (0.3 to 0.7)	0-4 (0.2 to 0.6)	0-3 (0.2 to 0.5)	0-2 (0.1 to 0.3)		32-4
Sickle cell trait	0 (0 to 0)	0-1 (0 to 0.3)	0-4 (0.1 to 1)	1-2 (0.2 to 3.4)	2-7 (0.4 to 7.7)	0-8 (0.3 to 2.7)	0-7 (0.3 to 2.5)	0-8 (0.3 to 2.1)	0-7 (0.3 to 2.4)	0-6 (0.3 to 2.1)	0-4 (0.2 to 1.6)	0-3 (0.2 to 1.2)	0-3 (0.1 to 1.2)	0-3 (0.1 to 1.2)	0-2 (0.1 to 0.8)	0-2 (0.1 to 0.8)	0-2 (0.1 to 0.7)	0-2 (0.1 to 0.7)	0-2 (0.1 to 0.6)	0-2 (0.1 to 0.6)	0-2 (0.1 to 0.5)	0-1 (0 to 0.3)	0-1 (0 to 0.1)		23-3
G6PD deficiency	0 (0 to 0)	0 (0 to 0)	0 (0 to 0)	0 (0 to 0)	0-3 (0.1 to 0.4)	0-4 (0.2 to 0.6)	0-6 (0.3 to 0.9)	0-9 (0.4 to 1.2)	1-1 (0.5 to 1.5)	0-9 (0.4 to 1.7)	0-7 (0.4 to 1.3)	0-6 (0.3 to 1.1)	0-5 (0.3 to 1)	0-7 (0.4 to 1.1)	0-6 (0.3 to 1)	0-6 (0.3 to 1)	0-5 (0.2 to 0.9)	0-4 (0.2 to 0.8)	0-3 (0.2 to 0.6)	0-3 (0.1 to 0.6)	0-2 (0.1 to 0.5)	0-2 (0 to 0.3)	0-1 (0 to 0.1)		12-1
G6PD trait	0 (0 to 0)	0 (0 to 0)	0 (0 to 0)	0 (0 to 0)	0 (0 to 0)	0 (0 to 0)	0 (0 to 0)	0 (0 to 0)	0 (0 to 0)	0 (0 to 0)	0 (0 to 0)	0 (0 to 0)	0 (0 to 0)	0 (0 to 0)	0 (0 to 0)	0 (0 to 0)	0 (0 to 0)	0 (0 to 0)	0 (0 to 0)

SR Table 2c: North Yorkshire DALYs by cause and age group for both sexes with 95% uncertainty intervals, 2019

Cause	Early Neonatal 0 to 6 days	Late Neonatal 7 to 27 days	Post Neonatal 28 to 364 days	1 to 4 years	5 to 9 years	10 to 14 years	15 to 19 years	20 to 24 years	25 to 29 years	30 to 34 years	35 to 39 years	40 to 44 years	45 to 49 years	50 to 54 years	55 to 59 years	60 to 64 years	65 to 69 years	70 to 74 years	75 to 79 years	80 to 84 years	85 to 89 years	90 to 94 years	95 plus years	Total
All causes	4544 (3314 to 5796)	1139 (785 to 1599)	1945 (1563 to 2463)	2480 (1729 to 3,240)	2086 (1454 to 2,890)	1984 (1,326 to 2,753)	1966 (1,277 to 2,833)	2,042 (1,344 to 2,870)	2,180 (1,480 to 3,040)	2,197 (1,494 to 3,020)	2,216 (1,503 to 3,079)	2,319 (1,578 to 3,222)	2,270 (1,552 to 3,100)	2,331 (1,592 to 3,169)	2,552 (1,753 to 3,460)	2,599 (1,772 to 3,553)	2,614 (1,777 to 3,602)	2,722 (1,826 to 3,800)	2,909 (1,920 to 4,000)	3,109 (1,997 to 4,333)	3,231 (1,992 to 4,600)	3,231 (1,870 to 4,800)	3,231 (1,870 to 4,800)	106,055
Communicable, maternal, neonatal, and nutritional diseases	1,192 (1,009 to 1,398)	1,139 (1,005 to 1,276)	1,945 (1,770 to 2,139)	2,480 (2,331 to 2,633)	2,086 (1,932 to 2,253)	1,984 (1,834 to 2,139)	1,966 (1,817 to 2,121)	2,042 (1,888 to 2,199)	2,180 (2,023 to 2,342)	2,197 (2,035 to 2,362)	2,216 (2,052 to 2,384)	2,319 (2,147 to 2,492)	2,270 (2,101 to 2,444)	2,331 (2,157 to 2,509)	2,552 (2,370 to 2,740)	2,599 (2,406 to 2,795)	2,614 (2,419 to 2,817)	2,722 (2,520 to 2,931)	2,909 (2,693 to 3,132)	3,109 (2,877 to 3,350)	3,231 (2,992 to 3,488)	3,231 (2,992 to 3,488)	3,231 (2,992 to 3,488)	106,055
HIV/AIDS and sexually transmitted infections	19 (6 to 42)	6 (1 to 13)	3 (2 to 7)	3 (1 to 6)	3 (1 to 5)	3 (1 to 5)	3 (1 to 6)	3 (1 to 6)	4 (2 to 8)	5 (2 to 10)	7 (3 to 14)	10 (4 to 20)	16 (7 to 32)	19 (8 to 38)	19 (8 to 38)	19 (8 to 38)	19 (8 to 38)	19 (8 to 38)	19 (8 to 38)	19 (8 to 38)	19 (8 to 38)	19 (8 to 38)	19 (8 to 38)	346
HIV/AIDS	0 (0 to 0)	0 (0 to 0)	0 (0 to 0)	0 (0 to 0)	0 (0 to 0)	0 (0 to 0)	0 (0 to 0)	0 (0 to 0)	0 (0 to 0)	0 (0 to 0)	0 (0 to 0)	0 (0 to 0)	0 (0 to 0)	0 (0 to 0)	0 (0 to 0)	0 (0 to 0)	0 (0 to 0)	0 (0 to 0)	0 (0 to 0)	0 (0 to 0)	0 (0 to 0)	0 (0 to 0)	0 (0 to 0)	0 (0 to 0)	0
HIV/AIDS - Drug-susceptible Tuberculosis	0 (0 to 0)	0 (0 to 0)	0 (0 to 0)	0 (0 to 0)	0 (0 to 0)	0 (0 to 0)	0 (0 to 0)	0 (0 to 0)	0 (0 to 0)	0 (0 to 0)	0 (0 to 0)	0 (0 to 0)	0 (0 to 0)	0 (0 to 0)	0 (0 to 0)	0 (0 to 0)	0 (0 to 0)	0 (0 to 0)	0 (0 to 0)	0 (0 to 0)	0 (0 to 0)	0 (0 to 0)	0 (0 to 0)	0 (0 to 0)	0
HIV/AIDS - Multidrug-resistant Tuberculosis without extensive drug resistance	0 (0 to 0)	0 (0 to 0)	0 (0 to 0)	0 (0 to 0)	0 (0 to 0)	0 (0 to 0)	0 (0 to 0)	0 (0 to 0)	0 (0 to 0)	0 (0 to 0)	0 (0 to 0)	0 (0 to 0)	0 (0 to 0)	0 (0 to 0)	0 (0 to 0)	0 (0 to 0)	0 (0 to 0)	0 (0 to 0)	0 (0 to 0)	0 (0 to 0)	0 (0 to 0)	0 (0 to 0)	0 (0 to 0)	0 (0 to 0)	0
HIV/AIDS - Extensively drug-resistant Tuberculosis	0 (0 to 0)	0 (0 to 0)	0 (0 to 0)	0 (0 to 0)	0 (0 to 0)	0 (0 to 0)	0 (0 to 0)	0 (0 to 0)	0 (0 to 0)	0 (0 to 0)	0 (0 to 0)	0 (0 to 0)	0 (0 to 0)	0 (0 to 0)	0 (0 to 0)	0 (0 to 0)	0 (0 to 0)	0 (0 to 0)	0 (0 to 0)	0 (0 to 0)	0 (0 to 0)	0 (0 to 0)	0 (0 to 0)	0 (0 to 0)	0
HIV/AIDS resulting in other diseases	0 (0 to 0)	0 (0 to 0)	0 (0 to 0)	0 (0 to 0)	0 (0 to 0)	0 (0 to 0)	0 (0 to 0)	1 (1 to 2)	3 (2 to 6)	4 (2 to 8)	7 (3 to 15)	9 (4 to 19)	14 (7 to 28)	17 (8 to 34)	17 (8 to 34)	17 (8 to 34)	17 (8 to 34)	17 (8 to 34)	17 (8 to 34)	17 (8 to 34)	17 (8 to 34)	17 (8 to 34)	17 (8 to 34)	303
Sexually transmitted infections excluding HIV	19 (6 to 42)	6 (1 to 13)	3 (1 to 7)	3 (1 to 6)	3 (1 to 5)	3 (1 to 5)	3 (1 to 6)	3 (1 to 6)	4 (2 to 8)	5 (2 to 10)	7 (3 to 14)	10 (4 to 20)	16 (7 to 32)	19 (8 to 38)	19 (8 to 38)	19 (8 to 38)	19 (8 to 38)	19 (8 to 38)	19 (8 to 38)	19 (8 to 38)	19 (8 to 38)	19 (8 to 38)	19 (8 to 38)	346
Syphilis	0 (0 to 0)	0 (0 to 0)	0 (0 to 0)	0 (0 to 0)	0 (0 to 0)	0 (0 to 0)	0 (0 to 0)	0 (0 to 0)	0 (0 to 0)	0 (0 to 0)	0 (0 to 0)	0 (0 to 0)	0 (0 to 0)	0 (0 to 0)	0 (0 to 0)	0 (0 to 0)	0 (0 to 0)	0 (0 to 0)	0 (0 to 0)	0 (0 to 0)	0 (0 to 0)	0 (0 to 0)	0 (0 to 0)	0 (0 to 0)	0
Chlamydial infection	0 (0 to 0)	0 (0 to 0)	0 (0 to 0)	0 (0 to 0)	0 (0 to 0)	0 (0 to 0)	0 (0 to 0)	0 (0 to 0)	0 (0 to 0)	0 (0 to 0)	0 (0 to 0)	0 (0 to 0)	0 (0 to 0)	0 (0 to 0)	0 (0 to 0)	0 (0 to 0)	0 (0 to 0)	0 (0 to 0)	0 (0 to 0)	0 (0 to 0)	0 (0 to 0)	0 (0 to 0)	0 (0 to 0)	0 (0 to 0)	0
Gonococcal infection	0 (0 to 0)	0 (0 to 0)	0 (0 to 0)	0 (0 to 0)	0 (0 to 0)	0 (0 to 0)	0 (0 to 0)	0 (0 to 0)	0 (0 to 0)	0 (0 to 0)	0 (0 to 0)	0 (0 to 0)	0 (0 to 0)	0 (0 to 0)	0 (0 to 0)	0 (0 to 0)	0 (0 to 0)	0 (0 to 0)	0 (0 to 0)	0 (0 to 0)	0 (0 to 0)	0 (0 to 0)	0 (0 to 0)	0 (0 to 0)	0
Trichomoniasis	0 (0 to 0)	0 (0 to 0)	0 (0 to 0)	0 (0 to 0)	0 (0 to 0)	0 (0 to 0)	0 (0 to 0)	0 (0 to 0)	0 (0 to 0)	0 (0 to 0)	0 (0 to 0)	0 (0 to 0)	0 (0 to 0)	0 (0 to 0)	0 (0 to 0)	0 (0 to 0)	0 (0 to 0)	0 (0 to 0)	0 (0 to 0)	0 (0 to 0)	0 (0 to 0)	0 (0 to 0)	0 (0 to 0)	0 (0 to 0)	0
Genital herpes	0 (0 to 0)	0 (0 to 0)	0 (0 to 0)	0 (0 to 0)	0 (0 to 0)	0 (0 to 0)	0 (0 to 0)	0 (0 to 0)	0 (0 to 0)	0 (0 to 0)	0 (0 to 0)	0 (0 to 0)	0 (0 to 0)	0 (0 to 0)	0 (0 to 0)	0 (0 to 0)	0 (0 to 0)	0 (0 to 0)	0 (0 to 0)	0 (0 to 0)	0 (0 to 0)	0 (0 to 0)	0 (0 to 0)	0 (0 to 0)	0
Other sexually transmitted infections	0 (0 to 0)	0 (0 to 0)	0 (0 to 0)	0 (0 to 0)	0 (0 to 0)	0 (0 to 0)	0 (0 to 0)	0 (0 to 0)	0 (0 to 0)	0 (0 to 0)	0 (0 to 0)	0 (0 to 0)	0 (0 to 0)	0 (0 to 0)	0 (0 to 0)	0 (0 to 0)	0 (0 to 0)	0 (0 to 0)	0 (0 to 0)	0 (0 to 0)	0 (0 to 0)	0 (0 to 0)	0 (0 to 0)	0 (0 to 0)	0
Respiratory infections and tuberculosis	4 (3 to 6)	4 (3 to 6)	39 (34 to 44)	7 (5 to 9)	4 (3 to 5)	4 (3 to 5)	4 (3 to 5)	5 (4 to 6)	6 (5 to 8)	7 (5 to 9)	8 (6 to 10)	9 (7 to 11)	11 (8 to 14)	14 (10 to 18)	19 (14 to 24)	26 (19 to 33)	36 (26 to 46)	49 (35 to 63)	72 (51 to 93)	104 (73 to 135)	149 (104 to 194)	214 (149 to 279)	214 (149 to 279)	1,205
Lower respiratory infections	4 (3 to 6)	4 (3 to 6)	39 (34 to 44)	7 (5 to 9)	4 (3 to 5)	4 (3 to 5)	4 (3 to 5)	5 (4 to 6)	6 (5 to 8)	7 (5 to 9)	8 (6 to 10)	9 (7 to 11)	11 (8 to 14)	14 (10 to 18)	19 (14 to 24)	26 (19 to 33)	36 (26 to 46)	49 (35 to 63)	72 (51 to 93)	104 (73 to 135)	149 (104 to 194)	214 (149 to 279)	214 (149 to 279)	1,205
Upper respiratory infections	0 (0 to 0)	0 (0 to 0)	0 (0 to 0)	0 (0 to 0)	0 (0 to 0)	0 (0 to 0)	0 (0 to 0)	0 (0 to 0)	0 (0 to 0)	0 (0 to 0)	0 (0 to 0)	0 (0 to 0)	0 (0 to 0)	0 (0 to 0)	0 (0 to 0)	0 (0 to 0)	0 (0 to 0)	0 (0 to 0)	0 (0 to 0)	0 (0 to 0)	0 (0 to 0)	0 (0 to 0)	0 (0 to 0)	0 (0 to 0)	0
Otitis media	0 (0 to 0)	1 (0 to 4)	13 (4 to 29)	4 (1 to 10)	1 (0 to 3)	1 (0 to 2)	1 (0 to 2)	1 (0 to 2)	1 (0 to 2)	1 (0 to 2)	1 (0 to 2)	1 (0 to 2)	1 (0 to 2)	1 (0 to 2)	1 (0 to 2)	1 (0 to 2)	1 (0 to 2)	1 (0 to 2)	1 (0 to 2)	1 (0 to 2)	1 (0 to 2)	1 (0 to 2)	1 (0 to 2)	1 (0 to 2)	171
Enteric infections	4 (3 to 6)	3 (2 to 4)	43 (36 to 51)	21 (15 to 29)	5 (3 to 8)	3 (2 to 5)	3 (2 to 5)	3 (2 to 5)	4 (3 to 6)	5 (3 to 7)	6 (4 to 8)	7 (5 to 9)	9 (6 to 12)	11 (8 to 15)	14 (10 to 19)	19 (14 to 25)	27 (19 to 36)	39 (27 to 52)	57 (39 to 75)	82 (56 to 107)	118 (81 to 154)	169 (116 to 220)	169 (116 to 220)	952
Diarrheal diseases	3 (2 to 4)	2 (1 to 3)	29 (24 to 35)	20 (14 to 28)	4 (2 to 6)	2 (1 to 4)	2 (1 to 4)	2 (1 to 4)	3 (2 to 5)	4 (2 to 6)	5 (3 to 7)	6 (4 to 8)	8 (5 to 11)	10 (7 to 14)	13 (9 to 18)	18 (13 to 24)	26 (18 to 35)	38 (26 to 51)	56 (38 to 74)	81 (55 to 106)	117 (80 to 152)	167 (114 to 218)	167 (114 to 218)	941
Typhoid and paratyphoid	0 (0 to 0)	0 (0 to 0)	0 (0 to 0)	0 (0 to 0)	0 (0 to 0)	0 (0 to 0)	0 (0 to 0)	0 (0 to 0)	0 (0 to 0)	0 (0 to 0)	0 (0 to 0)	0 (0 to 0)	0 (0 to 0)	0 (0 to 0)	0 (0 to 0)	0 (0 to 0)	0 (0 to 0)	0 (0 to 0)	0 (0 to 0)	0 (0 to 0)	0 (0 to 0)	0 (0 to 0)	0 (0 to 0)	0 (0 to 0)	0
Typhoid fever	0 (0 to 0)	0 (0 to 0)	0 (0 to 0)	0 (0 to 0)	0 (0 to 0)	0 (0 to 0)	0 (0 to 0)	0 (0 to 0)	0 (0 to 0)	0 (0 to 0)	0 (0 to 0)	0 (0 to 0)	0 (0 to 0)	0 (0 to 0)	0 (0 to 0)	0 (0 to 0)	0 (0 to 0)	0 (0 to 0)	0 (0 to 0)	0 (0 to 0)	0 (0 to 0)	0 (0 to 0)	0 (0 to 0)	0 (0 to 0)	0
Paratyphoid fever	0 (0 to 0)	0 (0 to 0)	0 (0 to 0)	0 (0 to 0)	0 (0 to 0)	0 (0 to 0)	0 (0 to 0)	0 (0 to 0)	0 (0 to 0)	0 (0 to 0)	0 (0 to 0)	0 (0 to 0)	0 (0 to 0)	0 (0 to 0)	0 (0 to 0)	0 (0 to 0)	0 (0 to 0)	0 (0 to 0)	0 (0 to 0)	0 (0 to 0)	0 (0 to 0)	0 (0 to 0)	0 (0 to 0)	0 (0 to 0)	0
Other sexually transmitted infections	0 (0 to 0)	0 (0 to 0)	0 (0 to 0)	0 (0 to 0)	0 (0 to 0)	0 (0 to 0)	0 (0 to 0)	0 (0 to 0)	0 (0 to 0)	0 (0 to 0)	0 (0 to 0)	0 (0 to 0)	0 (0 to 0)	0 (0 to 0)	0 (0 to 0)	0 (0 to 0)	0 (0 to 0)	0 (0 to 0)	0 (0 to 0)	0 (0 to 0)	0 (0 to 0)	0 (0 to 0)	0 (0 to 0)	0 (0 to 0)	0
Invasive Non-typhoidal Salmonella (iNTS)	0 (0 to 0)	0 (0 to 0)	0 (0 to 0)	0 (0 to 0)	0 (0 to 0)	0 (0 to 0)	0 (0 to 0)	0 (0 to 0)	0 (0 to 0)	0 (0 to 0)	0 (0 to 0)	0 (0 to 0)	0 (0 to 0)	0 (0 to 0)	0 (0 to 0)	0 (0 to 0)	0 (0 to 0)	0 (0 to 0)	0 (0 to 0)	0 (0 to 0)	0 (0 to 0)	0 (0 to 0)	0 (0 to 0)	0 (0 to 0)	0
Other intestinal infectious diseases	0 (0 to 0)	0 (0 to 0)	0 (0 to 0)	0 (0 to 0)	0 (0 to 0)	0 (0 to 0)	0 (0 to 0)	0 (0 to 0)	0 (0 to 0)	0 (0 to 0)	0 (0 to 0)	0 (0 to 0)	0 (0 to 0)	0 (0 to 0)	0 (0 to 0)	0 (0 to 0)	0 (0 to 0)	0 (0 to 0)	0 (0 to 0)	0 (0 to 0)	0 (0 to 0)	0 (0 to 0)	0 (0 to 0)	0 (0 to 0)	0
Neglected tropical diseases and malaria	0 (0 to 0)	0 (0 to 0)	0 (0 to 0)	0 (0 to 0)	0 (0 to 0)	0 (0 to 0)	0 (0 to 0)	0 (0 to 0)	0 (0 to 0)	0 (0 to 0)	0 (0 to 0)	0 (0 to 0)	0 (0 to 0)	0 (0 to 0)	0 (0 to 0)	0 (0 to 0)	0 (0 to 0)	0 (0 to 0)	0 (0 to 0)	0 (0 to 0)	0 (0 to 0)	0 (0 to 0)	0 (0 to 0)	0 (0 to 0)	0
Malaria	0 (0 to 0)	0 (0 to 0)	0 (0 to 0)	0 (0 to 0)	0 (0 to 0)	0 (0 to 0)	0 (0 to 0)	0 (0 to 0)	0 (0 to 0)	0 (0 to 0)	0 (0 to 0)	0 (0 to 0)	0 (0 to 0)	0 (0 to 0)	0 (0 to 0)	0 (0 to 0)	0 (0 to 0)	0 (0 to 0)	0 (0 to 0)	0 (0 to 0)	0 (0 to 0)	0 (0 to 0)	0 (0 to 0)	0 (0 to 0)	0
Chagas disease	0 (0 to 0)	0 (0 to 0)	0 (0 to 0)	0 (0 to 0)	0 (0 to 0)	0 (0 to 0)	0 (0 to 0)	0 (0 to 0)	0 (0 to 0)	0 (0 to 0)	0 (0 to 0)	0 (0 to 0)	0 (0 to 0)	0 (0 to 0)	0 (0 to 0)	0 (0 to 0)	0 (0 to 0)	0 (0 to 0)	0 (0 to 0)	0 (0 to 0)	0 (0 to 0)	0 (0 to 0)	0 (0 to 0)	0 (0 to 0)	0
Leishmaniasis	0 (0 to 0)	0 (0 to 0)	0 (0 to 0)	0 (0 to 0)	0 (0 to 0)	0 (0 to 0)	0 (0 to 0)	0 (0 to 0)	0 (0 to 0)	0 (0 to 0)	0 (0 to 0)	0 (0 to 0)	0 (0 to 0)	0 (0 to 0)	0 (0 to 0)	0 (0 to 0)	0 (0 to 0)	0 (0 to 0)	0 (0 to 0)	0 (0 to 0)	0 (0 to 0)	0 (0 to 0)	0 (0 to 0)	0 (0 to 0)	0
Visceral leishmaniasis	0 (0 to 0)	0 (0 to 0)	0 (0 to 0)	0 (0 to 0)	0 (0 to 0)	0 (0 to 0)	0 (0 to 0)	0 (0 to 0)	0 (0 to 0)	0 (0 to 0)	0 (0 to 0)	0 (0 to 0)	0 (0 to 0)	0 (0 to 0)	0 (0 to 0)	0 (0 to 0)	0 (0 to 0)	0 (0 to 0)	0 (0 to 0)	0 (0 to 0)	0 (0 to 0)	0 (0 to 0)	0 (0 to 0)	0 (0 to 0)	0
Cutaneous and mucocutaneous leishmaniasis	0 (0 to 0)	0 (0 to 0)	0 (0 to 0)	0 (0 to 0)	0 (0 to 0)	0 (0 to 0)	0 (0 to 0)	0 (0 to 0)	0 (0 to 0)	0 (0 to 0)	0 (0 to 0)	0 (0 to 0)	0 (0 to 0)	0 (0 to 0)	0 (0 to 0)	0 (0 to 0)	0 (0 to 0)	0 (0 to 0)	0 (0 to 0)	0 (0 to 0)	0 (0 to 0)	0 (0 to 0)	0 (0 to 0)	0 (0 to 0)	0
African trypanosomiasis	0 (0 to 0)	0 (0 to 0)	0 (0 to 0)	0 (0 to 0)	0 (0 to 0)	0 (0 to 0)	0 (0 to 0)	0 (0 to 0)	0 (0 to 0)	0 (0 to 0)	0 (0 to 0)	0 (0 to 0)	0 (0 to 0)	0 (0 to 0)	0 (0 to 0)	0 (0 to 0)	0 (0 to 0)	0 (0 to 0)	0 (0 to 0)	0 (0 to 0)	0 (0 to 0)	0 (0 to 0)	0 (0 to 0)	0 (0 to 0)	0
Schistosomiasis	0 (0 to 0)	0 (0 to 0)	0 (0 to 0)	0 (0 to 0)	0 (0 to 0)	0 (0 to 0)	0 (0 to 0)	0 (0 to 0)	0 (0 to 0)	0 (0 to 0)	0 (0 to 0)	0 (0 to 0)	0 (0 to 0)	0 (0 to 0)	0 (0 to 0)	0 (0 to 0)	0 (0 to 0)	0 (0 to 0)	0 (0 to 0)	0 (0 to 0)	0 (0 to 0)	0 (0 to 0)	0 (0 to 0)	0 (0 to 0)	0
Cysticercosis	0 (0 to 0)	0 (0 to 0)	0 (0 to 0)	0 (0 to 0)	0 (0 to 0)	0 (0 to 0)	0 (0 to 0)	0 (0 to 0)	0 (0 to 0)	0 (0 to 0)	0 (0 to 0)	0 (0 to 0)	0 (0 to 0)	0 (0 to 0)	0 (0 to 0)	0 (0 to 0)	0 (0 to 0)	0 (0 to 0)	0 (0 to 0)	0 (0 to 0)	0 (0 to 0)	0 (0 to 0)	0 (0 to 0)	0 (0 to 0)	0
Cystic echinococcosis	0 (0 to 0)	0 (0 to 0)	0 (0 to 0)	0 (0 to 0)	0 (0 to 0)	0 (0 to 0)	0 (0 to 0)	0 (0 to 0)	0 (0 to 0)	0 (0 to 0)	0 (0 to 0)	0 (0 to 0)	0 (0 to 0)	0 (0 to 0)	0 (0 to 0)	0 (0 to 0)	0 (0 to 0)	0 (0 to 0)	0 (0 to 0)	0 (0 to 0)	0 (0 to 0)	0 (0 to 0)	0 (0 to 0)	0 (0 to 0)	0
Lymphatic filariasis	0 (0 to 0)	0 (0 to 0)	0 (0 to 0)	0 (0 to 0)	0 (0 to 0)	0 (0 to 0)	0 (0 to 0)	0 (0 to 0)	0 (0 to 0)	0 (0 to 0)	0 (0 to 0)	0 (0 to 0)	0 (0 to 0)	0 (0 to 0)	0 (0 to 0)	0 (0 to 0)	0 (0 to 0)	0 (0 to 0)	0 (0 to 0)	0 (0 to 0)	0 (0 to 0)	0 (0 to 0)	0 (0 to 0)	0 (0 to 0)	0
Onchocerciasis	0 (0 to 0)	0 (0 to 0)	0 (0 to 0)	0 (0 to 0)	0 (0 to 0)	0 (0 to 0)	0 (0 to 0)	0 (0 to 0)	0 (0 to 0)	0 (0 to 0)	0 (0 to 0)	0 (0 to 0)	0 (0 to 0)	0 (0 to 0)	0 (0 to 0)	0 (0 to 0)	0 (0 to 0)	0 (0 to 0)	0 (0 to 0)	0 (0 to 0)	0 (0 to 0)	0 (0 to 0)	0 (0 to 0)	0 (0 to 0)	0
Trachoma	0 (0 to 0)	0 (0 to 0)	0 (0 to 0)	0 (0 to 0)	0 (0 to 0)	0 (0 to 0)	0 (0 to 0)	0 (0 to 0)	0 (0 to 0)	0 (0 to 0)	0 (0 to 0)	0 (0 to 0)	0 (0 to 0)	0 (0 to 0)	0 (0 to 0)	0 (0 to 0)	0 (0 to 0)	0 (0 to 0)	0 (0 to 0)	0 (0 to 0)	0 (0 to 0)	0 (0 to 0)	0 (0 to 0)	0 (0 to 0)	0
Dengue	0 (0 to 0)	0 (0 to 0)	0 (0 to 0)	0 (0 to 0)	0 (0 to 0)	0 (0 to 0)	0 (0 to 0)	0 (0 to 0)	0 (0 to 0)	0 (0 to 0)	0 (0 to 0)	0 (0 to 0)	0 (0 to 0)	0 (0 to 0)	0 (0 to 0)	0 (0 to 0)	0 (0 to 0)	0 (0 to 0)	0 (0 to 0)	0 (0 to 0)	0 (0 to 0)	0 (0 to 0)	0 (0 to 0)	0 (0 to 0)	0
Yellow fever	0 (0 to 0)	0 (0 to 0)	0 (0 to 0)	0 (0 to 0)	0 (0 to 0)	0 (0 to 0)	0 (0 to 0)	0 (0 to 0)	0 (0 to 0)	0 (0 to 0)	0 (0 to 0)	0 (0 to 0)	0 (0 to 0)	0 (0 to 0)	0 (0 to 0)	0 (0 to 0)	0 (0 to 0)	0 (0 to 0)	0 (0 to 0)	0 (0 to 0)	0 (0 to 0)	0 (0 to 0)	0 (0 to 0)	0 (0 to 0)	0
Rabies	0 (0 to 0)	0 (0 to 0)	0 (0 to 0)	0 (0 to 0)	0 (0 to 0)	0 (0 to 0)	0 (0 to 0)	0 (0 to 0)	0 (0 to 0)	0 (0 to 0)	0 (0 to 0)	0 (0 to 0)	0 (0 to 0)	0 (0 to 0)	0 (0 to 0)	0 (0 to 0)	0 (0 to 0)	0 (0 to 0)	0 (0 to 0)	0 (0 to 0)	0 (0 to 0)	0 (0 to 0)	0 (0 to 0)	0 (0 to 0)	0
Intestinal nematode infections	0 (0 to 0)	0 (0 to 0)	0 (0 to 0)	0 (0 to 0)	0 (0 to 0)	0 (0 to 0)	0 (0 to 0)	0 (0 to 0)	0 (0 to 0)	0 (0 to 0)	0 (0 to 0)	0 (0 to 0)	0 (0 to 0)	0 (0 to 0)	0 (0 to 0)	0 (0 to 0)	0 (0 to 0)	0 (0 to 0)	0 (0 to 0)	0 (0 to 0)	0 (0 to 0)	0 (0 to 0)	0 (0 to 0)	0 (0 to 0)	0
Ascariasis	0 (0 to 0)	0 (0 to 0)	0 (0 to 0)	0 (0 to 0)	0 (0 to 0)	0 (0 to 0)	0 (0 to 0)	0 (0 to 0)	0 (0 to 0)	0 (0 to 0)	0 (0 to 0)	0 (0 to 0)	0 (0 to 0)	0 (0 to 0)	0 (0 to 0)	0 (0 to 0)	0 (0 to 0)	0 (0 to 0)	0 (0 to 0)	0 (0 to 0)	0 (0 to 0)	0 (0 to 0)	0 (0 to 0)	0 (0 to 0)	0
Trichuriasis	0 (0 to 0)	0 (0 to 0)	0 (0 to 0)	0 (0 to 0)	0 (0 to 0)	0 (0 to 0)	0 (0 to 0)	0 (0 to 0)	0 (0 to 0)	0 (0 to 0)	0 (0 to 0)	0 (0 to 0)	0 (0 to 0)	0 (0 to 0)	0 (0 to 0)	0 (0 to 0)	0 (0 to 0)	0 (0 to 0)	0 (0 to 0)	0 (0 to 0)	0 (0 to 0)	0 (0 to 0)	0 (0 to 0)	0 (0 to 0)	0
Hookworm disease	0 (0 to 0)	0 (0 to 0)	0 (0 to 0)	0 (0 to 0)	0 (0 to 0)	0 (0 to 0)	0 (0 to 0)	0 (0 to 0)	0 (0 to 0)	0 (0 to 0)	0 (0 to 0)	0 (0 to 0)	0 (0 to 0)	0 (0 to 0)	0 (0 to 0)	0 (0 to 0)	0 (0 to 0)	0 (0 to 0)	0 (0 to 0)	0 (0 to 0)	0 (0 to 0)	0 (0 to 0)	0 (0 to 0)	0 (0 to 0)	0
Food-borne trematodiases	0 (0 to 0)	0 (0 to 0)	0 (0 to 0)	0 (0 to 0)	0 (0 to 0)	0 (0 to 0)	0 (0 to 0)	0 (0 to 0)	0 (0 to 0)	0 (0 to 0)	0 (0 to 0)	0 (0 to 0)	0 (0 to 0)	0 (0 to 0)	0 (0 to 0)	0 (0 to 0)	0 (0 to 0)	0 (0 to 0)	0 (0 to 0)	0 (0 to 0)	0 (0 to 0)	0 (0 to 0)	0 (0 to 0)	0 (0 to 0)	0
Leprosy	0 (0 to 0)	0 (0 to 0)	0 (0 to 0)	0 (0 to 0)	0 (0 to 0)	0 (0 to 0)	0 (0 to 0)	0 (0 to 0)	0 (0 to 0)	0 (0 to 0)	0 (0 to 0)	0 (0 to 0)	0 (0 to 0)	0 (0 to 0)	0 (0 to 0)	0 (0 to 0)	0 (0 to 0)	0 (0 to 0)	0 (0 to 0)	0 (0 to 0)	0 (0 to 0)	0 (0 to 0)	0 (0 to 0)	0 (0 to 0)	0
Ebola	0 (0 to 0)	0 (0 to 0)	0 (0 to 0)	0 (0 to 0)	0 (0 to 0)	0 (0 to 0)	0 (0 to 0)	0 (0 to 0)	0 (0 to 0)	0 (0 to 0)	0 (0 to 0)	0 (0 to 0)	0 (0 to 0)	0 (0 to 0)	0 (0 to 0)	0 (0 to 0)	0 (0 to 0)	0 (0 to 0)	0 (0 to 0)	0 (0 to 0)	0 (0 to 0)	0 (0 to 0)	0 (0 to 0)	0 (0 to 0)	0
Zika virus	0 (0 to 0)	0 (0 to 0)	0 (0 to 0)	0 (0 to 0)	0 (0 to 0)	0 (0 to 0)	0 (0 to 0)	0 (0 to 0)	0 (0 to 0)	0 (0 to 0)	0 (0 to 0)	0 (0 to 0)	0 (0 to 0)	0 (0 to 0)	0 (0 to 0)	0 (0 to 0)	0 (0 to 0)	0 (0 to 0)	0 (0 to 0)	0 (0 to 0)	0 (0 to 0)	0 (0 to 0)	0 (0 to 0)	0 (0 to 0)	0
Guinea worm disease	0 (0 to 0)	0 (0 to 0)	0 (0 to 0)	0 (0 to 0)	0 (0 to 0)	0 (0 to 0)	0 (0 to 0)	0 (0 to 0)	0 (0 to 0)	0 (0 to 0)	0 (0 to 0)	0 (0 to 0)	0 (0 to 0)	0 (0 to 0)	0 (0 to 0)	0 (0 to 0)	0 (0 to 0)	0 (0 to 0)	0 (0 to 0)	0 (0 to 0)	0 (0 to 0)	0 (0 to 0)	0 (0 to 0)	0 (0 to 0)	0
Other neglected tropical diseases	0 (0 to 0)	0 (0 to 0)	0 (0 to 2)	0 (0 to 0)	0 (0 to 0)	0 (0 to 0)	0 (0 to 0)	0 (0 to 0)	0 (0 to 0)	0 (0 to 0)	0 (0 to 0)	0 (0 to 0)	0 (0 to 0)	0 (0 to 0)	0 (0 to 0)	0 (0 to 0)	0 (0 to 0)	0 (0 to 0)	0 (0 to 0)	0 (0 to 0)	0 (0 to 0)	0 (0 to 0)	0 (0 to 0)	0 (0 to 0)	0
Other infectious diseases	2 (0 to 4)	2 (0 to 5)	17 (11 to 24)	22 (17 to 33)	12 (8 to 17)	11 (7 to 15)	12 (8 to 16)	13 (9 to 17)	14 (10 to 17)	14 (10 to 17)	14 (10 to 18)	14 (10 to 18)	14 (10 to 18)	14 (10 to 18)	14 (10 to 18)	14 (10 to 18)	14 (10 to 18)	14 (10 to 18)	14 (10 to 18)	14 (10 to 18)	14 (10 to 18)	14 (10 to 18)	14 (10 to 18)	402
Meningitis	1 (0 to 1)	1 (1 to 2)	6 (4 to 9)	10 (7 to 14)	2 (1 to 4)	1 (1 to 2)	1 (1 to 2)	1 (1 to 2)	1 (1 to 2)	1 (1 to 2)	1 (1 to 2)	1 (1 to 2)	1 (1 to 2)	1 (1 to 2)	1 (1 to 2)	1 (1 to 2)	1 (1 to 2)	1 (1 to 2)	1 (1 to 2)	1 (1 to 2)	1 (1 to 2)	1 (1 to 2)	1 (1 to 2)	107
Encephalitis	0 (0 to 0)	0 (0 to 0)	2 (1 to 4)

Other neoplasms	0-1 (0 to 0.2)	0 (0 to 0)	0-2 (0-1 to 0.2)	0-5 (0.2 to 0.7)	0-4 (0.2 to 0.5)	0-4 (0 to 0.5)	0-6 (0.4 to 0.9)	0-5 (0 to 0.6)	1 (0.7 to 1.4)	1-5 (0.9 to 2.3)	2-2 (1.3 to 3.2)	2-2 (1.4 to 3.3)	4-5 (3.0 to 6.9)	9-3 (6.7 to 13.4)	16-4 (11.9 to 23.6)	28-8 (19.6 to 40.9)	45 (33.5 to 66.7)	79-9 (59.9 to 115)	82-5 (61.6 to 122)	80 (59.9 to 113)	67-6 (47.5 to 99.4)	24-8 (23.5 to 49.4)	8-7 (5.6 to 12)	464
Medulloblastoma, medulloblastoma, and other hemangioblastoma	0 (0 to 0.2)	0 (0 to 0)	0 (0 to 0.3)	0 (0 to 0.3)	0-1 (0 to 0.4)	0-1 (0 to 0.4)	0-1 (0 to 0.6)	0 (0 to 0.5)	0 (0 to 0.7)	0-1 (0 to 0.6)	0-1 (0 to 0.7)	0-1 (0 to 0.7)	0-2 (0 to 1.1)	0-3 (0 to 1.4)	0-4 (0 to 2.1)	0-5 (0 to 2.7)	0-6 (0 to 3.3)	0-8 (0 to 4.1)	0-9 (0 to 5.1)	0-9 (0 to 5.1)	0-8 (0 to 4.7)	0-6 (0 to 3.4)	0-2 (0 to 1.2)	0-1 (0 to 0.7)	464
Benign and in situ cerebral and cranial nerve neoplasms	0 (0 to 0)	0 (0 to 0)	0 (0 to 0)	0 (0 to 0)	0 (0 to 0)	0 (0 to 0)	0 (0 to 0)	0 (0 to 0)	0 (0 to 0)	0 (0 to 0)	0 (0 to 0)	0 (0 to 0)	0 (0 to 0)	0 (0 to 0)	0 (0 to 0)	0 (0 to 0)	0 (0 to 0)	0 (0 to 0)	0 (0 to 0)	0 (0 to 0)	0 (0 to 0)	0 (0 to 0)	0 (0 to 0)	0 (0 to 0)	0
Benign and in situ cervical and uterine neoplasms	0 (0 to 0)	0 (0 to 0)	0 (0 to 0)	0 (0 to 0)	0 (0 to 0)	0 (0 to 0)	0 (0 to 0)	0 (0 to 0)	0 (0 to 0)	0 (0 to 0)	0 (0 to 0)	0 (0 to 0)	0 (0 to 0)	0 (0 to 0)	0 (0 to 0)	0 (0 to 0)	0 (0 to 0)	0 (0 to 0)	0 (0 to 0)	0 (0 to 0)	0 (0 to 0)	0 (0 to 0)	0 (0 to 0)	0 (0 to 0)	0
Other benign and in situ neoplasms	0 (0 to 0)	0 (0 to 0)	0 (0 to 0)	0 (0 to 0)	0 (0 to 0)	0 (0 to 0)	0 (0 to 0)	0 (0 to 0)	0 (0 to 0)	0 (0 to 0)	0 (0 to 0)	0 (0 to 0)	0 (0 to 0)	0 (0 to 0)	0 (0 to 0)	0 (0 to 0)	0 (0 to 0)	0 (0 to 0)	0 (0 to 0)	0 (0 to 0)	0 (0 to 0)	0 (0 to 0)	0 (0 to 0)	0 (0 to 0)	0
Cardiovascular diseases	2-9 (1.3 to 2.4)	2-5 (1.6 to 2.4)	6-6 (4.1 to 9.4)	10-6 (8.4 to 13.1)	8-9 (6.4 to 11.7)	15-5 (12.9 to 18.1)	28 (20.4 to 40.4)	59-9 (49.0 to 71.7)	127 (101 to 160)	169 (147 to 223)	226 (177 to 285)	366 (320 to 429)	609 (528 to 726)	1,120 (923 to 1,370)	1,920 (1,670 to 2,320)	2,190 (1,870 to 2,630)	2,660 (2,400 to 2,960)	2,950 (2,570 to 3,200)	4,410 (4,170 to 4,710)	4,790 (4,170 to 5,410)	5,600 (4,680 to 6,180)	4,740 (3,990 to 5,400)	1,070 (419 to 1,210)	33,000
Rheumatic heart disease	0 (0 to 0)	0 (0 to 0)	0-4 (0.2 to 0.9)	0-3 (0 to 0.5)	0-3 (0 to 0.5)	0-4 (0 to 0.6)	0-6 (0.3 to 0.9)	0-5 (0 to 0.6)	1-2 (0.6 to 2.1)	1-9 (1.1 to 3.1)	2-3 (1.1 to 3.9)	2-5 (1.7 to 3.5)	4-4 (3.0 to 6.4)	7-2 (5.1 to 10)	9-9 (6.9 to 13.8)	13 (9.8 to 17.3)	19-4 (14.1 to 24.2)	24-2 (21.4 to 28.1)	30-7 (22.9 to 42.3)	24-2 (22.1 to 31.1)	19-6 (17.2 to 22.7)	12-4 (9.4 to 17.6)	4-5 (3.3 to 5.7)	196
Ischemic heart disease	0 (0 to 0)	0 (0 to 0)	0 (0 to 0)	0-1 (0 to 0.2)	0-2 (0 to 0.5)	0-2 (0.1 to 0.6)	0-6 (0.2 to 0.8)	0-6 (0.2 to 0.8)	21-2 (15.1 to 28.3)	76-1 (59.1 to 97.1)	137 (109 to 167)	171 (139 to 212)	312 (256 to 377)	618 (515 to 746)	977 (764 to 1,160)	1,220 (1,020 to 1,420)	1,550 (1,320 to 1,810)	1,930 (1,640 to 2,340)	2,270 (1,940 to 2,740)	2,490 (2,130 to 2,890)	2,090 (1,710 to 2,440)	1,720 (1,330 to 2,060)	451 (203 to 524)	10,900
Stroke	0-1 (0 to 0.2)	0-3 (0.4 to 1.7)	2-3 (1.4 to 3.2)	4-3 (2.8 to 6.3)	7-8 (5.4 to 9.9)	14-5 (10.9 to 19.7)	23 (17.1 to 31.2)	43-7 (31.4 to 61.4)	81 (67.4 to 99.4)	147 (121 to 179)	89-3 (70.1 to 124)	130 (104 to 164)	191 (133 to 256)	258 (189 to 333)	345 (259 to 446)	441 (332 to 557)	562 (458 to 702)	1,020 (847 to 1,260)	1,260 (1,070 to 1,510)	1,610 (1,210 to 1,950)	1,590 (1,200 to 1,890)	1,240 (865 to 1,570)	386 (207 to 444)	9,120
Ischemic stroke	0 (0 to 0.1)	0 (0.2 to 0.4)	0-3 (0.2 to 1.4)	1-1 (0.6 to 2.1)	2-7 (1.5 to 4.4)	5-7 (3.7 to 8.1)	9-7 (6.4 to 13.8)	19-6 (14.1 to 27.1)	36-9 (27.1 to 48.9)	72-6 (57.1 to 91.6)	112 (89.2 to 138)	172 (141 to 210)	229 (177 to 288)	384 (312 to 464)	564 (464 to 685)	719 (592 to 870)	1,000 (850 to 1,170)	1,270 (1,080 to 1,500)	1,610 (1,370 to 1,900)	1,870 (1,540 to 2,190)	1,760 (1,420 to 2,060)	1,450 (1,080 to 1,760)	322 (172 to 367)	5,950
Intracerebral hemorrhage	0 (0 to 0)	0 (0 to 0)	0-4 (0.4 to 0.8)	0-5 (0.4 to 1.2)	1-3 (0.9 to 2.4)	2-6 (1.9 to 3.8)	4-5 (3.1 to 6.5)	8-8 (6.2 to 11.6)	15-6 (11.6 to 20.5)	27-2 (21.2 to 34.8)	40-1 (32.3 to 49.9)	62-8 (52.1 to 75.6)	97-8 (82.1 to 116)	156 (129 to 183)	218 (179 to 261)	276 (227 to 327)	342 (281 to 407)	421 (342 to 512)	502 (403 to 615)	617 (491 to 773)	736 (589 to 894)	763 (614 to 928)	373 (203 to 444)	2,400
Subarachnoid hemorrhage	0 (0 to 0.1)	0 (0 to 0.2)	0 (0 to 0.2)	0-2 (0.4 to 1.1)	0-3 (0.4 to 0.9)	0-5 (1.1 to 2.1)	1-2 (0.8 to 3.7)	2-3 (1.6 to 5.2)	4-5 (3.0 to 7.4)	7-5 (5.4 to 11.1)	10-4 (7.9 to 15)	16-4 (12.7 to 21.5)	25-4 (20.2 to 33.1)	40-6 (32.3 to 52.1)	56-7 (49.2 to 69.9)	69-7 (59.7 to 82)	81-2 (70.1 to 94.4)	94-2 (82.5 to 110)	107 (91.1 to 126)	122 (99.9 to 154)	135 (114.9 to 170)	142 (118.6 to 179)	86-5 (69.8 to 108)	1,140
Hypertensive heart disease	0 (0 to 0)	0 (0 to 0)	0 (0 to 0)	0 (0 to 0)	0 (0 to 0)	0 (0 to 0)	0-2 (0.2 to 0.7)	0-3 (0 to 0.7)	1-2 (0.7 to 2.3)	1-6 (1.1 to 3.1)	2-3 (1.7 to 3.9)	3-1 (2.5 to 4.1)	5-3 (4.3 to 7.1)	10-4 (7.9 to 13.6)	20-6 (14.7 to 32.4)	32-5 (21 to 46)	43-9 (29.7 to 61.4)	53-3 (39.7 to 70.1)	77-3 (59.4 to 101)	78-4 (57.4 to 105)	67-5 (49.1 to 92.1)	57-4 (41.6 to 79.6)	27-4 (19.6 to 34.2)	585
Non-rheumatic valvular heart disease	0 (0 to 0)	0 (0 to 0)	0 (0 to 0)	0 (0 to 0)	0 (0 to 0)	0-1 (0 to 0.2)	0-2 (0 to 0.6)	0-2 (0 to 0.6)	0-2 (0 to 0.6)	0-3 (0 to 0.8)	0-4 (0 to 1.2)	0-7 (0 to 2.2)	0-8 (0 to 2.9)	1-2 (0 to 3.6)	1-6 (0.4 to 3.7)	1-8 (0.6 to 4.1)	1-9 (0.8 to 4.5)	2-2 (1.1 to 5.2)	2-5 (1.4 to 5.8)	2-6 (1.5 to 6.1)	2-5 (1.4 to 5.8)	2-3 (1.2 to 5.2)	1-2 (0.6 to 2.6)	913
Non-rheumatic calcific aortic valve disease	0 (0 to 0)	0 (0 to 0)	0 (0 to 0)	0 (0 to 0)	0 (0 to 0)	0-1 (0 to 0.2)	0-1 (0 to 0.7)	0-1 (0 to 1.4)	0-2 (0 to 1.4)	0-3 (0 to 2.1)	0-4 (0 to 2.9)	0-5 (0 to 3.3)	0-6 (0 to 4.2)	0-8 (0 to 5.3)	0-9 (0 to 6.1)	1-1 (0 to 7.1)	1-2 (0 to 8.1)	1-3 (0 to 8.9)	1-4 (0 to 9.8)	1-4 (0 to 9.8)	1-3 (0 to 8.6)	1-2 (0 to 7.3)	0-6 (0 to 4.1)	755
Non-rheumatic degenerative mitral valve disease	0 (0 to 0)	0 (0 to 0)	0 (0 to 0)	0 (0 to 0)	0 (0 to 0)	0 (0 to 0)	0-3 (0 to 0.4)	0-4 (0 to 0.5)	0-5 (0 to 1.4)	0-6 (0.2 to 1.8)	0-7 (0.3 to 2.1)	0-8 (0.3 to 2.6)	1-2 (0.4 to 3.2)	1-4 (0.5 to 3.7)	1-6 (0.6 to 4.2)	2-2 (0.8 to 5.1)	2-7 (0.9 to 6.3)	3-2 (1.2 to 7.4)	3-6 (1.4 to 8.3)	3-8 (1.5 to 8.9)	3-6 (1.4 to 8.4)	3-3 (1.3 to 7.7)	1-6 (0.6 to 3.8)	196
Other non-rheumatic valve diseases	0 (0 to 0)	0 (0 to 0)	0 (0 to 0)	0 (0 to 0)	0 (0 to 0)	0 (0 to 0)	0 (0 to 0.2)	0 (0 to 0.3)	0-1 (0 to 0.3)	0-1 (0 to 0.5)	0-1 (0 to 0.6)	0-1 (0 to 0.7)	0-1 (0 to 0.8)	0-2 (0 to 1.1)	0-2 (0 to 1.4)	0-3 (0 to 1.7)	0-3 (0 to 2.1)	0-4 (0 to 2.5)	0-4 (0 to 2.8)	0-4 (0 to 2.8)	0-4 (0 to 2.6)	0-3 (0 to 2.3)	0-2 (0 to 1.4)	1-2
Cardiomyopathy and myocarditis	1-1 (0.7 to 1.6)	1-1 (0.7 to 1.6)	1-4 (1 to 1.9)	3-5 (2.3 to 5.1)	4-6 (2.9 to 6.7)	9-7 (6.9 to 13.2)	14-7 (10.7 to 19.2)	26-2 (19.6 to 34.2)	39-2 (29.9 to 50.2)	57-2 (44.5 to 73.2)	74-2 (57.9 to 93.9)	97-3 (77.1 to 121)	129 (101 to 161)	179 (144 to 221)	234 (189 to 287)	284 (232 to 345)	329 (271 to 397)	374 (309 to 450)	419 (345 to 504)	446 (364 to 537)	439 (354 to 529)	396 (314 to 477)	178 (84.2 to 214)	3,140
Myocarditis	0 (0 to 0.1)	0 (0.2 to 0.4)	0-2 (0.2 to 0.8)	0-3 (0.3 to 1.1)	0-3 (0.3 to 1.1)	0-4 (0.4 to 1.3)	0-5 (0.5 to 1.7)	0-6 (0.6 to 2.1)	0-8 (0.7 to 2.8)	1-1 (0.9 to 3.6)	1-4 (1.1 to 4.5)	1-6 (1.4 to 5.4)	2-2 (1.7 to 6.9)	3-2 (2.4 to 9.2)	4-3 (3.2 to 12)	5-3 (3.9 to 14)	6-3 (4.7 to 16)	7-4 (5.5 to 19)	8-5 (6.3 to 22)	9-3 (6.9 to 24)	9-3 (6.9 to 24)	8-6 (6.3 to 22)	3-6 (2.6 to 9.1)	1-2
Alcoholic cardiomyopathy	0 (0 to 0)	0 (0 to 0)	0 (0 to 0)	0 (0 to 0)	0 (0 to 0)	0-1 (0 to 0.4)	0-1 (0 to 0.6)	0-1 (0 to 0.8)	0-2 (0 to 1.1)	0-2 (0 to 1.4)	0-3 (0 to 1.8)	0-3 (0 to 2.1)	0-4 (0 to 2.7)	0-5 (0 to 3.4)	0-6 (0 to 4.2)	0-7 (0 to 5.1)	0-8 (0 to 6.1)	0-9 (0 to 7.1)	1-1 (0 to 8.1)	1-1 (0 to 8.1)	1-1 (0 to 7.8)	0-9 (0 to 6.8)	0-4 (0 to 3.2)	39
Other cardiomyopathy	0-7 (0.2 to 1.1)	0-7 (0.4 to 1.1)	2-1 (1 to 3.4)	2-4 (1.4 to 3.4)	3-6 (2.4 to 5.1)	6-8 (4.6 to 9.3)	11 (7.9 to 15.2)	19-3 (14.2 to 25.2)	29-2 (21.9 to 38.2)	42-2 (32.6 to 54.2)	57-5 (44.2 to 73.2)	74-4 (57.4 to 93.9)	97-3 (77.1 to 121)	135 (107 to 167)	176 (139 to 219)	214 (169 to 265)	248 (196 to 307)	282 (223 to 351)	316 (250 to 392)	336 (265 to 417)	331 (261 to 411)	298 (235 to 370)	134 (66.4 to 162)	2,370
Atrial fibrillation and flutter	0 (0 to 0)	0 (0 to 0)	0 (0 to 0)	0 (0 to 0)	0 (0 to 0)	0 (0 to 0)	0 (0 to 0)	0 (0 to 0)	0 (0 to 0)	0 (0 to 0)	0 (0 to 0)	0 (0 to 0)	0 (0 to 0)	0 (0 to 0)	0 (0 to 0)	0 (0 to 0)	0 (0 to 0)	0 (0 to 0)	0 (0 to 0)	0 (0 to 0)	0 (0 to 0)	0 (0 to 0)	0 (0 to 0)	0 (0 to 0)	0
Aortic aneurysm	—	—	—	—	—	0-6 (0.5 to 1)	1-5 (1.1 to 2.3)	3-4 (2.4 to 4.6)	4-6 (3.3 to 6.3)	7-7 (5.3 to 10)	9-5 (7.1 to 12)	13-6 (10.1 to 17)	21-5 (16.1 to 27)	32-3 (24.2 to 40)	44-6 (33.9 to 55)	58 (44.4 to 74)	73-3 (56.1 to 93)	91-2 (69.8 to 116)	113 (86.5 to 144)	130 (99.6 to 165)	139 (106.5 to 177)	137 (104.9 to 175)	92-7 (71.1 to 118)	NA
Endocarditis	0 (0 to 0)	0 (0 to 0)	0 (0 to 0)	0-2 (0 to 0.4)	0-3 (0 to 0.6)	0-3 (0 to 0.6)	1-6 (0.3 to 1.2)	2-3 (1.3 to 3.9)	3-4 (2.3 to 4.6)	4-1 (2.9 to 5.6)	5-6 (3.9 to 7.6)	8-6 (6.1 to 11.7)	13-5 (9.5 to 18.4)	20-3 (14.3 to 27.7)	29-5 (20.8 to 40.3)	41-2 (29.1 to 56.2)	54-6 (38.5 to 74.5)	69-2 (48.7 to 94.4)	86-1 (60.7 to 117)	98-6 (69.5 to 134)	102 (72.1 to 139)	96-1 (67.8 to 131)	66-1 (46.6 to 90.2)	236
Other cardiovascular and circulatory diseases	1 (0.4 to 1.9)	0-2 (0 to 1)	2-9 (1.9 to 4.4)	2-4 (1.5 to 3.9)	4-2 (2.9 to 6.2)	9-9 (6.9 to 13.3)	12-2 (8.4 to 16.9)	22-6 (16.1 to 31.2)	27-3 (19.9 to 37.2)	32-4 (23.4 to 42.2)	42-2 (31.1 to 54.9)	46-4 (34.6 to 59.8)	58 (44.4 to 74)	73-3 (56.1 to 93)	89-5 (69.1 to 114)	91-2 (70.4 to 116)	113 (86.5 to 144)	130 (99.6 to 165)	167 (127.9 to 213)	178 (136.3 to 227)	162 (124.1 to 206)	133 (101.9 to 169)	47-3 (34.9 to 59.2)	1,330
Chronic respiratory diseases	59-7 (39.7 to 83.2)	59-7 (42.9 to 78)	113 (82.9 to 156)	141 (99.1 to 192)	160 (99.9 to 227)	237 (161.5 to 343)	331 (224.1 to 463)	164 (99.1 to 236)	170 (119.9 to 239)	184 (129.1 to 253)	224 (158.3 to 302)	264 (189.3 to 357)	324 (228.3 to 437)	465 (328.1 to 627)	637 (449.9 to 862)	827 (585.1 to 1,090)	1,060 (752.7 to 1,390)	1,300 (1,060 to 1,660)	1,560 (1,190 to 2,060)	1,740 (1,320 to 2,360)	1,660 (1,260 to 2,260)	1,420 (1,080 to 1,940)	1,230 (1,120 to 1,530)	13,000
Chronic obstructive pulmonary disease	1-3 (0.8 to 1.9)	1-3 (0.9 to 1.8)	2-6 (1.6 to 4.1)	3-5 (2.5 to 5.7)	4-7 (3.1 to 7.1)	11-7 (8.1 to 16.1)	20-3 (13.6 to 28.3)	32-4 (21.6 to 45.2)	45-6 (30.7 to 63.4)	59-9 (40.7 to 83.2)	77-3 (52.6 to 107)	99-3 (67.6 to 137)	127 (86.7 to 175)	169 (115 to 233)	213 (145 to 293)	253 (172 to 348)	303 (208 to 417)	353 (242 to 486)	403 (276 to 555)	444 (304 to 611)	469 (321 to 646)	452 (309 to 622)	198 (135 to 272)	6,210
Pneumoconiosis	0 (0 to 0)	0 (0 to 0)	0 (0 to 0)	0 (0 to 0)	0 (0 to 0)	0 (0 to 0)	0 (0 to 0)	0 (0 to 0)	0 (0 to 0)	0 (0 to 0)	0 (0 to 0)	0 (0 to 0)	0 (0 to 0)	0 (0 to 0)	0 (0 to 0)	0 (0 to 0)	0 (0 to 0)	0 (0 to 0)	0 (0 to 0)	0 (0 to 0)	0 (0 to 0)	0 (0 to 0)	0 (0 to 0)	0 (0 to 0)	0
Silicosis	0 (0 to 0)	0 (0 to 0)	0 (0 to 0)	0 (0 to 0)	0 (0 to 0)	0 (0 to 0)	0 (0 to 0)	0 (0 to 0)	0 (0 to 0)	0 (0 to 0)	0 (0 to 0)	0 (0 to 0)	0-1 (0 to 0.1)	0-1 (0 to 0.4)	0-1 (0 to 0.6)	0-2 (0 to 0.8)	0-2 (0 to 1.1)	0-3 (0 to 1.4)	0-3 (0 to 1.7)	0-4 (0 to 1.9)	0-3 (0 to 1.7)	0-3 (0 to 1.4)	0-2 (0 to 0.9)	0-1 (0 to 0.5)	19
Asbestosis	0 (0 to 0)	0 (0 to 0)	0 (0 to 0)	0 (0 to 0)	0 (0 to 0)	0 (0 to 0)	0 (0 to 0)	0 (0 to 0)	0 (0 to 0)	0 (0 to 0)	0 (0 to 0)	0 (0 to 0)	0 (0 to 0)	0 (0 to 0)	0-1 (0 to 0.2)	0-1 (0 to 0.3)	0-1 (0 to 0.3)	0-1 (0 to 0.4)	0-1 (0 to 0.5)	0-1 (0 to 0.5)	0-1 (0 to 0.5)	0-1 (0 to 0.4)	0-1 (0 to 0.3)	0-1 (0 to 0.2)	211
Coal workers pneumoconiosis	0 (0 to 0)	0 (0 to 0)	0 (0 to 0)	0 (0 to 0)	0 (0 to 0)	0 (0 to 0)	0 (0 to 0)	0 (0 to 0)	0 (0 to 0)	0 (0 to 0)	0 (0 to 0)	0 (0 to 0)	0 (0 to 0)	0 (0 to 0)	0 (0 to 0)	0 (0 to 0)	0 (0 to 0)	0 (0 to 0)	0 (0 to 0)	0 (0 to 0)	0 (0 to 0)	0 (0 to 0)	0 (0 to 0)	0 (0 to 0)	17-4
Other pneumoconiosis	0 (0 to 0)	0 (0 to 0)	0 (0 to 0)	0 (0 to 0)	0 (0 to 0)	0 (0 to 0)	0 (0 to 0)	0 (0 to 0)	0 (0 to 0)	0 (0 to 0)	0 (0 to 0)	0 (0 to 0)	0 (0 to 0)	0 (0 to 0)	0 (0 to 0)	0 (0 to 0)	0 (0 to 0)	0 (0 to 0)	0 (0 to 0)	0 (0 to 0)	0 (0 to 0)	0 (0 to 0)	0 (0 to 0)	0 (0 to 0)	NA
Asthma	0 (0 to 0)	0 (0 to 0)	59-7 (39.9 to 85.1)	105 (94.3 to 118)	135 (73.7 to 208)	128 (74.6 to 214)	122 (70.9 to 194)	137 (76.6 to 197)	123 (75.3 to 192)	123 (74.4 to 186)	123 (73.5 to 183)	143 (101 to 206)	167 (114.6 to 244)	197 (117 to 275)	192 (122 to 282)	192 (111 to 284)	171 (109 to 249)	177 (117 to 255)	139 (95.3 to 196)	171 (109 to 249)	177 (117 to 255)	139 (95.3 to 196)	74 (57.6 to 104)	2,460
Interstitial lung disease and pulmonary sarcoidosis	0 (0 to 0)	0 (0 to 0)	0 (0 to 0)	0 (0 to 0)	0 (0 to 0)	0 (0 to 0)	0 (0 to 0)	0 (0 to 0)	0 (0 to 0)	0 (0 to 0)	0 (0 to 0)	0 (0 to 0)	0 (0 to 0)	0 (0 to 0)	0 (0 to 0)	0 (0 to 0)	0 (0 to 0)	0 (0 to 0)	0 (0 to 0)	0 (0 to 0)	0 (0 to 0)	0 (0 to 0)	0 (0 to 0)	0 (0 to 0)	0
Other chronic respiratory diseases	0-7 (0.5 to 0.9)	1-1 (0.9 to 1.4)	4-3 (3.1 to 5.2)	19-9 (11.9 to 23.3)	7-7 (5.3 to 9.9)	19-1 (12.3 to 31.7)	20-3 (11.7 to 33.5)	31-7 (19.5 to 48.3)	44-5 (28.1 to 66.9)	60-1 (38.6 to 88.6)	77-1 (49.6 to 113)	96-5 (62.4 to 140)	122 (79.1 to 176)	154 (98.6 to 220)	189 (121 to 268)	224 (144 to 317)	263 (170 to 372)	303 (196 to 428)	343 (221 to 484)	377 (243 to 531)	388 (250 to 547)	362 (234 to 510)	170 (84.2 to 203)	3,210
Digestive diseases	0-3 (0.2 to 0.5)	0-3 (0.2 to 0.5)	0-9 (0.6 to 1.4)	1-1 (0.8 to 1.5)	1-1 (0.8 to 1.4)	2-5 (1.6 to 3.1)	3-4 (2.7 to 4.1)	5-4 (4.1 to 6.7)	9-4 (7.1 to 11.6)	13-7 (10.3 to 17.1)	18-2 (13.7 to 23.1)	22-2 (16.7 to 28.2)	29-7 (22.3 to 37.6)	37-5 (28.2 to 47.6)	47-5 (35.7 to 60.3)	57-6 (43.3 to 73.1)	68-5 (51.5 to 87)	79-6 (59.9 to 101)	90-3 (67.9 to 115)	97-5 (73.3 to 124)	97-3 (73.1 to 123)	84-1 (63.2 to 107)	38-1 (28.6 to 48.4)	1,140
Cirrhosis and other chronic liver diseases	0-3 (0.2 to 0.5)	0-3 (0.2 to 0.5)	0-9 (0.6 to 1.4)	1-1 (0.8 to 1.5)	1-1 (0.8 to 1.4)	2-5 (1.6 to 3.1)	3-4 (2.7 to 4.1)	5-4 (4.1 to 6.7)	9-4 (7.1 to 11.6)	13-7 (10.3 to 17.1)	18-2 (13.7 to 23.1)	22-2 (16.7 to 28.2)	29-7 (22.3 to 37.6)	37-5 (28.2 to 47.6)	47-5 (35.7 to 60.3)	57-6 (43.3 to 73.1)	68-5 (51.5 to 87)	79-6 (59.9 to 101)	90-3 (67.9 to 115)	97-5 (73.3 to 124)	97-3 (73.1 to 123)	84-1 (63.2 to 107)	38-1 (28.6 to 48.4)	1,140
Cirrhosis and other chronic liver diseases due to hepatitis B	0 (0 to 0)	0 (0 to 0)	0 (0 to 0)	0 (0 to 0)	0 (0 to 0)	0 (0 to 0)	0 (0 to 0)	0 (0 to 0)	0-1 (0 to 0.2)	0-2 (0 to 0.6)	0-2 (0 to 0.8)	0-3 (0 to 1.1)	0-4 (0 to 1.5)	0-5 (0 to 2.1)	0-6 (0 to 2.8)	0-8 (0 to 3.5)	0-9 (0 to 4.2)	0-11 (0 to 5.1)	0-12 (0 to 6.1)	0-13 (0 to 6.7)	0-13 (0 to 6.7)	0-12 (0 to 6.1)	0-9 (0 to 4.6)	0-5 (0 to 2.6)	154
Cirrhosis and other chronic liver diseases due to hepatitis C	0 (0 to 0)	0 (0 to 0)	0 (0 to 0)	0 (0 to 0)	0 (0 to 0)	0 (0 to 0)	0 (0 to 0)	0 (0 to 0)	0 (0 to 0.1)	0-1 (0 to 0.3)	0-1 (0 to 0.5)	0-2 (0 to 0.7)	0-3 (0 to 1.1)	0-4 (0 to 1.5)	0-5 (0 to 2.1)	0-6 (0 to 2.8)	0-7 (0 to 3.5)	0-8 (0 to 4.2)	0-9 (0 to 5.1)	0-10 (0 to 6.1)	0-10 (0 to 6.7)	0-9 (0 to 6.1)	0-7 (0 to 4.6)	0-4 (0 to 2.6)	136
Cirrhosis and other chronic liver diseases due to alcohol use	0 (0 to 0)	0 (0 to 0)	0 (0 to 0)	0 (0 to 0)	0 (0 to 0)	0 (0 to 0)	0 (0 to 0)	0 (0 to 0)	0-1 (0 to 0.1)	0-1 (0 to 0.3)	0-1 (0 to 0.4)	0-1 (0 to 0.5)	0-2 (0 to 0.8)	0-3 (0 to 1.1)	0-3 (0 to 1.5)	0-4 (0 to 2.1)	0-5 (0 to 2.8)	0-6 (0 to 3.5)	0-7 (0 to 4.2)	0-8 (0 to 5.1)	0-8 (0 to 5.1)	0-7 (0 to 4.6)	0-5 (0 to 3.1)	0-3 (0 to 1.8)	1,160
Cirrhosis and other chronic liver diseases due to NAFLD	0 (0 to 0)	0 (0 to 0)	0 (0 to 0)	0 (0 to 0)	0 (0 to 0)	0 (0 to 0)	0 (0 to 0)	0 (0 to 0)	0-1 (0 to 0.1)	0-1 (0 to 0.3)	0-1 (0 to 0.4)	0-1 (0 to 0.5)	0-2 (0 to 0.8)	0-3 (0 to 1.1)	0-3 (0 to 1.5)	0-4 (0 to 2.1)	0-5 (0 to 2.8)	0-6 (0 to 3.5)	0-7 (0 to 4.2)	0-8 (0 to 5.1)	0-8 (0 to 5.1)	0-7 (0 to 4.6)	0-5 (0 to 3.1)	0-3 (0 to 1.8)	222
Cirrhosis and other chronic liver diseases due to other causes	0-3 (0 to 0.5)	0-3 (0 to 0.5)	0-9 (0.6 to 1.4)	1-1 (0.8 to 1.5)	2-4 (1.6 to 3.1)	2-5 (1.6 to 3.1)	3-5 (2.7 to 4.1)	5-4 (4.1 to 6.7)	10-1 (7.6 to 12.6)	14-2 (10.7 to 17.8)	19-2 (14.4 to 23.9)	23-6 (17.7 to 29.4)	31-7 (23.7 to 39.4)	40-9 (30.6 to 50.8)	51-6 (38.6 to 64.1)	62 (46.4 to 77.1)	73-6 (55.1 to 91.5)	85-6 (64.1 to 106)	97-4 (73.1 to 121)	105 (78.6 to 130)	104 (78.1 to 130)	90-7 (68.1 to 113)	41-2 (30.9 to 51.2)	416
Upper digestive system diseases	0 (0 to 0)	0 (0 to 0.1)	0-2 (0.1 to 0.6)	0-3 (0.2 to 0.8)	0-3 (0.2 to 0.8)	0-5 (0.4 to 1.2)	0-6 (0.4 to 1.5)	0-6 (0.4 to 1.5)	1-2 (0.8 to 2.9)	1-6 (1.1 to 3.8)	2-1 (1.5 to 4.9)	2-5 (1.8 to 5.8)	3-5 (2.6 to 8.1)	4-8 (3.6 to 11)	6-3 (4.7 to 14)	7-8 (5.9 to 17)	9-4 (7.1 to 21)	11 (8.4 to 24)	12 (9.2 to 27)	13 (9.9 to 29)	13 (9.9 to 29)	11 (8.4 to 25)	5-1 (3.9 to 11)	1,440
Peptic ulcer disease	0 (0 to 0)	0 (0 to 0)	0 (0 to 0.1)	0 (0 to 0.1)	0 (0 to 0.2)	0-1 (0 to 0.3)	0-2 (0 to 0.4)	0-2 (0 to 0.6)	0-3 (0 to 0.8)	0-4 (0 to 1.1)	0-5 (0 to 1.4)	0-6 (0 to 1.7)	0-8 (0 to 2.3)	0-9 (0 to 2.7)	0-11 (0 to 3.2)	0-12 (0 to 3.7)	0-13 (0 to 4.3)	0-15 (0 to 5.1)	0-16 (0 to 5.7)	0-17 (0 to 6.1)	0-17 (0 to 6.1)	0-15 (0 to 5.4)	0-9 (0 to 3.2)	457
Gastritis and duodenitis	0 (0 to 0)	0 (0 to 0)	0 (0 to 0.1)	0 (0 to 0.2)	0-1 (0 to 0.3)	0-1 (0 to 0.4)	0-2 (0 to 0.6)	0-2 (0 to 0.7)	0-3 (0 to 1.1)	0-4 (0 to 1.5)	0-5 (0 to 1.9)	0-6 (0 to 2.3)	0-8 (0 to 3.2)	0-10 (0 to 3.9)	0-12 (0 to 4.7)	0-13 (0 to 5.4)	0-15 (0 to 6.2)	0-17 (0 to 7.1)	0-18 (0 to 8.1)	0-19 (0 to 8.7)	0-19 (0 to 8.7)	0-17 (0 to 7.8)	0-10 (0 to 4.6)	280
Gastroesophageal reflex disease	0 (0 to 0)	0 (0 to 0)	0 (0 to 0)	0 (0 to 0.1)	0 (0 to 0.2)	0-1 (0 to 0.3)	0-2 (0 to 0.5)	0-2 (0 to 0.7)	0-3 (0 to 1.1)	0-4 (0 to 1.5)	0-5 (0 to 1.9)	0-6 (0 to 2.3)	0-8 (0 to 3.2)	0-10 (0 to 3.9)	0-12 (0 to 4.7)	0-13 (0 to 5.4)	0-15 (0 to 6.2)	0-17 (0 to 7.1)	0-18 (0 to 8.1)	0-19 (0 to 8.7)	0-19 (0 to 8.7)	0-17 (0 to 7.8)	0-10 (0 to 4.6)	698
Appendicitis	0 (0 to 0)	0 (0 to 0)

Congenital birth defects	174 (123 to 274)	75 (54 to 110)	139 (96 to 210)	109 (67 to 140)	53 (28 to 72)	53 (34 to 71)	47 (27 to 59)	49 (34 to 67)	46 (29 to 62)	46 (29 to 64)	44 (29 to 59)	38 (26 to 49)	38 (25 to 49)	49 (29 to 62)	54 (40 to 73)	60 (40 to 79)	92 (62 to 124)	92 (62 to 124)	39 (25 to 52)	39 (25 to 52)	16 (10 to 23)	9 (6 to 14)	6 (4 to 9)	4 (2 to 6)	3 (2 to 5)	4 (2 to 6)	1,170
Neural tube defects	19 (10 to 30)	9 (5 to 15)	15 (8 to 23)	20 (10 to 32)	3 (1 to 5)	3 (1 to 5)	3 (2 to 4)	3 (2 to 5)	3 (2 to 4)	3 (2 to 5)	2 (1 to 4)	2 (1 to 3)	2 (1 to 3)	2 (1 to 4)	1 (0 to 2)	1 (0 to 2)	1 (0 to 2)	1 (0 to 2)	0 (0 to 1)	0 (0 to 1)	0 (0 to 1)	0 (0 to 1)	0 (0 to 1)	0 (0 to 1)	0 (0 to 1)	0 (0 to 1)	89
Congenital heart anomalies	155 (93 to 253)	67 (40 to 103)	124 (74 to 197)	89 (51 to 144)	47 (23 to 70)	47 (29 to 68)	42 (23 to 61)	44 (29 to 64)	41 (25 to 59)	41 (25 to 61)	39 (24 to 57)	34 (22 to 49)	34 (21 to 49)	44 (26 to 62)	48 (34 to 69)	53 (34 to 76)	82 (54 to 118)	82 (54 to 118)	35 (22 to 50)	35 (22 to 50)	14 (9 to 21)	8 (5 to 13)	5 (3 to 8)	4 (2 to 6)	3 (2 to 5)	4 (2 to 6)	1,039
Cochlear cells	0 (0 to 0)	0 (0 to 0)	0 (0 to 1)	0 (0 to 1)	0 (0 to 0)	0 (0 to 0)	0 (0 to 0)	0 (0 to 0)	0 (0 to 0)	0 (0 to 0)	0 (0 to 0)	0 (0 to 0)	0 (0 to 0)	0 (0 to 0)	0 (0 to 0)	0 (0 to 0)	0 (0 to 0)	0 (0 to 0)	0 (0 to 0)	0 (0 to 0)	0 (0 to 0)	0 (0 to 0)	0 (0 to 0)	0 (0 to 0)	0 (0 to 0)	0 (0 to 0)	13
Down syndrome	4 (1 to 7)	1 (0 to 1)	3 (1 to 4)	2 (0 to 4)	2 (1 to 4)	2 (1 to 3)	2 (1 to 3)	2 (1 to 3)	2 (1 to 3)	2 (1 to 3)	2 (1 to 3)	2 (1 to 3)	2 (1 to 3)	2 (1 to 3)	2 (1 to 3)	2 (1 to 3)	3 (2 to 4)	3 (2 to 4)	2 (1 to 3)	2 (1 to 3)	1 (0 to 2)	1 (0 to 1)	0 (0 to 1)	0 (0 to 1)	0 (0 to 1)	0 (0 to 1)	116
Turner syndrome	0 (0 to 0)	0 (0 to 0)	0 (0 to 1)	0 (0 to 0)	0 (0 to 0)	0 (0 to 0)	0 (0 to 0)	0 (0 to 0)	0 (0 to 0)	0 (0 to 0)	0 (0 to 0)	0 (0 to 0)	0 (0 to 0)	0 (0 to 0)	0 (0 to 0)	0 (0 to 0)	0 (0 to 0)	0 (0 to 0)	0 (0 to 0)	0 (0 to 0)	0 (0 to 0)	0 (0 to 0)	0 (0 to 0)	0 (0 to 0)	0 (0 to 0)	0 (0 to 0)	2
Klinefelter syndrome	0 (0 to 0)	0 (0 to 0)	0 (0 to 1)	0 (0 to 0)	0 (0 to 0)	0 (0 to 0)	0 (0 to 1)	0 (0 to 0)	0 (0 to 0)	0 (0 to 0)	0 (0 to 0)	0 (0 to 0)	0 (0 to 0)	0 (0 to 0)	0 (0 to 0)	0 (0 to 0)	0 (0 to 0)	0 (0 to 0)	0 (0 to 0)	0 (0 to 0)	0 (0 to 0)	0 (0 to 0)	0 (0 to 0)	0 (0 to 0)	0 (0 to 0)	0 (0 to 0)	0-5
Other chromosomal abnormalities	21 (13 to 32)	11 (6 to 20)	22 (13 to 32)	11 (6 to 17)	6 (3 to 9)	6 (3 to 9)	7 (3 to 10)	6 (3 to 9)	6 (4 to 8)	6 (3 to 9)	5 (3 to 8)	5 (3 to 8)	5 (3 to 8)	6 (3 to 9)	7 (4 to 10)	8 (5 to 11)	12 (8 to 17)	12 (8 to 17)	5 (3 to 8)	5 (3 to 8)	2 (1 to 3)	1 (0 to 2)	1 (0 to 2)	1 (0 to 1)	0 (0 to 1)	0 (0 to 1)	139
Congenital musculoskeletal and limb anomalies	6 (2 to 11)	2 (1 to 3)	5 (2 to 8)	3 (1 to 5)	2 (0 to 3)	2 (1 to 3)	2 (1 to 3)	2 (1 to 3)	2 (1 to 3)	2 (1 to 3)	2 (1 to 3)	1 (0 to 2)	1 (0 to 2)	2 (1 to 3)	2 (1 to 3)	2 (1 to 3)	3 (2 to 5)	3 (2 to 5)	2 (1 to 3)	2 (1 to 3)	1 (0 to 2)	0 (0 to 1)	0 (0 to 1)	0 (0 to 1)	0 (0 to 1)	0 (0 to 1)	252
Congenital anomalies	8 (4 to 13)	3 (2 to 5)	6 (3 to 9)	4 (2 to 6)	2 (1 to 3)	2 (1 to 3)	2 (1 to 3)	2 (1 to 3)	2 (1 to 3)	2 (1 to 3)	2 (1 to 3)	1 (0 to 2)	1 (0 to 2)	2 (1 to 3)	2 (1 to 3)	2 (1 to 3)	3 (2 to 5)	3 (2 to 5)	2 (1 to 3)	2 (1 to 3)	1 (0 to 2)	0 (0 to 1)	0 (0 to 1)	0 (0 to 1)	0 (0 to 1)	0 (0 to 1)	29
Digestive congenital anomalies	13 (8 to 20)	6 (4 to 9)	11 (7 to 16)	7 (4 to 10)	4 (2 to 6)	4 (2 to 6)	4 (2 to 5)	4 (2 to 6)	4 (2 to 5)	4 (2 to 6)	3 (2 to 5)	3 (2 to 4)	3 (2 to 4)	4 (2 to 5)	4 (3 to 6)	5 (3 to 7)	7 (5 to 10)	7 (5 to 10)	3 (2 to 5)	3 (2 to 5)	1 (0 to 2)	1 (0 to 2)	0 (0 to 1)	0 (0 to 1)	0 (0 to 1)	0 (0 to 1)	69
Other congenital birth defects	52 (29 to 77)	23 (13 to 35)	45 (26 to 67)	32 (16 to 47)	15 (7 to 23)	15 (8 to 23)	13 (6 to 20)	14 (8 to 22)	12 (6 to 18)	12 (6 to 18)	11 (6 to 17)	9 (5 to 14)	9 (5 to 14)	12 (6 to 18)	13 (7 to 20)	15 (7 to 23)	23 (12 to 35)	23 (12 to 35)	10 (5 to 15)	10 (5 to 15)	4 (2 to 7)	2 (1 to 4)	1 (0 to 2)	1 (0 to 2)	1 (0 to 2)	1 (0 to 2)	212
Urinary diseases and male infertility	0-1 (0 to 0)	0-2 (0 to 0)	0-1 (0 to 1)	0-1 (0 to 1)	0-1 (0 to 1

SR Table 2c: East Riding of Yorkshire DALYS by cause and age group for both sexes with 95% uncertainty intervals, 2019

Cause	Early Neonatal (0-6 days)	Late Neonatal (7-27 days)	Post Neonatal (28-364 days)	1 to 4	5 to 9	10 to 14	15 to 19	20 to 24	25 to 29	30 to 34	35 to 39	40 to 44	45 to 49	50 to 54	55 to 59	60 to 64	65 to 69	70 to 74	75 to 79	80 to 84	85 to 89	90 to 94	95 plus	Total
All causes	2,211 (2,012 to 2,414)	1,164 (1,054 to 1,284)	1,010 (912 to 1,109)	1,542 (977 to 2,140)	1,579 (1,027 to 2,270)	1,647 (1,067 to 2,312)	2,247 (1,537 to 3,112)	2,660 (1,864 to 3,510)	2,837 (1,982 to 3,800)	3,004 (2,093 to 4,000)	3,423 (2,420 to 4,533)	3,997 (2,820 to 5,333)	4,555 (3,220 to 6,029)	5,284 (3,729 to 7,000)	5,977 (4,208 to 7,900)	6,744 (4,744 to 8,943)	7,553 (5,307 to 10,000)	8,437 (5,926 to 11,200)	9,284 (6,514 to 12,300)	10,200 (7,169 to 13,500)	10,900 (7,666 to 14,400)	11,400 (8,098 to 15,000)	11,700 (8,268 to 15,500)	117,000 (117,000 to 117,000)
Communicable, maternal, neonatal, and nutritional diseases	201 (161 to 244)	71.7 (59.1 to 86.1)	108 (89.2 to 129)	131 (83.1 to 210)	100 (73.6 to 135)	60.6 (45 to 102)	100 (71.7 to 140)	102 (76.3 to 135)	109 (84.3 to 140)	116 (89.9 to 151)	135 (102 to 187)	156 (126 to 206)	186 (154 to 242)	202 (164 to 262)	210 (166 to 278)	217 (170 to 279)	245 (210 to 298)	400 (312 to 519)	494 (365 to 680)	615 (469 to 798)	904 (632 to 844)	2,000 (356 to 609)	5,200 (144 to 263)
HIV/AIDS and sexually transmitted infections	0 (0 to 0)	3 (1.5 to 6.9)	4.5 (2.4 to 9.7)	0.5 (0.3 to 0.7)	0.2 (0.2 to 0.4)	0.4 (0.4 to 0.5)	0.9 (0.7 to 1.2)	2.3 (1.6 to 3.4)	4.6 (3.4 to 6.6)	7.9 (5.7 to 10.8)	11 (7.9 to 13.9)	16.7 (11.7 to 23.1)	19.2 (13.5 to 27)	23.1 (16.2 to 32)	26.9 (18.9 to 37.2)	30.6 (21.7 to 41)	34.3 (24.5 to 46.1)	38.2 (27.1 to 51.2)	41.1 (29.1 to 54.9)	43.2 (30.6 to 57.8)	44.1 (31.2 to 58.9)	44.2 (31.2 to 59.1)	1,000 (0 to 1,000)
HIV/AIDS	0 (0 to 0)	0 (0 to 0)	0.4 (0.3 to 0.4)	0.2 (0.2 to 0.3)	0.2 (0.2 to 0.3)	0.2 (0.2 to 0.3)	0.4 (0.3 to 0.5)	0.9 (0.6 to 1.4)	2.4 (1.6 to 3.3)	4.3 (3.2 to 5.8)	6.6 (4.7 to 8.7)	9.9 (7.1 to 13.2)	12.4 (8.9 to 16.4)	15.4 (11 to 20.3)	18.5 (13.2 to 24.5)	21.6 (15.4 to 28.5)	24.7 (17.6 to 32.6)	27.6 (19.7 to 36.4)	29.8 (21.1 to 39.3)	31.3 (22.2 to 41.2)	31.9 (22.6 to 42)	31.9 (22.6 to 42)	47.9 (0 to 0)
HIV/AIDS - Drug-susceptible Tuberculosis	0 (0 to 0)	0.1 (0 to 0.1)	0.1 (0 to 0.1)	0 (0 to 0)	0 (0 to 0.1)	0 (0 to 0.1)	0.1 (0 to 0.2)	0.2 (0.1 to 0.4)	0.6 (0.2 to 1.1)	1.2 (0.4 to 2.2)	1.8 (0.6 to 3.4)	2.7 (0.9 to 5.1)	3.4 (1.2 to 6.4)	4.2 (1.5 to 7.9)	5.1 (1.8 to 9.6)	5.9 (2.1 to 11)	6.8 (2.4 to 12.8)	7.6 (2.7 to 14.3)	8.2 (2.9 to 15.4)	8.6 (3 to 16.2)	8.8 (3.1 to 16.5)	8.8 (3.1 to 16.5)	4.1 (0 to 0)
HIV/AIDS - Multidrug-resistant Tuberculosis without extensive drug resistance	0 (0 to 0)	0 (0 to 0)	0 (0 to 0)	0 (0 to 0)	0 (0 to 0)	0 (0 to 0)	0 (0 to 0)	0 (0 to 0)	0 (0 to 0)	0 (0 to 0)	0 (0 to 0)	0 (0 to 0)	0 (0 to 0)	0 (0 to 0)	0 (0 to 0)	0 (0 to 0)	0 (0 to 0)	0 (0 to 0)	0 (0 to 0)	0 (0 to 0)	0 (0 to 0)	0 (0 to 0)	0 (0 to 0)	0.1
HIV/AIDS - Extensively drug-resistant Tuberculosis	0 (0 to 0)	0 (0 to 0)	0 (0 to 0)	0 (0 to 0)	0 (0 to 0)	0 (0 to 0)	0 (0 to 0)	0 (0 to 0)	0 (0 to 0)	0 (0 to 0)	0 (0 to 0)	0 (0 to 0)	0 (0 to 0)	0 (0 to 0)	0 (0 to 0)	0 (0 to 0)	0 (0 to 0)	0 (0 to 0)	0 (0 to 0)	0 (0 to 0)	0 (0 to 0)	0 (0 to 0)	0 (0 to 0)	0
HIV/AIDS resulting in other diseases	0 (0 to 0)	0.3 (0.3 to 0.3)	0.2 (0.2 to 0.4)	0.2 (0.2 to 0.2)	0.2 (0.2 to 0.2)	0.2 (0.2 to 0.2)	0.4 (0.3 to 0.5)	0.8 (0.7 to 1.3)	2.2 (1.5 to 2.9)	3.9 (2.9 to 5.1)	5.2 (3.9 to 7.1)	6.8 (4.9 to 9.2)	8.4 (6.2 to 11.2)	9.8 (7.2 to 13.1)	11 (8.1 to 14.6)	12 (8.9 to 15.9)	13 (9.6 to 17.2)	13 (9.9 to 17.7)	13 (9.9 to 17.7)	13 (9.9 to 17.7)	13 (9.9 to 17.7)	13 (9.9 to 17.7)	43.7 (0 to 0)
Sexually transmitted infections excluding HIV	0 (0 to 0.1)	2.9 (0.9 to 6.8)	3.5 (1.1 to 9.5)	0.3 (0 to 0.3)	0.1 (0 to 0.2)	0.2 (0 to 0.2)	0.5 (0.2 to 0.8)	1.4 (0.5 to 2.6)	2.4 (0.8 to 4.5)	3.7 (1.2 to 6.9)	4.8 (1.6 to 8.9)	6.2 (2.1 to 11.4)	7.1 (2.4 to 13)	8.4 (2.8 to 15.4)	9.4 (3.2 to 17.1)	10.4 (3.6 to 18.9)	11.4 (3.9 to 20.7)	12.4 (4.3 to 22.5)	13.3 (4.6 to 24.1)	14.1 (4.9 to 25.5)	14.4 (5 to 26.1)	14.4 (5 to 26.1)	50.7 (0 to 0)
Syphilis	0 (0 to 0)	0.1 (0 to 0.4)	0.1 (0 to 0.3)	0.1 (0 to 0.2)	0.1 (0 to 0.2)	0.1 (0 to 0.2)	0.1 (0 to 0.3)	0.1 (0 to 0.3)	0.1 (0 to 0.3)	0.1 (0 to 0.3)	0.1 (0 to 0.3)	0.1 (0 to 0.3)	0.1 (0 to 0.3)	0.1 (0 to 0.3)	0.1 (0 to 0.3)	0.1 (0 to 0.3)	0.1 (0 to 0.3)	0.1 (0 to 0.3)	0.1 (0 to 0.3)	0.1 (0 to 0.3)	0.1 (0 to 0.3)	0.1 (0 to 0.3)	18
Chlamydial infection	0 (0 to 0)	0 (0 to 0)	0 (0 to 0)	0 (0 to 0)	0 (0 to 0)	0 (0 to 0)	0 (0 to 0)	0 (0 to 0)	0 (0 to 0)	0 (0 to 0)	0 (0 to 0)	0 (0 to 0)	0 (0 to 0)	0 (0 to 0)	0 (0 to 0)	0 (0 to 0)	0 (0 to 0)	0 (0 to 0)	0 (0 to 0)	0 (0 to 0)	0 (0 to 0)	0 (0 to 0)	0 (0 to 0)	9.4
Gonococcal infection	0 (0 to 0)	0 (0 to 0)	0 (0 to 0)	0 (0 to 0)	0 (0 to 0)	0 (0 to 0)	0 (0 to 0.1)	0 (0 to 0.1)	0 (0 to 0.2)	0 (0 to 0.2)	0 (0 to 0.2)	0 (0 to 0.2)	0 (0 to 0.2)	0 (0 to 0.2)	0 (0 to 0.2)	0 (0 to 0.2)	0 (0 to 0.2)	0 (0 to 0.2)	0 (0 to 0.2)	0 (0 to 0.2)	0 (0 to 0.2)	0 (0 to 0.2)	3.4
Trichomoniasis	0 (0 to 0)	0 (0 to 0)	0 (0 to 0)	0 (0 to 0)	0 (0 to 0)	0 (0 to 0)	0 (0 to 0.1)	0 (0 to 0.1)	0 (0 to 0.1)	0 (0 to 0.1)	0 (0 to 0.1)	0 (0 to 0.1)	0 (0 to 0.1)	0 (0 to 0.1)	0 (0 to 0.1)	0 (0 to 0.1)	0 (0 to 0.1)	0 (0 to 0.1)	0 (0 to 0.1)	0 (0 to 0.1)	0 (0 to 0.1)	0 (0 to 0.1)	0 (0 to 0.1)	4.7
Genital herpes	0 (0 to 0)	0 (0 to 0)	0 (0 to 0)	0 (0 to 0)	0 (0 to 0)	0 (0 to 0.1)	0.1 (0 to 0.2)	0.2 (0.1 to 0.3)	0.3 (0.1 to 0.6)	0.4 (0.2 to 1.1)	0.6 (0.2 to 1.4)	0.8 (0.2 to 2.1)	1 (0.3 to 2.3)	1 (0.3 to 2.4)	1 (0.3 to 2.5)	1 (0.3 to 2.6)	1 (0.3 to 2.6)	1 (0.3 to 2.6)	1 (0.3 to 2.6)	1 (0.3 to 2.6)	1 (0.3 to 2.6)	1 (0.3 to 2.6)	1 (0.3 to 2.6)	8.6
Other sexually transmitted infections	0 (0 to 0)	0 (0 to 0)	0 (0 to 0)	0 (0 to 0)	0 (0 to 0)	0 (0 to 0)	0 (0 to 0.1)	0 (0 to 0.2)	0 (0 to 0.3)	0 (0 to 0.7)	0 (0 to 1.1)	0 (0 to 1.7)	0 (0 to 2.3)	0 (0 to 3.1)	0 (0 to 4.2)	0 (0 to 5.2)	0 (0 to 6.1)	0 (0 to 6.9)	0 (0 to 7.5)	0 (0 to 8)	0 (0 to 8.1)	0 (0 to 8.1)	0 (0 to 8.1)	10.9
Respiratory infections and tuberculosis	21 (14 to 31)	2.9 (1.8 to 3.2)	19.3 (11.2 to 22.6)	32.6 (22.9 to 48.9)	39.4 (19.8 to 52.1)	29.4 (16.1 to 49.4)	28.2 (16.9 to 49.7)	28.5 (17.5 to 50.1)	31.2 (20.5 to 51.2)	33.7 (23.4 to 49.6)	44.5 (32.1 to 63)	60.7 (47.1 to 86.1)	83.7 (63.9 to 113)	123 (75 to 136)	164 (94.6 to 188)	207 (120 to 227)	270 (150 to 307)	344 (220 to 407)	427 (283 to 509)	515 (360 to 627)	577 (481 to 786)	599 (369 to 670)	3,200 (155 to 287)
Tuberculosis	0 (0 to 0)	0 (0 to 0)	0.1 (0 to 0)	0.1 (0 to 0.1)	0.1 (0 to 0.1)	0.1 (0 to 0.2)	0.2 (0 to 0.4)	0.4 (0.1 to 1.1)	0.7 (0.2 to 1.6)	1.1 (0.3 to 2.3)	1.6 (0.7 to 3.1)	2.2 (1 to 4.1)	2.8 (1.3 to 5.2)	3.5 (1.7 to 6.3)	4.2 (2 to 7.3)	4.8 (2.3 to 8.3)	5.3 (2.5 to 9.1)	5.8 (2.8 to 9.8)	6.2 (3 to 10.3)	6.4 (3.1 to 10.6)	6.5 (3.1 to 10.7)	6.5 (3.1 to 10.7)	31.8 (0 to 0)
Lower respiratory infections	21 (14 to 31)	2.9 (1.8 to 3.2)	19.3 (11.2 to 22.6)	32.6 (22.9 to 48.9)	39.4 (19.8 to 52.1)	29.4 (16.1 to 49.4)	28.2 (16.9 to 49.7)	28.5 (17.5 to 50.1)	31.2 (20.5 to 51.2)	33.7 (23.4 to 49.6)	44.5 (32.1 to 63)	60.7 (47.1 to 86.1)	83.7 (63.9 to 113)	123 (75 to 136)	164 (94.6 to 188)	207 (120 to 227)	270 (150 to 307)	344 (220 to 407)	427 (283 to 509)	515 (360 to 627)	577 (481 to 786)	599 (369 to 670)	3,200 (155 to 287)
Upper respiratory infections	0 (0 to 0.1)	0 (0 to 0.4)	4.2 (2.4 to 9.7)	24.2 (13.4 to 43.9)	20.3 (10.7 to 29.1)	17.7 (9.3 to 31.2)	19.6 (9.1 to 37.6)	15.9 (8.4 to 29.3)	15.9 (8.4 to 28.8)	16.4 (8.6 to 28.8)	15.6 (8.4 to 27.2)	18.6 (9.7 to 32.4)	19.6 (10.2 to 34.1)	19.6 (10.2 to 34.1)	19.2 (9.9 to 33.6)	15.2 (8.2 to 26.2)	15.2 (8.3 to 26)	15.4 (8.4 to 26.4)	15.4 (8.4 to 26.4)	15.4 (8.4 to 26.4)	9.8 (5.1 to 16.5)	9.8 (5.1 to 16.5)	289 (0 to 0)
Otitis media	0 (0 to 1.4)	0.8 (0.4 to 1.4)	9.4 (5.4 to 9.9)	9.7 (3.9 to 9.7)	2.6 (2.6 to 6.4)	2.6 (2.6 to 6.4)	3.3 (2.6 to 6.4)	3.4 (2.6 to 6.4)	2.8 (2.6 to 6.4)	3.2 (2.6 to 6.4)	3.6 (2.6 to 6.4)	3.7 (2.6 to 6.4)	3.8 (2.6 to 6.4)	3.8 (2.6 to 6.4)	3.9 (2.6 to 6.4)	3.9 (2.6 to 6.4)	3.9 (2.6 to 6.4)	3.9 (2.6 to 6.4)	3.9 (2.6 to 6.4)	3.9 (2.6 to 6.4)	3.9 (2.6 to 6.4)	3.9 (2.6 to 6.4)	84.7 (0 to 0)
Enteric infections	2.3 (1.9 to 2.9)	1.1 (0.7 to 1.4)	2.3 (1.4 to 3.2)	11.7 (9.1 to 19.4)	6.4 (4.6 to 9.5)	3.4 (2.4 to 5.1)	3.4 (2.4 to 5.1)	3.2 (2.3 to 4.7)	3.2 (2.3 to 4.6)	3.2 (2.3 to 4.6)	3.1 (2.3 to 4.5)	3.1 (2.3 to 4.5)	3.1 (2.3 to 4.5)	3.1 (2.3 to 4.5)	3.1 (2.3 to 4.5)	6.9 (4.4 to 9.4)	6.9 (4.4 to 9.4)	6.9 (4.4 to 9.4)	6.9 (4.4 to 9.4)	6.9 (4.4 to 9.4)	6.9 (4.4 to 9.4)	6.9 (4.4 to 9.4)	274 (0 to 0)
Diarrheal diseases	2.3 (2.2 to 2.3)	1 (0.7 to 1.4)	12.6 (9.6 to 19.4)	11.7 (12.9 to 34.9)	6.4 (9.3 to 19.3)	3.4 (4.6 to 13.6)	3.4 (4.1 to 10)	3.2 (3.8 to 9.6)	3.2 (3.2 to 7.7)	3.2 (3.3 to 7.5)	3.1 (3.3 to 7.5)	3.1 (3.4 to 7.5)	3.1 (3.6 to 8.4)	3.1 (3.6 to 8.4)	3.1 (3.6 to 8.4)	6.9 (4.5 to 10.4)	6.9 (4.4 to 10.1)	6.9 (4.4 to 12.7)	6.9 (4.4 to 12.3)	6.9 (4.4 to 12.3)	6.9 (4.4 to 12.3)	6.9 (4.4 to 12.3)	272 (0 to 0)
Typhoid and paratyphoid	0 (0 to 0)	0 (0 to 0)	0 (0 to 0)	0 (0 to 0)	0 (0 to 0)	0 (0 to 0)	0 (0 to 0)	0 (0 to 0)	0 (0 to 0)	0 (0 to 0)	0 (0 to 0)	0 (0 to 0)	0 (0 to 0)	0 (0 to 0)	0 (0 to 0)	0 (0 to 0)	0 (0 to 0)	0 (0 to 0)	0 (0 to 0)	0 (0 to 0)	0 (0 to 0)	0 (0 to 0)	0 (0 to 0)	0
Typhoid fever	0 (0 to 0)	0 (0 to 0)	0 (0 to 0)	0 (0 to 0)	0 (0 to 0)	0 (0 to 0)	0 (0 to 0)	0 (0 to 0)	0 (0 to 0)	0 (0 to 0)	0 (0 to 0)	0 (0 to 0)	0 (0 to 0)	0 (0 to 0)	0 (0 to 0)	0 (0 to 0)	0 (0 to 0)	0 (0 to 0)	0 (0 to 0)	0 (0 to 0)	0 (0 to 0)	0 (0 to 0)	0 (0 to 0)	0
Paratyphoid fever	0 (0 to 0)	0 (0 to 0)	0 (0 to 0)	0 (0 to 0)	0 (0 to 0)	0 (0 to 0)	0 (0 to 0)	0 (0 to 0)	0 (0 to 0)	0 (0 to 0)	0 (0 to 0)	0 (0 to 0)	0 (0 to 0)	0 (0 to 0)	0 (0 to 0)	0 (0 to 0)	0 (0 to 0)	0 (0 to 0)	0 (0 to 0)	0 (0 to 0)	0 (0 to 0)	0 (0 to 0)	0 (0 to 0)	0
Invasive Non-typhoidal Salmonella (iNTS)	0 (0 to 0)	0 (0 to 0)	0 (0 to 0)	0 (0 to 0)	0 (0 to 0)	0 (0 to 0)	0 (0 to 0)	0 (0 to 0)	0 (0 to 0)	0 (0 to 0)	0 (0 to 0)	0 (0 to 0)	0 (0 to 0)	0 (0 to 0)	0 (0 to 0)	0 (0 to 0)	0 (0 to 0)	0 (0 to 0)	0 (0 to 0)	0 (0 to 0)	0 (0 to 0)	0 (0 to 0)	0 (0 to 0)	1.2
Other intestinal infectious diseases	0 (0 to 0)	0 (0 to 0)	0 (0 to 0)	0 (0 to 0)	0 (0 to 0)	0 (0 to 0)	0 (0 to 0)	0 (0 to 0)	0 (0 to 0)	0 (0 to 0)	0 (0 to 0)	0 (0 to 0)	0 (0 to 0)	0 (0 to 0)	0 (0 to 0)	0 (0 to 0)	0 (0 to 0)	0 (0 to 0)	0 (0 to 0)	0 (0 to 0)	0 (0 to 0)	0 (0 to 0)	0 (0 to 0)	0.6
Neglected tropical diseases and malaria	0 (0 to 0)	0 (0 to 0)	2.8 (0 to 2.7)	2.8 (0.4 to 9.4)	2.8 (0.4 to 9.4)	2.8 (0.4 to 9.4)	2.8 (0.5 to 9.4)	2.8 (0.5 to 9.4)	2.8 (0.5 to 9.4)	2.8 (0.5 to 9.4)	2.8 (0.5 to 9.4)	2.8 (0.5 to 9.4)	2.8 (0.5 to 9.4)	2.8 (0.5 to 9.4)	2.8 (0.5 to 9.4)	2.8 (0.5 to 9.4)	2.8 (0.5 to 9.4)	2.8 (0.5 to 9.4)	2.8 (0.5 to 9.4)	2.8 (0.5 to 9.4)	2.8 (0.5 to 9.4)	2.8 (0.5 to 9.4)	13.5 (0 to 0)
Malaria	0 (0 to 0)	0 (0 to 0)	0 (0 to 0)	0 (0 to 0)	0 (0 to 0)	0 (0 to 0)	0 (0 to 0)	0 (0 to 0)	0 (0 to 0)	0 (0 to 0)	0 (0 to 0)	0 (0 to 0)	0 (0 to 0)	0 (0 to 0)	0 (0 to 0)	0 (0 to 0)	0 (0 to 0)	0 (0 to 0)	0 (0 to 0)	0 (0 to 0)	0 (0 to 0)	0 (0 to 0)	0 (0 to 0)	0.1
Chagas disease	0 (0 to 0)	0 (0 to 0)	0 (0 to 0)	0 (0 to 0)	0 (0 to 0)	0 (0 to 0)	0 (0 to 0)	0 (0 to 0)	0 (0 to 0)	0 (0 to 0)	0 (0 to 0)	0 (0 to 0)	0 (0 to 0)	0 (0 to 0)	0 (0 to 0)	0 (0 to 0)	0 (0 to 0)	0 (0 to 0)	0 (0 to 0)	0 (0 to 0)	0 (0 to 0)	0 (0 to 0)	0 (0 to 0)	0.1
Leishmaniasis	0 (0 to 0)	0 (0 to 0)	0 (0 to 0)	0 (0 to 0)	0 (0 to 0)	0 (0 to 0)	0 (0 to 0)	0 (0 to 0)	0 (0 to 0)	0 (0 to 0)	0 (0 to 0)	0 (0 to 0)	0 (0 to 0)	0 (0 to 0)	0 (0 to 0)	0 (0 to 0)	0 (0 to 0)	0 (0 to 0)	0 (0 to 0)	0 (0 to 0)	0 (0 to 0)	0 (0 to 0)	0 (0 to 0)	0.1
Visceral leishmaniasis	0 (0 to 0)	0 (0 to 0)	0 (0 to 0)	0 (0 to 0)	0 (0 to 0)	0 (0 to 0)	0 (0 to 0)	0 (0 to 0)	0 (0 to 0)	0 (0 to 0)	0 (0 to 0)	0 (0 to 0)	0 (0 to 0)	0 (0 to 0)	0 (0 to 0)	0 (0 to 0)	0 (0 to 0)	0 (0 to 0)	0 (0 to 0)	0 (0 to 0)	0 (0 to 0)	0 (0 to 0)	0 (0 to 0)	0
Cutaneous and mucocutaneous leishmaniasis	0 (0 to 0)	0 (0 to 0)	0 (0 to 0)	0 (0 to 0)	0 (0 to 0)	0 (0 to 0)	0 (0 to 0)	0 (0 to 0)	0 (0 to 0)	0 (0 to 0)	0 (0 to 0)	0 (0 to 0)	0 (0 to 0)	0 (0 to 0)	0 (0 to 0)	0 (0 to 0)	0 (0 to 0)	0 (0 to 0)	0 (0 to 0)	0 (0 to 0)	0 (0 to 0)	0 (0 to 0)	0 (0 to 0)	0
African trypanosomiasis	0 (0 to 0)	0 (0 to 0)	0 (0 to 0)	0 (0 to 0)	0 (0 to 0)	0 (0 to 0)	0 (0 to 0)	0 (0 to 0)	0 (0 to 0)	0 (0 to 0)	0 (0 to 0)	0 (0 to 0)	0 (0 to 0)	0 (0 to 0)	0 (0 to 0)	0 (0 to 0)	0 (0 to 0)	0 (0 to 0)	0 (0 to 0)	0 (0 to 0)	0 (0 to 0)	0 (0 to 0)	0 (0 to 0)	0
Schistosomiasis	0 (0 to 0)	0 (0 to 0)	0 (0 to 0)	0 (0 to 0)	0 (0 to 0)	0 (0 to 0)	0 (0 to 0)	0 (0 to 0)	0 (0 to 0)	0 (0 to 0)	0 (0 to 0)	0 (0 to 0)	0 (0 to 0)	0 (0 to 0)	0 (0 to 0)	0 (0 to 0)	0 (0 to 0)	0 (0 to 0)	0 (0 to 0)	0 (0 to 0)	0 (0 to 0)	0 (0 to 0)	0 (0 to 0)	0
Cysticercosis	0 (0 to 0)	0 (0 to 0)	0 (0 to 0)	0 (0 to 0)	0 (0 to 0)	0 (0 to 0)	0 (0 to 0)	0 (0 to 0)	0 (0 to 0)	0 (0 to 0)	0 (0 to 0)	0 (0 to 0)	0 (0 to 0)	0 (0 to 0)	0 (0 to 0)	0 (0 to 0)	0 (0 to 0)	0 (0 to 0)	0 (0 to 0)	0 (0 to 0)	0 (0 to 0)	0 (0 to 0)	0 (0 to 0)	0
Cystic echinococcosis	0 (0 to 0)	0 (0 to 0)	0 (0 to 0)	0 (0 to 0)	0 (0 to 0)	0 (0 to 0)	0 (0 to 0)	0 (0 to 0)	0 (0 to 0)	0 (0 to 0)	0 (0 to 0)	0 (0 to 0)	0 (0 to 0)	0 (0 to 0)	0 (0 to 0)	0 (0 to 0)	0 (0 to 0)	0 (0 to 0)	0 (0 to 0)	0 (0 to 0)	0 (0 to 0)	0 (0 to 0)	0 (0 to 0)	0.1
Lymphatic filariasis	0 (0 to 0)	0 (0 to 0)	0 (0 to 0)	0 (0 to 0)	0 (0 to 0)	0 (0 to 0)	0 (0 to 0)	0 (0 to 0)	0 (0 to 0)	0 (0 to 0)	0 (0 to 0)	0 (0 to 0)	0 (0 to 0)	0 (0 to 0)	0 (0 to 0)	0 (0 to 0)	0 (0 to 0)	0 (0 to 0)	0 (0 to 0)	0 (0 to 0)	0 (0 to 0)	0 (0 to 0)	0 (0 to 0)	0
Onchocerciasis	0 (0 to 0)	0 (0 to 0)	0 (0 to 0)	0 (0 to 0)	0 (0 to 0)	0 (0 to 0)	0 (0 to 0)	0 (0 to 0)	0 (0 to 0)	0 (0 to 0)	0 (0 to 0)	0 (0 to 0)	0 (0 to 0)	0 (0 to 0)	0 (0 to 0)	0 (0 to 0)	0 (0 to 0)	0 (0 to 0)	0 (0 to 0)	0 (0 to 0)	0 (0 to 0)	0 (0 to 0)	0 (0 to 0)	0
Trachoma	0 (0 to 0)	0 (0 to 0)	0 (0 to 0)	0 (0 to 0)	0 (0 to 0)	0 (0 to 0)	0 (0 to 0)	0 (0 to 0)	0 (0 to 0)	0 (0 to 0)	0 (0 to 0)	0 (0 to 0)	0 (0 to 0)	0 (0 to 0)	0 (0 to 0)	0 (0 to 0)	0 (0 to 0)	0 (0 to 0)	0 (0 to 0)	0 (0 to 0)	0 (0 to 0)	0 (0 to 0)	0 (0 to 0)	0
Dengue	0 (0 to 0)	0 (0 to 0)	0 (0 to 0)	0 (0 to 0)	0 (0 to 0)	0 (0 to 0)	0 (0 to 0)	0 (0 to 0)	0 (0 to 0)	0 (0 to 0)	0 (0 to 0)	0 (0 to 0)	0 (0 to 0)	0 (0 to 0)	0 (0 to 0)	0 (0 to 0)	0 (0 to 0)	0 (0 to 0)	0 (0 to 0)	0 (0 to 0)	0 (0 to 0)	0 (0 to 0)	0 (0 to 0)	0
Yellowfever	0 (0 to 0)	0 (0 to 0)	0 (0 to 0)	0 (0 to 0)	0 (0 to 0)	0 (0 to 0)	0 (0 to 0)	0 (0 to 0)	0 (0 to 0)	0 (0 to 0)	0 (0 to 0)	0 (0 to 0)	0 (0 to 0)	0 (0 to 0)	0 (0 to 0)	0 (0 to 0)	0 (0 to 0)	0 (0 to 0)	0 (0 to 0)	0 (0 to 0)	0 (0 to 0)	0 (0 to 0)	0 (0 to 0)	0
Rabies	0 (0 to 0)	0 (0 to 0)	0 (0 to 0)	0 (0 to 0)	0 (0 to 0)	0 (0 to 0)	0 (0 to 0)	0 (0 to 0)	0 (0 to 0)	0 (0 to 0)	0 (0 to 0)	0 (0 to 0)	0 (0 to 0)	0 (0 to 0)	0 (0 to 0)	0 (0 to 0)	0 (0 to 0)	0 (0 to 0)	0 (0 to 0)	0 (0 to 0)	0 (0 to 0)	0 (0 to 0)	0 (0 to 0)	0
Intestinal nematode infections	0 (0 to 0)	0 (0 to 0)	0 (0 to 0)	0 (0 to 0)	0 (0 to 0)	0 (0 to 0)	0 (0 to 0)	0 (0 to 0)	0 (0 to 0)	0 (0 to 0)	0 (0 to 0)	0 (0 to 0)	0 (0 to 0)	0 (0 to 0)	0 (0 to 0)	0 (0 to

Other neoplasms	0·1 (0 to 0·1)	0 (0 to 0)	0·1 (0 to 0·2)	0·2 (0·1 to 0·4)	0·2 (0·1 to 0·3)	0·2 (0·2 to 0·3)	0·4 (0·2 to 0·6)	0·3 (0·2 to 0·5)	0·6 (0·4 to 0·9)	0·6 (0·5 to 1·1)	1·0 (0·6 to 1·6)	1·3 (0·9 to 1·8)	2·5 (1·8 to 3·4)	5·2 (3·9 to 7·1)	8·7 (6·4 to 12·7)	14·7 (10·7 to 22·1)	29·7 (19·6 to 37·9)	49·3 (34·3 to 71·1)	48·9 (34·4 to 69·5)	49·5 (34·9 to 69·2)	39·8 (27·1 to 51·4)	19·5 (13·1 to 29·4)	5·4 (3·4 to 7·3)	273
Myelodysplastic, myeloproliferative, and other hematopoietic neoplasms	0 (0 to 0·1)	0 (0 to 0)	0·1 (0 to 0·2)	0·2 (0·1 to 0·4)	0·2 (0·2 to 0·3)	0·3 (0·2 to 0·5)	0·6 (0·4 to 0·8)	0·6 (0·4 to 1·1)	0·8 (0·6 to 1·3)	1·3 (0·9 to 1·9)	2·5 (1·8 to 3·4)	3·3 (2·6 to 4·3)	4·7 (3·7 to 6·1)	8·7 (6·4 to 12·7)	14·7 (10·7 to 22·1)	29·7 (19·6 to 37·9)	49·3 (34·3 to 71·1)	48·9 (34·4 to 69·5)	49·5 (34·9 to 69·2)	39·8 (27·1 to 51·4)	19·5 (13·1 to 29·4)	5·4 (3·4 to 7·3)	273
Benign and in situ intestinal neoplasms	0 (0 to 0)	0 (0 to 0)	0 (0 to 0)	0 (0 to 0)	0 (0 to 0)	0 (0 to 0)	0 (0 to 0)	0 (0 to 0)	0 (0 to 0)	0 (0 to 0)	0 (0 to 0)	0 (0 to 0)	0 (0 to 0)	0 (0 to 0)	0 (0 to 0)	0 (0 to 0)	0 (0 to 0)	0 (0 to 0)	0 (0 to 0)	0 (0 to 0)	0 (0 to 0)	0 (0 to 0)	0 (0 to 0)	0
Benign and in situ cervical and uterine neoplasms	0 (0 to 0)	0 (0 to 0)	0 (0 to 0)	0 (0 to 0)	0 (0 to 0)	0 (0 to 0)	0 (0 to 0)	0 (0 to 0)	0 (0 to 0)	0 (0 to 0)	0 (0 to 0)	0 (0 to 0)	0 (0 to 0)	0 (0 to 0)	0 (0 to 0)	0 (0 to 0)	0 (0 to 0)	0 (0 to 0)	0 (0 to 0)	0 (0 to 0)	0 (0 to 0)	0 (0 to 0)	0 (0 to 0)	0
Other benign and in situ neoplasms	0 (0 to 0)	0 (0 to 0)	0 (0 to 0)	0 (0 to 0)	0 (0 to 0)	0 (0 to 0)	0 (0 to 0)	0 (0 to 0)	0 (0 to 0)	0 (0 to 0)	0 (0 to 0)	0 (0 to 0)	0 (0 to 0)	0 (0 to 0)	0 (0 to 0)	0 (0 to 0)	0 (0 to 0)	0 (0 to 0)	0 (0 to 0)	0 (0 to 0)	0 (0 to 0)	0 (0 to 0)	0 (0 to 0)	0
Cardiovascular diseases	0·8 (0·5 to 1·1)	1·2 (0·8 to 1·5)	4 (2·5 to 5·4)	9·1 (6·1 to 12·1)	21·4 (13·4 to 28·4)	34·2 (27·9 to 41)	60·6 (52·3 to 71·9)	90·5 (77·7 to 105)	131 (113·7 to 153)	219 (179·5 to 264)	391 (332·5 to 456)	548·5 (452·9 to 648·2)	976 (815·3 to 1,150)	992 (831·5 to 1,190)	1,310 (1,113·5 to 1,540)	1,890 (1,640·5 to 2,200)	2,670 (2,330·5 to 3,020)	2,898 (2,332·5 to 3,250)	3,160 (2,733·5 to 3,590)	2,660 (2,164·5 to 2,990)	1,490 (1,215·5 to 1,820)	477 (411·5 to 566)	19,700
Rheumatic heart disease	0 (0 to 0)	0 (0 to 0·2)	0·1 (0·1 to 0·2)	0·2 (0·1 to 0·3)	0·2 (0·2 to 0·3)	0·3 (0·2 to 0·4)	0·6 (0·4 to 0·9)	0·8 (0·6 to 1·1)	1·1 (0·8 to 1·5)	1·6 (1·1 to 2·4)	2·6 (1·9 to 4)	3·6 (2·6 to 5·1)	6·7 (4·9 to 9·7)	8·3 (6·1 to 11·9)	9·6 (7·1 to 13·7)	12·5 (9·3 to 18·1)	20·7 (15·1 to 29·4)	19·4 (14·1 to 27·3)	20·7 (15·1 to 27·3)	14·9 (11·2 to 19·9)	8·1 (5·9 to 10·9)	2·6 (1·9 to 3·5)	128
Ischemic heart disease	0 (0 to 0)	0 (0 to 0)	0 (0 to 0)	1·3 (0·8 to 1·7)	4·8 (3·0 to 6·3)	17·1 (12·4 to 21)	34·9 (28·1 to 42·1)	68·4 (56·7 to 84·5)	103 (84·3 to 129)	227 (179·5 to 293)	353 (282·5 to 448)	568 (448·9 to 719)	1,020 (815·3 to 1,290)	1,020 (831·5 to 1,260)	1,060 (868·5 to 1,310)	1,350 (1,100·5 to 1,650)	1,650 (1,340·5 to 2,000)	1,660 (1,350·5 to 2,000)	1,460 (1,200·5 to 1,790)	1,170 (960·5 to 1,440)	688 (562·5 to 847)	204 (169·5 to 260)	9,710
Stroke	0 (0 to 0·1)	0·2 (0 to 0·3)	0·6 (0·4 to 1·0)	1·1 (0·7 to 1·5)	3·3 (2·1 to 4·3)	12·6 (9·7 to 16·4)	20·7 (15·7 to 26·9)	29·3 (22·1 to 39·2)	36·1 (26·9 to 47·3)	47·3 (41·1 to 73·7)	62·8 (52·9 to 84·5)	116 (96·5 to 156)	200 (166·5 to 269)	242 (199·5 to 325)	349 (289·5 to 470)	670 (555·5 to 902)	768 (639·5 to 1,030)	926 (767·5 to 1,250)	932 (772·5 to 1,250)	848 (703·5 to 1,140)	542 (449·5 to 729)	213 (177·5 to 287)	5,190
Ischemic stroke	0 (0 to 0·1)	0·2 (0·1 to 0·2)	0·4 (0·3 to 0·6)	1·4 (0·9 to 1·8)	2·4 (1·6 to 3·1)	3·1 (2·4 to 3·9)	3·6 (2·7 to 4·5)	4·6 (3·5 to 5·8)	6·2 (4·7 to 7·8)	8·3 (6·3 to 10·5)	12 (9·1 to 15·2)	22·1 (16·8 to 28·1)	36·4 (27·6 to 46·2)	53·5 (40·6 to 67·9)	89·5 (68·1 to 114)	161 (122·5 to 205)	454 (345·5 to 577)	678 (516·5 to 861)	1,130 (860·5 to 1,430)	1,170 (891·5 to 1,480)	1,010 (769·5 to 1,280)	440 (335·5 to 557)	174 (132·5 to 221)	3,150
Intracerebral hemorrhage	0 (0 to 0)	0 (0 to 0)	0·1 (0 to 0·1)	0·3 (0·2 to 0·5)	0·7 (0·5 to 1·0)	1·6 (1·1 to 2·3)	2·6 (1·8 to 3·6)	3·7 (2·7 to 5·2)	4·9 (3·5 to 6·9)	6·5 (4·6 to 9·1)	8·9 (6·3 to 12·5)	12·4 (8·8 to 17·4)	19·5 (13·8 to 27·3)	23·4 (16·6 to 32·8)	28·2 (20·1 to 39·5)	34·7 (24·7 to 48·7)	44·2 (31·5 to 62·1)	44·7 (31·8 to 62·7)	38·2 (27·2 to 53·6)	29·1 (20·7 to 40·8)	17·5 (12·5 to 24·5)	6·1 (4·3 to 8·6)	1,380
Subarachnoid hemorrhage	0 (0 to 0·1)	0 (0 to 0·1)	0 (0 to 0·1)	0·2 (0·2 to 0·3)	0·4 (0·3 to 0·6)	0·7 (0·4 to 1·0)	1·2 (0·7 to 1·7)	1·7 (1·1 to 2·5)	2·5 (1·6 to 3·6)	3·5 (2·3 to 5·1)	5·2 (3·4 to 7·6)	7·2 (4·7 to 10·4)	11·2 (7·4 to 16·2)	13·4 (8·9 to 19·5)	16·2 (10·8 to 23·5)	19·9 (13·2 to 28·9)	25·4 (16·9 to 36·9)	25·7 (17·1 to 37·3)	21·9 (14·6 to 31·8)	16·7 (11·1 to 24·3)	10·1 (6·7 to 14·6)	3·5 (2·3 to 5·1)	793
Hypertensive heart disease	0 (0 to 0)	0 (0 to 0)	0 (0 to 0)	0 (0 to 0)	0 (0 to 0)	0 (0 to 0)	0 (0 to 0)	0 (0 to 0)	0 (0 to 0)	0 (0 to 0)	0 (0 to 0)	0 (0 to 0)	0 (0 to 0)	0 (0 to 0)	0 (0 to 0)	0 (0 to 0)	0 (0 to 0)	0 (0 to 0)	0 (0 to 0)	0 (0 to 0)	0 (0 to 0)	0 (0 to 0)	0 (0 to 0)	0
Non-rheumatic valvular heart disease	0 (0 to 0)	0 (0 to 0)	0 (0 to 0)	0 (0 to 0)	0·1 (0 to 0·1)	0·2 (0·1 to 0·3)	0·3 (0·2 to 0·4)	0·5 (0·3 to 0·6)	0·8 (0·5 to 1·2)	1·2 (0·8 to 1·7)	1·8 (1·2 to 2·5)	2·7 (1·8 to 3·8)	4·2 (2·8 to 6·1)	5·2 (3·5 to 7·5)	6·2 (4·2 to 9)	7·5 (5·1 to 11)	9·2 (6·2 to 13·2)	8·7 (5·9 to 12·6)	7·1 (4·8 to 10·2)	5·2 (3·5 to 7·5)	3·2 (2·1 to 4·6)	1·1 (0·7 to 1·6)	82
Non-rheumatic calcific aortic valve disease	0 (0 to 0)	0 (0 to 0)	0 (0 to 0)	0 (0 to 0)	0 (0 to 0)	0·2 (0·2 to 0·4)	0·4 (0·3 to 0·6)	0·7 (0·4 to 1·1)	1·1 (0·6 to 1·7)	1·6 (0·9 to 2·5)	2·3 (1·4 to 3·3)	3·3 (2·1 to 4·7)	4·8 (2·7 to 6·9)	5·6 (3·3 to 8·1)	6·6 (3·8 to 9·5)	7·4 (4·2 to 10·7)	8·9 (5·1 to 12·8)	8·1 (4·6 to 11·7)	6·6 (3·8 to 9·5)	4·8 (2·7 to 6·9)	2·9 (1·7 to 4·2)	1·0 (0·6 to 1·5)	73·9
Non-rheumatic degenerative mitral valve disease	0 (0 to 0)	0 (0 to 0)	0 (0 to 0)	0 (0 to 0)	0 (0 to 0·1)	0·1 (0·2 to 0·4)	0·2 (0·2 to 0·4)	0·3 (0·3 to 0·5)	0·5 (0·4 to 0·8)	0·8 (0·6 to 1·2)	1·2 (0·9 to 1·7)	1·8 (1·4 to 2·4)	2·8 (2·2 to 3·8)	3·7 (2·9 to 5·1)	4·4 (3·4 to 6·1)	5·1 (3·9 to 7·1)	6·2 (4·6 to 8·6)	5·8 (4·2 to 8·1)	4·7 (3·4 to 6·5)	3·4 (2·4 to 4·7)	2·1 (1·5 to 2·9)	0·7 (0·5 to 1·1)	49·2
Other non-rheumatic valve diseases	0 (0 to 0)	0 (0 to 0)	0 (0 to 0)	0 (0 to 0)	0 (0 to 0)	0 (0 to 0)	0 (0 to 0)	0 (0 to 0)	0 (0 to 0)	0 (0 to 0)	0 (0 to 0)	0 (0 to 0)	0 (0 to 0)	0 (0 to 0)	0 (0 to 0)	0 (0 to 0)	0 (0 to 0)	0 (0 to 0)	0 (0 to 0)	0 (0 to 0)	0 (0 to 0)	0 (0 to 0)	0 (0 to 0)	0
Cardiomyopathy and myocarditis	0·3 (0·1 to 0·4)	0·3 (0·2 to 0·5)	0·7 (0·5 to 1·0)	1·4 (0·9 to 2·0)	2·6 (1·7 to 3·6)	3·4 (2·4 to 4·6)	4·6 (3·2 to 6·3)	5·6 (3·9 to 7·8)	7·2 (5·1 to 10·1)	9·6 (6·7 to 13·5)	13·4 (9·3 to 18·8)	17·6 (12·2 to 24·7)	25·4 (17·6 to 35·6)	29·1 (20·1 to 40·8)	32·4 (22·4 to 45·4)	34·8 (24·1 to 48·8)	36·1 (25·1 to 50·6)	32·4 (22·4 to 45·4)	26·4 (18·3 to 37·1)	19·4 (13·4 to 27·2)	11·9 (8·2 to 16·7)	4·1 (2·8 to 5·8)	332
Myocarditis	0 (0 to 0·1)	0 (0 to 0·1)	0·1 (0 to 0·1)	0·2 (0·1 to 0·3)	0·4 (0·2 to 0·5)	0·5 (0·3 to 0·7)	0·7 (0·5 to 1·0)	0·9 (0·6 to 1·2)	1·2 (0·9 to 1·6)	1·6 (1·2 to 2·2)	2·2 (1·6 to 3·1)	3·0 (2·2 to 4·2)	4·4 (3·2 to 6·1)	5·1 (3·7 to 7·1)	5·7 (4·1 to 7·9)	6·1 (4·4 to 8·4)	6·4 (4·6 to 8·9)	5·7 (4·1 to 7·9)	4·6 (3·3 to 6·4)	3·4 (2·4 to 4·7)	2·1 (1·5 to 2·9)	0·7 (0·5 to 1·0)	44·3
Alcoholic cardiomyopathy	0 (0 to 0)	0 (0 to 0)	0 (0 to 0)	0 (0 to 0)	0 (0 to 0)	0 (0 to 0)	0 (0 to 0)	0 (0 to 0)	0 (0 to 0)	0 (0 to 0)	0 (0 to 0)	0 (0 to 0)	0 (0 to 0)	0 (0 to 0)	0 (0 to 0)	0 (0 to 0)	0 (0 to 0)	0 (0 to 0)	0 (0 to 0)	0 (0 to 0)	0 (0 to 0)	0 (0 to 0)	0 (0 to 0)	0
Other cardiomyopathy	0·3 (0·1 to 0·4)	0·3 (0·2 to 0·5)	0·7 (0·5 to 1·0)	1·4 (0·9 to 1·8)	2·6 (1·7 to 3·5)	3·4 (2·4 to 4·6)	4·6 (3·2 to 6·3)	5·6 (3·9 to 7·8)	7·2 (5·1 to 10·1)	9·6 (6·7 to 13·5)	13·4 (9·3 to 18·8)	17·6 (12·2 to 24·7)	25·4 (17·6 to 35·6)	29·1 (20·1 to 40·8)	32·4 (22·4 to 45·4)	34·8 (24·1 to 48·8)	36·1 (25·1 to 50·6)	32·4 (22·4 to 45·4)	26·4 (18·3 to 37·1)	19·4 (13·4 to 27·2)	11·9 (8·2 to 16·7)	4·1 (2·8 to 5·8)	332
Atrial fibrillation and flutter	0 (0 to 0)	0 (0 to 0)	0 (0 to 0)	0 (0 to 0)	0 (0 to 0)	0 (0 to 0)	0 (0 to 0)	0 (0 to 0)	0 (0 to 0)	0 (0 to 0)	0 (0 to 0)	0 (0 to 0)	0 (0 to 0)	0 (0 to 0)	0 (0 to 0)	0 (0 to 0)	0 (0 to 0)	0 (0 to 0)	0 (0 to 0)	0 (0 to 0)	0 (0 to 0)	0 (0 to 0)	0 (0 to 0)	0
Aortic aneurysm	—	—	—	—	—	—	—	—	—	—	—	—	—	—	—	—	—	—	—	—	—	—	—	—
Endocarditis	0 (0 to 0)	0·1 (0 to 0·2)	0·2 (0·1 to 0·2)	0·3 (0·2 to 0·5)	0·4 (0·2 to 0·6)	0·6 (0·4 to 0·8)	0·8 (0·5 to 1·2)	1·2 (0·8 to 1·6)	1·6 (1·1 to 2·2)	2·1 (1·5 to 3)	2·1 (1·4 to 3·1)	3·1 (2·1 to 4·5)	3·4 (2·3 to 4·9)	3·4 (2·3 to 4·9)	3·3 (2·2 to 4·8)	3·2 (2·1 to 4·6)	3·1 (2·1 to 4·5)	2·7 (1·8 to 4)	2·2 (1·5 to 3·2)	1·7 (1·1 to 2·5)	1·1 (0·7 to 1·6)	0·4 (0·2 to 0·6)	41·6
Other cardiovascular and circulatory diseases	0·4 (0·2 to 0·6)	0·5 (0·3 to 0·7)	1·3 (0·8 to 1·7)	1·4 (0·9 to 1·9)	2·3 (1·5 to 3)	3·3 (2·4 to 4·3)	6·7 (4·9 to 8·7)	12·1 (9·2 to 15·7)	13·6 (10·4 to 18)	14·7 (10·9 to 19)	19·7 (14·7 to 26)	27·6 (19·7 to 37·9)	39 (27·6 to 51·7)	48·4 (34·9 to 64·3)	57·1 (41·9 to 73·3)	67·8 (53·1 to 84·7)	73·1 (57·1 to 89·5)	68·2 (53·1 to 84·7)	58·2 (44·1 to 72·3)	44·3 (32·9 to 56·4)	28·1 (20·1 to 36·9)	9·3 (6·7 to 12·2)	839
Chronic respiratory diseases	0 (0 to 0)	0 (0 to 0)	29·7 (19·7 to 36·9)	48·8 (34·9 to 103)	77·8 (49·2 to 126)	88 (64·1 to 119)	78·4 (49·7 to 119)	79 (49·2 to 120)	63 (39·2 to 96)	94 (59·2 to 153)	112 (68·5 to 183)	186 (101·5 to 302)	299 (141·5 to 482)	298 (166·5 to 482)	398 (189·5 to 642)	565 (269·5 to 908)	815 (387·5 to 1,310)	1,220 (579·5 to 1,960)	1,260 (598·5 to 2,030)	1,190 (565·5 to 1,910)	1,060 (503·5 to 1,710)	872 (414·5 to 1,400)	428 (203·5 to 690)	8,140
Chronic obstructive pulmonary disease	0 (0 to 0)	0 (0 to 0)	1·6 (1·1 to 2·1)	2·6 (1·8 to 3·4)	4·3 (2·9 to 5·6)	6·3 (4·3 to 8·2)	9·3 (6·4 to 12)	13·3 (9·1 to 17·2)	19·2 (13·2 to 24·8)	29·2 (20·1 to 37·7)	44·2 (30·4 to 57·1)	67·1 (46·2 to 86·6)	104 (71·5 to 134)	136 (93·5 to 176)	169 (116·5 to 218)	210 (144·5 to 271)	259 (178·5 to 334)	295 (203·5 to 381)	307 (211·5 to 396)	294 (202·5 to 379)	260 (179·5 to 336)	212 (146·5 to 274)	104 (71·5 to 134)	2,540
Pneumoconiosis	0 (0 to 0)	0 (0 to 0)	0 (0 to 0)	0 (0 to 0)	0 (0 to 0)	0 (0 to 0)	0 (0 to 0)	0 (0 to 0)	0 (0 to 0)	0 (0 to 0)	0 (0 to 0)	0 (0 to 0)	0 (0 to 0)	0 (0 to 0)	0 (0 to 0)	0 (0 to 0)	0 (0 to 0)	0 (0 to 0)	0 (0 to 0)	0 (0 to 0)	0 (0 to 0)	0 (0 to 0)	0 (0 to 0)	0
Silicosis	0 (0 to 0)	0 (0 to 0)	0 (0 to 0)	0 (0 to 0)	0 (0 to 0)	0 (0 to 0)	0 (0 to 0)	0 (0 to 0)	0 (0 to 0)	0 (0 to 0)	0 (0 to 0)	0 (0 to 0)	0 (0 to 0)	0 (0 to 0)	0 (0 to 0)	0 (0 to 0)	0 (0 to 0)	0 (0 to 0)	0 (0 to 0)	0 (0 to 0)	0 (0 to 0)	0 (0 to 0)	0 (0 to 0)	0
Asbestosis	0 (0 to 0)	0 (0 to 0)	0 (0 to 0)	0 (0 to 0)	0 (0 to 0)	0 (0 to 0)	0 (0 to 0)	0 (0 to 0)	0 (0 to 0)	0 (0 to 0)	0 (0 to 0)	0 (0 to 0)	0 (0 to 0)	0 (0 to 0)	0 (0 to 0)	0 (0 to 0)	0 (0 to 0)	0 (0 to 0)	0 (0 to 0)	0 (0 to 0)	0 (0 to 0)	0 (0 to 0)	0 (0 to 0)	0
Coal workers pneumoconiosis	0 (0 to 0)	0 (0 to 0)	0 (0 to 0)	0 (0 to 0)	0 (0 to 0)	0 (0 to 0)	0 (0 to 0)	0 (0 to 0)	0 (0 to 0)	0 (0 to 0)	0 (0 to 0)	0 (0 to 0)	0 (0 to 0)	0 (0 to 0)	0 (0 to 0)	0 (0 to 0)	0 (0 to 0)	0 (0 to 0)	0 (0 to 0)	0 (0 to 0)	0 (0 to 0)	0 (0 to 0)	0 (0 to 0)	0
Other pneumoconiosis	0 (0 to 0)	0 (0 to 0)	0 (0 to 0)	0 (0 to 0)	0 (0 to 0)	0 (0 to 0)	0 (0 to 0)	0 (0 to 0)	0 (0 to 0)	0 (0 to 0)	0 (0 to 0)	0 (0 to 0)	0 (0 to 0)	0 (0 to 0)	0 (0 to 0)	0 (0 to 0)	0 (0 to 0)	0 (0 to 0)	0 (0 to 0)	0 (0 to 0)	0 (0 to 0)	0 (0 to 0)	0 (0 to 0)	0
Asthma	0 (0 to 0)	0 (0 to 0)	58·4 (13·9 to 47)	70·9 (30·4 to 89·2)	77 (39·5 to 116)	68 (40·1 to 123)	44·6 (30·3 to 106)	46·1 (30·3 to 103)	73·2 (39·6 to 132)	69·2 (49·5 to 112)	73·2 (51·6 to 102)	69·2 (49·5 to 102)	111 (81·5 to 154)	113 (72·5 to 166)	106 (69·5 to 153)	111 (72·7 to 161)	106 (70·3 to 149)	89·5 (59·5 to 115)	66·4 (47·1 to 91·5)	47·6 (34·7 to 63·9)	29·7 (20·6 to 39·3)	12·8 (8·9 to 17·2)	1,470
Interstitial lung disease and pulmonary sarcoidosis	0 (0 to 0)	0 (0 to 0)	0·4 (0·2 to 0·6)	0·5 (0·3 to 0·8)	0·9 (0·5 to 1·4)	1·4 (0·9 to 2·1)	2·3 (1·4 to 3·3)	3·3 (2·1 to 4·8)	4·5 (2·9 to 6·5)	6·3 (4·1 to 9·1)	7·9 (5·1 to 11·4)	9·6 (6·2 to 13·7)	12·7 (8·2 to 18·1)	14·1 (9·1 to 20)	15·1 (9·7 to 21·5)	15·8 (10·2 to 22·5)	15·9 (10·2 to 22·6)	14·1 (9·1 to 20)	11·5 (7·4 to 16·4)	8·5 (5·5 to 12·1)	5·2 (3·3 to 7·4)	1·8 (1·2 to 2·6)	79
Other chronic respiratory diseases	0·3 (0·2 to 0·4)	0·3 (0·2 to 0·5)	1·1 (0·7 to 1·7)	1·9 (1·2 to 2·7)	3·4 (2·2 to 4·8)	4·8 (3·1 to 6·6)	6·9 (4·6 to 9·5)	9·7 (6·4 to 13·4)	13·4 (8·9 to 18·5)	19·2 (12·8 to 26·5)	28·2 (18·8 to 38·9)	39·2 (26·2 to 54·2)	58·2 (38·9 to 80·5)	68·2 (45·5 to 94·2)	77·2 (51·6 to 107)	84·2 (56·2 to 116)	87·2 (58·2 to 120)	77·2 (51·6 to 107)	62·2 (41·5 to 86·1)	46·2 (30·8 to 63·9)	28·2 (18·8 to 39)	11·2 (7·4 to 15·5)	1,140
Digestive diseases	3·6 (2·3 to 5·4)	3·6 (2·4 to 5·7)	8·3 (5·6 to 11·6)	9·3 (6·2 to 13·2)	9·8 (6·5 to 14)	10·6 (7·1 to 15·1)	14·9 (9·9 to 21·3)	23·3 (15·5 to 33·2)	34·7 (23·1 to 49·5)	49·3 (32·9 to 70·3)	70·2 (46·8 to 100)	104 (69·5 to 148)	154 (102·5 to 220)	177 (117·5 to 252)	194 (129·5 to 276)	205 (136·5 to 292)	211 (140·5 to 300)	194 (129·5 to 276)	164 (109·5 to 233)	131 (87·5 to 186)	94 (62·5 to 134)	39 (25·5 to 55)	2,050
Cirrhosis and other chronic liver diseases	0·1 (0 to 0·1)	0·2 (0·1 to 0·3)	0·5 (0·3 to 0·7)	0·8 (0·5 to 1·1)	1·3 (0·8 to 1·8)	2·2 (1·4 to 3·1)	3·7 (2·4 to 5·2)	5·6 (3·7 to 7·9)	8·4 (5·6 to 11·9)	12·6 (8·4 to 17·8)	19·2 (12·8 to 27·1)	28·2 (18·8 to 39·8)	42·2 (28·2 to 59·6)	49·2 (32·9 to 69·5)	56·2 (37·5 to 79·3)	61·2 (40·9 to 86·4)	63·2 (42·2 to 89·2)	56·2 (37·5 to 79·3)	47·2 (31·5 to 66·6)	33·2 (22·2 to 46·9)	20·2 (13·5 to 28·5)	7·2 (4·8 to 10·2)	1,440
Chronic and other chronic liver diseases due to hepatitis B	0 (0 to 0)	0 (0 to 0)	0 (0 to 0)	0 (0 to 0)	0 (0 to 0)	0 (0 to 0)	0 (0 to 0)	0 (0 to 0)	0 (0 to 0)	0 (0 to 0)	0 (0 to 0)	0 (0 to 0)	0 (0 to 0)	0 (0 to 0)	0 (0 to 0)	0 (0 to 0)	0 (0 to 0)	0 (0 to 0)	0 (0 to 0)	0 (0 to 0)	0 (0 to 0)	0 (0 to 0)	0 (0 to 0)	0
Chronic and other chronic liver diseases due to hepatitis C	0 (0 to 0)	0 (0 to 0)	0 (0 to 0)	0 (0 to 0)	0 (0 to 0)	0·1 (0 to 0·2)	0·1 (0 to 0·2)	0·2 (0 to 0·3)	0·3 (0 to 0·4)	0·4 (0 to 0·6)	0·6 (0 to 0·9)	0·9 (0 to 1·3)	1·4 (0 to 2·1)	1·7 (0 to 2·5)	2·1 (0 to 3·1)	2·5 (0 to 3·7)	2·9 (0 to 4·3)	2·5 (0 to 3·7)	2·1 (0 to 3·1)	1·5 (0 to 2·2)	0·9 (0 to 1·4)	0·3 (0 to 0·5)	24
Chronic and other chronic liver diseases due to alcohol use	0 (0 to 0)	0 (0 to 0)	0 (0 to 0)	0 (0 to 0)	0 (0 to 0)	0·7 (0·4 to 1·1)	1·6 (0·9 to 2·5)	2·8 (1·6 to 4·3)	4·4 (2·5 to 6·8)	6·6 (3·8 to 10·1)	9·8 (5·6 to 15·1)	14·4 (8·2 to 22·2)	22·2 (12·8 to 34·2)	25·8 (14·8 to 39·8)	28·4 (16·3 to 43·8)	30·1 (17·3 to 46·4)	30·9 (17·8 to 47·6)	28·4 (16·3 to 43·8)	23·1 (13·3 to 35·6)	16·4 (9·4 to 25·3)	9·9 (5·7 to 15·2)	3·5 (2·0 to 5·4)	685
Chronic and other chronic liver diseases due to NAFLD	0 (0 to 0)	0 (0 to 0)	0 (0 to 0)	0 (0 to 0)	0 (0 to 0)	0·1 (0 to 0·1)	0·2 (0 to 0·3)	0·4 (0 to 0·6)	0·6 (0 to 0·9)	0·9 (0 to 1·3)	1·3 (0·9 to 1·9)	1·9 (1·3 to 2·8)	2·9 (2 to 4·2)	3·5 (2·4 to 5·1)	4·3 (2·9 to 6·2)	5·1 (3·5 to 7·3)	5·9 (4·1 to 8·5)	5·3 (3·7 to 7·7)	4·4 (3·1 to 6·4)	3·4 (2·3 to 4·9)	2·1 (1·4 to 3)	0·7 (0·5 to 1·1)	129
Chronic and other chronic liver diseases due to other causes	0 (0 to 0)	0 (0 to 0)	0 (0 to 0)	0·1 (0 to 0·1)	0·2 (0 to 0·3)	0·3 (0·2 to 0·4)	0·5 (0·3 to 0·6)	0·7 (0·5 to 1·0)	1·0 (0·7 to 1·4)	1·4 (1·0 to 2·0)	2·1 (1·5 to 2·9)	3·0 (2·1 to 4·2)	4·5 (3·2 to 6·3)	5·3 (3·7 to 7·5)	6·2 (4·3 to 8·8)	7·1 (4·9 to 10·1)	7·9 (5·4 to 11·2)	7·1 (4·9 to 10·1)	5·8 (4·0 to 8·3)	4·3 (2·9 to 6·1)	2·7 (1·8 to 3·8)	0·9 (0·6 to 1·3)	246
Upper digestive system diseases	0 (0 to 0)	0 (0 to 0)	1·3 (0·8 to 1·7)	1·9 (1·2 to 2·5)	2·7 (1·7 to 3·5)	3·6 (2·4 to 4·7)	5·4 (3·6 to 7·1)	7·8 (5·2 to 10·2)	10·7 (7·2 to 14·1)	15·5 (10·4 to 20·3)	23·7 (15·9 to 31·1)	33·6 (22·6 to 44·1)	49·7 (33·4 to 65·2)	57·2 (38·4 to 75·1)	62·8 (42·2 to 82·4)	66·8 (44·9 to 87·6)	68·8 (46·2 to 90·2)	62·8 (42·2 to 82·4)	51·8 (34·8 to 67·9)	37·2 (25·0 to 48·8)	22·4 (15·1 to 29·3)	7·9 (5·3 to 10·4)	548
Peptic ulcer disease	0 (0 to 0)	0 (0 to 0)	0·4 (0·2 to 0·5)	0·6 (0·4 to 0·8)	0·9 (0·6 to 1·2)	1·2 (0·8 to 1·6)	1·8 (1·2 to 2·4)	2·6 (1·7 to 3·4)	3·6 (2·4 to 4·8)	5·2 (3·5 to 6·8)	7·9 (5·3 to 10·4)	11·2 (7·5 to 14·7)	16·6 (11·2 to 21·8)	19·1 (12·9 to 25·1)	21·1 (14·2 to 27·7)	22·3 (15·1 to 29·2)	23·0 (15·5 to 30·2)	21·1 (14·2 to 27·7)	17·3 (11·7 to 22·7)	12·4 (8·4 to 16·3)	7·5 (5·1 to 9·8)	2·6 (1·8 to 3·4)	183
Gastritis and duodenitis	0 (0 to 0)	0 (0 to 0)	0 (0 to 0)	0 (0 to 0)	0·1 (0 to 0·1)	0·1 (0 to 0·2)	0·2 (0 to 0·3)	0·3 (0 to 0·4)	0·4 (0 to 0·6)	0·6 (0 to 0·9)	0·9 (0 to 1·3)	1·3 (0 to 1·9)	1·9 (1 to 2·8)	2·3 (1·2 to 3·3)	2·7 (1·4 to 3·9)	2·9 (1·5 to 4·2)	3·0 (1·5 to 4·3)	2·7 (1·4 to 3·9)	2·2 (1·1 to 3·2)	1·6 (0·8 to 2·3)	1·0 (0·5 to 1·4)	0·3 (0·2 to 0·5)	71
Gastroesophageal reflux disease	0 (0 to 0)	0 (0 to 0)	0 (0 to 0)	0 (0 to 0)	0 (0 to 0)	0 (0 to 0)	0 (0 to 0)	0 (0 to 0)	0 (0 to 0)	0 (0 to 0)	0 (0 to 0)	0 (0 to 0)	0 (0 to 0)	0 (0 to 0)	0 (0 to 0)	0 (0 to 0)	0 (0 to 0)	0 (0 to 0)	0 (0 to 0)	0 (0 to 0)	0 (0 to 0)	0 (0 to 0)	0 (0 to 0)	0
Appendicitis	0·3 (0 to 0·4)	0·4 (0 to 0·6)	0·7 (0 to 1·0)	0·9 (0 to 1·2)	1·1 (0 to 1·5)	1·3 (0 to 1·8)	1·6 (0 to 2·1)	1·9 (0 to 2·5)	2·2 (0 to 2·9)	2·6 (0 to 3·4)	3·1 (0 to 4·1)	3·6 (0 to 4·7)	4·3 (0 to 5·6)	4·6 (0 to 6·1)	4·8 (0 to 6·3)	4·9 (0 to 6·5)	4·9 (0 to 6·5)	4·6 (0 to 6·1)	4·2 (0 to 5·5)	3·7 (0 to 4·9)	3·1 (0 to 4·1)	2·4 (0 to 3·2)	21·7
Paralytic ileus and intestinal obstruction	0·3 (0·2 to 0·4)	0·4 (0·3 to 0·6)	0·7 (0·4 to 1·0)	0·9 (0·6 to 1·3)	1·2 (0·8 to 1·6)	1·5 (1·0 to 2·1)	2·1 (



SR Table 2c: York DALYS by cause and sex arouse for both sexes with 95% uncertainty intervals, 2019

Cause	Early Neonatal	Late Neonatal	Post Neonatal	1 to 4	5 to 9	10 to 14	15 to 19	20 to 24	25 to 29	30 to 34	35 to 39	40 to 44	45 to 49	50 to 54	55 to 59	60 to 64	65 to 69	70 to 74	75 to 79	80 plus	Total
All causes	2,000 (1,620-2,321)	1,000 (940-1,052)	2,000 (1,740-2,282)	2,000 (1,840-2,160)	1,000 (960-1,070)	1,000 (960-1,060)	1,000 (960-1,050)	2,000 (1,910-2,080)	2,000 (1,910-2,080)	2,000 (1,910-2,080)	2,000 (1,910-2,080)	2,000 (1,910-2,080)	2,000 (1,910-2,080)	2,000 (1,910-2,080)	2,000 (1,910-2,080)	2,000 (1,910-2,080)	2,000 (1,910-2,080)	2,000 (1,910-2,080)	2,000 (1,910-2,080)	2,000 (1,910-2,080)	58,900
Communicable, maternal, neonatal, and nutritional diseases	1,000 (1,000-1,000)	1,000 (1,000-1,000)	1,000 (1,000-1,000)



Osteoarthritis other	0 (0 to 0)	0 (0 to 0)	0 (0 to 0)	0 (0 to 0)	0 (0 to 0)	0 (0 to 0)	0 (0 to 0)	0 (0 to 0)	0 (0 to 0)	0-1 (0 to 2)	0-6 (0 to 1-4)	1-7 (0 to 4)	3-8 (1-4 to 8-4)	7 (3-1 to 14-9)	9-5 (4-2 to 21)	10-8 (5 to 22-7)	11-8 (5-8 to 24-3)	13-9 (6-6 to 28-7)	11-1 (5-4 to 23-1)	9-2 (4 to 19)	6 (2 to 12-3)	2-9 (1-5 to 5-6)	0-9 (0-5 to 1-7)		89-3
Low back pain	0 (0 to 0)	0 (0 to 0)	0 (0 to 0)	0 (0 to 0)	7-2 (3-5 to 12-9)	30-2 (21-2 to 58-8)	71-4 (42-2 to 116)	139 (72-7 to 203)	190 (107 to 278)	196 (116 to 303)	196 (119 to 291)	207 (128 to 311)	238 (165 to 340)	294 (178 to 433)	281 (174 to 415)	255 (160 to 385)	243 (154 to 364)	243 (162 to 358)	180 (112 to 268)	134 (83 to 199)	79 (46-1 to 107)	79 (46 to 107)	73 (43 to 97)	74 (44 to 101)	3,010
Neck pain	0 (0 to 0)	0 (0 to 0)	0 (0 to 0)	2-5 (1-2 to 7-2)	18-4 (9-7 to 34-2)	35-1 (17-7 to 62-1)	57-6 (32-2 to 97-4)	84-2 (52-9 to 134)	89-1 (49-8 to 160)	94-9 (50-7 to 159)	103 (51-4 to 172)	116 (61-7 to 200)	117 (59-5 to 209)	104 (52-2 to 190)	89-4 (45-6 to 162)	80-1 (42-8 to 157)	80-6 (43-4 to 152)	82-2 (44-1 to 157)	68-4 (39-2 to 98-7)	54-2 (29-6 to 78-7)	28-4 (14-6 to 39-7)	14-2 (7-7 to 20)	14-4 (7-8 to 20)	1,180
Gout	0 (0 to 0)	0 (0 to 0)	0 (0 to 0)	0 (0 to 0)	0 (0 to 0)	0 (0 to 0)	0 (0 to 0)	0 (0 to 1-2)	0 (0 to 1-2)	0 (0 to 1-2)	0 (0 to 2-4)	1 (0 to 3-4)	1 (0 to 4-6)	2 (0 to 6-9)	2 (0 to 6-5)	2 (0 to 6-1)	2 (0 to 5-6)	2 (0 to 5-5)	2 (0 to 5-2)	2 (0 to 5-2)	1 (0 to 3-6)	1 (0 to 3-2)	0 (0 to 2-5)	0 (0 to 2-6)	68-3
Other musculoskeletal disorders	0 (0 to 0)	0 (0 to 0)	0 (0 to 0)	0-2 (0-2 to 0-5)	1-1 (0-4 to 2-5)	13-5 (6-9 to 22-9)	41-5 (24-2 to 64-3)	79-4 (49-2 to 120)	94-6 (60-1 to 147)	87-2 (55-9 to 132)	88-1 (52-3 to 137)	99-7 (62-3 to 155)	114 (68-3 to 179)	107 (66-1 to 162)	95 (58-7 to 151)	89-3 (54-3 to 135)	89-2 (53-3 to 148)	85-5 (58-4 to 136-9)	43-8 (26-7 to 73-1)	22-2 (10-9 to 37-1)	11-8 (5-3 to 19-1)	4-7 (1-9 to 7-1)	1,150
Other non-communicable diseases	67-9 (44-8 to 105)	41 (21-9 to 72-6)	106 (73-8 to 149)	47-9 (32-9 to 66-9)	26-8 (14-5 to 42-5)	46-9 (24-5 to 68-6)	76-8 (37-3 to 109)	161 (114 to 225)	238 (166 to 317)	234 (166 to 330)	201 (140 to 279)	198 (128 to 273)	211 (146 to 298)	228 (160 to 311)	221 (154 to 310)	232 (163 to 330)	247 (173 to 339)	276 (196 to 376)	207 (150 to 272)	164 (120 to 213)	111 (67 to 158)	44-4 (22-9 to 74)	22-9 (10 to 38-8)	3,470
Congenital birth defects	66 (43 to 103)	34-5 (25-9 to 47-1)	66-2 (44-1 to 97-9)	46-4 (27 to 68-3)	19-3 (13-5 to 26-2)	17-4 (12-9 to 22)	19-9 (12-3 to 30-7)	24-2 (16-7 to 33-6)	28-7 (19-1 to 39-7)	22-1 (12-7 to 37-5)	17-6 (12-6 to 22-4)	19-1 (12-3 to 30-4)	16-5 (12-1 to 22-2)	17-5 (12-5 to 22-6)	16-7 (11-4 to 21-5)	13-6 (9-5 to 17-6)	10 (6-7 to 13)	4 (2-5 to 5-9)	2-4 (1-5 to 3-5)	1-6 (1 to 2-4)	0-9 (0-5 to 1-3)	0-4 (0-2 to 0-6)	0-1 (0-1 to 0-1)	456
Neural tube defects	6 (2-6 to 9-9)	2-2 (1-2 to 3-6)	6-9 (2-2 to 12-1)	4-5 (1-1 to 9-6)	0-7 (0-5 to 0-9)	0-7 (0-5 to 1)	0-9 (0-4 to 1-3)	1-3 (0-9 to 1-9)	1-4 (0-9 to 1-9)	1-4 (0-8 to 1-9)	0-9 (0-6 to 1-2)	0-9 (0-6 to 0-9)	0-9 (0-5 to 0-7)	0-3 (0-2 to 0-4)	0-2 (0-1 to 0-3)	0-1 (0-1 to 0-2)	0 (0 to 0)	0 (0 to 0)	0 (0 to 0)	0 (0 to 0)	0 (0 to 0)	0 (0 to 0)	0 (0 to 0)	30-4
Congenital heart anomalies	17-7 (10-3 to 24-2)	17-1 (12-5 to 24-7)	23 (13-1 to 42)	11 (7-6 to 16-6)	2-9 (1-8 to 4-4)	2-9 (1-7 to 4-4)	4-4 (2-3 to 7)	5-7 (3-9 to 8)	5-5 (3-7 to 8)	5 (3-1 to 8-1)	4-2 (2-6 to 5-5)	3-6 (1-9 to 5-2)	2-8 (1-5 to 4)	2-4 (1-2 to 3-4)	1-9 (0-9 to 2-9)	1-8 (0-9 to 2-6)	0-9 (0-1 to 0-4)	0-2 (0-1 to 0-4)	0-1 (0 to 0-3)	0-1 (0 to 0-3)	0-1 (0 to 0-3)	0-1 (0 to 0-2)	0 (0 to 0)	116
Orofacial clefts	0 (0 to 0)	0-2 (0-1 to 0-4)	0-4 (0-2 to 0-7)	0-2 (0 to 0-5)	0-2 (0-1 to 0-5)	0-2 (0-1 to 0-4)	0-2 (0-1 to 0-4)	0-3 (0-1 to 0-7)	0-3 (0-1 to 0-7)	0-3 (0-1 to 0-7)	0-3 (0-1 to 0-5)	0-3 (0-1 to 0-4)	0-3 (0-1 to 0-4)	0-3 (0-1 to 0-4)	0-2 (0-1 to 0-4)	0-2 (0-1 to 0-4)	0-2 (0-1 to 0-3)	0-2 (0-1 to 0-3)	0-1 (0-1 to 0-2)	0-1 (0-1 to 0-2)	0-1 (0-1 to 0-2)	0 (0 to 0)	0 (0 to 0)	4-5
Down syndrome	2-5 (1 to 4-3)	0-9 (0-5 to 1-3)	2-6 (1-3 to 4-7)	2-4 (1-2 to 3-9)	1-4 (0-9 to 2-2)	1-3 (0-8 to 1-9)	1-7 (1 to 2-6)	2-5 (1-7 to 3-5)	2-1 (1-4 to 3-1)	2 (1-3 to 3)	2-3 (1-4 to 3-1)	2-3 (1-4 to 3-1)	3-2 (2-2 to 4-3)	3 (1-9 to 4-7)	2-8 (1-6 to 4-2)	2-5 (1-4 to 3-9)	3 (1-6 to 4-2)	2 (1 to 3)	0 (0 to 0)	0 (0 to 0)	0 (0 to 0)	0 (0 to 0)	0 (0 to 0)	49-4
Turner syndrome	0 (0 to 0)	0 (0 to 0)	0 (0 to 0)	0-1 (0 to 0-1)	0-1 (0 to 0-1)	0-1 (0 to 0-2)	0-1 (0 to 0-2)	0-1 (0 to 0-3)	0-1 (0 to 0-3)	0-1 (0 to 0-2)	0-1 (0 to 0-2)	0-1 (0 to 0-1)	0-1 (0 to 0-1)	0 (0 to 0)	0 (0 to 0)	0 (0 to 0)	0 (0 to 0)	0 (0 to 0)	0 (0 to 0)	0 (0 to 0)	0 (0 to 0)	0 (0 to 0)	0 (0 to 0)	0-8
Klinefelter syndrome	0 (0 to 0)	0 (0 to 0)	0 (0 to 0)	0 (0 to 0)	0 (0 to 0)	0 (0 to 0)	0 (0 to 0)	0 (0 to 0)	0 (0 to 0)	0 (0 to 0)	0 (0 to 0)	0 (0 to 0)	0 (0 to 0)	0 (0 to 0)	0 (0 to 0)	0 (0 to 0)	0 (0 to 0)	0 (0 to 0)	0 (0 to 0)	0 (0 to 0)	0 (0 to 0)	0 (0 to 0)	0 (0 to 0)	0-2
Other chromosomal abnormalities	7-4 (3-4 to 21-9)	4-1 (2-2 to 15-1)	8-5 (4-7 to 18-9)	4-8 (2-2 to 8)	2-4 (1-4 to 3-7)	2-2 (1-4 to 3-2)	2-6 (1-7 to 3-7)	3 (2 to 4-5)	2-7 (1-8 to 4)	2-6 (1-6 to 4)	2-2 (1-5 to 3-1)	1-8 (1-2 to 2-6)	1-8 (1-2 to 2-6)	1-4 (1 to 1-9)	1 (0-7 to 1-4)	0-7 (0-4 to 0-9)	0-5 (0-3 to 0-7)	0-5 (0 to 0-7)	0-4 (0 to 0-5)	0-3 (0 to 0-5)	0-2 (0 to 0-4)	0-1 (0 to 0-3)	0-1 (0 to 0-2)	50-5
Congenital musculoskeletal and limb anomalies	3-4 (1-6 to 5-5)	1-1 (0-7 to 1-6)	7-9 (4-8 to 12-4)	6-6 (3-5 to 9-6)	4-1 (2-4 to 6-2)	6-1 (3-7 to 9-1)	9-3 (5-5 to 13-5)	9-4 (5-9 to 13-2)	9-9 (6-2 to 14)	9-8 (5-9 to 14)	8-8 (5-2 to 12-4)	8-6 (5-2 to 12-1)	9-6 (5-6 to 13-2)	8-6 (5-2 to 12-1)	7-4 (4-5 to 10-7)	6-3 (3-7 to 9-2)	5-2 (3-1 to 7-3)	4-1 (2-5 to 5-9)	3-3 (1-9 to 5-1)	2-7 (1-6 to 3-8)	2-2 (1-3 to 3-2)	0-7 (0-4 to 1-2)	0-4 (0-2 to 0-6)	0-1 (0-1 to 0-1)	92-8
Urogenital congenital anomalies	2-8 (1 to 11-7)	0-9 (0-4 to 2-6)	1-1 (0-4 to 3-7)	1-1 (0-4 to 3-6)	0-7 (0-3 to 2-1)	0-5 (0-2 to 2-5)	0-5 (0-2 to 2-7)	0-4 (0-2 to 2-4)	0-3 (0-2 to 2-4)	0-3 (0-2 to 2-3)	0-2 (0-1 to 2-2)	0-2 (0-1 to 2-2)	0-1 (0-1 to 2-2)	0-1 (0-1 to 2-2)	0-1 (0-1 to 2-1)	0-1 (0-1 to 2-1)	0-1 (0-1 to 2-1)	0-1 (0-1 to 2-1)	0-1 (0-1 to 2-1)	0-1 (0-1 to 2-1)	0-1 (0-1 to 2-1)	0-1 (0-1 to 2-1)	0 (0 to 0)	9-2
Digestive congenital anomalies	3-6 (0-9 to 15-2)	1-1 (0-3 to 4-2)	2-1 (0-7 to 5-9)	1-8 (0-6 to 5-1)	0-9 (0-3 to 3-1)	0-8 (0-3 to 3-6)	0-8 (0-3 to 3-6)	0-8 (0-3 to 3-5)	0-8 (0-3 to 3-4)	0-8 (0-3 to 3-4)	0-7 (0-3 to 3-2)	0-7 (0-3 to 3-2)	0-7 (0-3 to 3-2)	0-7 (0-3 to 3-2)	0-6 (0-3 to 3-1)	0-6 (0-3 to 3-1)	0-6 (0-3 to 3-1)	0-6 (0-3 to 3-1)	0-6 (0-3 to 3-1)	0-6 (0-3 to 3-1)	0-6 (0-3 to 3-1)	0-6 (0-3 to 3-1)	0 (0 to 0)	22-9
Other congenital birth defects	10-1 (11 to 28-3)	5-6 (3-4 to 7-9)	10-6 (6-4 to 16-9)	6-1 (3-5 to 9-4)	2-6 (1-9 to 4-2)	2-2 (1-6 to 3-2)	2-5 (1-6 to 3-5)	3-4 (2-1 to 5)	3-2 (2-1 to 4-7)	3-4 (2-1 to 4-9)	3-2 (1-8 to 4-2)	3-2 (1-8 to 4-2)	3-2 (1-8 to 4-2)	3-2 (1-8 to 4-2)	3-1 (1-5 to 3-8)	2-7 (1-4 to 3-6)	2-6 (1-3 to 3-5)	2-6 (1-3 to 3-5)	2-7 (1-4 to 3-6)	2-7 (1-4 to 3-6)	2-7 (1-4 to 3-6)	2-7 (1-4 to 3-6)	0 (0 to 0)	78-5
Urinary diseases and male infertility	0-1 (0 to 0-1)	0-1 (0 to 0-2)	0-2 (0 to 0-6)	0-3 (0 to 0-7)	0-4 (0 to 0-8)	1-3 (0 to 2-1)	1-7 (0 to 3-4)	2-5 (0 to 4-6)	3 (0 to 5-6)	2-8 (0 to 5-3)	2-3 (0 to 5-2)	2-3 (0 to 5-2)	3-2 (0 to 6-3)	2-6 (0 to 5-6)	2-4 (0 to 5-7)	2-3 (0 to 5-3)	2-3 (0 to 5-3)	2-3 (0 to 5-3)	2-3 (0 to 5-3)	2-3 (0 to 5-3)	2-3 (0 to 5-3)	2-3 (0 to 5-3)	0 (0 to 0)	336
Urolithiasis	0 (0 to 0)	0 (0 to 0)	0 (0 to 0)	0 (0 to 0)	0 (0 to 0)	0 (0 to 0-1)	0 (0 to 0-1)	0 (0 to 0-2)	0 (0 to 0-2)	0 (0 to 0-1)	0 (0 to 0-1)	0 (0 to 0-2)	0 (0 to 0-2)	0 (0 to 0-2)	0 (0 to 0-2)	0 (0 to 0-1)	0 (0 to 0-1)	0 (0 to 0-1)	0 (0 to 0-1)	0 (0 to 0-1)	0 (0 to 0-1)	0 (0 to 0-1)	0 (0 to 0-1)	0 (0 to 0)	22-7
Benign prostatic hyperplasia	0 (0 to 0)	0 (0 to 0)	0 (0 to 0)	0 (0 to 0)	0 (0 to 0)	0 (0 to 0)	0 (0 to 0)	0 (0 to 0)	0 (0 to 0)	0 (0 to 0)	0 (0 to 0)	0 (0 to 0)	0 (0 to 0)	0 (0 to 0)	0 (0 to 0)	0 (0 to 0)	0 (0 to 0)	0 (0 to 0)	0 (0 to 0)	0 (0 to 0)	0 (0 to 0)	0 (0 to 0)	0 (0 to 0)	0 (0 to 0)	71-5
Male infertility	0 (0 to 0)	0 (0 to 0)	0 (0 to 0)	0 (0 to 0)	0 (0 to 0)	0 (0 to 0)	0 (0 to 0)	0 (0 to 3-3)	0 (0 to 3-6)	0 (0 to 3-5)	0 (0 to 3-5)	0 (0 to 3-5)	0 (0 to 3-5)	0 (0 to 4-4)	0 (0 to 3-6)	0 (0 to 3-6)	0 (0 to 3-6)	0 (0 to 3-6)	0 (0 to 3-6)	0 (0 to 3-6)	0 (0 to 3-6)	0 (0 to 3-6)	0 (0 to 3-6)	0 (0 to 0)	9-6
Other urinary diseases	0 (0 to 0-1)	0 (0 to 0-1)	0 (0 to 0-2)	0 (0 to 0-3)	0 (0 to 0-2)	0 (0 to 0-2)	0 (0 to 0-2)	0 (0 to 0-4)	0 (0 to 0-6)	0 (0 to 0-5)	0 (0 to 0-5)	0 (0 to 0-5)	0 (0 to 0-4)	0 (0 to 0-4)	0 (0 to 0-4)	0 (0 to 0-3)	0 (0 to 0-3)	0 (0 to 0-3)	0 (0 to 0-3)	0 (0 to 0-3)	0 (0 to 0-3)	0 (0 to 0-3)	0 (0 to 0-3)	0 (0 to 0)	15-1
Gynecological diseases	0 (0 to 0)	0 (0 to 0)	0 (0 to 0)	0 (0 to 0)	7-9 (4 to 13-9)	28-3 (16-8 to 44-8)	78-3 (51-3 to 116)	136 (80 to 192)	152 (79-3 to 198)	136 (64-5 to 193)	112 (57-2 to 166)	96-6 (47-5 to 143)	84-3 (52 to 115)	76-9 (34-6 to 94-2)	62 (23-4 to 84-1)	51 (10-7 to 81-8)	42 (12-9 to 78-4)	39-4 (8-3 to 78-4)	8-5 (2-2 to 12-5)	8-5 (2-2 to 12-1)	4-2 (0-4 to 11)	0 (0 to 0)	0 (0 to 0)	825
Uterine fibroids	0 (0 to 0)	0 (0 to 0)	0 (0 to 0)	0 (0 to 0)	0 (0 to 0-2)	0 (0 to 0-2)	0-1 (0 to 0-3)	0-1 (0 to 0-3)	0-1 (0 to 0-7)	0-2 (0 to 1-1)	0-3 (0 to 1-4)	0-4 (0 to 1-6)	0-4 (0 to 1-9)	0-5 (0 to 2)	0-4 (0 to 1-7)	0-4 (0 to 1-4)	0-3 (0 to 1-2)	0-3 (0 to 1-1)	0-3 (0 to 1-2)	0-3 (0 to 1-2)	0-3 (0 to 1-2)	0-3 (0 to 1-2)	0 (0 to 0)	22-9
Polycystic ovarian syndrome	0 (0 to 0)	0 (0 to 0)	0 (0 to 0)	0 (0 to 0)	0 (0 to 0)	0 (0 to 0-1)	0-1 (0 to 0-4)	0-2 (0 to 1-2)	0-3 (0 to 1-6)	0-3 (0 to 1-5)	0-3 (0 to 1-4)	0-3 (0 to 1-4)	0-3 (0 to 1-4)	0-3 (0 to 1-4)	0-3 (0 to 1-4)	0-3 (0 to 1-4)	0-3 (0 to 1-4)	0-3 (0 to 1-4)	0-3 (0 to 1-4)	0-3 (0 to 1-4)	0-3 (0 to 1-4)	0-3 (0 to 1-4)	0 (0 to 0)	37-2
Female infertility	0 (0 to 0)	0 (0 to 0)	0 (0 to 0)	0 (0 to 0)	0 (0 to 0)	0 (0 to 0)	0 (0 to 0)	0-1 (0 to 0-2)	0-1 (0 to 0-4)	0-2 (0 to 0-5)	0-2 (0 to 0-5)	0-2 (0 to 0-4)	0-2 (0 to 0-4)	0-2 (0 to 0-4)	0-2 (0 to 0-4)	0-2 (0 to 0-4)	0-2 (0 to 0-4)	0-2 (0 to 0-4)	0-2 (0 to 0-4)	0-2 (0 to 0-4)	0-2 (0 to 0-4)	0-2 (0 to 0-4)	0 (0 to 0)	9
Endometriosis	0 (0 to 0)	0 (0 to 0)	0 (0 to 0)	0 (0 to 0)	0 (0 to 0)	0 (0 to 0)	0 (0 to 0-1)	0 (0 to 0-4)	0 (0 to 0-4)	0 (0 to 0-3)	0 (0 to 0-3)	0 (0 to 0-3)	0 (0 to 0-3)	0 (0 to 0-3)	0 (0 to 0-3)	0 (0 to 0-3)	0 (0 to 0-3)	0 (0 to 0-3)	0 (0 to 0-3)	0 (0 to 0-3)	0 (0 to 0-3)	0 (0 to 0-3)	0 (0 to 0-3)	0 (0 to 0)	38-4
Genital prolapse	0 (0 to 0)	0 (0 to 0)	0 (0 to 0)	0 (0 to 0)	0 (0 to 0)	0 (0 to 0)	0 (0 to 0)	0 (0 to 0-1)	0 (0 to 0-1)	0 (0 to 0-1)	0 (0 to 0-1)	0 (0 to 0-1)	0 (0 to 0-1)	0 (0 to 0-1)	0 (0 to 0-1)	0 (0 to 0-1)	0 (0 to 0-1)	0 (0 to 0-1)	0 (0 to 0-1)	0 (0 to 0-1)	0 (0 to 0-1)	0 (0 to 0-1)	0 (0 to 0-1)	0 (0 to 0)	4-7
Premenstrual syndrome	0 (0 to 0)	0 (0 to 0)	0 (0 to 0)	0 (0 to 0)	0 (0 to 0)	0 (0 to 0)	0 (0 to 0)	0 (0 to 0)	0 (0 to 0)	0 (0 to 0)	0 (0 to 0)	0 (0 to 0)	0 (0 to 0)	0 (0 to 0)	0 (0 to 0)	0 (0 to 0)	0 (0 to 0)	0 (0 to 0)	0 (0 to 0)	0 (0 to 0)	0 (0 to 0)	0 (0 to 0)	0 (0 to 0)	0 (0 to 0)	0-3
Other gynecological diseases	0 (0 to 0)	0 (0 to 0)	0 (0 to 0)	0 (0 to 0)	0 (0 to 0)	0 (0 to 0)	0 (0 to 0)	0 (0 to 0)	0 (0 to 0)	0 (0 to 0)	0 (0 to 0)	0 (0 to 0)	0 (0 to 0)	0 (0 to 0)	0 (0 to 0)	0 (0 to 0)	0 (0 to 0)	0 (0 to 0)	0 (0 to 0)	0 (0 to 0)	0 (0 to 0)	0 (0 to 0)	0 (0 to 0)	0 (0 to 0)	0-4
Hemoglobinopathies and hemolytic anemias	0-1 (0 to 0-1)	0-6 (0 to 1-2)	2-1 (0 to 5-1)	2-2 (0 to 6-4)	0-9 (0 to 4-6)	0-8 (0 to 3-3)	3-2 (1 to 7-5)	4-3 (1 to 10-5)	3-9 (1 to 9-5)	3-9 (1 to 9-3)	3 (0 to 7-8)	2 (0 to 6-7)	1-7 (0 to 6-1)	2-2 (0 to 6-1)	2-3 (0 to 6-5)	2-2 (0 to 6-1)	2-2 (0 to 6-1)	2-1 (0 to 6-1)	2-1 (0 to 6-1)	2-1 (0 to 6-1)	1-8 (0 to 5-2)	1 (0 to 4-6)	0-4 (0 to 2-6)	43
Thalassemias	0 (0 to 0)	0 (0 to 0)	0-2 (0 to 1-1)	0-1 (0 to 0-1)	0 (0 to 0-1)	0 (0 to 0-1)	0 (0 to 0-1)	0 (0 to 0-1)	0 (0 to 0)	0 (0 to 0)	0 (0 to 0)	0 (0 to 0)	0 (0 to 0)	0 (0 to 0)	0 (0 to 0)	0 (0 to 0)	0 (0 to 0)	0 (0 to 0)	0 (0 to 0)	0 (0 to 0)	0 (0 to 0)	0 (0 to 0)	0 (0 to 0)	0 (0 to 0)	0-6
Thalassemias trait	0 (0 to 0)	0-2 (0 to 1-6)	0-7 (0 to 2-6)	0-9 (0 to 2-9)	0-9 (0 to 2-2)	0-3 (0 to 2-1)	0-4 (0 to 1-6)	1-4 (0 to 3-4)	1-5 (0 to 3-7)	1-3 (0 to 3-1)	0-9 (0 to 2-5)	0-5 (0 to 1-5)	0-5 (0 to 1-6)	0-6 (0 to 1-5)	0-4 (0 to 1-6)	0-3 (0 to 1-1)	0-3 (0 to 1-1)	0-3 (0 to 0-9)	0-2 (0 to 0-7)	0-2 (0 to 0-6)	0-2 (0 to 0-5)	0-1 (0 to 0-5)	0-1 (0 to 0-1)	10-3
Sickle cell disorders	0 (0 to 0)	0-1 (0 to 0-2)	0-3 (0 to 0-5)	0-2 (0 to 0-5)	0-2 (0 to 0-3)	0-2 (0 to 0-3)	0-3 (0 to 0-5)	0-3 (0 to 0-5)	0-3 (0 to 0-5)	0-3 (0 to 0-5)	0-3 (0 to 0-5)	0-3 (0 to 0-5)	0-3 (0 to 0-5)	0-3 (0 to 0-5)	0-3 (0 to 0-5)	0-3 (0 to 0-5)	0-3 (0 to 0-5)	0-3 (0 to 0-5)	0-3 (0 to 0-5)	0-3 (0 to 0-5)	0-3 (0 to 0-5)	0-3 (0 to 0-5)	0 (0 to 0)	2-5
Sickle cell trait	0 (0 to 0)	0 (0 to 0)	0-3 (0 to 0-9)	0-3 (0 to 1-1)	0-3 (0 to 0-8)	0-5 (0 to 1-2)	1-5 (0 to 3-1)	1-1 (0 to 2-8)	0-9 (0 to 2-5)	0-7 (0 to 2-1)	0-5 (0 to 1-6)	0-2 (0 to 0-7)	0-2 (0 to 0-5)	0-2 (0 to 0-5)	0-2 (0 to 0-5)	0-1 (0 to 0-4)	0-1 (0 to 0-3)	0-1 (0 to 0-3)	0-1 (0 to 0-3)	0-1 (0 to 0-3)	0-1 (0 to 0-3)	0-1 (0 to 0-3)	0 (0 to 0)	5-8
G6PD deficiency	0 (0 to 0)	0 (0 to 0)	0-1 (0 to 0-1)	0-1 (0 to 0-2)	0-1 (0 to 0-2)	0-3 (0 to 0-4)	0-6 (0 to 1-7)	0-5 (0 to 2-1)	0-5 (0 to 2-3)	0-5 (0 to 2-3)	0-3 (0 to 2-1)	0-4 (0 to 2-6)	0-3 (0 to 2-2)	0-3 (0 to 2-3)	0-2 (0 to 2-3)	0-2 (0 to 2-3)	0-2 (0 to 2-3)	0-2 (0 to 2-3)	0-2 (0 to 2-3)	0-2 (0 to 2-3)	0-2 (0 to 2-3)	0-2 (0 to 2-3)	0 (0 to 0)	4-7
G6PD trait	0 (0 to 0)	0 (0 to 0)	0 (0 to 0)	0 (0 to 0)	0 (0 to 0)	0 (0 to 0)	0 (0 to 0)	0 (0 to 0)	0 (0 to 0)	0 (0 to 0)	0 (0 to 0)	0 (0 to 0)	0 (0 to 0)	0 (0 to 0)	0 (0 to 0)	0 (0 to 0)	0 (0 to 0)	0 (0 to 0)	0 (0 to 0)	0 (0 to 0)	0 (0 to 0)	0 (0 to 0)	0 (0 to 0)	0 (0 to 0)	0-3
Other hemoglobinopathies and hemolytic anemias	0 (0 to 0)	0-2 (0 to 0-4)	0-6 (0 to 1-5)	0-7 (0 to 1-8)	0-2 (0 to 0-6)	0-2 (0 to 0-4)	1-1 (0 to 2-9)	0-5 (0 to 1-4)	0-6 (0 to 1-7)	0-5 (0 to 1-5)	0-5 (0 to 1-3)	0-9 (0 to 2-2)	0-7 (0 to 1-6)	0-4 (0 to 1-3)	1-1 (0 to 2-4)	1-3 (0 to 3-1)	1-5 (0 to 3-4)	1-9 (1 to 3-9)	1-7 (1 to 3-9)	1-8 (1 to 3-8)	1-5 (1 to 3-3)	0-9 (0 to 2-1)	0-3 (0 to 1-1)	18-9
Endocrine, metabolic, blood, and immune disorders	1-7 (1 to 3-1)	1-8 (1 to 2-9)	7-5 (4-7 to 12)	10-1 (6-6 to 15-7)	11-3 (7 to 16-5)	14 (9 to 20-5)	16-7 (10 to 23-6)	22-6 (14-7 to 31-4)	24-9 (16-2 to 34-3)	23-5 (15-1 to 32-6)	19-7 (12-6 to 27-2)	18-2 (11-6 to 25-9)	17-9 (11-4 to 25-4)	16-9 (10-7 to 24-1)	15-7 (9-9 to 22-6)	14-5 (9-1 to 21-1)	13-6 (8-5 to 20-1)	13-1 (8-2 to 19-7)	12-8 (8-1 to 19-2)	12-6 (8-1 to 18-8)	12-4 (8-1 to 18-4)	12-2 (7-9 to 18-1)	12-2 (7-8 to 18-1)	952
Oral disorders	0 (0 to 0)	0-7 (0 to 2-7)	2-7 (1-2 to 5-7)	4-7 (2-3 to 8-1)	4-3 (2-1 to 8-1)	3-2 (1-5 to 6-4)	2-7 (1-3 to 5-4)	2-5 (1-4 to 4-6)	2-6 (1-4 to 4-8)	2-6 (1-4 to 4-8)	2-5 (1-3 to 4-7)	2-5 (1-3 to 4-8)	2-5 (1-3 to 4-6)	2-4 (1-3 to 4-3)	2-1 (1-1 to 3-9)	1-9 (1 to 3-5)	1-8 (1 to 3-4)	1-7 (1 to 3-3)	1-6 (0-9 to 3-2)	1-6 (0-9 to 3-2)	1-5 (0-9 to 3-1)	1-3 (0-8 to 2-6)	1-2 (0-7 to 2-3)	35
Caries of deciduous teeth	0 (0 to 0)	0 (0 to 0)	0 (0 to 0)	0 (0 to 1-9)	0-2 (0 to 2-1)	0 (0 to 0-1)	0 (0 to 0)	0 (0 to 0)	0 (0 to 0)	0 (0 to 0)	0 (0 to 0)	0 (0 to 0)	0 (0 to 0)	0 (0 to 0)	0 (0 to 0)	0 (0 to 0)	0 (0 to 0)	0 (0 to 0)	0 (0 to 0)	0 (0 to 0)	0 (0 to 0)	0 (0 to 0)	0 (0 to 0)	0 (0 to 0)	0-9
Caries of permanent teeth	0 (0 to 0)	0 (0 to 0)	0 (0 to 0)	0 (0 to 0)	2-3 (0 to 3-2)	3-2 (1 to 4-2)	5-6 (3 to 7-2)	5-6 (3 to 7-5)	5-6 (3 to 7-5)	5-7 (3 to 7-5)	5-6 (3 to 7-4)	5-6 (3 to 7-4)	5-6 (3 to 7-4)	5-6 (3 to 7-4)	5-7 (3 to 7-6)	5-7 (3 to 7-6)	5-7 (3 to 7-6)	5-7 (3 to 7-6)	5-7 (3 to 7-6)	5-7 (3 to 7-6)	5-7 (3 to 7-6)	5-7 (3 to 7-6)	0 (0 to 0)	62
Periodontal diseases	0 (0 to 0)	0 (0 to 0)	0 (0 to 0)	0 (0 to 0)	0 (0 to 0)	0 (0 to 0)	0 (0 to 0-1)	0 (0 to 0-7)	0 (0 to 0-7)	0 (0 to 1-3)	0 (0 to 1-6)	0 (0 to 2-2)	0 (0 to 2-9)	0 (0 to 2-9)	0 (0 to 2-9)	0 (0 to 2-9)	0 (0 to 2-9)	0 (0 to 2-9)	0 (0 to 2-9)	0 (0 to 2-9)	0 (0 to 2-9)	0 (0 to 2-9)	0 (0 to 0)	118
Other oral disorders	0 (0 to 0)	0 (0 to 0)	0 (0 to 0)	3-5 (2 to 5-3)	3-1 (1-8 to 4-9)	3-4 (2 to 5-2)	5-4 (3-2 to 8-5)	7-3 (5-5 to 9-6)	9-2 (7 to 11-9)	11-2 (8 to 14-1)	11-1 (8 to 14-3)	9-2 (6 to 12-7)	8-6 (5-2 to 12-7)	7-8 (5-5 to 13-2)	6-7 (4-6 to 11-4)	5-7 (3-8 to 9-6)	5-2 (3-5 to 8-1)	4-8 (3-2 to 7-4)	4-6 (3 to 6-9)	4-5 (3 to 6-7)	4-3 (2 to 6-3)	4-1 (2 to 6-2)	0-8 (0-4 to 1-4)	119
Sudden infant death syndrome	4-4 (3-1 to 6)	30-2 (19-6 to 49-8)																						NA
Injuries	0-7 (0-5 to 0-9)	1-1 (0-9 to 1-4)	1-1 (0-7 to 1-5)	34-7 (26-8 to 41-3)	34-6 (26 to 45-4)	50-2 (38-9 to 66-5)	143 (102 to 168)	286 (247 to 332)	314 (267 to 373)	318 (268 to 381)	274 (230 to 329)	270 (223 to 327)	292 (241 to 356)	293 (234 to 358)	280 (227 to 334)	260 (207 to 324)	225 (174 to 287)	215 (166 to 278)	247 (193 to 318)	215 (170 to 277)	219 (177 to 274)	180 (145 to 225)	107 (86-2 to 131)	37-7 (30-2 to 46-5)	4,010
Transport injuries	0 (0 to 0-1)	0 (0 to 0-1)	0-7 (0-4 to 1-1)	5-4 (4-1 to 6-8)	8-1 (6-5 to 9-9)	14-3 (11-4 to 17-4)	29 (24-1 to 34-1)	49-2 (42-9 to 56-5)	62

SR Table 2c: North East Lincolnshire DALYS by cause and age group for both sexes with 95% uncertainty intervals, 2019

Cause	Early Neonatal	Late Neonatal	Post Neonatal	1 to 4	5 to 9	10 to 14	15 to 19	20 to 24	25 to 29	30 to 34	35 to 39	40 to 44	45 to 49	50 to 54	55 to 59	60 to 64	65 to 69	70 to 74	75 to 79	80 to 84	85 to 89	90 to 94	95 plus	Total
All causes	736 (564 to 956)	1,119 (1,001 to 1,258)	2,067 (1,662 to 2,512)	3,967 (3,177 to 4,802)	3,467 (2,884 to 4,186)	3,462 (2,879 to 4,071)	4,967 (4,099 to 5,884)	5,967 (4,933 to 7,133)	6,967 (5,699 to 8,506)	7,967 (6,599 to 9,600)	8,967 (7,399 to 10,800)	9,967 (8,199 to 12,000)	10,967 (9,099 to 13,200)	11,967 (9,999 to 14,400)	12,967 (10,799 to 15,600)	13,967 (11,599 to 16,800)	14,967 (12,399 to 18,000)	15,967 (13,199 to 19,200)	16,967 (13,999 to 20,400)	17,967 (14,799 to 21,600)	18,967 (15,599 to 22,800)	19,967 (16,399 to 24,000)	53,800 (44,400 to 64,400)
Communicable, maternal, neonatal, and nutritional diseases	1,220 (1,220 to 1,220)	1,220 (59.7 to 69)	1,220 (63.4 to 119)	1,220 (75.4 to 140)	1,220 (55.4 to 136)	1,220 (45.2 to 94.3)	1,220 (46.3 to 90.4)	1,220 (46.3 to 90.4)	1,220 (52.2 to 102)	1,220 (62.1 to 124)	1,220 (62.7 to 122)	1,220 (65.4 to 127)	1,220 (72.7 to 141)	1,220 (80.2 to 160)	1,220 (89.3 to 174)	1,220 (98.3 to 191)	1,220 (97.9 to 194)	1,220 (97.9 to 194)	1,220 (97.9 to 194)	1,220 (97.9 to 194)	1,220 (97.9 to 194)	1,220 (97.9 to 194)	2,700
HIV/AIDS and sexually transmitted infections	0.2 (1.7 to 14.4)	2 (0.4 to 4.6)	3 (1.9 to 6.8)	0.4 (0.3 to 0.5)	0.2 (0.2 to 0.3)	0.2 (0.2 to 0.3)	0.4 (0.3 to 0.5)	1.3 (1 to 1.9)	3.1 (2.5 to 4.4)	5.6 (4.5 to 7.7)	8.1 (4.5 to 9.4)	5.8 (4.2 to 8.2)	5.7 (4.2 to 7.8)	4.0 (2.3 to 5.8)	3.8 (2.5 to 5.2)	2.7 (1.9 to 4)	1.6 (1 to 3)	1 (0.4 to 1.6)	0.6 (0.4 to 0.9)	0.4 (0.2 to 0.5)	0.2 (0.1 to 0.3)	0.1 (0 to 0.1)	58
HIV/AIDS	0 (0 to 0)	0 (0 to 0)	0.2 (0.2 to 0.3)	0.2 (0.2 to 0.3)	0.2 (0.2 to 0.2)	0.2 (0.2 to 0.2)	0.2 (0.1 to 0.2)	0.7 (0.5 to 0.9)	2.6 (1.9 to 3.2)	4.6 (3.4 to 6.2)	7.7 (2.8 to 9.3)	5.5 (2.7 to 8.7)	5.5 (3.9 to 7.8)	3.9 (2.4 to 5.5)	3.6 (2.4 to 4.9)	2.7 (1.9 to 3.7)	1.5 (1 to 2.9)	1 (0.4 to 2.1)	0.6 (0.4 to 0.9)	0.4 (0.2 to 0.5)	0.2 (0.1 to 0.3)	0.1 (0 to 0.1)	39.3
HIV/AIDS - Drug-susceptible Tuberculosis	0 (0 to 0)	0 (0 to 0)	0 (0 to 0)	0 (0 to 0)	0 (0 to 0)	0 (0 to 0)	0 (0 to 0)	0 (0 to 0.1)	0.3 (0.1 to 0.3)	0.3 (0.2 to 0.5)	0.3 (0.2 to 0.5)	0.4 (0.2 to 0.6)	0.4 (0.2 to 0.6)	0.3 (0.2 to 0.4)	0.2 (0.1 to 0.3)	0.2 (0.1 to 0.2)	0.1 (0 to 0.1)	0.1 (0 to 0.1)	0 (0 to 0)	0 (0 to 0)	0 (0 to 0)	0 (0 to 0)	2.8
HIV/AIDS - Multidrug-resistant Tuberculosis without extensive dr...	0 (0 to 0)	0 (0 to 0)	0 (0 to 0)	0 (0 to 0)	0 (0 to 0)	0 (0 to 0)	0 (0 to 0)	0 (0 to 0)	0 (0 to 0)	0 (0 to 0)	0 (0 to 0)	0 (0 to 0)	0 (0 to 0)	0 (0 to 0)	0 (0 to 0)	0 (0 to 0)	0 (0 to 0)	0 (0 to 0)	0 (0 to 0)	0 (0 to 0)	0 (0 to 0)	0 (0 to 0)	0 (0 to 0)	0.1
HIV/AIDS - Extensively drug-resistant Tuberculosis	0 (0 to 0)	0 (0 to 0)	0 (0 to 0)	0 (0 to 0)	0 (0 to 0)	0 (0 to 0)	0 (0 to 0)	0 (0 to 0)	0 (0 to 0)	0 (0 to 0)	0 (0 to 0)	0 (0 to 0)	0 (0 to 0)	0 (0 to 0)	0 (0 to 0)	0 (0 to 0)	0 (0 to 0)	0 (0 to 0)	0 (0 to 0)	0 (0 to 0)	0 (0 to 0)	0 (0 to 0)	0 (0 to 0)	0
HIV/AIDS resulting in other diseases	0 (0 to 0)	0.2 (0 to 0.3)	0.2 (0.2 to 0.3)	0.2 (0.2 to 0.3)	0.2 (0.1 to 0.2)	0.1 (0.1 to 0.2)	0.1 (0.1 to 0.2)	0.6 (0.4 to 0.8)	1.5 (1.1 to 2)	2.9 (2.2 to 3.9)	3.3 (2.3 to 4.4)	3.2 (2.3 to 4.4)	3.5 (2.5 to 4.8)	2.8 (1.9 to 3.8)	2.3 (1.7 to 3.3)	1.9 (1.3 to 2.6)	1.2 (1 to 2)	0.8 (0.4 to 1.2)	0.5 (0.3 to 0.7)	0.3 (0.2 to 0.4)	0.2 (0.1 to 0.2)	0.1 (0 to 0.1)	26.4
Sexually transmitted infections excluding HIV	0.2 (1.7 to 14.4)	2 (0.4 to 4.6)	2.8 (0.7 to 6.6)	0.1 (0 to 0.2)	0.1 (0 to 0.1)	0.1 (0.1 to 0.1)	0.2 (0.1 to 0.4)	0.7 (0.4 to 1.1)	1.5 (0.8 to 2.2)	2.3 (1.3 to 3.8)	2.4 (1.4 to 4)	2.3 (1.2 to 3.9)	1.8 (0.9 to 3.1)	1.2 (0.7 to 2.1)	0.9 (0.5 to 1.6)	0.6 (0.4 to 1.2)	0.4 (0.2 to 0.8)	0.3 (0.1 to 0.6)	0.2 (0.1 to 0.4)	0.1 (0 to 0.2)	0.1 (0 to 0.1)	0 (0 to 0.1)	28.6
Syphilis	0.2 (1.7 to 14.4)	2 (0.4 to 4.6)	2.8 (0.7 to 6.6)	0.1 (0 to 0.2)	0.1 (0 to 0.1)	0.1 (0 to 0.1)	0.2 (0 to 0.4)	0.7 (0.4 to 1.1)	1.5 (0.8 to 2.2)	2.3 (1.3 to 3.8)	2.4 (1.4 to 4)	2.3 (1.2 to 3.9)	1.8 (0.9 to 3.1)	1.2 (0.7 to 2.1)	0.9 (0.5 to 1.6)	0.6 (0.4 to 1.2)	0.4 (0.2 to 0.8)	0.3 (0.1 to 0.6)	0.2 (0.1 to 0.4)	0.1 (0 to 0.2)	0.1 (0 to 0.1)	0 (0 to 0.1)	11.9
Chlamydial infection	0 (0 to 0)	0 (0 to 0)	0 (0 to 0)	0 (0 to 0)	0 (0 to 0)	0 (0 to 0)	0 (0 to 0.1)	0 (0 to 0.1)	0.2 (0.1 to 0.3)	0.4 (0.2 to 0.6)	0.5 (0.2 to 0.9)	0.5 (0.2 to 0.9)	0.5 (0.2 to 0.9)	0.3 (0.1 to 0.6)	0.3 (0.1 to 0.5)	0.2 (0.1 to 0.4)	0.1 (0 to 0.2)	0.1 (0 to 0.1)	0 (0 to 0.1)	0 (0 to 0.1)	0 (0 to 0.1)	0 (0 to 0.1)	2.9
Gonococcal infection	0 (0 to 0)	0 (0 to 0)	0 (0 to 0)	0 (0 to 0)	0 (0 to 0)	0 (0 to 0)	0 (0 to 0.1)	0 (0 to 0.1)	0.2 (0.1 to 0.3)	0.4 (0.2 to 0.6)	0.5 (0.2 to 0.9)	0.5 (0.2 to 0.9)	0.5 (0.2 to 0.9)	0.3 (0.1 to 0.6)	0.3 (0.1 to 0.5)	0.2 (0.1 to 0.4)	0.1 (0 to 0.2)	0.1 (0 to 0.1)	0 (0 to 0.1)	0 (0 to 0.1)	0 (0 to 0.1)	0 (0 to 0.1)	2.1
Trichomoniasis	0 (0 to 0)	0 (0 to 0)	0 (0 to 0)	0 (0 to 0)	0 (0 to 0)	0 (0 to 0)	0 (0 to 0.1)	0 (0 to 0.2)	0 (0 to 0.1)	0 (0 to 0.2)	0 (0 to 0.2)	0 (0 to 0.2)	0 (0 to 0.2)	0 (0 to 0.2)	0 (0 to 0.2)	0 (0 to 0.2)	0 (0 to 0.2)	0 (0 to 0.2)	0 (0 to 0.2)	0 (0 to 0.2)	0 (0 to 0.2)	0 (0 to 0.2)	0 (0 to 0.2)	2.2
Genital herpes	0 (0 to 0)	0 (0 to 0)	0 (0 to 0)	0 (0 to 0)	0 (0 to 0)	0 (0 to 0)	0 (0 to 0.1)	0 (0 to 0.2)	0 (0 to 0.2)	0 (0 to 0.3)	0 (0 to 0.3)	0 (0 to 0.3)	0 (0 to 0.4)	0 (0 to 0.4)	0 (0 to 0.4)	0 (0 to 0.3)	0 (0 to 0.3)	0 (0 to 0.3)	0 (0 to 0.2)	0 (0 to 0.2)	0 (0 to 0.1)	0 (0 to 0.1)	0 (0 to 0.1)	3.6
Other sexually transmitted infections	0 (0 to 0)	0 (0 to 0)	0 (0 to 0)	0 (0 to 0)	0 (0 to 0)	0 (0 to 0)	0 (0 to 0.1)	0 (0 to 0.1)	0 (0 to 0.1)	0 (0 to 0.1)	0 (0 to 0.1)	0 (0 to 0.1)	0 (0 to 0.1)	0 (0 to 0.1)	0 (0 to 0.1)	0 (0 to 0.1)	0 (0 to 0.1)	0 (0 to 0.1)	0 (0 to 0.1)	0 (0 to 0.1)	0 (0 to 0.1)	0 (0 to 0.1)	0 (0 to 0.1)	0.6
Respiratory infections and tuberculosis	1,220 (1,220 to 1,220)	1,220 (1,220 to 1,220)	1,220 (1,220 to 1,220)

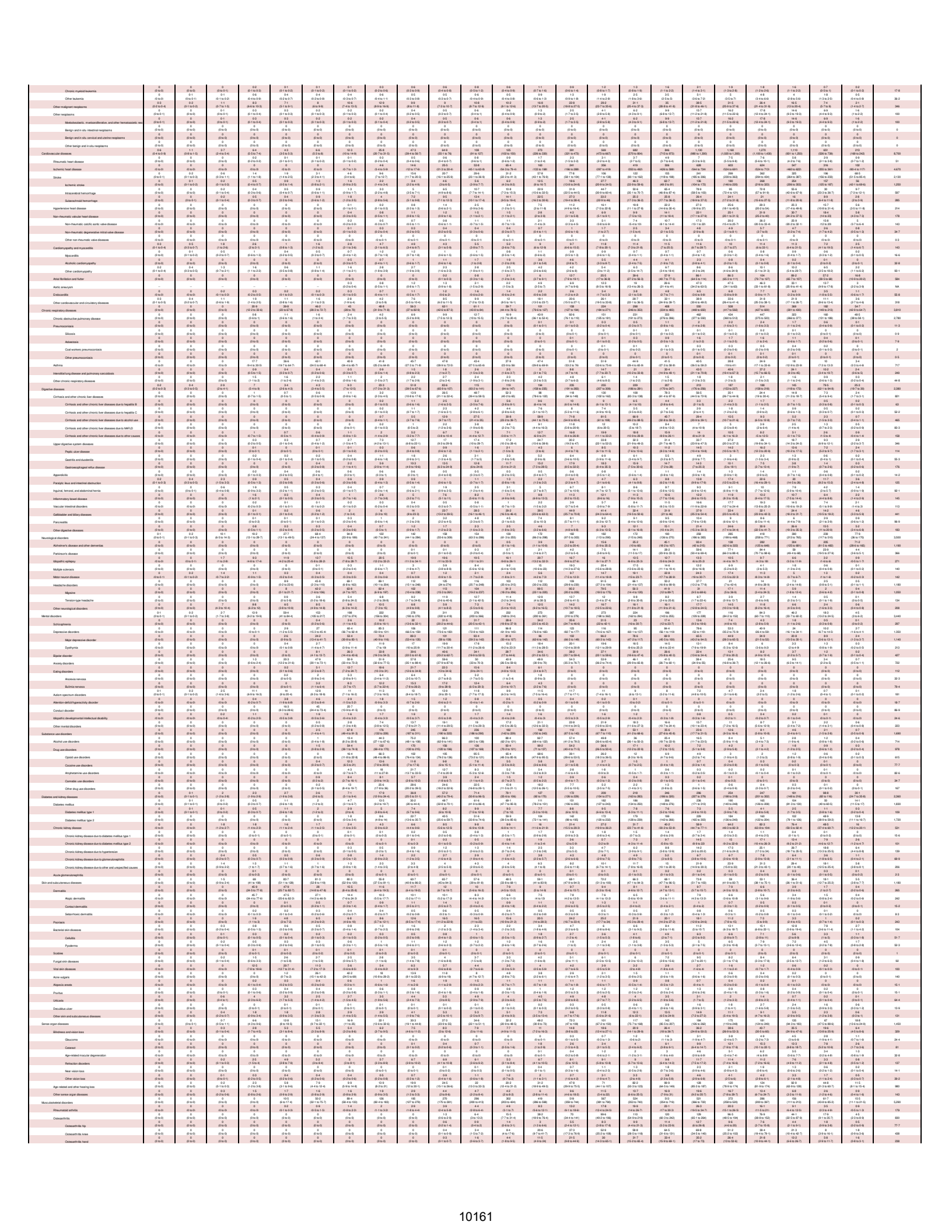

| | | |

Osteoarthritis other	0 (0 to 0)	0 (0 to 0)	0 (0 to 0)

SR Table 2c: Calderdale DALYS by cause and age arour for both sexes with 95% uncertainty intervals, 2019

Cause	Early Neonatal	Late Neonatal	Post Neonatal	1 to 4	5 to 9	10 to 14	15 to 19	20 to 24	25 to 29	30 to 34	35 to 39	40 to 44	45 to 49	50 to 54	55 to 59	60 to 64	65 to 69	70 to 74	75 to 79	80 to 84	85 to 89	90 to 94	95 plus	Total
All causes	482 (331 to 641)	1,267 (1,126 to 1,408)	2,068 (1,946 to 2,191)	1,247 (1,094 to 1,400)	1,026 (867 to 1,178)	1,127 (969 to 1,282)	1,553 (1,384 to 1,722)	2,190 (1,930 to 2,450)	3,161 (2,800 to 3,519)	3,826 (3,395 to 4,260)	4,260 (3,777 to 4,740)	4,660 (4,135 to 5,180)	5,100 (4,526 to 5,672)	5,744 (5,096 to 6,386)	6,580 (5,842 to 7,317)	7,265 (6,455 to 8,080)	8,230 (7,315 to 9,153)	9,772 (8,686 to 10,866)	11,264 (10,012 to 12,525)	12,284 (10,917 to 13,660)	12,744 (11,326 to 14,170)	12,207 (10,850 to 13,574)	65,200
Communicable, maternal, neonatal, and nutritional diseases	224 (76 to 513)	70 (30 to 158)	57 (30 to 108)	47 (16 to 101)	30 (12 to 66)	29 (12 to 62)	45 (20 to 102)	63 (26 to 143)	75 (31 to 170)	91 (39 to 203)	91 (39 to 203)	91 (39 to 203)	91 (39 to 203)	91 (39 to 203)	91 (39 to 203)	91 (39 to 203)	91 (39 to 203)	91 (39 to 203)	91 (39 to 203)	91 (39 to 203)	91 (39 to 203)	91 (39 to 203)	3,550
HIV/AIDS and sexually transmitted infections	0.2 (2.5 to 20.0)	2.9 (0.4 to 1.5)	4.5 (1.0 to 9.8)	0.6 (0.5 to 0.8)	0.3 (0.3 to 0.4)	0.3 (0.2 to 0.3)	0.7 (0.5 to 0.9)	1.8 (1.2 to 2.4)	2.3 (1.6 to 3.1)	4 (2.6 to 5.4)	6.6 (4.2 to 8.9)	8.8 (5.6 to 11.8)	9 (5.7 to 12.1)	8.6 (5.5 to 11.6)	9 (5.8 to 12.1)	4.7 (2.9 to 6.5)	3.8 (2.3 to 5.2)	2.9 (1.8 to 4.0)	2.8 (1.8 to 3.8)	1.5 (0.9 to 2.1)	0.6 (0.3 to 0.8)	0.2 (0.1 to 0.3)	82.2
HIV/AIDS	0 (0 to 0)	0 (0 to 0)	0.5 (0.0 to 0.9)	0.3 (0.4 to 0.6)	0.2 (0.1 to 0.3)	0.2 (0.2 to 0.3)	0.4 (0.3 to 0.5)	0.9 (0.7 to 1.3)	2.2 (1.7 to 2.9)	3.9 (2.5 to 5.3)	5.7 (4.0 to 7.5)	5.9 (4.0 to 7.8)	5.9 (4.0 to 7.8)	5.9 (4.0 to 7.8)	5.9 (4.0 to 7.8)	4.7 (2.9 to 6.5)	3.8 (2.3 to 5.2)	2.9 (1.8 to 4.0)	2.8 (1.8 to 3.8)	1.5 (0.9 to 2.1)	0.6 (0.3 to 0.8)	0.2 (0.1 to 0.3)	63.1
HIV/AIDS - Drug-susceptible Tuberculosis	0 (0 to 0)	0 (0 to 0)	0.1 (0.1 to 0.1)	0.1 (0.1 to 0.1)	0.1 (0.1 to 0.1)	0.1 (0.1 to 0.1)	0.1 (0.1 to 0.1)	0.2 (0.1 to 0.2)	0.5 (0.3 to 0.7)	0.9 (0.6 to 1.2)	1.4 (0.9 to 1.8)	1.4 (0.9 to 1.8)	1.4 (0.9 to 1.8)	1.4 (0.9 to 1.8)	1.4 (0.9 to 1.8)	1.1 (0.7 to 1.5)	0.9 (0.5 to 1.2)	0.7 (0.4 to 1.0)	0.7 (0.4 to 0.9)	0.4 (0.2 to 0.5)	0.1 (0.1 to 0.2)	0.0 (0.0 to 0.1)	15.4
HIV/AIDS - Multidrug-resistant Tuberculosis without extensive dr...	0 (0 to 0)	0 (0 to 0)	0 (0 to 0)	0 (0 to 0)	0 (0 to 0)	0 (0 to 0)	0 (0 to 0)	0 (0 to 0)	0 (0 to 0)	0 (0 to 0)	0 (0 to 0)	0 (0 to 0)	0 (0 to 0)	0 (0 to 0)	0 (0 to 0)	0 (0 to 0)	0 (0 to 0)	0 (0 to 0)	0 (0 to 0)	0 (0 to 0)	0 (0 to 0)	0 (0 to 0)	0 (0 to 0)	0.1
HIV/AIDS - Extensively drug-resistant Tuberculosis	0 (0 to 0)	0 (0 to 0)	0 (0 to 0)	0 (0 to 0)	0 (0 to 0)	0 (0 to 0)	0 (0 to 0)	0 (0 to 0)	0 (0 to 0)	0 (0 to 0)	0 (0 to 0)	0 (0 to 0)	0 (0 to 0)	0 (0 to 0)	0 (0 to 0)	0 (0 to 0)	0 (0 to 0)	0 (0 to 0)	0 (0 to 0)	0 (0 to 0)	0 (0 to 0)	0 (0 to 0)	0 (0 to 0)	0
HIV/AIDS resulting in other diseases	0 (0 to 0)	0.4 (0.4 to 0.5)	0.4 (0.3 to 0.5)	0.2 (0.2 to 0.3)	0.1 (0.1 to 0.2)	0.1 (0.1 to 0.2)	0.3 (0.3 to 0.4)	0.8 (0.6 to 1.1)	2 (1.4 to 2.7)	3.6 (2.6 to 4.5)	5.1 (3.7 to 6.5)	5.2 (3.8 to 7.2)	5.4 (3.9 to 7.4)	4.2 (3.1 to 5.7)	3.4 (2.4 to 4.6)	2.6 (1.8 to 3.4)	2.1 (1.4 to 2.9)	1.5 (1.0 to 2.0)	0.5 (0.3 to 0.7)	0.1 (0.0 to 0.1)	0.0 (0.0 to 0.1)	0.0 (0.0 to 0.1)	38.8
Sexually transmitted infections excluding HIV	0.2 (2.5 to 20.0)	0.4 (0.4 to 0.5)	4 (1.1 to 9.4)	0.1 (0.0 to 0.2)	0.1 (0.1 to 0.1)	0.1 (0.1 to 0.1)	0.2 (0.2 to 0.3)	0.5 (0.5 to 1.3)	1.7 (1.1 to 2.9)	3.7 (2.4 to 5.4)	3.1 (2.0 to 4.5)	3.1 (2.0 to 4.5)	3.1 (2.0 to 4.5)	2.5 (1.6 to 3.6)	2.5 (1.6 to 3.6)	2.1 (1.4 to 3.0)	1.8 (1.2 to 2.6)	1.4 (0.9 to 2.0)	1 (0.7 to 1.4)	0.8 (0.5 to 1.3)	0.7 (0.4 to 1.1)	0.2 (0.1 to 0.3)	39
Syphilis	0.2 (2.5 to 20.0)	0.2 (0.4 to 0.5)	0.1 (1.1 to 9.4)	0.1 (0.0 to 0.2)	0.1 (0.0 to 0.2)	0.1 (0.0 to 0.2)	0.1 (0.0 to 0.2)	0.1 (0.0 to 0.1)	0.1 (0.0 to 0.1)	0.1 (0.0 to 0.1)	0.1 (0.0 to 0.1)	0.1 (0.0 to 0.1)	0.1 (0.0 to 0.1)	0.1 (0.0 to 0.1)	0.1 (0.0 to 0.1)	0.1 (0.0 to 0.1)	0.1 (0.0 to 0.1)	0.1 (0.0 to 0.1)	0.1 (0.0 to 0.1)	0.1 (0.0 to 0.1)	0.1 (0.0 to 0.1)	0.1 (0.0 to 0.1)	16.9
Chlamydial infection	0 (0 to 0)	0 (0 to 0)	0 (0 to 0)	0 (0 to 0)	0 (0 to 0)	0 (0 to 0)	0 (0 to 0)	0 (0 to 0)	0.4 (0.2 to 0.7)	0.5 (0.2 to 1)	0.6 (0.3 to 1.1)	0.6 (0.3 to 1.1)	0.4 (0.2 to 0.8)	0.4 (0.2 to 0.8)	0.4 (0.2 to 0.8)	0.4 (0.2 to 0.8)	0.4 (0.2 to 0.8)	0.4 (0.2 to 0.8)	0.4 (0.2 to 0.8)	0.4 (0.2 to 0.8)	0.4 (0.2 to 0.8)	0.4 (0.2 to 0.8)	0.4 (0.2 to 0.8)	3.7
Gonococcal infection	0 (0 to 0)	0 (0 to 0)	0 (0 to 0)	0 (0 to 0)	0 (0 to 0)	0 (0 to 0)	0 (0 to 0)	0 (0 to 0)	0 (0 to 0)	0 (0 to 0)	0 (0 to 0)	0 (0 to 0)	0 (0 to 0)	0 (0 to 0)	0 (0 to 0)	0 (0 to 0)	0 (0 to 0)	0 (0 to 0)	0 (0 to 0)	0 (0 to 0)	0 (0 to 0)	0 (0 to 0)	0 (0 to 0)	0
Trichomoniasis	0 (0 to 0)	0 (0 to 0)	0 (0 to 0)	0 (0 to 0)	0 (0 to 0)	0 (0 to 0)	0 (0 to 0)	0 (0 to 0)	0 (0 to 0)	0 (0 to 0)	0 (0 to 0)	0 (0 to 0)	0 (0 to 0)	0 (0 to 0)	0 (0 to 0)	0 (0 to 0)	0 (0 to 0)	0 (0 to 0)	0 (0 to 0)	0 (0 to 0)	0 (0 to 0)	0 (0 to 0)	0 (0 to 0)	3
Genital herpes	0 (0 to 0)	0 (0 to 0)	0 (0 to 0)	0 (0 to 0)	0 (0 to 0)	0 (0 to 0)	0 (0 to 0)	0 (0 to 0)	0.4 (0.2 to 0.7)	0.4 (0.1 to 0.9)	0.4 (0.1 to 0.9)	0.4 (0.1 to 0.9)	0.4 (0.1 to 0.9)	0.4 (0.1 to 1.1)	0.4 (0.1 to 1.1)	0.4 (0.2 to 1.1)	0.4 (0.2 to 1.1)	0.4 (0.2 to 1.1)	0.4 (0.2 to 1.1)	0.4 (0.2 to 1.1)	0.4 (0.2 to 1.1)	0.4 (0.2 to 1.1)	0.4 (0.2 to 1.1)	5.1
Other sexually transmitted infections	0 (0 to 0)	0 (0 to 0)	0 (0 to 0)	0 (0 to 0)	0 (0 to 0)	0 (0 to 0)	0 (0 to 0)	0 (0 to 0)	0.1 (0.0 to 0.4)	0.1 (0.0 to 0.4)	0.1 (0.0 to 0.4)	0.1 (0.0 to 0.4)	0.1 (0.0 to 0.4)	0.1 (0.0 to 0.4)	0.1 (0.0 to 0.4)	0.1 (0.0 to 0.4)	0.1 (0.0 to 0.4)	0.1 (0.0 to 0.4)	0.1 (0.0 to 0.4)	0.1 (0.0 to 0.4)	0.1 (0.0 to 0.4)	0.1 (0.0 to 0.4)	0.1 (0.0 to 0.4)	0.7
Respiratory infections and tuberculosis	3.5 (2.5 to 4.8)	2.2 (2.0 to 2.4)	1.9 (1.5 to 2.3)	1.4 (1.1 to 1.7)	0.9 (0.7 to 1.1)	0.6 (0.5 to 0.8)	0.6 (0.5 to 0.8)	0.8 (0.6 to 1.1)	1.1 (0.8 to 1.5)	1.5 (1.1 to 2.1)	2.1 (1.5 to 2.9)	3.1 (2.2 to 4.3)	4.7 (3.3 to 6.5)	6.6 (4.6 to 9.1)	9.4 (6.5 to 13)	13.1 (9.1 to 18.1)	18.2 (12.6 to 25.1)	25.1 (17.4 to 34.6)	34.7 (24.1 to 47.8)	47.7 (33.1 to 65.7)	62.8 (43.6 to 86.5)	82.7 (57.5 to 113.9)	374
Respiratory infections and tuberculosis	3.5 (2.5 to 4.8)	2.2 (2.0 to 2.4)	1.9 (1.5 to 2.3)	1.4 (1.1 to 1.7)	0.9 (0.7 to 1.1)	0.6 (0.5 to 0.8)	0.6 (0.5 to 0.8)	0.8 (0.6 to 1.1)	1.1 (0.8 to 1.5)	1.5 (1.1 to 2.1)	2.1 (1.5 to 2.9)	3.1 (2.2 to 4.3)	4.7 (3.3 to 6.5)	6.6 (4.6 to 9.1)	9.4 (6.5 to 13)	13.1 (9.1 to 18.1)	18.2 (12.6 to 25.1)	25.1 (17.4 to 34.6)	34.7 (24.1 to 47.8)	47.7 (33.1 to 65.7)	62.8 (43.6 to 86.5)	82.7 (57.5 to 113.9)	374
Tuberculosis	0 (0 to 0)	0 (0 to 0)	0 (0 to 0)	0 (0 to 0)	0 (0 to 0)	0 (0 to 0)	0 (0 to 0)	0 (0 to 0)	0.2 (0.0 to 0.4)	0.5 (0.4 to 0.6)	0.8 (0.6 to 1)	1.1 (0.9 to 1.4)	1.5 (1.2 to 1.9)	2.1 (1.7 to 2.6)	2.8 (2.3 to 3.5)	3.7 (3.0 to 4.6)	4.8 (3.9 to 6)	6.2 (5.0 to 7.7)	7.8 (6.3 to 9.7)	9.7 (7.8 to 12.1)	11.9 (9.5 to 14.8)	14.5 (11.5 to 18.1)	17.6 (13.9 to 22.1)	82
Latent tuberculosis infection	0 (0 to 0)	0 (0 to 0)	0 (0 to 0)	0 (0 to 0)	0 (0 to 0)	0 (0 to 0)	0 (0 to 0)	0 (0 to 0)	0 (0 to 0)	0 (0 to 0)	0 (0 to 0)	0 (0 to 0)	0 (0 to 0)	0 (0 to 0)	0 (0 to 0)	0 (0 to 0)	0 (0 to 0)	0 (0 to 0)	0 (0 to 0)	0 (0 to 0)	0 (0 to 0)	0 (0 to 0)	0 (0 to 0)	0
Drug-susceptible tuberculosis	0 (0 to 0)	0 (0 to 0)	0 (0 to 0)	0 (0 to 0)	0 (0 to 0)	0 (0 to 0)	0 (0 to 0)	0 (0 to 0)	0.2 (0.0 to 0.4)	0.5 (0.4 to 0.6)	0.8 (0.6 to 1)	1.1 (0.9 to 1.4)	1.5 (1.2 to 1.9)	2.1 (1.7 to 2.6)	2.8 (2.3 to 3.5)	3.7 (3.0 to 4.6)	4.8 (3.9 to 6)	6.2 (5.0 to 7.7)	7.8 (6.3 to 9.7)	9.7 (7.8 to 12.1)	11.9 (9.5 to 14.8)	14.5 (11.5 to 18.1)	17.6 (13.9 to 22.1)	82
Multidrug-resistant tuberculosis without extensive drug-resistance	0 (0 to 0)	0 (0 to 0)	0 (0 to 0)	0 (0 to 0)	0 (0 to 0)	0 (0 to 0)	0 (0 to 0)	0 (0 to 0)	0 (0 to 0)	0 (0 to 0)	0 (0 to 0)	0 (0 to 0)	0 (0 to 0)	0 (0 to 0)	0 (0 to 0)	0 (0 to 0)	0 (0 to 0)	0 (0 to 0)	0 (0 to 0)	0 (0 to 0)	0 (0 to 0)	0 (0 to 0)	0 (0 to 0)	0.6
Extensively drug-resistant tuberculosis	0 (0 to 0)	0 (0 to 0)	0 (0 to 0)	0 (0 to 0)	0 (0 to 0)	0 (0 to 0)	0 (0 to 0)	0 (0 to 0)	0 (0 to 0)	0 (0 to 0)	0 (0 to 0)	0 (0 to 0)	0 (0 to 0)	0 (0 to 0)	0 (0 to 0)	0 (0 to 0)	0 (0 to 0)	0 (0 to 0)	0 (0 to 0)	0 (0 to 0)	0 (0 to 0)	0 (0 to 0)	0 (0 to 0)	0.2
Lower respiratory infections	3.5 (2.4 to 4.8)	2.2 (2.0 to 2.4)	1.8 (1.5 to 2.2)	1.3 (1.0 to 1.7)	0.8 (0.6 to 1.1)	0.5 (0.3 to 0.7)	0.5 (0.3 to 0.7)	0.5 (0.3 to 0.7)	0.5 (0.3 to 0.7)	0.5 (0.3 to 0.7)	0.5 (0.3 to 0.7)	0.5 (0.3 to 0.7)	0.5 (0.3 to 0.7)	0.5 (0.3 to 0.7)	0.5 (0.3 to 0.7)	0.5 (0.3 to 0.7)	0.5 (0.3 to 0.7)	0.5 (0.3 to 0.7)	0.5 (0.3 to 0.7)	0.5 (0.3 to 0.7)	0.5 (0.3 to 0.7)	0.5 (0.3 to 0.7)	13.1
Upper respiratory infections	0 (0 to 0)	0 (0 to 0)	0.2 (0.1 to 0.3)	3.7 (2.2 to 5.6)	2.6 (1.6 to 3.9)	1.6 (0.9 to 2.3)	1.1 (0.6 to 1.7)	1.1 (0.6 to 1.7)	1.1 (0.6 to 1.7)	1.1 (0.6 to 1.7)	1.1 (0.6 to 1.7)	1.1 (0.6 to 1.7)	1.1 (0.6 to 1.7)	1.1 (0.6 to 1.7)	1.1 (0.6 to 1.7)	1.1 (0.6 to 1.7)	1.1 (0.6 to 1.7)	1.1 (0.6 to 1.7)	1.1 (0.6 to 1.7)	1.1 (0.6 to 1.7)	1.1 (0.6 to 1.7)	1.1 (0.6 to 1.7)	192
Otitis media	0 (0 to 0)	0 (0 to 0)	0.8 (0.4 to 1.4)	4.4 (2.3 to 7.6)	2.7 (1.4 to 4.7)	2.3 (1.2 to 3.9)	1.6 (0.8 to 2.7)	1.6 (0.8 to 2.7)	1.6 (0.8 to 2.7)	1.6 (0.8 to 2.7)	1.6 (0.8 to 2.7)	1.6 (0.8 to 2.7)	1.6 (0.8 to 2.7)	1.6 (0.8 to 2.7)	1.6 (0.8 to 2.7)	1.6 (0.8 to 2.7)	1.6 (0.8 to 2.7)	1.6 (0.8 to 2.7)	1.6 (0.8 to 2.7)	1.6 (0.8 to 2.7)	1.6 (0.8 to 2.7)	1.6 (0.8 to 2.7)	41.4
Enteric infections	0.3 (0.2 to 0.4)	1 (0.7 to 1.3)	11.4 (7.5 to 16.5)	16.9 (10.2 to 27)	8.6 (5.4 to 14.5)	5 (3.3 to 10.1)	4.5 (2.7 to 8.7)	3.9 (2.4 to 6)	4.1 (2.5 to 6.2)	4.4 (2.8 to 6.7)	4.2 (2.6 to 6.2)	4.2 (2.6 to 6.2)	3.7 (2.3 to 5.4)	3.7 (2.3 to 5.4)	4.3 (2.6 to 6.3)	4.6 (2.8 to 6.9)	5.2 (3.1 to 7.7)	5.9 (3.6 to 8.8)	6.9 (4.2 to 10.3)	8.9 (5.4 to 13.2)	10.7 (6.5 to 15.9)	12.9 (7.9 to 19.1)	169
Diarrheal diseases	0.3 (0.2 to 0.4)	1 (0.7 to 1.3)	11.4 (7.5 to 16.4)	16.9 (10.1 to 26.8)	8.6 (5.4 to 14.5)	5 (3.3 to 10.1)	4.5 (2.7 to 8.7)	3.9 (2.4 to 6)	4.1 (2.5 to 6.2)	4.4 (2.8 to 6.7)	4.2 (2.6 to 6.2)	4.2 (2.6 to 6.2)	3.7 (2.3 to 5.4)	3.7 (2.3 to 5.4)	4.3 (2.6 to 6.3)	4.6 (2.8 to 6.9)	5.2 (3.1 to 7.7)	5.9 (3.6 to 8.8)	6.9 (4.2 to 10.3)	8.9 (5.4 to 13.2)	10.7 (6.5 to 15.9)	12.9 (7.9 to 19.1)	167
Typhoid and paratyphoid	0 (0 to 0)	0 (0 to 0)	0 (0 to 0)	0 (0 to 0)	0 (0 to 0)	0 (0 to 0)	0 (0 to 0)	0 (0 to 0)	0 (0 to 0)	0 (0 to 0)	0 (0 to 0)	0 (0 to 0)	0 (0 to 0)	0 (0 to 0)	0 (0 to 0)	0 (0 to 0)	0 (0 to 0)	0 (0 to 0)	0 (0 to 0)	0 (0 to 0)	0 (0 to 0)	0 (0 to 0)	0 (0 to 0)	0
Typhoid fever	0 (0 to 0)	0 (0 to 0)	0 (0 to 0)	0 (0 to 0)	0 (0 to 0)	0 (0 to 0)	0 (0 to 0)	0 (0 to 0)	0 (0 to 0)	0 (0 to 0)	0 (0 to 0)	0 (0 to 0)	0 (0 to 0)	0 (0 to 0)	0 (0 to 0)	0 (0 to 0)	0 (0 to 0)	0 (0 to 0)	0 (0 to 0)	0 (0 to 0)	0 (0 to 0)	0 (0 to 0)	0 (0 to 0)	0
Paratyphoid fever	0 (0 to 0)	0 (0 to 0)	0 (0 to 0)	0 (0 to 0)	0 (0 to 0)	0 (0 to 0)	0 (0 to 0)	0 (0 to 0)	0 (0 to 0)	0 (0 to 0)	0 (0 to 0)	0 (0 to 0)	0 (0 to 0)	0 (0 to 0)	0 (0 to 0)	0 (0 to 0)	0 (0 to 0)	0 (0 to 0)	0 (0 to 0)	0 (0 to 0)	0 (0 to 0)	0 (0 to 0)	0 (0 to 0)	0
Invasive Non-typhoidal Salmonella (iNTS)	0 (0 to 0)	0 (0 to 0)	0 (0 to 0)	0 (0 to 0)	0 (0 to 0)	0 (0 to 0)	0 (0 to 0)	0 (0 to 0)	0 (0 to 0)	0 (0 to 0)	0 (0 to 0)	0 (0 to 0)	0 (0 to 0)	0 (0 to 0)	0 (0 to 0)	0 (0 to 0)	0 (0 to 0)	0 (0 to 0)	0 (0 to 0)	0 (0 to 0)	0 (0 to 0)	0 (0 to 0)	0 (0 to 0)	1.2
Other intestinal infectious diseases	0 (0 to 0)	0 (0 to 0)	0 (0 to 0)	0 (0 to 0)	0 (0 to 0)	0 (0 to 0)	0 (0 to 0)	0 (0 to 0)	0 (0 to 0)	0 (0 to 0)	0 (0 to 0)	0 (0 to 0)	0 (0 to 0)	0 (0 to 0)	0 (0 to 0)	0 (0 to 0)	0 (0 to 0)	0 (0 to 0)	0 (0 to 0)	0 (0 to 0)	0 (0 to 0)	0 (0 to 0)	0 (0 to 0)	0.4
Neglected tropical diseases and malaria	0 (0 to 0)	0 (0 to 0)	0.5 (0.1 to 1.4)	1.6 (0.3 to 4.9)	2.1 (0.4 to 6.6)	0.6 (0.1 to 2)	0.4 (0.1 to 1.2)	0.3 (0.0 to 0.9)	0.2 (0.0 to 0.6)	0.2 (0.0 to 0.6)	0.3 (0.1 to 0.8)	0.4 (0.1 to 1.1)	0.4 (0.1 to 1.2)	0.5 (0.1 to 1.4)	0.7 (0.2 to 1.9)	0.6 (0.2 to 1.8)	0.6 (0.2 to 1.8)	0.5 (0.2 to 1.4)	0.3 (0.1 to 0.9)	0.2 (0.0 to 0.6)	0.1 (0.0 to 0.3)	0.0 (0.0 to 0.1)	9.3
Malaria	0 (0 to 0)	0 (0 to 0)	0 (0 to 0)	0 (0 to 0)	0 (0 to 0)	0 (0 to 0)	0 (0 to 0)	0 (0 to 0)	0 (0 to 0)	0 (0 to 0)	0 (0 to 0)	0 (0 to 0)	0 (0 to 0)	0 (0 to 0)	0 (0 to 0)	0 (0 to 0)	0 (0 to 0)	0 (0 to 0)	0 (0 to 0)	0 (0 to 0)	0 (0 to 0)	0 (0 to 0)	0 (0 to 0)	0
Chagas disease	0 (0 to 0)	0 (0 to 0)	0 (0 to 0)	0 (0 to 0)	0 (0 to 0)	0 (0 to 0)	0 (0 to 0)	0 (0 to 0)	0 (0 to 0)	0 (0 to 0)	0 (0 to 0)	0 (0 to 0)	0 (0 to 0)	0 (0 to 0)	0 (0 to 0)	0 (0 to 0)	0 (0 to 0)	0 (0 to 0)	0 (0 to 0)	0 (0 to 0)	0 (0 to 0)	0 (0 to 0)	0 (0 to 0)	0
Leishmaniasis	0 (0 to 0)	0 (0 to 0)	0 (0 to 0)	0 (0 to 0)	0 (0 to 0)	0 (0 to 0)	0 (0 to 0)	0 (0 to 0)	0 (0 to 0)	0 (0 to 0)	0 (0 to 0)	0 (0 to 0)	0 (0 to 0)	0 (0 to 0)	0 (0 to 0)	0 (0 to 0)	0 (0 to 0)	0 (0 to 0)	0 (0 to 0)	0 (0 to 0)	0 (0 to 0)	0 (0 to 0)	0 (0 to 0)	0
Visceral leishmaniasis	0 (0 to 0)	0 (0 to 0)	0 (0 to 0)	0 (0 to 0)	0 (0 to 0)	0 (0 to 0)	0 (0 to 0)	0 (0 to 0)	0 (0 to 0)	0 (0 to 0)	0 (0 to 0)	0 (0 to 0)	0 (0 to 0)	0 (0 to 0)	0 (0 to 0)	0 (0 to 0)	0 (0 to 0)	0 (0 to 0)	0 (0 to 0)	0 (0 to 0)	0 (0 to 0)	0 (0 to 0)	0 (0 to 0)	0
Cutaneous and mucocutaneous leishmaniasis	0 (0 to 0)	0 (0 to 0)	0 (0 to 0)	0 (0 to 0)	0 (0 to 0)	0 (0 to 0)	0 (0 to 0)	0 (0 to 0)	0 (0 to 0)	0 (0 to 0)	0 (0 to 0)	0 (0 to 0)	0 (0 to 0)	0 (0 to 0)	0 (0 to 0)	0 (0 to 0)	0 (0 to 0)	0 (0 to 0)	0 (0 to 0)	0 (0 to 0)	0 (0 to 0)	0 (0 to 0)	0 (0 to 0)	0
African trypanosomiasis	0 (0 to 0)	0 (0 to 0)	0 (0 to 0)	0 (0 to 0)	0 (0 to 0)	0 (0 to 0)	0 (0 to 0)	0 (0 to 0)	0 (0 to 0)	0 (0 to 0)	0 (0 to 0)	0 (0 to 0)	0 (0 to 0)	0 (0 to 0)	0 (0 to 0)	0 (0 to 0)	0 (0 to 0)	0 (0 to 0)	0 (0 to 0)	0 (0 to 0)	0 (0 to 0)	0 (0 to 0)	0 (0 to 0)	0
Schistosomiasis	0 (0 to 0)	0 (0 to 0)	0 (0 to 0)	0 (0 to 0)	0 (0 to 0)	0 (0 to 0)	0 (0 to 0)	0 (0 to 0)	0 (0 to 0)	0 (0 to 0)	0 (0 to 0)	0 (0 to 0)	0 (0 to 0)	0 (0 to 0)	0 (0 to 0)	0 (0 to 0)	0 (0 to 0)	0 (0 to 0)	0 (0 to 0)	0 (0 to 0)	0 (0 to 0)	0 (0 to 0)	0 (0 to 0)	0
Cysticercosis	0 (0 to 0)	0 (0 to 0)	0 (0 to 0)	0 (0 to 0)	0 (0 to 0)	0 (0 to 0)	0 (0 to 0)	0 (0 to 0)	0 (0 to 0)	0 (0 to 0)	0 (0 to 0)	0 (0 to 0)	0 (0 to 0)	0 (0 to 0)	0 (0 to 0)	0 (0 to 0)	0 (0 to 0)	0 (0 to 0)	0 (0 to 0)	0 (0 to 0)	0 (0 to 0)	0 (0 to 0)	0 (0 to 0)	0
Cystic echinococcosis	0 (0 to 0)	0 (0 to 0)	0 (0 to 0)	0 (0 to 0)	0 (0 to 0)	0 (0 to 0)	0 (0 to 0)	0 (0 to 0)	0 (0 to 0)	0 (0 to 0)	0 (0 to 0)	0 (0 to 0)	0 (0 to 0)	0 (0 to 0)	0 (0 to 0)	0 (0 to 0)	0 (0 to 0)	0 (0 to 0)	0 (0 to 0)	0 (0 to 0)	0 (0 to 0)	0 (0 to 0)	0 (0 to 0)	0.1
Lymphatic filariasis	0 (0 to 0)	0 (0 to 0)	0 (0 to 0)	0 (0 to 0)	0 (0 to 0)	0 (0 to 0)	0 (0 to 0)	0 (0 to 0)	0 (0 to 0)	0 (0 to 0)	0 (0 to 0)	0 (0 to 0)	0 (0 to 0)	0 (0 to 0)	0 (0 to 0)	0 (0 to 0)	0 (0 to 0)	0 (0 to 0)	0 (0 to 0)	0 (0 to 0)	0 (0 to 0)	0 (0 to 0)	0 (0 to 0)	0
Onchocerciasis	0 (0 to 0)	0 (0 to 0)	0 (0 to 0)	0 (0 to 0)	0 (0 to 0)	0 (0 to 0)	0 (0 to 0)	0 (0 to 0)	0 (0 to 0)	0 (0 to 0)	0 (0 to 0)	0 (0 to 0)	0 (0 to 0)	0 (0 to 0)	0 (0 to 0)	0 (0 to 0)	0 (0 to 0)	0 (0 to 0)	0 (0 to 0)	0 (0 to 0)	0 (0 to 0)	0 (0 to 0)	0 (0 to 0)	0
Trachoma	0 (0 to 0)	0 (0 to 0)	0 (0 to 0)	0 (0 to 0)	0 (0 to 0)	0 (0 to 0)	0 (0 to 0)	0 (0 to 0)	0 (0 to 0)	0 (0 to 0)	0 (0 to 0)	0 (0 to 0)	0 (0 to 0)	0 (0 to 0)	0 (0 to 0)	0 (0 to 0)	0 (0 to 0)	0 (0 to 0)	0 (0 to 0)	0 (0 to 0)	0 (0 to 0)	0 (0 to 0)	0 (0 to 0)	0
Dengue	0 (0 to 0)	0 (0 to 0)	0 (0 to 0)	0 (0 to 0)	0 (0 to 0)	0 (0 to 0)	0 (0 to 0)	0 (0 to 0)	0 (0 to 0)	0 (0 to 0)	0 (0 to 0)	0 (0 to 0)	0 (0 to 0)	0 (0 to 0)	0 (0 to 0)	0 (0 to 0)	0 (0 to 0)	0 (0 to 0)	0 (0 to 0)	0 (0 to 0)	0 (0 to 0)	0 (0 to 0)	0 (0 to 0)	0
Yellow fever	0 (0 to 0)	0 (0 to 0)	0 (0 to 0)	0 (0 to 0)	0 (0 to 0)	0 (0 to 0)	0 (0 to 0)	0 (0 to 0)	0 (0 to 0)	0 (0 to 0)	0 (0 to 0)	0 (0 to 0)	0 (0 to 0)	0 (0 to 0)	0 (0 to 0)	0 (0 to 0)	0 (0 to 0)	0 (0 to 0)	0 (0 to 0)	0 (0 to 0)	0 (0 to 0)	0 (0 to 0)	0 (0 to 0)	0
Rabies	0 (0 to 0)	0 (0 to 0)	0 (0 to 0)	0 (0 to 0)	0 (0 to 0)	0 (0 to 0)	0 (0 to 0)	0 (0 to 0)	0 (0 to 0)	0 (0 to 0)	0 (0 to 0)	0 (0 to 0)	0 (0 to 0)	0 (0 to 0)	0 (0 to 0)	0 (0 to 0)	0 (0 to 0)	0 (0 to 0)	0 (0 to 0)	0 (0 to 0)	0 (0 to 0)	0 (0 to 0)	0 (0 to 0)	0
Intestinal nematode infections	0 (0 to 0)	0 (0 to 0)	0 (0 to 0)	0 (0 to 0)	0 (0 to 0)	0 (0 to 0)	0 (0 to 0)	0 (0 to 0)	0 (0 to 0)	0 (0 to 0)	0 (0 to 0)	0 (0 to 0)	0 (0 to 0)	0 (0 to 0)	0 (0 to 0)	0 (0 to 0)	0 (0 to 0)	0 (0 to 0)	0 (0 to 0)	0 (0 to 0)	0 (0 to 0)	0 (0 to 0)	0 (0 to 0)	0
Ascariasis	0 (0 to 0)	0 (0 to 0)	0 (0 to 0)	0 (0 to 0)	0 (0 to 0)	0 (0 to 0)	0 (0 to 0)	0 (0 to 0)	0 (0 to 0)	0 (0 to 0)	0 (0 to 0)	0 (0 to 0)	0 (0 to 0)	0 (0 to 0)	0 (0 to 0)	0 (0 to 0)	0 (0 to 0)	0 (0 to 0)	0 (0 to 0)	0 (0 to

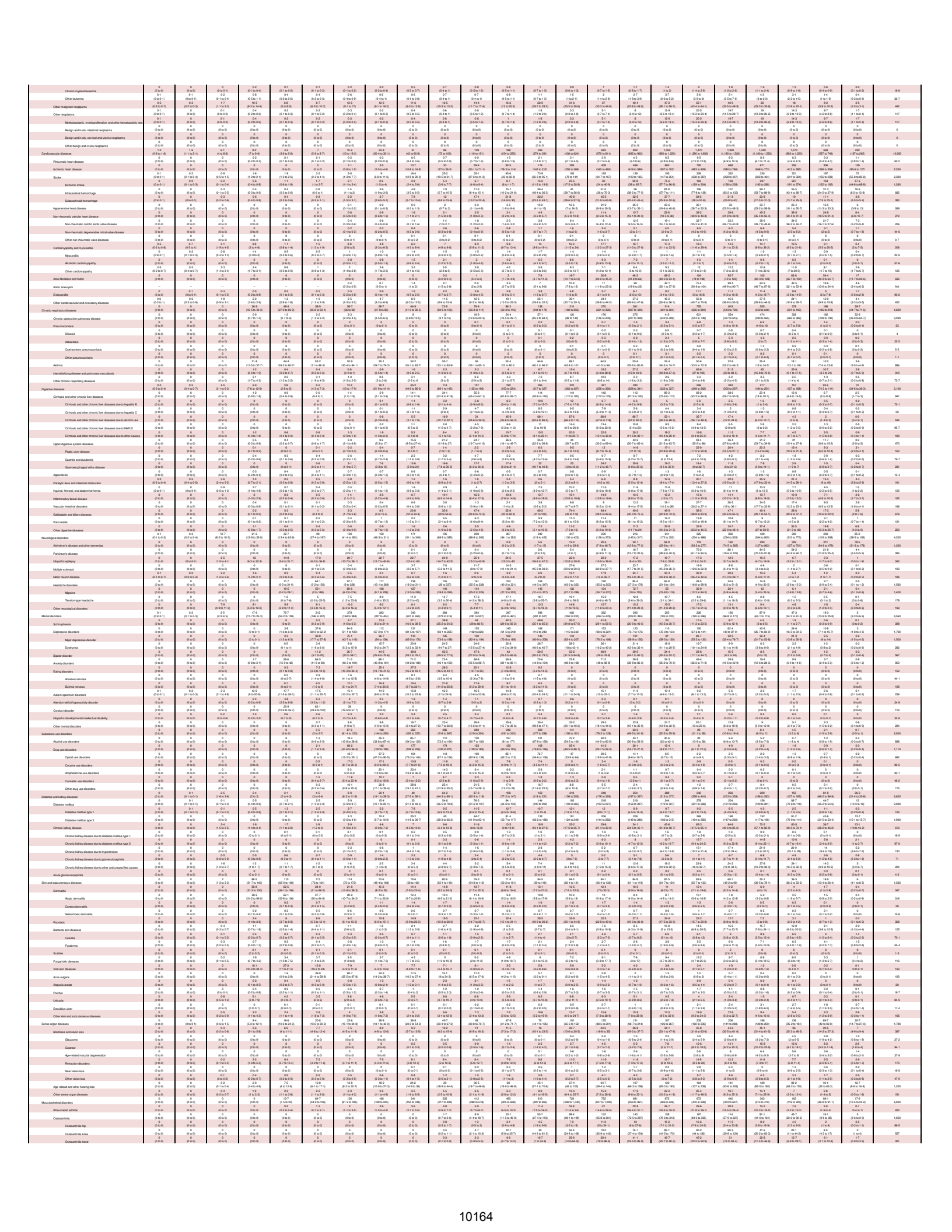



Osteoarthritis other	0 (0 to 0)	0 (0 to 0)	0 (0 to 0)	0 (0 to 0)	0 (0 to 0)	0 (0 to 0)	0 (0 to 0)	0 (0 to 0)	0 (0 to 0)	0 (0 to 0)	0-1 (0 to 2)	0-6 (0 to 1-4)	1-8 (0 to 4-2)	4-5 (1 to 9-7)	8-0 (3 to 17-4)	11-2 (5 to 24-8)	12-3 (5 to 27-1)	13-6 (6 to 28-4)	15 (7 to 31-2)	11 (5 to 22-4)	8-5 (4 to 17-0)	5-3 (2 to 10-4)	2-4 (1 to 4-6)	0-7 (0 to 1-4)		
	0	0	0	0	0	0	0	0	0	0	0	0	0	0	0	0	0	0	0	0	0	0	0	0	0		
Low back pain	0 (0 to 0)	0 (0 to 0)	0 (0 to 0)	0 (0 to 0)	0 (0 to 0)	0 (0 to 0)	0 (0 to 0)	0 (0 to 0)	0 (0 to 0)	0 (0 to 0)	0 (0 to 0)	0 (0 to 0)	0 (0 to 0)	0 (0 to 0)	0 (0 to 0)	0 (0 to 0)	0 (0 to 0)	0 (0 to 0)	0 (0 to 0)	0 (0 to 0)	0 (0 to 0)	0 (0 to 0)	0 (0 to 0)	0 (0 to 0)	0 (0 to 0)		
	0	0	0	0	0	0	0	0	0	0	0	0	0	0	0	0	0	0	0	0	0	0	0	0	0		
Neck pain	0 (0 to 0)	0 (0 to 0)	0 (0 to 0)	0 (0 to 0)	0 (0 to 0)	0 (0 to 0)	0 (0 to 0)	0 (0 to 0)	0 (0 to 0)	0 (0 to 0)	0 (0 to 0)	0 (0 to 0)	0 (0 to 0)	0 (0 to 0)	0 (0 to 0)	0 (0 to 0)	0 (0 to 0)	0 (0 to 0)	0 (0 to 0)	0 (0 to 0)	0 (0 to 0)	0 (0 to 0)	0 (0 to 0)	0 (0 to 0)	0 (0 to 0)		
	0	0	0	0	0	0	0	0	0	0	0	0	0	0	0	0	0	0	0	0	0	0	0	0	0		
Gout	0 (0 to 0)	0 (0 to 0)	0 (0 to 0)	0 (0 to 0)	0 (0 to 0)	0 (0 to 0)	0 (0 to 0)	0 (0 to 0)	0 (0 to 0)	0 (0 to 0)	0 (0 to 0)	0 (0 to 0)	0 (0 to 0)	0 (0 to 0)	0 (0 to 0)	0 (0 to 0)	0 (0 to 0)	0 (0 to 0)	0 (0 to 0)	0 (0 to 0)	0 (0 to 0)	0 (0 to 0)	0 (0 to 0)	0 (0 to 0)	0 (0 to 0)		
	0	0	0	0	0	0	0	0	0	0	0	0	0	0	0	0	0	0	0	0	0	0	0	0	0		
Other musculoskeletal disorders	0 (0 to 0)	0 (0 to 0)	0 (0 to 0)	0-3 (0 to 0-5)	1-4 (0 to 2-9)	12-4 (7 to 22-3)	29-5 (17 to 45-9)	55-9 (33-9 to 85-4)	79-5 (49-3 to 124)	88-6 (53-9 to 132)	89-9 (54-2 to 137)	115 (70-8 to 178)	130 (79-4 to 201)	125 (76-2 to 195)	107 (62-3 to 169)	101 (62 to 157)	87-4 (52-9 to 138)	82-6 (47-5 to 136)	45-7 (19-4 to 92-5)	21 (9-6 to 44-3)	10 (4-4 to 19-5)	2-6 (1-4 to 5-5)	1-170			
	159	57-1	175	97-9	54-3	60-1	87-3	153	185	218	224	196	288	291	260	249	216	232	180	121	69-9	22-8				
Other non-communicable diseases	(72-6 to 157)	(44-0 to 73-2)	(124 to 260)	(67-9 to 158)	(35-9 to 88)	(45-9 to 93-2)	(62-3 to 117)	(95-2 to 185)	(139 to 251)	(158 to 307)	(161 to 307)	(150 to 288)	(191 to 407)	(205 to 396)	(209 to 338)	(190 to 384)	(203 to 366)	(203 to 338)	(126 to 259)	(84-9 to 151)	(44-9 to 101)	(16-7 to 38)	3,980			
	195	47	155	62	27	22-5	22-1	18-5	17-8	19-7	18-4	19-9	19-5	21	20-4	16-2	11-8	7-7	4-2	2-3	1-4	0-7	0-3	0-1		
Congenital birth defects	(78-9 to 254)	(35-3 to 63-2)	(99-9 to 153)	(39-7 to 91-9)	(17-7 to 39-7)	(11-9 to 39-4)	(17-3 to 28-1)	(14-1 to 24-7)	(14-9 to 22-4)	(14-9 to 22-4)	(14-4 to 22-1)	(15-4 to 25-1)	(14-1 to 25-1)	(15-9 to 27-1)	(14-1 to 26-3)	(10-9 to 21-3)	(7-6 to 17-5)	(3-7 to 13-7)	(2-1 to 8-2)	(1-1 to 4-9)	(0-4 to 2-2)	(0-2 to 1-5)	(0-1 to 0-5)	(0-0 to 0-1)	577	
	7	2-1	9-6	5	0-9	0-9	0-9	0-9	0-9	0-9	0-9	0-9	0-8	0-4	0-3	0-3	0-2	0-1	0-1	0-0	0-0	0-0	0-0	0-0	0-0		
Neural tube defects	(4-3 to 11-2)	(1-0 to 3-3)	(5-5 to 14-5)	(2-6 to 7-8)	(0-6 to 2-1)	(0-6 to 2-1)	(0-6 to 2-2)	(0-6 to 2-2)	(0-6 to 2-2)	(0-6 to 2-2)	(0-6 to 2-1)	(0-5 to 2-1)	(0-6 to 2-0)	(0-3 to 2-0)	(0-3 to 2-0)	(0-3 to 1-6)	(0-2 to 1-5)	(0-1 to 1-2)	(0-1 to 0-5)	(0-0 to 0-3)	(0-0 to 0-2)	(0-0 to 0-1)	(0-0 to 0-1)	(0-0 to 0-0)	31	
Congenital heart anomalies	24-3	20-4	35-2	16-3	3-9	3-9	5-2	4-6	3-2	4-3	3-2	4-6	4-9	4-5	4-2	2-8	1-6	0-9	0-3	0-1	0-1	0-1	0-0	0-0	0-0		
	(13-7 to 46-9)	(14-0 to 28-3)	(19-8 to 62-4)	(9-3 to 29-8)	(2-4 to 7)	(2-5 to 6-3)	(3-8 to 7-6)	(2-6 to 6-2)	(2-0 to 4-5)	(2-6 to 6-1)	(2-0 to 4-3)	(2-7 to 6-5)	(2-9 to 6-9)	(2-6 to 6-4)	(2-4 to 6-1)	(1-6 to 4-8)	(0-9 to 2-7)	(0-5 to 1-6)	(0-2 to 0-9)	(0-1 to 0-4)	(0-1 to 0-2)	(0-0 to 0-1)	(0-0 to 0-1)	(0-0 to 0-0)	(0-0 to 0-0)	152	
Orofacial clefts	0 (0 to 0)	0-2 (0-1 to 0-4)	0-4 (0-2 to 0-8)	0-2 (0-1 to 0-4)	0-3 (0-1 to 0-5)	0-3 (0-1 to 0-5)	0-2 (0-1 to 0-5)	0-3 (0-1 to 0-5)	0-3 (0-1 to 0-5)	0-3 (0-1 to 0-5)	0-3 (0-1 to 0-5)	0-3 (0-1 to 0-5)	0-3 (0-1 to 0-5)	0-3 (0-1 to 0-5)	0-3 (0-1 to 0-5)	0-3 (0-1 to 0-4)	0-2 (0-1 to 0-4)	0-2 (0-1 to 0-4)	0-2 (0-1 to 0-4)	0-2 (0-1 to 0-4)	0-1 (0-1 to 0-2)	0-1 (0-0 to 0-1)	0-0 (0-0 to 0-1)	0-0 (0-0 to 0-0)	4-8	
Down syndrome	1-5 (0-6 to 2-5)	0-5 (0-3 to 0-9)	1-8 (1-0 to 2-8)	1-7 (1-0 to 2-4)	1-2 (0-7 to 1-8)	1-2 (0-7 to 1-8)	1-2 (0-6 to 1-7)	1-3 (0-9 to 1-8)	1-5 (1-0 to 2-1)	1-6 (1-1 to 2-2)	1-6 (1-1 to 2-1)	1-6 (1-1 to 2-1)	2-3 (1-6 to 3-2)	2-9 (1-9 to 4-1)	4-6 (3-1 to 6-7)	5-9 (3-7 to 8-2)	4-5 (2-9 to 6-4)	2-4 (1-4 to 3-4)	1-4 (0-9 to 2-0)	0-6 (0-4 to 0-9)	0-3 (0-2 to 0-4)	0-1 (0-1 to 0-2)	0-0 (0-0 to 0-1)	0-0 (0-0 to 0-0)	36-5	
Turner syndrome	0 (0 to 0)	0 (0 to 0)	0-1 (0 to 0-2)	0-1 (0 to 0-2)	0-1 (0 to 0-2)	0-1 (0 to 0-2)	0-1 (0 to 0-2)	0-1 (0 to 0-2)	0-1 (0 to 0-2)	0-1 (0 to 0-2)	0-1 (0 to 0-2)	0-1 (0 to 0-2)	0-1 (0 to 0-1)	0-1 (0 to 0-1)	0-1 (0 to 0-1)	0-1 (0 to 0-1)	0-0 (0 to 0-1)	0-0 (0 to 0-1)	0-0 (0 to 0-1)	0-0 (0 to 0-1)	0-0 (0 to 0-1)	0-0 (0 to 0-1)	0-0 (0 to 0-1)	0-0 (0 to 0-0)	0-0 (0 to 0-0)	0-8	
Klinefelter syndrome	0 (0 to 0)	0 (0 to 0)	0 (0 to 0)	0 (0 to 0)	0 (0 to 0)	0 (0 to 0)	0 (0 to 0)	0 (0 to 0)	0 (0 to 0)	0 (0 to 0)	0 (0 to 0)	0 (0 to 0)	0 (0 to 0)	0 (0 to 0)	0 (0 to 0)	0 (0 to 0)	0 (0 to 0)	0 (0 to 0)	0 (0 to 0)	0 (0 to 0)	0 (0 to 0)	0 (0 to 0)	0 (0 to 0)	0 (0 to 0)	0 (0 to 0)	0-2	
Other chromosomal abnormalities	12-4 (6-4 to 26-4)	7 (4-7 to 11-1)	12-6 (7-7 to 24-8)	7-3 (3-2 to 16-3)	2-1 (1-1 to 4-5)	2-9 (1-3 to 6-4)	2 (1-0 to 3-5)	2-5 (1-2 to 5-2)	2-2 (1-0 to 3-2)	2-5 (1-2 to 3-3)	2-4 (1-2 to 3-3)	2-1 (1-2 to 2-8)	2-4 (1-4 to 3-4)	2-1 (1-2 to 3-1)	1-7 (1-0 to 2-6)	1-1 (0-6 to 1-6)	0-8 (0-4 to 1-1)	0-6 (0-3 to 0-9)	0-3 (0-2 to 0-4)	0-2 (0-1 to 0-3)	0-1 (0-0 to 0-2)	0-0 (0-0 to 0-1)	0-0 (0-0 to 0-0)	0-0 (0-0 to 0-0)	71-1	
Congenital musculoskeletal and limb anomalies	3-8 (2-3 to 5-2)	1-2 (0-7 to 1-8)	1-5 (0-9 to 2)	0-7 (0-4 to 1-2)	0-4 (0-2 to 0-7)	0-5 (0-3 to 0-7)	0-5 (0-3 to 0-7)	0-5 (0-3 to 0-8)	0-6 (0-3 to 0-8)	0-6 (0-3 to 0-8)	0-6 (0-3 to 0-8)	0-7 (0-4 to 0-9)	0-8 (0-4 to 1-0)	0-8 (0-4 to 1-0)	0-7 (0-4 to 1-0)	0-6 (0-3 to 0-9)	0-5 (0-3 to 0-8)	0-4 (0-2 to 0-6)	0-3 (0-2 to 0-5)	0-2 (0-1 to 0-3)	0-1 (0-1 to 0-2)	0-1 (0-0 to 0-2)	0-0 (0-0 to 0-1)	0-0 (0-0 to 0-0)	98-3	
Urogenital congenital anomalies	0-4 (0-4 to 0-5)	0-1 (0-0 to 0-2)	0-1 (0-1 to 0-2)	0-0 (0-0 to 0-2)	0-0 (0-0 to 0-2)	0-0 (0-0 to 0-2)	0-0 (0-0 to 0-2)	0-0 (0-0 to 0-2)	0-0 (0-0 to 0-2)	0-0 (0-0 to 0-2)	0-0 (0-0 to 0-2)	0-0 (0-0 to 0-2)	0-0 (0-0 to 0-2)	0-0 (0-0 to 0-2)	0-0 (0-0 to 0-2)	0-0 (0-0 to 0-2)	0-0 (0-0 to 0-2)	0-0 (0-0 to 0-2)	0-0 (0-0 to 0-1)	0-0 (0-0 to 0-1)	0-0 (0-0 to 0-1)	0-0 (0-0 to 0-1)	0-0 (0-0 to 0-0)	0-0 (0-0 to 0-0)	0-0 (0-0 to 0-0)	14	
Digestive congenital anomalies	1-9 (0-8 to 3-4)	0-4 (0-3 to 0-6)	0-5 (0-4 to 0-8)	0-3 (0-2 to 0-5)	0-2 (0-1 to 0-4)	0-2 (0-1 to 0-4)	0-2 (0-1 to 0-4)	0-2 (0-1 to 0-4)	0-2 (0-1 to 0-4)	0-2 (0-1 to 0-4)	0-2 (0-1 to 0-4)	0-2 (0-1 to 0-4)	0-2 (0-1 to 0-4)	0-2 (0-1 to 0-4)	0-2 (0-1 to 0-4)	0-2 (0-1 to 0-4)	0-2 (0-1 to 0-3)	0-2 (0-1 to 0-3)	0-1 (0-0 to 0-3)	0-1 (0-0 to 0-2)	0-1 (0-0 to 0-2)	0-0 (0-0 to 0-1)	0-0 (0-0 to 0-1)	0-0 (0-0 to 0-0)	0-0 (0-0 to 0-0)	39-3	
Other congenital birth defects	29-5 (19-0 to 52-2)	22-5 (14-5 to 39-3)	37-5 (19-1 to 78-9)	14 (8-0 to 32-1)	4-4 (2-5 to 9-6)	5-1 (2-9 to 11-2)	4-6 (2-6 to 9-9)	3-9 (2-2 to 8-3)	3-5 (2-0 to 7-4)	3-8 (2-2 to 8-0)	3-5 (2-0 to 7-4)	3-5 (2-0 to 7-1)	3-7 (2-1 to 7-8)	3-5 (1-9 to 7-4)	3-2 (1-8 to 6-5)	3-0 (1-7 to 5-3)	2-5 (1-5 to 4-6)	2-1 (1-3 to 3-8)	1-2 (0-6 to 2-5)	0-7 (0-4 to 1-4)	0-3 (0-2 to 0-6)	0-1 (0-1 to 0-3)	0-0 (0-0 to 0-1)	0-0 (0-0 to 0-1)	0-0 (0-0 to 0-1)	129	
Urinary diseases and male infertility	0-1 (0 to 0-2)	0-2 (0-1 to 0-3)	0-9 (0-4 to 1-4)	0-4 (0-2 to 1-3)	0-7 (0-3 to 1-5)	0-7 (0-3 to 1-5)	1-2 (0-6 to 2-5)	1-3 (0-7 to 2-7)	1-5 (0-8 to 2-8)	1-6 (0-9 to 3-1)	1-6 (0-9 to 3-1)	1-6 (0-9 to 3-1)	2-3 (1-2 to 4-3)	2-9 (1-6 to 5-1)	4-6 (2-5 to 8-1)	5-9 (3-3 to 9-8)	4-5 (2-4 to 7-2)	2-4 (1-4 to 3-8)	1-4 (0-8 to 2-3)	0-6 (0-4 to 1-1)	0-3 (0-2 to 0-5)	0-1 (0-1 to 0-2)	0-0 (0-0 to 0-1)	0-0 (0-0 to 0-1)	0-0 (0-0 to 0-1)	440	
Urolithiasis	0 (0 to 0)	0 (0 to 0)	0 (0 to 0)	0 (0 to 0-1)	0 (0 to 0-1)	0 (0 to 0-1)	0 (0 to 0-1)	0 (0 to 0-1)	0 (0 to 0-1)	0 (0 to 0-1)	0 (0 to 0-1)	0 (0 to 0-1)	0 (0 to 0-1)	0 (0 to 0-1)	0 (0 to 0-1)	0 (0 to 0-1)	0 (0 to 0-1)	0 (0 to 0-1)	0 (0 to 0-1)	0 (0 to 0-1)	0 (0 to 0-1)	0 (0 to 0-1)	0 (0 to 0-1)	0 (0 to 0-1)	0 (0 to 0-1)	0 (0 to 0-1)	26-1	
Benign prostatic hyperplasia	0 (0 to 0)	0 (0 to 0)	0 (0 to 0)	0 (0 to 0)	0 (0 to 0)	0 (0 to 0)	0 (0 to 0)	0 (0 to 0)	0 (0 to 0)	0 (0 to 0)	0 (0 to 0)	0 (0 to 0)	0 (0 to 0)	0 (0 to 0)	0 (0 to 0)	0 (0 to 0)	0 (0 to 0)	0 (0 to 0)	0 (0 to 0)	0 (0 to 0)	0 (0 to 0)	0 (0 to 0)	0 (0 to 0)	0 (0 to 0)	0 (0 to 0)	0 (0 to 0)	91-9	
Male infertility	0 (0 to 0)	0 (0 to 0)	0 (0 to 0)	0 (0 to 0)	0 (0 to 0)	0 (0 to 0)	1 (0 to 2-6)	1-6 (0-4 to 4)	1-6 (0-4 to 4)	1-6 (0-5 to 4-9)	1-5 (0-5 to 4-2)	1-5 (0-4 to 4-1)	1-4 (0-5 to 4-1)	1-4 (0-5 to 4-2)	1-1 (0-4 to 3-1)	0-8 (0-3 to 2-4)	0-6 (0-2 to 1-8)	0-4 (0-2 to 1-2)	0-3 (0-1 to 0-9)	0-2 (0-1 to 0-6)	0-1 (0-0 to 0-4)	0-1 (0-0 to 0-3)	0-0 (0-0 to 0-2)	0-0 (0-0 to 0-1)	0-0 (0-0 to 0-1)	8-6	
Other urinary diseases	0-1 (0 to 0-1)	0-1 (0-1 to 0-2)	0-2 (0-2 to 0-5)	0-2 (0-1 to 0-3)	0-2 (0-1 to 0-3)	0-2 (0-1 to 0-3)	0-3 (0-1 to 0-4)	0-3 (0-2 to 0-6)	0-4 (0-2 to 0-6)	0-4 (0-2 to 0-6)	0-4 (0-2 to 0-6)	0-5 (0-3 to 0-7)	0-7 (0-4 to 1-1)	0-7 (0-4 to 1-1)	0-7 (0-4 to 1-1)	0-7 (0-4 to 1-1)	0-6 (0-3 to 1-0)	0-5 (0-3 to 0-9)	0-4 (0-2 to 0-7)	0-3 (0-2 to 0-5)	0-2 (0-1 to 0-4)	0-1 (0-1 to 0-3)	0-1 (0-0 to 0-2)	0-0 (0-0 to 0-1)	0-0 (0-0 to 0-1)	17-5	
Gynecological diseases	0 (0 to 0)	0 (0 to 0)	0 (0 to 0)	0 (0 to 0)	10 (5-5 to 17-4)	30-4 (17-9 to 48-4)	64 (42-3 to 95-5)	94 (62-3 to 146)	113 (77-4 to 179)	113 (75-4 to 183)	96-5 (64-9 to 144)	105 (69-1 to 168)	105 (69-1 to 168)	94-9 (49-2 to 182)	66 (29-3 to 174)	39-2 (16-1 to 94-4)	27-6 (9-9 to 80-9)	23-5 (7-4 to 72-7)	13-2 (5-5 to 38-8)	5-4 (2-1 to 15-4)	2-1 (0-8 to 5-9)	0-7 (0-3 to 1-9)	0-2 (0-1 to 0-6)	0-0 (0-0 to 0-2)	0-0 (0-0 to 0-1)	884	
Uterine fibroids	0 (0 to 0)	0 (0 to 0)	0 (0 to 0)	0 (0 to 0)	0 (0 to 0-2)	0 (0 to 0-2)	0-3 (0-1 to 0-6)	0-4 (0-2 to 1-2)	0-5 (0-2 to 1-2)	0-6 (0-3 to 1-2)	0-6 (0-3 to 1-2)	0-6 (0-3 to 1-2)	0-6 (0-3 to 1-2)	0-5 (0-2 to 1-2)	0-4 (0-2 to 1-0)	0-3 (0-1 to 0-8)	0-2 (0-1 to 0-6)	0-2 (0-1 to 0-5)	0-1 (0-1 to 0-3)	0-1 (0-0 to 0-2)	0-0 (0-0 to 0-2)	0-0 (0-0 to 0-1)	0-0 (0-0 to 0-1)	0-0 (0-0 to 0-0)	0-0 (0-0 to 0-0)	27	
Polycystic ovarian syndrome	0 (0 to 0)	0 (0 to 0)	0 (0 to 0)	0 (0 to 0)	0-3 (0-2 to 1-9)	0-5 (0-2 to 2-4)	0-5 (0-2 to 2-2)	0-5 (0-2 to 2-1)	0-5 (0-2 to 2-1)	0-5 (0-2 to 2-1)	0-5 (0-2 to 2-1)	0-5 (0-2 to 2-1)	0-5 (0-2 to 2-1)	0-5 (0-2 to 2-1)	0-5 (0-2 to 2-1)	0-5 (0-2 to 2-1)	0-5 (0-2 to 2-1)	0-5 (0-2 to 2-1)	0-5 (0-2 to 2-1)	0-5 (0-2 to 2-1)	0-5 (0-2 to 2-1)	0-5 (0-2 to 2-1)	0-5 (0-2 to 2-1)	0-5 (0-2 to 2-1)	0-5 (0-2 to 2-1)	32-1	
Female infertility	0 (0 to 0)	0 (0 to 0)	0 (0 to 0)	0 (0 to 0)	0 (0 to 0)	0 (0 to 0)	0-2 (0 to 2-3)	1-4 (0-1 to 4-6)	1-7 (0-9 to 6-1)	2-3 (1-0 to 8-2)	1-1 (0 to 7-2)	0-6 (0 to 5-1)	0-5 (0 to 4-3)	0-5 (0 to 4-3)	0-5 (0 to 4-3)	0-5 (0 to 4-3)	0-5 (0 to 4-3)	0-5 (0 to 4-3)	0-5 (0 to 4-3)	0-5 (0 to 4-3)	0-5 (0 to 4-3)	0-5 (0 to 4-3)	0-5 (0 to 4-3)	0-5 (0 to 4-3)	0-5 (0 to 4-3)	8-4	
Endometriosis	0 (0 to 0)	0 (0 to 0)	0 (0 to 0)	0 (0 to 0)	0 (0 to 0)	2-4 (1-1 to 7-2)	8-7 (3-4 to 21)	14-6 (7 to 37)	17-5 (9-3 to 43)	19-7 (10-1 to 50)	20-1 (10-1 to 51)	19-6 (9-8 to 50)	19-2 (9-5 to 49)	17-8 (8-7 to 46)	14-7 (6-9 to 39)	12-3 (5-6 to 33)	10-4 (4-6 to 29)	9-1 (3-9 to 25)	6-1 (2-5 to 17)	3-4 (1-3 to 9-2)	1-6 (0-6 to 4-3)	0-7 (0-3 to 1-9)	0-2 (0-1 to 0-6)	0-0 (0-0 to 0-2)	0-0 (0-0 to 0-1)	39-1	
Genital prolapse	0 (0 to 0)	0 (0 to 0)	0 (0 to 0)	0 (0 to 0)	0 (0 to 0)	0 (0 to 0)	0 (0 to 0)	0 (0 to 0)	0 (0 to 0)	0 (0 to 0)	0 (0 to 0)	0 (0 to 0)	0 (0 to 0)	0 (0 to 0)	0 (0 to 0)	0 (0 to 0)	0 (0 to 0)	0 (0 to 0)	0 (0 to 0)	0 (0 to 0)	0 (0 to 0)	0 (0 to 0)	0 (0 to 0)	0 (0 to 0)	0 (0 to 0)	0 (0 to 0)	19-2	
Premenstrual syndrome	0 (0 to 0)	0 (0 to 0)	0 (0 to 0)	0 (0 to 0)	0 (0 to 0)	0 (0 to 0)	0 (0 to 0)	0 (0 to 0)	0 (0 to 0)	0 (0 to 0)	0 (0 to 0)	0 (0 to 0)	0 (0 to 0)	0 (0 to 0)	0 (0 to 0)	0 (0 to 0)	0 (0 to 0)	0 (0 to 0)	0 (0 to 0)	0 (0 to 0)	0 (0 to 0)	0 (0 to 0)	0 (0 to 0)	0 (0 to 0)	0 (0 to 0)	0 (0 to 0)	193	
Other gynecological diseases	0 (0 to 0)	0 (0 to 0)	0 (0 to 0)	0 (0 to 0)	0-3 (0 to 0-4)	0-9 (0 to 1-4)	26-1 (17-2 to 47-2)	60-2 (32-4 to 98-6)	77-6 (42-5 to 125)	77-6 (42-5 to 125)	64-4 (34-2 to 107)	64-2 (37-5 to 107)	64-2 (37-5 to 107)	63-3 (31-9 to 97-6)	49-5 (21-6 to 88-4)	28-7 (10-7 to 74-9)	24-3 (10-3 to 55-9)	20-3 (7-9 to 45-5)	11-2 (4-5 to 26-1)	7-2 (4-3 to 11)	4-2 (2-5 to 6-2)	1-8 (1-1 to 2-8)	0-5 (0-3 to 0-9)	527		
Hemoglobinopathies and hemolytic anemias	0-1 (0 to 0-1)	0-1 (0-1 to 0-3)	0-8 (0-4 to 1-8)	0-1 (0 to 0-3)	1-2 (0-7 to 2-8)	1-1 (0-7 to 1-8)	2-1 (1-4 to 11-7)	4 (1-2 to 9-6)	3-9 (1-3 to 9-7)	3-8 (1-3 to 9-5)	2-6 (1-1 to 6-4)	2-5 (1-0 to 6-2)	2-5 (1-0 to 6-3)	2-1 (0-9 to 5-2)	1-7 (0-7 to 4-1)	1-3 (0-6 to 3-2)	1-1 (0-5 to 2-8)	0-9 (0-4 to 2-2)	0-6 (0-3 to 1-5)	0-3 (0-2 to 0-8)	0-2 (0-1 to 0-4)	0-1 (0-1 to 0-3)	0-1 (0-0 to 0-2)	0-0 (0-0 to 0-1)	0-0 (0-0 to 0-1)	56	
Thalassemias	0 (0 to 0)	0 (0 to 0)	0-1 (0 to 0-1)	0-2 (0-1 to 0-2)	0-1 (0 to 0-1)	0-1 (0 to 0-1)	0-1 (0 to 0-1)	0-1 (0 to 0-1

SR Table 2c. Estonia DALYS by cause and sex group for both sexes with 95% uncertainty intervals, 2019

Cause	Early Neonatal	Late Neonatal	Post-Neonatal	1 to 4	5 to 9	10 to 14	15 to 19	20 to 24	25 to 29	30 to 34	35 to 39	40 to 44	45 to 49	50 to 54	55 to 59	60 to 64	65 to 69	70 to 74	75 to 79	80 to 84	85 to 89	90 to 94	95 plus	Total
All causes	969 (727 to 1,270)	474 (351 to 616)	1,280 (1,006 to 1,595)	2,088 (1,910 to 2,142)	2,670 (2,160 to 3,366)	3,859 (3,552 to 4,033)	5,420 (5,070 to 5,666)	8,140 (6,930 to 9,600)	13,950 (11,200 to 16,150)	17,700 (14,700 to 21,000)	17,950 (14,600 to 21,500)	20,000 (17,000 to 24,000)	25,450 (20,900 to 30,700)	28,260 (23,200 to 34,200)	32,700 (26,600 to 40,700)	36,400 (28,500 to 45,300)	47,200 (36,000 to 58,400)	43,700 (34,700 to 55,400)	43,700 (34,700 to 55,400)	33,600 (26,600 to 46,200)	20,600 (26,600 to 36,000)	13,500 (13,700 to 17,400)	6,980 (3,360 to 9,080)	466,000
Communicable, maternal, neonatal, and nutritional diseases	600 (389 to 787)	297 (195 to 374)	493 (342 to 650)	991 (498 to 1,760)	499 (340 to 680)	439 (320 to 578)	539 (338 to 685)	1,070 (698 to 1,720)	1,200 (1,000 to 1,400)	1,400 (1,100 to 1,900)	1,200 (1,000 to 1,600)	1,200 (1,000 to 1,600)	1,290 (1,000 to 1,620)	1,140 (897 to 1,460)	1,230 (1,000 to 1,720)	1,180 (922 to 1,470)	961 (770 to 1,190)	642 (499 to 858)	670 (497 to 906)	607 (484 to 768)	479 (389 to 664)	362 (259 to 522)	616 (98 to 1,210)	17,600
HIV/AIDS and sexually transmitted infections	0 (0 to 0)	0 (0 to 0)	0 (0 to 0)	0.4 (0 to 2)	0.6 (0 to 3)	1.6 (0 to 8)	20.7 (17 to 24)	113 (96 to 130)	402 (349 to 464)	665 (566 to 768)	698 (595 to 806)	698 (595 to 806)	370 (315 to 427)	145 (124 to 171)	64.6 (54 to 76)	79.3 (68 to 94)	31.4 (26 to 37)	12.6 (9 to 17)	6.1 (4 to 9)	3.9 (1 to 8)	2.8 (1 to 6)	1.4 (0 to 3)	0.6 (0 to 1)	2,180
HIV/AIDS	0 (0 to 0)	0 (0 to 0)	0 (0 to 0)	0.1 (0 to 1)	0.2 (0 to 1)	0.7 (0 to 4)	11.6 (10 to 14)	70.4 (59 to 82)	326 (284 to 374)	559 (482 to 644)	599 (513 to 691)	599 (513 to 691)	324 (276 to 377)	126 (107 to 147)	56.6 (48 to 66)	70.3 (60 to 82)	28.2 (24 to 33)	9.3 (7 to 12)	4.3 (3 to 6)	2.8 (1 to 5)	1.9 (1 to 4)	0.9 (0 to 2)	0.4 (0 to 1)	2,040
HIV/AIDS - Drug-susceptible Tuberculosis	0 (0 to 0)	0 (0 to 0)	0 (0 to 0)	0 (0 to 0)	0 (0 to 0)	0 (0 to 0)	0.1 (0 to 0)	0.2 (0 to 0)	2.3 (1 to 3)	4.1 (2 to 6)	3.4 (2 to 5)	1.9 (1 to 3)	0.5 (0 to 1)	0.2 (0 to 0)	0.1 (0 to 0)	0.1 (0 to 0)	0.1 (0 to 0)	0.1 (0 to 0)	0.1 (0 to 0)	0.1 (0 to 0)	0.1 (0 to 0)	0.1 (0 to 0)	0 (0 to 0)	0 (0 to 0)	19
HIV/AIDS - Multidrug-resistant Tuberculosis without extensive	0 (0 to 0)	0 (0 to 0)	0 (0 to 0)	0 (0 to 0)	0 (0 to 0)	0 (0 to 0)	0.4 (0 to 1)	3.7 (1 to 6)	20.2 (11 to 30)	36.1 (20 to 53)	36.7 (20 to 54)	29.6 (17 to 43)	12.3 (7 to 18)	4.7 (2 to 7)	1.8 (1 to 3)	2.1 (1 to 3)	0.9 (0 to 1)	0.3 (0 to 0)	0.2 (0 to 0)	0.1 (0 to 0)	0.1 (0 to 0)	0.1 (0 to 0)	0 (0 to 0)	0 (0 to 0)	110
HIV/AIDS - Extensively drug-resistant Tuberculosis	0 (0 to 0)	0 (0 to 0)	0 (0 to 0)	0 (0 to 0)	0 (0 to 0)	0 (0 to 0)	0 (0 to 0)	0.1 (0 to 0)	0.6 (0 to 1)	1.1 (0 to 2)	0.9 (0 to 1)	0.5 (0 to 1)	0.1 (0 to 0)	0 (0 to 0)	0 (0 to 0)	0 (0 to 0)	0 (0 to 0)	0 (0 to 0)	0 (0 to 0)	0 (0 to 0)	0 (0 to 0)	0 (0 to 0)	0 (0 to 0)	0 (0 to 0)	3.2
HIV/AIDS resulting in other diseases	0 (0 to 0)	0 (0 to 0)	0 (0 to 0)	0.3 (0 to 1)	0.4 (0 to 2)	0.9 (0 to 4)	9.1 (8 to 11)	42.6 (36 to 49)	306 (259 to 356)	535 (452 to 624)	562 (475 to 656)	570 (482 to 664)	321 (271 to 374)	119 (100 to 139)	54.9 (46 to 64)	68.0 (57 to 79)	27.3 (23 to 32)	9.0 (7 to 11)	4.2 (3 to 5)	2.7 (1 to 4)	1.8 (1 to 3)	0.9 (0 to 1)	0.4 (0 to 1)	1,790
Sexually transmitted infections excluding HIV	0 (0 to 0)	0 (0 to 0)	0 (0 to 0)	0 (0 to 0)	0 (0 to 0)	0 (0 to 0)	0 (0 to 0)	0 (0 to 0)	0 (0 to 0)	0 (0 to 0)	0 (0 to 0)	0 (0 to 0)	0 (0 to 0)	0 (0 to 0)	0 (0 to 0)	0 (0 to 0)	0 (0 to 0)	0 (0 to 0)	0 (0 to 0)	0 (0 to 0)	0 (0 to 0)	0 (0 to 0)	0 (0 to 0)	0 (0 to 0)	0
Syphilis	0 (0 to 0)	0 (0 to 0)	0 (0 to 0)	0 (0 to 0)	0 (0 to 0)	0 (0 to 0)	0 (0 to 0)	0 (0 to 0)	0 (0 to 0)	0 (0 to 0)	0 (0 to 0)	0 (0 to 0)	0 (0 to 0)	0 (0 to 0)	0 (0 to 0)	0 (0 to 0)	0 (0 to 0)	0 (0 to 0)	0 (0 to 0)	0 (0 to 0)	0 (0 to 0)	0 (0 to 0)	0 (0 to 0)	0 (0 to 0)	0
Chlamydial infection	0 (0 to 0)	0 (0 to 0)	0 (0 to 0)	0 (0 to 0)	0 (0 to 0)	0 (0 to 0)	0.1 (0 to 0)	0.2 (0 to 0)	0.9 (0 to 1)	2.2 (1 to 3)	2.9 (1 to 5)	2.9 (1 to 5)	2.9 (1 to 5)	1.6 (0 to 3)	0.7 (0 to 1)	0.3 (0 to 0)	0.1 (0 to 0)	0.1 (0 to 0)	0.1 (0 to 0)	0.1 (0 to 0)	0.1 (0 to 0)	0.1 (0 to 0)	0 (0 to 0)	0 (0 to 0)	19
Gonococcal infection	0 (0 to 0)	0 (0 to 0)	0 (0 to 0)	0 (0 to 0)	0 (0 to 0)	0 (0 to 0)	0.1 (0 to 0)	0.6 (0 to 1)	2.9 (2 to 4)	3.1 (2 to 5)	2.9 (1 to 5)	2.7 (1 to 5)	2.7 (1 to 5)	1.5 (0 to 3)	0.6 (0 to 1)	0.2 (0 to 0)	0.1 (0 to 0)	0.1 (0 to 0)	0.1 (0 to 0)	0.1 (0 to 0)	0.1 (0 to 0)	0.1 (0 to 0)	0 (0 to 0)	0 (0 to 0)	7.7
Trichomoniasis	0 (0 to 0)	0 (0 to 0)	0 (0 to 0)	0 (0 to 0)	0 (0 to 0)	0.3 (0 to 1)	1.2 (0 to 2)	1.9 (1 to 4)	3 (1 to 6)	3.6 (1 to 7)	3.6 (1 to 7)	3.6 (1 to 7)	3.5 (1 to 6)	2.9 (1 to 5)	2.7 (1 to 5)	2.1 (1 to 4)	1.7 (1 to 3)	1.1 (0 to 2)	0.9 (0 to 2)	0.5 (0 to 1)	0.3 (0 to 1)	0.2 (0 to 0)	0.1 (0 to 0)	0 (0 to 0)	31.7
Genital herpes	0 (0 to 0)	0 (0 to 0)	0 (0 to 0)	0 (0 to 0)	0 (0 to 0)	0 (0 to 0)	0.2 (0 to 0)	1.4 (0 to 2)	3.2 (1 to 5)	4.7 (2 to 7)	4.1 (1 to 6)	3.6 (1 to 6)	3.1 (1 to 5)	2.1 (0 to 3)	1.4 (0 to 2)	0.8 (0 to 1)	0.4 (0 to 1)	0.2 (0 to 0)	0.1 (0 to 0)	0.1 (0 to 0)	0.1 (0 to 0)	0.1 (0 to 0)	0 (0 to 0)	0 (0 to 0)	51.3
Other sexually transmitted infections	0 (0 to 0)	0 (0 to 0)	0 (0 to 0)	0 (0 to 0)	0 (0 to 0)	0 (0 to 0)	0.1 (0 to 0)	0.4 (0 to 1)	1.2 (0 to 2)	2.1 (0 to 3)	2.1 (0 to 3)	2.1 (0 to 3)	2.1 (0 to 3)	1.7 (0 to 3)	1.4 (0 to 2)	1.1 (0 to 2)	0.9 (0 to 2)	0.7 (0 to 1)	0.5 (0 to 1)	0.3 (0 to 1)	0.2 (0 to 0)	0.1 (0 to 0)	0.1 (0 to 0)	0 (0 to 0)	33.6
Respiratory infections and tuberculosis	271 (19 to 43)	29 (21 to 39)	144 (108 to 208)	230 (99 to 1,190)	114 (81 to 160)	104 (73 to 172)	108 (67 to 186)	153 (67 to 278)	284 (167 to 472)	337 (201 to 533)	382 (229 to 601)	466 (289 to 671)	599 (421 to 824)	722 (513 to 976)	1,000 (714 to 1,370)	1,200 (814 to 1,670)	1,200 (822 to 1,660)	1,200 (822 to 1,660)	1,200 (822 to 1,660)	1,200 (822 to 1,660)	1,200 (822 to 1,660)	1,200 (822 to 1,660)	1,200 (822 to 1,660)	16,800
Tuberculosis	0 (0 to 0)	0 (0 to 0)	0.6 (0.5 to 1.1)	1.9 (1 to 2.4)	1.9 (0.9 to 2.6)	2.4 (0.9 to 3.3)	3.7 (1.6 to 7.6)	8.6 (2.8 to 23.3)	22.7 (8.5 to 62.6)	39.5 (16.1 to 92.5)	67.1 (29.1 to 149.3)	87.1 (39.1 to 187.3)	122.4 (57.6 to 255.9)	164.2 (79.1 to 335.7)	191.1 (93.1 to 384.2)	191.1 (93.1 to 384.2)	191.1 (93.1 to 384.2)	191.1 (93.1 to 384.2)	191.1 (93.1 to 384.2)	191.1 (93.1 to 384.2)	191.1 (93.1 to 384.2)	191.1 (93.1 to 384.2)	191.1 (93.1 to 384.2)	2,600
Latent tuberculosis infection	0 (0 to 0)	0 (0 to 0)	0 (0 to 0)	0 (0 to 0)	0 (0 to 0)	0 (0 to 0)	0 (0 to 0)	0 (0 to 0)	0 (0 to 0)	0 (0 to 0)	0 (0 to 0)	0 (0 to 0)	0 (0 to 0)	0 (0 to 0)	0 (0 to 0)	0 (0 to 0)	0 (0 to 0)	0 (0 to 0)	0 (0 to 0)	0 (0 to 0)	0 (0 to 0)	0 (0 to 0)	0 (0 to 0)	0 (0 to 0)	0
Drug-susceptible Tuberculosis	0 (0 to 0)	0 (0 to 0)	0.6 (0.5 to 1.1)	1.9 (1 to 2.4)	1.9 (0.9 to 2.6)	2.4 (0.9 to 3.3)	3.7 (1.6 to 7.6)	8.6 (2.8 to 23.3)	22.7 (8.5 to 62.6)	39.5 (16.1 to 92.5)	67.1 (29.1 to 149.3)	87.1 (39.1 to 187.3)	122.4 (57.6 to 255.9)	164.2 (79.1 to 335.7)	191.1 (93.1 to 384.2)	191.1 (93.1 to 384.2)	191.1 (93.1 to 384.2)	191.1 (93.1 to 384.2)	191.1 (93.1 to 384.2)	191.1 (93.1 to 384.2)	191.1 (93.1 to 384.2)	191.1 (93.1 to 384.2)	191.1 (93.1 to 384.2)	2,600
Multidrug-resistant tuberculosis without extensive drug-resistan	0 (0 to 0)	0 (0 to 0)	0.2 (0 to 0)	0.3 (0 to 0)	0.2 (0 to 0)	0.5 (0 to 1)	0.4 (0 to 1)	2.4 (0 to 6)	8 (2 to 21)	19.3 (7 to 47)	27.7 (11 to 67)	37.3 (16 to 87)	59.2 (28 to 135)	86.1 (39 to 193)	128.9 (59 to 283)	128.9 (59 to 283)	128.9 (59 to 283)	128.9 (59 to 283)	128.9 (59 to 283)	128.9 (59 to 283)	128.9 (59 to 283)	128.9 (59 to 283)	128.9 (59 to 283)	1,800
Extensively drug-resistant tuberculosis	0 (0 to 0)	0 (0 to 0)	0 (0 to 0)	0 (0 to 0)	0 (0 to 0)	0 (0 to 0)	0.1 (0 to 0)	0.1 (0 to 0)	0.3 (0 to 1)	0.2 (0 to 1)	0.2 (0 to 1)	0.2 (0 to 1)	0.2 (0 to 1)	0.2 (0 to 1)	0.2 (0 to 1)	0.2 (0 to 1)	0.2 (0 to 1)	0.2 (0 to 1)	0.2 (0 to 1)	0.2 (0 to 1)	0.2 (0 to 1)	0.2 (0 to 1)	0.2 (0 to 1)	0.2 (0 to 1)	13
Lower respiratory infections	27.9 (19.5 to 40.2)	24.9 (21.5) (96.7)	132 (96.5 to 204)	68.0 (46.1 to 99.6)	23.5 (16.2 to 34.2)	21.1 (12.7 to 37.4)	23.7 (12.7 to 45.2)	61.2 (28.6 to 139.7)	83.4 (39.1 to 191.1)	98.6 (46.2 to 226.1)	106 (49.7 to 243.1)	106 (49.7 to 243.1)	107 (50.1 to 245.1)	104 (48.9 to 239.1)	101 (47.3 to 231.1)	99.1 (46.4 to 227.1)	99.1 (46.4 to 227.1)	99.1 (46.4 to 227.1)	99.1 (46.4 to 227.1)	99.1 (46.4 to 227.1)	99.1 (46.4 to 227.1)	99.1 (46.4 to 227.1)	99.1 (46.4 to 227.1)	1,600
Upper respiratory infections	0.6 (0.4 to 0.9)	0.6 (0.4 to 0.9)	4.3 (2.7 to 6.7)	23.9 (15.1 to 37.5)	19.6 (12.4 to 30.7)	12.3 (7.8 to 19.3)	8.6 (5.4 to 13.5)	8.6 (5.4 to 13.5)	8.6 (5.4 to 13.5)	8.6 (5.4 to 13.5)	8.6 (5.4 to 13.5)	8.6 (5.4 to 13.5)	8.6 (5.4 to 13.5)	8.6 (5.4 to 13.5)	8.6 (5.4 to 13.5)	8.6 (5.4 to 13.5)	8.6 (5.4 to 13.5)	8.6 (5.4 to 13.5)	8.6 (5.4 to 13.5)	8.6 (5.4 to 13.5)	8.6 (5.4 to 13.5)	8.6 (5.4 to 13.5)	8.6 (5.4 to 13.5)	170
Otitis media	0 (0 to 0)	0 (0 to 0)	0 (0 to 0)	0 (0 to 0)	0 (0 to 0)	0 (0 to 0)	0 (0 to 0)	0 (0 to 0)	0 (0 to 0)	0 (0 to 0)	0 (0 to 0)	0 (0 to 0)	0 (0 to 0)	0 (0 to 0)	0 (0 to 0)	0 (0 to 0)	0 (0 to 0)	0 (0 to 0)	0 (0 to 0)	0 (0 to 0)	0 (0 to 0)	0 (0 to 0)	0 (0 to 0)	0 (0 to 0)	0
Enteric infections	1.1 (0.7 to 1.6)	0.6 (0.4 to 0.9)	59.3 (39.6 to 88.2)	120 (79.6 to 200)	122 (87.6 to 162)	112 (66.0 to 177)	129 (79.7 to 179)	139 (87.6 to 206)	139 (89.1 to 196)	139 (89.1 to 196)	139 (89.1 to 196)	139 (89.1 to 196)	139 (89.1 to 196)	139 (89.1 to 196)	139 (89.1 to 196)	137 (90 to 193)	136 (89.6 to 192)	135 (89.1 to 191)	135 (89.1 to 191)	135 (89.1 to 191)	135 (89.1 to 191)	135 (89.1 to 191)	135 (89.1 to 191)	135 (89.1 to 191)	2,330
Diarrheal diseases	1.1 (0.7 to 1.6)	0.6 (0.4 to 0.9)	59.3 (39.6 to 88.2)	120 (79.6 to 200)	122 (87.6 to 162)	112 (66.0 to 177)	129 (79.7 to 179)	139 (87.6 to 206)	139 (89.1 to 196)	139 (89.1 to 196)	139 (89.1 to 196)	139 (89.1 to 196)	139 (89.1 to 196)	139 (89.1 to 196)	139 (89.1 to 196)	137 (90 to 193)	136 (89.6 to 192)	135 (89.1 to 191)	135 (89.1 to 191)	135 (89.1 to 191)	135 (89.1 to 191)	135 (89.1 to 191)	135 (89.1 to 191)	135 (89.1 to 191)	2,330
Typhoid and paratyphoid	0 (0 to 0)	0 (0 to 0)	0 (0 to 0)	0 (0 to 0)	0 (0 to 0)	0 (0 to 0)	0 (0 to 0)	0 (0 to 0)	0 (0 to 0)	0 (0 to 0)	0 (0 to 0)	0 (0 to 0)	0 (0 to 0)	0 (0 to 0)	0 (0 to 0)	0 (0 to 0)	0 (0 to 0)	0 (0 to 0)	0 (0 to 0)	0 (0 to 0)	0 (0 to 0)	0 (0 to 0)	0 (0 to 0)	0 (0 to 0)	0
Invasive Non-typhoidal Salmonella	0 (0 to 0)	0 (0 to 0)	0 (0 to 0)	0 (0 to 0)	0 (0 to 0)	0 (0 to 0)	0 (0 to 0)	0 (0 to 0)	0 (0 to 0)	0 (0 to 0)	0 (0 to 0)	0 (0 to 0)	0 (0 to 0)	0 (0 to 0)	0 (0 to 0)	0 (0 to 0)	0 (0 to 0)	0 (0 to 0)	0 (0 to 0)	0 (0 to 0)	0 (0 to 0)	0 (0 to 0)	0 (0 to 0)	0 (0 to 0)	0
Paratyphoid fever	0 (0 to 0)	0 (0 to 0)	0 (0 to 0)	0 (0 to 0)	0 (0 to 0)	0 (0 to 0)	0 (0 to 0)	0 (0 to 0)	0 (0 to 0)	0 (0 to 0)	0 (0 to 0)	0 (0 to 0)	0 (0 to 0)	0 (0 to 0)	0 (0 to 0)	0 (0 to 0)	0 (0 to 0)	0 (0 to 0)	0 (0 to 0)	0 (0 to 0)	0 (0 to 0)	0 (0 to 0)	0 (0 to 0)	0 (0 to 0)	0
Invasive Non-typhoidal Salmonella (NTS)	0 (0 to 0)	0 (0 to 0)	0 (0 to 0)	0 (0 to 0)	0 (0 to 0)	0 (0 to 0)	0 (0 to 0)	0 (0 to 0)	0 (0 to 0)	0 (0 to 0)	0 (0 to 0)	0 (0 to 0)	0 (0 to 0)	0 (0 to 0)	0 (0 to 0)	0 (0 to 0)	0 (0 to 0)	0 (0 to 0)	0 (0 to 0)	0 (0 to 0)	0 (0 to 0)	0 (0 to 0)	0 (0 to 0)	0 (0 to 0)	0
Other intestinal infectious diseases	0 (0 to 0)	0 (0 to 0)	0.1 (0 to 0.2)	0.4 (0.2 to 0.7)	0.2 (0 to 0.4)	0.2 (0 to 0.4)	0.2 (0 to 0.4





SR Table 2c: North Lincolnshire DALYS by cause and age group for both sexes with 95% uncertainty intervals. 2019

Cause	Early Neonatal	Late Neonatal	Post Neonatal	1 to 4	5 to 9	10 to 14	15 to 19	20 to 24	25 to 29	30 to 34	35 to 39	40 to 44	45 to 49	50 to 54	55 to 59	60 to 64	65 to 69	70 to 74	75 to 79	80 to 84	85 to 89	90 to 94	95 plus	Total
All causes	687 (187 to 2,060)	1,140 (1,140 to 1,140)	1,140 (1,140 to 1,140)	2,280 (2,280 to 2,280)	2,280 (2,280 to 2,280)	2,280 (2,280 to 2,280)	2,280 (2,280 to 2,280)	2,280 (2,280 to 2,280)	2,280 (2,280 to 2,280)	2,280 (2,280 to 2,280)	2,280 (2,280 to 2,280)	2,280 (2,280 to 2,280)	2,280 (2,280 to 2,280)	2,280 (2,280 to 2,280)	2,280 (2,280 to 2,280)	2,280 (2,280 to 2,280)	2,280 (2,280 to 2,280)	2,280 (2,280 to 2,280)	2,280 (2,280 to 2,280)	2,280 (2,280 to 2,280)	2,280 (2,280 to 2,280)	2,280 (2,280 to 2,280)	55,300
Communicable, maternal, neonatal, and nutritional diseases	687 (120 to 2,01)	1,140 (40.2 to 6.2)	1,140 (91.2 to 1.9)	2,280 (97.2 to 134)	2,280 (55 to 146)	2,280 (45.2 to 96.8)	2,280 (46.7 to 90.4)	2,280 (53.1 to 90.6)	2,280 (63.2 to 106)	2,280 (66.1 to 114)	2,280 (84.7 to 169)	2,280 (74.2 to 138)	2,280 (67.5 to 133)	2,280 (69.2 to 116)	2,280 (66.7 to 145)	2,280 (84.6 to 210)	2,280 (160 to 318)	2,280 (169 to 368)	2,280 (152 to 338)	2,280 (212 to 396)	2,280 (152 to 336)	2,280 (62.5 to 181)	2,700
HIV/AIDS and sexually transmitted infections	6.4 (1.6 to 14.3)	2 (0.4 to 4.4)	3.6 (1.4 to 7.5)	0.7 (0.5 to 0.8)	0.4 (0.4 to 0.5)	0.5 (0.4 to 0.5)	0.8 (0.6 to 1.1)	2.2 (1.7 to 2.9)	4.5 (2.3 to 9)	7.6 (3.4 to 15.4)	9.6 (7.2 to 12.7)	9.1 (7 to 12.3)	7.2 (5.5 to 9.4)	6.5 (5.1 to 8.3)	7.6 (4.6 to 11.9)	6.9 (4.4 to 7.4)	4.6 (2.4 to 8.7)	3 (1.6 to 4.9)	1.5 (0.8 to 2.4)	0.7 (0.5 to 1)	0.2 (0.2 to 0.3)	0.2 (0.1 to 0.1)	95.7
HIV/AIDS	0 (0 to 0)	0 (0 to 0)	0.7 (0.4 to 0.8)	0.6 (0.5 to 0.7)	0.3 (0.3 to 0.4)	0.4 (0.3 to 0.5)	0.5 (0.4 to 0.7)	1.5 (1.2 to 2)	3 (2.3 to 4)	4.6 (4.3 to 7.2)	7.2 (5.5 to 9.4)	7.2 (5.7 to 9.2)	6.5 (5.1 to 8.3)	6.5 (5.1 to 8.3)	7.6 (4.6 to 11.9)	6.9 (4.4 to 7.4)	4.6 (2.4 to 8.7)	3 (1.6 to 4.9)	1.5 (0.8 to 2.4)	0.7 (0.5 to 1)	0.2 (0.2 to 0.3)	0.2 (0.1 to 0.1)	92.6
HIV/AIDS - Drug-susceptible Tuberculosis	0 (0 to 0)	0 (0 to 0)	0 (0 to 0)	0 (0 to 0)	0 (0 to 0)	0 (0 to 0)	0 (0 to 0)	0 (0 to 0)	0 (0 to 0)	0 (0 to 0)	0 (0 to 0)	0 (0 to 0)	0 (0 to 0)	0 (0 to 0)	0 (0 to 0)	0 (0 to 0)	0 (0 to 0)	0 (0 to 0)	0 (0 to 0)	0 (0 to 0)	0 (0 to 0)	0 (0 to 0)	0 (0 to 0)	0
HIV/AIDS - Multidrug-resistant Tuberculosis without extensive dr...	0 (0 to 0)	0 (0 to 0)	0 (0 to 0)	0 (0 to 0)	0 (0 to 0)	0 (0 to 0)	0 (0 to 0)	0 (0 to 0)	0 (0 to 0)	0 (0 to 0)	0 (0 to 0)	0 (0 to 0)	0 (0 to 0)	0 (0 to 0)	0 (0 to 0)	0 (0 to 0)	0 (0 to 0)	0 (0 to 0)	0 (0 to 0)	0 (0 to 0)	0 (0 to 0)	0 (0 to 0)	0 (0 to 0)	0
HIV/AIDS - Extensively drug-resistant Tuberculosis	0 (0 to 0)	0 (0 to 0)	0 (0 to 0)	0 (0 to 0)	0 (0 to 0)	0 (0 to 0)	0 (0 to 0)	0 (0 to 0)	0 (0 to 0)	0 (0 to 0)	0 (0 to 0)	0 (0 to 0)	0 (0 to 0)	0 (0 to 0)	0 (0 to 0)	0 (0 to 0)	0 (0 to 0)	0 (0 to 0)	0 (0 to 0)	0 (0 to 0)	0 (0 to 0)	0 (0 to 0)	0 (0 to 0)	0
HIV/AIDS resulting in other diseases	0 (0 to 0)	0 (0 to 0)	0.6 (0.5 to 0.7)	0.3 (0.3 to 0.4)	0.3 (0.3 to 0.4)	0.3 (0.3 to 0.4)	0.3 (0.3 to 0.7)	1.4 (1.1 to 1.8)	2.8 (2.1 to 3.8)	5.2 (3.8 to 6.8)	6.7 (5.2 to 8.6)	6.4 (4.8 to 8.3)	4.7 (3.2 to 6.6)	4.1 (2.7 to 5.9)	4.7 (2.7 to 6.6)	4.5 (2.5 to 5.3)	3.6 (2.1 to 5.4)	2 (0.9 to 3.6)	0.8 (0.4 to 1.3)	0.1 (0.1 to 0.1)	0.1 (0.1 to 0.1)	0 (0 to 0)	52.2
Sexually transmitted infections excluding HIV	6.4 (1.6 to 14.3)	2 (0.4 to 4.4)	3 (0.6 to 6.8)	0.1 (0 to 0.2)	0.1 (0 to 0.1)	0.1 (0.1 to 0.1)	0.3 (0.2 to 0.4)	0.8 (0.4 to 1.2)	2.2 (1.2 to 3.7)	2.2 (1.4 to 4.1)	2.5 (1.2 to 4)	2.1 (1.2 to 4)	1.9 (1.1 to 3.5)	1.3 (0.7 to 2.2)	1.1 (0.5 to 2)	0.5 (0.2 to 1.1)	0.5 (0.2 to 1.1)	0.9 (0.4 to 1.7)	0.5 (0.3 to 1.1)	0.4 (0.4 to 0.6)	0.2 (0.1 to 0.3)	0.1 (0.1 to 0.2)	30
Syphilis	6.4 (1.6 to 14.3)	2 (0.4 to 4.4)	3 (0.6 to 6.8)	0.1 (0 to 0.2)	0.1 (0 to 0.1)	0.1 (0 to 0.1)	0.3 (0.2 to 0.4)	0.8 (0.4 to 1.2)	2.2 (1.2 to 3.7)	2.2 (1.4 to 4.1)	2.5 (1.2 to 4)	2.1 (1.2 to 4)	1.9 (1.1 to 3.5)	1.3 (0.7 to 2.2)	1.1 (0.5 to 2)	0.5 (0.2 to 1.1)	0.5 (0.2 to 1.1)	0.9 (0.4 to 1.7)	0.5 (0.3 to 1.1)	0.4 (0.4 to 0.6)	0.2 (0.1 to 0.3)	0.1 (0.1 to 0.2)	12
Chlamydial infection	0 (0 to 0)	0 (0 to 0)	0 (0 to 0)	0 (0 to 0)	0 (0 to 0)	0 (0 to 0)	0 (0 to 0)	0 (0 to 0)	0 (0 to 0)	0 (0 to 0)	0 (0 to 0)	0 (0 to 0)	0 (0 to 0)	0 (0 to 0)	0 (0 to 0)	0 (0 to 0)	0 (0 to 0)	0 (0 to 0)	0 (0 to 0)	0 (0 to 0)	0 (0 to 0)	0 (0 to 0)	0 (0 to 0)	0
Gonococcal infection	0 (0 to 0)	0 (0 to 0)	0 (0 to 0)	0 (0 to 0)	0 (0 to 0)	0 (0 to 0)	0 (0 to 0)	0 (0 to 0)	0 (0 to 0)	0 (0 to 0)	0 (0 to 0)	0 (0 to 0)	0 (0 to 0)	0 (0 to 0)	0 (0 to 0)	0 (0 to 0)	0 (0 to 0)	0 (0 to 0)	0 (0 to 0)	0 (0 to 0)	0 (0 to 0)	0 (0 to 0)	0 (0 to 0)	3
Trichomoniasis	0 (0 to 0)	0 (0 to 0)	0 (0 to 0)	0 (0 to 0)	0 (0 to 0)	0 (0 to 0)	0 (0 to 0)	0 (0 to 0)	0 (0 to 0)	0 (0 to 0)	0 (0 to 0)	0 (0 to 0)	0 (0 to 0)	0 (0 to 0)	0 (0 to 0)	0 (0 to 0)	0 (0 to 0)	0 (0 to 0)	0 (0 to 0)	0 (0 to 0)	0 (0 to 0)	0 (0 to 0)	0 (0 to 0)	2.4
Genital herpes	0 (0 to 0)	0 (0 to 0)	0 (0 to 0)	0 (0 to 0)	0 (0 to 0)	0 (0 to 0)	0 (0 to 0)	0 (0 to 0)	0 (0 to 0)	0 (0 to 0)	0 (0 to 0)	0 (0 to 0)	0 (0 to 0)	0 (0 to 0)	0 (0 to 0)	0 (0 to 0)	0 (0 to 0)	0 (0 to 0)	0 (0 to 0)	0 (0 to 0)	0 (0 to 0)	0 (0 to 0)	0 (0 to 0)	4.3
Other sexually transmitted infections	0 (0 to 0)	0 (0 to 0)	0 (0 to 0)	0 (0 to 0)	0 (0 to 0)	0 (0 to 0)	0 (0 to 0)	0 (0 to 0)	0 (0 to 0)	0 (0 to 0)	0 (0 to 0)	0 (0 to 0)	0 (0 to 0)	0 (0 to 0)	0 (0 to 0)	0 (0 to 0)	0 (0 to 0)	0 (0 to 0)	0 (0 to 0)	0 (0 to 0)	0 (0 to 0)	0 (0 to 0)	0 (0 to 0)	5.6
Respiratory infections and tuberculosis	1 (1.1 to 2.2)	1 (1.2 to 2.1)	1.4 (1.4 to 2.9)	2.2 (1.9 to 3.9)	1.6 (1.4 to 2.9)	1.5 (1.3 to 2.9)	1.5 (0.7 to 2.4)	1.6 (0.8 to 2.5)	1.8 (0.9 to 2.9)	1.9 (0.9 to 3.1)	2.2 (1.1 to 3.9)	2.2 (1.1 to 3.9)	1.8 (0.9 to 3.1)	1.7 (0.7 to 3.1)	1.8 (0.7 to 3.1)	1.7 (0.7 to 3.1)	1.8 (0.7 to 3.1)	1.8 (0.7 to 3.1)	1.8 (0.7 to 3.1)	1.8 (0.7 to 3.1)	1.8 (0.7 to 3.1)	1.8 (0.7 to 3.1)	1,490
Tuberculosis	0 (0 to 0)	0 (0 to 0)	0 (0 to 0)	0 (0 to 0)	0 (0 to 0)	0 (0 to 0)	0 (0 to 0)	0 (0 to 0)	0 (0 to 0)	0 (0 to 0)	0 (0 to 0)	0 (0 to 0)	0 (0 to 0)	0 (0 to 0)	0 (0 to 0)	0 (0 to 0)	0 (0 to 0)	0 (0 to 0)	0 (0 to 0)	0 (0 to 0)	0 (0 to 0)	0 (0 to 0)	0 (0 to 0)	0
Latent tuberculosis infection	0 (0 to 0)	0 (0 to 0)	0 (0 to 0)	0 (0 to 0)	0 (0 to 0)	0 (0 to 0)	0 (0 to 0)	0 (0 to 0)	0 (0 to 0)	0 (0 to 0)	0 (0 to 0)	0 (0 to 0)	0 (0 to 0)	0 (0 to 0)	0 (0 to 0)	0 (0 to 0)	0 (0 to 0)	0 (0 to 0)	0 (0 to 0)	0 (0 to 0)	0 (0 to 0)	0 (0 to 0)	0 (0 to 0)	0
Drug-susceptible tuberculosis	0 (0 to 0)	0 (0 to 0)	0 (0 to 0)	0 (0 to 0)	0 (0 to 0)	0 (0 to 0)	0 (0 to 0)	0 (0 to 0)	0 (0 to 0)	0 (0 to 0)	0 (0 to 0)	0 (0 to 0)	0 (0 to 0)	0 (0 to 0)	0 (0 to 0)	0 (0 to 0)	0 (0 to 0)	0 (0 to 0)	0 (0 to 0)	0 (0 to 0)	0 (0 to 0)	0 (0 to 0)	0 (0 to 0)	0
Multidrug-resistant tuberculosis without extensive drug-resistance	0 (0 to 0)	0 (0 to 0)	0 (0 to 0)	0 (0 to 0)	0 (0 to 0)	0 (0 to 0)	0 (0 to 0)	0 (0 to 0)	0 (0 to 0)	0 (0 to 0)	0 (0 to 0)	0 (0 to 0)	0 (0 to 0)	0 (0 to 0)	0 (0 to 0)	0 (0 to 0)	0 (0 to 0)	0 (0 to 0)	0 (0 to 0)	0 (0 to 0)	0 (0 to 0)	0 (0 to 0)	0 (0 to 0)	0
Extensively drug-resistant tuberculosis	0 (0 to 0)	0 (0 to 0)	0 (0 to 0)	0 (0 to 0)	0 (0 to 0)	0 (0 to 0)	0 (0 to 0)	0 (0 to 0)	0 (0 to 0)	0 (0 to 0)	0 (0 to 0)	0 (0 to 0)	0 (0 to 0)	0 (0 to 0)	0 (0 to 0)	0 (0 to 0)	0 (0 to 0)	0 (0 to 0)	0 (0 to 0)	0 (0 to 0)	0 (0 to 0)	0 (0 to 0)	0 (0 to 0)	0
Lower respiratory infections	1.6 (1.1 to 2.1)	1.5 (1.1 to 1.9)	1.1 (0.2 to 1.5)	1.1 (0.4 to 1.9)	1.4 (1.3 to 2.2)	1.4 (1.2 to 2.1)	1.4 (0.8 to 2.1)	1.4 (0.8 to 2.1)	1.4 (0.7 to 2.1)	1.4 (0.8 to 2.2)	1.4 (0.7 to 2.2)	1.4 (0.8 to 2.2)	1.4 (0.8 to 2.2)	1.4 (0.8 to 2.2)	1.4 (0.8 to 2.2)	1.4 (0.8 to 2.2)	1.4 (0.8 to 2.2)	1.4 (0.8 to 2.2)	1.4 (0.8 to 2.2)	1.4 (0.8 to 2.2)	1.4 (0.8 to 2.2)	1.4 (0.8 to 2.2)	1,280
Upper respiratory infections	0 (0 to 0)	0 (0 to 0)	0.2 (0.1 to 0.2)	0.2 (0.1 to 0.4)	0.2 (0.2 to 0.3)	0.2 (0.2 to 0.3)	0.2 (0.2 to 0.3)	0.2 (0.2 to 0.3)	0.2 (0.2 to 0.3)	0.2 (0.2 to 0.3)	0.2 (0.2 to 0.3)	0.2 (0.2 to 0.3)	0.2 (0.2 to 0.3)	0.2 (0.2 to 0.3)	0.2 (0.2 to 0.3)	0.2 (0.2 to 0.3)	0.2 (0.2 to 0.3)	0.2 (0.2 to 0.3)	0.2 (0.2 to 0.3)	0.2 (0.2 to 0.3)	0.2 (0.2 to 0.3)	0.2 (0.2 to 0.3)	159
Otitis media	0 (0 to 0)	0 (0 to 0)	0.3 (0.3 to 0.9)	0.2 (0.2 to 0.4)	0.2 (0.2 to 0.4)	0.2 (0.2 to 0.4)	0.2 (0.2 to 0.4)	0.2 (0.2 to 0.4)	0.2 (0.2 to 0.4)	0.2 (0.2 to 0.4)	0.2 (0.2 to 0.4)	0.2 (0.2 to 0.4)	0.2 (0.2 to 0.4)	0.2 (0.2 to 0.4)	0.2 (0.2 to 0.4)	0.2 (0.2 to 0.4)	0.2 (0.2 to 0.4)	0.2 (0.2 to 0.4)	0.2 (0.2 to 0.4)	0.2 (0.2 to 0.4)	0.2 (0.2 to 0.4)	0.2 (0.2 to 0.4)	33.4
Enteric infections	0.2 (0.1 to 0.2)	0.7 (0.5 to 0.9)	0.3 (0.4 to 11.9)	0.4 (0.2 to 2.9)	0.3 (0.2 to 0.4)	0.3 (0.2 to 0.4)	0.3 (0.2 to 0.4)	0.3 (0.2 to 0.4)	0.3 (0.2 to 0.4)	0.3 (0.2 to 0.4)	0.3 (0.2 to 0.4)	0.3 (0.2 to 0.4)	0.3 (0.2 to 0.4)	0.3 (0.2 to 0.4)	0.3 (0.2 to 0.4)	0.3 (0.2 to 0.4)	0.3 (0.2 to 0.4)	0.3 (0.2 to 0.4)	0.3 (0.2 to 0.4)	0.3 (0.2 to 0.4)	0.3 (0.2 to 0.4)	0.3 (0.2 to 0.4)	151
Diarrheal diseases	0.2 (0.1 to 0.2)	0.6 (0.5 to 0.9)	0.3 (0.4 to 11.9)	0.4 (0.2 to 2.9)	0.3 (0.2 to 0.4)	0.3 (0.2 to 0.4)	0.3 (0.2 to 0.4)	0.3 (0.2 to 0.4)	0.3 (0.2 to 0.4)	0.3 (0.2 to 0.4)	0.3 (0.2 to 0.4)	0.3 (0.2 to 0.4)	0.3 (0.2 to 0.4)	0.3 (0.2 to 0.4)	0.3 (0.2 to 0.4)	0.3 (0.2 to 0.4)	0.3 (0.2 to 0.4)	0.3 (0.2 to 0.4)	0.3 (0.2 to 0.4)	0.3 (0.2 to 0.4)	0.3 (0.2 to 0.4)	0.3 (0.2 to 0.4)	150
Typhoid and paratyphoid	0 (0 to 0)	0 (0 to 0)	0 (0 to 0)	0 (0 to 0)	0 (0 to 0)	0 (0 to 0)	0 (0 to 0)	0 (0 to 0)	0 (0 to 0)	0 (0 to 0)	0 (0 to 0)	0 (0 to 0)	0 (0 to 0)	0 (0 to 0)	0 (0 to 0)	0 (0 to 0)	0 (0 to 0)	0 (0 to 0)	0 (0 to 0)	0 (0 to 0)	0 (0 to 0)	0 (0 to 0)	0 (0 to 0)	0
Typhoid fever	0 (0 to 0)	0 (0 to 0)	0 (0 to 0)	0 (0 to 0)	0 (0 to 0)	0 (0 to 0)	0 (0 to 0)	0 (0 to 0)	0 (0 to 0)	0 (0 to 0)	0 (0 to 0)	0 (0 to 0)	0 (0 to 0)	0 (0 to 0)	0 (0 to 0)	0 (0 to 0)	0 (0 to 0)	0 (0 to 0)	0 (0 to 0)	0 (0 to 0)	0 (0 to 0)	0 (0 to 0)	0 (0 to 0)	0
Paratyphoid fever	0 (0 to 0)	0 (0 to 0)	0 (0 to 0)	0 (0 to 0)	0 (0 to 0)	0 (0 to 0)	0 (0 to 0)	0 (0 to 0)	0 (0 to 0)	0 (0 to 0)	0 (0 to 0)	0 (0 to 0)	0 (0 to 0)	0 (0 to 0)	0 (0 to 0)	0 (0 to 0)	0 (0 to 0)	0 (0 to 0)	0 (0 to 0)	0 (0 to 0)	0 (0 to 0)	0 (0 to 0)	0 (0 to 0)	0
Invasive Non-typhoidal Salmonella (iNTS)	0 (0 to 0)	0 (0 to 0)	0 (0 to 0)	0 (0 to 0)	0 (0 to 0)	0 (0 to 0)	0 (0 to 0)	0 (0 to 0)	0 (0 to 0)	0 (0 to 0)	0 (0 to 0)	0 (0 to 0)	0 (0 to 0)	0 (0 to 0)	0 (0 to 0)	0 (0 to 0)	0 (0 to 0)	0 (0 to 0)	0 (0 to 0)	0 (0 to 0)	0 (0 to 0)	0 (0 to 0)	0 (0 to 0)	0.6
Other intestinal infectious diseases	0 (0 to 0)	0 (0 to 0)	0.1 (0 to 0.1)	0 (0 to 0)	0 (0 to 0)	0 (0 to 0)	0 (0 to 0)	0 (0 to 0)	0 (0 to 0)	0 (0 to 0)	0 (0 to 0)	0 (0 to 0)	0 (0 to 0)	0 (0 to 0)	0 (0 to 0)	0 (0 to 0)	0 (0 to 0)	0 (0 to 0)	0 (0 to 0)	0 (0 to 0)	0 (0 to 0)	0 (0 to 0)	0 (0 to 0)	0.3
Neglected tropical diseases and malaria	0 (0 to 0)	0.1 (0.2 to 1.3)	0.6 (0.5 to 4.7)	1.9 (0.3 to 9.4)	0 (0 to 0)	0 (0 to 0.2)	0.1 (0 to 0.2)	0.2 (0 to 0.5)	0.3 (0 to 0.7)	0.4 (0.1 to 1)	0.3 (0 to 1.1)	0.4 (0.1 to 1.3)	0.6 (0.1 to 1.6)	0.6 (0.1 to 1.6)	0.5 (0.1 to 1.6)	0.2 (0 to 0.6)	0.2 (0 to 0.5)	0.1 (0 to 0.3)	0.1 (0 to 0.3)	0.1 (0 to 0.2)	0 (0 to 0)	0 (0 to 0)	9.3
Malaria	0 (0 to 0)	0 (0 to 0)	0 (0 to 0)	0 (0 to 0)	0 (0 to 0)	0 (0 to 0)	0 (0 to 0)	0 (0 to 0)	0 (0 to 0)	0 (0 to 0)	0 (0 to 0)	0 (0 to 0)	0 (0 to 0)	0 (0 to 0)	0 (0 to 0)	0 (0 to 0)	0 (0 to 0)	0 (0 to 0)	0 (0 to 0)	0 (0 to 0)	0 (0 to 0)	0 (0 to 0)	0 (0 to 0)	0
Chagas disease	0 (0 to 0)	0 (0 to 0)	0 (0 to 0)	0 (0 to 0)	0 (0 to 0)	0 (0 to 0)	0 (0 to 0)	0 (0 to 0)	0 (0 to 0)	0 (0 to 0)	0 (0 to 0)	0 (0 to 0)	0 (0 to 0)	0 (0 to 0)	0 (0 to 0)	0 (0 to 0)	0 (0 to 0)	0 (0 to 0)	0 (0 to 0)	0 (0 to 0)	0 (0 to 0)	0 (0 to 0)	0 (0 to 0)	0
Leishmaniasis	0 (0 to 0)	0 (0 to 0)	0 (0 to 0)	0 (0 to 0)	0 (0 to 0)	0 (0 to 0)	0 (0 to 0)	0 (0 to 0)	0 (0 to 0)	0 (0 to 0)	0 (0 to 0)	0 (0 to 0)	0 (0 to 0)	0 (0 to 0)	0 (0 to 0)	0 (0 to 0)	0 (0 to 0)	0 (0 to 0)	0 (0 to 0)	0 (0 to 0)	0 (0 to 0)	0 (0 to 0)	0 (0 to 0)	0
Visceral leishmaniasis	0 (0 to 0)	0 (0 to 0)	0 (0 to 0)	0 (0 to 0)	0 (0 to 0)	0 (0 to 0)	0 (0 to 0)	0 (0 to 0)	0 (0 to 0)	0 (0 to 0)	0 (0 to 0)	0 (0 to 0)	0 (0 to 0)	0 (0 to 0)	0 (0 to 0)	0 (0 to 0)	0 (0 to 0)	0 (0 to 0)	0 (0 to 0)	0 (0 to 0)	0 (0 to 0)	0 (0 to 0)	0 (0 to 0)	0
Cutaneous and mucocutaneous leishmaniasis	0 (0 to 0)	0 (0 to 0)	0 (0 to 0)	0 (0 to 0)	0 (0 to 0)	0 (0 to 0)	0 (0 to 0)	0 (0 to 0)	0 (0 to 0)	0 (0 to 0)	0 (0 to 0)	0 (0 to 0)	0 (0 to 0)	0 (0 to 0)	0 (0 to 0)	0 (0 to 0)	0 (0 to 0)	0 (0 to 0)	0 (0 to 0)	0 (0 to 0)	0 (0 to 0)	0 (0 to 0)	0 (0 to 0)	0
African trypanosomiasis	0 (0 to 0)	0 (0 to 0)	0 (0 to 0)	0 (0 to 0)	0 (0 to 0)	0 (0 to 0)	0 (0 to 0)	0 (0 to 0)	0 (0 to 0)	0 (0 to 0)	0 (0 to 0)	0 (0 to 0)	0 (0 to 0)	0 (0 to 0)	0 (0 to 0)	0 (0 to 0)	0 (0 to 0)	0 (0 to 0)	0 (0 to 0)	0 (0 to 0)	0 (0 to 0)	0 (0 to 0)	0 (0 to 0)	0
Schistosomiasis	0 (0 to 0)	0 (0 to 0)	0 (0 to 0)	0 (0 to 0)	0 (0 to 0)	0 (0 to 0)	0 (0 to 0)	0 (0 to 0)	0 (0 to 0)	0 (0 to 0)	0 (0 to 0)	0 (0 to 0)	0 (0 to 0)	0 (0 to 0)	0 (0 to 0)	0 (0 to 0)	0 (0 to 0)	0 (0 to 0)	0 (0 to 0)	0 (0 to 0)	0 (0 to 0)	0 (0 to 0)	0 (0 to 0)	0
Cysticercosis	0 (0 to 0)	0 (0 to 0)	0 (0 to 0)	0 (0 to 0)	0 (0 to 0)	0 (0 to 0)	0 (0 to 0)	0 (0 to 0)	0 (0 to 0)	0 (0 to 0)	0 (0 to 0)	0 (0 to 0)	0 (0 to 0)	0 (0 to 0)	0 (0 to 0)	0 (0 to 0)	0 (0 to 0)	0 (0 to 0)	0 (0 to 0)	0 (0 to 0)	0 (0 to 0)	0 (0 to 0)	0 (0 to 0)	0
Cystic echinococcosis	0 (0 to 0)	0 (0 to 0)	0 (0 to 0)	0 (0 to 0)	0 (0 to 0)	0 (0 to 0)	0 (0 to 0)	0 (0 to 0)	0 (0 to 0)	0 (0 to 0)	0 (0 to 0)	0 (0 to 0)	0 (0 to 0)	0 (0 to 0)	0 (0 to 0)	0 (0 to 0)	0 (0 to 0)	0 (0 to 0)	0 (0 to 0)	0 (0 to 0)	0 (0 to 0)	0 (0 to 0)	0 (0 to 0)	0.1
Lymphatic filariasis	0 (0 to 0)	0 (0 to 0)	0 (0 to 0)	0 (0 to 0)	0 (0 to 0)	0 (0 to 0)	0 (0 to 0)	0 (0 to 0)	0 (0 to 0)	0 (0 to 0)	0 (0 to 0)	0 (0 to 0)	0 (0 to 0)	0 (0 to 0)	0 (0 to 0)	0 (0 to 0)	0 (0 to 0)	0 (0 to 0)	0 (0 to 0)	0 (0 to 0)	0 (0 to 0)	0 (0 to 0)	0 (0 to 0)	0
Onchocerciasis	0 (0 to 0)	0 (0 to 0)	0 (0 to 0)	0 (0 to 0)	0 (0 to 0)	0 (0 to 0)	0 (0 to 0)	0 (0 to 0)	0 (0 to 0)	0 (0 to 0)	0 (0 to 0)	0 (0 to 0)	0 (0 to 0)	0 (0 to 0)	0 (0 to 0)	0 (0 to 0)	0 (0 to 0)	0 (0 to 0)	0 (0 to 0)	0 (0 to 0)	0 (0 to 0)	0 (0 to 0)	0 (0 to 0)	0
Trachoma	0 (0 to 0)	0 (0 to 0)	0 (0 to 0)	0 (0 to 0)	0 (0 to 0)	0 (0 to 0)	0 (0 to 0)	0 (0 to 0)	0 (0 to 0)	0 (0 to 0)	0 (0 to 0)	0 (0 to 0)	0 (0 to 0)	0 (0 to 0)	0 (0 to 0)	0 (0 to 0)	0 (0 to 0)	0 (0 to 0)	0 (0 to 0)	0 (0 to 0)	0 (0 to 0)	0 (0 to 0)	0 (0 to 0)	0
Dengue	0 (0 to 0)	0 (0 to 0)	0 (0 to 0)	0 (0 to 0)	0 (0 to 0)	0 (0 to 0)	0 (0 to 0)	0 (0 to 0)	0 (0 to 0)	0 (0 to 0)	0 (0 to 0)	0 (0 to 0)	0 (0 to 0)	0 (0 to 0)	0 (0 to 0)	0 (0 to 0)	0 (0 to 0)	0 (0 to 0)	0 (0 to 0)	0 (0 to 0)	0 (0 to 0)	0 (0 to 0)	0 (0 to 0)	0
Yellow fever	0 (0 to 0)	0 (0 to 0)	0 (0 to 0)	0 (0 to 0)	0 (0 to 0)	0 (0 to 0)	0 (0 to 0)	0 (0 to 0)	0 (0 to 0)	0 (0 to 0)	0 (0 to 0)	0 (0 to 0)	0 (0 to 0)	0 (0 to 0)	0 (0 to 0)	0 (0 to 0)	0 (0 to 0)	0 (0 to 0)	0 (0 to 0)	0 (0 to 0)	0 (0 to 0)	0 (0 to 0)	0 (0 to 0)	0
Rabies	0 (0 to 0)	0 (0 to 0)	0.2 (0.1 to 0.5)	0.4 (0.1 to 0.9)	0 (0 to 0.2)	0 (0 to 0.1)	0 (0 to 0.1)	0 (0 to 0.1)	0 (0 to 0.1)	0 (0 to 0.2)	0 (0 to 0.2)	0 (0 to 0.1)	0 (0 to 0.1)	0 (0 to 0.1)	0 (0 to 0.1)	0 (0 to 0.4)	0 (0 to 0.1)	0 (0 to 0.1)	0 (0 to 0.1)	0 (0 to 0.1)	0 (0 to 0.1)	0 (0 to 0.1)	0 (0 to 0.1)	1.3
Intestinal nematode infections	0 (0 to 0)	0 (0 to 0)	0 (0 to 0)	0 (0 to 0)	0 (0 to 0)	0 (0 to 0)	0 (0 to 0)	0 (0 to 0)	0 (0 to 0)	0 (0 to 0)	0 (0 to 0)	0 (0 to 0)	0 (0 to 0)	0 (0 to 0)	0 (0 to 0)	0 (0 to 0)	0 (0 to 0)	0 (0 to 0)	0 (0 to 0)	0 (0 to 0)	0 (0 to 0)	0 (0 to 0)	0 (0 to 0)	0
Ascariasis	0 (0 to 0)	0 (0 to 0)	0 (0 to 0)	0 (0 to 0)	0 (0 to 0)	0 (0 to 0)	0 (0 to 0)	0 (0 to 0)	0 (0 to 0)	0 (0 to 0)	0 (0 to 0)	0 (0 to 0)	0 (0 to 0)	0 (0 to 0)	0 (0 to 0)	0 (0 to 0)	0 (0 to 0)	0 (0 to 0)	0 (0 to 0)	0 (0 to 0)	0 (0 to 0)	0 (0 to 0)	0 (0 to 0)	0
Trichuriasis	0 (0 to 0)	0 (0 to 0)	0 (0 to 0)	0 (0 to 0)	0 (0 to 0)	0 (0 to 0)	0 (0 to 0)	0 (0 to 0)	0 (0 to 0)	0 (0 to 0)	0 (0 to 0)	0 (0 to 0)	0 (0 to 0)	0 (0 to 0)	0 (0 to 0)	0 (0 to 0)	0 (0 to 0)	0 (0 to 0)	0 (0 to 0)	0 (0 to 0)	0 (0 to 0)	0 (0 to 0)	0 (0 to 0)	0
Hookworm disease	0 (0 to 0)	0 (0 to 0)	0 (0 to 0)	0 (0 to 0)	0 (0 to 0)	0 (0 to 0)	0 (0 to 0)	0 (0 to 0)	0 (0 to 0)	0 (0 to 0)	0 (0 to 0)	0 (0 to 0)	0 (0 to 0)	0 (0 to 0)	0 (0 to 0)	0 (0 to 0)	0 (0 to 0)	0 (0 to 0)	0 (0 to 0)	0 (0 to 0)	0 (0 to 0)	0 (0 to 0)	0 (0 to 0)	0
Food-borne trematodiases	0 (0 to 0)	0 (0 to 0)	0 (0 to 0)	0 (0 to 0)	0 (0 to 0)	0 (0 to 0)	0 (0 to 0)	0 (0 to 0)	0 (0 to 0)	0 (0 to 0)	0 (0 to 0)	0 (0 to 0)	0 (0 to 0)	0 (0 to 0)	0 (0 to 0)	0 (0 to 0)	0 (0 to 0)	0 (0 to 0)	0 (0 to 0)	0 (0 to 0)	0 (0 to 0)	0 (0 to 0)	0 (0 to 0)	0
Leprosy	0 (0 to 0)	0 (0 to 0)	0



Osteoarthritis other	0 (0 to 0)	0 (0 to 0)	0 (0 to 0)	0 (0 to 0)	0 (0 to 0)	0 (0 to 0)	0 (0 to 0)	0 (0 to 0)	0 (0 to 0)	0 (0 to 0)	0.1 (0 to 2)	0.5 (0 to 1.1)	1.3 (0 to 3)	3.4 (1.4 to 7.4)	6.6 (3 to 14.5)	9.4 (4.2 to 20.2)	10.9 (5.1 to 23.9)	12.4 (5.9 to 25.5)	13.6 (6.7 to 28.4)	10.6 (5.3 to 21.9)	8.3 (4.2 to 17.1)	5.3 (2.7 to 10.7)	2.5 (1.3 to 5)	0.7 (0.4 to 1.4)	85.6
Low back pain	0 (0 to 0)	0 (0 to 0)	0 (0 to 0)	0 (0 to 0)	7.2 (3.6 to 12.3)	39.4 (21.6 to 58)	28 (20.5 to 36.1)	26.7 (46.4 to 121)	64.6 (644.6 to 168)	109 (833 to 2314)	146 (99.2 to 350)	166 (99.6 to 352)	161 (99.4 to 352)	164 (107 to 344)	276 (172 to 472)	366 (179 to 636)	252 (163 to 398)	252 (164 to 388)	252 (162 to 373)	173 (108 to 253)	122 (75.1 to 181)	66 (41 to 93.9)	22.5 (164 to 39.7)	1 (3.9 to 6.9)	2,710
Neck pain	0 (0 to 0)	0 (0 to 0)	0 (0 to 0)	2.5 (1.2 to 7.4)	19 (10.2 to 33)	28.7 (19.9 to 50.5)	25 (15 to 58.7)	19 (26.1 to 92)	40.2 (20.4 to 77.4)	45 (32 to 117)	64 (41.6 to 137)	69.2 (43.2 to 155)	86.4 (56.7 to 191)	86.7 (54.2 to 197)	163 (92 to 301)	101 (43.2 to 159)	90.6 (51.6 to 145)	85.7 (49.4 to 132)	89.2 (53.6 to 131)	53.9 (29.9 to 82.1)	32.5 (13.6 to 58.8)	14.8 (7.2 to 34.4)	4.9 (3.5 to 11)	2.5 (1.2 to 3.9)	937
Other musculoskeletal disorders	57.4 (36.5 to 91.6)	28.9 (22.3 to 39.1)	101 (69.4 to 143)	92.9 (51.7 to 78.6)	38.9 (28.6 to 51.4)	50.6 (37.5 to 67.2)	68 (49.8 to 92.6)	102 (72.8 to 140)	139 (97.7 to 193)	159 (101 to 239)	175 (126 to 261)	170 (126 to 263)	162 (116 to 253)	210 (160 to 282)	240 (166 to 336)	259 (170 to 364)	251 (177 to 343)	266 (188 to 362)	287 (209 to 395)	221 (160 to 304)	174 (124 to 231)	114 (88 to 152)	49.4 (38 to 72.8)	21.2 (16 to 28.6)	3,250
Congenital birth defects	55.5 (27.1 to 93.3)	24.6 (18.3 to 32.3)	69.2 (44 to 97.6)	42.4 (29.5 to 54.8)	19.8 (13.6 to 27)	18.3 (12.7 to 24.2)	16.7 (12.9 to 22)	14.6 (11.1 to 19.1)	14.8 (11.7 to 19)	13.7 (10.2 to 19.5)	13.2 (10.1 to 17.5)	15.1 (11.6 to 19)	13.6 (9.5 to 15.6)	15.1 (10.9 to 19.3)	17.1 (11.9 to 22)	17 (11.9 to 22.1)	16.1 (11.9 to 20.8)	13.8 (9.8 to 13.6)	3.8 (2.5 to 5.4)	2.3 (1.4 to 3.2)	1.4 (0.9 to 2.2)	0.7 (0.4 to 1.2)	0.3 (0.2 to 0.5)	0.1 (0 to 0.1)	387
Neural tube defects	6.3 (2.6 to 9.9)	1.5 (0.8 to 2.3)	5.3 (2.8 to 9.2)	6.9 (4.3 to 10.6)	0.9 (0.7 to 1.3)	1.1 (0.8 to 1.6)	1.1 (0.9 to 1.5)	1.1 (0.7 to 1.4)	1.2 (0.8 to 1.6)	1.1 (0.7 to 1.5)	1.1 (0.7 to 1.4)	1.1 (0.7 to 1.4)	0.7 (0.4 to 0.9)	0.6 (0.4 to 0.9)	0.4 (0.3 to 0.6)	0.3 (0.3 to 0.5)	0.2 (0.2 to 0.4)	0.2 (0.1 to 0.3)	0.1 (0 to 0.2)	0.1 (0 to 0.1)	0.1 (0 to 0.1)	0 (0 to 0)	0 (0 to 0)	0 (0 to 0)	29.9
Congenital heart anomalies	12.5 (6.6 to 23.7)	10.6 (6.4 to 18.3)	22.4 (12.4 to 41.5)	9.6 (5.1 to 16)	2.6 (2 to 3.4)	2.9 (2 to 4.6)	2.5 (2 to 3.5)	2.2 (2 to 3.4)	2.9 (2.4 to 4.7)	3.3 (2.2 to 5.4)	3.4 (2.4 to 5)	3.5 (2.5 to 5)	3.1 (2.1 to 4.4)	3.3 (1.8 to 4.6)	2.7 (1.5 to 4)	2.4 (1.2 to 3.4)	1.9 (0.9 to 2.7)	1.8 (0.8 to 2.7)	0.3 (0.1 to 0.5)	0.2 (0.1 to 0.4)	0.1 (0 to 0.1)	0.1 (0 to 0.1)	0 (0 to 0)	0 (0 to 0)	0 (0 to 0)	92.6
Orofacial clefts	0 (0 to 0)	0.2 (0.1 to 0.3)	0.3 (0.1 to 0.6)	0.3 (0.1 to 0.5)	0.3 (0.1 to 0.5)	0.3 (0.1 to 0.5)	0.2 (0.1 to 0.4)	0.2 (0.1 to 0.4)	0.2 (0.1 to 0.4)	0.2 (0.1 to 0.5)	0.2 (0.1 to 0.5)	0.2 (0.1 to 0.5)	0.2 (0.1 to 0.4)	0.2 (0.1 to 0.5)	0.3 (0.1 to 0.5)	0.3 (0.1 to 0.5)	0.2 (0.1 to 0.4)	0.2 (0.1 to 0.4)	0.2 (0.1 to 0.4)	0.1 (0 to 0.3)	0.1 (0 to 0.3)	0 (0 to 0.1)	0 (0 to 0)	0 (0 to 0)	4
Down syndrome	1.6 (0.6 to 2.9)	0.5 (0.3 to 0.9)	2 (1.2 to 3.3)	1.7 (1 to 2.2)	1.2 (0.8 to 1.7)	1.2 (0.8 to 1.7)	1.2 (0.8 to 1.7)	1.3 (0.9 to 1.8)	1.4 (1 to 2)	1.8 (1.3 to 2.5)	1.8 (1.3 to 2.5)	1.7 (1.2 to 2.2)	1.8 (1.2 to 2.2)	2.7 (1.8 to 3.4)	5.3 (3.2 to 7.3)	6.5 (3.8 to 8.8)	5.6 (3.6 to 8)	3 (1.6 to 4.3)	1.6 (0.9 to 2.4)	0.5 (0.3 to 0.9)	0.3 (0.2 to 0.5)	0.1 (0 to 0.2)	0 (0 to 0)	0 (0 to 0)	40.8
Turner syndrome	0 (0 to 0)	0 (0 to 0)	0 (0 to 0)	0.1 (0 to 0.1)	0.1 (0 to 0.1)	0.1 (0 to 0.2)	0.1 (0 to 0.2)	0.1 (0 to 0.2)	0.1 (0 to 0.2)	0.1 (0 to 0.1)	0.1 (0 to 0.1)	0.1 (0 to 0.1)	0 (0 to 0)	0 (0 to 0)	0 (0 to 0)	0 (0 to 0)	0 (0 to 0)	0 (0 to 0)	0 (0 to 0)	0 (0 to 0)	0 (0 to 0)	0 (0 to 0)	0 (0 to 0)	0 (0 to 0)	0 (0 to 0)	0.7
Klinefelter syndrome	0 (0 to 0)	0 (0 to 0)	0 (0 to 0)	0 (0 to 0)	0 (0 to 0)	0 (0 to 0)	0 (0 to 0)	0 (0 to 0)	0 (0 to 0)	0 (0 to 0)	0 (0 to 0)	0 (0 to 0)	0 (0 to 0)	0 (0 to 0)	0 (0 to 0)	0 (0 to 0)	0 (0 to 0)	0 (0 to 0)	0 (0 to 0)	0 (0 to 0)	0 (0 to 0)	0 (0 to 0)	0 (0 to 0)	0 (0 to 0)	0 (0 to 0)	0.2
Other chromosomal abnormalities	6.4 (3.4 to 10.7)	3.7 (2.4 to 6)	9.8 (6.2 to 15.5)	4.6 (2.2 to 6.5)	2.4 (1.6 to 3.2)	2.3 (1.6 to 3)	2.1 (1.6 to 2.7)	1.8 (1.3 to 2.5)	1.8 (1.3 to 2.4)	1.9 (1.3 to 2.7)	1.8 (1.2 to 2.4)	1.8 (1.2 to 2.4)	1.4 (0.9 to 2)	1.7 (1.1 to 2.4)	1.4 (0.9 to 2)	1.1 (0.7 to 1.6)	0.7 (0.4 to 1.1)	0.5 (0.3 to 0.8)	0.2 (0.1 to 0.4)	0.1 (0 to 0.2)	0.1 (0 to 0.2)	0 (0 to 0)	0 (0 to 0)	0 (0 to 0)	45.5
Congenital musculoskeletal and limb anomalies	2.7 (1.7 to 5)	0.9 (0.4 to 1.4)	7.5 (4.5 to 11.5)	6.1 (3.2 to 14.1)	3.7 (2.9 to 4.6)	3.6 (2.7 to 4.5)	3.4 (2.7 to 4.6)	3.2 (2.5 to 4.1)	3.1 (2.4 to 4.1)	2.9 (2.1 to 3.9)	3.9 (2.4 to 5.9)	3.4 (2.1 to 5.1)	2.1 (1.2 to 3.7)	4.1 (2.4 to 6.1)	4.4 (2.7 to 6.7)	2.7 (1.6 to 4.1)	2.3 (1.4 to 3.4)	2.9 (1.8 to 4.4)	2.2 (1.2 to 3.2)	1.1 (0.7 to 1.8)	0.6 (0.4 to 1)	0.3 (0.2 to 0.5)	0.1 (0 to 0.2)	0 (0 to 0)	80.4
Urogenital congenital anomalies	3.2 (1.4 to 10.4)	0.7 (0.4 to 1.1)	1.6 (0.8 to 2.8)	1.1 (0.6 to 1.8)	0.7 (0.3 to 0.9)	0.5 (0.2 to 0.8)	0.3 (0.2 to 0.4)	0.3 (0.2 to 0.4)	0.2 (0.2 to 0.3)	0.2 (0.2 to 0.3)	0.2 (0.1 to 0.3)	0.1 (0 to 0.2)	0.1 (0 to 0.2)	0.1 (0 to 0.2)	0.1 (0 to 0.2)	0.1 (0 to 0.1)	0 (0 to 0.1)	0 (0 to 0.1)	0 (0 to 0.1)	0 (0 to 0)	0 (0 to 0)	0 (0 to 0)	0 (0 to 0)	0 (0 to 0)	0 (0 to 0)	9.7
Digestive congenital anomalies	4.3 (2.3 to 7.7)	1.4 (0.9 to 2.4)	3 (1.9 to 4.7)	2.1 (1.1 to 4.6)	0.7 (0.3 to 0.9)	0.6 (0.3 to 0.9)	0.5 (0.2 to 0.8)	0.5 (0.2 to 0.7)	0.3 (0.2 to 0.4)	0.3 (0.2 to 0.4)	0.3 (0.2 to 0.4)	0.2 (0.1 to 0.3)	0.1 (0 to 0.2)	0.1 (0 to 0.2)	0.1 (0 to 0.2)	0.1 (0 to 0.1)	0 (0 to 0.1)	0 (0 to 0.1)	0 (0 to 0.1)	0 (0 to 0)	0 (0 to 0)	0 (0 to 0)	0 (0 to 0)	0 (0 to 0)	0 (0 to 0)	23.9
Other congenital birth defects	6.1 (4.5 to 9.8)	2.5 (2.7 to 6.1)	2.3 (4.7 to 8.9)	2.3 (2.9 to 4.8)	2.7 (2.1 to 4.5)	2.7 (1.8 to 4)	2.7 (1.6 to 3.6)	2.6 (1.6 to 3.7)	2.7 (1.9 to 3.7)	2.7 (1.9 to 4)	2.7 (1.9 to 4)	2.7 (1.9 to 4)	2.7 (1.9 to 4)	2.7 (1.9 to 4)	2.7 (1.9 to 4)	2.7 (1.9 to 4)	2.7 (1.9 to 4)	2.7 (1.9 to 4)	2.7 (1.9 to 4)	2.7 (1.9 to 4)	2.7 (1.9 to 4)	2.7 (1.9 to 4)	2.7 (1.9 to 4)	2.7 (1.9 to 4)	2.7 (1.9 to 4)	69.8
Urinary diseases and male infertility	0.1 (0 to 0.1)	0.1 (0 to 0.1)	0.5 (0.2 to 0.8)	0.6 (0.4 to 0.7)	0.3 (0.2 to 0.5)	0.4 (0.4 to 0.7)	0.4 (0.4 to 0.7)	0.5 (0.2 to 0.6)	0.5 (0.4 to 0.7)	0.5 (0.3 to 0.8)	0.5 (0.3 to 0.7)	0.5 (0.3 to 0.7)	0.5 (0.3 to 0.7)	0.6 (0.4 to 0.9)	0.5 (0.3 to 0.7)	0.4 (0.3 to 0.6)	0.3 (0.2 to 0.5)	0.3 (0.2 to 0.4)	0.2 (0.1 to 0.3)	0.1 (0 to 0.2)	0.1 (0 to 0.1)	0 (0 to 0)	0 (0 to 0)	0 (0 to 0)	0 (0 to 0)	411
Urolithiasis	0 (0 to 0)	0 (0 to 0)	0 (0 to 0)	0 (0 to 0)	0 (0 to 0.1)	0 (0 to 0.1)	0 (0 to 0.1)	0 (0 to 0.2)	0 (0 to 0.2)	0 (0 to 0.1)	0 (0 to 0.1)	0 (0 to 0.1)	0 (0 to 0.1)	0 (0 to 0.2)	0 (0 to 0.1)	0 (0 to 0.1)	0 (0 to 0.1)	0 (0 to 0.1)	0 (0 to 0.1)	0 (0 to 0.1)	0 (0 to 0.1)	0 (0 to 0.1)	0 (0 to 0.1)	0 (0 to 0.1)	0 (0 to 0.1)	21.6
Benign prostatic hyperplasia	0 (0 to 0)	0 (0 to 0)	0 (0 to 0)	0 (0 to 0)	0 (0 to 0)	0 (0 to 0)	0 (0 to 0)	0 (0 to 0)	0 (0 to 0)	0 (0 to 0)	0 (0 to 0)	0 (0 to 0)	0 (0 to 0)	0 (0 to 0)	0 (0 to 0)	0 (0 to 0)	0 (0 to 0)	0 (0 to 0)	0 (0 to 0)	0 (0 to 0)	0 (0 to 0)	0 (0 to 0)	0 (0 to 0)	0 (0 to 0)	0 (0 to 0)	122
Male infertility	0 (0 to 0)	0 (0 to 0)	0 (0 to 0)	0 (0 to 0)	0 (0 to 0)	0 (0 to 0)	0 (0 to 0)	0 (0.2 to 0.2)	0 (0 to 0)	1.9 (0.3 to 3.4)	1.4 (0.4 to 3.1)	1.3 (0.3 to 3.7)	1.5 (0.4 to 3.7)	1.4 (0.3 to 3.7)	0.9 (0.1 to 0.6)	0.3 (0 to 0.6)	0.2 (0 to 0.5)	0.1 (0 to 0.3)	0 (0 to 0)	0 (0 to 0)	0 (0 to 0)	0 (0 to 0)	0 (0 to 0)	0 (0 to 0)	0 (0 to 0)	7.1
Other urinary diseases	0.1 (0 to 0.1)	0.1 (0 to 0.2)	0.2 (0.1 to 0.3)	0.2 (0.1 to 0.2)	0.2 (0.1 to 0.2)	0.2 (0.1 to 0.2)	0.2 (0.1 to 0.2)	0.2 (0.2 to 0.5)	0.3 (0.2 to 0.5)	0.4 (0.3 to 0.6)	0.5 (0.3 to 0.8)	0.5 (0.3 to 0.8)	0.5 (0.3 to 0.8)	0.5 (0.3 to 0.8)	0.4 (0.2 to 0.6)	0.3 (0.2 to 0.5)	0.2 (0.1 to 0.4)	0.2 (0.1 to 0.3)	0.1 (0 to 0.2)	0.1 (0 to 0.2)	0.1 (0 to 0.1)	0 (0 to 0.1)	0 (0 to 0.1)	0 (0 to 0.1)	0 (0 to 0.1)	14.6
Gynecological diseases	0 (0 to 0)	0 (0 to 0)	0 (0 to 0)	0 (0 to 0)	41.5 (12 to 83)	34.4 (14.2 to 66.2)	32.6 (14.2 to 72.2)	30.4 (24 to 72.2)	31.5 (21.6 to 121)	29.7 (22.3 to 142)	27.3 (20.6 to 132)	26.1 (20.1 to 111)	24.1 (19.2 to 106)	24.6 (19.2 to 106)	23.5 (18.2 to 110)	23.4 (18.2 to 110)	22.5 (18.2 to 110)	22.5 (18.2 to 110)	22.5 (18.2 to 110)	22.5 (18.2 to 110)	22.5 (18.2 to 110)	22.5 (18.2 to 110)	22.5 (18.2 to 110)	22.5 (18.2 to 110)	22.5 (18.2 to 110)	744
Uterine fibroids	0 (0 to 0)	0 (0 to 0)	0 (0 to 0)	0 (0 to 0)	0.1 (0 to 0.2)	0.1 (0 to 0.2)	0.1 (0 to 0.3)	0.1 (0 to 0.5)	0.2 (0.2 to 1.1)	1.2 (0.5 to 2.2)	2.4 (1 to 4.7)	3.4 (1.5 to 6.5)	3.4 (1.5 to 6.5)	4.8 (2.1 to 9.3)	4.4 (2 to 8.7)	2.3 (1 to 3.4)	1.4 (0.8 to 2.1)	1.1 (0.5 to 2.2)	0.7 (0.3 to 1.4)	0.4 (0.1 to 0.9)	0.2 (0 to 0.5)	0.1 (0 to 0.2)	0 (0 to 0)	0 (0 to 0)	0 (0 to 0)	24.2
Polycystic ovarian syndrome	0 (0 to 0)	0 (0 to 0)	0 (0 to 0)	0 (0 to 0)	2.5 (0.2 to 1.4)	2.5 (0.9 to 4.6)	2.5 (0.4 to 6.9)	2.5 (1.4 to 7.9)	2.5 (1.7 to 9.3)	2.5 (1.5 to 7.3)	2.5 (1 to 6.4)	2.5 (1 to 6.4)	2.5 (1 to 6.4)	2.5 (1.2 to 6.4)	2.5 (1.2 to 6.4)	2.5 (0.9 to 1.6)	2.5 (0 to 0)	2.5 (0 to 0)	2.5 (0 to 0)	2.5 (0 to 0)	2.5 (0 to 0)	2.5 (0 to 0)	2.5 (0 to 0)	2.5 (0 to 0)	2.5 (0 to 0)	24.5
Female infertility	0 (0 to 0)	0 (0 to 0)	0 (0 to 0)	0 (0 to 0)	0 (0 to 0)	0 (0 to 0)	0 (0 to 0)	0.4 (0 to 2)	1.1 (0.4 to 3)	1.4 (0.4 to 4)	1.8 (0.6 to 4)	1.8 (0.6 to 4)	1.8 (0.6 to 4)	1.8 (0.6 to 4)	1.8 (0.6 to 4)	1.8 (0.6 to 4)	1.8 (0.6 to 4)	1.8 (0.6 to 4)	1.8 (0.6 to 4)	1.8 (0.6 to 4)	1.8 (0.6 to 4)	1.8 (0.6 to 4)	1.8 (0.6 to 4)	1.8 (0.6 to 4)	1.8 (0.6 to 4)	6.6
Endometriosis	0 (0 to 0)	0 (0 to 0)	0 (0 to 0)	0 (0 to 0)	2.7 (1.5 to 5)	2.5 (0.8 to 5.2)	2.5 (0.9 to 6)	2.5 (0.9 to 6)	2.5 (0.9 to 6)	2.5 (0.9 to 6)	2.5 (0.9 to 6)	2.5 (0.9 to 6)	2.5 (0.9 to 6)	2.5 (0.9 to 6)	2.5 (0.9 to 6)	2.5 (0.9 to 6)	2.5 (0.9 to 6)	2.5 (0.9 to 6)	2.5 (0.9 to 6)	2.5 (0.9 to 6)	2.5 (0.9 to 6)	2.5 (0.9 to 6)	2.5 (0.9 to 6)	2.5 (0.9 to 6)	2.5 (0.9 to 6)	31.5
Genital prolapse	0 (0 to 0)	0 (0 to 0)	0 (0 to 0)	0 (0 to 0)	0 (0 to 0)	0 (0 to 0)	0 (0 to 0)	0 (0 to 0)	0 (0 to 0)	0 (0 to 0)	0 (0 to 0)	0 (0 to 0)	0 (0 to 0)	0 (0 to 0)	0 (0 to 0)	0 (0 to 0)	0 (0 to 0)	0 (0 to 0)	0 (0 to 0)	0 (0 to 0)	0 (0 to 0)	0 (0 to 0)	0 (0 to 0)	0 (0 to 0)	0 (0 to 0)	0 (0 to 0)
Premenstrual syndrome	0 (0 to 0)	0 (0 to 0)	0 (0 to 0)	0 (0 to 0)	0 (0 to 0)	0 (0 to 0)	0 (0 to 0)	0 (0 to 0)	0 (0 to 0)	0 (0 to 0)	0 (0 to 0)	0 (0 to 0)	0 (0 to 0)	0 (0 to 0)	0 (0 to 0)	0 (0 to 0)	0 (0 to 0)	0 (0 to 0)	0 (0 to 0)	0 (0 to 0)	0 (0 to 0)	0 (0 to 0)	0 (0 to 0)	0 (0 to 0)	0 (0 to 0)	0 (0 to 0)
Other gynecological diseases	0 (0 to 0)	0 (0 to 0)	0 (0 to 0)	0 (0 to 0)	0 (0 to 0)	0 (0 to 0)	0 (0 to 0)	0 (0 to 0)	0 (0 to 0)	0 (0 to 0)	0 (0 to 0)	0 (0 to 0)	0 (0 to 0)	0 (0 to 0)	0 (0 to 0)	0 (0 to 0)	0 (0 to 0)	0 (0 to 0)	0 (0 to 0)	0 (0 to 0)	0 (0 to 0)	0 (0 to 0)	0 (0 to 0)	0 (0 to 0)	0 (0 to 0)	0 (0 to 0)
Hemoglobinopathies and hemolytic anemias	0.1 (0 to 0.2)	0.6 (0 to 1.2)	2.3 (0.7 to 4.9)	2.6 (0.5 to 5.1)	1.1 (0.5 to 1.4)	0.8 (0.5 to 1.4)	0.5 (0 to 0.9)	0.3 (0 to 0.6)	0.2 (0 to 0.4)	0.2 (0 to 0.4)	0.2 (0 to 0.4)	0.1 (0 to 0.3)	0.1 (0 to 0.2)	0.1 (0 to 0.2)	0.1 (0 to 0.2)	0.1 (0 to 0.2)	0.1 (0 to 0.2)	0.1 (0 to 0.2)	0.1 (0 to 0.2)	0.1 (0 to 0.2)	0.1 (0 to 0.2)	0.1 (0 to 0.2)	0.1 (0 to 0.2)	0.1 (0 to 0.2)	0.1 (0 to 0.2)	45.6
Thalassemias	0 (0 to 0)	0 (0 to 0)	0.2 (0 to 0.5)	0.1 (0 to 0.1)	0 (0 to 0.1)	0 (0 to 0.1)	0 (0 to 0.1)	0 (0 to 0.1)	0 (0 to 0.1)	0 (0 to 0.1)	0 (0 to 0.1)	0 (0 to 0.1)	0 (0 to 0.1)	0 (0 to 0.1)	0 (0 to 0.1)	0 (0 to 0.1)	0 (0 to 0.1)	0 (0 to 0.1)	0 (0 to 0.1)	0 (0 to 0.1)	0 (0 to 0.1)	0 (0 to 0.1)	0 (0 to 0.1)	0 (0 to 0.1)	0 (0 to 0.1)	0 (0 to 0.1)	0.5
Thalassemias trait	0.2 (0 to 0.4)	0.7 (0 to 1.7)	1.1 (0.1 to 2.6)	0.3 (0 to 1)	0.2 (0 to 0.3)	0.2 (0 to 0.3)	0.1 (0 to 0.2)	1.4 (0.1 to 2.7)	1.1 (0.1 to 2.7)	1 (0.1 to 2.7)	0.9 (0.1 to 2.3)	0.4 (0 to 1.1)	0.2 (0 to 0.6)	0.5 (0 to 1.7)	0.7 (0 to 2.1)	0.5 (0 to 1.4)	0.4 (0 to 1.2)	0.4 (0 to 1.2)	0.3 (0 to 1)	0.2 (0 to 0.7)	0.2 (0 to 0.6)	0.1 (0 to 0.3)	0 (0 to 0.1)	0 (0 to 0.1)	0 (0 to 0.1)	10.3
Sickle cell disorders	0 (0 to 0)	0.1 (0 to 0.3)	0.4 (0.3 to 0.7)	0.3 (0.2 to 0.4)	0.3 (0.2 to 0.4)	0.3 (0.2 to 0.4)	0.3 (0.2 to 0.4)	0.3 (0.2 to 0.4)	0.3 (0.1 to 0.4)	0.3 (0.1 to 0.4)	0.3 (0.1 to 0.4)	0.2 (0.1 to 0.3)	0.2 (0.1 to 0.3)	0.1 (0.1 to 0.2)	0.1 (0 to 0.2)	0.1 (0 to 0.2)	0.1 (0 to 0.2)	0.1 (0 to 0.2)	0.1 (0 to 0.2)	0.1 (0 to 0.2)	0.1 (0 to 0.2)	0.1 (0 to 0.2)	0.1 (0 to 0.2)	0.1 (0 to 0.2)	0.1 (0 to 0.2)	3
Sickle cell trait	0 (0 to 0)	0 (0 to 0)	0.4 (0.1 to 0.7)	0.5 (0.1 to 0.7)	0.5 (0.2 to 0.7)	0.5 (0.2 to 0.7)	0.5 (0.2 to 0.6)	1.8 (0.5 to 3.7)	1.1 (0.5 to 3.4)	1 (0.5 to 3.4)	1 (0.5 to 3.4)	0.9 (0.5 to 3.4)	0.9 (0.5 to 3.4)	0.9 (0.5 to 3.4)	0.9 (0.5 to 3.4)	0.9 (0.5 to 3.4)	0.9 (0.5 to 3.4)	0.9 (0.5 to 3.4)	0.9 (0.5 to 3.4)	0.9 (0.5 to 3.4)	0.9 (0.5 to 3.4)	0.9 (0.5 to 3.4)	0.9 (0.5 to 3.4)	0.9 (0.5 to 3.4)	0.9 (0.5 to 3.4)	7.4
G6PD deficiency	0 (0 to 0)	0 (0 to 0)	0 (0 to 0)	0 (0 to 0)	0.1 (0 to 0.2)	0.1 (0 to 0.2)	0.2 (0 to 0.4)	0.3 (0 to 0.8)	0.3 (0 to 0.8)	0.3 (0 to 0.8)	0.4 (0.2 to 0.8)	0.4 (0.2 to 0.8)	0.4 (0.2 to 0.8)	0.3 (0.2 to 0.6)	0.3 (0.2 to 0.6)	0.3 (0.2 to 0.6)	0.3 (0.2 to 0.6)	0.3 (0.2 to 0.6)	0.2 (0.1 to 0.3)	0.2 (0.1 to 0.3)	0.1 (0 to 0.2)	0.1 (0 to 0.2)	0 (0 to 0.1)	0 (0 to 0.1)	0 (0 to 0.1)	4.1
G6PD trait	0 (0 to 0)	0 (0 to 0)	0 (0 to 0)	0 (0 to 0)	0 (0 to 0)	0 (0 to 0)	0 (0 to 0)	0 (0 to 0)	0 (0 to 0)	0 (0 to 0)	0 (0 to 0)	0 (0 to 0)	0 (0 to 0)	0 (0 to 0)	0 (0 to 0)	0 (0 to 0)	0 (0 to 0)	0 (0 to 0)	0 (0 to 0)	0 (0 to 0)	0 (0 to 0)	0 (0 to 0)	0 (0 to 0)	0 (0 to 0)	0 (0 to 0)	0 (0 to 0)	0.2
Other hemoglobinopathies and hemolytic anemias	0.1 (0 to 0.4)	0.6 (0.1 to 1.6)	0.7 (0.1 to 2.5)	0.1 (0 to 0.2)	0.1 (0.1 to 0.2)	0.1 (0 to 0.2)	0.1 (0 to 0.2)	0.1 (0 to 0.3)	0.1 (0 to 0.3)	0.1 (0 to 0.3)	0.1 (0 to 0.3)	0.1 (0 to 0.3)	0.1 (0 to 0.3)	0.1 (0 to 0.3)	0.1 (0 to 0.3)	0.1 (0 to 0.3)	0.1 (0 to 0.3)	0.1 (0 to 0.3)	0.1 (0 to 0.3)	0.1 (0 to 0.3)	0.1 (0 to 0.3)	0.1 (0 to 0.3)	0.1 (0 to 0.3)	0.1 (0 to 0.3)	0.1 (0 to 0.3)	4.1
Endocrine, metabolic, blood, and immune disorders	1.8 (1.1 to 2.9)	1.7 (1.1 to 2.5)	9.5 (5.4 to 15.9)	10.1 (5.3 to 18.4)	13.4 (9.3 to 17.6)	16.3 (11.2 to 22.4)	17.2 (12.3 to 23.4)	18 (12.5 to 25.4)	21.6 (14.7 to 31.2)	24.1 (16.1 to 34.7)	29.2 (19.7 to 42.7)	32.6 (24.5 to 53.7)	41.5 (26.9 to 81.4)	42.6 (41.5 to 84.6)	52.4 (32.9 to 122)	58.2 (34.5 to 145)	67.1 (36.4 to 132)	68.6 (38.1 to 136)	69.6 (43.1 to 136)	49.6 (27.1 to 98.4)	18.6 (13.3 to 27.2)	7.4 (5.3 to 10.3)	2.3 (1.5 to 3.1)	863
Oral disorders	5.5 (2.6 to 9.4)	2.6 (1.4 to 3.4)	4.7 (2.9 to 7.2)	6.5 (3.4 to 11.1)	7.5 (4.7 to 12.3)	9.5 (5.5 to 16.6)	11.2 (6.5 to 20.6)	13.2 (8.3 to 24.6)	15.2 (9.5 to 28.2)	17.2 (10.3 to 32.5)	20.3 (11.7 to 39.5)	22.6 (13.5 to 41.1)	25 (14.1 to 42.9)	28 (22.1 to 46)	33.3 (22.2 to 49.4)	39.2 (24.1 to 61)	44.2 (25.1 to 69.1)	47.1 (27.6 to 74.9)	47.9 (28.1 to 76.2)	39.5 (22.4 to 64.1)	32.2 (20.2 to 52.1)	20.5 (12.6 to 33.7)	10.4 (6.7 to 15.4)	4.1 (2.6 to 6.2)	764
Caries of deciduous teeth	0 (0 to 0)	0 (0 to 0)	0 (0 to 0)	0 (0 to 0.4)	0 (0 to 0.1)	0 (0 to 0)	0 (0 to 0)	0 (0 to 0)	0 (0 to 0)	0 (0 to 0)	0 (0 to 0)	0 (0 to 0)	0 (0 to 0)	0 (0 to 0)	0 (0 to 0)	0 (0 to 0)	0 (0 to 0)	0 (0 to 0)	0 (0 to 0)	0 (0 to 0)	0 (0 to 0)	0 (0 to 0)	0 (0 to 0)	0 (0 to 0)	0 (0 to 0)	0 (0 to 0)	0.9
Caries of permanent teeth	0 (0 to 0)	0 (0 to 0)	0 (0 to 0)	0 (0 to 0)	2.6 (0.3 to 6.3)	2.6 (1.2 to 5.8)	2.6 (1.2 to 5.8)	3.7 (1.4 to 8.5)	3.7 (1.5 to 7.5)	3.7 (1.6 to 8.2)	3.7 (1.6 to 7.8)	3.7 (1.4 to 7.8)	3.3 (1.4 to 6.7)	3.8 (1.6 to 7.6)	3.8 (1.6 to 7.6)	3.8 (1.6 to 7.6)	3.8 (1.6 to 7.6)	3.8 (1.6 to 7.6)	3.8 (1.6 to 7.6)	3.8 (1.6 to 7.6)	3.8 (1.6 to 7.6)	3.8 (1.6 to 7.6)	3.8 (1.6 to 7.6)	3.8 (1.6 to 7.6)	3.8 (1.6 to 7.6)	52.2
Periodontal diseases	0 (0 to 0)	0 (0 to 0)	0 (0 to 0)	0 (0 to 0)	0.5 (0 to 0.6)	0.5 (0 to 0.6)	0.5 (0 to 0.6)	0.5 (0 to 0.7)	0.5 (0 to 0.8)	0.5 (0 to 0.8)	0.5 (0 to 0.8)	0.5 (0 to 0.8)	0.5 (0 to 0.8)	0.5 (0 to 0.8)	0.5 (0 to 0.8)	0.5 (0 to 0.8)	0.5 (0 to 0.8)	0.5 (0 to 0.8)	0.5 (0 to 0.8)	0.5 (0 to 0.8)	0.5 (0 to 0.8)	0.5 (0 to 0.8)	0.5 (0 to 0.8)	0.5 (0 to 0.8)	0.5 (0 to 0.8)	158
Other oral disorders	0 (0 to 0)	0 (0 to 0)	0 (0 to 0)	0.2 (1.9 to 5.1)	3.1 (1.9 to 4.9)	3.5 (2 to 5.5)	4.4 (2.6 to 6.9)	5.5 (3.4 to 8.3)	6.8 (4.2 to 10.3)	8.1 (4.8 to 11.8)	9.6 (4.7 to 11.8)	9.6 (4.2 to 10.2)	8.4 (5 to 12.4)	8.6 (5.8 to 14)	8.3 (5.3 to 13.3)	7.4 (4.6 to 11.7)	6.1 (4.3 to 10.5)	5.1 (3.4 to 8.9)	3.3 (2 to 5)	2.3 (1.1 to

SR Table 2c: Bradford DALYS by cause and age group for both sexes with 95% uncertainty intervals, 2019

Cause	Early Neonatal (0-6 days)	Late Neonatal (7-27 days)	Post Neonatal (28-364 days)	1 to 4	5 to 9	10 to 14	15 to 19	20 to 24	25 to 29	30 to 34	35 to 39	40 to 44	45 to 49	50 to 54	55 to 59	60 to 64	65 to 69	70 to 74	75 to 79	80 to 84	85 to 89	90 to 94	95 plus	Total
All causes	(1,370 to 2,100)	(445 to 744)	(1,060 to 1,560)	(1,010 to 1,600)	(1,270 to 2,060)	(1,310 to 2,060)	(2,020 to 3,020)	(2,640 to 4,070)	(3,630 to 5,400)	(4,200 to 6,430)	(5,290 to 8,290)	(6,810 to 10,300)	(8,870 to 13,200)	(11,700 to 17,200)	(15,370 to 22,200)	(20,200 to 28,900)	(26,600 to 37,600)	(34,600 to 48,200)	(44,700 to 61,500)	(57,200 to 77,800)	(73,400 to 98,000)	(91,700 to 120,000)	(110,000 to 145,000)
Communicable, maternal, neonatal, and nutritional diseases	1,240 (951 to 1,536)	403 (301 to 492)	661 (382 to 791)	397 (260 to 546)	352 (233 to 521)	255 (164 to 370)	212 (142 to 272)	208 (137 to 318)	261 (166 to 364)	277 (183 to 396)	308 (202 to 435)	311 (202 to 450)	310 (202 to 459)	311 (202 to 454)	314 (205 to 450)	316 (203 to 454)	344 (219 to 487)	357 (229 to 507)	358 (229 to 511)	358 (227 to 511)	358 (227 to 511)	358 (227 to 511)	358 (227 to 511)	9,360
HIV/AIDS and sexually transmitted infections	29 (2.9 to 67.6)	9.4 (2.4 to 27.3)	16.4 (4.3 to 39)	2.6 (2 to 3)	1.3 (1.1 to 1.7)	1.2 (1 to 1.5)	2.3 (1.7 to 3.1)	6.4 (3.8 to 7.4)	11.6 (6 to 16)	19.7 (10.4 to 27.1)	27 (15 to 37.3)	29.4 (16.6 to 39.4)	29.6 (16.5 to 37.4)	27.6 (15.2 to 35.2)	19.6 (10.2 to 27.6)	10.6 (7.6 to 14.4)	8.4 (6.1 to 12.1)	8.4 (5.7 to 12.3)	8.6 (5.8 to 12.7)	7.2 (4.9 to 11)	3.2 (2.2 to 5.2)	0.7 (0.4 to 1.1)	222
HIV/AIDS	0 (0 to 0)	0 (0 to 0)	0.6 (0.4 to 2.3)	2 (1.7 to 2.3)	1.1 (0.9 to 1.3)	0.8 (0.7 to 1)	1.2 (1 to 1.5)	2.6 (2 to 3.4)	4.6 (3.6 to 7.4)	11.1 (8.6 to 14.4)	19.4 (15.1 to 25.6)	19.7 (15.1 to 25.9)	14.6 (11.6 to 19.6)	10.2 (7.8 to 13)	6 (4.6 to 7.8)	4 (3.1 to 5.2)	6.6 (4.9 to 10.2)	6.8 (4.9 to 10.2)	2.1 (1.4 to 3.4)	1.1 (0.9 to 2.1)	0.2 (0.1 to 0.3)	0 (0 to 0.1)	110
HIV/AIDS - Drug-susceptible Tuberculosis	0 (0 to 0)	0 (0 to 0)	0.6 (0.4 to 2.1)	0.1 (0.1 to 0.2)	0.2 (0.1 to 0.3)	0.2 (0.1 to 0.3)	0.2 (0.1 to 0.3)	0.8 (0.2 to 0.9)	0.8 (0.2 to 1.3)	1 (0.3 to 1.6)	1.6 (0.5 to 2.6)	2.1 (0.7 to 3.3)	1.9 (0.7 to 3.3)	1.3 (0.5 to 2.3)	1 (0.4 to 1.8)	0.7 (0.4 to 1.1)	0.7 (0.4 to 1.1)	0.7 (0.4 to 1.1)	0.1 (0.1 to 0.2)	0.1 (0 to 0.1)	0 (0 to 0.1)	0 (0 to 0)	14.6
HIV/AIDS - Multidrug-resistant Tuberculosis without extensive drug resistance	0 (0 to 0)	0 (0 to 0)	0 (0 to 0)	0 (0 to 0)	0 (0 to 0)	0 (0 to 0)	0 (0 to 0)	0 (0 to 0)	0 (0 to 0)	0 (0 to 0)	0 (0 to 0)	0 (0 to 0)	0 (0 to 0)	0 (0 to 0)	0 (0 to 0)	0 (0 to 0)	0 (0 to 0)	0 (0 to 0)	0 (0 to 0)	0 (0 to 0)	0 (0 to 0)	0 (0 to 0)	0 (0 to 0)	0
HIV/AIDS - Extensively drug-resistant Tuberculosis	0 (0 to 0)	0 (0 to 0)	0 (0 to 0)	0 (0 to 0)	0 (0 to 0)	0 (0 to 0)	0 (0 to 0)	0 (0 to 0)	0 (0 to 0)	0 (0 to 0)	0 (0 to 0)	0 (0 to 0)	0 (0 to 0)	0 (0 to 0)	0 (0 to 0)	0 (0 to 0)	0 (0 to 0)	0 (0 to 0)	0 (0 to 0)	0 (0 to 0)	0 (0 to 0)	0 (0 to 0)	0 (0 to 0)	0
HIV/AIDS resulting in other diseases	0 (0 to 0)	0 (0 to 0)	2.2 (1.7 to 2.7)	1.6 (1.2 to 1.9)	0.8 (0.6 to 1.1)	0.7 (0.5 to 0.9)	0.8 (0.6 to 1.1)	2.2 (1.6 to 2.9)	3.5 (2.4 to 4.9)	5.5 (3.7 to 7.5)	5.5 (3.9 to 7.6)	5.3 (3.9 to 7.2)	5.3 (3.9 to 7.2)	5.3 (3.9 to 7.2)	5.3 (3.9 to 7.2)	5.3 (3.9 to 7.2)	5.3 (3.9 to 7.2)	5.3 (3.9 to 7.2)	1.1 (0.8 to 1.5)	0.1 (0 to 0.2)	0 (0 to 0)	0 (0 to 0)	99.9
Sexually transmitted infections excluding HIV	29.2 (8.3 to 67.4)	9.4 (2.4 to 27.3)	15.8 (3.9 to 39.2)	0.6 (0.1 to 1.5)	0.5 (0.1 to 0.6)	0.4 (0.1 to 0.5)	1 (0.4 to 1.7)	3.8 (1.4 to 4.6)	7.1 (2.3 to 9.3)	8.6 (2.8 to 11.1)	7.6 (2.5 to 10.2)	5.1 (1.7 to 7.2)	3.3 (1.2 to 5.1)	1.3 (0.5 to 2.4)	0.4 (0.2 to 1.1)	0.2 (0.1 to 0.5)	0.1 (0 to 0.3)	0.1 (0 to 0.3)	0.1 (0 to 0.2)	0.1 (0 to 0.2)	0 (0 to 0.1)	0 (0 to 0.1)	112
Syphilis	0 (0 to 0)	0 (0 to 0)	0.6 (0.4 to 2.3)	0.2 (0.1 to 0.5)	0.2 (0.1 to 0.4)	0.2 (0.1 to 0.5)	0.2 (0.1 to 0.5)	0.2 (0 to 0.5)	0.2 (0 to 0.5)	0.2 (0 to 0.5)	0.2 (0 to 0.5)	0.2 (0 to 0.5)	0.2 (0 to 0.5)	0.2 (0 to 0.5)	0.2 (0 to 0.5)	0.2 (0 to 0.5)	0.2 (0 to 0.5)	0.2 (0 to 0.5)	0.2 (0 to 0.5)	0.2 (0 to 0.5)	0.2 (0 to 0.5)	0 (0 to 0)	0 (0 to 0)	54.7
Chlamydial infection	0 (0 to 0)	0 (0 to 0)	0 (0 to 0)	0 (0 to 0)	0 (0 to 0)	0 (0 to 0)	0 (0 to 0)	0.2 (0 to 0.5)	0.6 (0.3 to 1.5)	1.6 (0.7 to 2.5)	1.9 (0.9 to 3.4)	2.2 (1 to 4)	2.2 (1 to 4)	2.2 (1 to 4)	2.2 (1 to 4)	2.2 (1 to 4)	2.2 (1 to 4)	2.2 (1 to 4)	2.2 (1 to 4)	2.2 (1 to 4)	2.2 (1 to 4)	0.5 (0 to 1)	0 (0 to 0)	11.1
Gonococcal infection	0 (0 to 0)	0 (0 to 0)	0 (0 to 0)	0 (0 to 0)	0 (0 to 0)	0 (0 to 0)	0 (0 to 0)	0.1 (0 to 0.1)	0.2 (0 to 0.5)	0.3 (0 to 0.8)	0.4 (0 to 1)	0.4 (0 to 1)	0.4 (0 to 1)	0.4 (0 to 1)	0.4 (0 to 1)	0.4 (0 to 1)	0.4 (0 to 1)	0.4 (0 to 1)	0.4 (0 to 1)	0.4 (0 to 1)	0.4 (0 to 1)	0.1 (0 to 0.2)	0 (0 to 0)	4.6
Trichomoniasis	0 (0 to 0)	0 (0 to 0)	0 (0 to 0)	0 (0 to 0)	0 (0 to 0)	0 (0 to 0)	0 (0 to 0)	0.4 (0 to 1)	0.9 (0.2 to 2.1)	1 (0.3 to 2.4)	0.9 (0.3 to 2.2)	0.8 (0.3 to 2)	0.8 (0.3 to 2)	0.7 (0.2 to 1.8)	0.5 (0.2 to 1.4)	0.3 (0.1 to 1)	0.2 (0.1 to 0.8)	0.1 (0 to 0.5)	0.1 (0 to 0.4)	0.1 (0 to 0.3)	0 (0 to 0.2)	0 (0 to 0.1)	0 (0 to 0)	7.5
Genital herpes	0 (0 to 0)	0 (0 to 0)	0 (0 to 0)	0 (0 to 0)	0 (0 to 0)	0 (0 to 0)	0 (0 to 0)	0.1 (0 to 0.5)	0.4 (0.1 to 1.1)	0.7 (0.2 to 1.9)	1.1 (0.3 to 2.4)	1.3 (0.4 to 3.3)	1.2 (0.4 to 3.2)	1.2 (0.4 to 3.2)	1.3 (0.4 to 3.2)	1.3 (0.4 to 3.2)	1.3 (0.4 to 3.2)	1.3 (0.4 to 3.2)	1.3 (0.4 to 3.2)	1.3 (0.4 to 3.2)	1.3 (0.4 to 3.2)	0.3 (0.1 to 0.8)	0 (0 to 0)	13.2
Other sexually transmitted infections	0 (0 to 0)	0 (0 to 0)	0 (0 to 0)	0 (0 to 0)	0 (0 to 0)	0 (0 to 0)	0 (0 to 0)	0.1 (0 to 0.4)	0.4 (0.1 to 1.1)	0.7 (0.2 to 1.8)	1.1 (0.4 to 2.5)	1.4 (0.5 to 3.1)	1.4 (0.5 to 3.1)	1.4 (0.5 to 3.1)	1.4 (0.5 to 3.1)	1.4 (0.5 to 3.1)	1.4 (0.5 to 3.1)	1.4 (0.5 to 3.1)	1.4 (0.5 to 3.1)	1.4 (0.5 to 3.1)	1.4 (0.5 to 3.1)	0.3 (0.1 to 0.8)	0 (0 to 0)	21.7
Respiratory infections and tuberculosis	134 (10.4 to 139.6)	19.4 (1.6 to 19.9)	120 (10.6 to 122.9)	99.6 (41.2 to 164)	66.4 (41.2 to 104)	27.1 (16.7 to 41.6)	16.7 (10.2 to 26.4)	16.1 (9.8 to 25.5)	17.2 (10.4 to 27.2)	18.1 (10.9 to 28.6)	19.2 (11.5 to 30.3)	20.1 (12.1 to 31.8)	20.9 (12.5 to 33.1)	21.6 (12.9 to 34.2)	22.2 (13.2 to 35.1)	22.7 (13.5 to 35.9)	23.1 (13.7 to 36.5)	23.4 (13.9 to 37)	23.6 (14 to 37.3)	23.8 (14.1 to 37.6)	23.9 (14.2 to 37.8)	24 (14.2 to 37.9)	1,410
Tuberculosis	67.2 (54.1 to 139)	14.9 (11.9 to 30.8)	98.8 (79.6 to 204)	84.2 (52.4 to 124)	57.2 (35.6 to 84.4)	23.1 (14.4 to 34.1)	14.4 (9 to 21.2)	14.2 (8.8 to 20.9)	15.4 (9.6 to 22.7)	16.4 (10.2 to 24.2)	17.5 (10.9 to 25.8)	18.4 (11.4 to 27.1)	19.1 (11.9 to 28.1)	19.8 (12.3 to 29.1)	20.3 (12.6 to 29.9)	20.8 (12.9 to 30.6)	21.2 (13.1 to 31.2)	21.4 (13.3 to 31.5)	21.6 (13.4 to 31.8)	21.8 (13.5 to 32.1)	21.9 (13.6 to 32.2)	22 (13.6 to 32.3)	599.9
Latent tuberculosis infection	0 (0 to 0)	0 (0 to 0)	0.9 (0.7 to 1.1)	0.5 (0.4 to 0.6)	0.6 (0.4 to 0.8)	1.1 (0.8 to 1.4)	2.4 (1.6 to 4)	3.8 (2.5 to 6.3)	4.3 (2.9 to 6.9)	5.7 (3.7 to 9.2)	5.5 (3.6 to 8.9)	6.5 (4.3 to 9.9)	6.9 (4.6 to 9.9)	6.6 (4.4 to 9.7)	6.9 (4.6 to 9.7)	6.1 (3.6 to 11.4)	6.3 (3.7 to 11.5)	10.5 (6.1 to 13.9)	6.4 (3.7 to 11.6)	5.8 (3.4 to 10.7)	2.3 (1.4 to 3.9)	0.5 (0.3 to 0.7)	97.4
Multidrug-resistant tuberculosis without extensive drug resistance	0 (0 to 0)	0 (0 to 0)	0 (0 to 0)	0 (0 to 0)	0 (0 to 0)	0 (0 to 0)	0 (0 to 0)	0 (0 to 0)	0 (0 to 0)	0 (0 to 0)	0 (0 to 0)	0 (0 to 0)	0 (0 to 0)	0 (0 to 0)	0 (0 to 0)	0 (0 to 0)	0 (0 to 0)	0 (0 to 0)	0 (0 to 0)	0 (0 to 0)	0 (0 to 0)	0 (0 to 0)	0 (0 to 0)	0
Extensively drug-resistant tuberculosis	0 (0 to 0)	0 (0 to 0)	0 (0 to 0)	0 (0 to 0)	0 (0 to 0)	0 (0 to 0)	0 (0 to 0)	0 (0 to 0)	0 (0 to 0)	0 (0 to 0)	0 (0 to 0)	0 (0 to 0)	0 (0 to 0)	0 (0 to 0)	0 (0 to 0)	0 (0 to 0)	0 (0 to 0)	0 (0 to 0)	0 (0 to 0)	0 (0 to 0)	0 (0 to 0)	0 (0 to 0)	0 (0 to 0)	0
Lower respiratory infections	14 (10.2 to 18.4)	13.9 (10.2 to 18.5)	87.2 (64.1 to 116)	41.3 (30.4 to 55.4)	12.8 (9.5 to 17.3)	9.4 (6.9 to 12.8)	11.1 (7.9 to 15.5)	11.5 (8.2 to 16.2)	22 (15.7 to 31)	23.7 (16.8 to 33.2)	39.4 (28.4 to 54.6)	47.8 (34.5 to 65.1)	60.4 (43.7 to 82.1)	73.1 (52.9 to 98.6)	103 (74.7 to 139)	134 (96.5 to 181)	196 (138.3 to 270)	224 (157.5 to 306)	242 (162.9 to 331)	263 (163.5 to 359)	539 (328.9 to 736)	409 (249.1 to 558)	3,670
Upper respiratory infections	0.1 (0.1 to 0.2)	0.6 (0.3 to 1)	11.4 (6.9 to 17.8)	49.9 (34.2 to 70.1)	59 (39.4 to 83.1)	47.6 (31.4 to 67.5)	37.8 (24.9 to 53.6)	39.6 (26.1 to 56.2)	39.9 (26.2 to 56.9)	37.3 (24.5 to 53.2)	36.3 (23.8 to 51.8)	31.4 (20.6 to 44.8)	27.1 (17.8 to 38.4)	23.6 (15.5 to 33.5)	19.6 (12.9 to 27.9)	15.4 (10.1 to 21.9)	12.2 (8 to 17.4)	9.2 (6 to 13.1)	6.6 (4.3 to 9.4)	4.6 (3 to 6.5)	2.6 (1.7 to 3.7)	1.3 (0.8 to 1.8)	527
Otitis media	0 (0 to 0)	0.1 (0 to 0.2)	2.3 (1.6 to 3.2)	13.7 (7.4 to 22.3)	14 (7.6 to 22.3)	8.9 (4.7 to 14.1)	7.6 (4 to 12.1)	7.4 (3.9 to 11.8)	7.4 (3.9 to 11.8)	7.2 (3.8 to 11.5)	7.2 (3.8 to 11.4)	7.2 (3.7 to 11.5)	7.3 (3.8 to 11.5)	7.3 (3.8 to 11.5)	7.3 (3.8 to 11.5)	7.3 (3.8 to 11.5)	7.3 (3.8 to 11.5)	7.3 (3.8 to 11.5)	7.3 (3.8 to 11.5)	7.3 (3.8 to 11.5)	7.3 (3.8 to 11.5)	1.8 (0.9 to 2.9)	177
Enteric infections	0.4 (0.2 to 1.1)	3.2 (2.2 to 4.2)	17.6 (12.1 to 24.6)	53.7 (36.6 to 74.6)	29.4 (19.9 to 41.5)	20.3 (13.6 to 28.6)	14.3 (9.5 to 20.2)	12.8 (8.5 to 18.1)	11.9 (7.9 to 16.9)	11.3 (7.5 to 16)	10.9 (7.2 to 15.5)	10.7 (7.1 to 15.2)	10.6 (7.1 to 15.1)	10.6 (7.1 to 15.1)	10.7 (7.1 to 15.2)	10.8 (7.2 to 15.3)	10.9 (7.2 to 15.5)	11.0 (7.3 to 15.6)	11.1 (7.4 to 15.8)	11.2 (7.4 to 15.9)	11.3 (7.5 to 16)	11.3 (7.5 to 16)	439
Diarrheal diseases	0.4 (0.2 to 1.1)	3.2 (2.2 to 4.2)	17.6 (12.1 to 24.6)	53.7 (36.6 to 74.6)	29.4 (19.9 to 41.5)	20.3 (13.6 to 28.6)	14.3 (9.5 to 20.2)	12.8 (8.5 to 18.1)	11.9 (7.9 to 16.9)	11.3 (7.5 to 16)	10.9 (7.2 to 15.5)	10.7 (7.1 to 15.2)	10.6 (7.1 to 15.1)	10.6 (7.1 to 15.1)	10.7 (7.1 to 15.2)	10.8 (7.2 to 15.3)	10.9 (7.2 to 15.5)	11.0 (7.3 to 15.6)	11.1 (7.4 to 15.8)	11.2 (7.4 to 15.9)	11.3 (7.5 to 16)	11.3 (7.5 to 16)	439
Typhoid and paratyphoid	0 (0 to 0)	0 (0 to 0)	0 (0 to 0)	0 (0 to 0)	0 (0 to 0)	0 (0 to 0)	0 (0 to 0)	0 (0 to 0)	0 (0 to 0)	0 (0 to 0)	0 (0 to 0)	0 (0 to 0)	0 (0 to 0)	0 (0 to 0)	0 (0 to 0)	0 (0 to 0)	0 (0 to 0)	0 (0 to 0)	0 (0 to 0)	0 (0 to 0)	0 (0 to 0)	0 (0 to 0)	0 (0 to 0)	0
Typhoid fever	0 (0 to 0)	0 (0 to 0)	0 (0 to 0)	0 (0 to 0)	0 (0 to 0)	0 (0 to 0)	0 (0 to 0)	0 (0 to 0)	0 (0 to 0)	0 (0 to 0)	0 (0 to 0)	0 (0 to 0)	0 (0 to 0)	0 (0 to 0)	0 (0 to 0)	0 (0 to 0)	0 (0 to 0)	0 (0 to 0)	0 (0 to 0)	0 (0 to 0)	0 (0 to 0)	0 (0 to 0)	0 (0 to 0)	0
Paratyphoid fever	0 (0 to 0)	0 (0 to 0)	0 (0 to 0)	0 (0 to 0)	0 (0 to 0)	0 (0 to 0)	0 (0 to 0)	0 (0 to 0)	0 (0 to 0)	0 (0 to 0)	0 (0 to 0)	0 (0 to 0)	0 (0 to 0)	0 (0 to 0)	0 (0 to 0)	0 (0 to 0)	0 (0 to 0)	0 (0 to 0)	0 (0 to 0)	0 (0 to 0)	0 (0 to 0)	0 (0 to 0)	0 (0 to 0)	0
Other sexually transmitted infections	0 (0 to 0)	0 (0 to 0)	0.1 (0 to 0.7)	0.1 (0 to 0.4)	0.1 (0 to 0.3)	0.1 (0 to 0.2)	0.1 (0 to 0.2)	0.1 (0 to 0.2)	0.1 (0 to 0.2)	0.1 (0 to 0.2)	0.1 (0 to 0.2)	0.1 (0 to 0.2)	0.1 (0 to 0.2)	0.1 (0 to 0.2)	0.1 (0 to 0.2)	0.1 (0 to 0.2)	0.1 (0 to 0.2)	0.1 (0 to 0.2)	0.1 (0 to 0.2)	0.1 (0 to 0.2)	0.1 (0 to 0.2)	0.1 (0 to 0.2)	0.1 (0 to 0.2)	1.3
Neglected tropical diseases and malaria	0 (0 to 0)	0 (0 to 0.6)	0.3 (0 to 0.9)	1.3 (0 to 1.7)	1.2 (0 to 1.7)	0.9 (0 to 1.3)	0.8 (0 to 1.2)	0.8 (0 to 1.2)	0.8 (0 to 1.2)	0.8 (0 to 1.2)	0.8 (0 to 1.2)	0.8 (0 to 1.2)	0.8 (0 to 1.2)	0.8 (0 to 1.2)	0.8 (0 to 1.2)	0.8 (0 to 1.2)	0.8 (0 to 1.2)	0.8 (0 to 1.2)	0.8 (0 to 1.2)	0.8 (0 to 1.2)	0.8 (0 to 1.2)	0.8 (0 to 1.2)	0.8 (0 to 1.2)	29.4
Malaria	0 (0 to 0)	0 (0 to 0)	0 (0 to 0)	0 (0 to 0)	0 (0 to 0)	0 (0 to 0)	0 (0 to 0)	0 (0 to 0)	0 (0 to 0)	0 (0 to 0)	0 (0 to 0)	0 (0 to 0)	0 (0 to 0)	0 (0 to 0)	0 (0 to 0)	0 (0 to 0)	0 (0 to 0)	0 (0 to 0)	0 (0 to 0)	0 (0 to 0)	0 (0 to 0)	0 (0 to 0)	0 (0 to 0)	0
Chagas disease	0 (0 to 0)	0 (0 to 0)	0 (0 to 0)	0 (0 to 0)	0 (0 to 0)	0 (0 to 0)	0 (0 to 0)	0 (0 to 0)	0 (0 to 0)	0 (0 to 0)	0 (0 to 0)	0 (0 to 0)	0 (0 to 0)	0 (0 to 0)	0 (0 to 0)	0 (0 to 0)	0 (0 to 0)	0 (0 to 0)	0 (0 to 0)	0 (0 to 0)	0 (0 to 0)	0 (0 to 0)	0 (0 to 0)	0
Leishmaniasis	0 (0 to 0)	0 (0 to 0)	0 (0 to 0)	0 (0 to 0)	0 (0 to 0)	0 (0 to 0)	0 (0 to 0)	0 (0 to 0)	0 (0 to 0)	0 (0 to 0)	0 (0 to 0)	0 (0 to 0)	0 (0 to 0)	0 (0 to 0)	0 (0 to 0)	0 (0 to 0)	0 (0 to 0)	0 (0 to 0)	0 (0 to 0)	0 (0 to 0)	0 (0 to 0)	0 (0 to 0)	0 (0 to 0)	0
Visceral leishmaniasis	0 (0 to 0)	0 (0 to 0)	0 (0 to 0)	0 (0 to 0)	0 (0 to 0)	0 (0 to 0)	0 (0 to 0)	0 (0 to 0)	0 (0 to 0)	0 (0 to 0)	0 (0 to 0)	0 (0 to 0)	0 (0 to 0)	0 (0 to 0)	0 (0 to 0)	0 (0 to 0)	0 (0 to 0)	0 (0 to 0)	0 (0 to 0)	0 (0 to 0)	0 (0 to 0)	0 (0 to 0)	0 (0 to 0)	0
Cutaneous and mucocutaneous leishmaniasis	0 (0 to 0)	0 (0 to 0)	0 (0 to 0)	0 (0 to 0)	0 (0 to 0)	0 (0 to 0)	0 (0 to 0)	0 (0 to 0)	0 (0 to 0)	0 (0 to 0)	0 (0 to 0)	0 (0 to 0)	0 (0 to 0)	0 (0 to 0)	0 (0 to 0)	0 (0 to 0)	0 (0 to 0)	0 (0 to 0)	0 (0 to 0)	0 (0 to 0)	0 (0 to 0)	0 (0 to 0)	0 (0 to 0)	0
African trypanosomiasis	0 (0 to 0)	0 (0 to 0)	0 (0 to 0)	0 (0 to 0)	0 (0 to 0)	0 (0 to 0)	0 (0 to 0)	0 (0 to 0)	0 (0 to 0)	0 (0 to 0)	0 (0 to 0)	0 (0 to 0)	0 (0 to 0)	0 (0 to 0)	0 (0 to 0)	0 (0 to 0)	0 (0 to 0)	0 (0 to 0)	0 (0 to 0)	0 (0 to 0)	0 (0 to 0)	0 (0 to 0)	0 (0 to 0)	0
Schistosomiasis	0 (0 to 0)	0 (0 to 0)	0 (0 to 0)	0 (0 to 0)	0 (0 to 0)	0 (0 to 0)	0 (0 to 0)	0 (0 to 0)	0 (0 to 0)	0 (0 to 0)	0 (0 to 0)	0 (0 to 0)	0 (0 to 0)	0 (0 to 0)	0 (0 to 0)	0 (0 to 0)	0 (0 to 0)	0 (0 to 0)	0 (0 to 0)	0 (0 to 0)	0 (0 to 0)	0 (0 to 0)	0 (0 to 0)	0
Cysticercosis	0 (0 to 0)	0 (0 to 0)	0 (0 to 0)	0 (0 to 0)	0 (0 to 0)	0 (0 to 0)	0 (0 to 0)	0 (0 to 0)	0 (0 to 0)	0 (0 to 0)	0 (0 to 0)	0 (0 to 0)	0 (0 to 0)	0 (0 to 0)	0 (0 to 0)	0 (0 to 0)	0 (0 to 0)	0 (0 to 0)	0 (0 to 0)	0 (0 to 0)	0 (0 to 0)	0 (0 to 0)	0 (0 to 0)	0
Cystic echinococcosis	0 (0 to 0)	0 (0 to 0)	0 (0 to 0)	0 (0 to 0)	0 (0 to 0)	0 (0 to 0)	0 (0 to 0)	0 (0 to 0)	0 (0 to 0)	0 (0 to 0)	0 (0 to 0)	0 (0 to 0)	0 (0 to 0)	0 (0 to 0)	0 (0 to 0)	0 (0 to 0)	0 (0 to 0)	0 (0 to 0)	0 (0 to 0)	0 (0 to 0)	0 (0 to 0)	0 (0 to 0)	0 (0 to 0)	0
Lymphatic filariasis	0 (0 to 0)	0 (0 to 0)	0 (0 to 0)	0 (0 to 0)	0 (0 to 0)	0 (0 to 0)	0 (0 to 0)	0 (0 to 0)	0 (0 to 0)	0 (0 to 0)	0 (0 to 0)	0 (0 to 0)	0 (0 to 0)	0 (0 to 0)	0 (0 to 0)	0 (0 to 0)	0 (0 to 0)	0 (0 to 0)	0 (0 to 0)	0 (0 to 0)	0 (0 to 0)	0 (0 to 0)	0 (0 to 0)	0
Onchocerciasis	0 (0 to 0)	0 (0 to 0)	0 (0 to 0)	0 (0 to 0)	0 (0 to 0)	0 (0 to 0)	0 (0 to 0)	0 (0 to 0)	0 (0 to 0)	0 (0 to 0)	0 (0 to 0)	0 (0 to 0)	0 (0 to 0)	0 (0 to 0)	0 (0 to 0)	0 (0 to 0)	0 (0 to 0)	0 (0 to 0)	0 (0 to 0)	0 (0 to 0)	0 (0 to 0)	0 (0 to 0)	0 (0 to 0)	0
Trachoma	0 (0 to 0)	0 (0 to 0)	0 (0 to 0)	0 (0 to 0)	0 (0 to 0)	0 (0 to 0)	0 (0 to 0)	0 (0 to 0)	0 (0 to 0)	0 (0 to 0)	0 (0 to 0)	0 (0 to 0)	0 (0 to 0)	0 (0 to 0)	0 (0 to 0)	0 (0 to 0)	0 (0 to 0)	0 (0 to 0)	0 (0 to 0)	0 (0 to 0)	0 (0 to 0)	0 (0 to 0)	0 (0 to 0)	0
Dengue	0 (0 to 0)	0 (0 to 0)	0 (0 to 0)	0 (0 to 0)	0 (0 to 0)	0 (0 to 0)	0 (0 to 0)	0 (0 to 0)	0 (0 to 0)	0 (0 to 0)	0 (0 to 0)	0 (0 to 0)	0 (0 to 0)	0 (0 to 0)	0 (0 to 0)	0 (0 to 0)	0 (0 to 0)	0 (0 to 0)	0 (0 to 0)	0 (0 to 0)	0 (0 to 0)	0 (0 to 0)	0 (0 to 0)	0
Yellow fever	0 (0 to 0)	0 (0 to 0)	0 (0 to 0)	0 (0 to 0)	0 (0 to 0)	0 (0 to 0)	0 (0 to 0)	0 (0 to 0)	0 (0 to 0)	0 (0 to 0)	0 (0 to 0)	0 (0 to 0)	0 (0 to 0)	0 (0 to 0)	0 (0 to 0)	0 (0 to 0)	0 (0 to 0)	0 (0 to 0)	0 (0 to 0)	0 (0 to 0)	0 (0 to 0)	0 (0 to 0)	0 (0 to 0)	0
Rabies	0 (0 to 0)	0 (0 to 0)	0 (0 to 0)	0 (0 to 0)	0 (0 to 0)	0 (0 to 0)	0 (0 to 0)	0 (0 to 0)	0 (0 to 0)	0 (0 to 0)	0 (0 to 0)	0 (0 to 0)	0 (0 to 0)	0 (0 to 0)	0 (0 to 0)	0 (0 to 0)	0 (0 to 0)	0 (0 to 0)	0 (0 to 0)	0 (0 to 0)	0 (0 to 0)	0 (0 to 0)	0 (0 to 0)	0
Intestinal nematode infections	0 (0 to 0)	0 (0 to 0)	0 (0 to 0)	0 (0 to 0)	0 (0 to 0)	0 (0 to 0)	0 (0 to 0)	0 (0 to 0)	0 (0 to 0)	0 (0 to 0)	0 (0 to 0)	0 (0 to 0)	0 (0 to 0)	0 (0 to 0)	0 (0 to 0)	0 (0 to 0)	0 (0 to 0)	0 (0 to 0)	0 (0 to 0)	0 (0 to 0)	0 (0 to 0)	0 (0 to 0)	0 (0 to 0)	0
Ascariasis	0 (0 to 0)	0 (0 to 0)	0 (0 to 0)	0 (0 to 0)	0 (0 to 0)	0 (0 to 0)	0 (0 to 0)	0 (0 to 0)	0 (0 to 0)	0 (0 to 0)	0 (0 to 0)	0 (0 to 0)	0 (0 to 0)	0 (0 to 0)	0 (0 to 0)	0 (0 to 0)	0 (0 to 0)	0 (0 to 0)	0 (0 to 0)	0 (0 to 0)	0 (0 to 0)	0 (0 to 0)	0 (0 to 0)	0
Trichuriasis	0 (0 to 0)	0 (0 to 0)	0 (0 to 0)	0 (0 to 0)	0 (0 to 0)	0 (0 to 0)	0 (0 to 0)	0 (0 to 0)	0 (0 to 0)	0 (0 to 0)	0 (0 to 0)	0 (0 to 0)	0 (0 to 0)	0 (0 to 0)	0 (0 to 0)	0 (0 to 0)	0 (0 to 0)	0 (0 to 0)	0 (0 to 0)	0 (0 to 0)	0 (0 to 0)	0 (0 to 0)	0 (0 to 0)	0
Hookworm disease	0 (0 to 0)	0 (0 to 0)	0 (0 to 0)	0 (0 to 0)	0 (0 to 0)	0 (0 to 0)	0 (0 to 0)	0 (0 to 0)	0 (0 to 0)	0 (0 to 0)	0 (0 to 0)	0 (0 to 0)	0 (0 to 0)	0 (0 to 0)	0 (0 to 0)	0 (0 to 0)	0 (0 to 0)	0 (0 to 0)	0 (0 to 0)	0 (0 to 0)	0 (0 to 0)	0 (0 to 0)	0 (0 to 0)	0
Food-borne trematodiases	0 (0 to 0)	0 (0 to 0)	0 (0 to 0)	0 (0 to 0)	0 (0 to 0)	0 (0 to 0)	0 (0 to 0)	0 (0 to 0)	0 (0 to 0)	0 (0 to 0)	0 (0 to 0)	0 (0 to 0)	0 (0 to 0)	0 (0 to 0)	0 (0 to 0)	0 (0 to 0)	0 (0 to 0)	0 (0 to 0)	0 (0 to 0)	0 (0 to 0)	0 (0 to 0)	0 (0 to 0)	0 (0 to 0)	0
Leprosy	0 (0 to 0)	0 (0 to 0)	0 (0 to 0)	0 (0 to 0)	0 (0 to 0)	0 (0 to 0)	0 (0 to 0)	0 (0 to 0)	0 (0 to 0)	0 (0 to 0)	0 (0 to 0)	0 (0 to 0)	0 (0 to 0)	0 (0 to 0)	0 (0 to 0)	0 (0



Congenital birth defects	440 (33%'s 688)	209 (16% 271)	503 (32% 756)	205 (16% 251)	91-4 (69-6 to 118)	80-2 (61 to 103)	69-4 (54 to 89.3)	60-4 (45-6 to 79-9)	52-9 (42-2 to 66-9)	54-6 (43 to 69.2)	62-9 (48-1 to 79-1)	52-5 (39-9 to 68-4)	52 (39 to 66-9)	49-1 (33 2 to 63 3)	48 (30-7 to 62-4)	32-6 (24-3 to 43-9)	29-2 (19-3 to 39-7)	7-8 (4-9 to 11-7)	4-6 (2-8 to 6-6)	3-2 (2 to 4-9)	1-7 (1 to 2-7)	0-7 (0-4 to 1-1)	0-1 (0-1 to 0-2)	2,110
Neural tube defects	39-6 (22 2 to 63 3)	9-9 (5-6 to 15-4)	29-9 (20-1 to 72-6)	32 (20-5 to 49-7)	3-6 (2-6 to 5-6)	3-6 (2-7 to 5-2)	2-6 (2-5 to 4-6)	2-6 (2-5 to 4-6)	3-3 (2-5 to 4-6)	2-6 (2 to 3-9)	3-3 (2-3 to 4-7)	2-2 (1-5 to 3-1)	1-7 (1 to 2-9)	1 (0-6 to 1-4)	0-6 (0-4 to 0-9)	0-4 (0-3 to 0-9)	0-3 (0-2 to 0-6)	0-1 (0-1 to 0-2)	0-1 (0-1 to 0-2)	0-1 (0 to 0-2)	0-1 (0 to 0-2)	0-1 (0 to 0-2)	0-1 (0 to 0-2)	0-1 (0 to 0-2)	196
Congenital heart anomalies	0-1 (0 to 0-1)	0-1 (0 to 0-1)	0-7 (0-3 to 1-3)	1-3 (0-6 to 2-6)	1 (0-6 to 1-9)	0-9 (0-3 to 1-5)	0-8 (0-3 to 1-4)	0-7 (0-3 to 1-5)	0-8 (0-3 to 1-5)	0-8 (0-3 to 1-5)	0-8 (0-3 to 1-5)	0-6 (0-2 to 1-4)	0-7 (0-2 to 1-4)	0-7 (0-3 to 1-2)	0-6 (0-3 to 1-1)	0-5 (0-2 to 1-2)	0-5 (0-2 to 1-2)	0-3 (0-1 to 0-8)	0-2 (0-1 to 0-6)	0-2 (0-1 to 0-5)	0-1 (0-1 to 0-3)	0-1 (0 to 0-1)	0-1 (0-1 to 0-3)	0-1 (0 to 0-1)	546
Orofacial clefts	12-1 (7-7 to 19-6)	4 (2-4 to 6)	14-2 (8 to 20)	8-6 (5-6 to 11-6)	3-7 (2-7 to 5-2)	3-3 (2-5 to 4-7)	3-1 (2-4 to 4-7)	2-6 (1-8 to 3-7)	2-6 (1-8 to 3-7)	4-2 (2-4 to 6-7)	7-3 (5-2 to 9-9)	3-6 (2-6 to 5-2)	9-3 (6-5 to 12-4)	1-5 (0-9 to 2-7)	19 (10-6 to 28-6)	17-2 (9-2 to 25-1)	7-5 (4-1 to 11-2)	1-3 (0 to 3)	0-5 (0 to 1-3)	0-5 (0 to 1-3)	0-5 (0 to 1-3)	0-5 (0 to 1-3)	0-5 (0 to 1-3)	0-5 (0 to 1-3)	156
Down syndrome	0 (0 to 0)	0 (0 to 0)	0-1 (0 to 0-1)	0-2 (0 to 0-5)	0-2 (0 to 0-6)	0-2 (0 to 0-7)	0-3 (0 to 0-7)	0-3 (0-1 to 0-8)	0-2 (0 to 0-6)	0-2 (0 to 0-6)	0-2 (0 to 0-6)	0-2 (0 to 0-5)	0-1 (0-1 to 0-3)	0-1 (0 to 0-3)	0-1 (0 to 0-3)	0-1 (0 to 0-3)	0-1 (0 to 0-3)	0-1 (0 to 0-3)	0-1 (0 to 0-3)	0-1 (0 to 0-3)	0-1 (0 to 0-3)	0-1 (0 to 0-3)	0-1 (0 to 0-3)	0-1 (0 to 0-3)	194
Turner syndrome	0 (0 to 0)	0 (0 to 0)	0-1 (0 to 0-1)	0-2 (0 to 0-5)	0-2 (0 to 0-6)	0-2 (0 to 0-7)	0-3 (0-1 to 0-7)	0-3 (0-1 to 0-8)	0-2 (0-1 to 0-6)	0-2 (0 to 0-6)	0-2 (0 to 0-6)	0-2 (0-1 to 0-5)	0-1 (0-1 to 0-2)	0-1 (0-1 to 0-2)	0-1 (0 to 0-1)	0-1 (0 to 0-1)	0-1 (0 to 0-1)	0-1 (0 to 0-1)	0-1 (0 to 0-1)	0-1 (0 to 0-1)	0-1 (0 to 0-1)	0-1 (0 to 0-1)	0-1 (0 to 0-1)	0-1 (0 to 0-1)	2-5
Klinefelter syndrome	0 (0 to 0)	0 (0 to 0)	0 (0 to 0-1)	0 (0 to 0-1)	0 (0 to 0-1)	0 (0 to 0-1)	0 (0 to 0-1)	0-1 (0 to 0-2)	0-1 (0 to 0-2)	0-1 (0 to 0-2)	0-1 (0 to 0-2)	0-1 (0 to 0-1)	0-1 (0 to 0-1)	0 (0 to 0-1)	0 (0 to 0-1)	0 (0 to 0-1)	0 (0 to 0-1)	0 (0 to 0)	0 (0 to 0)	0 (0 to 0)	0 (0 to 0)	0 (0 to 0)	0 (0 to 0)	0 (0 to 0)	0-6
Other chromosomal abnormalities	52-4 (32 8 to 88 2)	31-2 (21-2 to 46-9)	80-1 (56-5 to 131)	23-5 (16 to 31 9)	12-5 (8-6 to 17)	11 (7-6 to 15-1)	9-9 (6-6 to 14-5)	8-6 (5-1 to 11-7)	7-3 (5-1 to 10-3)	7-6 (5-2 to 10-5)	8-7 (5-7 to 11-8)	6-7 (4-1 to 9-1)	6-6 (3-6 to 9-1)	4-7 (2-5 to 6-8)	3-6 (1-8 to 5-4)	2-4 (1-1 to 3-7)	1-6 (0-8 to 2-4)	0-5 (0 to 1-2)	0-5 (0 to 1-2)	0-5 (0 to 1-2)	0-5 (0 to 1-2)	0-5 (0 to 1-2)	0-5 (0 to 1-2)	0-5 (0 to 1-2)	280
Congenital musculoskeletal and limb anomalies	21-9 (13-7 to 34)	9-8 (3-6 to 9-4)	40-7 (26-1 to 61-4)	36 (22-1 to 58-3)	20-5 (15-6 to 29-4)	20-5 (15-4 to 30-4)	14-4 (9-9 to 21-3)	13-6 (9-4 to 20)	14 (9-7 to 21-1)	15-2 (9-6 to 22-2)	14-5 (9-1 to 22-1)	13-1 (7-9 to 19-6)	12-9 (8 to 19-9)	11-6 (7-2 to 16-9)	10-5 (6-1 to 15-2)	8-7 (5-3 to 13-2)	4-3 (2-4 to 6-7)	2-2 (1-2 to 3-3)	1-4 (0-8 to 2-3)	0-6 (0-4 to 1)	0-2 (0 to 0-3)	0-2 (0 to 0-3)	0-1 (0 to 0-1)	0-1 (0 to 0-1)	309
Urogenital congenital anomalies	18-9 (9-1 to 48-9)	4-3 (2-2 to 10-1)	9-1 (4-2 to 21-5)	4-5 (2-3 to 7-3)	2-9 (1-2 to 5-1)	2 (1-2 to 3-7)	1-4 (0-8 to 2-1)	1-1 (0-7 to 1-7)	1-1 (0-6 to 1-4)	0-8 (0-3 to 1-5)	0-9 (0-4 to 1-6)	0-6 (0-3 to 1-2)	0-4 (0-3 to 0-9)	0-3 (0-2 to 0-6)	0-2 (0-1 to 0-5)	0-2 (0-1 to 0-5)	0-1 (0-1 to 0-3)	0-1 (0 to 0-3)	0-1 (0 to 0-3)	0-1 (0 to 0-3)	0-1 (0 to 0-3)	0-1 (0 to 0-3)	0-1 (0 to 0-3)	0-1 (0 to 0-3)	47-4
Digestive congenital anomalies	85-1 (53 to 144-6)	43-3 (13-4 to 58-3)	92-1 (59-5 to 22-3)	41-2 (21-1 to 7-6)	24-1 (14-6 to 34-6)	21-7 (13-6 to 32-6)	18-6 (11 to 2-2)	16-2 (9-5 to 24-1)	15-3 (9-5 to 23-1)	15-1 (9-7 to 22-7)	15-1 (9-4 to 23-2)	13-1 (7-8 to 19-6)	12-1 (7-4 to 18-2)	9-8 (5-4 to 14-1)	8-3 (4-2 to 12-1)	6-6 (3-3 to 9-8)	3-5 (1-9 to 5-2)	1-6 (0 to 2-2)	1-2 (0 to 1-7)	1-2 (0 to 1-7)	0-9 (0 to 1-7)	0-9 (0 to 1-7)	0-9 (0 to 1-7)	0-9 (0 to 1-7)	150
Other congenital birth defects	138 (76-5 to 209)	43-2 (23-1 to 68-4)	108 (66-3 to 177)	37-4 (19-6 to 59-5)	19 (10-5 to 27-7)	13-5 (9-3 to 17-4)	10-9 (6-7 to 16-9)	9-2 (5-6 to 14-2)	8-1 (4-9 to 12-4)	9-2 (5-3 to 16-4)	8-1 (4-5 to 13-1)	7-6 (4-1 to 12-9)	7-8 (3-3 to 12-9)	6-3 (2-7 to 9-6)	5-2 (2-3 to 8-3)	3-8 (1-9 to 6-9)	2-2 (0-8 to 4-6)	1-3 (0-6 to 2-4)	0-9 (0-5 to 2-2)	0-7 (0-3 to 1-5)	0-7 (0-3 to 1-5)	0-7 (0-3 to 1-5)	0-7 (0-3 to 1-5)	0-7 (0-3 to 1-5)	462
Urinary diseases and male infertility	0-4 (0-1 to 0-7)	0-3 (0-3 to 1-2)	0-7 (0-4 to 1-5)	0-4 (0-2 to 0-9)	0-6 (0-3 to 1-2)	0-5 (0-2 to 1-1)	0-5 (0-2 to 1-1)	0-5 (0-2 to 1-1)	0-5 (0-2 to 1-1)	0-7 (0-3 to 1-3)	0-7 (0-3 to 1-4)	0-6 (0-2 to 1-2)	0-6 (0-2 to 1-2)	0-5 (0-2 to 1-1)	0-5 (0-2 to 1-1)	0-4 (0-2 to 1-1)	0-4 (0-2 to 1-1)	0-3 (0-1 to 0-8)	0-2 (0-1 to 0-6)	0-2 (0-1 to 0-5)	0-2 (0-1 to 0-5)	0-2 (0-1 to 0-5)	0-2 (0-1 to 0-5)	0-2 (0-1 to 0-5)	988
Urolithiasis	0 (0 to 0)	0 (0 to 0)	0 (0 to 0)	0-2 (0 1 to 0-3)	0-2 (0 to 0-5)	0-2 (0-1 to 0-3)	0-2 (0-1 to 0-4)	0-2 (0-2 to 0-7)	0-2 (0-2 to 0-6)	0-2 (0-1 to 0-6)	0-2 (0-1 to 0-6)	0-2 (0-1 to 0-5)	0-2 (0-1 to 0-5)	0-2 (0-2 to 0-6)	0-2 (0-1 to 0-5)	0-2 (0-1 to 0-5)	0-2 (0-1 to 0-5)	0-2 (0-1 to 0-5)	0-2 (0-1 to 0-5)	0-2 (0-1 to 0-5)	0-2 (0-1 to 0-5)	0-2 (0-1 to 0-5)	0-2 (0-1 to 0-5)	0-2 (0-1 to 0-5)	76-1
Benign prostatic hyperplasia	0 (0 to 0)	0 (0 to 0)	0 (0 to 0)	0 (0 to 0)	0 (0 to 0)	0 (0 to 0)	0 (0 to 0)	0 (0 to 0)	0 (0 to 0)	0 (0 to 0)	0 (0 to 0)	0 (0 to 0)	0 (0 to 0)	0 (0-1 to 1-3)	0 (0 to 0-9)	0 (0 to 0-7)	0 (0 to 0-6)	0 (0 to 0-5)	0 (0 to 0-5)	0 (0 to 0-5)	0 (0 to 0-5)	0 (0 to 0-5)	0 (0 to 0-5)	0 (0 to 0-5)	0 (0 to 0-5)	238
Male infertility	0 (0 to 0)	0 (0 to 0)	0 (0 to 0)	0 (0 to 0)	0 (0 to 0)	0 (0 to 0)	0 (0 to 0)	0 (0 to 0)	0-2 (0 to 0-7)	0-4 (0-2 to 1-2)	0-4 (0-2 to 1-2)	0-4 (0-2 to 1-2)	0-4 (0-2 to 1-1)	0-4 (0-2 to 1-2)	0-4 (0 to 0-9)	0-3 (0 to 0-8)	0-3 (0 to 0-8)	0-3 (0 to 0-8)	0-3 (0 to 0-8)	0-3 (0 to 0-8)	0-3 (0 to 0-8)	0-3 (0 to 0-8)	0-3 (0 to 0-8)	0-3 (0 to 0-8)	29-1
Other urinary diseases	0-3 (0-1 to 0-5)	0-4 (0 1 to 0-7)	0-7 (0-3 to 1-4)	0-5 (0-3 to 1-2)	0-5 (0-3 to 1-1)	0-5 (0-3 to 1-2)	0-6 (0-3 to 1-1)	0-5 (0-3 to 1-1)	0-5 (0-2 to 1-1)	0-6 (0-3 to 1-1)	0-6 (0-3 to 1-3)	0-5 (0-2 to 1-2)	0-5 (0-2 to 1-1)	0-4 (0-2 to 1-1)	0-4 (0-2 to 1-1)	0-3 (0-1 to 0-8)	0-3 (0-1 to 0-8)	0-2 (0-1 to 0-6)	0-2 (0-1 to 0-6)	0-2 (0-1 to 0-6)	0-2 (0-1 to 0-6)	0-2 (0-1 to 0-6)	0-2 (0-1 to 0-6)	0-2 (0-1 to 0-6)	43-4
Gynecological diseases	0 (0 to 0)	0 (0 to 0)	0 (0 to 0)	0 (0 to 0)	0 (0 to 0)	0 (0 to 0)	0 (0 to 0)	0 (0 to 0)	0 (0 to 0)	0 (0 to 0)	0 (0 to 0)	0 (0 to 0)	0 (0 to 0)

SR Table 2c: Kirkless DALYS by cause and age group for both sexes with 95% uncertainty intervals, 2019

Cause	Early Neonatal	Late Neonatal	Post Neonatal	1 to 4	5 to 9	10 to 14	15 to 19	20 to 24	25 to 29	30 to 34	35 to 39	40 to 44	45 to 49	50 to 54	55 to 59	60 to 64	65 to 69	70 to 74	75 to 79	80 to 84	85 to 89	90 to 94	95 plus	Total
All causes	8432 (8432 to 8,432)	2867 (2867 to 2,867)	5502 (5502 to 5502)	7969 (7969 to 7,969)	2292 (2292 to 2,292)	2229 (2229 to 2,229)	2250 (2250 to 2,250)	2,479 (2,479 to 2,479)	2,553 (2,553 to 2,553)	2,629 (2,629 to 2,629)	2,720 (2,720 to 2,720)	2,889 (2,889 to 2,889)	3,072 (3,072 to 3,072)	3,277 (3,277 to 3,277)	3,540 (3,540 to 3,540)	3,847 (3,847 to 3,847)	4,222 (4,222 to 4,222)	4,644 (4,644 to 4,644)	4,999 (4,999 to 4,999)	5,207 (5,207 to 5,207)	5,207 (5,207 to 5,207)	4,824 (4,824 to 4,824)	4,824 (4,824 to 4,824)	123,092
Communicable, maternal, neonatal, and nutritional diseases	8202 (8,711 to 8,979)	2867 (2,962 to 2,956)	2998 (3,199 to 3,098)	2092 (1,953 to 2,189)	1,229 (1,163 to 1,271)	1,099 (1,133 to 1,228)	1,152 (1,026 to 1,162)	1,174 (1,131 to 1,236)	1,187 (1,145 to 1,263)	1,224 (1,179 to 1,296)	1,273 (1,224 to 1,374)	1,318 (1,267 to 1,424)	1,342 (1,294 to 1,447)	1,367 (1,317 to 1,474)	1,392 (1,340 to 1,502)	1,410 (1,357 to 1,523)	1,427 (1,372 to 1,542)	1,440 (1,384 to 1,555)	1,447 (1,391 to 1,562)	1,450 (1,394 to 1,565)	1,450 (1,394 to 1,565)	1,450 (1,394 to 1,565)	1,450 (1,394 to 1,565)	7,100
HIV/AIDS and sexually transmitted infections	19 (1.9 to 52.1)	5.9 (1.7 to 13.1)	9.5 (2.4 to 27.1)	1.2 (0.9 to 1.4)	0.8 (0.6 to 0.9)	0.7 (0.4 to 0.9)	1.4 (1.1 to 1.8)	4.1 (2.3 to 7)	9.2 (5.4 to 11.9)	13.7 (9.7 to 20)	14.6 (10.4 to 23)	16 (12.4 to 23)	17.9 (13.3 to 25)	18.1 (12.4 to 22.1)	11.7 (8.8 to 16.5)	8.6 (6.4 to 12.2)	5.9 (4.5 to 10.2)	4.6 (3.4 to 10.1)	2.2 (1.4 to 6.9)	1.1 (0.7 to 1.9)	0.6 (0.4 to 0.9)	0.3 (0.2 to 0.4)	0.1 (0.1 to 0.1)	161
HIV/AIDS	0 (0 to 0)	0 (0 to 0)	1.1 (1 to 1.2)	0.9 (0.6 to 1)	0.6 (0.5 to 0.7)	0.4 (0.4 to 0.5)	0.7 (0.5 to 0.8)	2.1 (1.7 to 2.4)	4.3 (3.3 to 5.1)	6.8 (5.6 to 8.2)	8.6 (6.9 to 10.4)	11.3 (9.6 to 13)	11.1 (9.5 to 14.7)	11.2 (8.7 to 16.6)	8.9 (6.9 to 11.7)	6.1 (5 to 9.2)	3.2 (2.6 to 7.9)	2.3 (1.9 to 5.7)	1.1 (0.9 to 2.7)	0.5 (0.4 to 1.1)	0.1 (0.1 to 0.2)	0 (0 to 0)	63.1
HIV/AIDS - Drug-susceptible Tuberculosis	0 (0 to 0)	0 (0 to 0)	0 (0 to 0)	0 (0 to 0)	0 (0 to 0)	0 (0 to 0)	0 (0 to 0)	0 (0 to 0)	0 (0 to 0)	0 (0 to 0)	0 (0 to 0)	0 (0 to 0)	0 (0 to 0)	0 (0 to 0)	0 (0 to 0)	0 (0 to 0)	0 (0 to 0)	0 (0 to 0)	0 (0 to 0)	0 (0 to 0)	0 (0 to 0)	0 (0 to 0)	0 (0 to 0)	0 (0 to 0)	0
HIV/AIDS - Multidrug-resistant Tuberculosis without extensive drug resistance	0 (0 to 0)	0 (0 to 0)	0 (0 to 0)	0 (0 to 0)	0 (0 to 0)	0 (0 to 0)	0 (0 to 0)	0 (0 to 0)	0 (0 to 0)	0 (0 to 0)	0 (0 to 0)	0 (0 to 0)	0 (0 to 0)	0 (0 to 0)	0 (0 to 0)	0 (0 to 0)	0 (0 to 0)	0 (0 to 0)	0 (0 to 0)	0 (0 to 0)	0 (0 to 0)	0 (0 to 0)	0 (0 to 0)	0 (0 to 0)	0
HIV/AIDS - Extensively drug-resistant Tuberculosis	0 (0 to 0)	0 (0 to 0)	0 (0 to 0)	0 (0 to 0)	0 (0 to 0)	0 (0 to 0)	0 (0 to 0)	0 (0 to 0)	0 (0 to 0)	0 (0 to 0)	0 (0 to 0)	0 (0 to 0)	0 (0 to 0)	0 (0 to 0)	0 (0 to 0)	0 (0 to 0)	0 (0 to 0)	0 (0 to 0)	0 (0 to 0)	0 (0 to 0)	0 (0 to 0)	0 (0 to 0)	0 (0 to 0)	0 (0 to 0)	0.2
HIV/AIDS resulting in other diseases	0 (0 to 0)	0 (0 to 0)	0.9 (0.2 to 2.7)	0.7 (0.2 to 0.9)	0.5 (0.2 to 0.6)	0.4 (0.2 to 0.5)	0.6 (0.4 to 0.8)	1.9 (1.1 to 2.5)	4.8 (2.7 to 6.1)	6.8 (3.8 to 8.9)	6 (3.5 to 8.1)	4.7 (2.8 to 6.3)	6 (3.7 to 8.2)	7.1 (4.3 to 9.6)	2.7 (1.7 to 3.6)	2.5 (1.6 to 3.4)	2.6 (1.7 to 3.5)	2.3 (1.4 to 3.1)	1.1 (0.7 to 1.5)	0.6 (0.4 to 0.8)	0.3 (0.2 to 0.4)	0.1 (0.1 to 0.1)	0 (0 to 0)	74.6
Sexually transmitted infections excluding HIV	19 (5.5 to 43.1)	5.9 (1.7 to 13.1)	7.6 (2.3 to 24.5)	0.3 (0.2 to 0.7)	0.2 (0.2 to 0.3)	0.3 (0.2 to 0.4)	0.7 (0.5 to 1.1)	2.1 (1.1 to 3.2)	4.4 (2.3 to 6.4)	6.9 (3.4 to 9.7)	8.7 (3.7 to 11.2)	4.8 (2.1 to 6.2)	5.8 (2.4 to 7.2)	10.9 (4.6 to 13.6)	2.8 (1.4 to 4.2)	2.1 (0.9 to 3.3)	2.3 (0.9 to 3.6)	2.3 (0.9 to 3.6)	1.2 (0.5 to 1.9)	0.6 (0.2 to 1)	0.3 (0.1 to 0.5)	0.1 (0.1 to 0.2)	0 (0 to 0)	77.6
Syphilis	0 (0 to 0)	0 (0 to 0)	0 (0 to 0)	0 (0 to 0)	0 (0 to 0)	0 (0 to 0)	0 (0 to 0)	0 (0 to 0)	0 (0 to 0)	0 (0 to 0)	0 (0 to 0)	0 (0 to 0)	0 (0 to 0)	0 (0 to 0)	0 (0 to 0)	0 (0 to 0)	0 (0 to 0)	0 (0 to 0)	0 (0 to 0)	0 (0 to 0)	0 (0 to 0)	0 (0 to 0)	0 (0 to 0)	0 (0 to 0)	39.3
Chlamydial infection	0 (0 to 0)	0 (0 to 0)	0 (0 to 0)	0 (0 to 0)	0 (0 to 0)	0 (0 to 0)	0 (0 to 0)	0 (0 to 0)	0 (0 to 0)	0 (0 to 0)	0 (0 to 0)	0 (0 to 0)	0 (0 to 0)	0 (0 to 0)	0 (0 to 0)	0 (0 to 0)	0 (0 to 0)	0 (0 to 0)	0 (0 to 0)	0 (0 to 0)	0 (0 to 0)	0 (0 to 0)	0 (0 to 0)	0 (0 to 0)	7.6
Gonococcal infection	0 (0 to 0)	0 (0 to 0)	0 (0 to 0)	0 (0 to 0)	0 (0 to 0)	0 (0 to 0)	0 (0 to 0.1)	0 (0 to 0.1)	0 (0 to 0.2)	0 (0 to 0.3)	0 (0 to 0.4)	0 (0 to 0.4)	0 (0 to 0.4)	0 (0 to 0.5)	0 (0 to 0.3)	0 (0 to 0.2)	0 (0 to 0.1)	0 (0 to 0.1)	0 (0 to 0.1)	0 (0 to 0.1)	0 (0 to 0.1)	0 (0 to 0.1)	0 (0 to 0.1)	0 (0 to 0.1)	3.6
Trichomoniasis	0 (0 to 0)	0 (0 to 0)	0 (0 to 0)	0 (0 to 0)	0 (0 to 0)	0 (0 to 0)	0 (0 to 0.2)	0 (0 to 0.1)	0 (0 to 0.1)	0 (0 to 0.1)	0 (0 to 0.1)	0 (0 to 0.1)	0 (0 to 0.1)	0 (0 to 0.1)	0 (0 to 0.1)	0 (0 to 0.1)	0 (0 to 0.1)	0 (0 to 0.1)	0 (0 to 0.1)	0 (0 to 0.1)	0 (0 to 0.1)	0 (0 to 0.1)	0 (0 to 0.1)	0 (0 to 0.1)	0
Genital herpes	0 (0 to 0)	0 (0 to 0)	0 (0 to 0)	0 (0 to 0)	0 (0 to 0)	0 (0 to 0)	0 (0 to 0.1)	0 (0 to 0.4)	0 (0 to 1.3)	0 (0 to 2.2)	0 (0 to 3.2)	0 (0 to 2.2)	0 (0 to 3.2)	0 (0 to 3.3)	0 (0 to 2.7)	0 (0 to 2.3)	0 (0 to 1.4)	0 (0 to 1.1)	0 (0 to 0.6)	0 (0 to 0.4)	0 (0 to 0.2)	0 (0 to 0.1)	0 (0 to 0.1)	0 (0 to 0.1)	10.2
Other sexually transmitted infections	0 (0 to 0)	0 (0 to 0)	0 (0 to 0)	0 (0 to 0)	0 (0 to 0)	0 (0 to 0.1)	0 (0 to 0.1)	0 (0 to 0.1)	0 (0 to 0.2)	0 (0 to 0.3)	0 (0 to 0.4)	0 (0 to 0.4)	0 (0 to 0.4)	0 (0 to 0.5)	0 (0 to 0.3)	0 (0 to 0.2)	0 (0 to 0.1)	0 (0 to 0.1)	0 (0 to 0.1)	0 (0 to 0.1)	0 (0 to 0.1)	0 (0 to 0.1)	0 (0 to 0.1)	0 (0 to 0.1)	1.7
Respiratory infections and tuberculosis	1.9 (9.9 to 12.3)	9.9 (9.9 to 9.9)	98.5 (23.9 to 98.6)	98.5 (33.1 to 100)	98.5 (27.5 to 97.5)	98.5 (27.1 to 79.8)	98.5 (28.9 to 69.3)	98.5 (24.5 to 71.9)	98.5 (46.7 to 77.7)	98.5 (49.6 to 98)	98.5 (49.6 to 101)	98.5 (49.6 to 101)	98.5 (49.6 to 106)	98.5 (52.9 to 108)	98.5 (64.9 to 117)	98.5 (109 to 169)	98.5 (129 to 233)	98.5 (167 to 307)	98.5 (270 to 496)	98.5 (298 to 531)	98.5 (420 to 660)	98.5 (437 to 732)	98.5 (282 to 464)	3,786
Tuberculosis	0 (0 to 0)	0 (0 to 0)	0.1 (0 to 0.3)	0.2 (0 to 0.5)	0.2 (0 to 0.6)	0.2 (0 to 0.6)	0.3 (0 to 0.8)	0.5 (0 to 1.2)	0.7 (0 to 1.6)	0.9 (0 to 2.1)	1.1 (0 to 2.5)	1.3 (0 to 3)	1.4 (0 to 3.2)	1.5 (0 to 3.5)	1.6 (0 to 3.7)	1.7 (0 to 3.9)	1.8 (0 to 4.1)	1.8 (0 to 4.2)	1.9 (0 to 4.3)	1.9 (0 to 4.4)	1.9 (0 to 4.4)	1.9 (0 to 4.4)	1.9 (0 to 4.4)	40.4
Latent tuberculosis infection	0 (0 to 0)	0 (0 to 0)	0 (0 to 0)	0 (0 to 0)	0 (0 to 0)	0 (0 to 0)	0 (0 to 0)	0 (0 to 0)	0 (0 to 0)	0 (0 to 0)	0 (0 to 0)	0 (0 to 0)	0 (0 to 0)	0 (0 to 0)	0 (0 to 0)	0 (0 to 0)	0 (0 to 0)	0 (0 to 0)	0 (0 to 0)	0 (0 to 0)	0 (0 to 0)	0 (0 to 0)	0 (0 to 0)	0 (0 to 0)	0
Active tuberculosis	0 (0 to 0)	0 (0 to 0)	0.1 (0 to 0.3)	0.2 (0 to 0.5)	0.2 (0 to 0.6)	0.2 (0 to 0.6)	0.3 (0 to 0.8)	0.5 (0 to 1.2)	0.7 (0 to 1.6)	0.9 (0 to 2.1)	1.1 (0 to 2.5)	1.3 (0 to 3)	1.4 (0 to 3.2)	1.5 (0 to 3.5)	1.6 (0 to 3.7)	1.7 (0 to 3.9)	1.8 (0 to 4.1)	1.8 (0 to 4.2)	1.9 (0 to 4.3)	1.9 (0 to 4.4)	1.9 (0 to 4.4)	1.9 (0 to 4.4)	1.9 (0 to 4.4)	40.4
Drug-susceptible tuberculosis	0 (0 to 0)	0 (0 to 0)	0.1 (0 to 0.3)	0.2 (0 to 0.5)	0.2 (0 to 0.6)	0.2 (0 to 0.6)	0.3 (0 to 0.8)	0.5 (0 to 1.2)	0.7 (0 to 1.6)	0.9 (0 to 2.1)	1.1 (0 to 2.5)	1.3 (0 to 3)	1.4 (0 to 3.2)	1.5 (0 to 3.5)	1.6 (0 to 3.7)	1.7 (0 to 3.9)	1.8 (0 to 4.1)	1.8 (0 to 4.2)	1.9 (0 to 4.3)	1.9 (0 to 4.4)	1.9 (0 to 4.4)	1.9 (0 to 4.4)	1.9 (0 to 4.4)	40.4
Multidrug-resistant tuberculosis without extensive drug resistance	0 (0 to 0)	0 (0 to 0)	0 (0 to 0)	0 (0 to 0)	0 (0 to 0)	0 (0 to 0)	0 (0 to 0)	0 (0 to 0)	0 (0 to 0)	0 (0 to 0)	0 (0 to 0)	0 (0 to 0)	0 (0 to 0)	0 (0 to 0)	0 (0 to 0)	0 (0 to 0)	0 (0 to 0)	0 (0 to 0)	0 (0 to 0)	0 (0 to 0)	0 (0 to 0)	0 (0 to 0)	0 (0 to 0)	0 (0 to 0)	1.2
Extensively drug-resistant tuberculosis	0 (0 to 0)	0 (0 to 0)	0 (0 to 0)	0 (0 to 0)	0 (0 to 0)	0 (0 to 0)	0 (0 to 0)	0 (0 to 0)	0 (0 to 0)	0 (0 to 0)	0 (0 to 0)	0 (0 to 0)	0 (0 to 0)	0 (0 to 0)	0 (0 to 0)	0 (0 to 0)	0 (0 to 0)	0 (0 to 0)	0 (0 to 0)	0 (0 to 0)	0 (0 to 0)	0 (0 to 0)	0 (0 to 0)	0 (0 to 0)	0.3
Lower respiratory infections	9.4 (9.9 to 12.3)	7.1 (5.1 to 9.8)	39.5 (23.9 to 98.4)	29.9 (29.9 to 29.9)	8.4 (8.4 to 10.3)	8.4 (7.1 to 8.4)	9.1 (7.1 to 9.1)	15.9 (11.5 to 21)	20.5 (15.1 to 27.4)	29.7 (21.9 to 39.2)	41.2 (30.3 to 54.9)	48.8 (32.5 to 68.4)	72.3 (52.2 to 97.4)	93.3 (70.4 to 124)	114 (79.4 to 153)	159 (109 to 203)	151 (109 to 203)	205 (142 to 273)	245 (169 to 330)	284 (189 to 384)	320 (189 to 438)	559 (433 to 750)	277 (262 to 361)	135 (151 to 146)	3,220
Upper respiratory infections	0 (0 to 0.1)	0 (0 to 0.4)	8 (4.8 to 12.7)	49.3 (22.1 to 49.4)	49.3 (16.7 to 49.3)	31.7 (13.2 to 49.3)	26.3 (7.5 to 49.3)	29.6 (14.5 to 49.3)	29.7 (15.1 to 46.9)	29.5 (14.4 to 47.2)	29.5 (14.4 to 47.2)	29.5 (14.4 to 47.2)	27.5 (14.4 to 47.2)	23.8 (13.4 to 47.2)	24.4 (12.9 to 42.3)	23.5 (12.9 to 41.1)	19.8 (11.3 to 36.1)	16.4 (8.9 to 29.7)	13.6 (7.2 to 23.3)	9.9 (4.9 to 17.5)	9.2 (4.9 to 16.1)	2.7 (1.5 to 4.5)	1.2 (0.7 to 2.1)	436
Otitis media	0 (0 to 0)	0.7 (0 to 0.9)	9.5 (3.5 to 17.1)	0.1 (0 to 0.4)	0.1 (0 to 0.4)	0.4 (0 to 0.4)	0.4 (0 to 0.4)	0.4 (0 to 0.4)	0.4 (0 to 0.4)	0.4 (0 to 0.4)	0.4 (0 to 0.4)	0.2 (0 to 0.4)	0.2 (0 to 0.4)	0.2 (0 to 0.4)	0.2 (0 to 0.4)	0.2 (0 to 0.4)	0.2 (0 to 0.4)	0.2 (0 to 0.4)	0.2 (0 to 0.4)	0.1 (0 to 0.3)	0.1 (0 to 0.3)	0.1 (0 to 0.3)	0.1 (0 to 0.3)	0.1 (0 to 0.3)	91.6
Enteric infections	0 (0 to 0.2)	0.1 (0 to 0.2)	39.1 (14.4 to 98.2)	19.9 (10.1 to 33.9)	10.1 (7.2 to 13.1)	9.1 (6.2 to 15.5)	9.2 (6.2 to 13.9)	9.3 (6.2 to 13.9)	9.4 (6.2 to 13.9)	9.4 (6.2 to 13.9)	9.5 (6.2 to 13.9)	9.6 (6.2 to 13.9)	9.6 (6.2 to 13.9)	9.6 (6.2 to 13.9)	9.6 (6.2 to 13.9)	9.6 (6.2 to 13.9)	9.6 (6.2 to 13.9)	9.6 (6.2 to 13.9)	9.6 (6.2 to 13.9)	9.6 (6.2 to 13.9)	9.6 (6.2 to 13.9)	9.6 (6.2 to 13.9)	9.6 (6.2 to 13.9)	331
Diarrheal diseases	0 (0 to 0.2)	0.1 (0 to 2.7)	24.4 (16.2 to 39.6)	19.8 (21.9 to 98)	10.1 (10.1 to 33.1)	9.1 (7.1 to 21.9)	9.1 (9.1 to 15.4)	9.2 (9.2 to 13.9)	9.3 (9.3 to 13.9)	9.3 (9.3 to 13.9)	9.4 (9.4 to 13.9)	9.5 (9.5 to 13.9)	9.5 (9.5 to 13.9)	9.5 (9.5 to 13.9)	9.5 (9.5 to 13.9)	9.5 (9.5 to 13.9)	9.5 (9.5 to 13.9)	9.5 (9.5 to 13.9)	9.5 (9.5 to 13.9)	9.5 (9.5 to 13.9)	9.5 (9.5 to 13.9)	9.5 (9.5 to 13.9)	9.5 (9.5 to 13.9)	329
Typhoid and paratyphoid	0 (0 to 0)	0 (0 to 0)	0 (0 to 0)	0 (0 to 0)	0 (0 to 0)	0 (0 to 0)	0 (0 to 0)	0 (0 to 0)	0 (0 to 0)	0 (0 to 0)	0 (0 to 0)	0 (0 to 0)	0 (0 to 0)	0 (0 to 0)	0 (0 to 0)	0 (0 to 0)	0 (0 to 0)	0 (0 to 0)	0 (0 to 0)	0 (0 to 0)	0 (0 to 0)	0 (0 to 0)	0 (0 to 0)	0 (0 to 0)	0.3
Typhoid fever	0 (0 to 0)	0 (0 to 0)	0 (0 to 0)	0 (0 to 0)	0 (0 to 0)	0 (0 to 0)	0 (0 to 0)	0 (0 to 0)	0 (0 to 0)	0 (0 to 0)	0 (0 to 0)	0 (0 to 0)	0 (0 to 0)	0 (0 to 0)	0 (0 to 0)	0 (0 to 0)	0 (0 to 0)	0 (0 to 0)	0 (0 to 0)	0 (0 to 0)	0 (0 to 0)	0 (0 to 0)	0 (0 to 0)	0 (0 to 0)	0.3
Paratyphoid fever	0 (0 to 0)	0 (0 to 0)	0 (0 to 0)	0 (0 to 0)	0 (0 to 0)	0 (0 to 0)	0 (0 to 0)	0 (0 to 0)	0 (0 to 0)	0 (0 to 0)	0 (0 to 0)	0 (0 to 0)	0 (0 to 0)	0 (0 to 0)	0 (0 to 0)	0 (0 to 0)	0 (0 to 0)	0 (0 to 0)	0 (0 to 0)	0 (0 to 0)	0 (0 to 0)	0 (0 to 0)	0 (0 to 0)	0 (0 to 0)	0
Other enteric infections	0 (0 to 0)	0 (0 to 0)	0.1 (0 to 0.3)	0.1 (0 to 0.3)	0.1 (0 to 0.3)	0.1 (0 to 0.3)	0.1 (0 to 0.3

Other neoplasms	0-2 (0 to 2 y.)	0 (0 to 0 y.)	0-3 (0-1 to 6 y.)	0-6 (0-2 to 1 y.)	0-4 (0-3 to 5 y.)	0-5 (0-2 to 6 y.)	0-6 (0-3 to 6 y.)	0-9 (0-4 to 1 y.)	1-3 (0-6 to 2 y.)	1-7 (1 to 2-4 y.)	1-9 (1-4 to 2-9 y.)	3-5 (2-4 to 5 y.)	6-4 (4-6 to 9 y.)	9-7 (7 to 14 y.)	15-7 (11 to 24 y.)	25-4 (19 to 35 y.)	42-2 (31-7 to 60 y.)	40-9 (29 to 57 y.)	30-3 (29-4 to 59 y.)	29 (20 to 39.7 y.)	13-6 (9 to 19.1 y.)	3-3 (2-2 to 4.9 y.)	239
Medulloblastoma; medulloblastoma and other hemangioblastic neoplasms	0-2 (0 to 3 y.)	0 (0-0 to 0 y.)	0-3 (0-1 to 6 y.)	0-4 (0 to 1 y.)	0-4 (0-3 to 5 y.)	0-5 (0-2 to 6 y.)	0-6 (0-4 to 6 y.)	0-9 (0-4 to 1 y.)	1-3 (0-6 to 2 y.)	1-7 (1 to 2-4 y.)	1-9 (1-4 to 2-9 y.)	3-5 (2-4 to 5 y.)	6-4 (4-6 to 9 y.)	9-7 (7 to 14 y.)	15-7 (11 to 24 y.)	25-4 (19 to 35 y.)	42-2 (31-7 to 60 y.)	40-9 (29 to 57 y.)	30-3 (29-4 to 59 y.)	29 (20 to 39.7 y.)	13-6 (9 to 19.1 y.)	3-3 (2-2 to 4.9 y.)	239
Benign and in situ intestinal neoplasms	0 (0 to 0 y.)	0 (0 to 0 y.)	0 (0 to 0 y.)

Congenital birth defects	290 (222 to 392)	108 (82 to 140)	231 (163 to 329)	130 (104 to 162)	61-4 (46-4 to 82)	53-3 (40-5 to 69-4)	51-5 (40-6 to 69-7)	51-3 (39-7 to 73-4)	44-4 (35-1 to 56-4)	43-7 (34-6 to 56)	42-8 (32-1 to 54-2)	38 (27-7 to 49-1)	44 (29-2 to 64)	42-1 (30-1 to 57-2)	41-9 (28-7 to 54-4)	34-2 (20-9 to 45-9)	24-9 (15-9 to 33-5)	8-6 (5-5 to 12-5)	4-8 (3-0 to 7-3)	3 (1-9 to 4-6)	1-5 (0-9 to 2-4)	0-6 (0-4 to 0-9)	0-1 (0-1 to 0-2)	1,350
Neural tube defects	22-6 (15-3 to 33-7)	9 (2-9 to 7-9)	20-2 (10-9 to 33-6)	17-3 (10-9 to 26-2)	2-6 (1-9 to 3-4)	2-7 (2-0 to 3-6)	2-8 (2-1 to 3-7)	2-3 (1-5 to 3-4)	2-9 (2-1 to 3-9)	2-4 (1-7 to 3-4)	2-2 (1-5 to 3-1)	1-5 (1-0 to 2-2)	1-3 (0-8 to 1-9)	0-8 (0-5 to 1-2)	0-9 (0-4 to 1-6)	0-3 (0-2 to 0-5)	0-1 (0-1 to 0-2)	0-1 (0-0 to 0-2)	0 (0-0 to 0-1)	0 (0-0 to 0-0)	0 (0-0 to 0-0)	0 (0-0 to 0-0)	0 (0-0 to 0-0)	99
Congenital heart anomalies	66-8 (51-1 to 87-9)	25-1 (17-1 to 35-7)	49-5 (32-3 to 72-2)	29-2 (19-2 to 43-4)	13-4 (8-9 to 18-4)	12-1 (7-7 to 17-1)	11-6 (7-4 to 16-6)	11-2 (7-0 to 17-1)	9-6 (6-2 to 13-6)	9-6 (6-2 to 13-7)	9-6 (6-2 to 13-5)	8-6 (5-3 to 12-3)	9-4 (5-8 to 13-5)	9-4 (5-8 to 13-5)	9-4 (5-8 to 13-5)	8-8 (4-9 to 13)	7-5 (3-7 to 11-5)	6-3 (2-9 to 9-7)	1-3 (0-7 to 2-1)	0-4 (0-2 to 0-8)	0-3 (0-1 to 0-5)	0-1 (0-0 to 0-2)	0-1 (0-0 to 0-1)	224
Orofacial clefts	9-1 (6-2 to 13-1)	3-5 (2-2 to 5-2)	6-4 (3-6 to 11-6)	3-8 (2-0 to 6-2)	1-7 (0-9 to 3-2)	1-5 (0-8 to 3-1)	1-6 (0-8 to 3-2)	1-4 (0-7 to 3-1)	1-2 (0-6 to 2-5)	1-2 (0-6 to 2-5)	1-2 (0-6 to 2-5)	1-1 (0-5 to 2-1)	1-2 (0-6 to 2-5)	1-2 (0-6 to 2-5)	1-2 (0-6 to 2-5)	1-1 (0-5 to 2-1)	0-9 (0-4 to 2-1)	0-8 (0-3 to 1-8)	0-3 (0-1 to 0-6)	0-2 (0-1 to 0-4)	0-1 (0-0 to 0-3)	0-1 (0-0 to 0-1)	0-1 (0-0 to 0-1)	16
Down syndrome	8-8 (5-4 to 14-3)	2-4 (1-5 to 3-9)	7-5 (4-4 to 11-9)	6-3 (4-0 to 9-8)	4-1 (2-6 to 6-9)	3-8 (2-4 to 6-3)	3-8 (2-4 to 6-3)	3-6 (2-2 to 5-7)	3-2 (2-0 to 5-1)	3-2 (2-0 to 5-2)	3-2 (2-0 to 5-1)	2-9 (1-7 to 4-7)	3-2 (1-7 to 5-1)	3-2 (1-7 to 5-1)	3-1 (1-7 to 5-1)	2-9 (1-5 to 4-6)	2-5 (1-3 to 4-1)	2-1 (1-1 to 3-5)	0-9 (0-5 to 1-5)	0-3 (0-2 to 0-5)	0-2 (0-1 to 0-4)	0-1 (0-0 to 0-2)	0-1 (0-0 to 0-1)	124
Turner syndrome	0 (0 to 0)	0 (0 to 0)	0 (0 to 0-1)	0-2 (0-0 to 0-5)	0-2 (0-0 to 0-4)	0-1 (0-0 to 0-4)	0-2 (0-0 to 0-4)	0-2 (0-0 to 0-4)	0-2 (0-0 to 0-5)	0-2 (0-0 to 0-5)	0-2 (0-0 to 0-5)	0-2 (0-0 to 0-5)	0-1 (0-1 to 0-3)	0-1 (0-0 to 0-3)	0-1 (0-0 to 0-3)	0-1 (0-0 to 0-1)	0 (0 to 0-1)	0 (0 to 0)	0 (0 to 0)	0 (0 to 0)	0 (0 to 0)	0 (0 to 0)	0 (0 to 0)	0 (0 to 0)	1-6
Klinefelter syndrome	0 (0 to 0)	0 (0 to 0)	0 (0 to 0-1)	0 (0 to 0-1)	0 (0 to 0-1)	0 (0 to 0-1)	0 (0 to 0)	0 (0 to 0-1)	0-1 (0 to 0-1)	0-1 (0 to 0-1)	0-1 (0 to 0-1)	0 (0 to 0-1)	0 (0 to 0-1)	0 (0 to 0-1)	0 (0 to 0-1)	0 (0 to 0)	0 (0 to 0)	0 (0 to 0)	0 (0 to 0)	0 (0 to 0)	0 (0 to 0)	0 (0 to 0)	0 (0 to 0)	0 (0 to 0)	0-4
Other chromosomal abnormalities	22-4 (22-2 to 61-1)	17-5 (12-2 to 24-4)	29-2 (20-5 to 56-1)	15-3 (11-3 to 20-4)	8-4 (6-1 to 11-5)	7-2 (5-2 to 9-7)	7-4 (5-2 to 10-1)	7-4 (5-2 to 9-9)	6 (4-1 to 8)	6 (4-2 to 8-2)	5-9 (3-9 to 8)	4-8 (3-0 to 6-7)	5-3 (2-9 to 7-4)	4-4 (2-5 to 6-3)	3-8 (2-1 to 5-2)	2-1 (1-1 to 3-2)	1-6 (0-9 to 2-3)	1-1 (0-6 to 1-6)	0 (0 to 0)	0 (0 to 0)	0 (0 to 0)	0 (0 to 0)	0 (0 to 0)	176
Congenital musculoskeletal and limb anomalies	9-8 (4-3 to 14-5)	2-6 (1-6 to 4)	20-2 (12-4 to 32-2)	16-7 (9-6 to 23-3)	9-6 (5-4 to 21-7)	10-2 (5-9 to 19)	9-6 (5-4 to 19-5)	10-4 (5-9 to 19-4)	10-7 (6-3 to 19-4)	10-7 (6-3 to 19-7)	9-5 (5-6 to 16-3)	10-6 (6-3 to 19-2)	10-4 (5-9 to 20-2)	9-2 (5-3 to 13-7)	9-2 (5-3 to 13-7)	8-7 (4-7 to 11-7)	6-7 (3-6 to 9-1)	4-9 (2-6 to 7-5)	2-5 (1-4 to 3-9)	1-3 (0-8 to 2-1)	0-6 (0-3 to 1)	0-2 (0-1 to 0-3)	0-1 (0-0 to 0-1)	209
Urogenital congenital anomalies	13-8 (9-9 to 21-8)	2-2 (1-1 to 4-9)	4-2 (2-5 to 8-1)	3-1 (1-9 to 4-9)	2 (1-2 to 3-2)	1-3 (0-8 to 2-1)	1-6 (0-9 to 2-6)	0-9 (0-6 to 1-3)	0-7 (0-5 to 1-1)	0-6 (0-4 to 0-9)	0-5 (0-3 to 0-8)	0-4 (0-2 to 0-6)	0-5 (0-3 to 0-8)	0-3 (0-2 to 0-5)	0-2 (0-1 to 0-3)	0-1 (0-1 to 0-2)	0-1 (0 to 0-1)	0 (0 to 0-1)	0 (0 to 0)	0 (0 to 0)	0 (0 to 0)	0 (0 to 0)	0 (0 to 0)	31-8
Digestive congenital anomalies	40-6 (31-2 to 63)	16-9 (7-5 to 19-7)	16-6 (12-2 to 25-1)	9-2 (7-2 to 15-4)	4-6 (3-1 to 6-8)	3-6 (2-7 to 5-1)	3-5 (2-7 to 5-2)	3-2 (2-4 to 5-2)	2-9 (2-0 to 4-3)	2-8 (2-0 to 4-1)	2-6 (1-9 to 3-7)	2-3 (1-6 to 3-5)	2-5 (1-6 to 3-7)	2-3 (1-5 to 3-5)	2-2 (1-4 to 3-4)	2-1 (1-3 to 3-1)	1-8 (1-1 to 2-7)	1-5 (0-9 to 2-3)	0-7 (0-4 to 1-1)	0-3 (0-2 to 0-5)	0-2 (0-1 to 0-3)	0-1 (0-0 to 0-1)	0-1 (0-0 to 0-2)	97-2
Other congenital birth defects	52-6 (50-2 to 128)	22-1 (12-2 to 28-7)	33-2 (28-7 to 66-5)	23-1 (16-7 to 31-1)	13-1 (8-6 to 16-6)	12 (7-5 to 16-8)	11-2 (8-3 to 15-6)	10-5 (7-3 to 15-3)	9-3 (6-6 to 13-7)	9-2 (6-5 to 13-4)	7-7 (4-7 to 11-7)	6-7 (4-2 to 10-6)	8-2 (4-7 to 12-5)	6-3 (3-3 to 10-1)	5-3 (2-9 to 9-2)	4-5 (2-3 to 8-1)	3-5 (1-9 to 6-9)	2-6 (1-3 to 5-2)	1-5 (0-9 to 3-1)	0-6 (0-3 to 1-4)	0-3 (0-2 to 0-7)	0-2 (0-1 to 0-5)	0-1 (0-0 to 0-1)	278
Urinary diseases and male infertility	0-3 (0-1 to 0-4)	0-2 (0-1 to 0-7)	1-7 (0-9 to 2-6)	1-7 (1-0 to 2-2)	1-6 (1-0 to 2-1)	1-6 (1-0 to 2-1)	2-7 (1-6 to 3-7)	2-6 (1-6 to 4-5)	2-5 (1-6 to 4-1)	2-5 (1-7 to 4-1)	2-4 (1-6 to 3-9)	2-3 (1-5 to 3-7)	2-5 (1-6 to 4-1)	2-4 (1-5 to 3-9)	2-3 (1-5 to 3-8)	2-1 (1-3 to 3-5)	1-8 (1-1 to 3-1)	1-5 (0-9 to 2-4)	0-8 (0-5 to 1-3)	0-3 (0-2 to 0-5)	0-2 (0-1 to 0-4)	0-1 (0-0 to 0-2)	0-1 (0-0 to 0-1)	626
Urolithiasis	0 (0 to 0)	0 (0 to 0)	0 (0 to 0)	0-1 (0 to 0-2)	0-1 (0-1 to 0-2)	0-1 (0-1 to 0-2)	0-2 (0-2 to 0-5)	0-2 (0-1 to 0-4)	0-2 (0-1 to 0-4)	0-2 (0-1 to 0-4)	0-2 (0-1 to 0-4)	0-2 (0-1 to 0-4)	0-2 (0-1 to 0-5)	0-2 (0-1 to 0-4)	0-2 (0-1 to 0-4)	0-2 (0-1 to 0-4)	0-2 (0-1 to 0-4)	0-2 (0-1 to 0-4)	0-2 (0-1 to 0-4)	0-2 (0-1 to 0-4)	0-2 (0-1 to 0-4)	0-2 (0-1 to 0-4)	0-2 (0-1 to 0-4)	61-8
Benign prostatic hyperplasia	0 (0 to 0)	0 (0 to 0)	0 (0 to 0)	0 (0 to 0)	0 (0 to 0)	0 (0 to 0)	0 (0 to 0)	0 (0 to 0)	0 (0 to 0)	0 (0 to 0)	0 (0 to 0)	0 (0 to 0)	0-4 (0 to 1-5)	0-4 (0 to 1-5)	0-4 (0 to 1-5)	0-4 (0 to 1-5)	0-3 (0 to 1-2)	0-3 (0 to 1-2)	0-2 (0 to 0-8)	0-1 (0 to 0-4)	0-1 (0 to 0-3)	0-1 (0 to 0-2)	0-1 (0 to 0-2)	0-1 (0 to 0-2)	220
Male infertility	0 (0 to 0)	0 (0 to 0)	0 (0 to 0)	0 (0 to 0)	0 (0 to 0)	0 (0 to 0)	0 (0 to 0)	0 (0 to 0)	2-3 (0 to 6-4)	2-3 (0 to 6-4)	2-3 (0 to 6-4)	2-3 (0 to 6-4)	2-3 (0 to 6-4)	2-3 (0 to 6-4)	2-3 (0 to 6-4)	2-3 (0 to 6-4)	2-3 (0 to 6-4)	2-3 (0 to 6-4)	2-3 (0 to 6-4)	2-3 (0 to 6-4)	2-3 (0 to 6-4)	2-3 (0 to 6-4)	2-3 (0 to 6-4)	2-3 (0 to 6-4)	19-6
Other urinary diseases	0-2 (0 to 0-3)	0-2 (0 to 0-4)	0-3 (0-1 to 0-6)	0-3 (0-2 to 0-6)	0-5 (0-4 to 0-9)	0-6 (0-4 to 0-9)	0-6 (0-4 to 0-9)	0-6 (0-4 to 0-9)	1 (0-7 to 1-4)	1 (0-7 to 1-4)	1 (0-7 to 1-4)	1 (0-7 to 1-4)	1 (0-7 to 1-4)	1 (0-7 to 1-4)	1 (0-7 to 1-4)	1 (0-7 to 1-4)	1 (0-7 to 1-4)	1 (0-7 to 1-4)	1 (0-7 to 1-4)	1 (0-7 to 1-4)	1 (0-7 to 1-4)	1 (0-7 to 1-4)	1 (0-7 to 1-4)	1 (0-7 to 1-4)	39-3
Gynecological diseases	0 (0 to 0)	0 (0 to 0)	0 (0 to 0)	0 (0 to 0)	0 (0 to 0)	0 (0 to 0)	0 (0 to 0)	0 (0 to 0)	0 (0 to 0)	0 (0 to 0)	0 (0 to 0)	0 (0 to 0)	0 (0 to 0)	0 (0 to 0)	0 (0 to 0)	0 (0 to 0)	0 (0 to 0)	0 (0 to 0)	0 (0 to 0)	0 (0 to 0)	0 (0 to 0)	0 (0 to 0)	0 (0 to 0)	0 (0 to 0)	0 (0 to 0)	2,208
Uterine fibroids	0 (0 to 0)	0 (0 to 0)	0 (0 to 0)	0 (0 to 0)	0 (0 to 0)	0 (0 to 0)	0 (0 to 0)	0 (0 to 0)	0 (0 to 0)	0 (0 to 0)	0 (0 to 0)	0 (0 to 0)	0 (0 to 0)	0 (0 to 0)	0 (0 to 0)	0 (0 to 0)	0 (0 to 0)	0 (0 to 0)	0 (0 to 0)	0 (0 to 0)	0 (0 to 0)	0 (0 to 0)	0 (0 to 0)	0 (0 to 0)	0 (0 to 0)	73-9
Polycystic ovarian syndrome	0 (0 to 0)	0 (0 to 0)	0 (0 to 0)	0 (0 to 0)	0 (0 to 0)	1-6 (0 to 4)	4-4 (2-7 to 7-2)	5-1 (3-1 to 8-1)	5-1 (3-1 to 8-1)	5-2 (3-2 to 8-1)	4-7 (2-9 to 7-3)	4-2 (2-5 to 6-9)	5-2 (3-2 to 8-1)	4-7 (2-9 to 7-3)	4-6 (2-8 to 7-1)	4-2 (2-5 to 6-5)	3-6 (2-2 to 5-6)	3-2 (1-9 to 4-9)	2-3 (1-4 to 3-5)	1-1 (0-7 to 1-7)	0-5 (0-3 to 0-8)	0-2 (0-1 to 0-3)	0-1 (0-1 to 0-1)	0-1 (0-0 to 0-1)	68-4
Female infertility	0 (0 to 0)	0 (0 to 0)	0 (0 to 0)	0 (0 to 0)	0 (0 to 0)	0 (0 to 0)	0 (0 to 0)	0 (0 to 0)	1-2 (0 to 3-4)	3 (0-1 to 10-3)	3-6 (1-2 to 12-3)	4-6 (1-7 to 16-6)	4-6 (1-7 to 16-6)	2 (0-9 to 6-2)	3 (1-3 to 9-3)	4-2 (1-6 to 12-3)	3-6 (1-4 to 10-4)	2-9 (1-1 to 8-1)	1-9 (0-8 to 5-3)	0-8 (0-3 to 2-3)	0-3 (0-1 to 0-8)	0-2 (0-1 to 0-5)	0-1 (0-0 to 0-2)	0-1 (0-0 to 0-2)	17-5
Endometriosis	0 (0 to 0)	0 (0 to 0)	0 (0 to 0)	0 (0 to 0)	0 (0 to 0)	0-5 (0 to 2-1)	0-6 (0 to 2-1)	0-7 (0 to 2-1)	18-3 (9-7 to 32-5)	18-3 (9-7 to 32-5)	14-9 (7-6 to 28-4)	12-3 (6-5 to 21-5)	10-8 (5-6 to 18-4)	9-6 (4-8 to 16-5)	8-6 (4-2 to 15-2)	6-8 (3-2 to 12-5)	5-2 (2-4 to 9-6)	3-8 (1-8 to 7-1)	2-7 (1-3 to 5-1)	1-6 (0-8 to 3-1)	0-6 (0-4 to 1-1)	0-3 (0-2 to 0-5)	0-2 (0-1 to 0-4)	0-1 (0-0 to 0-2)	99
Genital prolapse	0 (0 to 0)	0 (0 to 0)	0 (0 to 0)	0 (0 to 0)	0 (0 to 0)	0-4 (0 to 2-1)	0-5 (0 to 2-1)	0-6 (0 to 2-1)	0-6 (0 to 2-1)	0-6 (0 to 2-1)	0-5 (0 to 2-1)	0-5 (0 to 2-1)	0-5 (0 to 2-1)	0-4 (0 to 2-1)	0-4 (0 to 2-1)	0-4 (0 to 2-1)	0-3 (0 to 2-1)	0-3 (0 to 2-1)	0-2 (0 to 1-4)	0-2 (0 to 1-1)	0-1 (0 to 0-7)	0-1 (0 to 0-4)	0-1 (0 to 0-2)	0-1 (0 to 0-2)	44-3
Premenstrual syndrome	0 (0 to 0)	0 (0 to 0)	0 (0 to 0)	0 (0 to 0)	0 (0 to 0)	0 (0 to 0)	0 (0 to 0)	0 (0 to 0)	59-3 (31-1 to 88-9)	59-9 (29-7 to 94-7)	61-6 (29-7 to 98)	68-6 (32-5 to 106-3)	68-9 (27-5 to 91-2)	78 (31-1 to 105-9)	78 (31-1 to 105-9)	78 (31-1 to 105-9)	78 (31-1 to 105-9)	78 (31-1 to 105-9)	78 (31-1 to 105-9)	78 (31-1 to 105-9)	78 (31-1 to 105-9)	78 (31-1 to 105-9)	78 (31-1 to 105-9)	78 (31-1 to 105-9)	413
Other gynecological diseases	0 (0 to 0)	0 (0 to 0)	0 (0 to 0)	0-1 (0 to 0-3)	0-5 (0 to 1-6)	1-6 (0 to 4)	1-6 (0 to 4)	1-7 (0 to 4-1)	1-6 (0 to 4-1)	1-6 (0 to 4-1)	1-6 (0 to 4-1)	1-6 (0 to 4-1)	1-6 (0 to 4-1)	1-6 (0 to 4-1)	1-6 (0 to 4-1)	1-6 (0 to 4-1)	1-6 (0 to 4-1)	1-6 (0 to 4-1)	1-6 (0 to 4-1)	1-6 (0 to 4-1)	1-6 (0 to 4-1)	1-6 (0 to 4-1)	1-6 (0 to 4-1)	1-6 (0 to 4-1)	99
Hemoglobinopathies and hemolytic anemias	0-2 (0-1 to 0-2)	0-2 (0-1 to 0-2)	0-7 (0-4 to 1-3)	0-3 (0-2 to 0-6)	0-2 (0-1 to 0-4)	2-2 (1-3 to 3-4)	12-3 (7-5 to 18-2)	4-6 (2-8 to 6-9)	4-1 (2-5 to 6-2)	4-1 (2-5 to 6-2)	3-8 (2-3 to 5-7)	3-5 (2-1 to 5-1)	4-1 (2-5 to 6-2)	3-8 (2-3 to 5-7)	3-8 (2-3 to 5-7)	3-5 (2-1 to 5-1)	3-2 (1-9 to 4-8)	2-8 (1-7 to 4-2)	2-3 (1-4 to 3-4)	1-6 (0-9 to 2-4)	0-8 (0-5 to 1-2)	0-4 (0-2 to 0-6)	0-2 (0-1 to 0-3)	0-2 (0-1 to 0-3)	1,310
Thalassemias	0 (0 to 0)	0 (0 to 0)	0 (0 to 0-2)	0-3 (0-1 to 0-7)	0-3 (0-1 to 0-7)	0-3 (0-1 to 0-7)	0-3 (0-1 to 0-7)	0-3 (0-2 to 0-7)	0-3 (0-1 to 0-7)	0-3 (0-1 to 0-7)	0-3 (0-1 to 0-7)	0-3 (0-1 to 0-7)	0-3 (0-1 to 0-7)	0-3 (0-1 to 0-7)	0-3 (0-1 to 0-7)	0-3 (0-1 to 0-7)	0-3 (0-1 to 0-7)	0-3 (0-1 to 0-7)	0-3 (0-1 to 0-7)	0-3 (0-1 to 0-7)	0-3 (0-1 to 0-7)	0-3 (0-1 to 0-7)	0-3 (0-1 to 0-7)	0-3 (0-1 to 0-7)	1-4
Thalassemias trait	0 (0 to 0)	0 (0 to 0)	0 (0-1 to 1-2)	0-3 (0-2 to 0-9)	0-4 (0-2 to 0-9)	0-5 (0-3 to 0-9)	0-5 (0-3 to 0-9)	0-5 (0-3 to 0-9)	0-5 (0-3 to 0-9)	0-5 (0-3 to 0-9)	0-5 (0-3 to 0-9)	0-5 (0-3 to 0-9)	0-5 (0-3 to 0-9)	0-5 (0-3 to 0-9)	0-5 (0-3 to 0-9)	0-5 (0-3 to 0-9)	0-5 (0-3 to 0-9)	0-5 (0-3 to 0-9)	0-5 (0-3 to 0-9)	0-5 (0-3 to 0-9)	0-5 (0-3 to 0-9)	0-5 (0-3 to 0-9)	0-5 (0-3 to 0-9)	0-5 (0-3 to 0-9)	2-0
Sickle cell disorders	0-7 (0-1 to 0-2)	0 (0 to 0-2)	1-2 (0-3 to 0-8)	1-1 (0-6 to 1-6)	0-7 (0-4 to 1-2)	0-8 (0-5 to 1-2)	0-8 (0-5 to 1-2)	0-8 (0-5 to 1-2)	0-8 (0-4 to 1-1)	0-8 (0-4 to 1-1)	0-8 (0-4 to 1-1)	0-8 (0-4 to 1-1)	0-8 (0-4 to 1-1)	0-8 (0-4 to 1-1)	0-8 (0-4 to 1-1)	0-8 (0-4 to 1-1)	0-8 (0-4 to 1-1)	0-8 (0-4 to 1-1)	0-8 (0-4 to 1-1)	0-8 (0-4 to 1-1)	0-8 (0-4 to 1-1)	0-8 (0-4 to 1-1)	0-8 (0-4 to 1-1)	0-8 (0-4 to 1-1)	8-2
Sickle cell trait	0 (0 to 0)	0 (0 to 0)	0 (0 to 0-7)	0-2 (0 to 0-6)	0-3 (0 to 0-6)	0-4 (0 to 0-7)	0-4 (0 to 0-7)	0-4 (0 to 0-7)	0-4 (0 to 0-7)	0-4 (0 to 0-7)	0-4 (0 to 0-7)	0-4 (0 to 0-7)	0-4 (0 to 0-7)	0-4 (0 to 0-7)	0-4 (0 to 0-7)	0-4 (0 to 0-7)	0-4 (0 to 0-7)	0-4 (0 to 0-7)	0-4 (0 to 0-7)	0-4 (0 to 0-7)	0-4 (0 to 0-7)	0-4 (0 to 0-7)	0-4 (0 to 0-7)	0-4 (0 to 0-7)	20-8
G6PD deficiency	0 (0 to 0)	0 (0 to 0)	0 (0 to 0)	0-2 (0 to 0-7)	0-2 (0-2 to 0-7)	0-2 (0-2 to 0-7)	0-2 (0-2

SR Table 2c: Leeds DALYS by cause and age arcuse for both sexes with 95% uncertainty intervals, 2019

Cause	Early Neonatal	Late Neonatal	Post Neonatal	1 to 4	5 to 9	10 to 14	15 to 19	20 to 24	25 to 29	30 to 34	35 to 39	40 to 44	45 to 49	50 to 54	55 to 59	60 to 64	65 to 69	70 to 74	75 to 79	80 to 84	85 to 89	90 to 94	95 plus	Total
All causes	1,700 (1,600 to 2,010)	997 (997 to 764)	1,220 (1,050 to 1,500)	1,820 (1,490 to 2,480)	970 (2,000 to 2,530)	2,610 (2,150 to 3,450)	4,190 (3,700 to 5,200)	6,600 (5,900 to 8,710)	9,390 (7,270 to 11,700)	13,700 (8,300 to 13,200)	19,900 (8,190 to 15,600)	27,200 (9,210 to 13,300)	43,000 (12,000 to 14,700)	62,000 (15,600 to 17,600)	89,000 (19,600 to 16,900)	119,000 (19,000 to 16,400)	151,000 (19,000 to 16,400)	177,000 (19,000 to 16,400)	196,000 (19,000 to 16,400)	202,000 (19,000 to 16,400)	177,000 (19,000 to 16,000)	132,000 (19,000 to 14,700)	2,210 (22,300 to 14,700)	2,010 (6,900 to 7,990)	2,010 (6,900 to 2,360)	219,000
Communicable, maternal, neonatal, and nutritional diseases	1,640 (1,600 to 1,970)	997 (997 to 764)	1,220 (1,050 to 1,500)	1,820 (1,490 to 2,480)	970 (2,000 to 2,530)	2,610 (2,150 to 3,450)	4,190 (3,700 to 5,200)	6,600 (5,900 to 8,710)	9,390 (7,270 to 11,700)	13,700 (8,300 to 13,200)	19,900 (8,190 to 15,600)	27,200 (9,210 to 13,300)	43,000 (12,000 to 14,700)	62,000 (15,600 to 17,600)	89,000 (19,600 to 16,900)	119,000 (19,000 to 16,400)	151,000 (19,000 to 16,400)	177,000 (19,000 to 16,400)	196,000 (19,000 to 16,400)	202,000 (19,000 to 16,400)	177,000 (19,000 to 16,000)	132,000 (19,000 to 14,700)	2,120 (22,300 to 14,700)	2,010 (6,900 to 7,990)	2,010 (6,900 to 2,360)	219,000
HIV/AIDS and sexually transmitted infections	39.5 (33.2 to 46.9)	11.4 (2.0 to 20.9)	18.7 (6.9 to 40.1)	2.2 (1.7 to 2.8)	1.4 (1.1 to 1.7)	1.2 (1.0 to 1.4)	2.2 (1.7 to 3.1)	7.5 (5.3 to 10.2)	18.6 (13.0 to 26.8)	23.6 (20.4 to 28.0)	28.1 (27.0 to 29.6)	39.9 (37.7 to 42.3)	28.6 (25.3 to 32.1)	20.2 (18.3 to 22.4)	16 (13.1 to 19.7)	12.4 (9.9 to 15.6)	11.4 (7.9 to 17.1)	11.2 (7.3 to 17.2)	9.7 (5.9 to 15.9)	11 (5.7 to 18.4)	11 (5.7 to 18.4)	8.6 (3.5 to 17)	0.2 (0.1 to 0.2)	309
HIV/AIDS	0 (0 to 0)	0 (0 to 0)	2.2 (0.1 to 6.2)	1.7 (0.9 to 3.9)	1.1 (0.7 to 1.5)	0.8 (0.7 to 1)	1.2 (0.9 to 1.6)	3.6 (2.7 to 4.8)	9.1 (6.9 to 11.8)	13.4 (10.3 to 17.2)	22.7 (17.9 to 29.3)	34.1 (29.1 to 40.2)	23.1 (19.1 to 27.3)	16.7 (13.7 to 20.1)	12.3 (9.4 to 16.6)	9.7 (6.9 to 13.2)	9 (5.7 to 13.2)	9 (5.1 to 14.6)	7.5 (3.9 to 13.6)	8.9 (3.9 to 16.2)	8.9 (3.9 to 16.2)	6.9 (2.5 to 14.1)	0 (0 to 0)	161
HIV/AIDS - Drug-susceptible Tuberculosis	0 (0 to 0)	0 (0 to 0)	0.2 (0 to 0.6)	0.3 (0 to 0.8)	0.2 (0 to 0.3)	0.1 (0 to 0.2)	0.1 (0 to 0.2)	0.4 (0.3 to 0.6)	0.9 (0.7 to 1.2)	1.4 (1.1 to 1.8)	2.4 (1.9 to 3.1)	3.6 (3.1 to 4.3)	2.4 (2 to 2.8)	1.7 (1.4 to 2)	1.3 (1 to 1.7)	1 (0.7 to 1.4)	0.9 (0.6 to 1.3)	0.9 (0.5 to 1.5)	0.8 (0.4 to 1.4)	0.9 (0.4 to 1.7)	0.9 (0.4 to 1.7)	0.7 (0.3 to 1.5)	0 (0 to 0)	19.7
HIV/AIDS - Multidrug-resistant Tuberculosis without extensive	0 (0 to 0)	0 (0 to 0)	0 (0 to 0.1)	0 (0 to 0)	0 (0 to 0)	0 (0 to 0)	0 (0 to 0)	0 (0 to 0.1)	0 (0 to 0.1)	0 (0 to 0.1)	0 (0 to 0.2)	0 (0 to 0.3)	0 (0 to 0.3)	0 (0 to 0.3)	0 (0 to 0.3)	0 (0 to 0.3)	0 (0 to 0.3)	0 (0 to 0.3)	0 (0 to 0.3)	0 (0 to 0.3)	0 (0 to 0.3)	0 (0 to 0.3)	0 (0 to 0.3)	0 (0 to 0)	0.6
HIV/AIDS - Extensively drug-resistant Tuberculosis	0 (0 to 0)	0 (0 to 0)	0 (0 to 0)	0 (0 to 0)	0 (0 to 0)	0 (0 to 0)	0 (0 to 0)	0 (0 to 0)	0 (0 to 0)	0 (0 to 0)	0 (0 to 0)	0 (0 to 0)	0 (0 to 0)	0 (0 to 0)	0 (0 to 0)	0 (0 to 0)	0 (0 to 0)	0 (0 to 0)	0 (0 to 0)	0 (0 to 0)	0 (0 to 0)	0 (0 to 0)	0 (0 to 0)	0 (0 to 0)	0.1
HIV/AIDS resulting in other diseases	0 (0 to 0)	0 (0 to 0)	2 (1.6 to 2.4)	1.4 (1.1 to 1.7)	0.9 (0.7 to 1.1)	0.6 (0.5 to 0.8)	0.9 (0.6 to 1.3)	3.1 (2.4 to 4.1)	8.1 (6.5 to 9.9)	11.9 (9.5 to 14.8)	20.3 (16.3 to 25.7)	30.4 (25.3 to 37.1)	20.6 (17.1 to 25.1)	14.9 (12.2 to 18.2)	11.2 (8.2 to 15.4)	8.6 (6.1 to 12.3)	8 (4.8 to 12.6)	7.9 (4.4 to 13.6)	6.8 (2.9 to 13.2)	7.9 (2.9 to 14.8)	7.9 (2.9 to 14.8)	6.2 (1.9 to 13.4)	0 (0 to 0)	145
Sexually transmitted infections excluding HIV	39.5 (33.2 to 46.9)	11.4 (2.0 to 20.9)	16.5 (4.7 to 37.9)	0.6 (0.1 to 1.2)	0.3 (0.1 to 0.6)	0.4 (0.1 to 0.8)	1 (0.2 to 2.2)	3.9 (1.1 to 8.6)	9.5 (2.7 to 21.1)	9.7 (2.8 to 21.5)	7.8 (2.2 to 17.3)	12.7 (3.7 to 28.1)	8.5 (2.4 to 18.9)	5.5 (1.6 to 12.2)	4.8 (1.4 to 10.7)	3.8 (1.1 to 8.5)	3.4 (1 to 7.5)	3.3 (0.9 to 7.3)	2.8 (0.8 to 6.2)	3.1 (0.9 to 6.9)	3.1 (0.9 to 6.9)	2.4 (0.7 to 5.3)	0.2 (0.1 to 0.2)	107
Syphilis	0 (0 to 0)	0 (0 to 0)	0.6 (0.1 to 1.2)	0.3 (0.1 to 0.6)	0.1 (0 to 0.2)	0.1 (0 to 0.2)	0.2 (0 to 0.4)	0.7 (0.2 to 1.5)	1.8 (0.5 to 3.9)	2.2 (0.6 to 4.8)	2.1 (0.6 to 4.6)	3.2 (0.9 to 7)	2.2 (0.6 to 4.8)	1.4 (0.4 to 3.1)	1.2 (0.3 to 2.7)	1 (0.3 to 2.2)	0.9 (0.2 to 2.1)	0.9 (0.2 to 2.1)	0.8 (0.2 to 1.9)	0.8 (0.2 to 1.9)	0.8 (0.2 to 1.9)	0.6 (0.2 to 1.4)	0 (0 to 0)	67.4
Chlamydial infection	0 (0 to 0)	0 (0 to 0)	0 (0 to 0)	0 (0 to 0)	0 (0 to 0)	0 (0 to 0)	0 (0 to 0)	0 (0 to 0)	0 (0 to 0)	0 (0 to 0)	0 (0 to 0)	0 (0 to 0)	0 (0 to 0)	0 (0 to 0)	0 (0 to 0)	0 (0 to 0)	0 (0 to 0)	0 (0 to 0)	0 (0 to 0)	0 (0 to 0)	0 (0 to 0)	0 (0 to 0)	0 (0 to 0)	0 (0 to 0)	0
Gonococcal infection	0 (0 to 0)	0 (0 to 0)	0 (0 to 0)	0 (0 to 0)	0 (0 to 0)	0 (0 to 0)	0 (0 to 0)	0 (0 to 0)	0 (0 to 0)	0 (0 to 0)	0 (0 to 0)	0 (0 to 0)	0 (0 to 0)	0 (0 to 0)	0 (0 to 0)	0 (0 to 0)	0 (0 to 0)	0 (0 to 0)	0 (0 to 0)	0 (0 to 0)	0 (0 to 0)	0 (0 to 0)	0 (0 to 0)	0 (0 to 0)	0
Trichomoniasis	0 (0 to 0)	0 (0 to 0)	0 (0 to 0)	0 (0 to 0)	0 (0 to 0)	0 (0 to 0)	0 (0 to 0)	0 (0 to 0)	0 (0 to 0)	0 (0 to 0)	0 (0 to 0)	0 (0 to 0)	0 (0 to 0)	0 (0 to 0)	0 (0 to 0)	0 (0 to 0)	0 (0 to 0)	0 (0 to 0)	0 (0 to 0)	0 (0 to 0)	0 (0 to 0)	0 (0 to 0)	0 (0 to 0)	0 (0 to 0)	0
Genital herpes	0 (0 to 0)	0 (0 to 0)	0 (0 to 0)	0 (0 to 0)	0 (0 to 0)	0 (0 to 0)	0 (0 to 0)	0 (0 to 0)	0 (0 to 0)	0 (0 to 0)	0 (0 to 0)	0 (0 to 0)	0 (0 to 0)	0 (0 to 0)	0 (0 to 0)	0 (0 to 0)	0 (0 to 0)	0 (0 to 0)	0 (0 to 0)	0 (0 to 0)	0 (0 to 0)	0 (0 to 0)	0 (0 to 0)	0 (0 to 0)	0
Other sexually transmitted infections	0 (0 to 0)	0 (0 to 0)	0 (0 to 0)	0 (0 to 0)	0 (0 to 0)	0 (0 to 0)	0 (0 to 0)	0 (0 to 0)	0 (0 to 0)	0 (0 to 0)	0 (0 to 0)	0 (0 to 0)	0 (0 to 0)	0 (0 to 0)	0 (0 to 0)	0 (0 to 0)	0 (0 to 0)	0 (0 to 0)	0 (0 to 0)	0 (0 to 0)	0 (0 to 0)	0 (0 to 0)	0 (0 to 0)	0 (0 to 0)	0
Respiratory infections and tuberculosis	9.6 (9.6 to 17.7)	9.6 (9.6 to 16.6)	19.2 (9.6 to 28.8)	7.2 (7.1 to 19.6)	4.8 (4.8 to 9.6)	4.8 (4.8 to 9.6)	4.8 (4.8 to 9.6)	9.6 (9.6 to 14.5)	14.5 (14.5 to 19.3)	19.3 (19.3 to 24.1)	24.1 (24.1 to 28.9)	28.9 (28.9 to 33.7)	33.7 (33.7 to 38.5)	38.5 (38.5 to 43.3)	43.3 (43.3 to 48.1)	48.1 (48.1 to 52.9)	52.9 (52.9 to 57.7)	57.7 (57.7 to 62.5)	62.5 (62.5 to 67.3)	67.3 (67.3 to 72.1)	72.1 (72.1 to 76.9)	76.9 (76.9 to 81.7)	81.7 (81.7 to 86.5)	1,400
Tuberculosis	0 (0 to 0)	0 (0 to 0)	0 (0.2 to 0.4)	0 (0 to 0.1)	0 (0.4 to 0.7)	0 (0.3 to 0.6)	0 (0.7 to 1.6)	0 (1.6 to 3.4)	0 (3.4 to 8.6)	0 (5.1 to 9.3)	0 (4.4 to 7.3)	0 (4.3 to 7.4)	0 (4.7 to 7.6)	0 (4.3 to 6.6)	0 (3.1 to 5.1)	0 (2.1 to 3.7)	0 (1.3 to 2.5)	0 (0.9 to 1.7)	0 (0.6 to 1.2)	0 (0.6 to 1.2)	0 (0.6 to 1.2)	0 (0.6 to 1.2)	0 (0.4 to 0.7)	109
Latent tuberculosis infection	0 (0 to 0)	0 (0 to 0)	0 (0 to 0)	0 (0 to 0)	0 (0 to 0)	0 (0 to 0)	0 (0 to 0)	0 (0 to 0)	0 (0 to 0)	0 (0 to 0)	0 (0 to 0)	0 (0 to 0)	0 (0 to 0)	0 (0 to 0)	0 (0 to 0)	0 (0 to 0)	0 (0 to 0)	0 (0 to 0)	0 (0 to 0)	0 (0 to 0)	0 (0 to 0)	0 (0 to 0)	0 (0 to 0)	0 (0 to 0)	0
Drug-susceptible Tuberculosis	0 (0 to 0)	0 (0 to 0)	0.2 (0 to 0.4)	0.1 (0 to 0.1)	0.3 (0 to 0.6)	0.4 (0.3 to 0.6)	0.9 (0.7 to 1.6)	2.4 (1.6 to 3.4)	5.7 (3.4 to 8.6)	9.6 (5.1 to 14.5)	9.5 (4.4 to 14.5)	9.1 (4.3 to 13.9)	6.6 (3.1 to 9.8)	4.6 (2.1 to 6.6)	3.4 (1.5 to 4.8)	2.6 (1.1 to 3.7)	2.2 (0.9 to 3.1)	2.1 (0.8 to 3)	1.8 (0.7 to 2.6)	1.8 (0.7 to 2.6)	1.8 (0.7 to 2.6)	1.4 (0.5 to 2)	0.1 (0 to 0.1)	102
Multidrug-resistant tuberculosis without extensive drug-resistar	0 (0 to 0)	0 (0 to 0)	0 (0 to 0)	0 (0 to 0)	0 (0 to 0)	0 (0 to 0)	0 (0 to 0)	0 (0 to 0)	0 (0 to 0)	0 (0 to 0)	0 (0 to 0)	0 (0 to 0)	0 (0 to 0)	0 (0 to 0)	0 (0 to 0)	0 (0 to 0)	0 (0 to 0)	0 (0 to 0)	0 (0 to 0)	0 (0 to 0)	0 (0 to 0)	0 (0 to 0)	0 (0 to 0)	0 (0 to 0)	2
Extensively drug-resistant tuberculosis	0 (0 to 0)	0 (0 to 0)	0 (0 to 0)	0 (0 to 0)	0 (0 to 0)	0 (0 to 0)	0 (0 to 0)	0 (0 to 0)	0 (0 to 0)	0 (0 to 0)	0 (0 to 0)	0 (0 to 0)	0 (0 to 0)	0 (0 to 0)	0 (0 to 0)	0 (0 to 0)	0 (0 to 0)	0 (0 to 0)	0 (0 to 0)	0 (0 to 0)	0 (0 to 0)	0 (0 to 0)	0 (0 to 0)	0 (0 to 0)	0
Lower respiratory infections	13.2 (9.6 to 17.6)	11.6 (9.6 to 16.4)	60 (28.2 to 98.4)	27.2 (26.5 to 34)	7.6 (4.8 to 10.4)	9.6 (4.8 to 15.1)	13.2 (9.6 to 20.1)	20.4 (14.7 to 27.1)	34.7 (26.1 to 46.6)	52.2 (39.2 to 66.2)	69.5 (54.1 to 88.6)	88 (70.5 to 108)	108 (85.9 to 132)	138 (110.2 to 168)	180 (137.4 to 222)	191 (137.4 to 222)	212 (137.4 to 222)	240 (137.4 to 222)	264 (137.4 to 222)	284 (137.4 to 222)	284 (137.4 to 222)	284 (137.4 to 222)	284 (137.4 to 222)	4,870
Upper respiratory infections	0 (0 to 0)	0.8 (0 to 2.3)	6.4 (3.8 to 9.6)	1.3 (0.8 to 2.1)	0.9 (0.5 to 1.4)	0.9 (0.5 to 1.4)	1.2 (0.7 to 1.9)	1.8 (1.1 to 2.7)	2.6 (1.6 to 3.9)	3.5 (2.2 to 5.2)	4.5 (2.8 to 6.8)	5.7 (3.5 to 8.6)	7.1 (4.4 to 10.7)	9.1 (5.7 to 13.7)	11.9 (7.4 to 17.9)	12.6 (7.4 to 17.9)	14 (7.4 to 17.9)	15.8 (7.4 to 17.9)	17.4 (7.4 to 17.9)	18.7 (7.4 to 17.9)	18.7 (7.4 to 17.9)	18.7 (7.4 to 17.9)	18.7 (7.4 to 17.9)	720
Otitis media	0 (0 to 0)	0 (0 to 0)	0.2 (0 to 0.6)	1.1 (0.5 to 2.6)	0.6 (0.3 to 1.5)	0.4 (0.2 to 1.1)	0.3 (0.2 to 0.8)	0.3 (0.2 to 0.7)	0.3 (0.2 to 0.6)	0.3 (0.2 to 0.6)	0.3 (0.2 to 0.6)	0.3 (0.2 to 0.6)	0.3 (0.2 to 0.6)	0.3 (0.2 to 0.6)	0.3 (0.2 to 0.6)	0.3 (0.2 to 0.6)	0.3 (0.2 to 0.6)	0.3 (0.2 to 0.6)	0.3 (0.2 to 0.6)	0.3 (0.2 to 0.6)	0.3 (0.2 to 0.6)	0.3 (0.2 to 0.6)	0.3 (0.2 to 0.6)	2.7
Other intestinal infectious diseases	0 (0 to 0)	0 (0 to 0)	0.2 (0 to 0.6)	0.2 (0.1 to 0.4)	0.1 (0 to 0.3)	0.1 (0 to 0.3)	0.2 (0.1 to 0.4)	0.3 (0.1 to 0.7)	0.3 (0.1 to 0.7)	0.3 (0.1 to 0.7)	0.3 (0.1 to 0.7)	0.3 (0.1 to 0.7)	0.3 (0.1 to 0.7)	0.3 (0.1 to 0.7)	0.3 (0.1 to 0.7)	0.3 (0.1 to 0.7)	0.3 (0.1 to 0.7)	0.3 (0.1 to 0.7)	0.3 (0.1 to 0.7)	0.3 (0.1 to 0.7)	0.3 (0.1 to 0.7)	0.3 (0.1 to 0.7)	0.3 (0.1 to 0.7)	1.3
Neglected tropical diseases and malaria	0 (0 to 0)	0.3 (0 to 1.1)	2.3 (0.7 to 5.1)	7.6 (1.9 to 21.4)	7.9 (2.2 to 21.4)	2.2 (0.5 to 6.2)	0.3 (0.1 to 0.8)	2.4 (0.6 to 7.2)	0.9 (0.2 to 2.8)	0.7 (0.2 to 2.1)	0.6 (0.2 to 1.8)	2.1 (0.5 to 6.6)	1.9 (0.5 to 5.9)	2.1 (0.5 to 6.5)	1.7 (0.4 to 5.3)	0.9 (0.2 to 2.8)	0.6 (0.1 to 1.8)	0.3 (0.1 to 0.8)	0.3 (0.1 to 0.8)	0.3 (0.1 to 0.8)	0.3 (0.1 to 0.8)	0.3 (0.1 to 0.8)	0.3 (0.1 to 0.8)	36
Malaria	0 (0 to 0)	0 (0 to 0)	0 (0 to 0)	0 (0 to 0)	0 (0 to 0)	0 (0 to 0)	0 (0 to 0)	0 (0 to 0)	0 (0 to 0)	0 (0 to 0)	0 (0 to 0)	0 (0 to 0)	0 (0 to 0)	0 (0 to 0)	0 (0 to 0)	0 (0 to 0)	0 (0 to 0)	0 (0 to 0)	0 (0 to 0)	0 (0 to 0)	0 (0 to 0)	0 (0 to 0)	0 (0 to 0)	0 (0 to 0)	0
Chagas disease	0 (0 to 0)	0 (0 to 0)	0 (0 to 0)	0 (0 to 0)	0 (0 to 0)	0 (0 to 0)	0 (0 to 0)	0 (0 to 0)	0 (0 to 0)	0 (0 to 0)	0 (0 to 0)	0 (0 to 0)	0 (0 to 0)	0 (0 to 0)	0 (0 to 0)	0 (0 to 0)	0 (0 to 0)	0 (0 to 0)	0 (0 to 0)	0 (0 to 0)	0 (0 to 0)	0 (0 to 0)	0 (0 to 0)	0 (0 to 0)	0
Leishmaniasis	0 (0 to 0)	0 (0 to 0)	0 (0 to 0)	0 (0 to 0)	0 (0 to 0)	0 (0 to 0)	0 (0 to 0)	0 (0 to 0)	0 (0 to 0)	0 (0 to 0)	0 (0 to 0)	0 (0 to 0)	0 (0 to 0)	0 (0 to 0)	0 (0 to 0)	0 (0 to 0)	0 (0 to 0)	0 (0 to 0)	0 (0 to 0)	0 (0 to 0)	0 (0 to 0)	0 (0 to 0)	0 (0 to 0)	0 (0 to 0)	0
Visceral leishmaniasis	0 (0 to 0)	0 (0 to 0)	0 (0 to 0)	0 (0 to 0)	0 (0 to 0)	0 (0 to 0)	0 (0 to 0)	0 (0 to 0)	0 (0 to 0)	0 (0 to 0)	0 (0 to 0)	0 (0 to 0)	0 (0 to 0)	0 (0 to 0)	0 (0 to 0)	0 (0 to 0)	0 (0 to 0)	0 (0 to 0)	0 (0 to 0)	0 (0 to 0)	0 (0 to 0)	0 (0 to 0)	0 (0 to 0)	0 (0 to 0)	0
Cutaneous and mucocutaneous leishmaniasis	0 (0 to 0)	0 (0 to 0)	0 (0 to 0)	0 (0 to 0)	0 (0 to 0)	0 (0 to 0)	0 (0 to 0)	0 (0 to 0)	0 (0 to 0)	0 (0 to 0)	0 (0 to 0)	0 (0 to 0)	0 (0 to 0)	0 (0 to 0)	0 (0 to 0)	0 (0 to 0)	0 (0 to 0)	0 (0 to 0)	0 (0 to 0)	0 (0 to 0)	0 (0 to 0)	0 (0 to 0)	0 (0 to 0)	0 (0 to 0)	0
African trypanosomiasis	0 (0 to 0)	0 (0 to 0)	0 (0 to 0)	0 (0 to 0)	0 (0 to 0)	0 (0 to 0)	0 (0 to 0)	0 (0 to 0)	0 (0 to 0)	0 (0 to 0)	0 (0 to 0)	0 (0 to 0)	0 (0 to 0)	0 (0 to 0)	0 (0 to 0)	0 (0 to 0)	0 (0 to 0)	0 (0 to 0)	0 (0 to 0)	0 (0 to 0)	0 (0 to 0)	0 (0 to 0)	0 (0 to 0)	0 (0 to 0)	0
Schistosomiasis	0 (0 to 0)	0 (0 to 0)	0 (0 to 0)	0 (0 to 0)	0 (0 to 0)	0 (0 to 0)	0 (0 to 0)	0 (0 to 0)	0 (0 to 0)	0 (0 to 0)	0 (0 to 0)	0 (0 to 0)	0 (0 to 0)	0 (0 to 0)	0 (0 to 0)	0 (0 to 0)	0 (0 to 0)	0 (0 to 0)	0 (0 to 0)	0 (0 to 0)	0 (0 to 0)	0 (0 to 0)	0 (0 to 0)	0 (0 to 0)	0
Cysticercosis	0 (0 to 0)	0 (0 to 0)	0 (0 to 0)	0 (0 to 0)	0 (0 to 0)	0 (0 to 0)	0 (0 to 0)	0 (0 to 0)	0 (0 to 0)	0 (0 to 0)	0 (0 to 0)	0 (0 to 0)	0 (0 to 0)	0 (0 to 0)	0 (0 to 0)	0 (0 to 0)	0 (0 to 0)	0 (0 to 0)	0 (0 to 0)	0 (0 to 0)	0 (0 to 0)	0 (0 to 0)	0 (0 to 0)	0 (0 to 0)	0
Cystic echinococcosis	0 (0 to 0)	0 (0 to 0)	0 (0 to 0)	0 (0 to 0)	0 (0 to 0)	0 (0 to 0)	0 (0 to 0)	0 (0 to 0)	0 (0 to 0)	0 (0 to 0)	0 (0 to 0)	0 (0 to 0)	0 (0 to 0)	0 (0 to 0)	0 (0 to 0)	0 (0 to 0)	0 (0 to 0)	0 (0 to 0)	0 (0 to 0)	0 (0 to 0)	0 (0 to 0)	0 (0 to 0)	0 (0 to 0)	0 (0 to 0)	0.3
Lymphatic filariasis	0 (0 to 0)	0 (0 to 0)	0 (0 to 0)	0 (0 to 0)	0 (0 to 0)	0 (0 to 0)	0 (0 to 0)	0 (0 to 0)	0 (0 to 0)	0 (0 to 0)	0 (0 to 0)	0 (0 to 0)	0 (0 to 0)	0 (0 to 0)	0 (0 to 0)	0 (0 to 0)	0 (0 to 0)	0 (0 to 0)	0 (0 to 0)	0 (0 to 0)	0 (0 to 0)	0 (0 to 0)	0 (0 to 0)	0 (0 to 0)	0
Onchocerciasis	0 (0 to 0)	0 (0 to 0)	0 (0 to 0)	0 (0 to 0)	0 (0 to 0)	0 (0 to 0)	0 (0 to 0)	0 (0 to 0)	0 (0 to 0)	0 (0 to 0)	0 (0 to 0)	0 (0 to 0)	0 (0 to 0)	0 (0 to 0)	0 (0 to 0)	0 (0 to 0)	0 (0 to 0)	0 (0 to 0)	0 (0 to 0)	0 (0 to 0)	0 (0 to 0)	0 (0 to 0)	0 (0 to 0)	0 (0 to 0)	0
Trachoma	0 (0 to 0)	0 (0 to 0)	0 (0 to 0)	0 (0 to 0)	0 (0 to 0)	0 (0 to 0)	0 (0 to 0)	0 (0 to 0)	0 (0 to 0)	0 (0 to 0)	0 (0 to 0)	0 (0 to 0)	0 (0 to 0)	0 (0 to 0)	0 (0 to 0)	0 (0 to 0)	0 (0 to 0)	0 (0 to 0)	0 (0 to 0)	0 (0 to 0)	0 (0 to 0)	0 (0 to 0)	0 (0 to 0)	0 (0 to 0)	0
Dengue	0 (0 to 0)	0 (0 to 0)	0 (0 to 0)	0 (0 to 0)	0 (0 to 0)	0 (0 to 0)	0 (0 to 0)	0 (0 to 0)	0 (0 to 0)	0 (0 to 0)	0 (0 to 0)	0 (0 to 0)	0 (0 to 0)	0 (0 to 0)	0 (0 to 0)	0 (0 to 0)	0 (0 to 0)	0 (0 to 0)	0 (0 to 0)	0 (0 to 0)	0 (0 to 0)	0 (0 to 0)	0 (0 to 0)	0 (0 to 0)	0
Yellow fever	0 (0 to 0)	0 (0 to 0)	0 (0 to 0)	0 (0 to 0)	0 (0 to 0)	0 (0 to 0)	0 (0 to 0)	0 (0 to 0)	0 (0 to 0)	0 (0 to 0)	0 (0 to 0)	0 (0 to 0)	0 (0 to 0)	0 (0 to 0)	0 (0 to 0)	0 (0 to 0)	0 (0 to 0)	0 (0 to 0)	0 (0 to 0)	0 (0 to 0)	0 (0 to 0)	0 (0 to 0)	0 (0 to 0)	0 (0 to 0)	0
Rabies	0 (0 to 0)	0 (0 to 0)	0 (0 to 0)	0 (0 to 0)	0 (0 to 0)	0 (0 to 0)	0 (0 to 0)	0 (0 to 0)	0 (0 to 0)	0 (0 to 0)	0 (0 to 0)	0 (0 to 0)	0 (0 to 0)	0 (0 to 0)	0 (0 to 0)	0 (0 to 0)	0 (0 to 0)	0 (0 to 0)	0 (0 to 0)	0 (0 to 0)	0 (0 to 0)	0 (0 to 0)	0 (0 to 0)	0 (0 to 0)	0.1
Intestinal nematode infections	0 (0 to 0)	0 (0 to 0)	0 (0 to 0)	0 (0 to 0)	0 (0 to 0)	0 (0 to 0)	0 (0 to 0)	0 (0 to 0)	0 (0 to 0)	0 (0 to 0)	0 (0 to 0)	0 (0 to 0)	0 (0 to 0)	0 (0 to 0)	0 (0 to 0)	0 (0 to 0)	0 (0 to 0)	0 (0 to 0)	0 (0 to 0)	0 (0 to 0)	0 (0 to 0)	0 (0 to 0)	0 (0 to 0)	0 (0 to 0)	0
Ascariasis	0 (0 to 0)	0 (0 to 0)	0 (0 to 0)	0 (0 to 0)	0 (0 to 0)	0 (0 to 0)	0 (0 to 0)	0 (0 to 0)	0 (0 to 0)	0 (0 to 0)	0 (0 to 0)	0 (0 to 0)	0 (0 to 0)	0 (0 to 0)	0 (0 to 0)	0 (0 to 0)	0 (0 to 0)	0 (0 to 0)	0 (0 to 0)	0 (0 to 0)	0 (0 to 0)	0 (0 to 0)	0 (0 to 0)	0 (0 to 0)	0
Trichuriasis	0 (0 to 0)	0 (0 to 0)	0 (0 to 0)	0 (0 to 0)	0 (0 to 0)	0 (0 to 0)	0 (0 to 0)	0 (0 to 0)	0 (0 to 0)	0 (0 to 0)	0 (0 to 0)	0 (0 to 0)	0 (0 to 0)	0 (0 to 0)	0 (0 to 0)	0 (0 to 0)	0 (0 to 0)	0 (0 to 0)	0 (0 to 0)	0 (0 to 0)	0 (0 to 0)	0 (0 to 0)	0 (0 to 0)	0 (0 to 0)	0
Hookworm disease	0 (0 to 0)	0 (0 to 0)	0 (0 to 0)	0 (0 to 0)	0 (0 to 0)	0 (0 to 0)	0 (0 to 0)	0 (0 to 0)	0 (0 to 0)	0 (0 to 0)	0 (0 to 0)	0 (0 to 0)	0 (0 to 0)	0 (0 to 0)	0 (0 to 0)	0 (0 to 0)	0 (0 to 0)	0 (0 to 0)	0 (0 to 0)	0 (0 to 0)	0 (0 to 0)	0 (0 to 0)	0 (0 to 0)	0 (0 to 0)	0
Food-borne trematodiases	0 (0 to 0)	0 (0 to 0)	0 (0 to 0)	0 (0 to 0)	0 (0 to 0)	0 (0 to 0)	0 (0 to 0)	0 (0 to 0)	0 (0 to 0)	0 (0 to 0)	0 (0 to 0)	0 (0 to 0)	0 (0 to 0)	0 (0 to 0)	0 (0 to 0)	0 (0 to 0)	0 (0 to 0)	0 (0 to 0)	0 (0 to 0)	0 (0 to 0)	0 (0 to 0)	0 (0 to 0)	0 (0 to 0)	0 (0 to 0)	0
Leprosy	0 (0 to 0)	0 (0 to 0)	0 (0 to 0)	0 (0 to 0)	0 (0 to 0)	0 (0 to 0)	0 (0 to 0)	0 (0 to 0)	0 (0 to 0)	0 (0 to 0)	0 (0 to 0)	0 (0 to 0)	0 (0 to 0)	0 (0 to 0)	0 (0 to 0)	0 (0 to 0)	0 (0 to 0)	0 (0 to 0)	0 (0 to 0)	0 (0 to 0)	0 (0 to 0)	0 (0 to 0)	0 (0 to 0)	0 (0 to 0)	0
Ebola	0 (0 to 0)	0 (0 to 0)	0 (0 to 0)	0 (0 to 0)	0 (0 to 0)	0 (0 to 0)	0 (0 to 0)	0 (0 to 0)	0 (0 to 0)	0 (0 to 0)	0 (0 to 0)	0 (0 to 0)	0 (0 to 0)	0 (0 to 0)	0 (0 to 0)	0 (0 to 0)	0 (0 to 0)	0 (0 to 0)	0 (0 to 0)	0 (0 to 0)	0 (0 to 0)	0 (0 to 0)	0 (0 to 0)	0 (0 to 0)	0
Zika virus	0 (0 to 0)	0 (0 to 0)	0 (0 to 0)	0 (0 to 0)	0 (0 to 0)	0 (0 to 0)	0 (0 to 0)	0 (0 to 0)	0 (0 to 0)	0 (0 to 0)	0 (0 to 0)	0 (0 to 0)	0 (0 to 0)	0 (0 to 0)	0 (0 to 0)	0 (0 to 0)	0 (0 to 0)	0 (0 to 0)	0 (0 to 0)	0 (0 to 0)	0 (0 to 0)	0 (0 to 0)	0 (0 to 0)	0 (0 to 0)	0
Guinea worm disease	0 (0 to 0)	0 (0 to 0)	0 (0 to 0)	0 (0 to 0)	0 (0





SR Table 2c: Sheffield DALYS by cause and age group for both sexes with 95% uncertainty intervals, 2019

Cause	Early Neonatal (0-6 days)	Late Neonatal (7-27 days)	Post Neonatal (28-364 days)	1 to 4	5 to 9	10 to 14	15 to 19	20 to 24	25 to 29	30 to 34	35 to 39	40 to 44	45 to 49	50 to 54	55 to 59	60 to 64	65 to 69	70 to 74	75 to 79	80 to 84	85 to 89	90 to 94	95 plus	Total
All causes	9,000 (8,500 to 9,400)	2,600 (2,400 to 2,800)	3,600 (3,300 to 3,900)	1,700 (1,600 to 1,900)	1,300 (1,200 to 1,400)	1,200 (1,100 to 1,300)	1,600 (1,500 to 1,800)	2,000 (1,900 to 2,200)	2,400 (2,300 to 2,600)	3,000 (2,800 to 3,200)	3,800 (3,600 to 4,100)	4,900 (4,600 to 5,200)	6,200 (5,900 to 6,600)	7,800 (7,400 to 8,200)	9,600 (9,100 to 10,100)	11,600 (11,000 to 12,200)	13,900 (13,200 to 14,600)	16,500 (15,700 to 17,400)	19,500 (18,500 to 20,500)	22,900 (21,700 to 24,000)	26,700 (25,300 to 28,000)	30,900 (29,300 to 32,400)	35,500 (33,600 to 37,200)	163,000
Communicable, maternal, neonatal, and nutritional diseases	8,900 (8,500 to 9,400)	2,600 (2,400 to 2,800)	3,600 (3,300 to 3,900)	1,700 (1,600 to 1,900)	1,300 (1,200 to 1,400)	1,200 (1,100 to 1,300)	1,600 (1,500 to 1,800)	2,000 (1,900 to 2,200)	2,400 (2,300 to 2,600)	3,000 (2,800 to 3,200)	3,800 (3,600 to 4,100)	4,900 (4,600 to 5,200)	6,200 (5,900 to 6,600)	7,800 (7,400 to 8,200)	9,600 (9,100 to 10,100)	11,600 (11,000 to 12,200)	13,900 (13,200 to 14,600)	16,500 (15,700 to 17,400)	19,500 (18,500 to 20,500)	22,900 (21,700 to 24,000)	26,700 (25,300 to 28,000)	30,900 (29,300 to 32,400)	35,500 (33,600 to 37,200)	8,900
HIV/AIDS and sexually transmitted infections	24.0 (7.1 to 56.3)	7.7 (2.3 to 17.4)	12.5 (3.7 to 28.7)	1.3 (0.1 to 1.8)	0.9 (0.7 to 1.2)	0.8 (0.7 to 1.1)	1.7 (1.2 to 2.3)	5.8 (3.9 to 8.4)	12.6 (8.9 to 18.0)	20.5 (13.1 to 32.4)	22.0 (14.9 to 32.5)	23 (16.6 to 31.9)	18.9 (14.1 to 25.4)	14.1 (11.0 to 18.6)	14.2 (11.0 to 18.5)	11 (7.3 to 13.7)	8.2 (5.9 to 11.4)	6.2 (4.7 to 8.2)	5.2 (3.9 to 6.9)	3.1 (2.3 to 4.4)	1.6 (1.1 to 2.4)	0.5 (0.3 to 0.7)	203
HIV/AIDS	(0 to 0)	(0 to 0)	1.6 (1.4 to 1.8)	(0.8 to 1.1)	0.7 (0.6 to 0.9)	0.5 (0.4 to 0.6)	0.4 (0.4 to 0.5)	2.4 (1.8 to 3.2)	5.6 (4.1 to 7.3)	11.2 (7.7 to 16.4)	12.1 (10.3 to 17.2)	13.9 (10.9 to 18.4)	10 (10.1 to 18.6)	7.2 (6.4 to 9.8)	7.2 (6.4 to 9.8)	5.6 (4.6 to 6.9)	3.8 (2.9 to 4.6)	2.1 (1.4 to 3.1)	1.3 (0.9 to 2.4)	0.2 (0.1 to 0.4)	0.1 (0 to 0.2)	(0 to 0)	99.1
HIV/AIDS - Drug-susceptible Tuberculosis	(0 to 0)	(0 to 0)	0.1 (0.1 to 0.2)	(0 to 0)	0.1 (0.1 to 0.2)	(0 to 0)	0.1 (0 to 0.1)	0.2 (0.1 to 0.3)	0.5 (0.2 to 0.9)	1.1 (0.7 to 1.8)	1.3 (0.8 to 2)	1.3 (0.8 to 2)	1.2 (0.7 to 1.9)	0.9 (0.6 to 1.4)	0.9 (0.6 to 1.4)	0.5 (0.3 to 0.7)	0.3 (0.2 to 0.4)	0.1 (0.1 to 0.1)	0.1 (0 to 0.1)	(0 to 0)	(0 to 0)	(0 to 0)	8.7
HIV/AIDS - Multidrug-resistant Tuberculosis without extensive drug resistance	(0 to 0)	(0 to 0)	(0 to 0)	(0 to 0)	(0 to 0)	(0 to 0)	(0 to 0)	(0 to 0)	(0 to 0)	(0 to 0)	(0 to 0)	(0 to 0)	(0 to 0)	(0 to 0)	(0 to 0)	(0 to 0)	(0 to 0)	(0 to 0)	(0 to 0)	(0 to 0)	(0 to 0)	(0 to 0)	(0 to 0)	0.2
HIV/AIDS - Extensively drug-resistant Tuberculosis	(0 to 0)	(0 to 0)	(0 to 0)	(0 to 0)	(0 to 0)	(0 to 0)	(0 to 0)	(0 to 0)	(0 to 0)	(0 to 0)	(0 to 0)	(0 to 0)	(0 to 0)	(0 to 0)	(0 to 0)	(0 to 0)	(0 to 0)	(0 to 0)	(0 to 0)	(0 to 0)	(0 to 0)	(0 to 0)	(0 to 0)	0.1
HIV/AIDS resulting in other diseases	24.0 (7.1 to 56.3)	7.7 (2.3 to 17.4)	1.4 (1.1 to 1.9)	0.6 (0.4 to 0.8)	0.2 (0.1 to 0.3)	0.4 (0.3 to 0.5)	0.7 (0.5 to 1)	2.2 (1.6 to 3.2)	5.2 (3.8 to 8.6)	7.2 (5.2 to 10.7)	7.6 (5.1 to 14.7)	7.8 (5.2 to 14.7)	6.7 (5.1 to 10.3)	5.9 (4.3 to 9.5)	6.4 (4.5 to 9.8)	5.1 (3.4 to 7.9)	4.3 (2.9 to 6.6)	3.9 (2.6 to 6.1)	3.8 (2.5 to 5.9)	2.9 (1.9 to 4.5)	1.5 (1 to 2.4)	0.5 (0.3 to 0.7)	89.1
Sexually transmitted infections excluding HIV	24.0 (7.1 to 56.3)	7.7 (2.3 to 17.4)	10.9 (3.1 to 26.8)	0.6 (0.1 to 1.1)	0.2 (0.1 to 0.4)	0.2 (0.1 to 0.4)	0.2 (0.1 to 0.4)	0.3 (0.2 to 0.5)	0.6 (0.4 to 1.1)	1.1 (0.6 to 2.1)	1.4 (0.8 to 2.5)	1.6 (0.9 to 2.7)	1.4 (0.8 to 2.4)	1.2 (0.7 to 2.1)	1.2 (0.7 to 2.1)	1.1 (0.6 to 1.9)	1.1 (0.6 to 1.9)	1.1 (0.6 to 1.9)	1.1 (0.6 to 1.9)	1.1 (0.6 to 1.9)	1.1 (0.6 to 1.9)	0.5 (0.3 to 0.9)	109
Syphilis	(7.1 to 56.3)	(2.3 to 17.4)	(3.1 to 26.4)	(0.1 to 0.4)	(0.1 to 0.5)	(0.1 to 0.1)	(0 to 0)	(0.1 to 0.3)	(0 to 0.1)	(0.1 to 0.2)	(0.1 to 0.3)	(0.1 to 0.3)	(0.1 to 0.2)	(0.1 to 0.2)	(0.1 to 0.2)	(0.1 to 0.2)	(0.1 to 0.1)	(0.1 to 0.1)	(0.1 to 0.1)	(0.1 to 0.1)	(0 to 0.1)	(0 to 0)	(0 to 0)	45
Chlamydial infection	(0 to 0)	(0 to 0)	(0 to 0)	(0 to 0)	(0 to 0)	(0 to 0)	(0 to 0)	(0 to 0)	(0 to 0)	(0 to 0)	(0 to 0)	(0 to 0)	(0 to 0)	(0 to 0)	(0 to 0)	(0 to 0)	(0 to 0)	(0 to 0)	(0 to 0)	(0 to 0)	(0 to 0)	(0 to 0)	(0 to 0)	(0 to 0)	0.2
Gonococcal infection	(0 to 0)	(0 to 0)	(0 to 0)	(0 to 0)	(0 to 0)	(0 to 0)	(0 to 0)	(0 to 0)	(0 to 0)	(0 to 0)	(0 to 0)	(0 to 0)	(0 to 0)	(0 to 0)	(0 to 0)	(0 to 0)	(0 to 0)	(0 to 0)	(0 to 0)	(0 to 0)	(0 to 0)	(0 to 0)	(0 to 0)	(0 to 0)	0.1
Trichomoniasis	(0 to 0)	(0 to 0)	(0 to 0)	(0 to 0)	(0 to 0)	(0 to 0)	(0 to 0)	(0 to 0)	(0 to 0)	(0 to 0)	(0 to 0)	(0 to 0)	(0 to 0)	(0 to 0)	(0 to 0)	(0 to 0)	(0 to 0)	(0 to 0)	(0 to 0)	(0 to 0)	(0 to 0)	(0 to 0)	(0 to 0)	(0 to 0)	0.1
Genital herpes	(0 to 0)	(0 to 0)	(0 to 0)	(0 to 0)	(0 to 0)	(0 to 0)	(0 to 0)	(0 to 0)	(0 to 0)	(0 to 0)	(0 to 0)	(0 to 0)	(0 to 0)	(0 to 0)	(0 to 0)	(0 to 0)	(0 to 0)	(0 to 0)	(0 to 0)	(0 to 0)	(0 to 0)	(0 to 0)	(0 to 0)	(0 to 0)	0.1
Other sexually transmitted infections	(0 to 0)	(0 to 0)	(0 to 0)	(0 to 0)	(0 to 0)	(0 to 0)	(0 to 0)	(0 to 0)	(0 to 0)	(0 to 0)	(0 to 0)	(0 to 0)	(0 to 0)	(0 to 0)	(0 to 0)	(0 to 0)	(0 to 0)	(0 to 0)	(0 to 0)	(0 to 0)	(0 to 0)	(0 to 0)	(0 to 0)	(0 to 0)	0.1
Respiratory infections and tuberculosis	1,900 (1,800 to 2,000)	1,100 (1,000 to 1,200)	1,100 (1,000 to 1,200)	1,000 (1,000 to 1,100)	1,000 (1,000 to 1,100)	1,000 (1,000 to 1,100)	1,000 (1,000 to 1,100)	1,000 (1,000 to 1,100)	1,000 (1,000 to 1,100)	1,000 (1,000 to 1,100)	1,000 (1,000 to 1,100)	1,000 (1,000 to 1,100)	1,000 (1,000 to 1,100)	1,000 (1,000 to 1,100)	1,000 (1,000 to 1,100)	1,000 (1,000 to 1,100)	1,000 (1,000 to 1,100)	1,000 (1,000 to 1,100)	1,000 (1,000 to 1,100)	1,000 (1,000 to 1,100)	1,000 (1,000 to 1,100)	1,000 (1,000 to 1,100)	2,900
Tuberculosis	(0 to 0)	(0 to 0)	(0 to 0)	(0 to 0)	(0 to 0)	(0 to 0)	(0 to 0)	(0 to 0)	(0 to 0)	(0 to 0)	(0 to 0)	(0 to 0)	(0 to 0)	(0 to 0)	(0 to 0)	(0 to 0)	(0 to 0)	(0 to 0)	(0 to 0)	(0 to 0)	(0 to 0)	(0 to 0)	(0 to 0)	(0 to 0)	0.2
Latent tuberculosis infection	(0 to 0)	(0 to 0)	(0 to 0)	(0 to 0)	(0 to 0)	(0 to 0)	(0 to 0)	(0 to 0)	(0 to 0)	(0 to 0)	(0 to 0)	(0 to 0)	(0 to 0)	(0 to 0)	(0 to 0)	(0 to 0)	(0 to 0)	(0 to 0)	(0 to 0)	(0 to 0)	(0 to 0)	(0 to 0)	(0 to 0)	(0 to 0)	0
Drug-susceptible tuberculosis	(0 to 0)	(0 to 0)	(0 to 0)	(0 to 0)	(0 to 0)	(0 to 0)	(0 to 0)	(0 to 0)	(0 to 0)	(0 to 0)	(0 to 0)	(0 to 0)	(0 to 0)	(0 to 0)	(0 to 0)	(0 to 0)	(0 to 0)	(0 to 0)	(0 to 0)	(0 to 0)	(0 to 0)	(0 to 0)	(0 to 0)	(0 to 0)	0
Multidrug-resistant tuberculosis without extensive drug resistance	(0 to 0)	(0 to 0)	(0 to 0)	(0 to 0)	(0 to 0)	(0 to 0)	(0 to 0)	(0 to 0)	(0 to 0)	(0 to 0)	(0 to 0)	(0 to 0)	(0 to 0)	(0 to 0)	(0 to 0)	(0 to 0)	(0 to 0)	(0 to 0)	(0 to 0)	(0 to 0)	(0 to 0)	(0 to 0)	(0 to 0)	(0 to 0)	0
Extensively drug-resistant tuberculosis	(0 to 0)	(0 to 0)	(0 to 0)	(0 to 0)	(0 to 0)	(0 to 0)	(0 to 0)	(0 to 0)	(0 to 0)	(0 to 0)	(0 to 0)	(0 to 0)	(0 to 0)	(0 to 0)	(0 to 0)	(0 to 0)	(0 to 0)	(0 to 0)	(0 to 0)	(0 to 0)	(0 to 0)	(0 to 0)	(0 to 0)	(0 to 0)	0
Lower respiratory infections	1,900 (1,800 to 2,000)	1,100 (1,000 to 1,200)	1,100 (1,000 to 1,200)	1,000 (1,000 to 1,100)	1,000 (1,000 to 1,100)	1,000 (1,000 to 1,100)	1,000 (1,000 to 1,100)	1,000 (1,000 to 1,100)	1,000 (1,000 to 1,100)	1,000 (1,000 to 1,100)	1,000 (1,000 to 1,100)	1,000 (1,000 to 1,100)	1,000 (1,000 to 1,100)	1,000 (1,000 to 1,100)	1,000 (1,000 to 1,100)	1,000 (1,000 to 1,100)	1,000 (1,000 to 1,100)	1,000 (1,000 to 1,100)	1,000 (1,000 to 1,100)	1,000 (1,000 to 1,100)	1,000 (1,000 to 1,100)	1,000 (1,000 to 1,100)	2,900
Upper respiratory infections	(0 to 0)	(0 to 0)	(0 to 0)	(0 to 0)	(0 to 0)	(0 to 0)	(0 to 0)	(0 to 0)	(0 to 0)	(0 to 0)	(0 to 0)	(0 to 0)	(0 to 0)	(0 to 0)	(0 to 0)	(0 to 0)	(0 to 0)	(0 to 0)	(0 to 0)	(0 to 0)	(0 to 0)	(0 to 0)	(0 to 0)	(0 to 0)	0
Otitis media	(0 to 0)	(0 to 0)	(0 to 0)	(0 to 0)	(0 to 0)	(0 to 0)	(0 to 0)	(0 to 0)	(0 to 0)	(0 to 0)	(0 to 0)	(0 to 0)	(0 to 0)	(0 to 0)	(0 to 0)	(0 to 0)	(0 to 0)	(0 to 0)	(0 to 0)	(0 to 0)	(0 to 0)	(0 to 0)	(0 to 0)	(0 to 0)	0
Enteric infections	1,900 (1,800 to 2,000)	1,100 (1,000 to 1,200)	1,100 (1,000 to 1,200)	1,000 (1,000 to 1,100)	1,000 (1,000 to 1,100)	1,000 (1,000 to 1,100)	1,000 (1,000 to 1,100)	1,000 (1,000 to 1,100)	1,000 (1,000 to 1,100)	1,000 (1,000 to 1,100)	1,000 (1,000 to 1,100)	1,000 (1,000 to 1,100)	1,000 (1,000 to 1,100)	1,000 (1,000 to 1,100)	1,000 (1,000 to 1,100)	1,000 (1,000 to 1,100)	1,000 (1,000 to 1,100)	1,000 (1,000 to 1,100)	1,000 (1,000 to 1,100)	1,000 (1,000 to 1,100)	1,000 (1,000 to 1,100)	1,000 (1,000 to 1,100)	2,900
Diarrheal diseases	(0 to 0)	(0 to 0)	(0 to 0)	(0 to 0)	(0 to 0)	(0 to 0)	(0 to 0)	(0 to 0)	(0 to 0)	(0 to 0)	(0 to 0)	(0 to 0)	(0 to 0)	(0 to 0)	(0 to 0)	(0 to 0)	(0 to 0)	(0 to 0)	(0 to 0)	(0 to 0)	(0 to 0)	(0 to 0)	(0 to 0)	(0 to 0)	0
Typhoid and paratyphoid	(0 to 0)	(0 to 0)	(0 to 0)	(0 to 0)	(0 to 0)	(0 to 0)	(0 to 0)	(0 to 0)	(0 to 0)	(0 to 0)	(0 to 0)	(0 to 0)	(0 to 0)	(0 to 0)	(0 to 0)	(0 to 0)	(0 to 0)	(0 to 0)	(0 to 0)	(0 to 0)	(0 to 0)	(0 to 0)	(0 to 0)	(0 to 0)	0
Typhoid fever	(0 to 0)	(0 to 0)	(0 to 0)	(0 to 0)	(0 to 0)	(0 to 0)	(0 to 0)	(0 to 0)	(0 to 0)	(0 to 0)	(0 to 0)	(0 to 0)	(0 to 0)	(0 to 0)	(0 to 0)	(0 to 0)	(0 to 0)	(0 to 0)	(0 to 0)	(0 to 0)	(0 to 0)	(0 to 0)	(0 to 0)	(0 to 0)	0
Paratyphoid fever	(0 to 0)	(0 to 0)	(0 to 0)	(0 to 0)	(0 to 0)	(0 to 0)	(0 to 0)	(0 to 0)	(0 to 0)	(0 to 0)	(0 to 0)	(0 to 0)	(0 to 0)	(0 to 0)	(0 to 0)	(0 to 0)	(0 to 0)	(0 to 0)	(0 to 0)	(0 to 0)	(0 to 0)	(0 to 0)	(0 to 0)	(0 to 0)	0
Invasive Non-typhoidal Salmonella (iNTS)	(0 to 0)	(0 to 0)	(0 to 0)	(0 to 0)	(0 to 0)	(0 to 0)	(0 to 0)	(0 to 0)	(0 to 0)	(0 to 0)	(0 to 0)	(0 to 0)	(0 to 0)	(0 to 0)	(0 to 0)	(0 to 0)	(0 to 0)	(0 to 0)	(0 to 0)	(0 to 0)	(0 to 0)	(0 to 0)	(0 to 0)	(0 to 0)	0
Other intestinal infectious diseases	(0 to 0)	(0 to 0)	(0 to 0)	(0 to 0)	(0 to 0)	(0 to 0)	(0 to 0)	(0 to 0)	(0 to 0)	(0 to 0)	(0 to 0)	(0 to 0)	(0 to 0)	(0 to 0)	(0 to 0)	(0 to 0)	(0 to 0)	(0 to 0)	(0 to 0)	(0 to 0)	(0 to 0)	(0 to 0)	(0 to 0)	(0 to 0)	0
Neglected tropical diseases and malaria	1 (0 to 0.1)	0.1 (0 to 0.1)	0.1 (0 to 0.2)	0.1 (0 to 0.1)	0.1 (0 to 0.1)	0.1 (0 to 0.2)	0.1 (0 to 0.1)	0.1 (0 to 0.1)	0.1 (0 to 0.2)	0.1 (0 to 0.2)	0.1 (0 to 0.2)	0.1 (0 to 0.2)	0.1 (0 to 0.2)	0.1 (0 to 0.2)	0.1 (0 to 0.2)	0.1 (0 to 0.2)	0.1 (0 to 0.2)	0.1 (0 to 0.2)	0.1 (0 to 0.2)	0.1 (0 to 0.2)	0.1 (0 to 0.2)	0.1 (0 to 0.2)	0.1 (0 to 0.2)	27.1
Malaria	(0 to 0)	(0 to 0)	(0 to 0)	(0 to 0)	(0 to 0)	(0 to 0)	(0 to 0)	(0 to 0)	(0 to 0)	(0 to 0)	(0 to 0)	(0 to 0)	(0 to 0)	(0 to 0)	(0 to 0)	(0 to 0)	(0 to 0)	(0 to 0)	(0 to 0)	(0 to 0)	(0 to 0)	(0 to 0)	(0 to 0)	(0 to 0)	0
Chagas disease	(0 to 0)	(0 to 0)	(0 to 0)	(0 to 0)	(0 to 0)	(0 to 0)	(0 to 0)	(0 to 0)	(0 to 0)	(0 to 0)	(0 to 0)	(0 to 0)	(0 to 0)	(0 to 0)	(0 to 0)	(0 to 0)	(0 to 0)	(0 to 0)	(0 to 0)	(0 to 0)	(0 to 0)	(0 to 0)	(0 to 0)	(0 to 0)	0
Leishmaniasis	(0 to 0)	(0 to 0)	(0 to 0)	(0 to 0)	(0 to 0)	(0 to 0)	(0 to 0)	(0 to 0)	(0 to 0)	(0 to 0)	(0 to 0)	(0 to 0)	(0 to 0)	(0 to 0)	(0 to 0)	(0 to 0)	(0 to 0)	(0 to 0)	(0 to 0)	(0 to 0)	(0 to 0)	(0 to 0)	(0 to 0)	(0 to 0)	0
Visceral leishmaniasis	(0 to 0)	(0 to 0)	(0 to 0)	(0 to 0)	(0 to 0)	(0 to 0)	(0 to 0)	(0 to 0)	(0 to 0)	(0 to 0)	(0 to 0)	(0 to 0)	(0 to 0)	(0 to 0)	(0 to 0)	(0 to 0)	(0 to 0)	(0 to 0)	(0 to 0)	(0 to 0)	(0 to 0)	(0 to 0)	(0 to 0)	(0 to 0)	0
Cutaneous and mucocutaneous leishmaniasis	(0 to 0)	(0 to 0)	(0 to 0)	(0 to 0)	(0 to 0)	(0 to 0)	(0 to 0)	(0 to 0)	(0 to 0)	(0 to 0)	(0 to 0)	(0 to 0)	(0 to 0)	(0 to 0)	(0 to 0)	(0 to 0)	(0 to 0)	(0 to 0)	(0 to 0)	(0 to 0)	(0 to 0)	(0 to 0)	(0 to 0)	(0 to 0)	0
African trypanosomiasis	(0 to 0)	(0 to 0)	(0 to 0)	(0 to 0)	(0 to 0)	(0 to 0)	(0 to 0)	(0 to 0)	(0 to 0)	(0 to 0)	(0 to 0)	(0 to 0)	(0 to 0)	(0 to 0)	(0 to 0)	(0 to 0)	(0 to 0)	(0 to 0)	(0 to 0)	(0 to 0)	(0 to 0)	(0 to 0)	(0 to 0)	(0 to 0)	0
Schistosomiasis	(0 to 0)	(0 to 0)	(0 to 0)	(0 to 0)	(0 to 0)	(0 to 0)	(0 to 0)	(0 to 0)	(0 to 0)	(0 to 0)	(0 to 0)	(0 to 0)	(0 to 0)	(0 to 0)	(0 to 0)	(0 to 0)	(0 to 0)	(0 to 0)	(0 to 0)	(0 to 0)	(0 to 0)	(0 to 0)	(0 to 0)	(0 to 0)	0
Cysticercosis	(0 to 0)	(0 to 0)	(0 to 0)	(0 to 0)	(0 to 0)	(0 to 0)	(0 to 0)	(0 to 0)	(0 to 0)	(0 to 0)	(0 to 0)	(0 to 0)	(0 to 0)	(0 to 0)	(0 to 0)	(0 to 0)	(0 to 0)	(0 to 0)	(0 to 0)	(0 to 0)	(0 to 0)	(0 to 0)	(0 to 0)	(0 to 0)	0
Cystic echinococcosis	(0 to 0)	(0 to 0)	(0 to 0)	(0 to 0)	(0 to 0)	(0 to 0)	(0 to 0)	(0 to 0)	(0 to 0)	(0 to 0)	(0 to 0)	(0 to 0)	(0 to 0)	(0 to 0)	(0 to 0)	(0 to 0)	(0 to 0)	(0 to 0)	(0 to 0)	(0 to 0)	(0 to 0)	(0 to 0)	(0 to 0)	(0 to 0)	0
Lymphatic filariasis	(0 to 0)	(0 to 0)	(0 to 0)	(0 to 0)	(0 to 0)	(0 to 0)	(0 to 0)	(0 to 0)	(0 to 0)	(0 to 0)	(0 to 0)	(0 to 0)	(0 to 0)	(0 to 0)	(0 to 0)	(0 to 0)	(0 to 0)	(0 to 0)	(0 to 0)	(0 to 0)	(0 to 0)	(0 to 0)	(0 to 0)	(0 to 0)	0
Onchocerciasis	(0 to 0)	(0 to 0)	(0 to 0)	(0 to 0)	(0 to 0)	(0 to 0)	(0 to 0)	(0 to 0)	(0 to 0)	(0 to 0)	(0 to 0)	(0 to 0)	(0 to 0)	(0 to 0)	(0 to 0)	(0 to 0)	(0 to 0)	(0 to 0)	(0 to 0)	(0 to 0)	(0 to 0)	(0 to 0)	(0 to 0)	(0 to 0)	0
Trachoma	(0 to 0)	(0 to 0)	(0 to 0)	(0 to 0)	(0 to 0)	(0 to 0)	(0 to 0)	(0 to 0)	(0 to 0)	(0 to 0)	(0 to 0)	(0 to 0)	(0 to 0)	(0 to 0)	(0 to 0)	(0 to 0)	(0 to 0)	(0 to 0)	(0 to 0)	(0 to 0)	(0 to 0)	(0 to 0)	(0 to 0)	(0 to 0)	0
Dengue	(0 to 0)	(0 to 0)	(0 to 0)	(0 to 0)	(0 to 0)	(0 to 0)	(0 to 0)	(0 to 0)	(0 to 0)	(0 to 0)	(0 to 0)	(0 to 0)	(0 to 0)	(0 to 0)	(0 to 0)	(0 to 0)	(0 to 0)	(0 to 0)	(0 to 0)	(0 to 0)	(0 to 0)	(0 to 0)	(0 to 0)	(0 to 0)	0
Yellow fever	(0 to 0)	(0 to 0)	(0 to 0)	(0 to 0)	(0 to 0)	(0 to 0)	(0 to 0)	(0 to 0)	(0 to 0)	(0 to 0)	(0 to 0)	(0 to 0)	(0 to 0)	(0 to 0)	(0 to 0)	(0 to 0)	(0 to 0)	(0 to 0)	(0 to 0)	(0 to 0)	(0 to 0)	(0 to 0)	(0 to 0)	(0 to 0)	0
Rabies	(0 to 0)	(0 to 0)	(0 to 0)	(0 to 0)	(0 to 0)	(0 to 0)	(0 to 0)	(0 to 0)	(0 to 0)	(0 to 0)	(0 to 0)	(0 to 0)	(0 to 0)	(0 to 0)	(0 to 0)	(0 to 0)	(0 to 0)	(0 to 0)	(0 to 0)	(0 to 0)	(0 to 0)	(0 to 0)	(0 to 0)	(0 to 0)	0
Intestinal nematode infections	(0 to 0)	(0 to 0)	(0 to 0)	(0 to 0)	(0 to 0)	(0 to 0)	(0 to 0)	(0 to 0)	(0 to 0)	(0 to 0)	(0 to 0)	(0 to 0)	(0 to 0)	(0 to 0)	(0 to 0)	(0 to 0)	(0 to 0)	(0 to 0)	(0 to 0)	(0 to 0)	(0 to 0)	(0 to 0)	(0 to 0)	(0 to 0)	0
Ascariasis	(0 to 0)	(0 to 0)	(0 to 0)	(0 to 0)	(0 to 0)	(0 to 0)	(0 to 0)	(0 to 0)	(0 to 0)	(0 to 0)	(0 to 0)	(0 to 0)	(0 to 0)	(0 to 0)	(0 to 0)	(0 to 0)	(0 to 0)	(0 to 0)	(0 to 0)	(0 to 0)	(0 to 0)	(0 to 0)	(0 to 0)	(0 to 0)	0
Trichuriasis	(0 to 0)	(0 to 0)	(0 to 0)	(0 to 0)	(0 to 0)	(0 to 0)	(0 to 0)	(0 to 0)	(0 to 0)	(0 to 0)	(0 to 0)	(0 to 0)	(0 to 0)	(0 to 0)	(0 to 0)	(0 to 0)	(0 to 0)	(0 to 0)	(0 to 0)	(0 to 0)	(0 to 0)	(0 to 0)	(0 to 0)	(0 to 0)	0
Hookworm disease	(0 to 0)	(0 to 0)	(0 to 0)	(0 to 0)	(0 to 0)	(0 to 0)	(0 to 0)	(0 to 0)	(0 to 0)	(0 to 0)	(0 to 0)	(0 to 0)	(0 to 0)	(0 to 0)	(0 to 0)	(0 to 0)	(0 to 0)	(0 to 0)	(0 to 0)	(0 to 0)	(0 to 0)	(0 to 0)	(0 to 0)	(0 to 0)	0
Food-borne trematodiases	(0 to 0)	(0 to 0)	(0 to 0)	(0 to 0)	(0 to 0)	(0 to 0)	(0 to 0)	(0 to 0)	(0 to 0)	(0 to 0)	(0 to 0)	(0 to 0)	(0 to 0)	(0 to 0)	(0 to 0)	(0 to 0)	(0 to 0)	(0 to 0)	(0 to 0)	(0 to 0)	(0 to 0)	(0 to 0)	(0 to 0)	(0 to 0)	0
Leprosy	(0 to 0)	(0 to 0)	(0 to 0)	(0 to 0)	(0 to 0)	(0 to 0)	(0 to 0)	(0 to 0)	(0 to 0)	(0 to 0)	(0 to 0)	(0 to 0)	(0 to 0)	(0 to 0)	(0 to 0)	(0 to 0)	(0 to 0)	(0 to 0)	(0 to 0)	(0 to 0)	(0 to 0)	(0 to 0)	(0 to 0)	(0 to 0)	0
Ebola	(0 to 0)	(0 to 0)	(0 to 0)	(0 to 0)	(0 to 0)	(0 to 0)	(0 to 0)	(0 to 0)	(0 to 0)	(0 to 0)	(0 to 0)	(0 to 0)	(0 to 0)	(0 to 0)	(0 to 0)	(0 to 0)	(0 to 0)	(0 to 0)	(0 to 0)	(0 to 0)	(0 to 0)	(0 to 0)	(0 to 0)	(0 to 0)	0
Zika virus	(0 to 0)	(0 to 0)	(0 to 0)	(0 to 0)	(0 to 0)	(0 to 0)	(0 to 0)	(0 to 0)	(0 to 0)	(0 to 0)	(0 to 0)	(0 to 0)	(0 to 0)	(0 to 0)	(0 to 0)	(0 to 0)	(0 to 0)	(0 to 0)	(0 to 0)	(0 to 0)	(0 to 0)	(0 to 0)	(0 to 0)	(0 to 0)	0
Guinea worm disease	(0 to 0)	(0 to 0)	(0 to 0)	(0 to 0)	(0 to 0)	(0 to 0)	(0 to 0)	(0 to 0)	(0 to 0)	(0 to 0)	(0 to 0)	(0 to 0)	(0 to 0)	(0 to 0)	(0 to 0)	(0 to 0)	(0 to 0)	(0 to 0)	(0 to 0)	(0 to 0)	(0 to 0)	(0 to 0)	(0 to 0)	(0 to 0)	0
Other neglected tropical diseases	1 (0 to 0.1)	0.1 (0 to 0.1)	0.1 (0 to 0.2)	0.1 (0 to 0.1)	0.1 (0 to 0.1)	0.1 (0 to 0.2)	0.1 (0 to 0.1)	0.1 (0 to 0.1)	0.1 (0 to 0.2)	0.1 (0 to 0.2)	0.1 (0 to 0.2)	0.1 (0 to 0.2)	0.1 (0 to 0.2)	0.1 (0 to 0.2)	0.1 (0 to 0.2)	0.1 (0 to 0.2)	0.1 (0 to 0.2)	0.1 (0 to 0.2)	0.1 (0 to 0.2)	0.1 (0 to 0.2)	0.1 (0 to 0.2)	0.1 (0 to 0.2)	0.1 (0 to 0.2)	29.8
Other infectious diseases	4.9 (4.6 to 5.2)	10.4 (9.4 to 18.1)	24.2 (22.5 to 47.6)	29.3 (27.9 to 37.5)	13.6 (13.3 to 28.5)	12.3 (12.3 to 19.5)	15.6 (15.6 to 26.7)	19.8 (19.5 to 29.1)	22.1 (19.5 to 29.1)	19.8 (14.9 to 23.3)	20.6 (14.9 to 24.6)	19.4 (14.9 to 24.6)	20.6 (16.6 to 29.4)	21.2 (16.6 to 29.4)	21.6 (16.6 to 29.4)	21.7 (17.5 to 27.4)	21.7 (17.5 to 27.4)	21.7 (17.5 to 27.4)	21.7 (17.5 to 27.4)	21.7 (17.5 to 27.4)	21.7 (17.5 to 27.4)	21.7 (17.5 to 27.4)	21.7 (17.5 to 27.4)	493
Meningitis	1 (1 to 2.1)	4.1 (2.6 to 3.4)	13.7 (10.5 to 23.3)	7.9 (6.2 to 9.8)	3.8 (3.4 to 6.4)	3.6 (3.4 to 4.5)	3.8 (3.7 to 11.4)	7.3 (5.6 to 10.6)	7.3 (5.3 to 10.2)	7.3 (4.9 to 9.6)	7.3 (5.1 to 9.8)	7.3 (5.1 to 9.8)	7.3 (5.6 to 10.7)	7.3 (5.6 to 10.7)	7.3 (5.6 to 10.7)	4.9 (4.9 to 9.2)	4.9 (4.9 to 9.2)	4.9 (4.9 to 9.2)	4.9 (4.2 to 7.5)	4.6 (3.4 to 5.4)	3.6 (3.6 to 5.4)	3.2 (2.9 to 4.4)	3.2 (2.9 to 4.4)	141
Encephalitis	(0.1 to 0.2)	(0.2 to 0.9)	(1.3 to 4.1)	(1.9 to 6.1)	(1.4 to 3.2)	(1.4 to 2.9)	(1.5 to 2.6)	(2.2 to 2.5)	(2.2 to 2.5)	(2.2 to 2.6)	(1.9 to 2.1)	(1.9 to 2.1)	(1.9 to 2.2)	(2.1 to 2.3)	(2.1 to 2.3)	(2.1 to 2.3)	(2.1 to 2.3)	(2.1 to 2.3)	(2.1 to 2.3)	(2.2 to 2.3)	(2.3 to 2.4)	(2.3 to 2.4)	(2.3 to 2.4)	(2.3 to 2.4)	51.1
Diphtheria	(0 to 0)	(0 to 0)	(0 to 0)	(0 to 0)	(0 to 0)	(0 to 0)	(0 to 0)	(0 to 0)	(0 to 0)	(0 to 0)	(0 to 0)	(0 to 0)	(0 to 0)	(0 to 0)	(0 to 0)	(0 to 0)	(0 to 0)	(0 to 0)	(0 to 0)	(0 to 0)	(0 to 0)	(0 to 0)	(0 to 0)	(0 to 0)	0
Tetanus	(0 to 0)	(0 to 0)	(0 to 0)	(0 to 0)	(0 to 0)	(0 to 0)	(0 to 0)	(0 to 0)	(0 to 0)	(0 to 0)	(0 to 0)	(0 to 0)	(0 to 0)	(0 to 0)	(0 to 0)	(0 to 0)	(0 to 0)	(0 to 0)	(0 to 0)	(0 to 0)	(0 to 0)	(0 to 0)	(0 to 0)	(0 to 0)	0
Measles	(0 to 0)	(0 to 0)	(0 to 0)	(0 to 0)	(0 to 0)	(0 to 0)	(0 to 0)	(0 to 0)	(0 to 0)	(0

Other neoplasms	0·2 (0·1 to 0·4)	0 (0 to 0·1)	0·3 (0·2 to 0·5)	0·7 (0·4 to 1)	0·6 (0·5 to 1·2)	0·6 (0·4 to 0·9)	0·7 (0·5 to 1·2)	0·8 (0·5 to 1·4)	1·4 (1 to 2·1)	2·1 (1·3 to 3)	2·4 (1·4 to 3·4)	3·3 (2·3 to 4·7)	5·6 (4 to 8·3)	10·3 (7·2 to 13·1)	17 (12·1 to 24·9)	27·4 (19·6 to 39·9)	39·9 (29·4 to 55·6)	63·6 (49·2 to 89·7)	92·7 (69·7 to 94·2)	47·6 (47·6 to 99·6)	22·6 (16·3 to 29·6)	9·4 (9·1 to 7·6)	393
Medulloblastoma, medulloblastoma, and other hemangioblastoma	0 (0 to 0·1)	0 (0 to 0)	0 (0 to 0·1)	0 (0 to 0·1)	0 (0 to 0·1)	0 (0 to 0·1)	0 (0 to 0·1)	0 (0 to 0·1)	0 (0 to 0·1)	0 (0 to 0·1)	0 (0 to 0·1)	0 (0 to 0·1)	0 (0 to 0·1)	0 (0 to 0·1)	0 (0 to 0·1)	0 (0 to 0·1)	0 (0 to 0·1)	0 (0 to 0·1)	0 (0 to 0·1)	0 (0 to 0·1)	0 (0 to 0·1)	0 (0 to 0·1)	0 (0 to 0·1)	0
Benign and in situ intestinal neoplasms	0 (0 to 0)	0 (0 to 0)	0 (0 to 0)	0 (0 to 0)	0 (0 to 0)	0 (0 to 0)	0 (0 to 0)	0 (0 to 0)	0 (0 to 0)	0 (0 to 0)	0 (0 to 0)	0 (0 to 0)	0 (0 to 0)	0 (0 to 0)	0 (0 to 0)	0 (0 to 0)	0 (0 to 0)	0 (0 to 0)	0 (0 to 0)	0 (0 to 0)	0 (0 to 0)	0 (0 to 0)	0 (0 to 0)	0
Benign and in situ cervical and uterine neoplasms	0 (0 to 0)	0 (0 to 0)	0 (0 to 0)	0 (0 to 0)	0 (0 to 0)	0 (0 to 0)	0 (0 to 0)	0 (0 to 0)	0 (0 to 0)	0 (0 to 0)	0 (0 to 0)	0 (0 to 0)	0 (0 to 0)	0 (0 to 0)	0 (0 to 0)	0 (0 to 0)	0 (0 to 0)	0 (0 to 0)	0 (0 to 0)	0 (0 to 0)	0 (0 to 0)	0 (0 to 0)	0 (0 to 0)	0
Other benign and in situ neoplasms	0 (0 to 0)	0 (0 to 0)	0 (0 to 0)	0 (0 to 0)	0 (0 to 0)	0 (0 to 0)	0 (0 to 0)	0 (0 to 0)	0 (0 to 0)	0 (0 to 0)	0 (0 to 0)	0 (0 to 0)	0 (0 to 0)	0 (0 to 0)	0 (0 to 0)	0 (0 to 0)	0 (0 to 0)	0 (0 to 0)	0 (0 to 0)	0 (0 to 0)	0 (0 to 0)	0 (0 to 0)	0 (0 to 0)	0
Cardiovascular diseases	2·2 (2·4 to 4·2)	4·6 (3·2 to 6·2)	12·9 (10·8 to 22·1)	14·4 (11·5 to 17·4)	21·8 (17·3 to 27·6)	42·6 (34·2 to 52·4)	78·9 (64·1 to 94·7)	163 (133 to 194)	238 (202 to 278)	316 (264 to 364)	497 (426 to 564)	760 (628 to 890)	1,060 (886 to 1,240)	1,460 (1,190 to 1,690)	1,740 (1,500 to 2,010)	2,110 (1,810 to 2,420)	2,120 (1,790 to 2,500)	3,270 (2,820 to 3,740)	3,630 (3,160 to 4,090)	3,080 (2,600 to 3,490)	1,800 (1,460 to 2,030)	606 (490 to 684)	24,100
Rheumatic heart disease	0 (0 to 0)	0 (0 to 0)	0 (0·3 to 0·6)	0·4 (0·3 to 0·6)	0·4 (0·2 to 0·5)	0·6 (0·4 to 0·9)	1·1 (0·8 to 1·4)	2·1 (1·6 to 2·7)	2·9 (2·2 to 3·8)	3·4 (2·6 to 4·3)	4·8 (3·7 to 6·1)	7·3 (5·8 to 10·1)	9·7 (7·5 to 13)	11·8 (9·1 to 16·4)	14·2 (10·9 to 19·9)	18·9 (13·7 to 24·2)	19·5 (13·7 to 27·2)	32·5 (23·2 to 43·9)	31 (22·9 to 41·6)	29·1 (22·4 to 39·1)	12·1 (9·2 to 16·4)	3·9 (2·7 to 4·6)	209
Ischemic heart disease	0 (0 to 0)	0 (0 to 0)	0 (0 to 0)	0 (0 to 0)	0·1 (0 to 0·1)	2·1 (1·5 to 2·8)	7·9 (5·9 to 10·7)	29·5 (22·5 to 40·3)	79·4 (61·5 to 99·6)	134 (113 to 159)	228 (192 to 266)	391 (327 to 456)	680 (570 to 795)	796 (672 to 935)	1,020 (873 to 1,170)	1,290 (1,070 to 1,510)	1,490 (1,180 to 1,850)	1,890 (1,450 to 2,360)	1,700 (1,190 to 2,180)	1,410 (1,190 to 1,630)	811 (681 to 941)	274 (230 to 320)	12,200
Stroke	0·2 (0·1 to 0·4)	0·5 (0·3 to 1)	2·1 (1·1 to 3·8)	2·7 (1·7 to 3·2)	5·2 (3·4 to 7·7)	14·5 (9·8 to 20)	28 (20·1 to 38·4)	50·4 (39·3 to 64·4)	69·6 (56·2 to 87)	99·4 (81·1 to 121)	151 (124·1 to 183)	215 (182·5 to 256)	299 (252·1 to 351)	398 (337·1 to 464)	506 (429·1 to 581)	638 (539·1 to 737)	690 (538·1 to 862)	940 (729·1 to 1,200)	1,010 (838·1 to 1,190)	690 (572·1 to 809)	540 (447·1 to 640)	189 (149·1 to 223)	5,910
Ischemic stroke	0·1 (0·1 to 0·2)	0·4 (0·2 to 0·7)	0·8 (0·6 to 1·7)	1·3 (1·1 to 1·6)	3 (1·7 to 4·6)	6·2 (4·2 to 8·5)	13·4 (9·7 to 18·1)	26·3 (19·6 to 34·2)	43·2 (33·7 to 55·4)	71·7 (57·2 to 89·2)	122·4 (97·3 to 151·2)	184·1 (146·9 to 228·4)	261·3 (208·1 to 325·2)	341·3 (272·9 to 419·5)	429·6 (347·7 to 516·2)	537·7 (434·1 to 649·1)	591·3 (457·7 to 752·1)	766·2 (597·1 to 1,000)	834·1 (672·1 to 1,000)	634·1 (507·1 to 761·1)	455·2 (364·1 to 546·2)	152 (121·6 to 181·1)	3,320
Intracerebral hemorrhage	0·1 (0 to 0·2)	0·1 (0 to 0·3)	0·4 (0·2 to 0·8)	0·7 (0·4 to 1·1)	1·3 (0·7 to 2·2)	3·1 (1·7 to 4·7)	6·3 (3·7 to 9·4)	12·9 (8·1 to 19·2)	19·5 (12·9 to 27·7)	28·1 (19·4 to 38·4)	44·5 (31·8 to 59·2)	71·8 (52·9 to 93·2)	96 (72·1 to 124)	123 (93·9 to 157)	144 (111·1 to 183)	170·1 (132·1 to 213)	180·1 (132·1 to 239)	238 (172·1 to 307)	276·1 (207·1 to 358)	216·1 (162·1 to 270)	156·1 (117·1 to 195)	49·4 (36·6 to 61·5)	1,610
Subarachnoid hemorrhage	0·1 (0 to 0·2)	0·2 (0 to 0·3)	0·4 (0·3 to 0·6)	0·7 (0·5 to 1·0)	1·2 (0·7 to 1·8)	2·2 (1·4 to 3·1)	3·7 (2·5 to 5·6)	6·4 (4·4 to 8·8)	9·2 (6·5 to 12·4)	12·5 (9·2 to 16·7)	17·6 (12·9 to 23·2)	24·5 (17·9 to 32·5)	34 (25·2 to 44·9)	44 (32·8 to 58·1)	55·9 (40·9 to 73·6)	69·2 (50·1 to 91·5)	77·1 (52·9 to 108)	98·4 (68·1 to 135)	108 (73·1 to 147)	79·2 (53·1 to 107)	56·4 (37·9 to 76·3)	17·7 (11·9 to 23·9)	418
Hypertensive heart disease	0 (0 to 0)	0 (0 to 0)	0 (0 to 0)	0 (0 to 0)	0 (0 to 0)	0·1 (0 to 0·2)	0·3 (0·2 to 0·4)	0·6 (0·4 to 0·9)	1·1 (0·8 to 1·6)	2·1 (1·5 to 2·9)	3·5 (2·6 to 4·8)	5·8 (4·3 to 7·9)	9·1 (6·8 to 12·3)	13·1 (9·9 to 17·5)	18·4 (13·9 to 24·3)	25·2 (19·1 to 33·2)	30·6 (22·9 to 40·1)	47 (34·9 to 61·3)	60·2 (45·1 to 78·1)	53·4 (39·9 to 69·7)	40·6 (30·3 to 52·9)	13·7 (10·2 to 17·8)	384
Non-rheumatic valvular heart disease	0 (0 to 0)	0 (0 to 0)	0 (0 to 0)	0 (0 to 0)	0 (0 to 0)	0·2 (0·1 to 0·3)	0·5 (0·3 to 0·8)	1·1 (0·6 to 1·7)	1·9 (1·3 to 3·1)	3·3 (2·3 to 5·1)	5·4 (3·9 to 8·1)	8·3 (6·1 to 12·2)	11·6 (8·3 to 16·3)	15·3 (11·1 to 21·1)	19·3 (14·1 to 26·1)	23·1 (16·9 to 31·4)	24·4 (17·6 to 33·6)	29·2 (20·7 to 39·7)	30·2 (21·4 to 41·2)	23·9 (17·3 to 32·6)	19·1 (13·8 to 26·1)	6·2 (4·5 to 8·4)	188
Non-rheumatic calcific aortic valve disease	0 (0 to 0)	0 (0 to 0)	0 (0 to 0)	0 (0 to 0)	0·1 (0 to 0·1)	0·4 (0·3 to 0·6)	1·1 (0·9 to 1·4)	3·2 (2·5 to 4·2)	5·9 (4·7 to 7·5)	9·9 (7·9 to 12·6)	16·8 (13·4 to 21·4)	28·4 (22·5 to 36·2)	44·1 (34·9 to 56·2)	62·5 (49·2 to 79·6)	84·1 (66·1 to 107)	109 (85·1 to 139)	129 (98·1 to 169)	164 (122·1 to 215)	184 (137·1 to 241)	161 (120·1 to 211)	124 (92·1 to 162)	41 (30·1 to 53·6)	1,080
Non-rheumatic degenerative mitral valve disease	0 (0 to 0)	0 (0 to 0)	0 (0 to 0)	0 (0 to 0)	0 (0 to 0)	0 (0 to 0)	0 (0·2 to 0·4)	0·1 (0·1 to 0·2)	0·2 (0·2 to 0·4)	0·4 (0·3 to 0·6)	0·6 (0·5 to 0·9)	0·9 (0·7 to 1·3)	1·3 (1·1 to 1·9)	1·9 (1·5 to 2·7)	2·7 (2·1 to 3·8)	3·8 (2·9 to 5·3)	5·7 (4·3 to 8·1)	8·1 (6·1 to 11·3)	10·7 (8·1 to 15·1)	10·7 (8·1 to 15·1)	9·1 (6·9 to 12·9)	3·4 (2·6 to 4·8)	59
Other non-rheumatic valve diseases	0 (0 to 0)	0 (0 to 0)	0 (0 to 0)	0 (0 to 0)	0 (0 to 0)	0 (0 to 0)	0·1 (0 to 0·1)	0·1 (0 to 0·2)	0·2 (0·1 to 0·3)	0·3 (0·2 to 0·5)	0·5 (0·3 to 0·6)	0·7 (0·5 to 0·9)	0·9 (0·7 to 1·2)	1·2 (0·9 to 1·6)	1·6 (1·2 to 2·1)	2·1 (1·6 to 2·8)	2·8 (2·1 to 3·8)	3·8 (2·8 to 5·2)	4·9 (3·6 to 6·7)	4·9 (3·6 to 6·7)	4·2 (3·1 to 5·7)	1·6 (1·2 to 2·2)	29
Cardiomyopathy and myocarditis	1·3 (0·7 to 1·9)	2 (1·3 to 2·9)	3·6 (2·4 to 4·9)	3·4 (2·4 to 4·4)	4·4 (3·2 to 5·9)	6·6 (4·9 to 8·7)	12·4 (9·1 to 15·7)	20·6 (15·9 to 26·3)	31·2 (23·4 to 37·8)	43·7 (34·4 to 52·3)	60·1 (47·9 to 70·5)	82·4 (66·1 to 97·1)	107 (86·1 to 125)	134 (107·1 to 157)	164 (131·1 to 192)	194 (154·1 to 227)	209 (157·1 to 262)	254 (189·1 to 317)	274 (204·1 to 342)	229 (171·1 to 286)	174 (130·1 to 218)	58 (43·1 to 73)	1,810
Myocarditis	0·1 (0 to 0·1)	0·1 (0 to 0·2)	0·2 (0·1 to 0·4)	0·3 (0·2 to 0·4)	0·4 (0·3 to 0·5)	0·6 (0·4 to 0·8)	1·1 (0·8 to 1·4)	1·8 (1·4 to 2·3)	2·8 (2·1 to 3·4)	3·9 (2·9 to 4·7)	5·4 (4·3 to 6·5)	7·4 (5·9 to 9·1)	9·6 (7·6 to 11·7)	12·1 (9·6 to 14·8)	14·8 (11·8 to 18·1)	17·5 (13·9 to 21·4)	18·9 (14·2 to 24·1)	22·9 (17·1 to 29·1)	24·7 (18·4 to 31·4)	20·7 (15·5 to 26·3)	15·7 (11·8 to 20)	5·6 (4·2 to 7·1)	163
Other non-rheumatic valve diseases	0 (0 to 0)	0 (0 to 0)	0 (0 to 0)	0 (0 to 0)	0 (0 to 0)	0 (0 to 0)	0 (0 to 0·1)	0 (0 to 0·2)	0 (0 to 0·3)	0 (0 to 0·4)	0 (0 to 0·5)	0 (0 to 0·6)	0 (0 to 0·8)	0 (0 to 1·1)	0 (0 to 1·4)	0 (0 to 1·8)	0 (0 to 2·3)	0 (0 to 3·1)	0 (0 to 4·1)	0 (0 to 4·1)	0 (0 to 3·4)	0 (0 to 2·6)	0 (0 to 0·9)	14
Cardiomyopathy and myocarditis	0·7 (0·4 to 1·1)	1·1 (0·7 to 1·6)	2·2 (1·4 to 3·2)	2·4 (1·7 to 3·1)	3·2 (2·4 to 4·2)	4·7 (3·6 to 6·2)	8·8 (6·7 to 11·4)	14·7 (11·4 to 18·8)	22·3 (17·1 to 28·3)	31·1 (24·1 to 38·6)	43·1 (33·9 to 52·8)	59·1 (47·1 to 72·1)	77·1 (61·1 to 94·1)	96·1 (77·1 to 117)	118 (94·1 to 142)	139 (111·1 to 167)	150 (111·1 to 192)	182 (135·1 to 232)	197 (146·1 to 251)	164 (123·1 to 205)	125 (93·1 to 156)	41 (30·1 to 51)	1,300
Other cardiomyopathy	0 (0 to 0)	0 (0 to 0)	0 (0 to 0)	0 (0 to 0)	0 (0 to 0)	0 (0 to 0)	0 (0 to 0)	0 (0 to 0)	0 (0 to 0)	0 (0 to 0)	0 (0 to 0)	0 (0 to 0)	0 (0 to 0)	0 (0 to 0)	0 (0 to 0)	0 (0 to 0)	0 (0 to 0)	0 (0 to 0)	0 (0 to 0)	0 (0 to 0)	0 (0 to 0)	0 (0 to 0)	0 (0 to 0)	0
Atrial fibrillation and flutter	0 (0 to 0)	0 (0 to 0)	0 (0 to 0)	0 (0 to 0)	0 (0 to 0)	0 (0 to 0)	0 (0 to 0)	0 (0 to 0)	0 (0 to 0)	0 (0 to 0)	0 (0 to 0)	0 (0 to 0)	0 (0 to 0)	0 (0 to 0)	0 (0 to 0)	0 (0 to 0)	0 (0 to 0)	0 (0 to 0)	0 (0 to 0)	0 (0 to 0)	0 (0 to 0)	0 (0 to 0)	0 (0 to 0)	0
Aortic aneurysm	…	…	…	…	…	…	0·7 (0·5 to 1·1)	1·6 (1·1 to 2·3)	3·7 (2·7 to 5)	6·4 (4·8 to 8·7)	9·6 (7·3 to 13)	14·3 (10·8 to 20·4)	19·2 (14·1 to 27·2)	25·1 (18·1 to 36·2)	32·5 (23·4 to 46·7)	41·2 (29·1 to 59·7)	48·2 (32·1 to 70·2)	59·7 (37·2 to 89·2)	67·2 (37·2 to 99·2)	57·2 (37·2 to 99·2)	45·2 (37·2 to 99·2)	16·8 (11·9 to 23·6)	NA
Endocarditis	0·1 (0 to 0·1)	0·2 (0 to 0·3)	1 (0·2 to 1·8)	0·7 (0·2 to 1·3)	1·5 (0·4 to 2·4)	2·2 (1·1 to 3·4)	5·9 (3·1 to 8·9)	7·9 (4·2 to 12·1)	8·6 (4·6 to 14·4)	12·4 (6·7 to 19·3)	13 (7·2 to 20·2)	19·5 (10·6 to 29·8)	24·3 (13·4 to 36·9)	29·1 (16·1 to 44·1)	34·5 (19·2 to 52·2)	40·8 (22·9 to 61·5)	46·8 (25·1 to 70·2)	51·3 (27·1 to 77·1)	49·1 (25·1 to 73·1)	40·1 (21·1 to 60·1)	29·6 (15·1 to 44·1)	7 (3·6 to 10·7)	314
Other cardiovascular and circulatory diseases	1·8 (1·6 to 2·7)	1·6 (1·6 to 2·9)	3·5 (2·5 to 4·7)	3·4 (2·4 to 4·6)	5·6 (4·2 to 7·5)	12·6 (9·4 to 16·8)	20·6 (14·4 to 31·1)	38·8 (28·4 to 56·3)	41 (30·4 to 59·4)	56·7 (42·2 to 82·2)	68·7 (51·1 to 99·7)	75 (56·1 to 108·8)	79·5 (59·1 to 115·3)	81·7 (61·2 to 118·5)	87·6 (65·7 to 127·1)	97·4 (73·1 to 141·3)	106 (79·1 to 153·8)	139 (103·1 to 199·1)	127 (94·1 to 183·1)	109 (81·1 to 158·1)	73 (54·1 to 106·1)	29·2 (21·6 to 42·3)	1,020
Chronic kidney disease	0 (0 to 0)	0 (0 to 0)	0·6 (0·5 to 0·7)	1·7 (1·5 to 1·9)	3·2 (2·9 to 3·6)	6·2 (5·6 to 7·1)	12·3 (11·1 to 14·1)	23·8 (21·4 to 27·3)	39·4 (35·4 to 45·2)	60·4 (54·2 to 69·3)	92·1 (82·6 to 105·6)	139 (125·1 to 159·3)	202 (181·1 to 231·6)	282 (253·1 to 323·6)	380 (341·1 to 435·6)	502 (451·1 to 576·1)	592 (529·1 to 678·1)	1,020 (911·1 to 1,170)	1,220 (1,090·1 to 1,400)	932 (832·1 to 1,070)	472 (422·1 to 541·1)	147 (131·1 to 169·1)	10,600
Chronic obstructive pulmonary disease	0 (0 to 0·1)	0 (0 to 0·1)	0·2 (0·1 to 0·3)	0·4 (0·3 to 0·6)	0·8 (0·6 to 1·1)	1·9 (1·4 to 2·5)	4·4 (3·3 to 5·9)	10·2 (7·6 to 13·5)	20·2 (15·1 to 26·8)	34·4 (25·7 to 45·2)	54·7 (40·9 to 71·8)	80·6 (60·3 to 105·8)	112 (84·1 to 147)	150 (113·1 to 196)	196 (147·1 to 256)	248 (186·1 to 324)	297 (222·1 to 387)	361 (270·1 to 472)	411 (307·1 to 537)	360 (269·1 to 471)	271 (203·1 to 354)	102 (76·1 to 133)	3,210
Pneumoconiosis	0 (0 to 0)	0 (0 to 0)	0 (0 to 0)	0 (0 to 0)	0 (0 to 0)	0 (0 to 0)	0 (0 to 0)	0 (0 to 0)	0 (0 to 0)	0 (0 to 0)	0 (0 to 0)	0 (0 to 0)	0 (0 to 0)	0 (0 to 0)	0 (0 to 0)	0 (0 to 0)	0 (0 to 0)	0 (0 to 0)	0 (0 to 0)	0 (0 to 0)	0 (0 to 0)	0 (0 to 0)	0 (0 to 0)	0
Silicosis	0 (0 to 0)	0 (0 to 0)	0 (0 to 0)	0 (0 to 0)	0 (0 to 0)	0 (0 to 0)	0 (0 to 0)	0 (0 to 0)	0 (0 to 0)	0 (0 to 0)	0 (0 to 0)	0 (0 to 0)	0 (0 to 0)	0 (0 to 0)	0 (0 to 0)	0 (0 to 0)	0 (0 to 0)	0 (0 to 0)	0 (0 to 0)	0 (0 to 0)	0 (0 to 0)	0 (0 to 0)	0 (0 to 0)	0
Asbestosis	0 (0 to 0)	0 (0 to 0)	0 (0 to 0)	0 (0 to 0)	0 (0 to 0)	0 (0 to 0)	0 (0 to 0)	0 (0 to 0)	0 (0 to 0)	0 (0 to 0)	0 (0 to 0)	0 (0 to 0)	0 (0 to 0)	0 (0 to 0)	0 (0 to 0)	0 (0 to 0)	0 (0 to 0)	0 (0 to 0)	0 (0 to 0)	0 (0 to 0)	0 (0 to 0)	0 (0 to 0)	0 (0 to 0)	0
Coal workers pneumoconiosis	0 (0 to 0)	0 (0 to 0)	0 (0 to 0)	0 (0 to 0)	0 (0 to 0)	0 (0 to 0)	0 (0 to 0)	0 (0 to 0)	0 (0 to 0)	0 (0 to 0)	0 (0 to 0)	0 (0 to 0)	0 (0 to 0)	0 (0 to 0)	0 (0 to 0)	0 (0 to 0)	0 (0 to 0)	0 (0 to 0)	0 (0 to 0)	0 (0 to 0)	0 (0 to 0)	0 (0 to 0)	0 (0 to 0)	0
Other pneumoconiosis	0 (0 to 0)	0 (0 to 0)	0 (0 to 0)	0 (0 to 0)	0 (0 to 0)	0 (0 to 0)	0 (0 to 0)	0 (0 to 0)	0 (0 to 0)	0 (0 to 0)	0 (0 to 0)	0 (0 to 0)	0 (0 to 0)	0 (0 to 0)	0 (0 to 0)	0 (0 to 0)	0 (0 to 0)	0 (0 to 0)	0 (0 to 0)	0 (0 to 0)	0 (0 to 0)	0 (0 to 0)	0 (0 to 0)	0
Asthma	0 (0 to 0)	0 (0 to 0)	98 (89·6 to 105)	122 (98·6 to 217)	136 (79·4 to 223)	154 (97·6 to 249)	196 (114 to 315)	197 (114 to 315)	175 (102 to 284)	172 (92 to 324)	141 (89 to 311)	150 (94 to 335)	156 (97·6 to 333)	159 (99·6 to 355)	159 (97·6 to 355)	159 (97·6 to 355)	159 (97·6 to 355)	159 (97·6 to 355)	159 (97·6 to 355)	159 (97·6 to 355)	159 (97·6 to 355)	159 (97·6 to 355)	159 (97·6 to 355)	3,260
Interstitial lung disease and pulmonary sarcoidosis	0 (0 to 0)	0 (0 to 0)	0 (0 to 0)	0 (0 to 0)	0 (0 to 0)	0 (0 to 0)	0 (0 to 0)	0 (0 to 0)	0 (0 to 0)	0 (0 to 0)	0 (0 to 0)	0 (0 to 0)	0 (0 to 0)	0 (0 to 0)	0 (0 to 0)	0 (0 to 0)	0 (0 to 0)	0 (0 to 0)	0 (0 to 0)	0 (0 to 0)	0 (0 to 0)	0 (0 to 0)	0 (0 to 0)	0
Other chronic respiratory diseases	0·9 (0·7 to 1·2)	1·6 (1·1 to 2)	11·9 (10·6 to 14·7)	20·3 (17·1 to 27·1)	13·6 (10·4 to 19·4)	17 (12·3 to 23·3)	39·6 (29·5 to 53·6)	66·3 (49·6 to 86)	245 (196·1 to 299)	249 (198·1 to 304)	412 (327·1 to 504)	597 (481·1 to 731)	830 (670·1 to 1,010)	751 (605·1 to 919)	970 (781·1 to 1,180)	1,160 (932·1 to 1,410)	1,220 (977·1 to 1,490)	1,540 (1,230·1 to 1,880)	1,410 (1,130·1 to 1,720)	1,220 (977·1 to 1,490)	1,040 (832·1 to 1,270)	330 (264·1 to 403)	7,370
Digestive diseases	0 (0 to 0)	0 (0 to 0)	1·7 (1·2 to 2·3)	2·3 (1·6 to 2·9)	1·9 (1·4 to 2·4)	1·8 (1·2 to 2·4)	2·3 (1·5 to 3·1)	3·2 (2·1 to 4·3)	3·7 (2·4 to 5·1)	4·9 (3·2 to 6·7)	6·9 (4·5 to 9·5)	9·5 (6·2 to 13)	13·1 (8·5 to 18·1)	17·1 (11·1 to 23·6)	21·8 (14·1 to 30·1)	27·1 (17·6 to 37·4)	29·7 (19·2 to 41·1)	36·2 (23·4 to 50·1)	37·2 (24·1 to 51·4)	29·7 (19·2 to 41·1)	22·4 (14·5 to 31)	7·7 (5 to 10·7)	278
Cirrhosis and other chronic liver diseases	0 (0 to 0)	0 (0 to 0)	1·7 (1·2 to 2·3)	1·9 (1·4 to 2·6)	1·8 (1·2 to 2·4)	2·3 (1·5 to 3·1)	3·7 (2·4 to 5·1)	5·9 (3·8 to 8)	8·1 (5·3 to 11)	11·2 (7·3 to 15·2)	16·1 (10·5 to 21·8)	23·2 (15·2 to 31·4)	32·4 (21·2 to 43·9)	42·5 (27·8 to 57·6)	53·9 (35·3 to 73·1)	67·3 (43·9 to 91·2)	73·7 (47·9 to 99·8)	89·8 (58·5 to 122)	92·2 (60·1 to 125)	73·7 (48·1 to 100)	55·6 (36·2 to 75·4)	17·8 (11·6 to 24·1)	690
Chronic and other chronic liver diseases due to hepatitis B	0 (0 to 0)	0 (0 to 0)	0 (0 to 0)	0 (0 to 0)	0 (0 to 0)	0 (0 to 0)	0 (0 to 0)	0 (0 to 0)	0 (0 to 0)	0 (0 to 0)	0 (0 to 0)	0 (0 to 0)	0 (0 to 0)	0 (0 to 0)	0 (0 to 0)	0 (0 to 0)	0 (0 to 0)	0 (0 to 0)	0 (0 to 0)	0 (0 to 0)	0 (0 to 0)	0 (0 to 0)	0 (0 to 0)	0
Chronic and other chronic liver diseases due to hepatitis C	0 (0 to 0)	0 (0 to 0)	0 (0 to 0)	0 (0 to 0)	0 (0 to 0)	0 (0 to 0)	0·1 (0 to 0·1)	0·2 (0 to 0·3)	0·3 (0 to 0·5)	0·5 (0 to 0·7)	0·7 (0 to 1)	1·1 (0·7 to 1·5)	1·5 (1 to 2·1)	2·1 (1·4 to 2·9)	2·8 (1·9 to 3·8)	3·7 (2·5 to 5·1)	4·3 (2·8 to 6·1)	5·4 (3·5 to 7·6)	6·3 (4·1 to 8·9)	5·4 (3·5 to 7·6)	4·3 (2·8 to 6·1)	1·5 (1 to 2·1)	40
Chronic and other chronic liver diseases due to alcohol use	0 (0 to 0)	0 (0 to 0)	0 (0 to 0)	0 (0 to 0)	0 (0 to 0)	0 (0 to 0)	0 (0 to 0)	0 (0 to 0)	0 (0 to 0)	0 (0 to 0)	0 (0 to 0)	0 (0 to 0)	0 (0 to 0)	0 (0 to 0)	0 (0 to 0)	0 (0 to 0)	0 (0 to 0)	0 (0 to 0)	0 (0 to 0)	0 (0 to 0)	0 (0 to 0)	0 (0 to 0)	0 (0 to 0)	0
Chronic and other chronic liver diseases due to NAFLD	0 (0 to 0)	0 (0 to 0)	0 (0 to 0)	0 (0 to 0)	0 (0 to 0)	0 (0 to 0)	0·1 (0 to 0·1)	0·2 (0 to 0·4)	0·4 (0 to 0·6)	0·7 (0 to 1)	1·1 (0·7 to 1·5)	1·6 (1·1 to 2·2)	2·2 (1·5 to 3·1)	3·1 (2·1 to 4·2)	4·1 (2·8 to 5·6)	5·4 (3·6 to 7·4)	6·3 (4·2 to 8·6)	7·8 (5·1 to 10·7)	9·1 (6·1 to 12·5)	7·8 (5·1 to 10·7)	6·3 (4·2 to 8·6)	2·2 (1·5 to 3·1)	58
Chronic and other chronic liver diseases due to other causes	0 (0 to 0)	0 (0 to 0)	1·7 (1·2 to 2·3)	1·9 (1·4 to 2·6)	1·8 (1·2 to 2·4)	2·3 (1·5 to 3·1)	3·8 (2·4 to 5·1)	5·9 (3·8 to 8)	8·1 (5·3 to 11)	11·2 (7·3 to 15·2)	16·1 (10·5 to 21·8)	23·2 (15·2 to 31·4)	32·4 (21·2 to 43·9)	42·5 (27·8 to 57·6)	53·9 (35·3 to 73·1)	67·3 (43·9 to 91·2)	73·7 (47·9 to 99·8)	89·8 (58·5 to 122)	92·2 (60·1 to 125)	73·7 (48·1 to 100)	55·6 (36·2 to 75·4)	17·8 (11·6 to 24·1)	690
Upper digestive system diseases	0 (0 to 0)	0 (0 to 0)	0 (0 to 0)	0 (0 to 0)	0 (0 to 0)	0 (0 to 0)	0 (0 to 0)	0 (0 to 0)	0 (0 to 0)	0 (0 to 0)	0 (0 to 0)	0 (0 to 0)	0 (0 to 0)	0 (0 to 0)	0 (0 to 0)	0 (0 to 0)	0 (0 to 0)	0 (0 to 0)	0 (0 to 0)	0 (0 to 0)	0 (0 to 0)	0 (0 to 0)	0 (0 to 0)	0
Peptic ulcer disease	0 (0 to 0)	0 (0 to 0)	0 (0 to 0)	0 (0 to 0)	0 (0 to 0)	0 (0 to 0)	0 (0 to 0)	0 (0 to 0)	0 (0 to 0)	0 (0 to 0)	0 (0 to 0)	0 (0 to 0)	0 (0 to 0)	0 (0 to 0)	0 (0 to 0)	0 (0 to 0)	0 (0 to 0)	0 (0 to 0)	0 (0 to 0)	0 (0 to 0)	0 (0 to 0)	0 (0 to 0)	0 (0 to 0)	0
Gastritis and duodenitis	0 (0 to 0)	0 (0 to 0)	0 (0 to 0)	0 (0 to 0)	0 (0 to 0)	0 (0 to 0)	0 (0 to 0)	0 (0 to 0)	0 (0 to 0)	0 (0 to 0)	0 (0 to 0)	0 (0 to 0)	0 (0 to 0)	0 (0 to 0)	0 (0 to 0)	0 (0 to 0)	0 (0 to 0)	0 (0 to 0)	0 (0 to 0)	0 (0 to 0)	0 (0 to 0)	0 (0 to 0)	0 (0 to 0)	0
Gastroesophageal reflux disease	0 (0 to 0)	0 (0 to 0)	0 (0 to 0)	0 (0 to 0)	0 (0·1 to 0·2)	0 (0 to 0)	0 (0 to 0)	0 (0 to 0)	0 (0 to 0)	0 (0 to 0)	0 (0 to 0)	0 (0 to 0)	0 (0 to 0)	0 (0 to 0)	0 (0 to 0)	0 (0 to 0)	0 (0 to 0)	0 (0 to 0)	0 (0 to 0)	0 (0 to 0)	0 (0 to 0)	0 (0 to 0)	0 (0 to 0)	0
Appendicitis	0 (0 to 0)	0 (0 to 0)	0·4 (0·3 to 0·6)	1·3 (0·9 to 1·8)	2·4 (1·8 to 3·4)	4·9 (3·6 to 6·9)	9·1 (6·7 to 13)	16·2 (11·7 to 23)	25·1 (18·1 to 36·2)	37·2 (26·8 to 53·6)	52·3 (37·7 to 75·3)	70·1 (50·5 to 101)	91·1 (65·6 to 131)	114 (82·1 to 164)	140 (101·1 to 202)	170 (122·1 to 245)	194 (139·1 to 279)	229 (164·1 to 329)	241 (173·1 to 347)	211 (152·1 to 304)	164 (118·1 to 236)	59 (42·1 to 85)	2,610
Paralytic ileus and intestinal obstruction	0·8 (0·4 to 1·1)	1·4 (1 to 1·8)	4·3 (3·3 to 5·7)	3·4 (1·5 to 3·9)	2·4 (1·3 to 3·2)	2·4 (1·6 to 3·4)	3·4 (1·3 to 2·4)	4·3 (1·9 to 5·4)	4·3 (2·5 to 5·3)	4·3 (2·7 to 5·9)	4·3 (2·9 to 6·2)	4·3 (2·9 to 6·4)	4·3 (2·9 to 6·7)	4·3 (2·9 to 7·1)

Congenital birth defects	315 (237 to 427)	142 (107 to 195)	298 (214 to 415)	135 (104 to 173)	73-4 (56-1 to 94-5)	64-6 (49-4 to 82-4)	62-4 (47-4 to 80-1)	69-5 (53-4 to 88)	67-1 (51-3 to 85-4)	60 (46-7 to 79-4)	51-3 (39 to 66-7)	49-3 (35-7 to 61-4)	50-1 (34-6 to 66-3)	50-5 (34-6 to 66-3)	46 (30-9 to 61-9)	38-9 (23-7 to 51-9)	29-1 (16-4 to 34-2)	9-2 (5-6 to 13-7)	6 (3-9 to 9-6)	3-6 (2-4 to 5-9)	2 (1-2 to 3-3)	0-8 (0-5 to 1-2)	0-2 (0-1 to 0-3)		1,623
Neural tube defects	29-1 (16-6 to 37-9)	7-2 (4-1 to 11-7)	29-1 (19-4 to 68-5)	19-9 (12-2 to 38-4)	2-6 (2 to 3-6)	3 (2-1 to 4-2)	2 (2 to 4)	3-6 (2-5 to 4-5)	3-6 (2-1 to 4-4)	3-1 (2-1 to 4-4)	2-4 (1-7 to 3-6)	2 (1-3 to 2-8)	1-6 (0-9 to 2-2)		0-4 (0-2 to 0-6)	0-4 (0-2 to 0-6)	0-3 (0-2 to 0-5)	0-1 (0-1 to 0-2)	0 (0 to 0-1)	0 (0 to 0-1)	0 (0 to 0-1)	0 (0 to 0-1)	0 (0 to 0-1)		110
Congenital heart anomalies	69-9 (47-1 to 135)	30-6 (20-1 to 50-7)	63-5 (43-5 to 122)	28-8 (19-4 to 48-1)	15-6 (9-7 to 22-5)	13-7 (8-6 to 19-9)	13-3 (8-3 to 22-2)	14-8 (10-1 to 20-8)	14-3 (10-2 to 19-7)	12-8 (9-2 to 17-2)	10-9 (7-9 to 14-4)	10-4 (7-3 to 14-2)	10-7 (7-3 to 14-6)	10-7 (6-1 to 17-4)	9-8 (5-6 to 14-2)	8-2 (4-5 to 12-3)	6-1 (3-4 to 9-3)	2-1 (1-2 to 3-1)	1-3 (0-7 to 2-1)	0-7 (0-4 to 1-1)	0-5 (0-3 to 0-8)	0-3 (0-2 to 0-5)	0-1 (0-1 to 0-2)		427
Orofacial clefts	6-1 (3 to 9-1)	2-6 (1-3 to 4-2)	5-6 (2-9 to 9-1)	1-1 (0-5 to 1-9)	0-6 (0-3 to 1-0)	0-7 (0-3 to 1-2)	0-7 (0-3 to 1-2)	0-7 (0-3 to 1-2)	0-6 (0-3 to 1-1)	0-6 (0-3 to 1-1)	0-6 (0-3 to 1-1)	0-7 (0-3 to 1-3)	0-6 (0-2 to 1-2)	0-7 (0-3 to 1-3)	0-6 (0-2 to 1-2)	0-6 (0-2 to 1-2)	0-5 (0-2 to 1-1)	0-5 (0-2 to 0-9)	0-3 (0-2 to 0-6)	0-4 (0-2 to 0-6)	0-3 (0-2 to 0-6)	0-3 (0-1 to 0-5)	0-1 (0-1 to 0-2)		13-1
Down syndrome	8-3 (3 to 12-9)	3-7 (1-7 to 4-1)	7-7 (4-4 to 12-4)	3-5 (2-1 to 5-3)	4-7 (2-2 to 6-7)	4-2 (2-6 to 6-9)	4-3 (2-5 to 6-4)	6-2 (3-4 to 9-1)	7-1 (4-5 to 9-8)	4-5 (2-7 to 6-5)	5-7 (4-1 to 7-6)	4 (2-4 to 5-9)	5-7 (3-1 to 7-7)	4 (2-3 to 5-7)	3-4 (1-8 to 5-1)	2-7 (1-4 to 3-9)	1-9 (1-1 to 2-7)	0-7 (0-4 to 1-1)	0-3 (0-2 to 0-5)	0-2 (0-1 to 0-3)	0-2 (0-1 to 0-3)	0-1 (0-1 to 0-2)	0-1 (0-1 to 0-2)		133
Turner syndrome	0 (0 to 0)	0 (0 to 0)	0 (0 to 0-1)	0-2 (0-2 to 0-4)	0-2 (0-2 to 0-5)	0-2 (0-1 to 0-4)	0-3 (0-2 to 0-5)	0-3 (0-1 to 0-6)	0-3 (0-1 to 0-6)	0-3 (0-2 to 0-5)	0-2 (0-1 to 0-5)	0-2 (0-1 to 0-5)	0-1 (0-1 to 0-5)	0-1 (0-0 to 0-1)	0 (0 to 0-1)	0 (0 to 0-1)	0 (0 to 0-1)	0 (0 to 0-1)	0 (0 to 0)	0 (0 to 0)	0 (0 to 0)	0 (0 to 0)	0 (0 to 0)		2-4
Klinefelter syndrome	0 (0 to 0)	0 (0 to 0)	0 (0 to 0-1)	0 (0 to 0-1)	0 (0 to 0-1)	0 (0 to 0-1)	0 (0 to 0)	0-1 (0 to 0-2)	0-1 (0 to 0-2)	0-1 (0 to 0-2)	0-1 (0 to 0-2)	0-1 (0 to 0-2)	0 (0 to 0-1)	0 (0 to 0-1)	0 (0 to 0)	0 (0 to 0)	0 (0 to 0)	0 (0 to 0)	0 (0 to 0)	0 (0 to 0)	0 (0 to 0)	0 (0 to 0)	0 (0 to 0)	0 (0 to 0)		0-6
Other chromosomal abnormalities	24-4 (19-2 to 29-1)	10-2 (11-5 to 32-9)	43-4 (29-5 to 72-4)	14-6 (10-2 to 20)	9-6 (6-6 to 14)	8-3 (5-6 to 11-9)	8-3 (5-5 to 11-9)	9-4 (6-5 to 13-3)	9-7 (6-8 to 12-9)	7-8 (5-3 to 10-6)	6-5 (4-6 to 8-7)	5-6 (3-6 to 7-7)	5-7 (3-6 to 7-1)	4-6 (2-9 to 6-3)	3-4 (2-2 to 4-6)	2-2 (1-2 to 3-2)	1-5 (0-9 to 2-2)	0-5 (0-3 to 0-7)	0-3 (0 to 0-5)	0-2 (0 to 0-4)	0-2 (0 to 0-3)	0 (0 to 0-2)	0 (0 to 0-2)		192
Congenital musculoskeletal and limb anomalies	12-2 (7-8 to 18)	3-6 (2-2 to 5-3)	27-3 (16-9 to 41-9)	30 (19-9 to 48-1)	19-9 (11-6 to 33-3)	19-5 (11-3 to 27-6)	18-3 (11-1 to 27-5)	19-8 (12-1 to 31-1)	18-1 (10-1 to 31-3)	15-9 (9-9 to 23-4)	13-6 (8-2 to 19-8)	12-4 (7-6 to 19-1)	12-7 (7-8 to 19-1)	12-7 (7-8 to 19-7)	11-1 (6-8 to 16-6)	9 (5-5 to 13)	6-8 (4-2 to 10-4)	3-3 (2-1 to 5-3)	2-1 (1-3 to 3-1)	1-7 (1-1 to 2-6)	0-8 (0-4 to 1-3)	0-3 (0-1 to 0-4)	0-2 (0-1 to 0-3)		273
Urogenital congenital anomalies	13-2 (7 to 26)	3-1 (1-4 to 6-7)	5 (2-8 to 9-2)	3-7 (2-1 to 6-2)	2-5 (1-3 to 3-9)	1-6 (1 to 2-6)	1-3 (0-8 to 2-3)	1-4 (0-9 to 2-2)	1-2 (0-8 to 1-8)	0-9 (0-6 to 1-3)	0-8 (0-5 to 1-2)	0-5 (0-3 to 0-9)	0-6 (0-3 to 0-9)	0-5 (0-3 to 0-8)	0-3 (0-2 to 0-6)	0-3 (0-1 to 0-5)	0-2 (0-1 to 0-4)	0-1 (0-1 to 0-3)	0 (0-1 to 0-2)	0 (0 to 0-1)	0 (0 to 0-1)	0 (0 to 0-1)	0 (0 to 0-1)		39-2
Digestive congenital anomalies	23-3 (15-1 to 44-4)	5-4 (4-1 to 20-8)	11-3 (7-3 to 33-4)	4-3 (2-9 to 15-4)	2-3 (1-5 to 8-2)	2-3 (1-5 to 8-2)	2-2 (1-5 to 7-9)	1-5 (1 to 5-1)	1-3 (0-9 to 4-7)	1-1 (0-7 to 4-1)	0-9 (0-6 to 3-4)	0-8 (0-5 to 3-1)	0-8 (0-5 to 3-1)	0-6 (0-4 to 2-6)	0-5 (0-3 to 2-1)	0-4 (0-2 to 1-8)	0-3 (0-2 to 1-4)	0-2 (0-1 to 0-7)	0-1 (0-1 to 0-2)	0-1 (0-1 to 0-2)	0-1 (0-1 to 0-2)	0-1 (0-1 to 0-2)	0-1 (0-1 to 0-2)		91-5
Other congenital birth defects	137 (53-2 to 159)	27-4 (10-4 to 39-7)	82-4 (37-7 to 96-6)	22-1 (10-2 to 31-1)	10-4 (4-6 to 12-9)	12-8 (6-9 to 17-9)	12-8 (7-2 to 16)	12-3 (7-5 to 19)	12-3 (7-5 to 18)	10-3 (6-6 to 15-4)	8-2 (5-1 to 12-3)	7-3 (4-5 to 11-8)	7-3 (4-5 to 12-1)	6-4 (3-5 to 10-8)	5-2 (2-7 to 9-4)	3-8 (1-9 to 6-8)	2-5 (1-3 to 4-6)	1-3 (0-7 to 2-1)	0-6 (0-3 to 1-2)	0-3 (0-1 to 0-7)	0-3 (0-1 to 0-6)	0-2 (0-1 to 0-5)	0-1 (0-1 to 0-2)		341
Urinary diseases and male infertility	0-3 (0-1 to 0-5)	0-4 (0-2 to 0-9)	0-6 (0-2 to 2-1)	1-6 (1-0 to 2-1)	2-2 (1-2 to 3-1)	3-3 (1-7 to 5-1)	4-3 (2-4 to 6-4)	10-2 (6-2 to 18-7)	15 (10-3 to 27-9)	19-6 (13-2 to 31-2)	19-6 (11-7 to 28-6)	20-9 (13-2 to 29-1)	20-9 (13-5 to 29-1)	19-4 (10-9 to 27-8)	16-7 (9-4 to 24-9)	12-7 (6-9 to 19-7)	9-4 (4-7 to 15-4)	5-1 (2-4 to 8-2)	2-7 (1-3 to 4-2)	1-5 (0-7 to 2-3)	0-8 (0-4 to 1-2)	0-4 (0-2 to 0-6)	0-2 (0-1 to 0-3)		133
Urolithiasis	0 (0 to 0)	0 (0 to 0)	0 (0 to 0)	0 (0-1 to 0-1)	0 (0-1 to 0-3)	0 (0-2 to 0-4)	0 (0-2 to 0-4)	1-2 (0-8 to 2)	3 (1-9 to 4-5)	4 (2-6 to 6-3)	4 (2-5 to 6-8)	4-6 (2-3 to 7-7)	4-5 (2-3 to 8-8)	4-6 (2-6 to 7-1)	4-3 (2-4 to 7-2)	3-5 (1-9 to 6-1)	2-6 (1-4 to 5-2)	1-5 (0-8 to 3-1)	0-8 (0-5 to 1-6)	0-4 (0-2 to 0-9)	0-3 (0-2 to 0-6)	0-2 (0-1 to 0-4)	0-1 (0-1 to 0-3)		77
Benign prostatic hyperplasia	0 (0 to 0)	0 (0 to 0)	0 (0 to 0)	0 (0 to 0)	0 (0 to 0)	0 (0 to 0)	0 (0 to 0)	0 (0 to 0)	0 (0 to 0)	0 (0 to 0)	0 (0 to 0)	0-3 (0 to 0-6)	0-3 (0 to 0-6)	0-4 (0-1 to 0-8)	0-4 (0-1 to 0-7)	0-3 (0 to 0-6)	0-2 (0 to 0-5)	0-1 (0 to 0-3)	0 (0 to 0-1)	0 (0 to 0-1)	0 (0 to 0-1)	0 (0 to 0-1)	0 (0 to 0-1)	0 (0 to 0-1)		24-4
Male infertility	0 (0 to 0)	0 (0 to 0)	0 (0 to 0)	0 (0 to 0)	0 (0 to 0)	0 (0 to 0)	0 (0 to 0)	0-5 (0-2 to 1-4)	0-9 (0-3 to 2-6)	1-4 (0-5 to 3-7)	1-6 (0-5 to 4-3)	2-1 (0-6 to 5-3)	2-4 (0-7 to 6-1)	2-4 (0-7 to 6-3)	2-3 (0-6 to 6-2)	2-1 (0-5 to 5-6)	1-7 (0-4 to 4-5)	1-1 (0-3 to 3-1)	0-7 (0-2 to 2-1)	0-4 (0-1 to 1-3)	0-3 (0-1 to 0-8)	0-2 (0-1 to 0-5)	0-1 (0-1 to 0-3)		27-9
Other urinary diseases	0-2 (0 to 0-4)	0-3 (0 to 0-6)	0-4 (0-2 to 0-8)	0-6 (0-4 to 0-7)	0-6 (0-4 to 0-7)	0-6 (0-4 to 0-7)	0-6 (0-4 to 0-8)	1-7 (1 to 2-3)	2-3 (1-6 to 3-5)	2-2 (1-5 to 3)	2-2 (1-5 to 3-1)	2-3 (1-4 to 3-5)	2-3 (1-4 to 3-6)	2-1 (1-4 to 3-2)	2-1 (1-4 to 3-3)	1-7 (1-2 to 2-6)	1-4 (0-9 to 2-1)	1-1 (0-7 to 1-6)	0-7 (0-4 to 1-1)	0-4 (0-2 to 0-6)	0-3 (0-2 to 0-5)	0-2 (0-1 to 0-4)	0-1 (0-1 to 0-3)		48
Gynecological diseases	0 (0 to 0)	0 (0 to 0)	0 (0 to 0)	0 (0 to 0)	0 (0 to 0)	0 (0 to 0)	0 (0 to 0)	0 (0 to 0)	0 (0 to 0)	0 (0 to 0)	0 (0 to 0)	0 (0 to 0)	0 (0 to 0)	0 (0 to 0)	0 (0 to 0)	0 (0 to 0)	0 (0 to 0)	0 (0 to 0)	0 (0 to 0)	0 (0 to 0)	0 (0 to 0)	0 (0 to 0)	0 (0 to 0)	0 (0 to 0)		0
Uterine fibroids	0 (0 to 0)	0 (0 to 0)	0 (0 to 0)	0 (0 to 0)	0 (0 to 0)	0 (0 to 0)	0 (0 to 0)	0 (0 to 0)	0 (0 to 0)	0 (0 to 0)	0 (0 to 0)	0 (0 to 0)	0 (0 to 0)	0 (0 to 0)	0 (0 to 0)	0 (0 to 0)	0 (0 to 0)	0 (0 to 0)	0 (0 to 0)	0 (0 to 0)	0 (0 to 0)	0 (0 to 0)	0 (0 to 0)	0 (0 to 0)		72-6
Polycystic ovarian syndrome	0 (0 to 0)	0 (0 to 0)	0 (0 to 0)	0 (0 to 0)	0 (0 to 0)	0 (0 to 0)	0 (0 to 0)	0 (0 to 0)	0 (0 to 0)	0 (0 to 0)	0 (0 to 0)	0 (0 to 0)	0 (0 to 0)	0 (0 to 0)	0 (0 to 0)	0 (0 to 0)	0 (0 to 0)	0 (0 to 0)	0 (0 to 0)	0 (0 to 0)	0 (0 to 0)	0 (0 to 0)	0 (0 to 0)	0 (0 to 0)		102
Ovarian cysts	0 (0 to 0)	0 (0 to 0)	0 (0 to 0)	0 (0 to 0)	0 (0 to 0)	0 (0 to 0)	0 (0 to 0)	0 (0 to 0)	0 (0 to 0)	0 (0 to 0)	0 (0 to 0)	0 (0 to 0)	0 (0 to 0)	0 (0 to 0)	0 (0 to 0)	0 (0 to 0)	0 (0 to 0)	0 (0 to 0)	0 (0 to 0)	0 (0 to 0)	0 (0 to 0)	0 (0 to 0)	0 (0 to 0)	0 (0 to 0)		24
Endometriosis	0 (0 to 0)	0 (0 to 0)	0 (0 to 0)	0 (0 to 0)	0 (0 to 0)	0-6 (0 to 1-4)	0-6 (0 to 1-4)	2-5 (0-9 to 5-1)	3-2 (1-3 to 6-2)	3-5 (1-6 to 7)	3-5 (1-7 to 7-1)	3-4 (1-6 to 7)	3-5 (1-7 to 7-2)	3-3 (1-5 to 6-9)	2-9 (1-3 to 6-1)	2-3 (1-1 to 5-1)	1-8 (0-9 to 4-1)	1-2 (0-6 to 2-7)	0-8 (0-4 to 1-7)	0-5 (0-2 to 1-1)	0-4 (0-2 to 0-8)	0-2 (0-1 to 0-5)	0-2 (0-1 to 0-4)		125
Genital prolapse	0 (0 to 0)	0 (0 to 0)	0 (0 to 0)	0 (0 to 0)	0 (0 to 0)	0 (0 to 0)	0 (0 to 0)	0 (0 to 0-1)	0 (0 to 0-1)	1-2 (0 to 3-2)	2-2 (1 to 4-3)	2-4 (1 to 5-7)	4-2 (2 to 9-7)	2-9 (2 to 6-7)	4-9 (2 to 9-1)	2-9 (1 to 6-7)	2-2 (1 to 5-4)	1-4 (0-7 to 3-4)	0-7 (0-3 to 1-6)	0-4 (0-2 to 1-0)	0-3 (0-1 to 0-6)	0-2 (0-1 to 0-4)	0-1 (0-1 to 0-3)		49-2
Premenstrual syndrome	0 (0 to 0)	0 (0 to 0)	0 (0 to 0)	0 (0 to 0)	0 (0 to 0)	0 (0 to 0)	0 (0 to 0)	0 (0 to 0)	0 (0 to 0)	0 (0 to 0)	0 (0 to 0)	0 (0 to 0)	0 (0 to 0)	0 (0 to 0)	0 (0 to 0)	0 (0 to 0)	0 (0 to 0)	0 (0 to 0)	0 (0 to 0)	0 (0 to 0)	0 (0 to 0)	0 (0 to 0)	0 (0 to 0)	0 (0 to 0)		0
Other gynecological diseases	0 (0 to 0)	0 (0 to 0)	0 (0 to 0)	0 (0 to 0)	0 (0 to 0)	0 (0 to 0)	0 (0 to 0)	0 (0 to 0)	0 (0 to 0)	0 (0 to 0)	0 (0 to 0)	0 (0 to 0)	0 (0 to 0)	0 (0 to 0)	0 (0 to 0)	0 (0 to 0)	0 (0 to 0)	0 (0 to 0)	0 (0 to 0)	0 (0 to 0)	0 (0 to 0)	0 (0 to 0)	0 (0 to 0)	0 (0 to 0)		597
Hemoglobinopathies and hemolytic anemias	0-1 (0-1 to 0-2)	0-4 (0-2 to 0-9)	2-1 (1-2 to 3-9)	0-9 (0-6 to 1-2)	2-7 (1-6 to 4-1)	2-2 (1-5 to 3-4)	2-2 (1-5 to 3-4)	1-5 (1 to 2-3)	1-1 (0-8 to 1-7)	0-9 (0-6 to 1-4)	0-7 (0-5 to 1-1)	0-6 (0-4 to 1-1)	0-6 (0-4 to 1-1)	0-5 (0-3 to 1-1)	0-4 (0-2 to 0-9)	0-3 (0-2 to 0-7)	0-2 (0-1 to 0-5)	0-1 (0-1 to 0-4)	0-1 (0-1 to 0-3)	0-1 (0-1 to 0-2)	0-1 (0-1 to 0-2)	0-1 (0-1 to 0-2)	0-1 (0-1 to 0-2)		139
Thalassemias	0 (0 to 0)	0 (0 to 0)	0-1 (0-1 to 0-2)	0-2 (0-2 to 0-5)	0-3 (0-1 to 0-5)	0-3 (0-1 to 0-5)	0-3 (0-2 to 0-5)	0-3 (0 to 0-5)	0-3 (0-1 to 0-5)	0-3 (0-1 to 0-5)	0-3 (0-1 to 0-5)	0-3 (0-1 to 0-5)	0-3 (0-1 to 0-5)	0-3 (0-1 to 0-5)	0-3 (0-1 to 0-5)	0-3 (0-1 to 0-5)	0-3 (0-1 to 0-5)	0-3 (0-1 to 0-5)	0-3 (0-1 to 0-5)	0-3 (0-1 to 0-5)	0-3 (0-1 to 0-5)	0-3 (0-1 to 0-5)	0-3 (0-1 to 0-5)		1-4
Thalassemias trait	0 (0 to 0)	0 (0 to 0-1)	0-4 (0-2 to 0-6)	2-6 (1-6 to 4-5)	2-7 (1-6 to 4-5)	2-5 (1-5 to 4-2)	2-5 (1-5 to 4-1)	1-9 (1-1 to 3-1)	1-4 (0-9 to 2-3)	1-2 (0-8 to 2-1)	0-9 (0-6 to 1-7)	0-8 (0-5 to 1-5)	0-8 (0-5 to 1-5)	0-7 (0-4 to 1-4)	0-6 (0-3 to 1-3)	0-5 (0-3 to 1-1)	0-4 (0-2 to 1-0)	0-3 (0-2 to 0-7)	0-2 (0-1 to 0-5)	0-1 (0-1 to 0-4)	0-1 (0-1 to 0-3)	0-1 (0-1 to 0-2)	0-1 (0-1 to 0-2)		31-5
Sickle cell disorders	0-1 (0-1 to 0-2)	0-1 (0-1 to 0-2)	0-6 (0-4 to 0-9)	1-1 (0-8 to 1-6)	1-2 (0-9 to 1-6)	0-8 (0-7 to 1-7)	0-8 (0-5 to 1-2)	0-8 (0-5 to 1-1)	0-8 (0-5 to 1-2)	0-8 (0-5 to 1-2)	0-8 (0-5 to 1-2)	0-9 (0-5 to 1-3)	0-9 (0-5 to 1-3)	0-8 (0-4 to 1-3)	0-7 (0-4 to 1-2)	0-6 (0-3 to 1-1)	0-5 (0-2 to 1-0)	0-4 (0-2 to 0-8)	0-3 (0-1 to 0-6)	0-2 (0-1 to 0-4)	0-2 (0-1 to 0-3)	0-1 (0-1 to 0-3)	0-1 (0-1 to 0-2)		9-9
Sickle cell trait	0 (0 to 0)	0-1 (0-1 to 0-3)	0-3 (0-2 to 0-4)	1-6 (1-0 to 2-4)	2-3 (1-4 to 3-1)	2-4 (1-5 to 3-2)	2-5 (1-6 to 3-4)	2-6 (1-5 to 3-9)	2-6 (1-5 to 3-9)	2-5 (1-5 to 3-5)	2-3 (1-3 to 3-2)	2-2 (1-3 to 3-1)	2-2 (1-3 to 3-1)	2-1 (1-3 to 3-1)	1-9 (1-1 to 2-9)	1-6 (0-9 to 2-5)	1-3 (0-8 to 2-1)	0-9 (0-5 to 1-5)	0-6 (0-3 to 1-1)	0-4 (0-2 to 0-8)	0-3 (0-2 to 0-6)	0-2 (0-1 to 0-4)	0-1 (0-1 to 0-3)		21-4
G6PD deficiency	0 (0 to 0)	0 (0 to 0-1)	0 (0 to 0)	0 (0 to 0-1)	0 (0-2 to 0-4)	0 (0-3 to 0-6)	0 (0-4 to 0-6)	0-5 (0-2 to 1-1)	0-8 (0-4 to 1-4)	0-9 (0-4 to 1-5)	1-1 (0-6 to 1-7)	1-2 (0-6 to 2-1)	1-2 (0-6 to 2-1)	0-7 (0-3 to 1-3)	0-7 (0-4 to 1-1)	0-7 (0-3 to 1-2)	0-6 (0-2 to 0-9)	0-4 (0-2 to 0-6)	0-3 (0-1 to 0-4)	0-2 (0-1 to 0-3)	0-1 (0-1 to 0-2)	0-1 (0-1 to 0-2)	0-1 (0-1 to 0-2)		12
G6PD trait	0 (0 to 0)	0 (0 to 0)	0 (0 to 0)	0 (0 to 0)	0 (0 to 0)	0 (0 to 0)	0 (0 to 0-1)	0 (0 to 0-1)	0 (0 to 0)	0 (0 to 0)	0 (0 to 0)	0 (0 to 0)	0 (0 to 0)	0 (0 to 0)	0 (0 to 0)	0 (0 to 0)	0 (0 to 0)	0 (0 to 0)	0 (0 to 0)	0 (0 to 0)	0 (0 to 0)	0 (0 to 0)	0 (0 to 0)	0 (0 to 0)		0-8
Other hemoglobinopathies and hemolytic anemias	0 (0 to 0)	0-3 (0 to 0-3)	1-9 (0-1 to 3-1)	2-2 (0-3 to 4-7)	2-6 (0-2 to 5-6)	2-6 (0-2 to 5-2)	2-6 (0-2 to 5-1)	1-3 (0-7 to 3-4)	1-3 (0-6 to 4-1)	1-5 (0-5 to 4-7)	2-5 (0-9 to 6-9)	2-6 (0-9 to 6-9)	2-6 (0-7 to 6-9)	2-3 (0-7 to 7-1)	2-1 (0-7 to 7-1)	1-8 (0-6 to 6-1)	1-4 (0-5 to 5-6)	1-1 (0-4 to 4-5)	0-8 (0-3 to 3-1)	0-6 (0-2 to 2-5)	0-4 (0-2 to 1-7)	0-3 (0-1 to 1-3)	0-2 (0-1 to 0-9)		23-1
Endocrine, metabolic, blood, and immune disorders	9-7 (4-2 to 14)	3-2 (1-4 to 13-4)	47-3 (29-9 to 97-6)	24 (10-7 to 88-1)	16-5 (6-2 to 50-3)	15-2 (6-1 to 49-4)	14-8 (5-9 to 50-3)	13-5 (5-4 to 51-1)	12-6 (5-1 to 47-9)	11-2 (4-5 to 42-3)	9-3 (3-8 to 35-4)	8-4 (3-4 to 31-7)	8-4 (3-4 to 31-7)	7-5 (2-9 to 29-1)	6-5 (2-5 to 25-1)	5-5 (2-1 to 21-2)	4-6 (1-7 to 17-7)	3-3 (1-2 to 12-4)	2-3 (0-8 to 8-6)	1-6 (0-6 to 6-1)	1-2 (0-4 to 4-3)	0-8 (0-3 to 3-1)	0-6 (0-2 to 2-2)		2,815
Clot disorders	0 (0 to 0)	0 (0 to 0)	0 (0 to 0)	0-2 (0-1 to 0-4)	0-3 (0-1 to 0-5)	0-3 (0-1 to 0-5)	0-3 (0-1 to 0-5)	0-3 (0 to 0-5)	0-3 (0-1 to 0-5)	0-3 (0-1 to 0-5)	0-3 (0-1 to 0-5)	0-3 (0-1 to 0-5)	0-3 (0-1 to 0-5)	0-3 (0-1 to 0-5)	0-3 (0-1 to 0-5)	0-3 (0-1 to 0-5)	0-3 (0-1 to 0-5)	0-3 (0-1 to 0-5)	0-3 (0-1 to 0-5)	0-3 (0-1 to 0-5)	0-3 (0-1 to 0-5)	0-3 (0-1 to 0-5)	0-3 (0-1 to 0-5)		4
Caries of deciduous teeth	0 (0 to 0)	0 (0 to 0)	0-6 (0-3 to 2-6)	2-7 (1-3 to 5-6)	2-8 (1-3 to 5-6)	2-7 (1-3 to 5-6)	2-5 (1-2 to 5-2)	1-9 (0-9 to 4-1)	1-4 (0-6 to 3-1)	1-2 (0-5 to 2-7)	0-9 (0-4 to 2-1)	0-8 (0-3 to 1-9)	0-8 (0-3 to 1-9)	0-6 (0-2 to 1-5)	0-5 (0-2 to 1-2)	0-4 (0-2 to 1-0)	0-3 (0-1 to 0-8)	0-2 (0-1 to 0-6)	0-2 (0-1 to 0-4)	0-1 (0-1 to 0-3)	0-1 (0-1 to 0-3)	0-1 (0-1 to 0-2)	0-1 (0-1 to 0-2)		1,853
Caries of permanent teeth	0 (0 to 0)	0 (0 to 0)	0 (0 to 0)	3-1 (1-1 to 6-9)	3-1 (1-1 to 6-9)	9-2 (3-6 to 20-1)	9-7 (3-6 to 22-9)	9-7 (3-6 to 23-1)	9-7 (3-6 to 23-4)	10-6 (3-9 to 25-1)	10-9 (4-1 to 26-4)	10-9 (4-1 to 27-4)	11-5 (4-3 to 29-4)	11-5 (4-3 to 29-4)	10-9 (4-1 to 28-6)	9-9 (3-7 to 25-4)	8-5 (3-2 to 21-9)	6-1 (2-3 to 15-6)	3-7 (1-4 to 9-2)	2-7 (1-0 to 6-7)	1-9 (0-7 to 4-7)	0-6 (0-2 to 1-6)	0-1 (0-1 to 0-3)		174
Periodontal diseases	0 (0 to 0)	0 (0 to 0)	0 (0 to 0)	0 (0 to 0)	0 (0 to 0)	0 (0 to 0)	0-6 (0-2 to 2-1)	2-5 (1-0 to 7-1)	9-7 (2-6 to 29-6)	19-1 (4-9 to 58-8)	18-9 (5-2 to 52-8)	23-4 (5-9 to 67-1)	23-8 (5-9 to 68-1)	22-9 (5-6 to 67-1)	20-9 (5-1 to 61-2)	17-6 (4-3 to 52-3)	14-2 (3-4 to 43-9)	9-9 (2-3 to 30-5)	5-8 (1-3 to 18-6)	3-9 (0-9 to 12-6)	2-6 (0-6 to 8-4)	1-4 (0-3 to 4-6)	0-6 (0-2 to 1-8)		332
Other oral disorders	0 (0 to 0)	0 (0 to 0)	11-3 (6-9 to 17-3)	10-3 (6-9 to 15-9)	10-6 (6-5 to 17-2)	16-7 (10-1 to 28-6)	27-9 (14-7 to 51-5)	22-6 (13-9 to 46-4)	20-3 (12-5 to 44-1)	17-5 (10-5 to 39-2)	14-5 (8-5 to 32-6)	12-4 (7-2 to 28-5)	11-9 (6-9 to 27-4)	10-7 (5-9 to 24-5)	9-3 (4-9 to 22-3)	7-4 (3-7 to 18-6)	5-4 (2-6 to 14-2)	3-4 (1-6 to 9-4)	1-9 (0-7 to 5-2)	1-2 (0-5 to 3-4)	0-8 (0-3 to 2-4)	0-3 (0-1 to 1-2)	0-2 (0-1 to 0-5)		330
Sudden infant death syndrome	--	10-8 (7-5 to 15-4)	91-4 (64-4 to 141)	--	--	--	--	--	--	--	--	--	--	--	--	--	--	--	--	--	--	--	--		NA
Injuries	2-9 (2-3 to 3-7)	4-1 (3-1 to 5-2)	40-2 (28-7 to 54-2)	991 (714 to 1356)	129 (113 to 175)	182 (140 to 232)	455 (363 to 576)	680 (570 to 803)	742 (621 to 881)	720 (602 to 853)	661 (563 to 811)	711 (585 to 857)	694 (564 to 867)	784 (642 to 957)	709 (582 to 870)	646 (529 to 793)	548 (435 to 702)	337 (277 to 432)	168 (135 to 226)	93 (73 to 128)	494 (389 to 643)	185 (147 to 241)	203 (162 to 261)	64-5 (52-3 to 79-6)	9,763
Transport injuries	0-2 (0-1 to 0-2)	0-2 (0-2 to 0-3)	2-7 (1-9 to 3-7)	12-3 (9-3 to 16-4)	29-7 (20-6 to 39-4)	33-1 (25-4 to 42-3)	122 (97-1 to 152)	182 (148 to 221)	193 (158 to 234)	191 (156 to 232)	181 (149 to 218)	177 (145 to 213)	183 (150 to 220)	182 (149 to 220)	169 (138 to 205)	159 (130 to 192)	124 (101 to 150)	79 (64 to 96)	44 (35 to 53)	24 (19 to 29)	124 (98 to 151)	49 (39 to 59)	52 (41 to 63)	19-2 (15-4 to 23-1)	1,268
Road injuries	0 (0 to 0)	0-2 (0 to 0-2)	1-9 (1-3 to 2-6)	11-9 (8-9 to 15-2)	24-9 (18-9 to 32-4)	29-3 (22-3 to 37-8)	91 (69-1 to 118)	149 (114 to 191)	161 (124 to 209)	161 (122 to 207)	151 (115 to 195)	147 (112 to 189)	153 (117 to 197)	151 (115 to 195)	140 (107 to 180)	131 (100 to 169)	102 (78 to 132)	65 (50 to 84)	36 (28 to 47)	20 (15 to 26)	103 (79 to 133)	41 (31 to 53)	43 (33 to 55)	16 (12 to 20-7)	1,060
Pedestrian road injuries	0-1 (0 to 0-1)	0-1 (0 to 0-1)	0-7 (0-4 to 1)	1-3 (0-8 to 1-9)	2-8 (1-9 to 3-9)	3-4 (2-4 to 4-6)	10-7 (7-7 to 13-7)	15-4 (11-4 to 20-1)	16-4 (12-1 to 21-6)	16-3 (12-1 to 21-5)	15-7 (11-6 to 20-6)	15-2 (11-2 to 20-1)	15-8 (11-6 to 20-7)	15-6 (11-4 to 20-5)	14-3 (10-5 to 18-9)	13-1 (9-7 to 17-3)	10-2 (7-5 to 13-5)	6-5 (4-7 to 8-6)	3-6 (2-6 to 4-8)	2-1 (1-5 to 2-8)	10-2 (7-5 to 13-5)	4-1 (3-0 to 5-4)	1-6 (1-2 to 2-1)	1-1 (0-8 to 1-4)	105
Cyclist road injuries	0 (0 to 0)	0 (0 to 0)	0-1 (0 to 0-2)	0-5 (0-3 to 0-9)	1-2 (0-8 to 1-6)	1-4 (0-9 to 2)	4-1

SR Table 2c: Wakefield DALYS by cause and age group for both sexes with 95% uncertainty intervals, 2019

Cause	Early Neonatal (0-6 days)	Late Neonatal (7-27 days)	Post Neonatal (28-364 days)	1 to 4	5 to 9	10 to 14	15 to 19	20 to 24	25 to 29	30 to 34	35 to 39	40 to 44	45 to 49	50 to 54	55 to 59	60 to 64	65 to 69	70 to 74	75 to 79	80 to 84	85 to 89	90 to 94	95 plus	Total
All causes	4550 (4152-4952)	1117 (1014-1221)	1668 (1536-1800)	1172 (1063-1284)	1162 (1054-1264)	1116 (1012-1224)	1050 (951-1154)	1095 (1000-1194)	1119 (1012-1232)	1142 (1032-1253)	1159 (1049-1269)	1166 (1055-1278)	1172 (1060-1284)	1182 (1070-1296)	1200 (1084-1316)	1198 (1080-1316)	1240 (1116-1364)	1244 (1121-1368)	1269 (1141-1398)	1273 (1144-1402)	1274 (1144-1404)	1261 (1132-1390)	1234 (1108-1360)	105,052
Communicable, maternal, neonatal, and nutritional diseases	4550 (3732-5,507)	1117 (896-1,331)	1668 (1,109-2,256)	1172 (1,004-1,364)	1162 (1,004-1,364)	1116 (952-1,307)	1050 (892-1,239)	1095 (931-1,286)	1119 (957-1,301)	1142 (976-1,332)	1159 (992-1,358)	1166 (1,000-1,358)	1172 (1,000-1,371)	1182 (1,000-1,378)	1200 (1,000-1,398)	1198 (1,000-1,398)	1240 (1,000-1,418)	1244 (1,000-1,418)	1269 (1,000-1,418)	1273 (1,000-1,418)	1274 (1,000-1,418)	1261 (1,000-1,418)	1234 (1,000-1,418)	5,600
HIV/AIDS and sexually transmitted infections	13 (2.9-29.6)	4.2 (1.1-9.7)	6.5 (2.2-14.4)	0.7 (0.3-2.0)	0.5 (0.1-0.9)	0.4 (0.2-0.9)	2.7 (0.7-6.1)	6.2 (1.6-14.2)	9.2 (2.4-20.5)	10.5 (2.7-22.9)	12.2 (3.2-26.1)	12.1 (3.1-26.1)	12.1 (3.1-26.1)	12 (3.1-25.8)	11 (2.8-24.1)	9.1 (2.3-20.1)	7.2 (1.7-16.5)	5.3 (1.3-12.4)	3.7 (0.9-8.7)	2.1 (0.5-5.1)	1.1 (0.2-2.9)	0.6 (0.1-1.5)	118
HIV/AIDS	0 (0-0.2)	0 (0-0.2)	0.6 (0.1-2.0)	0.1 (0.0-0.5)	0.2 (0.0-0.6)	0.2 (0.0-0.6)	0.6 (0.1-1.6)	1.4 (0.1-3.4)	3.3 (0.3-8.4)	4.3 (0.4-10.8)	5.9 (0.5-13.9)	6 (0.5-13.9)	6.1 (0.5-13.9)	6.2 (0.5-13.9)	6.6 (0.5-15.7)	5.2 (0.4-12.4)	4.1 (0.3-9.8)	2.9 (0.2-6.9)	2.2 (0.2-5.2)	1.3 (0.1-3.2)	0.7 (0.1-1.8)	0.3 (0.0-0.9)	59.3
HIV/AIDS - Drug-susceptible Tuberculosis	0 (0-0.1)	0 (0-0.1)	0.1 (0.1-0.2)	0 (0-0.1)	0 (0-0.1)	0 (0-0.1)	0.1 (0.1-0.2)	0.2 (0.2-0.5)	0.6 (0.4-1.5)	0.9 (0.6-2.3)	0.9 (0.6-2.3)	0.9 (0.6-2.3)	0.9 (0.6-2.3)	0.9 (0.6-2.3)	0.9 (0.6-2.3)	0.8 (0.6-2.1)	0.6 (0.4-1.5)	0.4 (0.3-1.1)	0.3 (0.2-0.8)	0.2 (0.1-0.5)	0.1 (0.0-0.3)	0.0 (0.0-0.1)	6.7
HIV/AIDS - Multidrug-resistant Tuberculosis without extensive drug resistance	0 (0-0.1)	0 (0-0.1)	0 (0-0.1)	0 (0-0.1)	0 (0-0.1)	0 (0-0.1)	0 (0-0.1)	0 (0-0.1)	0 (0-0.1)	0 (0-0.1)	0 (0-0.1)	0 (0-0.1)	0 (0-0.1)	0 (0-0.1)	0 (0-0.1)	0 (0-0.1)	0 (0-0.1)	0 (0-0.1)	0 (0-0.1)	0 (0-0.1)	0 (0-0.1)	0 (0-0.1)	0 (0-0.1)	0.1
HIV/AIDS - Extensively drug-resistant Tuberculosis	0 (0-0.1)	0 (0-0.1)	0 (0-0.1)	0 (0-0.1)	0 (0-0.1)	0 (0-0.1)	0 (0-0.1)	0 (0-0.1)	0 (0-0.1)	0 (0-0.1)	0 (0-0.1)	0 (0-0.1)	0 (0-0.1)	0 (0-0.1)	0 (0-0.1)	0 (0-0.1)	0 (0-0.1)	0 (0-0.1)	0 (0-0.1)	0 (0-0.1)	0 (0-0.1)	0 (0-0.1)	0 (0-0.1)	0
HIV/AIDS resulting in other diseases	4.3 (1.1-9.7)	1.1 (0.3-2.7)	0.5 (0.1-1.4)	0.2 (0.0-0.5)	0.2 (0.0-0.5)	0.2 (0.0-0.5)	0.6 (0.1-1.6)	1.3 (0.2-3.4)	2.4 (0.3-6.2)	3 (0.4-7.8)	3.3 (0.4-8.5)	3.2 (0.4-8.5)	3 (0.4-8.5)	2.8 (0.4-8.5)	2.4 (0.3-7.2)	1.8 (0.2-5.4)	1.3 (0.2-4.1)	0.9 (0.1-2.8)	0.6 (0.1-2.0)	0.3 (0.0-1.1)	0.2 (0.0-0.7)	0.1 (0.0-0.3)	53.4
Sexually transmitted infections excluding HIV	9.2 (1.7-27.6)	3 (0.4-9.3)	5.9 (0.7-17.4)	0.5 (0.0-2.0)	0.3 (0.0-0.9)	0.2 (0.0-0.6)	2.1 (0.5-6.1)	4.8 (0.9-14.2)	6.8 (1.2-20.5)	7.2 (1.2-21.8)	8.9 (1.5-26.7)	8.9 (1.5-26.7)	9.1 (1.5-26.7)	9.3 (1.5-26.7)	8.4 (1.4-24.4)	7.4 (1.1-24.4)	5.9 (0.9-20.2)	4.4 (0.6-15.2)	3.1 (0.4-10.8)	1.8 (0.2-6.4)	0.9 (0.1-3.1)	0.4 (0.0-1.5)	59.8
Syphilis	2.2 (0.6-29.4)	0.7 (0.1-9.7)	0.4 (0.1-13.7)	0.1 (0.0-1.4)	0.1 (0.0-0.5)	0.1 (0.0-0.5)	0.1 (0.0-0.5)	0.1 (0.0-0.5)	0.1 (0.0-0.5)	0.1 (0.0-0.5)	0.1 (0.0-0.5)	0.1 (0.0-0.5)	0.1 (0.0-0.5)	0.1 (0.0-0.5)	0.1 (0.0-0.5)	0.1 (0.0-0.5)	0.1 (0.0-0.5)	0.1 (0.0-0.5)	0.1 (0.0-0.5)	0.1 (0.0-0.5)	0.1 (0.0-0.5)	0.1 (0.0-0.5)	0.1 (0.0-0.5)	24.6
Chlamydial infection	0 (0-0.1)	0 (0-0.1)	0 (0-0.1)	0 (0-0.1)	0 (0-0.1)	0 (0-0.1)	0 (0-0.1)	0.2 (0.2-0.7)	0.7 (0.3-1.3)	1.3 (0.6-3.2)	1.5 (0.6-3.2)	1.5 (0.6-3.2)	1.5 (0.6-3.2)	1.5 (0.6-3.2)	1.5 (0.6-3.2)	1.5 (0.6-3.2)	1.5 (0.6-3.2)	1.5 (0.6-3.2)	1.5 (0.6-3.2)	1.5 (0.6-3.2)	1.5 (0.6-3.2)	1.5 (0.6-3.2)	1.5 (0.6-3.2)	20.6
Gonococcal infection	0 (0-0.1)	0 (0-0.1)	0 (0-0.1)	0 (0-0.1)	0 (0-0.1)	0 (0-0.1)	0 (0-0.1)	0 (0-0.1)	0.1 (0.0-0.3)	0.1 (0.1-0.3)	0.2 (0.2-0.5)	0.2 (0.2-0.5)	0.2 (0.2-0.5)	0.2 (0.2-0.5)	0.2 (0.2-0.5)	0.2 (0.1-0.3)	0.2 (0.2-0.5)	0.2 (0.2-0.5)	0.2 (0.2-0.5)	0.2 (0.2-0.5)	0.2 (0.2-0.5)	0.2 (0.1-0.3)	0.2 (0.2-0.5)	4.1
Trichomoniasis	0 (0-0.1)	0 (0-0.1)	0 (0-0.1)	0 (0-0.1)	0 (0-0.1)	0 (0-0.1)	0 (0-0.1)	0 (0-0.1)	0.1 (0.0-0.3)	0.1 (0.1-0.3)	0.1 (0.1-0.3)	0.1 (0.1-0.3)	0.1 (0.1-0.3)	0.1 (0.1-0.3)	0.1 (0.1-0.3)	0.1 (0.1-0.3)	0.1 (0.1-0.3)	0.1 (0.1-0.3)	0.1 (0.1-0.3)	0.1 (0.1-0.3)	0.1 (0.1-0.3)	0.1 (0.1-0.3)	0.1 (0.1-0.3)	4.6
Genital herpes	0 (0-0.1)	0 (0-0.1)	0 (0-0.1)	0 (0-0.1)	0 (0-0.1)	0 (0-0.1)	0 (0-0.1)	0 (0-0.1)	0.4 (0.2-1.0)	0.4 (0.1-1.1)	0.5 (0.2-1.4)	0.5 (0.2-1.4)	0.5 (0.2-1.4)	0.5 (0.2-1.4)	0.5 (0.2-1.4)	0.4 (0.2-1.1)	0.4 (0.2-1.1)	0.3 (0.2-0.9)	0.3 (0.1-0.8)	0.2 (0.1-0.6)	0.1 (0.1-0.4)	0.1 (0.0-0.3)	0.0 (0.0-0.1)	8
Other sexually transmitted infections	0 (0-0.1)	0 (0-0.1)	0 (0-0.1)	0 (0-0.1)	0 (0-0.1)	0 (0-0.1)	0.2 (0.1-0.6)	0.4 (0.1-1.2)	1.2 (0.4-3.1)	2.1 (1.0-5.1)	2.3 (1.0-5.6)	2.3 (1.0-5.6)	2.3 (0.7-5.6)	2.3 (0.7-5.6)	2.3 (0.7-5.6)	1.9 (0.6-5.2)	1.5 (0.5-4.2)	1.1 (0.3-3.1)	0.8 (0.2-2.2)	0.5 (0.1-1.5)	0.2 (0.1-0.7)	0.1 (0.0-0.3)	11.6
Respiratory infections and tuberculosis	2,359 (2,153-2,566)	414 (412-416)	267 (222-316)	1,189 (1,039-1,350)	1,189 (1,039-1,350)	1,189 (1,039-1,350)	1,189 (1,039-1,350)	1,189 (1,039-1,350)	1,189 (1,039-1,350)	1,189 (1,039-1,350)	1,189 (1,039-1,350)	1,189 (1,039-1,350)	1,189 (1,039-1,350)	1,189 (1,039-1,350)	1,189 (1,039-1,350)	1,189 (1,039-1,350)	1,189 (1,039-1,350)	1,189 (1,039-1,350)	1,189 (1,039-1,350)	1,189 (1,039-1,350)	1,189 (1,039-1,350)	1,189 (1,039-1,350)	49,997 (43,639-56,355)
Tuberculosis	0 (0-0.1)	0 (0-0.1)	0 (0-0.1)	0 (0-0.1)	0 (0-0.1)	0 (0-0.1)	0 (0-0.1)	0 (0-0.1)	0 (0-0.1)	0 (0-0.1)	0 (0-0.1)	0 (0-0.1)	0 (0-0.1)	0 (0-0.1)	0 (0-0.1)	0 (0-0.1)	0 (0-0.1)	0 (0-0.1)	0 (0-0.1)	0 (0-0.1)	0 (0-0.1)	0 (0-0.1)	0 (0-0.1)	0
Latent tuberculosis infection	0 (0-0.1)	0 (0-0.1)	0 (0-0.1)	0 (0-0.1)	0 (0-0.1)	0 (0-0.1)	0 (0-0.1)	0 (0-0.1)	0 (0-0.1)	0 (0-0.1)	0 (0-0.1)	0 (0-0.1)	0 (0-0.1)	0 (0-0.1)	0 (0-0.1)	0 (0-0.1)	0 (0-0.1)	0 (0-0.1)	0 (0-0.1)	0 (0-0.1)	0 (0-0.1)	0 (0-0.1)	0 (0-0.1)	0
Drug-susceptible tuberculosis	0 (0-0.1)	0 (0-0.1)	0 (0-0.1)	0 (0-0.1)	0 (0-0.1)	0 (0-0.1)	0 (0-0.1)	0 (0-0.1)	0 (0-0.1)	0 (0-0.1)	0 (0-0.1)	0 (0-0.1)	0 (0-0.1)	0 (0-0.1)	0 (0-0.1)	0 (0-0.1)	0 (0-0.1)	0 (0-0.1)	0 (0-0.1)	0 (0-0.1)	0 (0-0.1)	0 (0-0.1)	0 (0-0.1)	0
Multidrug-resistant tuberculosis without extensive drug resistance	0 (0-0.1)	0 (0-0.1)	0 (0-0.1)	0 (0-0.1)	0 (0-0.1)	0 (0-0.1)	0 (0-0.1)	0 (0-0.1)	0 (0-0.1)	0 (0-0.1)	0 (0-0.1)	0 (0-0.1)	0 (0-0.1)	0 (0-0.1)	0 (0-0.1)	0 (0-0.1)	0 (0-0.1)	0 (0-0.1)	0 (0-0.1)	0 (0-0.1)	0 (0-0.1)	0 (0-0.1)	0 (0-0.1)	0
Extensively drug-resistant tuberculosis	0 (0-0.1)	0 (0-0.1)	0 (0-0.1)	0 (0-0.1)	0 (0-0.1)	0 (0-0.1)	0 (0-0.1)	0 (0-0.1)	0 (0-0.1)	0 (0-0.1)	0 (0-0.1)	0 (0-0.1)	0 (0-0.1)	0 (0-0.1)	0 (0-0.1)	0 (0-0.1)	0 (0-0.1)	0 (0-0.1)	0 (0-0.1)	0 (0-0.1)	0 (0-0.1)	0 (0-0.1)	0 (0-0.1)	0.2
Lower respiratory infections	4.7 (2.2-9.4)	6.1 (2.8-9.8)	23.7 (10.9-34.7)	14.1 (10.9-17.6)	3.7 (2.9-4.7)	2 (1.5-2.7)	6.7 (4.7-9.1)	10.6 (7.7-14.2)	16.6 (12.1-21.9)	23.9 (17.3-31.4)	34.7 (26.4-45.1)	49.7 (37.6-63.3)	68 (49.1-86.4)	90.7 (64.2-116.1)	113 (79.2-144)	140 (98.6-184)	166 (113.6-228)	188 (120.5-268)	202 (122.6-318)	207 (120.6-329)	208 (118.6-334)	203 (116.1-330)	198 (113.2-322)	2,892
Upper respiratory infections	0 (0-0.1)	0.3 (0.2-0.5)	24.9 (14.1-42.6)	28.6 (15.7-49.6)	21.9 (11.4-37.2)	17.5 (9.1-29.4)	18 (9.1-30.2)	20.5 (10.4-32.9)	20.5 (10.4-32.9)	20 (10.4-32.4)	19.1 (9.9-27.7)	19.6 (9.9-28.6)	19.3 (10.1-29.2)	19.2 (9.9-27.3)	19.3 (7.2-32.2)	19.2 (6.4-32.2)	19.4 (6.4-33.1)	17.4 (4.8-33.1)	14.4 (3.7-33.1)	11.4 (4.0-19.1)	7.7 (2.4-19.1)	4.5 (2.4-7.5)	303
Otitis media	0 (0-0.1)	0.2 (0.1-0.3)	1.2 (0.7-2.2)	6.9 (3.7-11.7)	6.7 (3.4-11.4)	3.4 (1.5-6.7)	3.6 (1.5-6.7)	3.6 (1.5-6.7)	3.6 (1.5-6.7)	3.6 (1.5-6.7)	3.6 (1.5-6.7)	3.6 (1.5-6.7)	3.6 (1.5-6.7)	3.6 (1.5-6.7)	3.6 (1.5-6.7)	3.6 (1.5-6.7)	3.6 (1.5-6.7)	3.6 (1.5-6.7)	3.6 (1.5-6.7)	3.6 (1.5-6.7)	3.6 (1.5-6.7)	3.6 (1.5-6.7)	3.6 (1.5-6.7)	169.7
Enteric infections	1,164 (1,164-1,164)	1.4 (1.1-1.7)	17.6 (11.7-23.6)	14.3 (9.6-19.6)	6.5 (4.2-9.2)	4.2 (2.6-6.4)	6.4 (4.0-9.5)	6.9 (4.2-10.4)	7.2 (4.4-10.6)	7.2 (4.4-10.6)	7.2 (4.4-10.6)	7.2 (4.4-10.6)	7.2 (4.4-10.6)	7.2 (4.4-10.6)	7.2 (4.4-10.6)	7.2 (4.4-10.6)	7.2 (4.4-10.6)	7.2 (4.4-10.6)	7.2 (4.4-10.6)	7.2 (4.4-10.6)	7.2 (4.4-10.6)	7.2 (4.4-10.6)	7.2 (4.4-10.6)	303
Diarrheal diseases	0.3 (0.3-0.3)	1.4 (1.1-1.8)	17.6 (11.4-25.5)	14.3 (10.6-18.4)	6.5 (4.3-9.4)	4.2 (2.7-6.2)	6.4 (4.3-10.3)	6.9 (4.2-10.3)	7.2 (4.6-10.5)	7.2 (4.6-10.5)	7.2 (4.6-10.5)	7.2 (4.6-10.5)	7.2 (4.6-10.5)	7.2 (4.6-10.5)	7.2 (5.1-11.1)	7.2 (5.1-10.7)	7.2 (5.1-9.4)	7.2 (5.1-9.4)	7.2 (5.1-9.4)	7.2 (5.1-9.4)	7.2 (5.1-9.4)	7.2 (5.1-9.4)	7.2 (5.1-9.4)	303
Typhoid and paratyphoid	0 (0-0.1)	0 (0-0.1)	0 (0-0.1)	0 (0-0.1)	0 (0-0.1)	0 (0-0.1)	0 (0-0.1)	0 (0-0.1)	0 (0-0.1)	0 (0-0.1)	0 (0-0.1)	0 (0-0.1)	0 (0-0.1)	0 (0-0.1)	0 (0-0.1)	0 (0-0.1)	0 (0-0.1)	0 (0-0.1)	0 (0-0.1)	0 (0-0.1)	0 (0-0.1)	0 (0-0.1)	0 (0-0.1)	0
Typhoid fever	0 (0-0.1)	0 (0-0.1)	0 (0-0.1)	0 (0-0.1)	0 (0-0.1)	0 (0-0.1)	0 (0-0.1)	0 (0-0.1)	0 (0-0.1)	0 (0-0.1)	0 (0-0.1)	0 (0-0.1)	0 (0-0.1)	0 (0-0.1)	0 (0-0.1)	0 (0-0.1)	0 (0-0.1)	0 (0-0.1)	0 (0-0.1)	0 (0-0.1)	0 (0-0.1)	0 (0-0.1)	0 (0-0.1)	0
Paratyphoid fever	0 (0-0.1)	0 (0-0.1)	0 (0-0.1)	0 (0-0.1)	0 (0-0.1)	0 (0-0.1)	0 (0-0.1)	0 (0-0.1)	0 (0-0.1)	0 (0-0.1)	0 (0-0.1)	0 (0-0.1)	0 (0-0.1)	0 (0-0.1)	0 (0-0.1)	0 (0-0.1)	0 (0-0.1)	0 (0-0.1)	0 (0-0.1)	0 (0-0.1)	0 (0-0.1)	0 (0-0.1)	0 (0-0.1)	0
Invasive Non-typhoidal Salmonella (iNTS)	0 (0-0.1)	0.1 (0-0.1)	0.1 (0-0.2)	0.1 (0-0.1)	0.1 (0-0.1)	0.1 (0-0.1)	0.1 (0-0.1)	0.1 (0-0.1)	0.1 (0-0.1)	0.1 (0-0.1)	0.1 (0-0.1)	0.1 (0-0.1)	0.1 (0-0.2)	0.1 (0-0.2)	0.1 (0-0.2)	0.1 (0-0.2)	0.1 (0-0.2)	0.1 (0-0.2)	0.1 (0-0.2)	0.1 (0-0.2)	0.1 (0-0.2)	0.1 (0-0.2)	0.1 (0-0.2)	2.4
Other intestinal infectious diseases	0 (0-0.1)	0 (0-0.1)	0.1 (0-0.2)	0 (0-0.1)	0 (0-0.1)	0 (0-0.1)	0 (0-0.1)	0 (0-0.1)	0 (0-0.1)	0 (0-0.1)	0 (0-0.1)	0 (0-0.1)	0 (0-0.1)	0 (0-0.1)	0 (0-0.1)	0 (0-0.1)	0 (0-0.1)	0 (0-0.1)	0 (0-0.1)	0 (0-0.1)	0 (0-0.1)	0 (0-0.1)	0 (0-0.1)	0.7
Neglected tropical diseases and malaria	0 (0-0.1)	0 (0-0.1)	2.3 (0.9-3.2)	2.1 (0.4-3.9)	2.3 (0.5-3.9)	2.3 (0.5-3.9)	2.3 (0.5-3.9)	2.3 (0.5-3.9)	2.3 (0.5-3.9)	2.3 (0.5-3.9)	2.3 (0.5-3.9)	2.3 (0.5-3.9)	2.3 (0.5-3.9)	2.3 (0.5-3.9)	2.3 (0.5-3.9)	2.3 (0.5-3.9)	2.3 (0.5-3.9)	2.3 (0.5-3.9)	2.3 (0.5-3.9)	2.3 (0.5-3.9)	2.3 (0.5-3.9)	2.3 (0.5-3.9)	2.3 (0.5-3.9)	14.9
Malaria	0 (0-0.1)	0 (0-0.1)	0 (0-0.1)	0 (0-0.1)	0 (0-0.1)	0 (0-0.1)	0 (0-0.1)	0 (0-0.1)	0 (0-0.1)	0 (0-0.1)	0 (0-0.1)	0 (0-0.1)	0 (0-0.1)	0 (0-0.1)	0 (0-0.1)	0 (0-0.1)	0 (0-0.1)	0 (0-0.1)	0 (0-0.1)	0 (0-0.1)	0 (0-0.1)	0 (0-0.1)	0 (0-0.1)	0
Chagas disease	0 (0-0.1)	0 (0-0.1)	0 (0-0.1)	0 (0-0.1)	0 (0-0.1)	0 (0-0.1)	0 (0-0.1)	0 (0-0.1)	0 (0-0.1)	0 (0-0.1)	0 (0-0.1)	0 (0-0.1)	0 (0-0.1)	0 (0-0.1)	0 (0-0.1)	0 (0-0.1)	0 (0-0.1)	0 (0-0.1)	0 (0-0.1)	0 (0-0.1)	0 (0-0.1)	0 (0-0.1)	0 (0-0.1)	0
Leishmaniasis	0 (0-0.1)	0 (0-0.1)	0 (0-0.1)	0 (0-0.1)	0 (0-0.1)	0 (0-0.1)	0 (0-0.1)	0 (0-0.1)	0 (0-0.1)	0 (0-0.1)	0 (0-0.1)	0 (0-0.1)	0 (0-0.1)	0 (0-0.1)	0 (0-0.1)	0 (0-0.1)	0 (0-0.1)	0 (0-0.1)	0 (0-0.1)	0 (0-0.1)	0 (0-0.1)	0 (0-0.1)	0 (0-0.1)	0
Visceral leishmaniasis	0 (0-0.1)	0 (0-0.1)	0 (0-0.1)	0 (0-0.1)	0 (0-0.1)	0 (0-0.1)	0 (0-0.1)	0 (0-0.1)	0 (0-0.1)	0 (0-0.1)	0 (0-0.1)	0 (0-0.1)	0 (0-0.1)	0 (0-0.1)	0 (0-0.1)	0 (0-0.1)	0 (0-0.1)	0 (0-0.1)	0 (0-0.1)	0 (0-0.1)	0 (0-0.1)	0 (0-0.1)	0 (0-0.1)	0
Cutaneous and mucocutaneous leishmaniasis	0 (0-0.1)	0 (0-0.1)	0 (0-0.1)	0 (0-0.1)	0 (0-0.1)	0 (0-0.1)	0 (0-0.1)	0 (0-0.1)	0 (0-0.1)	0 (0-0.1)	0 (0-0.1)	0 (0-0.1)	0 (0-0.1)	0 (0-0.1)	0 (0-0.1)	0 (0-0.1)	0 (0-0.1)	0 (0-0.1)	0 (0-0.1)	0 (0-0.1)	0 (0-0.1)	0 (0-0.1)	0 (0-0.1)	0
African trypanosomiasis	0 (0-0.1)	0 (0-0.1)	0 (0-0.1)	0 (0-0.1)	0 (0-0.1)	0 (0-0.1)	0 (0-0.1)	0 (0-0.1)	0 (0-0.1)	0 (0-0.1)	0 (0-0.1)	0 (0-0.1)	0 (0-0.1)	0 (0-0.1)	0 (0-0.1)	0 (0-0.1)	0 (0-0.1)	0 (0-0.1)	0 (0-0.1)	0 (0-0.1)	0 (0-0.1)	0 (0-0.1)	0 (0-0.1)	0
Schistosomiasis	0 (0-0.1)	0 (0-0.1)	0 (0-0.1)	0 (0-0.1)	0 (0-0.1)	0 (0-0.1)	0 (0-0.1)	0 (0-0.1)	0 (0-0.1)	0 (0-0.1)	0 (0-0.1)	0 (0-0.1)	0 (0-0.1)	0 (0-0.1)	0 (0-0.1)	0 (0-0.1)	0 (0-0.1)	0 (0-0.1)	0 (0-0.1)	0 (0-0.1)	0 (0-0.1)	0 (0-0.1)	0 (0-0.1)	0
Cysticercosis	0 (0-0.1)	0 (0-0.1)	0 (0-0.1)	0 (0-0.1)	0 (0-0.1)	0 (0-0.1)	0 (0-0.1)	0 (0-0.1)	0 (0-0.1)	0 (0-0.1)	0 (0-0.1)	0 (0-0.1)	0 (0-0.1)	0 (0-0.1)	0 (0-0.1)	0 (0-0.1)	0 (0-0.1)	0 (0-0.1)	0 (0-0.1)	0 (0-0.1)	0 (0-0.1)	0 (0-0.1)	0 (0-0.1)	0
Cystic echinococcosis	0 (0-0.1)	0 (0-0.1)	0 (0-0.1)	0 (0-0.1)	0 (0-0.1)	0 (0-0.1)	0 (0-0.1)	0 (0-0.1)	0 (0-0.1)	0 (0-0.1)	0 (0-0.1)	0 (0-0.1)	0 (0-0.1)	0 (0-0.1)	0 (0-0.1)	0 (0-0.1)	0 (0-0.1)	0 (0-0.1)	0 (0-0.1)	0 (0-0.1)	0 (0-0.1)	0 (0-0.1)	0 (0-0.1)	0.2
Lymphatic filariasis	0 (0-0.1)	0 (0-0.1)	0 (0-0.1)	0 (0-0.1)	0 (0-0.1)	0 (0-0.1)	0 (0-0.1)	0 (0-0.1)	0 (0-0.1)	0 (0-0.1)	0 (0-0.1)	0 (0-0.1)	0 (0-0.1)	0 (0-0.1)	0 (0-0.1)	0 (0-0.1)	0 (0-0.1)	0 (0-0.1)	0 (0-0.1)	0 (0-0.1)	0 (0-0.1)	0 (0-0.1)	0 (0-0.1)	0
Onchocerciasis	0 (0-0.1)	0 (0-0.1)	0 (0-0.1)	0 (0-0.1)	0 (0-0.1)	0 (0-0.1)	0 (0-0.1)	0 (0-0.1)	0 (0-0.1)	0 (0-0.1)	0 (0-0.1)	0 (0-0.1)	0 (0-0.1)	0 (0-0.1)	0 (0-0.1)	0 (0-0.1)	0 (0-0.1)	0 (0-0.1)	0 (0-0.1)	0 (0-0.1)	0 (0-0.1)	0 (0-0.1)	0 (0-0.1)	0
Trachoma	0 (0-0.1)	0 (0-0.1)	0 (0-0.1)	0 (0-0.1)	0 (0-0.1)	0 (0-0.1)	0 (0-0.1)	0 (0-0.1)	0 (0-0.1)	0 (0-0.1)	0 (0-0.1)	0 (0-0.1)	0 (0-0.1)	0 (0-0.1)	0 (0-0.1)	0 (0-0.1)	0 (0-0.1)	0 (0-0.1)	0 (0-0.1)	0 (0-0.1)	0 (0-0.1)	0 (0-0.1)	0 (0-0.1)	0
Dengue	0 (0-0.1)	0 (0-0.1)	0 (0-0.1)	0 (0-0.1)	0 (0-0.1)	0 (0-0.1)	0 (0-0.1)	0 (0-0.1)	0 (0-0.1)	0 (0-0.1)	0 (0-0.1)	0 (0-0.1)	0 (0-0.1)	0 (0-0.1)	0 (0-0.1)	0 (0-0.1)	0 (0-0.1)	0 (0-0.1)	0 (0-0.1)	0 (0-0.1)	0 (0-0.1)	0 (0-0.1)	0 (0-0.1)	0
Yellowfever	0 (0-0.1)	0 (0-0.1)	0 (0-0.1)	0 (0-0.1)	0 (0-0.1)	0 (0-0.1)	0 (0-0.1)	0 (0-0.1)	0 (0-0.1)	0 (0-0.1)	0 (0-0.1)	0 (0-0.1)	0 (0-0.1)	0 (0-0.1)	0 (0-0.1)	0 (0-0.1)	0 (0-0.1)	0 (0-0.1)	0 (0-0.1)	0 (0-0.1)	0 (0-0.1)	0 (0-0.1)	0 (0-0.1)	0
Rabies	0 (0-0.1)	0 (0-0.1)	0 (0-0.1)	0 (0-0.1)	0 (0-0.1)	0 (0-0.1)	0 (0-0.1)	0 (0-0.1)	0 (0-0.1)	0 (0-0.1)	0 (0-0.1)	0 (0-0.1)	0 (0-0.1)	0 (0-0.1)	0 (0-0.1)	0 (0-0.1)	0 (0-0.1)	0 (0-0.1)	0 (0-0.1)	0 (0-0.1)	0 (0-0.1)	0 (0-0.1)	0 (0-0.1)	0
Intestinal nematode infections	0 (0-0.1)	0 (0-0.1)	0 (0-0.1)	0 (0-0.1)	0 (0-0.1)	0 (0-0.1)	0 (0-0.1)	0 (0-0.1)	0 (0-0.1)	0 (0-0.1)	0 (0-0.1)	0 (0-0.1)	0 (0-0.1)	0 (0-0.1)	0 (0-0.1)	0 (0-0.1)	0 (0-0.1)	0 (0-0.1)	0 (0-0.1)	0 (0-0.1)	0 (0-0.1)	0 (0-0.1)	0 (0-0.1)	0
Ascariasis	0 (0-0.1)	0 (0-0.1)	0 (0-0.1)	0 (0-0.1)	0 (0-0.1)	0 (0-0.1)	0 (0-0.1)	0 (0-0.1)	0 (0-0.1)	0 (0-0.1)	0 (0-0.1)	0 (0-0.1)	0 (0-0.1)	0 (0-0.1)	0 (0-0.1)	0 (0-0.1)	0 (0-0.1)	0 (0-0.1)	0 (0-0.1)	0 (0-0.1)	0 (0-0.1)	0 (0-0.1)	0 (0-0.1)	0
Trichuriasis	0 (0-0.1)	0 (0-0.1)	0 (0-0.1)	0 (0-0.1)	0 (0-0.1)	0 (0-0.1)	0 (0-0.1)	0 (0-0.1)	0 (0-0.1)	0 (0-0.1)	0 (0-0.1)	0 (0-0.1)	0 (0-0.1)	0 (0-0.1)	0 (0-0.1)	0 (0-0.1)	0 (0-0.1)	0 (0-0.1)	0 (0-0.1)	0 (0-0.1)	0 (0-0.1)	0 (0-0.1)	0 (0-0.1)	0
Hookworm disease	0 (0-0.1)	0 (0-0.1)	0 (0-0.1)	0 (0-0.1)	0 (0-0.1)	0 (0-0.1)	0 (0-0.1)	0 (0-0.1)	0 (0-0.1)	0 (0-0.1)	0 (0-0.1)	0 (0-0.1)	0 (0-0.1)	0 (0-0.1)	0 (0-0.1)	0 (0-0.1)	0 (0-0.1)	0 (0-0.1)	0 (0-0.1)	0 (0-0.1)	0 (0-0.1)	0 (0-0.1)	0 (0-0.1)	0
Food-borne trematodiases	0 (0-0.1)	0 (0-0.1)	0 (0-0.1)	0 (0-0.1)	0 (0-0.1)	0 (0-0.1)	0 (0-0.1)	0 (0-0.1)	0 (0-0.1)	0 (0-0.1)	0 (0-0.1)	0 (0-0.1)	0 (0-0.1)	0 (0-0.1)	0 (0-0.1)	0 (0-0.1)	0 (0-0.1)	0 (0-0.1)	0 (0-0.1)	0 (0-0.1)	0 (0-0.1)	0 (0-0.1)	0 (0-0.1)	0
Leprosy	0 (0-0.1)	0 (0-0.1)	0 (0-0.1)	0 (0-0.1)	0 (0-0.1)	0 (0-0.1)	0 (0-0.1)	0 (0-0.1)	0 (0-0.1)	0 (0-0.1)	0 (0-0.1)	0 (0-0.1

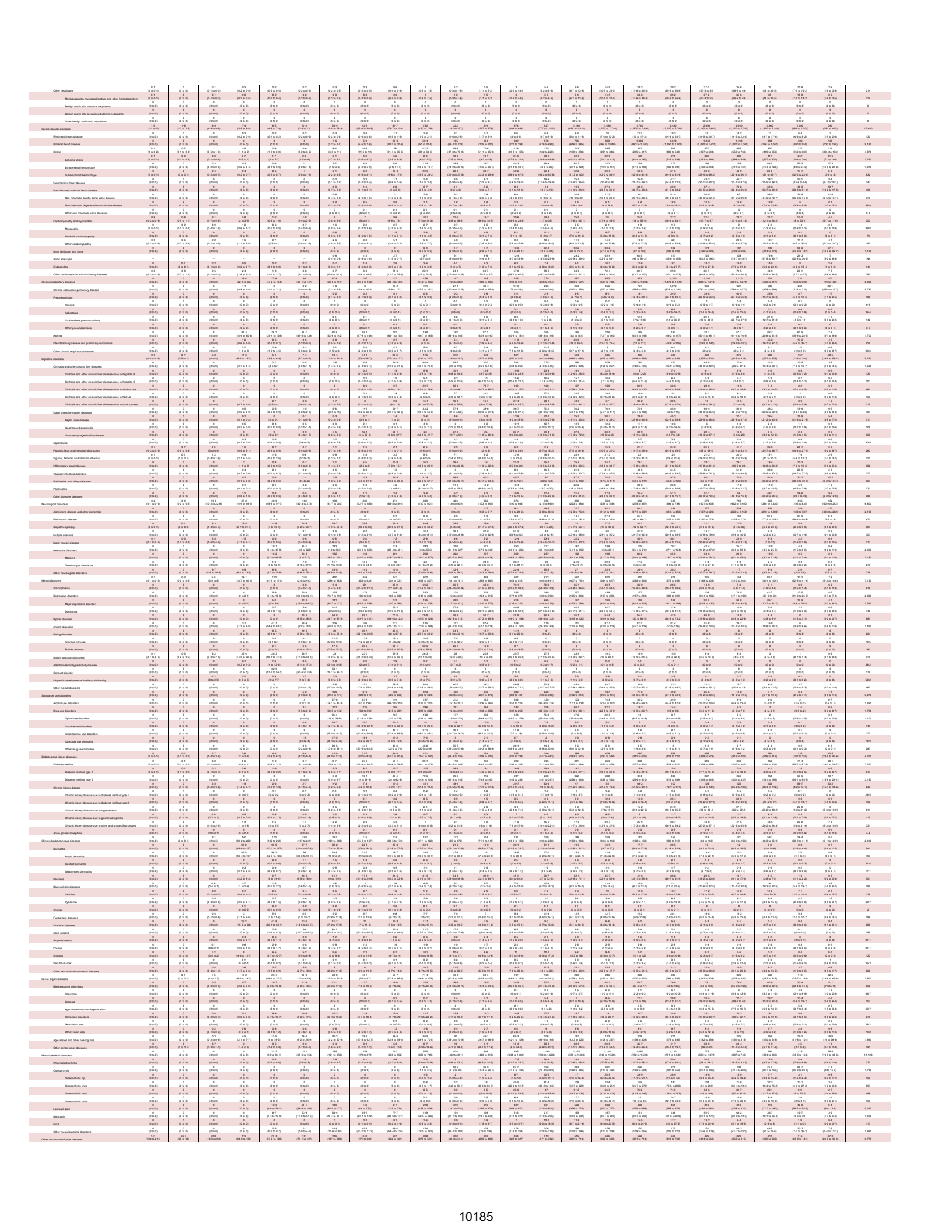

Congenital birth defects	136 (99.1 to 213)	84-8 (40.8 to 85.4)	131 (90.6 to 199)	73-5 (39.7 to 99.7)	39-3 (20.4 to 47.3)	33-2 (24.4 to 44)	32-8 (25.6 to 41.8)	30-5 (24.3 to 37.4)	30-2 (23.7 to 37.9)	31-7 (25 to 39.5)	30-7 (23.9 to 38.1)	29 (19.7 to 32.4)	32-4 (23.2 to 41)	35-3 (29.2 to 44.6)	34 (22.9 to 44)	27-4 (17.8 to 34)	19-6 (12.4 to 25.3)	7 (4.4 to 10.2)	4 (2.5 to 6.2)	2-5 (1.5 to 3.9)	1-2 (0.6 to 1.9)	0-5 (0.3 to 0.7)	0-1 (0.1 to 0.2)		811
Neural tube defects	13-7 (9.2 to 20.9)	9-4 (5 to 9.6)	13-3 (8.9 to 20.1)	8-6 (5 to 13)	1-3 (0.9 to 1.8)	1-6 (1.1 to 2.2)	1-8 (1.3 to 2.5)	2-1 (1.6 to 2.9)	2-2 (1.6 to 3.1)	2-3 (1.4 to 3)	1-9 (1.2 to 2.8)	1-3 (0.8 to 1.8)	1-3 (0.8 to 1.8)	2-4 (1.5 to 3.2)	0-5 (0.3 to 0.8)	0-3 (0.2 to 0.5)	0-2 (0.1 to 0.3)	0-1 (0 to 0.2)	0-1 (0 to 0.2)	0-1 (0 to 0.2)	0-1 (0 to 0.2)	0-1 (0 to 0.2)	0-1 (0 to 0.2)		99-6
Congenital heart anomalies	0 (0 to 0)	0 (0 to 0)	0 (0 to 0.1)	0 (0 to 0.1)	0-1 (0 to 0.2)	0-1 (0 to 0.2)	0-1 (0 to 0.2)	0-1 (0 to 0.2)	0-1 (0 to 0.2)	0-1 (0 to 0.2)	0-1 (0 to 0.2)	0-1 (0 to 0.2)	0-1 (0 to 0.2)	0-1 (0 to 0.2)	0-1 (0 to 0.2)	0-1 (0 to 0.2)	0-1 (0 to 0.2)	0-1 (0 to 0.2)	0-1 (0 to 0.2)	0-1 (0 to 0.2)	0-1 (0 to 0.2)	0-1 (0 to 0.2)	0-1 (0 to 0.2)		181
Orofacial clefts	0 (0 to 0)	0-2 (0.1 to 0.7)	0-3 (0.1 to 0.7)	0-2 (0.2 to 1.0)	0-5 (0.2 to 0.9)	0-4 (0.1 to 0.8)	0-4 (0.1 to 0.7)	0-4 (0.1 to 0.7)	0-4 (0.1 to 0.8)	0-6 (0.2 to 0.9)	0-4 (0.2 to 0.8)	0-4 (0.2 to 0.7)	0-4 (0.2 to 0.8)	0-5 (0.2 to 0.9)	0-2 (0.2 to 0.8)	0-3 (0.2 to 0.7)	0-4 (0.2 to 0.9)	0-2 (0.2 to 0.6)	0-2 (0.1 to 0.4)	0-1 (0.2 to 0.3)	0-1 (0.2 to 0.3)	0-1 (0.2 to 0.3)	0-1 (0.2 to 0.3)		7-5
Down syndrome	2-3 (1.1 to 3.4)	1 (0.4 to 1.4)	2-2 (1.2 to 3)	1 (0.1 to 2.4)	2-2 (1.1 to 3.5)	2-3 (1.1 to 3.4)	2-4 (1.6 to 3.4)	2-8 (1.9 to 3.8)	3-2 (2.2 to 4.5)	2-5 (1.4 to 3.6)	2-5 (1.4 to 3.6)	3-3 (2.3 to 4.6)	2-4 (1.6 to 3.7)	3-6 (2.4 to 5.2)	2-4 (1.5 to 3.8)	1-8 (1.1 to 3)	1-2 (0.7 to 2.1)	0-4 (0.2 to 1.3)	0-3 (0 to 1.2)	0-2 (0 to 0.9)	0-1 (0 to 0.6)	0-1 (0 to 0.6)	0-1 (0 to 0.6)		78-6
Turner syndrome	0 (0 to 0)	0 (0 to 0)	0 (0 to 0.1)	0 (0 to 0.2)	0-1 (0 to 0.3)	0-1 (0 to 0.3)	0-1 (0 to 0.3)	0-1 (0 to 0.3)	0-1 (0 to 0.3)	0-1 (0 to 0.3)	0-1 (0 to 0.3)	0-1 (0 to 0.3)	0-1 (0 to 0.3)	0-1 (0 to 0.3)	0-1 (0 to 0.3)	0-1 (0 to 0.3)	0-1 (0 to 0.3)	0-1 (0 to 0.3)	0-1 (0 to 0.3)	0-1 (0 to 0.3)	0-1 (0 to 0.3)	0-1 (0 to 0.3)	0-1 (0 to 0.3)		1-3
Klinefelter syndrome	0 (0 to 0)	0 (0 to 0)	0 (0 to 0)	0 (0 to 0)	0 (0 to 0.1)	0 (0 to 0.1)	0 (0 to 0)	0 (0 to 0)	0 (0 to 0)	0 (0 to 0.1)	0 (0 to 0.1)	0 (0 to 0.1)	0 (0 to 0)	0 (0 to 0)	0 (0 to 0)	0 (0 to 0)	0 (0 to 0)	0 (0 to 0)	0 (0 to 0)	0 (0 to 0)	0 (0 to 0)	0 (0 to 0)	0 (0 to 0)	0 (0 to 0)		0-3
Other chromosomal abnormalities	18-1 (9.4 to 32.4)	9-8 (5.4 to 13.4)	21-1 (13.7 to 32.2)	9-1 (4.3 to 12.4)	4-9 (2.4 to 6.8)	4-5 (2.1 to 6.2)	4-6 (2.3 to 6.2)	4-4 (2 to 6)	4-4 (2.4 to 6.3)	4-3 (2.2 to 6.2)	4-2 (2.2 to 5.7)	3-3 (2 to 4.7)	3-7 (2.2 to 5.7)	4 (2.2 to 5.7)	2-5 (1.4 to 3.9)	1-9 (1.1 to 3.2)	1-7 (0.9 to 2.9)	1-2 (0.7 to 1.8)	0-5 (0 to 0.5)	0-3 (0 to 0.2)	0-3 (0 to 0.2)	0-3 (0 to 0.2)	0-3 (0 to 0.2)		102
Congenital musculoskeletal and limb anomalies	5 (2.9 to 9.1)	1-7 (1.1 to 2.9)	1-6 (0.4 to 2.7)	17-2 (10.1 to 26.4)	11-9 (6.6 to 19.4)	11-6 (6.7 to 19.1)	9-5 (5.7 to 14.7)	7 (4.4 to 10.6)	7-2 (4.4 to 10.9)	7-7 (4.8 to 11.9)	6-4 (4.1 to 9.7)	6-4 (4 to 9.7)	6-1 (3.5 to 12.2)	8-5 (5.2 to 12.8)	7-7 (4.4 to 11.7)	6-3 (3.9 to 9.4)	5-2 (3.2 to 8.1)	2-9 (2.2 to 3.1)	2 (1.2 to 2.1)	0-5 (0.1 to 1.3)	0-2 (0.2 to 0.6)	0-1 (0.2 to 0.5)		192
Urogenital congenital anomalies	7-7 (3.9 to 21.4)	1-4 (0.7 to 3.9)	2-6 (1.5 to 5.8)	1-3 (0.2 to 3.2)	0-9 (0.5 to 2.1)	0-6 (0.3 to 1.6)	0-6 (0.3 to 1.6)	0-9 (0.3 to 1.8)	0-5 (0.3 to 1.3)	0-5 (0.2 to 1.3)	0-4 (0.2 to 1.1)	0-3 (0.2 to 1.1)	0-2 (0.2 to 1.1)	0-3 (0.2 to 1.2)	0-2 (0.1 to 1.2)	0-2 (0.1 to 1.2)	0-1 (0 to 1.2)	0-1 (0 to 1.2)	0-1 (0 to 1.2)	0-1 (0 to 1.2)	0-1 (0 to 1.2)	0-1 (0 to 1.2)	0-1 (0 to 1.2)		197
Digestive congenital anomalies	14-5 (10.1 to 22.6)	9-5 (5.4 to 13.5)	11-3 (6.9 to 18.9)	5-1 (2.4 to 9.6)	3-2 (1.6 to 5.1)	3-2 (1.6 to 5.1)	3-2 (1.6 to 5.1)	3-2 (1.6 to 5.1)	3-2 (1.6 to 5.1)	3-2 (1.6 to 5.1)	3-2 (1.6 to 5.1)	3-2 (1.6 to 5.1)	3-2 (1.6 to 5.1)	3-2 (1.6 to 5.1)	3-2 (1.6 to 5.1)	3-2 (1.6 to 5.1)	3-2 (1.6 to 5.1)	3-2 (1.6 to 5.1)	3-2 (1.6 to 5.1)	3-2 (1.6 to 5.1)	3-2 (1.6 to 5.1)	3-2 (1.6 to 5.1)	3-2 (1.6 to 5.1)		47-2
Other congenital birth defects	12-6 (2.7 to 44.4)	10-7 (4.3 to 19.2)	24-9 (10.4 to 39.4)	12-6 (3.8 to 17)	6-1 (4.2 to 8.8)	5-6 (2.9 to 8.1)	5-6 (3.4 to 8.1)	5-2 (3.4 to 7.7)	5-3 (3.5 to 8.1)	4-8 (3.1 to 7.7)	5-2 (3.5 to 8.1)	4-8 (3.1 to 7.6)	3-8 (2.3 to 6.1)	4-7 (2.9 to 7.6)	3-8 (2.3 to 7.4)	3-3 (2.1 to 7)	2-6 (1.3 to 5.2)	0-8 (0.2 to 2.1)	0-3 (0.2 to 1.1)	0-2 (0.2 to 0.6)	0-1 (0.1 to 0.4)	0-1 (0.1 to 0.4)		156
Urinary diseases and male infertility	5-2 (2.5 to 9.2)	0-3 (0.1 to 3.4)	1-1 (0.5 to 1.6)	0-7 (0.7 to 1.3)	0-7 (0.4 to 1.1)	0-6 (0.4 to 1.1)	1-6 (1.4 to 2.4)	1-5 (0.9 to 2.7)	1-6 (0.9 to 2.3)	1-3 (0.7 to 2.1)	1-4 (0.9 to 2.3)	1-2 (0.7 to 1.9)	1-3 (0.7 to 2.1)	1-7 (0.9 to 2.6)	1-6 (0.9 to 2.6)	1-4 (0.7 to 2.3)	1-2 (0.6 to 1.9)	0-7 (0.3 to 1.4)	0-3 (0.1 to 0.9)	0-2 (0.1 to 0.6)	0-1 (0.1 to 0.6)	0-1 (0.1 to 0.6)	0-1 (0.1 to 0.6)		74-7
Urolithiasis	0 (0 to 0)	0 (0 to 0)	0 (0 to 0)	0 (0 to 0.1)	0-1 (0 to 0.1)	0-1 (0 to 0.2)	0-1 (0 to 0.2)	0-2 (0.1 to 0.3)	0-2 (0.1 to 0.3)	0-2 (0.1 to 0.3)	0-2 (0.1 to 0.3)	0-2 (0.2 to 0.4)	0-2 (0.1 to 0.4)	0-2 (0.1 to 0.4)	0-2 (0.1 to 0.4)	0-2 (0.1 to 0.4)	0-2 (0.1 to 0.4)	0-2 (0.1 to 0.4)	0-2 (0.1 to 0.4)	0-2 (0.1 to 0.4)	0-2 (0.1 to 0.4)	0-2 (0.1 to 0.4)	0-2 (0.1 to 0.4)		42-3
Benign prostatic hyperplasia	0 (0 to 0)	0 (0 to 0)	0 (0 to 0)	0 (0 to 0)	0 (0 to 0)	0 (0 to 0)	0 (0 to 0)	0 (0 to 0)	0 (0 to 0)	0 (0 to 0)	0 (0 to 0)	0 (0 to 0)	0-2 (0 to 0.4)	0 (0 to 0)	0 (0 to 0)	0 (0 to 0)	0 (0 to 0)	0 (0 to 0)	0 (0 to 0)	0 (0 to 0)	0 (0 to 0)	0 (0 to 0)	0 (0 to 0)	0 (0 to 0)		141
Male infertility	0 (0 to 0)	0 (0 to 0)	0 (0 to 0)	0 (0 to 0)	0 (0 to 0)	0 (0 to 0)	0 (0 to 0)	0 (0 to 0)	0 (0 to 0.4)	0 (0 to 0.4)	0 (0 to 0.4)	0 (0 to 0.4)	0 (0 to 0.4)	0 (0 to 0.4)	0-4 (0.1 to 1.7)	0 (0 to 0)	0 (0 to 0)	0 (0 to 0)	0 (0 to 0)	0 (0 to 0)	0 (0 to 0)	0 (0 to 0)	0 (0 to 0)	0 (0 to 0)		3-1
Other urinary diseases	0-1 (0 to 0.2)	0-2 (0 to 0.2)	0-2 (0.1 to 0.3)	0-3 (0.2 to 0.4)	0-3 (0.2 to 0.5)	0-4 (0.2 to 0.6)	0-4 (0.3 to 0.6)	0-4 (0.3 to 0.5)	0-4 (0.3 to 1.1)	0-3 (0.2 to 0.6)	1-2 (0.8 to 1.8)	0-9 (0.6 to 1.8)	1-2 (0.8 to 1.8)	2 (1.2 to 2.9)	2 (1.2 to 3.2)	2 (1.4 to 3.4)	1-1 (0.6 to 2.4)	0-5 (0.3 to 1.7)	0-2 (0.1 to 0.7)	0-1 (0.4 to 0.7)	0-1 (0.4 to 0.7)	0-1 (0.4 to 0.7)	0-1 (0.4 to 0.7)		3-1
Gynecological diseases	0 (0 to 0)	0 (0 to 0)	0 (0 to 0)	0 (0 to 0)	0 (0 to 0)	0 (0 to 0)	0 (0 to 0)	0 (0 to 0)	0 (0 to 0)	0 (0 to 0)	0 (0 to 0)	0 (0 to 0)

SR Table 2c: Rotherham DALYS by cause and age group for both sexes with 95% uncertainty intervals, 2019

Cause	Early Neonatal	Late Neonatal	Post Neonatal	1 to 4	5 to 9	10 to 14	15 to 19	20 to 24	25 to 29	30 to 34	35 to 39	40 to 44	45 to 49	50 to 54	55 to 59	60 to 64	65 to 69	70 to 74	75 to 79	80 to 84	85 to 89	90 to 94	95 plus	Total
All causes	2,614 (241 to 2,954)	1,158 (109 to 1,314)	1,599 (994 to 1,928)	1,948 (1,423 to 2,346)	1,344 (1,011 to 1,642)	1,344 (1,019 to 1,635)	1,468 (1,107 to 1,822)	1,702 (1,282 to 2,082)	1,966 (1,502 to 2,358)	2,144 (1,642 to 2,592)	2,222 (1,700 to 2,682)	2,332 (1,783 to 2,802)	2,447 (1,869 to 2,943)	2,599 (1,983 to 3,127)	2,744 (2,095 to 3,300)	2,886 (2,203 to 3,472)	2,997 (2,288 to 3,604)	3,104 (2,370 to 3,732)	3,211 (2,452 to 3,860)	3,316 (2,532 to 3,988)	3,419 (2,611 to 4,110)	3,520 (2,688 to 4,233)	3,620 (2,764 to 4,355)	47,963
Communicable, maternal, neonatal, and nutritional diseases	1,731 (721 to 2,408)	1,013 (430 to 1,335)	1,166 (723 to 1,611)	1,166 (753 to 2,011)	1,134 (844 to 1,539)	999 (698 to 1,356)	858 (587 to 1,169)	1,002 (709 to 1,396)	1,112 (784 to 1,566)	1,206 (846 to 1,748)	1,222 (855 to 1,788)	1,232 (853 to 1,772)	1,230 (850 to 1,770)	1,199 (825 to 1,758)	1,191 (810 to 1,744)	1,199 (810 to 1,788)	1,220 (827 to 1,836)	1,242 (777 to 1,886)	1,263 (726 to 1,941)	1,287 (728 to 2,000)	1,313 (733 to 2,075)	1,337 (737 to 2,164)	4,900
HIV/AIDS and sexually transmitted infections	19 (2.9 to 22.3) (2.9 to 22.3)	3.3 (0.9 to 7.2)	0.6 (0.2 to 1.2)	0.6 (0.4 to 1.1)	0.5 (0.4 to 0.7)	0.4 (0.3 to 0.5)	0.4 (0.3 to 0.5)	2.4 (1.7 to 3.2)	2.4 (1.8 to 3.1)	4.6 (3.3 to 6.1)	7.5 (5.5 to 10.4)	10.4 (7.9 to 14)	9.5 (6.9 to 12.4)	8.9 (6.6 to 12.3)	8.9 (6.4 to 12.1)	9.2 (6.6 to 12.7)	8.6 (6.1 to 12.4)	4.6 (3.1 to 6.6)	3.1 (1.9 to 4.9)	1.8 (1.1 to 2.7)	1.1 (0.7 to 1.7)	0.5 (0.3 to 0.7)	99.8
HIV/AIDS	0 (0 to 0)	0 (0 to 0)	0 (0 to 0)	0 (0 to 0)	0 (0 to 0)	0 (0 to 0)	0 (0 to 0)	0 (0 to 0)	0 (0 to 0)	0 (0 to 0)	0 (0 to 0)	0 (0 to 0)	0 (0 to 0)	0 (0 to 0)	0 (0 to 0)	0 (0 to 0)	0 (0 to 0)	0 (0 to 0)	0 (0 to 0)	0 (0 to 0)	0 (0 to 0)	0 (0 to 0)	0 (0 to 0)	0
HIV/AIDS - Drug-susceptible Tuberculosis	0 (0 to 0)	0 (0 to 0)	0 (0 to 0)	0 (0 to 0)	0 (0 to 0)	0 (0 to 0)	0 (0 to 0)	0 (0 to 0)	0 (0 to 0)	0 (0 to 0)	0 (0 to 0)	0 (0 to 0)	0 (0 to 0)	0 (0 to 0)	0 (0 to 0)	0 (0 to 0)	0 (0 to 0)	0 (0 to 0)	0 (0 to 0)	0 (0 to 0)	0 (0 to 0)	0 (0 to 0)	0 (0 to 0)	0
HIV/AIDS - Multidrug-resistant Tuberculosis without extensive drug resistance	0 (0 to 0)	0 (0 to 0)	0 (0 to 0)	0 (0 to 0)	0 (0 to 0)	0 (0 to 0)	0 (0 to 0)	0 (0 to 0)	0 (0 to 0)	0 (0 to 0)	0 (0 to 0)	0 (0 to 0)	0 (0 to 0)	0 (0 to 0)	0 (0 to 0)	0 (0 to 0)	0 (0 to 0)	0 (0 to 0)	0 (0 to 0)	0 (0 to 0)	0 (0 to 0)	0 (0 to 0)	0 (0 to 0)	0
HIV/AIDS - Extensively drug-resistant Tuberculosis	0 (0 to 0)	0 (0 to 0)	0 (0 to 0)	0 (0 to 0)	0 (0 to 0)	0 (0 to 0)	0 (0 to 0)	0 (0 to 0)	0 (0 to 0)	0 (0 to 0)	0 (0 to 0)	0 (0 to 0)	0 (0 to 0)	0 (0 to 0)	0 (0 to 0)	0 (0 to 0)	0 (0 to 0)	0 (0 to 0)	0 (0 to 0)	0 (0 to 0)	0 (0 to 0)	0 (0 to 0)	0 (0 to 0)	0
HIV/AIDS resulting in other diseases	0 (0 to 0)	0 (0 to 0)	0 (0 to 0)	0.6 (0.4 to 0.7)	0.5 (0.4 to 0.7)	0.4 (0.3 to 0.5)	0.4 (0.3 to 0.5)	1.9 (1.4 to 2.4)	2.1 (1.6 to 2.6)	3.4 (2.5 to 4.3)	5.6 (4.1 to 7.2)	7.8 (5.9 to 9.9)	6.8 (5.1 to 8.8)	6.1 (4.6 to 8.1)	4.4 (3.2 to 5.8)	3.1 (2.1 to 4.3)	2.1 (1.3 to 3.1)	1.2 (0.7 to 1.9)	0.6 (0.3 to 1.1)	0.2 (0.1 to 0.5)	0.1 (0 to 0.2)	0 (0 to 0.1)	40.8
Sexually transmitted infections excluding HIV	19 (2.9 to 22.3)	3.3 (0.9 to 7.2)	0.6 (0.2 to 1.2)	0.6 (0.4 to 1.1)	0.5 (0.4 to 0.7)	0.4 (0.3 to 0.5)	0.4 (0.3 to 0.5)	0.5 (0.3 to 0.7)	0.3 (0.2 to 0.5)	1.2 (0.7 to 1.8)	1.9 (1.1 to 2.9)	2.6 (1.6 to 3.9)	2.7 (1.7 to 3.9)	2.8 (1.8 to 3.9)	4.5 (3.1 to 6.1)	5.8 (4.1 to 7.7)	6.5 (4.6 to 8.7)	3.4 (2.3 to 4.6)	2.5 (1.6 to 3.6)	1.6 (0.9 to 2.3)	1 (0.6 to 1.5)	0.5 (0.3 to 0.7)	49.1
Syphilis	19 (2.9 to 22.3)	3.3 (0.9 to 7.2)	0.6 (0.2 to 1.2)	0.6 (0.3 to 1.1)	0.5 (0.3 to 0.7)	0.4 (0.3 to 0.5)	0.4 (0.3 to 0.5)	0.5 (0.3 to 0.7)	0.3 (0.2 to 0.5)	1.2 (0.7 to 1.8)	1.9 (1.1 to 2.9)	2.6 (1.6 to 3.9)	2.7 (1.7 to 3.9)	2.8 (1.8 to 3.9)	4.5 (3.1 to 6.1)	5.8 (4.1 to 7.7)	6.5 (4.6 to 8.7)	3.4 (2.3 to 4.6)	2.5 (1.6 to 3.6)	1.6 (0.9 to 2.3)	1 (0.6 to 1.5)	0.5 (0.3 to 0.7)	49.1
Chlamydial infection	0 (0 to 0)	0 (0 to 0)	0 (0 to 0)	0 (0 to 0)	0 (0 to 0)	0 (0 to 0)	0 (0 to 0)	0 (0 to 0)	0 (0 to 0)	0 (0 to 0)	0 (0 to 0)	0 (0 to 0)	0 (0 to 0)	0 (0 to 0)	0 (0 to 0)	0 (0 to 0)	0 (0 to 0)	0 (0 to 0)	0 (0 to 0)	0 (0 to 0)	0 (0 to 0)	0 (0 to 0)	0 (0 to 0)	0
Gonococcal infection	0 (0 to 0)	0 (0 to 0)	0 (0 to 0)	0 (0 to 0)	0 (0 to 0)	0 (0 to 0)	0 (0 to 0)	0 (0 to 0)	0 (0 to 0)	0 (0 to 0)	0 (0 to 0)	0 (0 to 0)	0 (0 to 0)	0 (0 to 0)	0 (0 to 0)	0 (0 to 0)	0 (0 to 0)	0 (0 to 0)	0 (0 to 0)	0 (0 to 0)	0 (0 to 0)	0 (0 to 0)	0 (0 to 0)	0
Trichomoniasis	0 (0 to 0)	0 (0 to 0)	0 (0 to 0)	0 (0 to 0)	0 (0 to 0)	0 (0 to 0)	0 (0 to 0)	0 (0 to 0)	0 (0 to 0)	0 (0 to 0)	0 (0 to 0)	0 (0 to 0)	0 (0 to 0)	0 (0 to 0)	0 (0 to 0)	0 (0 to 0)	0 (0 to 0)	0 (0 to 0)	0 (0 to 0)	0 (0 to 0)	0 (0 to 0)	0 (0 to 0)	0 (0 to 0)	0
Genital herpes	0 (0 to 0)	0 (0 to 0)	0 (0 to 0)	0 (0 to 0)	0 (0 to 0)	0 (0 to 0)	0 (0 to 0)	0 (0 to 0)	0 (0 to 0)	0 (0 to 0)	0 (0 to 0)	0 (0 to 0)	0 (0 to 0)	0 (0 to 0)	0 (0 to 0)	0 (0 to 0)	0 (0 to 0)	0 (0 to 0)	0 (0 to 0)	0 (0 to 0)	0 (0 to 0)	0 (0 to 0)	0 (0 to 0)	0
Other sexually transmitted infections	0 (0 to 0)	0 (0 to 0)	0 (0 to 0)	0 (0 to 0)	0 (0 to 0)	0 (0 to 0)	0 (0 to 0)	0 (0 to 0)	0 (0 to 0)	0 (0 to 0)	0 (0 to 0)	0 (0 to 0)	0 (0 to 0)	0 (0 to 0)	0 (0 to 0)	0 (0 to 0)	0 (0 to 0)	0 (0 to 0)	0 (0 to 0)	0 (0 to 0)	0 (0 to 0)	0 (0 to 0)	0 (0 to 0)	0
Respiratory infections and tuberculosis	2.9 (2.5 to 4.4)	31.6 (3 to 5)	29.2 (17.8 to 39.6)	31.6 (26 to 53.7)	31.6 (19.5 to 49.6)	20.5 (14.5 to 39.9)	20.5 (14.5 to 30.1)	20.5 (14.5 to 30.1)	20.5 (22.9 to 46.1)	20.5 (29.4 to 52.9)	20.5 (36.2 to 66.2)	20.5 (36.5 to 65.4)	20.5 (33.2 to 59.4)	20.5 (27.1 to 49.1)	20.5 (20.1 to 34)	20.5 (14.5 to 30.1)	20.5 (9.4 to 19.6)	20.5 (7.1 to 14.5)	20.5 (4.9 to 10.2)	20.5 (3.6 to 7.5)	20.5 (2.6 to 5.4)	20.5 (2.1 to 4.3)	3,220
Tuberculosis	0 (0 to 0)	0 (0 to 0)	0 (0 to 0)	0 (0 to 0)	0 (0 to 0)	0 (0 to 0)	0 (0 to 0)	0 (0 to 0)	0 (0 to 0)	0 (0 to 0)	0 (0 to 0)	0 (0 to 0)	0 (0 to 0)	0 (0 to 0)	0 (0 to 0)	0 (0 to 0)	0 (0 to 0)	0 (0 to 0)	0 (0 to 0)	0 (0 to 0)	0 (0 to 0)	0 (0 to 0)	0 (0 to 0)	0
Latent tuberculosis infection	0 (0 to 0)	0 (0 to 0)	0 (0 to 0)	0 (0 to 0)	0 (0 to 0)	0 (0 to 0)	0 (0 to 0)	0 (0 to 0)	0 (0 to 0)	0 (0 to 0)	0 (0 to 0)	0 (0 to 0)	0 (0 to 0)	0 (0 to 0)	0 (0 to 0)	0 (0 to 0)	0 (0 to 0)	0 (0 to 0)	0 (0 to 0)	0 (0 to 0)	0 (0 to 0)	0 (0 to 0)	0 (0 to 0)	0
Drug-susceptible tuberculosis	0 (0 to 0)	0 (0 to 0)	0 (0 to 0)	0 (0 to 0)	0 (0 to 0)	0 (0 to 0)	0 (0 to 0)	0 (0 to 0)	0 (0 to 0)	0 (0 to 0)	0 (0 to 0)	0 (0 to 0)	0 (0 to 0)	0 (0 to 0)	0 (0 to 0)	0 (0 to 0)	0 (0 to 0)	0 (0 to 0)	0 (0 to 0)	0 (0 to 0)	0 (0 to 0)	0 (0 to 0)	0 (0 to 0)	0
Multidrug-resistant tuberculosis without extensive drug resistance	0 (0 to 0)	0 (0 to 0)	0 (0 to 0)	0 (0 to 0)	0 (0 to 0)	0 (0 to 0)	0 (0 to 0)	0 (0 to 0)	0 (0 to 0)	0 (0 to 0)	0 (0 to 0)	0 (0 to 0)	0 (0 to 0)	0 (0 to 0)	0 (0 to 0)	0 (0 to 0)	0 (0 to 0)	0 (0 to 0)	0 (0 to 0)	0 (0 to 0)	0 (0 to 0)	0 (0 to 0)	0 (0 to 0)	0
Extensively drug-resistant tuberculosis	0 (0 to 0)	0 (0 to 0)	0 (0 to 0)	0 (0 to 0)	0 (0 to 0)	0 (0 to 0)	0 (0 to 0)	0 (0 to 0)	0 (0 to 0)	0 (0 to 0)	0 (0 to 0)	0 (0 to 0)	0 (0 to 0)	0 (0 to 0)	0 (0 to 0)	0 (0 to 0)	0 (0 to 0)	0 (0 to 0)	0 (0 to 0)	0 (0 to 0)	0 (0 to 0)	0 (0 to 0)	0 (0 to 0)	0
Lower respiratory infections	2.9 (2.5 to 4.4)	31.6 (3 to 5)	29.2 (17.8 to 39.6)	12 (9.2 to 19.2)	3.1 (2.6 to 4)	3.5 (2.7 to 4.4)	5.6 (4.3 to 7.2)	8.4 (6.4 to 10.7)	13.1 (9.7 to 17.3)	19.6 (14.4 to 25.4)	26.1 (20.4 to 34.4)	32.5 (22.5 to 45.7)	22.2 (15.7 to 31.2)	7.5 (4.7 to 10.9)	8.9 (6.2 to 12.4)	11.5 (8.6 to 15.1)	14.6 (10.1 to 20.1)	26.8 (18.5 to 36.9)	34.2 (23.5 to 45.5)	43.5 (29.5 to 59.1)	47.1 (32.5 to 64.1)	52.5 (36.1 to 71.4)	2,690
Upper respiratory infections	0 (0 to 0.1)	0.2 (0.1 to 0.4)	4.4 (2.4 to 7.1)	19.6 (11.1 to 32.2)	22.9 (12.6 to 39.5)	16 (8.9 to 27.1)	14.7 (7.9 to 25.6)	11.9 (6.3 to 20.7)	10.2 (5.3 to 17.8)	15.5 (8.2 to 26.7)	19.2 (10.2 to 32.8)	12.7 (7.1 to 20.6)	14.2 (7.6 to 24.4)	16.6 (8.9 to 28.2)	17.3 (9.1 to 27.7)	18.7 (9.8 to 30)	9.4 (4.9 to 16)	4.9 (2.5 to 8.5)	3.6 (1.8 to 6.2)	1.8 (0.9 to 3.2)	0.7 (0.4 to 1.2)	0.2 (0.1 to 0.3)	236
Otitis media	0 (0 to 0)	0.9 (0.2 to 2.1)	0.9 (0.2 to 2.1)	0.4 (0.2 to 0.8)	0.4 (0.2 to 0.8)	1.4 (0.8 to 2.1)	1.1 (0.6 to 1.7)	0.7 (0.3 to 1.2)	2.9 (1.5 to 4.5)	3 (1.5 to 5.2)	3.1 (1.5 to 5.4)	2.9 (1.4 to 5.2)	2.8 (1.5 to 4.6)	2.7 (1.5 to 4.2)	1.1 (0.6 to 1.7)	1.5 (0.7 to 2.5)	0.8 (0.3 to 1.5)	0.4 (0.2 to 0.8)	0.2 (0.1 to 0.3)	0.1 (0 to 0.2)	0.1 (0 to 0.2)	0 (0 to 0.1)	53
Enteric infections	1.1 (0.3 to 2.3)	1.1 (0.4 to 2.3)	2.1 (0.7 to 4.2)	11.4 (4.1 to 24.4)	11.4 (4.2 to 23.6)	3.5 (1.3 to 8.4)	3.1 (1.1 to 7.6)	3.3 (1.2 to 7.9)	3.3 (1.2 to 8)	3.3 (1.2 to 7.9)	3.3 (1.2 to 7.9)	4.3 (1.5 to 10.4)	3.2 (1.2 to 7.7)	3.5 (1.2 to 8.2)	3.2 (1.2 to 7.6)	4.6 (1.6 to 10.9)	4.9 (1.7 to 11.7)	4.5 (1.6 to 10.7)	3.7 (1.3 to 8.8)	2.6 (0.9 to 6.2)	1.7 (0.6 to 4.1)	0.8 (0.3 to 2)	195
Diarrheal diseases	1.1 (0.3 to 2.3)	1.1 (0.4 to 2.3)	2.1 (0.7 to 4.2)	11.4 (4.1 to 24.4)	11.4 (4.2 to 23.6)	3.5 (1.3 to 8.4)	3.1 (1.1 to 7.6)	3.3 (1.2 to 7.9)	3.3 (1.2 to 8)	3.3 (1.2 to 7.9)	3.3 (1.2 to 7.9)	4.3 (1.5 to 10.4)	3.2 (1.2 to 7.7)	3.5 (1.2 to 8.2)	3.2 (1.2 to 7.6)	4.6 (1.6 to 10.9)	4.9 (1.7 to 11.7)	4.5 (1.6 to 10.7)	3.7 (1.3 to 8.8)	2.6 (0.9 to 6.2)	1.7 (0.6 to 4.1)	0.8 (0.3 to 2)	193
Typhoid and paratyphoid	0 (0 to 0)	0 (0 to 0)	0 (0 to 0)	0 (0 to 0)	0 (0 to 0)	0 (0 to 0)	0 (0 to 0)	0 (0 to 0)	0 (0 to 0)	0 (0 to 0)	0 (0 to 0)	0 (0 to 0)	0 (0 to 0)	0 (0 to 0)	0 (0 to 0)	0 (0 to 0)	0 (0 to 0)	0 (0 to 0)	0 (0 to 0)	0 (0 to 0)	0 (0 to 0)	0 (0 to 0)	0 (0 to 0)	0
Typhoid fever	0 (0 to 0)	0 (0 to 0)	0 (0 to 0)	0 (0 to 0)	0 (0 to 0)	0 (0 to 0)	0 (0 to 0)	0 (0 to 0)	0 (0 to 0)	0 (0 to 0)	0 (0 to 0)	0 (0 to 0)	0 (0 to 0)	0 (0 to 0)	0 (0 to 0)	0 (0 to 0)	0 (0 to 0)	0 (0 to 0)	0 (0 to 0)	0 (0 to 0)	0 (0 to 0)	0 (0 to 0)	0 (0 to 0)	0
Paratyphoid fever	0 (0 to 0)	0 (0 to 0)	0 (0 to 0)	0 (0 to 0)	0 (0 to 0)	0 (0 to 0)	0 (0 to 0)	0 (0 to 0)	0 (0 to 0)	0 (0 to 0)	0 (0 to 0)	0 (0 to 0)	0 (0 to 0)	0 (0 to 0)	0 (0 to 0)	0 (0 to 0)	0 (0 to 0)	0 (0 to 0)	0 (0 to 0)	0 (0 to 0)	0 (0 to 0)	0 (0 to 0)	0 (0 to 0)	0
Invasive Non-typhoidal Salmonella (iNTS)	0 (0 to 0)	0 (0 to 0.1)	0 (0 to 0.2)	0 (0 to 0.1)	0 (0 to 0.1)	0 (0 to 0.1)	0 (0 to 0.1)	0 (0 to 0.1)	0 (0 to 0.1)	0 (0 to 0.1)	0 (0 to 0.1)	0 (0 to 0.1)	0 (0 to 0.1)	0 (0 to 0.1)	0 (0 to 0.2)	0 (0 to 0.2)	0 (0 to 0.2)	0 (0 to 0.2)	0 (0 to 0.2)	0 (0 to 0.2)	0 (0 to 0.1)	0 (0 to 0.1)	0 (0 to 0.1)	0.7
Other intestinal infectious diseases	0 (0 to 0)	0 (0 to 0)	0 (0 to 0.2)	0 (0 to 0.1)	0 (0 to 0.1)	0 (0 to 0.1)	0 (0 to 0.1)	0 (0 to 0.1)	0 (0 to 0.1)	0 (0 to 0.1)	0 (0 to 0.1)	0 (0 to 0.1)	0 (0 to 0.1)	0 (0 to 0.1

Other neoplasms	0-1 (0 to 0.1)	0 (0 to 0)	0-1 (0 to 0.2)	0-3 (0.1 to 0.4)	0-2 (0.1 to 0.3)	0-2 (0.1 to 0.3)	0-3 (0.2 to 0.5)	0-3 (0.3 to 0.4)	0-5 (0.3 to 0.7)	0-6 (0.4 to 1.1)	1 (0.6 to 1.4)	1-1 (0.6 to 1.6)	1-1 (0.6 to 1.6)	2-2 (1.0 to 2.2)	4-3 (2.0 to 3.1)	6-6 (4.6 to 5.7)	10-7 (7.5 to 16.3)	19-5 (12.1 to 23.4)	29-8 (19.7 to 40.4)	27 (19.9 to 39.1)	29-5 (19.1 to 37.4)	18-2 (13.7 to 24.2)	7-9 (5.5 to 10.9)	1-9 (1.3 to 2.6)	154
Medulloblastoma, medulloblastoma, and other hemangioblastoma	0-1 (0 to 0.1)	0 (0 to 0)	0-1 (0 to 0.2)	0 (0 to 0.1)	0 (0 to 0.1)	0 (0 to 0.1)	0-3 (0.2 to 0.5)	0-3 (0.2 to 0.4)	0-5 (0.3 to 0.7)	0-6 (0.4 to 1.1)	1 (0.6 to 1.4)	1-1 (0.6 to 1.6)	2-2 (1.0 to 2.2)	4-3 (2.0 to 3.1)	6-6 (4.6 to 5.7)	10-7 (7.5 to 16.3)	19-5 (12.1 to 23.4)	29-8 (19.7 to 40.4)	27 (19.9 to 39.1)	29-5 (19.1 to 37.4)	18-2 (13.7 to 24.2)	7-9 (5.5 to 10.9)	1-9 (1.3 to 2.6)	154
Benign and in situ intestinal neoplasms	0 (0 to 0)	0 (0 to 0)	0 (0 to 0)

Congenital birth defects	116 (60·9 to 173)	56·9 (44·7 to 72)	128 (99·6 to 184)	66 (52·5 to 86·7)	29·9 (22·1 to 39·7)	29·1 (22 to 37·4)	29·9 (23·4 to 37·4)	27·5 (21·1 to 34·3)	25·9 (20·7 to 31·8)	24·1 (20·4 to 32·1)	25·5 (19·2 to 31·9)	22·5 (16·2 to 29·6)	27·3 (19·3 to 39·2)	28·9 (19·6 to 39·3)	29·8 (19·7 to 39·7)	24·4 (14·9 to 33)	19·7 (10·3 to 22·2)	5·5 (3·9 to 9·3)	3·3 (2 to 5)	2 (1·3 to 3·3)	1 (0·6 to 1·6)	0·4 (0·2 to 0·6)	0·1 (0·1 to 0·1)		724
Neural tube defects	9·7 (5·6 to 15·4)	3 (1·7 to 4·7)	9·8 (5·2 to 16·8)	7·4 (4·5 to 12·1)	1·1 (0·6 to 1·9)	1·5 (0·9 to 2·4)	1·5 (1·1 to 2)	1·7 (1·2 to 2·4)	1·7 (1·1 to 2·4)	1·5 (1 to 2·1)	1·3 (0·9 to 2)	0·9 (0·6 to 1·4)	0·9 (0·6 to 1·4)	0·9 (0·5 to 1·6)	0·4 (0·3 to 0·7)	0·3 (0·2 to 0·5)	0 (0 to 0·1)	0 (0 to 0·1)	0 (0 to 0·1)	0 (0 to 0·1)	0 (0 to 0·1)	0 (0 to 0·1)	0 (0 to 0·1)		49·2
Congenital heart anomalies	0 (10·7 to 31·4)	0 (10·4 to 27·2)	0 (27·4 to 70·2)	0 (9·9 to 24·4)	0 (3·1 to 9)	0 (3·6 to 9·2)	0 (3·9 to 10·1)	0 (3·4 to 9)	0 (3·3 to 8·6)	0 (3·2 to 8·7)	0 (2·9 to 8·1)	0 (2·4 to 7·5)	0 (2·4 to 8·3)	0 (2·5 to 9)	0 (2·5 to 9)	0 (2·1 to 7·4)	0 (1·7 to 6·4)	0 (1·2 to 5·3)	0 (1·1 to 4·7)	0 (0·9 to 3·5)	0 (0·7 to 2·8)	0 (0·5 to 2·1)	0 (0·2 to 1·2)		188
Orofacial clefts	0 (0 to 0·1)	0 (0 to 0)	0 (0·1 to 0·3)	0·1 (0·1 to 0·1)	0·4 (0·2 to 0·7)	0·4 (0·1 to 0·7)	0·3 (0·2 to 0·6)	0·3 (0·1 to 0·6)	0·2 (0·1 to 0·7)	0·3 (0·1 to 0·7)	0·3 (0·1 to 0·7)	0·3 (0·1 to 0·6)	0·3 (0·1 to 0·6)	0·4 (0·1 to 0·7)	0·4 (0·1 to 0·7)	0·4 (0·1 to 0·7)	0·4 (0·1 to 0·7)	0·3 (0·1 to 0·6)	0·3 (0·1 to 0·6)	0·2 (0·1 to 0·5)	0·1 (0 to 0·3)	0·1 (0 to 0·1)	0·1 (0 to 0·1)	0 (0 to 0·1)		6
Down syndrome	5 (2·7 to 9·4)	1·6 (1·1 to 2·4)	3·2 (2·2 to 4·4)	2·6 (2·3 to 3·2)	2·1 (1·4 to 3·1)	2·2 (1·6 to 3·2)	2·3 (1·7 to 3·3)	2 (1·3 to 3)	2·1 (1·6 to 2·8)	2·1 (1·6 to 2·8)	2·1 (1·6 to 2·8)	2·6 (2·1 to 3·4)	2·6 (2·1 to 3·4)	2·6 (2·1 to 3·4)	2·6 (2·1 to 3·4)	11·6 (9·3 to 14·1)	13·7 (10·7 to 17·1)	11·6 (9·1 to 14·4)	3·4 (2·1 to 4·8)	0·6 (0 to 0·9)	0·1 (0 to 0·3)	0·1 (0 to 0·2)	0 (0 to 0·1)	0 (0 to 0)		89·9
Turner syndrome	0 (0 to 0·2)	0 (0 to 0·2)	0 (0 to 0·2)	0 (0 to 0·2)	0·1 (0 to 0·2)	0·1 (0 to 0·2)	0·1 (0 to 0·2)	0·1 (0 to 0·2)	0·1 (0 to 0·2)	0·1 (0 to 0·2)	0·1 (0 to 0·2)	0·1 (0 to 0·1)	0·1 (0 to 0·1)	0·1 (0 to 0·1)	0·1 (0 to 0·1)	0 (0 to 0·1)	0 (0 to 0·1)	0 (0 to 0·1)	0 (0 to 0·1)	0 (0 to 0·1)	0 (0 to 0·1)	0 (0 to 0·1)	0 (0 to 0·1)	0 (0 to 0·1)		1·1
Klinefelter syndrome	0 (0 to 0)	0 (0 to 0)	0 (0 to 0)	0 (0 to 0)	0 (0 to 0)	0 (0 to 0)	0 (0 to 0)	0 (0 to 0)	0 (0 to 0·1)	0 (0 to 0·1)	0 (0 to 0·1)	0 (0 to 0·1)	0 (0 to 0·1)	0 (0 to 0·1)	0 (0 to 0·1)	0 (0 to 0)	0 (0 to 0)	0 (0 to 0)	0 (0 to 0)	0 (0 to 0)	0 (0 to 0)	0 (0 to 0)	0 (0 to 0)	0 (0 to 0)		0·2
Other chromosomal abnormalities	12·8 (7·9 to 22·9)	7·7 (5·2 to 11·1)	19·4 (12·4 to 28·6)	7·5 (5·3 to 10)	4 (2·7 to 5·6)	3·8 (2·6 to 5·3)	3·9 (2·7 to 5·2)	3·6 (2·5 to 4·9)	3·1 (2·2 to 4·3)	3·2 (2·2 to 4·3)	3·1 (2·2 to 4·3)	2·5 (1·6 to 3·5)	2·8 (1·9 to 4·1)	2·4 (1·4 to 3·3)	1·6 (1 to 2·4)	1·2 (0·7 to 1·7)	0·8 (0·5 to 1·2)	0·2 (0·1 to 0·4)	0 (0 to 0·1)	0 (0 to 0·1)	0 (0 to 0·1)	0 (0 to 0·1)	0 (0 to 0·1)		83·4
Congenital musculoskeletal and limb anomalies	4·7 (2·4 to 9·4)	1·4 (0·9 to 2·2)	11·9 (7·3 to 18·4)	14·5 (9·3 to 22·4)	9·7 (6·4 to 14·9)	9·7 (6·7 to 14·9)	9·1 (6·9 to 12·2)	5·8 (3·9 to 8·4)	5·8 (3·9 to 8·7)	5·8 (3·9 to 8·7)	5·9 (3·9 to 8·7)	5·8 (3·9 to 8·4)	5·2 (3·2 to 7·7)	5·2 (3·2 to 8·2)	4·3 (2·6 to 6·2)	3·1 (1·9 to 4·7)	2·1 (1·3 to 3·1)	0·7 (0·4 to 1·1)	0·3 (0·1 to 0·6)	0·1 (0 to 0·2)	0·1 (0 to 0·2)	0·1 (0 to 0·2)	0 (0 to 0·1)		122
Urogenital congenital anomalies	9·8 (3·9 to 19·2)	1·6 (0·9 to 2·7)	2·9 (1·7 to 4·9)	1·6 (1·1 to 2·6)	1·1 (0·7 to 1·7)	0·8 (0·6 to 1·2)	0·6 (0·4 to 0·9)	0·5 (0·3 to 0·7)	0·4 (0·3 to 0·7)	0·4 (0·3 to 0·7)	0·3 (0·2 to 0·5)	0·2 (0·1 to 0·4)	0·2 (0·1 to 0·5)	0·2 (0·1 to 0·5)	0·2 (0·1 to 0·4)	0·2 (0·1 to 0·3)	0·1 (0·1 to 0·2)	0·1 (0 to 0·2)	0 (0 to 0·1)	0 (0 to 0·1)	0 (0 to 0·1)	0 (0 to 0·1)	0 (0 to 0·1)	0 (0 to 0·1)		19·1
Digestive congenital anomalies	4·9 (2·9 to 8·2)	1·3 (0·9 to 1·9)	3·6 (2·2 to 5·7)	2·1 (1·4 to 3·1)	1·5 (1 to 2·2)	1·5 (1·1 to 2·2)	1·4 (1·1 to 1·9)	1·2 (0·9 to 1·6)	1·1 (0·8 to 1·5)	1·1 (0·8 to 1·5)	1·1 (0·8 to 1·5)	1·1 (0·8 to 1·5)	1·1 (0·8 to 1·5)	1·1 (0·8 to 1·5)	1·1 (0·8 to 1·5)	1·1 (0·8 to 1·5)	1·1 (0·8 to 1·5)	1·1 (0·8 to 1·5)	1·1 (0·8 to 1·5)	1·1 (0·8 to 1·5)	1·1 (0·8 to 1·5)	1·1 (0·8 to 1·5)	1·1 (0·8 to 1·5)		44·3
Other congenital birth defects	33·8 (17·7 to 51·4)	9·4 (5·6 to 12·6)	22·6 (14·4 to 34·7)	7·1 (4·5 to 11·6)	5·6 (3·4 to 7·2)	5·6 (3·4 to 7·2)	4·8 (3·3 to 7·1)	4·2 (2·8 to 6·2)	3·7 (2·5 to 5·1)	3·7 (2·6 to 5·2)	3·7 (2·5 to 5·1)	3·2 (2·2 to 4·6)	3·3 (2·2 to 4·8)	3·3 (2·2 to 4·8)	2·5 (1·7 to 3·5)	2·1 (1·4 to 3·2)	2·1 (1·4 to 3·2)	1·8 (1·2 to 2·6)	1·3 (0·9 to 1·9)	0·8 (0·4 to 1·2)	0·2 (0·1 to 0·4)	0·2 (0·1 to 0·4)	0·2 (0·1 to 0·4)		129
Urinary diseases and male infertility	5·1 (2·9 to 9·2)	0·2 (0·1 to 0·4)	7 (0·9 to 1·6)	0·6 (0·4 to 1·2)	0·6 (0·4 to 0·9)	0·6 (0·7 to 1·2)	1·6 (1·1 to 2·1)	3·7 (2·4 to 6·2)	6·1 (3·9 to 9·7)	7·8 (5·3 to 12·3)	8·8 (5·6 to 13·6)	8·6 (4·1 to 12·9)	11·9 (6·9 to 19·4)	15·4 (8·1 to 25·1)	19·1 (14·2 to 25·2)	27·8 (20·9 to 35·5)	39·5 (28·4 to 49·1)	52·9 (40·3 to 67·4)	63·4 (49·6 to 79·2)	98·4 (69·7 to 113)	102 (73 to 131)	99·7 (66·6 to 116)	97·5 (59·5 to 78·4)	102 (12·3 to 27·4)		631
Urolithiasis	0 (0 to 0)	0 (0 to 0)	0 (0 to 0)	0 (0 to 0·1)	0 (0 to 0·1)	0 (0 to 0·1)	0·1 (0·1 to 0·2)	0·2 (0·2 to 0·4)	0·3 (0·2 to 0·5)	0·3 (0·2 to 0·5)	0·4 (0·2 to 0·7)	0·5 (0·3 to 0·8)	0·6 (0·3 to 0·9)	0·8 (0·4 to 1·3)	1·2 (0·6 to 2·1)	1·6 (0·8 to 2·6)	2·4 (1·2 to 3·9)	2·2 (1·2 to 3·5)	1·6 (1·1 to 2·6)	1·6 (1·1 to 2·5)	2·6 (1·8 to 3·9)	2·6 (1·7 to 4·1)	2·6 (1·6 to 3·9)	2·6 (1·6 to 3·8)		32·3
Benign prostatic hyperplasia	0 (0 to 0)	0 (0 to 0)	0 (0 to 0)	0 (0 to 0)	0 (0 to 0)	0 (0 to 0)	0 (0 to 0)	0 (0 to 0)	0 (0 to 0)	0 (0 to 0)	0 (0 to 0)	0 (0 to 0)	0·2 (0 to 0·4)	1·4 (0·6 to 2·4)	3·4 (2·6 to 4·3)	10·4 (8·1 to 13·1)	19·7 (14·1 to 26·2)	23 (14·2 to 33·1)	20·2 (12·1 to 47·7)	13·1 (9·1 to 32·8)	6 (3·7 to 7·4)	1·3 (0·8 to 1·9)	1·3 (0·8 to 1·9)	0·2 (0·1 to 0·4)		128
Male infertility	0 (0 to 0)	0 (0 to 0)	0 (0 to 0)	0 (0 to 0)	0 (0 to 0)	0 (0 to 0)	0 (0 to 0)	0·2 (0·2 to 0·4)	0·2 (0 to 0·5)	0·2 (0·2 to 0·5)	0·2 (0·2 to 0·5)	0·2 (0·2 to 0·4)	0·2 (0·2 to 0·5)	0·2 (0·2 to 0·5)	0·2 (0·1 to 0·4)	0·2 (0 to 0·4)	0·2 (0 to 0·4)	0·2 (0 to 0·5)	0·2 (0 to 0·5)	0·2 (0 to 0·5)	0·2 (0 to 0·5)	0·2 (0 to 0·5)	0·2 (0 to 0·5)	0·2 (0 to 0·5)		10·3
Other urinary diseases	0·1 (0 to 0·1)	0·1 (0 to 0·2)	0·1 (0·1 to 0·3)	0·2 (0·2 to 0·4)	0·2 (0·1 to 0·3)	0·2 (0·2 to 0·5)	0·3 (0·2 to 0·5)	0·3 (0·2 to 0·6)	0·3 (0·2 to 0·6)	0·3 (0·2 to 0·6)	0·3 (0·2 to 0·6)	0·3 (0·2 to 0·6)	0·4 (0·2 to 0·7)	0·4 (0·2 to 0·8)	0·4 (0·2 to 0·8)	0·4 (0·2 to 0·8)	0·4 (0·2 to 0·8)	0·4 (0·2 to 0·8)	0·4 (0·2 to 0·8)	0·4 (0·2 to 0·8)	0·4 (0·2 to 0·8)	0·4 (0·2 to 0·8)	0·4 (0·2 to 0·8)		26·4
Gynecological diseases	0 (0 to 0)	0 (0 to 0)	0 (0 to 0)	0 (0 to 0)	0 (0 to 0)	0 (0 to 0)	40·7 (24·9 to 59·8)	86 (29·3 to 69·3)	106 (40·6 to 137)	100 (30·3 to 213)	96 (139 to 346)	194 (155 to 324)	122 (67·8 to 191)	196 (92·9 to 352)	152 (69·4 to 170)	107 (48·7 to 132)	74 (34 to 96)	50·7 (24·5 to 69·3)	19·3 (9·2 to 33·3)	28·2 (13·7 to 32·8)	22·4 (10·7 to 32·8)	14·3 (9·6 to 21·8)	3·1 (2·5 to 4·6)		1,270
Uterine fibroids	0 (0 to 0)	0 (0 to 0)	0 (0 to 0)	0 (0 to 0)	0 (0 to 0)	0 (0 to 0)	0·1 (0 to 0·1)	0·1 (0 to 0·2)	0·1 (0 to 0·2)	0·1 (0 to 0·2)	0·1 (0 to 0·2)	0·1 (0 to 0·1)	0·1 (0 to 0·2)	0·1 (0 to 0·2)	0·1 (0 to 0·2)	0·1 (0 to 0·2)	0·1 (0 to 0·2)	0·1 (0 to 0·2)	0·1 (0 to 0·2)	0·1 (0 to 0·2)	0·1 (0 to 0·2)	0·1 (0 to 0·2)	0·1 (0 to 0·2)	0·1 (0 to 0·2)		42
Polycystic ovarian syndrome	0 (0 to 0)	0 (0 to 0)	0 (0 to 0)	0 (0 to 0)	0 (0 to 0)	0 (0 to 0)	0·6 (0·4 to 0·9)	0·6 (0·4 to 0·9)	0·6 (0·4 to 0·9)	0·7 (0·4 to 1·1)	0·7 (0·4 to 1·1)	0·8 (0·4 to 1·2)	0·8 (0·4 to 1·2)	0·8 (0·4 to 1·2)	0·8 (0·4 to 1·2)	0·8 (0·4 to 1·2)	0·8 (0·4 to 1·2)	0·7 (0·4 to 1·1)	0·6 (0·3 to 1·1)	0·6 (0·3 to 1·1)	0·6 (0·3 to 1·1)	0·6 (0·3 to 1·1)	0·6 (0·3 to 1·1)	0·6 (0·3 to 1·1)		39·5
Female infertility	0 (0 to 0)	0 (0 to 0)	0 (0 to 0)	0 (0 to 0)	0 (0 to 0)	0 (0 to 0)	0·1 (0 to 0·2)	0·2 (0·2 to 0·3)	0·2 (0·1 to 0·4)	0·2 (0·1 to 0·4)	0·2 (0·1 to 0·4)	0·2 (0·1 to 0·4)	0·2 (0·1 to 0·4)	0·2 (0·1 to 0·4)	0·2 (0·1 to 0·4)	0·2 (0·1 to 0·4)	0·2 (0·1 to 0·4)	0·2 (0·1 to 0·4)	0·2 (0·1 to 0·4)	0·2 (0·1 to 0·4)	0·2 (0·1 to 0·4)	0·2 (0·1 to 0·4)	0·2 (0·1 to 0·4)	0·2 (0·1 to 0·4)		9·8
Endometriosis	0 (0 to 0)	0 (0 to 0)	0 (0 to 0)	0 (0 to 0)	0 (0 to 0)	0·6 (0·4 to 1·2)	9·6 (4·8 to 19·2)	13·2 (6·8 to 22)	12 (7 to 20)	7·5 (4·6 to 12·3)	9·2 (4·6 to 19·2)	7·5 (4·1 to 12·5)	6·5 (3·7 to 11·1)	3·6 (2·7 to 5·1)	2·6 (1·9 to 3·4)	2·6 (1·9 to 3·4)	0·2 (0 to 0·5)	0·2 (0 to 0·5)	0·2 (0 to 0·5)	0·2 (0 to 0·5)	0·2 (0 to 0·5)	0·2 (0 to 0·5)	0·2 (0 to 0·5)	0·2 (0 to 0·5)		71·2
Genital prolapse	0 (0 to 0)	0 (0 to 0)	0 (0 to 0)	0 (0 to 0)	0 (0 to 0)	0 (0 to 0)	0·2 (0 to 0·4)	0·2 (0 to 0·5)	0·2 (0 to 0·5)	0·5 (0·2 to 1·1)	1·1 (0·5 to 2·2)	1·6 (0·8 to 2·6)	2·4 (1 to 4·1)	2·8 (1·3 to 4·7)	3·1 (1·4 to 5·7)	3·1 (1·4 to 5·1)	3·2 (1·5 to 5·4)	3·5 (1·7 to 6·4)	2·6 (1·2 to 4·5)	1·8 (0·8 to 3·1)	0·4 (0·2 to 0·6)	0·2 (0·1 to 0·3)	0·1 (0 to 0·2)	0·1 (0 to 0·2)		27·4
Premenstrual syndrome	0 (0 to 0)	0 (0 to 0)	0 (0 to 0)	0 (0 to 0)	0 (0 to 0)	0·8 (0·5 to 1·4)	22·6 (11·7 to 40·7)	19·6 (11·4 to 32·1)	21·5 (12·1 to 34·4)	22·8 (12·1 to 37·4)	36 (20·9 to 57)	32·7 (18·8 to 52·4)	29·2 (16·1 to 48·4)	11·2 (5·9 to 19·4)	5·5 (2 to 9·2)	2·2 (0·9 to 3·6)	0·5 (0 to 0·9)	0·2 (0 to 0·5)	0·1 (0 to 0·3)	0·1 (0 to 0·3)	0·1 (0 to 0·3)	0·1 (0 to 0·3)	0·1 (0 to 0·3)	0·1 (0 to 0·3)		226
Other gynecological diseases	0 (0 to 0)	0 (0 to 0)	0 (0 to 0)	0·1 (0 to 0·1)	0·6 (0·4 to 1·1)	0·6 (0·4 to 1·1)	0·7 (0·4 to 1·2)	1·1 (0·6 to 1·8)	1·3 (0·8 to 2·1)	1·3 (0·8 to 2·1)	1·3 (0·8 to 2·1)	1·3 (0·8 to 2·1)	1·3 (0·8 to 2·1)	1·3 (0·8 to 2·1)	1·3 (0·8 to 2·1)	1·3 (0·8 to 2·1)	1·3 (0·8 to 2·1)	1·3 (0·8 to 2·1)	1·3 (0·8 to 2·1)	1·3 (0·8 to 2·1)	1·3 (0·8 to 2·1)	1·3 (0·8 to 2·1)	1·3 (0·8 to 2·1)	1·3 (0·8 to 2·1)		847
Hemoglobinopathies and hemolytic anemias	0·3 (0 to 0·1)	0·2 (0 to 0·4)	0·9 (0·4 to 2·1)	3·3 (1 to 7·7)	1·6 (0·9 to 3·5)	1·6 (0·8 to 3·4)	1·1 (0·7 to 2·2)	7·3 (2·3 to 19·4)	5·1 (1·4 to 12·4)	4·7 (1·4 to 12·4)	3·4 (1 to 9·2)	2·9 (1 to 8·6)	2·9 (1 to 8·6)	2·6 (1 to 7·5)	3·5 (1 to 9·2)	3·3 (1 to 7·5)	3·4 (1 to 8·2)	3·6 (1 to 8·7)	3·2 (1 to 8·4)	2·2 (1 to 5·6)	1·1 (0·4 to 2·8)	0·4 (0·2 to 0·9)	0·4 (0·2 to 0·9)		64·4
Thalassemias	0 (0 to 0)	0 (0 to 0·1)	0 (0 to 0·1)	0 (0 to 0·1)	0 (0 to 0·1)	0 (0 to 0·1)	0 (0 to 0·1)	0 (0 to 0·1)	0 (0 to 0·1)	0 (0 to 0·1

SR Table 2c: Doncaster DALYS by cause and age group for both sexes with 95% uncertainty intervals, 2019

Cause	Early Neonatal (0-6 days)	Late Neonatal (7-27 days)	Post Neonatal (28-364 days)	1 to 4	5 to 9	10 to 14	15 to 19	20 to 24	25 to 29	30 to 34	35 to 39	40 to 44	45 to 49	50 to 54	55 to 59	60 to 64	65 to 69	70 to 74	75 to 79	80 to 84	85 to 89	90 to 94	95 plus	Total
All causes	4,412 (3,922-4,913)	1,524 (1,322-1,729)	2,178 (1,921-2,452)	4,704 (4,124-5,324)	4,824 (4,231-5,436)	5,282 (4,627-5,958)	7,347 (6,437-8,290)	11,297 (9,892-12,810)	14,269 (12,430-16,222)	16,545 (14,353-18,743)	19,222 (16,650-21,918)	22,966 (19,872-26,218)	26,966 (23,301-30,844)	31,599 (27,284-36,220)	37,222 (32,145-42,710)	43,514 (37,599-49,900)	49,966 (43,176-57,283)	57,147 (49,376-65,500)	64,772 (55,978-74,203)	71,572 (61,882-82,000)	76,172 (65,844-87,230)	80,144 (69,276-91,809)	81,253 (70,204-93,040)	747,141 (645,941-860,000)	161,693
Communicable, maternal, neonatal, and nutritional diseases	4,412 (3,922-4,998)	1,524 (1,322-1,729)	178 (130-242)	179 (131-239)	172 (126-233)	130 (99-174)	106 (80-139)	105 (80-136)	108 (82-139)	107 (82-137)	109 (82-142)	113 (85-147)	124 (93-161)	135 (101-175)	164 (123-210)	175 (130-228)	193 (144-250)	227 (170-296)	273 (203-355)	318 (237-414)	367 (273-477)	396 (296-514)	397 (297-516)	3,496 (2,616-4,553)	6,466
HIV/AIDS and sexually transmitted infections	12 (7-19)	4 (1-7)	2 (1-3)	2 (1-3)	0 (0-1)	0 (0-0)	0 (0-1)	2 (1-4)	5 (3-7)	9 (7-12)	14 (10-17)	19 (14-24)	23 (17-29)	28 (21-35)	33 (25-41)	37 (28-46)	42 (32-52)	46 (35-57)	49 (37-61)	51 (38-64)	52 (39-65)	52 (39-65)	52 (39-65)	52 (39-65)	1,000 (750-1,250)	1,270
HIV/AIDS	0 (0-0)	0 (0-0)	0 (0-0)	0 (0-0)	0 (0-0)	0 (0-0)	0 (0-0)	0 (0-1)	1 (0-1)	3 (2-4)	6 (4-8)	9 (6-12)	13 (9-17)	17 (12-22)	22 (16-28)	27 (20-35)	33 (24-42)	38 (28-48)	42 (31-53)	45 (33-57)	47 (35-59)	47 (35-59)	47 (35-59)	47 (35-59)	900 (675-1,125)	947
HIV/AIDS - Drug-susceptible Tuberculosis	0 (0-0)	0 (0-0)	0 (0-1)	0 (0-1)	0 (0-0)	0 (0-1)	0 (0-1)	0 (0-1)	0 (0-1)	0 (0-2)	0 (0-3)	0 (0-4)	0 (0-5)	0 (0-6)	0 (0-8)	0 (0-9)	0 (0-11)	0 (0-12)	0 (0-13)	0 (0-14)	0 (0-15)	0 (0-15)	0 (0-15)	0 (0-15)	0 (0-0)	0 (0-0)	0 (0-0)
HIV/AIDS - Multidrug-resistant Tuberculosis without extensive drug resistance	0 (0-0)	0 (0-0)	0 (0-0)	0 (0-0)	0 (0-0)	0 (0-0)	0 (0-0)	0 (0-0)	0 (0-0)	0 (0-0)	0 (0-0)	0 (0-0)	0 (0-0)	0 (0-0)	0 (0-0)	0 (0-0)	0 (0-0)	0 (0-0)	0 (0-0)	0 (0-0)	0 (0-0)	0 (0-0)	0 (0-0)	0 (0-0)	0 (0-0)	0 (0-0)	0 (0-0)
HIV/AIDS - Extensively drug-resistant Tuberculosis	0 (0-0)	0 (0-0)	0 (0-0)	0 (0-0)	0 (0-0)	0 (0-0)	0 (0-0)	0 (0-0)	0 (0-0)	0 (0-0)	0 (0-0)	0 (0-0)	0 (0-0)	0 (0-0)	0 (0-0)	0 (0-0)	0 (0-0)	0 (0-0)	0 (0-0)	0 (0-0)	0 (0-0)	0 (0-0)	0 (0-0)	0 (0-0)	0 (0-0)	0 (0-0)	0 (0-0)
HIV/AIDS resulting in other diseases	0 (0-0)	0 (0-0)	0 (0-0)	0 (0-0)	0 (0-0)	0 (0-0)	0 (0-0)	0 (0-0)	0 (0-0)	0 (0-0)	0 (0-0)	0 (0-0)	0 (0-0)	0 (0-0)	0 (0-0)	0 (0-0)	0 (0-0)	0 (0-0)	0 (0-0)	0 (0-0)	0 (0-0)	0 (0-0)	0 (0-0)	0 (0-0)	0 (0-0)	0 (0-0)	0 (0-0)
Sexually transmitted infections excluding HIV	12 (7-19)	4 (1-7)	2 (1-3)	2 (1-3)	0 (0-1)	0 (0-0)	0 (0-1)	2 (1-4)	5 (3-7)	9 (7-12)	14 (10-17)	19 (14-24)	23 (17-29)	28 (21-35)	33 (25-41)	37 (28-46)	42 (32-52)	46 (35-57)	49 (37-61)	51 (38-64)	52 (39-65)	52 (39-65)	52 (39-65)	52 (39-65)	1,000 (750-1,250)	1,270
Syphilis	12 (7-19)	4 (1-7)	2 (1-3)	2 (1-3)	0 (0-1)	0 (0-0)	0 (0-1)	2 (1-4)	5 (3-7)	9 (7-12)	14 (10-17)	19 (14-24)	23 (17-29)	28 (21-35)	33 (25-41)	37 (28-46)	42 (32-52)	46 (35-57)	49 (37-61)	51 (38-64)	52 (39-65)	52 (39-65)	52 (39-65)	52 (39-65)	1,000 (750-1,250)	1,270
Chlamydial infection	0 (0-0)	0 (0-0)	0 (0-0)	0 (0-0)	0 (0-0)	0 (0-0)	0 (0-0)	0 (0-0)	0 (0-0)	0 (0-0)	0 (0-0)	0 (0-0)	0 (0-0)	0 (0-0)	0 (0-0)	0 (0-0)	0 (0-0)	0 (0-0)	0 (0-0)	0 (0-0)	0 (0-0)	0 (0-0)	0 (0-0)	0 (0-0)	0 (0-0)	0 (0-0)	0 (0-0)
Gonococcal infection	0 (0-0)	0 (0-0)	0 (0-0)	0 (0-0)	0 (0-0)	0 (0-0)	0 (0-0)	0 (0-0)	0 (0-0)	0 (0-0)	0 (0-0)	0 (0-0)	0 (0-0)	0 (0-0)	0 (0-0)	0 (0-0)	0 (0-0)	0 (0-0)	0 (0-0)	0 (0-0)	0 (0-0)	0 (0-0)	0 (0-0)	0 (0-0)	0 (0-0)	0 (0-0)	0 (0-0)
Trichomoniasis	0 (0-0)	0 (0-0)	0 (0-0)	0 (0-0)	0 (0-0)	0 (0-0)	0 (0-0)	0 (0-0)	0 (0-0)	0 (0-0)	0 (0-0)	0 (0-0)	0 (0-0)	0 (0-0)	0 (0-0)	0 (0-0)	0 (0-0)	0 (0-0)	0 (0-0)	0 (0-0)	0 (0-0)	0 (0-0)	0 (0-0)	0 (0-0)	0 (0-0)	0 (0-0)	0 (0-0)
Genital herpes	0 (0-0)	0 (0-0)	0 (0-0)	0 (0-0)	0 (0-0)	0 (0-0)	0 (0-0)	0 (0-0)	0 (0-0)	0 (0-0)	0 (0-0)	0 (0-0)	0 (0-0)	0 (0-0)	0 (0-0)	0 (0-0)	0 (0-0)	0 (0-0)	0 (0-0)	0 (0-0)	0 (0-0)	0 (0-0)	0 (0-0)	0 (0-0)	0 (0-0)	0 (0-0)	0 (0-0)
Other sexually transmitted infections	0 (0-0)	0 (0-0)	0 (0-0)	0 (0-0)	0 (0-0)	0 (0-0)	0 (0-0)	0 (0-0)	0 (0-0)	0 (0-0)	0 (0-0)	0 (0-0)	0 (0-0)	0 (0-0)	0 (0-0)	0 (0-0)	0 (0-0)	0 (0-0)	0 (0-0)	0 (0-0)	0 (0-0)	0 (0-0)	0 (0-0)	0 (0-0)	0 (0-0)	0 (0-0)	0 (0-0)
Respiratory infections and tuberculosis	4 (2-5)	2 (1-3)	29 (20-43)	39 (27-55)	39 (27-55)	39 (27-55)	39 (27-55)	39 (27-55)	39 (27-55)	39 (27-55)	39 (27-55)	39 (27-55)	39 (27-55)	39 (27-55)	39 (27-55)	39 (27-55)	39 (27-55)	39 (27-55)	39 (27-55)	39 (27-55)	39 (27-55)	39 (27-55)	39 (27-55)	39 (27-55)	779 (540-1,100)	1,000
Respiratory infections and tuberculosis	4 (2-5)	2 (1-3)	29 (20-43)	39 (27-55)	39 (27-55)	39 (27-55)	39 (27-55)	39 (27-55)	39 (27-55)	39 (27-55)	39 (27-55)	39 (27-55)	39 (27-55)	39 (27-55)	39 (27-55)	39 (27-55)	39 (27-55)	39 (27-55)	39 (27-55)	39 (27-55)	39 (27-55)	39 (27-55)	39 (27-55)	39 (27-55)	779 (540-1,100)	1,000
Tuberculosis	0 (0-0)	0 (0-0)	0 (0-0)	0 (0-0)	0 (0-0)	0 (0-0)	0 (0-0)	0 (0-0)	0 (0-0)	0 (0-0)	0 (0-0)	0 (0-0)	0 (0-0)	0 (0-0)	0 (0-0)	0 (0-0)	0 (0-0)	0 (0-0)	0 (0-0)	0 (0-0)	0 (0-0)	0 (0-0)	0 (0-0)	0 (0-0)	0 (0-0)	0 (0-0)	0 (0-0)
Latent tuberculosis infection	0 (0-0)	0 (0-0)	0 (0-0)	0 (0-0)	0 (0-0)	0 (0-0)	0 (0-0)	0 (0-0)	0 (0-0)	0 (0-0)	0 (0-0)	0 (0-0)	0 (0-0)	0 (0-0)	0 (0-0)	0 (0-0)	0 (0-0)	0 (0-0)	0 (0-0)	0 (0-0)	0 (0-0)	0 (0-0)	0 (0-0)	0 (0-0)	0 (0-0)	0 (0-0)	0 (0-0)
Drug-susceptible tuberculosis	0 (0-0)	0 (0-0)	0 (0-1)	0 (0-1)	0 (0-1)	0 (0-2)	0 (0-3)	0 (0-6)	1 (0-9)	1 (0-12)	2 (0-15)	2 (1-19)	3 (1-23)	3 (1-27)	4 (2-32)	4 (2-36)	5 (3-41)	5 (3-45)	6 (3-49)	6 (3-52)	6 (3-54)	6 (3-55)	6 (3-55)	6 (3-55)	120 (75-170)	127
Multidrug-resistant tuberculosis without extensive drug resistance	0 (0-0)	0 (0-0)	0 (0-0)	0 (0-0)	0 (0-0)	0 (0-0)	0 (0-0)	0 (0-0)	0 (0-0)	0 (0-0)	0 (0-0)	0 (0-0)	0 (0-0)	0 (0-0)	0 (0-0)	0 (0-0)	0 (0-0)	0 (0-0)	0 (0-0)	0 (0-0)	0 (0-0)	0 (0-0)	0 (0-0)	0 (0-0)	0 (0-0)	0 (0-0)	0 (0-0)
Extensively drug-resistant tuberculosis	0 (0-0)	0 (0-0)	0 (0-0)	0 (0-0)	0 (0-0)	0 (0-0)	0 (0-0)	0 (0-0)	0 (0-0)	0 (0-0)	0 (0-0)	0 (0-0)	0 (0-0)	0 (0-0)	0 (0-0)	0 (0-0)	0 (0-0)	0 (0-0)	0 (0-0)	0 (0-0)	0 (0-0)	0 (0-0)	0 (0-0)	0 (0-0)	0 (0-0)	0 (0-0)	0 (0-0)
Lower respiratory infections	4 (2-5)	2 (1-3)	23 (14-35)	14 (7-25)	9 (3-18)	6 (2-13)	6 (2-13)	6 (2-13)	6 (2-13)	6 (2-13)	6 (2-13)	6 (2-13)	6 (2-13)	6 (2-13)	6 (2-13)	6 (2-13)	6 (2-13)	6 (2-13)	6 (2-13)	6 (2-13)	6 (2-13)	6 (2-13)	6 (2-13)	6 (2-13)	120 (75-170)	127
Upper respiratory infections	0 (0-0)	0 (0-0)	0 (0-0)	0 (0-0)	0 (0-0)	0 (0-0)	0 (0-0)	0 (0-0)	0 (0-0)	0 (0-0)	0 (0-0)	0 (0-0)	0 (0-0)	0 (0-0)	0 (0-0)	0 (0-0)	0 (0-0)	0 (0-0)	0 (0-0)	0 (0-0)	0 (0-0)	0 (0-0)	0 (0-0)	0 (0-0)	0 (0-0)	0 (0-0)	0 (0-0)
Otitis media	0 (0-0)	0 (0-0)	1 (0-4)	24 (13-41)	29 (16-46)	33 (19-50)	33 (19-50)	33 (19-50)	33 (19-50)	33 (19-50)	33 (19-50)	33 (19-50)	33 (19-50)	33 (19-50)	33 (19-50)	33 (19-50)	33 (19-50)	33 (19-50)	33 (19-50)	33 (19-50)	33 (19-50)	33 (19-50)	33 (19-50)	33 (19-50)	660 (370-1,100)	1,000
Enteric infections	0 (0-0)	1 (0-2)	20 (13-29)	13 (8-19)	6 (3-9)	4 (2-6)	4 (2-6)	4 (2-6)	4 (2-6)	4 (2-6)	4 (2-6)	4 (2-6)	4 (2-6)	4 (2-6)	4 (2-6)	4 (2-6)	4 (2-6)	4 (2-6)	4 (2-6)	4 (2-6)	4 (2-6)	4 (2-6)	4 (2-6)	4 (2-6)	80 (50-120)	127
Salmonella infections	0 (0-0)	1 (0-2)	20 (13-29)	13 (8-19)	6 (3-9)	4 (2-6)	4 (2-6)	4 (2-6)	4 (2-6)	4 (2-6)	4 (2-6)	4 (2-6)	4 (2-6)	4 (2-6)	4 (2-6)	4 (2-6)	4 (2-6)	4 (2-6)	4 (2-6)	4 (2-6)	4 (2-6)	4 (2-6)	4 (2-6)	4 (2-6)	80 (50-120)	127
Diarrheal diseases	0 (0-0)	1 (0-1)	0 (0-1)	0 (0-0)	0 (0-0)	0 (0-0)	0 (0-0)	0 (0-0)	0 (0-0)	0 (0-0)	0 (0-0)	0 (0-0)	0 (0-0)	0 (0-0)	0 (0-0)	0 (0-0)	0 (0-0)	0 (0-0)	0 (0-0)	0 (0-0)	0 (0-0)	0 (0-0)	0 (0-0)	0 (0-0)	0 (0-0)	0 (0-0)	0 (0-0)
Typhoid and paratyphoid	0 (0-0)	0 (0-0)	0 (0-0)	0 (0-0)	0 (0-0)	0 (0-0)	0 (0-0)	0 (0-0)	0 (0-0)	0 (0-0)	0 (0-0)	0 (0-0)	0 (0-0)	0 (0-0)	0 (0-0)	0 (0-0)	0 (0-0)	0 (0-0)	0 (0-0)	0 (0-0)	0 (0-0)	0 (0-0)	0 (0-0)	0 (0-0)	0 (0-0)	0 (0-0)	0 (0-0)
Typhoid fever	0 (0-0)	0 (0-0)	0 (0-0)	0 (0-0)	0 (0-0)	0 (0-0)	0 (0-0)	0 (0-0)	0 (0-0)	0 (0-0)	0 (0-0)	0 (0-0)	0 (0-0)	0 (0-0)	0 (0-0)	0 (0-0)	0 (0-0)	0 (0-0)	0 (0-0)	0 (0-0)	0 (0-0)	0 (0-0)	0 (0-0)	0 (0-0)	0 (0-0)	0 (0-0)	0 (0-0)
Paratyphoid fever	0 (0-0)	0 (0-0)	0 (0-0)	0 (0-0)	0 (0-0)	0 (0-0)	0 (0-0)	0 (0-0)	0 (0-0)	0 (0-0)	0 (0-0)	0 (0-0)	0 (0-0)	0 (0-0)	0 (0-0)	0 (0-0)	0 (0-0)	0 (0-0)	0 (0-0)	0 (0-0)	0 (0-0)	0 (0-0)	0 (0-0)	0 (0-0)	0 (0-0)	0 (0-0)	0 (0-0)
Invasive Non-typhoidal Salmonella (iNTS)	0 (0-0)	0 (0-0)	0 (0-0)	0 (0-0)	0 (0-0)	0 (0-0)	0 (0-0)	0 (0-0)	0 (0-0)	0 (0-0)	0 (0-0)	0 (0-0)	0 (0-0)	0 (0-0)	0 (0-0)	0 (0-0)	0 (0-0)	0 (0-0)	0 (0-0)	0 (0-0)	0 (0-0)	0 (0-0)	0 (0-0)	0 (0-0)	0 (0-0)	0 (0-0)	0 (0-0)
Other intestinal infectious diseases	0 (0-0)	0 (0-0)	0 (0-0)	0 (0-0)	0 (0-0)	0 (0-0)	0 (0-0)	0 (0-0)	0 (0-0)	0 (0-0)	0 (0-0)	0 (0-0)	0 (0-0)	0 (0-0)	0 (0-0)	0 (0-0)	0 (0-0)	0 (0-0)	0 (0-0)	0 (0-0)	0 (0-0)	0 (0-0)	0 (0-0)	0 (0-0)	0 (0-0)	0 (0-0)	0 (0-0)
Neglected tropical diseases and malaria	0 (0-0)	0 (0-0)	0 (0-1)	2 (0-5)	2 (0-5)	1 (0-3)	1 (0-3)	1 (0-3)	1 (0-3)	1 (0-3)	1 (0-3)	1 (0-3)	1 (0-3)	1 (0-3)	1 (0-3)	1 (0-3)	1 (0-3)	1 (0-3)	1 (0-3)	1 (0-3)	1 (0-3)	1 (0-3)	1 (0-3)	1 (0-3)	20 (10-40)	34
Malaria	0 (0-0)	0 (0-0)	0 (0-0)	0 (0-0)	0 (0-0)	0 (0-0)	0 (0-0)	0 (0-0)	0 (0-0)	0 (0-0)	0 (0-0)	0 (0-0)	0 (0-0)	0 (0-0)	0 (0-0)	0 (0-0)	0 (0-0)	0 (0-0)	0 (0-0)	0 (0-0)	0 (0-0)	0 (0-0)	0 (0-0)	0 (0-0)	0 (0-0)	0 (0-0)	0 (0-0)
Chagas disease	0 (0-0)	0 (0-0)	0 (0-0)	0 (0-0)	0 (0-0)	0 (0-0)	0 (0-0)	0 (0-0)	0 (0-0)	0 (0-0)	0 (0-0)	0 (0-0)	0 (0-0)	0 (0-0)	0 (0-0)	0 (0-0)	0 (0-0)	0 (0-0)	0 (0-0)	0 (0-0)	0 (0-0)	0 (0-0)	0 (0-0)	0 (0-0)	0 (0-0)	0 (0-0)	0 (0-0)
Leishmaniasis	0 (0-0)	0 (0-0)	0 (0-0)	0 (0-0)	0 (0-0)	0 (0-0)	0 (0-0)	0 (0-0)	0 (0-0)	0 (0-0)	0 (0-0)	0 (0-0)	0 (0-0)	0 (0-0)	0 (0-0)	0 (0-0)	0 (0-0)	0 (0-0)	0 (0-0)	0 (0-0)	0 (0-0)	0 (0-0)	0 (0-0)	0 (0-0)	0 (0-0)	0 (0-0)	0 (0-0)
Visceral leishmaniasis	0 (0-0)	0 (0-0)	0 (0-0)	0 (0-0)	0 (0-0)	0 (0-0)	0 (0-0)	0 (0-0)	0 (0-0)	0 (0-0)	0 (0-0)	0 (0-0)	0 (0-0)	0 (0-0)	0 (0-0)	0 (0-0)	0 (0-0)	0 (0-0)	0 (0-0)	0 (0-0)	0 (0-0)	0 (0-0)	0 (0-0)	0 (0-0)	0 (0-0)	0 (0-0)	0 (0-0)
Cutaneous and mucocutaneous leishmaniasis	0 (0-0)	0 (0-0)	0 (0-0)	0 (0-0)	0 (0-0)	0 (0-0)	0 (0-0)	0 (0-0)	0 (0-0)	0 (0-0)	0 (0-0)	0 (0-0)	0 (0-0)	0 (0-0)	0 (0-0)	0 (0-0)	0 (0-0)	0 (0-0)	0 (0-0)	0 (0-0)	0 (0-0)	0 (0-0)	0 (0-0)	0 (0-0)	0 (0-0)	0 (0-0)	0 (0-0)
African trypanosomiasis	0 (0-0)	0 (0-0)	0 (0-0)	0 (0-0)	0 (0-0)	0 (0-0)	0 (0-0)	0 (0-0)	0 (0-0)	0 (0-0)	0 (0-0)	0 (0-0)	0 (0-0)	0 (0-0)	0 (0-0)	0 (0-0)	0 (0-0)	0 (0-0)	0 (0-0)	0 (0-0)	0 (0-0)	0 (0-0)	0 (0-0)	0 (0-0)	0 (0-0)	0 (0-0)	0 (0-0)
Schistosomiasis	0 (0-0)	0 (0-0)	0 (0-0)	0 (0-0)	0 (0-0)	0 (0-0)	0 (0-0)	0 (0-0)	0 (0-0)	0 (0-0)	0 (0-0)	0 (0-0)	0 (0-0)	0 (0-0)	0 (0-0)	0 (0-0)	0 (0-0)	0 (0-0)	0 (0-0)	0 (0-0)	0 (0-0)	0 (0-0)	0 (0-0)	0 (0-0)	0 (0-0)	0 (0-0)	0 (0-0)
Cysticercosis	0 (0-0)	0 (0-0)	0 (0-0)	0 (0-0)	0 (0-0)	0 (0-0)	0 (0-0)	0 (0-0)	0 (0-0)	0 (0-0)	0 (0-0)	0 (0-0)	0 (0-0)	0 (0-0)	0 (0-0)	0 (0-0)	0 (0-0)	0 (0-0)	0 (0-0)	0 (0-0)	0 (0-0)	0 (0-0)	0 (0-0)	0 (0-0)	0 (0-0)	0 (0-0)	0 (0-0)
Cystic echinococcosis	0 (0-0)	0 (0-0)	0 (0-0)	0 (0-0)	0 (0-0)	0 (0-0)	0 (0-0)	0 (0-0)	0 (0-0)	0 (0-0)	0 (0-0)	0 (0-0)	0 (0-0)	0 (0-0)	0 (0-0)	0 (0-0)	0 (0-0)	0 (0-0)	0 (0-0)	0 (0-0)	0 (0-0)	0 (0-0)	0 (0-0)	0 (0-0)	0 (0-0)	0 (0-0)	0 (0-0)
Lymphatic filariasis	0 (0-0)	0 (0-0)	0 (0-0)	0 (0-0)	0 (0-0)	0 (0-0)	0 (0-0)	0 (0-0)	0 (0-0)	0 (0-0)	0 (0-0)	0 (0-0)	0 (0-0)	0 (0-0)	0 (0-0)	0 (0-0)	0 (0-0)	0 (0-0)	0 (0-0)	0 (0-0)	0 (0-0)	0 (0-0)	0 (0-0)	0 (0-0)	0 (0-0)	0 (0-0)	0 (0-0)
Onchocerciasis	0 (0-0)	0 (0-0)	0 (0-0)	0 (0-0)	0 (0-0)	0 (0-0)	0 (0-0)	0 (0-0)	0 (0-0)	0 (0-0)	0 (0-0)	0 (0-0)	0 (0-0)	0 (0-0)	0 (0-0)	0 (0-0)	0 (0-0)	0 (0-0)	0 (0-0)	0 (0-0)	0 (0-0)	0 (0-0)	0 (0-0)	0 (0-0)	0 (0-0)	0 (0-0)	0 (0-0)
Trachoma	0 (0-0)	0 (0-0)	0 (0-0)	0 (0-0)	0 (0-0)	0 (0-0)	0 (0-0)	0 (0-0)	0 (0-0)	0 (0-0)	0 (0-0)	0 (0-0)	0 (0-0)	0 (0-0)	0 (0-0)	0 (0-0)	0 (0-0)	0 (0-0)	0 (0-0)	0 (0-0)	0 (0-0)	0 (0-0)	0 (0-0)	0 (0-0)	0 (0-0)	0 (0-0)	0 (0-0)
Dengue	0 (0-0)	0 (0-0)	0 (0-0)	0 (0-0)	0 (0-0)	0 (0-0)	0 (0-0)	0 (0-0)	0 (0-0)	0 (0-0)	0 (0-0)	0 (0-0)	0 (0-0)	0 (0-0)	0 (0-0)	0 (0-0)	0 (0-0)	0 (0-0)	0 (0-0)	0 (0-0)	0 (0-0)	0 (0-0)	0 (0-0)	0 (0-0)	0 (0-0)	0 (0-0)	0 (0-0)
Yellowfever	0 (0-0)	0 (0-0)	0 (0-0)	0 (0-0)	0 (0-0)	0 (0-0)	0 (0-0)	0 (0-0)	0 (0-0)	0 (0-0)	0 (0-0)	0 (0-0)	0 (0-0)	0 (0-0)	0 (0-0)	0 (0-0)	0 (0-0)	0 (0-0)	0 (0-0)	0 (0-0)	0 (0-0)	0 (0-0)	0 (0-0)	0 (0-0)	0 (0-0)	0 (0-0)	0 (0-0)
Rabies	0 (0-0)	0 (0-0)	0 (0-0)	0 (0-0)	0 (0-0)	0 (0-0)	0 (0-0)	0 (0-0)	0 (0-0)	0 (0-0)	0 (0-0)	0 (0-0)	0 (0-0)	0 (0-0)	0 (0-0)	0 (0-0)	0 (0-0)	0 (0-0)	0 (0-0)	0 (0-0)	0 (0-0)	0 (0-0)	0 (0-0)	0 (0-0)	0 (0-0)	0 (0-0)	0 (0-0)
Intestinal nematode infections	0 (0-0)	0 (0-0)	0 (0-0)	0 (0-0)	0 (0-0)	0 (0-0)	0 (0-0)	0 (0-0)	0 (0-0)	0 (0-0)	0 (0-0)	0 (0-0)	0 (0-0)	0 (0-0)	0 (0-0)	0 (0-0)	0 (0-0)	0 (0-0)	0 (0-0)	0 (0-0)	0 (0-0)	0 (0-0)	0 (0-0)	0 (0-0)	0 (0-0)	0 (0-0)	0 (0-0)
Ascariasis	0 (0-0)	0 (0-0)	0 (0-0)	0 (0-0)	0 (0-0)	0 (0-0)	0 (0-0)	0 (0-0)	0 (0-0)	0 (0-0)	0 (0-0)	0 (0-0)	0 (0-0)	0 (0-0)	0 (0-0)	0 (0-0)	0 (0-0)	0 (0-0)	0 (0-0)	0 (0-0)	0 (0-0)	0 (0-0)	0 (0-0)	0 (0-0)	0 (0-0)	0 (0-0)	0 (0-0)
Trichuriasis	0 (0-0)	0 (0-0)	0 (0-0)	0 (0-0)	0 (0-0)	0 (0-0)	0 (0-0)	0 (0-0)	0 (0-0)	0 (0-0)	0 (0-0)	0 (0-0)	0 (0-0)	0 (0-0)	0 (0-0)	0 (0-0)	0 (0-0)	0 (0-0)	0 (0-0)	0 (0-0)	0 (0-0)	0 (0-0)	0 (0-0)	0 (0-0)	0 (0-0)	0 (0-0)	0 (0-0)
Hookworm disease	0 (0-0)	0 (0-0)	0 (0-0)	0 (0-0)	0 (0-0)	0 (0-0)	0 (0-0)	0 (0-0)	0 (0-0)	0 (0-0)	0 (0-0)	0 (0-0)	0 (0-0)	0 (0-0)	0 (0-0)	0 (0-0)	0 (0-0)	0 (0-0)	0 (0-0)	0 (0-0)	0 (0-0)	0 (0-0)	0 (0-0)	0 (0-0)	0 (0-0)	0 (0-0)	0 (0-0)
Food-borne trematodiases	0 (0-0)	0 (0-0)	0 (0-0)	0 (0-0)	0 (0-0)	0 (0-0)	0 (0-0)	0 (0-0)	0 (0-0)	0 (0-0)	0 (0-0)	0 (0-0)	0 (0-0)	0 (0-0)	0 (0-0)	0 (0-0)	0 (0-0)	0 (0-0)	0 (0-0)	0 (0-0)	0 (0-0)	0 (0-0)	0 (0-0)	0 (0-0)	0 (0-0)	0 (0-0)	0 (0-0)
Leprosy	0 (0-0)	0 (0-0)	0 (0-0)	0 (0-0)	0 (0-0)	0 (0-0)	0 (0-0)	0 (0-0)	0 (0-0)	0 (0-0)	0 (0-0)	0 (0-0)	0 (0-0)	0 (0-0)	0 (0-0)	0 (0-0)	0 (0-0)	0 (0-0)	0 (0-0)	0 (0-0)	0 (0-0)	0 (0-0)	0 (0-0)	0 (0-0)	0 (0-0)	0 (0-0)	0 (0-0)
Ebola	0 (0-0)	0 (0-0)	0 (0-0)	0 (0-0)	0 (0-0)	0 (0-0)	0 (0-0)	0 (0-0)	0 (0-0)	0 (0-0)	0 (0-0)	0 (0-0)	0 (0-0)	0 (0-0)	0 (0-0)	0 (0-0)	0 (0-0)	0 (0-0)	0 (0-0)	0 (0-0)	0 (0-0)	0 (0-0)	0 (0-0)	0 (0-0)	0 (0-0)	0 (0-0)	0 (0-0)
Zika virus	0 (0-0)	0 (0-0)	0 (0-0)	0 (0-0)	0 (0-0)	0 (0-0)	0 (0-0)	0 (0-0)	0 (0-0)	0 (0-0)	0 (0-0)	0 (0-0)	0 (0-0)	0 (0-0)	0 (0-0)	0 (0-0)	0 (0-0)	0 (0-0)	0 (0-0)	0 (0-0)	0 (0-0)	0 (0-0)	0 (0-0)	0 (0-0)	0 (0-0)	0 (0-0)	0 (0-0)
Guinea worm disease	0 (0-0)	0 (0-0)	0 (0-0)	0 (0-0)	0 (0-0)	0 (0-0)	0 (0-0)	0 (0-0)	0 (0-0)	0 (0-0)	0 (0-0)	0 (0-0)	0 (0-0)	0 (0-0)	0 (0-0)	0 (0-0)	0 (0-0)	0 (0-0)	0 (0-0)	0 (0-0)	0 (0-0)	0 (0-0)	0 (0-0)	0 (0-0)	0 (0-0)	0 (0-0)	0 (0-0)
Other neglected tropical diseases	0 (0-0)	0 (0-0)	0 (1-2)	2 (1-4)	2 (1-4)	1 (0-3)	1 (0-3)	1 (0-3)	1 (0-3)	1 (0-3)	1 (0-3)	1 (0-3)	1 (0-3)	1 (0-3)	1 (0-3)	1 (0-3)	1 (0-3)	1 (0-3)	1 (0-3)	1 (0-3)	1 (0-3)	1 (0-3)	1 (0-3)	1 (0-3)	20 (10-40)	34
Other infectious diseases	2 (1-3)	0 (0-1)	13 (4-27)	10 (3-22)	5 (2-12)	3 (1-8)	3 (1-8)	3 (1-8)	3 (1-8)	3 (1-8)	3 (1-8)	3 (1-8)	3 (1-8)	3 (1-8)	3 (1-8)	3 (1-8)	3 (1-8)	3 (1-8)	3 (1-8)	3 (1-8)	3 (1-8)	3 (1-8)	3 (1-8)	3 (1-8)	60 (20-120)	127
Meningitis	0.7 (0.5-0.9)	1.9 (1.4-2.4)	6.9 (4.4-10.1)	9.1 (5.9-13.1)	2.9 (2.0-4.3)	2.9 (2.1-3.7)	2.9 (2.1-3.8)	2.9 (2.1-3.8)	2.9 (2.1-3.9)	2.9 (2.1-3.9)	2.9 (2.1-3.9)	2.9 (2.1-3.9)	2.9 (2.1-3.9)	2.9 (2.1-3.9)	2.9 (2.1-3.9)	2.9 (2.1-3.9)	2.9 (2.1-3.9)	2.9 (2.1-3.9)	2.9 (2.1-3.9)	2.9 (2.1-3.9)	2.9 (2.1-3.9)	2.9

Other neoplasms	0-1 (0 to 0.2)	0 (0 to 0)	0-1 (0 to 0.3)	0-4 (0.2 to 0.9)	0-4 (0.3 to 0.9)	0-3 (0.2 to 0.6)	0-4 (0.3 to 0.6)	0-3 (0.2 to 0.5)	0-7 (0 to 1.1)	1 (0.6 to 1.4)	1-3 (0.6 to 1.9)	1-6 (1.2 to 2.2)	2-5 (1.6 to 3.7)	4-9 (2.3 to 4.4)	6-8 (4.5 to 12.3)	13-1 (9.4 to 19.3)	21-6 (16.1 to 28)	32-7 (25 to 47)	32-3 (24.6 to 44.6)	34-1 (25.4 to 49)	29-3 (19.1 to 34.9)	12-3 (8.4 to 16.3)	2-8 (1.6 to 3.4)	198
Medulloblastoma, medulloblastoma, and other hemangioblastic, ependymal and choroid plexus neoplasms	0-1 (0 to 0.2)	0-2 (0 to 0)	0-4 (0 to 0.9)	0-4 (0 to 0.9)	0-4 (0.2 to 0.9)	0-3 (0.2 to 0.6)	0-4 (0.2 to 0.6)	0-3 (0.2 to 0.5)	0-7 (0 to 1.1)	1 (0.6 to 1.4)	1-3 (0.6 to 1.9)	1-6 (1.2 to 2.2)	2-5 (1.6 to 3.7)	4-9 (2.3 to 4.4)	6-8 (4.5 to 12.3)	13-1 (9.4 to 19.3)	21-6 (16.1 to 28)	32-7 (25 to 47)	32-3 (24.6 to 44.6)	34-1 (25.4 to 49)	29-3 (19.1 to 34.9)	12-3 (8.4 to 16.3)	2-8 (1.6 to 3.4)	198
Meningioma and in situ intracranial neoplasms	0 (0 to 0)	0 (0 to 0)	0 (0 to 0)	0 (0 to 0)	0 (0 to 0)	0 (0 to 0)	0 (0 to 0)	0 (0 to 0)	0 (0 to 0)	0 (0 to 0)	0 (0 to 0)	0 (0 to 0)	0 (0 to 0)	0 (0 to 0)	0 (0 to 0)	0 (0 to 0)	0 (0 to 0)	0 (0 to 0)	0 (0 to 0)	0 (0 to 0)	0 (0 to 0)	0 (0 to 0)	0 (0 to 0)	0 (0 to 0)	0
Meningioma and in situ cerebral and uterine neoplasms	0 (0 to 0)	0 (0 to 0)	0 (0 to 0)	0 (0 to 0)	0 (0 to 0)	0 (0 to 0)	0 (0 to 0)	0 (0 to 0)	0 (0 to 0)	0 (0 to 0)	0 (0 to 0)	0 (0 to 0)	0 (0 to 0)	0 (0 to 0)	0 (0 to 0)	0 (0 to 0)	0 (0 to 0)	0 (0 to 0)	0 (0 to 0)	0 (0 to 0)	0 (0 to 0)	0 (0 to 0)	0 (0 to 0)	0
Other benign and in situ neoplasms	0 (0 to 0)	0 (0 to 0)	0 (0 to 0)	0 (0 to 0)	0 (0 to 0)	0 (0 to 0)	0 (0 to 0)	0 (0 to 0)	0 (0 to 0)	0 (0 to 0)	0 (0 to 0)	0 (0 to 0)	0 (0 to 0)	0 (0 to 0)	0 (0 to 0)	0 (0 to 0)	0 (0 to 0)	0 (0 to 0)	0 (0 to 0)	0 (0 to 0)	0 (0 to 0)	0 (0 to 0)	0 (0 to 0)	0
Cardiovascular diseases	1-5 (1.1 to 2)	2-6 (1.6 to 2.1)	7-15 (4.6 to 15.7)	8-5 (7.6 to 10)	7-6 (6.2 to 9.2)	14-3 (11.6 to 17.1)	26-1 (19.5 to 28.2)	28-6 (21.7 to 43.9)	87-9 (72.9 to 104)	141 (119.2 to 166)	203 (175.9 to 244)	320 (259.5 to 389)	320 (270.5 to 374)	446 (370.5 to 536)	656 (543.6 to 788)	1,072 (905.5 to 1,293)	1,198 (1,020.5 to 1,390)	1,520 (1,320.5 to 1,760)	2,222 (1,790.5 to 2,650)	1,846 (1,540.5 to 2,205)	2,300 (2,020.5 to 2,600)	1,858 (1,585.5 to 2,130)	1,100 (901.5 to 1,300)	227 (184.5 to 272)	15,200
Rheumatic heart disease	0 (0 to 0)	0 (0 to 0)	0 (0 to 0.4)	0 (0 to 0.3)	0 (0 to 0.3)	0 (0 to 0.3)	0 (0 to 0.3)	0 (0 to 0.3)	1-1 (0 to 1.5)	1-6 (1 to 2.1)	2-1 (1.1 to 3.4)	3 (2.1 to 4.3)	4-1 (2.7 to 5.9)	5-1 (3.4 to 7.2)	8-6 (6 to 12.2)	9-2 (6.7 to 13.1)	13-1 (9.7 to 17.7)	17-4 (13.9 to 22.6)	19-6 (13.9 to 26.1)	20 (14.7 to 27.3)	14-2 (10.6 to 18.7)	7-3 (5.3 to 9.4)	1-3 (0.9 to 2.4)	129
Ischemic heart disease	0 (0 to 0)	0 (0 to 0)	0 (0 to 0)	0 (0 to 0)	1-5 (0.8 to 2.3)	4-9 (3.4 to 6.7)	22-9 (16.1 to 30.4)	55-9 (43.1 to 71.2)	97-2 (81.3 to 116)	161 (139.1 to 189)	238 (198.9 to 287)	342 (279.1 to 418)	402 (334.1 to 478)	711 (597.6 to 843)	668 (562.1 to 793)	711 (597.6 to 843)	668 (562.1 to 793)	1,103 (1,000.1 to 1,200)	967 (861.1 to 1,080)	1,120 (1,000.1 to 1,230)	872 (732.1 to 1,010)	515 (419.1 to 607)	159 (128.1 to 196)	7,920
Stroke	0-1 (0 to 0.2)	0-2 (0 to 0.1)	0-9 (0.4 to 1.4)	1-4 (1 to 2)	2-8 (2.1 to 4)	5-7 (4.2 to 7.4)	7-8 (5.5 to 10.1)	12-6 (9.4 to 16.3)	29-5 (19.4 to 31.4)	33-8 (27.4 to 40.1)	51-2 (39.9 to 62.5)	69-9 (55.1 to 84.9)	90-9 (69.7 to 116)	118 (91.3 to 158)	156 (120.3 to 204)	193 (149.3 to 254)	297 (232.3 to 342)	397 (312.3 to 486)	459 (377.3 to 533)	575 (489.3 to 664)	492 (394.3 to 592)	310 (240.3 to 373)	99.3 (73.3 to 120)	3,390
Ischemic stroke	0 (0 to 0.1)	0-2 (0.1 to 0.4)	0-2 (0.1 to 0.6)	0-7 (0.3 to 1.2)	1-6 (0.6 to 2.6)	3-5 (1.9 to 4.9)	3-9 (2.2 to 5.3)	6-3 (3.7 to 8.5)	15 (9.7 to 14.1)	32 (26.7 to 38.1)	49 (39.7 to 59.1)	72 (59.7 to 86.1)	89 (73.7 to 106)	124 (103.7 to 149)	169 (141.7 to 202)	204 (171.7 to 244)	268 (232.7 to 302)	374 (338.7 to 408)	419 (382.7 to 456)	372 (336.7 to 407)	242 (206.7 to 277)	77.2 (58.2 to 96.2)	1,910
Intracerebral hemorrhage	0 (0 to 0)	0 (0 to 0)	0 (0 to 0.2)	0 (0 to 0.1)	0 (0 to 0.1)	0 (0 to 0.1)	0-1 (0 to 0.4)	0-2 (0 to 0.4)	0-3 (0 to 0.4)	0-5 (0 to 0.6)	0-7 (0 to 0.8)	1-1 (0.2 to 1.2)	1-3 (0.4 to 1.4)	1-6 (0.7 to 1.8)	2-1 (1 to 2.4)	2-5 (1.4 to 3.1)	3-2 (1.9 to 4.1)	4-2 (2.9 to 5.3)	4-9 (3.9 to 6.1)	5-3 (4.3 to 6.5)	3-6 (2.6 to 4.7)	1-3 (0.7 to 1.8)	0-5 (0.2 to 0.7)	45
Subarachnoid hemorrhage	0 (0 to 0.1)	0 (0 to 0)	0-1 (0.2 to 0.7)	0-2 (0.3 to 0.8)	0-3 (0.4 to 0.9)	0-4 (1.1 to 2.1)	1-3 (2.5 to 3)	2-3 (2.7 to 3.7)	4-3 (3.2 to 5.4)	6-3 (4.9 to 7.5)	8-3 (6.9 to 9.7)	11-3 (9.1 to 12.7)	14-3 (11.9 to 16.7)	19-3 (16.9 to 21.7)	24-3 (21.9 to 26.7)	29-3 (26.9 to 31.7)	34-3 (31.9 to 36.7)	39-3 (36.9 to 41.7)	44-3 (41.9 to 46.7)	49-3 (46.9 to 51.7)	54-3 (51.9 to 56.7)	59-3 (56.9 to 61.7)	64-3 (61.9 to 66.7)	532
Hypertensive heart disease	0 (0 to 0)	0 (0 to 0)	0 (0 to 0)	0 (0 to 0)	0 (0 to 0)	0 (0 to 0)	0 (0 to 0.2)	0-2 (0 to 0.4)	0-3 (0 to 0.6)	0-5 (0 to 0.8)	0-6 (0 to 1.1)	0-9 (0 to 1.5)	1-2 (0 to 1.9)	1-6 (0 to 2.4)	2-1 (0 to 3.1)	2-6 (0 to 3.7)	3-2 (0 to 4.5)	3-9 (0 to 5.3)	4-6 (0 to 6.2)	5-2 (0 to 7.1)	5-8 (0 to 8.1)	6-4 (0 to 9.1)	7-1 (0 to 10.1)	332
Non-rheumatic valvular heart disease	0 (0 to 0)	0 (0 to 0)	0 (0 to 0)	0 (0 to 0)	0 (0 to 0)	0 (0 to 0)	0 (0 to 0)	0 (0 to 0)	0 (0 to 0)	0 (0 to 0)	0 (0 to 0)	0 (0 to 0)	0 (0 to 0)	0 (0 to 0)	0 (0 to 0)	0 (0 to 0)	0 (0 to 0)	0 (0 to 0)	0 (0 to 0)	0 (0 to 0)	0 (0 to 0)	0 (0 to 0)	0 (0 to 0)	0
Non-rheumatic aortic valve disease	0 (0 to 0)	0 (0 to 0)	0 (0 to 0)	0 (0 to 0)	0 (0 to 0)	0 (0 to 0)	0 (0 to 0)	0 (0 to 0)	0 (0 to 0)	0 (0 to 0)	0 (0 to 0)	0 (0 to 0)	0 (0 to 0)	0 (0 to 0)	0 (0 to 0)	0 (0 to 0)	0 (0 to 0)	0 (0 to 0)	0 (0 to 0)	0 (0 to 0)	0 (0 to 0)	0 (0 to 0)	0 (0 to 0)	0
Non-rheumatic degenerative mitral valve disease	0 (0 to 0)	0 (0 to 0)	0 (0 to 0)	0 (0 to 0)	0 (0 to 0)	0 (0 to 0)	0 (0 to 0)	0 (0 to 0)	0 (0 to 0)	0 (0 to 0)	0 (0 to 0)	0 (0 to 0)	0 (0 to 0)	0 (0 to 0)	0 (0 to 0)	0 (0 to 0)	0 (0 to 0)	0 (0 to 0)	0 (0 to 0)	0 (0 to 0)	0 (0 to 0)	0 (0 to 0)	0 (0 to 0)	0
Other non-rheumatic valve diseases	0 (0 to 0)	0 (0 to 0)	0 (0 to 0)	0 (0 to 0)	0 (0 to 0)	0 (0 to 0)	0 (0 to 0)	0 (0 to 0)	0 (0 to 0)	0 (0 to 0)	0 (0 to 0)	0 (0 to 0)	0 (0 to 0)	0 (0 to 0)	0 (0 to 0)	0 (0 to 0)	0 (0 to 0)	0 (0 to 0)	0 (0 to 0)	0 (0 to 0)	0 (0 to 0)	0 (0 to 0)	0 (0 to 0)	0
Cardiomyopathy and myocarditis	0-4 (0.4 to 0.9)	1-1 (0.9 to 1.1)	2-7 (2.9 to 5.7)	3-5 (3.1 to 4.6)	2-6 (2.4 to 4.6)	3-7 (3.2 to 5.2)	6-2 (5.2 to 8.1)	10-1 (7.6 to 12.8)	16 (12.8 to 20.1)	23 (17.8 to 28.1)	31 (25.8 to 36.1)	39 (32.8 to 44.1)	46 (39.8 to 52.1)	53 (46.8 to 59.1)	60 (53.8 to 66.1)	67 (60.8 to 73.1)	74 (67.8 to 80.1)	81 (74.8 to 87.1)	88 (81.8 to 94.1)	95 (88.8 to 101)	102 (95.8 to 108)	109 (102.8 to 115)	116 (109.8 to 122)	1,400
Myocarditis	0 (0 to 0.1)	0 (0 to 0.4)	0 (0 to 0.6)	0 (0 to 0.4)	0 (0 to 0.4)	0 (0 to 0.3)	0 (0 to 0.3)	0 (0 to 0.3)	0 (0 to 0.3)	0 (0 to 0.3)	0 (0 to 0.3)	0 (0 to 0.3)	0 (0 to 0.3)	0 (0 to 0.3)	0 (0 to 0.3)	0 (0 to 0.3)	0 (0 to 0.3)	0 (0 to 0.3)	0 (0 to 0.3)	0 (0 to 0.3)	0 (0 to 0.3)	0 (0 to 0.3)	0 (0 to 0.3)	0 (0 to 0.3)	33
Alcoholic cardiomyopathy	0 (0 to 0)	0 (0 to 0)	0 (0 to 0)	0 (0 to 0)	0 (0 to 0)	0 (0 to 0)	0 (0 to 0)	0 (0 to 0)	0 (0 to 0)	0 (0 to 0)	0 (0 to 0)	0 (0 to 0)	0 (0 to 0)	0 (0 to 0)	0 (0 to 0)	0 (0 to 0)	0 (0 to 0)	0 (0 to 0)	0 (0 to 0)	0 (0 to 0)	0 (0 to 0)	0 (0 to 0)	0 (0 to 0)	0 (0 to 0)	0
Other cardiomyopathy	0-2 (0.2 to 0.6)	0-2 (0.2 to 0.7)	2-6 (2 to 3)	2-8 (2.3 to 3.6)	1-6 (1.1 to 1.8)	2-8 (2.5 to 3.6)	2-6 (2.3 to 3.6)	2-9 (2.6 to 3.8)	3-5 (2.9 to 4.1)	3-9 (3.3 to 4.7)	4-3 (3.7 to 5.1)	4-7 (4.1 to 5.5)	5-1 (4.5 to 6)	5-5 (4.9 to 6.4)	5-9 (5.3 to 6.8)	6-3 (5.7 to 7.2)	6-7 (6.1 to 7.6)	7-1 (6.5 to 8)	7-5 (6.9 to 8.4)	7-9 (7.3 to 8.8)	8-3 (7.7 to 9.2)	8-7 (8.1 to 9.6)	9-1 (8.5 to 10)	239
Atrial fibrillation and flutter	0 (0 to 0)	0 (0 to 0)	0 (0 to 0)	0 (0 to 0)	0 (0 to 0)	0 (0 to 0)	0 (0 to 0)	0 (0 to 0)	0 (0 to 0)	0 (0 to 0)	0 (0 to 0)	0 (0 to 0)	0 (0 to 0)	0 (0 to 0)	0 (0 to 0)	0 (0 to 0)	0 (0 to 0)	0 (0 to 0)	0 (0 to 0)	0 (0 to 0)	0 (0 to 0)	0 (0 to 0)	0 (0 to 0)	0 (0 to 0)	0
Aortic aneurysm	--	--	--	--	--	--	--	--	--	--	--	--	--	--	--	--	--	--	--	--	--	--	--	--
Endocarditis	0 (0 to 0)	0 (0 to 0)	0-3 (0.2 to 0.8)	0-4 (0.2 to 0.9)	0-4 (0.2 to 0.9)	0-6 (0.3 to 1.1)	0-7 (0.3 to 1.2)	1-1 (0.5 to 1.7)	2-1 (0.9 to 2.8)	2-9 (1.3 to 3.7)	3-5 (1.7 to 4.6)	4-3 (2.1 to 5.7)	5-1 (2.5 to 6.6)	6-3 (2.9 to 7.7)	7-5 (3.5 to 8.9)	8-6 (4.1 to 10.2)	9-7 (4.7 to 11.5)	10-8 (5.3 to 12.8)	11-9 (5.9 to 14.1)	13-1 (6.5 to 15.4)	14-2 (7.1 to 16.7)	15-3 (7.7 to 18)	16-4 (8.3 to 19.3)	219
Other cardiovascular and circulatory diseases	0-8 (0.3 to 1.2)	1 (0.5 to 1.5)	2-4 (1.7 to 3.4)	2-5 (1.4 to 3.3)	2-1 (1.4 to 3)	4-3 (3.1 to 5.8)	7-1 (4.9 to 9.7)	8-2 (5.8 to 11.4)	16-8 (11.4 to 22.7)	20-4 (15.1 to 27.2)	23-5 (17.1 to 30.4)	28-6 (21.1 to 37.2)	38-6 (28.1 to 50.2)	41-3 (30.2 to 53.7)	48-6 (35.2 to 63.2)	44-9 (32.2 to 58.4)	40-7 (29.2 to 53.1)	76-3 (54.9 to 99.2)	90-8 (65.1 to 118)	78-9 (56.1 to 102)	77-3 (55.1 to 100)	49-6 (35.1 to 64.5)	28-2 (19.1 to 36.7)	717	
Chronic respiratory diseases	3-6 (2.5 to 4.8)	3-9 (3.1 to 4.8)	7-9 (4.3 to 13.6)	9-3 (4.3 to 15.8)	8-8 (4.6 to 15.1)	10-6 (4.9 to 18.1)	11-1 (5.1 to 19.1)	12-6 (5.8 to 21.6)	13-2 (6.1 to 22.7)	13-5 (6.2 to 23.2)	13-5 (6.2 to 23.2)	13-5 (6.2 to 23.2)	13-5 (6.2 to 23.2)	13-5 (6.2 to 23.2)	13-5 (6.2 to 23.2)	13-5 (6.2 to 23.2)	13-5 (6.2 to 23.2)	13-5 (6.2 to 23.2)	13-5 (6.2 to 23.2)	13-5 (6.2 to 23.2)	13-5 (6.2 to 23.2)	13-5 (6.2 to 23.2)	13-5 (6.2 to 23.2)	294
Chronic obstructive pulmonary disease	0-6 (0.3 to 1.1)	0-9 (0.5 to 1.4)	3-1 (1.6 to 5.1)	3-5 (1.7 to 5.4)	3-4 (1.7 to 5.4)	4-1 (2.1 to 6.5)	7-3 (3.7 to 11.2)	9-3 (4.8 to 14.2)	14-2 (7.3 to 21.7)	19-3 (9.9 to 29.4)	24-7 (12.7 to 37.5)	30-2 (15.6 to 45.9)	39 (20.1 to 59.3)	45-6 (23.5 to 69.3)	52-3 (27 to 79.4)	59 (30.4 to 89.6)	65-7 (33.9 to 99.8)	72-4 (37.3 to 110)	79-1 (40.8 to 120)	85-8 (44.2 to 130)	92-5 (47.7 to 140)	99-2 (51.1 to 151)	106 (54.6 to 161)	5,300
Pneumoconiosis	0 (0 to 0)	0 (0 to 0)	0 (0 to 0)	0 (0 to 0)	0-1 (0 to 0.2)	0-1 (0 to 0.2)	0-1 (0 to 0.2

Congenital birth defects	151 (112 to 209)	77-4 (59-2 to 100)	147 (102 to 209)	83-7 (67-1 to 105)	42-1 (31-9 to 54-7)	44-6 (34-6 to 58-1)	36-9 (28-2 to 48-9)	31-7 (23-8 to 39-9)	32-2 (25-2 to 39-9)	32-9 (25-7 to 41-5)	32-1 (24-3 to 40-2)	28-8 (20-4 to 39-4)	29-5 (19-9 to 37-9)	30-6 (20-2 to 39-4)	29-9 (21-7 to 40-7)	26-9 (19-1 to 36)	19-5 (11-8 to 29-5)	5-9 (3-6 to 8-6)	3-5 (2-2 to 5-4)	2-3 (1-4 to 3-6)	1-2 (0-7 to 1-8)	0-4 (0-3 to 0-7)	0-1 (0-1 to 0-2)		896
Neural tube defects	13-6 (9-9 to 21-2)	6-1 (2-5 to 9-2)	12-6 (7-3 to 21-1)	7-1 (3-9 to 20-7)	1-6 (1-1 to 2-3)	2-4 (1-4 to 2-8)	2 (1-4 to 2-8)	2 (1-4 to 2-7)	2-1 (1-5 to 3)	1-8 (1-2 to 2-6)	1-7 (1-1 to 2-6)	1-3 (0-9 to 1-9)	0-9 (0-4 to 1-4)	0-5 (0-2 to 0-9)	0-4 (0-2 to 0-8)	0-2 (0-1 to 0-5)	0-2 (0-1 to 0-5)	0-1 (0-0 to 0-3)	0-1 (0-0 to 0-2)	0-0 (0-0 to 0-1)	0-0 (0-0 to 0-0)	0-0 (0-0 to 0-0)	0-0 (0-0 to 0-0)		62-7
Congenital heart anomalies	24-4 (20-4 to 32-4)	10-4 (8-1 to 12-5)	20-1 (14-1 to 28-1)	12-6 (7-7 to 21-4)	5-5 (3-3 to 12-5)	5-2 (3-3 to 8-4)	4-6 (2-9 to 7-5)	4-1 (2-6 to 6-4)	3-6 (2-2 to 5-4)	3-5 (2-2 to 5-1)	3-5 (2-2 to 5-1)	3-2 (2-1 to 4-8)	2-6 (1-5 to 4-1)	2-3 (1-3 to 3-7)	2-1 (1-3 to 3-4)	1-6 (0-9 to 2-6)	1-4 (0-8 to 2-3)	0-6 (0-3 to 1-1)	0-4 (0-2 to 0-8)	0-3 (0-2 to 0-6)	0-2 (0-1 to 0-4)	0-1 (0-0 to 0-3)	0-1 (0-0 to 0-2)		238
Orofacial clefts	0 (0 to 0)	0-3 (0-1 to 0-6)	0-6 (0-1 to 1-1)	0-5 (0-2 to 0-9)	0-4 (0-2 to 0-9)	0-4 (0-1 to 0-7)	0-4 (0-1 to 0-7)	0-4 (0-1 to 0-8)	0-5 (0-2 to 0-9)	0-4 (0-2 to 0-8)	0-4 (0-1 to 0-7)	0-4 (0-1 to 0-8)	0-4 (0-1 to 0-8)	0-4 (0-2 to 0-8)	0-4 (0-2 to 0-8)	0-3 (0-2 to 0-7)	0-3 (0-2 to 0-6)	0-2 (0-1 to 0-5)	0-2 (0-1 to 0-4)	0-2 (0-1 to 0-4)	0-1 (0-0 to 0-3)	0-1 (0-0 to 0-2)	0-0 (0-0 to 0-1)		7-1
Down syndrome	6-6 (2-9 to 9-9)	2-3 (1-1 to 3-3)	5-7 (3-4 to 8-2)	4-6 (2-1 to 9-7)	2-3 (2-2 to 4-7)	2-5 (2-0 to 3-5)	2-2 (2-2 to 4-5)	2-7 (1-9 to 3-7)	2-3 (1-5 to 4)	2-6 (2-2 to 4-4)	2-2 (1-5 to 4-2)	4-7 (2-4 to 9-2)	4-9 (2-4 to 9-9)	2-7 (1-4 to 5)	4-5 (2-1 to 9-7)	3-7 (1-7 to 7)	4-5 (2-3 to 10-2)	1-1 (0-6 to 1-9)	1-1 (0-6 to 2-1)	0-5 (0-3 to 1-2)	0-3 (0-2 to 0-6)	0-2 (0-1 to 0-4)	0-1 (0-0 to 0-2)		105
Turner syndrome	0 (0 to 0)	0 (0 to 0)	0 (0 to 0-1)	0-1 (0 to 0-2)	0-1 (0 to 0-3)	0-1 (0 to 0-3)	0-1 (0 to 0-3)	0-1 (0 to 0-3)	0-1 (0 to 0-3)	0-1 (0 to 0-3)	0-1 (0 to 0-3)	0-1 (0 to 0-3)	0-1 (0 to 0-3)	0-1 (0 to 0-3)	0-1 (0 to 0-3)	0 (0 to 0-1)	0 (0 to 0-1)	0 (0 to 0)	0 (0 to 0)	0 (0 to 0)	0 (0 to 0)	0 (0 to 0)	0 (0 to 0)		1-3
Klinefelter syndrome	0 (0 to 0)	0 (0 to 0)	0 (0 to 0)	0 (0 to 0)	0 (0 to 0-1)	0 (0 to 0)	0 (0 to 0)	0 (0 to 0)	0 (0 to 0-1)	0 (0 to 0-1)	0 (0 to 0-1)	0 (0 to 0-1)	0 (0 to 0-1)	0 (0 to 0-1)	0 (0 to 0-1)	0 (0 to 0-1)	0 (0 to 0-1)	0 (0 to 0)	0 (0 to 0)	0 (0 to 0)	0 (0 to 0)	0 (0 to 0)	0 (0 to 0)		0-3
Other chromosomal abnormalities	13-6 (7-9 to 23)	9-3 (5-4 to 13-2)	17-9 (11-3 to 29-2)	8-3 (5-6 to 11-5)	5-4 (3-6 to 7-4)	5-2 (3-4 to 7-3)	4-5 (2-3 to 6-3)	4-1 (2-6 to 5-7)	4 (2-7 to 5-7)	4-2 (2-6 to 6)	3-6 (2-2 to 5-6)	3-1 (2-0 to 4-5)	3-1 (1-9 to 4-5)	2-5 (1-6 to 3-5)	1-2 (1-0 to 2-9)	0-9 (0-5 to 1-4)	0-7 (0-4 to 1-2)	0-3 (0-2 to 0-6)	0-2 (0-1 to 0-4)	0-2 (0-1 to 0-3)	0-1 (0-0 to 0-2)	0-1 (0-0 to 0-2)	0-0 (0-0 to 0-1)		92-5
Congenital musculoskeletal and limb anomalies	9-9 (7-7 to 9-1)	2 (1-3 to 2-9)	14 (9-6 to 21-4)	10 (10-1 to 26-3)	11-9 (7-1 to 19-2)	12 (9-1 to 14-2)	9-4 (6-1 to 12-2)	7 (4-7 to 10-2)	7-4 (4-7 to 11)	6-9 (5-1 to 12-1)	7-5 (4-6 to 11-3)	6-3 (4-3 to 9-6)	7-1 (4-4 to 10-7)	7-3 (4-5 to 11-2)	7-3 (4-5 to 11-3)	5-8 (3-9 to 9-6)	4-6 (2-9 to 8-1)	2-3 (1-4 to 3-1)	1-8 (1-0 to 2-8)	1-2 (0-6 to 1-7)	0-8 (0-4 to 1-2)	0-4 (0-2 to 0-7)	0-1 (0-1 to 0-2)		147
Limb anomalies	7-5 (3-5 to 18-2)	1-6 (0-8 to 3-7)	2-9 (1-7 to 5-4)	2 (1-1 to 3-2)	1-4 (0-6 to 3-1)	1 (0-6 to 1-5)	0-6 (0-3 to 1-3)	0-5 (0-2 to 0-9)	0-5 (0-3 to 0-9)	0-5 (0-2 to 0-9)	0-4 (0-2 to 0-8)	0-3 (0-2 to 0-6)	0-3 (0-2 to 0-6)	0-2 (0-2 to 0-5)	0-2 (0-2 to 0-5)	0-1 (0-1 to 0-3)	0-1 (0-1 to 0-2)	0 (0-0 to 0-1)	0 (0-0 to 0-1)	0 (0-0 to 0-1)	0 (0-0 to 0-1)	0 (0-0 to 0-1)	0 (0-0 to 0-1)		19-6
Urogenital congenital anomalies	7-6 (3-8 to 18-2)	3-4 (1-8 to 6-7)	5-9 (3-4 to 9-7)	3-4 (1-7 to 6-4)	2-5 (1-3 to 5-2)	2-1 (0-9 to 4-1)	1-4 (0-6 to 3-1)	1-5 (0-8 to 3-6)	1-5 (0-8 to 3-6)	1-5 (0-8 to 3-5)	1-4 (0-7 to 3-4)	1-3 (0-6 to 3-1)	1-2 (0-6 to 3-1)	1-2 (0-6 to 3-2)	1-2 (0-6 to 3-2)	0-9 (0-5 to 2-1)	0-7 (0-4 to 1-8)	0-3 (0-2 to 0-8)	0-2 (0-1 to 0-6)	0-2 (0-1 to 0-5)	0-1 (0-0 to 0-4)	0-1 (0-0 to 0-3)	0-1 (0-0 to 0-2)		19-6
Digestive congenital anomalies	13-4 (10-4 to 21-9)	5-8 (4-2 to 13-8)	13-6 (7-2 to 22-4)	7-4 (4-5 to 16)	5-3 (2-9 to 13-7)	5-2 (3-1 to 8-2)	4-3 (2-5 to 6-4)	3-8 (2-1 to 6-1)	3-7 (2-1 to 6)	3-6 (2-2 to 5-4)	3-4 (2-1 to 5-1)	3-2 (1-9 to 5-1)	3-1 (1-8 to 5-1)	2-7 (1-6 to 4-5)	2-6 (1-5 to 4-5)	2-2 (1-3 to 3-8)	1-8 (1-1 to 3-1)	0-8 (0-5 to 1-4)	0-6 (0-3 to 1-1)	0-5 (0-3 to 0-9)	0-3 (0-2 to 0-6)	0-2 (0-1 to 0-5)	0-1 (0-0 to 0-3)		55-2
Other congenital birth defects	49-7 (28-2 to 69-9)	23-1 (9-5 to 39-9)	20-1 (7-6 to 41-9)	12-6 (4-9 to 31-7)	7-7 (3-1 to 19-7)	9-3 (4-9 to 11-5)	7-2 (3-6 to 9-6)	6-4 (3-2 to 8-4)	6-3 (3-2 to 7)	5-6 (2-8 to 7-4)	5-2 (2-6 to 7-2)	4-7 (2-3 to 6-3)	4-7 (2-3 to 6-3)	3-8 (2-0 to 5-2)	3-8 (2-2 to 5-4)	3-2 (1-8 to 4-2)	2-6 (1-4 to 3-1)	1-2 (0-6 to 1-6)	0-9 (0-4 to 2-2)	0-8 (0-3 to 1-9)	0-5 (0-2 to 1-1)	0-3 (0-1 to 0-6)	0-2 (0-1 to 0-4)		166
Urinary diseases and male infertility	5-1 (2-1 to 9-2)	0-3 (0-1 to 0-9)	1-6 (0-9 to 1-6)	1-1 (0-6 to 1-4)	1-1 (0-7 to 1-3)	1-1 (0-3 to 2-2)	1-2 (0-3 to 2-3)	4-1 (2-5 to 7-2)	7-1 (4-3 to 11-9)	9-3 (5-9 to 15-3)	10-4 (6-8 to 16-8)	10-6 (6-7 to 17)	11-5 (6-7 to 19)	9-7 (5-7 to 14-6)	11-5 (6-7 to 19)	9-6 (5-4 to 15-3)	7-8 (4-1 to 12-9)	3-6 (2-1 to 5-7)	2-5 (1-4 to 3-9)	1-7 (0-9 to 2-6)	1-2 (0-6 to 1-8)	0-6 (0-3 to 0-9)	0-4 (0-2 to 0-6)		102
Urolithiasis	0 (0 to 0)	0 (0 to 0)	0 (0 to 0)	0 (0 to 0-1)	0-1 (0-1 to 0-2)	0-1 (0-1 to 0-2)	0-2 (0-1 to 0-3)	0-2 (0-2 to 0-3)	0-2 (0-1 to 0-3)	0-2 (0-2 to 0-3)	0-2 (0-1 to 0-3)	0-2 (0-1 to 0-3)	0-2 (0-1 to 0-3)	0-2 (0-1 to 0-3)	0-2 (0-1 to 0-3)	0-2 (0-1 to 0-3)	0-2 (0-1 to 0-3)	0-2 (0-1 to 0-3)	0-2 (0-1 to 0-3)	0-2 (0-1 to 0-3)	0-1 (0-1 to 0-2)	0-1 (0-0 to 0-2)	0-1 (0-0 to 0-1)		38
Benign prostatic hyperplasia	0 (0 to 0)	0 (0 to 0)	0 (0 to 0)	0 (0 to 0)	0 (0 to 0)	0 (0 to 0)	0 (0 to 0)	0 (0 to 0)	0 (0 to 0)	0 (0 to 0)	0 (0 to 0)	0 (0 to 0)	0 (0 to 0)	0 (0 to 0)	0 (0 to 0)	0 (0 to 0)	0 (0 to 0)	0 (0 to 0)	0 (0 to 0)	0 (0 to 0)	0 (0 to 0)	0 (0 to 0)	0 (0 to 0)		117
Male infertility	0 (0 to 0)	0 (0 to 0)	0 (0 to 0)	0 (0 to 0)	0 (0 to 0)	0 (0 to 0)	0 (0 to 0)	1-9 (0-3 to 4-4)	3 (0-7 to 6-7)	2-9 (0-8 to 6-1)	3-3 (0-9 to 8-1)	2-9 (0-8 to 6-9)	3-3 (0-9 to 7-1)	2-6 (0-6 to 6)	3-1 (0-8 to 7-1)	2-5 (0-6 to 6)	2-1 (0-5 to 5)	0-9 (0-2 to 2-1)	0-6 (0-2 to 1-5)	0-5 (0-1 to 1-2)	0-3 (0-1 to 0-8)	0-2 (0-1 to 0-5)	0-1 (0-0 to 0-3)		13-7
Other urinary diseases	0-1 (0 to 0-1)	0-2 (0-1 to 0-3)	0-3 (0-1 to 0-3)	0-3 (0-2 to 0-5)	0-4 (0-3 to 0-7)	0-4 (0-3 to 0-6)	0-4 (0-2 to 0-6)	0-7 (0-3 to 1)	1-1 (0-5 to 1-6)	1-1 (0-7 to 1-6)	1-1 (0-7 to 1-7)	1-1 (0-7 to 1-7)	1-1 (0-6 to 2-2)	1-9 (1-1 to 2-8)	1-9 (1-1 to 2-8)	1-7 (1-1 to 2-7)	1-4 (1-2 to 2-4)	0-9 (0-6 to 1-4)	0-7 (0-4 to 1-2)	0-6 (0-4 to 1-1)	0-4 (0-2 to 0-8)	0-3 (0-2 to 0-6)	0-2 (0-1 to 0-4)		29-3
Gynecological diseases	0 (0 to 0)	0 (0 to 0)	0 (0 to 0)	0 (0 to 0)	0 (0 to 0)	3 (1-4 to 23-5)	99-5 (46-9 to 145)	192 (102 to 339)	195 (139 to 299)	196 (112 to 342)	192 (96-3 to 350)	191 (94-5 to 368)	190 (91-2 to 373)	179 (81-3 to 332)	181 (84-5 to 342)	132 (54-3 to 261)	83-7 (27-7 to 181)	22-1 (4-9 to 62-6)	8-1 (1-5 to 19-1)	3-3 (0-3 to 7-6)	1-2 (0-2 to 2-6)	0-6 (0-1 to 1-4)	0-3 (0-1 to 0-6)		1,360
Uterine fibroids	0 (0 to 0)	0 (0 to 0)	0 (0 to 0)	0 (0 to 0)	0 (0 to 0)	0 (0 to 0)	0 (0 to 0)	0 (0 to 0)	0 (0 to 0)	0 (0 to 0)	0 (0 to 0)	0 (0 to 0)	0 (0 to 0)	0 (0 to 0)	0 (0 to 0)	0 (0 to 0)	0 (0 to 0)	0 (0 to 0)	0 (0 to 0)	0 (0 to 0)	0 (0 to 0)	0 (0 to 0)	0 (0 to 0)		43-6
Polycystic ovarian syndrome	0 (0 to 0)	0 (0 to 0)	0 (0 to 0)	0 (0 to 0)	0 (0 to 0)	1-2 (0-4 to 3-3)	6-9 (1-7 to 9-5)	7-1 (2-6 to 11-6)	7-3 (2-5 to 11-9)	6-3 (2-3 to 10-3)	6-1 (2-2 to 10-2)	6-1 (2-1 to 10-2)	6-1 (2-1 to 10-2)	5-2 (1-9 to 8-4)	5-2 (1-9 to 8-5)	3-8 (1-3 to 6-3)	3-2 (1-1 to 5-2)	1-4 (0-5 to 2-3)	1-1 (0-4 to 1-8)	0-8 (0-3 to 1-3)	0-5 (0-2 to 0-9)	0-3 (0-1 to 0-5)	0-2 (0-1 to 0-4)		43-9
Female infertility	0 (0 to 0)	0 (0 to 0)	0 (0 to 0)	0 (0 to 0)	0 (0 to 0)	0 (0 to 0)	0-2 (0 to 0-7)	2-2 (0-1 to 7-2)	2-6 (0-9 to 8-1)	3-2 (1-1 to 9-4)	3-5 (1-1 to 9-6)	3 (1-1 to 8-6)	3-1 (1-1 to 8-7)	2-5 (0-9 to 7-2)	2-6 (0-9 to 7-4)	1-8 (0-6 to 5-2)	1-5 (0-5 to 4-3)	0-6 (0-2 to 1-8)	0-5 (0-2 to 1-5)	0-3 (0-1 to 0-9)	0-2 (0-1 to 0-6)	0-2 (0-1 to 0-5)	0-1 (0-0 to 0-3)		11-9
Endometriosis	0 (0 to 0)	0 (0 to 0)	0 (0 to 0)	0 (0 to 0)	0 (0 to 0)	0-4 (0 to 2-4)	4-4 (1-3 to 11-6)	9-4 (4-1 to 17-4)	10-9 (4-6 to 21)	9-2 (3-7 to 19-1)	7-1 (2-6 to 17-3)	5-8 (2-4 to 12-6)	5-2 (2-4 to 11-9)	4-1 (1-6 to 9-3)	4-3 (1-6 to 9-5)	2-5 (0-9 to 5-6)	2-1 (0-8 to 4-5)	0-8 (0-3 to 1-8)	0-6 (0-2 to 1-4)	0-4 (0-2 to 1-1)	0-3 (0-1 to 0-7)	0-2 (0-1 to 0-5)	0-1 (0-0 to 0-3)		9-5
Genital prolapse	0 (0 to 0)	0 (0 to 0)	0 (0 to 0)	0 (0 to 0)	0 (0 to 0)	0 (0 to 0)	0 (0 to 0)	0-2 (0 to 0-7)	0-2 (0-1 to 0-7)	0-6 (0-2 to 1-2)	1-2 (0-4 to 2-4)	1-7 (0-7 to 3-6)	2-1 (0-8 to 4-3)	1-9 (0-7 to 3-9)	2-1 (0-8 to 4-3)	1-6 (0-6 to 3-2)	1-4 (0-6 to 3-2)	0-8 (0-3 to 1-8)	0-6 (0-2 to 1-4)	0-5 (0-2 to 1-2)	0-3 (0-1 to 0-8)	0-2 (0-1 to 0-5)	0-1 (0-0 to 0-3)		29-2
Premenstrual syndrome	0 (0 to 0)	0 (0 to 0)	0 (0 to 0)	0 (0 to 0)	0 (0 to 0)	0 (0 to 0)	0 (0 to 0)	0 (0 to 0)	0 (0 to 0)	0 (0 to 0)	0 (0 to 0)	0 (0 to 0)	0 (0 to 0)	0 (0 to 0)	0 (0 to 0)	0 (0 to 0)	0 (0 to 0)	0 (0 to 0)	0 (0 to 0)	0 (0 to 0)	0 (0 to 0)	0 (0 to 0)	0 (0 to 0)		286
Other gynecological diseases	0 (0 to 0)	0 (0 to 0)	0 (0 to 0)	0 (0 to 0)	0-2 (0-2 to 0-5)	0-3 (0-2 to 0-7)	47-9 (24-2 to 73-1)	101 (57-1 to 159)	132 (76-2 to 205)	152 (82 to 238)	164 (82-4 to 272)	177 (83-4 to 321)	181 (81-9 to 341)	162 (74-2 to 308)	170 (77-4 to 326)	120 (49-4 to 241)	80-4 (28-1 to 186)	19-9 (4-7 to 47-2)	7-2 (1-3 to 17-9)	2-8 (0-6 to 6-9)	1-1 (0-2 to 2-8)	0-5 (0-1 to 1-4)	0-2 (0-1 to 0-6)		898
Hemoglobinopathies and hemolytic anemias	0-1 (0-1 to 0-1)	0-2 (0-1 to 0-3)	1-2 (0-7 to 2-4)	0-4 (0-1 to 0-7)	0-4 (0-2 to 0-8)	1-1 (0-7 to 2-1)	1-7 (1-1 to 2-6)	2-2 (1-3 to 3-6)	2-6 (1-5 to 4-2)	3-1 (1-7 to 5-1)	3-4 (1-7 to 5-8)	4-2 (2-1 to 6-2)	4-2 (2-1 to 6-2)	3-9 (1-9 to 6-3)	3-5 (1-8 to 5-7)	2-5 (1-2 to 4-4)	1-7 (0-8 to 3-2)	0-8 (0-4 to 1-4)	0-5 (0-2 to 0-9)	0-4 (0-2 to 0-7)	0-2 (0-1 to 0-4)	0-2 (0-1 to 0-3)	0-1 (0-0 to 0-2)		87-1
Thalassemias	0 (0 to 0)	0 (0 to 0-1)	0-1 (0 to 0-2)	0-2 (0-1 to 0-4)	0-2 (0-1 to 0-4)	0-2 (0-1 to 0-3)	0-1 (0 to 0-2)	0-1 (0 to 0-1)	0-1 (0 to 0-1)	0-1 (0 to 0-1)	0-1 (0 to 0-1)	0-1 (0 to 0-1)	0-1 (0 to 0-1)	0-1 (0 to 0-1)	0-1 (0 to 0-1)	0-1 (0 to 0-1)	0-1 (0 to 0-1)	0-1 (0 to 0-1)	0-1 (0 to 0-1)	0-1 (0 to 0-1)	0-1 (0 to 0-1)	0-1 (0 to 0-1)	0-1 (0 to 0-1)		1-2
Thalassemias trait	0 (0 to 0-1)	0-2 (0-1 to 0-5)	1-3 (0-2 to 3-4)	1-4 (0-5 to 3-6)	0-9 (0-5 to 1-8)	0-8 (0-5 to 1-7)	0-6 (0-3 to 1-4)	0-7 (0-3 to 1-6)	0-8 (0-3 to 1-9)	0-7 (0-3 to 1-6)	0-7 (0-3 to 1-6)	0-6 (0-3 to 1-5)	0-6 (0-3 to 1-5)	0-5 (0-2 to 1-4)	0-5 (0-2 to 1-3)	0-3 (0-2 to 1-1)	0-3 (0-1 to 0-8)	0-2 (0-1 to 0-5)	0-2 (0-1 to 0-4)	0-1 (0-1 to 0-3)	0-1 (0-1 to 0-2)	0-1 (0-0 to 0-2)	0-1 (0-0 to 0-1)		19-5
Sickle cell disease	0-1 (0 to 0-1)	0-1 (0 to 0-1)	0-2 (0 to 0-3)	0-2 (0-1 to 0-4)	0-2 (0-1 to 0-4)	0-2 (0-1 to 0-3)	0-2 (0 to 0-3)	0-2 (0 to 0-3)	0-2 (0 to 0-3)	0-2 (0 to 0-3)	0-2 (0 to 0-3)	0-2 (0 to 0-3)	0-2 (0 to 0-3)	0-2 (0 to 0-3)	0-2 (0 to 0-3)	0-2 (0 to 0-3)	0-2 (0 to 0-3)	0-2 (0 to 0-3)	0-2 (0 to 0-3)	0-2 (0 to 0-3)	0-2 (0 to 0-3)	0-2 (0 to 0-3)	0-2 (0 to 0-3)		6-6
Sickle cell trait	0 (0 to 0)	0 (0 to 0-1)	0-2 (0 to 0-5)	0-2 (0-1 to 0-6)	0-1 (0-1 to 0-3)	0-2 (0 to 0-3)	0-2 (0 to 0-4)	0-2 (0 to 0-4)	0-2 (0 to 0-4)	0-2 (0 to 0-4)	0-2 (0 to 0-4)	0-2 (0 to 0-4)	0-2 (0 to 0-4)	0-2 (0 to 0-4)	0-2 (0 to 0-4)	0-2 (0 to 0-4)	0-2 (0 to 0-4)	0-2 (0 to 0-4)	0-2 (0 to 0-4)	0-2 (0 to 0-4)	0-2 (0 to 0-4)	0-2 (0 to 0-4)	0-2 (0 to 0-4)		14-2
G6PD deficiency	0 (0 to 0)	0 (0 to 0)	0-2 (0 to 0-5)	0-2 (0 to 0-5)	0-2 (0-1 to 0-4)	0-2 (0-2 to 0-7)	0-4 (0 to 0-7)	0-4 (0 to 0-7)	0-4 (0 to 0-7)	0-4 (0 to 0-7)	0-4 (0 to 0-7)	0-4 (0 to 0-7)	0-4 (0 to 0-7)	0-3 (0 to 0-6)	0-3 (0 to 0-6)	0-3 (0 to 0-6)	0-3 (0 to 0-6)	0-2 (0 to 0-5)	0-2 (0 to 0-4)	0-2 (0 to 0-4)	0-2 (0 to 0-4)	0-2 (0 to 0-4)	0-1 (0 to 0-3)		8-5
G6PD trait	0 (0 to 0)	0 (0 to 0)	0 (0 to 0)	0 (0 to 0)	0 (0 to 0)	0 (0 to 0)	0 (0 to 0)	0 (0 to 0)	0 (0 to 0)	0 (0 to 0)	0 (0 to 0)	0 (0 to 0)	0 (0 to 0)	0 (0 to 0)	0 (0 to 0)	0 (0 to 0)	0 (0 to 0)	0 (0 to 0)	0 (0 to 0)	0 (0 to 0)	0 (0 to 0)	0 (0 to 0)	0 (0 to 0)		0-3
Other hemoglobinopathies and hemolytic anemias	0 (0 to 0)	0 (0 to 0-1)	0-3 (0 to 0-7)	0-3 (0-2 to 2)	0-4 (0-2 to 1-0)	0-4 (0-2 to 1-0)	0-7 (0-3 to 1-7)	0-7 (0-3 to 2-1)	0-8 (0-3 to 2-1)	0-9 (0-4 to 2-4)	1-0 (0-4 to 2-6)	1-0 (0-4 to 2-8)	1-0 (0-4 to 2-7)	0-9 (0-3 to 2-5)	1-0 (0-4 to 2-6)	0-8 (0-3 to 2-3)	0-6 (0-2 to 1-8)	0-3 (0-1 to 0-9)	0-3 (0-1 to 0-8)	0-2 (0-1 to 0-6)	0-2 (0-1 to 0-5)	0-1 (0-0 to 0-4)	0-1 (0-0 to 0-3)		39-7
Endocrine, metabolic, blood, and immune disorders	4-8 (2-7 to 8-1)	1-9 (1-0 to 3-7)	17-9 (12-2 to 29-4)	22-3 (22-4 to 42)	20-9 (21-3 to 42-7)	18-4 (29-6 to 51-4)	15-7 (28-2 to 56-9)	13-7 (22-7 to 49-2)	13-2 (20-1 to 46-7)	12-6 (17-6 to 39)	11-6 (16-1 to 36-1)	11-2 (15-3 to 34-6)	11-1 (14-8 to 34-1)	10-2 (13-7 to 31-4)	10-3 (14-1 to 32-2)	8-6 (11-1 to 26-8)	7-2 (9-2 to 22-6)	3-4 (4-1 to 10-6)	2-5 (2-9 to 7-6)	1-7 (2-1 to 5-4)	1-1 (1-4 to 3-4)	0-6 (0-8 to 2-1)	0-4 (0-5 to 1-3)		1,890
Cleft disorders	0 (0 to 0)	0 (0 to 0)	0 (0 to 0)	0 (0 to 0-1)	0 (0 to 0-1)	0 (0 to 0-1)	0 (0 to 0-1)	0 (0 to 0-1)	0 (0 to 0-1)	0 (0 to 0-1)	0 (0 to 0-1)	0 (0 to 0-1

SR Table 2c: Kinneton upon Hull, City of DALYS by cause and age arous for both sexes with 95% uncertainty intervals, 2019

Cause	Early Neonatal	Late Neonatal	Post Neonatal	1 to 4	5 to 9	10 to 14	15 to 19	20 to 24	25 to 29	30 to 34	35 to 39	40 to 44	45 to 49	50 to 54	55 to 59	60 to 64	65 to 69	70 to 74	75 to 79	80 to 84	85 to 89	90 to 94	95 plus	Total
All causes	556 (443 to 614)	1,098 (966 to 1,274)	1,761 (538 to 594)	1,944 (509 to 602)	1,547 (539 to 1,910)	1,547 (1,179 to 1,836)	2,231 (1,709 to 2,729)	3,237 (1,949 to 2,930)	3,720 (2,400 to 4,110)	3,982 (2,772 to 4,750)	3,240 (1,940 to 4,450)	3,239 (2,130 to 4,730)	3,467 (3,460 to 4,920)	3,467 (4,070 to 5,730)	3,467 (4,800 to 6,940)	3,467 (5,530 to 7,440)	3,467 (6,170 to 8,040)	3,467 (6,540 to 8,310)	3,467 (6,770 to 8,520)	3,467 (7,620 to 9,320)	3,467 (5,770 to 7,100)	3,467 (3,840 to 5,230)	83,320 (68 to 701)
Communicable, maternal, neonatal, and nutritional diseases	556 (330 to 477)	1,098 (123 to 339)	1,761 (134 to 341)	1,944 (64 to 144)	1,547 (53 to 246)	1,547 (77 to 211)	2,231 (60 to 152)	3,237 (107 to 302)	3,720 (120 to 356)	3,982 (149 to 418)	3,240 (114 to 350)	3,239 (122 to 395)	3,467 (152 to 510)	3,467 (189 to 639)	3,467 (243 to 851)	3,467 (297 to 1,060)	3,467 (358 to 1,320)	3,467 (429 to 1,640)	3,467 (513 to 2,040)	3,467 (617 to 2,530)	3,467 (780 to 3,150)	3,467 (1,010 to 4,110)	3,467 (1,300 to 5,440)	4,410
HIV/AIDS and sexually transmitted infections	12.7 (3.7 to 27.9)	4.1 (1.1 to 9.2)	6.2 (2 to 13.6)	0.6 (0.1 to 0.9)	0.4 (0.3 to 0.4)	0.3 (0.3 to 0.4)	0.6 (0.4 to 1)	2.4 (1.7 to 3.4)	3.6 (2.6 to 5.1)	10.3 (7.5 to 13.8)	11.1 (8.1 to 15.2)	10.1 (7.2 to 14)	7.6 (5.7 to 11.1)	8.8 (6.7 to 11.8)	3.7 (4.5 to 7.9)	2.4 (3.7 to 6.6)	1.2 (2.6 to 5.4)	2.4 (1.4 to 3.8)	1.3 (0.8 to 1.9)	0.9 (0.6 to 1.3)	0.2 (0.2 to 0.4)	0.1 (0.1 to 0.1)	97.7
HIV/AIDS	0 (0 to 0)	0 (0 to 0)	0.4 (0.4 to 0.5)	0.4 (0.4 to 0.5)	0.3 (0.3 to 0.3)	0.2 (0.2 to 0.2)	0.5 (0.3 to 0.4)	2.1 (1.6 to 2.7)	3.1 (2.6 to 3.9)	9.1 (7.5 to 11)	9.3 (8.1 to 10.7)	8.2 (6.9 to 9.7)	5.7 (4.3 to 7.7)	7.7 (6.3 to 7.4)	4.1 (3.1 to 5.3)	3.3 (2.4 to 4.4)	2.6 (1.6 to 3.5)	2.6 (1.6 to 4.1)	1.2 (0.5 to 2.2)	0.4 (0.2 to 0.8)	0.1 (0 to 0.1)	0 (0 to 0)	42.6
HIV/AIDS - Drug-susceptible Tuberculosis	0 (0 to 0)	0 (0 to 0)	0 (0 to 0)	0 (0 to 0)	0 (0 to 0)	0 (0 to 0)	0 (0 to 0)	0 (0 to 0)	0 (0 to 0)	0 (0 to 0)	0 (0 to 0)	0 (0 to 0)	0 (0 to 0)	0 (0 to 0)	0 (0 to 0)	0 (0 to 0)	0 (0 to 0)	0 (0 to 0)	0 (0 to 0)	0 (0 to 0)	0 (0 to 0)	0 (0 to 0)	0 (0 to 0)	0
HIV/AIDS - Multidrug-resistant Tuberculosis without extensive dr...	0 (0 to 0)	0 (0 to 0)	0 (0 to 0)	0 (0 to 0)	0 (0 to 0)	0 (0 to 0)	0 (0 to 0)	0 (0 to 0)	0 (0 to 0)	0 (0 to 0)	0 (0 to 0)	0 (0 to 0)	0 (0 to 0)	0 (0 to 0)	0 (0 to 0)	0 (0 to 0)	0 (0 to 0)	0 (0 to 0)	0 (0 to 0)	0 (0 to 0)	0 (0 to 0)	0 (0 to 0)	0 (0 to 0)	0
HIV/AIDS - Extensively drug-resistant Tuberculosis	0 (0 to 0)	0 (0 to 0)	0 (0 to 0)	0 (0 to 0)	0 (0 to 0)	0 (0 to 0)	0 (0 to 0)	0 (0 to 0)	0 (0 to 0)	0 (0 to 0)	0 (0 to 0)	0 (0 to 0)	0 (0 to 0)	0 (0 to 0)	0 (0 to 0)	0 (0 to 0)	0 (0 to 0)	0 (0 to 0)	0 (0 to 0)	0 (0 to 0)	0 (0 to 0)	0 (0 to 0)	0 (0 to 0)	0
HIV/AIDS resulting in other diseases	0 (0 to 0)	0.4 (0.3 to 0.4)	0.3 (0.3 to 0.4)	0.2 (0.2 to 0.3)	0.2 (0.1 to 0.2)	0.2 (0.2 to 0.4)	0.3 (0.2 to 0.4)	0.9 (0.7 to 1.2)	2.1 (1.5 to 2.9)	4.8 (3.6 to 6.3)	5.4 (4.6 to 7)	5.1 (3.4 to 7)	3.1 (2.6 to 4.6)	3.6 (2.6 to 4.6)	2.5 (1.6 to 4.1)	2.4 (1.7 to 3.6)	2.4 (1.4 to 3.9)	1.2 (0.5 to 2.2)	0.4 (0.2 to 0.8)	0.1 (0 to 0.1)	0 (0 to 0.1)	0 (0 to 0)	38.1
Sexually transmitted infections excluding HIV	12.7 (3.7 to 27.9)	4.1 (1.1 to 9.2)	5.7 (1.4 to 13.4)	0.2 (0.1 to 0.5)	0.1 (0.1 to 0.2)	0.1 (0.1 to 0.2)	0.3 (0.2 to 0.7)	0.3 (0.1 to 0.5)	0.5 (0.2 to 0.9)	0.5 (0.2 to 0.9)	0.7 (0.3 to 1.2)	0.8 (0.4 to 1.4)	0.5 (0.2 to 0.9)	0.7 (0.3 to 1.2)	0.5 (0.2 to 0.9)	0.3 (0.1 to 0.6)	0.2 (0.1 to 0.4)	0.2 (0.1 to 0.4)	0.1 (0.1 to 0.2)	0.1 (0 to 0.1)	0 (0 to 0.1)	0 (0 to 0.1)	52.2
Syphilis	12.7 (3.7 to 27.9)	4.1 (1.1 to 9.2)	5.7 (1.4 to 13.4)	0.2 (0.1 to 0.5)	0.1 (0 to 0.2)	0.1 (0 to 0.2)	0.3 (0.1 to 0.6)	0.3 (0.1 to 0.5)	0.5 (0.2 to 0.9)	0.5 (0.2 to 0.9)	0.7 (0.3 to 1.2)	0.8 (0.4 to 1.4)	0.5 (0.2 to 0.9)	0.7 (0.3 to 1.2)	0.5 (0.2 to 0.9)	0.3 (0.1 to 0.6)	0.2 (0.1 to 0.4)	0.2 (0.1 to 0.4)	0.1 (0 to 0.2)	0.1 (0 to 0.1)	0 (0 to 0.1)	0 (0 to 0)	23.8
Chlamydial infection	0 (0 to 0)	0 (0 to 0)	0 (0 to 0)	0 (0 to 0)	0 (0 to 0)	0 (0 to 0)	0 (0 to 0)	0 (0 to 0)	0 (0 to 0)	0 (0 to 0)	0 (0 to 0)	0 (0 to 0)	0 (0 to 0)	0 (0 to 0)	0 (0 to 0)	0 (0 to 0)	0 (0 to 0)	0 (0 to 0)	0 (0 to 0)	0 (0 to 0)	0 (0 to 0)	0 (0 to 0)	0 (0 to 0)	0
Gonococcal infection	0 (0 to 0)	0 (0 to 0)	0 (0 to 0)	0 (0 to 0)	0 (0 to 0)	0 (0 to 0)	0 (0 to 0)	0 (0 to 0)	0 (0 to 0)	0 (0 to 0)	0 (0 to 0)	0 (0 to 0)	0 (0 to 0)	0 (0 to 0)	0 (0 to 0)	0 (0 to 0)	0 (0 to 0)	0 (0 to 0)	0 (0 to 0)	0 (0 to 0)	0 (0 to 0)	0 (0 to 0)	0 (0 to 0)	0
Trichomoniasis	0 (0 to 0)	0 (0 to 0)	0 (0 to 0)	0 (0 to 0)	0 (0 to 0)	0 (0 to 0)	0 (0 to 0)	0 (0 to 0)	0 (0 to 0)	0 (0 to 0)	0 (0 to 0)	0 (0 to 0)	0 (0 to 0)	0 (0 to 0)	0 (0 to 0)	0 (0 to 0)	0 (0 to 0)	0 (0 to 0)	0 (0 to 0)	0 (0 to 0)	0 (0 to 0)	0 (0 to 0)	0 (0 to 0)	0
Genital herpes	0 (0 to 0)	0 (0 to 0)	0 (0 to 0)	0 (0 to 0)	0 (0 to 0)	0 (0 to 0)	0 (0 to 0)	0 (0 to 0)	0 (0 to 0)	0 (0 to 0)	0 (0 to 0)	0 (0 to 0)	0 (0 to 0)	0 (0 to 0)	0 (0 to 0)	0 (0 to 0)	0 (0 to 0)	0 (0 to 0)	0 (0 to 0)	0 (0 to 0)	0 (0 to 0)	0 (0 to 0)	0 (0 to 0)	0
Other sexually transmitted infections	0 (0 to 0)	0 (0 to 0)	0 (0 to 0)	0 (0 to 0)	0 (0 to 0)	0 (0 to 0)	0 (0 to 0)	0 (0 to 0)	0 (0 to 0)	0 (0 to 0)	0 (0 to 0)	0 (0 to 0)	0 (0 to 0)	0 (0 to 0)	0 (0 to 0)	0 (0 to 0)	0 (0 to 0)	0 (0 to 0)	0 (0 to 0)	0 (0 to 0)	0 (0 to 0)	0 (0 to 0)	0 (0 to 0)	0
Respiratory infections and tuberculosis	3.4 (2.4 to 5.9)	3.5 (3 to 5)	20.5 (21.4 to 49.7)	140.3 (92.5 to 92.8)	230.9 (203.5 to 55.3)	230.9 (164.6 to 49.2)	230.9 (141.7 to 39.4)	230.9 (21.5 to 44.3)	230.9 (21.5 to 39.7)	230.9 (20.4 to 39.7)	230.9 (20.4 to 39.7)	230.9 (20.4 to 39.7)	230.9 (41.4 to 69.7)	230.9 (47.2 to 89.6)	230.9 (64.4 to 107)	230.9 (67.6 to 132)	230.9 (77.4 to 144)	230.9 (82.7 to 168)	230.9 (104.5 to 187)	230.9 (139.2 to 277)	230.9 (163.3 to 291)	230.9 (222.9 to 434)	2,410
Tuberculosis	0 (0 to 0)	0 (0 to 0)	0 (0 to 0)	0 (0 to 0)	0 (0 to 0)	0 (0 to 0)	0 (0 to 0)	0.8 (0.6 to 1.2)	1.6 (1.2 to 2.7)	2.3 (1.6 to 3.8)	2.3 (1.5 to 3.5)	1.9 (1.4 to 2.4)	1.9 (1.4 to 2.4)	2.7 (1.9 to 3.5)	2.8 (1.9 to 4)	2.8 (1.8 to 4)	2.8 (1.9 to 4)	2.8 (1.9 to 4)	2.8 (1.9 to 4)	2.8 (1.9 to 4)	2.8 (1.9 to 4)	2.8 (1.9 to 4)	2.8 (1.9 to 4)	34.8
Latent tuberculosis infection	0 (0 to 0)	0 (0 to 0)	0 (0 to 0)	0 (0 to 0)	0 (0 to 0)	0 (0 to 0)	0 (0 to 0)	0 (0 to 0)	0 (0 to 0)	0 (0 to 0)	0 (0 to 0)	0 (0 to 0)	0 (0 to 0)	0 (0 to 0)	0 (0 to 0)	0 (0 to 0)	0 (0 to 0)	0 (0 to 0)	0 (0 to 0)	0 (0 to 0)	0 (0 to 0)	0 (0 to 0)	0 (0 to 0)	0
Drug-susceptible tuberculosis	0 (0 to 0)	0 (0 to 0)	0 (0 to 0)	0 (0 to 0)	0 (0 to 0)	0 (0 to 0)	0 (0 to 0)	0.8 (0.6 to 1.2)	1.6 (1.1 to 2.7)	2.3 (1.5 to 3.7)	2.3 (1.4 to 2.4)	1.9 (1.3 to 2.5)	1.9 (1.4 to 2.4)	2.7 (1.9 to 3.5)	2.8 (1.9 to 3.7)	2.8 (1.9 to 3.7)	2.8 (1.9 to 3.7)	2.8 (1.9 to 3.7)	2.8 (1.9 to 3.7)	2.8 (1.9 to 3.7)	2.8 (1.9 to 3.7)	2.8 (1.9 to 3.7)	2.8 (1.9 to 3.7)	33.9
Multidrug-resistant tuberculosis without extensive drug resistance	0 (0 to 0)	0 (0 to 0)	0 (0 to 0)	0 (0 to 0)	0 (0 to 0)	0 (0 to 0)	0 (0 to 0)	0 (0 to 0)	0 (0 to 0)	0 (0 to 0)	0 (0 to 0)	0 (0 to 0)	0 (0 to 0)	0 (0 to 0)	0 (0 to 0)	0 (0 to 0)	0 (0 to 0)	0 (0 to 0)	0 (0 to 0)	0 (0 to 0)	0 (0 to 0)	0 (0 to 0)	0 (0 to 0)	0.7
Extensively drug-resistant tuberculosis	0 (0 to 0)	0 (0 to 0)	0 (0 to 0)	0 (0 to 0)	0 (0 to 0)	0 (0 to 0)	0 (0 to 0)	0 (0 to 0)	0 (0 to 0)	0 (0 to 0)	0 (0 to 0)	0 (0 to 0)	0 (0 to 0)	0 (0 to 0)	0 (0 to 0)	0 (0 to 0)	0 (0 to 0)	0 (0 to 0)	0 (0 to 0)	0 (0 to 0)	0 (0 to 0)	0 (0 to 0)	0 (0 to 0)	0.2
Lower respiratory infections	4.4 (2.2 to 5.9)	4.4 (3.6 to 6.7)	20.4 (15.6 to 36.9)	16.8 (13.1 to 21)	20.4 (3.4 to 5.5)	2.2 (4.1 to 6.5)	5.5 (2.8 to 6.6)	7.6 (7.1 to 13.1)	17 (12.8 to 22.6)	28.4 (21.1 to 32.1)	32.1 (24.2 to 41.2)	40.8 (30.9 to 45.9)	57.9 (40.1 to 60.1)	79.8 (51.2 to 103)	110 (61.5 to 125)	135 (77.4 to 154)	164 (92.3 to 176)	177 (105 to 206)	209 (109.1 to 237)	226 (96.6 to 260)	220 (96.6 to 260)	201 (97 to 220)	2,080
Upper respiratory infections	0 (0 to 0)	0.3 (0.1 to 0.4)	4.9 (2.8 to 7.6)	20.1 (12.9 to 36.1)	25 (13.8 to 43.7)	17.6 (9.2 to 20.3)	13.4 (7.1 to 24.5)	17.2 (9.2 to 28.9)	20.3 (11.1 to 33.5)	20.3 (11.2 to 34.7)	17.5 (7.5 to 24.1)	13.8 (7.5 to 24.1)	17.5 (7.5 to 24.1)	17.5 (7.5 to 24.1)	17.5 (9.3 to 19.3)	17.5 (9.3 to 19.3)	17.5 (4 to 13)	17.5 (3.5 to 11)	17.5 (2.9 to 6.2)	17.5 (2.9 to 6.2)	17.5 (2.9 to 6.2)	17.5 (2.9 to 6.2)	17.5 (2.9 to 6.2)	242
Otitis media	0 (0 to 0)	1.1 (0.4 to 2.1)	3.1 (2.2 to 11.3)	2.2 (3.2 to 9.9)	2.7 (1.7 to 5.5)	2.7 (1.4 to 4.6)	1.4 (0.5 to 4.6)	3.4 (2.5 to 6.6)	3.4 (1.6 to 7)	3.4 (1.6 to 6.9)	3.4 (1.7 to 6.2)	3.4 (1.5 to 5.6)	3.1 (1.5 to 5.6)	3.5 (1.8 to 6.1)	3.5 (1.7 to 6.6)	3.5 (1.6 to 5.4)	3.5 (1.5 to 6.2)	3.5 (1.5 to 6.2)	3.5 (1.5 to 6.2)	3.5 (1.5 to 6.2)	3.5 (1.5 to 6.2)	3.5 (1.5 to 6.2)	3.5 (1.5 to 6.2)	53.1
Enteric infections	0.4 (0.3 to 0.5)	1.4 (1.1 to 1.8)	5.6 (10.3 to 22.9)	24.2 (14.6 to 38.7)	12.7 (6.7 to 21.3)	7.5 (4.2 to 12.4)	5.2 (2.3 to 9.1)	4.1 (2.6 to 6.4)	7.1 (4.4 to 10.7)	7.2 (4.6 to 10.8)	6 (4 to 8.7)	4.9 (3.2 to 7.1)	4.9 (3.2 to 7.1)	5.2 (3.4 to 7.3)	5.2 (3.4 to 7.3)	5.2 (3.4 to 7.3)	5.4 (3.4 to 7.3)	5.4 (3.4 to 7.3)	5.4 (3.4 to 7.3)	5.4 (3.4 to 7.3)	5.4 (3.4 to 7.3)	5.4 (3.4 to 7.3)	5.4 (3.4 to 7.3)	203
Diarrheal diseases	0.3 (0.3 to 0.3)	1.4 (1.1 to 1.8)	5.6 (10.2 to 22.7)	24.2 (14.6 to 38.6)	12.6 (6.7 to 21.2)	7.5 (4.1 to 12.4)	5.2 (2.3 to 9.1)	4.1 (2.6 to 6.4)	7 (4.3 to 10.7)	7.2 (4.5 to 10.8)	6 (3.9 to 8.7)	4.8 (3.2 to 7)	4.8 (3.2 to 7)	5.2 (3.3 to 7.3)	5.2 (3.3 to 7.3)	5.2 (3.3 to 7.3)	5.4 (3.3 to 7.3)	5.4 (3.3 to 7.3)	5.4 (3.3 to 7.3)	5.4 (3.3 to 7.3)	5.4 (3.3 to 7.3)	5.4 (3.3 to 7.3)	5.4 (3.3 to 7.3)	202
Typhoid and paratyphoid	0 (0 to 0)	0 (0 to 0)	0 (0 to 0)	0 (0 to 0)	0 (0 to 0)	0 (0 to 0)	0 (0 to 0)	0 (0 to 0)	0 (0 to 0)	0 (0 to 0)	0 (0 to 0)	0 (0 to 0)	0 (0 to 0)	0 (0 to 0)	0 (0 to 0)	0 (0 to 0)	0 (0 to 0)	0 (0 to 0)	0 (0 to 0)	0 (0 to 0)	0 (0 to 0)	0 (0 to 0)	0 (0 to 0)	0
Typhoid fever	0 (0 to 0)	0 (0 to 0)	0 (0 to 0)	0 (0 to 0)	0 (0 to 0)	0 (0 to 0)	0 (0 to 0)	0 (0 to 0)	0 (0 to 0)	0 (0 to 0)	0 (0 to 0)	0 (0 to 0)	0 (0 to 0)	0 (0 to 0)	0 (0 to 0)	0 (0 to 0)	0 (0 to 0)	0 (0 to 0)	0 (0 to 0)	0 (0 to 0)	0 (0 to 0)	0 (0 to 0)	0 (0 to 0)	0
Paratyphoid fever	0 (0 to 0)	0 (0 to 0)	0 (0 to 0)	0 (0 to 0)	0 (0 to 0)	0 (0 to 0)	0 (0 to 0)	0 (0 to 0)	0 (0 to 0)	0 (0 to 0)	0 (0 to 0)	0 (0 to 0)	0 (0 to 0)	0 (0 to 0)	0 (0 to 0)	0 (0 to 0)	0 (0 to 0)	0 (0 to 0)	0 (0 to 0)	0 (0 to 0)	0 (0 to 0)	0 (0 to 0)	0 (0 to 0)	0
Invasive Non-typhoidal Salmonella (iNTS)	0 (0 to 0)	0 (0 to 0)	0 (0 to 0)	0 (0 to 0)	0 (0 to 0)	0 (0 to 0)	0 (0 to 0)	0 (0 to 0)	0 (0 to 0)	0 (0 to 0)	0 (0 to 0)	0 (0 to 0)	0 (0 to 0)	0 (0 to 0)	0 (0 to 0)	0 (0 to 0)	0 (0 to 0)	0 (0 to 0)	0 (0 to 0)	0 (0 to 0)	0 (0 to 0)	0 (0 to 0)	0 (0 to 0)	0.9
Other intestinal infectious diseases	0 (0 to 0)	0.1 (0 to 0.1)	0.1 (0 to 0.1)	0.1 (0 to 0.1)	0.1 (0 to 0.1)	0.1 (0 to 0.1)	0.1 (0 to 0.1)	0 (0 to 0.1)	0 (0 to 0.1)	0 (0 to 0.1)	0 (0 to 0.1)	0 (0 to 0.1)	0 (0 to 0.1)	0 (0 to 0.1)	0 (0 to 0.1)	0 (0 to 0.1)	0 (0 to 0.1)	0 (0 to 0.1)	0 (0 to 0.1)	0 (0 to 0.1)	0 (0 to 0.1)	0 (0 to 0.1)	0 (0 to 0.1)	0.6
Neglected tropical diseases and malaria	0 (0 to 0)	0.5 (0.2 to 0.9)	0.8 (0.2 to 2.1)	2.9 (1.5 to 11.2)	3.4 (1.1 to 4)	0.1 (0 to 0.2)	0.5 (0.1 to 1.4)	0.3 (0.1 to 1)	0.5 (0.1 to 1.4)	0.5 (0.1 to 1.5)	0.6 (0.1 to 2)	0.8 (0.1 to 2.3)	0.7 (0.1 to 2)	0.8 (0.1 to 2.1)	0.7 (0.1 to 2.1)	0.8 (0.2 to 2.1)	0.7 (0.2 to 2.1)	0.7 (0.1 to 2.1)	0.2 (0 to 0.5)	0.2 (0 to 0.5)	0.1 (0 to 0.3)	0.1 (0 to 0.1)	0 (0 to 0)	14.2
Malaria	0 (0 to 0)	0 (0 to 0)	0 (0 to 0)	0 (0 to 0)	0 (0 to 0)	0 (0 to 0)	0 (0 to 0)	0 (0 to 0)	0 (0 to 0)	0 (0 to 0)	0 (0 to 0)	0 (0 to 0)	0 (0 to 0)	0 (0 to 0)	0 (0 to 0)	0 (0 to 0)	0 (0 to 0)	0 (0 to 0)	0 (0 to 0)	0 (0 to 0)	0 (0 to 0)	0 (0 to 0)	0 (0 to 0)	0
Chagas disease	0 (0 to 0)	0 (0 to 0)	0 (0 to 0)	0 (0 to 0)	0 (0 to 0)	0 (0 to 0)	0 (0 to 0)	0 (0 to 0)	0 (0 to 0)	0 (0 to 0)	0 (0 to 0)	0 (0 to 0)	0 (0 to 0)	0 (0 to 0)	0 (0 to 0)	0 (0 to 0)	0 (0 to 0)	0 (0 to 0)	0 (0 to 0)	0 (0 to 0)	0 (0 to 0)	0 (0 to 0)	0 (0 to 0)	0
Leishmaniasis	0 (0 to 0)	0 (0 to 0)	0 (0 to 0)	0 (0 to 0)	0 (0 to 0)	0 (0 to 0)	0 (0 to 0)	0 (0 to 0)	0 (0 to 0)	0 (0 to 0)	0 (0 to 0)	0 (0 to 0)	0 (0 to 0)	0 (0 to 0)	0 (0 to 0)	0 (0 to 0)	0 (0 to 0)	0 (0 to 0)	0 (0 to 0)	0 (0 to 0)	0 (0 to 0)	0 (0 to 0)	0 (0 to 0)	0
Visceral leishmaniasis	0 (0 to 0)	0 (0 to 0)	0 (0 to 0)	0 (0 to 0)	0 (0 to 0)	0 (0 to 0)	0 (0 to 0)	0 (0 to 0)	0 (0 to 0)	0 (0 to 0)	0 (0 to 0)	0 (0 to 0)	0 (0 to 0)	0 (0 to 0)	0 (0 to 0)	0 (0 to 0)	0 (0 to 0)	0 (0 to 0)	0 (0 to 0)	0 (0 to 0)	0 (0 to 0)	0 (0 to 0)	0 (0 to 0)	0
Cutaneous and mucocutaneous leishmaniasis	0 (0 to 0)	0 (0 to 0)	0 (0 to 0)	0 (0 to 0)	0 (0 to 0)	0 (0 to 0)	0 (0 to 0)	0 (0 to 0)	0 (0 to 0)	0 (0 to 0)	0 (0 to 0)	0 (0 to 0)	0 (0 to 0)	0 (0 to 0)	0 (0 to 0)	0 (0 to 0)	0 (0 to 0)	0 (0 to 0)	0 (0 to 0)	0 (0 to 0)	0 (0 to 0)	0 (0 to 0)	0 (0 to 0)	0
African trypanosomiasis	0 (0 to 0)	0 (0 to 0)	0 (0 to 0)	0 (0 to 0)	0 (0 to 0)	0 (0 to 0)	0 (0 to 0)	0 (0 to 0)	0 (0 to 0)	0 (0 to 0)	0 (0 to 0)	0 (0 to 0)	0 (0 to 0)	0 (0 to 0)	0 (0 to 0)	0 (0 to 0)	0 (0 to 0)	0 (0 to 0)	0 (0 to 0)	0 (0 to 0)	0 (0 to 0)	0 (0 to 0)	0 (0 to 0)	0
Schistosomiasis	0 (0 to 0)	0 (0 to 0)	0 (0 to 0)	0 (0 to 0)	0 (0 to 0)	0 (0 to 0)	0 (0 to 0)	0 (0 to 0)	0 (0 to 0)	0 (0 to 0)	0 (0 to 0)	0 (0 to 0)	0 (0 to 0)	0 (0 to 0)	0 (0 to 0)	0 (0 to 0)	0 (0 to 0)	0 (0 to 0)	0 (0 to 0)	0 (0 to 0)	0 (0 to 0)	0 (0 to 0)	0 (0 to 0)	0
Cysticercosis	0 (0 to 0)	0 (0 to 0)	0 (0 to 0)	0 (0 to 0)	0 (0 to 0)	0 (0 to 0)	0 (0 to 0)	0 (0 to 0)	0 (0 to 0)	0 (0 to 0)	0 (0 to 0)	0 (0 to 0)	0 (0 to 0)	0 (0 to 0)	0 (0 to 0)	0 (0 to 0)	0 (0 to 0)	0 (0 to 0)	0 (0 to 0)	0 (0 to 0)	0 (0 to 0)	0 (0 to 0)	0 (0 to 0)	0
Cystic echinococcosis	0 (0 to 0)	0 (0 to 0)	0 (0 to 0)	0 (0 to 0)	0 (0 to 0)	0 (0 to 0)	0 (0 to 0)	0 (0 to 0)	0 (0 to 0)	0 (0 to 0)	0 (0 to 0)	0 (0 to 0)	0 (0 to 0)	0 (0 to 0)	0 (0 to 0)	0 (0 to 0)	0 (0 to 0)	0 (0 to 0)	0 (0 to 0)	0 (0 to 0)	0 (0 to 0)	0 (0 to 0)	0 (0 to 0)	0.2
Lymphatic filariasis	0 (0 to 0)	0 (0 to 0)	0 (0 to 0)	0 (0 to 0)	0 (0 to 0)	0 (0 to 0)	0 (0 to 0)	0 (0 to 0)	0 (0 to 0)	0 (0 to 0)	0 (0 to 0)	0 (0 to 0)	0 (0 to 0)	0 (0 to 0)	0 (0 to 0)	0 (0 to 0)	0 (0 to 0)	0 (0 to 0)	0 (0 to 0)	0 (0 to 0)	0 (0 to 0)	0 (0 to 0)	0 (0 to 0)	0
Onchocerciasis	0 (0 to 0)	0 (0 to 0)	0 (0 to 0)	0 (0 to 0)	0 (0 to 0)	0 (0 to 0)	0 (0 to 0)	0 (0 to 0)	0 (0 to 0)	0 (0 to 0)	0 (0 to 0)	0 (0 to 0)	0 (0 to 0)	0 (0 to 0)	0 (0 to 0)	0 (0 to 0)	0 (0 to 0)	0 (0 to 0)	0 (0 to 0)	0 (0 to 0)	0 (0 to 0)	0 (0 to 0)	0 (0 to 0)	0
Trachoma	0 (0 to 0)	0 (0 to 0)	0 (0 to 0)	0 (0 to 0)	0 (0 to 0)	0 (0 to 0)	0 (0 to 0)	0 (0 to 0)	0 (0 to 0)	0 (0 to 0)	0 (0 to 0)	0 (0 to 0)	0 (0 to 0)	0 (0 to 0)	0 (0 to 0)	0 (0 to 0)	0 (0 to 0)	0 (0 to 0)	0 (0 to 0)	0 (0 to 0)	0 (0 to 0)	0 (0 to 0)	0 (0 to 0)	0
Dengue	0 (0 to 0)	0 (0 to 0)	0 (0 to 0)	0 (0 to 0)	0 (0 to 0)	0 (0 to 0)	0 (0 to 0)	0 (0 to 0)	0 (0 to 0)	0 (0 to 0)	0 (0 to 0)	0 (0 to 0)	0 (0 to 0)	0 (0 to 0)	0 (0 to 0)	0 (0 to 0)	0 (0 to 0)	0 (0 to 0)	0 (0 to 0)	0 (0 to 0)	0 (0 to 0)	0 (0 to 0)	0 (0 to 0)	0
Yellow fever	0 (0 to 0)	0 (0 to 0)	0 (0 to 0)	0 (0 to 0)	0 (0 to 0)	0 (0 to 0)	0 (0 to 0)	0 (0 to 0)	0 (0 to 0)	0 (0 to 0)	0 (0 to 0)	0 (0 to 0)	0 (0 to 0)	0 (0 to 0)	0 (0 to 0)	0 (0 to 0)	0 (0 to 0)	0 (0 to 0)	0 (0 to 0)	0 (0 to 0)	0 (0 to 0)	0 (0 to 0)	0 (0 to 0)	0
Rabies	0 (0 to 0)	0 (0 to 0)	0 (0 to 0)	0 (0 to 0)	0 (0 to 0)	0 (0 to 0)	0 (0 to 0)	0 (0 to 0)	0 (0 to 0)	0 (0 to 0)	0 (0 to 0)	0 (0 to 0)	0 (0 to 0)	0 (0 to 0)	0 (0 to 0)	0 (0 to 0)	0 (0 to 0)	0 (0 to 0)	0 (0 to 0)	0 (0 to 0)	0 (0 to 0)	0 (0 to 0)	0 (0 to 0)	0.1
Intestinal nematode infections	0 (0 to 0)	0 (0 to 0)	0 (0 to 0)	0 (0 to 0)	0 (0 to 0)	0 (0 to 0)	0 (0 to 0)	0 (0 to 0)	0 (0 to 0)	0 (0 to 0)	0 (0 to 0)	0 (0 to 0)	0 (0 to 0)	0 (0 to 0)	0 (0 to 0)	0 (0 to 0)	0 (0 to 0)	0 (0 to 0)	0 (0 to 0)	0 (0 to 0)	0 (0 to 0)	0 (0 to 0)	0 (0 to 0)	0
Ascariasis	0 (0 to 0)	0 (0 to 0)	0 (0 to 0)	0 (0 to 0)	0 (0 to 0)	0 (0 to 0)	0 (0 to 0)	0 (0 to 0)	0 (0 to 0)	0 (0 to 0)	0 (0 to 0)	0 (0 to 0)	0 (0 to 0)	0 (0 to 0)	0 (0 to 0)	0 (0 to 0)	0 (0 to 0)	0 (0 to 0)	0 (0 to 0)	0 (0 to 0)	0 (0 to 0)	0 (0 to 0)	0 (0 to 0)	0
Trichuriasis	0 (0 to 0)	0 (0 to 0)	0 (0 to 0)	0 (0 to 0)	0 (0 to 0)	0 (0 to 0)	0 (0 to 0)	0 (0 to 0)	0 (0 to 0)	0 (0 to 0)	0 (0 to 0)	0 (0 to 0)	0 (0 to 0)	0 (0 to 0)	0 (0 to 0)	0 (0 to 0)	0 (0 to 0)	0 (0 to 0)	0 (0 to 0)	0 (0 to 0)	0 (0 to 0)	0 (0 to 0)	0 (0 to 0)	0
Hookworm disease	0 (0 to 0)	0 (0 to 0)	0 (0 to 0)	0 (0 to 0)	0 (0 to 0)	0 (0 to 0)	0 (0 to 0)	0 (0 to 0)	0 (0 to 0)	0 (0 to 0)	0 (0 to 0)	0 (0 to 0)	0 (0 to 0)	0 (0 to 0)	0 (0 to 0)	0 (0 to 0)	0 (0 to 0)	0 (0 to 0)	0 (0 to 0)	0 (0 to 0)	0 (0 to 0)	0 (0 to 0)	0 (0 to 0)	0
Food-borne trematodiases	0 (0 to 0)	0 (0 to 0)	0 (0 to 0)	0 (0 to 0)	0 (0 to 0)	0 (0 to 0)	0 (0 to 0)	0



Osteoarthritis other	0 (0 to 0)	0 (0 to 0)	0 (0 to 0)	0 (0 to 0)	0 (0 to 0)	0 (0 to 0)	0 (0 to 0)	0 (0 to 0)	0 (0 to 0)	0-1 (0 to 2)	0-8 (0 to 1.9)	2-2 (0 to 5)	4-9 (2 to 10.7)	8-5 (3 to 19.4)	12-1 (5 to 26)	13-4 (6 to 28.6)	14 (6 to 28.6)	14-2 (7 to 29.4)	10-2 (5 to 21.2)	8-9 (4 to 18.1)	5-7 (2 to 11.7)	2-6 (1 to 5.2)	0-6 (0 to 1.2)		98-3
Low back pain	0 (0 to 0)	0 (0 to 0)	0 (0 to 0)	0 (0 to 0)	12 (6 to 20.6)	52-3 (31 to 82.3)	86-2 (52 to 138)	144 (86 to 225)	220 (122 to 347)	266 (151 to 407)	279 (170 to 418)	269 (164 to 412)	312 (191 to 477)	334 (210 to 536)	367 (231 to 540)	394 (254 to 591)	391 (253 to 591)	367 (237 to 553)	337 (216 to 502)	299 (193 to 447)	283 (183 to 424)	264 (168 to 407)	3,453
Neck pain	0 (0 to 0)	0 (0 to 0)	0 (0 to 0)	5-9 (3 to 13.1)	27-3 (14.1 to 49.5)	41-9 (20.9 to 74.3)	57-4 (28 to 139)	91-1 (46.1 to 194)	135 (63.2 to 322)	135 (71.9 to 224)	116 (68.9 to 204)	121 (73.6 to 194)	139 (80.2 to 242)	146 (84.1 to 254)	136 (79.4 to 244)	111 (68.1 to 214)	98-1 (61.3 to 183)	83-7 (51.3 to 163)	61-5 (37.1 to 132)	46-3 (28.9 to 91.8)	31-5 (19.4 to 68.3)	1,450
Gout	0 (0 to 0)	0 (0 to 0)	0 (0 to 0)	0 (0 to 0)	0 (0 to 0)	0 (0 to 0)	0 (0 to 0)	0 (0 to 0)	0 (0 to 0)	0 (0 to 0)	0 (0 to 1.4)	0 (0 to 1.4)	0 (0 to 1.4)	0 (0 to 1.4)	0 (0 to 1.4)	0 (0 to 1.4)	0 (0 to 1.4)	0 (0 to 1.4)	0 (0 to 1.4)	0 (0 to 1.4)	0 (0 to 1.4)	0 (0 to 1.4)	0 (0 to 1.4)	76-5
Other musculoskeletal disorders	0 (0 to 0)	0 (0 to 0)	0 (0 to 0)	0-3 (0 to 0.9)	1-5 (0 to 3.2)	14-7 (5.7 to 27.1)	42-8 (25.7 to 67.3)	90-5 (52.9 to 143)	132 (79 to 199)	119 (72 to 179)	106 (62 to 168)	121 (73 to 180)	139 (77.5 to 201)	127 (75 to 195)	155 (91.5 to 170)	92-7 (52.9 to 147)	89-6 (52.3 to 137)	49-6 (28.5 to 78.4)	31-6 (17.2 to 57.8)	14-6 (9 to 25.6)	7-4 (3 to 10.9)	2-4 (1 to 3.4)	1,293
Other non-communicable diseases	130 (90.8 to 194)	76-5 (57 to 103)	214 (154 to 291)	118 (66 to 147)	70-5 (45 to 97)	62-0 (39 to 106)	102 (73.6 to 138)	206 (146 to 281)	311 (218.9 to 434)	342 (239 to 511)	340 (228 to 493)	357 (208 to 266)	314 (227 to 422)	299 (220 to 426)	335 (246 to 451)	310 (230 to 436)	308 (231 to 418)	306 (232 to 409)	218 (163 to 294)	197 (154 to 252)	131 (103 to 161)	71-3 (56 to 89)	20-4 (16.1 to 25.5)	4,830
Congenital birth defects	136 (92.1 to 191)	64-5 (46.7 to 90.4)	152 (90.5 to 187)	76 (41.4 to 101)	34-4 (20.5 to 45.5)	33-8 (24.6 to 43)	26-2 (21.3 to 33.3)	29-6 (21.3 to 38.4)	31-7 (20.1 to 48)	33-2 (21.5 to 41.5)	27-6 (21.2 to 34.7)	25-3 (16 to 35)	20-5 (12.3 to 33.3)	20-7 (11.7 to 33.3)	20-5 (11.7 to 34.4)	19-7 (11.4 to 27)	19-4 (11.4 to 27)	3-9 (0 to 9)	2-1 (1 to 3.2)	1-5 (0 to 3.2)	0-6 (0 to 1.2)	0-3 (0 to 0.7)	0-1 (0 to 0.1)	762
Neural tube defects	7-1 (4.5 to 10.4)	3-2 (2 to 5.2)	12 (6.7 to 19.9)	9-6 (5 to 15)	1 (0.6 to 1.5)	1-2 (0.7 to 1.2)	1 (0.7 to 1.2)	1-3 (0.9 to 1.7)	1-4 (1 to 2)	1-3 (0.9 to 1.9)	1 (0.7 to 1.4)	0-7 (0 to 1)	0-6 (0 to 0.8)	0-3 (0 to 0.8)	0-2 (0 to 0.5)	0-1 (0 to 0.2)	0-1 (0 to 0.2)	0 (0 to 0)	0 (0 to 0)	0 (0 to 0)	0 (0 to 0)	0 (0 to 0)	0 (0 to 0)	42-3
Congenital heart anomalies	22-9 (20.9 to 61.1)	31 (20.9 to 47.4)	49-2 (39.2 to 62.5)	19-2 (13 to 29.4)	6 (3.9 to 10.4)	7-5 (5.1 to 11.9)	6-4 (4.9 to 8.6)	8 (6.1 to 10.4)	8-4 (6.3 to 11.4)	9-1 (6.4 to 12.4)	7-9 (5.1 to 10.4)	8-2 (4.7 to 11.5)	7-1 (3.4 to 10.1)	5-3 (2.6 to 7.8)	4-7 (2.1 to 7.2)	3-6 (1.4 to 5.7)	3 (1.2 to 4.5)	0-3 (0 to 0.9)	0-1 (0 to 0.3)	0-1 (0 to 0.1)	0-2 (0 to 0.3)	0-1 (0 to 0.1)	0 (0 to 0)	218
Orofacial clefts	0 (0 to 0)	0 (0 to 0)	0-3 (0 to 0.6)	0-6 (0.2 to 1.1)	0-4 (0.1 to 0.8)	0-3 (0.1 to 0.6)	0-3 (0.1 to 0.7)	0-4 (0.2 to 0.8)	0-4 (0.1 to 0.9)	0-4 (0.1 to 0.7)	0-4 (0.1 to 0.7)	0-3 (0.1 to 0.6)	0-3 (0.2 to 0.6)	0-3 (0.1 to 0.5)	0-3 (0.1 to 0.5)	0-3 (0.1 to 0.5)	0-2 (0 to 0.4)	0-2 (0 to 0.4)	0-1 (0 to 0.2)	0-1 (0 to 0.1)	0-1 (0 to 0.1)	0 (0 to 0)	0 (0 to 0)	6
Down syndrome	3-3 (1.6 to 5.4)	1-1 (0.7 to 1.6)	3-3 (2 to 5.2)	3-1 (1.4 to 5.1)	2-1 (1.1 to 3.2)	2 (1.2 to 3.2)	1-6 (1 to 2.5)	2-6 (1.6 to 3.6)	3-3 (2 to 4.5)	3-5 (2.1 to 5.2)	3-1 (2 to 4.2)	2-6 (1.5 to 4)	4-3 (2.6 to 6.6)	5-1 (3 to 7.9)	3-5 (2.1 to 5.4)	3-1 (1.8 to 4.8)	2-9 (1.6 to 4.4)	3-5 (2.1 to 5.8)	2-3 (1.3 to 3.8)	0 (0 to 0)	0 (0 to 0)	0 (0 to 0)	0 (0 to 0)	67
Turner syndrome	0 (0 to 0)	0 (0 to 0)	0-1 (0 to 0.2)	0-1 (0 to 0.2)	0-1 (0 to 0.2)	0-1 (0 to 0.2)	0-1 (0 to 0.3)	0-2 (0 to 0.3)	0-1 (0 to 0.2)	0-1 (0 to 0.2)	0-1 (0 to 0.2)	0-1 (0 to 0.2)	0-1 (0 to 0.2)	0-1 (0 to 0.1)	0 (0 to 0)	0 (0 to 0)	0 (0 to 0)	0 (0 to 0)	0 (0 to 0)	0 (0 to 0)	0 (0 to 0)	0 (0 to 0)	0 (0 to 0)	1-2
Klinefelter syndrome	0 (0 to 0)	0 (0 to 0)	0 (0 to 0)	0 (0 to 0)	0 (0 to 0)	0 (0 to 0)	0 (0 to 0)	0 (0 to 0)	0 (0 to 0)	0 (0 to 0)	0 (0 to 0)	0 (0 to 0)	0 (0 to 0)	0 (0 to 0)	0 (0 to 0)	0 (0 to 0)	0 (0 to 0)	0 (0 to 0)	0 (0 to 0)	0 (0 to 0)	0 (0 to 0)	0 (0 to 0)	0 (0 to 0)	0-3
Other chromosomal abnormalities	14-2 (8.6 to 28.4)	8-3 (5.4 to 12.1)	18-1 (11.4 to 28.3)	9-9 (6.2 to 15)	4-6 (2.9 to 6.5)	4-1 (2.9 to 5.6)	3-5 (2.4 to 5.4)	4 (2.8 to 5.5)	4-3 (2.9 to 6)	4-3 (2.9 to 6)	3-6 (2.3 to 5)	2-9 (1.7 to 4.2)	2-9 (1.5 to 4.2)	2-3 (1.3 to 3.2)	1-8 (0.9 to 2.8)	1-7 (0.9 to 2.7)	0-7 (0.4 to 1.1)	0-7 (0.4 to 1.1)	0-6 (0.3 to 0.9)	0-3 (0.2 to 0.5)	0-2 (0 to 0.4)	0-1 (0 to 0.2)	89-5
Congenital musculoskeletal and limb anomalies	5-2 (3.2 to 9.3)	1-7 (1 to 3.2)	13-3 (7.4 to 20.2)	16-8 (9.6 to 22.3)	6 (4 to 9.1)	7-5 (4.7 to 11)	7-8 (4.9 to 11.7)	6-3 (4.3 to 10.4)	7-7 (4.9 to 11.7)	7-9 (4.7 to 12.1)	6-7 (4.1 to 10.1)	5-7 (3.4 to 8.4)	5-9 (3.6 to 8.6)	5-8 (3.4 to 9.1)	5-3 (3.2 to 8.1)	4-4 (2.6 to 6.4)	3-2 (1.9 to 4.9)	2-2 (1.2 to 3.4)	1-1 (0.6 to 1.8)	0-6 (0.4 to 1.1)	0-3 (0.2 to 0.5)	0-1 (0 to 0.1)	130
Urogenital congenital anomalies	8 (4.1 to 19.3)	1-6 (1 to 3.4)	3-2 (1.6 to 6.5)	2 (1.2 to 3.2)	1-2 (0.7 to 1.7)	0-6 (0.3 to 0.8)	0-5 (0.4 to 0.8)	0-6 (0.4 to 0.8)	0-5 (0.3 to 0.7)	0-5 (0.3 to 0.7)	0-4 (0.2 to 0.6)	0-3 (0.2 to 0.5)	0-2 (0.1 to 0.5)	0-2 (0.1 to 0.5)	0-1 (0 to 0.3)	0-1 (0 to 0.3)	0-1 (0 to 0.3)	0 (0 to 0)	0 (0 to 0)	0 (0 to 0)	0 (0 to 0)	0 (0 to 0)	0 (0 to 0)	29-5
Digestive congenital anomalies	11-3 (3.2 to 31.5)	4 (3 to 12.5)	9 (3.2 to 22.2)	5-7 (1.9 to 9.9)	1 (0.7 to 1.5)	0-7 (0.7 to 1.4)	0-4 (0.4 to 0.8)	0-7 (0.4 to 0.8)	0-6 (0.4 to 0.8)	0-6 (0.3 to 0.7)	0-5 (0.3 to 0.7)	0-4 (0.2 to 0.6)	0-3 (0.2 to 0.5)	0-3 (0.2 to 0.5)	0-2 (0.1 to 0.4)	0-2 (0.1 to 0.4)	0-1 (0 to 0.3)	0 (0 to 0)	0 (0 to 0)	0 (0 to 0)	0 (0 to 0)	0 (0 to 0)	0 (0 to 0)	50-2
Other congenital birth defects	104 (29.2 to 222.5)	28-8 (7.6 to 67)	28-8 (13.9 to 58.2)	9-2 (4.3 to 17.6)	4 (1.9 to 8.6)	3-1 (1.4 to 6.3)	2-6 (1.2 to 5.2)	2-5 (1.1 to 5.1)	2-5 (1.1 to 5.6)	2-5 (1.1 to 5.8)	2-3 (1 to 5.2)	2-2 (0.9 to 5.1)	2-2 (0.9 to 5.1)	2-2 (0.9 to 5.1)	2-2 (0.9 to 5.1)	2-2 (0.9 to 5.1)	2-2 (0.9 to 5.1)	2-2 (0.9 to 5.1)	2-2 (0.9 to 5.1)	2-2 (0.9 to 5.1)	2-2 (0.9 to 5.1)	2-2 (0.9 to 5.1)	2-2 (0.9 to 5.1)	139
Urinary diseases and male infertility	0-1 (0 to 0.2)	0-1 (0 to 0.4)	0-3 (0 to 1.4)	1-1 (0.6 to 1.6)	1-1 (0.4 to 2.1)	1-3 (0.9 to 1.6)	1-4 (0.6 to 2.4)	1-6 (0.7 to 2.5)	2-3 (1 to 4.7)	2-3 (1 to 4.2)	2-5 (1.1 to 5.1)	2-6 (1.1 to 5.2)	3-1 (1.4 to 6.4)	3-5 (1.6 to 7.1)	3-4 (1.6 to 7.4)	3-1 (1.4 to 6.5)	2-8 (1.3 to 5.8)	2-6 (1.2 to 5.4)	2-3 (1.1 to 4.9)	2-1 (1 to 4.2)	1-8 (0.9 to 3.6)	1-4 (0.7 to 2.8)	0-9 (0.4 to 1.8)	54-1
Urolithiasis	0 (0 to 0)	0 (0 to 0)	0 (0 to 0)	0 (0 to 0.1)	0 (0 to 0.1)	0-1 (0 to 0.2)	0-1 (0 to 0.2)	0-1 (0 to 0.2)	0-1 (0 to 0.3)	0-1 (0 to 0.3)	0-1 (0 to 0.3)	0-1 (0 to 0.3)	0-1 (0 to 0.3)	0-1 (0 to 0.3)	0-1 (0 to 0.3)	0-1 (0 to 0.3)	0-1 (0 to 0.3)	0-1 (0 to 0.3)	0-1 (0 to 0.3)	0-1 (0 to 0.3)	0-1 (0 to 0.3)	0-1 (0 to 0.3)	0-1 (0 to 0.3)	0-1 (0 to 0.3)	20-7
Benign prostatic hyperplasia	0 (0 to 0)	0 (0 to 0)	0 (0 to 0)	0 (0 to 0)	0 (0 to 0)	0 (0 to 0)	0 (0 to 0)	0 (0 to 0)	0 (0 to 0)	0 (0 to 0)	0 (0 to 0)	0 (0 to 0)	0 (0 to 0)	0 (0 to 0)	0 (0 to 0)	0 (0 to 0)	0 (0 to 0)	0 (0 to 0)	0 (0 to 0)	0 (0 to 0)	0 (0 to 0)	0 (0 to 0)	0 (0 to 0)	0 (0 to 0)	86
Male infertility	0 (0 to 0)	0 (0 to 0)	0 (0 to 0)	0 (0 to 0)	0 (0 to 0)	0 (0 to 0)	0 (0 to 0)	2-6 (0.4 to 4.5)	2-6 (0.7 to 7.2)	2-3 (0.7 to 7.6)	2-3 (0.6 to 7.5)	2-3 (0.7 to 6.2)	1-6 (0.5 to 5.2)	1-4 (0.5 to 4.6)	1-3 (0.5 to 4.2)	1-2 (0.5 to 3.6)	1-2 (0.5 to 3.6)	1-2 (0.5 to 3.6)	1-2 (0.5 to 3.6)	1-2 (0.5 to 3.6)	1-2 (0.5 to 3.6)	1-2 (0.5 to 3.6)	1-2 (0.5 to 3.6)	13
Other urinary diseases	0-1 (0 to 0.1)	0-2 (0 to 0.2)	0-2 (0 to 0.4)	0-2 (0 to 0.5)	0-2 (0 to 0.5)	0-2 (0 to 0.4)	0-3 (0 to 0.5)	0-4 (0 to 0.5)	0-5 (0.1 to 1)	0-5 (0.1 to 1)	0-5 (0.1 to 1)	0-5 (0.1 to 1)	0-5 (0.1 to 1)	0-5 (0.1 to 1)	0-5 (0.1 to 1)	0-5 (0.1 to 1)	0-5 (0.1 to 1)	0-5 (0.1 to 1)	0-5 (0.1 to 1)	0-5 (0.1 to 1)	0-5 (0.1 to 1)	0-5 (0.1 to 1)	0-5 (0.1 to 1)	24-6
Gynecological diseases	0 (0 to 0)	0 (0 to 0)	0 (0 to 0)	0 (0 to 0)	0 (0 to 0)	0 (0 to 0)	0 (0 to 0)	0 (0 to 0)	0 (0 to 0)	0 (0 to 0)	0 (0 to 0)	0 (0 to 0)	0 (0 to 0)	0 (0 to 0)	0 (0 to 0)	0 (0 to 0)	0 (0 to 0)	0 (0 to 0)	0 (0 to 0)	0 (0 to 0)	0 (0 to 0)	0 (0 to 0)	0 (0 to 0)	0 (0 to 0)	1,240
Uterine fibroids	0 (0 to 0)	0 (0 to 0)	0 (0 to 0)	0 (0 to 0)	0 (0 to 0.3)	0-2 (0.1 to 0.5)	0-3 (0.2 to 1)	1-3 (0.5 to 2.6)	2-1 (1.4 to 4.3)	3-1 (2 to 5.7)	3-1 (2 to 4.9)	3-4 (2 to 5.7)	3-7 (2.2 to 6.2)	3-4 (2.1 to 5.8)	2-5 (1.1 to 4.8)	1-4 (0.6 to 2.8)	0-4 (0.2 to 0.9)	0-4 (0.2 to 0.9)	0-4 (0.1 to 0.9)	0-3 (0 to 0.7)	0-3 (0 to 0.7)	0 (0 to 0)	0 (0 to 0)	40-4
Polycystic ovarian syndrome	0 (0 to 0)	0 (0 to 0)	0 (0 to 0)	0 (0 to 0)	0 (0 to 0.2)	0-1 (0 to 0.7)	0-3 (0 to 1.2)	0-4 (0.2 to 1.6)	0-6 (0.3 to 1.7)	0-7 (0.3 to 1.7)	0-7 (0.3 to 1.7)	0-6 (0.3 to 1.5)	0-7 (0.3 to 1.7)	0-7 (0.3 to 1.7)	0-6 (0.3 to 1.5)	0-5 (0.2 to 1.3)	0-4 (0.2 to 1.1)	0-3 (0 to 1)	0-2 (0 to 0.8)	0-2 (0 to 0.6)	0-1 (0 to 0.5)	0-1 (0 to 0.5)	0 (0 to 0)	43
Female infertility	0 (0 to 0)	0 (0 to 0)	0 (0 to 0)	0 (0 to 0)	0 (0 to 0)	0 (0 to 0)	0-3 (0 to 0.9)	0-5 (0.1 to 1.1)	0-5 (0.1 to 1.4)	0-5 (0.1 to 1.4)	0-5 (0.1 to 1.4)	0-5 (0.1 to 1.4)	0-5 (0.1 to 1.4)	0-5 (0.1 to 1.4)	0-5 (0.1 to 1.4)	0-5 (0.1 to 1.4)	0-5 (0.1 to 1.4)	0-5 (0.1 to 1.4)	0-5 (0.1 to 1.4)	0-5 (0.1 to 1.4)	0-5 (0.1 to 1.4)	0-5 (0.1 to 1.4)	0-5 (0.1 to 1.4)	11
Endometriosis	0 (0 to 0)	0 (0 to 0)	0 (0 to 0)	0 (0 to 0)	0 (0 to 0)	0-7 (0.2 to 2.4)	1-7 (0.7 to 3.4)	2-5 (1.1 to 4.6)	2-5 (1.1 to 4.6)	2-5 (1.1 to 4.6)	2-5 (1.1 to 4.6)	2-5 (1.1 to 4.6)	2-5 (1.1 to 4.6)	2-5 (1.1 to 4.6)	2-5 (1.1 to 4.6)	2-5 (1.1 to 4.6)	2-5 (1.1 to 4.6)	2-5 (1.1 to 4.6)	2-5 (1.1 to 4.6)	2-5 (1.1 to 4.6)	2-5 (1.1 to 4.6)	2-5 (1.1 to 4.6)	2-5 (1.1 to 4.6)	80-9
Genital prolapse	0 (0 to 0)	0 (0 to 0)	0 (0 to 0)	0 (0 to 0)	0 (0 to 0)	0 (0 to 0)	0 (0 to 0)	0 (0 to 0)	0 (0 to 0)	0 (0 to 0)	0 (0 to 0)	0 (0 to 0)	0 (0 to 0)	0 (0 to 0)	0 (0 to 0)	0 (0 to 0)	0 (0 to 0)	0 (0 to 0)	0 (0 to 0)	0 (0 to 0)	0 (0 to 0)	0 (0 to 0)	0 (0 to 0)	0 (0 to 0)	6-8
Premenstrual syndrome	0 (0 to 0)	0 (0 to 0)	0 (0 to 0)	0 (0 to 0)	0 (0 to 0)	0 (0 to 0)	0 (0 to 0)	0 (0 to 0)	0 (0 to 0)	0 (0 to 0)	0 (0 to 0)	0 (0 to 0)	0 (0 to 0)	0 (0 to 0)	0 (0 to 0)	0 (0 to 0)	0 (0 to 0)	0 (0 to 0)	0 (0 to 0)	0 (0 to 0)	0 (0 to 0)	0 (0 to 0)	0 (0 to 0)	0 (0 to 0)	0-3
Other gynecological diseases	0 (0 to 0)	0 (0 to 0)	0 (0 to 0)	0 (0 to 0)	0 (0 to 0)	0 (0 to 0)	0 (0 to 0)	0 (0 to 0)	0 (0 to 0)	0 (0 to 0)	0 (0 to 0)	0 (0 to 0)	0 (0 to 0)	0 (0 to 0)	0 (0 to 0)	0 (0 to 0)	0 (0 to 0)	0 (0 to 0)	0 (0 to 0)	0 (0 to 0)	0 (0 to 0)	0 (0 to 0)	0 (0 to 0)	0 (0 to 0)	259
Hemoglobinopathies and hemolytic anemias	0-1 (0 to 0.1)	0-2 (0.1 to 0.4)	1-1 (0.6 to 2.3)	0-7 (0.4 to 1.6)	0-8 (0.4 to 2)	1-1 (0.7 to 2)	0-9 (0.7 to 1.9)	0-7 (0.4 to 1.5)	0-7 (0.4 to 1.5)	0-7 (0.4 to 1.5)	0-7 (0.4 to 1.5)	0-7 (0.4 to 1.5)	0-7 (0.4 to 1.5)	0-7 (0.4 to 1.5)	0-7 (0.4 to 1.5)	0-7 (0.4 to 1.5)	0-7 (0.4 to 1.5)	0-7 (0.4 to 1.5)	0-7 (0.4 to 1.5)	0-7 (0.4 to 1.5)	0-7 (0.4 to 1.5)	0-7 (0.4 to 1.5)	0-7 (0.4 to 1.5)	71-9
Thalassemias	0 (0 to 0)	0 (0 to 0)	0-1 (0 to 0.3)	0-1 (0 to 0.3)	0-1 (0 to 0.3)	0-1 (0 to 0.3)	0-1 (0 to 0.3)	0-1 (0 to 0.3)	0-1 (0 to 0.3)	0-1 (0 to 0.3)	0-1 (0 to 0.3)	0-1 (0 to 0.3)	0-1 (0 to 0.3)	0-1 (0 to 0.3)	0-1 (0 to 0.3)	0-1 (0 to 0.3)	0-1 (0 to 0.3)	0-1 (0 to 0.3

SR Table 2c: Barnsley DALYS by cause and age group for both sexes with 95% uncertainty intervals, 2019

Cause	Early Neonatal	Late Neonatal	Post Neonatal	1 to 4	5 to 9	10 to 14	15 to 19	20 to 24	25 to 29	30 to 34	35 to 39	40 to 44	45 to 49	50 to 54	55 to 59	60 to 64	65 to 69	70 to 74	75 to 79	80 to 84	85 to 89	90 to 94	95 plus	Total
All causes	1,200 (1,000 to 1,500)	1,100 (1,000 to 1,300)	2,600 (2,000 to 3,400)	3,200 (2,900 to 3,600)	2,100 (1,900 to 2,400)	2,000 (1,800 to 2,200)	2,200 (1,900 to 2,500)	2,700 (2,300 to 3,200)	3,200 (2,700 to 3,800)	3,500 (2,900 to 4,200)	3,900 (3,200 to 4,700)	4,200 (3,400 to 5,100)	4,600 (3,700 to 5,600)	5,100 (4,100 to 6,200)	5,800 (4,600 to 7,100)	6,700 (5,300 to 8,200)	7,800 (6,100 to 10,000)	9,000 (6,900 to 11,600)	10,700 (8,000 to 14,000)	12,400 (8,900 to 16,500)	13,900 (9,600 to 19,000)	14,900 (9,600 to 20,700)	16,000 (9,600 to 23,700)	189,000 (166,000 to 214,000)
Communicable, maternal, neonatal, and nutritional diseases	1,200 (1,000 to 1,500)	1,100 (1,000 to 1,300)	2,600 (2,000 to 3,400)	3,200 (2,900 to 3,600)	2,100 (1,900 to 2,400)	2,000 (1,800 to 2,200)	2,200 (1,900 to 2,500)	2,700 (2,300 to 3,200)	3,200 (2,700 to 3,800)	3,500 (2,900 to 4,200)	3,900 (3,200 to 4,700)	4,200 (3,400 to 5,100)	4,600 (3,700 to 5,600)	5,100 (4,100 to 6,200)	5,800 (4,600 to 7,100)	6,700 (5,300 to 8,200)	7,800 (6,100 to 10,000)	9,000 (6,900 to 11,600)	10,700 (8,000 to 14,000)	12,400 (8,900 to 16,500)	13,900 (9,600 to 19,000)	14,900 (9,600 to 20,700)	16,000 (9,600 to 23,700)	189,000 (166,000 to 214,000)
HIV/AIDS and sexually transmitted infections	9.1 (2.5 to 20.0)	3 (0.6 to 6.6)	4.8 (1.4 to 10.7)	0.5 (0.1 to 0.9)	0.4 (0.3 to 0.5)	0.4 (0.3 to 0.5)	0.6 (0.5 to 0.8)	1.8 (1.2 to 2.5)	4.1 (2.6 to 5.8)	7.3 (4.5 to 10.3)	9.3 (5.6 to 13.1)	11.7 (6.9 to 16.9)	14.5 (8.5 to 21.2)	17.7 (10.2 to 26.1)	21.5 (12.1 to 32.1)	25.7 (14.3 to 38.4)	29.5 (15.3 to 45.1)	33.1 (15.3 to 52.3)	36.1 (15.3 to 58.4)	38.2 (15.3 to 62.1)	39.2 (15.3 to 64.1)	39.2 (15.3 to 64.1)	278.7 (183.0 to 387.0)
HIV/AIDS	0 (0 to 0)	0 (0 to 0)	0 (0 to 0)	0 (0 to 0)	0 (0 to 0)	0 (0 to 0)	0 (0 to 0)	0 (0 to 0)	0 (0 to 0)	0 (0 to 0)	0 (0 to 0)	0 (0 to 0)	0 (0 to 0)	0 (0 to 0)	0 (0 to 0)	0 (0 to 0)	0 (0 to 0)	0 (0 to 0)	0 (0 to 0)	0 (0 to 0)	0 (0 to 0)	0 (0 to 0)	0 (0 to 0)	0 (0 to 0)
HIV/AIDS - Drug-susceptible Tuberculosis	0 (0 to 0)	0 (0 to 0)	0 (0 to 0)	0 (0 to 0)	0 (0 to 0)	0 (0 to 0)	0 (0 to 0)	0 (0 to 0)	0 (0 to 0)	0 (0 to 0)	0 (0 to 0)	0 (0 to 0)	0 (0 to 0)	0 (0 to 0)	0 (0 to 0)	0 (0 to 0)	0 (0 to 0)	0 (0 to 0)	0 (0 to 0)	0 (0 to 0)	0 (0 to 0)	0 (0 to 0)	0 (0 to 0)	0 (0 to 0)
HIV/AIDS - Multidrug-resistant Tuberculosis without extensive dr...	0 (0 to 0)	0 (0 to 0)	0 (0 to 0)	0 (0 to 0)	0 (0 to 0)	0 (0 to 0)	0 (0 to 0)	0 (0 to 0)	0 (0 to 0)	0 (0 to 0)	0 (0 to 0)	0 (0 to 0)	0 (0 to 0)	0 (0 to 0)	0 (0 to 0)	0 (0 to 0)	0 (0 to 0)	0 (0 to 0)	0 (0 to 0)	0 (0 to 0)	0 (0 to 0)	0 (0 to 0)	0 (0 to 0)	0 (0 to 0)
HIV/AIDS - Extensively drug-resistant Tuberculosis	0 (0 to 0)	0 (0 to 0)	0 (0 to 0)	0 (0 to 0)	0 (0 to 0)	0 (0 to 0)	0 (0 to 0)	0 (0 to 0)	0 (0 to 0)	0 (0 to 0)	0 (0 to 0)	0 (0 to 0)	0 (0 to 0)	0 (0 to 0)	0 (0 to 0)	0 (0 to 0)	0 (0 to 0)	0 (0 to 0)	0 (0 to 0)	0 (0 to 0)	0 (0 to 0)	0 (0 to 0)	0 (0 to 0)	0 (0 to 0)
HIV/AIDS resulting in other diseases	9.1 (2.5 to 20.0)	3 (0.6 to 6.6)	4.8 (1.4 to 10.7)	0.5 (0.1 to 0.9)	0.4 (0.3 to 0.5)	0.4 (0.3 to 0.5)	0.6 (0.5 to 0.8)	1.8 (1.2 to 2.5)	4.1 (2.6 to 5.8)	7.3 (4.5 to 10.3)	9.3 (5.6 to 13.1)	11.7 (6.9 to 16.9)	14.5 (8.5 to 21.2)	17.7 (10.2 to 26.1)	21.5 (12.1 to 32.1)	25.7 (14.3 to 38.4)	29.5 (15.3 to 45.1)	33.1 (15.3 to 52.3)	36.1 (15.3 to 58.4)	38.2 (15.3 to 62.1)	39.2 (15.3 to 64.1)	39.2 (15.3 to 64.1)	278.7 (183.0 to 387.0)
Sexually transmitted infections excluding HIV	0 (0 to 0)	0 (0 to 0)	0 (0 to 0)	0 (0 to 0)	0 (0 to 0)	0 (0 to 0)	0 (0 to 0)	0 (0 to 0)	0 (0 to 0)	0 (0 to 0)	0 (0 to 0)	0 (0 to 0)	0 (0 to 0)	0 (0 to 0)	0 (0 to 0)	0 (0 to 0)	0 (0 to 0)	0 (0 to 0)	0 (0 to 0)	0 (0 to 0)	0 (0 to 0)	0 (0 to 0)	0 (0 to 0)	0 (0 to 0)
Syphilis	0 (0 to 0)	0 (0 to 0)	0 (0 to 0)	0 (0 to 0)	0 (0 to 0)	0 (0 to 0)	0 (0 to 0)	0 (0 to 0)	0 (0 to 0)	0 (0 to 0)	0 (0 to 0)	0 (0 to 0)	0 (0 to 0)	0 (0 to 0)	0 (0 to 0)	0 (0 to 0)	0 (0 to 0)	0 (0 to 0)	0 (0 to 0)	0 (0 to 0)	0 (0 to 0)	0 (0 to 0)	0 (0 to 0)	0 (0 to 0)
Chlamydial infection	0 (0 to 0)	0 (0 to 0)	0 (0 to 0)	0 (0 to 0)	0 (0 to 0)	0 (0 to 0)	0 (0 to 0)	0 (0 to 0)	0 (0 to 0)	0 (0 to 0)	0 (0 to 0)	0 (0 to 0)	0 (0 to 0)	0 (0 to 0)	0 (0 to 0)	0 (0 to 0)	0 (0 to 0)	0 (0 to 0)	0 (0 to 0)	0 (0 to 0)	0 (0 to 0)	0 (0 to 0)	0 (0 to 0)	0 (0 to 0)
Gonococcal infection	0 (0 to 0)	0 (0 to 0)	0 (0 to 0)	0 (0 to 0)	0 (0 to 0)	0 (0 to 0)	0 (0 to 0)	0 (0 to 0)	0 (0 to 0)	0 (0 to 0)	0 (0 to 0)	0 (0 to 0)	0 (0 to 0)	0 (0 to 0)	0 (0 to 0)	0 (0 to 0)	0 (0 to 0)	0 (0 to 0)	0 (0 to 0)	0 (0 to 0)	0 (0 to 0)	0 (0 to 0)	0 (0 to 0)	0 (0 to 0)
Trichomoniasis	0 (0 to 0)	0 (0 to 0)	0 (0 to 0)	0 (0 to 0)	0 (0 to 0)	0 (0 to 0)	0 (0 to 0)	0 (0 to 0)	0 (0 to 0)	0 (0 to 0)	0 (0 to 0)	0 (0 to 0)	0 (0 to 0)	0 (0 to 0)	0 (0 to 0)	0 (0 to 0)	0 (0 to 0)	0 (0 to 0)	0 (0 to 0)	0 (0 to 0)	0 (0 to 0)	0 (0 to 0)	0 (0 to 0)	0 (0 to 0)
Genital herpes	0 (0 to 0)	0 (0 to 0)	0 (0 to 0)	0 (0 to 0)	0 (0 to 0)	0 (0 to 0)	0 (0 to 0)	0 (0 to 0)	0 (0 to 0)	0 (0 to 0)	0 (0 to 0)	0 (0 to 0)	0 (0 to 0)	0 (0 to 0)	0 (0 to 0)	0 (0 to 0)	0 (0 to 0)	0 (0 to 0)	0 (0 to 0)	0 (0 to 0)	0 (0 to 0)	0 (0 to 0)	0 (0 to 0)	0 (0 to 0)
Other sexually transmitted infections	0 (0 to 0)	0 (0 to 0)	0 (0 to 0)	0 (0 to 0)	0 (0 to 0)	0 (0 to 0)	0 (0 to 0)	0 (0 to 0)	0 (0 to 0)	0 (0 to 0)	0 (0 to 0)	0 (0 to 0)	0 (0 to 0)	0 (0 to 0)	0 (0 to 0)	0 (0 to 0)	0 (0 to 0)	0 (0 to 0)	0 (0 to 0)	0 (0 to 0)	0 (0 to 0)	0 (0 to 0)	0 (0 to 0)	0 (0 to 0)
Respiratory infections and tuberculosis	1.7 (1.1 to 2.3)	2.5 (1.6 to 3.3)	19.5 (12.0 to 28.9)	29.2 (25.8 to 32.4)	20.7 (17.9 to 24.0)	17.9 (15.1 to 20.4)	19.6 (16.2 to 23.1)	23.2 (19.2 to 27.4)	28.2 (23.2 to 33.1)	34.1 (27.9 to 40.1)	39.7 (32.4 to 46.7)	45.7 (36.4 to 54.5)	52.1 (40.9 to 62.3)	59.7 (44.2 to 77.5)	72.4 (55.9 to 103)	92.1 (73.1 to 137)	122 (89.1 to 183)	160 (96.1 to 263)	204 (109 to 372)	256 (109 to 468)	304 (109 to 566)	344 (109 to 637)	2,280 (1,400 to 3,270)
Tuberculosis	0 (0 to 0)	0 (0 to 0)	0 (0 to 0)	0 (0 to 0)	0 (0 to 0)	0 (0 to 0)	0 (0 to 0)	0 (0 to 0)	0 (0 to 0)	0 (0 to 0)	0 (0 to 0)	0 (0 to 0)	0 (0 to 0)	0 (0 to 0)	0 (0 to 0)	0 (0 to 0)	0 (0 to 0)	0 (0 to 0)	0 (0 to 0)	0 (0 to 0)	0 (0 to 0)	0 (0 to 0)	0 (0 to 0)	0 (0 to 0)
Latent tuberculosis infection	0 (0 to 0)	0 (0 to 0)	0 (0 to 0)	0 (0 to 0)	0 (0 to 0)	0 (0 to 0)	0 (0 to 0)	0 (0 to 0)	0 (0 to 0)	0 (0 to 0)	0 (0 to 0)	0 (0 to 0)	0 (0 to 0)	0 (0 to 0)	0 (0 to 0)	0 (0 to 0)	0 (0 to 0)	0 (0 to 0)	0 (0 to 0)	0 (0 to 0)	0 (0 to 0)	0 (0 to 0)	0 (0 to 0)	0 (0 to 0)
Drug-susceptible tuberculosis	0 (0 to 0)	0 (0 to 0)	0 (0 to 0)	0 (0 to 0)	0 (0 to 0)	0 (0 to 0)	0 (0 to 0)	0 (0 to 0)	0 (0 to 0)	0 (0 to 0)	0 (0 to 0)	0 (0 to 0)	0 (0 to 0)	0 (0 to 0)	0 (0 to 0)	0 (0 to 0)	0 (0 to 0)	0 (0 to 0)	0 (0 to 0)	0 (0 to 0)	0 (0 to 0)	0 (0 to 0)	0 (0 to 0)	0 (0 to 0)
Multidrug-resistant tuberculosis without extensive drug resistance	0 (0 to 0)	0 (0 to 0)	0 (0 to 0)	0 (0 to 0)	0 (0 to 0)	0 (0 to 0)	0 (0 to 0)	0 (0 to 0)	0 (0 to 0)	0 (0 to 0)	0 (0 to 0)	0 (0 to 0)	0 (0 to 0)	0 (0 to 0)	0 (0 to 0)	0 (0 to 0)	0 (0 to 0)	0 (0 to 0)	0 (0 to 0)	0 (0 to 0)	0 (0 to 0)	0 (0 to 0)	0 (0 to 0)	0 (0 to 0)
Extensively drug-resistant tuberculosis	0 (0 to 0)	0 (0 to 0)	0 (0 to 0)	0 (0 to 0)	0 (0 to 0)	0 (0 to 0)	0 (0 to 0)	0 (0 to 0)	0 (0 to 0)	0 (0 to 0)	0 (0 to 0)	0 (0 to 0)	0 (0 to 0)	0 (0 to 0)	0 (0 to 0)	0 (0 to 0)	0 (0 to 0)	0 (0 to 0)	0 (0 to 0)	0 (0 to 0)	0 (0 to 0)	0 (0 to 0)	0 (0 to 0)	0 (0 to 0)
Lower respiratory infections	1.6 (1.1 to 2.3)	2.3 (1.7 to 3)	18.8 (8.4 to 27.4)	29.2 (10.4 to 16.5)	20.6 (2.9 to 3.2)	17.8 (2.9 to 3.5)	19.5 (2.9 to 3.6)	23.1 (3.3 to 4.2)	28.1 (3.9 to 5.1)	34 (4.6 to 6.2)	39.6 (5.2 to 7.2)	45.6 (6.1 to 8.3)	52 (6.9 to 9.4)	59.6 (7.9 to 10.8)	72.3 (9.4 to 13.2)	92 (12.1 to 16.8)	122 (15.7 to 22.3)	160 (20.1 to 29.2)	203 (24.6 to 37.1)	255 (27.9 to 46.6)	303 (28.6 to 55.4)	343 (28.6 to 62.7)	2,270 (1,390 to 3,260)
Upper respiratory infections	0 (0 to 0.1)	0 (0 to 0.3)	0.8 (2.2 to 6.3)	0.2 (10.1 to 39.2)	0.2 (11.3 to 35.2)	0.2 (9.3 to 27.4)	0.2 (6.4 to 21.9)	0.3 (7.2 to 22.4)	0.4 (9.5 to 29.5)	0.5 (11.7 to 36.1)	0.6 (14.2 to 43.5)	0.7 (16.9 to 51.5)	0.8 (19.9 to 60.2)	0.9 (23.5 to 70.8)	1.1 (28.2 to 84.5)	1.4 (34.2 to 102)	1.8 (41.5 to 123)	2.4 (50.3 to 149)	3.1 (61.1 to 181)	3.9 (73.7 to 219)	4.6 (84.1 to 249)	5.2 (93.2 to 276)	29 (19.1 to 41.1)
Otitis media	0 (0 to 0)	0 (0 to 0)	0 (0 to 0.1)	0.1 (2.5 to 8.8)	0.1 (2.7 to 8.5)	0.1 (2.6 to 7.5)	0.1 (2.4 to 7.4)	0.1 (2.5 to 7.5)	0.1 (3.3 to 9.4)	0.2 (3.9 to 12.5)	0.2 (4.6 to 14.5)	0.2 (5.4 to 16.9)	0.3 (6.3 to 19.4)	0.3 (7.4 to 22.8)	0.4 (8.8 to 27.1)	0.5 (10.6 to 33.2)	0.6 (12.8 to 40.2)	0.8 (15.3 to 48.3)	1 (18.3 to 57.4)	1.2 (21.8 to 67.2)	1.4 (24.8 to 76.2)	1.6 (27.2 to 83.2)	9.2 (5.9 to 12.7)
Enteric infections	0.2 (0.2 to 0.3)	1 (0.7 to 1.3)	11.9 (7.4 to 17.1)	19.7 (12.0 to 31.3)	10.4 (5.7 to 17.7)	6.9 (3.9 to 11.4)	5 (2.8 to 7.8)	4.7 (2.6 to 7.2)	5.1 (2.7 to 8.1)	5.5 (2.7 to 9.1)	5.7 (2.7 to 9.5)	6.1 (2.8 to 10.2)	6.5 (2.9 to 11)	7.1 (3.2 to 12.1)	8.1 (3.6 to 13.7)	9.7 (4.2 to 16.7)	11.8 (5.1 to 20.1)	14.4 (6.2 to 24.4)	17.5 (7.3 to 29.5)	21.3 (8.7 to 35.7)	24.9 (10.1 to 41.8)	27.9 (10.1 to 47.1)	205 (132 to 291)
Diarrheal diseases	0.2 (0.2 to 0.3)	1 (0.7 to 1.3)	11.8 (7.7 to 17)	19.7 (11.9 to 31.1)	10.4 (5.7 to 17.4)	6.9 (3.9 to 11.4)	5 (2.8 to 7.8)	4.7 (2.6 to 7.2)	5.1 (2.7 to 8.1)	5.5 (2.7 to 9.1)	5.7 (2.7 to 9.5)	6.1 (2.8 to 10.2)	6.5 (2.9 to 11)	7.1 (3.2 to 12.1)	8.1 (3.6 to 13.7)	9.7 (4.2 to 16.7)	11.8 (5.1 to 20.1)	14.4 (6.2 to 24.4)	17.5 (7.3 to 29.5)	21.3 (8.7 to 35.7)	24.9 (10.1 to 41.8)	27.9 (10.1 to 47.1)	204 (132 to 291)
Typhoid and paratyphoid	0 (0 to 0)	0 (0 to 0)	0 (0 to 0)	0 (0 to 0)	0 (0 to 0)	0 (0 to 0)	0 (0 to 0)	0 (0 to 0)	0 (0 to 0)	0 (0 to 0)	0 (0 to 0)	0 (0 to 0)	0 (0 to 0)	0 (0 to 0)	0 (0 to 0)	0 (0 to 0)	0 (0 to 0)	0 (0 to 0)	0 (0 to 0)	0 (0 to 0)	0 (0 to 0)	0 (0 to 0)	0 (0 to 0)	0 (0 to 0)
Typhoid fever	0 (0 to 0)	0 (0 to 0)	0 (0 to 0)	0 (0 to 0)	0 (0 to 0)	0 (0 to 0)	0 (0 to 0)	0 (0 to 0)	0 (0 to 0)	0 (0 to 0)	0 (0 to 0)	0 (0 to 0)	0 (0 to 0)	0 (0 to 0)	0 (0 to 0)	0 (0 to 0)	0 (0 to 0)	0 (0 to 0)	0 (0 to 0)	0 (0 to 0)	0 (0 to 0)	0 (0 to 0)	0 (0 to 0)	0 (0 to 0)
Paratyphoid fever	0 (0 to 0)	0 (0 to 0)	0 (0 to 0)	0 (0 to 0)	0 (0 to 0)	0 (0 to 0)	0 (0 to 0)	0 (0 to 0)	0 (0 to 0)	0 (0 to 0)	0 (0 to 0)	0 (0 to 0)	0 (0 to 0)	0 (0 to 0)	0 (0 to 0)	0 (0 to 0)	0 (0 to 0)	0 (0 to 0)	0 (0 to 0)	0 (0 to 0)	0 (0 to 0)	0 (0 to 0)	0 (0 to 0)	0 (0 to 0)
Invasive Non-typhoidal Salmonella (iNTS)	0 (0 to 0)	0 (0 to 0)	0 (0 to 0)	0 (0 to 0)	0 (0 to 0)	0 (0 to 0)	0 (0 to 0)	0 (0 to 0)	0 (0 to 0)	0 (0 to 0)	0 (0 to 0)	0 (0 to 0)	0 (0 to 0)	0 (0 to 0)	0 (0 to 0)	0 (0 to 0)	0 (0 to 0)	0 (0 to 0)	0 (0 to 0)	0 (0 to 0)	0 (0 to 0)	0 (0 to 0)	0 (0 to 0)	0 (0 to 0)
Other intestinal infectious diseases	0 (0 to 0)	0 (0 to 0)	0 (0 to 0)	0 (0 to 0)	0 (0 to 0)	0 (0 to 0)	0 (0 to 0)	0 (0 to 0)	0 (0 to 0)	0 (0 to 0)	0 (0 to 0)	0 (0 to 0)	0 (0 to 0)	0 (0 to 0)	0 (0 to 0)	0 (0 to 0)	0 (0 to 0)	0 (0 to 0)	0 (0 to 0)	0 (0 to 0)	0 (0 to 0)	0 (0 to 0)	0 (0 to 0)	0 (0 to 0)
Neglected tropical diseases and malaria	0 (0 to 0)	0 (0 to 0)	0.6 (0.1 to 1.6)	0.2 (0.1 to 0.4)	0.2 (0.1 to 0.4)	0.1 (0.1 to 0.3)	0.2 (0.1 to 0.3)	0.4 (0.1 to 1.2)	0.3 (0.1 to 0.9)	0.3 (0.1 to 1)	0.5 (0.1 to 1.4)	0.6 (0.1 to 1.9)	0.6 (0.1 to 2.2)	0.8 (0.1 to 2.6)	0.8 (0.1 to 3)	0.9 (0.1 to 3.5)	1 (0.1 to 4)	1.1 (0.1 to 4.3)	1.2 (0.1 to 4.6)	1.2 (0.1 to 4.8)	1.2 (0.1 to 4.8)	1.2 (0.1 to 4.8)	11.7 (0.9 to 45.3)
Malaria	0 (0 to 0)	0 (0 to 0)	0 (0 to 0)	0 (0 to 0)	0 (0 to 0)	0 (0 to 0)	0 (0 to 0)	0 (0 to 0)	0 (0 to 0)	0 (0 to 0)	0 (0 to 0)	0 (0 to 0)	0 (0 to 0)	0 (0 to 0)	0 (0 to 0)	0 (0 to 0)	0 (0 to 0)	0 (0 to 0)	0 (0 to 0)	0 (0 to 0)	0 (0 to 0)	0 (0 to 0)	0 (0 to 0)	0 (0 to 0)
Chagas disease	0 (0 to 0)	0 (0 to 0)	0 (0 to 0)	0 (0 to 0)	0 (0 to 0)	0 (0 to 0)	0 (0 to 0)	0 (0 to 0)	0 (0 to 0)	0 (0 to 0)	0 (0 to 0)	0 (0 to 0)	0 (0 to 0)	0 (0 to 0)	0 (0 to 0)	0 (0 to 0)	0 (0 to 0)	0 (0 to 0)	0 (0 to 0)	0 (0 to 0)	0 (0 to 0)	0 (0 to 0)	0 (0 to 0)	0 (0 to 0)
Leishmaniasis	0 (0 to 0)	0 (0 to 0)	0 (0 to 0)	0 (0 to 0)	0 (0 to 0)	0 (0 to 0)	0 (0 to 0)	0 (0 to 0)	0 (0 to 0)	0 (0 to 0)	0 (0 to 0)	0 (0 to 0)	0 (0 to 0)	0 (0 to 0)	0 (0 to 0)	0 (0 to 0)	0 (0 to 0)	0 (0 to 0)	0 (0 to 0)	0 (0 to 0)	0 (0 to 0)	0 (0 to 0)	0 (0 to 0)	0 (0 to 0)
Visceral leishmaniasis	0 (0 to 0)	0 (0 to 0)	0 (0 to 0)	0 (0 to 0)	0 (0 to 0)	0 (0 to 0)	0 (0 to 0)	0 (0 to 0)	0 (0 to 0)	0 (0 to 0)	0 (0 to 0)	0 (0 to 0)	0 (0 to 0)	0 (0 to 0)	0 (0 to 0)	0 (0 to 0)	0 (0 to 0)	0 (0 to 0)	0 (0 to 0)	0 (0 to 0)	0 (0 to 0)	0 (0 to 0)	0 (0 to 0)	0 (0 to 0)
Cutaneous and mucocutaneous leishmaniasis	0 (0 to 0)	0 (0 to 0)	0 (0 to 0)	0 (0 to 0)	0 (0 to 0)	0 (0 to 0)	0 (0 to 0)	0 (0 to 0)	0 (0 to 0)	0 (0 to 0)	0 (0 to 0)	0 (0 to 0)	0 (0 to 0)	0 (0 to 0)	0 (0 to 0)	0 (0 to 0)	0 (0 to 0)	0 (0 to 0)	0 (0 to 0)	0 (0 to 0)	0 (0 to 0)	0 (0 to 0)	0 (0 to 0)	0 (0 to 0)
African trypanosomiasis	0 (0 to 0)	0 (0 to 0)	0 (0 to 0)	0 (0 to 0)	0 (0 to 0)	0 (0 to 0)	0 (0 to 0)	0 (0 to 0)	0 (0 to 0)	0 (0 to 0)	0 (0 to 0)	0 (0 to 0)	0 (0 to 0)	0 (0 to 0)	0 (0 to 0)	0 (0 to 0)	0 (0 to 0)	0 (0 to 0)	0 (0 to 0)	0 (0 to 0)	0 (0 to 0)	0 (0 to 0)	0 (0 to 0)	0 (0 to 0)
Schistosomiasis	0 (0 to 0)	0 (0 to 0)	0 (0 to 0)	0 (0 to 0)	0 (0 to 0)	0 (0 to 0)	0 (0 to 0)	0 (0 to 0)	0 (0 to 0)	0 (0 to 0)	0 (0 to 0)	0 (0 to 0)	0 (0 to 0)	0 (0 to 0)	0 (0 to 0)	0 (0 to 0)	0 (0 to 0)	0 (0 to 0)	0 (0 to 0)	0 (0 to 0)	0 (0 to 0)	0 (0 to 0)	0 (0 to 0)	0 (0 to 0)
Cysticercosis	0 (0 to 0)	0 (0 to 0)	0 (0 to 0)	0 (0 to 0)	0 (0 to 0)	0 (0 to 0)	0 (0 to 0)	0 (0 to 0)	0 (0 to 0)	0 (0 to 0)	0 (0 to 0)	0 (0 to 0)	0 (0 to 0)	0 (0 to 0)	0 (0 to 0)	0 (0 to 0)	0 (0 to 0)	0 (0 to 0)	0 (0 to 0)	0 (0 to 0)	0 (0 to 0)	0 (0 to 0)	0 (0 to 0)	0 (0 to 0)
Cystic echinococcosis	0 (0 to 0)	0 (0 to 0)	0 (0 to 0)	0 (0 to 0)	0 (0 to 0)	0 (0 to 0)	0 (0 to 0)	0 (0 to 0)	0 (0 to 0)	0 (0 to 0)	0 (0 to 0)	0 (0 to 0)	0 (0 to 0)	0 (0 to 0)	0 (0 to 0)	0 (0 to 0)	0 (0 to 0)	0 (0 to 0)	0 (0 to 0)	0 (0 to 0)	0 (0 to 0)	0 (0 to 0)	0 (0 to 0)	0 (0 to 0)
Lymphatic filariasis	0 (0 to 0)	0 (0 to 0)	0 (0 to 0)	0 (0 to 0)	0 (0 to 0)	0 (0 to 0)	0 (0 to 0)	0 (0 to 0)	0 (0 to 0)	0 (0 to 0)	0 (0 to 0)	0 (0 to 0)	0 (0 to 0)	0 (0 to 0)	0 (0 to 0)	0 (0 to 0)	0 (0 to 0)	0 (0 to 0)	0 (0 to 0)	0 (0 to 0)	0 (0 to 0)	0 (0 to 0)	0 (0 to 0)	0 (0 to 0)
Onchocerciasis	0 (0 to 0)	0 (0 to 0)	0 (0 to 0)	0 (0 to 0)	0 (0 to 0)	0 (0 to 0)	0 (0 to 0)	0 (0 to 0)	0 (0 to 0)	0 (0 to 0)	0 (0 to 0)	0 (0 to 0)	0 (0 to 0)	0 (0 to 0)	0 (0 to 0)	0 (0 to 0)	0 (0 to 0)	0 (0 to 0)	0 (0 to 0)	0 (0 to 0)	0 (0 to 0)	0 (0 to 0)	0 (0 to 0)	0 (0 to 0)
Trachoma	0 (0 to 0)	0 (0 to 0)	0 (0 to 0)	0 (0 to 0)	0 (0 to 0)	0 (0 to 0)	0 (0 to 0)	0 (0 to 0)	0 (0 to 0)	0 (0 to 0)	0 (0 to 0)	0 (0 to 0)	0 (0 to 0)	0 (0 to 0)	0 (0 to 0)	0 (0 to 0)	0 (0 to 0)	0 (0 to 0)	0 (0 to 0)	0 (0 to 0)	0 (0 to 0)	0 (0 to 0)	0 (0 to 0)	0 (0 to 0)
Dengue	0 (0 to 0)	0 (0 to 0)	0 (0 to 0)	0 (0 to 0)	0 (0 to 0)	0 (0 to 0)	0 (0 to 0)	0 (0 to 0)	0 (0 to 0)	0 (0 to 0)	0 (0 to 0)	0 (0 to 0)	0 (0 to 0)	0 (0 to 0)	0 (0 to 0)	0 (0 to 0)	0 (0 to 0)	0 (0 to 0)	0 (0 to 0)	0 (0 to 0)	0 (0 to 0)	0 (0 to 0)	0 (0 to 0)	0 (0 to 0)
Yellow fever	0 (0 to 0)	0 (0 to 0)	0 (0 to 0)	0 (0 to 0)	0 (0 to 0)	0 (0 to 0)	0 (0 to 0)	0 (0 to 0)	0 (0 to 0)	0 (0 to 0)	0 (0 to 0)	0 (0 to 0)	0 (0 to 0)	0 (0 to 0)	0 (0 to 0)	0 (0 to 0)	0 (0 to 0)	0 (0 to 0)	0 (0 to 0)	0 (0 to 0)	0 (0 to 0)	0 (0 to 0)	0 (0 to 0)	0 (0 to 0)
Rabies	0 (0 to 0)	0 (0 to 0)	0 (0 to 0)	0 (0 to 0)	0 (0 to 0)	0 (0 to 0)	0 (0 to 0)	0 (0 to 0)	0 (0 to 0)	0 (0 to 0)	0 (0 to 0)	0 (0 to 0)	0 (0 to 0)	0 (0 to 0)	0 (0 to 0)	0 (0 to 0)	0 (0 to 0)	0 (0 to 0)	0 (0 to 0)	0 (0 to 0)	0 (0 to 0)	0 (0 to 0)	0 (0 to 0)	0 (0 to 0)
Intestinal nematode infections	0 (0 to 0)	0 (0 to 0)	0 (0 to 0)	0 (0 to 0)	0 (0 to 0)	0 (0 to 0)	0 (0 to 0)	0 (0 to 0)	0 (0 to 0)	0 (0 to 0)	0 (0 to 0)	0 (0 to 0)	0 (0 to 0)	0 (0 to 0)	0 (0 to 0)	0 (0 to 0)	0 (0 to 0)	0 (0 to 0)	0 (0 to 0)	0 (0 to 0)	0 (0 to 0)	0 (0 to 0)	0 (0 to 0)	0 (0 to 0)
Ascariasis	0 (0 to 0)	0 (0 to 0)	0 (0 to 0)	0 (0 to 0)	0 (0 to 0)	0 (0 to 0)	0 (0 to 0)	0 (0 to 0)	0 (0 to 0)	0 (0 to 0)	0 (0 to 0)	0 (0 to 0)	0 (0 to 0)	0 (0 to 0)	0 (0 to 0)	0 (0 to 0)	0 (0 to 0)	0 (0 to 0)	0 (0 to 0)	0 (0 to 0)	0 (0 to 0)	0 (0 to 0)	0 (0 to 0)	0 (0 to 0)
Trichuriasis	0 (0 to 0)	0 (0 to 0)	0 (0 to 0)	0 (0 to 0)	0 (0 to 0)	0 (0 to 0)	0 (0 to 0)	0 (0 to 0)	0 (0 to 0)	0 (0 to 0)	0 (0 to 0)	0 (0 to 0)	0 (0 to 0)	0 (0 to 0)	0 (0 to 0)	0 (0 to 0)	0 (0 to 0)	0 (0 to 0)	0 (0 to 0)	0 (0 to 0)	0 (0 to 0)	0 (0 to 0)	0 (0 to 0)	0 (0 to 0)
Hookworm disease	0 (0 to 0)	0 (0 to 0)	0 (0 to 0)	0 (0 to 0)	0 (0 to 0)	0 (0 to 0)	0 (0 to 0)	0 (0 to 0)	0 (0 to 0)	0 (0 to 0)	0 (0 to 0)	0 (0 to 0)	0 (0 to 0)	0 (0 to 0)	0 (0 to 0)	0 (0 to 0)	0 (0 to 0)	0 (0 to 0)	0 (0 to 0)	0 (0 to 0)	0 (0 to 0)	0 (0 to 0)	0 (0 to 0)	0 (0 to 0)
Food-borne trematodiases	0 (0 to 0)	0 (0 to 0)	0 (0 to 0)	0 (0 to 0)	0 (0 to 0)	0 (0 to 0)	0 (0 to 0)	0 (0 to 0)	0 (0 to 0)	0 (0 to 0)	0 (0 to 0)	0 (0 to 0)	0 (0 to 0)	0 (0 to 0)	0 (0 to 0)	0 (0 to 0)	0 (0 to 0)	0 (0 to 0)	0 (0 to 0)	0 (0 to 0)	0



Chronic myeloid leukemia	0 (0 to 0)	0 (0 to 0)	0 (0 to 0)	0 (0 to 0.2)	0 (0.1 to 0.2)	0.1 (0.1 to 0.2)	0.2 (0.1 to 0.3)	0.3 (0.2 to 0.5)	0.7 (0.5 to 1)	0.9 (0.6 to 1.3)	1.2 (0.9 to 1.7)	1.5 (1 to 2.1)	1.5 (1 to 2.1)	1.5 (1 to 2.1)	1.5 (1 to 2.1)	1.5 (1 to 2.1)	2.2 (1.5 to 3.2)	2.9 (2 to 4.2)	3.1 (2.2 to 4.2)	2.9 (2 to 4.2)	2.5 (1.7 to 3.4)	2.1 (1.4 to 3)	0.9 (0.6 to 1.3)	0.2 (0.1 to 0.2)	25-5
Other leukemia	0 (0 to 0.1)	0.1 (0 to 0.1)	0.2 (0.1 to 0.3)	0.6 (0.4 to 0.9)	0.9 (0.6 to 1.2)	0.8 (0.5 to 1.2)	0.8 (0.5 to 1.2)	0.8 (0.5 to 1.1)	0.8 (0.5 to 1.1)	1 (0.7 to 1.4)	1.1 (0.8 to 1.5)	1 (0.7 to 1.4)	0.9 (0.7 to 1.4)	0.8 (0.6 to 1.2)	0.8 (0.6 to 1.2)	0.8 (0.6 to 1.2)	1.1 (0.7 to 1.7)	1.5 (1 to 2.3)	1.5 (1 to 2.3)	1.4 (1 to 2.1)	1.2 (0.8 to 1.8)	1 (0.7 to 1.4)	0.6 (0.4 to 0.9)	0.2 (0.1 to 0.3)	58-1
Other malignant neoplasms	0.3 (0.1 to 0.5)	0.3 (0.2 to 0.5)	1.5 (0.9 to 2.2)	12.5 (8.9 to 16.2)	9.2 (6.4 to 12)	8.1 (5.5 to 9.9)	10.9 (8.2 to 14.1)	12.5 (10.3 to 14.7)	13.6 (11.3 to 15.1)	13.4 (12.1 to 15.2)	13.2 (12.1 to 15.2)	13.2 (12.1 to 15.2)	13.2 (12.1 to 15.2)	13.2 (12.1 to 15.2)	13.2 (12.1 to 15.2)	13.2 (12.1 to 15.2)	19.2 (16.2 to 22.3)	28.2 (24.3 to 32.4)	39.8 (34.6 to 46.4)	40.1 (34.9 to 46.3)	39.4 (34.6 to 44.8)	33.1 (27.8 to 38.5)	19.5 (15.4 to 22.9)	6.3 (4.9 to 7.6)	467
Other neoplasms	0 (0 to 0.1)	0 (0 to 0)	0 (0 to 0.1)	0.1 (0 to 0.2)	0.1 (0 to 0.2)	0.1 (0 to 0.2)	0.2 (0 to 0.4)	0.2 (0 to 0.4)	0.3 (0 to 0.7)	0.3 (0 to 0.8)	0.4 (0 to 1)	0.5 (0 to 1.2)	0.5 (0 to 1.2)	0.5 (0 to 1.2)	0.5 (0 to 1.2)	0.5 (0 to 1.2)	0.7 (0 to 1.7)	1 (0 to 2.4)	1.1 (0 to 2.7)	1.1 (0 to 2.7)	1 (0 to 2.4)	0.8 (0 to 2)	0.4 (0 to 1)	0.1 (0 to 0.3)	175
Myelodysplastic, myeloproliferative, and other hematopoietic neo	0 (0 to 0.1)	0 (0 to 0)	0.2 (0 to 0.5)	0.2 (0 to 0.5)	0.2 (0 to 0.5)	0.3 (0 to 0.6)	0.3 (0.2 to 0.4)	0.3 (0.2 to 0.7)	0.9 (0.6 to 1.3)	1.1 (0.8 to 1.5)	1.3 (0.9 to 1.8)	2.5 (1.7 to 3.5)	2.5 (1.7 to 3.5)	2.5 (1.7 to 3.5)	2.5 (1.7 to 3.5)	2.5 (1.7 to 3.5)	3.6 (2.5 to 5)	7.3 (5.7 to 9.1)	11 (8.7 to 14)	10.7 (8.4 to 13.2)	9.4 (7.4 to 11.6)	7.6 (5.9 to 9.4)	3.4 (2.6 to 4.2)	0.9 (0.7 to 1.1)	175
Benign and in situ, intestinal neoplasms	0 (0 to 0)	0 (0 to 0)	0 (0 to 0)	0 (0 to 0)	0 (0 to 0)	0 (0 to 0)	0 (0 to 0)	0 (0 to 0)	0 (0 to 0)	0 (0 to 0)	0 (0 to 0)	0 (0 to 0)	0 (0 to 0)	0 (0 to 0)	0 (0 to 0)	0 (0 to 0)	0 (0 to 0)	0 (0 to 0)	0 (0 to 0)	0 (0 to 0)	0 (0 to 0)	0 (0 to 0)	0 (0 to 0)	0 (0 to 0)	0 (0 to 0)	0
Benign and in situ, cervical and uterine neoplasms	0 (0 to 0)	0 (0 to 0)	0 (0 to 0)	0 (0 to 0)	0 (0 to 0)	0 (0 to 0)	0 (0 to 0)	0 (0 to 0)	0 (0 to 0)	0 (0 to 0)	0 (0 to 0)	0 (0 to 0)	0 (0 to 0)	0 (0 to 0)	0 (0 to 0)	0 (0 to 0)	0 (0 to 0)	0 (0 to 0)	0 (0 to 0)	0 (0 to 0)	0 (0 to 0)	0 (0 to 0)	0 (0 to 0)	0 (0 to 0)	0 (0 to 0)	0
Other benign and in situ neoplasms	0 (0 to 0)	0 (0 to 0)	0 (0 to 0)	0 (0 to 0)	0 (0 to 0)	0 (0 to 0)	0 (0 to 0)	0 (0 to 0)	0 (0 to 0)	0 (0 to 0)	0 (0 to 0)	0 (0 to 0)	0 (0 to 0)	0 (0 to 0)	0 (0 to 0)	0 (0 to 0)	0 (0 to 0)	0 (0 to 0)	0 (0 to 0)	0 (0 to 0)	0 (0 to 0)	0 (0 to 0)	0 (0 to 0)	0 (0 to 0)	0 (0 to 0)	0
Cardiovascular diseases	0.7 (0.4 to 1)	1.3 (0.9 to 1.7)	2.5 (2 to 3.4)	6.1 (5.4 to 6.9)	4.5 (4 to 5.2)	7.6 (6.1 to 9.4)	17.6 (14.3 to 21.4)	26 (22.4 to 31.2)	66.6 (58.1 to 76)	110 (98.1 to 123)	164 (146.1 to 183)	217 (193.1 to 243)	411 (366.1 to 460)	676 (602.1 to 756)	840 (748.1 to 940)	1,050 (934.1 to 1,173)	1,255 (1,117 to 1,403)	1,766 (1,569.1 to 1,953)	1,700 (1,508.1 to 1,893)	1,600 (1,420 to 1,790)	1,410 (1,250.1 to 1,580)	903 (798.1 to 1,015)	343 (296.1 to 385)	12,700
Rheumatic heart disease	0 (0 to 0)	0 (0 to 0)	0.2 (0.1 to 0.3)	0.1 (0 to 0.2)	0.1 (0 to 0.2)	0.2 (0 to 0.5)	0.4 (0.2 to 0.6)	0.8 (0.4 to 1)	1.1 (0.6 to 1.5)	1.5 (1 to 2.2)	1.8 (1.2 to 2.7)	2.3 (1.5 to 3.3)	3.2 (2.2 to 4.7)	3.4 (2.3 to 4.7)	3.5 (2.4 to 4.9)	3.6 (2.5 to 5.1)	4.1 (2.8 to 5.9)	5.2 (3.6 to 7.4)	5.6 (3.9 to 8)	5.2 (3.6 to 7.4)	4.6 (3.2 to 6.6)	3.5 (2.4 to 5)	1.7 (1.2 to 2.4)	0.5 (0.3 to 0.7)	96-5
Ischemic heart disease	0 (0 to 0)	0 (0 to 0)	0.1 (0 to 0.2)	0.1 (0 to 0.4)	0.1 (0 to 0.4)	0.2 (0 to 0.6)	0.5 (0 to 1.4)	1.1 (0.5 to 2.5)	3.3 (1.5 to 7.4)	4.9 (2.2 to 11)	6.6 (3 to 14.8)	8.6 (3.9 to 19.2)	16.1 (7.3 to 36)	26.7 (12.1 to 59.7)	33.2 (15.1 to 74.1)	41.5 (18.9 to 92.7)	49.6 (22.6 to 110.8)	69.8 (31.8 to 156)	67.2 (30.6 to 150.1)	63.2 (28.8 to 141.2)	55.7 (25.4 to 124.5)	44.5 (20.3 to 99.4)	23.9 (10.9 to 53.4)	7.4 (3.4 to 16.5)	1,740
Stroke	0 (0 to 0)	0.2 (0.1 to 0.3)	0.7 (0.4 to 1.2)	1.5 (1 to 2.1)	1.9 (1.3 to 2.7)	3.5 (2.5 to 4.7)	8.7 (6.5 to 11)	19.5 (15.1 to 24.6)	49.2 (40.1 to 60.1)	77.7 (64.7 to 93.2)	116.3 (98.1 to 137.2)	154.3 (132.1 to 179.2)	292.7 (253.1 to 337.3)	481.4 (417.1 to 554.2)	597.9 (519.1 to 688.1)	746.1 (647.1 to 859.1)	892.5 (774.1 to 1,027)	1,255 (1,089.1 to 1,444)	1,208 (1,048.1 to 1,390)	1,137 (986.1 to 1,309)	1,002 (869.1 to 1,153)	642 (557.1 to 739)	244 (211.1 to 281)	9,200
Intracerebral hemorrhage	0 (0 to 0)	0.2 (0.1 to 0.3)	0.4 (0.2 to 0.5)	0.4 (0.2 to 0.5)	0.6 (0.4 to 0.8)	1.4 (1 to 1.9)	2.6 (2 to 3.3)	5.4 (4.1 to 7)	13.2 (10.1 to 17)	19.2 (14.7 to 24.7)	28.8 (22.1 to 37)	44.9 (34.5 to 57.8)	84.6 (65 to 109)	139.2 (107 to 179)	172.8 (133 to 222)	216.1 (166.1 to 278)	258.1 (198.1 to 332)	363.2 (279.1 to 467)	350.4 (269.1 to 451)	329.1 (253 to 423)	289.8 (222.8 to 373)	185.6 (142.7 to 239)	70.7 (54.3 to 91)	2.7 (2.1 to 3.5)	781
Subarachnoid hemorrhage	0 (0 to 0)	0 (0 to 0)	0.5 (0.1 to 0.6)	0.3 (0.2 to 0.4)	0.3 (0.2 to 0.5)	0.4 (0.2 to 0.7)	0.5 (0.3 to 1)	0.9 (0.5 to 1.4)	1.7 (1 to 2.6)	2.5 (1.5 to 3.8)	3.5 (2.1 to 5.3)	4.7 (2.8 to 7)	7.9 (4.7 to 11.8)	12.4 (7.4 to 18.5)	15.4 (9.2 to 23)	19.3 (11.5 to 28.8)	23.1 (13.8 to 34.5)	32.4 (19.4 to 48.3)	31.3 (18.7 to 46.7)	29.4 (17.6 to 43.9)	25.8 (15.4 to 38.5)	16.6 (9.9 to 24.7)	6.3 (3.8 to 9.4)	0.2 (0.1 to 0.4)	70
Hypertensive heart disease	0 (0 to 0)	0 (0 to 0)	0 (0 to 0)	0 (0 to 0)	0 (0 to 0)	0 (0 to 0.1)	0 (0 to 0.2)	0.2 (0 to 0.4)	0.4 (0 to 1)	1.6 (1 to 2.5)	2.4 (1.5 to 3.7)	3.6 (2.2 to 5.5)	7.9 (4.9 to 11.9)	14.1 (8.8 to 21.3)	17.4 (10.9 to 26.2)	22.6 (14.1 to 34)	27.1 (16.9 to 40.8)	37.9 (23.7 to 57)	36.7 (22.9 to 55.2)	34.5 (21.5 to 51.9)	30.2 (18.9 to 45.4)	19.4 (12.1 to 29.2)	7.4 (4.6 to 11.1)	0.3 (0.2 to 0.4)	249
Non-rheumatic valvular heart disease	0 (0 to 0)	0 (0 to 0)	0 (0 to 0)	0 (0 to 0)	0 (0 to 0)	0 (0 to 0.1)	0 (0 to 0.1)	0.1 (0 to 0.2)	0.2 (0 to 0.5)	0.3 (0 to 0.7)	0.4 (0 to 1)	0.5 (0 to 1.2)	0.8 (0.2 to 1.9)	1.4 (0.4 to 3.2)	1.8 (0.5 to 4.1)	2.3 (0.7 to 5.2)	2.8 (0.8 to 6.4)	3.9 (1.1 to 8.9)	3.8 (1.1 to 8.7)	3.6 (1 to 8.2)	3.1 (0.9 to 7.1)	2 (0.6 to 4.6)	0.8 (0.2 to 1.8)	0 (0 to 0.1)	44
Non-rheumatic calcific aortic valve disease	0 (0 to 0)	0 (0 to 0)	0 (0 to 0)	0 (0 to 0)	0 (0 to 0)	0 (0 to 0.1)	0.2 (0 to 0.5)	0.3 (0 to 0.9)	0.7 (0.2 to 1.7)	1.3 (0.3 to 3.2)	2.2 (0.5 to 5.3)	3.2 (0.8 to 7.8)	5.2 (1.3 to 12.6)	7.2 (1.8 to 17.4)	8.2 (2.1 to 19.8)	9.2 (2.3 to 22.2)	10.1 (2.5 to 24.5)	12.2 (3 to 29.5)	11.7 (2.9 to 28.2)	11.1 (2.8 to 26.8)	10.2 (2.6 to 24.6)	7.6 (1.9 to 18.4)	3.2 (0.8 to 7.7)	0.1 (0 to 0.3)	239
Non-rheumatic degenerative mitral valve disease	0 (0 to 0)	0 (0 to 0)	0 (0 to 0)	0 (0 to 0)	0 (0 to 0)	0 (0 to 0.1)	0 (0 to 0.1)	0 (0 to 0.2)	0.1 (0 to 0.3)	0.2 (0 to 0.5)	0.3 (0 to 0.8)	0.4 (0 to 1)	0.6 (0 to 1.6)	0.9 (0 to 2.3)	1.1 (0 to 2.8)	1.3 (0 to 3.2)	1.5 (0 to 3.8)	1.9 (0 to 4.8)	1.8 (0 to 4.6)	1.7 (0 to 4.3)	1.5 (0 to 3.8)	1.1 (0 to 2.8)	0.5 (0 to 1.2)	0.2 (0 to 0.4)	54-2
Other non-rheumatic valve diseases	0 (0 to 0)	0 (0 to 0)	0 (0 to 0)	0 (0 to 0)	0 (0 to 0)	0 (0 to 0.1)	0 (0 to 0.2)	0 (0 to 0.3)	0 (0 to 0.6)	0 (0 to 0.9)	0 (0 to 1.3)	0 (0 to 1.8)	0 (0 to 2.6)	0 (0 to 3.6)	0 (0 to 4.1)	0 (0 to 4.7)	0 (0 to 5.1)	0 (0 to 6.1)	0 (0 to 5.9)	0 (0 to 5.5)	0 (0 to 5.1)	0 (0 to 4.1)	0 (0 to 2.7)	0 (0 to 1.2)	0 (0 to 0.5)	1
Cardiomyopathy and myocarditis	0.2 (0.1 to 0.2)	0.4 (0.2 to 0.6)	1.7 (1.1 to 2.4)	2.4 (1.6 to 3.4)	1.7 (1.2 to 2.5)	2.3 (1.5 to 3.5)	3.1 (2.1 to 4.5)	3.7 (2.6 to 5.2)	4.5 (3.2 to 6.4)	5.4 (3.8 to 7.6)	6.3 (4.5 to 8.9)	7.2 (5.1 to 10.2)	8.6 (6.1 to 12.1)	9.6 (6.8 to 13.6)	10.2 (7.2 to 14.4)	10.8 (7.6 to 15.2)	11.4 (8 to 16)	12.3 (8.6 to 17.3)	12.1 (8.5 to 17)	11.6 (8.2 to 16.3)	10.8 (7.6 to 15.2)	9.2 (6.5 to 13)	4.3 (3 to 6.1)	0.1 (0 to 0.2)	263
Myocarditis	0 (0 to 0)	0 (0 to 0.1)	0.2 (0 to 0.3)	1.4 (0.8 to 2.2)	0.8 (0.5 to 1.4)	0.9 (0.5 to 1.5)	1.2 (0.6 to 2.2)	1.5 (0.8 to 2.7)	2.1 (1.2 to 3.8)	2.3 (1.2 to 4.1)	2.3 (1.2 to 4.2)	2.3 (1.2 to 4.2)	2.3 (1.2 to 4.2)	2.3 (1.2 to 4.2)	2.3 (1.2 to 4.2)	2.3 (1.2 to 4.2)	2.7 (1.5 to 5)	3.1 (1.5 to 5.6)	3.1 (1.5 to 5.6)	3 (1.5 to 5.4)	2.7 (1.4 to 5)	1.9 (0.9 to 3.4)	0.7 (0.3 to 1.3)	0.1 (0 to 0.2)	33-3
Alcoholic cardiomyopathy	0 (0 to 0)	0 (0 to 0)	0 (0 to 0)	0 (0 to 0)	0 (0 to 0)	0 (0 to 0.1)	0 (0 to 0.1)	0 (0 to 0.2)	0.1 (0 to 0.3)	0.2 (0 to 0.5)	0.2 (0 to 0.6)	0.3 (0 to 0.8)	0.4 (0 to 1)	0.5 (0 to 1.2)	0.6 (0 to 1.4)	0.6 (0 to 1.5)	0.7 (0 to 1.7)	0.8 (0 to 2)	0.8 (0 to 1.9)	0.7 (0 to 1.8)	0.7 (0 to 1.7)	0.5 (0 to 1.3)	0.3 (0 to 0.8)	0.1 (0 to 0.2)	65-4
Other cardiomyopathy	0.3 (0.1 to 0.5)	0.4 (0.3 to 0.6)	2 (1.1 to 3)	2.3 (1.4 to 3.5)	1.1 (0.8 to 1.6)	2.1 (1.4 to 3)	3.2 (2 to 4.8)	3.8 (2.4 to 5.6)	4.2 (2.6 to 6.2)	4.5 (2.8 to 6.7)	4.7 (2.9 to 7.2)	4.9 (3 to 7.6)	5.1 (3.1 to 7.9)	5.3 (3.2 to 8.2)	5.4 (3.3 to 8.3)	5.5 (3.4 to 8.5)	5.6 (3.4 to 8.7)	5.7 (3.4 to 8.9)	5.6 (3.4 to 8.7)	5.5 (3.3 to 8.5)	5.2 (3.2 to 8.1)	4.6 (2.8 to 7.2)	2.8 (1.7 to 4.4)	0.1 (0 to 0.2)	165
Atrial fibrillation and flutter	0 (0 to 0)	0 (0 to 0)	0 (0 to 0)	0 (0 to 0)	0 (0 to 0)	0 (0 to 0)	0 (0 to 0)	0 (0 to 0)	0 (0 to 0)	0 (0 to 0)	0 (0 to 0)	0 (0 to 0)	0 (0 to 0)	0 (0 to 0)	0 (0 to 0)	0 (0 to 0)	0 (0 to 0)	0 (0 to 0)	0 (0 to 0)	0 (0 to 0)	0 (0 to 0)	0 (0 to 0)	0 (0 to 0)	0 (0 to 0)	0 (0 to 0)	794
Aortic aneurysm	–	–	–	–	0.4 (0.3 to 0.5)	0.9 (0.6 to 1.3)	1.9 (1.3 to 2.6)	3.2 (2.3 to 4.3)	5.1 (3.6 to 6.9)	6.9 (4.9 to 9.4)	8.9 (6.1 to 12.2)	10.9 (7.5 to 14.9)	13.2 (9.1 to 18)	15.4 (10.6 to 21)	16.9 (11.6 to 23)	18.2 (12.5 to 24.8)	19.2 (13.2 to 26.2)	20.7 (14.2 to 28.2)	20.3 (13.9 to 27.7)	19.6 (13.4 to 26.7)	18.4 (12.6 to 25.1)	16.4 (11.2 to 22.3)	12.3 (8.4 to 16.8)	5.6 (3.8 to 7.6)	94
Endocarditis	0 (0 to 0)	0 (0 to 0)	0.1 (0 to 0.4)	0.2 (0 to 0.6)	0.2 (0 to 0.6)	0.2 (0 to 0.7)	0.3 (0 to 0.9)	0.4 (0 to 1)	0.6 (0 to 1.4)	0.8 (0 to 1.9)	1 (0 to 2.5)	1.2 (0 to 3)	1.4 (0 to 3.5)	1.5 (0 to 3.8)	1.6 (0 to 4)	1.7 (0 to 4.2)	1.8 (0 to 4.4)	1.9 (0 to 4.6)	1.8 (0 to 4.5)	1.7 (0 to 4.2)	1.6 (0 to 4)	1.4 (0 to 3.5)	0.8 (0 to 2)	0.3 (0 to 0.8)	104
Other cardiovascular and circulatory diseases	0.3 (0.1 to 0.5)	0.4 (0.2 to 0.7)	1.2 (0.7 to 1.9)	2.2 (1.4 to 3.3)	2.1 (1.4 to 3)	3.1 (2.1 to 4.5)	5.1 (3.5 to 7.3)	7.6 (5.3 to 10.7)	12.9 (9.1 to 18.2)	19.2 (13.6 to 27.1)	27.8 (19.7 to 39.2)	39.4 (28.1 to 55.4)	64.5 (46.1 to 90.6)	92.4 (66.1 to 129.8)	107.6 (77.1 to 151.2)	124.2 (89 to 174.5)	139.2 (99.8 to 195.6)	160.1 (114.8 to 225)	157.2 (112.8 to 220.9)	150.2 (107.8 to 211.1)	135.1 (96.9 to 189.9)	107.1 (76.8 to 150.5)	49.8 (35.7 to 70)	1.5 (1.1 to 2.1)	643
Chronic respiratory diseases	0 (0 to 0)	0 (0 to 0)	0 (0 to 0.1)	0.1 (0 to 0.2)	0.1 (0 to 0.2)	0.2 (0 to 0.3)	0.3 (0 to 0.5)	0.4 (0 to 0.7)	0.6 (0 to 1)	0.8 (0 to 1.2)	1 (0.7 to 1.5)	1.2 (0.8 to 1.8)	1.4 (0.9 to 2.1)	1.5 (1 to 2.2)	1.6 (1 to 2.3)	1.7 (1.1 to 2.4)	1.8 (1.2 to 2.6)	1.9 (1.2 to 2.7)	1.8 (1.2 to 2.6)	1.7 (1.1 to 2.5)	1.6 (1 to 2.3)	1.3 (0.8 to 1.9)	0.6 (0.4 to 0.9)	0.1 (0 to 0.2)	1,080
Chronic obstructive pulmonary disease	0 (0 to 0)	0 (0 to 0)	0 (0 to 0.1)	1.1 (0.6 to 1.7)	1.5 (0.9 to 2.3)	2.4 (1.4 to 3.5)	3.6 (2.2 to 5.3)	7.2 (4.5 to 10.3)	14.9 (9.8 to 20.9)	21.6 (15.4 to 29.3)	29.2 (21.3 to 39.2)	37.7 (27.8 to 50.3)	51.8 (38.7 to 68.2)	64.1 (48.1 to 84.1)	71.2 (53.6 to 93.1)	77.1 (58.1 to 100.5)	79.8 (60.2 to 103.8)	83.6 (63.1 to 108.5)	81.1 (61.2 to 105.3)	77.1 (58.2 to 100.1)	70.6 (53.3 to 91.6)	57.1 (43.1 to 74.1)	29.1 (21.9 to 37.8)	4,070
Pneumoconiosis	0 (0 to 0)	0 (0 to 0)	0 (0 to 0)	0 (0 to 0)	0 (0 to 0)	0 (0 to 0.1)	0 (0 to 0.1)	0 (0 to 0.1)	0 (0 to 0.2)	0 (0 to 0.3)	0 (0 to 0.5)	0 (0 to 0.7)	0 (0 to 1)	0 (0 to 1.1)	0 (0 to 1.2)	0 (0 to 1.3)	0 (0 to 1.4)	0 (0 to 1.6)	0 (0 to 1.5)	0 (0 to 1.4)	0 (0 to 1.3)	0 (0 to 1.1)	0 (0 to 0.8)	0 (0 to 0.4)	0 (0 to 0.1)	247
Silicosis	0 (0 to 0)	0 (0 to 0)	0 (0 to 0)	0 (0 to 0)	0 (0 to 0)	0 (0 to 0.1)	0 (0 to 0.1)	0 (0 to 0.1)	0 (0 to 0.1)	0 (0 to 0.1)	0 (0 to 0.1)	0 (0 to 0.1)	0 (0 to 0.1)	0 (0 to 0.1)	0 (0 to 0.2)	0 (0 to 0.2)	0 (0 to 0.2)	0 (0 to 0.2)	0 (0 to 0.2)	0 (0 to 0.2)	0 (0 to 0.2)	0 (0 to 0.2)	0 (0 to 0.1)	0 (0 to 0.1)	0 (0 to 0)	6-4
Asbestosis	0 (0 to 0)	0 (0 to 0)	0 (0 to 0)	0 (0 to 0)	0 (0 to 0)	0 (0 to 0.1)	0 (0 to 0.1)	0 (0 to 0.1)	0 (0 to 0.1)	0 (0 to 0.1)	0 (0 to 0.1)	0 (0 to 0.1)	0 (0 to 0.1)	0 (0 to 0.1)	0 (0 to 0.1)	0 (0 to 0.1)	0 (0 to 0.1)	0 (0 to 0.1)	0 (0 to 0.1)	0 (0 to 0.1)	0 (0 to 0.1)	0 (0 to 0.1)	0 (0 to 0.1)	0 (0 to 0.1)	0 (0 to 0)	20-3
Coal workers pneumoconiosis	0 (0 to 0)	0 (0 to 0)	0 (0 to 0)	0 (0 to 0)	0 (0 to 0)	0 (0 to 0.1)	0 (0 to 0.2)	0 (0 to 0.2)	0 (0 to 0.3)	0 (0 to 0.5)	0 (0 to 0.6)	0 (0 to 0.8)	0 (0 to 1.1)	0 (0 to 1.4)	0 (0 to 1.6)	0 (0 to 1.8)	0 (0 to 2)	0 (0 to 2.2)	0 (0 to 2.1)	0 (0 to 2)	0 (0 to 1.8)	0 (0 to 1.6)	0 (0 to 1.2)	0 (0 to 0.6)	0 (0 to 0.2)	213
Other pneumoconiosis	0 (0 to 0)	0 (0 to 0)	0 (0 to 0)	0 (0 to 0)	0 (0 to 0)	0 (0 to 0.1)	0 (0 to 0.1)	0 (0 to 0.2)	0 (0 to 0.3)	0 (0 to 0.5)	0 (0 to 0.7)	0 (0 to 0.9)	0 (0 to 1.2)	0 (0 to 1.5)	0 (0 to 1.7)	0 (0 to 1.9)	0 (0 to 2.1)	0 (0 to 2.4)	0 (0 to 2.3)	0 (0 to 2.2)	0 (0 to 2)	0 (0 to 1.7)	0 (0 to 1.3)	0 (0 to 0.7)	0 (0 to 0.2)	6-9
Asthma	0.2 (0 to 0.4)	0.5 (0.2 to 0.9)	2.7 (1.6 to 4.1)	6.4 (3.8 to 10.3)	4.6 (2.7 to 7.4)	5.6 (3.4 to 9.1)	7.2 (4.4 to 11.5)	8.2 (5.1 to 12.8)	9.1 (5.7 to 14.1)	9.6 (6.1 to 14.8)	9.9 (6.3 to 15.2)	10.1 (6.5 to 15.5)	10.2 (6.6 to 15.6)	10.3 (6.6 to 15.8)	10.3 (6.6 to 15.8)	10.3 (6.6 to 15.8)	10.3 (6.6 to 15.8)	10.3 (6.6 to 15.8)	10.3 (6.6 to 15.8)	10.3 (6.6 to 15.8)	10.3 (6.6 to 15.8)	10.3 (6.6 to 15.8)	10.3 (6.6 to 15.8)	10.3 (6.6 to 15.8)	1,120
Interstitial lung disease and pulmonary sarcoidosis	0 (0 to 0)	0 (0 to 0)	0.4 (0.2 to 0.6)	0.4 (0.2 to 0.7)	0.4 (0.2 to 0.7)	0.5 (0.3 to 0.8)	1.1 (0.7 to 1.7)	2.1 (1.3 to 3.4)	3.6 (2.2 to 5.6)	4.4 (2.7 to 6.9)	4.9 (2.9 to 7.6)	5.2 (3.1 to 8.1)	5.4 (3.2 to 8.4)	5.5 (3.3 to 8.5)	5.5 (3.3 to 8.6)	5.5 (3.3 to 8.6)	5.5 (3.3 to 8.6)	5.5 (3.3 to 8.6)	5.5 (3.3 to 8.6)	5.5 (3.3 to 8.6)	5.5 (3.3 to 8.6)	5.5 (3.3 to 8.6)	5.5 (3.3 to 8.6)	5.5 (3.3 to 8.6)	379
Other chronic respiratory diseases	0 (0 to 0)	0 (0 to 0)	0.2 (0.1 to 0.3)	0.3 (0.2 to 0.5)	0.3 (0.2 to 0.5)	0.4 (0.2 to 0.6)	0.6 (0.3 to 0.9)	0.8 (0.5 to 1.2)	1.2 (0.7 to 1.8)	1.6 (1 to 2.4)	2.1 (1.3 to 3.1)	2.6 (1.6 to 3.8)	3.2 (2 to 4.7)	3.8 (2.4 to 5.6)	4.3 (2.7 to 6.3)	4.8 (3 to 7)	5.2 (3.3 to 7.6)	5.6 (3.5 to 8.2)	5.5 (3.4 to 8.1)	5.3 (3.3 to 7.8)	4.9 (3.1 to 7.2)	4.2 (2.6 to 6.2)	2.3 (1.4 to 3.4)	0.7 (0.4 to 1)	1,120
Digestive diseases	0.3 (0.2 to 0.4)	0.5 (0.4 to 0.7)	10.3 (7.7 to 13.5)	2.7 (1.9 to 3.7)	2.5 (1.8 to 3.5)	13 (9.4 to 16.9)	2.9 (2.1 to 3.9)	70.2 (53.1 to 92)	154.5 (120.1 to 200.6)	192 (149.9 to 247)	165 (129.1 to 213)	155 (121.2 to 200)	165 (129.1 to 213)	260 (203.1 to 335)	277 (216.1 to 356)	285 (222.1 to 367)	332 (259.1 to 428)	398 (311.1 to 513)	331 (258.1 to 426)	300 (234.1 to 386)	286 (223.1 to 368)	210 (164.1 to 270)	109 (85.1 to 140)	21.2 (16.5 to 27.3)	3,570
Cirrhosis and other chronic liver diseases	0 (0 to 0)	0 (0 to 0)	0 (0 to 0.1)	0.5 (0.4 to 0.7)	0.5 (0.4 to 0.6)	1.2 (0.9 to 1.6)	2.9 (2.1 to 3.8)	5.1 (3.8 to 6.8)	9.2 (6.9 to 12.2)	14.9 (11.2 to 19.7)	21.9 (16.5 to 28.9)	30.1 (22.7 to 39.7)	64.3 (48.7 to 84.7)	104 (78.7 to 137)	139 (105.1 to 183)	169 (128.1 to 223)	170 (128.1 to 224)	132 (99.1 to 174)	91.3 (68.1 to 120.1)	88.3 (66.1 to 116.1)	83.7 (62.1 to 110.1)	53.3 (39.1 to 70.1)	23.2 (17.1 to 30.5)	0.6 (0.4 to 0.8)	1,030
Cirrhosis and other chronic liver diseases due to hepatitis B	0 (0 to 0)	0 (0 to 0)	0 (0 to 0)	0 (0 to 0)	0 (0 to 0)	0 (0 to 0.1)	0.1 (0 to 0.2)	0.2 (0 to 0.4)	0.5 (0 to 1.1)	1.2 (0.8 to 1.9)	2.2 (1.4 to 3.4)	3.7 (2.3 to 5.7)	8.2 (5.1 to 12.6)	13.1 (8.2 to 20.1)	17.6 (11 to 27)	21.4 (13.4 to 33)	24.4 (15.2 to 37.6)	28.1 (17.5 to 43.3)	26.1 (16.2 to 40.1)	24.1 (15 to 37.1)	21.4 (13.3 to 33)	15.1 (9.4 to 23.3)	6.6 (4.1 to 10.2)	0.2 (0.1 to 0.3)	80-9
Cirrhosis and other chronic liver diseases due to hepatitis C	0 (0 to 0)	0 (0 to 0)	0 (0 to 0)	0 (0 to 0)	0 (0 to 0)	0 (0 to 0)	0 (0 to 0.1)	0 (0 to 0.1)	0.1 (0 to 0.2)	0.2 (0 to 0.4)	0.3 (0 to 0.6)	0.5 (0 to 0.9)	1.1 (0.6 to 1.8)	1.8 (1 to 2.9)	2.4 (1.4 to 3.8)	2.9 (1.7 to 4.6)	3.3 (1.9 to 5.2)	3.8 (2.2 to 6)	3.5 (2 to 5.6)	3.3 (1.9 to 5.2)	2.9 (1.7 to 4.6)	2 (1.2 to 3.2)	0.9 (0.5 to 1.4)	0 (0 to 0.1)	66-4
Cirrhosis and other chronic liver diseases due to alcohol use	0 (0 to 0)	0 (0 to 0)	0 (0 to 0)	0 (0 to 0)	0 (0 to 0)	0 (0 to 0)	0 (0 to 0.1)	0 (0 to 0.2)	0.1 (0 to 0.3)	0.2 (0 to 0.5)	0.3 (0 to 0.8)	0.5 (0 to 1.2)	1.1 (0.6 to 1.8)	1.8 (1 to 2.9)	2.4 (1.4 to 3.8)	2.9 (1.7 to 4.6)	3.3 (1.9 to 5.2)	3.8 (2.2 to 6)	3.5 (2 to 5.6)	3.3 (1.9 to 5.2)	2.9 (1.7 to 4.6)	2 (1.2 to 3.2)	0.9 (0.5 to 1.4)	0 (0 to 0.1)	583
Cirrhosis and other chronic liver diseases due to NAFLD	0 (0 to 0)	0 (0 to 0)	0 (0 to 0)	0 (0 to 0)	0 (0 to 0)	0 (0 to 0)	0 (0 to 0.1)	0 (0 to 0.2)	0 (0 to 0.3)	0 (0 to 0.5)	0 (0 to 0.7)	0 (0 to 1)	0 (0 to 1.4)	0 (0 to 1.9)	0 (0

Osteoarthritis other	0 (0 to 0)	0 (0 to 0)	0 (0 to 0)	0 (0 to 0)	0 (0 to 0)	0 (0 to 0)	0 (0 to 0)	0 (0 to 0)	0 (0 to 0)	0 (0 to 0)	0-1 (0 to 2)	0-6 (0 to 1 to 12)	1-9 (3 to 4 to 2)	4-9 (3 to 10 to 4)	9-3 (4 to 20 to 5)	12-6 (5 to 37 to 1)	14-5 (6 to 30 to 3)	15-7 (7 to 32 to 7)	17-6 (8 to 32 to 1)	13-9 (7 to 28 to 8)	10-9 (5 to 22 to 8)	6-7 (3 to 14 to 4)	2-9 (1 to 5 to 6)	0-7 (0 to 1 to 4)		112
Low back pain	0 (0 to 0)	0 (0 to 0)	0 (0 to 0)	0 (0 to 0)	9-9 (4 to 19 to 17 to 4)	47-9 (20 to 76 to 3)	79-5 (47 to 127)	110 (64 to 173)	152 (92 to 245)	196 (110 to 293)	194 (127 to 344)	209 (138 to 339)	210 (151 to 375)	192 (191 to 475)	360 (244 to 539)	360 (244 to 574)	331 (222 to 524)	331 (227 to 500)	331 (227 to 490)	280 (185 to 342)	220 (146 to 296)	86-8 (53 to 121)	35 (19 to 43 to 4)	6-2 (3 to 9 to 4)		3,670
Neck pain	0 (0 to 0)	0 (0 to 0)	0 (0 to 0)	4-6 (1 to 4 to 10)	24-9 (13 to 45 to 4)	39-8 (19 to 68 to 3)	43-3 (23 to 83 to 3)	56 (28 to 109)	86 (45 to 163)	111 (59 to 185)	111 (56 to 189)	111 (56 to 189)	111 (64 to 189)	111 (91 to 266)	152 (91 to 350)	144 (73 to 353)	122 (63 to 311)	105 (56 to 286)	104 (57 to 270)	79-7 (34 to 1 to 3)	45-4 (23 to 82 to 1)	8-4 (4 to 15 to 2)	(1 to 1 to 4)	1,430
Gout	0 (0 to 0)	0 (0 to 0)	0 (0 to 0)	0 (0 to 0)	0 (0 to 0)	0 (0 to 0)	0 (0 to 0)	0 (0 to 0)	0 (0 to 0)	0 (0 to 1)	0 (0 to 1)	0 (0 to 2)	0 (0 to 3)	0 (1 to 5)	0 (1 to 5)	0 (1 to 6)	0 (1 to 7)	0 (1 to 7)	0 (1 to 7)	0 (0 to 17)	0 (0 to 17)	0 (0 to 14)	0 (0 to 7)	0 (0 to 11)		84-4
Other musculoskeletal disorders	0 (0 to 0)	0 (0 to 0)	0 (0 to 0)	0-4 (0 to 3 to 6)	1-6 (0 to 5 to 3)	14-4 (7 to 24 to 1)	23-6 (9 to 43 to 2)	44-2 (20 to 32 to 1)	64-2 (30 to 1 to 9)	89-9 (54 to 1 to 13)	87-4 (61 to 1 to 7)	91-3 (54 to 1 to 1)	94-1 (61 to 1 to 2)	136 (81 to 1 to 2)	152 (94 to 2 to 4)	146 (90 to 2 to 2)	131 (79 to 2 to 3)	123 (76 to 1 to 5)	136 (78 to 1 to 6)	136 (84 to 1 to 3)	89-6 (52 to 1 to 5)	40-9 (22 to 1 to 5)	8-9 (5 to 2 to 1 to 4)		1,430
Other non-communicable diseases	65-8 (41 to 1 to 12)	43-8 (23 to 1 to 1 to 4)	140 (66 to 2 to 2 to 4)	98-6 (78 to 1 to 1 to 3)	68-3 (36 to 1 to 1 to 7)	71-1 (36 to 1 to 1 to 6)	87-9 (53 to 1 to 1 to 5)	102 (57 to 1 to 1 to 4)	227 (115 to 2 to 4)	227 (160 to 3 to 1 to 9)	227 (166 to 3 to 1 to 9)	227 (166 to 3 to 1 to 9)	227 (166 to 3 to 1 to 9)	227 (221 to 4 to 1 to 7)	227 (267 to 4 to 1 to 2)	227 (267 to 4 to 1 to 2)	370 (240 to 3 to 1 to 5)	366 (234 to 3 to 1 to 5)	366 (232 to 3 to 1 to 5)	360 (229 to 3 to 1 to 5)	298 (174 to 2 to 1 to 5)	148 (119 to 1 to 1 to 3)	75-2 (57 to 1 to 1 to 3)	22 (16 to 2 to 2 to 2)		4,730
Congenital birth defects	64 (40 to 1 to 28)	37-5 (27 to 1 to 16 to 1)	90-4 (59 to 1 to 1 to 39)	94-5 (54 to 1 to 1 to 6 to 3)	25-8 (19 to 1 to 1 to 5)	24-4 (17 to 1 to 2 to 3)	23-7 (16 to 1 to 1 to 3)	29-2 (17 to 1 to 2 to 4)	21-9 (11 to 1 to 27 to 6)	22-7 (12 to 1 to 28 to 1)	21-9 (16 to 1 to 27 to 5)	19-4 (13 to 1 to 22 to 1)	23-1 (14 to 1 to 29 to 7)	29-5 (18 to 1 to 35 to 9)	25-3 (14 to 1 to 32 to 2)	20-2 (10 to 1 to 24 to 1)	16-1 (9 to 1 to 17 to 6)	3 (1 to 1 to 7 to 1)	3 (1 to 1 to 4 to 4)	1-8 (1 to 1 to 2 to 3)	0-9 (0 to 1 to 1 to 4)	0-3 (0 to 2 to 1 to 3)	0-1 (0 to 0 to 1)		558
Neural tube defects	6-2 (2 to 1 to 10 to 2)	2-4 (1 to 1 to 3 to 8)	6-1 (3 to 1 to 1 to 1)	4-9 (1 to 1 to 1 to 3)	1-1 (0 to 1 to 1 to 1)	1-3 (1 to 1 to 1 to 1)	1-4 (1 to 1 to 1 to 1)	1-7 (1 to 1 to 2 to 1)	1-6 (1 to 1 to 2 to 4)	1-6 (1 to 1 to 2 to 2)	1-4 (0 to 1 to 2 to 1)	0-9 (0 to 1 to 1 to 1)	0-9 (0 to 1 to 1 to 1)	0-6 (0 to 1 to 0 to 1)	0-6 (0 to 1 to 0 to 1)	0-4 (0 to 1 to 0 to 1)	0-2 (0 to 1 to 0 to 1)	0-1 (0 to 0 to 1)	0-2 (0 to 0 to 1)	0-1 (0 to 0 to 1)	0-1 (0 to 0 to 1)	0-1 (0 to 0 to 1)	0-1 (0 to 0 to 1)		34-9
Congenital heart anomalies	14-2 (6 to 1 to 36 to 7)	16-1 (10 to 1 to 39 to 6)	28-6 (15 to 1 to 1 to 7)	15-1 (9 to 1 to 25 to 3)	3-5 (2 to 1 to 7 to 1)	3-7 (2 to 1 to 4 to 4)	4-9 (2 to 1 to 3 to 7 to 3)	5 (2 to 1 to 4 to 6)	5 (2 to 1 to 4 to 8)	5 (3 to 1 to 4 to 8)	5 (3 to 1 to 5 to 6)	4-5 (3 to 1 to 5 to 4)	5 (3 to 1 to 6 to 7)	4-1 (2 to 1 to 5 to 4)	3-5 (1 to 1 to 5 to 2)	2-4 (1 to 1 to 3 to 4)	1-3 (1 to 1 to 2 to 4)	0-4 (0 to 1 to 0 to 7)	0-2 (0 to 1 to 0 to 5)	0-1 (0 to 1 to 0 to 3)	0-2 (0 to 1 to 0 to 3)	0-1 (0 to 0 to 1)	0-1 (0 to 0 to 1)		130
Orofacial clefts	0 (0 to 0)	0-2 (0 to 1 to 0 to 5)	0-5 (0 to 2 to 0 to 9)	0-4 (0 to 1 to 0 to 7)	0-3 (0 to 1 to 0 to 4)	0-3 (0 to 1 to 0 to 5)	0-3 (0 to 1 to 0 to 5)	0-3 (0 to 1 to 0 to 5)	0-3 (0 to 1 to 0 to 5)	0-3 (0 to 1 to 0 to 6)	0-3 (0 to 1 to 0 to 6)	0-3 (0 to 1 to 0 to 5)	0-3 (0 to 1 to 0 to 5)	0-3 (1 to 0 to 7)	0-3 (1 to 0 to 6)	0-3 (1 to 0 to 5)	0-3 (1 to 0 to 5)	0-3 (1 to 0 to 5)	0-3 (1 to 0 to 5)	0-2 (0 to 1 to 0 to 3)	0-1 (0 to 1 to 0 to 3)	0-1 (0 to 0 to 1)	0-1 (0 to 0 to 1)		5-5
Down syndrome	2 (0 to 5 to 2 to 9)	0-8 (0 to 1 to 1 to 2)	3-2 (1 to 1 to 4 to 5)	3 (1 to 1 to 2 to 6)	1-9 (1 to 1 to 2 to 4)	1-9 (1 to 1 to 2 to 4)	2-2 (1 to 1 to 3 to 1)	2-6 (2 to 2 to 3 to 4)	2-6 (2 to 2 to 3 to 4)	2-8 (2 to 2 to 3 to 4)	2-6 (1 to 2 to 3 to 4)	2-5 (1 to 2 to 3 to 4)	4-5 (2 to 2 to 6 to 1)	9 (3 to 2 to 6 to 1)	10-5 (4 to 2 to 14 to 3)	8-6 (3 to 2 to 12 to 4)	4-5 (2 to 1 to 6 to 3)	2-5 (1 to 1 to 3 to 3)	2-3 (1 to 1 to 3 to 1)	0-3 (0 to 1 to 1 to 1)	0-3 (0 to 1 to 1 to 1)	0-3 (0 to 1 to 1 to 1)	0-3 (0 to 1 to 1 to 1)		64-6
Turner syndrome	0 (0 to 0)	0 (0 to 0)	0-1 (0 to 0 to 2)	0-1 (0 to 0 to 2)	0-1 (0 to 0 to 2)	0-1 (0 to 0 to 2)	0-1 (0 to 0 to 2)	0-1 (0 to 0 to 2)	0-1 (0 to 0 to 2)	0-1 (0 to 0 to 2)	0-1 (0 to 0 to 2)	0-1 (0 to 0 to 1)	0-1 (0 to 0 to 1)	0-1 (0 to 0 to 1)	0-1 (0 to 0 to 1)	0-1 (0 to 0 to 1)	0-1 (0 to 0 to 1)	0-1 (0 to 0 to 1)	0-1 (0 to 0 to 1)	0-1 (0 to 0 to 1)	0-1 (0 to 0 to 1)	0-1 (0 to 0 to 1)	0-1 (0 to 0 to 1)		1
Klinefelter syndrome	0 (0 to 0)	0 (0 to 0)	0 (0 to 0)	0 (0 to 0)	0 (0 to 0)	0 (0 to 0)	0 (0 to 0)	0 (0 to 0)	0 (0 to 0 to 1)	0 (0 to 0 to 1)	0 (0 to 0 to 1)	0 (0 to 0 to 1)	0 (0 to 0 to 1)	0 (0 to 0 to 1)	0 (0 to 0 to 1)	0 (0 to 0 to 1)	0 (0 to 0 to 1)	0 (0 to 0 to 1)	0 (0 to 0 to 1)	0 (0 to 0 to 1)	0 (0 to 0 to 1)	0 (0 to 0 to 1)	0 (0 to 0 to 1)		0-2
Other chromosomal abnormalities	4-5 (2 to 1 to 10 to 2)	4-7 (2 to 1 to 9 to 9)	12-1 (7 to 1 to 20 to 8)	6-7 (4 to 1 to 9 to 4)	2-4 (2 to 1 to 5 to 2)	3-1 (2 to 1 to 4 to 4)	2 (2 to 1 to 3 to 2)	2-6 (2 to 2 to 3 to 8)	2-8 (1 to 2 to 3 to 7)	2-8 (1 to 2 to 3 to 8)	2-8 (1 to 2 to 3 to 8)	2 (1 to 2 to 4 to 4)	2-5 (1 to 2 to 5 to 2)	2-3 (1 to 2 to 3 to 2)	1-8 (0 to 1 to 7 to 1)	1-1 (0 to 1 to 5 to 1)	0-7 (0 to 1 to 3 to 1)	0-5 (0 to 1 to 2 to 1)	0-4 (0 to 1 to 1 to 1)	0-2 (0 to 1 to 1 to 1)	0-2 (0 to 1 to 1 to 1)	0-2 (0 to 1 to 1 to 1)		60-9
Congenital musculoskeletal and limb anomalies	2-7 (1 to 1 to 7)	1-3 (0 to 1 to 2)	10-7 (6 to 1 to 16 to 4)	12-3 (7 to 1 to 16 to 1)	2-6 (1 to 1 to 4 to 5)	3-1 (1 to 1 to 4 to 10)	3-2 (1 to 1 to 5 to 2)	5-3 (2 to 2 to 7 to 6)	5-6 (2 to 2 to 12 to 1)	3-4 (1 to 2 to 8 to 3)	5-5 (2 to 2 to 9 to 6)	4-6 (2 to 2 to 9 to 4)	5-8 (2 to 2 to 9 to 4)	4-3 (2 to 1 to 9 to 4)	2-9 (1 to 1 to 6 to 3)	2-7 (1 to 1 to 5 to 4)	2-7 (1 to 1 to 5 to 4)	2-8 (1 to 1 to 6 to 2)	1-5 (0 to 1 to 3 to 2)	0-8 (0 to 1 to 2 to 3)	0-4 (0 to 1 to 2 to 2)	0-1 (0 to 1 to 1 to 2)		110
Urogenital congenital anomalies	2-9 (0 to 4 to 1 to 9)	0-7 (0 to 1 to 2 to 3)	1-6 (0 to 2 to 4 to 3)	1-5 (0 to 2 to 3 to 3)	0-3 (0 to 1 to 1 to 3)	0-6 (0 to 2 to 1 to 7)	0-5 (0 to 2 to 1 to 4)	0-4 (0 to 2 to 1 to 3)	0-3 (0 to 2 to 1 to 3)	0-3 (0 to 2 to 0 to 4)	0-3 (0 to 2 to 0 to 4)	0-2 (0 to 1 to 0 to 3)	0-2 (0 to 1 to 0 to 3)	0-2 (0 to 1 to 0 to 3)	0-1 (0 to 1 to 0 to 2)	0-1 (0 to 1 to 0 to 2)	0-1 (0 to 1 to 0 to 2)	0-1 (0 to 1 to 0 to 2)	0-1 (0 to 1 to 0 to 2)	0-1 (0 to 1 to 0 to 2)	0-1 (0 to 1 to 0 to 2)	0-1 (0 to 1 to 0 to 2)	0-1 (0 to 1 to 0 to 2)		10-9
Digestive congenital anomalies	4-5 (1 to 1 to 17 to 9)	2-7 (2 to 1 to 7 to 6)	6 (4 to 1 to 15 to 1)	3-1 (1 to 1 to 7 to 6)	1-4 (0 to 1 to 5 to 2)	2-5 (1 to 1 to 6 to 4)	2-2 (0 to 1 to 5 to 4)	3-4 (1 to 1 to 6 to 5)	3-4 (1 to 1 to 6 to 5)	3-4 (1 to 1 to 6 to 5)	3-4 (1 to 1 to 6 to 5)	3-4 (1 to 1 to 6 to 5)	3-4 (1 to 1 to 6 to 5)	3-4 (1 to 1 to 6 to 5)	3-4 (1 to 1 to 6 to 5)	3-4 (1 to 1 to 6 to 5)	3-4 (1 to 1 to 6 to 5)	3-4 (1 to 1 to 6 to 5)	3-4 (1 to 1 to 6 to 5)	3-4 (1 to 1 to 6 to 5)	3-4 (1 to 1 to 6 to 5)	3-4 (1 to 1 to 6 to 5)	3-4 (1 to 1 to 6 to 5)		31-8
Other congenital birth defects	7-4 (10 to 1 to 33 to 5)	10-1 (4 to 3 to 11 to 1)	19-5 (9 to 6 to 1 to 7)	4-6 (3 to 1 to 8)	3-6 (2 to 1 to 6 to 2)	4-6 (2 to 1 to 6 to 2)	3-7 (2 to 1 to 5 to 4)	3-6 (2 to 1 to 5 to 4)	3-6 (2 to 1 to 5 to 4)	3-6 (2 to 1 to 5 to 4)	3-6 (2 to 1 to 5 to 4)	3-6 (1 to 2 to 5 to 4)	3-6 (1 to 2 to 5 to 4)	3-6 (1 to 2 to 5 to 4)	3-6 (1 to 2 to 5 to 4)	3-6 (1 to 2 to 5 to 4)	3-6 (1 to 2 to 5 to 4)	3-6 (1 to 2 to 5 to 4)	3-6 (1 to 2 to 5 to 4)	3-6 (1 to 2 to 5 to 4)	3-6 (1 to 2 to 5 to 4)	3-6 (1 to 2 to 5 to 4)	3-6 (1 to 2 to 5 to 4)		108
Urinary diseases and male infertility	0-1 (0 to 0 to 1)	0-1 (0 to 1 to 0 to 2)	0-6 (0 to 3 to 1)	0-3 (0 to 2 to 1)	0-7 (0 to 4 to 1)	1-2 (0 to 6 to 1 to 4)	1-9 (1 to 6 to 1 to 4)	3-2 (1 to 3 to 8 to 5)	4-6 (2 to 4 to 10 to 9)	7-5 (3 to 4 to 1 to 1)	7-2 (5 to 10 to 1)	6-9 (7 to 11 to 1)	9-2 (7 to 11 to 1)	14-9 (11 to 1 to 19 to 4)	20-6 (5 to 2 to 1 to 29 to 1)	22-3 (5 to 2 to 1 to 32 to 1)	19-2 (4 to 2 to 1 to 27 to 1)	15-3 (3 to 2 to 1 to 21 to 1)	13-2 (4 to 2 to 1 to 18 to 1)	10-3 (4 to 2 to 1 to 14 to 1)	7-2 (3 to 1 to 1 to 10 to 1)	4-4 (2 to 1 to 6 to 1)	1-2 (0 to 1 to 3 to 1)		467
Urolithiasis	0 (0 to 0)	0 (0 to 0)	0 (0 to 0)	0 (0 to 0 to 1)	0-1 (0 to 1 to 0 to 1)	0-1 (0 to 1 to 0 to 1)	0-1 (0 to 1 to 0 to 2)	0-1 (0 to 2 to 0 to 4)	0-1 (0 to 2 to 0 to 3)	0-2 (0 to 3 to 0 to 3)	0-2 (0 to 3 to 0 to 3)	0-2 (0 to 3 to 0 to 3)	0-2 (0 to 3 to 0 to 3)	0-2 (0 to 1 to 0 to 4)	0-2 (0 to 1 to 0 to 4)	0-2 (0 to 1 to 0 to 4)	0-2 (0 to 1 to 0 to 4)	0-2 (0 to 1 to 0 to 4)	0-2 (0 to 1 to 0 to 4)	0-2 (0 to 1 to 0 to 4)	0-2 (0 to 1 to 0 to 4)	0-2 (0 to 1 to 0 to 4)	0-2 (0 to 1 to 0 to 4)		38-2
Benign prostatic hyperplasia	0 (0 to 0)	0 (0 to 0)	0 (0 to 0)	0 (0 to 0)	0 (0 to 0)	0 (0 to 0)	0 (0 to 0)	0 (0 to 0)	0 (0 to 0)	0 (0 to 0)	0 (0 to 0)	0 (0 to 0)	0 (0 to 0)	0 (0 to 1)	0 (0 to 1)	0 (0 to 1)	0 (0 to 1)	0 (0 to 1)	0 (0 to 1)	0 (0 to 1)	0 (0 to 1)	0 (0 to 1)	0 (0 to 1)		83-6
Male infertility	0 (0 to 0)	0 (0 to 0)	0 (0 to 0)	0 (0 to 0)	0 (0 to 0)	0 (0 to 0)	0 (0 to 0)	1-6 (0 to 2 to 3)	2-2 (0 to 5 to 4)	2-2 (0 to 5 to 4)	2-2 (0 to 5 to 3)	1-6 (0 to 5 to 4)	2-2 (0 to 5 to 4)	2-2 (0 to 1 to 5)	1-5 (0 to 1 to 4)	1-4 (0 to 1 to 4)	1-1 (0 to 1 to 3)	0-7 (0 to 1 to 2)	0-5 (0 to 1 to 2)	0-3 (0 to 1 to 2)	0-3 (0 to 1 to 2)	0-3 (0 to 1 to 2)	0-3 (0 to 1 to 2)		9-5
Other urinary diseases	0 (0 to 0 to 1)	0-1 (0 to 0 to 1)	0-1 (0 to 1 to 0 to 2)	0-3 (0 to 2 to 0 to 4)	0-2 (0 to 1 to 0 to 3)	0-3 (0 to 2 to 0 to 4)	0-3 (0 to 2 to 0 to 5)	0-8 (0 to 3 to 0 to 7)	0-8 (0 to 3 to 0 to 7)	0-8 (0 to 5 to 1 to 1)	0-8 (0 to 4 to 1 to 1)	0-7 (0 to 4 to 1 to 1)	1-1 (0 to 7 to 1 to 2)	1-2 (0 to 7 to 0 to 2)	1-4 (0 to 8 to 2 to 4)	1-6 (0 to 8 to 2 to 5)	1-7 (0 to 7 to 3 to 3)	1-7 (0 to 6 to 5 to 2)	1-2 (0 to 4 to 2 to 5)	0-7 (0 to 2 to 2 to 7)	0-2 (0 to 1 to 0 to 6)	0-2 (0 to 1 to 0 to 5)	0-2 (0 to 1 to 0 to 4)		17-9
Gynecological diseases	0 (0 to 0)	0 (0 to 0)	0 (0 to 0)	0 (0 to 0)	0 (0 to 0)	0 (0 to 0)	0 (0 to 0)	0 (0 to 0)	0 (0 to 0)	0 (0 to 0)	0 (0 to 0)	0 (0 to 0)	0 (0 to 0)

SR Table 2c. Latvia DALYS by cause and age arcoss for both sexes with 95% uncertainty intervals, 2019

Cause	Early Neonatal	Late Neonatal	Post-Neonatal	1 to 4	5 to 9	10 to 14	15 to 19	20 to 24	25 to 29	30 to 34	35 to 39	40 to 44	45 to 49	50 to 54	55 to 59	60 to 64	65 to 69	70 to 74	75 to 79	80 to 84	85 to 89	90 to 94	95 plus	Total
All causes	2,780 (2,290 to 3,358)	995 (731 to 1,349)	2,440 (2,109 to 2,788)	3,878 (3,210 to 4,470)	2,220 (1,780 to 2,650)	3,439 (2,800 to 4,150)	5,490 (4,390 to 6,760)	10,800 (8,630 to 13,300)	16,600 (13,200 to 20,300)	26,400 (20,900 to 32,400)	29,300 (23,400 to 36,200)	34,800 (27,600 to 43,100)	44,000 (34,900 to 53,200)	53,200 (43,000 to 63,200)	70,600 (57,000 to 83,600)	78,600 (63,200 to 93,000)	77,100 (60,500 to 93,000)	69,500 (53,900 to 79,900)	60,900 (45,900 to 70,400)	72,200 (53,900 to 83,900)	23,400 (21,100 to 25,700)	5,210 (4,650 to 5,790)	769,000
Communicable, maternal, neonatal, and nutritional diseases	1,950 (1,290 to 2,890)	490 (325 to 823)	653 (414 to 1,060)	1,210 (760 to 1,940)	799 (490 to 1,330)	677 (393 to 1,190)	696 (387 to 1,270)	792 (435 to 1,600)	1,690 (1,070 to 1,970)	2,550 (2,190 to 2,900)	2,760 (2,600 to 2,910)	2,810 (2,660 to 3,000)	2,990 (2,850 to 3,300)	2,600 (2,350 to 3,300)	2,700 (2,350 to 3,300)	2,200 (1,760 to 2,710)	1,370 (1,050 to 1,970)	1,010 (781 to 1,370)	1,000 (637 to 1,290)	879 (656 to 1,130)	592 (373 to 833)	97.6 (72.9 to 129)	33,100
HIV/AIDS and sexually transmitted infections	0.2 (0.1 to 0.3)	0 (0 to 0.1)	67 (29.9 to 91.3)	132 (59.2 to 179)	7 (3.2 to 9.4)	6.2 (2.8 to 7.3)	18.1 (7.9 to 21.6)	67.9 (29.7 to 79.1)	511 (221 to 585)	1,130 (497 to 1,250)	1,310 (1,140 to 1,450)	1,060 (872 to 1,210)	875 (719 to 978)	760 (619 to 878)	467 (379 to 539)	307 (248 to 356)	166 (135 to 194)	76.5 (60.3 to 89)	32.2 (24.2 to 38.5)	9.4 (6.4 to 11.6)	3.1 (2.3 to 4.4)	0.6 (0.4 to 1.7)	6,110
HIV/AIDS	0 (0 to 0)	0 (0 to 0)	57 (29.9 to 91.3)	132 (59.2 to 179)	7 (3.2 to 9.4)	6.2 (2.8 to 7.3)	13.7 (5.1 to 18.8)	58.9 (21.6 to 69)	492 (189 to 563)	1,090 (382 to 1,200)	1,260 (1,120 to 1,400)	1,060 (929 to 1,180)	869 (719 to 980)	741 (591 to 881)	457 (361 to 540)	297 (227 to 355)	162 (122 to 194)	69.3 (49.3 to 84.5)	31.1 (21.1 to 38.6)	8.6 (5.3 to 11.1)	2.9 (1.7 to 4.1)	0.5 (0.2 to 1.5)	5,870
HIV/AIDS - Drug-susceptible Tuberculosis	0 (0 to 0)	0 (0 to 0)	0.4 (0.1 to 3.2)	0.6 (0.2 to 4.5)	0.1 (0 to 0.7)	0.2 (0.1 to 1.4)	1.4 (0.4 to 9.6)	2.4 (0.7 to 16.1)	7.5 (2.2 to 50.1)	16.6 (5.1 to 110)	19.8 (6.2 to 132)	17.7 (5.5 to 118)	16.6 (5.2 to 111)	14.8 (4.6 to 98.8)	10.3 (3.2 to 68.9)	7.5 (2.3 to 50.1)	4.4 (1.4 to 29.5)	2.1 (0.6 to 14.2)	0.9 (0.3 to 6)	0.3 (0.1 to 2)	0.1 (0 to 0.7)	0 (0 to 0.2)	129
HIV/AIDS - Multidrug-resistant Tuberculosis without extensive drug resistance	0 (0 to 0)	0 (0 to 0)	0.3 (0.2 to 1.1)	0.5 (0.3 to 1.9)	0.1 (0 to 0.3)	0.2 (0 to 0.8)	0.5 (0.1 to 2.6)	2.1 (0.5 to 10.7)	6.6 (1.6 to 32.6)	14.5 (3.7 to 69.3)	17.1 (4.5 to 80.1)	15.3 (4.3 to 70.1)	14.3 (4.3 to 64)	12.7 (3.9 to 57.1)	8.8 (2.7 to 39.7)	6.4 (1.9 to 28.8)	3.8 (1.1 to 17.2)	1.8 (0.5 to 8.1)	0.8 (0.2 to 3.6)	0.3 (0.1 to 1.3)	0.1 (0 to 0.5)	0 (0 to 0.2)	82.9
HIV/AIDS - Extensively drug-resistant Tuberculosis	0 (0 to 0)	0 (0 to 0)	0.2 (0.1 to 0.9)	0.3 (0.1 to 1.3)	0.1 (0 to 0.1)	0.1 (0 to 0.2)	0.3 (0.1 to 1.6)	1.3 (0.3 to 7.1)	4.1 (1.1 to 19.6)	9.1 (2.4 to 44.6)	10.7 (2.8 to 52.1)	9.6 (2.7 to 46.8)	9 (2.7 to 43.7)	8 (2.4 to 38.8)	5.5 (1.7 to 26.8)	4 (1.2 to 19.4)	2.4 (0.7 to 11.6)	1.1 (0.3 to 5.1)	0.5 (0.1 to 2.2)	0.2 (0 to 1)	0.1 (0 to 0.4)	0 (0 to 0.1)	51.9
HIV/AIDS resulting in other diseases	0 (0 to 0)	0 (0 to 0)	0.1 (0 to 0.3)	0.1 (0 to 0.4)	0 (0 to 0.1)	0 (0 to 0.1)	0.1 (0 to 0.3)	0.2 (0 to 0.7)	0.7 (0.2 to 2.5)	1.6 (0.5 to 5.7)	1.9 (0.6 to 6.8)	1.7 (0.5 to 6.1)	1.6 (0.5 to 5.7)	1.4 (0.4 to 5.1)	1 (0.3 to 3.6)	0.7 (0.2 to 2.6)	0.4 (0.1 to 1.6)	0.2 (0.1 to 0.8)	0.1 (0 to 0.4)	0 (0 to 0.2)	0 (0 to 0.1)	0 (0 to 0)	0.2 (0 to 0.7)	9,410
Sexually transmitted infections excluding HIV	0 (0 to 0)	0 (0 to 0)	0.1 (0 to 0.1)	0.2 (0 to 0.3)	0 (0 to 0)	0.1 (0 to 0.1)	0.4 (0.1 to 0.5)	0.9 (0.2 to 1.1)	2.1 (0.5 to 2.6)	3.4 (0.8 to 4.2)	3.7 (0.9 to 4.5)	3.4 (0.8 to 4.1)	3.1 (0.8 to 3.8)	2.7 (0.7 to 3.3)	2.1 (0.5 to 2.6)	1.5 (0.4 to 1.9)	0.9 (0.2 to 1.1)	0.4 (0.1 to 0.5)	0.2 (0 to 0.3)	0.1 (0 to 0.1)	0 (0 to 0.1)	0 (0 to 0)	29.9
Syphilis	0 (0 to 0)	0 (0 to 0)	0 (0 to 0)	0 (0 to 0)	0 (0 to 0)	0 (0 to 0)	0 (0 to 0)	0.2 (0 to 0.6)	0.6 (0.1 to 1.5)	1.3 (0.3 to 3.2)	1.5 (0.4 to 3.6)	1.4 (0.4 to 3.4)	1.2 (0.3 to 2.9)	1.1 (0.3 to 2.6)	0.8 (0.2 to 2)	0.6 (0.2 to 1.5)	0.4 (0.1 to 0.9)	0.2 (0 to 0.5)	0.1 (0 to 0.3)	0 (0 to 0.1)	0 (0 to 0.1)	0 (0 to 0)	0 (0 to 0)	23.9
Chlamydial infection	0 (0 to 0)	0 (0 to 0)	0 (0 to 0)	0 (0 to 0)	0 (0 to 0)	0 (0 to 0)	0.1 (0 to 0.2)	0.3 (0.1 to 0.4)	0.8 (0.2 to 1)	1.3 (0.3 to 1.6)	1.4 (0.4 to 1.8)	1.3 (0.4 to 1.7)	1.2 (0.3 to 1.5)	1 (0.3 to 1.3)	0.8 (0.2 to 1)	0.6 (0.2 to 0.8)	0.3 (0.1 to 0.4)	0.2 (0 to 0.3)	0.1 (0 to 0.2)	0 (0 to 0.1)	0 (0 to 0.1)	0 (0 to 0)	0 (0 to 0)	11.4
Gonococcal infection	0 (0 to 0)	0 (0 to 0)	0 (0 to 0)	0 (0 to 0)	0 (0 to 0)	0 (0 to 0)	0.1 (0 to 0.1)	0.2 (0 to 0.3)	0.5 (0.1 to 0.6)	0.8 (0.2 to 1)	0.9 (0.2 to 1.1)	0.8 (0.2 to 1)	0.7 (0.2 to 0.9)	0.6 (0.2 to 0.8)	0.5 (0.1 to 0.6)	0.4 (0.1 to 0.5)	0.2 (0 to 0.3)	0.1 (0 to 0.2)	0.1 (0 to 0.1)	0 (0 to 0.1)	0 (0 to 0.1)	0 (0 to 0)	0 (0 to 0)	7.1
Trichomoniasis	0 (0 to 0)	0 (0 to 0)	0 (0 to 0)	0 (0 to 0)	0 (0 to 0)	0 (0 to 0)	0.1 (0 to 0.1)	0.2 (0 to 0.3)	0.5 (0.1 to 0.6)	0.8 (0.2 to 1)	0.9 (0.2 to 1.1)	0.8 (0.2 to 1)	0.7 (0.2 to 0.9)	0.6 (0.2 to 0.8)	0.5 (0.1 to 0.6)	0.4 (0.1 to 0.5)	0.2 (0 to 0.3)	0.1 (0 to 0.2)	0.1 (0 to 0.1)	0 (0 to 0.1)	0 (0 to 0.1)	0 (0 to 0)	0 (0 to 0)	7.1
Genital herpes	0 (0 to 0)	0 (0 to 0)	0 (0 to 0)	0 (0 to 0)	0 (0 to 0)	0 (0 to 0)	0 (0 to 0.1)	0.1 (0 to 0.2)	0.3 (0.1 to 0.4)	0.5 (0.1 to 0.7)	0.6 (0.2 to 0.8)	0.5 (0.2 to 0.7)	0.5 (0.1 to 0.6)	0.4 (0.1 to 0.5)	0.3 (0.1 to 0.4)	0.2 (0.1 to 0.3)	0.1 (0 to 0.2)	0.1 (0 to 0.1)	0 (0 to 0.1)	0 (0 to 0.1)	0 (0 to 0)	0 (0 to 0)	0 (0 to 0)	4.5
Other sexually transmitted infections	0 (0 to 0)	0 (0 to 0)	0 (0 to 0)	0 (0 to 0)	0 (0 to 0)	0 (0 to 0)	0.2 (0 to 0.4)	0.6 (0.2 to 0.8)	1.5 (0.4 to 2)	2.4 (0.6 to 3.1)	2.7 (0.7 to 3.5)	2.5 (0.7 to 3.2)	2.2 (0.6 to 2.9)	1.9 (0.5 to 2.5)	1.5 (0.4 to 2)	1.1 (0.3 to 1.4)	0.7 (0.2 to 0.9)	0.3 (0.1 to 0.5)	0.2 (0 to 0.3)	0.1 (0 to 0.2)	0 (0 to 0.1)	0 (0 to 0)	0 (0 to 0)	20.4
Respiratory infections and tuberculosis	772 (737 to 795)	399 (354 to 453)	1,020 (746 to 1,340)	1,270 (1,060 to 1,510)	1,020 (713 to 1,290)	1,060 (760 to 1,390)	1,230 (836 to 1,730)	1,940 (1,340 to 2,660)	2,980 (2,060 to 4,060)	4,210 (2,900 to 5,660)	4,660 (3,210 to 6,220)	5,190 (3,600 to 6,900)	6,190 (4,310 to 8,170)	7,190 (5,010 to 9,410)	9,660 (6,810 to 12,400)	10,900 (7,810 to 13,800)	10,900 (7,810 to 13,800)	10,200 (7,450 to 12,600)	9,610 (6,980 to 11,600)	11,600 (8,450 to 13,800)	4,020 (3,160 to 4,870)	1,060 (820 to 1,320)	121,000
Tuberculosis	0 (0 to 0)	0 (0 to 0)	0.6 (0.3 to 6.6)	0.9 (0.4 to 7)	0.2 (0.1 to 1.5)	0.4 (0.2 to 3.4)	0.9 (0.3 to 7.5)	3.2 (0.9 to 28.1)	7.5 (2.1 to 66.1)	15.2 (4.2 to 134)	17.5 (4.8 to 154)	16.1 (4.4 to 142)	15.1 (4.2 to 133)	13.5 (3.8 to 119)	9.8 (2.7 to 86.2)	7.1 (2 to 62.6)	4.2 (1.2 to 36.8)	2 (0.6 to 17.6)	0.9 (0.3 to 7.9)	0.3 (0.1 to 2.8)	0.1 (0 to 0.9)	0 (0 to 0.2)	123
Latent tuberculosis infection	0 (0 to 0)	0 (0 to 0)	0 (0 to 0)	0 (0 to 0)	0 (0 to 0)	0 (0 to 0)	0 (0 to 0)	0 (0 to 0)	0 (0 to 0)	0 (0 to 0)	0 (0 to 0)	0 (0 to 0)	0 (0 to 0)	0 (0 to 0)	0 (0 to 0)	0 (0 to 0)	0 (0 to 0)	0 (0 to 0)	0 (0 to 0)	0 (0 to 0)	0 (0 to 0)	0 (0 to 0)	0 (0 to 0)	0
Drug-susceptible Tuberculosis	0 (0 to 0)	0 (0 to 0)	0.5 (0.2 to 5.5)	0.7 (0.3 to 5.8)	0.2 (0.1 to 1.2)	0.3 (0.1 to 2.8)	0.7 (0.2 to 6.2)	2.6 (0.7 to 23.2)	6.2 (1.7 to 54.7)	12.5 (3.5 to 110)	14.4 (4 to 127)	13.3 (3.6 to 117)	12.4 (3.5 to 109)	11.1 (3.1 to 98.1)	8.1 (2.2 to 71.3)	5.8 (1.6 to 51.2)	3.4 (1 to 30.3)	1.7 (0.5 to 14.5)	0.7 (0.2 to 6.5)	0.3 (0.1 to 2.3)	0.1 (0 to 0.7)	0 (0 to 0.2)	101
Multidrug-resistant tuberculosis without extensive drug resistance	0 (0 to 0)	0 (0 to 0)	0.1 (0 to 0.7)	0.2 (0.1 to 1.3)	0.1 (0 to 0.4)	0.1 (0 to 0.8)	0.2 (0 to 1.6)	0.8 (0.2 to 6.7)	2.4 (0.6 to 20.1)	4.6 (1.2 to 38.4)	5.3 (1.4 to 44.1)	4.9 (1.3 to 40.7)	4.6 (1.2 to 38.2)	4.1 (1.1 to 34.1)	3 (0.8 to 25.1)	2.1 (0.6 to 17.6)	1.3 (0.3 to 10.7)	0.6 (0.2 to 5.4)	0.3 (0.1 to 2.4)	0.1 (0 to 1)	0 (0 to 0.3)	0 (0 to 0.1)	37.7
Extensively drug-resistant tuberculosis	0 (0 to 0)	0 (0 to 0)	0 (0 to 0.3)	0 (0 to 0.4)	0 (0 to 0.1)	0 (0 to 0.1)	0.1 (0 to 0.6)	0.3 (0.1 to 2.5)	0.9 (0.2 to 7.5)	1.7 (0.5 to 14.2)	2 (0.5 to 16.3)	1.8 (0.5 to 15)	1.7 (0.5 to 14)	1.5 (0.4 to 12.6)	1.1 (0.3 to 9.2)	0.8 (0.2 to 6.5)	0.5 (0.1 to 4.2)	0.2 (0.1 to 1.9)	0.1 (0 to 0.8)	0 (0 to 0.3)	0 (0 to 0.1)	0 (0 to 0)	0 (0 to 0)	14
Lower respiratory infections	719 (672 to 779)	68 (39.1 to 98.2)	198 (126 to 287)	186 (98.3 to 334)	214 (129 to 345)	378 (211 to 613)	661 (351 to 1,170)	1,160 (578 to 2,060)	1,810 (877 to 3,280)	3,020 (1,440 to 5,660)	3,610 (1,700 to 6,960)	4,220 (1,960 to 8,190)	5,160 (2,360 to 10,200)	6,220 (2,810 to 12,400)	8,660 (3,880 to 17,200)	9,880 (4,360 to 19,700)	9,880 (4,360 to 19,700)	9,350 (4,120 to 18,600)	8,870 (3,900 to 17,700)	10,800 (4,630 to 21,600)	3,870 (2,020 to 6,280)	1,040 (542 to 1,671)	8,930 (4,750 to 14,500)
Upper respiratory infections	0.8 (0.5 to 1.2)	0.6 (0.4 to 0.9)	1.1 (0.7 to 1.7)	634 (436 to 936)	6.2 (4.2 to 9.2)	9.4 (6.4 to 13.9)	7.5 (5.1 to 11.1)	7.1 (4.8 to 10.5)	7.6 (5.1 to 11.2)	8.2 (5.5 to 12.1)	8.6 (5.8 to 12.7)	8.9 (6 to 13.1)	8.6 (5.8 to 12.7)	8.2 (5.5 to 12.1)	7.5 (5.1 to 11.1)	6.9 (4.6 to 10.2)	6.4 (4.3 to 9.4)	5.7 (3.8 to 8.4)	4.9 (3.3 to 7.2)	4.6 (3.1 to 6.8)	2.9 (1.9 to 4.3)	1.5 (1 to 2.2)	1,270
Otitis media	0 (0 to 0)	0 (0 to 0)	1.5 (0.9 to 2.2)	267 (203 to 352)	2.4 (1.5 to 3.5)	3.6 (2.4 to 5.2)	2.8 (1.6 to 4.1)	3.2 (1.6 to 5.2)	3.2 (1.6 to 5.2)	3.4 (1.7 to 5.5)	3.5 (1.7 to 5.7)	3.6 (1.8 to 5.8)	3.5 (1.8 to 5.7)	3.4 (1.7 to 5.5)	3.1 (1.6 to 5)	2.8 (1.4 to 4.5)	2.6 (1.3 to 4.2)	2.3 (1.2 to 3.7)	2 (1 to 3.2)	1.7 (0.9 to 2.8)	1.2 (0.6 to 2)	0.4 (0.2 to 0.7)	434
Sinusitis	0 (0 to 0)	0 (0 to 0)	0 (0 to 0)	0 (0 to 0)	0 (0 to 0)	0 (0 to 0)	0 (0 to 0)	0 (0 to 0)	0 (0 to 0)	0 (0 to 0)	0 (0 to 0)	0 (0 to 0)	0 (0 to 0)	0 (0 to 0)	0 (0 to 0)	0 (0 to 0)	0 (0 to 0)	0 (0 to 0)	0 (0 to 0)	0 (0 to 0)	0 (0 to 0)	0 (0 to 0)	0 (0 to 0)	0
Pharyngitis	0.1 (0 to 0.2)	0 (0 to 0)	0.2 (0.1 to 0.4)	0.3 (0.1 to 0.6)	0.2 (0.1 to 0.4)	0.3 (0.1 to 0.6)	0.3 (0.1 to 0.6)	0.4 (0.1 to 0.8)	0.5 (0.1 to 1)	0.6 (0.2 to 1.2)	0.7 (0.2 to 1.3)	0.7 (0.2 to 1.3)	0.6 (0.2 to 1.2)	0.6 (0.2 to 1.1)	0.5 (0.2 to 1)	0.4 (0.1 to 0.8)	0.3 (0.1 to 0.6)	0.2 (0.1 to 0.4)	0.1 (0 to 0.3)	0.1 (0 to 0.2)	0 (0 to 0.1)	0 (0 to 0)	0 (0 to 0)	6.1
Laryngitis	0 (0 to 0)	0 (0 to 0)	0 (0 to 0)	0 (0 to 0)	0 (0 to 0)	0 (0 to 0)	0 (0 to 0)	0 (0 to 0)	0 (0 to 0)	0 (0 to 0)	0 (0 to 0)	0 (0 to 0)	0 (0 to 0)	0 (0 to 0)	0 (0 to 0)	0 (0 to 0)	0 (0 to 0)	0 (0 to 0)	0 (0 to 0)	0 (0 to 0)	0 (0 to 0)	0 (0 to 0)	0 (0 to 0)	0
Pneumonia	771 (734 to 793)	398 (353 to 452)	1,010 (739 to 1,330)	1,260 (1,050 to 1,500)	1,010 (707 to 1,280)	1,050 (753 to 1,380)	1,220 (829 to 1,720)	1,930 (1,330 to 2,650)	2,970 (2,050 to 4,040)	4,200 (2,890 to 5,650)	4,650 (3,200 to 6,210)	5,180 (3,590 to 6,890)	6,180 (4,300 to 8,150)	7,180 (5,000 to 9,400)	9,650 (6,800 to 12,400)	10,900 (7,800 to 13,800)	10,900 (7,800 to 13,800)	10,200 (7,450 to 12,600)	9,610 (6,980 to 11,600)	11,600 (8,450 to 13,800)	4,020 (3,160 to 4,870)	1,060 (820 to 1,320)	121,000
Enteric infections	1.7 (1.5 to 2.5)	1.2 (0.8 to 1.7)	7.2 (4.6 to 11)	41.2 (27.1 to 59.2)	199 (97.3 to 330)	139 (60.7 to 297)	177 (77.1 to 394)	196 (82.6 to 456)	207 (87.6 to 481)	275 (116 to 640)	297 (125 to 691)	279 (118 to 649)	257 (108 to 598)	248 (104 to 577)	218 (92.1 to 507)	198 (83.6 to 461)	170 (72.2 to 396)	118 (49.7 to 275)	74 (31.2 to 172)	32 (13.4 to 74.5)	8.6 (3.6 to 20)	1.4 (0.6 to 3.3)	3,350
Diarrheal diseases	1.7 (1.5 to 2.5)	1.2 (0.8 to 1.7)	7.2 (4.6 to 11)	41.2 (27.1 to 59.2)	199 (97.3 to 330)	139 (60.7 to 297)	177 (77.1 to 394)	196 (82.6 to 456)	207 (87.6 to 481)	275 (116 to 640)	297 (125 to 691)	279 (118 to 649)	257 (108 to 598)	248 (104 to 577)	218 (92.1 to 507)	198 (83.6 to 461)	170 (72.2 to 396)	118 (49.7 to 275)	74 (31.2 to 172)	32 (13.4 to 74.5)	8.6 (3.6 to 20)	1.4 (0.6 to 3.3)	3,350
Typhoid and paratyphoid	0 (0 to 0)	0 (0 to 0)	0 (0 to 0)	0 (0 to 0)	0 (0 to 0)	0 (0 to 0)	0 (0 to 0)	0 (0 to 0)	0 (0 to 0)	0 (0 to 0)	0 (0 to 0)	0 (0 to 0)	0 (0 to 0)	0 (0 to 0)	0 (0 to 0)	0 (0 to 0)	0 (0 to 0)	0 (0 to 0)	0 (0 to 0)	0 (0 to 0)	0 (0 to 0)	0 (0 to 0)	0 (0 to 0)	0
Typhoid fever	0 (0 to 0)	0 (0 to 0)	0 (0 to 0)	0 (0 to 0)	0 (0 to 0)	0 (0 to 0)	0 (0 to 0)	0 (0 to 0)	0 (0 to 0)	0 (0 to 0)	0 (0 to 0)	0 (0 to 0)	0 (0 to 0)	0 (0 to 0)	0 (0 to 0)	0 (0 to 0)	0 (0 to 0)	0 (0 to 0)	0 (0 to 0)	0 (0 to 0)	0 (0 to 0)	0 (0 to 0)	0 (0 to 0)	0
Paratyphoid fever	0 (0 to 0)	0 (0 to 0)	0 (0 to 0)	0 (0 to 0)	0 (0 to 0)	0 (0 to 0)	0 (0 to 0)	0 (0 to 0)	0 (0 to 0)	0 (0 to 0)	0 (0 to 0)	0 (0 to 0)	0 (0 to 0)	0 (0 to 0)	0 (0 to 0)	0 (0 to 0)	0 (0 to 0)	0 (0 to 0)	0 (0 to 0)	0 (0 to 0)	0 (0 to 0)	0 (0 to 0)	0 (0 to 0)	0
Invasive Non-typhoidal Salmonella (iNTS)	0 (0 to 0)	0 (0 to 0)	0 (0 to 0)	0 (0 to 0)	0 (0 to 0)	0 (0 to 0)	0 (0 to 0)	0 (0 to 0)	0 (0 to 0)	0 (0 to 0)	0 (0 to 0)	0 (0 to 0)	0 (0 to 0)	0 (0 to 0)	0 (0 to 0)	0 (0 to 0)	0 (0 to 0)	0 (0 to 0)	0 (0 to 0)	0 (0 to 0)	0 (0 to 0)	0 (0 to 0)	0 (0 to 0)	0
Other intestinal infectious diseases	0 (0 to 0)	0 (0 to 0)	0.3 (0.2 to 1.2)	0.4 (0.2 to 1.6)	0.2 (0.1 to 0.7)	0.3 (0.1 to 1.1)	0.2 (0.1 to 0.8)	0.3 (0.1 to 1.1)	0.3 (0.1 to 1.1)	0.3 (0.2 to 1.2)	0.3 (0.1 to 1.2)	0.3 (0.1 to 1.2)	0.3 (0.1 to 1.2)	0.3 (0.1 to 1.2)	0.2 (0.1 to 1)	0.2 (0.1 to 0.9)	0.2 (0.1 to 0.7)	0.1 (0.1 to 0.6)	0.1 (0 to 0.4)	0.1 (0 to 0.3)	0 (0 to 0.1)	0 (0 to 0)	0 (0 to 0)	9.7
Neglected tropical diseases and malaria	0.1 (0 to 0.2)	0.1 (0 to 0.2)	11.7 (8.6 to 15.5)	23.4 (16.9 to 31.5)	14.6 (9.9 to 19.3)	8.2 (5.5 to 11.2)	7.8 (5.1 to 10.8)	13.2 (8.5 to 18)	22.1 (14.1 to 30.7)	28.1 (17.7 to 39.1)	29.3 (18.4 to 40.7)	28.2 (17.7 to 39.2)	26.5 (16.6 to 36.8)	24.4 (15.3 to 33.9)	20.9 (13.1 to 29.1)	18.9 (11.8 to 26.2)	16.4 (10.3 to 22.8)	13.4 (8.4 to 18.6)	10.4 (6.5 to 14.4)	7.1 (4.4 to 9.8)	3.1 (1.9 to 4.3)	0.6 (0.4 to 0.8)	396
Malaria	0 (0 to 0)	0 (0 to 0)	0 (0 to 0)	0 (0 to 0)	0 (0 to 0)	0 (0 to 0)	0 (0 to 0)	0 (0 to 0)	0 (0 to 0)	0 (0 to 0)	0 (0 to 0)	0 (0 to 0)	0 (0 to 0)	0 (0 to 0)	0 (0 to 0)	0 (0 to 0)	0 (0 to 0)	0 (0 to 0)	0 (0 to 0)	0 (0 to 0)	0 (0 to 0)	0 (0 to 0)	0 (0 to 0)	0
Chagas disease	0 (0 to 0)	0 (0 to 0)	0 (0 to 0)	0 (0 to 0)	0 (0 to 0)	0 (0 to 0)	0 (0 to 0)	0 (0 to 0)	0 (0 to 0)	0 (0 to 0)	0 (0 to 0)	0 (0 to 0)	0 (0 to 0)	0 (0 to 0)	0 (0 to 0)	0 (0 to 0)	0 (0 to 0)	0 (0 to 0)	0 (0 to 0)	0 (0 to 0)	0 (0 to 0)	0 (0 to 0)	0 (0 to 0)	0
Leishmaniasis	0 (0 to 0)	0 (0 to 0)	0 (0 to 0)	0 (0 to 0)	0 (0 to 0)	0 (0 to 0)	0 (0 to 0)	0 (0 to 0)	0 (0 to 0)	0 (0 to 0)	0 (0 to 0)	0 (0 to 0)	0 (0 to 0)	0 (0 to 0)	0 (0 to 0)	0 (0 to 0)	0 (0 to 0)	0 (0 to 0)	0 (0 to 0)	0 (0 to 0)	0 (0 to 0)	0 (0 to 0)	0 (0 to 0)	0
Visceral leishmaniasis	0 (0 to 0)	0 (0 to 0)	0 (0 to 0)	0 (0 to 0)	0 (0 to 0)	0 (0 to 0)	0 (0 to 0)	0 (0 to 0)	0 (0 to 0)	0 (0 to 0)	0 (0 to 0)	0 (0 to 0)	0 (0 to 0)	0 (0 to 0)	0 (0 to 0)	0 (0 to 0)	0 (0 to 0)	0 (0 to 0)	0 (0 to 0)	0 (0 to 0)	0 (0 to 0)	0 (0 to 0)	0 (0 to 0)	0
Cutaneous and mucocutaneous leishmaniasis	0 (0 to 0)	0 (0 to 0)	0 (0 to 0)	0 (0 to 0)	0 (0 to 0)	0 (0 to 0)	0 (0 to 0)	0 (0 to 0)	0 (0 to 0)	0 (0 to 0)	0 (0 to 0)	0 (0 to 0)	0 (0 to 0)	0 (0 to 0)	0 (0 to 0)	0 (0 to 0)	0 (0 to 0)	0 (0 to 0)	0 (0 to 0)	0 (0 to 0)	0 (0 to 0)	0 (0 to 0)	0 (0 to 0)	0
African trypanosomiasis	0 (0 to 0)	0 (0 to 0)	0 (0 to 0)	0 (0 to 0)	0 (0 to 0)	0 (0 to 0)	0 (0 to 0)	0 (0 to 0)	0 (0 to 0)	0 (0 to 0)	0 (0 to 0)	0 (0 to 0)	0 (0 to 0)	0 (0 to 0)	0 (0 to 0)	0 (0 to 0)	0 (0 to 0)	0 (0 to 0)	0 (0 to 0)	0 (0 to 0)	0 (0 to 0)	0 (0 to 0)	0 (0 to 0)	0
Schistosomiasis	0 (0 to 0)	0 (0 to 0)	0 (0 to 0)	0 (0 to 0)	0 (0 to 0)	0 (0 to 0)	0 (0 to 0)	0 (0 to 0)	0 (0 to 0)	0 (0 to 0)	0 (0 to 0)	0 (0 to 0)	0 (0 to 0)	0 (0 to 0)	0 (0 to 0)	0 (0 to 0)	0 (0 to 0)	0 (0 to 0)	0 (0 to 0)	0 (0 to 0)	0 (0 to 0)	0 (0 to 0)	0 (0 to 0)	0
Cysticercosis	0 (0 to 0)	0 (0 to 0)	0 (0 to 0)	0 (0 to 0)	0.1 (0 to 0.4)	0.2 (0 to 0.8)	0.2 (0 to 0.8)	0.6 (0.2 to 2.3)	2 (0.6 to 7.5)	3.6 (1.1 to 13.7)	4.2 (1.3 to 16)	4 (1.2 to 15.2)	3.7 (1.1 to 14.1)	3.4 (1 to 13)	2.7 (0.8 to 10.3)	2.2 (0.6 to 8.4)	1.6 (0.5 to 6.1)	1 (0.3 to 3.8)	0.5 (0.2 to 1.9)	0.2 (0.1 to 0.8)	0.1 (0 to 0.3)	0 (0 to 0.1)	0 (0 to 0.1)	26.2
Cystic echinococcosis	0 (0 to 0)	0 (0 to 0)	0 (0 to 0)	0.1 (0 to 0.1)	0.1 (0 to 0.4)	0.2 (0 to 0.8)	0.2 (0 to 0.8)	0.6 (0.2 to 2.3)	1.9 (0.6 to 7.4)	3.5 (1.1 to 13.6)	4.1 (1.3 to 15.8)	3.9 (1.2 to 15.1)	3.6 (1.1 to 14.1)	3.3 (1 to 13)	2.7 (0.8 to 10.3)	2.2 (0.6 to 8.4)	1.6 (0.5 to 6.1)	1 (0.3 to 3.8)	0.5 (0.2 to 1.9)	0.2 (0.1 to 0.8)	0.1 (0 to 0.3)	0 (0 to 0.1)	0 (0 to 0.1)	25.8
Lymphatic filariasis	0 (0 to 0)	0 (0 to 0)	0 (0 to 0)	0 (0 to 0)	0 (0 to 0)	0 (0 to 0)	0 (0 to 0)	0 (0 to 0)	0 (0 to 0)	0 (0 to 0)	0 (0 to 0)	0 (0 to 0)	0 (0 to 0)	0 (0 to 0)	0 (0 to 0)	0 (0 to 0)	0 (0 to 0)	0 (0 to 0)	0 (0 to 0)	0 (0 to 0)	0 (0 to 0)	0 (0 to 0)	0 (0 to 0)	0
Onchocerciasis	0 (0 to 0)	0 (0 to 0)	0 (0 to 0)	0 (0 to 0)	0 (0 to 0)	0 (0 to 0)	0 (0 to 0)	0 (0 to 0)	0 (0 to 0)	0 (0 to 0)	0 (0 to 0)	0 (0 to 0)	0 (0 to 0)	0 (0 to 0)	0 (0 to 0)	0 (0 to 0)	0 (0 to 0)	0 (0 to 0)	0 (0 to 0)	0 (0 to 0)	0 (0 to 0)	0 (0 to 0)	0 (0 to 0)	0
Trachoma	0 (0 to 0)	0 (0 to 0)	0 (0 to 0)	0 (0 to 0)	0 (0 to 0)	0 (0 to 0)	0 (0 to 0)	0 (0 to 0)	0 (0 to 0)	0 (0 to 0)	0 (0 to 0)	0 (0 to 0)	0 (0 to 0)	0 (0 to 0)	0 (0 to 0)	0 (0 to 0)	0 (0 to 0)	0 (0 to 0)	0 (0 to 0)	0 (0 to 0)	0 (0 to 0)	0 (0 to 0)	0 (0 to 0)





SR Table 2c: Northamptonshire DALYS by cause and age group for both sexes with 95% uncertainty intervals, 2019

Cause	Early Neonatal (0-6 days)	Late Neonatal (7-27 days)	Post Neonatal (28-364 days)	1 to 4	5 to 9	10 to 14	15 to 19	20 to 24	25 to 29	30 to 34	35 to 39	40 to 44	45 to 49	50 to 54	55 to 59	60 to 64	65 to 69	70 to 74	75 to 79	80 to 84	85 to 89	90 to 94	95 plus	Total
All causes	1,474 (1,412, 1,532)	378 (370 to, 385)	378 (372 to, 385)	1,504 (1,380 to, 1,760)	1,369 (1,314 to, 1,502)	1,204 (1,154 to, 1,319)	1,222 (1,172 to, 1,339)	1,443 (1,384 to, 1,572)	1,643 (1,574 to, 1,793)	2,010 (1,923 to, 2,110)	2,384 (2,274 to, 2,502)	2,843 (2,708 to, 2,983)	3,477 (3,312 to, 3,650)	4,316 (4,113 to, 4,532)	5,329 (5,080 to, 5,597)	6,414 (6,113 to, 6,735)	7,600 (7,242 to, 7,980)	8,966 (8,542 to, 9,414)	10,400 (9,907 to, 10,920)	11,900 (11,330 to, 12,500)	13,300 (12,700 to, 14,000)	14,400 (13,700 to, 15,100)	15,200 (14,500 to, 15,900)	15,600 (14,900 to, 16,400)	15,900 (15,200 to, 16,700)	15,900 (15,200 to, 16,700)	15,900 (15,200 to, 16,700



Congenital birth defects	435 (327 to 613)	139 (103 to 194)	303 (212 to 444)	162 (127 to 211)	87 8 (63 4 to 117)	77 (59 4 to 104)	74 9 (58 4 to 96 8)	69 8 (51 2 to 91 9)	65 3 (51 3 to 82 4)	63 5 (50 9 to 83 4)	66 9 (51 4 to 85 3)	63 7 (47 4 to 81 2)	70 3 (51 3 to 89 4)	73 4 (51 4 to 94 3)	71 1 (48 4 to 92 4)	73 4 (51 4 to 94 3)	82 9 (55 4 to 76 8)	39 6 (26 2 to 52 9)	16 2 (10 to 24 8)	9 1 (5 5 to 14 1)	5 5 (3 3 to 8 6)	3 (1 8 to 4 9)	1 2 (0 7 to 2)	0 3 (0 2 to 0 6)		1,950
Neural tube defects	33 1 (21 6 to 48 9)	7 1 (4 to 11 4)	22 3 (14 to 34 1)	26 (19 1 to 37 4)	21 (15 9 to 29 4)	7 (4 to 9 9)	8 6 (5 1 to 12 6)	2 9 (2 to 4 5)	3 2 (2 to 4 5)	2 7 (1 9 to 4)	2 4 (1 6 to 3 9)	2 7 (1 8 to 3 6)	1 3 (0 9 to 2 1)	1 3 (0 7 to 1 8)	1 3 (0 8 to 2 1)	1 3 (0 7 to 1 8)	0 1 (0 to 0 3)	0 1 (0 to 0 2)	0 1 (0 to 0 2)	0 1 (0 to 0 1)	0 (0 to 0)	0 (0 to 0)	0 (0 to 0)	0 (0 to 0)		134
Congenital heart anomalies	79 7 (79 to 160)	25 5 (48 to 84 9)	55 5 (60 7 to 118)	29 7 (19 6 to 52 9)	15 9 (11 to 27 5)	14 (11 3 to 21 5)	13 7 (11 4 to 20 6)	12 8 (11 3 to 21 2)	11 9 (10 2 to 19 6)	11 6 (10 2 to 19 6)	12 2 (10 4 to 19 4)	11 6 (10 3 to 20 8)	12 8 (9 2 to 20 5)	13 4 (9 6 to 21 5)	13 (9 to 20 9)	13 4 (9 6 to 21 5)	15 1 (10 to 23 9)	7 2 (5 to 15 4)	3 1 (2 to 7 5)	1 7 (1 to 4 3)	0 7 (0 2 to 1 5)	0 2 (0 to 0 5)	0 1 (0 to 0 3)	0 1 (0 to 0 2)		466
Orofacial clefts	0 1 (0 to 0 1)	0 1 (0 to 0 1)	0 6 (0 3 to 1 3)	1 5 (0 7 to 2 6)	1 1 (0 4 to 2 1)	0 7 (0 3 to 1 4)	0 9 (0 4 to 1 6)	0 7 (0 3 to 1 4)	0 9 (0 4 to 1 8)	0 7 (0 3 to 1 4)	0 8 (0 4 to 1 6)	0 7 (0 3 to 1 7)	0 9 (0 4 to 2 1)	0 8 (0 3 to 1 7)	0 7 (0 3 to 1 6)	0 8 (0 3 to 1 7)	0 7 (0 4 to 1 3)	0 7 (0 3 to 1 3)	0 6 (0 3 to 1 3)	0 2 (0 2 to 0 5)	0 2 (0 2 to 0 5)	0 2 (0 2 to 0 5)	0 1 (0 2 to 0 3)	0 1 (0 2 to 0 3)		19 6
Down syndrome	12 8 (9 4 to 16 8)	3 (1 8 to 4 9)	8 7 (5 4 to 13 7)	9 6 (4 5 to 9 7)	5 6 (3 6 to 8 4)	5 2 (3 4 to 7 7)	5 3 (3 5 to 7 4)	5 9 (3 7 to 8 1)	7 (5 to 9 6)	7 9 (5 3 to 10 2)	7 6 (5 2 to 10 2)	9 2 (5 9 to 12 6)	9 3 (5 9 to 12 6)	10 (6 3 to 13 2)	9 2 (5 9 to 12 6)	10 (6 3 to 13 2)	11 (7 to 15)	5 2 (3 to 7 4)	2 7 (1 6 to 3 7)	1 2 (0 7 to 1 7)	0 5 (0 to 0 7)	0 2 (0 to 0 3)	0 1 (0 to 0 2)	0 1 (0 to 0 2)		176
Turner syndrome	0 (0 to 0)	0 (0 to 0)	0 2 (0 to 0 5)	0 2 (0 to 0 6)	0 2 (0 to 0 6)	0 2 (0 to 0 6)	0 3 (0 1 to 0 7)	0 3 (0 1 to 0 7)	0 3 (0 1 to 0 7)	0 3 (0 1 to 0 7)	0 3 (0 1 to 0 7)	0 3 (0 1 to 0 7)	0 2 (0 1 to 0 4)	0 3 (0 1 to 0 6)	0 2 (0 1 to 0 5)	0 3 (0 1 to 0 6)	0 1 (0 to 0 1)	0 2 (0 to 0 5)	0 1 (0 to 0 1)	0 (0 to 0)	0 (0 to 0)	0 (0 to 0)	0 (0 to 0)	0 (0 to 0)		2 6
Klinefelter syndrome	0 (0 to 0)	0 (0 to 0)	0 1 (0 to 0 1)	0 1 (0 to 0 1)	0 1 (0 to 0 1)	0 (0 to 0 1)	0 (0 to 0 1)	0 1 (0 to 0 2)	0 1 (0 to 0 2)	0 1 (0 to 0 2)	0 1 (0 to 0 2)	0 1 (0 to 0 2)	0 1 (0 to 0 2)	0 1 (0 to 0 2)	0 1 (0 to 0 2)	0 1 (0 to 0 2)	0 (0 to 0 1)	0 (0 to 0 1)	0 (0 to 0 1)	0 (0 to 0)	0 (0 to 0)	0 (0 to 0)	0 (0 to 0)	0 (0 to 0)		0 6
Other chromosomal abnormalities	58 1 (39 2 to 113)	29 1 (19 9 to 39 9)	51 9 (33 5 to 81 6)	19 6 (14 1 to 27 1)	13 2 (8 6 to 17 1)	10 6 (7 3 to 15)	10 7 (7 5 to 14 9)	9 3 (6 7 to 12 6)	8 7 (6 to 12 2)	8 9 (6 5 to 12 5)	9 2 (6 5 to 12 5)	8 (5 1 to 11 2)	8 7 (5 1 to 12 1)	8 6 (5 to 12 5)	8 1 (4 6 to 11 5)	8 6 (5 to 12 5)	9 1 (5 7 to 13)	2 3 (1 4 to 3 4)	0 6 (0 to 0 9)	0 2 (0 to 0 3)	0 (0 to 0)	0 (0 to 0)	0 (0 to 0)	0 (0 to 0)		258
Congenital musculoskeletal and limb anomalies	12 4 (7 8 to 21 2)	3 6 (2 2 to 6 9)	20 4 (11 4 to 47 6)	39 2 (21 9 to 93 2)	27 1 (15 7 to 63 2)	21 6 (13 9 to 43 4)	14 8 (9 2 to 33 4)	15 3 (10 to 29 4)	16 4 (10 to 33 5)	17 1 (10 5 to 35 3)	15 8 (9 6 to 33 7)	19 2 (10 to 49 3)	17 7 (10 9 to 39 4)	17 6 (11 to 39 8)	15 8 (9 5 to 34 2)	17 6 (11 to 39 8)	4 2 (2 4 to 9 4)	2 2 (1 2 to 3 5)	1 (0 4 to 1 4)	0 3 (0 2 to 0 5)	0 1 (0 to 0 2)					331
Urogenital congenital anomalies	21 2 (15 2 to 31 4)	2 9 (1 9 to 7 1)	5 5 (3 1 to 15 8)	4 6 (2 9 to 7 6)	3 (1 9 to 5 2)	1 7 (1 2 to 2 3)	1 4 (0 9 to 2 1)	1 2 (0 8 to 1 8)	1 1 (0 7 to 1 6)	0 9 (0 6 to 1 4)	0 8 (0 5 to 1 3)	0 8 (0 5 to 1 3)	0 8 (0 5 to 1 3)	0 8 (0 5 to 1 3)	0 8 (0 5 to 1 3)	0 8 (0 5 to 1 3)	0 2 (0 2 to 0 4)	0 2 (0 1 to 0 3)	0 1 (0 1 to 0 2)	0 (0 to 0)	0 (0 to 0)	0 (0 to 0)	0 (0 to 0)	0 (0 to 0)		47
Digestive congenital anomalies	64 3 (44 2 to 97 6)	13 4 (7 to 25 1)	11 1 (5 9 to 27 6)	5 2 (3 to 10 8)	3 2 (1 8 to 5 2)	1 4 (1 to 2 6)	1 4 (1 to 2 6)	1 3 (0 8 to 1 6)	1 2 (0 8 to 1 6)	1 2 (0 8 to 1 6)	1 2 (0 7 to 1 5)	1 2 (0 6 to 1 4)	1 2 (0 7 to 1 4)	1 2 (0 7 to 1 4)	1 2 (0 7 to 1 4)	1 2 (0 7 to 1 4)	1 2 (0 6 to 1 4)	0 7 (0 3 to 1 1)	0 3 (0 2 to 0 6)	0 1 (0 to 0 2)	0 1 (0 to 0 1)	0 1 (0 to 0 1)	0 1 (0 to 0 1)	0 1 (0 to 0 1)		121
Other congenital birth defects	139 (95 5 to 196)	39 4 (19 6 to 34 3)	33 3 (34 3 to 83 7)	23 9 (16 6 to 38 4)	17 2 (11 to 26 3)	14 5 (9 2 to 23 6)	14 2 (9 3 to 21 6)	13 (8 2 to 20 3)	12 1 (7 3 to 20 1)	12 6 (7 7 to 21 1)	12 2 (7 2 to 21 7)	12 2 (6 3 to 19 7)	12 2 (6 6 to 21)	11 2 (5 6 to 20 4)	11 2 (6 to 20 4)	11 2 (5 6 to 20 4)	11 4 (6 7 to 19 6)	5 4 (3 to 9 5)	2 4 (1 to 5 4)	1 4 (0 7 to 3 7)	0 6 (0 2 to 1 3)	0 2 (0 to 0 5)	0 2 (0 to 0 5)	0 2 (0 1 to 0 5)		405
Urinary diseases and male infertility	0 6 (0 1 to 0 9)	0 7 (0 2 to 1 4)	1 6 (1 to 3 7)	1 2 (1 to 3 2)	0 (0 to 0 7)	0 (0 to 0 1)	0 1 (0 to 0 2)	0 2 (0 to 0 5)	0 2 (0 to 0 5)	0 2 (0 to 0 5)	0 2 (0 to 0 5)	0 2 (0 to 0 5)	0 2 (0 to 0 5)	0 2 (0 to 0 5)	0 2 (0 to 0 5)	0 2 (0 to 0 5)	0 2 (0 to 0 5)	0 2 (0 to 0 5)	0 2 (0 to 0 5)	0 2 (0 to 0 5)	0 2 (0 to 0 5)	0 2 (0 to 0 5)	0 2 (0 to 0 5)	0 2 (0 to 0 5)		107
Urolithiasis	0 (0 to 0)	0 (0 to 0)	0 1 (0 to 0)	0 (0 to 0 1)	0 1 (0 to 0 2)	0 2 (0 1 to 0 3)	0 2 (0 2 to 0 6)	0 2 (0 2 to 0 6)	0 2 (0 2 to 0 7)	0 2 (0 1 to 0 6)	0 2 (0 2 to 0 6)	0 2 (0 2 to 0 6)	0 2 (0 2 to 0 6)	0 2 (0 2 to 0 6)	0 2 (0 2 to 0 6)	0 2 (0 2 to 0 6)	0 2 (0 2 to 0 6)	0 2 (0 2 to 0 6)	0 2 (0 2 to 0 6)	0 2 (0 2 to 0 6)	0 2 (0 2 to 0 6)	0 2 (0 2 to 0 6)	0 2 (0 2 to 0 6)	0 2 (0 2 to 0 6)		105
Benign prostatic hyperplasia	0 (0 to 0)	0 (0 to 0)	0 (0 to 0)	0 (0 to 0)	0 (0 to 0)

SR Table 2c: Leicestershire DALYS by cause and age group for both sexes with 95% uncertainty intervals, 2019

Cause	Early Neonatal (0-6 days)	Late Neonatal (7-27 days)	Post Neonatal (28-364 days)	1 to 4	5 to 9	10 to 14	15 to 19	20 to 24	25 to 29	30 to 34	35 to 39	40 to 44	45 to 49	50 to 54	55 to 59	60 to 64	65 to 69	70 to 74	75 to 79	80 to 84	85 to 89	90 to 94	95 plus	Total
All causes	1,858 (1,654 to 2,062)	1,396 (1,242 to 1,549)	1,772 (1,577 to 1,966)	1,307 (1,151 to 1,463)	1,019 (894 to 1,145)	1,156 (1,026 to 1,286)	1,729 (1,542 to 1,916)	2,630 (2,354 to 2,930)	3,748 (3,348 to 4,170)	4,874 (4,344 to 5,420)	6,252 (5,574 to 6,952)	8,109 (7,229 to 9,020)	10,243 (9,130 to 11,400)	12,501 (11,093 to 13,900)	15,307 (13,585 to 17,030)	18,599 (16,510 to 20,690)	22,905 (20,315 to 25,483)	28,170 (24,983 to 31,350)	34,402 (30,509 to 38,283)	41,730 (37,009 to 46,460)	50,326 (44,610 to 56,020)	61,206 (54,256 to 68,109)	1,000 (1,000 to 1,000)	667 (614 to 1,215)	332 (297 to 368)	197,000 (2,828 to 3,220)
Communicable, maternal, neonatal, and nutritional diseases	896 (728 to 1,078)	324 (264 to 391)	237 (186 to 292)	248 (193 to 301)	248 (193 to 301)	256 (199 to 312)	252 (197 to 308)	240 (187 to 293)	244 (190 to 299)	252 (196 to 309)	261 (201 to 320)	277 (209 to 339)	329 (250 to 403)	399 (303 to 492)	391 (297 to 482)	397 (303 to 490)	461 (352 to 568)	720 (549 to 888)	926 (706 to 1,142)	1,056 (814 to 1,303)	997 (677 to 1,230)	332 (296 to 368)	10,100
HIV/AIDS and sexually transmitted infections	23 (9 to 51)	2 (2 to 19)	11 (2 to 46)	1 (0 to 7)	0 (0 to 7)	0 (0 to 8)	1 (0 to 7)	3 (1 to 21)	10 (3 to 37)	19 (7 to 53)	19 (7 to 52)	20 (7 to 53)	20 (7 to 52)	21 (8 to 53)	20 (7 to 52)	19 (7 to 52)	20 (7 to 52)	20 (7 to 52)	20 (7 to 52)	20 (7 to 52)	20 (7 to 52)	0 (0 to 0)	204
HIV/AIDS	0 (0 to 0)	0 (0 to 0)	0 (0 to 0)	0 (0 to 1)	0 (0 to 1)	0 (0 to 1)	0 (0 to 1)	0 (0 to 1)	0 (0 to 1)	0 (0 to 1)	0 (0 to 1)	0 (0 to 1)	0 (0 to 1)	0 (0 to 1)	0 (0 to 1)	0 (0 to 1)	0 (0 to 1)	0 (0 to 1)	0 (0 to 1)	0 (0 to 1)	0 (0 to 1)	0 (0 to 0)	93.5
HIV/AIDS - Drug-susceptible Tuberculosis	0 (0 to 0)	0 (0 to 0)	0 (0 to 0)	0 (0 to 1)	0 (0 to 1)	0 (0 to 1)	0 (0 to 1)	0 (0 to 1)	0 (0 to 1)	0 (0 to 1)	0 (0 to 1)	0 (0 to 1)	0 (0 to 1)	0 (0 to 1)	0 (0 to 1)	0 (0 to 1)	0 (0 to 1)	0 (0 to 1)	0 (0 to 1)	0 (0 to 1)	0 (0 to 1)	0 (0 to 0)	8.6
HIV/AIDS - Multidrug-resistant Tuberculosis without extensive drug resistance	0 (0 to 0)	0 (0 to 0)	0 (0 to 0)	0 (0 to 0)	0 (0 to 0)	0 (0 to 0)	0 (0 to 0)	0 (0 to 0)	0 (0 to 0)	0 (0 to 0)	0 (0 to 0)	0 (0 to 0)	0 (0 to 0)	0 (0 to 0)	0 (0 to 0)	0 (0 to 0)	0 (0 to 0)	0 (0 to 0)	0 (0 to 0)	0 (0 to 0)	0 (0 to 0)	0 (0 to 0)	0.2
HIV/AIDS - Extensively drug-resistant Tuberculosis	0 (0 to 0)	0 (0 to 0)	0 (0 to 0)	0 (0 to 0)	0 (0 to 0)	0 (0 to 0)	0 (0 to 0)	0 (0 to 0)	0 (0 to 0)	0 (0 to 0)	0 (0 to 0)	0 (0 to 0)	0 (0 to 0)	0 (0 to 0)	0 (0 to 0)	0 (0 to 0)	0 (0 to 0)	0 (0 to 0)	0 (0 to 0)	0 (0 to 0)	0 (0 to 0)	0 (0 to 0)	0.1
HIV/AIDS resulting in other diseases	0 (0 to 0)	0 (0 to 0)	0 (0 to 0)	0 (0 to 0)	0 (0 to 0)	0 (0 to 0)	0 (0 to 0)	0 (0 to 0)	0 (0 to 0)	0 (0 to 0)	0 (0 to 0)	0 (0 to 0)	0 (0 to 0)	0 (0 to 0)	0 (0 to 0)	0 (0 to 0)	0 (0 to 0)	0 (0 to 0)	0 (0 to 0)	0 (0 to 0)	0 (0 to 0)	0 (0 to 0)	86.4
Sexually transmitted infections excluding HIV	23 (9 to 51)	2 (2 to 19)	11 (2 to 46)	1 (0 to 7)	0 (0 to 7)	0 (0 to 8)	1 (0 to 7)	3 (1 to 21)	10 (3 to 37)	19 (7 to 53)	19 (7 to 52)	20 (7 to 53)	20 (7 to 52)	21 (8 to 53)	20 (7 to 52)	19 (7 to 52)	20 (7 to 52)	20 (7 to 52)	20 (7 to 52)	20 (7 to 52)	20 (7 to 52)	0 (0 to 0)	108
Syphilis	0 (0 to 0)	0 (0 to 0)	0 (0 to 0)	0 (0 to 0)	0 (0 to 0)	0 (0 to 0)	0 (0 to 0)	0 (0 to 0)	0 (0 to 0)	0 (0 to 0)	0 (0 to 0)	0 (0 to 0)	0 (0 to 0)	0 (0 to 0)	0 (0 to 0)	0 (0 to 0)	0 (0 to 0)	0 (0 to 0)	0 (0 to 0)	0 (0 to 0)	0 (0 to 0)	0 (0 to 0)	43
Chlamydial infection	0 (0 to 0)	0 (0 to 0)	0 (0 to 0)	0 (0 to 0)	0 (0 to 0)	0 (0 to 0)	0 (0 to 0)	0 (0 to 0)	0 (0 to 0)	0 (0 to 0)	0 (0 to 0)	0 (0 to 0)	0 (0 to 0)	0 (0 to 0)	0 (0 to 0)	0 (0 to 0)	0 (0 to 0)	0 (0 to 0)	0 (0 to 0)	0 (0 to 0)	0 (0 to 0)	0 (0 to 0)	11.4
Gonococcal infection	0 (0 to 0)	0 (0 to 0)	0 (0 to 0)	0 (0 to 0)	0 (0 to 0)	0 (0 to 0)	0 (0 to 0)	0 (0 to 0)	0 (0 to 0)	0 (0 to 0)	0 (0 to 0)	0 (0 to 0)	0 (0 to 0)	0 (0 to 0)	0 (0 to 0)	0 (0 to 0)	0 (0 to 0)	0 (0 to 0)	0 (0 to 0)	0 (0 to 0)	0 (0 to 0)	0 (0 to 0)	6.3
Trichomoniasis	0 (0 to 0)	0 (0 to 0)	0 (0 to 0)	0 (0 to 0)	0 (0 to 0)	0 (0 to 0)	0 (0 to 1)	0 (0 to 1)	0 (0 to 1)	0 (0 to 2)	0 (0 to 2)	0 (0 to 2)	0 (0 to 2)	0 (0 to 2)	0 (0 to 2)	0 (0 to 2)	0 (0 to 2)	0 (0 to 2)	0 (0 to 2)	0 (0 to 1)	0 (0 to 0)	0 (0 to 0)	9.2
Genital herpes	0 (0 to 0)	0 (0 to 0)	0 (0 to 0)	0 (0 to 0)	0 (0 to 0)	0 (0 to 0)	0 (0 to 0)	0 (0 to 0)	0 (0 to 0)	0 (0 to 0)	0 (0 to 0)	0 (0 to 0)	0 (0 to 0)	0 (0 to 0)	0 (0 to 0)	0 (0 to 0)	0 (0 to 0)	0 (0 to 0)	0 (0 to 0)	0 (0 to 0)	0 (0 to 0)	0 (0 to 0)	19.1
Other sexually transmitted infections	0 (0 to 0)	0 (0 to 0)	0 (0 to 0)	0 (0 to 0)	0 (0 to 0)	0 (0 to 0)	0 (0 to 1)	0 (0 to 1)	0 (0 to 1)	0 (0 to 2)	0 (0 to 2)	0 (0 to 2)	0 (0 to 2)	0 (0 to 2)	0 (0 to 2)	0 (0 to 2)	0 (0 to 2)	0 (0 to 2)	0 (0 to 2)	0 (0 to 1)	0 (0 to 0)	0 (0 to 0)	22.3
Respiratory infections and tuberculosis	7 (4 to 13)	5 (3 to 9)	4 (2 to 7)	3 (2 to 5)	2 (1 to 4)	2 (1 to 4)	3 (2 to 5)	4 (2 to 6)	5 (3 to 8)	7 (4 to 11)	9 (5 to 14)	12 (7 to 18)	17 (10 to 25)	24 (14 to 35)	34 (20 to 49)	47 (28 to 68)	66 (40 to 96)	97 (59 to 140)	141 (86 to 203)	199 (122 to 287)	273 (167 to 394)	368 (223 to 530)	4,700
Tuberculosis	0 (0 to 0)	0 (0 to 0)	0 (0 to 0)	0 (0 to 0)	0 (0 to 0)	0 (0 to 0)	0 (0 to 0)	0 (0 to 0)	0 (0 to 0)	0 (0 to 0)	0 (0 to 0)	0 (0 to 0)	0 (0 to 0)	0 (0 to 0)	0 (0 to 0)	0 (0 to 0)	0 (0 to 0)	0 (0 to 0)	0 (0 to 0)	0 (0 to 0)	0 (0 to 0)	0 (0 to 0)	0 (0 to 0)	66.5
Latent tuberculosis infection	0 (0 to 0)	0 (0 to 0)	0 (0 to 0)	0 (0 to 0)	0 (0 to 0)	0 (0 to 0)	0 (0 to 0)	0 (0 to 0)	0 (0 to 0)	0 (0 to 0)	0 (0 to 0)	0 (0 to 0)	0 (0 to 0)	0 (0 to 0)	0 (0 to 0)	0 (0 to 0)	0 (0 to 0)	0 (0 to 0)	0 (0 to 0)	0 (0 to 0)	0 (0 to 0)	0 (0 to 0)	0 (0 to 0)
Drug-susceptible tuberculosis	0 (0 to 0)	0 (0 to 0)	0 (0 to 0)	0 (0 to 0)	0 (0 to 0)	0 (0 to 0)	0 (0 to 0)	0 (0 to 0)	0 (0 to 0)	0 (0 to 0)	0 (0 to 0)	0 (0 to 0)	0 (0 to 0)	0 (0 to 0)	0 (0 to 0)	0 (0 to 0)	0 (0 to 0)	0 (0 to 0)	0 (0 to 0)	0 (0 to 0)	0 (0 to 0)	0 (0 to 0)	0 (0 to 0)
Multidrug-resistant tuberculosis without extensive drug resistance	0 (0 to 0)	0 (0 to 0)	0 (0 to 0)	0 (0 to 0)	0 (0 to 0)	0 (0 to 0)	0 (0 to 0)	0 (0 to 0)	0 (0 to 0)	0 (0 to 0)	0 (0 to 0)	0 (0 to 0)	0 (0 to 0)	0 (0 to 0)	0 (0 to 0)	0 (0 to 0)	0 (0 to 0)	0 (0 to 0)	0 (0 to 0)	0 (0 to 0)	0 (0 to 0)	0 (0 to 0)	0 (0 to 0)
Extensively drug-resistant tuberculosis	0 (0 to 0)	0 (0 to 0)	0 (0 to 0)	0 (0 to 0)	0 (0 to 0)	0 (0 to 0)	0 (0 to 0)	0 (0 to 0)	0 (0 to 0)	0 (0 to 0)	0 (0 to 0)	0 (0 to 0)	0 (0 to 0)	0 (0 to 0)	0 (0 to 0)	0 (0 to 0)	0 (0 to 0)	0 (0 to 0)	0 (0 to 0)	0 (0 to 0)	0 (0 to 0)	0 (0 to 0)	0.3
Lower respiratory infections	7 (7.0 to 13)	5 (4.0 to 8.8)	4 (2.9 to 7.6)	3 (2.5 to 5.1)	2 (1.5 to 3.5)	2 (1.5 to 3.5)	3 (2.2 to 4.7)	4 (2.7 to 6.2)	5 (3.5 to 7.7)	7 (4.5 to 10.7)	9 (5.7 to 13.7)	12 (7.5 to 17.4)	17 (10.6 to 24.3)	24 (14.9 to 33.9)	34 (21.1 to 47.3)	47 (29.2 to 65.2)	66 (40.9 to 90.1)	97 (59.8 to 131)	141 (87.1 to 189)	199 (123.0 to 268)	273 (168.5 to 368)	368 (223.9 to 473)	4,700
Upper respiratory infections	0 (0 to 0)	0 (0 to 0)	0 (0 to 0)	0 (0 to 0)	0 (0 to 0)	0 (0 to 0)	0 (0 to 0)	0 (0 to 0)	0 (0 to 0)	0 (0 to 0)	0 (0 to 0)	0 (0 to 0)	0 (0 to 0)	0 (0 to 0)	0 (0 to 0)	0 (0 to 0)	0 (0 to 0)	0 (0 to 0)	0 (0 to 0)	0 (0 to 0)	0 (0 to 0)	0 (0 to 0)	0.3
Otitis media	0 (0 to 0)	1 (0 to 3.2)	1 (0 to 2.6)	1 (0 to 2.2)	0 (0 to 1.2)	0 (0 to 1.2)	0 (0 to 1.2)	0 (0 to 1.2)	0 (0 to 1.2)	0 (0 to 1.2)	0 (0 to 1.2)	0 (0 to 1.2)	0 (0 to 1.2)	0 (0 to 1.2)	0 (0 to 1.2)	0 (0 to 1.2)	0 (0 to 1.2)	0 (0 to 1.2)	0 (0 to 1.2)	0 (0 to 1.2)	0 (0 to 1.2)	0 (0 to 1.2)	0.4
Enteric infections	3 (2 to 5.1)	2 (1 to 3.2)	2 (1 to 3.2)	2 (1 to 3.1)	1 (1 to 2.1)	1 (1 to 2.1)	1 (1 to 2.1)	1 (1 to 2.1)	2 (1 to 3.1)	2 (1 to 3.1)	2 (1 to 3.1)	2 (1 to 3.1)	2 (1 to 3.1)	2 (1 to 3.1)	2 (1 to 3.1)	2 (1 to 3.1)	2 (1 to 3.1)	2 (1 to 3.1)	2 (1 to 3.1)	2 (1 to 3.1)	2 (1 to 3.1)	2 (1 to 3.1)	12
Diarrheal diseases	3 (2 to 5.1)	2 (1 to 3.2)	2 (1 to 3.2)	2 (1 to 3.1)	1 (1 to 2.1)	1 (1 to 2.1)	1 (1 to 2.1)	1 (1 to 2.1)	2 (1 to 3.1)	2 (1 to 3.1)	2 (1 to 3.1)	2 (1 to 3.1)	2 (1 to 3.1)	2 (1 to 3.1)	2 (1 to 3.1)	2 (1 to 3.1)	2 (1 to 3.1)	2 (1 to 3.1)	2 (1 to 3.1)	2 (1 to 3.1)	2 (1 to 3.1)	2 (1 to 3.1)	12
Typhoid and paratyphoid	0 (0 to 0)	0 (0 to 0)	0 (0 to 0)	0 (0 to 0)	0 (0 to 0)	0 (0 to 0)	0 (0 to 0)	0 (0 to 0)	0 (0 to 0)	0 (0 to 0)	0 (0 to 0)	0 (0 to 0)	0 (0 to 0)	0 (0 to 0)	0 (0 to 0)	0 (0 to 0)	0 (0 to 0)	0 (0 to 0)	0 (0 to 0)	0 (0 to 0)	0 (0 to 0)	0 (0 to 0)	0
Typhoid fever	0 (0 to 0)	0 (0 to 0)	0 (0 to 0)	0 (0 to 0)	0 (0 to 0)	0 (0 to 0)	0 (0 to 0)	0 (0 to 0)	0 (0 to 0)	0 (0 to 0)	0 (0 to 0)	0 (0 to 0)	0 (0 to 0)	0 (0 to 0)	0 (0 to 0)	0 (0 to 0)	0 (0 to 0)	0 (0 to 0)	0 (0 to 0)	0 (0 to 0)	0 (0 to 0)	0 (0 to 0)	0
Paratyphoid fever	0 (0 to 0)	0 (0 to 0)	0 (0 to 0)	0 (0 to 0)	0 (0 to 0)	0 (0 to 0)	0 (0 to 0)	0 (0 to 0)	0 (0 to 0)	0 (0 to 0)	0 (0 to 0)	0 (0 to 0)	0 (0 to 0)	0 (0 to 0)	0 (0 to 0)	0 (0 to 0)	0 (0 to 0)	0 (0 to 0)	0 (0 to 0)	0 (0 to 0)	0 (0 to 0)	0 (0 to 0)	0
Invasive Non-typhoidal Salmonella (iNTS)	0 (0 to 0)	0 (0 to 0)	0 (0 to 0)	0 (0 to 0)	0 (0 to 0)	0 (0 to 0)	0 (0 to 0)	0 (0 to 0)	0 (0 to 0)	0 (0 to 0)	0 (0 to 0)	0 (0 to 0)	0 (0 to 0)	0 (0 to 0)	0 (0 to 0)	0 (0 to 0)	0 (0 to 0)	0 (0 to 0)	0 (0 to 0)	0 (0 to 0)	0 (0 to 0)	0 (0 to 0)	1.8
Other intestinal infectious diseases	0 (0 to 0)	0 (0 to 0)	0 (0 to 0)	0 (0 to 0)	0 (0 to 0)	0 (0 to 0)	0 (0 to 0)	0 (0 to 0)	0 (0 to 0)	0 (0 to 0)	0 (0 to 0)	0 (0 to 0)	0 (0 to 0)	0 (0 to 0)	0 (0 to 0)	0 (0 to 0)	0 (0 to 0)	0 (0 to 0)	0 (0 to 0)	0 (0 to 0)	0 (0 to 0)	0 (0 to 0)	1.1
Neglected tropical diseases and malaria	0 (0 to 0)	0 (0 to 0)	0 (0 to 1)	0 (0 to 1)	0 (0 to 1)	0 (0 to 1)	0 (0 to 1)	0 (0 to 1)	0 (0 to 1)	0 (0 to 1)	0 (0 to 1)	0 (0 to 1)	0 (0 to 1)	0 (0 to 1)	0 (0 to 1)	0 (0 to 1)	0 (0 to 1)	0 (0 to 1)	0 (0 to 1)	0 (0 to 1)	0 (0 to 1)	0 (0 to 1)	17.5
Malaria	0 (0 to 0)	0 (0 to 0)	0 (0 to 0)	0 (0 to 0)	0 (0 to 0)	0 (0 to 0)	0 (0 to 0)	0 (0 to 0)	0 (0 to 0)	0 (0 to 0)	0 (0 to 0)	0 (0 to 0)	0 (0 to 0)	0 (0 to 0)	0 (0 to 0)	0 (0 to 0)	0 (0 to 0)	0 (0 to 0)	0 (0 to 0)	0 (0 to 0)	0 (0 to 0)	0 (0 to 0)	0
Chagas disease	0 (0 to 0)	0 (0 to 0)	0 (0 to 0)	0 (0 to 0)	0 (0 to 0)	0 (0 to 0)	0 (0 to 0)	0 (0 to 0)	0 (0 to 0)	0 (0 to 0)	0 (0 to 0)	0 (0 to 0)	0 (0 to 0)	0 (0 to 0)	0 (0 to 0)	0 (0 to 0)	0 (0 to 0)	0 (0 to 0)	0 (0 to 0)	0 (0 to 0)	0 (0 to 0)	0 (0 to 0)	0
Leishmaniasis	0 (0 to 0)	0 (0 to 0)	0 (0 to 0)	0 (0 to 0)	0 (0 to 0)	0 (0 to 0)	0 (0 to 0)	0 (0 to 0)	0 (0 to 0)	0 (0 to 0)	0 (0 to 0)	0 (0 to 0)	0 (0 to 0)	0 (0 to 0)	0 (0 to 0)	0 (0 to 0)	0 (0 to 0)	0 (0 to 0)	0 (0 to 0)	0 (0 to 0)	0 (0 to 0)	0 (0 to 0)	0
Visceral leishmaniasis	0 (0 to 0)	0 (0 to 0)	0 (0 to 0)	0 (0 to 0)	0 (0 to 0)	0 (0 to 0)	0 (0 to 0)	0 (0 to 0)	0 (0 to 0)	0 (0 to 0)	0 (0 to 0)	0 (0 to 0)	0 (0 to 0)	0 (0 to 0)	0 (0 to 0)	0 (0 to 0)	0 (0 to 0)	0 (0 to 0)	0 (0 to 0)	0 (0 to 0)	0 (0 to 0)	0 (0 to 0)	0
Cutaneous and mucocutaneous leishmaniasis	0 (0 to 0)	0 (0 to 0)	0 (0 to 0)	0 (0 to 0)	0 (0 to 0)	0 (0 to 0)	0 (0 to 0)	0 (0 to 0)	0 (0 to 0)	0 (0 to 0)	0 (0 to 0)	0 (0 to 0)	0 (0 to 0)	0 (0 to 0)	0 (0 to 0)	0 (0 to 0)	0 (0 to 0)	0 (0 to 0)	0 (0 to 0)	0 (0 to 0)	0 (0 to 0)	0 (0 to 0)	0
African trypanosomiasis	0 (0 to 0)	0 (0 to 0)	0 (0 to 0)	0 (0 to 0)	0 (0 to 0)	0 (0 to 0)	0 (0 to 0)	0 (0 to 0)	0 (0 to 0)	0 (0 to 0)	0 (0 to 0)	0 (0 to 0)	0 (0 to 0)	0 (0 to 0)	0 (0 to 0)	0 (0 to 0)	0 (0 to 0)	0 (0 to 0)	0 (0 to 0)	0 (0 to 0)	0 (0 to 0)	0 (0 to 0)	0
Schistosomiasis	0 (0 to 0)	0 (0 to 0)	0 (0 to 0)	0 (0 to 0)	0 (0 to 0)	0 (0 to 0)	0 (0 to 0)	0 (0 to 0)	0 (0 to 0)	0 (0 to 0)	0 (0 to 0)	0 (0 to 0)	0 (0 to 0)	0 (0 to 0)	0 (0 to 0)	0 (0 to 0)	0 (0 to 0)	0 (0 to 0)	0 (0 to 0)	0 (0 to 0)	0 (0 to 0)	0 (0 to 0)	0
Cysticercosis	0 (0 to 0)	0 (0 to 0)	0 (0 to 0)	0 (0 to 0)	0 (0 to 0)	0 (0 to 0)	0 (0 to 0)	0 (0 to 0)	0 (0 to 0)	0 (0 to 0)	0 (0 to 0)	0 (0 to 0)	0 (0 to 0)	0 (0 to 0)	0 (0 to 0)	0 (0 to 0)	0 (0 to 0)	0 (0 to 0)	0 (0 to 0)	0 (0 to 0)	0 (0 to 0)	0 (0 to 0)	0
Cystic echinococcosis	0 (0 to 0)	0 (0 to 0)	0 (0 to 0)	0 (0 to 0)	0 (0 to 0)	0 (0 to 0)	0 (0 to 0)	0 (0 to 0)	0 (0 to 0)	0 (0 to 0)	0 (0 to 0)	0 (0 to 0)	0 (0 to 0)	0 (0 to 0)	0 (0 to 0)	0 (0 to 0)	0 (0 to 0)	0 (0 to 0)	0 (0 to 0)	0 (0 to 0)	0 (0 to 0)	0 (0 to 0)	0.3
Lymphatic filariasis	0 (0 to 0)	0 (0 to 0)	0 (0 to 0)	0 (0 to 0)	0 (0 to 0)	0 (0 to 0)	0 (0 to 0)	0 (0 to 0)	0 (0 to 0)	0 (0 to 0)	0 (0 to 0)	0 (0 to 0)	0 (0 to 0)	0 (0 to 0)	0 (0 to 0)	0 (0 to 0)	0 (0 to 0)	0 (0 to 0)	0 (0 to 0)	0 (0 to 0)	0 (0 to 0)	0 (0 to 0)	0
Onchocerciasis	0 (0 to 0)	0 (0 to 0)	0 (0 to 0)	0 (0 to 0)	0 (0 to 0)	0 (0 to 0)	0 (0 to 0)	0 (0 to 0)	0 (0 to 0)	0 (0 to 0)	0 (0 to 0)	0 (0 to 0)	0 (0 to 0)	0 (0 to 0)	0 (0 to 0)	0 (0 to 0)	0 (0 to 0)	0 (0 to 0)	0 (0 to 0)	0 (0 to 0)	0 (0 to 0)	0 (0 to 0)	0
Trachoma	0 (0 to 0)	0 (0 to 0)	0 (0 to 0)	0 (0 to 0)	0 (0 to 0)	0 (0 to 0)	0 (0 to 0)	0 (0 to 0)	0 (0 to 0)	0 (0 to 0)	0 (0 to 0)	0 (0 to 0)	0 (0 to 0)	0 (0 to 0)	0 (0 to 0)	0 (0 to 0)	0 (0 to 0)	0 (0 to 0)	0 (0 to 0)	0 (0 to 0)	0 (0 to 0)	0 (0 to 0)	0
Dengue	0 (0 to 0)	0 (0 to 0)	0 (0 to 0)	0 (0 to 0)	0 (0 to 0)	0 (0 to 0)	0 (0 to 0)	0 (0 to 0)	0 (0 to 0)	0 (0 to 0)	0 (0 to 0)	0 (0 to 0)	0 (0 to 0)	0 (0 to 0)	0 (0 to 0)	0 (0 to 0)	0 (0 to 0)	0 (0 to 0)	0 (0 to 0)	0 (0 to 0)	0 (0 to 0)	0 (0 to 0)	0
Yellow fever	0 (0 to 0)	0 (0 to 0)	0 (0 to 0)	0 (0 to 0)	0 (0 to 0)	0 (0 to 0)	0 (0 to 0)	0 (0 to 0)	0 (0 to 0)	0 (0 to 0)	0 (0 to 0)	0 (0 to 0)	0 (0 to 0)	0 (0 to 0)	0 (0 to 0)	0 (0 to 0)	0 (0 to 0)	0 (0 to 0)	0 (0 to 0)	0 (0 to 0)	0 (0 to 0)	0 (0 to 0)	0
Rabies	0 (0 to 0)	0 (0 to 0)	0 (0 to 0)	0 (0 to 0)	0 (0 to 0)	0 (0 to 0)	0 (0 to 0)	0 (0 to 0)	0 (0 to 0)	0 (0 to 0)	0 (0 to 0)	0 (0 to 0)	0 (0 to 0)	0 (0 to 0)	0 (0 to 0)	0 (0 to 0)	0 (0 to 0)	0 (0 to 0)	0 (0 to 0)	0 (0 to 0)	0 (0 to 0)	0 (0 to 0)	0.1
Intestinal nematode infections	0 (0 to 0)	0 (0 to 0)	0 (0 to 0)	0 (0 to 0)	0 (0 to 0)	0 (0 to 0)	0 (0 to 0)	0 (0 to 0)	0 (0 to 0)	0 (0 to 0)	0 (0 to 0)	0 (0 to 0)	0 (0 to 0)	0 (0 to 0)	0 (0 to 0)	0 (0 to 0)	0 (0 to 0)	0 (0 to 0)	0 (0 to 0)	0 (0 to 0)	0 (0 to 0)	0 (0 to 0)	0
Ascariasis	0 (0 to 0)	0 (0 to 0)	0 (0 to 0)	0 (0 to 0)	0 (0 to 0)	0 (0 to 0)	0 (0 to 0)	0 (0 to 0)	0 (0 to 0)	0 (0 to 0)	0 (0 to 0)	0 (0 to 0)	0 (0 to 0)	0 (0 to 0)	0 (0 to 0)	0 (0 to 0)	0 (0 to 0)	0 (0 to 0)	0 (0 to 0)	0 (0 to 0)	0 (0 to 0)	0 (0 to 0)	0
Trichuriasis	0 (0 to 0)	0 (0 to 0)	0 (0 to 0)	0 (0 to 0)	0 (0 to 0)	0 (0 to 0)	0 (0 to 0)	0 (0 to 0)	0 (0 to 0)	0 (0 to 0)	0 (0 to 0)	0 (0 to 0)	0 (0 to 0)	0 (0 to 0)	0 (0 to 0)	0 (0 to 0)	0 (0 to 0)	0 (0 to 0)	0 (0 to 0)	0 (0 to 0)	0 (0 to 0)	0 (0 to 0)	0
Hookworm disease	0 (0 to 0)	0 (0 to 0)	0 (0 to 0)	0 (0 to 0)	0 (0 to 0)	0 (0 to 0)	0 (0 to 0)	0 (0 to 0)	0 (0 to 0)	0 (0 to 0)	0 (0 to 0)	0 (0 to 0)	0 (0 to 0)	0 (0 to 0)	0 (0 to 0)	0 (0 to 0)	0 (0 to 0)	0 (0 to 0)	0 (0 to 0)	0 (0 to 0)	0 (0 to 0)	0 (0 to 0)	0
Food-borne trematodiases	0 (0 to 0)	0 (0 to 0)	0 (0 to 0)	0 (0 to 0)	0 (0 to 0)	0 (0 to 0)	0 (0 to 0)	0 (0 to 0)	0 (0 to 0)	0 (0 to 0)	0 (0 to 0)	0 (0 to 0)	0 (0 to 0)	0 (0 to 0)	0 (0 to 0)	0 (0 to 0)	0 (0 to 0)	0 (0 to 0)	0 (0 to 0)	0 (0 to 0)	0 (0 to 0)	0 (0 to 0)	0
Leprosy	0 (0 to 0)	0 (0 to 0)	0 (0 to 0)	0 (0 to 0)	0 (0 to 0)	0 (0 to 0)	0 (0 to 0)	0 (0 to 0)	0 (0 to 0)	0 (0 to 0)	0 (0 to 0)	0 (0 to 0)	0 (0 to 0)	0 (0 to 0)	0 (0 to 0)	0 (0 to 0)	0 (0 to 0)	0 (0 to 0)	0 (0 to 0)	0 (0 to 0)	0 (0 to 0)	0 (0 to 0)	0
Ebola	0 (0 to 0)	0 (0 to 0)	0 (0 to 0)	0 (0 to 0)	0 (0 to 0)	0 (0 to 0)	0 (0 to 0)	0 (0 to 0)	0 (0 to 0)	0 (0 to 0)	0 (0 to 0)	0 (0 to 0)	0 (0 to 0)	0 (0 to 0)	0 (0 to 0)	0 (0 to 0)	0 (0 to 0)	0 (0 to 0)	0 (0 to 0)	0 (0 to 0)	0 (0 to 0)	0 (0 to 0)	0
Zika virus	0 (0 to 0)	0 (0 to 0)	0 (0 to 0)	0 (0 to 0)	0 (0 to 0)	0 (0 to 0)	0 (0 to 0)	0 (0 to 0)	0 (0 to 0)	0 (0 to 0)	0 (0 to 0)	0 (0 to 0)	0 (0 to 0)	0 (0 to 0)	0 (0 to 0)	0 (0 to 0)	0 (0 to 0)	0 (0 to 0)	0 (0 to 0)	0 (0 to 0)	0 (0 to 0)	0 (0 to 0)	0
Guinea worm disease	0 (0 to 0)	0 (0 to 0)	0 (0 to 0)	0 (0 to 0)	0 (0 to 0)	0 (0 to 0)	0 (0 to 0)	0 (0 to 0)	0 (0 to 0)	0 (0 to 0)	0 (0 to 0)	0 (0 to 0)	0 (0 to 0)	0 (0 to 0)	0 (0 to 0)	0 (0 to 0)	0 (0 to 0)	0 (0 to 0)	0 (0 to 0)	0 (0 to 0)	0 (0 to 0)	0 (0 to 0)	0
Other neglected tropical diseases	0 (0 to 0)	0 (0 to 0)	0 (0 to 1)	0 (0 to 1)	0 (0 to 1)	0 (0 to 1)	0 (0 to 1)	0 (0 to 1)	0 (0 to 1)	0 (0 to 1)	0 (0 to 1)	0 (0 to 1)	0 (0 to 1)	0 (0 to 1)	0 (0 to 1)	0 (0 to 1)	0 (0 to 1)	0 (0 to 1)	0 (0 to 1)	0 (0 to 1)	0 (0 to 1)	0 (0 to 1)	17.2
Other infectious diseases	3 (2.5 to 4.9)	2 (1.6 to 3.2)	2 (1.7 to 3.2)	2 (1.6 to 3.2)	1 (1.3 to 2.4)	1 (1.3 to 2.4)	1 (1.3 to 2.4)	2 (1.5 to 2.9)	2 (1.7 to 3.2)	2 (1.7 to 3.2)	2 (1.7 to 3.2)	2 (1.7 to 3.2)	2 (1.7 to 3.2)	2 (1.7 to 3.2)	2 (1.7 to 3.2)	2 (1.7 to 3.2)	2 (1.7 to 3.2)	2 (1.7 to 3.2)	2 (1.7 to 3.2)	2 (1.7 to 3.2)	2 (1.7 to 3.2)	2 (1.7 to 3.2)	17.2
Meningitis	1 (0.9 to 1.4)	1 (0.6 to 1.4)	1 (0.6 to 1.3)



Congenital birth defects	292 (218 to 419)	104 (76 to 149)	191 (129 to 283)	125 (88 to 184)	62-4 (44 to 93 to 6)	62-6 (45 to 93 to 6)	62 (47 to 79 to 1)	54 (41 to 69 to)	52-5 (40 to 5 to 65 to)	47-9 (36 to 5 to 61 to 7)	47-7 (35 to 5 to 61 to 2)	46 (34 to 59 to 7)	44-9 (41 to 53 to 8)	44-9 (47 to 62 to 4)	41-6 (42 to 6 to 60)	38 (29 to 49 to)	37-9 (29 to 49 to)	17-2 (10 to 24 to 1)	10-1 (6 to 15 to 4)	9-4 (3 to 9 to 9)	3-7 (2 to 5 to 6)	1-6 (1 to 2 to)	0-4 (0 to 0 to 7)	1,480
Neural tube defects	29-1 (16 to 39 to 3)	9-9 (3 to 9 to)	21-3 (11 to 36 to 7)	21-5 (13 to 33 to 4)	2-2 (1 to 6 to 3)	2-5 (2 to 6 to 2)	3-1 (2 to 5 to 6)	3-2 (2 to 4 to 3)	2-5 (1 to 5 to 4)	2 (1 to 3 to 7)	1-7 (1 to 3 to 2)	1-6 (1 to 3 to 2)	1-3 (0 to 5 to 6)	1-2 (0 to 5 to 7)	2-5 (0 to 5 to 6)	2-4 (0 to 6 to 6)	2-2 (0 to 5 to 6)	0-1 (0 to 1 to 3)	0 (0 to 0 to)	0-1 (0 to 1 to 3)	0 (0 to 0 to)	0 (0 to 0 to)	0 (0 to 0 to)	99-3
Congenital heart anomalies	0 (0 to 0 to)	0-6 (0 to 1 to)	1-2 (0 to 3 to 3)	0-9 (0 to 3 to 2)	0-8 (0 to 3 to 1 to)	0-8 (0 to 3 to 1 to)	0-8 (0 to 3 to 1 to)	0-8 (0 to 3 to 1 to)	0-8 (0 to 3 to 1 to)	0-8 (0 to 3 to 1 to)	0-8 (0 to 3 to 1 to)	0-8 (0 to 3 to 1 to)	0-9 (0 to 3 to 1 to)	1 (0 to 3 to 1 to)	0-9 (0 to 3 to 1 to)	0-8 (0 to 3 to 1 to)	0-7 (0 to 3 to 1 to)	0-6 (0 to 3 to 1 to)	0-3 (0 to 2 to 1)	0-1 (0 to 1 to 4)	0-2 (0 to 1 to 4)	0-1 (0 to 1 to 2)	0-1 (0 to 1 to 2)	335
Orofacial clefts	0 (0 to 0 to)	0 (0 to 0 to)	0 (0 to 0 to 1)	0 (0 to 0 to 2)	0 (0 to 0 to 2)	0 (0 to 0 to 2)	0 (0 to 0 to 1)	0 (0 to 0 to 1)	0 (0 to 0 to 1)	0 (0 to 0 to 1)	0 (0 to 0 to 1)	0 (0 to 0 to 1)	0 (0 to 0 to 1)	0 (0 to 0 to 1)	0 (0 to 0 to 1)	0 (0 to 0 to 1)	0 (0 to 0 to 1)	0 (0 to 0 to 1)	0 (0 to 0 to)	0 (0 to 0 to)	0 (0 to 0 to)	0 (0 to 0 to)	0 (0 to 0 to)	0 (0 to 0 to)	18-9
Down syndrome	6-6 (4 to 10 to 4)	1-7 (1 to 2 to 7)	4-3 (2 to 9 to 1)	4-3 (2 to 9 to 1)	2-7 (2 to 5 to 9)	2-9 (2 to 5 to 9)	4-4 (2 to 9 to 2)	3 (1 to 6 to 5)	3-1 (1 to 5 to 7)	3-1 (1 to 5 to 7)	4-7 (2 to 9 to 7)	3-2 (0 to 7 to 7)	2-6 (1 to 7 to 1)	3-1 (0 to 7 to 4)	2-9 (0 to 7 to 1)	1-6 (0 to 5 to 5)	1-1 (0 to 4 to 3)	0-2 (0 to 2 to 1)	0-1 (0 to 1 to 3)	0-2 (0 to 1 to 3)	0-1 (0 to 1 to 3)	0 (0 to 0 to)	0 (0 to 0 to)	123
Turner syndrome	0 (0 to 0)	0 (0 to 0)	0 (0 to 0 to 1)	0 (0 to 0 to 4)	0-2 (0 to 0 to 5)	0-2 (0 to 0 to 5)	0-1 (0 to 0 to 4)	0-2 (0 to 0 to 4)	0-2 (0 to 0 to 4)	0-2 (0 to 0 to 4)	0-2 (0 to 0 to 5)	0-2 (0 to 0 to 5)	0-2 (0 to 0 to 5)	0-2 (0 to 0 to 5)	0-1 (0 to 0 to 3)	0-1 (0 to 0 to 3)	0-1 (0 to 0 to 1)	0 (0 to 0 to 1)	0 (0 to 0 to 1)	0 (0 to 0 to)	0 (0 to 0 to)	0 (0 to 0 to)	0 (0 to 0 to)	0 (0 to 0 to)	2-3
Klinefelter syndrome	0 (0 to 0)	0 (0 to 0)	0 (0 to 0 to 1)	0 (0 to 0 to 1)	0 (0 to 0 to 1)	0 (0 to 0 to 1)	0 (0 to 0 to 1)	0-1 (0 to 0 to 2)	0-1 (0 to 0 to 2)	0-1 (0 to 0 to 2)	0-1 (0 to 0 to 1)	0-1 (0 to 0 to 1)	0 (0 to 0 to 1)	0 (0 to 0 to 1)	0 (0 to 0 to 1)	0 (0 to 0 to 1)	0 (0 to 0 to 1)	0 (0 to 0 to 1)	0 (0 to 0 to)	0 (0 to 0 to)	0 (0 to 0 to)	0 (0 to 0 to)	0 (0 to 0 to)	0 (0 to 0 to)	0-9
Other chromosomal abnormalities	27-9 (20 to 39 to 7)	17-1 (10 to 26 to)	20-9 (10 to 38 to)	14-9 (10 to 22)	8-8 (6 to 12 to 5)	8-7 (5 to 12 to 2)	9-7 (6 to 15 to 6)	9-6 (6 to 13 to 1)	7-3 (5 to 9 to)	7-1 (5 to 9 to)	6-5 (4 to 9 to 1)	6-1 (4 to 8 to 3)	6-1 (4 to 8 to 3)	7 (4 to 9 to 6)	6-5 (4 to 9 to 1)	4-9 (2 to 8 to 9)	2-1 (1 to 5 to 3)	2-4 (1 to 5 to 3)	1-5 (0 to 5 to)	0-5 (0 to 3 to)	0-4 (0 to 2 to)	0 (0 to 0 to)	0 (0 to 0 to)	197
Congenital musculoskeletal and limb anomalies	10-3 (6 to 15 to 6)	2-9 (1 to 4 to 5)	22-5 (12 to 33 to 6)	29-3 (19 to 42 to 1)	20-4 (11 to 33 to 1)	21-3 (12 to 33 to 4)	19-8 (11 to 29 to)	19-3 (11 to 32 to 7)	14-2 (9 to 21 to 4)	13-7 (8 to 20 to 5)	13-2 (7 to 20 to 5)	13-2 (7 to 20 to 5)	16 (9 to 24 to 3)	17-3 (10 to 26 to 3)	15-7 (9 to 24 to 3)	13-1 (7 to 19 to)	10-9 (6 to 16 to 3)	4-7 (2 to 7 to 3)	2-6 (1 to 6 to 2)	1-3 (0 to 3 to 1)	0-5 (0 to 2 to 6)	0-1 (0 to 1 to)	0 (0 to 0 to)	287
Urogenital congenital anomalies	13-9 (9 to 20 to 1)	2-2 (1 to 5 to 7)	3-9 (2 to 8 to 4)	3-4 (2 to 8 to)	2-3 (1 to 6 to 2)	1-7 (1 to 5 to 1)	1-4 (0 to 5 to 1)	1-2 (0 to 4 to 1)	1-1 (0 to 4 to 1)	0-8 (0 to 3 to 1)	0-6 (0 to 3 to 1)	0-5 (0 to 3 to 1)	0-5 (0 to 3 to 1)	0-4 (0 to 3 to 1)	0-3 (0 to 3 to 1)	0-2 (0 to 2 to 1)	0-1 (0 to 2 to 1)	0-1 (0 to 1 to 2)	0 (0 to 0 to)	0 (0 to 0 to)	0 (0 to 0 to)	0 (0 to 0 to)	0 (0 to 0 to)	34-6
Digestive congenital anomalies	11-1 (7 to 16 to 8)	10-4 (6 to 23 to 2)	9-2 (4 to 19 to 7)	7-2 (2 to 5 to 4)	4-6 (1 to 2 to 5)	4-6 (1 to 5 to 2)	4-2 (1 to 5 to 1)	3-7 (1 to 5 to 1)	3-5 (0 to 7 to 1)	3-3 (0 to 7 to 1)	3-1 (0 to 6 to 2)	2-9 (0 to 6 to 1)	2-7 (0 to 6 to 1)	2-5 (0 to 6 to 1)	2-3 (0 to 5 to 1)	1-7 (0 to 4 to 1)	1-3 (0 to 3 to 1)	0-6 (0 to 2 to 1)	0-2 (0 to 1 to 2)	0-1 (0 to 0 to 1)	0-1 (0 to 0 to 1)	0-1 (0 to 0 to)	0-1 (0 to 0 to)	99-2
Other congenital birth defects	36-3 (20 to 52 to 12)	17-8 (11 to 26 to 3)	22-3 (11 to 39 to 7)	17-5 (11 to 24 to 7)	11-7 (7 to 19 to 4)	11-7 (7 to 19 to 4)	12-4 (8 to 19 to 1)	11-6 (7 to 19 to 7)	9-7 (5 to 16 to)	9-1 (5 to 16 to)	8-8 (4 to 16 to)	8-4 (3 to 15 to)	7-8 (3 to 15 to)	10-2 (5 to 18 to 7)	8-6 (4 to 16 to 6)	7-4 (3 to 14 to)	5-7 (2 to 11 to 1)	2-7 (1 to 7 to)	1-7 (0 to 5 to 1)	0-8 (0 to 3 to 1)	0-7 (0 to 3 to 1)	0-2 (0 to 1 to)	0-2 (0 to 1 to)	298
Urinary diseases and male infertility	0-4 (0 to 1 to 2)	0-3 (0 to 2 to 9)	1-6 (0 to 7 to 3)	1-6 (1 to 5)	1-2 (0 to 5 to 1)	2 (1 to 6 to 1)	2-5 (2 to 6 to 4)	2-8 (1 to 7 to 1)	2-7 (1 to 6 to 4)	2-6 (1 to 6 to 4)	2-7 (1 to 6 to 4)	2-5 (1 to 6 to 4)	2-5 (1 to 6 to 4)	2-5 (1 to 6 to 4)	2-4 (1 to 6 to 4)	2-1 (0 to 5 to 4)	1-6 (0 to 4 to 3)	1-4 (0 to 4 to 3)	1-2 (0 to 3 to 2)	0-6 (0 to 2 to 1)	0-4 (0 to 2 to 1)	0-2 (0 to 1 to)	0-2 (0 to 1 to)	73-5
Urolithiasis	0 (0 to 0)	0 (0 to 0)	0-1 (0 to 0)	0-1 (0 to 0 to 1)	0-1 (0 to 0 to 1)	0-1 (0 to 0 to 2)	0-2 (0 to 2 to 0 to)	0-3 (0 to 0 to 1 to)	0-4 (0 to 0 to 2)	0-3 (0 to 1 to 4 to)	0-3 (0 to 1 to 4 to)	0-3 (0 to 1 to 4 to)	0-3 (0 to 1 to 4 to)	0-4 (0 to 2 to 5 to)	0-3 (0 to 1 to 4 to)	0-3 (0 to 1 to 4 to)	0-2 (0 to 1 to 4 to)	0-2 (0 to 1 to 4 to)	0-1 (0 to 1 to 3)	0-2 (0 to 1 to 4 to)	0-2 (0 to 1 to 3)	0-1 (0 to 1 to 2)	0-1 (0 to 1 to 2)	72-9
Benign prostatic hyperplasia	0 (0 to 0)	0 (0 to 0)	0 (0 to 0)

SR Table 2c: Lincolnshire DALYs by cause and age group for both sexes with 95% uncertainty intervals, 2019

Cause	Early Neonatal (0-6 days)	Late Neonatal (7-27 days)	Post Neonatal (28-364 days)	1 to 4	5 to 9	10 to 14	15 to 19	20 to 24	25 to 29	30 to 34	35 to 39	40 to 44	45 to 49	50 to 54	55 to 59	60 to 64	65 to 69	70 to 74	75 to 79	80 to 84	85 to 89	90 to 94	95 plus	Total
All causes	1,858 (1,658 to 2,072)	1,277 (1,141 to 1,424)	1,664 (1,477 to 1,867)	1,767 (1,460 to 2,102)	1,369 (1,249 to 1,502)	1,313 (1,204 to 1,434)	1,552 (1,417 to 1,695)	1,966 (1,778 to 2,165)	2,223 (2,008 to 2,455)	2,562 (2,308 to 2,844)	2,879 (2,592 to 3,202)	3,220 (2,900 to 3,574)	3,600 (3,243 to 3,997)	4,110 (3,703 to 4,565)	4,633 (4,173 to 5,144)	5,154 (4,643 to 5,722)	5,729 (5,161 to 6,360)	6,299 (5,675 to 6,995)	6,923 (6,236 to 7,690)	7,552 (6,804 to 8,386)	7,979 (7,189 to 8,860)	8,309 (7,485 to 9,227)	8,309 (7,485 to 9,227)	221,000
Communicable, maternal, neonatal, and nutritional diseases	876 (696 to 1,096)	322 (247 to 393)	217 (156 to 315)	208 (162 to 264)	147 (120 to 172)	115 (97 to 136)	201 (164 to 256)	240 (177 to 319)	277 (211 to 357)	265 (203 to 337)	269 (203 to 349)	287 (203 to 399)	349 (261 to 461)	435 (332 to 591)	496 (383 to 652)	466 (362 to 612)	480 (372 to 629)	492 (382 to 644)	496 (387 to 650)	1,010 (781 to 1,322)	1,210 (785 to 1,818)	1,288 (816 to 1,938)	998 (592 to 1,428)	11,800
HIV/AIDS and sexually transmitted infections	27.6 (7.9 to 62)	8.4 (2.4 to 18.6)	13.4 (4.3 to 28.7)	1.1 (0.8 to 1.4)	0.6 (0.4 to 1.1)	0.9 (0.6 to 1.3)	1.8 (1.2 to 2.4)	3.3 (2.7 to 4.1)	6.1 (4.9 to 7.6)	9.3 (7.5 to 11.5)	13.6 (10.9 to 16.8)	21.2 (16.9 to 26.3)	22.4 (17.6 to 28.2)	19.6 (15.4 to 24.6)	20.4 (14.9 to 26.4)	19.2 (12.7 to 27.1)	13.1 (9.5 to 18.9)	10.4 (7.1 to 15)	10.2 (6.7 to 15.3)	7.9 (4.9 to 12.1)	4.6 (2.6 to 7.1)	1.3 (1.0 to 2.3)	0.8 (0.5 to 1.2)	0.3 (0.2 to 0.4)	221
HIV/AIDS	0 (0 to 0)	0 (0 to 0)	0 (0 to 0)	0.7 (0.4 to 0.9)	0.6 (0.4 to 0.9)	0.5 (0.4 to 0.7)	0.7 (0.5 to 0.9)	2.1 (1.6 to 2.6)	4.6 (3.7 to 5.6)	7.9 (6.3 to 9.7)	9.9 (7.9 to 12.4)	15.4 (12.3 to 19.2)	17.5 (13.7 to 22.1)	15.2 (11.9 to 19.2)	16.1 (11.7 to 21.2)	15.2 (10.1 to 21.4)	10.4 (7.5 to 14.9)	8.2 (5.6 to 12.1)	8.2 (5.3 to 12.3)	6.2 (4.1 to 9.5)	3.6 (2.1 to 5.6)	1.0 (0.7 to 2.1)	0.6 (0.4 to 1.1)	0.2 (0.2 to 0.3)	92.6
HIV/AIDS - Drug-susceptible Tuberculosis	0 (0 to 0)	0 (0 to 0)	0.2 (0.1 to 0.2)	0 (0 to 0)	0 (0 to 0)	0.1 (0.1 to 0.1)	0.1 (0.1 to 0.1)	0.1 (0.1 to 0.1)	0.1 (0.1 to 0.1)	0.2 (0.2 to 0.3)	0.3 (0.2 to 0.4)	0.6 (0.4 to 0.8)	1 (0.7 to 1.4)	1.2 (0.8 to 1.6)	0.7 (0.4 to 1.1)	1.2 (0.7 to 1.8)	0.9 (0.5 to 1.4)	0.7 (0.4 to 1.2)	0.6 (0.4 to 1.1)	0.6 (0.3 to 1.1)	0.3 (0.1 to 0.7)	0.1 (0 to 0.3)	0 (0 to 0.1)	0 (0 to 0)	9.7
HIV/AIDS - Multidrug-resistant Tuberculosis without extensive drug resistance	0 (0 to 0)	0 (0 to 0)	0 (0 to 0)	0 (0 to 0)	0 (0 to 0)	0 (0 to 0)	0 (0 to 0)	0 (0 to 0)	0 (0 to 0)	0 (0 to 0)	0 (0 to 0)	0 (0 to 0)	0 (0 to 0)	0 (0 to 0)	0 (0 to 0)	0 (0 to 0)	0 (0 to 0)	0 (0 to 0)	0 (0 to 0)	0 (0 to 0)	0 (0 to 0)	0 (0 to 0)	0 (0 to 0)	0 (0 to 0)	0.2
HIV/AIDS - Extensively drug-resistant Tuberculosis	0 (0 to 0)	0 (0 to 0)	0 (0 to 0)	0 (0 to 0)	0 (0 to 0)	0 (0 to 0)	0 (0 to 0)	0 (0 to 0)	0 (0 to 0)	0 (0 to 0)	0 (0 to 0)	0 (0 to 0)	0 (0 to 0)	0 (0 to 0)	0 (0 to 0)	0 (0 to 0)	0 (0 to 0)	0 (0 to 0)	0 (0 to 0)	0 (0 to 0)	0 (0 to 0)	0 (0 to 0)	0 (0 to 0)	0 (0 to 0)	0.1
HIV/AIDS resulting in other diseases	27.6 (7.9 to 62)	8.4 (2.4 to 18.6)	13.2 (3.9 to 28.7)	0.4 (0.3 to 0.7)	0.1 (0 to 0.2)	0.4 (0.2 to 0.6)	1.1 (0.7 to 1.6)	1.2 (0.8 to 1.7)	1.5 (1.1 to 2.1)	1.4 (1.1 to 1.8)	3.7 (2.9 to 4.7)	5.8 (4.7 to 7.2)	4.9 (3.9 to 6.2)	4.4 (3.5 to 5.6)	4.3 (3.4 to 5.5)	4 (2.7 to 5.7)	3 (2 to 4.4)	2.1 (1.4 to 3.1)	1.6 (1.1 to 2.4)	0.7 (0.4 to 1.2)	0.4 (0.2 to 0.8)	0.2 (0.1 to 0.4)	0.1 (0 to 0.2)	0.1 (0 to 0.1)	82.6
Sexually transmitted infections excluding HIV	27.6 (7.9 to 62)	8.4 (2.4 to 18.6)	13.4 (3.9 to 28.7)	0.4 (0.1 to 0.6)	0.1 (0.1 to 0.1)	0.1 (0.1 to 0.1)	0.1 (0.1 to 0.2)	0.2 (0.1 to 0.2)	0.2 (0.1 to 0.2)	0.2



Congenital birth defects	300 (218 to 443)	107 (79 to 157)	277 (195 to 402)	122 (93 to 177)	78·5 (54·4 to 102)	75·7 (54·5 to 101)	77·3 (60·2 to 98·5)	72·9 (54·4 to 91·4)	70·4 (54·4 to 90)	63·1 (49·3 to 81·6)	60·4 (47·1 to 77)	54·1 (40·4 to 69·5)	44·4 (45·1 to 64·5)	79·5 (53·4 to 99·4)	79·5 (53·1 to 103)	67·1 (42·6 to 90·1)	53·1 (34·1 to 79·2)	21 (13·1 to 31·8)	12·9 (7·7 to 19·5)	7·9 (4·8 to 12·4)	4·2 (2·4 to 6·7)	1·7 (1·0 to 2·8)	0·4 (0·3 to 0·7)		1,790
Neural tube defects	29·3 (19 to 37·7)	9·2 (3·4 to 18·2)	28·5 (19·4 to 39·4)	19·6 (11·4 to 29)	7·6 (2·8 to 14·5)	3·6 (2·4 to 5·5)	4·2 (2·8 to 6·5)	3·5 (2·1 to 5·3)	3·5 (2·1 to 5·2)	2·1 (1·2 to 3·2)	2 (1·2 to 2·8)	1·9 (1·2 to 2·8)	1·9 (1·2 to 2·8)	1·4 (0·6 to 2·7)	1 (0·4 to 1·4)	0·6 (0·4 to 0·9)	0·3 (0·2 to 0·4)	0·2 (0·1 to 0·3)	0·1 (0·1 to 0·2)	0 (0·0 to 0·1)	0 (0·0 to 0·1)	0 (0·0 to 0·1)	0 (0·0 to 0·1)		112
Congenital heart anomalies	47 (41 to 143)	33 (28 to 37·4)	43 (38 to 102)	14 (9·4 to 44·4)	11 (7·1 to 32·2)	9·7 (6·4 to 23)	9·7 (6·4 to 22·5)	9·2 (6·1 to 21·4)	8·8 (5·8 to 20·5)	7·9 (5·2 to 18·4)	7·5 (4·9 to 17·5)	6·8 (4·5 to 15·8)	5·7 (3·8 to 13·2)	9·8 (7·3 to 15·8)	9·8 (7·3 to 15·8)	8·3 (4·1 to 13·1)	6·6 (3·2 to 10·4)	2·6 (1·3 to 4·1)	1·6 (0·8 to 2·5)	0·8 (0·4 to 1·3)	0·4 (0·2 to 0·7)	0·2 (0·1 to 0·3)	0·1 (0·0 to 0·1)		427
Orofacial clefts	0·1 (0·0 to 0·1)	0 (0·0 to 0·1)	0·6 (0·2 to 1·3)	1·1 (0·6 to 2·1)	0·6 (0·3 to 1·3)	0·7 (0·4 to 1·3)	0·7 (0·4 to 1·3)	0·7 (0·4 to 1·3)	0·6 (0·3 to 1·3)	0·6 (0·3 to 1·2)	0·6 (0·3 to 1·2)	0·7 (0·3 to 1·3)	0·6 (0·3 to 1·2)	0·9 (0·4 to 1·7)	0·9 (0·4 to 1·7)	0·6 (0·3 to 1·1)	0·6 (0·3 to 1·2)	0·6 (0·3 to 1·1)	0·6 (0·3 to 1·2)	0·4 (0·2 to 0·7)	0·2 (0·1 to 0·4)	0·1 (0·0 to 0·2)	0 (0·0 to 0·1)		14·1
Klinefelter syndrome	0 (0 to 0)	0 (0 to 0)	0 (0 to 0·1)	0·1 (0 to 0·1)	0·1 (0·0 to 0·1)	0·1 (0·0 to 0·1)	0·1 (0·1 to 0·2)	0·1 (0 to 0·2)	0·1 (0 to 0·2)	0·1 (0 to 0·2)	0·1 (0 to 0·2)	0·1 (0 to 0·2)	0·1 (0 to 0·1)	0 (0 to 0)	0 (0 to 0)	0 (0 to 0)	0 (0 to 0)	0 (0 to 0)	0 (0 to 0)	0 (0 to 0)	0 (0 to 0)	0 (0 to 0)	0 (0 to 0)	0 (0 to 0)		1
Other chromosomal abnormalities	28·4 (20·6 to 73·4)	17·1 (10·9 to 28·9)	43·1 (28·2 to 97·8)	19·4 (11·6 to 33·4)	10·7 (7·6 to 15·2)	10·4 (7·3 to 15·6)	10·6 (7·5 to 15·7)	10 (7·1 to 13·9)	9·1 (6·4 to 12·5)	8·4 (5·9 to 11·4)	7·9 (5·3 to 10·9)	6·5 (4·5 to 9·2)	7·5 (4·9 to 10·4)	7·1 (3·3 to 9·4)	6·6 (2·2 to 9·6)	3·9 (1·2 to 6·8)	3·1 (1·0 to 4·4)	0·6 (0 to 0·9)	0·3 (0 to 0·5)	0 (0 to 0·2)	0 (0 to 0·1)	0 (0 to 0·1)	0 (0 to 0·1)		213
Congenital musculoskeletal and limb anomalies	9·3 (4·1 to 15·5)	2·9 (1·3 to 4·2)	29·6 (13·7 to 42·2)	34 (19·4 to 54·8)	23·8 (13·4 to 39·7)	22·6 (13·9 to 39·7)	20·6 (12·7 to 34·3)	19·6 (12·1 to 33·1)	19·4 (11·9 to 32·5)	19·7 (11·9 to 33·2)	19·9 (11·9 to 33·2)	13·7 (8·1 to 22·3)	16·4 (10·2 to 23·7)	18 (11·3 to 26·9)	17·9 (11·3 to 26·7)	15 (9·1 to 23·4)	12·1 (7·6 to 18·5)	10·9 (7·3 to 15·5)	5·9 (3·2 to 9·5)	3·2 (1·6 to 5·1)	1·3 (0·7 to 2·1)	0·4 (0·2 to 0·6)	0·1 (0·1 to 0·2)		318
Urogenital congenital anomalies	19·8 (9·3 to 41·4)	2·2 (1·1 to 4)	3·7 (2·0 to 9·2)	2·5 (1·3 to 5·8)	1·6 (1·1 to 2·8)	1·4 (0·9 to 2·1)	1·3 (0·8 to 1·9)	1·1 (0·7 to 1·6)	0·9 (0·6 to 1·3)	0·7 (0·5 to 1·1)	0·5 (0·4 to 0·8)	0·5 (0·4 to 0·8)	0·5 (0·4 to 0·8)	0·4 (0·2 to 0·6)	0·3 (0·2 to 0·5)	0·2 (0·1 to 0·4)	0·2 (0·1 to 0·4)	0·2 (0·1 to 0·3)	0·1 (0 to 0·2)	0 (0 to 0·1)	0 (0 to 0·1)	0 (0 to 0·1)	0 (0 to 0·1)		37·9
Digestive congenital anomalies	24 (20·4 to 69·9)	9·6 (5·4 to 19·2)	19·1 (12·4 to 60·7)	9·6 (5·6 to 19·5)	4·3 (2·6 to 9·6)	4·3 (2·6 to 9·6)	4·3 (2·6 to 9·6)	4·2 (2·6 to 9·1)	4·1 (2·6 to 9·1)	4·1 (2·6 to 9·1)	4·1 (2·6 to 9·1)	3·9 (2·4 to 8·7)	3·9 (2·4 to 8·7)	3·7 (2·1 to 8·1)	3·7 (2·1 to 8·1)	3·5 (1·9 to 7·6)	3·4 (1·9 to 7·4)	3·2 (1·8 to 7·1)	3·2 (1·8 to 7·1)	3·1 (1·7 to 7·1)	3·1 (1·7 to 7·1)	3·1 (1·7 to 7·1)	3·1 (1·7 to 7·1)		97·4
Other congenital birth defects	50·2 (41·7 to 131)	19·1 (11 to 27)	49·7 (30·7 to 79·4)	19·6 (13·1 to 27·2)	12·7 (9·4 to 22·7)	12·7 (9·3 to 21·2)	12·9 (9·6 to 22·2)	12·5 (9·2 to 20·7)	12·1 (7·6 to 20·4)	11·7 (7·5 to 20·1)	12·2 (7·6 to 20·4)	9·2 (5·3 to 15·1)	11·1 (6·5 to 19·1)	13·7 (7·9 to 22·1)	13·7 (7·9 to 22·1)	12·7 (6·5 to 20·7)	12·7 (6·2 to 19·4)	11·9 (4·6 to 17·3)	11·9 (4·6 to 19·6)	11·9 (4·6 to 19·6)	11·9 (4·6 to 19·6)	11·9 (4·6 to 19·6)	11·9 (4·6 to 19·6)		349
Urinary diseases and male infertility	0·3 (0·1 to 0·4)	0·4 (0·2 to 0·7)	1·4 (1 to 1·9)	1·4 (1 to 1·9)	1·7 (1·2 to 2·3)	2·4 (1·6 to 3·3)	2·4 (1·6 to 3·3)	2·5 (1·6 to 3·4)	2·5 (1·6 to 3·4)	2·6 (1·6 to 3·5)	2·6 (1·7 to 3·6)	2·5 (1·6 to 3·4)	2·5 (1·6 to 3·4)	2·5 (1·6 to 3·4)	2·5 (1·6 to 3·4)	2·5 (1·6 to 3·4)	2·5 (1·6 to 3·4)	2·5 (1·6 to 3·4)	2·5 (1·6 to 3·4)	2·5 (1·6 to 3·4)	2·5 (1·6 to 3·4)	2·5 (1·6 to 3·4)	2·5 (1·6 to 3·4)		182
Urolithiasis	0 (0 to 0)	0 (0 to 0)	0 (0 to 0)	0 (0 to 0·1)	0 (0 to 0·1)	0 (0·0 to 0·1)	0 (0·0 to 0·2)	0 (0·0 to 0·2)	0 (0·0 to 0·2)	0 (0·0 to 0·2)	0 (0·0 to 0·2)	0 (0·0 to 0·2)	0 (0·0 to 0·2)	0 (0·0 to 0·2)	0 (0·0 to 0·2)	0 (0·0 to 0·2)	0 (0·0 to 0·2)	0 (0·0 to 0·2)	0 (0·0 to 0·2)	0 (0·0 to 0·2)	0 (0·0 to 0·2)	0 (0·0 to 0·2)	0 (0·0 to 0·2)		104
Benign prostatic hyperplasia	0 (0 to 0)	0 (0 to 0)	0 (0 to 0)	0 (0 to 0)	0 (0 to 0)	0 (0 to 0)	0 (0 to 0)	0 (0 to 0)	0 (0 to 0)	0 (0 to 0)	0 (0 to 0)	0 (0·0 to 0·1)	0 (0 to 0·1)	0 (0 to 0·1)	0 (0 to 0·1)	0 (0 to 0·1)	0 (0 to 0·1)	0 (0 to 0·1)	0 (0 to 0·1)	0 (0 to 0·1)	0 (0 to 0·1)	0 (0 to 0·1)	0 (0 to 0·1)	0 (0 to 0·1)		1
Male infertility	0 (0 to 0)	0 (0 to 0)	0 (0 to 0)	0 (0 to 0)	0 (0 to 0)	0 (0 to 0)	0 (0 to 0)	0·3 (0·0 to 1·0)	0·3 (0·1 to 1·0)	0·3 (0·1 to 1·0)	0·3 (0·1 to 1·0)	0·3 (0·1 to 1·0)	0·3 (0·1 to 1·0)	0·3 (0·1 to 1·0)	0·3 (0·1 to 1·0)	0·3 (0·1 to 1·0)	0·3 (0·1 to 1·0)	0·3 (0·1 to 1·0)	0·3 (0·1 to 1·0)	0·3 (0·1 to 1·0)	0·3 (0·1 to 1·0)	0·3 (0·1 to 1·0)	0·3 (0·1 to 1·0)		27·4
Other urinary diseases	0·2 (0 to 0·3)	0·2 (0·1 to 0·4)	0·4 (0·2 to 0·9)	0·4 (0·2 to 0·7)	0·5 (0·4 to 0·8)	0·6 (0·4 to 1·1)	0·6 (0·4 to 1·1)	0·6 (0·4 to 1·1)	0·6 (0·4 to 1·1)	0·6 (0·4 to 1·1)	0·6 (0·4 to 1·1)	0·7 (0·4 to 1·2)	0·6 (0·4 to 1·1)	2·3 (1·2 to 3·4)	2·5 (1·3 to 3·7)	2·7 (1·3 to 4·1)	2·8 (1·3 to 4·2)	2·8 (1·3 to 4·2)	2·8 (1·3 to 4·2)	2·8 (1·3 to 4·2)	2·8 (1·3 to 4·2)	2·8 (1·3 to 4·2)	2·8 (1·3 to 4·2)		111
Gynecological diseases	0 (0 to 0)	0 (0 to 0)	0 (0 to 0)	0 (0 to 0)	0 (0 to 0)	0 (0 to 0)	0 (0 to 0)	0 (0 to 0)	0 (0 to 0)	0 (0 to 0)	0 (0 to 0)	0 (0 to 0)	0 (0 to 0)	0 (0 to 0)	0 (0 to 0)	0 (0 to 0)	0 (0 to 0)	0 (0 to 0)	0 (0 to 0)	0 (0 to 0)	0 (0 to 0)	0 (0 to 0)	0 (0 to 0)	0 (0 to 0)		0
Uterine fibroids	0 (0 to 0)	0 (0 to 0)	0 (0 to 0)	0 (0 to 0)	0 (0 to 0)	0 (0 to 0)	0 (0 to 0)	0 (0 to 0)	0 (0 to 0)	0 (0 to 0)	0 (0 to 0)	0 (0 to 0)	0 (0 to 0)	0 (0 to 0)	0 (0 to 0)	0 (0 to 0)	0 (0 to 0)	0 (0 to 0)	0 (0 to 0)	0 (0 to 0)	0 (0 to 0)	0 (0 to 0)	0 (0 to 0)	0 (0 to 0)		111
Polycystic ovarian syndrome	0 (0 to 0)	0 (0 to 0)	0 (0 to 0)	0 (0 to 0)	0 (0 to 0)	0 (0 to 0)	0 (0 to 0)	0 (0 to 0)	0 (0 to 0)	0 (0 to 0)	0 (0 to 0)	0 (0 to 0)	0 (0 to 0)	0 (0 to 0)	0 (0 to 0)	0 (0 to 0)	0 (0 to 0)	0 (0 to 0)	0 (0 to 0)	0 (0 to 0)	0 (0 to 0)	0 (0 to 0)	0 (0 to 0)	0 (0 to 0)		153
Female infertility	0 (0 to 0)	0 (0 to 0)	0 (0 to 0)	0 (0 to 0)	0 (0 to 0)	0 (0 to 0)	0 (0 to 0)	1·6 (1 to 2·6)	1·6 (1 to 2·6)	1·6 (1 to 2·6)	1·6 (1 to 2·6)	1·6 (1 to 2·6)	1·6 (1 to 2·6)	1·6 (1 to 2·6)	1·6 (1 to 2·6)	1·6 (1 to 2·6)	1·6 (1 to 2·6)	1·6 (1 to 2·6)	1·6 (1 to 2·6)	1·6 (1 to 2·6)	1·6 (1 to 2·6)	1·6 (1 to 2·6)	1·6 (1 to 2·6)	1·6 (1 to 2·6)		29·6
Endometriosis	0 (0 to 0)	0 (0 to 0)	0 (0 to 0)	0 (0 to 0)	0 (0 to 0)	0 (0 to 0)	0 (0 to 0)	32·6 (19·5 to 49·8)	27 (17·1 to 39·4)	21·6 (11·4 to 36·6)	19 (10·2 to 33·9)	18 (9·6 to 28·9)	19·4 (9·9 to 33·1)	10·4 (3·5 to 17·6)	10·4 (3·5 to 17·6)	0 (0 to 0)	0 (0 to 0)	0 (0 to 0)	0 (0 to 0)	0 (0 to 0)	0 (0 to 0)	0 (0 to 0)	0 (0 to 0)	0 (0 to 0)		175
Genital prolapse	0 (0 to 0)	0 (0 to 0)	0 (0 to 0)	0 (0 to 0)	0 (0 to 0)	0 (0 to 0)	0 (0 to 0)	0·6 (0 to 1·3)	1·5 (0·6 to 3)	2·6 (1·3 to 4·5)	3·1 (1·6 to 5·2)	4·4 (2·3 to 7·2)	5·5 (2·9 to 12·9)	8·1 (2·7 to 15·4)	8·8 (2·9 to 16·8)	1·2 (0·4 to 2·3)	10 (4·6 to 19·3)	11·4 (5·3 to 21·1)	8·2 (4·1 to 15·1)	2·3 (1·1 to 4·1)	1·6 (0·8 to 2·8)	0·8 (0·4 to 1·3)	0·4 (0·2 to 0·6)		82·4
Premenstrual syndrome	0 (0 to 0)	0 (0 to 0)	0 (0 to 0)	0 (0 to 0)	27·9 (13·2 to 50·1)	60·3 (35·1 to 105)	82·7 (49·6 to 147)	91·7 (47·4 to 156)	99·4 (56·1 to 162)	91·2 (52·5 to 157)	80·4 (43·9 to 134)	33·5 (18·6 to 58)	10·4 (5·5 to 20)	0 (0 to 0)	0 (0 to 0)	0 (0 to 0)	0 (0 to 0)	0 (0 to 0)	0 (0 to 0)	0 (0 to 0)	0 (0 to 0)	0 (0 to 0)	0 (0 to 0)	0 (0 to 0)		653
Other gynecological diseases	0 (0 to 0)	0 (0 to 0)	0 (0 to 0)	0·3 (0 to 1·1)	20·7 (9·4 to 34·1)	107 (60·7 to 160)	226 (120 to 369)	276 (142 to 452)	232 (127 to 349)	169 (79 to 312)	139 (59 to 252)	223 (129 to 339)	237 (139 to 374)	139 (71 to 282)	139 (71 to 282)	134 (71 to 257)	113 (69·2 to 172)	99·7 (63·3 to 149)	59·9 (37·1 to 89·1)	36·2 (21·5 to 56·8)	20·6 (12·6 to 30·4)	9·1 (5·4 to 14·2)	2·7 (1·5 to 4·3)		2,170
Hemoglobinopathies and hemolytic anemias	2·5 (1·7 to 6·2)	2·6 (1·5 to 9·6)	1·5 (1 to 3·6)	2·7 (1·6 to 6·2)	2·6 (1·5 to 6·1)	2·6 (1·5 to 6·2)	2·6 (1·5 to 6·2)	2·7 (1·6 to 6·2)	2·7 (1·6 to 6·2)	2·7 (1·6 to 6·2)	2·7 (1·6 to 6·2)	2·7 (1·6 to 6·2)	2·7 (1·6 to 6·2)	2·7 (1·6 to 6·2)	2·7 (1·6 to 6·2)	2·7 (1·6 to 6·2)	2·7 (1·6 to 6·2)	2·7 (1·6 to 6·2)	2·7 (1·6 to 6·2)	2·7 (1·6 to 6·2)	2·7 (1·6 to 6·2)	2·7 (1·6 to 6·2)	2·7 (1·6 to 6·2)		165
Thalassemias	0 (0 to 0)	0 (0 to 0)	0 (0 to 0)	0 (0 to 0)	0·1 (0·1 to 0·2)	0·2 (0·1 to 0·3)	0·2 (0·1 to 0·3)	0·2 (0·1 to 0·3)	0·2 (0·1 to 0·3)	0·2 (0·1 to 0·3)	0·2 (0·1 to 0·3)	0·2 (0·1 to 0·3)	0·2 (0·1 to 0·3)	0·2 (0·1 to 0·3)	0·2 (0·1 to 0·3)	0·2 (0·1 to 0·3)	0·2 (0·1 to 0·3)	0·2 (0·1 to 0·3)	0·2 (0·1 to 0·3)	0·2 (0·1 to 0·3)	0·2 (0·1 to 0·3)	0·2 (0·1 to 0·3)	0·2 (0·1 to 0·3)		1·2
Thalassemias trait	0 (0 to 0·1)	0 (0 to 0·1)	0 (0 to 0·7)	0·5 (0·2 to 2·6)	1·4 (0·5 to 4·1)	2·7 (1·1 to 5·6)	2·5 (0·9 to 5·6)	2·6 (0·9 to 6·1)	2·6 (0·9 to 5·9)	2·6 (0·9 to 5·9)	2·6 (0·9 to 5·9)	2·6 (0·9 to 5·9)	2·6 (0·9 to 5·9)	2·6 (0·9 to 5·9)	2·6 (0·9 to 5·9)	2·6 (0·9 to 5·9)	2·6 (0·9 to 5·9)	2·6 (0·9 to 5·9)	2·6 (0·9 to 5·9)	2·6 (0·9 to 5·9)	2·6 (0·9 to 5·9)	2·6 (0·9 to 5·9)	2·6 (0·9 to 5·9)		31·4
Sickle cell disorders	0·7 (0·1 to 0·2)	0 (0 to 0)	0·5 (0·3 to 0·8)	1·1 (0·6 to 1·6)	1·1 (0·6 to 1·6)	1·2 (0·6 to 1·8)	1·2 (0·6 to 1·8)	1·2 (0·6 to 1·8)	1·2 (0·7 to 1·8)	1·2 (0·6 to 1·8)	1·2 (0·6 to 1·8)	1·2 (0·6 to 1·8)	1·2 (0·6 to 1·8)	0·6 (0·3 to 0·9)	0·6 (0·3 to 0·9)	0·6 (0·3 to 0·9)	0·6 (0·3 to 0·9)	0·2 (0·0 to 0·7)	0 (0 to 0·4)	0 (0 to 0·1)	0 (0 to 0·1)	0 (0 to 0·1)	0 (0 to 0·1)	0 (0 to 0·1)		12
Sickle cell trait	0 (0 to 0)	0·1 (0 to 0·3)	0·3 (0 to 0·8)	0·2 (0 to 0·5)	0·2 (0·1 to 0·5)	0·2 (0·2 to 0·4)	0·2 (0·1 to 0·4)	0·2 (0·1 to 0·4)	0·2 (0·1 to 0·4)	0·2 (0·1 to 0·4)	0·2 (0·1 to 0·4)	0·2 (0·1 to 0·4)	0·2 (0·1 to 0·4)	0·2 (0·1 to 0·4)	0·2 (0·1 to 0·4)	0·2 (0·1 to 0·4)	0·2 (0·1 to 0·4)	0·2 (0·1 to 0·4)	0·2 (0·1 to 0·4)	0·2 (0·1 to 0·4)	0·2 (0·1 to 0·4)	0·2 (0·1 to 0·4)	0·2 (0·1 to 0·4)		28·4
G6PD deficiency	0 (0 to 0)	0 (0 to 0)	0 (0 to 0·1)	0 (0 to 0·1)	0·3 (0·2 to 0·5)	0·3 (0·2 to 0·5)	0·3 (0·2 to 0·5)	0·3 (0·2 to 0·5)	0·3 (0·2 to 0·5)	0·3 (0·2 to 0·5)	0·3 (0·2 to 0·5)	0·3 (0·2 to 0·5)	0·3 (0·2 to 0·5)	0·3 (0·2 to 0·5)	0·3 (0·2 to 0·5)	0·3 (0·2 to 0·5)	0·3 (0·2 to 0·5)	0·3 (0·2 to 0·5)	0·3 (0·2 to 0·5)	0·3 (0·2 to 0·5)	0·3 (0·2 to 0·5)	0·3 (0·2 to 0·5)	0·3 (0·2 to 0·5)		14·4
G6PD trait	0 (0 to 0)	0 (0 to 0)	0 (0 to 0)	0 (0 to 0)	0 (0 to 0)	0 (0 to 0)	0 (0 to 0·1)	0 (0 to 0·1)	0 (0 to 0·1)	0 (0 to 0·1)	0 (0 to 0·1)	0 (0 to 0·1)	0 (0 to 0·1)	0 (0 to 0·1)	0 (0 to 0·1)	0 (0 to 0·1)	0 (0 to 0·1)	0 (0 to 0·1)	0 (0 to 0·1)	0 (0 to 0·1)	0 (0 to 0·1)	0 (0 to 0·1)	0 (0 to 0·1)	0 (0 to 0·1)		0·4
Other hemoglobinopathies and hemolytic anemias	0 (0 to 0)	0 (0 to 0·2)	0·3 (0 to 0·8)	0·2 (0 to 0·6)	0·2 (0·1 to 0·4)	0·2 (0·1 to 0·7)	0·2 (0·2 to 0·6)	1·2 (0·4 to 4·1)	1·2 (0·5 to 3·5)	1·5 (0·5 to 4·2)	1·6 (0·6 to 4·1)	3 (0·9 to 7·4)	2·7 (0·9 to 7·2)	4·3 (1·4 to 10·4)	4·3 (1·4 to 10·4)	8·1 (3·1 to 19·6)	8·7 (4·6 to 19)	7·8 (4·6 to 16)	7·8 (4·6 to 16)	7·8 (4·6 to 16)	7·8 (4·6 to 16)	7·8 (4·6 to 16)	7·8 (4·6 to 16)		77·2
Endocrine, metabolic, blood, and immune disorders	37·9 (17·3 to 14·4)	14·6 (4·9 to 12)	37·9 (24·7 to 54)	27·5 (20·3 to 75·7)	27·5 (20·4 to 73·9)	27·5 (20·4 to 73·9)	27·5 (20·4 to 73·9)	27·5 (20·4 to 73·9)	27·5 (20·4 to 73·9)	27·5 (20·4 to 73·9)	27·5 (20·4 to 73·9)	27·5 (20·4 to 73·9)	27·5 (20·4 to 73·9)	27·5 (20·4 to 73·9)	27·5 (20·4 to 73·9)	27·5 (20·4 to 73·9)	27·5 (20·4 to 73·9)	27·5 (20·4 to 73·9)	27·5 (20·4 to 73·9)	27·5 (20·4 to 73·9)	27·5 (20·4 to 73·9)	27·5 (20·4 to 73·9)	27·5 (20·4 to 73·9)		4,190
Clot disorders	0·1 (0 to 0·2)	0·1 (0 to 0·2)	0·1 (0 to 0·2)	0·1 (0·1 to 0·3)	0·1 (0·1 to 0·3)	0·1 (0·1 to 0·3

SR Table 2c: Rutland DALYS by cause and age group for both sexes with 95% uncertainty intervals, 2019

Cause	Early Neonatal	Late Neonatal	Post Neonatal	1 to 4	5 to 9	10 to 14	15 to 19	20 to 24	25 to 29	30 to 34	35 to 39	40 to 44	45 to 49	50 to 54	55 to 59	60 to 64	65 to 69	70 to 74	75 to 79	80 to 84	85 to 89	90 to 94	95 plus	Total
All causes	28.6 (21.1 to 37.2)	28.6 (7.5 to 51.4)	1,127 (949 to 1,317)	1,524 (1,284 to 1,784)	1,329 (1,119 to 1,557)	1,210 (1,020 to 1,416)	1,332 (1,170 to 1,502)	1,561 (1,374 to 1,761)	1,776 (1,579 to 1,977)	2,010 (1,799 to 2,227)	2,267 (2,052 to 2,487)	2,588 (2,369 to 2,810)	3,008 (2,788 to 3,230)	3,511 (3,287 to 3,736)	4,104 (3,880 to 4,331)	4,824 (4,600 to 5,051)	5,611 (5,387 to 5,838)	6,447 (6,223 to 6,674)	7,229 (7,005 to 7,456)	7,964 (7,740 to 8,191)	8,582 (8,358 to 8,809)	9,035 (8,811 to 9,262)	9,245 (9,021 to 9,469)	11,700
Communicable, maternal, neonatal, and nutritional diseases	28.6 (21.1 to 37.2)	28.6 (7.5 to 51.4)	1,127 (949 to 1,317)	1,524 (1,284 to 1,784)	1,329 (1,119 to 1,557)	1,210 (1,020 to 1,416)	1,332 (1,170 to 1,502)	1,561 (1,374 to 1,761)	1,776 (1,579 to 1,977)	2,010 (1,799 to 2,227)	2,267 (2,052 to 2,487)	2,588 (2,369 to 2,810)	3,008 (2,788 to 3,230)	3,511 (3,287 to 3,736)	4,104 (3,880 to 4,331)	4,824 (4,600 to 5,051)	5,611 (5,387 to 5,838)	6,447 (6,223 to 6,674)	7,229 (7,005 to 7,456)	7,964 (7,740 to 8,191)	8,582 (8,358 to 8,809)	9,035 (8,811 to 9,262)	9,245 (9,021 to 9,469)	11,700
HIV/AIDS and sexually transmitted infections	0 (0 to 0)	0 (0 to 0)	0.4 (0.1 to 1.1)	0.1 (0 to 0.1)	0 (0 to 0)	0 (0 to 0)	0.1 (0 to 0.1)	0.2 (0.1 to 0.3)	0.4 (0.2 to 0.6)	0.4 (0.2 to 0.6)	0.7 (0.3 to 1)	0.7 (0.3 to 1.1)	0.8 (0.4 to 1.2)	0.6 (0.3 to 0.9)	0.5 (0.3 to 0.8)	0.4 (0.2 to 0.6)	0.4 (0.2 to 0.6)	0.3 (0.2 to 0.5)	0.2 (0.1 to 0.3)	0.1 (0.1 to 0.1)	0 (0 to 0.1)	0 (0 to 0)	8.2
HIV/AIDS	0 (0 to 0)	0 (0 to 0)	0.3 (0 to 0.9)	0.1 (0 to 0.1)	0 (0 to 0)	0 (0 to 0)	0 (0 to 0)	0.1 (0 to 0.2)	0.3 (0.2 to 0.5)	0.3 (0.2 to 0.5)	0.5 (0.3 to 0.8)	0.5 (0.3 to 0.8)	0.6 (0.3 to 0.9)	0.4 (0.2 to 0.6)	0.3 (0.2 to 0.5)	0.3 (0.1 to 0.4)	0.2 (0.1 to 0.3)	0.2 (0.1 to 0.3)	0.1 (0.1 to 0.2)	0.1 (0.1 to 0.1)	0 (0 to 0)	0 (0 to 0)	3
HIV/AIDS - Drug-susceptible Tuberculosis	0 (0 to 0)	0 (0 to 0)	0 (0 to 0)	0 (0 to 0)	0 (0 to 0)	0 (0 to 0)	0 (0 to 0)	0 (0 to 0)	0 (0 to 0)	0 (0 to 0)	0 (0 to 0)	0 (0 to 0)	0 (0 to 0)	0 (0 to 0)	0 (0 to 0)	0 (0 to 0)	0 (0 to 0)	0 (0 to 0)	0 (0 to 0)	0 (0 to 0)	0 (0 to 0)	0 (0 to 0)	0 (0 to 0)	0.4
HIV/AIDS - Multidrug-resistant Tuberculosis without extensive dr...	0 (0 to 0)	0 (0 to 0)	0 (0 to 0)	0 (0 to 0)	0 (0 to 0)	0 (0 to 0)	0 (0 to 0)	0 (0 to 0)	0 (0 to 0)	0 (0 to 0)	0 (0 to 0)	0 (0 to 0)	0 (0 to 0)	0 (0 to 0)	0 (0 to 0)	0 (0 to 0)	0 (0 to 0)	0 (0 to 0)	0 (0 to 0)	0 (0 to 0)	0 (0 to 0)	0 (0 to 0)	0 (0 to 0)	0.4
HIV/AIDS - Extensively drug-resistant Tuberculosis	0 (0 to 0)	0 (0 to 0)	0 (0 to 0)	0 (0 to 0)	0 (0 to 0)	0 (0 to 0)	0 (0 to 0)	0 (0 to 0)	0 (0 to 0)	0 (0 to 0)	0 (0 to 0)	0 (0 to 0)	0 (0 to 0)	0 (0 to 0)	0 (0 to 0)	0 (0 to 0)	0 (0 to 0)	0 (0 to 0)	0 (0 to 0)	0 (0 to 0)	0 (0 to 0)	0 (0 to 0)	0 (0 to 0)	0
HIV/AIDS resulting in other diseases	0 (0 to 0)	0 (0 to 0)	0 (0 to 0)	0 (0 to 0)	0 (0 to 0)	0 (0 to 0)	0 (0 to 0)	0 (0 to 0)	0 (0 to 0)	0 (0 to 0)	0 (0 to 0)	0 (0 to 0)	0 (0 to 0)	0 (0 to 0)	0 (0 to 0)	0 (0 to 0)	0 (0 to 0)	0 (0 to 0)	0 (0 to 0)	0 (0 to 0)	0 (0 to 0)	0 (0 to 0)	0 (0 to 0)	2.6
Sexually transmitted infections excluding HIV	0 (0 to 0.1)	0 (0 to 0.1)	0.4 (0 to 1)	0 (0 to 0)	0 (0 to 0)	0 (0 to 0)	0 (0 to 0)	0.1 (0 to 0.2)	0.2 (0.1 to 0.4)	0.2 (0.1 to 0.4)	0.4 (0.2 to 0.7)	0.4 (0.2 to 0.7)	0.3 (0.2 to 0.6)	0.2 (0.1 to 0.4)	0.2 (0.1 to 0.3)	0.2 (0.1 to 0.3)	0.2 (0.1 to 0.3)	0.2 (0.1 to 0.3)	0.2 (0.1 to 0.3)	0.1 (0.1 to 0.2)	0 (0 to 0.1)	0 (0 to 0)	0.2
Syphilis	0 (0 to 0.2)	0 (0 to 0.2)	0.4 (0.1 to 1.1)	0 (0 to 0)	0 (0 to 0)	0 (0 to 0)	0 (0 to 0)	0 (0 to 0)	0 (0 to 0)	0 (0 to 0)	0 (0 to 0)	0 (0 to 0)	0 (0 to 0)	0 (0 to 0)	0 (0 to 0)	0 (0 to 0)	0 (0 to 0)	0 (0 to 0)	0 (0 to 0)	0 (0 to 0)	0 (0 to 0)	0 (0 to 0)	0 (0 to 0)	2.1
Chlamydial infection	0 (0 to 0)	0 (0 to 0)	0 (0 to 0)	0 (0 to 0)	0 (0 to 0)	0 (0 to 0)	0 (0 to 0)	0 (0 to 0)	0 (0 to 0)	0 (0 to 0)	0 (0 to 0)	0 (0 to 0)	0 (0 to 0)	0 (0 to 0)	0 (0 to 0)	0 (0 to 0)	0 (0 to 0)	0 (0 to 0)	0 (0 to 0)	0 (0 to 0)	0 (0 to 0)	0 (0 to 0)	0 (0 to 0)	0.5
Gonococcal infection	0 (0 to 0)	0 (0 to 0)	0 (0 to 0)	0 (0 to 0)	0 (0 to 0)	0 (0 to 0)	0 (0 to 0)	0 (0 to 0)	0 (0 to 0)	0 (0 to 0)	0 (0 to 0)	0 (0 to 0)	0 (0 to 0)	0 (0 to 0)	0 (0 to 0)	0 (0 to 0)	0 (0 to 0)	0 (0 to 0)	0 (0 to 0)	0 (0 to 0)	0 (0 to 0)	0 (0 to 0)	0 (0 to 0)	0.4
Trichomoniasis	0 (0 to 0)	0 (0 to 0)	0 (0 to 0)	0 (0 to 0)	0 (0 to 0)	0 (0 to 0)	0 (0 to 0)	0 (0 to 0)	0 (0 to 0)	0 (0 to 0)	0 (0 to 0)	0 (0 to 0)	0 (0 to 0)	0 (0 to 0)	0 (0 to 0)	0 (0 to 0)	0 (0 to 0)	0 (0 to 0)	0 (0 to 0)	0 (0 to 0)	0 (0 to 0)	0 (0 to 0)	0 (0 to 0)	0.5
Genital herpes	0 (0 to 0)	0 (0 to 0)	0 (0 to 0)	0 (0 to 0)	0 (0 to 0)	0 (0 to 0)	0 (0 to 0)	0 (0 to 0)	0 (0 to 0)	0 (0 to 0)	0 (0 to 0)	0 (0 to 0)	0 (0 to 0)	0 (0 to 0)	0 (0 to 0)	0 (0 to 0)	0 (0 to 0)	0 (0 to 0)	0 (0 to 0)	0 (0 to 0)	0 (0 to 0)	0 (0 to 0)	0 (0 to 0)	0.6
Other sexually transmitted infections	0 (0 to 0)	0 (0 to 0)	0 (0 to 0)	0 (0 to 0)	0 (0 to 0)	0 (0 to 0)	0 (0 to 0)	0 (0 to 0)	0 (0 to 0)	0 (0 to 0)	0 (0 to 0)	0 (0 to 0)	0 (0 to 0)	0 (0 to 0)	0 (0 to 0)	0 (0 to 0)	0 (0 to 0)	0 (0 to 0)	0 (0 to 0)	0 (0 to 0)	0 (0 to 0)	0 (0 to 0)	0 (0 to 0)	0.6
Respiratory infections and tuberculosis	9.2 (6.1 to 12.3)	9.2 (2.4 to 16.1)	94 (69 to 121)	94 (72 to 120)	23.7 (17.5 to 30.7)	11.4 (8.4 to 15.1)	3.5 (2.6 to 4.6)	3.5 (2.5 to 4.6)	3.4 (2.5 to 4.4)	3.4 (2.5 to 4.4)	4.5 (3.3 to 5.9)	5.6 (4.1 to 7.3)	7.4 (5.3 to 9.9)	9.8 (7.0 to 13.2)	14.2 (10.2 to 19.2)	20.7 (14.7 to 28.1)	30.1 (21.4 to 40.9)	44.1 (31.4 to 59.8)	61.3 (43.7 to 82.8)	84.6 (60.4 to 113.9)	113.5 (81.1 to 152.5)	147.3 (105.5 to 197.5)	326
Tuberculosis	0 (0 to 0)	0 (0 to 0)	0 (0 to 0)	0 (0 to 0)	0 (0 to 0)	0 (0 to 0)	0 (0 to 0)	0.1 (0 to 0.1)	0.1 (0 to 0.2)	0.2 (0 to 0.2)	0.3 (0.1 to 0.5)	0.4 (0.2 to 0.7)	0.5 (0.3 to 0.8)	0.7 (0.4 to 1.1)	0.9 (0.5 to 1.4)	1.3 (0.7 to 2)	1.9 (1.1 to 2.9)	2.8 (1.6 to 4.3)	3.9 (2.2 to 6)	5.4 (3.1 to 8.2)	7.2 (4.1 to 11)	9.4 (5.3 to 14.4)	3.9
Latent tuberculosis infection	0 (0 to 0)	0 (0 to 0)	0 (0 to 0)	0 (0 to 0)	0 (0 to 0)	0 (0 to 0)	0 (0 to 0)	0 (0 to 0)	0 (0 to 0)	0 (0 to 0)	0 (0 to 0)	0 (0 to 0)	0 (0 to 0)	0 (0 to 0)	0 (0 to 0)	0 (0 to 0)	0 (0 to 0)	0 (0 to 0)	0 (0 to 0)	0 (0 to 0)	0 (0 to 0)	0 (0 to 0)	0 (0 to 0)	0
Drug-susceptible tuberculosis	0 (0 to 0)	0 (0 to 0)	0 (0 to 0)	0 (0 to 0)	0 (0 to 0)	0 (0 to 0)	0 (0 to 0)	0 (0 to 0)	0 (0 to 0)	0 (0 to 0)	0 (0 to 0)	0 (0 to 0)	0 (0 to 0)	0 (0 to 0)	0 (0 to 0)	0 (0 to 0)	0 (0 to 0)	0 (0 to 0)	0 (0 to 0)	0 (0 to 0)	0 (0 to 0)	0 (0 to 0)	0 (0 to 0)	3.8
Multidrug-resistant tuberculosis without extensive drug-resistance	0 (0 to 0)	0 (0 to 0)	0 (0 to 0)	0 (0 to 0)	0 (0 to 0)	0 (0 to 0)	0 (0 to 0)	0 (0 to 0)	0 (0 to 0)	0 (0 to 0)	0 (0 to 0)	0 (0 to 0)	0 (0 to 0)	0 (0 to 0)	0 (0 to 0)	0 (0 to 0)	0 (0 to 0)	0 (0 to 0)	0 (0 to 0)	0 (0 to 0)	0 (0 to 0)	0 (0 to 0)	0 (0 to 0)	0.1
Extensively drug-resistant tuberculosis	0 (0 to 0)	0 (0 to 0)	0 (0 to 0)	0 (0 to 0)	0 (0 to 0)	0 (0 to 0)	0 (0 to 0)	0 (0 to 0)	0 (0 to 0)	0 (0 to 0)	0 (0 to 0)	0 (0 to 0)	0 (0 to 0)	0 (0 to 0)	0 (0 to 0)	0 (0 to 0)	0 (0 to 0)	0 (0 to 0)	0 (0 to 0)	0 (0 to 0)	0 (0 to 0)	0 (0 to 0)	0 (0 to 0)	0
Lower respiratory infections	9.2 (6.1 to 12.3)	9.2 (2.4 to 16.1)	93.3 (0.2 to 0.5)	93.7 (0.5 to 1)	23.2 (0.2 to 0.2)	11.2 (0.2 to 0.2)	3.4 (0.2 to 0.2)	3.4 (0.4 to 0.7)	3.3 (0.2 to 0.2)	3.3 (0.2 to 0.2)	4.4 (0.2 to 0.2)	5.5 (0.2 to 0.2)	7.3 (0.2 to 0.2)	9.6 (0.2 to 0.2)	13.9 (0.2 to 0.2)	20.3 (0.2 to 0.2)	29.5 (0.2 to 0.2)	43.2 (0.2 to 0.2)	60 (0.2 to 0.2)	82.8 (0.2 to 0.2)	111 (0.2 to 0.2)	144.2 (0.2 to 0.2)	382
Upper respiratory infections	0 (0 to 0)	0 (0 to 0)	0.3 (0.2 to 0.9)	0.5 (0.3 to 0.8)	0.5 (0.4 to 0.8)	0.2 (0.2 to 0.4)	0.1 (0.1 to 0.3)	0.1 (0.1 to 0.2)	0.1 (0.1 to 0.2)	0.1 (0.1 to 0.2)	0.1 (0.1 to 0.2)	0.1 (0.1 to 0.2)	0.1 (0.1 to 0.2)	0.1 (0.1 to 0.2)	0.1 (0.1 to 0.2)	0.1 (0.1 to 0.2)	0.1 (0.1 to 0.2)	0.1 (0.1 to 0.2)	0.1 (0.1 to 0.2)	0.1 (0.1 to 0.2)	0.1 (0.1 to 0.2)	0 (0 to 0)	33.2
Otitis media	0 (0 to 0)	0 (0 to 0)	0 (0 to 0.2)	0.4 (0.2 to 1.2)	0.4 (0.3 to 1.1)	0.2 (0.2 to 0.6)	0.1 (0 to 0.2)	0.1 (0 to 0.2)	0.1 (0 to 0.2)	0.1 (0 to 0.2)	0.1 (0 to 0.2)	0.1 (0 to 0.2)	0.1 (0 to 0.2)	0.1 (0 to 0.2)	0.1 (0 to 0.2)	0.1 (0 to 0.2)	0.1 (0 to 0.2)	0.1 (0 to 0.2)	0.1 (0 to 0.2)	0.1 (0 to 0.2)	0.1 (0 to 0.2)	0 (0 to 0)	0 (0 to 0)	7
Enteric infections	0 (0 to 0)	0 (0 to 0)	1.4 (0.9 to 2.2)	2.5 (1.5 to 3.9)	1.3 (0.7 to 2.1)	1 (0.5 to 1.7)	0.6 (0.4 to 1)	0.6 (0.4 to 0.9)	0.6 (0.4 to 0.9)	0.6 (0.4 to 0.9)	0.6 (0.4 to 0.9)	0.6 (0.4 to 0.9)	0.7 (0.5 to 1.1)	0.7 (0.5 to 1.1)	0.7 (0.5 to 1.1)	0.7 (0.5 to 1.1)	0.7 (0.5 to 1.1)	0.7 (0.5 to 1.1)	0.7 (0.5 to 1.1)	0.7 (0.5 to 1.1)	0.7 (0.5 to 1.1)	0 (0 to 0)	0 (0 to 0)	32.6
Diarrheal diseases	0 (0 to 0)	0 (0 to 0)	1.4 (0.9 to 2.2)	2.4 (1.5 to 3.9)	1.3 (0.7 to 2.1)	1 (0.5 to 1.7)	0.6 (0.4 to 1)	0.6 (0.4 to 0.9)	0.6 (0.4 to 0.9)	0.6 (0.4 to 0.9)	0.6 (0.4 to 0.9)	0.6 (0.4 to 0.9)	0.7 (0.5 to 1.1)	0.7 (0.5 to 1.1)	0.7 (0.5 to 1.1)	0.7 (0.5 to 1.1)	0.7 (0.5 to 1.1)	0.7 (0.5 to 1.1)	0.7 (0.5 to 1.1)	0.7 (0.5 to 1.1)	0.7 (0.5 to 1.1)	0 (0 to 0)	0 (0 to 0)	32.4
Typhoid and paratyphoid	0 (0 to 0)	0 (0 to 0)	0 (0 to 0)	0 (0 to 0)	0 (0 to 0)	0 (0 to 0)	0 (0 to 0)	0 (0 to 0)	0 (0 to 0)	0 (0 to 0)	0 (0 to 0)	0 (0 to 0)	0 (0 to 0)	0 (0 to 0)	0 (0 to 0)	0 (0 to 0)	0 (0 to 0)	0 (0 to 0)	0 (0 to 0)	0 (0 to 0)	0 (0 to 0)	0 (0 to 0)	0 (0 to 0)	0
Typhoid fever	0 (0 to 0)	0 (0 to 0)	0 (0 to 0)	0 (0 to 0)	0 (0 to 0)	0 (0 to 0)	0 (0 to 0)	0 (0 to 0)	0 (0 to 0)	0 (0 to 0)	0 (0 to 0)	0 (0 to 0)	0 (0 to 0)	0 (0 to 0)	0 (0 to 0)	0 (0 to 0)	0 (0 to 0)	0 (0 to 0)	0 (0 to 0)	0 (0 to 0)	0 (0 to 0)	0 (0 to 0)	0 (0 to 0)	0
Paratyphoid fever	0 (0 to 0)	0 (0 to 0)	0 (0 to 0)	0 (0 to 0)	0 (0 to 0)	0 (0 to 0)	0 (0 to 0)	0 (0 to 0)	0 (0 to 0)	0 (0 to 0)	0 (0 to 0)	0 (0 to 0)	0 (0 to 0)	0 (0 to 0)	0 (0 to 0)	0 (0 to 0)	0 (0 to 0)	0 (0 to 0)	0 (0 to 0)	0 (0 to 0)	0 (0 to 0)	0 (0 to 0)	0 (0 to 0)	0
Invasive Non-typhoidal Salmonella (iNTS)	0 (0 to 0)	0 (0 to 0)	0 (0 to 0)	0 (0 to 0)	0 (0 to 0)	0 (0 to 0)	0 (0 to 0)	0 (0 to 0)	0 (0 to 0)	0 (0 to 0)	0 (0 to 0)	0 (0 to 0)	0 (0 to 0)	0 (0 to 0)	0 (0 to 0)	0 (0 to 0)	0 (0 to 0)	0 (0 to 0)	0 (0 to 0)	0 (0 to 0)	0 (0 to 0)	0 (0 to 0)	0 (0 to 0)	0.2
Other intestinal infectious diseases	0 (0 to 0)	0 (0 to 0)	0 (0 to 0)	0 (0 to 0)	0 (0 to 0)	0 (0 to 0)	0 (0 to 0)	0 (0 to 0)	0 (0 to 0)	0 (0 to 0)	0 (0 to 0)	0 (0 to 0)	0 (0 to 0)	0 (0 to 0)	0 (0 to 0)	0 (0 to 0)	0 (0 to 0)	0 (0 to 0)	0 (0 to 0)	0 (0 to 0)	0 (0 to 0)	0 (0 to 0)	0 (0 to 0)	0.1
Neglected tropical diseases and malaria	0 (0 to 0)	0 (0 to 0)	0.1 (0 to 0.4)	0.1 (0 to 0.4)	0.1 (0 to 0.2)	0 (0 to 0.1)	0 (0 to 0.1)	0 (0 to 0.1)	0 (0 to 0.1)	0 (0 to 0.1)	0 (0 to 0.1)	0 (0 to 0.2)	0.1 (0 to 0.3)	0.1 (0 to 0.3)	0 (0 to 0.2)	0 (0 to 0.1)	0 (0 to 0.1)	0 (0 to 0.1)	0 (0 to 0.1)	0 (0 to 0.1)	0 (0 to 0.1)	0 (0 to 0.1)	0 (0 to 0)	0.9
Malaria	0 (0 to 0)	0 (0 to 0)	0 (0 to 0)	0 (0 to 0)	0 (0 to 0)	0 (0 to 0)	0 (0 to 0)	0 (0 to 0)	0 (0 to 0)	0 (0 to 0)	0 (0 to 0)	0 (0 to 0)	0 (0 to 0)	0 (0 to 0)	0 (0 to 0)	0 (0 to 0)	0 (0 to 0)	0 (0 to 0)	0 (0 to 0)	0 (0 to 0)	0 (0 to 0)	0 (0 to 0)	0 (0 to 0)	0
Chagas disease	0 (0 to 0)	0 (0 to 0)	0 (0 to 0)	0 (0 to 0)	0 (0 to 0)	0 (0 to 0)	0 (0 to 0)	0 (0 to 0)	0 (0 to 0)	0 (0 to 0)	0 (0 to 0)	0 (0 to 0)	0 (0 to 0)	0 (0 to 0)	0 (0 to 0)	0 (0 to 0)	0 (0 to 0)	0 (0 to 0)	0 (0 to 0)	0 (0 to 0)	0 (0 to 0)	0 (0 to 0)	0 (0 to 0)	0
Leishmaniasis	0 (0 to 0)	0 (0 to 0)	0 (0 to 0)	0 (0 to 0)	0 (0 to 0)	0 (0 to 0)	0 (0 to 0)	0 (0 to 0)	0 (0 to 0)	0 (0 to 0)	0 (0 to 0)	0 (0 to 0)	0 (0 to 0)	0 (0 to 0)	0 (0 to 0)	0 (0 to 0)	0 (0 to 0)	0 (0 to 0)	0 (0 to 0)	0 (0 to 0)	0 (0 to 0)	0 (0 to 0)	0 (0 to 0)	0
Visceral leishmaniasis	0 (0 to 0)	0 (0 to 0)	0 (0 to 0)	0 (0 to 0)	0 (0 to 0)	0 (0 to 0)	0 (0 to 0)	0 (0 to 0)	0 (0 to 0)	0 (0 to 0)	0 (0 to 0)	0 (0 to 0)	0 (0 to 0)	0 (0 to 0)	0 (0 to 0)	0 (0 to 0)	0 (0 to 0)	0 (0 to 0)	0 (0 to 0)	0 (0 to 0)	0 (0 to 0)	0 (0 to 0)	0 (0 to 0)	0
Cutaneous and mucocutaneous leishmaniasis	0 (0 to 0)	0 (0 to 0)	0 (0 to 0)	0 (0 to 0)	0 (0 to 0)	0 (0 to 0)	0 (0 to 0)	0 (0 to 0)	0 (0 to 0)	0 (0 to 0)	0 (0 to 0)	0 (0 to 0)	0 (0 to 0)	0 (0 to 0)	0 (0 to 0)	0 (0 to 0)	0 (0 to 0)	0 (0 to 0)	0 (0 to 0)	0 (0 to 0)	0 (0 to 0)	0 (0 to 0)	0 (0 to 0)	0
African trypanosomiasis	0 (0 to 0)	0 (0 to 0)	0 (0 to 0)	0 (0 to 0)	0 (0 to 0)	0 (0 to 0)	0 (0 to 0)	0 (0 to 0)	0 (0 to 0)	0 (0 to 0)	0 (0 to 0)	0 (0 to 0)	0 (0 to 0)	0 (0 to 0)	0 (0 to 0)	0 (0 to 0)	0 (0 to 0)	0 (0 to 0)	0 (0 to 0)	0 (0 to 0)	0 (0 to 0)	0 (0 to 0)	0 (0 to 0)	0
Schistosomiasis	0 (0 to 0)	0 (0 to 0)	0 (0 to 0)	0 (0 to 0)	0 (0 to 0)	0 (0 to 0)	0 (0 to 0)	0 (0 to 0)	0 (0 to 0)	0 (0 to 0)	0 (0 to 0)	0 (0 to 0)	0 (0 to 0)	0 (0 to 0)	0 (0 to 0)	0 (0 to 0)	0 (0 to 0)	0 (0 to 0)	0 (0 to 0)	0 (0 to 0)	0 (0 to 0)	0 (0 to 0)	0 (0 to 0)	0
Cysticercosis	0 (0 to 0)	0 (0 to 0)	0 (0 to 0)	0 (0 to 0)	0 (0 to 0)	0 (0 to 0)	0 (0 to 0)	0 (0 to 0)	0 (0 to 0)	0 (0 to 0)	0 (0 to 0)	0 (0 to 0)	0 (0 to 0)	0 (0 to 0)	0 (0 to 0)	0 (0 to 0)	0 (0 to 0)	0 (0 to 0)	0 (0 to 0)	0 (0 to 0)	0 (0 to 0)	0 (0 to 0)	0 (0 to 0)	0
Cystic echinococcosis	0 (0 to 0)	0 (0 to 0)	0 (0 to 0)	0 (0 to 0)	0 (0 to 0)	0 (0 to 0)	0 (0 to 0)	0 (0 to 0)	0 (0 to 0)	0 (0 to 0)	0 (0 to 0)	0 (0 to 0)	0 (0 to 0)	0 (0 to 0)	0 (0 to 0)	0 (0 to 0)	0 (0 to 0)	0 (0 to 0)	0 (0 to 0)	0 (0 to 0)	0 (0 to 0)	0 (0 to 0)	0 (0 to 0)	0
Lymphatic filariasis	0 (0 to 0)	0 (0 to 0)	0 (0 to 0)	0 (0 to 0)	0 (0 to 0)	0 (0 to 0)	0 (0 to 0)	0 (0 to 0)	0 (0 to 0)	0 (0 to 0)	0 (0 to 0)	0 (0 to 0)	0 (0 to 0)	0 (0 to 0)	0 (0 to 0)	0 (0 to 0)	0 (0 to 0)	0 (0 to 0)	0 (0 to 0)	0 (0 to 0)	0 (0 to 0)	0 (0 to 0)	0 (0 to 0)	0
Onchocerciasis	0 (0 to 0)	0 (0 to 0)	0 (0 to 0)	0 (0 to 0)	0 (0 to 0)	0 (0 to 0)	0 (0 to 0)	0 (0 to 0)	0 (0 to 0)	0 (0 to 0)	0 (0 to 0)	0 (0 to 0)	0 (0 to 0)	0 (0 to 0)	0 (0 to 0)	0 (0 to 0)	0 (0 to 0)	0 (0 to 0)	0 (0 to 0)	0 (0 to 0)	0 (0 to 0)	0 (0 to 0)	0 (0 to 0)	0
Trachoma	0 (0 to 0)	0 (0 to 0)	0 (0 to 0)	0 (0 to 0)	0 (0 to 0)	0 (0 to 0)	0 (0 to 0)	0 (0 to 0)	0 (0 to 0)	0 (0 to 0)	0 (0 to 0)	0 (0 to 0)	0 (0 to 0)	0 (0 to 0)	0 (0 to 0)	0 (0 to 0)	0 (0 to 0)	0 (0 to 0)	0 (0 to 0)	0 (0 to 0)	0 (0 to 0)	0 (0 to 0)	0 (0 to 0)	0
Dengue	0 (0 to 0)	0 (0 to 0)	0 (0 to 0)	0 (0 to 0)	0 (0 to 0)	0 (0 to 0)	0 (0 to 0)	0 (0 to 0)	0 (0 to 0)	0 (0 to 0)	0 (0 to 0)	0 (0 to 0)	0 (0 to 0)	0 (0 to 0)	0 (0 to 0)	0 (0 to 0)	0 (0 to 0)	0 (0 to 0)	0 (0 to 0)	0 (0 to 0)	0 (0 to 0)	0 (0 to 0)	0 (0 to 0)	0
Yellow fever	0 (0 to 0)	0 (0 to 0)	0 (0 to 0)	0 (0 to 0)	0 (0 to 0)	0 (0 to 0)	0 (0 to 0)	0 (0 to 0)	0 (0 to 0)	0 (0 to 0)	0 (0 to 0)	0 (0 to 0)	0 (0 to 0)	0 (0 to 0)	0 (0 to 0)	0 (0 to 0)	0 (0 to 0)	0 (0 to 0)	0 (0 to 0)	0 (0 to 0)	0 (0 to 0)	0 (0 to 0)	0 (0 to 0)	0
Rabies	0 (0 to 0)	0 (0 to 0)	0 (0 to 0)	0 (0 to 0)	0 (0 to 0)	0 (0 to 0)	0 (0 to 0)	0 (0 to 0)	0 (0 to 0)	0 (0 to 0)	0 (0 to 0)	0 (0 to 0)	0 (0 to 0)	0 (0 to 0)	0 (0 to 0)	0 (0 to 0)	0 (0 to 0)	0 (0 to 0)	0 (0 to 0)	0 (0 to 0)	0 (0 to 0)	0 (0 to 0)	0 (0 to 0)	0
Intestinal nematode infections	0 (0 to 0)	0 (0 to 0)	0 (0 to 0)	0 (0 to 0)	0 (0 to 0)	0 (0 to 0)	0 (0 to 0)	0 (0 to 0)	0 (0 to 0)	0 (0 to 0)	0 (0 to 0)	0 (0 to 0)	0 (0 to 0)	0 (0 to 0)	0 (0 to 0)	0 (0 to 0)	0 (0 to 0)	0 (0 to 0)	0 (0 to 0)	0 (0 to 0)	0 (0 to 0)	0 (0 to 0)	0 (0 to 0)	0
Ascariasis	0 (0 to 0)	0 (0 to 0)	0 (0 to 0)	0 (0 to 0)	0 (0 to 0)	0 (0 to 0)	0 (0 to 0)	0 (0 to 0)	0 (0 to 0)	0 (0 to 0)	0 (0 to 0)	0 (0 to 0)	0 (0 to 0)	0 (0 to 0)	0 (0 to 0)	0 (0 to 0)	0 (0 to 0)	0 (0 to 0)	0 (0 to 0)	0 (0 to 0)	0 (0 to 0)	0 (0 to 0)	0 (0 to 0)	0
Trichuriasis	0 (0 to 0)	0 (0 to 0)	0 (0 to 0)	0 (0 to 0)	0 (0 to 0)	0 (0 to 0)	0 (0 to 0)	0 (0 to 0)	0 (0 to 0)	0 (0 to 0)	0 (0 to 0)	0 (0 to 0)	0 (0 to 0)	0 (0 to 0)	0 (0 to 0)	0 (0 to 0)	0 (0 to 0)	0 (0 to 0)	0 (0 to 0)	0 (0 to 0)	0 (0 to 0)	0 (0 to 0)	0 (0 to 0)	0
Hookworm disease	0 (0 to 0)	0 (0 to 0)	0 (0 to 0)	0 (0 to 0)	0 (0 to 0)	0 (0 to 0)	0 (0 to 0)	0 (0 to 0)	0 (0 to 0)	0 (0 to 0)	0 (0 to 0)	0 (0 to 0)	0 (0 to 0)	0 (0 to 0)	0 (0 to 0)	0 (0 to 0)	0 (0 to 0)	0 (0 to 0)	0 (0 to 0)	0 (0 to 0)	0 (0 to 0)	0 (0 to 0)	0 (0 to 0)	0
Food-borne trematodiases	0 (0 to 0)	0 (0 to 0)	0 (0 to 0)	0 (0 to 0)	0 (0 to 0)	0 (0 to 0)	0 (0 to 0)	0 (0 to 0)	0 (0 to 0)	0 (0 to 0)	0 (0 to 0)	0 (0 to 0)	0 (0 to 0)	0 (0 to 0)	0 (0 to 0)	0 (0 to 0)	0 (0 to 0)	0 (0 to 0)	0 (0 to 0)	0 (0 to 0)	0 (0 to 0)	0 (0 to 0)	0 (0 to 0)	0
Leprosy	0 (0 to 0)	0 (0 to 0)	0 (0 to 0)	0 (0 to 0)	0 (0 to 0)	0 (0 to 0)	0 (0 to 0)	0 (0 to 0)	0 (0 to 0)	0 (0 to 0)	0 (0 to 0)	0 (0 to 0)	0 (0 to 0)	0 (0 to 0)	0 (0 to 0)	0 (0 to 0)	0 (0 to 0)	0 (0 to 0)	0 (0 to 0)	0 (0 to 0)	0 (0 to 0)	0 (0 to 0)	0 (0 to 0)	0
Ebola	0 (0 to 0)	0 (0 to 0)	0 (0 to 0)	0 (



Osteoarthritis other	0 (0 to 0)	0 (0 to 0)	0 (0 to 0)	0 (0 to 0)	0 (0 to 0)	0 (0 to 0)	0 (0 to 0)	0 (0 to 0)	0 (0 to 0)	0 (0 to 0)	0 (0 to 0)	0-1 (0 to 0.2)	0-3 (0.1 to 0.6)	0-7 (0.3 to 1.4)	1-4 (0.6 to 2)	2 (0.9 to 4.4)	2-4 (1.1 to 5.5)	2-8 (1.2 to 5.4)	3-5 (1.7 to 7.2)	3 (1.5 to 6.1)	2-4 (1.2 to 4.9)	1-6 (0.6 to 3.2)	0-9 (0.4 to 1.7)	0-3 (0.1 to 0.4)	21.2
Low back pain	0 (0 to 0)	0 (0 to 0)	0 (0 to 0)	0 (0 to 0)	0 (0.4 to 2.2)	1-3 (4.4 to 11.7)	7-3 (9.2 to 24.9)	16.2 (10.1 to 26.9)	17-3 (12.8 to 33.1)	21-3 (14.9 to 37.8)	25 (16.4 to 47.3)	31-9 (20.3 to 59.4)	33-5 (20.3 to 59.4)	46-2 (28.6 to 79.4)	57-1 (35.7 to 97.1)	59-7 (27.7 to 97.8)	62-2 (36.1 to 98.2)	67-1 (37.7 to 97.3)	68-6 (40.3 to 96.8)	66-2 (39.1 to 71.1)	46-7 (25.4 to 59.1)	34-6 (12.1 to 27.5)	19-3 (5.7 to 12.8)	8-8 (1.5 to 3.4)	611
Neck pain	0 (0 to 0)	0 (0 to 0)	0 (0 to 0)	0 (0 to 0)	0-6 (0.2 to 1.3)	3-6 (2.2 to 8.4)	7-5 (3.4 to 13.2)	9-6 (3.4 to 13.1)	11-2 (4 to 15.1)	13-2 (5 to 20.5)	16-7 (6.4 to 28.4)	19-7 (8.4 to 32.8)	20-5 (8.4 to 32.8)	22-6 (12.1 to 39.9)	23-6 (11.9 to 43)	22-2 (11.2 to 38.5)	19-9 (10.3 to 34.1)	19-4 (10.4 to 32.9)	20-7 (11.5 to 34.1)	19 (7.8 to 27.1)	10-1 (5.2 to 18.5)	5-9 (2.1 to 10.1)	2-6 (1.1 to 4.5)	0-8 (0.4 to 1.4)	203
Gout	0 (0 to 0)	0 (0 to 0)	0 (0 to 0)	0 (0 to 0)	0 (0 to 0)	0 (0 to 0)	0 (0 to 0)	0 (0 to 0)	0 (0 to 0.2)	0 (0 to 0.1)	0 (0 to 0.2)	0 (0 to 0.2)	0 (0 to 0.2)	0 (0.1 to 0.3)	0 (0.1 to 0.4)	0 (0.1 to 0.3)	0 (0.1 to 0.3)	0 (0.1 to 0.3)	0 (0.1 to 0.3)	0 (0.1 to 0.3)	0 (0 to 0.1)	0 (0 to 0.1)	0 (0 to 0.1)	0 (0 to 0.1)	10.5
Other musculoskeletal disorders	0 (0 to 0)	0 (0 to 0)	0 (0 to 0)	0 (0 to 0)	0-1 (0 to 0.4)	2-6 (1.2 to 4.5)	5-2 (2.5 to 9.3)	9 (5.4 to 13.9)	11-5 (7.1 to 17.4)	13-2 (8.3 to 20.4)	13-6 (8.1 to 21.4)	18-4 (11.2 to 28.2)	21-5 (12.7 to 33.4)	21-2 (12.4 to 32.9)	19-4 (11 to 31)	18-9 (11 to 29.1)	16-5 (9.4 to 24.9)	19-5 (9.4 to 34.4)	21-3 (9.7 to 32.5)	13-6 (6.7 to 22.5)	7-3 (2.4 to 14.1)	2-6 (1.4 to 6)	1-4 (0.4 to 3.2)	0-6 (0.4 to 1)	300
Other non-communicable diseases	8-3 (5.6 to 13.5)	2-6 (2.8 to 5.5)	2-2 (2.3 to 7.9)	7-9 (4.1 to 15.2)	5-2 (2.8 to 7)	8 (5.7 to 10.7)	14-2 (9.9 to 20.5)	19-5 (12.9 to 30.8)	23-5 (16.4 to 33.2)	26-4 (18.6 to 37.6)	28-9 (20.3 to 40.9)	28-3 (19.9 to 39.3)	29-3 (20.2 to 42.6)	35-7 (25.2 to 49.2)	38-9 (27.2 to 53.4)	41-3 (29.1 to 57.2)	45-3 (32.1 to 62.7)	52-6 (36.9 to 72.7)	63-8 (42.2 to 87.4)	52-2 (36.7 to 71.1)	41-9 (31.7 to 53.7)	19-1 (12.7 to 26.8)	7-5 (4.5 to 9.9)	667
Congenital birth defects	8-9 (5.5 to 13.2)	0-1 (2.3 to 4.9)	3-2 (2.3 to 5.3)	5-1 (3.6 to 8.7)	2-6 (1.6 to 3.5)	1-3 (1.1 to 4.6)	3-5 (2.4 to 4.6)	2-9 (2.2 to 3.8)	2-3 (1.6 to 3.4)	2-6 (2.2 to 3.4)	2-4 (2.2 to 3.5)	2-4 (1.7 to 3.1)	1-7 (1.1 to 2.6)	2-9 (2.2 to 3.8)	3-2 (2.1 to 4.2)	2-5 (1.2 to 4.4)	2-7 (1.2 to 4.6)	2-7 (1.4 to 5.2)	0-9 (0.4 to 1.5)	0-4 (0.2 to 0.7)	0-2 (0.1 to 0.4)	0-1 (0.1 to 0.2)	0-2 (0 to 0.1)	59.4
Neural tube defects	0-9 (0.6 to 1.4)	0-1 (0 to 0.2)	0-1 (0 to 0.2)	0-2 (0.2 to 0.6)	0-2 (0.1 to 0.2)	0-2 (0.1 to 0.3)	0-2 (0.1 to 0.3)	0-2 (0.1 to 0.3)	0-2 (0.1 to 0.3)	0-2 (0.1 to 0.3)	0-2 (0.1 to 0.3)	0-1 (0.1 to 0.2)	0-1 (0.1 to 0.2)	0-1 (0.1 to 0.2)	0-1 (0.1 to 0.1)	0-1 (0 to 0.1)	0-1 (0 to 0.1)	0-1 (0 to 0.1)	0-1 (0 to 0)	0-1 (0 to 0)	0-1 (0 to 0)	0-1 (0 to 0)	0-1 (0 to 0)	0-1 (0 to 0)	3.2
Congenital heart anomalies	2-2 (1 to 5.4)	1-4 (0.4 to 2.9)	0-9 (0.5 to 2)	1-2 (0.7 to 2.1)	0-4 (0.2 to 0.8)	0-5 (0.2 to 0.9)	0-7 (0.4 to 1)	0-7 (0.4 to 0.9)	0-6 (0.4 to 0.8)	0-6 (0.4 to 0.9)	0-6 (0.4 to 0.9)	0-6 (0.4 to 0.9)	0-6 (0.4 to 0.9)	0-7 (0.4 to 1)	0-7 (0.4 to 1)	0-6 (0.4 to 1.2)	0-7 (0.3 to 1.1)	0-6 (0.3 to 0.9)	0-6 (0.3 to 0.9)	0-1 (0 to 0.2)	0-1 (0 to 0.1)	0-1 (0 to 0.1)	0-1 (0 to 0.1)	0-1 (0 to 0.1)	14-1
Orofacial clefts	0 (0 to 0)	0 (0 to 0)	0 (0 to 0.1)	0-1 (0 to 0.1)	0-1 (0 to 0.1)	0-1

SR Table 2c: Deriv DALYS by cause and age group for both sexes with 95% uncertainty intervals, 2019

Cause	Early Neonatal	Late Neonatal	Post Neonatal	1to4	5to9	10to14	15to19	20to24	25to29	30to34	35to39	40to44	45to49	50to54	55to59	60to64	65to69	70to74	75to79	80to84	85to89	90to94	95plus	Total
All causes	5,597 (4,878-6,467)	3,218 (1,788-5,274)	5,168 (3,000-8,568)	7,191 (4,668-10,704)	3,228 (2,104-4,796)	3,226 (2,111-4,966)	4,511 (3,004-6,772)	5,226 (3,709-7,270)	6,228 (4,709-8,277)	7,228 (5,319-9,310)	8,228 (6,048-10,460)	9,228 (6,972-11,670)	10,228 (7,970-12,960)	11,228 (8,946-14,200)	12,228 (9,966-15,600)	13,228 (10,966-16,900)	14,228 (11,966-18,200)	15,228 (12,966-19,500)	16,228 (13,966-20,800)	17,228 (14,966-22,100)	18,228 (15,966-23,400)	19,228 (16,966-24,700)	20,228 (17,966-26,000)	73,320
Communicable, maternal, neonatal, and nutritional diseases	1,552 (1,423-1,695)	1,139 (1,009-1,273)	1,139 (1,017-1,269)	1,139 (1,015-1,265)	1,139 (1,014-1,265)	1,139 (1,014-1,265)	1,139 (1,014-1,265)	1,139 (1,014-1,265)	1,139 (1,014-1,265)	1,139 (1,014-1,265)	1,139 (1,014-1,265)	1,139 (1,014-1,265)	1,139 (1,014-1,265)	1,139 (1,014-1,265)	1,139 (1,014-1,265)	1,139 (1,014-1,265)	1,139 (1,014-1,265)	1,139 (1,014-1,265)	1,139 (1,014-1,265)	1,139 (1,014-1,265)	1,139 (1,014-1,265)	1,139 (1,014-1,265)	4,310
HIV/AIDS and sexually transmitted infections	122.3 (3.5-327.9)	3.8 (1.1-9.6)	6.5 (2.4-to 12.6)	1.1 (0.3-to 1.4)	0.5 (0.4-to 0.6)	0.5 (0.4-to 0.6)	0.9 (0.7-to 1.2)	2.6 (1.9-to 3.4)	5.6 (4.1-to 7.4)	9.6 (7-to 13)	11.5 (8.4-to 15.4)	12.5 (9.2-to 16.6)	11 (8.4-to 14.4)	8.5 (6.4-to 10.9)	6.2 (4.6-to 8.4)	4.7 (3.2-to 6.4)	3.5 (2.5-to 5.1)	2.9 (1.7-to 4.8)	1.6 (1-to 2.6)	0.9 (0.6-to 1.2)	0.6 (0.4-to 0.9)	0.3 (0.2-to 0.5)	0.1 (0.1-to 0.2)	159
HIV/AIDS	0 (0-to 0)	0 (0-to 1.2)	0.9 (0.4-to 1.7)	1.1 (0.4-to 2.1)	0.4 (0.2-to 0.6)	0.3 (0.2-to 0.5)	0.5 (0.4-to 0.6)	1.5 (1-to 1.9)	3.6 (2.2-to 5.7)	7.1 (4.2-to 11)	9.1 (5.5-to 14)	7.9 (4.3-to 13.2)	7.8 (4.1-to 13.1)	6.5 (3.2-to 11.3)	5.2 (2.4-to 9.5)	4.1 (1.9-to 7.5)	3.5 (1.5-to 6.5)	3.4 (1.3-to 6.5)	1.8 (0.8-to 3.4)	0.7 (0.3-to 1.4)	0.1 (0-to 0.3)	0.1 (0-to 0.3)	0.1 (0-to 0.3)	56.5
HIV/AIDS - Drug-susceptible Tuberculosis	0 (0-to 0)	0 (0-to 0)	0.2 (0-to 0.4)	0.2 (0-to 0.3)	0.1 (0-to 0.1)	0.1 (0-to 0.1)	0.1 (0-to 0.1)	0.2 (0.1-to 0.3)	0.4 (0.2-to 0.6)	0.7 (0.4-to 1.2)	0.9 (0.5-to 1.5)	0.8 (0.4-to 1.4)	1.1 (0.7-to 1.8)	0.9 (0.5-to 1.4)	0.5 (0.2-to 0.9)	0.4 (0.2-to 0.8)	0.2 (0.1-to 0.5)	0.1 (0-to 0.3)	0.1 (0-to 0.3)	0 (0-to 0.1)	0 (0-to 0.1)	0 (0-to 0.1)	0 (0-to 0.1)	7.4
HIV/AIDS - Multidrug-resistant Tuberculosis without extensive dr...	0 (0-to 0)	0 (0-to 0)	0 (0-to 0)	0 (0-to 0)	0 (0-to 0)	0 (0-to 0)	0 (0-to 0)	0 (0-to 0)	0 (0-to 0)	0 (0-to 0.1)	0 (0-to 0.1)	0 (0-to 0)	0 (0-to 0)	0 (0-to 0)	0 (0-to 0)	0 (0-to 0)	0 (0-to 0)	0 (0-to 0)	0 (0-to 0)	0 (0-to 0)	0 (0-to 0)	0 (0-to 0)	0 (0-to 0)	0 (0-to 0)	0.2
HIV/AIDS - Extensively drug-resistant Tuberculosis	0 (0-to 0)	0 (0-to 0)	0 (0-to 0)	0 (0-to 0)	0 (0-to 0)	0 (0-to 0)	0 (0-to 0)	0 (0-to 0)	0 (0-to 0)	0 (0-to 0)	0 (0-to 0)	0 (0-to 0)	0 (0-to 0)



Osteoarthritis other	0 (0 to 0)	0 (0 to 0)	0 (0 to 0)	0 (0 to 0)	0 (0 to 0)	0 (0 to 0)	0 (0 to 0)	0 (0 to 0)	0 (0 to 0)	0 (0 to 0)	0-1 (0 to 2)	0-7 (0 to 1 6)	2-2 (0 to 5 3)	5-2 (3 1 to 11 2)	8-9 (4 to 19 8)	11-7 (5 3 to 25 2)	12-2 (5 5 to 26 4)	13 (6 1 to 27 6)	14-4 (7 to 29 4)	11-8 (5 to 24 3)	10-2 (5 2 to 20 4)	6-9 (3 6 to 13 6)	3-2 (1 4 to 6 4)	0-9 (0 5 to 1 8)		101
Low back pain	0 (0 to 0)	0 (0 to 0)	0 (0 to 0)	0 (0 to 0)	12-2 (6 to 21 9)	57-6 (24 1 to 91 5)	57-5 (s 153)	90-9 (57 5 to 152)	140 (83 7 to 224)	200 (121 to 311)	235 (139 to 353)	241 (152 to 353)	272 (171 to 404)	336 (199 to 531)	344 (227 to 536)	324 (220 to 522)	294 (193 to 481)	267 (168 to 403)	267 (171 to 396)	193 (122 to 291)	148 (90 to 230)	96-2 (54 2 to 152)	53-2 (21 4 to 97 9)	7-8 (4 9 to 11 4)	3,620
Neck pain	0 (0 to 0)	0 (0 to 0)	0 (0 to 0)	0 (0 to 0)	6 (2 2 to 13 3)	29-6 (15 4 to 54)	47-3 (29 4 to 80 7)	57-4 (36 4 to 110)	74 (47 to 141)	109 (67 to 197)	136 (84 1 to 210)	139 (86 to 210)	141 (87 to 209)	156 (97 to 229)	150 (96 to 227)	131 (83 to 215)	122 (77 to 197)	110 (69 5 to 183)	111 (69 to 183)	88-7 (49 to 151)	84-3 (49 to 139)	62-2 (31 4 to 109)	35 (13 to 69)	4-5 (1 9 to 8 2)	1,440
Gout	0 (0 to 0)	0 (0 to 0)	0 (0 to 0)	0 (0 to 0)	0 (0 to 0)	0 (0 to 0)	0 (0 to 0)	0 (0 to 0)	0 (0 to 0)	0 (0 to 0)	0-1 (0 to 1 4)	0-2 (0 to 1 4)	0-3 (0 to 2 1)	0-4 (0 to 2 7)	0-5 (0 to 3 1)	0-5 (0 to 3 1)	0-5 (0 to 3 1)	0-5 (0 to 3 1)	0-5 (0 to 3 1)	0-5 (0 to 3 1)	0-5 (0 to 3 1)	0-5 (0 to 3 1)	0-5 (0 to 3 1)	0-5 (0 to 3 1)	0-5 (0 to 3 1)	77-4
Other musculoskeletal disorders	0 (0 to 0)	0 (0 to 0)	0 (0 to 0)	0-4 (0 3 to 0 7)	1-7 (0 7 to 3 4)	17-2 (8 5 to 28)	44-3 (25 4 to 70 4)	84-4 (51 to 131)	107 (62 7 to 172)	109 (62 1 to 168)	111 (66 1 to 170)	113 (66 to 175)	132 (83 4 to 200)	141 (85 2 to 219)	138 (77 4 to 197)	126 (82 to 192)	102 (58 7 to 163)	90-4 (51 to 142)	89-6 (48 5 to 145)	60-1 (32 8 to 96 8)	39-3 (15 3 to 68 4)	18-7 (9 7 to 32 6)	9-4 (4 9 to 14 6)	2-6 (1 4 to 5 2)	1,250
Other non-communicable diseases	188 (141 to 257)	80-5 (61 to 105)	210 (150 to 287)	119 (87 4 to 163)	73-7 (47 7 to 107)	62-3 (37 2 to 97)	104 (70 1 to 145)	176 (108 to 266)	246 (171 to 350)	268 (200 to 366)	282 (205 to 386)	270 (199 to 372)	256 (190 to 351)	299 (223 to 406)	264 (193 to 360)	315 (235 to 433)	283 (204 to 392)	289 (204 to 392)	309 (223 to 415)	242 (169 to 321)	206 (150 to 282)	150 (107 to 199)	89-7 (61 to 132)	4,650
Congenital birth defects	192 (133 to 253)	68-1 (50 9 to 92 4)	135 (92 to 188)	90-6 (64 to 126)	37-2 (24 to 49 3)	33-2 (24 to 43 1)	28-6 (21 to 39 7)	27-3 (21 to 35)	29-8 (20 1 to 35 2)	29-2 (20 4 to 33 5)	29-2 (20 to 33 6)	27-6 (19 to 33 4)	22-9 (17 1 to 29 1)	22-9 (17 1 to 29 1)	24-4 (17 to 31 6)	25-6 (19 to 32 9)	22-9 (16 to 29 3)	16-2 (10 to 23 4)	11-3 (7 to 15 2)	4-5 (2 to 7)	2-9 (1 to 4 4)	1-1 (0 7 to 1 6)	0-5 (0 3 to 0 7)	0-1 (0 1 to 0 2)	800
Neural tube defects	14-5 (9 3 to 21 1)	3-5 (2 to 5 5)	13 (8 7 to 22 3)	9-1 (5 7 to 14)	1-3 (0 8 to 2 1)	1-2 (0 8 to 1 9)	1-1 (0 8 to 1 6)	1-2 (0 8 to 1 6)	1-1 (0 8 to 1 7)	1-1 (0 7 to 1 5)	0-8 (0 5 to 1 1)	0-8 (0 5 to 1 2)	0-8 (0 5 to 1 2)	0-7 (0 4 to 1)	0-5 (0 3 to 0 7)	0-2 (0 1 to 0 4)	0-2 (0 1 to 0 3)	0-1 (0 to 0 3)	0-1 (0 to 0 3)	0-1 (0 to 0 3)	0-1 (0 to 0 3)	0-1 (0 to 0 3)	0-1 (0 to 0 3)	0-1 (0 to 0 3)	52-3
Congenital heart anomalies	48-2 (31 4 to 63 2)	32-6 (23 5 to 47 4)	46-7 (30 3 to 62 9)	20-1 (14 1 to 28 1)	6-7 (4 to 10 4)	5-9 (4 2 to 8 1)	6-3 (4 5 to 10 4)	6-4 (4 5 to 9 1)	6-2 (4 4 to 8 1)	5-9 (4 2 to 8 1)	5-1 (3 6 to 7 1)	4-9 (3 5 to 6 9)	5-1 (3 6 to 7 1)	4-6 (3 2 to 6 5)	6-1 (3 2 to 8 4)	4-2 (1 9 to 8 2)	2-8 (1 2 to 4 3)	2-4 (1 1 to 3 5)	0-3 (0 1 to 0 4)	0-2 (0 1 to 0 3)	0-2 (0 1 to 0 3)	0-1 (0 to 0 3)	0-1 (0 to 0 3)	0-1 (0 to 0 3)	220
Orofacial clefts	0 (0 to 0)	0-3 (0 1 to 0 6)	0-6 (0 2 to 1 1)	0-4 (0 1 to 0 7)	0-3 (0 1 to 0 7)	0-3 (0 1 to 0 7)	0-4 (0 2 to 0 9)	0-4 (0 2 to 0 9)	0-4 (0 1 to 0 9)	0-4 (0 1 to 0 7)	0-3 (0 1 to 0 6)	0-3 (0 1 to 0 6)	0-4 (0 1 to 0 7)	0-3 (0 1 to 0 6)	0-4 (0 1 to 0 7)	0-3 (0 1 to 0 5)	0-3 (0 1 to 0 5)	0-2 (0 1 to 0 4)	0-2 (0 1 to 0 4)	0-2 (0 1 to 0 4)	0-1 (0 to 0 3)	0-2 (0 1 to 0 4)	0-1 (0 to 0 3)	0-1 (0 to 0 3)	6-1
Down syndrome	3-9 (2 4 to 5 8)	1-1 (0 4 to 1 6)	2-9 (1 5 to 4 6)	2-8 (1 2 to 4 3)	2 (1 2 to 2 9)	1-9 (1 to 2 6)	1-6 (1 to 2 1)	2-1 (1 4 to 3)	2-1 (1 4 to 3)	2-1 (1 5 to 3)	2-2 (1 5 to 3)	2-2 (1 5 to 3)	2-5 (1 7 to 3 4)	2-5 (1 6 to 3 4)	3-5 (2 3 to 4 4)	6-7 (4 1 to 9 3)	7-3 (4 to 10 3)	5-3 (2 9 to 7 7)	2-5 (1 4 to 3 4)	1-5 (0 8 to 2 3)	0-9 (0 to 1 5)	0-5 (0 to 1 2)	0-3 (0 to 0 8)	0-1 (0 to 0 5)	52
Turner syndrome	0 (0 to 0)	0 (0 to 0)	0 (0 to 0)	0-1 (0 to 0 2)	0-1 (0 to 0 2)	0-1 (0 to 0 2)	0-1 (0 to 0 2)	0-1 (0 to 0 3)	0-1 (0 to 0 3)	0-1 (0 to 0 3)	0-1 (0 to 0 2)	0-1 (0 to 0 2)	0-1 (0 to 0 2)	0-1 (0 to 0 2)	0-1 (0 to 0 2)	0-1 (0 to 0 1)	0-1 (0 to 0 1)	0-1 (0 to 0 1)	0-1 (0 to 0 1)	0-1 (0 to 0 1)	0-1 (0 to 0 1)	0-1 (0 to 0 1)	0-1 (0 to 0 1)	0-1 (0 to 0 1)	1-1
Klinefelter syndrome	0 (0 to 0)	0 (0 to 0)	0 (0 to 0)	0 (0 to 0)	0 (0 to 0)	0 (0 to 0)	0 (0 to 0)	0 (0 to 0)	0 (0 to 0)	0 (0 to 0)	0 (0 to 0)	0 (0 to 0)	0 (0 to 0)	0 (0 to 0)	0 (0 to 0)	0 (0 to 0)	0 (0 to 0)	0 (0 to 0)	0 (0 to 0)	0 (0 to 0)	0 (0 to 0)	0 (0 to 0)	0 (0 to 0)	0 (0 to 0)	0-3
Other chromosomal abnormalities	19-8 (11 1 to 42 9)	9-4 (5 4 to 16 2)	19-7 (12 0 to 33)	9-6 (6 2 to 15 1)	4-6 (2 7 to 6 7)	3-9 (2 7 to 5 2)	3-5 (2 4 to 4 5)	3-4 (2 3 to 4 6)	3-3 (2 2 to 4 7)	3-2 (2 2 to 4 3)	2-7 (2 to 3 6)	2-5 (1 6 to 3 5)	2-6 (1 7 to 3 6)	2-1 (1 3 to 2 9)	1-4 (0 9 to 2)	0-8 (0 5 to 1 2)	0-6 (0 4 to 0 8)	0-5 (0 3 to 0 8)	0-4 (0 2 to 0 6)	0-2 (0 1 to 0 3)	0-1 (0 to 0 2)	0-1 (0 to 0 2)	0-1 (0 to 0 2)	0-1 (0 to 0 2)	91-2
Congenital musculoskeletal and limb anomalies	6-9 (4 3 to 10 1)	1-9 (1 to 3 7)	13-8 (8 7 to 20 7)	16-6 (10 to 25 2)	11-1 (6 8 to 16 6)	10-4 (6 2 to 16 3)	8-7 (5 3 to 13 3)	7-2 (4 5 to 10 4)	7-3 (4 5 to 10 6)	7-1 (4 4 to 10 2)	6-4 (3 8 to 9 7)	5-9 (3 7 to 8 6)	6-4 (4 1 to 9 5)	5-2 (3 to 8 2)	6-3 (4 to 9 2)	3-4 (2 to 5 6)	2-4 (1 to 4 2)	2-4 (1 to 4 2)	1-2 (0 6 to 2 4)	0-8 (0 5 to 1 2)	0-4 (0 2 to 0 8)	0-2 (0 1 to 0 5)	0-1 (0 1 to 0 3)	0-1 (0 to 0 3)	134
Urogenital congenital anomalies	12-4 (7 to 20 3)	1-8 (1 to 3 4)	2-9 (1 4 to 5 1)	2-1 (1 3 to 3 2)	1-2 (0 6 to 2)	0-8 (0 4 to 1 3)	0-6 (0 4 to 0 9)	0-6 (0 4 to 0 9)	0-5 (0 3 to 0 8)	0-5 (0 3 to 0 8)	0-4 (0 3 to 0 7)	0-4 (0 2 to 0 7)	0-2 (0 2 to 0 4)	0-2 (0 1 to 0 3)	0-2 (0 1 to 0 3)	0-1 (0 1 to 0 3)	0-1 (0 to 0 2)	0-1 (0 to 0 2)	0-1 (0 to 0 2)	0-1 (0 to 0 2)	0-1 (0 to 0 2)	0-1 (0 to 0 2)	0-1 (0 to 0 2)	0-1 (0 to 0 2)	24-9
Digestive congenital anomalies	29-7 (12 4 to 62 1)	12-4 (4 9 to 29 6)	5-9 (2 3 to 16 3)	3-3 (1 5 to 9 2)	1-3 (0 6 to 3 4)	0-9 (0 5 to 1 6)	0-8 (0 4 to 1 5)	0-8 (0 4 to 1 5)	0-5 (0 2 to 1 1)	0-4 (0 2 to 0 9)	0-3 (0 2 to 0 8)	0-3 (0 2 to 0 8)	0-3 (0 2 to 0 8)	0-2 (0 2 to 0 6)	0-3 (0 2 to 0 6)	0-2 (0 2 to 0 6)	0-2 (0 2 to 0 5)	0-2 (0 2 to 0 5)	0-1 (0 to 0 3)	0-1 (0 to 0 3)	0-1 (0 to 0 3)	0-1 (0 to 0 3)	0-1 (0 to 0 3)	0-1 (0 to 0 3)	48-9
Other congenital birth defects	34-7 (25 7 to 45 4)	16-5 (11 6 to 39 4)	28-5 (15 6 to 39 4)	14-6 (10 8 to 19 5)	5-2 (3 to 10 9)	4-6 (3 4 to 6 2)	5-1 (3 4 to 8 3)	5-3 (3 4 to 8 3)	5-2 (3 4 to 8 3)	5-1 (3 1 to 8 2)	4-6 (2 to 8 2)	4-2 (2 to 7 3)	4-3 (2 to 7 3)	3-7 (2 to 6 7)	3-7 (2 1 to 6 8)	2-4 (1 to 4 7)	2-1 (1 to 4 5)	1-9 (1 to 4 3)	1-5 (0 6 to 3 3)	1-1 (0 4 to 2 4)	0-9 (0 3 to 1 8)	0-6 (0 2 to 1 2)	0-5 (0 1 to 0 5)	0-3 (0 to 0 1)	171
Urinary diseases and male infertility	0-2 (0 1 to 0 3)	0-3 (0 1 to 0 5)	1-2 (0 4 to 1 6)	1-2 (0 6 to 1 4)	1 (0 6 to 1 4)	1-4 (1 to 1 9)	1-6 (1 to 2 1)	2-1 (1 4 to 3)	2-3 (1 6 to 3 1)	2-5 (1 6 to 3 4)	2-7 (1 7 to 3 6)	2-7 (1 7 to 3 6)	2-8 (1 8 to 3 7)	2-7 (1 7 to 3 6)	2-7 (1 7 to 3 6)	2-4 (1 5 to 3 3)	2-2 (1 4 to 3)	2-1 (1 3 to 2 9)	1-7 (1 to 2 5)	1-4 (0 9 to 2)	1-1 (0 7 to 1 6)	0-8 (0 5 to 1 2)	0-6 (0 4 to 0 9)	0-4 (0 3 to 0 6)	499
Urolithiasis	0 (0 to 0)	0 (0 to 0)	0 (0 to 0)	0-1 (0 to 0 1)	0-1 (0 to 0 2)	0-1 (0 to 0 2)	0-1 (0 to 0 2)	0-2 (0 to 0 7)	0-2 (0 to 0 7)	0-2 (0 to 0 6)	0-2 (0 to 0 6)	0-2 (0 to 0 6)	0-2 (0 to 0 6)	0-2 (0 to 0 6)	0-2 (0 to 0 6)	0-2 (0 to 0 5)	0-2 (0 to 0 5)	0-2 (0 to 0 5)	0-2 (0 to 0 5)	0-2 (0 to 0 5)	0-2 (0 to 0 5)	0-2 (0 to 0 5)	0-2 (0 to 0 5)	0-2 (0 to 0 5)	32-9
Benign prostatic hyperplasia	0 (0 to 0)	0 (0 to 0)	0 (0 to 0)	0 (0 to 0)	0 (0 to 0)	0 (0 to 0)	0 (0 to 0)	0 (0 to 0)	0 (0 to 0)	0 (0 to 0)	0 (0 to 0)	0 (0 to 0)	0 (0 to 0)	0 (0 to 0)	0 (0 to 0)	0 (0 to 0)	0 (0 to 0)	0 (0 to 0)	0 (0 to 0)	0 (0 to 0)	0 (0 to 0)	0 (0 to 0)	0 (0 to 0)	0 (0 to 0)	110
Male infertility	0 (0 to 0)	0 (0 to 0)	0 (0 to 0)	0 (0 to 0)	0 (0 to 0)	0 (0 to 0)	0 (0 to 0)	0 (0 to 0)	0 (0 to 0)	0 (0 to 0)	0 (0 to 0)	0 (0 to 0)	0 (0 to 0)	0 (0 to 0)	0 (0 to 0)	0 (0 to 0)	0 (0 to 0)	0 (0 to 0)	0 (0 to 0)	0 (0 to 0)	0 (0 to 0)	0 (0 to 0)	0 (0 to 0)	0 (0 to 0)	12
Other urinary diseases	0-2 (0 to 0 2)	0-2 (0 to 0 4)	0-2 (0 to 0 4)	0-4 (0 2 to 0 6)	0-3 (0 2 to 0 5)	0-3 (0 2 to 0 5)	0-3 (0 2 to 0 5)	0-4 (0 2 to 0 6)	0-4 (0 2 to 0 7)	0-4 (0 2 to 0 7)	0-3 (0 2 to 0 6)	0-3 (0 2 to 0 6)	0-4 (0 2 to 0 6)	0-3 (0 2 to 0 6)	0-4 (0 2 to 0 6)	0-3 (0 2 to 0 5)	0-3 (0 2 to 0 5)	0-2 (0 1 to 0 4)	0-2 (0 1 to 0 4)	0-2 (0 1 to 0 4)	0-1 (0 to 0 3)	0-2 (0 1 to 0 4)	0-1 (0 to 0 3)	0-1 (0 to 0 3)	22-2
Gynecological diseases	0 (0 to 0)	0 (0 to 0)	0 (0 to 0)	0 (0 to 0)	12-6 (4 to 22 2)	12-6 (5 to 22)	38-1 (21 8 to 60 4)	39-5 (19 5 to 104)	94 (50 4 to 212)	139 (103 to 234)	141 (96 2 to 205)	125 (78 9 to 177)	105 (73 to 152)	112 (74 2 to 162)	109 (51 to 124)	49-1 (26 2 to 71 8)	39-2 (17 9 to 67 1)	32-6 (15 2 to 56 4)	25-3 (13 4 to 39 4)	18-1 (11 2 to 27)	11-3 (7 1 to 17)	7-7 (4 3 to 11 9)	4-9 (2 9 to 7 3)	2-1 (1 4 to 3 4)	1,060
Uterine fibroids	0 (0 to 0)	0 (0 to 0)	0 (0 to 0)	0 (0 to 0)	0 (0 to 0)	0-1 (0 to 0 4)	0-4 (0 2 to 0 8)	0-4 (0 2 to 0 8)	0-3 (0 2 to 0 7)	0-3 (0 1 to 0 7)	0-3 (0 2 to 0 7)	0-4 (0 2 to 0 8)	0-4 (0 2 to 0 8)	0-4 (0 2 to 0 8)	0-4 (0 2 to 0 8)	0-3 (0 2 to 0 7)	0-3 (0 2 to 0 6)	0-3 (0 2 to 0 6)	0-3 (0 2 to 0 6)	0-3 (0 2 to 0 6)	0-3 (0 2 to 0 6)	0-4 (0 2 to 0 7)	0-4 (0 2 to 0 7)	0-3 (0 to 0 5)	34-9
Polycystic ovarian syndrome	0 (0 to 0)	0 (0 to 0)	0 (0 to 0)	0 (0 to 0)	1-2 (0 4 to 2 5)	3-2 (1 6 to 5 1)	7-5 (3 7 to 13 4)	7-5 (3 2 to 15 1)	7-3 (3 3 to 14 3)	7-1 (3 2 to 13 6)	6-3 (2 4 to 12 3)	5-3 (2 2 to 10 4)	4-7 (2 to 9 2)	3-7 (1 6 to 7 4)	3-4 (1 6 to 6 7)	2-7 (1 2 to 5 4)	2-2 (1 to 4 4)	1-9 (0 9 to 3 6)	1-6 (0 8 to 3 2)	1-3 (0 6 to 2 3)	1-1 (0 5 to 2 2)	0-9 (0 4 to 1 8)	0-7 (0 3 to 1 4)	0-4 (0 2 to 0 8)	43-7
Female infertility	0 (0 to 0)	0 (0 to 0)	0 (0 to 0)	0 (0 to 0)	0 (0 to 0)	0 (0 to 0)	0-1 (0 to 0 3)	0-1 (0 to 0 3)	0-1 (0 to 0 3)	0-1 (0 to 0 3)	0-1 (0 to 0 3)	0-1 (0 to 0 3)	0-1 (0 to 0 3)	0-1 (0 to 0 3)	0-1 (0 to 0 3)	0-1 (0 to 0 3)	0-1 (0 to 0 3)	0-1 (0 to 0 3)	0-1 (0 to 0 3)	0-1 (0 to 0 3)	0-1 (0 to 0 3)	0-1 (0 to 0 3)	0-1 (0 to 0 3)	0-1 (0 to 0 3)	10-4
Endometriosis	0 (0 to 0)	0 (0 to 0)	0 (0 to 0)	0 (0 to 0)	0 (0 to 0)	0-1 (0 to 0 1)	0-1 (0 to 0 4)	0-7 (0 3 to 1 6)	1-1 (0 6 to 2 1)	1-2 (0 6 to 2 3)	1-2 (0 6 to 2 3)	1-2 (0 6 to 2 3)	1-2 (0 6 to 2 3)	1-2 (0 6 to 2 3)	1-2 (0 6 to 2 3)	1-2 (0 6 to 2 3)	1-2 (0 6 to 2 3)	1-2 (0 6 to 2 3)	1-2 (0 6 to 2 3)	1-2 (0 6 to 2 3)	1-2 (0 6 to 2 3)	1-2 (0 6 to 2 3)	1-2 (0 6 to 2 3)	1-2 (0 6 to 2 3)	51-4
Genital prolapse	0 (0 to 0)	0 (0 to 0)	0 (0 to 0)	0 (0 to 0)	0 (0 to 0)	0 (0 to 0)	0 (0 to 0)	0 (0 to 0)	0 (0 to 0)	0 (0 to 0)	0 (0 to 0)	0 (0 to 0)	0 (0 to 0)	0 (0 to 0)	0 (0 to 0)	0 (0 to 0)	0 (0 to 0)	0 (0 to 0)	0 (0 to 0)	0 (0 to 0)	0 (0 to 0)	0 (0 to 0)	0 (0 to 0)	0 (0 to 0)	3-9
GEPD total	0 (0 to 0)	0 (0 to 0)	0 (0 to 0)	0 (0 to 0)	0 (0 to 0)	0 (0 to 0)	0 (0 to 0)	0 (0 to 0)	0 (0 to 0)	0 (0 to 0)	0 (0 to 0)	0 (0 to 0)	0 (0 to 0)	0 (0 to 0)	0 (0 to 0)	0 (0 to 0)	0 (0 to 0)	0 (0 to 0)	0 (0 to 0)	0 (0 to 0)	0 (0 to 0)	0 (0 to 0)	0 (0 to 0)	0 (0 to 0)	0-2
Other hemoglobinopathies and hemolytic anemias	0 (0 to 0)	0-1 (0 to 0 3)	0-2 (0 to 0 6)	0-6 (0 2 to 1 4)	0-3 (0 1 to 0 7)	0-3 (0 1 to 0 7)	0-5 (0 2 to 1 1)	0-5 (0 1 to 1 7)	0-5 (0 1 to 1 7)	0-6 (0 2 to 1 9)	0-7 (0 2 to 1 9)	1-3 (0 4 to 3 4)	1-1 (0 3 to 2 6)	0-9 (0 3 to 2 6)	1-5 (0 4 to 3 4)	1-3 (0 4 to 3 1)	1-2 (0 3 to 2 8)	1-8 (0 4 to 4 2)	2-3 (1 1 to 4 1)	2 (1 1 to 3 3)	2-1 (1 4 to 3 3)	1-8 (1 2 to 2 8)	1-1 (0 7 to 1 6)	0-4 (0 3 to 0 6)	22-1
Endocrine, metabolic, blood, and immune disorders	5-8 (3 2 to 9 4)	4-5 (2 7 to 7)	28-1 (12 4 to 39 4)	22-4 (14 4 to 32 6)	24-4 (17 5 to 33 2)	22-3 (16 7 to 32)	29-7 (20 7 to 41 4)	39-6 (25 8 to 55 7)	53-9 (34 5 to 77 3)	60-1 (39 4 to 88 9)	70-9 (48 1 to 100)	84-6 (55 2 to 118)	120 (77 8 to 177)	137 (84 5 to 199)	131 (79 to 189)	132 (79 5 to 192)	121 (68 7 to 188)	103 (72 9 to 171)	76-7 (45 9 to 123)	47-2 (31 8 to 68 9)	32-8 (15 7 to 54 4)	9-1 (4 5 to 16)	2-7 (1 4 to 3 8)	1,220
Oral disorders	0 (0 to 0)	6-2 (3 4 to 9 7)	8-2 (4 5 to 12 7)	10-1 (5 6 to 15 2)	12-3 (6 8 to 18 2)	9-7 (5 1 to 15 2)	13-8 (8 to 21 4)	27-8 (15 7 to 45 7)	33-8 (18 8 to 51)	31-7 (20 2 to 71 5)	56-7 (30 4 to 90 7)	73-4 (31 2 to 123)	86 (31 2 to 148)	89-5 (34 4 to 140)	114 (71 1 to 177)	99-7 (60 6 to 157)	114 (71 1 to 177)	90-9 (57 2 to 155)	73-3 (46 3 to 109)	45-9 (30 7 to 67 3)	19-9 (12 7 to 28)	5-3 (3 3 to 7)	951
Caries of deciduous teeth	0 (0 to 0)	0 (0 to 0)	0 (0 to 0)	0 (0 to 0)	0 (0 to 0)	0 (0 to 0)	0 (0 to 0)	0 (0 to 0)	0 (0 to 0)	0 (0 to 0)	0 (0 to 0)	0 (0 to 0)	0 (0 to 0)	0 (0 to 0)	0 (0 to 0)	0 (0 to 0)	0 (0 to 0)	0 (0 to 0)	0 (0 to 0)	0 (0 to 0)	0 (0 to 0)	0 (0 to 0)	0 (0 to 0)	0 (0 to 0)	2-1
Caries of permanent teeth	0 (0 to 0)	0 (0 to 0)	0 (0 to 0)	0 (0 to 0)	4-5 (1 8 to 9 9)	4-6 (1 9 to 9 8)	4-6 (2 to 8 9)	5-4 (2 4 to 12 2)	6-5 (2 7 to 13 7)	6-5 (2 7 to 12 3)	6-3 (2 5 to 12 4)	5-4 (2 2 to 11 2)	5-7 (2 3 to 11 7)	5-7 (2 3 to 12)	6-1 (2 to 11 4)	4-7 (1 5 to 9 7)	3-5 (1 4 to 7 1)	3-3 (1 4 to 6 6)	2-3 (0 9 to 4 2)	1-5 (0 6 to 3 1)	0-9 (0 4 to 2 1)	0-5 (0 2 to 1 1)	73-9
Periodontal diseases	0 (0 to 0)	0 (0 to 0)	0 (0 to 0)	0 (0 to 0)	0-4 (0 1 to 1 1)	0-4 (0 2 to 1 4)	1-1 (0 4 to 3 4)	1-5 (0 5 to 4)	1-6 (0 6 to 4)	1-6 (0 6 to 3 9)	1-5 (0 6 to 3 7)	1-3 (0 5 to 3 2)	1-2 (0 4 to 3 1)	1-1 (0 4 to 2 9)	1-1 (0 4 to 2 9)	0-9 (0 3 to 2 4)	0-7 (0 3 to 2 1)	0-6 (0 2 to 1 8)	0-5 (0 2 to 1 6)	0-4 (0 2 to 1 3)	0-3 (0 1 to 1)	0-2 (0 1 to 0 7)	0-1 (0 to 0 5)	144
Other oral disorders	0 (0 to 0)	0 (0 to 0)	0 (0 to 0)	0-4 (0 3 to 0 7)	5-3 (3 1 to 8 1)	5-2 (3 3 to 8 4)	7-3 (4 3 to 11 3)	10-3 (6 2 to 16 1)	12-3 (7 7 to 19)	11-3 (7 6 to 17 2)	10-5 (6 9 to 17 2)	11-3 (7 4 to 18 4)	11-3 (7 6 to 17 2)	10-5 (7 to 16 4)	12-4 (7 7 to 19 2)	10-5 (6 6 to 16 7)	8-5 (5 2 to 13 1)	7-2 (4 4 to 11)	6-3 (3 8 to 9 5)	3-7 (2 2 to 5 4)	1-1 (0 7 to 1 6)	1-1 (0 3 to 3 4)	0-5 (0 1 to 0 2)	149
Sudden infant death syndrome	~ (4 9 to 9 4)	~ (3 9 to 7 9)	~	~	~	~	~	~	~	~	~	~	~	~	~	~	~	~	~	~	~	~	~	~	NA
Injuries	1-9 (1 5 to 2 4)	2-3 (1 7 to 2 9)	20-3 (13 9 to 28 1)	56-3 (47 to 66 4)	68 (57 9 to 80 2)	90-4 (71 2 to 116)	194 (165 to 232)	213 (166 to 269)	227 (175 to 291)	244 (187 to 320)	223 (166 to 295)	247 (186 to 325)	267 (186 to 363)	270 (199 to 360)	230 (164 to 320)	259 (202 to 331)	227 (163 to 305)	238 (169 to 321)	255 (204 to 316)	220 (177 to 270)	125 (100 to 153)	40-8 (32 9 to 49 6)	4,830
Transport injuries	0-1 (0 1 to 0 1)	0-1 (0 1 to 0 2)	1-2 (0 8 to 1 8)	6-6 (4 7 to 11 1)	11-7 (9 7 to 15 6)	17 (13 7 to 20 4)	62-5 (50 2 to 80 4)	96-6 (77 to 120)	77-1 (61 5 to 95 9)	59-2 (47 to 73 7)	45 (35 4 to 55 4)	46 (36 4 to 56 2)	45-8 (36 4 to 56 2)	51-4 (41 6 to 63 3)	44-5 (36 2 to 53 6)	37-4 (29 7 to 45 7)	30 (22 5 to 38 2)	24-1 (19 4 to 29 4)	19-7 (15 3 to 22 9)	14-7 (12 to 18)	9-9 (7 2 to 13 6)	3-5 (2 4 to 4 2)	0-8 (0 7 to 1 1)	685
Road injuries	0-1 (0 1 to 0 1)	0-1 (0 1 to 0 2)	1-2 (0 8 to 1 8)	6-1 (4 2 to 10 5)	10 (7 to 13 9)	15-5 (10 7 to 19 3)	62-3 (49 3 to 77 4)	92-3 (73 to 115)	73-5 (57 1 to 90 3)	56-2 (43 8 to 68 7)	41-4 (32 6 to 51 4)	42-4 (34 2 to 52 3)	42-4 (34 6 to 51 8)	47-5 (38 6 to 58 7)	40-6 (33 2 to 49 1)	33-7 (27 1 to 41 7)	25-7 (20 to 32 9)	21-9 (17 to 26 7)	17 (13 5 to 20 9)	13-4 (11 to 16 5)	8-2 (6 4 to 10)	2-8 (2 to 3 6)	0-6 (0 7 to 1)	627
Pedestrian road injuries	0 (0 to 0)	0 (0 to 0)	0 (0 to 0)	2 (0 6 to 5 2)	3-3 (1 9 to 6 4)	3-3 (1 8 to 6 7)	8-2 (5 1 to 13 7)	16-1 (7 8 to 32 4)	7-5 (3 6 to 16 9)	7-5 (3 5 to 16 9)	6-1 (2 9 to 14 3)	7-2 (3 4 to 16 7)	6-9 (3 4 to 13 8)	8-2 (3 9 to 17 2)	7-2 (3 6 to 15 9)	4-8 (2 1 to 10 7)	3-1 (1 4 to 7 1)	2-7 (1 to 5 9)	2-1 (0 9 to 4 3)	1-4 (0 6 to 3 1)	0-9 (0 4 to 2)	0-3 (0 1 to 0 6)	0-1 (0 to 0 2)	110
Cyclist road injuries	0 (0 to 0)	0 (0 to 0)	0 (0 to 0)	0-1 (0 to 0 1)	0-4 (0 1 to 1 3)	1-3 (0 7 to 2 5)	1-3 (0 8 to 2 7)	1-4 (0 9 to 3 4)	1-3 (0 8 to 3 2)	1-3 (0 8 to 3 1)	1-2 (0 7 to 3)	1-2 (0 7 to 3)	1-2 (0 7 to 3)	1-2 (0 7 to 3)	1-2 (0 7 to 3)	1-2 (0 7 to 3)	1-2 (0 7 to 3)	1-2 (0 7 to 3)	1-2 (0 7 to 3)	1-2 (0 7 to 3)	1-2 (0 7 to 3)	1-2 (0 7 to 3)	1-2 (0 7 to 3)	1-2 (0 7 to 3)	93-9
Motorcyclist road injuries	0 (0 to 0)	0-1 (0 to 0 1)	0-3 (0 to 0 5)	0-4 (0 1 to 0 8)	1-3 (0 to 1 8)	1-3 (0 to 1 8)	1-5 (0 to 2 3)	1-9 (0 to 2 9)	1-6 (0 to 2 6)	1-6 (0 to 2 6)	1-5 (0 to 2 4)	1-5 (0 to 2 4)	1-5 (0 to 2 4)	1-6 (0 to 2 5)	1-7 (0 to 2 6)	1-4 (0 to 2 3)	1-2 (0 to 2 1)	1-1 (0 to 2 1)	1-1 (0 to 2 1)	1-1 (0 to 2 1)	1-1 (0 to 2 1)	1-1 (0 to 2 1)	1-1 (0 to 2 1)	1-1 (0 to 2 1)	124
Motor vehicle road injuries	0 (0 to 0)	0 (0 to 0)	0-8 (0 2 to 2 4)	2-6 (0 7 to 4 4)	4-9 (2 9 to 6 2)	5-5 (3 6 to 7 5)	20 (14 to 26 5)	18-9 (11 5

SR Table 2c: Derbyshire DALYS by cause and age group for both sexes with 95% uncertainty intervals, 2019

Cause	Early Neonatal	Late Neonatal	Post Neonatal	1 to 4	5 to 9	10 to 14	15 to 19	20 to 24	25 to 29	30 to 34	35 to 39	40 to 44	45 to 49	50 to 54	55 to 59	60 to 64	65 to 69	70 to 74	75 to 79	80 to 84	85 to 89	90 to 94	95 plus	Total
All causes	1,454 (1,141 to 1,842)	1,211 (737 to 1,807)	1,602 (1,160 to 2,180)	1,765 (898 to 1,969)	1,469 (1,269 to 1,740)	1,313 (1,072 to 1,619)	1,760 (1,442 to 2,170)	2,244 (1,715 to 2,992)	2,863 (2,220 to 3,630)	3,284 (2,552 to 4,162)	3,719 (2,902 to 4,774)	4,260 (3,265 to 5,553)	4,888 (3,652 to 6,485)	5,477 (4,109 to 7,178)	6,124 (4,603 to 8,111)	6,966 (5,170 to 9,253)	8,000 (5,922 to 10,700)	8,977 (6,556 to 12,000)	9,966 (7,205 to 13,300)	10,900 (7,800 to 14,400)	11,600 (8,100 to 15,400)	12,100 (8,200 to 16,100)	12,300 (8,300 to 16,400)	253,000
Communicable, maternal, neonatal, and nutritional diseases	973 (721 to 1,159)	168 (106 to 267)	256 (212 to 350)	297 (202 to 397)	284 (197 to 439)	236 (170 to 339)	220 (160 to 350)	246 (180 to 338)	269 (210 to 368)	291 (224 to 386)	305 (230 to 397)	338 (253 to 456)	410 (318 to 540)	492 (381 to 650)	608 (465 to 820)	698 (527 to 944)	868 (655 to 1,130)	1,060 (793 to 1,430)	1,260 (930 to 1,690)	1,460 (1,060 to 1,990)	1,640 (1,060 to 2,190)	1,740 (1,060 to 2,350)	293 (178 to 478)	12,200
HIV/AIDS and sexually transmitted infections	29 (14 to 58)	0 (0 to 0)	12 (4 to 28)	10 (2 to 23)	9 (0 to 11)	9 (0 to 12)	12 (4 to 28)	32 (14 to 71)	66 (30 to 153)	109 (52 to 222)	152 (73 to 296)	241 (119 to 461)	329 (164 to 631)	361 (179 to 691)	351 (174 to 673)	310 (154 to 593)	259 (129 to 496)	202 (101 to 387)	152 (76 to 291)	107 (53 to 205)	73 (36 to 140)	47 (23 to 90)	9 (4 to 17)	238
HIV/AIDS	0 (0 to 0)	0 (0 to 0)	1 (0 to 1)	1 (1 to 1)	0 (0 to 0)	0 (0 to 0)	0 (0 to 0)	1 (0 to 1)	1 (0 to 2)	1 (0 to 2)	1 (0 to 2)	2 (1 to 3)	2 (1 to 4)	3 (1 to 5)	3 (1 to 6)	3 (1 to 6)	3 (1 to 6)	3 (1 to 6)	3 (1 to 6)	3 (1 to 6)	2 (1 to 5)	2 (1 to 4)	1 (0 to 2)	49
HIV/AIDS - Drug-susceptible Tuberculosis	0 (0 to 0)	0 (0 to 0)	0 (0 to 0)	0 (0 to 0)	0 (0 to 0)	0 (0 to 0)	0 (0 to 0)	0 (0 to 0)	0 (0 to 0)	0 (0 to 0)	0 (0 to 0)	0 (0 to 0)	0 (0 to 0)	0 (0 to 0)	0 (0 to 0)	0 (0 to 0)	0 (0 to 0)	0 (0 to 0)	0 (0 to 0)	0 (0 to 0)	0 (0 to 0)	0 (0 to 0)	0 (0 to 0)	0
HIV/AIDS - Multidrug-resistant Tuberculosis without extensive drug resistance	0 (0 to 0)	0 (0 to 0)	0 (0 to 0)	0 (0 to 0)	0 (0 to 0)	0 (0 to 0)	0 (0 to 0)	0 (0 to 0)	0 (0 to 0)	0 (0 to 0)	0 (0 to 0)	0 (0 to 0)	0 (0 to 0)	0 (0 to 0)	0 (0 to 0)	0 (0 to 0)	0 (0 to 0)	0 (0 to 0)	0 (0 to 0)	0 (0 to 0)	0 (0 to 0)	0 (0 to 0)	0 (0 to 0)	0
HIV/AIDS - Extensively drug-resistant Tuberculosis	0 (0 to 0)	0 (0 to 0)	0 (0 to 0)	0 (0 to 0)	0 (0 to 0)	0 (0 to 0)	0 (0 to 0)	0 (0 to 0)	0 (0 to 0)	0 (0 to 0)	0 (0 to 0)	0 (0 to 0)	0 (0 to 0)	0 (0 to 0)	0 (0 to 0)	0 (0 to 0)	0 (0 to 0)	0 (0 to 0)	0 (0 to 0)	0 (0 to 0)	0 (0 to 0)	0 (0 to 0)	0 (0 to 0)	0
HIV/AIDS resulting in other diseases	0 (0 to 0)	0 (0 to 0)	0 (0 to 0)	0 (0 to 0)	0 (0 to 0)	0 (0 to 0)	0 (0 to 0)	0 (0 to 0)	0 (0 to 0)	0 (0 to 0)	0 (0 to 0)	0 (0 to 0)	0 (0 to 0)	0 (0 to 0)	0 (0 to 0)	0 (0 to 0)	0 (0 to 0)	0 (0 to 0)	0 (0 to 0)	0 (0 to 0)	0 (0 to 0)	0 (0 to 0)	0 (0 to 0)	0
Sexually transmitted infections excluding HIV	29 (14 to 58)	0 (0 to 0)	11 (3 to 27)	9 (1 to 22)	9 (0 to 11)	9 (0 to 12)	12 (4 to 28)	31 (13 to 70)	65 (29 to 151)	108 (51 to 220)	151 (72 to 294)	239 (118 to 458)	327 (163 to 627)	358 (178 to 687)	348 (173 to 668)	307 (153 to 589)	256 (127 to 491)	199 (99 to 382)	150 (75 to 288)	105 (52 to 202)	72 (36 to 138)	46 (23 to 89)	9 (4 to 17)	236
Syphilis	0 (0 to 0)	0 (0 to 0)	0 (0 to 0)	0 (0 to 0)	0 (0 to 0)	0 (0 to 0)	0 (0 to 0)	0 (0 to 0)	0 (0 to 0)	0 (0 to 0)	0 (0 to 0)	0 (0 to 0)	0 (0 to 0)	0 (0 to 0)	0 (0 to 0)	0 (0 to 0)	0 (0 to 0)	0 (0 to 0)	0 (0 to 0)	0 (0 to 0)	0 (0 to 0)	0 (0 to 0)	0 (0 to 0)	0
Chlamydial infection	0 (0 to 0)	0 (0 to 0)	0 (0 to 0)	0 (0 to 0)	0 (0 to 0)	0 (0 to 0)	0 (0 to 0)	0 (0 to 0)	0 (0 to 0)	0 (0 to 0)	0 (0 to 0)	0 (0 to 0)	0 (0 to 0)	0 (0 to 0)	0 (0 to 0)	0 (0 to 0)	0 (0 to 0)	0 (0 to 0)	0 (0 to 0)	0 (0 to 0)	0 (0 to 0)	0 (0 to 0)	0 (0 to 0)	0
Gonococcal infection	0 (0 to 0)	0 (0 to 0)	0 (0 to 0)	0 (0 to 0)	0 (0 to 0)	0 (0 to 0)	0 (0 to 0)	0 (0 to 0)	0 (0 to 0)	0 (0 to 0)	0 (0 to 0)	0 (0 to 0)	0 (0 to 0)	0 (0 to 0)	0 (0 to 0)	0 (0 to 0)	0 (0 to 0)	0 (0 to 0)	0 (0 to 0)	0 (0 to 0)	0 (0 to 0)	0 (0 to 0)	0 (0 to 0)	0
Trichomoniasis	0 (0 to 0)	0 (0 to 0)	0 (0 to 0)	0 (0 to 0)	0 (0 to 0)	0 (0 to 0)	0 (0 to 0)	0 (0 to 0)	0 (0 to 0)	0 (0 to 0)	0 (0 to 0)	0 (0 to 0)	0 (0 to 0)	0 (0 to 0)	0 (0 to 0)	0 (0 to 0)	0 (0 to 0)	0 (0 to 0)	0 (0 to 0)	0 (0 to 0)	0 (0 to 0)	0 (0 to 0)	0 (0 to 0)	0
Genital herpes	0 (0 to 0)	0 (0 to 0)	0 (0 to 0)	0 (0 to 0)	0 (0 to 0)	0 (0 to 0)	0 (0 to 0)	0 (0 to 0)	0 (0 to 0)	0 (0 to 0)	0 (0 to 0)	0 (0 to 0)	0 (0 to 0)	0 (0 to 0)	0 (0 to 0)	0 (0 to 0)	0 (0 to 0)	0 (0 to 0)	0 (0 to 0)	0 (0 to 0)	0 (0 to 0)	0 (0 to 0)	0 (0 to 0)	0
Other sexually transmitted infections	0 (0 to 0)	0 (0 to 0)	0 (0 to 0)	0 (0 to 0)	0 (0 to 0)	0 (0 to 0)	0 (0 to 0)	0 (0 to 0)	0 (0 to 0)	0 (0 to 0)	0 (0 to 0)	0 (0 to 0)	0 (0 to 0)	0 (0 to 0)	0 (0 to 0)	0 (0 to 0)	0 (0 to 0)	0 (0 to 0)	0 (0 to 0)	0 (0 to 0)	0 (0 to 0)	0 (0 to 0)	0 (0 to 0)	0
Respiratory infections and tuberculosis	94 (69 to 123)	43 (9 to 84)	344 (249 to 466)	1,000 (724 to 1,324)	449 (332 to 628)	224 (164 to 307)	201 (147 to 274)	206 (151 to 280)	211 (154 to 287)	213 (156 to 290)	221 (162 to 301)	232 (170 to 316)	253 (185 to 345)	276 (202 to 376)	307 (225 to 418)	341 (250 to 465)	382 (280 to 520)	423 (310 to 576)	466 (342 to 634)	506 (372 to 689)	539 (396 to 734)	564 (414 to 768)	570 (418 to 776)	7,300
Tuberculosis	0 (0 to 0)	0 (0 to 0)	0 (0 to 0)	0 (0 to 0)	0 (0 to 0)	0 (0 to 0)	0 (0 to 0)	0 (0 to 0)	0 (0 to 0)	0 (0 to 0)	0 (0 to 0)	0 (0 to 0)	0 (0 to 0)	0 (0 to 0)	0 (0 to 0)	0 (0 to 0)	0 (0 to 0)	0 (0 to 0)	0 (0 to 0)	0 (0 to 0)	0 (0 to 0)	0 (0 to 0)	0 (0 to 0)	0
Latent tuberculosis infection	0 (0 to 0)	0 (0 to 0)	0 (0 to 0)	0 (0 to 0)	0 (0 to 0)	0 (0 to 0)	0 (0 to 0)	0 (0 to 0)	0 (0 to 0)	0 (0 to 0)	0 (0 to 0)	0 (0 to 0)	0 (0 to 0)	0 (0 to 0)	0 (0 to 0)	0 (0 to 0)	0 (0 to 0)	0 (0 to 0)	0 (0 to 0)	0 (0 to 0)	0 (0 to 0)	0 (0 to 0)	0 (0 to 0)	0
Drug-susceptible tuberculosis	0 (0 to 0)	0 (0 to 0)	0 (0 to 0)	0 (0 to 0)	0 (0 to 0)	0 (0 to 0)	0 (0 to 0)	0 (0 to 0)	0 (0 to 0)	0 (0 to 0)	0 (0 to 0)	0 (0 to 0)	0 (0 to 0)	0 (0 to 0)	0 (0 to 0)	0 (0 to 0)	0 (0 to 0)	0 (0 to 0)	0 (0 to 0)	0 (0 to 0)	0 (0 to 0)	0 (0 to 0)	0 (0 to 0)	0
Multidrug-resistant tuberculosis without extensive drug resistance	0 (0 to 0)	0 (0 to 0)	0 (0 to 0)	0 (0 to 0)	0 (0 to 0)	0 (0 to 0)	0 (0 to 0)	0 (0 to 0)	0 (0 to 0)	0 (0 to 0)	0 (0 to 0)	0 (0 to 0)	0 (0 to 0)	0 (0 to 0)	0 (0 to 0)	0 (0 to 0)	0 (0 to 0)	0 (0 to 0)	0 (0 to 0)	0 (0 to 0)	0 (0 to 0)	0 (0 to 0)	0 (0 to 0)	0
Extensively drug-resistant tuberculosis	0 (0 to 0)	0 (0 to 0)	0 (0 to 0)	0 (0 to 0)	0 (0 to 0)	0 (0 to 0)	0 (0 to 0)	0 (0 to 0)	0 (0 to 0)	0 (0 to 0)	0 (0 to 0)	0 (0 to 0)	0 (0 to 0)	0 (0 to 0)	0 (0 to 0)	0 (0 to 0)	0 (0 to 0)	0 (0 to 0)	0 (0 to 0)	0 (0 to 0)	0 (0 to 0)	0 (0 to 0)	0 (0 to 0)	0
Lower respiratory infections	94 (69 to 123)	43 (9 to 84)	344 (249 to 466)	1,000 (724 to 1,324)	449 (332 to 628)	224 (164 to 307)	201 (147 to 274)	206 (151 to 280)	211 (154 to 287)	213 (156 to 290)	221 (162 to 301)	232 (170 to 316)	253 (185 to 345)	276 (202 to 376)	307 (225 to 418)	341 (250 to 465)	382 (280 to 520)	423 (310 to 576)	466 (342 to 634)	506 (372 to 689)	539 (396 to 734)	564 (414 to 768)	570 (418 to 776)	7,300
Upper respiratory infections	0 (0 to 0)	0 (0 to 0)	0 (0 to 0)	0 (0 to 0)	0 (0 to 0)	0 (0 to 0)	0 (0 to 0)	0 (0 to 0)	0 (0 to 0)	0 (0 to 0)	0 (0 to 0)	0 (0 to 0)	0 (0 to 0)	0 (0 to 0)	0 (0 to 0)	0 (0 to 0)	0 (0 to 0)	0 (0 to 0)	0 (0 to 0)	0 (0 to 0)	0 (0 to 0)	0 (0 to 0)	0 (0 to 0)	0
Otitis media	0 (0 to 0)	2 (0 to 5)	14 (7 to 24)	19 (7 to 29)	9 (4 to 15)	8 (3 to 13)	8 (4 to 13)	8 (4 to 13)	7 (3 to 11)	6 (3 to 10)	5 (2 to 9)	5 (2 to 8)	5 (2 to 8)	5 (2 to 8)	5 (2 to 8)	5 (2 to 8)	5 (2 to 8)	5 (2 to 8)	5 (2 to 8)	5 (2 to 8)	4 (2 to 7)	4 (2 to 6)	2 (1 to 4)	192
Enteric infections	74 (54 to 101)	2 (2 to 4)	34 (24 to 50)	29 (20 to 41)	10 (7 to 14)	10 (7 to 14)	11 (8 to 16)	14 (10 to 21)	16 (11 to 23)	18 (13 to 26)	20 (14 to 28)	22 (16 to 31)	25 (18 to 35)	28 (20 to 39)	31 (23 to 43)	35 (26 to 48)	39 (29 to 53)	43 (32 to 58)	47 (35 to 63)	50 (37 to 67)	52 (39 to 69)	53 (39 to 70)	52 (38 to 69)	736
Diarrheal diseases	74 (54 to 101)	2 (2 to 4)	34 (24 to 50)	29 (20 to 41)	10 (7 to 14)	10 (7 to 14)	11 (8 to 16)	14 (10 to 21)	16 (11 to 23)	18 (13 to 26)	20 (14 to 28)	22 (16 to 31)	25 (18 to 35)	28 (20 to 39)	31 (23 to 43)	35 (26 to 48)	39 (29 to 53)	43 (32 to 58)	47 (35 to 63)	50 (37 to 67)	52 (39 to 69)	53 (39 to 70)	52 (38 to 69)	736
Typhoid and paratyphoid	0 (0 to 0)	0 (0 to 0)	0 (0 to 0)	0 (0 to 0)	0 (0 to 0)	0 (0 to 0)	0 (0 to 0)	0 (0 to 0)	0 (0 to 0)	0 (0 to 0)	0 (0 to 0)	0 (0 to 0)	0 (0 to 0)	0 (0 to 0)	0 (0 to 0)	0 (0 to 0)	0 (0 to 0)	0 (0 to 0)	0 (0 to 0)	0 (0 to 0)	0 (0 to 0)	0 (0 to 0)	0 (0 to 0)	0
Typhoid fever	0 (0 to 0)	0 (0 to 0)	0 (0 to 0)	0 (0 to 0)	0 (0 to 0)	0 (0 to 0)	0 (0 to 0)	0 (0 to 0)	0 (0 to 0)	0 (0 to 0)	0 (0 to 0)	0 (0 to 0)	0 (0 to 0)	0 (0 to 0)	0 (0 to 0)	0 (0 to 0)	0 (0 to 0)	0 (0 to 0)	0 (0 to 0)	0 (0 to 0)	0 (0 to 0)	0 (0 to 0)	0 (0 to 0)	0
Paratyphoid fever	0 (0 to 0)	0 (0 to 0)	0 (0 to 0)	0 (0 to 0)	0 (0 to 0)	0 (0 to 0)	0 (0 to 0)	0 (0 to 0)	0 (0 to 0)	0 (0 to 0)	0 (0 to 0)	0 (0 to 0)	0 (0 to 0)	0 (0 to 0)	0 (0 to 0)	0 (0 to 0)	0 (0 to 0)	0 (0 to 0)	0 (0 to 0)	0 (0 to 0)	0 (0 to 0)	0 (0 to 0)	0 (0 to 0)	0
Invasive Non-typhoidal Salmonella (iNTS)	0 (0 to 0)	0 (0 to 1)	0 (0 to 0)	0 (0 to 0)	0 (0 to 0)	0 (0 to 0)	0 (0 to 0)	0 (0 to 0)	0 (0 to 0)	0 (0 to 0)	0 (0 to 0)	0 (0 to 0)	0 (0 to 0)	0 (0 to 0)	0 (0 to 0)	0 (0 to 0)	0 (0 to 0)	0 (0 to 0)	0 (0 to 0)	0 (0 to 0)	0 (0 to 0)	0 (0 to 0)	0 (0 to 0)	0
Other intestinal infectious diseases	0 (0 to 0)	0 (0 to 0)	0 (0 to 0)	0 (0 to 0)	0 (0 to 0)	0 (0 to 0)	0 (0 to 0)	0 (0 to 0)	0 (0 to 0)	0 (0 to 0)	0 (0 to 0)	0 (0 to 0)	0 (0 to 0)	0 (0 to 0)	0 (0 to 0)	0 (0 to 0)	0 (0 to 0)	0 (0 to 0)	0 (0 to 0)	0 (0 to 0)	0 (0 to 0)	0 (0 to 0)	0 (0 to 0)	0
Neglected tropical diseases and malaria	0 (0 to 0)	0 (0 to 0)	0 (0 to 0)	0 (0 to 1)	0 (0 to 1)	0 (0 to 0)	0 (0 to 0)	0 (0 to 0)	0 (0 to 0)	0 (0 to 0)	0 (0 to 0)	0 (0 to 0)	0 (0 to 0)	0 (0 to 0)	0 (0 to 0)	0 (0 to 0)	0 (0 to 0)	0 (0 to 0)	0 (0 to 0)	0 (0 to 0)	0 (0 to 0)	0 (0 to 0)	0 (0 to 0)	0
Malaria	0 (0 to 0)	0 (0 to 0)	0 (0 to 0)	0 (0 to 0)	0 (0 to 0)	0 (0 to 0)	0 (0 to 0)	0 (0 to 0)	0 (0 to 0)	0 (0 to 0)	0 (0 to 0)	0 (0 to 0)	0 (0 to 0)	0 (0 to 0)	0 (0 to 0)	0 (0 to 0)	0 (0 to 0)	0 (0 to 0)	0 (0 to 0)	0 (0 to 0)	0 (0 to 0)	0 (0 to 0)	0 (0 to 0)	0
Chagas disease	0 (0 to 0)	0 (0 to 0)	0 (0 to 0)	0 (0 to 0)	0 (0 to 0)	0 (0 to 0)	0 (0 to 0)	0 (0 to 0)	0 (0 to 0)	0 (0 to 0)	0 (0 to 0)	0 (0 to 0)	0 (0 to 0)	0 (0 to 0)	0 (0 to 0)	0 (0 to 0)	0 (0 to 0)	0 (0 to 0)	0 (0 to 0)	0 (0 to 0)	0 (0 to 0)	0 (0 to 0)	0 (0 to 0)	0
Leishmaniasis	0 (0 to 0)	0 (0 to 0)	0 (0 to 0)	0 (0 to 0)	0 (0 to 0)	0 (0 to 0)	0 (0 to 0)	0 (0 to 0)	0 (0 to 0)	0 (0 to 0)	0 (0 to 0)	0 (0 to 0)	0 (0 to 0)	0 (0 to 0)	0 (0 to 0)	0 (0 to 0)	0 (0 to 0)	0 (0 to 0)	0 (0 to 0)	0 (0 to 0)	0 (0 to 0)	0 (0 to 0)	0 (0 to 0)	0
Visceral leishmaniasis	0 (0 to 0)	0 (0 to 0)	0 (0 to 0)	0 (0 to 0)	0 (0 to 0)	0 (0 to 0)	0 (0 to 0)	0 (0 to 0)	0 (0 to 0)	0 (0 to 0)	0 (0 to 0)	0 (0 to 0)	0 (0 to 0)	0 (0 to 0)	0 (0 to 0)	0 (0 to 0)	0 (0 to 0)	0 (0 to 0)	0 (0 to 0)	0 (0 to 0)	0 (0 to 0)	0 (0 to 0)	0 (0 to 0)	0
Cutaneous and mucocutaneous leishmaniasis	0 (0 to 0)	0 (0 to 0)	0 (0 to 0)	0 (0 to 0)	0 (0 to 0)	0 (0 to 0)	0 (0 to 0)	0 (0 to 0)	0 (0 to 0)	0 (0 to 0)	0 (0 to 0)	0 (0 to 0)	0 (0 to 0)	0 (0 to 0)	0 (0 to 0)	0 (0 to 0)	0 (0 to 0)	0 (0 to 0)	0 (0 to 0)	0 (0 to 0)	0 (0 to 0)	0 (0 to 0)	0 (0 to 0)	0
African trypanosomiasis	0 (0 to 0)	0 (0 to 0)	0 (0 to 0)	0 (0 to 0)	0 (0 to 0)	0 (0 to 0)	0 (0 to 0)	0 (0 to 0)	0 (0 to 0)	0 (0 to 0)	0 (0 to 0)	0 (0 to 0)	0 (0 to 0)	0 (0 to 0)	0 (0 to 0)	0 (0 to 0)	0 (0 to 0)	0 (0 to 0)	0 (0 to 0)	0 (0 to 0)	0 (0 to 0)	0 (0 to 0)	0 (0 to 0)	0
Schistosomiasis	0 (0 to 0)	0 (0 to 0)	0 (0 to 0)	0 (0 to 0)	0 (0 to 0)	0 (0 to 0)	0 (0 to 0)	0 (0 to 0)	0 (0 to 0)	0 (0 to 0)	0 (0 to 0)	0 (0 to 0)	0 (0 to 0)	0 (0 to 0)	0 (0 to 0)	0 (0 to 0)	0 (0 to 0)	0 (0 to 0)	0 (0 to 0)	0 (0 to 0)	0 (0 to 0)	0 (0 to 0)	0 (0 to 0)	0
Cysticercosis	0 (0 to 0)	0 (0 to 0)	0 (0 to 0)	0 (0 to 0)	0 (0 to 0)	0 (0 to 0)	0 (0 to 0)	0 (0 to 0)	0 (0 to 0)	0 (0 to 0)	0 (0 to 0)	0 (0 to 0)	0 (0 to 0)	0 (0 to 0)	0 (0 to 0)	0 (0 to 0)	0 (0 to 0)	0 (0 to 0)	0 (0 to 0)	0 (0 to 0)	0 (0 to 0)	0 (0 to 0)	0 (0 to 0)	0
Cystic echinococcosis	0 (0 to 0)	0 (0 to 0)	0 (0 to 0)	0 (0 to 0)	0 (0 to 0)	0 (0 to 0)	0 (0 to 0)	0 (0 to 0)	0 (0 to 0)	0 (0 to 0)	0 (0 to 0)	0 (0 to 0)	0 (0 to 0)	0 (0 to 0)	0 (0 to 0)	0 (0 to 0)	0 (0 to 0)	0 (0 to 0)	0 (0 to 0)	0 (0 to 0)	0 (0 to 0)	0 (0 to 0)	0 (0 to 0)	0
Lymphatic filariasis	0 (0 to 0)	0 (0 to 0)	0 (0 to 0)	0 (0 to 0)	0 (0 to 0)	0 (0 to 0)	0 (0 to 0)	0 (0 to 0)	0 (0 to 0)	0 (0 to 0)	0 (0 to 0)	0 (0 to 0)	0 (0 to 0)	0 (0 to 0)	0 (0 to 0)	0 (0 to 0)	0 (0 to 0)	0 (0 to 0)	0 (0 to 0)	0 (0 to 0)	0 (0 to 0)	0 (0 to 0)	0 (0 to 0)	0
Onchocerciasis	0 (0 to 0)	0 (0 to 0)	0 (0 to 0)	0 (0 to 0)	0 (0 to 0)	0 (0 to 0)	0 (0 to 0)	0 (0 to 0)	0 (0 to 0)	0 (0 to 0)	0 (0 to 0)	0 (0 to 0)	0 (0 to 0)	0 (0 to 0)	0 (0 to 0)	0 (0 to 0)	0 (0 to 0)	0 (0 to 0)	0 (0 to 0)	0 (0 to 0)	0 (0 to 0)	0 (0 to 0)	0 (0 to 0)	0
Trachoma	0 (0 to 0)	0 (0 to 0)	0 (0 to 0)	0 (0 to 0)	0 (0 to 0)	0 (0 to 0)	0 (0 to 0)	0 (0 to 0)	0 (0 to 0)	0 (0 to 0)	0 (0 to 0)	0 (0 to 0)	0 (0 to 0)	0 (0 to 0)	0 (0 to 0)	0 (0 to 0)	0 (0 to 0)	0 (0 to 0)	0 (0 to 0)	0 (0 to 0)	0 (0 to 0)	0 (0 to 0)	0 (0 to 0)	0
Dengue	0 (0 to 0)	0 (0 to 0)	0 (0 to 0)	0 (0 to 0)	0 (0 to 0)	0 (0 to 0)	0 (0 to 0)	0 (0 to 0)	0 (0 to 0)	0 (0 to 0)	0 (0 to 0)	0 (0 to 0)	0 (0 to 0)	0 (0 to 0)	0 (0 to 0)	0 (0 to 0)	0 (0 to 0)	0 (0 to 0)	0 (0 to 0)	0 (0 to 0)	0 (0 to 0)	0 (0 to 0)	0 (0 to 0)	0
Yellow fever	0 (0 to 0)	0 (0 to 0)	0 (0 to 0)	0 (0 to 0)	0 (0 to 0)	0 (0 to 0)	0 (0 to 0)	0 (0 to 0)	0 (0 to 0)	0 (0 to 0)	0 (0 to 0)	0 (0 to 0)	0 (0 to 0)	0 (0 to 0)	0 (0 to 0)	0 (0 to 0)	0 (0 to 0)	0 (0 to 0)	0 (0 to 0)	0 (0 to 0)	0 (0 to 0)	0 (0 to 0)	0 (0 to 0)	0
Rabies	0 (0 to 0)	0 (0 to 0)	0 (0 to 0)	0 (0 to 0)	0 (0 to 0)	0 (0 to 0)	0 (0 to 0)	0 (0 to 0)	0 (0 to 0)	0 (0 to 0)	0 (0 to 0)	0 (0 to 0)	0 (0 to 0)	0 (0 to 0)	0 (0 to 0)	0 (0 to 0)	0 (0 to 0)	0 (0 to 0)	0 (0 to 0)	0 (0 to 0)	0 (0 to 0)	0 (0 to 0)	0 (0 to 0)	0
Intestinal nematode infections	0 (0 to 0)	0 (0 to 0)	0 (0 to 0)	0 (0 to 0)	0 (0 to 0)	0 (0 to 0)	0 (0 to 0)	0 (0 to 0)	0 (0 to 0)	0 (0 to 0)	0 (0 to 0)	0 (0 to 0)	0 (0 to 0)	0 (0 to 0)	0 (0 to 0)	0 (0 to 0)	0 (0 to 0)	0 (0 to 0)	0 (0 to 0)	0 (0 to 0)	0 (0 to 0)	0 (0 to 0)	0 (0 to 0)	0
Ascariasis	0 (0 to 0)	0 (0 to 0)	0 (0 to 0)	0 (0 to 0)	0 (0 to 0)	0 (0 to 0)	0 (0 to 0)	0 (0 to 0)	0 (0 to 0)	0 (0 to 0)	0 (0 to 0)	0 (0 to 0)	0 (0 to 0)	0 (0 to 0)	0 (0 to 0)	0 (0 to 0)	0 (0 to 0)	0 (0 to 0)	0 (0 to 0)	0 (0 to 0)	0 (0 to 0)	0 (0 to 0)	0 (0 to 0)	0
Trichuriasis	0 (0 to 0)	0 (0 to 0)	0 (0 to 0)	0 (0 to 0)	0 (0 to 0)	0 (0 to 0)	0 (0 to 0)	0 (0 to 0)	0 (0 to 0)	0 (0 to 0)	0 (0 to 0)	0 (0 to 0)	0 (0 to 0)	0 (0 to 0)	0 (0 to 0)	0 (0 to 0)	0 (0 to 0)	0 (0 to 0)	0 (0 to 0)	0 (0 to 0)	0 (0 to 0)	0 (0 to 0)	0 (0 to 0)	0
Hookworm disease	0 (0 to 0)	0 (0 to 0)	0 (0 to 0)	0 (0 to 0)	0 (0 to 0)	0 (0 to 0)	0 (0 to 0)	0 (0 to 0)	0 (0 to 0)	0 (0 to 0)	0 (0 to 0)	0 (0 to 0)	0 (0 to 0)	0 (0 to 0)	0 (0 to 0)	0 (0 to 0)	0 (0 to 0)	0 (0 to 0)	0 (0 to 0)	0 (0 to 0)	0 (0 to 0)	0 (0 to 0)	0 (0 to 0)	0
Food-borne trematodiases	0 (0 to 0)	0 (0 to 0)	0 (0 to 0)	0 (0 to 0)	0 (0 to 0)	0 (0 to 0)	0 (0 to 0)	0 (0 to 0)	0 (0 to 0)	0 (0 to 0)	0 (0 to 0)	0 (0 to 0)	0 (0 to 0)	0 (0 to 0)	0 (0 to 0)	0 (0 to 0)	0 (0 to 0)	0 (0 to 0)	0 (0 to 0)	0 (0 to 0)	0 (0 to 0)	0 (0 to 0)	0 (0 to 0)	0
Leprosy	0 (0 to 0)	0 (0 to 0)	0 (0 to 0)	0 (0 to 0)	0 (0 to 0)	0 (0 to 0)	0 (0 to 0)	0 (0 to 0)	0 (0 to 0)	0 (0 to 0)	0 (0 to 0)	0 (0 to 0)	0 (0 to 0)	0 (0 to 0)	0 (0 to 0)	0 (0 to 0)	0 (0 to 0)	0 (0 to 0)	0 (0 to 0)	0 (0 to 0)	0 (0 to 0)	0 (0 to 0)	0 (0 to 0)	0
Ebola	0 (0 to 0)	0 (0 to 0)	0 (0 to 0)	0 (0 to 0)	0 (0 to 0)	0 (0 to 0)	0 (0 to 0)	0 (0 to 0)	0 (0 to 0)	0 (0 to 0)	0 (0 to 0)	0 (0 to 0)	0 (0 to 0)	0 (0 to 0)	0 (0 to 0)	0 (0 to 0)	0 (0 to 0)	0 (0 to 0)	0 (0 to 0)	0 (0 to 0)	0 (0 to 0)	0 (0 to 0)	0 (0 to 0)	0
Zika virus	0 (0 to 0)	0 (0 to 0)	0 (0 to 0)	0 (0 to 0)	0 (0 to 0)	0 (0 to 0)	0 (0 to 0)	0 (0 to 0)	0 (0 to 0)	0 (0 to 0)	0 (0 to 0)	0 (0 to 0)	0 (0 to 0)	0 (0 to 0)	0 (0 to 0)	0 (0 to 0)	0 (0 to 0)	0 (0 to 0)	0 (0 to 0)	0 (0 to 0)	0 (0 to 0)	0 (0 to 0)	0 (0 to 0)	0
Guinea worm disease	0 (0 to 0)	0 (0 to 0)	0 (0 to 0)	0 (0 to 0)	0 (0 to 0)	0 (0 to 0)	0 (0 to 0)	0 (0 to 0)	0 (0 to 0)	0 (0 to 0)	0 (0 to 0)	0 (0 to 0)	0 (0 to 0)	0 (0 to 0)	0 (0 to 0)	0 (0 to 0)	0 (0 to 0)	0 (0 to 0)	0 (0 to 0)	0 (0 to 0)	0 (0 to 0)	0 (0 to 0)	0 (0 to 0)	0
Other neglected tropical diseases	0 (0 to 0)	0 (0 to 0)	0 (0 to 0)	0 (0 to 0)	0 (0 to 0)	0 (0 to 0)	0 (0 to 0)	0 (0 to 0)	0 (0 to 0)	0 (0 to 0)	0 (0 to 0)	0 (0 to 0)	0 (0 to 0)	0 (0 to 0)	0 (0 to 0)	0 (0 to 0)	0 (0 to 0)	0 (0 to 0)	0 (0 to 0)	0 (0 to 0)	0 (0 to 0)	0 (0 to 0)	0 (0 to 0)	0
Other infectious diseases	6 (4 to 9)	7 (4 to 11)	24 (17 to 36)	23 (15 to 35)	12 (8 to 18)	12 (8 to 18)	12 (8 to 18)	14



Congenital birth defects	304 (222 to 454)	103 (75·4 to 153)	239 (165 to 369)	131 (102 to 177)	75·4 (53·9 to 102)	74·7 (55·2 to 99·1)	77·9 (60·1 to 100)	68·8 (53 to 86·7)	68·5 (53·9 to 85·8)	65·1 (50·7 to 81·8)	60·4 (46·4 to 77)	60·5 (44·8 to 77·5)	73·8 (53·1 to 94·9)	83·5 (57·4 to 108)	84·5 (55·9 to 110)	67·4 (42·9 to 87·8)	52 (34·2 to 68·2)	20·8 (13 to 30·8)	12·6 (7·7 to 18·9)	7·5 (4·6 to 11·3)	4 (2·4 to 6·6)	1·6 (1 to 2·6)	0·4 (0·2 to 0·7)	1,740
Neural tube defects	30·1 (18·8 to 44·9)	6·6 (3·5 to 10·6)	27·4 (14·5 to 46·8)	20 (11·9 to 30·9)	3 (2·1 to 4·2)	3·3 (2·3 to 4·4)	3·8 (2·8 to 5·1)	3·9 (2·8 to 5·3)	4·2 (3 to 6)	3·4 (2·3 to 4·7)	2·8 (1·9 to 4)	2·3 (1·6 to 3·3)	2·2 (1·4 to 3·2)	1·4 (0·9 to 2)	1 (0·6 to 1·4)	0·6 (0·4 to 0·9)	0·5 (0·4 to 0·7)	0·3 (0·2 to 0·4)	0·2 (0·1 to 0·2)	0·1 (0·1 to 0·1)	0 (0 to 0·1)	0 (0 to 0)	0 (0 to 0)	117
Congenital heart anomalies	77·3 (49·2 to 138)	47·3 (32·6 to 79·6)	81 (49·3 to 152)	23·3 (15·5 to 46·5)	10·9 (7·2 to 22)	11·9 (8·2 to 21·7)	17·4 (12·8 to 26·9)	16·4 (10·9 to 22·4)	16·3 (12·1 to 21·9)	14·3 (10·8 to 18·6)	13·2 (9·7 to 17·4)	14·6 (9·4 to 19·4)	15·2 (7·8 to 21·7)	12·7 (6·3 to 18·9)	11·6 (5 to 17·5)	8·7 (3·7 to 13·7)	8·8 (3·6 to 13·3)	1·4 (0·5 to 2·9)	0·9 (0·3 to 1·8)	0·6 (0·2 to 1·2)	0·3 (0·1 to 0·7)	0·1 (0 to 0·3)	0 (0 to 0·1)	404
Orofacial clefts	0·1 (0 to 0·1)	0·1 (0 to 0·1)	0·7 (0·3 to 1·4)	1·4 (0·5 to 2·6)	1 (0·4 to 1·8)	1 (0·3 to 1·9)	0·9 (0·3 to 1·8)	0·9 (0·3 to 1·7)	1 (0·3 to 1·8)	1 (0·4 to 1·9)	0·9 (0·3 to 1·9)	0·9 (0·3 to 1·8)	1·1 (0·4 to 2·1)	1·3 (0·6 to 2·4)	1·2 (0·5 to 2·1)	1 (0·5 to 1·7)	0·9 (0·4 to 1·6)	0·9 (0·5 to 1·6)	0·6 (0·3 to 1·1)	0·4 (0·2 to 0·7)	0·2 (0·1 to 0·4)	0·1 (0·1 to 0·2)	0 (0 to 0)	17·5
Down syndrome	10·6 (6·3 to 16)	2·7 (1·4 to 4·1)	7·7 (4·5 to 12·6)	5·8 (3·9 to 8·5)	5 (3·2 to 7·6)	5·2 (3·4 to 7·8)	5·8 (3·9 to 8·2)	6·5 (4·5 to 8·9)	7·7 (5·4 to 10·4)	7·8 (5·5 to 10·6)	7·4 (5·3 to 9·9)	8·3 (6 to 11·1)	13·7 (9·2 to 18·3)	26·1 (15·5 to 35·6)	33·6 (18·6 to 46·2)	27·3 (14·1 to 38·7)	15·7 (8·3 to 21·9)	0 (0 to 0)	0 (0 to 0)	0 (0 to 0)	0 (0 to 0)	0 (0 to 0)	0 (0 to 0)	197
Turner syndrome	0 (0 to 0)	0 (0 to 0)	0 (0 to 0·1)	0·2 (0 to 0·5)	0·2 (0 to 0·6)	0·2 (0 to 0·6)	0·3 (0·1 to 0·7)	0·3 (0·1 to 0·7)	0·3 (0·1 to 0·7)	0·3 (0·1 to 0·7)	0·2 (0 to 0·6)	0·2 (0·1 to 0·4)	0·2 (0·1 to 0·4)	0·1 (0 to 0·2)	0·1 (0 to 0·2)	0·1 (0 to 0·1)	0 (0 to 0·1)	0 (0 to 0·1)	0 (0 to 0)	0 (0 to 0)	0 (0 to 0)	0 (0 to 0)	0 (0 to 0)	2·9
Klinefelter syndrome	0 (0 to 0)	0 (0 to 0)	0 (0 to 0)	0 (0 to 0·1)	0 (0 to 0·1)	0 (0 to 0·1)	0 (0 to 0·1)	0·1 (0 to 0·2)	0·1 (0 to 0·2)	0·1 (0 to 0·2)	0·1 (0 to 0·2)	0·1 (0 to 0·1)	0·1 (0 to 0·1)	0 (0 to 0)	0 (0 to 0)	0 (0 to 0)	0 (0 to 0)	0 (0 to 0)	0 (0 to 0)	0 (0 to 0)	0 (0 to 0)	0 (0 to 0)	0 (0 to 0)	0·6
Other chromosomal abnormalities	32·7 (17·7 to 80·4)	14·4 (8·4 to 30)	32·5 (19·8 to 63)	14·3 (10 to 20·4)	9·6 (6·2 to 13·9)	9·3 (6·3 to 13·6)	10 (6·8 to 14·3)	8·9 (6·3 to 12·2)	8·3 (5·7 to 11·6)	8 (5·6 to 11)	7·4 (5·2 to 10·3)	6·8 (4·7 to 9·7)	7·9 (5·2 to 11)	7·1 (4·5 to 9·9)	5·5 (3·5 to 7·8)	3·4 (2·1 to 5)	2·6 (1·7 to 3·8)	0 (0 to 0)	0 (0 to 0)	0 (0 to 0)	0 (0 to 0)	0 (0 to 0)	0 (0 to 0)	189
Congenital musculoskeletal and limb anomalies	11·8 (7·5 to 20·1)	3·4 (2·2 to 5·5)	27 (15·7 to 41·7)	34·3 (19 to 53·9)	24·8 (14·1 to 37·9)	25·9 (14·8 to 39·9)	22·5 (13·7 to 33·9)	16·4 (10·2 to 24·9)	16·3 (10·4 to 24·6)	16·4 (10·1 to 24·5)	15·9 (9·6 to 23·5)	15·7 (9·7 to 23·1)	19·5 (12·1 to 30·2)	20·9 (12·4 to 31·2)	19·3 (11·3 to 29·5)	15·9 (9·7 to 24·1)	13·4 (8·2 to 20·3)	10·8 (6·1 to 16·8)	5·7 (3·3 to 8·8)	3 (1·7 to 4·8)	1·4 (0·8 to 2·2)	0·5 (0·3 to 0·8)	0·1 (0·1 to 0·2)	341
Urogenital congenital anomalies	17·8 (9·6 to 42·4)	2·6 (1·5 to 6·2)	5·2 (3 to 9·8)	3·8 (2·1 to 6·1)	2·6 (1·5 to 4·2)	1·9 (1·2 to 3)	1·5 (0·9 to 2·2)	1·2 (0·8 to 1·8)	1·1 (0·7 to 1·6)	0·9 (0·6 to 1·4)	0·8 (0·5 to 1·1)	0·6 (0·4 to 0·9)	0·6 (0·4 to 0·9)	0·5 (0·3 to 0·7)	0·3 (0·2 to 0·5)	0·2 (0·1 to 0·4)	0·2 (0·1 to 0·3)	0 (0 to 0)	0 (0 to 0)	0 (0 to 0)	0 (0 to 0)	0 (0 to 0)	0 (0 to 0)	41·7
Digestive congenital anomalies	37·3 (24·2 to 66·8)	9·2 (5·7 to 18·4)	17·4 (10·2 to 34·8)	9·3 (6 to 15)	4 (2·3 to 6·5)	2·2 (1·3 to 3·7)	1·7 (1·1 to 2·4)	1·4 (0·9 to 2)	1·2 (0·8 to 1·6)	1·1 (0·7 to 1·5)	1 (0·6 to 1·4)	0·9 (0·6 to 1·3)	1 (0·7 to 1·4)	1·1 (0·7 to 1·5)	1 (0·6 to 1·4)	0·8 (0·5 to 1·2)	0·9 (0·5 to 1·3)	0·3 (0·2 to 0·4)	0·2 (0·1 to 0·3)	0·1 (0·1 to 0·2)	0·1 (0 to 0·1)	0 (0 to 0)	0 (0 to 0)	92·3
Other congenital birth defects	86·2 (53·5 to 124)	17·1 (10·7 to 25·5)	39·9 (25·3 to 66·1)	18·4 (12·5 to 26·1)	14·2 (9 to 22·5)	13·8 (8·8 to 22·1)	14 (9·3 to 21·2)	12·8 (7·9 to 20·4)	12·1 (7·4 to 20·4)	12 (7·3 to 19·8)	10·7 (6 to 18·7)	10·1 (5·4 to 17·9)	12·3 (6·5 to 21·8)	12·3 (6·2 to 23·6)	10·9 (5·2 to 20·7)	9·2 (4·4 to 17·7)	8·8 (4·4 to 17·3)	7 (2·6 to 15·1)	4·9 (1·9 to 10·6)	3·3 (1·2 to 6·7)	2 (0·7 to 4·1)	0·9 (0·3 to 1·8)	0·2 (0·1 to 0·5)	333
Urinary diseases and male infertility	0·3 (0·1 to 0·5)	0·4 (0·1 to 0·6)	1·7 (0·8 to 2·7)	1·3 (0·9 to 1·8)	1·4 (1 to 1·8)	2·1 (1·5 to 3)	4 (2·9 to 5·4)	9·3 (5·5 to 16·5)	16·1 (10 to 25·7)	19·3 (12·5 to 31·8)	20·3 (13·3 to 32·6)	23·5 (16 to 35·3)	30·7 (22·5 to 40·9)	52·4 (38·2 to 68·6)	81·5 (59·8 to 106)	111 (81·4 to 146)	159 (119 to 206)	246 (191 to 312)	248 (189 to 306)	284 (209 to 354)	245 (168 to 316)	185 (111 to 241)	69 (40·5 to 90·6)	1,810
Urolithiasis	0 (0 to 0)	0 (0 to 0)	0 (0 to 0)	0·1 (0 to 0·1)	0·1 (0 to 0·1)	0·2 (0·1 to 0·3)	0·4 (0·2 to 0·6)	1 (0·7 to 1·6)	2·1 (1·2 to 3·4)	3·2 (1·6 to 5·7)	4·1 (2·1 to 7·2)	5 (2·6 to 8·3)	7·2 (3·9 to 12·4)	9·8 (5·5 to 15·3)	10·6 (6·4 to 16·5)	9·9 (6·1 to 14·9)	10·4 (6·8 to 15·6)	13·4 (9 to 19·1)	11·1 (7·4 to 16·3)	9·3 (6 to 14·7)	5·8 (3·4 to 10)	3·3 (1·8 to 6·3)	1·1 (0·6 to 2·4)	108
Benign prostatic hyperplasia	0 (0 to 0)	0 (0 to 0)	0 (0 to 0)	0 (0 to 0)	0 (0 to 0)	0 (0 to 0)	0 (0 to 0)	0 (0 to 0)	0 (0 to 0)	0 (0 to 0)	0 (0 to 0)	0·5 (0·1 to 1·3)	4·8 (2·4 to 8·3)	16·6 (8·6 to 26·9)	36·5 (20·5 to 57·2)	55·8 (31·9 to 87·8)	80·5 (48·7 to 123)	103 (60·3 to 162)	69·7 (41·2 to 107)	37·7 (23·2 to 57·4)	14·9 (8·9 to 22·4)	3·8 (2·3 to 5·8)	0·5 (0·3 to 0·8)	425
Male infertility	0 (0 to 0)	0 (0 to 0)	0 (0 to 0)	0 (0 to 0)	0 (0 to 0)	0 (0 to 0)	0 (0 to 0)	3·5 (0·8 to 10·3)	5·8 (1·5 to 14·4)	5·8 (1·5 to 15·8)	6·5 (1·8 to 17·1)	6·7 (2 to 16·8)	1·4 (0·3 to 3·8)	0 (0 to 0)	0 (0 to 0)	0 (0 to 0)	0 (0 to 0)	0 (0 to 0)	0 (0 to 0)	0 (0 to 0)	0 (0 to 0)	0 (0 to 0)	0 (0 to 0)	29·7
Other urinary diseases	0·2 (0 to 0·3)	0·2 (0·1 to 0·4)	0·3 (0·2 to 0·5)	0·5 (0·3 to 0·7)	0·5 (0·3 to 0·8)	0·7 (0·5 to 1)	0·9 (0·6 to 1·4)	0·8 (0·6 to 1·1)	1·6 (1·1 to 2·2)	2·3 (1·5 to 3·4)	2·1 (1·4 to 3·1)	2·4 (1·6 to 3·5)	3·7 (2·3 to 5·6)	3·8 (2·4 to 6·5)	4·5 (2·8 to 8)	4·5 (2·7 to 8·8)	5·1 (2·8 to 11·4)	7 (3·6 to 16·7)	6·5 (3·1 to 16·9)	6·5 (3·1 to 18·1)	4·9 (1·9 to 16)	3 (1·1 to 10·4)	0·9 (0·3 to 2·7)	62·9
Gynecological diseases	0 (0 to 0)	0 (0 to 0)	0 (0 to 0)	0 (0 to 0)	0 (0 to 0)	33·5 (16·8 to 56·9)	111 (65·2 to 172)	240 (156 to 350)	372 (239 to 549)	421 (276 to 612)	395 (265 to 569)	363 (239 to 531)	411 (264 to 586)	340 (206 to 502)	216 (132 to 312)	146 (86·1 to 222)	125 (77 to 184)	112 (72·6 to 159)	67·1 (42·9 to 96·1)	40·6 (25·2 to 61·3)	23·4 (14·9 to 33·4)	10·3 (6·5 to 15·4)	3 (1·7 to 4·9)	3,430
Uterine fibroids	0 (0 to 0)	0 (0 to 0)	0 (0 to 0)	0 (0 to 0)	0 (0 to 0)	0·3 (0·1 to 0·7)	0·5 (0·2 to 1·2)	1 (0·4 to 2·1)	2·3 (1 to 5)	5·6 (2·5 to 11·4)	10·9 (4·7 to 22·2)	16·3 (7·3 to 30·7)	23·2 (10·7 to 44·6)	21·1 (9·7 to 40·6)	13·7 (6·2 to 26)	7·9 (3·5 to 15·2)	5 (2·2 to 10·1)	3·4 (1·5 to 6·8)	1·6 (0·7 to 3·2)	0·8 (0·4 to 1·5)	0·4 (0·2 to 0·7)	0·1 (0·1 to 0·2)	0 (0 to 0·1)	114
Polycystic ovarian syndrome	0 (0 to 0)	0 (0 to 0)	0 (0 to 0)	0 (0 to 0)	0 (0 to 0)	2·8 (1·1 to 6·1)	10·1 (4·3 to 20·6)	15·5 (6·3 to 31)	16·7 (6·8 to 34)	16·2 (7 to 32·9)	14·9 (6·3 to 30·1)	13·8 (5·8 to 27·2)	14·3 (5·9 to 29)	3·8 (1·6 to 7·7)	0 (0 to 0)	0 (0 to 0)	0 (0 to 0)	0 (0 to 0)	0 (0 to 0)	0 (0 to 0)	0 (0 to 0)	0 (0 to 0)	0 (0 to 0)	108
Female infertility	0 (0 to 0)	0 (0 to 0)	0 (0 to 0)	0 (0 to 0)	0 (0 to 0)	0 (0 to 0)	0 (0 to 0)	1·9 (0 to 8·6)	4·7 (0·1 to 16·3)	5·2 (0·1 to 18·8)	7·1 (0·2 to 26·2)	7·6 (0·2 to 25·4)	0·2 (0 to 0·5)	0 (0 to 0)	0 (0 to 0)	0 (0 to 0)	0 (0 to 0)	0 (0 to 0)	0 (0 to 0)	0 (0 to 0)	0 (0 to 0)	0 (0 to 0)	0 (0 to 0)	26·6
Endometriosis	0 (0 to 0)	0 (0 to 0)	0 (0 to 0)	0 (0 to 0)	0 (0 to 0)	0 (0 to 0)	14·5 (6 to 28·9)	28·5 (14·3 to 47·6)	28·9 (15·4 to 48·7)	23·2 (12 to 40·1)	19·5 (10·1 to 32·4)	17·6 (9·2 to 29·6)	17·7 (9·1 to 28·9)	9·7 (4·7 to 16·5)	0 (0 to 0)	0 (0 to 0)	0 (0 to 0)	0 (0 to 0)	0 (0 to 0)	0 (0 to 0)	0 (0 to 0)	0 (0 to 0)	0 (0 to 0)	160
Genital prolapse	0 (0 to 0)	0 (0 to 0)	0 (0 to 0)	0 (0 to 0)	0 (0 to 0)	0 (0 to 0)	0 (0 to 0)	0·2 (0 to 0·4)	0·6 (0·2 to 1·2)	1·4 (0·6 to 2·7)	2·8 (1·2 to 5·6)	4·4 (1·9 to 9)	6·9 (3·1 to 13·7)	8·4 (3·8 to 16·6)	8·8 (4 to 17)	8·8 (4 to 16·8)	9·5 (4·4 to 18)	10·5 (4·9 to 19·3)	7·3 (3·5 to 13·1)	4·8 (2·2 to 8·9)	2·9 (1·4 to 5·3)	1·4 (0·7 to 2·5)	0·4 (0·2 to 0·7)	78·9
Premenstrual syndrome	0 (0 to 0)	0 (0 to 0)	0 (0 to 0)	0 (0 to 0)	0 (0 to 0)	30·1 (14·3 to 52·9)	64·1 (31·5 to 112)	83·1 (41·8 to 148)	89 (51·7 to 145)	89·8 (46·9 to 145)	99·1 (55·4 to 159)	98·4 (54·6 to 159)	92·2 (51·1 to 155)	36·7 (17·9 to 67·2)	0 (0 to 0)	0 (0 to 0)	0 (0 to 0)	0 (0 to 0)	0 (0 to 0)	0 (0 to 0)	0 (0 to 0)	0 (0 to 0)	0 (0 to 0)	682
Other gynecological diseases	0 (0 to 0)	0 (0 to 0)	0 (0 to 0)	0 (0 to 0)	0 (0 to 0)	0·3 (0 to 1·7)	22 (10·2 to 39·2)	110 (64·9 to 169)	230 (135 to 368)	280 (169 to 434)	241 (147 to 372)	205 (120 to 322)	256 (151 to 387)	261 (137 to 407)	193 (115 to 285)	130 (73·5 to 198)	110 (65·1 to 164)	97·6 (62·5 to 144)	58·1 (35·6 to 85·8)	35 (20·9 to 54·2)	20·1 (12·5 to 29·6)	8·8 (5·3 to 13·5)	2·5 (1·3 to 4·5)	2,260
Hemoglobinopathies and hemolytic anemias	0·1 (0·1 to 0·2)	0·3 (0·1 to 0·7)	0·9 (0·4 to 2·7)	2·7 (1·1 to 8·8)	5·4 (1·6 to 19)	3·2 (1·5 to 8·7)	2·5 (1·8 to 3·6)	13·2 (3·8 to 30·7)	11·4 (3·7 to 27·6)	10·7 (3·7 to 26·4)	10·9 (3·2 to 27·3)	7·5 (2·9 to 16·2)	7·4 (3·1 to 18)	9·9 (4 to 22·3)	9·8 (4·6 to 20·9)	9·3 (4·6 to 20·5)	10·8 (5·6 to 23·4)	12·7 (7·7 to 23·2)	10·1 (6·9 to 16·5)	9·7 (6·3 to 15·9)	7·7 (4·9 to 12·5)	4·4 (3 to 6·6)	1·5 (1 to 2·4)	162
Thalassemias	0 (0 to 0)	0 (0 to 0)	0·1 (0 to 0·2)	0·3 (0·1 to 0·5)	0·2 (0·1 to 0·3)	0·1 (0·1 to 0·2)	0·1 (0·1 to 0·3)	0·2 (0·1 to 0·3)	0·1 (0·1 to 0·2)	0·1 (0 to 0·1)	0 (0 to 0)	0 (0 to 0)	0 (0 to 0)	0 (0 to 0)	0 (0 to 0)	0 (0 to 0)	0 (0 to 0)	0 (0 to 0)	0 (0 to 0)	0 (0 to 0)	0 (0 to 0)	0 (0 to 0)	0 (0 to 0)	1·2
Thalassemias trait	0 (0 to 0)	0 (0 to 0·1)	0·1 (0 to 0·6)	0·5 (0 to 2·3)	1·5 (0·1 to 6·1)	0·6 (0 to 2·8)	0·1 (0 to 0·3)	4·2 (0·5 to 9·5)	3·6 (0·4 to 8·3)	3·4 (0·4 to 7·9)	3·6 (0·5 to 8·5)	1·3 (0·2 to 3·6)	1·6 (0·2 to 4·7)	2·2 (0·3 to 6)	1·7 (0·2 to 4·7)	1·1 (0·2 to 3·4)	1·2 (0·1 to 3·7)	1·1 (0·1 to 3·6)	0·7 (0·1 to 2·1)	0·8 (0·1 to 2·2)	0·7 (0·1 to 1·6)	0·3 (0·1 to 0·7)	0·1 (0 to 0·2)	30·2
Sickle cell disorders	0·1 (0·1 to 0·1)	0·1 (0 to 0·1)	0·4 (0·3 to 0·7)	0·9 (0·6 to 1·4)	0·9 (0·6 to 1·3)	1 (0·6 to 1·4)	1·2 (0·8 to 1·8)	1·2 (0·7 to 1·8)	1·1 (0·6 to 1·8)	1 (0·6 to 1·5)	0·6 (0·4 to 1·1)	0·6 (0·4 to 1)	0·7 (0·4 to 1·1)	0·6 (0·3 to 1)	0·5 (0·3 to 0·8)	0·3 (0·1 to 0·4)	0·1 (0·1 to 0·3)	0·1 (0 to 0·1)	0 (0 to 0)	0 (0 to 0)	0 (0 to 0)	0 (0 to 0)	0 (0 to 0)	11·4
Sickle cell trait	0 (0 to 0)	0·1 (0 to 0·3)	0·1 (0 to 0·7)	0·5 (0 to 2·5)	1·2 (0·1 to 5·8)	0·5 (0 to 2·2)	0 (0 to 0·2)	5·3 (0·4 to 15·7)	4·1 (0·3 to 13·6)	3·5 (0·3 to 12·5)	4 (0·4 to 13·8)	0·6 (0·1 to 1·7)	1 (0·1 to 3·1)	1·4 (0·2 to 4)	1·1 (0·2 to 3·1)	0·8 (0·1 to 2·2)	0·8 (0·1 to 2·5)	0·8 (0·1 to 2·2)	0·5 (0 to 1·5)	0·5 (0·1 to 1·5)	0·5 (0·1 to 1·1)	0·2 (0 to 0·5)	0·1 (0 to 0·2)	27·7
G6PD deficiency	0 (0 to 0)	0 (0 to 0·1)	0 (0 to 0·1)	0·1 (0·1 to 0·2)	0·3 (0·1 to 0·4)	0·4 (0·2 to 0·7)	0·7 (0·4 to 1·1)	1·1 (0·6 to 1·6)	1·2 (0·7 to 1·8)	1·2 (0·7 to 1·8)	0·9 (0·5 to 1·3)	1·4 (0·7 to 2·4)	1 (0·6 to 1·4)	1·1 (0·7 to 1·6)	1·1 (0·7 to 1·7)	0·9 (0·5 to 1·4)	0·8 (0·4 to 1·2)	0·7 (0·4 to 1·1)	0·4 (0·2 to 0·6)	0·2 (0·1 to 0·3)	0·1 (0 to 0·1)	0 (0 to 0)	0 (0 to 0)	13·9
G6PD trait	0 (0 to 0)	0 (0 to 0)	0 (0 to 0)	0 (0 to 0)	0 (0 to 0)	0 (0 to 0)	0 (0 to 0·1)	0 (0 to 0)	0 (0 to 0)	0 (0 to 0)	0 (0 to 0)	0·3 (0 to 0·8)	0 (0 to 0·1)	0 (0 to 0)	0 (0 to 0)	0 (0 to 0)	0 (0 to 0)	0 (0 to 0)	0 (0 to 0)	0 (0 to 0)	0 (0 to 0)	0 (0 to 0)	0 (0 to 0)	0·4
Other hemoglobinopathies and hemolytic anemias	0 (0 to 0)	0·1 (0 to 0·2)	0·1 (0 to 0·8)	0·5 (0 to 2·6)	1·3 (0·1 to 5·7)	0·6 (0·1 to 2·2)	0·3 (0·2 to 0·8)	1·3 (0·4 to 4·2)	1·2 (0·4 to 3·6)	1·5 (0·5 to 4·2)	1·8 (0·5 to 5·3)	3·3 (1 to 7·9)	3·1 (1 to 8·2)	4·7 (1·7 to 11·2)	5·4 (2·5 to 11·8)	6·2 (3 to 13·8)	7·8 (4·3 to 16·6)	10·1 (6·5 to 16·8)	8·6 (6·1 to 12·6)	8·2 (5·7 to 12·4)	6·5 (4·5 to 9·9)	3·9 (2·7 to 5·6)	1·4 (0·9 to 2)	77·7
Endocrine, metabolic, blood, and immune disorders	8·7 (6 to 12·4)	6·9 (4·3 to 10)	30·7 (20·9 to 44)	52·7 (36·5 to 72·9)	55·7 (36·1 to 81)	73·2 (47·9 to 107)	83·4 (57·3 to 119)	94·7 (63 to 135)	119 (78·9 to 178)	147 (95·8 to 222)	180 (117 to 273)	220 (139 to 325)	339 (219 to 506)	454 (290 to 704)	530 (332 to 814)	508 (319 to 793)	490 (317 to 749)	512 (334 to 760)	339 (221 to 492)	196 (129 to 287)	93 (64·3 to 138)	37·1 (26·5 to 51·1)	10·9 (7·8 to 15·1)	4,580
Oral disorders	0 (0 to 0)	0 (0 to 0)	0 (0 to 0)	14·2 (8·3 to 21·9)	18·6 (10·4 to 30·8)	25·2 (13·5 to 43·4)	32·3 (18 to 53·5)	46·4 (25·9 to 75)	64·3 (36·4 to 104)	80·5 (45·7 to 135)	95·4 (54·6 to 165)	114 (63·8 to 198)	180 (103 to 303)	258 (150 to 424)	320 (190 to 506)	364 (222 to 573)	441 (265 to 691)	531 (334 to 812)	401 (251 to 598)	281 (180 to 410)	163 (104 to 238)	70·8 (44·5 to 102)	19·7 (12·3 to 28·5)	3,520
Caries of deciduous teeth	0 (0 to 0)	0 (0 to 0)	0 (0 to 0)	1·2 (0·4 to 2·7)	2·9 (1 to 6·6)	0·2 (0 to 0·6)	0 (0 to 0)	0 (0 to 0)	0 (0 to 0)	0 (0 to 0)	0 (0 to 0)	0 (0 to 0)	0 (0 to 0)	0 (0 to 0)	0 (0 to 0)	0 (0 to 0)	0 (0 to 0)	0 (0 to 0)	0 (0 to 0)	0 (0 to 0)	0 (0 to 0)	0 (0 to 0)	0 (0 to 0)	4·2
Caries of permanent teeth	0 (0 to 0)	0 (0 to 0)	0 (0 to 0)	0 (0 to 0)	3·2 (1·1 to 7·5)	10·8 (4·3 to 24)	11·9 (4·8 to 24·2)	14 (6·1 to 27·8)	15·2 (5·9 to 30·6)	14·7 (6 to 30·8)	14·7 (5·9 to 29·1)	13·8 (5·8 to 29·1)	16·8 (6·9 to 34·8)	18·8 (7·5 to 38·8)	17·7 (6·9 to 39·2)	15·2 (5·5 to 32·1)	14 (5·5 to 28·5)	13·7 (5·6 to 28·2)	8·6 (3·6 to 16·6)	5·2 (2·1 to 10·9)	2·5 (1 to 5·2)	0·9 (0·3 to 2)	0·2 (0·1 to 0·4)	212
Periodontal diseases	0 (0 to 0)	0 (0 to 0)	0 (0 to 0)	0 (0 to 0)	0 (0 to 0)	0 (0 to 0)	0·9 (0·2 to 2·4)	3 (0·9 to 8)	7·7 (2·2 to 19·1)	14·4 (4·5 to 39·7)	22·4 (7·1 to 60·8)	31·9 (10·1 to 83)	52·4 (16·9 to 129)	68 (23·4 to 162)	67·1 (23·3 to 154)	55·9 (19·8 to 128)	49·1 (17·7 to 109)	45·8 (17 to 102)	29·7 (11·5 to 67·5)	19·5 (7·2 to 43·8)	11·2 (4 to 25·1)	4·8 (1·6 to 10·7)	1·3 (0·4 to 3)	485
Other oral disorders	0 (0 to 0)	0 (0 to 0)	0 (0 to 0)	13 (7·8 to 20·1)	12·5 (7·3 to 19·8)	14·2 (8·4 to 21·9)	19·6 (11·6 to 29·9)	24·4 (14·8 to 37·3)	29·3 (17·8 to 44·9)	31·6 (19·2 to 47·6)	31·4 (19·3 to 47·4)	31·2 (19 to 46·9)	39·9 (24·3 to 59·5)	43·9 (27·2 to 65·2)	40·6 (24·9 to 61·4)	34·1 (20·5 to 51·5)	31·5 (19·4 to 47·5)	28·7 (17·7 to 42·7)	15·8 (9·8 to 23·3)	8·5 (5·2 to 12·7)	3·9 (2·3 to 5·7)	1·5 (0·9 to 2·2)	0·4 (0·2 to 0·6)	456
Sudden infant death syndrome	--	8·6 (5·7 to 12·2)	81 (46·6 to 122)	--	--	--	--	--	--	--	--	--	--	--	--	--	--	--	--	--	--	--	--	NA
Injuries	3·6 (2·8 to 4·5)	3·9 (2·8 to 4·9)	40·6 (28·3 to 54·9)	92·6 (73·5 to 116)	141 (106 to 187)	224 (174 to 292)	543 (464 to 635)	779 (671 to 909)	833 (711 to 985)	830 (689 to 1,010)	812 (672 to 1,000)	931 (765 to 1,130)	1,200 (983 to 1,500)	1,270 (1,020 to 1,610)	1,270 (1,020 to 1,620)	1,090 (860 to 1,400)	1,130 (876 to 1,450)	1,310 (1,030 to 1,670)	1,150 (913 to 1,450)	1,110 (895 to 1,380)	898 (725 to 1,110)	509 (413 to 621)	175 (143 to 216)	16,400
Transport injuries	0·2 (0·2 to 0·3)	0·2 (0·2 to 0·3)	2·6 (1·6 to 3·8)	11·6 (8·7 to 15·1)	21·2 (16·4 to 27·1)	39 (31·7 to 48·2)	183 (146 to 225)	235 (187 to 289)	199 (161 to 243)	149 (122 to 182)	121 (97·4 to 149)	134 (110 to 164)	165 (134 to 200)	157 (127 to 192)	149 (122 to 182)	121 (97·6 to 148)	116 (94·6 to 141)	118 (96·6 to 144)	87·8 (72·7 to 108)	60·7 (49·5 to 73·7)	34·5 (27·9 to 41·8)	13·5 (11·1 to 16·4)	3·5 (2·9 to 4·3)	2,120
Road injuries	0·1 (0·1 to 0·2)	0·2 (0·1 to 0·2)	2·4 (1·4 to 3·4)	10·6 (7·8 to 13·8)	19·6 (15 to 25·1)	35·9 (29·1 to 44·6)	175 (139 to 216)	223 (176 to 277)	186 (149 to 228)	138 (111 to 170)	111 (88·6 to 137)	123 (101 to 152)	152 (123 to 185)	143 (115 to 174)	135 (110 to 165)	109 (87·5 to 133)	105 (85·4 to 128)	107 (87·6 to 131)	80·4 (66·7 to 98)	55·9 (46 to 67·7)	31·8 (25·5 to 38·5)	12·3 (10·1 to 14·9)	3·1 (2·5 to 3·8)	1,960
Pedestrian road injuries	0 (0 to 0·1)	0 (0 to 0)	0·5 (0·3 to 0·7)	4·3 (3·1 to 6)	7·3 (5·4 to 9·6)	10·3 (7·6 to 13·9)	20·7 (16·1 to 25·9)	23·2 (18 to 29·3)	19·7 (15·3 to 25·3)	17·4 (13·9 to 21·5)	15 (11·1 to 20·3)	17 (13·3 to 21·5)	22·5 (17·5 to 28)	22·5 (17·9 to 28·2)	22·1 (17·6 to 27·8)	19·7 (16·2 to 23·8)	20·6 (17·3 to 24·5)	23·6 (19·4 to 28·6)	20·7 (17·3 to 24·8)	15·3 (12·4 to 18·6)	9·6 (7·7 to 11·7)	3·8 (3·1 to 4·6)	1 (0·8 to 1·2)	317
Cyclist road injuries	0 (0 to 0)	0 (0 to 0)	0 (0 to 0)	0·9 (0·6 to 1·3)	3·8 (2·5 to 5·6)	8·3 (5·9 to 11·7)	12·4 (8·7 to 17·6)	13·3 (10 to 17·8)	14·6 (11 to 19·2)	15·2 (11·1 to 20·3)	15 (10·8 to 19·7)	17·2 (12·7 to 22·4)	24·1 (17·6 to 31·8)	28·6 (20·7 to 38·1)	29 (21·1 to 38·7)	24·4 (17·6 to 32·4)	23·8 (17·3 to 31·2)	23·6 (17·3 to 31·4)	16 (11·6 to 21·3)	10·1 (7·2 to 13·5)	5·3 (3·7 to 7·1)	2·1 (1·5 to 2·8)	0·5 (0·3 to 0·6)	288
Motorcyclist road injuries	0 (0 to 0)	0 (0 to 0)	0·2 (0·1 to 0·4)	0·6 (0·4 to 0·8)	1·2 (0·9 to 1·6)	3·8 (2·6 to 5·5)	39·2 (28·1 to 50·6)	51·3 (39 to 66·4)	46·8 (32·9 to 64·6)	36·9 (29·1 to 47·1)	29·7 (22·5 to 38·5)	33·9 (25·5 to 44·6)	37 (28·6 to 47·5)	30·1 (23·2 to 38·6)	25·9 (20·3 to 32·5)	18 (13·7 to 23·1)	15·5 (11·8 to 20)	13·7 (10·1 to 18·1)	8·8 (6·3 to 11·8)	5·5 (3·9 to 7·5)	2·8 (2 to 3·9)	1·1 (0·8 to 1·6)	0·3 (0·2 to 0·4)	402
Motor vehicle road injuries	0·1 (0 to 0·1)	0·1 (0·1 to 0·1)	1·6 (1 to 2·3)	4·2 (2·9 to 5·8)	6·7 (5 to 8·9)	12·2 (9·4 to 15·5)	99·1 (78·4 to 124)	133 (103 to 164)	102 (80·1 to 127)	65·9 (53·6 to 81·1)	49 (39·2 to 61)	53 (41·9 to 67·3)	65 (52·6 to 81)	57·6 (46·2 to 70·8)	54·7 (44·6 to 66·7)	43·8 (35·5 to 53·1)	42·3 (35 to 50·7)	43·9 (35·9 to 53)	33·2 (27·7 to 39·8)	23·9 (19·7 to 28·8)	13·5 (10·9 to 16·4)	5 (4·1 to 6·1)	1·3 (1 to 1·6)	910
Other road injuries	0 (0 to 0)	0 (0 to 0)	0·1 (0·1 to 0·2)	0·5 (0·3 to 0·7)	0·6 (0·4 to 0·8)	1·2 (0·8 to 1·8)	3 (2 to 4·5)	2·9 (2 to 4·3)	3·1 (2 to 4·4)	2·5 (1·7 to 3·4)	2·2 (1·6 to 3)	2·2 (1·6 to 2·9)	3·2 (2·4 to 4·3)	3·9 (2·9 to 5·2)	3·7 (2·7 to 4·9)	2·8 (2·1 to 3·7)	2·7 (2 to 3·5)	2·5 (1·8 to 3·3)	1·7 (1·2 to 2·3)	1·1 (0·8 to 1·4)	0·6 (0·4 to 0·8)	0·3 (0·2 to 0·3)	0·1 (0·1 to 0·1)	40·8
Other transport injuries	0·1 (0·1 to 0·1)	0·1 (0 to 0·1)	0·2 (0·1 to 0·4)	1·1 (0·7 to 1·5)	1·6 (1·2 to 2·3)	3·2 (2·3 to 4·2)	8·1 (5·7 to 11·3)	11·5 (7·8 to 16·5)	13·2 (9·5 to 17·9)	11·5 (8·5 to 15·4)	10·2 (7·6 to 13·3)	11 (8·4 to 14·3)	13·3 (10 to 17·2)	14·4 (10·9 to 18·6)	13·7 (10·6 to 17·4)	11·9 (9 to 15·2)	11·2 (8·8 to 14·4)	11 (8·4 to 14)	7·4 (5·5 to 9·6)	4·8 (3·6 to 6·2)	2·7 (2 to 3·5)	1·2 (0·9 to 1·6)	0·4 (0·3 to 0·5)	164
Unintentional injuries	2·6 (2 to 3·2)	3·4 (2·5 to 4·3)	35·6 (25 to 48·5)	76·3 (58·9 to 99·2)	112 (78·6 to 157)	165 (119 to 227)	225 (168 to 304)	295 (224 to 397)	368 (276 to 498)	421 (315 to 571)	452 (333 to 616)	504 (378 to 682)	688 (508 to 931)	840 (630 to 1,130)	877 (663 to 1,170)	832 (626 to 1,100)	907 (680 to 1,200)	1,100 (846 to 1,420)	1,010 (790 to 1,290)	1,020 (818 to 1,270)	847 (679 to 1,050)	489 (396 to 598)	170 (139 to 210)	11,400
Falls	0·2 (0·1 to 0·2)	0·3 (0·2 to 0·4)	3·7 (2·6 to 5·2)	20·3 (13·6 to 30·7)	46·5 (30·3 to 70·5)	73·7 (48·1 to 108)	104 (72·9 to 149)	137 (95·7 to 189)	179 (128 to 252)	211 (151 to 293)	235 (168 to 329)	269 (197 to 370)	382 (279 to 522)	492 (365 to 667)	532 (400 to 707)	522 (389 to 689)	598 (446 to 785)	766 (587 to 994)	758 (592 to 969)	834 (669 to 1,050)	733 (580 to 909)	435 (350 to 536)	154 (124 to 189)	7,480
Drowning	0·1 (0·1 to 0·1)	0 (0 to 0·1)	1·3 (0·8 to 1·8)	7·2 (5·3 to 9·2)	4 (3 to 5·2)	4·4 (3·3 to 5·6)	11·3 (8·1 to 15·5)	14·8 (10·6 to 20·3)	11·3 (8·7 to 14·4)	10·1 (8·1 to 12·6)	9 (7·2 to 10·9)	10·5 (8·5 to 13)	12 (9·1 to 15·9)	10·3 (7·7 to 13·7)	9·3 (7·2 to 11·9)	7·2 (5·8 to 9)	6·6 (5·2 to 8·3)	6·4 (5·1 to 7·9)	4·2 (3·3 to 5·3)	2·6 (2·1 to 3·1)	1·3 (1 to 1·7)	0·5 (0·4 to 0·6)	0·1 (0·1 to 0·2)	144
Fire, heat, and hot substances	0 (0 to 0·1)	0·1 (0 to 0·1)	1·3 (0·9 to 1·8)	5·5 (4·1 to 7·1)	6·8 (4·8 to 9·7)	8·1 (5·5 to 12·2)	11 (7·3 to 16)	14·6 (9·9 to 21·3)	19·5 (13·6 to 28·2)	24·9 (16·7 to 36·4)	26·4 (17·4 to 39·7)	28 (18·8 to 40·8)	36·8 (24·2 to 54·1)	42·8 (28·1 to 63·5)	41·1 (27·2 to 60·9)	35·7 (23·4 to 53·1)	34·3 (22·8 to 50·2)	35·3 (23·8 to 51·8)	25·4 (17·6 to 35·9)	18·5 (13·1 to 25·6)	11·4 (8·4 to 15·6)	5·3 (4 to 7·2)	1·6 (1·2 to 2·1)	434
Poisonings	0·1 (0·1 to 0·1)	0·1 (0·1 to 0·2)	0·5 (0·3 to 0·7)	2·8 (1·8 to 4·1)	5 (3·1 to 7·4)	8·1 (5·6 to 10·9)	9·9 (7·3 to 13·1)	12·5 (9·5 to 16·1)	14·4 (11·2 to 18·4)	13 (10 to 16·8)	12·6 (9·8 to 16)	12·9 (9·9 to 16·3)	14·5 (10·5 to 19·4)	14·2 (10·6 to 18·6)	12·4 (9 to 16·5)	9·4 (6·8 to 12·9)	8 (5·7 to 11)	8·3 (6 to 11·4)	5·8 (4·2 to 7·8)	4·2 (3·1 to 5·5)	2·4 (1·7 to 3·2)	1 (0·7 to 1·4)	0·3 (0·2 to 0·4)	172
Poisoning by carbon monoxide	0 (0 to 0)	0 (0 to 0)	0·1 (0·1 to 0·2)	0·5 (0·3 to 0·7)	0·7 (0·5 to 1)	1·9 (1·3 to 2·7)	4·2 (2·9 to 5·8)	5·4 (3·6 to 7·5)	5·9 (4·2 to 8·1)	5·2 (3·7 to 7·2)	4·7 (3·2 to 6·5)	5 (3·5 to 6·9)	5 (3·3 to 7·3)	4·3 (2·9 to 5·8)	3·7 (2·5 to 5·1)	2·7 (1·9 to 3·7)	2·1 (1·6 to 2·7)	2·2 (1·6 to 3·1)	1·7 (1·2 to 2·1)	1·3 (1 to 1·6)	0·8 (0·5 to 1)	0·3 (0·2 to 0·4)	0·1 (0·1 to 0·1)	57·7
Poisoning by other means	0·1 (0·1 to 0·1)	0·1 (0·1 to 0·2)	0·4 (0·3 to 0·5)	2·3 (1·4 to 3·5)	4·2 (2·5 to 6·5)	6·1 (4 to 8·7)	5·7 (3·8 to 8·4)	7·1 (5 to 9·8)	8·6 (6·2 to 11·6)	7·9 (5·6 to 10·8)	7·8 (5·7 to 11)	7·9 (5·7 to 10·4)	9·5 (6·6 to 13·1)	9·9 (6·8 to 13·6)	8·8 (6·1 to 12·3)	6·7 (4·4 to 9·5)	5·9 (3·9 to 8·7)	6·1 (4 to 8·8)	4·2 (2·8 to 5·9)	2·9 (2 to 4·1)	1·6 (1·1 to 2·3)	0·7 (0·5 to 1)	0·2 (0·1 to 0·3)	115
Exposure to mechanical forces	0·1 (0·1 to 0·2)	0·1 (0·1 to 0·2)	1·5 (1 to 2·2)	8·1 (5·4 to 12)	14·4 (9·2 to 22·3)	22·5 (14·4 to 35·4)	31·6 (21·2 to 47·5)	44 (30·4 to 64·7)	56·1 (38·5 to 81·3)	65·1 (44·2 to 96·4)	69·7 (47·2 to 103)	75·9 (51·7 to 112)	103 (68·9 to 151)	119 (82 to 176)	119 (81·9 to 173)	106 (70·9 to 154)	103 (69·3 to 148)	106 (72·2 to 155)	73·6 (49·2 to 105)	50·2 (34·2 to 71·5)	29·1 (19·8 to 40·8)	13 (9·2 to 17·9)	3·7 (2·6 to 5)	1,210
Unintentional firearm injuries	0 (0 to 0)	0 (0 to 0)	0·1 (0·1 to 0·1)	0·5 (0·4 to 0·7)	0·5 (0·4 to 0·7)	0·8 (0·6 to 1)	1·2 (0·8 to 1·7)	1·6 (1·2 to 2·3)	1·8 (1·3 to 2·5)	2·1 (1·5 to 2·8)	2·2 (1·6 to 2·9)	2·4 (1·7 to 3·3)	3·3 (2·4 to 4·4)	3·8 (2·8 to 5·2)	3·8 (2·8 to 5·1)	3·4 (2·5 to 4·5)	3·4 (2·4 to 4·5)	3·5 (2·5 to 4·6)	2·5 (1·8 to 3·3)	1·7 (1·2 to 2·3)	1 (0·7 to 1·3)	0·4 (0·3 to 0·6)	0·1 (0·1 to 0·2)	40
Other exposure to mechanical forces	0·1 (0·1 to 0·2)	0·1 (0·1 to 0·2)	1·4 (0·9 to 2·1)	7·6 (5 to 11·4)	13·9 (8·7 to 21·5)	21·8 (13·8 to 34·5)	30·4 (20·3 to 46·3)	42·4 (29·1 to 63·1)	54·3 (37 to 79·1)	63 (42·5 to 93·9)	67·6 (45·4 to 100)	73·5 (49·8 to 109)	99·5 (66·3 to 147)	116 (78·9 to 171)	115 (78·6 to 168)	103 (68·4 to 150)	99·5 (66·7 to 144)	103 (69·5 to 150)	71·1 (47·7 to 102)	48·6 (32·8 to 69·3)	28·1 (19·1 to 39·7)	12·5 (8·9 to 17·4)	3·5 (2·5 to 4·8)	1,170
Adverse effects of medical treatment	0·9 (0·6 to 1·2)	0·7 (0·4 to 0·9)	6·2 (3·1 to 9·9)	4·5 (3·1 to 6·2)	2·6 (1·9 to 3·6)	2·9 (2·1 to 4)	3·7 (2·7 to 5)	5·2 (3·6 to 7·2)	6·4 (4·5 to 8·7)	7·6 (5·1 to 10·2)	8·2 (5·5 to 10·8)	9·7 (6·8 to 13)	15 (10·5 to 20·1)	21·1 (14·5 to 28·6)	27·4 (19·1 to 36·2)	31·3 (21·6 to 43·4)	38·6 (26·5 to 49·9)	51·2 (35·9 to 66·7)	44·6 (31·6 to 56·8)	36·5 (26·4 to 46)	23·4 (17·3 to 29·9)	10·5 (7·7 to 13·5)	3·3 (2·4 to 4·3)	361
Animal contact	0 (0 to 0)	0·1 (0·1 to 0·2)	0·5 (0·3 to 0·7)	1·4 (1 to 1·9)	1·6 (1·1 to 2·2)	2·1 (1·5 to 2·9)	2·1 (1·5 to 2·8)	2·6 (1·9 to 3·5)	3 (2·2 to 4·1)	3·5 (2·6 to 4·8)	3·5 (2·6 to 4·8)	3·8 (2·8 to 5·2)	5·1 (3·8 to 6·8)	5·9 (4·3 to 7·9)	5·8 (4·2 to 7·8)	5·1 (3·7 to 6·9)	5·2 (3·7 to 7)	5·1 (3·8 to 7)	3·7 (2·7 to 5·1)	2·5 (1·8 to 3·4)	1·5 (1·1 to 2)	0·7 (0·5 to 0·9)	0·2 (0·2 to 0·3)	65
Venomous animal contact	0 (0 to 0)	0 (0 to 0)	0·1 (0·1 to 0·1)	0·4 (0·3 to 0·5)	0·6 (0·4 to 1)	0·9 (0·6 to 1·3)	0·9 (0·6 to 1·3)	1 (0·7 to 1·5)	1·2 (0·8 to 1·7)	1·2 (0·8 to 1·8)	1·2 (0·8 to 1·7)	1·2 (0·8 to 1·7)	1·6 (1·1 to 2·2)	1·8 (1·2 to 2·4)	1·7 (1·2 to 2·3)	1·5 (1 to 2·1)	1·4 (1 to 1·9)	1·3 (0·9 to 1·9)	0·9 (0·6 to 1·3)	0·6 (0·4 to 0·9)	0·3 (0·2 to 0·5)	0·2 (0·1 to 0·2)	0 (0 to 0·1)	20
Non-venomous animal contact	0 (0 to 0)	0·1 (0·1 to 0·2)	0·4 (0·2 to 0·6)	1 (0·7 to 1·4)	0·9 (0·6 to 1·4)	1·2 (0·8 to 1·7)	1·2 (0·8 to 1·6)	1·6 (1·1 to 2·2)	1·8 (1·3 to 2·6)	2·3 (1·6 to 3·3)	2·3 (1·6 to 3·2)	2·6 (1·8 to 3·6)	3·5 (2·5 to 4·9)	4·1 (3 to 5·7)	4·1 (3 to 5·6)	3·7 (2·5 to 5·1)	3·8 (2·7 to 5·2)	3·8 (2·7 to 5·4)	2·8 (2 to 3·9)	1·9 (1·3 to 2·7)	1·1 (0·8 to 1·6)	0·5 (0·4 to 0·7)	0·2 (0·1 to 0·2)	45
Foreign body	0·8 (0·6 to 1)	1·7 (1·2 to 2·3)	17 (10·4 to 25·5)	10·7 (8·2 to 13·2)	7·5 (5·7 to 10)	14·3 (11·4 to 17·9)	16·2 (12·8 to 20·6)	22·4 (17·8 to 27·8)	25·6 (20·8 to 31·4)	26 (21·1 to 32)	24·8 (20·1 to 30·4)	27·6 (22·7 to 33·8)	31·7 (25·8 to 39·3)	32·4 (25·8 to 40·4)	31·4 (25·2 to 38·9)	28·1 (22·5 to 35·2)	27·8 (22·4 to 34·5)	30·6 (24·7 to 37·5)	24·8 (20·6 to 29·6)	20·4 (16·1 to 25·7)	14·3 (12 to 16·8)	8·3 (6·4 to 10·3)	3 (2·3 to 3·7)	447
Pulmonary aspiration and foreign body in airway	0·8 (0·6 to 1)	1·7 (1·2 to 2·3)	16·6 (10·2 to 25)	8·7 (6·5 to 10·8)	4·3 (3·6 to 5·2)	10·2 (8 to 12·6)	11·5 (9 to 14·4)	16·7 (13·1 to 21·1)	18·6 (15·2 to 22·7)	18·1 (14·7 to 22·1)	16·4 (13·5 to 19·7)	18·7 (15·6 to 22·7)	19·7 (16·1 to 24·4)	18·3 (13·8 to 24·1)	17·7 (13·8 to 22·3)	15·7 (12·4 to 20·2)	15·4 (12·1 to 19·5)	17·5 (13·6 to 22·3)	15·4 (12·4 to 18·5)	14 (10·4 to 18·7)	10·7 (8·5 to 12·9)	6·7 (5 to 8·5)	2·5 (1·9 to 3·2)	296
Foreign body in eyes	0 (0 to 0)	0 (0 to 0)	0·1 (0 to 0·3)	0·8 (0·2 to 1·8)	1·3 (0·4 to 2·8)	1·6 (0·5 to 3·8)	1·8 (0·6 to 4·4)	2·3 (0·7 to 5·1)	2·8 (1 to 5·8)	2·9 (1·1 to 6)	2·9 (1·1 to 6)	2·9 (1·2 to 5·7)	3·6 (1·7 to 6·7)	3·6 (2 to 6·4)	3·1 (1·8 to 5)	2·6 (1·6 to 4·1)	2·5 (1·5 to 3·7)	2·6 (1·6 to 3·8)	1·8 (1·2 to 2·7)	1·3 (0·8 to 1·8)	0·7 (0·5 to 1·1)	0·3 (0·2 to 0·4)	0·1 (0·1 to 0·1)	41·5
Foreign body in other body part	0 (0 to 0)	0 (0 to 0)	0·2 (0·1 to 0·4)	1·2 (0·9 to 1·8)	1·9 (1·2 to 2·8)	2·5 (1·6 to 3·6)	2·8 (1·9 to 4)	3·4 (2·3 to 4·7)	4·2 (2·9 to 5·9)	5 (3·5 to 6·9)	5·5 (3·8 to 7·6)	6 (4·3 to 8·4)	8·4 (6 to 11·7)	10·4 (7·5 to 14·4)	10·6 (7·6 to 14·6)	9·8 (6·9 to 13·3)	9·8 (7 to 13·3)	10·6 (7·4 to 14·6)	7·6 (5·4 to 10·4)	5·1 (3·6 to 7)	2·9 (2 to 4)	1·3 (0·9 to 1·8)	0·4 (0·3 to 0·5)	110
Environmental heat and cold exposure	0 (0 to 0)	0 (0 to 0)	0·1 (0·1 to 0·2)	0·5 (0·4 to 0·8)	1·2 (0·8 to 1·9)	2·1 (1·4 to 3·2)	3·4 (2·3 to 4·9)	4·7 (3·2 to 6·6)	5·9 (4·1 to 8·2)	6·9 (4·8 to 9·8)	7·4 (5·1 to 10·2)	8·2 (5·9 to 11)	11 (7·9 to 14·9)	12·6 (9·2 to 17)	12·2 (9 to 16·5)	10·7 (7·8 to 14·4)	11 (8 to 14·6)	11·9 (8·8 to 15·6)	9·5 (7·2 to 12·2)	7·7 (6 to 9·8)	5·8 (4·4 to 7·3)	3·1 (2·4 to 4)	1 (0·8 to 1·4)	137
Exposure to forces of nature	0 (0 to 0)	0 (0 to 0)	0 (0 to 0)	0 (0 to 0)	0 (0 to 0)	0 (0 to 0·1)	0·1 (0 to 0·1)	0·1 (0·1 to 0·2)	0·1 (0·1 to 0·2)	0·1 (0·1 to 0·2)	0·2 (0·1 to 0·2)	0·2 (0·1 to 0·3)	0·2 (0·1 to 0·2)	0·2 (0·1 to 0·3)	0·2 (0·1 to 0·3)	0·2 (0·1 to 0·2)	0·1 (0·1 to 0·2)	0·1 (0·1 to 0·2)	0·1 (0·1 to 0·1)	0·1 (0 to 0·1)	0 (0 to 0·1)	0 (0 to 0)	0 (0 to 0)	2
Other unintentional injuries	0·4 (0·3 to 0·5)	0·3 (0·1 to 0·4)	3·5 (2 to 5·4)	15·4 (9·2 to 24·4)	22·9 (13·2 to 37)	26·8 (16·4 to 42·7)	31·8 (20·2 to 50·6)	37·8 (24·1 to 58·8)	46·4 (30 to 70·8)	52·9 (34·2 to 81)	55·3 (35 to 84·1)	58·6 (37·7 to 90)	77 (49·8 to 118)	89·2 (57·1 to 134)	86·7 (55·8 to 131)	76·8 (50 to 115)	75·2 (49·6 to 111)	79 (52·2 to 116)	57·2 (38·1 to 83·9)	40·8 (27·2 to 59·1)	25·3 (17·1 to 35·9)	11·9 (8·1 to 17)	3·7 (2·6 to 5·1)	975
Self-harm and interpersonal violence	0·8 (0·6 to 1·1)	0·2 (0·2 to 0·3)	2·4 (1·6 to 3·5)	4·6 (3·7 to 5·7)	7·2 (5·8 to 8·9)	20 (16 to 24·6)	135 (110 to 165)	249 (201 to 312)	266 (216 to 324)	259 (214 to 312)	239 (199 to 284)	293 (241 to 357)	351 (282 to 436)	277 (224 to 342)	246 (196 to 301)	140 (113 to 170)	105 (87·9 to 126)	89·4 (73·8 to 108)	51·7 (43·2 to 61·6)	31·4 (26 to 37·6)	16·6 (13·8 to 19·6)	6·1 (5·1 to 7·3)	1·4 (1·2 to 1·7)	2,790
Self-harm	0 (0 to 0)	0 (0 to 0)	0 (0 to 0)	0 (0 to 0)	0 (0 to 0)	6·9 (4·7 to 9·6)	106 (81·8 to 134)	208 (161 to 267)	229 (180 to 285)	226 (181 to 277)	207 (169 to 253)	260 (210 to 322)	313 (249 to 396)	240 (188 to 303)	212 (165 to 267)	113 (89·5 to 142)	81·6 (67 to 101)	66·7 (54·1 to 83)	37 (30·1 to 45·5)	22·9 (18·3 to 28·4)	12·1 (9·8 to 14·8)	4·4 (3·6 to 5·3)	1 (0·8 to 1·1)	2,350
Self-harm by firearm	0 (0 to 0)	0 (0 to 0)	0 (0 to 0)	0 (0 to 0)	0 (0 to 0)	0·3 (0·2 to 0·5)	2·8 (1·6 to 4·8)	5 (2·8 to 9·2)	4·8 (2·9 to 7·7)	4·3 (2·7 to 6·8)	4 (2·4 to 6·5)	5·3 (3·4 to 8·7)	6 (3·6 to 11·3)	6·3 (3·9 to 10·1)	5·6 (3·6 to 8·8)	3·6 (2·3 to 5·5)	3·1 (1·9 to 4·6)	3 (1·7 to 4·4)	1·9 (1 to 2·8)	1·3 (0·7 to 2)	0·6 (0·4 to 0·9)	0·2 (0·1 to 0·3)	0 (0 to 0·1)	58·2
Self-harm by other specified means	0 (0 to 0)	0 (0 to 0)	0 (0 to 0)	0 (0 to 0)	0 (0 to 0)	6·6 (4·5 to 9·3)	103 (80 to 131)	203 (158 to 262)	224 (176 to 279)	221 (177 to 271)	203 (166 to 247)	255 (205 to 316)	307 (244 to 389)	233 (183 to 297)	207 (160 to 258)	110 (86·6 to 138)	78·5 (64·4 to 97·2)	63·7 (51·7 to 79·7)	35·1 (28·5 to 43·3)	21·5 (17·2 to 26·9)	11·5 (9·3 to 14)	4·2 (3·4 to 5)	0·9 (0·8 to 1·1)	2,290
Interpersonal violence	0·8 (0·6 to 1·1)	0·2 (0·2 to 0·3)	2·4 (1·5 to 3·4)	4·2 (3·3 to 5·1)	6·8 (5·5 to 8·6)	12·6 (9·8 to 16)	28·7 (21·9 to 37·5)	40·4 (31·4 to 50·9)	36·7 (29·3 to 46·8)	32·2 (25·7 to 40·1)	30·1 (24·2 to 37)	30·5 (24·4 to 37·5)	35·6 (28·5 to 43·8)	34·5 (27 to 43·5)	30·2 (23·5 to 38·2)	23·8 (18·6 to 30·5)	22 (17 to 28·1)	21·6 (16·7 to 27·5)	14·2 (11·2 to 18·3)	8·2 (6·3 to 10·8)	4·3 (3·2 to 5·8)	1·6 (1·2 to 2·2)	0·4 (0·3 to 0·6)	422
Physical violence by firearm	0 (0 to 0)	0 (0 to 0)	0·1 (0 to 0·1)	0·3 (0·2 to 0·4)	0·5 (0·4 to 0·7)	0·6 (0·5 to 0·9)	1·1 (0·9 to 1·4)	1·9 (1·5 to 2·4)	2·2 (1·7 to 2·8)	2·1 (1·7 to 2·5)	1·9 (1·5 to 2·4)	1·8 (1·4 to 2·3)	2·1 (1·6 to 2·7)	2·1 (1·6 to 2·8)	2 (1·4 to 2·5)	1·6 (1·2 to 2)	1·4 (1·1 to 1·9)	1·4 (1 to 1·9)	0·9 (0·7 to 1·2)	0·6 (0·5 to 0·8)	0·3 (0·2 to 0·4)	0·1 (0·1 to 0·2)	0 (0 to 0)	25·2
Physical violence by sharp object	0·1 (0 to 0·1)	0 (0 to 0)	0·1 (0·1 to 0·1)	0·4 (0·3 to 0·6)	0·7 (0·5 to 0·9)	0·9 (0·6 to 1·3)	1·9 (1·4 to 2·4)	2·7 (2·1 to 3·4)	3·4 (2·7 to 4·2)	3·3 (2·6 to 4·2)	3·2 (2·4 to 4)	3·3 (2·5 to 4·2)	4 (3·1 to 5·2)	4·3 (3·2 to 5·6)	3·9 (2·9 to 5·2)	3·3 (2·5 to 4·4)	3·1 (2·3 to 4·1)	3·1 (2·3 to 4·2)	2·2 (1·6 to 2·9)	1·2 (0·9 to 1·7)	0·7 (0·5 to 0·9)	0·3 (0·2 to 0·4)	0·1 (0·1 to 0·1)	46
Sexual violence	0 (0 to 0)	0 (0 to 0)	0 (0 to 0)	0·2 (0·1 to 0·3)	1·8 (1·1 to 2·8)	4·8 (2·8 to 7·5)	13·4 (7·6 to 21·7)	17·7 (10·3 to 27)	13·2 (7·3 to 21·3)	8·8 (4·9 to 14·4)	7·1 (4 to 11·3)	6·2 (3·5 to 10)	6·6 (3·7 to 11)	5·6 (3·2 to 9·1)	3·7 (2·2 to 6·1)	2·6 (1·6 to 3·9)	2·4 (1·5 to 3·6)	2·4 (1·5 to 3·5)	1·6 (1·1 to 2·3)	1·1 (0·7 to 1·7)	0·6 (0·3 to 1)	0·1 (0·1 to 0·2)	0 (0 to 0)	99·9
Physical violence by other means	0·7 (0·5 to 1)	0·2 (0·1 to 0·3)	2·2 (1·4 to 3·1)	3·3 (2·5 to 4·1)	3·9 (3·1 to 4·9)	6·3 (4·9 to 8·1)	12·3 (9·6 to 15·3)	18·2 (14·5 to 22·7)	18 (14·5 to 22·2)	18 (14·3 to 22·6)	17·9 (14·3 to 22·1)	19·3 (15·3 to 23·8)	22·9 (18·1 to 28·9)	22·5 (16·8 to 29·2)	20·6 (15·7 to 26·8)	16·4 (12·2 to 21·4)	15 (11·2 to 19·9)	14·7 (10·8 to 19·4)	9·5 (7·1 to 12·6)	5·3 (3·7 to 7·3)	2·8 (1·9 to 3·8)	1·1 (0·8 to 1·5)	0·3 (0·2 to 0·4)	251
Conflict and terrorism	0 (0 to 0)	0 (0 to 0)	0 (0 to 0)	0 (0 to 0)	0 (0 to 0·1)	0·2 (0·1 to 0·4)	0·3 (0·2 to 0·7)	0·4 (0·2 to 0·8)	0·8 (0·4 to 1·3)	1·3 (0·7 to 2·3)	1·7 (0·9 to 3·1)	1·8 (0·9 to 3·8)	2·1 (1 to 4·8)	2·8 (1·1 to 6·8)	3 (1·1 to 8·3)	2·3 (0·8 to 6·4)	1·5 (0·6 to 4·1)	1 (0·4 to 2·5)	0·5 (0·2 to 1·2)	0·3 (0·1 to 0·6)	0·1 (0·1 to 0·3)	0·1 (0 to 0·1)	0 (0 to 0)	20·2

SR Table 2c: Nottinghamshire DALYS by cause and age group for both sexes with 95% uncertainty intervals, 2019

Cause	Early Neonatal (0-6 days)	Late Neonatal (7-27 days)	Post Neonatal (28-364 days)	1 to 4	5 to 9	10 to 14	15 to 19	20 to 24	25 to 29	30 to 34	35 to 39	40 to 44	45 to 49	50 to 54	55 to 59	60 to 64	65 to 69	70 to 74	75 to 79	80 to 84	85 to 89	90 to 94	95 plus	Total
All causes	1,268 (1,268-1,268)	1,268 (1,268-1,268)	1,268 (1,268-1,268)





SR Table 2c: Nottinham DALYS by cause and age arcoss for both sexes with 95% uncertainty intervals, 2019

Cause	Early Neonatal	Late Neonatal	Post Neonatal	1 to 4	5 to 9	10 to 14	15 to 19	20 to 24	25 to 29	30 to 34	35 to 39	40 to 44	45 to 49	50 to 54	55 to 59	60 to 64	65 to 69	70 to 74	75 to 79	80 to 84	85 plus	Total
All causes	687 (610.70, 1,110)	1,107 (998.9, 1,422)	2,107 (1,896.77, 2,377)	1,412 (1,269.9, 1,630)	1,212 (1,087.2, 1,393)	1,212 (1,083.9, 1,430)	1,212 (1,085.2, 1,410)	1,212 (1,082.2, 1,410)	1,212 (1,082.2, 1,410)	1,212 (1,082.2, 1,410)	1,212 (1,082.2, 1,410)	1,212 (1,082.2, 1,410)	1,212 (1,082.2, 1,410)	1,212 (1,082.2, 1,410)	1,212 (1,082.2, 1,410)	1,212 (1,082.2, 1,410)	1,212 (1,082.2, 1,410)	1,212 (1,082.2, 1,410)	1,212 (1,082.2, 1,410)	1,212 (1,082.2, 1,410)	86,800
Communicable, maternal, neonatal, and nutritional diseases	687 (588.9,804)	1,107 (158.1,1,305)	2,107 (1,724,2,314)	1,412 (1,142,1,556)	1,212 (932.9,1,327)	1,212 (911.5,1,356)	1,212 (853,1,355)	1,212 (1,074,1,356)	1,212 (1,082,1,356)	1,212 (1,082,1,356)	1,212 (1,082,1,356)	1,212 (1,082,1,356)	1,212 (1,082,1,356)	1,212 (1,082,1,356)	1,212 (1,082,1,356)	1,212 (1,082,1,356)	1,212 (1,082,1,356)	1,212 (1,082,1,356)	1,212 (1,082,1,356)	1,212 (1,082,1,356)	5,693
HIV/AIDS and sexually transmitted infections	16.4 (4.4,39.4)	5.3 (1.4,13.1)	9.1 (2.4,22.9)	1.2 (0.1,3.6)	0.6 (0.1,2.1)	0.6 (0.1,2.1)	1.6 (0.4,5.6)	4.8 (1.2,13.7)	9.6 (2.7,23.7)	13.7 (3.8,33.1)	14.8 (4.1,37.2)	15.1 (4.2,37.2)	15.7 (4.1,37.2)	12.9 (3.4,32.1)	9.6 (2.5,23.9)	7.7 (2.1,19.1)	6.4 (1.8,15.7)	4.8 (1.3,11.7)	3.2 (0.9,7.8)	2.2 (0.6,5.3)	142
HIV/AIDS	1.3 (0.1,5.2)	1.3 (0.1,5.2)	2.3 (0.2,9.1)	0.5 (0.1,2.1)	0.5 (0.1,2.1)	0.5 (0.1,2.1)	2.5 (0.2,10.1)	2.5 (0.2,10.1)	2.5 (0.2,10.1)	2.5 (0.2,10.1)	2.5 (0.2,10.1)	2.5 (0.2,10.1)	2.5 (0.2,10.1)	2.5 (0.2,10.1)	2.5 (0.2,10.1)	2.5 (0.2,10.1)	2.5 (0.2,10.1)	2.5 (0.2,10.1)	2.5 (0.2,10.1)	2.5 (0.2,10.1)	79.9
HIV/AIDS - Drug-susceptible Tuberculosis	0 (0,0)	0 (0,0)	0.2 (0,1.0)	0.2 (0,1.0)	0.1 (0,0.5)	0.1 (0,0.5)	0.1 (0,0.5)	0.3 (0,2.0)	0.6 (0,3.4)	1.2 (0,6.7)	1.4 (0,8.2)	1.4 (0,8.2)	1.2 (0,7.0)	0.9 (0,5.4)	0.7 (0,4.1)	0.5 (0,3.0)	0.4 (0,2.6)	0.3 (0,2.1)	0.2 (0,1.5)	0.1 (0,1.0)	9.3
HIV/AIDS - Multidrug-resistant Tuberculosis without extensive dr...	0 (0,0)	0 (0,0)	0 (0,0)	0 (0,0)	0 (0,0)	0 (0,0)	0 (0,0)	0 (0,0)	0 (0,0)	0 (0,0)	0 (0,0)	0 (0,0)	0 (0,0)	0 (0,0)	0 (0,0)	0 (0,0)	0 (0,0)	0 (0,0)	0 (0,0)	0 (0,0)	0 (0,0)	0.3
HIV/AIDS - Extensively drug-resistant Tuberculosis	0 (0,0)	0 (0,0)	0 (0,0)	0 (0,0)	0 (0,0)	0 (0,0)	0 (0,0)	0 (0,0)	0 (0,0)	0 (0,0)	0 (0,0)	0 (0,0)	0 (0,0)	0 (0,0)	0 (0,0)	0 (0,0)	0 (0,0)	0 (0,0)	0 (0,0)	0 (0,0)	0 (0,0)	0.1
HIV/AIDS resulting in other diseases	0 (0,0)	1 (0.1,3)	0.8 (0.4,2.0)	0.4 (0.2,0.9)	0.4 (0.2,0.9)	0.4 (0.2,0.9)	2.2 (1.4,3.2)	4.5 (2.9,6.1)	8.1 (5.4,10.9)	9.1 (5.9,12.2)	9.6 (6.2,13.2)	9.8 (6.3,13.5)	9.8 (6.3,13.5)	8.8 (5.7,12.1)	7.5 (4.9,10.4)	6.4 (4.1,8.9)	5.6 (3.6,7.7)	4.4 (2.8,6.2)	3.7 (2.3,5.2)	2.8 (1.8,3.8)	70.2
Sexually transmitted infections excluding HIV	14.4 (4.4,39.4)	3.4 (1.4,9.1)	6.8 (2.1,19.4)	0.3 (0.1,0.9)	0.1 (0.1,0.3)	0.1 (0.1,0.3)	0.5 (0.2,1.5)	2.2 (0.9,5.6)	1.5 (0.6,3.7)	1.1 (0.5,2.7)	0.8 (0.3,2.0)	0.6 (0.2,1.5)	0.5 (0.2,1.2)	0.4 (0.2,1.0)	0.3 (0.1,0.8)	0.3 (0.1,0.7)	0.2 (0.1,0.6)	0.2 (0.1,0.5)	0.1 (0.1,0.4)	0.1 (0.1,0.3)	62.3
Syphilis	16.4 (4.4,39.4)	5.3 (1.4,13.1)	7.8 (2.1,19.4)	0.3 (0.1,0.9)	0.1 (0.0,0.3)	0.1 (0.0,0.3)	0.1 (0.0,0.3)	0.1 (0.0,0.3)	0.1 (0.0,0.3)	0.1 (0.0,0.3)	0.1 (0.0,0.3)	0.1 (0.0,0.3)	0.1 (0.0,0.3)	0.1 (0.0,0.3)	0.1 (0.0,0.3)	0.1 (0.0,0.3)	0.1 (0.0,0.3)	0.1 (0.0,0.3)	0.1 (0.0,0.3)	0.1 (0.0,0.3)	30.8
Chlamydial infection	0 (0,0)	0 (0,0)	0 (0,0)	0 (0,0)	0 (0,0)	0 (0,0)	0.6 (0.0,2.1)	1.1 (0.1,3.5)	1.1 (0.1,3.5)	1.1 (0.1,3.5)	1 (0.1,3.1)	0.8 (0.1,2.5)	0.5 (0.1,1.6)	0.3 (0.0,1.0)	0.2 (0.0,0.7)	0.2 (0.0,0.5)	0.1 (0.0,0.4)	0.1 (0.0,0.3)	0.1 (0.0,0.2)	0.1 (0.0,0.2)	0.1 (0.0,0.2)	6
Gonococcal infection	0 (0,0)	0 (0,0)	0 (0,0)	0 (0,0)	0 (0,0)	0 (0,0)	0.1 (0.0,0.5)	0.2 (0.0,0.8)	0.4 (0.1,1.3)	0.4 (0.1,1.3)	0.3 (0.1,1.1)	0.3 (0.1,0.9)	0.2 (0.0,0.7)	0.1 (0.0,0.5)	0.1 (0.0,0.4)	0.1 (0.0,0.3)	0.1 (0.0,0.3)	0.1 (0.0,0.2)	0.1 (0.0,0.2)	0.1 (0.0,0.2)	0.1 (0.0,0.2)	2.5
Trichomoniasis	0 (0,0)	0 (0,0)	0 (0,0)	0 (0,0)	0 (0,0)	0 (0,0)	0.4 (0.1,1.6)	0.7 (0.2,2.6)	0.7 (0.2,2.6)	0.7 (0.2,2.6)	0.5 (0.2,1.9)	0.4 (0.1,1.5)	0.3 (0.1,1.1)	0.2 (0.1,0.8)	0.2 (0.0,0.6)	0.1 (0.0,0.5)	0.1 (0.0,0.4)	0.1 (0.0,0.3)	0.1 (0.0,0.2)	0.1 (0.0,0.2)	0.1 (0.0,0.2)	4.5
Genital herpes	0 (0,0)	0 (0,0)	0 (0,0)	0 (0,0)	0 (0,0)	0 (0,0)	0.4 (0.0,1.6)	0.7 (0.1,2.6)	0.8 (0.2,2.6)	0.7 (0.2,2.6)	0.7 (0.2,2.6)	0.7 (0.2,2.6)	0.7 (0.2,2.6)	0.7 (0.2,2.6)	0.6 (0.2,2.3)	0.6 (0.2,2.3)	0.5 (0.2,1.9)	0.4 (0.1,1.6)	0.3 (0.1,1.2)	0.2 (0.1,0.8)	0.2 (0.1,0.6)	7
Other sexually transmitted infections	0 (0,0)	0 (0,0)	0 (0,0)	0 (0,0)	0 (0,0)	0 (0,0)	0 (0,0)	0.1 (0.0,0.3)	0.2 (0.0,0.8)	0.2 (0.1,0.8)	0.2 (0.1,0.8)	0.2 (0.1,0.8)	0.2 (0.1,0.8)	0.2 (0.1,0.8)	0.2 (0.1,0.8)	0.2 (0.1,0.8)	0.2 (0.1,0.8)	0.2 (0.1,0.8)	0.2 (0.1,0.8)	0.2 (0.1,0.8)	0.2 (0.1,0.8)	11.5
Respiratory infections and tuberculosis	7.7 (5.4,10.1)	10.4 (5.4,19.1)	58.7 (32.6,91.5)	255.6 (147.7,418)	64.6 (41.7,79.8)	64.6 (41.7,79.8)	64.6 (22.4,91.7)	64.6 (36.2,89.9)	64.6 (46.9,89.9)	64.6 (46.9,89.9)	64.6 (46.9,89.9)	64.6 (46.9,89.9)	64.6 (46.9,89.9)	64.6 (46.9,89.9)	64.6 (46.9,89.9)	64.6 (46.9,89.9)	64.6 (46.9,89.9)	64.6 (46.9,89.9)	64.6 (46.9,89.9)	64.6 (46.9,89.9)	2,290
Tuberculosis	0 (0,0)	0 (0,0)	0 (0,0)	0 (0,0)	0 (0,0)	0 (0,0)	2.1 (0.1,8.3)	2.1 (0.1,8.3)	2.1 (0.1,8.3)	2.1 (0.1,8.3)	2.1 (0.1,8.3)	2.1 (0.1,8.3)	2.1 (0.1,8.3)	2.1 (0.1,8.3)	2.1 (0.1,8.3)	2.1 (0.1,8.3)	2.1 (0.1,8.3)	2.1 (0.1,8.3)	2.1 (0.1,8.3)	2.1 (0.1,8.3)	2.1 (0.1,8.3)	61.1
Latent tuberculosis infection	0 (0,0)	0 (0,0)	0 (0,0)	0 (0,0)	0 (0,0)	0 (0,0)	0 (0,0)	0 (0,0)	0 (0,0)	0 (0,0)	0 (0,0)	0 (0,0)	0 (0,0)	0 (0,0)	0 (0,0)	0 (0,0)	0 (0,0)	0 (0,0)	0 (0,0)	0 (0,0)	0 (0,0)	0
Drug-susceptible tuberculosis	0 (0,0)	0 (0,0)	0.2 (0.1,0.3)	0.4 (0.3,0.5)	0.2 (0.1,0.2)	0.2 (0.2,0.4)	0.6 (0.3,1.1)	0.6 (0.3,1.1)	0.6 (0.3,1.1)	0.6 (0.3,1.1)	0.6 (0.3,1.1)	0.6 (0.3,1.1)	0.6 (0.3,1.1)	0.6 (0.3,1.1)	0.6 (0.3,1.1)	0.6 (0.3,1.1)	0.6 (0.3,1.1)	0.6 (0.3,1.1)	0.6 (0.3,1.1)	0.6 (0.3,1.1)	59.4
Multidrug-resistant tuberculosis without extensive drug-resistance	0 (0,0)	0 (0,0)	0 (0,0)	0 (0,0)	0 (0,0)	0 (0,0)	0 (0,0)	0 (0,0)	0 (0,0)	0 (0,0)	0 (0,0)	0 (0,0)	0 (0,0)	0 (0,0)	0 (0,0)	0 (0,0)	0 (0,0)	0 (0,0)	0 (0,0)	0 (0,0)	0 (0,0)	1.3
Extensively drug-resistant tuberculosis	0 (0,0)	0 (0,0)	0 (0,0)	0 (0,0)	0 (0,0)	0 (0,0)	0 (0,0)	0 (0,0)	0 (0,0)	0 (0,0)	0 (0,0)	0 (0,0)	0 (0,0)	0 (0,0)	0 (0,0)	0 (0,0)	0 (0,0)	0 (0,0)	0 (0,0)	0 (0,0)	0 (0,0)	0.3
Lower respiratory infections	7.6 (5.7,10.1)	7.5 (5.5,9.7)	24 (21.8,50.1)	19.1 (15.5,24.3)	4.7 (3.7,5.6)	4.2 (3.4,5.0)	7 (5.3,9.1)	13.7 (10.2,18.2)	29.2 (21.1,37.2)	39.6 (29.4,50.8)	39.8 (29.9,50.2)	39.8 (29.9,50.2)	46.5 (31.2,59.2)	62.8 (43.4,79.8)	66.3 (54.2,79.2)	91.6 (82.8,107)	104 (72.9,146)	107 (111.9,218)	174 (121.9,234)	268 (214.9,330)	1,850
Upper respiratory infections	0.1 (0.0,0.4)	0.3 (0.2,0.4)	7.8 (7.7,9.4)	28.6 (16.4,50.1)	22.0 (11.9,37.9)	22.0 (11.9,37.9)	27.2 (17.3,39.5)	32 (19.3,52.9)	27.2 (15.1,45)	22 (11.6,39.2)	18 (10.1,31.4)	15.1 (9.4,25.4)	14.6 (9.2,25)	12.5 (7.9,20.4)	9.6 (6.3,15)	7.5 (4.9,12.5)	4.3 (3.4,6.3)	2.9 (2.1,4.4)	2.9 (1.9,4.4)	1.7 (1.0,2.7)	319
Otitis media	0 (0.0,0.1)	0 (0.0,0.1)	1.6 (0.4,6.2)	1.9 (0.4,9.6)	3.6 (1.0,9.6)	3.6 (1.0,9.6)	3.7 (1.0,9.6)	3.5 (0.9,10.1)	3.5 (0.9,10.1)	3.5 (0.9,10.1)	3.3 (0.9,9.5)	3.1 (0.9,8.7)	3.1 (0.9,8.7)	3.4 (0.9,9.5)	3.4 (0.9,9.5)	3.4 (0.9,9.5)	3.4 (0.9,9.5)	3.4 (0.9,9.5)	3.4 (0.9,9.5)	3.4 (0.9,9.5)	62.1
Enteric infections	0.5 (0.4,0.7)	1.9 (1.4,2.5)	27.7 (13.6,39.7)	16 (9.8,22.9)	8.8 (4.8,14.8)	7.9 (3.9,13.7)	10.7 (6.2,15.5)	10.7 (6.7,15.9)	10.7 (6.9,15.9)	10.7 (5.9,13)	7 (4.5,10.2)	5.9 (3.6,9.6)	5.4 (3.6,7.7)	5.7 (3.9,8.1)	5.7 (3.8,7.8)	7.3 (5.2,9.9)	11.1 (8.1,14.6)	15.1 (11.1,20.3)	20.1 (15.6,27.1)	20.1 (14.6,27.2)	250
Diarrheal diseases	0.5 (0.4,0.7)	1.9 (1.4,2.5)	27.7 (13.6,39.4)	16 (9.7,22.9)	8.8 (4.8,14.7)	7.9 (3.9,13.7)	10.7 (6.2,15.5)	10.7 (6.7,15.9)	10.7 (6.9,15.9)	10.7 (5.9,12.9)	7 (4.5,10.1)	5.9 (3.6,9.6)	5.4 (3.6,7.7)	5.7 (3.9,8.1)	5.7 (3.8,7.8)	7.3 (5.2,9.9)	11 (8.1,14.4)	15 (11.1,20.2)	20.1 (15.6,27.1)	20.1 (14.7,27.1)	249
Typhoid and paratyphoid	0 (0,0)	0 (0,0)	0 (0,0)	0 (0,0)	0 (0,0)	0 (0,0)	0 (0,0)	0 (0,0)	0 (0,0)	0 (0,0)	0 (0,0)	0 (0,0)	0 (0,0)	0 (0,0)	0 (0,0)	0 (0,0)	0 (0,0)	0 (0,0)	0 (0,0)	0 (0,0)	0 (0,0)	0
Typhoid fever	0 (0,0)	0 (0,0)	0 (0,0)	0 (0,0)	0 (0,0)	0 (0,0)	0 (0,0)	0 (0,0)	0 (0,0)	0 (0,0)	0 (0,0)	0 (0,0)	0 (0,0)	0 (0,0)	0 (0,0)	0 (0,0)	0 (0,0)	0 (0,0)	0 (0,0)	0 (0,0)	0 (0,0)	0
Paratyphoid fever	0 (0,0)	0 (0,0)	0 (0,0)	0 (0,0)	0 (0,0)	0 (0,0)	0 (0,0)	0 (0,0)	0 (0,0)	0 (0,0)	0 (0,0)	0 (0,0)	0 (0,0)	0 (0,0)	0 (0,0)	0 (0,0)	0 (0,0)	0 (0,0)	0 (0,0)	0 (0,0)	0 (0,0)	0
Invasive Non-typhoidal Salmonella (iNTS)	0 (0,0)	0 (0,0)	0 (0,0)	0 (0,0)	0 (0,0)	0 (0,0)	0 (0,0)	0 (0,0)	0 (0,0)	0 (0,0)	0 (0,0)	0 (0,0)	0 (0,0)	0 (0,0)	0 (0,0)	0 (0,0)	0 (0,0)	0 (0,0)	0 (0,0)	0 (0,0)	0 (0,0)	0.7
Other intestinal infectious diseases	0 (0,0)	0 (0,0)	0 (0,0)	0 (0,0)	0 (0,0)	0 (0,0)	0 (0,0)	0 (0,0)	0 (0,0)	0 (0,0)	0 (0,0)	0 (0,0)	0 (0,0)	0 (0,0)	0 (0,0)	0 (0,0)	0 (0,0)	0 (0,0)	0 (0,0)	0 (0,0)	0 (0,0)	0.6
Neglected tropical diseases and malaria	0 (0,0)	0.3 (0.0,1.4)	0.6 (0.1,1.6)	1.9 (0.2,5.2)	0.1 (0.0,0.3)	0.1 (0.0,0.3)	1.1 (0.1,3.7)	0.5 (0.0,2.1)	0.5 (0.0,1.9)	0.5 (0.0,1.7)	0.5 (0.0,1.7)	0.9 (0.2,2.8)	0.7 (0.1,2.2)	0.6 (0.1,2.2)	0.6 (0.1,2.2)	0.6 (0.1,2.2)	0.5 (0.0,2.1)	0.2 (0.0,0.7)	0.2 (0.0,0.5)	0.1 (0.0,0.3)	10.9
Malaria	0 (0,0)	0 (0,0)	0 (0,0)	0 (0,0)	0 (0,0)	0 (0,0)	0 (0,0)	0 (0,0)	0 (0,0)	0 (0,0)	0 (0,0)	0 (0,0)	0 (0,0)	0 (0,0)	0 (0,0)	0 (0,0)	0 (0,0)	0 (0,0)	0 (0,0)	0 (0,0)	0 (0,0)	0
Chagas disease	0 (0,0)	0 (0,0)	0 (0,0)	0 (0,0)	0 (0,0)	0 (0,0)	0 (0,0)	0 (0,0)	0 (0,0)	0 (0,0)	0 (0,0)	0 (0,0)	0 (0,0)	0 (0,0)	0 (0,0)	0 (0,0)	0 (0,0)	0 (0,0)	0 (0,0)	0 (0,0)	0 (0,0)	0
Leishmaniasis	0 (0,0)	0 (0,0)	0 (0,0)	0 (0,0)	0 (0,0)	0 (0,0)	0 (0,0)	0 (0,0)	0 (0,0)	0 (0,0)	0 (0,0)	0 (0,0)	0 (0,0)	0 (0,0)	0 (0,0)	0 (0,0)	0 (0,0)	0 (0,0)	0 (0,0)	0 (0,0)	0 (0,0)	0
Visceral leishmaniasis	0 (0,0)	0 (0,0)	0 (0,0)	0 (0,0)	0 (0,0)	0 (0,0)	0 (0,0)	0 (0,0)	0 (0,0)	0 (0,0)	0 (0,0)	0 (0,0)	0 (0,0)	0 (0,0)	0 (0,0)	0 (0,0)	0 (0,0)	0 (0,0)	0 (0,0)	0 (0,0)	0 (0,0)	0
Cutaneous and mucocutaneous leishmaniasis	0 (0,0)	0 (0,0)	0 (0,0)	0 (0,0)	0 (0,0)	0 (0,0)	0 (0,0)	0 (0,0)	0 (0,0)	0 (0,0)	0 (0,0)	0 (0,0)	0 (0,0)	0 (0,0)	0 (0,0)	0 (0,0)	0 (0,0)	0 (0,0)	0 (0,0)	0 (0,0)	0 (0,0)	0
African trypanosomiasis	0 (0,0)	0 (0,0)	0 (0,0)	0 (0,0)	0 (0,0)	0 (0,0)	0 (0,0)	0 (0,0)	0 (0,0)	0 (0,0)	0 (0,0)	0 (0,0)	0 (0,0)	0 (0,0)	0 (0,0)	0 (0,0)	0 (0,0)	0 (0,0)	0 (0,0)	0 (0,0)	0 (0,0)	0
Schistosomiasis	0 (0,0)	0 (0,0)	0 (0,0)	0 (0,0)	0 (0,0)	0 (0,0)	0 (0,0)	0 (0,0)	0 (0,0)	0 (0,0)	0 (0,0)	0 (0,0)	0 (0,0)	0 (0,0)	0 (0,0)	0 (0,0)	0 (0,0)	0 (0,0)	0 (0,0)	0 (0,0)	0 (0,0)	0
Cysticercosis	0 (0,0)	0 (0,0)	0 (0,0)	0 (0,0)	0 (0,0)	0 (0,0)	0 (0,0)	0 (0,0)	0 (0,0)	0 (0,0)	0 (0,0)	0 (0,0)	0 (0,0)	0 (0,0)	0 (0,0)	0 (0,0)	0 (0,0)	0 (0,0)	0 (0,0)	0 (0,0)	0 (0,0)	0
Cystic echinococcosis	0 (0,0)	0 (0,0)	0 (0,0)	0 (0,0)	0 (0,0)	0 (0,0)	0 (0,0)	0 (0,0)	0 (0,0)	0 (0,0)	0 (0,0)	0 (0,0)	0 (0,0)	0 (0,0)	0 (0,0)	0 (0,0)	0 (0,0)	0 (0,0)	0 (0,0)	0 (0,0)	0 (0,0)	0.2
Lymphatic filariasis	0 (0,0)	0 (0,0)	0 (0,0)	0 (0,0)	0 (0,0)	0 (0,0)	0 (0,0)	0 (0,0)	0 (0,0)	0 (0,0)	0 (0,0)	0 (0,0)	0 (0,0)	0 (0,0)	0 (0,0)	0 (0,0)	0 (0,0)	0 (0,0)	0 (0,0)	0 (0,0)	0 (0,0)	0
Onchocerciasis	0 (0,0)	0 (0,0)	0 (0,0)	0 (0,0)	0 (0,0)	0 (0,0)	0 (0,0)	0 (0,0)	0 (0,0)	0 (0,0)	0 (0,0)	0 (0,0)	0 (0,0)	0 (0,0)	0 (0,0)	0 (0,0)	0 (0,0)	0 (0,0)	0 (0,0)	0 (0,0)	0 (0,0)	0
Trachoma	0 (0,0)	0 (0,0)	0 (0,0)	0 (0,0)	0 (0,0)	0 (0,0)	0 (0,0)	0 (0,0)	0 (0,0)	0 (0,0)	0 (0,0)	0 (0,0)	0 (0,0)	0 (0,0)	0 (0,0)	0 (0,0)	0 (0,0)	0 (0,0)	0 (0,0)	0 (0,0)	0 (0,0)	0
Dengue	0 (0,0)	0 (0,0)	0 (0,0)	0 (0,0)	0 (0,0)	0 (0,0)	0 (0,0)	0 (0,0)	0 (0,0)	0 (0,0)	0 (0,0)	0 (0,0)	0 (0,0)	0 (0,0)	0 (0,0)	0 (0,0)	0 (0,0)	0 (0,0)	0 (0,0)	0 (0,0)	0 (0,0)	0
Yellow fever	0 (0,0)	0 (0,0)	0 (0,0)	0 (0,0)	0 (0,0)	0 (0,0)	0 (0,0)	0 (0,0)	0 (0,0)	0 (0,0)	0 (0,0)	0 (0,0)	0 (0,0)	0 (0,0)	0 (0,0)	0 (0,0)	0 (0,0)	0 (0,0)	0 (0,0)	0 (0,0)	0 (0,0)	0
Rabies	0 (0,0)	0 (0,0)	0 (0,0)	0 (0,0)	0 (0,0)	0 (0,0)	0 (0,0)	0 (0,0)	0 (0,0)	0 (0,0)	0 (0,0)	0 (0,0)	0 (0,0)	0 (0,0)	0 (0,0)	0 (0,0)	0 (0,0)	0 (0,0)	0 (0,0)	0 (0,0)	0 (0,0)	0
Intestinal nematode infections	0 (0,0)	0 (0,0)	0 (0,0)	0 (0,0)	0 (0,0)	0 (0,0)	0 (0,0)	0 (0,0)	0 (0,0)	0 (0,0)	0 (0,0)	0 (0,0)	0 (0,0)	0 (0,0)	0 (0,0)	0 (0,0)	0 (0,0)	0 (0,0)	0 (0,0)	0 (0,0)	0 (0,0)	0
Ascariasis	0 (0,0)	0 (0,0)	0 (0,0)	0 (0,0)	0 (0,0)	0 (0,0)	0 (0,0)	0 (0,0)	0 (0,0)	0 (0,0)	0 (0,0)	0 (0,0)	0 (0,0)	0 (0,0)	0 (0,0)	0 (0,0)	0 (0,0)	0 (0,0)	0 (0,0)	0 (0,0)	0 (0,0)	0
Trichuriasis	0 (0,0)	0 (0,0)	0 (0,0)	0 (0,0)	0 (0,0)	0 (0,0)	0 (0,0)	0 (0,0)	0 (0,0)	0 (0,0)	0 (0,0)	0 (0,0)	0 (0,0)	0 (0,0)	0 (0,0)	0 (0,0)	0 (0,0)	0 (0,0)	0 (0,0)	0 (0,0)	0 (0,0)	0
Hookworm disease	0 (0,0)	0 (0,0)	0 (0,0)	0 (0,0)	0 (0,0)	0 (0,0)	0 (0,0)	0 (0,0)	0 (0,0)	0 (0,0)	0 (0,0)	0 (0,0)	0 (0,0)	0 (0,0)	0 (0,0)	0 (0,0)	0 (0,0)	0 (0,0)	0 (0,0)	0 (0,0)	0 (0,0)	0
Food-borne trematodiases	0 (0,0)	0 (0,0)	0 (0,0)	0 (0,0)	0 (0,0)	0 (0,0)	0 (0,0)	0 (0,0)	0 (0,0)	0 (0,0)	0 (0,0)	0 (0,0)	0 (0,0)	0 (0,0)	0 (0,0)	0 (0,0)	0 (0,0)	0 (0,0)	0 (0,0)	0 (0,0)	0 (0,0)	0
Leprosy	0 (0,0)	0 (0,0)	0 (0,0)	0 (0,0)	0 (0,0)	0 (0,0)	0 (0,0)	0 (0,0)	0 (0,0)	0 (0,0)	0 (0,0)	0 (0,0)	0 (0,0)	0 (0,0)	0 (0,0)	0 (0,0)	0 (0,0)	0 (0,0)	0 (0,0)	0 (0,0)	0 (0,0)	0
Ebola	0 (0,0)	0 (0,0)	0 (0,0)	0 (0,0)	0 (0,0)	0 (0,0)	0 (0,0)	0 (0,0)	0 (0,0)	0 (0,0)	0 (0,0)	0 (0,0)	0 (0,0)	0 (0,0)	0 (0,0)	0 (0,0)	0 (0,0)	0 (0,0)	0 (0,0)	0 (0,0)	0 (0,0)	0
Zika virus	0 (0,0)	0 (0,0)	0 (0,0)	0 (0,0)	0 (0,0)	0 (0,0)	0 (0,0)	0 (0,0)	0 (0,0)	0 (0,0)	0 (0,0)	0 (0,0)	0 (0,0)	0 (0,0)	0 (0,0)	0 (0,0)	0 (0,0)	0 (0,0)	0 (0,0)	0 (0,0)	0 (0,0)	0
Guinea worm disease	0 (0,0)	0 (0,0)	0 (0,0)	0 (0,0)	0 (0,0)	0 (0,0)	0 (0,0)	0 (0,0)	0 (0,0)	0 (0,0)	0 (0,0)	0 (0,0)	0 (0,0)	0 (0,0)	0 (0,0)	0 (0,0)	0 (0,0)	0 (0,0)	0 (0,0)	0 (0,0)	0 (0,0)	0
Other neglected tropical diseases	0 (0,0)	0 (0,0)	0.6 (0.1,1.6)	1.9 (0.2,5.2)	0.1 (0.0,0.3)	0.1 (0.0,0.3)	1.1 (0.1,3.7)	0.5 (0.0,2.1)	0.5 (0.0,1.9)	0.5 (0.0,1.7)	0.5 (0.0,1.7)	0.9 (0.1,2.8)	0.7 (0.1,2.2)	0.6 (0.1,2.2)	0.6 (0.1,2.2)	0.6 (0.1,2.2)	0.5 (0.0,2.1)	0.2 (0.0,0.7)	0.2 (0.0,0.5)	0.1 (0.0,0.3)	10.7
Other infectious diseases	2.9 (2.0,5.4)	9.2 (4.0,24.1)	23.6 (13.9,39.1)	21.2 (16.4,33.2)	9.7 (7.4,13.1)	8.1 (6.4,10.4)	12.3 (9.4,15.2)	16.1 (12.2,20.4)	15.7 (12.2,19.7)	14.5 (11.4,18.2)	12.4 (9.7,15.4)	11.6 (9.1,14.6)	11.5 (8.9,14.4)	12.3 (9.5,15.6)	13.2 (10.1,16.9)	12.1 (9.4,15.5)	11.2 (8.6,13.8)	10.2 (8.1,12.5)	7.4 (5.6,9.7)	4.5 (3.4,5.7)	2.2 (1.6,2.8)	0.8 (0.6,1.0)	250
Meningitis	1.2 (0.4,1.7)	3.1 (2.0,4.2)	11.1 (6.8,16.5)	11.6 (9.2,16.7)	2.4 (2.4,3.2)	2.4 (2.4,3.2)	5.4 (4.4,7.4)	5.5 (4.3,7.4)	4.9 (3.7,6.7)	4.6 (3.7,6.7)	3.7 (3.1,5.2)	3.7 (3.0,4.7)	3.7 (3.0,4.7)	3.7 (2.8,4.8)	3.2 (2.4,4.3)	2.7 (2.1,3.6)	2.1 (1.6,2.9)	1.6 (1.2,2.1)	1.2 (1.0,1.6)	0.6 (0.4,0.9)	0.3 (0.2,0.5)	0.1 (0.1,0.1)	82.2
Encephalitis	0.2 (0.1,0.4)	0.7 (0.2,1.1)	3.2 (1.9,5.5)	3.5 (2.5,5.3)	1.7 (1.2,2.6)	1.4 (1.0,2.1)	2.1 (1.1,3.2)	3.2 (1.6,4.9)	3.5 (1.9,5.4)	3.3 (1.8,5.1)	3.3 (1.8,5.2)	3.3 (1.8,5.2)	3.3 (1.8,5.2)	3.2 (1.8,5.2)	3.2 (1.8,5.2)	2.9 (1.6,4.7)	2.4 (1.3,3.9)	2.2 (1.1,3.5)	1.8 (0.9,2.8)	1.1 (0.6,1.7)	0.5 (0.3,0.8)	0.2 (0.1,0.3)	44.8
Diphtheria	0 (0,0)	0 (0,0)	0 (0,0)	0 (0,0)	0 (0,0)	0 (0,0)	0 (0,0)	0 (0,0)	0 (0,0)	0 (0,0)	0 (0,0)	0 (0,0)	0 (0,0)	0 (0,0)	0 (0,0)	0 (0,0)	0 (0,0)	0 (0,0)	0 (0,0)	0 (0,0)	0 (0,0)	0.1
Tetanus	0 (0,0)	0 (0,0)	0 (0,0)	0 (0,0)	0 (0,0)	0 (0,0)	0 (0,0)	0 (0,0)	0 (0,0)	0 (0,0)	0 (0,0)	0 (0,0)	0 (0,0)	0 (0,0)	0 (0,0)	0 (0,0)	0 (0,0)	0 (0,0)	0 (0,0)	0 (0,0)	0 (0,0)	0
Measles	0 (0,0)	0 (0,0)	0 (0,0)	0 (0,0)	0 (0,0)	0 (0,0)	0 (0,0)	0 (0,0)	0 (0,0)	0 (0,0)	0 (0,0)	0 (0,0)	0 (0,0)	0



Osteoarthritis other	0 (0 to 0)	0 (0 to 0)	0 (0 to 0)	0 (0 to 0)	0 (0 to 0)	0 (0 to 0)	0 (0 to 0)	0 (0 to 0)	0 (0 to 0)	0 (0 to 0)	0.2 (0 to 0.4)	1 (0 to 2.2)	2.8 (1 to 4.6)	5.5 (2.3 to 12)	9.7 (4.2 to 20.7)	12.9 (5.9 to 27.8)	13.8 (6.5 to 29.5)	13.5 (6.4 to 28.1)	13.4 (6.5 to 28.2)	10.4 (5.2 to 21.4)	9.2 (4.7 to 18.4)	6.4 (3.2 to 13.3)	3.1 (1.4 to 6.3)	0.9 (0.5 to 1.7)		103
Low back pain	0 (0 to 0)	0 (0 to 0)	0 (0 to 0)	0 (0 to 0)	0 (7 to 24.9)	6 (3.6 to 9.105)	19 (12 to 30.105)	27 (17 to 41.210)	37 (23 to 57.210)	45 (29 to 69.210)	51 (32 to 78.210)	54 (34 to 83.210)	55 (35 to 85.210)	55 (35 to 85.210)	54 (34 to 83.210)	52 (33 to 80.210)	50 (32 to 77.210)	47 (30 to 73.210)	45 (29 to 69.210)	42 (27 to 65.210)	39 (25 to 60.210)	36 (23 to 55.210)	33 (21 to 51.210)	30 (19 to 46.210)		4,260
Neck pain	0 (0 to 0)	0 (0 to 0)	0 (0 to 0)	6.6 (2.4 to 15.1)	34.4 (17.9 to 63)	80.3 (33.9 to 116)	139 (57.9 to 206)	205 (85 to 302)	270 (111 to 398)	329 (135 to 484)	378 (155 to 556)	413 (169 to 608)	434 (178 to 639)	439 (180 to 646)	429 (176 to 631)	406 (167 to 597)	374 (154 to 550)	337 (139 to 496)	298 (122 to 438)	259 (106 to 381)	220 (90 to 324)	183 (75 to 269)	148 (61 to 218)	116 (48 to 171)		1,720
Gout	0 (0 to 0)	0 (0 to 0)	0 (0 to 0)	0 (0 to 0)	0 (0 to 0)	0 (0 to 0)	0 (0 to 0)	0 (0 to 0)	0 (0 to 0)	0 (0 to 0)

SR Table 2c: Leicester DALYS by cause and sex across for both sexes with 95% uncertainty intervals, 2019

Cause	Early Neonatal	Late Neonatal	Post Neonatal	1 to 4	5 to 9	10 to 14	15 to 19	20 to 24	25 to 29	30 to 34	35 to 39	40 to 44	45 to 49	50 to 54	55 to 59	60 to 64	65 to 69	70 to 74	75 to 79	80 to 84	85 to 89	90 to 94	95 plus	Total
All causes	1,000 (887 to 1,120)	1,000 (870 to 1,150)	2,000 (1,760 to 2,270)	3,000 (2,660 to 3,360)	2,000 (1,760 to 2,260)	2,000 (1,760 to 2,260)	2,000 (1,770 to 2,250)	2,000 (1,770 to 2,250)	2,000 (1,770 to 2,250)	2,000 (1,770 to 2,250)	2,000 (1,770 to 2,250)	2,000 (1,770 to 2,250)	2,000 (1,770 to 2,250)	2,000 (1,770 to 2,250)	2,000 (1,770 to 2,250)	2,000 (1,770 to 2,250)	2,000 (1,770 to 2,250)	2,000 (1,770 to 2,250)	2,000 (1,770 to 2,250)	2,000 (1,770 to 2,250)	2,000 (1,770 to 2,250)	2,000 (1,770 to 2,250)	94,800
Communicable, maternal, neonatal, and nutritional diseases	1,000 (867 to 1,240)	1,000 (157 to 2,020)	1,000 (210 to 2,390)	1,000 (156 to 2,350)	1,000 (127 to 2,350)	1,000 (113 to 2,350)	1,000 (112 to 2,350)	1,000 (112 to 2,350)	1,000 (112 to 2,350)	1,000 (112 to 2,350)	1,000 (112 to 2,350)	1,000 (112 to 2,350)	1,000 (112 to 2,350)	1,000 (112 to 2,350)	1,000 (112 to 2,350)	1,000 (112 to 2,350)	1,000 (112 to 2,350)	1,000 (112 to 2,350)	1,000 (112 to 2,350)	1,000 (112 to 2,350)	1,000 (112 to 2,350)	1,000 (112 to 2,350)	6,100
HIV/AIDS and sexually transmitted infections	20 (5.6 to 44.5)	6 (1.7 to 13.1)	12 (3.4 to 32.4)	2.4 (2.0 to 3.0)	1.6 (1.4 to 2.1)	1.6 (1.5 to 2.1)	2.3 (1.7 to 3.2)	7.3 (5.4 to 9.6)	16 (10.5 to 19.5)	29.2 (20.4 to 33.7)	28.9 (22 to 38.1)	28.2 (22.4 to 36.6)	23.5 (18.4 to 32.6)	18 (14.5 to 23.1)	13.4 (10.0 to 17.7)	11 (8.1 to 15.7)	9 (6.1 to 13.3)	4.7 (2.5 to 8.1)	2.1 (1.2 to 3.3)	0.8 (0.5 to 1.2)	0.5 (0.2 to 0.7)	0.2 (0.2 to 0.4)	234
HIV/AIDS	0 (0 to 0)	0 (0 to 0)	0.3 (2.8 to 3.8)	2.1 (1.8 to 2.6)	1.5 (1.3 to 1.9)	1.6 (1.3 to 1.9)	1.9 (1.5 to 2.5)	6.7 (4.1 to 7)	14.7 (7.4 to 19.5)	20.4 (16.5 to 25.8)	23.2 (18.3 to 29.8)	23 (18.3 to 29.7)	20.2 (15.7 to 26.1)	16.1 (12.3 to 20.8)	11.7 (8.6 to 15.6)	9.7 (6.9 to 13.6)	8 (5.2 to 11.9)	3.7 (1.7 to 6.9)	1.4 (0.6 to 2.4)	0.2 (0.1 to 0.3)	0.1 (0 to 0.2)	0 (0 to 0)	163
HIV/AIDS - Drug-susceptible Tuberculosis	0 (0 to 0)	0 (0 to 0)	0.3 (2.2 to 3.5)	0.3 (0.1 to 0.4)	0.3 (0.2 to 0.4)	0.2 (0.1 to 0.3)	0.4 (0.1 to 0.6)	1 (0.4 to 1.4)	2.4 (1.1 to 3.7)	3.6 (1.7 to 4.4)	3.9 (1.7 to 4.4)	3.9 (1.6 to 4.4)	3.1 (1.1 to 3.6)	1.7 (0.6 to 2.1)	1.2 (0.4 to 1.5)	0.6 (0.2 to 0.8)	0.3 (0.1 to 0.5)	0.1 (0 to 0.2)	0.1 (0 to 0.1)	0 (0 to 0)	0 (0 to 0)	0 (0 to 0)	18.3
HIV/AIDS - Multidrug-resistant Tuberculosis without extensive dr...	0 (0 to 0)	0 (0 to 0)	0 (0 to 0)	0 (0 to 0)	0 (0 to 0)	0 (0 to 0)	0 (0 to 0)	0 (0 to 0)	0 (0 to 0)	0 (0 to 0)	0 (0 to 0)	0 (0 to 0)	0 (0 to 0)	0 (0 to 0)	0 (0 to 0)	0 (0 to 0)	0 (0 to 0)	0 (0 to 0)	0 (0 to 0)	0 (0 to 0)	0 (0 to 0)	0 (0 to 0)	0 (0 to 0)	0.5
HIV/AIDS - Extensively drug-resistant Tuberculosis	0 (0 to 0)	0 (0 to 0)	0 (0 to 0)	0 (0 to 0)	0 (0 to 0)	0 (0 to 0)	0 (0 to 0)	0 (0 to 0)	0 (0 to 0)	0 (0 to 0)	0 (0 to 0)	0 (0 to 0)	0 (0 to 0)	0 (0 to 0)	0 (0 to 0)	0 (0 to 0)	0 (0 to 0)	0 (0 to 0)	0 (0 to 0)	0 (0 to 0)	0 (0 to 0)	0 (0 to 0)	0 (0 to 0)	0.1
HIV/AIDS resulting in other diseases	0 (0 to 0)	2.7 (2.1 to 3.2)	1.8 (1.4 to 2.2)	1.2 (0.9 to 1.4)	1.3 (1 to 1.4)	1.4 (1.1 to 2.4)	4.7 (3.5 to 6.3)	8.6 (6.3 to 11.4)	17.9 (13.3 to 23.5)	20.2 (14.9 to 27.1)	20.1 (15.1 to 26.7)	17.8 (13 to 23.7)	14.3 (10.4 to 19.7)	10.5 (7.6 to 14.4)	8.8 (5.9 to 13)	7.3 (4.9 to 11.5)	3.6 (1.5 to 6.8)	1.4 (0.6 to 2.4)	0.2 (0.1 to 0.3)	0.1 (0 to 0.2)	0 (0 to 0)	0 (0 to 0)	144
Sexually transmitted infections excluding HIV	20 (5.6 to 44.5)	6 (1.7 to 13.1)	9.7 (2.4 to 20.2)	0.3 (0.1 to 0.7)	0.2 (0.2 to 0.3)	0.2 (0.2 to 0.3)	0.3 (0.3 to 0.4)	0.4 (0.3 to 0.5)	0.5 (0.3 to 0.6)	0.8 (0.5 to 1.1)	1.1 (0.7 to 1.5)	1.6 (1.1 to 2.1)	2.4 (1.6 to 3.1)	3.4 (2.3 to 4.5)	1.9 (1.2 to 2.6)	1.6 (0.9 to 2.4)	1.1 (0.5 to 1.9)	0.9 (0.4 to 1.5)	0.7 (0.3 to 1.1)	0.4 (0.1 to 0.7)	0.2 (0.1 to 0.4)	0.2 (0.1 to 0.3)	71.2
Syphilis	20 (5.6 to 44.5)	6 (1.7 to 13.1)	9.7 (2.4 to 20.2)	0.3 (0.1 to 0.7)	0.2 (0.2 to 0.3)	0.2 (0.2 to 0.3)	0.3 (0.3 to 0.4)	0.4 (0.3 to 0.5)	0.5 (0.3 to 0.6)	0.8 (0.5 to 1.1)	1.1 (0.7 to 1.5)	1.6 (1.1 to 2.1)	2.4 (1.6 to 3.1)	3.4 (2.3 to 4.5)	1.9 (1.2 to 2.6)	1.6 (0.9 to 2.4)	1.1 (0.5 to 1.9)	0.9 (0.4 to 1.5)	0.7 (0.3 to 1.1)	0.4 (0.1 to 0.7)	0.2 (0.1 to 0.4)	0.2 (0.1 to 0.3)	36.3
Chlamydial infection	0 (0 to 0)	0 (0 to 0)	0 (0 to 0)	0 (0 to 0)	0 (0 to 0)	0 (0 to 0)	0 (0 to 0)	0 (0 to 0)	0 (0 to 0)	0 (0 to 0)	0 (0 to 0)	0 (0 to 0)	0 (0 to 0)	0 (0 to 0)	0 (0 to 0)	0 (0 to 0)	0 (0 to 0)	0 (0 to 0)	0 (0 to 0)	0 (0 to 0)	0 (0 to 0)	0 (0 to 0)	0 (0 to 0)	0
Gonococcal infection	0 (0 to 0)	0 (0 to 0)	0 (0 to 0)	0 (0 to 0)	0 (0 to 0)	0 (0 to 0)	0 (0 to 0)	0 (0 to 0)	0 (0 to 0)	0 (0 to 0)	0 (0 to 0)	0 (0 to 0)	0 (0 to 0)	0 (0 to 0)	0 (0 to 0)	0 (0 to 0)	0 (0 to 0)	0 (0 to 0)	0 (0 to 0)	0 (0 to 0)	0 (0 to 0)	0 (0 to 0)	0 (0 to 0)	0
Trichomoniasis	0 (0 to 0)	0 (0 to 0)	0 (0 to 0)	0 (0 to 0)	0 (0 to 0)	0 (0 to 0)	0 (0 to 0)	0 (0 to 0)	0 (0 to 0)	0 (0 to 0)	0 (0 to 0)	0 (0 to 0)	0 (0 to 0)	0 (0 to 0)	0 (0 to 0)	0 (0 to 0)	0 (0 to 0)	0 (0 to 0)	0 (0 to 0)	0 (0 to 0)	0 (0 to 0)	0 (0 to 0)	0 (0 to 0)	0
Genital herpes	0 (0 to 0)	0 (0 to 0)	0 (0 to 0)	0 (0 to 0)	0 (0 to 0)	0 (0 to 0)	0 (0 to 0)	0.4 (0.1 to 0.6)	0.7 (0.3 to 1.1)	0.8 (0.3 to 1.2)	0.9 (0.3 to 1.3)	0.8 (0.3 to 1.1)	0.8 (0.3 to 1.1)	0.8 (0.3 to 1.1)	0.7 (0.2 to 1.1)	0.6 (0.2 to 1.1)	0.4 (0.1 to 1.1)	0.3 (0.1 to 1.1)	0.2 (0.1 to 0.6)	0.1 (0.1 to 0.4)	0.1 (0 to 0.3)	0 (0 to 0)	7.9
Other sexually transmitted infections	0 (0 to 0)	0 (0 to 0)	0 (0 to 0)	0 (0 to 0)	0 (0 to 0)	0 (0 to 0)	0.2 (0.2 to 0.3)	0.3 (0.2 to 0.4)	0.4 (0.3 to 0.5)	0.5 (0.3 to 0.6)	0.6 (0.4 to 0.8)	0.7 (0.4 to 0.9)	0.8 (0.5 to 1.1)	0.9 (0.5 to 1.2)	0.9 (0.5 to 1.2)	0.9 (0.5 to 1.2)	0.8 (0.4 to 1.2)	0.7 (0.3 to 1.2)	0.5 (0.2 to 1.1)	0.3 (0.1 to 0.8)	0.2 (0.1 to 0.5)	0.1 (0.1 to 0.3)	12
Respiratory infections and tuberculosis	7,000 (4.7 to 10.4)	2,000 (1.5 to 3.2)	3.4 (3.4 to 4.1)	5.3 (4.6 to 6.2)	3.4 (3.1 to 3.9)	2.9 (2.6 to 3.3)	2.9 (2.6 to 3.3)	3.2 (2.8 to 3.7)	3.6 (3.2 to 4.2)	4.2 (3.7 to 4.9)	4.9 (4.3 to 5.7)	5.8 (5.1 to 6.7)	7.1 (6.2 to 8.2)	8.6 (7.5 to 9.9)	10.3 (8.9 to 11.9)	12.2 (10.5 to 14.1)	14.4 (12.3 to 16.7)	16.9 (14.3 to 19.7)	19.8 (16.6 to 23.1)	23.1 (19.2 to 27.1)	26.8 (22.1 to 31.6)	30.8 (25.1 to 36.5)	2,720
Tuberculosis	0 (0 to 0)	0 (0 to 0)	0.2 (0 to 0.4)	0.6 (0 to 0.7)	0.4 (0.3 to 0.5)	0.4 (0.4 to 0.7)	0.6 (0.4 to 0.8)	1.1 (0.5 to 1.4)	2.4 (0.8 to 3.2)	3.5 (1.4 to 4.4)	4.2 (1.7 to 5.2)	5.3 (2.1 to 6.5)	6.6 (2.7 to 8.2)	8.2 (3.4 to 10.2)	9.9 (4.2 to 12.4)	11.8 (5.1 to 14.8)	13.9 (6.1 to 17.5)	16.3 (7.3 to 20.5)	19.1 (8.6 to 24.1)	22.3 (10.1 to 28.1)	25.8 (11.8 to 32.5)	29.7 (13.6 to 37.4)	87
Latent tuberculosis infection	0 (0 to 0)	0 (0 to 0)	0 (0 to 0)	0 (0 to 0)	0 (0 to 0)	0 (0 to 0)	0 (0 to 0)	0 (0 to 0)	0 (0 to 0)	0 (0 to 0)	0 (0 to 0)	0 (0 to 0)	0 (0 to 0)	0 (0 to 0)	0 (0 to 0)	0 (0 to 0)	0 (0 to 0)	0 (0 to 0)	0 (0 to 0)	0 (0 to 0)	0 (0 to 0)	0 (0 to 0)	0 (0 to 0)	0
Drug-susceptible tuberculosis	0 (0 to 0)	0 (0 to 0)	0.3 (0.2 to 0.4)	0.6 (0.5 to 0.7)	0.4 (0.3 to 0.5)	0.4 (0.4 to 0.7)	0.6 (0.4 to 0.8)	1.1 (0.5 to 1.4)	2.4 (0.8 to 3.2)	3.5 (1.4 to 4.4)	4.2 (1.7 to 5.2)	5.3 (2.1 to 6.5)	6.6 (2.7 to 8.2)	8.2 (3.4 to 10.2)	9.9 (4.2 to 12.4)	11.8 (5.1 to 14.8)	13.9 (6.1 to 17.5)	16.3 (7.3 to 20.5)	19.1 (8.6 to 24.1)	22.3 (10.1 to 28.1)	25.8 (11.8 to 32.5)	29.7 (13.6 to 37.4)	84.6
Multidrug-resistant tuberculosis without extensive drug-resistance	0 (0 to 0)	0 (0 to 0)	0 (0 to 0)	0 (0 to 0)	0 (0 to 0)	0 (0 to 0)	0 (0 to 0)	0 (0 to 0)	0 (0 to 0)	0 (0 to 0)	0 (0 to 0)	0 (0 to 0)	0 (0 to 0)	0 (0 to 0)	0 (0 to 0)	0 (0 to 0)	0 (0 to 0)	0 (0 to 0)	0 (0 to 0)	0 (0 to 0)	0 (0 to 0)	0 (0 to 0)	0 (0 to 0)	1.9
Extensively drug-resistant tuberculosis	0 (0 to 0)	0 (0 to 0)	0 (0 to 0)	0 (0 to 0)	0 (0 to 0)	0 (0 to 0)	0 (0 to 0)	0 (0 to 0)	0 (0 to 0)	0 (0 to 0)	0 (0 to 0)	0 (0 to 0)	0 (0 to 0)	0 (0 to 0)	0 (0 to 0)	0 (0 to 0)	0 (0 to 0)	0 (0 to 0)	0 (0 to 0)	0 (0 to 0)	0 (0 to 0)	0 (0 to 0)	0 (0 to 0)	0.5
Lower respiratory infections	7,000 (4.6 to 10.2)	2,000 (1.5 to 3.2)	3.2 (3.1 to 3.7)	4.6 (4.1 to 5.4)	2.7 (2.5 to 3.1)	2.1 (1.9 to 2.5)	2.1 (1.9 to 2.5)	2.3 (2.1 to 2.8)	2.7 (2.3 to 3.2)	3.2 (2.8 to 3.8)	3.8 (3.3 to 4.5)	4.5 (3.9 to 5.3)	5.5 (4.8 to 6.4)	6.7 (5.8 to 7.8)	8.1 (7 to 9.4)	9.7 (8.3 to 11.3)	11.6 (9.8 to 13.5)	13.8 (11.5 to 16.1)	16.5 (13.5 to 19.3)	19.7 (15.9 to 23.2)	23.4 (18.6 to 28.1)	27.5 (21.5 to 33.3)	2,210
Upper respiratory infections	0.1 (0.0 to 0.4)	0.4 (0.2 to 0.6)	7.4 (4.4 to 12.2)	24.7 (18.1 to 32.7)	32.5 (19.4 to 49.1)	27.0 (14.6 to 46.7)	23.0 (12.5 to 42.4)	20.4 (10.4 to 39.5)	18.3 (9.1 to 36.4)	16.4 (8.1 to 32.5)	15.1 (7.5 to 29.8)	14.1 (7.1 to 27.6)	13.4 (6.8 to 25.9)	13.1 (6.7 to 25.1)	13.1 (6.7 to 24.8)	13.4 (6.9 to 24.8)	14.1 (7.3 to 25.4)	15.2 (7.9 to 27.1)	16.8 (8.7 to 29.7)	18.9 (9.8 to 33.1)	21.6 (11.2 to 37.5)	25.1 (12.9 to 43.5)	349
Otitis media	0 (0 to 0)	0 (0 to 0)	1.6 (0.8 to 2.7)	8.8 (4.5 to 15.6)	14.5 (7.5 to 25.6)	11.4 (5.9 to 20.2)	9.2 (4.8 to 16.4)	7.8 (4.1 to 13.9)	6.7 (3.5 to 12)	5.8 (3 to 10.3)	5.2 (2.7 to 9.2)	4.8 (2.5 to 8.5)	4.6 (2.4 to 8.1)	4.6 (2.4 to 8.1)	4.7 (2.4 to 8.2)	5.1 (2.6 to 8.9)	5.8 (3 to 10.1)	6.8 (3.5 to 11.8)	8.1 (4.2 to 14)	9.8 (5.1 to 16.9)	11.8 (6.1 to 20.2)	14.5 (7.5 to 24.6)	73.9
Enteric infections	0.6 (0.4 to 1)	2.1 (1.6 to 2.9)	26.6 (18.2 to 37.3)	32.4 (20.1 to 52.5)	17.7 (10.1 to 30.1)	11.4 (6.2 to 19.2)	9.2 (5.6 to 13.3)	8.3 (5.2 to 12.3)	7.8 (5.1 to 11.5)	7.6 (5.1 to 11.1)	7.6 (5.1 to 11.1)	7.6 (5.1 to 11.1)	7.6 (5.1 to 11.1)	7.6 (5.1 to 11.1)	7.6 (5.1 to 11.1)	7.6 (5.1 to 11.1)	7.6 (5.1 to 11.1)	7.6 (5.1 to 11.1)	7.6 (5.1 to 11.1)	7.6 (5.1 to 11.1)	7.6 (5.1 to 11.1)	7.6 (5.1 to 11.1)	209
Diarrheal diseases	0.6 (0.4 to 1)	2.1 (1.6 to 2.9)	26.6 (18.1 to 37.3)	32.4 (19.9 to 52.2)	17.6 (10.1 to 29.9)	11.3 (6.2 to 19.2)	9.2 (5.6 to 13.3)	8.3 (5.2 to 12.3)	7.8 (5.1 to 11.5)	7.6 (5.1 to 11.1)	7.6 (5.1 to 11.1)	7.6 (5.1 to 11.1)	7.6 (5.1 to 11.1)	7.6 (5.1 to 11.1)	7.6 (5.1 to 11.1)	7.6 (5.1 to 11.1)	7.6 (5.1 to 11.1)	7.6 (5.1 to 11.1)	7.6 (5.1 to 11.1)	7.6 (5.1 to 11.1)	7.6 (5.1 to 11.1)	7.6 (5.1 to 11.1)	209
Typhoid and paraphoid	0 (0 to 0)	0 (0 to 0)	0 (0 to 0)	0 (0 to 0)	0 (0 to 0)	0 (0 to 0)	0 (0 to 0)	0 (0 to 0)	0 (0 to 0)	0 (0 to 0)	0 (0 to 0)	0 (0 to 0)	0 (0 to 0)	0 (0 to 0)	0 (0 to 0)	0 (0 to 0)	0 (0 to 0)	0 (0 to 0)	0 (0 to 0)	0 (0 to 0)	0 (0 to 0)	0 (0 to 0)	0 (0 to 0)	0.1
Typhoid fever	0 (0 to 0)	0 (0 to 0)	0 (0 to 0)	0 (0 to 0)	0 (0 to 0)	0 (0 to 0)	0 (0 to 0)	0 (0 to 0)	0 (0 to 0)	0 (0 to 0)	0 (0 to 0)	0 (0 to 0)	0 (0 to 0)	0 (0 to 0)	0 (0 to 0)	0 (0 to 0)	0 (0 to 0)	0 (0 to 0)	0 (0 to 0)	0 (0 to 0)	0 (0 to 0)	0 (0 to 0)	0 (0 to 0)	0.1
Paratyphoid fever	0 (0 to 0)	0 (0 to 0)	0 (0 to 0)	0 (0 to 0)	0 (0 to 0)	0 (0 to 0)	0 (0 to 0)	0 (0 to 0)	0 (0 to 0)	0 (0 to 0)	0 (0 to 0)	0 (0 to 0)	0 (0 to 0)	0 (0 to 0)	0 (0 to 0)	0 (0 to 0)	0 (0 to 0)	0 (0 to 0)	0 (0 to 0)	0 (0 to 0)	0 (0 to 0)	0 (0 to 0)	0 (0 to 0)	0
Invasive Non-typhoidal Salmonella (iNTS)	0 (0 to 0)	0 (0 to 0)	0 (0 to 0.2)	0 (0 to 0.1)	0 (0 to 0.1)	0 (0 to 0.1)	0 (0 to 0.1)	0 (0 to 0.1)	0 (0 to 0.1)	0 (0 to 0.1)	0 (0 to 0.1)	0 (0 to 0.1)	0 (0 to 0.1)	0 (0 to 0.1)	0 (0 to 0.1)	0 (0 to 0.1)	0 (0 to 0.1)	0 (0 to 0.1)	0 (0 to 0.1)	0 (0 to 0.1)	0 (0 to 0.1)	0 (0 to 0.1)	0 (0 to 0.1)	0.8
Other intestinal infectious diseases	0 (0 to 0)	0 (0 to 0)	0 (0 to 0)	0 (0 to 0)	0 (0 to 0)	0 (0 to 0)	0 (0 to 0)	0 (0 to 0)	0 (0 to 0)	0 (0 to 0)	0 (0 to 0)	0 (0 to 0)	0 (0 to 0)	0 (0 to 0)	0 (0 to 0)	0 (0 to 0)	0 (0 to 0)	0 (0 to 0)	0 (0 to 0)	0 (0 to 0)	0 (0 to 0)	0 (0 to 0)	0 (0 to 0)	0.6
Neglected tropical diseases and malaria	0 (0 to 0)	0.5 (0.1 to 1.5)	1.1 (0.1 to 5.1)	2.4 (0.3 to 9.4)	1.1 (0.2 to 4.2)	0.2 (0 to 0.7)	1 (0.2 to 3.2)	0.5 (0.1 to 2.1)	0.6 (0.1 to 2.2)	1.1 (0.2 to 3.1)	1.1 (0.2 to 3.1)	0.8 (0.1 to 2.4)	0.8 (0.2 to 2)	0.8 (0.2 to 2)	0.8 (0.2 to 2)	0.9 (0.2 to 2.1)	0.9 (0.2 to 2.1)	0.7 (0.2 to 1.7)	0.5 (0.2 to 1.2)	0.2 (0.1 to 0.6)	0.1 (0.1 to 0.4)	0.1 (0 to 0.3)	13.2
Malaria	0 (0 to 0)	0 (0 to 0)	0 (0 to 0)	0 (0 to 0)	0 (0 to 0)	0 (0 to 0)	0 (0 to 0)	0 (0 to 0)	0 (0 to 0)	0 (0 to 0)	0 (0 to 0)	0 (0 to 0)	0 (0 to 0)	0 (0 to 0)	0 (0 to 0)	0 (0 to 0)	0 (0 to 0)	0 (0 to 0)	0 (0 to 0)	0 (0 to 0)	0 (0 to 0)	0 (0 to 0)	0 (0 to 0)	0
Chagas disease	0 (0 to 0)	0 (0 to 0)	0 (0 to 0)	0 (0 to 0)	0 (0 to 0)	0 (0 to 0)	0 (0 to 0)	0 (0 to 0)	0 (0 to 0)	0 (0 to 0)	0 (0 to 0)	0 (0 to 0)	0 (0 to 0)	0 (0 to 0)	0 (0 to 0)	0 (0 to 0)	0 (0 to 0)	0 (0 to 0)	0 (0 to 0)	0 (0 to 0)	0 (0 to 0)	0 (0 to 0)	0 (0 to 0)	0
Leishmaniasis	0 (0 to 0)	0 (0 to 0)	0 (0 to 0)	0 (0 to 0)	0 (0 to 0)	0 (0 to 0)	0 (0 to 0)	0 (0 to 0)	0 (0 to 0)	0 (0 to 0)	0 (0 to 0)	0 (0 to 0)	0 (0 to 0)	0 (0 to 0)	0 (0 to 0)	0 (0 to 0)	0 (0 to 0)	0 (0 to 0)	0 (0 to 0)	0 (0 to 0)	0 (0 to 0)	0 (0 to 0)	0 (0 to 0)	0
Visceral leishmaniasis	0 (0 to 0)	0 (0 to 0)	0 (0 to 0)	0 (0 to 0)	0 (0 to 0)	0 (0 to 0)	0 (0 to 0)	0 (0 to 0)	0 (0 to 0)	0 (0 to 0)	0 (0 to 0)	0 (0 to 0)	0 (0 to 0)	0 (0 to 0)	0 (0 to 0)	0 (0 to 0)	0 (0 to 0)	0 (0 to 0)	0 (0 to 0)	0 (0 to 0)	0 (0 to 0)	0 (0 to 0)	0 (0 to 0)	0
Cutaneous and mucocutaneous leishmaniasis	0 (0 to 0)	0 (0 to 0)	0 (0 to 0)	0 (0 to 0)	0 (0 to 0)	0 (0 to 0)	0 (0 to 0)	0 (0 to 0)	0 (0 to 0)	0 (0 to 0)	0 (0 to 0)	0 (0 to 0)	0 (0 to 0)	0 (0 to 0)	0 (0 to 0)	0 (0 to 0)	0 (0 to 0)	0 (0 to 0)	0 (0 to 0)	0 (0 to 0)	0 (0 to 0)	0 (0 to 0)	0 (0 to 0)	0
African trypanosomiasis	0 (0 to 0)	0 (0 to 0)	0 (0 to 0)	0 (0 to 0)	0 (0 to 0)	0 (0 to 0)	0 (0 to 0)	0 (0 to 0)	0 (0 to 0)	0 (0 to 0)	0 (0 to 0)	0 (0 to 0)	0 (0 to 0)	0 (0 to 0)	0 (0 to 0)	0 (0 to 0)	0 (0 to 0)	0 (0 to 0)	0 (0 to 0)	0 (0 to 0)	0 (0 to 0)	0 (0 to 0)	0 (0 to 0)	0
Schistosomiasis	0 (0 to 0)	0 (0 to 0)	0 (0 to 0)	0 (0 to 0)	0 (0 to 0)	0 (0 to 0)	0 (0 to 0)	0 (0 to 0)	0 (0 to 0)	0 (0 to 0)	0 (0 to 0)	0 (0 to 0)	0 (0 to 0)	0 (0 to 0)	0 (0 to 0)	0 (0 to 0)	0 (0 to 0)	0 (0 to 0)	0 (0 to 0)	0 (0 to 0)	0 (0 to 0)	0 (0 to 0)	0 (0 to 0)	0
Cysticercosis	0 (0 to 0)	0 (0 to 0)	0 (0 to 0)	0 (0 to 0)	0 (0 to 0)	0 (0 to 0)	0 (0 to 0)	0 (0 to 0)	0 (0 to 0)	0 (0 to 0)	0 (0 to 0)	0 (0 to 0)	0 (0 to 0)	0 (0 to 0)	0 (0 to 0)	0 (0 to 0)	0 (0 to 0)	0 (0 to 0)	0 (0 to 0)	0 (0 to 0)	0 (0 to 0)	0 (0 to 0)	0 (0 to 0)	0
Cystic echinococcosis	0 (0 to 0)	0 (0 to 0)	0 (0 to 0)	0 (0 to 0)	0 (0 to 0)	0 (0 to 0)	0 (0 to 0)	0 (0 to 0)	0 (0 to 0)	0 (0 to 0)	0 (0 to 0)	0 (0 to 0)	0 (0 to 0)	0 (0 to 0)	0 (0 to 0)	0 (0 to 0)	0 (0 to 0)	0 (0 to 0)	0 (0 to 0)	0 (0 to 0)	0 (0 to 0)	0 (0 to 0)	0 (0 to 0)	0.2
Lymphatic filariasis	0 (0 to 0)	0 (0 to 0)	0 (0 to 0)	0 (0 to 0)	0 (0 to 0)	0 (0 to 0)	0 (0 to 0)	0 (0 to 0)	0 (0 to 0)	0 (0 to 0)	0 (0 to 0)	0 (0 to 0)	0 (0 to 0)	0 (0 to 0)	0 (0 to 0)	0 (0 to 0)	0 (0 to 0)	0 (0 to 0)	0 (0 to 0)	0 (0 to 0)	0 (0 to 0)	0 (0 to 0)	0 (0 to 0)	0
Onchocerciasis	0 (0 to 0)	0 (0 to 0)	0 (0 to 0)	0 (0 to 0)	0 (0 to 0)	0 (0 to 0)	0 (0 to 0)	0 (0 to 0)	0 (0 to 0)	0 (0 to 0)	0 (0 to 0)	0 (0 to 0)	0 (0 to 0)	0 (0 to 0)	0 (0 to 0)	0 (0 to 0)	0 (0 to 0)	0 (0 to 0)	0 (0 to 0)	0 (0 to 0)	0 (0 to 0)	0 (0 to 0)	0 (0 to 0)	0
Trachoma	0 (0 to 0)	0 (0 to 0)	0 (0 to 0)	0 (0 to 0)	0 (0 to 0)	0 (0 to 0)	0 (0 to 0)	0 (0 to 0)	0 (0 to 0)	0 (0 to 0)	0 (0 to 0)	0 (0 to 0)	0 (0 to 0)	0 (0 to 0)	0 (0 to 0)	0 (0 to 0)	0 (0 to 0)	0 (0 to 0)	0 (0 to 0)	0 (0 to 0)	0 (0 to 0)	0 (0 to 0)	0 (0 to 0)	0
Dengue	0 (0 to 0)	0 (0 to 0)	0 (0 to 0)	0 (0 to 0)	0 (0 to 0)	0 (0 to 0)	0 (0 to 0)	0 (0 to 0)	0 (0 to 0)	0 (0 to 0)	0 (0 to 0)	0 (0 to 0)	0 (0 to 0)	0 (0 to 0)	0 (0 to 0)	0 (0 to 0)	0 (0 to 0)	0 (0 to 0)	0 (0 to 0)	0 (0 to 0)	0 (0 to 0)	0 (0 to 0)	0 (0 to 0)	0
Yellow fever	0 (0 to 0)	0 (0 to 0)	0 (0 to 0)	0 (0 to 0)	0 (0 to 0)	0 (0 to 0)	0 (0 to 0)	0 (0 to 0)	0 (0 to 0)	0 (0 to 0)	0 (0 to 0)	0 (0 to 0)	0 (0 to 0)	0 (0 to 0)	0 (0 to 0)	0 (0 to 0)	0 (0 to 0)	0 (0 to 0)	0 (0 to 0)	0 (0 to 0)	0 (0 to 0)	0 (0 to 0)	0 (0 to 0)	0
Rabies	0 (0 to 0)	0 (0 to 0)	0 (0 to 0)	0 (0 to 0.1)	0 (0 to 0)	0 (0 to 0)	0 (0 to 0)	0 (0 to 0)	0 (0 to 0)	0 (0 to 0)	0 (0 to 0)	0 (0 to 0)	0 (0 to 0)	0 (0 to 0)	0 (0 to 0)	0 (0 to 0)	0 (0 to 0)	0 (0 to 0)	0 (0 to 0)	0 (0 to 0)	0 (0 to 0)	0 (0 to 0)	0 (0 to 0)	0.2
Intestinal nematode infections	0 (0 to 0)	0 (0 to 0)	0 (0 to 0)	0 (0 to 0)	0 (0 to 0)	0 (0 to 0)	0 (0 to 0)	0 (0 to 0)	0 (0 to 0)	0 (0 to 0)	0 (0 to 0)	0 (0 to 0)	0 (0 to 0)	0 (0 to 0)	0 (0 to 0)	0 (0 to 0)	0 (0 to 0)	0 (0 to 0)	0 (0 to 0)	0 (0 to 0)	0 (0 to 0)	0 (0 to 0)	0 (0 to 0)	0
Ascariasis	0 (0 to 0)	0 (0 to 0)	0 (0 to 0)	0 (0 to 0)	0 (0 to 0)	0 (0 to 0)	0 (0 to 0)	0 (0 to 0)	0 (0 to 0)	0 (0 to 0)	0 (0 to 0)	0 (0 to 0)	0 (0 to 0)	0 (0 to 0)	0 (0 to 0)	0 (0 to 0)	0 (0 to 0)	0 (0 to 0)	0 (0 to 0)	0 (0 to 0)	0 (0 to 0)	0 (0 to 0)	0 (0 to 0)	0
Trichuriasis	0 (0 to 0)	0 (0 to 0)	0 (0 to 0)	0 (0 to 0)	0 (0 to 0)	0 (0 to 0)	0 (0 to 0)	0 (0 to 0)	0 (0 to 0)	0 (0 to 0)	0 (0 to 0)	0 (0 to 0)	0 (0 to 0)	0 (0 to 0)	0 (0 to 0)	0 (0 to 0)	0 (0 to 0)	0 (0 to 0)	0 (0 to 0)	0 (0 to 0)	0 (0 to 0)	0 (0 to 0)	0 (0 to 0)	0
Hookworm disease	0 (0 to 0)	0 (0 to 0)	0 (0 to 0)	0 (0 to 0)	0 (0 to 0)	0 (0 to 0)



Osteoarthritis other	0 (0 to 0)	0 (0 to 0)	0 (0 to 0)

SR Table 2c: Warwickshire DALYS by cause and age group for both sexes with 95% uncertainty intervals, 2019

Cause	Early Neonatal 0-6 days	Late Neonatal 7-27 days	Post Neonatal 28-364 days	1 to 4	5 to 9	10 to 14	15 to 19	20 to 24	25 to 29	30 to 34	35 to 39	40 to 44	45 to 49	50 to 54	55 to 59	60 to 64	65 to 69	70 to 74	75 to 79	80 to 84	85 to 89	90 to 94	95 plus	Total
All causes	4133 (3,763 - 4,502)	1,191 (1,091 - 1,299)	1,448 (1,322 - 1,582)	1,760 (1,560 - 1,963)	2,063 (1,827 - 2,292)	2,170 (1,916 - 2,419)	2,746 (2,447 - 3,070)	3,258 (2,906 - 3,618)	3,443 (3,053 - 3,810)	3,772 (3,353 - 4,208)	4,307 (3,797 - 4,787)	4,772 (4,193 - 5,301)	5,193 (4,553 - 5,810)	5,705 (4,978 - 6,414)	6,350 (5,520 - 7,183)	6,420 (5,553 - 7,265)	6,420 (5,553 - 7,265)	6,420 (5,553 - 7,265)	6,420 (5,553 - 7,265)	6,420 (5,553 - 7,265)	6,420 (5,553 - 7,265)	6,420 (5,553 - 7,265)	176,895
Communicable, maternal, neonatal, and nutritional diseases	791 (642 to 956)	186 (161 to 224)	235 (197 to 293)	266 (199 to 361)	266 (169 to 443)	195 (137 to 282)	192 (133 to 259)	196 (136 to 266)	206 (135 to 287)	223 (151 to 312)	242 (161 to 352)	265 (167 to 393)	264 (161 to 392)	266 (161 to 395)	248 (147 to 369)	237 (137 to 356)	331 (189 to 516)	394 (212 to 631)	681 (349 to 1,110)	670 (318 to 1,072)	664 (312 to 1,058)	557 (242 to 1,046)	752 (498 to 1,066)	291 (157 to 561)	9,189
HIV/AIDS and sexually transmitted infections	29 (1 to 69)	6 (1 to 14)	6 (2 to 22)	1 (0 to 3)	0 (0 to 1)	0 (0 to 1)	1 (1 to 2)	4 (2 to 7)	10 (5 to 17)	17 (7 to 29)	17 (7 to 29)	20 (9 to 34)	21 (9 to 36)	22 (9 to 38)	20 (8 to 36)	19 (8 to 33)	19 (8 to 33)	19 (8 to 33)	19 (8 to 33)	19 (8 to 33)	19 (8 to 33)	19 (8 to 33)	19 (8 to 33)	0 (0 to 0)	195
HIV/AIDS	0 (0 to 0)	0 (0 to 0)	1 (0 to 1)	0 (0 to 0)	0 (0 to 0)	0 (0 to 0)	0 (0 to 0)	2 (1 to 3)	5 (2 to 11)	10 (4 to 17)	10 (4 to 17)	12 (5 to 20)	13 (5 to 21)	14 (6 to 23)	11 (4 to 19)	8 (3 to 15)	7 (2 to 13)	6 (2 to 12)	4 (1 to 10)	3 (1 to 7)	2 (0 to 5)	1 (0 to 3)	0 (0 to 1)	0 (0 to 0)	104
HIV/AIDS - Drug-susceptible Tuberculosis	0 (0 to 0)	0 (0 to 0)	0 (0 to 0)	0 (0 to 0)	0 (0 to 0)	0 (0 to 0)	0 (0 to 0)	0 (0 to 0)	0 (0 to 0)	0 (0 to 0)	0 (0 to 0)	1 (0 to 2)	1 (0 to 2)	1 (0 to 2)	1 (0 to 2)	1 (0 to 2)	1 (0 to 2)	1 (0 to 2)	1 (0 to 2)	1 (0 to 2)	1 (0 to 2)	1 (0 to 2)	0 (0 to 0)	0 (0 to 0)	11
HIV/AIDS - Multidrug-resistant Tuberculosis without extensive drug-resistance	0 (0 to 0)	0 (0 to 0)	0 (0 to 0)	0 (0 to 0)	0 (0 to 0)	0 (0 to 0)	0 (0 to 0)	0 (0 to 0)	0 (0 to 0)	0 (0 to 0)	0 (0 to 0)	0 (0 to 0)	0 (0 to 0)	0 (0 to 0)	0 (0 to 0)	0 (0 to 0)	0 (0 to 0)	0 (0 to 0)	0 (0 to 0)	0 (0 to 0)	0 (0 to 0)	0 (0 to 0)	0 (0 to 0)	0 (0 to 0)	0
HIV/AIDS - Extensively drug-resistant Tuberculosis	0 (0 to 0)	0 (0 to 0)	0 (0 to 0)	0 (0 to 0)	0 (0 to 0)	0 (0 to 0)	0 (0 to 0)	0 (0 to 0)	0 (0 to 0)	0 (0 to 0)	0 (0 to 0)	0 (0 to 0)	0 (0 to 0)	0 (0 to 0)	0 (0 to 0)	0 (0 to 0)	0 (0 to 0)	0 (0 to 0)	0 (0 to 0)	0 (0 to 0)	0 (0 to 0)	0 (0 to 0)	0 (0 to 0)	0 (0 to 0)	0
HIV/AIDS resulting in other diseases	0 (0 to 0)	0 (0 to 0)	0 (0 to 0)	0 (0 to 0)	0 (0 to 0)	0 (0 to 0)	0 (0 to 0)	0 (0 to 0)	0 (0 to 0)	0 (0 to 0)	0 (0 to 0)	0 (0 to 0)	0 (0 to 0)	0 (0 to 0)	0 (0 to 0)	0 (0 to 0)	0 (0 to 0)	0 (0 to 0)	0 (0 to 0)	0 (0 to 0)	0 (0 to 0)	0 (0 to 0)	0 (0 to 0)	0 (0 to 0)	0
Sexually transmitted infections excluding HIV	29 (1 to 69)	6 (1 to 14)	5 (2 to 22)	1 (0 to 3)	0 (0 to 1)	0 (0 to 1)	1 (1 to 2)	2 (1 to 4)	5 (2 to 11)	7 (3 to 12)	7 (3 to 12)	8 (3 to 14)	8 (3 to 14)	8 (3 to 14)	9 (3 to 17)	11 (4 to 20)	12 (4 to 21)	13 (4 to 23)	15 (4 to 29)	16 (4 to 29)	17 (4 to 30)	18 (4 to 31)	19 (4 to 33)	0 (0 to 0)	91.3
Syphilis	0 (0 to 0)	0 (0 to 0)	0 (0 to 0)	0 (0 to 0)	0 (0 to 0)	0 (0 to 0)	0 (0 to 0)	0 (0 to 0)	0 (0 to 0)	0 (0 to 0)	0 (0 to 0)	0 (0 to 0)	0 (0 to 0)	0 (0 to 0)	0 (0 to 0)	0 (0 to 0)	0 (0 to 0)	0 (0 to 0)	0 (0 to 0)	0 (0 to 0)	0 (0 to 0)	0 (0 to 0)	0 (0 to 0)	0 (0 to 0)	37.6
Chlamydial infection	0 (0 to 0)	0 (0 to 0)	0 (0 to 0)	0 (0 to 0)	0 (0 to 0)	0 (0 to 0)	0 (0 to 1)	0 (0 to 1)	0 (0 to 1)	0 (0 to 1)	0 (0 to 1)	0 (0 to 1)	0 (0 to 1)	0 (0 to 1)	0 (0 to 1)	0 (0 to 1)	0 (0 to 1)	0 (0 to 1)	0 (0 to 1)	0 (0 to 1)	0 (0 to 1)	0 (0 to 1)	0 (0 to 1)	0 (0 to 0)	9.2
Gonococcal infection	0 (0 to 0)	0 (0 to 0)	0 (0 to 0)	0 (0 to 0)	0 (0 to 0)	0 (0 to 0)	0 (0 to 0)	0 (0 to 1)	0 (0 to 1)	0 (0 to 1)	0 (0 to 1)	0 (0 to 1)	0 (0 to 1)	0 (0 to 1)	0 (0 to 1)	0 (0 to 1)	0 (0 to 1)	0 (0 to 1)	0 (0 to 1)	0 (0 to 1)	0 (0 to 1)	0 (0 to 1)	0 (0 to 1)	0 (0 to 0)	4.7
Trichomoniasis	0 (0 to 0)	0 (0 to 0)	0 (0 to 0)	0 (0 to 0)	0 (0 to 0)	0 (0 to 0)	0 (0 to 0)	0 (0 to 1)	0 (0 to 1)	0 (0 to 1)	0 (0 to 1)	0 (0 to 1)	0 (0 to 1)	0 (0 to 1)	0 (0 to 1)	0 (0 to 1)	0 (0 to 1)	0 (0 to 1)	0 (0 to 1)	0 (0 to 1)	0 (0 to 1)	0 (0 to 1)	0 (0 to 1)	0 (0 to 0)	7.9
Genital herpes	0 (0 to 0)	0 (0 to 0)	0 (0 to 0)	0 (0 to 0)	0 (0 to 0)	0 (0 to 0)	0 (0 to 0)	0 (0 to 0)	0 (0 to 0)	0 (0 to 0)	0 (0 to 0)	0 (0 to 0)	0 (0 to 0)	0 (0 to 0)	0 (0 to 0)	0 (0 to 0)	0 (0 to 0)	0 (0 to 0)	0 (0 to 0)	0 (0 to 0)	0 (0 to 0)	0 (0 to 0)	0 (0 to 0)	0 (0 to 0)	13.7
Other sexually transmitted infections	0 (0 to 0)	0 (0 to 0)	0 (0 to 0)	0 (0 to 0)	0 (0 to 1)	0 (0 to 0)	0 (0 to 1)	0 (0 to 1)	1 (0 to 3)	2 (0 to 4)	2 (0 to 4)	2 (0 to 4)	2 (0 to 4)	2 (0 to 4)	2 (0 to 4)	2 (0 to 4)	2 (0 to 4)	2 (0 to 4)	2 (0 to 4)	2 (0 to 4)	2 (0 to 4)	2 (0 to 4)	2 (0 to 4)	0 (0 to 0)	19
Respiratory infections and tuberculosis	3 (2 to 4)	3 (2 to 4)	3 (2 to 4)	3 (2 to 4)	2 (1 to 3)	2 (1 to 3)	2 (1 to 3)	2 (1 to 3)	2 (1 to 3)	2 (1 to 3)	2 (1 to 3)	2 (1 to 3)	2 (1 to 3)	2 (1 to 3)	2 (1 to 3)	2 (1 to 3)	2 (1 to 3)	2 (1 to 3)	2 (1 to 3)	2 (1 to 3)	2 (1 to 3)	2 (1 to 3)	2 (1 to 3)	0 (0 to 0)	49.1
Tuberculosis	0 (0 to 0)	0 (0 to 0)	0 (0 to 0)	0 (0 to 0)	0 (0 to 0)	0 (0 to 0)	0 (0 to 0)	0 (0 to 0)	0 (0 to 0)	0 (0 to 0)	0 (0 to 0)	0 (0 to 0)	0 (0 to 0)	0 (0 to 0)	0 (0 to 0)	0 (0 to 0)	0 (0 to 0)	0 (0 to 0)	0 (0 to 0)	0 (0 to 0)	0 (0 to 0)	0 (0 to 0)	0 (0 to 0)	0 (0 to 0)	0
Latent tuberculosis infection	0 (0 to 0)	0 (0 to 0)	0 (0 to 0)	0 (0 to 0)	0 (0 to 0)	0 (0 to 0)	0 (0 to 0)	0 (0 to 0)	0 (0 to 0)	0 (0 to 0)	0 (0 to 0)	0 (0 to 0)	0 (0 to 0)	0 (0 to 0)	0 (0 to 0)	0 (0 to 0)	0 (0 to 0)	0 (0 to 0)	0 (0 to 0)	0 (0 to 0)	0 (0 to 0)	0 (0 to 0)	0 (0 to 0)	0 (0 to 0)	0
Drug-susceptible tuberculosis	0 (0 to 0)	0 (0 to 0)	0 (0 to 0)	0 (0 to 0)	0 (0 to 0)	0 (0 to 0)	0 (0 to 0)	0 (0 to 0)	0 (0 to 0)	0 (0 to 0)	0 (0 to 0)	0 (0 to 0)	0 (0 to 0)	0 (0 to 0)	0 (0 to 0)	0 (0 to 0)	0 (0 to 0)	0 (0 to 0)	0 (0 to 0)	0 (0 to 0)	0 (0 to 0)	0 (0 to 0)	0 (0 to 0)	0 (0 to 0)	0
Multidrug-resistant tuberculosis without extensive drug-resistance	0 (0 to 0)	0 (0 to 0)	0 (0 to 0)	0 (0 to 0)	0 (0 to 0)	0 (0 to 0)	0 (0 to 0)	0 (0 to 0)	0 (0 to 0)	0 (0 to 0)	0 (0 to 0)	0 (0 to 0)	0 (0 to 0)	0 (0 to 0)	0 (0 to 0)	0 (0 to 0)	0 (0 to 0)	0 (0 to 0)	0 (0 to 0)	0 (0 to 0)	0 (0 to 0)	0 (0 to 0)	0 (0 to 0)	0 (0 to 0)	0
Extensively drug-resistant tuberculosis	0 (0 to 0)	0 (0 to 0)	0 (0 to 0)	0 (0 to 0)	0 (0 to 0)	0 (0 to 0)	0 (0 to 0)	0 (0 to 0)	0 (0 to 0)	0 (0 to 0)	0 (0 to 0)	0 (0 to 0)	0 (0 to 0)	0 (0 to 0)	0 (0 to 0)	0 (0 to 0)	0 (0 to 0)	0 (0 to 0)	0 (0 to 0)	0 (0 to 0)	0 (0 to 0)	0 (0 to 0)	0 (0 to 0)	0 (0 to 0)	0
Lower respiratory infections	3 (2 to 4)	3 (2 to 4)	3 (2 to 4)	3 (2 to 4)	2 (1 to 3)	2 (1 to 3)	2 (1 to 3)	2 (1 to 3)	2 (1 to 3)	2 (1 to 3)	2 (1 to 3)	2 (1 to 3)	2 (1 to 3)	2 (1 to 3)	2 (1 to 3)	2 (1 to 3)	2 (1 to 3)	2 (1 to 3)	2 (1 to 3)	2 (1 to 3)	2 (1 to 3)	2 (1 to 3)	2 (1 to 3)	0 (0 to 0)	49.1
Upper respiratory infections	0 (0 to 0)	0 (0 to 0)	0 (0 to 0)	0 (0 to 0)	0 (0 to 0)	0 (0 to 0)	0 (0 to 0)	0 (0 to 0)	0 (0 to 0)	0 (0 to 0)	0 (0 to 0)	0 (0 to 0)	0 (0 to 0)	0 (0 to 0)	0 (0 to 0)	0 (0 to 0)	0 (0 to 0)	0 (0 to 0)	0 (0 to 0)	0 (0 to 0)	0 (0 to 0)	0 (0 to 0)	0 (0 to 0)	0 (0 to 0)	0
Otitis media	0 (0 to 0)	0 (0 to 0)	1 (0 to 1)	1 (0 to 1)	0 (0 to 0)	0 (0 to 0)	0 (0 to 0)	0 (0 to 0)	0 (0 to 0)	0 (0 to 0)	0 (0 to 0)	0 (0 to 0)	0 (0 to 0)	0 (0 to 0)	0 (0 to 0)	0 (0 to 0)	0 (0 to 0)	0 (0 to 0)	0 (0 to 0)	0 (0 to 0)	0 (0 to 0)	0 (0 to 0)	0 (0 to 0)	0 (0 to 0)	0
Enteric infections	3 (2 to 5)	3 (1 to 4)	3 (2 to 4)	2 (1 to 3)	1 (0 to 2)	1 (0 to 2)	1 (0 to 2)	1 (0 to 2)	1 (0 to 2)	1 (0 to 2)	1 (0 to 2)	1 (0 to 2)	1 (0 to 2)	1 (0 to 2)	1 (0 to 2)	1 (0 to 2)	1 (0 to 2)	1 (0 to 2)	1 (0 to 2)	1 (0 to 2)	1 (0 to 2)	1 (0 to 2)	1 (0 to 2)	0 (0 to 0)	30.1
Diarrheal diseases	3 (2 to 5)	3 (1 to 4)	3 (2 to 4)	2 (1 to 3)	1 (0 to 2)	1 (0 to 2)	1 (0 to 2)	1 (0 to 2)	1 (0 to 2)	1 (0 to 2)	1 (0 to 2)	1 (0 to 2)	1 (0 to 2)	1 (0 to 2)	1 (0 to 2)	1 (0 to 2)	1 (0 to 2)	1 (0 to 2)	1 (0 to 2)	1 (0 to 2)	1 (0 to 2)	1 (0 to 2)	1 (0 to 2)	0 (0 to 0)	30.1
Typhoid and paratyphoid	0 (0 to 0)	0 (0 to 0)	0 (0 to 0)	0 (0 to 0)	0 (0 to 0)	0 (0 to 0)	0 (0 to 0)	0 (0 to 0)	0 (0 to 0)	0 (0 to 0)	0 (0 to 0)	0 (0 to 0)	0 (0 to 0)	0 (0 to 0)	0 (0 to 0)	0 (0 to 0)	0 (0 to 0)	0 (0 to 0)	0 (0 to 0)	0 (0 to 0)	0 (0 to 0)	0 (0 to 0)	0 (0 to 0)	0 (0 to 0)	0
Typhoid fever	0 (0 to 0)	0 (0 to 0)	0 (0 to 0)	0 (0 to 0)	0 (0 to 0)	0 (0 to 0)	0 (0 to 0)	0 (0 to 0)	0 (0 to 0)	0 (0 to 0)	0 (0 to 0)	0 (0 to 0)	0 (0 to 0)	0 (0 to 0)	0 (0 to 0)	0 (0 to 0)	0 (0 to 0)	0 (0 to 0)	0 (0 to 0)	0 (0 to 0)	0 (0 to 0)	0 (0 to 0)	0 (0 to 0)	0 (0 to 0)	0
Paratyphoid fever	0 (0 to 0)	0 (0 to 0)	0 (0 to 0)	0 (0 to 0)	0 (0 to 0)	0 (0 to 0)	0 (0 to 0)	0 (0 to 0)	0 (0 to 0)	0 (0 to 0)	0 (0 to 0)	0 (0 to 0)	0 (0 to 0)	0 (0 to 0)	0 (0 to 0)	0 (0 to 0)	0 (0 to 0)	0 (0 to 0)	0 (0 to 0)	0 (0 to 0)	0 (0 to 0)	0 (0 to 0)	0 (0 to 0)	0 (0 to 0)	0
Invasive Non-typhoidal Salmonella (iNTS)	0 (0 to 0)	0 (0 to 0)	0 (0 to 0)	0 (0 to 0)	0 (0 to 0)	0 (0 to 0)	0 (0 to 0)	0 (0 to 0)	0 (0 to 0)	0 (0 to 0)	0 (0 to 0)	0 (0 to 0)	0 (0 to 0)	0 (0 to 0)	0 (0 to 0)	0 (0 to 0)	0 (0 to 0)	0 (0 to 0)	0 (0 to 0)	0 (0 to 0)	0 (0 to 0)	0 (0 to 0)	0 (0 to 0)	0 (0 to 0)	2
Other intestinal infectious diseases	0 (0 to 0)	0 (0 to 0)	0 (0 to 0)	0 (0 to 0)	0 (0 to 1)	0 (0 to 0)	0 (0 to 1)	0 (0 to 1)	0 (0 to 1)	0 (0 to 1)	0 (0 to 1)	0 (0 to 1)	0 (0 to 1)	0 (0 to 1)	0 (0 to 1)	0 (0 to 1)	0 (0 to 1)	0 (0 to 1)	0 (0 to 1)	0 (0 to 1)	0 (0 to 1)	0 (0 to 1)	0 (0 to 1)	0 (0 to 0)	0.9
Neglected tropical diseases and malaria	0 (0 to 0)	0 (0 to 0)	0 (0 to 0)	0 (0 to 0)	0 (0 to 0)	0 (0 to 0)	0 (0 to 0)	0 (0 to 0)	0 (0 to 0)	0 (0 to 0)	0 (0 to 0)	0 (0 to 0)	0 (0 to 0)	0 (0 to 0)	0 (0 to 0)	0 (0 to 0)	0 (0 to 0)	0 (0 to 0)	0 (0 to 0)	0 (0 to 0)	0 (0 to 0)	0 (0 to 0)	0 (0 to 0)	0 (0 to 0)	29.3
Malaria	0 (0 to 0)	0 (0 to 0)	0 (0 to 0)	0 (0 to 0)	0 (0 to 0)	0 (0 to 0)	0 (0 to 0)	0 (0 to 0)	0 (0 to 0)	0 (0 to 0)	0 (0 to 0)	0 (0 to 0)	0 (0 to 0)	0 (0 to 0)	0 (0 to 0)	0 (0 to 0)	0 (0 to 0)	0 (0 to 0)	0 (0 to 0)	0 (0 to 0)	0 (0 to 0)	0 (0 to 0)	0 (0 to 0)	0 (0 to 0)	0
Chagas disease	0 (0 to 0)	0 (0 to 0)	0 (0 to 0)	0 (0 to 0)	0 (0 to 0)	0 (0 to 0)	0 (0 to 0)	0 (0 to 0)	0 (0 to 0)	0 (0 to 0)	0 (0 to 0)	0 (0 to 0)	0 (0 to 0)	0 (0 to 0)	0 (0 to 0)	0 (0 to 0)	0 (0 to 0)	0 (0 to 0)	0 (0 to 0)	0 (0 to 0)	0 (0 to 0)	0 (0 to 0)	0 (0 to 0)	0 (0 to 0)	0
Leishmaniasis	0 (0 to 0)	0 (0 to 0)	0 (0 to 0)	0 (0 to 0)	0 (0 to 0)	0 (0 to 0)	0 (0 to 0)	0 (0 to 0)	0 (0 to 0)	0 (0 to 0)	0 (0 to 0)	0 (0 to 0)	0 (0 to 0)	0 (0 to 0)	0 (0 to 0)	0 (0 to 0)	0 (0 to 0)	0 (0 to 0)	0 (0 to 0)	0 (0 to 0)	0 (0 to 0)	0 (0 to 0)	0 (0 to 0)	0 (0 to 0)	0
Visceral leishmaniasis	0 (0 to 0)	0 (0 to 0)	0 (0 to 0)	0 (0 to 0)	0 (0 to 0)	0 (0 to 0)	0 (0 to 0)	0 (0 to 0)	0 (0 to 0)	0 (0 to 0)	0 (0 to 0)	0 (0 to 0)	0 (0 to 0)	0 (0 to 0)	0 (0 to 0)	0 (0 to 0)	0 (0 to 0)	0 (0 to 0)	0 (0 to 0)	0 (0 to 0)	0 (0 to 0)	0 (0 to 0)	0 (0 to 0)	0 (0 to 0)	0
Cutaneous and mucocutaneous leishmaniasis	0 (0 to 0)	0 (0 to 0)	0 (0 to 0)	0 (0 to 0)	0 (0 to 0)	0 (0 to 0)	0 (0 to 0)	0 (0 to 0)	0 (0 to 0)	0 (0 to 0)	0 (0 to 0)	0 (0 to 0)	0 (0 to 0)	0 (0 to 0)	0 (0 to 0)	0 (0 to 0)	0 (0 to 0)	0 (0 to 0)	0 (0 to 0)	0 (0 to 0)	0 (0 to 0)	0 (0 to 0)	0 (0 to 0)	0 (0 to 0)	0
African trypanosomiasis	0 (0 to 0)	0 (0 to 0)	0 (0 to 0)	0 (0 to 0)	0 (0 to 0)	0 (0 to 0)	0 (0 to 0)	0 (0 to 0)	0 (0 to 0)	0 (0 to 0)	0 (0 to 0)	0 (0 to 0)	0 (0 to 0)	0 (0 to 0)	0 (0 to 0)	0 (0 to 0)	0 (0 to 0)	0 (0 to 0)	0 (0 to 0)	0 (0 to 0)	0 (0 to 0)	0 (0 to 0)	0 (0 to 0)	0 (0 to 0)	0
Schistosomiasis	0 (0 to 0)	0 (0 to 0)	0 (0 to 0)	0 (0 to 0)	0 (0 to 0)	0 (0 to 0)	0 (0 to 0)	0 (0 to 0)	0 (0 to 0)	0 (0 to 0)	0 (0 to 0)	0 (0 to 0)	0 (0 to 0)	0 (0 to 0)	0 (0 to 0)	0 (0 to 0)	0 (0 to 0)	0 (0 to 0)	0 (0 to 0)	0 (0 to 0)	0 (0 to 0)	0 (0 to 0)	0 (0 to 0)	0 (0 to 0)	0
Cysticercosis	0 (0 to 0)	0 (0 to 0)	0 (0 to 0)	0 (0 to 0)	0 (0 to 0)	0 (0 to 0)	0 (0 to 0)	0 (0 to 0)	0 (0 to 0)	0 (0 to 0)	0 (0 to 0)	0 (0 to 0)	0 (0 to 0)	0 (0 to 0)	0 (0 to 0)	0 (0 to 0)	0 (0 to 0)	0 (0 to 0)	0 (0 to 0)	0 (0 to 0)	0 (0 to 0)	0 (0 to 0)	0 (0 to 0)	0 (0 to 0)	0
Cystic echinococcosis	0 (0 to 0)	0 (0 to 0)	0 (0 to 0)	0 (0 to 0)	0 (0 to 0)	0 (0 to 0)	0 (0 to 0)	0 (0 to 0)	0 (0 to 0)	0 (0 to 0)	0 (0 to 0)	0 (0 to 0)	0 (0 to 0)	0 (0 to 0)	0 (0 to 0)	0 (0 to 0)	0 (0 to 0)	0 (0 to 0)	0 (0 to 0)	0 (0 to 0)	0 (0 to 0)	0 (0 to 0)	0 (0 to 0)	0 (0 to 0)	0.2
Lymphatic filariasis	0 (0 to 0)	0 (0 to 0)	0 (0 to 0)	0 (0 to 0)	0 (0 to 0)	0 (0 to 0)	0 (0 to 0)	0 (0 to 0)	0 (0 to 0)	0 (0 to 0)	0 (0 to 0)	0 (0 to 0)	0 (0 to 0)	0 (0 to 0)	0 (0 to 0)	0 (0 to 0)	0 (0 to 0)	0 (0 to 0)	0 (0 to 0)	0 (0 to 0)	0 (0 to 0)	0 (0 to 0)	0 (0 to 0)	0 (0 to 0)	0
Onchocerciasis	0 (0 to 0)	0 (0 to 0)	0 (0 to 0)	0 (0 to 0)	0 (0 to 0)	0 (0 to 0)	0 (0 to 0)	0 (0 to 0)	0 (0 to 0)	0 (0 to 0)	0 (0 to 0)	0 (0 to 0)	0 (0 to 0)	0 (0 to 0)	0 (0 to 0)	0 (0 to 0)	0 (0 to 0)	0 (0 to 0)	0 (0 to 0)	0 (0 to 0)	0 (0 to 0)	0 (0 to 0)	0 (0 to 0)	0 (0 to 0)	0
Trachoma	0 (0 to 0)	0 (0 to 0)	0 (0 to 0)	0 (0 to 0)	0 (0 to 0)	0 (0 to 0)	0 (0 to 0)	0 (0 to 0)	0 (0 to 0)	0 (0 to 0)	0 (0 to 0)	0 (0 to 0)	0 (0 to 0)	0 (0 to 0)	0 (0 to 0)	0 (0 to 0)	0 (0 to 0)	0 (0 to 0)	0 (0 to 0)	0 (0 to 0)	0 (0 to 0)	0 (0 to 0)	0 (0 to 0)	0 (0 to 0)	0
Dengue	0 (0 to 0)	0 (0 to 0)	0 (0 to 0)	0 (0 to 0)	0 (0 to 0)	0 (0 to 0)	0 (0 to 0)	0 (0 to 0)	0 (0 to 0)	0 (0 to 0)	0 (0 to 0)	0 (0 to 0)	0 (0 to 0)	0 (0 to 0)	0 (0 to 0)	0 (0 to 0)	0 (0 to 0)	0 (0 to 0)	0 (0 to 0)	0 (0 to 0)	0 (0 to 0)	0 (0 to 0)	0 (0 to 0)	0 (0 to 0)	0
Yellow fever	0 (0 to 0)	0 (0 to 0)	0 (0 to 0)	0 (0 to 0)	0 (0 to 0)	0 (0 to 0)	0 (0 to 0)	0 (0 to 0)	0 (0 to 0)	0 (0 to 0)	0 (0 to 0)	0 (0 to 0)	0 (0 to 0)	0 (0 to 0)	0 (0 to 0)	0 (0 to 0)	0 (0 to 0)	0 (0 to 0)	0 (0 to 0)	0 (0 to 0)	0 (0 to 0)	0 (0 to 0)	0 (0 to 0)	0 (0 to 0)	0
Rabies	0 (0 to 0)	0 (0 to 0)	0 (0 to 0)	0 (0 to 0)	0 (0 to 0)	0 (0 to 0)	0 (0 to 0)	0 (0 to 0)	0 (0 to 0)	0 (0 to 0)	0 (0 to 0)	0 (0 to 0)	0 (0 to 0)	0 (0 to 0)	0 (0 to 0)	0 (0 to 0)	0 (0 to 0)	0 (0 to 0)	0 (0 to 0)	0 (0 to 0)	0 (0 to 0)	0 (0 to 0)	0 (0 to 0)	0 (0 to 0)	0
Intestinal nematode infections	0 (0 to 0)	0 (0 to 0)	0 (0 to 0)	0 (0 to 0)	0 (0 to 0)	0 (0 to 0)	0 (0 to 0)	0 (0 to 0)	0 (0 to 0)	0 (0 to 0)	0 (0 to 0)	0 (0 to 0)	0 (0 to 0)	0 (0 to 0)	0 (0 to 0)	0 (0 to 0)	0 (0 to 0)	0 (0 to 0)	0 (0 to 0)	0 (0 to 0)	0 (0 to 0)	0 (0 to 0)	0 (0 to 0)	0 (0 to 0)	0
Ascariasis	0 (0 to 0)	0 (0 to 0)	0 (0 to 0)	0 (0 to 0)	0 (0 to 0)	0 (0 to 0)	0 (0 to 0)	0 (0 to 0)	0 (0 to 0)	0 (0 to 0)	0 (0 to 0)	0 (0 to 0)	0 (0 to 0)	0 (0 to 0)	0 (0 to 0)	0 (0 to 0)	0 (0 to 0)	0 (0 to 0)	0 (0 to 0)	0 (0 to 0)	0 (0 to 0)	0 (0 to 0)	0 (0 to 0)	0 (0 to 0)	0
Trichuriasis	0 (0 to 0)	0 (0 to 0)	0 (0 to 0)	0 (0 to 0)	0 (0 to 0)	0 (0 to 0)	0 (0 to 0)	0 (0 to 0)	0 (0 to 0)	0 (0 to 0)	0 (0 to 0)	0 (0 to 0)	0 (0 to 0)	0 (0 to 0)	0 (0 to 0)	0 (0 to 0)	0 (0 to 0)	0 (0 to 0)	0 (0 to 0)	0 (0 to 0)	0 (0 to 0)	0 (0 to 0)	0 (0 to 0)	0 (0 to 0)	0
Hookworm disease	0 (0 to 0)	0 (0 to 0)	0 (0 to 0)	0 (0 to 0)	0 (0 to 0)	0 (0 to 0)	0 (0 to 0)	0 (0 to 0)	0 (0 to 0)	0 (0 to 0)	0 (0 to 0)	0 (0 to 0)	0 (0 to 0)	0 (0 to 0)	0 (0 to 0)	0 (0 to 0)	0 (0 to 0)	0 (0 to 0)	0 (0 to 0)	0 (0 to 0)	0 (0 to 0)	0 (0 to 0)	0 (0 to 0)	0 (0 to 0)	0
Food-borne trematodiases	0 (0 to 0)	0 (0 to 0)	0 (0 to 0)	0 (0 to 0)	0 (0 to 0)	0 (0 to 0)	0 (0 to 0)	0 (0 to 0)	0 (0 to 0)	0 (0 to 0)	0 (0 to 0)	0 (0 to 0)	0 (0 to 0)	0 (0 to 0)	0 (0 to 0)	0 (0 to 0)	0 (0 to 0)	0 (0 to 0)	0 (0 to 0)	0 (0 to 0)	0 (0 to 0)	0 (0 to 0)	0 (0 to 0)	0 (0 to 0)	0
Leprosy	0 (0 to 0)	0 (0 to 0)	0 (0 to 0)	0 (0 to 0)	0 (0 to 0)	0 (0 to 0)	0 (0 to 0)	0 (0 to 0)	0 (0 to 0)	0 (0 to 0)	0 (0 to 0)	0 (0 to 0)	0 (0 to 0)	0 (0 to 0)	0 (0 to 0)	0 (0 to 0)	0 (0 to 0)	0 (0 to 0)	0 (0 to 0)	0 (0 to 0)	0 (0 to 0)	0 (0 to 0)	0 (0 to 0)	0 (0 to 0)	0
Ebola	0 (0 to 0)	0 (0 to 0)	0 (0 to 0)	0 (0 to 0)	0 (0 to 0)	0 (0 to 0)	0 (0 to 0)	0 (0 to 0)	0 (0 to 0)	0 (0 to 0)	0 (0 to 0)	0 (0 to 0)	0 (0 to 0)	0 (0 to 0)	0 (0 to 0)	0 (0 to 0)	0 (0 to 0)	0 (0 to 0)	0 (0 to 0)	0 (0 to 0)	0 (0 to 0)	0 (0 to 0)	0 (0 to 0)	0 (0 to 0)	0
Zika virus	0 (0 to 0)	0 (0 to 0)	0 (0 to 0)	0 (0 to 0)	0 (0 to 0)	0 (0 to 0)	0 (0 to 0)	0 (0 to 0)	0 (0 to 0)	0 (0 to 0)	0 (0 to 0)	0 (0 to 0)	0 (0 to 0)	0 (0 to 0)	0 (0 to 0)	0 (0 to 0)	0 (0 to 0)	0 (0 to 0)	0 (0 to 0)	0 (0 to 0)	0 (0 to 0)	0 (0 to 0)	0 (0 to 0)	0 (0 to 0)	0
Guinea worm disease	0 (0 to 0)	0 (0 to 0)	0 (

Other neoplasms	0 3 (0 1 to 0 4)	0 (0 to 0)	0 (0 1 to 0 6)	0 5 (0 3 to 0 7)	0 5 (0 4 to 0 6)	0 5 (0 3 to 0 6)	0 5 (0 3 to 0 8)	0 6 (0 4 to 0 8)	1 (0 7 to 1 5)	1 4 (0 9 to 2 1)	1 6 (1 1 to 2 7)	2 5 (1 7 to 3 8)	4 7 (3 3 to 7 1)	8 9 (6 3 to 13 4)	14 2 (10 4 to 20 9)	21 2 (15 4 to 33 4)	29 6 (24 6 to 54 7)	61 6 (49 to 98)	66 8 (52 5 to 103)	66 4 (49 3 to 93 3)	54 1 (40 1 to 74 4)	27 9 (19 6 to 37 7)	7 1 (4 6 to 9 7)	376
Medulloblastoma, medulloblastoma, and other hemangioblastoma, ependymoma, and primitive neuroectodermal tumor	0 3 (0 1 to 0 4)	0 (0 to 0)	0 3 (0 1 to 0 6)	0 (0 to 0 2)	0 4 (0 2 to 0 6)	0 4 (0 2 to 0 6)	0 4 (0 2 to 0 6)	0 5 (0 3 to 0 8)	1 (0 7 to 1 5)	1 4 (0 9 to 2 1)	1 6 (1 1 to 2 7)	2 5 (1 7 to 3 8)	4 7 (3 3 to 7 1)	8 9 (6 3 to 13 4)	14 2 (10 4 to 20 9)	21 2 (15 4 to 33 4)	29 6 (24 6 to 54 7)	61 6 (49 to 98)	66 8 (52 5 to 103)	66 4 (49 3 to 93 3)	54 1 (40 1 to 74 4)	27 9 (19 6 to 37 7)	7 1 (4 6 to 9 7)	376
Meningioma and in situ intracranial neoplasms	0 (0 to 0)	0 (0 to 0)	0 (0 to 0)	0 (0 to 0)	0 (0 to 0)	0 (0 to 0)	0 (0 to 0)	0 (0 to 0)	0 (0 to 0)	0 (0 to 0)	0 (0 to 0)	0 (0 to 0)	0 (0 to 0)	0 (0 to 0)	0 (0 to 0)	0 (0 to 0)	0 (0 to 0)	0 (0 to 0)	0 (0 to 0)	0 (0 to 0)	0 (0 to 0)	0 (0 to 0)	0 (0 to 0)	0
Meningioma and in situ cervical and uterine neoplasms	0 (0 to 0)	0 (0 to 0)	0 (0 to 0)	0 (0 to 0)	0 (0 to 0)	0 (0 to 0)	0 (0 to 0)	0 (0 to 0)	0 (0 to 0)	0 (0 to 0)	0 (0 to 0)	0 (0 to 0)	0 (0 to 0)	0 (0 to 0)	0 (0 to 0)	0 (0 to 0)	0 (0 to 0)	0 (0 to 0)	0 (0 to 0)	0 (0 to 0)	0 (0 to 0)	0 (0 to 0)	0 (0 to 0)	0
Other benign and in situ neoplasms	0 (0 to 0)	0 (0 to 0)	0 (0 to 0)	0 (0 to 0)	0 (0 to 0)	0 (0 to 0)	0 (0 to 0)	0 (0 to 0)	0 (0 to 0)	0 (0 to 0)	0 (0 to 0)	0 (0 to 0)	0 (0 to 0)	0 (0 to 0)	0 (0 to 0)	0 (0 to 0)	0 (0 to 0)	0 (0 to 0)	0 (0 to 0)	0 (0 to 0)	0 (0 to 0)	0 (0 to 0)	0 (0 to 0)	0
Cardiovascular diseases	2 8 (2 2 to 3 7)	3 (2 1 to 4)	9 4 (6 8 to 12 5)	9 9 (7 1 to 12 4)	16 4 (12 6 to 20 6)	29 5 (23 6 to 36 4)	62 6 (51 2 to 73 8)	118 (96 7 to 140)	175 (147 to 207)	266 (229 to 312)	384 (329 to 453)	691 (598 to 791)	1,060 (916 to 1,200)	1,458 (1,220 to 1,720)	1,730 (1,449 to 1,970)	2,249 (2,026 to 2,700)	2,470 (2,349 to 3,000)	3,790 (3,260 to 4,290)	2,960 (2,810 to 3,810)	2,360 (1,800 to 3,020)	2,220 (1,660 to 3,020)	751 (581 to 961)	23,700
Rheumatic heart disease	0 (0 to 0)	0 (0 to 0)	0 (0 2 to 0 6)	0 3 (0 2 to 0 4)	0 3 (0 2 to 0 5)	0 6 (0 4 to 0 8)	1 (1 to 1 6)	1 6 (1 3 to 2 1)	2 3 (1 8 to 2 9)	3 5 (2 8 to 4 6)	5 8 (4 6 to 8 2)	9 2 (7 5 to 11 7)	14 2 (11 4 to 18 4)	19 5 (15 to 25 1)	29 4 (23 to 38 4)	39 2 (31 to 51 4)	51 4 (41 to 67 4)	73 2 (59 to 96 4)	91 4 (71 to 120)	89 8 (71 to 117)	73 2 (57 to 97 6)	46 1 (36 to 61)	12 9 (9 7 to 17 1)	195
Ischemic heart disease	0 (0 to 0)	0 (0 to 0)	0 (0 to 0)	0 (0 to 0)	0 (0 to 0)	1 3 (0 to 3 1)	7 (3 to 9 4)	28 8 (20 4 to 39 7)	99 2 (82 to 117)	99 7 (82 to 117)	172 (140 to 211)	316 (260 to 386)	570 (470 to 690)	803 (669 to 962)	939 (789 to 1,100)	1,258 (1,070 to 1,460)	1,733 (1,483 to 1,980)	1,790 (1,340 to 2,350)	1,440 (1,070 to 1,900)	1,430 (1,070 to 1,960)	922 (732 to 1,090)	309 (232 to 399)	12,100
Stroke	0 2 (0 1 to 0 3)	0 3 (0 to 0 5)	1 1 (0 6 to 2 0)	4 3 (3 0 to 6 0)	7 6 (5 4 to 10 4)	11 1 (7 9 to 15 2)	22 0 (16 7 to 29 3)	37 3 (28 to 47 4)	52 2 (40 to 66 2)	71 6 (55 to 91)	101 (78 to 128)	160 (124 to 200)	227 (180 to 282)	288 (212 to 368)	318 (237 to 403)	448 (348 to 574)	729 (577 to 886)	939 (767 to 1,120)	1,090 (852 to 1,370)	1,050 (802 to 1,350)	731 (561 to 1,000)	291 (216 to 391)	6,550
Ischemic stroke	0 1 (0 1 to 0 2)	0 2 (0 2 to 0 4)	0 3 (0 2 to 0 5)	2 4 (1 7 to 3 1)	4 2 (3 2 to 5 4)	6 1 (4 1 to 7 6)	7 1 (4 1 to 11 1)	9 9 (6 to 15 6)	13 2 (7 9 to 20 2)	16 (10 to 25 2)	19 3 (12 to 29 4)	23 5 (15 to 35 4)	29 9 (20 to 44 1)	34 7 (23 to 51 4)	39 5 (27 to 58 4)	49 4 (34 to 71)	77 (55 to 109)	121 (87 to 170)	157 (109 to 219)	202 (140 to 280)	249 (173 to 345)	176 (122 to 243)	213 (148 to 295)	3,910
Intracerebral hemorrhage	0 (0 to 0)	0 (0 to 0)	0 (0 to 0)	0 1 (0 to 0 3)	1 2 (0 4 to 2 4)	2 3 (0 8 to 4 2)	4 2 (1 5 to 7 3)	7 2 (2 7 to 12 2)	10 2 (3 8 to 17 2)	14 2 (5 3 to 23 4)	20 2 (7 6 to 33 2)	29 4 (11 to 47 4)	42 6 (16 to 68 2)	57 2 (21 to 90 1)	70 4 (26 to 110)	88 4 (33 to 137)	109 (42 to 167)	127 (49 to 193)	133 (51 to 203)	129 (49 to 196)	114 (43 to 173)	79 2 (30 to 120)	1,700
Subarachnoid hemorrhage	0 (0 to 0 2)	0 (0 to 0 2)	0 (0 to 0 2)	0 (0 to 0 3)	0 (0 to 0 3)	1 (0 to 0 1)	2 (1 1 to 2 3)	3 (2 to 4 6)	4 (2 6 to 6 6)	5 (3 to 7 8)	7 (4 to 10 2)	9 (6 to 13 2)	12 (8 to 17 2)	15 (10 to 21 2)	17 (12 to 24 2)	20 (14 to 28 2)	23 (16 to 32 2)	25 (17 to 35 2)	26 (18 to 36 2)	25 (17 to 35 2)	21 (14 to 30 2)	13 (9 to 19 2)	374 (262 to 527)
Hypertensive heart disease	0 (0 to 0)	0 (0 to 0)	0 (0 to 0)	0 (0 to 0)	0 (0 to 0)	0 (0 to 0)	0 (0 to 0)	1 (0 to 2 1)	1 (0 to 2 1)	2 (0 to 3 1)	3 (0 to 4 6)	4 (0 to 6 2)	6 (0 to 8 7)	7 (0 to 10 2)	8 (0 to 11 2)	9 (0 to 13 2)	11 (0 to 15 2)	12 (0 to 17 2)	13 (0 to 18 2)	12 (0 to 17 2)	10 (0 to 14 2)	6 (0 to 9 2)	180 (126 to 256)
Non-rheumatic valvular heart disease	0 (0 to 0)	0 (0 to 0)	0 (0 to 0)	0 (0 to 0)	0 (0 to 0)	0 (0 to 0)	0 (0 to 0 1)	1 (0 to 1 2)	1 (0 to 1 4)	2 (0 to 2 6)	3 (0 to 3 7)	4 (0 to 5 5)	6 (0 to 8 1)	8 (0 to 9 9)	10 (0 to 12 4)	12 (0 to 15 2)	14 (0 to 17 2)	16 (0 to 19 2)	18 (0 to 21 2)	17 (0 to 20 2)	14 (0 to 17 2)	9 (0 to 11 2)	236 (165 to 338)
Non-rheumatic calcific aortic valve disease	0 (0 to 0)	0 1 (0 to 0 1)	0 (0 to 0)	0 (0 to 0)	0 (0 to 0)	0 (0 to 0)	0 (0 to 0)	1 (0 to 2 1)	2 (0 to 3 1)	3 (1 to 4 3)	4 (2 to 6 4)	7 1 (5 to 9 7)	9 (6 to 12 4)	12 (8 to 16 2)	14 (9 to 17 2)	17 (12 to 21 2)	19 (13 to 24 1)	21 (14 to 27 2)	23 (15 to 29 2)	22 (14 to 28 2)	18 (12 to 23 2)	12 (8 to 15 2)	297 (207 to 397)
Non-rheumatic degenerative mitral valve disease	0 (0 to 0)	0 (0 to 0)	0 (0 to 0)	0 (0 to 0)	0 (0 to 0)	0 (0 to 0)	0 (0 to 0 1)	0 (0 to 0 1)	1 (0 to 0 1)	1 (0 to 1 1)	1 (0 to 1 2)	2 (1 to 2 3)	3 (2 to 4 4)	4 (2 to 5 4)	5 (3 to 6 5)	6 (4 to 7 5)	7 (5 to 9 2)	8 (5 to 10 2)	9 (6 to 11 2)	8 (5 to 10 2)	6 (4 to 8 2)	4 (2 to 5 2)	99
Other non-rheumatic valve diseases	0 (0 to 0)	0 (0 to 0)	0 (0 to 0)	0 (0 to 0)	0 (0 to 0)	0 (0 to 0)	0 (0 to 0 1)	0 (0 to 0 1)	0 (0 to 0 2)	0 (0 to 0 2)	0 (0 to 0 2)	0 (0 to 0 2)	0 (0 to 0 3)	0 (0 to 0 3)	0 (0 to 0 3)	0 (0 to 0 3)	0 (0 to 0 3)	0 (0 to 0 3)	0 (0 to 0 3)	0 (0 to 0 3)	0 (0 to 0 2)	0 (0 to 0 1)	1 1
Cardiomyopathy and myocarditis	1 4 (0 9 to 1 9)	1 (0 5 to 1 4)	2 (1 4 to 2 7)	2 2 (1 4 to 2 9)	2 6 (1 9 to 3 5)	3 1 (2 1 to 4 1)	3 7 (2 7 to 5 1)	4 9 (3 6 to 6 8)	6 5 (4 7 to 8 6)	8 5 (6 2 to 11)	11 (8 to 14)	14 (10 to 18)	17 (13 to 22)	20 (15 to 26)	23 (17 to 30)	27 (20 to 35)	31 (23 to 40)	35 (26 to 45)	38 (28 to 49)	37 (27 to 48)	33 (24 to 43)	25 (18 to 33)	605
Myocarditis	0 (0 to 0 1)	0 (0 to 0 1)	0 (0 to 0 1)	0 (0 to 0 1)	0 (0 to 0 1)	0 (0 to 0 1)	0 (0 to 0 2)	0 (0 to 0 2)	0 (0 to 0 3)	0 (0 to 0 3)	0 (0 to 0 4)	0 (0 to 0 5)	0 (0 to 0 6)	0 (0 to 0 7)	0 (0 to 0 8)	0 (0 to 0 9)	0 (0 to 0 9)	0 (0 to 1 1)	0 (0 to 1 1)	0 (0 to 1 1)	0 (0 to 1 1)	0 (0 to 0 7)	6 9 (4 4 to 9 3)
Alcoholic cardiomyopathy	0 (0 to 0)	0 (0 to 0)	0 (0 to 0)	0 (0 to 0)	0 (0 to 0)	0 (0 to 0)	0 (0 to 0)	0 (0 to 0)	0 (0 to 0)	0 (0 to 0)	0 (0 to 0)	0 (0 to 0)	0 (0 to 0)	0 (0 to 0)	0 (0 to 0)	0 (0 to 0)	0 (0 to 0)	0 (0 to 0)	0 (0 to 0)	0 (0 to 0)	0 (0 to 0)	0 (0 to 0)	0 (0 to 0)	0
Other cardiomyopathy	1 4 (0 8 to 1 9)	1 2 (0 8 to 1 7)	2 4 (1 6 to 3 4)	2 6 (1 9 to 3 3)	1 6 (1 to 2 3)	2 6 (2 2 to 3 1)	4 1 (3 to 5 2)	6 7 (4 to 10 2)	11 1 (8 to 16)	11 (8 to 15)	11 4 (8 to 15)	14 1 (10 to 21)	17 (12 to 24)	19 1 (14 to 26)	21 6 (15 to 29)	23 9 (18 to 31)	26 4 (19 to 37)	28 3 (21 to 39)	42 9 (29 to 61)	49 2 (34 to 69)	47 6 (33 to 67)	44 6 (30 to 64)	322 1 (220 to 464)
Atrial fibrillation and flutter	0 (0 to 0)	0 (0 to 0)	0 (0 to 0)	0 (0 to 0)	0 (0 to 0)	0 (0 to 0)	0 (0 to 0)	0 (0 to 0)	0 (0 to 0)	0 (0 to 0)	0 (0 to 0)	0 (0 to 0)	0 (0 to 0)	0 (0 to 0)	0 (0 to 0)	0 (0 to 0)	0 (0 to 0)	0 (0 to 0)	0 (0 to 0)	0 (0 to 0)	0 (0 to 0)	0 (0 to 0)	0 (0 to 0)	0
Aortic aneurysm	–	–	–	–	–	–	0 6 (0 4 to 0 8)	1 6 (1 to 2 3)	3 7 (2 4 to 5 3)	4 9 (3 2 to 6 9)	6 7 (4 4 to 9 2)	10 (7 to 13)	17 9 (12 7 to 24 1)	27 7 (19 to 36)	39 9 (28 to 52)	45 (32 to 61)	62 9 (44 to 84)	135 (96 to 179)	131 (92 to 174)	207 (147 to 276)	150 (106 to 200)	96 (68 to 127)	73 3 (53 to 96)	1,960
Endocarditis	0 (0 to 0)	0 (0 to 0)	0 3 (0 to 0 4)	0 4 (0 2 to 0 6)	0 5 (0 3 to 0 8)	1 6 (1 to 2 3)	2 5 (1 7 to 3 5)	2 2 (1 4 to 3 3)	3 6 (2 4 to 5 1)	4 2 (2 8 to 6 1)	6 2 (4 1 to 7 6)	8 2 (5 4 to 9 8)	9 2 (6 to 11)	7 7 (5 to 9 3)	9 5 (6 5 to 11)	10 4 (7 1 to 13)	13 7 (9 1 to 17)	14 7 (9 1 to 21)	23 7 (15 to 32)	25 (17 to 34)	20 4 (13 to 28)	21 6 (13 to 31)	179
Other cardiovascular and circulatory diseases	1 3 (0 7 to 1 9)	1 (0 5 to 1 4)	2 8 (1 9 to 3 1)	2 2 (1 5 to 2 9)	2 6 (1 8 to 3 4)	4 6 (3 2 to 6 4)	7 8 (5 2 to 10 4)	12 4 (8 6 to 16 4)	17 5 (11 to 22 4)	27 (17 to 33)	29 3 (19 to 36)	52 2 (34 to 67)	68 4 (45 to 87)	90 4 (61 to 114)	78 9 (53 to 98)	88 4 (61 to 110)	96 4 (67 to 120)	74 4 (51 to 93)	132 (94 to 170)	94 2 (64 to 122)	168 (116 to 216)	129 (89 to 167)	86 2 (59 to 111)	1,210
Chronic respiratory diseases	0 (0 to 0)	0 (0 to 0)	39 5 (29 5 to 51 4)	117 (88 to 153)	166 (126 to 214)	144 (110 to 186)	158 (121 to 206)	171 (130 to 222)	199 (151 to 259)	194 (147 to 252)	234 (178 to 303)	320 (239 to 421)	476 (357 to 626)	616 (459 to 799)	773 (583 to 1,010)	1,060 (809 to 1,360)	1,360 (1,010 to 1,800)	1,540 (1,070 to 2,120)	1,580 (1,060 to 2,320)	1,540 (1,020 to 2,350)	1,290 (837 to 2,000)	579 (368 to 911)	11,200
Chronic obstructive pulmonary disease	0 (0 to 0)	0 (0 to 0)	0 (0 to 0 1)	0 (0 to 0 4)	2 (1 to 3 4)	11 (7 to 16 2)	17 (12 to 23 2)	24 6 (17 to 33 2)	31 4 (22 to 42 2)	37 (26 to 49 1)	47 1 (33 to 62 2)	57 (40 to 75)	69 (49 to 91)	79 (56 to 104)	89 (62 to 116)	99 (70 to 129)	111 (78 to 144)	123 (86 to 159)	135 (94 to 174)	144 (100 to 186)	150 (104 to 194)	151 (104 to 196)	66 (45 to 86)	1,360
Pneumoconiosis	0 (0 to 0)	0 (0 to 0)	0 (0 to 0)	0 (0 to 0)	0 (0 to 0)	0 (0 to 0)	0 (0 to 0 1)	0 (0 to 0 1)	0 (0 to 0 1)	0 (0 to 0 1)	0 (0 to 0 1)	0 (0 to 0 2)	0 (0 to 0 2)	0 (0 to 0 2)	0 (0 to 0 3)	0 (0 to 0 3)	0 (0 to 0 3)	0 (0 to 0 4)	0 (0 to 0 5)	0 (0 to 0 5)	0 (0 to 0 5)	0 (0 to 0 4)	0 (0 to 0 3)	5 3
Silicosis	0 (0 to 0)	0 (0 to 0)	0 (0 to 0)	0 (0 to 0)	0 (0 to 0)	0 (0 to 0)	0 (0 to 0)	0 (0 to 0)	0 (0 to 0)	0 (0 to 0)	0 (0 to 0)	0 (0 to 0 1)	0 (0 to 0 1)	0 (0 to 0 1)	0 (0 to 0 2)	0 (0 to 0 2)	0 (0 to 0 3)	0 (0 to 0 3)	0 (0 to 0 4)	0 (0 to 0 3)	0 (0 to 0 3)	0 (0 to 0 2)	0 (0 to 0 1)	0 1
Asbestosis	0 (0 to 0)	0 (0 to 0)	0 (0 to 0)	0 (0 to 0)	0 (0 to 0)	0 (0 to 0)	0 (0 to 0)	0 (0 to 0)	0 (0 to 0)	0 (0 to 0)	0 (0 to 0)	0 (0 to 0)	0 (0 to 0)	0 (0 to 0)	0 (0 to 0)	0 (0 to 0)	0 (0 to 0)	0 (0 to 0)	0 (0 to 0)	0 (0 to 0)	0 (0 to 0)	0 (0 to 0)	0 (0 to 0)	0
Coal workers pneumoconiosis	0 (0 to 0)	0 (0 to 0)	0 (0 to 0)	0 (0 to 0)	0 (0 to 0)	0 (0 to 0)	0 (0 to 0)	0 (0 to 0)	0 (0 to 0)	0 (0 to 0)	0 (0 to 0)	0 (0 to 0)	0 (0 to 0)	0 (0 to 0)	0 (0 to 0)	0 (0 to 0)	0 (0 to 0)	0 (0 to 0)	0 (0 to 0)	0 (0 to 0)	0 (0 to 0)	0 (0 to 0)	0 (0 to 0)	0
Other pneumoconiosis	0 (0 to 0)	0 (0 to 0)	0 (0 to 0)	0 (0 to 0)	0 (0 to 0)	0 (0 to 0)	0 (0 to 0)	0 (0 to 0)	0 (0 to 0)	0 (0 to 0)	0 (0 to 0)	0 (0 to 0)	0 (0 to 0)	0 (0 to 0)	0 (0 to 0)	0 (0 to 0)	0 (0 to 0)	0 (0 to 0)	0 (0 to 0)	0 (0 to 0)	0 (0 to 0)	0 (0 to 0)	0 (0 to 0)	0
Asthma	0 (0 to 0)	0 (0 to 0)	109 (84 to 139)	159 (99 to 194)	156 (75 to 214)	126 (76 to 214)	126 (76 to 214)	144 (83 to 219)	141 (84 to 220)	151 (89 to 234)	152 (96 to 232)	152 (96 to 229)	186 (118 to 276)	152 (97 to 224)	202 (127 to 294)	167 (105 to 260)	174 (114 to 247)	198 (113 to 338)	193 (121 to 259)	196 (92 to 190)	84 (70 to 140)	51 7 (40 to 110)	191 (39 to 449 3)	2,670
Interstitial lung disease and pulmonary sarcoidosis	0 (0 to 0)	0 (0 to 0)	0 (0 to 0)	0 1 (0 to 0 2)	0 (0 to 0 1)	0 (0 to 0 2)	0 (0 to 0 3)	0 (0 to 0 3)	0 (0 to 0 4)	0 (0 to 0 5)	0 (0 to 0 6)	0 (0 to 0 8)	0 (0 to 1 1)	0 (0 to 1 4)	0 (0 to 1 8)	0 (0 to 2 3)	0 (0 to 2 9)	0 (0 to 3 6)	0 (0 to 4 3)	0 (0 to 3 9)	0 (0 to 3 1)	0 (0 to 2 1)	0 (0 to 1 1)	4 8
Other chronic respiratory diseases	0 (0 to 0)	0 (0 to 0)	0 (0 to 0)	0 (0 to 0)	0 (0 to 0)	0 (0 to 0)	0 (0 to 0)	0 (0 to 0)	0 (0 to 0)	0 (0 to 0)	0 (0 to 0)	0 (0 to 0)	0 (0 to 0)	0 (0 to 0)	0 (0 to 0)	0 (0 to 0)	0 (0 to 0)	0 (0 to 0)	0 (0 to 0)	0 (0 to 0)	0 (0 to 0)	0 (0 to 0)	0 (0 to 0)	0
Digestive diseases	0 9 (0 7 to 1 1)	1 2 (0 9 to 1 5)	4 7 (3 5 to 6 2)	10 4 (7 9 to 13 2)	8 6 (6 4 to 11 3)	13 2 (9 7 to 17 2)	28 6 (21 to 37)	76 6 (58 7 to 100)	159 (120 to 210)	255 (193 to 333)	334 (249 to 432)	439 (329 to 572)	644 (484 to 836)	737 (552 to 960)	893 (669 to 1,160)	1,060 (797 to 1,370)	1,230 (924 to 1,600)	1,360 (1,020 to 1,770)	1,360 (1,020 to 1,770)	1,230 (921 to 1,600)	1,060 (795 to 1,380)	477 (357 to 620)	611 (458 to 793)	7,830
Cirrhosis and other chronic liver diseases	0 (0 to 0)	0 (0 to 0)	1 3 (0 9 to 1 7)	1 2 (0 9 to 1 6)	1 4 (1 1 to 1 8)	2 3 (1 7 to 2 9)	3 4 (2 5 to 4 3)	9 6 (7 2 to 12)	19 5 (14 to 25)	31 (23 to 40)	41 (30 to 53)	57 (42 to 73)	83 (61 to 107)	108 (79 to 138)	135 (98 to 173)	166 (121 to 213)	201 (146 to 258)	235 (170 to 302)	248 (179 to 318)	232 (165 to 304)	189 (135 to 247)	109 (77 to 142)	2,230 (1,600 to 2,910)
Cirrhosis and other chronic liver diseases due to hepatitis B	0 (0 to 0)	0 (0 to 0)	0 (0 to 0)	0 (0 to 0)	0 (0 to 0)	0 (0 to 0 1)	0 (0 to 0 2)	0 (0 to 0 3)	0 (0 to 0 4)	0 (0 to 0 6)	0 (0 to 0 8)	1 (0 to 1 1)	1 (0 to 1 5)	2 (1 to 2 1)	2 (1 to 2 8)	3 (2 to 3 6)	3 (2 to 4 4)	4 (2 to 5 2)	4 (2 to 5 4)	4 (2 to 5 2)	3 (2 to 4 2)	2 (1 to 3 2)	0 (0 to 2 3)	36
Cirrhosis and other chronic liver diseases due to hepatitis C	0 (0 to 0)	0 (0 to 0)	0 (0 to 0)	0 (0 to 0)	0 (0 to 0)	0 (0 to 0)	0 (0 to 0)	0 (0 to 0)	0 (0 to 0)	0 (0 to 0)	0 (0 to 0)	0 (0 to 0)	0 (0 to 0)	0 (0 to 0)	0 (0 to 0)	0 (0 to 0)	0 (0 to 0)	0 (0 to 0)	0 (0 to 0)	0 (0 to 0)	0 (0 to 0)	0 (0 to 0)	0 (0 to 0)	0
Cirrhosis and other chronic liver diseases due to alcohol use	0 (0 to 0)	0 (0 to 0)	0 (0 to 0)	0 (0 to 0)	0 (0 to 0)	0 (0 to 0)	1 6 (1 to 2 4)	6 3 (4 7 to 8 5)	15 8 (12 to 21)	23 7 (18 to 30)	31 (24 to 40)	42 (32 to 55)	59 (44 to 77)	77 (57 to 100)	96 (71 to 125)	119 (88 to 154)	144 (106 to 186)	170 (125 to 219)	178 (131 to 230)	166 (122 to 215)	135 (99 to 175)	78 (57 to 101)	1,270
Cirrhosis and other chronic liver diseases due to NAFLD	0 (0 to 0)	0 (0 to 0)	0 (0 to 0)	0 (0 to 0)	0 (0 to 0)	0 1 (0 to 0 1)	0 4 (0 2 to 0 6)	2 5 (1 7 to 3 5)	6 4 (4 4 to 8 7)	9 7 (7 to 13)	13 6 (9 to 18)	21 5 (15 to 29)	31 2 (22 to 42)	43 2 (31 to 57)	56 4 (40 to 74)	73 2 (52 to 95)	91 4 (65 to 120)	113 (80 to 147)	122 (86 to 159)	114 (81 to 148)	93 (66 to 121)	54 (38 to 70)	827
Cirrhosis and other chronic liver diseases due to other causes	0 (0 to 0)	0 (0 to 0)	1 3 (0 9 to 1 7)	1 2 (0 9 to 1 6)	1 4 (1 to 1 8)	2 2 (1 6 to 2 9)	4 7 (3 2 to 6 4)	12 3 (8 4 to 16)	19 4 (13 to 26)	29 7 (20 to 39)	39 6 (27 to 52)	52 6 (36 to 69)	72 7 (50 to 95)	93 7 (65 to 120)	114 (80 to 145)	139 (98 to 176)	164 (116 to 208)	192 (135 to 242)	201 (142 to 254)	189 (133 to 239)	154 (109 to 195)	89 (63 to 113)	1,510
Upper digestive system diseases	0 (0 to 0)	0 (0 to 0)	0 (0 to 0)	0 (0 to 0)	0 (0 to 0)	0 (0 to 0)	0 (0 to 0)	0 (0 to 0)	0 (0 to 0)	0 (0 to 0)	0 (0 to 0)	0 (0 to 0)	0 (0 to 0)	0 (0 to 0)	0 (0 to 0)	0 (0 to 0)	0 (0 to 0)	0 (0 to 0)	0 (0 to 0)	0 (0 to 0)	0 (0 to 0)	0 (0 to 0)	0 (0 to 0)	0
Peptic ulcer disease	0 (0 to 0)	0 (0 to 0)	0 7 (0 5 to 0 9)	0 7 (0 5 to 0 9)	0 8 (0 6 to 1 0)	1 2 (0 9 to 1 5)	2 6 (2 to 3 5)	5 1 (3 7 to 6 7)	8 4 (6 to 11)	12 (8 to 16)	16 (11 to 21)	21 (15 to 28)	28 (20 to 36)	34 (25 to 44)	40 (29 to 51)	46 (33 to 58)	52 (37 to 65)	58 (41 to 72)	63 (44 to 78)	65 (46 to 81)	63 (45 to 79)	49 (35 to 61)	1,040
Gastritis and duodenitis	0 (0 to 0)	0 (0 to 0)	0 (0 to 0)	0 (0 to 0)	0 (0 to 0)	0 (0 to 0)	0 (0 to 0)	0 (0 to 0)	0 (0 to 0)	0 (0 to 0)	0 (0 to 0)	0 (0 to 0)	0 (0 to 0)	0 (0 to 0)	0 (0 to 0)	0 (0 to 0)	0 (0 to 0)	0 (0 to 0)	0 (0 to 0)	0 (0 to 0)	0 (0 to 0)	0 (0 to 0)	0 (0 to 0)	0
Gastroesophageal reflex disease	0 (0 to 0)	0 (0

Congenital birth defects	294 (211 to 392)	101 (74 to 134)	205 (139 to 287)	105 (83 to 140)	57.4 (42.4 to 77)	55.2 (41.3 to 71.4)	48.8 (37.4 to 63.8)	59.7 (39.7 to 82.7)	46.4 (36.1 to 58.8)	43.5 (33.3 to 57.5)	44 (34.3 to 56.5)	42.3 (32 to 52.3)	49.3 (39.3 to 60.7)	53.2 (39.9 to 68.9)	52.7 (39.1 to 69.9)	41.5 (34.6 to 50)	31.4 (25.5 to 42)	12.6 (8.1 to 18.9)	7.8 (4.9 to 11.7)	4.6 (3 to 7)	2.6 (1.4 to 4)	1.1 (0.6 to 1.8)	0.3 (0.2 to 0.4)	1,340
Neural tube defects	29.4 (18.6 to 43.6)	9.3 (3.4 to 18.1)	17.9 (9.9 to 32.4)	19.2 (9.3 to 29.3)	2.6 (1.7 to 3.4)	2.7 (1.6 to 3.7)	2.4 (1.8 to 3.3)	3.6 (2.2 to 4.7)	3.2 (2.2 to 4.5)	2.6 (1.6 to 3.6)	2.4 (1.6 to 3.5)	1.6 (1.0 to 2.6)	1.8 (1.1 to 2.7)	1.2 (0.7 to 1.7)	0.8 (0.4 to 1.4)	0.5 (0.1 to 0.9)	0.2 (0.1 to 0.4)	0.1 (0.0 to 0.2)	0.1 (0.0 to 0.2)	0.1 (0.0 to 0.1)	0.0 (0.0 to 0.1)	0.0 (0.0 to 0.0)	0.0 (0.0 to 0.0)	99.3
Congenital heart anomalies	0 (0.0 to 0.1)	0 (0.0 to 0.0)	0.6 (0.2 to 1.3)	1.1 (0.4 to 2)	0.7 (0.2 to 1.4)	0.7 (0.2 to 1.5)	0.6 (0.2 to 1.2)	0.7 (0.2 to 1.4)	0.8 (0.3 to 1.5)	0.8 (0.3 to 1.6)	0.7 (0.3 to 1.4)	0.7 (0.3 to 1.3)	0.8 (0.4 to 1.4)	0.6 (0.2 to 1.2)	0.6 (0.2 to 1.3)	0.7 (0.2 to 1.5)	0.6 (0.2 to 1.3)	0.6 (0.2 to 1.3)	0.4 (0.2 to 0.8)	0.3 (0.1 to 0.6)	0.2 (0.1 to 0.4)	0.1 (0.0 to 0.2)	0.0 (0.0 to 0.1)	327
Orofacial clefts	0 (0 to 0.1)	0 (0.0 to 0)	0 (0.0 to 0.1)	0 (0.0 to 0.2)	0 (0.0 to 0.1)	0 (0.0 to 0.1)	0 (0.0 to 0.1

SR Table 2c. Lithuania DALYS by cause and sex group for both sexes with 95% uncertainty intervals, 2019

Cause	Early Neonatal	Late Neonatal	Post-Neonatal	1 to 4	5 to 9	10 to 14	15 to 19	20 to 24	25 to 29	30 to 34	35 to 39	40 to 44	45 to 49	50 to 54	55 to 59	60 to 64	65 to 69	70 to 74	75 to 79	80 to 84	85 to 89	90 to 94	95 plus	Total
All causes	9,690 (7,650 to 12,170)	1,220 (1,060 to 1,430)	3,920 (2,990 to 4,980)	4,790 (3,810 to 5,960)	3,970 (3,260 to 4,860)	7,600 (6,350 to 9,430)	12,700 (10,300 to 16,000)	19,800 (16,300 to 25,000)	29,900 (25,100 to 36,300)	39,000 (33,000 to 47,000)	38,700 (32,600 to 46,500)	49,100 (41,600 to 57,700)	59,200 (51,700 to 70,600)	61,300 (53,400 to 73,000)	67,700 (58,900 to 80,000)	106,000 (96,000 to 120,000)	113,000 (101,000 to 129,000)	122,000 (108,000 to 141,000)	103,000 (88,400 to 119,000)	99,900 (87,200 to 113,000)	73,000 (64,300 to 82,200)	34,400 (29,100 to 39,900)	1,290,000 (1,150,000 to 1,450,000)
Communicable, maternal, neonatal, and nutritional diseases	1,650 (1,200 to 2,200)	640 (503 to 764)	1,240 (974 to 1,580)	1,350 (1,060 to 1,720)	1,220 (939 to 1,580)	872 (649 to 1,160)	1,040 (763 to 1,410)	1,350 (1,020 to 1,760)	1,660 (1,270 to 2,140)	2,340 (1,790 to 3,020)	2,990 (2,330 to 3,720)	3,700 (2,940 to 4,660)	3,890 (3,060 to 4,760)	3,830 (3,040 to 4,660)	4,190 (3,300 to 5,130)	5,370 (4,230 to 6,310)	5,470 (4,220 to 6,570)	5,600 (4,220 to 7,020)	4,670 (3,320 to 6,200)	4,130 (3,070 to 5,610)	2,540 (1,870 to 3,510)	1,110 (809 to 1,530)	63,600
HIV/AIDS and sexually transmitted infections	0.1 (0.1 to 0.1)	0 (0 to 0)	12.9 (12.2 to 14.1)	9.8 (9.1 to 9.7)	4.3 (3.5 to 5.1)	7.5 (7.0 to 7.9)	16 (12.9 to 21.1)	64.8 (49.9 to 86.1)	164 (140.5 to 194)	366 (320.1 to 418)	495 (426.1 to 561)	564 (529.1 to 599)	562 (492.7 to 627)	483 (399.1 to 568)	226 (206.3 to 273)	162 (142.1 to 190)	47.2 (37.5 to 62.1)	13 (7.5 to 23.9)	11.4 (8.5 to 15.4)	7.5 (4.5 to 14.7)	2.2 (0.9 to 5.4)	0.2 (0.2 to 0.4)	3,200
HIV/AIDS	0 (0 to 0)	0 (0 to 0)	12.8 (12.1 to 14.1)	9.8 (9.1 to 9.7)	4.3 (3.5 to 5.1)	7.5 (7.0 to 7.9)	16 (12.9 to 21.1)	64.8 (49.9 to 86.1)	164 (140.5 to 194)	329 (282.2 to 384)	457 (389.2 to 523)	549 (514.1 to 584)	553 (483.7 to 618)	373 (289.1 to 458)	209 (189.3 to 256)	145 (125.1 to 173)	32.1 (22.4 to 46.9)	7.8 (2.5 to 18)	6.4 (3.5 to 10.4)	0.4 (0 to 0.1)	0 (0 to 0)	0 (0 to 0)	2,860
HIV/AIDS - Drug-susceptible Tuberculosis	0 (0 to 0)	0 (0 to 0)	0.3 (0.2 to 0.4)	0.2 (0.1 to 0.2)	0.2 (0.1 to 0.4)	0.4 (0.2 to 0.7)	0.4 (0.2 to 0.7)	1.1 (0.5 to 2.1)	3.2 (1.6 to 5.7)	19.1 (12.4 to 28.1)	21.9 (13.7 to 32.6)	29.6 (19.2 to 43.3)	29.2 (18.7 to 42.3)	21.7 (11.7 to 31.7)	9.4 (5.1 to 14.6)	5.4 (2.9 to 10.2)	0.7 (0.4 to 1.2)	0.1 (0 to 0.4)	0 (0 to 0.1)	0 (0 to 0)	0 (0 to 0)	0 (0 to 0)	134
HIV/AIDS - Multidrug-resistant Tuberculosis without extensive drug resistance	0 (0 to 0)	0 (0 to 0)	0.1 (0.1 to 0.1)	0.1 (0 to 0.1)	0 (0 to 0)	0.1 (0 to 0.1)	0.2 (0.1 to 0.4)	0.5 (0.2 to 1.1)	1.4 (0.6 to 2.6)	7.4 (3.5 to 13.8)	8.5 (3.9 to 15.8)	11.5 (5.6 to 20.9)	11.3 (5.5 to 20.2)	8.4 (3.7 to 15.1)	3.6 (1.5 to 6.3)	2.1 (1.4 to 3.1)	0.3 (0.2 to 0.5)	0 (0 to 0)	0 (0 to 0)	0 (0 to 0)	0 (0 to 0)	0 (0 to 0)	52
HIV/AIDS - Extensively drug-resistant Tuberculosis	0 (0 to 0)	0 (0 to 0)	0 (0 to 0.1)	0 (0 to 0.1)	0 (0 to 0)	0 (0 to 0)	0 (0 to 0.1)	0.1 (0 to 0.2)	0.2 (0 to 0.4)	0.9 (0.3 to 2)	1.1 (0.4 to 2.4)	1.4 (0.5 to 3.2)	1.4 (0.5 to 3.1)	1.1 (0.4 to 2.4)	0.5 (0.2 to 1.1)	0.3 (0.1 to 0.6)	0 (0 to 0.1)	0 (0 to 0)	0 (0 to 0)	0 (0 to 0)	0 (0 to 0)	0 (0 to 0)	0 (0 to 0)	6.6
HIV/AIDS resulting in other diseases	0 (0 to 0)	0 (0 to 0)	0 (0 to 0.1)	0 (0 to 0)	0 (0 to 0)	0 (0 to 0)	0 (0 to 0)	0 (0 to 0)	0 (0 to 0)	0 (0 to 0)	0 (0 to 0)	0 (0 to 0)	0 (0 to 0)	0 (0 to 0)	0 (0 to 0)	0 (0 to 0)	0 (0 to 0)	0 (0 to 0)	0 (0 to 0)	0 (0 to 0)	0 (0 to 0)	0 (0 to 0)	0 (0 to 0)	0
Sexually transmitted infections excluding HIV	0.1 (0 to 0.1)	0 (0 to 0)	0.1 (0 to 0)	0 (0 to 0)	0 (0 to 0.1)	0.1 (0 to 0.2)	0.1 (0 to 0.2)	0.6 (0.1 to 1.5)	0.8 (0.1 to 2.1)	0.2 (0 to 0.6)	0.2 (0 to 0.6)	0.2 (0 to 0.6)	0.3 (0 to 0.8)	0.3 (0 to 0.8)	0.2 (0 to 0.7)	0.2 (0 to 0.6)	0.2 (0 to 0.6)	0.1 (0 to 0.4)	0 (0 to 0.1)	0 (0 to 0.1)	0 (0 to 0.1)	0 (0 to 0)	0 (0 to 0)	3.6
Syphilis	0 (0 to 0)	0 (0 to 0)	0 (0 to 0)	0 (0 to 0)	0 (0 to 0)	0 (0 to 0)	0 (0 to 0)	0 (0 to 0)	0 (0 to 0)	0 (0 to 0)	0 (0 to 0)	0 (0 to 0)	0 (0 to 0)	0 (0 to 0)	0 (0 to 0)	0 (0 to 0)	0 (0 to 0)	0 (0 to 0)	0 (0 to 0)	0 (0 to 0)	0 (0 to 0)	0 (0 to 0)	0 (0 to 0)	0
Chlamydial infection	0 (0 to 0)	0 (0 to 0)	0 (0 to 0)	0 (0 to 0)	0 (0 to 0)	0.2 (0 to 0.5)	0.6 (0.1 to 1.5)	2.4 (0.5 to 6.2)	4.8 (0.9 to 12.6)	6.6 (1.2 to 17.3)	9.6 (1.7 to 25.1)	9.8 (1.7 to 25.7)	8.6 (1.5 to 22.5)	6.5 (1.1 to 17.1)	2.2 (0.4 to 5.7)	1.4 (0.3 to 3.6)	0.6 (0.1 to 1.5)	0.6 (0.1 to 1.6)	0.6 (0.1 to 1.5)	0.4 (0.1 to 1.1)	0.2 (0.1 to 0.4)	0 (0 to 0)	37.9
Gonococcal infection	0 (0 to 0)	0 (0 to 0)	0 (0 to 0)	0 (0 to 0)	0 (0 to 0)	0.2 (0.2 to 0.3)	0.5 (0.1 to 1.2)	2.3 (0.5 to 5.8)	3.8 (0.8 to 9.6)	4.6 (0.9 to 11.9)	5.2 (1 to 13.3)	4.9 (0.9 to 12.5)	3.7 (0.7 to 9.3)	2.7 (0.5 to 6.7)	1.7 (0.3 to 4.1)	0.9 (0.2 to 2.4)	0.3 (0.1 to 0.8)	0.2 (0 to 0.6)	0.1 (0 to 0.4)	0 (0 to 0.2)	0 (0 to 0.1)	0 (0 to 0)	0 (0 to 0)	37.4
Trichomoniasis	0 (0 to 0)	0 (0 to 0)	0 (0 to 0)	0 (0 to 0)	0 (0 to 0)	0.1 (0 to 0.2)	0.4 (0.1 to 1.1)	2.1 (0.4 to 5.6)	3.1 (0.6 to 8.7)	4.7 (0.8 to 12.7)	7.5 (1.2 to 20.2)	8.9 (1.4 to 24.1)	7.4 (1.2 to 19.9)	5.4 (0.9 to 14.1)	2.1 (0.3 to 5.7)	1.3 (0.2 to 3.6)	0.6 (0.1 to 1.7)	0.3 (0 to 1)	0.2 (0 to 0.7)	0.1 (0 to 0.4)	0 (0 to 0.2)	0 (0 to 0.1)	0 (0 to 0.1)	69.4
Genital herpes	0 (0 to 0)	0 (0 to 0)	0 (0 to 0)	0 (0 to 0)	0 (0 to 0)	0 (0 to 0)	0 (0 to 0)	0.1 (0 to 0.2)	0.2 (0 to 0.5)	0.4 (0 to 1.1)	0.5 (0 to 1.4)	0.6 (0 to 1.6)	0.5 (0 to 1.4)	0.4 (0 to 1.1)	0.2 (0 to 0.6)	0.1 (0 to 0.4)	0 (0 to 0.2)	0 (0 to 0.1)	0 (0 to 0.1)	0 (0 to 0)	0 (0 to 0)	0 (0 to 0)	0 (0 to 0)	7.1
Other sexually transmitted infections	0 (0 to 0)	0 (0 to 0)	0 (0 to 0)	0 (0 to 0)	0 (0 to 0)	0 (0.2 to 0.4)	0 (0.1 to 0.7)	0.1 (0.2 to 0.4)	0.1 (0.3 to 0.6)	0.2 (0.4 to 1.1)	0.2 (0.5 to 1.4)	0.3 (0.6 to 1.6)	0.3 (0.6 to 1.5)	0.3 (0.5 to 1.3)	0.2 (0.4 to 1.1)	0.1 (0.3 to 0.8)	0.1 (0.2 to 0.5)	0 (0.1 to 0.3)	0 (0.1 to 0.3)	0 (0.1 to 0.2)	0 (0.1 to 0.2)	0 (0 to 0)	0 (0 to 0)	8.4
Respiratory infections and tuberculosis	1,350 (1,010 to 1,760)	580 (469 to 715)	2,290 (1,790 to 2,980)	2,810 (2,210 to 3,610)	2,040 (1,630 to 2,610)	1,220 (960 to 1,620)	1,170 (900 to 1,560)	1,210 (900 to 1,660)	1,440 (1,050 to 1,970)	1,810 (1,320 to 2,430)	1,980 (1,450 to 2,630)	2,220 (1,620 to 2,930)	2,270 (1,660 to 2,990)	2,220 (1,620 to 2,930)	2,270 (1,660 to 2,990)	3,240 (2,370 to 4,270)	3,270 (2,370 to 4,310)	3,280 (2,380 to 4,320)	2,770 (1,980 to 3,860)	2,660 (1,900 to 3,700)	1,790 (1,270 to 2,500)	1,010 (715 to 1,410)	46,700
Tuberculosis	0 (0 to 0)	0 (0 to 0)	0 (0 to 1.2)	0.7 (0.7 to 1.3)	0.7 (0.6 to 1.4)	12.9 (8.6 to 19.6)	68.4 (49.6 to 96.4)	186 (134 to 239)	339 (264 to 426)	415 (321 to 521)	558 (432 to 707)	782 (605 to 1,010)	779 (602 to 1,000)	647 (502 to 836)	267 (207 to 345)	222 (172 to 286)	150 (116 to 193)	61.1 (47.4 to 78.8)	19.2 (14.9 to 24.8)	5.4 (4.2 to 7)	1.1 (0.8 to 1.4)	0.1 (0 to 0.2)	3,200
Latent tuberculosis infection	0 (0 to 0)	0 (0 to 0)	0 (0 to 0)	0 (0 to 0)	0 (0 to 0)	0 (0 to 0)	0 (0 to 0)	0 (0 to 0)	0 (0 to 0)	0 (0 to 0)	0 (0 to 0)	0 (0 to 0)	0 (0 to 0)	0 (0 to 0)	0 (0 to 0)	0 (0 to 0)	0 (0 to 0)	0 (0 to 0)	0 (0 to 0)	0 (0 to 0)	0 (0 to 0)	0 (0 to 0)	0 (0 to 0)	0
Drug-susceptible Tuberculosis	0 (0 to 0)	0 (0 to 0)	0 (0 to 1.2)	0.7 (0.6 to 1.3)	0.7 (0.6 to 1.4)	12.9 (8.6 to 19.6)	68.4 (49.6 to 96.4)	186 (134 to 239)	339 (264 to 426)	415 (321 to 521)	558 (432 to 707)	782 (605 to 1,010)	779 (602 to 1,000)	647 (502 to 836)	267 (207 to 345)	222 (172 to 286)	150 (116 to 193)	61.1 (47.4 to 78.8)	19.2 (14.9 to 24.8)	5.4 (4.2 to 7)	1.1 (0.8 to 1.4)	0.1 (0 to 0.2)	3,200
Multidrug-resistant tuberculosis without extensive drug resistance	0 (0 to 0)	0 (0 to 0)	0.2 (0 to 0.3)	0.1 (0 to 0.2)	0.1 (0 to 0.2)	2.7 (1.8 to 4.1)	14.3 (10.4 to 20.3)	39.6 (28.5 to 54.9)	72.1 (52.1 to 99.8)	88.6 (64.1 to 122.5)	119.1 (86.1 to 164.6)	166.9 (120.7 to 230.6)	166.2 (120.2 to 229.7)	138.1 (99.9 to 190.9)	57 (41.2 to 78.8)	47.4 (34.3 to 65.5)	32 (23.1 to 44.2)	13 (9.4 to 18)	4.1 (3 to 5.7)	1.2 (0.8 to 1.6)	0.2 (0.2 to 0.3)	0 (0 to 0)	683
Extensively drug-resistant tuberculosis	0 (0 to 0)	0 (0 to 0)	0 (0 to 0.1)	0 (0 to 0)	0 (0 to 0)	0.1 (0 to 0.2)	0.4 (0.1 to 1.1)	1.4 (0.4 to 3.6)	2.7 (0.7 to 6.9)	3.7 (0.9 to 9.3)	4.9 (1.2 to 12.3)	5.8 (1.4 to 14.5)	5.4 (1.3 to 13.5)	4.4 (1.1 to 11)	1.9 (0.5 to 4.8)	1.5 (0.4 to 3.8)	1 (0.2 to 2.5)	0.4 (0.1 to 1)	0.1 (0 to 0.4)	0 (0 to 0.1)	0 (0 to 0)	0 (0 to 0)	0 (0 to 0)	31.4
Lower respiratory infections	1,170 (913 to 1,480)	84 (64 to 114)	282 (216 to 372)	197 (151 to 253)	92 (69 to 121)	64.6 (48 to 87)	60.1 (44 to 82)	117 (77 to 173)	177 (113 to 263)	229 (145 to 339)	278 (177 to 411)	408 (260 to 603)	520 (332 to 768)	1,030 (660 to 1,520)	1,720 (1,100 to 2,530)	1,470 (1,000 to 2,030)	1,260 (860 to 1,740)	1,040 (710 to 1,440)	758 (508 to 1,060)	633 (398 to 894)	397 (240 to 574)	170 (93 to 270)	12,300
Upper respiratory infections	0.2 (0.1 to 0.3)	1.1 (0.7 to 1.7)	21.9 (14.1 to 33.1)	69.3 (44.5 to 104)	39 (25.1 to 58.8)	108 (69.5 to 163)	119 (76.6 to 180)	170 (107 to 258)	194 (120 to 295)	191 (118 to 292)	170 (104 to 260)	139 (85.1 to 213)	109 (66.7 to 167)	79 (48.3 to 121)	52 (31.8 to 79.7)	32 (19.6 to 48.9)	20 (12.3 to 30.6)	14 (8.6 to 21.5)	9.1 (5.6 to 13.9)	5.1 (3.1 to 7.8)	2.6 (1.6 to 4)	1.1 (0.7 to 1.7)	1,060
Otitis media	0 (0 to 0)	0 (0 to 0.2)	2.1 (1.1 to 7.2)	27.9 (14.6 to 96.6)	19.6 (9.9 to 66.1)	22.3 (11.2 to 75.4)	20.7 (10.4 to 70.1)	19.8 (9.9 to 67.1)	19.7 (9.7 to 66.7)	22.2 (10.9 to 75.4)	23.2 (11.4 to 78.5)	24.2 (11.9 to 82)	23.6 (11.6 to 79.7)	19.4 (9.5 to 65.6)	16.4 (8.1 to 55.5)	13.9 (6.9 to 47.1)	9.6 (4.8 to 32.5)	6.1 (3 to 20.7)	3.5 (1.7 to 11.9)	1.7 (0.8 to 5.8)	0.8 (0.4 to 2.7)	0.3 (0.1 to 1)	992
Enteric infections	12.4 (9.5 to 16.1)	1.3 (0.9 to 1.7)	150 (108 to 208)	250 (188 to 329)	116 (86 to 156)	116 (85 to 155)	117 (86 to 160)	260 (209 to 329)	260 (209 to 327)	277 (228 to 351)	260 (215 to 331)	257 (214 to 326)	239 (200 to 302)	227 (189 to 287)	219 (179 to 279)	270 (220 to 345)	271 (221 to 346)	255 (207 to 333)	227 (181 to 299)	201 (160 to 263)	170 (135 to 223)	129 (103 to 169)	4,200
Diarrheal diseases	12.4 (9.5 to 16.1)	1.3 (0.9 to 1.7)	150 (107 to 207)	249 (187 to 328)	114 (85 to 154)	114 (83 to 153)	115 (84 to 156)	258 (207 to 327)	258 (207 to 325)	275 (227 to 349)	258 (213 to 329)	255 (212 to 324)	237 (198 to 300)	225 (187 to 285)	217 (177 to 276)	268 (218 to 343)	269 (219 to 344)	253 (205 to 331)	225 (179 to 297)	199 (159 to 262)	169 (134 to 222)	128 (102 to 168)	4,170
Typhoid and paratyphoid	0 (0 to 0)	0 (0 to 0)	0 (0 to 0)	0 (0 to 0)	0 (0 to 0)	0 (0 to 0)	0 (0 to 0)	0 (0 to 0)	0 (0 to 0)	0 (0 to 0)	0 (0 to 0)	0 (0 to 0)	0 (0 to 0)	0 (0 to 0)	0 (0 to 0)	0 (0 to 0)	0 (0 to 0)	0 (0 to 0)	0 (0 to 0)	0 (0 to 0)	0 (0 to 0)	0 (0 to 0)	0 (0 to 0)	0
Typhoid fever	0 (0 to 0)	0 (0 to 0)	0 (0 to 0)	0 (0 to 0)	0 (0 to 0)	0 (0 to 0)	0 (0 to 0)	0 (0 to 0)	0 (0 to 0)	0 (0 to 0)	0 (0 to 0)	0 (0 to 0)	0 (0 to 0)	0 (0 to 0)	0 (0 to 0)	0 (0 to 0)	0 (0 to 0)	0 (0 to 0)	0 (0 to 0)	0 (0 to 0)	0 (0 to 0)	0 (0 to 0)	0 (0 to 0)	0
Paratyphoid fever	0 (0 to 0)	0 (0 to 0)	0 (0 to 0)	0 (0 to 0)	0 (0 to 0)	0 (0 to 0)	0 (0 to 0)	0 (0 to 0)	0 (0 to 0)	0 (0 to 0)	0 (0 to 0)	0 (0 to 0)	0 (0 to 0)	0 (0 to 0)	0 (0 to 0)	0 (0 to 0)	0 (0 to 0)	0 (0 to 0)	0 (0 to 0)	0 (0 to 0)	0 (0 to 0)	0 (0 to 0)	0 (0 to 0)	0
Invasive Non-typhoidal Salmonella (iNTS)	0 (0 to 0)	0 (0 to 0)	0 (0 to 0)	0 (0 to 0)	0 (0 to 0)	0 (0 to 0)	0 (0 to 0)	0 (0 to 0)	0 (0 to 0)	0 (0 to 0)	0 (0 to 0)	0 (0 to 0)	0 (0 to 0)	0 (0 to 0)	0 (0 to 0)	0 (0 to 0)	0 (0 to 0)	0 (0 to 0)	0 (0 to 0)	0 (0 to 0)	0 (0 to 0)	0 (0 to 0)	0 (0 to 0)	0
Other intestinal infectious diseases	0 (0 to 0)	0 (0 to 0)	0.4 (0.3 to 1.4)	0.6 (0.4 to 1.8)	0.6 (0.4 to 1.8)	0.4 (0.3 to 1.3)	0.4 (0.3 to 1.3)	0.6 (0.4 to 1.8)	0.6 (0.4 to 1.8)	0.6 (0.4 to 1.8)	0.6 (0.4 to 1.8)	0.6 (0.4 to 1.8)	0.6 (0.4 to 1.8)	0.5 (0.3 to 1.6)	0.3 (0.2 to 1.1)	0.2 (0.1 to 0.8)	0.1 (0.1 to 0.5)	0.1 (0 to 0.3)	0 (0 to 0.2)	0 (0 to 0.1)	0 (0 to 0.1)	0 (0 to 0)	0 (0 to 0)	8.1
Neglected tropical diseases and malaria	0 (0 to 0)	1.9 (1.7 to 2.7)	8.8 (7.7 to 10.5)	22.6 (19.5 to 26.5)	16.5 (14.3 to 19.3)	9.3 (8 to 10.9)	13.2 (11.3 to 15.6)	22 (18.8 to 26.1)	33.7 (28.8 to 39.7)	42.4 (36.3 to 50.1)	58.2 (49.8 to 68.7)	66.2 (56.6 to 78.1)	119 (101.8 to 140.5)	169 (144.5 to 199.4)	169 (144.5 to 199.4)	148 (126.5 to 174.6)	120 (102.6 to 141.6)	93 (79.5 to 109.7)	51 (43.6 to 60.2)	19.8 (16.9 to 23.4)	3.6 (3.1 to 4.2)	1,200
Malaria	0 (0 to 0)	0 (0 to 0)	0 (0 to 0)	0 (0 to 0)	0 (0 to 0)	0 (0 to 0)	0 (0 to 0)	0 (0 to 0)	0 (0 to 0)	0 (0 to 0)	0 (0 to 0)	0 (0 to 0)	0 (0 to 0)	0 (0 to 0)	0 (0 to 0)	0 (0 to 0)	0 (0 to 0)	0 (0 to 0)	0 (0 to 0)	0 (0 to 0)	0 (0 to 0)	0 (0 to 0)	0 (0 to 0)	0
Chagas disease	0 (0 to 0)	0 (0 to 0)	0 (0 to 0)	0 (0 to 0)	0 (0 to 0)	0 (0 to 0)	0 (0 to 0)	0 (0 to 0)	0 (0 to 0)	0 (0 to 0)	0 (0 to 0)	0 (0 to 0)	0 (0 to 0)	0 (0 to 0)	0 (0 to 0)	0 (0 to 0)	0 (0 to 0)	0 (0 to 0)	0 (0 to 0)	0 (0 to 0)	0 (0 to 0)	0 (0 to 0)	0 (0 to 0)	0
Leishmaniasis	0 (0 to 0)	0 (0 to 0)	0 (0 to 0)	0 (0 to 0)	0 (0 to 0)	0 (0 to 0)	0 (0 to 0)	0 (0 to 0)	0 (0 to 0)	0 (0 to 0)	0 (0 to 0)	0 (0 to 0)	0 (0 to 0)	0 (0 to 0)	0 (0 to 0)	0 (0 to 0)	0 (0 to 0)	0 (0 to 0)	0 (0 to 0)	0 (0 to 0)	0 (0 to 0)	0 (0 to 0)	0 (0 to 0)	0
Visceral leishmaniasis	0 (0 to 0)	0 (0 to 0)	0 (0 to 0)	0 (0 to 0)	0 (0 to 0)	0 (0 to 0)	0 (0 to 0)	0 (0 to 0)	0 (0 to 0)	0 (0 to 0)	0 (0 to 0)	0 (0 to 0)	0 (0 to 0)	0 (0 to 0)	0 (0 to 0)	0 (0 to 0)	0 (0 to 0)	0 (0 to 0)	0 (0 to 0)	0 (0 to 0)	0 (0 to 0)	0 (0 to 0)	0 (0 to 0)	0
Cutaneous and mucocutaneous leishmaniasis	0 (0 to 0)	0 (0 to 0)	0 (0 to 0)	0 (0 to 0)	0 (0 to 0)	0 (0 to 0)	0 (0 to 0)	0 (0 to 0)	0 (0 to 0)	0 (0 to 0)	0 (0 to 0)	0 (0 to 0)	0 (0 to 0)	0 (0 to 0)	0 (0 to 0)	0 (0 to 0)	0 (0 to 0)	0 (0 to 0)	0 (0 to 0)	0 (0 to 0)	0 (0 to 0)	0 (0 to 0)	0 (0 to 0)	0
African trypanosomiasis	0 (0 to 0)	0 (0 to 0)	0 (0 to 0)	0 (0 to 0)	0 (0 to 0)	0 (0 to 0)	0 (0 to 0)	0 (0 to 0)	0 (0 to 0)	0 (0 to 0)	0 (0 to 0)	0 (0 to 0)	0 (0 to 0)	0 (0 to 0)	0 (0 to 0)	0 (0 to 0)	0 (0 to 0)	0 (0 to 0)	0 (0 to 0)	0 (0 to 0)	0 (0 to 0)	0 (0 to 0)	0 (0 to 0)	0
Schistosomiasis	0 (0 to 0)	0 (0 to 0)	0 (0 to 0)	0 (0 to 0)	0 (0 to 0)	0 (0 to 0)	0 (0 to 0)	0 (0 to 0)	0 (0 to 0)	0 (0 to 0)	0 (0 to 0)	0 (0 to 0)	0 (0 to 0)	0 (0 to 0)	0 (0 to 0)	0 (0 to 0)	0 (0 to 0)	0 (0 to 0)	0 (0 to 0)	0 (0 to 0)	0 (0 to 0)	0 (0 to 0)	0 (0 to 0)	0
Cysticercosis	0 (0 to 0)	0 (0 to 0)	0 (0 to 0)	0.2 (0 to 0.7)	0.2 (0 to 0.8)	1.3 (0.1 to 3.3)	3.4 (0.4 to 8.6)	5.4 (0.6 to 13.7)	14.3 (1.6 to 36.1)	22.4 (2.6 to 57)	30 (3.7 to 76.1)	43.9 (5.5 to 111)	48.6 (6.1 to 123)	47.2 (5.9 to 119)	37.2 (4.7 to 94.2)	27.7 (3.5 to 70.1)	19.5 (2.5 to 49.3)	11.6 (1.5 to 29.3)	6.5 (0.8 to 16.4)	3.2 (0.4 to 8.1)	1.3 (0.2 to 3.3)	0.3 (0 to 0.8)	1,080
Cystic echinococcosis	0 (0 to 0)	0 (0 to 0)	0.2 (0 to 0.6)	0.6 (0.1 to 1.7)	0.6 (0.1 to 1.7)	1.1 (0.2 to 3.1)	1.9 (0.3 to 5.4)	1.9 (0.3 to 5.4)	1.9 (0.3 to 5.4)	1.8 (0.3 to 5.1)	2.1 (0.3 to 5.9)	2.7 (0.4 to 7.6)	3.1 (0.5 to 8.7)	3.9 (0.6 to 10.9)	3.4 (0.5 to 9.6)	2.7 (0.4 to 7.7)	2.6 (0.4 to 7.3)	2.1 (0.3 to 5.9)	1.4 (0.2 to 4)	0.7 (0.1 to 2)	0.3 (0 to 0.8)	0.1 (0 to 0.2)	39.6
Lymphatic filariasis	0 (0 to 0)	0 (0 to 0)	0 (0 to 0)	0 (0 to 0)	0 (0 to 0)	0 (0 to 0)	0 (0 to 0)	0 (0 to 0)	0 (0 to 0)	0 (0 to 0)	0 (0 to 0)	0 (0 to 0)	0 (0 to 0)	0 (0 to 0)	0 (0 to 0)	0 (0 to 0)	0 (0 to 0)	0 (0 to 0)	0 (0 to 0)	0 (0 to 0)	0 (0 to 0)	0 (0 to 0)	0 (0 to 0)	0
Onchocerciasis	0 (0 to 0)	0 (0 to 0)	0 (0 to 0)	0 (0 to 0)	0 (0 to 0)	0 (0 to 0)	0 (0 to 0)	0 (0 to 0)	0 (0 to 0)	0 (0 to 0)	0 (0 to 0)	0 (0 to 0)	0 (0 to 0)	0 (0 to 0)	0 (0 to 0)	0 (0 to 0)	0 (0 to 0)	0 (0 to 0)	0 (0 to 0)	0 (0 to 0)	0 (0 to 0)	0 (0 to 0)	0 (0 to 0)	0
Trachoma	0 (0 to 0)	0 (0 to 0)	0 (0 to 0)	0 (0 to 0)	0 (0 to 0)	0 (0 to 0)	0 (0 to 0)	0 (0 to 0)	0 (0 to 0)	0 (0 to 0)	0 (0 to 0)	0 (0 to 0)	0 (0 to 0)	0 (0 to 0)	0 (0 to 0)	0 (0 to 0)	0 (0 to 0)	0 (0 to 0)	0 (0 to 0)	0 (0 to 0)	0 (0 to 0)	0 (0 to 0)	0 (0 to 0)	0
Dengue	0 (0 to 0)	0 (0 to 0)	0 (0 to 0)	0 (0 to 0)	0 (0 to 0)	0 (0 to 0)	0 (0 to 0)	0 (0 to 0)	0 (0 to 0)	0 (0 to 0)	0 (0 to 0)	0 (0 to 0)	0 (0 to 0)	0 (0 to 0)	0 (0 to 0)	0 (0 to 0)	0 (0 to 0)	0 (0 to 0)	0 (0 to 0)	0 (0 to 0)	0 (0 to 0)	0 (0 to 0)	0 (0 to 0)	0
Yellow fever	0 (0 to 0)	0 (0 to 0)	0 (0 to 0)	0 (0 to 0)	0 (0 to 0)	0 (0 to 0)	0 (0 to 0)	0 (0 to 0)	0 (0 to 0)	0 (0 to 0)	0 (0 to 0)	0 (0 to 0)	0 (0 to 0)	0 (0 to 0)	0 (0 to 0)	0 (0 to 0)	0 (0 to 0)	0 (0 to 0)	0 (0 to 0)	0 (0 to 0)	0 (0 to 0)	0 (0 to 0)	0 (0 to 0)	0
Rabies	0 (0 to 0)	0 (0 to 0)	0 (0 to 0)	0 (0 to 0)	0 (0 to 0)	0 (0 to 0)	0 (0 to 0)	0 (0 to 0)	0 (0 to 0)	0 (0 to 0)	0 (0 to 0)	0 (0 to 0)	0 (0 to 0)	0 (0 to 0)	0 (0 to 0)	0 (0 to 0)	0 (0 to 0)	0 (0 to 0)	0 (0 to 0)	0 (0 to 0)	0 (0 to 0)	0 (0 to 0)	0 (0 to 0)	0
Intestinal nematode infections	0 (0 to 0)	0 (0 to 0)	0 (0 to 0)	0 (0 to 0)	0 (0 to 0)	0 (0 to 0)	0 (0 to 0)	0 (0 to 0)	0 (0 to 0)	0 (0 to 0)	0 (0 to 0)	0 (0 to 0)	0 (0 to 0)	0 (0 to 0)	0 (0 to 0)	0 (0 to 0)	0 (0 to 0)	0 (0 to 0)	0 (0 to 0)	0 (0 to 0)	0 (0 to 0)	0 (0 to 0)	0 (0 to 0)	0
Ascariasis	0 (0 to 0)	0 (0 to 0)	0 (0 to 0)	0 (0 to 0)	0 (0 to 0)	0 (0 to 0)	0 (0 to 0)	0 (0 to 0)	0 (0 to 0)	0 (0 to 0)	0 (0 to 0)	0 (0 to 0)	0 (0 to 0)	0 (0 to 0)	0 (0 to 0)	0 (0 to 0)	0 (0 to 0)	0 (0 to 0)	0 (0 to 0)	0 (0 to 0)	0 (0 to 0)	0 (0 to 0)	0 (0 to 0)	0
Trichuriasis	0 (0 to 0)	0 (0 to 0)	0 (0 to 0)	0 (0 to 0)	0 (0 to 0)	0 (0 to 0)	0 (0 to 0)	0 (0 to 0)	0 (0 to 0)	0 (0 to 0)	0 (0 to 0)	0 (0 to 0)	0 (0 to 0)	0 (0 to 0)	0 (0 to 0)	0 (0 to 0)	0 (0 to 0)	0 (0 to 0)	0 (0 to 0)	0 (0 to 0)	0 (0 to 0)	0 (0 to 0)	0 (0 to 0)	0
Hookworm disease	0 (0 to 0)	0 (0 to 0)	0 (0 to 0)	0 (0 to 0)	0 (0 to 0)	0 (0 to 0)	0 (0 to 0)	0 (0 to 0)	0 (0 to 0)	0 (0 to 0)	0 (0 to 0)	0



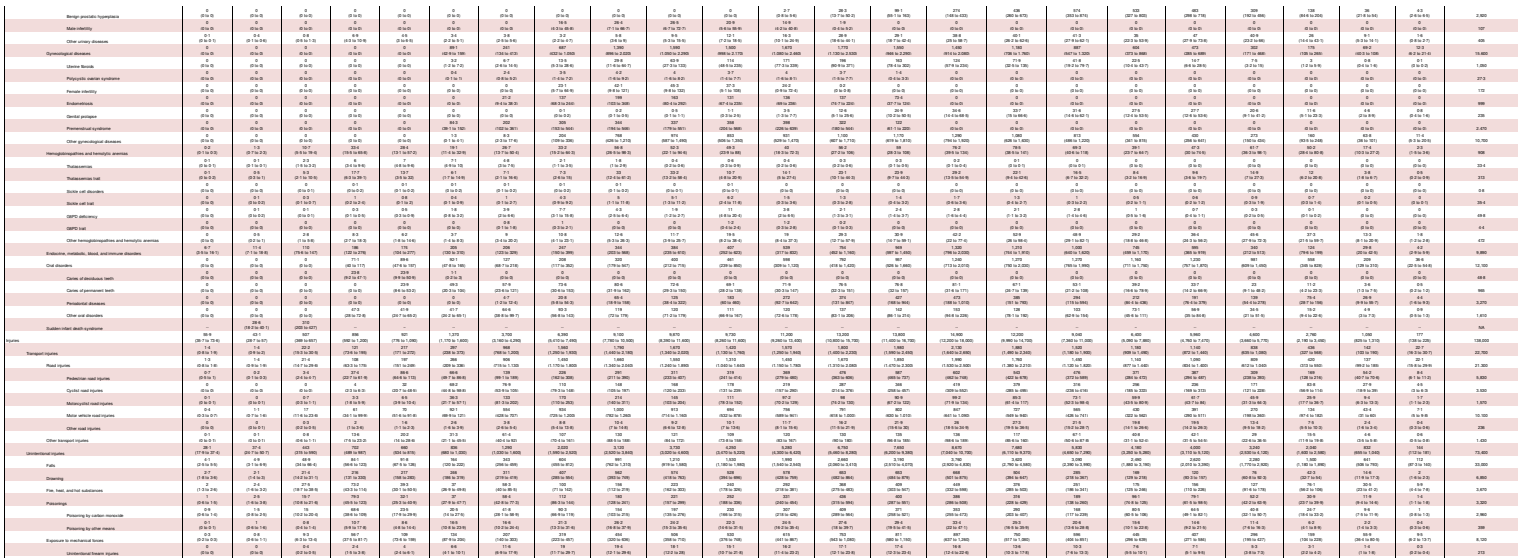

SR Table 2c: Herefordshire, County of DALYS by cause and age group for both sexes with 95% uncertainty intervals, 2019

Cause	Early Neonatal	Late Neonatal	Post Neonatal	1 to 4	5 to 9	10 to 14	15 to 19	20 to 24	25 to 29	30 to 34	35 to 39	40 to 44	45 to 49	50 to 54	55 to 59	60 to 64	65 to 69	70 to 74	75 to 79	80 to 84	85 to 89	90 to 94	95 plus	Total
All causes	246 (208 to 289)	82·6 (66·8 to 101)	192 (142 to 247)	343 (271 to 432)	405 (294 to 539)	620 (458 to 815)	906 (688 to 1,170)	1,170 (901 to 1,470)	1,530 (1,190 to 1,920)	1,890 (1,480 to 2,340)	2,000 (1,600 to 2,470)	2,060 (1,650 to 2,510)	2,800 (2,270 to 3,380)	3,640 (2,980 to 4,360)	4,390 (3,630 to 5,170)	4,750 (4,000 to 5,540)	5,910 (5,070 to 6,790)	7,230 (6,260 to 8,210)	6,580 (5,750 to 7,380)	6,130 (5,430 to 6,790)	4,760 (4,310 to 5,210)	2,660 (2,450 to 2,880)	900 (836 to 962)	61,200
Communicable, maternal, neonatal, and nutritional diseases	176 (138 to 211)	47·8 (35·9 to 59·9)	67·1 (48·5 to 88·8)	84·6 (61·1 to 126)	79·4 (51·3 to 134)	58 (40·8 to 84·1)	48·5 (36·4 to 62·7)	54·7 (40·8 to 74·4)	64 (49 to 86)	72·7 (55·3 to 95·5)	72 (56 to 94·7)	71·9 (53·5 to 101)	84·6 (64·8 to 115)	103 (77 to 141)	110 (84·3 to 148)	108 (84·4 to 138)	136 (104 to 179)	181 (140 to 234)	215 (162 to 274)	269 (219 to 328)	304 (235 to 381)	234 (180 to 284)	90·6 (67·3 to 114)	2,730
HIV/AIDS and sexually transmitted infections	5·9 (1·7 to 13·2)	1·8 (0·5 to 4·1)	2·8 (0·9 to 6·3)	0·3 (0·2 to 0·4)	0·1 (0·1 to 0·2)	0·2 (0·1 to 0·2)	0·4 (0·3 to 0·6)	1·3 (0·9 to 1·8)	2·6 (1·8 to 3·6)	4·7 (3·4 to 6·5)	5·3 (3·8 to 7·5)	5·2 (3·7 to 7·3)	5 (3·6 to 7)	3·9 (2·9 to 5·2)	3·4 (2·4 to 4·7)	2·6 (1·8 to 3·8)	2·7 (1·7 to 4·2)	1·9 (1·1 to 3·1)	1·1 (0·7 to 1·7)	0·6 (0·4 to 0·9)	0·4 (0·3 to 0·6)	0·2 (0·1 to 0·3)	0·1 (0 to 0·1)	52·3
HIV/AIDS	0 (0 to 0)	0 (0 to 0)	0·3 (0·2 to 0·3)	0·2 (0·2 to 0·2)	0·1 (0·1 to 0·1)	0·1 (0·1 to 0·1)	0·2 (0·1 to 0·2)	0·7 (0·5 to 0·9)	1·3 (0·9 to 1·7)	2·6 (2 to 3·5)	3 (2·3 to 4·1)	2·9 (2·2 to 3·9)	3·2 (2·4 to 4·1)	2·7 (2 to 3·5)	2·3 (1·7 to 3·2)	1·8 (1·2 to 2·6)	1·8 (1·1 to 2·9)	1 (0·4 to 2)	0·4 (0·2 to 0·8)	0·1 (0 to 0·1)	0 (0 to 0·1)	0 (0 to 0)	0 (0 to 0)	24·5
HIV/AIDS - Drug-susceptible Tuberculosis	0 (0 to 0)	0 (0 to 0)	0·1 (0 to 0·1)	0 (0 to 0·1)	0 (0 to 0)	0 (0 to 0)	0 (0 to 0)	0·1 (0·1 to 0·2)	0·2 (0·1 to 0·3)	0·4 (0·2 to 0·6)	0·4 (0·3 to 0·7)	0·4 (0·2 to 0·6)	0·4 (0·3 to 0·7)	0·4 (0·2 to 0·6)	0·3 (0·2 to 0·5)	0·2 (0·1 to 0·3)	0·2 (0·1 to 0·3)	0 (0 to 0)	0 (0 to 0)	0 (0 to 0)	0 (0 to 0)	0 (0 to 0)	0 (0 to 0)	3·1
HIV/AIDS - Multidrug-resistant Tuberculosis without extensive dru	0 (0 to 0)	0 (0 to 0)	0 (0 to 0)	0 (0 to 0)	0 (0 to 0)	0 (0 to 0)	0 (0 to 0)	0 (0 to 0)	0 (0 to 0)	0 (0 to 0·1)	0 (0 to 0·1)	0 (0 to 0·1)	0 (0 to 0·1)	0 (0 to 0·1)	0 (0 to 0·1)	0 (0 to 0)	0 (0 to 0)	0 (0 to 0)	0 (0 to 0)	0 (0 to 0)	0 (0 to 0)	0 (0 to 0)	0 (0 to 0)	0·1
HIV/AIDS - Extensively drug-resistant Tuberculosis	0 (0 to 0)	0 (0 to 0)	0 (0 to 0)	0 (0 to 0)	0 (0 to 0)	0 (0 to 0)	0 (0 to 0)	0 (0 to 0)	0 (0 to 0)	0 (0 to 0)	0 (0 to 0)	0 (0 to 0)	0 (0 to 0)	0 (0 to 0)	0 (0 to 0)	0 (0 to 0)	0 (0 to 0)	0 (0 to 0)	0 (0 to 0)	0 (0 to 0)	0 (0 to 0)	0 (0 to 0)	0 (0 to 0)	0
HIV/AIDS resulting in other diseases	0 (0 to 0)	0 (0 to 0)	0·2 (0·2 to 0·2)	0·1 (0·1 to 0·2)	0·1 (0·1 to 0·1)	0·1 (0·1 to 0·1)	0·1 (0·1 to 0·2)	0·6 (0·4 to 0·8)	1·1 (0·8 to 1·5)	2·2 (1·5 to 3)	2·6 (1·8 to 3·7)	2·5 (1·7 to 3·5)	2·7 (1·9 to 3·7)	2·3 (1·6 to 3·2)	2 (1·4 to 2·9)	1·6 (0·9 to 2·4)	1·6 (0·9 to 2·8)	1 (0·4 to 1·9)	0·4 (0·1 to 0·8)	0·1 (0 to 0·1)	0 (0 to 0·1)	0 (0 to 0)	0 (0 to 0)	21·2
Sexually transmitted infections excluding HIV	5·9 (1·7 to 13·2)	1·8 (0·5 to 4·1)	2·5 (0·7 to 6)	0·1 (0 to 0·2)	0 (0 to 0·1)	0·1 (0·1 to 0·1)	0·2 (0·1 to 0·4)	0·6 (0·3 to 1)	1·3 (0·7 to 2·2)	2·1 (1·2 to 3·5)	2·3 (1·3 to 3·9)	2·3 (1·2 to 4)	1·8 (1 to 3·4)	1·2 (0·6 to 2·2)	1·1 (0·6 to 2·1)	0·9 (0·5 to 1·7)	0·9 (0·5 to 1·6)	0·9 (0·5 to 1·6)	0·7 (0·4 to 1·2)	0·5 (0·3 to 0·9)	0·4 (0·2 to 0·5)	0·2 (0·1 to 0·3)	0·1 (0 to 0·1)	27·8
Syphilis	5·9 (1·7 to 13·2)	1·8 (0·5 to 4·1)	2·5 (0·7 to 6)	0·1 (0 to 0·2)	0 (0 to 0·1)	0 (0 to 0)	0 (0 to 0)	0 (0 to 0)	0 (0 to 0·1)	0 (0 to 0·1)	0 (0 to 0·1)	0 (0 to 0·1)	0 (0 to 0·1)	0 (0 to 0·1)	0·1 (0 to 0·1)	0·1 (0 to 0·1)	0·1 (0 to 0·1)	0·1 (0·1 to 0·1)	0·1 (0 to 0·1)	0 (0 to 0·1)	0 (0 to 0)	0 (0 to 0)	0 (0 to 0)	11·1
Chlamydial infection	0 (0 to 0)	0 (0 to 0)	0 (0 to 0)	0 (0 to 0)	0 (0 to 0)	0 (0 to 0)	0·1 (0 to 0·1)	0·2 (0·1 to 0·3)	0·3 (0·1 to 0·6)	0·4 (0·2 to 0·8)	0·5 (0·2 to 0·8)	0·5 (0·2 to 0·9)	0·3 (0·1 to 0·6)	0·1 (0·1 to 0·1)	0·1 (0 to 0·1)	0 (0 to 0·1)	0 (0 to 0)	0 (0 to 0·1)	0·1 (0 to 0·1)	0·1 (0 to 0·1)	0 (0 to 0·1)	0 (0 to 0)	0 (0 to 0)	2·6
Gonococcal infection	0 (0 to 0)	0 (0 to 0)	0 (0 to 0)	0 (0 to 0)	0 (0 to 0)	0 (0 to 0)	0 (0 to 0)	0 (0 to 0·1)	0·1 (0 to 0·1)	0·1 (0·1 to 0·2)	0·1 (0·1 to 0·2)	0·1 (0·1 to 0·2)	0·1 (0·1 to 0·2)	0·1 (0·1 to 0·1)	0·1 (0·1 to 0·1)	0·1 (0·1 to 0·2)	0·2 (0·1 to 0·3)	0·2 (0·1 to 0·3)	0·2 (0·1 to 0·3)	0·2 (0·1 to 0·2)	0·1 (0·1 to 0·2)	0·1 (0 to 0·1)	0 (0 to 0·1)	1·9
Trichomoniasis	0 (0 to 0)	0 (0 to 0)	0 (0 to 0)	0 (0 to 0)	0 (0 to 0)	0 (0 to 0)	0 (0 to 0·1)	0·1 (0 to 0·2)	0·2 (0·1 to 0·5)	0·3 (0·1 to 0·6)	0·3 (0·1 to 0·6)	0·2 (0·1 to 0·6)	0·3 (0·1 to 0·7)	0·3 (0·1 to 0·6)	0·2 (0·1 to 0·6)	0·2 (0·1 to 0·4)	0·2 (0·1 to 0·4)	0·1 (0 to 0·3)	0·1 (0 to 0·2)	0·1 (0 to 0·1)	0 (0 to 0·1)	0 (0 to 0)	0 (0 to 0)	2·6
Genital herpes	0 (0 to 0)	0 (0 to 0)	0 (0 to 0)	0 (0 to 0)	0 (0 to 0)	0 (0 to 0)	0·1 (0 to 0·1)	0·1 (0 to 0·3)	0·2 (0·1 to 0·5)	0·3 (0·1 to 0·8)	0·3 (0·1 to 0·8)	0·3 (0·1 to 0·9)	0·4 (0·1 to 1)	0·5 (0·2 to 1·2)	0·5 (0·1 to 1·2)	0·4 (0·1 to 1·1)	0·4 (0·1 to 1·1)	0·4 (0·1 to 1)	0·3 (0·1 to 0·6)	0·2 (0·1 to 0·4)	0·1 (0 to 0·2)	0 (0 to 0·1)	0 (0 to 0)	4·6
Other sexually transmitted infections	0 (0 to 0)	0 (0 to 0)	0 (0 to 0)	0 (0 to 0)	0 (0 to 0)	0 (0 to 0)	0·1 (0 to 0·1)	0·2 (0·1 to 0·3)	0·5 (0·3 to 0·9)	0·9 (0·5 to 1·5)	1·1 (0·6 to 1·8)	1 (0·5 to 1·8)	0·6 (0·3 to 1·3)	0·2 (0·1 to 0·4)	0·1 (0·1 to 0·2)	0 (0 to 0·1)	0·1 (0 to 0·1)	0·1 (0 to 0·1)	0 (0 to 0·1)	0·1 (0 to 0·1)	0 (0 to 0·1)	0 (0 to 0)	0 (0 to 0)	5·1
Respiratory infections and tuberculosis	1·6 (1·2 to 2·1)	1·5 (1·1 to 1·9)	10·2 (6·9 to 14·2)	21·9 (15·3 to 31·4)	18·6 (11·3 to 29·7)	14·7 (8·8 to 24)	13·1 (7·9 to 21·2)	14·2 (9·3 to 21·7)	17·4 (12·1 to 24·9)	20·8 (14·7 to 29·2)	22·3 (15·8 to 29·7)	23·2 (17·4 to 31·4)	32·1 (24·1 to 42·1)	42·2 (30·6 to 57·1)	52 (37·7 to 69·2)	59·8 (43·9 to 79·4)	83·9 (59·2 to 115)	129 (93·3 to 175)	173 (126 to 232)	231 (182 to 288)	274 (208 to 344)	216 (164 to 265)	84·2 (61 to 107)	1,560
Tuberculosis	0 (0 to 0)	0 (0 to 0)	0 (0 to 0)	0·1 (0·1 to 0·1)	0·1 (0 to 0·1)	0·1 (0·1 to 0·1)	0·2 (0·1 to 0·2)	0·4 (0·3 to 0·6)	0·7 (0·5 to 1·1)	0·8 (0·6 to 1·1)	0·8 (0·6 to 1·1)	0·8 (0·6 to 1)	1·1 (0·8 to 1·6)	1·4 (1 to 1·8)	1·7 (1·2 to 2·3)	1·8 (1·3 to 2·5)	2·4 (1·7 to 3·3)	3·4 (2·4 to 4·5)	3·1 (2·2 to 4·3)	2·8 (2 to 3·8)	2 (1·3 to 2·8)	0·8 (0·5 to 1·1)	0·2 (0·2 to 0·2)	24·7
Latent tuberculosis infection	0 (0 to 0)	0 (0 to 0)	0 (0 to 0)	0 (0 to 0)	0 (0 to 0)	0 (0 to 0)	0 (0 to 0)	0 (0 to 0)	0 (0 to 0)	0 (0 to 0)	0 (0 to 0)	0 (0 to 0)	0 (0 to 0)	0 (0 to 0)	0 (0 to 0)	0 (0 to 0)	0 (0 to 0)	0 (0 to 0)	0 (0 to 0)	0 (0 to 0)	0 (0 to 0)	0 (0 to 0)	0 (0 to 0)	0
Drug-susceptible tuberculosis	0 (0 to 0)	0 (0 to 0)	0 (0 to 0)	0·1 (0·1 to 0·1)	0 (0 to 0·1)	0·1 (0·1 to 0·1)	0·2 (0·1 to 0·2)	0·4 (0·3 to 0·5)	0·7 (0·5 to 1·1)	0·8 (0·6 to 1·1)	0·8 (0·6 to 1·1)	0·8 (0·6 to 1)	1·1 (0·8 to 1·6)	1·3 (0·9 to 1·8)	1·6 (1·1 to 2·3)	1·7 (1·2 to 2·4)	2·3 (1·6 to 3·3)	3·3 (2·2 to 4·4)	3 (2·1 to 4·2)	2·8 (1·9 to 3·7)	1·9 (1·3 to 2·7)	0·8 (0·5 to 1·1)	0·2 (0·1 to 0·2)	24
Multidrug-resistant tuberculosis without extensive drug resistanc	0 (0 to 0)	0 (0 to 0)	0 (0 to 0)	0 (0 to 0)	0 (0 to 0)	0 (0 to 0)	0 (0 to 0)	0 (0 to 0)	0 (0 to 0·1)	0 (0 to 0·1)	0 (0 to 0·1)	0 (0 to 0·1)	0 (0 to 0·2)	0 (0 to 0·2)	0 (0 to 0·2)	0 (0 to 0·3)	0·1 (0 to 0·3)	0·1 (0 to 0·4)	0·1 (0 to 0·4)	0·1 (0 to 0·4)	0 (0 to 0·3)	0 (0 to 0·1)	0 (0 to 0)	0·6
Extensively drug-resistant tuberculosis	0 (0 to 0)	0 (0 to 0)	0 (0 to 0)	0 (0 to 0)	0 (0 to 0)	0 (0 to 0)	0 (0 to 0)	0 (0 to 0)	0 (0 to 0)	0 (0 to 0)	0 (0 to 0)	0 (0 to 0)	0 (0 to 0)	0 (0 to 0)	0 (0 to 0·1)	0 (0 to 0·1)	0 (0 to 0·1)	0 (0 to 0·1)	0 (0 to 0·1)	0 (0 to 0·1)	0 (0 to 0·1)	0 (0 to 0)	0 (0 to 0)	0·1
Lower respiratory infections	1·6 (1·1 to 2·1)	1·3 (1 to 1·8)	7·2 (4·3 to 10·6)	6·7 (5·2 to 8·4)	1·5 (1·1 to 1·8)	1·4 (1·1 to 1·8)	1·8 (1·4 to 2·3)	3 (2·2 to 4)	4·9 (3·7 to 6·4)	7·3 (5·4 to 9·6)	9·4 (7·2 to 12·1)	12 (8·9 to 15·7)	19·2 (14·2 to 25·2)	27·9 (18·9 to 39·5)	38·2 (26·1 to 53·8)	48·2 (33·5 to 66·3)	72·1 (48·6 to 101)	117 (81·3 to 163)	164 (117 to 223)	225 (176 to 282)	269 (205 to 340)	215 (162 to 263)	83·7 (60·6 to 107)	1,340
Upper respiratory infections	0 (0 to 0)	0·1 (0·1 to 0·2)	2·5 (1·4 to 4·1)	11·9 (6·9 to 19·4)	14 (7·8 to 24·2)	11·2 (5·9 to 19·4)	9·3 (4·8 to 16·7)	9·1 (4·9 to 15·9)	9·9 (5·6 to 16·5)	10·8 (5·9 to 18·5)	10·1 (5·1 to 16·7)	8·5 (4·6 to 15·1)	9·4 (5 to 16·1)	10·1 (5·7 to 17·3)	9·6 (5·1 to 15·9)	7·9 (4·2 to 13·4)	7·9 (4·2 to 13·3)	7·5 (4·1 to 12·5)	5 (2·6 to 8·6)	3·2 (1·7 to 5·6)	1·7 (0·9 to 2·8)	0·8 (0·4 to 1·3)	0·2 (0·1 to 0·4)	161
Otitis media	0 (0 to 0)	0 (0 to 0)	0·5 (0·3 to 1)	3·2 (1·6 to 6)	3·1 (1·7 to 5·5)	2 (1 to 3·5)	1·8 (0·9 to 3)	1·8 (0·8 to 3·4)	1·8 (0·9 to 3·4)	1·9 (0·8 to 3·6)	1·9 (0·9 to 3·5)	1·9 (0·9 to 3·5)	2·4 (1·2 to 4·3)	2·8 (1·3 to 5)	2·5 (1·3 to 4·5)	1·9 (0·9 to 3·7)	1·5 (0·8 to 2·8)	1·2 (0·5 to 2·4)	0·9 (0·4 to 1·6)	0·6 (0·3 to 1·2)	0·4 (0·2 to 0·7)	0·2 (0·1 to 0·3)	0·1 (0 to 0·1)	34·4
Enteric infections	0·2 (0·1 to 0·2)	0·7 (0·5 to 0·9)	8·2 (5·5 to 11·8)	12·7 (7·7 to 20·1)	6·7 (3·7 to 11·1)	4·6 (2·5 to 7·7)	3·5 (2·1 to 5·2)	3 (1·9 to 4·5)	3·4 (2 to 5)	3·6 (2·3 to 5·4)	3·3 (2·2 to 4·9)	2·8 (1·9 to 4·2)	3·4 (2·2 to 4·9)	3·8 (2·5 to 5·5)	4 (2·7 to 5·7)	5·8 (4·1 to 7·9)	11·1 (7·9 to 14·8)	17·1 (12·5 to 22·5)	19·6 (14·6 to 25·4)	21·9 (16·8 to 28·3)	19·8 (14·4 to 26·7)	12·3 (9·2 to 16·1)	4·6 (3·2 to 6·3)	176
Diarrheal diseases	0·2 (0·1 to 0·2)	0·7 (0·5 to 0·9)	8·2 (5·5 to 11·8)	12·7 (7·6 to 20)	6·7 (3·7 to 11·1)	4·5 (2·5 to 7·7)	3·4 (2·1 to 5·2)	3 (1·9 to 4·5)	3·3 (2 to 5)	3·6 (2·3 to 5·3)	3·3 (2·2 to 4·9)	2·8 (1·8 to 4·1)	3·3 (2·2 to 4·8)	3·8 (2·5 to 5·4)	3·9 (2·6 to 5·6)	5·7 (4·1 to 7·8)	11 (7·9 to 14·8)	16·9 (12·3 to 22·2)	19·5 (14·5 to 25·2)	21·8 (16·7 to 28·1)	19·7 (14·3 to 26·6)	12·3 (9·2 to 16·1)	4·6 (3·2 to 6·3)	175
Typhoid and paratyphoid	0 (0 to 0)	0 (0 to 0)	0 (0 to 0)	0 (0 to 0)	0 (0 to 0)	0 (0 to 0)	0 (0 to 0)	0 (0 to 0)	0 (0 to 0)	0 (0 to 0)	0 (0 to 0)	0 (0 to 0)	0 (0 to 0)	0 (0 to 0)	0 (0 to 0)	0 (0 to 0)	0 (0 to 0)	0 (0 to 0)	0 (0 to 0)	0 (0 to 0)	0 (0 to 0)	0 (0 to 0)	0 (0 to 0)	0
Typhoid fever	0 (0 to 0)	0 (0 to 0)	0 (0 to 0)	0 (0 to 0)	0 (0 to 0)	0 (0 to 0)	0 (0 to 0)	0 (0 to 0)	0 (0 to 0)	0 (0 to 0)	0 (0 to 0)	0 (0 to 0)	0 (0 to 0)	0 (0 to 0)	0 (0 to 0)	0 (0 to 0)	0 (0 to 0)	0 (0 to 0)	0 (0 to 0)	0 (0 to 0)	0 (0 to 0)	0 (0 to 0)	0 (0 to 0)	0
Paratyphoid fever	0 (0 to 0)	0 (0 to 0)	0 (0 to 0)	0 (0 to 0)	0 (0 to 0)	0 (0 to 0)	0 (0 to 0)	0 (0 to 0)	0 (0 to 0)	0 (0 to 0)	0 (0 to 0)	0 (0 to 0)	0 (0 to 0)	0 (0 to 0)	0 (0 to 0)	0 (0 to 0)	0 (0 to 0)	0 (0 to 0)	0 (0 to 0)	0 (0 to 0)	0 (0 to 0)	0 (0 to 0)	0 (0 to 0)	0
Invasive Non-typhoidal Salmonella (iNTS)	0 (0 to 0)	0 (0 to 0)	0 (0 to 0·1)	0 (0 to 0·1)	0 (0 to 0)	0 (0 to 0)	0 (0 to 0)	0 (0 to 0)	0 (0 to 0)	0 (0 to 0)	0 (0 to 0)	0 (0 to 0)	0 (0 to 0)	0 (0 to 0·1)	0 (0 to 0·2)	0 (0 to 0·2)	0·1 (0 to 0·2)	0·1 (0 to 0·5)	0·1 (0 to 0·5)	0·1 (0 to 0·4)	0·1 (0 to 0·4)	0 (0 to 0·2)	0 (0 to 0·1)	0·8
Other intestinal infectious diseases	0 (0 to 0)	0 (0 to 0)	0 (0 to 0·1)	0·1 (0 to 0·1)	0 (0 to 0)	0 (0 to 0)	0 (0 to 0)	0 (0 to 0)	0 (0 to 0)	0 (0 to 0)	0 (0 to 0)	0 (0 to 0)	0 (0 to 0)	0 (0 to 0)	0 (0 to 0)	0 (0 to 0)	0 (0 to 0·1)	0 (0 to 0·1)	0 (0 to 0)	0 (0 to 0)	0 (0 to 0·1)	0 (0 to 0)	0 (0 to 0)	0·3
Neglected tropical diseases and malaria	0 (0 to 0)	0·1 (0 to 0·2)	0·5 (0·1 to 1·1)	1·8 (0·4 to 4·7)	2 (0·3 to 6·1)	0·8 (0·1 to 2·6)	0·2 (0 to 0·3)	0·3 (0 to 0·8)	0·2 (0 to 0·6)	0·2 (0 to 0·8)	0·2 (0 to 0·7)	0·5 (0·1 to 1·4)	0·4 (0·1 to 1·3)	0·7 (0·1 to 1·9)	0·6 (0·1 to 1·6)	0·2 (0·1 to 0·7)	0·3 (0·1 to 0·8)	0·2 (0 to 0·6)	0·1 (0 to 0·3)	0·1 (0 to 0·3)	0·1 (0 to 0·3)	0·1 (0 to 0·1)	0 (0 to 0·1)	9·4
Malaria	0 (0 to 0)	0 (0 to 0)	0 (0 to 0)	0 (0 to 0)	0 (0 to 0)	0 (0 to 0)	0 (0 to 0)	0 (0 to 0)	0 (0 to 0)	0 (0 to 0)	0 (0 to 0)	0 (0 to 0)	0 (0 to 0)	0 (0 to 0)	0 (0 to 0)	0 (0 to 0)	0 (0 to 0)	0 (0 to 0)	0 (0 to 0)	0 (0 to 0)	0 (0 to 0)	0 (0 to 0)	0 (0 to 0)	0
Chagas disease	0 (0 to 0)	0 (0 to 0)	0 (0 to 0)	0 (0 to 0)	0 (0 to 0)	0 (0 to 0)	0 (0 to 0)	0 (0 to 0)	0 (0 to 0)	0 (0 to 0)	0 (0 to 0)	0 (0 to 0)	0 (0 to 0)	0 (0 to 0)	0 (0 to 0)	0 (0 to 0)	0 (0 to 0)	0 (0 to 0)	0 (0 to 0)	0 (0 to 0)	0 (0 to 0)	0 (0 to 0)	0 (0 to 0)	0
Leishmaniasis	0 (0 to 0)	0 (0 to 0)	0 (0 to 0)	0 (0 to 0)	0 (0 to 0)	0 (0 to 0)	0 (0 to 0)	0 (0 to 0)	0 (0 to 0)	0 (0 to 0)	0 (0 to 0)	0 (0 to 0)	0 (0 to 0)	0 (0 to 0)	0 (0 to 0)	0 (0 to 0)	0 (0 to 0)	0 (0 to 0)	0 (0 to 0)	0 (0 to 0)	0 (0 to 0)	0 (0 to 0)	0 (0 to 0)	0
Visceral leishmaniasis	0 (0 to 0)	0 (0 to 0)	0 (0 to 0)	0 (0 to 0)	0 (0 to 0)	0 (0 to 0)	0 (0 to 0)	0 (0 to 0)	0 (0 to 0)	0 (0 to 0)	0 (0 to 0)	0 (0 to 0)	0 (0 to 0)	0 (0 to 0)	0 (0 to 0)	0 (0 to 0)	0 (0 to 0)	0 (0 to 0)	0 (0 to 0)	0 (0 to 0)	0 (0 to 0)	0 (0 to 0)	0 (0 to 0)	0
Cutaneous and mucocutaneous leishmaniasis	0 (0 to 0)	0 (0 to 0)	0 (0 to 0)	0 (0 to 0)	0 (0 to 0)	0 (0 to 0)	0 (0 to 0)	0 (0 to 0)	0 (0 to 0)	0 (0 to 0)	0 (0 to 0)	0 (0 to 0)	0 (0 to 0)	0 (0 to 0)	0 (0 to 0)	0 (0 to 0)	0 (0 to 0)	0 (0 to 0)	0 (0 to 0)	0 (0 to 0)	0 (0 to 0)	0 (0 to 0)	0 (0 to 0)	0
African trypanosomiasis	0 (0 to 0)	0 (0 to 0)	0 (0 to 0)	0 (0 to 0)	0 (0 to 0)	0 (0 to 0)	0 (0 to 0)	0 (0 to 0)	0 (0 to 0)	0 (0 to 0)	0 (0 to 0)	0 (0 to 0)	0 (0 to 0)	0 (0 to 0)	0 (0 to 0)	0 (0 to 0)	0 (0 to 0)	0 (0 to 0)	0 (0 to 0)	0 (0 to 0)	0 (0 to 0)	0 (0 to 0)	0 (0 to 0)	0
Schistosomiasis	0 (0 to 0)	0 (0 to 0)	0 (0 to 0)	0 (0 to 0)	0 (0 to 0)	0 (0 to 0)	0 (0 to 0)	0 (0 to 0)	0 (0 to 0)	0 (0 to 0)	0 (0 to 0)	0 (0 to 0)	0 (0 to 0)	0 (0 to 0)	0 (0 to 0)	0 (0 to 0)	0 (0 to 0)	0 (0 to 0)	0 (0 to 0)	0 (0 to 0)	0 (0 to 0)	0 (0 to 0)	0 (0 to 0)	0
Cysticercosis	0 (0 to 0)	0 (0 to 0)	0 (0 to 0)	0 (0 to 0)	0 (0 to 0)	0 (0 to 0)	0 (0 to 0)	0 (0 to 0)	0 (0 to 0)	0 (0 to 0)	0 (0 to 0)	0 (0 to 0)	0 (0 to 0)	0 (0 to 0)	0 (0 to 0)	0 (0 to 0)	0 (0 to 0)	0 (0 to 0)	0 (0 to 0)	0 (0 to 0)	0 (0 to 0)	0 (0 to 0)	0 (0 to 0)	0
Cystic echinococcosis	0 (0 to 0)	0 (0 to 0)	0 (0 to 0)	0 (0 to 0)	0 (0 to 0)	0 (0 to 0)	0 (0 to 0)	0 (0 to 0)	0 (0 to 0)	0 (0 to 0)	0 (0 to 0)	0 (0 to 0)	0 (0 to 0)	0 (0 to 0)	0 (0 to 0)	0 (0 to 0)	0 (0 to 0)	0 (0 to 0)	0 (0 to 0)	0 (0 to 0)	0 (0 to 0)	0 (0 to 0)	0 (0 to 0)	0·1
Lymphatic filariasis	0 (0 to 0)	0 (0 to 0)	0 (0 to 0)	0 (0 to 0)	0 (0 to 0)	0 (0 to 0)	0 (0 to 0)	0 (0 to 0)	0 (0 to 0)	0 (0 to 0)	0 (0 to 0)	0 (0 to 0)	0 (0 to 0)	0 (0 to 0)	0 (0 to 0)	0 (0 to 0)	0 (0 to 0)	0 (0 to 0)	0 (0 to 0)	0 (0 to 0)	0 (0 to 0)	0 (0 to 0)	0 (0 to 0)	0
Onchocerciasis	0 (0 to 0)	0 (0 to 0)	0 (0 to 0)	0 (0 to 0)	0 (0 to 0)	0 (0 to 0)	0 (0 to 0)	0 (0 to 0)	0 (0 to 0)	0 (0 to 0)	0 (0 to 0)	0 (0 to 0)	0 (0 to 0)	0 (0 to 0)	0 (0 to 0)	0 (0 to 0)	0 (0 to 0)	0 (0 to 0)	0 (0 to 0)	0 (0 to 0)	0 (0 to 0)	0 (0 to 0)	0 (0 to 0)	0
Trachoma	0 (0 to 0)	0 (0 to 0)	0 (0 to 0)	0 (0 to 0)	0 (0 to 0)	0 (0 to 0)	0 (0 to 0)	0 (0 to 0)	0 (0 to 0)	0 (0 to 0)	0 (0 to 0)	0 (0 to 0)	0 (0 to 0)	0 (0 to 0)	0 (0 to 0)	0 (0 to 0)	0 (0 to 0)	0 (0 to 0)	0 (0 to 0)	0 (0 to 0)	0 (0 to 0)	0 (0 to 0)	0 (0 to 0)	0
Dengue	0 (0 to 0)	0 (0 to 0)	0 (0 to 0)	0 (0 to 0)	0 (0 to 0)	0 (0 to 0)	0 (0 to 0)	0 (0 to 0)	0 (0 to 0)	0 (0 to 0)	0 (0 to 0)	0 (0 to 0)	0 (0 to 0)	0 (0 to 0)	0 (0 to 0)	0 (0 to 0)	0 (0 to 0)	0 (0 to 0)	0 (0 to 0)	0 (0 to 0)	0 (0 to 0)	0 (0 to 0)	0 (0 to 0)	0
Yellow fever	0 (0 to 0)	0 (0 to 0)	0 (0 to 0)	0 (0 to 0)	0 (0 to 0)	0 (0 to 0)	0 (0 to 0)	0 (0 to 0)	0 (0 to 0)	0 (0 to 0)	0 (0 to 0)	0 (0 to 0)	0 (0 to 0)	0 (0 to 0)	0 (0 to 0)	0 (0 to 0)	0 (0 to 0)	0 (0 to 0)	0 (0 to 0)	0 (0 to 0)	0 (0 to 0)	0 (0 to 0)	0 (0 to 0)	0
Rabies	0 (0 to 0)	0 (0 to 0)	0 (0 to 0)	0 (0 to 0)	0 (0 to 0)	0 (0 to 0)	0 (0 to 0)	0 (0 to 0)	0 (0 to 0)	0 (0 to 0)	0 (0 to 0)	0 (0 to 0)	0 (0 to 0)	0 (0 to 0)	0 (0 to 0)	0 (0 to 0)	0 (0 to 0)	0 (0 to 0)	0 (0 to 0)	0 (0 to 0)	0 (0 to 0)	0 (0 to 0)	0 (0 to 0)	0
Intestinal nematode infections	0 (0 to 0)	0 (0 to 0)	0 (0 to 0)	0 (0 to 0)	0 (0 to 0)	0 (0 to 0)	0 (0 to 0)	0 (0 to 0)	0 (0 to 0)	0 (0 to 0)	0 (0 to 0)	0 (0 to 0)	0 (0 to 0)	0 (0 to 0)	0 (0 to 0)	0 (0 to 0)	0 (0 to 0)	0 (0 to 0)	0 (0 to 0)	0 (0 to 0)	0 (0 to 0)	0 (0 to 0)	0 (0 to 0)	0
Ascariasis	0 (0 to 0)	0 (0 to 0)	0 (0 to 0)	0 (0 to 0)	0 (0 to 0)	0 (0 to 0)	0 (0 to 0)	0 (0 to 0)	0 (0 to 0)	0 (0 to 0)	0 (0 to 0)	0 (0 to 0)	0 (0 to 0)	0 (0 to 0)	0 (0 to 0)	0 (0 to 0)	0 (0 to 0)	0 (0 to 0)	0 (0 to 0)	0 (0 to 0)	0 (0 to 0)	0 (0 to 0)	0 (0 to 0)	0
Trichuriasis	0 (0 to 0)	0 (0 to 0)	0 (0 to 0)	0 (0 to 0)	0 (0 to 0)	0 (0 to 0)	0 (0 to 0)	0 (0 to 0)	0 (0 to 0)	0 (0 to 0)	0 (0 to 0)	0 (0 to 0)	0 (0 to 0)	0 (0 to 0)	0 (0 to 0)	0 (0 to 0)	0 (0 to 0)	0 (0 to 0)	0 (0 to 0)	0 (0 to 0)	0 (0 to 0)	0 (0 to 0)	0 (0 to 0)	0
Hookworm disease	0 (0 to 0)	0 (0 to 0)	0 (0 to 0)	0 (0 to 0)	0 (0 to 0)	0 (0 to 0)	0 (0 to 0)	0 (0 to 0)	0 (0 to 0)	0 (0 to 0)	0 (0 to 0)	0 (0 to 0)	0 (0 to 0)	0 (0 to 0)	0 (0 to 0)	0 (0 to 0)	0 (0 to 0)	0 (0 to 0)	0 (0 to 0)	0 (0 to 0)	0 (0 to 0)	0 (0 to 0)	0 (0 to 0)	0
Food-borne trematodiases	0 (0 to 0)	0 (0 to 0)	0 (0 to 0)	0 (0 to 0)	0 (0 to 0)	0 (0 to 0)	0 (0 to 0)	0 (0 to 0)	0 (0 to 0)	0 (0 to 0)	0 (0 to 0)	0 (0 to 0)	0 (0 to 0)	0 (0 to 0)	0 (0 to 0)	0 (0 to 0)	0 (0 to 0)	0 (0 to 0)	0 (0 to 0)	0 (0 to 0)	0 (0 to 0)	0 (0 to 0)	0 (0 to 0)	0
Leprosy	0 (0 to 0)	0 (0 to 0)	0 (0 to 0)	0 (0 to 0)	0 (0 to 0)	0 (0 to 0)	0 (0 to 0)	0 (0 to 0)	0 (0 to 0)	0 (0 to 0)	0 (0 to 0)	0 (0 to 0)	0 (0 to 0)	0 (0 to 0)	0 (0 to 0)	0 (0 to 0)	0 (0 to 0)	0 (0 to 0)	0 (0 to 0)	0 (0 to 0)	0 (0 to 0)	0 (0 to 0)	0 (0 to 0)	0
Ebola	0 (0 to 0)	0 (0 to 0)	0 (0 to 0)	0 (0 to 0)	0 (0 to 0)	0 (0 to 0)	0 (0 to 0)	0 (0 to 0)	0 (0 to 0)	0 (0 to 0)	0 (0 to 0)	0 (0 to 0)	0 (0 to 0)	0 (0 to 0)	0 (0 to 0)	0 (0 to 0)	0 (0 to 0)	0 (0 to 0)	0 (0 to 0)	0 (0 to 0)	0 (0 to 0)	0 (0 to 0)	0 (0 to 0)	0
Zika virus	0 (0 to 0)	0 (0 to 0)	0 (0 to 0)	0 (0 to 0)	0 (0 to 0)	0 (0 to 0)	0 (0 to 0)	0 (0 to 0)	0 (0 to 0)	0 (0 to 0)	0 (0 to 0)	0 (0 to 0)	0 (0 to 0)	0 (0 to 0)	0 (0 to 0)	0 (0 to 0)	0 (0 to 0)	0 (0 to 0)	0 (0 to 0)	0 (0 to 0)	0 (0 to 0)	0 (0 to 0)	0 (0 to 0)	0
Guinea worm disease	0 (0 to 0)	0 (0 to 0)	0 (0 to 0)	0 (0 to 0)	0 (0 to 0)	0 (0 to 0)	0 (0 to 0)	0 (0 to 0)	0 (0 to 0)	0 (0 to 0)	0 (0 to 0)	0 (0 to 0)	0 (0 to 0)	0 (0 to 0)	0 (0 to 0)	0 (0 to 0)	0 (0 to 0)	0 (0 to 0)	0 (0 to 0)	0 (0 to 0)	0 (0 to 0)	0 (0 to 0)	0 (0 to 0)	0
Other neglected tropical diseases	0 (0 to 0)	0·1 (0 to 0·2)	0·5 (0·1 to 1·1)	1·8 (0·4 to 4·7)	2 (0·3 to 6·1)	0·8 (0·1 to 2·6)	0·1 (0 to 0·3)	0·3 (0 to 0·8)	0·1 (0 to 0·6)	0·2 (0 to 0·8)	0·2 (0 to 0·7)	0·5 (0·1 to 1·4)	0·4 (0·1 to 1·3)	0·6 (0·1 to 1·9)	0·6 (0·1 to 1·6)	0·2 (0·1 to 0·7)	0·2 (0·1 to 0·8)	0·2 (0 to 0·5)	0·1 (0 to 0·3)	0·1 (0 to 0·3)	0·1 (0 to 0·3)	0 (0 to 0·1)	0 (0 to 0·1)	9·2
Other infectious diseases	0·9 (0·7 to 1·3)	1·8 (1·1 to 2·5)	6·7 (4 to 9·9)	8·3 (6·4 to 10·6)	4·5 (3·1 to 7·4)	3·6 (2·8 to 5)	3·9 (3·2 to 4·8)	4 (3·1 to 5)	4·3 (3·4 to 5·5)	5 (4 to 6·3)	5·1 (4 to 6·4)	4·8 (3·6 to 6)	6 (4·7 to 7·5)	7·3 (5·6 to 9·4)	8·6 (6·8 to 10·9)	8·5 (6·8 to 10·6)	9·9 (7·9 to 12·8)	10·3 (8·1 to 13·9)	8·1 (6·3 to 11·1)	6·4 (4·8 to 9·6)	4·6 (3·4 to 8)	2·4 (1·6 to 4·6)	0·9 (0·6 to 2·4)	126
Meningitis	0·2 (0·2 to 0·3)	0·5 (0·3 to 0·7)	2·1 (1·3 to 3·1)	3·6 (2·8 to 4·5)	1·2 (1 to 1·5)	1·3 (1 to 1·6)	1·7 (1·3 to 2·2)	1·4 (1 to 1·9)	1·3 (0·9 to 1·9)	1·5 (1 to 2·2)	1·5 (1·1 to 2·1)	1·4 (1 to 2)	1·8 (1·2 to 2·5)	1·9 (1·3 to 2·6)	2 (1·5 to 2·8)	1·8 (1·4 to 2·3)	1·8 (1·4 to 2·1)	1·7 (1·4 to 2·1)	1·2 (1 to 1·5)	0·9 (0·7 to 1·2)	0·5 (0·4 to 0·6)	0·2 (0·2 to 0·3)	0·1 (0·1 to 0·1)	31·8
Encephalitis	0 (0 to 0·1)	0·1 (0·1 to 0·2)	0·7 (0·3 to 1·2)	1·2 (0·7 to 1·7)	0·6 (0·4 to 0·8)	0·5 (0·4 to 0·7)	0·6 (0·5 to 0·9)	0·8 (0·5 to 1)	0·9 (0·6 to 1·1)	1 (0·7 to 1·3)	0·9 (0·6 to 1·2)	0·8 (0·6 to 1·1)	1·1 (0·8 to 1·5)	1·2 (0·9 to 1·6)	1·4 (1 to 1·8)	1·4 (1·1 to 1·8)	1·9 (1·3 to 2·5)	2·1 (1·3 to 2·8)	1·9 (1 to 2·6)	1·5 (0·7 to 2·3)	1·1 (0·4 to 1·7)	0·4 (0·2 to 0·6)	0·1 (0 to 0·2)	22·3
Diphtheria	0 (0 to 0)	0 (0 to 0)	0 (0 to 0)	0 (0 to 0)	0 (0 to 0)	0 (0 to 0)	0 (0 to 0)	0 (0 to 0)	0 (0 to 0)	0 (0 to 0)	0 (0 to 0)	0 (0 to 0)	0 (0 to 0)	0 (0 to 0)	0 (0 to 0)	0 (0 to 0)	0 (0 to 0)	0 (0 to 0)	0 (0 to 0)	0 (0 to 0)	0 (0 to 0)	0 (0 to 0)	0 (0 to 0)	0
Tetanus	0 (0 to 0)	0 (0 to 0)	0 (0 to 0)	0 (0 to 0)	0 (0 to 0)	0 (0 to 0)	0 (0 to 0)	0 (0 to 0)	0 (0 to 0)	0 (0 to 0)	0 (0 to 0)	0 (0 to 0)	0 (0 to 0)	0 (0 to 0)	0 (0 to 0)	0 (0 to 0)	0 (0 to 0)	0 (0 to 0)	0 (0 to 0)	0 (0 to 0)	0 (0 to 0)	0 (0 to 0)	0 (0 to 0)	0
Measles	0 (0 to 0)	0 (0 to 0)	0 (0 to 0)	0 (0 to 0)	0 (0 to 0)	0 (0 to 0)	0 (0 to 0)	0 (0 to 0)	0 (0 to 0)	0 (0 to 0)	0 (0 to 0)	0 (0 to 0)	0 (0 to 0)	0 (0 to 0)	0 (0 to 0)	0 (0 to 0)	0 (0 to 0)	0 (0 to 0)	0 (0 to 0)	0 (0 to 0)	0 (0 to 0)	0 (0 to 0)	0 (0 to 0)	0
Varicella and herpes zoster	0·1 (0 to 0·1)	0·1 (0 to 0·1)	0·3 (0·1 to 0·8)	0·6 (0·4 to 1·3)	0·4 (0·2 to 0·7)	0·2 (0·1 to 0·4)	0·2 (0·1 to 0·4)	0·3 (0·2 to 0·5)	0·4 (0·2 to 0·6)	0·6 (0·3 to 0·9)	0·6 (0·3 to 0·9)	0·4 (0·2 to 0·7)	0·6 (0·3 to 0·9)	0·7 (0·4 to 1·2)	0·9 (0·5 to 1·6)	1 (0·5 to 1·7)	1·2 (0·6 to 2)	1·4 (0·8 to 2·3)	1·3 (0·8 to 2·8)	1·4 (0·8 to 3·7)	1·5 (0·9 to 4·6)	1·1 (0·6 to 3·1)	0·5 (0·3 to 2)	15·8
Acute hepatitis	0 (0 to 0)	0 (0 to 0)	0·1 (0 to 0·1)	0·1 (0·1 to 0·2)	0·3 (0·2 to 0·5)	0·4 (0·2 to 0·6)	0·4 (0·2 to 0·6)	0·4 (0·3 to 0·6)	0·4 (0·3 to 0·7)	0·5 (0·3 to 0·8)	0·5 (0·3 to 0·7)	0·4 (0·3 to 0·6)	0·5 (0·3 to 0·7)	0·6 (0·4 to 0·8)	0·6 (0·4 to 0·8)	0·5 (0·3 to 0·7)	0·4 (0·3 to 0·6)	0·4 (0·3 to 0·5)	0·2 (0·2 to 0·3)	0·1 (0·1 to 0·2)	0·1 (0·1 to 0·1)	0 (0 to 0)	0 (0 to 0)	6·9
Acute hepatitis A	0 (0 to 0)	0 (0 to 0)	0 (0 to 0)	0·1 (0 to 0·2)	0·2 (0·1 to 0·4)	0·3 (0·2 to 0·6)	0·3 (0·2 to 0·6)	0·3 (0·2 to 0·5)	0·3 (0·2 to 0·5)	0·4 (0·2 to 0·6)	0·3 (0·2 to 0·5)	0·3 (0·1 to 0·4)	0·3 (0·2 to 0·5)	0·3 (0·2 to 0·6)	0·3 (0·2 to 0·5)	0·3 (0·1 to 0·4)	0·2 (0·1 to 0·3)	0·2 (0·1 to 0·3)	0·1 (0 to 0·2)	0 (0 to 0·1)	0 (0 to 0)	0 (0 to 0)	0 (0 to 0)	4·4
Acute hepatitis B	0 (0 to 0)	0 (0 to 0)	0 (0 to 0·1)	0 (0 to 0)	0 (0 to 0)	0 (0 to 0)	0 (0 to 0)	0·1 (0 to 0·1)	0·1 (0·1 to 0·1)	0·1 (0·1 to 0·2)	0·1 (0·1 to 0·2)	0·1 (0·1 to 0·2)	0·1 (0·1 to 0·2)	0·2 (0·1 to 0·3)	0·2 (0·1 to 0·3)	0·2 (0·1 to 0·2)	0·2 (0·1 to 0·2)	0·1 (0·1 to 0·2)	0·1 (0·1 to 0·1)	0 (0 to 0·1)	0 (0 to 0)	0 (0 to 0)	0 (0 to 0)	1·8
Acute hepatitis C	0 (0 to 0)	0 (0 to 0)	0 (0 to 0)	0 (0 to 0)	0 (0 to 0)	0 (0 to 0)	0 (0 to 0)	0 (0 to 0)	0 (0 to 0)	0 (0 to 0)	0 (0 to 0)	0 (0 to 0)	0 (0 to 0)	0 (0 to 0·1)	0 (0 to 0·1)	0 (0 to 0·1)	0 (0 to 0·1)	0 (0 to 0·1)	0 (0 to 0·1)	0 (0 to 0)	0 (0 to 0)	0 (0 to 0)	0 (0 to 0)	0·3
Acute hepatitis E	0 (0 to 0)	0 (0 to 0)	0 (0 to 0)	0 (0 to 0)	0 (0 to 0)	0 (0 to 0)	0 (0 to 0)	0 (0 to 0)	0 (0 to 0)	0 (0 to 0)	0 (0 to 0)	0 (0 to 0)	0 (0 to 0)	0 (0 to 0)	0 (0 to 0·1)	0 (0 to 0·1)	0 (0 to 0·1)	0 (0 to 0·1)	0 (0 to 0·1)	0 (0 to 0)	0 (0 to 0)	0 (0 to 0)	0 (0 to 0)	0·4
Other unspecified infectious diseases	0·6 (0·4 to 1)	1·1 (0·5 to 1·7)	2 (1·2 to 3)	2·2 (1·2 to 4·2)	1·9 (0·8 to 4·7)	1·1 (0·6 to 2·4)	1 (0·7 to 1·4)	1·1 (0·7 to 1·7)	1·2 (0·8 to 1·8)	1·5 (1 to 2·2)	1·6 (1·1 to 2·3)	1·6 (1 to 2·7)	2·1 (1·4 to 3·2)	2·9 (1·9 to 4·5)	3·6 (2·5 to 5·4)	3·8 (2·6 to 5·7)	4·7 (3·2 to 7·2)	4·7 (3·1 to 7·9)	3·4 (2·2 to 6)	2·4 (1·5 to 4·3)	1·4 (0·8 to 2·5)	0·6 (0·3 to 1·2)	0·2 (0·1 to 0·4)	46·7
Maternal and neonatal disorders	168 (132 to 201)	41·4 (30·6 to 52·2)	34·5 (22·7 to 48·1)	23·2 (17·8 to 29·7)	17 (12·4 to 22·7)	17·1 (12·3 to 23·3)	16·2 (11·8 to 21·3)	17·4 (12·7 to 22·6)	20·2 (15·3 to 26·2)	22 (16·4 to 28·4)	19·9 (14·9 to 25·7)	16·1 (11·9 to 21·3)	18·2 (13·1 to 23·8)	19·2 (14·1 to 25·1)	17·5 (12·9 to 23·1)	13·6 (10 to 17·8)	10·9 (8 to 14·4)	7·4 (5·5 to 9·5)	3·1 (2·4 to 3·9)	0·9 (0·6 to 1·2)	0·2 (0·1 to 0·4)	0·1 (0 to 0·1)	0 (0 to 0)	504
Maternal disorders	0 (0 to 0)	0 (0 to 0)	0 (0 to 0)	0 (0 to 0)	0 (0 to 0)	0 (0 to 0)	0·5 (0·4 to 0·7)	1·9 (1·2 to 2·9)	2·8 (1·8 to 4·3)	3 (2 to 4·5)	2·2 (1·5 to 3·4)	0·8 (0·6 to 1·1)	0·3 (0·2 to 0·4)	0 (0 to 0·1)	0 (0 to 0)	0 (0 to 0)	0 (0 to 0)	0 (0 to 0)	0 (0 to 0)	0 (0 to 0)	0 (0 to 0)	0 (0 to 0)	0 (0 to 0)	11·8
Maternal hemorrhage	0 (0 to 0)	0 (0 to 0)	0 (0 to 0)	0 (0 to 0)	0 (0 to 0)	0 (0 to 0)	0·1 (0 to 0·1)	0·5 (0·2 to 1·1)	0·7 (0·2 to 1·7)	0·8 (0·3 to 1·7)	0·6 (0·2 to 1·3)	0·2 (0·1 to 0·3)	0·1 (0 to 0·1)	0 (0 to 0)	0 (0 to 0)	0 (0 to 0)	0 (0 to 0)	0 (0 to 0)	0 (0 to 0)	0 (0 to 0)	0 (0 to 0)	0 (0 to 0)	0 (0 to 0)	3
Maternal sepsis and other maternal infections	0 (0 to 0)	0 (0 to 0)	0 (0 to 0)	0 (0 to 0)	0 (0 to 0)	0 (0 to 0)	0·1 (0 to 0·2)	0·3 (0·1 to 0·6)	0·3 (0·1 to 0·7)	0·3 (0·1 to 0·6)	0·1 (0 to 0·3)	0 (0 to 0·1)	0 (0 to 0)	0 (0 to 0)	0 (0 to 0)	0 (0 to 0)	0 (0 to 0)	0 (0 to 0)	0 (0 to 0)	0 (0 to 0)	0 (0 to 0)	0 (0 to 0)	0 (0 to 0)	1·1
Maternal hypertensive disorders	0 (0 to 0)	0 (0 to 0)	0 (0 to 0)	0 (0 to 0)	0 (0 to 0)	0 (0 to 0)	0·1 (0 to 0·1)	0·2 (0·1 to 0·4)	0·4 (0·2 to 0·8)	0·5 (0·2 to 1)	0·3 (0·1 to 0·7)	0·1 (0 to 0·2)	0 (0 to 0)	0 (0 to 0)	0 (0 to 0)	0 (0 to 0)	0 (0 to 0)	0 (0 to 0)	0 (0 to 0)	0 (0 to 0)	0 (0 to 0)	0 (0 to 0)	0 (0 to 0)	1·7
Maternal obstructed labor and uterine rupture	0 (0 to 0)	0 (0 to 0)	0 (0 to 0)	0 (0 to 0)	0 (0 to 0)	0 (0 to 0)	0 (0 to 0·1)	0·1 (0 to 0·2)	0·2 (0·1 to 0·3)	0·2 (0·1 to 0·4)	0·1 (0 to 0·2)	0 (0 to 0)	0 (0 to 0)	0 (0 to 0)	0 (0 to 0)	0 (0 to 0)	0 (0 to 0)	0 (0 to 0)	0 (0 to 0)	0 (0 to 0)	0 (0 to 0)	0 (0 to 0)	0 (0 to 0)	0·6
Maternal abortion and miscarriage	0 (0 to 0)	0 (0 to 0)	0 (0 to 0)	0 (0 to 0)	0 (0 to 0)	0 (0 to 0)	0 (0 to 0·1)	0·1 (0 to 0·2)	0·1 (0 to 0·2)	0·1 (0 to 0·2)	0·1 (0 to 0·2)	0 (0 to 0)	0 (0 to 0)	0 (0 to 0)	0 (0 to 0)	0 (0 to 0)	0 (0 to 0)	0 (0 to 0)	0 (0 to 0)	0 (0 to 0)	0 (0 to 0)	0 (0 to 0)	0 (0 to 0)	0·4
Ectopic pregnancy	0 (0 to 0)	0 (0 to 0)	0 (0 to 0)	0 (0 to 0)	0 (0 to 0)	0 (0 to 0)	0 (0 to 0)	0 (0 to 0)	0·1 (0 to 0·1)	0·1 (0 to 0·1)	0·1 (0 to 0·1)	0 (0 to 0)	0 (0 to 0)	0 (0 to 0)	0 (0 to 0)	0 (0 to 0)	0 (0 to 0)	0 (0 to 0)	0 (0 to 0)	0 (0 to 0)	0 (0 to 0)	0 (0 to 0)	0 (0 to 0)	0·3
Indirect maternal deaths	--	--	--	--	--	0 (0 to 0)	0·1 (0 to 0·1)	0·1 (0 to 0·3)	0·2 (0·1 to 0·4)	0·3 (0·1 to 0·5)	0·2 (0·1 to 0·5)	0·1 (0 to 0·2)	0·1 (0 to 0·1)	0 (0 to 0)	--	--	--	--	--	--	--	--	--	NA
Late maternal deaths	--	--	--	--	--	0 (0 to 0)	0 (0 to 0·1)	0·1 (0 to 0·2)	0·1 (0 to 0·3)	0·1 (0 to 0·4)	0·1 (0 to 0·3)	0 (0 to 0·1)	0 (0 to 0·1)	0 (0 to 0)	--	--	--	--	--	--	--	--	--	NA
Maternal deaths aggravated by HIV/AIDS	--	--	--	--	--	0 (0 to 0)	0 (0 to 0)	0 (0 to 0)	0 (0 to 0)	0 (0 to 0)	0 (0 to 0)	0 (0 to 0)	0 (0 to 0)	0 (0 to 0)	--	--	--	--	--	--	--	--	--	NA
Neonatal disorders	168 (132 to 201)	41·4 (30·6 to 52·2)	34·5 (22·7 to 48·1)	23·2 (17·8 to 29·7)	17 (12·4 to 22·7)	17·1 (12·3 to 23·3)	15·6 (11·3 to 20·8)	15·4 (10·9 to 20·5)	17·4 (12·8 to 22·9)	18·9 (13·8 to 25)	17·7 (13 to 23·1)	15·3 (11·1 to 20·5)	17·8 (12·8 to 23·4)	19·1 (14 to 25)	17·5 (12·9 to 23·1)	13·6 (10 to 17·8)	10·9 (8 to 14·4)	7·4 (5·5 to 9·5)	3·1 (2·4 to 3·9)	0·9 (0·6 to 1·2)	0·2 (0·1 to 0·4)	0·1 (0 to 0·1)	0 (0 to 0)	492
Neonatal preterm birth	131 (103 to 160)	30·7 (22·1 to 39·3)	24·6 (16 to 34·8)	12·8 (9·5 to 16·5)	13·2 (9·4 to 18)	13·3 (9·5 to 18·2)	12·1 (8·5 to 16·5)	12 (8·3 to 16·3)	13·5 (9·7 to 18·3)	14·6 (10·5 to 19·6)	13·6 (9·6 to 18·4)	11·8 (8·4 to 16·1)	13·7 (9·7 to 18·3)	14·6 (10·6 to 19·7)	13·3 (9·5 to 17·9)	10·1 (7·2 to 13·7)	8·2 (5·9 to 11)	5·8 (4·3 to 7·5)	2·5 (1·9 to 3·3)	0·7 (0·5 to 1)	0·2 (0·1 to 0·4)	0·1 (0 to 0·1)	0 (0 to 0)	373
Neonatal encephalopathy due to birth asphyxia and trauma	24·2 (18·2 to 31·4)	4·6 (3·3 to 6·4)	3·6 (2·4 to 5·3)	4 (2·8 to 5·5)	3·4 (2 to 5·2)	3·4 (2 to 5·1)	3·1 (1·8 to 4·8)	3·1 (1·8 to 4·6)	3·4 (2 to 5·3)	3·8 (2·2 to 5·8)	3·6 (2 to 5·5)	3·1 (1·9 to 4·9)	3·6 (2·1 to 5·7)	3·9 (2·3 to 6·1)	3·7 (2·2 to 5·8)	3 (1·7 to 4·6)	2·3 (1·4 to 3·5)	1·3 (0·8 to 1·9)	0·4 (0·2 to 0·6)	0·1 (0 to 0·2)	0 (0 to 0)	0 (0 to 0)	0 (0 to 0)	81·6
Neonatal sepsis and other neonatal infections	2·1 (1·5 to 2·9)	1·8 (1·2 to 2·6)	1·4 (0·9 to 2·1)	0·3 (0·2 to 0·4)	0·3 (0·1 to 0·5)	0·3 (0·1 to 0·5)	0·3 (0·1 to 0·5)	0·3 (0·1 to 0·5)	0·3 (0·2 to 0·6)	0·3 (0·2 to 0·6)	0·3 (0·2 to 0·6)	0·3 (0·1 to 0·5)	0·3 (0·2 to 0·6)	0·4 (0·2 to 0·7)	0·3 (0·2 to 0·6)	0·3 (0·1 to 0·5)	0·2 (0·1 to 0·5)	0·2 (0·1 to 0·4)	0·1 (0·1 to 0·2)	0 (0 to 0·1)	0 (0 to 0)	0 (0 to 0)	0 (0 to 0)	9·8
Hemolytic disease and other neonatal jaundice	0·2 (0·1 to 0·3)	0·1 (0 to 0·1)	0·1 (0 to 0·1)	0·3 (0·2 to 0·4)	0·2 (0·1 to 0·2)	0·2 (0·1 to 0·2)	0·2 (0·1 to 0·2)	0·2 (0·1 to 0·2)	0·2 (0·1 to 0·3)	0·2 (0·2 to 0·3)	0·2 (0·2 to 0·3)	0·2 (0·1 to 0·2)	0·2 (0·2 to 0·3)	0·2 (0·2 to 0·3)	0·2 (0·2 to 0·3)	0·2 (0·1 to 0·2)	0·2 (0·1 to 0·2)	0·1 (0·1 to 0·2)	0·1 (0 to 0·1)	0 (0 to 0)	0 (0 to 0)	0 (0 to 0)	0 (0 to 0)	3·4
Other neonatal disorders	10 (7·3 to 13·3)	4·1 (2·8 to 5·9)	4·9 (3·4 to 6·7)	5·9 (4·5 to 7·6)	0 (0 to 0)	0 (0 to 0)	0 (0 to 0)	0 (0 to 0)	0 (0 to 0)	0 (0 to 0)	0 (0 to 0)	0 (0 to 0)	0 (0 to 0)	0 (0 to 0)	0 (0 to 0)	0 (0 to 0)	0 (0 to 0)	0 (0 to 0)	0 (0 to 0)	0 (0 to 0)	0 (0 to 0)	0 (0 to 0)	0 (0 to 0)	24·9
Nutritional deficiencies	0 (0 to 0)	0·6 (0·1 to 1·6)	4 (0·8 to 10·2)	16·3 (2·9 to 46)	30·6 (11·5 to 77·9)	17 (7·7 to 36·7)	11·3 (6 to 18·3)	14·5 (7·7 to 27·3)	15·9 (8·5 to 27·8)	16·3 (8·8 to 29·7)	15·9 (8·5 to 28·1)	19·3 (9·1 to 42·7)	19·5 (9·6 to 42·5)	25·8 (12·1 to 54·8)	24 (11·5 to 50)	17·3 (8·5 to 37·4)	17·6 (8·4 to 39·8)	15·3 (7·8 to 33)	9·6 (5·2 to 18·4)	7·9 (3·8 to 17·2)	5·5 (2·5 to 11·7)	2·4 (1·2 to 5·3)	0·8 (0·4 to 1·9)	307
Protein-energy malnutrition	0 (0 to 0)	0 (0 to 0·1)	0·1 (0 to 0·4)	0·1 (0·1 to 0·1)	9·1 (5 to 15)	7·6 (4 to 12·6)	6·9 (3·5 to 11·4)	6·7 (3·6 to 10·8)	7·4 (4 to 12·1)	7·9 (4·3 to 12·7)	7·3 (4·1 to 11·8)	6·3 (3·7 to 9·9)	7·3 (4·2 to 11·5)	8·1 (4·7 to 12·5)	7·8 (4·6 to 11·8)	6·7 (3·9 to 10·2)	6·5 (3·8 to 9·8)	6·2 (3·7 to 9·7)	4·4 (2·7 to 6·8)	3·1 (1·9 to 4·8)	1·9 (1·2 to 2·9)	0·9 (0·6 to 1·4)	0·3 (0·2 to 0·4)	113
Iodine deficiency	0 (0 to 0)	0 (0 to 0)	0 (0 to 0)	0 (0 to 0)	0·1 (0·1 to 0·3)	0·4 (0·2 to 0·8)	0·6 (0·3 to 1·3)	0·9 (0·4 to 1·8)	1·3 (0·5 to 2·6)	1·6 (0·7 to 3·1)	1·5 (0·7 to 3)	1·3 (0·6 to 2·6)	1·5 (0·7 to 3)	1·7 (0·8 to 3·2)	1·5 (0·7 to 3·1)	1·3 (0·6 to 2·5)	1·2 (0·5 to 2·2)	1 (0·4 to 1·9)	0·6 (0·3 to 1·2)	0·4 (0·2 to 0·8)	0·2 (0·1 to 0·4)	0·1 (0 to 0·2)	0 (0 to 0)	17·3
Vitamin A deficiency	0 (0 to 0)	0 (0 to 0·1)	0 (0 to 0·1)	0·2 (0 to 0·6)	0·2 (0 to 0·7)	0 (0 to 0·2)	0 (0 to 0)	0 (0 to 0)	0 (0 to 0)	0 (0 to 0)	0 (0 to 0)	0 (0 to 0)	0 (0 to 0)	0 (0 to 0)	0 (0 to 0)	0 (0 to 0)	0 (0 to 0)	0 (0 to 0)	0 (0 to 0)	0 (0 to 0)	0 (0 to 0)	0 (0 to 0)	0 (0 to 0)	0·4
Dietary iron deficiency	0 (0 to 0)	0·6 (0·1 to 1·5)	3·9 (0·7 to 10)	16 (2·6 to 45)	19·1 (1·9 to 62·6)	6·8 (0·6 to 25·4)	0·6 (0 to 3·3)	3·5 (0·2 to 14·6)	2·5 (0·1 to 11·6)	3·5 (0·2 to 15·5)	4·1 (0·3 to 15·6)	9·1 (1·3 to 29·6)	8·2 (1 to 28·5)	12·4 (1·6 to 40·2)	11·3 (1·6 to 34·8)	6·9 (0·8 to 26·3)	7·4 (0·7 to 27·6)	5·9 (0·7 to 21·7)	3·2 (0·4 to 11·2)	3·5 (0·4 to 11·8)	2·9 (0·4 to 9·2)	1·2 (0·1 to 4·2)	0·4 (0 to 1·5)	133
Other nutritional deficiencies	0 (0 to 0)	0 (0 to 0)	0 (0 to 0)	0·1 (0·1 to 0·1)	2·1 (1·2 to 3·4)	2·1 (1·1 to 3·4)	3·2 (1·6 to 5·2)	3·4 (1·8 to 5·5)	4·8 (2·6 to 7·8)	3·3 (1·8 to 5·3)	3 (1·7 to 4·9)	2·6 (1·5 to 4)	2·5 (1·4 to 3·8)	3·6 (2·1 to 5·6)	3·3 (1·9 to 5)	2·4 (1·4 to 3·7)	2·6 (1·5 to 4)	2·1 (1·2 to 3·3)	1·4 (0·8 to 2·1)	0·9 (0·5 to 1·3)	0·5 (0·3 to 0·7)	0·3 (0·1 to 0·4)	0·1 (0 to 0·2)	44·2
Non-communicable diseases	69·2 (51·9 to 99·2)	33·9 (26·1 to 44·1)	116 (84·8 to 156)	224 (173 to 287)	289 (211 to 388)	509 (372 to 680)	743 (545 to 981)	939 (692 to 1,210)	1,270 (962 to 1,610)	1,590 (1,210 to 2,000)	1,700 (1,350 to 2,110)	1,760 (1,410 to 2,160)	2,440 (1,970 to 2,960)	3,250 (2,670 to 3,900)	3,990 (3,320 to 4,690)	4,390 (3,710 to 5,100)	5,510 (4,730 to 6,290)	6,750 (5,850 to 7,630)	6,100 (5,350 to 6,840)	5,600 (4,970 to 6,210)	4,250 (3,850 to 4,650)	2,310 (2,120 to 2,500)	767 (710 to 823)	54,600
Neoplasms	0·5 (0·4 to 0·8)	0·4 (0·3 to 0·5)	3·6 (2·3 to 5·1)	23·4 (18·7 to 28·7)	18 (14·9 to 20·7)	19 (16·1 to 22)	24·3 (19·8 to 28·7)	36·3 (30·1 to 42·7)	62·5 (52·8 to 73·2)	105 (89·6 to 121)	153 (130 to 178)	215 (183 to 246)	400 (341 to 465)	708 (604 to 829)	1,060 (901 to 1,220)	1,300 (1,110 to 1,500)	1,760 (1,520 to 2,010)	2,080 (1,810 to 2,370)	1,720 (1,510 to 1,970)	1,400 (1,180 to 1,590)	907 (758 to 1,040)	391 (317 to 451)	109 (85·5 to 126)	12,500
Lip and oral cavity cancer	0 (0 to 0)	0 (0 to 0)	0 (0 to 0)	0 (0 to 0)	0·1 (0·1 to 0·1)	0·1 (0·1 to 0·2)	0·1 (0·1 to 0·1)	0·2 (0·2 to 0·3)	0·6 (0·5 to 0·8)	1·2 (0·9 to 1·5)	1·8 (1·4 to 2·4)	2·8 (2·1 to 3·5)	5·7 (4·3 to 7·2)	10·8 (8·4 to 13·8)	15·6 (12·2 to 19·9)	16·5 (13 to 20·9)	17·8 (14·3 to 22·1)	17·4 (13·9 to 22·2)	12·6 (10·1 to 15·7)	9·2 (7·3 to 11·5)	6·3 (5 to 7·7)	3 (2·3 to 3·8)	0·9 (0·7 to 1·2)	123
Nasopharynx cancer	0 (0 to 0)	0 (0 to 0)	0 (0 to 0)	0 (0 to 0)	0·1 (0·1 to 0·1)	0·1 (0·1 to 0·1)	0·2 (0·1 to 0·2)	0·2 (0·2 to 0·3)	0·2 (0·2 to 0·3)	0·4 (0·3 to 0·5)	0·5 (0·4 to 0·6)	0·7 (0·6 to 0·9)	1·3 (1 to 1·6)	2 (1·5 to 2·6)	2·6 (2 to 3·3)	2·3 (1·7 to 3·1)	2·4 (1·8 to 3)	2·3 (1·7 to 3·2)	1·5 (1·1 to 2)	1 (0·7 to 1·4)	0·7 (0·5 to 0·9)	0·3 (0·2 to 0·4)	0·1 (0·1 to 0·1)	18·8
Other pharynx cancer	0 (0 to 0)	0 (0 to 0)	0 (0 to 0)	0 (0 to 0)	0 (0 to 0)	0 (0 to 0)	0 (0 to 0)	0·1 (0·1 to 0·1)	0·2 (0·1 to 0·2)	0·4 (0·3 to 0·5)	0·8 (0·6 to 1)	1·6 (1·1 to 2·2)	3·8 (2·7 to 5·3)	8·6 (6·4 to 11·4)	12·5 (9·5 to 16·8)	12·8 (9 to 17·4)	12·5 (8·7 to 17·5)	10·6 (7·5 to 14·3)	6·1 (4·4 to 8·5)	3·4 (2·5 to 4·4)	1·7 (1·3 to 2·3)	0·7 (0·5 to 0·9)	0·2 (0·1 to 0·2)	76
Esophageal cancer	0 (0 to 0)	0 (0 to 0)	0 (0 to 0)	0 (0 to 0)	0 (0 to 0)	0 (0 to 0)	0 (0 to 0)	0·3 (0·2 to 0·3)	1 (0·8 to 1·3)	2·6 (1·9 to 3·6)	4·6 (3·5 to 6)	8·5 (6·5 to 11·2)	19·2 (13·9 to 25·7)	44·5 (34·1 to 57·3)	68·7 (51 to 92·5)	77·3 (58·9 to 98)	105 (77·4 to 140)	123 (94·5 to 156)	94·2 (69·7 to 126)	69·2 (53·9 to 85·7)	42·8 (31·4 to 55·7)	17·7 (13·9 to 21·3)	4·6 (3·4 to 5·7)	683
Stomach cancer	0 (0 to 0)	0 (0 to 0)	0 (0 to 0)	0 (0 to 0)	0 (0 to 0)	0 (0 to 0)	0·1 (0·1 to 0·1)	0·3 (0·2 to 0·3)	1 (0·7 to 1·2)	2·5 (2 to 3·2)	4 (3·1 to 4·9)	6 (4·8 to 7·4)	10·6 (7·8 to 13·7)	18·3 (14·7 to 22·6)	27·5 (21·1 to 35·5)	34·7 (26·6 to 44·2)	47·1 (36 to 60·2)	63·9 (49·4 to 82·2)	59·4 (45·2 to 77·1)	52·9 (39 to 68·5)	35·7 (28·4 to 43)	15·9 (12·3 to 19·6)	4·5 (3·5 to 5·6)	384
Colon and rectum cancer	0 (0 to 0)	0 (0 to 0)	0 (0 to 0)	0 (0 to 0)	0·2 (0·1 to 0·2)	0·2 (0·2 to 0·3)	0·3 (0·3 to 0·4)	1·3 (1 to 1·6)	4·5 (3·4 to 6)	10·2 (8·2 to 12·9)	15·1 (11·8 to 19)	22·3 (18 to 27·2)	45·3 (35·6 to 56·2)	79·6 (62·6 to 99)	120 (95·5 to 149)	151 (121 to 190)	212 (173 to 262)	246 (197 to 301)	223 (181 to 270)	192 (155 to 235)	132 (105 to 157)	64·2 (50 to 76·3)	19 (14·7 to 22·5)	1,540
Liver cancer	0 (0 to 0)	0 (0 to 0)	0·2 (0·1 to 0·3)	0·6 (0·3 to 0·9)	0·5 (0·3 to 0·6)	0·5 (0·4 to 0·6)	0·4 (0·3 to 0·5)	0·6 (0·5 to 0·9)	1·4 (1 to 1·9)	2·3 (1·7 to 3)	2·7 (2 to 3·6)	3·9 (2·9 to 4·9)	7·5 (5·7 to 9·8)	16·7 (12·3 to 22·8)	25·9 (19·6 to 33·1)	32·7 (25·1 to 40·8)	43·4 (33·4 to 54·8)	51·4 (38·7 to 65·8)	42·9 (33 to 54·8)	30·9 (23·9 to 38·9)	17·9 (13·3 to 23·3)	6·7 (5 to 8·4)	2 (1·4 to 2·5)	291
Liver cancer due to hepatitis B	0 (0 to 0)	0 (0 to 0)	0 (0 to 0)	0 (0 to 0)	0 (0 to 0)	0·1 (0·1 to 0·1)	0·1 (0·1 to 0·2)	0·3 (0·2 to 0·4)	0·7 (0·4 to 1)	1 (0·7 to 1·4)	1 (0·7 to 1·5)	1·3 (0·8 to 1·8)	2 (1·4 to 3)	3·8 (2·4 to 5·6)	5·1 (3·3 to 7·5)	5·4 (3·5 to 8)	5·7 (3·7 to 8·3)	5·6 (3·4 to 8·6)	4 (2·7 to 5·8)	2·5 (1·5 to 3·6)	1·3 (0·8 to 1·9)	0·4 (0·3 to 0·6)	0·1 (0·1 to 0·2)	40·4
Liver cancer due to hepatitis C	0 (0 to 0)	0 (0 to 0)	0 (0 to 0)	0 (0 to 0)	0 (0 to 0)	0 (0 to 0)	0 (0 to 0)	0 (0 to 0)	0·1 (0·1 to 0·2)	0·2 (0·1 to 0·3)	0·4 (0·3 to 0·6)	0·8 (0·5 to 1·1)	1·9 (1·2 to 2·7)	4·9 (3·4 to 7)	8·5 (5·8 to 12)	11·2 (7·7 to 15·8)	14·9 (10·8 to 19·9)	18·5 (13·2 to 25·1)	17·4 (12·6 to 23·9)	14·6 (10·7 to 19·1)	9·9 (7·2 to 13)	4·1 (3 to 5·4)	1·3 (1 to 1·8)	109
Liver cancer due to alcohol use	0 (0 to 0)	0 (0 to 0)	0 (0 to 0)	0 (0 to 0)	0 (0 to 0)	0 (0 to 0)	0 (0 to 0)	0·1 (0 to 0·1)	0·3 (0·2 to 0·5)	0·6 (0·4 to 0·9)	0·9 (0·6 to 1·3)	1·3 (0·9 to 1·9)	2·6 (1·7 to 3·9)	6 (3·7 to 8·9)	9·5 (6·3 to 13·6)	12·5 (8·8 to 17·4)	18·2 (12·8 to 25)	21·6 (14·7 to 29·8)	15·9 (11·4 to 21·6)	9·6 (6·8 to 12·8)	4·4 (3 to 6·1)	1·2 (0·8 to 1·8)	0·3 (0·2 to 0·4)	105
Liver cancer due to NASH	0 (0 to 0)	0 (0 to 0)	0 (0 to 0)	0 (0 to 0)	0 (0 to 0)	0 (0 to 0)	0·1 (0·1 to 0·1)	0·1 (0·1 to 0·1)	0·1 (0·1 to 0·2)	0·1 (0·1 to 0·2)	0·2 (0·1 to 0·2)	0·2 (0·1 to 0·3)	0·4 (0·3 to 0·6)	0·9 (0·6 to 1·4)	1·5 (1 to 2·1)	2 (1·3 to 2·8)	2·8 (1·9 to 4)	3·7 (2·5 to 5·3)	3·8 (2·5 to 5·3)	2·9 (1·9 to 4·1)	1·6 (1·1 to 2·3)	0·6 (0·4 to 0·9)	0·2 (0·1 to 0·3)	21·2
Liver cancer due to other causes	0 (0 to 0)	0 (0 to 0)	0·2 (0·1 to 0·3)	0·6 (0·3 to 0·9)	0·5 (0·3 to 0·6)	0·4 (0·3 to 0·5)	0·2 (0·1 to 0·2)	0·2 (0·1 to 0·2)	0·2 (0·1 to 0·3)	0·3 (0·2 to 0·4)	0·3 (0·2 to 0·4)	0·3 (0·2 to 0·4)	0·5 (0·4 to 0·7)	1 (0·7 to 1·5)	1·4 (0·9 to 2)	1·5 (1 to 2·2)	1·8 (1·2 to 2·6)	2·1 (1·4 to 3)	1·8 (1·3 to 2·6)	1·3 (0·9 to 1·9)	0·7 (0·5 to 1)	0·3 (0·2 to 0·4)	0·1 (0 to 0·1)	15·6
Gallbladder and biliary tract cancer	0 (0 to 0)	0 (0 to 0)	0 (0 to 0)	0 (0 to 0)	0 (0 to 0)	0 (0 to 0)	0 (0 to 0)	0·1 (0·1 to 0·1)	0·1 (0·1 to 0·1)	0·2 (0·2 to 0·3)	0·5 (0·3 to 0·6)	0·9 (0·6 to 1·2)	1·9 (1·4 to 2·4)	3·7 (2·7 to 4·8)	5·9 (4·5 to 7·7)	7·7 (6·1 to 9·7)	10·6 (8·4 to 13·3)	13·1 (10·3 to 16·8)	11·6 (9·1 to 14·4)	9·6 (7 to 12·1)	6·4 (4·5 to 8)	2·8 (1·7 to 3·6)	0·9 (0·5 to 1·2)	75·8
Pancreatic cancer	0 (0 to 0)	0 (0 to 0)	0 (0 to 0)	0 (0 to 0)	0 (0 to 0)	0 (0 to 0)	0·1 (0·1 to 0·1)	0·2 (0·2 to 0·3)	0·9 (0·7 to 1·2)	2·8 (2·1 to 3·8)	5·1 (3·8 to 6·6)	8·8 (6·7 to 11·1)	19·8 (14·8 to 25·2)	42·7 (34·5 to 53·2)	68·1 (51·9 to 86·3)	93·6 (73·5 to 117)	124 (97·5 to 152)	142 (108 to 183)	111 (82·9 to 145)	87·1 (67·8 to 109)	50·7 (38·1 to 63·9)	20·9 (16·2 to 25·1)	6 (4·5 to 7·4)	784
Larynx cancer	0 (0 to 0)	0 (0 to 0)	0 (0 to 0)	0 (0 to 0)	0 (0 to 0)	0 (0 to 0)	0 (0 to 0)	0·1 (0·1 to 0·1)	0·1 (0·1 to 0·1)	0·2 (0·1 to 0·2)	0·4 (0·3 to 0·4)	0·8 (0·6 to 1)	1·9 (1·4 to 2·5)	4·3 (3·3 to 5·6)	7 (5·4 to 9·1)	7·9 (6·2 to 10)	10·2 (7·9 to 13)	11·3 (8·7 to 14·5)	7·9 (6·1 to 10·3)	5·5 (4·2 to 7·2)	3·5 (2·7 to 4·5)	1·3 (1 to 1·6)	0·3 (0·2 to 0·3)	62·5
Tracheal, bronchus, and lung cancer	0 (0 to 0)	0 (0 to 0)	0 (0 to 0)	0 (0 to 0)	0 (0 to 0)	0·1 (0·1 to 0·1)	0·1 (0·1 to 0·2)	0·4 (0·3 to 0·5)	1·4 (1 to 2)	4·6 (3·6 to 5·8)	9·2 (6·9 to 11·8)	17·3 (13·1 to 22·6)	45·9 (36·4 to 58·3)	112 (82·6 to 146)	192 (152 to 237)	253 (204 to 312)	372 (299 to 449)	426 (343 to 513)	322 (264 to 389)	230 (185 to 285)	122 (96·1 to 150)	41·8 (33 to 50·8)	10·9 (8·1 to 13·5)	2,160
Malignant skin melanoma	0 (0 to 0)	0 (0 to 0)	0·1 (0 to 0·5)	0·5 (0·1 to 1·8)	0·1 (0·1 to 0·2)	0·1 (0·1 to 0·2)	0·6 (0·3 to 0·8)	1·7 (0·9 to 2·4)	4·6 (2·3 to 6·3)	7·9 (4·2 to 10·5)	10 (5·6 to 13·1)	12·1 (6·9 to 16·2)	17 (9·5 to 22·8)	22·2 (12·2 to 29·3)	27·2 (14·3 to 37)	28·1 (14·4 to 37·6)	33·3 (16 to 44·7)	35·6 (16·7 to 48·6)	27·7 (12·7 to 37·1)	20·5 (9·4 to 27·6)	12·9 (6·3 to 17·5)	5·5 (2·6 to 7·3)	1·6 (0·7 to 2)	269
Non-melanoma skin cancer	0 (0 to 0)	0 (0 to 0)	0 (0 to 0)	0 (0 to 0)	0 (0 to 0)	0 (0 to 0)	0 (0 to 0)	0·1 (0·1 to 0·2)	0·3 (0·2 to 0·4)	0·6 (0·3 to 0·8)	0·6 (0·4 to 0·9)	0·8 (0·6 to 1·1)	1·2 (0·9 to 1·6)	2·3 (1·7 to 3)	3·2 (2·4 to 4·3)	4 (3·1 to 5·1)	6 (4·4 to 7·7)	7·8 (5·9 to 9·8)	8·6 (6·3 to 11·1)	9·6 (7·1 to 12)	8·5 (6 to 10·7)	5·4 (3·6 to 6·9)	2 (1·4 to 2·7)	61·2
Non-melanoma skin cancer (squamous-cell carcinoma)	0 (0 to 0)	0 (0 to 0)	0 (0 to 0)	0 (0 to 0)	0 (0 to 0)	0 (0 to 0)	0 (0 to 0)	0·1 (0·1 to 0·2)	0·3 (0·2 to 0·4)	0·6 (0·3 to 0·8)	0·6 (0·4 to 0·9)	0·8 (0·6 to 1·1)	1·2 (0·9 to 1·6)	2·3 (1·7 to 3)	3·2 (2·3 to 4·3)	4 (3·1 to 5·1)	6 (4·4 to 7·7)	7·8 (5·9 to 9·8)	8·6 (6·2 to 11·1)	9·6 (7 to 12)	8·5 (6 to 10·7)	5·4 (3·6 to 6·9)	2 (1·4 to 2·7)	61·1
Non-melanoma skin cancer (basal-cell carcinoma)	0 (0 to 0)	0 (0 to 0)	0 (0 to 0)	0 (0 to 0)	0 (0 to 0)	0 (0 to 0)	0 (0 to 0)	0 (0 to 0)	0 (0 to 0)	0 (0 to 0)	0 (0 to 0)	0 (0 to 0)	0 (0 to 0)	0 (0 to 0)	0 (0 to 0)	0 (0 to 0)	0 (0 to 0)	0 (0 to 0)	0 (0 to 0)	0 (0 to 0)	0 (0 to 0)	0 (0 to 0)	0 (0 to 0)	0·1
Breast cancer	0 (0 to 0)	0 (0 to 0)	0 (0 to 0)	0 (0 to 0)	0 (0 to 0)	0 (0 to 0)	0·2 (0·2 to 0·2)	0·6 (0·5 to 0·9)	5·3 (3·6 to 7·4)	16·1 (11·8 to 21·4)	32·2 (24·4 to 42·1)	47·4 (35·5 to 61·5)	82·3 (62·4 to 108)	107 (79·4 to 140)	137 (100 to 180)	130 (98·4 to 170)	141 (107 to 181)	149 (114 to 192)	112 (84·1 to 146)	93·5 (68·7 to 121)	72·8 (54·2 to 94·1)	38·7 (28·9 to 48·7)	14·7 (11·2 to 18·5)	1,180
Cervical cancer	0 (0 to 0)	0 (0 to 0)	0 (0 to 0)	0 (0 to 0)	0 (0 to 0)	0 (0 to 0)	0·1 (0·1 to 0·1)	0·6 (0·3 to 0·9)	3·2 (1·7 to 4·8)	5·4 (3·6 to 8)	8 (5·6 to 11·2)	8·9 (6·3 to 12·4)	12·2 (8·3 to 17·2)	12·8 (9 to 18·9)	14·2 (10 to 20·7)	12·2 (8·6 to 18·4)	13·9 (10·2 to 21·6)	14·2 (10·2 to 21·6)	10·3 (7·7 to 14·7)	7·8 (5·6 to 10·9)	4·4 (3 to 6·4)	2 (1·4 to 2·9)	0·8 (0·5 to 1)	131
Uterine cancer	0 (0 to 0)	0 (0 to 0)	0 (0 to 0)	0 (0 to 0)	0 (0 to 0)	0 (0 to 0)	0 (0 to 0)	0·1 (0·1 to 0·1)	0·3 (0·2 to 0·4)	0·5 (0·3 to 0·7)	1 (0·7 to 1·4)	1·7 (1·1 to 2·4)	4·4 (3·1 to 6·2)	11·1 (7·6 to 15·6)	19·4 (13·7 to 26·4)	28·8 (20·4 to 38·1)	38·1 (27 to 50·1)	41·1 (30·1 to 54·6)	29·3 (20·8 to 39·8)	20·6 (14·7 to 27·8)	12·2 (9 to 16·3)	5·5 (3·9 to 7·2)	1·8 (1·2 to 2·4)	216
Ovarian cancer	0 (0 to 0)	0 (0 to 0)	0 (0 to 0)	0 (0 to 0)	0·1 (0·1 to 0·2)	0·3 (0·2 to 0·4)	0·5 (0·3 to 0·7)	1 (0·6 to 1·4)	2 (1·3 to 2·8)	3 (2 to 4·4)	4·7 (3·2 to 6·7)	7·7 (5·3 to 10·6)	17·3 (12·5 to 23·6)	34·4 (24·8 to 46·9)	46·4 (33·6 to 62·8)	53·8 (38·6 to 73·8)	62·2 (43·7 to 82·7)	67·1 (49·6 to 90·2)	49·2 (34·3 to 65·9)	35·3 (25·5 to 46·5)	20 (14·2 to 27)	8 (5·5 to 10·4)	2·5 (1·6 to 3·5)	415
Prostate cancer	0 (0 to 0)	0 (0 to 0)	0 (0 to 0)	0 (0 to 0)	0 (0 to 0)	0 (0 to 0)	0 (0 to 0)	0·1 (0·1 to 0·2)	0·2 (0·1 to 0·3)	0·2 (0·2 to 0·4)	0·3 (0·2 to 0·4)	0·6 (0·4 to 0·8)	2·7 (1·8 to 3·9)	12·1 (7·4 to 16·8)	28·3 (19 to 39·1)	59·1 (39·8 to 82)	107 (74·7 to 149)	163 (112 to 231)	166 (118 to 256)	181 (129 to 246)	134 (93 to 176)	56·5 (34·5 to 74·9)	11·5 (5·9 to 16)	921
Testicular cancer	0 (0 to 0·2)	0 (0 to 0·1)	0·1 (0 to 0·3)	0·3 (0 to 1·2)	0 (0 to 0·1)	0·1 (0 to 0·1)	0·2 (0·1 to 0·4)	0·7 (0·4 to 1·3)	1·5 (0·8 to 2·4)	1·6 (0·9 to 2·8)	1·3 (0·8 to 2)	1·1 (0·7 to 1·7)	1 (0·5 to 1·5)	0·7 (0·4 to 1·1)	0·5 (0·3 to 0·8)	0·4 (0·2 to 0·6)	0·4 (0·2 to 0·6)	0·4 (0·3 to 0·6)	0·3 (0·2 to 0·5)	0·3 (0·2 to 0·4)	0·2 (0·1 to 0·2)	0·1 (0·1 to 0·1)	0 (0 to 0)	11
Kidney cancer	0 (0 to 0)	0 (0 to 0)	0·2 (0·1 to 0·4)	1·4 (0·9 to 1·9)	0·8 (0·6 to 1)	0·4 (0·3 to 0·6)	0·3 (0·2 to 0·4)	0·5 (0·4 to 0·7)	1·1 (0·9 to 1·4)	2·2 (1·6 to 3)	3·5 (2·6 to 4·6)	5·7 (4·2 to 7·4)	11·6 (8·3 to 15·8)	21·9 (17·2 to 27·9)	33 (24·2 to 43·7)	40·4 (30·2 to 52·9)	50·5 (38·3 to 65·3)	56·5 (41·8 to 74·9)	45·4 (34·8 to 59·1)	34 (24·7 to 45·3)	22·2 (15·8 to 29·5)	8·9 (6·2 to 11·7)	2·2 (1·6 to 2·9)	343
Bladder cancer	0 (0 to 0)	0 (0 to 0)	0 (0 to 0)	0 (0 to 0)	0 (0 to 0)	0 (0 to 0)	0·1 (0·1 to 0·1)	0·1 (0·1 to 0·1)	0·2 (0·2 to 0·3)	0·7 (0·5 to 1)	1·3 (1 to 1·6)	2·2 (1·7 to 2·8)	4·7 (3·4 to 6·1)	10·1 (7·9 to 13)	17·4 (13·6 to 22·1)	27 (21·1 to 34·1)	43·2 (33·1 to 56·1)	63·4 (47·6 to 84·3)	67·2 (50·6 to 89·7)	61·7 (45·6 to 80·7)	45·2 (34·1 to 57·2)	21·4 (16·6 to 25·8)	5·7 (4·2 to 7·2)	372
Brain and central nervous system cancer	0·1 (0·1 to 0·2)	0·1 (0 to 0·1)	1 (0·6 to 1·5)	6·4 (4·5 to 8·6)	6·3 (4·1 to 8·5)	5·6 (3·7 to 7·4)	4·9 (2·6 to 6·8)	6·4 (3·5 to 9·1)	9·5 (5·5 to 13)	13·4 (8 to 18·1)	15·9 (10 to 20·9)	18·6 (11·6 to 24·4)	28·1 (17·2 to 36·7)	40·7 (25·2 to 53·8)	52·8 (31·2 to 69·1)	52·4 (29·9 to 69·7)	58·2 (33·6 to 76·8)	54·2 (30·3 to 71·3)	32·9 (17·8 to 45·1)	17·8 (8·7 to 25)	7·9 (4 to 11·4)	2·5 (1·3 to 3·4)	0·6 (0·3 to 0·8)	436
Thyroid cancer	0 (0 to 0)	0 (0 to 0)	0 (0 to 0)	0 (0 to 0)	0·1 (0·1 to 0·1)	0·1 (0·1 to 0·1)	0·1 (0·1 to 0·1)	0·1 (0·1 to 0·1)	0·2 (0·2 to 0·3)	0·4 (0·3 to 0·5)	0·7 (0·5 to 0·9)	0·9 (0·6 to 1·2)	1·4 (1 to 1·9)	2·2 (1·6 to 2·9)	2·9 (2·2 to 3·8)	3·6 (2·8 to 4·6)	4·8 (3·7 to 6)	5·5 (4·2 to 6·9)	4·6 (3·7 to 5·8)	3·7 (2·8 to 4·7)	2·2 (1·7 to 2·9)	1 (0·7 to 1·2)	0·3 (0·2 to 0·3)	34·7
Mesothelioma	0 (0 to 0)	0 (0 to 0)	0 (0 to 0)	0 (0 to 0)	0 (0 to 0)	0 (0 to 0)	0 (0 to 0)	0·1 (0 to 0·1)	0·2 (0·1 to 0·3)	0·2 (0·2 to 0·3)	0·4 (0·3 to 0·6)	0·7 (0·5 to 1·1)	1·4 (1·1 to 2·1)	3·7 (2·8 to 5)	8·1 (6 to 10·7)	15·1 (11·1 to 19·8)	23·8 (18·3 to 30·9)	31·6 (23·7 to 41·6)	25·5 (18·9 to 33·1)	16·1 (12·5 to 20·9)	7·8 (5·6 to 10·4)	2·1 (1·5 to 2·8)	0·4 (0·3 to 0·5)	137
Hodgkin lymphoma	0 (0 to 0)	0 (0 to 0)	0 (0 to 0)	0·1 (0·1 to 0·1)	0·1 (0·1 to 0·1)	0·2 (0·2 to 0·3)	0·9 (0·7 to 1·3)	1·9 (1·4 to 2·7)	2·6 (1·8 to 3·7)	2·6 (1·8 to 3·5)	2·3 (1·7 to 3·1)	2·2 (1·6 to 3)	2·4 (1·7 to 3·4)	2·6 (1·8 to 3·5)	3·1 (2·2 to 4·1)	3 (2·2 to 4)	3·9 (2·8 to 5·1)	4·4 (3·2 to 5·7)	3·8 (2·6 to 5·1)	2·7 (1·8 to 3·7)	1·6 (1·1 to 2·3)	0·7 (0·4 to 1·1)	0·1 (0 to 0·2)	41·3
Non-Hodgkin lymphoma	0 (0 to 0)	0 (0 to 0)	0 (0 to 0)	0·9 (0·6 to 1·1)	0·9 (0·6 to 1·2)	1·1 (0·8 to 1·6)	1·8 (1·4 to 2·4)	3 (2·3 to 3·9)	4·4 (3·3 to 5·6)	5·9 (4·5 to 7·4)	7·2 (5·7 to 9·1)	8·7 (6·7 to 10·9)	14·1 (11·1 to 17·9)	24 (18·7 to 30·2)	35·1 (27·8 to 44·9)	44·6 (35·4 to 56·2)	63·4 (48 to 83)	79·1 (59·7 to 105)	72·1 (57 to 90·1)	57·2 (41·5 to 75·9)	36·7 (28·8 to 45·7)	14·8 (11·5 to 18·3)	3·5 (2·7 to 4·2)	478
Multiple myeloma	0 (0 to 0)	0 (0 to 0)	0 (0 to 0)	0 (0 to 0)	0 (0 to 0)	0 (0 to 0)	0 (0 to 0)	0·1 (0·1 to 0·1)	0·2 (0·1 to 0·2)	0·6 (0·4 to 0·8)	1·3 (0·9 to 1·7)	2·4 (1·8 to 3)	5·6 (4·2 to 7·3)	12·7 (9·5 to 16·4)	20·1 (15·3 to 25·7)	29·1 (21·9 to 36·3)	43·6 (33·5 to 54·6)	57·4 (42·1 to 71·1)	49·7 (34·9 to 62)	37·9 (25 to 48·4)	24·4 (13·8 to 31·6)	8·5 (4·3 to 10·9)	1·9 (0·8 to 2·5)	295
Leukemia	0·1 (0·1 to 0·1)	0·1 (0·1 to 0·1)	1 (0·6 to 1·4)	6·7 (5 to 8·7)	4·2 (3·2 to 5·5)	4·5 (3·3 to 5·8)	5·7 (4·4 to 7·3)	7·2 (5·6 to 9·2)	6·8 (5·2 to 8·7)	7 (5·4 to 8·8)	7·8 (6·1 to 10·1)	8·4 (6·7 to 10·4)	12·7 (9·9 to 15·7)	18·3 (14·5 to 22·6)	26·3 (20·6 to 32·5)	34·5 (28 to 42)	51·4 (41·2 to 62·5)	70 (56·2 to 86·1)	59·7 (46·6 to 74·1)	47·2 (36·2 to 58·4)	32·9 (25·5 to 41·3)	14·7 (10·7 to 17·7)	4·4 (3 to 5·5)	432
Acute lymphoid leukemia	0 (0 to 0)	0 (0 to 0)	0·4 (0·2 to 0·6)	3·2 (2·1 to 4·5)	2·7 (1·9 to 3·7)	2·6 (1·8 to 3·6)	3 (2·1 to 4·2)	3·5 (2·3 to 5)	2·5 (1·7 to 3·5)	2·1 (1·3 to 3·1)	2·1 (1·3 to 3·2)	1·9 (1·2 to 2·8)	2·5 (1·5 to 3·7)	2·9 (1·7 to 4·1)	3·2 (2·1 to 4·5)	3·2 (2·1 to 4·5)	3·7 (2·5 to 5·2)	3·7 (2·5 to 5·3)	2·4 (1·6 to 3·5)	1·7 (1·1 to 2·4)	1 (0·6 to 1·4)	0·3 (0·2 to 0·5)	0·1 (0·1 to 0·1)	48·7
Chronic lymphoid leukemia	0 (0 to 0)	0 (0 to 0)	0 (0 to 0)	0 (0 to 0)	0 (0 to 0)	0 (0 to 0)	0 (0 to 0)	0·1 (0·1 to 0·1)	0·1 (0·1 to 0·1)	0·1 (0·1 to 0·1)	0·1 (0·1 to 0·2)	0·2 (0·1 to 0·3)	0·6 (0·3 to 0·9)	1·3 (0·9 to 2·2)	2·7 (1·8 to 4·4)	4·7 (3·1 to 7·5)	8·2 (5·4 to 13·1)	12·2 (8·2 to 19·9)	11·6 (7·8 to 19·1)	11·1 (7·5 to 17·3)	8·9 (6·1 to 13·5)	4·8 (3·3 to 7·1)	1·6 (1·1 to 2·4)	68·1
Acute myeloid leukemia	0 (0 to 0)	0 (0 to 0)	0·4 (0·2 to 0·7)	2·7 (1·8 to 3·7)	1·2 (0·8 to 1·8)	1·6 (1 to 2·4)	2·4 (1·7 to 3·2)	3·1 (2·2 to 4·2)	3·6 (2·6 to 4·7)	4 (2·9 to 5·2)	4·6 (3·5 to 6·1)	5·3 (4·2 to 6·8)	8·2 (6·2 to 10·2)	12·2 (9·6 to 15·2)	17·6 (13·6 to 22·3)	22·9 (17·7 to 28·3)	33·9 (25·9 to 42·2)	45·8 (33·7 to 57·9)	37·1 (26 to 47·8)	26·3 (17 to 34·4)	15·9 (9·5 to 21·4)	6 (3·1 to 8)	1·6 (0·5 to 2·2)	256



Osteoarthritis other	0 (0 to 0)	0 (0 to 0)	0 (0 to 0)

SII Table 2c: Solihull DALYS by cause and age group for both sexes with 95% uncertainty intervals. 2019

Cause	Early Neonatal	Late Neonatal	Post Neonatal	1 to 4	5 to 9	10 to 14	15 to 19	20 to 24	25 to 29	30 to 34	35 to 39	40 to 44	45 to 49	50 to 54	55 to 59	60 to 64	65 to 69	70 to 74	75 to 79	80 to 84	85 to 89	90 to 94	95 plus	Total
All causes	1,161 (937 to 1,445)	1,148 (742 to 1,602)	2,176 (1,660 to 2,802)	2,985 (2,551 to 3,507)	2,000 (1,701 to 2,346)	2,000 (1,696 to 2,364)	2,000 (1,675 to 2,403)	2,000 (1,668 to 2,417)	2,000 (1,669 to 2,417)	2,000 (1,669 to 2,410)	2,000 (1,678 to 2,410)	2,000 (1,678 to 2,410)	2,000 (1,664 to 2,403)	2,000 (2,040 to 2,960)	2,000 (2,468 to 3,070)	2,000 (2,649 to 3,570)	2,000 (3,045 to 4,046)	2,000 (4,045 to 5,446)	2,000 (4,669 to 6,333)	2,000 (4,569 to 6,079)	2,000 (4,179 to 5,729)	2,000 (3,296 to 4,510)	64,400
Communicable, maternal, neonatal, and nutritional diseases	1,161 (944 to 1,414)	1,148 (732 to 1,602)	2,176 (1,660 to 2,802)	2,985 (2,551 to 3,507)	2,000 (1,701 to 2,346)	2,000 (1,696 to 2,364)	2,000 (1,675 to 2,403)	2,000 (1,668 to 2,417)	2,000 (1,669 to 2,417)	2,000 (1,669 to 2,410)	2,000 (1,678 to 2,410)	2,000 (1,678 to 2,410)	2,000 (1,664 to 2,403)	2,000 (2,040 to 2,960)	2,000 (2,468 to 3,070)	2,000 (2,649 to 3,570)	2,000 (3,045 to 4,046)	2,000 (4,045 to 5,446)	2,000 (4,669 to 6,333)	2,000 (4,569 to 6,079)	2,000 (4,179 to 5,729)	2,000 (3,296 to 4,510)	3,000
HIV/AIDS and sexually transmitted infections	7.4 (2.1 to 16.8)	2.2 (0.4 to 4.9)	3.6 (1.2 to 7.4)	0.4 (0.3 to 0.5)	0.2 (0.2 to 0.3)	0.2 (0.2 to 0.3)	0.5 (0.4 to 0.7)	1.2 (0.9 to 1.6)	2.6 (1.9 to 3.4)	4.7 (3.4 to 6.4)	5.4 (3.9 to 7.7)	5.6 (3.9 to 8)	5.2 (3.7 to 7.4)	5.2 (3.6 to 7.5)	4.5 (3.3 to 6.3)	3.4 (2.3 to 4.8)	2.6 (1.6 to 3.8)	2.3 (1.4 to 3.5)	1.7 (0.9 to 3)	0.9 (0.5 to 1.5)	0.4 (0.2 to 0.7)	0.2 (0.1 to 0.4)	55.6
HIV/AIDS	0 (0 to 0)	0 (0 to 0)	0.4 (0.2 to 0.5)	0.2 (0.2 to 0.3)	0.2 (0.2 to 0.3)	0.2 (0.2 to 0.3)	0.4 (0.3 to 0.6)	0.9 (0.7 to 1.2)	1.4 (1.1 to 1.8)	2.6 (2 to 3.4)	3.1 (2.4 to 4.1)	3.2 (2.5 to 4.3)	3.4 (2.6 to 4.5)	3.4 (2.6 to 4.5)	2.9 (2.2 to 3.9)	2.3 (1.7 to 3.2)	1.9 (1.3 to 2.7)	1.6 (1 to 2.3)	1.2 (0.7 to 1.7)	0.7 (0.4 to 1.2)	0.4 (0.2 to 0.6)	0.1 (0 to 0.2)	26
HIV/AIDS - Drug-susceptible Tuberculosis	0 (0 to 0)	0 (0 to 0)	0.1 (0 to 0.1)	0.1 (0 to 0.1)	0.1 (0 to 0.1)	0.1 (0 to 0.1)	0.1 (0 to 0.1)	0.2 (0.1 to 0.3)	0.3 (0.2 to 0.5)	0.3 (0.2 to 0.5)	0.4 (0.3 to 0.6)	0.4 (0.3 to 0.6)	0.4 (0.3 to 0.6)	0.4 (0.3 to 0.6)	0.3 (0.2 to 0.5)	0.3 (0.2 to 0.4)	0.2 (0.1 to 0.3)	0.2 (0.1 to 0.3)	0.1 (0 to 0.2)	0.1 (0 to 0.2)	0 (0 to 0.1)	0 (0 to 0.1)	0 (0 to 0.1)	3
HIV/AIDS - Multidrug-resistant Tuberculosis without extensive dr...	0 (0 to 0)	0 (0 to 0)	0 (0 to 0)	0 (0 to 0)	0 (0 to 0)	0 (0 to 0)	0 (0 to 0)	0 (0 to 0)	0 (0 to 0)	0 (0 to 0)	0 (0 to 0)	0 (0 to 0)	0 (0 to 0)	0 (0 to 0)	0 (0 to 0)	0 (0 to 0)	0 (0 to 0)	0 (0 to 0)	0 (0 to 0)	0 (0 to 0)	0 (0 to 0)	0 (0 to 0)	0 (0 to 0)	0 (0 to 0)	0
HIV/AIDS - Extensively drug-resistant Tuberculosis	0 (0 to 0)	0 (0 to 0)	0 (0 to 0)	0 (0 to 0)	0 (0 to 0)	0 (0 to 0)	0 (0 to 0)	0 (0 to 0)	0 (0 to 0)	0 (0 to 0)	0 (0 to 0)	0 (0 to 0)	0 (0 to 0)	0 (0 to 0)	0 (0 to 0)	0 (0 to 0)	0 (0 to 0)	0 (0 to 0)	0 (0 to 0)	0 (0 to 0)	0 (0 to 0)	0 (0 to 0)	0 (0 to 0)	0 (0 to 0)	0
HIV/AIDS resulting in other diseases	7.4 (2.1 to 16.8)	2.2 (0.4 to 4.9)	3.2 (0.9 to 7.1)	0.1 (0 to 0.2)	0 (0 to 0)	0 (0 to 0)	0.1 (0 to 0.2)	0.3 (0.2 to 0.4)	1.2 (0.8 to 1.7)	2.1 (1.5 to 2.9)	2.3 (1.6 to 3.2)	2.4 (1.6 to 3.3)	1.9 (1.2 to 2.7)	1.8 (1.1 to 2.7)	1.5 (0.9 to 2.3)	1.1 (0.6 to 1.7)	0.7 (0.3 to 1.2)	0.6 (0.2 to 1.1)	0.4 (0.1 to 0.8)	0.2 (0 to 0.5)	0.1 (0 to 0.3)	0 (0 to 0.1)	0 (0 to 0.1)	22.9
Sexually transmitted infections excluding HIV	0 (0 to 0)	0 (0 to 0)	0 (0 to 0)	0 (0 to 0)	0 (0 to 0)	0 (0 to 0)	0 (0 to 0)	0 (0 to 0)	0 (0 to 0)	0 (0 to 0)	0 (0 to 0)	0 (0 to 0)	0 (0 to 0)	0 (0 to 0)	0 (0 to 0)	0 (0 to 0)	0 (0 to 0)	0 (0 to 0)	0 (0 to 0)	0 (0 to 0)	0 (0 to 0)	0 (0 to 0)	0 (0 to 0)	0 (0 to 0)	0
Syphilis	0 (0 to 0)	0 (0 to 0)	0 (0 to 0)	0 (0 to 0)	0 (0 to 0)	0 (0 to 0)	0 (0 to 0)	0 (0 to 0)	0 (0 to 0)	0 (0 to 0)	0 (0 to 0)	0 (0 to 0)	0 (0 to 0)	0 (0 to 0)	0 (0 to 0)	0 (0 to 0)	0 (0 to 0)	0 (0 to 0)	0 (0 to 0)	0 (0 to 0)	0 (0 to 0)	0 (0 to 0)	0 (0 to 0)	0 (0 to 0)	0
Chlamydial infection	0 (0 to 0)	0 (0 to 0)	0 (0 to 0)	0 (0 to 0)	0 (0 to 0)	0 (0 to 0)	0 (0 to 0)	0 (0 to 0)	0 (0 to 0)	0 (0 to 0)	0 (0 to 0)	0 (0 to 0)	0 (0 to 0)	0 (0 to 0)	0 (0 to 0)	0 (0 to 0)	0 (0 to 0)	0 (0 to 0)	0 (0 to 0)	0 (0 to 0)	0 (0 to 0)	0 (0 to 0)	0 (0 to 0)	0 (0 to 0)	0
Gonococcal infection	0 (0 to 0)	0 (0 to 0)	0 (0 to 0)	0 (0 to 0)	0 (0 to 0)	0 (0 to 0)	0 (0 to 0)	0 (0 to 0)	0 (0 to 0)	0 (0 to 0)	0 (0 to 0)	0 (0 to 0)	0 (0 to 0)	0 (0 to 0)	0 (0 to 0)	0 (0 to 0)	0 (0 to 0)	0 (0 to 0)	0 (0 to 0)	0 (0 to 0)	0 (0 to 0)	0 (0 to 0)	0 (0 to 0)	0 (0 to 0)	0
Trichomoniasis	0 (0 to 0)	0 (0 to 0)	0 (0 to 0)	0 (0 to 0)	0 (0 to 0)	0 (0 to 0)	0 (0 to 0)	0 (0 to 0)	0 (0 to 0)	0 (0 to 0)	0 (0 to 0)	0 (0 to 0)	0 (0 to 0)	0 (0 to 0)	0 (0 to 0)	0 (0 to 0)	0 (0 to 0)	0 (0 to 0)	0 (0 to 0)	0 (0 to 0)	0 (0 to 0)	0 (0 to 0)	0 (0 to 0)	0 (0 to 0)	0
Genital herpes	0 (0 to 0)	0 (0 to 0)	0 (0 to 0)	0 (0 to 0)	0 (0 to 0)	0 (0 to 0)	0 (0 to 0)	0 (0 to 0)	0 (0 to 0)	0 (0 to 0)	0 (0 to 0)	0 (0 to 0)	0 (0 to 0)	0 (0 to 0)	0 (0 to 0)	0 (0 to 0)	0 (0 to 0)	0 (0 to 0)	0 (0 to 0)	0 (0 to 0)	0 (0 to 0)	0 (0 to 0)	0 (0 to 0)	0 (0 to 0)	0
Other sexually transmitted infections	0 (0 to 0)	0 (0 to 0)	0 (0 to 0)	0 (0 to 0)	0 (0 to 0)	0 (0 to 0)	0 (0 to 0)	0 (0 to 0)	0 (0 to 0)	0 (0 to 0)	0 (0 to 0)	0 (0 to 0)	0 (0 to 0)	0 (0 to 0)	0 (0 to 0)	0 (0 to 0)	0 (0 to 0)	0 (0 to 0)	0 (0 to 0)	0 (0 to 0)	0 (0 to 0)	0 (0 to 0)	0 (0 to 0)	0 (0 to 0)	0
Respiratory infections and tuberculosis	3.2 (2.3 to 4.4)	2.3 (1.6 to 2.9)	16.7 (11.3 to 23.9)	39.5 (21.9 to 65)	15.5 (9.1 to 24.6)	9.4 (5.1 to 15.1)	7.2 (3.9 to 11.4)	7.2 (3.9 to 11.4)	7.2 (3.9 to 11.4)	7.2 (3.9 to 11.4)	7.2 (3.9 to 11.4)	7.2 (3.9 to 11.4)	7.2 (3.9 to 11.4)	7.2 (3.9 to 11.4)	7.2 (3.9 to 11.4)	7.2 (3.9 to 11.4)	7.2 (3.9 to 11.4)	7.2 (3.9 to 11.4)	7.2 (3.9 to 11.4)	7.2 (3.9 to 11.4)	7.2 (3.9 to 11.4)	7.2 (3.9 to 11.4)	1,770
Tuberculosis	0 (0 to 0)	0 (0 to 0)	0 (0 to 0)	0 (0 to 0.1)	0 (0 to 0.1)	0 (0 to 0.1)	0 (0 to 0.1)	0 (0 to 0.1)	0 (0 to 0.1)	0 (0 to 0.1)	0 (0 to 0.1)	0 (0 to 0.1)	0 (0 to 0.1)	0 (0 to 0.1)	0 (0 to 0.1)	0 (0 to 0.1)	0 (0 to 0.1)	0 (0 to 0.1)	0 (0 to 0.1)	0 (0 to 0.1)	0 (0 to 0.1)	0 (0 to 0.1)	0 (0 to 0.1)	0 (0 to 0.1)	0
Latent tuberculosis infection	0 (0 to 0)	0 (0 to 0)	0 (0 to 0)	0 (0 to 0)	0 (0 to 0)	0 (0 to 0)	0 (0 to 0)	0 (0 to 0)	0 (0 to 0)	0 (0 to 0)	0 (0 to 0)	0 (0 to 0)	0 (0 to 0)	0 (0 to 0)	0 (0 to 0)	0 (0 to 0)	0 (0 to 0)	0 (0 to 0)	0 (0 to 0)	0 (0 to 0)	0 (0 to 0)	0 (0 to 0)	0 (0 to 0)	0 (0 to 0)	0
Drug-susceptible tuberculosis	0 (0 to 0)	0 (0 to 0)	0 (0 to 0)	0 (0 to 0.1)	0 (0 to 0.1)	0 (0 to 0.1)	0 (0 to 0.1)	0 (0 to 0.1)	0 (0 to 0.1)	0 (0 to 0.1)	0 (0 to 0.1)	0 (0 to 0.1)	0 (0 to 0.1)	0 (0 to 0.1)	0 (0 to 0.1)	0 (0 to 0.1)	0 (0 to 0.1)	0 (0 to 0.1)	0 (0 to 0.1)	0 (0 to 0.1)	0 (0 to 0.1)	0 (0 to 0.1)	0 (0 to 0.1)	0 (0 to 0.1)	0
Multidrug-resistant tuberculosis without extensive drug-resistance	0 (0 to 0)	0 (0 to 0)	0 (0 to 0)	0 (0 to 0)	0 (0 to 0)	0 (0 to 0)	0 (0 to 0)	0 (0 to 0)	0 (0 to 0)	0 (0 to 0)	0 (0 to 0)	0 (0 to 0)	0 (0 to 0)	0 (0 to 0)	0 (0 to 0)	0 (0 to 0)	0 (0 to 0)	0 (0 to 0)	0 (0 to 0)	0 (0 to 0)	0 (0 to 0)	0 (0 to 0)	0 (0 to 0)	0 (0 to 0)	0
Extensively drug-resistant tuberculosis	0 (0 to 0)	0 (0 to 0)	0 (0 to 0)	0 (0 to 0)	0 (0 to 0)	0 (0 to 0)	0 (0 to 0)	0 (0 to 0)	0 (0 to 0)	0 (0 to 0)	0 (0 to 0)	0 (0 to 0)	0 (0 to 0)	0 (0 to 0)	0 (0 to 0)	0 (0 to 0)	0 (0 to 0)	0 (0 to 0)	0 (0 to 0)	0 (0 to 0)	0 (0 to 0)	0 (0 to 0)	0 (0 to 0)	0 (0 to 0)	0
Lower respiratory infections	3.2 (2.3 to 4.3)	2.1 (1.4 to 2.7)	12.4 (7.4 to 18.4)	9.9 (7.4 to 13.4)	2.1 (1.7 to 2.7)	2.7 (2 to 3.5)	2.3 (1.5 to 3.1)	2.3 (1.5 to 3.1)	2.3 (1.5 to 3.1)	2.3 (1.5 to 3.1)	2.3 (1.5 to 3.1)	2.3 (1.5 to 3.1)	2.3 (1.5 to 3.1)	2.3 (1.5 to 3.1)	2.3 (1.5 to 3.1)	2.3 (1.5 to 3.1)	2.3 (1.5 to 3.1)	2.3 (1.5 to 3.1)	2.3 (1.5 to 3.1)	2.3 (1.5 to 3.1)	2.3 (1.5 to 3.1)	2.3 (1.5 to 3.1)	1,520
Upper respiratory infections	0 (0 to 0)	0 (0 to 0.3)	0.4 (0.2 to 0.54)	9.9 (9.7 to 25.7)	10.1 (9.9 to 30.6)	6.6 (6.3 to 21.4)	4.9 (4.6 to 20.1)	4.9 (4.6 to 20.1)	4.9 (4.6 to 20.1)	4.9 (4.6 to 20.1)	4.9 (4.6 to 20.1)	4.9 (4.6 to 20.1)	4.9 (4.6 to 20.1)	4.9 (4.6 to 20.1)	4.9 (4.6 to 20.1)	4.9 (4.6 to 20.1)	4.9 (4.6 to 20.1)	4.9 (4.6 to 20.1)	4.9 (4.6 to 20.1)	4.9 (4.6 to 20.1)	4.9 (4.6 to 20.1)	4.9 (4.6 to 20.1)	190
Otitis media	0 (0 to 0)	0 (0 to 0)	0.1 (0.1 to 0.1)	0.7 (0.4 to 1.3)	0.1 (0 to 2.7)	0.1 (0 to 6.4)	0.1 (0 to 6.4)	0.1 (0 to 6.4)	0.1 (0 to 6.4)	0.1 (0 to 6.4)	0.1 (0 to 6.4)	0.1 (0 to 6.4)	0.1 (0 to 6.4)	0.1 (0 to 6.4)	0.1 (0 to 6.4)	0.1 (0 to 6.4)	0.1 (0 to 6.4)	0.1 (0 to 6.4)	0.1 (0 to 6.4)	0.1 (0 to 6.4)	0.1 (0 to 6.4)	0.1 (0 to 6.4)	0.1 (0 to 6.4)	37.9
Enteric infections	0.3 (0.2 to 0.4)	1 (0.7 to 1.3)	11.4 (8 to 16.5)	16.3 (9.8 to 29.4)	8.6 (4.7 to 14.3)	5.8 (3.1 to 9.9)	4.4 (2.7 to 6.7)	3.8 (2.3 to 5.7)	3.8 (2.4 to 5.6)	3.9 (2.5 to 5.7)	3.9 (2.4 to 5.7)	3.9 (2.5 to 5.7)	3.7 (2.4 to 5.4)	3.7 (2.4 to 5.4)	3.3 (2.1 to 4.7)	2.7 (1.7 to 3.8)	2.1 (1.3 to 3.1)	1.6 (0.9 to 2.4)	1.1 (0.6 to 1.8)	0.7 (0.3 to 1.2)	0.3 (0.1 to 0.6)	0.1 (0 to 0.2)	225
Diarrheal diseases	0.3 (0.2 to 0.4)	1 (0.7 to 1.3)	11.4 (8 to 16.5)	16.3 (9.8 to 29.4)	8.6 (4.7 to 14.3)	5.8 (3.1 to 9.9)	4.4 (2.7 to 6.7)	3.8 (2.3 to 5.7)	3.8 (2.4 to 5.6)	3.9 (2.5 to 5.7)	3.9 (2.4 to 5.7)	3.9 (2.5 to 5.7)	3.7 (2.4 to 5.4)	3.7 (2.4 to 5.4)	3.3 (2.1 to 4.7)	2.7 (1.7 to 3.8)	2.1 (1.3 to 3.1)	1.6 (0.9 to 2.4)	1.1 (0.6 to 1.8)	0.7 (0.3 to 1.2)	0.3 (0.1 to 0.6)	0.1 (0 to 0.2)	224
Typhoid and paraphoid	0 (0 to 0)	0 (0 to 0)	0 (0 to 0)	0 (0 to 0)	0 (0 to 0)	0 (0 to 0)	0 (0 to 0)	0 (0 to 0)	0 (0 to 0)	0 (0 to 0)	0 (0 to 0)	0 (0 to 0)	0 (0 to 0)	0 (0 to 0)	0 (0 to 0)	0 (0 to 0)	0 (0 to 0)	0 (0 to 0)	0 (0 to 0)	0 (0 to 0)	0 (0 to 0)	0 (0 to 0)	0 (0 to 0)	0
Typhoid fever	0 (0 to 0)	0 (0 to 0)	0 (0 to 0)	0 (0 to 0)	0 (0 to 0)	0 (0 to 0)	0 (0 to 0)	0 (0 to 0)	0 (0 to 0)	0 (0 to 0)	0 (0 to 0)	0 (0 to 0)	0 (0 to 0)	0 (0 to 0)	0 (0 to 0)	0 (0 to 0)	0 (0 to 0)	0 (0 to 0)	0 (0 to 0)	0 (0 to 0)	0 (0 to 0)	0 (0 to 0)	0 (0 to 0)	0
Paratyphoid fever	0 (0 to 0)	0 (0 to 0)	0 (0 to 0)	0 (0 to 0)	0 (0 to 0)	0 (0 to 0)	0 (0 to 0)	0 (0 to 0)	0 (0 to 0)	0 (0 to 0)	0 (0 to 0)	0 (0 to 0)	0 (0 to 0)	0 (0 to 0)	0 (0 to 0)	0 (0 to 0)	0 (0 to 0)	0 (0 to 0)	0 (0 to 0)	0 (0 to 0)	0 (0 to 0)	0 (0 to 0)	0 (0 to 0)	0
Invasive Non-typhoidal Salmonella (iNTS)	0 (0 to 0)	0 (0 to 0)	0 (0 to 0)	0 (0 to 0.2)	0 (0 to 0.2)	0 (0 to 0.2)	0 (0 to 0.2)	0 (0 to 0.2)	0 (0 to 0.2)	0 (0 to 0.2)	0 (0 to 0.2)	0 (0 to 0.2)	0 (0 to 0.2)	0 (0 to 0.2)	0 (0 to 0.1)	0 (0 to 0.2)	0 (0 to 0.2)	0 (0 to 0.2)	0 (0 to 0.2)	0 (0 to 0.1)	0 (0 to 0.1)	0 (0 to 0.1)	0 (0 to 0.1)	0.6
Other intestinal infectious diseases	0 (0 to 0)	0 (0 to 0)	0 (0 to 0)	0 (0 to 0)	0 (0 to 0)	0 (0 to 0)	0 (0 to 0)	0 (0 to 0)	0 (0 to 0)	0 (0 to 0)	0 (0 to 0)	0 (0 to 0)	0 (0 to 0)	0 (0 to 0)	0 (0 to 0)	0 (0 to 0)	0 (0 to 0)	0 (0 to 0)	0 (0 to 0)	0 (0 to 0)	0 (0 to 0)	0 (0 to 0)	0 (0 to 0)	0.4
Neglected tropical diseases and malaria	0 (0 to 0)	0.1 (0 to 0.2)	0.5 (0.1 to 1.5)	2 (0.4 to 5.6)	2.5 (0.6 to 6.8)	0.9 (0.2 to 2.5)	0.1 (0 to 0.2)	0.2 (0 to 1)	0.2 (0 to 0.6)	0.2 (0 to 0.7)	0.2 (0 to 0.6)	0.5 (0.1 to 1.6)	0.5 (0.1 to 1.6)	0.6 (0.1 to 1.6)	0.6 (0.1 to 1.7)	0.5 (0.1 to 1.4)	0.2 (0 to 0.6)	0.2 (0 to 0.5)	0.2 (0 to 0.5)	0.1 (0 to 0.3)	0.1 (0 to 0.3)	0.1 (0 to 0.3)	0.1 (0 to 0.3)	9.8
Malaria	0 (0 to 0)	0 (0 to 0)	0 (0 to 0)	0 (0 to 0)	0 (0 to 0)	0 (0 to 0)	0 (0 to 0)	0 (0 to 0)	0 (0 to 0)	0 (0 to 0)	0 (0 to 0)	0 (0 to 0)	0 (0 to 0)	0 (0 to 0)	0 (0 to 0)	0 (0 to 0)	0 (0 to 0)	0 (0 to 0)	0 (0 to 0)	0 (0 to 0)	0 (0 to 0)	0 (0 to 0)	0 (0 to 0)	0 (0 to 0)	0
Chagas disease	0 (0 to 0)	0 (0 to 0)	0 (0 to 0)	0 (0 to 0)	0 (0 to 0)	0 (0 to 0)	0 (0 to 0)	0 (0 to 0)	0 (0 to 0)	0 (0 to 0)	0 (0 to 0)	0 (0 to 0)	0 (0 to 0)	0 (0 to 0)	0 (0 to 0)	0 (0 to 0)	0 (0 to 0)	0 (0 to 0)	0 (0 to 0)	0 (0 to 0)	0 (0 to 0)	0 (0 to 0)	0 (0 to 0)	0 (0 to 0)	0
Leishmaniasis	0 (0 to 0)	0 (0 to 0)	0 (0 to 0)	0 (0 to 0)	0 (0 to 0)	0 (0 to 0)	0 (0 to 0)	0 (0 to 0)	0 (0 to 0)	0 (0 to 0)	0 (0 to 0)	0 (0 to 0)	0 (0 to 0)	0 (0 to 0)	0 (0 to 0)	0 (0 to 0)	0 (0 to 0)	0 (0 to 0)	0 (0 to 0)	0 (0 to 0)	0 (0 to 0)	0 (0 to 0)	0 (0 to 0)	0 (0 to 0)	0
Visceral leishmaniasis	0 (0 to 0)	0 (0 to 0)	0 (0 to 0)	0 (0 to 0)	0 (0 to 0)	0 (0 to 0)	0 (0 to 0)	0 (0 to 0)	0 (0 to 0)	0 (0 to 0)	0 (0 to 0)	0 (0 to 0)	0 (0 to 0)	0 (0 to 0)	0 (0 to 0)	0 (0 to 0)	0 (0 to 0)	0 (0 to 0)	0 (0 to 0)	0 (0 to 0)	0 (0 to 0)	0 (0 to 0)	0 (0 to 0)	0 (0 to 0)	0
Cutaneous and mucocutaneous leishmaniasis	0 (0 to 0)	0 (0 to 0)	0 (0 to 0)	0 (0 to 0)	0 (0 to 0)	0 (0 to 0)	0 (0 to 0)	0 (0 to 0)	0 (0 to 0)	0 (0 to 0)	0 (0 to 0)	0 (0 to 0)	0 (0 to 0)	0 (0 to 0)	0 (0 to 0)	0 (0 to 0)	0 (0 to 0)	0 (0 to 0)	0 (0 to 0)	0 (0 to 0)	0 (0 to 0)	0 (0 to 0)	0 (0 to 0)	0 (0 to 0)	0
African trypanosomiasis	0 (0 to 0)	0 (0 to 0)	0 (0 to 0)	0 (0 to 0)	0 (0 to 0)	0 (0 to 0)	0 (0 to 0)	0 (0 to 0)	0 (0 to 0)	0 (0 to 0)	0 (0 to 0)	0 (0 to 0)	0 (0 to 0)	0 (0 to 0)	0 (0 to 0)	0 (0 to 0)	0 (0 to 0)	0 (0 to 0)	0 (0 to 0)	0 (0 to 0)	0 (0 to 0)	0 (0 to 0)	0 (0 to 0)	0 (0 to 0)	0
Schistosomiasis	0 (0 to 0)	0 (0 to 0)	0 (0 to 0)	0 (0 to 0)	0 (0 to 0)	0 (0 to 0)	0 (0 to 0)	0 (0 to 0)	0 (0 to 0)	0 (0 to 0)	0 (0 to 0)	0 (0 to 0)	0 (0 to 0)	0 (0 to 0)	0 (0 to 0)	0 (0 to 0)	0 (0 to 0)	0 (0 to 0)	0 (0 to 0)	0 (0 to 0)	0 (0 to 0)	0 (0 to 0)	0 (0 to 0)	0 (0 to 0)	0
Cysticercosis	0 (0 to 0)	0 (0 to 0)	0 (0 to 0)	0 (0 to 0)	0 (0 to 0)	0 (0 to 0)	0 (0 to 0)	0 (0 to 0)	0 (0 to 0)	0 (0 to 0)	0 (0 to 0)	0 (0 to 0)	0 (0 to 0)	0 (0 to 0)	0 (0 to 0)	0 (0 to 0)	0 (0 to 0)	0 (0 to 0)	0 (0 to 0)	0 (0 to 0)	0 (0 to 0)	0 (0 to 0)	0 (0 to 0)	0 (0 to 0)	0
Cystic echinococcosis	0 (0 to 0)	0 (0 to 0)	0 (0 to 0)	0 (0 to 0)	0 (0 to 0)	0 (0 to 0)	0 (0 to 0)	0 (0 to 0)	0 (0 to 0)	0 (0 to 0)	0 (0 to 0)	0 (0 to 0)	0 (0 to 0)	0 (0 to 0)	0 (0 to 0)	0 (0 to 0)	0 (0 to 0)	0 (0 to 0)	0 (0 to 0)	0 (0 to 0)	0 (0 to 0)	0 (0 to 0)	0 (0 to 0)	0 (0 to 0)	0.1
Lymphatic filariasis	0 (0 to 0)	0 (0 to 0)	0 (0 to 0)	0 (0 to 0)	0 (0 to 0)	0 (0 to 0)	0 (0 to 0)	0 (0 to 0)	0 (0 to 0)	0 (0 to 0)	0 (0 to 0)	0 (0 to 0)	0 (0 to 0)	0 (0 to 0)	0 (0 to 0)	0 (0 to 0)	0 (0 to 0)	0 (0 to 0)	0 (0 to 0)	0 (0 to 0)	0 (0 to 0)	0 (0 to 0)	0 (0 to 0)	0 (0 to 0)	0
Onchocerciasis	0 (0 to 0)	0 (0 to 0)	0 (0 to 0)	0 (0 to 0)	0 (0 to 0)	0 (0 to 0)	0 (0 to 0)	0 (0 to 0)	0 (0 to 0)	0 (0 to 0)	0 (0 to 0)	0 (0 to 0)	0 (0 to 0)	0 (0 to 0)	0 (0 to 0)	0 (0 to 0)	0 (0 to 0)	0 (0 to 0)	0 (0 to 0)	0 (0 to 0)	0 (0 to 0)	0 (0 to 0)	0 (0 to 0)	0 (0 to 0)	0
Trachoma	0 (0 to 0)	0 (0 to 0)	0 (0 to 0)	0 (0 to 0)	0 (0 to 0)	0 (0 to 0)	0 (0 to 0)	0 (0 to 0)	0 (0 to 0)	0 (0 to 0)	0 (0 to 0)	0 (0 to 0)	0 (0 to 0)	0 (0 to 0)	0 (0 to 0)	0 (0 to 0)	0 (0 to 0)	0 (0 to 0)	0 (0 to 0)	0 (0 to 0)	0 (0 to 0)	0 (0 to 0)	0 (0 to 0)	0 (0 to 0)	0
Dengue	0 (0 to 0)	0 (0 to 0)	0 (0 to 0)	0 (0 to 0)	0 (0 to 0)	0 (0 to 0)	0 (0 to 0)	0 (0 to 0)	0 (0 to 0)	0 (0 to 0)	0 (0 to 0)	0 (0 to 0)	0 (0 to 0)	0 (0 to 0)	0 (0 to 0)	0 (0 to 0)	0 (0 to 0)	0 (0 to 0)	0 (0 to 0)	0 (0 to 0)	0 (0 to 0)	0 (0 to 0)	0 (0 to 0)	0 (0 to 0)	0
Yellow fever	0 (0 to 0)	0 (0 to 0)	0 (0 to 0)	0 (0 to 0)	0 (0 to 0)	0 (0 to 0)	0 (0 to 0)	0 (0 to 0)	0 (0 to 0)	0 (0 to 0)	0 (0 to 0)	0 (0 to 0)	0 (0 to 0)	0 (0 to 0)	0 (0 to 0)	0 (0 to 0)	0 (0 to 0)	0 (0 to 0)	0 (0 to 0)	0 (0 to 0)	0 (0 to 0)	0 (0 to 0)	0 (0 to 0)	0 (0 to 0)	0
Rabies	0 (0 to 0)	0 (0 to 0)	0 (0 to 0)	0 (0 to 0)	0 (0 to 0)	0 (0 to 0)	0 (0 to 0)	0 (0 to 0)	0 (0 to 0)	0 (0 to 0)	0 (0 to 0)	0 (0 to 0)	0 (0 to 0)	0 (0 to 0)	0 (0 to 0)	0 (0 to 0)	0 (0 to 0)	0 (0 to 0)	0 (0 to 0)	0 (0 to 0)	0 (0 to 0)	0 (0 to 0)	0 (0 to 0)	0 (0 to 0)	0
Intestinal nematode infections	0 (0 to 0)	0 (0 to 0)	0 (0 to 0)	0 (0 to 0)	0 (0 to 0)	0 (0 to 0)	0 (0 to 0)	0 (0 to 0)	0 (0 to 0)	0 (0 to 0)	0 (0 to 0)	0 (0 to 0)	0 (0 to 0)	0 (0 to 0)	0 (0 to 0)	0 (0 to 0)	0 (0 to 0)	0 (0 to 0)	0 (0 to 0)	0 (0 to 0)	0 (0 to 0)	0 (0 to 0)	0 (0 to 0)	0 (0 to 0)	0
Ascariasis	0 (0 to 0)	0 (0 to 0)	0 (0 to 0)	0 (0 to 0)	0 (0 to 0)	0 (0 to 0)	0 (0 to 0)	0 (0 to 0)	0 (0 to 0)	0 (0 to 0)	0 (0 to 0)	0 (0 to 0)	0 (0 to 0)	0 (0 to 0)	0 (0 to 0)	0 (0 to 0)	0 (0 to 0)	0 (0 to 0)	0 (0 to 0)	0 (0 to 0)	0 (0 to 0)	0 (0 to 0)	0 (0 to 0)	0 (0 to 0)	0
Trichuriasis	0 (0 to 0)	0 (0 to 0)	0 (0 to 0)	0 (0 to 0)	0 (0 to 0)	0 (0 to 0)	0 (0 to 0)	0 (0 to 0)	0 (0 to 0)	0 (0 to 0)	0 (0 to 0)	0 (0 to 0)	0 (0 to 0)	0 (0 to 0)	0 (0 to 0)	0 (0 to 0)	0 (0 to 0)	0 (0 to 0)	0 (0 to 0)	0 (0 to 0)	0 (0 to 0)	0 (0 to 0)	0 (0 to 0)	0 (0 to 0)	0
Hookworm disease	0 (0 to 0)	0 (0 to 0)	0 (0 to 0)	0 (0 to 0)	0 (0 to 0)	0 (0 to 0)	0 (0 to 0)	0 (0 to 0)	0 (0 to 0)	0 (0 to 0)	0 (0 to 0)	0 (0 to 0)	0 (0 to 0)	0 (0 to 0)	0 (0 to 0)	0 (0 to 0)	0 (0 to 0)	0 (0 to 0)	0 (0



Osteoarthritis other	0 (0 to 0)	0 (0 to 0)	0 (0 to 0)	0 (0 to 0)	0 (0 to 0)	0 (0 to 0)	0 (0 to 0)	0 (0 to 0)	0 (0 to 0)	0 (0 to 0)	0-0.1 (0 to 0)	0-0.5 (0 to 1.2)	1-6 (0 to 3.4)	4-2 (1 to 9.2)	8-1 (3 to 17.5)	11-4 (5 to 25.1)	12-3 (5 to 29.2)	13-2 (6 to 28.7)	17-1 (8 to 33.4)	13-7 (6 to 28.4)	10-6 (5 to 21.9)	7-5 (3 to 15.2)	3-6 (2 to 7.8)	1-1 (0 to 2.2)	155
Low back pain	0 (0 to 0)	0 (0 to 0)	0 (0 to 0)	0 (0 to 0)	9-6 (4 to 19.2)	43-1 (20 to 87.2)	73-6 (40 to 117)	92-5 (52 to 145)	122 (73 to 190)	132 (91 to 209)	103 (67 to 159)	181 (109 to 272)	183 (119 to 281)	244 (164 to 355)	324 (206 to 501)	344 (220 to 536)	294 (187 to 456)	275 (173 to 413)	273 (202 to 368)	256 (189 to 339)	223 (167 to 298)	159 (120 to 209)	106 (80 to 134)	59 (45 to 76)	3,220
Neck pain	0 (0 to 0)	0 (0 to 0)	0 (0 to 0)	4-2 (1 to 9.4)	22-5 (11 to 41.3)	39-1 (17 to 62.2)	59-4 (32 to 91)	60-2 (32 to 97)	88-2 (53 to 129)	87-5 (47 to 147)	96-4 (49 to 162)	138 (77 to 220)	138 (77 to 220)	132 (69 to 220)	138 (69 to 230)	128 (65 to 220)	112 (57 to 196)	91 (49 to 154)	99-8 (54 to 165)	88-6 (54 to 143)	85-4 (53 to 133)	68-2 (43 to 103)	38-2 (23 to 57)	15-6 (9 to 25)	1,250
Gout	0 (0 to 0)	0 (0 to 0)	0 (0 to 0)	0 (0 to 0)	0 (0 to 0)	0 (0 to 0)	0 (0 to 0)	0 (0 to 0)	0-0.1 (0 to 0)	0-0.1 (0 to 0)	0-0.1 (0 to 0)	0-0.3 (0 to 0)	0-0.5 (0 to 1.4)	0-0.3 (0 to 0)	0-0.5 (0 to 1.4)	0-0.5 (0 to 1.4)	0-0.5 (0 to 1.4)	0-0.5 (0 to 1.4)	0-0.5 (0 to 1.4)	0-0.5 (0 to 1.4)	0-0.5 (0 to 1.4)	0-0.5 (0 to 1.4)	0-0.5 (0 to 1.4)	0-0.5 (0 to 1.4)	79
Other musculoskeletal disorders	0 (0 to 0)	0 (0 to 0)	0 (0 to 0)	0-3 (0 to 9.5)	1-1 (0 to 3.7)	13-1 (6 to 22.3)	29-1 (16 to 44.7)	39-4 (21 to 60.1)	71-6 (42 to 112)	78-1 (48 to 119)	79-3 (46 to 123)	107 (64 to 167)	127 (73 to 197)	122 (72 to 189)	151 (84 to 232)	141 (82 to 216)	131 (77 to 198)	90-8 (51 to 145)	66 (37 to 105)	36-8 (19 to 58)	20 (10 to 32.7)	12-1 (6 to 17.6)	4-7 (2 to 7.4)	1,110
Other non-communicable diseases	116 (62 to 158)	45-1 (26 to 67)	128 (69 to 183)	85-7 (56 to 122)	51-6 (32 to 68.2)	40-3 (24 to 58.2)	64-6 (40 to 91.5)	85 (53 to 123)	155 (98 to 232)	196 (123 to 287)	198 (140 to 276)	198 (140 to 270)	196 (140 to 270)	196 (134 to 271)	260 (180 to 371)	299 (209 to 404)	273 (190 to 379)	277 (194 to 378)	330 (230 to 451)	358 (269 to 463)	304 (228 to 401)	152 (121 to 189)	52 (41 to 66)	2,600
Congenital birth defects	115 (80 to 155)	39-2 (20 to 61.7)	67-4 (38 to 108)	46-4 (24 to 75.6)	28 (12 to 51.3)	22-5 (11 to 39.1)	20-7 (11 to 37)	18-6 (9 to 33.3)	16-9 (10 to 31.2)	16-7 (10 to 31)	16-2 (10 to 28.1)	15 (10 to 26)	15 (10 to 26)	18-3 (13 to 27)	20-6 (14 to 31)	22-7 (15 to 27.5)	20-9 (15 to 28.9)	15-9 (10 to 23.9)	11-5 (7 to 15.2)	4-9 (2 to 7.2)	3 (1 to 4.4)	1-8 (1 to 2.8)	1-1 (0 to 1.7)	0-5 (0 to 1.2)	546
Neural tube defects	9-5 (5 to 14.9)	2-1 (1 to 3.9)	7-9 (4 to 14)	10-8 (7 to 15.1)	7-1 (3 to 12.6)	5-1 (2 to 9.7)	4-1 (2 to 7.6)	3-7 (1 to 7.1)	2-1 (0 to 5.1)	1-8 (0 to 4.7)	0-7 (0 to 3.4)	0-8 (0 to 3.1)	0-8 (0 to 3.2)	0-5 (0 to 2.6)	0-3 (0 to 2.5)	0-2 (0 to 2.2)	0-2 (0 to 2.2)	0-1 (0 to 2.2)	0-1 (0 to 2.1)	0-1 (0 to 2.1)	0-1 (0 to 2.1)	0-1 (0 to 2.1)	0-1 (0 to 2.1)	0-1 (0 to 2.1)	38-9
Congenital heart anomalies	28-8 (18.2 to 47)	18-4 (13.7 to 28.4)	30-4 (18.5 to 52.2)	19-2 (9.4 to 38.9)	4-2 (2 to 9.5)	4-2 (2 to 9.5)	4-7 (2 to 9.5)	4-7 (2 to 9.5)	4 (2 to 9.5)	2-8 (1 to 8.5)	2-8 (1 to 8.5)	3-6 (2 to 8.5)	3-6 (2 to 8.5)	4-2 (2 to 9.5)	2-4 (1 to 5.1)	2-3 (1 to 5.1)	2-3 (1 to 3.4)	2-1 (0 to 3.2)	0-4 (0 to 0.7)	0-2 (0 to 0.7)	0-2 (0 to 0.7)	0-2 (0 to 0.7)	0-2 (0 to 0.7)	0-2 (0 to 0.7)	140
Orofacial clefts	0 (0 to 0)	0-2 (0 to 0.4)	0-4 (0 to 0.7)	0-3 (0 to 0.5)	0-3 (0 to 0.5)	0-3 (0 to 0.5)	0-2 (0 to 0.5)	0-2 (0 to 0.5)	0-2 (0 to 0.5)	0-2 (0 to 0.5)	0-2 (0 to 0.5)	0-2 (0 to 0.5)	0-2 (0 to 0.5)	0-3 (0 to 0.6)	0-3 (0 to 0.6)	0-3 (0 to 0.5)	0-2 (0 to 0.5)	0-2 (0 to 0.4)	0-2 (0 to 0.4)	0-2 (0 to 0.4)	0-1 (0 to 0.3)	0-2 (0 to 0.3)	0-2 (0 to 0.3)	0-2 (0 to 0.3)	4-7
Down syndrome	3-6 (2 to 5.4)	0-9 (0 to 1.3)	2-8 (1 to 4.6)	2-5 (1 to 4.2)	1-6 (1 to 2.8)	1-5 (1 to 2.6)	1-6 (1 to 2.6)	1-8 (1 to 2.6)	1-9 (1 to 2.6)	2 (1 to 2.7)	1-9 (1 to 2.6)	2 (1 to 2.6)	2 (1 to 2.6)	3-3 (2 to 4.1)	6-4 (4 to 9.9)	8-1 (4 to 11.3)	6-3 (3 to 9.1)	3-4 (1 to 5.2)	1-8 (1 to 3.1)	0-9 (0 to 1.5)	0-5 (0 to 1.2)	0-3 (0 to 0.8)	0-2 (0 to 0.5)	0-1 (0 to 0.3)	51-6
Turner syndrome	0 (0 to 0)	0 (0 to 0)	0-1 (0 to 0.2)	0-1 (0 to 0.2)	0-1 (0 to 0.2)	0-1 (0 to 0.2)	0-1 (0 to 0.2)	0-1 (0 to 0.2)	0-1 (0 to 0.2)	0-1 (0 to 0.2)	0-1 (0 to 0.2)	0-1 (0 to 0.2)	0-1 (0 to 0.2)	0-1 (0 to 0.1)	0-1 (0 to 0.1)	0-1 (0 to 0.1)	0-1 (0 to 0.1)	0-1 (0 to 0.1)	0-1 (0 to 0.1)	0-1 (0 to 0.1)	0-1 (0 to 0.1)	0-1 (0 to 0.1)	0-1 (0 to 0.1)	0-1 (0 to 0.1)	0-8
Klinefelter syndrome	0 (0 to 0)	0 (0 to 0)	0 (0 to 0)	0 (0 to 0)	0 (0 to 0)	0 (0 to 0)	0 (0 to 0)	0 (0 to 0)	0 (0 to 0)	0 (0 to 0)	0 (0 to 0)	0 (0 to 0)	0 (0 to 0)	0 (0 to 0)	0 (0 to 0)	0 (0 to 0)	0 (0 to 0)	0 (0 to 0)	0 (0 to 0)	0 (0 to 0)	0 (0 to 0)	0 (0 to 0)	0 (0 to 0)	0 (0 to 0)	0-2
Other chromosomal abnormalities	12-4 (4 to 26.2)	2-3 (1 to 10.4)	12-7 (7 to 22.5)	5-9 (2 to 9.5)	2-2 (1 to 4.6)	2-9 (2 to 4.2)	2-8 (1 to 6.4)	2-5 (1 to 5.5)	2-2 (1 to 3.1)	2-2 (1 to 3.1)	2-1 (1 to 2.9)	1-8 (1 to 2.5)	2-1 (1 to 2.9)	1-8 (1 to 2.5)	1-8 (1 to 2.5)	1-4 (1 to 2.1)	0-8 (0 to 1.2)	0-6 (0 to 0.9)	0-4 (0 to 0.6)	0-3 (0 to 0.5)	0-2 (0 to 0.4)	0-2 (0 to 0.4)	0-2 (0 to 0.4)	0-2 (0 to 0.4)	62-6
Congenital musculoskeletal and limb anomalies	4-7 (2 to 7)	1-1 (0 to 2.5)	0-6 (0 to 1.5)	1-1 (0 to 2.1)	0-7 (0 to 1.2)	0-2 (0 to 0.6)	0-5 (0 to 0.8)	0-3 (0 to 0.6)	0-2 (0 to 0.4)	0-4 (0 to 0.6)	0-3 (0 to 0.5)	0-4 (0 to 0.6)	0-3 (0 to 0.5)	0-3 (0 to 0.5)	0-3 (0 to 0.5)	0-2 (0 to 0.4)	0-2 (0 to 0.4)	0-2 (0 to 0.4)	0-2 (0 to 0.4)	0-2 (0 to 0.4)	0-2 (0 to 0.4)	0-2 (0 to 0.4)	0-2 (0 to 0.4)	0-2 (0 to 0.4)	95-8
Urogenital congenital anomalies	8-9 (5.4 to 13.9)	1-4 (0.9 to 2.1)	2-5 (1.4 to 4.4)	1-5 (0.9 to 2.4)	0-9 (0.4 to 1.5)	0-6 (0.3 to 0.9)	0-6 (0.3 to 0.9)	0-6 (0.3 to 0.9)	0-5 (0.3 to 0.9)	0-5 (0.3 to 0.9)	0-5 (0.3 to 0.9)	0-5 (0.3 to 0.9)	0-5 (0.3 to 0.9)	0-5 (0.3 to 0.9)	0-5 (0.3 to 0.9)	0-5 (0.3 to 0.9)	0-5 (0.3 to 0.9)	0-5 (0.3 to 0.9)	0-5 (0.3 to 0.9)	0-5 (0.3 to 0.9)	0-5 (0.3 to 0.9)	0-5 (0.3 to 0.9)	0-5 (0.3 to 0.9)	0-5 (0.3 to 0.9)	18-1
Digestive congenital anomalies	11-5 (6.7 to 20.2)	1-8 (0.9 to 4.4)	3-3 (1.9 to 5.5)	2-3 (0.9 to 5.6)	0-9 (0.4 to 1.1)	0-5 (0.2 to 0.7)	0-5 (0.2 to 0.7)	0-5 (0.2 to 0.8)	0-4 (0.2 to 0.6)	0-4 (0.2 to 0.6)	0-3 (0.2 to 0.6)	0-4 (0.2 to 0.6)	0-3 (0.2 to 0.6)	0-3 (0.2 to 0.6)	0-3 (0.2 to 0.6)	0-3 (0.2 to 0.6)	0-3 (0.2 to 0.6)	0-3 (0.2 to 0.6)	0-3 (0.2 to 0.6)	0-3 (0.2 to 0.6)	0-3 (0.2 to 0.6)	0-3 (0.2 to 0.6)	0-3 (0.2 to 0.6)	0-3 (0.2 to 0.6)	29-3
Other congenital birth defects	23-6 (15.2 to 35.1)	4-1 (2.9 to 6.7)	9-3 (6.4 to 13.8)	3-3 (2.1 to 5.5)	1-8 (0.9 to 3.2)	2-3 (1.4 to 3.5)	2-3 (1.5 to 3.5)	2-1 (1.4 to 3.1)	1-8 (1.2 to 2.8)	1-8 (1.2 to 2.8)	1-7 (1.2 to 2.5)	1-8 (1.2 to 2.5)	1-7 (1.2 to 2.5)	1-7 (1.2 to 2.5)	1-7 (1.2 to 2.5)	1-4 (0.9 to 2.1)	0-9 (0.6 to 1.4)	0-7 (0.4 to 1.1)	0-5 (0.3 to 0.8)	0-4 (0.2 to 0.6)	0-3 (0.2 to 0.5)	0-3 (0.2 to 0.5)	0-3 (0.2 to 0.5)	0-3 (0.2 to 0.5)	103
Urinary diseases and male infertility	0-1 (0 to 0.2)	0-4 (0 to 1)	0-6 (0 to 1)	0-7 (0 to 0.9)	0-5 (0 to 0.8)	0-6 (0 to 0.8)	0-7 (0 to 1.4)	0-6 (0 to 1.4)	0-6 (0 to 1.4)	0-6 (0 to 1.4)	0-6 (0 to 1.4)	0-5 (0 to 0.9)	0-5 (0 to 0.9)	0-6 (0 to 1.1)	0-6 (0 to 1.1)	0-6 (0 to 1.1)	0-6 (0 to 1.1)	0-5 (0 to 1.1)	0-5 (0 to 1.1)	0-5 (0 to 1.1)	0-5 (0 to 1.1)	0-5 (0 to 1.1)	0-5 (0 to 1.1)	0-5 (0 to 1.1)	420
Urolithiasis	0 (0 to 0)	0 (0 to 0)	0 (0 to 0)	0 (0 to 0.1)	0 (0 to 0.1)	0 (0 to 0.1)	0 (0 to 0.1)	0 (0 to 0.1)	0 (0 to 0.1)	0 (0 to 0.2)	0 (0 to 0.2)	0 (0 to 0.2)	0 (0 to 0.2)	0 (0 to 0.2)	0 (0 to 0.2)	0 (0 to 0.2)	0 (0 to 0.2)	0 (0 to 0.2)	0 (0 to 0.2)	0 (0 to 0.2)	0 (0 to 0.2)	0 (0 to 0.2)	0 (0 to 0.2)	0 (0 to 0.2)	22-6
Benign prostatic hyperplasia	0 (0 to 0)	0 (0 to 0)	0 (0 to 0)	0 (0 to 0)	0 (0 to 0)	0 (0 to 0)	0 (0 to 0)	0 (0 to 0)	0 (0 to 0)	0 (0 to 0)	0 (0 to 0)	0 (0 to 0)	0 (0 to 0)	0 (0 to 0)	0 (0 to 0)	0 (0 to 0)	0 (0 to 0)	0 (0 to 0)	0 (0 to 0)	0 (0 to 0)	0 (0 to 0)	0 (0 to 0)	0 (0 to 0)	0 (0 to 0)	66
Male infertility	0 (0 to 0)	0 (0 to 0)	0 (0 to 0)	0 (0 to 0)	0 (0 to 0)	0 (0 to 0)	0 (0 to 0)	0 (0 to 0)	1-5 (0 to 3.6)	1-6 (0 to 3.6)	1-6 (0 to 3.4)	1-7 (0 to 3.6)	1-8 (0 to 4.3)	1-7 (0 to 3.6)	1-7 (0 to 3.6)	1-7 (0 to 3.6)	1-7 (0 to 3.6)	1-7 (0 to 3.6)	1-7 (0 to 3.6)	1-7 (0 to 3.6)	1-7 (0 to 3.6)	1-7 (0 to 3.6)	1-7 (0 to 3.6)	1-7 (0 to 3.6)	7-9
Other urinary diseases	0-1 (0 to 0.1)	0-1 (0 to 0.1)	0-1 (0 to 0.2)	0-2 (0 to 0.4)	0-2 (0 to 0.4)	0-2 (0 to 0.4)	0-3 (0 to 0.6)	0-3 (0 to 0.6)	0-4 (0 to 0.8)	0-6 (0 to 1.6)	0-7 (0 to 1.6)	0-6 (0 to 1.6)	0-7 (0 to 1.6)	1 (0 to 2.1)	1-1 (0 to 2.1)	1-3 (0 to 2.1)	1-2 (0 to 2.1)	1-1 (0 to 2.1)	1-1 (0 to 2.1)	1-1 (0 to 2.1)	1-1 (0 to 2.1)	1-1 (0 to 2.1)	1-1 (0 to 2.1)	1-1 (0 to 2.1)	19-6
Gynecological diseases	0 (0 to 0)	0 (0 to 0)	0 (0 to 0)	0 (0 to 0)	0-5 (0 to 16.2)	0-6 (0 to 17.4)	0-7 (0 to 18.4)	0-7 (0 to 18.4)	92-2 (40.5 to 92.4)	94-5 (60.6 to 140)	105 (69.8 to 150)	155 (99.8 to 150)	155 (94.8 to 140)	107 (69.7 to 132)	94 (54.6 to 137)	107 (72.2 to 87)	90 (52.3 to 57.4)	84 (51.9 to 46.5)	115 (79.4 to 83.2)	7-2 (7.1 to 7.2)	11-5 (4.5 to 13.6)	9-3 (2.1 to 25.8)	2 (1 to 5.2)	904
Uterine fibroids	0 (0 to 0)	0 (0 to 0)	0 (0 to 0)	0 (0 to 0)	0-1 (0 to 0.2)	0-3 (0 to 0.8)	0-5 (0 to 0.8)	0-7 (0 to 1.2)	1-5 (0 to 3.2)	2-7 (1 to 5.3)	3-8 (1 to 7.2)	5-4 (2 to 9.9)	3-8 (1 to 7.1)	4-8 (2 to 9.1)	2-2 (1 to 5.1)	1-7 (0 to 4.2)	1-1 (0 to 3.2)	0-9 (0 to 2.1)	0-5 (0 to 2.1)	0-5 (0 to 2.1)	0-3 (0 to 0.9)	0-3 (0 to 0.9)	0-2 (0 to 0.9)	0-2 (0 to 0.9)	27-2
Polycystic ovarian syndrome	0 (0 to 0)	0 (0 to 0)	0 (0 to 0)	0 (0 to 0)	0 (0 to 0.1)	0 (0 to 0.2)	0-3 (0 to 0.8)	0-4 (0 to 0.9)	0-7 (0 to 1.5)	0-7 (0 to 1.5)	0-7 (0 to 1.5)	0-7 (0 to 1.5)	0-7 (0 to 1.5)	0-7 (0 to 1.5)	0-7 (0 to 1.5)	0-7 (0 to 1.5)	0-7 (0 to 1.5)	0-7 (0 to 1.5)	0-7 (0 to 1.5)	0-7 (0 to 1.5)	0-7 (0 to 1.5)	0-7 (0 to 1.5)	0-7 (0 to 1.5)	0-7 (0 to 1.5)	39-9
Female infertility	0 (0 to 0)	0 (0 to 0)	0 (0 to 0)	0 (0 to 0)	0 (0 to 0)	0 (0 to 0)	0 (0 to 0)	0 (0 to 0.2)	0-3 (0 to 0.9)	1-4 (0 to 3.5)	1-6 (0 to 3.5)	2-1 (0 to 7.3)	2-4 (0 to 7.3)	0-5 (0 to 2.3)	0-3 (0 to 2.3)	0-3 (0 to 2.3)	0-3 (0 to 2.3)	0-3 (0 to 2.3)	0-3 (0 to 2.3)	0-3 (0 to 2.3)	0-3 (0 to 2.3)	0-3 (0 to 2.3)	0-3 (0 to 2.3)	0-3 (0 to 2.3)	8
Endometriosis	0 (0 to 0)	0 (0 to 0)	0 (0 to 0)	0 (0 to 0)	0 (0 to 0)	2-4 (0 to 9.4)	2-9 (0 to 9.6)	3-3 (0 to 11.4)	3-9 (0 to 11.4)	4-1 (0 to 11.4)	3-9 (0 to 11.4)	3-9 (0 to 11.4)	3-9 (0 to 11.4)	3-9 (0 to 11.4)	3-9 (0 to 11.4)	3-9 (0 to 11.4)	3-9 (0 to 11.4)	3-9 (0 to 11.4)	3-9 (0 to 11.4)	3-9 (0 to 11.4)	3-9 (0 to 11.4)	3-9 (0 to 11.4)	3-9 (0 to 11.4)	3-9 (0 to 11.4)	34-6
Genital prolapse	0 (0 to 0)	0 (0 to 0)	0 (0 to 0)	0 (0 to 0)	0 (0 to 0)	0 (0 to 0)	0 (0 to 0)	0 (0 to 0.1)	0-1 (0 to 0.2)	0-2 (0 to 0.4)	0-2 (0 to 0.4)	0-2 (0 to 0.4)	0-2 (0 to 0.4)	0-2 (0 to 0.4)	0-2 (0 to 0.4)	0-2 (0 to 0.4)	0-2 (0 to 0.4)	0-2 (0 to 0.4)	0-2 (0 to 0.4)	0-2 (0 to 0.4)	0-2 (0 to 0.4)	0-2 (0 to 0.4)	0-2 (0 to 0.4)	0-2 (0 to 0.4)	3-5
Premenstrual syndrome	0 (0 to 0)	0 (0 to 0)	0 (0 to 0)	0 (0 to 0)	0 (0 to 0)	0 (0 to 0)	0 (0 to 0)	0 (0 to 0.1)	0 (0 to 0.1)	0 (0 to 0.1)	0 (0 to 0.1)	0 (0 to 0.1)	0 (0 to 0.1)	0 (0 to 0.1)	0 (0 to 0.1)	0 (0 to 0.1)	0 (0 to 0.1)	0 (0 to 0.1)	0 (0 to 0.1)	0 (0 to 0.1)	0 (0 to 0.1)	0 (0 to 0.1)	0 (0 to 0.1)	0 (0 to 0.1)	0-1
Other gynecological diseases	0 (0 to 0)	0 (0 to 0)	0 (0 to 0)	0 (0 to 0)	0-6 (0 to 0.8)	0-8 (0.7 to 19.4)	0-9 (0.7 to 19.4)	28-7 (16.3 to 45.1)	59-1 (32.7 to 92.7)	73-1 (42.4 to 115)	64-6 (40 to 101)	52-4 (32.3 to 86.2)	52-4 (32.3 to 86.2)	68-2 (39.2 to 106)	71 (34.6 to 111)	54-9 (31.3 to 90.4)	34-6 (20.3 to 53.3)	27-4 (16.4 to 41.7)	29-5 (16.2 to 39.6)	15-7 (9.5 to 22.2)	9-7 (5.7 to 15.1)	6 (2.4 to 9.3)	2-7 (1.1 to 4.1)	683
Hemoglobinopathies and hemolytic anemias	0-1 (0 to 0.2)	0-1 (0.1 to 0.2)	0-7 (0.2 to 1.8)	1-8 (1 to 3.5)	1-7 (0.7 to 4.2)	0-8 (0.5 to 1.6)	0-7 (0.4 to 1.6)	0-7 (0.2 to 0.9)	0-7 (0.2 to 0.9)	0-7 (0.2 to 0.9)	0-7 (0.2 to 0.9)	0-7 (0.2 to 0.9)	0-7 (0.2 to 0.9)	0-7 (0.2 to 0.9)	0-7 (0.2 to 0.9)	0-7 (0.2 to 0.9)	0-7 (0.2 to 0.9)	0-7 (0.2 to 0.9)	0-7 (0.2 to 0.9)	0-7 (0.2 to 0.9)	0-7 (0.2 to 0.9)	0-7 (0.2 to 0.9)	0-7 (0.2 to 0.9)	0-7 (0.2 to 0.9)	51-8
Thalassemias	0 (0 to 0)	0-1 (0 to 0.2)	0-2 (0 to 0.6)	0-1 (0 to 0.2)	0-1 (0 to 0.1)	0-1 (0 to 0.1)	0-1 (0 to 0.1)	0-1 (0 to 0.1)	0 (0 to 0)	0 (0 to 0)	0 (0 to 0)	0 (0 to 0)	0 (0 to 0)	0 (0 to 0)	0 (0 to 0)	0 (0 to 0)	0 (0 to 0)	0 (0 to 0)	0 (0 to 0)	0 (0 to 0)	0 (0 to 0)	0 (0 to 0)	0 (0 to 0)	0 (0 to 0)	0-7
Thalassemias trait	0 (0 to 0)	0-2 (0 to 0.6)	0-9 (0 to 2.5)	1-6 (0 to 4.7)	0-9 (0 to 1.6)	0-9 (0 to 2.2)	1-3 (0 to 3.7)	1-2 (0 to 3.2)	1-3 (0 to 3.2)	1-3 (0 to 3.2)	1-1 (0 to 3.2)	0-9 (0 to 1.7)	0-7 (0 to 1.7)	0-7 (0 to 1.6)	0-9 (0 to 2.1)	0-7 (0 to 1.6)	0-6 (0 to 1.5)	0-5 (0 to 1.5)	0-4 (0 to 1.2)	0-3 (0 to 1.2)	0-3 (0 to 0.9)	0-3 (0 to 0.9)	0-2 (0 to 0.6)	0-1 (0 to 0.3)	13-6
Sickle cell disorders	0 (0 to 0)	0-2 (0 to 0.5)	0-5 (0 to 1.2)	0-4 (0 to 0.9)	0-4 (0 to 0.9)	0-4 (0 to 0.9)	0-4 (0 to 0.9)	0-3 (0 to 0.9)	0-3 (0 to 0.9)	0-3 (0 to 0.9)	0-3 (0 to 0.9)	0-3 (0 to 0.9)	0-3 (0 to 0.9)	0-2 (0 to 0.9)	0-2 (0 to 0.9)	0-2 (0 to 0.9)	0-2 (0 to 0.9)	0-1 (0 to 0.9)	0-1 (0 to 0.9)	0-1 (0 to 0.9)	0-1 (0 to 0.9)	0-1 (0 to 0.9)	0-1 (0 to 0.9)	0-1 (0 to 0.9)	4
Sickle cell trait	0 (0 to 0)	0-1 (0 to 0.3)	0-4 (0 to 1.1)	0-7 (0 to 1.6)	0-5 (0 to 1.2)	0-6 (0 to 1.4)	1-6 (0 to 3.1)	1-1 (0 to 3.1)	0-9 (0 to 3.1)	1-2 (0 to 3.1)	0-9 (0 to 3.1)	1-2 (0 to 3.1)	0-9 (0 to 3.1)	0-9 (0 to 3.1)	0-9 (0 to 3.1)	0-9 (0 to 3.1)	0-9 (0 to 3.1)	0-9 (0 to 3.1)	0-9 (0 to 3.1)	0-9 (0 to 3.1)	0-9 (0 to 3.1)	0-9 (0 to 3.1)	0-9 (0 to 3.1)	0-9 (0 to 3.1)	8
G6PD deficiency	0 (0 to 0)	0 (0 to 0)	0 (0 to 0)	0-1 (0 to 0.2)	0-2 (0 to 0.6)	0-2 (0 to 0.6)	0-2 (0 to 0.6)	0-3 (0 to 0.7)	0-3 (0 to 0.7)	0-3 (0 to 0.7)	0-3 (0 to 0.7)	0-3 (0 to 0.7)	0-3 (0 to 0.7)	0-2 (0 to 0.7)	0-2 (0 to 0.6)	0-3 (0 to 0.6)	0-3 (0 to 0.6)	0-2 (0 to 0.6)	0-2 (0 to 0.5)	0-2 (0 to 0.5)	0-2 (0 to 0.5)	0-1 (0 to 0.4)	0-1 (0 to 0.4)	0-1 (0 to 0.4)	3-5
G6PD trait	0 (0 to 0)	0 (0 to 0)	0 (0 to 0)	0 (0 to 0)	0 (0 to 0)	0 (0 to 0)	0 (0 to 0)	0 (0 to 0.1)	0 (0 to 0.1)	0 (0 to 0.1)	0 (0 to 0.1)	0 (0 to 0.1)	0 (0 to 0.1)	0 (0 to 0.1)	0 (0 to 0.1)	0 (0 to 0.1)	0 (0 to 0.1)	0 (0 to 0.1)	0 (0 to 0.1)	0 (0 to 0.1)	0 (0 to 0.1)	0 (0 to 0.1)	0 (0 to 0.1)	0 (0 to 0.1)	0-1
Other hemoglobinopathies and hemolytic anemias	0 (0 to 0)	0 (0 to 0)	0-7 (0 to 2.1)	0-9 (0 to 2.1)	0-4 (0 to 1.1)	0-5 (0 to 1.1)	0-4 (0 to 1.2)	0-3 (0 to 1.2)	0-3 (0 to 1.1)	0-3 (0 to 1.1)	0-5 (0 to 1.1)	0-5 (0 to 1.4)	0-8 (0 to 2.4)	0-8 (0 to 2.2)	1-1 (0 to 2.6)	0-9 (0 to 2.2)	1-3 (0 to 2.3)	1-5 (0 to 2.3)	2-5 (1 to 3.4)	2-2 (1 to 3.3)	2-2 (1 to 3.3)	2-2 (1 to 3.3)	2 (1 to 3.1)	1-3 (0 to 1.9)	22
Endocrine, metabolic, blood, and immune disorders	3-1 (2 to 4.4)	2-5 (1.7 to 3.7)	11-2 (7.4 to 16.7)	20-6 (15.2 to 27.5)	17-5 (11.9 to 23.5)	21-3 (14.7 to 28.4)	21-5 (14.4 to 28.7)	22-6 (15.4 to 29.4)	29-5 (17.6 to 38.4)	32-7 (21.5 to 49.2)	43-4 (27.4 to 63)	48-8 (30.8 to 72.1)	45-7 (29.2 to 67.1)	42-7 (26.2 to 67.1)	50 (29.2 to 72.7)	111 (72.6 to 148)	108 (66.7 to 164)	110 (72.1 to 165)	75-4 (49.1 to 111)	46-8 (31.1 to 68.2)	35-1 (23.7 to 47.6)	19-6 (12.6 to 25)	3-2 (2.2 to 4.4)	1,020
Oral disorders	3-1 (2 to 4.4)	4-2 (2.4 to 6.4)	6-6 (3.2 to 9.3)	3-6 (1.7 to 5.7)	7-5 (4.1 to 12.4)	9-5 (5.2 to 15.6)	12-6 (7.3 to 21.2)	12-6 (7.3 to 21.2)	17 (9.4 to 27.9)	22-2 (12.7 to 37.2)	26-2 (14.7 to 44.5)	39-7 (19.7 to 70.1)	46 (26.5 to 77.9)	67-3 (39.3 to 112)	84-4 (50.3 to 135)	90-4 (54.1 to 144)	102 (61.1 to 163)	126 (84.3 to 204)	155 (98.1 to 253)	77-2 (49.2 to 113)	52 (31.4 to 72.6)	22-4 (14.6 to 33.6)	4-4 (2.9 to 6.4)	923
Caries of deciduous teeth	0 (0 to 0)	0 (0 to 0)	0 (0 to 0)	0 (0 to 0.1)	0 (0 to 0.1)	0 (0 to 0.1)	0 (0 to 0.1)	0 (0 to 0.1)	0 (0 to 0)	0 (0 to 0)	0 (0 to 0)	0 (0 to 0)	0 (0 to 0)	0 (0 to 0)	0 (0 to 0)	0 (0 to 0)	0 (0 to 0)	0 (0 to 0)	0 (0 to 0)	0 (0 to 0)	0 (0 to 0)	0 (0 to 0)	0 (0 to 0)	0 (0 to 0)	1-1
Caries of permanent teeth	0 (0 to 0)	0 (0 to 0)	0 (0 to 0)	0 (0 to 0)	3-4 (1.4 to 8.4)	3-6 (1.4 to 7.3)	3-6 (1.4 to 7.3)	4-2 (1.7 to 8.2)	4-7 (1.9 to 9.4)	4-3 (1.6 to 9.4)	4-2 (1.6 to 9.4)	4-3 (1.6 to 9.4)	4-3 (1.6 to 9.4)	4-6 (1.7 to 9.6)	4-5 (1.7 to 9.6)	4-3 (1.7 to 9.6)	4-2 (1.6 to 9.6)	3-7 (1.5 to 7.4)	3-6 (1.4 to 8.1)	2-6 (1.1 to 5.2)	2-6 (1.1 to 5.2)	2-6 (1.1 to 5.2)	2-6 (1.1 to 5.2)	2-6 (1.1 to 5.2)	61-4
Periodontal diseases	0 (0 to 0)	0 (0 to 0)	0 (0 to 0)	0 (0 to 0)	0 (0 to 0)	0 (0 to 0)	0 (0 to 0)	0 (0 to 0.1)	0-1 (0 to 0.7)	0-2 (0 to 0.6)	0-2 (0 to 0.5)	0-2 (0 to 0.5)	0-2 (0 to 0.5)	0-2 (0 to 0.5)	0-2 (0 to 0.5)	0-2 (0 to 0.5)	0-2 (0 to 0.5)	0-2 (0 to 0.5)	0-2 (0 to 0.5)	0-2 (0 to 0.5)	0-2 (0 to 0.5)	0-2 (0 to 0.5)	0-2 (0 to 0.5)	0-2 (0 to 0.5)	135
Other oral disorders	0 (0 to 0)	0 (0 to 0)	0 (0 to 0)	3-6 (2 to 5.6)	4-2 (2.5 to 6.5)	5-6 (3.2 to 8.6)	6-7 (4.1 to 10.3)	7-7 (4.6 to 11.5)	9-6 (5.3 to 12.9)	9-5 (5.2 to 12.8)	9-5 (5.1 to 12.8)	9-6 (5.2 to 12.9)	10-1 (6.1 to 15)	11-4 (6.9 to 16.9)	9-7

SR Table 2c: Shropshire DALYS by cause and age group for both sexes with 95% uncertainty intervals, 2019

Cause	Early Neonatal (0-6 days)	Late Neonatal (7-27 days)	Post Neonatal (28-364 days)	1 to 4	5 to 9	10 to 14	15 to 19	20 to 24	25 to 29	30 to 34	35 to 39	40 to 44	45 to 49	50 to 54	55 to 59	60 to 64	65 to 69	70 to 74	75 to 79	80 to 84	85 to 89	90 to 94	95 plus	Total
All causes	2,051 (1,635 to 2,536)	1,021 (727 to 1,365)	1,102 (722 to 1,625)	1,139 (478 to 2,170)	1,009 (423 to 2,000)	1,004 (424 to 2,000)	1,040 (446 to 2,072)	1,107 (464 to 2,472)	1,144 (482 to 2,562)	1,260 (1,060 to 1,742)	1,382 (1,162 to 1,750)	1,502 (1,262 to 1,900)	1,643 (1,380 to 2,060)	1,810 (1,510 to 2,300)	1,975 (1,650 to 2,460)	2,150 (1,790 to 2,680)	2,330 (1,940 to 2,900)	2,520 (2,090 to 3,140)	2,720 (2,250 to 3,390)	2,930 (2,420 to 3,650)	3,140 (2,590 to 3,920)	3,350 (2,760 to 4,180)	3,560 (2,930 to 4,450)	3,770 (3,100 to 4,710)	3,980 (3,270 to 4,970)	4,190 (3,440 to 5,230)	4,400 (3,610 to 5,490)	4,610 (3,780 to 5,750)	4,820 (3,950 to 6,010)	5,030 (4,120 to 6,270)	5,240 (4,290 to 6,530)	5,450 (4,460 to 6,790)	5,660 (4,630 to 7,050)	5,870 (4,800 to 7,310)	6,080 (4,970 to 7,570)	6,290 (5,140 to 7,830)	6,500 (5,310 to 8,090)	6,710 (5,480 to 8,350)	6,920 (5,650 to 8,610)	7,130 (5,820 to 8,870)	7,340 (5,990 to 9,130)	7,550 (6,160 to 9,390)	7,760 (6,330 to 9,650)	7,970 (6,500 to 9,910)	8,180 (6,670 to 10,170)	8,390 (6,840 to 10,430)	8,600 (7,010 to 10,690)	8,810 (7,180 to 10,950)	9,020 (7,350 to 11,210)	9,230 (7,520 to 11,470)	9,440 (7,690 to 11,730)	9,650 (7,860 to 11,990)	9,860 (8,030 to 12,250)	10,070 (8,200 to 12,510)	10,280 (8,370 to 12,770)	10,490 (8,540 to 13,030)	10,700 (8,710 to 13,290)	10,910 (8,880 to 13,550)	11,120 (9,050 to 13,810)	11,330 (9,220 to 14,070)	11,540 (9,390 to 14,330)	11,750 (9,560 to 14,590)	11,960 (9,730 to 14,850)	12,170 (9,900 to 15,110)	12,380 (10,070 to 15,370)	12,590 (10,240 to 15,630)	12,800 (10,410 to 15,890)	13,010 (10,580 to 16,150)	13,220 (10,750 to 16,410)	13,430 (10,920 to 16,670)	13,640 (11,090 to 16,930)	13,850 (11,260 to 17,190)	14,060 (11,430 to 17,450)	14,270 (11,600 to 17,710)	14,480 (11,770 to 17,970)	14,690 (11,940 to 18,230)	14,900 (12,110 to 18,490)	15,110 (12,280 to 18,750)	15,320 (12,450 to 19,010)	15,530 (12,620 to 19,270)	15,740 (12,790 to 19,530)	15,950 (12,960 to 19,790)	16,160 (13,130 to 20,050)	16,370 (13,300 to 20,310)	16,580 (13,470 to 20,570)	16,790 (13,640 to 20,830)	17,000 (13,810 to 21,090)	17,210 (13,980 to 21,350)	17,420 (14,150 to 21,610)	17,630 (14,320 to 21,870)	17,840 (14,490 to 22,130)	18,050 (14,660 to 22,390)	18,260 (14,830 to 22,650)	18,470 (15,000 to 22,910)	18,680 (15,170 to 23,170)	18,890 (15,340 to 23,430)	19,100 (15,510 to 23,690)	19,310 (15,680 to 23,950)	19,520 (15,850 to 24,210)	19,730 (16,020 to 24,470)	19,940 (16,190 to 24,730)	20,150 (16,360 to 24,990)	20,360 (16,530 to 25,250)	20,570 (16,700 to 25,510)	20,780 (16,870 to 25,770)	20,990 (17,040 to 26,030)	21,200 (17,210 to 26,290)	21,410 (17,380 to 26,550)	21,620 (17,550 to 26,810)	21,830 (17,720 to 27,070)	22,040 (17,890 to 27,330)	22,250 (18,060 to 27,590)	22,460 (18,230 to 27,850)	22,670 (18,400 to 28,110)	22,880 (18,570 to 28,370)	23,090 (18,740 to 28,630)	23,300 (18,910 to 28,890)	23,510 (19,080 to 29,150)	23,720 (19,250 to 29,410)	23,930 (19,420 to 29,670)	24,140 (19,590 to 29,930)	24,350 (19,760 to 30,190)	24,560 (19,930 to 30,450)	24,770 (20,100 to 30,710)	24,980 (20,270 to 30,970)	25,190 (20,440 to 31,230)	25,400 (20,610 to 31,490)	25,610 (20,780 to 31,750)	25,820 (20,950 to 32,010)	26,030 (21,120 to 32,270)	26,240 (21,290 to 32,530)	26,450 (21,460 to 32,790)	26,660 (21,630 to 33,050)	26,870 (21,800 to 33,310)	27,080 (21,970 to 33,570)	27,290 (22,140 to 33,830)	27,500 (22,310 to 34,090)	27,710 (22,480 to 34,350)	27,920 (22,650 to 34,610)	28,130 (22,820 to 34,870)	28,340 (22,990 to 35,130)	28,550 (23,160 to 35,390)	28,760 (23,330 to 35,650)	28,970 (23,500 to 35,910)	29,180 (23,670 to 36,170)	29,390 (23,840 to 36,430)	29,600 (24,010 to 36,690)	29,810 (24,180 to 36,950)	30,020 (24,350 to 37,210)	30,230 (24,520 to 37,470)	30,440 (24,690 to 37,730)	30,650 (24,860 to 37,990)	30,860 (25,030 to 38,250)	31,070 (25,200 to 38,510)	31,280 (25,370 to 38,770)	31,490 (25,540 to 39,030)	31,700 (25,710 to 39,290)	31,910 (25,880 to 39,550)	32,120 (26,050 to 39,810)	32,330 (26,220 to 40,070)	32,540 (26,390 to 40,330)	32,750 (26,560 to 40,590)	32,960 (26,730 to 40,850)	33,170 (26,900 to 41,110)	33,380 (27,070 to 41,370)	33,590 (27,240 to 41,630)	33,800 (27,410 to 41,890)	34,010 (27,580 to 42,150)	34,220 (27,750 to 42,410)	34,430 (27,920 to 42,670)	34,640 (28,090 to 42,930)	34,850 (28,260 to 43,190)	35,060 (28,430 to 43,450)	35,270 (28,600 to 43,710)	35,480 (28,770 to 43,970)	35,690 (28,940 to 44,230)	35,900 (29,110 to 44,490)	36,110 (29,280 to 44,750)	36,320 (29,450 to 45,010)	36,530 (29,620 to 45,270)	36,740 (29,790 to 45,530)	36,950 (29,960 to 45,790)	37,160 (30,130 to 46,050)	37,370 (30,300 to 46,310)	37,580 (30,470 to 46,570)	37,790 (30,640 to 46,830)	38,000 (30,810 to 47,090)	38,210 (30,980 to 47,350)	38,420 (31,150 to 47,610)	38,630 (31,320 to 47,870)	38,840 (31,490 to 48,130)	39,050 (31,660 to 48,390)	39,260 (31,830 to 48,650)	39,470 (32,000 to 48,910)	39,680 (32,170 to 49,170)	39,890 (32,340 to 49,430)	40,100 (32,510 to 49,690)	40,310 (32,680 to 49,950)	40,520 (32,850 to 50,210)	40,730 (33,020 to 50,470)	40,940 (33,190 to 50,730)	41,150 (33,360 to 50,990)	41,360 (33,530 to 51,250)	41,570 (33,700 to 51,510)	41,780 (33,870 to 51,770)	41,990 (34,040 to 52,030)	42,200 (34,210 to 52,290)	42,410 (34,380 to 52,550)	42,620 (34,550 to 52,810)	42,830 (34,720 to 53,070)	43,040 (34,890 to 53,330)	43,250 (35,060 to 53,590)	43,460 (35,230 to 53,850)	43,670 (35,400 to 54,110)	43,880 (35,570 to 54,370)	44,090 (35,740 to 54,630)	44,300 (35,910 to 54,890)	44,510 (36,080 to 55,150)	44,720 (36,250 to 55,410)	44,930 (36,420 to 55,670)	45,140 (36,590 to 55,930)	45,350 (36,760 to 56,190)	45,560 (36,930 to 56,450)	45,770 (37,100 to 56,710)	45,980 (37,270 to 56,970)	46,190 (37,440 to 57,230)	46,400 (37,610 to 57,490)	46,610 (37,780 to 57,750)	46,820 (37,950 to 58,010)	47,030 (38,120 to 58,270)	47,240 (38,290 to 58,530)	47,450 (38,460 to 58,790)	47,660 (38,630 to 59,050)	47,870 (38,800 to 59,310)	48,080 (38,970 to 59,570)	48,290 (39,140 to 59,830)	48,500 (39,310 to 60,090)	48,710 (39,480 to 60,350)	48,920 (39,650 to 60,610)	49,130 (39,820 to 60,870)	49,340 (39,990 to 61,130)	49,550 (40,160 to 61,390)	49,760 (40,330 to 61,650)	49,970 (40,500 to 61,910)	50,180 (40,670 to 62,170)	50,390 (40,840 to 62,430)	50,600 (41,010 to 62,690)	50,810 (41,180 to 62,950)	51,020 (41,350 to 63,210)	51,230 (41,520 to 63,470)	51,440 (41,690 to 63,730)	51,650 (41,860 to 63,990)	51,860 (42,030 to 64,250)	52,070 (42,200 to 64,510)	52,280 (42,370 to 64,770)	52,490 (42,540 to 65,030)	52,700 (42,710 to 65,290)	52,910 (42,880 to 65,550)	53,120 (43,050 to 65,810)	53,330 (43,220 to 66,070)	53,540 (43,390 to 66,330)	53,750 (43,560 to 66,590)	53,960 (43,730 to 66,850)	54,170 (43,900 to 67,110)	54,380 (44,070 to 67,370)	54,590 (44,240 to 67,630)	54,800 (44,410 to 67,890)	55,010 (44,580 to 68,150)	55,220 (44,750 to 68,410)	55,430 (44,920 to 68,670)	55,640 (45,090 to 68,930)	55,850 (45,260 to 69,190)	56,060 (45,430 to 69,450)	56,270 (45,600 to 69,710)	56,480 (45,770 to 69,970)	56,690 (45,940 to 70,230)	56,900 (46,110 to 70,490)	57,110 (46,280 to 70,750)	57,320 (46,450 to 71,010)	57,530 (46,620 to 71,270)	57,740 (46,790 to 71,530)	57,950 (46,960 to 71,790)	58,160 (47,130 to 72,050)	58,370 (47,300 to 72,310)	58,580 (47,470 to 72,570)	58,790 (47,640 to 72,830)	59,000 (47,810 to 73,090)	59,210 (47,980 to 73,350)	59,420 (48,150 to 73,610)	59,630 (48,320 to 73,870)	59,840 (48,490 to 74,130)	60,050 (48,660 to 74,390)	60,260 (48,830 to 74,650)	60,470 (49,000 to 74,910)	60,680 (49,170 to 75,170)	60,890 (49,340 to 75,430)	61,100 (49,510 to 75,690)	61,310 (49,680 to 75,950)	61,520 (49,850 to 76,210)	61,730 (50,020 to 76,470)	61,940 (50,190 to 76,730)	62,150 (50,360 to 76,990)	62,360 (50,530 to 77,250)	62,570 (50,700 to 77,510)	62,780 (50,870 to 77,770)	62,990 (51,040 to 78,030)	63,200 (51,210 to 78,290)	63,410 (51,380 to 78,550)	63,620 (51,550 to 78,810)	63,830 (51,720 to 79,070)	64,040 (51,890 to 79,330)	64,250 (52,060 to 79,590)	64,460 (52,230 to 79,850)	64,670 (52,400 to 80,110)	64,880 (52,570 to 80,370)	65,090 (52,740 to 80,630)	65,300 (52,910 to 80,890)	65,510 (53,080 to 81,150)	65,720 (53,250 to 81,410)	65,930 (53,420 to 81,670)	66,140 (53,590 to 81,930)	66,350 (53,760 to 82,190)	66,560 (53,930 to 82,450)	66,770 (54,100 to 82,710)	66,980 (54,270 to 82,970)	67,190 (54,440 to 83,230)	67,400 (54,610 to 83,490)	67,610 (54,780 to 83,750)	67,820 (54,950 to 84,010)	68,030 (55,120 to 84,270)	68,240 (55,290 to 84,530)	68,450 (55,460 to 84,790)	68,660 (55,630 to 85,050)	68,870 (55,800 to 85,310)	69,080 (55,970 to 85,570)	69,290 (56,140 to 85,830)	69,500 (56,310 to 86,090)	69,710 (56,480 to 86,350)	69,920 (56,650 to 86,610)	70,130 (56,820 to 86,870)	70,340 (56,990 to 87,130)	70,550 (57,160 to 87,390)	70,760 (57,330 to 87,650)	70,970 (57,500 to 87,910)	71,180 (57,670 to 88,170)	71,390 (57,840 to 88,430)	71,600 (58,010 to 88,690)	71,810 (58,180 to 88,950)	72,020 (58,350 to 89,210)	72,230 (58,520 to 89,470)	72,440 (58,690 to 89,730)	72,650 (58,860 to 89,990)	72,860 (59,030 to 90,250)	73,070 (59,200 to 90,510)	73,280 (59,370 to 90,770)	73,490 (59,540 to 91,030)	73,700 (59,710 to 91,290)	73,910 (59,880 to 91,550)	74,120 (60,050 to 91,810)	74,330 (60,220 to 92,070)	74,540 (60,390 to 92,330)	74,750 (60,560 to 92,590)	74,960 (60,730 to 92,850)	75,170 (60,900 to 93,110)	75,380 (61,070 to 93,370)	75,590 (61,240 to 93,630)	75,800 (61,410 to 93,890)	76,010 (61,580 to 94,150)	76,220 (61,750 to 94,410)	76,430 (61,920 to 94,670)	76,640 (62,090 to 94,930)	76,850 (62,260 to 95,190)	77,060 (62,430 to 95,450)	77,270 (62,600 to 95,710)	77,480 (62,770 to 95,970)	77,690 (62,940 to 96,230)	77,900 (63,110 to 96,490)	78,110 (63,280 to 96,750)	78,320 (63,450 to 97,010)	78,530 (63,620 to 97,270)	78,740 (63,790 to 97,530)	78,950 (63,960 to 97,790)	79,160 (64,130 to 98,050)	79,370 (64,300 to 98,310)	79,580 (64,470 to 98,570)	79,790 (64,640 to 98,830)	80,000 (64,810 to 99,090)	80,210 (64,980 to 99,350)	80,420 (65,150 to 99,610)	80,630 (65,320 to 99,870)	80,840 (65,490 to 100,130)	81,050 (65,660 to 100,390)	81,260 (65,830 to 100,650)	81,470 (66,000 to 100,910)	81,680 (66,170 to 101,170)	81,890 (66,340 to 101,430)	82,100 (66,510 to 101,690)	82,310 (66,680 to 101,950)	82,520 (66,850 to 102,210)	82,730 (67,020 to 102,470)	82,940 (67,190 to 102,730)	83,150 (67,360 to 102,990)	83,360 (67,530 to 103,250)	83,570 (67,700 to 103,510)	83,780 (67,870 to 103,770)	83,990 (68,040 to 104,030)	84,200 (68,210 to 104,290)	84,410 (68,380 to 104,550)	84,620 (68,550 to 104,810)	84,830 (68,720 to 105,070)	85,040 (68,890 to 105,330)	85,250 (69,060 to 105,590)	85,460 (69,230 to 105,850)	85,670 (69,400 to 106,110)	85,880 (69,570 to 106,370)	86,090 (69,740 to 106,630)	86,300 (69,910 to 106,890)	86,510 (70,080 to 107,150)	86,720 (70,250 to 107,410)	86,930 (70,420 to 107,670)	87,140 (70,590 to 107,930)	87,350 (70,760 to 108,190)	87,560 (70,930 to 108,450)	87,770 (71,100 to 108,710)	87,980 (71,270 to 108,970)	88,190 (71,440 to 109,230)	88,400 (71,610 to 109,490)	88,610 (71,780 to 109,750)	88,820 (71,950 to 110,010)	89,030 (72,120 to 110,270)	89,240 (72,290 to 110,530)	89,450 (72,460 to 110,790)	89,660 (72,630 to 111,050)	89,870 (72,800 to 111,310)	90,080 (72,970 to 111,570)	90,290 (73,140 to 111,830)	90,500 (73,310 to 112,090)	90,710 (73,480 to 112,350)	90,920 (73,650 to 112,610)	91,130 (73,820 to 112,870)	91,340 (73,990 to 113,130)	91,550 (74,160 to 113,390)	91,760 (74,330 to 113,650)	91,970 (74,500 to 113,910)	92,180 (74,670 to 114,170)	92,390 (74,840 to 114,430)	92,600 (75,010 to 114,690)	92,810 (75,180 to 114,950)	93,020 (75,350 to 115,210)	93,230 (75,520 to 115,470)	93,440 (75,690 to 115,730)	93,650 (75,860 to 115,990)	93,860 (76,030 to 116,250)	94,070 (76,200 to 116,510)	94,280 (76,370 to 116,770)	94,490 (76,540 to 117,030)	94,700 (76,710 to 117,290)	94,910 (76,880 to 117,550)	95,120 (77,050 to 117,810)	95,330 (77,220 to 118,070)	95,540 (77,390 to 118,330)	95,750 (77,560 to 118,590)	95,960 (77,730 to 118,850)	96,170 (77,900 to 119,110)	96,380 (78,070 to 119,370)	96,590 (78,240 to 119,630)	96,800 (78,410 to 119,890)	97,010 (78,580 to 120,150)	97,220 (78,750 to 120,410)	97,430 (78,920 to 120,670)	97,640 (79,090 to 120,930)	97,850 (79,260 to 121,190)	98,060 (79,430 to 121,450)	98,270 (79,600 to 121,710)	98,480 (79,770 to 121,970)	98,690 (79,940 to 122,230)	98,900 (80,110 to 122,490)	99,110 (80,280 to 122,750)	99,320 (80,450 to 123,010)	99,530 (80,620 to 123,270)	99,740 (80,790 to 123,530)	99,950 (80,960 to 123,790)	100,160 (81,130 to 124,050)	100,370 (81,300 to 124,310)	100,580 (81,470 to 124,570)	100,790 (81,640 to 124,830)	101,000 (81,810 to 125,090)	101,210 (81,980 to 125,350)	101,420 (82,150 to 125,610)	101,630 (82,320 to 125,870)	101,840 (82,490 to 126,130)	102,050 (82,660 to 126,390)	102,260 (82,830 to 126,650)	102,470 (83,000 to 126,910)	102,680 (83,170 to 127,170)	102,890 (83,340 to 127,430)	103,100 (83,510 to 127,690)	103,310 (83,680 to 127,950)	103,520 (83,850 to 128,210)	103,730 (84,020 to 128,470)	103,940 (84,190 to 128,730)	104,150 (84,360 to 128,990)	104,360 (84,530 to 129,250)	104,570 (84,700 to 129,510)	104,780 (84,870 to 129,770)	104,990 (85,040 to 130,030)	105,200 (85,210 to 130,290)	105,410 (85,380 to 130,550)	105,620 (85,550 to 130,810)	105,830 (85,720 to 131,070)	106,040 (85,890 to 131,330)	106,250 (86,060 to 131,590)	106,460 (86,230 to 131,850)	106,670 (86,400 to 132,110)	106,880 (86,570 to 132,370)	107,090 (86,740 to 132,630)	107,300 (86,910 to 132,890)	107,510 (87,080 to 133,150)	107,720 (87,250 to 133,410)	107,930 (87,420 to 133,670)	108,140 (87,590 to 133,930)	108,350 (87,760 to 134,190)	108,560 (87,930 to 134,450)	108,770 (88,100 to 134,710)	108,980 (88,270 to 134,970)	109,190 (88,440 to 135,230)	109,400 (88,610 to 135,490)	109,610 (88,780 to 135,750)	109,820 (88,950 to 136,010)	110,030 (89,120 to 136,270)	110,240 (89,290 to 136,530)	110,450 (89,460 to 136,790)	110,660 (89,630 to 137,050)	110,870 (89,800 to 137,310)	111,080 (89,970 to 137,570)	111,290 (90,140 to 137,830)	111,500 (90,310 to 138,090)	111,710 (90,480 to 138,350)	111,920 (90,650 to 138,610)	112,130 (90,820 to 138,870)	112,340 (90,990 to 139,130)	112,550 (91,160 to 139,390)	112,760 (91,330 to 139,650)	112,970 (91,500 to 139,910)	113,180 (91,670 to 140,170)	113,390 (91,840 to 140,430)	113,600 (92,010 to 140,690)	113,810 (92,180 to 140,950)	114,020 (92,350 to 141,210)	114,230 (92,520 to 141,470)	114,440 (92,690 to 141,730)	114,650 (92,860 to 141,990)	114,860 (93,030 to 142,250)	115,070 (93,200 to 142,510)	115,280 (93,370 to 142,770)	115,490 (93,540 to 143,030)	115,700 (93,710 to 143,290)	115,910 (93,880 to 143,550)	116,120 (94,050 to 143,810)	116,330 (94,220 to 144,070)	116,540 (94,390 to 144,330)	116,750 (94,560 to 144,590)	116,960 (94,730 to 144,850)	117,170 (94,900 to 145,110)	117,380 (95,070 to 145,370)	117,590 (95,240 to 145,630)	117,800 (95,410 to 145,890)	118,010 (95,580 to 146,150)	118,220 (95,750 to 146,410)	118,430 (95,920 to 146,670)	118,640 (96,090 to 146,930)	118,850 (96,260 to 147,190)	119,060 (96,430 to 147,450)	119,270 (96,600 to 147,710)	119,480 (96,770 to 147,970)	119,690 (96,940 to 148,230)	119,900 (97,110 to 148,490)	120,110 (97,280 to 148,750)	120,320 (97,450 to 149,010)	120,530 (97,620 to 149,270)	120,740 (97,790 to 149,530)	120,950 (97,960 to 149,790)	121,160 (98,130 to 150,050)	121,370 (98,300 to 150,310)	121,580 (98,470 to 150,570)	121,790 (98,640 to 150,830)	122,000 (98,810 to 151,090)	122,210 (98,980 to 151,350)	122,420 (99,150 to 151,610)	122,630 (99,320 to 151,870)	122,840 (99,490 to 152,130)	123,050 (99,660 to 152,390)	123,260 (99,830 to 152,650)	123,470 (100,000 to 152,910)	123,680 (100,170 to 153,170)	123,890 (100,340 to 153,430)	124,100 (100,510 to 153,690)	124,310 (100,680 to 153,950)	124,520 (100,850 to 154,210)	124,730 (101,020 to 154,470)	124,940 (101,190 to 154,730)	125,150 (101,360 to 154,990)	125,360 (101,530 to 155,250)	125,570 (101,700 to 155,510)	125,780 (101,870 to 155,770)	125,990 (102,040 to 156,030)	126,200 (102,210 to 156,290)	126,410 (102,380 to 156,550)	126,620 (102,550 to 156,810)	126,830 (102,720 to 157,070)	127,040 (102,890 to 157,330)	127,250 (103,060 to 157,590)	127,460 (103,230 to 157,850)	127,670 (103,400 to 158,110)	127,880 (103,570 to 158,370)	128,090 (103,740 to 158,630)	128,300 (103,910 to 158,890)	128,510 (104,080 to 159,150)	128,720 (104,250 to 159,410)	128,930 (104,420 to 159,670)	129,140 (104,590 to 159,930)	129,350 (104,760 to 160,190)	129,560 (104,930 to 160,450)	129,770 (105,100 to 160,710)	129,980 (105,270 to 160,970)	130,190 (105,440 to 161,230)	130,400 (105,610 to 161,490)	130,610 (105,780 to 161,750)	130,820 (105,950 to 162,010)	131,030 (106,120 to 162,270)	131,240 (106,290 to 162,530)	131,450 (106,460 to 162,790)	131,660 (106,630 to 163,050)	131,870 (106,800 to 163,310)	132,080 (106,970 to 163,570)	132,290 (107,140 to 163,830)	132,500 (107,310 to 164,090)	132,710 (107,480 to 164,350)	132,920 (107,650 to 164,610)	133,130 (107,820 to 164,870)	133,340 (107,990 to 165,130)	133,550 (108,160 to 165,390)	133,760 (108,330 to 165,650)	133,970 (108,500 to 165,910)	134,180 (108,670 to 166,170)	134,390 (108,840 to 166,430)	134,600 (109,010 to 166,690)	134,810 (109,180 to 166,950)	135,020 (109,350 to 167,210)	135,230 (109,520 to 167,470)	135,440 (109,690 to 167,730)	135,650 (109,860 to 167,990)	135,860 (110,030 to 168,250)	136,070 (110,200 to 168,510)	136,280 (110,370 to 168,770)	136,490 (110,540 to 169,030)	136,700 (110,710 to 169,290)	136,910 (110,880 to 169,550)	137,120 (111,050 to 169,810)	137,330 (111,220 to 170,070)	137,540 (111,390 to 170,330)	137,750 (111,560 to 170,590)	137,960 (111,730 to 170,850)	138,170 (111,900 to 171,110)	138,380 (112,070 to 171,370)	138,590 (112,240 to 171,630)	138,800 (112,410 to 171,890)	139,010 (112,580 to 172,150)	139,220 (112,750 to 172,410)	139,430 (112,920 to 172,670)	139,640 (113,090 to 172,930)	139,850 (113,260 to 173,190)	140,060 (113,430 to 173,450)	140,270 (113,600 to 173,710)	140,480 (113,770 to 173,970)	140,690 (113,940 to 174,230)	140,900 (114,110 to 174,490)	141,110 (114,280 to 174,750)	141,320 (114,450 to 175,010)	141,530 (114,620 to 175,270)	141,740 (114,790 to 175,530)	141,950 (114,960 to 175,790)	142,160 (115,130 to 176,050)	142,370 (115,300 to 176,310)	142,580 (115,470 to 176,570)	142,790 (115,640 to 176,830)	143,000 (115,810 to 177,090)	143,210 (115,980 to 177,350)	143,420 (116,150 to 177,610)	143,630 (116,320 to 177,870)	143,840 (116,490 to 178,130)	144,050 (116,660 to 178,390)	144,260 (116,830 to 178,650)	144,470 (117,000 to 178,910)	144,680 (117,170 to 179,170)	144,890 (117,340 to 179,430)	145,100 (117,510 to 179,690)	145,310 (117,680 to 179,950)	145,520 (117,850 to 180,210)	145,730 (118,020 to 180,470)	145,940 (118,190 to 180,730)	146,150 (118,360 to 180,990)	146,360 (118,530 to 181,250)	146,570 (118,700 to 181,510)	146,780 (118,870 to 181,770)	146,990 (119,040 to 182,030)	147,200 (119,210 to 182,290)	147,410 (119,380 to 182,550)	147,620 (119,550 to 182,810)	147,830 (119,720 to 183,070)	148,040 (119,890 to 183,330)	148,250 (120,060 to 183,590)	148,460 (120,230 to 183,850)	148,670 (120,400 to 184,110)	148,880 (120,570 to 184,370)	149,090 (120,740 to 184,630)	149,300 (120,910 to 184,890)	149,510 (121,080 to 185,150)	149,720 (121,250 to 185,410)	149,930 (121,420 to 185,670)	150,140 (121,590 to 185,930)	150,350 (121,760 to 186,190)	150,560 (121,930 to 186,450)	150,770 (122,100 to 186,710)	150,980 (122,270 to 186,970)	151,190 (122,440 to 187,230)	151,400 (122,610 to 187,490)	151,610 (122,780 to 187,750)	151,820 (122,950 to 188,010)	152,030 (123,120 to 188,270)	152,240 (123,290 to 188,530)	152,450 (123,460 to 188,790)	152,660 (123,630 to 189,050)	152,870 (123,800 to 189,310)	153,080 (123,970 to 189,570)	153,290 (124,140 to 189,830)	153,500 (124,310 to 190,090)	153,710 (124,480 to 190,350)	153,920 (124,650 to 190,610)	154,130 (124,820 to 190,870)	154,340 (124,990 to 191,130)	154,550 (125,160 to 191,390)	154,760 (125,330 to 191,650)	154,970 (125,500 to 191,910)	155,180 (125,670 to 192,170)	155,390 (125,840 to 192,430)	155,600 (126,010 to 192,690)	155,810 (126,180 to 192,950)	156,020 (126,350 to 193,210)	156,230 (126,520 to 193,470)	156,440 (126,690 to 193,730)	156,650 (126,860 to 193,990)	156,860 (127,030 to 194,250)	157,070 (127,200 to 194,510)	157,280 (127,370 to 194,770)	157,490 (127,540 to 195,030)	157,700 (127,710 to 195,290)	157,910 (127,880 to 195,550)	158,120 (128,050 to 195,810)	158,330 (128,220 to 196,070)	158,540 (128,390 to 196,330)	158,750 (128,560 to 196,590)	158,960 (128,730 to 196,850)	159,170 (128,900 to 197,110)	159,380 (129,070 to 197,370)	159,590 (129,240 to 197,630)	159,800 (129,410 to 197,890)	160,010 (129,580 to 198,150)	160,220 (129,750 to 198,410)	160,430 (129,920 to 198,670)	160,640 (130,090 to 198,930)	160,850 (130,260 to 199,190)	161,060 (130,430 to 199,450)	161,270 (130,600 to 199,710)	161,480 (130,770 to 199,970)	161,690 (130,940 to 200,230)	161,900 (131,110 to 200,490)	162,110 (131,280 to 200,750)	162,320 (131,450 to 201,010)	162,530 (131,620 to 201,270)	162,740 (131,790 to 201,530)	162,950 (131,960 to 201,790)	163,160 (132,130 to 202,050)	163,370 (132,300 to 202,310)	163,580 (132,470 to 202,570)	163,790 (132,640 to 202,830)	164,000 (132,810 to 203,090)	164,210 (132,980 to 203,350)	164,420 (133,150 to 203,610)	164,630 (133,320 to 203,870)	164,840 (133,490 to 204,130)	165,050 (133,660 to 204,390)	165,260 (133,830 to 204,650)	165,470 (134,000 to 204,910)	165,680 (134,170 to 205,170)	165,890 (134,340 to 205,430)	166,100 (134,510 to 205,690)	166,310 (134,680 to 205,950)	166,520 (134,850 to 206,210)	166,730 (135,020 to 206,470)	166,940 (135,190 to 206,730)	167,150 (135,360 to 206,990)	167,360 (135,530 to 207,250)	167,570 (135,700 to 207,510)	167,780 (135,870 to 207,770)	167,990 (136,040 to 208,030)	168,200 (136,210 to 208,290)	168,410 (136,380 to 208,550)	168,620 (136,550 to 208,810)	168,830 (136,720 to 209,070)	169,040 (136,890 to 209,330)	169,250 (137,060 to 209,590)	169,460 (137,230 to 209,850)	169,670 (137,400 to 210,110)	169,880 (137,570 to 210,370)	170,090 (137,740 to 210,630)	170,300 (137,910 to 210,890)	170,510 (138,080 to 211,150)	170,720 (138,250 to 211,410)	170,930 (138,420 to 211,670)	171,140 (138,590 to 211,930)	171,350 (138,760 to 212,190)	171,560 (138,930 to 212,450)	171,770 (139,100 to 212,710)	171,980 (139,270 to 212,970)	172,190 (139,440 to 213,230)	172,400 (139,610 to 213,490)	172,610 (139,780 to 213,750)	172,820 (139,950 to 214,010)	173,030 (140,120 to 214,270)	173,240 (140,290 to 214,530)	173,450 (140,460 to 214,790)	173,660 (140,630 to 215,050)	173,870 (140,800 to 215,310)	174,080 (140,970 to 215,570)	174,290 (141,140 to 215,830)	174,500 (141,310 to 216,090)	174,710 (141,480 to 216,350)	174,920 (141,650 to 216,610)	175,130 (141,820 to 216,870)	175,340 (141,990 to 217,130)	175,550 (142,160 to 217,390)	175,760 (142,330 to 217,650)	175,970 (142,500 to 217,910)	176,180 (142,670 to 218,170)	176,390 (142,840 to 218,430)	176,600 (143,010 to 218,690)	176,810 (143,180 to 218,950)	177,020 (143,350 to 219,210)	177,230 (143,520 to 219,470)	177,440 (143,690 to 219,730)	177,650 (143,860 to 219,990)	177,860 (144,030 to 220,250)	178,070 (144,200 to 220,510)	178,280 (144,370 to 220,770)	178,490 (144,540 to 221,030)	178,700 (144,710 to 221,290)	178,910 (144,880 to 221,550)	179,120 (145,050 to 221,810)	179,330 (145,220 to 222,070)	179,540 (145,390 to 222,330)	179,750 (145,560 to 222,590)	179,960 (145,730 to 222,850)	180,170 (145,900 to 223,110)	180,380 (146,070 to 223,370)	180,590 (146,240 to 223,630)	180,800 (146,410 to 223,890)	181,010 (146,580 to 224,150)	181,220 (146,750 to 224,410)	181,430 (146,920 to 224,670)	181,640 (147,090 to 224,930)	181,850 (147,260 to 225,190)	182,060 (147,430 to 225,450)	182,270 (147,600 to 225,710)	182,480 (147,770 to 225,970)	182,690 (147,940 to 226,230)	182,900 (148,110 to 226,490)	183,110 (148,280 to 226,750)	183,320 (148,450 to 227,010)	183,530 (148,620 to 227,270)	183,740 (148,790 to 227,530)	183,950 (148,960 to 227,790)	184,160 (149,130 to 228,050)	184,370 (149,300 to 228,310)	184,580 (149,470 to 228,570)	184,790 (149,640 to 228,830)	185,000 (149,810 to 229,090)	185,210 (149,980 to 229,350)	185,420 (150,150 to 229,610)	185,630 (150,320 to 229,870)	185,840 (150,490 to 230,130)	186,050 (150,660 to 230,390)	186,260 (150,830 to 230,650)	186,470 (151,000 to 230,910)	186,680 (151,170 to 231,170)	186,890 (151,340 to 231,430)	187,100 (151,510 to 231,690)	187,310 (151,680 to 231,950)	187,520 (151,850 to 232,210)	187,730 (152,020 to 232,470)	187,940 (152,190 to 232,730)	188,150 (152,360 to 232,990)	188,360 (152,530 to 233,250)	188,570 (152,700 to 233,510)	188,780 (152,870 to 233,770)	188,990 (153,040 to 234,030)	189,200 (153,210 to 234,290)	189,410 (153,380 to 234,550)	189,620 (153,550 to 234,810)	189,830 (153,720 to 235,070)	190,040 (153,890 to 235,330)	190,250 (154,060 to 235,590)	190,460 (154,230 to 235,850)	190,670 (154,400 to 236,110)	190,880 (154,570 to 236,370)	191,090 (154,740 to 236,630)	191,300 (154,910 to 236,890)	191,510 (155,080 to 237,150)	191,720 (155,250 to 237,410)	191,930 (155,420 to 237,670)	192,140 (155,590 to 237,930)	192,350 (155,760 to 238,190)	192,560 (155,930 to 238,

Other neoplasms	0-1 (0 to 0.1)	0 (0 to 0)	0-1 (0-1 to 0.2)	0-3 (0-2 to 0.9)	0-3 (0-2 to 0.4)	0-2 (0-2 to 0.3)	0-3 (0-2 to 0.4)	0-3 (0-3 to 0.4)	0-5 (0 to 0.9)	0-6 (0-5 to 1.2)	0-6 (0-6 to 1.3)	1-1 (0-7 to 1.4)	2-1 (1-5 to 3.3)	4-3 (2-3 to 6.9)	7-6 (5-10 to 11.8)	12-3 (9-16 to 16.9)	20-4 (15-5 to 26.6)	39-3 (29-4 to 52.5)	37-5 (27-6 to 56.1)	39-6 (28 to 56.3)	29-3 (21-4 to 41.1)	16-5 (11 to 22)	4-2 (2-0 to 5.4)	213
Medulloblastoma, medulloblastoma, and other hemangioblastoma	0-1 (0 to 0.1)	0 (0 to 0)	0-1 (0-1 to 0.2)	0-3 (0-2 to 0.9)	0-3 (0-2 to 0.4)	0-2 (0-2 to 0.3)	0-3 (0-2 to 0.4)	0-3 (0-3 to 0.4)	0-5 (0 to 0.9)	0-6 (0-5 to 1.2)	0-6 (0-6 to 1.3)	1-1 (0-7 to 1.4)	2-1 (1-5 to 3.3)	4-3 (2-3 to 6.9)	7-6 (5-10 to 11.8)	12-3 (9-16 to 16.9)	20-4 (15-5 to 26.6)	39-3 (29-4 to 52.5)	37-5 (27-6 to 56.1)	39-6 (28 to 56.3)	29-3 (21-4 to 41.1)	16-5 (11 to 22)	4-2 (2-0 to 5.4)	213
Benign and in situ intestinal neoplasms	0 (0 to 0)	0 (0 to 0)	0 (0 to 0)	0 (0 to 0)	0 (0 to 0)	0 (0 to 0)	0 (0 to 0)	0 (0 to 0)	0 (0 to 0)	0 (0 to 0)	0 (0 to 0)	0 (0 to 0)	0 (0 to 0)	0 (0 to 0)	0 (0 to 0)	0 (0 to 0)	0 (0 to 0)	0 (0 to 0)	0 (0 to 0)	0 (0 to 0)	0 (0 to 0)	0 (0 to 0)	0 (0 to 0)	0
Benign and in situ cervical and uterine neoplasms	0 (0 to 0)	0 (0 to 0)	0 (0 to 0)	0 (0 to 0)	0 (0 to 0)	0 (0 to 0)	0 (0 to 0)	0 (0 to 0)	0 (0 to 0)	0 (0 to 0)	0 (0 to 0)	0 (0 to 0)	0 (0 to 0)	0 (0 to 0)	0 (0 to 0)	0 (0 to 0)	0 (0 to 0)	0 (0 to 0)	0 (0 to 0)	0 (0 to 0)	0 (0 to 0)	0 (0 to 0)	0 (0 to 0)	0
Other benign and in situ neoplasms	0 (0 to 0)	0 (0 to 0)	0 (0 to 0)	0 (0 to 0)	0 (0 to 0)	0 (0 to 0)	0 (0 to 0)	0 (0 to 0)	0 (0 to 0)	0 (0 to 0)	0 (0 to 0)	0 (0 to 0)	0 (0 to 0)	0 (0 to 0)	0 (0 to 0)	0 (0 to 0)	0 (0 to 0)	0 (0 to 0)	0 (0 to 0)	0 (0 to 0)	0 (0 to 0)	0 (0 to 0)	0 (0 to 0)	0
Cardiovascular diseases	1-2 (0 to 1.4)	1-4 (1-1 to 1.9)	5-4 (3-3 to 7.4)	7-2 (6 to 8.4)	9-6 (4-13 to 8.9)	8-5 (6-8 to 10.6)	17-7 (13 to 21.4)	21-3 (20-7 to 27.9)	61-4 (51-1 to 75.5)	99-1 (83-1 to 116)	134 (111 to 159)	184 (154 to 220)	228 (210 to 250)	370 (343 to 419)	706 (653 to 808)	988 (838 to 1,160)	1,360 (1,160 to 1,580)	2,060 (1,760 to 2,400)	2,260 (2,010 to 2,620)	2,560 (2,190 to 3,000)	2,190 (1,760 to 2,660)	1,450 (1,160 to 1,830)	629 (500 to 885)	15,700
Rheumatic heart disease	0 (0 to 0)	0 (0 to 0)	0 (0-1 to 0.2)	0-1 (0-1 to 0.2)	0-1 (0-1 to 0.2)	0-1 (0 to 0.2)	0-2 (0-2 to 0.3)	0-3 (0-2 to 0.4)	0-6 (0 to 0.9)	0-7 (0-7 to 1.2)	1-3 (1 to 1.7)	1-3 (1-3 to 2.2)	2-3 (1-5 to 3.2)	3-5 (2-4 to 6.1)	6-8 (4 to 8.7)	9-11 (6-13 to 12)	14-2 (10-18 to 19)	19-9 (13-26 to 27)	19-5 (11-27 to 31)	11-7 (6-17 to 19)	6-6 (4-9 to 9.9)	2-2 (1-4 to 3.4)	0-1 (0-2 to 0.5)	99-6
Ischemic heart disease	0 (0 to 0)	0 (0 to 0)	0 (0 to 0)	0-2 (0-1 to 0.4)	0-8 (0-5 to 1.4)	2-6 (0-4 to 3.6)	3-6 (2-4 to 5.1)	10-7 (7-13 to 14)	35-3 (26-46 to 48.4)	56-3 (46-2 to 68.4)	81-6 (66 to 99.3)	160 (130 to 193)	312 (255 to 380)	439 (356 to 535)	728 (594 to 884)	1,010 (827 to 1,230)	1,560 (1,280 to 1,890)	2,020 (1,650 to 2,450)	1,160 (952 to 1,400)	920 (749 to 1,120)	606 (494 to 740)	212 (173 to 261)	7,320
Stroke	0-1 (0 to 0.1)	0-1 (0-1 to 0.2)	0-6 (0-5 to 1.4)	2-3 (1-4 to 3.3)	2-9 (2-7 to 5.3)	6-6 (4-9 to 9.1)	11-3 (9-13 to 13.1)	19-5 (16 to 23.1)	29-3 (21-9 to 36.5)	37-3 (28-1 to 47.4)	48-6 (38-1 to 61.4)	60-5 (48 to 76.2)	122 (102 to 151)	158 (129 to 201)	157 (141 to 184)	265 (225 to 327)	479 (375 to 612)	622 (475 to 797)	759 (562 to 986)	703 (561 to 927)	492 (392 to 650)	181 (139 to 250)	4,210
Ischemic stroke	0 (0 to 0.1)	0-1 (0-1 to 0.2)	0-2 (0-2 to 0.6)	0-4 (0-4 to 0.9)	1-4 (0-3 to 2.3)	2-3 (1-4 to 3.4)	4-3 (3-5 to 4.9)	3-8 (2-5 to 4.9)	6-7 (4-9 to 9.7)	8-7 (6-11 to 11.1)	13-6 (10-17 to 17.1)	19-2 (15-24 to 24.1)	31-3 (25-39 to 40.1)	49-8 (39-63 to 64.1)	71-4 (54-93 to 97.4)	109 (84-139 to 144)	209 (159-270 to 286)	375 (273-486 to 513)	560 (405-724 to 765)	551 (396-713 to 752)	388 (283-502 to 530)	168 (122-218 to 230)	2,610
Intracerebral hemorrhage	0 (0 to 0)	0 (0 to 0)	0-2 (0-1 to 0.5)	0-4 (0-3 to 0.7)	0-5 (0-3 to 1.2)	0-3 (0-2 to 0.8)	0-4 (0-3 to 1.1)	0-5 (0-3 to 1.2)	0-8 (0-5 to 1.8)	0-9 (0-6 to 2.1)	0-9 (0-6 to 2.1)	0-9 (0-6 to 2.1)	0-9 (0-6 to 2.1)	0-9 (0-6 to 2.1)	0-9 (0-6 to 2.1)	0-9 (0-6 to 2.1)	0-9 (0-6 to 2.1)	0-9 (0-6 to 2.1)	0-9 (0-6 to 2.1)	0-9 (0-6 to 2.1)	0-9 (0-6 to 2.1)	0-9 (0-6 to 2.1)	0-9 (0-6 to 2.1)	1,130
Subarachnoid hemorrhage	0 (0 to 0.1)	0 (0-1 to 0.1)	0-2 (0-1 to 0.6)	0-4 (0-3 to 0.7)	0-4 (0-3 to 1.1)	0-3 (0-3 to 0.9)	0-4 (0-3 to 1.1)	0-5 (0-4 to 1.3)	0-7 (0-5 to 1.6)	0-8 (0-6 to 1.9)	0-8 (0-6 to 2.1)	0-8 (0-6 to 2.1)	0-8 (0-6 to 2.1)	0-8 (0-6 to 2.1)	0-8 (0-6 to 2.1)	0-8 (0-6 to 2.1)	0-8 (0-6 to 2.1)	0-8 (0-6 to 2.1)	0-8 (0-6 to 2.1)	0-8 (0-6 to 2.1)	0-8 (0-6 to 2.1)	0-8 (0-6 to 2.1)	0-8 (0-6 to 2.1)	557
Hypertensive heart disease	0 (0 to 0)	0 (0 to 0)	0 (0-1 to 0.2)	0 (0 to 0)	0 (0 to 0)	0 (0 to 0)	0 (0-1 to 0.2)	0 (0 to 0)	0 (0-1 to 0.3)	0 (0 to 0.2)	0 (0-1 to 0.3)	0 (0 to 0.2)	0 (0-2 to 0.4)	0 (0 to 0.4)	0 (0-1 to 0.6)	0 (0-1 to 0.6)	0 (0-1 to 0.6)	0 (0-1 to 0.6)	0 (0-1 to 0.6)	0 (0-1 to 0.6)	0 (0-1 to 0.6)	0 (0-1 to 0.6)	0 (0-1 to 0.6)	376
Non-rheumatic valvular heart disease	0 (0 to 0)	0 (0 to 0)	0 (0 to 0)	0 (0 to 0)	0 (0 to 0)	0 (0 to 0)	0 (0 to 0.1)	0 (0 to 0.1)	0 (0 to 0.2)	0 (0 to 0.3)	0 (0 to 0.3)	0 (0 to 0.3)	0 (0 to 0.3)	0 (0 to 0.3)	0 (0 to 0.3)	0 (0 to 0.3)	0 (0 to 0.3)	0 (0 to 0.3)	0 (0 to 0.3)	0 (0 to 0.3)	0 (0 to 0.3)	0 (0 to 0.3)	0 (0 to 0.3)	421
Non-rheumatic aortic aortic valve disease	0 (0 to 0)	0 (0 to 0)	0 (0 to 0)	0 (0 to 0)	0 (0 to 0)	0 (0 to 0)	0 (0-2 to 0.5)	0 (0-3 to 0.9)	0 (0-4 to 1.2)	0 (0-7 to 1.7)	0 (0 to 1.1)	0 (0-1 to 2.1)	0 (0-1 to 2.9)	0 (0-2 to 4.4)	0 (0-2 to 6.9)	0 (0-4 to 9.9)	0 (0-5 to 14)	0 (0-7 to 20)	0 (0-9 to 27)	0 (0-9 to 32)	0 (0-7 to 33)	0 (0-5 to 30)	0 (0-3 to 23)	348
Non-rheumatic degenerative mitral valve disease	0 (0 to 0)	0 (0 to 0)	0 (0 to 0)	0 (0 to 0)	0 (0 to 0)	0 (0 to 0)	0 (0-1 to 0.3)	0 (0-2 to 0.5)	0 (0-3 to 0.7)	0 (0-4 to 0.9)	0 (0-4 to 0.9)	0 (0-5 to 1)	0 (0-7 to 1.7)	0 (0-11 to 2.8)	0 (0-16 to 4)	0 (0-21 to 5.6)	0 (0-26 to 7.1)	0 (0-33 to 9)	0 (0-42 to 11)	0 (0-43 to 13)	0 (0-37 to 13)	0 (0-26 to 10)	0 (0-16 to 8)	72
Other non-rheumatic valve diseases	0 (0 to 0)	0 (0 to 0)	0 (0 to 0)	0 (0 to 0)	0 (0 to 0)	0 (0 to 0)	0 (0 to 0.1)	0 (0 to 0.2)	0 (0 to 0.2)	0 (0 to 0.2)	0 (0 to 0.2)	0 (0 to 0.2)	0 (0 to 0.2)	0 (0 to 0.2)	0 (0 to 0.1)	0 (0 to 0.1)	0 (0 to 0.1)	0 (0 to 0.1)	0 (0 to 0.1)	0 (0 to 0.1)	0 (0 to 0.1)	0 (0 to 0.1)	0 (0 to 0.1)	0-9
Cardiomyopathy and myocarditis	0-4 (0-3 to 0.9)	0-9 (0-6 to 2.1)	1-4 (1-4 to 3.2)	2-7 (2-5 to 4.9)	3-8 (2-6 to 7.1)	5-7 (3-9 to 11.4)	9-7 (7-13 to 16)	11-9 (9-16 to 19.4)	19-5 (14-26 to 28.1)	27-3 (20-36 to 40.4)	36-4 (27-49 to 53.4)	49-3 (37-66 to 72.4)	82 (62-110 to 120)	120 (91-160 to 175)	194 (150-260 to 282)	276 (211-370 to 403)	384 (294-513 to 560)	524 (401-702 to 765)	615 (471-824 to 898)	599 (459-802 to 874)	464 (356-621 to 677)	293 (224-392 to 427)	168 (128-225 to 245)	4,140
Myocarditis	0 (0 to 0.1)	0 (0-1 to 0.2)	0-1 (0-1 to 0.3)	0-2 (0-1 to 0.6)	0-3 (0-2 to 0.8)	0-3 (0-2 to 0.8)	0-4 (0-3 to 1.1)	0-5 (0-3 to 1.2)	0-7 (0-5 to 1.6)	0-8 (0-6 to 1.9)	0-8 (0-6 to 2.1)	0-8 (0-6 to 2.1)	0-8 (0-6 to 2.1)	0-8 (0-6 to 2.1)	0-8 (0-6 to 2.1)	0-8 (0-6 to 2.1)	0-8 (0-6 to 2.1)	0-8 (0-6 to 2.1)	0-8 (0-6 to 2.1)	0-8 (0-6 to 2.1)	0-8 (0-6 to 2.1)	0-8 (0-6 to 2.1)	0-8 (0-6 to 2.1)	47-4
Alcoholic cardiomyopathy	0 (0 to 0)	0 (0 to 0)	0 (0 to 0)	0 (0 to 0)	0 (0 to 0)	0 (0 to 0)	0-1 (0 to 0.1)	0 (0 to 0.1)	0-1 (0 to 0.2)	0-2 (0 to 0.3)	0-2 (0 to 0.4)	0-2 (0 to 0.4)	0-3 (0 to 0.5)	0-4 (0 to 0.8)	0-5 (0 to 1.1)	0-6 (0 to 1.3)	0-7 (0 to 1.6)	0-8 (0 to 1.9)	0-8 (0 to 2.1)	0-7 (0 to 2.1)	0-6 (0 to 1.9)	0-4 (0 to 1.3)	0-2 (0 to 0.8)	67-5
Other cardiomyopathy	0-6 (0-3 to 0.9)	0-7 (0-4 to 2.1)	0-8 (1-4 to 2.1)	3 (1-7 to 3.6)	1-2 (0-7 to 1.4)	0-6 (1-1 to 2.1)	2-4 (1-5 to 4.1)	3-4 (2-1 to 5.7)	6-2 (4-9 to 10.8)	9-3 (7-13 to 15.4)	13-5 (10-19 to 21.4)	16-4 (13-24 to 27.4)	20-3 (16-29 to 34.4)	29-4 (22-41 to 47.3)	22-8 (16-33 to 37.7)	29-1 (22-42 to 47.3)	39-1 (29-55 to 62.1)	42-9 (32-61 to 68.3)	33-2 (25-50 to 52.1)	29-6 (21-44 to 46.3)	23-2 (17-34 to 36.1)	13-4 (9-20 to 20.1)	352
Atrial fibrillation and flutter	0 (0 to 0)	0 (0 to 0)	0 (0 to 0)	0 (0 to 0)	0 (0 to 0)	0 (0 to 0)	0 (0 to 0)	0 (0 to 0)	0 (0 to 0)	0-3 (0-3 to 0.4)	0-3 (0-3 to 0.4)	0-3 (0-3 to 0.4)	1-2 (0-7 to 1.4)	2-7 (2-1 to 4.2)	10-7 (8-5 to 16.7)	20-3 (14-29 to 30.1)	49-6 (32-73 to 72.1)	102 (64-151 to 150)	199 (122-296 to 294)	156 (96-232 to 230)	212 (142-312 to 312)	172 (112-256 to 253)	118 (77-175 to 174)	1,210
Aortic aneurysm	—	—	—	—	—	—	—	—	—	—	—	—	—	—	—	—	—	—	—	—	—	—	—	—
Endocarditis	0 (0 to 0)	0-1 (0-1 to 0.2)	0-2 (0-1 to 0.5)	0-3 (0-1 to 0.7)	0-3 (0-1 to 0.8)	0-3 (0-2 to 0.7)	0-4 (0-3 to 1.1)	0-5 (0-3 to 1.2)	1-8 (0-7 to 2.3)	2-5 (1-8 to 3.3)	3-2 (2-3 to 4.3)	2-1 (1-4 to 3.3)	2-5 (1-7 to 4.3)	3-4 (2-4 to 6.4)	4-6 (3-7 to 8.4)	6-2 (4-8 to 8.7)	8-3 (6-11 to 11)	13-3 (9-18 to 18)	14-5 (10-21 to 21)	12-1 (8-18 to 18)	8-1 (5-12 to 12)	2-8 (1-5 to 4.2)	103
Other cardiovascular and circulatory diseases	1-6 (0-2 to 2.9)	1-6 (0-2 to 3.7)	1-9 (0-4 to 3.2)	1-3 (0-2 to 2.5)	1-6 (0-3 to 3.2)	1-7 (0-3 to 3.6)	3-6 (2-3 to 5.7)	3-3 (1-7 to 5.7)	9-7 (4-5 to 13.3)	11-9 (5-19 to 17.6)	13-7 (6-21 to 20.1)	20 (9-31 to 29.1)	27-2 (12-41 to 39.1)	31-6 (14-47 to 44.1)	42 (20-63 to 58.1)	52 (27-77 to 70.1)	61-5 (32-91 to 82.1)	66 (34-96 to 89.1)	77-7 (41-113 to 107.1)	49 (26-74 to 69.1)	38 (21-55 to 52.1)	19-2 (10-27 to 26.1)	624
Chronic respiratory diseases	0-4 (0 to 0.9)	0-4 (0-2 to 1.1)	0-9 (0-4 to 1.9)	0-9 (0-4 to 1.8)	0-9 (0-4 to 1.8)	0-9 (0-4 to 1.8

Congenital birth defects	112 (94·4 to 169)	49·3 (34·2 to 61·9)	106 (71·6 to 157)	69·1 (54·8 to 85·2)	31·4 (23·4 to 43·4)	31 (23·4 to 43·4)	30·4 (23·3 to 39)	27·6 (21·4 to 34·9)	26 (19·5 to 31·8)	24·7 (19·6 to 31·5)	22·5 (17·3 to 28·7)	21·2 (15·7 to 27·2)	29·5 (18·9 to 34·5)	35·7 (21·4 to 40·5)	31·8 (21·3 to 41·4)	29 (19·7 to 34·3)	23·2 (13·2 to 29·4)	8·1 (5·2 to 11·9)	5·1 (3·2 to 7·6)	3·2 (2·0 to 4·8)	0·7 (0·4 to 1·1)	1·7 (1·0 to 2·6)	0·2 (0·1 to 0·3)	700
Neural tube defects	11·4 (9·8 to 18·7)	2·7 (1·6 to 4·4)	10·4 (9·2 to 19·4)	9·4 (8·9 to 14)	1·5 (1·0 to 2·3)	1·7 (1·4 to 2·5)	1·8 (1·4 to 2·5)	2 (1·6 to 2·7)	1·9 (1·5 to 2·5)	1·8 (1·5 to 2·2)	1·3 (0·9 to 1·8)	1 (0·7 to 1·5)	1·7 (0·7 to 1·9)	2·1 (0·8 to 2·5)	2·1 (0·9 to 2·5)	1·7 (0·8 to 2·1)	0·5 (0·2 to 0·9)	0·3 (0·1 to 0·6)	0·1 (0·1 to 0·2)	0 (0·0 to 0·1)	0 (0·0 to 0·1)	0 (0·0 to 0·1)	0 (0·0 to 0·1)	92·2
Congenital heart anomalies	0·4 (0·4 to 0·7)	0·1 (0·1 to 0·2)	0·4 (0·3 to 0·6)	0·4 (0·3 to 0·6)	0·2 (0·1 to 0·3)	0·2 (0·1 to 0·3)	0·2 (0·1 to 0·3)	0·2 (0·1 to 0·3)	0·2 (0·1 to 0·3)	0·2 (0·1 to 0·3)	0·2 (0·1 to 0·3)	0·2 (0·1 to 0·3)	0·2 (0·1 to 0·3)	0·2 (0·1 to 0·3)	0·2 (0·1 to 0·4)	0·2 (0·1 to 0·4)	0·2 (0·1 to 0·3)	0·2 (0·1 to 0·3)	0·2 (0·1 to 0·3)	0·2 (0·1 to 0·3)	0·1 (0·1 to 0·2)	0·1 (0·1 to 0·2)	0·1 (0·0 to 0·1)	154
Orofacial clefts	0 (0·0 to 0)	0 (0·0 to 0)	0·2 (0·1 to 0·3)	0·4 (0·2 to 0·6)	0·3 (0·1 to 0·4)	0·3 (0·2 to 0·5)	0·3 (0·2 to 0·5)	0·3 (0·2 to 0·5)	0·3 (0·2 to 0·5)	0·3 (0·2 to 0·5)	0·3 (0·2 to 0·5)	0·3 (0·2 to 0·5)	0·4 (0·2 to 0·6)	0·4 (0·2 to 0·6)	0·4 (0·2 to 0·6)	0·4 (0·2 to 0·6)	0·3 (0·2 to 0·5)	0·3 (0·2 to 0·5)	0·2 (0·1 to 0·3)	0·2 (0·1 to 0·3)	0·1 (0·1 to 0·2)	0·1 (0·1 to 0·2)	0·1 (0·0 to 0·1)	9·6
Down syndrome	2·9 (1·7 to 4·6)	0·8 (0·5 to 1·2)	2·6 (1·6 to 4·6)	2·9 (2·0 to 4·9)	2·1 (1·4 to 3·1)	2·2 (1·4 to 3·2)	2·4 (1·5 to 3·4)	2·6 (1·8 to 3·6)	2·9 (2·0 to 3·9)	2·9 (2·0 to 4·1)	2·7 (1·9 to 3·6)	2·6 (2·0 to 3·4)	4·4 (2·6 to 5·2)	4·4 (2·6 to 5·2)	3·9 (2·3 to 5·2)	3·5 (1·9 to 5·1)	2·6 (1·4 to 3·7)	1·4 (0·8 to 2·1)	0·8 (0·4 to 1·2)	0·5 (0·3 to 0·8)	0·3 (0·2 to 0·5)	0·3 (0·2 to 0·5)	0·3 (0·2 to 0·5)	70·1
Turner syndrome	0 (0·0 to 0)	0 (0·0 to 0)	0 (0·0 to 0)	0 (0·0 to 0·2)	0·1 (0·0 to 0·2)	0·1 (0·0 to 0·2)	0·1 (0·0 to 0·2)	0·1 (0·0 to 0·2)	0·1 (0·0 to 0·2)	0·1 (0·0 to 0·2)	0·1 (0·0 to 0·2)	0·1 (0·0 to 0·2)	0·1 (0·0 to 0·2)	0·1 (0·0 to 0·2)	0·1 (0·0 to 0·2)	0·1 (0·0 to 0·2)	0 (0·0 to 0·1)	0 (0·0 to 0·1)	0 (0·0 to 0·1)	0 (0·0 to 0·1)	0 (0·0 to 0·1)	0 (0·0 to 0·1)	0 (0·0 to 0·1)	1·1
Klinefelter syndrome	0 (0·0 to 0)	0 (0·0 to 0)	0 (0·0 to 0)	0 (0·0 to 0)	0 (0·0 to 0)	0 (0·0 to 0)	0 (0·0 to 0)	0 (0·0 to 0)	0 (0·0 to 0·1)	0 (0·0 to 0·1)	0 (0·0 to 0·1)	0 (0·0 to 0·1)	0 (0·0 to 0·1)	0 (0·0 to 0·1)	0 (0·0 to 0·1)	0 (0·0 to 0·1)	0 (0·0 to 0·1)	0 (0·0 to 0·1)	0 (0·0 to 0·1)	0 (0·0 to 0·1)	0 (0·0 to 0·1)	0 (0·0 to 0·1)	0 (0·0 to 0·1)	0·2
Other chromosomal abnormalities	17·6 (10·9 to 29·1)	9·1 (4·2 to 13·3)	22·4 (13·5 to 33·2)	9·4 (7·7 to 12·8)	4·8 (2·4 to 6·7)	4·8 (2·5 to 6·8)	4 (2·1 to 6·2)	4·7 (2·1 to 6·2)	3·9 (2·4 to 5·3)	4 (2·6 to 5·4)	3·6 (2·4 to 5·1)	3·2 (1·9 to 4·5)	4 (2·1 to 5·7)	4 (2·1 to 5·7)	2·7 (1·5 to 3·7)	3·1 (1·6 to 4·5)	2 (1·0 to 3)	1·6 (0·9 to 2·4)	0 (0·0 to 0)	0 (0·0 to 0)	0 (0·0 to 0)	0 (0·0 to 0)	0 (0·0 to 0)	107
Congenital musculoskeletal and limb anomalies	3·6 (2·2 to 4·6)	1·2 (0·8 to 1·9)	10·3 (6·1 to 16)	13·3 (7·6 to 23·1)	9·3 (5·3 to 16·4)	9·2 (5·1 to 14·9)	9·5 (5·1 to 14·8)	8·1 (4·3 to 12·6)	6·3 (3·8 to 9·4)	5·6 (3·5 to 8·2)	5·7 (3·5 to 8·3)	5·7 (3·3 to 8·2)	7·2 (4·5 to 11·2)	7·9 (4·5 to 11·2)	6·7 (4·1 to 11·4)	6·5 (3·8 to 9·9)	4·8 (2·6 to 8·1)	4·7 (2·7 to 7·1)	2·7 (1·6 to 4·1)	1·5 (0·9 to 2·2)	0·7 (0·4 to 1·1)	0·3 (0·2 to 0·5)	0·1 (0·1 to 0·4)	133
Urogenital congenital anomalies	9·3 (2·3 to 13·1)	1·1 (0·1 to 2·1)	1·8 (1·5 to 2·8)	1·9 (1·5 to 2·7)	1·1 (0·7 to 1·6)	0·9 (0·6 to 1·3)	0·6 (0·4 to 0·9)	0·5 (0·3 to 0·8)	0·4 (0·3 to 0·6)	0·4 (0·3 to 0·7)	0·3 (0·2 to 0·5)	0·2 (0·2 to 0·4)	0·3 (0·2 to 0·5)	0·2 (0·2 to 0·3)	0·2 (0·1 to 0·3)	0·1 (0·1 to 0·2)	0·1 (0·1 to 0·1)	0·1 (0·0 to 0·1)	0 (0·0 to 0·1)	0 (0·0 to 0·1)	0 (0·0 to 0·1)	0 (0·0 to 0·1)	0 (0·0 to 0·1)	14·9
Digestive congenital anomalies	3·6 (3·4 to 4·6)	1·2 (0·8 to 1·8)	4·2 (4·7 to 10·4)	3·6 (3·6 to 7·8)	1·6 (0·9 to 2·1)	1·6 (0·9 to 2·1)	1·5 (0·8 to 2·1)	1·4 (0·8 to 2·1)	1·2 (0·7 to 1·7)	1·2 (0·7 to 1·7)	1·1 (0·6 to 1·6)	0·9 (0·5 to 1·4)	1·3 (0·6 to 2·1)	1·3 (0·6 to 2·1)	1·2 (0·6 to 2·1)	1·1 (0·5 to 2·1)	0·8 (0·4 to 1·6)	0·7 (0·3 to 1·4)	0·4 (0·2 to 0·8)	0·2 (0·1 to 0·5)	0·1 (0·0 to 0·1)	0·1 (0·0 to 0·2)	0·1 (0·0 to 0·1)	39·8
Other congenital birth defects	33·2 (17·9 to 47)	7·7 (4·9 to 11·1)	19·1 (11·1 to 29·6)	13·6 (7·6 to 14·6)	5·1 (2·7 to 7·7)	5·1 (2·6 to 7·6)	4·6 (2·5 to 6·8)	4·2 (2·5 to 6·2)	3·6 (2·4 to 4·9)	3·2 (2·2 to 4·6)	2·7 (1·9 to 3·9)	2·3 (1·6 to 3·4)	3·6 (2·1 to 5·1)	3·7 (2·2 to 5·2)	3·2 (1·9 to 5·4)	2·7 (1·6 to 4·6)	1·9 (1·0 to 3·4)	1·4 (0·8 to 2·5)	1·1 (0·6 to 2·1)	0·6 (0·4 to 1·2)	0·3 (0·2 to 0·6)	0·2 (0·1 to 0·4)	0·1 (0·1 to 0·2)	124
Urinary diseases and male infertility	0·1 (0·0 to 0·1)	0·2 (0·1 to 0·2)	0·6 (0·3 to 1)	0·6 (0·4 to 1·1)	0·4 (0·2 to 0·7)	0·4 (0·2 to 0·7)	0·4 (0·2 to 0·6)	0·4 (0·2 to 0·6)	0·3 (0·2 to 0·5)	0·3 (0·2 to 0·5)	0·3 (0·2 to 0·4)	0·2 (0·1 to 0·4)	0·3 (0·1 to 0·5)	0·3 (0·1 to 0·5)	0·2 (0·1 to 0·4)	0·2 (0·1 to 0·4)	0·2 (0·1 to 0·3)	0·1 (0·1 to 0·2)	0·1 (0·0 to 0·2)	0·1 (0·0 to 0·1)	0·1 (0·0 to 0·1)	0·1 (0·0 to 0·1)	0·1 (0·0 to 0·1)	685
Urolithiasis	0 (0·0 to 0)	0 (0·0 to 0)	0 (0·0 to 0)	0 (0·0 to 0·1)	0 (0·0 to 0·1)	0 (0·0 to 0·1)	0 (0·0 to 0·1)	0 (0·0 to 0·2)	0·1 (0·0 to 0·2)	0·1 (0·0 to 0·2)	0·1 (0·0 to 0·2)	0·1 (0·0 to 0·2)	0·1 (0·0 to 0·2)	0·1 (0·0 to 0·2)	0·1 (0·0 to 0·2)	0·1 (0·0 to 0·2)	0·1 (0·0 to 0·2)	0·1 (0·0 to 0·2)	0·1 (0·0 to 0·2)	0·1 (0·0 to 0·2)	0·1 (0·0 to 0·2)	0·1 (0·0 to 0·2)	0·1 (0·0 to 0·2)	44·2
Benign prostatic hyperplasia	0 (0·0 to 0)	0 (0·0 to 0)	0 (0·0 to 0)	0 (0·0 to 0)	0 (0·0 to 0)	0 (0·0 to 0)	0 (0·0 to 0)	0 (0·0 to 0)	0 (0·0 to 0)	0 (0·0 to 0)	0 (0·0 to 0)	0 (0·0 to 0)	0 (0·0 to 0)	0 (0·0 to 0)	0·1 (0·0 to 0·1)	0·1 (0·0 to 0·1)	0·1 (0·0 to 0·1)	0·1 (0·0 to 0·1)	0·1 (0·0 to 0·1)	0·1 (0·0 to 0·1)	0·1 (0·0 to 0·1)	0·1 (0·0 to 0·1)	0·1 (0·0 to 0·1)	0·1 (0·0 to 0·1)	111
Male infertility	0 (0·0 to 0)	0 (0·0 to 0)	0 (0·0 to 0)	0 (0·0 to 0)	0 (0·0 to 0)	0 (0·0 to 0)	0 (0·0 to 0)	0 (0·0 to 0·1)	0 (0·0 to 0·1)	0 (0·0 to 0·1)	0 (0·0 to 0·1)	0 (0·0 to 0·1)	0 (0·0 to 0·1)	0 (0·0 to 0·1)	0 (0·0 to 0·1)	0 (0·0 to 0·1)	0 (0·0 to 0·1)	0 (0·0 to 0·1)	0 (0·0 to 0·1)	0 (0·0 to 0·1)	0 (0·0 to 0·1)	0 (0·0 to 0·1)	0 (0·0 to 0·1)	0 (0·0 to 0·1)	11·8
Other urinary diseases	0·1 (0·0 to 0·1)	0·1 (0·0 to 0·1)	0·1 (0·1 to 0·2)	0·3 (0·2 to 0·4)	0·2 (0·2 to 0·4)	0·2 (0·2 to 0·4)	0·2 (0·2 to 0·4)	0·2 (0·2 to 0·4)	0·2 (0·1 to 0·4)	0·2 (0·1 to 0·4)	0·2 (0·1 to 0·4)	0·2 (0·1 to 0·3)	0·2 (0·1 to 0·4)	0·2 (0·1 to 0·4)	0·2 (0·1 to 0·4)	0·2 (0·1 to 0·4)	0·2 (0·1 to 0·3)	0·2 (0·1 to 0·3)	0·1 (0·1 to 0·2)	0·1 (0·1 to 0·2)	0·1 (0·1 to 0·2)	0·1 (0·1 to 0·2)	0·1 (0·1 to 0·2)	0·1 (0·1 to 0·2)	23·3
Gynecological diseases	0 (0·0 to 0)	0 (0·0 to 0)	0 (0·0 to 0)	0 (0·0 to 0)	0 (0·0 to 0)	0 (0·0 to 0)	0 (0·0 to 0)	0 (0·0 to 0)	0 (0·0 to 0)	0 (0·0 to 0)	0 (0·0 to 0)	0 (0·0 to 0)	0 (0·0 to 0)	0 (0·0 to 0)

SR Table 2c: Worcestershire DALYS by cause and age group for both sexes with 95% uncertainty intervals, 2019

Cause	Early Neonatal	Late Neonatal	Post Neonatal	1 to 4	5 to 9	10 to 14	15 to 19	20 to 24	25 to 29	30 to 34	35 to 39	40 to 44	45 to 49	50 to 54	55 to 59	60 to 64	65 to 69	70 to 74	75 to 79	80 to 84	85 to 89	90 to 94	95 plus	Total
All causes	2,974 (2,574 to 3,376)	1,264 (1,038 to 1,504)	1,966 (1,622 to 2,360)	1,538 (1,278 to 1,850)	1,209 (998 to 1,479)	1,166 (960 to 1,424)	1,554 (1,282 to 1,910)	2,202 (1,808 to 2,670)	2,313 (1,892 to 2,797)	2,729 (2,232 to 3,312)	3,139 (2,569 to 3,800)	3,599 (2,944 to 4,350)	4,193 (3,429 to 5,060)	4,977 (4,079 to 6,000)	5,928 (4,870 to 7,150)	6,420 (5,272 to 7,737)	6,988 (5,742 to 8,428)	7,228 (5,935 to 8,720)	7,179 (5,897 to 8,658)	6,329 (5,197 to 7,635)	4,588 (3,768 to 5,540)	2,313 (1,900 to 2,793)	76,202 (73,139 to 79,322)
Communicable, maternal, neonatal, and nutritional diseases	734 (614 to 910)	168 (124 to 207)	249 (186 to 338)	270 (193 to 381)	261 (184 to 378)	193 (138 to 281)	166 (116 to 232)	193 (137 to 283)	212 (154 to 274)	219 (161 to 288)	223 (173 to 289)	241 (182 to 320)	289 (220 to 392)	348 (270 to 466)	352 (272 to 456)	345 (272 to 447)	474 (372 to 607)	669 (522 to 854)	734 (572 to 932)	943 (739 to 1,193)	913 (698 to 1,166)	594 (454 to 767)	9,715
HIV/AIDS and sexually transmitted infections	20 (17 to 24.4)	6 (3.4 to 22.8)	9.5 (5.7 to 1.3)	0.9 (0.5 to 0.9)	0.6 (0.4 to 0.9)	0.6 (0.4 to 0.9)	1.3 (1.1 to 2.1)	4.2 (3.4 to 5.1)	8.7 (6.1 to 12.2)	14.7 (10.1 to 20.6)	17.4 (12.4 to 23)	19.1 (12.7 to 28.2)	17.2 (12.1 to 24)	13.4 (10.1 to 18.2)	10.4 (7.6 to 14.5)	8.2 (6.7 to 12)	9.1 (6.2 to 12.4)	9.8 (7.2 to 9.8)	2.5 (2 to 3.4)	1.8 (1.2 to 2.8)	1.2 (0.9 to 1.8)	0.9 (0.7 to 1.3)	173 (132 to 223)
HIV/AIDS	(0 to 0)	(0 to 0)	1.1 (1 to 1.3)	0.7 (0.4 to 0.8)	0.5 (0.4 to 0.5)	0.3 (0.3 to 0.4)	0.6 (0.5 to 0.8)	1.8 (1.4 to 2.4)	3.6 (2.9 to 5)	7.1 (5.9 to 10.1)	9.2 (7.4 to 12.4)	9.3 (7.1 to 12.7)	10.6 (8.2 to 13.9)	9.4 (7.2 to 12.4)	7.1 (5.1 to 9.7)	5.7 (3.8 to 8.3)	5.6 (3.8 to 8)	3.2 (1.5 to 4.4)	1.3 (0.5 to 2.6)	0.2 (0.1 to 0.4)	0.1 (0 to 0.3)	0.1 (0 to 0.1)	79.2 (60 to 102)
HIV/AIDS - Drug-susceptible Tuberculosis	0 (0 to 0)	0 (0 to 0)	0.2 (0.1 to 0.2)	0.1 (0 to 0.1)	0.1 (0 to 0.1)	0.1 (0 to 0.1)	0.1 (0 to 0.1)	0.2 (0.1 to 0.4)	0.5 (0.3 to 0.8)	1 (0.6 to 1.5)	1.1 (0.7 to 1.8)	1.1 (0.7 to 1.8)	1.3 (0.8 to 2.1)	1.1 (0.7 to 1.6)	0.9 (0.5 to 1.2)	0.6 (0.4 to 0.9)	0.6 (0.3 to 0.7)	0.3 (0 to 0.5)	0.1 (0 to 0.3)	0 (0 to 0.1)	0 (0 to 0)	0 (0 to 0)	9.1 (5 to 15)
HIV/AIDS - Multidrug-resistant Tuberculosis without extensive drug resistance	0 (0 to 0)	0 (0 to 0)	0 (0 to 0)	0 (0 to 0)	0 (0 to 0)	0 (0 to 0)	0 (0 to 0)	0 (0 to 0)	0 (0 to 0)	0 (0 to 0)	0 (0 to 0)	0 (0 to 0)	0 (0 to 0)	0 (0 to 0)	0 (0 to 0)	0 (0 to 0)	0 (0 to 0)	0 (0 to 0)	0 (0 to 0)	0 (0 to 0)	0 (0 to 0)	0 (0 to 0)	0 (0 to 0)	0.2 (0 to 0.5)
HIV/AIDS - Extensively drug-resistant Tuberculosis	0 (0 to 0)	0 (0 to 0)	0 (0 to 0)	0 (0 to 0)	0 (0 to 0)	0 (0 to 0)	0 (0 to 0)	0 (0 to 0)	0 (0 to 0)	0 (0 to 0)	0 (0 to 0)	0 (0 to 0)	0 (0 to 0)	0 (0 to 0)	0 (0 to 0)	0 (0 to 0)	0 (0 to 0)	0 (0 to 0)	0 (0 to 0)	0 (0 to 0)	0 (0 to 0)	0 (0 to 0)	0 (0 to 0)	0.1 (0 to 0.2)
HIV/AIDS resulting in other diseases	0 (0 to 0)	0.9 (0.7 to 1.1)	0.6 (0.5 to 0.8)	0.4 (0.3 to 0.5)	0.3 (0.2 to 0.4)	0.2 (0.2 to 0.3)	0.5 (0.4 to 0.6)	1.9 (1.5 to 2.4)	3.3 (2.5 to 4.5)	6.7 (4.8 to 9.2)	8.2 (6.3 to 11)	8.2 (5.9 to 11.4)	9.3 (6.8 to 12.8)	8.2 (5.9 to 11.4)	6.2 (4.3 to 8.7)	5.1 (3.2 to 7.5)	5.1 (3.2 to 7.4)	3.1 (1.2 to 4.3)	1.2 (0.4 to 2.4)	0.2 (0.1 to 0.4)	0 (0 to 0.1)	0 (0 to 0.1)	68.9 (50 to 92)
Sexually transmitted infections excluding HIV	20 (17 to 23.9)	6 (2.3 to 19.9)	8.4 (5 to 0.6)	0.2 (0.1 to 0.4)	0.1 (0 to 0.2)	0.1 (0 to 0.1)	0.1 (0 to 0.2)	0.2 (0.1 to 0.3)	0.4 (0.2 to 0.6)	0.7 (0.4 to 1.1)	0.9 (0.5 to 1.4)	1.1 (0.6 to 1.7)	1.2 (0.7 to 1.9)	1.2 (0.7 to 1.8)	1.1 (0.6 to 1.7)	1.1 (0.6 to 1.7)	1.1 (0.6 to 1.7)	1.1 (0.6 to 1.7)	1.1 (0.6 to 1.7)	1.1 (0.6 to 1.7)	1.1 (0.6 to 1.7)	1.1 (0.6 to 1.7)	96.6 (2.2 to 33.5)
Syphilis	(0 to 0)	(0 to 0)	(0 to 0)	(0 to 0)	(0 to 0)	(0 to 0)	(0 to 0)	(0 to 0)	(0 to 0)	(0 to 0)	(0 to 0)	(0 to 0)	(0 to 0)	(0 to 0)	(0 to 0)	(0 to 0)	(0 to 0)	(0 to 0)	(0 to 0)	(0 to 0)	(0 to 0)	(0 to 0)	(0 to 0)	39.3 (0 to 0)
Chlamydial infection	(0 to 0)	(0 to 0)	(0 to 0)	(0 to 0)	(0 to 0)	(0 to 0)	(0 to 0)	(0 to 0)	(0 to 0)	(0 to 0)	(0 to 0)	(0 to 0)	(0 to 0)	(0 to 0)	(0 to 0)	(0 to 0)	(0 to 0)	(0 to 0)	(0 to 0)	(0 to 0)	(0 to 0)	(0 to 0)	(0 to 0)	10.2 (0 to 0)
Gonococcal infection	(0 to 0)	(0 to 0)	(0 to 0)	(0 to 0)	(0 to 0)	(0 to 0)	(0 to 0)	(0 to 0)	(0 to 0)	(0 to 0)	(0 to 0)	(0 to 0)	(0 to 0)	(0 to 0)	(0 to 0)	(0 to 0)	(0 to 0)	(0 to 0)	(0 to 0)	(0 to 0)	(0 to 0)	(0 to 0)	(0 to 0)	4.4 (0 to 0)
Trichomoniasis	(0 to 0)	(0 to 0)	(0 to 0)	(0 to 0)	(0 to 0)	(0 to 0)	(0 to 0)	(0 to 0)	(0 to 0)	(0 to 0)	(0 to 0)	(0 to 0)	(0 to 0)	(0 to 0)	(0 to 0)	(0 to 0)	(0 to 0)	(0 to 0)	(0 to 0)	(0 to 0)	(0 to 0)	(0 to 0)	(0 to 0)	7.9 (0 to 0)
Genital herpes	(0 to 0)	(0 to 0)	(0 to 0)	(0 to 0)	(0 to 0)	(0 to 0)	(0 to 0)	(0 to 0)	(0 to 0)	(0 to 0)	(0 to 0)	(0 to 0)	(0 to 0)	(0 to 0)	(0 to 0)	(0 to 0)	(0 to 0)	(0 to 0)	(0 to 0)	(0 to 0)	(0 to 0)	(0 to 0)	(0 to 0)	14 (0 to 0)
Other sexually transmitted infections	(0 to 0)	(0 to 0)	(0 to 0)	(0 to 0)	(0 to 0)	(0 to 0)	(0 to 0)	(0 to 0)	(0 to 0)	(0 to 0)	(0 to 0)	(0 to 0)	(0 to 0)	(0 to 0)	(0 to 0)	(0 to 0)	(0 to 0)	(0 to 0)	(0 to 0)	(0 to 0)	(0 to 0)	(0 to 0)	(0 to 0)	19.7 (0 to 0)
Respiratory infections and tuberculosis	8.9 (6.9 to 11.3)	1.9 (1.4 to 7.9)	44 (30.1 to 60.4)	60.2 (39.4 to 92.1)	50.2 (31.0 to 81.4)	32.4 (20.4 to 53.3)	46.1 (29.4 to 72.3)	52.4 (29.9 to 72.1)	61.8 (44.4 to 84)	62.3 (44.9 to 86)	70.1 (51.3 to 99)	77.1 (54.9 to 108.3)	111 (81.5 to 150)	142 (110 to 200)	177 (129 to 256)	222 (149 to 297)	278 (206 to 367)	409 (286 to 561)	609 (468 to 814)	1,275 (998 to 1,630)	2,070 (1,620 to 2,600)	79.1 (62 to 99.3)	6,780 (5,263 to 8,603)
Tuberculosis	8.9 (6.9 to 11.3)	1.9 (1.4 to 7.9)	44 (30.1 to 60.4)	60.2 (39.4 to 92.1)	50.2 (31.0 to 81.4)	32.4 (20.4 to 53.3)	46.1 (29.4 to 72.3)	52.4 (29.9 to 72.1)	61.8 (44.4 to 84)	62.3 (44.9 to 86)	70.1 (51.3 to 99)	77.1 (54.9 to 108.3)	111 (81.5 to 150)	142 (110 to 200)	177 (129 to 256)	222 (149 to 297)	278 (206 to 367)	409 (286 to 561)	609 (468 to 814)	1,275 (998 to 1,630)	2,070 (1,620 to 2,600)	79.1 (62 to 99.3)	6,780 (5,263 to 8,603)
Latent tuberculosis infection	(0 to 0)	(0 to 0)	0.1 (0 to 0.2)	0.3 (0.2 to 0.5)	0.2 (0.2 to 0.4)	0.2 (0.2 to 0.4)	0.5 (0.4 to 0.6)	1.3 (1 to 1.7)	2.4 (1.9 to 3.1)	2.4 (1.9 to 3.1)	2.3 (1.7 to 3.1)	2.2 (1.7 to 2.9)	2.2 (1.7 to 3)	2.2 (1.6 to 4.4)	3.2 (2.3 to 4.4)	4 (2.9 to 5.4)	4.7 (3.4 to 6.5)	4.7 (3.3 to 6.4)	4.7 (3.3 to 6.4)	4.7 (3.3 to 6.4)	4.7 (3.3 to 6.4)	4.7 (3.3 to 6.4)	70 (49.4 to 97.1)
Drug-susceptible tuberculosis	(0 to 0)	(0 to 0)	0 (0 to 0)	0.3 (0.2 to 0.5)	0.2 (0.2 to 0.4)	0.2 (0.2 to 0.4)	0.5 (0.4 to 0.6)	1.3 (1 to 1.7)	2.4 (1.9 to 3.1)	2.4 (1.9 to 3.1)	2.3 (1.7 to 3.1)	2.2 (1.7 to 2.9)	2.2 (1.7 to 3)	2.2 (1.6 to 4.4)	3.2 (2.3 to 4.4)	4 (2.9 to 5.4)	4.7 (3.4 to 6.5)	4.7 (3.3 to 6.4)	4.7 (3.3 to 6.4)	4.7 (3.3 to 6.4)	4.7 (3.3 to 6.4)	4.7 (3.3 to 6.4)	68.3 (48.9 to 95.2)
Multidrug-resistant tuberculosis without extensive drug resistance	(0 to 0)	(0 to 0)	(0 to 0)	(0 to 0)	(0 to 0)	(0 to 0)	(0 to 0)	(0 to 0.1)	(0 to 0.1)	(0 to 0.2)	(0 to 0.2)	(0 to 0.3)	(0 to 0.4)	(0 to 0.6)	(0 to 0.8)	(0 to 1)	(0 to 1.4)	(0 to 1.7)	(0 to 2)	(0 to 2.2)	(0 to 2.3)	(0 to 2.3)	(0 to 2.3)	1.4 (0 to 2.3)
Extensively drug-resistant tuberculosis	(0 to 0)	(0 to 0)	(0 to 0)	(0 to 0)	(0 to 0)	(0 to 0)	(0 to 0)	(0 to 0)	(0 to 0)	(0 to 0)	(0 to 0)	(0 to 0)	(0 to 0)	(0 to 0)	(0 to 0)	(0 to 0)	(0 to 0)	(0 to 0)	(0 to 0)	(0 to 0)	(0 to 0)	(0 to 0)	(0 to 0)	0.4 (0 to 0)
Lower respiratory infections	8.9 (6.9 to 11.3)	5.6 (4.3 to 7.7)	32.6 (15.4 to 54.4)	19.9 (9.6 to 33.5)	6.6 (3.4 to 11.7)	3.7 (1.9 to 6.5)	9.6 (4.9 to 17.4)	13.4 (7.1 to 22.7)	22.4 (12.3 to 36.2)	29.4 (20.4 to 42.9)	32.5 (22.8 to 45.9)	42.7 (31.4 to 58)	68.6 (49.1 to 96.7)	109 (77.8 to 147)	139 (92.3 to 191)	165 (110.5 to 231)	211 (142.3 to 292)	282 (189.5 to 392)	417 (282.9 to 585)	1,066 (832 to 1,320)	652 (424.5 to 1,070)	312 (216.2 to 380)	5,070 (3,774 to 6,577)
Upper respiratory infections	(0 to 0.1)	(0 to 0.1)	9.6 (4.5 to 14.9)	40.1 (19.2 to 64.5)	49.2 (25.6 to 76.7)	28.9 (16.2 to 52.7)	31.1 (16.9 to 52.1)	30.7 (14.7 to 52.6)	31.2 (17.2 to 50.8)	23.1 (11.6 to 41.2)	30.1 (15.1 to 49.6)	27.6 (14.1 to 44.4)	31.4 (16.7 to 47.4)	32.9 (17.3 to 51.7)	29.1 (13.4 to 52)	24 (9.9 to 46.2)	23.2 (10.2 to 39.9)	22 (10.4 to 37.9)	14.7 (7.4 to 26.5)	9.3 (4.2 to 18.7)	3.3 (1.1 to 8.1)	0.7 (0.2 to 1.9)	512 (304 to 782)
Otitis media	(0 to 0)	(0 to 0)	1.8 (0.9 to 3.2)	10.3 (5.1 to 18)	13.1 (6.7 to 22.4)	6.5 (3.6 to 11.4)	3.9 (2.1 to 6.5)	2.6 (1.3 to 4.5)	2.1 (1 to 3.7)	1.3 (0.6 to 2.3)	0.7 (0.3 to 1.4)	0.5 (0.2 to 1.1)	0.4 (0.2 to 0.9)	0.3 (0.1 to 0.7)	0.2 (0.1 to 0.5)	0.1 (0 to 0.3)	0.1 (0 to 0.2)	0.1 (0 to 0.2)	0.1 (0 to 0.2)	0 (0 to 0.1)	0 (0 to 0.1)	0 (0 to 0.1)	0 (0 to 0.1)	109 (59 to 176.7)
Enteric infections	2.3 (1.8 to 2.9)	2.3 (1.7 to 3.1)	19.4 (10.4 to 40.2)	45.9 (24.7 to 83.6)	21.6 (11.4 to 39.2)	14.7 (7.8 to 26.2)	11.5 (6.1 to 20.5)	10.8 (5.8 to 19.2)	10.5 (6.6 to 16.5)	9.6 (6.1 to 14.8)	9.6 (6.1 to 14.7)	9.1 (5.8 to 14.1)	(7.2 to 11.1)	8.3 (5.2 to 12.9)	8.1 (5.1 to 12.4)	7.9 (4.9 to 12.2)	12.7 (7.9 to 19.4)	22.9 (13.4 to 34.5)	41.1 (24.7 to 62.1)	68.7 (44.2 to 104.1)	88.9 (49.2 to 154.6)	29.6 (16.4 to 49.2)	536 (329 to 827)
Diarrheal diseases	2.1 (0.5 to 2.8)	2.2 (1.7 to 3.1)	17.6 (10.5 to 40.1)	44.6 (23.9 to 80)	21.3 (12 to 39.7)	14.6 (8.1 to 23.9)	11.3 (7 to 17.7)	10.3 (6.2 to 15.2)	10.3 (6.7 to 15.5)	9.4 (6.4 to 14.9)	9.3 (6.2 to 13.9)	8.9 (5.6 to 12.4)	10.9 (7.2 to 16)	8.1 (5.1 to 12.7)	7.9 (4.8 to 12.6)	7.6 (4.7 to 11.9)	12.4 (7.8 to 18.2)	22.4 (13.2 to 33.2)	40.3 (23.7 to 58.6)	67.3 (44.5 to 71)	87.2 (49.3 to 154.4)	29.1 (16.2 to 48.5)	524 (324 to 809)
Typhoid and paratyphoid	(0 to 0)	(0 to 0)	(0 to 0)	(0 to 0)	(0 to 0)	(0 to 0)	(0 to 0)	(0 to 0)	(0 to 0)	(0 to 0)	(0 to 0)	(0 to 0)	(0 to 0)	(0 to 0)	(0 to 0)	(0 to 0)	(0 to 0)	(0 to 0)	(0 to 0)	(0 to 0)	(0 to 0)	(0 to 0)	(0 to 0)	0 (0 to 0)
Typhoid fever	(0 to 0)	(0 to 0)	(0 to 0)	(0 to 0)	(0 to 0)	(0 to 0)	(0 to 0)	(0 to 0)	(0 to 0)	(0 to 0)	(0 to 0)	(0 to 0)	(0 to 0)	(0 to 0)	(0 to 0)	(0 to 0)	(0 to 0)	(0 to 0)	(0 to 0)	(0 to 0)	(0 to 0)	(0 to 0)	(0 to 0)	0 (0 to 0)
Paratyphoid fever	(0 to 0)	(0 to 0)	(0 to 0)	(0 to 0)	(0 to 0)	(0 to 0)	(0 to 0)	(0 to 0)	(0 to 0)	(0 to 0)	(0 to 0)	(0 to 0)	(0 to 0)	(0 to 0)	(0 to 0)	(0 to 0)	(0 to 0)	(0 to 0)	(0 to 0)	(0 to 0)	(0 to 0)	(0 to 0)	(0 to 0)	0 (0 to 0)
Other sexually transmitted infections	(0 to 0)	(0 to 0)	(0 to 0)	(0 to 0)	(0 to 0)	(0 to 0)	(0 to 0)	(0 to 0)	(0 to 0)	(0 to 0)	(0 to 0)	(0 to 0)	(0 to 0)	(0 to 0)	(0 to 0)	(0 to 0)	(0 to 0)	(0 to 0)	(0 to 0)	(0 to 0)	(0 to 0)	(0 to 0)	(0 to 0)	0 (0 to 0)
Invasive Non-typhoidal Salmonella (iNTS)	(0 to 0)	(0 to 0)	(0 to 0)	(0 to 0)	(0 to 0)	(0 to 0)	(0 to 0)	(0 to 0)	(0 to 0)	(0 to 0)	(0 to 0)	(0 to 0)	(0 to 0)	(0 to 0)	(0 to 0)	(0 to 0)	(0 to 0)	(0 to 0)	(0 to 0)	(0 to 0)	(0 to 0)	(0 to 0)	(0 to 0)	0 (0 to 0)
Other intestinal infectious diseases	(0 to 0)	(0 to 0)	0.1 (0 to 0.2)	0.1 (0 to 0.3)	0.1 (0 to 0.1)	0.1 (0 to 0.1)	0.1 (0 to 0.1)	0.1 (0 to 0.1)	0.1 (0 to 0.1)	0.1 (0 to 0.1)	0.1 (0 to 0.1)	0.1 (0 to 0.1)	0.1 (0 to 0.1)	0.1 (0 to 0.1)	0.1 (0 to 0.1)	0.1 (0 to 0.1)	0.1 (0 to 0.1)	0.1 (0 to 0.2)	0.1 (0 to 0.1)	0.1 (0 to 0.1)	0.1 (0 to 0.1)	0.1 (0 to 0.1)	0.1 (0 to 0.1)	1
Neglected tropical diseases and malaria	(0 to 0)	(0 to 0.9)	0.4 (0.4 to 2.9)	2.2 (1.1 to 14.3)	1.2 (0.6 to 19.2)	0.7 (0.3 to 7.2)	0.4 (0.2 to 3.8)	0.3 (0.1 to 1.6)	0.3 (0.1 to 1.4)	0.3 (0.1 to 1.1)	0.3 (0.1 to 1.2)	0.3 (0.1 to 1.2)	0.3 (0.1 to 1.4)	0.3 (0.1 to 1.4)	0.3 (0.1 to 1.4)	0.3 (0.1 to 1.4)	0.3 (0.1 to 1.4)	0.3 (0.1 to 1.4)	0.3 (0.1 to 1.4)	0.3 (0.1 to 1.4)	0.3 (0.1 to 1.4)	0.3 (0.1 to 1.4)	39.4 (0 to 0)
Malaria	(0 to 0)	(0 to 0)	(0 to 0)	(0 to 0)	(0 to 0)	(0 to 0)	(0 to 0)	(0 to 0)	(0 to 0)	(0 to 0)	(0 to 0)	(0 to 0)	(0 to 0)	(0 to 0)	(0 to 0)	(0 to 0)	(0 to 0)	(0 to 0)	(0 to 0)	(0 to 0)	(0 to 0)	(0 to 0)	(0 to 0)	0 (0 to 0)
Chagas disease	(0 to 0)	(0 to 0)	(0 to 0)	(0 to 0)	(0 to 0)	(0 to 0)	(0 to 0)	(0 to 0)	(0 to 0)	(0 to 0)	(0 to 0)	(0 to 0)	(0 to 0)	(0 to 0)	(0 to 0)	(0 to 0)	(0 to 0)	(0 to 0)	(0 to 0)	(0 to 0)	(0 to 0)	(0 to 0)	(0 to 0)	0 (0 to 0)
Leishmaniasis	(0 to 0)	(0 to 0)	(0 to 0)	(0 to 0)	(0 to 0)	(0 to 0)	(0 to 0)	(0 to 0)	(0 to 0)	(0 to 0)	(0 to 0)	(0 to 0)	(0 to 0)	(0 to 0)	(0 to 0)	(0 to 0)	(0 to 0)	(0 to 0)	(0 to 0)	(0 to 0)	(0 to 0)	(0 to 0)	(0 to 0)	0 (0 to 0)
Visceral leishmaniasis	(0 to 0)	(0 to 0)	(0 to 0)	(0 to 0)	(0 to 0)	(0 to 0)	(0 to 0)	(0 to 0)	(0 to 0)	(0 to 0)	(0 to 0)	(0 to 0)	(0 to 0)	(0 to 0)	(0 to 0)	(0 to 0)	(0 to 0)	(0 to 0)	(0 to 0)	(0 to 0)	(0 to 0)	(0 to 0)	(0 to 0)	0 (0 to 0)
Cutaneous and mucocutaneous leishmaniasis	(0 to 0)	(0 to 0)	(0 to 0)	(0 to 0)	(0 to 0)	(0 to 0)	(0 to 0)	(0 to 0)	(0 to 0)	(0 to 0)	(0 to 0)	(0 to 0)	(0 to 0)	(0 to 0)	(0 to 0)	(0 to 0)	(0 to 0)	(0 to 0)	(0 to 0)	(0 to 0)	(0 to 0)	(0 to 0)	(0 to 0)	0 (0 to 0)
African trypanosomiasis	(0 to 0)	(0 to 0)	(0 to 0)	(0 to 0)	(0 to 0)	(0 to 0)	(0 to 0)	(0 to 0)	(0 to 0)	(0 to 0)	(0 to 0)	(0 to 0)	(0 to 0)	(0 to 0)	(0 to 0)	(0 to 0)	(0 to 0)	(0 to 0)	(0 to 0)	(0 to 0)	(0 to 0)	(0 to 0)	(0 to 0)	0 (0 to 0)
Schistosomiasis	(0 to 0)	(0 to 0)	(0 to 0)	(0 to 0)	(0 to 0)	(0 to 0)	(0 to 0)	(0 to 0)	(0 to 0)	(0 to 0)	(0 to 0)	(0 to 0)	(0 to 0)	(0 to 0)	(0 to 0)	(0 to 0)	(0 to 0)	(0 to 0)	(0 to 0)	(0 to 0)	(0 to 0)	(0 to 0)	(0 to 0)	0 (0 to 0)
Cysticercosis	(0 to 0)	(0 to 0)	(0 to 0)	(0 to 0)	(0 to 0)	(0 to 0)	(0 to 0)	(0 to 0)	(0 to 0)	(0 to 0)	(0 to 0)	(0 to 0)	(0 to 0)	(0 to 0)	(0 to 0)	(0 to 0)	(0 to 0)	(0 to 0)	(0 to 0)	(0 to 0)	(0 to 0)	(0 to 0)	(0 to 0)	0 (0 to 0)
Cystic echinococcosis	(0 to 0)	(0 to 0)	(0 to 0)	(0 to 0)	(0 to 0)	(0 to 0)	(0 to 0)	(0 to 0)	(0 to 0)	(0 to 0)	(0 to 0)	(0 to 0)	(0 to 0)	(0 to 0)	(0 to 0)	(0 to 0)	(0 to 0)	(0 to 0)	(0 to 0)	(0 to 0)	(0 to 0)	(0 to 0)	(0 to 0)	0.2 (0 to 0)
Lymphatic filariasis	(0 to 0)	(0 to 0)	(0 to 0)	(0 to 0)	(0 to 0)	(0 to 0)	(0 to 0)	(0 to 0)	(0 to 0)	(0 to 0)	(0 to 0)	(0 to 0)	(0 to 0)	(0 to 0)	(0 to 0)	(0 to 0)	(0 to 0)	(0 to 0)	(0 to 0)	(0 to 0)	(0 to 0)	(0 to 0)	(0 to 0)	0 (0 to 0)
Onchocerciasis	(0 to 0)	(0 to 0)	(0 to 0)	(0 to 0)	(0 to 0)	(0 to 0)	(0 to 0)	(0 to 0)	(0 to 0)	(0 to 0)	(0 to 0)	(0 to 0)	(0 to 0)	(0 to 0)	(0 to 0)	(0 to 0)	(0 to 0)	(0 to 0)	(0 to 0)	(0 to 0)	(0 to 0)	(0 to 0)	(0 to 0)	0 (0 to 0)
Trachoma	(0 to 0)	(0 to 0)	(0 to 0)	(0 to 0)	(0 to 0)	(0 to 0)	(0 to 0)	(0 to 0)	(0 to 0)	(0 to 0)	(0 to 0)	(0 to 0)	(0 to 0)	(0 to 0)	(0 to 0)	(0 to 0)	(0 to 0)	(0 to 0)	(0 to 0)	(0 to 0)	(0 to 0)	(0 to 0)	(0 to 0)	0 (0 to 0)
Dengue	(0 to 0)	(0 to 0)	(0 to 0)	(0 to 0)	(0 to 0)	(0 to 0)	(0 to 0)	(0 to 0)	(0 to 0)	(0 to 0)	(0 to 0)	(0 to 0)	(0 to 0)	(0 to 0)	(0 to 0)	(0 to 0)	(0 to 0)	(0 to 0)	(0 to 0)	(0 to 0)	(0 to 0)	(0 to 0)	(0 to 0)	0 (0 to 0)
Yellowfever	(0 to 0)	(0 to 0)	(0 to 0)	(0 to 0)	(0 to 0)	(0 to 0)	(0 to 0)	(0 to 0)	(0 to 0)	(0 to 0)	(0 to 0)	(0 to 0)	(0 to 0)	(0 to 0)	(0 to 0)	(0 to 0)	(0 to 0)	(0 to 0)	(0 to 0)	(0 to 0)	(0 to 0)	(0 to 0)	(0 to 0)	0 (0 to 0)
Rabies	(0 to 0)	(0 to 0)	(0 to 0)	(0 to 0)	(0 to 0)	(0 to 0)	(0 to 0)	(0 to 0)	(0 to 0)	(0 to 0)	(0 to 0)	(0 to 0)	(0 to 0)	(0 to 0)	(0 to 0)	(0 to 0)	(0 to 0)	(0 to 0)	(0 to 0)	(0 to 0)	(0 to 0)	(0 to 0)	(0 to 0)	0 (0 to 0)
Intestinal nematode infections	(0 to 0)	(0 to 0)	(0 to 0)	(0 to 0)	(0 to 0)	(0 to 0)	(0 to 0)	(0 to 0)	(0 to 0)	(0 to 0)	(0 to 0)	(0 to 0)	(0 to 0)	(0 to 0)	(0 to 0)	(0 to 0)	(0 to 0)	(0 to 0)	(0 to 0)	(0 to 0)	(0 to 0)	(0 to 0)	(0 to 0)	0 (0 to 0)
Ascariasis	(0 to 0)	(0 to 0)	(0 to 0)	(0 to 0)	(0 to 0)	(0 to 0)	(0 to 0)	(0 to 0)	(0 to 0)	(0 to 0)	(0 to 0)	(0 to 0)	(0 to 0)	(0 to 0)	(0 to 0)	(0 to 0)	(0 to 0)	(0 to 0)	(0 to 0)	(0 to 0)	(0 to 0)	(0 to 0)	(0 to 0)	0 (0 to 0)
Trichuriasis	(0 to 0)	(0 to 0)	(0 to 0)	(0 to 0)	(0 to 0)	(0 to 0)	(0 to 0)	(0 to 0)	(0 to 0)	(0 to 0)	(0 to 0)	(0 to 0)	(0 to 0)	(0 to 0)	(0 to 0)	(0 to 0)	(0 to 0)	(0 to 0)	(0 to 0)	(0 to 0)	(0 to 0)	(0 to 0)	(0 to 0)	0 (0 to 0)
Hookworm disease	(0 to 0)	(0 to 0)	(0 to 0)	(0 to 0)	(0 to 0)	(0 to 0)	(0 to 0)	(0 to 0)	(0 to 0)	(0 to 0)	(0 to 0)	(0 to 0)	(0 to 0)	(0 to 0)	(0 to 0)	(0 to 0)	(0 to 0)	(0 to 0)	(0 to 0)	(0 to 0)	(0 to 0)	(0 to 0)	(0 to 0)	0 (0 to 0)
Food-borne trematodiases	(0 to 0)	(0 to 0)	(0 to 0)	(0 to 0)	(0 to 0)	(0 to 0)	(0 to 0)	(0 to 0)	(0 to 0)	(0 to 0)	(0 to 0)	(0 to 0)	(0 to 0)	(0 to 0)	(0 to 0)	(0 to 0)	(0 to 0)	(0 to 0)	(0 to 0)	(0 to 0)	(0 to 0)	(0 to 0)	(0 to 0)	0 (0 to 0)
Leprosy	(0 to 0)	(0 to 0)	(0 to 0)	(0 to 0)	(0 to 0)	(0 to 0)	(0 to 0)	(0 to 0)	(0 to 0)	(0 to 0)	(0 to 0)	(0 to 0)	(0 to 0)	(0 to 0)	(0 to 0)	(0 to 0)	(0 to 0)	(0 to 0)	(0 to 0)	(0 to 0)	(0 to 0)	(0 to 0)	(0 to 0)	0 (0 to 0)
Ebola	(0 to 0)	(0 to 0)	(0 to 0)	(0 to 0)	(0 to 0)	(0 to 0)	(0 to 0)	(0 to 0)	(0 to 0)	(0 to 0)	(0 to 0)	(0 to 0)	(0 to 0)	(0 to 0)	(0 to 0)	(0 to 0)	(0 to 0)	(0 to 0)	(0 to 0)	(0 to 0)	(0 to 0)	(0 to 0)	(0 to 0)	0 (0 to 0)
Zika virus	(0 to 0)	(0 to 0)	(0 to 0)	(0 to 0)	(0 to 0)	(0 to 0)	(0 to 0)	(0 to 0)	(0 to 0)	(0 to 0)	(0 to 0)	(0 to 0)	(0 to 0)	(0 to 0)	(0 to 0)	(0 to 0)	(0 to 0)	(0 to 0)	(0 to 0)	(0

Other neoplasms	0 (0 to 0)	0 (0 to 0)	0 (0 to 0)	0 (0 to 0)	0 (0 to 0)	0 (0 to 0)	0 (0 to 0)	0 (0 to 0)	1 (0 to 1)	1 (0 to 1)	1-4 (0 to 2)	1-4 (1 to 2)	2 (1 to 3)	4 (2 to 6)	4 (2 to 6)	3 (0 to 12)	3 (0 to 9)	13 (0 to 29)	21 (2 to 33)	29 (2 to 52)	39 (4 to 59)	49 (11 to 104)	69 (41 to 109)	67 (51 to 102)	58 (42 to 79)	29 (20 to 39)	7 (5 to 10)	392
Medulloblastoma, medulloblastoma, and other hemangioblastoma	0 (0 to 0)	0 (0 to 0)	0 (0 to 0)	0 (0 to 0)	0 (0 to 0)	0 (0 to 0)	0 (0 to 0)	0 (0 to 0)	0 (0 to 0)	0 (0 to 0)	0 (0 to 0)	0 (0 to 0)	0 (0 to 0)	0 (0 to 0)	0 (0 to 0)	0 (0 to 0)	0 (0 to 0)	0 (0 to 0)	0 (0 to 0)	0 (0 to 0)	0 (0 to 0)	0 (0 to 0)	0 (0 to 0)	0 (0 to 0)	0 (0 to 0)	0 (0 to 0)	0
Benign and in situ intestinal neoplasms	0 (0 to 0)	0 (0 to 0)	0 (0 to 0)	0 (0 to 0)	0 (0 to 0)	0 (0 to 0)	0 (0 to 0)	0 (0 to 0)	0 (0 to 0)	0 (0 to 0)	0 (0 to 0)	0 (0 to 0)	0 (0 to 0)	0 (0 to 0)	0 (0 to 0)	0 (0 to 0)	0 (0 to 0)	0 (0 to 0)	0 (0 to 0)	0 (0 to 0)	0 (0 to 0)	0 (0 to 0)	0 (0 to 0)	0 (0 to 0)	0 (0 to 0)	0 (0 to 0)	0
Benign and in situ cervical and uterine neoplasms	0 (0 to 0)	0 (0 to 0)	0 (0 to 0)	0 (0 to 0)	0 (0 to 0)	0 (0 to 0)	0 (0 to 0)	0 (0 to 0)	0 (0 to 0)	0 (0 to 0)	0 (0 to 0)	0 (0 to 0)	0 (0 to 0)	0 (0 to 0)	0 (0 to 0)	0 (0 to 0)	0 (0 to 0)	0 (0 to 0)	0 (0 to 0)	0 (0 to 0)	0 (0 to 0)	0 (0 to 0)	0 (0 to 0)	0 (0 to 0)	0 (0 to 0)	0 (0 to 0)	0
Other benign and in situ neoplasms	0 (0 to 0)	0 (0 to 0)	0 (0 to 0)	0 (0 to 0)	0 (0 to 0)	0 (0 to 0)	0 (0 to 0)	0 (0 to 0)	0 (0 to 0)	0 (0 to 0)	0 (0 to 0)	0 (0 to 0)	0 (0 to 0)	0 (0 to 0)	0 (0 to 0)	0 (0 to 0)	0 (0 to 0)	0 (0 to 0)	0 (0 to 0)	0 (0 to 0)	0 (0 to 0)	0 (0 to 0)	0 (0 to 0)	0 (0 to 0)	0 (0 to 0)	0 (0 to 0)	0
Cardiovascular diseases	2-8 (2-2 to 3-4)	2-7 (1-1 to 2-4)	10-1 (5-1 to 13-1)	11-1 (6-2 to 12-4)	10-7 (4-4 to 12-3)	19-3 (14-5 to 22-3)	26-1 (18-7 to 27-7)	39-5 (30-4 to 39-7)	102 (100 to 104)	175 (146 to 206)	196 to 270)	222 (196 to 272)	261 (207 to 324)	327 (329 to 765)	429 (329 to 765)	1,060 (911 to 1,260)	1,310 (1,240 to 1,503)	1,910 (1,633 to 2,256)	2,660 (2,256 to 3,192)	4,060 (3,533 to 5,640)	6,240 (5,720 to 8,796)	9,260 (8,745 to 14,960)	9,870 (9,240 to 14,400)	9,440 (8,980 to 12,800)	5,440 (5,180 to 6,960)	28,700
Rheumatic heart disease	0 (0 to 0)	0 (0 to 0)	0 (0 to 0)	0 (0 to 0)	0 (0 to 0)	0 (0 to 0)	0 (0 to 0)	0 (0 to 0)	1-5 (1 to 2)	1-5 (1 to 2)	1-5 (1 to 2)	1-5 (1 to 2)	2-6 (2 to 9)	4-5 (2 to 6)	4-5 (2 to 6)	7-8 (5 to 10)	9-11 (7 to 13)	11-5 (8 to 15)	19-8 (13 to 24)	27-4 (20 to 36)	39-6 (29 to 51)	28-4 (20 to 37)	23 (17 to 30)	12-7 (9 to 17)	4 (2 to 6)	1 (0 to 2)	197
Ischemic heart disease	0 (0 to 0)	0 (0 to 0)	0 (0 to 0)	0 (0 to 0)	1-8 (0 to 2)	7-3 (3 to 10)	29-5 (23 to 36)	58-5 (47 to 70)	92 (76 to 110)	157 (130 to 189)	205 (168 to 272)	275 (212 to 351)	375 (272 to 495)	509 (472 to 699)	664 (602 to 875)	1,060 (1,050 to 1,250)	1,520 (1,440 to 1,720)	2,220 (2,120 to 2,520)	3,090 (2,960 to 3,520)	4,720 (4,520 to 5,400)	7,250 (6,920 to 8,280)	10,800 (10,300 to 12,300)	11,500 (11,000 to 13,100)	11,000 (10,500 to 12,500)	6,320 (6,040 to 7,210)	33,400
Stroke	0-2 (0 to 0-2)	0-3 (0-1 to 0-4)	1-3 (1 to 2-4)	2-1 (1 to 2-4)	4-5 (3 to 5-3)	8 (5 to 10)	12-7 (9 to 16)	24-1 (19 to 29)	43-2 (33 to 52)	67 (53 to 84)	92 (74 to 113)	129 (110 to 161)	149 (119 to 193)	242 (229 to 402)	358 (229 to 402)	344 (279 to 457)	548 (437 to 685)	844 (677 to 1,060)	1,160 (948 to 1,460)	1,330 (1,110 to 1,660)	1,290 (1,040 to 1,630)	863 (697 to 1,090)	313 (252 to 395)	213 (177 to 267)	7,820
Ischemic stroke	0-1 (0-1 to 0-2)	0-2 (0-1 to 0-4)	0-4 (0-2 to 0-6)	1-1 (0-2 to 1-3)	2-6 (2-4 to 2-8)	4-3 (3-5 to 5-2)	6-2 (4-7 to 7-5)	7-1 (4-9 to 8-6)	10-2 (7-2 to 12-4)	13-6 (9-5 to 16-3)	18-7 (13-2 to 22-4)	23-3 (16-5 to 28-1)	29-4 (20-8 to 35-4)	39-2 (29-6 to 47-9)	59-2 (44-5 to 71-5)	60-3 (45-4 to 72-9)	85 (64-1 to 103)	120 (90-7 to 145)	173 (130 to 209)	252 (190 to 304)	377 (284 to 455)	582 (438 to 702)	696 (523 to 840)	677 (509 to 817)	452 (340 to 545)	257 (193 to 310)	4,720
Intracerebral hemorrhage	0 (0 to 0)	0 (0 to 0)	0-2 (0 to 0)	0-7 (0 to 1-1)	1-6 (1 to 2-2)	2-3 (2 to 4-4)	3-2 (2 to 5-2)	5-3 (4 to 8)	8-5 (6 to 13)	13-3 (10 to 22)	19-1 (14 to 28)	26-1 (19 to 38)	35-3 (26 to 51)	47-3 (35 to 69)	63-5 (47 to 92)	84-2 (66 to 104)	121 (96 to 149)	166 (132 to 205)	232 (184 to 287)	320 (254 to 396)	441 (350 to 545)	608 (483 to 752)	838 (665 to 1,040)	1,150 (913 to 1,420)	1,580 (1,260 to 1,960)	1,090 (864 to 1,350)	2,140
Subarachnoid hemorrhage	0 (0 to 0-2)	0 (0 to 0-2)	0-2 (0-2 to 0-5)	0-5 (0-4 to 0-7)	1-1 (0-6 to 1-3)	1-3 (0-9 to 2-2)	2-1 (1-2 to 3-1)	3-1 (2-2 to 4-2)	4-2 (3-2 to 5-4)	5-3 (3-9 to 7-2)	6-7 (4-9 to 9-1)	8-3 (5-9 to 11-2)	9-8 (6-9 to 13-2)	11-4 (7-9 to 15-4)	13-2 (9-2 to 17-9)	15-3 (10-4 to 20-5)	17-2 (11-6 to 23-1)	19-4 (12-8 to 25-8)	21-8 (14-1 to 28-9)	24-3 (15-6 to 32-2)	26-6 (16-9 to 35-2)	28-1 (17-4 to 37-2)	28-5 (17-5 to 37-6)	28-3 (17-3 to 37-3)	27-5 (16-8 to 36-1)	26-2 (16-1 to 34-5)	410
Hypertensive heart disease	0 (0 to 0)	0 (0 to 0)	0 (0 to 0)	0 (0 to 0)	0 (0 to 0)	0 (0 to 0)	0 (0 to 0)	0 (0 to 0)	0 (0 to 0)	0 (0 to 0)	0 (0 to 0)	0 (0 to 0)	0 (0 to 0)	0 (0 to 0)	0 (0 to 0)	0 (0 to 0)	0 (0 to 0)	0 (0 to 0)	0 (0 to 0)	0 (0 to 0)	0 (0 to 0)	0 (0 to 0)	0 (0 to 0)	0 (0 to 0)	0 (0 to 0)	0 (0 to 0)	0
Non-rheumatic valvular heart disease	0 (0 to 0)	0 (0 to 0)	0 (0 to 0)	0 (0 to 0)	0 (0 to 0)	0 (0 to 0)	0 (0 to 0)	0 (0 to 0)	0 (0 to 0)	0 (0 to 0)	0 (0 to 0)	0 (0 to 0)	0 (0 to 0)	0 (0 to 0)	0 (0 to 0)	0 (0 to 0)	0 (0 to 0)	0 (0 to 0)	0 (0 to 0)	0 (0 to 0)	0 (0 to 0)	0 (0 to 0)	0 (0 to 0)	0 (0 to 0)	0 (0 to 0)	0 (0 to 0)	0
Non-rheumatic calcific aortic valve disease	0 (0 to 0)	0 (0 to 0)	0 (0 to 0)	0 (0 to 0)	0 (0 to 0)	0 (0 to 0)	0 (0 to 0)	0 (0 to 0)	0 (0 to 0)	0 (0 to 0)	0 (0 to 0)	0 (0 to 0)	0 (0 to 0)	0 (0 to 0)	0 (0 to 0)	0 (0 to 0)	0 (0 to 0)	0 (0 to 0)	0 (0 to 0)	0 (0 to 0)	0 (0 to 0)	0 (0 to 0)	0 (0 to 0)	0 (0 to 0)	0 (0 to 0)	0 (0 to 0)	0
Non-rheumatic degenerative mitral valve disease	0 (0 to 0)	0 (0 to 0)	0 (0 to 0)	0 (0 to 0)	0 (0 to 0)	0 (0 to 0)	0 (0 to 0)	0 (0 to 0)	0 (0 to 0)	0 (0 to 0)	0 (0 to 0)	0 (0 to 0)	0 (0 to 0)	0 (0 to 0)	0 (0 to 0)	0 (0 to 0)	0 (0 to 0)	0 (0 to 0)	0 (0 to 0)	0 (0 to 0)	0 (0 to 0)	0 (0 to 0)	0 (0 to 0)	0 (0 to 0)	0 (0 to 0)	0 (0 to 0)	0
Other non-rheumatic valve diseases	0 (0 to 0)	0 (0 to 0)	0 (0 to 0)	0 (0 to 0)	0 (0 to 0)	0 (0 to 0)	0 (0 to 0)	0 (0 to 0)	0 (0 to 0)	0 (0 to 0)	0 (0 to 0)	0 (0 to 0)	0 (0 to 0)	0 (0 to 0)	0 (0 to 0)	0 (0 to 0)	0 (0 to 0)	0 (0 to 0)	0 (0 to 0)	0 (0 to 0)	0 (0 to 0)	0 (0 to 0)	0 (0 to 0)	0 (0 to 0)	0 (0 to 0)	0 (0 to 0)	0
Cardiomyopathy and myocarditis	1-3 (0 to 1-7)	1-4 (0 to 1-9)	2-9 (1-1 to 3-2)	2-9 (1-1 to 3-5)	4-7 (2-3 to 5-6)	7-2 (4-4 to 10)	10-4 (7-6 to 13-4)	15-7 (10-7 to 20-3)	22-5 (15-3 to 29-4)	32-3 (21-9 to 42-3)	43-1 (29-3 to 56-7)	57-1 (41-3 to 72-9)	73-1 (52-9 to 93-2)	94-1 (68-1 to 120)	120 (87-1 to 153)	149 (107 to 190)	184 (132 to 234)	227 (161 to 288)	279 (198 to 354)	341 (242 to 433)	417 (296 to 530)	509 (362 to 647)	622 (442 to 791)	759 (540 to 965)	928 (660 to 1,180)	1,130 (804 to 1,440)	692
Myocarditis	0 (0 to 1)	0 (0 to 0)	0 (0 to 1)	0 (0 to 1)	0 (0 to 1)	0 (0 to 2)	0 (0 to 2)	0 (0 to 3)	0 (0 to 4)	0 (0 to 5)	0 (0 to 7)	0 (0 to 9)	0 (0 to 11)	0 (0 to 14)	0 (0 to 18)	0 (0 to 23)	0 (0 to 29)	0 (0 to 36)	0 (0 to 45)	0 (0 to 56)	0 (0 to 69)	0 (0 to 85)	0 (0 to 104)	0 (0 to 127)	0 (0 to 154)	0 (0 to 185)	0
Alcoholic cardiomyopathy	0 (0 to 0)	0 (0 to 0)	0 (0 to 0)	0 (0 to 0)	0 (0 to 0)	0 (0 to 0)	0 (0 to 0)	0 (0 to 0)	0 (0 to 0)	0 (0 to 0)	0 (0 to 0)	0 (0 to 0)	0 (0 to 0)	0 (0 to 0)	0 (0 to 0)	0 (0 to 0)	0 (0 to 0)	0 (0 to 0)	0 (0 to 0)	0 (0 to 0)	0 (0 to 0)	0 (0 to 0)	0 (0 to 0)	0 (0 to 0)	0 (0 to 0)	0 (0 to 0)	0
Other cardiomyopathy	1-3 (0 to 1-7)	1-1 (0-7 to 1-5)	1-6 (0-8 to 2-4)	2-1 (1-2 to 2-5)	1-8 (0 to 2-4)	3-5 (2 to 4-5)	3-4 (2 to 4-7)	6-9 (4-2 to 9-3)	10-1 (6-5 to 13)	12-1 (8-5 to 17)	13-2 (9-1 to 18)	17-3 (11-9 to 24)	21-4 (14-5 to 29)	27-2 (18-7 to 37)	35-2 (24-2 to 48)	39-7 (27-1 to 53)	46-2 (31-5 to 62)	54-7 (37-1 to 73)	64-2 (43-5 to 85)	75-1 (50-7 to 99)	87-1 (58-5 to 114)	99-2 (66-5 to 130)	112 (75-1 to 146)	126 (84-3 to 164)	140 (93-7 to 182)	156 (104 to 203)	1,100
Atrial fibrillation and flutter	0 (0 to 0)	0 (0 to 0)	0 (0 to 0)	0 (0 to 0)	0 (0 to 0)	0 (0 to 0)	0 (0 to 0)	0 (0 to 0)	0 (0 to 0)	0 (0 to 0)	0 (0 to 0)	0 (0 to 0)	0 (0 to 0)	0 (0 to 0)	0 (0 to 0)	0 (0 to 0)	0 (0 to 0)	0 (0 to 0)	0 (0 to 0)	0 (0 to 0)	0 (0 to 0)	0 (0 to 0)	0 (0 to 0)	0 (0 to 0)	0 (0 to 0)	0 (0 to 0)	0
Aortic aneurysm	--	--	--	--	--	--	--	--	--	--	--	--	--	--	--	--	--	--	--	--	--	--	--	--	--	--	NA
Endocarditis	0 (0 to 0)	0 (0 to 0)	0-3 (0 to 0-4)	0-4 (0 to 0-5)	0-7 (0 to 0-9)	1-8 (0 to 2-3)	3-7 (2 to 4-7)	7-1 (4 to 9-3)	11-7 (7 to 15)	17-3 (11 to 22)	24-5 (17 to 31)	34-3 (24 to 43)	46-3 (33 to 57)	61-1 (44 to 75)	79-3 (57 to 97)	101 (73 to 123)	126 (91 to 153)	156 (114 to 189)	191 (140 to 230)	232 (170 to 278)	279 (205 to 334)	332 (244 to 398)	393 (289 to 469)	461 (339 to 549)	536 (394 to 638)	618 (454 to 735)	2,960
Other cardiovascular and circulatory diseases	1-4 (0-7 to 2-3)	0-9 (0-4 to 1-5)	2-9 (1-3 to 4-6)	2-7 (1-1 to 3-8)	4-6 (2-2 to 6-1)	8-4 (4-3 to 11)	13-6 (9-7 to 18)	26 (18-3 to 34)	37 (26-1 to 48)	49-2 (35-7 to 63)	65-4 (47-4 to 84)	82-1 (59-7 to 106)	102 (74-1 to 132)	126 (92-1 to 162)	154 (112 to 198)	181 (132 to 233)	209 (152 to 269)	239 (174 to 307)	272 (198 to 350)	309 (225 to 397)	350 (255 to 450)	396 (289 to 509)	448 (327 to 576)	508 (371 to 653)	576 (421 to 740)	654 (478 to 841)	1,340
Chronic respiratory diseases	0 (0 to 0)	0 (0 to 0)	584-9 (31-2 to 849-7)	1,110 (84-5 to 1,590)	1,540 (89-4 to 2,280)	2,160 (89-4 to 3,220)	2,920 (89-4 to 4,360)	3,940 (89-4 to 5,880)	5,310 (89-4 to 7,930)	7,160 (89-4 to 10,700)	9,660 (89-4 to 14,400)	13,000 (89-4 to 19,400)	17,500 (89-4 to 26,100)	23,600 (89-4 to 35,200)	31,800 (89-4 to 47,400)	42,800 (89-4 to 63,800)	57,400 (89-4 to 85,600)	77,000 (89-4 to 115,000)	103,000 (89-4 to 154,000)	138,000 (89-4 to 206,000)	185,000 (89-4 to 276,000)	248,000 (89-4 to 370,000)	333,000 (89-4 to 497,000)	447,000 (89-4 to 667,000)	600,000 (89-4 to 894,000)	804,000 (89-4 to 1,200,000)	7,060
Chronic obstructive pulmonary disease	0 (0 to 0)	0 (0 to 0)	0 (0 to 1-4)	0 (0 to 1-4)	0 (0 to 1-4)	0 (0 to 2)	0 (0 to 2)	0 (0 to 3)	0 (0 to 4)	0 (0 to 5)	0 (0 to 7)	0 (0 to 9)	0 (0 to 11)	0 (0 to 14)	0 (0 to 18)	0 (0 to 23)	0 (0 to 29)	0 (0 to 36)	0 (0 to 45)	0 (0 to 56)	0 (0 to 69)	0 (0 to 85)	0 (0 to 104)	0 (0 to 127)	0 (0 to 154)	0 (0 to 185)	0
Pneumoconiosis	0 (0 to 0)	0 (0 to 0)	0 (0 to 0)	0 (0 to 0)	0 (0 to 0)	0 (0 to 0)	0 (0 to 0)	0 (0 to 0)	0 (0 to 0)	0 (0 to 0)	0 (0 to 0)	0 (0 to 0)	0 (0 to 0)	0 (0 to 0)	0 (0 to 0)	0 (0 to 0)	0 (0 to 0)	0 (0 to 0)	0 (0 to 0)	0 (0 to 0)	0 (0 to 0)	0 (0 to 0)	0 (0 to 0)	0 (0 to 0)	0 (0 to 0)	0 (0 to 0)	0
Silicosis	0 (0 to 0)	0 (0 to 0)	0 (0 to 0)	0 (0 to 0)	0 (0 to 0)	0 (0 to 0)	0 (0 to 0)	0 (0 to 0)	0 (0 to 0)	0 (0 to 0)	0 (0 to 0)	0 (0 to 0)	0 (0 to 0)	0 (0 to 0)	0 (0 to 0)	0 (0 to 0)	0 (0 to 0)	0 (0 to 0)	0 (0 to 0)	0 (0 to 0)	0 (0 to 0)	0 (0 to 0)	0 (0 to 0)	0 (0 to 0)	0 (0 to 0)	0 (0 to 0)	0
Asbestosis	0 (0 to 0)	0 (0 to 0)	0 (0 to 0)	0 (0 to 0)	0 (0 to 0)	0 (0 to 0)	0 (0 to 0)	0 (0 to 0)	0 (0 to 0)	0 (0 to 0)	0 (0 to 0)	0 (0 to 0)	0 (0 to 0)	0 (0 to 0)	0 (0 to 0)	0 (0 to 0)	0 (0 to 0)	0 (0 to 0)	0 (0 to 0)	0 (0 to 0)	0 (0 to 0)	0 (0 to 0)	0 (0 to 0)	0 (0 to 0)	0 (0 to 0)	0 (0 to 0)	0
Coal workers pneumoconiosis	0 (0 to 0)	0 (0 to 0)	0 (0 to 0)	0 (0 to 0)	0 (0 to 0)	0 (0 to 0)	0 (0 to 0)	0 (0 to 0)	0 (0 to 0)	0 (0 to 0)	0 (0 to 0)	0 (0 to 0)	0 (0 to 0)	0 (0 to 0)	0 (0 to 0)	0 (0 to 0)	0 (0 to 0)	0 (0 to 0)	0 (0 to 0)	0 (0 to 0)	0 (0 to 0)	0 (0 to 0)	0 (0 to 0)	0 (0 to 0)	0 (0 to 0)	0 (0 to 0)	0
Other pneumoconiosis	0 (0 to 0)	0 (0 to 0)	0 (0 to 0)	0 (0 to 0)	0 (0 to 0)	0 (0 to 0)	0 (0 to 0)	0 (0 to 0)	0 (0 to 0)	0 (0 to 0)	0 (0 to 0)	0 (0 to 0)	0 (0 to 0)	0 (0 to 0)	0 (0 to 0)	0 (0 to 0)	0 (0 to 0)	0 (0 to 0)	0 (0 to 0)	0 (0 to 0)	0 (0 to 0)	0 (0 to 0)	0 (0 to 0)	0 (0 to 0)	0 (0 to 0)	0 (0 to 0)	0
Asthma	0 (0 to 0)	0 (0 to 0)	109 (36-3 to 91)	109 (64-9 to 191)	134 (74-0 to 272)	134 (76-9 to 316)	134 (80-1 to 329)	134 (79-0 to 312)	132 (79-0 to 298)	132 (81-3 to 298)	132 (79-0 to 298)	166 (81-3 to 298)	166 (102 to 352)	166 (102 to 352)	166 (116 to 399)	177 (116 to 394)	177 (116 to 394)	163 (109 to 339)	166 (111 to 345)	173 (114 to 269)	173 (114 to 269)	173 (86-9 to 190)	173 (86-9 to 190)	79-1 (64-1 to 103)	79-1 (64-1 to 103)	2,480
Interstitial lung disease and pulmonary sarcoidosis	0 (0 to 0)	0 (0 to 0)	0 (0 to 0)	0 (0 to 0)	0 (0 to 0)	0 (0 to 0)	0 (0 to 0)	0 (0 to 0)	0 (0 to 0)	0 (0 to 0)	0 (0 to 0)	0 (0 to 0)	0 (0 to 0)	0 (0 to 0)	0 (0 to 0)	0 (0 to 0)	0 (0 to 0)	0 (0 to 0)	0 (0 to 0)	0 (0 to 0)	0 (0 to 0)	0 (0 to 0)	0 (0 to 0)	0 (0 to 0)	0 (0 to 0)	0 (0 to 0)	0
Other chronic respiratory diseases	0-9 (0-7 to 1-1)	1-1 (0-9 to 1-3)	17-5 (9-6 to 23-6)	9-3 (7-1 to 12-3)	14-3 (9-6 to 19-6)	22-2 (13-6 to 29-6)	34-6 (19-6 to 47-1)	50-7 (28-8 to 69-3)	248 (28-8 to 69-3)	320 (28-8 to 69-3)	390 (28-8 to 69-3)	671 (28-8 to 69-3)	760 (678-1 to 1,010)	876 (678-1 to 1,010)	1,020 (678-1 to 1,010)	739 (678-1 to 1,010)	784 (665-9 to 1,132)	852 (665-9 to 1,132)	761 (665-9 to 1,132)	647 (665-9 to 1,132)	647 (665-9 to 1,132)	331 (665-9 to 1,132)	331 (665-9 to 1,132)	147 (66-1 to 203)	147 (66-1 to 203)	8,260
Digestive diseases	1-6 (1-1 to 2-1)	1-6 (1-2 to 2-3)	1-3 (0-9 to 1-8)	1-5 (1-1 to 2-1)	2-9 (2-3 to 3-4)	5 (3-9 to 6-1)	7-1 (5-4 to 8-7)	9-3 (7-1 to 11)	13-2 (9-8 to 16)	18-3 (13-5 to 22)	24-3 (17-8 to 29)	31-6 (23-1 to 38)	40-3 (29-3 to 48)	51-3 (37-3 to 61)	64-3 (46-6 to 77)	78-1 (56-5 to 93)	94-6 (68-3 to 113)	113 (81-6 to 135)	135 (97-1 to 161)	160 (114 to 191)	189 (134 to 225)	223 (157 to 265)	262 (184 to 312)	306 (214 to 364)	354 (247 to 421)	406 (283 to 483)	2,390
Cirrhosis and other chronic liver diseases	Cirrhosis and other chronic liver diseases due to hepatitis B	0 (0 to 0)	0 (0 to 0)	0 (0 to 0)	0 (0 to 0)	0 (0 to 0)	0 (0 to 0)	0 (0 to 0)	0 (0 to 0)	0 (0 to 0)	0 (0 to 0)	0 (0 to 0)	0 (0 to 0)	0 (0 to 0)	0 (0 to 0)	0 (0 to 0)	0 (0 to 0)	0 (0 to 0)	0 (0 to 0)	0 (0 to 0)	0 (0 to 0)	0 (0 to 0)	0 (0 to 0)	0 (0 to 0)	0 (0 to 0)	0 (0 to 0)	0 (0 to 0)	0
Cirrhosis and other chronic liver diseases due to hepatitis C	0 (0 to 0)	0 (0 to 0)	0 (0 to 0)	0 (0 to 0)	0 (0 to 0)	0 (0 to 0)	0 (0 to 0)	0 (0 to 0)	0 (0 to 0)	0 (0 to 0)	0 (0 to 0)	0 (0 to 0)	0 (0 to 0)	0 (0 to 0)	0 (0 to 0)	0 (0 to 0)	0 (0 to 0)	0 (0 to 0)	0 (0 to 0)	0 (0 to 0)	0 (0 to 0)	0 (0 to 0)	0 (0 to 0)	0 (0 to 0)	0 (0 to 0)	0 (0 to 0)	0
Cirrhosis and other chronic liver diseases due to alcohol use	0 (0 to 0)	0 (0 to 0)	0 (0 to 0)	0 (0 to 0)	0 (0 to 0)	0 (0 to 0)	0 (0 to 0)	0 (0 to 0)	0 (0 to 0)	0 (0 to 0)	0 (0 to 0)	0 (0 to 0)	0 (0 to 0)	0 (0 to 0)	0 (0 to 0)	0 (0 to 0)	0 (0 to 0)	0 (0 to 0)	0 (0 to 0)	0 (0 to 0)	0 (0 to 0)	0 (0 to 0)	0 (0 to 0)	0 (0 to 0)	0 (0 to 0)	0 (0 to 0)	0
Cirrhosis and other chronic liver diseases due to NAFLD	0 (0 to 0)	0 (0 to 0)	0 (0 to 0)	0 (0 to 0)	0 (0 to 0)	0 (0 to 0)	0 (0 to 0)	0 (0 to 0)	0 (0 to 0)	0 (0 to 0)	0 (0 to 0)	0 (0 to 0)	0 (0 to 0)	0 (0 to 0)	0 (0 to 0)	0 (0 to 0)	0 (0 to 0)	0 (0 to 0)	0 (0 to 0)	0 (0 to 0)	0 (0 to 0)	0 (0 to 0)	0 (0 to 0)	0 (0 to 0)	0 (0 to 0)	0 (0 to 0)	0
Cirrhosis and other chronic liver diseases due to other causes	1-4 (1-1 to 2-1)	1-3 (0-9 to 1-8)	1-3 (0-9 to 1-8)	1-5 (1-1 to 2-1)	2-6 (2-3 to 3-4)	5-3 (3-9 to 6-1)	7-1 (5-4 to 8-7)	9-3 (7-1 to 11)	13-1 (9-8 to 16)	18-3 (13-5 to 22)	24-3 (17-8 to 29)	31-6 (23-1 to 38)	40-3 (29-3 to 48)	51-3 (37-3 to 61)	64-3 (46-6 to 77)	77-9 (56-5 to 93)	94-6 (68-3 to 113)	113 (81-6 to 135)	135 (97-1 to 161)	160 (114 to 191)	189 (134 to 225)	223 (157 to 265)	262 (184 to 312)	306 (214 to 364)	354 (247 to 421)	406 (283 to 483)	2,390
Upper digestive system diseases	0-7 (0-5 to 0-9)	0-7 (0-5 to 0-9)	2-4 (1-5 to 3-2)	2-5 (1-6 to 3-3)	3-8 (2-5 to 5-1)	5-3 (3-4 to 7-1)	7-5 (4-9 to 10)	9-8 (6-3 to 13)	13-7 (8-8 to 18)	18-9 (12-2 to 25)	25-1 (16-2 to 33)	32-6 (21-1 to 43)	41-6 (27-1 to 55)	52-9 (34-5 to 70)	66-3 (43-1 to 88)	80-4 (52-3 to 107)	97-5 (63-4 to 129)	116 (75-4 to 154)	139 (90-4 to 185)	165 (107 to 220)	195 (126 to 260)	230 (149 to 306)	270 (175 to 360)	315 (204 to 420)	365 (237 to 487)	419 (272 to 558)	2,470
Peptic ulcer disease	0 (0 to 0)	0-7 (0 to 0)	2-7 (0-1 to 3-6)	2-9 (0-1 to 4-1)	3-8 (0-2 to 5-6)	5-3 (0-3 to 7-6)	7-5 (0-4 to 10)	9-8 (0-5 to 14)	13-7 (0-8 to 19)	18-9 (1-1 to 27)	25-1 (1-5 to 35)	32-6 (2-0 to 46)	41-6 (2-5 to 58)	52-9 (3-2 to 74)	66-3 (4-0 to 92)	80-4 (4-9 to 112)	97-5 (5-9 to 135)	116 (7-0 to 161)	139 (8-4 to 193)	165 (9-9 to 229)	195 (11-8 to 271)	230 (13-9 to 319)	270 (16-3 to 375)	315 (19-0 to 437)	365 (22-0 to 507)	419 (25-3 to 581)	2,470
Gastritis and duodenitis	0 (0 to 0)	0 (0 to 0)	0 (0 to 0)	0 (0 to 0)	0 (0 to 0)	0 (0 to 0)	0 (0 to 0)	0 (0 to 0)	0 (0 to 0)	0 (0 to 0)	0 (0 to 0)	0 (0 to 0)	0 (0 to 0)	0 (0 to 0)	0 (0 to 0)	0 (0 to 0)	0 (0 to 0)	0 (0 to 0)	0 (0 to 0)	0 (0 to 0)	0 (0 to 0)	0 (0 to 0)	0 (0 to 0)	0 (0 to 0)	0 (0 to 0)	0 (0 to 0)	0
Gastroesophageal reflux disease	0 (0 to 0)	0 (0 to 0)	0 (0 to 0)	0 (0 to 0)	0 (0 to 0)	0 (0 to 0)	0 (0 to 0)	0 (0 to 0)	0 (0 to 0)	0 (0 to 0)	0 (0 to 0)	0 (0 to 0)	0 (0 to 0)	0 (0 to 0)	0 (0 to 0)	0 (0 to 0)	0 (0 to 0)	0 (0 to 0)	0 (0 to 0)	0 (0 to 0)	0 (0 to 0)	0 (0 to 0)	0 (0 to 0)	0 (0 to 0)	0 (0 to 0)	0 (0 to 0)	0
Appendicitis	0 (0 to 0)	0 (0 to 0)	0 (0 to 0)	0 (0 to 0)	0 (0 to 0)	0 (0 to 0)	0 (0 to 0)	0 (0 to 0)	0 (0 to 0)	0 (0 to 0)	0 (0 to 0)	0 (0 to 0)	0 (0 to 0)	0 (0 to 0)	0 (0 to 0)	0 (0 to 0)	0 (0 to 0)	0 (0 to 0)	0 (0 to 0)	0 (0 to 0)	0 (0 to 0)	0 (0 to 0)	0 (0 to 0)	0 (0 to 0)	0 (0 to 0)	0 (0 to 0)	0
Paralytic ileus and intestinal obstruction	0-7 (0-5 to 0-9)	1-1 (0-8 to 1-4)	4-6 (4-4 to 5-7)	3-7 (1-3 to 2-4)	3-6 (0-7 to 5-1)	4-7 (0-9 to 6-9)	5-8 (1-1 to 2-4)	7-1 (1-4 to 3-4)	8-5 (1-8 to 4-5)	10-1 (2-2 to 5-7)	11-7 (2-7 to 6-7)	13-7 (3-4 to 8-1)	15-7 (4-1 to 9-5)	17-7 (4-9 to 10)	19-7 (4-9 to 10)	21-7 (4-9 to 10)	23-7 (4-9 to 10)	25-4 (4-9 to 10)	26-7 (4-9 to 10)	27-6 (4-9 to 10)	28-1 (4-9 to 10)	28-3 (4-9 to 10)	28-1 (4-9 to 10)	27-5 (4-9 to 10)	26-3 (4-9 to 10)	461
Inguinal, femoral, and abdominal hernia	0-1 (0-1 to 0-2)	0 (0 to 0-2)	0-2 (0-1 to 0-3)	0-3 (0-2 to 0-4)	0-4 (0-3 to 0-5)	0-5 (0-3 to 0-6)	0-6 (0-4 to 0-8)	0-7 (

Congenital birth defects	267 (201 to 349)	89·9 (66·4 to 124)	202 (145 to 282)	116 (80·7 to 151)	59·1 (43·0 to 79·3)	59·2 (46·0 to 78·2)	55·1 (42·7 to 70·6)	53 (41·7 to 68)	48·5 (37·7 to 61)	43·6 (34·6 to 56)	41 (31·9 to 51·9)	39·5 (29·6 to 50)	40·5 (30·2 to 51·4)	47·5 (34·3 to 61·4)	54·5 (37·7 to 71·6)	54·9 (36·4 to 71·8)	44·6 (29·7 to 58·5)	39·8 (23·4 to 49·1)	14 (8·6 to 20·7)	8·5 (5·4 to 12·6)	5·3 (3·3 to 8)	2·9 (1·8 to 4·5)	1·2 (0·7 to 1·9)	0·3 (0·2 to 0·5)		1,340
Neural tube defects	29·6 (16·7 to 37·5)	9·5 (5·5 to 12·3)	19·9 (9·5 to 32·3)	17·8 (10·7 to 27·4)	2·3 (1·6 to 3·2)	2·6 (2·0 to 3·6)	2·1 (1·6 to 2·8)	2·4 (2·0 to 2·9)	3·3 (2·6 to 4·6)	2·4 (1·7 to 3·4)	1·2 (0·7 to 2·1)	1·6 (1·0 to 2·5)	1·6 (0·9 to 2·2)	1 (0·6 to 1·6)	0·7 (0·4 to 1·1)	0·4 (0·2 to 0·8)	0·4 (0·2 to 0·8)	0·2 (0·1 to 0·5)	0·1 (0·1 to 0·2)	0·1 (0·0 to 0·1)	0·1 (0·0 to 0·1)	0·1 (0·0 to 0·1)	0·0 (0·0 to 0·1)		90·6
Congenital heart anomalies	163 (113 (27·4 to 44·1)	57·1 (42·9 to 72·5)	118 (72·3 to 177·3)	67·2 (44·3 to 99·4)	34·1 (24·1 to 47·5)	34·1 (26·4 to 44·3)	31·6 (24·5 to 41·1)	30·4 (23·9 to 38·6)	27·7 (21·5 to 35·4)	24·8 (19·1 to 32·1)	23·1 (16·9 to 31·7)	22·1 (15·9 to 30·5)	22·5 (15·9 to 31·5)	26·1 (17·9 to 37·1)	30·1 (20·1 to 42·9)	30·1 (19·4 to 44·1)	24·5 (14·7 to 37·2)	21·6 (12·3 to 33·9)	7·7 (4·5 to 12·3)	4·3 (2·5 to 7·1)	2·9 (1·7 to 4·8)	1·4 (0·8 to 2·4)	0·6 (0·3 to 1·1)	0·2 (0·1 to 0·3)		339
Orofacial clefts	0·1 (0·0 to 0·1)	0·1 (0·0 to 0·1)	0·6 (0·2 to 1·1)	0·7 (0·4 to 2·2)	0·7 (0·3 to 1·4)	0·6 (0·3 to 1·1)	0·6 (0·3 to 1·1)	0·7 (0·3 to 1·3)	0·7 (0·3 to 1·3)	0·7 (0·3 to 1·4)	0·7 (0·3 to 1·3)	0·6 (0·3 to 1·2)	0·6 (0·3 to 1·2)	0·8 (0·4 to 1·5)	0·9 (0·4 to 1·6)	0·9 (0·4 to 1·6)	0·7 (0·3 to 1·2)	0·7 (0·3 to 1·2)	0·2 (0·1 to 0·4)	0·2 (0·1 to 0·3)	0·2 (0·0 to 0·5)	0·1 (0·0 to 0·3)	0·0 (0·0 to 0·1)	0·0 (0·0 to 0·1)		12·9
Down syndrome	8·6 (5·2 to 12·8)	2·1 (1·2 to 2·4)	9·7 (3·9 to 15·4)	5·3 (3·5 to 7·4)	2·9 (2·0 to 3·8)	4·1 (2·8 to 5·9)	4·3 (2·9 to 5·9)	5·2 (3·7 to 7·2)	5·7 (4·1 to 7·8)	5·3 (3·7 to 7·2)	5·1 (3·7 to 7)	5·4 (3·4 to 7·5)	5·4 (3·4 to 7·5)	8·7 (5·4 to 11·4)	17·3 (10·2 to 24·3)	22 (11·4 to 32·7)	19·2 (9·4 to 29)	11·6 (5·5 to 18·3)	3·9 (1·9 to 6·1)	2·1 (1·0 to 3·5)	1·3 (0·6 to 2·2)	0·6 (0·3 to 1·1)	0·2 (0·1 to 0·4)	0·1 (0·0 to 0·2)		139
Turner syndrome	0 (0·0 to 0)	0 (0·0 to 0)	0 (0·0 to 0·1)	0 (0·0 to 0·1)	0·2 (0·0 to 0·4)	0·2 (0·0 to 0·4)	0·2 (0·0 to 0·5)	0·2 (0·0 to 0·5)	0·2 (0·0 to 0·5)	0·2 (0·0 to 0·5)	0·2 (0·0 to 0·5)	0·1 (0·1 to 0·3)	0·1 (0·0 to 0·3)	0·1 (0·0 to 0·3)	0·1 (0·0 to 0·3)	0·1 (0·0 to 0·3)	0·1 (0·0 to 0·3)	0·1 (0·0 to 0·3)	0·1 (0·0 to 0·3)	0·1 (0·0 to 0·3)	0·1 (0·0 to 0·3)	0·1 (0·0 to 0·3)	0·1 (0·0 to 0·3)	0·1 (0·0 to 0·3)		2
Klinefelter syndrome	0 (0·0 to 0)	0 (0·0 to 0)	0 (0·0 to 0·1)	0 (0·0 to 0·1)	0 (0·0 to 0·1)	0 (0·0 to 0·1)	0 (0·0 to 0·1)	0 (0·0 to 0·1)	0 (0·0 to 0·1)	0·1 (0·0 to 0·1)	0 (0·0 to 0·1)	0 (0·0 to 0·1)	0 (0·0 to 0·1)	0 (0·0 to 0·1)	0 (0·0 to 0·1)	0 (0·0 to 0·1)	0 (0·0 to 0·1)	0 (0·0 to 0·1)	0 (0·0 to 0·1)	0 (0·0 to 0·1)	0 (0·0 to 0·1)	0 (0·0 to 0·1)	0 (0·0 to 0·1)	0 (0·0 to 0·1)		0·5
Other chromosomal abnormalities	23·7 (13·2 to 38·2)	11·6 (6·5 to 20·6)	29·5 (15·7 to 50·6)	12 (6·2 to 19·5)	7·5 (4·6 to 11·5)	7·3 (4·6 to 11·2)	7·1 (4·6 to 10·6)	6·6 (4·6 to 9·3)	5·8 (4 to 8·1)	5·6 (3·9 to 7·7)	5·1 (3·5 to 7·1)	4·5 (2·1 to 8·2)	5·2 (2·6 to 7·2)	4·6 (1·9 to 8·2)	3·5 (1·2 to 6·4)	2·2 (0·2 to 4·9)	1·9 (0·2 to 3·9)	0·5 (0 to 1·6)	0·5 (0 to 1·2)	0·2 (0 to 0·6)	0·2 (0 to 0·6)	0·1 (0 to 0·4)	0·1 (0 to 0·3)	0·1 (0 to 0·3)		143
Congenital musculoskeletal and limb anomalies	9·7 (4·9 to 13·9)	2·5 (1·7 to 3·9)	21 (12·2 to 32·8)	29·4 (16·1 to 45)	19 (10·5 to 28·9)	19 (11·6 to 29·9)	16·5 (9·6 to 25·2)	12 (7·4 to 17·4)	11·6 (7·1 to 17·4)	11·4 (7·1 to 16·7)	11·2 (6·9 to 17·2)	11 (6·8 to 16·4)	13·2 (8·1 to 20·3)	11 (6·1 to 18·1)	14·4 (8·7 to 22·2)	13·1 (7·6 to 19·9)	11·1 (6·8 to 16·9)	9·9 (5·9 to 16·8)	8·1 (4·7 to 12·4)	4·4 (2·5 to 6·9)	2·5 (1·4 to 3·9)	1·2 (0·7 to 2)	0·4 (0·2 to 0·7)	0·1 (0·0 to 0·2)		268
Urogenital congenital anomalies	17·5 (10·2 to 22·2)	2·6 (1·4 to 4·4)	3 (1·5 to 5·1)	3·4 (1·9 to 5·4)	2·2 (1·3 to 3·5)	1·5 (1 to 2·3)	1·2 (0·7 to 1·8)	1 (0·6 to 1·5)	0·9 (0·5 to 1·3)	0·7 (0·4 to 1·1)	0·6 (0·4 to 0·9)	0·5 (0·3 to 0·7)	0·5 (0·3 to 0·7)	0·5 (0·3 to 0·8)	0·4 (0·2 to 0·6)	0·3 (0·2 to 0·5)	0·2 (0·1 to 0·4)	0·1 (0·1 to 0·3)	0·1 (0·0 to 0·2)	0·1 (0·0 to 0·2)	0·1 (0·0 to 0·2)	0·1 (0·0 to 0·1)	0·0 (0·0 to 0·1)	0·0 (0·0 to 0·1)		38·6
Digestive congenital anomalies	13·4 (10·1 to 17·3)	3·1 (4·9 to 15·9)	9·6 (6·9 to 21·3)	5·3 (3·6 to 7·8)	2·5 (1·7 to 3·5)	2·5 (1·9 to 3·2)	2·3 (1·8 to 3·1)	2·2 (1·7 to 2·9)	2·1 (1·6 to 2·7)	2·1 (1·6 to 2·7)	2·1 (1·6 to 2·7)	2·1 (1·6 to 2·7)	2·1 (1·6 to 2·7)	2·1 (1·6 to 2·7)	2·1 (1·6 to 2·7)	2·1 (1·6 to 2·7)	2·1 (1·6 to 2·7)	2·1 (1·6 to 2·7)	2·1 (1·6 to 2·7)	2·1 (1·6 to 2·7)	2·1 (1·6 to 2·7)	2·1 (1·6 to 2·7)	2·1 (1·6 to 2·7)	2·1 (1·6 to 2·7)		77·9
Other congenital birth defects	84·1 (47·9 to 117)	17 (10·3 to 24·9)	39·5 (23·7 to 61·2)	19·6 (10·3 to 29·4)	12·6 (7·4 to 19·3)	12·6 (7·3 to 19·3)	9·2 (6·9 to 13·4)	7·4 (5·6 to 9·9)	7·4 (5·6 to 9·8)	7·1 (4·6 to 9·7)	7·4 (4·6 to 11·2)	7·1 (3·8 to 13·4)	6·8 (3·3 to 12·9)	6·8 (3·6 to 12·1)	5·1 (2·6 to 9·5)	5·1 (2·5 to 9·5)	3·7 (2·5 to 6·2)	2·6 (1·6 to 4·2)	1·5 (1 to 2·7)	1·5 (0·7 to 2·6)	0·8 (0·4 to 2·4)	0·3 (0·2 to 1·1)	0·1 (0·1 to 0·2)	0·1 (0·1 to 0·2)		263
Urinary diseases and male infertility	0·3 (0·1 to 0·4)	0·4 (0·1 to 0·9)	1·5 (0·7 to 2·4)	1·5 (1·1 to 1·9)	1·4 (1·1 to 2·1)	2·1 (1·4 to 2·7)	2·6 (2·1 to 3·6)	2·5 (1·8 to 3·2)	1·5 (1·1 to 2·1)	10 (7·5 to 19)	13·8 (8·9 to 22·4)	14·7 (9·6 to 24·3)	13·6 (10·6 to 24·6)	20·4 (14·6 to 27·4)	14·4 (29·9 to 44·7)	27·3 (38·6 to 68)	71·1 (51·9 to 92·9)	112 (84·6 to 143)	173 (133 to 221)	134 (100 to 181)	100 (74·6 to 137)	239 (194 to 278)	184 (142 to 236)	66·2 (36·6 to 98·5)		1,420
Urolithiasis	0 (0 to 0)	0 (0 to 0)	0 (0 to 0)	0 (0 to 0·1)	0·1 (0·1 to 0·1)	0·1 (0·1 to 0·2)	0·2 (0·1 to 0·4)	0·3 (0·2 to 0·5)	0·3 (0·1 to 0·4)	0·2 (0·1 to 0·4)	0·2 (0·1 to 0·4)	0·2 (0·1 to 0·4)	0·2 (0·1 to 0·5)	0·3 (0·2 to 0·6)	0·4 (0·2 to 0·8)	0·5 (0·2 to 1·1)	0·7 (0·3 to 1·4)	0·8 (0·3 to 1·6)	0·7 (0·3 to 1·3)	0·7 (0·3 to 1·3)	0·6 (0·3 to 1·2)	0·5 (0·2 to 1·1)	0·3 (0·1 to 0·6)	0·1 (0·0 to 0·2)		67·4
Benign prostatic hyperplasia	0 (0 to 0)	0 (0 to 0)	0 (0 to 0)

SR Table 2c: Staffordshire DALYS by cause and sex aroun for both sexes with 95% uncertainty intervals, 2019

Cause	Early Neonatal	Late Neonatal	Post-Neonatal	1 to 4	5 to 9	10 to 14	15 to 19	20 to 24	25 to 29	30 to 34	35 to 39	40 to 44	45 to 49	50 to 54	55 to 59	60 to 64	65 to 69	70 to 74	75 to 79	80 to 84	85 to 89	90 to 94	95 plus	Total
All causes	2,100 (1,800 to 2,400)	671 (559 to 785)	1,080 (760 to 1,480)	1,080 (1,130 to 1,470)	2,020 (1,900 to 2,140)	2,060 (2,000 to 2,140)	6,720 (6,270 to 7,190)	8,720 (8,170 to 9,290)	9,460 (8,980 to 9,910)	9,640 (9,060 to 10,200)	9,420 (8,850 to 9,980)	10,200 (9,570 to 10,800)	14,400 (13,600 to 15,200)	17,700 (16,700 to 18,800)	20,200 (17,000 to 23,400)	21,600 (18,000 to 25,300)	24,400 (20,000 to 28,900)	32,600 (26,600 to 37,900)	39,800 (32,000 to 46,300)	47,000 (36,000 to 57,200)	59,800 (42,000 to 74,900)	72,200 (45,000 to 99,900)	3,140 (2,490 to 3,780)	376,000
Communicable, maternal, neonatal, and nutritional diseases	1,550 (1,280 to 1,850)	309 (256 to 366)	419 (286 to 560)	420 (398 to 440)	439 (367 to 507)	300 (276 to 319)	294 (268 to 320)	330 (307 to 350)	329 (292 to 359)	299 (262 to 329)	360 (320 to 396)	377 (332 to 420)	562 (506 to 620)	524 (470 to 578)	644 (572 to 715)	527 (453 to 600)	643 (550 to 735)	697 (582 to 812)	1,020 (770 to 1,260)	1,260 (1,120 to 1,400)	1,470 (1,160 to 1,820)	1,130 (851 to 1,380)	394 (270 to 500)	16,300
HIV/AIDS and sexually transmitted infections	20 (8 to 37)	9 (2 to 20)	16.5 (4.9 to 37)	1.2 (0.6 to 2.1)	0.6 (0.4 to 1)	0.6 (0.7 to 1)	2 (1.5 to 2.9)	6.2 (4.3 to 9.4)	13 (9.9 to 18.2)	20.7 (14.5 to 29.4)	29.7 (19.4 to 41.9)	24.5 (16.1 to 35.5)	29.6 (17.7 to 39.1)	19.7 (11.6 to 28.4)	19.3 (11.3 to 27.3)	11.6 (6 to 18.6)	11.1 (7.6 to 16.1)	6.6 (3.1 to 10.6)	6.2 (3.6 to 7.9)	3.1 (1.1 to 4.6)	2 (0.7 to 3.4)	0.3 (0.2 to 0.5)	291
HIV/AIDS	0 (0 to 0)	0 (0 to 0)	1.3 (1.1 to 1.6)	0.7 (0.6 to 0.8)	0.4 (0.3 to 0.5)	0.4 (0.4 to 0.5)	0.7 (0.5 to 0.9)	2.3 (1.6 to 3)	5.2 (3.9 to 6.7)	9.1 (6.5 to 12.1)	13.4 (9.1 to 18.2)	12 (7.9 to 16.7)	13.6 (7.9 to 18.2)	12.3 (7.4 to 17.1)	9.8 (5.7 to 13.7)	7.3 (3.8 to 11.1)	6.1 (3.2 to 9.4)	4.1 (1.7 to 7.1)	3.7 (1.5 to 5.5)	2.3 (0.9 to 3.5)	1 (0.4 to 1.6)	0.2 (0 to 0.5)	101
HIV/AIDS - Drug-susceptible Tuberculosis	0 (0 to 0)	0 (0 to 0)	0.2 (0 to 0.3)	0.2 (0 to 0.3)	0.1 (0 to 0.1)	0.1 (0 to 0.1)	0.1 (0 to 0.1)	0.2 (0 to 0.4)	0.7 (0.4 to 1.1)	1.2 (0.7 to 2)	1.6 (0.9 to 2.5)	1.4 (0.7 to 2.2)	1.6 (0.7 to 2.3)	1.4 (0.6 to 2.2)	1.1 (0.4 to 1.8)	0.8 (0.3 to 1.4)	0.6 (0.2 to 1.1)	0.4 (0.1 to 0.8)	0.4 (0.1 to 0.7)	0.2 (0 to 0.5)	0.1 (0 to 0.3)	0 (0 to 0.1)	13
HIV/AIDS - Multidrug-resistant Tuberculosis without extensive	0 (0 to 0)	0 (0 to 0)	0 (0 to 0)	0 (0 to 0)	0 (0 to 0)	0 (0 to 0)	0 (0 to 0)	0 (0 to 0.1)	0 (0 to 0.2)	0 (0 to 0.2)	0 (0 to 0.2)	0 (0 to 0.2)	0 (0 to 0.2)	0 (0 to 0.2)	0 (0 to 0.1)	0 (0 to 0.1)	0 (0 to 0.1)	0 (0 to 0.1)	0 (0 to 0.1)	0 (0 to 0.1)	0 (0 to 0.1)	0 (0 to 0.1)	0 (0 to 0)	0.3
HIV/AIDS - Extensively drug-resistant Tuberculosis	0 (0 to 0)	0 (0 to 0)	0 (0 to 0)	0 (0 to 0)	0 (0 to 0)	0 (0 to 0)	0 (0 to 0)	0 (0 to 0)	0 (0 to 0)	0 (0 to 0)	0 (0 to 0.1)	0 (0 to 0.1)	0 (0 to 0.1)	0 (0 to 0.1)	0 (0 to 0.1)	0 (0 to 0.1)	0 (0 to 0.1)	0 (0 to 0.1)	0 (0 to 0.1)	0 (0 to 0.1)	0 (0 to 0.1)	0 (0 to 0.1)	0 (0 to 0)	0.1
HIV/AIDS resulting in other diseases	0 (0 to 0)	0 (0 to 0)	0.6 (0.1 to 1.6)	0.4 (0.1 to 0.7)	0.3 (0.1 to 0.5)	0.3 (0.2 to 0.4)	0.6 (0.2 to 1.1)	1.8 (0.4 to 4.3)	3.2 (0.8 to 7.5)	6.5 (1.5 to 15.6)	11.4 (2.5 to 27.5)	9.5 (2.1 to 23.1)	11.4 (2.5 to 27.5)	9.5 (2.1 to 23.1)	6.9 (1.5 to 16.8)	4.4 (0.9 to 10.9)	3.4 (0.6 to 10.6)	1.9 (0.3 to 7.6)	1.6 (0.2 to 6.6)	0.6 (0.1 to 2.5)	0.3 (0 to 1.1)	0 (0 to 0.1)	67.6
Sexually transmitted infections excluding HIV	20 (8 to 37)	9 (2 to 20)	15.2 (3.8 to 37.6)	0.4 (0.1 to 1.4)	0.3 (0.1 to 0.6)	0.3 (0.1 to 0.5)	1.3 (0.5 to 2.8)	4.1 (1.7 to 8.9)	7.8 (3.2 to 17.2)	13.2 (5.4 to 29.1)	18.3 (7.5 to 40.1)	15 (6.1 to 32.8)	18 (7.3 to 39.6)	10.2 (4.1 to 22.4)	12.4 (5.1 to 27.3)	7.2 (2.9 to 15.8)	7.7 (3.1 to 16.9)	4.7 (1.9 to 10.3)	4.6 (1.9 to 10.1)	2.5 (1 to 5.5)	1.2 (0.5 to 2.6)	0.3 (0.1 to 0.7)	184
Syphilis	0 (0 to 0)	0 (0 to 0)	0.2 (0 to 0.6)	0.1 (0 to 0.3)	0.1 (0 to 0.2)	0.1 (0 to 0.2)	0.4 (0.1 to 0.8)	1.1 (0.3 to 2.5)	2.6 (0.8 to 5.9)	4.5 (1.4 to 10.3)	6.9 (2.1 to 15.8)	5 (1.5 to 11.5)	6.1 (1.8 to 14)	3.5 (1 to 8.1)	4.4 (1.3 to 10.1)	2.5 (0.7 to 5.8)	2.7 (0.8 to 6.2)	1.6 (0.5 to 3.8)	1.6 (0.5 to 3.7)	0.9 (0.3 to 2.1)	0.4 (0.1 to 1)	0.1 (0 to 0.3)	64.9
Chlamydial infection	0 (0 to 0)	0 (0 to 0)	0 (0 to 0)	0 (0 to 0)	0 (0 to 0)	0 (0 to 0)	0 (0 to 0)	0 (0 to 0)	0 (0 to 0)	0 (0 to 0)	0 (0 to 0)	0 (0 to 0)	0 (0 to 0)	0 (0 to 0)	0 (0 to 0)	0 (0 to 0)	0 (0 to 0)	0 (0 to 0)	0 (0 to 0)	0 (0 to 0)	0 (0 to 0)	0 (0 to 0)	0 (0 to 0)	0
Gonococcal infection	0 (0 to 0)	0 (0 to 0)	0 (0 to 0)	0 (0 to 0)	0 (0 to 0)	0 (0 to 0)	0 (0 to 0)	0 (0 to 0)	0 (0 to 0)	0 (0 to 0)	0 (0 to 0)	0 (0 to 0)	0 (0 to 0)	0 (0 to 0)	0 (0 to 0)	0 (0 to 0)	0 (0 to 0)	0 (0 to 0)	0 (0 to 0)	0 (0 to 0)	0 (0 to 0)	0 (0 to 0)	0 (0 to 0)	0
Trichomoniasis	0 (0 to 0)	0 (0 to 0)	0 (0 to 0)	0 (0 to 0)	0 (0 to 0)	0 (0 to 0)	0.1 (0 to 0.2)	0.3 (0 to 0.7)	0.6 (0.2 to 1.3)	1.2 (0.4 to 2.5)	1.9 (0.6 to 3.9)	1.5 (0.5 to 3.2)	1.8 (0.6 to 3.8)	1.4 (0.4 to 3.2)	1.2 (0.4 to 2.7)	0.8 (0.2 to 1.9)	0.7 (0.2 to 1.7)	0.4 (0.1 to 1.1)	0.4 (0.1 to 1)	0.2 (0 to 0.6)	0.1 (0 to 0.3)	0 (0 to 0.2)	0 (0 to 0.1)	11.9
Genital herpes	0 (0 to 0)	0 (0 to 0)	0 (0 to 0)	0 (0 to 0)	0 (0 to 0)	0 (0 to 0)	0 (0 to 0)	0 (0 to 0)	0 (0 to 0)	0 (0 to 0)	0 (0 to 0)	0 (0 to 0)	0 (0 to 0)	0 (0 to 0)	0 (0 to 0)	0 (0 to 0)	0 (0 to 0)	0 (0 to 0)	0 (0 to 0)	0 (0 to 0)	0 (0 to 0)	0 (0 to 0)	0 (0 to 0)	0
Other sexually transmitted infections	0 (0 to 0)	0 (0 to 0)	0 (0 to 0)	0 (0 to 0)	0 (0 to 0)	0 (0 to 0.1)	0.3 (0 to 0.7)	0.7 (0.2 to 1.6)	1.4 (0.4 to 3.3)	2.6 (0.8 to 6.1)	3.9 (1.2 to 9.1)	3.4 (1 to 7.9)	4 (1.2 to 9.2)	2.3 (0.7 to 5.4)	2.8 (0.8 to 6.5)	1.7 (0.4 to 4.1)	1.7 (0.4 to 4.1)	1 (0.2 to 2.6)	1 (0.2 to 2.6)	0.5 (0.1 to 1.4)	0.2 (0 to 0.6)	0.1 (0 to 0.3)	0 (0 to 0.1)	32
Respiratory infections and tuberculosis	10.6 (7.8 to 21.1)	13.1 (7.8 to 17.7)	44.7 (42.7 to 56.2)	377 (367.1 to 533)	44.6 (39.6 to 49.6)	7.5 (7.2 to 7.8)	17.7 (16.4 to 19.1)	19.7 (17.9 to 21.5)	122 (107.1 to 136)	23.5 (20.4 to 26.5)	27.3 (23.5 to 31.1)	119 (89.9 to 147)	176 (131.9 to 220)	222 (163.9 to 280)	356 (262.1 to 456)	376 (277.9 to 481)	622 (459.1 to 795)	1,090 (809.6 to 1,400)	1,290 (960.1 to 1,650)	1,090 (1,040.1 to 1,150)	1,090 (770.1 to 1,360)	1,090 (256.5 to 4,190)	7,760
Tuberculosis	0 (0 to 0)	0 (0 to 0)	0.2 (0.1 to 0.3)	0.2 (0.2 to 0.3)	0.2 (0.2 to 0.4)	0.2 (0.2 to 0.3)	0.7 (0.4 to 1.1)	2.2 (1.7 to 2.9)	6.1 (4.7 to 7.8)	8.1 (6.1 to 9.8)	9.5 (7.3 to 11.5)	8.1 (5.9 to 9.7)	9.9 (7.3 to 11.7)	9.9 (6.9 to 11.9)	8.1 (5.6 to 9.8)	6.9 (4.6 to 11.5)	6.1 (3.9 to 11.2)	5.3 (3.2 to 10.1)	4.2 (2.3 to 9.7)	2.6 (1.3 to 7.6)	1.2 (0.5 to 3.8)	0.3 (0.1 to 0.9)	113
Latent tuberculosis infection	0 (0 to 0)	0 (0 to 0)	0 (0 to 0)	0 (0 to 0)	0 (0 to 0)	0 (0 to 0)	0 (0 to 0)	0 (0 to 0)	0 (0 to 0)	0 (0 to 0)	0 (0 to 0)	0 (0 to 0)	0 (0 to 0)	0 (0 to 0)	0 (0 to 0)	0 (0 to 0)	0 (0 to 0)	0 (0 to 0)	0 (0 to 0)	0 (0 to 0)	0 (0 to 0)	0 (0 to 0)	0 (0 to 0)	0
Drug-susceptible Tuberculosis	0 (0 to 0)	0 (0 to 0)	0.2 (0 to 0.3)	0.2 (0.2 to 0.3)	0.2 (0.2 to 0.3)	0.2 (0.2 to 0.3)	0.6 (0.3 to 0.9)	1.9 (1.4 to 2.6)	5.2 (3.9 to 6.8)	6.9 (5.1 to 8.5)	8 (6 to 9.8)	6.8 (4.9 to 8.3)	8 (5.9 to 9.8)	8 (5.6 to 9.8)	6.8 (4.6 to 9.8)	5.7 (3.7 to 9.8)	5.1 (3.2 to 9.4)	4.4 (2.6 to 8.5)	3.5 (2.1 to 7.6)	2.2 (1.1 to 6.3)	1 (0.4 to 3.2)	0.3 (0.1 to 0.8)	110
Multidrug-resistant tuberculosis without extensive drug-resistar	0 (0 to 0)	0 (0 to 0)	0 (0 to 0)	0 (0 to 0)	0 (0 to 0)	0 (0 to 0)	0 (0 to 0.2)	0.1 (0 to 0.3)	0.3 (0 to 0.5)	0.1 (0 to 0.3)	0.1 (0 to 0.4)	0.1 (0 to 0.4)	0.1 (0 to 0.4)	0.1 (0 to 0.4)	0.2 (0 to 0.5)	0.2 (0 to 0.6)	0.2 (0 to 0.6)	0.2 (0 to 0.6)	0.2 (0 to 0.6)	0.2 (0 to 0.6)	0.1 (0 to 0.5)	0 (0 to 0.1)	2.1
Extensively drug-resistant tuberculosis	0 (0 to 0)	0 (0 to 0)	0 (0 to 0)	0 (0 to 0)	0 (0 to 0)	0 (0 to 0)	0 (0 to 0)	0 (0 to 0)	0 (0 to 0)	0 (0 to 0)	0 (0 to 0)	0 (0 to 0)	0 (0 to 0)	0 (0 to 0)	0 (0 to 0)	0 (0 to 0)	0 (0 to 0)	0 (0 to 0)	0 (0 to 0)	0 (0 to 0)	0 (0 to 0)	0 (0 to 0)	0 (0 to 0)	0.6
Lower respiratory infections	10.6 (7.7 to 21)	9.4 (7.3 to 11.9)	40.9 (38.9 to 52.6)	29.6 (19.1 to 39.1)	11.7 (9.4 to 13.8)	7.6 (6.9 to 8.2)	9.8 (8.3 to 11.2)	11.2 (9.3 to 13.2)	110 (92.4 to 126)	12.2 (9.5 to 14.8)	14.2 (10.9 to 17.5)	102 (67.9 to 131)	151 (97.5 to 202)	198 (132.6 to 272)	331 (220.1 to 450)	347 (230.1 to 472)	521 (345.1 to 708)	889 (587.3 to 1,210)	1,090 (720.1 to 1,480)	1,090 (1,020.1 to 1,080)	1,090 (703.5 to 1,360)	1,090 (252.5 to 4,190)	6,710
Upper respiratory infections	0 (0 to 0)	0 (0 to 0)	0.8 (0.1 to 1.8)	0.1 (0 to 0.2)	0.1 (0 to 0.2)	0.1 (0 to 0.2)	0.2 (0 to 0.3)	0.2 (0 to 0.3)	0.2 (0 to 0.3)	0.2 (0 to 0.3)	0.2 (0 to 0.3)	0.2 (0 to 0.3)	0.2 (0 to 0.3)	0.2 (0 to 0.3)	0.2 (0 to 0.3)	0.2 (0 to 0.3)	0.2 (0 to 0.3)	0.2 (0 to 0.3)	0.2 (0 to 0.3)	0.2 (0 to 0.3)	0.2 (0 to 0.3)	0.1 (0 to 0.2)	0.2 (0 to 0.3)	3.1
Otitis media	0 (0 to 0)	0 (0 to 0)	1.1 (1 to 1.2)	1.1 (1 to 1.2)	0.2 (0.2 to 0.3)	0.2 (0.2 to 0.3)	0.2 (0.2 to 0.3)	0.2 (0.2 to 0.3)	0.2 (0.2 to 0.3)	0.2 (0.2 to 0.3)	0.2 (0.2 to 0.3)	0.2 (0.2 to 0.3)	0.2 (0.2 to 0.3)	0.2 (0.2 to 0.3)	0.2 (0.2 to 0.3)	0.2 (0.2 to 0.3)	0.2 (0.2 to 0.3)	0.2 (0.2 to 0.3)	0.2 (0.2 to 0.3)	0.2 (0.2 to 0.3)	0.2 (0.2 to 0.3)	0.1 (0.1 to 0.2)	1.6
Enteric infections	1.1 (0.6 to 1.4)	3.5 (2.9 to 4.7)	22 (20.6 to 23.9)	699 (656.9 to 739)	224 (212.5 to 235)	227 (219.3 to 234)	139 (130.6 to 147)	59.8 (54.9 to 64.7)	19.7 (16.2 to 22.7)	19.7 (16.4 to 23.1)	14.2 (11.6 to 16.8)	11.6 (9.4 to 13.7)	11.6 (9.4 to 13.7)	9.1 (7.1 to 11.1)	9.5 (7.3 to 11.6)	8.3 (6.3 to 10.4)	7.5 (5.6 to 9.5)	6.6 (4.9 to 8.4)	6.2 (4.6 to 7.9)	5.1 (3.7 to 6.5)	4.4 (3.2 to 5.6)	1.6 (1.2 to 2.2)	785
Diarrheal diseases	0.8 (0.6 to 1.4)	2.7 (2.5 to 4.7)	21.7 (21.5 to 22.8)	698.7 (656.9 to 738)	224.4 (212.5 to 234)	226.7 (219.3 to 233)	138.8 (130.6 to 146)	59.6 (54.9 to 64.5)	19.6 (16.2 to 22.6)	19.7 (16.4 to 23.1)	14.1 (11.6 to 16.8)	11.5 (9.4 to 13.7)	11.5 (9.4 to 13.7)	9.1 (7.1 to 11.1)	9.4 (7.3 to 11.6)	8.3 (6.3 to 10.4)	7.5 (5.6 to 9.5)	6.6 (4.9 to 8.4)	6.2 (4.6 to 7.9)	5.1 (3.7 to 6.5)	4.4 (3.2 to 5.6)	1.6 (1.2 to 2.2)	784
Typhoid and paratyphoid	0 (0 to 0)	0 (0 to 0)	0 (0 to 0)	0 (0 to 0)	0 (0 to 0)	0 (0 to 0)	0 (0 to 0)	0 (0 to 0)	0 (0 to 0)	0 (0 to 0)	0 (0 to 0)	0 (0 to 0)	0 (0 to 0)	0 (0 to 0)	0 (0 to 0)	0 (0 to 0)	0 (0 to 0)	0 (0 to 0)	0 (0 to 0)	0 (0 to 0)	0 (0 to 0)	0 (0 to 0)	0 (0 to 0)	0
Typhoid fever	0 (0 to 0)	0 (0 to 0)	0 (0 to 0)	0 (0 to 0)	0 (0 to 0)	0 (0 to 0)	0 (0 to 0)	0 (0 to 0)	0 (0 to 0)	0 (0 to 0)	0 (0 to 0)	0 (0 to 0)	0 (0 to 0)	0 (0 to 0)	0 (0 to 0)	0 (0 to 0)	0 (0 to 0)	0 (0 to 0)	0 (0 to 0)	0 (0 to 0)	0 (0 to 0)	0 (0 to 0)	0 (0 to 0)	0
Paratyphoid fever	0 (0 to 0)	0 (0 to 0)	0 (0 to 0)	0 (0 to 0)	0 (0 to 0)	0 (0 to 0)	0 (0 to 0)	0 (0 to 0)	0 (0 to 0)	0 (0 to 0)	0 (0 to 0)	0 (0 to 0)	0 (0 to 0)	0 (0 to 0)	0 (0 to 0)	0 (0 to 0)	0 (0 to 0)	0 (0 to 0)	0 (0 to 0)	0 (0 to 0)	0 (0 to 0)	0 (0 to 0)	0 (0 to 0)	0.2
Invasive Non-typhoidal Salmonella (iNTS)	0 (0 to 0)	0 (0 to 0)	0.1 (0 to 0.2)	0.2 (0 to 0.2)	0.1 (0 to 0.2)	0.1 (0 to 0.2)	0.2 (0 to 0.3)	0.2 (0 to 0.3)	0.2 (0 to 0.3)	0.2 (0 to 0.3)	0.2 (0 to 0.3)	0.1 (0 to 0.2)	0.1 (0 to 0.2)	0.1 (0 to 0.2)	0.2 (0 to 0.2)	0.2 (0 to 0.2)	0.2 (0 to 0.2)	0.2 (0 to 0.2)	0.2 (0 to 0.2)	0.2 (0 to 0.2)	0.2 (0 to 0.2)	0.1 (0 to 0.1)	0.2 (0 to 0.2)	3.7
Other intestinal infectious diseases	0 (0 to 0)	0 (0 to 0)	0.2 (0 to 0.3)	0.2 (0.1 to 0.4)	0.1 (0 to 0.2)	0.1 (0 to 0.2)	0.1 (0 to 0.2)	0.1 (0 to 0.2)	0.1 (0 to 0.1)	0.1 (0 to 0.1)	0.1 (0 to 0.1)	0.1 (0 to 0.1)	0.1 (0 to 0.1)	0.1 (0 to 0.1)	0.1 (0 to 0.1)	0.1 (0 to 0.1)	0.1 (0 to 0.1)	0.1 (0 to 0.1)	0.1 (0 to 0.1)	0.1 (0 to 0.1)	0.1 (0 to 0.1)	0 (0 to 0.1)	0 (0 to 0.1)	1.6
Neglected tropical diseases and malaria	0.5 (0.5 to 0.6)	0.1 (0.1 to 0.1)	7.6 (7.5 to 8.2)	9.2 (9.2 to 9.2)	3.1 (3.1 to 3.1)	0.2 (0.2 to 0.2)	0.6 (0.6 to 0.6)	0.6 (0.6 to 0.6)	0.7 (0.7 to 0.8)	0.8 (0.7 to 0.8)	2.1 (2.1 to 2.2)	1.6 (1.6 to 1.6)	2.6 (2.6 to 2.6)	2.4 (2.4 to 2.4)	0.6 (0.6 to 0.6)	0.6 (0.6 to 0.6)	0.7 (0.7 to 0.7)	0.4 (0.4 to 0.4)	0.3 (0.3 to 0.3)	0.1 (0.1 to 0.1)	0.1 (0.1 to 0.1)	0 (0 to 0)	38.6
Malaria	0 (0 to 0)	0 (0 to 0)	0 (0 to 0)	0 (0 to 0)	0 (0 to 0)	0 (0 to 0)	0 (0 to 0)	0 (0 to 0)	0 (0 to 0)	0 (0 to 0)	0 (0 to 0)	0 (0 to 0)	0 (0 to 0)	0 (0 to 0)	0 (0 to 0)	0 (0 to 0)	0 (0 to 0)	0 (0 to 0)	0 (0 to 0)	0 (0 to 0)	0 (0 to 0)	0 (0 to 0)	0 (0 to 0)	0
Chagas disease	0 (0 to 0)	0 (0 to 0)	0 (0 to 0)	0 (0 to 0)	0 (0 to 0)	0 (0 to 0)	0 (0 to 0)	0 (0 to 0)	0 (0 to 0)	0 (0 to 0)	0 (0 to 0)	0 (0 to 0)	0 (0 to 0)	0 (0 to 0)	0 (0 to 0)	0 (0 to 0)	0 (0 to 0)	0 (0 to 0)	0 (0 to 0)	0 (0 to 0)	0 (0 to 0)	0 (0 to 0)	0 (0 to 0)	0
Leishmaniasis	0 (0 to 0)	0 (0 to 0)	0 (0 to 0)	0 (0 to 0)	0 (0 to 0)	0 (0 to 0)	0 (0 to 0)	0 (0 to 0)	0 (0 to 0)	0 (0 to 0)	0 (0 to 0)	0 (0 to 0)	0 (0 to 0)	0 (0 to 0)	0 (0 to 0)	0 (0 to 0)	0 (0 to 0)	0 (0 to 0)	0 (0 to 0)	0 (0 to 0)	0 (0 to 0)	0 (0 to 0)	0 (0 to 0)	0
Visceral leishmaniasis	0 (0 to 0)	0 (0 to 0)	0 (0 to 0)	0 (0 to 0)	0 (0 to 0)	0 (0 to 0)	0 (0 to 0)	0 (0 to 0)	0 (0 to 0)	0 (0 to 0)	0 (0 to 0)	0 (0 to 0)	0 (0 to 0)	0 (0 to 0)	0 (0 to 0)	0 (0 to 0)	0 (0 to 0)	0 (0 to 0)	0 (0 to 0)	0 (0 to 0)	0 (0 to 0)	0 (0 to 0)	0 (0 to 0)	0
Cutaneous and mucocutaneous leishmaniasis	0 (0 to 0)	0 (0 to 0)	0 (0 to 0)	0 (0 to 0)	0 (0 to 0)	0 (0 to 0)	0 (0 to 0)	0 (0 to 0)	0 (0 to 0)	0 (0 to 0)	0 (0 to 0)	0 (0 to 0)	0 (0 to 0)	0 (0 to 0)	0 (0 to 0)	0 (0 to 0)	0 (0 to 0)	0 (0 to 0)	0 (0 to 0)	0 (0 to 0)	0 (0 to 0)	0 (0 to 0)	0 (0 to 0)	0
African trypanosomiasis	0 (0 to 0)	0 (0 to 0)	0 (0 to 0)	0 (0 to 0)	0 (0 to 0)	0 (0 to 0)	0 (0 to 0)	0 (0 to 0)	0 (0 to 0)	0 (0 to 0)	0 (0 to 0)	0 (0 to 0)	0 (0 to 0)	0 (0 to 0)	0 (0 to 0)	0 (0 to 0)	0 (0 to 0)	0 (0 to 0)	0 (0 to 0)	0 (0 to 0)	0 (0 to 0)	0 (0 to 0)	0 (0 to 0)	0
Schistosomiasis	0 (0 to 0)	0 (0 to 0)	0 (0 to 0)	0 (0 to 0)	0 (0 to 0)	0 (0 to 0)	0 (0 to 0)	0 (0 to 0)	0 (0 to 0)	0 (0 to 0)	0 (0 to 0)	0 (0 to 0)	0 (0 to 0)	0 (0 to 0)	0 (0 to 0)	0 (0 to 0)	0 (0 to 0)	0 (0 to 0)	0 (0 to 0)	0 (0 to 0)	0 (0 to 0)	0 (0 to 0)	0 (0 to 0)	0
Cysticercosis	0 (0 to 0)	0 (0 to 0)	0 (0 to 0)	0 (0 to 0)	0 (0 to 0)	0 (0 to 0)	0 (0 to 0)	0 (0 to 0)	0 (0 to 0)	0 (0 to 0)	0 (0 to 0)	0 (0 to 0)	0 (0 to 0)	0 (0 to 0)	0 (0 to 0)	0 (0 to 0)	0 (0 to 0)	0 (0 to 0)	0 (0 to 0)	0 (0 to 0)	0 (0 to 0)	0 (0 to 0)	0 (0 to 0)	0
Cystic echinococcosis	0 (0 to 0)	0 (0 to 0)	0 (0 to 0)	0 (0 to 0)	0 (0 to 0)	0 (0 to 0)	0 (0 to 0)	0 (0 to 0)	0 (0 to 0)	0 (0 to 0)	0 (0 to 0)	0 (0 to 0)	0 (0 to 0)	0 (0 to 0)	0 (0 to 0)	0 (0 to 0)	0 (0 to 0)	0 (0 to 0)	0 (0 to 0)	0 (0 to 0)	0 (0 to 0)	0 (0 to 0)	0 (0 to 0)	0.4
Lymphatic filariasis	0 (0 to 0)	0 (0 to 0)	0 (0 to 0)	0 (0 to 0)	0 (0 to 0)	0 (0 to 0)	0 (0 to 0)	0 (0 to 0)	0 (0 to 0)	0 (0 to 0)	0 (0 to 0)	0 (0 to 0)	0 (0 to 0)	0 (0 to 0)	0 (0 to 0)	0 (0 to 0)	0 (0 to 0)	0 (0 to 0)	0 (0 to 0)	0 (0 to 0)	0 (0 to 0)	0 (0 to 0)	0 (0 to 0)	0
Onchocerciasis	0 (0 to 0)	0 (0 to 0)	0 (0 to 0)	0 (0 to 0)	0 (0 to 0)	0 (0 to 0)	0 (0 to 0)	0 (0 to 0)	0 (0 to 0)	0 (0 to 0)	0 (0 to 0)	0 (0 to 0)	0 (0 to 0)	0 (0 to 0)	0 (0 to 0)	0 (0 to 0)	0 (0 to 0)	0 (0 to 0)	0 (0 to 0)	0 (0 to 0)	0 (0 to 0)	0 (0 to 0)	0 (0 to 0)	0
Trachoma	0 (0 to 0)	0 (0 to 0)	0 (0 to 0)	0 (0 to 0)	0 (0 to 0)	0 (0 to 0)	0 (0 to 0)	0 (0 to 0)	0 (0 to 0)	0 (0 to 0)	0 (0 to 0)	0 (0 to 0)	0 (0 to 0)	0 (0 to 0)	0 (0 to 0)	0 (0 to 0)	0 (0 to 0)	0 (0 to 0)	0 (0 to 0)	0 (0 to 0)	0 (0 to 0)	0 (0 to 0)	0 (0 to 0)	0
Dengue	0 (0 to 0)	0 (0 to 0)	0 (0 to 0)	0 (0 to 0)	0 (0 to 0)	0 (0 to 0)	0 (0 to 0)	0 (0 to 0)	0 (0 to 0)	0 (0 to 0)	0 (0 to 0)	0 (0 to 0)	0 (0 to 0)	0 (0 to 0)	0 (0 to 0)	0 (0 to 0)	0 (0 to 0)	0 (0 to 0)	0 (0 to 0)	0 (0 to 0)	0 (0 to 0)	0 (0 to 0)	0 (0 to 0)	0
Yellow fever	0 (0 to 0)	0 (0 to 0)	0 (0 to 0)	0 (0 to 0)	0 (0 to 0)	0 (0 to 0)	0 (0 to 0)	0 (0 to 0)	0 (0 to 0)	0 (0 to 0)	0 (0 to 0)	0 (0 to 0)	0 (0 to 0)	0 (0 to 0)	0 (0 to 0)	0 (0 to 0)	0 (0 to 0)	0 (0 to 0)	0 (0 to 0)	0 (0 to 0)	0 (0 to 0)	0 (0 to 0)	0 (0 to 0)	0
Rabies	0 (0 to 0)	0 (0 to 0)	0 (0 to 0)	0 (0 to 0)	0 (0 to 0)	0 (0 to 0)	0 (0 to 0)	0 (0 to 0)	0 (0 to 0)	0 (0 to 0)	0 (0 to 0)	0 (0 to 0)	0 (0 to 0)	0 (0 to 0)	0 (0 to 0)	0 (0 to 0)	0 (0 to 0)	0 (0 to 0)	0 (0 to 0)	0 (0 to 0)	0 (0 to 0)	0 (0 to 0)	0 (0 to 0)	0.1
Intestinal nematode infections	0 (0 to 0)	0 (0 to 0)	0 (0 to 0)	0 (0 to 0)	0 (0 to 0)	0 (0 to 0)	0 (0 to 0)	0 (0 to 0)	0 (0 to 0)	0 (0 to 0)	0 (0 to 0)	0 (0 to 0)	0 (0 to 0)	0 (0 to 0)	0 (0 to 0)	0 (0 to 0)	0 (0 to 0)	0 (0 to 0)	0 (0 to 0)	0 (0 to 0)	0 (0 to 0)	0 (0 to 0)	0 (0 to 0)	0
Ascariasis	0 (0 to 0)	0 (0 to 0)	0 (0 to 0)	0 (0 to 0)	0 (0 to 0)	0 (0 to 0)	0 (0 to 0)	0 (0 to 0)	0 (0 to 0)	0 (0 to 0)	0 (0 to 0)	0 (0 to 0)	0 (0 to 0)	0 (0 to 0)	0 (0 to 0)	0 (0 to 0)	0 (0 to 0)	0 (0 to 0)	0 (0 to 0)	0 (0 to 0)	0 (0 to 0)	0 (0 to 0)	0 (0 to 0)	0
Trichuriasis	0 (0 to 0)	0 (0 to 0)	0 (0 to 0)	0 (0 to 0)	0 (0 to 0)	0 (0 to 0)	0 (0 to 0)	0 (0 to 0)	0 (0 to 0)	0 (0 to 0)	0 (0 to 0)	0 (0 to 0)	0 (0 to 0)	0 (0 to 0)	0 (0 to 0)	0 (0 to 0)	0 (0 to 0)	0 (0 to 0)	0 (0 to 0)	0 (0 to 0)	0 (0 to 0)	0 (0 to 0)	0 (0 to 0)	0
Hookworm disease	0 (0





SR Table 2c: Dudley DALYS by cause and age group for both sexes with 95% uncertainty intervals, 2019

Cause	Early Neonatal	Late Neonatal	Post Neonatal	1 to 4	5 to 9	10 to 14	15 to 19	20 to 24	25 to 29	30 to 34	35 to 39	40 to 44	45 to 49	50 to 54	55 to 59	60 to 64	65 to 69	70 to 74	75 to 79	80 to 84	85 to 89	90 to 94	95 plus	Total
All causes	638 (c.602 - 682)	1,164 (1,114 - 1,211)	1,166 (1,028 to 1,313)	1,547 (1,365 to 1,737)	1,139 (977 to 1,322)	1,139 (977 to 1,322)	1,407 (1,227 to 1,602)	1,454 (1,267 to 2,329)	1,611 (1,411 to 1,773)	1,611 (1,411 to 1,773)	2,289 (2,001 to 2,600)	2,289 (2,001 to 2,600)	3,142 (2,742 to 4,284)	3,142 (2,742 to 4,284)	3,551 (3,093 to 4,040)	3,551 (3,093 to 4,040)	4,220 (3,670 to 4,797)	4,220 (3,670 to 4,797)	4,286 (3,722 to 4,920)	4,286 (3,722 to 4,920)	3,116 (2,697 to 3,588)	3,116 (2,697 to 3,588)	1,140 (1,000 to 1,298)	1,140 (1,000 to 1,298)	1,140 (1,000 to 1,298

Other neoplasms	0-1 (0 to 0.2)	0 (0 to 0)	0-2 (0-1 to 0.2)	0-4 (0.2 to 0.7)	0-5 (0.2 to 0.8)	0-5 (0.2 to 0.8)	0-4 (0.2 to 0.6)	0-3 (0.2 to 0.4)	0-3 (0.3 to 0.4)	0-5 (0.3 to 0.6)	1-1 (0.6 to 1.6)	1-2 (0.7 to 1.6)	1-5 (1 to 2.1)	2-5 (1.6 to 3.7)	4-7 (3.4 to 6.4)	6-11 (5.4 to 11.2)	8 (7 to 9)	12-22 (9 to 17.3)	18-7 (13.9 to 26)	31-5 (23 to 44.6)	39-5 (29.9 to 49.7)	39-2 (29 to 49.1)	27-9 (19.8 to 37.3)	13-2 (8.8 to 17.4)	3 (1.8 to 4.1)	200
Medulloblastoma, medulloblastovirus, and other hemangioblastic neoplasms	0-1 (0 to 0.2)	0 (0 to 0)	0-2 (0-1 to 0.3)	0-5 (0.2 to 0.8)	0-5 (0.2 to 0.8)	0-5 (0.2 to 0.8)	0-4 (0.2 to 0.6)	0-3 (0.2 to 0.5)	0-3 (0.2 to 0.4)	0-5 (0.3 to 0.6)	1-1 (0.6 to 1.6)	1-2 (0.7 to 1.6)	1-5 (1 to 2.1)	2-5 (1.6 to 3.7)	4-7 (3.4 to 6.4)	6-11 (5.4 to 11.2)	8 (7 to 9)	12-22 (9 to 17.3)	18-7 (13.9 to 26)	31-5 (23 to 44.6)	39-5 (29.9 to 49.7)	39-2 (29 to 49.1)	27-9 (19.8 to 37.3)	13-2 (8.8 to 17.4)	3 (1.8 to 4.1)	200
Benign and in situ intestinal neoplasms	0 (0 to 0)	0 (0 to 0)	0 (0 to 0)	0 (0 to 0)	0 (0 to 0)	0 (0 to 0)	0 (0 to 0)	0 (0 to 0)	0 (0 to 0)	0 (0 to 0)	0 (0 to 0)	0 (0 to 0)	0 (0 to 0)	0 (0 to 0)	0 (0 to 0)	0 (0 to 0)	0 (0 to 0)	0 (0 to 0)	0 (0 to 0)	0 (0 to 0)	0 (0 to 0)	0 (0 to 0)	0 (0 to 0)	0 (0 to 0)	0 (0 to 0)	0
Benign and in situ cervical and uterine neoplasms	0 (0 to 0)	0 (0 to 0)	0 (0 to 0)	0 (0 to 0)	0 (0 to 0)	0 (0 to 0)	0 (0 to 0)	0 (0 to 0)	0 (0 to 0)	0 (0 to 0)	0 (0 to 0)	0 (0 to 0)	0 (0 to 0)	0 (0 to 0)	0 (0 to 0)	0 (0 to 0)	0 (0 to 0)	0 (0 to 0)	0 (0 to 0)	0 (0 to 0)	0 (0 to 0)	0 (0 to 0)	0 (0 to 0)	0 (0 to 0)	0 (0 to 0)	0
Other benign and in situ neoplasms	0 (0 to 0)	0 (0 to 0)	0 (0 to 0)	0 (0 to 0)	0 (0 to 0)	0 (0 to 0)	0 (0 to 0)	0 (0 to 0)	0 (0 to 0)	0 (0 to 0)	0 (0 to 0)	0 (0 to 0)	0 (0 to 0)	0 (0 to 0)	0 (0 to 0)	0 (0 to 0)	0 (0 to 0)	0 (0 to 0)	0 (0 to 0)	0 (0 to 0)	0 (0 to 0)	0 (0 to 0)	0 (0 to 0)	0 (0 to 0)	0 (0 to 0)	0
Cardiovascular diseases	2-1 (1.4 to 2.4)	2-1 (1.5 to 2.8)	9-2 (7.7 to 10.9)	8-5 (6.6 to 10.4)	12-5 (11.1 to 14.4)	22-7 (20.7 to 27.3)	29-4 (28.4 to 33)	34-7 (34.1 to 41.4)	142 (139 to 146)	177 (169 to 187)	287 (280 to 299)	510 (498 to 525)	815 (797 to 834)	928 (910 to 1,033)	1,033 (872 to 1,202)	1,292 (1,086 to 1,490)	1,660 (1,420 to 1,900)	2,186 (1,912 to 2,460)	2,230 (2,013 to 2,435)	1,866 (1,668 to 2,060)	1,178 (944 to 1,392)	399 (288 to 517)	0
Rheumatic heart disease	0 (0 to 0)	0 (0 to 0)	0 (0 to 0.3)	0 (0 to 0.3)	0 (0 to 0.4)	0 (0 to 0.4)	0 (0 to 0.4)	0 (0 to 0.3)	1 (0.7 to 1.2)	1 (0.8 to 1.4)	2 (1.4 to 2.8)	2 (1.7 to 3.2)	4 (3.1 to 5.4)	5 (4.1 to 6.9)	7 (5.6 to 9.3)	9 (7.1 to 12.7)	13 (9.4 to 17.7)	19 (13.4 to 25.1)	20 (13.5 to 27.3)	17 (11.6 to 23.1)	11 (7.7 to 15.3)	4 (2.6 to 5.9)	2 (1.1 to 3.3)	0
Ischemic heart disease	0 (0 to 0)	0 (0 to 0)	0 (0 to 0)	0 (0 to 0)	1-3 (0.6 to 3.8)	2-8 (2.1 to 3.6)	10-7 (8.4 to 13.3)	35-1 (32.7 to 38.2)	79-7 (76.1 to 83.5)	136 (132 to 139.5)	224 (218 to 230)	331 (322 to 339)	539 (527 to 550)	679 (665 to 693)	844 (827 to 860)	1,032 (1,010 to 1,053)	1,220 (1,196 to 1,244)	1,532 (1,502 to 1,562)	1,560 (1,529 to 1,591)	1,299 (1,273 to 1,325)	899 (873 to 925)	499 (473 to 525)	152 (139.1 to 166)	7,100
Stroke	0-1 (0 to 0.2)	0 (0 to 0)	1-3 (1 to 2.4)	3-5 (2.5 to 4.8)	6-5 (4.4 to 7.7)	9-5 (7.9 to 11.2)	11-9 (10.1 to 13.4)	20-3 (18.1 to 20.7)	41-7 (37.1 to 43.7)	51 (46.1 to 54.2)	72-7 (68.7 to 76.2)	101 (96.1 to 106)	138 (132 to 145)	190 (183 to 195)	255 (248 to 263)	349 (340 to 358)	449 (437 to 461)	592 (573 to 610)	675 (653 to 700)	640 (620 to 663)	393 (372 to 414)	198 (181 to 215)	62 (57.2 to 68)	3,970
Ischemic stroke	0-1 (0 to 0.2)	0-2 (0 to 0.4)	0-3 (0.5 to 1.1)	0-8 (0.5 to 1.1)	1-8 (1.1 to 2.6)	2-7 (1.6 to 3.5)	3-2 (2.4 to 4.1)	4-1 (3.4 to 5.1)	9-8 (8.4 to 11.4)	8-6 (7.3 to 10.2)	13-2 (11.7 to 15.1)	19-1 (17.1 to 21.3)	22-5 (20.1 to 25.1)	22 (19.4 to 25.1)	49-6 (47.2 to 52.4)	76-1 (73.1 to 79.1)	115 (111 to 118)	202 (197 to 208)	253 (247 to 259)	207 (202 to 212)	127 (122 to 132)	45 (42.6 to 48.6)	7-5 (6.5 to 8.6)	2,370
Intracerebral hemorrhage	0 (0 to 0)	0 (0 to 0)	0-3 (0.2 to 0.6)	0-7 (0.4 to 1.1)	1-3 (0.7 to 2.1)	2-1 (1.4 to 3.1)	2-7 (2.4 to 3.4)	4-1 (3.6 to 4.8)	9-1 (8.1 to 10.3)	10-3 (9.3 to 11.4)	16-1 (14.8 to 17.5)	22-5 (20.9 to 24.1)	29-1 (27.3 to 30.9)	33-7 (31.7 to 36.1)	44-7 (42.7 to 46.9)	57-2 (54.7 to 59.7)	71-3 (68.5 to 74.1)	84-5 (81.1 to 88.1)	92-2 (88.2 to 96.2)	82-3 (78.6 to 86.1)	57-1 (54.1 to 60.1)	32-2 (30.2 to 34.2)	13-7 (12.1 to 15.4)	1,050
Subarachnoid hemorrhage	0 (0 to 0.1)	0 (0 to 0)	0-2 (0.2 to 0.7)	0-3 (0.3 to 1.1)	0-6 (0.6 to 1.2)	1-4 (1.1 to 2.3)	2-3 (1.6 to 4.6)	3-1 (2.3 to 4.6)	6-4 (6.0 to 12)	7-1 (6.5 to 13.3)	9-3 (8.6 to 17.4)	13-3 (12.3 to 24.6)	19-1 (17.6 to 35.2)	20-4 (18.9 to 37.6)	30-9 (28.6 to 56.6)	42-7 (39.7 to 78.2)	57 (53.1 to 104)	68-9 (64.2 to 125)	72-3 (67.4 to 131)	62-1 (57.9 to 112)	42-1 (39.2 to 76.3)	23-8 (22.1 to 43.1)	9-7 (8.7 to 17.6)	547
Hypertensive heart disease	0 (0 to 0)	0 (0 to 0)	0 (0 to 0)	0 (0 to 0)	0 (0 to 0)	0 (0 to 0)	0 (0 to 0)	0 (0 to 0)	0 (0 to 0)	0 (0 to 0)	0 (0 to 0)	0 (0 to 0)	0 (0 to 0)	0 (0 to 0)	0 (0 to 0)	0 (0 to 0)	0 (0 to 0)	0 (0 to 0)	0 (0 to 0)	0 (0 to 0)	0 (0 to 0)	0 (0 to 0)	0 (0 to 0)	0 (0 to 0)	0
Non-rheumatic valvular heart disease	0 (0 to 0)	0 (0 to 0)	0 (0 to 0)	0 (0 to 0)	0 (0 to 0)	0 (0 to 0)	0 (0 to 0)	0 (0 to 0)	0 (0 to 0)	0 (0 to 0)	0 (0 to 0)	0 (0 to 0)	0 (0 to 0)	0 (0 to 0)	0 (0 to 0)	0 (0 to 0)	0 (0 to 0)	0 (0 to 0)	0 (0 to 0)	0 (0 to 0)	0 (0 to 0)	0 (0 to 0)	0 (0 to 0)	0 (0 to 0)	0
Non-rheumatic aortic aortic valve disease	0 (0 to 0)	0 (0 to 0)	0 (0 to 0)	0 (0 to 0)	0 (0 to 0)	0 (0 to 0)	0 (0 to 0.1)	0 (0 to 0.1)	0 (0 to 0.1)	0 (0 to 0.1)	0 (0 to 0.1)	0 (0 to 0.1)	0 (0 to 0.1)	0 (0 to 0.1)	0 (0 to 0.1)	0 (0 to 0.1)	0 (0 to 0.1)	0 (0 to 0.1)	0 (0 to 0.1)	0 (0 to 0.1)	0 (0 to 0.1)	0 (0 to 0.1)	0 (0 to 0.1)	0 (0 to 0.1)	0
Non-rheumatic degenerative mitral valve disease	0 (0 to 0)	0 (0 to 0)	0 (0 to 0)	0 (0 to 0)	0 (0 to 0)	0 (0 to 0)	0 (0 to 0.1)	0 (0 to 0.1)	0 (0 to 0.1)	0 (0 to 0.1)	0 (0 to 0.1)	0 (0 to 0.1)	0 (0 to 0.1)	0 (0 to 0.1)	0 (0 to 0.1)	0 (0 to 0.1)	0 (0 to 0.1)	0 (0 to 0.1)	0 (0 to 0.1)	0 (0 to 0.1)	0 (0 to 0.1)	0 (0 to 0.1)	0 (0 to 0.1)	0 (0 to 0.1)	0
Other non-rheumatic valve diseases	0 (0 to 0)	0 (0 to 0)	0 (0 to 0)	0 (0 to 0)	0 (0 to 0)	0 (0 to 0)	0 (0 to 0)	0 (0 to 0)	0 (0 to 0)	0 (0 to 0)	0 (0 to 0)	0 (0 to 0)	0 (0 to 0)	0 (0 to 0)	0 (0 to 0)	0 (0 to 0)	0 (0 to 0)	0 (0 to 0)	0 (0 to 0)	0 (0 to 0)	0 (0 to 0)	0 (0 to 0)	0 (0 to 0)	0 (0 to 0)	0
Cardiomyopathy and myocarditis	0-4 (0.4 to 1.2)	1-1 (0.6 to 1.7)	2-3 (2.2 to 3.4)	2-5 (2.5 to 3.5)	2-8 (2.7 to 4.6)	3-8 (3.4 to 7.6)	2-6 (2.4 to 3.7)	3-4 (2.8 to 4.6)	6-3 (4.4 to 9.1)	6-3 (4.4 to 9.1)	8-6 (6.1 to 12.8)	11-3 (8.1 to 16.1)	14-2 (10.2 to 20.1)	20-7 (14.9 to 29.2)	22-5 (16.4 to 30.2)	28-1 (20.7 to 37.6)	34-5 (25.7 to 45.2)	39-2 (29.1 to 51.3)	37-3 (27.9 to 48.5)	29-1 (21.9 to 37.7)	22-1 (16.7 to 28.3)	11-4 (8.7 to 14.3)	4-1 (3.1 to 5.2)	338
Myocarditis	0 (0 to 0.1)	0 (0 to 0.4)	0-1 (0.1 to 0.3)	0-1 (0.1 to 0.3)	0-1 (0.1 to 0.4)	0-1 (0.1 to 0.4)	0-1 (0.1 to 0.4

Congenital birth defects	195 (191 to 208)	70·3 (62·1 to 84·3)	143 (98·9 to 212)	90·9 (73·6 to 114)	44·7 (34·6 to 57·9)	40·9 (31·2 to 53·2)	35 (27·5 to 44·3)	29·2 (21·4 to 39·5)	26 (20·1 to 33)	29·6 (23·4 to 37·6)	27·9 (21·4 to 39·4)	26·2 (19·2 to 33·3)	29·6 (20·2 to 39·4)	31·7 (21·7 to 41)	31·8 (20·2 to 41·9)	26·1 (16·5 to 33·3)	17·9 (11·3 to 23·4)	6·6 (4·2 to 9·6)	4·2 (2·6 to 6·4)	2·7 (1·6 to 4·2)	1·4 (0·8 to 2·2)	0·5 (0·3 to 0·8)	0·1 (0·1 to 0·2)		939
Neural tube defects	22·7 (19·2 to 32·1)	8·5 (7·4 to 9·8)	19·2 (7·4 to 39·8)	14·5 (9·4 to 21·1)	2·1 (1·5 to 2·9)	2·1 (1·4 to 2·8)	2 (1·2 to 2·8)	2 (1·2 to 2·7)	1·9 (1·2 to 2·7)	1·3 (1·1 to 2·6)	1·3 (0·9 to 1·9)	1·2 (0·7 to 1·8)	2·1 (1·2 to 3·2)	0·7 (0·4 to 1·1)	0·5 (0·3 to 0·7)	0·3 (0·2 to 0·4)	0·1 (0·1 to 0·3)	0·1 (0·1 to 0·2)	0 (0 to 0·1)	0 (0 to 0·1)	0 (0 to 0·1)	0 (0 to 0·1)	0 (0 to 0·1)		79·1
Congenital heart anomalies	0·1 (0·1 to 0·1)	0·3 (0·3 to 0·3)	0·3 (0·1 to 0·7)	0·7 (0·3 to 1·6)	0·6 (0·2 to 0·9)	0·4 (0·2 to 0·8)	0·4 (0·1 to 0·7)	0·4 (0·2 to 0·8)	0·6 (0·3 to 0·9)	0·4 (0·1 to 0·8)	0·4 (0·1 to 0·7)	0·6 (0·1 to 0·7)	0·4 (0·1 to 0·8)	0·3 (0·1 to 0·8)	0·3 (0·1 to 0·8)	0·3 (0·1 to 0·6)	0·3 (0·1 to 0·6)	0·2 (0·1 to 0·5)	0·1 (0·1 to 0·3)	0·2 (0·1 to 0·3)	0·1 (0·1 to 0·3)	0·1 (0·1 to 0·2)	0 (0 to 0·1)		247
Orofacial clefts	0·1 (0 to 0·1)	0·3 (0·3 to 0·3)	0·3 (0·1 to 0·7)	0·7 (0·3 to 1·6)	0·6 (0·2 to 0·9)	0·4 (0·2 to 0·8)	0·4 (0·1 to 0·7)	0·4 (0·2 to 0·8)	0·6 (0·3 to 0·9)	0·4 (0·1 to 0·8)	0·4 (0·1 to 0·7)	0·6 (0·1 to 0·7)	0·4 (0·1 to 0·8)	0·3 (0·1 to 0·8)	0·3 (0·1 to 0·8)	0·3 (0·1 to 0·6)	0·3 (0·1 to 0·6)	0·2 (0·1 to 0·5)	0·1 (0·1 to 0·3)	0·2 (0·1 to 0·3)	0·1 (0·1 to 0·3)	0·1 (0·1 to 0·2)	0 (0 to 0·1)		7·2
Down syndrome	9·6 (2·5 to 9·1)	1·4 (0·9 to 2)	4 (2·4 to 6·1)	2·7 (2·4 to 3·2)	2·6 (1·9 to 3·6)	2·6 (1·4 to 3·7)	2·9 (1·7 to 3·5)	2·7 (1·9 to 3·4)	2·8 (2·1 to 3·6)	3·2 (2·3 to 4·3)	3·2 (2·3 to 4·2)	3·2 (2·3 to 4·3)	3·3 (2·3 to 4·5)	3·4 (2·4 to 4·5)	3·4 (2·4 to 4·5)	9·8 (9·4 to 13·1)	9·8 (9·4 to 13·1)	10·3 (9·2 to 13·3)	9·2 (7·8 to 7·4)	6·6 (5·2 to 8·4)	3·6 (2·8 to 4·6)	1·6 (1·2 to 2·1)	0·5 (0·3 to 0·7)	0·1 (0·1 to 0·2)		80·4
Turner syndrome	0 (0 to 0)	0 (0 to 0)	0 (0 to 0·1)	0·1 (0 to 0·2)	0·1 (0 to 0·3)	0·1 (0 to 0·3)	0·1 (0 to 0·3)	0·1 (0 to 0·3)	0·1 (0 to 0·3)	0·1 (0 to 0·3)	0·1 (0 to 0·3)	0·1 (0 to 0·3)	0·1 (0 to 0·3)	0·1 (0 to 0·3)	0·1 (0 to 0·3)	0·1 (0 to 0·3)	0·1 (0 to 0·3)	0·1 (0 to 0·3)	0 (0 to 0·2)	0 (0 to 0·2)	0 (0 to 0·2)	0 (0 to 0·2)	0 (0 to 0·2)		1·3
Klinefelter syndrome	0 (0 to 0)	0 (0 to 0)	0 (0 to 0·1)	0 (0 to 0·1)	0 (0 to 0·1)	0 (0 to 0·1)	0 (0 to 0·1

SR Table 2c: Coventry DALYS by cause and age arose for both sexes with 95% uncertainty intervals, 2019

Cause	Early Neonatal	Late Neonatal	Post Neonatal	1 to 4	5 to 9	10 to 14	15 to 19	20 to 24	25 to 29	30 to 34	35 to 39	40 to 44	45 to 49	50 to 54	55 to 59	60 to 64	65 to 69	70 to 74	75 to 79	80 to 84	85 to 89	90 to 94	95 plus	Total
All causes	687 (575 to 814)	498 (344 to 664)	1,042 (467 to 887)	1,164 (967 to 1,390)	1,017 (726 to 1,370)	1,125 (819 to 1,730)	1,475 (1,003 to 2,540)	2,124 (1,470 to 3,260)	2,470 (1,670 to 3,960)	2,966 (2,010 to 4,740)	3,285 (2,220 to 5,160)	3,535 (2,390 to 5,530)	3,570 (2,410 to 5,630)	3,660 (2,470 to 5,710)	3,660 (2,460 to 5,710)	4,240 (2,850 to 6,720)	4,340 (2,910 to 6,720)	4,840 (3,240 to 7,460)	5,440 (3,650 to 7,490)	5,940 (3,980 to 8,260)	7,220 (4,850 to 9,990)	7,600 (5,060 to 10,600)	8,460 (4,770 to 12,000)	14,100 (7,920 to 20,000)	14,100 (7,880 to 20,000)	14,100 (7,880 to 20,000)	92,600
Communicable, maternal, neonatal, and nutritional diseases	537 (421 to 688)	379 (240 to 552)	772 (332 to 1,350)	1,010 (772 to 1,350)	777 (537 to 1,220)	1,000 (672 to 1,700)	1,350 (864 to 2,500)	1,940 (1,270 to 3,110)	2,270 (1,450 to 3,810)	2,750 (1,770 to 4,610)	3,060 (1,960 to 5,010)	3,310 (2,110 to 5,370)	3,340 (2,130 to 5,430)	3,430 (2,190 to 5,560)	3,430 (2,180 to 5,560)	3,980 (2,530 to 6,540)	4,080 (2,590 to 6,540)	4,560 (2,900 to 7,360)	5,140 (3,270 to 7,390)	5,610 (3,540 to 8,060)	6,830 (4,310 to 9,810)	7,220 (4,540 to 10,500)	8,060 (4,490 to 11,600)	13,500 (7,560 to 19,300)	13,500 (7,530 to 19,300)	13,500 (7,530 to 19,300)	5,940
HIV/AIDS and sexually transmitted infections	15 (2 to 41)	4 (1 to 10)	7 (1 to 19)	9 (1 to 24)	6 (1 to 16)	5 (1 to 14)	7 (1 to 19)	11 (2 to 29)	14 (3 to 37)	17 (4 to 44)	19 (5 to 48)	20 (5 to 50)	20 (5 to 51)	20 (5 to 51)	20 (5 to 51)	21 (5 to 53)	21 (5 to 53)	21 (5 to 53)	20 (5 to 52)	19 (5 to 49)	17 (4 to 44)	15 (4 to 39)	13 (3 to 34)	173
HIV/AIDS	0 (0 to 0)	0 (0 to 0)	0 (0 to 0)	0 (0 to 0)	0 (0 to 0)	0 (0 to 0)	0 (0 to 0)	0 (0 to 0)	0 (0 to 0)	0 (0 to 0)	0 (0 to 0)	0 (0 to 0)	0 (0 to 0)	0 (0 to 0)	0 (0 to 0)	0 (0 to 0)	0 (0 to 0)	0 (0 to 0)	0 (0 to 0)	0 (0 to 0)	0 (0 to 0)	0 (0 to 0)	0 (0 to 0)	0 (0 to 0)
HIV/AIDS - Drug-susceptible Tuberculosis	0 (0 to 0)	0 (0 to 0)	0 (0 to 0)	0 (0 to 0)	0 (0 to 0)	0 (0 to 0)	0 (0 to 0)	0 (0 to 0)	0 (0 to 0)	0 (0 to 0)	0 (0 to 0)	0 (0 to 0)	0 (0 to 0)	0 (0 to 0)	0 (0 to 0)	0 (0 to 0)	0 (0 to 0)	0 (0 to 0)	0 (0 to 0)	0 (0 to 0)	0 (0 to 0)	0 (0 to 0)	0 (0 to 0)	0 (0 to 0)
HIV/AIDS - Multidrug-resistant Tuberculosis without extensive dr...	0 (0 to 0)	0 (0 to 0)	0 (0 to 0)	0 (0 to 0)	0 (0 to 0)	0 (0 to 0)	0 (0 to 0)	0 (0 to 0)	0 (0 to 0)	0 (0 to 0)	0 (0 to 0)	0 (0 to 0)	0 (0 to 0)	0 (0 to 0)	0 (0 to 0)	0 (0 to 0)	0 (0 to 0)	0 (0 to 0)	0 (0 to 0)	0 (0 to 0)	0 (0 to 0)	0 (0 to 0)	0 (0 to 0)	0 (0 to 0)
HIV/AIDS - Extensively drug-resistant Tuberculosis	0 (0 to 0)	0 (0 to 0)	0 (0 to 0)	0 (0 to 0)	0 (0 to 0)	0 (0 to 0)	0 (0 to 0)	0 (0 to 0)	0 (0 to 0)	0 (0 to 0)	0 (0 to 0)	0 (0 to 0)	0 (0 to 0)	0 (0 to 0)	0 (0 to 0)	0 (0 to 0)	0 (0 to 0)	0 (0 to 0)	0 (0 to 0)	0 (0 to 0)	0 (0 to 0)	0 (0 to 0)	0 (0 to 0)	0 (0 to 0)
HIV/AIDS resulting in other diseases	0 (0 to 0)	1 (0 to 2)	1 (0 to 3)	1 (0 to 3)	1 (0 to 3)	0 (0 to 0)	1 (0 to 3)	2 (0 to 5)	3 (1 to 8)	4 (1 to 10)	5 (1 to 12)	6 (2 to 14)	6 (2 to 15)	7 (2 to 16)	7 (2 to 16)	7 (2 to 16)	7 (2 to 16)	7 (2 to 16)	6 (2 to 15)	6 (2 to 14)	5 (1 to 12)	4 (1 to 10)	3 (1 to 8)	96
Sexually transmitted infections excluding HIV	15 (4 to 34)	4 (1 to 10)	7 (1 to 15)	9 (2 to 20)	5 (1 to 12)	5 (1 to 11)	6 (1 to 14)	9 (2 to 21)	11 (3 to 26)	13 (3 to 31)	14 (4 to 33)	15 (4 to 35)	15 (4 to 36)	15 (4 to 36)	15 (4 to 36)	15 (4 to 36)	15 (4 to 36)	15 (4 to 36)	14 (4 to 34)	13 (3 to 31)	12 (3 to 28)	10 (3 to 24)	8 (2 to 20)	59
Syphilis	15 (4 to 34)	4 (1 to 10)	7 (1 to 15)	9 (2 to 20)	5 (1 to 12)	5 (1 to 11)	6 (1 to 14)	9 (2 to 21)	11 (3 to 26)	13 (3 to 31)	14 (4 to 33)	15 (4 to 35)	15 (4 to 36)	15 (4 to 36)	15 (4 to 36)	15 (4 to 36)	15 (4 to 36)	15 (4 to 36)	14 (4 to 34)	13 (3 to 31)	12 (3 to 28)	10 (3 to 24)	8 (2 to 20)	59
Chlamydial infection	0 (0 to 0)	0 (0 to 0)	0 (0 to 0)	0 (0 to 0)	0 (0 to 0)	0 (0 to 0)	0 (0 to 0)	0 (0 to 0)	0 (0 to 0)	0 (0 to 0)	0 (0 to 0)	0 (0 to 0)	0 (0 to 0)	0 (0 to 0)	0 (0 to 0)	0 (0 to 0)	0 (0 to 0)	0 (0 to 0)	0 (0 to 0)	0 (0 to 0)	0 (0 to 0)	0 (0 to 0)	0 (0 to 0)	0 (0 to 0)
Gonococcal infection	0 (0 to 0)	0 (0 to 0)	0 (0 to 0)	0 (0 to 0)	0 (0 to 0)	0 (0 to 0)	0 (0 to 0)	0 (0 to 0)	0 (0 to 0)	0 (0 to 0)	0 (0 to 0)	0 (0 to 0)	0 (0 to 0)	0 (0 to 0)	0 (0 to 0)	0 (0 to 0)	0 (0 to 0)	0 (0 to 0)	0 (0 to 0)	0 (0 to 0)	0 (0 to 0)	0 (0 to 0)	0 (0 to 0)	0 (0 to 0)
Trichomoniasis	0 (0 to 0)	0 (0 to 0)	0 (0 to 0)	0 (0 to 0)	0 (0 to 0)	0 (0 to 0)	0 (0 to 0)	0 (0 to 0)	0 (0 to 0)	0 (0 to 0)	0 (0 to 0)	0 (0 to 0)	0 (0 to 0)	0 (0 to 0)	0 (0 to 0)	0 (0 to 0)	0 (0 to 0)	0 (0 to 0)	0 (0 to 0)	0 (0 to 0)	0 (0 to 0)	0 (0 to 0)	0 (0 to 0)	0 (0 to 0)
Genital herpes	0 (0 to 0)	0 (0 to 0)	0 (0 to 0)	0 (0 to 0)	0 (0 to 0)	0 (0 to 0)	0 (0 to 0)	0 (0 to 0)	0 (0 to 0)	0 (0 to 0)	0 (0 to 0)	0 (0 to 0)	0 (0 to 0)	0 (0 to 0)	0 (0 to 0)	0 (0 to 0)	0 (0 to 0)	0 (0 to 0)	0 (0 to 0)	0 (0 to 0)	0 (0 to 0)	0 (0 to 0)	0 (0 to 0)	0 (0 to 0)
Other sexually transmitted infections	0 (0 to 0)	0 (0 to 0)	0 (0 to 0)	0 (0 to 0)	0 (0 to 0)	0 (0 to 0)	0 (0 to 0)	0 (0 to 0)	0 (0 to 0)	0 (0 to 0)	0 (0 to 0)	0 (0 to 0)	0 (0 to 0)	0 (0 to 0)	0 (0 to 0)	0 (0 to 0)	0 (0 to 0)	0 (0 to 0)	0 (0 to 0)	0 (0 to 0)	0 (0 to 0)	0 (0 to 0)	0 (0 to 0)	0 (0 to 0)
Respiratory infections and tuberculosis	4 (4 to 4)	4 (4 to 4)	4 (4 to 4)	5 (5 to 5)	4 (4 to 4)	4 (4 to 4)	4 (4 to 4)	4 (4 to 4)	4 (4 to 4)	4 (4 to 4)	4 (4 to 4)	4 (4 to 4)	4 (4 to 4)	4 (4 to 4)	4 (4 to 4)	4 (4 to 4)	4 (4 to 4)	4 (4 to 4)	4 (4 to 4)	4 (4 to 4)	4 (4 to 4)	4 (4 to 4)	4 (4 to 4)	70
Tuberculosis	0 (0 to 0)	0 (0 to 0)	0 (0 to 0)	0 (0 to 0)	0 (0 to 0)	0 (0 to 0)	0 (0 to 0)	0 (0 to 0)	0 (0 to 0)	0 (0 to 0)	0 (0 to 0)	0 (0 to 0)	0 (0 to 0)	0 (0 to 0)	0 (0 to 0)	0 (0 to 0)	0 (0 to 0)	0 (0 to 0)	0 (0 to 0)	0 (0 to 0)	0 (0 to 0)	0 (0 to 0)	0 (0 to 0)	0 (0 to 0)
Latent tuberculosis infection	0 (0 to 0)	0 (0 to 0)	0 (0 to 0)	0 (0 to 0)	0 (0 to 0)	0 (0 to 0)	0 (0 to 0)	0 (0 to 0)	0 (0 to 0)	0 (0 to 0)	0 (0 to 0)	0 (0 to 0)	0 (0 to 0)	0 (0 to 0)	0 (0 to 0)	0 (0 to 0)	0 (0 to 0)	0 (0 to 0)	0 (0 to 0)	0 (0 to 0)	0 (0 to 0)	0 (0 to 0)	0 (0 to 0)	0 (0 to 0)
Drug-susceptible tuberculosis	0 (0 to 0)	0 (0 to 0)	0 (0 to 0)	0 (0 to 0)	0 (0 to 0)	0 (0 to 0)	0 (0 to 0)	0 (0 to 0)	0 (0 to 0)	0 (0 to 0)	0 (0 to 0)	0 (0 to 0)	0 (0 to 0)	0 (0 to 0)	0 (0 to 0)	0 (0 to 0)	0 (0 to 0)	0 (0 to 0)	0 (0 to 0)	0 (0 to 0)	0 (0 to 0)	0 (0 to 0)	0 (0 to 0)	0 (0 to 0)
Multidrug-resistant tuberculosis without extensive drug-resistance	0 (0 to 0)	0 (0 to 0)	0 (0 to 0)	0 (0 to 0)	0 (0 to 0)	0 (0 to 0)	0 (0 to 0)	0 (0 to 0)	0 (0 to 0)	0 (0 to 0)	0 (0 to 0)	0 (0 to 0)	0 (0 to 0)	0 (0 to 0)	0 (0 to 0)	0 (0 to 0)	0 (0 to 0)	0 (0 to 0)	0 (0 to 0)	0 (0 to 0)	0 (0 to 0)	0 (0 to 0)	0 (0 to 0)	0 (0 to 0)
Extensively drug-resistant tuberculosis	0 (0 to 0)	0 (0 to 0)	0 (0 to 0)	0 (0 to 0)	0 (0 to 0)	0 (0 to 0)	0 (0 to 0)	0 (0 to 0)	0 (0 to 0)	0 (0 to 0)	0 (0 to 0)	0 (0 to 0)	0 (0 to 0)	0 (0 to 0)	0 (0 to 0)	0 (0 to 0)	0 (0 to 0)	0 (0 to 0)	0 (0 to 0)	0 (0 to 0)	0 (0 to 0)	0 (0 to 0)	0 (0 to 0)	0 (0 to 0)
Lower respiratory infections	4 (4 to 4)	4 (4 to 4)	4 (4 to 4)	4 (4 to 4)	4 (4 to 4)	4 (4 to 4)	4 (4 to 4)	4 (4 to 4)	4 (4 to 4)	4 (4 to 4)	4 (4 to 4)	4 (4 to 4)	4 (4 to 4)	4 (4 to 4)	4 (4 to 4)	4 (4 to 4)	4 (4 to 4)	4 (4 to 4)	4 (4 to 4)	4 (4 to 4)	4 (4 to 4)	4 (4 to 4)	4 (4 to 4)	70
Upper respiratory infections	0 (0 to 0)	0 (0 to 0)	0 (0 to 0)	0 (0 to 0)	0 (0 to 0)	0 (0 to 0)	0 (0 to 0)	0 (0 to 0)	0 (0 to 0)	0 (0 to 0)	0 (0 to 0)	0 (0 to 0)	0 (0 to 0)	0 (0 to 0)	0 (0 to 0)	0 (0 to 0)	0 (0 to 0)	0 (0 to 0)	0 (0 to 0)	0 (0 to 0)	0 (0 to 0)	0 (0 to 0)	0 (0 to 0)	0 (0 to 0)
Otitis media	0 (0 to 0)	0 (0 to 0)	0 (0 to 1)	0 (0 to 1)	0 (0 to 1)	0 (0 to 1)	0 (0 to 1)	0 (0 to 1)	0 (0 to 1)	0 (0 to 1)	0 (0 to 1)	0 (0 to 1)	0 (0 to 1)	0 (0 to 1)	0 (0 to 1)	0 (0 to 1)	0 (0 to 1)	0 (0 to 1)	0 (0 to 1)	0 (0 to 1)	0 (0 to 1)	0 (0 to 1)	0 (0 to 1)	0 (0 to 1)
Enteric infections	0 (0 to 0)	0 (0 to 2)	0 (0 to 2)	0 (0 to 2)	0 (0 to 2)	0 (0 to 2)	0 (0 to 2)	0 (0 to 2)	0 (0 to 2)	0 (0 to 2)	0 (0 to 2)	0 (0 to 2)	0 (0 to 2)	0 (0 to 2)	0 (0 to 2)	0 (0 to 2)	0 (0 to 2)	0 (0 to 2)	0 (0 to 2)	0 (0 to 2)	0 (0 to 2)	0 (0 to 2)	0 (0 to 2)	0 (0 to 2)
Diarrheal diseases	0 (0 to 0)	0 (0 to 2)	0 (0 to 2)	0 (0 to 2)	0 (0 to 2)	0 (0 to 2)	0 (0 to 2)	0 (0 to 2)	0 (0 to 2)	0 (0 to 2)	0 (0 to 2)	0 (0 to 2)	0 (0 to 2)	0 (0 to 2)	0 (0 to 2)	0 (0 to 2)	0 (0 to 2)	0 (0 to 2)	0 (0 to 2)	0 (0 to 2)	0 (0 to 2)	0 (0 to 2)	0 (0 to 2)	0 (0 to 2)
Typhoid and paratyphoid	0 (0 to 0)	0 (0 to 0)	0 (0 to 0)	0 (0 to 0)	0 (0 to 0)	0 (0 to 0)	0 (0 to 0)	0 (0 to 0)	0 (0 to 0)	0 (0 to 0)	0 (0 to 0)	0 (0 to 0)	0 (0 to 0)	0 (0 to 0)	0 (0 to 0)	0 (0 to 0)	0 (0 to 0)	0 (0 to 0)	0 (0 to 0)	0 (0 to 0)	0 (0 to 0)	0 (0 to 0)	0 (0 to 0)	0 (0 to 0)
Typhoid fever	0 (0 to 0)	0 (0 to 0)	0 (0 to 0)	0 (0 to 0)	0 (0 to 0)	0 (0 to 0)	0 (0 to 0)	0 (0 to 0)	0 (0 to 0)	0 (0 to 0)	0 (0 to 0)	0 (0 to 0)	0 (0 to 0)	0 (0 to 0)	0 (0 to 0)	0 (0 to 0)	0 (0 to 0)	0 (0 to 0)	0 (0 to 0)	0 (0 to 0)	0 (0 to 0)	0 (0 to 0)	0 (0 to 0)	0 (0 to 0)
Paratyphoid fever	0 (0 to 0)	0 (0 to 0)	0 (0 to 0)	0 (0 to 0)	0 (0 to 0)	0 (0 to 0)	0 (0 to 0)	0 (0 to 0)	0 (0 to 0)	0 (0 to 0)	0 (0 to 0)	0 (0 to 0)	0 (0 to 0)	0 (0 to 0)	0 (0 to 0)	0 (0 to 0)	0 (0 to 0)	0 (0 to 0)	0 (0 to 0)	0 (0 to 0)	0 (0 to 0)	0 (0 to 0)	0 (0 to 0)	0 (0 to 0)
Invasive Non-typhoidal Salmonella (iNTS)	0 (0 to 0)	0 (0 to 0)	0 (0 to 0)	0 (0 to 0)	0 (0 to 0)	0 (0 to 0)	0 (0 to 0)	0 (0 to 0)	0 (0 to 0)	0 (0 to 0)	0 (0 to 0)	0 (0 to 0)	0 (0 to 0)	0 (0 to 0)	0 (0 to 0)	0 (0 to 0)	0 (0 to 0)	0 (0 to 0)	0 (0 to 0)	0 (0 to 0)	0 (0 to 0)	0 (0 to 0)	0 (0 to 0)	0
Other intestinal infectious diseases	0 (0 to 0)	0 (0 to 0)	0 (0 to 0)	0 (0 to 0)	0 (0 to 0)	0 (0 to 0)	0 (0 to 0)	0 (0 to 0)	0 (0 to 0)	0 (0 to 0)	0 (0 to 0)	0 (0 to 0)	0 (0 to 0)	0 (0 to 0)	0 (0 to 0)	0 (0 to 0)	0 (0 to 0)	0 (0 to 0)	0 (0 to 0)	0 (0 to 0)	0 (0 to 0)	0 (0 to 0)	0 (0 to 0)	0
Neglected tropical diseases and malaria	0 (0 to 0)	1 (0 to 2)	2 (0 to 5)	4 (1 to 10)	2 (0 to 5)	1 (0 to 3)	1 (0 to 3)	1 (0 to 3)	0 (0 to 1)	0 (0 to 1)	0 (0 to 1)	0 (0 to 1)	0 (0 to 1)	0 (0 to 1)	0 (0 to 1)	0 (0 to 1)	0 (0 to 1)	0 (0 to 1)	0 (0 to 1)	0 (0 to 1)	0 (0 to 1)	0 (0 to 1)	0 (0 to 1)	18
Malaria	0 (0 to 0)	0 (0 to 0)	0 (0 to 0)	0 (0 to 0)	0 (0 to 0)	0 (0 to 0)	0 (0 to 0)	0 (0 to 0)	0 (0 to 0)	0 (0 to 0)	0 (0 to 0)	0 (0 to 0)	0 (0 to 0)	0 (0 to 0)	0 (0 to 0)	0 (0 to 0)	0 (0 to 0)	0 (0 to 0)	0 (0 to 0)	0 (0 to 0)	0 (0 to 0)	0 (0 to 0)	0 (0 to 0)	0
Chagas disease	0 (0 to 0)	0 (0 to 0)	0 (0 to 0)	0 (0 to 0)	0 (0 to 0)	0 (0 to 0)	0 (0 to 0)	0 (0 to 0)	0 (0 to 0)	0 (0 to 0)	0 (0 to 0)	0 (0 to 0)	0 (0 to 0)	0 (0 to 0)	0 (0 to 0)	0 (0 to 0)	0 (0 to 0)	0 (0 to 0)	0 (0 to 0)	0 (0 to 0)	0 (0 to 0)	0 (0 to 0)	0 (0 to 0)	0
Leishmaniasis	0 (0 to 0)	0 (0 to 0)	0 (0 to 0)	0 (0 to 0)	0 (0 to 0)	0 (0 to 0)	0 (0 to 0)	0 (0 to 0)	0 (0 to 0)	0 (0 to 0)	0 (0 to 0)	0 (0 to 0)	0 (0 to 0)	0 (0 to 0)	0 (0 to 0)	0 (0 to 0)	0 (0 to 0)	0 (0 to 0)	0 (0 to 0)	0 (0 to 0)	0 (0 to 0)	0 (0 to 0)	0 (0 to 0)	0
Visceral leishmaniasis	0 (0 to 0)	0 (0 to 0)	0 (0 to 0)	0 (0 to 0)	0 (0 to 0)	0 (0 to 0)	0 (0 to 0)	0 (0 to 0)	0 (0 to 0)	0 (0 to 0)	0 (0 to 0)	0 (0 to 0)	0 (0 to 0)	0 (0 to 0)	0 (0 to 0)	0 (0 to 0)	0 (0 to 0)	0 (0 to 0)	0 (0 to 0)	0 (0 to 0)	0 (0 to 0)	0 (0 to 0)	0 (0 to 0)	0
Cutaneous and mucocutaneous leishmaniasis	0 (0 to 0)	0 (0 to 0)	0 (0 to 0)	0 (0 to 0)	0 (0 to 0)	0 (0 to 0)	0 (0 to 0)	0 (0 to 0)	0 (0 to 0)	0 (0 to 0)	0 (0 to 0)	0 (0 to 0)	0 (0 to 0)	0 (0 to 0)	0 (0 to 0)	0 (0 to 0)	0 (0 to 0)	0 (0 to 0)	0 (0 to 0)	0 (0 to 0)	0 (0 to 0)	0 (0 to 0)	0 (0 to 0)	0
African trypanosomiasis	0 (0 to 0)	0 (0 to 0)	0 (0 to 0)	0 (0 to 0)	0 (0 to 0)	0 (0 to 0)	0 (0 to 0)	0 (0 to 0)	0 (0 to 0)	0 (0 to 0)	0 (0 to 0)	0 (0 to 0)	0 (0 to 0)	0 (0 to 0)	0 (0 to 0)	0 (0 to 0)	0 (0 to 0)	0 (0 to 0)	0 (0 to 0)	0 (0 to 0)	0 (0 to 0)	0 (0 to 0)	0 (0 to 0)	0
Schistosomiasis	0 (0 to 0)	0 (0 to 0)	0 (0 to 0)	0 (0 to 0)	0 (0 to 0)	0 (0 to 0)	0 (0 to 0)	0 (0 to 0)	0 (0 to 0)	0 (0 to 0)	0 (0 to 0)	0 (0 to 0)	0 (0 to 0)	0 (0 to 0)	0 (0 to 0)	0 (0 to 0)	0 (0 to 0)	0 (0 to 0)	0 (0 to 0)	0 (0 to 0)	0 (0 to 0)	0 (0 to 0)	0 (0 to 0)	0
Cysticercosis	0 (0 to 0)	0 (0 to 0)	0 (0 to 0)	0 (0 to 0)	0 (0 to 0)	0 (0 to 0)	0 (0 to 0)	0 (0 to 0)	0 (0 to 0)	0 (0 to 0)	0 (0 to 0)	0 (0 to 0)	0 (0 to 0)	0 (0 to 0)	0 (0 to 0)	0 (0 to 0)	0 (0 to 0)	0 (0 to 0)	0 (0 to 0)	0 (0 to 0)	0 (0 to 0)	0 (0 to 0)	0 (0 to 0)	0
Cystic echinococcosis	0 (0 to 0)	0 (0 to 0)	0 (0 to 0)	0 (0 to 0)	0 (0 to 0)	0 (0 to 0)	0 (0 to 0)	0 (0 to 0)	0 (0 to 0)	0 (0 to 0)	0 (0 to 0)	0 (0 to 0)	0 (0 to 0)	0 (0 to 0)	0 (0 to 0)	0 (0 to 0)	0 (0 to 0)	0 (0 to 0)	0 (0 to 0)	0 (0 to 0)	0 (0 to 0)	0 (0 to 0)	0 (0 to 0)	0.2
Lymphatic filariasis	0 (0 to 0)	0 (0 to 0)	0 (0 to 0)	0 (0 to 0)	0 (0 to 0)	0 (0 to 0)	0 (0 to 0)	0 (0 to 0)	0 (0 to 0)	0 (0 to 0)	0 (0 to 0)	0 (0 to 0)	0 (0 to 0)	0 (0 to 0)	0 (0 to 0)	0 (0 to 0)	0 (0 to 0)	0 (0 to 0)	0 (0 to 0)	0 (0 to 0)	0 (0 to 0)	0 (0 to 0)	0 (0 to 0)	0
Onchocerciasis	0 (0 to 0)	0 (0 to 0)	0 (0 to 0)	0 (0 to 0)	0 (0 to 0)	0 (0 to 0)	0 (0 to 0)	0 (0 to 0)	0 (0 to 0)	0 (0 to 0)	0 (0 to 0)	0 (0 to 0)	0 (0 to 0)	0 (0 to 0)	0 (0 to 0)	0 (0 to 0)	0 (0 to 0)	0 (0 to 0)	0 (0 to 0)	0 (0 to 0)	0 (0 to 0)	0 (0 to 0)	0 (0 to 0)	0
Trachoma	0 (0 to 0)	0 (0 to 0)	0 (0 to 0)	0 (0 to 0)	0 (0 to 0)	0 (0 to 0)	0 (0 to 0)	0 (0 to 0)	0 (0 to 0)	0 (0 to 0)	0 (0 to 0)	0 (0 to 0)	0 (0 to 0)	0 (0 to 0)	0 (0 to 0)	0 (0 to 0)	0 (0 to 0)	0 (0 to 0)	0 (0 to 0)	0 (0 to 0)	0 (0 to 0)	0 (0 to 0)	0 (0 to 0)	0
Dengue	0 (0 to 0)	0 (0 to 0)	0 (0 to 0)	0 (0 to 0)	0 (0 to 0)	0 (0 to 0)	0 (0 to 0)	0 (0 to 0)	0 (0 to 0)	0 (0 to 0)	0 (0 to 0)	0 (0 to 0)	0 (0 to 0)	0 (0 to 0)	0 (0 to 0)	0 (0 to 0)	0 (0 to 0)	0 (0 to 0)	0 (0 to 0)	0 (0 to 0)	0 (0 to 0)	0 (0 to 0)	0 (0 to 0)	0
Yellow fever	0 (0 to 0)	0 (0 to 0)	0 (0 to 0)	0 (0 to 0)	0 (0 to 0)	0 (0 to 0)	0 (0 to 0)	0 (0 to 0)	0 (0 to 0)	0 (0 to 0)	0 (0 to 0)	0 (0 to 0)	0 (0 to 0)	0 (0 to 0)	0 (0 to 0)	0 (0 to 0)	0 (0 to 0)	0 (0 to 0)	0 (0 to 0)	0 (0 to 0)	0 (0 to 0)	0 (0 to 0)	0 (0 to 0)	0
Rabies	0 (0 to 0)	0 (0 to 0)	0 (0 to 0)	0 (0 to 0)	0 (0 to 0)	0 (0 to 0)	0 (0 to 0)	0 (0 to 0)	0 (0 to 0)	0 (0 to 0)	0 (0 to 0)	0 (0 to 0)	0 (0 to 0)	0 (0 to 0)	0 (0 to 0)	0 (0 to 0)	0 (0 to 0)	0 (0 to 0)	0 (0 to 0)	0 (0 to 0)	0 (0 to 0)	0 (0 to 0)	0 (0 to 0)	0
Intestinal nematode infections	0 (0 to 0)	0 (0 to 0)	0 (0 to 0)	0 (0 to 0)	0 (0 to 0)	0 (0 to 0)	0 (0 to 0)	0 (0 to 0)	0 (0 to 0)	0 (0 to 0)	0 (0 to 0)	0 (0 to 0)	0 (0 to 0)	0 (0 to 0)	0 (0 to 0)	0 (0 to 0)	0 (0 to 0)	0 (0 to 0)	0 (0 to 0)	0 (0 to 0)	0 (0 to 0)	0 (0 to 0)	0 (0 to 0)	0
Ascariasis	0 (0 to 0)	0 (0 to 0)	0 (0 to 0)	0 (0 to 0)	0 (0 to 0)	0 (0 to 0)	0 (0 to 0)	0 (0 to 0)	0 (0 to 0)	0 (0 to 0)	0 (0 to 0)	0 (0 to 0)	0 (0 to 0)	0 (0 to 0)	0 (0 to 0)	0 (0 to 0)	0 (0 to 0)	0 (0 to 0)	0 (0 to 0)	0 (0 to 0)	0 (0 to 0)	0 (0 to 0)	0 (0 to 0)	0
Trichuriasis	0 (0 to 0)	0 (0 to 0)	0 (0 to 0)	0 (0 to 0)	0 (0 to 0)	0 (0 to 0)	0 (0 to 0)	0 (0 to 0)	0 (0 to 0)	0 (0 to 0)	0 (0 to 0)	0 (0 to 0)	0 (0 to 0)	0 (0 to 0)	0 (0 to 0)	0 (0 to 0)	0 (0 to 0)	0 (0 to 0)	0 (0 to 0)	0 (0 to 0)	0 (0 to 0)	0 (0 to 0)	0 (0 to 0)	0
Hookworm disease	0 (0 to 0)	0 (0 to 0)	0 (0 to 0)	0 (0 to 0)	0 (0 to 0)	0 (0 to 0)	0 (0 to 0)	0 (0 to 0)	0 (0 to 0)	0 (0 to 0)	0 (0 to 0)	0 (0 to 0)	0 (0 to 0)	0 (0 to 0)	0 (0 to 0)	0 (0 to 0)	0 (0 to 0)	0 (0 to 0)	0 (0 to 0)	0 (0 to 0)	0 (0 to 0)	0 (0 to 0)	0 (0 to 0)	0
Food-borne trematodiases	0 (0 to 0)	0 (0 to 0)	0 (0 to 0)	0 (0 to 0)	0 (0 to 0)	0 (0 to 0)	0 (0 to 0)	0 (0 to 0)	0 (0 to 0)	0 (0 to 0)	0 (0 to 0)	0 (0 to 0)	0 (0 to 0)	0 (0 to 0)	0 (0 to 0)	0 (0 to 0)	0 (0 to 0)	0 (0 to 0)	0 (0 to 0)	0 (0 to 0)	0 (0 to 0)	0 (0 to 0)	0 (0 to 0)	0
Leprosy	0 (0 to 0)	0 (0 to 0)	0 (0 to 0)	0 (0 to 0)	0 (0 to 0)	0 (0 to 0)	0 (0 to 0)	0 (0 to 0)	0 (0 to 0)	0 (0 to 0)	0 (0 to 0)	0 (0 to 0)	0 (0 to 0)	0 (0 to 0)	0 (0 to 0)	0 (0 to 0)	0 (0 to 0)	0 (0 to 0)	0 (0 to 0)	0 (0 to 0)	0 (0 to 0)	0 (0 to 0)	0 (0 to 0)	0
Ebola	0 (0 to 0)	0 (0 to 0)	0 (0 to 0)	0 (0 to 0)	0 (0 to 0)	0 (0 to 0)	0 (0 to 0)	0 (0 to 0)	0 (0 to 0)	0 (0 to 0)	0 (0 to 0)	0 (0 to 0)	0 (0 to 0)	0 (0 to 0)	0 (0 to 0)	0 (0 to 0)	0 (0 to 0)	0 (0 to 0)	0 (0 to 0)	0 (0 to 0)	0 (0 to 0)	0 (0 to 0)	0 (0 to 0)	0
Zika virus	0 (0 to 0)	0 (0 to 0)	0 (0 to 0)	0 (0 to 0)	0 (0 to 0)	0 (0 to 0)	0 (0 to 0)	0 (0 to 0)	0 (0 to 0)	0 (0 to 0)	0 (0 to 0)	0 (0 to 0)	0 (0 to 0)	0 (0 to 0)	0 (0 to 0)	0 (0 to 0)	0 (0 to 0)	0 (0 to 0)	0 (0 to 0)	0 (0 to 0)	0 (0 to 0)	0 (0 to 0)	0 (0 to 0)	0
Guinea worm disease	0 (0 to 0)	0 (0 to 0)	0 (0 to 0)	0 (0 to 0)	0 (0 to 0)	0 (0 to 0)	0 (0 to 0)	0 (0 to 0)	0 (0 to 0)	0 (0 to 0)	0 (0 to 0)	0 (0 to 0)	0 (0 to 0)	0 (0 to 0)	0 (0 to 0)	0 (0 to 0)	0 (0 to 0)	0 (0 to 0)	0 (0 to 0)	0 (0 to 0)	0 (0 to 0)	0 (0 to 0)	0 (0 to 0)	0
Other neglected tropical diseases	0 (0 to 0)	0 (0 to 0)	0 (0 to 0)	0 (0 to 0)	0



Osteoarthritis other	0 (0 to 0)	0 (0 to 0)	0 (0 to 0)	0 (0 to 0)	0 (0 to 0)	0 (0 to 0)	0 (0 to 0)	0 (0 to 0)	0 (0 to 0)	0 (0 to 0)	0 (0 to 0)	0 (0 to 0)	0 (0 to 0)	0 (0 to 0)	1 (0 to 2.3)	2 (1 to 4.1)	7 (3 to 13.9)	5 (2 to 11.6)	8 (3 to 15.4)	13 (7 to 22.1)	11 (5 to 19.6)	15 (8 to 25.1)	14 (7 to 23.5)	17 (9 to 26.2)	14 (7 to 23.5)	11 (5 to 20.2)	8 (3 to 15.4)	7 (3 to 13.7)	3 (1 to 6.7)	2 (0 to 4.5)	120
Low back pain	33 (0 to 0)	15 (0 to 0)	15 (0 to 0)	15 (0 to 0)	15 (7.5 to 26.4)	15 (4.5 to 109)	15 (7.9 to 59)	15 (7.9 to 190)	200 (119 to 313)	200 (169 to 442)	200 (166 to 479)	346 (287 to 517)	346 (268 to 553)	346 (223 to 598)	346 (246 to 611)	346 (249 to 573)	346 (237 to 548)	346 (224 to 483)	346 (205 to 475)	346 (187 to 454)	346 (168 to 353)	346 (157 to 354)	346 (154 to 333)	346 (144 to 320)	346 (134 to 320)	346 (124 to 320)	346 (114 to 320)	346 (104 to 320)	346 (94 to 320)	346 (84 to 320)	4,460
Neck pain	0 (0 to 0)	0 (0 to 0)	0 (0 to 0)	0 (0 to 0)	7-5 (2.9 to 15.6)	36-1 (18.7 to 67.7)	60-7 (31.1 to 107)	60-7 (31 to 107)	140 (49.6 to 155) [0.0]	140 (52.2 to 200) [0.0]	140 (73.2 to 264) [0.0]	140 (67.6 to 277) [0.0]	140 (66 to 277) [0.0]	140 (66.2 to 278) [0.0]	140 (66 to 314) [0.0]	140 (65.2 to 300) [0.0]	140 (74.9 to 254) [0.0]	140 (68.2 to 217) [0.0]	137 (62 to 192) [0.0]	107 (57 to 162) [0.0]	102 (54.3 to 168) [0.0]	72-4 (38.3 to 123) [0.0]	28-8 (38.2 to 91.8) [0.0]	13-1 (15 to 46) [0.0]	2-4 (1.9 to 24.1) [0.0]	1,760
Gout	0 (0 to 0)	0 (0 to 0)	0 (0 to 0)	0 (0 to 0)	0 (0 to 0)	0 (0 to 0)	0 (0 to 0)	0 (0 to 0)	0 (0 to 0)	0 (0 to 0)	0 (0 to 0)	0 (0 to 0)	0 (0 to 0)	0 (0 to 0)

SR Table 2c: Telford and Wrekin DALYS by cause and age group for both sexes with 95% uncertainty intervals, 2019

Cause	Early Neonatal	Late Neonatal	Post Neonatal	1 to 4	5 to 9	10 to 14	15 to 19	20 to 24	25 to 29	30 to 34	35 to 39	40 to 44	45 to 49	50 to 54	55 to 59	60 to 64	65 to 69	70 to 74	75 to 79	80 to 84	85 to 89	90 to 94	95 plus	Total
All causes	1,847 (201 to 423)	1,446 (99 to 1,146)	2,660 (207 to 368)	1,101 (101 to 519)	1,106 (94 to 419)	1,106 (93 to 466)	1,106 (70 to 1,285)	1,106 (1,060 to 1,664)	1,106 (1,309 to 2,090)	1,106 (1,470 to 2,320)	1,106 (1,648 to 2,528)	1,106 (1,700 to 2,599)	1,106 (2,045 to 3,440)	1,106 (2,970 to 4,200)	1,106 (3,339 to 4,430)	1,106 (3,560 to 4,546)	1,106 (3,945 to 5,210)	1,106 (4,487 to 5,965)	1,106 (4,033 to 5,120)	1,106 (3,538 to 4,356)	1,106 (2,360 to 3,600)	1,106 (1,346 to 1,460)	1,106 (392 to 451)	49,200
Communicable, maternal, neonatal, and nutritional diseases	1,847 (220 to 318)	1,446 (58 to 91.3)	2,660 (73 to 139)	1,101 (61 to 161)	1,106 (59 to 166)	1,106 (47 to 95.1)	1,106 (45 to 71.3)	1,106 (52 to 85.1)	1,106 (54 to 87.4)	1,106 (58 to 94)	1,106 (60 to 93.6)	1,106 (66 to 99)	1,106 (71 to 107)	1,106 (78 to 139)	1,106 (74 to 131)	1,106 (74 to 122)	1,106 (84 to 141)	1,106 (103 to 188)	1,106 (101 to 201)	1,106 (93 to 201)	1,106 (161 to 360)	1,106 (155 to 375)	1,106 (56 to 161)	2,550
HIV/AIDS and sexually transmitted infections	6.9 (1.9 to 12.2)	2.2 (0.4 to 4.6)	3.4 (1.2 to 7.9)	0.0 (0.2 to 0.3)	0.2 (0.2 to 0.3)	0.2 (0.2 to 0.2)	0.4 (0.2 to 0.4)	1.1 (0.6 to 1.6)	2.2 (1.1 to 3.3)	3.7 (2.6 to 5.2)	4.6 (2.2 to 6.4)	6.7 (3.4 to 9.4)	9.5 (3.3 to 14.1)	2.4 (2.5 to 4.6)	2.5 (1.8 to 3.4)	2 (1.4 to 2.9)	1.2 (1.3 to 3)	1.3 (0.7 to 2.1)	0.7 (0.4 to 1.1)	0.4 (0.2 to 0.6)	0.2 (0.1 to 0.3)	0.1 (0.1 to 0.1)	0.0 (0 to 0)	47.1
HIV/AIDS	0 (0 to 0)	0 (0 to 0)	0.3 (0.2 to 0.4)	0.2 (0.2 to 0.2)	0.2 (0.2 to 0.2)	0.1 (0.1 to 0.1)	0.1 (0.1 to 0.2)	0.4 (0.3 to 0.6)	0.6 (0.7 to 1.2)	1.8 (1.3 to 2.4)	3.4 (1.9 to 5.2)	2.6 (2.5 to 3.4)	2.8 (2.2 to 3.7)	2.3 (1.6 to 3)	1.6 (1.2 to 2.2)	1.2 (1.1 to 1.9)	1.4 (0.9 to 1.9)	0.7 (0.3 to 1.3)	0.3 (0.1 to 0.5)	0.1 (0 to 0.2)	0.0 (0 to 0)	0.0 (0 to 0)	19.5
HIV/AIDS - Drug-susceptible Tuberculosis	0 (0 to 0)	0 (0 to 0)	0.1 (0 to 0.1)	0 (0 to 0)	0 (0 to 0)	0 (0 to 0)	0.1 (0 to 0.1)	0.1 (0 to 0.1)	0.1 (0 to 0.2)	0.2 (0.1 to 0.3)	0.2 (0.1 to 0.4)	0.2 (0.1 to 0.4)	0.3 (0.2 to 0.4)	0.2 (0.1 to 0.4)	0.2 (0.1 to 0.3)	0.1 (0.1 to 0.2)	0.1 (0.1 to 0.2)	0.1 (0 to 0.2)	0.1 (0 to 0.2)	0 (0 to 0)	0 (0 to 0)	0 (0 to 0)	0 (0 to 0)	1.9
HIV/AIDS - Multidrug-resistant Tuberculosis without extensive dr...	0 (0 to 0)	0 (0 to 0)	0 (0 to 0)	0 (0 to 0)

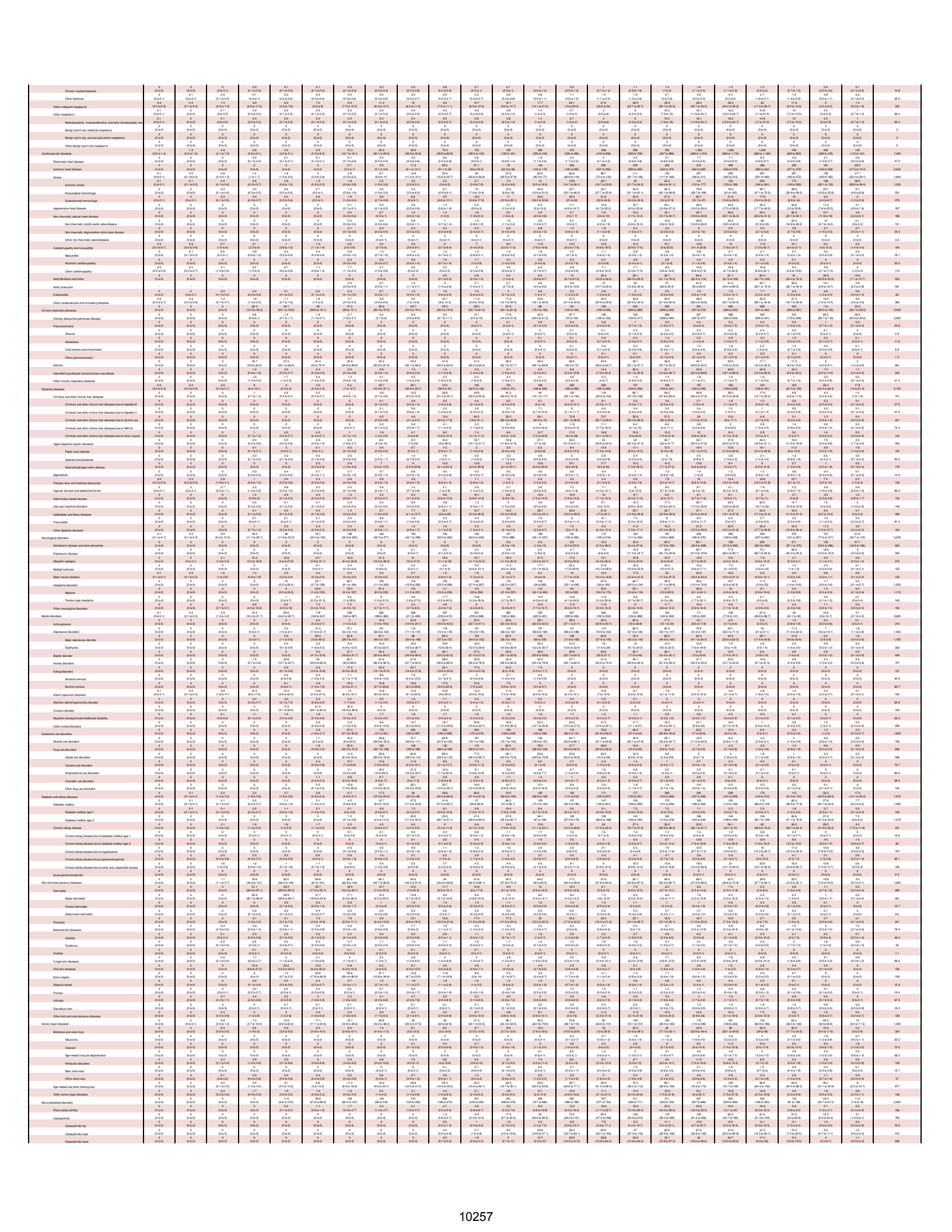

Osteoarthritis other	0 (0 to 0)	0 (0 to 0)	0 (0 to 0)	0 (0 to 0)	0 (0 to 0)	0 (0 to 0)	0 (0 to 0)	0 (0 to 0)	0 (0 to 0)	0 (0 to 0)	0-1 (0 to 0.2)	0-5 (0 to 1.1)	1-4 (0 to 3.1)	3-4 (1 to 7.4)	6-2 (2.7 to 13.5)	8-1 (3 to 17.8)	9-1 (4.2 to 19.1)	10-3 (5 to 21.9)	11-2 (5 to 22.4)	8-7 (4 to 17.8)	6-5 (3 to 13.2)	3-7 (1 to 7.5)	1-6 (0 to 3.2)	0-4 (0 to 0.9)		71-1
Low back pain	0 (0 to 0)	0 (0 to 0)	0 (0 to 0)	0 (0 to 0)	7-4 (3 to 12.6)	39-4 (21 to 57.1)	62-1 (37 to 86.8)	85-5 (52 to 118)	115 (68 to 177)	136 (79.7 to 206)	141 (84.7 to 202)	166 (102 to 249)	216 (135 to 334)	256 (159 to 391)	246 (154 to 367)	244 (149 to 363)	222 (133 to 339)	214 (124 to 336)	209 (122 to 339)	143 (89.6 to 213)	86.4 (59 to 140)	66.8 (39.2 to 95.8)	19.2 (10.4 to 23.5)	3.7 (2.4 to 5.6)	2,440
Neck pain	0 (0 to 0)	0 (0 to 0)	0 (0 to 0)	2-7 (1 to 9)	19-5 (10.1 to 35.3)	30-8 (15.3 to 53.4)	34-5 (16.5 to 65.5)	40-6 (19.3 to 81.2)	60-9 (31.3 to 91.3)	79-3 (41.2 to 134)	82-4 (41.9 to 140)	106 (54 to 184)	156 (82.1 to 266)	156 (82.1 to 266)	91-6 (46.3 to 159)	77-7 (39.4 to 133)	68-4 (34 to 120)	71-1 (34 to 123)	44 (22.9 to 79)	27-5 (14.3 to 50.9)	10-9 (7.4 to 23.7)	5-1 (3.4 to 9.4)	1-7 (0.7 to 2.2)		962
Gout	0 (0 to 0)	0 (0 to 0)	0 (0 to 0)	0 (0 to 0)	0 (0 to 0)	0 (0 to 0)	0 (0 to 0)	0 (0 to 0)	0 (0 to 0)	0 (0 to 0)

SR Table 2c: Stoke-on-Trent DALYS by cause and sex group for both sexes with 95% uncertainty intervals, 2019

Cause	Early Neonatal	Late Neonatal	Post Neonatal	1 to 4	5 to 9	10 to 14	15 to 19	20 to 24	25 to 29	30 to 34	35 to 39	40 to 44	45 to 49	50 to 54	55 to 59	60 to 64	65 to 69	70 to 74	75 to 79	80 to 84	85 to 89	90 to 94	95 plus	Total
All causes	1,156 (944 to 1,346)	1,156 (944 to 1,346)	941 (443 to 1,560)	1,156 (500 to 1,760)	1,156 (598 to 1,760)	1,156 (819 to 1,436)	1,156 (1,156 to 1,346)	1,156 (1,156 to 1,346)	1,156 (1,156 to 1,346

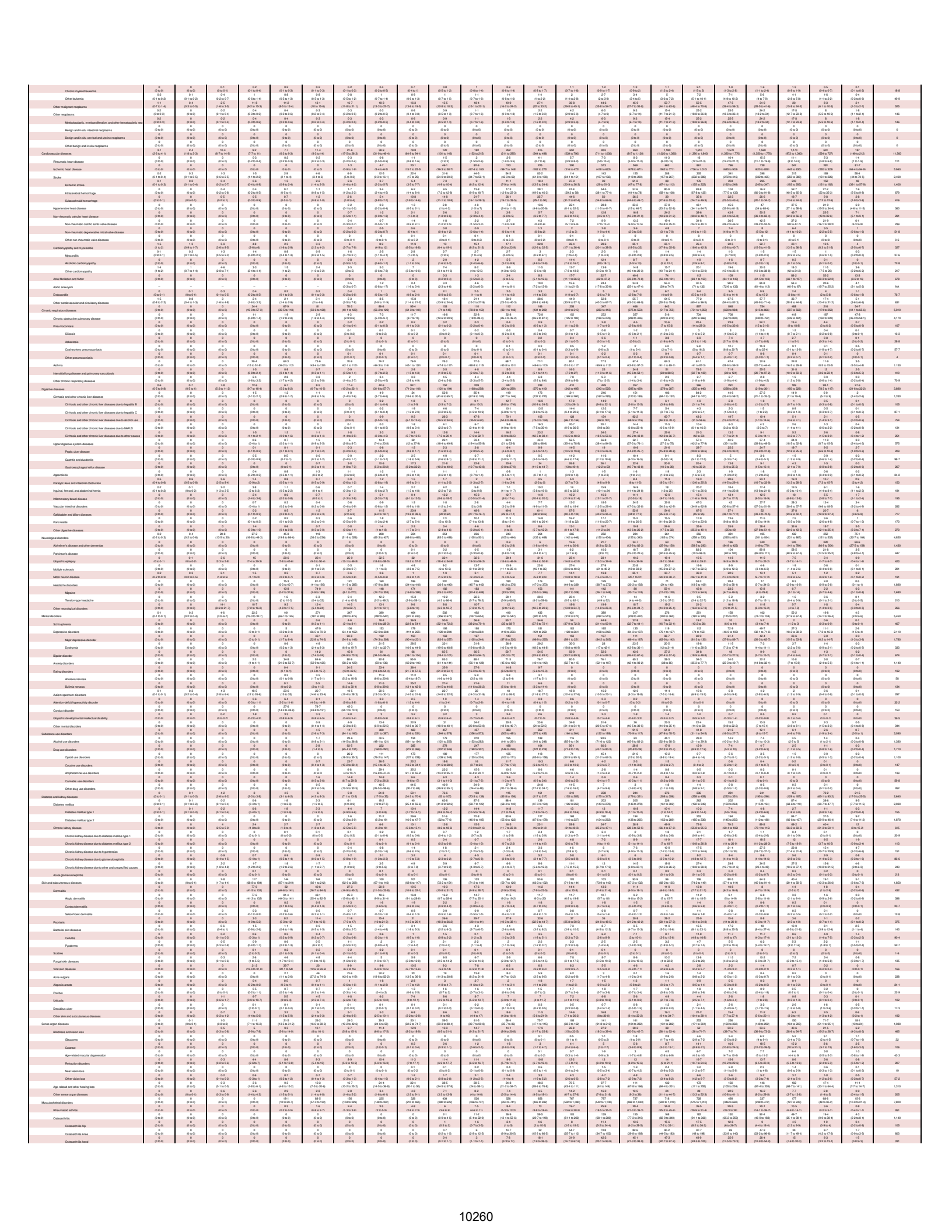

Osteoarthritis other	0 (0 to 0)	0 (0 to 0)	0 (0 to 0)	0 (0 to 0)	0 (0 to 0)	0 (0 to 0)	0 (0 to 0)	0 (0 to 0)	0 (0 to 0)	0-1 (0 to 2)	0-7 (0 to 1 to 6)	2-1 (0 to 6 to 7)	4-8 (2 to 10 to 2)	8-6 (3 to 19 to 5)	11-9 (5 to 36 to 1)	13-3 (6 to 37 to 4)	14-7 (7 to 3 to 1)	16-5 (8 to 33 to 2)	12-7 (6 to 25 to 9)	9-8 (4 to 20 to 1)	5-8 (3 to 11 to 1)	2-5 (1 to 2 to 5)	0-6 (0 to 1 to 2)		104
Low back pain	0 (0 to 0)	0 (0 to 0)	0 (0 to 0)	0 (0 to 0)	11-5 (5 to 20)	56 (33 to 90)	92-3 (55 to 150)	135 (76 to 202)	189 (109 to 280)	224 (121 to 341)	266 (140 to 397)	228 (153 to 350)	239 (161 to 374)	259 (154 to 420)	244 (124 to 430)	244 (124 to 434)	225 (120 to 336)	205 (103 to 309)	144 (72 to 216)	79 (39 to 121)	20-6 (9 to 32)	3 (1 to 5)	0 (0 to 0)		3,650
Neck pain	0 (0 to 0)	0 (0 to 0)	0 (0 to 0)	0-7 (0 to 1 to 7)	29-5 (15 to 54 to 5)	45-2 (22 to 79 to 1)	52-4 (25 to 89 to 4)	64-5 (33 to 136)	100 (52 to 189)	129 (68 to 216)	128 (66 to 213)	116 (66 to 203)	141 (79 to 242)	148 (74 to 256)	135 (69 to 224)	111 (59 to 192)	102 (52 to 174)	87-6 (54 to 161)	60 (33 to 116)	42-7 (21 to 77 3)	22 (11 to 32 4)	6-1 (4 to 9 to 1)	1-6 (0 to 3)		1,440
Gout	0 (0 to 0)	0 (0 to 0)	0 (0 to 0)	0 (0 to 0)	0 (0 to 0)	0 (0 to 0)	0 (0 to 0)	0 (0 to 0)	0 (0 to 0)	0-1 (0 to 1 2)	0-2 (0 to 2)	0-3 (0 to 2)	0-5 (0 to 2)	0-5 (0 to 2)	0-5 (0 to 2)	0-5 (0 to 2)	0-5 (0 to 2)	0-5 (0 to 2)	0-5 (0 to 2)	0-5 (0 to 2)	0-5 (0 to 2)	0-5 (0 to 2)	0-5 (0 to 2)		90
Other musculoskeletal disorders	0 (0 to 0)	0 (0 to 0)	0 (0 to 0)	0-6 (0 to 0 to 6)	1-7 (0 to 3 to 4)	16 (8 to 27 3)	39-3 (24 to 61 4)	74 (45 to 113)	100 (62 to 154)	102 (57 1 to 164)	101 (59 to 159)	118 (70 to 179)	130 (79 2 to 206)	122 (73 7 to 197)	122 (68 5 to 171)	106 (59 to 151)	89-6 (49 to 154)	59-2 (30 2 to 93 1)	31-8 (13 to 59 1)	18-2 (9 1 to 27 1)	10-5 (4 1 to 16 1)	3-3 (1 2 to 5 3)		1,230
Other non-communicable diseases	291 (277 to 305)	60-6 (70 to 51 1)	291 (204 to 396)	129 (164 to 100)	83-1 (71 to 100)	102-6 (84 to 124)	115 (104 to 266)	190 (165 to 264)	239 (215 to 618)	286 (213 to 404)	264 (199 to 362)	220 (252 to 436)	223 (230 to 436)	220 (241 to 433)	210 (241 to 384)	210 (240 to 364)	146 (167 to 267)	140 (203 to 305)	134 (166 to 166)	71 (132 to 87 3)	22-4 (14 to 33 6)		5,030
Congenital birth defects	273 (251 to 301)	79 (59 2 to 103)	184 (124 to 261)	96 (68 1 to 136)	39-6 (26 1 to 56 2)	36-3 (24 1 to 51 6)	31-9 (24 9 to 40)	30-5 (23 4 to 37 8)	28-5 (21 8 to 34 7)	27-8 (21 8 to 34 7)	27-2 (21 to 34)	23-3 (16 7 to 30)	25-4 (17 3 to 34 8)	24-8 (16 2 to 35 1)	26-8 (16 4 to 35 1)	20-0 (12 4 to 27 3)	16-4 (9 9 to 24)	4-5 (2 6 to 6 7)	2-6 (1 4 to 4)	1-6 (1 to 2 5)	0-8 (0 5 to 1 2)	0-3 (0 2 to 0 5)	0-1 (0 to 0 1)		991
Neural tube defects	30-7 (20 7 to 44 3)	4-3 (2 6 to 6 9)	15-1 (7 9 to 25 3)	10-5 (5 7 to 19 6)	1-8 (1 3 to 2 5)	2-1 (1 5 to 2 9)	1-5 (1 1 to 2 4)	2 (1 4 to 2 6)	2-3 (1 6 to 3 1)	1-9 (1 3 to 2 7)	1-7 (1 1 to 2 3)	1-2 (0 7 to 1 6)	1 (0 6 to 1 5)	0-5 (0 3 to 0 8)	0-3 (0 2 to 0 5)	0-2 (0 1 to 0 3)	0-2 (0 1 to 0 3)	0-1 (0 to 0 1)	0-1 (0 to 0 3)	0-1 (0 to 0 3)	0-1 (0 to 0 3)	0-1 (0 to 0 3)		81-2
Congenital heart anomalies	61-2 (39 to 119)	33-9 (23 4 to 51 2)	62-4 (39 3 to 106)	18-6 (12 5 to 27 5)	7-2 (4 9 to 10 6)	7 (4 9 to 10 1)	7-1 (5 2 to 9 5)	7-1 (5 1 to 9 5)	6-4 (4 7 to 8 7)	5-8 (4 1 to 8 1)	6 (4 1 to 8 1)	5-7 (3 3 to 7 8)	5-4 (3 6 to 7 6)	5-6 (3 6 to 7 5)	3-4 (2 to 4 4)	2-5 (1 to 4)	2-4 (1 6 to 3 4)	0-9 (0 5 to 1 4)	0-1 (0 1 to 0 3)	0-1 (0 1 to 0 3)	0-1 (0 to 0 2)	0-1 (0 to 0 1)		248
Orofacial clefts	10-3 (5 4 to 15 9)	2-3 (1 4 to 3 4)	7-5 (4 4 to 12 2)	4-7 (2 to 8 7)	2-3 (1 to 3 9)	2-8 (1 9 to 3 9)	2-7 (1 8 to 3 8)	3-5 (2 4 to 4 8)	3-9 (2 6 to 5 2)	3-9 (2 6 to 5 2)	4 (2 7 to 5 2)	3-9 (2 6 to 5 4)	3-8 (2 7 to 5 2)	3-6 (2 to 5 2)	2-5 (1 6 to 3 6)	1-9 (1 to 3)	1-8 (1 to 2 9)	0-6 (0 4 to 1 5)	0-1 (0 to 0 3)	0-1 (0 to 0 3)	0-1 (0 to 0 3)	0-1 (0 to 0 3)		96-6
Down syndrome	0 (0 to 0)	0 (0 to 0)	0 (0 to 0)	0-1 (0 to 0 1)	0-1 (0 to 0 2)	0-1 (0 to 0 2)	0-1 (0 to 0 3)	0-1 (0 to 0 3)	0-1 (0 to 0 3)	0-1 (0 to 0 3)	0-1 (0 to 0 2)	0-1 (0 to 0 1)	0-1 (0 to 0 1)	0-1 (0 to 0 1)	0 (0 to 0)	0 (0 to 0)	0 (0 to 0)	0 (0 to 0)	0 (0 to 0)	0 (0 to 0)	0 (0 to 0)	0 (0 to 0)	0 (0 to 0)		1-1
Turner syndrome	0 (0 to 0)	0 (0 to 0)	0 (0 to 0)	0-1 (0 to 0 2)	0-1 (0 to 0 2)	0-1 (0 to 0 2)	0-1 (0 to 0 3)	0-1 (0 to 0 3)	0-1 (0 to 0 3)	0-1 (0 to 0 3)	0-1 (0 to 0 2)	0-1 (0 to 0 1)	0-1 (0 to 0 1)	0-1 (0 to 0 1)	0 (0 to 0)	0 (0 to 0)	0 (0 to 0)	0 (0 to 0)	0 (0 to 0)	0 (0 to 0)	0 (0 to 0)	0 (0 to 0)	0 (0 to 0)		0-3
Klinefelter syndrome	0 (0 to 0)	0 (0 to 0)	0 (0 to 0)	0 (0 to 0)	0 (0 to 0)	0 (0 to 0)	0 (0 to 0)	0 (0 to 0)	0 (0 to 0 1)	0 (0 to 0 1)	0 (0 to 0)	0 (0 to 0)	0 (0 to 0)	0 (0 to 0)	0 (0 to 0)	0 (0 to 0)	0 (0 to 0)	0 (0 to 0)	0 (0 to 0)	0 (0 to 0)	0 (0 to 0)	0 (0 to 0)	0 (0 to 0)		0-3
Other chromosomal abnormalities	28-1 (18 6 to 42 1)	12-5 (7 4 to 17 9)	27-9 (17 1 to 40 9)	10-2 (7 2 to 13 6)	2-6 (1 9 to 3 4)	3-2 (2 3 to 4 2)	4-6 (3 5 to 6 7)	3-9 (2 9 to 5 1)	3-9 (2 7 to 5 2)	3-9 (2 6 to 5 2)	3-8 (2 4 to 5 2)	3-1 (1 8 to 4 2)	2-4 (1 5 to 3 4)	1-9 (1 to 2 7)	1-1 (0 6 to 1 7)	0-8 (0 4 to 1 2)	0-6 (0 3 to 0 9)	0-5 (0 2 to 0 8)	0-1 (0 to 0 3)	0-1 (0 to 0 3)	0-1 (0 to 0 3)	0-1 (0 to 0 3)		122
Congenital musculoskeletal and limb anomalies	10-6 (6 4 to 16 4)	2-2 (1 to 3 2)	6-4 (4 to 9 2)	3-6 (2 to 5 5)	1-9 (1 to 3 1)	2-1 (1 to 3 2)	1-8 (1 to 3)	2-1 (1 to 3)	1-9 (1 to 3)	1-9 (1 to 3)	1-8 (1 to 3)	1-5 (0 9 to 2 4)	1-4 (0 9 to 2 1)	1-3 (0 8 to 2)	0-8 (0 5 to 1 3)	0-6 (0 3 to 1)	0-5 (0 3 to 1)	0-3 (0 2 to 0 8)	0-1 (0 to 0 2)	0-1 (0 to 0 2)	0-1 (0 to 0 2)	0-1 (0 to 0 1)		136
Urogenital congenital anomalies	19 (10 4 to 34 5)	2-1 (1 to 3 5)	5-1 (2 6 to 8 7)	2-1 (1 to 3 5)	1-3 (0 8 to 2 1)	0-9 (0 4 to 1 6)	0-6 (0 3 to 1)	0-5 (0 2 to 0 8)	0-5 (0 2 to 0 7)	0-4 (0 2 to 0 6)	0-4 (0 2 to 0 5)	0-2 (0 to 0 4)	0-2 (0 2 to 0 4)	0-2 (0 1 to 0 3)	0-1 (0 1 to 0 3)	0-1 (0 1 to 0 2)	0-1 (0 to 0 2)	0-1 (0 to 0 2)	0-1 (0 to 0 2)	0-1 (0 to 0 2)	0-1 (0 to 0 2)	0-1 (0 to 0 2)		33-7
Digestive congenital anomalies	31-3 (20 1 to 50 7)	7-2 (4 1 to 13 5)	20-1 (7 3 to 39 6)	7-2 (3 7 to 14 5)	1-9 (1 to 3 3)	2-1 (0 9 to 4 1)	1-9 (0 7 to 3 6)	2-1 (0 9 to 4 1)	1-9 (0 7 to 3 6)	2-1 (0 9 to 4 2)	1-9 (0 7 to 3 6)	1-6 (0 to 3 6)	1-6 (0 2 to 3 5)	1-5 (0 2 to 3 4)	1-3 (0 2 to 2 6)	1-2 (0 2 to 2 4)	1-2 (0 2 to 2 4)	0-5 (0 to 0 1)	0-2 (0 to 0 1)	0-2 (0 to 0 1)	0-2 (0 to 0 1)	0-2 (0 to 0 1)		64-5
Other congenital birth defects	81-8 (43 2 to 134 1)	14-7 (6 4 to 25 3)	36-7 (22 1 to 53 9)	14-2 (9 9 to 19 2)	7-3 (5 2 to 9 9)	6-4 (4 5 to 8)	6-4 (4 5 to 8)	5-5 (3 1 to 7 6)	5-4 (3 7 to 7 4)	5-4 (3 6 to 7 2)	5-3 (3 4 to 6 3)	4-3 (1 7 to 5 5)	3-9 (1 7 to 5 6)	3-7 (1 5 to 5 2)	2-7 (1 2 to 4 7)	1-9 (0 9 to 3 6)	1-8 (0 9 to 3 4)	0-9 (0 4 to 2 9)	0-3 (0 1 to 0 7)	0-3 (0 to 0 2)	0-3 (0 to 0 1)	0-3 (0 to 0 1)		252
Urinary diseases and male infertility	0-3 (0 1 to 0 4)	0-3 (0 1 to 0 5)	1-4 (0 7 to 2 3)	1-2 (0 8 to 1 5)	1-1 (0 9 to 1 5)	1-1 (0 9 to 1 5)	1-1 (1 2 to 2 1)	1-4 (2 to 2 6)	1-4 (1 4 to 2 5)	1-5 (1 3 to 2 5)	1-5 (1 3 to 2 4)	1-2 (0 4 to 1 4)	1-2 (0 2 to 1 3)	1-2 (0 2 to 1 3)	1-1 (0 2 to 1 3)	0-9 (0 2 to 1 2)	0-8 (0 2 to 1 2)	0-5 (0 1 to 0 9)	0-3 (0 to 0 5)	0-3 (0 to 0 5)	0-3 (0 to 0 5)	0-3 (0 to 0 5)		24
Urolithiasis	0 (0 to 0)	0 (0 to 0)	0 (0 to 0)	0 (0 to 0 1)	0 (0 1 to 0 2)	0 (0 1 to 0 2)	0 (0 1 to 0 3)	0 (0 1 to 0 3)	0 (0 4 to 1 1)	0 (0 4 to 1 1)	0 (0 4 to 1 2)	0 (0 4 to 1 2)	0 (1 to 2 3)	0 (1 to 2 3)	0 (1 to 2 3)	0 (1 to 2 3)	0 (1 to 2 3)	0 (1 to 2 3)	0 (1 to 2 3)	0 (1 to 2 3)	0 (1 to 2 3)	0 (1 to 2 3)	0 (1 to 2 3)		43
Benign prostatic hyperplasia	0 (0 to 0)	0 (0 to 0)	0 (0 to 0)	0 (0 to 0)	0 (0 to 0)	0 (0 to 0)	0 (0 to 0)	0 (0 to 0)	0 (0 to 0)	0 (0 to 0)	0 (0 to 0)	0 (0 to 0)	0 (0 to 0)	0 (0 to 0)	0 (0 to 0)	0 (0 to 0)	0 (0 to 0)	0 (0 to 0)	0 (0 to 0)	0 (0 to 0)	0 (0 to 0)	0 (0 to 0)	0 (0 to 0)		79-2
Male infertility	0 (0 to 0)	0 (0 to 0)	0 (0 to 0)	0 (0 to 0)	0 (0 to 0)	0 (0 to 0)	0 (0 to 0)	0 (0 to 0)	1-3 (0 2 to 4)	2-2 (2 to 4)	2-6 (0 4 to 5 4)	2-8 (0 4 to 7 2)	2-5 (0 7 to 4 2)	2-3 (0 7 to 4 2)	1-8 (0 6 to 3 6)	1-5 (0 5 to 3)	1-3 (0 to 3)	0-8 (0 to 0)	0-4 (0 to 0)	0-3 (0 to 0)	0-3 (0 to 0)	0-3 (0 to 0)	0-3 (0 to 0)		11-7
Other urinary diseases	0-2 (0 to 0 3)	0-2 (0 1 to 0 3)	0-3 (0 2 to 0 6)	0-3 (0 2 to 0 5)	0-3 (0 2 to 0 5)	0-3 (0 2 to 0 5)	0-3 (0 2 to 0 5)	0-3 (0 2 to 0 5)	0-4 (0 to 0 9)	0-5 (0 to 0 9)	1 (0 to 0 7)	1 (0 7 to 1 5)	1-4 (0 9 to 2 1)	1-4 (0 to 2 7)	1-3 (0 to 2 7)	1-2 (0 to 2 5)	1-1 (0 to 2 5)	0-9 (0 to 2 2)	0-4 (0 to 1 1)	0-4 (0 to 1 1)	0-4 (0 to 1 1)	0-4 (0 to 1 1)		23-7
Gynecological diseases	0 (0 to 0)	0 (0 to 0)	0 (0 to 0)	0 (0 to 0)	0 (0 to 0)	0 (0 to 0)	0 (0 to 0)	0 (0 to 0)	94-5 (61 5 to 139)	134 (90 2 to 228)	75 (51 to 202)	154 (110 to 224)	102 (80 6 to 160)	102 (80 to 154)	100 (77 5 to 171)	66 (54 6 to 141)	45-3 (34 5 to 94 2)	34-6 (26 6 to 66 3)	26 (21 7 to 51 1)	16-7 (10 6 to 33 7)	8-7 (5 2 to 15 1)	3-2 (2 to 5 2)	0-3 (0 2 to 0 8)		1,170
Uterine fibroids	0 (0 to 0)	0 (0 to 0)	0 (0 to 0)	0 (0 to 0)	0 (0 to 0)	0 (0 to 0 3)	0 (0 1 to 0 5)	0 (0 to 0 5)	0 (0 to 0 2)	0 (0 to 0 1)	0 (1 to 5 2)	0 (2 to 5 1)	0 (2 to 5 2)	0 (2 to 5 2)	0 (3 to 6 2)	0 (1 to 4 8)	0 (0 to 3)	0 (0 to 3)	0 (0 to 2 5)	0 (0 to 1 9)	0 (0 to 2 5)	0 (0 to 0 5)	0 (0 to 0)		38-9
Polycystic ovarian syndrome	0 (0 to 0)	0 (0 to 0)	0 (0 to 0)	0 (0 to 0)	0 (0 to 0)	0 (0 to 0 2)	0 (1 to 4 2)	0 (1 to 4 7)	0-1 (2 to 5 1)	0-1 (2 to 5 1)	0-1 (2 to 5 2)	0-2 (2 to 5 2)	0-3 (2 to 5 9)	0-3 (1 to 6 8)	0-3 (1 to 6 7)	0-2 (0 to 4 2)	0-2 (0 to 3)	0-2 (0 to 3)	0-1 (0 to 3)	0-1 (0 to 3)	0-1 (0 to 3)	0-1 (0 to 3)	0-1 (0 to 3)		36-7
Female infertility	0 (0 to 0)	0 (0 to 0)	0 (0 to 0)	0 (0 to 0)	0 (0 to 0)	0 (0 to 0)	0 (0 to 0 4)	0 (0 1 to 0 5)	0 (0 to 0 5)	0 (0 to 0 5)	2-2 (0 to 5 10 1)	2-2 (0 to 5 9)	2-1 (0 to 5 7)	2-1 (0 to 5 2)	2-1 (0 to 5 2)	1-7 (0 to 4 7)	1-6 (0 to 4 2)	1-3 (0 to 3 5)	0-8 (0 to 2 5)	0-6 (0 to 1 7)	0-5 (0 to 1 7)	0-4 (0 to 1 5)	0-3 (0 to 1)		10-6
Endometriosis	0 (0 to 0)	0 (0 to 0)	0 (0 to 0)	0 (0 to 0)	0 (0 to 0)	0 (0 to 0)	0 (0 to 0)	0 (0 to 0)	0 (0 to 0)	0 (0 to 0)	0 (0 to 0)	0 (0 to 0)	0 (0 to 0)	0 (0 to 0)	0 (0 to 0)	0 (0 to 0)	0 (0 to 0)	0 (0 to 0)	0 (0 to 0)	0 (0 to 0)	0 (0 to 0)	0 (0 to 0)	0 (0 to 0)		59-9
Genital prolapse	0 (0 to 0)	0 (0 to 0)	0 (0 to 0)	0 (0 to 0)	0 (0 to 0)	0 (0 to 0)	0 (0 to 0)	0 (0 to 0)	0 (0 to 0)	0 (0 to 0)	0 (0 to 0)	0 (0 to 0)	0 (0 to 0)	0 (0 to 0)	0 (0 to 0)	0 (0 to 0)	0 (0 to 0)	0 (0 to 0)	0 (0 to 0)	0 (0 to 0)	0 (0 to 0)	0 (0 to 0)	0 (0 to 0)		0-2
Premenstrual syndrome	0 (0 to 0)	0 (0 to 0)	0 (0 to 0)	0 (0 to 0)	11-6 (5 4 to 20 8)	22-7 (11 2 to 39 3)	31 (15 6 to 55 4)	33-3 (19 8 to 54 7)	34-8 (17 6 to 57 4)	36-8 (20 6 to 58 4)	32 (17 9 to 55)	25-6 (14 4 to 43 3)	19-4 (9 to 37 5)	15 (5 to 30)	9-7 (3 to 17 5)	6-2 (2 to 13 4)	4-1 (1 to 9)	2-3 (0 to 5)	1-1 (0 to 3)	0-7 (0 to 2)	0-4 (0 to 1)	0-2 (0 to 1)	0-1 (0 to 0)		239
Other gynecological diseases	0 (0 to 0)	0 (0 to 0)	0 (0 to 0)	0 (0 to 0)	0-5 (0 to 1 7)	0-5 (0 to 1 7)	0-6 (0 to 1 6)	45-6 (26 8 to 69 8)	94-3 (54 1 to 152)	115 (67 7 to 181)	85-6 (58 3 to 149)	70-5 (46 7 to 111)	70-4 (47 9 to 116)	72-3 (47 to 116)	59-5 (34 9 to 95 4)	38-9 (23 to 68 1)	30-5 (19 3 to 46 9)	25 (15 to 37 3)	14-2 (8 4 to 20 7)	8-7 (5 2 to 13 1)	4-8 (2 to 7 2)	2 (1 2 to 3 1)	0-5 (0 2 to 0 8)		759
Hemoglobinopathies and hemolytic anemias	0-1 (0 1 to 0 2)	0-2 (0 1 to 0 4)	1-4 (0 7 to 2 8)	0-8 (2 1 to 0 9)	1-7 (1 3 to 2 7)	3-2 (1 9 to 5 2)	1-5 (1 to 2 5)	2-7 (2 4 to 3 5)	3-9 (2 6 to 5 7)	4-2 (2 9 to 6 1)	3-8 (2 6 to 5 1)	3-4 (2 to 5 8)	3-4 (1 9 to 5 6)	3-2 (1 9 to 5 2)	2-4 (1 6 to 4 2)	1-9 (1 to 3 7)	1-7 (1 to 3 6)	1-3 (0 8 to 2 7)	0-9 (0 5 to 2 1)	2-2 (1 to 3 5)	1-2 (0 6 to 2 3)	0-4 (0 to 1 2)		92-4
Thalassemias	0-1 (0 to 0 2)	0-1 (0 to 0 2)	0-2 (0 to 0 5)	0-2 (0 to 0 4)	0-1 (0 to 0 3)	0-1 (0 to 0 3)	0-1 (0 to 0 2)	0-1 (0 to 0 1)	0-1 (0 to 0 1)	0-1 (0 to 0 1)	0 (0 to 0)	0 (0 to 0)	0 (0 to 0)	0 (0 to 0)	0 (0 to 0)	0 (0 to 0)	0 (0 to 0)	0 (0 to 0)	0 (0 to 0)	0 (0 to 0)	0 (0 to 0)	0 (0 to 0)	0 (0 to 0)		1-1
Thalassemias trait	0 (0 to 0 1)	0-4 (0 to 1 5)	1-5 (0 4 to 3 5)	0-8 (0 5 to 2 1)	0-7 (0 to 2 1)	0-8 (0 to 2 1)	0-7 (0 to 2 1)	0-8 (0 to 2 5)	2-1 (0 to 5 7)	2-3 (0 to 5 5)	2 (0 to 5 6)	1 (0 to 2 7)	1 (0 1 to 2 7)	0-7 (0 to 2 5)	0-5 (0 to 2 3)	0-3 (0 to 1 2)	0-3 (0 to 1 2)	0-2 (0 to 1 1)	0-2 (0 to 1 1)	0-1 (0 to 0 4)	0-1 (0 to 0 3)	0-1 (0 to 0 1)	0-1 (0 to 0 1)		21-8
Sickle cell disorders	0-1 (0 1 to 0 1)	0-4 (0 to 0 1)	0-9 (0 4 to 1 3)	0-4 (0 to 1 1)	0-6 (0 to 1 1)	0-7 (0 to 1 2)	0-6 (0 to 1 2)	0-6 (0 4 to 1)	0-5 (0 to 0 9)	0-5 (0 to 0 8)	0-4 (0 to 0 7)	0-3 (0 to 0 5)	0-3 (0 to 0 5)	0-3 (0 to 0 5)	0-2 (0 to 0 4)	0-2 (0 to 0 4)	0-1 (0 to 0 3)	0-1 (0 to 0 3)	0-1 (0 to 0 3)	0-1 (0 to 0 3)	0-1 (0 to 0 3)	0-1 (0 to 0 3)	0-1 (0 to 0 3)		7-4
Sickle cell trait	0 (0 to 0)	0-1 (0 to 0 4)	0-2 (0 to 0 6)	0-8 (0 2 to 2 1)	1-5 (0 2 to 4 3)	0-5 (0 to 1 7)	3-1 (0 to 8 2)	2-1 (0 2 to 7)	2-2 (0 2 to 7 2)	2-1 (0 2 to 7 2)	2-1 (0 2 to 7 2)	0-7 (0 to 1 5)	0-4 (0 to 1 5)	0-5 (0 to 1 5)	0-3 (0 to 1 2)	0-3 (0 to 0 9)	0-3 (0 to 0 9)	0-2 (0 to 0 8)	0-2 (0 to 0 8)	0-2 (0 to 0 8)	0-2 (0 to 0 8)	0-1 (0 to 0 3)	0-1 (0 to 0 3)		16-2
G6PD deficiency	0 (0 to 0)	0 (0 to 0)	0-1 (0 to 0 1)	0-2 (0 to 0 5)	0-2 (0 1 to 0 4)	0-2 (0 to 0 4)	0-3 (0 2 to 0 6)	0-3 (0 2 to 0 6)	0-6 (0 3 to 0 9)	0-6 (0 4 to 0 9)	0-5 (0 3 to 0 8)	0-5 (0 3 to 0 7)	0-5 (0 3 to 0 7)	0-5 (0 3 to 0 7)	0-3 (0 2 to 0 5)	0-3 (0 2 to 0 5)	0-3 (0 2 to 0 5)	0-2 (0 1 to 0 4)	0-2 (0 1 to 0 4)	0-1 (0 1 to 0 2)	0-1 (0 to 0 2)	0-1 (0 to 0 2)	0-1 (0 to 0 2)		6-2
G6PD trait	0 (0 to 0)	0 (0 to 0)	0 (0 to 0)	0 (0 to 0)	0 (0 to 0)	0 (0 to 0)	0 (0 to 0)	0 (0 to 0)	0 (0 to 0)	0 (0 to 0)	0 (0 to 0)	0 (0 to 0)	0 (0 to 0)	0 (0 to 0)	0 (0 to 0)	0 (0 to 0)	0 (0 to 0)	0 (0 to 0)	0 (0 to 0)	0 (0 to 0)	0 (0 to 0)	0 (0 to 0)	0 (0 to 0)		0-2
Other hemoglobinopathies and hemolytic anemias	0 (0 to 0 1)	0-3 (0 1 to 0 6)	1-2 (0 2 to 3 2)	1-5 (0 2 to 4 4)	0-9 (0 2 to 2 7)	0-9 (0 2 to 2 7)	0-7 (0 2 to 2)	0-5 (0 2 to 1 4)	0-8 (0 2 to 2 5)	0-9 (0 3 to 2 4)	0-9 (0 3 to 2 6)	1-4 (0 4 to 3 4)	1-2 (0 4 to 2 9)	1-7 (0 6 to 3 6)	1-2 (0 4 to 3 2)	0-9 (0 3 to 2 5)	0-8 (0 3 to 2 3)	0-6 (0 2 to 1 7)	0-4 (0 1 to 1 2)	0-3 (0 1 to 0 9)	0-3 (0 1 to 0 9)	0-3 (0 1 to 0 9)	0-3 (0 1 to 0 9)		29-5
Endocrine, metabolic, blood, and immune disorders	7-1 (3 4 to 15 3)	3-9 (2 to 7 2)	30-9 (12 5 to 58 4)	20-7 (9 7 to 40 2)	27-5 (16 5 to 44 3)	20-1 (12 4 to 31 4)	28-7 (19 8 to 40 2)	32-4 (24 1 to 50 2)	44-3 (29 4 to 64 2)	54-2 (35 5 to 83 5)	55-5 (32 7 to 87 5)	54-7 (40 2 to 86 2)	66-8 (39 6 to 107)	103 (70 1 to 160)	120 (84 7 to 190)	131 (79 2 to 193)	108 (73 2 to 168)	73-7 (48 5 to 115)	46-6 (31 5 to 69)	21-1 (14 to 30 2)	7-6 (5 5 to 10 4)	1-3 (1 to 2 2)		1,220
Oral disorders	0 (0 to 0)	0 (0 to 0)	0-9 (0 4 to 1 9)	0-4 (0 2 to 1 1)	7-9 (3 7 to 15 4)	4-1 (2 to 8 3)	11-7 (5 7 to 20 1)	17-6 (10 2 to 29 1)	20-2 (14 1 to 31)	25-2 (14 1 to 41)	32-6 (18 7 to 53 4)	38-5 (21 6 to 65 7)	43-7 (24 4 to 69 4)	52-6 (31 4 to 84 4)	73-7 (40 to 120)	89-3 (51 2 to 147)	98-6 (61 2 to 157)	116 (70 to 181)	134 (83 5 to 207)	101 (63 to 160)	62-7 (39 to 100)	18-5 (11 to 27 7)	2 (1 to 3)		987
Caries of deciduous teeth	0 (0 to 0)	0 (0 to 0)	0 (0 to 0)	0 (0 2 to 1 5)	0 (0 to 0 2)	0 (0 to 0 2)	0 (0 to 0)	0 (0 to 0)	0 (0 to 0)	0 (0 to 0)	0 (0 to 0)	0 (0 to 0)	0 (0 to

S8 Table 2c: Walsall DALYS by cause and age group for both sexes with 95% uncertainty intervals. 2019

Cause	Early Neonatal	Late Neonatal	Post Neonatal	1 to 4	5 to 9	10 to 14	15 to 19	20 to 24	25 to 29	30 to 34	35 to 39	40 to 44	45 to 49	50 to 54	55 to 59	60 to 64	65 to 69	70 to 74	75 to 79	80 to 84	85 to 89	90 to 94	95 plus	Total
All causes	1,100 (927 to 1,300)	251 (201 to 301)	1,100 (867 to 1,400)	641 (574 to 692)	444 (396 to 1,100)	441 (407 to 1,600)	1,100 (1,000 to 2,200)	1,400 (1,300 to 2,700)	1,800 (1,600 to 2,870)	2,000 (1,800 to 3,200)	2,300 (2,200 to 3,540)	2,600 (2,400 to 4,130)	3,000 (2,800 to 4,610)	3,400 (3,200 to 5,210)	3,800 (3,600 to 5,940)	4,400 (4,200 to 6,940)	5,400 (5,300 to 7,340)	6,400 (6,200 to 8,450)	7,200 (5,600 to 8,160)	7,200 (7,000 to 8,730)	6,100 (5,900 to 6,300)	3,100 (2,980 to 3,100)	76,000 (76,000 to 76,000)	86,800
Communicable, maternal, neonatal, and nutritional diseases	1,100 (875 to 979)	251 (193 to 345)	1,100 (747 to 1,300)	641 (517 to 691)	444 (391 to 1,100)	441 (406 to 1,600)	1,100 (861 to 1,100)	1,400 (864 to 1,900)	1,800 (1,400 to 2,300)	2,000 (1,600 to 2,700)	2,300 (1,900 to 3,100)	2,600 (2,200 to 3,600)	3,000 (2,600 to 4,150)	3,400 (3,000 to 4,940)	3,800 (3,400 to 5,600)	4,400 (4,000 to 6,440)	5,400 (5,000 to 7,340)	6,400 (6,000 to 8,450)	7,200 (5,600 to 8,160)	7,200 (7,000 to 8,730)	6,100 (5,900 to 6,300)	3,100 (2,980 to 3,100)	76,000 (76,000 to 76,000)	5,140
HIV/AIDS and sexually transmitted infections	13 (7 to 28)	4 (1 to 9)	7 (2 to 12)	0.7 (0.3 to 1)	0.4 (0.3 to 0.4)	0.4 (0.3 to 0.4)	0.8 (0.4 to 1.1)	2.2 (1.0 to 3.1)	3.5 (2.0 to 5.1)	5 (3.1 to 7.1)	8.5 (5.3 to 11.7)	10.1 (7.3 to 14)	9.3 (6.7 to 13)	8.8 (6.4 to 12.1)	6.6 (5.1 to 9.1)	4.8 (3.5 to 6.7)	3.5 (2.7 to 5.7)	2.5 (2 to 3.5)	2.2 (1.9 to 2.8)	1.3 (0.9 to 1.7)	0.7 (0.5 to 1.1)	0.4 (0.2 to 0.7)	0.2 (0.1 to 0.3)	94.5
HIV/AIDS	0 (0 to 0)	0 (0 to 0)	0.5 (0.2 to 1.3)	0.3 (0.2 to 0.4)	0.2 (0.2 to 0.3)	0.2 (0.2 to 0.3)	0.3 (0.2 to 0.4)	0.7 (0.7 to 1.3)	2.4 (1.8 to 3.1)	4.6 (3.5 to 5.9)	7.8 (6.3 to 9.6)	9.4 (7.8 to 11.7)	8.4 (6.9 to 10.4)	7.9 (6.5 to 9.7)	5.9 (4.8 to 7.5)	3.9 (3.2 to 4.9)	2.8 (2.3 to 3.5)	2.1 (1.8 to 2.5)	1.8 (1.6 to 2.1)	1.1 (0.9 to 1.3)	0.6 (0.5 to 0.8)	0.2 (0.2 to 0.3)	0.1 (0.1 to 0.1)	63.5
HIV/AIDS - Drug-susceptible Tuberculosis	0 (0 to 0)	0 (0 to 0)	0.3 (0.2 to 0.5)	0.1 (0.1 to 0.2)	0.1 (0 to 0.1)	0.1 (0 to 0.1)	0.1 (0.1 to 0.2)	0.2 (0.1 to 0.3)	0.4 (0.2 to 0.6)	0.9 (0.5 to 1.3)	1.5 (0.7 to 1.9)	1.1 (0.6 to 1.4)	1 (0.6 to 1.4)	0.9 (0.7 to 1.4)	0.9 (0.4 to 1.3)	0.5 (0.3 to 0.8)	0.4 (0.3 to 0.6)	0.3 (0.2 to 0.5)	0.3 (0.2 to 0.5)	0.1 (0 to 0.2)	0.1 (0 to 0.1)	0 (0 to 0)	0 (0 to 0)	7.8
HIV/AIDS - Multidrug-resistant Tuberculosis without extensive dr...	0 (0 to 0)	0 (0 to 0)	0 (0 to 0)	0 (0 to 0)	0 (0 to 0)	0 (0 to 0)	0 (0 to 0)	0 (0 to 0)	0 (0 to 0)	0 (0 to 0)	0 (0 to 0)	0 (0 to 0)	0 (0 to 0)	0 (0 to 0)	0 (0 to 0)	0 (0 to 0)	0 (0 to 0)	0 (0 to 0)	0 (0 to 0)	0 (0 to 0)	0 (0 to 0)	0 (0 to 0)	0 (0 to 0)	0 (0 to 0)	0.2
HIV/AIDS - Extensively drug-resistant Tuberculosis	0 (0 to 0)	0 (0 to 0)	0 (0 to 0)	0 (0 to 0)	0 (0 to 0)	0 (0 to 0)	0 (0 to 0)	0 (0 to 0)	0 (0 to 0)	0 (0 to 0)	0 (0 to 0)	0 (0 to 0)	0 (0 to 0)	0 (0 to 0)	0 (0 to 0)	0 (0 to 0)	0 (0 to 0)	0 (0 to 0)	0 (0 to 0)	0 (0 to 0)	0 (0 to 0)	0 (0 to 0)	0 (0 to 0)	0 (0 to 0)	0.1
HIV/AIDS resulting in other diseases	0 (0 to 0)	0 (0 to 0)	0.8 (0.5 to 1)	0.3 (0.3 to 0.4)	0.2 (0.1 to 0.2)	0.2 (0.2 to 0.3)	0.3 (0.2 to 0.3)	0.6 (0.5 to 1.1)	1.9 (1.3 to 2.7)	3.7 (2.5 to 5.1)	4.8 (3.3 to 6.8)	4.4 (3.1 to 6.2)	4.7 (3.2 to 6.5)	4.7 (3.2 to 6.5)	2.9 (1.9 to 4.1)	2.5 (1.5 to 3.7)	2.2 (1.3 to 3.6)	1.3 (0.6 to 2.7)	0.5 (0.2 to 1.1)	0.1 (0 to 0.3)	0 (0 to 0.1)	0 (0 to 0)	0 (0 to 0)	35.5
Sexually transmitted infections excluding HIV	13 (7 to 28)	4 (1 to 9)	6.1 (1.9 to 12)	0.2 (0.1 to 0.4)	0.1 (0 to 0.1)	0.2 (0.1 to 0.2)	0.4 (0.3 to 0.7)	1.2 (0.7 to 2)	2.6 (1.5 to 4.4)	3.9 (2.3 to 7.1)	4.2 (2.6 to 7.1)	3.9 (2.4 to 6.9)	2.9 (1.8 to 5.1)	2.6 (1.6 to 4.5)	1.8 (1.1 to 3.2)	1.4 (0.9 to 2.5)	1 (0.6 to 1.8)	0.9 (0.5 to 1.7)	0.9 (0.5 to 1.7)	0.8 (0.4 to 1.5)	0.6 (0.3 to 1.3)	0.2 (0.2 to 0.4)	0.1 (0.1 to 0.3)	52.9
Syphilis	13 (7 to 28)	4 (1 to 9)	6.1 (1.9 to 12)	0.2 (0.1 to 0.4)	0.1 (0 to 0.1)	0.1 (0 to 0.1)	0.1 (0 to 0.2)	0.1 (0 to 0.1)	0.1 (0 to 0.1)	0.1 (0 to 0.1)	0.1 (0 to 0.1)	0.1 (0 to 0.1)	0.1 (0 to 0.1)	0.1 (0 to 0.1)	0.1 (0 to 0.1)	0.1 (0 to 0.1)	0.1 (0 to 0.1)	0.1 (0 to 0.1)	0.1 (0 to 0.1)	0.1 (0 to 0.1)	0.1 (0 to 0.1)	0 (0 to 0)	0 (0 to 0)	0 (0 to 0)	24.4
Chlamydial infection	0 (0 to 0)	0 (0 to 0)	0 (0 to 0)	0 (0 to 0)	0 (0 to 0)	0 (0 to 0)	0 (0 to 0.2)	0.3 (0.1 to 0.6)	0.8 (0.4 to 1.5)	0.8 (0.4 to 1.5)	0.8 (0.4 to 1.6)	0.9 (0.4 to 1.6)	0.8 (0.4 to 1.5)	0.5 (0.2 to 1)	0.2 (0 to 0.5)	0.1 (0 to 0.3)	0.1 (0 to 0.3)	0.1 (0 to 0.2)	0.1 (0 to 0.2)	0.1 (0 to 0.2)	0.1 (0 to 0.2)	0 (0 to 0)	0 (0 to 0)	0 (0 to 0)	4.7
Gonococcal infection	0 (0 to 0)	0 (0 to 0)	0 (0 to 0)	0 (0 to 0)	0 (0 to 0)	0 (0 to 0)	0 (0 to 0.1)	0 (0 to 0.1)	0 (0 to 0.2)	0 (0 to 0.2)	0 (0 to 0.2)	0 (0 to 0.2)	0 (0 to 0.2)	0.2 (0 to 0.4)	0.1 (0 to 0.2)	0.1 (0 to 0.2)	0.1 (0 to 0.2)	0.2 (0 to 0.2)	0.2 (0 to 0.3)	0.2 (0 to 0.3)	0.2 (0 to 0.3)	0.1 (0 to 0.2)	0 (0 to 0)	0 (0 to 0)	2.5
Trichomoniasis	0 (0 to 0)	0 (0 to 0)	0 (0 to 0)	0 (0 to 0)	0 (0 to 0)	0 (0 to 0)	0 (0 to 0.1)	0 (0 to 0.1)	0.1 (0 to 0.2)	0.4 (0.1 to 0.9)	0.4 (0.1 to 1)	0.5 (0.1 to 1.1)	0.5 (0.1 to 1.1)	0.4 (0.1 to 1)	0.3 (0.1 to 0.8)	0.2 (0 to 0.6)	0.1 (0 to 0.4)	0.1 (0 to 0.3)	0.1 (0 to 0.2)	0 (0 to 0.2)	0 (0 to 0.1)	0 (0 to 0)	0 (0 to 0)	0 (0 to 0)	3.6
Genital herpes	0 (0 to 0)	0 (0 to 0)	0 (0 to 0)	0 (0 to 0)	0 (0 to 0)	0 (0 to 0)	0 (0 to 0.1)	0 (0 to 0.2)	0.2 (0.1 to 0.5)	0.4 (0.1 to 0.9)	0.5 (0.2 to 1.3)	0.5 (0.2 to 1.4)	0.5 (0.2 to 1.4)	0.4 (0.1 to 1)	0.3 (0.1 to 0.7)	0.2 (0.1 to 0.6)	0.2 (0.1 to 0.4)	0.1 (0.1 to 0.3)	0.1 (0.1 to 0.2)	0.1 (0 to 0.2)	0 (0 to 0.1)	0 (0 to 0)	0 (0 to 0)	0 (0 to 0)	6.4
Other sexually transmitted infections	0 (0 to 0)	0 (0 to 0)	0 (0 to 0)	0 (0 to 0)	0 (0 to 0)	0 (0 to 0)	0 (0 to 0.1)	0 (0 to 0.2)	0.2 (0 to 0.7)	0.4 (0.1 to 1.9)	0.6 (0.1 to 2.6)	0.8 (0.2 to 3.2)	0.8 (0.2 to 3.2)	0.6 (0.2 to 2.6)	0.4 (0.1 to 1.7)	0.3 (0.1 to 1.2)	0.2 (0.1 to 0.8)	0.1 (0.1 to 0.5)	0.1 (0 to 0.3)	0 (0 to 0.2)	0 (0 to 0.1)	0 (0 to 0)	0 (0 to 0)	0 (0 to 0)	9.1
Respiratory infections and tuberculosis	8.9 (4.4 to 11.7)	6.4 (1.5 to 8.8)	45.1 (20.9 to 62.9)	27.6 (14.7 to 38.7)	20.4 (9.5 to 28.1)	20.2 (9.7 to 27.7)	20.4 (10.1 to 28.4)	22.1 (11.8 to 30.2)	25.1 (13.5 to 34.2)	28.6 (15.9 to 38.1)	31.1 (17.9 to 41.2)	36.5 (20.5 to 48.3)	46.2 (26.4 to 60.7)	58.7 (34.9 to 77.1)	72.1 (44.9 to 93.6)	92 (62.4 to 119)	120 (76.6 to 154)	157 (97.1 to 198)	198 (112.5 to 245)	230 (128.1 to 283)	246 (128.6 to 307)	249 (129.9 to 445)	191 (101.9 to 320)	1,900 (527.3 to 1,900)
Tuberculosis	0 (0 to 0)	0 (0 to 0)	0.2 (0.1 to 0.3)	0.2 (0.2 to 0.3)	0.2 (0.2 to 0.3)	0.4 (0.4 to 0.6)	0.6 (0.4 to 0.8)	1.3 (0.9 to 1.6)	2.6 (1.9 to 3.5)	3.5 (2.7 to 3.9)	4.1 (3.2 to 4.5)	4.6 (3.6 to 5.2)	5.2 (4.1 to 5.9)	5.8 (4.6 to 6.6)	6.4 (5.1 to 7.3)	6.9 (5.4 to 7.8)	7.3 (5.8 to 8.2)	7.6 (6.1 to 8.6)	7.8 (6.2 to 8.8)	7.9 (6.3 to 8.9)	7.9 (6.3 to 8.9)	7.9 (6.3 to 8.9)	7.9 (6.3 to 8.9)	192
Latent tuberculosis infection	0 (0 to 0)	0 (0 to 0)	0 (0 to 0)	0 (0 to 0)	0 (0 to 0)	0 (0 to 0)	0 (0 to 0)	0 (0 to 0)	0 (0 to 0)	0 (0 to 0)	0 (0 to 0)	0 (0 to 0)	0 (0 to 0)	0 (0 to 0)	0 (0 to 0)	0 (0 to 0)	0 (0 to 0)	0 (0 to 0)	0 (0 to 0)	0 (0 to 0)	0 (0 to 0)	0 (0 to 0)	0 (0 to 0)	0 (0 to 0)	0
Drug-susceptible tuberculosis	0 (0 to 0)	0 (0 to 0)	0.2 (0.1 to 0.3)	0.4 (0.3 to 0.5)	0.2 (0.2 to 0.3)	0.3 (0.3 to 0.4)	0.5 (0.3 to 0.6)	1.3 (0.9 to 1.6)	2.5 (1.5 to 3.5)	3.5 (2.4 to 3.9)	4.1 (3.2 to 4.5)	4.6 (3.6 to 5.2)	5.2 (4.1 to 5.9)	5.8 (4.6 to 6.6)	6.4 (5.1 to 7.3)	6.9 (5.4 to 7.8)	7.3 (5.8 to 8.2)	7.6 (6.1 to 8.6)	7.8 (6.2 to 8.8)	7.9 (6.3 to 8.9)	7.9 (6.3 to 8.9)	7.9 (6.3 to 8.9)	7.9 (6.3 to 8.9)	189
Multidrug-resistant tuberculosis without extensive drug-resistance	0 (0 to 0)	0 (0 to 0)	0 (0 to 0)	0 (0 to 0)	0 (0 to 0)	0 (0 to 0)	0 (0 to 0.1)	0 (0 to 0.1)	0 (0 to 0.2)	0 (0 to 0.3)	0 (0 to 0.3)	0 (0 to 0.3)	0 (0 to 0.3)	0 (0 to 0.3)	0 (0 to 0.3)	0 (0 to 0.3)	0 (0 to 0.3)	0 (0 to 0.3)	0 (0 to 0.3)	0 (0 to 0.3)	0 (0 to 0.3)	0 (0 to 0.3)	0 (0 to 0.3)	0 (0 to 0.3)	1.3
Extensively drug-resistant tuberculosis	0 (0 to 0)	0 (0 to 0)	0 (0 to 0)	0 (0 to 0)	0 (0 to 0)	0 (0 to 0)	0 (0 to 0.1)	0 (0 to 0.1)	0 (0 to 0.1)	0 (0 to 0.1)	0 (0 to 0.1)	0 (0 to 0.1)	0 (0 to 0.1)	0 (0 to 0.1)	0 (0 to 0.1)	0 (0 to 0.1)	0 (0 to 0.1)	0 (0 to 0.1)	0 (0 to 0.1)	0 (0 to 0.1)	0 (0 to 0.1)	0 (0 to 0.1)	0 (0 to 0.1)	0 (0 to 0.1)	0.3
Lower respiratory infections	8.9 (4.4 to 11.4)	6.4 (4.7 to 8.4)	44.7 (24.4 to 55.2)	26.9 (13.1 to 37.1)	19.8 (4.8 to 27.8)	19.6 (4.3 to 27.1)	19.5 (4.8 to 28.1)	20.6 (4.9 to 29.1)	22.3 (5.2 to 31.5)	24.8 (6.1 to 34.1)	27.1 (6.9 to 37.2)	31.7 (8.2 to 43.5)	40.2 (10.8 to 55.2)	51 (14.1 to 70.1)	62.7 (18.1 to 86.2)	80 (24.9 to 110)	104 (32.4 to 144)	136 (43.2 to 188)	172 (49.4 to 238)	200 (53.9 to 277)	214 (53.9 to 297)	217 (53.9 to 386)	166 (42.1 to 284)	1,940 (527.3 to 1,940)
Upper respiratory infections	0 (0 to 0)	0 (0 to 0)	0.3 (0.2 to 0.5)	0.4 (0.3 to 0.7)	0.2 (0.2 to 0.3)	0.2 (0.2 to 0.3)	0.3 (0.2 to 0.4)	0.5 (0.3 to 0.8)	0.8 (0.4 to 1.2)	1.1 (0.6 to 1.6)	1.4 (0.8 to 2)	1.8 (1.1 to 2.5)	2.4 (1.4 to 3.4)	3.2 (1.9 to 4.5)	4.2 (2.5 to 5.9)	5.4 (3.2 to 7.6)	6.9 (4.1 to 9.6)	8.7 (5.2 to 12)	10.7 (6.3 to 14.7)	12.7 (7.5 to 17.4)	14.7 (8.6 to 20.2)	16.5 (9.6 to 22.6)	17.9 (10.4 to 24.5)	260
Otitis media	0 (0 to 0)	0 (0 to 0)	1.7 (0.6 to 3.2)	0.9 (0.4 to 1.2)	0.5 (0.1 to 0.6)	0.4 (0.1 to 0.6)	0.4 (0.1 to 0.6)	0.5 (0.2 to 0.7)	0.6 (0.2 to 0.8)	0.7 (0.2 to 0.9)	0.8 (0.3 to 1)	0.9 (0.3 to 1.1)	1 (0.4 to 1.3)	1.2 (0.4 to 1.6)	1.4 (0.5 to 1.9)	1.7 (0.6 to 2.3)	2.1 (0.7 to 2.8)	2.6 (0.9 to 3.5)	3.2 (1.1 to 4.3)	3.8 (1.3 to 5.1)	4.4 (1.5 to 5.9)	4.9 (1.6 to 6.6)	5.3 (1.8 to 7.1)	59.9
Enteric infections	0.5 (0.4 to 0.7)	1.9 (1.2 to 2.3)	9.2 (3.2 to 29.9)	28.1 (15.6 to 49.7)	16 (6.9 to 29.9)	9.1 (4.9 to 15)	6.8 (4.3 to 10.2)	6.1 (3.7 to 9.3)	5.9 (3.5 to 9.3)	6.1 (3.6 to 9.5)	6.5 (4.2 to 9.3)	6.1 (4.0 to 8.6)	5.5 (3.2 to 7.3)	4.6 (2.8 to 6.4)	3.6 (2.2 to 5.1)	2.8 (1.8 to 4.1)	2.2 (1.4 to 3.2)	1.8 (1.1 to 2.6)	1.4 (0.9 to 2.1)	1.1 (0.7 to 1.7)	0.9 (0.6 to 1.4)	0.7 (0.4 to 1.1)	259
Diarrheal diseases	0.5 (0.4 to 0.7)	1.9 (1.2 to 2.1)	9.2 (3.2 to 29.5)	28.1 (15.6 to 49.5)	16 (6.9 to 29.9)	9.1 (4.9 to 15)	6.8 (4.3 to 10.2)	6.1 (3.7 to 9.3)	5.9 (3.5 to 9.3)	6.1 (3.6 to 9.5)	6.5 (4.2 to 9.3)	6.1 (4.0 to 8.6)	5.5 (3.2 to 7.3)	4.6 (2.8 to 6.4)	3.6 (2.2 to 5.1)	2.8 (1.8 to 4.1)	2.2 (1.4 to 3.2)	1.8 (1.1 to 2.6)	1.4 (0.9 to 2.1)	1.1 (0.7 to 1.7)	0.9 (0.6 to 1.4)	0.7 (0.4 to 1.1)	257
Typhoid and paraphyoid	0 (0 to 0)	0 (0 to 0)	0 (0 to 0)	0 (0 to 0)	0 (0 to 0)	0 (0 to 0)	0 (0 to 0)	0 (0 to 0)	0 (0 to 0)	0 (0 to 0)	0 (0 to 0)	0 (0 to 0)	0 (0 to 0)	0 (0 to 0)	0 (0 to 0)	0 (0 to 0)	0 (0 to 0)	0 (0 to 0)	0 (0 to 0)	0 (0 to 0)	0 (0 to 0)	0 (0 to 0)	0 (0 to 0)	0 (0 to 0)	0
Typhoid fever	0 (0 to 0)	0 (0 to 0)	0 (0 to 0)	0 (0 to 0)	0 (0 to 0)	0 (0 to 0)	0 (0 to 0)	0 (0 to 0)	0 (0 to 0)	0 (0 to 0)	0 (0 to 0)	0 (0 to 0)	0 (0 to 0)	0 (0 to 0)	0 (0 to 0)	0 (0 to 0)	0 (0 to 0)	0 (0 to 0)	0 (0 to 0)	0 (0 to 0)	0 (0 to 0)	0 (0 to 0)	0 (0 to 0)	0 (0 to 0)	0
Paratyphoid fever	0 (0 to 0)	0 (0 to 0)	0 (0 to 0)	0 (0 to 0)	0 (0 to 0)	0 (0 to 0)	0 (0 to 0)	0 (0 to 0)	0 (0 to 0)	0 (0 to 0)	0 (0 to 0)	0 (0 to 0)	0 (0 to 0)	0 (0 to 0)	0 (0 to 0)	0 (0 to 0)	0 (0 to 0)	0 (0 to 0)	0 (0 to 0)	0 (0 to 0)	0 (0 to 0)	0 (0 to 0)	0 (0 to 0)	0 (0 to 0)	0
Invasive Non-typhoidal Salmonella (iNTS)	0 (0 to 0)	0 (0 to 0)	0 (0 to 0.1)	0 (0 to 0)	0 (0 to 0.1)	0 (0 to 0)	0 (0 to 0)	0 (0 to 0)	0 (0 to 0)	0 (0 to 0)	0 (0 to 0)	0 (0 to 0)	0 (0 to 0)	0 (0 to 0)	0 (0 to 0)	0 (0 to 0)	0 (0 to 0)	0 (0 to 0)	0 (0 to 0)	0 (0 to 0)	0 (0 to 0)	0 (0 to 0)	0 (0 to 0)	0 (0 to 0)	1.5
Other intestinal infectious diseases	0 (0 to 0)	0 (0 to 0)	0.1 (0 to 0.2)	0.1 (0 to 0.1)	0.1 (0 to 0.1)	0.1 (0 to 0.1)	0.1 (0 to 0.1)	0.1 (0 to 0.1)	0.1 (0 to 0.1)	0.1 (0 to 0.1)	0.1 (0 to 0.1)	0.1 (0 to 0.1)	0.1 (0 to 0.1)	0.1 (0 to 0.1)	0.1 (0 to 0.1)	0.1 (0 to 0.1)	0.1 (0 to 0.1)	0.1 (0 to 0.1)	0.1 (0 to 0.1)	0.1 (0 to 0.1)	0.1 (0 to 0.1)	0 (0 to 0)	0 (0 to 0)	0 (0 to 0)	0.7
Neglected tropical diseases and malaria	0.2 (0 to 0.1)	1.4 (0.4 to 2.3)	4.2 (1.1 to 10.4)	4.7 (0.3 to 6.4)	3.7 (0 to 0.5)	2.2 (0 to 0.5)	0.5 (0.1 to 1.4)	0.4 (0.1 to 1.2)	0.4 (0.1 to 1.5)	0.4 (0.1 to 1.5)	0.5 (0.2 to 2.4)	0.9 (0.2 to 3.4)	0.9 (0.2 to 3.6)	1.1 (0.2 to 4.2)	0.9 (0.2 to 3.6)	0.8 (0.2 to 3.2)	0.6 (0.1 to 2.6)	0.4 (0.1 to 1.8)	0.3 (0.1 to 1.3)	0.2 (0 to 0.9)	0.1 (0 to 0.5)	0.1 (0 to 0.4)	0.1 (0 to 0.2)	19.3
Malaria	0 (0 to 0)	0 (0 to 0)	0 (0 to 0)	0 (0 to 0)	0 (0 to 0)	0 (0 to 0)	0 (0 to 0)	0 (0 to 0)	0 (0 to 0)	0 (0 to 0)	0 (0 to 0)	0 (0 to 0)	0 (0 to 0)	0 (0 to 0)	0 (0 to 0)	0 (0 to 0)	0 (0 to 0)	0 (0 to 0)	0 (0 to 0)	0 (0 to 0)	0 (0 to 0)	0 (0 to 0)	0 (0 to 0)	0 (0 to 0)	0
Chagas disease	0 (0 to 0)	0 (0 to 0)	0 (0 to 0)	0 (0 to 0)	0 (0 to 0)	0 (0 to 0)	0 (0 to 0)	0 (0 to 0)	0 (0 to 0)	0 (0 to 0)	0 (0 to 0)	0 (0 to 0)	0 (0 to 0)	0 (0 to 0)	0 (0 to 0)	0 (0 to 0)	0 (0 to 0)	0 (0 to 0)	0 (0 to 0)	0 (0 to 0)	0 (0 to 0)	0 (0 to 0)	0 (0 to 0)	0 (0 to 0)	0
Leishmaniasis	0 (0 to 0)	0 (0 to 0)	0 (0 to 0)	0 (0 to 0)	0 (0 to 0)	0 (0 to 0)	0 (0 to 0)	0 (0 to 0)	0 (0 to 0)	0 (0 to 0)	0 (0 to 0)	0 (0 to 0)	0 (0 to 0)	0 (0 to 0)	0 (0 to 0)	0 (0 to 0)	0 (0 to 0)	0 (0 to 0)	0 (0 to 0)	0 (0 to 0)	0 (0 to 0)	0 (0 to 0)	0 (0 to 0)	0 (0 to 0)	0
Visceral leishmaniasis	0 (0 to 0)	0 (0 to 0)	0 (0 to 0)	0 (0 to 0)	0 (0 to 0)	0 (0 to 0)	0 (0 to 0)	0 (0 to 0)	0 (0 to 0)	0 (0 to 0)	0 (0 to 0)	0 (0 to 0)	0 (0 to 0)	0 (0 to 0)	0 (0 to 0)	0 (0 to 0)	0 (0 to 0)	0 (0 to 0)	0 (0 to 0)	0 (0 to 0)	0 (0 to 0)	0 (0 to 0)	0 (0 to 0)	0 (0 to 0)	0
Cutaneous and mucocutaneous leishmaniasis	0 (0 to 0)	0 (0 to 0)	0 (0 to 0)	0 (0 to 0)	0 (0 to 0)	0 (0 to 0)	0 (0 to 0)	0 (0 to 0)	0 (0 to 0)	0 (0 to 0)	0 (0 to 0)	0 (0 to 0)	0 (0 to 0)	0 (0 to 0)	0 (0 to 0)	0 (0 to 0)	0 (0 to 0)	0 (0 to 0)	0 (0 to 0)	0 (0 to 0)	0 (0 to 0)	0 (0 to 0)	0 (0 to 0)	0 (0 to 0)	0
African trypanosomiasis	0 (0 to 0)	0 (0 to 0)	0 (0 to 0)	0 (0 to 0)	0 (0 to 0)	0 (0 to 0)	0 (0 to 0)	0 (0 to 0)	0 (0 to 0)	0 (0 to 0)	0 (0 to 0)	0 (0 to 0)	0 (0 to 0)	0 (0 to 0)	0 (0 to 0)	0 (0 to 0)	0 (0 to 0)	0 (0 to 0)	0 (0 to 0)	0 (0 to 0)	0 (0 to 0)	0 (0 to 0)	0 (0 to 0)	0 (0 to 0)	0
Schistosomiasis	0 (0 to 0)	0 (0 to 0)	0 (0 to 0)	0 (0 to 0)	0 (0 to 0)	0 (0 to 0)	0 (0 to 0)	0 (0 to 0)	0 (0 to 0)	0 (0 to 0)	0 (0 to 0)	0 (0 to 0)	0 (0 to 0)	0 (0 to 0)	0 (0 to 0)	0 (0 to 0)	0 (0 to 0)	0 (0 to 0)	0 (0 to 0)	0 (0 to 0)	0 (0 to 0)	0 (0 to 0)	0 (0 to 0)	0 (0 to 0)	0
Cysticercosis	0 (0 to 0)	0 (0 to 0)	0 (0 to 0)	0 (0 to 0)	0 (0 to 0)	0 (0 to 0)	0 (0 to 0)	0 (0 to 0)	0 (0 to 0)	0 (0 to 0)	0 (0 to 0)	0 (0 to 0)	0 (0 to 0)	0 (0 to 0)	0 (0 to 0)	0 (0 to 0)	0 (0 to 0)	0 (0 to 0)	0 (0 to 0)	0 (0 to 0)	0 (0 to 0)	0 (0 to 0)	0 (0 to 0)	0 (0 to 0)	0
Cystic echinococcosis	0 (0 to 0)	0 (0 to 0)	0 (0 to 0)	0 (0 to 0)	0 (0 to 0)	0 (0 to 0)	0 (0 to 0)	0 (0 to 0)	0 (0 to 0)	0 (0 to 0)	0 (0 to 0)	0 (0 to 0)	0 (0 to 0)	0 (0 to 0)	0 (0 to 0)	0 (0 to 0)	0 (0 to 0)	0 (0 to 0)	0 (0 to 0)	0 (0 to 0)	0 (0 to 0)	0 (0 to 0)	0 (0 to 0)	0 (0 to 0)	0.2
Lymphatic filariasis	0 (0 to 0)	0 (0 to 0)	0 (0 to 0)	0 (0 to 0)	0 (0 to 0)	0 (0 to 0)	0 (0 to 0)	0 (0 to 0)	0 (0 to 0)	0 (0 to 0)	0 (0 to 0)	0 (0 to 0)	0 (0 to 0)	0 (0 to 0)	0 (0 to 0)	0 (0 to 0)	0 (0 to 0)	0 (0 to 0)	0 (0 to 0)	0 (0 to 0)	0 (0 to 0)	0 (0 to 0)	0 (0 to 0)	0 (0 to 0)	0
Onchocerciasis	0 (0 to 0)	0 (0 to 0)	0 (0 to 0)	0 (0 to 0)	0 (0 to 0)	0 (0 to 0)	0 (0 to 0)	0 (0 to 0)	0 (0 to 0)	0 (0 to 0)	0 (0 to 0)	0 (0 to 0)	0 (0 to 0)	0 (0 to 0)	0 (0 to 0)	0 (0 to 0)	0 (0 to 0)	0 (0 to 0)	0 (0 to 0)	0 (0 to 0)	0 (0 to 0)	0 (0 to 0)	0 (0 to 0)	0 (0 to 0)	0
Trachoma	0 (0 to 0)	0 (0 to 0)	0 (0 to 0)	0 (0 to 0)	0 (0 to 0)	0 (0 to 0)	0 (0 to 0)	0 (0 to 0)	0 (0 to 0)	0 (0 to 0)	0 (0 to 0)	0 (0 to 0)	0 (0 to 0)	0 (0 to 0)	0 (0 to 0)	0 (0 to 0)	0 (0 to 0)	0 (0 to 0)	0 (0 to 0)	0 (0 to 0)	0 (0 to 0)	0 (0 to 0)	0 (0 to 0)	0 (0 to 0)	0
Dengue	0 (0 to 0)	0 (0 to 0)	0 (0 to 0)	0 (0 to 0)	0 (0 to 0)	0 (0 to 0)	0 (0 to 0)	0 (0 to 0)	0 (0 to 0)	0 (0 to 0)	0 (0 to 0)	0 (0 to 0)	0 (0 to 0)	0 (0 to 0)	0 (0 to 0)	0 (0 to 0)	0 (0 to 0)	0 (0 to 0)	0 (0 to 0)	0 (0 to 0)	0 (0 to 0)	0 (0 to 0)	0 (0 to 0)	0 (0 to 0)	0
Yellow fever	0 (0 to 0)	0 (0 to 0)	0 (0 to 0)	0 (0 to 0)	0 (0 to 0)	0 (0 to 0)	0 (0 to 0)	0 (0 to 0)	0 (0 to 0)	0 (0 to 0)	0 (0 to 0)	0 (0 to 0)	0 (0 to 0)	0 (0 to 0)	0 (0 to 0)	0 (0 to 0)	0 (0 to 0)	0 (0 to 0)	0 (0 to 0)	0 (0 to 0)	0 (0 to 0)	0 (0 to 0)	0 (0 to 0)	0 (0 to 0)	0
Rabies	0 (0 to 0)	0 (0 to 0)	0 (0 to 0)	0 (0 to 0.1)	0 (0 to 0)	0 (0 to 0)	0 (0 to 0)	0 (0 to 0)	0 (0 to 0)	0 (0 to 0)	0 (0 to 0)	0 (0 to 0)	0 (0 to 0)	0 (0 to 0)	0 (0 to 0)	0 (0 to 0)	0 (0 to 0)	0 (0 to 0)	0 (0 to 0)	0 (0 to 0)	0 (0 to 0)	0 (0 to 0)	0 (0 to 0)	0 (0 to 0)	0.1
Intestinal nematode infections	0 (0 to 0)	0 (0 to 0)	0 (0 to 0)	0 (0 to 0)	0 (0 to 0)	0 (0 to 0)	0 (0 to 0)	0 (0 to 0)	0 (0 to 0)	0 (0 to 0)	0



Osteoarthritis other	0 (0 to 0)	0 (0 to 0)	0 (0 to 0)	0 (0 to 0)	0 (0 to 0)	0 (0 to 0)	0 (0 to 0)	0 (0 to 0)	0 (0 to 0)	0-1 (0 to 2)	0-2 (0 to 6)	0-2 (0 to 6)	0-1 (0 to 3)	0-2 (0 to 5)	0-2 (0 to 5)	0-2 (0 to 5)	0-2 (0 to 5)	0-2 (0 to 5)	0-2 (0 to 5)	0-2 (0 to 5)	0-2 (0 to 5)	0-2 (0 to 5)	0-2 (0 to 5)	0-2 (0 to 5)	0-2 (0 to 5)	0-2 (0 to 5)	0-2 (0 to 5)	0-2 (0 to 5)	0-2 (0 to 5)	
Low back pain	0 (0 to 0)	0 (0 to 0)	0 (0 to 0)	0 (0 to 0)	6-9 (4.3 to 22.6)	22-27 (16.2 to 100)	52-3 (42.9 to 171)	57-3 (46.5 to 223)	71 (114 to 299)	106 (128 to 358)	133 (148 to 410)	144 (162 to 468)	104 (221 to 533)	148 (248 to 616)	166 (248 to 616)	147 (248 to 594)	137 (213 to 523)	121 (208 to 488)	107 (208 to 488)	105 (154 to 373)	84-5 (116 to 275)	84-9 (92 to 240)	73-8 (81 to 189)	74 (81 to 189)	74 (81 to 189)	74 (81 to 189)	74 (81 to 189)	74 (81 to 189)	74 (81 to 189)	4,650
Neck pain	0 (0 to 0)	0 (0 to 0)	0 (0 to 0)	0 (0 to 0)	6-3 (2.2 to 12.4)	22-7 (7.7 to 58.6)	52-3 (26.4 to 93.4)	57-3 (28 to 111)	71 (35.4 to 136)	106 (53.9 to 196)	133 (69.7 to 220)	144 (98 to 224)	104 (98 to 224)	148 (98 to 224)	166 (94.1 to 300)	147 (73.3 to 253)	137 (63 to 210)	121 (58 to 180)	107 (58 to 180)	105 (58.7 to 177)	84-5 (43 to 139)	84-9 (40.4 to 139)	73-8 (5.5 to 18)	74 (5.5 to 18)	74 (5.5 to 18)	74 (5.5 to 18)	74 (5.5 to 18)	74 (5.5 to 18)	74 (5.5 to 18)	1,580
Gout	0 (0 to 0)	0 (0 to 0)	0 (0 to 0)	0 (0 to 0)	0 (0 to 0)	0 (0 to 0)	0 (0 to 0)	0 (0 to 0)	0 (0 to 0)	0-1 (0 to 1.3)	0-2 (0 to 1.3)	0-2 (0 to 1.3)	0-1 (0 to 1.3)	0-2 (0 to 1.3)	0-2 (0 to 1.3)	0-2 (0 to 1.3)	0-2 (0 to 1.3)	0-2 (0 to 1.3)	0-2 (0 to 1.3)	0-2 (0 to 1.3)	0-2 (0 to 1.3)	0-2 (0 to 1.3)	0-2 (0 to 1.3)	0-2 (0 to 1.3)	0-2 (0 to 1.3)	0-2 (0 to 1.3)	0-2 (0 to 1.3)	0-2 (0 to 1.3)	0-2 (0 to 1.3)	99-1
Other musculoskeletal disorders	0 (0 to 0)	0 (0 to 0)	0 (0 to 0)	0 (0 to 0)	0-5 (0.4 to 9.4)	1-7 (0.7 to 9.4)	19-3 (9.2 to 39.3)	42-9 (20.7 to 68)	79-1 (47.6 to 121)	106 (65.5 to 164)	113 (71.3 to 171)	152 (91.9 to 183)	155 (91.9 to 183)	147 (96.4 to 231)	136 (82.2 to 209)	114 (61.5 to 168)	103 (57.2 to 162)	89-5 (52.4 to 142)	71-9 (39.2 to 115)	43-2 (16.9 to 79.4)	30-5 (10.2 to 39.7)	10-6 (4.9 to 15.1)	3-5 (1.4 to 5.4)	1,350
Other non-communicable diseases	272 (270 to 358)	109 (82.7 to 141)	301 (210 to 419)	142 (117 to 170)	92-4 (76.5 to 125)	109 (90.5 to 146)	140 (104 to 189)	215 (154 to 291)	277 (194 to 392)	318 (225 to 446)	319 (228 to 441)	292 (208 to 398)	292 (208 to 398)	260 (206 to 366)	260 (206 to 366)	270 (211 to 371)	260 (203 to 360)	253 (203 to 354)	264 (201 to 369)	257 (197 to 374)	196 (129 to 284)	227 (129 to 324)	319 (222 to 454)	227 (129 to 324)	227 (129 to 324)	227 (129 to 324)	227 (129 to 324)	227 (129 to 324)	227 (129 to 324)	5,690
Congenital birth defects	292 (290 to 352)	94-4 (70.8 to 137)	212 (144 to 310)	96-3 (71.2 to 116)	42 (32.1 to 54.2)	34-9 (27.6 to 47.7)	34-1 (26.7 to 42.4)	29-1 (22.3 to 39)	28-1 (21.3 to 35.2)	27-4 (21.3 to 34.4)	26 (20.4 to 32.7)	23-1 (16.4 to 27.9)	22-1 (16.4 to 27.9)	20-6 (16.2 to 25.2)	19-7 (14.4 to 24.9)	25-7 (17 to 37.7)	25-7 (16.7 to 34.5)	15-9 (9 to 18.7)	14-3 (8 to 17.3)	3-1 (2.6 to 4)	2-1 (1.3 to 3.2)	1 (0.4 to 1.6)	0-4 (0.2 to 0.6)	0-1 (0 to 0.1)	0-1 (0 to 0.1)	0-1 (0 to 0.1)	0-1 (0 to 0.1)	0-1 (0 to 0.1)	0-1 (0 to 0.1)	1,030
Neural tube defects	32 (21.7 to 45.9)	5-7 (3.6 to 8.7)	18-6 (9.9 to 31.2)	12-6 (8 to 19.1)	1-9 (1.4 to 2.7)	2-1 (1.5 to 2.9)	1-5-2 (1 to 2.3)	2-5 (1.7 to 3.4)	2-4 (1.7 to 3.4)	2 (1.4 to 3)	1-8 (1.3 to 2.7)	1-3 (0.9 to 1.9)	1-2 (0.7 to 1.8)	0-7 (0.4 to 1.1)	0-5 (0.3 to 0.7)	0-3 (0.2 to 0.5)	0-2 (0.1 to 0.3)	0-1 (0 to 0.1)	0-2 (0.1 to 0.3)	0-1 (0 to 0.1)	0-1 (0 to 0.1)	0-1 (0 to 0.1)	0-1 (0 to 0.1)	0-1 (0 to 0.1)	0-1 (0 to 0.1)	0-1 (0 to 0.1)	0-1 (0 to 0.1)	0-1 (0 to 0.1)	88-2
Congenital heart anomalies	60-7 (38.1 to 119)	42-2 (28.9 to 60.4)	75-2 (45.6 to 139)	20-3 (13.1 to 32.4)	7-6 (5 to 12.3)	6-7 (4.4 to 10.9)	7-4 (5.2 to 9.6)	6-3 (4.4 to 9.2)	5-9 (4.4 to 7.9)	6-4 (4.3 to 7.9)	5-7 (3.7 to 7.5)	5-1 (3.5 to 6.6)	6-1 (3.5 to 8.6)	5 (2.7 to 7.4)	4-5 (2.5 to 6.7)	3-3 (1.5 to 5)	2-9 (1.4 to 4.3)	1-9 (0.9 to 3.2)	0-2 (0.1 to 0.7)	0-2 (0.1 to 0.4)	0-1 (0 to 0.2)	0-2 (0.1 to 0.4)	0-1 (0 to 0.2)	0-1 (0 to 0.2)	0-1 (0 to 0.2)	0-1 (0 to 0.2)	0-1 (0 to 0.2)	0-1 (0 to 0.2)	274
Orofacial clefts	0 (0 to 0.1)	0-3 (0.1 to 0.7)	0-6 (0.3 to 1.5)	0-5 (0.2 to 0.9)	0-4 (0.1 to 0.8)	0-4 (0.1 to 0.7)	0-4 (0.2 to 0.8)	0-4 (0.1 to 0.7)	0-4 (0.1 to 0.7)	0-4 (0.1 to 0.8)	0-4 (0.1 to 0.8)	0-4 (0.1 to 0.8)	0-4 (0.2 to 0.7)	0-4 (0.2 to 0.7)	0-4 (0.2 to 0.7)	0-3 (0.1 to 0.5)	0-3 (0.1 to 0.5)	0-3 (0 to 0.5)	0-3 (0.1 to 0.5)	0-2 (0.1 to 0.5)	0-1 (0 to 0.2)	0-2 (0.1 to 0.5)	0-1 (0 to 0.2)	0-1 (0 to 0.2)	0-1 (0 to 0.2)	0-1 (0 to 0.2)	0-1 (0 to 0.2)	0-1 (0 to 0.2)	6-5
Down syndrome	5-6 (3.5 to 9.3)	1-5 (1 to 2.3)	4-7 (2.8 to 7.1)	3-3 (1.9 to 3.9)	2-3 (1.5 to 3.3)	2-2 (1.5 to 3.3)	2-3 (1.5 to 3.3)	2-5 (1.6 to 3.5)	2-6 (1.9 to 4)	2-8 (1.9 to 4)	2-7 (1.9 to 3.9)	2-5 (1.6 to 3.5)	4 (2.6 to 5.3)	3-6 (2.6 to 5.3)	3-4 (2.6 to 5.3)	2-7 (1.6 to 4)	2-3 (1.5 to 3.4)	1-6 (1 to 2.5)	1-4 (0.9 to 2.3)	0-7 (0.4 to 1.2)	0-3 (0.1 to 0.7)	0-6 (0.3 to 1.1)	0-3 (0.1 to 0.7)	0-3 (0.1 to 0.7)	0-3 (0.1 to 0.7)	0-3 (0.1 to 0.7)	0-3 (0.1 to 0.7)	0-3 (0.1 to 0.7)	67
Turner syndrome	0 (0 to 0)	0-1 (0 to 0.1)	0-1 (0 to 0.3)	0-1 (0 to 0.3)	0-1 (0 to 0.3)	0-1 (0 to 0.3)	0-2 (0 to 0.3)	0-1 (0 to 0.3)	0-1 (0 to 0.3)	0-1 (0 to 0.2)	0-1 (0 to 0.2)	0-1 (0 to 0.1)	0-1 (0 to 0.1)	0-1 (0 to 0.1)	0-1 (0 to 0.1)	0 (0 to 0)	0 (0 to 0)	0 (0 to 0)	0 (0 to 0)	0 (0 to 0)	0 (0 to 0)	0 (0 to 0)	0 (0 to 0)	0 (0 to 0)	0 (0 to 0)	0 (0 to 0)	0 (0 to 0)	0 (0 to 0)	0 (0 to 0)	1-2
Klinefelter syndrome	0 (0 to 0)	0 (0 to 0)	0 (0 to 0.1)	0 (0 to 0.1)	0 (0 to 0)	0 (0 to 0)	0 (0 to 0)	0 (0 to 0.1)	0 (0 to 0.1)	0 (0 to 0)	0 (0 to 0)	0 (0 to 0)	0 (0 to 0)	0 (0 to 0)	0 (0 to 0)	0 (0 to 0)	0 (0 to 0)	0 (0 to 0)	0 (0 to 0)	0 (0 to 0)	0 (0 to 0)	0 (0 to 0)	0 (0 to 0)	0 (0 to 0)	0 (0 to 0)	0 (0 to 0)	0 (0 to 0)	0 (0 to 0)	0 (0 to 0)	0 (0 to 0)	0-3
Other chromosomal abnormalities	28-8 (18.7 to 45.9)	14-1 (9.3 to 20)	33-7 (20.7 to 50.1)	10-7 (7.5 to 14.4)	5-6 (4 to 7.7)	4-9 (3.4 to 6.7)	4-8 (3.4 to 6.5)	4-5 (3.3 to 6.1)	3-8 (2.8 to 5.3)	3-8 (2.8 to 5.3)	3-6 (2.6 to 4.9)	2-6 (1.7 to 4)	3-3 (1.9 to 5.3)	2-7 (1.4 to 3.9)	2 (1.3 to 3)	1-2 (0.6 to 2)	0-9 (0.4 to 1.3)	0-6 (0.2 to 0.9)	0-4 (0.1 to 0.6)	0-1 (0 to 0.1)	0-1 (0 to 0.1)	0-1 (0 to 0.1)	0-1 (0 to 0.1)	0-1 (0 to 0.1)	0-1 (0 to 0.1)	0-1 (0 to 0.1)	0-1 (0 to 0.1)	0-1 (0 to 0.1)	131
Congenital musculoskeletal and limb anomalies	10-2 (6.4 to 15.3)	2-5 (1.7 to 3.7)	17-9 (11.1 to 28.6)	10-9 (7.3 to 14.6)	1-2 (0.7 to 1.9)	1-2 (0.7 to 1.7)	1-3 (0.8 to 1.8)	1-5 (0.9 to 2.1)	1-6 (0.9 to 2.2)	1-6 (0.9 to 2.2)	1-6 (0.9 to 2.2)	1-6 (0.9 to 2.2)	1-6 (0.9 to 2.2)	1-5 (0.8 to 2.1)	1-4 (0.7 to 1.9)	1-3 (0.6 to 1.7)	1-2 (0.5 to 1.5)	1-2 (0.5 to 1.4)	1-2 (0.5 to 1.4)	1-2 (0.5 to 1.4)	1-2 (0.5 to 1.4)	1-2 (0.5 to 1.4)	1-2 (0.5 to 1.4)	1-2 (0.5 to 1.4)	1-2 (0.5 to 1.4)	1-2 (0.5 to 1.4)	1-2 (0.5 to 1.4)	1-2 (0.5 to 1.4)	149
Urogenital congenital anomalies	19-5 (9.6 to 35.1)	2-9 (1.6 to 4.8)	4-4 (2.4 to 7.3)	2-4 (1.4 to 3.6)	1-4 (0.9 to 1.5)	0-9 (0.4 to 1.5)	0-7 (0.4 to 1.4)	0-6 (0.3 to 1.4)	0-6 (0.3 to 1.3)	0-7 (0.3 to 1.4)	0-7 (0.3 to 1.4)	0-7 (0.3 to 1.4)	0-7 (0.3 to 1.4)	0-7 (0.3 to 1.4)	0-7 (0.3 to 1.4)	0-7 (0.3 to 1.4)	0-7 (0.3 to 1.4)	0-7 (0.3 to 1.4)	0-7 (0.3 to 1.4)	0-7 (0.3 to 1.4)	0-7 (0.3 to 1.4)	0-7 (0.3 to 1.4)	0-7 (0.3 to 1.4)	0-7 (0.3 to 1.4)	0-7 (0.3 to 1.4)	0-7 (0.3 to 1.4)	0-7 (0.3 to 1.4)	0-7 (0.3 to 1.4)	21-7
Digestive congenital anomalies	27-5 (16.2 to 57.7)	4-1 (2.4 to 9.7)	9-7 (5 to 19.5)	3-5 (1.9 to 6.4)	0-9 (0.4 to 1.6)	0-7 (0.3 to 1.6)	0-6 (0.3 to 1.5)	0-5 (0.3 to 1.4)	0-5 (0.3 to 1.4)	0-5 (0.3 to 1.4)	0-5 (0.3 to 1.4)	0-5 (0.3 to 1.4)	0-5 (0.3 to 1.4)	0-5 (0.3 to 1.4)	0-5 (0.2 to 1.4)	0-5 (0.2 to 1.4)	0-5 (0.2 to 1.4)	0-5 (0.2 to 1.4)	0-5 (0.2 to 1.4)	0-5 (0.2 to 1.4)	0-5 (0.2 to 1.4)	0-5 (0.2 to 1.4)	0-5 (0.2 to 1.4)	0-5 (0.2 to 1.4)	0-5 (0.2 to 1.4)	0-5 (0.2 to 1.4)	0-5 (0.2 to 1.4)	0-5 (0.2 to 1.4)	62-6
Other congenital birth defects	18 (44.2 to 113)	9-2 (10.7 to 25.6)	16-4 (9.6 to 29.9)	10-4 (6.9 to 14.1)	4-6 (4.6 to 9.4)	3-6 (2.9 to 8.2)	3-2 (2.4 to 8.4)	3-2 (2.4 to 8.4)	3-2 (2.4 to 7)	3-2 (2.4 to 7.3)	3-2 (2.5 to 6.4)	3-2 (2.5 to 6.4)	3-2 (1.9 to 5.5)	3-2 (2.1 to 6.2)	3-2 (1.9 to 5.9)	3-2 (1.5 to 5.2)	3-2 (1.3 to 4.3)	3-2 (1.1 to 3.9)	3-2 (0.9 to 3.1)	3-2 (0.9 to 3.1)	3-2 (0.9 to 3.1)	3-2 (0.9 to 3.1)	3-2 (0.9 to 3.1)	3-2 (0.9 to 3.1)	3-2 (0.9 to 3.1)	3-2 (0.9 to 3.1)	3-2 (0.9 to 3.1)	3-2 (0.9 to 3.1)	218
Urinary diseases and male infertility	0-3 (0.1 to 0.4)	0-4 (0.1 to 0.7)	1-8 (0.4 to 3.1)	1-3 (1 to 1.7)	1-2 (0.9 to 1.4)	1-2 (1 to 1.4)	1-8 (1.3 to 2.3)	2-3 (2.7 to 7.4)	4-2 (4.3 to 10.9)	6-5 (5.5 to 13.8)	9-3 (6.2 to 14.5)	9-3 (6.3 to 13.6)	10 (6.9 to 15.8)	19-1 (14.2 to 34.3)	28-3 (20.9 to 36.4)	37-9 (28.2 to 46.2)	39-1 (28.3 to 50.4)	39-7 (29.1 to 52.3)	39-2 (29.1 to 52.3)	39-7 (29.1 to 52.3)	39-2 (29.1 to 52.3)	39-7 (29.1 to 52.3)	39-2 (29.1 to 52.3)	39-7 (29.1 to 52.3)	39-2 (29.1 to 52.3)	39-7 (29.1 to 52.3)	39-2 (29.1 to 52.3)	39-7 (29.1 to 52.3)	683
Urolithiasis	0 (0 to 0)	0 (0 to 0)	0 (0 to 0)	0 (0 to 0.1)	0 (0 to 0.1)	0 (0 to 0.2)	0 (0 to 0.3)	0 (0 to 0.3)	0 (0 to 0.4)	0 (0 to 0.4)	0 (0.5 to 1.4)	0 (0.6 to 2.7)	0 (1 to 3.3)	0 (1.1 to 3.3)	0 (1.5 to 4.4)	0 (2.1 to 5.5)	0 (2.2 to 5.6)	0 (2.1 to 5.1)	0 (2.1 to 4.8)	0 (2 to 5.6)	0 (2 to 5.6)	0 (2 to 5.2)	0 (2 to 5.2)	0 (2 to 5.2)	0 (2 to 5.2)	0 (2 to 5.2)	0 (2 to 5.2)	0 (2 to 5.2)	0 (2 to 5.2)	39-2
Benign prostatic hyperplasia	0 (0 to 0)	0 (0 to 0)	0 (0 to 0)	0 (0 to 0)	0 (0 to 0)	0 (0 to 0)	0 (0 to 0)	0 (0 to 0)	0 (0 to 0)	0 (0 to 0)	0 (0 to 0)	0 (0 to 0)	0 (0 to 0)	0 (0.3 to 0.4)	0 (0.6 to 2.9)	0 (2.9 to 9.9)	0 (6 to 18.9)	0 (10.4 to 28.8)	0 (14.5 to 36.5)	0 (12.2 to 44.9)	0 (24.9 to 31.4)	0 (27.6 to 34.7)	0 (24.9 to 31.4)	0 (27.6 to 34.7)	0 (24.9 to 31.4)	0 (27.6 to 34.7)	0 (24.9 to 31.4)	0 (27.6 to 34.7)	0 (24.9 to 31.4)	129
Male infertility	0 (0 to 0)	0 (0 to 0)	0 (0 to 0)	0 (0 to 0)	0 (0 to 0)	0 (0 to 0)	0 (0 to 0)	0 (0 to 0)	0 (0.3 to 4.2)	0 (0.3 to 4.2)	0 (0.4 to 5.8)	0 (0.4 to 5.8)	0 (0.6 to 7.2)	0 (0.7 to 9.2)	0 (0.7 to 9.2)	0 (0.3 to 4.2)	0 (0 to 1.4)	0 (0 to 1.4)	0 (0 to 1.4)	0 (0 to 1.4)	0 (0 to 1.4)	0 (0 to 1.4)	0 (0 to 1.4)	0 (0 to 1.4)	0 (0 to 1.4)	0 (0 to 1.4)	0 (0 to 1.4)	0 (0 to 1.4)	0 (0 to 1.4)	0 (0 to 1.4)	12-1
Other urinary diseases	0-2 (0 to 0.3)	0-2 (0.1 to 0.4)	0-3 (0.1 to 0.4)	0-4 (0.2 to 0.7)	0-3 (0.2 to 0.6)	0-3 (0.2 to 0.6)	0-4 (0.2 to 0.7)	0-4 (0.2 to 0.6)	0-4 (0.1 to 0.7)	0-4 (0.1 to 0.7)	0-4 (0.1 to 0.7

SR Table 2c: Republic of Moldova DALYS by cause and age group for both sexes with 95% uncertainty intervals, 2019

Cause	Early Neonatal	Late Neonatal	Post Neonatal	1 to 4	5 to 9	10 to 14	15 to 19	20 to 24	25 to 29	30 to 34	35 to 39	40 to 44	45 to 49	50 to 54	55 to 59	60 to 64	65 to 69	70 to 74	75 to 79	80 to 84	85 to 89	90 to 94	95 plus	Total
All causes	17,900 (14,600 to 21,300)	6,490 (5,900 to 11,900)	6,960 (4,970 to 9,400)	10,300 (8,130 to 13,100)	12,900 (9,670 to 16,900)	13,400 (10,600 to 16,900)	19,000 (14,900 to 23,600)	29,000 (23,000 to 35,200)	36,800 (29,200 to 45,100)	56,300 (45,000 to 68,400)	76,100 (61,000 to 92,000)	75,600 (59,600 to 92,000)	89,900 (69,300 to 111,000)	96,700 (73,600 to 121,000)	114,000 (87,900 to 139,000)	139,000 (106,000 to 170,000)	145,000 (110,000 to 186,000)	160,000 (120,000 to 202,000)	161,000 (120,000 to 202,000)	99,000 (73,000 to 126,000)	23,000 (16,000 to 31,000)	7,820 (5,300 to 10,800)	1,370,000
Communicable, maternal, neonatal, and nutritional diseases	12,300 (9,650 to 15,200)	2,810 (2,270 to 3,560)	2,460 (2,060 to 2,960)	2,600 (1,980 to 3,530)	2,090 (1,700 to 2,550)	2,260 (1,810 to 2,880)	2,860 (2,330 to 3,510)	4,760 (3,810 to 5,850)	7,070 (5,650 to 8,760)	9,830 (7,830 to 12,000)	8,750 (7,070 to 10,700)	7,910 (6,390 to 9,660)	6,990 (5,740 to 8,440)	6,320 (5,080 to 7,850)	6,100 (4,850 to 7,600)	5,260 (4,200 to 6,530)	4,180 (3,270 to 5,280)	3,200 (2,500 to 4,060)	2,020 (1,560 to 2,600)	692 (520 to 898)	169 (120 to 229)	126 (87 to 187)	99,400
HIV/AIDS and sexually transmitted infections	0.4 (0.3 to 0.5)	0.1 (0.1 to 0.2)	0.9 (0.6 to 1.3)	1.3 (0.9 to 1.8)	1.4 (0.9 to 2.1)	1.5 (1.0 to 2.2)	3.5 (2.4 to 4.9)	7.2 (5.0 to 10.1)	13.0 (9.0 to 18.0)	21.0 (14.7 to 29.0)	27.0 (19.0 to 37.0)	30.0 (21.0 to 41.0)	34.0 (24.0 to 47.0)	37.0 (26.0 to 51.0)	42.0 (29.0 to 57.0)	43.0 (30.0 to 59.0)	44.0 (31.0 to 60.0)	46.0 (32.0 to 63.0)	47.0 (33.0 to 64.0)	48.0 (34.0 to 66.0)	49.0 (34.0 to 67.0)	50.0 (34.0 to 69.0)	1,000
HIV/AIDS	0.4 (0.3 to 0.5)	0.1 (0.1 to 0.2)	0.9 (0.6 to 1.3)	1.3 (0.9 to 1.8)	1.4 (0.9 to 2.1)	1.5 (1.0 to 2.2)	3.5 (2.4 to 4.9)	7.2 (5.0 to 10.1)	13.0 (9.0 to 18.0)	21.0 (14.7 to 29.0)	27.0 (19.0 to 37.0)	30.0 (21.0 to 41.0)	34.0 (24.0 to 47.0)	37.0 (26.0 to 51.0)	42.0 (29.0 to 57.0)	43.0 (30.0 to 59.0)	44.0 (31.0 to 60.0)	46.0 (32.0 to 63.0)	47.0 (33.0 to 64.0)	48.0 (34.0 to 66.0)	49.0 (34.0 to 67.0)	50.0 (34.0 to 69.0)	1,000
HIV/AIDS - Drug-susceptible Tuberculosis	0.0 (0.0 to 0.0)	0.0 (0.0 to 0.0)	0.0 (0.0 to 0.1)	0.0 (0.0 to 0.1)	0.0 (0.0 to 0.1)	0.0 (0.0 to 0.1)	0.0 (0.0 to 0.1)	0.0 (0.0 to 0.2)	0.0 (0.0 to 0.3)	0.0 (0.0 to 0.4)	0.0 (0.0 to 0.5)	0.0 (0.0 to 0.6)	0.0 (0.0 to 0.7)	0.0 (0.0 to 0.8)	0.0 (0.0 to 0.9)	0.0 (0.0 to 1.0)	0.0 (0.0 to 1.1)	0.0 (0.0 to 1.2)	0.0 (0.0 to 1.3)	0.0 (0.0 to 1.4)	0.0 (0.0 to 1.5)	0.0 (0.0 to 1.6)	170
HIV/AIDS - Multidrug-resistant Tuberculosis without extensi	0.0 (0.0 to 0.0)	0.0 (0.0 to 0.0)	0.0 (0.0 to 0.0)



SR Table 2c: Wolverhampton DALYS by cause and age group for both sexes with 95% uncertainty intervals, 2019

Cause	Early Neonatal	Late Neonatal	Post Neonatal	1 to 4	5 to 9	10 to 14	15 to 19	20 to 24	25 to 29	30 to 34	35 to 39	40 to 44	45 to 49	50 to 54	55 to 59	60 to 64	65 to 69	70 to 74	75 to 79	80 to 84	85 to 89	90 to 94	95 plus	Total
All causes	664 (662 to 666)	2,602 (2,600 to 2,604)	5,161 (4,663 to 5,659)	3,170 (3,041 to 3,299)	1,179 (1,133 to 1,225)	1,110 (1,063 to 1,157)	1,350 (1,295 to 1,405)	2,228 (2,131 to 2,325)	3,080 (2,970 to 3,190)	3,800 (3,662 to 3,938)	4,630 (4,460 to 4,800)	5,460 (5,260 to 5,660)	6,470 (6,230 to 6,710)	7,660 (7,370 to 7,950)	8,970 (8,630 to 9,310)	10,440 (10,040 to 10,840)	11,980 (11,520 to 12,440)	13,790 (13,250 to 14,330)	15,660 (14,990 to 16,330)	16,790 (15,980 to 17,600)	16,450 (15,450 to 17,450)	12,120 (10,970 to 13,270)	91,900
Communicable, maternal, neonatal, and nutritional diseases	646 (638 to 654)	2,592 (2,582 to 2,602)	5,147 (4,647 to 5,647)	3,158 (3,029 to 3,287)	1,164 (1,118 to 1,210)	1,094 (1,047 to 1,141)	1,331 (1,276 to 1,386)	2,203 (2,106 to 2,300)	3,045 (2,935 to 3,155)	3,757 (3,619 to 3,895)	4,577 (4,407 to 4,747)	5,396 (5,196 to 5,596)	6,396 (6,156 to 6,636)	7,574 (7,284 to 7,864)	8,870 (8,530 to 9,210)	10,324 (9,924 to 10,724)	11,845 (11,385 to 12,305)	13,635 (13,095 to 14,175)	15,477 (14,807 to 16,147)	16,591 (15,781 to 17,401)	16,251 (15,251 to 17,251)	11,966 (10,811 to 13,121)	4,600
HIV/AIDS and sexually transmitted infections	11.9 (3.4 to 26.7)	3.6 (1.0 to 8.2)	6.2 (2.4 to 12.9)	0.9 (0.7 to 1.1)	0.6 (0.5 to 0.7)	0.5 (0.4 to 0.6)	1 (0.8 to 1.3)	2.7 (2 to 3.4)	6.1 (4.4 to 8.2)	11.2 (8.4 to 14.8)	18.4 (13.7 to 24.2)	13.7 (10.3 to 18.4)	12.4 (9.4 to 16.6)	11.2 (8.5 to 15.1)	8.7 (6.6 to 11.5)	6.7 (5 to 9)	5.2 (3.9 to 7.4)	2.8 (1.9 to 4.8)	1.4 (0.8 to 2.4)	0.6 (0.4 to 1)	0.4 (0.2 to 0.8)	0.2 (0.1 to 0.3)	114
HIV/AIDS	0 (0 to 0)	0 (0 to 0)	0 (0 to 0)	0.7 (0.4 to 0.9)	0.5 (0.4 to 0.6)	0.4 (0.3 to 0.5)	0.6 (0.5 to 0.8)	1.6 (1.3 to 2.1)	3.8 (3 to 4.8)	6.8 (5.2 to 10.3)	10.1 (7.6 to 13.4)	8 (6 to 10)	7.1 (5.4 to 9.3)	7.1 (5.5 to 9.3)	5.2 (4 to 7.3)	4.6 (3.5 to 6.6)	4.4 (3.2 to 6.6)	2 (1.4 to 3.4)	0.8 (0.5 to 1.4)	0.3 (0.1 to 0.6)	0.1 (0 to 0.2)	(0 to 0)	70
HIV/AIDS - Drug-susceptible Tuberculosis	0 (0 to 0)	0 (0 to 0)	0 (0 to 0)	0.2 (0.1 to 0.2)	0.1 (0.1 to 0.2)	0.1 (0 to 0.1)	0.1 (0.1 to 0.2)	0.3 (0.2 to 0.4)	0.6 (0.4 to 1)	1.4 (0.8 to 2.1)	1.7 (1 to 2.6)	1.5 (0.9 to 2.2)	1.6 (0.9 to 2.4)	1.1 (0.7 to 1.7)	0.8 (0.5 to 1.2)	0.7 (0.4 to 1)	0.5 (0.3 to 0.8)	0.3 (0.1 to 0.5)	0.1 (0 to 0.3)	0 (0 to 0)	0 (0 to 0)	(0 to 0)	11.1
HIV/AIDS - Multidrug-resistant Tuberculosis without extensive drug resistance	0 (0 to 0)	0 (0 to 0)	0 (0 to 0)	0 (0 to 0)	0 (0 to 0)	0 (0 to 0)	0 (0 to 0)	0 (0 to 0)	0 (0 to 0)	0 (0 to 0)	0 (0 to 0)	0 (0 to 0)	0 (0 to 0)	0 (0 to 0)	0 (0 to 0)	0 (0 to 0)	0 (0 to 0)	0 (0 to 0)	0 (0 to 0)	0 (0 to 0)	0 (0 to 0)	(0 to 0)	0.3
HIV/AIDS - Extensively drug-resistant Tuberculosis	0 (0 to 0)	0 (0 to 0)	0 (0 to 0)	0 (0 to 0)	0 (0 to 0)	0 (0 to 0)	0 (0 to 0)	0 (0 to 0)	0 (0 to 0)	0 (0 to 0)	0 (0 to 0)	0 (0 to 0)	0 (0 to 0)	0 (0 to 0)	0 (0 to 0)	0 (0 to 0)	0 (0 to 0)	0 (0 to 0)	0 (0 to 0)	0 (0 to 0)	0 (0 to 0)	(0 to 0)	0.1
HIV/AIDS resulting in other diseases	0 (0 to 0)	0 (0 to 0)	0.7 (0.4 to 0.9)	0.5 (0.4 to 0.7)	0.3 (0.3 to 0.4)	0.3 (0.2 to 0.4)	0.5 (0.4 to 0.7)	1.3 (1 to 1.6)	2.1 (2.2 to 4.3)	4.5 (4.6 to 9.9)	6.5 (5.9 to 11.9)	4.6 (4.7 to 7.5)	4.1 (4.2 to 6.5)	4.1 (4.2 to 6.1)	3.6 (3.7 to 5.2)	3.1 (3.2 to 4.1)	2.2 (2.3 to 2.9)	1.2 (1.2 to 1.5)	0.6 (0.6 to 0.8)	0.3 (0.3 to 0.3)	0.1 (0.1 to 0.1)	(0 to 0)	58.5
Sexually transmitted infections excluding HIV	11.9 (3.4 to 26.7)	3.6 (1 to 8.2)	5.1 (1.4 to 11.9)	0.2 (0 to 0.4)	0.1 (0 to 0.2)	0.1 (0 to 0.2)	0.3 (0.2 to 0.4)	1.3 (0.4 to 1.6)	3.8 (1.2 to 3.8)	6.4 (1.7 to 5.6)	11.7 (2.9 to 8.6)	8.7 (2 to 6.2)	8.3 (1.9 to 6.1)	7.1 (1.6 to 5.1)	5.1 (1.1 to 3.6)	3.6 (0.8 to 2.6)	2.6 (0.6 to 1.9)	1.6 (0.4 to 1.2)	0.8 (0.2 to 0.6)	0.4 (0.1 to 0.3)	0.2 (0 to 0.2)	0.1 (0 to 0.1)	44.2
Syphilis	11.9 (3.4 to 26.7)	3.6 (1 to 8.2)	5.1 (1.4 to 11.9)	0.2 (0 to 0.4)	0.1 (0 to 0.2)	0.1 (0 to 0.2)	0.3 (0.2 to 0.4)	1.3 (0.4 to 1.6)	3.8 (1.2 to 3.8)	6.4 (1.7 to 5.6)	11.7 (2.9 to 8.6)	8.7 (2 to 6.2)	8.3 (1.9 to 6.1)	7.1 (1.6 to 5.1)	5.1 (1.1 to 3.6)	3.6 (0.8 to 2.6)	2.6 (0.6 to 1.9)	1.6 (0.4 to 1.2)	0.8 (0.2 to 0.6)	0.4 (0.1 to 0.3)	0.2 (0 to 0.2)	0.1 (0 to 0.1)	44.2
Chlamydial infection	0 (0 to 0)	0 (0 to 0)	0 (0 to 0)	0 (0 to 0)	0 (0 to 0)	0 (0 to 0)	0 (0 to 0)	0 (0 to 0)	0 (0 to 0)	0 (0 to 0)	0 (0 to 0)	0 (0 to 0)	0 (0 to 0)	0 (0 to 0)	0 (0 to 0)	0 (0 to 0)	0 (0 to 0)	0 (0 to 0)	0 (0 to 0)	0 (0 to 0)	0 (0 to 0)	(0 to 0)	0
Gonococcal infection	0 (0 to 0)	0 (0 to 0)	0 (0 to 0)	0 (0 to 0)	0 (0 to 0)	0 (0 to 0)	0 (0 to 0)	0 (0 to 0)	0 (0 to 0)	0 (0 to 0)	0 (0 to 0)	0 (0 to 0)	0 (0 to 0)	0 (0 to 0)	0 (0 to 0)	0 (0 to 0)	0 (0 to 0)	0 (0 to 0)	0 (0 to 0)	0 (0 to 0)	0 (0 to 0)	(0 to 0)	0
Trichomoniasis	0 (0 to 0)	0 (0 to 0)	0 (0 to 0)	0 (0 to 0)	0 (0 to 0)	0 (0 to 0)	0 (0 to 0)	0 (0 to 0)	0 (0 to 0)	0 (0 to 0)	0 (0 to 0)	0 (0 to 0)	0 (0 to 0)	0 (0 to 0)	0 (0 to 0)	0 (0 to 0)	0 (0 to 0)	0 (0 to 0)	0 (0 to 0)	0 (0 to 0)	0 (0 to 0)	(0 to 0)	0
Genital herpes	0 (0 to 0)	0 (0 to 0)	0 (0 to 0)	0 (0 to 0)	0 (0 to 0)	0 (0 to 0)	0 (0 to 0)	0 (0 to 0)	0 (0 to 0)	0 (0 to 0)	0 (0 to 0)	0 (0 to 0)	0 (0 to 0)	0 (0 to 0)	0 (0 to 0)	0 (0 to 0)	0 (0 to 0)	0 (0 to 0)	0 (0 to 0)	0 (0 to 0)	0 (0 to 0)	(0 to 0)	0
Other sexually transmitted infections	0 (0 to 0)	0 (0 to 0)	0 (0 to 0)	0 (0 to 0)	0 (0 to 0)	0 (0 to 0)	0 (0 to 0)	0 (0 to 0)	0 (0 to 0)	0 (0 to 0)	0 (0 to 0)	0 (0 to 0)	0 (0 to 0)	0 (0 to 0)	0 (0 to 0)	0 (0 to 0)	0 (0 to 0)	0 (0 to 0)	0 (0 to 0)	0 (0 to 0)	0 (0 to 0)	(0 to 0)	0
Respiratory infections and tuberculosis	7.7 (5.4 to 10.1)	36 (4.2 to 73.3)	404.4 (24.4 to 54.9)	264.4 (31.3 to 491.1)	229.4 (19.6 to 42.2)	169.9 (15.5 to 36.8)	96.4 (7.9 to 19.7)	43.7 (21.5 to 44.4)	79.4 (28.7 to 53.2)	132.4 (28.7 to 53.2)	183.6 (37.7 to 64.5)	241.5 (41.1 to 87.2)	344.1 (54.6 to 93.5)	464.6 (62.6 to 110)	598.1 (68.9 to 129)	748 (72.6 to 138)	1,000 (76.6 to 137)	1,251 (82.6 to 167)	1,526 (82.6 to 214)	1,645 (72.3 to 236)	1,571 (57.6 to 237)	1,048 (32.9 to 245)	2,370
Tuberculosis	0 (0 to 0)	0 (0 to 0)	0.2 (0.1 to 0.2)	0.4 (0.3 to 0.6)	0.3 (0.2 to 0.4)	0.6 (0.4 to 0.8)	0.6 (0.4 to 0.8)	1.4 (0.6 to 2.2)	2.1 (1.6 to 3.9)	3.1 (2.3 to 6)	4.4 (2.3 to 8.2)	3.1 (2.4 to 4.2)	4.4 (3 to 6)	4.5 (3.2 to 6.2)	4.8 (3.7 to 6.3)	4.6 (3.3 to 6.1)	4.6 (3.3 to 6.3)	4.6 (3.4 to 6.3)	4.5 (3.4 to 6.1)	4.4 (3.4 to 6.1)	3.9 (3 to 5.6)	1.4 (1 to 2.2)	64.3
Latent tuberculosis infection	0 (0 to 0)	0 (0 to 0)	0 (0 to 0)	0 (0 to 0)	0 (0 to 0)	0 (0 to 0)	0 (0 to 0)	0 (0 to 0)	0 (0 to 0)	0 (0 to 0)	0 (0 to 0)	0 (0 to 0)	0 (0 to 0)	0 (0 to 0)	0 (0 to 0)	0 (0 to 0)	0 (0 to 0)	0 (0 to 0)	0 (0 to 0)	0 (0 to 0)	0 (0 to 0)	(0 to 0)	0
Drug-susceptible tuberculosis	0 (0 to 0)	0 (0 to 0)	0.2 (0.1 to 0.2)	0.3 (0.3 to 0.4)	0.2 (0.2 to 0.3)	0.4 (0.3 to 0.6)	0.4 (0.3 to 0.6)	1.4 (0.6 to 2.2)	2.1 (1.6 to 3.9)	3.1 (2.3 to 6)	4.4 (2.3 to 8.2)	3.1 (2.4 to 4.2)	4.4 (3 to 6)	4.5 (3.2 to 6.2)	4.8 (3.7 to 6.3)	4.6 (3.3 to 6.1)	4.6 (3.3 to 6.3)	4.6 (3.4 to 6.3)	4.5 (3.4 to 6.1)	4.4 (3.4 to 6.1)	3.9 (3 to 5.6)	1.4 (1 to 2.2)	62.6
Multidrug-resistant tuberculosis without extensive drug resistance	0 (0 to 0)	0 (0 to 0)	0 (0 to 0)	0 (0 to 0)	0 (0 to 0)	0 (0 to 0)	0 (0 to 0)	0 (0 to 0)	0 (0 to 0)	0 (0 to 0)	0 (0 to 0)	0 (0 to 0)	0 (0 to 0)	0 (0 to 0)	0 (0 to 0)	0 (0 to 0)	0 (0 to 0)	0 (0 to 0)	0 (0 to 0)	0 (0 to 0)	0 (0 to 0)	(0 to 0)	1.3
Extensively drug-resistant tuberculosis	0 (0 to 0)	0 (0 to 0)	0 (0 to 0)	0 (0 to 0)	0 (0 to 0)	0 (0 to 0)	0 (0 to 0)	0 (0 to 0)	0 (0 to 0)	0 (0 to 0)	0 (0 to 0)	0 (0 to 0)	0 (0 to 0)	0 (0 to 0)	0 (0 to 0)	0 (0 to 0)	0 (0 to 0)	0 (0 to 0)	0 (0 to 0)	0 (0 to 0)	0 (0 to 0)	(0 to 0)	0.3
Lower respiratory infections	7.7 (5.8 to 10)	0.3 (3.9 to 7)	28.5 (18.5 to 42.6)	14.5 (11.2 to 18.1)	4.7 (3.4 to 6)	4.2 (3.4 to 5.5)	5.3 (3.9 to 7)	9.7 (7.1 to 12.8)	15.2 (11.2 to 19.6)	20.1 (15.2 to 26.1)	26.8 (20.2 to 35.2)	33.1 (24.3 to 45.2)	49.8 (36.4 to 65.8)	72.7 (52.4 to 100)	97.6 (67.6 to 132)	119 (80.6 to 163)	167 (110.8 to 230)	219 (137.1 to 302)	283 (163.3 to 410)	360 (180 to 483)	367 (211 to 527)	2,010
Upper respiratory infections	0 (0 to 0.1)	0.3 (0.1 to 0.4)	5.5 (3.3 to 8.5)	20.4 (13.4 to 28.2)	24.8 (13.5 to 41.9)	15.2 (10.9 to 22.1)	8 (5.2 to 12.7)	17.4 (9.8 to 28.6)	17.9 (9.9 to 29.5)	17 (9.6 to 28.3)	17.8 (9.8 to 29.3)	13.8 (7.4 to 23.4)	16.1 (7.4 to 29.4)	17.4 (7.9 to 32.7)	16.7 (7.6 to 31.4)	14.3 (6.5 to 27.1)	13.9 (6.1 to 26.4)	11.1 (4.9 to 21.5)	8.9 (3.8 to 17.2)	6.4 (2.6 to 12.5)	3.3 (1.2 to 6.5)	1.8 (0.5 to 3.4)	243
Otitis media	0 (0 to 0)	0 (0 to 0)	0.9 (0.5 to 1.4)	3.6 (2.1 to 5.9)	3.7 (2.2 to 6.7)	2.1 (1.3 to 3.5)	2.3 (1.4 to 3.8)	3.5 (2.1 to 5.6)	4.3 (2.6 to 6.8)	5.2 (3.1 to 8.2)	6.1 (3.6 to 9.8)	5.3 (3.1 to 8.4)	5.6 (3.2 to 8.9)	5.4 (3.1 to 8.6)	4.9 (2.8 to 7.8)	4.1 (2.3 to 6.6)	3.3 (1.8 to 5.4)	2.3 (1.2 to 3.8)	1.5 (0.8 to 2.7)	1.1 (0.5 to 2.2)	0.8 (0.3 to 1.8)	0.4 (0.1 to 1.1)	51.9
Enteric infections	0.5 (0.4 to 0.6)	1.5 (1.1 to 1.9)	17.4 (12.9 to 24.6)	22.3 (14.4 to 37.1)	12.4 (6.7 to 21.1)	8 (4.5 to 13.3)	5.4 (3.7 to 9)	5.4 (3.6 to 8.9)	6.4 (4.1 to 9.5)	6.3 (4.1 to 9.1)	6.3 (4.2 to 9.1)	6.3 (4.2 to 9.1)	6.3 (4.2 to 9.1)	6.3 (4.2 to 9.1)	6.3 (4.2 to 9.1)	6.3 (4.2 to 9.1)	6.3 (4.2 to 9.1)	6.3 (4.2 to 9.1)	6.3 (4.2 to 9.1)	6.3 (4.2 to 9.1)	6.3 (4.2 to 9.1)	6.3 (4.2 to 9.1)	253
Diarrheal diseases	0.5 (0.4 to 0.6)	1.5 (1.1 to 1.9)	17.4 (12.9 to 24.6)	22.3 (14.4 to 37.1)	12.4 (6.7 to 21.1)	8 (4.5 to 13.3)	5.4 (3.7 to 9)	5.4 (3.6 to 8.9)	6.4 (4.1 to 9.5)	6.3 (4.1 to 9.1)	6.3 (4.2 to 9.1)	6.3 (4.2 to 9.1)	6.3 (3.9 to 9.6)	5.8 (4 to 9.2)	5.8 (3.9 to 8.7)	5.4 (3.6 to 8.4)	5.4 (3.6 to 7.4)	5.4 (3.6 to 7.4)	5.4 (3.5 to 10.3)	5.4 (3.5 to 10.7)	5.4 (3.5 to 17.1)	5.4 (3.5 to 24.8)	252
Typhoid and paratyphoid	0 (0 to 0)	0 (0 to 0)	0 (0 to 0)	0 (0 to 0)	0 (0 to 0)	0 (0 to 0)	0 (0 to 0)	0 (0 to 0)	0 (0 to 0)	0 (0 to 0)	0 (0 to 0)	0 (0 to 0)	0 (0 to 0)	0 (0 to 0)	0 (0 to 0)	0 (0 to 0)	0 (0 to 0)	0 (0 to 0)	0 (0 to 0)	0 (0 to 0)	0 (0 to 0)	(0 to 0)	0
Typhoid fever	0 (0 to 0)	0 (0 to 0)	0 (0 to 0)	0 (0 to 0)	0 (0 to 0)	0 (0 to 0)	0 (0 to 0)	0 (0 to 0)	0 (0 to 0)	0 (0 to 0)	0 (0 to 0)	0 (0 to 0)	0 (0 to 0)	0 (0 to 0)	0 (0 to 0)	0 (0 to 0)	0 (0 to 0)	0 (0 to 0)	0 (0 to 0)	0 (0 to 0)	0 (0 to 0)	(0 to 0)	0
Paratyphoid fever	0 (0 to 0)	0 (0 to 0)	0 (0 to 0)	0 (0 to 0)	0 (0 to 0)	0 (0 to 0)	0 (0 to 0)	0 (0 to 0)	0 (0 to 0)	0 (0 to 0)	0 (0 to 0)	0 (0 to 0)	0 (0 to 0)	0 (0 to 0)	0 (0 to 0)	0 (0 to 0)	0 (0 to 0)	0 (0 to 0)	0 (0 to 0)	0 (0 to 0)	0 (0 to 0)	(0 to 0)	0
Invasive Non-typhoidal Salmonella (iNTS)	0 (0 to 0)	0 (0 to 0)	0 (0 to 0)	0 (0 to 0)	0 (0 to 0)	0 (0 to 0)	0 (0 to 0)	0 (0 to 0)	0 (0 to 0)	0 (0 to 0)	0 (0 to 0)	0 (0 to 0)	0 (0 to 0)	0 (0 to 0)	0 (0 to 0)	0 (0 to 0)	0 (0 to 0)	0 (0 to 0)	0 (0 to 0)	0 (0 to 0)	0 (0 to 0)	(0 to 0)	0.9
Other intestinal infectious diseases	0.1 (0 to 0.1)	0.1 (0 to 0.1)	0.1 (0 to 0.1)





	0–4	5–9	10–14	15–19	20–24	25–29	30–34	35–39	40–44	45–49	50–54	55–59	60–64	65–69	70–74	75–79	80–84	85–89	90–94	95+	
Osteoarthritis other	0 (0 to 0)	0 (0 to 0)	0 (0 to 0)	0 (0 to 0)	0 (0 to 0)	0 (0 to 0)	0 (0 to 0)	0 (0 to 0)	0 (0 to 0)	0 (0 to 0)	0 (0 to 0)	0 (0 to 0)	0 (0 to 0)	0 (0 to 0)	0 (0 to 0)	0 (0 to 0)	0 (0 to 0)	0 (0 to 0)	0 (0 to 0)	0 (0 to 0)	104
Low back pain	0 (0 to 0)	0 (0 to 0)	0 (0 to 0)	0 (0 to 0)	11.6 (5.7 to 20.4)	11.6 (5.6 to 20.4)	54.7 (33.4 to 88.7)	54.7 (34.7 to 83.2)	94.2 (58.7 to 150)	139 (78.5 to 213)	192 (113 to 303)	192 (113 to 303)	192 (113 to 303)	192 (113 to 303)	192 (113 to 303)	192 (113 to 303)	192 (113 to 303)	192 (113 to 303)	192 (113 to 303)	192 (113 to 303)	3,660
Neck pain	0 (0 to 0)	0 (0 to 0)	0 (0 to 0)	0 (0 to 0)	0.6 (0 to 12.3)	29.4 (15.5 to 54.4)	46.2 (23.2 to 82)	54.7 (26.6 to 105)	71.2 (34.1 to 137)	103 (53.1 to 191)	130 (69.4 to 219)	130 (69.4 to 219)	130 (68.5 to 220)	130 (68.5 to 220)	140 (64.5 to 274)	130 (56.7 to 274)	130 (56.7 to 274)	130 (56.7 to 274)	130 (56.7 to 274)	130 (56.7 to 274)	1,450
Gout	0 (0 to 0)	0 (0 to 0)	0 (0 to 0)	0 (0 to 0)	0 (0 to 0)	0 (0 to 0)	0 (0 to 0)	0 (0 to 0)	0 (0 to 0)	0 (0 to 0)	0 (0 to 0)	0 (0 to 0)	0 (0 to 0)	0 (0 to 0)	0 (0 to 0)	0 (0 to 0)	0 (0 to 0)	0 (0 to 0)	0 (0 to 0)	0 (0 to 0)	79.2
Other musculoskeletal disorders	0 (0 to 0)	0 (0 to 0)	0 (0 to 0)	0 (0 to 0)	0.6 (0.4 to 0.8)	1.6 (0.6 to 3.7)	17.1 (9.1 to 27.9)	42.6 (24.4 to 66.3)	91.1 (50 to 135)	116 (66.3 to 165)	116 (72.5 to 172)	108 (65.1 to 170)	131 (83.7 to 201)	141 (85.2 to 222)	128 (79.9 to 194)	109 (63.9 to 171)	109 (59.1 to 163)	69.6 (32.9 to 132)	71 (42.2 to 157)	39.5 (22.9 to 91.3)	1,350
Other non-communicable diseases	221 (179 to 299)	91.9 (70.4 to 117)	264 (196 to 351)	134 (104 to 170)	92.8 (70.1 to 126)	104 (77.1 to 138)	127 (91.9 to 171)	207 (146 to 282)	279 (189 to 387)	312 (220 to 438)	312 (220 to 425)	310 (220 to 423)	266 (204 to 359)	242 (245 to 461)	259 (252 to 487)	240 (241 to 462)	321 (232 to 437)	207 (153 to 285)	156 (161 to 454)	277 (263 to 394)	5,240
Congenital birth defects	222 (171 to 283)	77.7 (58.1 to 103)	168 (114 to 244)	78.7 (52.2 to 114)	37.1 (25.4 to 47.6)	33.5 (23.6 to 45.3)	30.7 (22.9 to 39.7)	31.4 (24.3 to 38.9)	30.3 (22.1 to 39.2)	28.2 (22.1 to 35.3)	27.1 (21.2 to 34)	23.4 (17.1 to 29.4)	26.1 (19.2 to 33.6)	26.3 (19.5 to 34.7)	24.9 (17.9 to 32.6)	19 (11.7 to 25.4)	13.3 (8.4 to 17.6)	4 (2.6 to 5.9)	2.5 (1.4 to 3.9)	1.8 (1.1 to 2.7)	988
Neural tube defects	25 (16.7 to 35.1)	4.7 (2.8 to 7.3)	16.2 (9.3 to 27.9)	12.9 (8.4 to 19.3)	1.7 (1.2 to 2.4)	1.6 (1.2 to 2.1)	1.6 (1.2 to 2.2)	2.1 (1.6 to 2.6)	2.4 (1.8 to 3.2)	1.8 (1.3 to 2.4)	1.7 (1.1 to 2.4)	1.8 (1.2 to 2.5)	1 (0.6 to 1.4)	0.6 (0.3 to 0.9)	0.4 (0.2 to 0.6)	0.2 (0.1 to 0.2)	0.1 (0 to 0.1)	0.2 (0 to 0.1)	0 (0 to 0)	0 (0 to 0)	75.8
Congenital heart anomalies	50.9 (32.4 to 69.4)	34.1 (23.1 to 47.4)	57 (35.9 to 82.7)	15.9 (10.2 to 23.2)	6.2 (4.1 to 9.6)	6.1 (4.2 to 9.3)	6.6 (4.6 to 9.4)	7.6 (5.4 to 10)	7 (5.2 to 9.9)	7 (5.2 to 9.4)	6.1 (4.4 to 8.3)	6.3 (4.3 to 8.5)	6 (3.7 to 8)	6 (3.6 to 8.4)	4.3 (2.3 to 6.4)	2.7 (1.4 to 4.1)	1.4 (0.7 to 2.1)	0.2 (0.1 to 0.4)	0.2 (0 to 0.3)	0 (0 to 0)	230
Orofacial clefts	0.9 (0 to 0)	0.3 (0 to 0.6)	0.5 (0 to 1)	0.4 (0.2 to 0.7)	0.3 (0.1 to 0.5)	0.3 (0.1 to 0.5)	0.3 (0.1 to 0.4)	0.4 (0.1 to 0.6)	0.4 (0.1 to 0.6)	0.4 (0.2 to 0.6)	0.3 (0.1 to 0.7)	0.3 (0.1 to 0.6)	0.3 (0.1 to 0.6)	0.3 (0.1 to 0.6)	0.3 (0.1 to 0.6)	0.2 (0.1 to 0.4)	0.2 (0.1 to 0.4)	0.2 (0.1 to 0.4)	0.1 (0.1 to 0.2)	0 (0 to 0)	5.3
Down syndrome	7 (4.5 to 10.3)	1.8 (1.2 to 2.7)	5.4 (3.2 to 8.7)	3.6 (1.7 to 7.3)	2.6 (1.4 to 3.7)	2.5 (1.4 to 3.5)	2.5 (1.2 to 4.5)	3.2 (2.2 to 4.5)	3.6 (2.6 to 5)	3.6 (2.6 to 5)	3.6 (2.6 to 4.7)	3.5 (2.4 to 4.7)	5.3 (3.6 to 7.2)	5.3 (3.6 to 7.2)	3.6 (2.4 to 5.2)	2.6 (1.5 to 4.1)	1.6 (0.9 to 2.6)	0.6 (0.3 to 1.2)	0.1 (0 to 0.3)	0 (0 to 0)	81.2
Turner syndrome	0 (0 to 0)	0 (0 to 0)	0.1 (0 to 0.1)	0.1 (0 to 0.2)	0.1 (0 to 0.2)	0.1 (0 to 0.2)	0.1 (0 to 0.3)	0.1 (0 to 0.3)	0.1 (0 to 0.2)	0.1 (0 to 0.2)	0.1 (0 to 0.2)	0.1 (0 to 0.2)	0.1 (0 to 0.1)	0.1 (0 to 0.1)	0 (0 to 0)	0 (0 to 0)	0 (0 to 0)	0 (0 to 0)	0 (0 to 0)	0 (0 to 0)	0 (0 to 0)	1.2
Klinefelter syndrome	0 (0 to 0)	0 (0 to 0)	0 (0 to 0)	0 (0 to 0)	0 (0 to 0)	0 (0 to 0)	0 (0 to 0)	0 (0 to 0)	0 (0 to 0)	0 (0 to 0)	0 (0 to 0)	0 (0 to 0)	0 (0 to 0)	0 (0 to 0)	0 (0 to 0)	0 (0 to 0)	0 (0 to 0)	0 (0 to 0)	0 (0 to 0)	0 (0 to 0)	0 (0 to 0)	0.3
Other chromosomal abnormalities	23.7 (15.2 to 42)	11.2 (7.5 to 17)	25.2 (15.6 to 39.2)	9.9 (6.3 to 15.2)	2.2 (1.4 to 3.2)	4.6 (2.9 to 6.6)	4.5 (2.9 to 6.1)	4.5 (2.9 to 6.1)	4.2 (2.9 to 5.7)	4 (2.7 to 5.5)	3.8 (2.5 to 5.1)	3 (1.9 to 4.2)	3.2 (1.8 to 4.6)	2.4 (1.4 to 3.5)	1.7 (0.9 to 2.5)	1 (0.4 to 1.5)	0.6 (0.3 to 1.1)	0.2 (0 to 0.5)	0 (0 to 0)	0 (0 to 0)	112
Congenital musculoskeletal and limb anomalies	8.5 (5.3 to 13.7)	2.1 (1.4 to 3.1)	1.5 (0.9 to 2.6)	0.9 (0.5 to 1.6)	0.9 (0.5 to 1.4)	0.9 (0.5 to 1.4)	0.8 (0.5 to 1.4)	0.9 (0.5 to 1.4)	0.7 (0.4 to 0.9)	0.7 (0.4 to 0.9)	0.8 (0.4 to 1.2)	0.7 (0.4 to 0.9)	0.5 (0.3 to 0.8)	0.5 (0.3 to 0.8)	0.4 (0.2 to 0.6)	0.3 (0.2 to 0.5)	0.2 (0.1 to 0.3)	0.1 (0 to 0.2)	0 (0 to 0)	0 (0 to 0)	134
Urogenital congenital anomalies	11.2 (5.4 to 20.7)	1.7 (0.9 to 3.2)	3.2 (1.6 to 6.2)	1.2 (0.7 to 1.9)	2.6 (1.5 to 3.8)	0.6 (0.4 to 0.9)	0.5 (0.3 to 0.8)	0.5 (0.3 to 0.7)	0.4 (0.3 to 0.6)	0.3 (0.2 to 0.5)	0.2 (0.2 to 0.3)	0.2 (0.1 to 0.3)	0.2 (0.1 to 0.3)	0.1 (0.1 to 0.2)	0.1 (0 to 0.2)	0 (0 to 0.1)	0 (0 to 0.1)	0 (0 to 0.1)	0 (0 to 0)	0 (0 to 0)	23.3
Digestive congenital anomalies	27.4 (19.4 to 37.2)	4.4 (4.4 to 13.6)	7.9 (7 to 25.2)	3.4 (3.4 to 9.6)	0.7 (0.7 to 3.2)	0.5 (0.5 to 1.6)	0.5 (0.5 to 1.6)	0.5 (0.5 to 1.6)	0.5 (0.5 to 1.6)	0.5 (0.5 to 1.6)	0.5 (0.5 to 1.6)	0.5 (0.5 to 1.6)	0.5 (0.5 to 1.6)	0.5 (0.5 to 1.6)	0.5 (0.5 to 1.6)	0.5 (0.5 to 1.6)	0.5 (0.5 to 1.6)	0.5 (0.5 to 1.6)	0.5 (0.5 to 1.6)	0.5 (0.5 to 1.6)	61.1
Other congenital birth defects	68.9 (38.9 to 102.7)	14.6 (8.7 to 22.9)	22.7 (9.6 to 47.3)	5.6 (2.9 to 13.3)	2.5 (1.4 to 4.2)	2.5 (1.4 to 3.7)	2.4 (1.4 to 3.6)	2.4 (1.4 to 3.7)	2.4 (1.4 to 3.7)	2.4 (1.4 to 3.7)	2.4 (1.4 to 3.7)	2.2 (1.2 to 3.4)	2.2 (1.2 to 3.4)	2.2 (1.2 to 3.4)	2.2 (1.2 to 3.4)	2.2 (1.2 to 3.4)	2.2 (1.2 to 3.4)	2.2 (1.2 to 3.4)	2.2 (1.2 to 3.4)	2.2 (1.2 to 3.4)	184
Urinary diseases and male infertility	0.2 (0.1 to 0.3)	0.2 (0.1 to 0.4)	0.1 (0.4 to 1.6)	0.9 (0.7 to 1.2)	0.9 (0.7 to 1.1)	1.4 (0.9 to 2.1)	1.4 (1 to 2)	2.6 (2.4 to 6.7)	3.8 (3 to 6)	5.6 (4 to 10.9)	7.9 (5.1 to 13)	8.7 (5.7 to 13.7)	8.7 (6 to 13)	8.7 (5.6 to 13.2)	10.1 (7.5 to 13.2)	10.1 (6.9 to 15.1)	10.1 (6.9 to 15.2)	10.1 (6.9 to 15.2)	10.1 (6.9 to 15.2)	10.1 (6.9 to 15.2)	468
Urolithiasis	0 (0 to 0)	0 (0 to 0)	0 (0 to 0)	0 (0 to 0.1)	0.1 (0 to 0.1)	0.1 (0 to 0.1)	0.1 (0 to 0.2)	0.1 (0 to 0.2)	0.1 (0 to 0.2)	0.1 (0 to 0.1)	0.1 (0 to 0.2)	0.1 (0 to 0.2)	0.1 (0 to 0.2)	0.1 (0 to 0.2)	0.1 (0 to 0.2)	0.1 (0 to 0.2)	0.1 (0 to 0.2)	0.1 (0 to 0.2)	0.1 (0 to 0.2)	0.1 (0 to 0.2)	27.5
Benign prostatic hyperplasia	0 (0 to 0)	0 (0 to 0)	0 (0 to 0)	0 (0 to 0)	0 (0 to 0)	0 (0 to 0)	0 (0 to 0)	0 (0 to 0)	0 (0 to 0)	0 (0 to 0)	0 (0 to 0)	0 (0 to 0)	0 (0 to 0)	0 (0 to 0)	0 (0 to 0)	0 (0 to 0)	0 (0 to 0)	0 (0 to 0)	0 (0 to 0)	0 (0 to 0)	74.3
Male infertility	0 (0 to 0)	0 (0 to 0)	0 (0 to 0)	0 (0 to 0)	0 (0 to 0)	0 (0 to 0)	0 (0 to 0)	0 (0 to 0.2)	0.2 (0 to 0.6)	0.2 (0 to 0.6)	0.2 (0 to 0.7)	0.2 (0 to 0.7)	0.2 (0 to 0.7)	0.2 (0 to 0.7)	0.2 (0 to 0.7)	0.2 (0 to 0.7)	0.2 (0 to 0.7)	0.2 (0 to 0.7)	0.2 (0 to 0.7)	0.2 (0 to 0.7)	11.9
Other urinary diseases	0.1 (0 to 0.2)	0.2 (0.1 to 0.4)	0.2 (0.1 to 0.4)	0.2 (0.2 to 0.5)	0.2 (0.2 to 0.5)	0.2 (0.2 to 0.5)	0.4 (0.3 to 0.5)	0.5 (0.5 to 1)	0.7 (0.7 to 1.1)	0.7 (0.6 to 1.4)	1 (0.7 to 1.5)	1 (0.7 to 1.5)	1.1 (0.8 to 1.6)	1.4 (0.9 to 2.3)	1.5 (0.9 to 2.5)	1.4 (0.8 to 2.5)	1.3 (0.8 to 2.5)	1.2 (0.8 to 2.5)	1.1 (0.8 to 2.5)	1.1 (0.8 to 2.5)	24
Gynecological diseases	0 (0 to 0)	0 (0 to 0)	0 (0 to 0)	0 (0 to 0)	0 (0 to 0)	0 (0 to 0)	0 (0 to 0)	0 (0 to 0)	0 (0 to 0)	0 (0 to 0)	0 (0 to 0)	0 (0 to 0)	0 (0 to 0)	0 (0 to 0)	0 (0 to 0)	0 (0 to 0)	0 (0 to 0)	0 (0 to 0)	0 (0 to 0)	0 (0 to 0)	1,230
Uterine fibroids	0 (0 to 0)	0 (0 to 0)	0 (0 to 0)	0 (0 to 0)	0 (0 to 0)	0 (0 to 0.3)	0.5 (0 to 0.9)	1.2 (0.6 to 2.4)	2.6 (1.2 to 5.7)	2.6 (1.2 to 5.7)	2.6 (1.2 to 5.7)	2.6 (1.2 to 5.7)	2.6 (1.2 to 5.7)	2.6 (1.2 to 5.7)	2.6 (1.2 to 5.7)	2.6 (1.2 to 5.7)	2.6 (1.2 to 5.7)	2.6 (1.2 to 5.7)	2.6 (1.2 to 5.7)	2.6 (1.2 to 5.7)	40.9
Polycystic ovarian syndrome	0 (0 to 0)	0 (0 to 0)	0 (0 to 0)	0 (0 to 0)	0.1 (0.4 to 2.2)	2.3 (1.5 to 7.4)	4.3 (2.5 to 11.9)	4.3 (2.8 to 13.4)	4.3 (2.7 to 12.8)	4.3 (2.4 to 11.4)	4.3 (1.9 to 9.4)	4.3 (1.9 to 8.7)	4.3 (1.9 to 8.2)	4.3 (2 to 8)	4.3 (2 to 8)	4.3 (2 to 8)	4.3 (2 to 8)	4.3 (2 to 8)	4.3 (2 to 8)	4.3 (2 to 8)	39
Female infertility	0 (0 to 0)	0 (0 to 0)	0 (0 to 0)	0 (0 to 0)	0 (0 to 0)	0 (0 to 0)	0 (0 to 0.3)	2 (0.1 to 6.1)	2.4 (0.1 to 9.1)	2.4 (0.1 to 9.1)	2.4 (0.1 to 10.9)	3 (0.1 to 14)	3 (0.1 to 14)	3 (0.1 to 14)	3 (0.1 to 14)	3 (0.1 to 14)	3 (0.1 to 14)	3 (0.1 to 14)	3 (0.1 to 14)	3 (0.1 to 14)	11.3
Endometriosis	0 (0 to 0)	0 (0 to 0)	0 (0 to 0)	0 (0 to 0)	0 (0 to 0)	0.1 (0 to 0.1)	4.7 (1.6 to 9.4)	10.4 (3.2 to 19.1)	11 (3.7 to 19.1)	9.6 (4.5 to 15.7)	7.3 (3.4 to 12.5)	6.1 (2.7 to 10.2)	5.5 (2.3 to 9.2)	5.5 (2.3 to 9.2)	5.5 (2.3 to 9.2)	5.5 (2.3 to 9.2)	5.5 (2.3 to 9.2)	5.5 (2.3 to 9.2)	5.5 (2.3 to 9.2)	5.5 (2.3 to 9.2)	59.6
Genital prolapse	0 (0 to 0)	0 (0 to 0)	0 (0 to 0)	0 (0 to 0)	0 (0 to 0)	0 (0 to 0)	0 (0 to 0)	0 (0 to 0)	0 (0 to 0)	0 (0 to 0)	0 (0 to 0)	0 (0 to 0)	0 (0 to 0)	0 (0 to 0)	0 (0 to 0)	0 (0 to 0)	0 (0 to 0)	0 (0 to 0)	0 (0 to 0)	0 (0 to 0)	6.3
GMPD total	0 (0 to 0)	0 (0 to 0)	0 (0 to 0)	0 (0 to 0)	0 (0 to 0)	0 (0 to 0)	0 (0 to 0)	0 (0 to 0)	0 (0 to 0)	0 (0 to 0)	0 (0 to 0)	0 (0 to 0)	0 (0 to 0)	0 (0 to 0)	0 (0 to 0)	0 (0 to 0)	0 (0 to 0)	0 (0 to 0)	0 (0 to 0)	0 (0 to 0)	0.2
Other hemoglobinopathies and hemolytic anemias	0 (0 to 0)	0.3 (0 to 1.6)	1.3 (0.3 to 3.4)	1.5 (0.2 to 4.6)	0.6 (0 to 1.7)	0.6 (0 to 1.7)	0.7 (0.2 to 2)	0.7 (0.2 to 1.9)	0.8 (0.2 to 2.4)	0.8 (0.3 to 2.3)	1.4 (0.5 to 3.4)	1.3 (0.5 to 3.2)	1.8 (0.7 to 4.3)	1.9 (0.7 to 4.5)	2.2 (0.7 to 5.2)	2.6 (1.1 to 5.4)	3 (1.1 to 5)	2.9 (1.1 to 5.2)	2.5 (1 to 4.2)	1.5 (0.6 to 2.7)	21.6
Endocrine, metabolic, blood, and immune disorders	7.5 (3.4 to 15.9)	5.9 (3.6 to 9.6)	25.1 (16.4 to 39)	43 (30.4 to 57.7)	39.9 (26.7 to 56.8)	43.1 (27.7 to 61.5)	40.4 (27.1 to 57.1)	46.3 (30.4 to 63.5)	49.6 (33.4 to 70.4)	53.4 (33.8 to 84.4)	58.4 (40.7 to 100)	68 (46.4 to 113)	77.4 (49.4 to 113)	116 (76.5 to 166)	133 (86.5 to 198)	140 (87.8 to 200)	132 (87.1 to 196)	97.2 (62.6 to 141)	68.5 (44.9 to 96.4)	32.2 (23.5 to 46.3)	1,550
Oral disorders	0 (0 to 0)	6.1 (3.5 to 9.6)	7.9 (4.5 to 12.5)	4.5 (2.7 to 6.9)	12 (6.7 to 20.2)	13 (8.7 to 20.1)	13 (8.7 to 20.1)	13 (9.1 to 23.5)	13 (9.4 to 23.2)	13 (9.4 to 23.2)	13 (9.4 to 23.2)	13 (9.4 to 23.2)	13 (9.4 to 23.2)	13 (9.4 to 23.2)	13 (9.4 to 23.2)	13 (9.4 to 23.2)	13 (9.4 to 23.2)	13 (9.4 to 23.2)	13 (9.4 to 23.2)	13 (9.4 to 23.2)	989
Caries of deciduous teeth	0 (0 to 0)	0 (0 to 0)	0 (0 to 0)	0 (0 to 0)	0 (0 to 0)	0 (0 to 0)	0 (0 to 0)	0 (0 to 0)	0 (0 to 0)	0 (0 to 0)	0 (0 to 0)	0 (0 to 0)	0 (0 to 0)	0 (0 to 0)	0 (0 to 0)	0 (0 to 0)	0 (0 to 0)	0 (0 to 0)	0 (0 to 0)	0 (0 to 0)	1.9
Caries of permanent teeth	0 (0 to 0)	0 (0 to 0)	0 (0 to 0)	0 (0 to 0)	4.5 (1.6 to 9.3)	4.5 (1.7 to 9.7)	4.5 (2.4 to 11.7)	4.5 (2.6 to 13.2)	6.4 (2.6 to 13.2)	6.3 (2.6 to 13.2)	5.3 (2.2 to 11.1)	5.3 (2.2 to 11.1)	5.3 (2.3 to 11.7)	5.7 (2.4 to 12.2)	6.7 (2.9 to 13.4)	6.7 (2.9 to 13.4)	6.7 (2.9 to 13.4)	6.7 (2.9 to 13.4)	6.7 (2.9 to 13.4)	6.7 (2.9 to 13.4)	74.3
Periodontal diseases	0 (0 to 0)	0 (0 to 0)	0 (0 to 0)	0 (0 to 0)	0 (0 to 0.6)	0 (0 to 0.9)	0.6 (0 to 2.2)	0.9 (0 to 7.5)	1.2 (0.6 to 15.4)	1.2 (0.6 to 24)	1.2 (0.6 to 24.9)	1.2 (0.6 to 24.9)	1.2 (0.6 to 24.9)	1.2 (0.6 to 24.9)	1.2 (0.6 to 24.9)	1.2 (0.6 to 24.9)	1.2 (0.6 to 24.9)	1.2 (0.6 to 24.9)	1.2 (0.6 to 24.9)	1.2 (0.6 to 24.9)	140
Other oral disorders	0 (0 to 0)	0 (0 to 0)	0 (0 to 0)	0.4 (0.3 to 0.8)	5.2 (3 to 8)	5.4 (3.1 to 8.6)	7.1 (4.2 to 11)	9.8 (5.8 to 14.9)	10.1 (7.4 to 18.5)	10.1 (7.6 to 19.7)	10.1 (7.7 to 19.4)	10.1 (6.7 to 16.3)	11 (7.4 to 18.3)	12.4 (7.6 to 19.2)	12.4 (7.9 to 19.9)	12.4 (8.6 to 19.2)	12.4 (8.6 to 19.2)	12.4 (8.6 to 19.2)	12.4 (8.6 to 19.2)	12.4 (8.6 to 19.2)	149
Sudden infant death syndrome	– (– to –)	7.7 (5.3 to 10.9)	66.5 (40.2 to 105)	– (– to –)	– (– to –)	– (– to –)	– (– to –)	– (– to –)	– (– to –)	– (– to –)	– (– to –)	– (– to –)	– (– to –)	– (– to –)	– (– to –)	– (– to –)	– (– to –)	– (– to –)	– (– to –)	– (– to –)	NA
Injuries	2.5 (2 to 3.1)	2.5 (2.2 to 3.4)	27.7 (19.9 to 38.4)	52.4 (45.9 to 67.1)	69.6 (55.5 to 88.7)	68.3 (79.5 to 124)	262 (183 to 348)	347 (300 to 401)	372 (301 to 456)	384 (320 to 459)	383 (316 to 460)	364 (305 to 443)	405 (327 to 530)	388 (315 to 488)	353 (292 to 441)	288 (227 to 370)	271 (211 to 342)	281 (219 to 355)	262 (211 to 333)	282 (220 to 366)	5,280
Transport injuries	0.1 (0.1 to 0.2)	0.1 (0.1 to 0.2)	1.6 (1 to 2.4)	7 (5.4 to 9.1)	19.2 (14.9 to 24.3)	19.2 (14.7 to 23.4)	79.7 (59.1 to 91.5)	87.6 (77.6 to 122)	97.5 (84.3 to 99.9)	104 (84.4 to 124)	104 (84.4 to 127)	98.9 (84.4 to 118)	98.9 (84.4 to 118)	94.1 (77.5 to 120)	90 (64.5 to 120)	73.7 (57.5 to 97)	68.2 (54.1 to 87)	68.2 (54.1 to 87)	68.2 (54.1 to 87)	68.2 (54.1 to 87)	741
Road injuries	0.1 (0.1 to 0.1)	0.1 (0.1 to 0.2)	1.5 (0.9 to 2.3)	7 (5.1 to 9.5)	19.2 (9.2 to 15.4)	19.2 (14.7 to 22.1)	79.7 (58.1 to 88.7)	87.6 (73.9 to 118)	97.5 (80.5 to 97.7)	104 (90.5 to 124)	104 (90.5 to 124)	98.9 (87.9 to 118)	98.9 (84.4 to 118)	94.1 (78.3 to 118)	90 (64.5 to 120)	73.7 (57.5 to 97)	68.2 (54.1 to 87)	68.2 (54.1 to 87)	68.2 (54.1 to 87)	68.2 (54.1 to 87)	682
Pedestrian road injuries	0 (0 to 0.1)	0 (0 to 0)	0.1 (0 to 0.6)	0.4 (0.2 to 0.6)	1.4 (0.4 to 7.9)	1.4 (0.5 to 8.9)	5.1 (1.6 to 13.7)	6.1 (1.8 to 13.6)	12.9 (4.3 to 17.4)	15.1 (6.6 to 19.5)	17.2 (7.2 to 24)	16.4 (6.8 to 22.4)	16.4 (6.9 to 22.4)	16.4 (6.9 to 22.4)	16.4 (6.9 to 22.4)	16.4 (6.9 to 22.4)	16.4 (6.9 to 22.4)	16.4 (6.9 to 22.4)	16.4 (6.9 to 22.4)	16.4 (6.9 to 22.4)	144
Cyclist road injuries	0 (0 to 0)	0 (0 to 0)	0 (0 to 0)	0.1 (0 to 0.7)	1.9 (1.3 to 2.8)	1.8 (2.4 to 5.2)	5.6 (3.5 to 7)	6.4 (4.1 to 7.4)	6.4 (4.5 to 8)	6.4 (4.5 to 8.2)	6.3 (4.7 to 8.5)	6.3 (4.6 to 8.2)	6.3 (4.6 to 8.2)	7.9 (5.4 to 10.3)	7.2 (5.4 to 10.2)	5.7 (4.5 to 9.2)	5.7 (4.2 to 7.4)	5.7 (3.6 to 6.6)	3.8 (2.7 to 5)	1.5 (1 to 2.1)	91.6
Motorcyclist road injuries	0 (0 to 0)	0 (0 to 0)	0.1 (0.1 to 0.2)	0.2 (0.2 to 0.4)	0.5 (0.4 to 0.6)	1.4 (1 to 1.8)	12.3 (8.9 to 16.2)	16.5 (12.6 to 21.5)	21.1 (15.5 to 28.5)	24.5 (18.2 to 32.6)	28.2 (21.1 to 36.5)	29.8 (22.6 to 38.2)	29.8 (22.6 to 38.2)	29.8 (22.6 to 38.2)	29.8 (22.6 to 38.2)	29.8 (22.6 to 38.2)	29.8 (22.6 to 38.2)	29.8 (22.6 to 38.2)	29.8 (22.6 to 38.2)	29.8 (22.6 to 38.2)	117
Motor vehicle road injuries	0 (0 to 0.1)	0 (0 to 0.1)	0.9 (0.4 to 1.4)	3 (1.7 to 3.3)	8.2 (3.5 to 4.3)	8.2 (4.3 to 6.8)	40.1 (22.3 to 52.4)	42.5 (26.6 to 71.4)	46.9 (30.3 to 52.2)	49.2 (33.3 to 52.2)	49.2 (34.9 to 52.2)	49.2 (34.9 to 52.2)	49.2 (34.9 to 52.2)	49.2 (34.9 to 52.2)	49.2 (34.9 to 52.2)	49.2 (34.9 to 52.2)	49.2 (34.9 to 52.2)	49.2 (34.9 to 52.2)	49.2 (34.9 to 52.2)	49.2 (34.9 to 52.2)	327
Other road injuries	0 (0 to 0)	0 (0 to 0)	0 (0 to 0)	0 (0 to 0.3)	0.2 (0.2 to 0.3)	0.2 (0.3 to 0.6)	1.1 (0.7 to 1.7)	1.1 (0.7 to 1.5)	1.1 (0.7 to 1.5)	1.1 (0.7 to 1.5)	1.1 (0.7 to 1.5)	1.1 (0.7 to 1.5)	1.1 (0.8 to 1.4)	1.1 (0.7 to 1.5)	1.1 (0.7 to 1.5)	1.1 (0.7 to 1.5)	1.1 (0.7 to 1.5)	1.1 (0.7 to 1.5)	1.1 (0.7 to 1.5)	1.1 (0.7 to 1.5)	12.4
Other transport injuries	0.1 (0 to 0.1)	0.1 (0 to 0.1)	0.4 (0.3 to 0.6)	0.4 (0.3 to 0.6)	0.4 (0.3 to 1.1)	0.4 (0.3 to 1.1)	0.4 (0.3 to 1.1)	0.4 (0.3 to 1.1)	0.4 (0.3 to 1.1)	0.4 (0.3 to 1.1)	0.4 (0.3 to 1.1)	0.4 (0.3 to 1.1)	0.4 (0.3 to 1.1)	0.4 (0.3 to 1.1)	0.4 (0.3 to 1.1)	0.4 (0.3 to 1.1)	0.4 (0.3 to 1.1)	0.4 (0.3 to 1.1)	0.4 (0.3 to 1.1)	0.4 (0.3 to 1.1)	48.9
Unintentional injuries	1.8 (1.4 to 2.3)	2.4 (1.8 to 3.1)	23.1 (15.5 to 32.2)	40.9 (34.5 to 50.2)	50.3 (41.6 to 69.6)	49.3 (68.6 to 99.6)	67.3 (60.5 to 158)	81.0 (61.5 to 158)	130 (91.8 to 158)	158 (119 to 202)	172 (129 to 233)	186 (140 to 252)	236 (164 to 299)	236 (164 to 291)	236 (179 to 316)	220 (172 to 300)	210 (158 to 278)	210 (158 to 278)	221 (170 to 286)	206 (153 to 267)	3,280
Falls	0.1 (0 to 0.1)	0.1 (0.1 to 0.2)	1.8 (1.3 to 2.4)	9 (6.4 to 12.9)	18.6 (12.1 to 28.2)	27.1 (18.2 to 38.3)	35.6 (26.7 to 52.3)	39.5 (26.7 to 71.7)	51.2 (34.5 to 74.9)	68.5 (44.9 to 96.5)	80.4 (52.3 to 112)	88.9 (58.6 to 124)	115 (69.7 to 167)	115 (69.7 to 167)	135 (84.8 to 192)	122 (77.9 to 173)	122 (77.9 to 173)	154 (101 to 221)	110 (72.1 to 158)	88.9 (58.1 to 126)	1,950
Drowning	0 (0 to 0)	0 (0 to 0)	0.9 (0.4 to 1.3)	5.6 (4.4 to 7.5)	4.2 (2.5 to 6.3)	4.2 (2.1 to 6.2)	4.8 (2.5 to 7.5)	7.3 (5.2 to 9.7)	5.5 (4.2 to 6.9)	5.2 (4.1 to 6.4)	4.9 (3.6 to 6.2)	4.9 (3.6 to 6.2)	3.7 (2.4 to 7.4)	3.9 (2.5 to 7.4)	3.3 (2.4 to 4.6)	2.4 (1.7 to 3.2)	1.7 (1.3 to 2.1)	1.4 (1.1 to 1.8)	1.1 (0.8 to 1.3)	0.7 (0.5 to 0.9)	65.9
Fire, heat, and hot substances	0 (0 to 0)	0 (0 to 0)	1 (0.7 to 1.5)	3.9 (3 to 4.9)	3.9 (2.9 to 5.1)	3.9 (2.7 to 5.4)	4.4 (2.9 to 6.3)	7 (5.3 to 9.4)	9.2 (6.5 to 12.9)	10.5 (7.6 to 14.5)	12.3 (8.5 to 17.8)	11.3 (7.7 to 15.8)	13.4 (9.4 to 18)	13.6 (9.2 to 19.7)	12.2 (8.2 to 17.8)	9.3 (6.4 to 13.4)	8.6 (6.1 to 12.2)	6.8 (4.6 to 9.7)	5.8 (4 to 8)	1.7 (1.3 to 2.3)	154
Poisonings	0 (0 to 0)	0 (0 to 0)	0.3 (0.1 to 0.7)	1.5 (1 to 2.4)	2.3 (1.5 to 3.4)	3.5 (2.5 to 4.8)	3.7 (2.7 to 4.9)	5.6 (3.8 to 7.1)	5.9 (4 to 7.6)	5.9 (4 to 7.6)	5.9 (4 to 7.6)	5.1 (4 to 6.5)	5.3

SB Table 2c. Birmingham DALYS by cause and age group for both sexes with 50% uncertainty intervals, 2019

Cause	Early Neonatal	Late Neonatal	Post-Neonatal	1 to 4	5 to 9	10 to 14	15 to 19	20 to 24	25 to 29	30 to 34	35 to 39	40 to 44	45 to 49	50 to 54	55 to 59	60 to 64	65 to 69	70 to 74	75 to 79	80 to 84	85 to 89	90 to 94	95 plus	Total
All causes	6,092 (5,600 to 7,819)	1,069 (1,009 to 1,169)	3,580 (2,930 to 4,439)	2,196 (2,068 to 2,373)	1,870 (1,800 to 2,000)	1,642 (1,586 to 1,758)	11,950 (9,960 to 15,000)	20,710 (18,770 to 24,000)	23,520 (21,220 to 26,300)	19,600 (17,200 to 22,200)	16,150 (14,000 to 20,200)	14,150 (12,200 to 17,000)	16,650 (14,600 to 20,000)	17,100 (15,000 to 20,000)	17,900 (15,700 to 20,000)	20,500 (18,000 to 23,000)	23,000 (20,000 to 26,000)	24,400 (21,000 to 28,000)	22,000 (19,000 to 25,000)	21,100 (18,700 to 24,000)	18,900 (16,600 to 21,000)	9,980 (8,290 to 12,700)	3,000 (2,690 to 3,190)	312,000
Communicable, maternal, neonatal, and nutritional diseases	6,660 (5,940 to 9,500)	991 (721 to 1,210)	1,220 (1,010 to 1,490)	876 (650 to 1,250)	780 (572 to 1,200)	664 (481 to 760)	957 (654 to 787)	649 (505 to 839)	666 (491 to 919)	666 (505 to 877)	666 (520 to 894)	662 (527 to 864)	662 (527 to 864)	771 (595 to 924)	878 (723 to 954)	666 (529 to 834)	727 (563 to 932)	629 (427 to 1,068)	563 (702 to 1,180)	1,210 (994 to 1,480)	1,330 (1,060 to 1,628)	1,070 (837 to 1,330)	474 (368 to 577)	22,200
HIV/AIDS and sexually transmitted infections	66.1 (19 to 146)	20 (5.7 to 46.5)	39.1 (9.5 to 72.4)	9.8 (2.6 to 17.3)	2.6 (0.4 to 6.6)	2.6 (0.4 to 6)	10.3 (2.3 to 25.1)	22.2 (2.9 to 63.9)	57.1 (12.2 to 176.3)	96.4 (30.5 to 266.4)	94.4 (26.2 to 247.7)	69.7 (22.1 to 174.4)	38 (9.6 to 96.2)	26.6 (7.2 to 68.7)	22.4 (5.9 to 57.9)	21.1 (3.6 to 53)	11 (2.6 to 28.2)	9.6 (2.2 to 24.6)	2.2 (1.9 to 3.4)	1.4 (1 to 2.1)	0.7 (0.5 to 1.1)	0.3 (0.2 to 0.5)	680
HIV/AIDS	0 (0 to 0)	0 (0 to 0)	0 (0 to 0)	4.6 (1.4 to 9.7)	1.1 (0.4 to 3.6)	1.9 (0.4 to 5.2)	3.3 (0.6 to 9.2)	8.6 (1.1 to 30.2)	19.6 (3.3 to 74.8)	38.2 (9.1 to 146.4)	40.4 (9.6 to 154.8)	40.6 (9.9 to 156.3)	44.1 (10.7 to 166.7)	31.4 (8.2 to 116.4)	23.7 (7.4 to 81.7)	18.4 (5.7 to 61.2)	19.1 (5.4 to 61.2)	9.2 (2.6 to 27.2)	3.5 (1.4 to 8.2)	0.4 (0.2 to 0.7)	0.2 (0.1 to 0.4)	0.1 (0 to 0.2)	327
HIV/AIDS - Drug-susceptible Tuberculosis	0 (0 to 0)	0 (0 to 0)	0 (0 to 0)	0.9 (0.2 to 2.4)	0.4 (0.1 to 1.4)	0.4 (0.1 to 1.2)	0.4 (0.1 to 1.1)	0.7 (0.1 to 1.6)	1.4 (0.3 to 3.4)	2.6 (0.6 to 7.2)	2.9 (0.8 to 8.1)	3.1 (0.8 to 8.6)	3.6 (0.9 to 9.6)	2.8 (0.8 to 8.1)	2.3 (0.6 to 6.7)	1.8 (0.4 to 5.4)	1.9 (0.4 to 5.6)	1.1 (0.2 to 3.4)	0.5 (0.1 to 1.6)	0.1 (0 to 0.3)	0 (0 to 0.1)	0 (0 to 0)	39.1
HIV/AIDS - Multidrug-resistant Tuberculosis without extensive	0 (0 to 0)	0 (0 to 0)	0 (0 to 0.2)	0 (0 to 0.1)	0 (0 to 0.1)	0 (0 to 0.1)	0 (0 to 0.1)	0 (0 to 0.2)	0 (0 to 0.3)	0 (0 to 0.6)	0 (0 to 0.7)	0 (0 to 0.7)	0 (0 to 0.7)	0 (0 to 0.6)	0 (0 to 0.5)	0 (0 to 0.3)	0 (0 to 0.3)	0 (0 to 0.2)	0 (0 to 0.1)	0 (0 to 0.1)	0 (0 to 0.1)	0 (0 to 0)	0 (0 to 0)	0.9
HIV/AIDS - Extensively drug-resistant Tuberculosis	0 (0 to 0)	0 (0 to 0)	0 (0 to 0.1)	0 (0 to 0.1)	0 (0 to 0.2)	0 (0 to 0.2)	0 (0 to 0.2)	0 (0 to 0.1)	0 (0 to 0.1)	0 (0 to 0.2)	0 (0 to 0.2)	0 (0 to 0.2)	0 (0 to 0.2)	0 (0 to 0.1)	0 (0 to 0.1)	0 (0 to 0.1)	0 (0 to 0.1)	0 (0 to 0.1)	0 (0 to 0.1)	0 (0 to 0.1)	0 (0 to 0.1)	0 (0 to 0)	0 (0 to 0)	0.2
HIV/AIDS resulting in other diseases	43.6 (9 to 107)	20 (5.6 to 46.5)	39.1 (9.5 to 72.4)	4.3 (1.1 to 8.1)	1.1 (0.4 to 3.6)	1.5 (0.4 to 4.3)	2.9 (0.5 to 8.1)	13.9 (0.9 to 56.9)	36.2 (2.7 to 147.2)	55.6 (3.3 to 229.3)	51.4 (3.1 to 211.8)	25.5 (1.6 to 105.2)	32.4 (2.1 to 133.6)	23.1 (1.5 to 95.2)	19.4 (1.3 to 79.9)	16.4 (1.1 to 67.6)	17.2 (1.2 to 70.7)	7.6 (0.5 to 31.2)	3 (0.2 to 12.4)	0.3 (0 to 1.4)	0.1 (0 to 0.6)	0 (0 to 0.2)	297
Sexually transmitted infections excluding HIV	66.1 (19 to 146)	20 (5.7 to 46.5)	39.1 (9.5 to 72.4)	5.2 (1.5 to 9.6)	1.5 (0.2 to 3.1)	1.1 (0.2 to 2.5)	7.4 (1.4 to 16.2)	13.6 (1.9 to 33.8)	37.5 (9.5 to 102.1)	57.8 (15.3 to 161.1)	53.8 (13.5 to 151.3)	43.1 (12.1 to 120.8)	5.4 (1.5 to 15.1)	3.5 (1 to 9.8)	3.1 (0.8 to 8.6)	4.7 (1.2 to 12.9)	3.9 (1 to 10.7)	2 (0.5 to 5.5)	0.8 (0.2 to 2.2)	0.1 (0 to 0.3)	0 (0 to 0.1)	0 (0 to 0)	0.7
Syphilis	0 (0 to 0)	0 (0 to 0)	0 (0 to 0)	0.5 (0.2 to 1.1)	0.2 (0.1 to 0.5)	0.2 (0.1 to 0.5)	0.6 (0.2 to 1.5)	1.7 (0.4 to 4.2)	3.2 (0.8 to 7.9)	4.9 (1.2 to 12.2)	4.7 (1.2 to 11.7)	3.8 (1 to 9.5)	1.8 (0.5 to 4.5)	0.9 (0.2 to 2.3)	0.9 (0.2 to 2.3)	0.9 (0.2 to 2.3)	0.9 (0.2 to 2.3)	0.5 (0.1 to 1.4)	0.2 (0 to 0.6)	0 (0 to 0.1)	0 (0 to 0.1)	0 (0 to 0)	0 (0 to 0)	1.8
Chlamydial infection	0 (0 to 0)	0 (0 to 0)	0 (0 to 0)	0 (0 to 0)	0 (0 to 0)	0 (0 to 0)	0 (0 to 0)	0 (0 to 0)	0 (0 to 0)	0 (0 to 0)	0 (0 to 0)	0 (0 to 0)	0 (0 to 0)	0 (0 to 0)	0 (0 to 0)	0 (0 to 0)	0 (0 to 0)	0 (0 to 0)	0 (0 to 0)	0 (0 to 0)	0 (0 to 0)	0 (0 to 0)	0 (0 to 0)	0
Gonococcal infection	0 (0 to 0)	0 (0 to 0)	0 (0 to 0)	0 (0 to 0)	0 (0 to 0)	0 (0 to 0)	0 (0 to 0)	0 (0 to 0)	0 (0 to 0)	0 (0 to 0)	0 (0 to 0)	0 (0 to 0)	0 (0 to 0)	0 (0 to 0)	0 (0 to 0)	0 (0 to 0)	0 (0 to 0)	0 (0 to 0)	0 (0 to 0)	0 (0 to 0)	0 (0 to 0)	0 (0 to 0)	0 (0 to 0)	0
Trichomoniasis	0 (0 to 0)	0 (0 to 0)	0 (0 to 0)	0 (0 to 0)	0 (0 to 0)	0 (0 to 0)	0 (0 to 0)	0 (0 to 0)	0 (0 to 0)	0 (0 to 0)	0 (0 to 0)	0 (0 to 0)	0 (0 to 0)	0 (0 to 0)	0 (0 to 0)	0 (0 to 0)	0 (0 to 0)	0 (0 to 0)	0 (0 to 0)	0 (0 to 0)	0 (0 to 0)	0 (0 to 0)	0 (0 to 0)	0
Genital herpes	0 (0 to 0)	0 (0 to 0)	0 (0 to 0)	0 (0 to 0)	0 (0 to 0)	0 (0 to 0)	0 (0 to 0)	0 (0 to 0)	0 (0 to 0)	0 (0 to 0)	0 (0 to 0)	0 (0 to 0)	0 (0 to 0)	0 (0 to 0)	0 (0 to 0)	0 (0 to 0)	0 (0 to 0)	0 (0 to 0)	0 (0 to 0)	0 (0 to 0)	0 (0 to 0)	0 (0 to 0)	0 (0 to 0)	0
Other sexually transmitted infections	0 (0 to 0)	0 (0 to 0)	0 (0 to 0)	0 (0 to 0)	0 (0 to 0)	0 (0 to 0)	0 (0 to 0)	0 (0 to 0)	0 (0 to 0)	0 (0 to 0)	0 (0 to 0)	0 (0 to 0)	0 (0 to 0)	0 (0 to 0)	0 (0 to 0)	0 (0 to 0)	0 (0 to 0)	0 (0 to 0)	0 (0 to 0)	0 (0 to 0)	0 (0 to 0)	0 (0 to 0)	0 (0 to 0)	0
Respiratory infections and tuberculosis	66.2 (39.9 to 79.7)	271 (29.6 to 48.9)	232 (170 to 322)	178 (136 to 228)	124 (72 to 286)	120 (66.4 to 232)	151 (76.6 to 189)	181 (126 to 221)	192 (122 to 251)	193 (142 to 267)	166 (98 to 276)	177 (178 to 304)	220 (227 to 370)	257 (237 to 444)	289 (268 to 502)	420 (323 to 572)	500 (373 to 680)	554 (467 to 866)	597 (568 to 1,060)	1,050 (868 to 1,300)	1,200 (962 to 1,466)	998 (760 to 1,230)	586 (337 to 827)	6,960
Tuberculosis	0 (0 to 0)	0 (0 to 0)	0 (0 to 1.6)	1.4 (1.4 to 2.9)	1.2 (0.9 to 1.8)	1.2 (1 to 1.8)	2.6 (1.4 to 3.9)	5.6 (3.6 to 10.8)	9.6 (6.6 to 17.1)	13.5 (9.6 to 24.1)	12.6 (8.6 to 19.9)	12.5 (8.6 to 18.3)	16.3 (12.3 to 21.3)	17 (12.1 to 23.3)	17.4 (12.1 to 24.2)	16.3 (11.8 to 22)	17.3 (12.6 to 23.4)	16.3 (12.4 to 24.4)	17.3 (13.5 to 23)	16.8 (13.1 to 21.7)	16.1 (12.4 to 21.7)	9.1 (7.3 to 12)	226
Latent tuberculosis infection	0 (0 to 0)	0 (0 to 0)	0 (0 to 0)	0 (0 to 0)	0 (0 to 0)	0 (0 to 0)	0 (0 to 0)	0 (0 to 0)	0 (0 to 0)	0 (0 to 0)	0 (0 to 0)	0 (0 to 0)	0 (0 to 0)	0 (0 to 0)	0 (0 to 0)	0 (0 to 0)	0 (0 to 0)	0 (0 to 0)	0 (0 to 0)	0 (0 to 0)	0 (0 to 0)	0 (0 to 0)	0 (0 to 0)	0
Drug-susceptible Tuberculosis	0 (0 to 0)	0 (0 to 0)	0 (0 to 1.6)	1.4 (1.4 to 2.9)	1.2 (0.9 to 1.8)	1.2 (0.9 to 1.8)	2.6 (1.4 to 3.9)	5.6 (3.6 to 10.8)	9.6 (6.6 to 17.1)	13.5 (9.6 to 24.1)	12.6 (8.6 to 19.9)	12.5 (8.6 to 18.3)	16.3 (12.3 to 21.3)	17 (12.1 to 23.3)	17.4 (12.1 to 24.2)	16.3 (11.8 to 22)	17.3 (12.6 to 23.4)	16.3 (12.4 to 24.4)	17.3 (13.5 to 23)	16.8 (13.1 to 21.7)	16.1 (12.4 to 21.7)	9.1 (7.3 to 12)	226
Multidrug-resistant tuberculosis without extensive drug-resistar	0 (0 to 0)	0 (0 to 0)	0 (0 to 0)	0 (0 to 0)	0 (0 to 0)	0 (0 to 0)	0 (0 to 0)	0 (0 to 0)	0 (0 to 0)	0 (0 to 0)	0 (0 to 0)	0 (0 to 0)	0 (0 to 0)	0 (0 to 0)	0 (0 to 0)	0 (0 to 0)	0 (0 to 0)	0 (0 to 0)	0 (0 to 0)	0 (0 to 0)	0 (0 to 0)	0 (0 to 0)	0 (0 to 0)	0
Extensively drug-resistant tuberculosis	0 (0 to 0)	0 (0 to 0)	0 (0 to 0)	0 (0 to 0)	0 (0 to 0)	0 (0 to 0)	0 (0 to 0)	0 (0 to 0)	0 (0 to 0)	0 (0 to 0)	0 (0 to 0)	0 (0 to 0)	0 (0 to 0)	0 (0 to 0)	0 (0 to 0)	0 (0 to 0)	0 (0 to 0)	0 (0 to 0)	0 (0 to 0)	0 (0 to 0)	0 (0 to 0)	0 (0 to 0)	0 (0 to 0)	0
Lower respiratory infections	66.1 (39.7 to 79.4)	269 (29.3 to 48.6)	229 (167 to 292)	169 (132 to 193)	120 (71.2 to 281)	114 (63.2 to 227)	122.4 (77.6 to 152)	151 (107 to 179)	164.3 (109 to 216)	161 (118 to 222)	132 (80 to 216)	139 (139 to 239)	188 (152 to 275)	220 (203 to 380)	252 (230 to 430)	356 (274 to 484)	423 (316 to 576)	468 (395 to 732)	497 (481 to 881)	722 (599 to 895)	1,030 (846 to 1,276)	1,180 (910 to 1,450)	827 (285 to 1,230)	5,890
Upper respiratory infections	0.2 (0 to 0.2)	2.9 (0.2 to 3.1)	3.5 (1.7 to 5.1)	9.4 (4.1 to 16)	4.1 (0.5 to 5.1)	5.7 (0.5 to 5.8)	29.1 (1.4 to 34.2)	29.5 (1.4 to 34.6)	27.1 (1.3 to 31.8)	28.2 (1.4 to 33.1)	31.4 (1.5 to 36.9)	38.6 (1.9 to 45.3)	32.1 (1.6 to 37.7)	37.8 (1.8 to 44.4)	28.2 (1.4 to 33.1)	22.7 (1.1 to 26.6)	26.2 (1.3 to 30.8)	22.7 (1.1 to 26.6)	16.3 (0.8 to 19.1)	3.4 (0.2 to 4)	2.6 (0.1 to 3.1)	0.9 (0 to 1.1)	1,060
Otitis media	0 (0 to 0)	0 (0 to 0.4)	0.4 (0.2 to 19.5)	0.5 (0.2 to 19.5)	0.2 (0.1 to 19.5)	0.2 (0.1 to 19.5)	0.2 (0.1 to 19.5)	0.2 (0.1 to 19.5)	0.2 (0.1 to 19.5)	0.2 (0.1 to 19.5)	0.2 (0.1 to 19.5)	0.2 (0.1 to 19.5)	0.2 (0.1 to 19.5)	0.2 (0.1 to 19.5)	0.2 (0.1 to 19.5)	0.2 (0.1 to 19.5)	0.2 (0.1 to 19.5)	0.2 (0.1 to 19.5)	0.2 (0.1 to 19.5)	0.2 (0.1 to 19.5)	0.2 (0.1 to 19.5)	0.2 (0.1 to 19.5)	232
Enteric infections	7.6 (2.2 to 4)	53 (9.6 to 10)	170 (66.7 to 179)	364 (167.7 to 377)	284 (81.3 to 294)	284 (84.2 to 294)	263 (77.6 to 44.8)	264 (58.9 to 44.8)	279 (54.6 to 44.8)	277 (50.3 to 32.3)	263 (52.3 to 32.3)	274 (59.5 to 31.9)	263 (59.5 to 32.3)	263 (59.5 to 32.3)	263 (59.5 to 32.3)	263 (59.5 to 32.3)	263 (59.1 to 28.8)	263 (63.3 to 45.7)	263 (63.3 to 66.3)	263 (67.6 to 66.3)	263 (67.6 to 66.3)	263 (67.6 to 66.3)	1,053
Diarrheal diseases	7.6 (2.2 to 4)	53 (9.6 to 10)	163 (66.5 to 179)	356 (161.1 to 376)	284 (82.3 to 294)	284 (81.3 to 44.8)	263 (77.6 to 44.8)	264 (58.9 to 44.8)	279 (54.6 to 44.8)	277 (50.3 to 32.3)	263 (52.3 to 32.3)	274 (59.5 to 31.9)	263 (59.5 to 32.3)	263 (59.5 to 32.3)	263 (59.5 to 32.3)	263 (59.5 to 32.3)	263 (59.1 to 28.8)	263 (63.3 to 45.7)	263 (63.3 to 66.3)	263 (67.6 to 66.3)	263 (67.6 to 66.3)	263 (67.6 to 66.3)	999
Typhoid and paratyphoid	0 (0 to 0)	0 (0 to 0)	0 (0 to 0)	0 (0 to 0)	0 (0 to 0)	0 (0 to 0)	0 (0 to 0)	0 (0 to 0)	0 (0 to 0)	0 (0 to 0)	0 (0 to 0)	0 (0 to 0)	0 (0 to 0)	0 (0 to 0)	0 (0 to 0)	0 (0 to 0)	0 (0 to 0)	0 (0 to 0)	0 (0 to 0)	0 (0 to 0)	0 (0 to 0)	0 (0 to 0)	0 (0 to 0)	0
Typhoid fever	0 (0 to 0)	0 (0 to 0)	0 (0 to 0)	0 (0 to 0)	0 (0 to 0)	0 (0 to 0)	0 (0 to 0)	0 (0 to 0)	0 (0 to 0)	0 (0 to 0)	0 (0 to 0)	0 (0 to 0)	0 (0 to 0)	0 (0 to 0)	0 (0 to 0)	0 (0 to 0)	0 (0 to 0)	0 (0 to 0)	0 (0 to 0)	0 (0 to 0)	0 (0 to 0)	0 (0 to 0)	0 (0 to 0)	0
Paratyphoid fever	0 (0 to 0)	0 (0 to 0)	0 (0 to 0)	0 (0 to 0)	0 (0 to 0)	0 (0 to 0)	0 (0 to 0)	0 (0 to 0)	0 (0 to 0)	0 (0 to 0)	0 (0 to 0)	0 (0 to 0)	0 (0 to 0)	0 (0 to 0)	0 (0 to 0)	0 (0 to 0)	0 (0 to 0)	0 (0 to 0)	0 (0 to 0)	0 (0 to 0)	0 (0 to 0)	0 (0 to 0)	0 (0 to 0)	0
Invasive Non-typhoidal Salmonella (iNTS)	0 (0 to 0)	0.2 (0 to 0.2)	0.3 (0.1 to 1.4)	0.1 (0 to 0.4)	0.1 (0 to 0.3)	0.1 (0 to 0.3)	0.1 (0 to 0.3)	0.1 (0 to 0.3)	0.1 (0 to 0.3)	0.1 (0 to 0.3)	0.1 (0 to 0.3)	0.1 (0 to 0.3)	0.1 (0 to 0.3)	0.1 (0 to 0.3)	0.1 (0 to 0.3)	0.1 (0 to 0.3)	0.1 (0 to 0.3)	0.1 (0 to 0.3)	0.1 (0 to 0.3)	0.1 (0 to 0.3)	0.1 (0 to 0.3)	0.1 (0 to 0.3)	0.1 (0 to 0.3)	4
Other intestinal infectious diseases	0 (0 to 0)	0.6 (0 to 1.1)	0.6 (0 to 1.1)	0.2 (0 to 0.4)	0.2 (0 to 0.4)	0.2 (0 to 0.4)	0.1 (0 to 0.4)	0.1 (0 to 0.4)	0.2 (0 to 0.4)	0.2 (0 to 0.4)	0.2 (0 to 0.4)	0.2 (0 to 0.4)	0.2 (0 to 0.4)	0.2 (0 to 0.4)	0.2 (0 to 0.4)	0.2 (0 to 0.4)	0.2 (0 to 0.4)	0.2 (0 to 0.4)	0.2 (0 to 0.4)	0.2 (0 to 0.4)	0.1 (0 to 0.3)	0.1 (0 to 0.1)	0 (0 to 0)	2.6
Neglected tropical diseases and malaria	0.1 (0 to 0.1)	0.3 (0.2 to 1.9)	1.3 (0.1 to 10.7)	19.1 (0.3 to 62.7)	16.3 (0.4 to 53.6)	8.4 (0.4 to 27.2)	7.5 (0.4 to 24)	7.1 (0.4 to 22.8)	7.1 (0.4 to 22.8)	7.1 (0.4 to 22.8)	7.1 (0.4 to 22.8)	7.1 (0.4 to 22.8)	7.1 (0.4 to 22.8)	7.1 (0.4 to 22.8)	7.1 (0.4 to 22.8)	7.1 (0.4 to 22.8)	7.1 (0.4 to 22.8)	7.1 (0.4 to 22.8)	7.1 (0.4 to 22.8)	7.1 (0.4 to 22.8)	7.1 (0.4 to 22.8)	7.1 (0.4 to 22.8)	75
Malaria	0 (0 to 0)	0 (0 to 0)	0 (0 to 0)	0 (0 to 0)	0 (0 to 0)	0 (0 to 0)	0 (0 to 0)	0 (0 to 0)	0 (0 to 0)	0 (0 to 0)	0 (0 to 0)	0 (0 to 0)	0 (0 to 0)	0 (0 to 0)	0 (0 to 0)	0 (0 to 0)	0 (0 to 0)	0 (0 to 0)	0 (0 to 0)	0 (0 to 0)	0 (0 to 0)	0 (0 to 0)	0 (0 to 0)	0
Chagas disease	0 (0 to 0)	0 (0 to 0)	0 (0 to 0)	0 (0 to 0)	0 (0 to 0)	0 (0 to 0)	0 (0 to 0)	0 (0 to 0)	0 (0 to 0)	0 (0 to 0)	0 (0 to 0)	0 (0 to 0)	0 (0 to 0)	0 (0 to 0)	0 (0 to 0)	0 (0 to 0)	0 (0 to 0)	0 (0 to 0)	0 (0 to 0)	0 (0 to 0)	0 (0 to 0)	0 (0 to 0)	0 (0 to 0)	0
Leishmaniasis	0 (0 to 0)	0 (0 to 0)	0 (0 to 0)	0 (0 to 0)	0 (0 to 0)	0 (0 to 0)	0 (0 to 0)	0 (0 to 0)	0 (0 to 0)	0 (0 to 0)	0 (0 to 0)	0 (0 to 0)	0 (0 to 0)	0 (0 to 0)	0 (0 to 0)	0 (0 to 0)	0 (0 to 0)	0 (0 to 0)	0 (0 to 0)	0 (0 to 0)	0 (0 to 0)	0 (0 to 0)	0 (0 to 0)	0
Visceral leishmaniasis	0 (0 to 0)	0 (0 to 0)	0 (0 to 0)	0 (0 to 0)	0 (0 to 0)	0 (0 to 0)	0 (0 to 0)	0 (0 to 0)	0 (0 to 0)	0 (0 to 0)	0 (0 to 0)	0 (0 to 0)	0 (0 to 0)	0 (0 to 0)	0 (0 to 0)	0 (0 to 0)	0 (0 to 0)	0 (0 to 0)	0 (0 to 0)	0 (0 to 0)	0 (0 to 0)	0 (0 to 0)	0 (0 to 0)	0
Cutaneous and mucocutaneous leishmaniasis	0 (0 to 0)	0 (0 to 0)	0 (0 to 0)	0 (0 to 0)	0 (0 to 0)	0 (0 to 0)	0 (0 to 0)	0 (0 to 0)	0 (0 to 0)	0 (0 to 0)	0 (0 to 0)	0 (0 to 0)	0 (0 to 0)	0 (0 to 0)	0 (0 to 0)	0 (0 to 0)	0 (0 to 0)	0 (0 to 0)	0 (0 to 0)	0 (0 to 0)	0 (0 to 0)	0 (0 to 0)	0 (0 to 0)	0
African trypanosomiasis	0 (0 to 0)	0 (0 to 0)	0 (0 to 0)	0 (0 to 0)	0 (0 to 0)	0 (0 to 0)	0 (0 to 0)	0 (0 to 0)	0 (0 to 0)	0 (0 to 0)	0 (0 to 0)	0 (0 to 0)	0 (0 to 0)	0 (0 to 0)	0 (0 to 0)	0 (0 to 0)	0 (0 to 0)	0 (0 to 0)	0 (0 to 0)	0 (0 to 0)	0 (0 to 0)	0 (0 to 0)	0 (0 to 0)	0
Schistosomiasis	0 (0 to 0)	0 (0 to 0)	0 (0 to 0)	0 (0 to 0)	0 (0 to 0)	0 (0 to 0)	0 (0 to 0)	0 (0 to 0)	0 (0 to 0)	0 (0 to 0)	0 (0 to 0)	0 (0 to 0)	0 (0 to 0)	0 (0 to 0)	0 (0 to 0)	0 (0 to 0)	0 (0 to 0)	0 (0 to 0)	0 (0 to 0)	0 (0 to 0)	0 (0 to 0)	0 (0 to 0)	0 (0 to 0)	0
Cysticercosis	0 (0 to 0)	0 (0 to 0)	0 (0 to 0)	0 (0 to 0)	0 (0 to 0)	0 (0 to 0)	0 (0 to 0)	0 (0 to 0)	0 (0 to 0)	0 (0 to 0)	0 (0 to 0)	0 (0 to 0)	0 (0 to 0)	0 (0 to 0)	0 (0 to 0)	0 (0 to 0)	0 (0 to 0)	0 (0 to 0)	0 (0 to 0)	0 (0 to 0)	0 (0 to 0)	0 (0 to 0)	0 (0 to 0)	0
Cystic echinococcosis	0 (0 to 0)	0 (0 to 0)	0 (0 to 0)	0 (0 to 0)	0 (0 to 0)	0 (0 to 0)	0 (0 to 0)	0 (0 to 0)	0 (0 to 0)	0 (0 to 0)	0 (0 to 0)	0 (0 to 0)	0 (0 to 0)	0 (0 to 0)	0 (0 to 0)	0 (0 to 0)	0 (0 to 0)	0 (0 to 0)	0 (0 to 0)	0 (0 to 0)	0 (0 to 0)	0 (0 to 0)	0 (0 to 0)	0
Lymphatic filariasis	0 (0 to 0)	0 (0 to 0)	0 (0 to 0)	0 (0 to 0)	0 (0 to 0)	0 (0 to 0)	0 (0 to 0)	0 (0 to 0)	0 (0 to 0)	0 (0 to 0)	0 (0 to 0)	0 (0 to 0)	0 (0 to 0)	0 (0 to 0)	0 (0 to 0)	0 (0 to 0)	0 (0 to 0)	0 (0 to 0)	0 (0 to 0)	0 (0 to 0)	0 (0 to 0)	0 (0 to 0)	0 (0 to 0)	0
Onchocerciasis	0 (0 to 0)	0 (0 to 0)	0 (0 to 0)	0 (0 to 0)	0 (0 to 0)	0 (0 to 0)	0 (0 to 0)	0 (0 to 0)	0 (0 to 0)	0 (0 to 0)	0 (0 to 0)	0 (0 to 0)	0 (0 to 0)	0 (0 to 0)	0 (0 to 0)	0 (0 to 0)	0 (0 to 0)	0 (0 to 0)	0 (0 to 0)	0 (0 to 0)	0 (0 to 0)	0 (0 to 0)	0 (0 to 0)	0
Trachoma	0 (0 to 0)	0 (0 to 0)	0 (0 to 0)	0 (0 to 0)	0 (0 to 0)	0 (0 to 0)	0 (0 to 0)	0 (0 to 0)	0 (0 to 0)	0 (0 to 0)	0 (0 to 0)	0 (0 to 0)	0 (0 to 0)	0 (0 to 0)	0 (0 to 0)	0 (0 to 0)	0 (0 to 0)	0 (0 to 0)	0 (0 to 0)	0 (0 to 0)	0 (0 to 0)	0 (0 to 0)	0 (0 to 0)	0
Dengue	0 (0 to 0)	0 (0 to 0)	0 (0 to 0)	0 (0 to 0)	0 (0 to 0)	0 (0 to 0)	0 (0 to 0)	0 (0 to 0)	0 (0 to 0)	0 (0 to 0)	0 (0 to 0)	0 (0 to 0)	0 (0 to 0)	0 (0 to 0)	0 (0 to 0)	0 (0 to 0)	0 (0 to 0)	0 (0 to 0)	0 (0 to 0)	0 (0 to 0)	0 (0 to 0)	0 (0 to 0)	0 (0 to 0)	0
Yellow fever	0 (0 to 0)	0 (0 to 0)	0 (0 to 0)	0 (0 to 0)	0 (0 to 0)	0 (0 to 0)	0 (0 to 0)	0 (0 to 0)	0 (0 to 0)	0 (0 to 0)	0 (0 to 0)	0 (0 to 0)	0 (0 to 0)	0 (0 to 0)	0 (0 to 0)	0 (0 to 0)	0 (0 to 0)	0 (0 to 0)	0 (0 to 0)	0 (0 to 0)	0 (0 to 0)	0 (0 to 0)	0 (0 to 0)	0
Rabies	0 (0 to 0)	0 (0 to 0)	0.4 (0.2 to 0.9)	0.3 (0.1 to 0.7)	0.1 (0 to 0.3)	0.1 (0 to 0.3)	0.1 (0 to 0.3)	0.1 (0 to 0.3)	0.1 (0 to 0.3)	0.1 (0 to 0.3)	0.1 (0 to 0.3)	0.1 (0 to 0.3)	0.1 (0 to 0.3)	0.1 (0 to 0.3)	0.1 (0 to 0.3)	0.1 (0 to 0.3)	0.1 (0 to 0.3)	0.1 (0 to 0.3)	0.1 (0 to 0.3)	0.1 (0 to 0.3)	0.1 (0 to 0.3)	0.1 (0 to 0.3)	0.1 (0 to 0.3)	1.6
Intestinal nematode infections	0 (0 to 0)	0 (0 to 0)	0 (0 to 0)	0 (0 to 0)	0 (0 to 0)	0 (0 to 0)	0 (0 to 0)	0 (0 to 0)	0 (0 to 0)	0 (0 to 0)	0 (0 to 0)	0 (0 to 0)	0 (0 to 0)	0 (0 to 0)	0 (0 to 0)	0 (0 to 0)	0 (0 to 0)	0 (0 to 0)	0 (0 to 0)	0 (0 to 0)	0 (0 to 0)	0 (0 to 0)	0 (0 to 0)	0
Ascariasis	0 (0 to 0)	0 (0 to 0)	0 (0 to 0)	0 (0 to 0)	0 (0 to 0)	0 (0 to 0)	0 (0 to 0)	0 (0 to 0)	0 (0 to 0)	0 (0 to 0)	0 (0 to 0)	0 (0 to 0)	0 (0 to 0)	0 (0 to 0)	0 (0 to 0)	0 (0 to 0)	0 (0 to 0)	0 (0 to 0)	0 (0 to 0)	0 (0 to 0)	0 (0 to 0)	0 (0 to 0)	0 (0 to 0)	0
Trichuriasis	0 (0 to 0)	0 (0 to 0)	0 (0 to 0)	0 (0 to 0)	0 (0 to 0)	0 (0 to 0)	0 (0 to 0)	0 (0 to 0)	0 (0 to 0)	0 (0 to 0)	0 (0 to 0)	0 (0 to 0)	0 (0 to 0)	0 (0 to 0)	0 (0 to 0)	0 (0 to 0)	0 (0 to 0)	0 (0 to 0)	0 (0 to 0)	0 (0 to 0)	0 (0 to 0)	0 (0 to 0)	0 (0 to 0)	0
Hookworm disease	0 (0 to 0)	0 (0 to 0)	0 (0 to 0)	0 (0 to 0)	0 (0 to 0)	0 (0 to 0)	0 (0 to 0)	0 (0 to 0)	0 (0 to 0)	0 (0 to 0)	0 (0 to 0)	0 (0 to 0)	0 (0 to 0)	0 (0 to 0)	0 (0 to 0)	0 (0 to 0)	0 (0 to 0)	0 (0 to 0)	0 (0 to 0)	0 (0 to 0)	0 (0 to 0)	0 (0 to 0)	0 (0 to 0)	0
Food-borne trematodiases	0 (0



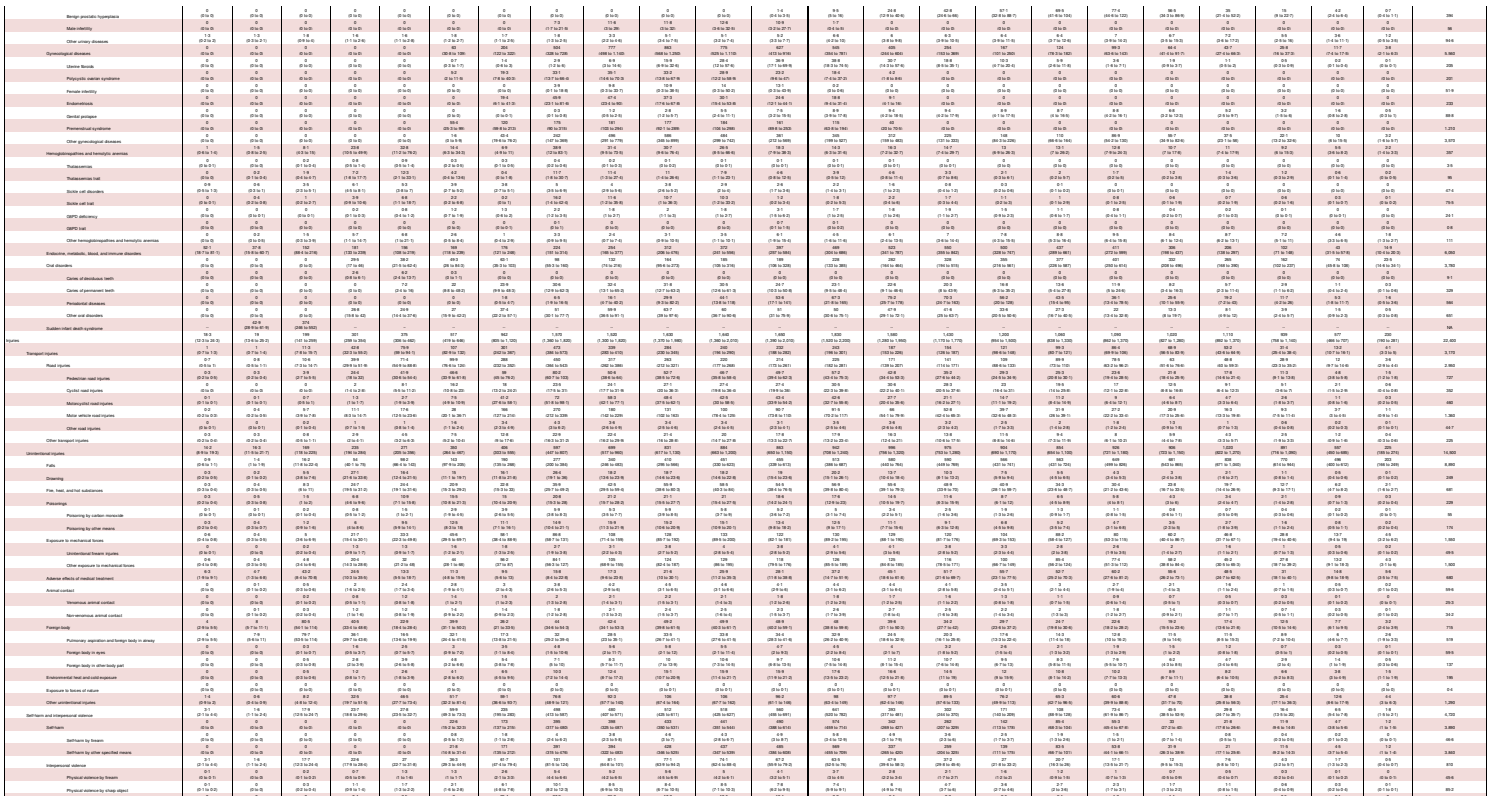

SR Table 2c: Sandwell DALYS by cause and age group for both sexes with 95% uncertainty intervals, 2019

Cause	Early Neonatal	Late Neonatal	Post Neonatal	1 to 4	5 to 9	10 to 14	15 to 19	20 to 24	25 to 29	30 to 34	35 to 39	40 to 44	45 to 49	50 to 54	55 to 59	60 to 64	65 to 69	70 to 74	75 to 79	80 to 84	85 to 89	90 to 94	95 plus	Total
All causes	12,397 (11,169-13,640)	2,996 (320-9,460)	5,777 (567-16,020)	2,121 (1,662-2,680)	1,382 (1,082-1,748)	1,180 (1,166-2,026)	1,243 (1,043-2,582)	2,180 (2,100-2,310)	2,687 (2,339-4,400)	3,284 (3,147-4,630)	3,682 (3,608-5,946)	4,082 (3,726-5,460)	4,740 (4,740-6,840)	5,197 (5,596-7,390)	5,910 (5,910-8,130)	6,597 (6,597-9,060)	7,470 (6,770-9,230)	8,329 (8,329-9,620)	9,329 (9,329-10,200)	7,387 (7,387-8,040)	5,479 (5,479-6,040)	2,983 (2,983-3,460)	96,440 (959-101,000)	96,440
Communicable, maternal, neonatal, and nutritional diseases	12,397 (11,169-13,640)	2,996 (320-9,460)	5,777 (567-16,020)	2,121 (1,662-2,680)	1,382 (1,082-1,748)	1,180 (1,166-2,026)	1,243 (1,043-2,582)	2,180 (2,100-2,310)	2,687 (2,339-4,400)	3,284 (3,147-4,630)	3,682 (3,608-5,946)	4,082 (3,726-5,460)	4,740 (4,740-6,840)	5,197 (5,596-7,390)	5,910 (5,910-8,130)	6,597 (6,597-9,060)	7,470 (6,770-9,230)	8,329 (8,329-9,620)	9,329 (9,329-10,200)	7,387 (7,387-8,040)	5,479 (5,479-6,040)	2,983 (2,983-3,460)	96,440 (959-101,000)	6,030
HIV/AIDS and sexually transmitted infections	17.2 (4.9-32.8)	5.3 (1.5-12)	9.3 (2.4-20.2)	1.3 (1.1-1.7)	1.1 (0.9-1.5)	0.7 (0.4-0.9)	1.3 (1.1-1.7)	2.7 (2.3-3.1)	5.1 (3.9-6.5)	15.9 (12.5-21.2)	18.5 (13.9-24.6)	16.3 (12.2-22.9)	12.6 (9.1-19.2)	11.6 (8.5-17.1)	8.6 (6.4-11.4)	6.6 (4.9-9.7)	3.7 (2.9-5.3)	2 (1.6-3.2)	0.9 (0.6-1.3)	0.6 (0.4-0.9)	0.3 (0.2-0.4)	0.2 (0.1-0.5)	153
HIV/AIDS	0 (0-0)	0 (0-0)	1.6 (1.4-1.9)	1.1 (0.9-1.3)	0.9 (0.6-1.2)	0.5 (0.3-0.6)	0.6 (0.4-0.9)	2.2 (1.8-2.6)	4.7 (3.5-6.1)	13.5 (8.1-19.5)	12.5 (9.8-16)	11.7 (8.7-16.6)	9.2 (6.2-15.5)	8.5 (7.4-12.4)	6.5 (5.1-9.2)	5.4 (4.2-7.6)	3.2 (2.5-4.6)	1.8 (1.5-2.6)	0.7 (0.5-1.1)	0.5 (0.3-0.8)	0.2 (0.1-0.4)	0.1 (0-0.3)	89.4
HIV/AIDS - Drug-susceptible Tuberculosis	0 (0-0)	0 (0-0)	0.3 (0.2-0.5)	0.2 (0.1-0.3)	0.2 (0.1-0.3)	0.1 (0.1-0.2)	0.1 (0.1-0.2)	0.3 (0.2-0.5)	0.6 (0.4-0.9)	1.5 (0.9-2.4)	1.7 (1.1-2.7)	1.6 (1.1-2.5)	1.7 (1.1-2.6)	1.2 (0.8-2)	0.8 (0.5-1.3)	0.6 (0.4-1.1)	0.4 (0.3-0.8)	0.2 (0.1-0.5)	0.1 (0.1-0.1)	0.1 (0-0.1)	0 (0-0)	0 (0-0)	11.8
HIV/AIDS - Multidrug-resistant Tuberculosis without extensive dr...	0 (0-0)	0 (0-0)	0 (0-0)	0 (0-0)	0 (0-0)	0 (0-0)	0 (0-0)	0 (0-0)	0 (0-0)	0 (0-0)	0 (0-0)	0 (0-0)	0 (0-0)	0 (0-0)	0 (0-0)	0 (0-0)	0 (0-0)	0 (0-0)	0 (0-0)	0 (0-0)	0 (0-0)	0 (0-0)	0 (0-0)	0.3
HIV/AIDS - Extensively drug-resistant Tuberculosis	0 (0-0)	0 (0-0)	0 (0-0)	0 (0-0)	0 (0-0)	0 (0-0)	0 (0-0)	0 (0-0)	0 (0-0)	0 (0-0)	0 (0-0)	0 (0-0)	0 (0-0)	0 (0-0)	0 (0-0)	0 (0-0)	0 (0-0)	0 (0-0)	0 (0-0)	0 (0-0)	0 (0-0)	0 (0-0)	0 (0-0)	0.1
HIV/AIDS resulting in other diseases	0 (0-0)	0 (0-0)	1.3 (1.0-1.6)	0.9 (0.4-1.1)	0.7 (0.5-0.9)	0.4 (0.3-0.6)	0.7 (0.5-0.9)	1.9 (1.4-2.4)	4.1 (2.9-5.4)	8.9 (6.3-11.9)	6 (4.1-8.3)	4.6 (3.2-6.5)	2.9 (2.1-4.2)	2.1 (1.4-3.2)	1.4 (0.9-2.3)	1 (0.7-1.6)	0.6 (0.4-1.1)	0.3 (0.2-0.6)	0.1 (0.1-0.2)	0.1 (0-0.2)	0 (0-0.1)	0 (0-0)	77.2
Sexually transmitted infections excluding HIV	17.2 (4.9-32.8)	5.3 (1.5-12)	7.7 (2.2-18.4)	0.2 (0.1-0.3)	0.2 (0.1-0.3)	0.2 (0.1-0.3)	0.7 (0.5-0.9)	0.5 (0.3-0.8)	0.6 (0.4-0.9)	2.4 (1.6-3.5)	5.4 (3.6-8.1)	4 (2.6-6.1)	3 (2.1-4.6)	2.6 (1.8-4)	2.1 (1.4-3.2)	1.7 (1.2-2.6)	1.2 (0.8-2)	0.7 (0.4-1.2)	0.4 (0.2-0.8)	0.3 (0.1-0.6)	0.2 (0.1-0.4)	0.1 (0-0.3)	66
Syphilis	0 (0-0)	0 (0-0)	0 (0-0)	0 (0-0)	0 (0-0)	0 (0-0)	0 (0-0)	0 (0-0)	0 (0-0)	0 (0-0)	0 (0-0)	0 (0-0)	0 (0-0)	0 (0-0)	0 (0-0)	0 (0-0)	0 (0-0)	0 (0-0)	0 (0-0)	0 (0-0)	0 (0-0)	0 (0-0)	0 (0-0)	31.6
Chlamydial infection	0 (0-0)	0 (0-0)	0 (0-0)	0 (0-0)	0 (0-0)	0 (0-0)	0 (0-0)	0.4 (0.2-0.7)	0.8 (0.4-1.5)	1.1 (0.4-2.3)	1.1 (0.4-2.3)	1.1 (0.4-2.3)	0.9 (0.3-1.9)	0.7 (0.2-1.5)	0.5 (0.2-1.1)	0.4 (0.1-0.9)	0.3 (0.1-0.7)	0.2 (0.1-0.5)	0.1 (0-0.3)	0.1 (0-0.2)	0 (0-0.1)	0 (0-0)	6.3
Gonococcal infection	0 (0-0)	0 (0-0)	0 (0-0)	0 (0-0)	0 (0-0)	0 (0-0)	0 (0-0)	0.1 (0-0.1)	0.1 (0-0.2)	0.2 (0-0.3)	0.2 (0-0.4)	0.2 (0-0.4)	0.2 (0-0.4)	0.2 (0-0.3)	0.1 (0-0.2)	0.1 (0-0.2)	0.1 (0-0.2)	0.1 (0-0.2)	0 (0-0.2)	0 (0-0.1)	0 (0-0.1)	0 (0-0)	0 (0-0)	4
Trichomoniasis	0 (0-0)	0 (0-0)	0 (0-0)	0 (0-0)	0 (0-0)	0 (0-0)	0 (0-0)	0.2 (0.1-0.5)	0.5 (0.2-1.1)	0.6 (0.2-1.5)	0.6 (0.2-1.5)	0.5 (0.2-1.2)	0.5 (0.2-1.2)	0.4 (0.1-1)	0.3 (0.1-0.8)	0.2 (0.1-0.6)	0.2 (0.1-0.4)	0.1 (0-0.3)	0 (0-0.2)	0 (0-0.1)	0 (0-0.1)	0 (0-0)	0 (0-0)	4.5
Genital herpes	0 (0-0)	0 (0-0)	0 (0-0)	0 (0-0)	0 (0-0)	0 (0-0)	0 (0-0)	0.2 (0.1-0.4)	0.5 (0.2-1.1)	0.7 (0.3-1.7)	0.8 (0.3-2)	0.7 (0.2-1.7)	0.6 (0.2-1.4)	0.5 (0.2-1.2)	0.4 (0.1-1)	0.3 (0.1-0.8)	0.2 (0.1-0.6)	0.1 (0-0.4)	0 (0-0.2)	0 (0-0.1)	0 (0-0.1)	0 (0-0)	0 (0-0)	7.4
Other sexually transmitted infections	0 (0-0)	0 (0-0)	0 (0-0)	0 (0-0)	0 (0-0)	0 (0-0)	0 (0-0)	0 (0-0)	0 (0-0)	0 (0-0)	0 (0-0)	0 (0-0)	0 (0-0)	0 (0-0)	0 (0-0)	0 (0-0)	0 (0-0)	0 (0-0)	0 (0-0)	0 (0-0)	0 (0-0)	0 (0-0)	0 (0-0)	12.2
Respiratory infections and tuberculosis	8.3 (6.4-10.2)	2.3 (0.2-10.7)	2.7 (0.2-11.7)	1.2 (0.4-2.1)	0.8 (0.3-1.4)	0.6 (0.2-1.1)	0.6 (0.2-1.1)	0.8 (0.3-1.4)	1.1 (0.4-2.1)	1.4 (0.5-2.7)	1.6 (0.6-3.1)	1.8 (0.7-3.5)	2.1 (0.8-4.1)	2.4 (0.9-4.7)	2.8 (1.1-5.4)	3.2 (1.2-6.2)	3.6 (1.4-6.9)	3.9 (1.5-7.5)	4.2 (1.6-8.1)	4.4 (1.7-8.5)	4.6 (1.8-8.8)	4.7 (1.8-9)	2,850
Tuberculosis	0 (0-0)	0 (0-0)	0.2 (0-0.3)	0.2 (0-0.4)	0.4 (0.3-0.5)	0.4 (0.3-0.5)	0.7 (0.5-1.1)	1.7 (1.0-2.7)	3.4 (1.8-5.4)	5.4 (2.6-9.2)	5.4 (2.5-9.2)	5.2 (2.5-9.2)	4.8 (2.2-8.5)	4.4 (2.2-7.9)	4.1 (2.1-7.5)	3.8 (2.1-7.1)	3.5 (2.1-6.6)	3.3 (2.1-6.2)	3.2 (2.1-6.1)	3.1 (2.1-6.1)	3.1 (2.1-6.1)	3.1 (2.1-6.1)	68.8
Latent tuberculosis infection	0 (0-0)	0 (0-0)	0 (0-0)	0 (0-0)	0 (0-0)	0 (0-0)	0 (0-0)	0 (0-0)	0 (0-0)	0 (0-0)	0 (0-0)	0 (0-0)	0 (0-0)	0 (0-0)	0 (0-0)	0 (0-0)	0 (0-0)	0 (0-0)	0 (0-0)	0 (0-0)	0 (0-0)	0 (0-0)	0 (0-0)	0
Active tuberculosis	0 (0-0)	0 (0-0)	0.2 (0-0.3)	0.2 (0.1-0.4)	0.4 (0.3-0.5)	0.4 (0.3-0.5)	0.7 (0.5-1.1)	1.7 (1.0-2.7)	3.4 (1.8-5.4)	5.4 (2.6-9.2)	5.4 (2.5-9.2)	5.2 (2.5-9.2)	4.8 (2.2-8.5)	4.4 (2.2-7.9)	4.1 (2.1-7.5)	3.8 (2.1-7.1)	3.5 (2.1-6.6)	3.3 (2.1-6.2)	3.2 (2.1-6.1)	3.1 (2.1-6.1)	3.1 (2.1-6.1)	3.1 (2.1-6.1)	67.2
Multidrug-resistant tuberculosis without extensive drug-resistance	0 (0-0)	0 (0-0)	0 (0-0)	0 (0-0)	0 (0-0)	0 (0-0)	0 (0-0)	0 (0-0)	0 (0-0)	0 (0-0)	0 (0-0)	0 (0-0)	0 (0-0)	0 (0-0)	0 (0-0)	0 (0-0)	0 (0-0)	0 (0-0)	0 (0-0)	0 (0-0)	0 (0-0)	0 (0-0)	0 (0-0)	1.3
Extensively drug-resistant tuberculosis	0 (0-0)	0 (0-0)	0 (0-0)	0 (0-0)	0 (0-0)	0 (0-0)	0 (0-0)	0 (0-0)	0 (0-0)	0 (0-0)	0 (0-0)	0 (0-0)	0 (0-0)	0 (0-0)	0 (0-0)	0 (0-0)	0 (0-0)	0 (0-0)	0 (0-0)	0 (0-0)	0 (0-0)	0 (0-0)	0 (0-0)	0.3
Lower respiratory infections	114 (8.6-1,511)	40.9 (4.4-124.6)	47.4 (2.3-223.4)	13.5 (4.7-43.1)	6.9 (4.1-11.4)	4.3 (2.5-6.8)	3.6 (1.9-6.2)	3.5 (1.7-6.1)	3.7 (1.8-6.5)	4.5 (2.1-8.1)	5.1 (2.4-9.2)	5.7 (2.7-10.3)	6.5 (3.1-11.7)	7.3 (3.5-13.1)	8.2 (3.9-14.7)	9.1 (4.4-16.3)	10.1 (4.9-18.1)	11.1 (5.4-19.8)	12.1 (5.9-21.5)	12.9 (6.3-22.9)	13.5 (6.6-23.9)	13.8 (6.8-24.5)	275 (194-367)
Upper respiratory infections	0.1 (0-0.1)	0.3 (0.2-0.4)	7.3 (4.4-12.1)	26.2 (17.5-39.4)	20.1 (12.9-33.2)	20 (12.9-33.2)	20.1 (12.9-33.2)	0.5 (0.3-0.8)	1.5 (0.8-2.4)	3.4 (1.7-5.4)	5.2 (2.6-8.4)	6.8 (3.4-11.1)	8.4 (4.1-13.8)	9.8 (4.7-16.2)	11.2 (5.4-18.5)	12.5 (6.1-20.6)	13.7 (6.7-22.6)	14.8 (7.2-24.4)	15.8 (7.7-26)	16.6 (8.1-27.4)	17.2 (8.4-28.4)	17.5 (8.5-28.9)	314
Otitis media	0 (0-0.1)	0 (0-0.1)	1.4 (0.7-2.5)	1.4 (4.2-6.1)	1.4 (4.4-6.3)	1.4 (2.5-6.8)	1.4 (2.5-6.8)	4.1 (2.7-7.6)	4.1 (1.8-9.8)	4.2 (0.9-7.9)	4.3 (1.4-9.4)	4.4 (1.5-9.1)	4.5 (1.6-9.3)	4.6 (1.9-9.5)	4.7 (1.9-9.7)	4.8 (2.3-9.8)	4.9 (2.3-9.8)	5 (2.3-9.8)	5.1 (2.3-9.8)	5.2 (2.3-9.8)	5.2 (2.3-9.8)	5.2 (2.3-9.8)	68.2
Enteric infections	7 (0.5-0.9)	2 (1.5-2.4)	20 (16.2-33.2)	32 (19.4-51.1)	19.3 (10.4-33.1)	11.4 (6.2-19.2)	7.4 (4.6-11.9)	5.2 (3.1-8.2)	4.1 (2.3-6.5)	3.6 (1.9-5.8)	3.4 (1.7-5.6)	3.3 (1.6-5.4)	3.2 (1.5-5.2)	3.1 (1.4-5.1)	3 (1.4-5)	2.9 (1.3-4.9)	2.8 (1.3-4.8)	2.7 (1.2-4.7)	2.6 (1.2-4.6)	2.5 (1.1-4.5)	2.4 (1.1-4.4)	2.3 (1.1-4.3)	299
Diarrheal diseases	0.7 (0.5-0.9)	2 (1.5-2.4)	19.6 (14.2-33)	31 (19.5-50.9)	18.6 (10.3-33)	11.0 (6.1-19)	7.0 (4.6-11.9)	4.9 (3.1-8.1)	3.8 (2.3-6.5)	3.3 (1.9-5.8)	3.1 (1.7-5.6)	3 (1.6-5.4)	2.9 (1.5-5.2)	2.8 (1.4-5.1)	2.7 (1.4-5)	2.6 (1.3-4.9)	2.5 (1.3-4.8)	2.4 (1.2-4.7)	2.4 (1.2-4.6)	2.3 (1.1-4.5)	2.2 (1.1-4.4)	2.1 (1.1-4.3)	287
Typhoid and paraphoid	0 (0-0)	0 (0-0)	0 (0-0)	0 (0-0)	0 (0-0)	0 (0-0)	0 (0-0)	0 (0-0)	0 (0-0)	0 (0-0)	0 (0-0)	0 (0-0)	0 (0-0)	0 (0-0)	0 (0-0)	0 (0-0)	0 (0-0)	0 (0-0)	0 (0-0)	0 (0-0)	0 (0-0)	0 (0-0)	0 (0-0)	0
Typhoid fever	0 (0-0)	0 (0-0)	0 (0-0)	0 (0-0)	0 (0-0)	0 (0-0)	0 (0-0)	0 (0-0)	0 (0-0)	0 (0-0)	0 (0-0)	0 (0-0)	0 (0-0)	0 (0-0)	0 (0-0)	0 (0-0)	0 (0-0)	0 (0-0)	0 (0-0)	0 (0-0)	0 (0-0)	0 (0-0)	0 (0-0)	0
Paratyphoid fever	0 (0-0)	0 (0-0)	0 (0-0)	0 (0-0)	0 (0-0)	0 (0-0)	0 (0-0)	0 (0-0)	0 (0-0)	0 (0-0)	0 (0-0)	0 (0-0)	0 (0-0)	0 (0-0)	0 (0-0)	0 (0-0)	0 (0-0)	0 (0-0)	0 (0-0)	0 (0-0)	0 (0-0)	0 (0-0)	0 (0-0)	0
Invasive Non-typhoidal Salmonella (iNTS)	0 (0-0)	0 (0-0)	0.1 (0-0.2)	0.1 (0-0.3)	0.1 (0-0.3)	0.1 (0-0.3)	0.1 (0-0.3)	0.2 (0-0.4)	0.2 (0-0.4)	0.2 (0-0.4)	0.2 (0-0.4)	0.2 (0-0.4)	0.1 (0-0.3)	0.1 (0-0.3)	0.1 (0-0.3)	0.1 (0-0.3)	0.2 (0-0.3)	0.2 (0-0.3)	0.1 (0-0.3)	0.1 (0-0.3)	0.1 (0-0.3)	0.1 (0-0.3)	1.5
Other intestinal infectious diseases	0 (0-0)	0 (0-0)	0.1 (0-0.2)	0.1 (0-0.3)	0.1 (0-0.3)	0.1 (0-0.3)	0.1 (0-0.3)	0.2 (0-0.4)	0.2 (0-0.4)	0.2 (0-0.4)	0.2 (0-0.4)	0.2 (0-0.4)	0.1 (0-0.3)	0.1 (0-0.3)	0.1 (0-0.3)	0.1 (0-0.3)	0.2 (0-0.3)	0.2 (0-0.3)	0.1 (0-0.3)	0.1 (0-0.3)	0.1 (0-0.3)	0.1 (0-0.3)	0.8
Neglected tropical diseases and malaria	0 (0-0)	0.2 (0-0.4)	1.3 (0.2-3.4)	0.9 (0.6-1.3)	0.8 (0.6-1.2)	0.7 (0.3-0.9)	0.7 (0.3-0.9)	0.6 (0.2-0.9)	0.6 (0.1-1.1)	0.6 (0.1-1.2)	0.6 (0.1-1.2)	0.6 (0.1-1.2)	0.6 (0.1-1.1)	0.6 (0.2-1.2)	0.6 (0.2-1.2)	0.6 (0.2-1.2)	0.6 (0.2-1.2)	0.6 (0.2-1.2)	0.6 (0.2-1.2)	0.6 (0.2-1.2)	0.6 (0.2-1.2)	0.6 (0.2-1.2)	22.2
Malaria	0 (0-0)	0 (0-0)	0 (0-0)	0 (0-0)	0 (0-0)	0 (0-0)	0 (0-0)	0 (0-0)	0 (0-0)	0 (0-0)	0 (0-0)	0 (0-0)	0 (0-0)	0 (0-0)	0 (0-0)	0 (0-0)	0 (0-0)	0 (0-0)	0 (0-0)	0 (0-0)	0 (0-0)	0 (0-0)	0 (0-0)	0
Chagas disease	0 (0-0)	0 (0-0)	0 (0-0)	0 (0-0)	0 (0-0)	0 (0-0)	0 (0-0)	0 (0-0)	0 (0-0)	0 (0-0)	0 (0-0)	0 (0-0)	0 (0-0)	0 (0-0)	0 (0-0)	0 (0-0)	0 (0-0)	0 (0-0)	0 (0-0)	0 (0-0)	0 (0-0)	0 (0-0)	0 (0-0)	0
Leishmaniasis	0 (0-0)	0 (0-0)	0 (0-0)	0 (0-0)	0 (0-0)	0 (0-0)	0 (0-0)	0 (0-0)	0 (0-0)	0 (0-0)	0 (0-0)	0 (0-0)	0 (0-0)	0 (0-0)	0 (0-0)	0 (0-0)	0 (0-0)	0 (0-0)	0 (0-0)	0 (0-0)	0 (0-0)	0 (0-0)	0 (0-0)	0
Visceral leishmaniasis	0 (0-0)	0 (0-0)	0 (0-0)	0 (0-0)	0 (0-0)	0 (0-0)	0 (0-0)	0 (0-0)	0 (0-0)	0 (0-0)	0 (0-0)	0 (0-0)	0 (0-0)	0 (0-0)	0 (0-0)	0 (0-0)	0 (0-0)	0 (0-0)	0 (0-0)	0 (0-0)	0 (0-0)	0 (0-0)	0 (0-0)	0
Cutaneous and mucocutaneous leishmaniasis	0 (0-0)	0 (0-0)	0 (0-0)	0 (0-0)	0 (0-0)	0 (0-0)	0 (0-0)	0 (0-0)	0 (0-0)	0 (0-0)	0 (0-0)	0 (0-0)	0 (0-0)	0 (0-0)	0 (0-0)	0 (0-0)	0 (0-0)	0 (0-0)	0 (0-0)	0 (0-0)	0 (0-0)	0 (0-0)	0 (0-0)	0
African trypanosomiasis	0 (0-0)	0 (0-0)	0 (0-0)	0 (0-0)	0 (0-0)	0 (0-0)	0 (0-0)	0 (0-0)	0 (0-0)	0 (0-0)	0 (0-0)	0 (0-0)	0 (0-0)	0 (0-0)	0 (0-0)	0 (0-0)	0 (0-0)	0 (0-0)	0 (0-0)	0 (0-0)	0 (0-0)	0 (0-0)	0 (0-0)	0
Schistosomiasis	0 (0-0)	0 (0-0)	0 (0-0)	0 (0-0)	0 (0-0)	0 (0-0)	0 (0-0)	0 (0-0)	0 (0-0)	0 (0-0)	0 (0-0)	0 (0-0)	0 (0-0)	0 (0-0)	0 (0-0)	0 (0-0)	0 (0-0)	0 (0-0)	0 (0-0)	0 (0-0)	0 (0-0)	0 (0-0)	0 (0-0)	0
Cysticercosis	0 (0-0)	0 (0-0)	0 (0-0)	0 (0-0)	0 (0-0)	0 (0-0)	0 (0-0)	0 (0-0)	0 (0-0)	0 (0-0)	0 (0-0)	0 (0-0)	0 (0-0)	0 (0-0)	0 (0-0)	0 (0-0)	0 (0-0)	0 (0-0)	0 (0-0)	0 (0-0)	0 (0-0)	0 (0-0)	0 (0-0)	0
Cystic echinococcosis	0 (0-0)	0 (0-0)	0 (0-0)	0 (0-0)	0 (0-0)	0 (0-0)	0 (0-0)	0 (0-0)	0 (0-0)	0 (0-0)	0 (0-0)	0 (0-0)	0 (0-0)	0 (0-0)	0 (0-0)	0 (0-0)	0 (0-0)	0 (0-0)	0 (0-0)	0 (0-0)	0 (0-0)	0 (0-0)	0 (0-0)	0.2
Lymphatic filariasis	0 (0-0)	0 (0-0)	0 (0-0)	0 (0-0)	0 (0-0)	0 (0-0)	0 (0-0)	0 (0-0)	0 (0-0)	0 (0-0)	0 (0-0)	0 (0-0)	0 (0-0)	0 (0-0)	0 (0-0)	0 (0-0)	0 (0-0)	0 (0-0)	0 (0-0)	0 (0-0)	0 (0-0)	0 (0-0)	0 (0-0)	0
Onchocerciasis	0 (0-0)	0 (0-0)	0 (0-0)	0 (0-0)	0 (0-0)	0 (0-0)	0 (0-0)	0 (0-0)	0 (0-0)	0 (0-0)	0 (0-0)	0 (0-0)	0 (0-0)	0 (0-0)	0 (0-0)	0 (0-0)	0 (0-0)	0 (0-0)	0 (0-0)	0 (0-0)	0 (0-0)	0 (0-0)	0 (0-0)	0
Trachoma	0 (0-0)	0 (0-0)	0 (0-0)	0 (0-0)	0 (0-0)	0 (0-0)	0 (0-0)	0 (0-0)	0 (0-0)	0 (0-0)	0 (0-0)	0 (0-0)	0 (0-0)	0 (0-0)	0 (0-0)	0 (0-0)	0 (0-0)	0 (0-0)	0 (0-0)	0 (0-0)	0 (0-0)	0 (0-0)	0 (0-0)	0
Dengue	0 (0-0)	0 (0-0)	0 (0-0)	0 (0-0)	0 (0-0)	0 (0-0)	0 (0-0)	0 (0-0)	0 (0-0)	0 (0-0)	0 (0-0)	0 (0-0)	0 (0-0)	0 (0-0)	0 (0-0)	0 (0-0)	0 (0-0)	0 (0-0)	0 (0-0)	0 (0-0)	0 (0-0)	0 (0-0)	0 (0-0)	0
Yellow fever	0 (0-0)	0 (0-0)	0 (0-0)	0 (0-0)	0 (0-0)	0 (0-0)	0 (0-0)	0 (0-0)	0 (0-0)	0 (0-0)	0 (0-0)	0 (0-0)	0 (0-0)	0 (0-0)	0 (0-0)	0 (0-0)	0 (0-0)	0 (0-0)	0 (0-0)	0 (0-0)	0 (0-0)	0 (0-0)	0 (0-0)	0
Rabies	0 (0-0)	0 (0-0)	0 (0-0)	0 (0-0)	0 (0-0)	0 (0-0)	0 (0-0)	0 (0-0)	0 (0-0)	0 (0-0)	0 (0-0)	0 (0-0)	0 (0-0)	0 (0-0)	0 (0-0)	0 (0-0)	0 (0-0)	0 (0-0)	0 (0-0)	0 (0-0)	0 (0-0)	0 (0-0)	0 (0-0)	0.1
Intestinal nematode infections	0 (0-0)	0 (0-0)	0 (0-0)	0 (0-0)	0 (0-0)	0 (0-0)	0 (0-0)	0 (0-0)	0 (0-0)	0 (0-0)	0 (0-0)	0 (0-0)	0 (0-0)	0 (0-0)	0 (0-0)	0 (0-0)	0 (0-0)	0 (0-0)	0 (0-0)	0 (0-0)	0 (0-0)	0 (0-0)	0 (0-0)	0
Ascariasis	0 (0-0)	0 (0-0)	0 (0-0)	0 (0-0)	0 (0-0)	0 (0-0)	0 (0-0)	0 (0-0)	0 (0-0)	0 (0-0)	0 (0-0)	0 (0-0)	0 (0-0)	0 (0-0)	0 (0-0)	0 (0-0)	0 (0-0)	0 (0-0)	0 (0-0)	0 (0-0)	0 (0-0)	0 (0-0)	0 (0-0)	0
Trichuriasis	0 (0-0)	0 (0-0)	0 (0-0)	0 (0-0)	0 (0-0)	0 (0-0)	0 (0-0)	0 (0-0)	0 (0-0)	0 (0-0)	0 (0-0)	0 (0-0)	0 (0-0)	0 (0-0)	0 (0-0)	0 (0-0)	0 (0-0)	0 (0-0)	0 (0-0)	0 (0-0)	0 (0-0)	0 (0-0)	0 (0-0)	0
Hookworm disease	0 (0-0)	0 (0-0)	0 (0-0)	0 (0-0)	0 (0-0)	0 (0-0)	0 (0-0)	0 (0-0)	0 (0-0)	0 (0-0)	0 (0-0)	0 (0-0)	0 (0-0)	0 (0-0)	0 (0-0)	0 (0-0)	0 (0-0)	0 (0-0)	0 (0-0)	0 (0-0)	0 (0-0)	0 (0-0)	0 (0-0)	0
Food-borne trematodiases	0 (0-0)	0 (0-0)	0 (0-0)	0 (0-0)	0 (0-0)	0 (0-0)	0 (0-0)	0 (0-0)	0 (0-0)	0 (0-0)	0 (0-0)	0 (0-0)	0 (0-0)	0 (0-0)	0 (0-0)	0 (0-0)	0 (0-0)	0 (0-0)	0 (0-0)	0 (0-0)	0 (0-0)	0 (0-0)	0 (0-0)	0
Leprosy	0 (0-0)	0 (0-0)	0 (0-0)	0 (0-0)	0 (0-0)	0 (0-0)	0 (0-0)	0 (0-0)	0 (0-0)	0 (0-0)	0 (0-0)	0 (0-0)	0 (0-0)	0 (0-0)	0 (0-0)	0 (0-0)	0 (0-0)	0 (0-0)	0 (0-0)	0 (0-0)	0 (0-0)	0 (0-0)	0 (0-0)	0
Ebola	0 (0-0)	0 (0-0)	0 (0-0)	0 (0-0)	0 (0-0)	0 (0-0)	0 (0-0)	0 (0-0)	0 (0-0)	0 (0-0)	0 (0-0)	0 (0-0)	0 (0-0)	0 (0-0)	0 (0-0)	0 (0-0)	0 (0-0)	0 (0-0)	0 (0-0)	0 (0-0)	0 (0-0)	0 (0-0)	0 (0-0)	0
Zika virus	0 (0-0)	0 (0-0)	0 (0-0)	0 (0-0)	0 (0-0)	0 (0-0)	0 (0-0)	0 (0-0)	0 (0-0)	0 (0-0)	0 (0-0)	0 (0-0)	0 (0-0)	0 (0-0)	0 (0-0)	0 (0-0)	0 (0-0)	0 (0-0)	0 (0-0)	0 (0-0)	0 (0-0)	0 (0-0)	0 (0-0)	0
Guinea worm disease	0 (0-0)	0 (0-0)	0 (0-0)	0 (0-0)	0 (0-0)	0 (0-0)	0 (0-0)	0 (0-0)	0 (0-0)	0 (0-0)	0 (0-0)	0 (0-0)	0 (0-0)	0 (0-0)	0 (0-0)	0 (0-0)	0 (0-0)	0 (0-0)	0 (0-0)	0 (0-0)	0 (0-0)	0 (0-0)	0 (0-0)	0
Other neglected tropical diseases	0 (0-0)	0.2 (0-0.4)	1.3 (0.2-3.4)	0.9 (0.6-1.3)	0.8 (0.6-1.2)	0.7 (0.3-0.9)	0.7 (0.3-0.9)	0.6 (0.2-0.9)	0.6 (0.1-1.1)	0.6 (0.1-1.2)	0.6 (0.1-1.2)	0.6 (0.1-1.2)	0.6 (0.1-1.1)	0.6 (0.2-1.2)	0.6 (0.2-1.2)	0.6 (0.2-1.2)	0.6 (0.2-1.2)	0.6 (0.2-1.2)	0.6 (0.2-1.2)	0.6 (0.2-1.2)	0.6 (0.2-1.2)	0.6 (0.2-1.2)	21.9
Other infectious diseases	4.1 (2.6-5.3)	7.5 (4.3-11.4)	28.7 (16.4-39.7)	21 (16.9-27.9)	17.1 (12.3-24.3)	11.7 (9.2-15.5)	10.1 (8.4-12.7)	10.2 (8.2-12.7)	10.1 (8.0-12.3)	13.4 (11.0-16.5)	11.3 (10.4-13.9)	11.2 (9.2-14.4)	13.1 (10.4-16.2)	13.5 (10.9-16.5)	13.4 (10.1-15.3)	12.4 (9.6-14.9)	12 (9.4-14.4)	11.6 (9.2-14)	9.5 (7.0-12.9)	7.6 (5.7-10.7)	5.4 (3.6-7.6)	2.8 (1.6-4.6)	259
Meningitis	1.4 (1.1-1.6)	2.5 (1.7-3.4)	10 (6.2-15.2)	8.1 (6.6-9.2)	4.3 (3.2-5.1)	3.5 (2.7-4.4)	2.9 (2.2-3.8)	2.9 (2.1-3.8)	3.9 (2.7-5.4)	3.7 (2.5-4.9)	3.2 (2.2-4.4)	2.7 (1.8-3.8)



Osteoarthritis other	0 (0 to 0)	0 (0 to 0)	0 (0 to 0)

SR Table 2c: Bedford DALYS by cause and age group for both sexes with 25% uncertainty intervals. 2019

Cause	Early Neonatal	Late Neonatal	Post Neonatal	1 to 4	5 to 9	10 to 14	15 to 19	20 to 24	25 to 29	30 to 34	35 to 39	40 to 44	45 to 49	50 to 54	55 to 59	60 to 64	65 to 69	70 to 74	75 to 79	80 to 84	85 plus	Total
All causes	1,000 (779 to 1,240)	1,000 (961 to 1,120)	1,000 (1,000 to 1,000)	1,000 (1,000 to 1,000)	1,000 (1,000 to 1,000)	1,000 (1,000 to 1,000)	1,000 (1,000 to 1,000)	1,000 (1,000 to 1,000)	1,000 (1,000 to 1,000)	1,000 (1,000 to 1,000)	1,000 (1,000 to 1,000)	1,000 (1,000 to 1,000)	1,000 (1,000 to 1,000)	1,000 (1,000 to 1,000)	1,000 (1,000 to 1,000)	1,000 (1,000 to 1,000)	1,000 (1,000 to 1,000)	1,000 (1,000 to 1,000)	1,000 (1,000 to 1,000)	1,000 (1,000 to 1,000)	1,000 (1,000 to 1,000)	48,400
Communicable, maternal, neonatal, and nutritional diseases	666 (539 to 823)	2 (49 to 5.3)	2 (1.5 to 2.6)	2 (1.4 to 2.9)	1 (0.9 to 1.6)	1 (0.7 to 1.4)	1 (0.6 to 1.2)	1 (0.6 to 1.2)	1 (0.6 to 1.2)	1 (0.6 to 1.2)	1 (0.6 to 1.2)	1 (0.6 to 1.2)	1 (0.6 to 1.2)	1 (0.6 to 1.2)	1 (0.6 to 1.2)	1 (0.6 to 1.2)	1 (0.6 to 1.2)	1 (0.6 to 1.2)	1 (0.6 to 1.2)	1 (0.6 to 1.2)	1 (0.6 to 1.2)	2,450
HIV/AIDS and sexually transmitted infections	0 (0 to 0)	0 (0 to 0)	0 (0 to 0)	0 (0 to 0)	0 (0 to 0)	0 (0 to 0)	0 (0 to 0)	0 (0 to 0)	0 (0 to 0)	0 (0 to 0)	0 (0 to 0)	0 (0 to 0)	0 (0 to 0)	0 (0 to 0)	0 (0 to 0)	0 (0 to 0)	0 (0 to 0)	0 (0 to 0)	0 (0 to 0)	0 (0 to 0)	0 (0 to 0)	0 (0 to 0)	4
HIV/AIDS	0 (0 to 0)	0 (0 to 0)	0 (0 to 0)	0 (0 to 0)	0 (0 to 0)	0 (0 to 0)	0 (0 to 0)	0 (0 to 0)	0 (0 to 0)	0 (0 to 0)	0 (0 to 0)	0 (0 to 0)	0 (0 to 0)	0 (0 to 0)	0 (0 to 0)	0 (0 to 0)	0 (0 to 0)	0 (0 to 0)	0 (0 to 0)	0 (0 to 0)	0 (0 to 0)	0 (0 to 0)	0 (0 to 0)	33.5
HIV/AIDS - Drug-susceptible Tuberculosis	0 (0 to 0)	0 (0 to 0)	0 (0 to 0)	0 (0 to 0)	0 (0 to 0)	0 (0 to 0)	0 (0 to 0)	0 (0 to 0)	0 (0 to 0)	0 (0 to 0)	0 (0 to 0)	0 (0 to 0)	0 (0 to 0)	0 (0 to 0)	0 (0 to 0)	0 (0 to 0)	0 (0 to 0)	0 (0 to 0)	0 (0 to 0)

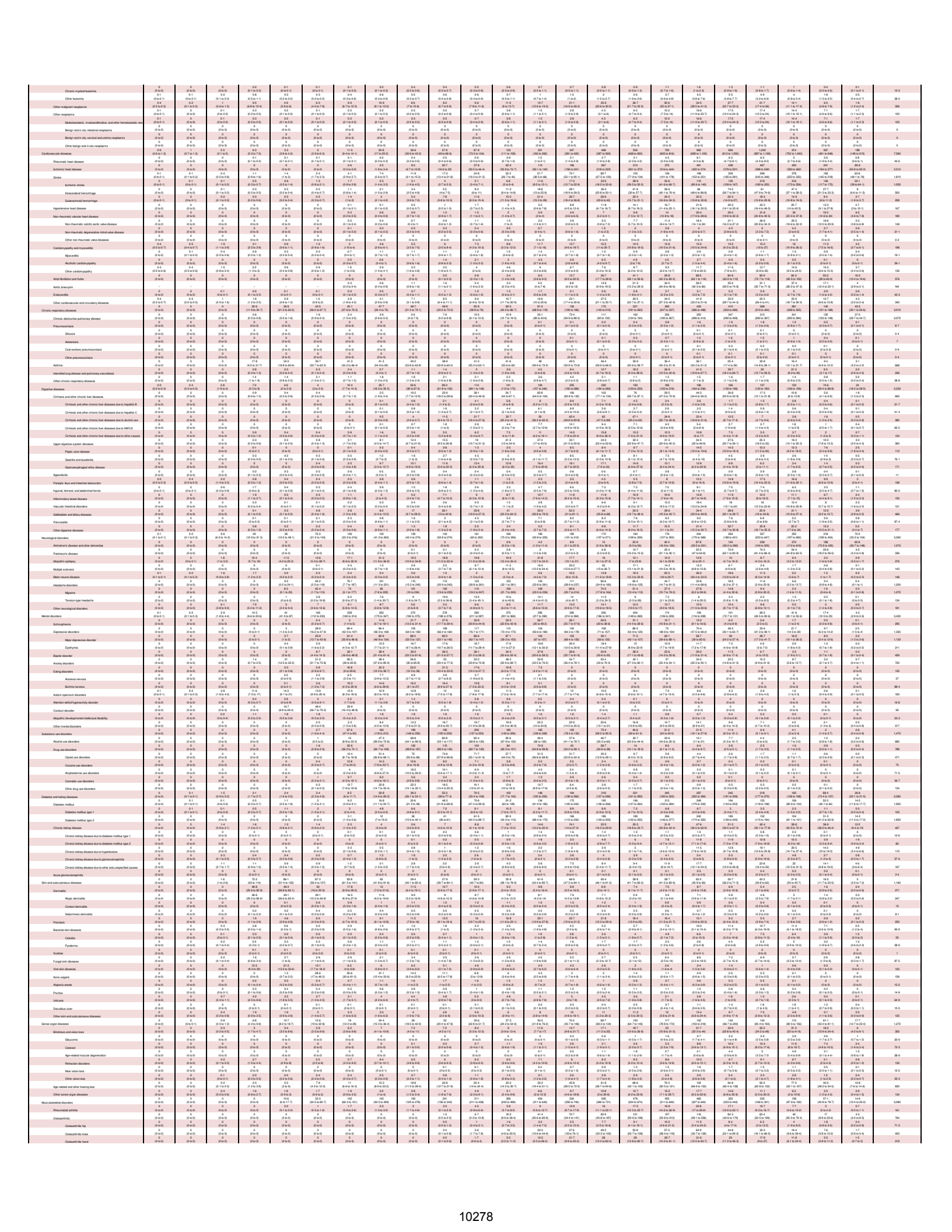

Osteoarthritis other	0 (0 to 0)	0 (0 to 0)	0 (0 to 0)	0 (0 to 0)	0 (0 to 0)	0 (0 to 0)	0 (0 to 0)	0 (0 to 0)	0 (0 to 0)	0 (0 to 0)	0 (0 to 1)	0.4 (0 to 1)	1-4 (0 to 3.1)	3-3 (1 to 7.4)	5-6 (2 to 12.6)	7-8 (3 to 16.7)	9-3 (4 to 19.4)	9-3 (4 to 17.6)	9-3 (4.5 to 19.4)	10-5 (5.2 to 21.5)	8-1 (4.1 to 17.1)	6-7 (2.5 to 12.9)	4-6 (2.4 to 9.2)	2-2 (1.1 to 4.4)	0-6 (0.3 to 1.2)	
Low back pain	0 (0 to 0)	0 (0 to 0)	0 (0 to 0)	0 (0 to 0)	6-8 (3.3 to 12.5)	33-1 (20.3 to 54.1)	60-1 (39.2 to 87.3)	81-4 (49.4 to 128)	102 (62 to 162)	103 (71.5 to 160)	105 (62.6 to 232)	105 (105 to 259)	179 (108 to 322)	216 (132 to 360)	242 (149 to 399)	238 (144 to 394)	233 (133 to 399)	233 (132 to 395)	222 (127 to 395)	206 (114 to 394)	132 (61.4 to 343)	87-4 (36.1 to 83.8)	52-2 (14.4 to 122.3)	5-8 (2.3 to 7.8)	2,340
Neck pain	0 (0 to 0)	0 (0 to 0)	0 (0 to 0)	2-4 (1.2 to 7.1)	17-7 (9.2 to 32.1)	29-7 (14.9 to 51.9)	32-6 (16.2 to 62.2)	39-3 (19.8 to 75.7)	55 (28.7 to 102)	75-8 (40.1 to 128)	86-2 (44.2 to 147)	108 (54.6 to 176)	159 (82.2 to 262)	159 (82.2 to 262)	159 (82.2 to 262)	159 (82.2 to 262)	159 (82.2 to 262)	159 (82.2 to 262)	159 (82.2 to 262)	159 (82.2 to 262)	28-5 (14.7 to 52.2)	17-5 (9.4 to 30)	7-1 (3.7 to 11.6)	1-3 (0.7 to 2.1)	927
Gout	0 (0 to 0)	0 (0 to 0)	0 (0 to 0)	0 (0 to 0)	0 (0 to 0)	0 (0 to 0)	0 (0 to 0)	0 (0 to 0)	0 (0 to 0)	0 (0 to 0)	0 (0 to 0)	0 (0 to 0)	0 (0 to 0)	0 (0 to 0)	0 (0 to 0)	0 (0 to 0)	0 (0 to 0)	0 (0 to 0)	0 (0 to 0)	0 (0 to 0)	0 (0 to 0)	0 (0 to 0)	0 (0 to 0)	0 (0 to 0)	0 (0 to 0)	
Other musculoskeletal disorders	0 (0 to 0)	0 (0 to 0)	0 (0 to 0)	0-2 (0 to 0.3)	0-9 (0.3 to 2.2)	0-9 (0.3 to 2.2)	25-6 (15.2 to 39.4)	45 (27.4 to 70.2)	57-6 (36.2 to 88.1)	67-3 (42.7 to 102)	71-7 (42.4 to 113)	86-1 (53.3 to 138)	93-6 (55.2 to 145)	87-1 (51.4 to 133)	73-3 (42.9 to 117)	68-5 (37.7 to 103)	69-7 (34.7 to 103)	71-6 (34.6 to 106)	85-6 (39.1 to 135)	41-6 (22.4 to 64)	25-6 (10.9 to 45.1)	13 (6.5 to 22.4)	6-8 (3.4 to 10.6)	2-5 (1.1 to 3.9)	827
Other non-communicable diseases	66-2 (42.6 to 126)	28-2 (20.3 to 39.4)	101 (69.3 to 163)	77-2 (54 to 93.5)	36-9 (25.6 to 59.5)	46-1 (32.6 to 72.6)	67-4 (46.2 to 91.9)	156 (76.4 to 347)	159 (95.5 to 395)	146 (103 to 294)	155 (110 to 274)	157 (112 to 276)	157 (108 to 296)	191 (130 to 296)	196 (132 to 305)	191 (130 to 305)	172 (120 to 282)	177 (126 to 283)	197 (143 to 295)	154 (110 to 202)	129 (101 to 164)	47-1 (27.4 to 100)	25-5 (17.1 to 58.9)	17-9 (12.3 to 22.6)	2,700
Congenital birth defects	87-3 (61.1 to 128)	33-5 (24.7 to 45.2)	65 (43.3 to 97.1)	52-2 (42 to 64.9)	18-4 (13.7 to 24.3)	17-1 (12.9 to 22.2)	17-2 (13.4 to 22)	15-1 (11.1 to 20.5)	14-2 (10.1 to 19.1)	13-5 (10.6 to 17)	10-9 (10.6 to 17.3)	13-7 (10.9 to 18.6)	10-1 (10.1 to 18.6)	14-7 (10.5 to 18.6)	10-5 (10.7 to 20.1)	15-1 (10.1 to 19.6)	11-7 (7.1 to 15.7)	11-7 (7.4 to 15.8)	8-3 (3.9 to 13.6)	3-9 (1.9 to 6.4)	1-7 (0.7 to 1.7)	0-6 (0 to 1)	0-3 (0.2 to 0.4)	0-1 (0 to 0.1)	433
Neural tube defects	5-7 (2.4 to 9)	1-6 (0.6 to 2.8)	4-6 (2.2 to 8.2)	4-9 (2.9 to 7.5)	0-6 (0.4 to 0.9)	0-6 (0.4 to 1.1)	0-6 (0.4 to 1.2)	0-6 (0.4 to 1.1)	0-6 (0.5 to 0.9)	0-6 (0.4 to 0.9)	0-6 (0.3 to 0.9)	0-6 (0.3 to 0.9)	0-4 (0.2 to 0.6)	0-3 (0.2 to 0.4)	0-2 (0.1 to 0.3)	0-1 (0.1 to 0.2)	0-1 (0 to 0.1)	0-1 (0 to 0.1)	0-1 (0 to 0.1)	0-1 (0 to 0.1)	0-1 (0 to 0.1)	0-1 (0 to 0.1)	0-1 (0 to 0.1)	0-1 (0 to 0.1)	23-8
Congenital heart anomalies	22-9 (15.1 to 39.1)	15-4 (11.5 to 23.7)	23-6 (14.9 to 39.4)	14-5 (10.5 to 23.3)	3-1 (1 to 5)	3-1 (2.2 to 4.5)	4-4 (2.5 to 6.9)	2-4 (2 to 3.9)	3-5 (2.4 to 4.7)	2-7 (2.2 to 3.4)	3-2 (2.4 to 4.3)	3-4 (2.4 to 4.5)	3-5 (2.1 to 4.7)	3-5 (1.8 to 5)	2-7 (1.3 to 4)	2-4 (1.3 to 3.7)	1-7 (0.7 to 3)	1-6 (0.7 to 2.4)	0-2 (0.1 to 0.4)	0-1 (0 to 0.3)	0-1 (0 to 0.1)	0-1 (0 to 0.1)	0-1 (0 to 0.1)	0-1 (0 to 0.1)	119
Orofacial clefts	0 (0 to 0)	0-2 (0 to 0.3)	0-3 (0 to 0.7)	0-2 (0 to 0.3)	0-2 (0 to 0.4)	0-2 (0 to 0.4)	0-2 (0 to 0.4)	0-2 (0 to 0.4)	0-2 (0 to 0.4)	0-2 (0 to 0.4)	0-2 (0 to 0.4)	0-2 (0 to 0.4)	0-2 (0 to 0.3)	0-2 (0 to 0.4)	0-2 (0 to 0.4)	0-2 (0 to 0.4)	0-2 (0 to 0.3)	0-2 (0 to 0.3)	0-1 (0 to 0.3)	0-1 (0 to 0.3)	0-1 (0 to 0.3)	0-1 (0 to 0.3)	0-1 (0 to 0.3)	0-1 (0 to 0.3)	3-5
Down syndrome	2-9 (1.7 to 4.9)	0-7 (0.4 to 1.1)	1-9 (1 to 3.1)	2-3 (1.6 to 3.2)	1-1 (0.8 to 1.6)	1-2 (0.8 to 1.7)	1-5 (1 to 2)	1-6 (1 to 2.1)	1-5 (1 to 2.1)	1-6 (1 to 2.1)	1-7 (1 to 2.2)	2-7 (1.6 to 3.4)	4-9 (2.9 to 7.5)	4-9 (2.9 to 7.5)	4-9 (2.9 to 7.5)	4-8 (2.6 to 7)	2-5 (1.4 to 3.4)	2-5 (1.4 to 3.6)	0-9 (0.5 to 1.3)	0-3 (0 to 0.5)	0-3 (0 to 0.5)	0-3 (0 to 0.5)	0-3 (0 to 0.5)	0-3 (0 to 0.5)	40-1
Turner syndrome	0 (0 to 0)	0 (0 to 0)	0 (0 to 0)	0-1 (0 to 0.1)	0-2 (0 to 0.1)	0-2 (0 to 0.2)	0-1 (0 to 0.2)	0-1 (0 to 0.1)	0-1 (0 to 0.2)	0-1 (0 to 0.1)	0-1 (0 to 0.1)	0-1 (0 to 0.1)	0-1 (0 to 0.1)	0-1 (0 to 0.1)	0-1 (0 to 0.1)	0-1 (0 to 0.1)	0-1 (0 to 0.1)	0-1 (0 to 0.1)	0-1 (0 to 0.1)	0-1 (0 to 0.1)	0-1 (0 to 0.1)	0-1 (0 to 0.1)	0-1 (0 to 0.1)	0-1 (0 to 0.1)	0-6
Klinefelter syndrome	0 (0 to 0)	0 (0 to 0)	0 (0 to 0)	0 (0 to 0)	0 (0 to 0)	0 (0 to 0)	0 (0 to 0)	0 (0 to 0)	0 (0 to 0)	0 (0 to 0)	0 (0 to 0)	0 (0 to 0)	0 (0 to 0)	0 (0 to 0)	0 (0 to 0)	0 (0 to 0)	0 (0 to 0)	0 (0 to 0)	0 (0 to 0)	0 (0 to 0)	0 (0 to 0)	0 (0 to 0)	0 (0 to 0)	0 (0 to 0)	0-1
Other chromosomal abnormalities	11-2 (8.4 to 20.1)	5 (3.1 to 9.5)	10-5 (6.4 to 17.4)	6-1 (4.3 to 8.7)	2-5 (1.7 to 3.4)	2-2 (1.6 to 3.2)	2-4 (1.7 to 3.3)	2-3 (1.6 to 3.1)	1-8 (1.3 to 2.4)	1-8 (1.3 to 2.4)	1-8 (1.3 to 2.4)	1-8 (1.3 to 2.4)	1-8 (1.1 to 2.2)	1-8 (1.1 to 2.2)	1-7 (1.1 to 2.4)	1-4 (0.9 to 2.2)	0-9 (0.6 to 1.4)	0-8 (0.5 to 1.3)	0-5 (0.3 to 0.7)	0-2 (0.1 to 0.3)	0-1 (0 to 0.2)	0-1 (0 to 0.2)	0-1 (0 to 0.2)	0-1 (0 to 0.2)	54-3
Congenital musculoskeletal and limb anomalies	2-3 (1.4 to 3.1)	0-8 (0.5 to 1.4)	7-3 (4.2 to 11.7)	9-6 (5.7 to 15.1)	5-2 (3.5 to 9.1)	3-7 (2.5 to 5.1)	3-9 (2.6 to 5.8)	3-7 (2.4 to 5.4)	3-7 (2.3 to 5.4)	3-6 (2.3 to 5.4)	3-7 (2.3 to 5.4)	3-7 (2.3 to 5.4)	3-5 (2.1 to 5.3)	3-5 (2.1 to 5.3)	3-9 (2.4 to 6.1)	3-9 (2.4 to 6.1)	3-5 (2.1 to 5.1)	3-5 (2.2 to 5.4)	2-6 (1.7 to 4.3)	2-3 (1.4 to 3.5)	0-9 (0.6 to 1.3)	0-5 (0.3 to 0.9)	0-2 (0.2 to 0.4)	0-1 (0 to 0.2)	75-6
Urogenital congenital anomalies	3-6 (1.3 to 12.1)	0-8 (0.3 to 2.8)	1-1 (0.4 to 3.9)	1-1 (0.4 to 3.8)	0-7 (0.2 to 2.7)	0-5 (0.2 to 2.5)	0-3 (0.2 to 2.5)	0-3 (0.2 to 2.4)	0-3 (0.2 to 2.4)	0-3 (0.1 to 2.3)	0-3 (0.1 to 2.3)	0-3 (0.1 to 2.3)	0-1 (0.1 to 2.3)	0-1 (0.1 to 2.3)	0-1 (0.1 to 2.3)	0-1 (0.1 to 2.3)	0-1 (0.1 to 2.3)	0-1 (0.1 to 2.3)	0-1 (0.1 to 2.3)	0-1 (0.1 to 2.3)	0-1 (0.1 to 2.3)	0-1 (0.1 to 2.3)	0-1 (0.1 to 2.3)	0-1 (0.1 to 2.3)	9-2
Digestive congenital anomalies	1-9 (0.8 to 3.5)	0-4 (0.2 to 0.7)	0-6 (0.3 to 1.5)	0-6 (0.3 to 1.5)	0-3 (0.1 to 0.6)	0-3 (0.1 to 0.6)	0-3 (0.1 to 0.6

SR Table 2c: Central Bedfordshire DALYS by cause and age group for both sexes with 95% uncertainty intervals, 2019

Cause	Early Neonatal	Late Neonatal	Post Neonatal	1 to 4	5 to 9	10 to 14	15 to 19	20 to 24	25 to 29	30 to 34	35 to 39	40 to 44	45 to 49	50 to 54	55 to 59	60 to 64	65 to 69	70 to 74	75 to 79	80 to 84	85 to 89	90 to 94	95 plus	Total
All causes	2,868 (2,669-3,044)	1,464 (1,401-1,528)	2,997 (2,769-3,277)	3,967 (3,616-4,339)	2,465 (2,246-2,760)	2,045 (1,825-2,340)	2,744 (2,470-3,076)	3,270 (2,970-3,610)	3,709 (3,359-4,103)	3,640 (3,268-4,060)	3,340 (2,970-3,770)	3,403 (3,000-3,870)	3,360 (2,920-3,850)	3,410 (2,950-3,940)	3,440 (2,960-3,990)	3,460 (2,960-4,000)	3,520 (2,980-4,110)	3,570 (2,980-4,230)	3,620 (2,960-4,310)	3,670 (2,960-4,410)	3,710 (2,960-4,510)	3,750 (2,960-4,610)	73,300
Communicable, maternal, neonatal, and nutritional diseases	1,864 (1,687-2,035)	1,464 (1,401-1,528)	2,997 (2,769-3,277)	3,967 (3,616-4,339)	2,465 (2,246-2,760)	2,045 (1,825-2,340)	2,744 (2,470-3,076)	3,270 (2,970-3,610)	3,709 (3,359-4,103)	3,640 (3,268-4,060)	3,340 (2,970-3,770)	3,403 (3,000-3,870)	3,360 (2,920-3,850)	3,410 (2,950-3,940)	3,440 (2,960-3,990)	3,460 (2,960-4,000)	3,520 (2,980-4,110)	3,570 (2,980-4,230)	3,620 (2,960-4,310)	3,670 (2,960-4,410)	3,710 (2,960-4,510)	3,750 (2,960-4,610)	3,560
HIV/AIDS and sexually transmitted infections	9.9 (2.8-22.7)	3 (0.6-9.7)	4.6 (1.4-12.1)	0.6 (0.1-2.1)	0.3 (0.2-0.4)	0.3 (0.2-0.5)	0.6 (0.3-0.9)	1.4 (1.1-2.2)	3.4 (2.4-5.4)	6.1 (4.4-8.5)	7.8 (5.4-11.2)	8 (5.7-11.4)	7.4 (5.2-10.3)	6.3 (4.5-8.7)	4.5 (3.1-6.2)	3.5 (2.4-5.1)	2.2 (1.3-3.7)	1.2 (0.6-1.9)	0.6 (0.4-1)	0.4 (0.2-0.6)	0.2 (0.1-0.3)	0.1 (0.0-0.1)	74.7
HIV/AIDS	0 (0-0)	0 (0-0)	0.5 (0.4-0.6)	0.6 (0.4-0.7)	0.3 (0.2-0.3)	0.2 (0.2-0.3)	0.3 (0.2-0.4)	0.6 (0.5-0.8)	1.6 (1.2-2.1)	2.8 (2.4-3.2)	3.2 (2.2-3.5)	4.2 (3.2-5.3)	4.3 (3.3-5.7)	3.6 (2.7-4.6)	2.6 (2.2-3.4)	2.1 (1.6-2.6)	1.4 (1.2-1.7)	1.3 (1.0-1.4)	0.5 (0.2-0.9)	0.2 (0.1-0.3)	0.1 (0.0-0.2)	0.1 (0.0-0.1)	33.2
HIV/AIDS - Drug-susceptible Tuberculosis	0 (0-0)	0 (0-0)	0.1 (0.0-0.1)	0.1 (0.0-0.1)	0.1 (0.0-0.1)	0 (0-0)	0 (0-0)	0.1 (0.0-0.1)	0.1 (0.1-0.2)	0.3 (0.1-0.4)	0.3 (0.2-0.5)	0.3 (0.2-0.5)	0.3 (0.2-0.5)	0.2 (0.1-0.4)	0.2 (0.1-0.3)	0.2 (0.1-0.3)	0.1 (0.1-0.2)	0.1 (0.1-0.2)	0 (0-0)	0 (0-0)	0 (0-0)	0 (0-0)	0 (0-0)	2.3
HIV/AIDS - Multidrug-resistant Tuberculosis without extensive drug-resistance	0 (0-0)	0 (0-0)	0 (0-0)	0 (0-0)	0 (0-0)	0 (0-0)	0 (0-0)	0 (0-0)	0 (0-0)	0 (0-0)	0 (0-0)	0 (0-0)	0 (0-0)	0 (0-0)	0 (0-0)	0 (0-0)	0 (0-0)	0 (0-0)	0 (0-0)	0 (0-0)	0 (0-0)	0 (0-0)	0 (0-0)	0.1
HIV/AIDS - Extensively drug-resistant Tuberculosis	0 (0-0)	0 (0-0)	0 (0-0)	0 (0-0)	0 (0-0)	0 (0-0)	0 (0-0)	0 (0-0)	0 (0-0)	0 (0-0)	0 (0-0)	0 (0-0)	0 (0-0)	0 (0-0)	0 (0-0)	0 (0-0)	0 (0-0)	0 (0-0)	0 (0-0)	0 (0-0)	0 (0-0)	0 (0-0)	0 (0-0)	0
HIV/AIDS resulting in other diseases	9.4 (0-0.5)	3 (0-0.5)	3.4 (0.2-9.5)	0.4 (0.1-0.5)	0.2 (0.1-0.2)	0.2 (0.1-0.3)	0.2 (0.2-0.4)	0.7 (0.5-0.9)	1.6 (1.1-2)	3.2 (2.2-3.9)	3.9 (2.9-5.2)	3.6 (2.5-5.4)	3.1 (2.2-4.7)	2.6 (1.9-4.1)	1.9 (1.4-3.3)	1.3 (1-2.3)	0.8 (0.6-1.5)	0.5 (0.3-0.9)	0.2 (0.1-0.4)	0.1 (0.1-0.2)	0 (0-0.1)	0 (0-0)	30.8
Sexually transmitted infections excluding HIV	9.9 (2.8-21.7)	3 (0.6-9.7)	4.1 (1.1-9.6)	0.2 (0.1-0.3)	0.1 (0.1-0.2)	0.1 (0.1-0.2)	0.3 (0.2-0.5)	0.5 (0.3-1.1)	1.8 (1.1-3.1)	3 (1.4-5.1)	3.6 (1.9-6.1)	3.7 (2.1-6.1)	3.8 (2.1-6.4)	3.9 (2.2-6.4)	3.9 (2.2-6.4)	3.9 (2.2-6.4)	3.9 (2.2-6.4)	3.9 (2.2-6.4)	3.9 (2.2-6.4)	3.9 (2.2-6.4)	3.9 (2.2-6.4)	3.9 (2.2-6.4)	41.5
Syphilis	0.8 (0.6-2.7)	0 (0-0)	0.2 (0.1-0.4)	0.2 (0.1-0.3)	0.1 (0.1-0.2)	0 (0-0)	0 (0-0)	0 (0-0)	0.1 (0.1-0.2)	0.1 (0.1-0.2)	0.1 (0.1-0.2)	0.1 (0.1-0.2)	0.1 (0.1-0.2)	0.1 (0.1-0.2)	0.1 (0.1-0.2)	0.1 (0.1-0.2)	0.1 (0.1-0.2)	0.1 (0.1-0.2)	0.1 (0.1-0.2)	0.1 (0.1-0.2)	0.1 (0.1-0.2)	0.1 (0.1-0.2)	18.1
Chlamydial infection	0 (0-0)	0 (0-0)	0 (0-0)	0 (0-0)	0 (0-0)	0 (0-0)	0 (0-0)	0 (0-0)	0.4 (0.1-0.9)	0.6 (0.3-1.1)	0.7 (0.4-1.4)	0.8 (0.4-1.5)	0.8 (0.4-1.5)	0.4 (0.2-0.9)	0.1 (0.1-0.2)	0.1 (0.1-0.2)	0.1 (0.1-0.2)	0.1 (0.1-0.2)	0.1 (0.1-0.2)	0.1 (0.1-0.2)	0.1 (0.1-0.2)	0.1 (0.1-0.2)	0.1 (0.1-0.2)	3.7
Gonococcal infection	0 (0-0)	0 (0-0)	0 (0-0)	0 (0-0)	0 (0-0)	0 (0-0)	0 (0-0)	0 (0-0)	0.1 (0.1-0.2)	0.1 (0.1-0.2)	0.2 (0.1-0.3)	0.2 (0.1-0.3)	0.2 (0.1-0.3)	0.1 (0.1-0.2)	0.1 (0.1-0.2)	0.1 (0.1-0.2)	0.2 (0.1-0.2)	0.2 (0.1-0.3)	0.2 (0.1-0.3)	0.2 (0.1-0.3)	0.1 (0.1-0.2)	0.1 (0.1-0.2)	0.1 (0.0-0.1)	2.2
Trichomoniasis	0 (0-0)	0 (0-0)	0 (0-0)	0 (0-0)	0 (0-0)	0 (0-0)	0 (0-0)	0 (0-0)	0.1 (0.1-0.2)	0.1 (0.1-0.2)	0.1 (0.1-0.2)	0.1 (0.1-0.2)	0.1 (0.1-0.2)	0.1 (0.1-0.2)	0.1 (0.1-0.2)	0.1 (0.1-0.2)	0.1 (0.1-0.2)	0.1 (0.1-0.2)	0.1 (0.1-0.2)	0.1 (0.1-0.2)	0.1 (0.1-0.2)	0.1 (0.1-0.2)	0.1 (0.0-0.1)	3.8
Genital herpes	0 (0-0)	0 (0-0)	0 (0-0)	0 (0-0)	0 (0-0)	0 (0-0)	0 (0-0)	0 (0-0)	0.2 (0.1-0.4)	0.3 (0.1-0.7)	0.5 (0.1-1.1)	0.6 (0.2-1.4)	0.6 (0.2-1.4)	0.4 (0.2-1.1)	0.2 (0.1-0.4)	0.2 (0.1-0.4)	0.2 (0.1-0.4)	0.2 (0.1-0.4)	0.2 (0.1-0.4)	0.2 (0.1-0.4)	0.2 (0.1-0.4)	0.2 (0.1-0.4)	0.1 (0.0-0.2)	6.5
Other sexually transmitted infections	0 (0-0)	0 (0-0)	0 (0-0)	0 (0-0)	0 (0-0)	0 (0-0)	0 (0-0)	0 (0-0)	0.1 (0.1-0.4)	0.1 (0.1-0.2)	0.1 (0.1-0.2)	0.1 (0.1-0.2)	0.1 (0.1-0.2)	0.1 (0.1-0.2)	0.1 (0.1-0.2)	0.1 (0.1-0.2)	0.1 (0.1-0.2)	0.1 (0.1-0.2)	0.1 (0.1-0.2)	0.1 (0.1-0.2)	0.1 (0.1-0.2)	0.1 (0.1-0.2)	0.1 (0.0-0.1)	0.3
Respiratory infections and tuberculosis	28.7 (1.9-3.9)	19.2 (1.7-3.2)	19.2 (1.3-13.3)	40.3 (28.4-53.7)	29.4 (20.4-51.7)	19.4 (14.4-41.2)	22.4 (12.5-33.1)	19.6 (14.9-29.4)	19.8 (15.2-29.3)	21.3 (16.4-30.2)	24.1 (18.2-33.1)	28.1 (20.1-39.2)	34.6 (24.9-48.1)	46.7 (34.6-61.9)	66.7 (49.1-84.9)	100 (72.9-129)	147 (105.1-193)	206 (143.9-273)	267 (183.1-353)	336 (222.3-456)	396 (257.9-494)	472 (300.9-612)	1,690
Tuberculosis	0 (0-0)	0 (0-0)	0 (0-0)	0.1 (0.1-0.2)	0.1 (0.1-0.1)	0.2 (0.1-0.3)	0.2 (0.1-0.3)	0.4 (0.3-0.7)	0.6 (0.5-1.4)	0.8 (0.6-1.3)	0.8 (0.6-1.4)	0.8 (0.6-1.4)	0.8 (0.7-1.4)	1.1 (0.8-1.6)	1.3 (0.9-1.8)	1.5 (1.1-2.2)	1.7 (1.2-2.3)	2.2 (1.7-3.1)	2.2 (1.6-3.2)	2.2 (1.4-3.2)	1.4 (0.9-2.1)	0.6 (0.4-0.9)	19.7
Latent tuberculosis infection	0 (0-0)	0 (0-0)	0 (0-0)	0 (0-0)	0 (0-0)	0 (0-0)	0 (0-0)	0 (0-0)	0 (0-0)	0 (0-0)	0 (0-0)	0 (0-0)	0 (0-0)	0 (0-0)	0 (0-0)	0 (0-0)	0 (0-0)	0 (0-0)	0 (0-0)	0 (0-0)	0 (0-0)	0 (0-0)	0 (0-0)	0
Drug-susceptible tuberculosis	0 (0-0)	0 (0-0)	0 (0-0)	0.1 (0.0-0.2)	0.1 (0.0-0.1)	0.1 (0.1-0.1)	0.1 (0.1-0.3)	0.3 (0.3-0.7)	0.5 (0.5-1.4)	0.7 (0.6-1.2)	0.7 (0.6-1.2)	0.7 (0.6-1.3)	0.7 (0.6-1.4)	0.9 (0.7-1.4)	1.1 (0.8-1.6)	1.3 (0.9-1.8)	1.5 (1.1-2.2)	2.1 (1.6-3.1)	2.1 (1.5-3.2)	2.1 (1.4-3.2)	1.3 (0.9-2.1)	0.6 (0.4-0.9)	19.1
Multidrug-resistant tuberculosis without extensive drug-resistance	0 (0-0)	0 (0-0)	0 (0-0)	0 (0-0)	0 (0-0)	0 (0-0)	0 (0-0)	0 (0-0)	0 (0-0)	0 (0-0)	0 (0-0)	0 (0-0)	0 (0-0)	0 (0-0)	0 (0-0)	0 (0-0)	0 (0-0)	0 (0-0)	0 (0-0)	0 (0-0)	0 (0-0)	0 (0-0)	0 (0-0)	0.4
Extensively drug-resistant tuberculosis	0 (0-0)	0 (0-0)	0 (0-0)	0 (0-0)	0 (0-0)	0 (0-0)	0 (0-0)	0 (0-0)	0 (0-0)	0 (0-0)	0 (0-0)	0 (0-0)	0 (0-0)	0 (0-0)	0 (0-0)	0 (0-0)	0 (0-0)	0 (0-0)	0 (0-0)	0 (0-0)	0 (0-0)	0 (0-0)	0 (0-0)	0.1
Lower respiratory infections	2.7 (1.9-3.9)	2.2 (1.5-2.9)	12.6 (8.2-20)	12.8 (10.1-15.4)	2.7 (2.6-3.4)	2.2 (2.4-3.5)	2.3 (2.2-3.7)	3.6 (2.9-4.7)	5.6 (4.4-10.1)	7.3 (5.3-10.2)	9.4 (7.2-13.4)	11 (8.3-16.2)	14.4 (10.2-20.7)	19.8 (14.4-26.5)	28.1 (20.1-40.7)	42.2 (29.8-59.2)	61.9 (44.3-77.6)	76.3 (52.9-105)	96 (64.6-137)	104 (70.3-143)	102 (68.3-141)	102 (68.3-141)	1,680
Upper respiratory infections	0 (0-0.1)	0 (0.1-0.4)	0.4 (0.2-0.7)	0.4 (0.2-0.5)	0.2 (0.1-0.4)	0.2 (0.1-0.4)	0.2 (0.1-0.4)	0.3 (0.2-0.5)	0.4 (0.2-0.8)	0.5 (0.3-0.9)	0.6 (0.3-1.1)	0.7 (0.4-1.2)	0.8 (0.5-1.4)	0.9 (0.6-1.5)	1.1 (0.7-1.8)	1.3 (0.8-2.1)	1.5 (0.9-2.3)	1.8 (1.1-2.8)	1.9 (1.1-3.2)	1.9 (1.1-3.2)	1.9 (1.1-3.2)	1.9 (1.1-3.2)	245
Otitis media	0 (0-0)	0 (0-0)	0.7 (0.4-1.4)	0.5 (0.4-0.6)	0.2 (0.2-0.3)	0.2 (0.1-0.3)	0.2 (0.1-0.4)	0.2 (0.1-0.4)	0.2 (0.1-0.5)	0.2 (0.1-0.4)	0.2 (0.1-0.4)	0.2 (0.1-0.4)	0.2 (0.1-0.4)	0.2 (0.1-0.4)	0.2 (0.1-0.4)	0.2 (0.1-0.4)	0.2 (0.1-0.4)	0.2 (0.1-0.4)	0.2 (0.1-0.4)	0.2 (0.1-0.4)	0.2 (0.1-0.4)	0.2 (0.1-0.4)	51.7
Enteric infections	0.3 (0.2-0.4)	1.2 (0.9-1.4)	14.6 (9.4-23.8)	22.2 (13.4-34.7)	11.3 (4.3-19.9)	7.3 (4.6-12.3)	5.4 (2.9-9.3)	4.6 (2.8-7)	4.9 (3.1-7.5)	5.3 (3.4-7.9)	4.7 (3.1-6.7)	5.1 (3.1-8.6)	5.7 (3.7-9.2)	5.7 (3.4-9.7)	5.3 (3.1-9.2)	5.4 (3.1-9.5)	5.4 (3.1-9.5)	5.4 (3.1-9.5)	5.4 (3.1-9.5)	5.4 (3.1-9.5)	5.4 (3.1-9.5)	5.4 (3.1-9.5)	224
Diarrheal diseases	0.3 (0.2-0.4)	1.2 (0.9-1.4)	14.6 (9.5-23.8)	22.2 (13.4-34.7)	11.3 (4.3-19.9)	7.3 (4.6-12.3)	5.4 (2.9-9.3)	4.6 (2.8-7)	4.9 (3.1-7.5)	5.3 (3.4-7.9)	4.7 (3.1-6.7)	5.1 (3.1-8.6)	5.7 (3.7-9.2)	5.7 (3.4-9.7)	5.3 (3.1-9.2)	5.4 (3.1-9.5)	5.4 (3.1-9.5)	5.4 (3.1-9.5)	5.4 (3.1-9.5)	5.4 (3.1-9.5)	5.4 (3.1-9.5)	5.4 (3.1-9.5)	222
Typhoid and paratyphoid	0 (0-0)	0 (0-0)	0 (0-0)	0 (0-0)	0 (0-0)	0 (0-0)	0 (0-0)	0 (0-0)	0 (0-0)	0 (0-0)	0 (0-0)	0 (0-0)	0 (0-0)	0 (0-0)	0 (0-0)	0 (0-0)	0 (0-0)	0 (0-0)	0 (0-0)	0 (0-0)	0 (0-0)	0 (0-0)	0 (0-0)	0
Typhoid fever	0 (0-0)	0 (0-0)	0 (0-0)	0 (0-0)	0 (0-0)	0 (0-0)	0 (0-0)	0 (0-0)	0 (0-0)	0 (0-0)	0 (0-0)	0 (0-0)	0 (0-0)	0 (0-0)	0 (0-0)	0 (0-0)	0 (0-0)	0 (0-0)	0 (0-0)	0 (0-0)	0 (0-0)	0 (0-0)	0 (0-0)	0
Paratyphoid fever	0 (0-0)	0 (0-0)	0 (0-0)	0 (0-0)	0 (0-0)	0 (0-0)	0 (0-0)	0 (0-0)	0 (0-0)	0 (0-0)	0 (0-0)	0 (0-0)	0 (0-0)	0 (0-0)	0 (0-0)	0 (0-0)	0 (0-0)	0 (0-0)	0 (0-0)	0 (0-0)	0 (0-0)	0 (0-0)	0 (0-0)	0
Invasive Non-typhoidal Salmonella (iNTS)	0 (0-0)	0 (0-0)	0 (0-0)	0 (0-0)	0 (0-0)	0 (0-0)	0 (0-0)	0 (0-0)	0 (0-0)	0 (0-0)	0 (0-0)	0 (0-0)	0 (0-0)	0 (0-0)	0 (0-0)	0 (0-0)	0 (0-0)	0 (0-0)	0 (0-0)	0 (0-0)	0 (0-0)	0 (0-0)	0 (0-0)	0.7
Other intestinal infectious diseases	0 (0-0)	0 (0-0)	0.1 (0-0.1)	0 (0-0)	0 (0-0)	0 (0-0)	0 (0-0)	0 (0-0)	0 (0-0)	0 (0-0)	0 (0-0)	0 (0-0)	0 (0-0)	0 (0-0)	0 (0-0)	0 (0-0)	0 (0-0)	0 (0-0)	0 (0-0)	0 (0-0)	0 (0-0)	0 (0-0)	0 (0-0)	0.4
Neglected tropical diseases and malaria	0 (0-0)	0.1 (0.0-0.3)	0.2 (0.0-0.6)	0.6 (0.1-1.9)	1.1 (0.1-4.3)	0.9 (0.1-3.5)	0.6 (0.1-2.1)	0.2 (0.0-0.7)	0.2 (0.0-0.7)	0.2 (0.0-0.7)	0.3 (0.0-1.1)	0.3 (0.1-1.2)	0.7 (0.1-2.2)	0.6 (0.1-2.2)	0.7 (0.1-2.2)	0.6 (0.1-2.2)	0.2 (0.0-0.7)	0.2 (0.0-0.6)	0.2 (0.0-0.6)	0.1 (0.0-0.3)	0.1 (0.0-0.3)	0.1 (0.0-0.3)	7
Malaria	0 (0-0)	0 (0-0)	0 (0-0)	0 (0-0)	0 (0-0)	0 (0-0)	0 (0-0)	0 (0-0)	0 (0-0)	0 (0-0)	0 (0-0)	0 (0-0)	0 (0-0)	0 (0-0)	0 (0-0)	0 (0-0)	0 (0-0)	0 (0-0)	0 (0-0)	0 (0-0)	0 (0-0)	0 (0-0)	0 (0-0)	0
Chagas disease	0 (0-0)	0 (0-0)	0 (0-0)	0 (0-0)	0 (0-0)	0 (0-0)	0 (0-0)	0 (0-0)	0 (0-0)	0 (0-0)	0 (0-0)	0 (0-0)	0 (0-0)	0 (0-0)	0 (0-0)	0 (0-0)	0 (0-0)	0 (0-0)	0 (0-0)	0 (0-0)	0 (0-0)	0 (0-0)	0 (0-0)	0
Leishmaniasis	0 (0-0)	0 (0-0)	0 (0-0)	0 (0-0)	0 (0-0)	0 (0-0)	0 (0-0)	0 (0-0)	0 (0-0)	0 (0-0)	0 (0-0)	0 (0-0)	0 (0-0)	0 (0-0)	0 (0-0)	0 (0-0)	0 (0-0)	0 (0-0)	0 (0-0)	0 (0-0)	0 (0-0)	0 (0-0)	0 (0-0)	0
Visceral leishmaniasis	0 (0-0)	0 (0-0)	0 (0-0)	0 (0-0)	0 (0-0)	0 (0-0)	0 (0-0)	0 (0-0)	0 (0-0)	0 (0-0)	0 (0-0)	0 (0-0)	0 (0-0)	0 (0-0)	0 (0-0)	0 (0-0)	0 (0-0)	0 (0-0)	0 (0-0)	0 (0-0)	0 (0-0)	0 (0-0)	0 (0-0)	0
Cutaneous and mucocutaneous leishmaniasis	0 (0-0)	0 (0-0)	0 (0-0)	0 (0-0)	0 (0-0)	0 (0-0)	0 (0-0)	0 (0-0)	0 (0-0)	0 (0-0)	0 (0-0)	0 (0-0)	0 (0-0)	0 (0-0)	0 (0-0)	0 (0-0)	0 (0-0)	0 (0-0)	0 (0-0)	0 (0-0)	0 (0-0)	0 (0-0)	0 (0-0)	0
African trypanosomiasis	0 (0-0)	0 (0-0)	0 (0-0)	0 (0-0)	0 (0-0)	0 (0-0)	0 (0-0)	0 (0-0)	0 (0-0)	0 (0-0)	0 (0-0)	0 (0-0)	0 (0-0)	0 (0-0)	0 (0-0)	0 (0-0)	0 (0-0)	0 (0-0)	0 (0-0)	0 (0-0)	0 (0-0)	0 (0-0)	0 (0-0)	0
Schistosomiasis	0 (0-0)	0 (0-0)	0 (0-0)	0 (0-0)	0 (0-0)	0 (0-0)	0 (0-0)	0 (0-0)	0 (0-0)	0 (0-0)	0 (0-0)	0 (0-0)	0 (0-0)	0 (0-0)	0 (0-0)	0 (0-0)	0 (0-0)	0 (0-0)	0 (0-0)	0 (0-0)	0 (0-0)	0 (0-0)	0 (0-0)	0
Cysticercosis	0 (0-0)	0 (0-0)	0 (0-0)	0 (0-0)	0 (0-0)	0 (0-0)	0 (0-0)	0 (0-0)	0 (0-0)	0 (0-0)	0 (0-0)	0 (0-0)	0 (0-0)	0 (0-0)	0 (0-0)	0 (0-0)	0 (0-0)	0 (0-0)	0 (0-0)	0 (0-0)	0 (0-0)	0 (0-0)	0 (0-0)	0
Cystic echinococcosis	0 (0-0)	0 (0-0)	0 (0-0)	0 (0-0)	0 (0-0)	0 (0-0)	0 (0-0)	0 (0-0)	0 (0-0)	0 (0-0)	0 (0-0)	0 (0-0)	0 (0-0)	0 (0-0)	0 (0-0)	0 (0-0)	0 (0-0)	0 (0-0)	0 (0-0)	0 (0-0)	0 (0-0)	0 (0-0)	0 (0-0)	0.1
Lymphatic filariasis	0 (0-0)	0 (0-0)	0 (0-0)	0 (0-0)	0 (0-0)	0 (0-0)	0 (0-0)	0 (0-0)	0 (0-0)	0 (0-0)	0 (0-0)	0 (0-0)	0 (0-0)	0 (0-0)	0 (0-0)	0 (0-0)	0 (0-0)	0 (0-0)	0 (0-0)	0 (0-0)	0 (0-0)	0 (0-0)	0 (0-0)	0
Onchocerciasis	0 (0-0)	0 (0-0)	0 (0-0)	0 (0-0)	0 (0-0)	0 (0-0)	0 (0-0)	0 (0-0)	0 (0-0)	0 (0-0)	0 (0-0)	0 (0-0)	0 (0-0)	0 (0-0)	0 (0-0)	0 (0-0)	0 (0-0)	0 (0-0)	0 (0-0)	0 (0-0)	0 (0-0)	0 (0-0)	0 (0-0)	0
Trachoma	0 (0-0)	0 (0-0)	0 (0-0)	0 (0-0)	0 (0-0)	0 (0-0)	0 (0-0)	0 (0-0)	0 (0-0)	0 (0-0)	0 (0-0)	0 (0-0)	0 (0-0)	0 (0-0)	0 (0-0)	0 (0-0)	0 (0-0)	0 (0-0)	0 (0-0)	0 (0-0)	0 (0-0)	0 (0-0)	0 (0-0)	0
Dengue	0 (0-0)	0 (0-0)	0 (0-0)	0 (0-0)	0 (0-0)	0 (0-0)	0 (0-0)	0 (0-0)	0 (0-0)	0 (0-0)	0 (0-0)	0 (0-0)	0 (0-0)	0 (0-0)	0 (0-0)	0 (0-0)	0 (0-0)	0 (0-0)	0 (0-0)	0 (0-0)	0 (0-0)	0 (0-0)	0 (0-0)	0
Yellow fever	0 (0-0)	0 (0-0)	0 (0-0)	0 (0-0)	0 (0-0)	0 (0-0)	0 (0-0)	0 (0-0)	0 (0-0)	0 (0-0)	0 (0-0)	0 (0-0)	0 (0-0)	0 (0-0)	0 (0-0)	0 (0-0)	0 (0-0)	0 (0-0)	0 (0-0)	0 (0-0)	0 (0-0)	0 (0-0)	0 (0-0)	0
Rabies	0 (0-0)	0 (0-0)	0 (0-0)	0 (0-0)	0 (0-0)	0 (0-0)	0 (0-0)	0 (0-0)	0 (0-0)	0 (0-0)	0 (0-0)	0 (0-0)	0 (0-0)	0 (0-0)	0 (0-0)	0 (0-0)	0 (0-0)	0 (0-0)	0 (0-0)	0 (0-0)	0 (0-0)	0 (0-0)	0 (0-0)	0
Intestinal nematode infections	0 (0-0)	0 (0-0)	0 (0-0)	0 (0-0)	0 (0-0)	0 (0-0)	0 (0-0)	0 (0-0)	0 (0-0)	0 (0-0)	0 (0-0)	0 (0-0)	0 (0-0)	0 (0-0)	0 (0-0)	0 (0-0)	0 (0-0)	0 (0-0)	0 (0-0)	0 (0-0)	0 (0-0)	0 (0-0)	0 (0-0)	0
Ascariasis	0 (0-0)	0 (0-0)	0 (0-0)	0 (0-0)	0 (0-0)	0 (0-0)	0 (0-0)	0 (0-0)	0 (0-0)	0 (0-0)	0 (0-0)	0 (0-0)	0 (0-0)	0 (0-0)	0 (0-0)	0 (0-0)	0 (0-0)	0 (0-0)	0 (0-0)	0 (0-0)	0 (0-0)	0 (0-0)	0 (0-0)	0
Trichuriasis	0 (0-0)	0 (0-0)	0 (0-0)	0 (0-0)	0 (0-0)	0 (0-0)	0 (0-0)	0 (0-0)	0 (0-0)	0 (0-0)	0 (0-0)	0 (0-0)	0 (0-0)	0 (0-0)	0 (0-0)	0 (0-0)	0 (0-0)	0 (0-0)	0 (0-0)	0 (0-0)	0 (0-0)	0 (0-0)	0 (0-0)	0
Hookworm disease	0 (0-0)	0 (0-0)	0 (0-0)	0 (0-0)	0 (0-0)	0 (0-0)	0 (0-0)	0 (0-0)	0 (0-0)	0 (0-0)	0 (0-0)	0 (0-0)	0 (0-0)	0 (0-0)	0 (0-0)	0 (0-0)	0 (0-0)	0 (0-0)	0 (0-0)	0 (0-0)	0 (0-0)	0 (0-0)	0 (0-0)	0
Food-borne trematodiases	0 (0-0)	0 (0-0)	0 (0-0)	0 (0-0)	0 (0-0)	0 (0-0)	0 (0-0)	0 (0-0)	0 (0-0)	0 (0-0)	0 (0-0)	0 (0-0)	0 (0-0)	0 (0-0)	0 (0-0)	0 (0-0)	0 (0-0)	0 (0-0)	0 (0-0)	0 (0-0)	0 (0-0)	0 (0-0)	0 (0-0)	0
Leprosy	0 (0-0)	0 (0-0)	0 (0-0)	0 (0-0)	0 (0-0)	0 (0-0)	0 (0-0)	0 (0-0)	0 (0-0)	0 (0-0)	0 (0-0)	0 (0-0)	0 (0-0)	0 (0-0)	0 (0-0)	0 (0-0)	0 (0-0)	0 (0-0)	0 (0-0)	0 (0-0)	0 (0-0)	0 (0-0)	0 (0-0)	0
Ebola	0 (0-0)	0 (0-0)	0 (0-0)	0 (0-0)	0 (0-0)	0 (0-0)	0 (0-0)	0 (0-0)	0 (0-0)	0 (0-0)	0 (0-0)	0 (0-0)	0 (0-0)	0 (0-0)	0 (0-0)	0 (0-0)	0 (0-0)	0 (0-0)	0 (0-0)	0 (0-0)	0 (0-0)	0 (0-0)	0 (0-0)	0
Zika virus	0 (0-0)	0 (0-0)	0 (0-0)	0 (0-0)	0 (0-0)	0 (0-0)	0 (0-0)	0 (0-0)	0 (0-0)	0 (0-0)	0 (0-0)	0 (0-0)	0 (0-0)	0 (0-0)	0 (0-0)	0 (0-0)	0 (0-0)	0 (0-0)	0 (0-0)	0 (0-0)	0 (0-0)	0 (0-0)	0 (0-0)	0
Guinea worm disease	0 (0-0)	0 (0-0)	0 (0-0)	0 (0-0)	0 (0-0)	0 (0-0)	0 (0-0)	0 (0-0)	0 (0-0)	0 (0-0)	0 (0-0)	0 (0-0)	0 (0-0)	0 (0-0)	0 (0-0)	0 (0-0)	0 (0-0)	0 (0-0)	0 (0-0)	0 (0-0)	0 (0-0)	0 (0-0)	0 (0-0)	0
Other neglected tropical diseases	0 (0-0)	0.1 (0.0-0.3)	0.2 (0.0-0.6)	0.6 (0.1-1.9)	1.1 (0.1-4.3)	0.9 (0.1-3.5)	0.6 (0.1-2.1)	0.2 (0.0-0.7)	0.2 (0.0-0.7)	0.2 (0.0-0.7)	0.3 (0.0-1.1)	0.3 (0.1-1.2)	0.7 (0.1-2.2)	0.6 (0.1-2.2)	0.7 (0.1-2.2)	0.6 (0.1-2.2)	0.2 (0.0-0.7)	0.2 (0.0-0.6)	0.2 (0.0-0.6)	0.1 (0.0-0.3)	0.1 (0.0-0.3)	0.1 (0.0-0.3)	6.9
Other infectious diseases	1.6 (1.1-2.3)	3.2 (1.9-5.3)	10.4 (6.2-16.1)	12.8 (10.7-15.3)	7.2 (5.5-10.6)	6.9 (5.4-9.3)	6.1 (4.8-8.7)	6.6 (5.2-9.1)	6.5 (5.2-8.1)	7.4 (5.6-9.7)	7.7 (5.9-9.7)	8 (6.2-10.4)	8 (6.2-10.4)	7.9 (7.7-10.6)	11.3 (8.7-14.9)	12.3 (9.4-16.3)	12.3 (9.4-16.2)	12.3 (9.4-16.2)	11.7 (8.9-14.4)	12.6 (10.1-15.5)	7.1 (5.4-9.3)	2.5 (1.9-3.4)	160
Meningitis	0.4 (0.2-0.5)	0.8 (0.5-1.2)	4.2 (2.5-6.8)

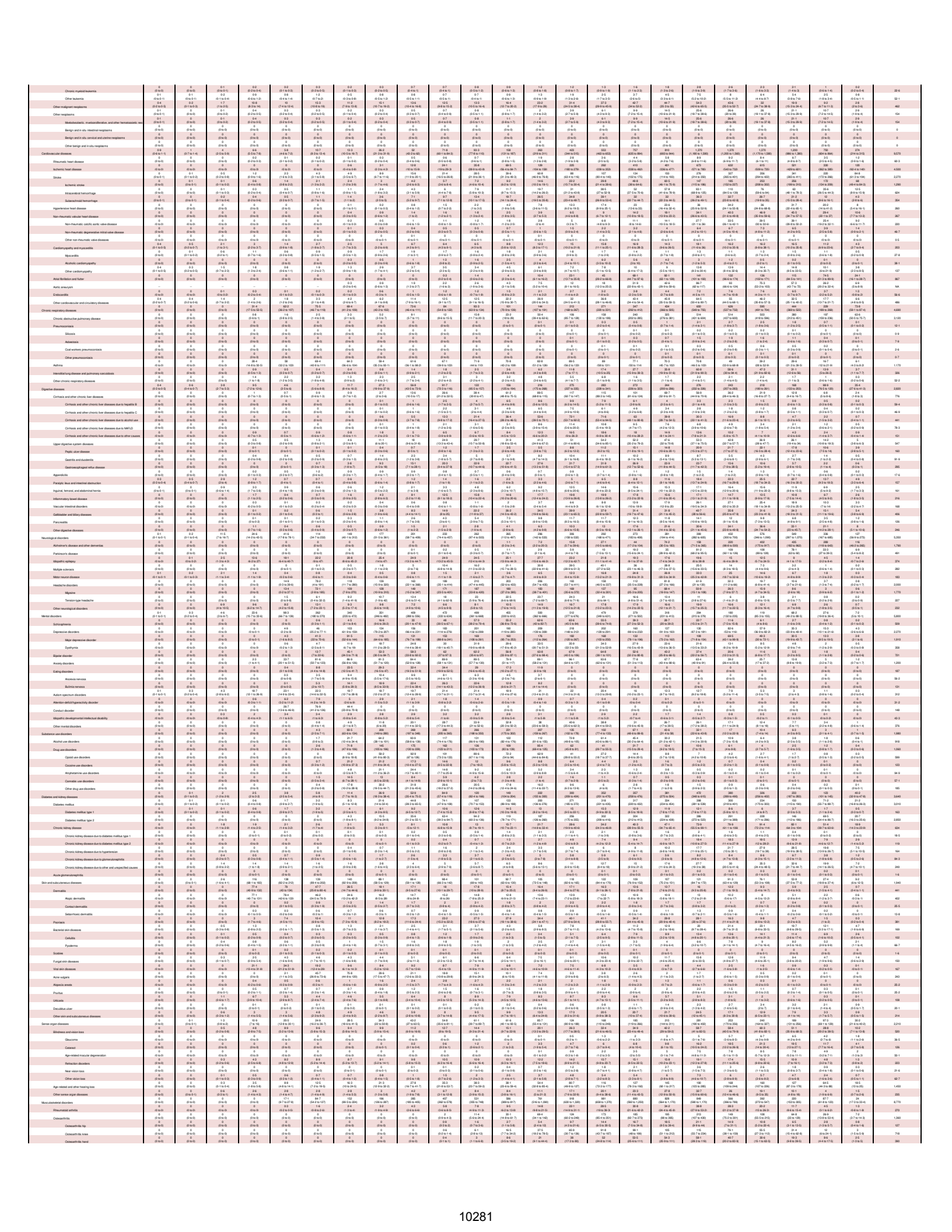

Osteoarthritis other	0 (0 to 0)	0 (0 to 0)	0 (0 to 0)	0 (0 to 0)	0 (0 to 0)	0 (0 to 0)	0 (0 to 0)	0 (0 to 0)	0 (0 to 0)	0 (0 to 0)	0-1 (0 to 2)	0-7 (0 to 1 4)	2-3 (0 4 to 5 2)	5-5 (3 3 to 13 4)	10-2 (4 7 to 21 4)	14-6 (9 4 to 32 1)	15-9 (7 03 to 34 5)	16-9 (8 to 33 4)	19-2 (9 to 39 4)	14-4 (7 3 to 28 2)	11-5 (5 4 to 23 4)	7-6 (3 9 to 15 4)	3-5 (1 4 to 7)	1 (0 5 to 2)		124
Low back pain	0 (0 to 0)	0 (0 to 0)	0 (0 to 0)	0 (0 to 0)	11 (5 4 to 19 9)	53 (31 9 to 86 8)	89 (54 8 to 142)	113 (66 2 to 177)	156 (91 9 to 241)	228 (132 to 320)	305 (178 to 399)	378 (172 to 450)	384 (219 to 536)	332 (188 to 504)	405 (245 to 620)	444 (279 to 651)	394 (241 to 577)	352 (223 to 527)	356 (228 to 527)	299 (147 to 548)	234 (104 to 394)	164 (67 3 to 334)	99 (33 5 to 230)	54 (5 4 to 12 8)	9.7 (0 to 26)	4,030
Neck pain	0 (0 to 0)	0 (0 to 0)	0 (0 to 0)	5-5 (1 9 to 11 5)	28 1 (15 2 to 51 4)	44 1 (21 9 to 76 3)	45 4 (22 4 to 87 4)	58 2 (29 3 to 111)	93 5 (48 to 174)	139 (68 5 to 216)	142 (72 to 240)	175 (90 5 to 337)	178 (89 2 to 316)	196 (83 4 to 367)	134 (68 to 230)	117 (63 3 to 199)	116 (63 to 198)	72 8 (38 3 to 131)	49 (25 6 to 89 6)	38 4 (15 3 to 68 4)	11 3 (5 4 to 19 4)	0 (0 to 0)	0 (0 to 0)		1,590
Gout	0 (0 to 0)	0 (0 to 0)	0 (0 to 0)	0 (0 to 0)	0 (0 to 0)	0 (0 to 0)	0 (0 to 0)	0 (0 to 0)	0 (0 to 0)	0 (0 to 0)

SR Table 2c: Suffolk DALYS by cause and age group for both sexes with 95% uncertainty intervals, 2019

Cause	Early Neonatal (0-6 days)	Late Neonatal (7-27 days)	Post Neonatal (28-364 days)	1 to 4	5 to 9	10 to 14	15 to 19	20 to 24	25 to 29	30 to 34	35 to 39	40 to 44	45 to 49	50 to 54	55 to 59	60 to 64	65 to 69	70 to 74	75 to 79	80 to 84	85 to 89	90 to 94	95 plus	Total
All causes	651 (x 1,230)	237 (x 372)	1,230 (x 1,585)	956 (x 1,500)	1,469 (1,244 to 1,220)	2,220 (2,020 to 2,500)	3,220 (2,740 to 3,640)	4,190 (3,540 to 4,660)	5,270 (4,470 to 5,930)	6,560 (5,660 to 6,990)	8,270 (7,170 to 9,200)	10,200 (8,870 to 10,900)	12,400 (10,900 to 13,400)	15,000 (13,200 to 16,000)	17,900 (15,800 to 19,000)	21,600 (19,000 to 22,900)	25,900 (22,800 to 27,600)	31,000 (27,200 to 33,400)	37,000 (32,200 to 39,500)	43,900 (37,800 to 46,600)	51,700 (43,900 to 54,200)	60,400 (50,800 to 62,800)	70,000 (58,000 to 72,000)	80,000 (65,000 to 82,000)	90,000 (71,000 to 92,000)	100,000 (77,000 to 102,000)	110,000 (82,000 to 112,000)	120,000 (86,000 to 122,000)	239,000
Communicable, maternal, neonatal, and nutritional diseases	651 (577 to 699)	237 (189 to 327)	1,230 (956 to 1,585)	956 (810 to 1,500)	1,469 (1,244 to 1,220)	2,220 (2,020 to 2,500)	3,220 (2,740 to 3,640)	4,190 (3,540 to 4,660)	5,270 (4,470 to 5,930)	6,560 (5,660 to 6,990)	8,270 (7,170 to 9,200)	10,200 (8,870 to 10,900)	12,400 (10,900 to 13,400)	15,000 (13,200 to 16,000)	17,900 (15,800 to 19,000)	21,600 (19,000 to 22,900)	25,900 (22,800 to 27,600)	31,000 (27,200 to 33,400)	37,000 (32,200 to 39,500)	43,900 (37,800 to 46,600)	51,700 (43,900 to 54,200)	60,400 (50,800 to 62,800)	70,000 (58,000 to 72,000)	80,000 (65,000 to 82,000)	90,000 (71,000 to 92,000)	100,000 (77,000 to 102,000)	110,000 (82,000 to 112,000)	120,000 (86,000 to 122,000)	239,000
HIV/AIDS and sexually transmitted infections	29 (7.3 to 58.4)	0 (0 to 0)	12.2 (2.2 to 38.1)	1.1 (0.6 to 1.4)	0.6 (0.4 to 0.9)	0.6 (0.7 to 1)	2.1 (1.4 to 2.8)	6.4 (3.9 to 7.4)	11.9 (8.4 to 14.6)	20.6 (13.6 to 28.3)	23.6 (17.1 to 32.1)	24.2 (17.5 to 34.1)	23.7 (17.2 to 32.4)	17.6 (13.5 to 23.4)	14.8 (10.6 to 20.1)	11.1 (7.7 to 16.1)	7.9 (5.7 to 11.7)	6.1 (4.6 to 12.1)	4.6 (3.2 to 9.6)	2.3 (1.6 to 3.4)	1.6 (1.1 to 2.3)	0.8 (0.4 to 1.2)	0.3 (0.2 to 0.4)	232
HIV/AIDS	0 (0 to 0)	0 (0 to 0)	1.2 (1.1 to 1.7)	0.6 (0.4 to 0.9)	0.5 (0.3 to 0.6)	0.5 (0.4 to 0.6)	1.1 (0.9 to 1.3)	2.7 (2.1 to 3.4)	4.6 (3.5 to 5.6)	11.7 (9.0 to 14.6)	13.4 (10.7 to 16.7)	13.8 (10.7 to 18.7)	14.6 (11.5 to 19.1)	12.6 (10.1 to 16.7)	10.4 (7.9 to 14.2)	7.9 (5.4 to 11.4)	5.4 (3.6 to 8.5)	3.8 (2.6 to 6.9)	2.8 (2.0 to 5.3)	2.0 (1.4 to 3.1)	1.4 (1.0 to 2.2)	0.5 (0.3 to 0.8)	0.1 (0.1 to 0.2)	112
HIV/AIDS - Drug-susceptible Tuberculosis	0 (0 to 0)	0 (0 to 0)	0.2 (0.1 to 0.2)	0.1 (0.1 to 0.2)	0.1 (0.0 to 0.1)	0.1 (0.1 to 0.1)	0.1 (0.1 to 0.2)	0.3 (0.2 to 0.4)	0.7 (0.4 to 1)	1.1 (0.7 to 1.6)	1.2 (0.8 to 1.8)	1.2 (0.7 to 1.8)	1.3 (0.8 to 2)	1.1 (0.7 to 1.6)	0.9 (0.5 to 1.3)	0.6 (0.3 to 0.9)	0.5 (0.2 to 0.8)	0.3 (0.1 to 0.6)	0.2 (0.1 to 0.5)	0.2 (0.1 to 0.3)	0.1 (0.1 to 0.2)	0.1 (0 to 0.1)	0 (0 to 0)	9.4
HIV/AIDS - Multidrug-resistant Tuberculosis without extensive drug resistance	0 (0 to 0)	0 (0 to 0)	0 (0 to 0)	0 (0 to 0)	0 (0 to 0)	0 (0 to 0)	0 (0 to 0)	0 (0 to 0)	0 (0 to 0)	0 (0 to 0)	0 (0 to 0)	0 (0 to 0)	0 (0 to 0)	0 (0 to 0)	0 (0 to 0)	0 (0 to 0)	0 (0 to 0)	0 (0 to 0)	0 (0 to 0)	0 (0 to 0)	0 (0 to 0)	0 (0 to 0)	0 (0 to 0)	0 (0 to 0)	0.2
HIV/AIDS - Extensively drug-resistant Tuberculosis	0 (0 to 0)	0 (0 to 0)	0 (0 to 0)	0 (0 to 0)	0 (0 to 0)	0 (0 to 0)	0 (0 to 0)	0 (0 to 0)	0 (0 to 0)	0 (0 to 0)	0 (0 to 0)	0 (0 to 0)	0 (0 to 0)	0 (0 to 0)	0 (0 to 0)	0 (0 to 0)	0 (0 to 0)	0 (0 to 0)	0 (0 to 0)	0 (0 to 0)	0 (0 to 0)	0 (0 to 0)	0 (0 to 0)	0 (0 to 0)	0.1
HIV/AIDS resulting in other diseases	0 (0 to 0)	0 (0 to 0)	0.7 (0.6 to 1.2)	0.5 (0.3 to 0.6)	0.4 (0.3 to 0.5)	0.4 (0.3 to 0.5)	0.9 (0.7 to 1.2)	2.4 (1.8 to 3.2)	4.3 (3.4 to 5.5)	10.5 (8.1 to 13.7)	12.1 (9.5 to 15.7)	12.6 (9.6 to 17.4)	13.3 (9.9 to 17.6)	11.5 (9.1 to 15.3)	9.7 (7.3 to 13.2)	7.3 (4.9 to 10.7)	4.8 (3.2 to 7.7)	3.5 (2.3 to 6.3)	2.7 (1.8 to 5.1)	1.7 (1.1 to 3.2)	0.9 (0.6 to 1.6)	0.3 (0.1 to 0.5)	0 (0 to 0)	103
Sexually transmitted infections excluding HIV	29 (7.3 to 58.4)	0 (0 to 0)	11 (2.2 to 36.7)	0.5 (0.1 to 0.6)	0.2 (0.1 to 0.3)	0.2 (0.1 to 0.3)	0.2 (0.1 to 0.3)	0.2 (0.1 to 0.3)	0.2 (0.1 to 0.3)	0.2 (0.1 to 0.3)	0.2 (0.1 to 0.3)	0.2 (0.1 to 0.3)	0.2 (0.1 to 0.3)	0.2 (0.1 to 0.3)	0.2 (0.1 to 0.3)	0.2 (0.1 to 0.3)	0.2 (0.1 to 0.3)	0.2 (0.1 to 0.3)	0.2 (0.1 to 0.3)	0.2 (0.1 to 0.3)	0.2 (0.1 to 0.3)	0.2 (0.1 to 0.3)	0 (0 to 0)	120
Syphilis	0 (0 to 0)	0 (0 to 0)	0.1 (0.1 to 0.6)	0.1 (0.1 to 0.1)	0.1 (0.1 to 0.1)	0.1 (0.1 to 0.1)	0.1 (0.1 to 0.1)	0.1 (0.1 to 0.2)	0.1 (0.1 to 0.2)	0.1 (0.1 to 0.2)	0.1 (0.1 to 0.2)	0.1 (0.1 to 0.2)	0.1 (0.1 to 0.2)	0.1 (0.1 to 0.2)	0.1 (0.1 to 0.2)	0.1 (0.1 to 0.2)	0.1 (0.1 to 0.2)	0.1 (0.1 to 0.2)	0.1 (0.1 to 0.2)	0.1 (0.1 to 0.2)	0.1 (0.1 to 0.2)	0.1 (0.1 to 0.2)	0 (0 to 0)	49.3
Chlamydial infection	0 (0 to 0)	0 (0 to 0)	0 (0 to 0)	0 (0 to 0)	0 (0 to 0)	0 (0 to 0)	0 (0 to 0)	0 (0 to 0)	0 (0 to 0)	0 (0 to 0)	0 (0 to 0)	0 (0 to 0)	0 (0 to 0)	0 (0 to 0)	0 (0 to 0)	0 (0 to 0)	0 (0 to 0)	0 (0 to 0)	0 (0 to 0)	0 (0 to 0)	0 (0 to 0)	0 (0 to 0)	0 (0 to 0)	0 (0 to 0)	11.6
Gonococcal infection	0 (0 to 0)	0 (0 to 0)	0 (0 to 0)	0 (0 to 0)	0 (0 to 0)	0 (0 to 0)	0 (0 to 0.1)	0.2 (0.1 to 0.1)	0.2 (0.1 to 0.3)	0.2 (0.2 to 0.3)	0.2 (0.2 to 0.3)	0.2 (0.2 to 0.4)	0.2 (0.2 to 0.4)	0.2 (0.2 to 0.4)	0.2 (0.2 to 0.4)	0.2 (0.2 to 0.5)	0.2 (0.2 to 0.5)	0.2 (0.2 to 0.5)	0.2 (0.2 to 0.5)	0.2 (0.2 to 0.5)	0.2 (0.2 to 0.5)	0.2 (0.2 to 0.5)	0.2 (0.2 to 0.5)	0 (0 to 0)	7.3
Trichomoniasis	0 (0 to 0)	0 (0 to 0)	0 (0 to 0)	0 (0 to 0)	0 (0 to 0)	0 (0 to 0)	0 (0 to 0.1)	0 (0 to 0.1)	0.1 (0 to 0.2)	0.1 (0 to 0.2)	0.1 (0 to 0.2)	0.1 (0 to 0.2)	0.1 (0 to 0.2)	0.1 (0 to 0.2)	0.1 (0 to 0.2)	0.1 (0 to 0.2)	0.1 (0 to 0.2)	0.1 (0 to 0.2)	0.1 (0 to 0.2)	0.1 (0 to 0.2)	0.1 (0 to 0.2)	0.1 (0 to 0.2)	0.1 (0 to 0.2)	0 (0 to 0)	10.5
Genital herpes	0 (0 to 0)	0 (0 to 0)	0 (0 to 0)	0 (0 to 0)	0 (0 to 0)	0 (0 to 0)	0 (0 to 0.1)	0.2 (0.1 to 0.3)	0.2 (0.1 to 0.3)	0.2 (0.2 to 0.3)	0.2 (0.2 to 0.3)	0.2 (0.2 to 0.3)	0.2 (0.2 to 0.3)	0.2 (0.2 to 0.3)	0.2 (0.2 to 0.3)	0.2 (0.2 to 0.3)	0.2 (0.2 to 0.3)	0.2 (0.2 to 0.3)	0.2 (0.2 to 0.3)	0.2 (0.2 to 0.3)	0.2 (0.2 to 0.3)	0.2 (0.2 to 0.3)	0.2 (0.2 to 0.3)	0 (0 to 0)	18.4
Other sexually transmitted infections	0 (0 to 0)	0 (0 to 0)	0 (0 to 0)	0 (0 to 0)	0 (0 to 0)	0 (0 to 0)	0 (0 to 0.1)	0.2 (0.2 to 0.3)	0.3 (0.2 to 0.4)	0.4 (0.3 to 0.5)	0.4 (0.3 to 0.5)	0.4 (0.3 to 0.5)	0.4 (0.3 to 0.5)	0.4 (0.3 to 0.5)	0.4 (0.3 to 0.5)	0.4 (0.3 to 0.5)	0.4 (0.3 to 0.5)	0.4 (0.3 to 0.5)	0.4 (0.3 to 0.5)	0.4 (0.3 to 0.5)	0.4 (0.3 to 0.5)	0.4 (0.3 to 0.5)	0.4 (0.3 to 0.5)	0 (0 to 0)	22.9
Respiratory infections and tuberculosis	7.4 (4.4 to 10.9)	9.1 (4.4 to 20.2)	69.6 (33.4 to 139.6)	52.5 (34.9 to 102)	30.6 (20.1 to 53.1)	30.6 (20.7 to 56.1)	31.1 (20.9 to 59.1)	33.2 (22.3 to 63.1)	42.1 (28.1 to 80.2)	62.3 (41.4 to 118)	87.9 (58.2 to 167)	119 (78.9 to 226)	162 (107 to 306)	214 (141 to 402)	284 (188 to 530)	369 (244 to 685)	472 (312 to 870)	589 (389 to 1,080)	722 (477 to 1,320)	870 (574 to 1,580)	1,020 (674 to 1,850)	1,240 (819 to 2,240)	1,420 (937 to 2,570)	6,860
Tuberculosis	0 (0 to 0)	0 (0 to 0)	0.1 (0.1 to 0.2)	0.1 (0.1 to 0.2)	0.1 (0.1 to 0.2)	0.1 (0.1 to 0.2)	0.1 (0.1 to 0.2)	0.2 (0.1 to 0.3)	0.2 (0.1 to 0.4)	0.3 (0.2 to 0.5)	0.4 (0.2 to 0.6)	0.4 (0.2 to 0.7)	0.5 (0.3 to 0.8)	0.5 (0.3 to 0.8)	0.6 (0.3 to 0.9)	0.6 (0.3 to 0.9)	0.6 (0.3 to 0.9)	0.6 (0.3 to 0.9)	0.6 (0.3 to 0.9)	0.6 (0.3 to 0.9)	0.6 (0.3 to 0.9)	0.6 (0.3 to 0.9)	0.6 (0.3 to 0.9)	0 (0 to 0)	68.9
Latent tuberculosis infection	0 (0 to 0)	0 (0 to 0)	0 (0 to 0)	0 (0 to 0)	0 (0 to 0)	0 (0 to 0)	0 (0 to 0)	0 (0 to 0)	0 (0 to 0)	0 (0 to 0)	0 (0 to 0)	0 (0 to 0)	0 (0 to 0)	0 (0 to 0)	0 (0 to 0)	0 (0 to 0)	0 (0 to 0)	0 (0 to 0)	0 (0 to 0)	0 (0 to 0)	0 (0 to 0)	0 (0 to 0)	0 (0 to 0)	0 (0 to 0)	0
Drug-susceptible tuberculosis	0 (0 to 0)	0 (0 to 0)	0 (0 to 0)	0 (0 to 0)	0 (0 to 0)	0 (0 to 0)	0 (0 to 0)	0 (0 to 0)	0 (0 to 0)	0 (0 to 0)	0 (0 to 0)	0 (0 to 0)	0 (0 to 0)	0 (0 to 0)	0 (0 to 0)	0 (0 to 0)	0 (0 to 0)	0 (0 to 0)	0 (0 to 0)	0 (0 to 0)	0 (0 to 0)	0 (0 to 0)	0 (0 to 0)	0 (0 to 0)	0
Multidrug-resistant tuberculosis without extensive drug resistance	0 (0 to 0)	0 (0 to 0)	0 (0 to 0)	0 (0 to 0)	0 (0 to 0)	0 (0 to 0)	0 (0 to 0)	0 (0 to 0)	0 (0 to 0)	0 (0 to 0)	0 (0 to 0)	0 (0 to 0)	0 (0 to 0)	0 (0 to 0)	0 (0 to 0)	0 (0 to 0)	0 (0 to 0)	0 (0 to 0)	0 (0 to 0)	0 (0 to 0)	0 (0 to 0)	0 (0 to 0)	0 (0 to 0)	0 (0 to 0)	0
Extensively drug-resistant tuberculosis	0 (0 to 0)	0 (0 to 0)	0 (0 to 0)	0 (0 to 0)	0 (0 to 0)	0 (0 to 0)	0 (0 to 0)	0 (0 to 0)	0 (0 to 0)	0 (0 to 0)	0 (0 to 0)	0 (0 to 0)	0 (0 to 0)	0 (0 to 0)	0 (0 to 0)	0 (0 to 0)	0 (0 to 0)	0 (0 to 0)	0 (0 to 0)	0 (0 to 0)	0 (0 to 0)	0 (0 to 0)	0 (0 to 0)	0 (0 to 0)	0
Lower respiratory infections	7.3 (3.3 to 10.1)	9.5 (3.6 to 7.9)	55 (21.2 to 121.9)	19.9 (10.5 to 33.2)	6.9 (4.6 to 9.7)	5.3 (4.6 to 7.8)	11.6 (7.5 to 16.1)	13.1 (8.3 to 24.7)	28.5 (18.1 to 52.3)	34.6 (22.1 to 63.9)	40.9 (26.1 to 75.2)	47.1 (29.6 to 86.8)	51.4 (32.7 to 94.2)	57.2 (36.1 to 104)	61.6 (38.9 to 112)	70.2 (44.1 to 127)	78.1 (49.1 to 141)	85.7 (53.8 to 154)	92.1 (57.9 to 165)	98.1 (61.6 to 175)	103 (64.6 to 183)	107 (67.1 to 190)	110 (68.9 to 196)	2,100
Upper respiratory infections	0.1 (0.1 to 0.2)	0.6 (0.2 to 1)	11.4 (4.6 to 18.3)	32 (16.9 to 52.3)	61.9 (32.5 to 104)	120.6 (64.6 to 203)	41.2 (21.7 to 69.4)	49.6 (26.2 to 83.7)	49.6 (26.2 to 83.8)	48.9 (24.4 to 89.2)	43.9 (21.9 to 80.2)	42 (20.9 to 76.8)	39.9 (19.9 to 73)	39.6 (19.7 to 72.4)	39.6 (19.7 to 72.4)	40.5 (20.2 to 74)	41.2 (20.5 to 75.4)	36.6 (18.2 to 67)	20.3 (10.1 to 37.1)	19.2 (9.5 to 35.1)	18.4 (9.1 to 33.6)	12.2 (6.1 to 22.3)	6.8 (3.4 to 12.4)	672
Otitis media	0 (0 to 0)	0 (0 to 0)	0 (1.1 to 2.4)	1.4 (0.7 to 2.7)	1.4 (0.7 to 2.7)	1.4 (0.7 to 2.7)	1.4 (0.7 to 2.7)	1.4 (0.7 to 2.7)	1.3 (0.7 to 2.6)	1.3 (0.7 to 2.6)	1.3 (0.7 to 2.6)	1.3 (0.7 to 2.6)	1.3 (0.7 to 2.6)	1.3 (0.7 to 2.6)	1.3 (0.7 to 2.6)	1.3 (0.7 to 2.6)	1.3 (0.7 to 2.6)	1.3 (0.7 to 2.6)	1.3 (0.7 to 2.6)	1.3 (0.7 to 2.6)	1.3 (0.7 to 2.6)	1.3 (0.7 to 2.6)	1.3 (0.7 to 2.6)	0 (0 to 0)	29.9
Enteric infections	5.6 (2.9 to 10.1)	3.4 (2.1 to 4.1)	7.4 (3.4 to 16.6)	3.5 (2.1 to 5.4)	2.9 (1.8 to 4.5)	1.5 (1.1 to 2.2)	1.3 (0.9 to 1.8)	1.2 (0.8 to 1.7)	1.2 (0.8 to 1.7)	1.2 (0.8 to 1.7)	1.2 (0.8 to 1.7)	1.2 (0.8 to 1.7)	1.2 (0.8 to 1.7)	1.2 (0.8 to 1.7)	1.2 (0.8 to 1.7)	1.2 (0.8 to 1.7)	1.2 (0.8 to 1.7)	1.2 (0.8 to 1.7)	1.2 (0.8 to 1.7)	1.2 (0.8 to 1.7)	1.2 (0.8 to 1.7)	1.2 (0.8 to 1.7)	1.2 (0.8 to 1.7)	0 (0 to 0)	54.6
Diarrheal diseases	5.6 (2.9 to 10.1)	3.4 (2.1 to 4.1)	7.4 (3.4 to 16.6)	3.5 (2.1 to 5.4)	2.9 (1.8 to 4.5)	1.5 (1.1 to 2.2)	1.3 (0.9 to 1.8)	1.2 (0.8 to 1.7)	1.2 (0.8 to 1.7)	1.2 (0.8 to 1.7)	1.2 (0.8 to 1.7)	1.2 (0.8 to 1.7)	1.2 (0.8 to 1.7)	1.2 (0.8 to 1.7)	1.2 (0.8 to 1.7)	1.2 (0.8 to 1.7)	1.2 (0.8 to 1.7)	1.2 (0.8 to 1.7)	1.2 (0.8 to 1.7)	1.2 (0.8 to 1.7)	1.2 (0.8 to 1.7)	1.2 (0.8 to 1.7)	1.2 (0.8 to 1.7)	0 (0 to 0)	54.6
Typhoid and paratyphoid	0 (0 to 0)	0 (0 to 0)	0 (0 to 0)	0 (0 to 0)	0 (0 to 0)	0 (0 to 0)	0 (0 to 0)	0 (0 to 0)	0 (0 to 0)	0 (0 to 0)	0 (0 to 0)	0 (0 to 0)	0 (0 to 0)	0 (0 to 0)	0 (0 to 0)	0 (0 to 0)	0 (0 to 0)	0 (0 to 0)	0 (0 to 0)	0 (0 to 0)	0 (0 to 0)	0 (0 to 0)	0 (0 to 0)	0 (0 to 0)	0.2
Typhoid fever	0 (0 to 0)	0 (0 to 0)	0 (0 to 0)	0 (0 to 0)	0 (0 to 0)	0 (0 to 0)	0 (0 to 0)	0 (0 to 0)	0 (0 to 0)	0 (0 to 0)	0 (0 to 0)	0 (0 to 0)	0 (0 to 0)	0 (0 to 0)	0 (0 to 0)	0 (0 to 0)	0 (0 to 0)	0 (0 to 0)	0 (0 to 0)	0 (0 to 0)	0 (0 to 0)	0 (0 to 0)	0 (0 to 0)	0 (0 to 0)	0
Paratyphoid fever	0 (0 to 0)	0 (0 to 0)	0 (0 to 0)	0 (0 to 0)	0 (0 to 0)	0 (0 to 0)	0 (0 to 0)	0 (0 to 0)	0 (0 to 0)	0 (0 to 0)	0 (0 to 0)	0 (0 to 0)	0 (0 to 0)	0 (0 to 0)	0 (0 to 0)	0 (0 to 0)	0 (0 to 0)	0 (0 to 0)	0 (0 to 0)	0 (0 to 0)	0 (0 to 0)	0 (0 to 0)	0 (0 to 0)	0 (0 to 0)	0.2
Other sexually transmitted infections	0 (0 to 0)	0 (0 to 0)	0 (0 to 0)	0 (0 to 0)	0 (0 to 0)	0 (0 to 0)	0 (0 to 0)	0.1 (0 to 0.1)	0.2 (0 to 0.3)	0.2 (0 to 0.3)	0.2 (0 to 0.3)	0.2 (0 to 0.3)	0.2 (0 to 0.3)	0.2 (0 to 0.3)	0.2 (0 to 0.3)	0.2 (0 to 0.3)	0.2 (0 to 0.3)	0.2 (0 to 0.3)	0.2 (0 to 0.3)	0.2 (0 to 0.3)	0.2 (0 to 0.3)	0.2 (0 to 0.3)	0.2 (0 to 0.3)	0 (0 to 0)	3.4
Invasive Non-typhoidal Salmonella (iNTS)	0 (0 to 0)	0 (0 to 0)	0 (0 to 0)	0 (0 to 0)	0 (0 to 0)	0 (0 to 0)	0 (0 to 0)	0 (0 to 0)	0 (0 to 0)	0 (0 to 0)	0 (0 to 0)	0 (0 to 0)	0 (0 to 0)	0 (0 to 0)	0 (0 to 0)	0 (0 to 0)	0 (0 to 0)	0 (0 to 0)	0 (0 to 0)	0 (0 to 0)	0 (0 to 0)	0 (0 to 0)	0 (0 to 0)	0 (0 to 0)	2.4
Other intestinal infectious diseases	0 (0 to 0)	0 (0 to 0)	0.1 (0 to 0.3)	0 (0 to 0)	0 (0 to 0)	0 (0 to 0)	0 (0 to 0)	0 (0 to 0)	0 (0 to 0)	0 (0 to 0)	0 (0 to 0)	0 (0 to 0)	0 (0 to 0)	0 (0 to 0)	0 (0 to 0)	0 (0 to 0)	0 (0 to 0)	0 (0 to 0)	0 (0 to 0)	0 (0 to 0)	0 (0 to 0)	0 (0 to 0)	0 (0 to 0)	0 (0 to 0)	1.3
Neglected tropical diseases and malaria	0 (0 to 0)	0 (0 to 0)	0.2 (0 to 0.7)	0.2 (0 to 0.3)	0.2 (0 to 0.3)	0.2 (0 to 0.3)	0.2 (0 to 0.3)	0.2 (0 to 0.3)	0.2 (0 to 0.3)	0.2 (0 to 0.3)	0.2 (0 to 0.3)	0.2 (0 to 0.3)	0.2 (0 to 0.3)	0.2 (0 to 0.3)	0.2 (0 to 0.3)	0.2 (0 to 0.3)	0.2 (0 to 0.3)	0.2 (0 to 0.3

Other neoplasms	0·2 (0 to 0·3)	0 (0 to 0·1)	0·1 (0 to 0·3)	0·5 (0·3 to 0·9)	0·6 (0·4 to 0·8)	0·8 (0·6 to 1·2)	0·8 (0·6 to 1·2)	0·8 (0·5 to 1·2)	1·4 (1 to 2)	2·1 (1·2 to 3)	2·5 (1·6 to 3·9)	3 (2 to 4·4)	3·6 (1·1 to 8·7)	5·6 (1·1 to 11)	11·6 (9·3 to 17·1)	19·2 (14·1 to 27·9)	21·6 (16 to 30)	23·3 (19 to 29·4)	49·4 (42·1 to 59)	99·5 (79·6 to 144)	91·4 (79·3 to 116)	90·2 (59 to 136)	12·2 (9·1 to 16·4)	575
Medulloblastoma, medulloblastoma, and other hemangioblastic	0 (0 to 0·3)	0 (0 to 0·1)	0 (0·1 to 0·2)	0 (0 to 0·2)	0 (0 to 0·2)	0 (0 to 0·2)	0 (0 to 0·2)	0 (0 to 0·2)	0 (0 to 0·2)	0 (0 to 0·2)	0 (0 to 0·2)	0 (0 to 0·2)	0 (0 to 0·2)	0 (0 to 0·2)	0 (0 to 0·2)	0 (0 to 0·2)	0 (0 to 0·2)	0 (0 to 0·2)	0 (0 to 0·2)	0 (0 to 0·2)	0 (0 to 0·2)	0 (0 to 0·2)	0 (0 to 0·2)	0 (0 to 0·2)	0
Benign and in situ intestinal neoplasms	0 (0 to 0)	0 (0 to 0)	0 (0 to 0)	0 (0 to 0)	0 (0 to 0)	0 (0 to 0)	0 (0 to 0)	0 (0 to 0)	0 (0 to 0)	0 (0 to 0)	0 (0 to 0)	0 (0 to 0)	0 (0 to 0)	0 (0 to 0)	0 (0 to 0)	0 (0 to 0)	0 (0 to 0)	0 (0 to 0)	0 (0 to 0)	0 (0 to 0)	0 (0 to 0)	0 (0 to 0)	0 (0 to 0)	0 (0 to 0)	0
Benign and in situ cervical and uterine neoplasms	0 (0 to 0)	0 (0 to 0)	0 (0 to 0)	0 (0 to 0)	0 (0 to 0)	0 (0 to 0)	0 (0 to 0)	0 (0 to 0)	0 (0 to 0)	0 (0 to 0)	0 (0 to 0)	0 (0 to 0)	0 (0 to 0)	0 (0 to 0)	0 (0 to 0)	0 (0 to 0)	0 (0 to 0)	0 (0 to 0)	0 (0 to 0)	0 (0 to 0)	0 (0 to 0)	0 (0 to 0)	0 (0 to 0)	0 (0 to 0)	0
Other benign and in situ neoplasms	0 (0 to 0)	0 (0 to 0)	0 (0 to 0)	0 (0 to 0)	0 (0 to 0)	0 (0 to 0)	0 (0 to 0)	0 (0 to 0)	0 (0 to 0)	0 (0 to 0)	0 (0 to 0)	0 (0 to 0)	0 (0 to 0)	0 (0 to 0)	0 (0 to 0)	0 (0 to 0)	0 (0 to 0)	0 (0 to 0)	0 (0 to 0)	0 (0 to 0)	0 (0 to 0)	0 (0 to 0)	0 (0 to 0)	0 (0 to 0)	0
Cardiovascular diseases	2·6 (1·9 to 3·5)	2·7 (1·9 to 3·6)	11·6 (9·3 to 13·3)	10·4 (7·4 to 13·9)	12·7 (9·9 to 16·1)	20·2 (15·7 to 25·1)	69·6 (55 to 86·1)	89·2 (70·6 to 104)	159 (120 to 199)	248 (209 to 289)	352 (272 to 379)	447 (329 to 525)	795 (632 to 923)	1,340 (1,130 to 1,600)	1,950 (1,550 to 2,200)	2,420 (2,070 to 2,800)	2,240 (1,770 to 2,750)	5,200 (4,020 to 6,030)	5,650 (4,660 to 6,280)	5,220 (4,220 to 5,830)	2,920 (2,860 to 2,990)	2,290 (1,610 to 3,140)	37,400
Rheumatic heart disease	0 (0 to 0)	0 (0 to 0)	0 (0 to 0·4)	0 (0 to 0·4)	0·3 (0 to 0·6)	0·4 (0 to 0·8)	0·6 (0 to 1·2)	1·5 (1 to 2·1)	2·4 (1·4 to 3·4)	3·1 (2·3 to 4·2)	3·6 (2·7 to 4·7)	5·6 (3·8 to 7·5)	9·6 (6·9 to 12·1)	11·7 (8·2 to 16)	14·4 (10·4 to 19·5)	19·4 (14·4 to 24·8)	21·8 (16·6 to 28·1)	36·1 (28·6 to 43·9)	28·6 (22·4 to 40·2)	27 (20·5 to 39·1)	20·5 (12·4 to 32·7)	4·1 (0·3 to 7·4)	229
Ischemic heart disease	0 (0 to 0)	0 (0 to 0)	0·1 (0 to 0·3)	2·4 (1·7 to 3·2)	3·2 (2·3 to 4·4)	5·2 (3·8 to 7·1)	18 (14·4 to 23·1)	23·1 (18·3 to 28·4)	39·5 (32·1 to 46·1)	73·1 (59·5 to 85·1)	104 (84·1 to 121)	152 (122 to 191)	279 (223 to 361)	532 (435 to 668)	732 (623 to 886)	1,020 (829 to 1,230)	1,330 (1,120 to 1,580)	1,710 (1,450 to 2,050)	2,460 (2,070 to 2,960)	2,490 (2,020 to 3,060)	2,630 (2,260 to 3,060)	2,280 (1,860 to 2,690)	1,520 (1,210 to 1,790)	567 (452 to 665)	17,700
Stroke	0·1 (0·1 to 0·2)	0·2 (0·1 to 0·3)	1·3 (0·7 to 2·2)	2·2 (1·4 to 3)	3·5 (2·6 to 4·7)	5·6 (3·9 to 7·9)	16·7 (12·3 to 22·2)	29·2 (22·3 to 37)	47·6 (36·4 to 61·8)	70·2 (54·7 to 89·4)	87·3 (69 to 107)	108 (84·3 to 134)	178 (134 to 224)	274 (208 to 357)	368 (273 to 461)	434 (326 to 551)	439 (349 to 562)	902 (684 to 1,240)	1,090 (1,020 to 1,130)	1,295 (1,210 to 1,350)	1,570 (1,220 to 1,930)	1,520 (1,020 to 2,020)	1,240 (822 to 1,670)	600 (302 to 1,060)	9,150
Ischemic stroke	0 (0 to 0·1)	0·2 (0·1 to 0·3)	0·3 (0·2 to 0·5)	1·2 (0·8 to 1·7)	2·4 (1·7 to 3·2)	3·8 (2·9 to 5·2)	9·2 (7·1 to 12·4)	12·5 (9·6 to 16·2)	19·9 (14·8 to 26·4)	29·7 (22·1 to 39·5)	39 (29·1 to 52)	49·2 (36·4 to 65·7)	81·1 (59·7 to 108)	124 (91·4 to 165)	168 (123 to 224)	198 (145 to 264)	199 (146 to 266)	410 (301 to 547)	497 (364 to 663)	592 (435 to 790)	716 (526 to 955)	693 (509 to 925)	565 (415 to 754)	273 (201 to 364)	4,150
Intracerebral hemorrhage	0·1 (0 to 0·2)	0·1 (0 to 0·2)	0·6 (0·2 to 1·2)	0·6 (0·1 to 1·3)	0·7 (0·2 to 1·5)	1·2 (0·4 to 2·7)	3·1 (1·1 to 6·6)	4·6 (1·7 to 9·6)	6·9 (2·6 to 14·3)	9·6 (3·7 to 19·8)	12·2 (4·7 to 25·2)	15·1 (5·8 to 31·2)	24·9 (9·6 to 51·4)	38·4 (14·8 to 79·2)	53·1 (20·5 to 109)	68·5 (26·4 to 141)	73·6 (28·4 to 152)	126 (48·6 to 260)	153 (59·1 to 316)	183 (70·6 to 378)	216 (83·4 to 446)	191 (73·7 to 394)	140 (54·1 to 289)	84 (32·4 to 173)	1,200
Subarachnoid hemorrhage	0 (0 to 0·2)	0 (0 to 0·2)	0·2 (0·2 to 0·3)	0·3 (0·3 to 0·6)	0·5 (0·6 to 1·3)	1·1 (1·1 to 2·5)	3·2 (2·9 to 6·1)	4·2 (3·8 to 8·1)	5·8 (5·2 to 11·2)	7·6 (6·8 to 14·6)	9·3 (8·3 to 17·9)	11·5 (10·2 to 22·1)	18·9 (16·8 to 36·4)	29·1 (25·8 to 56·1)	40·3 (35·7 to 77·7)	52·1 (46·1 to 100)	55·9 (49·5 to 108)	95·8 (84·8 to 184)	116 (103 to 224)	139 (123 to 268)	164 (145 to 316)	145 (128 to 279)	106 (94·3 to 205)	64 (56·8 to 123)	911
Hypertensive heart disease	0 (0 to 0)	0 (0 to 0)	0 (0 to 0)	0 (0 to 0)	0 (0 to 0)	0·2 (0·2 to 0·5)	0·6 (0·4 to 0·9)	0·8 (0·6 to 1·3)	1·3 (0·9 to 1·9)	2·1 (1·4 to 3·1)	2·7 (1·9 to 3·9)	3·7 (2·6 to 5·3)	6·1 (4·3 to 8·7)	9·2 (6·5 to 13·1)	12·5 (8·9 to 17·9)	16·2 (11·5 to 23·1)	17·1 (12·1 to 24·5)	29·2 (20·7 to 41·6)	35·5 (25·2 to 50·6)	42·5 (30·2 to 60·6)	50·2 (35·6 to 71·6)	44·4 (31·5 to 63·4)	32·4 (23·1 to 46·3)	19·6 (14·1 to 28·1)	277
Non-rheumatic valvular heart disease	0·1 (0 to 0·2)	0·1 (0 to 0·2)	0·1 (0 to 0·2)	0·2 (0 to 0·3)	0·3 (0 to 0·5)	0·5 (0·2 to 0·9)	1·4 (0·6 to 2·3)	1·9 (0·8 to 3·1)	2·8 (1·2 to 4·6)	3·8 (2·3 to 6·4)	4·6 (2·8 to 7·6)	5·6 (3·4 to 9·2)	8·6 (5·2 to 14·2)	12·4 (7·5 to 20·4)	16·4 (9·9 to 27)	21·2 (12·8 to 34·9)	22·4 (13·5 to 36·9)	38·2 (23·1 to 62·9)	46·4 (28·1 to 76·4)	55·6 (33·7 to 91·6)	65·7 (39·8 to 108)	58·1 (35·2 to 95·6)	42·4 (25·7 to 69·8)	25·7 (15·6 to 42·3)	362
Non-rheumatic calcific aortic valve disease	0 (0 to 0)	0 (0 to 0)	0 (0 to 0)	0 (0 to 0)	0 (0 to 0)	0 (0 to 0·1)	0·1 (0 to 0·2)	0·2 (0 to 0·4)	0·3 (0 to 0·6)	0·5 (0 to 0·9)	0·6 (0 to 1·1)	0·8 (0 to 1·5)	1·3 (0 to 2·4)	1·9 (0 to 3·5)	2·6 (0 to 4·8)	3·4 (0 to 6·3)	3·6 (0 to 6·7)	6·1 (0 to 11·3)	7·4 (0 to 13·8)	8·9 (0 to 16·6)	10·5 (0 to 19·6)	9·3 (0 to 17·4)	6·8 (0 to 12·7)	4·1 (0 to 7·7)	59
Non-rheumatic degenerative mitral valve disease	0 (0 to 0)	0 (0 to 0)	0 (0 to 0)	0 (0 to 0)	0 (0 to 0)	0 (0 to 0·1)	0·1 (0 to 0·2)	0·1 (0 to 0·2)	0·2 (0 to 0·3)	0·3 (0 to 0·5)	0·4 (0 to 0·6)	0·5 (0 to 0·8)	0·8 (0 to 1·3)	1·2 (0 to 2·0)	1·7 (0 to 2·8)	2·2 (0 to 3·6)	2·3 (0 to 3·8)	3·9 (0 to 6·5)	4·7 (0 to 7·9)	5·7 (0 to 9·6)	6·7 (0 to 11·2)	5·9 (0 to 10·1)	4·3 (0 to 7·4)	2·6 (0 to 4·5)	38
Other non-rheumatic valve diseases	0 (0 to 0)	0 (0 to 0)	0 (0 to 0)	0 (0 to 0)	0 (0 to 0)	0 (0 to 0·1)	0 (0 to 0·2)	0 (0 to 0·2)	0 (0 to 0·3)	0 (0 to 0·3)	0 (0 to 0·4)	0 (0 to 0·5)	0 (0 to 0·7)	0 (0 to 1·1)	0 (0 to 1·5)	0 (0 to 2·1)	0 (0 to 2·1)	0 (0 to 3·5)	0 (0 to 4·2)	0 (0 to 5·1)	0 (0 to 6·1)	0 (0 to 5·4)	0 (0 to 4·1)	0 (0 to 2·4)	1·5
Cardiomyopathy and myocarditis	1·2 (0·9 to 1·6)	1·4 (0·9 to 2)	4·6 (3·7 to 5·9)	3 (2·1 to 4·2)	3 (2·1 to 4·2)	3·4 (2·5 to 4·7)	7·6 (5·7 to 10·1)	8·5 (6·3 to 11·2)	10·2 (7·6 to 13·7)	12·2 (9·1 to 16·2)	13·6 (10·2 to 18·2)	15·7 (11·8 to 21·1)	21·6 (16·2 to 29·1)	29·2 (21·9 to 39·3)	36·7 (27·5 to 49·4)	44·7 (33·5 to 60·2)	46·2 (34·6 to 62·2)	72·2 (54·1 to 97·2)	82·2 (61·6 to 111)	93·2 (69·8 to 125)	104 (77·9 to 140)	84·2 (63·1 to 113)	59·7 (44·7 to 80·3)	34·6 (25·9 to 46·6)	861
Myocarditis	0 (0 to 0·1)	0 (0 to 0·1)	0·2 (0 to 0·4)	0·2 (0 to 0·4)	0·2 (0 to 0·4)	0·2 (0 to 0·4)	0·4 (0·2 to 0·7)	0·5 (0·2 to 0·8)	0·6 (0·3 to 1·1)	0·8 (0·4 to 1·4)	0·9 (0·5 to 1·6)	1·1 (0·6 to 1·9)	1·6 (0·8 to 2·8)	2·2 (1·1 to 3·9)	2·8 (1·4 to 4·9)	3·4 (1·7 to 6·1)	3·5 (1·7 to 6·3)	5·5 (2·7 to 9·7)	6·3 (3·1 to 11·2)	7·1 (3·5 to 12·6)	8·1 (3·9 to 14·3)	6·4 (3·1 to 11·4)	4·5 (2·2 to 8·1)	2·7 (1·3 to 4·8)	87
Alcoholic cardiomyopathy	0 (0 to 0)	0 (0 to 0)	0 (0 to 0)	0 (0 to 0)	0 (0 to 0)	0 (0 to 0)	0 (0 to 0)	0 (0 to 0)	0 (0 to 0)	0 (0 to 0)	0 (0 to 0)	0 (0 to 0)	0 (0 to 0)	0 (0 to 0)	0 (0 to 0)	0 (0 to 0)	0 (0 to 0)	0 (0 to 0)	0 (0 to 0)	0 (0 to 0)	0 (0 to 0)	0 (0 to 0)	0 (0 to 0)	0 (0 to 0)	0 (0 to 0)	0
Other cardiomyopathy	1·2 (0·9 to 1·7)	1·1 (0·7 to 1·6)	4·1 (2·8 to 5·7)	3·2 (2·1 to 4·2)	2·9 (1·9 to 3·9)	3·3 (2·3 to 4·5)	7·2 (5·2 to 9·8)	8·1 (5·8 to 11·1)	10·4 (7·4 to 14·2)	14·2 (9·9 to 19·7)	14·7 (10·2 to 20·5)	17·1 (11·7 to 24·1)	21·6 (14·7 to 30·5)	29·4 (19·7 to 41·9)	36·7 (24·3 to 52·6)	44·6 (29·3 to 64·5)	46·2 (30·2 to 67·5)	72·5 (47·2 to 106)	82·2 (53·2 to 120)	93·2 (60·4 to 135)	104 (67·3 to 151)	84·2 (54·3 to 122)	59·7 (38·4 to 86·5)	34·6 (22·2 to 50·1)	861
Atrial fibrillation and flutter	0 (0 to 0)	0 (0 to 0)	0 (0 to 0)	0 (0 to 0)	0 (0 to 0)	0 (0 to 0)	0 (0 to 0)	0 (0 to 0)	0 (0 to 0)	0 (0 to 0)	0 (0 to 0)	0 (0 to 0)	0 (0 to 0)	0 (0 to 0)	0 (0 to 0)	0 (0 to 0)	0 (0 to 0)	0 (0 to 0)	0 (0 to 0)	0 (0 to 0)	0 (0 to 0)	0 (0 to 0)	0 (0 to 0)	0 (0 to 0)	0 (0 to 0)	0
Aortic aneurysm	–	–	–	–	–	1·1 (0·8 to 1·5)	2·3 (2·1 to 2·4)	5·6 (5 to 6)	7·6 (6·9 to 8·5)	9·6 (8·7 to 10·7)	12·2 (11·1 to 13·7)	15·9 (14·3 to 17·9)	23·7 (21·3 to 26·4)	37·9 (33·9 to 42·1)	52·6 (46·9 to 58·5)	68·4 (60·8 to 76·2)	73·6 (65·3 to 82·1)	126 (111 to 140)	151 (133 to 169)	177 (156 to 198)	202 (178 to 226)	164 (144 to 183)	117 (103 to 131)	74 (65 to 83)	1,800
Endocarditis	0 (0 to 0)	0·1 (0 to 0·1)	0·3 (0·2 to 0·7)	0·4 (0·2 to 0·6)	0·5 (0·2 to 0·8)	0·7 (0·4 to 1·1)	2·1 (1·3 to 3·2)	3·4 (2·1 to 5·1)	4·9 (3·1 to 7·3)	5·2 (3·2 to 8·2)	5·6 (3·3 to 8·9)	6·3 (3·7 to 10·1)	7·5 (4·3 to 12·1)	10·1 (5·8 to 16·2)	12·9 (7·4 to 20·7)	15·1 (8·6 to 24·2)	14·2 (8·1 to 22·8)	20·5 (11·7 to 33·1)	24·5 (13·9 to 39·6)	27·9 (15·8 to 45·1)	31·5 (17·8 to 51·1)	25·2 (14·2 to 40·8)	18·2 (10·3 to 29·5)	10·9 (6·2 to 17·6)	284
Other cardiovascular and circulatory diseases	1·2 (0·9 to 1·6)	1 (0·7 to 1·3)	3·3 (2·4 to 4·3)	2·6 (1·8 to 3·5)	2·3 (1·6 to 3·1)	3·4 (2·4 to 4·6)	7·3 (5·2 to 9·8)	9·2 (6·6 to 12·4)	12·9 (9·2 to 17·4)	20·3 (14·5 to 27·3)	26·2 (18·7 to 35·3)	33·5 (23·9 to 45·1)	49·6 (35·4 to 66·8)	81·2 (57·9 to 109)	114·9 (81·9 to 154)	152 (108 to 205)	164·3 (117 to 221)	256·1 (182 to 345)	292·1 (208 to 393)	331·1 (236 to 446)	371·8 (265 to 500)	299·1 (213 to 402)	211·6 (151 to 285)	122·8 (87·6 to 165)	1,760
Chronic respiratory diseases	73·0 (59·7 to 88)	73·2 (59·7 to 88)	132 (84·9 to 202)	197 (133 to 284)	197 (133 to 284)	201 (136 to 290)	238 (161 to 343)	240 (162 to 346)	240 (162 to 346)	240 (162 to 346)	307 (209 to 439)	528 (359 to 759)	528 (359 to 759)	528 (359 to 759)	528 (359 to 759)	528 (359 to 759)	528 (359 to 759)	528 (359 to 759)	528 (359 to 759)	528 (359 to 759)	528 (359 to 759)	528 (359 to 759)	528 (359 to 759)	528 (359 to 759)	528 (359 to 759)	7,600
Chronic obstructive pulmonary disease	0 (0 to 0·1)	0 (0 to 0·1)	0·1 (0 to 0·3)	0·4 (0·2 to 0·6)	0·6 (0·3 to 0·9)	0·8 (0·4 to 1·2)	2·2 (1·2 to 3·2)	3·2 (1·8 to 4·6)	4·5 (2·6 to 6·5)	6·2 (3·6 to 8·9)	8·1 (4·8 to 11·5)	10·2 (6·2 to 14·5)	15·4 (9·5 to 21·8)	23·7 (14·8 to 33·5)	33·5 (21·1 to 47·2)	45·5 (28·8 to 64·1)	48·1 (30·5 to 67·7)	75·3 (48·1 to 106)	86·1 (55·2 to 121)	97·1 (62·3 to 137)	109 (69·8 to 153)	87·8 (56·4 to 123)	62·3 (40·1 to 87·6)	35·8 (23·1 to 50·4)	1,000
Pneumoconiosis	0 (0 to 0)	0 (0 to 0)	0 (0 to 0)	0 (0 to 0)	0 (0 to 0)	0 (0 to 0)	0 (0 to 0)	0 (0 to 0)	0 (0 to 0·1)	0 (0 to 0·1)	0 (0 to 0·1)	0 (0 to 0·2)	0 (0 to 0·2)	0 (0 to 0·4)	0 (0 to 0·6)	0 (0 to 0·9)	0 (0 to 1·1)	0 (0 to 1·2)	0 (0 to 1·2)	0 (0 to 1·4)	0 (0 to 1·6)	0 (0 to 1·9)	0 (0 to 1·4)	0 (0 to 0·9)	0 (0 to 0·5)	4·7
Silicosis	0 (0 to 0)	0 (0 to 0)	0 (0 to 0)	0 (0 to 0)	0 (0 to 0)	0 (0 to 0)	0 (0 to 0)	0 (0 to 0)	0 (0 to 0)	0 (0 to 0)	0 (0 to 0)	0 (0 to 0)	0 (0 to 0)	0 (0 to 0)	0 (0 to 0)	0 (0 to 0)	0 (0 to 0)	0 (0 to 0)	0 (0 to 0)	0 (0 to 0)	0 (0 to 0)	0 (0 to 0)	0 (0 to 0)	0 (0 to 0)	0 (0 to 0)	0
Asbestosis	0 (0 to 0)	0 (0 to 0)	0 (0 to 0)	0 (0 to 0)	0 (0 to 0)	0 (0 to 0)	0 (0 to 0)	0 (0 to 0)	0 (0 to 0)	0 (0 to 0)	0 (0 to 0)	0 (0 to 0)	0 (0 to 0)	0 (0 to 0)	0 (0 to 0)	0 (0 to 0)	0 (0 to 0)	0 (0 to 0)	0 (0 to 0)	0 (0 to 0)	0 (0 to 0)	0 (0 to 0)	0 (0 to 0)	0 (0 to 0)	0 (0 to 0)	0
Coal workers pneumoconiosis	0 (0 to 0)	0 (0 to 0)	0 (0 to 0)	0 (0 to 0)	0 (0 to 0)	0 (0 to 0)	0 (0 to 0)	0 (0 to 0)	0 (0 to 0)	0 (0 to 0)	0 (0 to 0)	0 (0 to 0)	0 (0 to 0)	0 (0 to 0)	0 (0 to 0)	0 (0 to 0)	0 (0 to 0)	0 (0 to 0)	0 (0 to 0)	0 (0 to 0)	0 (0 to 0)	0 (0 to 0)	0 (0 to 0)	0 (0 to 0)	0 (0 to 0)	0
Other pneumoconiosis	0 (0 to 0)	0 (0 to 0)	0 (0 to 0)	0 (0 to 0)	0 (0 to 0)	0 (0 to 0)	0 (0 to 0)	0 (0 to 0)	0 (0 to 0)	0 (0 to 0)	0 (0 to 0)	0 (0 to 0)	0 (0 to 0)	0 (0 to 0)	0 (0 to 0)	0 (0 to 0)	0 (0 to 0)	0 (0 to 0)	0 (0 to 0)	0 (0 to 0)	0 (0 to 0)	0 (0 to 0)	0 (0 to 0)	0 (0 to 0)	0 (0 to 0)	0
Asthma	161 (94·6 to 232)	161 (79·6 to 261)	142 (97·1 to 275)	172 (99·6 to 274)	167 (99·5 to 260)	179 (98·6 to 272)	176 (100 to 271)	178 (107 to 267)	196 (107 to 287)	208 (123 to 298)	209 (128 to 312)	223 (142 to 337)	223 (145 to 329)	223 (145 to 329)	223 (136 to 339)	223 (139 to 339)	223 (137 to 339)	223 (139 to 339)	223 (139 to 339)	223 (139 to 339)	223 (139 to 339)	223 (139 to 339)	223 (139 to 339)	223 (139 to 339)	3,190
Interstitial lung disease and pulmonary sarcoidosis	1·1 (0·8 to 1·6)	1·1 (0·8 to 1·6)	1·3 (0·9 to 1·7)	2·6 (1·8 to 3·6)	2·6 (1·8 to 3·6)	2·6 (1·8 to 3·5)	2·6 (1·8 to 3·6)	2·6 (1·8 to 3·6)	2·6 (1·8 to 3·6)	2·6 (1·8 to 3·6)	2·6 (1·8 to 3·6)	2·6 (1·8 to 3·6)	2·6 (1·8 to 3·6)	2·6 (1·8 to 3·6)	2·6 (1·8 to 3·6)	2·6 (1·8 to 3·6)	2·6 (1·8 to 3·6)	2·6 (1·8 to 3·6)	2·6 (1·8 to 3·6)	2·6 (1·8 to 3·6)	2·6 (1·8 to 3·6)	2·6 (1·8 to 3·6)	2·6 (1·8 to 3·6)	2·6 (1·8 to 3·6)	227
Other chronic respiratory diseases	1 (0·7 to 1·4)	1 (0·6 to 1·4)	2·3 (1·5 to 3·4)	3·2 (2·1 to 4·5)	3·2 (2·1 to 4·5)	3·2 (2·1 to 4·5

Congenital birth defects	240 (189 to 292)	93·4 (67·8 to 140)	241 (167 to 374)	128 (99·3 to 173)	73·2 (53·4 to 97·4)	70·6 (53·1 to 94·1)	73 (57 to 93·4)	67·6 (52·4 to 85·2)	62·3 (49 to 80·1)	61·1 (47·4 to 77·5)	59·7 (46·4 to 73·1)	51 (39·6 to 65·3)	49·9 (42·6 to 59·4)	47 (40·6 to 56·6)	68·9 (45·4 to 89·7)	57·6 (39·7 to 79·2)	49·5 (29·4 to 59·8)	18·1 (11·5 to 27·1)	10·9 (7·1 to 16)	6·9 (4·4 to 10·4)	3·8 (2·4 to 5·4)	1·7 (1 to 2·4)	0·4 (0·3 to 0·7)		1,560
Neural tube defects	21·5 (12·7 to 32·9)	9·7 (4·6 to 9·9)	24·9 (13·1 to 41·3)	22·5 (10·2 to 39·4)	2·5 (1·1 to 2·9)	1·6 (0·8 to 2·3)	2·1 (0·9 to 2·7)	2·4 (1·1 to 3·4)	3·2 (1·5 to 4·6)	2·6 (1·2 to 3·6)	2·1 (1·1 to 3·2)	1·6 (0·8 to 2·3)	1·5 (0·8 to 2·1)	1 (0·5 to 1·5)	0·7 (0·3 to 1·4)	0·5 (0·3 to 0·7)	0·4 (0·2 to 0·6)	0·2 (0·1 to 0·3)	0·1 (0·1 to 0·1)	0·1 (0·1 to 0·1)	0·1 (0·1 to 0·1)	0·1 (0 to 0·1)	0·1 (0 to 0·1)		100
Congenital heart anomalies	91·1 (41·1 to 122)	37·1 (27·8 to 71·5)	96·1 (49 to 169)	51·1 (13·3 to 126·1)	29·1 (7·1 to 82·1)	28·1 (6·9 to 77)	29·1 (7·1 to 81·1)	26·8 (6·5 to 73·1)	24·8 (6·2 to 66·4)	24·2 (6·2 to 64·1)	23·6 (7·5 to 57·5)	20·2 (6·4 to 54·1)	19·7 (6·4 to 51·1)	18·6 (6·3 to 51·3)	27·2 (4·4 to 70)	22·7 (3·2 to 57·8)	19·5 (3·2 to 51·2)	7·1 (0·9 to 18·5)	4·3 (0·5 to 11·2)	2·7 (0·3 to 7·1)	1·5 (0·1 to 4·6)	0·7 (0 to 2·1)	0·2 (0 to 0·5)		272
Orchidical cleft	0·1 (0 to 0·1)	0·1 (0 to 0·1)	0·7 (0·3 to 1·4)	1·1 (0·6 to 2·6)	0·6 (0·4 to 1·6)	0·6 (0·3 to 1·7)	0·6 (0·3 to 1·6)	0·6 (0·3 to 1·6)	0·6 (0·3 to 1·6)	0·6 (0·3 to 1·6)	0·6 (0·3 to 1·7)	0·6 (0·3 to 1·6)	0·6 (0·3 to 1·6)	0·5 (0·3 to 1·2)	0·5 (0·3 to 1·6)	0·5 (0·3 to 1·6)	0·5 (0·3 to 1·6)	0·5 (0·3 to 1·6)	0·5 (0·3 to 1·6)	0·5 (0·3 to 1·6)	0·5 (0·3 to 1·6)	0·5 (0·3 to 1·6)	0·5 (0·3 to 1·6)		17·1
Down syndrome	9·1 (4·9 to 15)	2·3 (1·3 to 3·9)	7·8 (4·7 to 13·7)	3·5 (2·1 to 6·1)	4·9 (2·9 to 7·1)	3·1 (2·4 to 4·4)	3·8 (2·6 to 7·6)	2·6 (1·7 to 4·5)	2·6 (1·6 to 4·2)	2·3 (1·5 to 3·9)	2·2 (1·5 to 3·2)	2·2 (1·5 to 3·2)	2·1 (1·4 to 3·1)	2·1 (1·4 to 3·1)	2·1 (1·4 to 3·1)	2·1 (1·4 to 3·1)	2·1 (1·4 to 3·1)	2·1 (1·4 to 3·1)	2·1 (1·4 to 3·1)	2·1 (1·4 to 3·1)	2·1 (1·4 to 3·1)	2·1 (1·4 to 3·1)	2·1 (1·4 to 3·1)		170
Turner syndrome	0·2 (0 to 0·2)	0·2 (0 to 0·2)	0·2 (0 to 0·1)	0·2 (0 to 0·4)	0·2 (0 to 0·4)	0·2 (0 to 0·4)	0·2 (0 to 0·4)	0·2 (0 to 0·4)	0·2 (0 to 0·4)	0·2 (0 to 0·4)	0·2 (0 to 0·4)	0·2 (0 to 0·4)	0·2 (0 to 0·4)	0·2 (0 to 0·4)	0·1 (0 to 0·1)	0·1 (0 to 0·1)	0·1 (0 to 0·1)	0·1 (0 to 0·1)	0·1 (0 to 0·1)	0·1 (0 to 0·1)	0·1 (0 to 0·1)	0·1 (0 to 0·1)	0·1 (0 to 0·1)		2·6
Klinefelter syndrome	0 (0 to 0)	0 (0 to 0)	0 (0 to 0·1)	0 (0 to 0·1)	0 (0 to 0·1)	0 (0 to 0·1)	0 (0 to 0)	0 (0 to 0·1)	0 (0 to 0·2)	0 (0 to 0·2)	0 (0 to 0·2)	0 (0 to 0·1)	0 (0 to 0·1)	0 (0 to 0·1)	0 (0 to 0)	0 (0 to 0)	0 (0 to 0)	0 (0 to 0)	0 (0 to 0)	0 (0 to 0)	0 (0 to 0)	0 (0 to 0)	0 (0 to 0)	0 (0 to 0)		0·6
Other chromosomal abnormalities	38·9 (24 to 70)	19·6 (10·6 to 27·4)	42 (26·9 to 68·6)	19 (10·4 to 31·1)	10·6 (7·4 to 10·7)	9·8 (6·9 to 13·9)	10·9 (7·6 to 14·6)	10·4 (7·3 to 14·3)	9·8 (6·8 to 12·2)	8·9 (6·3 to 12·2)	9·3 (6·5 to 11·9)	8·9 (6·4 to 9·5)	8·5 (6·1 to 11·1)	8 (4·9 to 11·1)	9·6 (3·7 to 9·4)	9·3 (2·8 to 7·8)	7·6 (1·9 to 4·2)	3·2 (0·8 to 7·1)	2·1 (0·5 to 4·2)	1·2 (0·3 to 2·5)	0·6 (0·2 to 1·3)	0·3 (0 to 0·6)	0·1 (0 to 0·2)		213
Congenital musculoskeletal and limb anomalies	10·7 (4·4 to 17·4)	3·2 (2 to 5·1)	27·7 (16·4 to 42·6)	34·6 (19·4 to 56·4)	24·4 (14·4 to 37·8)	23·4 (14·6 to 39)	25·6 (13·2 to 33·7)	21·8 (13·5 to 33)	19·1 (12·1 to 28·7)	18·1 (11·2 to 27·2)	16·1 (9·7 to 24·4)	14·7 (9·1 to 21·5)	21·5 (10·4 to 39·2)	17·3 (9·2 to 31·4)	19·1 (10·6 to 27·3)	17·2 (10·1 to 26·8)	14·7 (8·9 to 22·3)	13 (7·6 to 19·4)	10·9 (6·1 to 16·9)	9·1 (5·2 to 14·2)	7·7 (4·1 to 12·7)	5·6 (2·9 to 9·6)	3·1 (1·6 to 5·2)		330
Urogenital congenital anomalies	11·2 (4·3 to 18·1)	1·8 (0·8 to 3·4)	4·3 (2·4 to 7·8)	4·2 (2·2 to 6·9)	2·8 (1·6 to 4·6)	2·1 (1·3 to 3·2)	1·5 (1 to 2·3)	1·3 (0·8 to 1·9)	1·1 (0·7 to 1·6)	1 (0·6 to 1·4)	0·8 (0·5 to 1·2)	0·6 (0·4 to 0·9)	0·6 (0·3 to 0·9)	0·5 (0·3 to 0·8)	0·3 (0·2 to 0·6)	0·3 (0·2 to 0·4)	0·2 (0·1 to 0·3)	0·1 (0 to 0·2)	0·1 (0 to 0·2)	0 (0 to 0·1)	0 (0 to 0·1)	0 (0 to 0·1)	0 (0 to 0·1)		34·2
Digestive congenital anomalies	7·9 (1·9 to 23·5)	1·5 (0·4 to 4·6)	7·1 (1·6 to 24·2)	5·6 (1·4 to 14·2)	2·2 (0·6 to 5·7)	1·7 (0·4 to 4·5)	1·5 (0·4 to 4·1)	1·2 (0·3 to 3·1)	1·1 (0·3 to 2·8)	1·1 (0·3 to 2·8)	1·1 (0·3 to 2·8)	1·1 (0·3 to 2·8)	1·1 (0·3 to 2·8)	1·1 (0·3 to 2·8)	1·1 (0·3 to 2·8)	1·1 (0·3 to 2·8)	1·1 (0·3 to 2·8)	1·1 (0·3 to 2·8)	1·1 (0·3 to 2·8)	1·1 (0·3 to 2·8)	1·1 (0·3 to 2·8)	1·1 (0·3 to 2·8)	1·1 (0·3 to 2·8)		85·7
Other congenital birth defects	7·9 (4·9 to 10·6)	1·6 (1 to 2·4)	7·8 (4·7 to 12·1)	7·5 (4·6 to 16·9)	1·5 (1 to 2·2)	1·2 (0·7 to 1·6)	1·5 (1 to 2·1)	1·2 (0·8 to 1·5)	1·2 (0·8 to 1·5)	1·2 (0·8 to 1·5)	1·2 (0·8 to 1·5)	1·2 (0·8 to 1·5)	1·2 (0·8 to 1·5)	1·2 (0·8 to 1·5)	1·2 (0·8 to 1·5)	1·2 (0·8 to 1·5)	1·2 (0·8 to 1·5)	1·2 (0·8 to 1·5)	1·2 (0·8 to 1·5)	1·2 (0·8 to 1·5)	1·2 (0·8 to 1·5)	1·2 (0·8 to 1·5)	1·2 (0·8 to 1·5)		256
Urinary diseases and male infertility	0·2 (0·1 to 0·4)	0·4 (0·1 to 0·9)	1·6 (0·9 to 2·6)	2·1 (1·2 to 3·1)	1·6 (1·1 to 2·1)	2·1 (1·4 to 3·1)	3·6 (2·7 to 5·1)	3·4 (2·6 to 4·5)	3·4 (2·6 to 4·5)	10·2 (7·2 to 32·2)	19·2 (7·2 to 32·2)	29·2 (12·4 to 34)	23·9 (12·6 to 32·4)	27·5 (20·1 to 39·5)	47·5 (34·1 to 64)	75·6 (54·1 to 102)	139 (112 to 202)	150 (101 to 211)	283 (190 to 399)	247 (160 to 356)	259 (166 to 329)	257 (179 to 327)	278 (176 to 372)	352 (132 to 492)		1,800
Urolithiasis	0 (0 to 0)	0 (0 to 0)	0 (0 to 0)	0 (0 to 0·1)	0 (0 to 0·1)	0 (0 to 0·2)	0 (0 to 0·1)	0 (0 to 0·2)	0 (0 to 0·2)	0 (0 to 0·2)	0 (0 to 0·2)	0 (0 to 0·2)	0 (0 to 0·2)	0 (0 to 0·2)	0 (0 to 0·2)	0 (0 to 0·2)	0 (0 to 0·2)	0 (0 to 0·2)	0 (0 to 0·2)	0 (0 to 0·2)	0 (0 to 0·2)	0 (0 to 0·2)	0 (0 to 0·2)	0 (0 to 0·2)		103
Benign prostatic hyperplasia	0 (0 to 0)	0 (0 to 0)	0 (0 to 0)	0 (0 to 0)	0 (0 to 0)	0 (0 to 0)	0 (0 to 0)	0 (0 to 0)	0 (0 to 0)	0 (0 to 0)

SR Table 2c: Hertfordshire DALYS by cause and sex group for both sexes with 95% uncertainty intervals, 2019

Cause	Early Neonatal	Late Neonatal	Post-Neonatal	1 to 4	5 to 9	10 to 14	15 to 19	20 to 24	25 to 29	30 to 34	35 to 39	40 to 44	45 to 49	50 to 54	55 to 59	60 to 64	65 to 69	70 to 74	75 to 79	80 to 84	85 to 89	90 to 94	95 plus	Total
All causes	1,670 (1,590 to 2,230)	995 (950 to 996)	1,370 (1,300 to 1,920)	2,130 (1,450 to 2,700)	2,660 (2,150 to 3,080)	4,290 (3,850 to 4,550)	6,040 (5,270 to 10,500)	10,100 (7,700 to 15,900)	13,200 (9,830 to 19,100)	11,900 (8,830 to 16,700)	12,000 (10,800 to 17,900)	14,000 (12,000 to 19,400)	15,100 (14,600 to 20,100)	17,000 (17,100 to 25,300)	21,000 (20,100 to 28,900)	25,000 (19,700 to 31,200)	28,000 (21,600 to 35,900)	29,000 (23,600 to 35,600)	29,000 (23,600 to 35,100)	28,000 (23,600 to 35,100)	25,000 (21,100 to 29,600)	21,000 (17,200 to 25,000)	14,000 (13,300 to 15,400)	4,130 (3,430 to 5,080)	315,000
Communicable, maternal, neonatal, and nutritional diseases	1,660 (1,580 to 1,890)	336 (320 to 411)	499 (378 to 671)	925 (370 to 1,700)	376 (271 to 487)	343 (268 to 448)	397 (287 to 624)	445 (330 to 678)	496 (332 to 822)	505 (329 to 885)	597 (329 to 1,090)	693 (459 to 1,170)	992 (698 to 1,660)	1,260 (1,060 to 1,960)	1,660 (1,260 to 2,450)	2,010 (1,530 to 2,810)	2,260 (1,660 to 3,060)	2,360 (1,660 to 3,060)	2,360 (1,660 to 3,060)	2,360 (1,660 to 3,060)	2,360 (1,660 to 3,060)	2,360 (1,660 to 3,060)	1,710 (1,320 to 2,110)	639 (530 to 770)	17,900
HIV/AIDS and sexually transmitted infections	46.1 (33.2 to 183)	14 (11 to 31)	21.5 (7.5 to 47)	2.6 (2.2 to 3.6)	1.6 (1.4 to 2.2)	1.6 (1.4 to 2)	5.6 (2.7 to 9.6)	9.6 (6.6 to 13.5)	20.1 (14.1 to 28.1)	34.1 (24.7 to 48.2)	41.9 (29.9 to 58)	49 (32.4 to 62.9)	48.9 (29.2 to 62.9)	39.6 (21.4 to 57.9)	28.3 (11.4 to 47.9)	17.3 (2.2 to 34.4)	10.1 (0.9 to 24.6)	10.4 (0.4 to 19.6)	2.8 (1.9 to 4.6)	1.1 (0.9 to 2.6)	0.6 (0.5 to 0.8)	0.6 (0.5 to 0.8)	388
HIV/AIDS	0 (0 to 0)	0 (0 to 0)	2.5 (2.1 to 2.8)	2.1 (1.6 to 2.6)	1.5 (1.3 to 1.9)	1.1 (0.9 to 1.3)	1.6 (1.4 to 2.2)	4.7 (3.9 to 6.1)	9.7 (7.3 to 12.7)	18.6 (13.5 to 26.9)	23.7 (16.3 to 36.4)	29.1 (20.3 to 38.1)	29.4 (20.4 to 39)	22.8 (16.1 to 32.2)	15.2 (10.2 to 22.6)	9.2 (5.2 to 15.2)	5.3 (2.6 to 9.2)	4.6 (1.9 to 8.6)	2.6 (1.1 to 4.8)	0.4 (0.2 to 0.7)	0.1 (0 to 0.2)	0 (0 to 0)	191
HIV/AIDS - Drug-susceptible Tuberculosis	0 (0 to 0)	0 (0 to 0)	0.3 (0.2 to 0.4)	0.3 (0.2 to 0.4)	0.2 (0.1 to 0.3)	0.2 (0.1 to 0.3)	0.2 (0.1 to 0.4)	0.6 (0.4 to 0.9)	1.3 (0.9 to 1.8)	1.5 (1 to 2.2)	1.9 (1.2 to 3.1)	2.2 (1.3 to 3.2)	1.9 (1.2 to 2.8)	1.6 (1 to 2.3)	1.2 (0.7 to 1.8)	0.8 (0.4 to 1.4)	0.4 (0.2 to 0.7)	0.3 (0.1 to 0.6)	0.2 (0.1 to 0.4)	0.1 (0 to 0.2)	0 (0 to 0.1)	0 (0 to 0)	14.9
HIV/AIDS - Multidrug-resistant Tuberculosis without extensive drug resistance	0 (0 to 0)	0 (0 to 0)	0 (0 to 0)	0 (0 to 0)	0 (0 to 0)	0 (0 to 0)	0 (0 to 0)	0 (0 to 0)	0 (0 to 0)	0 (0 to 0)	0 (0 to 0)	0 (0 to 0)	0 (0 to 0)	0 (0 to 0)	0 (0 to 0)	0 (0 to 0)	0 (0 to 0)	0 (0 to 0)	0 (0 to 0)	0 (0 to 0)	0 (0 to 0)	0 (0 to 0)	0 (0 to 0)	0
HIV/AIDS - Extensively drug-resistant Tuberculosis	0 (0 to 0)	0 (0 to 0)	0 (0 to 0)	0 (0 to 0)	0 (0 to 0)	0 (0 to 0)	0 (0 to 0)	0 (0 to 0)	0 (0 to 0)	0 (0 to 0)	0 (0 to 0)	0 (0 to 0)	0 (0 to 0)	0 (0 to 0)	0 (0 to 0)	0 (0 to 0)	0 (0 to 0)	0 (0 to 0)	0 (0 to 0)	0 (0 to 0)	0 (0 to 0)	0 (0 to 0)	0 (0 to 0)	0
HIV/AIDS resulting in other diseases	46.1 (33.2 to 183)	14 (11 to 31)	19 (7.5 to 47)	0.3 (0.2 to 0.4)	0.1 (0.1 to 0.2)	0.5 (0.4 to 0.7)	4 (2.7 to 6.6)	4.9 (3.9 to 6.1)	8.4 (7.3 to 12.7)	16.9 (13.5 to 26.9)	21.8 (16.3 to 36.4)	26.9 (20.3 to 38.1)	27.5 (20.4 to 39)	21.2 (16.1 to 32.2)	14.1 (10.2 to 22.6)	8.4 (5.2 to 15.2)	4.9 (2.6 to 9.2)	4.2 (1.9 to 8.6)	2.4 (1.1 to 4.8)	1 (0.4 to 2.6)	0.5 (0.2 to 0.8)	0.5 (0.2 to 0.8)	182
Tuberculosis	0 (0 to 0)	0 (0 to 0)	0.3 (0.1 to 0.5)	0.3 (0.1 to 0.5)	0.2 (0.2 to 0.4)	0.2 (0.1 to 0.3)	0.2 (0.1 to 0.4)	0.6 (0.4 to 0.9)	1.3 (0.9 to 1.8)	1.5 (1 to 2.2)	1.9 (1.2 to 3.1)	2.2 (1.3 to 3.2)	1.9 (1.2 to 2.8)	1.6 (1 to 2.3)	1.2 (0.7 to 1.8)	0.8 (0.4 to 1.4)	0.4 (0.2 to 0.7)	0.3 (0.1 to 0.6)	0.2 (0.1 to 0.4)	0.1 (0 to 0.2)	0 (0 to 0.1)	0 (0 to 0)	14.9
Latent tuberculosis infection	0 (0 to 0)	0 (0 to 0)	0 (0 to 0)	0 (0 to 0)	0 (0 to 0)	0 (0 to 0)	0 (0 to 0)	0 (0 to 0)	0 (0 to 0)	0 (0 to 0)	0 (0 to 0)	0 (0 to 0)	0 (0 to 0)	0 (0 to 0)	0 (0 to 0)	0 (0 to 0)	0 (0 to 0)	0 (0 to 0)	0 (0 to 0)	0 (0 to 0)	0 (0 to 0)	0 (0 to 0)	0 (0 to 0)	0
Drug-susceptible tuberculosis	0 (0 to 0)	0 (0 to 0)	0.2 (0.1 to 0.3)	0.2 (0.1 to 0.4)	0.2 (0.1 to 0.3)	0.2 (0.1 to 0.3)	0.2 (0.1 to 0.4)	0.6 (0.4 to 0.9)	1.3 (0.9 to 1.8)	1.5 (1 to 2.2)	1.9 (1.2 to 3.1)	2.2 (1.3 to 3.2)	1.9 (1.2 to 2.8)	1.6 (1 to 2.3)	1.2 (0.7 to 1.8)	0.8 (0.4 to 1.4)	0.4 (0.2 to 0.7)	0.3 (0.1 to 0.6)	0.2 (0.1 to 0.4)	0.1 (0 to 0.2)	0 (0 to 0.1)	0 (0 to 0)	14.9
Multidrug-resistant tuberculosis without extensive drug resistance	0 (0 to 0)	0 (0 to 0)	0 (0 to 0)	0 (0 to 0)	0 (0 to 0)	0 (0 to 0)	0 (0 to 0)	0 (0 to 0)	0 (0 to 0)	0 (0 to 0)	0 (0 to 0)	0 (0 to 0)	0 (0 to 0)	0 (0 to 0)	0 (0 to 0)	0 (0 to 0)	0 (0 to 0)	0 (0 to 0)	0 (0 to 0)	0 (0 to 0)	0 (0 to 0)	0 (0 to 0)	0 (0 to 0)	0
Extensively drug-resistant tuberculosis	0 (0 to 0)	0 (0 to 0)	0 (0 to 0)	0 (0 to 0)	0 (0 to 0)	0 (0 to 0)	0 (0 to 0)	0 (0 to 0)	0 (0 to 0)	0 (0 to 0)	0 (0 to 0)	0 (0 to 0)	0 (0 to 0)	0 (0 to 0)	0 (0 to 0)	0 (0 to 0)	0 (0 to 0)	0 (0 to 0)	0 (0 to 0)	0 (0 to 0)	0 (0 to 0)	0 (0 to 0)	0 (0 to 0)	0
Lower respiratory infections	16.8 (12.2 to 22)	13.4 (9.9 to 18.5)	99.2 (64.9 to 146)	29.6 (21.1 to 44.6)	13.1 (10 to 18.6)	10.7 (8.1 to 15.5)	10.9 (7.9 to 16.2)	28.5 (20.1 to 38.1)	39.7 (28.5 to 54.4)	43.1 (32.5 to 58.1)	49.8 (37.6 to 65.1)	66.1 (49.7 to 83.1)	72.4 (55.1 to 92.1)	100 (78.7 to 126)	134 (105 to 166)	179 (137 to 224)	220 (166 to 280)	266 (197 to 339)	288 (208 to 368)	298 (208 to 388)	298 (208 to 388)	298 (208 to 388)	2,730
Upper respiratory infections	0.2 (0 to 0.6)	1.1 (0.2 to 3.1)	9.6 (4.6 to 16.9)	9.6 (4.6 to 16.9)	8.4 (4.2 to 13.3)	6.4 (3.2 to 10.2)	4.6 (2.3 to 7.3)	7.2 (3.6 to 11.5)	7.7 (3.9 to 12.2)	7.1 (3.6 to 11.3)	7.1 (3.6 to 11.3)	7.1 (3.6 to 11.3)	7.1 (3.6 to 11.3)	7.1 (3.6 to 11.3)	7.1 (3.6 to 11.3)	7.1 (3.6 to 11.3)	7.1 (3.6 to 11.3)	7.1 (3.6 to 11.3)	7.1 (3.6 to 11.3)	7.1 (3.6 to 11.3)	7.1 (3.6 to 11.3)	7.1 (3.6 to 11.3)	1,070
Otitis media	0 (0 to 0)	0 (0 to 0.2)	0.2 (0.2 to 0.7)	0.2 (0.2 to 0.8)	0.2 (0.2 to 0.8)	0.2 (0.2 to 0.8)	0.2 (0.2 to 0.8)	0.2 (0.2 to 0.8)	0.2 (0.2 to 0.8)	0.2 (0.2 to 0.8)	0.2 (0.2 to 0.8)	0.2 (0.2 to 0.8)	0.2 (0.2 to 0.8)	0.2 (0.2 to 0.8)	0.2 (0.2 to 0.8)	0.2 (0.2 to 0.8)	0.2 (0.2 to 0.8)	0.2 (0.2 to 0.8)	0.2 (0.2 to 0.8)	0.2 (0.2 to 0.8)	0.2 (0.2 to 0.8)	0.2 (0.2 to 0.8)	2.6
Enteric infections	1.6 (1.3 to 2.1)	9.9 (4.6 to 9.7)	67.1 (56.7 to 78)	59.9 (49.4 to 72.8)	49.4 (37.2 to 63.8)	23.6 (17.1 to 34.1)	21.4 (12.9 to 37.4)	22.6 (11.4 to 39.2)	23.2 (12.9 to 38.2)	22.9 (14.7 to 33.1)	21 (13.7 to 31)	21 (14.6 to 32.9)	22.7 (14.6 to 32.9)	22.7 (14.6 to 32.9)	22.7 (14.6 to 32.9)	22.7 (14.6 to 32.9)	22.7 (14.6 to 32.9)	22.7 (14.6 to 32.9)	22.7 (14.6 to 32.9)	22.7 (14.6 to 32.9)	22.7 (14.6 to 32.9)	22.7 (14.6 to 32.9)	664
Diarrheal diseases	1.6 (1.2 to 2.1)	9.9 (4.3 to 7.4)	66.4 (49.1 to 67.9)	59.4 (46.6 to 72.8)	49.2 (37.1 to 63.8)	23.4 (16.9 to 34.1)	21.3 (12.9 to 37.4)	22.4 (11.4 to 39.2)	22.7 (12.9 to 38.2)	22.7 (14.7 to 33.1)	20.8 (13.6 to 30.8)	20.8 (14.7 to 32.9)	22.7 (14.7 to 32.9)	22.7 (14.7 to 32.9)	22.7 (14.7 to 32.9)	22.7 (14.7 to 32.9)	22.7 (14.7 to 32.9)	22.7 (14.7 to 32.9)	22.7 (14.7 to 32.9)	22.7 (14.7 to 32.9)	22.7 (14.7 to 32.9)	22.7 (14.7 to 32.9)	659
Typhoid and paratyphoid	0 (0 to 0)	0 (0 to 0)	0 (0 to 0)	0 (0 to 0)	0 (0 to 0)	0 (0 to 0)	0 (0 to 0)	0 (0 to 0)	0 (0 to 0)	0 (0 to 0)	0 (0 to 0)	0 (0 to 0)	0 (0 to 0)	0 (0 to 0)	0 (0 to 0)	0 (0 to 0)	0 (0 to 0)	0 (0 to 0)	0 (0 to 0)	0 (0 to 0)	0 (0 to 0)	0 (0 to 0)	0 (0 to 0)	0
Typhoid fever	0 (0 to 0)	0 (0 to 0)	0 (0 to 0)	0 (0 to 0)	0 (0 to 0)	0 (0 to 0)	0 (0 to 0)	0 (0 to 0)	0 (0 to 0)	0 (0 to 0)	0 (0 to 0)	0 (0 to 0)	0 (0 to 0)	0 (0 to 0)	0 (0 to 0)	0 (0 to 0)	0 (0 to 0)	0 (0 to 0)	0 (0 to 0)	0 (0 to 0)	0 (0 to 0)	0 (0 to 0)	0 (0 to 0)	0
Paratyphoid fever	0 (0 to 0)	0 (0 to 0)	0 (0 to 0)	0 (0 to 0)	0 (0 to 0)	0 (0 to 0)	0 (0 to 0)	0 (0 to 0)	0 (0 to 0)	0 (0 to 0)	0 (0 to 0)	0 (0 to 0)	0 (0 to 0)	0 (0 to 0)	0 (0 to 0)	0 (0 to 0)	0 (0 to 0)	0 (0 to 0)	0 (0 to 0)	0 (0 to 0)	0 (0 to 0)	0 (0 to 0)	0 (0 to 0)	0
Invasive Non-typhoidal Salmonella (iNTS)	0 (0 to 0)	0 (0 to 0.1)	0 (0 to 0.6)	0 (0 to 0.6)	0 (0 to 0.6)	0 (0 to 0.6)	0 (0 to 0.6)	0 (0 to 0.6)	0 (0 to 0.6)	0 (0 to 0.6)	0 (0 to 0.6)	0 (0 to 0.6)	0 (0 to 0.6)	0 (0 to 0.6)	0 (0 to 0.6)	0 (0 to 0.6)	0 (0 to 0.6)	0 (0 to 0.6)	0 (0 to 0.6)	0 (0 to 0.6)	0 (0 to 0.6)	0 (0 to 0.6)	0 (0 to 0.6)	3
Other intestinal infectious diseases	0 (0 to 0)	0.2 (0 to 0.6)	0.2 (0.1 to 0.5)	0.1 (0 to 0.3)	0.1 (0 to 0.3)	0.1 (0 to 0.3



10287



SR Table 2c. Essex DALYS by cause and age arcoss for both sexes with 95% uncertainty intervals, 2019

Cause	Early Neonatal	Late Neonatal	Post-Neonatal	1 to 4	5 to 9	10 to 14	15 to 19	20 to 24	25 to 29	30 to 34	35 to 39	40 to 44	45 to 49	50 to 54	55 to 59	60 to 64	65 to 69	70 to 74	75 to 79	80 to 84	85 to 89	90 to 94	95 plus	Total
All causes	2,610 (2,050 to 3,260)	691 (569 to 781)	1,940 (1,710 to 2,090)	2,390 (1,850 to 3,050)	2,260 (2,000 to 2,520)	3,040 (2,700 to 3,440)	3,740 (3,360 to 4,050)	5,980 (5,290 to 6,720)	6,240 (5,570 to 7,120)	7,120 (6,350 to 7,990)	8,110 (7,330 to 9,000)	10,700 (9,650 to 11,900)	13,900 (12,600 to 15,400)	17,900 (16,200 to 19,900)	22,600 (20,400 to 25,000)	28,600 (25,900 to 31,800)	33,300 (29,900 to 37,000)	37,600 (33,700 to 41,900)	43,500 (38,900 to 48,300)	43,100 (38,600 to 48,000)	33,900 (30,300 to 37,800)	18,700 (16,400 to 21,200)	9,990 (8,650 to 11,500)	439,000
Communicable, maternal, neonatal, and nutritional diseases	1,770 (1,380 to 2,190)	399 (284 to 490)	979 (784 to 1,190)	585 (440 to 713)	371 (284 to 460)	403 (309 to 513)	434 (332 to 560)	502 (385 to 651)	548 (418 to 703)	563 (431 to 721)	607 (470 to 781)	697 (535 to 894)	738 (570 to 972)	864 (667 to 1,150)	1,010 (779 to 1,330)	1,270 (977 to 1,660)	1,370 (1,070 to 1,790)	1,320 (1,010 to 1,730)	1,370 (1,050 to 1,790)	1,230 (1,000 to 1,570)	2,060 (1,670 to 2,530)	2,060 (1,670 to 2,530)	750 (622 to 903)	23,300
HIV/AIDS and sexually transmitted infections	50.1 (39.4 to 121)	16 (9.4 to 39.1)	260.1 (213 to 317)	3.1 (2.5 to 3.7)	1.6 (1.4 to 2.4)	2 (1.7 to 2.4)	4.9 (3.7 to 6.7)	13.2 (9.7 to 17.1)	27.2 (19.7 to 37.1)	39.5 (23.5 to 58)	59.4 (36.9 to 74.7)	96.6 (61.8 to 119)	93.4 (60.4 to 114)	82.1 (52.4 to 101)	39.6 (25.2 to 49.3)	26 (16.1 to 35.4)	20.3 (12.4 to 27.6)	17.1 (9.9 to 27.6)	16.9 (9.4 to 27.6)	14.8 (8.2 to 21.3)	3.5 (2.5 to 4.9)	1.6 (1.2 to 2.4)	0.6 (0.4 to 0.9)	916
HIV/AIDS	0 (0 to 0)	0 (0 to 0)	3.1 (2.7 to 3.4)	2.4 (2 to 2.8)	1.3 (1.1 to 1.6)	1.5 (1.3 to 1.8)	2.6 (2.2 to 3.1)	6.9 (5.6 to 8.4)	14.3 (11.7 to 17.4)	24.7 (19.7 to 31.4)	37.6 (29.2 to 47.2)	63.2 (48.5 to 79.1)	58.7 (44.8 to 73.3)	53.2 (40.2 to 66.1)	27.8 (20.9 to 34.5)	18.2 (13.4 to 23.1)	14 (10.2 to 17.9)	12.4 (8.9 to 16.6)	11.7 (8.1 to 16.1)	10.4 (7.2 to 14.1)	2.5 (1.8 to 3.4)	0.9 (0.7 to 1.2)	0.4 (0.3 to 0.6)	267
HIV/AIDS - Drug-susceptible Tuberculosis	0 (0 to 0)	0 (0 to 0)	0.3 (0 to 0.7)	0.3 (0 to 0.8)	0.2 (0 to 0.6)	0.2 (0 to 0.6)	0.3 (0 to 0.7)	0.8 (0.2 to 2.2)	1.8 (0.5 to 4.9)	3.1 (0.9 to 8.6)	4.7 (1.4 to 12.9)	8 (2.4 to 21.8)	7.4 (2.2 to 20.1)	6.7 (2 to 18.2)	3.5 (1 to 9.6)	2.3 (0.7 to 6.4)	1.8 (0.5 to 4.9)	1.6 (0.5 to 4.4)	1.5 (0.4 to 4.1)	1.3 (0.4 to 3.6)	0.3 (0.1 to 0.9)	0.1 (0 to 0.3)	0.1 (0 to 0.2)	24.3
HIV/AIDS - Multidrug-resistant Tuberculosis without extensive	0 (0 to 0)	0 (0 to 0)	0 (0 to 0.1)	0 (0 to 0)	0 (0 to 0)	0 (0 to 0)	0 (0 to 0.1)	0 (0 to 0.2)	0 (0 to 0.3)	0 (0 to 0.3)	0 (0 to 0.4)	0 (0 to 0.4)	0 (0 to 0.4)	0 (0 to 0.4)	0 (0 to 0.3)	0 (0 to 0.3)	0 (0 to 0.2)	0 (0 to 0.1)	0 (0 to 0.1)	0 (0 to 0.1)	0 (0 to 0.1)	0 (0 to 0.1)	0 (0 to 0)	0 (0 to 0)	0.4
HIV/AIDS - Extensively drug-resistant Tuberculosis	0 (0 to 0)	0 (0 to 0)	0 (0 to 0)	0 (0 to 0)	0 (0 to 0)	0 (0 to 0)	0 (0 to 0)	0 (0 to 0)	0 (0 to 0)	0 (0 to 0)	0 (0 to 0)	0 (0 to 0)	0 (0 to 0)	0 (0 to 0)	0 (0 to 0)	0 (0 to 0)	0 (0 to 0)	0 (0 to 0)	0 (0 to 0)	0 (0 to 0)	0 (0 to 0)	0 (0 to 0)	0 (0 to 0)	0 (0 to 0)	0.2
HIV/AIDS resulting in other diseases	0 (0 to 0)	0 (0 to 0)	2 (1.5 to 2.3)	1.1 (1.1 to 2.2)	0.1 (0 to 1.4)	0.3 (0.2 to 1.3)	1.7 (1.3 to 3.2)	5.9 (4.7 to 7.3)	12.5 (9.7 to 15.2)	20.9 (16.2 to 26.2)	32.7 (25.3 to 40)	54.6 (42.6 to 67.9)	50.7 (39.3 to 62.9)	46.4 (35.7 to 57.1)	24.1 (18.6 to 30.1)	15.7 (12.1 to 19.4)	12.2 (9.3 to 15.2)	10.7 (8.2 to 13.4)	10.1 (7.7 to 12.8)	9 (6.9 to 11.4)	2.2 (1.6 to 2.8)	0.8 (0.6 to 1.1)	0.3 (0.2 to 0.5)	202
Sexually transmitted infections excluding HIV	50.1 (39.4 to 121)	16 (9.4 to 39.1)	257.1 (210 to 314)	0.7 (0.4 to 1.3)	0.4 (0.2 to 0.8)	0.2 (0.1 to 0.5)	0.3 (0.2 to 0.6)	0.2 (0.1 to 0.5)	0.2 (0.1 to 0.5)	0.2 (0.1 to 0.5)	0.2 (0.1 to 0.5)	0.3 (0.2 to 0.6)	0.3 (0.2 to 0.6)	0.3 (0.2 to 0.6)	0.3 (0.2 to 0.6)	0.3 (0.2 to 0.6)	0.3 (0.2 to 0.6)	0.3 (0.2 to 0.6)	0.3 (0.2 to 0.6)	0.3 (0.2 to 0.6)	0.1 (0.1 to 0.2)	0.1 (0 to 0.1)	0 (0 to 0.1)	97.3
Syphilis	0 (0 to 0)	0 (0 to 0)	0 (0 to 0)	0 (0 to 0)	0 (0 to 0)	0 (0 to 0)	0 (0 to 0)	0 (0 to 0)	0 (0 to 0)	0 (0 to 0)	0 (0 to 0)	0 (0 to 0)	0 (0 to 0)	0 (0 to 0)	0 (0 to 0)	0 (0 to 0)	0 (0 to 0)	0 (0 to 0)	0 (0 to 0)	0 (0 to 0)	0 (0 to 0)	0 (0 to 0)	0 (0 to 0)	0 (0 to 0)	0
Chlamydial infection	0 (0 to 0)	0 (0 to 0)	0 (0 to 0)	0 (0 to 0)	0 (0 to 0)	0.2 (0.1 to 0.3)	0.6 (0.4 to 0.9)	1.7 (1.2 to 2.3)	3.9 (2.6 to 5.1)	3.9 (2.6 to 5.1)	4.8 (3.2 to 6.3)	6.2 (4.2 to 8.1)	2.9 (2 to 3.7)	2.1 (1.4 to 2.7)	0.7 (0.5 to 0.9)	0.7 (0.5 to 0.9)	0.6 (0.4 to 0.8)	0.5 (0.3 to 0.7)	0.5 (0.3 to 0.7)	0.5 (0.3 to 0.6)	0.2 (0.1 to 0.3)	0.1 (0 to 0.1)	0.1 (0 to 0.1)	27
Gonococcal infection	0 (0 to 0)	0 (0 to 0)	0 (0 to 0)	0 (0 to 0)	0 (0 to 0)	0.1 (0.1 to 0.1)	0.2 (0.2 to 0.3)	0.6 (0.5 to 0.8)	0.7 (0.6 to 1)	1.4 (1.2 to 1.8)	1.3 (1.1 to 1.7)	1.6 (1.3 to 2.1)	1.4 (1.1 to 1.8)	1.2 (0.9 to 1.5)	0.8 (0.6 to 1)	1.1 (0.7 to 1.4)	1.3 (0.9 to 1.7)	1.5 (1 to 2)	1.6 (1.1 to 2.2)	1.6 (1.1 to 2.2)	1.2 (0.7 to 1.7)	0.6 (0.4 to 0.9)	0.3 (0.2 to 0.5)	18.9
Trichomoniasis	0 (0 to 0)	0 (0 to 0)	0 (0 to 0)	0 (0 to 0)	0 (0 to 0)	0.2 (0.1 to 0.3)	0.6 (0.4 to 0.9)	1.1 (0.7 to 1.5)	2.3 (1.5 to 3.1)	2.3 (1.5 to 3.1)	2.5 (1.7 to 3.4)	3.4 (2.3 to 4.6)	2.1 (1.4 to 2.8)	1.7 (1.1 to 2.2)	0.7 (0.5 to 0.9)	0.6 (0.4 to 0.8)	0.5 (0.3 to 0.7)	0.4 (0.2 to 0.6)	0.4 (0.2 to 0.6)	0.4 (0.2 to 0.6)	0.2 (0.1 to 0.3)	0.1 (0 to 0.1)	0 (0 to 0.1)	20
Genital herpes	0 (0 to 0)	0 (0 to 0)	0 (0 to 0)	0 (0 to 0)	0 (0 to 0)	0 (0 to 0)	0 (0 to 0)	0 (0 to 0)	0 (0 to 0)	0 (0 to 0)	0 (0 to 0)	0 (0 to 0)	0 (0 to 0)	0 (0 to 0)	0 (0 to 0)	0 (0 to 0)	0 (0 to 0)	0 (0 to 0)	0 (0 to 0)	0 (0 to 0)	0 (0 to 0)	0 (0 to 0)	0 (0 to 0)	0 (0 to 0)	0
Other sexually transmitted infections	0 (0 to 0)	0 (0 to 0)	0 (0 to 0)	0 (0 to 0)	0 (0 to 0)	0 (0 to 0)	0 (0 to 0)	0 (0 to 0)	0 (0 to 0)	0 (0 to 0)	0 (0 to 0)	0 (0 to 0)	0 (0 to 0)	0 (0 to 0)	0 (0 to 0)	0 (0 to 0)	0 (0 to 0)	0 (0 to 0)	0 (0 to 0)	0 (0 to 0)	0 (0 to 0)	0 (0 to 0)	0 (0 to 0)	0 (0 to 0)	0
Respiratory infections and tuberculosis	10.6 (10.4 to 37.1)	13.4 (10.2 to 17.2)	66.3 (66 to 161)	199 (131 to 298)	164 (121 to 214)	127 (77 to 196)	154 (93 to 232)	147 (90 to 224)	157 (96 to 239)	166 (99 to 253)	206 (126 to 320)	266 (166 to 380)	266 (201 to 357)	267 (197 to 376)	402 (237 to 555)	466 (289 to 632)	469 (293 to 634)	451 (281 to 612)	440 (268 to 612)	406 (248 to 569)	2,360 (1,600 to 3,310)	1,960 (1,360 to 2,800)	1,060 (746 to 1,480)	12,900
Tuberculosis	0 (0 to 0)	0 (0 to 0)	0.2 (0.2 to 0.3)	0.6 (0.4 to 0.7)	0.4 (0.3 to 0.6)	0.6 (0.5 to 0.7)	1.4 (1 to 2)	3.2 (2.4 to 4.1)	3.9 (2.9 to 5.2)	4.3 (3.2 to 5.8)	5.7 (4.2 to 7.8)	7.7 (5.6 to 10.1)	9.4 (6.8 to 12.6)	11.2 (8.1 to 14.4)	11.9 (8.5 to 15.2)	11.6 (8.2 to 15.4)	11.7 (8.2 to 15.8)	11.3 (7.9 to 15.2)	10.8 (7.5 to 14.5)	9.2 (6.3 to 12.7)	3.6 (2.5 to 5)	1.2 (0.8 to 1.7)	0.5 (0.3 to 0.7)	156
Latent tuberculosis infection	0 (0 to 0)	0 (0 to 0)	0 (0 to 0)	0 (0 to 0)	0 (0 to 0)	0 (0 to 0)	0 (0 to 0)	0 (0 to 0)	0 (0 to 0)	0 (0 to 0)	0 (0 to 0)	0 (0 to 0)	0 (0 to 0)	0 (0 to 0)	0 (0 to 0)	0 (0 to 0)	0 (0 to 0)	0 (0 to 0)	0 (0 to 0)	0 (0 to 0)	0 (0 to 0)	0 (0 to 0)	0 (0 to 0)	0 (0 to 0)	0
Drug-susceptible Tuberculosis	0 (0 to 0)	0 (0 to 0)	0.2 (0.2 to 0.3)	0.6 (0.4 to 0.7)	0.4 (0.3 to 0.6)	0.6 (0.5 to 0.7)	1.4 (1 to 2)	3.1 (2.3 to 4.1)	3.7 (2.8 to 5)	4.1 (3.1 to 5.7)	5.5 (4.1 to 7.6)	7.5 (5.5 to 9.9)	9.2 (6.6 to 12.4)	11 (8.1 to 14.2)	11.7 (8.4 to 15)	11.4 (8.1 to 15.2)	11.5 (8.1 to 15.6)	11.1 (7.8 to 15)	10.6 (7.4 to 14.3)	9 (6.2 to 12.5)	3.5 (2.4 to 4.9)	1.2 (0.8 to 1.7)	0.5 (0.3 to 0.7)	153
Multidrug-resistant tuberculosis without extensive drug-resistar	0 (0 to 0)	0 (0 to 0)	0 (0 to 0)	0 (0 to 0)	0 (0 to 0)	0 (0 to 0)	0 (0 to 0)	0 (0 to 0)	0 (0 to 0)	0 (0 to 0)	0 (0 to 0)	0 (0 to 0)	0 (0 to 0)	0 (0 to 0)	0 (0 to 0)	0 (0 to 0)	0 (0 to 0)	0 (0 to 0)	0 (0 to 0)	0 (0 to 0)	0 (0 to 0)	0 (0 to 0)	0 (0 to 0)	0 (0 to 0)	2.9
Extensively drug-resistant tuberculosis	0 (0 to 0)	0 (0 to 0)	0 (0 to 0)	0 (0 to 0)	0 (0 to 0)	0 (0 to 0)	0 (0 to 0)	0 (0 to 0)	0 (0 to 0)	0 (0 to 0)	0 (0 to 0)	0 (0 to 0)	0 (0 to 0)	0 (0 to 0)	0 (0 to 0)	0 (0 to 0)	0 (0 to 0)	0 (0 to 0)	0 (0 to 0)	0 (0 to 0)	0 (0 to 0)	0 (0 to 0)	0 (0 to 0)	0 (0 to 0)	0.7
Lower respiratory infections	10.6 (10.4 to 36.9)	13.1 (9.9 to 16.9)	65.7 (65.5 to 160)	36 (26.5 to 49.2)	19.2 (12.2 to 29.1)	10.4 (6.1 to 17.2)	22.2 (13.5 to 34.2)	39.1 (24.1 to 59.6)	48.5 (29.7 to 69.8)	48.7 (29.7 to 69.8)	63.5 (40.4 to 87)	113 (74.1 to 149)	162 (112 to 206)	207 (137 to 266)	366 (252 to 460)	429 (297 to 556)	438 (298 to 736)	422 (282 to 1,270)	1,200 (808 to 1,610)	2,320 (1,580 to 2,850)	1,950 (1,360 to 2,800)	1,060 (746 to 1,480)	11,100
Upper respiratory infections	0 (0 to 0)	0 (0 to 0)	0.3 (0.2 to 0.5)	139 (97 to 196)	144 (96 to 198)	117 (70 to 180)	132 (79 to 199)	108 (66 to 164)	109 (67 to 164)	117 (72 to 177)	142 (87 to 215)	153 (94 to 230)	104 (64 to 159)	60 (37 to 91)	36 (22 to 54)	37 (23 to 56)	31 (19 to 47)	29 (18 to 44)	24 (14 to 37)	21 (12 to 32)	14 (8 to 21)	5.5 (3.2 to 8.6)	1.3 (0.8 to 2.1)	1,280
Otitis media	0 (0 to 0)	0 (0 to 0)	0.1 (0.1 to 0.2)	0.1 (0 to 0.2)	0.1 (0 to 0.2)	0.1 (0 to 0.2)	0.1 (0 to 0.2)	0.1 (0 to 0.2)	0.1 (0 to 0.2)	0.1 (0 to 0.2)	0.1 (0 to 0.2)	0.1 (0 to 0.2)	0.1 (0 to 0.2)	0.1 (0 to 0.2)	0.1 (0 to 0.2)	0.1 (0 to 0.2)	0.1 (0 to 0.2)	0.1 (0 to 0.2)	0.1 (0 to 0.2)	0.1 (0 to 0.2)	0.1 (0 to 0.2)	0 (0 to 0)	0 (0 to 0)	0 (0 to 0)	272
Enteric infections	1.7 (1.3 to 2.2)	6.1 (4.4 to 8.3)	19.3 (18.2 to 108)	170 (117 to 249)	38.1 (28.7 to 49.6)	23.7 (16.4 to 33.2)	20.4 (13.1 to 30.2)	20.7 (12.9 to 31.9)	23.7 (14.3 to 35.9)	27.4 (16.3 to 41.2)	27.6 (17.4 to 39.4)	29.8 (19.1 to 42.3)	27.6 (18.5 to 40)	26.9 (18.5 to 37.1)	26.4 (18.1 to 36.2)	26.2 (18.1 to 36.2)	25.7 (17.4 to 36.1)	25.1 (16.9 to 36.1)	24.2 (16.2 to 35.2)	22.8 (15.2 to 33.1)	117 (74.9 to 174)	771 (511 to 1,140)	1,190 (787 to 1,760)
Diarrheal diseases	1.7 (1.3 to 2.2)	6.1 (4.4 to 8.3)	19 (18 to 108)	169 (117 to 248)	38 (28.6 to 49.5)	23.6 (16.3 to 33.1)	20.3 (13.1 to 30.1)	20.6 (12.9 to 31.8)	23.6 (14.2 to 35.8)	27.3 (16.2 to 41.1)	27.5 (17.3 to 39.3)	29.6 (19 to 42.1)	27.5 (18.4 to 39.9)	26.8 (18.4 to 37)	26.3 (18 to 36.1)	26.1 (18 to 36.1)	25.6 (17.3 to 36)	25 (16.8 to 36)	24.1 (16.1 to 35)	22.7 (15.1 to 33)	116 (74.6 to 173)	767 (509 to 1,140)	1,190 (787 to 1,760)
Typhoid and paratyphoid	0 (0 to 0)	0 (0 to 0)	0 (0 to 0)	0 (0 to 0)	0 (0 to 0)	0 (0 to 0)	0 (0 to 0)	0 (0 to 0)	0 (0 to 0)	0 (0 to 0)	0 (0 to 0)	0 (0 to 0)	0 (0 to 0)	0 (0 to 0)	0 (0 to 0)	0 (0 to 0)	0 (0 to 0)	0 (0 to 0)	0 (0 to 0)	0 (0 to 0)	0 (0 to 0)	0 (0 to 0)	0 (0 to 0)	0 (0 to 0)	0
Typhoid fever	0 (0 to 0)	0 (0 to 0)	0 (0 to 0)	0 (0 to 0)	0 (0 to 0)	0 (0 to 0)	0 (0 to 0)	0 (0 to 0)	0 (0 to 0)	0 (0 to 0)	0 (0 to 0)	0 (0 to 0)	0 (0 to 0)	0 (0 to 0)	0 (0 to 0)	0 (0 to 0)	0 (0 to 0)	0 (0 to 0)	0 (0 to 0)	0 (0 to 0)	0 (0 to 0)	0 (0 to 0)	0 (0 to 0)	0 (0 to 0)	0
Paratyphoid fever	0 (0 to 0)	0 (0 to 0)	0 (0 to 0)	0 (0 to 0)	0 (0 to 0)	0 (0 to 0)	0 (0 to 0)	0 (0 to 0)	0 (0 to 0)	0 (0 to 0)	0 (0 to 0)	0 (0 to 0)	0 (0 to 0)	0 (0 to 0)	0 (0 to 0)	0 (0 to 0)	0 (0 to 0)	0 (0 to 0)	0 (0 to 0)	0 (0 to 0)	0 (0 to 0)	0 (0 to 0)	0 (0 to 0)	0 (0 to 0)	0
Invasive Non-typhoidal Salmonella (iNTS)	0 (0 to 0)	0 (0 to 0)	0.1 (0 to 0.2)	0.2 (0 to 0.3)	0.1 (0 to 0.2)	0.1 (0 to 0.2)	0.1 (0 to 0.2)	0.1 (0 to 0.2)	0.1 (0 to 0.2)	0.1 (0 to 0.2)	0.1 (0 to 0.2)	0.1 (0 to 0.2)	0.1 (0 to 0.2)	0.2 (0.1 to 0.3)	0.2 (0.1 to 0.3)	0.2 (0.1 to 0.3)	0.2 (0.1 to 0.3)	0.2 (0.1 to 0.3)	0.2 (0.1 to 0.3)	0.2 (0.1 to 0.3)	0.2 (0.1 to 0.3)	0.1 (0 to 0.1)	0.1 (0 to 0.1)	4.9
Other intestinal infectious diseases	0 (0 to 0)	0 (0 to 0)	0.2 (0.2 to 0.4)	0.2 (0 to 0.4)	0.1 (0 to 0.2)	0.1 (0 to 0.2)	0.1 (0 to 0.2)	0.1 (0 to 0.2)	0.1 (0 to 0.2)	0.1 (0 to 0.2)	0.1 (0 to 0.2)	0.1 (0 to 0.2)	0.1 (0 to 0.2)	0.1 (0 to 0.2)	0.1 (0 to 0.2)	0.1 (0 to 0.2)	0.1 (0 to 0.2)	0.1 (0 to 0.2)	0.1 (0 to 0.2)	0.1 (0 to 0.2)	0.1 (0 to 0.2)	0 (0 to 0)	0 (0 to 0)	0 (0 to 0)	2.4
Neglected tropical diseases and malaria	1.7 (1.3 to 2.2)	6.1 (4.4 to 8.3)	6.6 (3.7 to 11.2)	5.8 (3.4 to 9.2)	0.7 (0.4 to 1.2)	0.4 (0.2 to 0.8)	1.2 (0.6 to 2.1)	3.6 (1.8 to 6.2)	7.4 (3.8 to 12.5)	7.4 (3.8 to 12.5)	9.8 (5.1 to 16.2)	12.2 (6.4 to 19.8)	9.2 (4.9 to 14.7)	8.6 (4.6 to 13.6)	3.8 (2.1 to 5.8)	3.2 (1.8 to 4.8)	1.3 (0.7 to 2.1)	1.1 (0.6 to 1.8)	0.8 (0.4 to 1.4)	0.7 (0.4 to 1.2)	0.6 (0.3 to 1.1)	0.2 (0.1 to 0.4)	0.1 (0 to 0.2)	39.3
Malaria	0 (0 to 0)	0 (0 to 0)	0 (0 to 0)	0 (0 to 0)	0 (0 to 0)	0 (0 to 0)	0 (0 to 0)	0 (0 to 0)	0 (0 to 0)	0 (0 to 0)	0 (0 to 0)	0 (0 to 0)	0 (0 to 0)	0 (0 to 0)	0 (0 to 0)	0 (0 to 0)	0 (0 to 0)	0 (0 to 0)	0 (0 to 0)	0 (0 to 0)	0 (0 to 0)	0 (0 to 0)	0 (0 to 0)	0 (0 to 0)	0
Chagas disease	0 (0 to 0)	0 (0 to 0)	0 (0 to 0)	0 (0 to 0)	0 (0 to 0)	0 (0 to 0)	0 (0 to 0)	0 (0 to 0)	0 (0 to 0)	0 (0 to 0)	0 (0 to 0)	0 (0 to 0)	0 (0 to 0)	0 (0 to 0)	0 (0 to 0)	0 (0 to 0)	0 (0 to 0)	0 (0 to 0)	0 (0 to 0)	0 (0 to 0)	0 (0 to 0)	0 (0 to 0)	0 (0 to 0)	0 (0 to 0)	0
Leishmaniasis	0 (0 to 0)	0 (0 to 0)	0 (0 to 0)	0 (0 to 0)	0 (0 to 0)	0 (0 to 0)	0 (0 to 0)	0 (0 to 0)	0 (0 to 0)	0 (0 to 0)	0 (0 to 0)	0 (0 to 0)	0 (0 to 0)	0 (0 to 0)	0 (0 to 0)	0 (0 to 0)	0 (0 to 0)	0 (0 to 0)	0 (0 to 0)	0 (0 to 0)	0 (0 to 0)	0 (0 to 0)	0 (0 to 0)	0 (0 to 0)	0
Visceral leishmaniasis	0 (0 to 0)	0 (0 to 0)	0 (0 to 0)	0 (0 to 0)	0 (0 to 0)	0 (0 to 0)	0 (0 to 0)	0 (0 to 0)	0 (0 to 0)	0 (0 to 0)	0 (0 to 0)	0 (0 to 0)	0 (0 to 0)	0 (0 to 0)	0 (0 to 0)	0 (0 to 0)	0 (0 to 0)	0 (0 to 0)	0 (0 to 0)	0 (0 to 0)	0 (0 to 0)	0 (0 to 0)	0 (0 to 0)	0 (0 to 0)	0
Cutaneous and mucocutaneous leishmaniasis	0 (0 to 0)	0 (0 to 0)	0 (0 to 0)	0 (0 to 0)	0 (0 to 0)	0 (0 to 0)	0 (0 to 0)	0 (0 to 0)	0 (0 to 0)	0 (0 to 0)	0 (0 to 0)	0 (0 to 0)	0 (0 to 0)	0 (0 to 0)	0 (0 to 0)	0 (0 to 0)	0 (0 to 0)	0 (0 to 0)	0 (0 to 0)	0 (0 to 0)	0 (0 to 0)	0 (0 to 0)	0 (0 to 0)	0 (0 to 0)	0
African trypanosomiasis	0 (0 to 0)	0 (0 to 0)	0 (0 to 0)	0 (0 to 0)	0 (0 to 0)	0 (0 to 0)	0 (0 to 0)	0 (0 to 0)	0 (0 to 0)	0 (0 to 0)	0 (0 to 0)	0 (0 to 0)	0 (0 to 0)	0 (0 to 0)	0 (0 to 0)	0 (0 to 0)	0 (0 to 0)	0 (0 to 0)	0 (0 to 0)	0 (0 to 0)	0 (0 to 0)	0 (0 to 0)	0 (0 to 0)	0 (0 to 0)	0
Schistosomiasis	0 (0 to 0)	0 (0 to 0)	0 (0 to 0)	0 (0 to 0)	0 (0 to 0)	0 (0 to 0)	0 (0 to 0)	0 (0 to 0)	0 (0 to 0)	0 (0 to 0)	0 (0 to 0)	0 (0 to 0)	0 (0 to 0)	0 (0 to 0)	0 (0 to 0)	0 (0 to 0)	0 (0 to 0)	0 (0 to 0)	0 (0 to 0)	0 (0 to 0)	0 (0 to 0)	0 (0 to 0)	0 (0 to 0)	0 (0 to 0)	0
Cysticercosis	0 (0 to 0)	0 (0 to 0)	0 (0 to 0)	0 (0 to 0)	0 (0 to 0)	0 (0 to 0)	0 (0 to 0)	0 (0 to 0)	0 (0 to 0)	0 (0 to 0)	0 (0 to 0)	0 (0 to 0)	0 (0 to 0)	0 (0 to 0)	0 (0 to 0)	0 (0 to 0)	0 (0 to 0)	0 (0 to 0)	0 (0 to 0)	0 (0 to 0)	0 (0 to 0)	0 (0 to 0)	0 (0 to 0)	0 (0 to 0)	0
Cystic echinococcosis	0 (0 to 0)	0 (0 to 0)	0 (0 to 0)	0 (0 to 0)	0 (0 to 0)	0 (0 to 0)	0 (0 to 0)	0 (0 to 0)	0 (0 to 0)	0 (0 to 0)	0 (0 to 0)	0 (0 to 0)	0 (0 to 0)	0 (0 to 0)	0 (0 to 0)	0 (0 to 0)	0 (0 to 0)	0 (0 to 0)	0 (0 to 0)	0 (0 to 0)	0 (0 to 0)	0 (0 to 0)	0 (0 to 0)	0 (0 to 0)	0.6
Lymphatic filariasis	0 (0 to 0)	0 (0 to 0)	0 (0 to 0)	0 (0 to 0)	0 (0 to 0)	0 (0 to 0)	0 (0 to 0)	0 (0 to 0)	0 (0 to 0)	0 (0 to 0)	0 (0 to 0)	0 (0 to 0)	0 (0 to 0)	0 (0 to 0)	0 (0 to 0)	0 (0 to 0)	0 (0 to 0)	0 (0 to 0)	0 (0 to 0)	0 (0 to 0)	0 (0 to 0)	0 (0 to 0)	0 (0 to 0)	0 (0 to 0)	0
Onchocerciasis	0 (0 to 0)	0 (0 to 0)	0 (0 to 0)	0 (0 to 0)	0 (0 to 0)	0 (0 to 0)	0 (0 to 0)	0 (0 to 0)	0 (0 to 0)	0 (0 to 0)	0 (0 to 0)	0 (0 to 0)	0 (0 to 0)	0 (0 to 0)	0 (0 to 0)	0 (0 to 0)	0 (0 to 0)	0 (0 to 0)	0 (0 to 0)	0 (0 to 0)	0 (0 to 0)	0 (0 to 0)	0 (0 to 0)	0 (0 to 0)	0
Trachoma	0 (0 to 0)	0 (0 to 0)	0 (0 to 0)	0 (0 to 0)	0 (0 to 0)	0 (0 to 0)	0 (0 to 0)	0 (0 to 0)	0 (0 to 0)	0 (0 to 0)	0 (0 to 0)	0 (0 to 0)	0 (0 to 0)	0 (0 to 0)	0 (0 to 0)	0 (0 to 0)	0 (0 to 0)	0 (0 to 0)	0 (0 to 0)	0 (0 to 0)	0 (0 to 0)	0 (0 to 0)	0 (0 to 0)	0 (0 to 0)	0
Dengue	0 (0 to 0)	0 (0 to 0)	0 (0 to 0)	0 (0 to 0)	0 (0 to 0)	0 (0 to 0)	0 (0 to 0)	0 (0 to 0)	0 (0 to 0)	0 (0 to 0)	0 (0 to 0)	0 (0 to 0)	0 (0 to 0)	0 (0 to 0)	0 (0 to 0)	0 (0 to 0)	0 (0 to 0)	0 (0 to 0)	0 (0 to 0)	0 (0 to 0)	0 (0 to 0)	0 (0 to 0)	0 (0 to 0)	0 (0 to 0)	0
Yellow fever	0 (0 to 0)	0 (0 to 0)	0 (0 to 0)	0 (0 to 0)	0 (0 to 0)	0 (0 to 0)	0 (0 to 0)	0 (0 to 0)	0 (0 to 0)	0 (0 to 0)	0 (0 to 0)	0 (0 to 0)	0 (0 to 0)	0 (0 to 0)	0 (0 to 0)	0 (0 to 0)	0 (0 to 0)	0 (0 to 0)	0 (0 to 0)	0 (0 to 0)	0 (0 to 0)	0 (0 to 0)	0 (0 to 0)	0 (0 to 0)	0
Rabies	0 (0 to 0)	0 (0 to 0)	0 (0 to 0)	0 (0 to 0)	0 (0 to 0)	0 (0 to 0)	0 (0 to 0)	0 (0 to 0)	0 (0 to 0)	0 (0 to 0)	0 (0 to 0)	0 (0 to 0)	0 (0 to 0)	0 (0 to 0)	0 (0 to 0)	0 (0 to 0)	0 (0 to 0)	0 (0 to 0)	0 (0 to 0)	0 (0 to 0)	0 (0 to 0)	0 (0 to 0)	0 (0 to 0)	0 (0 to 0)	0
Intestinal nematode infections	0 (0 to 0)	0 (0 to 0)	0 (0 to 0)	0 (0 to 0)	0 (0 to 0)	0 (0 to 0)	0 (0 to 0)	0 (0 to 0)	0 (0 to 0)	0 (0 to 0)	0 (0 to 0)	0 (0 to 0)	0 (0 to 0)	0 (0 to 0)	0 (0 to 0)	0 (0 to 0)	0 (0 to 0)	0 (0 to 0)	0 (0 to 0)	0 (0 to 0)	0 (0 to 0)	0 (0 to 0)	0 (0 to 0)	0 (0 to 0)	0.2
Ascariasis	0 (0 to 0)	0 (0 to 0)	0 (0 to 0)	0 (0 to 0)	0 (0 to 0)	0 (0 to 0)	0 (0 to 0)	0 (0 to 0)	0 (0 to 0)	0 (0 to 0)	0 (0 to 0)	0 (0 to 0)	0 (0 to 0)	0 (0 to 0)	0 (0 to 0)	0 (0 to 0)	0 (0 to 0)	0 (0 to 0)	0 (0 to 0)	0 (0 to 0)	0 (0 to 0)	0 (0 to 0)	0 (0 to





SR Table 2c: Cambridgeshire DALY'S by cause and age group for both sexes with 95% uncertainty intervals, 2019

Cause	Early Neonatal	Late Neonatal	Post Neonatal	1 to 4	5 to 9	10 to 14	15 to 19	20 to 24	25 to 29	30 to 34	35 to 39	40 to 44	45 to 49	50 to 54	55 to 59	60 to 64	65 to 69	70 to 74	75 to 79	80 to 84	85 to 89	90 to 94	95 plus	Total
All causes	847 (n = 1,332)	1,230 (n = 1,774)	1,524 (n = 1,922)	4,527 (n = 5,260)	2,963 (n = 3,450)	2,648 (n = 3,030)	4,058 (n = 4,602)	4,208 (n = 4,802)	4,764 (n = 5,412)	5,370 (n = 6,104)	6,169 (n = 6,952)	6,453 (n = 7,183)	6,588 (n = 7,302)	6,988 (n = 7,660)	7,348 (n = 8,000)	7,746 (n = 8,400)	10,583 (n = 11,203)	11,600 (n = 12,200)	13,600 (n = 14,200)	13,893 (n = 14,400)	11,600 (n = 11,900)	7,556 (n = 7,700)	164,000
Communicable, maternal, neonatal, and nutritional diseases	760 (633 to 899)	178 (129 to 233)	651 (497 to 814)	332 (187 to 506)	249 (159 to 357)	197 (127 to 288)	164 (106 to 237)	239 (156 to 342)	343 (227 to 480)	288 (187 to 412)	293 (189 to 419)	260 (170 to 368)	315 (207 to 445)	341 (224 to 482)	335 (220 to 472)	359 (236 to 502)	442 (294 to 617)	502 (335 to 692)	594 (411 to 797)	704 (502 to 921)	734 (536 to 953)	504 (355 to 674)	6,776
HIV/AIDS and sexually transmitted infections	29.9 (7.1 to 64.9)	7.5 (2.1 to 17.1)	11.2 (2.9 to 22.6)	1.3 (1 to 1.7)	0.8 (0.4 to 1)	0.7 (0.4 to 0.9)	1.8 (1.4 to 2.3)	9.2 (7.3 to 11.3)	10.7 (7.5 to 15.1)	19.4 (12.4 to 29.2)	22.3 (14.9 to 32.6)	22.9 (15.4 to 32.9)	29.6 (21.1 to 39.5)	15.6 (12.1 to 21.4)	11.6 (8.6 to 16)	9.3 (6.6 to 12.6)	9.2 (5.6 to 12.4)	6.2 (3.6 to 9.6)	3.6 (2.2 to 5.1)	1.2 (0.8 to 1.8)	0.3 (0.2 to 0.5)	0.3 (0.2 to 0.4)	207
HIV/AIDS	0 (0 to 0)	0 (0 to 0)	1.1 (1 to 1.3)	0.9 (0.8 to 1.1)	0.6 (0.5 to 0.7)	0.4 (0.4 to 0.5)	0.5 (0.4 to 0.6)	5.1 (3.9 to 6.6)	10.2 (7.6 to 13)	12.5 (9.6 to 16.5)	13.1 (10.1 to 17)	13.7 (10.9 to 17.4)	11.7 (9.6 to 15)	8.2 (6.5 to 11.3)	6.7 (5.4 to 9.7)	6 (4.7 to 8.3)	3.6 (1.5 to 6.6)	1.6 (0.6 to 2.5)	0.2 (0.1 to 0.4)	0 (0 to 0.1)	0 (0 to 0)	0 (0 to 0)	99.1
HIV/AIDS - Drug-susceptible Tuberculosis	0 (0 to 0)	0 (0 to 0)	0.2 (0.1 to 0.2)	0.1 (0 to 0.2)	0.1 (0 to 0.1)	0.1 (0 to 0.1)	0.1 (0 to 0.1)	0.3 (0.2 to 0.4)	0.4 (0.3 to 0.7)	1 (0.6 to 1.6)	1.2 (0.7 to 1.9)	1.3 (0.7 to 2)	1.1 (0.6 to 1.7)	0.6 (0.4 to 1)	0.5 (0.3 to 0.8)	0.4 (0.2 to 0.6)	0.1 (0 to 0.1)	0 (0 to 0)	0 (0 to 0)	0 (0 to 0)	0 (0 to 0)	0 (0 to 0)	0 (0 to 0)	8.6
HIV/AIDS - Multidrug-resistant Tuberculosis without extensive drug resistance	0 (0 to 0)	0 (0 to 0)	0 (0 to 0)	0 (0 to 0)	0 (0 to 0)	0 (0 to 0)	0 (0 to 0)	0 (0 to 0)	0 (0 to 0)	0 (0 to 0)	0 (0 to 0)	0 (0 to 0)	0 (0 to 0)	0 (0 to 0)	0 (0 to 0)	0 (0 to 0)	0 (0 to 0)	0 (0 to 0)	0 (0 to 0)	0 (0 to 0)	0 (0 to 0)	0 (0 to 0)	0 (0 to 0)	0.2
HIV/AIDS - Extensively drug-resistant Tuberculosis	0 (0 to 0)	0 (0 to 0)	0 (0 to 0)	0 (0 to 0)	0 (0 to 0)	0 (0 to 0)	0 (0 to 0)	0 (0 to 0)	0 (0 to 0)	0 (0 to 0)	0 (0 to 0)	0 (0 to 0)	0 (0 to 0)	0 (0 to 0)	0 (0 to 0)	0 (0 to 0)	0 (0 to 0)	0 (0 to 0)	0 (0 to 0)	0 (0 to 0)	0 (0 to 0)	0 (0 to 0)	0 (0 to 0)	0.1
HIV/AIDS resulting in other diseases	0 (0 to 0)	0 (0 to 0)	0.4 (0.3 to 0.7)	0.4 (0.3 to 0.5)	0.3 (0.2 to 0.4)	0.2 (0.2 to 0.3)	0.4 (0.3 to 0.5)	3.8 (3.1 to 4.6)	9.4 (7.5 to 11.8)	6.8 (5.5 to 8.4)	8.2 (6.7 to 10.1)	8.6 (7.1 to 10.6)	11.9 (9.7 to 14.8)	12.4 (9.9 to 15.2)	10.6 (7.9 to 13.9)	7.6 (5.3 to 10.7)	4.2 (2.5 to 6.6)	3.6 (1.9 to 6.7)	1.3 (0.6 to 2.5)	0.2 (0.1 to 0.4)	0 (0 to 0.1)	0 (0 to 0)	90.2
Sexually transmitted infections excluding HIV	29.9 (7.1 to 64.9)	7.5 (2.1 to 17.1)	10.1 (2.6 to 22.6)	0.4 (0.1 to 0.8)	0.2 (0 to 0.5)	0.2 (0 to 0.4)	1.3 (0.9 to 1.8)	5.4 (4.3 to 6.6)	0.5 (0.3 to 0.8)	0.1 (0 to 0.2)	0.1 (0 to 0.2)	0.1 (0 to 0.2)	0.1 (0 to 0.2)	0.1 (0 to 0.2)	0.1 (0 to 0.2)	0.1 (0 to 0.2)	0.1 (0 to 0.2)	0.1 (0 to 0.2)	0.1 (0 to 0.2)	0.1 (0 to 0.2)	0.1 (0 to 0.1)	0 (0 to 0)	108
Syphilis	0 (0 to 0)	0 (0 to 0)	0 (0 to 0)	0 (0 to 0)	0 (0 to 0)	0 (0 to 0)	0 (0 to 0)	0 (0 to 0)	0 (0 to 0)	0 (0 to 0)	0 (0 to 0)	0 (0 to 0)	0 (0 to 0)	0 (0 to 0)	0 (0 to 0)	0 (0 to 0)	0 (0 to 0)	0 (0 to 0)	0 (0 to 0)	0 (0 to 0)	0 (0 to 0)	0 (0 to 0)	0 (0 to 0)	49.1
Chlamydial infection	0 (0 to 0)	0 (0 to 0)	0 (0 to 0)	0 (0 to 0)	0 (0 to 0)	0 (0 to 0)	0 (0 to 0)	0 (0 to 0)	0 (0 to 0)	1 (0 to 2)	1 (0 to 2)	1 (0 to 2)	1 (0 to 2)	1 (0 to 2)	0 (0 to 0)	0 (0 to 0)	0 (0 to 0)	0 (0 to 0)	0 (0 to 0)	0 (0 to 0)	0 (0 to 0)	0 (0 to 0)	0 (0 to 0)	19.7
Gonococcal infection	0 (0 to 0)	0 (0 to 0)	0 (0 to 0)	0 (0 to 0)	0 (0 to 0)	0 (0 to 0)	0 (0 to 0)	0 (0 to 0)	0 (0 to 0)	0 (0 to 0)	0 (0 to 0)	0 (0 to 0)	0 (0 to 0)	0 (0 to 0)	0 (0 to 0)	0 (0 to 0)	0 (0 to 0)	0 (0 to 0)	0 (0 to 0)	0 (0 to 0)	0 (0 to 0)	0 (0 to 0)	0 (0 to 0)	7
Trichomoniasis	0 (0 to 0)	0 (0 to 0)	0 (0 to 0)	0 (0 to 0)	0 (0 to 0)	0 (0 to 0)	0 (0 to 0)	0 (0 to 0)	0 (0 to 0)	0 (0 to 0)	0 (0 to 0)	0 (0 to 0)	0 (0 to 0)	0 (0 to 0)	0 (0 to 0)	0 (0 to 0)	0 (0 to 0)	0 (0 to 0)	0 (0 to 0)	0 (0 to 0)	0 (0 to 0)	0 (0 to 0)	0 (0 to 0)	9.3
Genital herpes	0 (0 to 0)	0 (0 to 0)	0 (0 to 0)	0 (0 to 0)	0 (0 to 0)	0 (0 to 0)	0 (0 to 0)	0 (0 to 0)	0 (0 to 0)	0 (0 to 0)	0 (0 to 0)	0 (0 to 0)	0 (0 to 0)	0 (0 to 0)	0 (0 to 0)	0 (0 to 0)	0 (0 to 0)	0 (0 to 0)	0 (0 to 0)	0 (0 to 0)	0 (0 to 0)	0 (0 to 0)	0 (0 to 0)	19.7
Other sexually transmitted infections	0 (0 to 0)	0 (0 to 0)	0 (0 to 0)	0 (0 to 0)	0 (0 to 0)	0 (0 to 0)	0 (0 to 0)	0.1 (0 to 0.2)	0.1 (0 to 0.1)	0.1 (0 to 0.1)	0.1 (0 to 0.1)	0.1 (0 to 0.1)	0.1 (0 to 0.1)	0.1 (0 to 0.1)	0.1 (0 to 0.1)	0.1 (0 to 0.1)	0.1 (0 to 0.1)	0.1 (0 to 0.1)	0.1 (0 to 0.1)	0.1 (0 to 0.1)	0.1 (0 to 0.1)	0 (0 to 0)	0.9
Respiratory infections and tuberculosis	79 (9.9 to 10.9)	79 (4.9 to 7.9)	79 (29.1 to 57.3)	79 (50.4 to 116)	79 (44.3 to 117)	79 (32.7 to 99.7)	79 (21.6 to 89.1)	79 (21.1 to 91.5)	80 (17.1 to 96.7)	80 (16.1 to 102)	80 (16.5 to 123)	80 (16.9 to 132)	80 (17.3 to 141)	80 (17.7 to 150)	80 (18.1 to 159)	80 (18.5 to 168)	80 (18.9 to 177)	80 (19.3 to 186)	80 (19.7 to 195)	80 (20.1 to 204)	80 (20.5 to 213)	80 (20.9 to 222)	4,810
Tuberculosis	0 (0 to 0)	0 (0 to 0)	0.1 (0 to 0.2)	0.2 (0.1 to 0.3)	0.2 (0.1 to 0.3)	0.2 (0.2 to 0.3)	0.3 (0.2 to 0.4)	1.2 (0.9 to 1.5)	1.5 (1.1 to 1.9)	1.8 (1.4 to 2.3)	2.1 (1.6 to 2.7)	2.4 (1.8 to 3.1)	2.7 (2.1 to 3.4)	3.1 (2.4 to 3.9)	3.4 (2.6 to 4.3)	3.8 (2.9 to 4.8)	4.1 (3.2 to 5.2)	4.5 (3.4 to 5.6)	4.8 (3.7 to 6)	5.2 (3.9 to 6.5)	5.5 (4.2 to 6.9)	5.9 (4.5 to 7.4)	63.4
Latent tuberculosis infection	0 (0 to 0)	0 (0 to 0)	0 (0 to 0)	0 (0 to 0)	0 (0 to 0)	0 (0 to 0)	0 (0 to 0)	0 (0 to 0)	0 (0 to 0)	0 (0 to 0)	0 (0 to 0)	0 (0 to 0)	0 (0 to 0)	0 (0 to 0)	0 (0 to 0)	0 (0 to 0)	0 (0 to 0)	0 (0 to 0)	0 (0 to 0)	0 (0 to 0)	0 (0 to 0)	0 (0 to 0)	0 (0 to 0)	0
Drug-susceptible tuberculosis	0 (0 to 0)	0 (0 to 0)	0.1 (0 to 0.2)	0.2 (0.2 to 0.3)	0.2 (0.2 to 0.3)	0.2 (0.2 to 0.3)	0.3 (0.2 to 0.4)	1.2 (0.9 to 1.5)	1.5 (1.1 to 1.9)	1.8 (1.4 to 2.3)	2.1 (1.6 to 2.7)	2.4 (1.8 to 3.1)	2.7 (2.1 to 3.4)	3.1 (2.4 to 3.9)	3.4 (2.6 to 4.3)	3.8 (2.9 to 4.8)	4.1 (3.2 to 5.2)	4.5 (3.4 to 5.6)	4.8 (3.7 to 6)	5.2 (3.9 to 6.5)	5.5 (4.2 to 6.9)	5.9 (4.5 to 7.4)	63.4
Multidrug-resistant tuberculosis without extensive drug resistance	0 (0 to 0)	0 (0 to 0)	0 (0 to 0)	0 (0 to 0)	0 (0 to 0)	0 (0 to 0)	0 (0 to 0)	0 (0 to 0)	0 (0 to 0)	0 (0 to 0)	0 (0 to 0)	0 (0 to 0)	0 (0 to 0)	0 (0 to 0)	0 (0 to 0)	0 (0 to 0)	0 (0 to 0)	0 (0 to 0)	0 (0 to 0)	0 (0 to 0)	0 (0 to 0)	0 (0 to 0)	0 (0 to 0)	1.4
Extensively drug-resistant tuberculosis	0 (0 to 0)	0 (0 to 0)	0 (0 to 0)	0 (0 to 0)	0 (0 to 0)	0 (0 to 0)	0 (0 to 0)	0 (0 to 0)	0 (0 to 0)	0 (0 to 0)	0 (0 to 0)	0 (0 to 0)	0 (0 to 0)	0 (0 to 0)	0 (0 to 0)	0 (0 to 0)	0 (0 to 0)	0 (0 to 0)	0 (0 to 0)	0 (0 to 0)	0 (0 to 0)	0 (0 to 0)	0 (0 to 0)	0.3
Lower respiratory infections	7.9 (3.7 to 10.7)	9.3 (3.7 to 7.2)	28.4 (10.2 to 50.4)	19.2 (10.2 to 30.6)	9.7 (4.5 to 17.2)	9.3 (4.2 to 16.8)	7.5 (3.4 to 13.4)	12.8 (6.2 to 21.7)	16.3 (7.9 to 27.5)	23.5 (12 to 37.1)	36.1 (20.1 to 55.4)	41.2 (23.7 to 59.2)	62.8 (42.2 to 89.3)	69.8 (50.1 to 96.2)	109 (73.2 to 144)	141 (104 to 180)	174 (128 to 224)	221 (159 to 289)	412 (299 to 547)	604 (449 to 799)	741 (543 to 977)	662 (483 to 868)	2,850
Upper respiratory infections	0.1 (0 to 0.1)	0.5 (0.2 to 0.9)	10.4 (4.3 to 19.1)	47 (34.9 to 61.2)	54.9 (36.2 to 78.4)	42.6 (26.2 to 63.4)	36.6 (21.4 to 57.6)	41.6 (22.4 to 70.8)	43 (23.1 to 70.8)	43.2 (23.7 to 72.1)	42.9 (23.7 to 71.4)	37.2 (20.2 to 61.9)	39.3 (19.2 to 63.4)	34.6 (19.1 to 60.4)	29.7 (12.3 to 56.4)	24.2 (9.9 to 46.2)	21 (7.9 to 41.2)	17.1 (6.9 to 33.6)	12 (4.9 to 21.5)	8.4 (3.4 to 14.3)	4.8 (1.9 to 8.1)	2.3 (1.1 to 3.7)	596
Otitis media	0 (0 to 0)	0.1 (0 to 0.1)	2.2 (0.6 to 5.3)	12.7 (9.9 to 16.2)	13.2 (9.6 to 20.4)	7.3 (4.1 to 12.5)	4.4 (2.4 to 7.6)	7.5 (4.1 to 13.2)	7.2 (3.4 to 13.4)	7.4 (3.7 to 13.9)	7.6 (3.8 to 13.9)	8.7 (4.3 to 15.7)	9.7 (4.6 to 16.9)	9.1 (4.4 to 16.4)	7.4 (2.9 to 13)	5.6 (2.1 to 10.4)	3.8 (1.6 to 6.7)	3.2 (1.4 to 5.6)	2.1 (0.9 to 3.6)	1.4 (0.6 to 2.4)	0.8 (0.3 to 1.3)	0.2 (0.1 to 0.3)	121
Enteric infections	3.6 (0.8 to 11)	3.6 (0.8 to 7.2)	3.6 (2.2 to 5.4)	29.9 (18.7 to 41.5)	7.9 (4.7 to 11.6)	7.5 (4.5 to 11.2)	10.5 (6.2 to 15.2)	13.2 (7.8 to 19.5)	13.4 (8.1 to 19.8)	13.6 (8.2 to 20.1)	13.9 (8.4 to 20.5)	14.1 (8.5 to 20.8)	11.5 (6.9 to 17)	12.2 (7.3 to 18)	12.4 (7.5 to 18.3)	12.6 (7.6 to 18.6)	12.9 (7.8 to 19)	13.1 (7.9 to 19.3)	13.3 (8 to 19.6)	13.6 (8.2 to 20)	13.8 (8.3 to 20.4)	14 (8.4 to 20.7)	581
Diarrheal diseases	3.6 (0.8 to 11)	3.6 (0.8 to 7.2)	3.6 (2.2 to 5.4)	29.9 (18.7 to 41.5)	7.9 (4.7 to 11.6)	7.5 (4.5 to 11.2)	10.5 (6.2 to 15.2)	13.2 (7.8 to 19.5)	13.4 (8.1 to 19.8)	13.6 (8.2 to 20.1)	13.9 (8.4 to 20.5)	14.1 (8.5 to 20.8)	11.5 (6.9 to 17)	12.2 (7.3 to 18)	12.4 (7.5 to 18.3)	12.6 (7.6 to 18.6)	12.9 (7.8 to 19)	13.1 (7.9 to 19.3)	13.3 (8 to 19.6)	13.6 (8.2 to 20)	13.8 (8.3 to 20.4)	14 (8.4 to 20.7)	579
Typhoid and paratyphoid	0 (0 to 0)	0 (0 to 0)	0 (0 to 0)	0 (0 to 0)	0 (0 to 0)	0 (0 to 0)	0 (0 to 0)	0 (0 to 0)	0 (0 to 0)	0 (0 to 0)	0 (0 to 0)	0 (0 to 0)	0 (0 to 0)	0 (0 to 0)	0 (0 to 0)	0 (0 to 0)	0 (0 to 0)	0 (0 to 0)	0 (0 to 0)	0 (0 to 0)	0 (0 to 0)	0 (0 to 0)	0 (0 to 0)	0
Typhoid fever	0 (0 to 0)	0 (0 to 0)	0 (0 to 0)	0 (0 to 0)	0 (0 to 0)	0 (0 to 0)	0 (0 to 0)	0 (0 to 0)	0 (0 to 0)	0 (0 to 0)	0 (0 to 0)	0 (0 to 0)	0 (0 to 0)	0 (0 to 0)	0 (0 to 0)	0 (0 to 0)	0 (0 to 0)	0 (0 to 0)	0 (0 to 0)	0 (0 to 0)	0 (0 to 0)	0 (0 to 0)	0 (0 to 0)	0
Paratyphoid fever	0 (0 to 0)	0 (0 to 0)	0 (0 to 0)	0 (0 to 0)	0 (0 to 0)	0 (0 to 0)	0 (0 to 0)	0 (0 to 0)	0 (0 to 0)	0 (0 to 0)	0 (0 to 0)	0 (0 to 0)	0 (0 to 0)	0 (0 to 0)	0 (0 to 0)	0 (0 to 0)	0 (0 to 0)	0 (0 to 0)	0 (0 to 0)	0 (0 to 0)	0 (0 to 0)	0 (0 to 0)	0 (0 to 0)	0
Invasive Non-typhoidal Salmonella (iNTS)	0 (0 to 0)	0 (0 to 0)	0 (0 to 0)	0 (0 to 0)	0 (0 to 0)	0 (0 to 0)	0 (0 to 0)	0 (0 to 0)	0 (0 to 0)	0 (0 to 0)	0 (0 to 0)	0 (0 to 0)	0 (0 to 0)	0 (0 to 0)	0 (0 to 0)	0 (0 to 0)	0 (0 to 0)	0 (0 to 0)	0 (0 to 0)	0 (0 to 0)	0 (0 to 0)	0 (0 to 0)	0 (0 to 0)	0
Other intestinal infectious diseases	0 (0 to 0)	0 (0 to 0)	0.1 (0 to 0.2)	0.1 (0 to 0.1)	0.1 (0 to 0.1)	0.1 (0 to 0.1)	0.1 (0 to 0.1)	0.1 (0 to 0.1)	0.1 (0 to 0.1)	0.1 (0 to 0.1)	0.1 (0 to 0.1)	0.1 (0 to 0.1)	0.1 (0 to 0.1)	0.1 (0 to 0.1)	0.1 (0 to 0.1)	0.1 (0 to 0.1)	0.1 (0 to 0.1)	0.1 (0 to 0.1)	0.1 (0 to 0.1)	0.1 (0 to 0.1)	0.1 (0 to 0.1)	0.1 (0 to 0.1)	0.9
Neglected tropical diseases and malaria	0 (0 to 0)	0 (0 to 0)	1.9 (0.1 to 9.7)	2.7 (0.2 to 9.7)	2.7 (0.1 to 14.3)	2.7 (0.2 to 9.6)	2.6 (0.1 to 9.3)	2.6 (0.2 to 9.2)	2.6 (0.1 to 9.2)	2.6 (0.2 to 9.2)	2.6 (0.1 to 9.2)	2.6 (0.2 to 9.2)	2.6 (0.1 to 9.2)	2.6 (0.2 to 9.2)	2.6 (0.1 to 9.2)	2.6 (0.2 to 9.2)	2.6 (0.1 to 9.2)	2.6 (0.2 to 9.2)	2.6 (0.1 to 9.2)	2.6 (0.2 to 9.2)	2.6 (0.1 to 9.2)	2.6 (0.2 to 9.2)	17.3
Malaria	0 (0 to 0)	0 (0 to 0)	0 (0 to 0)	0 (0 to 0)	0 (0 to 0)	0 (0 to 0)	0 (0 to 0)	0 (0 to 0)	0 (0 to 0)	0 (0 to 0)	0 (0 to 0)	0 (0 to 0)	0 (0 to 0)	0 (0 to 0)	0 (0 to 0)	0 (0 to 0)	0 (0 to 0)	0 (0 to 0)	0 (0 to 0)	0 (0 to 0)	0 (0 to 0)	0 (0 to 0)	0 (0 to 0)	0
Chagas disease	0 (0 to 0)	0 (0 to 0)	0 (0 to 0)	0 (0 to 0)	0 (0 to 0)	0 (0 to 0)	0 (0 to 0)	0 (0 to 0)	0 (0 to 0)	0 (0 to 0)	0 (0 to 0)	0 (0 to 0)	0 (0 to 0)	0 (0 to 0)	0 (0 to 0)	0 (0 to 0)	0 (0 to 0)	0 (0 to 0)	0 (0 to 0)	0 (0 to 0)	0 (0 to 0)	0 (0 to 0)	0 (0 to 0)	0
Leishmaniasis	0 (0 to 0)	0 (0 to 0)	0 (0 to 0)	0 (0 to 0)	0 (0 to 0)	0 (0 to 0)	0 (0 to 0)	0 (0 to 0)	0 (0 to 0)	0 (0 to 0)	0 (0 to 0)	0 (0 to 0)	0 (0 to 0)	0 (0 to 0)	0 (0 to 0)	0 (0 to 0)	0 (0 to 0)	0 (0 to 0)	0 (0 to 0)	0 (0 to 0)	0 (0 to 0)	0 (0 to 0)	0 (0 to 0)	0
Visceral leishmaniasis	0 (0 to 0)	0 (0 to 0)	0 (0 to 0)	0 (0 to 0)	0 (0 to 0)	0 (0 to 0)	0 (0 to 0)	0 (0 to 0)	0 (0 to 0)	0 (0 to 0)	0 (0 to 0)	0 (0 to 0)	0 (0 to 0)	0 (0 to 0)	0 (0 to 0)	0 (0 to 0)	0 (0 to 0)	0 (0 to 0)	0 (0 to 0)	0 (0 to 0)	0 (0 to 0)	0 (0 to 0)	0 (0 to 0)	0
Cutaneous and mucocutaneous leishmaniasis	0 (0 to 0)	0 (0 to 0)	0 (0 to 0)	0 (0 to 0)	0 (0 to 0)	0 (0 to 0)	0 (0 to 0)	0 (0 to 0)	0 (0 to 0)	0 (0 to 0)	0 (0 to 0)	0 (0 to 0)	0 (0 to 0)	0 (0 to 0)	0 (0 to 0)	0 (0 to 0)	0 (0 to 0)	0 (0 to 0)	0 (0 to 0)	0 (0 to 0)	0 (0 to 0)	0 (0 to 0)	0 (0 to 0)	0
African trypanosomiasis	0 (0 to 0)	0 (0 to 0)	0 (0 to 0)	0 (0 to 0)	0 (0 to 0)	0 (0 to 0)	0 (0 to 0)	0 (0 to 0)	0 (0 to 0)	0 (0 to 0)	0 (0 to 0)	0 (0 to 0)	0 (0 to 0)	0 (0 to 0)	0 (0 to 0)	0 (0 to 0)	0 (0 to 0)	0 (0 to 0)	0 (0 to 0)	0 (0 to 0)	0 (0 to 0)	0 (0 to 0)	0 (0 to 0)	0
Schistosomiasis	0 (0 to 0)	0 (0 to 0)	0 (0 to 0)	0 (0 to 0)	0 (0 to 0)	0 (0 to 0)	0 (0 to 0)	0 (0 to 0)	0 (0 to 0)	0 (0 to 0)	0 (0 to 0)	0 (0 to 0)	0 (0 to 0)	0 (0 to 0)	0 (0 to 0)	0 (0 to 0)	0 (0 to 0)	0 (0 to 0)	0 (0 to 0)	0 (0 to 0)	0 (0 to 0)	0 (0 to 0)	0 (0 to 0)	0
Cysticercosis	0 (0 to 0)	0 (0 to 0)	0 (0 to 0)	0 (0 to 0)	0 (0 to 0)	0 (0 to 0)	0 (0 to 0)	0 (0 to 0)	0 (0 to 0)	0 (0 to 0)	0 (0 to 0)	0 (0 to 0)	0 (0 to 0)	0 (0 to 0)	0 (0 to 0)	0 (0 to 0)	0 (0 to 0)	0 (0 to 0)	0 (0 to 0)	0 (0 to 0)	0 (0 to 0)	0 (0 to 0)	0 (0 to 0)	0
Cystic echinococcosis	0 (0 to 0)	0 (0 to 0)	0 (0 to 0)	0 (0 to 0)	0 (0 to 0)	0 (0 to 0)	0 (0 to 0)	0 (0 to 0)	0 (0 to 0)	0 (0 to 0)	0 (0 to 0)	0 (0 to 0)	0 (0 to 0)	0 (0 to 0)	0 (0 to 0)	0 (0 to 0)	0 (0 to 0)	0 (0 to 0)	0 (0 to 0)	0 (0 to 0)	0 (0 to 0)	0 (0 to 0)	0 (0 to 0)	0
Lymphatic filariasis	0 (0 to 0)	0 (0 to 0)	0 (0 to 0)	0 (0 to 0)	0 (0 to 0)	0 (0 to 0)	0 (0 to 0)	0 (0 to 0)	0 (0 to 0)	0 (0 to 0)	0 (0 to 0)	0 (0 to 0)	0 (0 to 0)	0 (0 to 0)	0 (0 to 0)	0 (0 to 0)	0 (0 to 0)	0 (0 to 0)	0 (0 to 0)	0 (0 to 0)	0 (0 to 0)	0 (0 to 0)	0 (0 to 0)	0
Onchocerciasis	0 (0 to 0)	0 (0 to 0)	0 (0 to 0)	0 (0 to 0)	0 (0 to 0)	0 (0 to 0)	0 (0 to 0)	0 (0 to 0)	0 (0 to 0)	0 (0 to 0)	0 (0 to 0)	0 (0 to 0)	0 (0 to 0)	0 (0 to 0)	0 (0 to 0)	0 (0 to 0)	0 (0 to 0)	0 (0 to 0)	0 (0 to 0)	0 (0 to 0)	0 (0 to 0)	0 (0 to 0)	0 (0 to 0)	0
Trachoma	0 (0 to 0)	0 (0 to 0)	0 (0 to 0)	0 (0 to 0)	0 (0 to 0)	0 (0 to 0)	0 (0 to 0)	0 (0 to 0)	0 (0 to 0)	0 (0 to 0)	0 (0 to 0)	0 (0 to 0)	0 (0 to 0)	0 (0 to 0)	0 (0 to 0)	0 (0 to 0)	0 (0 to 0)	0 (0 to 0)	0 (0 to 0)	0 (0 to 0)	0 (0 to 0)	0 (0 to 0)	0 (0 to 0)	0
Dengue	0 (0 to 0)	0 (0 to 0)	0 (0 to 0)	0 (0 to 0)	0 (0 to 0)	0 (0 to 0)	0 (0 to 0)	0 (0 to 0)	0 (0 to 0)	0 (0 to 0)	0 (0 to 0)	0 (0 to 0)	0 (0 to 0)	0 (0 to 0)	0 (0 to 0)	0 (0 to 0)	0 (0 to 0)	0 (0 to 0)	0 (0 to 0)	0 (0 to 0)	0 (0 to 0)	0 (0 to 0)	0 (0 to 0)	0
Yellow fever	0 (0 to 0)	0 (0 to 0)	0 (0 to 0)	0 (0 to 0)	0 (0 to 0)	0 (0 to 0)	0 (0 to 0)	0 (0 to 0)	0 (0 to 0)	0 (0 to 0)	0 (0 to 0)	0 (0 to 0)	0 (0 to 0)	0 (0 to 0)	0 (0 to 0)	0 (0 to 0)	0 (0 to 0)	0 (0 to 0)	0 (0 to 0)	0 (0 to 0)	0 (0 to 0)	0 (0 to 0)	0 (0 to 0)	0
Rabies	0 (0 to 0)	0 (0 to 0)	0 (0 to 0)	0 (0 to 0)	0 (0 to 0)	0 (0 to 0)	0 (0 to 0)	0 (0 to 0)	0 (0 to 0)	0 (0 to 0)	0 (0 to 0)	0 (0 to 0)	0 (0 to 0)	0 (0 to 0)	0 (0 to 0)	0 (0 to 0)	0 (0 to 0)	0 (0 to 0)	0 (0 to 0)	0 (0 to 0)	0 (0 to 0)	0 (0 to 0)	0 (0 to 0)	0
Intestinal nematode infections	0 (0 to 0)	0 (0 to 0)	0 (0 to 0)	0 (0 to 0)	0 (0 to 0)	0 (0 to 0)	0 (0 to 0)	0 (0 to 0)	0 (0 to 0)	0 (0 to 0)	0 (0 to 0)	0 (0 to 0)	0 (0 to 0)	0 (0 to 0)	0 (0 to 0)	0 (0 to 0)	0 (0 to 0)	0 (0 to 0)	0 (0 to 0)	0 (0 to 0)	0 (0 to 0)	0 (0 to 0)	0 (0 to 0)	0
Ascariasis	0 (0 to 0)	0 (0 to 0)	0 (0 to 0)	0 (0 to 0)	0 (0 to 0)	0 (0 to 0)	0 (0 to 0)	0 (0 to 0)	0 (0 to 0)	0 (0 to 0)	0 (0 to 0)	0 (0 to 0)	0 (0 to 0)	0 (0 to 0)	0 (0 to 0)	0 (0 to 0)	0 (0 to 0)	0 (0 to 0)	0 (0 to 0)	0 (0 to 0)	0 (0 to 0)	0 (0 to 0)	0 (0 to 0)	0
Trichuriasis	0 (0 to 0)	0 (0 to 0)	0 (0 to 0)	0 (0 to 0)	0 (0 to 0)	0 (0 to 0)	0 (0 to 0)	0 (0 to 0)	0 (0 to 0)	0 (0 to 0)	0 (0 to 0)	0 (0 to 0)	0 (0 to 0)	0 (0 to 0)	0 (0 to 0)	0 (0 to 0)	0 (0 to 0)	0 (0 to 0)	0 (0 to 0)	0 (0 to 0)	0 (0 to 0)	0 (0 to 0)	0 (0 to 0)	0
Hookworm disease	0 (0 to 0)	0 (0 to 0)	0 (0 to 0)	0 (0 to 0)	0 (0 to 0)	0 (0 to 0)	0 (0 to 0)	0 (0 to 0)	0 (0 to 0)	0 (0 to 0)	0 (0 to 0)	0 (0 to 0)	0 (0 to 0)	0 (0 to 0)	0 (0 to 0)	0 (0 to 0)	0 (0 to 0)	0 (0 to 0)	0 (0 to 0)	0 (0 to 0)	0 (0 to 0)	0 (0 to 0)	0 (0 to 0)	0
Food-borne trematodiases	0 (0 to 0)	0 (0 to 0)	0 (0 to 0)	0 (0 to 0)	0 (0 to 0)	0 (0 to 0)	0 (0 to 0)	0 (0 to 0)	0 (0 to 0)	0 (0 to 0)	0 (0 to 0)	0 (0 to 0)	0 (0 to 0)	0 (0 to 0)	0 (0 to 0)	0 (0 to 0)	0 (0 to 0)	0 (0 to 0)	0 (0 to 0)	0 (0 to 0)	0 (0 to 0)	0 (0 to 0)	0 (0 to 0)	0
Leprosy	0 (0 to 0)	0 (0 to 0)	0 (0 to 0)	0 (0 to 0)	0 (0 to 0)	0 (0 to

Other neoplasms	0·2 (0·1 to 0·4)	0 (0 to 0)	0·3 (0·1 to 0·6)	0·6 (0·4 to 0·9)	0·6 (0·4 to 0·9)	0·7 (0·5 to 1·1)	0·8 (0·5 to 1·4)	1·4 (0·9 to 2)	2·2 (1·3 to 3·1)	2·9 (1·9 to 4·3)	3·6 (2·4 to 5·3)	4·5 (2·9 to 6·7)	12·6 (9·7 to 16·3)	23·6 (14·9 to 29·9)	29·2 (20·2 to 36·6)	34·3 (23·5 to 42·5)	52·5 (39·2 to 75·3)	90·4 (66·6 to 129)	88·4 (66·4 to 127)	78·9 (59·5 to 113)	67·5 (49·2 to 90)	33·9 (23·3 to 45·4)	9·5 (6·2 to 13·9)	509
Mesothelioma; mesothelioma of the pericardium and heart	0 (0 to 0)	0 (0 to 0)	0·3 (0·1 to 0·6)	0·6 (0·4 to 0·9)	0·6 (0·4 to 0·9)	0·7 (0·5 to 1·1)	0·8 (0·5 to 1·4)	1·4 (0·9 to 2)	2·2 (1·3 to 3·1)	2·9 (1·9 to 4·3)	3·6 (2·4 to 5·3)	4·5 (2·9 to 6·7)	12·6 (9·7 to 16·3)	23·6 (14·9 to 29·9)	29·2 (20·2 to 36·6)	34·3 (23·5 to 42·5)	52·5 (39·2 to 75·3)	90·4 (66·6 to 129)	88·4 (66·4 to 127)	78·9 (59·5 to 113)	67·5 (49·2 to 90)	33·9 (23·3 to 45·4)	9·5 (6·2 to 13·9)	509
Benign and in situ intestinal neoplasms	0 (0 to 0)	0 (0 to 0)	0 (0 to 0)	0 (0 to 0)	0 (0 to 0)	0 (0 to 0)	0 (0 to 0)	0 (0 to 0)	0 (0 to 0)	0 (0 to 0)	0 (0 to 0)	0 (0 to 0)	0 (0 to 0)	0 (0 to 0)	0 (0 to 0)	0 (0 to 0)	0 (0 to 0)	0 (0 to 0)	0 (0 to 0)	0 (0 to 0)	0 (0 to 0)	0 (0 to 0)	0 (0 to 0)	0
Benign and in situ cervical and uterine neoplasms	0 (0 to 0)	0 (0 to 0)	0 (0 to 0)	0 (0 to 0)	0 (0 to 0)	0 (0 to 0)	0 (0 to 0)	0 (0 to 0)	0 (0 to 0)	0 (0 to 0)	0 (0 to 0)	0 (0 to 0)	0 (0 to 0)	0 (0 to 0)	0 (0 to 0)	0 (0 to 0)	0 (0 to 0)	0 (0 to 0)	0 (0 to 0)	0 (0 to 0)	0 (0 to 0)	0 (0 to 0)	0 (0 to 0)	0
Other benign and in situ neoplasms	0 (0 to 0)	0 (0 to 0)	0 (0 to 0)	0 (0 to 0)	0 (0 to 0)	0 (0 to 0)	0 (0 to 0)	0 (0 to 0)	0 (0 to 0)	0 (0 to 0)	0 (0 to 0)	0 (0 to 0)	0 (0 to 0)	0 (0 to 0)	0 (0 to 0)	0 (0 to 0)	0 (0 to 0)	0 (0 to 0)	0 (0 to 0)	0 (0 to 0)	0 (0 to 0)	0 (0 to 0)	0 (0 to 0)	0
Cardiovascular diseases	2·6 (2 to 3·4)	2·7 (1·8 to 3·9)	10·2 (8·1 to 12·2)	10·7 (8·4 to 12·9)	16·7 (13·1 to 20·1)	26·9 (20·9 to 32·4)	48·2 (34·7 to 62·9)	117 (87 to 139)	192 (160 to 220)	290 (249 to 327)	398 (333 to 459)	632 (528 to 746)	1,096 (900 to 1,302)	1,320 (1,103 to 1,570)	1,748 (1,479 to 2,045)	2,070 (1,790 to 2,360)	3,220 (2,770 to 3,690)	2,360 (2,002 to 2,810)	3,025 (2,559 to 3,715)	3,410 (2,832 to 3,960)	2,290 (1,820 to 2,810)	667 (488 to 1,030)	24,800
Rheumatic heart disease	0 (0 to 0)	0 (0 to 0)	0 (0 to 0·3)	0·3 (0 to 0·3)	0·4 (0·2 to 0·6)	0·6 (0·3 to 1·1)	1·2 (0·6 to 2·1)	2·3 (1·2 to 3·9)	3·1 (1·6 to 5·2)	5·1 (2·7 to 8·3)	7·8 (4·2 to 12·3)	9·5 (5·2 to 14·3)	12·1 (6·7 to 18·2)	16 (8·7 to 24·1)	21·6 (11·6 to 31·6)	19·4 (10·4 to 28·4)	27·2 (14·6 to 39·7)	26·1 (14·2 to 38·7)	22·1 (11·9 to 32·9)	12·4 (6·6 to 18·5)	6·4 (3·4 to 9·5)	2·6 (1·3 to 3·9)	179
Ischemic heart disease	0 (0 to 0)	0 (0 to 0)	0 (0 to 0)	1·6 (1·1 to 2·1)	7 (5·1 to 10·1)	23·8 (17·1 to 30·1)	61·4 (43·1 to 78·6)	120 (84 to 152)	191 (134 to 243)	298 (210 to 378)	470 (332 to 593)	776 (549 to 977)	1,440 (1,020 to 1,810)	1,940 (1,370 to 2,440)	2,570 (1,810 to 3,230)	3,040 (2,140 to 3,820)	4,730 (3,330 to 5,950)	3,470 (2,440 to 4,360)	4,440 (3,130 to 5,580)	5,010 (3,530 to 6,300)	3,370 (2,370 to 4,240)	981 (687 to 1,230)	36,500
Stroke	0·1 (0·1 to 0·2)	0·2 (0·1 to 0·4)	0·7 (0·4 to 1·1)	2·8 (1·6 to 4·2)	7·8 (4·5 to 10·9)	13 (7·6 to 17·7)	23·8 (14·1 to 30·9)	38·4 (23·4 to 48·2)	53·9 (33·4 to 67·1)	76·4 (47·1 to 93·7)	94·7 (58·1 to 115)	147 (90·1 to 180)	216 (132 to 265)	248 (151 to 305)	317 (193 to 389)	292 (178 to 358)	468 (287 to 575)	368 (225 to 451)	604 (372 to 741)	978 (603 to 1,190)	1,310 (807 to 1,600)	716 (441 to 874)	292 (180 to 356)	6,100
Ischemic stroke	0 (0 to 0·1)	0·2 (0·1 to 0·3)	0·3 (0·2 to 0·5)	1·2 (0·7 to 1·7)	3·1 (1·8 to 4·4)	4·6 (2·7 to 6·4)	8·6 (5·1 to 12·6)	11·8 (7 to 16·9)	15·4 (9·2 to 22·1)	19·2 (11·5 to 27·5)	23·2 (13·9 to 33·2)	34·6 (20·8 to 49·5)	56 (33·6 to 79·9)	71·5 (43·1 to 101·9)	134 (81·1 to 190·9)	158 (95·6 to 225·1)	257 (155·4 to 366·5)	458 (276·9 to 652)	774 (467·9 to 1,103)	1,180 (713·3 to 1,680)	1,630 (985·1 to 2,320)	997 (602·6 to 1,420)	336 (203·1 to 478·7)	3,610
Intracerebral hemorrhage	0 (0 to 0)	0 (0 to 0)	0 (0 to 0·1)	0·2 (0·1 to 0·4)	0·7 (0·4 to 1·2)	2·2 (1·2 to 3·7)	4·1 (2·3 to 6·8)	6·5 (3·7 to 10·9)	7·7 (4·3 to 13·1)	9·5 (5·3 to 16·2)	11·6 (6·4 to 19·8)	17·3 (9·6 to 29·5)	27·2 (15·1 to 46·3)	35·9 (19·9 to 61·1)	67·4 (37·4 to 114·7)	79·5 (44·1 to 135·3)	129 (71·6 to 219·5)	230 (127·6 to 391·5)	389 (216·1 to 662·1)	590 (327·6 to 1,000)	819 (454·9 to 1,390)	501 (278·2 to 853·1)	169 (93·8 to 287·7)	1,830
Subarachnoid hemorrhage	0 (0 to 0·1)	0 (0 to 0·2)	0 (0 to 0·2)	0·2 (0·1 to 0·3)	0·7 (0·5 to 1·1)	2·2 (1·6 to 2·9)	4·1 (2·9 to 5·5)	6·5 (4·7 to 8·7)	7·7 (5·6 to 10·4)	9·5 (6·9 to 12·8)	11·6 (8·4 to 15·6)	17·3 (12·6 to 23·2)	27·2 (19·8 to 36·5)	35·9 (26·1 to 48·1)	67·4 (49·1 to 90·4)	79·5 (57·9 to 106·5)	129 (93·9 to 172·9)	230 (167·5 to 308·5)	389 (283·5 to 521·2)	590 (429·9 to 791·3)	819 (596·7 to 1,100)	501 (365·2 to 672·3)	169 (123·2 to 226·7)	652
Hypertensive heart disease	0 (0 to 0)	0 (0 to 0)	0 (0 to 0)	0 (0 to 0)	0 (0 to 0)	0 (0 to 0·1)	0 (0 to 0·4)	0 (0 to 0·6)	0 (0 to 0·9)	0 (0 to 1·3)	0 (0 to 1·6)	0 (0 to 2·1)	0 (0 to 3·1)	0 (0 to 4·1)	0 (0 to 5·9)	0 (0 to 7·1)	0 (0 to 9·6)	0 (0 to 13·7)	0 (0 to 19·6)	0 (0 to 27·1)	0 (0 to 37·9)	0 (0 to 49·2)	0 (0 to 22·3)	0 (0 to 7·1)	0
Non-rheumatic valvular heart disease	0 (0 to 0)	0 (0 to 0)	0 (0 to 0)	0 (0 to 0)	0 (0 to 0)	0 (0 to 0·1)	0·2 (0·1 to 0·4)	0·4 (0·2 to 0·7)	0·6 (0·3 to 1·1)	0·9 (0·5 to 1·5)	1·2 (0·6 to 2)	1·7 (0·9 to 2·8)	2·5 (1·3 to 4·2)	3·4 (1·8 to 5·6)	5·2 (2·7 to 8·6)	6·2 (3·2 to 10·2)	9·6 (5·1 to 15·7)	14·6 (7·8 to 23·7)	22·1 (11·9 to 35·6)	34·2 (18·5 to 54·8)	49·2 (26·7 to 78·5)	58·3 (31·6 to 92·8)	39·2 (21·3 to 62·3)	881
Non-rheumatic calcific aortic valve disease	0 (0 to 0)	0·1 (0 to 0·1)	0 (0 to 0)	0 (0 to 0)	0·1 (0 to 0·1)	0·5 (0·3 to 1·1)	1·5 (1 to 2·2)	2·4 (1·4 to 3·5)	3·5 (2·4 to 4·9)	4·7 (3·2 to 6·7)	6·1 (3·7 to 8·8)	8·7 (5·2 to 11·6)	12·4 (7·5 to 16·9)	15·6 (9·5 to 21·9)	21·9 (13·4 to 30·3)	23·4 (14·2 to 32·3)	32·7 (20·2 to 45·2)	47·6 (29·7 to 66·1)	76·7 (47·6 to 106·2)	123·5 (77·1 to 171·1)	131·9 (82·4 to 182·9)	108·2 (67·6 to 150·1)	43·9 (27·4 to 60·9)	705
Non-rheumatic degenerative mitral valve disease	0 (0 to 0)	0 (0 to 0)	0 (0 to 0)	0 (0 to 0)	0 (0 to 0)	0 (0 to 0·1)	0·1 (0 to 0·4)	0·3 (0·1 to 0·5)	0·5 (0·3 to 1·1)	0·8 (0·5 to 1·6)	1·1 (0·6 to 2·1)	1·6 (0·9 to 3·1)	2·4 (1·3 to 4·6)	3·3 (1·7 to 6·4)	4·9 (2·6 to 9·5)	5·9 (3·1 to 11·5)	8·9 (4·7 to 17·3)	13·5 (7·1 to 26·1)	21·5 (11·3 to 41·5)	32·9 (17·5 to 63·5)	46·2 (24·5 to 89·1)	54·2 (28·7 to 104·5)	36·2 (19·2 to 69·9)	155
Other non-rheumatic valve diseases	0 (0 to 0)	0 (0 to 0)	0 (0 to 0)	0 (0 to 0)	0 (0 to 0)	0 (0 to 0·1)	0 (0 to 0·1)	0 (0 to 0·2)	0 (0 to 0·3)	0 (0 to 0·5)	0 (0 to 0·6)	0 (0 to 0·9)	0 (0 to 1·3)	0 (0 to 1·8)	0 (0 to 2·6)	0 (0 to 3·1)	0 (0 to 4·1)	0 (0 to 5·8)	0 (0 to 8·6)	0 (0 to 12·1)	0 (0 to 17·1)	0 (0 to 21·4)	0 (0 to 9·7)	0 (0 to 3·1)	1
Cardiomyopathy and myocarditis	1·3 (0·9 to 1·8)	1·3 (0·9 to 1·7)	2·6 (1·7 to 3·4)	2·6 (1·9 to 3·5)	3·1 (1·9 to 4·3)	4·6 (2·6 to 6·7)	4·7 (2·9 to 7·1)	6·1 (3·6 to 9·5)	7·4 (4·2 to 11·6)	9·1 (5·2 to 14·2)	10·2 (5·8 to 16·2)	12·3 (6·9 to 19·5)	17·4 (9·8 to 27·5)	21·1 (11·9 to 33·5)	29 (16·5 to 46·1)	31·5 (17·9 to 50·1)	46·2 (26·2 to 73·5)	66·1 (37·5 to 105·1)	104·2 (59·1 to 165·8)	167·2 (94·8 to 265·9)	222·1 (125·9 to 353·3)	179·2 (101·6 to 285·1)	74·1 (42·1 to 117·9)	625
Myocarditis	0·1 (0 to 0·2)	0·1 (0 to 0·2)	0·2 (0 to 0·5)	0·3 (0·1 to 0·7)	0·4 (0·2 to 0·9)	0·6 (0·3 to 1·2)	0·7 (0·4 to 1·4)	0·9 (0·5 to 1·8)	1·1 (0·6 to 2·2)	1·4 (0·8 to 2·7)	1·6 (0·9 to 3·1)	2·1 (1·2 to 4)	3·1 (1·7 to 5·8)	3·8 (2·1 to 7·1)	5·3 (2·9 to 9·9)	5·8 (3·2 to 10·8)	8·5 (4·7 to 15·8)	12·2 (6·8 to 22·7)	19·3 (10·7 to 35·9)	30·9 (17·2 to 57·5)	41·1 (22·8 to 76·3)	33·2 (18·4 to 61·6)	13·7 (7·8 to 25·5)	89·2
Alcoholic cardiomyopathy	0 (0 to 0)	0 (0 to 0)	0 (0 to 0)	0 (0 to 0)	0 (0 to 0)	0 (0 to 0)	0 (0 to 0)	0 (0 to 0)	0 (0 to 0)	0 (0 to 0)	0 (0 to 0)	0 (0 to 0)	0 (0 to 0)	0 (0 to 0)	0 (0 to 0)	0 (0 to 0)	0 (0 to 0)	0 (0 to 0)	0 (0 to 0)	0 (0 to 0)	0 (0 to 0)	0 (0 to 0)	0 (0 to 0)	0 (0 to 0)	0
Other cardiomyopathy	1·2 (0·9 to 1·7)	1·4 (0·9 to 1·9)	2·7 (2 to 3·4)	2·6 (1·9 to 3·5)	3·1 (1·9 to 4·3)	4·6 (2·6 to 6·7)	4·7 (2·9 to 7·1)	6·1 (3·6 to 9·5)	7·4 (4·2 to 11·6)	9·1 (5·2 to 14·2)	10·2 (5·8 to 16·2)	12·3 (6·9 to 19·5)	17·4 (9·8 to 27·5)	21·1 (11·9 to 33·5)	29 (16·5 to 46·1)	31·5 (17·9 to 50·1)	46·2 (26·2 to 73·5)	66·1 (37·5 to 105·1)	104·2 (59·1 to 165·8)	167·2 (94·8 to 265·9)	222·1 (125·9 to 353·3)	179·2 (101·6 to 285·1)	74·1 (42·1 to 117·9)	625
Atrial fibrillation and flutter	0 (0 to 0)	0 (0 to 0)	0 (0 to 0)	0 (0 to 0)	0 (0 to 0)	0 (0 to 0)	0 (0 to 0)	0 (0 to 0)	0 (0 to 0)	0 (0 to 0)	0 (0 to 0)	0 (0 to 0)	0 (0 to 0)	0 (0 to 0)	0 (0 to 0)	0 (0 to 0)	0 (0 to 0)	0 (0 to 0)	0 (0 to 0)	0 (0 to 0)	0 (0 to 0)	0 (0 to 0)	0 (0 to 0)	0 (0 to 0)	0
Aortic aneurysm	…	…	…	…	…	…	…	…	…	…	…	…	…	…	…	…	…	…	…	…	…	…	…	…	NA
Endocarditis	0 (0 to 0)	0 (0 to 0)	0·2 (0·1 to 0·4)	0·3 (0·2 to 0·5)	0·7 (0·4 to 1·1)	1·8 (1·1 to 2·8)	2·6 (1·6 to 4·1)	3·1 (1·9 to 4·9)	3·7 (2·2 to 5·7)	5 (3 to 7·7)	6·6 (3·9 to 10·2)	8·7 (5·1 to 13·4)	12·1 (7·1 to 18·7)	14·3 (8·3 to 22·1)	19·4 (11·2 to 29·9)	19·5 (11·2 to 30·1)	27·4 (15·7 to 42·3)	39·2 (22·5 to 60·4)	61·2 (35·1 to 94·3)	96·1 (55·2 to 148·2)	127·1 (73·1 to 196)	103·1 (59·2 to 159)	41·9 (24·1 to 64·6)	195
Other cardiovascular and circulatory diseases	1·4 (1·1 to 2·1)	1·1 (0·9 to 1·7)	2·6 (2·1 to 3·1)	2·8 (2·3 to 3·4)	4·5 (3·6 to 5·5)	10·2 (8·1 to 12·3)	15·3 (12·1 to 18·4)	28·3 (22·2 to 34·1)	36·4 (28·5 to 44·1)	59·9 (46·9 to 72·3)	84·7 (66·1 to 102)	140·7 (109·8 to 169)	240·1 (187·3 to 289)	297·1 (231·8 to 358)	387·5 (302·4 to 467)	374·1 (291·9 to 451)	511·2 (398·8 to 616)	753·1 (587·5 to 907)	1,160 (905·1 to 1,400)	1,660 (1,290 to 2,000)	1,980 (1,540 to 2,390)	1,440 (1,120 to 1,740)	1,220 (951 to 1,470)	14,200
Chronic respiratory diseases	0·7 (0·5 to 0·9)	0·7 (0·5 to 0·9)	1·3 (0·9 to 1·7)	1·5 (1·1 to 2·1)	2·3 (1·6 to 3·2)	3·5 (2·5 to 4·9)	5·3 (3·8 to 7·4)	7·8 (5·6 to 10·9)	10·7 (7·6 to 15·1)	14·8 (10·5 to 20·8)	19·9 (14·1 to 28·1)	27·8 (19·7 to 39·2)	41·8 (29·6 to 59·1)	52·1 (36·8 to 73·6)	69·2 (48·9 to 97·8)	67·2 (47·4 to 95·1)	93·1 (65·6 to 132)	135·2 (95·2 to 191)	208·1 (146·6 to 294)	299·1 (210·6 to 423)	397·1 (279·6 to 561)	321·1 (226·1 to 454)	133·1 (93·7 to 188)	2,090
Chronic obstructive pulmonary disease	0 (0 to 0·1)	0 (0 to 0·1)	0·1 (0 to 0·3)	0·3 (0·2 to 0·5)	0·6 (0·4 to 0·9)	1·2 (0·8 to 1·8)	2·2 (1·4 to 3·2)	3·5 (2·3 to 5·1)	5·2 (3·4 to 7·6)	7·5 (4·9 to 11)	10·1 (6·6 to 14·8)	14·4 (9·3 to 21·1)	22·1 (14·3 to 32·3)	28·1 (18·1 to 41·1)	38·1 (24·5 to 55·8)	38·1 (24·5 to 55·8)	54·1 (34·8 to 79·2)	79·1 (50·9 to 116)	123·1 (79·1 to 180)	189·1 (121·6 to 277)	252·1 (162·1 to 369)	205·1 (131·9 to 300)	85·1 (54·7 to 124·6)	1,740
Pneumoconiosis	0 (0 to 0)	0 (0 to 0)	0 (0 to 0)	0 (0 to 0)	0 (0 to 0)	0 (0 to 0)	0 (0 to 0)	0 (0 to 0·1)	0 (0 to 0·1)	0 (0 to 0·2)	0 (0 to 0·2)	0 (0 to 0·3)	0 (0 to 0·4)	0 (0 to 0·6)	0 (0 to 0·8)	0 (0 to 0·9)	0 (0 to 1·3)	0 (0 to 1·8)	0 (0 to 2·6)	0 (0 to 3·6)	0 (0 to 5·1)	0 (0 to 6·5)	0 (0 to 3·1)	0 (0 to 0·9)	35·4
Silicosis	0 (0 to 0)	0 (0 to 0)	0 (0 to 0)	0 (0 to 0)	0 (0 to 0)	0 (0 to 0)	0 (0 to 0)	0 (0 to 0)	0 (0 to 0)	0 (0 to 0)	0 (0 to 0)	0 (0 to 0)	0 (0 to 0)	0 (0 to 0)	0 (0 to 0)	0 (0 to 0)	0 (0 to 0)	0 (0 to 0)	0 (0 to 0)	0 (0 to 0)	0 (0 to 0)	0 (0 to 0)	0 (0 to 0)	0 (0 to 0)	4·1
Asbestosis	0 (0 to 0)	0 (0 to 0)	0 (0 to 0)	0 (0 to 0)	0 (0 to 0)	0 (0 to 0)	0 (0 to 0)	0 (0 to 0)	0 (0 to 0)	0 (0 to 0)	0 (0 to 0)	0 (0 to 0)	0 (0 to 0)	0 (0 to 0)	0 (0 to 0)	0 (0 to 0)	0 (0 to 0)	0 (0 to 0)	0 (0 to 0)	0 (0 to 0)	0 (0 to 0)	0 (0 to 0)	0 (0 to 0)	0 (0 to 0)	29·3
Coal workers pneumoconiosis	0 (0 to 0)	0 (0 to 0)	0 (0 to 0)	0 (0 to 0)	0 (0 to 0)	0 (0 to 0)	0 (0 to 0)	0 (0 to 0)	0 (0 to 0)	0 (0 to 0)	0 (0 to 0)	0 (0 to 0)	0 (0 to 0)	0 (0 to 0)	0 (0 to 0)	0 (0 to 0)	0 (0 to 0)	0 (0 to 0)	0 (0 to 0)	0 (0 to 0)	0 (0 to 0)	0 (0 to 0)	0 (0 to 0)	0 (0 to 0)	1·8
Other pneumoconiosis	0 (0 to 0)	0 (0 to 0)	0 (0 to 0)	0 (0 to 0)	0 (0 to 0)	0 (0 to 0)	0 (0 to 0)	0 (0 to 0)	0 (0 to 0)	0 (0 to 0)	0 (0 to 0)	0 (0 to 0)	0 (0 to 0)	0 (0 to 0)	0 (0 to 0)	0 (0 to 0)	0 (0 to 0)	0 (0 to 0)	0 (0 to 0)	0 (0 to 0)	0 (0 to 0)	0 (0 to 0)	0 (0 to 0)	0 (0 to 0)	4·1
Asthma	0 (0 to 0)	141 (91·6 to 211)	139 (97·6 to 225)	141 (91·4 to 233)	102 (66 to 168)	167 (97·1 to 268)	174 (97·3 to 272)	175 (102 to 280)	173 (100 to 266)	166 (103 to 252)	158 (101 to 238)	198 (115 to 292)	192 (120 to 291)	167 (118 to 266)	162 (116 to 264)	116 (101 to 216)	73·4 (70·7 to 152)	114 (107 to 223)	89·4 (76·4 to 158)	61·4 (54·6 to 95·1)	41·1 (36·1 to 59·2)	23·4 (20·1 to 31·9)	7·1 (6·1 to 9·6)	2,720
Interstitial lung disease and pulmonary sarcoidosis	0 (0 to 0)	0 (0 to 0)	0 (0 to 0)	0 (0 to 0)	0 (0 to 0)	0 (0 to 0)	0 (0 to 0)	0 (0 to 0)	0 (0 to 0)	0 (0 to 0)	0 (0 to 0)	0 (0 to 0)	0 (0 to 0)	0 (0 to 0)	0 (0 to 0)	0 (0 to 0)	0 (0 to 0)	0 (0 to 0)	0 (0 to 0)	0 (0 to 0)	0 (0 to 0)	0 (0 to 0)	0 (0 to 0)	0 (0 to 0)	4·1
Other chronic respiratory diseases	0·1 (0 to 0·1)	0·1 (0 to 0·2)	0·2 (0·1 to 0·4)	0·4 (0·2 to 0·6)	0·6 (0·4 to 0·9)	1·1 (0·7 to 1·6)	1·6 (1·1 to 2·3)	2·4 (1·6 to 3·4)	3·3 (2·2 to 4·6)	4·5 (3·1 to 6·3)	5·7 (3·8 to 8)	7·8 (5·2 to 11)	11·3 (7·6 to 16)	14·1 (9·3 to 20·1)	19·2 (12·7 to 27·5)	19·4 (12·7 to 27·5)	27·1 (17·8 to 38·7)	39·1 (25·6 to 55·9)	60·1 (39·3 to 86)	86·1 (56·3 to 123)	114·1 (74·6 to 163)	92·1 (60·2 to 132)	38·1 (24·9 to 54·5)	1,140
Digestive diseases	1·1 (0·9 to 1·3)	1·4 (1·1 to 1·8)	2·9 (2·4 to 3·5)	4·3 (3·5 to 5·2)	9·1 (7·4 to 11·1)	23·6 (19·2 to 28·9)	49·1 (39·8 to 60·2)	111 (89 to 136)	206 (165 to 252)	379 (303 to 463)	637 (509 to 780)	1,110 (886 to 1,360)	1,870 (1,490 to 2,290)	2,560 (2,040 to 3,140)	3,610 (2,870 to 4,430)	4,220 (3,360 to 5,180)	5,980 (4,760 to 7,340)	5,170 (4,110 to 6,340)	6,660 (5,300 to 8,170)	6,980 (5,560 to 8,560)	5,240 (4,170 to 6,430)	2,660 (2,120 to 3,260)	102 (81 to 125)	72,400
Oral and other digestive diseases due to hepatitis B	0 (0 to 0)	0 (0 to 0)	0 (0 to 0)	0 (0 to 0)	0 (0 to 0)	0 (0 to 0)	0 (0 to 0)	0 (0 to 0)	0 (0 to 0)	0 (0 to 0)	0 (0 to 0)	0 (0 to 0)	0 (0 to 0)	0 (0 to 0)	0 (0 to 0)	0 (0 to 0)	0 (0 to 0)	0 (0 to 0)	0 (0 to 0)	0 (0 to 0)	0 (0 to 0)	0 (0 to 0)	0 (0 to 0)	0 (0 to 0)	129
Oral and other digestive diseases due to hepatitis C	0 (0 to 0)	0 (0 to 0)	0 (0 to 0)	0 (0 to 0)	0 (0 to 0)	0 (0 to 0)	0 (0 to 0)	0 (0 to 0)	0 (0 to 0)	0 (0 to 0)	0 (0 to 0)	0 (0 to 0)	0 (0 to 0)	0 (0 to 0)	0 (0 to 0)	0 (0 to 0)	0 (0 to 0)	0 (0 to 0)	0 (0 to 0)	0 (0 to 0)	0 (0 to 0)	0 (0 to 0)	0 (0 to 0)	0 (0 to 0)	110
Oral and other digestive diseases due to alcohol use	0 (0 to 0)	0 (0 to 0)	0 (0 to 0)	0 (0 to 0)	0 (0 to 0)	0 (0 to 0)	0 (0 to 0)	0 (0 to 0)	0 (0 to 0)	0 (0 to 0)	0 (0 to 0)	0 (0 to 0)	0 (0 to 0)	0 (0 to 0)	0 (0 to 0)	0 (0 to 0)	0 (0 to 0)	0 (0 to 0)	0 (0 to 0)	0 (0 to 0)	0 (0 to 0)	0 (0 to 0)	0 (0 to 0)	0 (0 to 0)	1,040
Oral and other digestive diseases due to NAFLD	0 (0 to 0)	0 (0 to 0)	0 (0 to 0)	0 (0 to 0)	0 (0 to 0)	0·1 (0 to 0·2)	0·4 (0·2 to 0·7)	0·7 (0·3 to 1·2)	1·2 (0·6 to 2·1)	1·8 (0·9 to 3·2)	2·5 (1·3 to 4·3)	3·5 (1·8 to 6·1)	5·1 (2·6 to 8·8)	6·5 (3·3 to 11·2)	8·8 (4·5 to 15·2)	8·8 (4·5 to 15·2)	12·3 (6·3 to 21·2)	17·9 (9·2 to 30·9)	27·2 (14·1 to 46·9)	38·9 (20·1 to 67·1)	52·8 (27·3 to 91·1)	41·8 (21·6 to 72·1)	16·2 (8·4 to 27·9)	187
Cirrhosis and other chronic liver diseases due to alcohol use	0·1 (0 to 0·1)	0·1 (0 to 0·1)	0·3 (0·2 to 0·5)	0·5 (0·3 to 0·8)	1·1 (0·7 to 1·6)	2·5 (1·6 to 3·6)	4·3 (2·8 to 6·1)	10·4 (6·8 to 14·7)	16 (10·5 to 22·6)	24·2 (15·9 to 34·1)	34·2 (22·5 to 48·2)	48·2 (31·7 to 67·9)	68·1 (44·8 to 96)	82·1 (54·1 to 116)	107 (70·5 to 151)	107 (70·5 to 151)	147 (96·8 to 208)	207 (136·4 to 292)	299 (197 to 422)	422 (278 to 595)	516 (340 to 728)	406 (268 to 573)	164 (108 to 232)	4,660
Cirrhosis and other chronic liver diseases due to hepatitis B	0 (0 to 0)	0 (0 to 0)	0 (0 to 0)	0 (0 to 0)	0 (0 to 0)	0 (0 to 0)	0 (0 to 0)	0 (0 to 0)	0 (0 to 0)	0 (0 to 0)	0 (0 to 0)	0 (0 to 0)	0 (0 to 0)	0 (0 to 0)	0 (0 to 0)	0 (0 to 0)	0 (0 to 0)	0 (0 to 0)	0 (0 to 0)	0 (0 to 0)	0 (0 to 0)	0 (0 to 0)	0 (0 to 0)	0 (0 to 0)	129
Cirrhosis and other chronic liver diseases due to hepatitis C	0 (0 to 0)	0 (0 to 0)	0 (0 to 0)	0 (0 to 0)	0 (0 to 0)	0 (0 to 0)	0 (0 to 0)	0 (0 to 0)	0 (0 to 0)	0 (0 to 0)	0 (0 to 0)	0 (0 to 0)	0 (0 to 0)	0 (0 to 0)	0 (0 to 0)	0 (0 to 0)	0 (0 to 0)	0 (0 to 0)	0 (0 to 0)	0 (0 to 0)	0 (0 to 0)	0 (0 to 0)	0 (0 to 0)	0 (0 to 0)	110
Cirrhosis and other chronic liver diseases due to alcohol use	0 (0 to 0)	0 (0 to 0)	0 (0 to 0)	0 (0 to 0)	0 (0 to 0)	0 (0 to 0·1)	0·1 (0 to 0·2)	0·2 (0·1 to 0·4)	0·3 (0·2 to 0·6)	0·5 (0·3 to 0·8)	0·7 (0·4 to 1·1)	1·1 (0·6 to 1·7)	1·6 (0·9 to 2·5)	2·1 (1·2 to 3·2)	2·8 (1·6 to 4·3)	2·8 (1·6 to 4·3)	3·9 (2·2 to 5·9)	5·5 (3·1 to 8·3)	7·9 (4·5 to 12)	11·1 (6·3 to 16·8)	13·6 (7·7 to 20·5)	10·7 (6·1 to 16·2)	4·3 (2·4 to 6·5)	26
Cirrhosis and other chronic liver diseases due to NAFLD	0 (0 to 0)	0 (0 to 0)	0 (0 to 0)	0 (0 to 0)	0 (0 to 0)	0·1 (0 to 0·2)	0·2 (0·1 to 0·4)	0·4 (0·2 to 0·7)	0·6 (0·3 to 1·1)	0·9 (0·5 to 1·6)	1·3 (0·7 to 2·3)	1·8 (1·1 to 3·1)	2·7 (1·6 to 4·6)	3·5 (2·1 to 5·9)	4·7 (2·8 to 8)	4·7 (2·8 to 8)	6·5 (3·9 to 11)	9·2 (5·5 to 15·5)	13·2 (7·9 to 22·2)	18·5 (11·1 to 31·1)	22·6 (13·5 to 38·1)	17·8 (10·7 to 30·1)	7·2 (4·3 to 12·1)	43
Cirrhosis and other chronic liver diseases due to other causes	0·1 (0 to 0·1)	0·1 (0 to 0·1)	0·2 (0 to 0·3)	0·3 (0·2 to 0·5)	0·6 (0·4 to 0·9)	1·3 (0·8 to 1·9)	2·3 (1·5 to 3·4)	3·7 (2·4 to 5·4)	5·5 (3·6 to 8·1)	8·1 (5·3 to 12)	10·7 (7·1 to 15·8)	15·2 (10·1 to 22·4)	23·4 (15·5 to 34·5)	29·6 (19·7 to 43·7)	40·2 (26·8 to 59·3)	40·2 (26·8 to 59·3)	55·7 (37·1 to 82·2)	78·5 (52·3 to 116)	113·1 (75·4 to 167)	178·1 (118·7 to 263)	238·1 (158·7 to 351)	193·1 (128·7 to 285)	80·1 (53·4 to 118·2)	1,740
Cirrhosis and other chronic liver diseases due to other unspecified causes	0·1 (0 to 0·1)	0·1 (0 to 0·1)	0·2 (0 to 0·3)	0·3 (0·2 to 0·5)	0·6 (0·4 to 0·9)	1·3 (0·8 to 1·9)	2·3 (1·5 to 3·4)	3·7 (2·4 to 5·4)	5·5 (3·6 to 8·1)	8·1 (5·3 to 12)	10·7 (7·1 to 15·8)	15·2 (10·1 to 22·4)	23·4 (15·5 to 34·5)	29·6 (19·7 to 43·7)	40·2 (26·8 to 59·3)	40·2 (26·8 to 59·3)	55·7 (37·1 to 82·2)	78·5 (52·3 to 116)	113·1 (75·

Congenital birth defects	270 (190 to 399)	93·1 (66·1 to 134)	205 (143 to 314)	119 (90·1 to 158)	63 (49·7 to 83·2)	58·7 (42·6 to 79·4)	57·7 (44·5 to 74·2)	60 (49·4 to 75·9)	56 (41·5 to 69·5)	54·5 (42 to 69·1)	53·8 (42·4 to 68·2)	47·6 (39·5 to 60·9)	52·1 (39 to 67·1)	54·7 (39·7 to 69·9)	51·7 (39·4 to 65·6)	42·9 (28·4 to 58·5)	30·4 (20·5 to 40·2)	13·1 (9·2 to 19)	7·6 (4·9 to 11·3)	4·6 (3 to 7·3)	2·8 (1·7 to 4·2)	1·2 (0·7 to 1·9)	0·3 (0·2 to 0·5)		1,400
Neural tube defects	22·6 (13·2 to 39·3)	9·2 (4·5 to 18·1)	20·3 (10·9 to 39·6)	20 (12·5 to 34·6)	2·4 (1·1 to 5·3)	2·6 (1·4 to 5·6)	2·7 (1·6 to 5·7)	3·3 (2·1 to 6·1)	2·6 (2 to 4)	2·4 (1·7 to 3·5)	2·2 (1·5 to 3·1)	1·6 (1·1 to 2·5)	1·4 (0·9 to 2)	0·9 (0·6 to 1·3)	0·4 (0·3 to 0·6)	0·4 (0·2 to 0·6)	0·2 (0·1 to 0·3)	0·2 (0·1 to 0·3)	0·1 (0·1 to 0·2)	0·1 (0·1 to 0·2)	0 (0·1 to 0·1)	0 (0·1 to 0·1)	0 (0·1 to 0·1)		507
Congenital heart anomalies	0·1 (0·1 to 0·2)	0·1 (0·1 to 0·1)	0·7 (0·3 to 1·4)	1·3 (0·8 to 2·1)	0·9 (0·5 to 1·6)	0·8 (0·5 to 1·7)	0·8 (0·5 to 1·7)	0·9 (0·6 to 1·8)	1 (0·7 to 1·5)	1·1 (0·8 to 1·6)	1·1 (0·8 to 1·7)	0·9 (0·6 to 1·4)	0·9 (0·6 to 1·4)	0·9 (0·6 to 1·4)	0·6 (0·4 to 1·1)	0·6 (0·4 to 1·1)	0·7 (0·3 to 1·3)	0·6 (0·3 to 1·1)	0·7 (0·3 to 1·1)	0·6 (0·3 to 1·1)	0·4 (0·2 to 0·7)	0·2 (0·1 to 0·3)	0·1 (0·1 to 0·1)		15
Down syndrome	9·2 (3·1 to 14·4)	2·2 (1·2 to 2·9)	6·6 (2·6 to 11·3)	2·4 (1·4 to 3·4)	4 (2·4 to 5·9)	4·2 (2·6 to 6·1)	3·6 (2·2 to 5·2)	5·9 (4·2 to 8·2)	4·2 (4·4 to 8·4)	6·3 (4·6 to 8·5)	4·6 (3·4 to 6·2)	4·2 (4·4 to 6·2)	9·1 (6·2 to 12·1)	16·4 (12·2 to 22·1)	19·1 (13·9 to 26·2)	16·5 (8·9 to 22·7)	8·6 (4·7 to 12·2)	2·2 (0 to 5·2)	0 (0 to 0)	0 (0 to 0)	0 (0 to 0)	0 (0 to 0)	0 (0 to 0)		135
Turner syndrome	0 (0 to 0)	0 (0 to 0)	0 (0 to 0)	0 (0 to 0·4)	0·2 (0 to 0·5)	0·2 (0 to 0·5)	0·2 (0 to 0·5)	0·2 (0 to 0·5)	0·2 (0·1 to 0·4)	0·2 (0·1 to 0·4)	0·2 (0·1 to 0·5)	0·2 (0·1 to 0·5)	0·2 (0·1 to 0·5)	0·2 (0·1 to 0·5)	0·1 (0 to 0·2)	0·1 (0 to 0·1)	0 (0 to 0·1)	0 (0 to 0·1)	0 (0 to 0)	0 (0 to 0)	0 (0 to 0)	0 (0 to 0)	0 (0 to 0)		2·3
Klinefelter syndrome	0 (0 to 0)	0 (0 to 0)	0 (0 to 0·1)	0 (0 to 0·1)	0 (0 to 0·1)	0 (0 to 0·1)	0·1 (0 to 0·2)	0·1 (0 to 0·2)	0·1 (0 to 0·2)	0·1 (0 to 0·2)	0·1 (0 to 0·2)	0·1 (0 to 0·1)	0·1 (0 to 0·1)	0 (0 to 0·1)	0 (0 to 0)	0 (0 to 0)	0 (0 to 0)	0 (0 to 0)	0 (0 to 0)	0 (0 to 0)	0 (0 to 0)	0 (0 to 0)	0 (0 to 0)		0·6
Other chromosomal abnormalities	42·6 (22·2 to 63·7)	19·8 (10·1 to 32·4)	27·2 (22·2 to 70·4)	14·1 (9·8 to 21·4)	8·6 (5·6 to 12·5)	7·9 (5·4 to 11·7)	8·3 (5·7 to 11·9)	7·6 (5·3 to 12·4)	7·6 (5·1 to 10·6)	7·6 (5·3 to 10·4)	7·5 (5·4 to 10·2)	6·2 (4·6 to 9·4)	6·5 (4·6 to 9)	5·2 (3·3 to 7·2)	3·6 (2·3 to 5·1)	2·4 (1·4 to 3·4)	1·6 (1 to 2·5)	0·7 (0·4 to 1·2)	0·3 (0·2 to 0·5)	0·2 (0·1 to 0·4)	0·1 (0·1 to 0·2)	0·1 (0·1 to 0·2)	0 (0·1 to 0·1)		191
Congenital musculoskeletal and limb anomalies	10·3 (9·1 to 19·3)	2·9 (1·7 to 5·1)	2·9 (1·3 to 27·8)	29·7 (19·7 to 47·6)	20·9 (12·1 to 32·9)	22·9 (12·3 to 32·8)	18·7 (10·4 to 29·3)	16 (9·7 to 23·6)	15·9 (9·4 to 24·7)	16 (9·6 to 24·1)	15·9 (9·4 to 22·1)	14·6 (8·9 to 22)	19·4 (9·4 to 33·6)	19·4 (9·1 to 33·6)	13·6 (6·3 to 31·2)	11·6 (6·9 to 17·7)	9·2 (5·7 to 14·3)	7·8 (2·4 to 9·5)	4·2 (2 to 7·1)	2·4 (1·3 to 3·7)	1·2 (0·7 to 1·8)	0·5 (0·3 to 0·8)	0·1 (0·1 to 0·2)		287
Urogenital congenital anomalies	12·9 (9·5 to 38·4)	1·9 (0·9 to 5·3)	4 (2·2 to 9·4)	3·7 (2·1 to 6·2)	2·4 (1·4 to 4·2)	1·7 (1·1 to 3·1)	1·3 (0·8 to 1·9)	1·2 (0·8 to 1·9)	1·1 (0·7 to 1·6)	0·9 (0·6 to 1·4)	0·7 (0·5 to 1·1)	0·6 (0·4 to 1·1)	0·5 (0·3 to 0·7)	0·4 (0·2 to 0·5)	0·2 (0·1 to 0·4)	0·1 (0·1 to 0·2)	0·1 (0·1 to 0·1)	0 (0 to 0·1)	0 (0 to 0)	0 (0 to 0)	0 (0 to 0)	0 (0 to 0)	0 (0 to 0)		33·4
Digestive congenital anomalies	23·3 (20·2 to 39·2)	9·3 (5·1 to 19)	16·9 (9·9 to 31·2)	4·3 (2·9 to 6·2)	4·3 (2·9 to 6·1)	3·9 (2·6 to 5·6)	3·5 (2·4 to 5·1)	3·5 (2·5 to 5·1)	3·5 (2·5 to 4·9)	3·5 (2·5 to 4·7)	3·5 (2·5 to 4·6)	3·5 (2·5 to 4·5)	3·5 (2·5 to 4·5)	3·5 (2·5 to 4·5)	3·5 (2·5 to 4·5)	3·5 (2·5 to 4·5)	3·5 (2·5 to 4·5)	3·5 (2·5 to 4·5)	3·5 (2·5 to 4·5)	3·5 (2·5 to 4·5)	3·5 (2·5 to 4·5)	3·5 (2·5 to 4·5)	3·5 (2·5 to 4·5)		86·2
Other congenital birth defects	73·4 (47 to 109)	12·8 (9·5 to 21·2)	29·8 (18·2 to 49·6)	12·9 (9·5 to 18·9)	8·8 (6·5 to 14·8)	8·8 (6·6 to 13·6)	8·4 (6·7 to 13)	8·1 (6·7 to 14·1)	7·8 (4·6 to 12·6)	7·3 (4·8 to 13·1)	6·3 (4·3 to 12·3)	6·3 (3·6 to 11·3)	6·6 (3·9 to 12·1)	6·1 (3·3 to 11·3)	5·6 (2·7 to 10)	4·6 (2·3 to 8·7)	3·7 (2 to 7·4)	2·5 (1 to 5·7)	1·5 (0·8 to 4·7)	0·8 (0·4 to 3·1)	0·5 (0·2 to 2·1)	0·2 (0·1 to 0·5)	0·1 (0 to 0·3)		328
Urinary diseases and male infertility	0·3 (0·1 to 0·4)	0·4 (0·1 to 0·9)	1·6 (0·7 to 2·1)	2·5 (1·9 to 1·9)	1·4 (1·1 to 1·9)	1·6 (1·4 to 2·1)	1·6 (1·3 to 2·1)	1·6 (1·3 to 1·9)	1·6 (0·9 to 2·2)	1·6 (1·2 to 2·1)	1·6 (1·2 to 2·1)	1·5 (1·1 to 2·1)	1·5 (1·1 to 2·1)	1·4 (1·1 to 2·1)	1·3 (0·9 to 1·8)	1·2 (0·8 to 1·7)	1·1 (0·7 to 1·6)	1·1 (0·7 to 1·6)	1·1 (0·7 to 1·6)	1·1 (0·7 to 1·6)	1·1 (0·7 to 1·6)	1·1 (0·7 to 1·6)	1·1 (0·7 to 1·6)		1,240
Urolithiasis	0 (0 to 0)	0 (0 to 0)	0 (0 to 0)	0 (0 to 0·1)	0 (0 to 0·1)	0 (0·1 to 0·2)	0·1 (0·2 to 0·5)	0·1 (0·3 to 0·7)	0·2 (0·4 to 0·6)	0·2 (0·4 to 0·7)	0·2 (0·4 to 0·6)	0·2 (0·3 to 0·6)	0·2 (0·3 to 0·6)	0·2 (0·3 to 0·6)	0·2 (0·3 to 0·6)	0·2 (0·3 to 0·6)	0·2 (0·3 to 0·6)	0·2 (0·3 to 0·6)	0·2 (0·3 to 0·6)	0·2 (0·3 to 0·6)	0·2 (0·3 to 0·6)	0·2 (0·3 to 0·6)	0·2 (0·3 to 0·6)		79·8
Benign prostatic hyperplasia	0 (0 to 0)	0 (0 to 0)	0 (0 to 0)	0 (0 to 0)	0 (0 to 0)	0 (0 to 0)	0 (0 to 0)	0 (0 to 0)	0 (0 to 0)	0 (0 to 0)	0 (0 to 0)	0 (0 to 0)	0·1 (0 to 0·1)	0·1 (0 to 0·2)	0·1 (0 to 0·2)	0·2 (0·1 to 0·4)	0·2 (0·1 to 0·4)	0·2 (0·1 to 0·4)	0·2 (0·1 to 0·4)	0·2 (0·1 to 0·4)	0·2 (0·1 to 0·4)	0·2 (0·1 to 0·4)	0·2 (0·1 to 0·4)		325
Male infertility	0 (0 to 0)	0 (0 to 0)	0 (0 to 0)	0 (0 to 0)	0 (0 to 0)	0 (0 to 0)	0 (0 to 0)	0 (0 to 0)	0·2 (0·1 to 0·4)	0·2 (0·1 to 0·4)	0·2 (0·1 to 0·4)	0·2 (0·1 to 0·4)	0·2 (0·1 to 0·4)	0·2 (0 to 0)	0·1 (0 to 0)	0 (0 to 0)	0 (0 to 0)	0 (0 to 0)	0 (0 to 0)	0 (0 to 0)	0 (0 to 0)	0 (0 to 0)	0 (0 to 0)	0 (0 to 0)		30·3
Other urinary diseases	0·2 (0 to 0·3)	0·2 (0·1 to 0·3)	0·3 (0·1 to 0·9)	0·5 (0·3 to 0·7)	0·4 (0·4 to 0·6)	0·4 (0·3 to 0·6)	0·4 (0·3 to 0·6)	0·4 (0·3 to 0·6)	0·4 (0·3 to 0·6)	0·4 (0·3 to 0·6)	0·4 (0·3 to 0·6)	0·4 (0·3 to 0·6)	0·4 (0·3 to 0·6)	0·3 (0·2 to 0·5)	0·3 (0·1 to 0·7)	0·3 (0·2 to 0·5)	0·3 (0·2 to 0·5)	0·3 (0·2 to 0·5)	0·3 (0·2 to 0·5)	0·3 (0·2 to 0·5)	0·3 (0·2 to 0·5)	0·3 (0·2 to 0·5)	0·3 (0·2 to 0·5)		52·9
Gynecological diseases	0 (0 to 0)	0 (0 to 0)	0 (0 to 0)	0 (0 to 0)	0 (0·1 to 0·4)	0 (0·1 to 0·4)	0 (0·1 to 0·4)	0 (0·1 to 0·4)	0 (0·1 to 0·4)	0 (0·1 to 0·4)	0 (0·1 to 0·4)	0 (0·1 to 0·4)	0 (0·1 to 0·4)	0 (0·1 to 0·4)	0 (0·1 to 0·4)	0 (0·1 to 0·4)	0 (0·1 to 0·4)	0 (0·1 to 0·4)	0 (0·1 to 0·4)	0 (0·1 to 0·4)	0 (0·1 to 0·4)	0 (0·1 to 0·4)	0 (0·1 to 0·4)		2,890
Uterine fibroids	0 (0 to 0)	0 (0 to 0)	0 (0 to 0)	0 (0 to 0)	0 (0·1 to 0·1)	0 (0·1 to 0·1)	0 (0·1 to 0·2)	0 (0·1 to 0·2)	0 (0 to 0·1)	0 (0 to 0·1)	0 (0 to 0·1)	0 (0 to 0·1)	0 (0 to 0·1)	0 (0 to 0·1)	0 (0 to 0·1)	0 (0 to 0·1)	0 (0 to 0·1)	0 (0 to 0·1)	0 (0 to 0·1)	0 (0 to 0·1)	0 (0 to 0·1)	0 (0 to 0·1)	0 (0 to 0·1)	0 (0 to 0·1)		60·9
Polycystic ovarian syndrome	0 (0 to 0)	0 (0 to 0)	0 (0 to 0)	0 (0 to 0)	0·6 (0·4 to 0·9)	0·6 (0·4 to 0·9)	0·6 (0·4 to 0·9)	0·6 (0·4 to 0·9)	0·6 (0·4 to 0·9)	0·6 (0·4 to 0·9)	0·6 (0·4 to 0·9)	0·6 (0·4 to 0·9)	0·6 (0·4 to 0·9)	0·6 (0·4 to 0·9)	0·6 (0·4 to 0·9)	0·6 (0·4 to 0·9)	0·6 (0·4 to 0·9)	0·6 (0·4 to 0·9)	0·6 (0·4 to 0·9)	0·6 (0·4 to 0·9)	0·6 (0·4 to 0·9)	0·6 (0·4 to 0·9)	0·6 (0·4 to 0·9)		109
Female infertility	0 (0 to 0)	0 (0 to 0)	0 (0 to 0)	0 (0 to 0)	0 (0 to 0)	0 (0 to 0)	0·6 (0·1 to 1·4)	0·6 (0·2 to 1·4)	0·6 (0·2 to 1·4)	0·7 (0·2 to 1·6)	0·7 (0·2 to 2·4)	0·6 (0·2 to 2·3)	0·6 (0·2 to 2·3)	0·6 (0·2 to 2·3)	0·6 (0·2 to 2·3)	0·6 (0·2 to 2·3)	0·6 (0·2 to 2·3)	0·6 (0·2 to 2·3)	0·6 (0·2 to 2·3)	0·6 (0·2 to 2·3)	0·6 (0·2 to 2·3)	0·6 (0·2 to 2·3)	0·6 (0·2 to 2·3)		27·4
Endometriosis	0 (0 to 0)	0 (0 to 0)	0 (0 to 0)	0 (0 to 0)	0 (0 to 0)	0·4 (0·2 to 1·1)	0·4 (0·2 to 1·1)	0·4 (0·2 to 1·1)	0·4 (0·2 to 1·1)	0·4 (0·2 to 1·1)	0·4 (0·2 to 1·1)	0·4 (0·2 to 1·1)	0·4 (0·2 to 1·1)	0·4 (0·2 to 1·1)	0·4 (0·2 to 1·1)	0·4 (0·2 to 1·1)	0·4 (0·2 to 1·1)	0·4 (0·2 to 1·1)	0·4 (0·2 to 1·1)	0·4 (0·2 to 1·1)	0·4 (0·2 to 1·1)	0·4 (0·2 to 1·1)	0·4 (0·2 to 1·1)		131
Genital prolapse	0 (0 to 0)	0 (0 to 0)	0 (0 to 0)	0 (0 to 0)	0 (0 to 0)	0 (0 to 0)	0·1 (0·0 to 0·1)	0·1 (0·0 to 0·1)	0·2 (0·0 to 0·3)	0·2 (0·1 to 0·3)	0·2 (0·1 to 0·3)	0·2 (0·1 to 0·3)	0·2 (0·1 to 0·3)	0·2 (0·1 to 0·3)	0·2 (0·1 to 0·3)	0·2 (0·1 to 0·3)	0·2 (0·1 to 0·3)	0·2 (0·1 to 0·3)	0·2 (0·1 to 0·3)	0·2 (0·1 to 0·3)	0·2 (0·1 to 0·3)	0·2 (0·1 to 0·3)	0·2 (0·1 to 0·3)		59·3
Premenstrual syndrome	0 (0 to 0)	0 (0 to 0)	0 (0 to 0)	0 (0 to 0)	24·9 (11·6 to 44·4)	30·1 (16·2 to 58·7)	82·9 (41·5 to 146)	41·5 (18·6 to 72·6)	82·9 (41·5 to 146)	41·5 (18·6 to 72·6)	82·9 (41·5 to 146)	41·5 (18·6 to 72·6)	82·9 (41·5 to 146)	41·5 (18·6 to 72·6)	82·9 (41·5 to 146)	41·5 (18·6 to 72·6)	82·9 (41·5 to 146)	41·5 (18·6 to 72·6)	82·9 (41·5 to 146)	41·5 (18·6 to 72·6)	82·9 (41·5 to 146)	41·5 (18·6 to 72·6)	82·9 (41·5 to 146)		623
Other gynecological diseases	0 (0 to 0)	0 (0 to 0)	0 (0 to 0)	0 (0 to 0)	17·6 (9·2 to 32)	9·6 (4·9 to 17·6)	9·6 (4·9 to 17·6)	9·6 (4·9 to 17·6)	9·6 (4·9 to 17·6)	9·6 (4·9 to 17·6)	9·6 (4·9 to 17·6)	9·6 (4·9 to 17·6)	9·6 (4·9 to 17·6)	9·6 (4·9 to 17·6)	9·6 (4·9 to 17·6)	9·6 (4·9 to 17·6)	9·6 (4·9 to 17·6)	9·6 (4·9 to 17·6)	9·6 (4·9 to 17·6)	9·6 (4·9 to 17·6)	9·6 (4·9 to 17·6)	9·6 (4·9 to 17·6)	9·6 (4·9 to 17·6)		1,820
Hemoglobinopathies and hemolytic anemias	0·2 (0·1 to 0·2)	0·2 (0 to 0·3)	1·1 (0·4 to 2·5)	3·4 (1·4 to 10·4)	1·5 (1·2 to 2·3)	2 (1·4 to 2·9)	2·2 (1·6 to 2·7)	2·2 (1·7 to 2·7)	2·2 (1·7 to 2·7)	2·2 (1·7 to 2·7)	2·2 (1·7 to 2·7)	2·2 (1·7 to 2·7)	2·2 (1·7 to 2·7)	2·2 (1·7 to 2·7)	2·2 (1·7 to 2·7)	2·2 (1·7 to 2·7)	2·2 (1·7 to 2·7)	2·2 (1·7 to 2·7)	2·2 (1·7 to 2·7)	2·2 (1·7 to 2·7)	2·2 (1·7 to 2·7)	2·2 (1·7 to 2·7)	2·2 (1·7 to 2·7)		122
Thalassemias	0 (0 to 0)	0 (0 to 0·1)	0·2 (0 to 0·2)	0·2 (0·1 to 0·3)	0·2 (0·1 to 0·3)	0·2 (0·1 to 0·3)	0·2 (0·1 to 0·3)	0·2 (0·1 to 0·3)	0·2 (0·1 to 0·3)	0·2 (0·1 to 0·3)	0·2 (0·1 to 0·3)	0·2 (0·1 to 0·3)	0·2 (0·1 to 0·3)	0·2 (0·1 to 0·3)	0·2 (0·1 to 0·3)	0·2 (0·1 to 0·3)	0·2 (0·1 to 0·3

SR Table 2c: Thurrock DALYs by cause and age group for both sexes with 95% uncertainty intervals, 2019

Cause	Early Neonatal	Late Neonatal	Post Neonatal	1 to 4	5 to 9	10 to 14	15 to 19	20 to 24	25 to 29	30 to 34	35 to 39	40 to 44	45 to 49	50 to 54	55 to 59	60 to 64	65 to 69	70 to 74	75 to 79	80 to 84	85 to 89	90 to 94	95 plus	Total
All causes	698 (219 to 2,324)	1,264 (749 to 2,191)	2,098 (1,162 to 3,994)	2,206 (1,679 to 3,011)	1,276 (1,007 to 1,660)	1,210 (939 to 1,586)	1,758 (1,384 to 2,364)	2,211 (1,687 to 3,000)	2,744 (2,089 to 3,835)	3,230 (2,503 to 4,410)	3,733 (2,815 to 5,220)	4,016 (3,003 to 5,620)	4,660 (3,477 to 6,570)	5,248 (3,880 to 7,460)	5,902 (4,329 to 8,503)	6,455 (4,708 to 9,340)	7,179 (5,203 to 10,388)	7,249 (5,213 to 10,488)	7,248 (5,213 to 10,488)	6,952 (4,996 to 10,228)	6,952 (4,996 to 10,228)	5,268 (3,640 to 8,420)	95,484 (74,147 to 124,476)	42,700
Communicable, maternal, neonatal, and nutritional diseases	698 (140 to 2,324)	1,264 (43.7 to 78.3)	2,098 (64.2 to 130)	2,206 (69.7 to 140)	1,276 (58.5 to 146)	1,210 (47.2 to 93.2)	1,758 (45.2 to 70.7)	2,211 (52.2 to 87.6)	2,744 (67.2 to 111)	3,230 (73.8 to 122)	3,733 (77.2 to 129)	4,016 (77.8 to 135)	4,660 (79.7 to 139)	5,248 (81.3 to 146)	5,902 (82.9 to 148)	6,455 (83.6 to 148)	7,179 (84.4 to 150)	7,249 (84.4 to 150)	7,248 (84.4 to 150)	6,952 (84.4 to 150)	6,952 (84.4 to 150)	5,268 (84.4 to 150)	95,484 (39.1 to 546.1)	2,000
HIV/AIDS and sexually transmitted infections	7.2 (2.1 to 16.8)	2.3 (0.43 to 5.1)	4.2 (1.6 to 8.8)	0.7 (0.4 to 0.9)	0.4 (0.3 to 0.5)	0.4 (0.4 to 0.5)	0.6 (0.5 to 0.8)	1.4 (1.2 to 2.2)	3.5 (2.5 to 4.7)	6.3 (4.8 to 8.3)	8.2 (6.1 to 11.3)	8.7 (6.6 to 11.9)	7.9 (6.1 to 10.5)	6.4 (4.2 to 7.1)	3 (2.5 to 3.4)	2.7 (2.1 to 4.2)	1.7 (1.6 to 2.6)	0.7 (0.4 to 1.2)	0.3 (0.2 to 0.4)	0.2 (0.1 to 0.3)	0.1 (0.1 to 0.1)	0 (0 to 0)	79.2
HIV/AIDS	0 (0 to 0)	0 (0 to 0)	0.9 (0.49 to 1.1)	0.6 (0.5 to 0.7)	0.3 (0.3 to 0.4)	0.3 (0.3 to 0.4)	0.5 (0.5 to 0.6)	1.2 (1 to 2)	2 (1.5 to 2.6)	4.1 (3.2 to 5.1)	5.5 (4.3 to 7.2)	6 (4.7 to 7.8)	5.1 (4.6 to 7.6)	4.5 (3.5 to 5.2)	2.3 (1.7 to 3.5)	2.3 (1.4 to 3.5)	1.2 (1.1 to 2.2)	0.4 (0.2 to 0.6)	0.1 (0.1 to 0.2)	0 (0 to 0)	0 (0 to 0)	0 (0 to 0)	41.4
HIV/AIDS - Drug-susceptible Tuberculosis	0 (0 to 0)	0 (0 to 0)	0 (0 to 0)	0 (0 to 0)	0 (0 to 0)	0 (0 to 0)	0 (0 to 0)	0 (0 to 0)	0 (0 to 0)	0 (0 to 0)	0 (0 to 0)	0 (0 to 0)	0 (0 to 0)	0 (0 to 0)	0 (0 to 0)	0 (0 to 0)	0 (0 to 0)	0 (0 to 0)	0 (0 to 0)	0 (0 to 0)	0 (0 to 0)	0 (0 to 0)	0 (0 to 0)	0
HIV/AIDS - Multidrug-resistant Tuberculosis without extensive dr...	0 (0 to 0)	0 (0 to 0)	0 (0 to 0)	0 (0 to 0)	0 (0 to 0)	0 (0 to 0)	0 (0 to 0)	0 (0 to 0)	0 (0 to 0)	0 (0 to 0)	0 (0 to 0)	0 (0 to 0)	0 (0 to 0)	0 (0 to 0)	0 (0 to 0)	0 (0 to 0)	0 (0 to 0)	0 (0 to 0)	0 (0 to 0)	0 (0 to 0)	0 (0 to 0)	0 (0 to 0)	0 (0 to 0)	3
HIV/AIDS - Extensively drug-resistant Tuberculosis	0 (0 to 0)	0 (0 to 0)	0 (0 to 0)	0 (0 to 0)	0 (0 to 0)	0 (0 to 0)	0 (0 to 0)	0 (0 to 0)	0 (0 to 0)	0 (0 to 0)	0 (0 to 0)	0 (0 to 0)	0 (0 to 0)	0 (0 to 0)	0 (0 to 0)	0 (0 to 0)	0 (0 to 0)	0 (0 to 0)	0 (0 to 0)	0 (0 to 0)	0 (0 to 0)	0 (0 to 0)	0 (0 to 0)	0
HIV/AIDS resulting in other diseases	0 (0 to 0)	0 (0 to 0)	0.8 (0.7 to 1)	0.5 (0.4 to 0.6)	0.3 (0.2 to 0.4)	0.3 (0.3 to 0.4)	0.5 (0.5 to 0.6)	0.9 (0.7 to 1.2)	1.6 (1.4 to 2.3)	3.7 (2.8 to 4.8)	5 (3.9 to 6.7)	5.6 (4.2 to 7.4)	4.6 (4.2 to 7.2)	4.1 (3.1 to 5.4)	2.3 (2.2 to 4.2)	2.3 (1.4 to 3.3)	1.2 (0.9 to 2.2)	0.4 (0.2 to 0.6)	0.1 (0.1 to 0.2)	0 (0 to 0)	0 (0 to 0)	0 (0 to 0)	36.3
Sexually transmitted infections excluding HIV	7.2 (2.1 to 16.8)	2.3 (0.43 to 5.1)	3.3 (0.69 to 7.8)	0.1 (0 to 0.3)	0.1 (0.1 to 0.1)	0.2 (0.1 to 0.4)	0.7 (0.4 to 1.1)	1.4 (0.8 to 2.5)	2.2 (1.3 to 3.8)	2.7 (1.6 to 4.8)	2.7 (1.6 to 4.8)	2.7 (1.6 to 4.8)	1.8 (0.9 to 3.4)	0.7 (0.5 to 1.9)	0.5 (0.3 to 1.1)	0.4 (0.2 to 0.9)	0.4 (0.2 to 0.8)	0.3 (0.2 to 0.5)	0.2 (0.1 to 0.4)	0.1 (0.1 to 0.2)	0.1 (0.1 to 0.2)	0 (0 to 0)	28.8
Syphilis	7.2 (2.1 to 16.8)	2.3 (0.43 to 5.1)	3.3 (0.69 to 7.8)	0.1 (0 to 0.3)	0.1 (0 to 0.1)	0.2 (0 to 0.4)	0.7 (0.4 to 1.1)	1.4 (0.8 to 2.5)	2.2 (1.3 to 3.8)	2.7 (1.6 to 4.8)	2.7 (1.6 to 4.8)	2.7 (1.6 to 4.8)	1.8 (0.9 to 3.4)	0.7 (0.5 to 1.9)	0.5 (0.3 to 1.1)	0.4 (0.2 to 0.9)	0.4 (0.2 to 0.8)	0.3 (0.2 to 0.5)	0.2 (0.1 to 0.4)	0.1 (0.1 to 0.2)	0.1 (0.1 to 0.2)	0 (0 to 0)	13.5
Chlamydial infection	0 (0 to 0)	0 (0 to 0)	0 (0 to 0)	0 (0 to 0)	0 (0 to 0)	0 (0 to 0)	0 (0 to 0)	0 (0 to 0)	0 (0 to 0)	0 (0 to 0)	0 (0 to 0)	0 (0 to 0)	0 (0 to 0)	0 (0 to 0)	0 (0 to 0)	0 (0 to 0)	0 (0 to 0)	0 (0 to 0)	0 (0 to 0)	0 (0 to 0)	0 (0 to 0)	0 (0 to 0)	0 (0 to 0)	0
Gonococcal infection	0 (0 to 0)	0 (0 to 0)	0 (0 to 0)	0 (0 to 0)	0 (0 to 0)	0 (0 to 0)	0 (0 to 0)	0 (0 to 0)	0 (0 to 0)	0 (0 to 0)	0 (0 to 0)	0 (0 to 0)	0 (0 to 0)	0 (0 to 0)	0 (0 to 0)	0 (0 to 0)	0 (0 to 0)	0 (0 to 0)	0 (0 to 0)	0 (0 to 0)	0 (0 to 0)	0 (0 to 0)	0 (0 to 0)	0
Trichomoniasis	0 (0 to 0)	0 (0 to 0)	0 (0 to 0)	0 (0 to 0)	0 (0 to 0)	0 (0 to 0)	0 (0 to 0)	0 (0 to 0)	0 (0 to 0)	0 (0 to 0)	0 (0 to 0)	0 (0 to 0)	0 (0 to 0)	0 (0 to 0)	0 (0 to 0)	0 (0 to 0)	0 (0 to 0)	0 (0 to 0)	0 (0 to 0)	0 (0 to 0)	0 (0 to 0)	0 (0 to 0)	0 (0 to 0)	1.1
Genital herpes	0 (0 to 0)	0 (0 to 0)	0 (0 to 0)	0 (0 to 0)	0 (0 to 0)	0 (0 to 0)	0 (0 to 0)	0 (0 to 0)	0 (0 to 0)	0 (0 to 0)	0 (0 to 0)	0 (0 to 0)	0 (0 to 0)	0 (0 to 0)	0 (0 to 0)	0 (0 to 0)	0 (0 to 0)	0 (0 to 0)	0 (0 to 0)	0 (0 to 0)	0 (0 to 0)	0 (0 to 0)	0 (0 to 0)	2.3
Other sexually transmitted infections	0 (0 to 0)	0 (0 to 0)	0 (0 to 0)	0 (0 to 0)	0 (0 to 0)	0 (0 to 0)	0 (0 to 0)	0.1 (0 to 0.4)	0.2 (0 to 0.6)	0.4 (0 to 1.1)	0.4 (0 to 1.1)	0.4 (0 to 1.1)	0.3 (0 to 1.2)	0.2 (0 to 0.6)	0.1 (0 to 0.4)	0.1 (0 to 0.4)	0.1 (0 to 0.3)	0.1 (0 to 0.3)	0 (0 to 0)	0 (0 to 0)	0 (0 to 0)	0 (0 to 0)	0 (0 to 0)	3.6
Respiratory infections and tuberculosis	2.3 (1.5 to 2.9)	2.3 (1.5 to 2.9)	15.5 (10.6 to 21.2)	22.1 (20 to 45.1)	17.4 (16.3 to 34.6)	17.4 (10.5 to 27.8)	17.1 (9.64 to 23.7)	17.5 (11.5 to 25.2)	18.2 (14.2 to 23.9)	19.2 (17.7 to 23.9)	20.2 (17.7 to 23.9)	20.7 (21.6 to 28.6)	28.2 (24.2 to 41.9)	29.4 (28.2 to 51.5)	29.4 (28.2 to 51.5)	47.6 (33.5 to 61.7)	47.6 (35.2 to 63.8)	84.1 (59.1 to 115)	100 (69.7 to 150)	100 (70.1 to 150)	100 (70.1 to 150)	100 (70.1 to 150)	1,130
Tuberculosis	0 (0 to 0)	0 (0 to 0)	0 (0 to 0)	0.1 (0 to 0.2)	0.1 (0 to 0.1)	0.1 (0 to 0.1)	0.2 (0 to 0.3)	0.4 (0.3 to 0.6)	0.6 (0.5 to 1.3)	0.7 (0.7 to 1.3)	0.8 (0.8 to 1.4)	0.8 (0.8 to 1.4)	1.1 (1.1 to 1.9)	1.4 (1.4 to 2.1)	1.4 (1.4 to 2.1)	1.5 (1.5 to 2.6)	1.5 (1.5 to 2.6)	1.4 (1.4 to 2.7)	1.4 (1.4 to 2.7)	1.2 (1.2 to 2.2)	1.2 (1.2 to 2.2)	1.2 (1.2 to 2.2)	19.6
Latent tuberculosis infection	0 (0 to 0)	0 (0 to 0)	0 (0 to 0)	0 (0 to 0)	0 (0 to 0)	0 (0 to 0)	0 (0 to 0)	0 (0 to 0)	0 (0 to 0)	0 (0 to 0)	0 (0 to 0)	0 (0 to 0)	0 (0 to 0)	0 (0 to 0)	0 (0 to 0)	0 (0 to 0)	0 (0 to 0)	0 (0 to 0)	0 (0 to 0)	0 (0 to 0)	0 (0 to 0)	0 (0 to 0)	0 (0 to 0)	0
Drug-susceptible tuberculosis	0 (0 to 0)	0 (0 to 0)	0 (0 to 0)	0.2 (0 to 0.2)	0.1 (0 to 0.1)	0.1 (0 to 0.1)	0.2 (0 to 0.3)	0.4 (0.3 to 0.6)	0.6 (0.5 to 1.2)	0.7 (0.7 to 1.3)	0.8 (0.8 to 1.4)	0.8 (0.8 to 1.4)	1.1 (1.1 to 1.9)	1.4 (1.4 to 2.1)	1.4 (1.4 to 2.1)	1.5 (1.5 to 2.6)	1.5 (1.5 to 2.6)	1.4 (1.4 to 2.7)	1.4 (1.4 to 2.7)	1.2 (1.2 to 2.2)	1.2 (1.2 to 2.2)	1.2 (1.2 to 2.2)	18.1
Multidrug-resistant tuberculosis without extensive drug-resistance	0 (0 to 0)	0 (0 to 0)	0 (0 to 0)	0 (0 to 0)	0 (0 to 0)	0 (0 to 0)	0 (0 to 0)	0 (0 to 0)	0 (0 to 0)	0 (0 to 0)	0 (0 to 0)	0 (0 to 0)	0 (0 to 0)	0 (0 to 0)	0 (0 to 0)	0 (0 to 0)	0 (0 to 0)	0 (0 to 0)	0 (0 to 0)	0 (0 to 0)	0 (0 to 0)	0 (0 to 0)	0 (0 to 0)	0.4
Extensively drug-resistant tuberculosis	0 (0 to 0)	0 (0 to 0)	0 (0 to 0)	0 (0 to 0)	0 (0 to 0)	0 (0 to 0)	0 (0 to 0)	0 (0 to 0)	0 (0 to 0)	0 (0 to 0)	0 (0 to 0)	0 (0 to 0)	0 (0 to 0)	0 (0 to 0)	0 (0 to 0)	0 (0 to 0)	0 (0 to 0)	0 (0 to 0)	0 (0 to 0)	0 (0 to 0)	0 (0 to 0)	0 (0 to 0)	0 (0 to 0)	0.1
Lower respiratory infections	2.1 (1.5 to 2.9)	1.9 (1.3 to 2.7)	11.4 (7.1 to 16.4)	12.2 (9.16 to 15.5)	2.2 (1.7 to 2.7)	2 (1.5 to 2.5)	2.9 (2.2 to 3.7)	4.8 (3.6 to 6.5)	7.2 (5.5 to 9.2)	10.7 (8.1 to 14.1)	14.6 (11.1 to 18.6)	18 (13.5 to 23.9)	24.6 (18.6 to 32.1)	24.6 (20.5 to 40.6)	24.6 (20.5 to 40.6)	36.7 (27.3 to 55.4)	46.6 (34.8 to 70.1)	73.3 (52.8 to 107)	96.1 (69.2 to 131)	108 (102 to 150)	108 (102 to 150)	108 (102 to 150)	959
Upper respiratory infections	0 (0 to 0)	0 (0 to 0.3)	0.4 (2.5 to 5.4)	0.4 (9.2 to 25.5)	17 (9.3 to 28.6)	10 (6.7 to 22.1)	10 (5.2 to 17.5)	10.6 (5.3 to 17)	11.1 (5.9 to 18.7)	11.6 (6.9 to 19.2)	11.6 (7.4 to 19.2)	10.3 (5.4 to 18.3)	9.9 (5.3 to 17)	7.2 (4.6 to 15.2)	5.3 (2.9 to 9.7)	4.2 (2.4 to 7.4)	2.5 (2.3 to 7.2)	1.4 (1.3 to 4.1)	1.4 (1.3 to 4.1)	1.4 (1.3 to 4.1)	1.4 (1.3 to 4.1)	1.4 (1.3 to 4.1)	159
Otitis media	0 (0 to 0)	0 (0 to 0)	0.6 (0.3 to 1.1)	0.1 (2.1 to 7.4)	0.1 (2.1 to 6.4)	0.1 (1.2 to 4.1)	0.1 (1.2 to 3.5)	0.2 (0.9 to 3.6)	0.2 (0.9 to 3.7)	0.2 (0.8 to 3.7)	0.2 (1.1 to 4.2)	0.2 (1.1 to 4.2)	0.2 (1.1 to 4.2)	0.2 (1.1 to 4.2)	0.2 (1.1 to 4.6)	0.2 (1.1 to 4.6)	0.2 (1.1 to 4.6)	0.2 (1.1 to 4.6)	0.2 (1.1 to 4.6)	0.2 (1.1 to 4.6)	0.2 (1.1 to 4.6)	0.2 (1.1 to 4.6)	33.6
Enteric infections	0.2 (0.2 to 0.3)	0.9 (0.6 to 1.2)	10.4 (6.8 to 15.3)	16.6 (10.2 to 29.4)	3.4 (1.5 to 11.1)	3.4 (2.9 to 9.2)	3.4 (2.9 to 5.4)	3.5 (2.9 to 5.2)	3.6 (2.9 to 5.4)	3.8 (2.9 to 5.6)	3.8 (2.9 to 5.6)	3.4 (2.9 to 5.5)	3.4 (2.9 to 5.6)	3.4 (2.9 to 5.1)	3.4 (2.9 to 5.1)	3.5 (2.9 to 5.8)	3.5 (2.9 to 5.8)	3.7 (2.9 to 6.1)	3.7 (2.9 to 6.1)	3.8 (2.9 to 6.1)	3.8 (2.9 to 6.1)	3.8 (2.9 to 6.1)	123
Diarrheal diseases	0.2 (0.2 to 0.3)	0.9 (0.6 to 1.2)	10.4 (6.7 to 15.2)	16.6 (10.1 to 29.3)	3.4 (1.5 to 11)	3.4 (2.9 to 9.1)	3.4 (2.9 to 5.3)	3.5 (2.9 to 5.2)	3.6 (2.9 to 5.4)	3.8 (2.9 to 5.6)	3.8 (2.9 to 5.6)	3.4 (2.9 to 5.5)	3.4 (2.9 to 5.6)	3.4 (2.9 to 5.1)	3.4 (2.9 to 5.1)	3.5 (2.9 to 5.8)	3.5 (2.9 to 5.8)	3.7 (2.9 to 6.1)	3.7 (2.9 to 6.1)	3.8 (2.9 to 6.1)	3.8 (2.9 to 6.1)	3.8 (2.9 to 6.1)	122
Typhoid and paraphoid	0 (0 to 0)	0 (0 to 0)	0 (0 to 0)	0 (0 to 0)	0 (0 to 0)	0 (0 to 0)	0 (0 to 0)	0 (0 to 0)	0 (0 to 0)	0 (0 to 0)	0 (0 to 0)	0 (0 to 0)	0 (0 to 0)	0 (0 to 0)	0 (0 to 0)	0 (0 to 0)	0 (0 to 0)	0 (0 to 0)	0 (0 to 0)	0 (0 to 0)	0 (0 to 0)	0 (0 to 0)	0 (0 to 0)	0
Typhoid fever	0 (0 to 0)	0 (0 to 0)	0 (0 to 0)	0 (0 to 0)	0 (0 to 0)	0 (0 to 0)	0 (0 to 0)	0 (0 to 0)	0 (0 to 0)	0 (0 to 0)	0 (0 to 0)	0 (0 to 0)	0 (0 to 0)	0 (0 to 0)	0 (0 to 0)	0 (0 to 0)	0 (0 to 0)	0 (0 to 0)	0 (0 to 0)	0 (0 to 0)	0 (0 to 0)	0 (0 to 0)	0 (0 to 0)	0
Paratyphoid fever	0 (0 to 0)	0 (0 to 0)	0 (0 to 0)	0 (0 to 0)	0 (0 to 0)	0 (0 to 0)	0 (0 to 0)	0 (0 to 0)	0 (0 to 0)	0 (0 to 0)	0 (0 to 0)	0 (0 to 0)	0 (0 to 0)	0 (0 to 0)	0 (0 to 0)	0 (0 to 0)	0 (0 to 0)	0 (0 to 0)	0 (0 to 0)	0 (0 to 0)	0 (0 to 0)	0 (0 to 0)	0 (0 to 0)	0
Invasive Non-typhoidal Salmonella (iNTS)	0 (0 to 0)	0 (0 to 0)	0 (0 to 0)	0 (0 to 0)	0 (0 to 0)	0 (0 to 0)	0 (0 to 0)	0 (0 to 0)	0 (0 to 0)	0 (0 to 0)	0 (0 to 0)	0 (0 to 0)	0 (0 to 0)	0 (0 to 0)	0 (0 to 0)	0 (0 to 0)	0 (0 to 0)	0 (0 to 0)	0 (0 to 0)	0 (0 to 0)	0 (0 to 0)	0 (0 to 0)	0 (0 to 0)	0.4
Other intestinal infectious diseases	0 (0 to 0)	0 (0 to 0)	0.1 (0 to 0.3)	0.6 (0 to 2.9)	0.1 (0 to 0.4)	0.1 (0 to 0.4)	0.1 (0 to 0.4)	0.1 (0 to 0.4)	0.1 (0 to 0.4)	0.1 (0 to 0.4)	0.1 (0 to 0.4)	0.1 (0 to 0.4)	0.1 (0 to 0.4)	0.1 (0 to 0.4)	0.1 (0 to 0.4)	0.1 (0 to 0.4)	0.1 (0 to 0.4)	0.1 (0 to 0.4)	0.1 (0 to 0.4)	0.1 (0 to 0.4)	0.1 (0 to 0.4)	0.1 (0 to 0.4)	0.3
Neglected tropical diseases and malaria	0 (0 to 0)	0.1 (0 to 0.2)	0.7 (0 to 2.9)	0.9 (0 to 3.4)	0.1 (0 to 0.1)	0.1 (0 to 0.1)	0.1 (0 to 0.1)	0.2 (0 to 0.6)	0.2 (0 to 0.6)	0.2 (0 to 0.6)	0.5 (0.1 to 1.7)	0.4 (0 to 1.5)	0.5 (0.1 to 1.6)	0.4 (0 to 1.4)	0.4 (0 to 1.4)	0.4 (0 to 1.4)	0.4 (0 to 1.4)	0.3 (0 to 1.2)	0.3 (0 to 1.2)	0.3 (0 to 1.2)	0.3 (0 to 1.2)	0.3 (0 to 1.2)	5
Malaria	0 (0 to 0)	0 (0 to 0)	0 (0 to 0)	0 (0 to 0)	0 (0 to 0)	0 (0 to 0)	0 (0 to 0)	0 (0 to 0)	0 (0 to 0)	0 (0 to 0)	0 (0 to 0)	0 (0 to 0)	0 (0 to 0)	0 (0 to 0)	0 (0 to 0)	0 (0 to 0)	0 (0 to 0)	0 (0 to 0)	0 (0 to 0)	0 (0 to 0)	0 (0 to 0)	0 (0 to 0)	0 (0 to 0)	0
Chagas disease	0 (0 to 0)	0 (0 to 0)	0 (0 to 0)	0 (0 to 0)	0 (0 to 0)	0 (0 to 0)	0 (0 to 0)	0 (0 to 0)	0 (0 to 0)	0 (0 to 0)	0 (0 to 0)	0 (0 to 0)	0 (0 to 0)	0 (0 to 0)	0 (0 to 0)	0 (0 to 0)	0 (0 to 0)	0 (0 to 0)	0 (0 to 0)	0 (0 to 0)	0 (0 to 0)	0 (0 to 0)	0 (0 to 0)	0
Leishmaniasis	0 (0 to 0)	0 (0 to 0)	0 (0 to 0)	0 (0 to 0)	0 (0 to 0)	0 (0 to 0)	0 (0 to 0)	0 (0 to 0)	0 (0 to 0)	0 (0 to 0)	0 (0 to 0)	0 (0 to 0)	0 (0 to 0)	0 (0 to 0)	0 (0 to 0)	0 (0 to 0)	0 (0 to 0)	0 (0 to 0)	0 (0 to 0)	0 (0 to 0)	0 (0 to 0)	0 (0 to 0)	0 (0 to 0)	0
Visceral leishmaniasis	0 (0 to 0)	0 (0 to 0)	0 (0 to 0)	0 (0 to 0)	0 (0 to 0)	0 (0 to 0)	0 (0 to 0)	0 (0 to 0)	0 (0 to 0)	0 (0 to 0)	0 (0 to 0)	0 (0 to 0)	0 (0 to 0)	0 (0 to 0)	0 (0 to 0)	0 (0 to 0)	0 (0 to 0)	0 (0 to 0)	0 (0 to 0)	0 (0 to 0)	0 (0 to 0)	0 (0 to 0)	0 (0 to 0)	0
Cutaneous and mucocutaneous leishmaniasis	0 (0 to 0)	0 (0 to 0)	0 (0 to 0)	0 (0 to 0)	0 (0 to 0)	0 (0 to 0)	0 (0 to 0)	0 (0 to 0)	0 (0 to 0)	0 (0 to 0)	0 (0 to 0)	0 (0 to 0)	0 (0 to 0)	0 (0 to 0)	0 (0 to 0)	0 (0 to 0)	0 (0 to 0)	0 (0 to 0)	0 (0 to 0)	0 (0 to 0)	0 (0 to 0)	0 (0 to 0)	0 (0 to 0)	0
African trypanosomiasis	0 (0 to 0)	0 (0 to 0)	0 (0 to 0)	0 (0 to 0)	0 (0 to 0)	0 (0 to 0)	0 (0 to 0)	0 (0 to 0)	0 (0 to 0)	0 (0 to 0)	0 (0 to 0)	0 (0 to 0)	0 (0 to 0)	0 (0 to 0)	0 (0 to 0)	0 (0 to 0)	0 (0 to 0)	0 (0 to 0)	0 (0 to 0)	0 (0 to 0)	0 (0 to 0)	0 (0 to 0)	0 (0 to 0)	0
Schistosomiasis	0 (0 to 0)	0 (0 to 0)	0 (0 to 0)	0 (0 to 0)	0 (0 to 0)	0 (0 to 0)	0 (0 to 0)	0 (0 to 0)	0 (0 to 0)	0 (0 to 0)	0 (0 to 0)	0 (0 to 0)	0 (0 to 0)	0 (0 to 0)	0 (0 to 0)	0 (0 to 0)	0 (0 to 0)	0 (0 to 0)	0 (0 to 0)	0 (0 to 0)	0 (0 to 0)	0 (0 to 0)	0 (0 to 0)	0
Cysticercosis	0 (0 to 0)	0 (0 to 0)	0 (0 to 0)	0 (0 to 0)	0 (0 to 0)	0 (0 to 0)	0 (0 to 0)	0 (0 to 0)	0 (0 to 0)	0 (0 to 0)	0 (0 to 0)	0 (0 to 0)	0 (0 to 0)	0 (0 to 0)	0 (0 to 0)	0 (0 to 0)	0 (0 to 0)	0 (0 to 0)	0 (0 to 0)	0 (0 to 0)	0 (0 to 0)	0 (0 to 0)	0 (0 to 0)	0
Cystic echinococcosis	0 (0 to 0)	0 (0 to 0)	0 (0 to 0)	0 (0 to 0)	0 (0 to 0)	0 (0 to 0)	0 (0 to 0)	0 (0 to 0)	0 (0 to 0)	0 (0 to 0)	0 (0 to 0)	0 (0 to 0)	0 (0 to 0)	0 (0 to 0)	0 (0 to 0)	0 (0 to 0)	0 (0 to 0)	0 (0 to 0)	0 (0 to 0)	0 (0 to 0)	0 (0 to 0)	0 (0 to 0)	0 (0 to 0)	0.1
Lymphatic filariasis	0 (0 to 0)	0 (0 to 0)	0 (0 to 0)	0 (0 to 0)	0 (0 to 0)	0 (0 to 0)	0 (0 to 0)	0 (0 to 0)	0 (0 to 0)	0 (0 to 0)	0 (0 to 0)	0 (0 to 0)	0 (0 to 0)	0 (0 to 0)	0 (0 to 0)	0 (0 to 0)	0 (0 to 0)	0 (0 to 0)	0 (0 to 0)	0 (0 to 0)	0 (0 to 0)	0 (0 to 0)	0 (0 to 0)	0
Onchocerciasis	0 (0 to 0)	0 (0 to 0)	0 (0 to 0)	0 (0 to 0)	0 (0 to 0)	0 (0 to 0)	0 (0 to 0)	0 (0 to 0)	0 (0 to 0)	0 (0 to 0)	0 (0 to 0)	0 (0 to 0)	0 (0 to 0)	0 (0 to 0)	0 (0 to 0)	0 (0 to 0)	0 (0 to 0)	0 (0 to 0)	0 (0 to 0)	0 (0 to 0)	0 (0 to 0)	0 (0 to 0)	0 (0 to 0)	0
Trachoma	0 (0 to 0)	0 (0 to 0)	0 (0 to 0)	0 (0 to 0)	0 (0 to 0)	0 (0 to 0)	0 (0 to 0)	0 (0 to 0)	0 (0 to 0)	0 (0 to 0)	0 (0 to 0)	0 (0 to 0)	0 (0 to 0)	0 (0 to 0)	0 (0 to 0)	0 (0 to 0)	0 (0 to 0)	0 (0 to 0)	0 (0 to 0)	0 (0 to 0)	0 (0 to 0)	0 (0 to 0)	0 (0 to 0)	0
Dengue	0 (0 to 0)	0 (0 to 0)	0 (0 to 0)	0 (0 to 0)	0 (0 to 0)	0 (0 to 0)	0 (0 to 0)	0 (0 to 0)	0 (0 to 0)	0 (0 to 0)	0 (0 to 0)	0 (0 to 0)	0 (0 to 0)	0 (0 to 0)	0 (0 to 0)	0 (0 to 0)	0 (0 to 0)	0 (0 to 0)	0 (0 to 0)	0 (0 to 0)	0 (0 to 0)	0 (0 to 0)	0 (0 to 0)	0
Yellow fever	0 (0 to 0)	0 (0 to 0)	0 (0 to 0)	0 (0 to 0)	0 (0 to 0)	0 (0 to 0)	0 (0 to 0)	0 (0 to 0)	0 (0 to 0)	0 (0 to 0)	0 (0 to 0)	0 (0 to 0)	0 (0 to 0)	0 (0 to 0)	0 (0 to 0)	0 (0 to 0)	0 (0 to 0)	0 (0 to 0)	0 (0 to 0)	0 (0 to 0)	0 (0 to 0)	0 (0 to 0)	0 (0 to 0)	0
Rabies	0 (0 to 0)	0 (0 to 0)	0 (0 to 0)	0 (0 to 0)	0 (0 to 0)	0 (0 to 0)	0 (0 to 0)	0 (0 to 0)	0 (0 to 0)	0 (0 to 0)	0 (0 to 0)	0 (0 to 0)	0 (0 to 0)	0 (0 to 0)	0 (0 to 0)	0 (0 to 0)	0 (0 to 0)	0 (0 to 0)	0 (0 to 0)	0 (0 to 0)	0 (0 to 0)	0 (0 to 0)	0 (0 to 0)	0
Intestinal nematode infections	0 (0 to 0)	0 (0 to 0)	0 (0 to 0)	0 (0 to 0)	0 (0 to 0)	0 (0 to 0)	0 (0 to 0)	0 (0 to 0)	0 (0 to 0)	0 (0 to 0)	0 (0 to 0)	0 (0 to 0)	0 (0 to 0)	0 (0 to 0)	0 (0 to 0)	0 (0 to 0)	0 (0 to 0)	0 (0 to 0)	0 (0 to 0)	0 (0 to 0)	0 (0 to 0)	0 (0 to 0)	0 (0 to 0)	0
Ascariasis	0 (0 to 0)	0 (0 to 0)	0 (0 to 0)	0 (0 to 0)	0 (0 to 0)	0 (0 to 0)	0 (0 to 0)	0 (0 to 0)	0 (0 to 0)	0 (0 to 0)	0 (0 to 0)	0 (0 to 0)	0 (0 to 0)	0 (0 to 0)	0 (0 to 0)	0 (0 to 0)	0 (0 to 0)	0 (0 to 0)	0 (0 to 0)	0 (0 to 0)	0 (0 to 0)	0 (0 to 0)	0 (0 to 0)	0
Trichuriasis	0 (0 to 0)	0 (0 to 0)	0 (0 to 0)	0 (0 to 0)	0 (0 to 0)	0 (0 to 0)	0 (0 to 0)	0 (0 to 0)	0 (0 to 0)	0 (0 to 0)	0 (0 to 0)	0 (0 to 0)	0 (0 to 0)	0 (0 to 0)	0 (0 to 0)	0 (0 to 0)	0 (0 to 0)	0 (0 to 0)	0 (0 to 0)	0 (0 to 0)	0 (0 to 0)	0 (0 to 0)	0 (0 to 0)	0
Hookworm disease	0 (0 to 0)	0 (0 to 0)	0 (0 to 0)	0 (0 to 0)	0 (0 to 0)	0 (0 to 0)	0 (0 to 0)	0 (0 to 0)	0 (0 to 0)	0 (0 to 0)	0 (0 to 0)	0 (0 to 0)	0 (0 to 0)	0 (0 to 0)	0 (0 to 0)	0 (0 to 0)	0 (0 to 0)	0 (0 to 0)	0 (0 to 0)	0 (0 to 0)	0 (0 to 0)	0 (0 to 0)	0 (0 to 0)	0
Food-borne trematodiases	0 (0 to 0)	0 (0 to 0)	0 (0 to 0)	0 (0 to 0)	0 (0 to 0)	0 (0 to 0



Sex Table 2c, Taiwan (Province of China) DALYs by cause and age group for both sexes with 95% uncertainty intervals, 2019

Cause	Early Neonatal	Late Neonatal	Post Neonatal	1 to 4	5 to 9	10 to 14	15 to 19	20 to 24	25 to 29	30 to 34	35 to 39	40 to 44	45 to 49	50 to 54	55 to 59	60 to 64	65 to 69	70 to 74	75 to 79	80 to 84	85 to 89	90 to 94	95 plus	Total
All causes	37,650 (32,520 to 43,560)	6,260 (5,760 to 7,120)	24,450 (20,350 to 29,630)	23,300 (21,190 to 25,600)	39,660 (36,470 to 43,360)	51,630 (47,190 to 56,600)	97,900 (89,150 to 106,970)	145,000 (131,600 to 157,200)	179,000 (162,000 to 219,000)	214,000 (170,000 to 299,000)	247,000 (200,000 to 367,000)	321,000 (260,000 to 497,000)	424,000 (344,000 to 704,000)	529,000 (429,000 to 1,000,000)	625,000 (504,000 to 1,200,000)	675,000 (544,000 to 1,300,000)	677,000 (550,000 to 1,300,000)	612,000 (497,000 to 1,200,000)	522,000 (424,000 to 1,000,000)	460,000 (373,000 to 880,000)	424,000 (344,000 to 810,000)	396,000 (321,000 to 757,000)	158,000 (128,000 to 303,000)	62,600 (50,700 to 120,000)	6,410,000
Communicable, maternal, neonatal, and nutritional diseases	21,600 (17,500 to 26,000)	3,150 (2,720 to 3,600)	6,740 (5,210 to 8,600)	6,210 (5,000 to 7,660)	7,960 (6,350 to 9,980)	6,960 (5,500 to 8,810)	9,610 (7,610 to 12,200)	10,700 (8,450 to 13,600)	11,700 (9,250 to 14,900)	11,700 (9,250 to 14,900)	11,600 (9,170 to 14,800)	11,600 (9,170 to 14,800)	12,000 (9,500 to 15,200)	19,800 (15,700 to 25,200)	19,800 (15,700 to 25,200)	20,200 (16,000 to 25,700)	21,700 (17,200 to 27,600)	22,000 (17,400 to 28,000)	22,600 (17,900 to 28,800)	22,400 (17,700 to 28,500)	22,400 (17,700 to 28,500)	17,600 (13,900 to 22,400)	9,620 (7,610 to 12,300)	389,000
HIV/AIDS and sexually transmitted infections	2.3 (1.6 to 3.9)	2.7 (1.9 to 4.5)	60 (42 to 83)	43 (32 to 56)	29 (21 to 37)	26 (19 to 33)	23.4 (16.7 to 32)	1,600 (1,200 to 2,100)	1,800 (1,400 to 2,400)	1,900 (1,400 to 2,600)	2,000 (1,500 to 2,700)	2,000 (1,500 to 2,700)	2,200 (1,600 to 3,000)	1,700 (1,200 to 2,300)	1,100 (790 to 1,500)	1,000 (720 to 1,400)	1,000 (720 to 1,400)	1,000 (720 to 1,400)	1,000 (720 to 1,400)	1,000 (720 to 1,400)	1,000 (720 to 1,400)	1,000 (720 to 1,400)	1,000 (720 to 1,400)	1,000 (720 to 1,400)	42
HIV/AIDS	0 (0 to 0)	0 (0 to 0)	60 (42 to 83)	43 (32 to 56)	29 (21 to 37)	26 (19 to 33)	23.4 (16.7 to 32)	1,600 (1,200 to 2,100)	1,800 (1,400 to 2,400)	1,900 (1,400 to 2,600)	2,000 (1,500 to 2,700)	2,000 (1,500 to 2,700)	2,200 (1,600 to 3,000)	1,700 (1,200 to 2,300)	1,100 (790 to 1,500)	1,000 (720 to 1,400)	1,000 (720 to 1,400)	1,000 (720 to 1,400)	1,000 (720 to 1,400)	1,000 (720 to 1,400)	1,000 (720 to 1,400)	1,000 (720 to 1,400)	1,000 (720 to 1,400)	1,000 (720 to 1,400)	42
HIV/AIDS - Drug-susceptible Tuberculosis	0 (0 to 0)	0 (0 to 0)	0.2 (0.1 to 0.4)	0.2 (0.1 to 0.4)	0.1 (0.1 to 0.2)	0.1 (0 to 0.2)	0.1 (0 to 0.2)	0.1 (0 to 0.2)	0.1 (0 to 0.2)	0.1 (0 to 0.2)	0.1 (0 to 0.2)	0.1 (0 to 0.2)	0.1 (0 to 0.2)	0.1 (0 to 0.2)	0.1 (0 to 0.2)	0.1 (0 to 0.2)	0.1 (0 to 0.2)	0.1 (0 to 0.2)	0.1 (0 to 0.2)	0.1 (0 to 0.2)	0.1 (0 to 0.2)	0.1 (0 to 0.2)	0.1 (0 to 0.2)	0.1 (0 to 0.2)	1.2
HIV/AIDS - Multidrug resistant Tuberculosis without extensive drug resistance	0 (0 to 0)	0 (0 to 0)	0.5 (0.4 to 0.7)	0.5 (0.4 to 0.7)	0.2 (0.1 to 0.3)	0.2 (0.1 to 0.3)	0.4 (0.3 to 0.5)	2.3 (1.8 to 3.0)	0.6 (0.5 to 0.8)	0.7 (0.5 to 0.9)	1.1 (0.8 to 1.4)	0.4 (0.3 to 0.5)	0.5 (0.4 to 0.7)	0.4 (0.3 to 0.5)	0.3 (0.2 to 0.4)	0.2 (0.2 to 0.3)	0.2 (0.2 to 0.3)	0.2 (0.2 to 0.3)	0.1 (0.1 to 0.2)	0.1 (0.1 to 0.2)	0.1 (0.1 to 0.2)	0.1 (0.1 to 0.2)	0.1 (0.1 to 0.2)	0.1 (0.1 to 0.2)	66.1
HIV/AIDS - Extensively drug-resistant Tuberculosis	0 (0 to 0)	0 (0 to 0)	0 (0 to 0.1)	0 (0 to 0.2)	0 (0 to 0.1)	0 (0 to 0.1)	0 (0 to 0.2)	0.1 (0 to 0.3)	0.1 (0 to 0.4)	0.1 (0 to 0.4)	0.2 (0 to 0.6)	0.2 (0 to 0.6)	0.1 (0 to 0.5)	0.1 (0 to 0.4)	0.1 (0 to 0.3)	0.1 (0 to 0.3)	0 (0 to 0.2)	0 (0 to 0.1)	0 (0 to 0.1)	0 (0 to 0.1)	0 (0 to 0.1)	0 (0 to 0)	0 (0 to 0)	0 (0 to 0)	0 (0 to 0)	12.1
HIV/AIDS resulting in other diseases	0 (0 to 0)	0 (0 to 0)	0 (0 to 0)	0 (0 to 0)	0 (0 to 0)	0 (0 to 0)	0 (0 to 0)	0 (0 to 0)	0 (0 to 0)	0 (0 to 0)	0 (0 to 0)	0 (0 to 0)	0 (0 to 0)	0 (0 to 0)	0 (0 to 0)	0 (0 to 0)	0 (0 to 0)	0 (0 to 0)	0 (0 to 0)	0 (0 to 0)	0 (0 to 0)	0 (0 to 0)	0 (0 to 0)	0 (0 to 0)	0 (0 to 0)	1.2
Sexually transmitted infections, excluding HIV	0.4 (0.3 to 0.6)	0.6 (0.5 to 0.8)	1.5 (1.1 to 2.1)	0.9 (0.6 to 1.3)	0.6 (0.4 to 0.8)	0.5 (0.4 to 0.7)	0.5 (0.4 to 0.7)	0.5 (0.4 to 0.7)	0.5 (0.4 to 0.7)	0.5 (0.4 to 0.7)	0.5 (0.4 to 0.7)	0.5 (0.4 to 0.7)	0.5 (0.4 to 0.7)	0.5 (0.4 to 0.7)	0.5 (0.4 to 0.7)	0.5 (0.4 to 0.7)	0.5 (0.4 to 0.7)	0.5 (0.4 to 0.7)	0.5 (0.4 to 0.7)	0.5 (0.4 to 0.7)	0.5 (0.4 to 0.7)	0.5 (0.4 to 0.7)	0.5 (0.4 to 0.7)	0.5 (0.4 to 0.7)	318
Syphilis	0 (0 to 0)	0 (0 to 0)	0 (0 to 0)	0 (0 to 0)	0 (0 to 0)	0 (0 to 0)	0 (0 to 0)	0 (0 to 0)	0 (0 to 0)	0 (0 to 0)	0 (0 to 0)	0 (0 to 0)	0 (0 to 0)	0 (0 to 0)	0 (0 to 0)	0 (0 to 0)	0 (0 to 0)	0 (0 to 0)	0 (0 to 0)	0 (0 to 0)	0 (0 to 0)	0 (0 to 0)	0 (0 to 0)	0 (0 to 0)	0 (0 to 0)	0
Chlamydial infection	0 (0 to 0)	0 (0 to 0)	0 (0 to 0)	0 (0 to 0)	0 (0 to 0)	0 (0 to 0)	0.7 (0.5 to 1.0)	0.8 (0.6 to 1.1)	0.7 (0.5 to 1.0)	0.6 (0.4 to 0.8)	0.5 (0.4 to 0.7)	0.5 (0.4 to 0.7)	0.5 (0.4 to 0.7)	0.5 (0.4 to 0.7)	0.5 (0.4 to 0.7)	0.5 (0.4 to 0.7)	0.5 (0.4 to 0.7)	0.5 (0.4 to 0.7)	0.5 (0.4 to 0.7)	0.5 (0.4 to 0.7)	0.5 (0.4 to 0.7)	0.5 (0.4 to 0.7)	0.5 (0.4 to 0.7)	0.5 (0.4 to 0.7)	433
Gonococcal infection	0 (0 to 0)	0 (0 to 0)	0 (0 to 0)	0 (0 to 0)	0 (0 to 0)	0 (0 to 0)	0.1 (0 to 0.2)	0.1 (0 to 0.2)	0.1 (0 to 0.2)	0.1 (0 to 0.2)	0.1 (0 to 0.2)	0.1 (0 to 0.2)	0.1 (0 to 0.2)	0.1 (0 to 0.2)	0.1 (0 to 0.2)	0.1 (0 to 0.2)	0.1 (0 to 0.2)	0.1 (0 to 0.2)	0.1 (0 to 0.2)	0.1 (0 to 0.2)	0.1 (0 to 0.2)	0.1 (0 to 0.2)	0.1 (0 to 0.2)	0.1 (0 to 0.2)	0.1 (0 to 0.2)	222
Trichomoniasis	0 (0 to 0)	0 (0 to 0)	0 (0 to 0)	0 (0 to 0)	0 (0 to 0)	0 (0 to 0)	0 (0 to 0)	0 (0 to 0)	0 (0 to 0)	0 (0 to 0)	0 (0 to 0)	0 (0 to 0)	0 (0 to 0)	0 (0 to 0)	0 (0 to 0)	0 (0 to 0)	0 (0 to 0)	0 (0 to 0)	0 (0 to 0)	0 (0 to 0)	0 (0 to 0)	0 (0 to 0)	0 (0 to 0)	0 (0 to 0)	0 (0 to 0)	0
Genital herpes	0 (0 to 0)	0 (0 to 0)	0 (0 to 0)	0 (0 to 0)	0 (0 to 0)	0 (0 to 0)	0 (0 to 0)	0 (0 to 0)	0 (0 to 0)	0 (0 to 0)	0 (0 to 0)	0 (0 to 0)	0 (0 to 0)	0 (0 to 0)	0 (0 to 0)	0 (0 to 0)	0 (0 to 0)	0 (0 to 0)	0 (0 to 0)	0 (0 to 0)	0 (0 to 0)	0 (0 to 0)	0 (0 to 0)	0 (0 to 0)	0 (0 to 0)	0
Other sexually transmitted infections	0 (0 to 0)	0 (0 to 0)	1.4 (0.9 to 2.0)	0.8 (0.5 to 1.2)	0.5 (0.4 to 0.7)	0.4 (0.3 to 0.6)	0.4 (0.3 to 0.6)	0.4 (0.3 to 0.6)	0.4 (0.3 to 0.6)	0.4 (0.3 to 0.6)	0.4 (0.3 to 0.6)	0.4 (0.3 to 0.6)	0.4 (0.3 to 0.6)	0.4 (0.3 to 0.6)	0.4 (0.3 to 0.6)	0.4 (0.3 to 0.6)	0.4 (0.3 to 0.6)	0.4 (0.3 to 0.6)	0.4 (0.3 to 0.6)	0.4 (0.3 to 0.6)	0.4 (0.3 to 0.6)	0.4 (0.3 to 0.6)	0.4 (0.3 to 0.6)	0.4 (0.3 to 0.6)	1.3
HIV/AIDS resulting in other diseases	0 (0 to 0)	0 (0 to 0)	0 (0 to 0)	0 (0 to 0)	0 (0 to 0)	0 (0 to 0)	0 (0 to 0)	0 (0 to 0)	0 (0 to 0)	0 (0 to 0)	0 (0 to 0)	0 (0 to 0)	0 (0 to 0)	0 (0 to 0)	0 (0 to 0)	0 (0 to 0)	0 (0 to 0)	0 (0 to 0)	0 (0 to 0)	0 (0 to 0)	0 (0 to 0)	0 (0 to 0)	0 (0 to 0)	0 (0 to 0)	0 (0 to 0)	1.2
Respiratory infections and tuberculosis	21 (18 to 32)	220 (170 to 280)	1,960 (1,520 to 2,600)	2,020 (1,720 to 2,350)	1,540 (1,290 to 1,790)	1,270 (1,070 to 1,480)	1,770 (1,510 to 2,060)	2,560 (2,180 to 2,980)	2,660 (2,260 to 3,090)	3,260 (2,770 to 3,790)	4,270 (3,630 to 4,950)	6,270 (5,330 to 7,280)	7,510 (6,390 to 8,720)	9,030 (7,690 to 10,500)	12,200 (10,400 to 14,200)	14,700 (12,500 to 17,000)	19,200 (16,400 to 22,300)	22,200 (18,900 to 25,800)	24,800 (21,100 to 28,800)	26,200 (22,300 to 30,400)	15,200 (12,900 to 17,600)	6,230 (5,300 to 7,230)	221,000
Tuberculosis	0 (0 to 0)	0 (0 to 0)	39.1 (27.7 to 54.1)	136 (97 to 188)	120 (86 to 166)	90.4 (64 to 125)	129 (92 to 178)	170 (121 to 235)	165 (118 to 228)	163 (116 to 225)	161 (115 to 222)	168 (120 to 232)	189 (135 to 261)	1,000 (714 to 1,400)	1,000 (714 to 1,400)	1,100 (786 to 1,500)	1,400 (1,000 to 1,900)	2,000 (1,400 to 2,700)	2,000 (1,400 to 2,700)	2,000 (1,400 to 2,700)	2,000 (1,400 to 2,700)	1,400 (1,000 to 1,900)	900 (643 to 1,200)	377 (269 to 511)	22,900
Latent tuberculosis infection	0 (0 to 0)	0 (0 to 0)	0 (0 to 0)	0 (0 to 0)	0 (0 to 0)	0 (0 to 0)	0 (0 to 0)	0 (0 to 0)	0 (0 to 0)	0 (0 to 0)	0 (0 to 0)	0 (0 to 0)	0 (0 to 0)	0 (0 to 0)	0 (0 to 0)	0 (0 to 0)	0 (0 to 0)	0 (0 to 0)	0 (0 to 0)	0 (0 to 0)	0 (0 to 0)	0 (0 to 0)	0 (0 to 0)	0 (0 to 0)	0 (0 to 0)	0
Drug-susceptible tuberculosis	0 (0 to 0)	0 (0 to 0)	39.1 (27.7 to 54.1)	136 (97 to 188)	120 (86 to 166)	90.4 (64 to 125)	129 (92 to 178)	170 (121 to 235)	165 (118 to 228)	163 (116 to 225)	161 (115 to 222)	168 (120 to 232)	189 (135 to 261)	1,000 (714 to 1,400)	1,000 (714 to 1,400)	1,100 (786 to 1,500)	1,400 (1,000 to 1,900)	2,000 (1,400 to 2,700)	2,000 (1,400 to 2,700)	2,000 (1,400 to 2,700)	2,000 (1,400 to 2,700)	1,400 (1,000 to 1,900)	900 (643 to 1,200)	377 (269 to 511)	22,900
Multidrug-resistant tuberculosis without extensive drug resistance	0 (0 to 0)	0 (0 to 0)	0 (0 to 0.1)	0 (0 to 0)	0 (0 to 0)	0 (0 to 0)	0 (0 to 0)	0 (0 to 0)	0 (0 to 0)	0 (0 to 0)	0 (0 to 0)	0 (0 to 0)	0 (0 to 0)	0 (0 to 0)	0 (0 to 0)	0 (0 to 0)	0 (0 to 0)	0 (0 to 0)	0 (0 to 0)	0 (0 to 0)	0 (0 to 0)	0 (0 to 0)	0 (0 to 0)	0 (0 to 0)	0 (0 to 0)	0
Extensively drug-resistant tuberculosis	0 (0 to 0)	0 (0 to 0)	0 (0 to 0)	0 (0 to 0)	0 (0 to 0)	0 (0 to 0)	0 (0 to 0)	0 (0 to 0)	0 (0 to 0)	0 (0 to 0)	0 (0 to 0)	0 (0 to 0)	0 (0 to 0)	0 (0 to 0)	0 (0 to 0)	0 (0 to 0)	0 (0 to 0)	0 (0 to 0)	0 (0 to 0)	0 (0 to 0)	0 (0 to 0)	0 (0 to 0)	0 (0 to 0)	0 (0 to 0)	0 (0 to 0)	0
Lower respiratory infections	1,500 (1,100 to 2,100)	7,700 (5,600 to 10,600)	1,040 (760 to 1,430)	1,660 (1,410 to 1,960)	1,200 (1,000 to 1,400)	1,000 (850 to 1,180)	1,400 (1,200 to 1,700)	2,200 (1,900 to 2,600)	2,300 (1,900 to 2,700)	2,800 (2,300 to 3,300)	3,700 (3,100 to 4,300)	5,500 (4,600 to 6,400)	6,600 (5,500 to 7,700)	8,000 (6,700 to 9,300)	11,000 (9,200 to 12,800)	13,000 (10,900 to 15,200)	17,000 (14,400 to 19,900)	20,000 (16,900 to 23,400)	22,000 (18,600 to 25,700)	23,000 (19,500 to 27,000)	24,000 (20,300 to 28,100)	14,000 (11,900 to 16,400)	5,600 (4,800 to 6,600)	197,000
Upper respiratory infections	21 (1 to 2.7)	220 (8.3 to 18.7)	1,960 (85 to 262)	2,020 (399 to 1,190)	1,540 (436 to 1,240)	1,270 (391 to 1,050)	1,770 (422 to 1,490)	2,560 (526 to 1,740)	2,660 (462 to 1,630)	3,260 (619 to 1,990)	4,270 (1,060 to 2,600)	6,270 (1,970 to 3,600)	7,510 (2,660 to 4,500)	9,030 (3,980 to 5,900)	12,200 (5,970 to 8,450)	14,700 (7,740 to 10,700)	19,200 (10,200 to 14,000)	22,200 (12,200 to 16,500)	24,800 (14,000 to 18,900)	26,200 (15,200 to 20,000)	15,200 (9,760 to 12,000)	6,230 (4,180 to 8,230)	221,000
Otitis media	0 (0 to 0)	0 (0 to 0)	0 (0 to 0)	0 (0 to 0)	0 (0 to 0)	0 (0 to 0)	0 (0 to 0)	0 (0 to 0)	0 (0 to 0)	0 (0 to 0)	0 (0 to 0)	0 (0 to 0)	0 (0 to 0)	0 (0 to 0)	0 (0 to 0)	0 (0 to 0)	0 (0 to 0)	0 (0 to 0)	0 (0 to 0)	0 (0 to 0)	0 (0 to 0)	0 (0 to 0)	0 (0 to 0)	0 (0 to 0)	0
Enteric infections	1,110 (1.2 to 34.6)	74 (0.1 to 1.1)	870 (666 to 1,140)	2,260 (1,920 to 2,650)	1,450 (1,220 to 1,700)	695 (527 to 1,360)	1,160 (1,000 to 1,340)	1,210 (1,040 to 1,410)	1,210 (1,040 to 1,410)	1,210 (1,040 to 1,410)	1,210 (1,040 to 1,410)	1,210 (1,040 to 1,410)	1,210 (1,040 to 1,410)	1,210 (1,040 to 1,410)	1,210 (1,040 to 1,410)	1,210 (1,040 to 1,410)	1,210 (1,040 to 1,410)	1,210 (1,040 to 1,410)	1,210 (1,040 to 1,410)	1,210 (1,040 to 1,410)	1,210 (1,040 to 1,410)	1,210 (1,040 to 1,410)	1,210 (1,040 to 1,410)	1,210 (1,040 to 1,410)	31,200
Diarrheal diseases	19.6 (12.2 to 29.5)	80.8 (50.5 to 126.0)	779 (477 to 1,260)	1,850 (1,130 to 2,990)	1,130 (690 to 1,830)	640 (390 to 1,030)	644 (393 to 1,040)	729 (445 to 1,180)	643 (392 to 1,040)	588 (359 to 951)	1,210 (739 to 1,960)	988 (603 to 1,600)	1,290 (787 to 2,090)	1,290 (787 to 2,090)	1,210 (738 to 1,960)	1,270 (774 to 2,060)	1,690 (1,030 to 2,730)	2,190 (1,340 to 3,540)	2,240 (1,370 to 3,630)	2,230 (1,360 to 3,610)	2,210 (1,350 to 3,580)	1,490 (909 to 2,410)	751 (458 to 1,220)	309 (189 to 500)	29,000
Typhoid and paratyphoid	0 (0 to 0)	0 (0 to 0.4)	0.3 (0.1 to 0.8)	0.2 (0 to 0.6)	0.1 (0 to 0.4)	0.1 (0 to 0.3)	0.1 (0 to 0.3)	0.1 (0 to 0.3)	0.1 (0 to 0.3)	0.1 (0 to 0.3)	0.1 (0 to 0.3)	0.1 (0 to 0.3)	0.1 (0 to 0.3)	0.1 (0 to 0.3)	0.1 (0 to 0.3)	0.1 (0 to 0.3)	0.1 (0 to 0.3)	0.1 (0 to 0.3)	0.1 (0 to 0.3)	0.1 (0 to 0.3)	0.1 (0 to 0.3)	0.1 (0 to 0.3)	0.1 (0 to 0.3)	0.1 (0 to 0.3)	321
Paratyphoid fever	0 (0 to 0)	0 (0 to 0)	0 (0 to 0)	0 (0 to 0)	0 (0 to 0)	0 (0 to 0)	0 (0 to 0)	0 (0 to 0)	0 (0 to 0)	0 (0 to 0)	0 (0 to 0)	0 (0 to 0)	0 (0 to 0)	0 (0 to 0)	0 (0 to 0)	0 (0 to 0)	0 (0 to 0)	0 (0 to 0)	0 (0 to 0)	0 (0 to 0)	0 (0 to 0)	0 (0 to 0)	0 (0 to 0)	0 (0 to 0)	0 (0 to 0)	0
Typhoid fever	0 (0 to 0)	0 (0 to 0.4)	0.3 (0.1 to 0.8)	0.2 (0 to 0.6)	0.1 (0 to 0.4)	0.1 (0 to 0.3)	0.1 (0 to 0.3)	0.1 (0 to 0.3)	0.1 (0 to 0.3)	0.1 (0 to 0.3)	0.1 (0 to 0.3)	0.1 (0 to 0.3)	0.1 (0 to 0.3)	0.1 (0 to 0.3)	0.1 (0 to 0.3)	0.1 (0 to 0.3)	0.1 (0 to 0.3)	0.1 (0 to 0.3)	0.1 (0 to 0.3)	0.1 (0 to 0.3)	0.1 (0 to 0.3)	0.1 (0 to 0.3)	0.1 (0 to 0.3)	0.1 (0 to 0.3)	321
Paratyphoid fever	0 (0 to 0)	0 (0 to 0)	0 (0 to 0)	0 (0 to 0)	0 (0 to 0)	0 (0 to 0)	0 (0 to 0)	0 (0 to 0)	0 (0 to 0)	0 (0 to 0)	0 (0 to 0)	0 (0 to 0)	0 (0 to 0)	0 (0 to 0)	0 (0 to 0)	0 (0 to 0)	0 (0 to 0)	0 (0 to 0)	0 (0 to 0)	0 (0 to 0)	0 (0 to 0)	0 (0 to 0)	0 (0 to 0)	0 (0 to 0)	0 (0 to 0)	0
Invasive Non-typhoidal Salmonella (iNTS)	0 (0 to 0)	0 (0 to 0.6)	0.3 (0.1 to 0.8)	0.2 (0 to 0.6)	0.1 (0 to 0.4)	0.1 (0 to 0.3)	0.1 (0 to 0.3)	0.1 (0 to 0.3)	0.1 (0 to 0.3)	0.1 (0 to 0.3)	0.1 (0 to 0.3)	0.1 (0 to 0.3)	0.1 (0 to 0.3)	0.1 (0 to 0.3)	0.1 (0 to 0.3)	0.1 (0 to 0.3)	0.1 (0 to 0.3)	0.1 (0 to 0.3)	0.1 (0 to 0.3)	0.1 (0 to 0.3)	0.1 (0 to 0.3)	0.1 (0 to 0.3)	0.1 (0 to 0.3)	0.1 (0 to 0.3



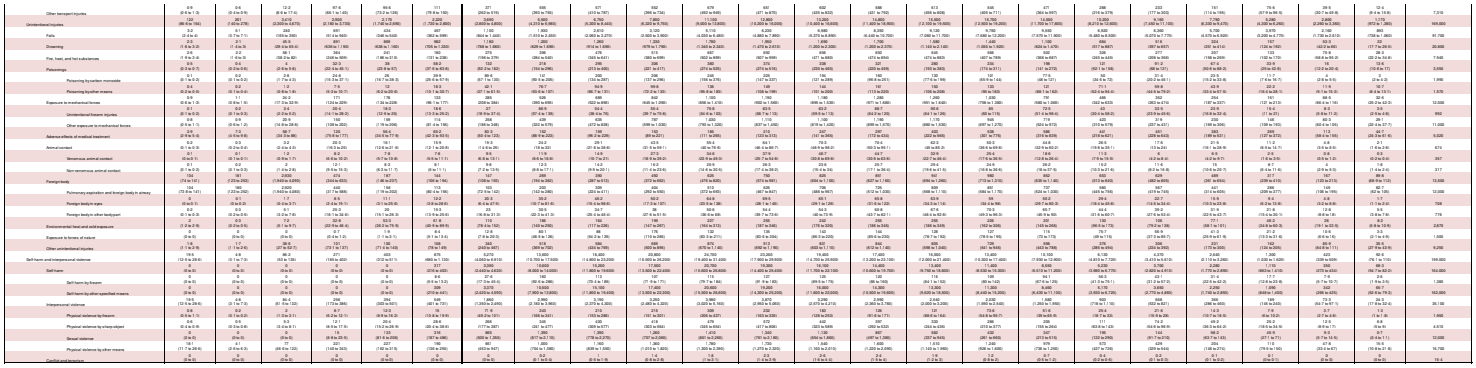



Cause | Both Neonatal | Late Neonatal | Post Neonatal | 1 to 4 | 5 to 9 | 10 to 14 | 15 to 19 | 20 to 24 | 25 to 29 | 30 to 34 | 35 to 39 | 40 to 44 | 45 to 49 | 50 to 54 | 55 to 59 | 60 to 64 | 65 to 69 | 70 to 74 | 75 to 79 | 80 to 84 | 85 to 89 | 90 to 94 | 95 plus | Total
All Causes | 2222000 (2222000 to 2222000) | 1110000 (1110000 to 1110000) | 1110000 (1110000 to 1110000) | 1110000 (1110000 to 1110



SR Table 2c. Norfolk DALYS by cause and age group for both sexes with 95% uncertainty intervals, 2019

Cause	Rank Neonatal	Late Neonatal	Post Neonatal	1 to 4	5 to 9	10 to 14	15 to 19	20 to 24	25 to 29	30 to 34	35 to 39	40 to 44	45 to 49	50 to 54	55 to 59	60 to 64	65 to 69	70 to 74	75 to 79	80 to 84	85 to 89	90 to 94	95 plus	Total
All causes	1,070 (1,040 to 1,099)	291 (283 to 300)	1,070 (1,040 to 1,099)	1,338 (1,315 to 1,358)	880 (1,400 to 2,000)	2,668 (2,190 to 3,000)	4,460 (3,470 to 5,660)	6,000 (5,060 to 6,720)	6,090 (5,060 to 6,720)	6,190 (5,060 to 6,720)	6,770 (5,670 to 7,720)	10,100 (8,190 to 12,000)	13,900 (11,190 to 16,600)	21,100 (16,300 to 25,400)	29,500 (22,900 to 35,400)	31,400 (24,300 to 37,600)	33,400 (25,200 to 40,000)	34,400 (26,700 to 40,900)	35,700 (27,200 to 42,000)	35,600 (26,700 to 42,000)	35,700 (27,700 to 42,000)	14,900 (13,600 to 16,000)	4,980 (4,160 to 5,790)	262,000
Communicable, maternal, neonatal, and nutritional diseases	991 (773 to 1,210)	203 (156 to 257)	351 (256 to 459)	326 (232 to 433)	239 (153 to 337)	269 (164 to 395)	292 (162 to 457)	266 (133 to 431)	263 (132 to 430)	275 (132 to 446)	272 (129 to 479)	272 (129 to 479)	431 (228 to 679)	604 (388 to 868)	917 (632 to 1,240)	922 (632 to 1,240)	999 (672 to 1,377)	868 (681 to 1,120)	1,020 (783 to 1,300)	1,390 (1,070 to 1,750)	1,810 (1,270 to 2,410)	1,390 (1,020 to 1,710)	678 (384 to 987)	13,900
HIV/AIDS and sexually transmitted infections	30.6 (6.7 to 67.6)	9.1 (2.5 to 22.4)	14.7 (3.2 to 39.5)	1.6 (1.2 to 2.1)	1.1 (0.9 to 1.4)	1.1 (0.9 to 1.3)	0.9 (0.7 to 1.2)	7.6 (5.9 to 9.7)	18.7 (12.1 to 28.9)	29.1 (21.9 to 38.7)	34.8 (26.2 to 46.2)	33.9 (26.0 to 47.2)	33.9 (26.6 to 44.9)	28.9 (20.1 to 39.3)	21.4 (14.3 to 29.7)	17.6 (12.4 to 23.7)	17.4 (11.7 to 24.3)	12 (8.4 to 16.8)	8.4 (6.0 to 11.6)	3.3 (2.1 to 5.1)	2.2 (1.5 to 3.2)	0.6 (0.3 to 0.9)	329
HIV/AIDS	0 (0 to 0)	0 (0 to 0)	1.7 (1.6 to 1.8)	1.1 (1 to 1.3)	0.8 (0.6 to 0.9)	0.7 (0.5 to 0.8)	1.3 (1.1 to 1.5)	6.4 (5.2 to 8.2)	16.6 (7.3 to 32.8)	18.7 (8.2 to 37.1)	23.3 (10.2 to 46)	23.2 (10.1 to 45.9)	23.2 (10.1 to 45.9)	22.6 (9.9 to 44.8)	19.4 (8.5 to 38.4)	13.9 (6.1 to 27.5)	13.4 (5.9 to 26.5)	7.5 (3.1 to 15)	2.9 (1.2 to 5.8)	0.4 (0.2 to 0.8)	0.2 (0.1 to 0.4)	0.1 (0 to 0.2)	183
HIV/AIDS - Drug-susceptible Tuberculosis	0 (0 to 0)	0 (0 to 0)	0.2 (0 to 0.5)	0.2 (0 to 0.5)	0.2 (0 to 0.5)	0.2 (0 to 0.5)	0.2 (0 to 0.5)	0.6 (0.2 to 1.7)	0.6 (0.2 to 1.7)	0.6 (0.2 to 1.7)	0.6 (0.2 to 1.7)	0.6 (0.2 to 1.7)	0.6 (0.2 to 1.7)	0.6 (0.2 to 1.7)	0.5 (0.2 to 1.4)	0.4 (0.1 to 1.1)	0.3 (0.1 to 0.9)	0.2 (0.1 to 0.6)	0.1 (0 to 0.4)	0 (0 to 0.2)	0 (0 to 0.1)	0 (0 to 0.1)	16.6
HIV/AIDS - Multidrug-resistant Tuberculosis without extensive	0 (0 to 0)	0 (0 to 0)	0 (0 to 0)	0 (0 to 0)	0 (0 to 0)	0 (0 to 0)	0 (0 to 0)	0 (0 to 0.1)	0 (0 to 0.1)	0 (0 to 0.1)	0 (0 to 0.1)	0 (0 to 0.1)	0 (0 to 0.1)	0 (0 to 0.1)	0 (0 to 0.1)	0 (0 to 0.1)	0 (0 to 0.1)	0 (0 to 0.1)	0 (0 to 0.1)	0 (0 to 0.1)	0 (0 to 0.1)	0 (0 to 0.1)	0 (0 to 0)	0.4
HIV/AIDS - Extensively drug-resistant Tuberculous	0 (0 to 0)	0 (0 to 0)	0 (0 to 0)	0 (0 to 0)	0 (0 to 0)	0 (0 to 0)	0 (0 to 0)	0 (0 to 0)	0 (0 to 0)	0 (0 to 0)	0 (0 to 0)	0 (0 to 0)	0 (0 to 0)	0 (0 to 0)	0 (0 to 0)	0 (0 to 0)	0 (0 to 0)	0 (0 to 0)	0 (0 to 0)	0 (0 to 0)	0 (0 to 0)	0 (0 to 0)	0 (0 to 0)	0.1
HIV/AIDS resulting in other diseases	30.6 (6.7 to 67.6)	9.1 (2.5 to 22.4)	12 (1.3 to 31.7)	0.2 (0 to 0.8)	0.1 (0 to 0.5)	0.2 (0 to 0.6)	0.1 (0 to 0.4)	0.8 (0.2 to 2.6)	1.5 (0.4 to 4.8)	10.4 (2.9 to 33.3)	11.5 (3.2 to 36.8)	10.7 (2.9 to 34.3)	10.7 (2.9 to 34.3)	6.3 (1.7 to 20.2)	1.9 (0.5 to 6.1)	3.7 (1 to 11.9)	3.9 (1.1 to 12.5)	4.9 (1.3 to 15.7)	5.5 (1.5 to 17.6)	2.9 (0.8 to 9.3)	1.8 (0.5 to 5.8)	0.5 (0.1 to 1.7)	146
Sexually transmitted infections excluding HIV	0 (0 to 0)	0 (0 to 0)	0 (0 to 0)	0 (0 to 0)	0 (0 to 0)	0 (0 to 0)	0 (0 to 0)	0 (0 to 0)	0 (0 to 0)	0 (0 to 0)	0 (0 to 0)	0 (0 to 0)	0 (0 to 0)	0 (0 to 0)	0 (0 to 0)	0 (0 to 0)	0 (0 to 0)	0 (0 to 0)	0 (0 to 0)	0 (0 to 0)	0 (0 to 0)	0 (0 to 0)	0 (0 to 0)	0
Syphilis	30.6 (6.7 to 67.6)	9.1 (2.5 to 22.4)	12 (1.3 to 31.7)	0.2 (0 to 0.8)	0.1 (0 to 0.5)	0.2 (0 to 0.6)	0.1 (0 to 0.4)	0.8 (0.2 to 2.6)	1.5 (0.4 to 4.8)	10.4 (2.9 to 33.3)	11.5 (3.2 to 36.8)	10.7 (2.9 to 34.3)	10.7 (2.9 to 34.3)	6.3 (1.7 to 20.2)	1.9 (0.5 to 6.1)	3.7 (1 to 11.9)	3.9 (1.1 to 12.5)	4.9 (1.3 to 15.7)	5.5 (1.5 to 17.6)	2.9 (0.8 to 9.3)	1.8 (0.5 to 5.8)	0.5 (0.1 to 1.7)	146
Chlamydial infection	0 (0 to 0)	0 (0 to 0)	0 (0 to 0)	0 (0 to 0)	0 (0 to 0)	0 (0 to 0)	0 (0 to 0)	0 (0 to 0)	0 (0 to 0)	0 (0 to 0)	0 (0 to 0)	0 (0 to 0)	0 (0 to 0)	0 (0 to 0)	0 (0 to 0)	0 (0 to 0)	0 (0 to 0)	0 (0 to 0)	0 (0 to 0)	0 (0 to 0)	0 (0 to 0)	0 (0 to 0)	0 (0 to 0)	0
Gonococcal infection	0 (0 to 0)	0 (0 to 0)	0 (0 to 0)	0 (0 to 0)	0 (0 to 0)	0 (0 to 0)	0 (0 to 0)	0 (0 to 0)	0 (0 to 0)	0 (0 to 0)	0 (0 to 0)	0 (0 to 0)	0 (0 to 0)	0 (0 to 0)	0 (0 to 0)	0 (0 to 0)	0 (0 to 0)	0 (0 to 0)	0 (0 to 0)	0 (0 to 0)	0 (0 to 0)	0 (0 to 0)	0 (0 to 0)	0
Trichomoniasis	0 (0 to 0)	0 (0 to 0)	0 (0 to 0)	0 (0 to 0)	0 (0 to 0)	0 (0 to 0)	0 (0 to 0)	0 (0 to 0)	0 (0 to 0)	0 (0 to 0)	0 (0 to 0)	0 (0 to 0)	0 (0 to 0)	0 (0 to 0)	0 (0 to 0)	0 (0 to 0)	0 (0 to 0)	0 (0 to 0)	0 (0 to 0)	0 (0 to 0)	0 (0 to 0)	0 (0 to 0)	0 (0 to 0)	0
Genital herpes	0 (0 to 0)	0 (0 to 0)	0 (0 to 0)	0 (0 to 0)	0 (0 to 0)	0 (0 to 0)	0 (0 to 0)	0 (0 to 0)	0 (0 to 0)	0 (0 to 0)	0 (0 to 0)	0 (0 to 0)	0 (0 to 0)	0 (0 to 0)	0 (0 to 0)	0 (0 to 0)	0 (0 to 0)	0 (0 to 0)	0 (0 to 0)	0 (0 to 0)	0 (0 to 0)	0 (0 to 0)	0 (0 to 0)	0
Other sexually transmitted infections	0 (0 to 0)	0 (0 to 0)	0 (0 to 0)	0 (0 to 0)	0 (0 to 0)	0 (0 to 0)	0 (0 to 0)	0.2 (0 to 0.5)	0.2 (0 to 0.6)	0.2 (0 to 0.6)	0.2 (0 to 0.6)	0.2 (0 to 0.6)	0.2 (0 to 0.6)	0.2 (0 to 0.6)	0.2 (0 to 0.6)	0.2 (0 to 0.6)	0.2 (0 to 0.6)	0.2 (0 to 0.6)	0.2 (0 to 0.6)	0.2 (0 to 0.6)	0.2 (0 to 0.6)	0.2 (0 to 0.6)	0.2 (0 to 0.5)	27
Respiratory infections and tuberculosis	6.6 (1.3 to 13.4)	6.6 (1.3 to 14)	60.6 (41 to 79.4)	92.6 (59.2 to 139)	42.6 (26.8 to 62.1)	77.1 (42.4 to 122)	62.6 (31.6 to 120)	39.1 (20.1 to 72.1)	52.2 (23.9 to 125)	72.2 (32.3 to 183)	111 (50.1 to 190)	156 (63.9 to 302)	227 (112 to 395)	244 (116 to 395)	256 (186 to 358)	227 (177 to 307)	244 (186 to 329)	228 (172 to 308)	229 (172 to 308)	229 (172 to 308)	229 (172 to 308)	229 (172 to 308)	44 (33 to 56)	3,010
Tuberculosis	0 (0 to 0)	0 (0 to 0)	0.2 (0.1 to 0.2)	0.2 (0.2 to 0.4)	0.2 (0.2 to 0.3)	0.2 (0.2 to 0.3)	0.2 (0.2 to 0.3)	0.2 (0.2 to 0.3)	0.2 (0.2 to 0.3)	0.2 (0.2 to 0.3)	0.2 (0.2 to 0.3)	0.2 (0.2 to 0.3)	0.2 (0.2 to 0.3)	0.2 (0.2 to 0.3)	0.2 (0.2 to 0.3)	0.2 (0.2 to 0.3)	0.2 (0.2 to 0.3)	0.2 (0.2 to 0.3)	0.2 (0.2 to 0.3)	0.2 (0.2 to 0.3)	0.2 (0.2 to 0.3)	0.2 (0.2 to 0.3)	0.2 (0.2 to 0.3)	3
Latent tuberculosis infection	0 (0 to 0)	0 (0 to 0)	0 (0 to 0)	0 (0 to 0)	0 (0 to 0)	0 (0 to 0)	0 (0 to 0)	0 (0 to 0)	0 (0 to 0)	0 (0 to 0)	0 (0 to 0)	0 (0 to 0)	0 (0 to 0)	0 (0 to 0)	0 (0 to 0)	0 (0 to 0)	0 (0 to 0)	0 (0 to 0)	0 (0 to 0)	0 (0 to 0)	0 (0 to 0)	0 (0 to 0)	0 (0 to 0)	0
Drug-susceptible Tuberculosis	0 (0 to 0)	0 (0 to 0)	0.1 (0.1 to 0.2)	0.2 (0.2 to 0.4)	0.2 (0.2 to 0.3)	0.2 (0.2 to 0.3)	0.2 (0.2 to 0.3)	0.2 (0.2 to 0.3)	0.2 (0.2 to 0.3)	0.2 (0.2 to 0.3)	0.2 (0.2 to 0.3)	0.2 (0.2 to 0.3)	0.2 (0.2 to 0.3)	0.2 (0.2 to 0.3)	0.2 (0.2 to 0.3)	0.2 (0.2 to 0.3)	0.2 (0.2 to 0.3)	0.2 (0.2 to 0.3)	0.2 (0.2 to 0.3)	0.2 (0.2 to 0.3)	0.2 (0.2 to 0.3)	0.2 (0.2 to 0.3)	0.2 (0.2 to 0.3)	3
Multidrug-resistant tuberculosis without extensive drug-resista	0 (0 to 0)	0 (0 to 0)	0 (0 to 0)	0 (0 to 0)	0 (0 to 0)	0 (0 to 0)	0 (0 to 0)	0 (0 to 0.2)	0 (0 to 0.2)	0 (0 to 0.2)	0 (0 to 0.2)	0 (0 to 0.2)	0 (0 to 0.2)	0 (0 to 0.2)	0 (0 to 0.2)	0 (0 to 0.2)	0 (0 to 0.2)	0 (0 to 0.2)	0 (0 to 0.2)	0 (0 to 0.2)	0 (0 to 0.2)	0 (0 to 0.2)	0 (0 to 0.2)	0 (0 to 0.2)	2
Extensively drug-resistant tuberculosis	0 (0 to 0)	0 (0 to 0)	0 (0 to 0)	0 (0 to 0)	0 (0 to 0)	0 (0 to 0)	0 (0 to 0)	0 (0 to 0)	0 (0 to 0)	0 (0 to 0)	0 (0 to 0)	0 (0 to 0)	0 (0 to 0)	0 (0 to 0)	0 (0 to 0)	0 (0 to 0)	0 (0 to 0)	0 (0 to 0)	0 (0 to 0)	0 (0 to 0)	0 (0 to 0)	0 (0 to 0)	0 (0 to 0)	0 (0 to 0)	0
Lower respiratory infections	6.4 (1.2 to 13.2)	6.6 (1.3 to 14)	42.2 (27.6 to 61.1)	19.6 (11.7 to 30.2)	8.6 (4.7 to 13.7)	7 (3.5 to 11.4)	13.6 (6.1 to 25.2)	27.4 (12.9 to 52.2)	37 (16.9 to 80.2)	52.1 (24.5 to 134)	89.7 (44.9 to 176.1)	139.3 (66.3 to 280.1)	192.9 (96.1 to 358)	132 (72.5 to 208)	139.6 (99.9 to 199)	120 (86.2 to 169)	139.6 (98.9 to 195)	120 (83.6 to 169)	129 (87.7 to 181)	129 (87.7 to 181)	129 (87.7 to 181)	129 (87.7 to 181)	1,490 (1,120 to 1,900)	6,980
Upper respiratory infections	0 (0 to 0)	0.1 (0 to 0.1)	18.8 (12.3 to 27.5)	69.9 (46.5 to 103)	34.1 (21.2 to 49.6)	69.2 (38.4 to 111)	48.9 (25.5 to 94.9)	11.6 (6.9 to 20.1)	15.2 (6.9 to 33.5)	19.9 (8.1 to 48.8)	21.3 (8.9 to 50.1)	16.7 (7.1 to 39.1)	34.3 (14.8 to 80.2)	111.3 (39.1 to 267)	117.4 (49.1 to 267)	107.4 (49.1 to 267)	105.2 (49.1 to 267)	107.4 (49.1 to 267)	100.2 (49.1 to 267)	100.2 (49.1 to 267)	100.2 (49.1 to 267)	100.2 (49.1 to 267)	275 (194.1 to 376)	1,770
Otitis media	0 (0 to 0)	0 (0 to 0)	0 (0 to 0)	0.1 (0.1 to 0.1)	0.1 (0 to 0.1)	0.1 (0 to 0.1)	0.1 (0 to 0.1)	0.1 (0 to 0.1)	0.1 (0 to 0.1)	0.1 (0 to 0.1)	0.1 (0 to 0.1)	0.1 (0 to 0.1)	0.1 (0 to 0.1)	0.1 (0 to 0.1)	0.1 (0 to 0.1)	0.1 (0 to 0.1)	0.1 (0 to 0.1)	0.1 (0 to 0.1)	0.1 (0 to 0.1)	0.1 (0 to 0.1)	0.1 (0 to 0.1)	0.1 (0 to 0.1)	0.1 (0 to 0.1)	1
Enteric infections	0.2 (0 to 1.2)	0.2 (0 to 0.9)	42.4 (27.7 to 61.8)	62.1 (39 to 93.2)	29 (17.6 to 44.1)	31.6 (18.1 to 50.2)	19.7 (10.3 to 29.2)	17.3 (10.9 to 26.2)	19.4 (10.9 to 29.3)	19.4 (10.9 to 29.3)	19.4 (10.9 to 29.3)	19.4 (10.9 to 29.3)	19.4 (10.9 to 29.3)	19.4 (10.9 to 29.3)	19.4 (10.9 to 29.3)	19.4 (10.9 to 29.3)	19.4 (10.9 to 29.3)	19.4 (10.9 to 29.3)	19.4 (10.9 to 29.3)	19.4 (10.9 to 29.3)	19.4 (10.9 to 29.3)	19.4 (10.9 to 29.3)	19.4 (10.9 to 29.3)	808
Diarrheal diseases	3.3 (0.7 to 7.2)	4.2 (0.9 to 9.6)	27.9 (19.5 to 37.6)	61.6 (38.6 to 89.6)	29.4 (17.6 to 44.1)	27.6 (15.6 to 42.9)	19.4 (10.2 to 29.2)	16.4 (10.1 to 25.1)	17.4 (10.6 to 26.2)	19.4 (10.6 to 29.2)	19.4 (10.7 to 29.1)	19.4 (9.9 to 29.2)	19.4 (10.6 to 29.2)	19.4 (10.6 to 29.2)	19.4 (10.6 to 29.2)	19.4 (10.6 to 29.2)	19.4 (10.6 to 29.2)	19.4 (10.6 to 29.2)	19.4 (10.6 to 29.2)	19.4 (10.6 to 29.2)	19.4 (10.6 to 29.2)	19.4 (10.6 to 29.2)	19.4 (10.6 to 29.2)	803
Typhoid and paratyphoid	0 (0 to 0)	0 (0 to 0)	0 (0 to 0)	0 (0 to 0)	0 (0 to 0)	0 (0 to 0)	0 (0 to 0)	0 (0 to 0)	0 (0 to 0)	0 (0 to 0)	0 (0 to 0)	0 (0 to 0)	0 (0 to 0)	0 (0 to 0)	0 (0 to 0)	0 (0 to 0)	0 (0 to 0)	0 (0 to 0)	0 (0 to 0)	0 (0 to 0)	0 (0 to 0)	0 (0 to 0)	0 (0 to 0)	0
Typhoid fever	0 (0 to 0)	0 (0 to 0)	0 (0 to 0)	0 (0 to 0)	0 (0 to 0)	0 (0 to 0)	0 (0 to 0)	0 (0 to 0)	0 (0 to 0)	0 (0 to 0)	0 (0 to 0)	0 (0 to 0)	0 (0 to 0)	0 (0 to 0)	0 (0 to 0)	0 (0 to 0)	0 (0 to 0)	0 (0 to 0)	0 (0 to 0)	0 (0 to 0)	0 (0 to 0)	0 (0 to 0)	0 (0 to 0)	0
Paratyphoid fever	0 (0 to 0)	0 (0 to 0)	0 (0 to 0)	0 (0 to 0)	0 (0 to 0)	0 (0 to 0)	0 (0 to 0)	0 (0 to 0)	0 (0 to 0)	0 (0 to 0)	0 (0 to 0)	0 (0 to 0)	0 (0 to 0)	0 (0 to 0)	0 (0 to 0)	0 (0 to 0)	0 (0 to 0)	0 (0 to 0)	0 (0 to 0)	0 (0 to 0)	0 (0 to 0)	0 (0 to 0)	0 (0 to 0)	0
Invasive Non-typhoidal Salmonella (iNTS)	0 (0 to 0)	0 (0 to 0)	0 (0 to 0)	0 (0 to 0)	0 (0 to 0)	0 (0 to 0)	0 (0 to 0)	0 (0 to 0)	0 (0 to 0)	0 (0 to 0)	0 (0 to 0)	0 (0 to 0)	0 (0 to 0)	0 (0 to 0)	0 (0 to 0)	0 (0 to 0)	0 (0 to 0)	0 (0 to 0)	0 (0 to 0)	0 (0 to 0)	0 (0 to 0)	0 (0 to 0)	0 (0 to 0)	3.2
Other intestinal infectious diseases	0 (0 to 0)	0 (0 to 0)	0.1 (0 to 0.2)	0.2 (0.1 to 0.3)	0.1 (0 to 0.2)	0.1 (0 to 0.2)	0.1 (0 to 0.2)	0.1 (0 to 0.2)	0.1 (0 to 0.2)	0.1 (0 to 0.2)	0.1 (0 to 0.2)	0.1 (0 to 0.2)	0.1 (0 to 0.2)	0.1 (0 to 0.2)	0.1 (0 to 0.2)	0.1 (0 to 0.2)	0.1 (0 to 0.2)	0.1 (0 to 0.2)	0.1 (0 to 0.2)	0.1 (0 to 0.2)	0.1 (0 to 0.2)	0.1 (0 to 0.2)	0.1 (0 to 0.2)	1.9
Neglected tropical diseases and malaria	0 (0 to 0)	0.8 (0.1 to 3.6)	2.3 (0.2 to 10.6)	0.3 (0 to 1.4)	0.3 (0 to 1.4)	0.1 (0 to 0.4)	0.6 (0 to 2.6)	0.6 (0 to 2.6)	0.6 (0 to 2.6)	0.6 (0 to 2.6)	0.6 (0 to 2.6)	1.6 (0.1 to 7.2)	2.5 (0.2 to 11.2)	2.2 (0.2 to 9.8)	2.2 (0.2 to 9.8)	0.6 (0 to 2.6)	0.6 (0 to 2.6)	0.6 (0 to 2.6)	0.6 (0 to 2.6)	0.6 (0 to 2.6)	0.6 (0 to 2.6)	0.6 (0 to 2.6)	0.6 (0 to 2.6)	22.9
Malaria	0 (0 to 0)	0 (0 to 0)	0 (0 to 0)	0 (0 to 0)	0 (0 to 0)	0 (0 to 0)	0 (0 to 0)	0 (0 to 0)	0 (0 to 0)	0 (0 to 0)	0 (0 to 0)	0 (0 to 0)	0 (0 to 0)	0 (0 to 0)	0 (0 to 0)	0 (0 to 0)	0 (0 to 0)	0 (0 to 0)	0 (0 to 0)	0 (0 to 0)	0 (0 to 0)	0 (0 to 0)	0 (0 to 0)	0
Chagas disease	0 (0 to 0)	0 (0 to 0)	0 (0 to 0)	0 (0 to 0)	0 (0 to 0)	0 (0 to 0)	0 (0 to 0)	0 (0 to 0)	0 (0 to 0)	0 (0 to 0)	0 (0 to 0)	0 (0 to 0)	0 (0 to 0)	0 (0 to 0)	0 (0 to 0)	0 (0 to 0)	0 (0 to 0)	0 (0 to 0)	0 (0 to 0)	0 (0 to 0)	0 (0 to 0)	0 (0 to 0)	0 (0 to 0)	0
Leishmaniasis	0 (0 to 0)	0 (0 to 0)	0 (0 to 0)	0 (0 to 0)	0 (0 to 0)	0 (0 to 0)	0 (0 to 0)	0 (0 to 0)	0 (0 to 0)	0 (0 to 0)	0 (0 to 0)	0 (0 to 0)	0 (0 to 0)	0 (0 to 0)	0 (0 to 0)	0 (0 to 0)	0 (0 to 0)	0 (0 to 0)	0 (0 to 0)	0 (0 to 0)	0 (0 to 0)	0 (0 to 0)	0 (0 to 0)	0
Visceral leishmaniasis	0 (0 to 0)	0 (0 to 0)	0 (0 to 0)	0 (0 to 0)	0 (0 to 0)	0 (0 to 0)	0 (0 to 0)	0 (0 to 0)	0 (0 to 0)	0 (0 to 0)	0 (0 to 0)	0 (0 to 0)	0 (0 to 0)	0 (0 to 0)	0 (0 to 0)	0 (0 to 0)	0 (0 to 0)	0 (0 to 0)	0 (0 to 0)	0 (0 to 0)	0 (0 to 0)	0 (0 to 0)	0 (0 to 0)	0
Cutaneous and mucocutaneous leishmaniasis	0 (0 to 0)	0 (0 to 0)	0 (0 to 0)	0 (0 to 0)	0 (0 to 0)	0 (0 to 0)	0 (0 to 0)	0 (0 to 0)	0 (0 to 0)	0 (0 to 0)	0 (0 to 0)	0 (0 to 0)	0 (0 to 0)	0 (0 to 0)	0 (0 to 0)	0 (0 to 0)	0 (0 to 0)	0 (0 to 0)	0 (0 to 0)	0 (0 to 0)	0 (0 to 0)	0 (0 to 0)	0 (0 to 0)	0
African trypanosomiasis	0 (0 to 0)	0 (0 to 0)	0 (0 to 0)	0 (0 to 0)	0 (0 to 0)	0 (0 to 0)	0 (0 to 0)	0 (0 to 0)	0 (0 to 0)	0 (0 to 0)	0 (0 to 0)	0 (0 to 0)	0 (0 to 0)	0 (0 to 0)	0 (0 to 0)	0 (0 to 0)	0 (0 to 0)	0 (0 to 0)	0 (0 to 0)	0 (0 to 0)	0 (0 to 0)	0 (0 to 0)	0 (0 to 0)	0
Schistosomiasis	0 (0 to 0)	0 (0 to 0)	0 (0 to 0)	0 (0 to 0)	0 (0 to 0)	0 (0 to 0)	0 (0 to 0)	0 (0 to 0)	0 (0 to 0)	0 (0 to 0)	0 (0 to 0)	0 (0 to 0)	0 (0 to 0)	0 (0 to 0)	0 (0 to 0)	0 (0 to 0)	0 (0 to 0)	0 (0 to 0)	0 (0 to 0)	0 (0 to 0)	0 (0 to 0)	0 (0 to 0)	0 (0 to 0)	0
Cysticercosis	0 (0 to 0)	0 (0 to 0)	0 (0 to 0)	0 (0 to 0)	0 (0 to 0)	0 (0 to 0)	0 (0 to 0)	0 (0 to 0)	0 (0 to 0)	0 (0 to 0)	0 (0 to 0)	0 (0 to 0)	0 (0 to 0)	0 (0 to 0)	0 (0 to 0)	0 (0 to 0)	0 (0 to 0)	0 (0 to 0)	0 (0 to 0)	0 (0 to 0)	0 (0 to 0)	0 (0 to 0)	0 (0 to 0)	0
Cystic echinococcosis	0 (0 to 0)	0 (0 to 0)	0 (0 to 0)	0 (0 to 0)	0 (0 to 0)	0 (0 to 0)	0 (0 to 0)	0 (0 to 0)	0 (0 to 0)	0 (0 to 0)	0 (0 to 0)	0 (0 to 0)	0 (0 to 0)	0 (0 to 0)	0 (0 to 0)	0 (0 to 0)	0 (0 to 0)	0 (0 to 0)	0 (0 to 0)	0 (0 to 0)	0 (0 to 0)	0 (0 to 0)	0 (0 to 0)	0
Lymphatic filariasis	0 (0 to 0)	0 (0 to 0)	0 (0 to 0)	0 (0 to 0)	0 (0 to 0)	0 (0 to 0)	0 (0 to 0)	0 (0 to 0)	0 (0 to 0)	0 (0 to 0)	0 (0 to 0)	0 (0 to 0)	0 (0 to 0)	0 (0 to 0)	0 (0 to 0)	0 (0 to 0)	0 (0 to 0)	0 (0 to 0)	0 (0 to 0)	0 (0 to 0)	0 (0 to 0)	0 (0 to 0)	0 (0 to 0)	0
Onchocerciasis	0 (0 to 0)	0 (0 to 0)	0 (0 to 0)	0 (0 to 0)	0 (0 to 0)	0 (0 to 0)	0 (0 to 0)	0 (0 to 0)	0 (0 to 0)	0 (0 to 0)	0 (0 to 0)	0 (0 to 0)	0 (0 to 0)	0 (0 to 0)	0 (0 to 0)	0 (0 to 0)	0 (0 to 0)	0 (0 to 0)	0 (0 to 0)	0 (0 to 0)	0 (0 to 0)	0 (0 to 0)	0 (0 to 0)	0
Trachoma	0 (0 to 0)	0 (0 to 0)	0 (0 to 0)	0 (0 to 0)	0 (0 to 0)	0 (0 to 0)	0 (0 to 0)	0 (0 to 0)	0 (0 to 0)	0 (0 to 0)	0 (0 to 0)	0 (0 to 0)	0 (0 to 0)	0 (0 to 0)	0 (0 to 0)	0 (0 to 0)	0 (0 to 0)	0 (0 to 0)	0 (0 to 0)	0 (0 to 0)	0 (0 to 0)	0 (0 to 0)	0 (0 to 0)	0
Dengue	0 (0 to 0)	0 (0 to 0)	0 (0 to 0)	0 (0 to 0)	0 (0 to 0)	0 (0 to 0)	0 (0 to 0)	0 (0 to 0)	0 (0 to 0)	0 (0 to 0)	0 (0 to 0)	0 (0 to 0)	0 (0 to 0)	0 (0 to 0)	0 (0 to 0)	0 (0 to 0)	0 (0 to 0)	0 (0 to 0)	0 (0 to 0)	0 (0 to 0)	0 (0 to 0)	0 (0 to 0)	0 (0 to 0)	0
Yellow fever	0 (0 to 0)	0 (0 to 0)	0 (0 to 0)	0 (0 to 0)	0 (0 to 0)	0 (0 to 0)	0 (0 to 0)	0 (0 to 0)	0 (0 to 0)	0 (0 to 0)	0 (0 to 0)	0 (0 to 0)	0 (0 to 0)	0 (0 to 0)	0 (0 to 0)	0 (0 to 0)	0 (0 to 0)	0 (0 to 0)	0 (0 to 0)	0 (0 to 0)	0 (0 to 0)	0 (0 to 0)	0 (0 to 0)	0
Rabies	0 (0 to 0)	0 (0 to 0)	0 (0 to 0)	0 (0 to 0)	0 (0 to 0)	0 (0 to 0)	0 (0 to 0)	0 (0 to 0)	0 (0 to 0)	0 (0 to 0)	0 (0 to 0)	0 (0 to 0)	0 (0 to 0)	0 (0 to 0)	0 (0 to 0)	0 (0 to 0)	0 (0 to 0)	0 (0 to 0)	0 (0 to 0)	0 (0 to 0)	0 (0 to 0)	0 (0 to 0)	0 (0 to 0)	0.1
Intestinal nematode infections	0 (0 to 0)	0 (0 to 0)	0 (0 to 0)	0 (0 to 0)	0 (0 to 0)	0 (0 to 0)	0 (0 to 0)	0 (0 to 0)	0 (0 to 0)	0 (0 to 0)	0 (0 to 0)	0 (0 to 0)	0 (0 to 0)	0 (0 to 0)	0 (0 to 0)	0 (0 to 0)	0 (0 to 0)	0 (0 to 0)	0 (0 to 0)	0 (0 to 0)	0 (0 to 0)	0 (0 to 0)	0 (0 to 0)	0
Ascariasis	0 (0 to 0)	0 (0 to 0)	0 (0 to 0)	0 (0 to 0)	0 (0 to 0)	0 (0 to 0)	0 (0 to 0)	0 (0 to 0)	0 (0 to 0)	0 (0 to 0)	0 (0 to 0)	0 (0 to 0)	0 (0 to 0)	0 (0 to 0)	0 (0 to 0)	0 (0 to 0)	0 (0 to 0)	0 (0 to 0)	0 (0 to 0)	0 (0 to 0)	0 (0 to 0)	0 (0 to 0)	0 (0 to 0)	0
Trichuriasis	0 (0 to 0)	0 (0 to 0)	0 (0 to 0)	0 (0 to 0)	0 (0 to 0)	0 (0 to 0)	0 (0 to 0)	0 (0 to 0)	0 (0 to 0)	0 (0 to 0)	0 (0 to 0)	0 (0 to 0)	0 (0 to 0)	0 (0 to 0)	0 (0 to 0)	0 (0 to 0)	0 (0 to 0)	0 (0 to 0)	0 (0 to 0)	0 (0 to 0)	0 (0 to 0)	0 (0 to 0)	0 (0 to 0)	0
Hookworm disease	0 (0 to 0)	0 (0 to 0)	0 (0 to 0)	0 (0 to 0)	0 (0 to 0)	0 (0 to 0)	0 (0 to 0)	0 (0 to 0)	0 (0 to 0)	0 (0 to 0)	0 (0 to 0)	0 (0 to 0)	0 (0 to 0)	0 (0 to 0)	0 (0 to 0)	0 (0 to 0)	0 (0 to 0)	0 (0 to 0)	0 (0 to 0)	0 (0 to 0)	0 (0 to 0)	0 (0 to





SII Table 2c: Southend-on-Sea DALYS by cause and age group for both sexes with 95% uncertainty intervals, 2019

Cause	Early Neonatal	Late Neonatal	Post Neonatal	1 to 4	5 to 9	10 to 14	15 to 19	20 to 24	25 to 29	30 to 34	35 to 39	40 to 44	45 to 49	50 to 54	55 to 59	60 to 64	65 to 69	70 to 74	75 to 79	80 to 84	85 to 89	90 to 94	95 plus	Total
All causes	1,966 (2,232 to 2,446)	1,966 (2,232 to 2,446)	2,227 (1,720 to 2,774)	7,966 (7,219 to 8,779)	5,966 (5,369 to 6,655)	5,966 (5,369 to 6,655)	7,966 (7,160 to 8,940)	7,966 (7,160 to 8,940)	11,966 (11,070 to 12,970)	11,966 (11,070 to 12,970)	13,966 (13,110 to 14,970)	13,966 (13,110 to 14,970)	15,966 (15,010 to 16,970)	15,966 (15,010 to 16,970)	17,966 (16,910 to 18,970)	17,966 (16,910 to 18,970)	19,966 (18,810 to 20,970)	19,966 (18,810 to 20,970)	21,966 (20,710 to 22,970)	21,966 (20,710 to 22,970)	23,966 (22,610 to 24,970)	23,966 (22,610 to 24,970)	54,720
Communicable, maternal, neonatal, and nutritional diseases	1,966 (1,966 to 2,446)	1,966 (1,966 to 2,446)	2,227 (1,720 to 2,774)	7,966 (7,219 to 8,779)	5,966 (5,369 to 6,655)	5,966 (5,369 to 6,655)	7,966 (7,160 to 8,940)	7,966 (7,160 to 8,940)	11,966 (11,070 to 12,970)	11,966 (11,070 to 12,970)	13,966 (13,110 to 14,970)	13,966 (13,110 to 14,970)	15,966 (15,010 to 16,970)	15,966 (15,010 to 16,970)	17,966 (16,910 to 18,970)	17,966 (16,910 to 18,970)	19,966 (18,810 to 20,970)	19,966 (18,810 to 20,970)	21,966 (20,710 to 22,970)	21,966 (20,710 to 22,970)	23,966 (22,610 to 24,970)	23,966 (22,610 to 24,970)	3,690
HIV/AIDS and sexually transmitted infections	7.1 (2 to 16)	2.2 (0.4 to 5)	3.8 (1.0 to 7.8)	0.6 (0.0 to 1.1)	0.5 (0.0 to 0.4)	0.4 (0.0 to 0.4)	0.7 (0.0 to 0.9)	2 (0.3 to 5.1)	4.1 (1.0 to 7.2)	7.5 (3.4 to 9.7)	10.2 (7.7 to 12.4)	10 (7.6 to 12.5)	9.2 (7.5 to 10.7)	6.4 (5.0 to 7.9)	5.4 (4.1 to 7.3)	4.1 (2.7 to 5.2)	3.6 (2.7 to 4.8)	4.1 (1.0 to 7.9)	1.1 (0.7 to 1.7)	0.4 (0.2 to 0.7)	0.2 (0.1 to 0.3)	0.1 (0.0 to 0.1)	82.6
HIV/AIDS	0 (0 to 0)	0 (0 to 0)	0.7 (0.4 to 0.8)	0.6 (0.7 to 0.9)	0.4 (0.3 to 0.4)	0.3 (0.2 to 0.3)	0.5 (0.4 to 0.6)	1.3 (0.1 to 1.7)	2.7 (2.1 to 3.5)	5.3 (4.1 to 6.7)	7.4 (5.7 to 9.4)	7.3 (5.7 to 9.1)	7.2 (5.7 to 9.2)	5.3 (4.1 to 6.9)	4.5 (3.5 to 5.6)	3.1 (2.2 to 4.5)	3.5 (2.5 to 5.3)	1.8 (0.8 to 3.2)	0.7 (0.3 to 1.2)	0.1 (0.0 to 0.1)	0 (0 to 0)	0 (0 to 0)	52.9
HIV/AIDS - Drug-susceptible Tuberculosis	0 (0 to 0)	0 (0 to 0)	0.1 (0.1 to 0.2)	0.1 (0.1 to 0.2)	0.1 (0 to 0.1)	0.1 (0 to 0.1)	0.1 (0.1 to 0.2)	0.1 (0.1 to 0.2)	0.3 (0.2 to 0.4)	0.6 (0.5 to 0.8)	0.9 (0.7 to 1.1)	0.9 (0.7 to 1.1)	0.8 (0.7 to 1)	0.6 (0.5 to 0.8)	0.4 (0.3 to 0.5)	0.3 (0.2 to 0.4)	0.3 (0.2 to 0.4)	0.2 (0 to 0.4)	0.1 (0 to 0.1)	0 (0 to 0)	0 (0 to 0)	0 (0 to 0)	5
HIV/AIDS - Multidrug-resistant Tuberculosis without extensive drug resistance	0 (0 to 0)	0 (0 to 0)	0 (0 to 0)	0 (0 to 0)	0 (0 to 0)	0 (0 to 0)	0 (0 to 0)	0 (0 to 0)	0 (0 to 0)	0 (0 to 0)	0 (0 to 0)	0 (0 to 0)	0 (0 to 0)	0 (0 to 0)	0 (0 to 0)	0 (0 to 0)	0 (0 to 0)	0 (0 to 0)	0 (0 to 0)	0 (0 to 0)	0 (0 to 0)	0 (0 to 0)	0 (0 to 0)	0.1
HIV/AIDS - Extensively drug-resistant Tuberculosis	0 (0 to 0)	0 (0 to 0)	0 (0 to 0)	0 (0 to 0)	0 (0 to 0)	0 (0 to 0)	0 (0 to 0)	0 (0 to 0)	0 (0 to 0)	0 (0 to 0)	0 (0 to 0)	0 (0 to 0)	0 (0 to 0)	0 (0 to 0)	0 (0 to 0)	0 (0 to 0)	0 (0 to 0)	0 (0 to 0)	0 (0 to 0)	0 (0 to 0)	0 (0 to 0)	0 (0 to 0)	0 (0 to 0)	0
HIV/AIDS resulting in other diseases	7.1 (2 to 16)	2.2 (0.4 to 5)	3.1 (0.9 to 7.1)	0.1 (0.0 to 0.5)	0.1 (0.0 to 0.1)	0.1 (0.0 to 0.1)	0.2 (0.0 to 0.4)	0.7 (0.4 to 1.2)	1.4 (0.8 to 2.4)	2.2 (1.3 to 3.3)	2.8 (1.9 to 4.1)	2.8 (1.9 to 4.1)	1.9 (1.2 to 2.9)	1.1 (0.6 to 2)	0.9 (0.5 to 1.5)	0.6 (0.3 to 1.2)	0.3 (0.2 to 0.7)	0.2 (0.1 to 0.4)	0.1 (0.1 to 0.2)	0 (0 to 0.1)	0 (0 to 0.1)	0 (0 to 0)	29.7
Sexually transmitted infections excluding HIV	0 (0 to 0)	0 (0 to 0)	0 (0 to 0)	0 (0 to 0)	0 (0 to 0)	0 (0 to 0)	0 (0 to 0)	0 (0 to 0)	0 (0 to 0)	0 (0 to 0)	0 (0 to 0)	0 (0 to 0)	0 (0 to 0)	0 (0 to 0)	0 (0 to 0)	0 (0 to 0)	0 (0 to 0)	0 (0 to 0)	0 (0 to 0)	0 (0 to 0)	0 (0 to 0)	0 (0 to 0)	0 (0 to 0)	0
Syphilis	0 (0 to 0)	0 (0 to 0)	0 (0 to 0)	0 (0 to 0)	0 (0 to 0)	0 (0 to 0)	0 (0 to 0)	0 (0 to 0)	0 (0 to 0)	0 (0 to 0)	0 (0 to 0)	0 (0 to 0)	0 (0 to 0)	0 (0 to 0)	0 (0 to 0)	0 (0 to 0)	0 (0 to 0)	0 (0 to 0)	0 (0 to 0)	0 (0 to 0)	0 (0 to 0)	0 (0 to 0)	0 (0 to 0)	13
Chlamydial infection	0 (0 to 0)	0 (0 to 0)	0 (0 to 0)	0 (0 to 0)	0 (0 to 0)	0 (0 to 0)	0 (0 to 0)	0 (0 to 0)	0 (0 to 0)	0 (0 to 0)	0 (0 to 0)	0 (0 to 0)	0 (0 to 0)	0 (0 to 0)	0 (0 to 0)	0 (0 to 0)	0 (0 to 0)	0 (0 to 0)	0 (0 to 0)	0 (0 to 0)	0 (0 to 0)	0 (0 to 0)	0 (0 to 0)	0
Gonococcal infection	0 (0 to 0)	0 (0 to 0)	0 (0 to 0)	0 (0 to 0)	0 (0 to 0)	0 (0 to 0)	0 (0 to 0)	0 (0 to 0)	0 (0 to 0)	0 (0 to 0)	0 (0 to 0)	0 (0 to 0)	0 (0 to 0)	0 (0 to 0)	0 (0 to 0)	0 (0 to 0)	0 (0 to 0)	0 (0 to 0)	0 (0 to 0)	0 (0 to 0)	0 (0 to 0)	0 (0 to 0)	0 (0 to 0)	2.6
Trichomoniasis	0 (0 to 0)	0 (0 to 0)	0 (0 to 0)	0 (0 to 0)	0 (0 to 0)	0 (0 to 0)	0 (0 to 0)	0 (0 to 0)	0 (0 to 0)	0 (0 to 0)	0 (0 to 0)	0 (0 to 0)	0 (0 to 0)	0 (0 to 0)	0 (0 to 0)	0 (0 to 0)	0 (0 to 0)	0 (0 to 0)	0 (0 to 0)	0 (0 to 0)	0 (0 to 0)	0 (0 to 0)	0 (0 to 0)	2.6
Genital herpes	0 (0 to 0)	0 (0 to 0)	0 (0 to 0)	0 (0 to 0)	0 (0 to 0)	0 (0 to 0)	0 (0 to 0)	0 (0 to 0)	0 (0 to 0)	0 (0 to 0)	0 (0 to 0)	0 (0 to 0)	0 (0 to 0)	0 (0 to 0)	0 (0 to 0)	0 (0 to 0)	0 (0 to 0)	0 (0 to 0)	0 (0 to 0)	0 (0 to 0)	0 (0 to 0)	0 (0 to 0)	0 (0 to 0)	4.4
Other sexually transmitted infections	0 (0 to 0)	0 (0 to 0)	0 (0 to 0)	0 (0 to 0)	0 (0 to 0)	0 (0 to 0)	0 (0 to 0)	0 (0 to 0)	0 (0 to 0)	0 (0 to 0)	0 (0 to 0)	0 (0 to 0)	0 (0 to 0)	0 (0 to 0)	0 (0 to 0)	0 (0 to 0)	0 (0 to 0)	0 (0 to 0)	0 (0 to 0)	0 (0 to 0)	0 (0 to 0)	0 (0 to 0)	0 (0 to 0)	5.5
Respiratory infections and tuberculosis	1,766 (1,766 to 2,2)	1,766 (1,766 to 2,2)	144 (10.1 to 291.1)	29.9 (21.83 to 42.7)	19.4 (13.44 to 35.3)	19.4 (10.1 to 27.2)	19.4 (9.7 to 32)	19.4 (9.7 to 44.22)	19.4 (11.59 to 25.8)	19.4 (9.7 to 32)	19.4 (14.55 to 28.9)	19.4 (9.7 to 29.3)	19.4 (14.55 to 29.3)	19.4 (14.55 to 29.3)	19.4 (14.55 to 29.3)	19.4 (14.55 to 29.3)	19.4 (14.55 to 29.3)	19.4 (14.55 to 29.3)	19.4 (14.55 to 29.3)	19.4 (14.55 to 29.3)	19.4 (14.55 to 29.3)	19.4 (14.55 to 29.3)	1,840
Tuberculosis	0 (0 to 0)	0 (0 to 0)	0 (0 to 0)	0 (0 to 0)	0 (0 to 0)	0 (0 to 0)	0 (0 to 0)	0 (0 to 0)	0.5 (0.3 to 0.7)	0.5 (0.4 to 1.4)	1.3 (0.8 to 1.4)	1.3 (0.8 to 1.4)	1.2 (1 to 1.4)	1.2 (1.2 to 2.2)	1.7 (1.4 to 2.2)	1.8 (1.2 to 2.3)	1.4 (1.4 to 2.6)	2.3 (1.7 to 3)	2.3 (2.3 to 4.3)	2.5 (2.3 to 3.6)	2.6 (1.8 to 3.4)	1.9 (1.3 to 2.4)	39.9
Latent tuberculosis infection	0 (0 to 0)	0 (0 to 0)	0 (0 to 0)	0 (0 to 0)	0 (0 to 0)	0 (0 to 0)	0 (0 to 0)	0 (0 to 0)	0 (0 to 0)	0 (0 to 0)	0 (0 to 0)	0 (0 to 0)	0 (0 to 0)	0 (0 to 0)	0 (0 to 0)	0 (0 to 0)	0 (0 to 0)	0 (0 to 0)	0 (0 to 0)	0 (0 to 0)	0 (0 to 0)	0 (0 to 0)	0 (0 to 0)	0
Drug-susceptible tuberculosis	0 (0 to 0)	0 (0 to 0)	0 (0 to 0)	0.2 (0 to 1.2)	0 (0 to 0)	0 (0 to 0)	0 (0 to 0)	0.5 (0.3 to 0.7)	0.5 (0.4 to 1.3)	0.5 (0.4 to 1.4)	1.3 (0.9 to 1.7)	1.3 (0.9 to 1.7)	1.2 (0.9 to 1.4)	1.2 (0.9 to 2.2)	1.7 (1.3 to 2.2)	1.8 (1.3 to 2.4)	1.4 (1.3 to 2.6)	2.3 (1.7 to 3)	2.3 (2.3 to 4.3)	2.5 (2.3 to 3.6)	2.6 (1.8 to 3.4)	1.9 (1.3 to 2.4)	39.1
Multidrug-resistant tuberculosis without extensive drug resistance	0 (0 to 0)	0 (0 to 0)	0 (0 to 0)	0 (0 to 0)	0 (0 to 0)	0 (0 to 0)	0 (0 to 0)	0 (0 to 0)	0 (0 to 0)	0 (0 to 0)	0 (0 to 0)	0 (0 to 0)	0 (0 to 0)	0 (0 to 0)	0 (0 to 0)	0 (0 to 0)	0 (0 to 0)	0 (0 to 0)	0 (0 to 0)	0 (0 to 0)	0 (0 to 0)	0 (0 to 0)	0 (0 to 0)	0.6
Extensively drug-resistant tuberculosis	0 (0 to 0)	0 (0 to 0)	0 (0 to 0)	0 (0 to 0)	0 (0 to 0)	0 (0 to 0)	0 (0 to 0)	0 (0 to 0)	0 (0 to 0)	0 (0 to 0)	0 (0 to 0)	0 (0 to 0)	0 (0 to 0)	0 (0 to 0)	0 (0 to 0)	0 (0 to 0)	0 (0 to 0)	0 (0 to 0)	0 (0 to 0)	0 (0 to 0)	0 (0 to 0)	0 (0 to 0)	0 (0 to 0)	0.2
Lower respiratory infections	2.3 (1.7 to 3.1)	1.9 (1.2 to 2.5)	10.8 (4.83 to 18.7)	11.4 (9.7 to 14.6)	11.4 (14.8 to 24.6)	11.4 (2.6 to 22)	5.1 (2.5 to 9.2)	7 (2.2 to 24.9)	5.1 (3.7 to 6.6)	7.1 (5.1 to 9.4)	11.4 (8.4 to 14.8)	16.7 (12.4 to 21.4)	20.4 (15.4 to 27.2)	29.4 (20.5 to 40.2)	37.4 (25.9 to 52)	43.4 (24.5 to 69.1)	57.4 (38.9 to 86.4)	100 (57.1 to 179)	174 (122 to 229)	235 (169 to 335)	272 (222 to 402)	273 (213 to 338)	1,810
Upper respiratory infections	0 (0 to 0)	0.2 (0.1 to 0.3)	3.1 (1.6 to 5)	14.5 (9.4 to 23.6)	12.6 (9.9 to 27.5)	9.7 (4.8 to 21.4)	2.3 (1.2 to 3.7)	1.2 (0.5 to 17.2)	0.7 (0.5 to 1.1)	0.9 (0.7 to 1.4)	1.2 (0.9 to 1.7)	1.5 (1.1 to 2.1)	1.8 (1.3 to 2.5)	2.5 (1.8 to 3.5)	3.3 (2.3 to 4.6)	3.8 (2.5 to 5.3)	5.1 (3.5 to 7.2)	8.7 (5.7 to 12.5)	15.1 (10.4 to 21.1)	20.4 (14.1 to 28.4)	23.6 (16.3 to 32.9)	23.7 (16.4 to 33)	167
Otitis media	0 (0 to 0)	0 (0 to 0)	0 (0 to 1.1)	3.7 (2 to 6.4)	2.3 (1.2 to 4)	1.9 (1 to 3.4)	0.9 (0.5 to 1.6)	0.3 (0.1 to 2.1)	0.2 (0 to 0.3)	0.2 (0 to 0.4)	0.3 (0 to 0.5)	0.4 (0 to 0.6)	0.5 (0 to 0.8)	0.6 (0.2 to 1)	0.8 (0.3 to 1.3)	0.9 (0.3 to 1.6)	1.2 (0.4 to 2.1)	1.9 (0.7 to 3.2)	3.3 (1.2 to 5.6)	4.4 (1.6 to 7.5)	5.1 (1.9 to 8.6)	5.2 (1.9 to 8.9)	37
Enteric infections	0.2 (0.2 to 0.3)	0.8 (0.6 to 1.1)	6 (3.7 to 14.5)	9.7 (9.4 to 23.5)	4.5 (3.9 to 13.3)	3.3 (2.8 to 8.8)	2.4 (2.2 to 5.5)	2.4 (2.2 to 5.5)	2.4 (2.2 to 5.5)	2.4 (2.2 to 5.5)	4.2 (2.7 to 6.2)	4.2 (2.7 to 6.2)	3.4 (2.3 to 5.3)	3.4 (2.3 to 5.3)	3.7 (2.5 to 5.6)	3.8 (2.4 to 5.7)	4.7 (2.9 to 6.4)	6.1 (3.9 to 9.1)	9.1 (5.9 to 13.9)	12.5 (8.1 to 19.1)	14 (9.1 to 21.2)	15.1 (10.7 to 20.3)	158
Diarrheal diseases	0.2 (0.2 to 0.3)	0.8 (0.6 to 1.1)	6 (4.1 to 14.4)	9.7 (9.4 to 23.4)	4.5 (4.1 to 13.3)	3.3 (2.8 to 8.7)	2.4 (2.2 to 5.4)	2.4 (2.1 to 5.5)	2.4 (2.2 to 5.5)	2.4 (2.2 to 5.5)	4.2 (2.7 to 6.2)	4.2 (2.7 to 6.2)	3.4 (2.3 to 5.3)	3.4 (2.3 to 5.3)	3.7 (2.4 to 5.5)	3.8 (2.4 to 5.6)	4.7 (2.9 to 6.4)	6.1 (3.9 to 10.9)	9.1 (5.9 to 13.9)	12.5 (8.1 to 19.1)	14 (9.1 to 21.2)	15.1 (10.6 to 20.3)	157
Typhoid and paraphoid	0 (0 to 0)	0 (0 to 0)	0 (0 to 0)	0 (0 to 0)	0 (0 to 0)	0 (0 to 0)	0 (0 to 0)	0 (0 to 0)	0 (0 to 0)	0 (0 to 0)	0 (0 to 0)	0 (0 to 0)	0 (0 to 0)	0 (0 to 0)	0 (0 to 0)	0 (0 to 0)	0 (0 to 0)	0 (0 to 0)	0 (0 to 0)	0 (0 to 0)	0 (0 to 0)	0 (0 to 0)	0 (0 to 0)	0
Typhoid fever	0 (0 to 0)	0 (0 to 0)	0 (0 to 0)	0 (0 to 0)	0 (0 to 0)	0 (0 to 0)	0 (0 to 0)	0 (0 to 0)	0 (0 to 0)	0 (0 to 0)	0 (0 to 0)	0 (0 to 0)	0 (0 to 0)	0 (0 to 0)	0 (0 to 0)	0 (0 to 0)	0 (0 to 0)	0 (0 to 0)	0 (0 to 0)	0 (0 to 0)	0 (0 to 0)	0 (0 to 0)	0 (0 to 0)	0
Paratyphoid fever	0 (0 to 0)	0 (0 to 0)	0 (0 to 0)	0 (0 to 0)	0 (0 to 0)	0 (0 to 0)	0 (0 to 0)	0 (0 to 0)	0 (0 to 0)	0 (0 to 0)	0 (0 to 0)	0 (0 to 0)	0 (0 to 0)	0 (0 to 0)	0 (0 to 0)	0 (0 to 0)	0 (0 to 0)	0 (0 to 0)	0 (0 to 0)	0 (0 to 0)	0 (0 to 0)	0 (0 to 0)	0 (0 to 0)	0
Invasive Non-typhoidal Salmonella (iNTS)	0 (0 to 0)	0 (0 to 0)	0 (0 to 0)	0 (0 to 0)	0 (0 to 0)	0 (0 to 0)	0 (0 to 0)	0 (0 to 0)	0 (0 to 0)	0 (0 to 0)	0 (0 to 0)	0 (0 to 0)	0 (0 to 0)	0 (0 to 0)	0 (0 to 0)	0 (0 to 0)	0 (0 to 0)	0 (0 to 0)	0 (0 to 0)	0 (0 to 0)	0 (0 to 0)	0 (0 to 0)	0 (0 to 0)	0.7
Other intestinal infectious diseases	0 (0 to 0)	0 (0 to 0)	0.1 (0 to 0.2)	0 (0 to 0)	0 (0 to 0)	0 (0 to 0)	0 (0 to 0)	0 (0 to 0)	0 (0 to 0)	0 (0 to 0)	0 (0 to 0)	0 (0 to 0)	0 (0 to 0)	0 (0 to 0)	0 (0 to 0)	0 (0 to 0)	0 (0 to 0)	0 (0 to 0)	0 (0 to 0)	0 (0 to 0)	0 (0 to 0)	0 (0 to 0)	0 (0 to 0)	0.4
Neglected tropical diseases and malaria	0 (0 to 0)	0.1 (0 to 0.2)	0.2 (0 to 0.8)	0.7 (0.1 to 0.9)	0.9 (0.1 to 1.1)	0.2 (0 to 0.5)	0.2 (0 to 0.5)	0.2 (0 to 0.5)	0.2 (0 to 0.5)	0.2 (0 to 0.6)	0.3 (0 to 1)	0.4 (0.1 to 1.7)	0.3 (0 to 1)	0.4 (0.1 to 1.5)	0.4 (0.1 to 1.5)	0.3 (0 to 1)	0.2 (0 to 0.5)	0.2 (0 to 0.6)	0.1 (0 to 0.4)	0.1 (0 to 0.3)	0.1 (0 to 0.2)	0 (0 to 0.1)	5.9
Malaria	0 (0 to 0)	0 (0 to 0)	0 (0 to 0)	0 (0 to 0)	0 (0 to 0)	0 (0 to 0)	0 (0 to 0)	0 (0 to 0)	0 (0 to 0)	0 (0 to 0)	0 (0 to 0)	0 (0 to 0)	0 (0 to 0)	0 (0 to 0)	0 (0 to 0)	0 (0 to 0)	0 (0 to 0)	0 (0 to 0)	0 (0 to 0)	0 (0 to 0)	0 (0 to 0)	0 (0 to 0)	0 (0 to 0)	0
Chagas disease	0 (0 to 0)	0 (0 to 0)	0 (0 to 0)	0 (0 to 0)	0 (0 to 0)	0 (0 to 0)	0 (0 to 0)	0 (0 to 0)	0 (0 to 0)	0 (0 to 0)	0 (0 to 0)	0 (0 to 0)	0 (0 to 0)	0 (0 to 0)	0 (0 to 0)	0 (0 to 0)	0 (0 to 0)	0 (0 to 0)	0 (0 to 0)	0 (0 to 0)	0 (0 to 0)	0 (0 to 0)	0 (0 to 0)	0
Leishmaniasis	0 (0 to 0)	0 (0 to 0)	0 (0 to 0)	0 (0 to 0)	0 (0 to 0)	0 (0 to 0)	0 (0 to 0)	0 (0 to 0)	0 (0 to 0)	0 (0 to 0)	0 (0 to 0)	0 (0 to 0)	0 (0 to 0)	0 (0 to 0)	0 (0 to 0)	0 (0 to 0)	0 (0 to 0)	0 (0 to 0)	0 (0 to 0)	0 (0 to 0)	0 (0 to 0)	0 (0 to 0)	0 (0 to 0)	0
Visceral leishmaniasis	0 (0 to 0)	0 (0 to 0)	0 (0 to 0)	0 (0 to 0)	0 (0 to 0)	0 (0 to 0)	0 (0 to 0)	0 (0 to 0)	0 (0 to 0)	0 (0 to 0)	0 (0 to 0)	0 (0 to 0)	0 (0 to 0)	0 (0 to 0)	0 (0 to 0)	0 (0 to 0)	0 (0 to 0)	0 (0 to 0)	0 (0 to 0)	0 (0 to 0)	0 (0 to 0)	0 (0 to 0)	0 (0 to 0)	0
Cutaneous and mucocutaneous leishmaniasis	0 (0 to 0)	0 (0 to 0)	0 (0 to 0)	0 (0 to 0)	0 (0 to 0)	0 (0 to 0)	0 (0 to 0)	0 (0 to 0)	0 (0 to 0)	0 (0 to 0)	0 (0 to 0)	0 (0 to 0)	0 (0 to 0)	0 (0 to 0)	0 (0 to 0)	0 (0 to 0)	0 (0 to 0)	0 (0 to 0)	0 (0 to 0)	0 (0 to 0)	0 (0 to 0)	0 (0 to 0)	0 (0 to 0)	0
African trypanosomiasis	0 (0 to 0)	0 (0 to 0)	0 (0 to 0)	0 (0 to 0)	0 (0 to 0)	0 (0 to 0)	0 (0 to 0)	0 (0 to 0)	0 (0 to 0)	0 (0 to 0)	0 (0 to 0)	0 (0 to 0)	0 (0 to 0)	0 (0 to 0)	0 (0 to 0)	0 (0 to 0)	0 (0 to 0)	0 (0 to 0)	0 (0 to 0)	0 (0 to 0)	0 (0 to 0)	0 (0 to 0)	0 (0 to 0)	0
Schistosomiasis	0 (0 to 0)	0 (0 to 0)	0 (0 to 0)	0 (0 to 0)	0 (0 to 0)	0 (0 to 0)	0 (0 to 0)	0 (0 to 0)	0 (0 to 0)	0 (0 to 0)	0 (0 to 0)	0 (0 to 0)	0 (0 to 0)	0 (0 to 0)	0 (0 to 0)	0 (0 to 0)	0 (0 to 0)	0 (0 to 0)	0 (0 to 0)	0 (0 to 0)	0 (0 to 0)	0 (0 to 0)	0 (0 to 0)	0
Cysticercosis	0 (0 to 0)	0 (0 to 0)	0 (0 to 0)	0 (0 to 0)	0 (0 to 0)	0 (0 to 0)	0 (0 to 0)	0 (0 to 0)	0 (0 to 0)	0 (0 to 0)	0 (0 to 0)	0 (0 to 0)	0 (0 to 0)	0 (0 to 0)	0 (0 to 0)	0 (0 to 0)	0 (0 to 0)	0 (0 to 0)	0 (0 to 0)	0 (0 to 0)	0 (0 to 0)	0 (0 to 0)	0 (0 to 0)	0
Cystic echinococcosis	0 (0 to 0)	0 (0 to 0)	0 (0 to 0)	0 (0 to 0)	0 (0 to 0)	0 (0 to 0)	0 (0 to 0)	0 (0 to 0)	0 (0 to 0)	0 (0 to 0)	0 (0 to 0)	0 (0 to 0)	0 (0 to 0)	0 (0 to 0)	0 (0 to 0)	0 (0 to 0)	0 (0 to 0)	0 (0 to 0)	0 (0 to 0)	0 (0 to 0)	0 (0 to 0)	0 (0 to 0)	0 (0 to 0)	0.1
Lymphatic filariasis	0 (0 to 0)	0 (0 to 0)	0 (0 to 0)	0 (0 to 0)	0 (0 to 0)	0 (0 to 0)	0 (0 to 0)	0 (0 to 0)	0 (0 to 0)	0 (0 to 0)	0 (0 to 0)	0 (0 to 0)	0 (0 to 0)	0 (0 to 0)	0 (0 to 0)	0 (0 to 0)	0 (0 to 0)	0 (0 to 0)	0 (0 to 0)	0 (0 to 0)	0 (0 to 0)	0 (0 to 0)	0 (0 to 0)	0
Onchocerciasis	0 (0 to 0)	0 (0 to 0)	0 (0 to 0)	0 (0 to 0)	0 (0 to 0)	0 (0 to 0)	0 (0 to 0)	0 (0 to 0)	0 (0 to 0)	0 (0 to 0)	0 (0 to 0)	0 (0 to 0)	0 (0 to 0)	0 (0 to 0)	0 (0 to 0)	0 (0 to 0)	0 (0 to 0)	0 (0 to 0)	0 (0 to 0)	0 (0 to 0)	0 (0 to 0)	0 (0 to 0)	0 (0 to 0)	0
Trachoma	0 (0 to 0)	0 (0 to 0)	0 (0 to 0)	0 (0 to 0)	0 (0 to 0)	0 (0 to 0)	0 (0 to 0)	0 (0 to 0)	0 (0 to 0)	0 (0 to 0)	0 (0 to 0)	0 (0 to 0)	0 (0 to 0)	0 (0 to 0)	0 (0 to 0)	0 (0 to 0)	0 (0 to 0)	0 (0 to 0)	0 (0 to 0)	0 (0 to 0)	0 (0 to 0)	0 (0 to 0)	0 (0 to 0)	0
Dengue	0 (0 to 0)	0 (0 to 0)	0 (0 to 0)	0 (0 to 0)	0 (0 to 0)	0 (0 to 0)	0 (0 to 0)	0 (0 to 0)	0 (0 to 0)	0 (0 to 0)	0 (0 to 0)	0 (0 to 0)	0 (0 to 0)	0 (0 to 0)	0 (0 to 0)	0 (0 to 0)	0 (0 to 0)	0 (0 to 0)	0 (0 to 0)	0 (0 to 0)	0 (0 to 0)	0 (0 to 0)	0 (0 to 0)	0
Yellow fever	0 (0 to 0)	0 (0 to 0)	0 (0 to 0)	0 (0 to 0)	0 (0 to 0)	0 (0 to 0)	0 (0 to 0)	0 (0 to 0)	0 (0 to 0)	0 (0 to 0)	0 (0 to 0)	0 (0 to 0)	0 (0 to 0)	0 (0 to 0)	0 (0 to 0)	0 (0 to 0)	0 (0 to 0)	0 (0 to 0)	0 (0 to 0)	0 (0 to 0)	0 (0 to 0)	0 (0 to 0)	0 (0 to 0)	0
Rabies	0 (0 to 0)	0 (0 to 0)	0 (0 to 0)	0 (0 to 0)	0 (0 to 0)	0 (0 to 0)	0 (0 to 0)	0 (0 to 0)	0 (0 to 0)	0 (0 to 0)	0 (0 to 0)	0 (0 to 0)	0 (0 to 0)	0 (0 to 0)	0 (0 to 0)	0 (0 to 0)	0 (0 to 0)	0 (0 to 0)	0 (0 to 0)	0 (0 to 0)	0 (0 to 0)	0 (0 to 0)	0 (0 to 0)	0.1
Intestinal nematode infections	0 (0 to 0)	0 (0 to 0)	0 (0 to 0)	0 (0 to 0)	0 (0 to 0)	0 (0 to 0)	0 (0 to 0)	0 (0 to 0)	0 (0 to 0)	0 (0 to 0)	0 (0 to 0)	0 (0 to 0)	0 (0 to 0)	0 (0 to 0)	0 (0 to 0)	0 (0 to 0)	0 (0 to 0)	0 (0 to 0)	0 (0 to 0)	0 (0 to 0)	0 (0 to 0)	0 (0 to 0)	0 (0 to 0)	0
Ascariasis	0 (0 to 0)	0 (0 to 0)	0 (0 to 0)	0 (0 to 0)	0 (0 to 0)	0 (0 to 0)	0 (0 to 0)	0 (0 to 0)	0 (0 to 0)	0 (0 to 0)	0 (0 to 0)	0 (0 to 0)	0 (0 to 0)	0 (0 to 0)	0 (0 to 0)	0 (0 to 0)	0 (0 to 0)	0 (0 to 0)	0 (0 to 0)	0 (0 to 0)	0 (0 to 0)	0 (0 to 0)	0 (0 to 0)	0
Trichuriasis	0 (0 to 0)	0 (0 to 0)	0 (0 to 0)	0 (0 to 0)	0 (0 to 0)	0 (0 to 0)	0 (0 to 0)	0 (0 to 0)	0 (0 to 0)	0 (0 to 0)	0 (0 to 0)	0 (0 to 0)	0 (0 to 0)	0 (0 to 0)	0 (0 to 0)	0 (0 to 0)	0 (0 to 0)	0 (0 to 0)	0 (0 to 0)	0 (0 to 0)	0 (0 to 0)	0 (0 to 0)	0 (0 to 0)	0
Hookworm disease	0 (0 to 0)	0 (0 to 0)	0 (0 to 0)	0 (0 to 0)	0 (0 to 0)	0 (0 to 0)	0 (0 to 0)	0 (0 to 0)	0 (0 to 0)	0 (0 to 0)	0 (0 to 0)	0 (0 to 0)	0 (0 to 0)	0 (0 to 0)	0 (0 to 0)	0 (0 to 0)	0 (0 to 0)	0 (0 to 0)	0 (0 to 0)	0 (0 to 0)	0 (0 to 0)	0 (0 to 0)	0 (0 to 0)	0
Food-borne trematodiases	0 (0 to 0)	0 (0 to 0)	0 (0 to 0)	0 (0 to 0)	0 (0 to 0)	0 (0 to 0)	0 (0 to 0)	0 (0 to 0)	0 (0 to 0)	0 (0 to 0)	0 (0 to 0)	0 (0 to 0)	0 (0 to 0)	0 (0 to 0)	0 (0 to 0)	0 (0 to 0)	0 (0 to 0)	0 (0 to 0)	0 (0 to 0)	0 (0 to 0)	0 (0 to 0)	0 (0 to 0)	0 (0 to 0)	0
Leprosy	0 (0 to 0)	0 (0 to 0)	0 (0 to 0)	0 (0 to 0)	0 (0 to 0)	0



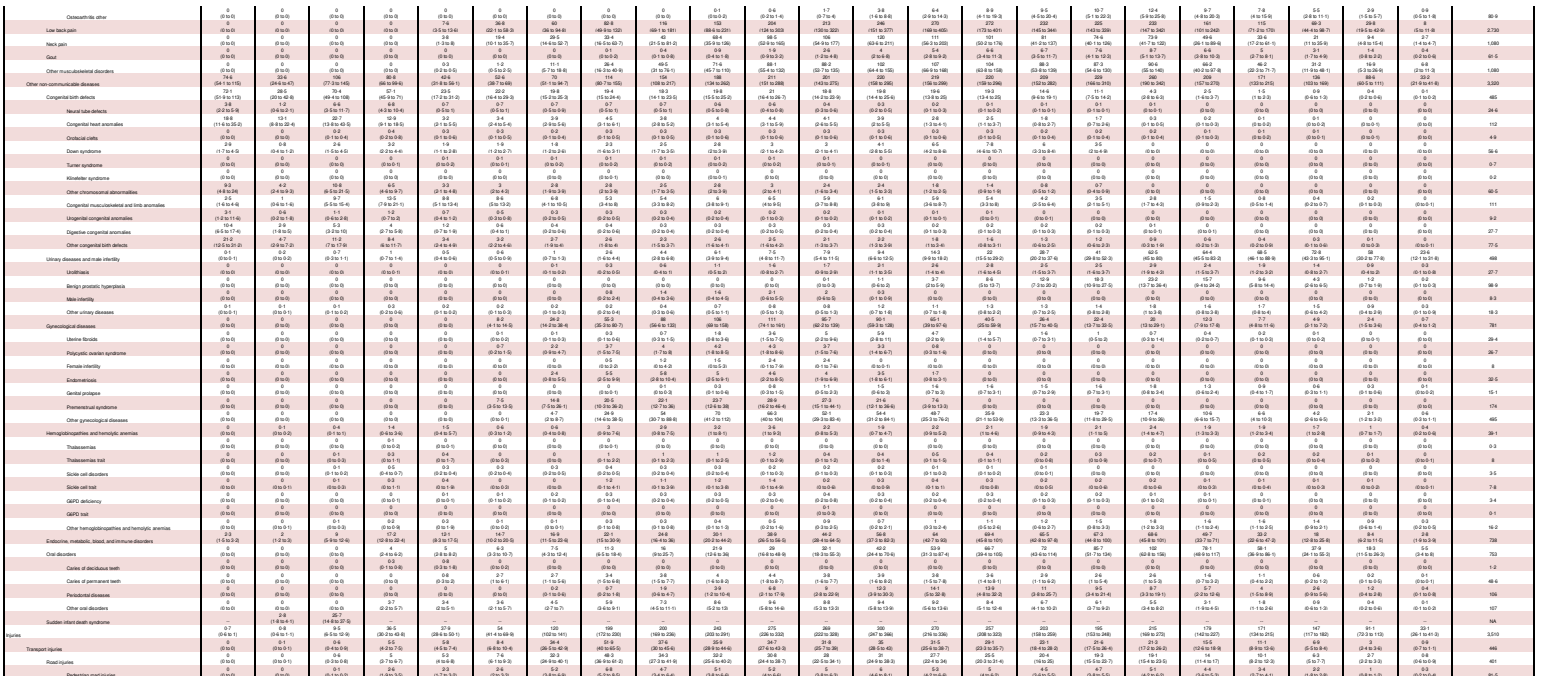

Osteoarthritis other	0 (0 to 0)	0 (0 to 0)	0 (0 to 0)	0 (0 to 0)	0 (0 to 0)	0 (0 to 0)	0 (0 to 0)	0 (0 to 0)	0 (0 to 0)	0 (0 to 0)	0-1 (0 to 2)	0-6 (0 to 21)	1-7 (0 to 4)	3-8 (1 to 9)	6-14 (2 to 34)	6-14 (2 to 31)	8-19 (4 to 39)	9-21 (4 to 42)	9-20 (4 to 40)	10-23 (5 to 46)	12-27 (5 to 53)	12-28 (5 to 55)	9-21 (4 to 42)	7-18 (4 to 35)	5-13 (2 to 26)	2-9 (1 to 17)	0-9 (0 to 18)	80-9
Low back pain	20 (0 to 0)	0 (0 to 0)	0 (0 to 0)	7-6 (0 to 19)	36-6 (3 to 134)	90 (22 to 358)	82-8 (36 to 344)	116 (49 to 432)	116 (49 to 391)	133 (68 to 331)	204 (124 to 353)	273 (130 to 532)	273 (151 to 527)	246 (168 to 405)	279 (172 to 401)	272 (165 to 394)	259 (163 to 378)	252 (167 to 342)	255 (165 to 350)	252 (167 to 340)	235 (161 to 312)	230 (171 to 293)	184 (146 to 236)	115 (71 to 170)	89-3 (44 to 136.7)	29-8 (19 to 42.9)	8 (5 to 11.9)	2,730
Neck pain	0 (0 to 0)	0 (0 to 0)	0 (0 to 0)	0-8 (0 to 19)	19-4 (0 to 55.7)	29-5 (14 to 52.7)	33-4 (16 to 62.7)	48-4 (21.5 to 91.2)	68-4 (35.9 to 126)	98-5 (52 to 182)	106 (54 to 177)	120 (63 to 211)	111 (56.3 to 200)	101 (52.2 to 176)	103 (54.5 to 171.3)	91 (51 to 154)	73-9 (43 to 126)	69-6 (39.1 to 121)	72 (41.7 to 120)	68 (41 to 106)	63-6 (37 to 97)	54 (32 to 83)	44-8 (15 to 74)	21 (11.5 to 35.9)	6-4 (4 to 9.8)	2-1 (1.4 to 4.7)	686-5
Gout	0 (0 to 0)	0 (0 to 0)	0 (0 to 0)	0 (0 to 0)	0 (0 to 0)	0 (0 to 0)	0 (0 to 0)	0 (0 to 0)	0 (0 to 0)	0 (0 to 0)	0 (0 to 0)	0 (0 to 0)	0 (0 to 0)	0 (0 to 0)	0 (0 to 0)	0 (0 to 0)	0 (0 to 0)	0 (0 to 0)	0 (0 to 0)	0 (0 to 0)	0 (0 to 0)	0 (0 to 0)	0 (0 to 0)	0 (0 to 0)	0 (0 to 0)	0 (0 to 0)	0 (0 to 0)	90-5
Other musculoskeletal disorders	0 (0 to 0)	0 (0 to 0)	0 (0 to 0)	0-3 (0 to 5.5)	1-2 (0 to 2.5)	11-1 (5.7 to 18.6)	26-4 (14 to 45.9)	49-0 (21 to 74.1)	71-6 (45.7 to 110)	68-1 (35.4 to 132)	88-2 (53.7 to 135)	102 (66 to 148)	107 (66.9 to 166)	104 (63.9 to 159)	88-3 (53.8 to 139)	87-3 (54 to 130)	90-6 (55.3 to 140)	89-2 (60.2 to 127.8)	91-2 (59.3 to 7.7)	89-2 (58.3 to 126)	81-2 (55.4 to 107)	76-9 (53 to 99.6)	46-2 (22.3 to 75.7)	16-9 (5.3 to 36.9)	6-8 (2 to 17.1)	1,080
Other non-communicable diseases	74-6 (54.1 to 115)	23-6 (24.6 to 67)	106 (77.3 to 145)	86-8 (66 to 116)	49-6 (36.9 to 70.1)	52-6 (38.7 to 68)	70 (51.1 to 94.7)	114 (80.7 to 155)	156 (108 to 217)	198 (126 to 282)	201 (131 to 288)	201 (143 to 273)	220 (156 to 295)	219 (156 to 299)	220 (156 to 302)	203 (152 to 262)	229 (164 to 310)	230 (160 to 312)	209 (154 to 282)	209 (157 to 273)	171 (133 to 215)	156 (122 to 198)	89-6 (69.5 to 111)	33-2 (21.5 to 47.8)	3,320
Congenital birth defects	73-1 (51.9 to 113)	28-5 (20.6 to 58)	70-4 (49.4 to 108)	57-1 (40.4 to 77)	29-5 (17.2 to 51.2)	22-2 (14.4 to 29.3)	19-8 (12.7 to 25.3)	19-4 (11.4 to 29.7)	19-1 (10.1 to 33.5)	19-8 (10.5 to 35.2)	19-3 (10.4 to 32.7)	19-8 (14.2 to 28.9)	19-8 (14.2 to 28.9)	19-6 (13.8 to 28)	19-3 (13.6 to 28)	19-6 (14.4 to 25.6)	19-3 (14.1 to 25)	19-1 (14.2 to 24.1)	19-1 (14.2 to 24.1)	11-1 (7.6 to 14.2)	11-1 (7.6 to 14.2)	9-3 (6.4 to 12.3)	2-5 (1.4 to 3.7)	0-9 (0 to 1.5)	0-4 (0 to 1.3)	0-1 (0.1 to 0.2)	485
Neural tube defects	3-8 (2.9 to 5.9)	1-2 (0.4 to 2.1)	0-6 (0.5 to 11.7)	0-8 (0.3 to 2.9)	0-7 (0.5 to 1)	0-7 (0.5 to 0.9)	0-7 (0.5 to 0.9)	0-7 (0.5 to 1)	0-7 (0.5 to 1)	0-6 (0.5 to 0.9)	0-6 (0.4 to 0.9)	0-4 (0.3 to 0.6)	0-3 (0.2 to 0.5)	0-3 (0.2 to 0.5)	0-2 (0.1 to 0.3)	0-1 (0.1 to 0.3)	0-1 (0.1 to 0.1)	0-1 (0.1 to 0.1)	0-1 (0.1 to 0.1)	0-1 (0.1 to 0.1)	0-1 (0.1 to 0.2)	0-1 (0.1 to 0.2)	0-1 (0.1 to 0.2)	0-1 (0.1 to 0.2)	0-1 (0.1 to 0.2)	24-6
Congenital heart anomalies	18-8 (11.6 to 33.2)	13-1 (8.8 to 22.4)	22-7 (13.8 to 42.5)	12-9 (9.1 to 18.5)	3-2 (2 to 5.4)	3-4 (2.4 to 5.4)	3-5 (2.1 to 5.1)	4-5 (2.1 to 9.1)	3-8 (2.2 to 5.2)	3-7 (2.1 to 5.4)	4-3 (2.4 to 7.1)	4-4 (2.4 to 7.1)	4-1 (2.4 to 6.5)	3-9 (2.1 to 5.5)	2-6 (1.3 to 4.1)	2-5 (1.3 to 3.7)	1-8 (1.1 to 2.6)	1-7 (0.7 to 2.4)	1-6 (0.9 to 2.7)	1-5 (0.9 to 2.2)	1-4 (0.9 to 2.2)	1-2 (0.7 to 1.8)	0-9 (0.5 to 1.5)	0-3 (0.1 to 0.7)	0-1 (0 to 0.2)	112
Orofacial clefts	0 (0 to 0)	0-2 (0 to 0.6)	0-4 (0.2 to 0.8)	0-3 (0 to 0.6)	0-3 (0 to 0.6)	0-3 (0.1 to 0.5)	0-3 (0.1 to 0.5)	0-3 (0.1 to 0.5)	0-3 (0.1 to 0.5)	0-3 (0.1 to 0.6)	0-3 (0.1 to 0.6)	0-3 (0.1 to 0.6)	0-3 (0.1 to 0.6)	0-3 (0.1 to 0.6)	0-3 (0.1 to 0.6)	0-3 (0.1 to 0.5)	0-2 (0.1 to 0.4)	0-2 (0.1 to 0.4)	0-2 (0.1 to 0.4)	0-1 (0.1 to 0.3)	0-1 (0.1 to 0.3)	0-1 (0.1 to 0.2)	0-1 (0 to 0.2)	0-1 (0 to 0.1)	0-1 (0 to 0.1)	4-9
Down syndrome	2-9 (1.7 to 4.5)	0-8 (0.4 to 1.2)	2-6 (1.5 to 4.6)	2-2 (1.2 to 4.4)	1-9 (1.2 to 2.7)	1-8 (1.1 to 2.4)	2-3 (1.4 to 3.1)	2-5 (1.7 to 3.5)	2-8 (1.7 to 4.1)	3 (2 to 4.6)	3 (2.1 to 4.1)	3 (2.1 to 4.1)	4-1 (2.8 to 5.5)	4-5 (2.8 to 6.5)	4-2 (2.9 to 6.1)	4-1 (2.9 to 6.1)	3-8 (2.6 to 5.3)	3-5 (2.5 to 4.9)	3-5 (2.5 to 4.9)	3-2 (2.2 to 4.5)	3-1 (2.2 to 4.3)	2-9 (2.1 to 4.1)	2-2 (1.5 to 3.1)	1-2 (0.8 to 1.8)	0-5 (0.3 to 0.7)	59-5
Turner syndrome	0 (0 to 0)	0 (0 to 0)	0 (0 to 0)	0-1 (0 to 0.1)	0-1 (0 to 0.1)	0-1 (0 to 0.2)	0-1 (0 to 0.2)	0-1 (0 to 0.2)	0-1 (0 to 0.2)	0-1 (0 to 0.2)	0-1 (0 to 0.2)	0-1 (0 to 0.2)	0-1 (0 to 0.1)	0-1 (0 to 0.1)	0-1 (0 to 0.1)	0-1 (0 to 0.1)	0-1 (0 to 0.1)	0-1 (0 to 0.1)	0-1 (0 to 0.1)	0-1 (0 to 0.1)	0-1 (0 to 0.1)	0-1 (0 to 0.1)	0-1 (0 to 0.1)	0-1 (0 to 0.1)	0-1 (0 to 0.1)	0-1 (0 to 0.1)	0-7
Klinefelter syndrome	0 (0 to 0)	0 (0 to 0)	0 (0 to 0)	0 (0 to 0)	0 (0 to 0)	0 (0 to 0)	0 (0 to 0)	0 (0 to 0)	0 (0 to 0)	0 (0 to 0)	0 (0 to 0)	0 (0 to 0)	0 (0 to 0)	0 (0 to 0)	0 (0 to 0)	0 (0 to 0)	0 (0 to 0)	0 (0 to 0)	0 (0 to 0)	0 (0 to 0)	0 (0 to 0)	0 (0 to 0)	0 (0 to 0)	0 (0 to 0)	0 (0 to 0)	0 (0 to 0)	0-2
Other chromosomal abnormalities	9-2 (4.6 to 24)	4-2 (2.4 to 9.2)	10-8 (6.5 to 21.5)	6-5 (4.6 to 9.7)	2-3 (1.5 to 4.6)	2 (2 to 4.2)	2-6 (1.9 to 3.9)	2-6 (2 to 3.9)	2-5 (1.7 to 3.5)	2-6 (2 to 3.9)	3 (2 to 4.1)	2-4 (1.6 to 3.4)	2-4 (1.5 to 3.2)	1-8 (1.2 to 2.5)	1-4 (0.9 to 2.1)	0-8 (0.5 to 1.2)	0-7 (0.4 to 0.9)	0-6 (0.4 to 0.9)	0-6 (0.4 to 0.9)	0-5 (0.3 to 0.8)	0-4 (0.3 to 0.6)	0-3 (0.2 to 0.5)	0-2 (0.1 to 0.3)	0-1 (0 to 0.2)	0-1 (0 to 0.2)	60-5
Congenital musculoskeletal and limb anomalies	2-5 (1.4 to 4.9)	1 (0.4 to 1.6)	0-7 (0.5 to 10.4)	10-5 (7.9 to 21.1)	8-8 (5.6 to 12.2)	6-8 (4.1 to 10.5)	5-3 (3.4 to 8.1)	5-2 (3.4 to 8.1)	5-2 (3.4 to 8.1)	5-5 (3.4 to 8.1)	6-5 (4.1 to 9.6)	6-5 (4.1 to 9.6)	5-9 (3.7 to 8.8)	5-2 (3.3 to 8.1)	5-3 (3.3 to 8.1)	4-2 (2.6 to 6.4)	3-5 (2.1 to 5.1)	2-8 (1.7 to 4.3)	1-5 (1.1 to 3.2)	0-8 (0.5 to 1.4)	0-4 (0.2 to 0.7)	0-2 (0.1 to 0.3)	0-1 (0 to 0.2)	0-1 (0 to 0.1)	111
Urogenital congenital anomalies	3-1 (1.9 to 11.4)	0-6 (0.3 to 1.8)	1-1 (0.6 to 3.7)	1-2 (0.7 to 2.6)	0-7 (0.4 to 1.2)	0-5 (0.3 to 0.9)	0-5 (0.3 to 0.9)	0-5 (0.3 to 0.9)	0-5 (0.3 to 0.9)	0-2 (0.2 to 0.4)	0-2 (0.1 to 0.3)	0-2 (0.1 to 0.3)	0-1 (0.1 to 0.2)	0-1 (0.1 to 0.2)	0-1 (0.1 to 0.1)	0-1 (0.1 to 0.1)	0-1 (0.1 to 0.1)	0-1 (0.1 to 0.1)	0-1 (0.1 to 0.1)	0-1 (0.1 to 0.1)	0-1 (0.1 to 0.1)	0-1 (0.1 to 0.1)	0-1 (0.1 to 0.1)	0-1 (0.1 to 0.1)	0-1 (0.1 to 0.1)	9-2
Digestive congenital anomalies	10-4 (4.7 to 17.4)	3-2 (1.4 to 5.6)	3-2 (1.3 to 10)	2-7 (1.4 to 5.6)	2-6 (1.7 to 3.9)	2-5 (1.6 to 4.1)	2-5 (1.6 to 4.1)	2-5 (1.6 to 4.1

SR Table 2c: Peterborough DALYS by cause and age group for both sexes with 95% uncertainty intervals, 2019

Cause	Early Neonatal	Late Neonatal	Post Neonatal	1 to 4	5 to 9	10 to 14	15 to 19	20 to 24	25 to 29	30 to 34	35 to 39	40 to 44	45 to 49	50 to 54	55 to 59	60 to 64	65 to 69	70 to 74	75 to 79	80 to 84	85 to 89	90 to 94	95 plus	Total
All causes	1,760 (452 to 4,077)	1,160 (126 to 2,692)	1,160 (316 to 3,241)	4,190 (427 to 9,662)	4,090 (664 to 9,350)	4,090 (660 to 9,186)	4,090 (662 to 9,155)	4,090 (659 to 9,155)	4,090 (1,370 to 6,740)	4,090 (1,880 to 6,740)	4,090 (2,430 to 6,740)	4,090 (3,030 to 6,740)	4,090 (3,530 to 6,740)	4,090 (3,980 to 6,740)	4,090 (4,370 to 6,720)	4,090 (4,690 to 6,720)	4,090 (4,960 to 6,720)	4,090 (5,170 to 6,720)	4,090 (5,330 to 6,720)	4,090 (5,440 to 6,720)	4,090 (5,500 to 6,720)	4,090 (5,510 to 6,720)	57,320
Communicable, maternal, neonatal, and nutritional diseases	1,760 (327 to 4,077)	1,160 (66 to 2,692)	1,160 (116 to 3,202)	4,190 (192 to 9,662)	4,090 (76 to 9,350)	4,090 (58 to 9,186)	4,090 (59 to 9,155)	4,090 (58 to 9,155)	4,090 (60 to 6,740)	4,090 (79 to 6,740)	4,090 (97 to 6,740)	4,090 (96 to 6,740)	4,090 (95 to 6,740)	4,090 (93 to 6,740)	4,090 (90 to 6,720)	4,090 (86 to 6,720)	4,090 (82 to 6,720)	4,090 (77 to 6,720)	4,090 (72 to 6,720)	4,090 (66 to 6,720)	4,090 (59 to 6,720)	4,090 (52 to 6,720)	3,010
HIV/AIDS and sexually transmitted infections	10.7 (2.9 to 22.8)	2.3 (0.6 to 7.3)	0.9 (0.1 to 11.3)	0.9 (0.7 to 11.1)	0.5 (0.4 to 0.7)	0.4 (0.4 to 0.5)	0.7 (0.5 to 0.9)	2.2 (1.7 to 2.9)	4.6 (3.3 to 6.2)	8.6 (6.4 to 11.4)	10.2 (7.6 to 13.9)	9.3 (7 to 12.7)	8.2 (6.2 to 10.9)	5.5 (4.2 to 7.3)	4.2 (3.1 to 5.6)	3.1 (2.3 to 4.1)	1.8 (1.3 to 2.4)	0.9 (0.6 to 1.4)	0.4 (0.3 to 0.7)	0.1 (0.1 to 0.2)	0.1 (0 to 0.1)	84.5
HIV/AIDS	0 (0 to 0)	0 (0 to 0)	0.7 (0.4 to 0.8)	0.4 (0.4 to 0.5)	0.3 (0.3 to 0.4)	0.4 (0.4 to 0.5)	0.5 (0.4 to 0.6)	1.4 (1.1 to 1.6)	2.7 (2.1 to 3.5)	5.6 (4.3 to 7.2)	6.8 (5.2 to 9.1)	6.5 (5 to 8.7)	4.4 (3.4 to 5.8)	3.3 (2.6 to 4.1)	2.5 (1.9 to 3.2)	2.5 (1.9 to 3.2)	1.2 (0.9 to 1.5)	0.4 (0.2 to 0.6)	0.1 (0 to 0.1)	0 (0 to 0)	0 (0 to 0)	0 (0 to 0)	46.3
HIV/AIDS - Drug-susceptible Tuberculosis	0 (0 to 0)	0 (0 to 0)	0 (0 to 0)	0 (0 to 0)	0 (0 to 0)	0 (0 to 0)	0 (0 to 0)	0 (0 to 0)	0 (0 to 0)	0 (0 to 0)	0 (0 to 0)	0 (0 to 0)	0 (0 to 0)	0 (0 to 0)	0 (0 to 0)	0 (0 to 0)	0 (0 to 0)	0 (0 to 0)	0 (0 to 0)	0 (0 to 0)	0 (0 to 0)	0 (0 to 0)	0 (0 to 0)	0
HIV/AIDS - Multidrug-resistant Tuberculosis without extensive dr...	0 (0 to 0)	0 (0 to 0)	0 (0 to 0)	0 (0 to 0)	0 (0 to 0)	0 (0 to 0)	0 (0 to 0)	0 (0 to 0)	0 (0 to 0)	0 (0 to 0)	0 (0 to 0)	0 (0 to 0)	0 (0 to 0)	0 (0 to 0)	0 (0 to 0)	0 (0 to 0)	0 (0 to 0)	0 (0 to 0)	0 (0 to 0)	0 (0 to 0)	0 (0 to 0)	0 (0 to 0)	0 (0 to 0)	0
HIV/AIDS - Extensively drug-resistant Tuberculosis	0 (0 to 0)	0 (0 to 0)	0 (0 to 0)	0 (0 to 0)	0 (0 to 0)	0 (0 to 0)	0 (0 to 0)	0 (0 to 0)	0 (0 to 0)	0 (0 to 0)	0 (0 to 0)	0 (0 to 0)	0 (0 to 0)	0 (0 to 0)	0 (0 to 0)	0 (0 to 0)	0 (0 to 0)	0 (0 to 0)	0 (0 to 0)	0 (0 to 0)	0 (0 to 0)	0 (0 to 0)	0 (0 to 0)	0
HIV/AIDS resulting in other diseases	0 (0 to 0)	0 (0 to 0)	0.6 (0 to 0.7)	0.6 (0 to 0.7)	0.4 (0.3 to 0.5)	0.3 (0.2 to 0.3)	0.3 (0.3 to 0.5)	1.2 (1 to 1.7)	2.5 (1.8 to 3.2)	5 (3.7 to 6.7)	6.2 (4.6 to 8.5)	5.9 (4.4 to 8.1)	3.7 (2.7 to 5.1)	3 (2.1 to 4.2)	2.4 (1.6 to 3.5)	2.3 (1.4 to 3.4)	1.2 (0.5 to 2.2)	0.4 (0 to 0.8)	0.1 (0 to 0.1)	0 (0 to 0)	0 (0 to 0)	0 (0 to 0)	42.2
Sexually transmitted infections excluding HIV	10.7 (2.9 to 22.8)	2.3 (0.6 to 7.2)	0.2 (0 to 10.4)	0.5 (0.4 to 0.7)	0.1 (0 to 0.2)	0.1 (0 to 0.1)	0.3 (0.2 to 0.4)	0.8 (0.4 to 1.3)	1.9 (1 to 3)	3 (1.7 to 5.2)	3.4 (1.9 to 5.6)	2.8 (1.5 to 4.7)	2 (1.1 to 3.7)	1.1 (0.6 to 2.1)	0.7 (0.4 to 1.4)	0.6 (0.3 to 1.1)	0.3 (0.2 to 0.6)	0.1 (0 to 0.3)	0 (0 to 0.1)	0 (0 to 0)	0 (0 to 0)	0 (0 to 0)	38.2
Syphilis	0 (0 to 0)	0 (0 to 0)	0 (0 to 0)	0 (0 to 0)	0 (0 to 0)	0 (0 to 0)	0 (0 to 0)	0 (0 to 0)	0 (0 to 0)	0 (0 to 0)	0 (0 to 0)	0 (0 to 0)	0 (0 to 0)	0 (0 to 0)	0 (0 to 0)	0 (0 to 0)	0 (0 to 0)	0 (0 to 0)	0 (0 to 0)	0 (0 to 0)	0 (0 to 0)	0 (0 to 0)	0 (0 to 0)	19.4
Chlamydial infection	0 (0 to 0)	0 (0 to 0)	0 (0 to 0)	0 (0 to 0)	0 (0 to 0)	0 (0 to 0)	0 (0 to 0)	0 (0 to 0)	0 (0 to 0)	0 (0 to 0)	0 (0 to 0)	0 (0 to 0)	0 (0 to 0)	0 (0 to 0)	0 (0 to 0)	0 (0 to 0)	0 (0 to 0)	0 (0 to 0)	0 (0 to 0)	0 (0 to 0)	0 (0 to 0)	0 (0 to 0)	0 (0 to 0)	0
Gonococcal infection	0 (0 to 0)	0 (0 to 0)	0 (0 to 0)	0 (0 to 0)	0 (0 to 0)	0 (0 to 0)	0 (0 to 0)	0 (0 to 0)	0 (0 to 0)	0 (0 to 0)	0 (0 to 0)	0 (0 to 0)	0 (0 to 0)	0 (0 to 0)	0 (0 to 0)	0 (0 to 0)	0 (0 to 0)	0 (0 to 0)	0 (0 to 0)	0 (0 to 0)	0 (0 to 0)	0 (0 to 0)	0 (0 to 0)	0
Trichomoniasis	0 (0 to 0)	0 (0 to 0)	0 (0 to 0)	0 (0 to 0)	0 (0 to 0)	0 (0 to 0)	0 (0 to 0)	0 (0 to 0)	0 (0 to 0)	0 (0 to 0)	0 (0 to 0)	0 (0 to 0)	0 (0 to 0)	0 (0 to 0)	0 (0 to 0)	0 (0 to 0)	0 (0 to 0)	0 (0 to 0)	0 (0 to 0)	0 (0 to 0)	0 (0 to 0)	0 (0 to 0)	0 (0 to 0)	0
Genital herpes	0 (0 to 0)	0 (0 to 0)	0 (0 to 0)	0 (0 to 0)	0 (0 to 0)	0 (0 to 0)	0 (0 to 0)	0 (0 to 0)	0 (0 to 0)	0 (0 to 0)	0 (0 to 0)	0 (0 to 0)	0 (0 to 0)	0 (0 to 0)	0 (0 to 0)	0 (0 to 0)	0 (0 to 0)	0 (0 to 0)	0 (0 to 0)	0 (0 to 0)	0 (0 to 0)	0 (0 to 0)	0 (0 to 0)	0
Other sexually transmitted infections	0 (0 to 0)	0 (0 to 0)	0 (0 to 0)	0 (0 to 0)	0 (0 to 0)	0 (0 to 0)	0 (0 to 0)	0 (0 to 0)	0 (0 to 0)	0 (0 to 0)	0 (0 to 0)	0 (0 to 0)	0 (0 to 0)	0 (0 to 0)	0 (0 to 0)	0 (0 to 0)	0 (0 to 0)	0 (0 to 0)	0 (0 to 0)	0 (0 to 0)	0 (0 to 0)	0 (0 to 0)	0 (0 to 0)	0
Respiratory infections and tuberculosis	4.6 (3.2 to 6.3)	3.6 (2.4 to 4.9)	28 (19.4 to 39.2)	60.3 (39.2 to 84.1)	39.6 (19.6 to 67.4)	39.6 (14.2 to 55.5)	39.6 (11.6 to 58.3)	39.6 (10.7 to 53.2)	39.6 (9.7 to 51.7)	39.6 (21.4 to 49.3)	39.6 (28.3 to 52.9)	39.6 (28.7 to 51.4)	39.6 (28.9 to 51.6)	39.6 (28.7 to 51.4)	39.6 (28.6 to 51.4)	39.6 (28.5 to 51.4)	39.6 (28.4 to 51.4)	39.6 (28.3 to 51.4)	39.6 (28.2 to 51.4)	39.6 (28.1 to 51.4)	39.6 (28.1 to 51.4)	39.6 (28.1 to 51.4)	1,630
Tuberculosis	0 (0 to 0)	0 (0 to 0)	0 (0 to 0.1)	0 (0 to 0.2)	0 (0 to 0.2)	0 (0 to 0.2)	0 (0 to 0.2)	0.7 (0 to 1)	1.6 (0.8 to 2.3)	3.1 (1.6 to 4.5)	4.5 (2.3 to 6.5)	4.2 (2.1 to 6.2)	3.7 (1.9 to 5.4)	3.1 (1.6 to 4.5)	2.7 (1.4 to 3.9)	2.2 (1.2 to 3.4)	1.6 (0.8 to 2.6)	1.1 (0.5 to 1.9)	0.6 (0.3 to 1.1)	0.3 (0.1 to 0.6)	0.1 (0 to 0.2)	0 (0 to 0.1)	26.2
Latent tuberculosis infection	0 (0 to 0)	0 (0 to 0)	0 (0 to 0)	0 (0 to 0)	0 (0 to 0)	0 (0 to 0)	0 (0 to 0)	0 (0 to 0)	0 (0 to 0)	0 (0 to 0)	0 (0 to 0)	0 (0 to 0)	0 (0 to 0)	0 (0 to 0)	0 (0 to 0)	0 (0 to 0)	0 (0 to 0)	0 (0 to 0)	0 (0 to 0)	0 (0 to 0)	0 (0 to 0)	0 (0 to 0)	0 (0 to 0)	0
Drug-susceptible tuberculosis	0 (0 to 0)	0 (0 to 0)	0 (0 to 0.1)	0.2 (0 to 0.2)	0 (0 to 0.1)	0 (0 to 0.2)	0 (0 to 0.2)	0.7 (0 to 1)	1.6 (0.8 to 2.3)	3.1 (1.6 to 4.5)	4.5 (2.3 to 6.5)	4.2 (2.1 to 6.2)	3.7 (1.9 to 5.4)	3.1 (1.6 to 4.5)	2.7 (1.4 to 3.9)	2.2 (1.2 to 3.4)	1.6 (0.8 to 2.6)	1.1 (0.5 to 1.9)	0.6 (0.3 to 1.1)	0.3 (0.1 to 0.6)	0.1 (0 to 0.2)	0 (0 to 0.1)	25.4
Multidrug-resistant tuberculosis without extensive drug-resistance	0 (0 to 0)	0 (0 to 0)	0 (0 to 0)	0 (0 to 0)	0 (0 to 0)	0 (0 to 0)	0 (0 to 0)	0 (0 to 0)	0 (0 to 0)	0 (0 to 0)	0 (0 to 0)	0 (0 to 0)	0 (0 to 0)	0 (0 to 0)	0 (0 to 0)	0 (0 to 0)	0 (0 to 0)	0 (0 to 0)	0 (0 to 0)	0 (0 to 0)	0 (0 to 0)	0 (0 to 0)	0 (0 to 0)	0.6
Extensively drug-resistant tuberculosis	0 (0 to 0)	0 (0 to 0)	0 (0 to 0)	0 (0 to 0)	0 (0 to 0)	0 (0 to 0)	0 (0 to 0)	0 (0 to 0)	0 (0 to 0)	0 (0 to 0)	0 (0 to 0)	0 (0 to 0)	0 (0 to 0)	0 (0 to 0)	0 (0 to 0)	0 (0 to 0)	0 (0 to 0)	0 (0 to 0)	0 (0 to 0)	0 (0 to 0)	0 (0 to 0)	0 (0 to 0)	0 (0 to 0)	0.1
Lower respiratory infections	4.6 (2.3 to 6.2)	3.1 (2.1 to 4.2)	22 (14 to 32.7)	14.8 (11.2 to 19.2)	2.7 (2.3 to 4.7)	2.7 (2.3 to 4.7)	2.7 (2.3 to 4.7)	7.3 (5.3 to 10.1)	11 (8.2 to 14.4)	19.1 (13.8 to 24.6)	19.1 (14.3 to 24.7)	19.1 (14.3 to 24.7)	20.1 (16.1 to 25.2)	20.2 (16.1 to 25.2)	20.2 (16.1 to 25.2)	20.2 (16.1 to 25.2)	20.2 (16.1 to 25.2)	20.2 (16.1 to 25.2)	20.2 (16.1 to 25.2)	20.2 (16.1 to 25.2)	20.2 (16.1 to 25.2)	20.2 (16.1 to 25.2)	1,360
Upper respiratory infections	0 (0 to 0.1)	0 (0 to 0.1)	0.9 (0.4 to 3.6)	26.1 (13.1 to 39.2)	0.6 (0.4 to 0.7)	0.6 (0.4 to 0.7)	0.6 (0.4 to 0.7)	1.4 (0.9 to 2.1)	2.1 (1.3 to 3.2)	3.2 (1.9 to 4.8)	3.5 (2.1 to 5.2)	3.2 (1.9 to 4.8)	2.7 (1.6 to 4.1)	2.3 (1.4 to 3.5)	2.1 (1.2 to 3.2)	1.8 (1.1 to 2.7)	1.4 (0.8 to 2.1)	1 (0.5 to 1.6)	0.6 (0.3 to 1)	0.3 (0.1 to 0.5)	0.1 (0 to 0.2)	0 (0 to 0.1)	199
Otitis media	0 (0 to 0)	0 (0 to 0)	0 (0 to 0.1)	7 (7.9 to 9.4)	0.6 (0.4 to 0.8)	0.6 (0.4 to 0.8)	0.6 (0.4 to 0.8)	1.4 (1.1 to 1.9)	2.1 (1.6 to 2.8)	3.5 (2.6 to 4.5)	3.5 (2.6 to 4.5)	3.5 (2.6 to 4.5)	3.5 (2.6 to 4.5)	3.5 (2.6 to 4.5)	3.5 (2.6 to 4.5)	3.5 (2.6 to 4.5)	3.5 (2.6 to 4.5)	3.5 (2.6 to 4.5)	3.5 (2.6 to 4.5)	3.5 (2.6 to 4.5)	3.5 (2.6 to 4.5)	3.5 (2.6 to 4.5)	40.3
Enteric infections	0.4 (0.3 to 0.5)	1.2 (0.9 to 1.7)	15.1 (10.3 to 21.9)	28.6 (12.4 to 32.6)	10.6 (4.9 to 19.2)	6.4 (3.5 to 10.8)	4.5 (2.7 to 6.5)	4.3 (2.7 to 6.5)	5.1 (3.2 to 7.5)	5.1 (3.7 to 7.5)	5.1 (3.7 to 7.5)	5.1 (3.7 to 7.5)	5.1 (3.7 to 7.5)	5.1 (3.7 to 7.5)	5.1 (3.7 to 7.5)	5.1 (3.7 to 7.5)	5.1 (3.7 to 7.5)	5.1 (3.7 to 7.5)	5.1 (3.7 to 7.5)	5.1 (3.7 to 7.5)	5.1 (3.7 to 7.5)	5.1 (3.7 to 7.5)	186
Diarrheal diseases	0.4 (0.3 to 0.5)	1.2 (0.9 to 1.7)	15.1 (10.3 to 21.9)	28.6 (12.4 to 32.6)	10.6 (4.9 to 19.2)	6.4 (3.5 to 10.8)	4.5 (2.7 to 6.5)	4.3 (2.7 to 6.5)	5.1 (3.2 to 7.5)	5.1 (3.7 to 7.5)	5.1 (3.7 to 7.5)	5.1 (3.7 to 7.5)	5.1 (3.7 to 7.5)	5.1 (3.7 to 7.5)	5.1 (3.7 to 7.5)	5.1 (3.7 to 7.5)	5.1 (3.7 to 7.5)	5.1 (3.7 to 7.5)	5.1 (3.7 to 7.5)	5.1 (3.7 to 7.5)	5.1 (3.7 to 7.5)	5.1 (3.7 to 7.5)	183
Typhoid and paraphoid	0 (0 to 0)	0 (0 to 0)	0 (0 to 0)	0 (0 to 0)	0 (0 to 0)	0 (0 to 0)	0 (0 to 0)	0 (0 to 0)	0 (0 to 0)	0 (0 to 0)	0 (0 to 0)	0 (0 to 0)	0 (0 to 0)	0 (0 to 0)	0 (0 to 0)	0 (0 to 0)	0 (0 to 0)	0 (0 to 0)	0 (0 to 0)	0 (0 to 0)	0 (0 to 0)	0 (0 to 0)	0 (0 to 0)	0
Typhoid fever	0 (0 to 0)	0 (0 to 0)	0 (0 to 0)	0 (0 to 0)	0 (0 to 0)	0 (0 to 0)	0 (0 to 0)	0 (0 to 0)	0 (0 to 0)	0 (0 to 0)	0 (0 to 0)	0 (0 to 0)	0 (0 to 0)	0 (0 to 0)	0 (0 to 0)	0 (0 to 0)	0 (0 to 0)	0 (0 to 0)	0 (0 to 0)	0 (0 to 0)	0 (0 to 0)	0 (0 to 0)	0 (0 to 0)	0
Paratyphoid fever	0 (0 to 0)	0 (0 to 0)	0 (0 to 0)	0 (0 to 0)	0 (0 to 0)	0 (0 to 0)	0 (0 to 0)	0 (0 to 0)	0 (0 to 0)	0 (0 to 0)	0 (0 to 0)	0 (0 to 0)	0 (0 to 0)	0 (0 to 0)	0 (0 to 0)	0 (0 to 0)	0 (0 to 0)	0 (0 to 0)	0 (0 to 0)	0 (0 to 0)	0 (0 to 0)	0 (0 to 0)	0 (0 to 0)	0
Invasive Non-typhoidal Salmonella (iNTS)	0 (0 to 0)	0 (0 to 0)	0 (0 to 0.1)	0 (0 to 0.1)	0 (0 to 0.1)	0 (0 to 0.1)	0 (0 to 0.1)	0 (0 to 0.1)	0 (0 to 0.1)	0 (0 to 0.1)	0 (0 to 0.1)	0 (0 to 0.1)	0 (0 to 0.1)	0 (0 to 0.1)	0 (0 to 0.1)	0 (0 to 0.1)	0 (0 to 0.1)	0 (0 to 0.1)	0 (0 to 0.1)	0 (0 to 0.1)	0 (0 to 0.1)	0 (0 to 0.1)	0 (0 to 0.1)	0.8
Other intestinal infectious diseases	0 (0 to 0)	0 (0 to 0)	0 (0 to 0.1)	0 (0 to 0.1)	0 (0 to 0.1)	0 (0 to 0.1)	0 (0 to 0.1)	0 (0 to 0.1)	0 (0 to 0.1)	0 (0 to 0.1)	0 (0 to 0.1)	0 (0 to 0.1)	0 (0 to 0.1)	0 (0 to 0.1)	0 (0 to 0.1)	0 (0 to 0.1)	0 (0 to 0.1)	0 (0 to 0.1)	0 (0 to 0.1)	0 (0 to 0.1)	0 (0 to 0.1)	0 (0 to 0.1)	0 (0 to 0.1)	0.5
Neglected tropical diseases and malaria	0 (0 to 0)	0 (0 to 0)	0.9 (0 to 1.5)	1.3 (0 to 2.6)	0 (0 to 0.1)	0 (0 to 0.1)	0 (0 to 0.1)	0 (0 to 0.1)	0 (0 to 0.1)	0 (0 to 0.1)	0 (0 to 0.1)	0.1 (0 to 0.1)	0.6 (0.1 to 2.2)	0.5 (0.1 to 1.7)	0.6 (0.1 to 1.5)	0.5 (0.1 to 1.5)	0.2 (0 to 0.5)	0.1 (0 to 0.3)	0.1 (0 to 0.3)	0.1 (0 to 0.2)	0 (0 to 0.1)	0 (0 to 0.1)	6.5
Malaria	0 (0 to 0)	0 (0 to 0)	0 (0 to 0)	0 (0 to 0)	0 (0 to 0)	0 (0 to 0)	0 (0 to 0)	0 (0 to 0)	0 (0 to 0)	0 (0 to 0)	0 (0 to 0)	0 (0 to 0)	0 (0 to 0)	0 (0 to 0)	0 (0 to 0)	0 (0 to 0)	0 (0 to 0)	0 (0 to 0)	0 (0 to 0)	0 (0 to 0)	0 (0 to 0)	0 (0 to 0)	0 (0 to 0)	0
Chagas disease	0 (0 to 0)	0 (0 to 0)	0 (0 to 0)	0 (0 to 0)	0 (0 to 0)	0 (0 to 0)	0 (0 to 0)	0 (0 to 0)	0 (0 to 0)	0 (0 to 0)	0 (0 to 0)	0 (0 to 0)	0 (0 to 0)	0 (0 to 0)	0 (0 to 0)	0 (0 to 0)	0 (0 to 0)	0 (0 to 0)	0 (0 to 0)	0 (0 to 0)	0 (0 to 0)	0 (0 to 0)	0 (0 to 0)	0
Leishmaniasis	0 (0 to 0)	0 (0 to 0)	0 (0 to 0)	0 (0 to 0)	0 (0 to 0)	0 (0 to 0)	0 (0 to 0)	0 (0 to 0)	0 (0 to 0)	0 (0 to 0)	0 (0 to 0)	0 (0 to 0)	0 (0 to 0)	0 (0 to 0)	0 (0 to 0)	0 (0 to 0)	0 (0 to 0)	0 (0 to 0)	0 (0 to 0)	0 (0 to 0)	0 (0 to 0)	0 (0 to 0)	0 (0 to 0)	0
Visceral leishmaniasis	0 (0 to 0)	0 (0 to 0)	0 (0 to 0)	0 (0 to 0)	0 (0 to 0)	0 (0 to 0)	0 (0 to 0)	0 (0 to 0)	0 (0 to 0)	0 (0 to 0)	0 (0 to 0)	0 (0 to 0)	0 (0 to 0)	0 (0 to 0)	0 (0 to 0)	0 (0 to 0)	0 (0 to 0)	0 (0 to 0)	0 (0 to 0)	0 (0 to 0)	0 (0 to 0)	0 (0 to 0)	0 (0 to 0)	0
Cutaneous and mucocutaneous leishmaniasis	0 (0 to 0)	0 (0 to 0)	0 (0 to 0)	0 (0 to 0)	0 (0 to 0)	0 (0 to 0)	0 (0 to 0)	0 (0 to 0)	0 (0 to 0)	0 (0 to 0)	0 (0 to 0)	0 (0 to 0)	0 (0 to 0)	0 (0 to 0)	0 (0 to 0)	0 (0 to 0)	0 (0 to 0)	0 (0 to 0)	0 (0 to 0)	0 (0 to 0)	0 (0 to 0)	0 (0 to 0)	0 (0 to 0)	0
African trypanosomiasis	0 (0 to 0)	0 (0 to 0)	0 (0 to 0)	0 (0 to 0)	0 (0 to 0)	0 (0 to 0)	0 (0 to 0)	0 (0 to 0)	0 (0 to 0)	0 (0 to 0)	0 (0 to 0)	0 (0 to 0)	0 (0 to 0)	0 (0 to 0)	0 (0 to 0)	0 (0 to 0)	0 (0 to 0)	0 (0 to 0)	0 (0 to 0)	0 (0 to 0)	0 (0 to 0)	0 (0 to 0)	0 (0 to 0)	0
Schistosomiasis	0 (0 to 0)	0 (0 to 0)	0 (0 to 0)	0 (0 to 0)	0 (0 to 0)	0 (0 to 0)	0 (0 to 0)	0 (0 to 0)	0 (0 to 0)	0 (0 to 0)	0 (0 to 0)	0 (0 to 0)	0 (0 to 0)	0 (0 to 0)	0 (0 to 0)	0 (0 to 0)	0 (0 to 0)	0 (0 to 0)	0 (0 to 0)	0 (0 to 0)	0 (0 to 0)	0 (0 to 0)	0 (0 to 0)	0
Cysticercosis	0 (0 to 0)	0 (0 to 0)	0 (0 to 0)	0 (0 to 0)	0 (0 to 0)	0 (0 to 0)	0 (0 to 0)	0 (0 to 0)	0 (0 to 0)	0 (0 to 0)	0 (0 to 0)	0 (0 to 0)	0 (0 to 0)	0 (0 to 0)	0 (0 to 0)	0 (0 to 0)	0 (0 to 0)	0 (0 to 0)	0 (0 to 0)	0 (0 to 0)	0 (0 to 0)	0 (0 to 0)	0 (0 to 0)	0
Cystic echinococcosis	0 (0 to 0)	0 (0 to 0)	0 (0 to 0)	0 (0 to 0)	0 (0 to 0)	0 (0 to 0)	0 (0 to 0)	0 (0 to 0)	0 (0 to 0)	0 (0 to 0)	0 (0 to 0)	0 (0 to 0)	0 (0 to 0)	0 (0 to 0)	0 (0 to 0)	0 (0 to 0)	0 (0 to 0)	0 (0 to 0)	0 (0 to 0)	0 (0 to 0)	0 (0 to 0)	0 (0 to 0)	0 (0 to 0)	0.1
Lymphatic filariasis	0 (0 to 0)	0 (0 to 0)	0 (0 to 0)	0 (0 to 0)	0 (0 to 0)	0 (0 to 0)	0 (0 to 0)	0 (0 to 0)	0 (0 to 0)	0 (0 to 0)	0 (0 to 0)	0 (0 to 0)	0 (0 to 0)	0 (0 to 0)	0 (0 to 0)	0 (0 to 0)	0 (0 to 0)	0 (0 to 0)	0 (0 to 0)	0 (0 to 0)	0 (0 to 0)	0 (0 to 0)	0 (0 to 0)	0
Onchocerciasis	0 (0 to 0)	0 (0 to 0)	0 (0 to 0)	0 (0 to 0)	0 (0 to 0)	0 (0 to 0)	0 (0 to 0)	0 (0 to 0)	0 (0 to 0)	0 (0 to 0)	0 (0 to 0)	0 (0 to 0)	0 (0 to 0)	0 (0 to 0)	0 (0 to 0)	0 (0 to 0)	0 (0 to 0)	0 (0 to 0)	0 (0 to 0)	0 (0 to 0)	0 (0 to 0)	0 (0 to 0)	0 (0 to 0)	0
Trachoma	0 (0 to 0)	0 (0 to 0)	0 (0 to 0)	0 (0 to 0)	0 (0 to 0)	0 (0 to 0)	0 (0 to 0)	0 (0 to 0)	0 (0 to 0)	0 (0 to 0)	0 (0 to 0)	0 (0 to 0)	0 (0 to 0)	0 (0 to 0)	0 (0 to 0)	0 (0 to 0)	0 (0 to 0)	0 (0 to 0)	0 (0 to 0)	0 (0 to 0)	0 (0 to 0)	0 (0 to 0)	0 (0 to 0)	0
Dengue	0 (0 to 0)	0 (0 to 0)	0 (0 to 0)	0 (0 to 0)	0 (0 to 0)	0 (0 to 0)	0 (0 to 0)	0 (0 to 0)	0 (0 to 0)	0 (0 to 0)	0 (0 to 0)	0 (0 to 0)	0 (0 to 0)	0 (0 to 0)	0 (0 to 0)	0 (0 to 0)	0 (0 to 0)	0 (0 to 0)	0 (0 to 0)	0 (0 to 0)	0 (0 to 0)	0 (0 to 0)	0 (0 to 0)	0
Yellow fever	0 (0 to 0)	0 (0 to 0)	0 (0 to 0)	0 (0 to 0)	0 (0 to 0)	0 (0 to 0)	0 (0 to 0)	0 (0 to 0)	0 (0 to 0)	0 (0 to 0)	0 (0 to 0)	0 (0 to 0)	0 (0 to 0)	0 (0 to 0)	0 (0 to 0)	0 (0 to 0)	0 (0 to 0)	0 (0 to 0)	0 (0 to 0)	0 (0 to 0)	0 (0 to 0)	0 (0 to 0)	0 (0 to 0)	0
Rabies	0 (0 to 0)	0 (0 to 0)	0 (0 to 0)	0 (0 to 0)	0 (0 to 0)	0 (0 to 0)	0 (0 to 0)	0 (0 to 0)	0 (0 to 0)	0 (0 to 0)	0 (0 to 0)	0 (0 to 0)	0 (0 to 0)	0 (0 to 0)	0 (0 to 0)	0 (0 to 0)	0 (0 to 0)	0 (0 to 0)	0 (0 to 0)	0 (0 to 0)	0 (0 to 0)	0 (0 to 0)	0 (0 to 0)	0
Intestinal nematode infections	0 (0 to 0)	0 (0 to 0)	0 (0 to 0)	0 (0 to 0)	0 (0 to 0)	0 (0 to 0)	0 (0 to 0)	0 (0 to 0)	0 (0 to 0)	0 (0 to 0)	0 (0 to 0)	0 (0 to 0)	0 (0 to 0)	0 (0 to 0)	0 (0 to 0)	0 (0 to 0)	0 (0 to 0)	0 (0 to 0)	0 (0 to 0)	0 (0 to 0)	0 (0 to 0)	0 (0 to 0)	0 (0 to 0)	0
Ascariasis	0 (0 to 0)	0 (0 to 0)	0 (0 to 0)	0 (0 to 0)	0 (0 to 0)	0 (0 to 0)	0 (0 to 0)	0 (0 to 0)	0 (0 to 0)	0 (0 to 0)	0 (0 to 0)	0 (0 to 0)	0 (0 to 0)	0 (0 to 0)	0 (0 to 0)	0 (0 to 0)	0 (0 to 0)	0 (0 to 0)	0 (0 to 0)	0 (0 to 0)	0 (0 to 0)	0 (0 to 0)	0 (0 to 0)	0
Trichuriasis	0 (0 to 0)	0 (0 to 0)	0 (0 to 0)	0 (0 to 0)	0 (0 to 0)	0 (0 to 0)	0 (0 to 0)	0 (0 to 0)	0 (0 to 0)	0 (0 to 0)	0 (0 to 0)	0 (0 to 0)	0 (0 to 0)	0 (0 to 0)	0 (0 to 0)	0 (0 to 0)	0 (0 to 0)	0 (0 to 0)	0 (0 to 0)	0 (0 to 0)	0 (0 to 0)	0 (0 to 0)	0 (0 to 0)	0
Hookworm disease	0 (0 to 0)	0 (0 to 0)	0 (0 to 0)	0 (0 to 0)	0 (0 to 0)	0 (0 to 0)	0 (0 to 0)	0 (0 to 0)	0 (0 to 0)	0 (0 to 0)	0 (0 to 0)	0 (0 to 0)	0 (0 to 0)	0 (0 to 0)	0 (0 to 0)	0 (0 to 0)	0 (0 to 0)	0 (0 to 0)	0 (0 to 0)	0 (0 to 0)	0 (0 to 0)	0 (0 to 0)	0 (0 to 0)	0
Food-borne trematodiases	0 (0 to 0)	0 (0 to 0)	0 (0 to 0)	0 (0 to 0)	0 (0 to 0)	0 (0 to 0)	0 (0 to 0)	0 (0 to 0)	0 (0 to 0)	0 (0 to 0)	0 (0 to 0)	0 (0 to 0)	0 (0 to 0)	0 (0 to 0)	0 (0 to 0)	0 (0 to 0)	0 (0 to 0)	0 (0 to 0)	0 (0 to 0)	0 (0 to 0)	0 (0 to 0)	0 (0 to 0)	0 (0 to 0)	0
Leprosy	0 (0 to 0)	0 (0 to 0)	0 (0 to 0)	0 (0 to 0)	0 (

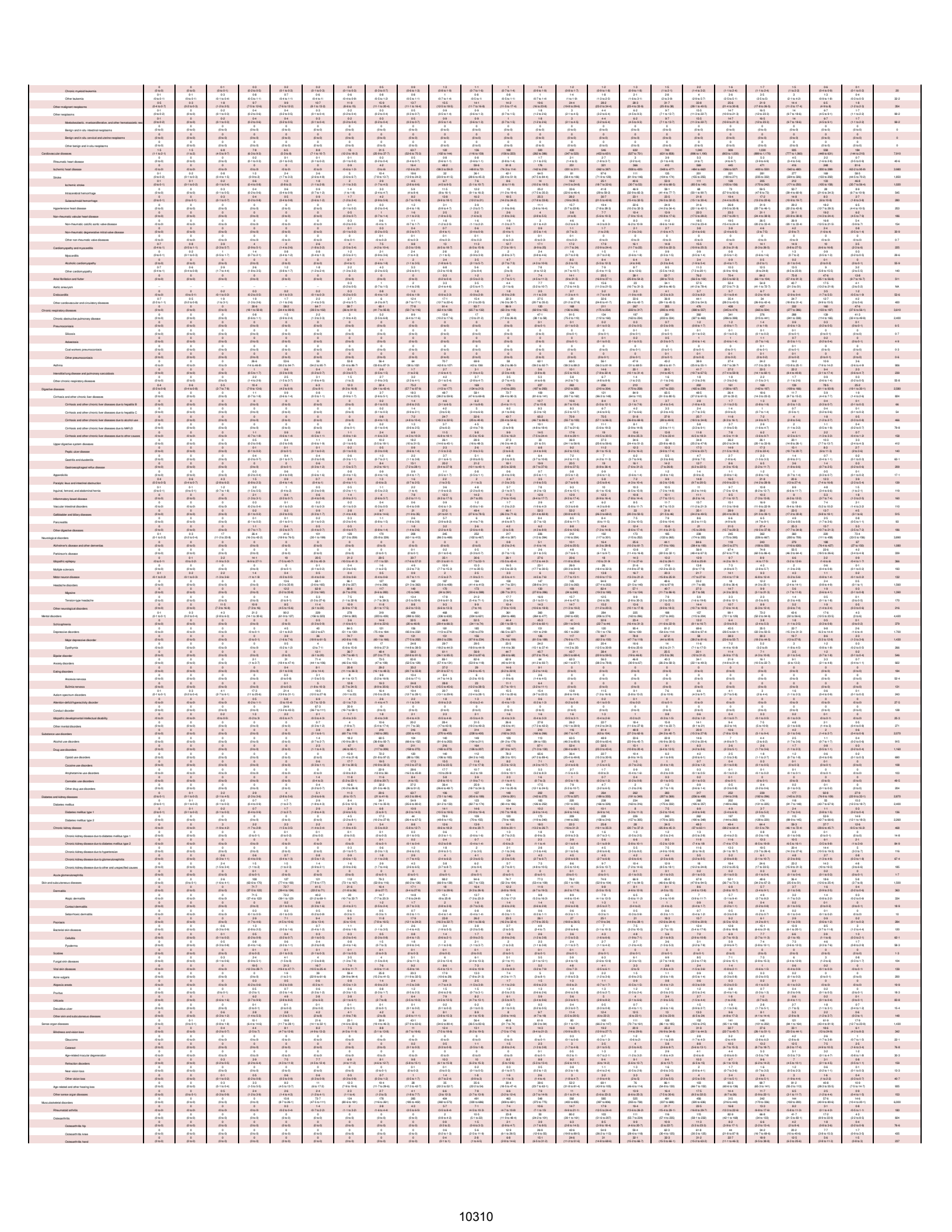

Osteoarthritis other	0 (0 to 0)	0 (0 to 0)	0 (0 to 0)	0 (0 to 0)	0 (0 to 0)	0 (0 to 0)	0 (0 to 0)	0 (0 to 0)	0 (0 to 0)	0-1 (0 to 2)	0-7 (0 to 14)	1-9 (0 to 44)	4-1 (1 to 9)	6-6 (2 to 14)	8-8 (3 to 19)	9-6 (4 to 20)	10-7 (4 to 21)	10-4 (5 to 21)	8 (4 to 16)	7-1 (3 to 14)	4-6 (2 to 9)	2-2 (1 to 4)	0-6 (0 to 1)	74-9			
Low back pain	0 (0 to 0)	0 (0 to 0)	0 (0 to 0)	0 (0 to 0)	10-2 (4 to 17)	49-6 (26 to 74)	75 (43 to 116)	150 (90 to 239)	192 (92 to 340)	207 (122 to 314)	247 (148 to 369)	205 (135 to 344)	226 (159 to 391)	215 (172 to 412)	240 (163 to 392)	229 (163 to 342)	215 (122 to 313)	191 (122 to 292)	163 (82 to 293)	103 (44 to 221)	52 (22 to 109)	22-7 (8 to 51)	5-2 (2 to 11)	2,810			
Neck pain	0 (0 to 0)	0 (0 to 0)	0 (0 to 0)	0 (0 to 0)	4 (1 to 10)	24-4 (12 to 44)	36 (17 to 62)	45-2 (20 to 79)	58-1 (29 to 111)	92-6 (49 to 173)	120 (63 to 220)	114 (56 to 193)	136 (94 to 219)	116 (79 to 205)	118 (94 to 203)	89 (61 to 167)	92 (53 to 169)	80 (41 to 137)	60 (36 to 116)	40-4 (20 to 72)	20-2 (8 to 45)	8-3 (3 to 17)	1-7 (0 to 4)	1,140			
Gout	0 (0 to 0)	0 (0 to 0)	0 (0 to 0)	0 (0 to 0)	0 (0 to 0)	0 (0 to 0)	0 (0 to 0)	0 (0 to 0)	0 (0 to 1)	0-2 (0 to 11)	0-5 (0 to 2)	1-3 (0 to 13)	1-5 (0 to 5)	2-2 (0 to 14)	2-7 (0 to 14)	3-2 (0 to 15)	3-2 (0 to 14)	2-4 (0 to 11)	1-9 (0 to 12)	1-2 (0 to 9)	0-6 (0 to 4)	0-3 (0 to 2)	0-1 (0 to 1)	0-1 (0 to 1)	59-5			
Other musculoskeletal disorders	0 (0 to 0)	0 (0 to 0)	0 (0 to 0)	0 (0 to 0)	0-4 (0 to 14)	1-3 (0 to 5)	12-8 (4 to 24)	21-4 (9 to 40)	45-3 (16 to 102)	65-2 (32 to 147)	95-2 (44 to 157)	104 (54 to 160)	90-9 (53 to 160)	101 (61 to 166)	101 (62 to 158)	94-3 (54 to 144)	78-4 (45 to 124)	78-4 (39 to 135)	59-2 (31 to 97)	38-6 (20 to 62)	24-8 (9 to 44)	12-5 (4 to 25)	6-2 (3 to 9)	2-3 (1 to 3)	991			
Other non-communicable diseases	135 (96 to 193)	53-8 (38 to 72)	162 (103 to 238)	159 (88 to 232)	67-3 (32 to 99)	72-6 (36 to 96)	87-0 (54 to 124)	141 (72 to 191)	151 (93 to 224)	165 (105 to 264)	251 (179 to 345)	256 (148 to 356)	216 (157 to 299)	221 (152 to 316)	216 (152 to 291)	205 (133 to 291)	204 (143 to 273)	203 (144 to 274)	207 (152 to 275)	158 (119 to 207)	144 (111 to 182)	110 (85 to 138)	49-1 (44 to 57)	20-1 (16 to 25)	3,030			
Congenital birth defects	135 (94 to 198)	45 (31 to 64)	121 (63 to 179)	68-2 (34 to 97)	32-3 (14 to 47)	26-6 (14 to 34)	21-8 (10 to 27)	22-5 (11 to 27)	22-5 (7 to 28)	24-8 (10 to 31)	19-5 (7 to 32)	21-6 (10 to 37)	16-4 (7 to 31)	17-3 (7 to 32)	19-2 (13 to 33)	17-6 (10 to 32)	16-5 (11 to 31)	12-2 (5 to 31)	9-6 (3 to 22)	7-1 (3 to 17)	4-6 (2 to 9)	2-2 (1 to 4)	0-6 (0 to 1)	1-1 (0 to 1)	624			
Neural tube defects	9-3 (5 to 13)	2-3 (1 to 3)	10-5 (5 to 17)	9-7 (5 to 13)	1-1 (0 to 3)	2-7 (1 to 4)	0-9 (0 to 2)	0-9 (0 to 1)	1-1 (0 to 3)	0-8 (0 to 1)	0-6 (0 to 2)	0-8 (0 to 2)	0-6 (0 to 2)	0-5 (0 to 2)	0-3 (0 to 1)	0-2 (0 to 1)	0-1 (0 to 1)	0-1 (0 to 1)	0-1 (0 to 1)	0-1 (0 to 1)	0-1 (0 to 1)	0-1 (0 to 1)	0-1 (0 to 1)	0-1 (0 to 1)	39-9			
Congenital heart anomalies	32-5 (20 to 50)	20-3 (13 to 32)	42 (24 to 75)	16-4 (9 to 27)	6 (3 to 9)	5 (3 to 8)	4-7 (3 to 6)	5-6 (3 to 7)	5-5 (3 to 8)	6-1 (4 to 8)	4-4 (2 to 5)	4-4 (2 to 6)	3-5 (2 to 6)	4-5 (2 to 6)	3-6 (2 to 5)	3-5 (2 to 5)	2-5 (1 to 3)	2 (0 to 3)	2-2 (0 to 4)	0-1 (0 to 1)	0-1 (0 to 2)	0-1 (0 to 1)	0-1 (0 to 1)	0-1 (0 to 1)	171			
Orofacial clefts	0 (0 to 0)	0-3 (0 to 1)	0-5 (0 to 1)	0-4 (0 to 1)	0-3 (0 to 1)	0-2 (0 to 1)	0-3 (0 to 1)	0-3 (0 to 1)	0-3 (0 to 1)	0-3 (0 to 1)	0-3 (0 to 1)	0-3 (0 to 1)	0-3 (0 to 1)	0-3 (0 to 1)	0-3 (0 to 1)	0-3 (0 to 1)	0-2 (0 to 1)	0-2 (0 to 1)	0-1 (0 to 1)	0-1 (0 to 1)	0-1 (0 to 1)	0-1 (0 to 1)	0-1 (0 to 1)	0-1 (0 to 1)	4-8			
Down syndrome	2-3 (1 to 3)	0-6 (0 to 1)	2-3 (1 to 3)	2-5 (1 to 3)	2-1 (1 to 3)	1-9 (1 to 3)	1-6 (1 to 2)	2 (1 to 3)	2-4 (1 to 4)	2-6 (1 to 3)	2-5 (1 to 3)	2-1 (1 to 3)	2-6 (1 to 4)	4-1 (2 to 6)	4-9 (2 to 7)	3-2 (2 to 5)	1-9 (1 to 3)	1-9 (1 to 3)	1-2 (0 to 3)	0-5 (0 to 1)	0-3 (0 to 1)	0-3 (0 to 1)	0-3 (0 to 1)	0-3 (0 to 1)	42-1			
Turner syndrome	0 (0 to 0)	0 (0 to 0)	0-1 (0 to 0)	0-1 (0 to 0)	0-1 (0 to 0)	0-1 (0 to 0)	0-1 (0 to 0)	0-1 (0 to 0)	0-1 (0 to 0)	0-1 (0 to 0)	0-1 (0 to 0)	0-1 (0 to 0)	0-1 (0 to 0)	0-1 (0 to 0)	0-1 (0 to 0)	0-1 (0 to 0)	0-1 (0 to 0)	0-1 (0 to 0)	0-1 (0 to 0)	0-1 (0 to 0)	0-1 (0 to 0)	0-1 (0 to 0)	0-1 (0 to 0)	0-1 (0 to 0)	0-9			
Klinefelter syndrome	0 (0 to 0)	0 (0 to 0)	0 (0 to 0)	0 (0 to 0)	0 (0 to 0)	0 (0 to 0)	0 (0 to 0)	0 (0 to 0)	0 (0 to 0)	0 (0 to 0)	0 (0 to 0)	0 (0 to 0)	0 (0 to 0)	0 (0 to 0)	0 (0 to 0)	0 (0 to 0)	0 (0 to 0)	0 (0 to 0)	0 (0 to 0)	0 (0 to 0)	0 (0 to 0)	0 (0 to 0)	0 (0 to 0)	0 (0 to 0)	0-2			
Other chromosomal abnormalities	15-8 (9 to 32)	7 (4 to 11)	19-7 (12 to 28)	9-8 (5 to 15)	4-9 (2 to 8)	4 (2 to 7)	3-4 (2 to 5)	3-5 (2 to 6)	3-8 (2 to 6)	3-8 (2 to 6)	3-4 (2 to 4)	2-5 (1 to 3)	2-5 (1 to 4)	2 (1 to 3)	1-5 (1 to 2)	0-8 (0 to 1)	0-8 (0 to 1)	0-9 (0 to 1)	0-8 (0 to 1)	0-6 (0 to 1)	0-4 (0 to 1)	0-3 (0 to 1)	0-2 (0 to 1)	0-1 (0 to 1)	87-8			
Congenital musculoskeletal and limb anomalies	9 (5 to 14)	1-5 (1 to 2)	12-9 (7 to 19)	9-1 (5 to 14)	3-1 (1 to 4)	4-9 (2 to 6)	5 (3 to 7)	5 (3 to 7)	5-4 (3 to 8)	5-8 (3 to 8)	4-6 (2 to 7)	5-8 (3 to 8)	4-8 (2 to 7)	4-5 (2 to 7)	3-1 (1 to 4)	2-4 (1 to 4)	2-4 (1 to 4)	1-6 (1 to 2)	0-9 (0 to 2)	0-5 (0 to 1)	0-3 (0 to 1)	0-2 (0 to 1)	0-1 (0 to 1)	0-1 (0 to 1)	157			
Urogenital congenital anomalies	7-5 (3 to 12)	1-1 (0 to 2)	2-5 (1 to 4)	1-7 (1 to 3)	1-1 (0 to 2)	0-7 (0 to 1)	0-6 (0 to 1)	0-7 (0 to 2)	0-6 (0 to 1)	0-6 (0 to 2)	0-4 (0 to 1)	0-3 (0 to 1)	0-2 (0 to 1)	0-2 (0 to 1)	0-1 (0 to 1)	0-1 (0 to 1)	0-1 (0 to 1)	0-1 (0 to 1)	0-1 (0 to 1)	0-1 (0 to 1)	0-1 (0 to 1)	0-1 (0 to 1)	0-1 (0 to 1)	0-1 (0 to 1)	17-1			
Digestive congenital anomalies	16-2 (10 to 26)	2-9 (2 to 4)	6 (4 to 9)	2-5 (1 to 3)	1-3 (0 to 2)	1-2 (0 to 2)	0-9 (0 to 1)	0-9 (0 to 1)	0-9 (0 to 1)	0-9 (0 to 1)	0-8 (0 to 1)	0-5 (0 to 2)	0-5 (0 to 2)	0-5 (0 to 2)	0-4 (0 to 1)	0-3 (0 to 1)	0-3 (0 to 1)	0-3 (0 to 1)	0-3 (0 to 1)	0-3 (0 to 1)	0-3 (0 to 1)	0-3 (0 to 1)	0-3 (0 to 1)	0-3 (0 to 1)	40-2			
Other congenital birth defects	8 (4 to 12)	2-7 (1 to 4)	10-3 (6 to 16)	9-7 (5 to 15)	3-6 (2 to 5)	4-4 (2 to 6)	3-8 (2 to 5)	4-1 (2 to 6)	3-8 (2 to 5)	3-8 (2 to 5)	3-4 (2 to 4)	2-5 (1 to 3)	2-5 (1 to 4)	2-1 (1 to 3)	1-5 (1 to 2)	1-2 (0 to 2)	1-2 (0 to 2)	1-2 (0 to 2)	1-2 (0 to 2)	0-8 (0 to 1)	0-5 (0 to 1)	0-3 (0 to 1)	0-2 (0 to 1)	0-1 (0 to 1)	123			
Urinary diseases and male infertility	0-2 (0 to 2)	0-2 (0 to 0)	1-1 (0 to 1)	1-1 (0 to 1)	0-9 (0 to 2)	0-6 (0 to 1)	1-1 (0 to 2)	1-1 (0 to 2)	1-1 (0 to 2)	0-9 (0 to 2)	0-8 (0 to 2)	0-9 (0 to 2)	0-8 (0 to 2)	0-8 (0 to 2)	0-9 (0 to 2)	0-8 (0 to 2)	0-8 (0 to 2)	0-8 (0 to 2)	0-8 (0 to 2)	0-8 (0 to 2)	0-8 (0 to 2)	0-8 (0 to 2)	0-8 (0 to 2)	0-8 (0 to 2)	419			
Urolithiasis	0 (0 to 0)	0 (0 to 0)	0 (0 to 0)	0 (0 to 0)	0 (0 to 0)	0 (0 to 0)	0 (0 to 0)	0 (0 to 0)	0 (0 to 0)	0 (0 to 0)	0 (0 to 0)	0 (0 to 0)	0 (0 to 0)	0 (0 to 0)	0 (0 to 0)	0 (0 to 0)	0 (0 to 0)	0 (0 to 0)	0 (0 to 0)	0 (0 to 0)	0 (0 to 0)	0 (0 to 0)	0 (0 to 0)	0 (0 to 0)	20-9			
Benign prostatic hyperplasia	0 (0 to 0)	0 (0 to 0)	0 (0 to 0)	0 (0 to 0)	0 (0 to 0)	0 (0 to 0)	0 (0 to 0)	0 (0 to 0)	0 (0 to 0)	0 (0 to 0)	0 (0 to 0)	0 (0 to 0)	0 (0 to 0)	0 (0 to 0)	0 (0 to 0)	0 (0 to 0)	0 (0 to 0)	0 (0 to 0)	0 (0 to 0)	0 (0 to 0)	0 (0 to 0)	0 (0 to 0)	0 (0 to 0)	0 (0 to 0)	109			
Male infertility	0 (0 to 0)	0 (0 to 0)	0 (0 to 0)	0 (0 to 0)	0 (0 to 0)	0 (0 to 0)	0 (0 to 0)	0 (0 to 2)	0 (0 to 2)	0 (0 to 2)	0 (0 to 2)	0 (0 to 2)	0 (0 to 2)	0 (0 to 2)	0 (0 to 2)	0 (0 to 2)	0 (0 to 2)	0 (0 to 2)	0 (0 to 2)	0 (0 to 2)	0 (0 to 2)	0 (0 to 2)	0 (0 to 2)	0 (0 to 2)	10-1			
Other urinary diseases	0-1 (0 to 2)	0-1 (0 to 2)	0-2 (0 to 2)	0-2 (0 to 2)	0-2 (0 to 2)	0-2 (0 to 2)	0-2 (0 to 2)	0-3 (0 to 2)	0-3 (0 to 2)	0-3 (0 to 2)	0-3 (0 to 2)	0-3 (0 to 2)	0-3 (0 to 2)	0-3 (0 to 2)	0-3 (0 to 2)	0-3 (0 to 2)	0-3 (0 to 2)	0-3 (0 to 2)	0-3 (0 to 2)	0-3 (0 to 2)	0-3 (0 to 2)	0-3 (0 to 2)	0-3 (0 to 2)	0-3 (0 to 2)	14-8			
Gynecological diseases	0 (0 to 0)	0 (0 to 0)	0 (0 to 0)	0 (0 to 0)	102 (5 to 17)	102 (6 to 16)	133 (7 to 24)	141 (4 to 24)	133 (7 to 24)	133 (7 to 24)	133 (7 to 24)	133 (7 to 24)	133 (7 to 24)	133 (7 to 24)	133 (7 to 24)	133 (7 to 24)	133 (7 to 24)	133 (7 to 24)	133 (7 to 24)	133 (7 to 24)	133 (7 to 24)	133 (7 to 24)	133 (7 to 24)	133 (7 to 24)	842			
Uterine fibroids	0 (0 to 0)	0 (0 to 0)	0 (0 to 0)	0 (0 to 0)	0-1 (0 to 0)	0-1 (0 to 0)	0-1 (0 to 0)	0-1 (0 to 0)	0-1 (0 to 0)	0-1 (0 to 0)	0-1 (0 to 0)	0-1 (0 to 0)	0-1 (0 to 0)	0-1 (0 to 0)	0-1 (0 to 0)	0-1 (0 to 0)	0-1 (0 to 0)	0-1 (0 to 0)	0-1 (0 to 0)	0-1 (0 to 0)	0-1 (0 to 0)	0-1 (0 to 0)	0-1 (0 to 0)	0-1 (0 to 0)	26-7			
Polycystic ovarian syndrome	0 (0 to 0)	0 (0 to 0)	0 (0 to 0)	0 (0 to 0)	0 (0 to 0)	0 (0 to 1)	0-3 (0 to 2)	0-4 (0 to 2)	0-5 (0 to 3)	0-5 (0 to 3)	0-5 (0 to 3)	0-5 (0 to 3)	0-5 (0 to 3)	0-5 (0 to 3)	0-5 (0 to 3)	0-5 (0 to 3)	0-5 (0 to 3)	0-5 (0 to 3)	0-5 (0 to 3)	0-5 (0 to 3)	0-5 (0 to 3)	0-5 (0 to 3)	0-5 (0 to 3)	0-5 (0 to 3)	34-2			
Female infertility	0 (0 to 0)	0 (0 to 0)	0 (0 to 0)	0 (0 to 0)	0 (0 to 0)	0 (0 to 0)	0 (0 to 0)	0 (0 to 2)	0 (0 to 2)	0 (0 to 2)	0 (0 to 2)	0 (0 to 2)	0 (0 to 2)	0 (0 to 2)	0 (0 to 2)	0 (0 to 2)	0 (0 to 2)	0 (0 to 2)	0 (0 to 2)	0 (0 to 2)	0 (0 to 2)	0 (0 to 2)	0 (0 to 2)	0 (0 to 2)	9-8			
Endometriosis	0 (0 to 0)	0 (0 to 0)	0 (0 to 0)	0 (0 to 0)	0 (0 to 0)	0 (0 to 0)	0-3 (0 to 1)	0-5 (0 to 1)	0-6 (0 to 1)	0-7 (0 to 1)	0-8 (0 to 2)	0-8 (0 to 2)	0-8 (0 to 2)	0-8 (0 to 2)	0-8 (0 to 2)	0-8 (0 to 2)	0-8 (0 to 2)	0-8 (0 to 2)	0-8 (0 to 2)	0-8 (0 to 2)	0-8 (0 to 2)	0-8 (0 to 2)	0-8 (0 to 2)	0-8 (0 to 2)	57-9			
Genital prolapse	0 (0 to 0)	0 (0 to 0)	0 (0 to 0)	0 (0 to 0)	0 (0 to 0)	0 (0 to 0)	0 (0 to 0)	0 (0 to 0)	0 (0 to 0)	0 (0 to 0)	0 (0 to 0)	0 (0 to 0)	0 (0 to 0)	0 (0 to 0)	0 (0 to 0)	0 (0 to 0)	0 (0 to 0)	0 (0 to 0)	0 (0 to 0)	0 (0 to 0)	0 (0 to 0)	0 (0 to 0)	0 (0 to 0)	0 (0 to 0)	0-4			
Premenstrual syndrome	0 (0 to 0)	0 (0 to 0)	0 (0 to 0)	0 (0 to 0)	0 (0 to 0)	0 (0 to 0)	0 (0 to 0)	0 (0 to 0)	0 (0 to 0)	0 (0 to 0)	0 (0 to 0)	0 (0 to 0)	0 (0 to 0)	0 (0 to 0)	0 (0 to 0)	0 (0 to 0)	0 (0 to 0)	0 (0 to 0)	0 (0 to 0)	0 (0 to 0)	0 (0 to 0)	0 (0 to 0)	0 (0 to 0)	0 (0 to 0)	0-1			
Other gynecological diseases	0 (0 to 0)	0 (0 to 0)	0 (0 to 0)	0 (0 to 0)	0 (0 to 0)	0 (0 to 0)	0 (0 to 0)	0 (0 to 0)	0 (0 to 0)	0 (0 to 0)	0 (0 to 0)	0 (0 to 0)	0 (0 to 0)	0 (0 to 0)	0 (0 to 0)	0 (0 to 0)	0 (0 to 0)	0 (0 to 0)	0 (0 to 0)	0 (0 to 0)	0 (0 to 0)	0 (0 to 0)	0 (0 to 0)	0 (0 to 0)	256			
Hemoglobinopathies and hemolytic anemias	0-1 (0 to 1)	0-2 (0 to 1)	0-8 (0 to 2)	2-6 (1 to 4)	1-3 (0 to 3)	1-1 (0 to 2)	4-7 (1 to 14)	11-6 (1 to 30)	6-8 (2 to 13)	5-6 (1 to 12)	5-1 (1 to 12)	2-9 (1 to 8)	2-5 (1 to 7)	2-9 (1 to 9)	1-5 (1 to 6)	2-4 (1 to 5)	2-6 (1 to 5)	2-7 (1 to 4)	2-1 (1 to 4)	2-3 (1 to 3)	1-1 (0 to 3)	0-5 (0 to 2)	0-2 (0 to 1)	0-1 (0 to 1)	55-8			
Thalassemias	0 (0 to 0)	0 (0 to 0)	0-1 (0 to 0)	0-1 (0 to 0)	0-2 (0 to 0)	0-1 (0 to 0)	0-1 (0 to 1)	0-1 (0 to 1)	0-1 (0 to 1)	0-1 (0 to 1)	0-1 (0 to 1)	0-1 (0 to 1)	0-1 (0 to 1)	0-1 (0 to 1)	0-1 (0 to 1)	0-1 (0 to 1)	0-1 (0 to 1)	0-1 (0 to 1)	0-1 (0 to 1)	0-1 (0 to 1)	0-1 (0 to 1)	0-1 (0 to 1)	0-1 (0 to 1)	0-1 (0 to 1)	0-5			
Thalassemias trait	0-1 (0 to 1)	0-1 (0 to 0)	0-4 (0 to 1)	0-6 (0 to 2)	0-5 (0 to 2)	0-5 (0 to 1)	1-3 (0 to 3)	2-2 (0 to 5)	1-4 (0 to 3)	1-5 (0 to 4)	1-6 (0 to 3)	0-7 (0 to 3)	0-5 (0 to 1)	0-5 (0 to 1)	0-6 (0 to 1)	0-4 (0 to 1)	0-3 (0 to 1)	0-3 (0 to 1)	0-2 (0 to 1)	0-2 (0 to 1)	0-2 (0 to 1)	0-2 (0 to 1)	0-1 (0 to 1)	0-2 (0 to 1)	10-3			
Sickle cell disorders	0-1 (0 to 1)	0-1 (0 to 1)	0-4 (0 to 1)	1-2 (0 to 3)	0-6 (0 to 1)	0-6 (0 to 1)	0-7 (0 to 2)	0-6 (0 to 2)	0-7 (0 to 2)	0-7 (0 to 2)	0-7 (0 to 2)	0-4 (0 to 1)	0-3 (0 to 1)	0-4 (0 to 1)	0-2 (0 to 1)	0-1 (0 to 1)	0-1 (0 to 1)	0-1 (0 to 1)	0-1 (0 to 1)	0-1 (0 to 1)	0-1 (0 to 1)	0-1 (0 to 1)	0-1 (0 to 1)	0-1 (0 to 1)	7-8			
Sickle cell trait	0-1 (0 to 1)	0-1 (0 to 0)	0-1 (0 to 0)	0-5 (0 to 1)	0-7 (0 to 2)	0-5 (0 to 1)	1-6 (0 to 4)	1-8 (0 to 5)	2 (0 to 6)	1-9 (0 to 5)	2 (0 to 7)	0-4 (0 to 1)	0-4 (0 to 1)	0-5 (0 to 1)	0-4 (0 to 1)	0-4 (0 to 2)	0-2 (0 to 2)	0-2 (0 to 2)	0-2 (0 to 1)	0-2 (0 to 1)	0-1 (0 to 1)	0-1 (0 to 1)	0-1 (0 to 1)	0-1 (0 to 1)	11-5			
G6PD deficiency	0 (0 to 0)	0 (0 to 0)	0-1 (0 to 1)	0-2 (0 to 1)	0-2 (0 to 1)	0-2 (0 to 1)	0-5 (0 to 2)	0-5 (0 to 2)	0-7 (0 to 2)	0-7 (0 to 3)	0-8 (0 to 3)	0-4 (0 to 2)	0-3 (0 to 1)	0-4 (0 to 2)	0-2 (0 to 2)	0-2 (0 to 2)	0-2 (0 to 2)	0-2 (0 to 1)	0-1 (0 to 1)	0-1 (0 to 1)	0-1 (0 to 1)	0-1 (0 to 1)	0-1 (0 to 1)	0-1 (0 to 1)	5-4			
G6PD trait	0 (0 to 0)	0-1 (0 to 0)	0-4 (0 to 1)	0-5 (0 to 1)	0-6 (0 to 2)	0-5 (0 to 1)	1-6 (0 to 4)	1-8 (0 to 5)	2 (0 to 6)	1-9 (0 to 5)	2 (0 to 7)	0-4 (0 to 1)	0-4 (0 to 1)	0-5 (0 to 1)	0-4 (0 to 1)	0-4 (0 to 2)	0-2 (0 to 2)	0-2 (0 to 2)	0-2 (0 to 1)	0-2 (0 to 1)	0-1 (0 to 1)	0-1 (0 to 1)	0-1 (0 to 1)	0-1 (0 to 1)	11-5			
Other hemoglobinopathies and hemolytic anemias	0 (0 to 0)	0-1 (0 to 1)	0-3 (0 to 1)	0-5 (0 to 2)	0-2 (0 to 1)	0-2 (0 to 1)	0-4 (0 to 2)	0-4 (0 to 2)	0-4 (0 to 2)	0-7 (0 to 3)	0-8 (0 to 3)	1-1 (0 to 3)	0-9 (0 to 2)	1-2 (0 to 4)	0-5 (0 to 2)	0-5 (0 to 2)	0-3 (0 to 2)	0-3 (0 to 2)	0-2 (0 to 1)	0-2 (0 to 1)	0-1 (0 to 1)	0-1 (0 to 1)	0-1 (0 to 1)	0-1 (0 to 1)	0-1			
Endocrine, metabolic, blood, and immune disorders	4-7 (2 to 9)	2-8 (1 to 5)	9-8 (5 to 16)	10-2 (5 to 16)	24 (14 to 37)	22-6 (12 to 34)	32-4 (17 to 50)	37-6 (21 to 56)	39-2 (23 to 60)	44-4 (26 to 67)	47-6 (31 to 68)	47-6 (30 to 68)	48-9 (28 to 69)	58-6 (38 to 82)	64-1 (43 to 90)	64-7 (43 to 90)	58-5 (37 to 82)	58-1 (36 to 82)	45-5 (27 to 67)	38-1 (23 to 58)	19-2 (10 to 32)	9-5 (4 to 16)	4-2 (1 to 8)	891			
Oral disorders	7 (4 to 11)	5-5 (1 to 9)	11-6 (6 to 18)	9-6 (4 to 16)	8-7 (4 to 14)	9-2 (5 to 14)	14 (8 to 22)	21-7 (12 to 35)	29-8 (17 to 48)	29-8 (17 to 48)	35-4 (19 to 61)	44-6 (19 to 82)	44-5 (25 to 75)	53-3 (31 to 84)	64-1 (39 to 102)	70-4 (41 to 111)	78 (47 to 122)	82-3 (51 to 128)	61-8 (38 to 97)	51 (32 to 79)	32-2 (20 to 47)	19-6 (9 to 34)	13-6 (4 to 24)	733			
Caries of deciduous teeth	0 (0 to 0)	0 (0 to 0)	0 (0 to 0)	0 (0 to 0)	0 (0 to 0)	0 (0 to 0)	0 (0 to 0)	0 (0 to 0)	0 (0 to 0)	0 (0 to 0)	0 (0 to 0)	0 (0 to 0)	0 (0 to 0)	0 (0 to 0)	0 (0 to 0)	0 (0 to 0)	0 (0 to 0)	0 (0 to 0)	0 (0 to 0)	0 (0 to 0)	0 (0 to 0)	0 (0 to 0)	0 (0 to 0)	0 (0 to 0)	2			
Caries of permanent teeth	0 (0 to 0)	0 (0 to 0)	0 (0 to 0)	0 (0 to 0)	3-4 (1 to 7)	2-4 (1 to 5)	4-5 (1 to 9)	5-6 (2 to 11)	5-6 (2 to 11)	4-5 (2 to 7)	5-6 (2 to 11)	3-4 (1 to 8)	3-3 (1 to 8)	3-4 (1 to 8)	3-2 (1 to 7)	3-1 (1 to 6)	2-6 (1 to 5)	2-3 (1 to 5)	2-3 (1 to 4)	1-5 (0 to 4)	0-7 (0 to 2)	0-5 (0 to 1)	0-2 (0 to 1)	0-1 (0 to 1)	56-5			
Periodontal diseases	0 (0 to 0)	0 (0 to 0)	0 (0 to 0)	0 (0 to 0)	0-5 (0 to 1)	0-7 (0 to 2)	0-6 (0 to 2)	0-8 (0 to 2)	0-7 (0 to 2)	0-6 (0 to 2)	0-6 (0 to 2)	0-4 (0 to 1)	0-4 (0 to 1)	0-4 (0 to 1)	0-4 (0 to 1)	0-3 (0 to 1)	0-3 (0 to 1)	0-3 (0 to 1)	0-2 (0 to 1)	0-2 (0 to 1)	0-1 (0 to 1)	0-1 (0 to 1)	0-1 (0 to 1)	0-1 (0 to 1)	113			
Other oral disorders	0 (0 to 0)	0 (0 to 0)	0 (0 to 0)	0 (0 to 0)	0-9 (0 to 2)	0-5 (0 to 2)	0-6 (0 to 2)	0-7 (0 to 2)	0-7 (0 to 2)	0-7 (0 to 2)	0-7 (0 to 2)	0-4 (0 to 1)	0-4 (0 to 1)	0-4 (0 to 1)	0-4 (0 to 1)	0-3 (0 to 1)	0-3 (0 to 1)	0-3 (0 to 1)	0-2 (0 to 1)	0-2 (0 to 1)	0-1 (0 to 1)	0-1 (0 to 1)	0-1 (0 to 1)	0-1 (0 to 1)	119			
Sudden infant death syndrome	4-6 (3 to 6)	30-6 (20 to 76)	2-3 (0 to 5)																					NA			
Injuries	1-6 (1 to 2)	1-7 (1 to 2)	2-3 (1 to 3)	53 (44 to 62)	67-8 (54 to 84)	58 (31 to 110)	166 (71 to 292)	306 (141 to 492)	219 (84 to 352)	292 (276 to 370)	333 (68 to 483)	301 (335 to 460)	247 (277 to 403)	299 (351 to 362)	268 (385 to 434)	212 (242 to 347)	195 (293 to 358)	220 (293 to 358)	198 (293 to 358)	165 (152 to 349)	177 (153 to 321)	152 (120 to 188)	89-2 (71 to 109)	29-1 (22 to 36)	4,190			
Transport injuries	0-1 (0 to 0)	0-1 (0 to 1)	1-4 (0 to 2)	9-7 (4 to 11)	15-2 (11 to 19)	19-5 (15 to 24)	33-7 (20 to 47)	69-3 (49 to 87)	68 (39 to 93)	65 (55 to 80)	68-1 (57 to 82)	68-1 (38 to 97)	60-6 (34 to 82)	68 (52 to 91)	57-9 (39 to 77)	52-2 (30 to 66)	46-1 (29 to 59)	45-4 (20 to 71)	39-1 (20 to 61)	29-1 (16 to 39)	14-2 (7 to 17)	11-5 (7 to 13)	7 (4 to 9)	2-7 (2 to 3)	625			
Road injuries	0-1 (0 to 0)	0-1 (0 to 1)	1-3 (0 to 2)	6-1 (4 to 8)	14-1 (10 to 19)	17-9 (12 to 22)	31-2 (20 to 44)	63-5 (40 to 84)	63-4 (36 to 93)	63-6 (49 to 79)	64-1 (50 to 79)	64-1 (36 to 94)	56-9 (33 to 83)	64-1 (35 to 92)	54-2 (27 to 82)	49 (27 to 72)	44-1 (23 to 65)	43-2 (17 to 72)	37-3 (16 to 64)	27-5 (14 to 42)	13-1 (10 to 16)	10-4 (7 to 12)	6-5 (2 to 9)	2-5 (2 to 3)	587			
Pedestrian road injuries	0 (0 to 0)	0 (0 to 0)	0 (0 to 0.4)	0-5 (0 to 2)	0-4 (0 to 2)	0-3 (0 to 2)	0-6 (0 to 3)	1-4 (0 to 5)	0-9 (0 to 3)	0-8 (0 to 3)	0-9 (0 to 3)	0-8 (0 to 3)	0-5 (0 to 2)	0-5 (0 to 2)	0-3 (0 to 1)	0-3 (0 to 1)	0-3 (0 to 1)	0-3 (0 to 1)	0-2 (0 to 1)	0-2 (0 to 1)	0-2 (0 to 1)	0-2 (0 to 1)	0-1 (0 to 1)	0-1 (0 to 1)	91-3			
Cyclist road injuries	0 (0 to 0)	0 (0 to 0)	0 (0 to 0)	0-4 (0 to 1)	0-5 (0 to 1)	0-4 (0 to 1)	0-5 (0 to 2)	0-6 (0 to 2)	0-6 (0 to 2)	0-7 (0 to 2)	0-7 (0 to 2)	0-6 (0 to 2)	0-5 (0 to 2)	0-6 (0 to 2)	0-4 (0 to 2)	0-4 (0 to 2)	0-3 (0 to 2)	0-3 (0 to 2)	0-3 (0 to 2)	0-2 (0 to 1)	0-2 (0 to 1)	0-2 (0 to 1)	0-1 (0 to 1)	0-1 (0 to 1)	89-5			
Motorcyclist road injuries	0 (0 to 0)	0 (0 to 0)	0-1 (0 to 0.2)	0-3 (0 to 0)	0-5 (0 to 1)	0-5

SR Table 2c: Luton DALYS by cause and age group for both sexes with 95% uncertainty intervals, 2019

Cause	Early Neonatal	Late Neonatal	Post Neonatal	1 to 4	5 to 9	10 to 14	15 to 19	20 to 24	25 to 29	30 to 34	35 to 39	40 to 44	45 to 49	50 to 54	55 to 59	60 to 64	65 to 69	70 to 74	75 to 79	80 to 84	85 to 89	90 to 94	95 plus	Total
All causes	3,700 (3,400 to 4,000)	1,700 (1,500 to 1,900)	3,100 (2,900 to 3,300)	5,600 (5,200 to 6,000)	3,800 (3,500 to 4,100)	3,600 (3,300 to 3,900)	4,000 (3,700 to 4,300)	5,000 (4,600 to 5,400)	6,000 (5,500 to 6,500)	7,000 (6,400 to 7,500)	8,000 (7,400 to 8,600)	9,000 (8,300 to 9,700)	10,000 (9,200 to 10,800)	11,000 (10,100 to 11,800)	12,000 (11,000 to 12,900)	13,000 (11,900 to 14,000)	13,000 (12,000 to 14,000)	12,000 (11,000 to 13,000)	11,000 (9,900 to 12,000)	9,000 (8,000 to 10,000)	6,000 (5,000 to 7,000)	3,000 (2,400 to 3,600)	2,000 (1,400 to 2,600)	150,000
Communicable, maternal, neonatal, and nutritional diseases	3,700 (3,400 to 4,000)	1,700 (1,500 to 1,900)	3,100 (2,900 to 3,300)	5,600 (5,200 to 6,000)	3,800 (3,500 to 4,100)	3,600 (3,300 to 3,900)	4,000 (3,700 to 4,300)	5,000 (4,600 to 5,400)	6,000 (5,500 to 6,500)	7,000 (6,400 to 7,500)	8,000 (7,400 to 8,600)	9,000 (8,300 to 9,700)	10,000 (9,200 to 10,800)	11,000 (10,100 to 11,800)	12,000 (11,000 to 12,900)	13,000 (11,900 to 14,000)	13,000 (12,000 to 14,000)	12,000 (11,000 to 13,000)	11,000 (9,900 to 12,000)	9,000 (8,000 to 10,000)	6,000 (5,000 to 7,000)	3,000 (2,400 to 3,600)	2,000 (1,400 to 2,600)	150,000
HIV/AIDS and sexually transmitted infections	11 (3.4 to 24.0)	2.5 (1 to 6)	7.3 (2.5 to 14.2)	2 (1.7 to 2.3)	1.2 (1.1 to 1.4)	0.6 (0.7 to 1.1)	1.2 (1.5 to 1.9)	3.3 (2.3 to 4.5)	7.6 (4.3 to 12.1)	13.4 (7.5 to 21.5)	15.2 (8.5 to 24.2)	16.7 (9.4 to 26.5)	16.1 (9.1 to 25.6)	12.6 (7.1 to 20.1)	9 (5.1 to 14.3)	6.8 (3.8 to 10.8)	5.4 (2.9 to 8.6)	4.1 (2.2 to 6.5)	2.4 (1.2 to 4)	1.3 (0.6 to 2.1)	0.6 (0.2 to 1.1)	0.2 (0.1 to 0.3)	125
HIV/AIDS	0 (0 to 0)	0 (0 to 0)	2.1 (1.6 to 2.6)	1.9 (1.6 to 2.2)	1.1 (0.9 to 1.3)	0.7 (0.6 to 0.9)	0.6 (0.7 to 1.2)	2.4 (1.9 to 3)	5.6 (4.5 to 7.3)	10.3 (7.9 to 13.1)	12 (9.2 to 15.3)	13 (9.9 to 16.9)	12.9 (9.5 to 16.9)	10.3 (7.6 to 13.5)	7.8 (5.7 to 10.2)	5.7 (4.1 to 7.5)	4.2 (2.9 to 5.6)	3.5 (2.4 to 4.7)	1.8 (1.2 to 2.5)	0.7 (0.3 to 1.3)	0.1 (0 to 0.2)	0 (0 to 0)	82.3
HIV/AIDS - Drug-susceptible Tuberculosis	0 (0 to 0)	0 (0 to 0)	0.3 (0.2 to 0.4)	0.3 (0.2 to 0.3)	0.2 (0.1 to 0.2)	0.1 (0.1 to 0.2)	0.1 (0.2 to 0.4)	0.2 (0.2 to 0.4)	0.7 (0.4 to 1.1)	1.2 (0.7 to 1.8)	1.2 (0.8 to 1.8)	1.4 (0.9 to 2.1)	1.2 (0.7 to 1.8)	1.2 (0.7 to 1.8)	0.9 (0.5 to 1.3)	0.6 (0.3 to 0.9)	0.4 (0.2 to 0.6)	0.3 (0.2 to 0.4)	0.1 (0 to 0.2)	0 (0 to 0)	0 (0 to 0)	0 (0 to 0)	9
HIV/AIDS - Multidrug-resistant Tuberculosis without extensive dr...	0 (0 to 0)	0 (0 to 0)	0 (0 to 0)	0 (0 to 0)	0 (0 to 0)	0 (0 to 0)	0 (0 to 0)	0 (0 to 0)	0 (0 to 0)	0 (0 to 0)	0 (0 to 0)	0 (0 to 0)	0 (0 to 0)	0 (0 to 0)	0 (0 to 0)	0 (0 to 0)	0 (0 to 0)	0 (0 to 0)	0 (0 to 0)	0 (0 to 0)	0 (0 to 0)	0 (0 to 0)	0 (0 to 0)	0.3
HIV/AIDS - Extensively drug-resistant Tuberculosis	0 (0 to 0)	0 (0 to 0)	0 (0 to 0)	0 (0 to 0)	0 (0 to 0)	0 (0 to 0)	0 (0 to 0)	0 (0 to 0)	0 (0 to 0)	0 (0 to 0)	0 (0 to 0)	0 (0 to 0)	0 (0 to 0)	0 (0 to 0)	0 (0 to 0)	0 (0 to 0)	0 (0 to 0)	0 (0 to 0)	0 (0 to 0)	0 (0 to 0)	0 (0 to 0)	0 (0 to 0)	0 (0 to 0)	0.1
HIV/AIDS resulting in other diseases	0 (0 to 0)	1.8 (1.4 to 2.1)	1.6 (1.3 to 1.9)	0.9 (0.7 to 1.1)	0.6 (0.4 to 0.8)	0.4 (0.4 to 1.1)	0.4 (1.4 to 2.6)	2 (1.4 to 2.8)	5 (3.6 to 6.7)	9.1 (6.7 to 11.9)	11.6 (8.4 to 15.4)	12.9 (9.2 to 17.2)	12.5 (8.8 to 16.9)	9.9 (6.8 to 13.7)	6.9 (4.5 to 9.7)	5.2 (3.3 to 7.5)	3.7 (2.3 to 5.5)	3.2 (1.9 to 5.1)	1.8 (0.7 to 3.2)	0.7 (0.2 to 1.3)	0.1 (0 to 0.2)	0 (0 to 0)	73.9
Sexually transmitted infections excluding HIV	0 (0 to 0)	0.5 (0 to 1)	0.2 (0 to 0.5)	0.2 (0 to 0.4)	0.1 (0 to 0.1)	0.1 (0 to 0.2)	0.2 (0.3 to 0.5)	0.8 (0.5 to 1.5)	2 (1.1 to 3.4)	3.6 (1.7 to 5.2)	3.1 (1.4 to 5.4)	3.1 (1.2 to 5.3)	2.5 (1.2 to 4.7)	1.2 (0.4 to 2.2)	0.4 (0.2 to 0.7)	0.3 (0.1 to 0.6)	0.2 (0.1 to 0.4)	0.1 (0 to 0.3)	0.1 (0 to 0.2)	0 (0 to 0.1)	0 (0 to 0.1)	0 (0 to 0)	42
Syphilis	0 (0 to 0)	0.2 (0 to 0.5)	0.2 (0 to 0.5)	0.2 (0 to 0.5)	0.1 (0 to 0.2)	0 (0 to 0)	0 (0 to 0)	0 (0 to 0.1)	0 (0 to 0.1)	0 (0 to 0.1)	0 (0 to 0.1)	0 (0 to 0.1)	0 (0 to 0.1)	0 (0 to 0.1)	0 (0 to 0.1)	0 (0 to 0.1)	0 (0 to 0.1)	0 (0 to 0.1)	0 (0 to 0.1)	0 (0 to 0.1)	0 (0 to 0.1)	0 (0 to 0.1)	0 (0 to 0)	21.5
Chlamydial infection	0 (0 to 0)	0 (0 to 0)	0 (0 to 0)	0 (0 to 0)	0 (0 to 0)	0 (0 to 0)	0 (0 to 0)	0 (0 to 0.1)	0 (0 to 0.1)	0 (0 to 0.1)	0 (0 to 0.1)	0 (0 to 0.1)	0 (0 to 0.1)	0 (0 to 0.1)	0 (0 to 0.1)	0 (0 to 0.1)	0 (0 to 0.1)	0 (0 to 0.1)	0 (0 to 0.1)	0 (0 to 0.1)	0 (0 to 0.1)	0 (0 to 0.1)	0 (0 to 0)	3.5
Gonococcal infection	0 (0 to 0)	0 (0 to 0)	0 (0 to 0)	0 (0 to 0)	0 (0 to 0)	0 (0 to 0)	0 (0 to 0)	0 (0 to 0.1)	0 (0 to 0.1)	0 (0 to 0.1)	0 (0 to 0.1)	0 (0 to 0.1)	0 (0 to 0.1)	0 (0 to 0.1)	0 (0 to 0.1)	0 (0 to 0.1)	0 (0 to 0.1)	0 (0 to 0.1)	0 (0 to 0.1)	0 (0 to 0.1)	0 (0 to 0.1)	0 (0 to 0.1)	0 (0 to 0)	2.7
Trichomoniasis	0 (0 to 0)	0 (0 to 0)	0 (0 to 0)	0 (0 to 0)	0 (0 to 0)	0 (0 to 0)	0 (0 to 0)	0 (0 to 0.1)	0 (0 to 0.1)	0 (0 to 0.1)	0 (0 to 0.1)	0 (0 to 0.1)	0 (0 to 0.1)	0 (0 to 0.1)	0 (0 to 0.1)	0 (0 to 0.1)	0 (0 to 0.1)	0 (0 to 0.1)	0 (0 to 0.1)	0 (0 to 0.1)	0 (0 to 0.1)	0 (0 to 0.1)	0 (0 to 0)	2.9
Genital herpes	0 (0 to 0)	0 (0 to 0)	0 (0 to 0)	0 (0 to 0)	0 (0 to 0)	0 (0 to 0)	0 (0 to 0)	0 (0 to 0.1)	0 (0 to 0.1)	0 (0 to 0.1)	0 (0 to 0.1)	0 (0 to 0.1)	0 (0 to 0.1)	0 (0 to 0.1)	0 (0 to 0.1)	0 (0 to 0.1)	0 (0 to 0.1)	0 (0 to 0.1)	0 (0 to 0.1)	0 (0 to 0.1)	0 (0 to 0.1)	0 (0 to 0.1)	0 (0 to 0)	4.6
Other sexually transmitted infections	0 (0 to 0)	0 (0 to 0)	0 (0 to 0)	0 (0 to 0)	0 (0 to 0)	0 (0 to 0)	0 (0 to 0)	0 (0 to 0.1)	0 (0 to 0.1)	0 (0 to 0.2)	0 (0 to 0.2)	0 (0 to 0.2)	0 (0 to 0.2)	0 (0 to 0.2)	0 (0 to 0.2)	0 (0 to 0.2)	0 (0 to 0.2)	0 (0 to 0.2)	0 (0 to 0.2)	0 (0 to 0.2)	0 (0 to 0.1)	0 (0 to 0.1)	0 (0 to 0)	6.6
Respiratory infections and tuberculosis	4.3 (3.1 to 5.9)	4.2 (3.1 to 5.4)	27 (25.2 to 31.2)	39.3 (34.8 to 44.5)	23.5 (20.7 to 26.7)	16.2 (13.7 to 19.1)	15.2 (12.5 to 18.2)	20.2 (16.7 to 24.1)	29.4 (24.1 to 35.2)	45.6 (37.2 to 54.8)	62.3 (49.9 to 76.1)	82.7 (64.9 to 102.6)	107.1 (81.6 to 132.5)	132.2 (97.1 to 164.1)	157.1 (111.6 to 196.2)	179.2 (122.7 to 224.1)	194.7 (127.4 to 245.1)	198.1 (122.2 to 250.3)	179.7 (107.4 to 230.1)	144.9 (82.5 to 189.2)	112.3 (57.1 to 151.7)	72.1 (32.7 to 100.2)	1,580
Tuberculosis	0 (0 to 0)	0.5 (0.1 to 0.2)	0.2 (0.4 to 0.4)	0.3 (0.2 to 0.3)	0.2 (0.2 to 0.3)	0.3 (0.4 to 0.7)	1.2 (0.7 to 2)	2.4 (1.4 to 3.5)	3.6 (1.9 to 5.8)	3.1 (1.9 to 5.1)	2.4 (1.4 to 4)	2.4 (1.4 to 3.9)	2.6 (1.5 to 4.2)	2.8 (1.9 to 3.8)	3.1 (2.3 to 4.5)	3.2 (2.2 to 4.2)	3.2 (2.2 to 4.2)	3.9 (2.5 to 5.4)	3.4 (2.2 to 4.7)	3.9 (2.5 to 5.2)	3.9 (2.7 to 5.2)	2.5 (1.8 to 3.2)	44
Latent tuberculosis infection	0 (0 to 0)	0 (0 to 0)	0 (0 to 0)	0 (0 to 0)	0 (0 to 0)	0 (0 to 0)	0 (0 to 0)	0 (0 to 0)	0 (0 to 0)	0 (0 to 0)	0 (0 to 0)	0 (0 to 0)	0 (0 to 0)	0 (0 to 0)	0 (0 to 0)	0 (0 to 0)	0 (0 to 0)	0 (0 to 0)	0 (0 to 0)	0 (0 to 0)	0 (0 to 0)	0 (0 to 0)	0 (0 to 0)	0
Drug-susceptible tuberculosis	0 (0 to 0)	0.2 (0 to 0.2)	0.2 (0.4 to 0.4)	0.3 (0.2 to 0.3)	0.2 (0.2 to 0.4)	0.3 (0.4 to 0.7)	1.2 (0.7 to 1.9)	2.3 (1.5 to 3.4)	3.4 (1.8 to 5.7)	2.7 (1.6 to 4.7)	2.1 (1.2 to 3.6)	2.1 (1.2 to 3.5)	2.3 (1.3 to 3.8)	2.4 (1.7 to 2.9)	2.7 (2.1 to 3.4)	2.8 (2.2 to 3.4)	2.9 (2.2 to 3.4)	3.4 (2.5 to 4.2)	2.9 (2.1 to 3.7)	3.4 (2.4 to 4.5)	3.4 (2.6 to 4.2)	2.2 (1.8 to 2.6)	42.7
Multidrug-resistant tuberculosis without extensive drug-resistance	0 (0 to 0)	0 (0 to 0)	0 (0 to 0)	0 (0 to 0.1)	0 (0 to 0)	0 (0 to 0.1)	0 (0 to 0.1)	0 (0 to 0.1)	0 (0 to 0.1)	0 (0 to 0.1)	0 (0 to 0.1)	0 (0 to 0.1)	0 (0 to 0.1)	0 (0 to 0.1)	0 (0 to 0.1)	0 (0 to 0.1)	0 (0 to 0.1)	0 (0 to 0.1)	0 (0 to 0.1)	0 (0 to 0.1)	0 (0 to 0.1)	0 (0 to 0.1)	0 (0 to 0)	1
Extensively drug-resistant tuberculosis	0 (0 to 0)	0 (0 to 0)	0 (0 to 0)	0 (0 to 0)	0 (0 to 0)	0 (0 to 0)	0 (0 to 0)	0 (0 to 0.1)	0 (0 to 0.1)	0 (0 to 0.1)	0 (0 to 0.1)	0 (0 to 0.1)	0 (0 to 0.1)	0 (0 to 0.1)	0 (0 to 0.1)	0 (0 to 0.1)	0 (0 to 0.1)	0 (0 to 0.1)	0 (0 to 0.1)	0 (0 to 0.1)	0 (0 to 0.1)	0 (0 to 0.1)	0 (0 to 0)	0.3
Lower respiratory infections	4.3 (3.1 to 5.9)	4.2 (3.1 to 5.4)	27 (25.2 to 31.2)	39.3 (34.8 to 44.5)	23.5 (20.7 to 26.7)	16.2 (13.7 to 19.1)	15.2 (12.5 to 18.2)	20.2 (16.7 to 24.1)	29.4 (24.1 to 35.2)	45.6 (37.2 to 54.8)	62.3 (49.9 to 76.1)	82.7 (64.9 to 102.6)	107.1 (81.6 to 132.5)	132.2 (97.1 to 164.1)	157.1 (111.6 to 196.2)	179.2 (122.7 to 224.1)	194.7 (127.4 to 245.1)	198.1 (122.2 to 250.3)	179.7 (107.4 to 230.1)	144.9 (82.5 to 189.2)	112.3 (57.1 to 151.7)	72.1 (32.7 to 100.2)	1,280
Upper respiratory infections	0 (0 to 0.1)	0.2 (0.1 to 0.4)	0.2 (0.1 to 0.8)	0.4 (0.2 to 0.7)	0.3 (0.2 to 0.5)	0.2 (0.2 to 0.4)	0.3 (0.4 to 0.8)	0.4 (0.3 to 0.7)	0.5 (0.3 to 0.8)	0.5 (0.3 to 0.8)	0.5 (0.3 to 0.8)	0.5 (0.3 to 0.8)	0.5 (0.3 to 0.8)	0.5 (0.3 to 0.8)	0.5 (0.3 to 0.8)	0.5 (0.3 to 0.8)	0.5 (0.3 to 0.8)	0.5 (0.3 to 0.8)	0.5 (0.3 to 0.8)	0.5 (0.3 to 0.8)	0.5 (0.3 to 0.8)	0.3 (0.2 to 0.5)	7.1
Otitis media	0 (0 to 0)	0 (0 to 0)	1.4 (0.7 to 2.7)	2.4 (1.3 to 3.9)	2.4 (1.7 to 3.5)	1.6 (1.3 to 2.4)	1.2 (0.9 to 2.3)	1.2 (0.9 to 2.3)	1.2 (0.9 to 2.3)	1.2 (0.9 to 2.3)	1.2 (0.9 to 2.3)	1.2 (0.9 to 2.3)	1.2 (0.9 to 2.3)	1.2 (0.9 to 2.3)	1.2 (0.9 to 2.3)	1.2 (0.9 to 2.3)	1.2 (0.9 to 2.3)	1.2 (0.9 to 2.3)	1.2 (0.9 to 2.3)	1.2 (0.9 to 2.3)	1.2 (0.9 to 2.3)	0.6 (0.3 to 1.1)	44.4
Enteric infections	0.4 (0.3 to 0.5)	1.3 (0.9 to 1.7)	14.6 (11.1 to 23.5)	22.8 (19.9 to 33.4)	11.8 (9.9 to 14.2)	7.4 (4.9 to 12.6)	5.6 (3.5 to 11.7)	4.8 (4.6 to 7.2)	3.6 (3.4 to 6.2)	3.6 (3.4 to 6.2)	3.6 (3.4 to 6.2)	3.6 (3.4 to 6.2)	3.6 (3.4 to 6.2)	3.6 (3.4 to 6.2)	3.6 (3.4 to 6.2)	3.6 (3.4 to 6.2)	3.6 (3.4 to 6.2)	3.6 (3.4 to 6.2)	3.6 (3.4 to 6.2)	3.6 (3.4 to 6.2)	3.6 (3.4 to 6.2)	1.8 (1.6 to 2.1)	171
Diarrheal diseases	0.4 (0.3 to 0.5)	1.3 (0.9 to 1.7)	14.6 (11.1 to 23.5)	22.8 (19.9 to 33.4)	11.8 (9.9 to 14.2)	7.4 (4.9 to 12.6)	5.6 (3.5 to 7.7)	4.8 (4.6 to 7.2)	3.6 (3.4 to 6.2)	3.6 (3.4 to 6.2)	3.6 (3.4 to 6.2)	3.6 (3.4 to 6.2)	3.6 (3.4 to 6.2)	3.6 (3.4 to 6.2)	3.6 (3.4 to 6.2)	3.6 (3.4 to 6.2)	3.6 (3.4 to 6.2)	3.6 (3.4 to 6.2)	3.6 (3.4 to 6.2)	3.6 (3.4 to 6.2)	3.6 (3.4 to 6.2)	1.8 (1.6 to 2.1)	170
Typhoid and paraphoid	0 (0 to 0)	0 (0 to 0)	0 (0 to 0)	0 (0 to 0)	0 (0 to 0)	0 (0 to 0)	0 (0 to 0)	0 (0 to 0)	0 (0 to 0)	0 (0 to 0)	0 (0 to 0)	0 (0 to 0)	0 (0 to 0)	0 (0 to 0)	0 (0 to 0)	0 (0 to 0)	0 (0 to 0)	0 (0 to 0)	0 (0 to 0)	0 (0 to 0)	0 (0 to 0)	0 (0 to 0)	0 (0 to 0)	0
Typhoid fever	0 (0 to 0)	0 (0 to 0)	0 (0 to 0)	0 (0 to 0)	0 (0 to 0)	0 (0 to 0)	0 (0 to 0)	0 (0 to 0)	0 (0 to 0)	0 (0 to 0)	0 (0 to 0)	0 (0 to 0)	0 (0 to 0)	0 (0 to 0)	0 (0 to 0)	0 (0 to 0)	0 (0 to 0)	0 (0 to 0)	0 (0 to 0)	0 (0 to 0)	0 (0 to 0)	0 (0 to 0)	0 (0 to 0)	0
Paratyphoid fever	0 (0 to 0)	0 (0 to 0)	0 (0 to 0)	0 (0 to 0)	0 (0 to 0)	0 (0 to 0)	0 (0 to 0)	0 (0 to 0)	0 (0 to 0)	0 (0 to 0)	0 (0 to 0)	0 (0 to 0)	0 (0 to 0)	0 (0 to 0)	0 (0 to 0)	0 (0 to 0)	0 (0 to 0)	0 (0 to 0)	0 (0 to 0)	0 (0 to 0)	0 (0 to 0)	0 (0 to 0)	0 (0 to 0)	0
Invasive Non-typhoidal Salmonella (iNTS)	0 (0 to 0)	0 (0 to 0)	0 (0 to 0)	0 (0 to 0)	0 (0 to 0)	0 (0 to 0)	0 (0 to 0)	0 (0 to 0)	0 (0 to 0)	0 (0 to 0)	0 (0 to 0)	0 (0 to 0)	0 (0 to 0)	0 (0 to 0)	0 (0 to 0)	0 (0 to 0)	0 (0 to 0)	0 (0 to 0)	0 (0 to 0)	0 (0 to 0)	0 (0 to 0)	0 (0 to 0)	0 (0 to 0)	0.6
Other intestinal infectious diseases	0 (0 to 0)	0.1 (0 to 0.2)	0.1 (0 to 0.2)	0.1 (0 to 0.1)	0 (0 to 0)	0 (0 to 0)	0 (0 to 0)	0 (0 to 0)	0 (0 to 0)	0 (0 to 0)	0 (0 to 0)	0 (0 to 0)	0 (0 to 0)	0 (0 to 0)	0 (0 to 0)	0 (0 to 0)	0 (0 to 0)	0 (0 to 0)	0 (0 to 0)	0 (0 to 0)	0 (0 to 0)	0 (0 to 0)	0 (0 to 0)	0.5
Neglected tropical diseases and malaria	0 (0 to 0)	0.1 (0 to 1.1)	0.3 (0.1 to 1.4)	1 (0.1 to 6.4)	1.4 (0.1 to 9.2)	0.4 (0 to 1.7)	0.2 (0 to 0.5)	0.2 (0 to 0.6)	0.2 (0 to 0.6)	0.3 (0 to 1.2)	0.3 (0 to 1.2)	0.7 (0 to 2.2)	0.5 (0 to 1.6)	0.6 (0 to 1.7)	0.5 (0 to 1.5)	0.6 (0 to 1.6)	0.5 (0 to 1.4)	0.5 (0 to 1.4)	0.4 (0 to 1.2)	0.3 (0 to 0.9)	0.1 (0 to 0.4)	0.1 (0 to 0.2)	6.8
Malaria	0 (0 to 0)	0 (0 to 0)	0 (0 to 0)	0 (0 to 0)	0 (0 to 0)	0 (0 to 0)	0 (0 to 0)	0 (0 to 0)	0 (0 to 0)	0 (0 to 0)	0 (0 to 0)	0 (0 to 0)	0 (0 to 0)	0 (0 to 0)	0 (0 to 0)	0 (0 to 0)	0 (0 to 0)	0 (0 to 0)	0 (0 to 0)	0 (0 to 0)	0 (0 to 0)	0 (0 to 0)	0 (0 to 0)	0
Chagas disease	0 (0 to 0)	0 (0 to 0)	0 (0 to 0)	0 (0 to 0)	0 (0 to 0)	0 (0 to 0)	0 (0 to 0)	0 (0 to 0)	0 (0 to 0)	0 (0 to 0)	0 (0 to 0)	0 (0 to 0)	0 (0 to 0)	0 (0 to 0)	0 (0 to 0)	0 (0 to 0)	0 (0 to 0)	0 (0 to 0)	0 (0 to 0)	0 (0 to 0)	0 (0 to 0)	0 (0 to 0)	0 (0 to 0)	0
Leishmaniasis	0 (0 to 0)	0 (0 to 0)	0 (0 to 0)	0 (0 to 0)	0 (0 to 0)	0 (0 to 0)	0 (0 to 0)	0 (0 to 0)	0 (0 to 0)	0 (0 to 0)	0 (0 to 0)	0 (0 to 0)	0 (0 to 0)	0 (0 to 0)	0 (0 to 0)	0 (0 to 0)	0 (0 to 0)	0 (0 to 0)	0 (0 to 0)	0 (0 to 0)	0 (0 to 0)	0 (0 to 0)	0 (0 to 0)	0
Visceral leishmaniasis	0 (0 to 0)	0 (0 to 0)	0 (0 to 0)	0 (0 to 0)	0 (0 to 0)	0 (0 to 0)	0 (0 to 0)	0 (0 to 0)	0 (0 to 0)	0 (0 to 0)	0 (0 to 0)	0 (0 to 0)	0 (0 to 0)	0 (0 to 0)	0 (0 to 0)	0 (0 to 0)	0 (0 to 0)	0 (0 to 0)	0 (0 to 0)	0 (0 to 0)	0 (0 to 0)	0 (0 to 0)	0 (0 to 0)	0
Cutaneous and mucocutaneous leishmaniasis	0 (0 to 0)	0 (0 to 0)	0 (0 to 0)	0 (0 to 0)	0 (0 to 0)	0 (0 to 0)	0 (0 to 0)	0 (0 to 0)	0 (0 to 0)	0 (0 to 0)	0 (0 to 0)	0 (0 to 0)	0 (0 to 0)	0 (0 to 0)	0 (0 to 0)	0 (0 to 0)	0 (0 to 0)	0 (0 to 0)	0 (0 to 0)	0 (0 to 0)	0 (0 to 0)	0 (0 to 0)	0 (0 to 0)	0
African trypanosomiasis	0 (0 to 0)	0 (0 to 0)	0 (0 to 0)	0 (0 to 0)	0 (0 to 0)	0 (0 to 0)	0 (0 to 0)	0 (0 to 0)	0 (0 to 0)	0 (0 to 0)	0 (0 to 0)	0 (0 to 0)	0 (0 to 0)	0 (0 to 0)	0 (0 to 0)	0 (0 to 0)	0 (0 to 0)	0 (0 to 0)	0 (0 to 0)	0 (0 to 0)	0 (0 to 0)	0 (0 to 0)	0 (0 to 0)	0
Schistosomiasis	0 (0 to 0)	0 (0 to 0)	0 (0 to 0)	0 (0 to 0)	0 (0 to 0)	0 (0 to 0)	0 (0 to 0)	0 (0 to 0)	0 (0 to 0)	0 (0 to 0)	0 (0 to 0)	0 (0 to 0)	0 (0 to 0)	0 (0 to 0)	0 (0 to 0)	0 (0 to 0)	0 (0 to 0)	0 (0 to 0)	0 (0 to 0)	0 (0 to 0)	0 (0 to 0)	0 (0 to 0)	0 (0 to 0)	0
Cysticercosis	0 (0 to 0)	0 (0 to 0)	0 (0 to 0)	0 (0 to 0)	0 (0 to 0)	0 (0 to 0)	0 (0 to 0)	0 (0 to 0)	0 (0 to 0)	0 (0 to 0)	0 (0 to 0)	0 (0 to 0)	0 (0 to 0)	0 (0 to 0)	0 (0 to 0)	0 (0 to 0)	0 (0 to 0)	0 (0 to 0)	0 (0 to 0)	0 (0 to 0)	0 (0 to 0)	0 (0 to 0)	0 (0 to 0)	0
Cystic echinococcosis	0 (0 to 0)	0 (0 to 0)	0 (0 to 0)	0 (0 to 0)	0 (0 to 0)	0 (0 to 0)	0 (0 to 0)	0 (0 to 0)	0 (0 to 0)	0 (0 to 0)	0 (0 to 0)	0 (0 to 0)	0 (0 to 0)	0 (0 to 0)	0 (0 to 0)	0 (0 to 0)	0 (0 to 0)	0 (0 to 0)	0 (0 to 0)	0 (0 to 0)	0 (0 to 0)	0 (0 to 0)	0 (0 to 0)	0.1
Lymphatic filariasis	0 (0 to 0)	0 (0 to 0)	0 (0 to 0)	0 (0 to 0)	0 (0 to 0)	0 (0 to 0)	0 (0 to 0)	0 (0 to 0)	0 (0 to 0)	0 (0 to 0)	0 (0 to 0)	0 (0 to 0)	0 (0 to 0)	0 (0 to 0)	0 (0 to 0)	0 (0 to 0)	0 (0 to 0)	0 (0 to 0)	0 (0 to 0)	0 (0 to 0)	0 (0 to 0)	0 (0 to 0)	0 (0 to 0)	0
Onchocerciasis	0 (0 to 0)	0 (0 to 0)	0 (0 to 0)	0 (0 to 0)	0 (0 to 0)	0 (0 to 0)	0 (0 to 0)	0 (0 to 0)	0 (0 to 0)	0 (0 to 0)	0 (0 to 0)	0 (0 to 0)	0 (0 to 0)	0 (0 to 0)	0 (0 to 0)	0 (0 to 0)	0 (0 to 0)	0 (0 to 0)	0 (0 to 0)	0 (0 to 0)	0 (0 to 0)	0 (0 to 0)	0 (0 to 0)	0
Trachoma	0 (0 to 0)	0 (0 to 0)	0 (0 to 0)	0 (0 to 0)	0 (0 to 0)	0 (0 to 0)	0 (0 to 0)	0 (0 to 0)	0 (0 to 0)	0 (0 to 0)	0 (0 to 0)	0 (0 to 0)	0 (0 to 0)	0 (0 to 0)	0 (0 to 0)	0 (0 to 0)	0 (0 to 0)	0 (0 to 0)	0 (0 to 0)	0 (0 to 0)	0 (0 to 0)	0 (0 to 0)	0 (0 to 0)	0
Dengue	0 (0 to 0)	0 (0 to 0)	0 (0 to 0)	0 (0 to 0)	0 (0 to 0)	0 (0 to 0)	0 (0 to 0)	0 (0 to 0)	0 (0 to 0)	0 (0 to 0)	0 (0 to 0)	0 (0 to 0)	0 (0 to 0)	0 (0 to 0)	0 (0 to 0)	0 (0 to 0)	0 (0 to 0)	0 (0 to 0)	0 (0 to 0)	0 (0 to 0)	0 (0 to 0)	0 (0 to 0)	0 (0 to 0)	0
Yellow fever	0 (0 to 0)	0 (0 to 0)	0 (0 to 0)	0 (0 to 0)	0 (0 to 0)	0 (0 to 0)	0 (0 to 0)	0 (0 to 0)	0 (0 to 0)	0 (0 to 0)	0 (0 to 0)	0 (0 to 0)	0 (0 to 0)	0 (0 to 0)	0 (0 to 0)	0 (0 to 0)	0 (0 to 0)	0 (0 to 0)	0 (0 to 0)	0 (0 to 0)	0 (0 to 0)	0 (0 to 0)	0 (0 to 0)	0
Rabies	0 (0 to 0)	0 (0 to 0)	0 (0 to 0)	0 (0 to 0)	0 (0 to 0)	0 (0 to 0)	0 (0 to 0)	0 (0 to 0)	0 (0 to 0)	0 (0 to 0)	0 (0 to 0)	0 (0 to 0)	0 (0 to 0)	0 (0 to 0)	0 (0 to 0)	0 (0 to 0)	0 (0 to 0)	0 (0 to 0)	0 (0 to 0)	0 (0 to 0)	0 (0 to 0)	0 (0 to 0)	0 (0 to 0)	0
Intestinal nematode infections	0 (0 to 0)	0 (0 to 0)	0 (0 to 0)	0 (0 to 0)	0 (0 to 0)	0 (0 to 0)	0 (0 to 0)	0 (0 to 0)	0 (0 to 0)	0 (0 to 0)	0 (0 to 0)	0 (0 to 0)	0 (0 to 0)	0 (0 to 0)	0 (0 to 0)	0 (0 to 0)	0 (0 to 0)	0 (0 to 0)	0 (0 to 0)	0 (0 to 0)	0 (0 to 0)	0 (0 to 0)	0 (0 to 0)	0
Ascariasis	0 (0 to 0)	0 (0 to 0)	0 (0 to 0)	0 (0 to 0)	0 (0 to 0)	0 (0 to 0)	0 (0 to 0)	0 (0 to 0)	0 (0 to 0)	0 (0 to 0)	0 (0 to 0)	0 (0 to 0)	0 (0 to 0)	0 (0 to 0)	0 (0 to 0)	0 (0 to 0)	0 (0 to 0)	0 (0 to 0)	0 (0 to 0)	0 (0 to 0)	0 (0 to 0)	0 (0 to 0)	0 (0 to 0)	0
Trichuriasis	0 (0 to 0)	0 (0 to 0)	0 (0 to 0)	0 (0 to 0)	0 (0 to 0)	0 (0 to 0)	0 (0 to 0)	0 (0 to 0)	0 (0 to 0)	0 (0 to 0)	0 (0 to 0)	0 (0 to 0)	0 (0 to 0)	0 (0 to 0)	0 (0 to 0)	0 (0 to 0)	0 (0 to 0)	0 (0 to 0)	0 (0 to 0)	0 (0 to 0)	0 (0 to 0)	0 (0 to 0)	0 (0 to 0)	0
Hookworm disease	0 (0 to 0)	0 (0 to 0)	0 (0 to 0)	0 (0 to 0)	0 (0 to 0)	0

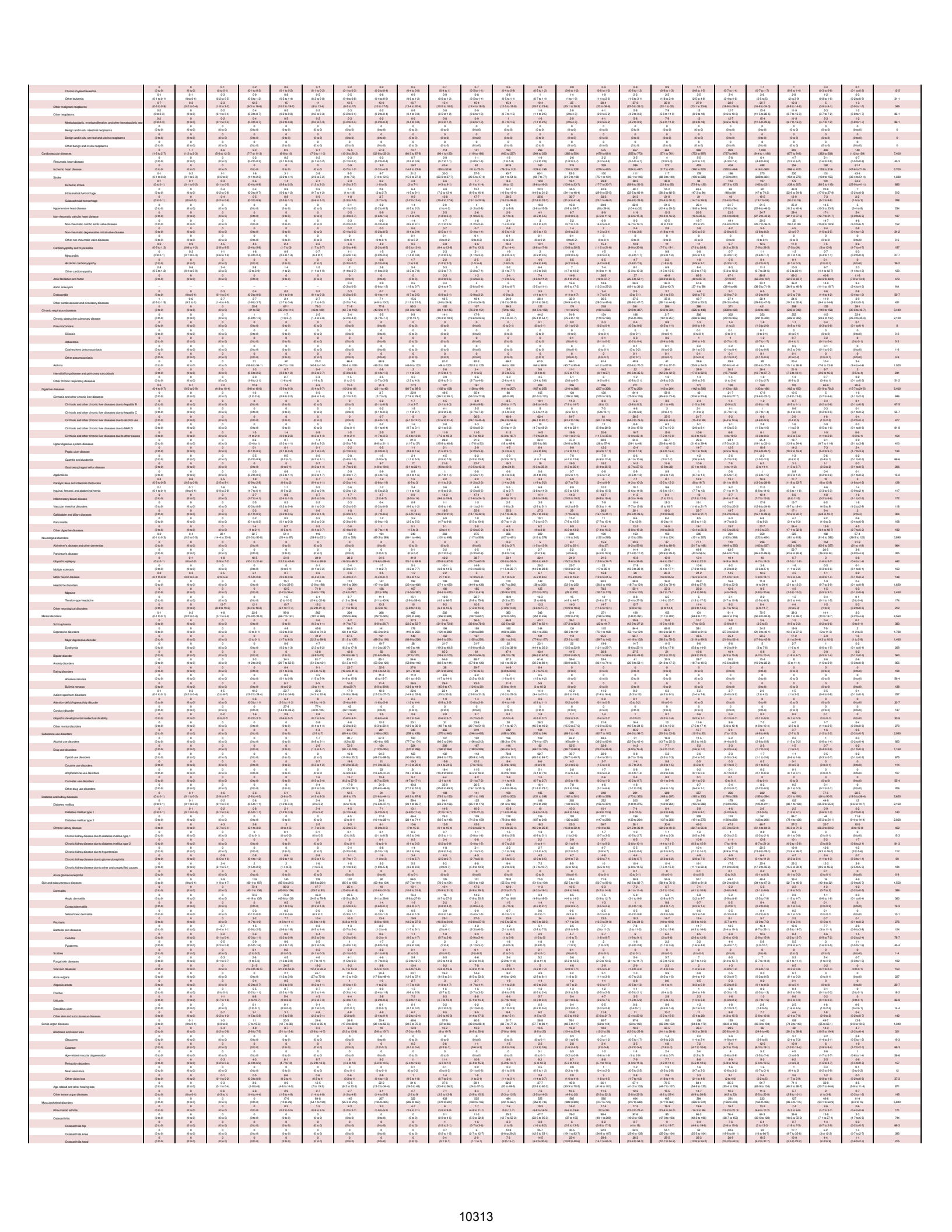

| | | |

Osteoarthritis other	0 (0 to 0)	0 (0 to 0)	0 (0 to 0)

SR Table 2c: Richmond upon Thames DALYS by cause and sex aroun for both sexes with 95% uncertainty intervals, 2019

Cause	Early Neonatal	Late Neonatal	Post Neonatal	1 to 4	5 to 9	10 to 14	15 to 19	20 to 24	25 to 29	30 to 34	35 to 39	40 to 44	45 to 49	50 to 54	55 to 59	60 to 64	65 to 69	70 to 74	75 to 79	80 to 84	85 to 89	90 to 94	95 plus	Total
All causes	556 (579 to 2,884	1,164 (774 to 1,107)	1,160 (1,083 to 1,240)	1,124 (961 to 1,302)	1,004 (861 to 1,156)	1,010 (874 to 1,153)	1,102 (960 to 1,255)	1,196 (1,044 to 1,360)	1,196 (1,044 to 1,360)	1,196 (1,044 to 1,360)	1,196 (1,044 to 1,360)	1,196 (1,044 to 1,360)	1,196 (1,044 to 1,360)	1,196 (1,044 to 1,360)	1,196 (1,044 to 1,360)	1,196 (1,044 to 1,360)	1,196 (1,044 to 1,360)	1,196 (1,044 to 1,360)	1,196 (1,044 to 1,360)	1,196 (1,044 to 1,360)	1,196 (1,044 to 1,360)	1,196 (1,044 to 1,360)	1,196 (1,044 to 1,360)	47,200
Communicable, maternal, neonatal, and nutritional diseases	556 (519 to 2,884)	1,164 (774 to 1,107)	1,160 (1,083 to 1,240)	1,124 (961 to 1,302)	1,004 (861 to 1,156)	1,010 (874 to 1,153)	1,102 (960 to 1,255)	1,196 (1,044 to 1,360)	1,196 (1,044 to 1,360)	1,196 (1,044 to 1,360)	1,196 (1,044 to 1,360)	1,196 (1,044 to 1,360)	1,196 (1,044 to 1,360)	1,196 (1,044 to 1,360)	1,196 (1,044 to 1,360)	1,196 (1,044 to 1,360)	1,196 (1,044 to 1,360)	1,196 (1,044 to 1,360)	1,196 (1,044 to 1,360)	1,196 (1,044 to 1,360)	1,196 (1,044 to 1,360)	1,196 (1,044 to 1,360)	1,196 (1,044 to 1,360)	47,200
HIV/AIDS and sexually transmitted infections	0 (0 to 0)	2 (2 to 3)	4 (3 to 5)	2 (1 to 3)	1 (1 to 1)	0 (0 to 0)	7 (5 to 9)	0 (0 to 0)	2 (1 to 3)	4 (3 to 6)	6 (4 to 8)	8 (6 to 11)	9 (7 to 11)	10 (8 to 13)	13 (10 to 17)	15 (11 to 19)	14 (11 to 18)	12 (9 to 15)	7 (5 to 9)	3 (2 to 4)	1 (1 to 2)	0 (0 to 0)	0 (0 to 0)	158
HIV/AIDS	0 (0 to 0)	0 (0 to 0)	0 (0 to 0)



Osteoarthritis other	0 (0 to 0)	0 (0 to 0)	0 (0 to 0)	0 (0 to 0)	0 (0 to 0)	0 (0 to 0)	0 (0 to 0)	0 (0 to 0)	0 (0 to 0)	0-1 (0 to 2)	0-7 (0 2to 14)	2-1 (0 4to 4 8)	4-5 (1 6to 10)	7-1 (3 2to 15 1)	9 (4 to 19 1)	9-6 (4 5to 20 3)	9-9 (4 7 to 20 7)	11-5 (5 4to 24 2)	8-6 (4 3to 17 7)	6-6 (3 3to 13 9)	4-6 (2 4to 9 3)	2-9 (1 5to 5 7)	1-5 (0 8to 3)	78-7
Low back pain	20 (0 to 0)	9-4 (0 to 0)	34-1 (0 to 0)	23-3 (4 to 14 7)	39-1 (23 2to 58 5)	10-5 (5 5to 96 6)	79-6 (46 5to 122)	115 (68 4to 176)	153 (93 5to 229)	109 (64 1to 170)	235 (144 to 353)	204 (132 to 306)	279 (170 to 436)	287 (181 to 431)	266 (169 to 392)	229 (143 to 330)	210 (129 to 309)	210 (134 to 309)	194 (84 2to 333)	137 (59 6to 239)	94-6 (38 4to 181 2)	59-7 (19 5to 141 2)	12-4 (7 8to 19 5)	2,753
Neck pain	0 (0 to 0)	0 (0 to 0)	4-3 (0 to 0)	20-5 (1 0to 57 3)	30-2 (15 1to 52 2)	32-6 (16 2to 61 4)	73 (37 to 114)	63-7 (38 6to 127)	73 (39 4to 127)	116 (62 3to 196)	146 (86 4to 219)	135 (79 2to 214)	140 (79 4to 240)	131 (81 5to 216)	101 (62 2to 178)	80-7 (41 2to 137)	67-6 (36 5to 116)	66 (38 2to 113)	43-1 (22 2to 77 8)	28-2 (14 5to 52 2)	17-4 (9 1to 29 6)	6-3 (4 4to 15 2)	1,130
Gout	0 (0 to 0)	0 (0 to 0)	0 (0 to 0)	0 (0 to 0)	0 (0 to 0)	0 (0 to 0)	0 (0 to 0)	0 (0 to 0)	0 (0 to 0)	0 (0 to 0)	0 (0 to 0)	0 (0 to 0)	0 (0 to 0)	0 (0 to 0)	0 (0 to 0)	0 (0 to 0)	0 (0 to 0)	0 (0 to 0)	0 (0 to 0)	0 (0 to 0)	0 (0 to 0)	0 (0 to 0)	0 (0 to 0)	0
Other musculoskeletal disorders	0 (0 to 0)	0 (0 to 0)	0-3 (0 2to 9 4)	1-2 (0 4to 3 7)	11-4 (5 4to 19 5)	26-2 (15 4to 40 6)	53-3 (31 4to 82 3)	79-7 (48 5to 125)	108 (67 1to 163)	131 (88 2to 175)	122 (77 1to 187)	121 (74 6to 186)	106 (64 9to 162)	89-6 (52 1to 139)	78-8 (47 1to 119)	81-5 (47 3to 128)	53-5 (31 9to 79 7)	34-5 (16 9to 56 7)	19-3 (9 7to 33 3)	11-1 (4 6to 19 5)	7-5 (2 9to 13 7)	1,130
Other non-communicable diseases	60-9 (40 5to 88 6)	31-8 (23 5to 43 4)	93-2 (55 1to 119)	46-7 (94 6to 102)	47-7 (33 7to 66 8)	51-4 (34 9to 73)	65-5 (46 8to 92 2)	146 (97 5to 197)	197-4 (127 to 259)	192 (127 to 259)	242 (166 to 327)	249 (172to 340)	246 (174 to 346)	228 (150 to 311)	211 (139 to 272)	192 (124 to 267)	194 (124 to 267)	232 (159 to 330)	160 (119 to 211)	124 (86 4to 166)	69-3 (72 5to 117)	47-5 (29 6to 66 1)	3,100
Congenital birth defects	58-8 (36 2to 87)	27-6 (20 5to 41 7)	55-5 (27 5to 87 2)	54 (14 6to 98 1)	29-8 (12 4to 52 2)	14-3 (5 7to 32 3)	16-3 (9 4to 24 1)	12-5 (5 4to 24 6)	13-6 (6 4to 24 6)	14-1 (10 4to 18 7)	17-1 (12to 22 1)	19-6 (12 5to 31 2)	16-8 (12 6to 21 8)	16 (12 2to 20 5)	14-1 (10 7to 17 6)	10-7 (7 2to 15 4)	7-5 (5 1to 9 6)	3-3 (2 1to 5)	1-9 (1 2to 2 8)	1-2 (0 7to 1 7)	0-7 (0 4to 1)	0-4 (0 2to 0 9)	0-2 (0 1to 0 3)	394
Neural tube defects	3-7 (1 2to 6 4)	1-3 (0 4to 2 4)	5-1 (1 6to 9 6)	6-2 (2 2to 9 4)	2-9 (0 8to 6 7)	0-5 (0 2to 0 7)	0-3 (0 2to 0 7)	0-5 (0 2to 0 7)	0-5 (0 2to 0 7)	0-4 (0 2to 0 6)	0-5 (0 3to 0 7)	0-4 (0 2to 0 6)	0-3 (0 2to 0 6)	0-2 (0 1to 0 3)	0-1 (0 1to 0 3)	0-1 (0 1to 0 1)	0-1 (0 0to 0 1)	0-1 (0 0to 0 1)	0-1 (0 0to 0 1)	0-1 (0 0to 0 1)	0-1 (0 0to 0 1)	0-1 (0 0to 0 1)	0-0 (0 0to 0 1)	21
Congenital heart anomalies	11-2 (6 5to 27 4)	6-7 (4 1to 18 7)	13-3 (7 2to 28 3)	10-5 (2 5to 35)	2-6 (1 4to 4 2)	2-1 (0 8to 5 2)	2-2 (1 2to 3 3)	1-9 (1 2to 3 4)	2-1 (1 1to 3 2)	2-1 (1 3to 3 2)	2-7 (1 6to 3 9)	1-9 (1 4to 4 1)	2-8 (1 5to 3 9)	2-2 (1 3to 3 2)	1-9 (1 2to 2 8)	1-4 (0 7to 2 2)	1-2 (0 4to 1 7)	0-3 (0 1to 0 5)	0-2 (0 1to 0 3)	0-1 (0 0to 0 1)	0-1 (0 0to 0 1)	0-0 (0 0to 0 1)	0-0 (0 0to 0 1)	73-3
Orofacial clefts	0 (0 to 0)	0-2 (0 1to 0 6)	0-4 (0 2to 0 8)	0-3 (0 1to 0 9)	0-2 (0 1to 0 4)	0-2 (0 1to 0 4)	0-2 (0 1to 0 4)	0-2 (0 1to 0 4)	0-3 (0 1to 0 5)	0-3 (0 1to 0 5)	0-3 (0 1to 0 6)	0-3 (0 1to 0 6)	0-3 (0 1to 0 6)	0-3 (0 1to 0 5)	0-2 (0 1to 0 5)	0-2 (0 1to 0 5)	0-1 (0 0to 0 3)	0-2 (0 0to 0 3)	0-1 (0 0to 0 3)	0-0 (0 0to 0 3)	0-0 (0 0to 0 3)	0-0 (0 0to 0 3)	0-0 (0 0to 0 3)	4-2
Down syndrome	1-6 (0 6to 2 7)	0-5 (0 2to 0 9)	1-4 (0 6to 2 6)	2-2 (1 0to 3 1)	1-3 (0 6to 2 7)	1-1 (0 7to 1 5)	1-1 (0 7to 1 6)	1-3 (0 8to 1 8)	1-5 (1 0to 2 1)	1-8 (1 3to 2 7)	2 (1 4to 2 7)	1-7 (1 2to 2 5)	2-5 (1 7to 3 5)	4-1 (2 5to 6 4)	4-7 (2 7to 6 5)	3-7 (2 2to 5 2)	1-8 (1 1to 2 7)	1-3 (0 7to 2 3)	0-7 (0 4to 1 4)	0-3 (0 1to 0 8)	0-2 (0 1to 0 5)	0-1 (0 0to 0 3)	0-0 (0 0to 0 2)	33-8
Turner syndrome	0 (0 to 0)	0 (0 to 0)	0-1 (0 0to 0 1)	0-1 (0 0to 0 1)	0-2 (0 0to 0 1)	0-1 (0 0to 0 1)	0-1 (0 0to 0 2)	0-1 (0 0to 0 2)	0-1 (0 0to 0 2)	0-1 (0 0to 0 2)	0-1 (0 0to 0 2)	0-1 (0 0to 0 1)	0-1 (0 0to 0 1)	0-1 (0 0to 0 1)	0-1 (0 0to 0 1)	0-1 (0 0to 0 1)	0-1 (0 0to 0 1)	0-1 (0 0to 0 1)	0-1 (0 0to 0 1)	0-1 (0 0to 0 1)	0-1 (0 0to 0 1)	0-1 (0 0to 0 1)	0-0 (0 0to 0 1)	0-7
Klinefelter syndrome	0 (0 to 0)	0 (0 to 0)	0 (0 to 0)	0 (0 to 0)	0 (0 to 0)	0 (0 to 0)	0 (0 to 0)	0 (0 to 0)	0 (0 to 0)	0 (0 to 0)	0 (0 to 0)	0 (0 to 0)	0 (0 to 0)	0 (0 to 0)	0 (0 to 0)	0 (0 to 0)	0 (0 to 0)	0 (0 to 0)	0 (0 to 0)	0 (0 to 0)	0 (0 to 0)	0 (0 to 0)	0 (0 to 0)	0-3
Other chromosomal abnormalities	13-8 (5 7to 40 4)	7-7 (4 1to 20 1)	16-1 (7 4to 35)	9-7 (5 7to 20 5)	2-7 (2 2to 7 3)	2-9 (1 8to 5 5)	2-7 (1 6to 5 2)	2-4 (1 5to 4 4)	2-2 (1 4to 4 1)	2-5 (1 5to 4 3)	3 (1 9to 5 1)	2-7 (1 8to 4 5)	2-6 (1 8to 3 8)	1-9 (1 4to 2 8)	1-3 (0 9to 2 2)	0-8 (0 5to 1 2)	0-6 (0 4to 0 9)	0-5 (0 4to 0 9)	0-3 (0 2to 0 6)	0-2 (0 1to 0 4)	0-1 (0 0to 0 3)	0-0 (0 0to 0 2)	0-0 (0 0to 0 1)	74-7
Congenital musculoskeletal and limb anomalies	2-4 (1 1to 4 3)	0-9 (0 4to 1 4)	7-7 (4 2to 12 5)	10-3 (4 1to 19 3)	6-5 (3 1to 9 2)	4-7 (2 3to 8 2)	3-6 (2 2to 5 5)	3-9 (2 5to 5 6)	2-7 (1 7to 3 9)	3-5 (2 3to 5 2)	5-5 (3 1to 7 8)	5-2 (3 1to 8)	5-2 (3 1to 8)	4-1 (2 6to 6 7)	3-1 (1 8to 4 6)	2-4 (1 4to 3 7)	2-1 (1 2to 3 1)	1-1 (0 4to 2 4)	0-6 (0 3to 0 9)	0-3 (0 2to 0 5)	0-1 (0 1to 0 2)	0-0 (0 0to 0 1)	84-6
Urogenital congenital anomalies	2-2 (0 6to 5 8)	0-5 (0 2to 1 4)	1-4 (0 6to 3 2)	3-8 (0 5to 13)	2-5 (0 7to 6 8)	2-5 (0 7to 6 4)	2-3 (0 8to 5 4)	2-2 (0 8to 5 3)	2-5 (0 8to 6 4)	2-5 (0 8to 6 4)	3 (0 9to 7 4)	2-7 (0 8to 6 5)	2-2 (0 7to 5 3)	1-9 (0 6to 4 2)	1-3 (0 4to 3 2)	0-8 (0 3to 1 8)	0-6 (0 2to 1 5)	0-6 (0 2to 1 5)	0-3 (0 1to 0 8)	0-2 (0 0to 0 4)	0-1 (0 0to 0 3)	0-0 (0 0to 0 2)	0-0 (0 0to 0 1)	8-3
Digestive congenital anomalies	6-9 (3 1to 11 9)	3-3 (1 4to 8 7)	2-2 (0 6to 6 6)	2-5 (0 6to 9 2)	1-2 (0 4to 3 2)	0-5 (0 2to 2 7)	0-4 (0 2to 2 4)	0-3 (0 2to 2 4)	0-3 (0 2to 2 4)	0-3 (0 2to 2 4)	0-3 (0 2to 2 6)	0-3 (0 2to 2 5)	0-3 (0 2to 2 5)	0-3 (0 2to 2 4)	0-2 (0 2to 2 4)	0-2 (0 2to 2 4)	0-1 (0 1to 2 3)	0-1 (0 0to 2 1)	0-1 (0 0to 1 1)	0-0 (0 0to 0 1)	0-0 (0 0to 0 1)	0-0 (0 0to 0 1)	0-0 (0 0to 0 1)	23-5
Other congenital birth defects	7-6 (2 6to 28 8)	3-8 (1 4to 18 1)	16-1 (6 4to 37)	3-4 (0 2to 52 2)	2-2 (0 7to 8 1)	1-7 (0 4to 9 4)	1-6 (0 4to 6 2)	1-3 (0 2to 3 2)	1-3 (0 3to 3 2)	1-3 (0 3to 3 7)	1-5 (0 3to 4 2)	1-4 (0 3to 4 2)	1-5 (0 3to 4 2)	1-4 (0 4to 4 2)	1-2 (0 4to 4 2)	0-9 (0 1to 3 4)	0-6 (0 0to 3 1)	0-5 (0 0to 3 2)	0-3 (0 0to 2 2)	0-2 (0 1to 0 8)	0-1 (0 0to 0 5)	0-0 (0 1to 0 3)	0-0 (0 0to 0 1)	69-4
Urinary diseases and male infertility	0-1 (0 0to 0 1)	0-1 (0 0to 0 2)	0-4 (0 2to 0 6)	0-6 (0 4to 1)	0-5 (0 4to 0 8)	0-6 (0 4to 0 8)	0-6 (0 5to 0 9)	0-7 (0 5to 1 1)	0-8 (0 6to 1 2)	0-9 (0 7to 1 2)	1-1 (0 8to 1 5)	0-9 (0 7to 1 2)	0-9 (0 6to 1 2)	0-8 (0 6to 1 1)	0-6 (0 4to 1 1)	0-5 (0 3to 0 9)	0-4 (0 2to 0 7)	0-3 (0 2to 0 6)	0-2 (0 1to 0 4)	0-1 (0 0to 0 3)	0-1 (0 0to 0 2)	0-0 (0 0to 0 2)	0-0 (0 0to 0 1)	3-2
Urolithiasis	0 (0 to 0)	0 (0 to 0)	0 (0 to 0)	0 (0 to 0)	0 (0 to 0)	0 (0 to 0)	0 (0 to 0)	0 (0 to 0)	0 (0 to 0)	0 (0 to 0)	0 (0 to 0)	0 (0 to 0)	0 (0 to 0)	0 (0 to 0)	0 (0 to 0)	0 (0 to 0)	0 (0 to 0)	0 (0 to 0)	0 (0 to 0)

SR Table 2c: Kenninston and Chelsea DALYS by cause and sex aroun for both sexes with 95% uncertainty intervals, 2019

Cause	Early Neonatal	Late Neonatal	Post Neonatal	1 to 4	5 to 9	10 to 14	15 to 19	20 to 24	25 to 29	30 to 34	35 to 39	40 to 44	45 to 49	50 to 54	55 to 59	60 to 64	65 to 69	70 to 74	75 to 79	80 to 84	85 to 89	90 to 94	95 plus	Total
All causes	2,000 (1,600 to 2,500)	2,000 (1,400 to 2,700)	1,700 (1,000 to 2,600)	3,000 (2,000 to 4,400)	2,000 (1,400 to 2,800)	2,000 (1,400 to 2,800)	2,000 (1,400 to 2,800)	2,000 (1,400 to 2,800)	2,000 (1,400 to 2,800)	2,000 (1,400 to 2,800)	2,000 (1,400 to 2,800)	2,000 (1,400 to 2,800)	2,000 (1,400 to 2,800)	2,000 (1,400 to 2,800)	2,000 (1,400 to 2,800)	2,000 (1,400 to 2,800)	2,000 (1,400 to 2,800)	2,000 (1,400 to 2,800)	2,000 (1,400 to 2,800)	2,000 (1,400 to 2,800)	2,000 (1,400 to 2,800)	2,000 (1,400 to 2,800)	37,400
Communicable, maternal, neonatal, and nutritional diseases	1,700 (1,300 to 2,200)	1,700 (1,200 to 2,300)	1,400 (900 to 2,200)	2,600 (1,800 to 3,800)	1,700 (1,200 to 2,400)	1,700 (1,200 to 2,400)	1,700 (1,200 to 2,400)	1,700 (1,200 to 2,400)	1,700 (1,200 to 2,400)	1,700 (1,200 to 2,400)	1,700 (1,200 to 2,400)	1,700 (1,200 to 2,400)	1,700 (1,200 to 2,400)	1,700 (1,200 to 2,400)	1,700 (1,200 to 2,400)	1,700 (1,200 to 2,400)	1,700 (1,200 to 2,400)	1,700 (1,200 to 2,400)	1,700 (1,200 to 2,400)	1,700 (1,200 to 2,400)	1,700 (1,200 to 2,400)	1,700 (1,200 to 2,400)	1,670
HIV/AIDS and sexually transmitted infections	6.2 (1.8 to 14.6)	1.9 (0.5 to 4.2)	4.1 (2.2 to 7.5)	1.2 (1.1 to 1.4)	0.7 (0.4 to 0.9)	0.5 (0.4 to 0.6)	0.9 (0.7 to 1.1)	2.9 (2.3 to 3.7)	9.7 (6.6 to 11.2)	29.4 (19.1 to 33.8)	32 (20.4 to 42.2)	29.3 (22.2 to 36.4)	23.6 (16.7 to 30.5)	19.9 (13.1 to 27.1)	11.5 (8.5 to 15.3)	8.6 (4.0 to 11.5)	4.9 (3.4 to 6.5)	3.1 (1.8 to 4.8)	1.4 (0.8 to 2.2)	0.3 (0.2 to 0.5)	0.2 (0.1 to 0.3)	0.1 (0.1 to 0.1)	184
HIV/AIDS	0 (0 to 0)	0 (0 to 0)	1 (1.0 to 1.7)	1.2 (1.1 to 1.4)	0.6 (0.5 to 0.7)	0.4 (0.4 to 0.5)	0.7 (0.6 to 0.9)	2.4 (1.9 to 3)	7.9 (5.3 to 9.1)	23.9 (15.3 to 28.1)	26.1 (22.8 to 28)	23.2 (20.9 to 25.3)	18.2 (17.2 to 20.6)	15.2 (12.5 to 20.6)	8.9 (6.1 to 10.8)	6.5 (3.2 to 8.6)	3.6 (2.3 to 4.6)	2.2 (1.4 to 3.2)	1.1 (0.6 to 1.6)	0.2 (0.1 to 0.2)	0.1 (0.1 to 0.1)	0 (0 to 0)	158
HIV/AIDS - Drug-susceptible Tuberculosis	0 (0 to 0)	0 (0 to 0)	0.2 (0.1 to 0.2)	0.1 (0.1 to 0.1)	0.1 (0 to 0.1)	0.1 (0 to 0.1)	0.1 (0 to 0.2)	0.2 (0.1 to 0.3)	0.5 (0.3 to 0.6)	1.6 (1 to 2.4)	1.2 (1 to 2.3)	1.2 (1 to 2.7)	1.8 (1 to 2.7)	1.5 (0.9 to 2.3)	0.9 (0.4 to 1.5)	0.6 (0.2 to 0.9)	0.5 (0.2 to 0.7)	0.3 (0.2 to 0.4)	0.2 (0.1 to 0.3)	0.1 (0 to 0.1)	0 (0 to 0)	0 (0 to 0)	10.4
HIV/AIDS - Multidrug-resistant Tuberculosis without extensive drug resistance	0 (0 to 0)	0 (0 to 0)	0 (0 to 0)	0 (0 to 0)	0 (0 to 0)	0 (0 to 0)	0 (0 to 0)	0 (0 to 0)	0 (0 to 0)	0 (0 to 0)	0 (0 to 0)	0 (0 to 0)	0 (0 to 0)	0 (0 to 0)	0 (0 to 0)	0 (0 to 0)	0 (0 to 0)	0 (0 to 0)	0 (0 to 0)	0 (0 to 0)	0 (0 to 0)	0 (0 to 0)	0 (0 to 0)	0.3
HIV/AIDS - Extensively drug-resistant Tuberculosis	0 (0 to 0)	0 (0 to 0)	0 (0 to 0)	0 (0 to 0)	0 (0 to 0)	0 (0 to 0)	0 (0 to 0)	0 (0 to 0)	0 (0 to 0)	0 (0 to 0)	0 (0 to 0)	0 (0 to 0)	0 (0 to 0)	0 (0 to 0)	0 (0 to 0)	0 (0 to 0)	0 (0 to 0)	0 (0 to 0)	0 (0 to 0)	0 (0 to 0)	0 (0 to 0)	0 (0 to 0)	0 (0 to 0)	0.1
HIV/AIDS resulting in other diseases	0 (0 to 0)	0 (0 to 0)	0 (0 to 0)	0.6 (0.5 to 0.7)	0.4 (0.3 to 0.5)	0.7 (0.5 to 0.9)	2.2 (1.7 to 2.9)	6.8 (5.2 to 8.5)	20.4 (15.4 to 26.4)	27.1 (20.7 to 35.1)	26.9 (19.9 to 32.4)	20.7 (16.1 to 26.6)	13 (11.3 to 16)	10.2 (7.5 to 13.7)	7.6 (5.4 to 10.3)	4.2 (2.9 to 5.6)	2.6 (1.4 to 4.2)	1 (0.5 to 1.8)	0.5 (0.1 to 0.9)	0.1 (0 to 0.2)	0 (0 to 0)	0 (0 to 0)	147
Sexually transmitted infections excluding HIV	0.3 (1.6 to 14.6)	0.1 (0.5 to 4.2)	2.9 (0.7 to 6)	0.1 (0 to 0.1)	0 (0 to 0.1)	0 (0 to 0.1)	0.1 (0.1 to 0.2)	0.5 (0.2 to 0.9)	1.4 (0.7 to 2.4)	2.4 (1.2 to 4.2)	2.9 (1.4 to 5.1)	2.6 (1.3 to 4.6)	2.4 (1.2 to 4.4)	2.1 (0.8 to 4.2)	1.4 (0.6 to 2.9)	0.7 (0.3 to 1.5)	0.5 (0.2 to 1.1)	0.4 (0.2 to 0.8)	0.3 (0.2 to 0.5)	0.2 (0.1 to 0.3)	0.1 (0.1 to 0.2)	0.1 (0.1 to 0.1)	26.1
Syphilis	0.3 (0.5 to 4.2)	1.9 (0.5 to 4.2)	2.6 (0.7 to 6)	0.1 (0 to 0.2)	0 (0 to 0)	0 (0 to 0)	0 (0 to 0)	0.1 (0 to 0.1)	0.2 (0.1 to 0.4)	0.5 (0.2 to 0.9)	0.6 (0.3 to 1.2)	0.5 (0.2 to 1.1)	0.4 (0.2 to 0.9)	0.3 (0.1 to 0.8)	0.2 (0 to 0.6)	0.1 (0 to 0.4)	0.1 (0 to 0.3)	0.1 (0 to 0.2)	0 (0 to 0.1)	0 (0 to 0.1)	0 (0 to 0)	0 (0 to 0)	0 (0 to 0)	11.5
Chlamydial infection	0 (0 to 0)	0 (0 to 0)	0 (0 to 0)	0 (0 to 0)	0 (0 to 0)	0 (0 to 0)	0 (0 to 0.1)	0 (0 to 0.1)	0.2 (0 to 0.5)	0.5 (0.2 to 0.9)	0.6 (0.3 to 1.2)	0.6 (0.3 to 1)	0.5 (0.2 to 0.9)	0.3 (0.1 to 0.6)	0.2 (0 to 0.4)	0.1 (0 to 0.3)	0.1 (0 to 0.2)	0 (0 to 0.1)	0 (0 to 0.1)	0 (0 to 0)	0 (0 to 0)	0 (0 to 0)	0 (0 to 0)	2.7
Gonococcal infection	0 (0 to 0)	0 (0 to 0)	0 (0 to 0)	0 (0 to 0)	0 (0 to 0)	0 (0 to 0)	0 (0 to 0.1)	0 (0 to 0.1)	0.1 (0 to 0.2)	0.2 (0 to 0.3)	0.2 (0 to 0.4)	0.2 (0 to 0.4)	0.1 (0 to 0.2)	0.1 (0 to 0.1)	0 (0 to 0.1)	0 (0 to 0.1)	0 (0 to 0.1)	0 (0 to 0.1)	0 (0 to 0.1)	0 (0 to 0.1)	0 (0 to 0)	0 (0 to 0)	0 (0 to 0)	1.5
Trichomoniasis	0 (0 to 0)	0 (0 to 0)	0 (0 to 0)	0 (0 to 0)	0 (0 to 0)	0 (0 to 0)	0 (0 to 0.2)	0 (0 to 0.2)	0.1 (0 to 0.3)	0.4 (0.1 to 1)	0.5 (0.2 to 1.2)	0.4 (0.1 to 1)	0.3 (0.1 to 0.8)	0.3 (0.1 to 0.6)	0.2 (0 to 0.4)	0.1 (0 to 0.3)	0.1 (0 to 0.2)	0 (0 to 0.1)	0 (0 to 0.1)	0 (0 to 0)	0 (0 to 0)	0 (0 to 0)	0 (0 to 0)	2.4
Genital herpes	0 (0 to 0)	0 (0 to 0)	0 (0 to 0)	0 (0 to 0)	0 (0 to 0)	0 (0 to 0)	0 (0 to 0.1)	0 (0 to 0.2)	0.1 (0 to 0.3)	0.4 (0.1 to 0.9)	0.5 (0.2 to 1.2)	0.4 (0.1 to 1)	0.4 (0.1 to 1)	0.3 (0.1 to 0.8)	0.2 (0.1 to 0.6)	0.1 (0 to 0.3)	0.1 (0 to 0.2)	0 (0 to 0.1)	0 (0 to 0.1)	0 (0 to 0)	0 (0 to 0)	0 (0 to 0)	0 (0 to 0)	3.6
Other sexually transmitted infections	0 (0 to 0)	0 (0 to 0)	0 (0 to 0)	0 (0 to 0)	0 (0 to 0)	0 (0 to 0)	0 (0 to 0.1)	0 (0 to 0.2)	0.1 (0 to 0.4)	0.4 (0.1 to 1)	0.5 (0.2 to 1.2)	0.4 (0.1 to 1)	0.3 (0.1 to 0.8)	0.2 (0.1 to 0.6)	0.2 (0 to 0.5)	0.1 (0 to 0.3)	0.1 (0 to 0.2)	0 (0 to 0.1)	0 (0 to 0.1)	0 (0 to 0)	0 (0 to 0)	0 (0 to 0)	0 (0 to 0)	4.3
Respiratory infections and tuberculosis	1.7 (1.1 to 2.5)	1.5 (0.9 to 1.8)	11.5 (7.6 to 16.2)	20.2 (16.7 to 22.3)	3.9 (3.4 to 4.3)	3.2 (2.8 to 3.5)	3.6 (3.1 to 4)	4.2 (3.6 to 4.7)	4.9 (4.2 to 5.5)	5.4 (4.7 to 6.1)	5.9 (5.1 to 6.6)	6.3 (5.5 to 7)	6.8 (5.9 to 7.6)	7.2 (6.2 to 8)	7.4 (6.4 to 8.2)	7.6 (6.6 to 8.4)	7.7 (6.7 to 8.5)	7.8 (6.8 to 8.6)	7.8 (6.8 to 8.6)	7.8 (6.8 to 8.6)	7.8 (6.8 to 8.6)	7.8 (6.8 to 8.6)	879
Tuberculosis	0 (0 to 0)	0 (0 to 0)	0 (0 to 0)	0 (0 to 0.2)	0 (0 to 0)	0 (0 to 0)	0 (0 to 0)	0 (0 to 0.1)	0.3 (0 to 0.7)	0.9 (0.4 to 1.6)	1.6 (0.8 to 2.1)	1.6 (1 to 2.2)	1.6 (1 to 2.2)	1.6 (1 to 2.2)	1.6 (1 to 2.2)	1.6 (1 to 2.2)	1.6 (1 to 2.2)	1.6 (1 to 2.2)	1.6 (1 to 2.2)	1.6 (1 to 2.2)	1.6 (1 to 2.2)	1.6 (1 to 2.2)	1.6 (1 to 2.2)	27.4
Latent tuberculosis infection	0 (0 to 0)	0 (0 to 0)	0 (0 to 0)	0 (0 to 0)	0 (0 to 0)	0 (0 to 0)	0 (0 to 0)	0 (0 to 0)	0.1 (0 to 0.3)	0.5 (0.2 to 1.1)	1.1 (0.5 to 1.6)	1.1 (0.5 to 1.6)	1.1 (0.5 to 1.6)	1.1 (0.5 to 1.6)	1.1 (0.5 to 1.6)	1.1 (0.5 to 1.6)	1.1 (0.5 to 1.6)	1.1 (0.5 to 1.6)	1.1 (0.5 to 1.6)	1.1 (0.5 to 1.6)	1.1 (0.5 to 1.6)	1.1 (0.5 to 1.6)	0
Drug-susceptible tuberculosis	0 (0 to 0)	0 (0 to 0)	0 (0 to 0)	0 (0 to 0.2)	0 (0 to 0)	0 (0 to 0)	0 (0 to 0)	0 (0 to 0.1)	0.3 (0 to 0.7)	0.9 (0.4 to 1.6)	1.5 (0.8 to 2.1)	1.5 (0.9 to 2.1)	1.5 (0.9 to 2.1)	1.5 (0.9 to 2.1)	1.5 (0.9 to 2.1)	1.5 (0.9 to 2.1)	1.5 (0.9 to 2.1)	1.5 (0.9 to 2.1)	1.5 (0.9 to 2.1)	1.5 (0.9 to 2.1)	1.5 (0.9 to 2.1)	1.5 (0.9 to 2.1)	0
Multidrug-resistant tuberculosis without extensive drug resistance	0 (0 to 0)	0 (0 to 0)	0 (0 to 0)	0 (0 to 0)	0 (0 to 0)	0 (0 to 0)	0 (0 to 0)	0 (0 to 0)	0 (0 to 0.1)	0 (0 to 0.1)	0 (0 to 0.2)	0 (0 to 0.1)	0 (0 to 0.1)	0 (0 to 0.1)	0 (0 to 0.1)	0 (0 to 0.1)	0 (0 to 0.1)	0 (0 to 0.1)	0 (0 to 0.1)	0 (0 to 0.1)	0 (0 to 0.1)	0 (0 to 0.1)	0 (0 to 0.1)	0.5
Extensively drug-resistant tuberculosis	0 (0 to 0)	0 (0 to 0)	0 (0 to 0)	0 (0 to 0)	0 (0 to 0)	0 (0 to 0)	0 (0 to 0)	0 (0 to 0)	0 (0 to 0)	0 (0 to 0)	0 (0 to 0)	0 (0 to 0)	0 (0 to 0)	0 (0 to 0)	0 (0 to 0)	0 (0 to 0)	0 (0 to 0)	0 (0 to 0)	0 (0 to 0)	0 (0 to 0)	0 (0 to 0)	0 (0 to 0)	0 (0 to 0)	0.1
Lower respiratory infections	1.7 (1.1 to 2.5)	1.3 (0.8 to 1.6)	8.4 (5.2 to 12.4)	9.3 (6.9 to 12.8)	1.3 (1.1 to 1.6)	1.2 (0.9 to 1.4)	1.2 (0.9 to 1.6)	2.2 (1.6 to 2.8)	2.6 (2 to 3.1)	3.2 (2.6 to 3.8)	3.7 (3 to 4.2)	4.2 (3.5 to 4.8)	4.9 (4 to 5.5)	5.4 (4.5 to 6.2)	5.8 (4.8 to 6.6)	6.1 (5 to 6.9)	6.3 (5.1 to 7.1)	6.4 (5.2 to 7.2)	6.4 (5.2 to 7.2)	6.4 (5.2 to 7.2)	6.4 (5.2 to 7.2)	6.4 (5.2 to 7.2)	489
Upper respiratory infections	0 (0 to 0)	0 (0 to 0)	2.5 (1.5 to 4.1)	10.6 (9.4 to 17.5)	1.1 (0.7 to 1.7)	0.7 (0.6 to 1.2)	0.5 (0.4 to 1.1)	0.5 (0.4 to 1.1)	0.5 (0.4 to 1.1)	0.5 (0.4 to 1.1)	0.5 (0.4 to 1.1)	0.5 (0.4 to 1.1)	0.5 (0.4 to 1.1)	0.5 (0.4 to 1.1)	0.5 (0.4 to 1.1)	0.5 (0.4 to 1.1)	0.5 (0.4 to 1.1)	0.5 (0.4 to 1.1)	0.5 (0.4 to 1.1)	0.5 (0.4 to 1.1)	0.5 (0.4 to 1.1)	0.5 (0.4 to 1.1)	139
Otitis media	0 (0 to 0)	0 (0 to 0)	0.4 (0.3 to 0.9)	0.2 (1.5 to 5.1)	0.1 (1.2 to 3.8)	0.1 (0.4 to 1.9)	0.1 (0.3 to 1.8)	0.1 (0.4 to 2.4)	0.1 (0.3 to 1.7)	0.1 (0.3 to 1.7)	0.1 (0.3 to 1.7)	0.1 (0.3 to 1.7)	0.1 (0.3 to 1.7)	0.1 (0.3 to 1.7)	0.1 (0.3 to 1.7)	0.1 (0.3 to 1.7)	0.1 (0.3 to 1.7)	0.1 (0.3 to 1.7)	0.1 (0.3 to 1.7)	0.1 (0.3 to 1.7)	0.1 (0.3 to 1.7)	0.1 (0.3 to 1.7)	23.2
Enteric infections	0.2 (0.1 to 0.3)	0.4 (0.3 to 0.5)	8 (5.3 to 11.5)	10.7 (9.4 to 19.9)	4.4 (3.4 to 7.2)	2.5 (1.4 to 4.2)	2.1 (1.3 to 3.2)	2.7 (1.6 to 4.2)	3.7 (2.2 to 5.4)	4.3 (2.7 to 6.4)	4.1 (2.4 to 5.9)	3.9 (2.4 to 5.6)	3.1 (2 to 4.5)	2.6 (1.6 to 3.8)	2.7 (1.6 to 3.9)	2.8 (1.6 to 4.1)	2.7 (1.6 to 4.1)	2.7 (1.6 to 4.1)	2.7 (1.6 to 4.1)	2.7 (1.6 to 4.1)	2.7 (1.6 to 4.1)	2.7 (1.6 to 4.1)	110
Diarrheal diseases	0.2 (0.1 to 0.3)	0.4 (0.3 to 0.5)	8 (5.3 to 11.5)	9.5 (8.3 to 18.8)	4.4 (3.4 to 7.2)	2.5 (1.4 to 4.2)	2.1 (1.3 to 3.2)	2.7 (1.6 to 4.2)	3.7 (2.2 to 5.4)	4.3 (2.7 to 6.4)	4.1 (2.4 to 5.9)	3.9 (2.4 to 5.6)	3.1 (2 to 4.5)	2.6 (1.6 to 3.8)	2.7 (1.6 to 3.9)	2.8 (1.6 to 4.1)	2.7 (1.6 to 4.1)	2.7 (1.6 to 4.1)	2.7 (1.6 to 4.1)	2.7 (1.6 to 4.1)	2.7 (1.6 to 4.1)	2.7 (1.6 to 4.1)	110
Typhoid and paratyphoid	0 (0 to 0)	0 (0 to 0)	0 (0 to 0)	0 (0 to 0)	0 (0 to 0)	0 (0 to 0)	0 (0 to 0)	0 (0 to 0)	0 (0 to 0)	0 (0 to 0)	0 (0 to 0)	0 (0 to 0)	0 (0 to 0)	0 (0 to 0)	0 (0 to 0)	0 (0 to 0)	0 (0 to 0)	0 (0 to 0)	0 (0 to 0)	0 (0 to 0)	0 (0 to 0)	0 (0 to 0)	0 (0 to 0)	0
Typhoid fever	0 (0 to 0)	0 (0 to 0)	0 (0 to 0)	0 (0 to 0)	0 (0 to 0)	0 (0 to 0)	0 (0 to 0)	0 (0 to 0)	0 (0 to 0)	0 (0 to 0)	0 (0 to 0)	0 (0 to 0)	0 (0 to 0)	0 (0 to 0)	0 (0 to 0)	0 (0 to 0)	0 (0 to 0)	0 (0 to 0)	0 (0 to 0)	0 (0 to 0)	0 (0 to 0)	0 (0 to 0)	0 (0 to 0)	0
Paratyphoid fever	0 (0 to 0)	0 (0 to 0)	0 (0 to 0)	0 (0 to 0)	0 (0 to 0)	0 (0 to 0)	0 (0 to 0)	0 (0 to 0)	0 (0 to 0)	0 (0 to 0)	0 (0 to 0)	0 (0 to 0)	0 (0 to 0)	0 (0 to 0)	0 (0 to 0)	0 (0 to 0)	0 (0 to 0)	0 (0 to 0)	0 (0 to 0)	0 (0 to 0)	0 (0 to 0)	0 (0 to 0)	0 (0 to 0)	0
Invasive Non-typhoidal Salmonella (iNTS)	0 (0 to 0)	0 (0 to 0)	0 (0 to 0)	0 (0 to 0)	0 (0 to 0)	0 (0 to 0)	0 (0 to 0)	0 (0 to 0)	0 (0 to 0)	0 (0 to 0)	0 (0 to 0)	0 (0 to 0)	0 (0 to 0)	0 (0 to 0)	0 (0 to 0)	0 (0 to 0)	0 (0 to 0)	0 (0 to 0)	0 (0 to 0)	0 (0 to 0)	0 (0 to 0)	0 (0 to 0)	0 (0 to 0)	0
Other intestinal infectious diseases	0 (0 to 0)	0 (0 to 0)	0 (0 to 0)	0 (0 to 0)	0 (0 to 0)	0 (0 to 0)	0 (0 to 0)	0 (0 to 0)	0 (0 to 0)	0 (0 to 0)	0 (0 to 0)	0 (0 to 0)	0 (0 to 0)	0 (0 to 0)	0 (0 to 0)	0 (0 to 0)	0 (0 to 0)	0 (0 to 0)	0 (0 to 0)	0 (0 to 0)	0 (0 to 0)	0 (0 to 0)	0 (0 to 0)	0.2
Neglected tropical diseases and malaria	0 (0 to 0)	0 (0 to 0)	0.2 (0 to 0.4)	0.5 (0.1 to 1.5)	1.6 (0.3 to 4.6)	0.3 (0 to 0.2)	0.2 (0 to 0.7)	0.2 (0 to 0.6)	0.2 (0 to 0.6)	0.2 (0 to 0.7)	0.2 (0 to 0.6)	0.4 (0.1 to 1.2)	0.3 (0 to 0.8)	0.3 (0 to 0.7)	0.3 (0 to 0.7)	0.3 (0 to 0.7)	0.1 (0 to 0.2)	0.1 (0 to 0.2)	0.1 (0 to 0.2)	0.1 (0 to 0.2)	0.1 (0 to 0.1)	0 (0 to 0)	0 (0 to 0)	4.9
Malaria	0 (0 to 0)	0 (0 to 0)	0 (0 to 0)	0 (0 to 0)	0 (0 to 0)	0 (0 to 0)	0 (0 to 0)	0 (0 to 0)	0 (0 to 0)	0 (0 to 0)	0 (0 to 0)	0 (0 to 0)	0 (0 to 0)	0 (0 to 0)	0 (0 to 0)	0 (0 to 0)	0 (0 to 0)	0 (0 to 0)	0 (0 to 0)	0 (0 to 0)	0 (0 to 0)	0 (0 to 0)	0 (0 to 0)	0
Chagas disease	0 (0 to 0)	0 (0 to 0)	0 (0 to 0)	0 (0 to 0)	0 (0 to 0)	0 (0 to 0)	0 (0 to 0)	0 (0 to 0)	0 (0 to 0)	0 (0 to 0)	0 (0 to 0)	0 (0 to 0)	0 (0 to 0)	0 (0 to 0)	0 (0 to 0)	0 (0 to 0)	0 (0 to 0)	0 (0 to 0)	0 (0 to 0)	0 (0 to 0)	0 (0 to 0)	0 (0 to 0)	0 (0 to 0)	0
Leishmaniasis	0 (0 to 0)	0 (0 to 0)	0 (0 to 0)	0 (0 to 0)	0 (0 to 0)	0 (0 to 0)	0 (0 to 0)	0 (0 to 0)	0 (0 to 0)	0 (0 to 0)	0 (0 to 0)	0 (0 to 0)	0 (0 to 0)	0 (0 to 0)	0 (0 to 0)	0 (0 to 0)	0 (0 to 0)	0 (0 to 0)	0 (0 to 0)	0 (0 to 0)	0 (0 to 0)	0 (0 to 0)	0 (0 to 0)	0
Visceral leishmaniasis	0 (0 to 0)	0 (0 to 0)	0 (0 to 0)	0 (0 to 0)	0 (0 to 0)	0 (0 to 0)	0 (0 to 0)	0 (0 to 0)	0 (0 to 0)	0 (0 to 0)	0 (0 to 0)	0 (0 to 0)	0 (0 to 0)	0 (0 to 0)	0 (0 to 0)	0 (0 to 0)	0 (0 to 0)	0 (0 to 0)	0 (0 to 0)	0 (0 to 0)	0 (0 to 0)	0 (0 to 0)	0 (0 to 0)	0
Cutaneous and mucocutaneous leishmaniasis	0 (0 to 0)	0 (0 to 0)	0 (0 to 0)	0 (0 to 0)	0 (0 to 0)	0 (0 to 0)	0 (0 to 0)	0 (0 to 0)	0 (0 to 0)	0 (0 to 0)	0 (0 to 0)	0 (0 to 0)	0 (0 to 0)	0 (0 to 0)	0 (0 to 0)	0 (0 to 0)	0 (0 to 0)	0 (0 to 0)	0 (0 to 0)	0 (0 to 0)	0 (0 to 0)	0 (0 to 0)	0 (0 to 0)	0
African trypanosomiasis	0 (0 to 0)	0 (0 to 0)	0 (0 to 0)	0 (0 to 0)	0 (0 to 0)	0 (0 to 0)	0 (0 to 0)	0 (0 to 0)	0 (0 to 0)	0 (0 to 0)	0 (0 to 0)	0 (0 to 0)	0 (0 to 0)	0 (0 to 0)	0 (0 to 0)	0 (0 to 0)	0 (0 to 0)	0 (0 to 0)	0 (0 to 0)	0 (0 to 0)	0 (0 to 0)	0 (0 to 0)	0 (0 to 0)	0
Schistosomiasis	0 (0 to 0)	0 (0 to 0)	0 (0 to 0)	0 (0 to 0)	0 (0 to 0)	0 (0 to 0)	0 (0 to 0)	0 (0 to 0)	0 (0 to 0)	0 (0 to 0)	0 (0 to 0)	0 (0 to 0)	0 (0 to 0)	0 (0 to 0)	0 (0 to 0)	0 (0 to 0)	0 (0 to 0)	0 (0 to 0)	0 (0 to 0)	0 (0 to 0)	0 (0 to 0)	0 (0 to 0)	0 (0 to 0)	0
Cysticercosis	0 (0 to 0)	0 (0 to 0)	0 (0 to 0)	0 (0 to 0)	0 (0 to 0)	0 (0 to 0)	0 (0 to 0)	0 (0 to 0)	0 (0 to 0)	0 (0 to 0)	0 (0 to 0)	0 (0 to 0)	0 (0 to 0)	0 (0 to 0)	0 (0 to 0)	0 (0 to 0)	0 (0 to 0)	0 (0 to 0)	0 (0 to 0)	0 (0 to 0)	0 (0 to 0)	0 (0 to 0)	0 (0 to 0)	0
Cystic echinococcosis	0 (0 to 0)	0 (0 to 0)	0 (0 to 0)	0 (0 to 0)	0 (0 to 0)	0 (0 to 0)	0 (0 to 0)	0 (0 to 0)	0 (0 to 0)	0 (0 to 0)	0 (0 to 0)	0 (0 to 0)	0 (0 to 0)	0 (0 to 0)	0 (0 to 0)	0 (0 to 0)	0 (0 to 0)	0 (0 to 0)	0 (0 to 0)	0 (0 to 0)	0 (0 to 0)	0 (0 to 0)	0 (0 to 0)	0.1
Lymphatic filariasis	0 (0 to 0)	0 (0 to 0)	0 (0 to 0)	0 (0 to 0)	0 (0 to 0)	0 (0 to 0)	0 (0 to 0)	0 (0 to 0)	0 (0 to 0)	0 (0 to 0)	0 (0 to 0)	0 (0 to 0)	0 (0 to 0)	0 (0 to 0)	0 (0 to 0)	0 (0 to 0)	0 (0 to 0)	0 (0 to 0)	0 (0 to 0)	0 (0 to 0)	0 (0 to 0)	0 (0 to 0)	0 (0 to 0)	0
Onchocerciasis	0 (0 to 0)	0 (0 to 0)	0 (0 to 0)	0 (0 to 0)	0 (0 to 0)	0 (0 to 0)	0 (0 to 0)	0 (0 to 0)	0 (0 to 0)	0 (0 to 0)	0 (0 to 0)	0 (0 to 0)	0 (0 to 0)	0 (0 to 0)	0 (0 to 0)	0 (0 to 0)	0 (0 to 0)	0 (0 to 0)	0 (0 to 0)	0 (0 to 0)	0 (0 to 0)	0 (0 to 0)	0 (0 to 0)	0
Trachoma	0 (0 to 0)	0 (0 to 0)	0 (0 to 0)	0 (0 to 0)	0 (0 to 0)	0 (0 to 0)	0 (0 to 0)	0 (0 to 0)	0 (0 to 0)	0 (0 to 0)	0 (0 to 0)	0 (0 to 0)	0 (0 to 0)	0 (0 to 0)	0 (0 to 0)	0 (0 to 0)	0 (0 to 0)	0 (0 to 0)	0 (0 to 0)	0 (0 to 0)	0 (0 to 0)	0 (0 to 0)	0 (0 to 0)	0
Dengue	0 (0 to 0)	0 (0 to 0)	0 (0 to 0)	0 (0 to 0)	0 (0 to 0)	0 (0 to 0)	0 (0 to 0)	0 (0 to 0)	0 (0 to 0)	0 (0 to 0)	0 (0 to 0)	0 (0 to 0)	0 (0 to 0)	0 (0 to 0)	0 (0 to 0)	0 (0 to 0)	0 (0 to 0)	0 (0 to 0)	0 (0 to 0)	0 (0 to 0)	0 (0 to 0)	0 (0 to 0)	0 (0 to 0)	0
Yellow fever	0 (0 to 0)	0 (0 to 0)	0 (0 to 0)	0 (0 to 0)	0 (0 to 0)	0 (0 to 0)	0 (0 to 0)	0 (0 to 0)	0 (0 to 0)	0 (0 to 0)	0 (0 to 0)	0 (0 to 0)	0 (0 to 0)	0 (0 to 0)	0 (0 to 0)	0 (0 to 0)	0 (0 to 0)	0 (0 to 0)	0 (0 to 0)	0 (0 to 0)	0 (0 to 0)	0 (0 to 0)	0 (0 to 0)	0
Rabies	0 (0 to 0)	0 (0 to 0)	0 (0 to 0)	0 (0 to 0)	0 (0 to 0)	0 (0 to 0)	0 (0 to 0)	0 (0 to 0)	0 (0 to 0)	0 (0 to 0)	0 (0 to 0)	0 (0 to 0)	0 (0 to 0)	0 (0 to 0)	0 (0 to 0)	0 (0 to 0)	0 (0 to 0)	0 (0 to 0)	0 (0 to 0)	0 (0 to 0)	0 (0 to 0)	0 (0 to 0)	0 (0 to 0)	0
Intestinal nematode infections	0 (0 to 0)	0 (0 to 0)	0 (0 to 0)	0 (0 to 0)	0 (0 to 0)	0 (0 to 0)	0 (0 to 0)	0 (0 to 0)	0 (0 to 0)	0 (0 to 0)	0 (0 to 0)	0 (0 to 0)	0 (0 to 0)	0 (0 to 0)	0 (0 to 0)	0 (0 to 0)	0 (0 to 0)	0 (0 to 0)	0 (0 to 0)	0 (0 to 0)	0 (0 to 0)	0 (0 to 0)	0 (0 to 0)	0
Ascariasis	0 (0 to 0)	0 (0 to 0)	0 (0 to 0)	0 (0 to 0)	0 (0 to 0)	0 (0 to 0)	0 (0 to 0)	0 (0 to 0)	0 (0 to 0)	0 (0 to 0)	0 (0 to 0)	0 (0 to 0)	0 (0 to 0)	0 (0 to 0)	0 (0 to 0)	0 (0 to 0)	0 (0 to 0)	0 (0 to 0)	0 (0 to 0)	0 (0 to 0)	0 (0 to 0)	0 (0 to 0)	0 (0 to 0)	0
Trichuriasis	0 (0 to 0)	0 (0 to 0)	0 (0 to 0)	0 (0 to 0)	0 (0 to 0)	0 (0 to 0)	0 (0 to 0)	0 (0 to 0)	0 (0 to 0)	0 (0 to 0)	0 (0 to 0)	0 (0 to 0)	0 (0 to 0)	0 (0 to 0)	0 (0 to 0)	0 (0 to 0)	0 (0 to 0)	0 (0 to 0)	0 (0 to 0)	0 (0 to 0)	0 (0 to 0)	0 (0 to 0)	0 (0 to 0)	0
Hookworm disease	0 (0 to 0)	0 (0 to 0)	0 (0



Osteoarthritis other	0 (0 to 0)	0 (0 to 0)	0 (0 to 0)	0 (0 to 0)	0 (0 to 0)	0 (0 to 0)	0 (0 to 0)	0 (0 to 0)	0 (0 to 0)	0 (0 to 0)	0-1 (0 to 2)	0-7 (0 to 14)	1-7 (0 to 4)	3-3 (1 to 7)	5-3 (2 to 11)	6-7 (3 to 14)	7-6 (3 to 16)	6-3 (3 to 12)	8-5 (4 to 17)	5-9 (2 to 12)	4-2 (2 to 9)	2-6 (1 to 5)	1-7 (0 to 3)	0-9 (0 to 1)		
Low back pain	0 (0 to 0)	0 (0 to 0)	0 (0 to 0)	4-7 (2 to 9)	20-3 (12 to 31)	20-2 (12 to 31)	9-9 (5 to 16)	24-3 (16 to 37)	42-3 (30 to 57)	39-7 (27 to 52)	150 (100 to 207)	296 (213 to 393)	202 (134 to 300)	196 (122 to 296)	211 (132 to 320)	192 (120 to 292)	177 (111 to 263)	163 (91 to 261)	125 (66 to 228)	109 (54 to 194)	87 (35 to 164)	56 (19 to 93)	43 (10 to 83)	23 (4 to 51)	55-4	
Neck pain	0 (0 to 0)	0 (0 to 0)	2-4 (0 to 5)	10-6 (5 to 20)	19-7 (9 to 34)	30-4 (16 to 50)	49-9 (34 to 70)	89-7 (65 to 118)	112 (79 to 150)	103 (72 to 140)	101 (70 to 139)	89-6 (62 to 123)	69-9 (45 to 102)	73-2 (46 to 110)	69-9 (43 to 105)	72-2 (47 to 110)	62-8 (39 to 101)	40-8 (22 to 72)	46 (23 to 81)	28-9 (13 to 61)	17-2 (6 to 33)	9-5 (3 to 19)	5-3 (1 to 11)	2-1 (0 to 5)	667	
Gout	0 (0 to 0)	0 (0 to 0)	0 (0 to 0)	0 (0 to 0)	0 (0 to 0)	0 (0 to 0)	0 (0 to 0)	0 (0 to 0)	0-1 (0 to 3)	0-1 (0 to 1)	0-3 (0 to 1)	0-7 (0 to 2)	1-1 (0 to 3)	1-3 (0 to 4)	1-3 (0 to 4)	1-3 (0 to 4)	1-3 (0 to 4)	1-3 (0 to 4)	1-3 (0 to 4)	1-3 (0 to 4)	1-3 (0 to 4)	1-3 (0 to 4)	1-3 (0 to 4)	1-3 (0 to 4)	66-3	
Other musculoskeletal disorders	0 (0 to 0)	0 (0 to 0)	0 (0 to 0)	0-1 (0 to 3)	7-5 (3 to 12)	7-5 (3 to 12)	25 (16 to 36)	49-2 (36 to 64)	56-5 (38 to 77)	55 (38 to 74)	49-2 (32 to 69)	89-3 (59 to 127)	90-2 (54 to 141)	77-5 (47 to 119)	77-5 (46 to 120)	49 (29 to 73)	39 (21 to 61)	49 (26 to 84)	39-5 (19 to 63)	23-5 (10 to 41)	18-1 (8 to 31)	8-3 (4 to 14)	5-4 (2 to 9)	2-9 (1 to 5)	886	
Other non-communicable diseases	51 (31 to 87)	21-2 (13 to 32)	77 (53 to 111)	78-4 (46 to 77)	27-9 (16 to 46)	39-9 (24 to 66)	51-7 (36 to 77)	89-7 (61 to 124)	158 (109 to 222)	158 (109 to 220)	215 (150 to 305)	339 (240 to 469)	301 (196 to 461)	187 (107 to 299)	190 (108 to 309)	170 (119 to 233)	171 (110 to 239)	159 (84 to 261)	162 (82 to 281)	111 (50 to 226)	77-6 (39 to 136)	50-9 (26 to 94)	26-6 (12 to 44)	22-7 (7 to 39)	2,020	
Congenital birth defects	49 (36 to 82)	17-6 (11 to 28)	47-8 (31 to 77)	27-9 (18 to 42)	12-1 (7 to 19)	9-1 (4 to 15)	9 (5 to 13)	7-5 (3 to 12)	11-1 (6 to 17)	14 (8 to 22)	15-9 (10 to 24)	11-1 (6 to 18)	10-2 (5 to 16)	11-1 (5 to 18)	10-8 (5 to 17)	9-4 (4 to 16)	7-9 (3 to 15)	4-4 (2 to 8)	2-4 (1 to 5)	1-3 (0 to 3)	0-7 (0 to 1)	0-4 (0 to 1)	0-2 (0 to 1)	0-1 (0 to 0)	300	
Neural tube defects	2 (0 to 3)	0-9 (0 to 1)	5-5 (2 to 9)	9-2 (5 to 15)	0-3 (0 to 1)	0-2 (0 to 0)	0-2 (0 to 1)	0-2 (0 to 0)	0-4 (0 to 1)	0-3 (0 to 1)	0-4 (0 to 1)	0-3 (0 to 1)	0-2 (0 to 1)	0-2 (0 to 1)	0-1 (0 to 1)	0-1 (0 to 1)	0-1 (0 to 1)	0-1 (0 to 1)	0-1 (0 to 1)	0-1 (0 to 0)	0-1 (0 to 0)	0-1 (0 to 0)	0-1 (0 to 0)	0-1 (0 to 0)	29-7	
Congenital heart anomalies	9-3 (4 to 21)	6 (3 to 12)	11-6 (6 to 23)	6-2 (3 to 11)	1-5 (0 to 2)	1-1 (0 to 2)	1-3 (0 to 2)	1-7 (1 to 2)	2-1 (1 to 3)	1-4 (0 to 3)	2-2 (1 to 3)	1-3 (0 to 3)	2-1 (1 to 3)	1-9 (1 to 3)	1-7 (1 to 3)	1-4 (0 to 1)	0-9 (0 to 1)	0-2 (0 to 1)	0-2 (0 to 1)	0-1 (0 to 0)	0-1 (0 to 0)	0-1 (0 to 0)	0-1 (0 to 0)	0-1 (0 to 0)	55-8	
Orofacial clefts	0 (0 to 0)	0-1 (0 to 0)	0-1 (0 to 0)	0-2 (0 to 1)	0-1 (0 to 0)	0-1 (0 to 0)	0-2 (0 to 1)	0-1 (0 to 0)	0-3 (0 to 1)	0-3 (0 to 1)	0-3 (0 to 1)	0-3 (0 to 1)	0-2 (0 to 1)	0-2 (0 to 1)	0-2 (0 to 1)	0-2 (0 to 1)	0-1 (0 to 1)	0-1 (0 to 1)	0-1 (0 to 1)	0-1 (0 to 1)	0-1 (0 to 1)	0-1 (0 to 0)	0-1 (0 to 0)	0-1 (0 to 0)	3-2	
Down syndrome	0-8 (0 to 1)	0-3 (0 to 0)	0-9 (0 to 1)	1 (0 to 1)	0-7 (0 to 1)	0-6 (0 to 1)	0-6 (0 to 1)	1 (0 to 1)	1-4 (0 to 1)	0-9 (0 to 1)	1-6 (1 to 2)	1-6 (0 to 1)	1-2 (0 to 1)	1-2 (0 to 1)	1-2 (0 to 1)	2 (0 to 1)	1-2 (0 to 2)	0-7 (0 to 1)	0-4 (0 to 1)	0-3 (0 to 1)	0-3 (0 to 1)	0-3 (0 to 1)	0-3 (0 to 1)	0-3 (0 to 1)	19-2	
Turner syndrome	0 (0 to 0)	0 (0 to 0)	0 (0 to 0)	0 (0 to 0)	0 (0 to 0)	0 (0 to 0)	0 (0 to 0)	0 (0 to 0)	0 (0 to 0)	0 (0 to 0)

S5 Table 2c: Barnet DALYS by cause and age group for both sexes with 95% uncertainty intervals, 2019

Cause	Early Neonatal	Late Neonatal	Post Neonatal	1to4	5 to 9	10 to 14	15 to 19	20 to 24	25 to 29	30 to 34	35 to 39	40 to 44	45 to 49	50 to 54	55 to 59	60 to 64	65 to 69	70 to 74	75 to 79	80 to 84	85 to 89	90 to 94	95 plus	Total
All causes	5,997 (4521 to 6,930)	5,997 (1,716 to 7,200)	5,997 (3,999 to 8,681)	5,997 (3,999 to 8,681)	5,997 (637 to 1,100)	5,997 (639 to 1,330)	5,997 (1,117 to 2,190)	5,997 (1,349 to 2,742)	5,997 (1,566 to 2,760)	5,997 (2,170 to 2,680)	5,997 (1,750 to 2,680)	5,997 (2,340 to 4,060)	5,997 (3,510 to 5,820)	5,997 (4,110 to 6,450)	5,997 (3,960 to 6,160)	5,997 (4,370 to 6,840)	5,997 (4,980 to 7,360)	5,997 (5,340 to 7,930)	5,997 (5,450 to 7,740)	5,997 (5,130 to 7,700)	5,997 (4,600 to 6,920)	5,997 (2,180 to 3,760)	5,997 (7,498 to 7,710)	90,900
Communicable, maternal, neonatal, and nutritional diseases	5,997 (287 to 477)	5,997 (95 to 169)	5,997 (149 to 270)	5,997 (157 to 290)	5,997 (102 to 212)	5,997 (85 to 150)	5,997 (104 to 166)	5,997 (139 to 224)	5,997 (146 to 246)	5,997 (161 to 272)	5,997 (150 to 266)	5,997 (192 to 352)	5,997 (249 to 453)	5,997 (297 to 543)	5,997 (284 to 516)	5,997 (312 to 572)	5,997 (370 to 716)	5,997 (409 to 830)	5,997 (395 to 845)	5,997 (354 to 840)	5,997 (324 to 807)	5,997 (167 to 470)	5,997 (577 to 1,110)	5,670
HIV/AIDS and sexually transmitted infections	17.5 (12 to 28.9)	5.4 (1.5 to 11.8)	10.5 (4.8 to 20.9)	2.4 (2 to 2.9)	1.6 (1.4 to 1.9)	1.1 (1 to 1.3)	1.8 (1.4 to 2.4)	5.4 (4.1 to 7.1)	11.4 (8.5 to 15)	29.4 (22.5 to 38.4)	26.3 (20.2 to 34.7)	22.7 (17.5 to 29.6)	19.8 (15.2 to 25.9)	26.9 (20.5 to 35.4)	19.7 (15.2 to 25.4)	14.4 (11.2 to 18.4)	11.1 (8.6 to 14.2)	7.5 (5.6 to 9.4)	5.7 (4.5 to 7.4)	3.1 (2 to 4.7)	1.6 (0.9 to 1.1)	0.7 (0.2 to 0.4)	201
HIV/AIDS	0 (0 to 0)	0 (0 to 0)	2.7 (2.2 to 3.4)	2.1 (1.8 to 2.5)	1.5 (1.3 to 1.7)	0.9 (0.8 to 1.1)	1.2 (1 to 1.7)	3.8 (3.2 to 4.6)	7.5 (5.8 to 9.7)	14.6 (11.3 to 19.4)	14.5 (10.3 to 20.4)	9.6 (7.4 to 12.5)	10.6 (8.2 to 13.8)	19.7 (15.3 to 25.4)	9.6 (7.4 to 12.5)	10.5 (8.1 to 13.6)	14.5 (11.7 to 18.3)	9.4 (7.2 to 12.1)	6.3 (4.8 to 8.2)	4.7 (3.6 to 6.1)	2.1 (1.2 to 3.5)	0.9 (0.1 to 0.2)	130
HIV/AIDS - Drug-susceptible Tuberculosis	0 (0 to 0)	0 (0 to 0)	0.3 (0.2 to 0.4)	0.3 (0.2 to 0.4)	0.2 (0.1 to 0.3)	0.1 (0.1 to 0.2)	0.1 (0.1 to 0.2)	0.3 (0.2 to 0.5)	0.6 (0.4 to 0.9)	1.2 (0.8 to 1.9)	1.2 (0.8 to 1.7)	0.8 (0.5 to 1.2)	0.9 (0.6 to 1.3)	1.7 (1.1 to 2.4)	0.8 (0.6 to 1.1)	0.9 (0.6 to 1.3)	1.2 (0.9 to 1.5)	0.8 (0.5 to 1.1)	0.5 (0.3 to 0.8)	0.4 (0.2 to 0.6)	0.2 (0.1 to 0.3)	0.1 (0 to 0.2)	11.2
HIV/AIDS - Multidrug-resistant Tuberculosis without extensive dr...	0 (0 to 0)	0 (0 to 0)	0 (0 to 0)	0 (0 to 0)	0 (0 to 0)	0 (0 to 0)	0 (0 to 0)	0 (0 to 0)	0 (0 to 0)	0 (0 to 0)	0 (0 to 0)	0 (0 to 0)	0 (0 to 0)	0 (0 to 0)	0 (0 to 0)	0 (0 to 0)	0 (0 to 0)	0 (0 to 0)	0 (0 to 0)	0 (0 to 0)	0 (0 to 0)	0 (0 to 0)	0 (0 to 0)	0.3
HIV/AIDS - Extensively drug-resistant Tuberculosis	0 (0 to 0)	0 (0 to 0)	0 (0 to 0)	0 (0 to 0)	0 (0 to 0)	0 (0 to 0)	0 (0 to 0)	0 (0 to 0)	0 (0 to 0)	0 (0 to 0)	0 (0 to 0)	0 (0 to 0)	0 (0 to 0)	0 (0 to 0)	0 (0 to 0)	0 (0 to 0)	0 (0 to 0)	0 (0 to 0)	0 (0 to 0)	0 (0 to 0)	0 (0 to 0)	0 (0 to 0)	0 (0 to 0)	0.1
HIV/AIDS resulting in other diseases	0 (0 to 0)	2.3 (1.1 to 2.7)	1.9 (1.1 to 2.2)	1.3 (1 to 1.6)	0.8 (0.7 to 1)	1.2 (0.9 to 1.4)	3.5 (2.6 to 4.5)	6.9 (5.2 to 9.1)	13.3 (9.9 to 17.4)	18 (13.4 to 23.8)	17.9 (13.9 to 22.4)	13.2 (10.3 to 16.8)	16.9 (13.2 to 21.6)	24 (18.3 to 31.2)	16.9 (13.2 to 20.9)	13.2 (10.3 to 16.8)	8.6 (6.5 to 11.2)	5.6 (4.3 to 7.3)	4.3 (3.2 to 5.8)	2.5 (1.5 to 3.4)	1 (0.5 to 1.4)	0.9 (0.1 to 0.2)	119
Sexually transmitted infections excluding HIV	17.5 (12 to 28.9)	5.4 (1.5 to 11.8)	7.8 (2.2 to 16.4)	0.3 (0.2 to 0.4)	0.1 (0.1 to 0.2)	0.2 (0.2 to 0.3)	0.5 (0.4 to 0.6)	1.6 (1.2 to 2.1)	3.9 (2.9 to 5.1)	5.9 (4.2 to 8.4)	7.2 (5.2 to 10.2)	6.7 (4.7 to 9.6)	4.1 (2.9 to 5.9)	2.9 (2.2 to 4.1)	2.2 (1.6 to 3.1)	1.7 (1.2 to 2.4)	1.2 (0.8 to 1.7)	0.7 (0.5 to 1)	0.4 (0.3 to 0.6)	0.2 (0.1 to 0.4)	0.1 (0 to 0.2)	0.2 (0.1 to 0.3)	70.4
Syphilis	17.5 (12 to 28.9)	5.4 (1.5 to 11.8)	7.8 (2.2 to 16.4)	0.3 (0.2 to 0.4)	0.1 (0 to 0.1)	0.2 (0 to 0.1)	0.5 (0.3 to 0.6)	1.6 (1.1 to 2.1)	3.9 (2.9 to 5.1)	5.9 (4.2 to 8.4)	7.2 (5.2 to 10.2)	6.7 (4.7 to 9.6)	4.1 (2.9 to 5.9)	2.9 (2.2 to 4.1)	2.2 (1.6 to 3.1)	1.7 (1.2 to 2.4)	1.2 (0.8 to 1.7)	0.7 (0.5 to 1)	0.4 (0.3 to 0.6)	0.2 (0.1 to 0.4)	0.1 (0 to 0.2)	0.2 (0.1 to 0.3)	32.3
Chlamydial infection	0 (0 to 0)	0 (0 to 0)	0 (0 to 0)	0 (0 to 0)	0 (0 to 0)	0 (0 to 0)	0 (0 to 0)	0.4 (0.2 to 0.6)	0.4 (0.3 to 1.7)	1.4 (0.7 to 2.5)	1.4 (0.8 to 2.1)	1.8 (0.9 to 3.1)	1.6 (0.8 to 2.8)	0.8 (0.3 to 1.4)	0.2 (0.1 to 0.5)	0.1 (0 to 0.3)	0.1 (0 to 0.3)	0 (0 to 0.1)	0 (0 to 0.1)	0 (0 to 0.1)	0 (0 to 0.1)	0 (0 to 0.1)	0 (0 to 0.1)	7.6
Gonococcal infection	0 (0 to 0)	0 (0 to 0)	0 (0 to 0)	0 (0 to 0)	0 (0 to 0)	0 (0 to 0)	0 (0 to 0)	0 (0 to 0)	0.2 (0.2 to 0.3)	0.5 (0.2 to 0.8)	0.6 (0.3 to 1)	0.6 (0.3 to 1)	0.5 (0.2 to 0.9)	0.3 (0.2 to 0.5)	0.2 (0.1 to 0.4)	0.1 (0 to 0.3)	0.1 (0 to 0.2)	0.1 (0 to 0.2)	0 (0 to 0.1)	0 (0 to 0.1)	0 (0 to 0.1)	0 (0 to 0.1)	0 (0 to 0.1)	3.9
Trichomoniasis	0 (0 to 0)	0 (0 to 0)	0 (0 to 0)	0 (0 to 0)	0 (0 to 0)	0 (0 to 0)	0 (0 to 0)	0 (0 to 0)	0 (0 to 0)	0 (0 to 0)	0 (0 to 0)	0 (0 to 0)	0 (0 to 0)	0 (0 to 0)	0 (0 to 0)	0 (0 to 0)	0 (0 to 0)	0 (0 to 0)	0 (0 to 0)	0 (0 to 0)	0 (0 to 0)	0 (0 to 0)	0 (0 to 0)	0.5
Genital herpes	0 (0 to 0)	0 (0 to 0)	0 (0 to 0)	0 (0 to 0)	0 (0 to 0)	0 (0 to 0)	0 (0 to 0)	0 (0 to 0)	0 (0 to 0)	0 (0 to 0)	0 (0 to 0)	0 (0 to 0)	0 (0 to 0)	0 (0 to 0)	0 (0 to 0)	0 (0 to 0)	0 (0 to 0)	0 (0 to 0)	0 (0 to 0)	0 (0 to 0)	0 (0 to 0)	0 (0 to 0)	0 (0 to 0)	0.1
Other sexually transmitted infections	0 (0 to 0)	0 (0 to 0)	0 (0 to 0)	0 (0 to 0)	0 (0 to 0)	0 (0 to 0)	0 (0 to 0)	0 (0 to 0)	0 (0 to 0)	0 (0 to 0)	0 (0 to 0)	0 (0 to 0)	0 (0 to 0)	0 (0 to 0)	0 (0 to 0)	0 (0 to 0)	0 (0 to 0)	0 (0 to 0)	0 (0 to 0)	0 (0 to 0)	0 (0 to 0)	0 (0 to 0)	0 (0 to 0)	0.2
HIV/AIDS resulting in other diseases	0 (0 to 0)	2.3 (1.1 to 2.7)	1.9 (1.1 to 2.2)	1.3 (1 to 1.6)	0.8 (0.7 to 1)	1.2 (0.9 to 1.4)	3.5 (2.6 to 4.5)	6.9 (5.2 to 9.1)	13.3 (9.9 to 17.4)	18 (13.4 to 23.8)	17.9 (13.9 to 22.4)	13.2 (10.3 to 16.8)	16.9 (13.2 to 21.6)	24 (18.3 to 31.2)	16.9 (13.2 to 20.9)	13.2 (10.3 to 16.8)	8.6 (6.5 to 11.2)	5.6 (4.3 to 7.3)	4.3 (3.2 to 5.8)	2.5 (1.5 to 3.4)	1 (0.5 to 1.4)	0.9 (0.1 to 0.2)	119
Respiratory infections and tuberculosis	4.7 (3.3 to 6.4)	3.4 (2.5 to 4.4)	3.4 (2.4 to 5)	2.7 (2.4 to 3.2)	2.1 (1.9 to 2.4)	1.5 (1.3 to 1.8)	1.6 (1.4 to 1.9)	2.1 (1.9 to 2.4)	2.5 (2.2 to 2.9)	3.1 (2.7 to 3.6)	3.4 (2.9 to 4)	3.6 (3.1 to 4.2)	4.1 (3.5 to 4.8)	4.8 (4.1 to 5.6)	5.2 (4.5 to 6.1)	5.6 (4.9 to 6.5)	6.2 (5.4 to 7.2)	6.6 (5.7 to 7.7)	6.8 (5.9 to 7.9)	6.9 (5.9 to 8)	6.8 (5.8 to 8)	6.6 (5.6 to 7.8)	109.6
Tuberculosis	0 (0 to 0)	0 (0 to 0)	0.4 (0.1 to 0.2)	0.2 (0 to 0.5)	0.2 (0.2 to 0.3)	0.2 (0.2 to 0.4)	0.5 (0.4 to 0.6)	0.9 (0.6 to 1.6)	1.6 (1 to 2.9)	2.2 (1.3 to 3.7)	2.6 (1.7 to 3.9)	3.1 (1.9 to 5)	3.8 (2.3 to 6.1)	4.5 (2.7 to 7.3)	4.9 (2.9 to 7.9)	5.3 (3.2 to 8.4)	5.8 (3.5 to 9.2)	6.2 (3.7 to 9.8)	6.4 (3.8 to 10.2)	6.5 (3.9 to 10.3)	6.4 (3.8 to 10.2)	6.2 (3.7 to 9.8)	49.7
Latent tuberculosis infection	0 (0 to 0)	0 (0 to 0)	0 (0 to 0)	0 (0 to 0)	0 (0 to 0)	0 (0 to 0)	0 (0 to 0)	0 (0 to 0)	0 (0 to 0)	0 (0 to 0)	0 (0 to 0)	0 (0 to 0)	0 (0 to 0)	0 (0 to 0)	0 (0 to 0)	0 (0 to 0)	0 (0 to 0)	0 (0 to 0)	0 (0 to 0)	0 (0 to 0)	0 (0 to 0)	0 (0 to 0)	0 (0 to 0)	0
Drug-susceptible tuberculosis	0 (0 to 0)	0 (0 to 0)	0.2 (0.1 to 0.2)	0.4 (0 to 0.5)	0.2 (0.2 to 0.3)	0.2 (0.2 to 0.4)	0.5 (0.4 to 0.6)	0.9 (0.6 to 1.6)	1.6 (1 to 2.9)	2.2 (1.3 to 3.7)	2.6 (1.7 to 3.9)	3.1 (1.9 to 5)	3.8 (2.3 to 6.1)	4.5 (2.7 to 7.3)	4.9 (2.9 to 7.9)	5.3 (3.2 to 8.4)	5.8 (3.5 to 9.2)	6.2 (3.7 to 9.8)	6.4 (3.8 to 10.2)	6.5 (3.9 to 10.3)	6.4 (3.8 to 10.2)	6.2 (3.7 to 9.8)	48.6
Multidrug-resistant tuberculosis without extensive drug-resistance	0 (0 to 0)	0 (0 to 0)	0 (0 to 0)	0 (0 to 0)	0 (0 to 0)	0 (0 to 0)	0 (0 to 0)	0 (0 to 0.1)	0 (0 to 0.1)	0 (0 to 0.2)	0 (0 to 0.2)	0 (0 to 0.2)	0 (0 to 0.2)	0 (0 to 0.2)	0 (0 to 0.2)	0 (0 to 0.2)	0 (0 to 0.2)	0 (0 to 0.2)	0 (0 to 0.2)	0 (0 to 0.2)	0 (0 to 0.2)	0 (0 to 0.2)	0 (0 to 0.1)	0.9
Extensively drug-resistant tuberculosis	0 (0 to 0)	0 (0 to 0)	0 (0 to 0)	0 (0 to 0)	0 (0 to 0)	0 (0 to 0)	0 (0 to 0)	0 (0 to 0)	0 (0 to 0)	0 (0 to 0)	0 (0 to 0)	0 (0 to 0)	0 (0 to 0)	0 (0 to 0)	0 (0 to 0)	0 (0 to 0)	0 (0 to 0)	0 (0 to 0)	0 (0 to 0)	0 (0 to 0)	0 (0 to 0)	0 (0 to 0)	0 (0 to 0)	0.2
Lower respiratory infections	4.7 (3.2 to 6.3)	3.4 (2.4 to 4.4)	2.6 (1.6 to 3.5)	2.5 (1.9 to 3.1)	1.9 (1.6 to 2.2)	1.3 (1.1 to 1.6)	1.1 (0.9 to 1.4)	1.2 (0.9 to 1.5)	0.9 (0.6 to 1.2)	0.9 (0.6 to 1.3)	0.8 (0.5 to 1.2)	0.5 (0.3 to 0.8)	0.3 (0.2 to 0.5)	0.3 (0.2 to 0.5)	0.3 (0.2 to 0.5)	0.3 (0.2 to 0.5)	0.3 (0.2 to 0.5)	0.3 (0.2 to 0.5)	0.3 (0.2 to 0.5)	0.3 (0.2 to 0.5)	0.3 (0.2 to 0.5)	0.3 (0.2 to 0.5)	0.2
Upper respiratory infections	0 (0 to 0)	0 (0 to 0)	0.2 (0 to 0.2)	0.2 (0 to 0.2)	0.2 (0 to 0.2





SR Table 2c: Westminster DALYS by cause and age arcoss for both sexes with 95% uncertainty intervals, 2019

Cause	Early Neonatal	Late Neonatal	Post Neonatal	1 to 4	5 to 9	10 to 14	15 to 19	20 to 24	25 to 29	30 to 34	35 to 39	40 to 44	45 to 49	50 to 54	55 to 59	60 to 64	65 to 69	70 to 74	75 to 79	80 to 84	85 to 89	90 to 94	95 plus	Total
All causes	3,200 (2,900 to 3,600)	3,200 (2,900 to 3,600)	3,200 (2,900 to 3,600)



Osteoarthritis other	0 (0 to 0)	0 (0 to 0)	0 (0 to 0)	0 (0 to 0)	0 (0 to 0)	0 (0 to 0)	0 (0 to 0)	0 (0 to 0)	0 (0 to 0)	0-1 (0 to 3)	1 (0 to 2-4)	2-6 (0 to 5-8)	4-8 (2 to 10-4)	7-3 (3 to 15-8)	9-2 (4 to 19-7)	9-6 (4 to 21-2)	8-4 (4 to 18)	10-4 (5 to 21-8)	7-8 (3 to 15-9)	6-2 (3 to 13)	4 (2 to 8)	2-2 (1 to 4-4)	1-1 (0 to 2-1)	74-9
Low back pain	0 (0 to 0)	0 (0 to 0)	0 (0 to 0)	0 (0 to 0)	7-2 (3 to 12-9)	33-6 (20 to 53-7)	125 (99 to 156)	539 (471 to 602)	1 639 (1 577 to 1 702)	4 004 (3 868 to 4 139)	5 033 (4 865 to 5 203)	5 539 (5 355 to 5 723)	5 451 (5 265 to 5 637)	5 004 (4 836 to 5 174)	4 420 (4 268 to 4 572)	3 760 (3 631 to 3 890)	3 041 (2 935 to 3 147)	2 370 (2 270 to 2 470)	1 784 (1 706 to 1 862)	1 323 (1 264 to 1 384)	1 000 (954 to 1 046)	738 (703 to 774)	533 (504 to 564)	389 (365 to 414)	284 (264 to 304)	3 070
Neck pain	0 (0 to 0)	0 (0 to 0)	0 (0 to 0)	2-7 (1 to 7-6)	19-1 (9 to 33-1)	92-7 (56 to 137)	324 (255 to 403)	1 009 (855 to 1 183)	2 599 (2 327 to 2 879)	5 639 (5 217 to 6 063)	9 139 (8 615 to 9 665)	12 165 (11 565 to 12 765)	13 977 (13 307 to 14 647)	14 742 (14 049 to 15 435)	14 247 (13 607 to 14 887)	13 107 (12 551 to 13 663)	11 619 (11 151 to 12 087)	9 911 (9 530 to 10 292)	8 107 (7 797 to 8 417)	6 357 (6 111 to 6 603)	4 859 (4 670 to 5 048)	3 615 (3 474 to 3 756)	2 670 (2 565 to 2 775)	1 960 (1 882 to 2 038)	1 380
Gout	0 (0 to 0)	0 (0 to 0)	0 (0 to 0)	0 (0 to 0)	0 (0 to 0)	0 (0 to 0)	0 (0 to 0)	0 (0 to 0)	0 (0 to 1-3)	0 (0 to 1-7)	0 (0 to 2-1)	0 (0 to 2-6)	0 (0 to 3-1)	0 (0 to 3-8)	0 (0 to 4-3)	0 (0 to 4-8)	0 (0 to 5-1)	0 (0 to 5-5)	0 (0 to 5-5)	0 (0 to 5-3)	0 (0 to 4-9)	0 (0 to 4-3)	0 (0 to 3-6)	0 (0 to 3-1)	0 (0 to 2-7)	0 (0 to 2-4)	60-7
Other musculoskeletal disorders	0 (0 to 0)	0 (0 to 0)	0 (0 to 0)	0-2 (0 to 0-4)	12-3 (6 1 to 20-9)	49-3 (26 to 77-1)	156 (96 to 224)	464 (341 to 597)	1 142 (944 to 1 354)	2 345 (2 021 to 2 691)	3 455 (3 013 to 3 913)	4 154 (3 731 to 4 599)	4 332 (3 884 to 4 789)	4 132 (3 710 to 4 559)	3 785 (3 411 to 4 159)	3 119 (2 819 to 3 419)	2 492 (2 253 to 2 731)	1 919 (1 737 to 2 101)	1 464 (1 327 to 1 601)	1 099 (997 to 1 201)	824 (748 to 900)	616 (560 to 672)	463 (421 to 505)	346 (315 to 377)	259 (236 to 282)	1 250
Other non-communicable diseases	73-7 (51 1 to 117)	35-6 (25 5 to 51-4)	98-5 (68 to 139)	16-4 (9 to 32-4)	42-9 (21 7 to 89-7)	44-5 (19 1 to 92-4)	69-3 (49 to 97-5)	162 (112 to 228)	296 (202 to 412)	396 (281 to 534)	342 (245 to 464)	355 (246 to 489)	309 (216 to 421)	271 (188 to 370)	230 (160 to 314)	202 (140 to 280)	184 (127 to 257)	219 (152 to 297)	155 (111 to 208)	117 (81 to 157)	84-7 (59 to 113)	59-7 (41 to 80)	46-5 (32 to 62)	36-2 (25 to 48)	28-2 (19 to 37)	3 780
Congenital birth defects	70-9 (48 7 to 114)	29-9 (20 to 48)	63-5 (42 to 94-4)	46-9 (24 to 92-5)	15 (10 to 24-4)	15-4 (10 4 to 22-2)	11-3 (7 to 17)	19-8 (12 to 29-1)	24-8 (16 to 33-1)	29-4 (19 to 42-9)	23-6 (15 to 34-3)	17 (10 to 27-3)	18-6 (11 to 29-3)	16-1 (10 2 to 25-6)	14-7 (11 to 19)	13 (9 to 18-7)	9-6 (6 2 to 13-7)	5-8 (3 to 7-5)	3-8 (1 to 6-1)	1-6 (0 7 to 1-6)	1 (0 to 1-6)	0-5 (0 to 0-8)	0-3 (0 2 to 0-4)	0-1 (0 1 to 0-2)	0-1 (0 1 to 0-2)	427
Neural tube defects	3 (1 2 to 5)	1-4 (0 to 2-3)	0-6 (0 2 to 1-1)	0-8 (0 to 2-1)	0-5 (0 to 1-4)	0-4 (0 to 1-2)	0-5 (0 2 to 1-1)	0-7 (0 3 to 1-4)	0-8 (0 3 to 1-1)	0-8 (0 4 to 1-3)	0-5 (0 3 to 0-7)	0-5 (0 2 to 0-9)	0-5 (0 2 to 0-8)	0-3 (0 2 to 0-6)	0-2 (0 1 to 0-3)	0-1 (0 to 0-3)	0-1 (0 to 0-2)	0-1 (0 to 0-1)	0-1 (0 to 0-2)	0-1 (0 to 0-2)	0-1 (0 to 0-1)	0-1 (0 to 0-1)	0-1 (0 to 0-1)	0-1 (0 to 0-1)	0-1 (0 to 0-1)	19-9
Congenital heart anomalies	14-8 (9 to 28-3)	11 (7 1 to 18-7)	16-8 (9 4 to 32-9)	9-5 (4 2 to 15-7)	2-3 (1 to 4-1)	1-9 (1 2 to 2-1)	2-3 (1 7 to 3-4)	3-3 (2 1 to 4-7)	4-2 (2 7 to 6-1)	3-7 (2 4 to 5-3)	3-9 (2 4 to 5-5)	3-5 (2 to 5-3)	2-4 (1 4 to 4-6)	3-1 (1 8 to 4-2)	2-6 (1 7 to 3-9)	2-6 (1 6 to 3-5)	1-9 (1 to 2-7)	1-2 (0 7 to 1-8)	0-7 (0 4 to 1-2)	0-5 (0 1 to 0-9)	0-1 (0 to 0-3)	0-1 (0 to 0-1)	0-1 (0 to 0-1)	0-1 (0 to 0-1)	0-1 (0 to 0-1)	89-2
Orofacial clefts	0 (0 to 0)	0-2 (0 1 to 0-4)	0-4 (0 1 to 0-7)	0-2 (0 1 to 0-4)	0-2 (0 1 to 0-4)	0-2 (0 to 0-4)	0-3 (0 2 to 0-4)	0-3 (0 2 to 0-4)	0-3 (0 2 to 0-5)	0-3 (0 2 to 0-5)	0-3 (0 2 to 0-5)	0-3 (0 2 to 0-5)	0-3 (0 2 to 0-5)	0-3 (0 2 to 0-5)	0-3 (0 2 to 0-5)	0-2 (0 1 to 0-4)	0-2 (0 1 to 0-4)	0-1 (0 to 0-3)	0-1 (0 to 0-3)	0-1 (0 to 0-3)	0-1 (0 to 0-3)	0-1 (0 to 0-3)	0-1 (0 to 0-3)	0-1 (0 to 0-3)	0-1 (0 to 0-3)	4-7
Down syndrome	0-4 (0 1 to 1-3)	0-2 (0 to 0-6)	0-4 (0 to 1-1)	1-4 (1 to 2)	1-1 (0 7 to 1-7)	1-1 (0 6 to 1-6)	1-7 (1 1 to 2-6)	2-4 (1 5 to 3-5)	2-5 (1 6 to 3-8)	2-4 (1 4 to 3-5)	1-9 (1 to 2-7)	1-7 (1 to 2-4)	1-2 (0 7 to 2-4)	1-4 (0 9 to 2-3)	2-4 (1 4 to 3-3)	2-7 (1 7 to 3-7)	2-1 (1 1 to 3-3)	1-9 (1 to 2-7)	1-6 (0 9 to 2-4)	1-2 (0 7 to 1-8)	0-9 (0 5 to 1-2)	0-6 (0 4 to 1-2)	0-4 (0 3 to 0-6)	0-3 (0 2 to 0-5)	0-2 (0 1 to 0-4)	27-7
Turner syndrome	0 (0 to 0)	0 (0 to 0)	0 (0 to 0)	0-1 (0 to 0-1)	0-1 (0 to 0-2)	0-1 (0 to 0-2)	0-1 (0 to 0-2)	0-1 (0 to 0-3)	0-1 (0 to 0-3)	0-1 (0 to 0-3)	0-1 (0 to 0-3)	0-1 (0 to 0-3)	0-1 (0 to 0-3)	0-1 (0 to 0-3)	0-1 (0 to 0-3)	0-1 (0 to 0-3)	0-1 (0 to 0-3)	0-1 (0 to 0-3)	0-1 (0 to 0-3)	0-1 (0 to 0-3)	0-1 (0 to 0-3)	0-1 (0 to 0-3)	0-1 (0 to 0-3)	0-1 (0 to 0-3)	0-1 (0 to 0-3)	0-9
Klinefelter syndrome	0 (0 to 0)	0 (0 to 0)	0 (0 to 0)	0 (0 to 0)	0 (0 to 0)	0 (0 to 0)	0 (0 to 0)	0 (0 to 0)	0 (0 to 0)	0 (0 to 0)	0 (0 to 0)	0 (0 to 0)	0 (0 to 0)	0 (0 to 0)	0 (0 to 0)	0 (0 to 0)	0 (0 to 0)	0 (0 to 0)	0 (0 to 0)	0 (0 to 0)	0 (0 to 0)	0 (0 to 0)	0 (0 to 0)	0 (0 to 0)	0 (0 to 0)	0-3
Other chromosomal abnormalities	15-6 (9 4 to 23)	7-6 (4 to 12-2)	15 (9 1 to 26-5)	7-8 (4 6 to 17-7)	3 (1 9 to 5-6)	2-5 (1 6 to 4-2)	2-7 (1 7 to 5)	3-5 (2 3 to 5-2)	4-2 (2 7 to 7-4)	4-2 (2 6 to 6-8)	4-2 (2 6 to 6-7)	4-1 (2 6 to 6-7)	3 (2 to 4-8)	2-5 (1 7 to 3-7)	1-9 (1 3 to 2-8)	1-4 (1 to 2-1)	0-8 (0 5 to 1-3)	0-5 (0 3 to 0-8)	0-3 (0 2 to 0-6)	0-2 (0 1 to 0-4)	0-1 (0 to 0-3)	0-1 (0 to 0-2)	0-1 (0 to 0-2)	0-1 (0 to 0-2)	0-1 (0 to 0-2)	80-2
Congenital musculoskeletal and limb anomalies	2-2 (1 3 to 3-9)	0-9 (0 4 to 1-5)	0-1 (0 to 12-9)	0-8 (0 3 to 1-6)	0-8 (0 3 to 1-6)	0-6 (0 2 to 1-4)	0-6 (0 3 to 1-1)	0-9 (0 4 to 1-6)	1-1 (0 6 to 1-9)	0-9 (0 4 to 1-7)	0-8 (0 4 to 1-5)	0-7 (0 4 to 1-3)	0-7 (0 3 to 1-4)	0-6 (0 3 to 1-2)	0-5 (0 2 to 1-1)	0-4 (0 2 to 0-9)	0-3 (0 2 to 0-8)	0-3 (0 1 to 0-7)	0-2 (0 1 to 0-6)	0-2 (0 1 to 0-5)	0-1 (0 1 to 0-4)	0-1 (0 1 to 0-3)	0-1 (0 1 to 0-3)	0-1 (0 1 to 0-3)	0-1 (0 to 0-1)	94-2
Urogenital congenital anomalies	3-9 (2 to 10-5)	0-7 (0 4 to 1-8)	1-4 (0 8 to 3-1)	1-4 (0 8 to 3-1)	0-7 (0 3 to 1-6)	0-5 (0 2 to 1-2)	0-6 (0 3 to 1-3)	0-8 (0 3 to 1-7)	0-9 (0 4 to 2-1)	0-8 (0 3 to 1-7)	0-7 (0 3 to 1-6)	0-6 (0 3 to 1-4)	0-6 (0 3 to 1-4)	0-5 (0 2 to 1-4)	0-4 (0 2 to 1-2)	0-3 (0 2 to 0-9)	0-3 (0 1 to 0-8)	0-2 (0 1 to 0-7)	0-2 (0 1 to 0-6)	0-1 (0 1 to 0-5)	0-1 (0 to 0-4)	0-1 (0 to 0-4)	0-1 (0 to 0-3)	0-1 (0 to 0-3)	0-1 (0 to 0-3)	11-4
Digestive congenital anomalies	9-4 (5 4 to 15-7)	5-3 (2 9 to 9-1)	4-6 (2 3 to 9-2)	2-3 (0 9 to 6-1)	1-2 (0 4 to 2-2)	1-1 (0 3 to 2-2)	1-2 (0 3 to 2-6)	1-4 (0 4 to 3-1)	1-7 (0 5 to 3-4)	1-6 (0 5 to 3-1)	1-5 (0 4 to 3-1)	1-4 (0 4 to 3-1)	1-3 (0 4 to 3-1)	1-2 (0 3 to 2-7)	1-1 (0 3 to 2-4)	0-9 (0 3 to 2-1)	0-8 (0 2 to 1-9)	0-6 (0 2 to 1-5)	0-5 (0 2 to 1-2)	0-4 (0 1 to 1-1)	0-3 (0 1 to 0-9)	0-3 (0 1 to 0-8)	0-2 (0 1 to 0-7)	0-2 (0 1 to 0-6)	0-2 (0 1 to 0-5)	29-8
Other congenital birth defects	79-3 (12 7 to 181-5)	16-4 (4 2 to 47-5)	17 (4 5 to 50-9)	5-7 (0 9 to 20-9)	1-5 (0 5 to 3-5)	1-1 (0 4 to 3-1)	1-1 (0 5 to 2-9)	1-3 (0 6 to 3-1)	1-6 (0 6 to 3-6)	1-6 (0 6 to 3-5)	1-5 (0 6 to 3-3)	1-4 (0 6 to 3-2)	1-3 (0 5 to 3-1)	1-2 (0 5 to 2-9)	1-1 (0 4 to 2-7)	0-9 (0 4 to 2-3)	0-7 (0 3 to 2-1)	0-6 (0 3 to 1-9)	0-5 (0 2 to 1-6)	0-4 (0 2 to 1-3)	0-3 (0 1 to 1-1)	0-3 (0 1 to 0-9)	0-2 (0 1 to 0-8)	0-2 (0 1 to 0-6)	0-2 (0 1 to 0-5)	78-9
Urinary diseases and male infertility	0-1 (0 to 0-1)	0-1 (0 1 to 0-2)	0-2 (0 to 0-6)	0-5 (0 to 0-9)	0-4 (0 to 0-6)	0-4 (0 to 0-5)	0-6 (0 to 1-1)	0-7 (0 to 1-3)	0-9 (0 to 1-6)	0-9 (0 to 1-7)	0-8 (0 to 1-6)	0-7 (0 to 1-4)	0-6 (0 to 1-3)	0-5 (0 to 1-2)	0-4 (0 to 1-1)	0-4 (0 to 0-9)	0-3 (0 to 0-8)	0-3 (0 to 0-7)	0-2 (0 to 0-6)	0-2 (0 to 0-5)	0-2 (0 to 0-4)	0-1 (0 to 0-4)	0-1 (0 to 0-3)	0-1 (0 to 0-3)	0-1 (0 to 0-3)	288
Urolithiasis	0 (0 to 0)	0 (0 to 0)	0 (0 to 0)	0 (0 to 0)	0 (0 to 0)	0 (0 to 0)	0 (0 to 0)	0 (0 to 0)	0 (0 to 0)	0 (0 to 0)	0 (0 to 0)	0 (0 to 0)	0 (0 to 0)	0 (0 to 0)	0 (0 to 0)	0 (0 to 0)	0 (0 to 0)	0 (0 to 0)	0 (0 to 0)	0 (0 to 0)	0 (0 to 0)	0 (0 to 0)	0 (0 to 0)	0 (0 to 0)	0 (0 to 0)	20-5
Benign prostatic hyperplasia	0 (0 to 0)	0 (0 to 0)	0 (0 to 0)	0 (0 to 0)	0 (0 to 0)	0 (0 to 0)	0 (0 to 0)	0 (0 to 0)	0 (0 to 0)	0 (0 to 0)	0 (0 to 0)	0 (0 to 0)	0 (0 to 0)	0 (0 to 0)	0 (0 to 0)	0 (0 to 0)	0 (0 to 0)	0 (0 to 0)	0 (0 to 0)	0 (0 to 0)	0 (0 to 0)	0 (0 to 0)	0 (0 to 0)	0 (0 to 0)	0 (0 to 0)	67-9
Male infertility	0 (0 to 0)	0 (0 to 0)	0 (0 to 0)	0 (0 to 0)	0 (0 to 0)	0 (0 to 0)	0 (0 to 0)	0 (0 to 0)	0 (0 to 0)	0 (0 to 0)	0 (0 to 0)	0 (0 to 0)	0 (0 to 0)	0 (0 to 0)	0 (0 to 0)	0 (0 to 0)	0 (0 to 0)	0 (0 to 0)	0 (0 to 0)	0 (0 to 0)	0 (0 to 0)	0 (0 to 0)	0 (0 to 0)	0 (0 to 0)	0 (0 to 0)	14-5
Other urinary diseases	0 (0 to 0-1)	0 (0 to 0-1)	0 (0 to 0-1)	0-2 (0 1 to 0-3)	0-1 (0 to 0-3)	0-1 (0 to 0-3)	0-2 (0 to 0-4)	0-3 (0 to 0-6)	0-4 (0 to 0-9)	0-4 (0 to 0-8)	0-4 (0 to 0-8)	0-3 (0 to 0-7)	0-3 (0 to 0-6)	0-2 (0 to 0-5)	0-2 (0 to 0-5)	0-2 (0 to 0-4)	0-1 (0 to 0-4)	0-1 (0 to 0-3)	0-1 (0 to 0-3)	0-1 (0 to 0-3)	0-1 (0 to 0-3)	0-1 (0 to 0-3)	0-1 (0 to 0-3)	0-1 (0 to 0-3)	0-1 (0 to 0-3)	11-9
Gynecological diseases	0 (0 to 0)	0 (0 to 0)	0 (0 to 0)	0 (0 to 0)	0 (0 to 0)	0 (0 to 0)	0 (0 to 0)	0 (0 to 0)	0 (0 to 0)	0 (0 to 0)	0 (0 to 0)	0 (0 to 0)	0 (0 to 0)	0 (0 to 0)	0 (0 to 0)	0 (0 to 0)	0 (0 to 0)	0 (0 to 0)	0 (0 to 0)	0 (0 to 0)	0 (0 to 0)	0 (0 to 0)	0 (0 to 0)	0 (0 to 0)	0 (0 to 0)	0 (0 to 0)	178
Uterine fibroids	0 (0 to 0)	0 (0 to 0)	0 (0 to 0)	0 (0 to 0)	0 (0 to 0-2)	0 (0 to 0-4)	0 (0 to 0-1)	0 (0 to 0-2)	0 (0 to 0-3)	0 (0 to 0-4)	0 (0 to 0-4)	0 (0 to 0-4)	0 (0 to 0-4)	0 (0 to 0-4)	0 (0 to 0-4)	0 (0 to 0-3)	0 (0 to 0-3)	0 (0 to 0-3)	0 (0 to 0-3)	0 (0 to 0-3)	0 (0 to 0-3)	0 (0 to 0-3)	0 (0 to 0-3)	0 (0 to 0-3)	0 (0 to 0-3)	0 (0 to 0-3)	43-2
Polycystic ovarian syndrome	0 (0 to 0)	0 (0 to 0)	0 (0 to 0)	0 (0 to 0)	0 (0 to 0)	0 (0 to 0)	0 (0 to 0-1)	0 (0 to 0-2)	0 (0 to 1-2)	0 (0 to 2-1)	0 (0 to 2-4)	0 (0 to 2-6)	0 (0 to 2-7)	0 (0 to 2-6)	0 (0 to 2-5)	0 (0 to 2-3)	0 (0 to 2-1)	0 (0 to 1-9)	0 (0 to 1-7)	0 (0 to 1-4)	0 (0 to 1-2)	0 (0 to 1-1)	0 (0 to 0-9)	0 (0 to 0-8)	0 (0 to 0-6)	0 (0 to 0-5)	54
Female infertility	0 (0 to 0)	0 (0 to 0)	0 (0 to 0)	0 (0 to 0)	0 (0 to 0)	0 (0 to 0)	0 (0 to 0-2)	0 (0 to 0-3)	0 (0 to 0-5)	0 (0 to 0-6)	0 (0 to 0-6)	0 (0 to 0-6)	0 (0 to 0-6)	0 (0 to 0-5)	0 (0 to 0-5)	0 (0 to 0-4)	0 (0 to 0-4)	0 (0 to 0-3)	0 (0 to 0-3)	0 (0 to 0-3)	0 (0 to 0-3)	0 (0 to 0-3)	0 (0 to 0-3)	0 (0 to 0-3)	0 (0 to 0-3)	0 (0 to 0-3)	12-1
Endometriosis	0 (0 to 0)	0 (0 to 0)	0 (0 to 0)	0 (0 to 0)	0 (0 to 0)	0 (0 to 0)	0 (0 to 0-1)	0 (0 to 0-2)	0 (0 to 0-4)	0 (0 to 0-5)	0 (0 to 0-5)	0 (0 to 0-5)	0 (0 to 0-5)	0 (0 to 0-4)	0 (0 to 0-4)	0 (0 to 0-3)	0 (0 to 0-3)	0 (0 to 0-3)	0 (0 to 0-3)	0 (0 to 0-3)	0 (0 to 0-3)	0 (0 to 0-3)	0 (0 to 0-3)	0 (0 to 0-3)	0 (0 to 0-3)	0 (0 to 0-3)	47
Genital prolapse	0 (0 to 0)	0 (0 to 0)	0 (0 to 0)	0 (0 to 0)	0 (0 to 0)	0 (0 to 0)	0 (0 to 0)	0 (0 to 0)	0 (0 to 0-1)	0 (0 to 0-2)	0 (0 to 0-3)	0 (0 to 0-3)	0 (0 to 0-3)	0 (0 to 0-3)	0 (0 to 0-3)	0 (0 to 0-3)	0 (0 to 0-3)	0 (0 to 0-3)	0 (0 to 0-3)	0 (0 to 0-3)	0 (0 to 0-3)	0 (0 to 0-3)	0 (0 to 0-3)	0 (0 to 0-3)	0 (0 to 0-3)	0 (0 to 0-3)	12-3
Premenstrual syndrome	0 (0 to 0)	0 (0 to 0)	0 (0 to 0)	0 (0 to 0)	0-7 (0 1 to 1-9)	2-4 (0 9 to 5-6)	4-6 (2 to 8-3)	7-3 (3 to 12-4)	9-5 (4 to 16-2)	10-8 (5 to 17-7)	11-2 (5 to 18-3)	10-9 (5 to 18-2)	10-2 (4 to 17-5)	9-2 (4 to 15-7)	7-9 (3 to 13-6)	6-7 (3 to 11-4)	5-4 (2 to 9-2)	4-2 (2 to 7-3)	3-2 (1 to 5-5)	2-4 (1 to 4-1)	1-8 (0 8 to 3-1)	1-3 (0 6 to 2-3)	1-1 (0 5 to 1-9)	0-9 (0 4 to 1-6)	0-8 (0 3 to 1-4)	257
Other gynecological diseases	0 (0 to 0)	0 (0 to 0)	0 (0 to 0)	0 (0 to 0)	0 (0 to 0-2)	0 (0 to 0-3)	0 (0 to 0-5)	0 (0 to 0-7)	0 (0 to 1-1)	0 (0 to 1-3)	0 (0 to 1-4)	0 (0 to 1-4)	0 (0 to 1-4)	0 (0 to 1-3)	0 (0 to 1-2)	0 (0 to 1-1)	0 (0 to 0-9)	0 (0 to 0-8)	0 (0 to 0-6)	0 (0 to 0-5)	0 (0 to 0-4)	0 (0 to 0-3)	0 (0 to 0-3)	0 (0 to 0-2)	0 (0 to 0-2)	0 (0 to 0-2)	663
Hemoglobinopathies and hemolytic anemias	0-1 (0 to 0-1)	0-1 (0 1 to 0-3)	0-7 (0 2 to 1-9)	2-3 (1 to 5-4)	1-5 (1 to 11-6)	1-1 (0 4 to 6-3)	2-9 (0 7 to 7-8)	3-5 (1 to 9-2)	4-9 (1 to 12-8)	6-9 (1 to 16-1)	8-9 (1 to 19-8)	10-4 (1 to 23-3)	11-3 (1 to 24-8)	11-9 (1 to 25-8)	11-9 (1 to 25-6)	11-6 (1 to 24-5)	10-9 (1 to 23-1)	10-1 (1 to 21-5)	9-2 (1 to 19-2)	8-2 (1 to 16-8)	7-1 (1 to 14-3)	6-1 (1 to 12-2)	5-1 (1 to 10-1)	4-2 (0 to 8-3)	3-4 (0 to 6-7)	51-9
Thalassemias	0 (0 to 0)	0 (0 to 0)	0-1 (0 to 0-1)	0 (0 to 0)	0 (0 to 0)	0 (0 to 0)	0 (0 to 0)	0 (0 to 0)	0 (0 to 0)	0 (0 to 0)	0 (0 to 0)	0 (0 to 0)	0 (0 to 0)	0 (0 to 0)	0 (0 to 0)	0 (0 to 0)	0 (0 to 0)	0 (0 to 0)	0 (0 to 0)	0 (0 to 0)	0 (0 to 0)	0 (0 to 0)	0 (0 to 0)	0 (0 to 0)	0 (0 to 0)	0 (0 to 0)	0-2
Thalassemias trait	0 (0 to 0)	0 (0 to 0)	0-5 (0 to 1-5)	1-6 (0 3 to 3-9)	0-3 (0 to 1-2)	0-3 (0 to 0-9)	0-5 (0 to 1-7)	0-7 (0 to 2-2)	0-9 (0 1 to 2-7)	1-1 (0 2 to 3-1)	1-1 (0 2 to 3-4)	1-1 (0 2 to 3-4)	1-1 (0 2 to 3-3)	1-1 (0 2 to 3-2)	1-1 (0 2 to 3-1)	1-1 (0 2 to 3-1)	1-1 (0 2 to 3-1)	1-1 (0 2 to 3-1)	1-1 (0 2 to 3-1)	1-1 (0 2 to 3-1)	1-1 (0 2 to 3-1)	1-1 (0 2 to 3-1)	1-1 (0 2 to 3-1)	1-1 (0 2 to 3-1)	1-1 (0 2 to 3-1)	11-7
Sickle cell disorders	0-1 (0 to 0-1)	0-1 (0 to 0-2)	0-3 (0 2 to 0-6)	1 (0 7 to 1-4)	0-6 (0 3 to 1-3)	0-6 (0 4 to 1-2)	0-6 (0 4 to 1-4)	0-8 (0 5 to 1-6)	1-1 (0 7 to 2-1)	1-1 (0 8 to 2-1)	1-1 (0 8 to 2-1)	1-1 (0 8 to 2-1)	1-1 (0 8 to 2-1)	1-1 (0 8 to 2-1)	1-1 (0 8 to 2-1)	1-1 (0 8 to 2-1)	1-1 (0 8 to 2-1)	1-1 (0 8 to 2-1)	1-1 (0 8 to 2-1)	1-1 (0 8 to 2-1)	1-1 (0 8 to 2-1)	1-1 (0 8 to 2-1)	1-1 (0 8 to 2-1)	1-1 (0 8 to 2-1)	1-1 (0 8 to 2-1)	10-8
Sickle cell trait	0 (0 to 0)	0-1 (0 to 0-3)	0-1 (0 to 0-3)	0-4 (0 to 1-6)	1-6 (0 to 4-4)	0-4 (0 to 2-5)	0-5 (0 to 1-3)	0-6 (0 to 1-2)	0-8 (0 to 1-5)	1-5 (0 1 to 3-1)	1-5 (0 1 to 3-1)	1-5 (0 1 to 3-1)	0-6 (0 to 1-5)	0-7 (0 to 1-6)	0-7 (0 to 1-6)	0-7 (0 to 1-6)	0-7 (0 to 1-6)	0-7 (0 to 1-6)	0-7 (0 to 1-6)	0-7 (0 to 1-6)	0-7 (0 to 1-6)	0-7 (0 to 1-6)	0-7 (0 to 1-6)	0-7 (0 to 1-6)	0-7 (0 to 1-6)	10-7
G6PD deficiency	0 (0 to 0)	0 (0 to 0)	0 (0 to 0)	0 (0 to 0)	0 (0 to 0)	0 (0 to 0)	0 (0 to 0)	0-2 (0 0 to 0-4)	0-4 (0 to 1-7)	0-2 (0 to 0-6)	0 (0 to 0-1)	0 (0 to 0-1)	0 (0 to 0-1)	0 (0 to 0-1)	0 (0 to 0-1)	0 (0 to 0-1)	0 (0 to 0-1)	0 (0 to 0-1)	0 (0 to 0-1)	0 (0 to 0-1)	0 (0 to 0-1)	0 (0 to 0-1)	0 (0 to 0-1)	0 (0 to 0-1)	0 (0 to 0-1)	0 (0 to 0-1)	1-4
G6PD trait	0 (0 to 0)	0 (0 to 0)	0 (0 to 0)	0 (0 to 0)	0 (0 to 0)	0 (0 to 0)	0 (0 to 0)	0-2 (0 0 to 0-5)	0-3 (0 1 to 0-8)	0-3 (0 1 to 0-8)	0-3 (0 1 to 0-8)	0-3 (0 1 to 0-8)	0-3 (0 1 to 0-8)	0-3 (0 1 to 0-8)	0-3 (0 1 to 0-8)	0-3 (0 1 to 0-8)	0-3 (0 1 to 0-8)	0-3 (0 1 to 0-8)	0-3 (0 1 to 0-8)	0-3 (0 1 to 0-8)	0-3 (0 1 to 0-8)	0-3 (0 1 to 0-8)	0-3 (0 1 to 0-8)	0-3 (0 1 to 0-8)	0-3 (0 1 to 0-8)	0-4
Other hemoglobinopathies and hemolytic anemias	0 (0 to 0)	0-1 (0 0 to 0-2)	0-3 (0 to 1)	0-9 (0 2 to 2-8)	0-5 (0 to 2-6)	0-5 (0 to 2-6)	0-6 (0 to 2-5)	0-7 (0 1 to 2-7)	0-8 (0 1 to 2-9)	0-8 (0 1 to 2-9)	0-8 (0 1 to 2-9)	0-8 (0 1 to 2-9)	0-7 (0 1 to 2-9)	0-7 (0 1 to 2-8)	0-7 (0 1 to 2-8)	0-7 (0 1 to 2-8)	0-7 (0 1 to 2-8)	0-7 (0 1 to 2-8)	0-7 (0 1 to 2-8)	0-7 (0 1 to 2-8)	0-7 (0 1 to 2-8)	0-7 (0 1 to 2-8)	0-7 (0 1 to 2-8)	0-7 (0 1 to 2-8)	0-7 (0 1 to 2-8)	16-8
Endocrine, metabolic, blood, and immune disorders	2-6 (1 6 to 3-9)	2-5 (1 6 to 3-8)	11 (7 5 to 16-4)	22-1 (16 2 to 29-2)	13-9 (9 2 to 19-3)	17-3 (11 to 25-6)	31-6 (22 8 to 41-8)	34-6 (26 2 to 47-3)	52-9 (40 2 to 67-3)	74-1 (57 to 94-5)	93-1 (74 to 116)	97-3 (78 to 120)	96-5 (77 to 119)	91-3 (73 to 112)	84-1 (68 to 102)	75-2 (61 to 91)	65-3 (53 to 79)	56-3 (46 to 68)	47-3 (39 to 57)	38-5 (32 to 46)	30-4 (25 to 36)	23-3 (19 to 28)	17-8 (14 to 21)	13-5 (11 to 16)	10-2 (8 to 12)	1 170
Oral disorders	5 (3 7 to 6-6)	4-5 (2 7 to 6-6)	2-7 (1 6 to 4-2)	0-2 (0 1 to 0-5)	0-2 (0 1 to 0-5)	0-2 (0 1 to 0-5)	0-4 (0 2 to 0-8)	0-6 (0 3 to 1-1)	0-9 (0 4 to 1-5)	1-1 (0 6 to 1-8)	1-2 (0 7 to 1-9)	1-2 (0 7 to 1-9)	1-2 (0 7 to 1-9)	1-1 (0 6 to 1-8)	1-1 (0 6 to 1-7)	1-0 (0 6 to 1-6)	0-9 (0 5 to 1-5)	0-8 (0 5 to 1-3)	0-7 (0 4 to 1-2)	0-6 (0 4 to 1-1)	0-5 (0 3 to 0-9)	0-5 (0 3 to 0-8)	0-4 (0 2 to 0-7)	0-3 (0 2 to 0-6)	0-3 (0 2 to 0-5)	59
Caries of deciduous teeth	0 (0 to 0)	0 (0 to 0)	0 (0 to 0)	0-2 (0 1 to 0-4)	0-2 (0 to 0-6)	0-2 (0 to 0-6)	0 (0 to 0)	0 (0 to 0)	0 (0 to 0)	0 (0 to 0)	0 (0 to 0)	0 (0 to 0)	0 (0 to 0)	0 (0 to 0)	0 (0 to 0)	0 (0 to 0)	0 (0 to 0)	0 (0 to 0)	0 (0 to 0)	0 (0 to 0)	0 (0 to 0)	0 (0 to 0)	0 (0 to 0)	0 (0 to 0)	0 (0 to 0)	0 (0 to 0)	1-6
Caries of permanent teeth	0 (0 to 0)	0 (0 to 0)	0 (0 to 0)	0 (0 to 2)	3-1 (1 0 to 5-6)	3-1 (1 3 to 6-2)	3-5 (1 6 to 6-5)	4-5 (2 to 8-11)	5-3 (2 to 10-7)	6-1 (3

SR Table 2c: Bromley DALYS by cause and age group for both sexes with 95% uncertainty intervals, 2019

Cause	Early Neonatal	Late Neonatal	Post Neonatal	1 to 4	5 to 9	10 to 14	15 to 19	20 to 24	25 to 29	30 to 34	35 to 39	40 to 44	45 to 49	50 to 54	55 to 59	60 to 64	65 to 69	70 to 74	75 to 79	80 to 84	85 to 89	90 to 94	95 plus	Total
All causes	442 (370 to 526)	1,192 (1,062 to 1,346)	2,067 (2,008 to 2,124)	3,060 (2,914 to 3,207)	1,760 (1,570 to 1,976)	1,354 (1,210 to 2,170)	1,744 (1,570 to 2,632)	2,180 (1,970 to 2,390)	2,360 (2,170 to 2,550)	3,060 (2,810 to 3,290)	3,940 (3,610 to 4,260)	4,440 (4,060 to 4,840)	5,060 (4,660 to 5,480)	6,070 (5,590 to 7,060)	6,970 (6,440 to 7,500)	8,170 (7,540 to 8,800)	9,720 (5,760 to 10,700)	11,070 (7,440 to 12,000)	12,000 (8,300 to 13,000)	12,440 (8,640 to 13,400)	12,230 (8,220 to 13,200)	11,790 (5,510 to 13,700)	96,600 (73,770 to 120,000)
Communicable, maternal, neonatal, and nutritional diseases	442 (339 to 526)	1,192 (767 to 1,346)	2,067 (1,132 to 2,124)	3,060 (1,756 to 3,207)	1,760 (867 to 1,976)	1,354 (754 to 2,170)	1,744 (1,140 to 2,632)	2,180 (1,640 to 2,390)	2,360 (1,910 to 2,550)	3,060 (2,660 to 3,290)	3,940 (3,510 to 4,260)	4,440 (4,060 to 4,840)	5,060 (4,660 to 5,480)	6,070 (5,590 to 7,060)	6,970 (6,440 to 7,500)	8,170 (7,540 to 8,800)	9,720 (5,760 to 10,700)	11,070 (7,440 to 12,000)	12,000 (8,300 to 13,000)	12,440 (8,640 to 13,400)	12,230 (8,220 to 13,200)	11,790 (5,510 to 13,700)	96,600 (73,770 to 120,000)
HIV/AIDS and sexually transmitted infections	13 (3.4 to 28.7)	41 (11.1 to 91.2)	66 (2.43 to 141.1)	1 (0.8 to 1.2)	0.6 (0.4 to 0.9)	0.5 (0.4 to 0.6)	1 (0.6 to 1.4)	2.9 (2.2 to 4)	6.2 (4.6 to 8.7)	11.7 (8.7 to 15.7)	15.4 (11.5 to 20.9)	17.1 (12.9 to 22.9)	18.7 (13.7 to 25.1)	22.1 (16.1 to 29.8)	25.7 (18.5 to 34.5)	30.2 (21.5 to 40.7)	35.9 (24.5 to 48.5)	40.9 (27.2 to 55.2)	44.3 (29.1 to 59.8)	45.9 (29.6 to 62)	45.1 (28.5 to 60.9)	43.5 (24.1 to 59.3)	356 (261 to 484)
HIV/AIDS	0 (0 to 0)	0 (0 to 0)	0 (0 to 0)	0.8 (0.7 to 0.9)	0.2 (0.2 to 0.3)	0.3 (0.3 to 0.3)	0.5 (0.4 to 0.7)	1.6 (1.3 to 2)	3.5 (2.7 to 4.5)	7.3 (5.5 to 9.4)	9.8 (7.6 to 13)	11.7 (9.1 to 14.5)	14.7 (11.7 to 18.2)	17.6 (14.1 to 21.6)	20.2 (16.2 to 24.8)	23.8 (19.1 to 29.1)	28.3 (22.7 to 34.6)	32.2 (25.8 to 39.3)	34.9 (27.9 to 42.6)	36.2 (28.9 to 44.2)	35.5 (28.4 to 43.4)	34.3 (27.4 to 41.9)	280 (224 to 342)	75.8
HIV/AIDS - Drug-susceptible Tuberculosis	0 (0 to 0)	0 (0 to 0)	0 (0 to 0)	0 (0 to 0)	0 (0 to 0)	0 (0 to 0)	0 (0 to 0)	0.1 (0.1 to 0.2)	0.2 (0.2 to 0.3)	0.4 (0.4 to 0.5)	0.6 (0.5 to 0.8)	0.8 (0.6 to 1)	0.9 (0.8 to 1.1)	1 (0.8 to 1.2)	1.1 (0.9 to 1.4)	1.3 (1 to 1.6)	1.5 (1.2 to 1.9)	1.7 (1.3 to 2.1)	1.8 (1.4 to 2.3)	1.9 (1.4 to 2.4)	1.9 (1.4 to 2.4)	1.8 (1.3 to 2.3)	15 (11 to 19)	4.2
HIV/AIDS - Multidrug-resistant Tuberculosis without extensive drug resistance	0 (0 to 0)	0 (0 to 0)	0 (0 to 0)	0 (0 to 0)	0 (0 to 0)	0 (0 to 0)	0 (0 to 0)	0 (0 to 0)	0 (0 to 0)	0 (0 to 0)	0 (0 to 0)	0 (0 to 0)	0 (0 to 0)	0 (0 to 0)	0 (0 to 0)	0 (0 to 0)	0 (0 to 0)	0 (0 to 0)	0 (0 to 0)	0 (0 to 0)	0 (0 to 0)	0 (0 to 0)	0 (0 to 0)	0
HIV/AIDS - Extensively drug-resistant Tuberculosis	0 (0 to 0)	0 (0 to 0)	0 (0 to 0)	0 (0 to 0)	0 (0 to 0)	0 (0 to 0)	0 (0 to 0)	0 (0 to 0)	0 (0 to 0)	0 (0 to 0)	0 (0 to 0)	0 (0 to 0)	0 (0 to 0)	0 (0 to 0)	0 (0 to 0)	0 (0 to 0)	0 (0 to 0)	0 (0 to 0)	0 (0 to 0)	0 (0 to 0)	0 (0 to 0)	0 (0 to 0)	0 (0 to 0)	0
HIV/AIDS resulting in other diseases	13 (3.4 to 28.7)	41 (11.1 to 91.2)	66 (2.43 to 141.1)	0.7 (0.6 to 0.9)	0.2 (0.2 to 0.3)	0.2 (0.2 to 0.3)	0.4 (0.3 to 0.6)	1.4 (1.1 to 1.9)	3.2 (2.5 to 4.2)	6.6 (5.0 to 8.9)	9 (6.9 to 12.1)	10.1 (7.6 to 13.5)	12.7 (9.8 to 16.4)	15.4 (12.1 to 19.7)	17.9 (13.8 to 23.1)	20.9 (15.9 to 27.2)	24.8 (18.5 to 32.6)	28.1 (20.7 to 37.2)	30.4 (22.1 to 40.1)	31.4 (22.5 to 41.4)	30.8 (21.9 to 40.5)	29.6 (20.5 to 39.1)	243 (173 to 321)	69.5
Sexually transmitted infections excluding HIV	0.1 (0.1 to 0.1)	0.4 (0.3 to 0.5)	0.8 (0.5 to 1.2)	0.2 (0.1 to 0.3)	0.1 (0.1 to 0.2)	0.2 (0.1 to 0.3)	0.5 (0.3 to 0.8)	0.3 (0.2 to 0.6)	0.3 (0.2 to 0.6)	0.4 (0.2 to 0.7)	0.5 (0.3 to 0.8)	0.6 (0.4 to 0.9)	0.7 (0.5 to 1)	0.8 (0.5 to 1.1)	0.9 (0.6 to 1.3)	1 (0.7 to 1.4)	1.1 (0.7 to 1.6)	1.2 (0.8 to 1.8)	1.1 (0.7 to 1.7)	1 (0.7 to 1.6)	0.9 (0.6 to 1.5)	0.7 (0.5 to 1.2)	9.3 (6.3 to 14.1)	2.7
Syphilis	0.1 (0.1 to 0.2)	0.4 (0.3 to 0.5)	0.8 (0.5 to 1.2)	0.2 (0.1 to 0.3)	0.1 (0.1 to 0.2)	0.2 (0.1 to 0.3)	0.5 (0.3 to 0.8)	0.3 (0.2 to 0.6)	0.3 (0.2 to 0.6)	0.4 (0.2 to 0.7)	0.5 (0.3 to 0.8)	0.6 (0.4 to 0.9)	0.7 (0.5 to 1)	0.8 (0.5 to 1.1)	0.9 (0.6 to 1.3)	1 (0.7 to 1.4)	1.1 (0.7 to 1.6)	1.2 (0.8 to 1.8)	1.1 (0.7 to 1.7)	1 (0.7 to 1.6)	0.9 (0.6 to 1.5)	0.7 (0.5 to 1.2)	9.3 (6.3 to 14.1)	2.4
Chlamydial infection	0 (0 to 0)	0 (0 to 0)	0 (0 to 0)	0 (0 to 0)	0 (0 to 0)	0 (0 to 0)	0 (0 to 0)	0.4 (0.1 to 0.7)	0.9 (0.4 to 1.4)	1.1 (0.5 to 1.8)	1.4 (0.7 to 2.3)	1.5 (0.8 to 2.4)	1.8 (0.9 to 2.9)	2.1 (1.1 to 3.3)	2.5 (1.3 to 3.9)	2.9 (1.5 to 4.5)	3.4 (1.8 to 5.3)	3.9 (2.1 to 6.1)	4.2 (2.2 to 6.5)	4.3 (2.3 to 6.7)	4.2 (2.2 to 6.6)	4 (2.1 to 6.3)	33 (17 to 52)	7
Gonococcal infection	0 (0 to 0)	0 (0 to 0)	0 (0 to 0)	0 (0 to 0)	0 (0 to 0)	0 (0 to 0)	0 (0 to 0)	0.1 (0.1 to 0.2)	0.2 (0.1 to 0.3)	0.4 (0.2 to 0.6)	0.5 (0.3 to 0.8)	0.5 (0.3 to 0.8)	0.6 (0.4 to 0.9)	0.7 (0.4 to 1)	0.8 (0.5 to 1.1)	0.9 (0.6 to 1.3)	1 (0.7 to 1.4)	1.1 (0.7 to 1.6)	1.1 (0.7 to 1.7)	1 (0.7 to 1.6)	0.9 (0.6 to 1.5)	0.7 (0.5 to 1.2)	9.3 (6.3 to 14.1)	2.4
Trichomoniasis	0 (0 to 0)	0 (0 to 0)	0 (0 to 0)	0 (0 to 0)	0 (0 to 0)	0 (0 to 0)	0 (0 to 0)	0 (0 to 0)	0 (0 to 0)	0 (0 to 0)	0 (0 to 0)	0 (0 to 0)	0 (0 to 0)	0 (0 to 0)	0 (0 to 0)	0 (0 to 0)	0 (0 to 0)	0 (0 to 0)	0 (0 to 0)	0 (0 to 0)	0 (0 to 0)	0 (0 to 0)	0 (0 to 0)	0
Genital herpes	0 (0 to 0)	0 (0 to 0)	0 (0 to 0)	0 (0 to 0)	0 (0 to 0)	0 (0 to 0)	0 (0 to 0)	0 (0 to 0)	0 (0 to 0)	0 (0 to 0)	0 (0 to 0)	0 (0 to 0)	0 (0 to 0)	0 (0 to 0)	0 (0 to 0)	0 (0 to 0)	0 (0 to 0)	0 (0 to 0)	0 (0 to 0)	0 (0 to 0)	0 (0 to 0)	0 (0 to 0)	0 (0 to 0)	0
Other sexually transmitted infections	0.1 (0 to 0.1)	0.4 (0.3 to 0.5)	0.8 (0.5 to 1.2)	0.2 (0.1 to 0.3)	0.1 (0.1 to 0.2)	0.2 (0.1 to 0.3)	0.5 (0.3 to 0.8)	0.3 (0.2 to 0.6)	0.3 (0.2 to 0.6)	0.4 (0.2 to 0.7)	0.5 (0.3 to 0.8)	0.6 (0.4 to 0.9)	0.7 (0.5 to 1)	0.8 (0.5 to 1.1)	0.9 (0.6 to 1.3)	1 (0.7 to 1.4)	1.1 (0.7 to 1.6)	1.2 (0.8 to 1.8)	1.1 (0.7 to 1.7)	1 (0.7 to 1.6)	0.9 (0.6 to 1.5)	0.7 (0.5 to 1.2)	9.3 (6.3 to 14.1)	2.4
Respiratory infections and tuberculosis	3.5 (2.5 to 4.9)	9.4 (6.3 to 12.7)	17.5 (13.4 to 21.9)	29.9 (23.9 to 37.7)	17.3 (13.3 to 47.7)	13.2 (10.2 to 40.8)	16.9 (13.1 to 40)	28.9 (22.6 to 37)	39.4 (32.1 to 48.6)	57.7 (47.2 to 67.7)	78.1 (64.9 to 92.6)	97.7 (81.3 to 112)	121 (101 to 142)	147 (124 to 172)	179 (152 to 208)	217 (184 to 252)	261 (220 to 303)	301 (254 to 350)	331 (279 to 384)	348 (294 to 404)	346 (292 to 402)	337 (284 to 391)	2,660 (2,240 to 3,090)	1,460
Tuberculosis	0 (0 to 0)	0 (0 to 0)	0 (0 to 0)	0.1 (0 to 0.2)	0.1 (0 to 0.1)	0.1 (0 to 0.2)	0.3 (0.2 to 0.4)	0.7 (0.4 to 1)	1.6 (1 to 2.3)	3.2 (2 to 4.5)	5.1 (3.2 to 7.1)	7.2 (4.6 to 9.8)	9.8 (6.3 to 13.2)	12.9 (8.4 to 17.2)	16.5 (10.8 to 21.8)	21.3 (14 to 28.1)	26.9 (17.8 to 35.2)	32.8 (21.8 to 42.6)	38.1 (25.4 to 49.2)	41.1 (27.4 to 52.8)	41.4 (27.6 to 53.1)	40.1 (26.7 to 51.5)	312 (208 to 400)	32.9
Latent tuberculosis infection	0 (0 to 0)	0 (0 to 0)	0 (0 to 0)	0 (0 to 0)	0 (0 to 0)	0 (0 to 0)	0 (0 to 0)	0 (0 to 0)	0 (0 to 0)	0 (0 to 0)	0 (0 to 0)	0 (0 to 0)	0 (0 to 0)	0 (0 to 0)	0 (0 to 0)	0 (0 to 0)	0 (0 to 0)	0 (0 to 0)	0 (0 to 0)	0 (0 to 0)	0 (0 to 0)	0 (0 to 0)	0 (0 to 0)	0
Drug-susceptible tuberculosis	0 (0 to 0)	0 (0 to 0)	0 (0 to 0)	0 (0 to 0)	0 (0 to 0)	0 (0 to 0)	0 (0 to 0)	0.6 (0.4 to 1)	1.1 (0.8 to 1.6)	2.2 (1.6 to 3.1)	3.5 (2.5 to 4.9)	4.9 (3.5 to 6.7)	6.7 (4.3 to 9)	8.8 (5.7 to 11.9)	11.3 (7.4 to 15.4)	14.6 (9.6 to 19.9)	18.4 (12.2 to 25)	22.5 (14.9 to 30.6)	26.1 (17.4 to 35.5)	28.1 (18.7 to 38.2)	28.4 (18.9 to 38.6)	27.5 (18.3 to 37.4)	214 (142 to 291)	22.1
Multidrug-resistant tuberculosis without extensive drug resistance	0 (0 to 0)	0 (0 to 0)	0 (0 to 0)	0 (0 to 0)	0 (0 to 0)	0 (0 to 0)	0 (0 to 0)	0 (0 to 0)	0 (0 to 0)	0 (0 to 0)	0 (0 to 0)	0 (0 to 0)	0 (0 to 0)	0 (0 to 0)	0 (0 to 0)	0 (0 to 0)	0 (0 to 0)	0 (0 to 0)	0 (0 to 0)	0 (0 to 0)	0 (0 to 0)	0 (0 to 0)	0 (0 to 0)	0
Extensively drug-resistant tuberculosis	0 (0 to 0)	0 (0 to 0)	0 (0 to 0)	0 (0 to 0)	0 (0 to 0)	0 (0 to 0)	0 (0 to 0)	0 (0 to 0)	0 (0 to 0)	0 (0 to 0)	0 (0 to 0)	0 (0 to 0)	0 (0 to 0)	0 (0 to 0)	0 (0 to 0)	0 (0 to 0)	0 (0 to 0)	0 (0 to 0)	0 (0 to 0)	0 (0 to 0)	0 (0 to 0)	0 (0 to 0)	0 (0 to 0)	0
Lower respiratory infections	3.5 (2.5 to 4.9)	9.1 (7.1 to 12.3)	17.5 (7.63 to 21.9)	29.9 (23.9 to 37.7)	17.2 (13.2 to 47.7)	13.1 (10.2 to 40.8)	16.9 (13.1 to 40)	28.8 (22.6 to 37)	39.3 (32.1 to 48.6)	57.5 (47.2 to 67.7)	77.9 (64.8 to 92.6)	97.5 (81.2 to 112)	121 (101 to 142)	147 (124 to 172)	179 (152 to 208)	217 (184 to 252)	261 (220 to 303)	301 (254 to 350)	331 (279 to 384)	348 (294 to 404)	346 (292 to 402)	337 (284 to 391)	2,660 (2,240 to 3,090)	1,460
Upper respiratory infections	0 (0 to 0)	0.3 (0.2 to 0.5)	0.7 (0.2 to 0.9)	0.4 (0.3 to 0.5)	0.2 (0.1 to 0.3)	0.1 (0.1 to 0.2)	0.1 (0.1 to 0.2)	0.2 (0.1 to 0.3)	0.2 (0.1 to 0.3)	0.2 (0.1 to 0.3)	0.2 (0.1 to 0.3)	0.2 (0.1 to 0.3)	0.2 (0.1 to 0.3)	0.2 (0.1 to 0.3)	0.2 (0.1 to 0.3)	0.2 (0.1 to 0.3)	0.2 (0.1 to 0.3)	0.2 (0.1 to 0.3)	0.2 (0.1 to 0.3)	0.2 (0.1 to 0.3)	0.2 (0.1 to 0.3)	0.2 (0.1 to 0.3)	3.5 (2.3 to 4.8)	0.2
Otitis media	0 (0 to 0)	0 (0 to 0)	1.1 (0.5 to 1.9)	3.6 (2.9 to 3.9)	0.4 (0.3 to 1.4)	0.1 (0.1 to 0.2)	0.1 (0.1 to 0.2)	0.1 (0.1 to 0.2)	0.1 (0.1 to 0.2)	0.1 (0.1 to 0.2)	0.1 (0.1 to 0.2)	0.1 (0.1 to 0.2)	0.1 (0.1 to 0.2)	0.1 (0.1 to 0.2)	0.1 (0.1 to 0.2)	0.1 (0.1 to 0.2)	0.1 (0.1 to 0.2)	0.1 (0.1 to 0.2)	0.1 (0.1 to 0.2)	0.1 (0.1 to 0.2)	0.1 (0.1 to 0.2)	0.1 (0.1 to 0.2)	1.4 (0.9 to 2.1)	0.1
Enteric infections	0.4 (0.3 to 0.5)	1.6 (1.1 to 2.3)	18.1 (11.7 to 26.3)	28 (19.6 to 40.5)	12.4 (7.6 to 22.4)	8.6 (4.8 to 14.2)	8.4 (4.9 to 14.3)	6.4 (3.9 to 9.7)	5.5 (3.3 to 8.3)	5.3 (3.2 to 8.1)	5.2 (3.1 to 8.1)	5.2 (3.1 to 8.1)	5.2 (3.1 to 8.1)	5.2 (3.1 to 8.1)	5.2 (3.1 to 8.1)	5.2 (3.1 to 8.1)	5.2 (3.1 to 8.1)	5.2 (3.1 to 8.1)	5.2 (3.1 to 8.1)	5.2 (3.1 to 8.1)	5.2 (3.1 to 8.1)	5.2 (3.1 to 8.1)	5.2 (3.1 to 8.1)	260
Diarrheal diseases	0.4 (0.3 to 0.5)	1.6 (1.1 to 2.3)	18.1 (11.7 to 26.3)	28 (19.6 to 40.5)	12.3 (7.5 to 22.3)	8.6 (4.7 to 14.1)	8.4 (4.9 to 14.3)	6.4 (3.9 to 9.6)	5.5 (3.3 to 8.3)	5.3 (3.2 to 8.1)	5.2 (3.1 to 8.1)	5.2 (3.1 to 8.1)	5.2 (3.1 to 8.1)	5.2 (3.1 to 8.1)	5.2 (3.1 to 8.1)	5.2 (3.1 to 8.1)	5.2 (3.1 to 8.1)	5.2 (3.1 to 8.1)	5.2 (3.1 to 8.1)	5.2 (3.1 to 8.1)	5.2 (3.1 to 8.1)	5.2 (3.1 to 8.1)	5.2 (3.1 to 8.1)	259
Typhoid and paraphoid	0 (0 to 0)	0 (0 to 0)	0 (0 to 0)	0 (0 to 0)	0 (0 to 0)	0 (0 to 0)	0 (0 to 0)	0 (0 to 0)	0 (0 to 0)	0 (0 to 0)	0 (0 to 0)	0 (0 to 0)	0 (0 to 0)	0 (0 to 0)	0 (0 to 0)	0 (0 to 0)	0 (0 to 0)	0 (0 to 0)	0 (0 to 0)	0 (0 to 0)	0 (0 to 0)	0 (0 to 0)	0 (0 to 0)	0
Typhoid fever	0 (0 to 0)	0 (0 to 0)	0 (0 to 0)	0 (0 to 0)	0 (0 to 0)	0 (0 to 0)	0 (0 to 0)	0 (0 to 0)	0 (0 to 0)	0 (0 to 0)	0 (0 to 0)	0 (0 to 0)	0 (0 to 0)	0 (0 to 0)	0 (0 to 0)	0 (0 to 0)	0 (0 to 0)	0 (0 to 0)	0 (0 to 0)	0 (0 to 0)	0 (0 to 0)	0 (0 to 0)	0 (0 to 0)	0
Paratyphoid fever	0 (0 to 0)	0 (0 to 0)	0 (0 to 0)	0 (0 to 0)	0 (0 to 0)	0 (0 to 0)	0 (0 to 0)	0 (0 to 0)	0 (0 to 0)	0 (0 to 0)	0 (0 to 0)	0 (0 to 0)	0 (0 to 0)	0 (0 to 0)	0 (0 to 0)	0 (0 to 0)	0 (0 to 0)	0 (0 to 0)	0 (0 to 0)	0 (0 to 0)	0 (0 to 0)	0 (0 to 0)	0 (0 to 0)	0
Invasive Non-typhoidal Salmonella (iNTS)	0 (0 to 0)	0 (0 to 0)	0 (0 to 0)	0 (0 to 0)	0 (0 to 0)	0 (0 to 0)	0 (0 to 0)	0 (0 to 0)	0 (0 to 0)	0 (0 to 0)	0 (0 to 0)	0 (0 to 0)	0 (0 to 0)	0 (0 to 0)	0 (0 to 0)	0 (0 to 0)	0 (0 to 0)	0 (0 to 0)	0 (0 to 0)	0 (0 to 0)	0 (0 to 0)	0 (0 to 0)	0 (0 to 0)	0
Other intestinal infectious diseases	0 (0 to 0)	0 (0 to 0)	0.1 (0 to 0.1)	0.6 (0 to 0.9)	0.1 (0 to 0.1)	0.1 (0 to 0.1)	0.1 (0 to 0.1)	0.2 (0 to 0.3)	0.2 (0 to 0.3)	0.2 (0 to 0.3)	0.2 (0 to 0.3)	0.2 (0 to 0.3)	0.2 (0 to 0.3)	0.2 (0 to 0.3)	0.2 (0 to 0.3)	0.2 (0 to 0.3)	0.2 (0 to 0.3)	0.2 (0 to 0.3)	0.2 (0 to 0.3)	0.2 (0 to 0.3)	0.2 (0 to 0.3)	0.2 (0 to 0.3)	0.2 (0 to 0.3)	0.5
Neglected tropical diseases and malaria	0 (0 to 0)	0.4 (0.1 to 1)	1.5 (0.2 to 4.6)	5 (0.8 to 12.6)	0.9 (0.1 to 3.5)	0.6 (0.1 to 2.5)	0.4 (0.1 to 1.5)	0.2 (0 to 0.8)	0.2 (0 to 0.8)	0.2 (0 to 0.8)	0.2 (0 to 0.8)	0.2 (0 to 0.8)	0.2 (0 to 0.8)	0.2 (0 to 0.8)	0.2 (0 to 0.8)	0.2 (0 to 0.8)	0.2 (0 to 0.8)	0.2 (0 to 0.8)	0.2 (0 to 0.8)	0.2 (0 to 0.8)	0.2 (0 to 0.8)	0.2 (0 to 0.8)	0.2 (0 to 0.8)	12
Malaria	0 (0 to 0)	0 (0 to 0)	0 (0 to 0)	0 (0 to 0)	0 (0 to 0)	0 (0 to 0)	0 (0 to 0)	0 (0 to 0)	0 (0 to 0)	0 (0 to 0)	0 (0 to 0)	0 (0 to 0)	0 (0 to 0)	0 (0 to 0)	0 (0 to 0)	0 (0 to 0)	0 (0 to 0)	0 (0 to 0)	0 (0 to 0)	0 (0 to 0)	0 (0 to 0)	0 (0 to 0)	0 (0 to 0)	0
Chagas disease	0 (0 to 0)	0 (0 to 0)	0 (0 to 0)	0 (0 to 0)	0 (0 to 0)	0 (0 to 0)	0 (0 to 0)	0 (0 to 0)	0 (0 to 0)	0 (0 to 0)	0 (0 to 0)	0 (0 to 0)	0 (0 to 0)	0 (0 to 0)	0 (0 to 0)	0 (0 to 0)	0 (0 to 0)	0 (0 to 0)	0 (0 to 0)	0 (0 to 0)	0 (0 to 0)	0 (0 to 0)	0 (0 to 0)	0
Leishmaniasis	0 (0 to 0)	0 (0 to 0)	0 (0 to 0)	0 (0 to 0)	0 (0 to 0)	0 (0 to 0)	0 (0 to 0)	0 (0 to 0)	0 (0 to 0)	0 (0 to 0)	0 (0 to 0)	0 (0 to 0)	0 (0 to 0)	0 (0 to 0)	0 (0 to 0)	0 (0 to 0)	0 (0 to 0)	0 (0 to 0)	0 (0 to 0)	0 (0 to 0)	0 (0 to 0)	0 (0 to 0)	0 (0 to 0)	0
Visceral leishmaniasis	0 (0 to 0)	0 (0 to 0)	0 (0 to 0)	0 (0 to 0)	0 (0 to 0)	0 (0 to 0)	0 (0 to 0)	0 (0 to 0)	0 (0 to 0)	0 (0 to 0)	0 (0 to 0)	0 (0 to 0)	0 (0 to 0)	0 (0 to 0)	0 (0 to 0)	0 (0 to 0)	0 (0 to 0)	0 (0 to 0)	0 (0 to 0)	0 (0 to 0)	0 (0 to 0)	0 (0 to 0)	0 (0 to 0)	0
Cutaneous and mucocutaneous leishmaniasis	0 (0 to 0)	0 (0 to 0)	0 (0 to 0)	0 (0 to 0)	0 (0 to 0)	0 (0 to 0)	0 (0 to 0)	0 (0 to 0)	0 (0 to 0)	0 (0 to 0)	0 (0 to 0)	0 (0 to 0)	0 (0 to 0)	0 (0 to 0)	0 (0 to 0)	0 (0 to 0)	0 (0 to 0)	0 (0 to 0)	0 (0 to 0)	0 (0 to 0)	0 (0 to 0)	0 (0 to 0)	0 (0 to 0)	0
African trypanosomiasis	0 (0 to 0)	0 (0 to 0)	0 (0 to 0)	0 (0 to 0)	0 (0 to 0)	0 (0 to 0)	0 (0 to 0)	0 (0 to 0)	0 (0 to 0)	0 (0 to 0)	0 (0 to 0)	0 (0 to 0)	0 (0 to 0)	0 (0 to 0)	0 (0 to 0)	0 (0 to 0)	0 (0 to 0)	0 (0 to 0)	0 (0 to 0)	0 (0 to 0)	0 (0 to 0)	0 (0 to 0)	0 (0 to 0)	0
Schistosomiasis	0 (0 to 0)	0 (0 to 0)	0 (0 to 0)	0 (0 to 0)	0 (0 to 0)	0 (0 to 0)	0 (0 to 0)	0 (0 to 0)	0 (0 to 0)	0 (0 to 0)	0 (0 to 0)	0 (0 to 0)	0 (0 to 0)	0 (0 to 0)	0 (0 to 0)	0 (0 to 0)	0 (0 to 0)	0 (0 to 0)	0 (0 to 0)	0 (0 to 0)	0 (0 to 0)	0 (0 to 0)	0 (0 to 0)	0
Cysticercosis	0 (0 to 0)	0 (0 to 0)	0 (0 to 0)	0 (0 to 0)	0 (0 to 0)	0 (0 to 0)	0 (0 to 0)	0 (0 to 0)	0 (0 to 0)	0 (0 to 0)	0 (0 to 0)	0 (0 to 0)	0 (0 to 0)	0 (0 to 0)	0 (0 to 0)	0 (0 to 0)	0 (0 to 0)	0 (0 to 0)	0 (0 to 0)	0 (0 to 0)	0 (0 to 0)	0 (0 to 0)	0 (0 to 0)	0
Cystic echinococcosis	0 (0 to 0)	0 (0 to 0)	0 (0 to 0)	0 (0 to 0)	0 (0 to 0)	0 (0 to 0)	0 (0 to 0)	0 (0 to 0)	0 (0 to 0)	0 (0 to 0)	0 (0 to 0)	0 (0 to 0)	0 (0 to 0)	0 (0 to 0)	0 (0 to 0)	0 (0 to 0)	0 (0 to 0)	0 (0 to 0)	0 (0 to 0)	0 (0 to 0)	0 (0 to 0)	0 (0 to 0)	0 (0 to 0)	0.1
Lymphatic filariasis	0 (0 to 0)	0 (0 to 0)	0 (0 to 0)	0 (0 to 0)	0 (0 to 0)	0 (0 to 0)	0 (0 to 0)	0 (0 to 0)	0 (0 to 0)	0 (0 to 0)	0 (0 to 0)	0 (0 to 0)	0 (0 to 0)	0 (0 to 0)	0 (0 to 0)	0 (0 to 0)	0 (0 to 0)	0 (0 to 0)	0 (0 to 0)	0 (0 to 0)	0 (0 to 0)	0 (0 to 0)	0 (0 to 0)	0
Onchocerciasis	0 (0 to 0)	0 (0 to 0)	0 (0 to 0)	0 (0 to 0)	0 (0 to 0)	0 (0 to 0)	0 (0 to 0)	0 (0 to 0)	0 (0 to 0)	0 (0 to 0)	0 (0 to 0)	0 (0 to 0)	0 (0 to 0)	0 (0 to 0)	0 (0 to 0)	0 (0 to 0)	0 (0 to 0)	0 (0 to 0)	0 (0 to 0)	0 (0 to 0)	0 (0 to 0)	0 (0 to 0)	0 (0 to 0)	0
Trachoma	0 (0 to 0)	0 (0 to 0)	0 (0 to 0)	0 (0 to 0)	0 (0 to 0)	0 (0 to 0)	0 (0 to 0)	0 (0 to 0)	0 (0 to 0)	0 (0 to 0)	0 (0 to 0)	0 (0 to 0)	0 (0 to 0)	0 (0 to 0)	0 (0 to 0)	0 (0 to 0)	0 (0 to 0)	0 (0 to 0)	0 (0 to 0)	0 (0 to 0)	0 (0 to 0)	0 (0 to 0)	0 (0 to 0)	0
Dengue	0 (0 to 0)	0 (0 to 0)	0 (0 to 0)	0 (0 to 0)	0 (0 to 0)	0 (0 to 0)	0 (0 to 0)	0 (0 to 0)	0 (0 to 0)	0 (0 to 0)	0 (0 to 0)	0 (0 to 0)	0 (0 to 0)	0 (0 to 0)	0 (0 to 0)	0 (0 to 0)	0 (0 to 0)	0 (0 to 0)	0 (0 to 0)	0 (0 to 0)	0 (0 to 0)	0 (0 to 0)	0 (0 to 0)	0
Yellow fever	0 (0 to 0)	0 (0 to 0)	0 (0 to 0)	0 (0 to 0)	0 (0 to 0)	0 (0 to 0)	0 (0 to 0)	0 (0 to 0)	0 (0 to 0)	0 (0 to 0)	0 (0 to 0)	0 (0 to 0)	0 (0 to 0)	0 (0 to 0)	0 (0 to 0)	0 (0 to 0)	0 (0 to 0)	0 (0 to 0)	0 (0 to 0)	0 (0 to 0)	0 (0 to 0)	0 (0 to 0)	0 (0 to 0)	0
Rabies	0 (0 to 0)	0 (0 to 0)	0 (0 to 0)	0 (0 to 0)	0 (0 to 0)	0 (0 to 0)	0 (0 to 0)	0 (0 to 0)	0 (0 to 0)	0 (0 to 0)	0 (0 to 0)	0 (0 to 0)	0 (0 to 0)	0 (0 to 0)	0 (0 to 0)	0 (0 to 0)	0 (0 to 0)	0 (0 to 0)	0 (0 to 0)	0 (0 to 0)	0 (0 to 0)	0 (0 to 0)	0 (0 to 0)	0
Intestinal nematode infections	0 (0 to 0)	0 (0 to 0)	0 (0 to 0)	0 (0 to 0)	0 (0 to 0)	0 (0 to 0)	0 (0 to 0)	0 (0 to 0)	0 (0 to 0)	0 (0 to 0)	0 (0 to 0)	0 (0 to 0)	0 (0 to 0)	0 (0 to 0)	0 (0 to 0)	0 (0 to 0)	0 (0 to 0)	0 (0 to 0)	0 (0 to 0)	0 (0 to 0)	0 (0 to 0)	0 (0 to 0)	0 (0 to 0)	0
Ascariasis	0 (0 to 0)	0 (0 to 0)	0 (0 to 0)	0 (0 to 0)	0 (0 to 0)	0 (0 to 0)	0 (0 to 0)	0 (0 to 0)	0 (0 to 0)	0 (0 to 0)	0 (0 to 0)	0 (0 to 0)	0 (0 to 0)	0 (0 to 0)	0 (0 to 0)	0 (0 to 0)	0 (0 to 0)	0 (0 to 0)	0 (0 to 0)	0 (0 to 0)	0 (0 to 0)	0 (0 to 0)	0 (0 to 0)	0
Trichuriasis	0 (0 to 0)	0 (0 to 0)	0 (0 to 0)	0 (0 to 0)	0 (0 to 0)	0 (0 to 0)	0 (0 to 0)



Osteoarthritis other	0 (0 to 0) 0	0 (0 to 0) 0	0 (0 to 0) 0	0 (0 to 0) 0	0 (0 to 0) 0	0 (0 to 0) 0	0 (0 to 0) 0	0 (0 to 0) 0	0 (0 to 0) 0	0-1 (0 to 0) 349	2-9 (0 to 2.2) 317	2-9 (1 to 9.7) 355	6-7 (3 to 15.1) 493	11-9 (5.2 to 25.4) 493	16 (7 to 33.9) 492	16-7 (7 to 35.4) 492	17-7 (8 to 37) 360	20.6 (10.3 to 43.3) 386	16-3 (8 to 34) 396	13-7 (7 to 27.4) 199	10-1 (5 to 20.7) 104	6 (3 to 12) 59.9	2-6 (1.2 to 5.2) 21.9	142
Low back pain	0 (0 to 0) 0	0 (0 to 0) 0	0 (0 to 0) 0	0 (0 to 0) 0	0 (0 to 0) 0	0 (0 to 0) 0	0 (0 to 0) 0	0 (0 to 0) 0	0 (0 to 0) 0	0-1 (0 to 0) 349	2-9 (1 to 9.7) 355	2-9 (1 to 9.7) 355	6-7 (3 to 15.1) 493	11-9 (5.2 to 25.4) 493	16 (7 to 33.9) 492	16-7 (7 to 35.4) 492	17-7 (8 to 37) 360	20.6 (10.3 to 43.3) 386	16-3 (8 to 34) 396	13-7 (7 to 27.4) 199	10-1 (5 to 20.7) 104	6 (3 to 12) 59.9	2-6 (1.2 to 5.2) 21.9	142
Neck pain	0 (0 to 0) 0	0 (0 to 0) 0	0 (0 to 0) 0	0 (0 to 0) 0	0 (0 to 0) 0	0 (0 to 0) 0	0 (0 to 0) 0	0 (0 to 0) 0	0 (0 to 0) 0	0-1 (0 to 0) 349	2-9 (1 to 9.7) 355	2-9 (1 to 9.7) 355	6-7 (3 to 15.1) 493	11-9 (5.2 to 25.4) 493	16 (7 to 33.9) 492	16-7 (7 to 35.4) 492	17-7 (8 to 37) 360	20.6 (10.3 to 43.3) 386	16-3 (8 to 34) 396	13-7 (7 to 27.4) 199	10-1 (5 to 20.7) 104	6 (3 to 12) 59.9	2-6 (1.2 to 5.2) 21.9	142
Gout	0 (0 to 0) 0	0 (0 to 0) 0	0 (0 to 0) 0	0 (0 to 0) 0	0 (0 to 0) 0	0 (0 to 0) 0	0 (0 to 0) 0	0 (0 to 0) 0	0 (0 to 0) 0	0-1 (0 to 0) 349	2-9 (1 to 9.7) 355	2-9 (1 to 9.7) 355	6-7 (3 to 15.1) 493	11-9 (5.2 to 25.4) 493	16 (7 to 33.9) 492	16-7 (7 to 35.4) 492	17-7 (8 to 37) 360	20.6 (10.3 to 43.3) 386	16-3 (8 to 34) 396	13-7 (7 to 27.4) 199	10-1 (5 to 20.7) 104	6 (3 to 12) 59.9	2-6 (1.2 to 5.2) 21.9	142
Other musculoskeletal disorders	0 (0 to 0) 0	0 (0 to 0) 0	0 (0 to 0) 0	0-4 (0 to 2.3) 0	1-6 (0 to 3.4) 0	19-5 (9.4 to 32.5) 0	44-3 (24.5 to 84.4) 0	69-5 (50.5 to 130) 0	117 (72.9 to 193) 0	141 (94.9 to 211) 0	152 (99.7 to 235) 0	152 (99.7 to 235) 0	179 (111 to 278) 0	200 (122 to 339) 0	196 (112 to 350) 0	140 (67.3 to 292) 0	106 (74.6 to 210) 0	140 (81 to 222) 0	86.7 (54.3 to 148) 0	65.8 (32.7 to 159) 0	38-8 (19.9 to 92.7) 0	19-6 (9.2 to 52.9) 0	10-5 (4.5 to 16.5) 0	1,790
Other non-communicable diseases	116 (62.4 to 198)	54-1 (41.6 to 81.4)	136 (99.3 to 177)	117 (92.3 to 168)	78-5 (54.5 to 106)	69-2 (42.3 to 121)	108 (61.1 to 176)	200 (140 to 274)	296 (203.9 to 414)	349 (244 to 492)	349 (238 to 549)	403 (292 to 580)	487 (329 to 692)	522 (342 to 776)	558 (349 to 852)	452 (233 to 930)	455 (302 to 594)	494 (343 to 692)	360 (262 to 491)	291 (220 to 395)	213 (162 to 284)	143 (107 to 175)	73-1 (52.3 to 99.4)	6,340
Congenital birth defects	112 (79.1 to 156)	49-2 (35.1 to 70.2)	88-6 (60.2 to 140)	75-3 (56.5 to 96.9)	33-4 (21.1 to 54.1)	29 (21.1 to 39.1)	27-1 (20.4 to 35.8)	23-3 (17.6 to 29.9)	21-6 (16.1 to 28.5)	22-2 (16.4 to 28.4)	23-9 (18.4 to 31.2)	24 (18.4 to 30.9)	29-2 (19.4 to 43.2)	28-5 (21.4 to 36.1)	29-9 (19.4 to 53.9)	19-9 (12.5 to 39.4)	14-1 (10.3 to 19.4)	9-1 (6 to 13)	9-7 (7.2 to 13.4)	3-5 (1.5 to 3.7)	1-5 (0.9 to 2.3)	0-7 (0.4 to 1.1)	0-3 (0.2 to 0.4)	660
Neural tube defects	9-2 (4.3 to 14.4)	3 (1.4 to 5)	9-5 (4.2 to 16.9)	10-7 (5.5 to 15.6)	1-2 (0.6 to 1.9)	1-2 (0.6 to 2.1)	1-2 (0.8 to 1.6)	1-1 (0.7 to 1.5)	0-9 (0.6 to 1.3)	0-9 (0.6 to 1.3)	0-9 (0.6 to 1.3)	0-9 (0.6 to 1.3)	0-8 (0.5 to 1.1)	0-5 (0.4 to 0.9)	0-3 (0.2 to 0.5)	0-2 (0.1 to 0.3)	0-2 (0.1 to 0.3)	0-1 (0.1 to 0.1)	0-1 (0.1 to 0.1)	0-1 (0.1 to 0.2)	0-1 (0.1 to 0.2)	0-1 (0 to 0)	0-1 (0 to 0)	43-1
Congenital heart anomalies	25-4 (13.2 to 57.6)	19-6 (13.1 to 27.4)	23-6 (13.5 to 44)	13-9 (9.2 to 25.5)	4-7 (2.9 to 7.9)	4 (2.4 to 7.9)	5 (3.2 to 9.2)	4-5 (2.9 to 7.2)	3-7 (2.4 to 7.2)	3-7 (2.4 to 6.6)	4-3 (3 to 6.9)	4-8 (3.4 to 8.2)	3-9 (2.4 to 6.2)	4-5 (2.6 to 9.5)	4 (2.5 to 7.9)	2-5 (1.3 to 5.4)	2-5 (1.3 to 3.4)	2-2 (1.3 to 3.4)	1-5 (0.9 to 2.5)	0-9 (0.5 to 1.5)	0-3 (0.2 to 0.6)	0-1 (0 to 0.2)	0-1 (0 to 0.2)	137
Orofacial clefts	0-9 (0 to 0.1)	0-4 (0 to 0.7)	0-7 (0.3 to 1.4)	0-5 (0.2 to 0.8)	0-3 (0.1 to 0.7)	0-3 (0.1 to 0.7)	0-4 (0.2 to 0.8)	0-4 (0.2 to 0.8)	0-4 (0.2 to 0.9)	0-4 (0.2 to 0.9)	0-5 (0.2 to 0.9)	0-5 (0.2 to 0.9)	0-5 (0.2 to 0.9)	0-5 (0.2 to 0.9)	0-4 (0.2 to 0.8)	0-3 (0.1 to 0.6)	0-3 (0.1 to 0.5)	0-3 (0.1 to 0.5)	0-2 (0.1 to 0.3)	0-1 (0.1 to 0.3)	0-1 (0 to 0.2)	0-1 (0 to 0.1)	0-1 (0 to 0.1)	7-6
Down syndrome	2-4 (1.2 to 4)	0-8 (0.4 to 1.2)	2 (1 to 3.3)	2-7 (1.9 to 3.9)	1-9 (1.3 to 2.9)	1-8 (1.2 to 2.7)	1-9 (1.4 to 2.6)	2 (1.5 to 2.7)	2-2 (1.6 to 3.1)	2-2 (1.6 to 3.1)	2-4 (1.6 to 3.6)	2-6 (1.9 to 3.6)	2-7 (1.7 to 5)	7-1 (4.6 to 9.4)	8-4 (5.5 to 11.3)	4-6 (2.3 to 9.4)	3-3 (1.9 to 4.6)	1-9 (1 to 4.6)	0-9 (0 to 0)	0-3 (0 to 0)	0-3 (0 to 0)	0-2 (0 to 0)	0-2 (0 to 0)	53-7
Turner syndrome	0 (0 to 0)	0 (0 to 0)	0-1 (0 to 0.3)	0-1 (0 to 0.2)	0-1 (0 to 0.2)	0-1 (0 to 0.3)	0-1 (0 to 0.3)	0-1 (0 to 0.3)	0-1 (0 to 0.3)	0-1 (0 to 0.3)	0-1 (0 to 0.3)	0-1 (0 to 0.3)	0-1 (0 to 0.3)	0-1 (0 to 0.1)	0-1 (0 to 0.1)	0-1 (0 to 0.1)	0-1 (0 to 0.1)	0-1 (0 to 0.1)	0-1 (0 to 0.1)	0-1 (0 to 0.1)	0-1 (0 to 0.1)	0-1 (0 to 0.1)	0-1 (0 to 0.1)	1-1
Klinefelter syndrome	0 (0 to 0)	0 (0 to 0)	0 (0 to 0)	0 (0 to 0)	0 (0 to 0)	0 (0 to 0)	0 (0 to 0)	0 (0 to 0)	0 (0 to 0)	0 (0 to 0)	0 (0 to 0)	0 (0 to 0)	0 (0 to 0)	0 (0 to 0)	0 (0 to 0)	0 (0 to 0)	0 (0 to 0)	0 (0 to 0)	0 (0 to 0)	0 (0 to 0)	0 (0 to 0)	0 (0 to 0)	0 (0 to 0)	0-3
Other chromosomal abnormalities	19-8 (9.4 to 39.8)	10-4 (6 to 20.2)	18-7 (10.8 to 39.9)	11 (7.5 to 17.6)	2-2 (1.4 to 3.8)	4-3 (2.8 to 6.6)	4-3 (2.9 to 6.4)	3-7 (2.4 to 5.7)	3-3 (2.1 to 5.2)	3-3 (2.3 to 4.9)	3-6 (2.3 to 5.2)	3-4 (2.4 to 4.6)	3-7 (2.4 to 5.2)	2-3 (1.2 to 4.4)	2-5 (1.3 to 4.2)	1-5 (0.9 to 2.1)	1-1 (0.7 to 1.5)	0-9 (0.6 to 1.3)	0-7 (0.4 to 1.1)	0-3 (0.2 to 0.6)	0-2 (0.1 to 0.4)	0-1 (0 to 0.2)	0-1 (0 to 0.2)	153
Congenital musculoskeletal and limb anomalies	3-9 (2.3 to 7)	1-5 (1 to 2.5)	12-3 (7.1 to 19.9)	16-7 (9.4 to 30.7)	19-7 (9.6 to 34.5)	29 (15.4 to 53.1)	27-1 (20.4 to 35.8)	17-5 (12.9 to 23.9)	9-6 (6.9 to 13.1)	9-4 (6.9 to 12.7)	7-1 (4.5 to 11.4)	7-5 (4.9 to 11.3)	4-9 (3.1 to 7.5)	4-2 (2.9 to 6.2)	4-2 (2.9 to 6.2)	2-3 (1.4 to 3.9)	2 (1.2 to 3.1)	1-2 (0.6 to 1.9)	0-7 (0.4 to 1.1)	0-4 (0.2 to 0.6)	0-3 (0.1 to 0.5)	0-2 (0.1 to 0.3)	0-2 (0.1 to 0.3)	141
Urogenital congenital anomalies	5 (1.9 to 13.1)	0-9 (0.4 to 2.1)	1-6 (0.6 to 4.2)	2-1 (1.1 to 3.5)	1-2 (0.7 to 2.1)	2-5 (1.5 to 3.6)	0-6 (0.4 to 0.9)	0-5 (0.3 to 0.8)	0-4 (0.3 to 0.7)	0-4 (0.3 to 0.6)	0-4 (0.3 to 0.6)	0-4 (0.3 to 0.6)	0-3 (0.2 to 0.5)	0-3 (0.2 to 0.4)	0-2 (0.1 to 0.3)	0-1 (0.1 to 0.2)	0-1 (0 to 0.2)	0-1 (0 to 0.1)	0-1 (0 to 0.1)	0-1 (0 to 0.1)	0-1 (0 to 0.1)	0-1 (0 to 0.1)	0-1 (0 to 0.1)	15
Digestive congenital anomalies	3-9 (1 to 23.2)	2-4 (0.8 to 8.7)	3-7 (1.5 to 11.6)	3-7 (1.5 to 13.3)	0-9 (0.4 to 3.4)	0-9 (0.4 to 2.1)	1-1 (0.5 to 2.5)	0-9 (0.4 to 2.1)	0-9 (0.4 to 2.1)	0-9 (0.4 to 2.1)	0-9 (0.4 to 2.1)	0-9 (0.4 to 2.1)	0-9 (0.3 to 0.6)	0-9 (0.3 to 0.6)	0-9 (0.3 to 0.6)	0-9 (0.3 to 0.6)	0-9 (0.3 to 0.6)	0-9 (0.3 to 0.6)	0-9 (0.3 to 0.6)	0-9 (0.3 to 0.6)	0-9 (0.3 to 0.6)	0-9 (0.3 to 0.6)	0-9 (0.3 to 0.6)	35-4
Other congenital birth defects	14-7 (8.2 to 25.6)	6-7 (3.7 to 12.2)	14-7 (8.9 to 28.4)	9-7 (5.9 to 17.2)	3-7 (2.1 to 6.7)	4-9 (3.1 to 8.2)	3-4 (2.1 to 6.1)	3-4 (2.2 to 6.1)	3-4 (2.2 to 6.1)	3-4 (2.2 to 6.1)	3-4 (2.2 to 6.1)	3-4 (2.2 to 6.1)	3-3 (2.2 to 6.1)	3-3 (2.1 to 6.2)	3-3 (2.1 to 6.2)	2-2 (1.2 to 4.2)	1-5 (0.9 to 2.6)	1-4 (0.8 to 2.5)	1-3 (0.8 to 2.3)	0-9 (0.5 to 1.6)	0-5 (0.3 to 1.1)	0-3 (0.2 to 0.7)	0-3 (0.2 to 0.7)	122
Urinary diseases and male infertility	0-1 (0.1 to 0.2)	0-2 (0.1 to 0.3)	0-3 (0 to 1)	0-6 (0.1 to 1.5)	0-6 (0.1 to 1.5)	1-5 (1.1 to 2.2)	1-5 (1.2 to 2.6)	1-6 (1.2 to 2.6)	1-6 (1.2 to 2.6)	1-6 (1.2 to 2.6)	1-6 (1.2 to 2.6)	1-6 (1.2 to 2.6)	1-6 (1.2 to 2.6)	1-6 (1.2 to 2.6)	1-6 (1.2 to 2.6)	1-6 (1.2 to 2.6)	1-6 (1.2 to 2.6)	1-6 (1.2 to 2.6)	1-6 (1.2 to 2.6)	1-6 (1.2 to 2.6)	1-6 (1.2 to 2.6)	1-6 (1.2 to 2.6)	1-6 (1.2 to 2.6)	649
Urolithiasis	0 (0 to 0)	0 (0 to 0)	0 (0 to 0)	0 (0 to 0)	0 (0 to 0)	0 (0 to 0)	0 (0 to 0)	0 (0 to 0)	0 (0 to 0)	0 (0 to 0)	0 (0 to 0)	0 (0 to 0)	0 (0 to 0)	0 (0 to 0)	0 (0 to 0)	0 (0 to 0)	0 (0 to 0)	0 (0 to 0)	0 (0 to 0)	0 (0 to 0)	0 (0 to 0)	0 (0 to 0)	0 (0 to 0)	0 (0 to 0)	30-4
Benign prostatic hyperplasia	0 (0 to 0)	0 (0 to 0)	0 (0 to 0)	0 (0 to 0)	0 (0 to 0)	0 (0 to 0)	0 (0 to 0)	0 (0 to 0)	0 (0 to 0)	0 (0 to 0)	0 (0 to 0)	0 (0 to 0)	0 (0 to 0)	0 (0 to 0)	0 (0 to 0)	0 (0 to 0)	0 (0 to 0)	0 (0 to 0)	0 (0 to 0)	0 (0 to 0)	0 (0 to 0)	0 (0 to 0)	0 (0 to 0)	0 (0 to 0)	161
Male infertility	0 (0 to 0)	0 (0 to 0)	0 (0 to 0)	0 (0 to 0)	0 (0 to 0)	0 (0 to 0)	0 (0 to 0)	0 (0 to 0)	0-1 (0 to 0.1)	0-1 (0 to 0.1)	0-1 (0 to 0.1)	0-1 (0 to 0.1)	0-1 (0 to 0.1)	0-1 (0 to 0.1)	0-1 (0 to 0.1)	0-1 (0 to 0.1)	0-1 (0 to 0.1)	0-1 (0 to 0.1)	0-1 (0 to 0.1)	0-1 (0 to 0.1)	0-1 (0 to 0.1)	0-1 (0 to 0.1)	0-1 (0 to 0.1)	0-1 (0 to 0.1)	12-9
Other urinary diseases	0-1 (0 to 0.1)	0-1 (0 to 0.2)	0-1 (0 to 0.2)	0-4 (0.2 to 0.5)	0-3 (0.2 to 0.6)	0-2 (0.2 to 0.4)	0-3 (0.2 to 0.5)	0-4 (0.2 to 0.6)	0-4 (0.2 to 0.6)	0-4 (0.2 to 0.6)	0-5 (0.3 to 0.7)	1 (0.7 to 1.6)	1-5 (0.9 to 2.3)	1-5 (0.9 to 2.3)	1-4 (0.9 to 2.7)	1-4 (0.9 to 2.7)	1-3 (0.8 to 2.3)	1-3 (0.8 to 2.3)	1-3 (0.8 to 2.3)	1-3 (0.8 to 2.3)	1-3 (0.8 to 2.3)	1-3 (0.8 to 2.3)	1-3 (0.8 to 2.3)	21-7
Gynecological diseases	0 (0 to 0)	0 (0 to 0)	0 (0 to 0)	0 (0 to 0)	144 (74.5 to 255.4)	144 (74.5 to 255.4)	144 (89.7 to 177.4)	107 (69.6 to 154)	206 (132 to 298)	206 (132 to 298)	206 (143 to 324)	206 (132 to 298)	206 (132 to 298)	206 (132 to 298)	206 (134 to 298)	206 (132 to 241)	206 (132 to 298)	206 (64.6 to 156)	206 (42 to 126)	206 (11.6 to 39.8)	206 (11.6 to 39.8)	206 (11.6 to 39.8)	206 (11.6 to 39.8)	1,690
Uterine fibroids	0 (0 to 0)	0 (0 to 0)	0 (0 to 0)	0 (0 to 0)	0-1 (0 to 0.4)	0-3 (0 to 0.7)	0-3 (0 to 1.2)	1-5 (0.6 to 3.2)	2-9 (1.7 to 6.2)	2-9 (1.7 to 6.2)	3-9 (2.4 to 16.9)	3-9 (2.4 to 7.4)	12-3 (3.2 to 15.1)	14-9 (9.6 to 28.7)	12-6 (5.6 to 24.1)	8-1 (3.4 to 15.7)	4-4 (2 to 8.7)	2-7 (1.2 to 5.4)	2-1 (0.8 to 5.2)	0-9 (0.4 to 1.9)	0-5 (0.2 to 1.1)	0-3 (0 to 0.9)	0-2 (0 to 0.7)	73-2
Polycystic ovarian syndrome	0 (0 to 0)	0 (0 to 0)	0 (0 to 0)	0 (0 to 0)	0-1 (0.5 to 2.7)	0-2 (0.1 to 0.9)	0-3 (0.2 to 1.2)	0-3 (0.2 to 1.2)	0-3 (0.2 to 1.2)	0-3 (0.2 to 1.2)	0-3 (0.2 to 1.2)	0-3 (0.2 to 1.2)	0-3 (0.2 to 1.2)	0-3 (0.2 to 1.2)	0-3 (0.2 to 1.2)	0-3 (0.2 to 1.2)	0-3 (0.2 to 1.2)	0-3 (0.2 to 1.2)	0-3 (0.2 to 1.2)	0-3 (0.2 to 1.2)	0-3 (0.2 to 1.2)	0-3 (0.2 to 1.2)	0-3 (0.2 to 1.2)	48-7
Female infertility	0 (0 to 0)	0 (0 to 0)	0 (0 to 0)	0 (0 to 0)	0 (0 to 0)	0 (0 to 0)	0 (0 to 0.3)	0-1 (0 to 0.4)	0-2 (0 to 0.8)	0-2 (0 to 0.8)	0-2 (0 to 0.8)	0-2 (0 to 0.8)	0-1 (0 to 0.3)	0-1 (0 to 0.3)	0-1 (0 to 0.3)	0-1 (0 to 0.3)	0-1 (0 to 0.3)	0-1 (0 to 0.3)	0-1 (0 to 0.3)	0-1 (0 to 0.3)	0-1 (0 to 0.3)	0-1 (0 to 0.3)	0-1 (0 to 0.3)	0-1 (0 to 0.3)	12-6
Endometriosis	0 (0 to 0)	0 (0 to 0)	0 (0 to 0)	0 (0 to 0)	0 (0 to 0)	0 (0 to 0)	0 (0 to 0)	0 (0 to 0)	0-1 (0 to 0.2)	0-2 (0 to 0.6)	0-4 (0.1 to 1.2)	0-4 (0.1 to 1.2)	0-4 (0.1 to 1.2)	0-4 (0.1 to 1.2)	0-4 (0.1 to 1.2)	0-4 (0.1 to 1.2)	0-4 (0.1 to 1.2)	0-4 (0.1 to 1.2)	0-4 (0.1 to 1.2)	0-4 (0.1 to 1.2)	0-4 (0.1 to 1.2)	0-4 (0.1 to 1.2)	0-4 (0.1 to 1.2)	84-9
Genital prolapse	0 (0 to 0)	0 (0 to 0)	0 (0 to 0)	0 (0 to 0)	0 (0 to 0)	0 (0 to 0)	0 (0 to 0)	0 (0 to 0)	0 (0 to 0)	0 (0 to 0)	0 (0 to 0)	0 (0 to 0)	0 (0 to 0)	0 (0 to 0)	0 (0 to 0)	0 (0 to 0)	0 (0 to 0)	0 (0 to 0)	0 (0 to 0)	0 (0 to 0)	0 (0 to 0)	0 (0 to 0)	0 (0 to 0)	0 (0 to 0)	12-6
Premenstrual syndrome	0 (0 to 0)	0 (0 to 0)	0 (0 to 0)	0 (0 to 0)	13-3 (6.9 to 24.7)	27 (13.4 to 46.4)	36-5 (19.1 to 62.3)	39-2 (22.3 to 64.2)	39-4 (20.5 to 64.4)	46-2 (24.4 to 75.2)	49-1 (27.5 to 78.7)	46 (22.9 to 67.5)	42-4 (19.9 to 72)	34 (14.9 to 59.2)	25-1 (10.5 to 49.1)	16-3 (6.7 to 32.5)	12 (5.2 to 23.7)	9-3 (3.6 to 18.3)	7-3 (2.7 to 14.7)	2-9 (0.9 to 5.8)	1-3 (0.5 to 2.6)	0-5 (0.2 to 1.1)	0-3 (0.1 to 0.6)	265
Other gynecological diseases	0 (0 to 0)	0 (0 to 0)	0 (0 to 0)	0 (0 to 0)	0 (0 to 0.4)	0-1 (0 to 1.3)	0-3 (0 to 2.2)	0-3 (0 to 2.2)	0-3 (0 to 2.2)	0-3 (0 to 2.2)	0-3 (0 to 2.2)	0-3 (0 to 2.2)	0-3 (0 to 2.2)	0-3 (0 to 2.2)	0-3 (0 to 2.2)	0-3 (0 to 2.2)	0-3 (0 to 2.2)	0-3 (0 to 2.2)	0-3 (0 to 2.2)	0-3 (0 to 2.2)	0-3 (0 to 2.2)	0-3 (0 to 2.2)	0-3 (0 to 2.2)	1,030
Hemoglobinopathies and hemolytic anemias	0-2 (0.1 to 0.4)	0-8 (0.2 to 1.6)	1-3 (0.3 to 3.7)	0-5 (0.1 to 1.6)	2-3 (0.8 to 6.6)	1-4 (0.5 to 2.8)	2-9 (1.2 to 6.7)	1-7 (1.2 to 2.4)	4-2 (1.5 to 9.5)	5-9 (1.4 to 11.7)	4-4 (1.4 to 11.2)	4-4 (1.4 to 11.2)	5-1 (1.2 to 11.1)	4 (1.2 to 9.5)	4-5 (1.5 to 9.4)	3-2 (1.3 to 8.1)	3-2 (1.3 to 8.2)	3-2 (1.3 to 7.3)	3-5 (1.6 to 7.3)	2-7 (1.7 to 5)	2-7 (1.7 to 5)	1-8 (1.1 to 3.1)	0-9 (0.5 to 1.5)	72-7
Thalassemias	0 (0 to 0)	0 (0 to 0)	0-1 (0 to 0.2)	0 (0 to 0)	0 (0 to 0)	0 (0 to 0)	0 (0 to 0)	0 (0 to 0)	0 (0 to 0)	0 (0 to 0)	0 (0 to 0)	0 (0 to 0)	0 (0 to 0)	0 (0 to 0)	0 (0 to 0)	0 (0 to 0)	0 (0 to 0)	0 (0 to 0)	0 (0 to 0)	0 (0 to 0)	0 (0 to 0)	0 (0 to 0)	0 (0 to 0)	0 (0 to 0)	0-3
Thalassemias trait	0-1 (0 to 0.1)	0-2 (0 to 0.6)	0-6 (0.1 to 2.7)	2-9 (0.9 to 6.7)	0-6 (0.2 to 2.1)	0-1 (0.1 to 0.4)	0-4 (0.1 to 1.7)	0-7 (0.1 to 1.4)	1-5 (0.5 to 3.5)	2 (0.5 to 5.4)	2-2 (0.5 to 5.4)	1-1 (0.3 to 3.4)	1-2 (0.3 to 3.4)	0-9 (0.3 to 2.5)	0-7 (0.3 to 2.1)	0-5 (0.2 to 1.6)	0-5 (0.2 to 1.6)	0-3 (0.1 to 1.1)	0-5 (0.2 to 1.4)	0-4 (0.1 to 1.1)	0-4 (0.1 to 1.1)	0-2 (0 to 0.6)	0-1 (0 to 0.3)	18-8
Sickle cell disorders	0-3 (0.2 to 0.4)	0-9 (0.4 to 1.3)	0-7 (0.4 to 1.2)	0-6 (0.3 to 1.1)	0-6 (0.3 to 1.1)	0-7 (0.3 to 1.1)	0-8 (0.4 to 1.1)	0-8 (0.4 to 1.1)	0-7 (0.4 to 0.9)	0-7 (0.3 to 0.9)	0-7 (0.3 to 0.9)	0-7 (0.3 to 0.9)	0-7 (0.4 to 0.9)	0-7 (0.3 to 0.9)	0-6 (0.3 to 0.8)	0-4 (0.2 to 0.6)	0-4 (0.2 to 0.6)	0-3 (0.1 to 0.5)	0-3 (0.1 to 0.5)	0-3 (0.1 to 0.5)	0-3 (0.1 to 0.5)	0-3 (0.1 to 0.5)	0-3 (0.1 to 0.5)	10-3
Sickle cell trait	0-1 (0.1 to 0.2)	0-2 (0.1 to 0.4)	0-7 (0.3 to 1.6)	2-7 (1.5 to 4.9)	0-6 (0.2 to 2.1)	0-1 (0.1 to 0.3)	0-3 (0.1 to 0.9)	0-3 (0.1 to 1.1)	2-3 (0.5 to 5.8)	2-5 (0.5 to 6.8)	2-5 (0.5 to 6.8)	0-8 (0.1 to 2.3)	1-2 (0.3 to 3.9)	0-9 (0.3 to 2.5)	0-9 (0.3 to 2.5)	0-4 (0.1 to 2.2)	0-5 (0.1 to 2.2)	0-5 (0.1 to 2.2)	0-3 (0.1 to 1.4)	0-4 (0.1 to 1.4)	0-4 (0.1 to 1.4)	0-2 (0.1 to 0.8)	0-1 (0.1 to 0.4)	17-7
G6PD deficiency	0 (0 to 0)	0 (0 to 0)	0 (0 to 0)	0 (0 to 0)	0 (0 to 0)	0 (0 to 0)	0 (0 to 0)	0-4 (0 to 1.2)	0 (0 to 0)	0 (0 to 0)	0 (0 to 0)	0 (0 to 0)	0 (0 to 0)	0 (0 to 0)	0 (0 to 0)	0 (0 to 0)	0 (0 to 0)	0 (0 to 0)	0 (0 to 0)	0 (0 to 0)	0 (0 to 0)	0 (0 to 0)	0 (0 to 0)	0 (0 to 0)	1-3
G6PD trait	0 (0 to 0)	0-1 (0 to 0.4)	0-5 (0.1 to 1.7)	1-9 (0.3 to 4.8)	0-3 (0.1 to 0.9)	0-2 (0.1 to 0.6)	0-7 (0.2 to 2.2)	0-3 (0.1 to 1.2)	0-4 (0.1 to 1.9)	0-5 (0.1 to 1.9)	1-2 (0.2 to 3.9)	1-1 (0.2 to 3.5)	1-1 (0.2 to 3.5)	1-3 (0.3 to 4.2)	1-3 (0.3 to 4.2)	1-3 (0.3 to 4.2)	1-9 (0.3 to 4.3)	1-9 (0.3 to 4.3)	2-4 (1.1 to 4.3)	2-1 (1.1 to 3.3)	1-9 (1 to 3.3)	1-3 (0.6 to 2)	0-7 (0.4 to 1.1)	23-9
Endocrine, metabolic, blood, and immune disorders	3-3 (2.1 to 4.9)	2-3 (2.1 to 4.9)	12-9 (8.7 to 18.9)	26-8 (21.6 to 40.3)	26-8 (17.3 to 37.2)	30-6 (20.9 to 44.6)	34-1 (22.5 to 51.4)	43-4 (28.1 to 64.8)	57-7 (35.4 to 89.7)	72-9 (44.3 to 117)	66-3 (41.6 to 107)	122 (74.4 to 183)	164 (97.2 to 270)	220 (130 to 338)	217 (130 to 350)	194 (108 to 295)	172 (108 to 265)	178 (115 to 264)	121 (77.3 to 177)	78-8 (51.2 to 116)	51-3 (36.6 to 81.9)	40-5 (26.6 to 61.9)	19 (13.4 to 26.7)	1,930
Oral disorders	0 (0 to 0) 0	7-5 (4.4 to 11.9) 0	4-4 (1.7 to 9.1) 0	9-1 (5.1 to 15.2) 0	11-3 (6.1 to 19.3) 0	13-9 (7.7 to 22.1) 0	11 (6.2 to 19.2) 0	19-2 (11.3 to 31.2) 0	27 (15.2 to 43.7) 0	35-7 (20.5 to 59.4) 0	46-5 (24 to 79) 0	52-4 (30.7 to 86.4) 0	75-1 (42 to 125) 0	101 (56.6 to 167) 0	120 (70.1 to 194) 0	139 (76.9 to 194) 0	140 (82.9 to 215) 0	168 (105.2 to 260) 0	129 (81.1 to 194) 0	101 (64.5 to 169) 0	48-3 (31.1 to 84.2) 0	20-4 (14.4 to 33.1) 0	15-2 (10.2 to 23.2) 0	1,310
Caries of deciduous teeth	0 (0 to 0) 0	0 (0 to 0) 0	0 (0 to 0) 0	0-2 (0 to 1.4) 0	0-4 (0.2 to 2.3) 0	0 (0 to 0) 0	0 (0 to 0) 0	0 (0 to 0) 0	0 (0 to 0) 0	0 (0 to 0) 0	0 (0 to 0) 0	0 (0 to 0) 0	0 (0 to 0) 0	0 (0 to 0) 0	0 (0 to 0) 0	0 (0 to 0) 0	0 (0 to 0) 0	0 (0 to 0) 0	0 (0 to 0) 0	0 (0 to 0) 0	0 (0 to 0) 0	0 (0 to 0) 0	0 (0 to 0) 0	0 (0 to 0) 0	2-2
Caries of permanent teeth	0 (0 to 0) 0	0 (0 to 0) 0	0 (0 to 0) 0	0 (0 to 0) 0	1-6 (0.9 to 3.4) 0	2-5 (1.1 to 10.5) 0	1-3 (0.6 to 3.2) 0	3-4 (1.6 to 8.1) 0	5-6 (2.5 to 11.9) 0	6-4 (2.7 to 12.6) 0	7-3 (2.9 to 14.2) 0	7-1 (2.9 to 14.2) 0	7-1 (3.9 to 14.5) 0	7-4 (3.1 to 15.6) 0	7-6 (2.7 to 15.2) 0	6-7 (2.9 to 11.5) 0	4-7 (1.9 to 9.5) 0	4-4 (1.9 to 9.4) 0	2-9 (1.2 to 5.9) 0	2-1 (0.9 to 4.6) 0	1-1 (0.4 to 2.3) 0	0-5 (0.2 to 1.1) 0	0-3 (0.1 to 0.4) 0	87-9
Periodontal diseases	0 (0 to 0) 0	0 (0 to 0) 0	0 (0 to 0) 0	0 (0 to 0) 0	0-6 (0.1 to 1.1) 0	0-1 (0.1 to 1.1) 0	0-3 (0.1 to 2.3) 0	0-3 (0.1 to 0.8) 0	0-4 (0.1 to 1.2) 0	0-4 (0.1 to 1.2) 0	0-4 (0.1 to 1.2) 0	0-4 (0.1 to 1.2) 0	0-4 (0.1 to 1.2) 0	0-4 (0.1 to 1.2) 0	0-4 (0.1 to 1.2) 0	0-4 (0.1 to 1.2) 0	0-4 (0.1 to 1.2) 0	0-4 (0.1 to 1.2)

SR Table 2c: Baseline DALYS by cause and age group for both sexes with 95% uncertainty intervals, 2019

Cause	Early Neonatal	Late Neonatal	Post Neonatal	1 to 4	5 to 9	10 to 14	15 to 19	20 to 24	25 to 29	30 to 34	35 to 39	40 to 44	45 to 49	50 to 54	55 to 59	60 to 64	65 to 69	70 to 74	75 to 79	80 to 84	85 to 89	90 to 94	95 plus	Total
All causes	2,829 (2,589 to 3,078)	1,966 (1,760 to 2,184)	2,620 (2,330 to 2,923)	5,264 (4,670 to 5,917)	2,265 (1,972 to 2,580)	1,880 (1,636 to 2,136)	2,265 (1,969 to 2,580)	2,470 (1,909 to 2,973)	2,965 (2,370 to 3,540)	3,470 (2,750 to 4,150)	3,970 (3,060 to 4,880)	4,470 (3,450 to 5,500)	4,970 (3,810 to 6,130)	5,470 (4,170 to 6,770)	5,970 (4,530 to 7,410)	6,470 (4,870 to 8,060)	6,970 (5,170 to 8,770)	7,470 (5,480 to 9,390)	7,970 (5,770 to 10,200)	8,470 (6,040 to 10,900)	8,970 (6,250 to 11,600)	9,470 (6,430 to 12,200)	65,900
Communicable, maternal, neonatal, and nutritional diseases	2,829 (2,589 to 3,078)	1,966 (1,760 to 2,184)	2,620 (2,330 to 2,923)	5,264 (4,670 to 5,917)	2,265 (1,972 to 2,580)	1,880 (1,636 to 2,136)	2,265 (1,969 to 2,580)	2,470 (1,909 to 2,973)	2,965 (2,370 to 3,540)	3,470 (2,750 to 4,150)	3,970 (3,060 to 4,880)	4,470 (3,450 to 5,500)	4,970 (3,810 to 6,130)	5,470 (4,170 to 6,770)	5,970 (4,530 to 7,410)	6,470 (4,870 to 8,060)	6,970 (5,170 to 8,770)	7,470 (5,480 to 9,390)	7,970 (5,770 to 10,200)	8,470 (6,040 to 10,900)	8,970 (6,250 to 11,600)	9,470 (6,430 to 12,200)	3,350
HIV/AIDS and sexually transmitted infections	10.7 (3.1 to 22.8)	3.4 (1.0 to 7.4)	6.3 (2.0 to 13.7)	1 (0.3 to 1.2)	0.5 (0.4 to 0.6)	0.5 (0.4 to 0.6)	0.7 (0.5 to 1)	2.4 (1.6 to 3.4)	3.4 (2.4 to 4.7)	9.1 (6.7 to 12.4)	10.5 (7.7 to 14.3)	11.4 (8.4 to 15.6)	10.4 (7.6 to 14.2)	9.6 (6.9 to 13.1)	8.5 (6.0 to 11.6)	6.4 (4.5 to 8.7)	3.5 (2.5 to 4.7)	2.3 (1.6 to 3)	1.7 (1.1 to 2.7)	1 (0.6 to 1.6)	0.5 (0.3 to 0.9)	0.2 (0.2 to 0.3)	98.2
HIV/AIDS	0 (0 to 0)	0 (0 to 0)	1.2 (1.0 to 1.3)	0.8 (0.7 to 0.9)	0.4 (0.4 to 0.5)	0.4 (0.3 to 0.4)	0.5 (0.3 to 0.6)	2.1 (1.5 to 2.9)	2.7 (2.1 to 3.5)	5.5 (4.3 to 7.1)	7.2 (5.4 to 9.4)	7.6 (5.6 to 9.9)	6.8 (5.0 to 9.1)	6.1 (4.1 to 8.6)	5.1 (3.5 to 7.2)	3.3 (2.0 to 5.1)	2.1 (1.0 to 3.9)	1.4 (0.6 to 3.1)	1 (0.3 to 2.7)	0.5 (0.1 to 1.6)	0.2 (0.0 to 0.9)	0 (0.0 to 0.2)	52.8
HIV/AIDS - Drug-susceptible Tuberculosis	0 (0 to 0)	0 (0 to 0)	0.2 (0.1 to 0.3)	0.1 (0.1 to 0.2)	0.1 (0 to 0.1)	0 (0 to 0.1)	0.1 (0.1 to 0.2)	0.2 (0.1 to 0.4)	0.5 (0.3 to 0.8)	0.5 (0.3 to 0.8)	0.6 (0.4 to 0.9)	0.7 (0.4 to 1)	0.7 (0.4 to 1.1)	0.5 (0.3 to 0.8)	0.5 (0.2 to 0.8)	0.3 (0.2 to 0.4)	0.2 (0.1 to 0.3)	0.2 (0.1 to 0.3)	0.1 (0 to 0.1)	0.1 (0 to 0.1)	0 (0 to 0)	0 (0 to 0)	4.9
HIV/AIDS - Multidrug-resistant Tuberculosis without extensive drug resistance	0 (0 to 0)	0 (0 to 0)	0 (0 to 0)	0 (0 to 0)	0 (0 to 0)	0 (0 to 0)	0 (0 to 0)	0 (0 to 0)	0 (0 to 0)	0 (0 to 0)	0 (0 to 0)	0 (0 to 0)	0 (0 to 0)	0 (0 to 0)	0 (0 to 0)	0 (0 to 0)	0 (0 to 0)	0 (0 to 0)	0 (0 to 0)	0 (0 to 0)	0 (0 to 0)	0 (0 to 0)	0 (0 to 0)	0.1
HIV/AIDS - Extensively drug-resistant Tuberculosis	0 (0 to 0)	0 (0 to 0)	0 (0 to 0)	0 (0 to 0)	0 (0 to 0)	0 (0 to 0)	0 (0 to 0)	0 (0 to 0)	0 (0 to 0)	0 (0 to 0)	0 (0 to 0)	0 (0 to 0)	0 (0 to 0)	0 (0 to 0)	0 (0 to 0)	0 (0 to 0)	0 (0 to 0)	0 (0 to 0)	0 (0 to 0)	0 (0 to 0)	0 (0 to 0)	0 (0 to 0)	0 (0 to 0)	0
HIV/AIDS resulting in other diseases	0 (0 to 0)	0 (0 to 0)	1 (0.6 to 1.2)	0.7 (0.4 to 0.9)	0.4 (0.3 to 0.4)	0.3 (0.3 to 0.4)	0.3 (0.2 to 0.4)	1.1 (0.8 to 1.4)	2.5 (1.8 to 3.3)	4.9 (3.6 to 6.4)	5.8 (4.3 to 7.6)	6.5 (4.8 to 8.7)	5.8 (4.2 to 8.1)	5.2 (3.6 to 7.4)	4.2 (2.9 to 6.1)	2.6 (1.6 to 3.9)	1.5 (0.9 to 2.4)	1 (0.5 to 1.7)	0.5 (0.2 to 1.1)	0.2 (0.1 to 0.6)	0 (0 to 0.1)	0 (0 to 0.1)	47.7
Sexually transmitted infections excluding HIV	10.7 (3.1 to 22.8)	3.4 (1.0 to 7.4)	5.2 (1.4 to 12.5)	0.2 (0.0 to 0.4)	0.1 (0.0 to 0.2)	0.1 (0.1 to 0.2)	0.3 (0.2 to 0.5)	0.3 (0.1 to 0.7)	0.7 (0.3 to 1.4)	3.7 (1.5 to 6.2)	4.1 (1.7 to 6.9)	4.2 (1.7 to 7.1)	3.8 (1.5 to 6.5)	3.5 (1.4 to 6.1)	3.4 (1.4 to 6.1)	3.2 (1.3 to 5.9)	2.1 (0.8 to 4.1)	1.3 (0.5 to 2.7)	0.7 (0.3 to 1.6)	0.5 (0.2 to 1.1)	0.2 (0.1 to 0.5)	0.1 (0.0 to 0.2)	45.4
Syphilis	0 (0 to 0)	0 (0 to 0)	0 (0 to 0)	0 (0 to 0)	0 (0 to 0)	0 (0 to 0)	0 (0 to 0)	0 (0 to 0)	0 (0 to 0)	0 (0 to 0)	0 (0 to 0)	0 (0 to 0)	0 (0 to 0)	0 (0 to 0)	0 (0 to 0)	0 (0 to 0)	0 (0 to 0)	0 (0 to 0)	0 (0 to 0)	0 (0 to 0)	0 (0 to 0)	0 (0 to 0)	0 (0 to 0)	20.2
Chlamydial infection	0 (0 to 0)	0 (0 to 0)	0 (0 to 0)	0 (0 to 0)	0 (0 to 0)	0 (0 to 0)	0 (0 to 0)	0 (0 to 0)	0 (0 to 0)	0 (0 to 0)	0 (0 to 0)	0 (0 to 0)	0 (0 to 0)	0 (0 to 0)	0 (0 to 0)	0 (0 to 0)	0 (0 to 0)	0 (0 to 0)	0 (0 to 0)	0 (0 to 0)	0 (0 to 0)	0 (0 to 0)	0 (0 to 0)	0
Gonococcal infection	0 (0 to 0)	0 (0 to 0)	0 (0 to 0)	0 (0 to 0)	0 (0 to 0)	0 (0 to 0)	0 (0 to 0)	0 (0 to 0)	0 (0 to 0)	0 (0 to 0)	0 (0 to 0)	0 (0 to 0)	0 (0 to 0)	0 (0 to 0)	0 (0 to 0)	0 (0 to 0)	0 (0 to 0)	0 (0 to 0)	0 (0 to 0)	0 (0 to 0)	0 (0 to 0)	0 (0 to 0)	0 (0 to 0)	0
Trichomoniasis	0 (0 to 0)	0 (0 to 0)	0 (0 to 0)	0 (0 to 0)	0 (0 to 0)	0 (0 to 0)	0 (0 to 0)	0 (0 to 0)	0 (0 to 0)	0 (0 to 0)	0 (0 to 0)	0 (0 to 0)	0 (0 to 0)	0 (0 to 0)	0 (0 to 0)	0 (0 to 0)	0 (0 to 0)	0 (0 to 0)	0 (0 to 0)	0 (0 to 0)	0 (0 to 0)	0 (0 to 0)	0 (0 to 0)	0
Genital herpes	0 (0 to 0)	0 (0 to 0)	0 (0 to 0)	0 (0 to 0)	0 (0 to 0)	0 (0 to 0)	0 (0 to 0)	0 (0 to 0)	0 (0 to 0)	0 (0 to 0)	0 (0 to 0)	0 (0 to 0)	0 (0 to 0)	0 (0 to 0)	0 (0 to 0)	0 (0 to 0)	0 (0 to 0)	0 (0 to 0)	0 (0 to 0)	0 (0 to 0)	0 (0 to 0)	0 (0 to 0)	0 (0 to 0)	0
Other sexually transmitted infections	10.7 (3.1 to 22.8)	3.4 (1.0 to 7.4)	5.2 (1.4 to 12.5)	0.2 (0.0 to 0.4)	0.1 (0.0 to 0.2)	0.1 (0.1 to 0.2)	0.3 (0.2 to 0.5)	0.3 (0.1 to 0.7)	0.7 (0.3 to 1.4)	3.7 (1.5 to 6.2)	4.1 (1.7 to 6.9)	4.2 (1.7 to 7.1)	3.8 (1.5 to 6.5)	3.5 (1.4 to 6.1)	3.4 (1.4 to 6.1)	3.2 (1.3 to 5.9)	2.1 (0.8 to 4.1)	1.3 (0.5 to 2.7)	0.7 (0.3 to 1.6)	0.5 (0.2 to 1.1)	0.2 (0.1 to 0.5)	0.1 (0.0 to 0.2)	45.4
Respiratory infections and tuberculosis	2,814 (2,574 to 3,064)	1,951 (1,746 to 2,170)	1,954 (1,739 to 2,190)	1,159 (1,039 to 1,290)	396 (356 to 440)	284 (254 to 316)	284 (254 to 316)	284 (254 to 316)	284 (254 to 316)	284 (254 to 316)	284 (254 to 316)	284 (254 to 316)	284 (254 to 316)	284 (254 to 316)	284 (254 to 316)	284 (254 to 316)	284 (254 to 316)	284 (254 to 316)	284 (254 to 316)	284 (254 to 316)	284 (254 to 316)	284 (254 to 316)	284 (254 to 316)	1,740
Tuberculosis	0 (0 to 0)	0 (0 to 0)	0.1 (0 to 0.2)	0.2 (0 to 0.2)	0.1 (0 to 0.1)	0.1 (0 to 0.2)	0.2 (0.2 to 0.4)	0.7 (0.4 to 0.9)	1.1 (0.6 to 1.4)	1.1 (0.7 to 1.4)	1.1 (0.6 to 1.4)	1.1 (0.6 to 1.4)	1.1 (0.6 to 1.4)	1.1 (0.6 to 1.4)	1.1 (0.6 to 1.4)	1.1 (0.6 to 1.4)	1.1 (0.6 to 1.4)	1.1 (0.6 to 1.4)	1.1 (0.6 to 1.4)	1.1 (0.6 to 1.4)	1.1 (0.6 to 1.4)	1.1 (0.6 to 1.4)	27.4
Latent tuberculosis infection	0 (0 to 0)	0 (0 to 0)	0 (0 to 0)	0 (0 to 0)	0 (0 to 0)	0 (0 to 0)	0 (0 to 0)	0 (0 to 0)	0 (0 to 0)	0 (0 to 0)	0 (0 to 0)	0 (0 to 0)	0 (0 to 0)	0 (0 to 0)	0 (0 to 0)	0 (0 to 0)	0 (0 to 0)	0 (0 to 0)	0 (0 to 0)	0 (0 to 0)	0 (0 to 0)	0 (0 to 0)	0 (0 to 0)	0
Drug-susceptible tuberculosis	0 (0 to 0)	0 (0 to 0)	0.1 (0 to 0.2)	0.2 (0 to 0.2)	0.1 (0 to 0.1)	0.1 (0 to 0.2)	0.2 (0.2 to 0.4)	0.7 (0.4 to 0.9)	1.1 (0.6 to 1.4)	1 (0.7 to 1.4)	1 (0.6 to 1.4)	1 (0.6 to 1.4)	1 (0.6 to 1.4)	1 (0.6 to 1.4)	1 (0.6 to 1.4)	1 (0.6 to 1.4)	1 (0.6 to 1.4)	1 (0.6 to 1.4)	1 (0.6 to 1.4)	1 (0.6 to 1.4)	1 (0.6 to 1.4)	1 (0.6 to 1.4)	26.7
Multidrug-resistant tuberculosis without extensive drug resistance	0 (0 to 0)	0 (0 to 0)	0 (0 to 0)	0 (0 to 0)	0 (0 to 0)	0 (0 to 0)	0 (0 to 0)	0 (0 to 0)	0 (0 to 0)	0 (0 to 0)	0 (0 to 0)	0 (0 to 0)	0 (0 to 0)	0 (0 to 0)	0 (0 to 0)	0 (0 to 0)	0 (0 to 0)	0 (0 to 0)	0 (0 to 0)	0 (0 to 0)	0 (0 to 0)	0 (0 to 0)	0 (0 to 0)	0.5
Extensively drug-resistant tuberculosis	0 (0 to 0)	0 (0 to 0)	0 (0 to 0)	0 (0 to 0)	0 (0 to 0)	0 (0 to 0)	0 (0 to 0)	0 (0 to 0)	0 (0 to 0)	0 (0 to 0)	0 (0 to 0)	0 (0 to 0)	0 (0 to 0)	0 (0 to 0)	0 (0 to 0)	0 (0 to 0)	0 (0 to 0)	0 (0 to 0)	0 (0 to 0)	0 (0 to 0)	0 (0 to 0)	0 (0 to 0)	0 (0 to 0)	0.1
Lower respiratory infections	2.5 (1.8 to 3.4)	2.5 (1.7 to 3.3)	1,948 (1,733 to 2,175)	1,159 (1,039 to 1,290)	396 (356 to 440)	284 (254 to 316)	284 (254 to 316)	284 (254 to 316)	284 (254 to 316)	284 (254 to 316)	284 (254 to 316)	284 (254 to 316)	284 (254 to 316)	284 (254 to 316)	284 (254 to 316)	284 (254 to 316)	284 (254 to 316)	284 (254 to 316)	284 (254 to 316)	284 (254 to 316)	284 (254 to 316)	284 (254 to 316)	284 (254 to 316)	1,440
Upper respiratory infections	0 (0 to 0)	0 (0 to 0)	3 (1.1 to 7.4)	2.7 (0.7 to 7.6)	0.6 (0.2 to 1.6)	0.6 (0.2 to 1.6)	0.6 (0.2 to 1.6)	0.6 (0.2 to 1.6)	0.6 (0.2 to 1.6)	0.6 (0.2 to 1.6)	0.6 (0.2 to 1.6)	0.6 (0.2 to 1.6)	0.6 (0.2 to 1.6)	0.6 (0.2 to 1.6)	0.6 (0.2 to 1.6)	0.6 (0.2 to 1.6)	0.6 (0.2 to 1.6)	0.6 (0.2 to 1.6)	0.6 (0.2 to 1.6)	0.6 (0.2 to 1.6)	0.6 (0.2 to 1.6)	0.6 (0.2 to 1.6)	229
Otitis media	0 (0 to 0)	0 (0 to 0)	1.2 (0.4 to 3.2)	1.2 (0.3 to 10.7)	0.4 (0.1 to 3.9)	0.4 (0.1 to 3.9)	0.4 (0.1 to 3.9)	0.4 (0.1 to 3.9)	0.4 (0.1 to 3.9)	0.4 (0.1 to 3.9)	0.4 (0.1 to 3.9)	0.4 (0.1 to 3.9)	0.4 (0.1 to 3.9)	0.4 (0.1 to 3.9)	0.4 (0.1 to 3.9)	0.4 (0.1 to 3.9)	0.4 (0.1 to 3.9)	0.4 (0.1 to 3.9)	0.4 (0.1 to 3.9)	0.4 (0.1 to 3.9)	0.4 (0.1 to 3.9)	0.4 (0.1 to 3.9)	50
Enteric infections	0.3 (0.2 to 0.4)	1.2 (0.9 to 1.7)	14.4 (9.4 to 21)	22.2 (13.3 to 35.4)	11.2 (6.9 to 18.7)	7.3 (4.1 to 11.9)	5.4 (3.5 to 8.2)	5.1 (3.3 to 7.9)	4.9 (3.1 to 7.7)	4.9 (3.0 to 7.4)	4.4 (2.6 to 6.6)	4.2 (2.5 to 6.6)	4.2 (2.5 to 6.6)	4.2 (2.5 to 6.6)	4.2 (2.5 to 6.6)	4.2 (2.5 to 6.6)	4.2 (2.5 to 6.6)	4.2 (2.5 to 6.6)	4.2 (2.5 to 6.6)	4.2 (2.5 to 6.6)	4.2 (2.5 to 6.6)	4.2 (2.5 to 6.6)	187
Diarrheal diseases	0.3 (0.2 to 0.4)	1.2 (0.9 to 1.7)	14.4 (9.4 to 20.9)	22.2 (13.3 to 35.4)	11.2 (6.9 to 18.7)	7.3 (4.1 to 11.9)	5.4 (3.5 to 8.2)	5.1 (3.3 to 7.9)	4.9 (3.1 to 7.7)	4.9 (3.0 to 7.4)	4.4 (2.6 to 6.6)	4.2 (2.5 to 6.6)	4.2 (2.5 to 6.6)	4.2 (2.5 to 6.6)	4.2 (2.5 to 6.6)	4.2 (2.5 to 6.6)	4.2 (2.5 to 6.6)	4.2 (2.5 to 6.6)	4.2 (2.5 to 6.6)	4.2 (2.5 to 6.6)	4.2 (2.5 to 6.6)	4.2 (2.5 to 6.6)	186
Typhoid and paraphoid	0 (0 to 0)	0 (0 to 0)	0 (0 to 0)	0 (0 to 0)	0 (0 to 0)	0 (0 to 0)	0 (0 to 0)	0 (0 to 0)	0 (0 to 0)	0 (0 to 0)	0 (0 to 0)	0 (0 to 0)	0 (0 to 0)	0 (0 to 0)	0 (0 to 0)	0 (0 to 0)	0 (0 to 0)	0 (0 to 0)	0 (0 to 0)	0 (0 to 0)	0 (0 to 0)	0 (0 to 0)	0 (0 to 0)	0
Typhoid fever	0 (0 to 0)	0 (0 to 0)	0 (0 to 0)	0 (0 to 0)	0 (0 to 0)	0 (0 to 0)	0 (0 to 0)	0 (0 to 0)	0 (0 to 0)	0 (0 to 0)	0 (0 to 0)	0 (0 to 0)	0 (0 to 0)	0 (0 to 0)	0 (0 to 0)	0 (0 to 0)	0 (0 to 0)	0 (0 to 0)	0 (0 to 0)	0 (0 to 0)	0 (0 to 0)	0 (0 to 0)	0 (0 to 0)	0
Paratyphoid fever	0 (0 to 0)	0 (0 to 0)	0 (0 to 0)	0 (0 to 0)	0 (0 to 0)	0 (0 to 0)	0 (0 to 0)	0 (0 to 0)	0 (0 to 0)	0 (0 to 0)	0 (0 to 0)	0 (0 to 0)	0 (0 to 0)	0 (0 to 0)	0 (0 to 0)	0 (0 to 0)	0 (0 to 0)	0 (0 to 0)	0 (0 to 0)	0 (0 to 0)	0 (0 to 0)	0 (0 to 0)	0 (0 to 0)	0
Invasive Non-typhoidal Salmonella (iNTS)	0 (0 to 0)	0 (0 to 0)	0 (0 to 0)	0 (0 to 0)	0 (0 to 0)	0 (0 to 0)	0 (0 to 0)	0 (0 to 0)	0 (0 to 0)	0 (0 to 0)	0 (0 to 0)	0 (0 to 0)	0 (0 to 0)	0 (0 to 0)	0 (0 to 0)	0 (0 to 0)	0 (0 to 0)	0 (0 to 0)	0 (0 to 0)	0 (0 to 0)	0 (0 to 0)	0 (0 to 0)	0 (0 to 0)	0.5
Other intestinal infectious diseases	0 (0 to 0)	0 (0 to 0)	0.1 (0 to 0.2)	0 (0 to 0)	0 (0 to 0)	0 (0 to 0)	0 (0 to 0)	0 (0 to 0)	0 (0 to 0)	0 (0 to 0)	0 (0 to 0)	0 (0 to 0)	0 (0 to 0)	0 (0 to 0)	0 (0 to 0)	0 (0 to 0)	0 (0 to 0)	0 (0 to 0)	0 (0 to 0)	0 (0 to 0)	0 (0 to 0)	0 (0 to 0)	0 (0 to 0)	0.4
Neglected tropical diseases and malaria	0 (0 to 0)	0.4 (0.1 to 1)	1.4 (0.3 to 3.8)	4.3 (0.9 to 11)	0.9 (0.2 to 2.5)	0.4 (0.1 to 1.1)	0.5 (0.1 to 1.4)	0.2 (0 to 0.7)	0.2 (0 to 0.6)	0.3 (0.1 to 0.8)	0.4 (0.1 to 1.1)	0.6 (0.2 to 1.6)	0.8 (0.2 to 1.9)	0.7 (0.2 to 1.8)	0.7 (0.2 to 1.8)	0.2 (0 to 0.5)	0.2 (0 to 0.6)	0.1 (0 to 0.4)	0.1 (0 to 0.3)	0.1 (0 to 0.3)	0 (0 to 0.1)	0 (0 to 0.1)	11.9
Malaria	0 (0 to 0)	0 (0 to 0)	0 (0 to 0)	0 (0 to 0)	0 (0 to 0)	0 (0 to 0)	0 (0 to 0)	0 (0 to 0)	0 (0 to 0)	0 (0 to 0)	0 (0 to 0)	0 (0 to 0)	0 (0 to 0)	0 (0 to 0)	0 (0 to 0)	0 (0 to 0)	0 (0 to 0)	0 (0 to 0)	0 (0 to 0)	0 (0 to 0)	0 (0 to 0)	0 (0 to 0)	0 (0 to 0)	0
Chagas disease	0 (0 to 0)	0 (0 to 0)	0 (0 to 0)	0 (0 to 0)	0 (0 to 0)	0 (0 to 0)	0 (0 to 0)	0 (0 to 0)	0 (0 to 0)	0 (0 to 0)	0 (0 to 0)	0 (0 to 0)	0 (0 to 0)	0 (0 to 0)	0 (0 to 0)	0 (0 to 0)	0 (0 to 0)	0 (0 to 0)	0 (0 to 0)	0 (0 to 0)	0 (0 to 0)	0 (0 to 0)	0 (0 to 0)	0
Leishmaniasis	0 (0 to 0)	0 (0 to 0)	0 (0 to 0)	0 (0 to 0)	0 (0 to 0)	0 (0 to 0)	0 (0 to 0)	0 (0 to 0)	0 (0 to 0)	0 (0 to 0)	0 (0 to 0)	0 (0 to 0)	0 (0 to 0)	0 (0 to 0)	0 (0 to 0)	0 (0 to 0)	0 (0 to 0)	0 (0 to 0)	0 (0 to 0)	0 (0 to 0)	0 (0 to 0)	0 (0 to 0)	0 (0 to 0)	0
Visceral leishmaniasis	0 (0 to 0)	0 (0 to 0)	0 (0 to 0)	0 (0 to 0)	0 (0 to 0)	0 (0 to 0)	0 (0 to 0)	0 (0 to 0)	0 (0 to 0)	0 (0 to 0)	0 (0 to 0)	0 (0 to 0)	0 (0 to 0)	0 (0 to 0)	0 (0 to 0)	0 (0 to 0)	0 (0 to 0)	0 (0 to 0)	0 (0 to 0)	0 (0 to 0)	0 (0 to 0)	0 (0 to 0)	0 (0 to 0)	0
Cutaneous and mucocutaneous leishmaniasis	0 (0 to 0)	0 (0 to 0)	0 (0 to 0)	0 (0 to 0)	0 (0 to 0)	0 (0 to 0)	0 (0 to 0)	0 (0 to 0)	0 (0 to 0)	0 (0 to 0)	0 (0 to 0)	0 (0 to 0)	0 (0 to 0)	0 (0 to 0)	0 (0 to 0)	0 (0 to 0)	0 (0 to 0)	0 (0 to 0)	0 (0 to 0)	0 (0 to 0)	0 (0 to 0)	0 (0 to 0)	0 (0 to 0)	0
African trypanosomiasis	0 (0 to 0)	0 (0 to 0)	0 (0 to 0)	0 (0 to 0)	0 (0 to 0)	0 (0 to 0)	0 (0 to 0)	0 (0 to 0)	0 (0 to 0)	0 (0 to 0)	0 (0 to 0)	0 (0 to 0)	0 (0 to 0)	0 (0 to 0)	0 (0 to 0)	0 (0 to 0)	0 (0 to 0)	0 (0 to 0)	0 (0 to 0)	0 (0 to 0)	0 (0 to 0)	0 (0 to 0)	0 (0 to 0)	0
Schistosomiasis	0 (0 to 0)	0 (0 to 0)	0 (0 to 0)	0 (0 to 0)	0 (0 to 0)	0 (0 to 0)	0 (0 to 0)	0 (0 to 0)	0 (0 to 0)	0 (0 to 0)	0 (0 to 0)	0 (0 to 0)	0 (0 to 0)	0 (0 to 0)	0 (0 to 0)	0 (0 to 0)	0 (0 to 0)	0 (0 to 0)	0 (0 to 0)	0 (0 to 0)	0 (0 to 0)	0 (0 to 0)	0 (0 to 0)	0
Cysticercosis	0 (0 to 0)	0 (0 to 0)	0 (0 to 0)	0 (0 to 0)	0 (0 to 0)	0 (0 to 0)	0 (0 to 0)	0 (0 to 0)	0 (0 to 0)	0 (0 to 0)	0 (0 to 0)	0 (0 to 0)	0 (0 to 0)	0 (0 to 0)	0 (0 to 0)	0 (0 to 0)	0 (0 to 0)	0 (0 to 0)	0 (0 to 0)	0 (0 to 0)	0 (0 to 0)	0 (0 to 0)	0 (0 to 0)	0
Cystic echinococcosis	0 (0 to 0)	0 (0 to 0)	0 (0 to 0)	0 (0 to 0)	0 (0 to 0)	0 (0 to 0)	0 (0 to 0)	0 (0 to 0)	0 (0 to 0)	0 (0 to 0)	0 (0 to 0)	0 (0 to 0)	0 (0 to 0)	0 (0 to 0)	0 (0 to 0)	0 (0 to 0)	0 (0 to 0)	0 (0 to 0)	0 (0 to 0)	0 (0 to 0)	0 (0 to 0)	0 (0 to 0)	0 (0 to 0)	0.1
Lymphatic filariasis	0 (0 to 0)	0 (0 to 0)	0 (0 to 0)	0 (0 to 0)	0 (0 to 0)	0 (0 to 0)	0 (0 to 0)	0 (0 to 0)	0 (0 to 0)	0 (0 to 0)	0 (0 to 0)	0 (0 to 0)	0 (0 to 0)	0 (0 to 0)	0 (0 to 0)	0 (0 to 0)	0 (0 to 0)	0 (0 to 0)	0 (0 to 0)	0 (0 to 0)	0 (0 to 0)	0 (0 to 0)	0 (0 to 0)	0
Onchocerciasis	0 (0 to 0)	0 (0 to 0)	0 (0 to 0)	0 (0 to 0)	0 (0 to 0)	0 (0 to 0)	0 (0 to 0)	0 (0 to 0)	0 (0 to 0)	0 (0 to 0)	0 (0 to 0)	0 (0 to 0)	0 (0 to 0)	0 (0 to 0)	0 (0 to 0)	0 (0 to 0)	0 (0 to 0)	0 (0 to 0)	0 (0 to 0)	0 (0 to 0)	0 (0 to 0)	0 (0 to 0)	0 (0 to 0)	0
Trachoma	0 (0 to 0)	0 (0 to 0)	0 (0 to 0)	0 (0 to 0)	0 (0 to 0)	0 (0 to 0)	0 (0 to 0)	0 (0 to 0)	0 (0 to 0)	0 (0 to 0)	0 (0 to 0)	0 (0 to 0)	0 (0 to 0)	0 (0 to 0)	0 (0 to 0)	0 (0 to 0)	0 (0 to 0)	0 (0 to 0)	0 (0 to 0)	0 (0 to 0)	0 (0 to 0)	0 (0 to 0)	0 (0 to 0)	0
Dengue	0 (0 to 0)	0 (0 to 0)	0 (0 to 0)	0 (0 to 0)	0 (0 to 0)	0 (0 to 0)	0 (0 to 0)	0 (0 to 0)	0 (0 to 0)	0 (0 to 0)	0 (0 to 0)	0 (0 to 0)	0 (0 to 0)	0 (0 to 0)	0 (0 to 0)	0 (0 to 0)	0 (0 to 0)	0 (0 to 0)	0 (0 to 0)	0 (0 to 0)	0 (0 to 0)	0 (0 to 0)	0 (0 to 0)	0
Yellow fever	0 (0 to 0)	0 (0 to 0)	0 (0 to 0)	0 (0 to 0)	0 (0 to 0)	0 (0 to 0)	0 (0 to 0)	0 (0 to 0)	0 (0 to 0)	0 (0 to 0)	0 (0 to 0)	0 (0 to 0)	0 (0 to 0)	0 (0 to 0)	0 (0 to 0)	0 (0 to 0)	0 (0 to 0)	0 (0 to 0)	0 (0 to 0)	0 (0 to 0)	0 (0 to 0)	0 (0 to 0)	0 (0 to 0)	0
Rabies	0 (0 to 0)	0 (0 to 0)	0 (0 to 0.2)	0.1 (0.1 to 0.4)	0.2 (0 to 0.7)	0.1 (0 to 0.2)	0.1 (0 to 0.1)	0 (0 to 0.2)	0 (0 to 0.1)	0 (0 to 0.1)	0 (0 to 0.1)	0 (0 to 0.1)	0 (0 to 0.1)	0 (0 to 0.1)	0 (0 to 0.1)	0 (0 to 0.1)	0 (0 to 0.2)	0 (0 to 0.1)	0 (0 to 0.1)	0 (0 to 0.1)	0 (0 to 0.1)	0 (0 to 0.1)	0 (0 to 0.1)	1.1
Intestinal nematode infections	0 (0 to 0)	0 (0 to 0)	0 (0 to 0)	0 (0 to 0)	0 (0 to 0)	0 (0 to 0)	0 (0 to 0)	0 (0 to 0)	0 (0 to 0)	0 (0 to 0)	0 (0 to 0)	0 (0 to 0)	0 (0 to 0)	0 (0 to 0)	0 (0 to 0)	0 (0 to 0)	0 (0 to 0)	0 (0 to 0)	0 (0 to 0)	0 (0 to 0)	0 (0 to 0)	0 (0 to 0)	0 (0 to 0)	0
Ascariasis	0 (0 to 0)	0 (0 to 0)	0 (0 to 0)	0 (0 to 0)	0 (0 to 0)	0 (0 to 0)	0 (0 to 0)	0 (0 to 0)	0 (0 to 0)	0 (0 to 0)	0 (0 to 0)	0 (0 to 0)	0 (0 to 0)	0 (0 to 0)	0 (0 to 0)	0 (0 to 0)	0 (0 to 0)	0 (0 to 0)	0 (0 to 0)	0 (0 to 0)	0 (0 to 0)	0 (0 to 0)	0 (0 to 0)	0
Trichuriasis	0 (0 to 0)	0 (0 to 0)	0 (0 to 0)	0 (0 to 0)	0 (0 to 0)	0 (0 to 0)	0 (0 to 0)	0 (0 to 0)	0 (0 to 0)	0 (0 to 0)	0 (0 to 0)	0 (0 to 0)	0 (0 to 0)	0 (0 to 0)	0 (0 to 0)	0 (0 to 0)	0 (0 to 0)	0 (0 to 0)	0 (0 to 0)	0 (0 to 0)	0 (0 to 0)	0 (0 to 0)	0 (0 to 0)	0
Hookworm disease	0 (0 to 0)	0 (0 to 0)	0 (0 to 0)	0 (0 to 0)	0 (0 to 0)	0 (0 to 0)	0 (0 to 0)	0 (0 to 0)	0 (0 to 0)	0 (0 to 0)	0 (0 to 0)	0 (0 to 0)	0 (0 to 0)	0 (0 to 0)	0 (0 to 0)	0 (0 to 0)	0 (0 to 0)	0 (0 to 0)	0 (0 to 0)	0 (0 to 0)	0 (0 to 0)	0 (0 to 0)	0 (0 to 0)	0
Food-borne trematodiases	0 (0 to 0)	0 (0 to 0)	0 (0 to 0)	0 (0 to 0)	0 (0 to 0)	0 (0 to 0)	0 (0 to 0)	0 (0 to 0)	0 (0 to 0)	0 (0 to 0)	0

Chronic myeloid leukemia	0 (0 to 0)	0 (0 to 0)	0 (0 to 0)	0 (0 to 0)	0 (0 to 1)	0 (0 to 0)	0 (0 to 0)	0 (0 to 0)	0 (0 to 0)	0 (0 to 0)	0 (0 to 0)	0 (0 to 0)	0 (0 to 0)	0 (0 to 0)	0 (0 to 0)	0 (0 to 0)	0 (0 to 0)	0 (0 to 0)	0 (0 to 0)	0 (0 to 0)	0 (0 to 0)	0 (0 to 0)	0 (0 to 0)	0 (0 to 0)	0 (0 to 0)	0 (0 to 0)	0 (0 to 0)	0 (0 to 0)	0 (0 to 0)	15-9
Other leukemia	0 (0 to 1)	0 (0 to 1)	0 (0 to 0.4)	0.2 (0 to 1)	0.4 (0.3 to 0.7)	0.7 (0.3 to 0.9)	0.7 (0.4 to 0.9)	0.9 (0.6 to 1)	0.9 (0.6 to 1)	0.9 (0.6 to 1)	0.9 (0.6 to 1)	0.9 (0.5 to 1)	0.9 (0.7 to 1.4)	1 (1.2 to 2.3)	1.7 (1.4 to 3.3)	2.3 (1.9 to 4)	2.7 (2.3 to 4.8)	2.7 (2.4 to 5.3)	2.7 (2.4 to 5.3)	2.8 (2.5 to 5.7)	2.8 (2.5 to 5.7)	2.8 (2.5 to 5.7)	2.8 (2.5 to 5.7)	2.8 (2.5 to 5.7)	2.8 (2.5 to 5.7)	2.8 (2.5 to 5.7)	2.8 (2.5 to 5.7)	2.8 (2.5 to 5.7)	43-6
Other malignant neoplasms	0.4 (0.3 to 0.6)	0.3 (0.2 to 0.4)	1.7 (1 to 2.6)	11.7 (9.7 to 14.6)	8.3 (5.9 to 10.4)	8.9 (6.4 to 10.7)	13.6 (9.9 to 17.1)	11.1 (8.6 to 13.6)	11.1 (8.6 to 13.6)	10.2 (8.1 to 12.4)	11.4 (9.1 to 14)	12.7 (9.7 to 15.6)	20.7 (16.9 to 24.6)	29.7 (23.2 to 37)	29.7 (23.2 to 37)	34.4 (28.1 to 41.9)	36.4 (29.9 to 44.5)	36.4 (29.9 to 44.5)	40.6 (34.9 to 52.4)	37 (29.6 to 44.9)	38.1 (30.1 to 46.2)	38.3 (30.2 to 46.5)	38.3 (30.2 to 46.5)	38.3 (30.2 to 46.5)	38.3 (30.2 to 46.5)	38.3 (30.2 to 46.5)	38.3 (30.2 to 46.5)	38.3 (30.2 to 46.5)	489
Other neoplasms	0 (0 to 0)	0 (0 to 0)	0 (0 to 0)	0 (0 to 0)	0 (0 to 0)	0 (0 to 0)	0 (0 to 0)	0 (0 to 0)	0 (0 to 0)	0 (0 to 0)	0 (0 to 0)	0 (0 to 0)	0 (0 to 0)	0 (0 to 0)	0 (0 to 0)	0 (0 to 0)	0 (0 to 0)	0 (0 to 0)	0 (0 to 0)

Osteoarthritis other	0 (0 to 0)	0 (0 to 0)	0 (0 to 0)	0 (0 to 0)	0 (0 to 0)	0 (0 to 0)	0 (0 to 0)	0 (0 to 0)	0 (0 to 0)	0 (0 to 0)	0 (0 to 0)	0 (0 to 0)	0 (0 to 0)	0 (0 to 1.5)	0 (0 to 1.5)	0 (0 to 1.5)	0 (0 to 1.5)	0 (0 to 1.5)	0 (0 to 1.5)	0 (0 to 1.5)	0 (0 to 1.5)	0 (0 to 1.5)	0 (0 to 1.5)	0 (0 to 1.5)	0 (0 to 1.5)	0 (0 to 1.5)	0 (0 to 1.5)	0 (0 to 1.5)	0 (0 to 1.5)	0 (0 to 1.5)	100
Low back pain	0 (0 to 0)	0 (0 to 0)	0 (0 to 0)	0 (0 to 0)	10.6 (5.3 to 19.8)	10.6 (21.5 to 84.1)	53 (32.8 to 152)	90.6 (32 to 152)	120 (74.5 to 198)	198 (99.4 to 262)	262 (117 to 357)	357 (136 to 334)	334 (152 to 372)	345 (165 to 457)	457 (225 to 536)	536 (189 to 444)	444 (161 to 381)	381 (168 to 392)	392 (120 to 391)	391 (94 to 332)	332 (64 to 194)	194 (25.3 to 59.3)	59.3 (9.7 to 20.5)	3,450
Neck pain	0 (0 to 0)	0 (0 to 0)	0 (0 to 0)	0.4 (1.9 to 11.4)	29.5 (14.6 to 51.9)	46.3 (22 to 92.2)	92.2 (33.1 to 92.2)	120 (25.2 to 98.2)	98.2 (52.5 to 123)	123 (49.8 to 160)	160 (51 to 197)	197 (54 to 183)	183 (65 to 207)	207 (77 to 238)	238 (77 to 238)	238 (74 to 231)	231 (74 to 231)	231 (59 to 176)	176 (45 to 146)	146 (48 to 146)	146 (31 to 108)	108 (31 to 98.4)	98.4 (14.3 to 46.4)	46.4 (4.6 to 22.6)	1,380
Gout	0 (0 to 0)	0 (0 to 0)	0 (0 to 0)	0 (0 to 0)	0 (0 to 0)	0 (0 to 0)	0 (0 to 0)	0 (0 to 0)	0 (0 to 0)	0 (0 to 1.5)	0 (0 to 1.5)	0 (0 to 1.5)	0 (0 to 1.5)	0 (0 to 1.5)	0 (0 to 1.5)	0 (0 to 1.5)	0 (0 to 1.5)	0 (0 to 1.5)	0 (0 to 1.5)	0 (0 to 1.5)	0 (0 to 1.5)	0 (0 to 1.5)	0 (0 to 1.5)	0 (0 to 1.5)	0 (0 to 1.5)	0 (0 to 1.5

Cell Types, by Ukraine DALYS by cause and age groups for both sexes with 95% uncertainty intervals, 2019

Cause	Early Neonatal	Late Neonatal	Post Neonatal	1 to 4	5 to 9	10 to 14	15 to 19	20 to 24	25 to 29	30 to 34	35 to 39	40 to 44	45 to 49	50 to 54	55 to 59	60 to 64	65 to 69	70 to 74	75 to 79	80 to 84	85 to 89	90 to 94	95 plus	Total
All causes	1,334,052 (1322,1346)	206,830 (203,210)	171,450 (166,177)	117,769 (114,1)	106,191 (103,109)	99,139 (96,102)	109,009 (106,112)	208,041 (204,212)	317,060 (312,322)	359,247 (354,364)	1,290,000 (1,280,1,300)	1,312,000 (1,300,1,320)	1,310,000 (1,300,1,320)	1,170,000 (1,160,1,180)	1,170,000 (1,160,1,180)	1,170,000 (1,160,1,180



SR Table 2c: Redbridge DALYS by cause and age group for both sexes with 95% uncertainty intervals, 2019

Cause	Early Neonatal	Late Neonatal	Post Neonatal	1 to 4	5 to 9	10 to 14	15 to 19	20 to 24	25 to 29	30 to 34	35 to 39	40 to 44	45 to 49	50 to 54	55 to 59	60 to 64	65 to 69	70 to 74	75 to 79	80 to 84	85 to 89	90 to 94	95 plus	Total
All causes	1,966 (1,572 to 2,367)	1,966 (214 to 2,856)	668 (349 to 949)	1,014 (661 to 1,330)	1,014 (746 to 1,400)	1,014 (1,070 to 1,396)	1,014 (1,143 to 2,446)	1,014 (1,666 to 2,140)	1,014 (1,666 to 2,140)	1,014 (2,470 to 4,129)	1,014 (2,935 to 4,460)	1,014 (3,528 to 5,630)	1,014 (3,528 to 5,630)	1,014 (3,266 to 5,150)	1,014 (3,466 to 5,240)	1,014 (3,826 to 5,580)	1,014 (4,194 to 5,960)	1,014 (4,194 to 5,960)	1,014 (4,009 to 5,670)	1,014 (4,109 to 5,640)	1,014 (4,109 to 5,640)	1,014 (4,109 to 5,640)	71,000
Communicable, maternal, neonatal, and nutritional diseases	1,966 (387 to 3,569)	1,966 (122 to 3,101)	668 (143 to 999)	1,014 (192 to 2,078)	1,014 (148 to 2,365)	1,014 (152 to 2,016)	1,014 (85 to 2,146)	1,014 (97 to 2,180)	1,014 (118 to 2,187)	1,014 (124 to 2,222)	1,014 (148 to 2,524)	1,014 (148 to 2,524)	1,014 (127 to 2,222)	1,014 (122 to 2,206)	1,014 (122 to 2,206)	1,014 (113 to 1,992)	1,014 (108 to 1,777)	1,014 (121 to 2,204)	1,014 (143 to 2,944)	1,014 (208 to 3,000)	1,014 (262 to 4,992)	1,014 (257 to 3,346)	4,550
HIV/AIDS and sexually transmitted infections	17 (4.9 to 37.4)	5.3 (1.0 to 11.8)	10.4 (4.9 to 20.1)	2.6 (2.2 to 3.3)	1.7 (1.4 to 2.3)	1.3 (1.1 to 1.6)	1.7 (1.4 to 2.3)	3.5 (2.9 to 4.5)	5 (3.9 to 6.5)	9.9 (7.4 to 13.2)	17.3 (13.2 to 22.8)	23.3 (17.4 to 31.2)	23.1 (18 to 30.2)	19.1 (15.4 to 24.3)	13.8 (10.9 to 17.7)	7.2 (5.7 to 9.2)	3.5 (2.8 to 4.3)	2.4 (1.8 to 3.4)	1.3 (0.9 to 1.9)	0.6 (0.4 to 0.9)	0.4 (0.3 to 0.5)	0.2 (0.2 to 0.3)	177
HIV/AIDS	0 (0 to 0)	0 (0 to 0)	0 (0 to 0)	0 (0 to 0)	0 (0 to 0)	0 (0 to 0)	0 (0 to 0)	0 (0 to 0)	0 (0 to 0)	0 (0 to 0)	0 (0 to 0)	0 (0 to 0)	0 (0 to 0)	0 (0 to 0)	0 (0 to 0)	0 (0 to 0)	0 (0 to 0)	0 (0 to 0)	0 (0 to 0)	0 (0 to 0)	0 (0 to 0)	0 (0 to 0)	0 (0 to 0)	115
HIV/AIDS - Drug-susceptible Tuberculosis	0 (0 to 0)	0 (0 to 0)	0.4 (0 to 0.6)	0.3 (0.2 to 0.5)	0.3 (0.1 to 0.5)	0.1 (0 to 0.1)	0.1 (0 to 0.1)	0.3 (0.2 to 0.5)	0.3 (0.2 to 0.5)	0.5 (0.3 to 0.8)	0.7 (0.4 to 1.1)	1.2 (0.7 to 1.8)	1.5 (0.9 to 2.3)	1.2 (0.7 to 1.8)	1.4 (0.9 to 2.1)	1.1 (0.7 to 1.6)	0.6 (0.4 to 0.9)	0.5 (0.3 to 0.7)	0.4 (0.2 to 0.5)	0.2 (0 to 0.3)	0.1 (0 to 0.2)	0 (0 to 0.1)	10.3
HIV/AIDS - Multidrug-resistant Tuberculosis without extensive dr...	0 (0 to 0)	0 (0 to 0)	0 (0 to 0)	0 (0 to 0)	0 (0 to 0)	0 (0 to 0)	0 (0 to 0)	0 (0 to 0)	0 (0 to 0)	0 (0 to 0)	0 (0 to 0)	0 (0 to 0)	0 (0 to 0)	0 (0 to 0)	0 (0 to 0)	0 (0 to 0)	0 (0 to 0)	0 (0 to 0)	0 (0 to 0)	0 (0 to 0)	0 (0 to 0)	0 (0 to 0)	0 (0 to 0)	0.2
HIV/AIDS - Extensively drug-resistant Tuberculosis	0 (0 to 0)	0 (0 to 0)	0 (0 to 0)	0 (0 to 0)	0 (0 to 0)	0 (0 to 0)	0 (0 to 0)	0 (0 to 0)	0 (0 to 0)	0 (0 to 0)	0 (0 to 0)	0 (0 to 0)	0 (0 to 0)	0 (0 to 0)	0 (0 to 0)	0 (0 to 0)	0 (0 to 0)	0 (0 to 0)	0 (0 to 0)	0 (0 to 0)	0 (0 to 0)	0 (0 to 0)	0 (0 to 0)	0.1
HIV/AIDS resulting in other diseases	0 (0 to 0)	0 (0 to 0)	2.5 (2.1 to 3)	2 (1.6 to 2.4)	1.4 (1.2 to 1.6)	1.1 (0.9 to 1.2)	1.1 (0.9 to 1.4)	3.3 (2.5 to 4.3)	6.2 (4.7 to 8.2)	11.2 (8.3 to 14.8)	15.5 (11.6 to 20.6)	15.7 (12.1 to 20.9)	14.4 (11.4 to 19.3)	11 (8.5 to 14)	7 (5.4 to 9.1)	3.1 (2.3 to 4.6)	1.6 (1.2 to 2.5)	0.7 (0.4 to 1.2)	0.1 (0.1 to 0.2)	0.1 (0 to 0.2)	0 (0 to 0.1)	0 (0 to 0.1)	104
Sexually transmitted infections excluding HIV	17 (4.9 to 37.4)	5.3 (1.0 to 11.8)	7.5 (2.9 to 17.5)	0.3 (0.1 to 0.4)	0.2 (0.1 to 0.4)	0.2 (0.1 to 0.3)	0.5 (0.3 to 0.8)	0.6 (0.4 to 0.9)	0.7 (0.4 to 1.1)	0.9 (0.5 to 1.4)	1.8 (1.1 to 2.8)	7.6 (4.8 to 11.8)	8.7 (5.5 to 13.5)	8.1 (5.1 to 12.6)	6.8 (4.3 to 10.5)	4 (2.5 to 6.2)	1.9 (1.2 to 2.9)	1.7 (1 to 2.7)	1.2 (0.7 to 1.9)	0.5 (0.3 to 0.8)	0.4 (0.2 to 0.6)	0.2 (0.1 to 0.3)	62.7
Syphilis	17 (4.9 to 37.4)	5.3 (1.0 to 11.8)	7.5 (2.9 to 17.5)	0.3 (0.1 to 0.4)	0.2 (0.1 to 0.4)	0.2 (0.1 to 0.3)	0.5 (0.3 to 0.8)	0.6 (0.4 to 0.9)	0.7 (0.4 to 1.1)	0.9 (0.5 to 1.4)	1.8 (1.1 to 2.8)	7.6 (4.8 to 11.8)	8.7 (5.5 to 13.5)	8.1 (5.1 to 12.6)	6.8 (4.3 to 10.5)	4 (2.5 to 6.2)	1.9 (1.2 to 2.9)	1.7 (1 to 2.7)	1.2 (0.7 to 1.9)	0.5 (0.3 to 0.8)	0.4 (0.2 to 0.6)	0.2 (0.1 to 0.3)	31.1
Chlamydial infection	0 (0 to 0)	0 (0 to 0)	0 (0 to 0)	0 (0 to 0)	0 (0 to 0)	0 (0 to 0)	0 (0 to 0)	0.4 (0 to 0.7)	0.8 (0.4 to 1.4)	1.1 (0.6 to 2)	1.5 (0.8 to 2.7)	1.3 (0.7 to 2.4)	0.9 (0.5 to 1.7)	0.5 (0.3 to 1)	0.2 (0.1 to 0.5)	0.1 (0 to 0.2)	0 (0 to 0.1)	0 (0 to 0.1)	0 (0 to 0.1)	0 (0 to 0.1)	0 (0 to 0.1)	0 (0 to 0.1)	0 (0 to 0.1)	6.6
Gonococcal infection	0 (0 to 0)	0 (0 to 0)	0 (0 to 0)	0 (0 to 0)	0 (0 to 0)	0 (0 to 0)	0 (0 to 0)	0 (0 to 0)	0 (0 to 0)	0 (0 to 0)	0 (0 to 0)	0 (0 to 0)	0 (0 to 0)	0 (0 to 0)	0 (0 to 0)	0 (0 to 0)	0 (0 to 0)	0 (0 to 0)	0 (0 to 0)	0 (0 to 0)	0 (0 to 0)	0 (0 to 0)	0 (0 to 0)	3.6
Trichomoniasis	0 (0 to 0)	0 (0 to 0)	0 (0 to 0)	0 (0 to 0)	0 (0 to 0)	0 (0 to 0)	0 (0 to 0)	0 (0 to 0)	0 (0 to 0)	0 (0 to 0)	0 (0 to 0)	0 (0 to 0)	0 (0 to 0)	0 (0 to 0)	0 (0 to 0)	0 (0 to 0)	0 (0 to 0)	0 (0 to 0)	0 (0 to 0)	0 (0 to 0)	0 (0 to 0)	0 (0 to 0)	0 (0 to 0)	4.4
Genital herpes	0 (0 to 0)	0 (0 to 0)	0 (0 to 0)	0 (0 to 0)	0 (0 to 0)	0 (0 to 0)	0 (0 to 0)	0.2 (0 to 0.4)	0.3 (0.1 to 0.6)	0.5 (0.2 to 1)	0.7 (0.3 to 1.4)	0.9 (0.4 to 1.7)	0.7 (0.3 to 1.4)	0.7 (0.3 to 1.4)	0.7 (0.3 to 1.3)	0.5 (0.2 to 1)	0.3 (0.1 to 0.6)	0.2 (0.1 to 0.4)	0.1 (0 to 0.2)	0 (0 to 0.1)	0 (0 to 0.1)	0 (0 to 0.1)	6.6
Other sexually transmitted infections	0 (0 to 0)	0 (0 to 0)	0 (0 to 0)	0 (0 to 0)	0 (0 to 0)	0 (0 to 0)	0 (0 to 0)	0.2 (0 to 0.3)	0.2 (0.1 to 0.4)	0.3 (0.1 to 0.5)	0.3 (0.1 to 0.5)	0.3 (0.1 to 0.6)	0.3 (0.1 to 0.6)	0.3 (0.1 to 0.6)	0.2 (0.1 to 0.5)	0.2 (0.1 to 0.4)	0.1 (0 to 0.3)	0.1 (0 to 0.2)	0 (0 to 0.1)	0 (0 to 0.1)	0 (0 to 0.1)	0 (0 to 0.1)	0 (0 to 0.1)	10.3
Respiratory infections and tuberculosis	414 (4.5 to 8.1)	414 (4.5 to 7.8)	267 (24.1 to 52.6)	262 (32.9 to 81.5)	262 (23.1 to 65.5)	262 (22.4 to 59.8)	262 (22.4 to 59.8)	262 (21.4 to 53.2)	262 (21.4 to 53.2)	262 (27 to 57)	262 (30.4 to 65.4)	262 (39.4 to 74.2)	262 (39.1 to 70.3)	262 (39.1 to 70.3)	262 (40.7 to 75.9)	262 (44.1 to 80.1)	262 (50.1 to 96.2)	262 (53.3 to 98.2)	262 (61.6 to 113)	262 (66.1 to 122)	262 (68.1 to 126)	262 (68.1 to 126)	2,110
Tuberculosis	0 (0 to 0)	0 (0 to 0)	0.2 (0.1 to 0.2)	0.2 (0.1 to 0.3)	0.3 (0.2 to 0.4)	0.4 (0.2 to 0.5)	0.4 (0.2 to 0.6)	1.3 (0.6 to 2.2)	2.3 (1.2 to 3.8)	2.4 (1.4 to 3.9)	2.4 (1.4 to 3.9)	2.4 (1.4 to 3.9)	2.4 (1.4 to 3.9)	2.4 (1.4 to 3.9)	2.4 (1.4 to 3.9)	2.4 (1.4 to 3.9)	2.4 (1.4 to 3.9)	2.4 (1.4 to 3.9)	2.4 (1.4 to 3.9)	2.4 (1.4 to 3.9)	2.4 (1.4 to 3.9)	2.4 (1.4 to 3.9)	44.7
Latent tuberculosis infection	0 (0 to 0)	0 (0 to 0)	0 (0 to 0)	0 (0 to 0)	0 (0 to 0)	0 (0 to 0)	0 (0 to 0)	0 (0 to 0)	0 (0 to 0)	0 (0 to 0)	0 (0 to 0)	0 (0 to 0)	0 (0 to 0)	0 (0 to 0)	0 (0 to 0)	0 (0 to 0)	0 (0 to 0)	0 (0 to 0)	0 (0 to 0)	0 (0 to 0)	0 (0 to 0)	0 (0 to 0)	0 (0 to 0)	0
Drug-susceptible tuberculosis	0 (0 to 0)	0 (0 to 0)	0.2 (0.1 to 0.2)	0.2 (0.1 to 0.3)	0.3 (0.2 to 0.4)	0.4 (0.2 to 0.5)	0.4 (0.2 to 0.6)	1.3 (0.6 to 2.2)	2.2 (1.2 to 3.8)	2.3 (1.3 to 3.8)	2.3 (1.3 to 3.8)	2.3 (1.3 to 3.8)	2.3 (1.3 to 3.8)	2.3 (1.3 to 3.8)	2.3 (1.3 to 3.8)	2.3 (1.3 to 3.8)	2.3 (1.3 to 3.8)	2.3 (1.3 to 3.8)	2.3 (1.3 to 3.8)	2.3 (1.3 to 3.8)	2.3 (1.3 to 3.8)	2.3 (1.3 to 3.8)	43.7
Multidrug-resistant tuberculosis without extensive drug-resistance	0 (0 to 0)	0 (0 to 0)	0 (0 to 0)	0 (0 to 0)	0 (0 to 0)	0 (0 to 0)	0 (0 to 0)	0 (0 to 0)	0 (0 to 0)	0 (0 to 0)	0 (0 to 0)	0 (0 to 0)	0 (0 to 0)	0 (0 to 0)	0 (0 to 0)	0 (0 to 0)	0 (0 to 0)	0 (0 to 0)	0 (0 to 0)	0 (0 to 0)	0 (0 to 0)	0 (0 to 0)	0 (0 to 0)	0.6
Extensively drug-resistant tuberculosis	0 (0 to 0)	0 (0 to 0)	0 (0 to 0)	0 (0 to 0)	0 (0 to 0)	0 (0 to 0)	0 (0 to 0)	0 (0 to 0)	0 (0 to 0)	0 (0 to 0)	0 (0 to 0)	0 (0 to 0)	0 (0 to 0)	0 (0 to 0)	0 (0 to 0)	0 (0 to 0)	0 (0 to 0)	0 (0 to 0)	0 (0 to 0)	0 (0 to 0)	0 (0 to 0)	0 (0 to 0)	0 (0 to 0)	0.2
Lower respiratory infections	414 (4.5 to 8.1)	414 (4.1 to 7.5)	267 (24.1 to 52.4)	262 (5.1 to 8.1)	262 (3.4 to 5.7)	262 (3.4 to 5.6)	262 (4.6 to 9.4)	262 (7.3 to 13.9)	262 (5.2 to 9.5)	262 (7.3 to 13.9)	262 (10.4 to 19.2)	262 (14.6 to 28.7)	262 (11.2 to 22)	262 (9.5 to 18.7)	262 (24.4 to 48)	262 (31.6 to 63.4)	262 (34.9 to 78.4)	262 (48.8 to 97.7)	262 (52.6 to 111)	262 (63.7 to 148)	262 (70.9 to 170)	262 (72.1 to 170)	1,690
Upper respiratory infections	0 (0 to 0)	0 (0 to 0.4)	0 (0 to 0)	20.4 (17.5 to 23.4)	20.4 (19.4 to 22.2)	20.4 (19.4 to 45.5)	20.4 (19.4 to 60.2)	20.4 (10.4 to 36.3)	20.4 (11.3 to 35.1)	20.4 (12.8 to 28.6)	20.4 (12.8 to 41.4)	20.4 (12.8 to 41.4)	20.4 (12.8 to 41.4)	20.4 (10.3 to 22.3)	20.4 (9.3 to 27.3)	17.7 (7.6 to 23.4)	9.3 (4.9 to 19.2)	3.9 (2.3 to 7.2)	1.4 (0.8 to 3.5)	0.5 (0.3 to 1.6)	0.2 (0.1 to 0.6)	0.1 (0 to 0.2)	304
Otitis media	0 (0 to 0)	0 (0 to 0)	1.2 (0.4 to 2.3)	3.9 (4.9 to 7)	3.9 (5.5 to 10.7)	3.9 (3.9 to 12.1)	3.9 (3.9 to 10.9)	3.9 (1.6 to 8.5)	3.9 (2.9 to 6.2)	3.9 (1.6 to 8.5)	3.9 (2.9 to 6.2)	3.9 (2.9 to 6.2)	3.9 (2.9 to 6.2)	3.9 (2.6 to 7.6)	3.9 (2.1 to 7.3)	3.9 (1.9 to 7.2)	3.9 (1.4 to 5.7)	3.9 (1.4 to 4.4)	1.4 (0.7 to 2.5)	0.6 (0.4 to 1)	0.4 (0.3 to 1.2)	0.4 (0.2 to 0.9)	73.2
Enteric infections	0.5 (0.4 to 0.7)	2 (1.5 to 2.7)	20.7 (15.1 to 32.9)	20.9 (20.5 to 54.1)	17.1 (9.5 to 29.4)	10.6 (5.5 to 17.4)	0.3 (0.2 to 0.4)	0.3 (0.2 to 0.4)	0.3 (0.2 to 0.4)	0.3 (0.2 to 0.4)	0.3 (0.2 to 0.4)	0.3 (0.2 to 0.4)	0.3 (0.2 to 0.4)	0.3 (0.2 to 0.4)	0.3 (0.2 to 0.4)	0.3 (0.2 to 0.4)	0.3 (0.2 to 0.4)	0.3 (0.2 to 0.4)	0.3 (0.2 to 0.4)	0.3 (0.2 to 0.4)	0.3 (0.2 to 0.4)	0.3 (0.2 to 0.4)	239
Diarrheal diseases	0.5 (0.4 to 0.7)	2 (1.5 to 2.7)	20.7 (14.9 to 32.9)	20.9 (20.3 to 54.1)	17 (9.4 to 29.2)	10.6 (5.5 to 17.4)	0.3 (0.2 to 0.4)	0.3 (0.2 to 0.4)	0.3 (0.2 to 0.4)	0.3 (0.2 to 0.4)	0.3 (0.2 to 0.4)	0.3 (0.2 to 0.4)	0.3 (0.2 to 0.4)	0.3 (0.2 to 0.4)	0.3 (0.2 to 0.4)	0.3 (0.2 to 0.4)	0.3 (0.2 to 0.4)	0.3 (0.2 to 0.4)	0.3 (0.2 to 0.4)	0.3 (0.2 to 0.4)	0.3 (0.2 to 0.4)	0.3 (0.2 to 0.4)	239
Typhoid and paratyphoid	0 (0 to 0)	0 (0 to 0)	0 (0 to 0)	0 (0 to 0)	0 (0 to 0)	0 (0 to 0)	0 (0 to 0)	0 (0 to 0)	0 (0 to 0)	0 (0 to 0)	0 (0 to 0)	0 (0 to 0)	0 (0 to 0)	0 (0 to 0)	0 (0 to 0)	0 (0 to 0)	0 (0 to 0)	0 (0 to 0)	0 (0 to 0)	0 (0 to 0)	0 (0 to 0)	0 (0 to 0)	0 (0 to 0)	0
Typhoid fever	0 (0 to 0)	0 (0 to 0)	0 (0 to 0)	0 (0 to 0)	0 (0 to 0)	0 (0 to 0)	0 (0 to 0)	0 (0 to 0)	0 (0 to 0)	0 (0 to 0)	0 (0 to 0)	0 (0 to 0)	0 (0 to 0)	0 (0 to 0)	0 (0 to 0)	0 (0 to 0)	0 (0 to 0)	0 (0 to 0)	0 (0 to 0)	0 (0 to 0)	0 (0 to 0)	0 (0 to 0)	0 (0 to 0)	0
Paratyphoid fever	0 (0 to 0)	0 (0 to 0)	0 (0 to 0)	0 (0 to 0)	0 (0 to 0)	0 (0 to 0)	0 (0 to 0)	0 (0 to 0)	0 (0 to 0)	0 (0 to 0)	0 (0 to 0)	0 (0 to 0)	0 (0 to 0)	0 (0 to 0)	0 (0 to 0)	0 (0 to 0)	0 (0 to 0)	0 (0 to 0)	0 (0 to 0)	0 (0 to 0)	0 (0 to 0)	0 (0 to 0)	0 (0 to 0)	0
Invasive Non-typhoidal Salmonella (iNTS)	0 (0 to 0)	0 (0 to 0)	0 (0 to 0)	0 (0 to 0)	0 (0 to 0)	0 (0 to 0)	0 (0 to 0)	0 (0 to 0)	0 (0 to 0)	0 (0 to 0)	0 (0 to 0)	0 (0 to 0)	0 (0 to 0)	0 (0 to 0)	0 (0 to 0)	0 (0 to 0)	0 (0 to 0)	0 (0 to 0)	0 (0 to 0)	0 (0 to 0)	0 (0 to 0)	0 (0 to 0)	0 (0 to 0)	0.5
Other intestinal infectious diseases	0 (0 to 0)	0 (0 to 0)	0 (0 to 0)	0 (0 to 0)	0 (0 to 0)	0 (0 to 0)	0 (0 to 0)	0 (0 to 0)	0 (0 to 0)	0 (0 to 0)	0 (0 to 0)	0 (0 to 0)	0 (0 to 0)	0 (0 to 0)	0 (0 to 0)	0 (0 to 0)	0 (0 to 0)	0 (0 to 0)	0 (0 to 0)	0 (0 to 0)	0 (0 to 0)	0 (0 to 0)	0 (0 to 0)	0.5
Neglected tropical diseases and malaria	0 (0 to 0)	0.1 (0 to 0.2)	0.5 (0.1 to 1.4)	1.9 (0.4 to 5.6)	0.2 (0.1 to 0.6)	1.2 (0.2 to 3.6)	0.2 (0.1 to 0.6)	0.2 (0.1 to 1.6)	0.2 (0 to 1)	0.3 (0 to 1.3)	0.3 (0 to 1.3)	0.4 (0 to 1.7)	0.9 (0.1 to 2.8)	0.8 (0.1 to 2.6)	0.7 (0.1 to 2.1)	0.6 (0.1 to 1.8)	0.3 (0 to 1.2)	0.2 (0 to 0.6)	0.1 (0 to 0.3)	0.1 (0 to 0.3)	0.1 (0 to 0.3)	0.1 (0 to 0.3)	15.2
Malaria	0 (0 to 0)	0 (0 to 0)	0 (0 to 0)	0 (0 to 0)	0 (0 to 0)	0 (0 to 0)	0 (0 to 0)	0 (0 to 0)	0 (0 to 0)	0 (0 to 0)	0 (0 to 0)	0 (0 to 0)	0 (0 to 0)	0 (0 to 0)	0 (0 to 0)	0 (0 to 0)	0 (0 to 0)	0 (0 to 0)	0 (0 to 0)	0 (0 to 0)	0 (0 to 0)	0 (0 to 0)	0 (0 to 0)	0
Chagas disease	0 (0 to 0)	0 (0 to 0)	0 (0 to 0)	0 (0 to 0)	0 (0 to 0)	0 (0 to 0)	0 (0 to 0)	0 (0 to 0)	0 (0 to 0)	0 (0 to 0)	0 (0 to 0)	0 (0 to 0)	0 (0 to 0)	0 (0 to 0)	0 (0 to 0)	0 (0 to 0)	0 (0 to 0)	0 (0 to 0)	0 (0 to 0)	0 (0 to 0)	0 (0 to 0)	0 (0 to 0)	0 (0 to 0)	0
Leishmaniasis	0 (0 to 0)	0 (0 to 0)	0 (0 to 0)	0 (0 to 0)	0 (0 to 0)	0 (0 to 0)	0 (0 to 0)	0 (0 to 0)	0 (0 to 0)	0 (0 to 0)	0 (0 to 0)	0 (0 to 0)	0 (0 to 0)	0 (0 to 0)	0 (0 to 0)	0 (0 to 0)	0 (0 to 0)	0 (0 to 0)	0 (0 to 0)	0 (0 to 0)	0 (0 to 0)	0 (0 to 0)	0 (0 to 0)	0
Visceral leishmaniasis	0 (0 to 0)	0 (0 to 0)	0 (0 to 0)	0 (0 to 0)	0 (0 to 0)	0 (0 to 0)	0 (0 to 0)	0 (0 to 0)	0 (0 to 0)	0 (0 to 0)	0 (0 to 0)	0 (0 to 0)	0 (0 to 0)	0 (0 to 0)	0 (0 to 0)	0 (0 to 0)	0 (0 to 0)	0 (0 to 0)	0 (0 to 0)	0 (0 to 0)	0 (0 to 0)	0 (0 to 0)	0 (0 to 0)	0
Cutaneous and mucocutaneous leishmaniasis	0 (0 to 0)	0 (0 to 0)	0 (0 to 0)	0 (0 to 0)	0 (0 to 0)	0 (0 to 0)	0 (0 to 0)	0 (0 to 0)	0 (0 to 0)	0 (0 to 0)	0 (0 to 0)	0 (0 to 0)	0 (0 to 0)	0 (0 to 0)	0 (0 to 0)	0 (0 to 0)	0 (0 to 0)	0 (0 to 0)	0 (0 to 0)	0 (0 to 0)	0 (0 to 0)	0 (0 to 0)	0 (0 to 0)	0
African trypanosomiasis	0 (0 to 0)	0 (0 to 0)	0 (0 to 0)	0 (0 to 0)	0 (0 to 0)	0 (0 to 0)	0 (0 to 0)	0 (0 to 0)	0 (0 to 0)	0 (0 to 0)	0 (0 to 0)	0 (0 to 0)	0 (0 to 0)	0 (0 to 0)	0 (0 to 0)	0 (0 to 0)	0 (0 to 0)	0 (0 to 0)	0 (0 to 0)	0 (0 to 0)	0 (0 to 0)	0 (0 to 0)	0 (0 to 0)	0
Schistosomiasis	0 (0 to 0)	0 (0 to 0)	0 (0 to 0)	0 (0 to 0)	0 (0 to 0)	0 (0 to 0)	0 (0 to 0)	0 (0 to 0)	0 (0 to 0)	0 (0 to 0)	0 (0 to 0)	0 (0 to 0)	0 (0 to 0)	0 (0 to 0)	0 (0 to 0)	0 (0 to 0)	0 (0 to 0)	0 (0 to 0)	0 (0 to 0)	0 (0 to 0)	0 (0 to 0)	0 (0 to 0)	0 (0 to 0)	0
Cysticercosis	0 (0 to 0)	0 (0 to 0)	0 (0 to 0)	0 (0 to 0)	0 (0 to 0)	0 (0 to 0)	0 (0 to 0)	0 (0 to 0)	0 (0 to 0)	0 (0 to 0)	0 (0 to 0)	0 (0 to 0)	0 (0 to 0)	0 (0 to 0)	0 (0 to 0)	0 (0 to 0)	0 (0 to 0)	0 (0 to 0)	0 (0 to 0)	0 (0 to 0)	0 (0 to 0)	0 (0 to 0)	0 (0 to 0)	0
Cystic echinococcosis	0 (0 to 0)	0 (0 to 0)	0 (0 to 0)	0 (0 to 0)	0 (0 to 0)	0 (0 to 0)	0 (0 to 0)	0 (0 to 0)	0 (0 to 0)	0 (0 to 0)	0 (0 to 0)	0 (0 to 0)	0 (0 to 0)	0 (0 to 0)	0 (0 to 0)	0 (0 to 0)	0 (0 to 0)	0 (0 to 0)	0 (0 to 0)	0 (0 to 0)	0 (0 to 0)	0 (0 to 0)	0 (0 to 0)	0.2
Lymphatic filariasis	0 (0 to 0)	0 (0 to 0)	0 (0 to 0)	0 (0 to 0)	0 (0 to 0)	0 (0 to 0)	0 (0 to 0)	0 (0 to 0)	0 (0 to 0)	0 (0 to 0)	0 (0 to 0)	0 (0 to 0)	0 (0 to 0)	0 (0 to 0)	0 (0 to 0)	0 (0 to 0)	0 (0 to 0)	0 (0 to 0)	0 (0 to 0)	0 (0 to 0)	0 (0 to 0)	0 (0 to 0)	0 (0 to 0)	0
Onchocerciasis	0 (0 to 0)	0 (0 to 0)	0 (0 to 0)	0 (0 to 0)	0 (0 to 0)	0 (0 to 0)	0 (0 to 0)	0 (0 to 0)	0 (0 to 0)	0 (0 to 0)	0 (0 to 0)	0 (0 to 0)	0 (0 to 0)	0 (0 to 0)	0 (0 to 0)	0 (0 to 0)	0 (0 to 0)	0 (0 to 0)	0 (0 to 0)	0 (0 to 0)	0 (0 to 0)	0 (0 to 0)	0 (0 to 0)	0
Trachoma	0 (0 to 0)	0 (0 to 0)	0 (0 to 0)	0 (0 to 0)	0 (0 to 0)	0 (0 to 0)	0 (0 to 0)	0 (0 to 0)	0 (0 to 0)	0 (0 to 0)	0 (0 to 0)	0 (0 to 0)	0 (0 to 0)	0 (0 to 0)	0 (0 to 0)	0 (0 to 0)	0 (0 to 0)	0 (0 to 0)	0 (0 to 0)	0 (0 to 0)	0 (0 to 0)	0 (0 to 0)	0 (0 to 0)	0
Dengue	0 (0 to 0)	0 (0 to 0)	0 (0 to 0)	0 (0 to 0)	0 (0 to 0)	0 (0 to 0)	0 (0 to 0)	0 (0 to 0)	0 (0 to 0)	0 (0 to 0)	0 (0 to 0)	0 (0 to 0)	0 (0 to 0)	0 (0 to 0)	0 (0 to 0)	0 (0 to 0)	0 (0 to 0)	0 (0 to 0)	0 (0 to 0)	0 (0 to 0)	0 (0 to 0)	0 (0 to 0)	0 (0 to 0)	0
Yellow fever	0 (0 to 0)	0 (0 to 0)	0 (0 to 0)	0 (0 to 0)	0 (0 to 0)	0 (0 to 0)	0 (0 to 0)	0 (0 to 0)	0 (0 to 0)	0 (0 to 0)	0 (0 to 0)	0 (0 to 0)	0 (0 to 0)	0 (0 to 0)	0 (0 to 0)	0 (0 to 0)	0 (0 to 0)	0 (0 to 0)	0 (0 to 0)	0 (0 to 0)	0 (0 to 0)	0 (0 to 0)	0 (0 to 0)	0
Rabies	0 (0 to 0)	0 (0 to 0)	0 (0 to 0)	0 (0 to 0)	0 (0 to 0)	0 (0 to 0)	0 (0 to 0)	0 (0 to 0)	0 (0 to 0)	0 (0 to 0)	0 (0 to 0)	0 (0 to 0)	0 (0 to 0)	0 (0 to 0)	0 (0 to 0)	0 (0 to 0)	0 (0 to 0)	0 (0 to 0)	0 (0 to 0)	0 (0 to 0)	0 (0 to 0)	0 (0 to 0)	0 (0 to 0)	0
Intestinal nematode infections	0 (0 to 0)	0 (0 to 0)	0 (0 to 0)	0 (0 to 0)	0 (0 to 0)	0 (0 to 0)	0 (0 to 0)	0 (0 to 0)	0 (0 to 0)	0 (0 to 0)	0 (0 to 0)	0 (0 to 0)	0 (0 to 0)	0 (0 to 0)	0 (0 to 0)	0 (0 to 0)	0 (0 to 0)	0 (0 to 0)	0 (0 to 0)	0 (0 to 0)	0 (0 to 0)	0 (0 to 0)	0 (0 to 0)	0
Ascariasis	0 (0 to 0)	0 (0 to 0)	0 (0 to 0)	0 (0 to 0)	0 (0 to 0)	0 (0 to 0)	0 (0 to 0)	0 (0 to 0)	0 (0 to 0)	0 (0 to 0)	0 (0 to 0)	0 (0 to 0)	0 (0 to 0)	0 (0 to 0)	0 (0 to 0)	0 (0 to 0)	0 (0 to 0)	0 (0 to 0)	0 (0 to 0)	0 (0 to 0)	0 (0 to 0)	0 (0 to 0)	0 (0 to 0)	0
Trichuriasis	0 (0 to 0)	0 (0 to 0)	0 (0 to 0)	0 (0 to 0)	0 (0 to 0)	0 (0 to 0)	0 (0 to 0)	0 (0 to 0)	0 (0 to 0)	0 (0 to 0)	0 (0 to 0)	0 (0 to 0)	0 (0 to 0)	0 (0 to 0)	0 (0 to 0)	0 (0 to 0)	0 (0 to 0)	0 (0 to 0)	0 (0 to 0)	0 (0 to 0)	0 (0 to 0)	0 (0 to 0)	0 (0 to 0)	0
Hookworm disease	0 (0 to 0)	0 (0 to 0)	0 (0 to 0)	0 (0 to 0)	0 (0 to 0)	0 (0 to 0)	0 (0 to 0)	0 (0 to 0)	0 (0 to 0)	0 (0 to 0)	0 (0 to 0)	0 (0 to 0)	0 (0 to 0)	0 (0 to 0)	0 (0 to 0)	0 (0 to 0)	0 (0 to 0)	0 (0 to 0)	0 (0 to 0)	0 (0 to 0)	0 (0 to 0)	0 (0 to 0)	0 (0 to 0)	0
Food-borne trematodiases	0 (0 to 0)	0 (0 to 0)	0 (0 to 0)

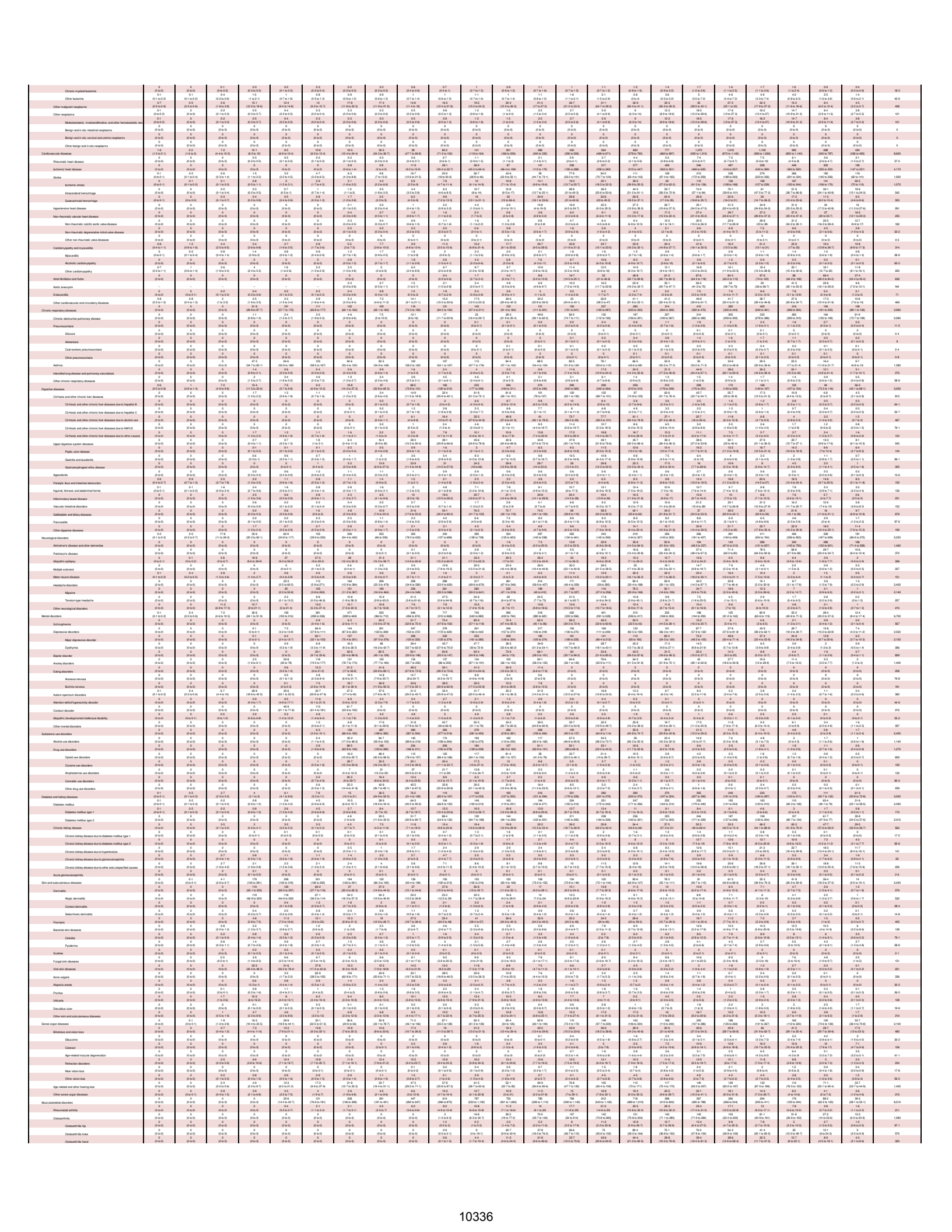

Osteoarthritis other	0 (0 to 0)	0 (0 to 0)	0 (0 to 0)	0 (0 to 0)	0 (0 to 0)	0 (0 to 0)	0 (0 to 0)	0 (0 to 0)	0 (0 to 0)	0 (0 to 0)	0-1 (0 to 3)	1-1 (0 to 3.7)	3 (1.2 to 6.7)	5-6 (3.4 to 10.3)	8-8 (3.9 to 19.4)	11-9 (5.5 to 36.1)	12-9 (6 to 39.2)	12-5 (5.8 to 25.7)	13-7 (6.3 to 27.1)	9-9 (5.0 to 29.6)	8-8 (4.4 to 17.7)	6-1 (3.1 to 12.5)	3-5 (1.4 to 7)	1-7 (0.6 to 9.3)	98							
Low back pain	0 (0 to 0)	0 (0 to 0)	0 (0 to 0)	0 (0 to 0)	10-4 (6 to 28.4)	7-6 (4.5 to 123)	10-4 (73 to 193)	12-2 (100 to 357)	19-6 (147 to 374)	24-5 (192 to 443)	31-1 (239 to 587)	36-1 (223 to 554)	36-2 (220 to 532)	36-2 (220 to 533)	36-2 (220 to 533)	29-5 (229 to 546)	31-5 (197 to 468)	25-2 (163 to 384)	21-2 (152 to 332)	19-2 (99.6 to 243)	19-2 (79.1 to 183)	19-2 (46.2 to 156)	19-4 (23.9 to 124)	14-5 (9.2 to 21.4)	4,660							
Neck pain	0 (0 to 0)	0 (0 to 0)	0 (0 to 0)	8-2 (3.9 to 17.4)	45-9 (21.6 to 75)	61-2 (31.1 to 107)	68-4 (33.9 to 132)	52-1 (45.9 to 177)	142 (76.9 to 267)	185 (102 to 328)	196 (94.4 to 312)	196 (94.4 to 312)	196 (94.4 to 312)	156 (79.9 to 279)	111 (59.4 to 240)	85-4 (59.1 to 178)	79-7 (40 to 127)	53-9 (26.4 to 90.7)	51-5 (19.3 to 87.2)	1,670										
Gout	0 (0 to 0)	0 (0 to 0)	0 (0 to 0)	0 (0 to 0)	0 (0 to 0)	0 (0 to 0)	0 (0 to 0)	0 (0 to 0)	0 (0 to 0)	0 (0 to 0)

SR Table 2c: Merton DALYS by cause and age group for both sexes with 95% uncertainty intervals, 2019

Cause	Early Neonatal	Late Neonatal	Post Neonatal	1 to 4	5 to 9	10 to 14	15 to 19	20 to 24	25 to 29	30 to 34	35 to 39	40 to 44	45 to 49	50 to 54	55 to 59	60 to 64	65 to 69	70 to 74	75 to 79	80 to 84	85 to 89	90 to 94	95 plus	Total
All causes	780 (370 to 1405)	1,100 (700 to 1,700)	2,100 (1,400 to 3,000)	4,100 (3,100 to 5,400)	2,100 (1,600 to 2,800)	2,100 (1,600 to 2,800)	2,600 (1,900 to 3,500)	3,000 (2,100 to 4,100)	3,200 (2,300 to 4,300)	3,500 (2,500 to 4,700)	3,900 (2,800 to 5,200)	4,400 (3,200 to 5,900)	5,000 (3,600 to 6,700)	5,600 (4,000 to 7,500)	6,200 (4,400 to 8,300)	6,900 (4,900 to 9,200)	7,600 (5,400 to 10,200)	8,200 (5,800 to 11,000)	8,800 (6,200 to 11,800)	9,200 (6,500 to 12,300)	9,400 (6,600 to 12,600)	9,400 (6,600 to 12,600)	9,400 (6,600 to 12,600)	48,200 (46,100 to 50,300)
Communicable, maternal, neonatal, and nutritional diseases	780 (370 to 1405)	1,100 (700 to 1,700)	2,100 (1,400 to 3,000)	4,100 (3,100 to 5,400)	2,100 (1,600 to 2,800)	2,100 (1,600 to 2,800)	2,600 (1,900 to 3,500)	3,000 (2,100 to 4,100)	3,200 (2,300 to 4,300)	3,500 (2,500 to 4,700)	3,900 (2,800 to 5,200)	4,400 (3,200 to 5,900)	5,000 (3,600 to 6,700)	5,600 (4,000 to 7,500)	6,200 (4,400 to 8,300)	6,900 (4,900 to 9,200)	7,600 (5,400 to 10,200)	8,200 (5,800 to 11,000)	8,800 (6,200 to 11,800)	9,200 (6,500 to 12,300)	9,400 (6,600 to 12,600)	9,400 (6,600 to 12,600)	9,400 (6,600 to 12,600)	3,700 (3,100 to 4,300)
HIV/AIDS and sexually transmitted infections	0 (0 to 0)	0 (0 to 0)	2 (0 to 7)	6 (2 to 12)	3 (1 to 7)	3 (1 to 7)	4 (2 to 9)	6 (3 to 12)	8 (4 to 17)	9 (5 to 18)	11 (6 to 22)	13 (8 to 26)	16 (9 to 32)	19 (11 to 37)	22 (12 to 43)	25 (14 to 49)	28 (16 to 54)	30 (17 to 59)	32 (18 to 62)	33 (19 to 64)	33 (19 to 65)	33 (19 to 65)	33 (19 to 65)	119 (69 to 232)
HIV/AIDS	0 (0 to 0)	0 (0 to 0)	2 (0 to 7)	6 (2 to 12)	3 (1 to 7)	3 (1 to 7)	4 (2 to 9)	6 (3 to 12)	8 (4 to 17)	9 (5 to 18)	11 (6 to 22)	13 (8 to 26)	16 (9 to 32)	19 (11 to 37)	22 (12 to 43)	25 (14 to 49)	28 (16 to 54)	30 (17 to 59)	32 (18 to 62)	33 (19 to 64)	33 (19 to 65)	33 (19 to 65)	33 (19 to 65)	79.3 (46 to 154)
HIV/AIDS - Drug-susceptible Tuberculosis	0 (0 to 0)	0 (0 to 0)	0.2 (0 to 0.4)	0.2 (0 to 0.4)	0.1 (0 to 0.1)	0.1 (0 to 0.1)	0.1 (0 to 0.1)	0.1 (0 to 0.2)	0.2 (0 to 0.4)	0.2 (0 to 0.5)	0.2 (0 to 0.5)	0.3 (0 to 0.6)	0.3 (0 to 0.7)	0.4 (0 to 0.8)	0.4 (0 to 0.9)	0.5 (0 to 1.0)	0.5 (0 to 1.1)	0.6 (0 to 1.2)	0.6 (0 to 1.2)	0.6 (0 to 1.3)	0.6 (0 to 1.3)	0.6 (0 to 1.3)	0.6 (0 to 1.3)	7.8 (4.5 to 15.2)
HIV/AIDS - Multidrug-resistant Tuberculosis without extensive dr...	0 (0 to 0)	0 (0 to 0)	0 (0 to 0)	0 (0 to 0)	0 (0 to 0)	0 (0 to 0)	0 (0 to 0)	0 (0 to 0)	0 (0 to 0)	0 (0 to 0)	0 (0 to 0)	0 (0 to 0)	0 (0 to 0)	0 (0 to 0)	0 (0 to 0)	0 (0 to 0)	0 (0 to 0)	0 (0 to 0)	0 (0 to 0)	0 (0 to 0)	0 (0 to 0)	0 (0 to 0)	0 (0 to 0)	0.2 (0 to 0.6)
HIV/AIDS - Extensively drug-resistant Tuberculosis	0 (0 to 0)	0 (0 to 0)	0 (0 to 0)	0 (0 to 0)	0 (0 to 0)	0 (0 to 0)	0 (0 to 0)	0 (0 to 0)	0 (0 to 0)	0 (0 to 0)	0 (0 to 0)	0 (0 to 0)	0 (0 to 0)	0 (0 to 0)	0 (0 to 0)	0 (0 to 0)	0 (0 to 0)	0 (0 to 0)	0 (0 to 0)	0 (0 to 0)	0 (0 to 0)	0 (0 to 0)	0 (0 to 0)	0.1 (0 to 0.3)
HIV/AIDS resulting in other diseases	0 (0 to 0)	0 (0 to 0)	1 (1 to 1.6)	4 (1 to 7)	2 (0.5 to 3.7)	2 (0.5 to 3.6)	3 (0.8 to 5.4)	4 (1 to 7)	5 (1 to 8)	6 (2 to 10)	7 (2 to 12)	8 (3 to 14)	10 (3 to 17)	11 (4 to 20)	13 (4 to 23)	15 (5 to 26)	16 (5 to 29)	17 (6 to 31)	18 (6 to 33)	19 (6 to 34)	19 (6 to 35)	19 (6 to 35)	19 (6 to 35)	71.2 (41 to 139)
Sexually transmitted infections excluding HIV	0 (0 to 0)	0 (0 to 0)	0.2 (0 to 0.7)	0.1 (0 to 0.3)	0.1 (0 to 0.1)	0.1 (0 to 0.1)	0.2 (0 to 0.4)	0.2 (0 to 0.4)	0.2 (0 to 0.5)	0.2 (0 to 0.5)	0.3 (0 to 0.6)	0.3 (0 to 0.7)	0.3 (0 to 0.8)	0.4 (0 to 0.9)	0.4 (0 to 1.0)	0.5 (0 to 1.1)	0.5 (0 to 1.2)	0.6 (0 to 1.3)	0.6 (0 to 1.3)	0.6 (0 to 1.4)	0.6 (0 to 1.4)	0.6 (0 to 1.4)	0.6 (0 to 1.4)	40.1 (23.1 to 72.1)
Syphilis	0 (0 to 0)	0 (0 to 0)	0 (0 to 0)	0 (0 to 0)	0 (0 to 0)	0 (0 to 0)	0 (0 to 0)	0 (0 to 0)	0 (0 to 0)	0 (0 to 0)	0 (0 to 0)	0 (0 to 0)	0 (0 to 0)	0 (0 to 0)	0 (0 to 0)	0 (0 to 0)	0 (0 to 0)	0 (0 to 0)	0 (0 to 0)

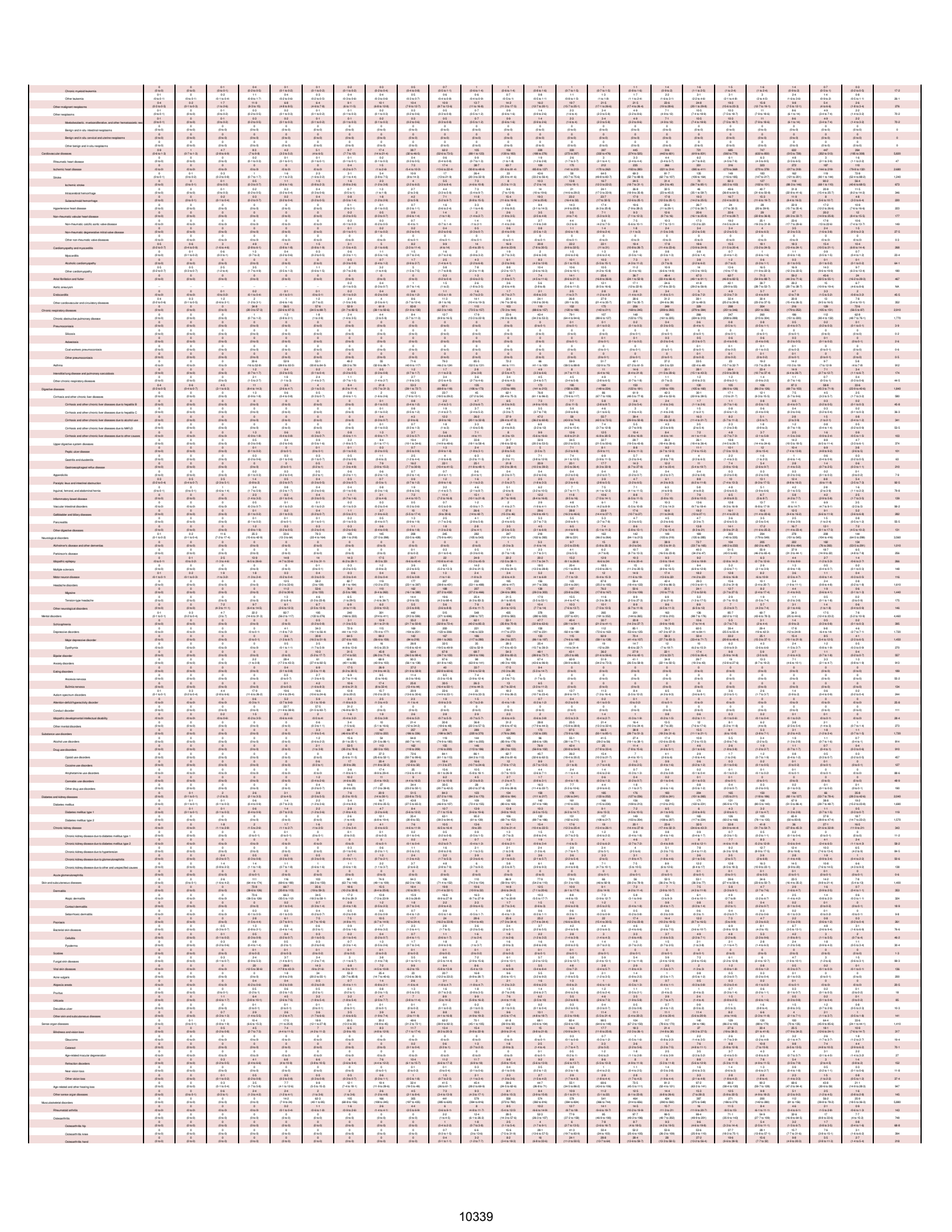

| | | |

Osteoarthritis other	0 (0 to 0)	0 (0 to 0)	0 (0 to 0)	0 (0 to 0)	0 (0 to 0)	0 (0 to 0)	0 (0 to 0)	0 (0 to 0)	0 (0 to 0)	0 (0 to 0)	0-1 (0 to 0-2)	0-0 (0 to 0-0)	0-0 (0 to 1-0)	0-0 (0 to 0-0)	0-0 (0 to 0-0)	0-0 (0 to 0-0)	0-0 (0 to 0-0)	0-0 (0 to 0-0)	0-0 (0 to 0-0)	0-0 (0 to 0-0)	0-0 (0 to 0-0)	0-0 (0 to 0-0)	0-0 (0 to 0-0)	0-0 (0 to 0-0)	0-0 (0 to 0-0)	0-0 (0 to 0-0)	0-0 (0 to 0-0)	0-0 (0 to 0-0)	0-0 (0 to 0-0)	0-0 (0 to 0-0)	
Low back pain	0 (0 to 0)	0 (0 to 0)	0 (0 to 0)	0 (0 to 0)	9-1 (4-2 to 16-7)	39-1 (23 to 62-7)	61-0 (37 to 97-4)	94-2 (52 to 149)	160 (98 to 260)	222 (120 to 334)	286 (148 to 453)	387 (153 to 464)	394 (161 to 411)	366 (165 to 403)	242 (152 to 360)	200 (124 to 299)	178 (113 to 263)	144 (105 to 204)	111 (68 to 163)	111 (51 to 152)	89-3 (38 to 134)	86-5 (39 to 134)	92 (44 to 142)	92-2 (53 to 134)	2,730
Neck pain	0 (0 to 0)	0 (0 to 0)	4-6 (1-7 to 9-4)	22-0 (11 to 37-3)	31 (15 to 54-1)	38-2 (19 to 74)	62-6 (31 to 116)	102 (53 to 189)	142 (75 to 241)	136 (76 to 220)	132 (79 to 228)	111 (67 to 166)	107 (64 to 166)	92-3 (57 to 139)	74-6 (47 to 119)	66-3 (37 to 100)	59-4 (29 to 87-7)	54-7 (28 to 82-1)	34-7 (18 to 62-1)	34-9 (12 to 45-4)	14-4 (7-4 to 24-2)	7-1 (3 to 11-7)	7-7 (1-7 to 17)	1,140
Gout	0 (0 to 0)	0 (0 to 0)	0 (0 to 0)	0 (0 to 0)	0 (0 to 0)	0 (0 to 0)	0 (0 to 0)	0 (0 to 0)	0 (0 to 0)	0 (0 to 0)	0 (0 to 0)	0 (0 to 0)	0 (0 to 0)	0 (0 to 0)	0 (0 to 0)	0 (0 to 0)	0 (0 to 0)	0 (0 to 0)	0 (0 to 0)	0 (0 to 0)	0 (0 to 0)	0 (0 to 0)	0 (0 to 0)	0 (0 to 0)	53
Other musculoskeletal disorders	0 (0 to 0)	0 (0 to 0)	0 (0 to 0)	0-3 (0-2 to 0-5)	1-1 (0-3 to 2-4)	11-4 (5-7 to 17-4)	30-6 (17 to 47-4)	72-7 (40-6 to 115)	158 (92-7 to 167)	139 (79-4 to 191)	114 (68-8 to 179)	111 (68-8 to 179)	107 (64-7 to 166)	92-3 (57-2 to 139)	74-6 (42-7 to 119)	66-3 (37-2 to 100)	59-1 (32-7 to 90-7)	39-7 (22-5 to 62-3)	25-3 (11-5 to 42-7)	12-2 (6-1 to 21-1)	6-9 (3-4 to 10-6)	4-4 (1-9 to 8-6)	1,050
Other non-communicable diseases	102 (74-5 to 154)	43-4 (33-1 to 58-1)	154 (104 to 218)	114 (68-6 to 158)	58-5 (40-5 to 77-2)	33-1 (26-2 to 71-3)	66-9 (41-5 to 91)	116 (81-5 to 161)	208 (144 to 295)	208 (135 to 284)	270 (207 to 431)	308 (207 to 431)	268 (160 to 377)	239 (174 to 335)	211 (130 to 304)	162 (120 to 267)	165 (101 to 252)	165 (101 to 245)	139 (102 to 194)	118 (80-3 to 150)	91-5 (62-9 to 101)	58 (40-2 to 67-4)	24-5 (11-9 to 40)	3,430
Congenital birth defects	69-5 (70-9 to 101)	37 (27-3 to 52-7)	102 (64-9 to 158)	76-5 (50-7 to 104)	24-8 (16-1 to 33-1)	18-9 (13-7 to 25)	16-7 (12-9 to 22)	16-6 (10-3 to 21-2)	19-7 (10 to 32-9)	15-1 (10-1 to 27-4)	22-6 (12-4 to 29-6)	17-4 (14-6 to 22-9)	19 (14-6 to 22-9)	17-3 (13 to 22-2)	16 (11-9 to 20-6)	14-2 (10-1 to 18-4)	10-5 (7-2 to 12-8)	7-2 (3 to 9-4)	2-5 (1-1 to 3-7)	1-5 (0-4 to 2-5)	0-5 (0-2 to 0-8)	0-3 (0-1 to 0-5)	0-1 (0-1 to 0-2)	545
Neural tube defects	4-9 (2-4 to 7-8)	1-2 (0-5 to 2)	7-4 (3-5 to 12-3)	9-1 (5-5 to 13-5)	0-8 (0-4 to 1-3)	0-6 (0-4 to 0-8)	0-4 (0-4 to 0-5)	0-7 (0-5 to 1)	0-6 (0-4 to 0-9)	0-6 (0-4 to 0-9)	0-6 (0-4 to 0-9)	0-4 (0-3 to 0-6)	0-3 (0-2 to 0-5)	0-2 (0-1 to 0-3)	0-1 (0-1 to 0-2)	0-1 (0-1 to 0-1)	0-1 (0-0 to 0-1)	0-0 (0-0 to 0-1)	0-0 (0-0 to 0-0)	0-0 (0-0 to 0-0)	0-0 (0-0 to 0-0)	0-0 (0-0 to 0-0)	0-0 (0-0 to 0-0)	28-4
Congenital heart anomalies	21-5 (13-5 to 39-2)	14-2 (9-2 to 23)	38-3 (18-3 to 62-9)	17-1 (10-5 to 28-7)	3-6 (2-3 to 4-9)	2-7 (1-8 to 4-7)	3-3 (2-1 to 5-2)	3-6 (2-2 to 5-8)	3-6 (2-2 to 5-4)	3-2 (2-2 to 4-7)	4-2 (2-5 to 7-1)	3-1 (2-1 to 5-3)	3-4 (1-9 to 4-7)	2-6 (1-4 to 3-8)	2-2 (1-2 to 3-3)	1-4 (0-7 to 2-5)	0-9 (0-4 to 1-9)	0-7 (0-2 to 1-4)	0-1 (0-0 to 0-2)	0-1 (0-0 to 0-1)	0-1 (0-0 to 0-1)	0-0 (0-0 to 0-1)	0-0 (0-0 to 0-0)	123
Orofacial clefts	3 (1-5 to 3-7)	0-7 (0-3 to 1-1)	2-3 (1-4 to 3-8)	2-9 (1-6 to 4-2)	0-3 (0-2 to 0-5)	0-3 (0-2 to 0-4)	0-2 (0-1 to 0-4)	0-2 (0-1 to 0-5)	0-2 (0-1 to 0-4)	0-2 (0-1 to 0-3)	0-3 (0-1 to 0-7)	0-4 (0-2 to 0-7)	0-3 (0-2 to 0-6)	0-3 (0-1 to 0-5)	0-3 (0-2 to 0-5)	0-2 (0-1 to 0-4)	0-2 (0-1 to 0-3)	0-1 (0-0 to 0-2)	0-1 (0-0 to 0-2)	0-1 (0-0 to 0-1)	0-1 (0-0 to 0-1)	0-1 (0-0 to 0-1)	0-0 (0-0 to 0-1)	4-6
Down syndrome	2-3 (1-3 to 3-7)	0-7 (0-3 to 1-1)	2-3 (1-4 to 3-8)	2-9 (1-6 to 4-2)	1-6 (0-8 to 2)	1-3 (0-8 to 1-8)	1-2 (0-7 to 1-7)	1-5 (1 to 2-2)	2-1 (1-4 to 3)	2-3 (1-4 to 3-1)	2-5 (1-7 to 3-5)	2-2 (1-4 to 3-1)	2-6 (1-9 to 3-5)	2-7 (1-7 to 3-7)	4-2 (2-9 to 6-5)	4-7 (2-9 to 6-2)	3-6 (2 to 5-2)	1-9 (1-1 to 2-4)	1-2 (0 to 2-1)	0-5 (0 to 0-9)	0-3 (0 to 0-5)	0-2 (0 to 0-4)	0-1 (0 to 0-3)	39-7
Turner syndrome	0 (0 to 0)	0 (0 to 0)	0-1 (0 to 0-1)	0-1 (0 to 0-2)	0-1 (0 to 0-1)	0-1 (0 to 0-1)	0-1 (0 to 0-2)	0-1 (0 to 0-1)	0-1 (0 to 0-2)	0-1 (0 to 0-2)	0-1 (0 to 0-3)	0-1 (0 to 0-3)	0-1 (0 to 0-1)	0-1 (0 to 0-1)	0-1 (0 to 0-1)	0-0 (0 to 0-0)	0-0 (0 to 0-0)	0-0 (0 to 0-0)	0-0 (0 to 0-0)	0-0 (0 to 0-0)	0-0 (0 to 0-0)	0-0 (0 to 0-0)	0-0 (0 to 0-0)	0-0 (0 to 0-0)	0-8
Klinefelter syndrome	0 (0 to 0)	0 (0 to 0)	0 (0 to 0)	0 (0 to 0)	0 (0 to 0)	0 (0 to 0)	0 (0 to 0)	0 (0 to 0)	0 (0 to 0)	0 (0 to 0)	0 (0 to 0)	0 (0 to 0)	0 (0 to 0)	0 (0 to 0)	0 (0 to 0)	0 (0 to 0)	0 (0 to 0)	0 (0 to 0)	0 (0 to 0)	0 (0 to 0)	0 (0 to 0)	0 (0 to 0)	0 (0 to 0)	0 (0 to 0)	0-2
Other chromosomal abnormalities	20-4 (10-4 to 32-4)	9-4 (5-4 to 16-4)	22-8 (13 to 40-2)	12-3 (6-2 to 20-4)	4-2 (2-6 to 6)	3 (2-3 to 5-1)	3 (2-1 to 4-6)	3-1 (2-1 to 4-5)	3-6 (2-2 to 5-2)	3-6 (2-4 to 5-4)	3-9 (2-7 to 5-2)	3 (2-2 to 4-2)	2-7 (1-8 to 3-7)	2 (1-4 to 2-8)	1-4 (0-9 to 2-1)	0-8 (0-5 to 1-3)	0-6 (0-4 to 0-9)	0-4 (0-2 to 0-7)	0-3 (0-1 to 0-5)	0-2 (0-1 to 0-4)	0-1 (0-1 to 0-3)	0-1 (0-1 to 0-2)	0-1 (0-0 to 0-2)	101
Congenital musculoskeletal and limb anomalies	4 (2-2 to 6-3)	1-2 (0-6 to 1-7)	1-5 (0-9 to 2-4)	0-9 (0-6 to 1-4)	0-5 (0-3 to 0-9)	0-5 (0-3 to 0-7)	0-5 (0-3 to 0-9)	0-7 (0-5 to 0-9)	0-7 (0-5 to 0-9)	0-6 (0-4 to 0-9)	0-6 (0-4 to 0-9)	0-5 (0-4 to 0-8)	0-5 (0-4 to 0-8)	0-4 (0-3 to 0-6)	0-3 (0-2 to 0-5)	0-2 (0-1 to 0-4)	0-2 (0-1 to 0-3)	0-1 (0-1 to 0-3)	0-1 (0-0 to 0-2)	0-1 (0-0 to 0-2)	0-1 (0-0 to 0-1)	0-0 (0-0 to 0-1)	0-0 (0-0 to 0-1)	99-1
Urogenital congenital anomalies	4 (1-7 to 13-3)	0-7 (0-3 to 2-2)	1-6 (0-8 to 4-2)	1-6 (1 to 2-6)	0-9 (0-5 to 1-6)	0-5 (0-3 to 0-8)	0-5 (0-2 to 0-9)	0-5 (0-2 to 0-9)	0-4 (0-2 to 0-9)	0-4 (0-2 to 0-9)	0-3 (0-2 to 0-5)	0-2 (0-1 to 0-3)	0-2 (0-1 to 0-3)	0-2 (0-1 to 0-3)	0-1 (0-1 to 0-2)	0-1 (0-0 to 0-1)	0-1 (0-0 to 0-1)	0-0 (0-0 to 0-1)	0-0 (0-0 to 0-0)	0-0 (0-0 to 0-0)	0-0 (0-0 to 0-0)	0-0 (0-0 to 0-0)	0-0 (0-0 to 0-0)	11-8
Digestive congenital anomalies	11-2 (7-9 to 17)	4-2 (1-9 to 5-6)	4-9 (1-9 to 9-4)	3-2 (1-7 to 6-2)	1-3 (0-6 to 1-9)	0-9 (0-4 to 1-2)	0-8 (0-3 to 1-2)	0-8 (0-4 to 1-2)	0-7 (0-3 to 1-2)	0-6 (0-3 to 1-2)	0-6 (0-3 to 0-9)	0-5 (0-2 to 0-8)	0-4 (0-2 to 0-6)	0-3 (0-2 to 0-5)	0-3 (0-1 to 0-4)	0-2 (0-1 to 0-3)	0-2 (0-1 to 0-3)	0-1 (0-0 to 0-2)	0-1 (0-0 to 0-1)	0-1 (0-0 to 0-1)	0-1 (0-0 to 0-1)	0-1 (0-0 to 0-1)	0-0 (0-0 to 0-1)	32-4
Other congenital birth defects	27-6 (16-2 to 46-1)	9-6 (3-7 to 20-7)	17-3 (10-7 to 29-1)	10-1 (4-4 to 18-3)	3-6 (2-1 to 4-8)	2-7 (1-6 to 4-2)	2-7 (1-7 to 4-2)	2-7 (1-8 to 5)	2-7 (1-8 to 5)	2-7 (1-9 to 5-2)	2-7 (2-1 to 5-9)	2-7 (1-9 to 5-4)	2-7 (1-4 to 4-2)	2-7 (1-1 to 3-6)	2-7 (0-9 to 3-2)	2-7 (0-7 to 3-2)	2-7 (0-6 to 3-1)	2-7 (0-5 to 3-1)	2-7 (0-5 to 3-1)	2-7 (0-5 to 3-1)	2-7 (0-5 to 3-1)	2-7 (0-5 to 3-1)	2-7 (0-5 to 3-1)	104
Urinary diseases and male infertility	0-1 (0 to 0-2)	0-2 (0 to 0-3)	0-3 (0 to 1-3)	0-6 (0 to 1-6)	0-6 (0 to 1-3)	0-6 (0 to 1-3)	0-6 (0 to 1-2)	0-9 (0 to 1-5)	1-1 (0 to 4-6)	2-1 (0 to 11-8)	2-3 (0 to 12-2)	1-4 (0 to 12-2)	1-5 (0 to 12-2)	2-2 (0 to 12-2)	2-6 (0 to 12-2)	2-7 (0 to 12-2)	2-7 (0 to 12-2)	2-7 (0 to 12-2)	2-7 (0 to 12-2)	2-7 (0 to 12-2)	2-7 (0 to 12-2)	2-7 (0 to 12-2)	2-7 (0 to 12-2)	300
Urolithiasis	0 (0 to 0)	0 (0 to 0)	0 (0 to 0)	0 (0 to 0)	0 (0 to 0)	0 (0 to 0)	0 (0 to 0)	0 (0 to 0)	0 (0 to 0)	0 (0 to 0)	0 (0 to 0)	0 (0 to 0)	0 (0 to 0)	0 (0 to 0)	0 (0 to 0)	0 (0 to 0)	0 (0 to 0)	0 (0 to 0)	0 (0 to 0)	0 (0 to 0)	0 (0 to 0)	0 (0 to 0)	0 (0 to 0)	0 (0 to 0)	18
Benign prostatic hyperplasia	0 (0 to 0)	0 (0 to 0)	0 (0 to 0)	0 (0 to 0)	0 (0 to 0)	0 (0 to 0)	0 (0 to 0)	0 (0 to 0)	0 (0 to 0)	0 (0 to 0)	0 (0 to 0)	0 (0 to 0)	0 (0 to 0)	0 (0 to 0)	0 (0 to 0)	0 (0 to 0)	0 (0 to 0)	0 (0 to 0)	0 (0 to 0)	0 (0 to 0)	0 (0 to 0)	0 (0 to 0)	0 (0 to 0)	0 (0 to 0)	54-9
Male infertility	0 (0 to 0)	0 (0 to 0)	0 (0 to 0)	0 (0 to 0)	0 (0 to 0)	0 (0 to 0)	0 (0 to 0)	1 (0 to 2-2)	2-1 (0 to 5-2)	3-6 (0 to 14-3)	3-6 (2 to 5-2)	2-7 (0 to 7-2)	2-7 (0 to 5-6)	2-7 (0 to 5-6)	2-7 (0 to 11-1)	2-7 (1 to 9-2)	2-7 (1 to 9-2)	2-7 (1 to 9-2)	2-7 (1 to 9-2)	2-7 (1 to 9-2)	2-7 (1 to 9-2)	2-7 (1 to 9-2)	2-7 (1 to 9-2)	10-8
Other urinary diseases	0-1 (0 to 0-1)	0-1 (0 to 0-1)	0-1 (0 to 0-2)	0-4 (0 to 0-6)	0-2 (0 to 0-3)	0-2 (0 to 0-3)	0-2 (0 to 0-3)	0-3 (0 to 0-3)	0-3 (0 to 0-4)	0-3 (0 to 0-5)	0-4 (0 to 0-6)	0-4 (0 to 0-6)	0-4 (0 to 0-6)	0-4 (0 to 0-6)	0-4 (0 to 0-6)	0-3 (0 to 0-5)	0-3 (0 to 0-5)	0-3 (0 to 0-4)	0-3 (0 to 0-4)	0-3 (0 to 0-4)	0-3 (0 to 0-4)	0-3 (0 to 0-4)	0-3 (0 to 0-4)	13-2
Gynecological diseases	0 (0 to 0)	0 (0 to 0)	0 (0 to 0)	0 (0 to 0)	24-5 (14 to 35-2)	24-4 (14 to 39-1)	24-4 (14 to 39-1)	24-4 (14 to 39-1)	24-4 (14 to 39-1)	24-4 (14 to 39-1)	147 (110 to 222)	147 (110 to 229)	147 (110 to 229)	147 (82-9 to 187)	147 (82-9 to 187)	147 (82-9 to 187)	147 (82-9 to 187)	147 (82-9 to 187)	184 (108 to 223)	184 (108 to 223)	184 (108 to 223)	184 (108 to 223)	184 (108 to 223)	961
Uterine fibroids	0 (0 to 0)	0 (0 to 0)	0 (0 to 0)	0 (0 to 0)	0-1 (0 to 0-2)	0-2 (0 to 0-4)	0-2 (0 to 0-4)	0-1 (0 to 0-6)	0-2 (0 to 0-5)	0-3 (0 to 2-7)	0-3 (0 to 0-8)	0-3 (0 to 0-8)	0-3 (0 to 0-8)	0-3 (0 to 0-8)	0-3 (0 to 0-8)	0-3 (0 to 0-8)	0-3 (0 to 0-8)	0-3 (0 to 0-8)	0-3 (0 to 0-8)	0-3 (0 to 0-8)	0-3 (0 to 0-8)	0-3 (0 to 0-8)	0-3 (0 to 0-8)	41-9
Polycystic ovarian syndrome	0 (0 to 0)	0 (0 to 0)	0 (0 to 0)	0 (0 to 0)	2-3 (0 to 6-1)	2-3 (0 to 7)	2-3 (0 to 5-2)	4-5 (0 to 9-1)	3-3 (0 to 6-3)	3-3 (0 to 7)	3-3 (0 to 7)	3-3 (0 to 7)	3-3 (0 to 7)	3-3 (0 to 7)	3-3 (0 to 7)	3-3 (0 to 7)	3-3 (0 to 7)	3-3 (0 to 7)	3-3 (0 to 7)	3-3 (0 to 7)	3-3 (0 to 7)	3-3 (0 to 7)	3-3 (0 to 7)	38-1
Female infertility	0 (0 to 0)	0 (0 to 0)	0 (0 to 0)	0 (0 to 0)	0 (0 to 0)	0 (0 to 0)	0 (0 to 0)	0 (0 to 2-2)	1-8 (0 to 6-2)	2-5 (0 to 9-1)	2-5 (0 to 12-9)	2-5 (0 to 12-9)	2-5 (0 to 12-9)	2-5 (0 to 12-9)	2-5 (0 to 12-9)	2-5 (0 to 12-9)	2-5 (0 to 12-9)	2-5 (0 to 12-9)	2-5 (0 to 12-9)	2-5 (0 to 12-9)	2-5 (0 to 12-9)	2-5 (0 to 12-9)	2-5 (0 to 12-9)	11-9
Endometriosis	0 (0 to 0)	0 (0 to 0)	0 (0 to 0)	0 (0 to 0)	2-3 (0 to 5-2)	2-3 (0 to 5-2)	2-3 (0 to 5-2)	5-8 (0 to 11-1)	7-4 (3 to 12-8)	8-9 (3 to 12-8)	8-9 (3 to 12-8)	8-9 (3 to 12-8)	8-9 (3 to 12-8)	8-9 (3 to 12-8)	8-9 (3 to 12-8)	8-9 (3 to 12-8)	8-9 (3 to 12-8)	8-9 (3 to 12-8)	8-9 (3 to 12-8)	8-9 (3 to 12-8)	8-9 (3 to 12-8)	8-9 (3 to 12-8)	8-9 (3 to 12-8)	41-2
Genital prolapse	0 (0 to 0)	0 (0 to 0)	0 (0 to 0)	0 (0 to 0)	0 (0 to 0)	0 (0 to 0)	0 (0 to 0)	0 (0 to 0)	0 (0 to 0)	0 (0 to 0)	0 (0 to 0)	0 (0 to 0)	0 (0 to 0)	0 (0 to 0)	0 (0 to 0)	0 (0 to 0)	0 (0 to 0)	0 (0 to 0)	0 (0 to 0)	0 (0 to 0)	0 (0 to 0)	0 (0 to 0)	0 (0 to 0)	0 (0 to 0)	13-9
Premenstrual syndrome	0 (0 to 0)	0 (0 to 0)	0 (0 to 0)	0 (0 to 0)	0-1 (0 to 0-4)	0-1 (0 to 0-4)	23-9 (11-5 to 43-1)	23-9 (11-5 to 43-1)	39-5 (19-1 to 80)	39-5 (24 to 68-7)	42-6 (24 to 68-7)	39-2 (20-4 to 58-3)	23-7 (13-3 to 39-8)	7-6 (0 to 14-3)	0-5 (0 to 0-9)	0-3 (0 to 0-6)	0-2 (0 to 0-5)	0-1 (0 to 0-3)	0-1 (0 to 0-3)	0-1 (0 to 0-3)	0-1 (0 to 0-3)	0-1 (0 to 0-3)	0-1 (0 to 0-3)	227
Other gynecological diseases	0 (0 to 0)	0 (0 to 0)	0 (0 to 0)	0 (0 to 0)	2-1 (0 to 5-2)	4-7 (2-1 to 8-8)	26-1 (16-4 to 40-1)	26-1 (16-4 to 40-1)	86-1 (52-1 to 168)	86-1 (52-1 to 168)	86-1 (57-6 to 168)	86-1 (57-6 to 168)	86-1 (39-1 to 167)	60-3 (24-4 to 91-8)	52-1 (21 to 52-1)	34-4 (12-4 to 33-2)	21-9 (10 to 23-3)	16-8 (10 to 23-3)	13-8 (7-3 to 19-2)	7-3 (4-5 to 10-7)	4-7 (2-8 to 7-2)	2-6 (1-7 to 4-2)	1-5 (0-9 to 2-4)	587
Hemoglobinopathies and hemolytic anemias	0-1 (0 to 0-1)	0-1 (0-1 to 0-3)	0-7 (0-3 to 1-4)	2-6 (1-9 to 3-5)	2-3 (1-5 to 3-1)	1-9 (0-7 to 2-7)	2-2 (1-3 to 3-2)	2-2 (1-5 to 3-7)	5-3 (1-6 to 14-1)	5 (1-5 to 17-5)	3-7 (1-3 to 8-6)	2-6 (1 to 9-7)	2-7 (1-1 to 9-1)	2-3 (0-8 to 4-4)	1-9 (0-6 to 4-5)	1-9 (0-5 to 4-2)	1-8 (1-1 to 3-4)	1-4 (0-8 to 2-7)	1-5 (0-9 to 2-8)	1-2 (0-8 to 2-1)	0-8 (0-5 to 1-3)	0-5 (0-3 to 0-7)	52-5
Thalassemias	0 (0 to 0)	0 (0 to 0)	0-1 (0 to 0-2)	0-1 (0 to 0-3)	0 (0 to 0)	0 (0 to 0)	0 (0 to 0)	0 (0 to 0)	0 (0 to 0)	0 (0 to 0)	0 (0 to 0)	0 (0 to 0)	0 (0 to 0)	0 (0 to 0)	0 (0 to 0)	0 (0 to 0)	0 (0 to 0)	0 (0 to 0)	0 (0 to 0)	0 (0 to 0)	0 (0 to 0)	0 (0 to 0)	0 (0 to 0)	0 (0 to 0)	0-3
Thalassemias trait	0-2 (0 to 0-1)	0-2 (0 to 0-4)	2-1 (0 to 5-4)	0-4 (0 to 1-5)	0-4 (0 to 1-2)	0-4 (0 to 1-2)	0-4 (0 to 1-2)	0-8 (0 to 1-8)	0-8 (0 to 1-1)	1-8 (0 to 4-2)	2-1 (0 to 5-7)	1 (0 to 2-6)	0-7 (0 to 2-6)	0-6 (0 to 2-6)	0-7 (0 to 2-6)	0-6 (0 to 2-6)	0-5 (0 to 2-6)	0-4 (0 to 2-6)	0-2 (0 to 2-6)	0-2 (0 to 2-6)	0-2 (0 to 2-6)	0-2 (0 to 2-6)	0-1 (0 to 2-6)	13-7
Sickle cell disorders	0-1 (0 to 0-1)	0-3 (0 to 0-5)	1-2 (0 to 2-6)	0-8 (0 to 1-7)	0-6 (0 to 1-4)	0-7 (0 to 1-6)	0-8 (0 to 1-6)	0-8 (0 to 1-1)	0-8 (0 to 1-1)	0-8 (0 to 1-1)	0-8 (0 to 1-1)	0-8 (0 to 1-1)	0-8 (0 to 1-1)	0-6 (0 to 1-1)	0-5 (0 to 1-1)	0-4 (0 to 0-9)	0-3 (0 to 0-7)	0-3 (0 to 0-6)	0-2 (0 to 0-5)	0-2 (0 to 0-5)	0-2 (0 to 0-5)	0-2 (0 to 0-5)	0-2 (0 to 0-5)	9-7
Sickle cell trait	0-1 (0 to 0-1)	0-1 (0 to 0-3)	0-5 (0 to 1-2)	1-8 (0 to 4-3)	0-4 (0 to 1-2)	0-5 (0 to 1-4)	1-4 (0 to 3-3)	2-1 (0 to 5-2)	2-5 (0 to 7-3)	2-5 (0 to 7-3)	2-5 (0 to 7-3)	2-5 (0 to 7-3)	2-5 (0 to 7-3)	2-6 (0 to 7-1)	2-6 (0 to 7-1)	2-6 (0 to 7-1)	2-6 (0 to 7-1)	2-6 (0 to 7-1)	2-6 (0 to 7-1)	2-6 (0 to 7-1)	2-6 (0 to 7-1)	2-6 (0 to 7-1)	2-6 (0 to 7-1)	12-5
G6PD deficiency	0 (0 to 0)	0 (0 to 0)	0 (0 to 0)	0 (0 to 0)	0 (0 to 0)	0 (0 to 0)	0 (0 to 0)	0 (0 to 0)	0 (0 to 0)	0 (0 to 0)	0 (0 to 0)	0 (0 to 0)	0 (0 to 0)	0 (0 to 0)	0 (0 to 0)	0 (0 to 0)	0 (0 to 0)	0 (0 to 0)	0 (0 to 0)	0 (0 to 0)	0 (0 to 0)	0 (0 to 0)	0 (0 to 0)	0 (0 to 0)	1-1
G6PD trait	0 (0 to 0)	0 (0 to 0)	0 (0 to 0)	0 (0 to 0)	0 (0 to 0)	0 (0 to 0)	0 (0 to 0)	0 (0 to 0)	0 (0 to 0)	0 (0 to 0)	0 (0 to 0)	0 (0 to 0)	0 (0 to 0)	0 (0 to 0)	0 (0 to 0)	0 (0 to 0)	0 (0 to 0)	0 (0 to 0)	0 (0 to 0)	0 (0 to 0)	0 (0 to 0)	0 (0 to 0)	0 (0 to 0)	0 (0 to 0)	0-3
Other hemoglobinopathies and hemolytic anemias	0 (0 to 0)	0-1 (0 to 0-3)	0-4 (0 to 1-3)	1-4 (0 to 2-9)	0-2 (0 to 0-6)	0-2 (0 to 0-6)	0-5 (0 to 1-1)	0-3 (0 to 1-1)	0-4 (0 to 1-3)	0-4 (0 to 1-3)	0-5 (0 to 1-9)	0-5 (0 to 2-2)	0-7 (0 to 2-1)	0-8 (0 to 2)	0-8 (0 to 2)	0-8 (0 to 2)	1-3 (0 to 3)	1-1 (0 to 2-2)	1-3 (0 to 2-2)	1-1 (0 to 1-9)	1-1 (0 to 1-8)	0-9 (0 to 1-4)	0-6 (0 to 1-1)	15
Endocrine, metabolic, blood, and immune disorders	3-2 (1-6 to 4-9)	2-8 (1-6 to 4-6)	13-7 (8-5 to 20-1)	28-6 (21-3 to 38-4)	19-6 (14-2 to 27-5)	16-2 (10-9 to 23)	14-7 (9-8 to 21)	19-6 (12-4 to 27-5)	33-4 (19-8 to 45-1)	44-7 (28-5 to 67-9)	64-9 (41-4 to 96-6)	62-8 (42 to 100)	71-2 (46-5 to 106)	68 (42 to 100)	55-9 (36-4 to 82-1)	53-9 (35-2 to 80-1)	41-2 (26-7 to 59-4)	28 (18-4 to 40-9)	12-9 (8-5 to 18-6)	4-6 (2-8 to 6-5)	3-3 (2-3 to 4-5)	850
Oral disorders	0-6 (2 to 0-6)	0-6 (2 to 0-6)	0-2 (0 to 1-2)	0-2 (0 to 1-7)	0-6 (0 to 1-4)	7-4 (4 to 13)	13-1 (7-4 to 21-5)	23-3 (12 to 38-5)	32-6 (18-7 to 54-4)	41-6 (23-4 to 70-8)	41-5 (23-4 to 71-4)	49-5 (27 to 78-3)	53-9 (31 to 90-5)	60 (34 to 95-6)	62-4 (38 to 92-2)	67-6 (40 to 105)	71-7 (44 to 109)	53-6 (33 to 83-4)	42-4 (27 to 62-1)	35-5 (15 to 37-2)	13-7 (6-5 to 14-4)	6-4 (4 to 8-2)	682
Caries of deciduous teeth	0 (0 to 0)	0 (0 to 0)	0 (0 to 0)	0 (0 to 1-2)	0 (0 to 0)	0 (0 to 0)	0 (0 to 0)	0 (0 to 0)	0 (0 to 0)	0 (0 to 0)	0 (0 to 0)	0 (0 to 0)	0 (0 to 0)	0 (0 to 0)	0 (0 to 0)	0 (0 to 0)	0 (0 to 0)	0 (0 to 0)	0 (0 to 0)	0 (0 to 0)	0 (0 to 0)	0 (0 to 0)	0 (0 to 0)	1-7
Caries of permanent teeth	0 (0 to 0)	0 (0 to 0)	0 (0 to 0)	0-3 (0 to 2-3)	2-0 (1 to 4-2)	2-0 (1 to 5-7)	2-0 (1 to 6)	3-5 (2 to 9-1)	2-9 (2 to 11-1)	6-1 (2-4 to 12-5)	6-4 (2-7 to 12-7)	6-3 (2-1 to 10-5)	4-3 (1-6 to 9-6)	3-2 (1 to 7-4)	2-8 (0 to 5-7)	2-1 (0 to 4-5)	1-8 (0 to 3-7)	1-5 (0 to 2-2)	0-7 (0 to 1-6)	0-4 (0 to 1-6)	0-3 (0 to 1-6)	0-2 (0 to 1-6)	0-1 (0 to 0-1)	54-2
Periodontal diseases	0 (0 to 0)	0 (0 to 0)	0 (0 to 0)	0 (0 to 0)	0 (0 to 0)	0 (0 to 0)	0 (0 to 0)	0 (0 to 0)	0 (0 to 0)	0 (0 to 0)	0 (0 to 0)	0 (0 to 0)	0 (0 to 0)	0 (0 to 0)	0 (0 to 0)	0 (0 to 0)	0 (0 to 0)	0 (0 to 0)	0 (0 to 0)	0 (0 to 0)	0 (0 to 0)	0 (0 to 0)	0 (0 to 0)	110
Other oral disorders	0 (0 to 0)	0 (0 to 0)	0 (0 to 0)	5 (3 to 7-8)	4-1 (2-4 to 6-4)	3-9 (2-3 to 6)	4-8 (2-8 to 7-4)	6-7 (4-2 to 10-6)	9-6 (6-5 to 16-1)	13-6 (7-9 to 19-5)	13-6 (8-4 to 20-4)	11-4 (6-9 to 16-9)	10-2 (6-3 to 15-4)	7-7 (4-7 to 11-4)	5-9 (3-6 to 9-9)	4-8 (3 to 7-3)	3-9 (2-4 to 5-9)	3-1 (1-3 to 3-1)	0-6 (0 to 1-9)	0-4 (0 to 0-9)	0-3 (0 to 0-6)	0-1 (0 to 0-2)	120
Sudden infant death syndrome	– (21-7 to 57)	26-9 (21-7 to 57)																					NA
Injuries	1-1 (0-8 to 1-4)	1-1 (0-9 to 1-4)	2-3 (1-4 to 3-4)	56-5 (47-9 to 66-7)	48-6 (37-1 to 63-2)	58-7 (42-7 to 75)	117 (88-7 to 140)	186 (158 to 221)	228 (197 to 266)	272 (220 to 339)	320 (258 to 404)	284 (239 to 367)	286 (232 to 392)	256 (203 to 324)	224 (178 to 288)	178 (139 to 231)	159 (121 to 208)	162 (125 to 208)	135 (107 to 174)	138 (109 to 174)	113

SR Table 2c: Brent DALYS by cause and age aroup for both sexes with 95% uncertainty intervals, 2019

Cause	Early Neonatal	Late Neonatal	Post Neonatal	1 to 4	5 to 9	10 to 14	15 to 19	20 to 24	25 to 29	30 to 34	35 to 39	40 to 44	45 to 49	50 to 54	55 to 59	60 to 64	65 to 69	70 to 74	75 to 79	80 to 84	85 to 89	90 to 94	95 plus	Total
All causes	7,140 (6,570 to 7,690)	2,280 (1,930 to 2,630)	5,660 (4,660 to 6,830)	8,240 (7,190 to 9,390)	3,060 (2,580 to 3,580)	3,040 (2,580 to 3,560)	3,110 (2,640 to 3,640)	3,280 (2,800 to 3,840)	3,440 (2,940 to 4,040)	3,770 (3,210 to 4,370)	4,240 (3,600 to 4,930)	4,750 (4,020 to 5,550)	5,300 (4,470 to 6,200)	5,900 (4,760 to 6,890)	6,540 (5,310 to 7,630)	7,220 (5,850 to 8,450)	7,940 (6,440 to 9,290)	8,690 (7,060 to 10,200)	9,470 (7,720 to 11,100)	10,300 (8,460 to 12,100)	11,200 (9,250 to 13,200)	12,200 (10,000 to 14,400)	13,300 (10,900 to 15,700)	86,330
Communicable, maternal, neonatal, and nutritional diseases	7,140 (6,570 to 7,690)	2,280 (1,930 to 2,630)	5,660 (4,660 to 6,830)	8,240 (7,190 to 9,390)	3,060 (2,580 to 3,580)	3,040 (2,580 to 3,560)	3,110 (2,640 to 3,640)	3,280 (2,800 to 3,840)	3,440 (2,940 to 4,040)	3,770 (3,210 to 4,370)	4,240 (3,600 to 4,930)	4,750 (4,020 to 5,550)	5,300 (4,470 to 6,200)	5,900 (4,760 to 6,890)	6,540 (5,310 to 7,630)	7,220 (5,850 to 8,450)	7,940 (6,440 to 9,290)	8,690 (7,060 to 10,200)	9,470 (7,720 to 11,100)	10,300 (8,460 to 12,100)	11,200 (9,250 to 13,200)	12,200 (10,000 to 14,400)	13,300 (10,900 to 15,700)	4,600
HIV/AIDS and sexually transmitted infections	18 (5.4 to 39.4)	5.8 (1.7 to 12.9)	13.1 (7.1 to 24.2)	9.6 (2.1 to 43.2)	2.1 (1.6 to 2.8)	1.4 (1.2 to 1.6)	2 (1.6 to 2.6)	5.7 (4.3 to 7.4)	13.2 (10.1 to 17.0)	29.7 (17.7 to 39.4)	57.1 (34.9 to 81.2)	93.1 (56.2 to 132.0)	130.1 (77.3 to 184.9)	200.8 (94.4 to 306.9)	266.6 (21.4 to 33.3)	21.1 (12.3 to 32.6)	17.2 (10.9 to 25.5)	12.9 (7.9 to 19.1)	9.2 (5.7 to 13.6)	6.5 (3.9 to 9.6)	4.5 (2.6 to 6.8)	2.9 (1.6 to 4.4)	1.6 (1.0 to 2.2)	224
HIV/AIDS	0 (0 to 0)	0 (0 to 0)	0 (0 to 0)	0 (0 to 0)	0 (0 to 0)	0 (0 to 0)	0 (0 to 0)	0 (0 to 0)	0 (0 to 0)	0 (0 to 0)	0 (0 to 0)	0 (0 to 0)	0 (0 to 0)	0 (0 to 0)	0 (0 to 0)	0 (0 to 0)	0 (0 to 0)	0 (0 to 0)	0 (0 to 0)	0 (0 to 0)	0 (0 to 0)	0 (0 to 0)	0 (0 to 0)	0 (0 to 0)	0 (0 to 0)
HIV/AIDS - Drug-susceptible Tuberculosis	0 (0 to 0)	0 (0 to 0)	0 (0 to 0)	0 (0 to 0)	0 (0 to 0)	0 (0 to 0)	0 (0 to 0)	0 (0 to 0)	0 (0 to 0)	0 (0 to 0)	0 (0 to 0)	0 (0 to 0)	0 (0 to 0)	0 (0 to 0)	0 (0 to 0)	0 (0 to 0)	0 (0 to 0)	0 (0 to 0)	0 (0 to 0)	0 (0 to 0)	0 (0 to 0)	0 (0 to 0)	0 (0 to 0)	0 (0 to 0)	0 (0 to 0)
HIV/AIDS - Multidrug-resistant Tuberculosis without extensive drug-resistance	0 (0 to 0)	0 (0 to 0)	0 (0 to 0)	0 (0 to 0)	0 (0 to 0)	0 (0 to 0)	0 (0 to 0)	0 (0 to 0)	0 (0 to 0)	0 (0 to 0)	0 (0 to 0)	0 (0 to 0)	0 (0 to 0)	0 (0 to 0)	0 (0 to 0)	0 (0 to 0)	0 (0 to 0)	0 (0 to 0)	0 (0 to 0)	0 (0 to 0)	0 (0 to 0)	0 (0 to 0)	0 (0 to 0)	0 (0 to 0)	0 (0 to 0)
HIV/AIDS - Extensively drug-resistant Tuberculosis	0 (0 to 0)	0 (0 to 0)	0 (0 to 0)	0 (0 to 0)	0 (0 to 0)	0 (0 to 0)	0 (0 to 0)	0 (0 to 0)	0 (0 to 0)	0 (0 to 0)	0 (0 to 0)	0 (0 to 0)	0 (0 to 0)	0 (0 to 0)	0 (0 to 0)	0 (0 to 0)	0 (0 to 0)	0 (0 to 0)	0 (0 to 0)	0 (0 to 0)	0 (0 to 0)	0 (0 to 0)	0 (0 to 0)	0 (0 to 0)	0 (0 to 0)
HIV/AIDS resulting in other diseases	18 (5.4 to 39.4)	5.8 (1.7 to 12.9)	13.1 (7.1 to 24.2)	9.6 (2.1 to 43.2)	2.1 (1.6 to 2.8)	1.4 (1.2 to 1.6)	2 (1.6 to 2.6)	5.7 (4.3 to 7.4)	13.2 (10.1 to 17.0)	29.7 (17.7 to 39.4)	57.1 (34.9 to 81.2)	93.1 (56.2 to 132.0)	130.1 (77.3 to 184.9)	200.8 (94.4 to 306.9)	266.6 (21.4 to 33.3)	21.1 (12.3 to 32.6)	17.2 (10.9 to 25.5)	12.9 (7.9 to 19.1)	9.2 (5.7 to 13.6)	6.5 (3.9 to 9.6)	4.5 (2.6 to 6.8)	2.9 (1.6 to 4.4)	1.6 (1.0 to 2.2)	147
Sexually transmitted infections excluding HIV	0 (0 to 0)	0 (0 to 0)	0 (0 to 0)	0 (0 to 0)	0 (0 to 0)	0 (0 to 0)	0 (0 to 0)	0 (0 to 0)	0 (0 to 0)	0 (0 to 0)	0 (0 to 0)	0 (0 to 0)	0 (0 to 0)	0 (0 to 0)	0 (0 to 0)	0 (0 to 0)	0 (0 to 0)	0 (0 to 0)	0 (0 to 0)	0 (0 to 0)	0 (0 to 0)	0 (0 to 0)	0 (0 to 0)	0 (0 to 0)	0 (0 to 0)
Syphilis	18 (5.4 to 39.4)	5.8 (1.7 to 12.9)	9.3 (4.2 to 19.6)	0.3 (0 to 2.8)	0.2 (0 to 0.3)	0 (0 to 0)	0 (0 to 0)	0 (0 to 0)	0 (0 to 0)	0 (0 to 0)	0 (0 to 0)	0 (0 to 0)	0 (0 to 0)	0 (0 to 0)	0 (0 to 0)	0 (0 to 0)	0 (0 to 0)	0 (0 to 0)	0 (0 to 0)	0 (0 to 0)	0 (0 to 0)	0 (0 to 0)	0 (0 to 0)	0 (0 to 0)	33.7
Chlamydial infection	0 (0 to 0)	0 (0 to 0)	0 (0 to 0)	0 (0 to 0)	0 (0 to 0)	0 (0 to 0)	0 (0 to 0)	0 (0 to 0)	0 (0 to 0)	0 (0 to 0)	0 (0 to 0)	0 (0 to 0)	0 (0 to 0)	0 (0 to 0)	0 (0 to 0)	0 (0 to 0)	0 (0 to 0)	0 (0 to 0)	0 (0 to 0)	0 (0 to 0)	0 (0 to 0)	0 (0 to 0)	0 (0 to 0)	0 (0 to 0)	0 (0 to 0)
Gonococcal infection	0 (0 to 0)	0 (0 to 0)	0 (0 to 0)	0 (0 to 0)	0 (0 to 0)	0 (0 to 0)	0 (0 to 0)	0 (0 to 0)	0 (0 to 0)	0 (0 to 0)	0 (0 to 0)	0 (0 to 0)	0 (0 to 0)	0 (0 to 0)	0 (0 to 0)	0 (0 to 0)	0 (0 to 0)	0 (0 to 0)	0 (0 to 0)	0 (0 to 0)	0 (0 to 0)	0 (0 to 0)	0 (0 to 0)	0 (0 to 0)	0 (0 to 0)
Trichomoniasis	0 (0 to 0)	0 (0 to 0)	0 (0 to 0)	0 (0 to 0)	0 (0 to 0)	0 (0 to 0)	0 (0 to 0)	0 (0 to 0)	0 (0 to 0)	0 (0 to 0)	0 (0 to 0)	0 (0 to 0)	0 (0 to 0)	0 (0 to 0)	0 (0 to 0)	0 (0 to 0)	0 (0 to 0)	0 (0 to 0)	0 (0 to 0)	0 (0 to 0)	0 (0 to 0)	0 (0 to 0)	0 (0 to 0)	0 (0 to 0)	0 (0 to 0)
Genital herpes	0 (0 to 0)	0 (0 to 0)	0 (0 to 0)	0 (0 to 0)	0 (0 to 0)	0 (0 to 0)	0 (0 to 0)	0 (0 to 0)	0 (0 to 0)	0 (0 to 0)	0 (0 to 0)	0 (0 to 0)	0 (0 to 0)	0 (0 to 0)	0 (0 to 0)	0 (0 to 0)	0 (0 to 0)	0 (0 to 0)	0 (0 to 0)	0 (0 to 0)	0 (0 to 0)	0 (0 to 0)	0 (0 to 0)	0 (0 to 0)	0 (0 to 0)
Other sexually transmitted infections	0 (0 to 0)	0 (0 to 0)	0 (0 to 0)	0 (0 to 0)	0 (0 to 0)	0 (0 to 0)	0 (0 to 0)	0 (0 to 0)	0 (0 to 0)	0 (0 to 0)	0 (0 to 0)	0 (0 to 0)	0 (0 to 0)	0 (0 to 0)	0 (0 to 0)	0 (0 to 0)	0 (0 to 0)	0 (0 to 0)	0 (0 to 0)	0 (0 to 0)	0 (0 to 0)	0 (0 to 0)	0 (0 to 0)	0 (0 to 0)	0 (0 to 0)
Respiratory infections and tuberculosis	4,640 (4,270 to 5,010)	1,480 (1,270 to 1,710)	3,660 (2,980 to 4,450)	5,330 (4,650 to 6,080)	1,980 (1,670 to 2,320)	1,970 (1,670 to 2,310)	2,010 (1,710 to 2,360)	2,120 (1,810 to 2,490)	2,230 (1,900 to 2,620)	2,440 (2,080 to 2,830)	2,740 (2,330 to 3,190)	3,070 (2,600 to 3,590)	3,430 (2,890 to 4,010)	3,820 (3,080 to 4,460)	4,230 (3,430 to 4,940)	4,670 (3,780 to 5,460)	5,140 (4,170 to 6,010)	5,620 (4,570 to 6,570)	6,130 (4,990 to 7,170)	6,660 (5,470 to 7,790)	7,240 (5,980 to 8,470)	7,890 (6,470 to 9,230)	8,600 (7,050 to 10,100)	55,800
Tuberculosis	0 (0 to 0)	0 (0 to 0)	0.3 (0 to 0.4)	0.4 (0 to 0.5)	0.5 (0 to 0.6)	1.6 (0 to 1.9)	3.6 (1.5 to 6.4)	5.9 (2.5 to 9.4)	7 (3.0 to 11.2)	5.9 (3.3 to 10.3)	5.9 (3.3 to 10.3)	6.1 (3.4 to 10.6)	6.1 (3.4 to 10.6)	6.1 (3.4 to 10.6)	5.7 (3.2 to 9.9)	4.3 (2.4 to 7.4)	3.3 (1.8 to 5.7)	2.5 (1.4 to 4.3)	1.9 (1.1 to 3.3)	1.4 (0.8 to 2.4)	1.1 (0.6 to 1.9)	0.8 (0.4 to 1.3)	0.5 (0.2 to 0.9)	69.1
Latent tuberculosis infection	0 (0 to 0)	0 (0 to 0)	0 (0 to 0)	0 (0 to 0)	0 (0 to 0)	0 (0 to 0)	0 (0 to 0)	0 (0 to 0)	0 (0 to 0)	0 (0 to 0)	0 (0 to 0)	0 (0 to 0)	0 (0 to 0)	0 (0 to 0)	0 (0 to 0)	0 (0 to 0)	0 (0 to 0)	0 (0 to 0)	0 (0 to 0)	0 (0 to 0)	0 (0 to 0)	0 (0 to 0)	0 (0 to 0)	0 (0 to 0)	0 (0 to 0)
Drug-susceptible tuberculosis	0 (0 to 0)	0 (0 to 0)	0.3 (0 to 0.4)	0.4 (0.4 to 0.5)	0.5 (0 to 0.6)	1.6 (0 to 1.9)	3.6 (1.5 to 6.4)	5.9 (2.5 to 9.4)	7 (3.0 to 11.2)	5.9 (3.3 to 10.3)	5.9 (3.3 to 10.3)	6.1 (3.4 to 10.6)	6.1 (3.4 to 10.6)	6.1 (3.4 to 10.6)	5.7 (3.2 to 9.9)	4.3 (2.4 to 7.4)	3.3 (1.8 to 5.7)	2.5 (1.4 to 4.3)	1.9 (1.1 to 3.3)	1.4 (0.8 to 2.4)	1.1 (0.6 to 1.9)	0.8 (0.4 to 1.3)	0.5 (0.2 to 0.9)	71.9
Multidrug-resistant tuberculosis without extensive drug-resistance	0 (0 to 0)	0 (0 to 0)	0 (0 to 0)	0 (0 to 0)	0 (0 to 0)	0 (0 to 0)	0 (0 to 0)	0 (0 to 0)	0 (0 to 0)	0 (0 to 0)	0 (0 to 0)	0 (0 to 0)	0 (0 to 0)	0 (0 to 0)	0 (0 to 0)	0 (0 to 0)	0 (0 to 0)	0 (0 to 0)	0 (0 to 0)	0 (0 to 0)	0 (0 to 0)	0 (0 to 0)	0 (0 to 0)	0 (0 to 0)	1.4
Extensively drug-resistant tuberculosis	0 (0 to 0)	0 (0 to 0)	0 (0 to 0)	0 (0 to 0)	0 (0 to 0)	0 (0 to 0)	0 (0 to 0)	0 (0 to 0)	0 (0 to 0)	0 (0 to 0)	0 (0 to 0)	0 (0 to 0)	0 (0 to 0)	0 (0 to 0)	0 (0 to 0)	0 (0 to 0)	0 (0 to 0)	0 (0 to 0)	0 (0 to 0)	0 (0 to 0)	0 (0 to 0)	0 (0 to 0)	0 (0 to 0)	0 (0 to 0)	0.3
Lower respiratory infections	4,610 (4.3 to 5.1)	1,480 (7.1 to 9.3)	3,650 (21.0 to 51.3)	5,320 (2.2 to 2.9)	1,970 (1.4 to 1.6)	1,960 (1.4 to 1.6)	1,990 (1.4 to 1.6)	2,110 (1.4 to 1.6)	2,220 (1.4 to 1.6)	2,430 (1.4 to 1.6)	2,730 (1.4 to 1.6)	3,060 (1.4 to 1.6)	3,420 (1.4 to 1.6)	3,810 (1.4 to 1.6)	4,220 (1.4 to 1.6)	4,660 (1.4 to 1.6)	5,130 (1.4 to 1.6)	5,610 (1.4 to 1.6)	6,120 (1.4 to 1.6)	6,650 (1.4 to 1.6)	7,230 (1.4 to 1.6)	7,880 (1.4 to 1.6)	8,590 (1.4 to 1.6)	55,500
Upper respiratory infections	0.1 (0.0 to 0.4)	0.4 (0.2 to 0.9)	7.3 (4.2 to 11.4)	20.5 (17.7 to 23.5)	2.9 (1.9 to 4.1)	2.6 (1.7 to 3.7)	2.3 (1.5 to 3.4)	2.1 (1.3 to 3.1)	2.1 (1.3 to 3.1)	2.1 (1.3 to 3.1)	2.1 (1.3 to 3.1)	2.1 (1.3 to 3.1)	2.1 (1.3 to 3.1)	2.1 (1.3 to 3.1)	2.1 (1.3 to 3.1)	2.1 (1.3 to 3.1)	2.1 (1.3 to 3.1)	2.1 (1.3 to 3.1)	2.1 (1.3 to 3.1)	2.1 (1.3 to 3.1)	2.1 (1.3 to 3.1)	2.1 (1.3 to 3.1)	2.1 (1.3 to 3.1)	325
Otitis media	0 (0 to 0)	0 (0 to 0)	0 (0 to 0.1)	0.1 (0.0 to 0.3)	0.1 (0.0 to 0.2)	0.1 (0.0 to 0.2)	0.1 (0.0 to 0.2)	0.1 (0.0 to 0.2)	0.1 (0.0 to 0.2)	0.1 (0.0 to 0.2)	0.1 (0.0 to 0.2)	0.1 (0.0 to 0.2)	0.1 (0.0 to 0.2)	0.1 (0.0 to 0.2)	0.1 (0.0 to 0.2)	0.1 (0.0 to 0.2)	0.1 (0.0 to 0.2)	0.1 (0.0 to 0.2)	0.1 (0.0 to 0.2)	0.1 (0.0 to 0.2)	0.1 (0.0 to 0.2)	0.1 (0.0 to 0.2)	0.1 (0.0 to 0.2)	68.2
Enteric infections	0.5 (0.4 to 0.6)	2.1 (1.5 to 2.7)	23 (15.1 to 33.1)	39.5 (32.2 to 48.2)	16.2 (12.7 to 20.1)	7.4 (5.5 to 9.5)	7.4 (5.5 to 9.5)	7.4 (5.5 to 9.5)	8.4 (6.1 to 10.9)	9.4 (6.9 to 12.3)	10.5 (7.5 to 13.9)	11.7 (8.3 to 15.6)	13.1 (9.2 to 17.6)	14.6 (10.2 to 19.8)	16.3 (11.3 to 22.2)	18.1 (12.5 to 24.8)	20.1 (13.8 to 27.7)	22.3 (15.2 to 31.0)	24.8 (16.7 to 34.8)	27.6 (18.4 to 39.1)	30.8 (20.3 to 44.1)	34.5 (22.3 to 51.1)	38.6 (24.0 to 59.2)	223
Diarrheal diseases	0.5 (0.4 to 0.6)	2.1 (1.5 to 2.7)	23 (15.1 to 33.1)	39.5 (32.2 to 48.2)	16.2 (12.7 to 20.1)	7.4 (5.5 to 9.5)	7.4 (5.5 to 9.5)	7.4 (5.5 to 9.5)	8.4 (6.1 to 10.9)	9.4 (6.9 to 12.3)	10.5 (7.5 to 13.9)	11.7 (8.3 to 15.6)	13.1 (9.2 to 17.6)	14.6 (10.2 to 19.8)	16.3 (11.3 to 22.2)	18.1 (12.5 to 24.8)	20.1 (13.8 to 27.7)	22.3 (15.2 to 31.0)	24.8 (16.7 to 34.8)	27.6 (18.4 to 39.1)	30.8 (20.3 to 44.1)	34.5 (22.3 to 51.1)	38.6 (24.0 to 59.2)	222
Typhoid and paraphoid	0 (0 to 0)	0 (0 to 0)	0 (0 to 0)	0 (0 to 0)	0 (0 to 0)	0 (0 to 0)	0 (0 to 0)	0 (0 to 0)	0 (0 to 0)	0 (0 to 0)	0 (0 to 0)	0 (0 to 0)	0 (0 to 0)	0 (0 to 0)	0 (0 to 0)	0 (0 to 0)	0 (0 to 0)	0 (0 to 0)	0 (0 to 0)	0 (0 to 0)	0 (0 to 0)	0 (0 to 0)	0 (0 to 0)	0 (0 to 0)	0
Typhoid fever	0 (0 to 0)	0 (0 to 0)	0 (0 to 0)	0 (0 to 0)	0 (0 to 0)	0 (0 to 0)	0 (0 to 0)	0 (0 to 0)	0 (0 to 0)	0 (0 to 0)	0 (0 to 0)	0 (0 to 0)	0 (0 to 0)	0 (0 to 0)	0 (0 to 0)	0 (0 to 0)	0 (0 to 0)	0 (0 to 0)	0 (0 to 0)	0 (0 to 0)	0 (0 to 0)	0 (0 to 0)	0 (0 to 0)	0 (0 to 0)	0
Paratyphoid fever	0 (0 to 0)	0 (0 to 0)	0 (0 to 0)	0 (0 to 0)	0 (0 to 0)	0 (0 to 0)	0 (0 to 0)	0 (0 to 0)	0 (0 to 0)	0 (0 to 0)	0 (0 to 0)	0 (0 to 0)	0 (0 to 0)	0 (0 to 0)	0 (0 to 0)	0 (0 to 0)	0 (0 to 0)	0 (0 to 0)	0 (0 to 0)	0 (0 to 0)	0 (0 to 0)	0 (0 to 0)	0 (0 to 0)	0 (0 to 0)	0
Invasive Non-typhoidal Salmonella (iNTS)	0 (0 to 0)	0 (0 to 0)	0 (0 to 0)	0 (0 to 0)	0 (0 to 0)	0 (0 to 0)	0 (0 to 0)	0 (0 to 0)	0 (0 to 0)	0 (0 to 0)	0 (0 to 0)	0 (0 to 0)	0 (0 to 0)	0 (0 to 0)	0 (0 to 0)	0 (0 to 0)	0 (0 to 0)	0 (0 to 0)	0 (0 to 0)	0 (0 to 0)	0 (0 to 0)	0 (0 to 0)	0 (0 to 0)	0 (0 to 0)	1
Other intestinal infectious diseases	0 (0 to 0)	0 (0 to 0)	0 (0 to 0)	0 (0 to 0)	0 (0 to 0)	0 (0 to 0)	0 (0 to 0)	0 (0 to 0)	0 (0 to 0)	0 (0 to 0)	0 (0 to 0)	0 (0 to 0)	0 (0 to 0)	0 (0 to 0)	0 (0 to 0)	0 (0 to 0)	0 (0 to 0)	0 (0 to 0)	0 (0 to 0)	0 (0 to 0)	0 (0 to 0)	0 (0 to 0)	0 (0 to 0)	0 (0 to 0)	0.6
Neglected tropical diseases and malaria	1 (0.6 to 2.2)	0.4 (0.2 to 2.2)	2.9 (1.4 to 7.5)	2.4 (1.1 to 5.6)	1.4 (0.6 to 3.2)	0.2 (0.1 to 0.4)	0.4 (0.1 to 1.0)	0.4 (0.1 to 1.0)	0.5 (0.1 to 1.3)	0.6 (0.1 to 1.5)	0.7 (0.1 to 2.0)	0.7 (0.1 to 2.0)	0.7 (0.1 to 2.0)	0.7 (0.1 to 2.0)	0.7 (0.1 to 2.0)	0.7 (0.1 to 2.0)	0.7 (0.1 to 2.0)	0.7 (0.1 to 2.0)	0.7 (0.1 to 2.0)	0.7 (0.1 to 2.0)	0.7 (0.1 to 2.0)	0.7 (0.1 to 2.0)	0.7 (0.1 to 2.0)	16.5
Malaria	0 (0 to 0)	0 (0 to 0)	0 (0 to 0)	0 (0 to 0)	0 (0 to 0)	0 (0 to 0)	0 (0 to 0)	0 (0 to 0)	0 (0 to 0)	0 (0 to 0)	0 (0 to 0)	0 (0 to 0)	0 (0 to 0)	0 (0 to 0)	0 (0 to 0)	0 (0 to 0)	0 (0 to 0)	0 (0 to 0)	0 (0 to 0)	0 (0 to 0)	0 (0 to 0)	0 (0 to 0)	0 (0 to 0)	0 (0 to 0)	0
Chagas disease	0 (0 to 0)	0 (0 to 0)	0 (0 to 0)	0 (0 to 0)	0 (0 to 0)	0 (0 to 0)	0 (0 to 0)	0 (0 to 0)	0 (0 to 0)	0 (0 to 0)	0 (0 to 0)	0 (0 to 0)	0 (0 to 0)	0 (0 to 0)	0 (0 to 0)	0 (0 to 0)	0 (0 to 0)	0 (0 to 0)	0 (0 to 0)	0 (0 to 0)	0 (0 to 0)	0 (0 to 0)	0 (0 to 0)	0 (0 to 0)	0
Leishmaniasis	0 (0 to 0)	0 (0 to 0)	0 (0 to 0)	0 (0 to 0)	0 (0 to 0)	0 (0 to 0)	0 (0 to 0)	0 (0 to 0)	0 (0 to 0)	0 (0 to 0)	0 (0 to 0)	0 (0 to 0)	0 (0 to 0)	0 (0 to 0)	0 (0 to 0)	0 (0 to 0)	0 (0 to 0)	0 (0 to 0)	0 (0 to 0)	0 (0 to 0)	0 (0 to 0)	0 (0 to 0)	0 (0 to 0)	0 (0 to 0)	0
Visceral leishmaniasis	0 (0 to 0)	0 (0 to 0)	0 (0 to 0)	0 (0 to 0)	0 (0 to 0)	0 (0 to 0)	0 (0 to 0)	0 (0 to 0)	0 (0 to 0)	0 (0 to 0)	0 (0 to 0)	0 (0 to 0)	0 (0 to 0)	0 (0 to 0)	0 (0 to 0)	0 (0 to 0)	0 (0 to 0)	0 (0 to 0)	0 (0 to 0)	0 (0 to 0)	0 (0 to 0)	0 (0 to 0)	0 (0 to 0)	0 (0 to 0)	0
Cutaneous and mucocutaneous leishmaniasis	0 (0 to 0)	0 (0 to 0)	0 (0 to 0)	0 (0 to 0)	0 (0 to 0)	0 (0 to 0)	0 (0 to 0)	0 (0 to 0)	0 (0 to 0)	0 (0 to 0)	0 (0 to 0)	0 (0 to 0)	0 (0 to 0)	0 (0 to 0)	0 (0 to 0)	0 (0 to 0)	0 (0 to 0)	0 (0 to 0)	0 (0 to 0)	0 (0 to 0)	0 (0 to 0)	0 (0 to 0)	0 (0 to 0)	0 (0 to 0)	0
African trypanosomiasis	0 (0 to 0)	0 (0 to 0)	0 (0 to 0)	0 (0 to 0)	0 (0 to 0)	0 (0 to 0)	0 (0 to 0)	0 (0 to 0)	0 (0 to 0)	0 (0 to 0)	0 (0 to 0)	0 (0 to 0)	0 (0 to 0)	0 (0 to 0)	0 (0 to 0)	0 (0 to 0)	0 (0 to 0)	0 (0 to 0)	0 (0 to 0)	0 (0 to 0)	0 (0 to 0)	0 (0 to 0)	0 (0 to 0)	0 (0 to 0)	0
Schistosomiasis	0 (0 to 0)	0 (0 to 0)	0 (0 to 0)	0 (0 to 0)	0 (0 to 0)	0 (0 to 0)	0 (0 to 0)	0 (0 to 0)	0 (0 to 0)	0 (0 to 0)	0 (0 to 0)	0 (0 to 0)	0 (0 to 0)	0 (0 to 0)	0 (0 to 0)	0 (0 to 0)	0 (0 to 0)	0 (0 to 0)	0 (0 to 0)	0 (0 to 0)	0 (0 to 0)	0 (0 to 0)	0 (0 to 0)	0 (0 to 0)	0
Cysticercosis	0 (0 to 0)	0 (0 to 0)	0 (0 to 0)	0 (0 to 0)	0 (0 to 0)	0 (0 to 0)	0 (0 to 0)	0 (0 to 0)	0 (0 to 0)	0 (0 to 0)	0 (0 to 0)	0 (0 to 0)	0 (0 to 0)	0 (0 to 0)	0 (0 to 0)	0 (0 to 0)	0 (0 to 0)	0 (0 to 0)	0 (0 to 0)	0 (0 to 0)	0 (0 to 0)	0 (0 to 0)	0 (0 to 0)	0 (0 to 0)	0
Cystic echinococcosis	0 (0 to 0)	0 (0 to 0)	0 (0 to 0)	0 (0 to 0)	0 (0 to 0)	0 (0 to 0)	0 (0 to 0)	0 (0 to 0)	0 (0 to 0)	0 (0 to 0)	0 (0 to 0)	0 (0 to 0)	0 (0 to 0)	0 (0 to 0)	0 (0 to 0)	0 (0 to 0)	0 (0 to 0)	0 (0 to 0)	0 (0 to 0)	0 (0 to 0)	0 (0 to 0)	0 (0 to 0)	0 (0 to 0)	0 (0 to 0)	0.2
Lymphatic filariasis	0 (0 to 0)	0 (0 to 0)	0 (0 to 0)	0 (0 to 0)	0 (0 to 0)	0 (0 to 0)	0 (0 to 0)	0 (0 to 0)	0 (0 to 0)	0 (0 to 0)	0 (0 to 0)	0 (0 to 0)	0 (0 to 0)	0 (0 to 0)	0 (0 to 0)	0 (0 to 0)	0 (0 to 0)	0 (0 to 0)	0 (0 to 0)	0 (0 to 0)	0 (0 to 0)	0 (0 to 0)	0 (0 to 0)	0 (0 to 0)	0
Onchocerciasis	0 (0 to 0)	0 (0 to 0)	0 (0 to 0)	0 (0 to 0)	0 (0 to 0)	0 (0 to 0)	0 (0 to 0)	0 (0 to 0)	0 (0 to 0)	0 (0 to 0)	0 (0 to 0)	0 (0 to 0)	0 (0 to 0)	0 (0 to 0)	0 (0 to 0)	0 (0 to 0)	0 (0 to 0)	0 (0 to 0)	0 (0 to 0)	0 (0 to 0)	0 (0 to 0)	0 (0 to 0)	0 (0 to 0)	0 (0 to 0)	0
Trachoma	0 (0 to 0)	0 (0 to 0)	0 (0 to 0)	0 (0 to 0)	0 (0 to 0)	0 (0 to 0)	0 (0 to 0)	0 (0 to 0)	0 (0 to 0)	0 (0 to 0)	0 (0 to 0)	0 (0 to 0)	0 (0 to 0)	0 (0 to 0)	0 (0 to 0)	0 (0 to 0)	0 (0 to 0)	0 (0 to 0)	0 (0 to 0)	0 (0 to 0)	0 (0 to 0)	0 (0 to 0)	0 (0 to 0)	0 (0 to 0)	0
Dengue	0 (0 to 0)	0 (0 to 0)	0 (0 to 0)	0 (0 to 0)	0 (0 to 0)	0 (0 to 0)	0 (0 to 0)	0 (0 to 0)	0 (0 to 0)	0 (0 to 0)	0 (0 to 0)	0 (0 to 0)	0 (0 to 0)	0 (0 to 0)	0 (0 to 0)	0 (0 to 0)	0 (0 to 0)	0 (0 to 0)	0 (0 to 0)	0 (0 to 0)	0 (0 to 0)	0 (0 to 0)	0 (0 to 0)	0 (0 to 0)	0
Yellow fever	0 (0 to 0)	0 (0 to 0)	0 (0 to 0)	0 (0 to 0)	0 (0 to 0)	0 (0 to 0)	0 (0 to 0)	0 (0 to 0)	0 (0 to 0)	0 (0 to 0)	0 (0 to 0)	0 (0 to 0)	0 (0 to 0)	0 (0 to 0)	0 (0 to 0)	0 (0 to 0)	0 (0 to 0)	0 (0 to 0)	0 (0 to 0)	0 (0 to 0)	0 (0 to 0)	0 (0 to 0)	0 (0 to 0)	0 (0 to 0)	0
Rabies	0 (0 to 0)	0 (0 to 0)	0 (0 to 0)	0 (0 to 0)	0 (0 to 0)	0 (0 to 0)	0 (0 to 0)	0 (0 to 0)	0 (0 to 0)	0 (0 to 0)	0 (0 to 0)	0 (0 to 0)	0 (0 to 0)	0 (0 to 0)	0 (0 to 0)	0 (0 to 0)	0 (0 to 0)	0 (0 to 0)	0 (0 to 0)	0 (0 to 0)	0 (0 to 0)	0 (0 to 0)	0 (0 to 0)	0 (0 to 0)	0.1
Intestinal nematode infections	0 (0 to 0)	0 (0 to 0)	0 (0 to 0)	0 (0 to 0)	0 (0 to 0)	0 (0 to 0)	0 (0 to 0)	0 (0 to 0)	0 (0 to 0)	0 (0 to 0)	0 (0 to 0)	0 (0 to 0)	0 (0 to 0)	0 (0 to 0)	0 (0 to 0)	0 (0 to 0)	0 (0 to 0)	0 (0 to 0)	0 (0 to 0)	0 (0 to 0)	0 (0 to 0)	0 (0 to 0)	0 (0 to 0)	0 (0 to 0)	0
Ascariasis	0 (0 to 0)	0 (0 to 0)	0 (0 to 0)	0 (0 to 0)	0 (0 to 0)	0 (0 to 0)	0 (0 to 0)	0 (0 to 0)	0 (0 to 0)	0 (0 to 0)	0 (0 to 0)	0 (0 to 0)	0 (0 to 0)	0 (0 to 0)	0 (0 to 0)	0 (0 to 0)	0 (0 to 0)	0 (0 to 0)	0 (0 to 0)	0 (0 to 0)	0 (0 to 0)	0 (0 to 0)	0 (0 to 0)	0 (0 to 0)	0
Trichuriasis	0 (0 to 0)	0 (0 to 0)	0 (0 to 0)	0 (0 to 0)	0 (0 to 0)	0 (0 to 0)	0 (0 to 0)	0 (0 to 0)	0 (0 to 0)	0 (0 to 0)	0 (0 to 0)	0 (0 to 0)	0 (0 to 0)	0 (0 to

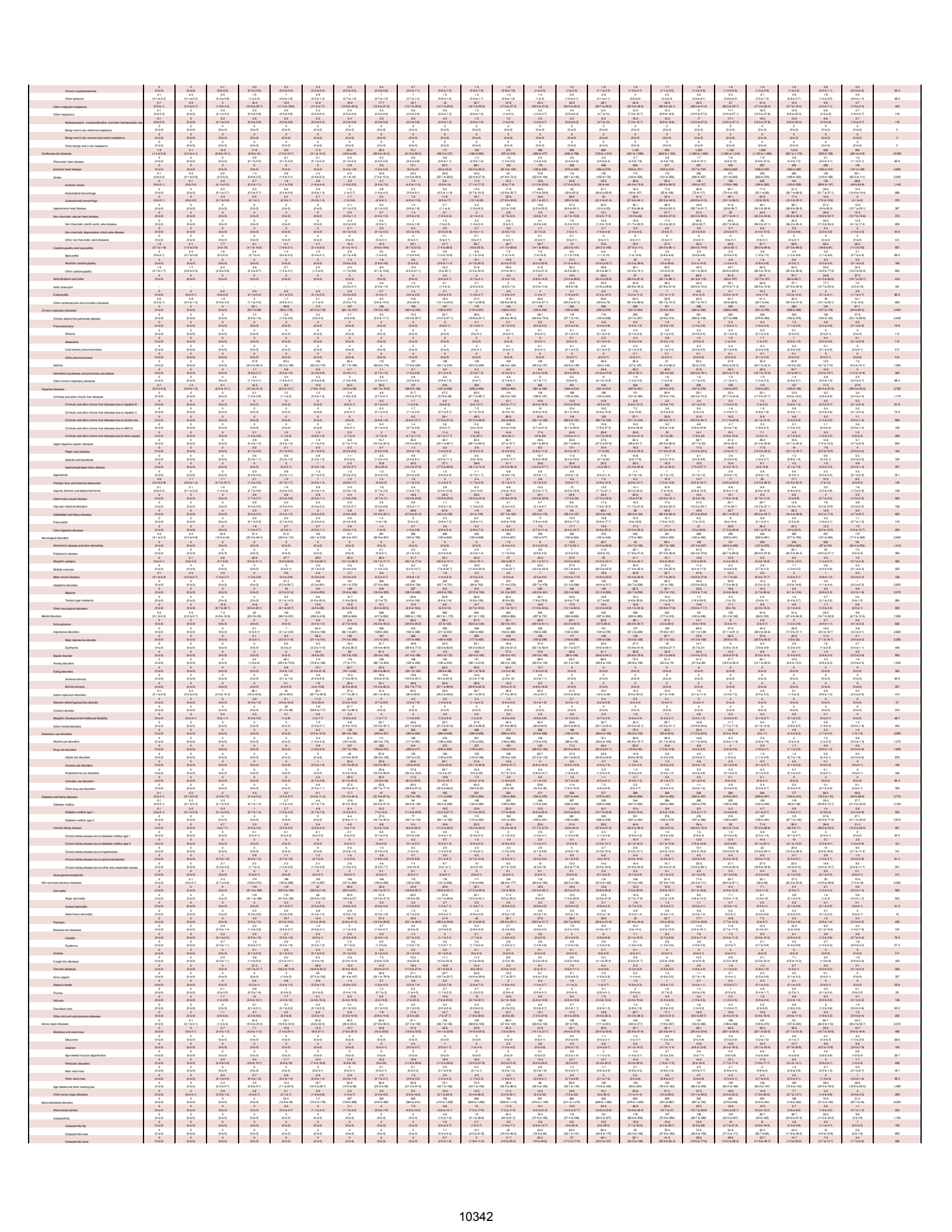

| | | |

SR Table 2c: Hillimodon DALYS by cause and age group for both sexes with 95% uncertainty intervals, 2019

Cause	Early Neonatal	Late Neonatal	Post Neonatal	1 to 4	5 to 9	10 to 14	15 to 19	20 to 24	25 to 29	30 to 34	35 to 39	40 to 44	45 to 49	50 to 54	55 to 59	60 to 64	65 to 69	70 to 74	75 to 79	80 to 84	85 to 89	90 to 94	95 plus	Total
All causes	3,270 (2,920 to 3,630)	2,020 (1,730 to 2,330)	3,160 (2,810 to 3,510)	5,180 (4,610 to 5,770)	3,230 (2,870 to 3,600)	3,060 (2,720 to 3,410)	3,660 (3,260 to 4,060)	4,210 (3,650 to 4,770)	4,660 (3,970 to 5,360)	5,210 (4,350 to 6,150)	5,800 (4,750 to 6,980)	6,450 (5,180 to 7,880)	7,230 (5,720 to 8,900)	8,140 (6,470 to 9,990)	9,200 (7,350 to 11,200)	10,400 (8,290 to 12,600)	11,800 (9,400 to 14,300)	13,200 (10,500 to 16,000)	14,700 (11,600 to 17,800)	16,000 (12,600 to 19,400)	17,100 (13,500 to 20,700)	17,900 (14,000 to 21,600)	74,000
Communicable, maternal, neonatal, and nutritional diseases	2,980 (2,660 to 3,310)	1,840 (1,570 to 2,120)	2,880 (2,560 to 3,200)	4,720 (4,200 to 5,260)	2,940 (2,610 to 3,280)	2,790 (2,480 to 3,110)	3,340 (2,970 to 3,700)	3,840 (3,330 to 4,350)	4,250 (3,620 to 4,890)	4,750 (3,970 to 5,600)	5,290 (4,330 to 6,370)	5,880 (4,720 to 7,190)	6,590 (5,210 to 8,110)	7,420 (5,900 to 9,110)	8,390 (6,700 to 10,200)	9,480 (7,550 to 11,500)	10,800 (8,570 to 13,100)	12,000 (9,560 to 14,600)	13,400 (10,600 to 16,200)	14,600 (11,500 to 17,700)	15,600 (12,300 to 18,900)	16,300 (12,800 to 19,800)	67,500
HIV/AIDS and sexually transmitted infections	4.9 (4.1 to 5.8)	9.2 (7.6 to 10.8)	21 (17.3 to 24.5)	22.3 (18.2 to 26.2)	9.9 (8.1 to 11.7)	7.7 (6.3 to 9.2)	9.7 (7.9 to 11.5)	16.4 (13.4 to 19.4)	25.1 (20.7 to 29.8)	34.2 (28.1 to 40.5)	44.4 (36.5 to 52.6)	55.3 (45.5 to 65.5)	67.1 (55.2 to 79.4)	80.2 (66.1 to 94.9)	94.3 (77.8 to 112)	109 (89.6 to 129)	124 (102 to 147)	139 (114 to 165)	154 (126 to 183)	167 (137 to 198)	178 (146 to 211)	186 (153 to 220)	1,550
HIV/AIDS	0 (0 to 0)	0 (0 to 0)	2.2 (1.9 to 2.6)	1.9 (1.6 to 2.2)	2.1 (1.8 to 2.5)	0.7 (0.6 to 0.9)	1.2 (1.0 to 1.5)	3 (2.6 to 3.5)	6.3 (5.5 to 7.2)	11.6 (9.9 to 13.4)	14.1 (11.9 to 16.5)	16.1 (13.5 to 18.9)	18.4 (15.4 to 21.5)	20.7 (17.2 to 24.2)	23.1 (19.2 to 27.1)	25.6 (21.2 to 30.1)	28.2 (23.3 to 33.2)	30.8 (25.4 to 36.3)	33.4 (27.5 to 39.4)	35.8 (29.5 to 42.2)	37.8 (31.1 to 44.6)	39.1 (32.1 to 46.2)	97.7
HIV/AIDS - Drug-susceptible Tuberculosis	0 (0 to 0)	0 (0 to 0)	0.3 (0.2 to 0.4)	0.2 (0.1 to 0.4)	0.2 (0.1 to 0.4)	0.1 (0 to 0.1)	0.1 (0.1 to 0.2)	0.2 (0.2 to 0.4)	0.5 (0.3 to 0.7)	0.9 (0.5 to 1.4)	0.5 (0.3 to 0.8)	1.1 (0.7 to 1.7)	1.1 (0.7 to 1.8)	1.1 (0.7 to 1.8)	1.1 (0.7 to 1.7)	0.8 (0.5 to 1.2)	0.5 (0.3 to 0.8)	0.4 (0.2 to 0.6)	0.3 (0.2 to 0.4)	0.1 (0 to 0.2)	0.1 (0 to 0.2)	0 (0 to 0.1)	7.9
HIV/AIDS - Multidrug-resistant Tuberculosis without extensive drug-resistance	0 (0 to 0)	0 (0 to 0)	0 (0 to 0)	0 (0 to 0)	0 (0 to 0)	0 (0 to 0)	0 (0 to 0)	0 (0 to 0)	0 (0 to 0)	0 (0 to 0)	0 (0 to 0)	0 (0 to 0)	0 (0 to 0)	0 (0 to 0)	0 (0 to 0)	0 (0 to 0)	0 (0 to 0)	0 (0 to 0)	0 (0 to 0)	0 (0 to 0)	0 (0 to 0)	0 (0 to 0)	0 (0 to 0)	0.2
HIV/AIDS - Extensively drug-resistant Tuberculosis	0 (0 to 0)	0 (0 to 0)	0 (0 to 0)	0 (0 to 0)	0 (0 to 0)	0 (0 to 0)	0 (0 to 0)	0 (0 to 0)	0 (0 to 0)	0 (0 to 0)	0 (0 to 0)	0 (0 to 0)	0 (0 to 0)	0 (0 to 0)	0 (0 to 0)	0 (0 to 0)	0 (0 to 0)	0 (0 to 0)	0 (0 to 0)	0 (0 to 0)	0 (0 to 0)	0 (0 to 0)	0 (0 to 0)	0
HIV/AIDS resulting in other diseases	1.9 (1.6 to 2.3)	1.6 (1.4 to 2.0)	1.9 (1.6 to 2.3)	0.7 (0.5 to 0.9)	1.1 (0.9 to 1.5)	0.6 (0.5 to 0.7)	0.8 (0.7 to 1.0)	1.2 (1.0 to 1.5)	1.8 (1.5 to 2.2)	2.6 (2.1 to 3.1)	3.3 (2.7 to 4.0)	4.1 (3.3 to 5.0)	5.1 (4.1 to 6.2)	6.2 (5.0 to 7.5)	7.4 (6.0 to 9.0)	8.8 (7.1 to 10.7)	10.3 (8.3 to 12.5)	11.9 (9.6 to 14.4)	13.5 (10.9 to 16.3)	15.1 (12.2 to 18.3)	16.5 (13.3 to 19.9)	17.4 (13.9 to 21.0)	89.5
Sexually transmitted infections excluding HIV	4.4 (3.7 to 5.2)	7.6 (6.3 to 9.0)	19 (15.7 to 22.3)	20.4 (16.7 to 24.1)	7.8 (6.4 to 9.2)	7.1 (5.9 to 8.4)	8.9 (7.4 to 10.5)	14.6 (12.1 to 17.2)	23.4 (19.3 to 27.7)	31.6 (25.9 to 37.8)	41.1 (33.7 to 49.1)	51.2 (41.9 to 61.2)	62.2 (50.9 to 74.3)	74.1 (60.5 to 88.5)	86.9 (70.8 to 104)	101 (82.3 to 120)	115 (93.6 to 137)	129 (104 to 153)	142 (115 to 170)	154 (125 to 184)	164 (133 to 196)	171 (138 to 205)	1,430
Syphilis	0 (0 to 0)	0 (0 to 0)	0.2 (0.1 to 0.3)	0.2 (0.1 to 0.3)	0.1 (0 to 0.2)	0 (0 to 0)	0.1 (0 to 0.1)	0.1 (0 to 0.1)	0.2 (0.1 to 0.3)	0.3 (0.2 to 0.5)	0.4 (0.2 to 0.6)	0.5 (0.3 to 0.8)	0.6 (0.4 to 0.9)	0.8 (0.5 to 1.2)	1 (0.7 to 1.5)	1.3 (0.9 to 1.8)	1.7 (1.2 to 2.4)	2.1 (1.5 to 2.9)	2.6 (1.8 to 3.5)	3.1 (2.2 to 4.2)	3.5 (2.5 to 4.7)	3.8 (2.7 to 5.1)	28.5
Chlamydial infection	0 (0 to 0)	0 (0 to 0)	0 (0 to 0)	0 (0 to 0)	0 (0 to 0)	0 (0 to 0)	0 (0 to 0)	0.4 (0.3 to 0.5)	0.9 (0.6 to 1.2)	1.5 (1.1 to 2.0)	1.9 (1.4 to 2.5)	2.4 (1.8 to 3.2)	3 (2.2 to 4.0)	3.7 (2.7 to 4.9)	4.5 (3.3 to 6.0)	5.4 (4.0 to 7.2)	6.4 (4.7 to 8.5)	7.4 (5.4 to 9.8)	8.4 (6.1 to 11.1)	9.3 (6.8 to 12.3)	10 (7.3 to 13.2)	10.6 (7.7 to 14.1)	6.1
Gonococcal infection	0 (0 to 0)	0 (0 to 0)	0 (0 to 0)	0 (0 to 0)	0 (0 to 0)	0 (0 to 0)	0 (0 to 0)	0.1 (0 to 0.2)	0.2 (0.2 to 0.3)	0.4 (0.3 to 0.5)	0.4 (0.3 to 0.6)	0.5 (0.4 to 0.7)	0.6 (0.4 to 0.8)	0.7 (0.5 to 0.9)	0.8 (0.6 to 1.1)	1 (0.7 to 1.3)	1.2 (0.9 to 1.6)	1.5 (1.1 to 2.0)	1.8 (1.3 to 2.4)	2.1 (1.5 to 2.8)	2.4 (1.7 to 3.2)	2.6 (1.9 to 3.5)	3
Trichomoniasis	0 (0 to 0)	0 (0 to 0)	0 (0 to 0)	0 (0 to 0)	0 (0 to 0)	0 (0 to 0)	0 (0 to 0)	0 (0 to 0)	0 (0 to 0)	0 (0 to 0)	0 (0 to 0)	0 (0 to 0)	0 (0 to 0)	0 (0 to 0)	0 (0 to 0)	0 (0 to 0)	0 (0 to 0)	0 (0 to 0)	0 (0 to 0)	0 (0 to 0)	0 (0 to 0)	0 (0 to 0)	0 (0 to 0)	4.1
Genital herpes	0 (0 to 0)	0 (0 to 0)	0 (0 to 0)	0 (0 to 0)	0 (0 to 0)	0 (0 to 0)	0 (0 to 0)	0.2 (0.1 to 0.4)	0.5 (0.3 to 1.2)	0.7 (0.4 to 1.7)	0.7 (0.4 to 1.6)	0.7 (0.4 to 1.7)	0.7 (0.4 to 1.7)	0.7 (0.4 to 1.7)	0.7 (0.4 to 1.7)	0.6 (0.4 to 1.6)	0.6 (0.4 to 1.5)	0.6 (0.4 to 1.5)	0.6 (0.4 to 1.5)	0.6 (0.4 to 1.5)	0.6 (0.4 to 1.5)	0.6 (0.4 to 1.5)	6.6
Other sexually transmitted infections	0 (0 to 0)	0 (0 to 0)	0 (0 to 0)	0 (0 to 0)	0 (0 to 0)	0 (0 to 0)	0 (0 to 0)	0.2 (0.1 to 0.4)	0.4 (0.2 to 0.7)	0.6 (0.3 to 1.2)	0.8 (0.4 to 1.5)	1 (0.5 to 1.9)	1.3 (0.6 to 2.4)	1.6 (0.8 to 3.1)	2 (1 to 3.8)	2.4 (1.2 to 4.5)	2.8 (1.4 to 5.2)	3.2 (1.6 to 5.9)	3.5 (1.8 to 6.5)	3.8 (1.9 to 7.1)	4 (2 to 7.4)	4.1 (2 to 7.6)	9.5
Respiratory infections and tuberculosis	2.2 (1.7 to 2.7)	28.3 (19.9 to 40.9)	28.3 (20.8 to 38.6)	266.9 (206.9 to 346.9)	66.9 (50.5 to 88)	17 (11.9 to 24.3)	16.2 (12.2 to 21.4)	19.3 (14.2 to 25.7)	22.2 (16.2 to 29.4)	25.7 (18.7 to 34.1)	29.7 (21.6 to 39.4)	34.2 (24.6 to 45.2)	39.2 (28.2 to 51.8)	44.7 (32.4 to 59.2)	50.7 (36.6 to 67.2)	57 (40.9 to 75.5)	63.7 (45.5 to 84.3)	70.7 (50.2 to 93.3)	77 (54.6 to 102)	83.1 (58.3 to 110)	88.3 (62.3 to 117)	92 (64.4 to 122)	2,020
Tuberculosis	0 (0 to 0)	0 (0 to 0)	0.1 (0 to 0.2)	0.2 (0 to 0.5)	0.2 (0 to 0.5)	0.2 (0.2 to 0.4)	0.5 (0.4 to 0.6)	1.3 (1.1 to 1.6)	2.2 (1.8 to 2.6)	3.1 (2.6 to 3.7)	4.1 (3.4 to 5)	5.2 (4.3 to 6.2)	6.4 (5.3 to 7.7)	7.8 (6.4 to 9.4)	9.3 (7.6 to 11.2)	10.9 (8.9 to 13.2)	12.6 (10.3 to 15.2)	14.3 (11.6 to 17.2)	15.9 (12.9 to 19.2)	17.3 (14.1 to 20.8)	18.4 (14.9 to 22.1)	19 (15.4 to 22.8)	39.4
Latent tuberculosis infection	0 (0 to 0)	0 (0 to 0)	0 (0 to 0)	0 (0 to 0)	0 (0 to 0)	0 (0 to 0)	0 (0 to 0)	0 (0 to 0)	0 (0 to 0)	0 (0 to 0)	0 (0 to 0)	0 (0 to 0)	0 (0 to 0)	0 (0 to 0)	0 (0 to 0)	0 (0 to 0)	0 (0 to 0)	0 (0 to 0)	0 (0 to 0)	0 (0 to 0)	0 (0 to 0)	0 (0 to 0)	0 (0 to 0)	0
Drug-susceptible tuberculosis	0 (0 to 0)	0 (0 to 0)	0.1 (0 to 0.2)	0.4 (0 to 0.5)	0.2 (0 to 0.5)	0.2 (0.2 to 0.4)	0.5 (0.4 to 0.6)	1.3 (1.1 to 1.6)	2.1 (1.7 to 2.5)	3.1 (2.6 to 3.7)	4.1 (3.4 to 5)	5.2 (4.3 to 6.2)	6.4 (5.3 to 7.7)	7.8 (6.4 to 9.4)	9.3 (7.6 to 11.2)	10.9 (8.9 to 13.2)	12.6 (10.3 to 15.2)	14.3 (11.6 to 17.2)	15.9 (12.9 to 19.2)	17.3 (14.1 to 20.8)	18.4 (14.9 to 22.1)	19 (15.4 to 22.8)	38.5
Multidrug-resistant tuberculosis without extensive drug-resistance	0 (0 to 0)	0 (0 to 0)	0 (0 to 0)	0 (0 to 0)	0 (0 to 0)	0 (0 to 0)	0 (0 to 0)	0 (0 to 0)	0 (0 to 0)	0 (0 to 0)	0 (0 to 0)	0 (0 to 0)	0 (0 to 0)	0 (0 to 0)	0 (0 to 0)	0 (0 to 0)	0 (0 to 0)	0 (0 to 0)	0 (0 to 0)	0 (0 to 0)	0 (0 to 0)	0 (0 to 0)	0 (0 to 0)	0.7
Extensively drug-resistant tuberculosis	0 (0 to 0)	0 (0 to 0)	0 (0 to 0)	0 (0 to 0)	0 (0 to 0)	0 (0 to 0)	0 (0 to 0)	0 (0 to 0)	0 (0 to 0)	0 (0 to 0)	0 (0 to 0)	0 (0 to 0)	0 (0 to 0)	0 (0 to 0)	0 (0 to 0)	0 (0 to 0)	0 (0 to 0)	0 (0 to 0)	0 (0 to 0)	0 (0 to 0)	0 (0 to 0)	0 (0 to 0)	0 (0 to 0)	0.2
Lower respiratory infections	2.1 (1.6 to 2.7)	4.9 (3.8 to 6.2)	21.5 (12.4 to 32.7)	181 (139 to 232.3)	41.7 (30.9 to 54.6)	4.1 (2.2 to 6.2)	4.6 (2.5 to 7.4)	4.6 (2.5 to 7.3)	5.4 (3.4 to 10.1)	6.1 (3.8 to 12.3)	6.8 (4.2 to 13.9)	7.6 (4.6 to 15.3)	8.3 (5.1 to 16.8)	9.1 (5.6 to 18.2)	9.9 (6.1 to 19.6)	10.6 (6.6 to 20.8)	11.3 (7.1 to 21.8)	11.9 (7.5 to 22.6)	12.4 (7.8 to 23.1)	12.8 (8.1 to 23.3)	13.1 (8.3 to 23.3)	13.2 (8.4 to 23.2)	1,640
Upper respiratory infections	0.1 (0 to 0.1)	0.3 (0.2 to 0.4)	0.5 (0.3 to 0.7)	28.4 (16.9 to 43.3)	30.6 (18.9 to 46.2)	22 (11.5 to 37.4)	18.5 (9.6 to 32.7)	21.4 (10.1 to 37.4)	23.6 (10.9 to 43.1)	25.3 (12.5 to 38.6)	26.4 (13.2 to 40.2)	27.2 (13.6 to 41.5)	27.8 (13.9 to 42.4)	28.2 (14.1 to 43.1)	28.5 (14.2 to 43.4)	28.7 (14.3 to 43.8)	28.8 (14.4 to 44)	28.9 (14.4 to 44.1)	28.9 (14.4 to 44.1)	28.9 (14.4 to 44.1)	28.9 (14.4 to 44.1)	28.9 (14.4 to 44.1)	286
Otitis media	0 (0 to 0)	0 (0 to 0)	0.1 (0.1 to 0.2)	7.8 (4.1 to 14.1)	3.4 (1.7 to 6.1)	1.1 (0.5 to 2.1)	0.6 (0.3 to 1.1)	0.6 (0.3 to 1.2)	0.7 (0.3 to 1.5)	0.8 (0.3 to 1.8)	0.9 (0.4 to 2.1)	1 (0.4 to 2.4)	1.1 (0.5 to 2.6)	1.2 (0.5 to 2.8)	1.3 (0.6 to 3.1)	1.4 (0.6 to 3.4)	1.5 (0.6 to 3.6)	1.6 (0.6 to 3.8)	1.7 (0.6 to 3.9)	1.7 (0.6 to 4)	1.7 (0.6 to 4)	1.7 (0.6 to 4)	53.6
Enteric infections	0.5 (0.4 to 0.7)	1.9 (1.4 to 2.5)	2.4 (1.6 to 3.3)	26.5 (19.2 to 36.7)	14.2 (7.8 to 24.4)	8.4 (5.4 to 14.2)	6.4 (4.1 to 9.8)	6.8 (4.2 to 10.4)	7.5 (4.6 to 11.4)	7.3 (4.6 to 10.7)	6.5 (4.2 to 9.6)	5.3 (3.5 to 7.7)	4.3 (2.9 to 6.2)	3.5 (2.4 to 5.1)	2.9 (2 to 4.2)	2.5 (1.7 to 3.6)	2.2 (1.5 to 3.2)	1.9 (1.3 to 2.8)	1.7 (1.2 to 2.5)	1.6 (1.1 to 2.3)	1.5 (1.1 to 2.2)	1.5 (1.1 to 2.2)	253
Diarrheal diseases	0.5 (0.4 to 0.7)	1.9 (1.4 to 2.5)	2.4 (1.6 to 3.3)	26.5 (19.1 to 36.6)	14.1 (7.8 to 24.3)	8.4 (5.4 to 14.1)	6.4 (4.1 to 9.8)	6.8 (4.2 to 10.4)	7.5 (4.6 to 11.3)	7.3 (4.6 to 10.7)	6.5 (4.2 to 9.6)	5.3 (3.5 to 7.7)	4.3 (2.9 to 6.2)	3.5 (2.4 to 5.1)	2.9 (2 to 4.2)	2.5 (1.7 to 3.6)	2.2 (1.5 to 3.2)	1.9 (1.3 to 2.8)	1.7 (1.2 to 2.5)	1.6 (1.1 to 2.3)	1.5 (1.1 to 2.2)	1.5 (1.1 to 2.2)	252
Typhoid and paratyphoid	0 (0 to 0)	0 (0 to 0)	0 (0 to 0)	0 (0 to 0)	0 (0 to 0)	0 (0 to 0)	0 (0 to 0)	0 (0 to 0)	0 (0 to 0)	0 (0 to 0)	0 (0 to 0)	0 (0 to 0)	0 (0 to 0)	0 (0 to 0)	0 (0 to 0)	0 (0 to 0)	0 (0 to 0)	0 (0 to 0)	0 (0 to 0)	0 (0 to 0)	0 (0 to 0)	0 (0 to 0)	0 (0 to 0)	0
Paratyphoid fever	0 (0 to 0)	0 (0 to 0)	0 (0 to 0)	0 (0 to 0)	0 (0 to 0)	0 (0 to 0)	0 (0 to 0)	0 (0 to 0)	0 (0 to 0)	0 (0 to 0)	0 (0 to 0)	0 (0 to 0)	0 (0 to 0)	0 (0 to 0)	0 (0 to 0)	0 (0 to 0)	0 (0 to 0)	0 (0 to 0)	0 (0 to 0)	0 (0 to 0)	0 (0 to 0)	0 (0 to 0)	0 (0 to 0)	0
Typhoid fever	0 (0 to 0)	0 (0 to 0)	0 (0 to 0)	0 (0 to 0)	0 (0 to 0)	0 (0 to 0)	0 (0 to 0)	0 (0 to 0)	0 (0 to 0)	0 (0 to 0)	0 (0 to 0)	0 (0 to 0)	0 (0 to 0)	0 (0 to 0)	0 (0 to 0)	0 (0 to 0)	0 (0 to 0)	0 (0 to 0)	0 (0 to 0)	0 (0 to 0)	0 (0 to 0)	0 (0 to 0)	0 (0 to 0)	0
Invasive Non-typhoidal Salmonella (iNTS)	0 (0 to 0)	0 (0 to 0)	0 (0 to 0)	0 (0 to 0)	0 (0 to 0)	0 (0 to 0)	0 (0 to 0)	0 (0 to 0)	0 (0 to 0)	0 (0 to 0)	0 (0 to 0)	0 (0 to 0)	0 (0 to 0)	0 (0 to 0)	0 (0 to 0)	0 (0 to 0)	0 (0 to 0)	0 (0 to 0)	0 (0 to 0)	0 (0 to 0)	0 (0 to 0)	0 (0 to 0)	0 (0 to 0)	0.6
Other intestinal infectious diseases	0 (0 to 0)	0.1 (0 to 0.1)	0.1 (0 to 0.1)	0 (0 to 0)	0 (0 to 0)	0 (0 to 0)	0 (0 to 0)	0 (0 to 0)	0 (0 to 0)	0 (0 to 0)	0 (0 to 0)	0 (0 to 0)	0 (0 to 0)	0 (0 to 0)	0 (0 to 0)	0 (0 to 0)	0 (0 to 0)	0 (0 to 0)	0 (0 to 0)	0 (0 to 0)	0 (0 to 0)	0 (0 to 0)	0 (0 to 0)	0.5
Neglected tropical diseases and malaria	0 (0 to 0)	0.5 (0.1 to 1.3)	1.7 (0.4 to 4.6)	5.4 (1.1 to 14.1)	0.2 (0 to 0.5)	0.6 (0.1 to 1.6)	0.4 (0.1 to 1)	0.3 (0.1 to 1)	0.3 (0.1 to 1)	0.3 (0 to 1.2)	0.3 (0 to 1.2)	0.4 (0.1 to 1.2)	0.4 (0.1 to 1.2)	0.5 (0.1 to 1.3)	0.5 (0.1 to 1.3)	0.5 (0.1 to 1.3)	0.5 (0.1 to 1.3)	0.5 (0.1 to 1.3)	0.5 (0.1 to 1.3)	0.5 (0.1 to 1.3)	0.5 (0.1 to 1.3)	0.5 (0.1 to 1.3)	13.7
Malaria	0 (0 to 0)	0 (0 to 0)	0 (0 to 0)	0 (0 to 0)	0 (0 to 0)	0 (0 to 0)	0 (0 to 0)	0 (0 to 0)	0 (0 to 0)	0 (0 to 0)	0 (0 to 0)	0 (0 to 0)	0 (0 to 0)	0 (0 to 0)	0 (0 to 0)	0 (0 to 0)	0 (0 to 0)	0 (0 to 0)	0 (0 to 0)	0 (0 to 0)	0 (0 to 0)	0 (0 to 0)	0 (0 to 0)	0
Chagas disease	0 (0 to 0)	0 (0 to 0)	0 (0 to 0)	0 (0 to 0)	0 (0 to 0)	0 (0 to 0)	0 (0 to 0)	0 (0 to 0)	0 (0 to 0)	0 (0 to 0)	0 (0 to 0)	0 (0 to 0)	0 (0 to 0)	0 (0 to 0)	0 (0 to 0)	0 (0 to 0)	0 (0 to 0)	0 (0 to 0)	0 (0 to 0)	0 (0 to 0)	0 (0 to 0)	0 (0 to 0)	0 (0 to 0)	0
Leishmaniasis	0 (0 to 0)	0 (0 to 0)	0 (0 to 0)	0 (0 to 0)	0 (0 to 0)	0 (0 to 0)	0 (0 to 0)	0 (0 to 0)	0 (0 to 0)	0 (0 to 0)	0 (0 to 0)	0 (0 to 0)	0 (0 to 0)	0 (0 to 0)	0 (0 to 0)	0 (0 to 0)	0 (0 to 0)	0 (0 to 0)	0 (0 to 0)	0 (0 to 0)	0 (0 to 0)	0 (0 to 0)	0 (0 to 0)	0
Visceral leishmaniasis	0 (0 to 0)	0 (0 to 0)	0 (0 to 0)	0 (0 to 0)	0 (0 to 0)	0 (0 to 0)	0 (0 to 0)	0 (0 to 0)	0 (0 to 0)	0 (0 to 0)	0 (0 to 0)	0 (0 to 0)	0 (0 to 0)	0 (0 to 0)	0 (0 to 0)	0 (0 to 0)	0 (0 to 0)	0 (0 to 0)	0 (0 to 0)	0 (0 to 0)	0 (0 to 0)	0 (0 to 0)	0 (0 to 0)	0
Cutaneous and mucocutaneous leishmaniasis	0 (0 to 0)	0 (0 to 0)	0 (0 to 0)	0 (0 to 0)	0 (0 to 0)	0 (0 to 0)	0 (0 to 0)	0 (0 to 0)	0 (0 to 0)	0 (0 to 0)	0 (0 to 0)	0 (0 to 0)	0 (0 to 0)	0 (0 to 0)	0 (0 to 0)	0 (0 to 0)	0 (0 to 0)	0 (0 to 0)	0 (0 to 0)	0 (0 to 0)	0 (0 to 0)	0 (0 to 0)	0 (0 to 0)	0
African trypanosomiasis	0 (0 to 0)	0 (0 to 0)	0 (0 to 0)	0 (0 to 0)	0 (0 to 0)	0 (0 to 0)	0 (0 to 0)	0 (0 to 0)	0 (0 to 0)	0 (0 to 0)	0 (0 to 0)	0 (0 to 0)	0 (0 to 0)	0 (0 to 0)	0 (0 to 0)	0 (0 to 0)	0 (0 to 0)	0 (0 to 0)	0 (0 to 0)	0 (0 to 0)	0 (0 to 0)	0 (0 to 0)	0 (0 to 0)	0
Schistosomiasis	0 (0 to 0)	0 (0 to 0)	0 (0 to 0)	0 (0 to 0)	0 (0 to 0)	0 (0 to 0)	0 (0 to 0)	0 (0 to 0)	0 (0 to 0)	0 (0 to 0)	0 (0 to 0)	0 (0 to 0)	0 (0 to 0)	0 (0 to 0)	0 (0 to 0)	0 (0 to 0)	0 (0 to 0)	0 (0 to 0)	0 (0 to 0)	0 (0 to 0)	0 (0 to 0)	0 (0 to 0)	0 (0 to 0)	0
Cysticercosis	0 (0 to 0)	0 (0 to 0)	0 (0 to 0)	0 (0 to 0)	0 (0 to 0)	0 (0 to 0)	0 (0 to 0)	0 (0 to 0)	0 (0 to 0)	0 (0 to 0)	0 (0 to 0)	0 (0 to 0)	0 (0 to 0)	0 (0 to 0)	0 (0 to 0)	0 (0 to 0)	0 (0 to 0)	0 (0 to 0)	0 (0 to 0)	0 (0 to 0)	0 (0 to 0)	0 (0 to 0)	0 (0 to 0)	0
Cystic echinococcosis	0 (0 to 0)	0 (0 to 0)	0 (0 to 0)	0 (0 to 0)	0 (0 to 0)	0 (0 to 0)	0 (0 to 0)	0 (0 to 0)	0 (0 to 0)	0 (0 to 0)	0 (0 to 0)	0 (0 to 0)	0 (0 to 0)	0 (0 to 0)	0 (0 to 0)	0 (0 to 0)	0 (0 to 0)	0 (0 to 0)	0 (0 to 0)	0 (0 to 0)	0 (0 to 0)	0 (0 to 0)	0 (0 to 0)	0.2
Lymphatic filariasis	0 (0 to 0)	0 (0 to 0)	0 (0 to 0)	0 (0 to 0)	0 (0 to 0)	0 (0 to 0)	0 (0 to 0)	0 (0 to 0)	0 (0 to 0)	0 (0 to 0)	0 (0 to 0)	0 (0 to 0)	0 (0 to 0)	0 (0 to 0)	0 (0 to 0)	0 (0 to 0)	0 (0 to 0)	0 (0 to 0)	0 (0 to 0)	0 (0 to 0)	0 (0 to 0)	0 (0 to 0)	0 (0 to 0)	0
Onchocerciasis	0 (0 to 0)	0 (0 to 0)	0 (0 to 0)	0 (0 to 0)	0 (0 to 0)	0 (0 to 0)	0 (0 to 0)	0 (0 to 0)	0 (0 to 0)	0 (0 to 0)	0 (0 to 0)	0 (0 to 0)	0 (0 to 0)	0 (0 to 0)	0 (0 to 0)	0 (0 to 0)	0 (0 to 0)	0 (0 to 0)	0 (0 to 0)	0 (0 to 0)	0 (0 to 0)	0 (0 to 0)	0 (0 to 0)	0
Trachoma	0 (0 to 0)	0 (0 to 0)	0 (0 to 0)	0 (0 to 0)	0 (0 to 0)	0 (0 to 0)	0 (0 to 0)	0 (0 to 0)	0 (0 to 0)	0 (0 to 0)	0 (0 to 0)	0 (0 to 0)	0 (0 to 0)	0 (0 to 0)	0 (0 to 0)	0 (0 to 0)	0 (0 to 0)	0 (0 to 0)	0 (0 to 0)	0 (0 to 0)	0 (0 to 0)	0 (0 to 0)	0 (0 to 0)	0
Dengue	0 (0 to 0)	0 (0 to 0)	0 (0 to 0)	0 (0 to 0)	0 (0 to 0)	0 (0 to 0)	0 (0 to 0)	0 (0 to 0)	0 (0 to 0)	0 (0 to 0)	0 (0 to 0)	0 (0 to 0)	0 (0 to 0)	0 (0 to 0)	0 (0 to 0)	0 (0 to 0)	0 (0 to 0)	0 (0 to 0)	0 (0 to 0)	0 (0 to 0)	0 (0 to 0)	0 (0 to 0)	0 (0 to 0)	0
Yellow fever	0 (0 to 0)	0 (0 to 0)	0 (0 to 0)	0 (0 to 0)	0 (0 to 0)	0 (0 to 0)	0 (0 to 0)	0 (0 to 0)	0 (0 to 0)	0 (0 to 0)	0 (0 to 0)	0 (0 to 0)	0 (0 to 0)	0 (0 to 0)	0 (0 to 0)	0 (0 to 0)	0 (0 to 0)	0 (0 to 0)	0 (0 to 0)	0 (0 to 0)	0 (0 to 0)	0 (0 to 0)	0 (0 to 0)	0
Rabies	0 (0 to 0)	0 (0 to 0)	0 (0 to 0)	0 (0 to 0)	0 (0 to 0)	0 (0 to 0)	0 (0 to 0)	0 (0 to 0)	0 (0 to 0)	0 (0 to 0)	0 (0 to 0)	0 (0 to 0)	0 (0 to 0)	0 (0 to 0)	0 (0 to 0)	0 (0 to 0)	0 (0 to 0)	0 (0 to 0)	0 (0 to 0)	0 (0 to 0)	0 (0 to 0)	0 (0 to 0)	0 (0 to 0)	0.1
Intestinal nematode infections	0 (0 to 0)	0 (0 to 0)	0 (0 to 0)	0 (0 to 0)	0 (0 to 0)	0 (0 to 0)	0 (0 to 0)	0 (0 to 0)	0 (0 to 0)	0 (0 to 0)	0 (0 to 0)	0 (0 to 0)	0 (0 to 0)	0 (0 to 0)	0 (0 to 0)	0 (0 to 0)	0 (0 to 0)	0 (0 to 0)	0 (0 to 0)	0 (0 to 0)	0 (0 to 0)	0 (0 to 0)	0 (0 to 0)	0
Ascariasis	0 (0 to 0)	0 (0 to 0)	0 (0 to 0)	0 (0 to 0)	0 (0 to 0)	0 (0 to 0)	0 (0 to 0)	0 (0 to 0)	0 (0 to 0)	0 (0 to 0)	0 (0 to 0)	0 (0 to 0)	0 (0 to 0)	0 (0 to 0)	0 (0 to 0)	0 (0 to 0)	0 (0 to 0)	0 (0 to 0)	0 (0 to 0)	0 (0 to 0)	0 (0 to 0)	0 (0 to 0)	0 (0 to 0)	0
Trichuriasis	0 (0 to 0)	0 (0 to 0)	0 (0 to 0)	0 (0 to 0)	0 (0 to 0)	0 (0 to 0)	0 (0 to 0)	0 (0 to 0)	0 (0 to 0)	0 (0 to 0)	0 (0 to 0)	0 (0 to 0)	0 (0 to 0)	0 (0 to 0)	0 (0 to 0)	0 (0 to 0)	0 (0 to 0)	0 (0 to 0)	0 (0 to 0)	0 (0 to 0)	0 (0 to 0)	0 (0 to 0)	0 (

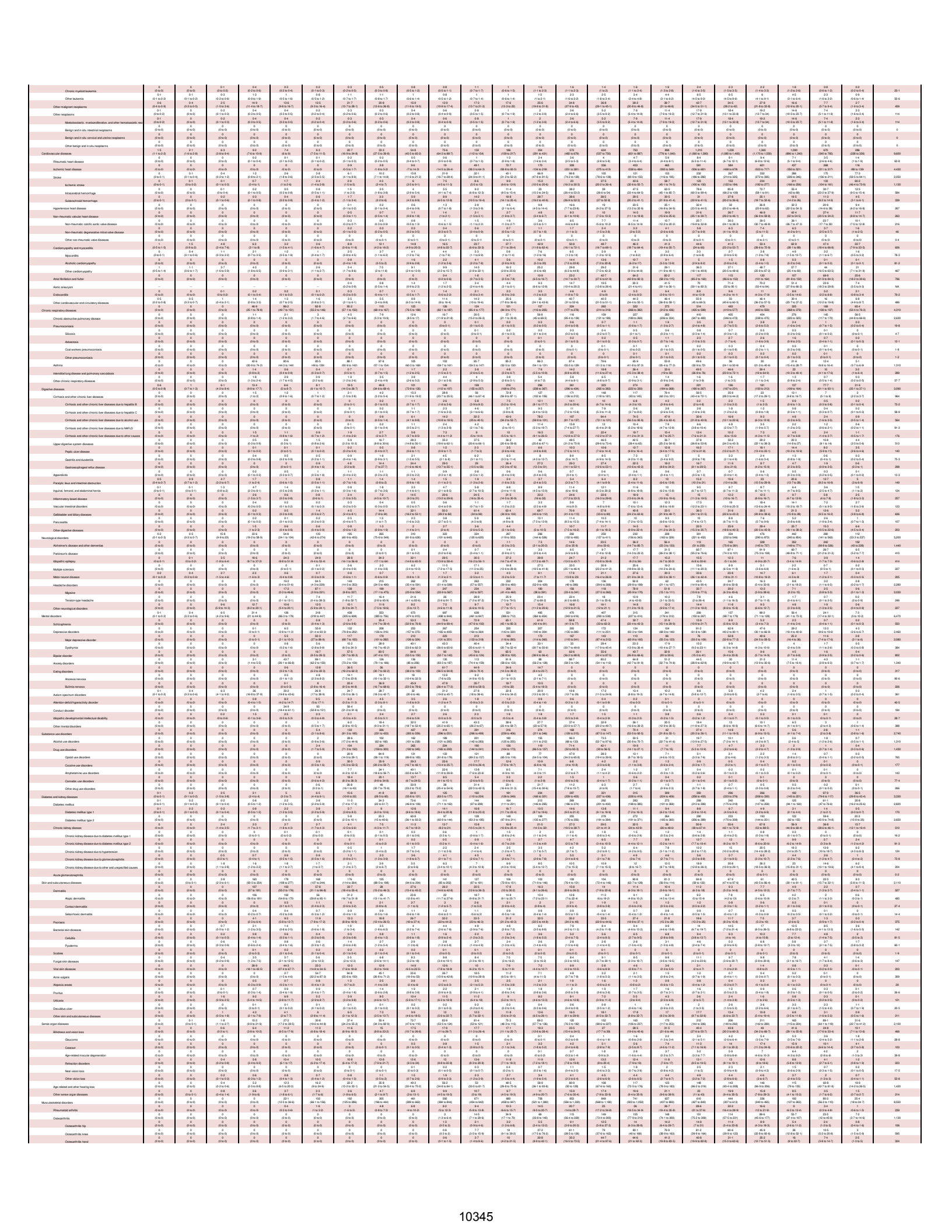

Osteoarthritis other	0 (0 to 0)	0 (0 to 0)	0 (0 to 0)

SR Table 2c: Haverina DALYS by cause and age arose for both sexes with 95% uncertainty intervals, 2019

Cause	Early Neonatal	Late Neonatal	Post Neonatal	1 to 4	5 to 9	10 to 14	15 to 19	20 to 24	25 to 29	30 to 34	35 to 39	40 to 44	45 to 49	50 to 54	55 to 59	60 to 64	65 to 69	70 to 74	75 to 79	80 to 84	85 to 89	90 to 94	95 plus	Total
All causes	2,800 (2,620–3,010)	1,190 (1,010–1,410)	2,990 (2,690–3,360)	4,060 (3,610–4,610)	1,660 (1,470–1,880)	1,340 (1,140–1,580)	1,540 (1,290–1,850)	1,960 (1,650–2,360)	2,260 (1,880–2,730)	2,560 (2,130–3,100)	2,880 (2,400–3,490)	3,220 (2,690–3,900)	3,560 (2,960–4,350)	3,940 (3,240–4,860)	4,360 (3,540–5,430)	4,850 (3,900–6,140)	5,450 (4,340–7,060)	6,170 (4,870–8,300)	7,260 (5,540–10,100)	8,370 (6,300–12,100)	9,750 (6,910–15,100)	10,900 (7,000–18,400)	72,100 (7,438–191,000)
Communicable, maternal, neonatal, and nutritional diseases	2,800 (2,620–3,010)	1,190 (1,010–1,410)	2,990 (2,690–3,360)	4,060 (3,610–4,610)	1,660 (1,470–1,880)	1,340 (1,140–1,580)	1,540 (1,290–1,850)	1,960 (1,650–2,360)	2,260 (1,880–2,730)	2,560 (2,130–3,100)	2,880 (2,400–3,490)	3,220 (2,690–3,900)	3,560 (2,960–4,350)	3,940 (3,240–4,860)	4,360 (3,540–5,430)	4,850 (3,900–6,140)	5,450 (4,340–7,060)	6,170 (4,870–8,300)	7,260 (5,540–10,100)	8,370 (6,300–12,100)	9,750 (6,910–15,100)	10,900 (7,000–18,400)	72,100 (7,438–191,000)
HIV/AIDS and sexually transmitted infections	11.1 (3.1–32.04)	3.5 (1.0–7.6)	5.5 (1.61–12.4)	0.6 (0.2–0.9)	0.4 (0.2–0.6)	0.3 (0.2–0.4)	0.7 (0.4–1)	7.7 (3.7–12.2)	16 (7.1–25.4)	25.1 (11.5–41)	37.1 (17–59)	49.6 (23.2–78.2)	64.1 (29.8–100)	77.1 (35.5–120)	89.6 (41.1–139)	101 (46.5–157)	112 (51.2–174)	122 (55.4–189)	131 (59.1–203)	139 (62.1–215)	145 (64.1–224)	150 (65.1–232)	1,960 (1,100–3,110)
HIV/AIDS	0 (0–0)	0 (0–0)	0 (0–0)	0.6 (0.2–0.9)	0.3 (0.2–0.4)	0.2 (0.2–0.3)	0.5 (0.3–0.8)	7.5 (3.6–12.1)	15.9 (7.1–25.3)	25 (11.5–40.9)	37 (17–59)	49.5 (23.2–78.1)	64.1 (29.8–100)	77.1 (35.5–120)	89.6 (41.1–139)	101 (46.5–157)	112 (51.2–174)	122 (55.4–189)	131 (59.1–203)	139 (62.1–215)	145 (64.1–224)	150 (65.1–232)	1,960 (1,100–3,110)
HIV/AIDS - Drug-susceptible Tuberculosis	0 (0–0)	0 (0–0)	0 (0–0)	0 (0–0)	0 (0–0)	0 (0–0)	0 (0–0)	0.1 (0–0.2)	0.2 (0.1–0.4)	0.3 (0.2–0.6)	0.4 (0.2–0.6)	0.5 (0.3–0.8)	0.5 (0.3–0.8)	0.5 (0.3–0.8)	0.5 (0.3–0.8)	0.5 (0.3–0.8)	0.5 (0.3–0.8)	0.5 (0.3–0.8)	0.5 (0.3–0.8)	0.5 (0.3–0.8)	0.5 (0.3–0.8)	0.5 (0.3–0.8)	3.9 (0.6–9.6)
HIV/AIDS - Multidrug-resistant Tuberculosis without extensive drug-resistance	0 (0–0)	0 (0–0)	0 (0–0)	0 (0–0)	0 (0–0)	0 (0–0)	0 (0–0)	0 (0–0)	0 (0–0)	0 (0–0)	0 (0–0)	0 (0–0)	0 (0–0)	0 (0–0)	0 (0–0)	0 (0–0)	0 (0–0)	0 (0–0)	0 (0–0)	0 (0–0)	0 (0–0)	0 (0–0)	0 (0–0)	0.1 (0–0.4)
HIV/AIDS - Extensively drug-resistant Tuberculosis	0 (0–0)	0 (0–0)	0 (0–0)	0 (0–0)	0 (0–0)	0 (0–0)	0 (0–0)	0 (0–0)	0 (0–0)	0 (0–0)	0 (0–0)	0 (0–0)	0 (0–0)	0 (0–0)	0 (0–0)	0 (0–0)	0 (0–0)	0 (0–0)	0 (0–0)	0 (0–0)	0 (0–0)	0 (0–0)	0 (0–0)	0 (0–0)
HIV/AIDS resulting in other diseases	0 (0–0)	0 (0–0)	0 (0–0)	0.4 (0.1–0.6)	0.2 (0.2–0.3)	0.2 (0.1–0.2)	0.2 (0.2–0.4)	1 (0.6–1.4)	1.6 (1.2–2.2)	2.3 (1.6–3.2)	3 (2.2–3.9)	3.9 (2.9–5.2)	4 (3.1–5.4)	4.1 (3.1–5.4)	3.6 (2.7–4.9)	2.7 (2.1–3.5)	1.9 (1.5–2.5)	1.6 (1.1–2.1)	1.1 (0.7–1.5)	0.7 (0.5–1)	0.3 (0.2–0.5)	0.1 (0–0.1)	30.1 (0–0)
Sexually transmitted infections excluding HIV	11.1 (3.1–32.04)	3.5 (1.0–7.6)	5.5 (1.61–12.4)	0.2 (0.2–0.3)	0.1 (0.1–0.2)	0.1 (0.1–0.2)	0.4 (0.2–0.6)	1.2 (0.7–2)	2.4 (1.5–3.4)	3.8 (2.4–5.2)	4.2 (2.7–5.7)	4.1 (2.6–5.7)	3.8 (2.4–5.4)	3.4 (2.1–4.9)	2.9 (1.7–4.2)	2.3 (1.4–3.3)	1.7 (1.1–2.4)	1.3 (0.8–1.8)	0.9 (0.6–1.3)	0.6 (0.4–0.9)	0.3 (0.2–0.4)	0.1 (0.1–0.1)	46.3 (0–0)
Syphilis	11.1 (3.1–32.04)	3.5 (1.0–7.6)	5.2 (1.53–11.9)	0.2 (0.1–0.4)	0.1 (0.1–0.2)	0.1 (0.1–0.2)	0.3 (0.2–0.5)	0.9 (0.5–1.4)	1.8 (1.1–2.7)	2.9 (1.8–4.1)	3.3 (2.1–4.6)	3.3 (2.1–4.6)	3.1 (2–4.5)	2.8 (1.8–4)	2.4 (1.5–3.5)	1.9 (1.2–2.8)	1.4 (0.9–2)	1.1 (0.7–1.6)	0.7 (0.5–1.1)	0.5 (0.3–0.8)	0.3 (0.2–0.4)	0.1 (0.1–0.1)	20.5 (0–0)
Chlamydial infection	0 (0–0)	0 (0–0)	0 (0–0)	0.1 (0–0.2)	0 (0–0)	0 (0–0)	0.1 (0–0.2)	0.4 (0.2–0.7)	0.7 (0.4–1.2)	0.9 (0.5–1.4)	1 (0.5–1.6)	1 (0.5–1.6)	1 (0.5–1.6)	0.9 (0.5–1.5)	0.8 (0.4–1.3)	0.6 (0.3–1)	0.5 (0.2–0.8)	0.4 (0.2–0.6)	0.3 (0.1–0.5)	0.2 (0.1–0.3)	0.1 (0–0.2)	0 (0–0.1)	0 (0–0)	5.3 (0–0)
Gonococcal infection	0 (0–0)	0 (0–0)	0 (0–0)	0 (0–0)	0 (0–0)	0 (0–0)	0 (0–0)	0.1 (0–0.2)	0.2 (0.1–0.3)	0.3 (0.2–0.5)	0.4 (0.2–0.7)	0.4 (0.2–0.6)	0.4 (0.2–0.6)	0.3 (0.2–0.5)	0.3 (0.2–0.4)	0.2 (0.1–0.3)	0.2 (0.1–0.3)	0.1 (0.1–0.2)	0.1 (0–0.2)	0.1 (0–0.1)	0 (0–0.1)	0 (0–0)	0 (0–0)	2.7 (0–0)
Trichomoniasis	0 (0–0)	0 (0–0)	0 (0–0)	0 (0–0)	0 (0–0)	0 (0–0)	0 (0–0)	0.1 (0–0.2)	0.2 (0.1–0.4)	0.3 (0.1–0.5)	0.4 (0.1–0.7)	0.4 (0.1–0.7)	0.4 (0.1–0.7)	0.4 (0.1–0.6)	0.4 (0.1–0.6)	0.3 (0.1–0.5)	0.3 (0.1–0.4)	0.2 (0.1–0.3)	0.2 (0.1–0.3)	0.1 (0.1–0.2)	0.1 (0–0.1)	0 (0–0.1)	0 (0–0)	3.5 (0–0)
Genital herpes	0 (0–0)	0 (0–0)	0 (0–0)	0 (0–0)	0 (0–0)	0 (0–0)	0 (0–0)	0.2 (0.1–0.4)	0.3 (0.1–0.6)	0.5 (0.1–0.9)	0.5 (0.2–1.1)	0.5 (0.2–1.1)	0.6 (0.2–1.2)	0.6 (0.2–1.2)	0.6 (0.2–1.1)	0.5 (0.2–1)	0.4 (0.2–0.8)	0.4 (0.1–0.7)	0.3 (0.1–0.5)	0.2 (0.1–0.4)	0.2 (0.1–0.3)	0.1 (0–0.2)	0 (0–0)	5.9 (0–0)
Other sexually transmitted infections	0 (0–0)	0 (0–0)	0 (0–0)	0 (0–0)	0 (0–0)	0 (0–0)	0 (0–0)	0.2 (0–0.4)	0.3 (0.1–0.6)	0.4 (0.1–0.8)	0.5 (0.1–0.9)	0.5 (0.1–0.9)	0.5 (0.1–0.9)	0.4 (0.1–0.8)	0.4 (0.1–0.7)	0.3 (0.1–0.6)	0.3 (0.1–0.5)	0.2 (0.1–0.4)	0.2 (0.1–0.3)	0.1 (0.1–0.2)	0.1 (0–0.1)	0 (0–0.1)	0 (0–0)	3.3 (0–0)
Respiratory infections and tuberculosis	2,800 (2,620–3,010)	1,190 (1,010–1,410)	2,990 (2,690–3,360)	4,000 (3,560–4,540)	1,660 (1,470–1,880)	1,340 (1,140–1,580)	1,540 (1,290–1,850)	1,960 (1,650–2,360)	2,260 (1,880–2,730)	2,560 (2,130–3,100)	2,880 (2,400–3,490)	3,220 (2,690–3,900)	3,560 (2,960–4,350)	3,940 (3,240–4,860)	4,360 (3,540–5,430)	4,850 (3,900–6,140)	5,450 (4,340–7,060)	6,170 (4,870–8,300)	7,260 (5,540–10,100)	8,370 (6,300–12,100)	9,750 (6,910–15,100)	10,900 (7,000–18,400)	72,100 (7,438–191,000)
Tuberculosis	0 (0–0)	0 (0–0)	0 (0–0)	0 (0–0)	0 (0–0)	0 (0–0)	0.2 (0.2–0.4)	0.6 (0.4–0.9)	1.1 (0.7–1.6)	1.6 (0.9–2.4)	2.1 (1.1–3.2)	2.8 (1.4–4.3)	3.5 (1.7–5.4)	4.1 (1.9–6.4)	4.6 (2.1–7.2)	5.1 (2.3–8)	5.5 (2.5–8.6)	5.9 (2.7–9.2)	6.2 (2.8–9.8)	6.4 (2.9–10.2)	6.6 (2.9–10.4)	6.7 (2.9–10.6)	6.8 (2.9–10.7)	27.5 (0–0)
Latent tuberculosis infection	0 (0–0)	0 (0–0)	0 (0–0)	0 (0–0)	0 (0–0)	0 (0–0)	0 (0–0)	0 (0–0)	0 (0–0)	0 (0–0)	0 (0–0)	0 (0–0)	0 (0–0)	0 (0–0)	0 (0–0)	0 (0–0)	0 (0–0)	0 (0–0)	0 (0–0)	0 (0–0)	0 (0–0)	0 (0–0)	0 (0–0)	0 (0–0)	0 (0–0)
Drug-susceptible tuberculosis	0 (0–0)	0 (0–0)	0 (0–0)	0 (0–0)	0 (0–0)	0 (0–0)	0 (0–0)	0.6 (0.4–0.9)	1.1 (0.7–1.6)	1.6 (0.9–2.4)	2.1 (1.1–3.2)	2.8 (1.4–4.3)	3.5 (1.7–5.4)	4.1 (1.9–6.4)	4.6 (2.1–7.2)	5.1 (2.3–8)	5.5 (2.5–8.6)	5.9 (2.7–9.2)	6.2 (2.8–9.8)	6.4 (2.9–10.2)	6.6 (2.9–10.4)	6.7 (2.9–10.6)	6.8 (2.9–10.7)	26.9 (0–0)
Multidrug-resistant tuberculosis without extensive drug-resistance	0 (0–0)	0 (0–0)	0 (0–0)	0 (0–0)	0 (0–0)	0 (0–0)	0 (0–0)	0 (0–0)	0 (0–0)	0 (0–0)	0 (0–0)	0 (0–0)	0 (0–0)	0 (0–0)	0 (0–0)	0 (0–0)	0 (0–0)	0 (0–0)	0 (0–0)	0 (0–0)	0 (0–0)	0 (0–0)	0 (0–0)	0 (0–0)	0.5 (0–0)
Extensively drug-resistant tuberculosis	0 (0–0)	0 (0–0)	0 (0–0)	0 (0–0)	0 (0–0)	0 (0–0)	0 (0–0)	0 (0–0)	0 (0–0)	0 (0–0)	0 (0–0)	0 (0–0)	0 (0–0)	0 (0–0)	0 (0–0)	0 (0–0)	0 (0–0)	0 (0–0)	0 (0–0)	0 (0–0)	0 (0–0)	0 (0–0)	0 (0–0)	0 (0–0)	0.1 (0–0)
Lower respiratory infections	2,800 (2,620–3,010)	1,190 (1,010–1,410)	2,990 (2,690–3,360)	3,940 (3,510–4,480)	1,660 (1,470–1,880)	1,340 (1,140–1,580)	1,540 (1,290–1,850)	1,960 (1,650–2,360)	2,260 (1,880–2,730)	2,560 (2,130–3,100)	2,880 (2,400–3,490)	3,220 (2,690–3,900)	3,560 (2,960–4,350)	3,940 (3,240–4,860)	4,360 (3,540–5,430)	4,850 (3,900–6,140)	5,450 (4,340–7,060)	6,170 (4,870–8,300)	7,260 (5,540–10,100)	8,370 (6,300–12,100)	9,750 (6,910–15,100)	10,900 (7,000–18,400)	72,100 (7,438–191,000)
Upper respiratory infections	0 (0–0)	0.3 (0.1–0.4)	4.9 (2.9–7.6)	27.6 (12.6–39.4)	15.7 (7.9–23.4)	16.4 (7.6–25.1)	5.3 (2.9–7.9)	1.6 (0.8–2.6)	0.6 (0.3–1)	0.3 (0.1–0.5)	0.2 (0.1–0.3)	0.1 (0.1–0.2)	0.1 (0.1–0.2)	0.1 (0.1–0.2)	0.1 (0.1–0.2)	0.1 (0.1–0.2)	0.1 (0.1–0.2)	0.1 (0.1–0.2)	0.1 (0.1–0.2)	0.1 (0.1–0.2)	0.1 (0.1–0.2)	0.1 (0.1–0.2)	0.1 (0.1–0.2)	231 (0–0)
Otitis media	0 (0–0)	0 (0–0)	0 (0–0)	3.6 (1.9–5.9)	3.1 (1.6–5.5)	2.4 (1.1–4.5)	1.2 (0.5–2.3)	0.6 (0.2–1.2)	0.3 (0.1–0.6)	0.2 (0.1–0.4)	0.1 (0.1–0.3)	0.1 (0.1–0.2)	0.1 (0.1–0.2)	0.1 (0.1–0.2)	0.1 (0.1–0.2)	0.1 (0.1–0.2)	0.1 (0.1–0.2)	0.1 (0.1–0.2)	0.1 (0.1–0.2)	0.1 (0.1–0.2)	0.1 (0.1–0.2)	0.1 (0.1–0.2)	0.1 (0.1–0.2)	49.6 (0–0)
Enteric infections	0.3 (0.2–0.4)	1.2 (0.9–1.7)	14.8 (9.6–21.5)	22.6 (13.6–36.6)	10.9 (6.1–19.2)	6.8 (3.8–11.3)	5.3 (3.3–7.9)	5.1 (3.1–7.7)	5.4 (3.2–8.3)	5.8 (3.2–9.2)	6.2 (3.2–9.8)	6.6 (3.2–10.4)	6.9 (3.2–10.7)	7.2 (3.2–11.1)	7.4 (3.2–11.4)	7.6 (3.2–11.6)	7.7 (3.2–11.8)	7.8 (3.2–11.9)	7.8 (3.2–11.9)	7.8 (3.2–11.9)	7.8 (3.2–11.9)	7.8 (3.2–11.9)	7.8 (3.2–11.9)	205 (0–0)
Diarrheal diseases	0.3 (0.2–0.4)	1.2 (0.9–1.7)	14.8 (9.6–21.4)	22.6 (13.5–36.6)	10.9 (6.1–19.2)	6.8 (3.8–11.3)	5.3 (3.3–7.9)	5.1 (3.1–7.7)	5.4 (3.2–8.3)	5.8 (3.2–9.2)	6.2 (3.2–9.8)	6.6 (3.2–10.4)	6.9 (3.2–10.7)	7.2 (3.2–11.1)	7.4 (3.2–11.4)	7.6 (3.2–11.6)	7.7 (3.2–11.8)	7.8 (3.2–11.9)	7.8 (3.2–11.9)	7.8 (3.2–11.9)	7.8 (3.2–11.9)	7.8 (3.2–11.9)	7.8 (3.2–11.9)	204 (0–0)
Typhoid and paratyphoid	0 (0–0)	0 (0–0)	0 (0–0)	0 (0–0)	0 (0–0)	0 (0–0)	0 (0–0)	0 (0–0)	0 (0–0)	0 (0–0)	0 (0–0)	0 (0–0)	0 (0–0)	0 (0–0)	0 (0–0)	0 (0–0)	0 (0–0)	0 (0–0)	0 (0–0)	0 (0–0)	0 (0–0)	0 (0–0)	0 (0–0)	0 (0–0)	0 (0–0)
Typhoid fever	0 (0–0)	0 (0–0)	0 (0–0)	0 (0–0)	0 (0–0)	0 (0–0)	0 (0–0)	0 (0–0)	0 (0–0)	0 (0–0)	0 (0–0)	0 (0–0)	0 (0–0)	0 (0–0)	0 (0–0)	0 (0–0)	0 (0–0)	0 (0–0)	0 (0–0)	0 (0–0)	0 (0–0)	0 (0–0)	0 (0–0)	0 (0–0)	0 (0–0)
Paratyphoid fever	0 (0–0)	0 (0–0)	0 (0–0)	0 (0–0)	0 (0–0)	0 (0–0)	0 (0–0)	0 (0–0)	0 (0–0)	0 (0–0)	0 (0–0)	0 (0–0)	0 (0–0)	0 (0–0)	0 (0–0)	0 (0–0)	0 (0–0)	0 (0–0)	0 (0–0)	0 (0–0)	0 (0–0)	0 (0–0)	0 (0–0)	0 (0–0)	0 (0–0)
Invasive Non-typhoidal Salmonella (iNTS)	0 (0–0)	0 (0–0)	0 (0–0)	0 (0–0)	0 (0–0)	0 (0–0)	0 (0–0)	0 (0–0)	0 (0–0)	0 (0–0)	0 (0–0)	0 (0–0)	0 (0–0)	0 (0–0)	0 (0–0)	0 (0–0)	0 (0–0)	0 (0–0)	0 (0–0)	0 (0–0)	0 (0–0)	0 (0–0)	0 (0–0)	0 (0–0)	0.7 (0–0)
Other intestinal infectious diseases	0 (0–0)	0 (0–0)	0.1 (0–0.1)	0 (0–0)	0 (0–0)	0 (0–0)	0 (0–0)	0 (0–0)	0 (0–0)	0 (0–0)	0 (0–0)	0 (0–0)	0 (0–0)	0 (0–0)	0 (0–0)	0 (0–0)	0 (0–0)	0 (0–0)	0 (0–0)	0 (0–0)	0 (0–0)	0 (0–0)	0 (0–0)	0 (0–0)	0.4 (0–0)
Neglected tropical diseases and malaria	0 (0–0)	0 (0–0)	0.4 (0.1–1)	1.3 (0.3–3.4)	4.1 (0.8–10.5)	0.6 (0.1–1.6)	0.4 (0.1–1)	0.4 (0.1–1.2)	0.2 (0.1–0.6)	0.2 (0.1–0.6)	0.2 (0.1–0.7)	0.2 (0.1–0.6)	0.4 (0.1–1)	0.5 (0.1–1.6)	0.7 (0.1–2.1)	0.5 (0.1–1.6)	0.6 (0.1–1.6)	0.2 (0.1–0.6)	0.2 (0.1–0.6)	0.2 (0.1–0.6)	0.2 (0.1–0.6)	0.1 (0.1–0.3)	0.1 (0.1–0.1)	11.3 (0–0)
Malaria	0 (0–0)	0 (0–0)	0 (0–0)	0 (0–0)	0 (0–0)	0 (0–0)	0 (0–0)	0 (0–0)	0 (0–0)	0 (0–0)	0 (0–0)	0 (0–0)	0 (0–0)	0 (0–0)	0 (0–0)	0 (0–0)	0 (0–0)	0 (0–0)	0 (0–0)	0 (0–0)	0 (0–0)	0 (0–0)	0 (0–0)	0 (0–0)	0 (0–0)
Chagas disease	0 (0–0)	0 (0–0)	0 (0–0)	0 (0–0)	0 (0–0)	0 (0–0)	0 (0–0)	0 (0–0)	0 (0–0)	0 (0–0)	0 (0–0)	0 (0–0)	0 (0–0)	0 (0–0)	0 (0–0)	0 (0–0)	0 (0–0)	0 (0–0)	0 (0–0)	0 (0–0)	0 (0–0)	0 (0–0)	0 (0–0)	0 (0–0)	0 (0–0)
Leishmaniasis	0 (0–0)	0 (0–0)	0 (0–0)	0 (0–0)	0 (0–0)	0 (0–0)	0 (0–0)	0 (0–0)	0 (0–0)	0 (0–0)	0 (0–0)	0 (0–0)	0 (0–0)	0 (0–0)	0 (0–0)	0 (0–0)	0 (0–0)	0 (0–0)	0 (0–0)	0 (0–0)	0 (0–0)	0 (0–0)	0 (0–0)	0 (0–0)	0 (0–0)
Visceral leishmaniasis	0 (0–0)	0 (0–0)	0 (0–0)	0 (0–0)	0 (0–0)	0 (0–0)	0 (0–0)	0 (0–0)	0 (0–0)	0 (0–0)	0 (0–0)	0 (0–0)	0 (0–0)	0 (0–0)	0 (0–0)	0 (0–0)	0 (0–0)	0 (0–0)	0 (0–0)	0 (0–0)	0 (0–0)	0 (0–0)	0 (0–0)	0 (0–0)	0 (0–0)
Cutaneous and mucocutaneous leishmaniasis	0 (0–0)	0 (0–0)	0 (0–0)	0 (0–0)	0 (0–0)	0 (0–0)	0 (0–0)	0 (0–0)	0 (0–0)	0 (0–0)	0 (0–0)	0 (0–0)	0 (0–0)	0 (0–0)	0 (0–0)	0 (0–0)	0 (0–0)	0 (0–0)	0 (0–0)	0 (0–0)	0 (0–0)	0 (0–0)	0 (0–0)	0 (0–0)	0 (0–0)
African trypanosomiasis	0 (0–0)	0 (0–0)	0 (0–0)	0 (0–0)	0 (0–0)	0 (0–0)	0 (0–0)	0 (0–0)	0 (0–0)	0 (0–0)	0 (0–0)	0 (0–0)	0 (0–0)	0 (0–0)	0 (0–0)	0 (0–0)	0 (0–0)	0 (0–0)	0 (0–0)	0 (0–0)	0 (0–0)	0 (0–0)	0 (0–0)	0 (0–0)	0 (0–0)
Schistosomiasis	0 (0–0)	0 (0–0)	0 (0–0)	0 (0–0)	0 (0–0)	0 (0–0)	0 (0–0)	0 (0–0)	0 (0–0)	0 (0–0)	0 (0–0)	0 (0–0)	0 (0–0)	0 (0–0)	0 (0–0)	0 (0–0)	0 (0–0)	0 (0–0)	0 (0–0)	0 (0–0)	0 (0–0)	0 (0–0)	0 (0–0)	0 (0–0)	0 (0–0)
Cysticercosis	0 (0–0)	0 (0–0)	0 (0–0)	0 (0–0)	0 (0–0)	0 (0–0)	0 (0–0)	0 (0–0)	0 (0–0)	0 (0–0)	0 (0–0)	0 (0–0)	0 (0–0)	0 (0–0)	0 (0–0)	0 (0–0)	0 (0–0)	0 (0–0)	0 (0–0)	0 (0–0)	0 (0–0)	0 (0–0)	0 (0–0)	0 (0–0)	0 (0–0)
Cystic echinococcosis	0 (0–0)	0 (0–0)	0 (0–0)	0 (0–0)	0 (0–0)	0 (0–0)	0 (0–0)	0 (0–0)	0 (0–0)	0 (0–0)	0 (0–0)	0 (0–0)	0 (0–0)	0 (0–0)	0 (0–0)	0 (0–0)	0 (0–0)	0 (0–0)	0 (0–0)	0 (0–0)	0 (0–0)	0 (0–0)	0 (0–0)	0 (0–0)	0.2 (0–0)
Lymphatic filariasis	0 (0–0)	0 (0–0)	0 (0–0)	0 (0–0)	0 (0–0)	0 (0–0)	0 (0–0)	0 (0–0)	0 (0–0)	0 (0–0)	0 (0–0)	0 (0–0)	0 (0–0)	0 (0–0)	0 (0–0)	0 (0–0)	0 (0–0)	0 (0–0)	0 (0–0)	0 (0–0)	0 (0–0)	0 (0–0)	0 (0–0)	0 (0–0)	0 (0–0)
Onchocerciasis	0 (0–0)	0 (0–0)	0 (0–0)	0 (0–0)	0 (0–0)	0 (0–0)	0 (0–0)	0 (0–0)	0 (0–0)	0 (0–0)	0 (0–0)	0 (0–0)	0 (0–0)	0 (0–0)	0 (0–0)	0 (0–0)	0 (0–0)	0 (0–0)	0 (0–0)	0 (0–0)	0 (0–0)	0 (0–0)	0 (0–0)	0 (0–0)	0 (0–0)
Trachoma	0 (0–0)	0 (0–0)	0 (0–0)	0 (0–0)	0 (0–0)	0 (0–0)	0 (0–0)	0 (0–0)	0 (0–0)	0 (0–0)	0 (0–0)	0 (0–0)	0 (0–0)	0 (0–0)	0 (0–0)	0 (0–0)	0 (0–0)	0 (0–0)	0 (0–0)	0 (0–0)	0 (0–0)	0 (0–0)	0 (0–0)	0 (0–0)	0 (0–0)
Dengue	0 (0–0)	0 (0–0)	0 (0–0)	0 (0–0)	0 (0–0)	0 (0–0)	0 (0–0)	0 (0–0)	0 (0–0)	0 (0–0)	0 (0–0)	0 (0–0)	0 (0–0)	0 (0–0)	0 (0–0)	0 (0–0)	0 (0–0)	0 (0–0)	0 (0–0)	0 (0–0)	0 (0–0)	0 (0–0)	0 (0–0)	0 (0–0)	0 (0–0)
Yellow fever	0 (0–0)	0 (0–0)	0 (0–0)	0 (0–0)	0 (0–0)	0 (0–0)	0 (0–0)	0 (0–0)	0 (0–0)	0 (0–0)	0 (0–0)	0 (0–0)	0 (0–0)	0 (0–0)	0 (0–0)	0 (0–0)	0 (0–0)	0 (0–0)	0 (0–0)	0 (0–0)	0 (0–0)	0 (0–0)	0 (0–0)	0 (0–0)	0 (0–0)
Rabies	0 (0–0)	0 (0–0)	0 (0–0)	0 (0–0)	0 (0–0)	0 (0–0)	0 (0–0)	0 (0–0)	0 (0–0)	0 (0–0)	0 (0–0)	0 (0–0)	0 (0–0)	0 (0–0)	0 (0–0)	0 (0–0)	0 (0–0)	0 (0–0)	0 (0–0)	0 (0–0)	0 (0–0)	0 (0–0)	0 (0–0)	0 (0–0)	0 (0–0)
Intestinal nematode infections	0 (0–0)	0 (0–0)	0 (0–0)	0 (0–0)	0 (0–0)	0 (0–0)	0 (0–0)	0 (0–0)	0 (0–0)	0 (0–0)	0 (0–0)	0 (0–0)	0 (0–0)	0 (0–0)	0 (0–0)	0 (0–0)	0 (0–0)	0 (0–0)	0 (0–0)	0 (0–0)	0 (0–0)	0 (0–0)	0 (0–0)	0 (0–0)	0 (0–0)
Ascariasis	0 (0–0)	0 (0–0)	0 (0–0)	0 (0–0)	0 (0–0)	0 (0–0)	0 (0–0)	0 (0–0)	0 (0–0)	0 (0–0)	0 (0–0)	0 (0–0)	0 (0–0)	0 (0–0)	0 (0–0)	0 (0–0)	0 (0–0)	0 (0–0)	0 (0–0)	0 (0–0)	0 (0–0)	0 (0–0)	0 (0–0)	0 (0–0)	0 (0–0)
Trichuriasis	0 (0–0)	0 (0–0)	0 (0–0)	0 (0–0)	0 (0–0)	0 (0–0)	0 (0–0)	0 (0–0)	0 (0–0)	0 (0–0)	0 (0–0)	0 (0–0)	0 (0–0)	0 (0–0)	0 (0–0)	0 (0–0)	0 (0–0)	0 (0–0)	0 (0–0)	0 (0–0)	0 (0–0)	0 (0–0)	0 (0–0)	0 (0–0)	0 (0–0)
Hookworm disease	0 (0–0)	0 (0–0)	0 (0–0)	0 (0–0)	0 (0–0)	0 (0–0)	0 (0–0)	0 (0–0)	0 (0–0)	0 (0–0)	0 (0–0)	0 (0–0)	0 (0–0)	0 (0–0)	0 (0–0)	0 (0–0)	0 (0–0)	0 (0–0)	0 (0–0)	0 (0–0)	0 (0–0)	0 (0–0)	0 (0–0)	0 (0–0)	0 (0–0)
Food-borne trematodiases	0 (0–0)	0 (0–0)	0 (0–0)	0 (0–0)	0 (0–0)	0 (0–0)	0 (0–0)	0 (0–0)	0 (0–0)	0 (0–0)	0 (0–0)	0 (0–0)	0 (0–0)	0 (0–0)	0 (0–0)	0 (0–0)	0 (0–0)	0 (0–0)	0 (0–0)	0 (0–0)	0 (0–0)	0 (0–0)	0 (0–0)	0 (0–0)	0 (0–0)
Leprosy	0 (0–0)	0 (0–0)	0 (0–0)	0 (0–0)	0 (0–0)	0 (0–0)	0 (0–0)	0 (0–0)	0 (0–0)	0 (0–0)	0 (0–0)	0 (0–0)	0 (0–0)	0 (0–0)	0 (0–0)	0 (0–0)	0 (0–0)	0 (0–0)	0 (0–0)	0 (0–0)	0 (0–0)	0 (0–0)	0 (0–0)	0 (0–0)	0 (0–0)
Ebola	0 (0–0)	0 (0–0)	0 (0–0)	0 (0–0)	0 (0–0)	0 (0–0)	0 (0–0)	0 (0–0)	0 (0–0)	0 (0–0)	0 (0–0)	0 (0–0)	0 (0–0)	0 (0–0)	0 (0–0)	0 (0–0)	0 (0–0)	0 (0–0)	0 (0–0)	0 (0–0)	0 (0–0)	0 (0–0)	0 (0–0)	0 (0–0)	0 (0–0)
Zika virus	0 (0–0)	0 (0–0)	0 (0–0)	0 (0–0)	0 (0–0)	0 (0–0)	0 (0–0)	0 (0–0)	0 (0–0)	0 (0–0)	0 (0–0)	0 (0–0)	0 (0–0)	0 (0–0)	0 (0–0)	0 (0–0)	0 (0–0)	0 (0–0)	0 (0–0)	0 (0–0)	0 (0–0)	0 (0–0)	0 (0–0)	0 (0–0)	0 (0–0)
Guinea worm disease	0 (0–0)	0 (0–0)	0 (0–0)	0 (0–0)	0 (0–0)	0 (0–0)	0 (0–0)	0 (0–0)	0 (0–0)	0 (0–0)	0 (0–0)	0 (0–0)	0 (0–0)	0 (0–0)	0 (0–0)	0 (0–0)	0 (0–0)	0 (0–0)	0 (0–0)	0 (0–0)	0 (0–0)	0 (0–0)	0 (0–0)	0 (0–0)	0 (0–0)
Other neglected tropical diseases	0 (0–0)	0 (0–0)	0 (0–0)	1.3 (0.2–3.4)	4.1 (0.8–10.5)	0.6 (0.1–1.6)	0.4 (0.1–1)	0.4 (0.1–1.2)	0.2 (0.1–0.6)	0.2 (0.1–0.6)	0.2 (0.1–0.7)	0.2 (0.1–0

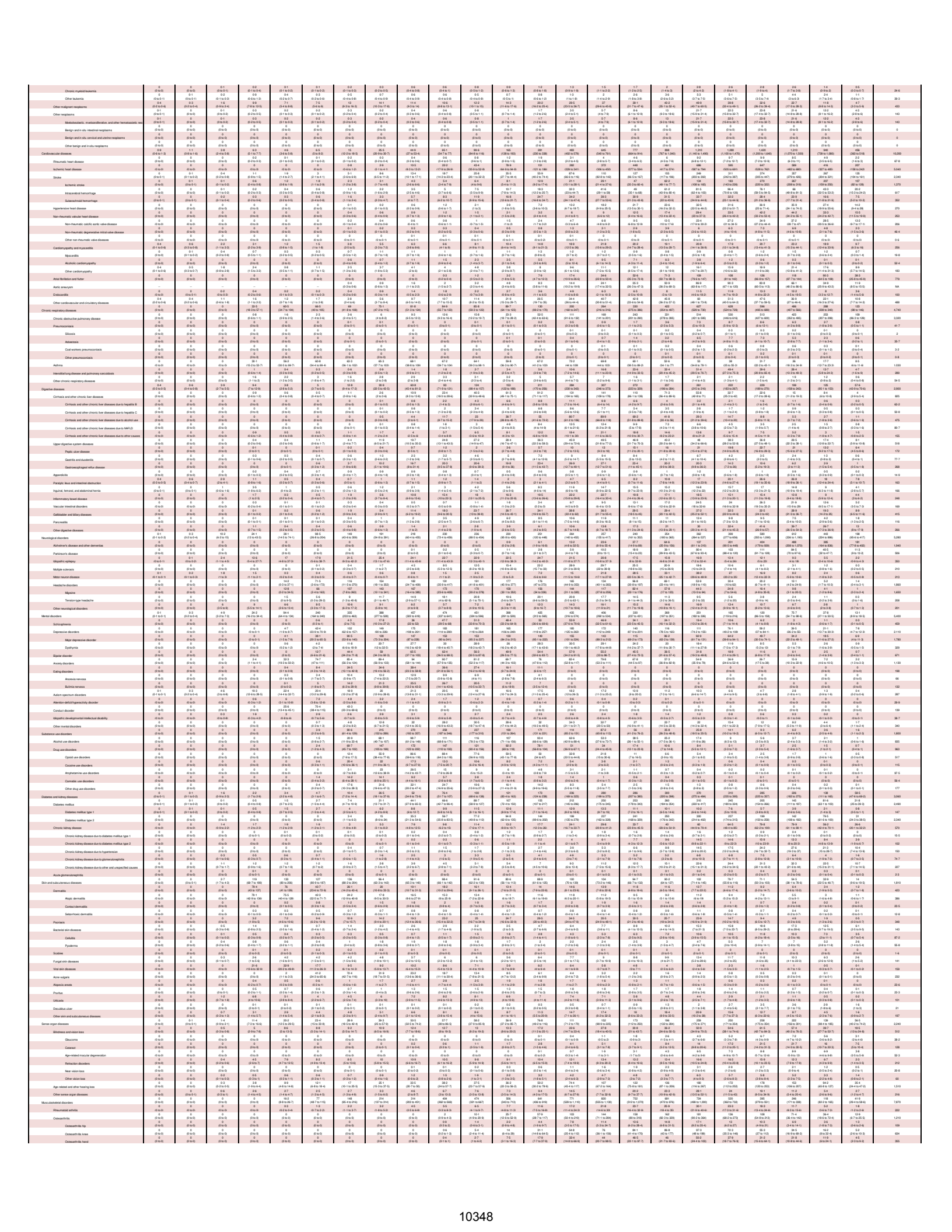

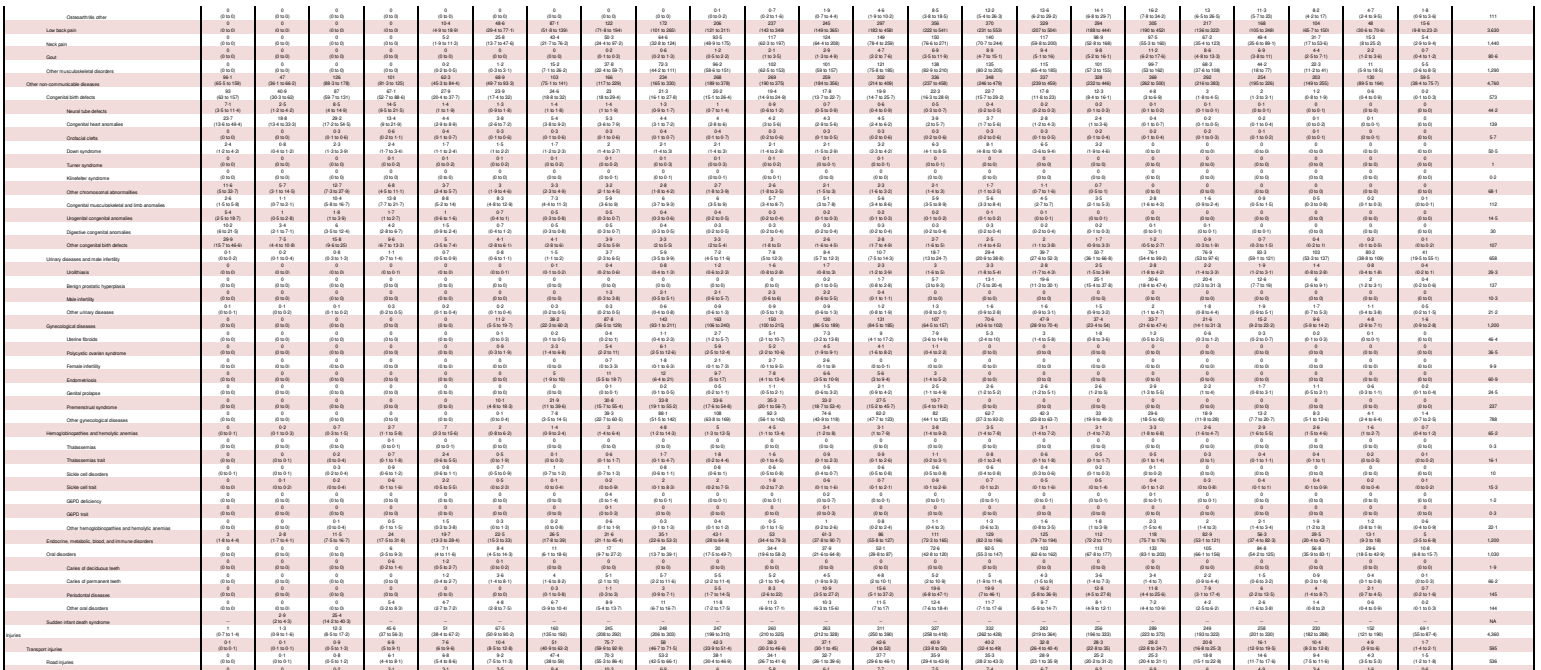

SR Table 2c: Kinneton upon Thames DALYS by cause and age group for both sexes with 95% uncertainty intervals, 2019

Cause	Early Neonatal	Late Neonatal	Post Neonatal	1 to 4	5 to 9	10 to 14	15 to 19	20 to 24	25 to 29	30 to 34	35 to 39	40 to 44	45 to 49	50 to 54	55 to 59	60 to 64	65 to 69	70 to 74	75 to 79	80 to 84	85 to 89	90 to 94	95 plus	Total
All causes	2,800 (2,467 to 3,160)	1,900 (944 to 3,120)	2,900 (1,910 to 3,941)	3,900 (3,510 to 4,300)	2,900 (2,600 to 3,200)	3,000 (2,700 to 3,300)	4,000 (3,600 to 4,400)	5,000 (4,500 to 5,500)	6,000 (5,400 to 6,600)	7,000 (6,300 to 7,700)	8,000 (7,200 to 8,800)	9,000 (8,100 to 9,900)	11,000 (9,900 to 12,100)	13,000 (11,700 to 14,300)	15,000 (13,500 to 16,500)	17,000 (15,300 to 18,700)	19,000 (17,100 to 20,900)	20,000 (18,000 to 22,000)	21,000 (18,900 to 23,100)	22,000 (19,800 to 24,200)	23,000 (20,700 to 25,300)	23,000 (20,700 to 25,300)	39,600
Communicable, maternal, neonatal, and nutritional diseases	2,800 (1,770 to 3,914)	1,900 (522 to 3,617)	2,900 (1,770 to 4,130)	3,900 (2,900 to 4,900)	2,900 (2,200 to 3,600)	3,000 (2,300 to 3,800)	4,000 (3,200 to 4,900)	5,000 (4,000 to 6,100)	6,000 (4,900 to 7,300)	7,000 (5,700 to 8,500)	8,000 (6,500 to 9,900)	9,000 (7,300 to 11,000)	11,000 (8,600 to 13,000)	13,000 (10,000 to 16,000)	15,000 (11,000 to 18,000)	17,000 (12,000 to 21,000)	19,000 (13,000 to 24,000)	20,000 (14,000 to 26,000)	21,000 (15,000 to 27,000)	22,000 (16,000 to 28,000)	23,000 (17,000 to 29,000)	23,000 (17,000 to 29,000)	2,000
HIV/AIDS and sexually transmitted infections	0 (0 to 0)	0 (0 to 0)	0 (0 to 0)	0 (0 to 0)	0 (0 to 0)	0 (0 to 0)	0 (0 to 0)	0 (0 to 0)	0 (0 to 0)	0 (0 to 0)	0 (0 to 0)	0 (0 to 0)	0 (0 to 0)	0 (0 to 0)	0 (0 to 0)	0 (0 to 0)	0 (0 to 0)	0 (0 to 0)	0 (0 to 0)	0 (0 to 0)	0 (0 to 0)	0 (0 to 0)	0 (0 to 0)	0
HIV/AIDS	0 (0 to 0)	0 (0 to 0)	0 (0 to 0)	0 (0 to 0)	0 (0 to 0)	0 (0 to 0)	0 (0 to 0)	0 (0 to 0)	0 (0 to 0)	0 (0 to 0)	0 (0 to 0)	0 (0 to 0)	0 (0 to 0)	0 (0 to 0)	0 (0 to 0)	0 (0 to 0)	0 (0 to 0)	0 (0 to 0)	0 (0 to 0)	0 (0 to 0)	0 (0 to 0)	0 (0 to 0)	0 (0 to 0)	0
HIV/AIDS - Drug-susceptible Tuberculosis	0 (0 to 0)	0 (0 to 0)	0 (0 to 1)	0 (0 to 1)	0 (0 to 1)	0 (0 to 1)	0 (0 to 1)	0 (0 to 1)	0 (0 to 1)	0 (0 to 1)	0 (0 to 1)	0 (0 to 1)	0 (0 to 1)	0 (0 to 1)	0 (0 to 1)	0 (0 to 1)	0 (0 to 1)	0 (0 to 1)	0 (0 to 1)	0 (0 to 1)	0 (0 to 1)	0 (0 to 1)	0 (0 to 1)	2-6
HIV/AIDS - Multidrug-resistant Tuberculosis without extensive dr...	0 (0 to 0)	0 (0 to 0)	0 (0 to 0)	0 (0 to 0)	0 (0 to 0)	0 (0 to 0)	0 (0 to 0)	0 (0 to 0)	0 (0 to 0)	0 (0 to 0)	0 (0 to 0)	0 (0 to 0)	0 (0 to 0)	0 (0 to 0)	0 (0 to 0)	0 (0 to 0)	0 (0 to 0)	0 (0 to 0)	0 (0 to 0)	0 (0 to 0)	0 (0 to 0)	0 (0 to 0)	0 (0 to 0)	0-1
HIV/AIDS - Extensively drug-resistant Tuberculosis	0 (0 to 0)	0 (0 to 0)	0 (0 to 0)	0 (0 to 0)	0 (0 to 0)	0 (0 to 0)	0 (0 to 0)	0 (0 to 0)	0 (0 to 0)	0 (0 to 0)	0 (0 to 0)	0 (0 to 0)	0 (0 to 0)	0 (0 to 0)	0 (0 to 0)	0 (0 to 0)	0 (0 to 0)	0 (0 to 0)	0 (0 to 0)	0 (0 to 0)	0 (0 to 0)	0 (0 to 0)	0 (0 to 0)	0
HIV/AIDS resulting in other diseases	0 (0 to 0)	0 (0 to 0)	0 (0 to 0)	0 (0 to 0)	0 (0 to 0)	0 (0 to 0)	0 (0 to 0)	0 (0 to 0)	0 (0 to 0)	0 (0 to 0)	0 (0 to 0)	0 (0 to 0)	0 (0 to 0)	0 (0 to 0)	0 (0 to 0)	0 (0 to 0)	0 (0 to 0)	0 (0 to 0)	0 (0 to 0)	0 (0 to 0)	0 (0 to 0)	0 (0 to 0)	0 (0 to 0)	40-6
Sexually transmitted infections excluding HIV	0 (0 to 0)	0 (0 to 0)	0 (0 to 0)	0 (0 to 0)	0 (0 to 0)	0 (0 to 0)	0 (0 to 0)	0 (0 to 0)	0 (0 to 0)	0 (0 to 0)	0 (0 to 0)	0 (0 to 0)	0 (0 to 0)	0 (0 to 0)	0 (0 to 0)	0 (0 to 0)	0 (0 to 0)	0 (0 to 0)	0 (0 to 0)	0 (0 to 0)	0 (0 to 0)	0 (0 to 0)	0 (0 to 0)	30-7
Syphilis	0 (0 to 0)	0 (0 to 0)	0 (0 to 0)	0 (0 to 0)	0 (0 to 0)	0 (0 to 0)	0 (0 to 0)	0 (0 to 0)	0 (0 to 0)	0 (0 to 0)	0 (0 to 0)	0 (0 to 0)	0 (0 to 0)	0 (0 to 0)	0 (0 to 0)	0 (0 to 0)	0 (0 to 0)	0 (0 to 0)	0 (0 to 0)	0 (0 to 0)	0 (0 to 0)	0 (0 to 0)	0 (0 to 0)	14-9
Chlamydial infection	0 (0 to 0)	0 (0 to 0)	0 (0 to 0)	0 (0 to 0)	0 (0 to 0)	0 (0 to 0)	0 (0 to 0)	0 (0 to 0)	0 (0 to 0)	0 (0 to 0)	0 (0 to 0)	0 (0 to 0)	0 (0 to 0)	0 (0 to 0)	0 (0 to 0)	0 (0 to 0)	0 (0 to 0)	0 (0 to 0)	0 (0 to 0)	0 (0 to 0)	0 (0 to 0)	0 (0 to 0)	0 (0 to 0)	3
Gonococcal infection	0 (0 to 0)	0 (0 to 0)	0 (0 to 0)	0 (0 to 0)	0 (0 to 0)	0 (0 to 0)	0 (0 to 0)	0 (0 to 0)	0 (0 to 0)	0 (0 to 0)	0 (0 to 0)	0 (0 to 0)	0 (0 to 0)	0 (0 to 0)	0 (0 to 0)	0 (0 to 0)	0 (0 to 0)	0 (0 to 0)	0 (0 to 0)	0 (0 to 0)	0 (0 to 0)	0 (0 to 0)	0 (0 to 0)	1-9
Trichomoniasis	0 (0 to 0)	0 (0 to 0)	0 (0 to 0)	0 (0 to 0)	0 (0 to 0)	0 (0 to 0)	0 (0 to 0)	0 (0 to 0)	0 (0 to 0)	0 (0 to 0)	0 (0 to 0)	0 (0 to 0)	0 (0 to 0)	0 (0 to 0)	0 (0 to 0)	0 (0 to 0)	0 (0 to 0)	0 (0 to 0)	0 (0 to 0)	0 (0 to 0)	0 (0 to 0)	0 (0 to 0)	0 (0 to 0)	2-4
Genital herpes	0 (0 to 0)	0 (0 to 0)	0 (0 to 0)	0 (0 to 0)	0 (0 to 0)	0 (0 to 0)	0 (0 to 0)	0 (0 to 0)	0 (0 to 0)	0 (0 to 0)	0 (0 to 0)	0 (0 to 0)	0 (0 to 0)	0 (0 to 0)	0 (0 to 0)	0 (0 to 0)	0 (0 to 0)	0 (0 to 0)	0 (0 to 0)	0 (0 to 0)	0 (0 to 0)	0 (0 to 0)	0 (0 to 0)	3-8
Other sexually transmitted infections	0 (0 to 0)	0 (0 to 0)	0 (0 to 0)	0 (0 to 0)	0 (0 to 0)	0 (0 to 0)	0 (0 to 0)	0 (0 to 0)	0 (0 to 0)	0 (0 to 0)	0 (0 to 0)	0 (0 to 0)	0 (0 to 0)	0 (0 to 0)	0 (0 to 0)	0 (0 to 0)	0 (0 to 0)	0 (0 to 0)	0 (0 to 0)	0 (0 to 0)	0 (0 to 0)	0 (0 to 0)	0 (0 to 0)	4-6
Respiratory infections and tuberculosis	2,800 (2,100 to 3,500)	1,900 (1,200 to 2,700)	2,900 (2,100 to 3,800)	3,900 (2,900 to 4,900)	2,900 (2,200 to 3,600)	3,000 (2,300 to 3,800)	4,000 (3,200 to 4,900)	5,000 (4,000 to 6,100)	6,000 (4,900 to 7,300)	7,000 (5,700 to 8,500)	8,000 (6,500 to 9,900)	9,000 (7,300 to 11,000)	11,000 (8,600 to 13,000)	13,000 (10,000 to 16,000)	15,000 (11,000 to 18,000)	17,000 (12,000 to 21,000)	19,000 (13,000 to 24,000)	20,000 (14,000 to 26,000)	21,000 (15,000 to 27,000)	22,000 (16,000 to 28,000)	23,000 (17,000 to 29,000)	23,000 (17,000 to 29,000)	1,160
Tuberculosis	0 (0 to 0)	0 (0 to 0)	0 (0 to 0)	0 (0 to 0)	0 (0 to 0)	0 (0 to 0)	0 (0 to 0)	0 (0 to 0)	0 (0 to 0)	0 (0 to 0)	0 (0 to 0)	0 (0 to 0)	0 (0 to 0)	0 (0 to 0)	0 (0 to 0)	0 (0 to 0)	0 (0 to 0)	0 (0 to 0)	0 (0 to 0)	0 (0 to 0)	0 (0 to 0)	0 (0 to 0)	0 (0 to 0)	13-9
Latent tuberculosis infection	0 (0 to 0)	0 (0 to 0)	0 (0 to 0)	0 (0 to 0)	0 (0 to 0)	0 (0 to 0)	0 (0 to 0)	0 (0 to 0)	0 (0 to 0)	0 (0 to 0)	0 (0 to 0)	0 (0 to 0)	0 (0 to 0)	0 (0 to 0)	0 (0 to 0)	0 (0 to 0)	0 (0 to 0)	0 (0 to 0)	0 (0 to 0)	0 (0 to 0)	0 (0 to 0)	0 (0 to 0)	0 (0 to 0)	0
Drug-susceptible tuberculosis	0 (0 to 0)	0 (0 to 0)	0 (0 to 0)	0 (0 to 0)	0 (0 to 0)	0 (0 to 0)	0 (0 to 0)	0 (0 to 0)	0 (0 to 0)	0 (0 to 0)	0 (0 to 0)	0 (0 to 0)	0 (0 to 0)	0 (0 to 0)	0 (0 to 0)	0 (0 to 0)	0 (0 to 0)	0 (0 to 0)	0 (0 to 0)	0 (0 to 0)	0 (0 to 0)	0 (0 to 0)	0 (0 to 0)	0
Multidrug-resistant tuberculosis without extensive drug-resistance	0 (0 to 0)	0 (0 to 0)	0 (0 to 0)	0 (0 to 0)	0 (0 to 0)	0 (0 to 0)	0 (0 to 0)	0 (0 to 0)	0 (0 to 0)	0 (0 to 0)	0 (0 to 0)	0 (0 to 0)	0 (0 to 0)	0 (0 to 0)	0 (0 to 0)	0 (0 to 0)	0 (0 to 0)	0 (0 to 0)	0 (0 to 0)	0 (0 to 0)	0 (0 to 0)	0 (0 to 0)	0 (0 to 0)	0-3
Extensively drug-resistant tuberculosis	0 (0 to 0)	0 (0 to 0)	0 (0 to 0)	0 (0 to 0)	0 (0 to 0)	0 (0 to 0)	0 (0 to 0)	0 (0 to 0)	0 (0 to 0)	0 (0 to 0)	0 (0 to 0)	0 (0 to 0)	0 (0 to 0)	0 (0 to 0)	0 (0 to 0)	0 (0 to 0)	0 (0 to 0)	0 (0 to 0)	0 (0 to 0)	0 (0 to 0)	0 (0 to 0)	0 (0 to 0)	0 (0 to 0)	0-1
Lower respiratory infections	3 (3 to 4.1)	2-6 (1 to 3.5)	15 (9 to 22.7)	12-3 (9 to 16.8)	2-4 (1 to 3.2)	1-7 (1 to 2.1)	2-3 (1.7 to 2.8)	3-3 (2.4 to 4.3)	4-4 (3.2 to 5.6)	5-5 (4 to 7.3)	6-8 (4.9 to 11.5)	8-8 (5.7 to 13.5)	12-5 (8.5 to 17.7)	15-5 (10.2 to 21.7)	17-9 (12.2 to 24.2)	20-3 (14.5 to 34.7)	22-3 (16.2 to 39.2)	23-5 (17 to 42.2)	24-5 (17.9 to 43.2)	25-1 (18.5 to 44.1)	25-2 (18.6 to 44.3)	25-2 (18.6 to 44.3)	955
Upper respiratory infections	0 (0 to 0)	0 (0 to 0)	0 (0 to 0)	0-1 (0 to 0.3)	0-1 (0 to 0.2)	0-1 (0 to 0.2)	0-1 (0 to 0.2)	0-1 (0 to 0.2)	0-1 (0 to 0.2)	0-1 (0 to 0.2)	0-1 (0 to 0.2)	0-1 (0 to 0.2)	0-1 (0 to 0.2)	0-1 (0 to 0.2)	0-1 (0 to 0.2)	0-1 (0 to 0.2)	0-1 (0 to 0.2)	0-1 (0 to 0.2)	0-1 (0 to 0.2)	0-1 (0 to 0.2)	0-1 (0 to 0.2)	0-1 (0 to 0.2)	0-1 (0 to 0.2)	155
Otitis media	0 (0 to 0)	0 (0 to 0)	0 (0 to 1.2)	0-1 (0 to 1.7)	0-1 (0 to 1.5)	0-1 (0 to 1.4)	0-1 (0 to 1.2)	0-1 (0 to 1.2)	0-1 (0 to 1.2)	0-1 (0 to 1.2)	0-1 (0 to 1.2)	0-1 (0 to 1.2)	0-1 (0 to 1.2)	0-1 (0 to 1.2)	0-1 (0 to 1.2)	0-1 (0 to 1.2)	0-1 (0 to 1.2)	0-1 (0 to 1.2)	0-1 (0 to 1.2)	0-1 (0 to 1.2)	0-1 (0 to 1.2)	0-1 (0 to 1.2)	0-1 (0 to 1.2)	31-7
Enteric infections	0-3 (0.2 to 0.4)	1 (0.7 to 1.3)	11-1 (7.4 to 15.7)	16-1 (9.1 to 23.9)	7 (3.8 to 11.7)	4-2 (2.3 to 7.2)	3-2 (1.9 to 4.9)	3-4 (2.1 to 5.2)	3-6 (2.3 to 5.7)	3-7 (2.3 to 5.9)	3-9 (2.5 to 6.2)	4-1 (2.6 to 6.6)	4-4 (2.8 to 7.1)	4-8 (3 to 7.8)	5-2 (3.3 to 8.5)	5-6 (3.6 to 9.2)	6-1 (3.9 to 10.1)	6-5 (4.2 to 10.8)	6-8 (4.4 to 11.3)	7-1 (4.6 to 11.8)	7-2 (4.7 to 12)	7-2 (4.7 to 12)	132
Diarrheal diseases	0-3 (0.2 to 0.4)	1 (0.7 to 1.3)	11-1 (7.4 to 15.7)	16-1 (9.1 to 23.9)	7 (3.8 to 11.7)	4-2 (2.3 to 7.2)	3-2 (1.9 to 4.9)	3-4 (2.1 to 5.2)	3-6 (2.3 to 5.7)	3-7 (2.3 to 5.9)	3-9 (2.5 to 6.2)	4-1 (2.6 to 6.6)	4-4 (2.8 to 7.1)	4-8 (3 to 7.8)	5-2 (3.3 to 8.5)	5-6 (3.6 to 9.2)	6-1 (3.9 to 10.1)	6-5 (4.2 to 10.8)	6-8 (4.4 to 11.3)	7-1 (4.6 to 11.8)	7-2 (4.7 to 12)	7-2 (4.7 to 12)	132
Typhoid and paratyphoid	0 (0 to 0)	0 (0 to 0)	0 (0 to 0)	0 (0 to 0)	0 (0 to 0)	0 (0 to 0)	0 (0 to 0)	0 (0 to 0)	0 (0 to 0)	0 (0 to 0)	0 (0 to 0)	0 (0 to 0)	0 (0 to 0)	0 (0 to 0)	0 (0 to 0)	0 (0 to 0)	0 (0 to 0)	0 (0 to 0)	0 (0 to 0)	0 (0 to 0)	0 (0 to 0)	0 (0 to 0)	0 (0 to 0)	0
Typhoid fever	0 (0 to 0)	0 (0 to 0)	0 (0 to 0)	0 (0 to 0)	0 (0 to 0)	0 (0 to 0)	0 (0 to 0)	0 (0 to 0)	0 (0 to 0)	0 (0 to 0)	0 (0 to 0)	0 (0 to 0)	0 (0 to 0)	0 (0 to 0)	0 (0 to 0)	0 (0 to 0)	0 (0 to 0)	0 (0 to 0)	0 (0 to 0)	0 (0 to 0)	0 (0 to 0)	0 (0 to 0)	0 (0 to 0)	0
Paratyphoid fever	0 (0 to 0)	0 (0 to 0)	0 (0 to 0)	0 (0 to 0)	0 (0 to 0)	0 (0 to 0)	0 (0 to 0)	0 (0 to 0)	0 (0 to 0)	0 (0 to 0)	0 (0 to 0)	0 (0 to 0)	0 (0 to 0)	0 (0 to 0)	0 (0 to 0)	0 (0 to 0)	0 (0 to 0)	0 (0 to 0)	0 (0 to 0)	0 (0 to 0)	0 (0 to 0)	0 (0 to 0)	0 (0 to 0)	0
Invasive Non-typhoidal Salmonella (iNTS)	0 (0 to 0)	0 (0 to 0)	0 (0 to 0)	0 (0 to 0)	0 (0 to 0)	0 (0 to 0)	0 (0 to 0)	0 (0 to 0)	0 (0 to 0)	0 (0 to 0)	0 (0 to 0)	0 (0 to 0)	0 (0 to 0)	0 (0 to 0)	0 (0 to 0)	0 (0 to 0)	0 (0 to 0)	0 (0 to 0)	0 (0 to 0)	0 (0 to 0)	0 (0 to 0)	0 (0 to 0)	0 (0 to 0)	0-4
Other intestinal infectious diseases	0 (0 to 0)	0 (0 to 0)	0-1 (0 to 0)	0 (0 to 0)	0 (0 to 0)	0 (0 to 0)	0 (0 to 0)	0 (0 to 0)	0 (0 to 0)	0 (0 to 0)	0 (0 to 0)	0 (0 to 0)	0 (0 to 0)	0 (0 to 0)	0 (0 to 0)	0 (0 to 0)	0 (0 to 0)	0 (0 to 0)	0 (0 to 0)	0 (0 to 0)	0 (0 to 0)	0 (0 to 0)	0 (0 to 0)	0-2
Neglected tropical diseases and malaria	0-3 (0.1 to 0.7)	0-3 (0.2 to 0.7)	0-9 (0.5 to 2.5)	2-8 (1.1 to 5.2)	0-1 (0 to 0.2)	0-1 (0 to 0.2)	0-3 (0 to 1)	0-2 (0 to 0.6)	0-2 (0 to 0.6)	0-2 (0 to 0.7)	0-3 (0 to 0.8)	0-4 (0.1 to 1.1)	0-3 (0 to 1)	0-4 (0.1 to 1.1)	0-3 (0 to 0.9)	0-3 (0 to 0.9)	0-1 (0 to 0.3)	0-3 (0 to 0.9)	0-1 (0 to 0.3)	0-3 (0 to 0.9)	0-1 (0 to 0.3)	0-3 (0 to 0.9)	0-3 (0 to 0.9)	7-1
Malaria	0 (0 to 0)	0 (0 to 0)	0 (0 to 0)	0 (0 to 0)	0 (0 to 0)	0 (0 to 0)	0 (0 to 0)	0 (0 to 0)	0 (0 to 0)	0 (0 to 0)	0 (0 to 0)	0 (0 to 0)	0 (0 to 0)	0 (0 to 0)	0 (0 to 0)	0 (0 to 0)	0 (0 to 0)	0 (0 to 0)	0 (0 to 0)	0 (0 to 0)	0 (0 to 0)	0 (0 to 0)	0 (0 to 0)	0
Chagas disease	0 (0 to 0)	0 (0 to 0)	0 (0 to 0)	0 (0 to 0)	0 (0 to 0)	0 (0 to 0)	0 (0 to 0)	0 (0 to 0)	0 (0 to 0)	0 (0 to 0)	0 (0 to 0)	0 (0 to 0)	0 (0 to 0)	0 (0 to 0)	0 (0 to 0)	0 (0 to 0)	0 (0 to 0)	0 (0 to 0)	0 (0 to 0)	0 (0 to 0)	0 (0 to 0)	0 (0 to 0)	0 (0 to 0)	0
Leishmaniasis	0 (0 to 0)	0 (0 to 0)	0 (0 to 0)	0 (0 to 0)	0 (0 to 0)	0 (0 to 0)	0 (0 to 0)	0 (0 to 0)	0 (0 to 0)	0 (0 to 0)	0 (0 to 0)	0 (0 to 0)	0 (0 to 0)	0 (0 to 0)	0 (0 to 0)	0 (0 to 0)	0 (0 to 0)	0 (0 to 0)	0 (0 to 0)	0 (0 to 0)	0 (0 to 0)	0 (0 to 0)	0 (0 to 0)	0
Visceral leishmaniasis	0 (0 to 0)	0 (0 to 0)	0 (0 to 0)	0 (0 to 0)	0 (0 to 0)	0 (0 to 0)	0 (0 to 0)	0 (0 to 0)	0 (0 to 0)	0 (0 to 0)	0 (0 to 0)	0 (0 to 0)	0 (0 to 0)	0 (0 to 0)	0 (0 to 0)	0 (0 to 0)	0 (0 to 0)	0 (0 to 0)	0 (0 to 0)	0 (0 to 0)	0 (0 to 0)	0 (0 to 0)	0 (0 to 0)	0
Cutaneous and mucocutaneous leishmaniasis	0 (0 to 0)	0 (0 to 0)	0 (0 to 0)	0 (0 to 0)	0 (0 to 0)	0 (0 to 0)	0 (0 to 0)	0 (0 to 0)	0 (0 to 0)	0 (0 to 0)	0 (0 to 0)	0 (0 to 0)	0 (0 to 0)	0 (0 to 0)	0 (0 to 0)	0 (0 to 0)	0 (0 to 0)	0 (0 to 0)	0 (0 to 0)	0 (0 to 0)	0 (0 to 0)	0 (0 to 0)	0 (0 to 0)	0
African trypanosomiasis	0 (0 to 0)	0 (0 to 0)	0 (0 to 0)	0 (0 to 0)	0 (0 to 0)	0 (0 to 0)	0 (0 to 0)	0 (0 to 0)	0 (0 to 0)	0 (0 to 0)	0 (0 to 0)	0 (0 to 0)	0 (0 to 0)	0 (0 to 0)	0 (0 to 0)	0 (0 to 0)	0 (0 to 0)	0 (0 to 0)	0 (0 to 0)	0 (0 to 0)	0 (0 to 0)	0 (0 to 0)	0 (0 to 0)	0
Schistosomiasis	0 (0 to 0)	0 (0 to 0)	0 (0 to 0)	0 (0 to 0)	0 (0 to 0)	0 (0 to 0)	0 (0 to 0)	0 (0 to 0)	0 (0 to 0)	0 (0 to 0)	0 (0 to 0)	0 (0 to 0)	0 (0 to 0)	0 (0 to 0)	0 (0 to 0)	0 (0 to 0)	0 (0 to 0)	0 (0 to 0)	0 (0 to 0)	0 (0 to 0)	0 (0 to 0)	0 (0 to 0)	0 (0 to 0)	0
Cysticercosis	0 (0 to 0)	0 (0 to 0)	0 (0 to 0)	0 (0 to 0)	0 (0 to 0)	0 (0 to 0)	0 (0 to 0)	0 (0 to 0)	0 (0 to 0)	0 (0 to 0)	0 (0 to 0)	0 (0 to 0)	0 (0 to 0)	0 (0 to 0)	0 (0 to 0)	0 (0 to 0)	0 (0 to 0)	0 (0 to 0)	0 (0 to 0)	0 (0 to 0)	0 (0 to 0)	0 (0 to 0)	0 (0 to 0)	0
Cystic echinococcosis	0 (0 to 0)	0 (0 to 0)	0 (0 to 0)	0 (0 to 0)	0 (0 to 0)	0 (0 to 0)	0 (0 to 0)	0 (0 to 0)	0 (0 to 0)	0 (0 to 0)	0 (0 to 0)	0 (0 to 0)	0 (0 to 0)	0 (0 to 0)	0 (0 to 0)	0 (0 to 0)	0 (0 to 0)	0 (0 to 0)	0 (0 to 0)	0 (0 to 0)	0 (0 to 0)	0 (0 to 0)	0 (0 to 0)	0-1
Lymphatic filariasis	0 (0 to 0)	0 (0 to 0)	0 (0 to 0)	0 (0 to 0)	0 (0 to 0)	0 (0 to 0)	0 (0 to 0)	0 (0 to 0)	0 (0 to 0)	0 (0 to 0)	0 (0 to 0)	0 (0 to 0)	0 (0 to 0)	0 (0 to 0)	0 (0 to 0)	0 (0 to 0)	0 (0 to 0)	0 (0 to 0)	0 (0 to 0)	0 (0 to 0)	0 (0 to 0)	0 (0 to 0)	0 (0 to 0)	0
Onchocerciasis	0 (0 to 0)	0 (0 to 0)	0 (0 to 0)	0 (0 to 0)	0 (0 to 0)	0 (0 to 0)	0 (0 to 0)	0 (0 to 0)	0 (0 to 0)	0 (0 to 0)	0 (0 to 0)	0 (0 to 0)	0 (0 to 0)	0 (0 to 0)	0 (0 to 0)	0 (0 to 0)	0 (0 to 0)	0 (0 to 0)	0 (0 to 0)	0 (0 to 0)	0 (0 to 0)	0 (0 to 0)	0 (0 to 0)	0
Trachoma	0 (0 to 0)	0 (0 to 0)	0 (0 to 0)	0 (0 to 0)	0 (0 to 0)	0 (0 to 0)	0 (0 to 0)	0 (0 to 0)	0 (0 to 0)	0 (0 to 0)	0 (0 to 0)	0 (0 to 0)	0 (0 to 0)	0 (0 to 0)	0 (0 to 0)	0 (0 to 0)	0 (0 to 0)	0 (0 to 0)	0 (0 to 0)	0 (0 to 0)	0 (0 to 0)	0 (0 to 0)	0 (0 to 0)	0
Dengue	0 (0 to 0)	0 (0 to 0)	0 (0 to 0)	0 (0 to 0)	0 (0 to 0)	0 (0 to 0)	0 (0 to 0)	0 (0 to 0)	0 (0 to 0)	0 (0 to 0)	0 (0 to 0)	0 (0 to 0)	0 (0 to 0)	0 (0 to 0)	0 (0 to 0)	0 (0 to 0)	0 (0 to 0)	0 (0 to 0)	0 (0 to 0)	0 (0 to 0)	0 (0 to 0)	0 (0 to 0)	0 (0 to 0)	0
Yellow fever	0 (0 to 0)	0 (0 to 0)	0 (0 to 0)	0 (0 to 0)	0 (0 to 0)	0 (0 to 0)	0 (0 to 0)	0 (0 to 0)	0 (0 to 0)	0 (0 to 0)	0 (0 to 0)	0 (0 to 0)	0 (0 to 0)	0 (0 to 0)	0 (0 to 0)	0 (0 to 0)	0 (0 to 0)	0 (0 to 0)	0 (0 to 0)	0 (0 to 0)	0 (0 to 0)	0 (0 to 0)	0 (0 to 0)	0
Rabies	0 (0 to 0)	0 (0 to 0)	0 (0 to 0)	0 (0 to 0)	0 (0 to 0)	0 (0 to 0)	0 (0 to 0)	0 (0 to 0)	0 (0 to 0)	0 (0 to 0)	0 (0 to 0)	0 (0 to 0)	0 (0 to 0)	0 (0 to 0)	0 (0 to 0)	0 (0 to 0)	0 (0 to 0)	0 (0 to 0)	0 (0 to 0)	0 (0 to 0)	0 (0 to 0)	0 (0 to 0)	0 (0 to 0)	0
Intestinal nematode infections	0 (0 to 0)	0 (0 to 0)	0 (0 to 0)	0 (0 to 0)	0 (0 to 0)	0 (0 to 0)	0 (0 to 0)	0 (0 to 0)	0 (0 to 0)	0 (0 to 0)	0 (0 to 0)	0 (0 to 0)	0 (0 to 0)	0 (0 to 0)	0 (0 to 0)	0 (0 to 0)	0 (0 to 0)	0 (0 to 0)	0 (0 to 0)	0 (0 to 0)	0 (0 to 0)	0 (0 to 0)	0 (0 to 0)	0
Ascariasis	0 (0 to 0)	0 (0 to 0)	0 (0 to 0)	0 (0 to 0)	0 (0 to 0)	0 (0 to 0)	0 (0 to 0)	0 (0 to 0)	0 (0 to 0)	0 (0 to 0)	0 (0 to 0)	0 (0 to 0)	0 (0 to 0)	0 (0 to 0)	0 (0 to 0)	0 (0 to 0)	0 (0 to 0)	0 (0 to 0)	0 (0 to 0)	0 (0 to 0)	0 (0 to 0)	0 (0 to 0)	0 (0 to 0)	0
Trichuriasis	0 (0 to 0)	0 (0 to 0)	0 (0 to 0)	0 (0 to 0)	0 (0 to 0)	0 (0 to 0)	0 (0 to 0)	0 (0 to 0)	0 (0 to 0)	0 (0 to 0)	0 (0 to 0)	0 (0 to 0)	0 (0 to 0)	0 (0 to 0)	0 (0 to 0)	0 (0 to 0)	0 (0 to 0)	0 (0 to 0)	0 (0 to 0)	0 (0 to 0)	0 (0 to 0)	0 (0 to 0)	0 (0 to 0)	0
Hookworm disease	0 (0 to 0)	0 (0 to 0)	0 (0 to 0)	0 (0 to 0)	0 (0 to 0)	0 (0 to 0)	0 (0 to 0)	0 (0 to 0)	0 (0 to 0)	0 (0 to 0)	0 (0 to 0)	0 (0 to 0)	0 (0 to 0)	0 (0 to 0)	0 (0 to 0)	0 (0 to 0)	0 (0 to 0)	0 (0 to 0)	0 (0 to 0)	0 (0 to 0)	0 (0 to 0)	0 (0 to 0)	0 (0 to 0)	0
Food-borne trematodiases	0 (0 to 0)	0 (0 to 0)	0 (0 to 0)	0 (0 to 0)	0 (0 to 0)	0 (0 to 0)	0 (0 to 0)	0 (0 to 0)	0 (0 to 0)	0 (0 to 0)	0 (0 to 0)	0 (0 to 0)	0 (0 to 0)	0 (0 to 0)	0 (0 to 0)	0 (0 to 0)	0 (0 to 0)	0 (0 to 0)	0 (0 to 0)	0 (0 to 0)	0 (0 to 0)	0 (0 to 0)	0 (0 to 0)	0
Leprosy	0 (0 to 0)	0 (0 to 0)	0 (0 to 0)	0 (0 to 0)	0 (0 to 0)	0 (0 to 0)	0 (0 to 0)	0 (0 to 0)	0 (0 to 0)	0 (0 to 0)	0 (0 to 0)	0 (0 to 0)	0 (0 to 0)	0 (0 to 0)	0 (0 to 0)	0 (0 to 0)	0 (0 to 0)	0 (0 to 0)	0 (0 to 0)	0 (0 to 0)	0 (0 to 0)	0 (0 to 0)	0 (0 to 0)	0
Ebola	0 (0 to 0)	0 (0 to 0)	0 (0 to 0)	0 (0 to 0)	0 (0 to 0)	0 (0 to 0)	0 (0 to 0)	0 (0 to 0)	0 (0 to 0)	0 (0 to 0)	0 (0 to 0)	0 (0 to 0)	0 (0 to 0)	0 (0 to 0)	0 (0 to 0)	0 (0 to 0)	0 (0 to 0)	0 (0 to 0)	0 (0 to 0)	0 (0 to 0)	0 (0 to 0)	0 (0 to 0)	0 (0 to 0)	0
Zika virus	0 (0 to 0)	0 (0 to 0)	0 (0 to 0)	0 (0 to 0)	0 (0 to 0)	0 (0 to 0)	0 (0 to 0)

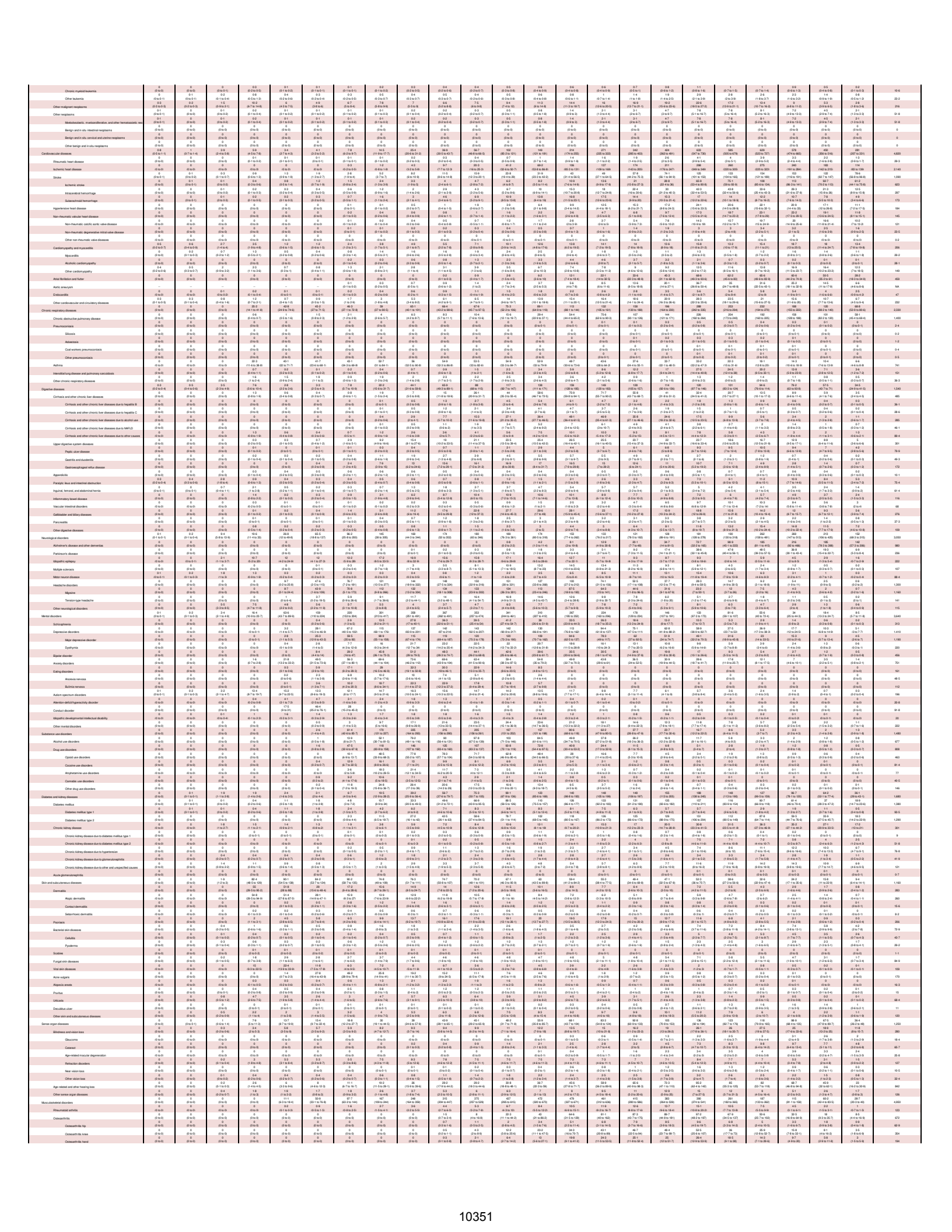

Osteoarthritis other	0 (0 to 0)	0 (0 to 0)	0 (0 to 0)	0 (0 to 0)	0 (0 to 0)	0 (0 to 0)	0 (0 to 0)	0 (0 to 0)	0 (0 to 0)	0-1 (0 to 2)	0-5 (0 to 1-2)	1-7 (0 to 3-9)	3-5 (1 to 7-9)	5-3 (2 to 11-7)	6-9 (3 to 14-9)	7-5 (3 to 15-9)	7-9 (3 to 16-1)	8-8 (4 to 19-7)	6-6 (3 to 13-5)	5-3 (2 to 10-9)	3-6 (1 to 7-6)	2-3 (1 to 4-7)	1-2 (0 to 2-4)		91-3
Low back pain	0 (0 to 0)	0 (0 to 0)	0 (0 to 0)	0 (0 to 0)	7-1 (3 to 13-5)	31-9 (19 to 53-6)	56-7 (32 to 97-7)	94-6 (55 to 147)	134 (81 to 209)	186 (103 to 279)	195 (110 to 279)	196 (120 to 317)	216 (124 to 328)	208 (124 to 329)	204 (127 to 305)	177 (110 to 271)	158 (101 to 239)	159 (104 to 234)	146 (95 to 212)	133 (87 to 192)	105 (67 to 152)	83 (52 to 122)	59 (36 to 87)	2,270
Neck pain	0 (0 to 0)	0 (0 to 0)	0 (0 to 0)	3-6 (1 to 7-6)	17-2 (9 to 31-1)	28-7 (14 to 50-4)	39 (19 to 74-8)	49-2 (24 to 91)	58-8 (30 to 97-5)	71-9 (37 to 120)	91-3 (48 to 153)	106 (52 to 177)	109 (54 to 186)	91-6 (47 to 156)	77-6 (39 to 133)	62-2 (32 to 108)	53-5 (28 to 91-4)	51-5 (28 to 85-4)	49-3 (27 to 81)	44-3 (23 to 73)	34-3 (17 to 56-4)	24 (12 to 39)	16-6 (8 to 27)	693
Gout	0 (0 to 0)	0 (0 to 0)	0 (0 to 0)	0 (0 to 0)	0 (0 to 0)	0 (0 to 0)	0 (0 to 0)	0 (0 to 0)	0-1 (0 to 0)	0-3 (0 to 1)	0-6 (0 to 1-7)	1-1 (0 to 3-6)	1-4 (0 to 4-1)	1-5 (0 to 4-3)	1-5 (0 to 4-5)	1-4 (0 to 4-1)	1-3 (0 to 3-7)	1-3 (0 to 3-7)	1-2 (0 to 3-5)	1-1 (0 to 3-3)	0-9 (0 to 2-7)	0-7 (0 to 2-1)	0-5 (0 to 1-6)	0-3 (0 to 1-2)	47-9
Other musculoskeletal disorders	0 (0 to 0)	0 (0 to 0)	0 (0 to 0)	0-3 (0 to 0-9)	10-7 (0 to 2-2)	21 (5 to 18-3)	59-8 (16 to 48)	96-3 (34 to 92)	140 (58 to 240)	77-9 (32 to 137)	98 (42 to 170)	91 (54 to 164)	89-3 (58 to 146)	90-4 (54 to 145)	91-6 (58 to 151)	89 (57 to 142)	86-4 (55 to 136)	89 (57 to 141)	80-6 (52 to 126)	77 (50 to 121)	65-2 (42 to 102)	51 (32 to 80)	35-2 (21 to 55)	8 (3 to 13)	1,164
Other non-communicable diseases	78-4 (51 to 121)	39-3 (28 to 53-3)	120 (81 to 171)	49-2 (32 to 68-7)	81 (46 to 138)	69-3 (46 to 94-7)	117 (81-7 to 162)	164 (113 to 224)	182 (126 to 252)	185 (128 to 257)	196 (137 to 274)	190 (132 to 266)	179 (125 to 253)	161 (113 to 224)	157 (109 to 214)	137 (100 to 191)	139 (102 to 191)	141 (103 to 194)	126 (92 to 171)	102 (77 to 135)	96-2 (69 to 128)	72 (50 to 97)	39 (26 to 52)	2,710
Congenital birth defects	74 (43 to 118)	33 (20 to 48-1)	75-1 (49 to 110)	32-3 (20 to 47)	20 (14 to 29)	10-6 (7 to 14-6)	14-6 (10 to 19)	15-3 (11 to 19-8)	15-2 (11 to 19-6)	14-3 (10 to 18-1)	13-6 (10 to 17-5)	13-8 (10 to 17-9)	13-1 (10 to 16-9)	12-3 (9 to 15-7)	10-9 (8 to 14)	9-4 (6 to 11-1)	8-3 (6 to 10-7)	8 (6 to 10-2)	7-6 (5 to 9-6)	6 (4 to 7-6)	4-6 (3 to 5-9)	3-3 (2 to 4-3)	2-1 (1 to 2-7)	415
Neural tube defects	3-6 (1 to 5-7)	1-4 (0 to 2-3)	0-7 (0 to 1-5)	0-5 (0 to 0-9)	0-7 (0 to 0-9)	0-6 (0 to 0-8)	0-7 (0 to 0-9)	0-6 (0 to 0-8)	0-6 (0 to 0-8)	0-5 (0 to 0-8)	0-4 (0 to 0-7)	0-4 (0 to 0-6)	0-3 (0 to 0-5)	0-3 (0 to 0-5)	0-3 (0 to 0-5)	0-2 (0 to 0-4)	0-2 (0 to 0-4)	0-2 (0 to 0-4)	0-1 (0 to 0-3)	0-1 (0 to 0-3)	0-1 (0 to 0-3)	0-1 (0 to 0-2)	0-1 (0 to 0-2)	0-1 (0 to 0-2)	20
Congenital heart anomalies	16-3 (9 to 22-7)	13-1 (8 to 22-9)	21-8 (12 to 38-9)	11-7 (7 to 19-6)	3 (2 to 5-3)	2-2 (1 to 4-2)	2-5 (1 to 4-2)	2-7 (1 to 4-6)	2-7 (1 to 4-6)	2-6 (1 to 4-7)	2-6 (1 to 4-7)	2-2 (1 to 3-8)	2-3 (1 to 4-3)	2-3 (1 to 4-3)	1-8 (1 to 3-2)	1-5 (0 to 2-7)	1-4 (0 to 2-3)	1-1 (0 to 2-1)	0-9 (0 to 1-6)	0-8 (0 to 1-4)	0-7 (0 to 1-2)	0-5 (0 to 1-1)	0-3 (0 to 0-7)	0-1 (0 to 0-3)	94-2
Orofacial clefts	0 (0 to 0)	0-2 (0 to 0-6)	0-4 (0 to 0-7)	0-3 (0 to 0-6)	0-2 (0 to 0-4)	0-2 (0 to 0-5)	0-2 (0 to 0-5)	0-3 (0 to 0-5)	0-3 (0 to 0-5)	0-3 (0 to 0-5)	0-3 (0 to 0-5)	0-3 (0 to 0-5)	0-3 (0 to 0-5)	0-2 (0 to 0-4)	0-2 (0 to 0-4)	0-2 (0 to 0-3)	0-1 (0 to 0-3)	0-1 (0 to 0-3)	0-1 (0 to 0-3)	0-1 (0 to 0-3)	0-1 (0 to 0-2)	0-1 (0 to 0-2)	0-1 (0 to 0-1)	0 (0 to 0)	3-8
Down syndrome	2-2 (1-2 to 3-5)	0-7 (0 to 1-1)	1-9 (1 to 3-1)	2-1 (1-4 to 3)	1-3 (0 to 2-1)	0-7 (0 to 1-4)	1-1 (0 to 1-6)	1-5 (1 to 2-2)	1-7 (1 to 2-4)	1-7 (1 to 2-4)	1-6 (1 to 2-3)	1-8 (1-2 to 2-5)	2-1 (1-4 to 2-9)	2-2 (1-4 to 2-9)	2-2 (1-4 to 2-9)	3-5 (2 to 4-7)	2-6 (1-7 to 3-5)	1-4 (0 to 2-1)	0-9 (0 to 1-2)	0-7 (0 to 1-1)	0-5 (0 to 0-8)	0-3 (0 to 0-5)	0-2 (0 to 0-3)	0 (0 to 0)	31-8
Turner syndrome	0 (0 to 0)	0 (0 to 0)	0 (0 to 0)	0 (0 to 0)	0 (0 to 0-1)	0 (0 to 0-1)	0-1 (0 to 0-2)	0-1 (0 to 0-2)	0-1 (0 to 0-2)	0-1 (0 to 0-2)	0-1 (0 to 0-2)	0-1 (0 to 0-2)	0-1 (0 to 0-2)	0 (0 to 0)	0 (0 to 0)	0 (0 to 0)	0 (0 to 0)	0 (0 to 0)	0 (0 to 0)	0 (0 to 0)	0 (0 to 0)	0 (0 to 0)	0 (0 to 0)	0 (0 to 0)	0-7
Klinefelter syndrome	0 (0 to 0)	0 (0 to 0)	0 (0 to 0)	0 (0 to 0)	0 (0 to 0)	0 (0 to 0)	0 (0 to 0)	0 (0 to 0)	0 (0 to 0)	0 (0 to 0)	0 (0 to 0)	0 (0 to 0)	0 (0 to 0)	0 (0 to 0)	0 (0 to 0)	0 (0 to 0)	0 (0 to 0)	0 (0 to 0)	0 (0 to 0)	0 (0 to 0)	0 (0 to 0)	0 (0 to 0)	0 (0 to 0)	0 (0 to 0)	0-2
Other chromosomal abnormalities	12-6 (5-5 to 21-9)	6-7 (3 to 12-5)	13-9 (7 to 25-1)	7 (4 to 14)	3 (2 to 5-2)	2-3 (1-5 to 3-9)	2-3 (1-5 to 3-8)	2-4 (1-5 to 4)	2-2 (1-5 to 3-6)	2-2 (1-4 to 3-2)	2-1 (1-4 to 3-2)	2 (1-3 to 2-9)	1-8 (1-2 to 2-5)	1-3 (0-9 to 1-7)	0-9 (0-6 to 1-3)	0-7 (0-4 to 0-9)	0-6 (0-3 to 0-8)	0-4 (0-2 to 0-6)	0-3 (0 to 0-4)	0-2 (0 to 0-3)	0-1 (0 to 0-2)	0-1 (0 to 0-2)	0 (0 to 0)	0 (0 to 0)	63-6
Congenital musculoskeletal and limb anomalies	2-1 (1 to 3-8)	0-9 (0 to 1-6)	1-6 (0 to 2-5)	10-2 (6 to 15-5)	5-1 (2-2 to 8-2)	4-7 (2 to 7-5)	2-9 (1 to 4-7)	4-6 (2 to 7)	2-7 (1 to 4-3)	4-7 (2 to 7-4)	4-7 (2 to 7-4)	4-5 (2 to 6-8)	2-6 (1 to 4-2)	4-2 (2 to 6-3)	2-6 (1 to 4-1)	2-5 (1 to 3-7)	2-3 (1 to 3-6)	2 (1 to 3)	1-6 (0 to 2-4)	0-8 (0 to 1-3)	0-5 (0 to 0-7)	0-3 (0 to 0-4)	0-1 (0 to 0-2)	0 (0 to 0-1)	79-2
Urogenital congenital anomalies	3 (1 to 5-1)	0-9 (0 to 1-8)	1-2 (0 to 2-7)	1-3 (0 to 2-5)	0-7 (0 to 1-2)	0-5 (0 to 0-9)	0-5 (0 to 0-9)	0-5 (0 to 0-9)	0-5 (0 to 0-9)	0-3 (0 to 0-5)	0-3 (0 to 0-5)	0-2 (0 to 0-4)	0-1 (0 to 0-3)	0-1 (0 to 0-3)	0-1 (0 to 0-3)	0-1 (0 to 0-2)	0-1 (0 to 0-2)	0-1 (0 to 0-2)	0-1 (0 to 0-2)	0-1 (0 to 0-2)	0-1 (0 to 0-2)	0-1 (0 to 0-2)	0-1 (0 to 0-2)	0 (0 to 0)	9-3
Digestive congenital anomalies	13-2 (7 to 21-4)	7-4 (4 to 12-5)	9-5 (4 to 17-6)	5-1 (2 to 9-6)	2-5 (1 to 4-2)	2-1 (0 to 4-1)	2-1 (0 to 3-8)	2-3 (0 to 3-8)	2-4 (0 to 4-1)	2-4 (0 to 4-2)	2-3 (0 to 3-9)	2-2 (0 to 3-5)	2-2 (0 to 3-4)	2-2 (0 to 3-4)	2-2 (0 to 3-4)	2-2 (0 to 3-4)	2-2 (0 to 3-4)	2-2 (0 to 3-4)	2-2 (0 to 3-4)	2-2 (0 to 3-4)	2-2 (0 to 3-4)	2-2 (0 to 3-4)	2-2 (0 to 3-4)	0 (0 to 0)	36-6
Other congenital birth defects	29-3 (13 to 52-1)	14-7 (7 to 29-4)	16-7 (5-7 to 37-9)	6-7 (3 to 14-6)	3-4 (1-6 to 7-3)	2-5 (1-6 to 3-3)	2-5 (1-5 to 3-7)	2-5 (1-5 to 3-8)	2-5 (1-5 to 3-8)	2-5 (1-5 to 3-7)	2-5 (1-5 to 3-6)	2-5 (1-5 to 3-6)	2-5 (1-5 to 3-6)	2-5 (1-5 to 3-6)	2-5 (1-5 to 3-6)	2-5 (1-5 to 3-6)	2-5 (1-5 to 3-6)	2-5 (1-5 to 3-6)	2-5 (1-5 to 3-6)	2-5 (1-5 to 3-6)	2-5 (1-5 to 3-6)	2-5 (1-5 to 3-6)	2-5 (1-5 to 3-6)	0 (0 to 0)	73-1
Urinary diseases and male infertility	0-1 (0 to 0-1)	0-3 (0 to 0-7)	0-7 (0 to 1-2)	0-6 (0 to 1-2)	0-5 (0 to 0-7)	0-6 (0 to 0-7)	0-6 (0 to 1-1)	0-8 (0 to 1-4)	0-9 (0 to 1-4)	0-9 (0 to 1-5)	0-8 (0 to 1-4)	0-8 (0 to 1-4)	0-8 (0 to 1-4)	0-8 (0 to 1-4)	0-8 (0 to 1-4)	0-8 (0 to 1-4)	0-8 (0 to 1-4)	0-8 (0 to 1-4)	0-8 (0 to 1-4)	0-8 (0 to 1-4)	0-8 (0 to 1-4)	0-8 (0 to 1-4)	0-8 (0 to 1-4)	0 (0 to 0)	39-3
Urolithiasis	0 (0 to 0)	0 (0 to 0)	0 (0 to 0)	0 (0 to 0)	0 (0 to 0)	0 (0 to 0)	0 (0 to 0)	0 (0 to 0)	0-1 (0 to 0-4)	0-2 (0 to 0-7)	0-3 (0 to 1-3)	0-3 (0 to 1-2)	0-4 (0 to 1-7)	0-3 (0 to 1-2)	0-3 (0 to 1-2)	0-3 (0 to 1-2)	0-3 (0 to 1-2)	0-3 (0 to 1-2)	0-3 (0 to 1-2)	0-3 (0 to 1-2)	0-3 (0 to 1-2)	0-3 (0 to 1-2)	0-3 (0 to 1-2)	0 (0 to 0)	15
Benign prostatic hyperplasia	0 (0 to 0)	0 (0 to 0)	0 (0 to 0)	0 (0 to 0)	0 (0 to 0)	0 (0 to 0)	0 (0 to 0)	0 (0 to 0)	0 (0 to 0)	0 (0 to 0)	0 (0 to 0)	0 (0 to 0)	0 (0 to 0)	0 (0 to 0)	0 (0 to 0)	0 (0 to 0)	0 (0 to 0)	0 (0 to 0)	0 (0 to 0)	0 (0 to 0)	0 (0 to 0)	0 (0 to 0)	0 (0 to 0)	0 (0 to 0)	57-2
Male infertility	0 (0 to 0)	0 (0 to 0)	0 (0 to 0)	0 (0 to 0)	0 (0 to 0)	0 (0 to 0)	0 (0 to 0)	0 (0 to 0)	1-6 (0 to 4-1)	1-6 (0 to 4-2)	1-7 (0 to 4-2)	1-7 (0 to 4-4)	1-8 (0 to 5)	1-8 (0 to 4-5)	1-7 (0 to 4-3)	1-6 (0 to 4-1)	1-5 (0 to 3-9)	1-4 (0 to 3-7)	1-3 (0 to 3-5)	1-2 (0 to 3-2)	1-1 (0 to 2-9)	0-9 (0 to 2-4)	0-7 (0 to 1-9)	0-4 (0 to 1-1)	7-9
Other urinary diseases	0-1 (0 to 0-1)	0-1 (0 to 0-1)	0-1 (0 to 0-2)	0-2 (0 to 0-5)	0-2 (0 to 0-3)	0-1 (0 to 0-2)	0-2 (0 to 0-3)	0-2 (0 to 0-3)	0-3 (0 to 0-5)	0-3 (0 to 0-6)	0-4 (0 to 0-9)	0-5 (0 to 0-9)	0-6 (0 to 0-9)	0-6 (0 to 0-9)	0-6 (0 to 0-9)	0-6 (0 to 0-9)	0-6 (0 to 0-9)	0-6 (0 to 0-9)	0-6 (0 to 0-9)	0-6 (0 to 0-9)	0-6 (0 to 0-9)	0-6 (0 to 0-9)	0-6 (0 to 0-9)	0 (0 to 0)	10-2
Gynecological diseases	0 (0 to 0)	0 (0 to 0)	0 (0 to 0)	0 (0 to 0)	7-3 (3 to 12-8)	24-7 (14-1 to 38-4)	60-2 (40-6 to 93-3)	111 (79 to 161)	111 (77-3 to 161)	111 (77-3 to 161)	111 (77-3 to 161)	111 (77-3 to 161)	111 (77-3 to 161)	111 (77-3 to 161)	111 (77-3 to 161)	111 (77-3 to 161)	111 (77-3 to 161)	111 (77-3 to 161)	111 (77-3 to 161)	111 (77-3 to 161)	111 (77-3 to 161)	111 (77-3 to 161)	111 (77-3 to 161)	0 (0 to 0)	742
Uterine fibroids	0 (0 to 0)	0 (0 to 0)	0 (0 to 0)	0 (0 to 0)	0 (0 to 0-2)	0-1 (0 to 0-4)	0-4 (0 to 0-8)	2-1 (0 to 4-1)	2-1 (0 to 4-3)	2-1 (0 to 4-3)	2-1 (0 to 4-3)	2-1 (0 to 4-3)	2-1 (0 to 4-3)	2-1 (0 to 4-3)	2-1 (0 to 4-3)	2-1 (0 to 4-3)	2-1 (0 to 4-3)	2-1 (0 to 4-3)	2-1 (0 to 4-3)	2-1 (0 to 4-3)	2-1 (0 to 4-3)	2-1 (0 to 4-3)	2-1 (0 to 4-3)	0 (0 to 0)	29-7
Polycystic ovarian syndrome	0 (0 to 0)	0 (0 to 0)	0 (0 to 0)	0 (0 to 0)	0 (0 to 1-2)	0-5 (0 to 1-5-2)	4-9 (2 to 10)	5-2 (2-2 to 11-2)	5-2 (2-2 to 10-8)	4-7 (2 to 9-6)	4-3 (1-8 to 8-9)	3-9 (1 to 8-1)	3-3 (1 to 6-8)	2-7 (1 to 5-6)	2-3 (0 to 4-8)	2-1 (0 to 4-2)	1-9 (0 to 3-9)	1-8 (0 to 3-6)	1-6 (0 to 3-2)	1-4 (0 to 2-8)	1-2 (0 to 2-4)	1-1 (0 to 2-2)	0-9 (0 to 1-8)	0 (0 to 0)	31-9
Female infertility	0 (0 to 0)	0 (0 to 0)	0 (0 to 0)	0 (0 to 0)	0 (0 to 0)	0 (0 to 0)	0 (0 to 0)	0 (0 to 0)	0-1 (0 to 0-2)	0-1 (0 to 0-2)	0-1 (0 to 0-2)	0-1 (0 to 0-1)	0-1 (0 to 0-1)	0 (0 to 0)	0 (0 to 0)	0 (0 to 0)	0 (0 to 0)	0 (0 to 0)	0 (0 to 0)	0 (0 to 0)	0 (0 to 0)	0 (0 to 0)	0 (0 to 0)	0 (0 to 0)	0 (0 to 0)	8-9
Endometriosis	0 (0 to 0)	0 (0 to 0)	0 (0 to 0)	0 (0 to 0)	0 (0 to 0)	2-4 (0 to 9-5-5)	7-6 (3 to 17-5)	7-6 (3 to 17-5)	7-6 (3 to 17-5)	7-6 (3 to 17-5)	7-6 (3 to 17-5)	7-6 (3 to 17-5)	7-6 (3 to 17-5)	7-6 (3 to 17-5)	7-6 (3 to 17-5)	7-6 (3 to 17-5)	7-6 (3 to 17-5)	7-6 (3 to 17-5)	7-6 (3 to 17-5)	7-6 (3 to 17-5)	7-6 (3 to 17-5)	7-6 (3 to 17-5)	7-6 (3 to 17-5)	0 (0 to 0)	36-5
Genital prolapse	0 (0 to 0)	0 (0 to 0)	0 (0 to 0)	0 (0 to 0)	0 (0 to 0)	0 (0 to 0)	0 (0 to 0)	0 (0 to 0)	0 (0 to 0)	0 (0 to 0)	0 (0 to 0)	0 (0 to 0)	0 (0 to 0)	0 (0 to 0)	0 (0 to 0)	0 (0 to 0)	0 (0 to 0)	0 (0 to 0)	0 (0 to 0)	0 (0 to 0)	0 (0 to 0)	0 (0 to 0)	0 (0 to 0)	0 (0 to 0)	1-1
Premenstrual syndrome	0 (0 to 0)	0 (0 to 0)	0 (0 to 0)	0 (0 to 0)	0-7 (0 to 1-7)	2-5 (1-1 to 5-2)	4-9 (2-2 to 9-6)	5-1 (2-3 to 9-8)	4-9 (2-2 to 9-8)	4-9 (2-2 to 9-8)	4-9 (2-2 to 9-8)	4-9 (2-2 to 9-8)	4-9 (2-2 to 9-8)	4-9 (2-2 to 9-8)	4-9 (2-2 to 9-8)	4-9 (2-2 to 9-8)	4-9 (2-2 to 9-8)	4-9 (2-2 to 9-8)	4-9 (2-2 to 9-8)	4-9 (2-2 to 9-8)	4-9 (2-2 to 9-8)	4-9 (2-2 to 9-8)	4-9 (2-2 to 9-8)	0 (0 to 0)	27-7
Other gynecological diseases	0 (0 to 0)	0 (0 to 0)	0 (0 to 0)	0 (0 to 0)	0 (0 to 0-1)	0-1 (0 to 0-4)	0-4 (0 to 1-2)	0-5 (0 to 1-3)	0-5 (0 to 1-3)	0-5 (0 to 1-3)	0-5 (0 to 1-3)	0-5 (0 to 1-3)	0-5 (0 to 1-3)	0-5 (0 to 1-3)	0-5 (0 to 1-3)	0-5 (0 to 1-3)	0-5 (0 to 1-3)	0-5 (0 to 1-3)	0-5 (0 to 1-3)	0-5 (0 to 1-3)	0-5 (0 to 1-3)	0-5 (0 to 1-3)	0-5 (0 to 1-3)	0 (0 to 0)	11
Endocrine, metabolic, blood, and immune disorders	2-2 (1-5 to 3-4)	2-2 (1-4 to 3-1)	0-9 (0-4 to 1-6)	1-8 (1 to 2-9)	13 (9 to 19-2)	13-6 (9-2 to 19-4)	16-8 (9-9 to 27-7)	20-6 (13-6 to 29-7)	23-2 (14-5 to 35-3)	24-7 (17-1 to 40-9)	32 (21-5 to 49-8)	32-5 (20-7 to 48-2)	32-4 (21-5 to 46-1)	32-8 (21-9 to 46-2)	32-2 (21-7 to 45-1)	32-2 (21-3 to 46-4)	32-2 (21-3 to 46-4)	32-2 (21-3 to 46-4)	32-2 (21-3 to 46-4)	32-2 (21-3 to 46-4)	32-2 (21-3 to 46-4)	32-2 (21-3 to 46-4)	32-2 (21-3 to 46-4)	0 (0 to 0)	621
Oral disorders	4-2 (2-4 to 6-4)	4-2 (2-4 to 6-4)	4-9 (2-9 to 7-5)	5-6 (3-2 to 8-7)	7-3 (4 to 12-1)	13-1 (7-4 to 21-5)	19-8 (10-4 to 30-5)	22-1 (12-1 to 38-6)	22-1 (12-1 to 38-6)	22-1 (12-1 to 38-6)	22-1 (12-1 to 38-6)	22-1 (12-1 to 38-6)	22-1 (12-1 to 38-6)	22-1 (12-1 to 38-6)	22-1 (12-1 to 38-6)	22-1 (12-1 to 38-6)	22-1 (12-1 to 38-6)	22-1 (12-1 to 38-6)	22-1 (12-1 to 38-6)	22-1 (12-1 to 38-6)	22-1 (12-1 to 38-6)	22-1 (12-1 to 38-6)	22-1 (12-1 to 38-6)	0 (0 to 0)	190
Caries of deciduous teeth	0 (0 to 0)	0 (0 to 0)	0 (0 to 0)	0 (0 to 0-1)	0 (0 to 0-2)	0 (0 to 0-1)	0 (0 to 0)	0 (0 to 0)	0 (0 to 0)	0 (0 to 0)	0 (0 to 0)	0 (0 to 0)	0 (0 to 0)	0 (0 to 0)	0 (0 to 0)	0 (0 to 0)	0 (0 to 0)	0 (0 to 0)	0 (0 to 0)	0 (0 to 0)	0 (0 to 0)	0 (0 to 0)	0 (0 to 0)	0 (0 to 0)	1-4
Caries of permanent teeth	0 (0 to 0)	0 (0 to 0)	0 (0 to 0)	2-2 (0 to 3-9)	2-7 (0 to 5-2)	2-7 (1 to 5-5)	4-3 (1 to 8-9)	4-3 (1 to 8-9)	4-3 (1 to 8-9)	4-3 (1 to 8-9)	4-3 (1 to 8-9)	4-3 (1 to 8-9)	4-3 (1 to 8-9)	4-3 (1 to 8-9)	4-3 (1 to 8-9)	4-3 (1 to 8-9)	4-3 (1 to 8-9)	4-3 (1 to 8-9)	4-3 (1 to 8-9)	4-3 (1 to 8-9)	4-3 (1 to 8-9)	4-3 (1 to 8-9)	4-3 (1 to 8-9)	0 (0 to 0)	45-1
Periodontal diseases	0 (0 to 0)	0 (0 to 0)	0 (0 to 0)	0 (0 to 0)	0 (0 to 0)	0 (0 to 0)	0 (0 to 0-2)	0-4 (0 to 0-9)	0-5 (0 to 1-2)	0-6 (0 to 1-3)	0-6 (0 to 1-3)	0-6 (0 to 1-3)	0-6 (0 to 1-3)	0-6 (0 to 1-3)	0-6 (0 to 1-3)	0-6 (0 to 1-3)	0-6 (0 to 1-3)	0-6 (0 to 1-3)	0-6 (0 to 1-3)	0-6 (0 to 1-3)	0-6 (0 to 1-3)	0-6 (0 to 1-3)	0-6 (0 to 1-3)	0 (0 to 0)	92-9
Other oral disorders	0 (0 to 0)	0 (0 to 0)	0 (0 to 0)	0-7 (0 to 2-5)	3-2 (1 to 5-5)	3-1 (1 to 5-5)	4-4 (2 to 8-6)	6-6 (4 to 10-5)	6-6 (4 to 10-5)	6-6 (4 to 10-5)	6-6 (4 to 10-5)	6-6 (4 to 10-5)	6-6 (4 to 10-5)	6-6 (4 to 10-5)	6-6 (4 to 10-5)	6-6 (4 to 10-5)	6-6 (4 to 10-5)	6-6 (4 to 10-5)	6-6 (4 to 10-5)	6-6 (4 to 10-5)	6-6 (4 to 10-5)	6-6 (4 to 10-5)	6-6 (4 to 10-5)	0 (0 to 0)	96-8
Sudden infant death syndrome	3-8 (2-6 to 5-5)	3-8 (2-6 to 5-5)	3-8 (2-6 to 5-5)

SR Table 2c: Sutton DALYS by cause and age group for both sexes with 95% uncertainty intervals, 2019

Cause	Early Neonatal	Late Neonatal	Post Neonatal	1 to 4	5 to 9	10 to 14	15 to 19	20 to 24	25 to 29	30 to 34	35 to 39
All causes	302 (255 to 355)	125 (104 to 149)	294 (220 to 376)	493 (397 to 608)	552 (406 to 731)	743 (547 to 979)	1,040 (779 to 1,340)	1,350 (1,020 to 1,710)	1,720 (1,320 to 2,200)	2,010 (1,540 to 2,540)	2,450 (1,930 to 3,070)
Communicable, maternal, neonatal, and nutritional diseases	215 (164 to 262)	74·6 (58·3 to 92·2)	112 (82 to 146)	118 (92·3 to 150)	116 (72·9 to 189)	68·5 (48·5 to 99·5)	57·2 (42·5 to 74·1)	67 (48·8 to 91·3)	76·4 (58·1 to 99·2)	83·6 (63·6 to 108)	96·5 (73·9 to 124)
HIV/AIDS and sexually transmitted infections	8·7 (2·5 to 19·1)	2·7 (0·8 to 6·1)	5 (2·1 to 10·7)	1·1 (0·9 to 1·3)	0·8 (0·7 to 1)	0·4 (0·3 to 0·4)	0·6 (0·5 to 0·8)	1·7 (1·3 to 2·4)	3·9 (2·8 to 5·3)	7 (5·3 to 9·3)	9·4 (7·1 to 12·8)
HIV/AIDS	0 (0 to 0)	0 (0 to 0)	1 (0·9 to 1·2)	0·9 (0·8 to 1·1)	0·7 (0·6 to 0·8)	0·3 (0·2 to 0·3)	0·3 (0·3 to 0·4)	1 (0·8 to 1·2)	2·3 (1·8 to 3)	4·5 (3·6 to 5·8)	6·3 (5 to 8·1)
HIV/AIDS - Drug-susceptible Tuberculosis	0 (0 to 0)	0 (0 to 0)	0·2 (0·1 to 0·3)	0·2 (0·1 to 0·2)	0·1 (0·1 to 0·2)	0 (0 to 0·1)	0 (0 to 0·1)	0·1 (0·1 to 0·2)	0·3 (0·2 to 0·4)	0·5 (0·3 to 0·8)	0·7 (0·4 to 1·1)
HIV/AIDS - Multidrug-resistant Tuberculosis without extensive dr	0 (0 to 0)	0 (0 to 0)	0 (0 to 0)	0 (0 to 0)	0 (0 to 0)	0 (0 to 0)	0 (0 to 0)	0 (0 to 0)	0 (0 to 0)	0 (0 to 0·1)	0 (0 to 0·1)
HIV/AIDS - Extensively drug-resistant Tuberculosis	0 (0 to 0)	0 (0 to 0)	0 (0 to 0)	0 (0 to 0)	0 (0 to 0)	0 (0 to 0)	0 (0 to 0)	0 (0 to 0)	0 (0 to 0)	0 (0 to 0)	0 (0 to 0)
HIV/AIDS resulting in other diseases	0 (0 to 0)	0 (0 to 0)	0·8 (0·7 to 1)	0·8 (0·6 to 0·9)	0·6 (0·5 to 0·7)	0·2 (0·2 to 0·3)	0·3 (0·2 to 0·4)	0·9 (0·7 to 1·1)	2 (1·5 to 2·7)	4 (3 to 5·2)	5·6 (4·2 to 7·4)
Sexually transmitted infections excluding HIV	8·7 (2·5 to 19·1)	2·7 (0·8 to 6·1)	4 (1·1 to 9·6)	0·1 (0 to 0·3)	0·1 (0 to 0·2)	0·1 (0·1 to 0·1)	0·3 (0·2 to 0·4)	0·7 (0·4 to 1·3)	1·7 (0·9 to 2·8)	2·5 (1·4 to 4·1)	3·1 (1·7 to 5·4)
Syphilis	8·7 (2·5 to 19·1)	2·7 (0·8 to 6·1)	4 (1·1 to 9·6)	0·1 (0 to 0·3)	0·1 (0 to 0·2)	0 (0 to 0)	0 (0 to 0)	0 (0 to 0·1)	0 (0 to 0·1)	0 (0 to 0·1)	0 (0 to 0·1)
Chlamydial infection	0 (0 to 0)	0 (0 to 0)	0 (0 to 0)	0 (0 to 0)	0 (0 to 0)	0 (0 to 0)	0·1 (0 to 0·1)	0·2 (0·1 to 0·4)	0·4 (0·2 to 0·8)	0·6 (0·3 to 1)	0·7 (0·4 to 1·4)
Gonococcal infection	0 (0 to 0)	0 (0 to 0)	0 (0 to 0)	0 (0 to 0)	0 (0 to 0)	0 (0 to 0)	0 (0 to 0)	0·1 (0 to 0·1)	0·1 (0·1 to 0·2)	0·2 (0·2 to 0·4)	0·3 (0·2 to 0·4)
Trichomoniasis	0 (0 to 0)	0 (0 to 0)	0 (0 to 0)	0 (0 to 0)	0 (0 to 0)	0 (0 to 0)	0 (0 to 0·1)	0·1 (0 to 0·3)	0·3 (0·1 to 0·6)	0·3 (0·1 to 0·8)	0·4 (0·1 to 0·9)
Genital herpes	0 (0 to 0)	0 (0 to 0)	0 (0 to 0)	0 (0 to 0)	0 (0 to 0)	0 (0 to 0)	0·1 (0 to 0·1)	0·1 (0 to 0·3)	0·3 (0·1 to 0·6)	0·4 (0·1 to 0·9)	0·5 (0·1 to 1·2)
Other sexually transmitted infections	0 (0 to 0)	0 (0 to 0)	0 (0 to 0)	0 (0 to 0)	0 (0 to 0)	0 (0 to 0)	0·1 (0 to 0·1)	0·2 (0·1 to 0·4)	0·5 (0·3 to 1)	0·9 (0·5 to 1·6)	1·2 (0·7 to 2)
Respiratory infections and tuberculosis	2·4 (1·8 to 3·2)	2·7 (2 to 3·6)	19·8 (13·9 to 27·9)	36·1 (26·3 to 50·1)	25·7 (15·8 to 40·4)	18·5 (11·1 to 29·6)	15·9 (10 to 25·5)	17·4 (11·2 to 26·3)	20·3 (13·8 to 29·8)	22·8 (15·8 to 32·5)	28·8 (20·6 to 39·8)
Tuberculosis	0 (0 to 0)	0 (0 to 0)	0·1 (0·1 to 0·1)	0·3 (0·2 to 0·3)	0·1 (0·1 to 0·1)	0·1 (0·1 to 0·2)	0·2 (0·2 to 0·3)	0·6 (0·4 to 0·8)	1 (0·5 to 1·6)	1 (0·7 to 1·6)	1·2 (0·9 to 1·6)
Latent tuberculosis infection	0 (0 to 0)	0 (0 to 0)	0 (0 to 0)	0 (0 to 0)	0 (0 to 0)	0 (0 to 0)	0 (0 to 0)	0 (0 to 0)	0 (0 to 0)	0 (0 to 0)	0 (0 to 0)
Drug-susceptible tuberculosis	0 (0 to 0)	0 (0 to 0)	0·1 (0·1 to 0·1)	0·3 (0·2 to 0·3)	0·1 (0·1 to 0·1)	0·1 (0·1 to 0·2)	0·2 (0·2 to 0·3)	0·6 (0·4 to 0·8)	0·9 (0·5 to 1·6)	1 (0·6 to 1·5)	1·2 (0·9 to 1·6)
Multidrug-resistant tuberculosis without extensive drug resistanc	0 (0 to 0)	0 (0 to 0)	0 (0 to 0)	0 (0 to 0)	0 (0 to 0)	0 (0 to 0)	0 (0 to 0)	0 (0 to 0)	0 (0 to 0·1)	0 (0 to 0·1)	0 (0 to 0·1)
Extensively drug-resistant tuberculosis	0 (0 to 0)	0 (0 to 0)	0 (0 to 0)	0 (0 to 0)	0 (0 to 0)	0 (0 to 0)	0 (0 to 0)	0 (0 to 0)	0 (0 to 0)	0 (0 to 0)	0 (0 to 0)
Lower respiratory infections	2·4 (1·7 to 3·2)	2·5 (1·8 to 3·3)	15·2 (9·8 to 22·7)	14·3 (11·4 to 17·8)	2·7 (2 to 3·4)	2·1 (1·6 to 2·6)	2·7 (2·1 to 3·5)	3·7 (2·7 to 4·8)	5 (3·7 to 6·7)	7·1 (5·3 to 9·3)	11·7 (8·9 to 15)
Upper respiratory infections	0 (0 to 0·1)	0·2 (0·1 to 0·3)	3·6 (2 to 5·9)	16·6 (9·2 to 27·3)	18·5 (10·1 to 31·8)	13·7 (7·2 to 23·3)	10·8 (5·5 to 19·1)	11 (6 to 18·9)	12·1 (6·5 to 20·2)	12·5 (6·8 to 21·3)	13·4 (6·8 to 22·6)
Otitis media	0 (0 to 0)	0 (0 to 0·1)	0·9 (0·5 to 1·6)	4·9 (2·6 to 8·7)	4·4 (2·4 to 7·4)	2·5 (1·3 to 4·7)	2·1 (1·1 to 3·8)	2·2 (0·9 to 4·4)	2·2 (1 to 4·1)	2·1 (0·9 to 4·1)	2·5 (1·2 to 4·7)
Enteric infections	0·3 (0·2 to 0·4)	1·1 (0·8 to 1·4)	12·3 (8 to 17·6)	18·3 (11·1 to 29)	8·7 (4·8 to 14·7)	5·4 (2·9 to 9)	3·9 (2·4 to 5·9)	3·6 (2·2 to 5·5)	3·9 (2·4 to 5·9)	4 (2·5 to 6)	4·2 (2·6 to 6·2)
Diarrheal diseases	0·3 (0·2 to 0·4)	1·1 (0·8 to 1·4)	12·2 (7·9 to 17·5)	18·1 (11 to 28·8)	8·7 (4·8 to 14·7)	5·4 (2·9 to 9)	3·9 (2·4 to 5·9)	3·6 (2·2 to 5·5)	3·9 (2·4 to 5·8)	4 (2·5 to 6)	4·2 (2·6 to 6·1)
Typhoid and paratyphoid	0 (0 to 0)	0 (0 to 0)	0 (0 to 0)	0 (0 to 0)	0 (0 to 0)	0 (0 to 0)	0 (0 to 0)	0 (0 to 0)	0 (0 to 0)	0 (0 to 0)	0 (0 to 0)
Typhoid fever	0 (0 to 0)	0 (0 to 0)	0 (0 to 0)	0 (0 to 0)	0 (0 to 0)	0 (0 to 0)	0 (0 to 0)	0 (0 to 0)	0 (0 to 0)	0 (0 to 0)	0 (0 to 0)
Paratyphoid fever	0 (0 to 0)	0 (0 to 0)	0 (0 to 0)	0 (0 to 0)	0 (0 to 0)	0 (0 to 0)	0 (0 to 0)	0 (0 to 0)	0 (0 to 0)	0 (0 to 0)	0 (0 to 0)
Invasive Non-typhoidal Salmonella (iNTS)	0 (0 to 0)	0 (0 to 0)	0 (0 to 0·1)	0 (0 to 0·2)	0 (0 to 0·1)	0 (0 to 0)	0 (0 to 0)	0 (0 to 0)	0 (0 to 0)	0 (0 to 0)	0 (0 to 0)
Other intestinal infectious diseases	0 (0 to 0)	0 (0 to 0)	0 (0 to 0·1)	0·1 (0 to 0·2)	0 (0 to 0·1)	0 (0 to 0)	0 (0 to 0)	0 (0 to 0)	0 (0 to 0)	0 (0 to 0)	0 (0 to 0)
Neglected tropical diseases and malaria	0 (0 to 0)	0 (0 to 0·1)	0·3 (0·1 to 0·7)	1 (0·2 to 2·8)	3·2 (0·7 to 8·6)	0·6 (0·1 to 2·5)	0·1 (0 to 0·3)	0·3 (0 to 0·9)	0·1 (0 to 0·5)	0·2 (0 to 0·6)	0·2 (0 to 0·8)
Malaria	0 (0 to 0)	0 (0 to 0)	0 (0 to 0)	0 (0 to 0)	0 (0 to 0)	0 (0 to 0)	0 (0 to 0)	0 (0 to 0)	0 (0 to 0)	0 (0 to 0)	0 (0 to 0)
Chagas disease	0 (0 to 0)	0 (0 to 0)	0 (0 to 0)	0 (0 to 0)	0 (0 to 0)	0 (0 to 0)	0 (0 to 0)	0 (0 to 0)	0 (0 to 0)	0 (0 to 0)	0 (0 to 0)
Leishmaniasis	0 (0 to 0)	0 (0 to 0)	0 (0 to 0)	0 (0 to 0)	0 (0 to 0)	0 (0 to 0)	0 (0 to 0)	0 (0 to 0)	0 (0 to 0)	0 (0 to 0)	0 (0 to 0)
Visceral leishmaniasis	0 (0 to 0)	0 (0 to 0)	0 (0 to 0)	0 (0 to 0)	0 (0 to 0)	0 (0 to 0)	0 (0 to 0)	0 (0 to 0)	0 (0 to 0)	0 (0 to 0)	0 (0 to 0)
Cutaneous and mucocutaneous leishmaniasis	0 (0 to 0)	0 (0 to 0)	0 (0 to 0)	0 (0 to 0)	0 (0 to 0)	0 (0 to 0)	0 (0 to 0)	0 (0 to 0)	0 (0 to 0)	0 (0 to 0)	0 (0 to 0)
African trypanosomiasis	0 (0 to 0)	0 (0 to 0)	0 (0 to 0)	0 (0 to 0)	0 (0 to 0)	0 (0 to 0)	0 (0 to 0)	0 (0 to 0)	0 (0 to 0)	0 (0 to 0)	0 (0 to 0)
Schistosomiasis	0 (0 to 0)	0 (0 to 0)	0 (0 to 0)	0 (0 to 0)	0 (0 to 0)	0 (0 to 0)	0 (0 to 0)	0 (0 to 0)	0 (0 to 0)	0 (0 to 0)	0 (0 to 0)
Cysticercosis	0 (0 to 0)	0 (0 to 0)	0 (0 to 0)	0 (0 to 0)	0 (0 to 0)	0 (0 to 0)	0 (0 to 0)	0 (0 to 0)	0 (0 to 0)	0 (0 to 0)	0 (0 to 0)
Cystic echinococcosis	0 (0 to 0)	0 (0 to 0)	0 (0 to 0)	0 (0 to 0)	0 (0 to 0)	0 (0 to 0)	0 (0 to 0)	0 (0 to 0)	0 (0 to 0)	0 (0 to 0)	0 (0 to 0)
Lymphatic filariasis	0 (0 to 0)	0 (0 to 0)	0 (0 to 0)	0 (0 to 0)	0 (0 to 0)	0 (0 to 0)	0 (0 to 0)	0 (0 to 0)	0 (0 to 0)	0 (0 to 0)	0 (0 to 0)
Onchocerciasis	0 (0 to 0)	0 (0 to 0)	0 (0 to 0)	0 (0 to 0)	0 (0 to 0)	0 (0 to 0)	0 (0 to 0)	0 (0 to 0)	0 (0 to 0)	0 (0 to 0)	0 (0 to 0)
Trachoma	0 (0 to 0)	0 (0 to 0)	0 (0 to 0)	0 (0 to 0)	0 (0 to 0)	0 (0 to 0)	0 (0 to 0)	0 (0 to 0)	0 (0 to 0)	0 (0 to 0)	0 (0 to 0)
Dengue	0 (0 to 0)	0 (0 to 0)	0 (0 to 0)	0 (0 to 0)	0 (0 to 0)	0 (0 to 0)	0 (0 to 0)	0 (0 to 0)	0 (0 to 0)	0 (0 to 0)	0 (0 to 0)
Yellow fever	0 (0 to 0)	0 (0 to 0)	0 (0 to 0)	0 (0 to 0)	0 (0 to 0)	0 (0 to 0)	0 (0 to 0)	0 (0 to 0)	0 (0 to 0)	0 (0 to 0)	0 (0 to 0)
Rabies	0 (0 to 0)	0 (0 to 0)	0 (0 to 0)	0 (0 to 0)	0 (0 to 0)	0 (0 to 0)	0 (0 to 0)	0 (0 to 0)	0 (0 to 0)	0 (0 to 0)	0 (0 to 0)
Intestinal nematode infections	0 (0 to 0)	0 (0 to 0)	0 (0 to 0)	0 (0 to 0)	0 (0 to 0)	0 (0 to 0)	0 (0 to 0)	0 (0 to 0)	0 (0 to 0)	0 (0 to 0)	0 (0 to 0)
Ascariasis	0 (0 to 0)	0 (0 to 0)	0 (0 to 0)	0 (0 to 0)	0 (0 to 0)	0 (0 to 0)	0 (0 to 0)	0 (0 to 0)	0 (0 to 0)	0 (0 to 0)	0 (0 to 0)
Trichuriasis	0 (0 to 0)	0 (0 to 0)	0 (0 to 0)	0 (0 to 0)	0 (0 to 0)	0 (0 to 0)	0 (0 to 0)	0 (0 to 0)	0 (0 to 0)	0 (0 to 0)	0 (0 to 0)
Hookworm disease	0 (0 to 0)	0 (0 to 0)	0 (0 to 0)	0 (0 to 0)	0 (0 to 0)	0 (0 to 0)	0 (0 to 0)	0 (0 to 0)	0 (0 to 0)	0 (0 to 0)	0 (0 to 0)
Food-borne trematodiases	0 (0 to 0)	0 (0 to 0)	0 (0 to 0)	0 (0 to 0)	0 (0 to 0)	0 (0 to 0)	0 (0 to 0)	0 (0 to 0)	0 (0 to 0)	0 (0 to 0)	0 (0 to 0)
Leprosy	0 (0 to 0)	0 (0 to 0)	0 (0 to 0)	0 (0 to 0)	0 (0 to 0)	0 (0 to 0)	0 (0 to 0)	0 (0 to 0)	0 (0 to 0)	0 (0 to 0)	0 (0 to 0)
Ebola	0 (0 to 0)	0 (0 to 0)	0 (0 to 0)	0 (0 to 0)	0 (0 to 0)	0 (0 to 0)	0 (0 to 0)	0 (0 to 0)	0 (0 to 0)	0 (0 to 0)	0 (0 to 0)
Zika virus	0 (0 to 0)	0 (0 to 0)	0 (0 to 0)	0 (0 to 0)	0 (0 to 0)	0 (0 to 0)	0 (0 to 0)	0 (0 to 0)	0 (0 to 0)	0 (0 to 0)	0 (0 to 0)
Guinea worm disease	0 (0 to 0)	0 (0 to 0)	0 (0 to 0)	0 (0 to 0)	0 (0 to 0)	0 (0 to 0)	0 (0 to 0)	0 (0 to 0)	0 (0 to 0)	0 (0 to 0)	0 (0 to 0)
Other neglected tropical diseases	0 (0 to 0)	0 (0 to 0·1)	0·3 (0·1 to 0·6)	1 (0·2 to 2·8)	3·2 (0·7 to 8·6)	0·6 (0 to 2·5)	0·1 (0 to 0·3)	0·3 (0 to 0·9)	0·1 (0 to 0·5)	0·1 (0 to 0·6)	0·2 (0 to 0·8)
Other infectious diseases	1·4 (1 to 1·9)	3·2 (1·8 to 4·9)	11·4 (6·9 to 16·7)	15·5 (12·1 to 19·4)	7 (4·9 to 10·6)	4·4 (3·5 to 6·1)	5 (4·1 to 6·1)	4·8 (3·8 to 6)	4·8 (3·8 to 5·9)	5·3 (4·2 to 6·8)	6·4 (5 to 8)
Meningitis	0·4 (0·3 to 0·5)	1·1 (0·7 to 1·4)	5 (3·1 to 7·3)	8·9 (6·5 to 11·9)	2 (1·6 to 2·4)	1·6 (1·3 to 2)	2·2 (1·7 to 3)	1·7 (1·2 to 2·2)	1·5 (1·1 to 2)	1·6 (1·2 to 2·2)	2 (1·4 to 2·6)
Encephalitis	0 (0 to 0·1)	0·2 (0·1 to 0·3)	0·9 (0·5 to 1·4)	1·7 (1 to 2·4)	0·8 (0·6 to 1·1)	0·6 (0·5 to 0·8)	0·7 (0·5 to 0·9)	0·8 (0·6 to 1·1)	0·9 (0·7 to 1·1)	1 (0·7 to 1·2)	1·1 (0·9 to 1·4)
Diphtheria	0 (0 to 0)	0 (0 to 0)	0 (0 to 0)	0 (0 to 0)	0 (0 to 0)	0 (0 to 0)	0 (0 to 0)	0 (0 to 0)	0 (0 to 0)	0 (0 to 0)	0 (0 to 0)
Tetanus	0 (0 to 0)	0 (0 to 0)	0 (0 to 0)	0 (0 to 0)	0 (0 to 0)	0 (0 to 0)	0 (0 to 0)	0 (0 to 0)	0 (0 to 0)	0 (0 to 0)	0 (0 to 0)
Measles	0 (0 to 0)	0 (0 to 0)	0 (0 to 0)	0 (0 to 0)	0 (0 to 0)	0 (0 to 0)	0 (0 to 0)	0 (0 to 0)	0 (0 to 0)	0 (0 to 0)	0 (0 to 0)
Varicella and herpes zoster	0·1 (0 to 0·1)	0·1 (0 to 0·2)	0·3 (0·2 to 1·1)	0·7 (0·4 to 1·7)	0·4 (0·2 to 0·9)	0·3 (0·1 to 0·5)	0·2 (0·1 to 0·4)	0·3 (0·1 to 0·5)	0·4 (0·2 to 0·7)	0·5 (0·3 to 0·8)	0·6 (0·3 to 0·9)
Acute hepatitis	0 (0 to 0)	0 (0 to 0)	0·2 (0·1 to 0·4)	0·3 (0·2 to 0·4)	0·4 (0·2 to 0·7)	0·5 (0·3 to 0·8)	0·5 (0·3 to 0·7)	0·5 (0·3 to 0·8)	0·5 (0·3 to 0·8)	0·6 (0·4 to 0·9)	0·6 (0·4 to 0·9)
Acute hepatitis A	0 (0 to 0)	0 (0 to 0)	0·1 (0 to 0·2)	0·2 (0·1 to 0·3)	0·3 (0·2 to 0·6)	0·4 (0·2 to 0·7)	0·4 (0·2 to 0·7)	0·4 (0·2 to 0·7)	0·4 (0·2 to 0·7)	0·4 (0·2 to 0·7)	0·5 (0·3 to 0·7)
Acute hepatitis B	0 (0 to 0)	0 (0 to 0)	0·1 (0 to 0·1)	0 (0 to 0·1)	0 (0 to 0)	0 (0 to 0)	0 (0 to 0·1)	0·1 (0 to 0·1)	0·1 (0 to 0·1)	0·1 (0·1 to 0·2)	0·1 (0·1 to 0·2)
Acute hepatitis C	0 (0 to 0)	0 (0 to 0)	0 (0 to 0·1)	0 (0 to 0·1)	0 (0 to 0)	0 (0 to 0)	0 (0 to 0)	0 (0 to 0)	0 (0 to 0)	0 (0 to 0)	0 (0 to 0)
Acute hepatitis E	0 (0 to 0)	0 (0 to 0)	0 (0 to 0)	0 (0 to 0)	0 (0 to 0)	0 (0 to 0)	0 (0 to 0)	0 (0 to 0)	0 (0 to 0)	0 (0 to 0)	0 (0 to 0)
Other unspecified infectious diseases	0·9 (0·6 to 1·4)	2 (0·8 to 3·4)	3·3 (1·5 to 5·7)	3·1 (1·5 to 4·9)	3·3 (1·5 to 6·7)	1·4 (0·8 to 2·6)	1·3 (0·9 to 1·8)	1·5 (1 to 2·4)	1·5 (1·1 to 2·1)	1·6 (1·1 to 2·3)	2·1 (1·5 to 3)
Maternal and neonatal disorders	202 (153 to 248)	64·5 (50·2 to 79·6)	60·6 (40·6 to 84·3)	36·3 (27·8 to 46·2)	23 (16·2 to 30·5)	21·4 (15·5 to 28·1)	18·8 (13·8 to 24·7)	20·7 (15·2 to 27·6)	25 (18·6 to 32·1)	26·9 (20 to 34·7)	27·8 (20·7 to 36·2)
Maternal disorders	0 (0 to 0)	0 (0 to 0)	0 (0 to 0)	0 (0 to 0)	0 (0 to 0)	0 (0 to 0)	0·4 (0·3 to 0·6)	1·5 (0·8 to 2·4)	3·2 (2 to 5·2)	4 (2·4 to 6·6)	3·4 (1·9 to 5·7)
Maternal hemorrhage	0 (0 to 0)	0 (0 to 0)	0 (0 to 0)	0 (0 to 0)	0 (0 to 0)	0 (0 to 0)	0 (0 to 0)	0·3 (0·1 to 0·7)	0·8 (0·2 to 1·8)	1 (0·3 to 2·6)	0·9 (0·2 to 2·5)
Maternal sepsis and other maternal infections	0 (0 to 0)	0 (0 to 0)	0 (0 to 0)	0 (0 to 0)	0 (0 to 0)	0 (0 to 0)	0·1 (0 to 0·2)	0·3 (0·1 to 0·5)	0·4 (0·1 to 0·8)	0·4 (0·1 to 0·8)	0·2 (0·1 to 0·5)
Maternal hypertensive disorders	0 (0 to 0)	0 (0 to 0)	0 (0 to 0)	0 (0 to 0)	0 (0 to 0)	0 (0 to 0)	0·1 (0 to 0·1)	0·2 (0·1 to 0·4)	0·6 (0·3 to 1·1)	0·8 (0·4 to 1·5)	0·7 (0·3 to 1·3)
Maternal obstructed labor and uterine rupture	0 (0 to 0)	0 (0 to 0)	0 (0 to 0)	0 (0 to 0)	0 (0 to 0)	0 (0 to 0)	0·1 (0 to 0·1)	0·2 (0 to 0·6)	0·5 (0·1 to 1·1)	0·7 (0·1 to 1·5)	0·5 (0 to 1·2)
Maternal abortion and miscarriage	0 (0 to 0)	0 (0 to 0)	0 (0 to 0)	0 (0 to 0)	0 (0 to 0)	0 (0 to 0)	0 (0 to 0·1)	0·1 (0 to 0·2)	0·1 (0 to 0·3)	0·2 (0 to 0·4)	0·1 (0 to 0·4)
Ectopic pregnancy	0 (0 to 0)	0 (0 to 0)	0 (0 to 0)	0 (0 to 0)	0 (0 to 0)	0 (0 to 0)	0 (0 to 0)	0 (0 to 0)	0·1 (0 to 0·1)	0·1 (0·1 to 0·2)	0·1 (0 to 0·1)
Indirect maternal deaths	--	--	--	--	--	0 (0 to 0)	0·1 (0 to 0·1)	0·1 (0·1 to 0·2)	0·2 (0·1 to 0·4)	0·2 (0·1 to 0·3)	0·2 (0·1 to 0·3)
Late maternal deaths	--	--	--	--	--	0 (0 to 0)	0 (0 to 0)	0 (0 to 0)	0 (0 to 0)	0 (0 to 0)	0 (0 to 0)
Maternal deaths aggravated by HIV/AIDS	--	--	--	--	--	0 (0 to 0)	0 (0 to 0)	0 (0 to 0)	0 (0 to 0)	0 (0 to 0)	0 (0 to 0)
Neonatal disorders	202 (153 to 248)	64·5 (50·2 to 79·6)	60·6 (40·6 to 84·3)	36·3 (27·8 to 46·2)	23 (16·2 to 30·5)	21·4 (15·5 to 28)	18·4 (13·4 to 24·3)	19·3 (13·9 to 25·9)	21·8 (15·9 to 28·9)	22·9 (16·7 to 30·6)	24·4 (17·9 to 32·5)
Neonatal preterm birth	149 (115 to 185)	46·2 (36·1 to 57·4)	42·4 (28·6 to 59·3)	18 (13·3 to 23·4)	15·8 (11 to 21·3)	14·7 (10·4 to 19·8)	12·7 (9·1 to 17·2)	13·1 (9·2 to 18·1)	14·9 (10·5 to 20·4)	15·6 (11·3 to 21·2)	16·7 (12 to 22·5)
Neonatal encephalopathy due to birth asphyxia and trauma	35·2 (25·1 to 46)	8·3 (5·9 to 11·2)	7·1 (4·8 to 10·2)	8·5 (5·9 to 11·8)	6·6 (4 to 10)	6·1 (3·7 to 9·1)	5·3 (3·2 to 7·9)	5·6 (3·4 to 8·3)	6·3 (4 to 9·5)	6·6 (4·2 to 9·9)	7·1 (4·5 to 10·7)
Neonatal sepsis and other neonatal infections	3·4 (2·3 to 4·6)	3·7 (2·4 to 5·3)	3 (1·9 to 4·4)	0·5 (0·3 to 0·8)	0·4 (0·2 to 0·7)	0·3 (0·2 to 0·6)	0·3 (0·2 to 0·5)	0·3 (0·2 to 0·6)	0·4 (0·2 to 0·7)	0·4 (0·2 to 0·7)	0·4 (0·2 to 0·8)
Hemolytic disease and other neonatal jaundice	0·3 (0·2 to 0·4)	0·1 (0·1 to 0·2)	0·1 (0·1 to 0·1)	0·5 (0·4 to 0·6)	0·2 (0·2 to 0·3)	0·2 (0·2 to 0·3)	0·2 (0·1 to 0·3)	0·2 (0·2 to 0·3)	0·2 (0·2 to 0·3)	0·2 (0·2 to 0·3)	0·3 (0·2 to 0·4)
Other neonatal disorders	13·9 (9·5 to 19·7)	6·3 (4·1 to 9)	7·9 (5·4 to 11·3)	8·8 (6·6 to 11·4)	0 (0 to 0)	0 (0 to 0)	0 (0 to 0)	0 (0 to 0)	0 (0 to 0)	0 (0 to 0)	0 (0 to 0)
Nutritional deficiencies	0 (0 to 0)	0·3 (0·1 to 0·9)	2·6 (0·5 to 6·6)	9·5 (1·4 to 29·1)	47·5 (17·5 to 105)	17·8 (8·2 to 38·4)	12·8 (6·9 to 21·3)	18·4 (9·3 to 33·9)	18·3 (10·3 to 30·6)	17·4 (9·4 to 29·1)	19·6 (10·4 to 35·7)
Protein-energy malnutrition	0 (0 to 0)	0 (0 to 0·1)	0·2 (0 to 0·5)	0·1 (0·1 to 0·1)	11·3 (6 to 19·1)	8·8 (4·5 to 14·9)	7·5 (4 to 12·1)	7·7 (4·2 to 12·7)	8·6 (4·8 to 14·3)	8·8 (4·9 to 14·2)	9·3 (5·3 to 15·1)
Iodine deficiency	0 (0 to 0)	0 (0 to 0)	0 (0 to 0)	0 (0 to 0·1)	0·2 (0·1 to 0·4)	0·5 (0·2 to 1)	0·7 (0·3 to 1·4)	1·1 (0·5 to 2·1)	1·6 (0·7 to 3·1)	1·8 (0·8 to 3·6)	2 (0·9 to 4)
Vitamin A deficiency	0 (0 to 0)	0 (0 to 0)	0 (0 to 0·1)	0·1 (0 to 0·2)	0·2 (0 to 0·6)	0 (0 to 0·1)	0 (0 to 0)	0 (0 to 0)	0 (0 to 0)	0 (0 to 0)	0 (0 to 0)
Dietary iron deficiency	0 (0 to 0)	0·2 (0 to 0·9)	2·4 (0·3 to 6·4)	9·2 (1·2 to 28·8)	33·3 (7 to 87·2)	6·2 (0·4 to 25·6)	1·2 (0 to 5·6)	5·7 (0·5 to 19·9)	2·5 (0·1 to 12·1)	3·1 (0·2 to 12·9)	4·5 (0·4 to 19·1)
Other nutritional deficiencies	0 (0 to 0)	0 (0 to 0)	0 (0 to 0)	0·1 (0·1 to 0·1)	2·6 (1·4 to 4·4)	2·4 (1·3 to 4·1)	3·5 (1·9 to 5·6)	3·9 (2·1 to 6·5)	5·6 (3·1 to 9·2)	3·7 (2·1 to 5·9)	3·9 (2·2 to 6·3)
Non-communicable diseases	86·8 (66·1 to 128)	49·6 (38·7 to 64)	170 (124 to 222)	331 (260 to 421)	391 (284 to 522)	618 (448 to 820)	859 (623 to 1,140)	1,110 (807 to 1,440)	1,470 (1,090 to 1,890)	1,730 (1,300 to 2,220)	2,130 (1,660 to 2,670)
Neoplasms	0·7 (0·5 to 1)	0·5 (0·4 to 0·7)	5·4 (3·5 to 7·6)	36 (29·5 to 42)	25·5 (21·7 to 28·6)	21·2 (18 to 24·3)	27 (22·3 to 31·6)	35 (29·6 to 41)	48·5 (41·4 to 56·5)	83·9 (71·7 to 97)	146 (124 to 169)
Lip and oral cavity cancer	0 (0 to 0)	0 (0 to 0)	0 (0 to 0)	0 (0 to 0)	0·2 (0·1 to 0·2)	0·1 (0·1 to 0·2)	0·1 (0·1 to 0·2)	0·3 (0·2 to 0·3)	0·5 (0·4 to 0·6)	0·9 (0·7 to 1·2)	1·9 (1·4 to 2·5)
Nasopharynx cancer	0 (0 to 0)	0 (0 to 0)	0 (0 to 0)	0 (0 to 0)	0·2 (0·1 to 0·2)	0·2 (0·1 to 0·2)	0·2 (0·2 to 0·3)	0·3 (0·2 to 0·3)	0·2 (0·2 to 0·3)	0·4 (0·3 to 0·4)	0·6 (0·4 to 0·7)
Other pharynx cancer	0 (0 to 0)	0 (0 to 0)	0 (0 to 0)	0 (0 to 0)	0 (0 to 0)	0 (0 to 0)	0 (0 to 0)	0·1 (0·1 to 0·1)	0·1 (0·1 to 0·2)	0·2 (0·2 to 0·3)	0·6 (0·5 to 0·8)
Esophageal cancer	0 (0 to 0)	0 (0 to 0)	0 (0 to 0)	0 (0 to 0)	0 (0 to 0)	0 (0 to 0)	0 (0 to 0)	0·2 (0·2 to 0·3)	0·6 (0·5 to 0·8)	1·4 (1 to 1·8)	3·4 (2·6 to 4·5)
Stomach cancer	0 (0 to 0)	0 (0 to 0)	0 (0 to 0)	0 (0 to 0)	0 (0 to 0)	0 (0 to 0)	0·1 (0·1 to 0·1)	0·3 (0·2 to 0·3)	0·8 (0·6 to 1·1)	2·2 (1·7 to 2·8)	4·2 (3·3 to 5·4)
Colon and rectum cancer	0 (0 to 0)	0 (0 to 0)	0 (0 to 0)	0 (0 to 0)	0·2 (0·2 to 0·3)	0·2 (0·1 to 0·3)	0·4 (0·3 to 0·4)	1 (0·8 to 1·3)	3 (2·2 to 3·9)	6·6 (5·1 to 8·4)	12·1 (9·5 to 15·1)
Liver cancer	0 (0 to 0)	0 (0 to 0)	0·3 (0·2 to 0·4)	0·7 (0·6 to 0·9)	0·7 (0·6 to 0·8)	0·7 (0·5 to 0·8)	0·5 (0·4 to 0·7)	0·7 (0·5 to 1)	1·3 (0·9 to 1·8)	1·9 (1·4 to 2·6)	3·1 (2·3 to 4)
Liver cancer due to hepatitis B	0 (0 to 0)	0 (0 to 0)	0 (0 to 0)	0 (0 to 0)	0 (0 to 0)	0·1 (0·1 to 0·1)	0·2 (0·1 to 0·3)	0·3 (0·2 to 0·4)	0·6 (0·4 to 0·9)	0·8 (0·6 to 1·1)	1·2 (0·8 to 1·6)
Liver cancer due to hepatitis C	0 (0 to 0)	0 (0 to 0)	0 (0 to 0)	0 (0 to 0)	0 (0 to 0)	0 (0 to 0)	0 (0 to 0)	0 (0 to 0)	0·1 (0 to 0·1)	0·2 (0·1 to 0·3)	0·5 (0·3 to 0·7)
Liver cancer due to alcohol use	0 (0 to 0)	0 (0 to 0)	0 (0 to 0)	0 (0 to 0)	0 (0 to 0)	0 (0 to 0)	0 (0 to 0)	0·1 (0·1 to 0·2)	0·3 (0·2 to 0·5)	0·5 (0·3 to 0·8)	1 (0·6 to 1·5)
Liver cancer due to NASH	0 (0 to 0)	0 (0 to 0)	0 (0 to 0)	0 (0 to 0)	0 (0 to 0)	0 (0 to 0)	0·1 (0·1 to 0·1)	0·1 (0·1 to 0·1)	0·1 (0·1 to 0·2)	0·1 (0·1 to 0·2)	0·2 (0·1 to 0·2)
Liver cancer due to other causes	0 (0 to 0)	0 (0 to 0)	0·3 (0·2 to 0·4)	0·7 (0·6 to 0·9)	0·7 (0·6 to 0·8)	0·5 (0·5 to 0·7)	0·2 (0·1 to 0·3)	0·2 (0·1 to 0·3)	0·2 (0·1 to 0·3)	0·2 (0·2 to 0·4)	0·3 (0·2 to 0·4)
Gallbladder and biliary tract cancer	0 (0 to 0)	0 (0 to 0)	0 (0 to 0)	0 (0 to 0)	0 (0 to 0)	0 (0 to 0)	0 (0 to 0)	0·1 (0·1 to 0·1)	0·1 (0·1 to 0·1)	0·2 (0·1 to 0·2)	0·5 (0·3 to 0·6)
Pancreatic cancer	0 (0 to 0)	0 (0 to 0)	0 (0 to 0)	0 (0 to 0)	0 (0 to 0)	0 (0 to 0)	0·1 (0·1 to 0·1)	0·2 (0·2 to 0·3)	0·7 (0·5 to 0·9)	2 (1·5 to 2·5)	4·8 (3·6 to 6·2)
Larynx cancer	0 (0 to 0)	0 (0 to 0)	0 (0 to 0)	0 (0 to 0)	0 (0 to 0)	0 (0 to 0)	0 (0 to 0)	0·1 (0·1 to 0·1)	0·1 (0·1 to 0·2)	0·2 (0·1 to 0·2)	0·3 (0·3 to 0·4)
Tracheal, bronchus, and lung cancer	0 (0 to 0)	0 (0 to 0)	0 (0 to 0)	0 (0 to 0)	0 (0 to 0)	0·1 (0·1 to 0·2)	0·2 (0·2 to 0·3)	0·5 (0·4 to 0·6)	1·4 (1 to 1·8)	4·3 (3·3 to 5·6)	11 (7·8 to 14·7)
Malignant skin melanoma	0 (0 to 0)	0 (0 to 0)	0·2 (0 to 0·5)	0·6 (0·1 to 2·1)	0·2 (0·1 to 0·3)	0·2 (0·1 to 0·2)	0·6 (0·4 to 0·8)	1·6 (1 to 2·2)	3·5 (2·2 to 4·7)	5·6 (3·7 to 7·6)	9 (6·2 to 12)
Non-melanoma skin cancer	0 (0 to 0)	0 (0 to 0)	0 (0 to 0)	0 (0 to 0)	0 (0 to 0)	0 (0 to 0)	0 (0 to 0)	0·1 (0·1 to 0·2)	0·2 (0·2 to 0·3)	0·3 (0·2 to 0·4)	0·5 (0·4 to 0·7)
Non-melanoma skin cancer (squamous-cell carcinoma)	0 (0 to 0)	0 (0 to 0)	0 (0 to 0)	0 (0 to 0)	0 (0 to 0)	0 (0 to 0)	0 (0 to 0)	0·1 (0·1 to 0·2)	0·2 (0·1 to 0·3)	0·3 (0·2 to 0·4)	0·5 (0·4 to 0·7)
Non-melanoma skin cancer (basal-cell carcinoma)	0 (0 to 0)	0 (0 to 0)	0 (0 to 0)	0 (0 to 0)	0 (0 to 0)	0 (0 to 0)	0 (0 to 0)	0 (0 to 0)	0 (0 to 0)	0 (0 to 0)	0 (0 to 0)
Breast cancer	0 (0 to 0)	0 (0 to 0)	0 (0 to 0)	0 (0 to 0)	0 (0 to 0)	0 (0 to 0)	0·2 (0·2 to 0·2)	0·5 (0·4 to 0·7)	3·1 (2·1 to 4·5)	15·6 (11·5 to 20·8)	31·3 (22·9 to 40·1)
Cervical cancer	0 (0 to 0)	0 (0 to 0)	0 (0 to 0)	0 (0 to 0)	0 (0 to 0)	0 (0 to 0)	0·1 (0 to 0·1)	0·4 (0·3 to 0·6)	1·8 (1·2 to 2·8)	3·9 (2·6 to 5·8)	6 (4·1 to 9·2)
Uterine cancer	0 (0 to 0)	0 (0 to 0)	0 (0 to 0)	0 (0 to 0)	0 (0 to 0)	0 (0 to 0)	0 (0 to 0)	0 (0 to 0·1)	0·1 (0·1 to 0·2)	0·3 (0·2 to 0·5)	0·6 (0·4 to 0·9)
Ovarian cancer	0 (0 to 0)	0 (0 to 0)	0 (0 to 0)	0 (0 to 0)	0·1 (0·1 to 0·2)	0·3 (0·2 to 0·5)	0·4 (0·3 to 0·7)	0·8 (0·5 to 1·3)	1·4 (0·9 to 2·1)	2·7 (1·7 to 4)	4·6 (3·2 to 6·6)
Prostate cancer	0 (0 to 0)	0 (0 to 0)	0 (0 to 0)	0 (0 to 0)	0 (0 to 0)	0 (0 to 0)	0 (0 to 0)	0·1 (0·1 to 0·2)	0·2 (0·1 to 0·3)	0·2 (0·2 to 0·4)	0·4 (0·2 to 0·5)
Testicular cancer	0 (0 to 0·2)	0 (0 to 0·1)	0·1 (0 to 0·4)	0·5 (0 to 1·6)	0·1 (0·1 to 0·1)	0·1 (0 to 0·1)	0·3 (0·2 to 0·5)	0·7 (0·4 to 1·5)	1·2 (0·7 to 2·3)	1·3 (0·7 to 2·4)	1·2 (0·8 to 2)
Kidney cancer	0 (0 to 0)	0 (0 to 0)	0·3 (0·2 to 0·5)	1·6 (1·2 to 2·1)	0·9 (0·7 to 1·2)	0·4 (0·3 to 0·6)	0·3 (0·2 to 0·4)	0·4 (0·3 to 0·5)	0·7 (0·6 to 0·9)	1·3 (1 to 1·8)	2·8 (2·1 to 3·6)
Bladder cancer	0 (0 to 0)	0 (0 to 0)	0 (0 to 0)	0 (0 to 0)	0 (0 to 0)	0 (0 to 0)	0·1 (0·1 to 0·1)	0·1 (0·1 to 0·1)	0·2 (0·2 to 0·3)	0·7 (0·5 to 0·9)	1·4 (1·1 to 1·8)
Brain and central nervous system cancer	0·1 (0·1 to 0·3)	0·1 (0·1 to 0·2)	1·5 (0·9 to 2·4)	10 (7·4 to 12·9)	8·9 (6·2 to 11·6)	6·5 (4·2 to 8·5)	5·5 (3·1 to 7·6)	6·3 (3·3 to 8·7)	8 (4·7 to 10·6)	11 (6·8 to 14·3)	15·9 (10·3 to 20·6)
Thyroid cancer	0 (0 to 0)	0 (0 to 0)	0 (0 to 0)	0 (0 to 0)	0·1 (0·1 to 0·1)	0·1 (0·1 to 0·1)	0·1 (0·1 to 0·1)	0·1 (0·1 to 0·2)	0·2 (0·1 to 0·2)	0·3 (0·2 to 0·5)	0·7 (0·5 to 0·9)
Mesothelioma	0 (0 to 0)	0 (0 to 0)	0 (0 to 0)	0 (0 to 0)	0 (0 to 0)	0 (0 to 0)	0 (0 to 0)	0·1 (0·1 to 0·1)	0·2 (0·2 to 0·3)	0·3 (0·2 to 0·4)	0·6 (0·5 to 0·8)
Hodgkin lymphoma	0 (0 to 0)	0 (0 to 0)	0 (0 to 0)	0·1 (0·1 to 0·1)	0·1 (0·1 to 0·2)	0·2 (0·1 to 0·3)	0·8 (0·5 to 1·3)	1·5 (1 to 2·2)	1·8 (1·1 to 3)	1·6 (0·9 to 2·7)	1·7 (1·1 to 2·8)
Non-Hodgkin lymphoma	0 (0 to 0)	0 (0 to 0)	0 (0 to 0)	1·3 (1 to 1·7)	1·3 (0·9 to 1·8)	1·1 (0·9 to 1·5)	2·1 (1·5 to 2·7)	2·8 (2·1 to 3·6)	3·4 (2·6 to 4·5)	4·3 (3·3 to 5·5)	6·6 (5·2 to 8·2)
Multiple myeloma	0 (0 to 0)	0 (0 to 0)	0 (0 to 0)	0 (0 to 0)	0 (0 to 0)	0 (0 to 0)	0 (0 to 0)	0·1 (0·1 to 0·1)	0·2 (0·1 to 0·2)	0·4 (0·3 to 0·6)	1·2 (0·9 to 1·6)
Leukemia	0·1 (0·1 to 0·1)	0·1 (0·1 to 0·2)	1·3 (0·8 to 2)	8·9 (6·8 to 11·3)	5·3 (4 to 6·8)	4·5 (3·4 to 5·8)	5·7 (4·3 to 7·2)	6·2 (4·8 to 8·2)	5·2 (4 to 6·5)	5·4 (4·3 to 6·7)	7·3 (5·7 to 9·3)
Acute lymphoid leukemia	0 (0 to 0)	0 (0 to 0)	0·5 (0·3 to 0·7)	3·6 (2·4 to 5·1)	2·9 (1·9 to 4·1)	2·1 (1·4 to 3)	2·6 (1·7 to 3·7)	2·7 (1·7 to 4·1)	1·5 (1 to 2·3)	1·2 (0·8 to 1·9)	1·6 (1 to 2·3)
Chronic lymphoid leukemia	0 (0 to 0)	0 (0 to 0)	0 (0 to 0)	0 (0 to 0)	0 (0 to 0)	0 (0 to 0)	0 (0 to 0)	0·1 (0·1 to 0·1)	0·1 (0·1 to 0·1)	0·1 (0·1 to 0·1)	0·1 (0·1 to 0·2)
Acute myeloid leukemia	0 (0 to 0)	0 (0 to 0·1)	0·6 (0·4 to 1)	4 (2·9 to 5·4)	1·8 (1·2 to 2·5)	2 (1·3 to 2·8)	2·5 (1·7 to 3·4)	2·8 (2 to 3·8)	2·8 (2 to 3·7)	3·1 (2·4 to 4)	4·4 (3·4 to 5·7)

Cause	40 to 44	45 to 49	50 to 54	55 to 59	60 to 64	65 to 69	70 to 74	75 to 79	80 to 84	85 to 89	90 to 94	95 plus	Total
All causes	2,700 (2,150 to 3,340)	3,210 (2,610 to 3,930)	3,740 (3,070 to 4,490)	4,060 (3,360 to 4,780)	3,900 (3,290 to 4,570)	4,040 (3,460 to 4,660)	4,900 (4,250 to 5,590)	4,170 (3,650 to 4,700)	3,930 (3,480 to 4,370)	3,190 (2,870 to 3,520)	2,050 (1,860 to 2,220)	1,070 (996 to 1,150)	52,000
Communicable, maternal, neonatal, and nutritional diseases	103 (78·5 to 139)	108 (84·3 to 146)	117 (91·6 to 153)	113 (88·8 to 146)	101 (79·4 to 126)	105 (82·2 to 132)	149 (113 to 193)	159 (119 to 205)	223 (166 to 292)	274 (209 to 345)	224 (173 to 271)	132 (94·1 to 165)	2,890
HIV/AIDS and sexually transmitted infections	10·2 (7·6 to 13·9)	9·1 (7·1 to 11·9)	7·1 (5·6 to 9)	4·8 (3·7 to 6·2)	3·2 (2·5 to 4·2)	2·5 (1·9 to 3·2)	1·4 (0·9 to 2·2)	0·8 (0·5 to 1·2)	0·4 (0·3 to 0·7)	0·3 (0·2 to 0·4)	0·2 (0·1 to 0·2)	0·1 (0·1 to 0·1)	81·3
HIV/AIDS	7 (5·4 to 9·2)	6·8 (5·4 to 8·7)	5·8 (4·6 to 7·2)	3·8 (3 to 4·8)	2·5 (2 to 3·2)	1·9 (1·4 to 2·4)	0·8 (0·4 to 1·4)	0·4 (0·2 to 0·6)	0·1 (0 to 0·1)	0 (0 to 0·1)	0 (0 to 0)	0 (0 to 0)	46·3
HIV/AIDS - Drug-susceptible Tuberculosis	0·8 (0·5 to 1·2)	0·8 (0·5 to 1·2)	0·6 (0·4 to 1)	0·4 (0·2 to 0·6)	0·3 (0·2 to 0·4)	0·2 (0·1 to 0·3)	0 (0 to 0)	0 (0 to 0)	0 (0 to 0)	0 (0 to 0)	0 (0 to 0)	0 (0 to 0)	5·2
HIV/AIDS - Multidrug-resistant Tuberculosis without extensive dr	0 (0 to 0·1)	0 (0 to 0·1)	0 (0 to 0·1)	0 (0 to 0·1)	0 (0 to 0)	0 (0 to 0)	0 (0 to 0)	0 (0 to 0)	0 (0 to 0)	0 (0 to 0)	0 (0 to 0)	0 (0 to 0)	0·1
HIV/AIDS - Extensively drug-resistant Tuberculosis	0 (0 to 0)	0 (0 to 0)	0 (0 to 0)	0 (0 to 0)	0 (0 to 0)	0 (0 to 0)	0 (0 to 0)	0 (0 to 0)	0 (0 to 0)	0 (0 to 0)	0 (0 to 0)	0 (0 to 0)	0
HIV/AIDS resulting in other diseases	6·2 (4·5 to 8·3)	6 (4·5 to 8)	5·1 (3·9 to 6·5)	3·3 (2·5 to 4·3)	2·2 (1·7 to 2·9)	1·7 (1·2 to 2·2)	0·8 (0·4 to 1·3)	0·3 (0·2 to 0·6)	0·1 (0·1 to 0·1)	0 (0 to 0·1)	0 (0 to 0)	0 (0 to 0)	41
Sexually transmitted infections excluding HIV	3·2 (1·7 to 5·7)	2·2 (1·2 to 4·2)	1·3 (0·7 to 2·4)	1 (0·5 to 2)	0·7 (0·3 to 1·4)	0·6 (0·3 to 1·1)	0·6 (0·3 to 1·1)	0·5 (0·3 to 0·8)	0·4 (0·2 to 0·6)	0·2 (0·2 to 0·4)	0·1 (0·1 to 0·2)	0·1 (0·1 to 0·1)	35
Syphilis	0 (0 to 0·1)	0 (0 to 0·1)	0 (0 to 0·1)	0 (0 to 0·1)	0 (0 to 0)	0 (0 to 0)	0 (0 to 0)	0 (0 to 0)	0 (0 to 0)	0 (0 to 0)	0 (0 to 0)	0 (0 to 0)	16·1
Chlamydial infection	0·8 (0·4 to 1·4)	0·4 (0·2 to 0·9)	0·1 (0·1 to 0·2)	0·1 (0 to 0·1)	0 (0 to 0)	0 (0 to 0)	0 (0 to 0·1)	0 (0 to 0·1)	0 (0 to 0·1)	0 (0 to 0)	0 (0 to 0)	0 (0 to 0)	3·6
Gonococcal infection	0·3 (0·2 to 0·5)	0·2 (0·1 to 0·3)	0·1 (0·1 to 0·1)	0·1 (0·1 to 0·1)	0·1 (0·1 to 0·1)	0·1 (0·1 to 0·2)	0·1 (0·1 to 0·2)	0·1 (0·1 to 0·2)	0·1 (0·1 to 0·2)	0·1 (0·1 to 0·1)	0·1 (0 to 0·1)	0 (0 to 0·1)	2·1
Trichomoniasis	0·4 (0·1 to 0·9)	0·3 (0·1 to 0·8)	0·3 (0·1 to 0·7)	0·2 (0·1 to 0·5)	0·1 (0 to 0·3)	0·1 (0 to 0·3)	0·1 (0 to 0·2)	0·1 (0 to 0·1)	0 (0 to 0·1)	0 (0 to 0)	0 (0 to 0)	0 (0 to 0)	2·8
Genital herpes	0·5 (0·1 to 1·2)	0·5 (0·2 to 1·3)	0·5 (0·2 to 1·3)	0·5 (0·1 to 1·2)	0·4 (0·1 to 0·9)	0·3 (0·1 to 0·7)	0·3 (0·1 to 0·7)	0·2 (0·1 to 0·4)	0·1 (0 to 0·3)	0·1 (0 to 0·2)	0 (0 to 0·1)	0 (0 to 0)	4·6
Other sexually transmitted infections	1·3 (0·7 to 2·2)	0·7 (0·3 to 1·4)	0·2 (0·1 to 0·4)	0·1 (0·1 to 0·2)	0 (0 to 0)	0 (0 to 0·1)	0·1 (0 to 0·1)	0 (0 to 0·1)	0 (0 to 0·1)	0 (0 to 0)	0 (0 to 0)	0 (0 to 0)	5·6
Respiratory infections and tuberculosis	33·2 (24·9 to 43·6)	41·1 (30 to 53·6)	51·4 (40 to 65·4)	57 (43·1 to 74·9)	59·4 (43·9 to 78·1)	67·1 (49·3 to 89·4)	113 (81·4 to 154)	132 (94 to 174)	197 (146 to 261)	252 (192 to 319)	210 (161 to 257)	124 (87·6 to 156)	1,550
Tuberculosis	1·3 (1 to 1·6)	1·7 (1·2 to 2·3)	2 (1·4 to 2·8)	2·2 (1·6 to 3)	2 (1·5 to 2·8)	2·3 (1·6 to 3·1)	3·3 (2·4 to 4·4)	2·8 (2·1 to 3·8)	2·6 (1·8 to 3·6)	1·9 (1·3 to 2·7)	0·9 (0·7 to 1·2)	0·3 (0·2 to 0·4)	28
Latent tuberculosis infection	0 (0 to 0)	0 (0 to 0)	0 (0 to 0)	0 (0 to 0)	0 (0 to 0)	0 (0 to 0)	0 (0 to 0)	0 (0 to 0)	0 (0 to 0)	0 (0 to 0)	0 (0 to 0)	0 (0 to 0)	0
Drug-susceptible tuberculosis	1·3 (1 to 1·6)	1·6 (1·1 to 2·2)	2 (1·4 to 2·7)	2·1 (1·5 to 3)	2 (1·4 to 2·8)	2·2 (1·5 to 3)	3·3 (2·4 to 4·4)	2·8 (2 to 3·7)	2·5 (1·8 to 3·5)	1·9 (1·3 to 2·6)	0·9 (0·6 to 1·1)	0·3 (0·2 to 0·4)	27·4
Multidrug-resistant tuberculosis without extensive drug resistanc	0 (0 to 0·1)	0 (0 to 0·2)	0 (0 to 0·2)	0 (0 to 0·2)	0 (0 to 0·2)	0 (0 to 0·2)	0·1 (0 to 0·3)	0·1 (0 to 0·3)	0·1 (0 to 0·3)	0 (0 to 0·2)	0 (0 to 0·1)	0 (0 to 0)	0·5
Extensively drug-resistant tuberculosis	0 (0 to 0)	0 (0 to 0)	0 (0 to 0·1)	0 (0 to 0·1)	0 (0 to 0·1)	0 (0 to 0·1)	0 (0 to 0·1)	0 (0 to 0·1)	0 (0 to 0·1)	0 (0 to 0·1)	0 (0 to 0)	0 (0 to 0)	0·1
Lower respiratory infections	17·4 (13·1 to 22·8)	25·2 (16·8 to 35)	35·8 (26·7 to 46·9)	43·2 (29·9 to 59·8)	49·1 (33·7 to 66·3)	58·2 (41 to 80·1)	103 (72·2 to 145)	125 (87·4 to 167)	192 (141 to 254)	249 (188 to 316)	208 (159 to 255)	123 (86·9 to 156)	1,300
Upper respiratory infections	11·9 (6·2 to 20·5)	11·4 (6 to 20)	10·6 (5·8 to 18·1)	9·1 (4·9 to 15·2)	6·6 (3·6 to 11·1)	5·6 (2·9 to 9·7)	5·2 (2·8 to 8·7)	3·2 (1·7 to 5·5)	2·1 (1·1 to 3·7)	1·2 (0·7 to 2)	0·6 (0·4 to 1·1)	0·3 (0·1 to 0·5)	180
Otitis media	2·6 (1·2 to 4·8)	3 (1·5 to 5·2)	3 (1·4 to 5·5)	2·4 (1·2 to 4·3)	1·6 (0·8 to 3·2)	1·1 (0·6 to 2)	0·8 (0·4 to 1·6)	0·6 (0·3 to 1)	0·4 (0·2 to 0·8)	0·3 (0·2 to 0·5)	0·2 (0·1 to 0·3)	0·1 (0 to 0·1)	40
Enteric infections	3·8 (2·5 to 5·6)	3·9 (2·5 to 5·8)	3·9 (2·5 to 5·7)	3·6 (2·4 to 5·3)	4·7 (3·4 to 6·4)	7·7 (5·5 to 10·1)	11·9 (8·4 to 15·6)	12·8 (9·3 to 16·9)	14·6 (10·8 to 19·8)	13·8 (9·8 to 18·9)	9·9 (7·4 to 12·8)	5·7 (4 to 8)	162
Diarrheal diseases	3·8 (2·5 to 5·6)	3·9 (2·5 to 5·8)	3·9 (2·5 to 5·7)	3·6 (2·4 to 5·3)	4·7 (3·3 to 6·4)	7·6 (5·5 to 10·1)	11·8 (8·4 to 15·5)	12·8 (9·3 to 16·9)	14·5 (10·7 to 19·8)	13·8 (9·8 to 18·8)	9·8 (7·4 to 12·7)	5·7 (4 to 8)	161
Typhoid and paratyphoid	0 (0 to 0)	0 (0 to 0)	0 (0 to 0)	0 (0 to 0)	0 (0 to 0)	0 (0 to 0)	0 (0 to 0)	0 (0 to 0)	0 (0 to 0)	0 (0 to 0)	0 (0 to 0)	0 (0 to 0)	0
Typhoid fever	0 (0 to 0)	0 (0 to 0)	0 (0 to 0)	0 (0 to 0)	0 (0 to 0)	0 (0 to 0)	0 (0 to 0)	0 (0 to 0)	0 (0 to 0)	0 (0 to 0)	0 (0 to 0)	0 (0 to 0)	0
Paratyphoid fever	0 (0 to 0)	0 (0 to 0)	0 (0 to 0)	0 (0 to 0)	0 (0 to 0)	0 (0 to 0)	0 (0 to 0)	0 (0 to 0)	0 (0 to 0)	0 (0 to 0)	0 (0 to 0)	0 (0 to 0)	0
Invasive Non-typhoidal Salmonella (iNTS)	0 (0 to 0)	0 (0 to 0)	0 (0 to 0·1)	0 (0 to 0·2)	0 (0 to 0·1)	0 (0 to 0·2)	0 (0 to 0·3)	0 (0 to 0·3)	0 (0 to 0·3)	0 (0 to 0·2)	0 (0 to 0·1)	0 (0 to 0·1)	0·3
Other intestinal infectious diseases	0 (0 to 0)	0 (0 to 0)	0 (0 to 0)	0 (0 to 0)	0 (0 to 0)	0 (0 to 0)	0 (0 to 0)	0 (0 to 0)	0 (0 to 0)	0 (0 to 0·1)	0 (0 to 0)	0 (0 to 0)	0·3
Neglected tropical diseases and malaria	0·5 (0·1 to 1·6)	0·4 (0·1 to 1·6)	0·5 (0·1 to 1·7)	0·4 (0·1 to 1·3)	0·1 (0 to 0·4)	0·1 (0 to 0·4)	0·1 (0 to 0·3)	0·1 (0 to 0·2)	0·1 (0 to 0·2)	0·1 (0 to 0·2)	0 (0 to 0·1)	0 (0 to 0·1)	8·5
Malaria	0 (0 to 0)	0 (0 to 0)	0 (0 to 0)	0 (0 to 0)	0 (0 to 0)	0 (0 to 0)	0 (0 to 0)	0 (0 to 0)	0 (0 to 0)	0 (0 to 0)	0 (0 to 0)	0 (0 to 0)	0
Chagas disease	0 (0 to 0)	0 (0 to 0)	0 (0 to 0)	0 (0 to 0)	0 (0 to 0)	0 (0 to 0)	0 (0 to 0)	0 (0 to 0)	0 (0 to 0)	0 (0 to 0)	0 (0 to 0)	0 (0 to 0)	0
Leishmaniasis	0 (0 to 0)	0 (0 to 0)	0 (0 to 0)	0 (0 to 0)	0 (0 to 0)	0 (0 to 0)	0 (0 to 0)	0 (0 to 0)	0 (0 to 0)	0 (0 to 0)	0 (0 to 0)	0 (0 to 0)	0
Visceral leishmaniasis	0 (0 to 0)	0 (0 to 0)	0 (0 to 0)	0 (0 to 0)	0 (0 to 0)	0 (0 to 0)	0 (0 to 0)	0 (0 to 0)	0 (0 to 0)	0 (0 to 0)	0 (0 to 0)	0 (0 to 0)	0
Cutaneous and mucocutaneous leishmaniasis	0 (0 to 0)	0 (0 to 0)	0 (0 to 0)	0 (0 to 0)	0 (0 to 0)	0 (0 to 0)	0 (0 to 0)	0 (0 to 0)	0 (0 to 0)	0 (0 to 0)	0 (0 to 0)	0 (0 to 0)	0
African trypanosomiasis	0 (0 to 0)	0 (0 to 0)	0 (0 to 0)	0 (0 to 0)	0 (0 to 0)	0 (0 to 0)	0 (0 to 0)	0 (0 to 0)	0 (0 to 0)	0 (0 to 0)	0 (0 to 0)	0 (0 to 0)	0
Schistosomiasis	0 (0 to 0)	0 (0 to 0)	0 (0 to 0)	0 (0 to 0)	0 (0 to 0)	0 (0 to 0)	0 (0 to 0)	0 (0 to 0)	0 (0 to 0)	0 (0 to 0)	0 (0 to 0)	0 (0 to 0)	0
Cysticercosis	0 (0 to 0)	0 (0 to 0)	0 (0 to 0)	0 (0 to 0)	0 (0 to 0)	0 (0 to 0)	0 (0 to 0)	0 (0 to 0)	0 (0 to 0)	0 (0 to 0)	0 (0 to 0)	0 (0 to 0)	0
Cystic echinococcosis	0 (0 to 0)	0 (0 to 0)	0 (0 to 0)	0 (0 to 0)	0 (0 to 0)	0 (0 to 0)	0 (0 to 0)	0 (0 to 0)	0 (0 to 0)	0 (0 to 0)	0 (0 to 0)	0 (0 to 0)	0·1
Lymphatic filariasis	0 (0 to 0)	0 (0 to 0)	0 (0 to 0)	0 (0 to 0)	0 (0 to 0)	0 (0 to 0)	0 (0 to 0)	0 (0 to 0)	0 (0 to 0)	0 (0 to 0)	0 (0 to 0)	0 (0 to 0)	0
Onchocerciasis	0 (0 to 0)	0 (0 to 0)	0 (0 to 0)	0 (0 to 0)	0 (0 to 0)	0 (0 to 0)	0 (0 to 0)	0 (0 to 0)	0 (0 to 0)	0 (0 to 0)	0 (0 to 0)	0 (0 to 0)	0
Trachoma	0 (0 to 0)	0 (0 to 0)	0 (0 to 0)	0 (0 to 0)	0 (0 to 0)	0 (0 to 0)	0 (0 to 0)	0 (0 to 0)	0 (0 to 0)	0 (0 to 0)	0 (0 to 0)	0 (0 to 0)	0
Dengue	0 (0 to 0)	0 (0 to 0)	0 (0 to 0)	0 (0 to 0)	0 (0 to 0)	0 (0 to 0)	0 (0 to 0)	0 (0 to 0)	0 (0 to 0)	0 (0 to 0)	0 (0 to 0)	0 (0 to 0)	0
Yellow fever	0 (0 to 0)	0 (0 to 0)	0 (0 to 0)	0 (0 to 0)	0 (0 to 0)	0 (0 to 0)	0 (0 to 0)	0 (0 to 0)	0 (0 to 0)	0 (0 to 0)	0 (0 to 0)	0 (0 to 0)	0
Rabies	0 (0 to 0)	0 (0 to 0)	0 (0 to 0)	0 (0 to 0)	0 (0 to 0)	0 (0 to 0)	0 (0 to 0)	0 (0 to 0)	0 (0 to 0)	0 (0 to 0)	0 (0 to 0)	0 (0 to 0)	0
Intestinal nematode infections	0 (0 to 0)	0 (0 to 0)	0 (0 to 0)	0 (0 to 0)	0 (0 to 0)	0 (0 to 0)	0 (0 to 0)	0 (0 to 0)	0 (0 to 0)	0 (0 to 0)	0 (0 to 0)	0 (0 to 0)	0
Ascariasis	0 (0 to 0)	0 (0 to 0)	0 (0 to 0)	0 (0 to 0)	0 (0 to 0)	0 (0 to 0)	0 (0 to 0)	0 (0 to 0)	0 (0 to 0)	0 (0 to 0)	0 (0 to 0)	0 (0 to 0)	0
Trichuriasis	0 (0 to 0)	0 (0 to 0)	0 (0 to 0)	0 (0 to 0)	0 (0 to 0)	0 (0 to 0)	0 (0 to 0)	0 (0 to 0)	0 (0 to 0)	0 (0 to 0)	0 (0 to 0)	0 (0 to 0)	0
Hookworm disease	0 (0 to 0)	0 (0 to 0)	0 (0 to 0)	0 (0 to 0)	0 (0 to 0)	0 (0 to 0)	0 (0 to 0)	0 (0 to 0)	0 (0 to 0)	0 (0 to 0)	0 (0 to 0)	0 (0 to 0)	0
Food-borne trematodiases	0 (0 to 0)	0 (0 to 0)	0 (0 to 0)	0 (0 to 0)	0 (0 to 0)	0 (0 to 0)	0 (0 to 0)	0 (0 to 0)	0 (0 to 0)	0 (0 to 0)	0 (0 to 0)	0 (0 to 0)	0
Leprosy	0 (0 to 0)	0 (0 to 0)	0 (0 to 0)	0 (0 to 0)	0 (0 to 0)	0 (0 to 0)	0 (0 to 0)	0 (0 to 0)	0 (0 to 0)	0 (0 to 0)	0 (0 to 0)	0 (0 to 0)	0
Ebola	0 (0 to 0)	0 (0 to 0)	0 (0 to 0)	0 (0 to 0)	0 (0 to 0)	0 (0 to 0)	0 (0 to 0)	0 (0 to 0)	0 (0 to 0)	0 (0 to 0)	0 (0 to 0)	0 (0 to 0)	0
Zika virus	0 (0 to 0)	0 (0 to 0)	0 (0 to 0)	0 (0 to 0)	0 (0 to 0)	0 (0 to 0)	0 (0 to 0)	0 (0 to 0)	0 (0 to 0)	0 (0 to 0)	0 (0 to 0)	0 (0 to 0)	0
Guinea worm disease	0 (0 to 0)	0 (0 to 0)	0 (0 to 0)	0 (0 to 0)	0 (0 to 0)	0 (0 to 0)	0 (0 to 0)	0 (0 to 0)	0 (0 to 0)	0 (0 to 0)	0 (0 to 0)	0 (0 to 0)	0
Other neglected tropical diseases	0·5 (0·1 to 1·6)	0·4 (0 to 1·6)	0·5 (0·1 to 1·6)	0·4 (0·1 to 1·3)	0·1 (0 to 0·4)	0·1 (0 to 0·4)	0·1 (0 to 0·3)	0·1 (0 to 0·2)	0·1 (0 to 0·2)	0·1 (0 to 0·2)	0 (0 to 0·1)	0 (0 to 0)	8·3
Other infectious diseases	6·8 (5·3 to 8·7)	7·8 (6·2 to 9·8)	8·4 (6·6 to 10·4)	9 (7·2 to 11·2)	7·9 (6·3 to 9·6)	7·4 (6 to 9·2)	7·6 (6·3 to 9·5)	5·5 (4·4 to 7·3)	4·4 (3·4 to 6·3)	3·2 (2·3 to 5·6)	1·9 (1·2 to 3·9)	1·1 (0·7 to 2·9)	140
Meningitis	2·1 (1·5 to 2·8)	2·4 (1·8 to 3·2)	2·3 (1·7 to 3)	2·2 (1·7 to 2·9)	1·8 (1·3 to 2·2)	1·4 (1·1 to 1·7)	1·4 (1·1 to 1·7)	1 (0·8 to 1·2)	0·8 (0·6 to 0·9)	0·4 (0·3 to 0·5)	0·2 (0·2 to 0·3)	0·1 (0·1 to 0·2)	43·9
Encephalitis	1·2 (0·9 to 1·5)	1·3 (1 to 1·7)	1·4 (1 to 1·8)	1·4 (1·1 to 1·8)	1·2 (1 to 1·6)	1·3 (0·9 to 1·6)	1·3 (1 to 1·7)	1·1 (0·7 to 1·4)	0·9 (0·5 to 1·2)	0·6 (0·3 to 0·9)	0·3 (0·1 to 0·4)	0·1 (0·1 to 0·2)	20·8
Diphtheria	0 (0 to 0)	0 (0 to 0)	0 (0 to 0)	0 (0 to 0)	0 (0 to 0)	0 (0 to 0)	0 (0 to 0)	0 (0 to 0)	0 (0 to 0)	0 (0 to 0)	0 (0 to 0)	0 (0 to 0)	0
Tetanus	0 (0 to 0)	0 (0 to 0)	0 (0 to 0)	0 (0 to 0)	0 (0 to 0)	0 (0 to 0)	0 (0 to 0)	0 (0 to 0)	0 (0 to 0)	0 (0 to 0)	0 (0 to 0)	0 (0 to 0)	0
Measles	0 (0 to 0)	0 (0 to 0)	0 (0 to 0)	0 (0 to 0)	0 (0 to 0)	0 (0 to 0)	0 (0 to 0)	0 (0 to 0)	0 (0 to 0)	0 (0 to 0)	0 (0 to 0)	0 (0 to 0)	0
Varicella and herpes zoster	0·5 (0·2 to 0·9)	0·6 (0·3 to 1)	0·7 (0·4 to 1·2)	0·8 (0·4 to 1·4)	0·8 (0·4 to 1·4)	0·8 (0·4 to 1·3)	0·9 (0·5 to 1·5)	0·8 (0·4 to 1·8)	0·8 (0·4 to 2·4)	0·9 (0·5 to 3·3)	0·8 (0·4 to 2·6)	0·5 (0·2 to 2·3)	12·6
Acute hepatitis	0·6 (0·4 to 0·9)	0·6 (0·4 to 0·9)	0·6 (0·4 to 0·9)	0·6 (0·4 to 0·8)	0·4 (0·3 to 0·6)	0·3 (0·2 to 0·4)	0·3 (0·2 to 0·4)	0·2 (0·1 to 0·2)	0·1 (0·1 to 0·1)	0·1 (0 to 0·1)	0 (0 to 0)	0 (0 to 0)	7·9
Acute hepatitis A	0·4 (0·2 to 0·7)	0·4 (0·2 to 0·7)	0·4 (0·2 to 0·6)	0·3 (0·2 to 0·5)	0·2 (0·1 to 0·4)	0·2 (0·1 to 0·3)	0·2 (0·1 to 0·3)	0·1 (0 to 0·1)	0 (0 to 0·1)	0 (0 to 0·1)	0 (0 to 0)	0 (0 to 0)	5·5
Acute hepatitis B	0·2 (0·1 to 0·2)	0·2 (0·1 to 0·3)	0·2 (0·1 to 0·3)	0·2 (0·1 to 0·2)	0·1 (0·1 to 0·2)	0·1 (0·1 to 0·1)	0·1 (0 to 0·1)	0 (0 to 0·1)	0 (0 to 0)	0 (0 to 0)	0 (0 to 0)	0 (0 to 0)	1·6
Acute hepatitis C	0 (0 to 0·1)	0 (0 to 0·1)	0 (0 to 0·1)	0 (0 to 0·1)	0 (0 to 0)	0 (0 to 0)	0 (0 to 0·1)	0 (0 to 0)	0 (0 to 0)	0 (0 to 0)	0 (0 to 0)	0 (0 to 0)	0·4
Acute hepatitis E	0 (0 to 0)	0 (0 to 0)	0 (0 to 0)	0 (0 to 0)	0 (0 to 0)	0 (0 to 0)	0 (0 to 0)	0 (0 to 0)	0 (0 to 0)	0 (0 to 0)	0 (0 to 0)	0 (0 to 0)	0·4
Other unspecified infectious diseases	2·3 (1·5 to 3·7)	2·8 (1·9 to 4·4)	3·4 (2·3 to 4·9)	3·9 (2·7 to 5·4)	3·7 (2·5 to 5)	3·7 (2·6 to 5)	3·8 (2·7 to 5·2)	2·6 (1·8 to 3·8)	1·8 (1·3 to 2·8)	1·1 (0·8 to 1·8)	0·5 (0·3 to 1)	0·3 (0·2 to 0·6)	52·1
Maternal and neonatal disorders	23·7 (17·5 to 31·4)	23 (17·2 to 30·7)	21·4 (15·7 to 28·3)	17·8 (13·2 to 23·3)	12·3 (9 to 16)	8·3 (6·1 to 10·9)	5·6 (4·3 to 7·2)	2·2 (1·6 to 2·8)	0·6 (0·4 to 0·8)	0·2 (0·1 to 0·3)	0·1 (0 to 0·1)	0 (0 to 0)	642
Maternal disorders	1 (0·6 to 1·5)	0·2 (0·2 to 0·3)	0 (0 to 0·1)	0 (0 to 0)	0 (0 to 0)	0 (0 to 0)	0 (0 to 0)	0 (0 to 0)	0 (0 to 0)	0 (0 to 0)	0 (0 to 0)	0 (0 to 0)	13·8
Maternal hemorrhage	0·2 (0·1 to 0·5)	0 (0 to 0)	0 (0 to 0)	0 (0 to 0)	0 (0 to 0)	0 (0 to 0)	0 (0 to 0)	0 (0 to 0)	0 (0 to 0)	0 (0 to 0)	0 (0 to 0)	0 (0 to 0)	3·2
Maternal sepsis and other maternal infections	0·1 (0 to 0·2)	0 (0 to 0)	0 (0 to 0)	0 (0 to 0)	0 (0 to 0)	0 (0 to 0)	0 (0 to 0)	0 (0 to 0)	0 (0 to 0)	0 (0 to 0)	0 (0 to 0)	0 (0 to 0)	1·4
Maternal hypertensive disorders	0·2 (0·1 to 0·4)	0 (0 to 0)	0 (0 to 0)	0 (0 to 0)	0 (0 to 0)	0 (0 to 0)	0 (0 to 0)	0 (0 to 0)	0 (0 to 0)	0 (0 to 0)	0 (0 to 0)	0 (0 to 0)	2·6
Maternal obstructed labor and uterine rupture	0·1 (0·1 to 0·2)	0 (0 to 0)	0 (0 to 0)	0 (0 to 0)	0 (0 to 0)	0 (0 to 0)	0 (0 to 0)	0 (0 to 0)	0 (0 to 0)	0 (0 to 0)	0 (0 to 0)	0 (0 to 0)	2
Maternal abortion and miscarriage	0 (0 to 0·1)	0 (0 to 0)	0 (0 to 0)	0 (0 to 0)	0 (0 to 0)	0 (0 to 0)	0 (0 to 0)	0 (0 to 0)	0 (0 to 0)	0 (0 to 0)	0 (0 to 0)	0 (0 to 0)	0·6
Ectopic pregnancy	0 (0 to 0)	0 (0 to 0)	0 (0 to 0)	0 (0 to 0)	0 (0 to 0)	0 (0 to 0)	0 (0 to 0)	0 (0 to 0)	0 (0 to 0)	0 (0 to 0)	0 (0 to 0)	0 (0 to 0)	0·3
Indirect maternal deaths	0·1 (0 to 0·2)	0 (0 to 0·1)	0 (0 to 0)	--	--	--	--	--	--	--	--	--	NA
Late maternal deaths	0 (0 to 0)	0 (0 to 0)	0 (0 to 0)	--	--	--	--	--	--	--	--	--	NA
Maternal deaths aggravated by HIV/AIDS	0 (0 to 0)	0 (0 to 0)	0 (0 to 0)	--	--	--	--	--	--	--	--	--	NA
Neonatal disorders	22·7 (16·7 to 30·5)	22·8 (17 to 30·5)	21·3 (15·7 to 28·3)	17·8 (13·2 to 23·3)	12·3 (9 to 16)	8·3 (6·1 to 10·9)	5·6 (4·3 to 7·2)	2·2 (1·6 to 2·8)	0·6 (0·4 to 0·8)	0·2 (0·1 to 0·3)	0·1 (0 to 0·1)	0 (0 to 0)	628
Neonatal preterm birth	15·4 (11·1 to 20·9)	15·5 (11·2 to 21·2)	14·4 (10·5 to 19·5)	11·8 (8·5 to 15·8)	8 (5·6 to 10·6)	5·6 (4·1 to 7·5)	4 (3 to 5·2)	1·6 (1·2 to 2·1)	0·5 (0·3 to 0·7)	0·2 (0·1 to 0·3)	0·1 (0 to 0·1)	0 (0 to 0)	436
Neonatal encephalopathy due to birth asphyxia and trauma	6·7 (4 to 10)	6·7 (4·2 to 10)	6·3 (3·9 to 9·3)	5·5 (3·4 to 8)	3·9 (2·3 to 5·8)	2·4 (1·3 to 3·8)	1·4 (0·8 to 2)	0·4 (0·2 to 0·7)	0·1 (0 to 0·2)	0 (0 to 0)	0 (0 to 0)	0 (0 to 0)	136
Neonatal sepsis and other neonatal infections	0·4 (0·2 to 0·7)	0·4 (0·2 to 0·7)	0·4 (0·2 to 0·7)	0·3 (0·2 to 0·6)	0·2 (0·1 to 0·4)	0·2 (0·1 to 0·3)	0·1 (0·1 to 0·3)	0·1 (0 to 0·1)	0 (0 to 0)	0 (0 to 0)	0 (0 to 0)	0 (0 to 0)	15·2
Hemolytic disease and other neonatal jaundice	0·3 (0·2 to 0·3)	0·3 (0·2 to 0·3)	0·2 (0·2 to 0·3)	0·2 (0·2 to 0·3)	0·2 (0·1 to 0·2)	0·1 (0·1 to 0·2)	0·1 (0·1 to 0·1)	0 (0 to 0·1)	0 (0 to 0)	0 (0 to 0)	0 (0 to 0)	0 (0 to 0)	4
Other neonatal disorders	0 (0 to 0)	0 (0 to 0)	0 (0 to 0)	0 (0 to 0)	0 (0 to 0)	0 (0 to 0)	0 (0 to 0)	0 (0 to 0)	0 (0 to 0)	0 (0 to 0)	0 (0 to 0)	0 (0 to 0)	36·9
Nutritional deficiencies	25·1 (12·1 to 50·2)	22·9 (11·4 to 48·5)	24·6 (12·4 to 49·7)	20·9 (10·2 to 42)	13·4 (7·1 to 26)	11·5 (5·9 to 22·7)	9·9 (5·5 to 19·4)	6 (3·3 to 11·4)	5·2 (2·6 to 10·2)	3·9 (1·8 to 8·6)	2 (1 to 4·2)	1·1 (0·5 to 2·2)	311
Protein-energy malnutrition	8·6 (4·9 to 14·1)	8·7 (5 to 13·7)	8·3 (5 to 13·3)	7·3 (4·4 to 11·4)	5·5 (3·4 to 8·6)	4·6 (2·8 to 7·3)	4·3 (2·6 to 6·5)	2·9 (1·8 to 4·5)	2·2 (1·4 to 3·3)	1·5 (0·9 to 2·2)	0·8 (0·5 to 1·2)	0·4 (0·3 to 0·6)	117
Iodine deficiency	1·8 (0·8 to 3·6)	1·8 (0·8 to 3·5)	1·7 (0·8 to 3·3)	1·4 (0·7 to 2·7)	1 (0·5 to 1·9)	0·8 (0·4 to 1·5)	0·7 (0·3 to 1·3)	0·4 (0·2 to 0·8)	0·3 (0·1 to 0·5)	0·1 (0·1 to 0·3)	0·1 (0 to 0·1)	0 (0 to 0·1)	18
Vitamin A deficiency	0 (0 to 0)	0 (0 to 0)	0 (0 to 0)	0 (0 to 0)	0 (0 to 0)	0 (0 to 0)	0 (0 to 0)	0 (0 to 0)	0 (0 to 0)	0 (0 to 0)	0 (0 to 0)	0 (0 to 0)	0·3
Dietary iron deficiency	11·3 (1·5 to 35·4)	9·5 (1 to 33·9)	10·9 (1·4 to 35·4)	9·1 (1·4 to 28·4)	4·8 (0·6 to 16·7)	4·4 (0·4 to 15·7)	3·5 (0·4 to 11·9)	1·8 (0·2 to 7)	2·1 (0·2 to 7)	1·9 (0·2 to 6·3)	0·9 (0·1 to 3)	0·5 (0·1 to 1·7)	129
Other nutritional deficiencies	3·5 (2 to 5·8)	2·9 (1·7 to 4·6)	3·7 (2·2 to 6)	3·1 (1·8 to 4·8)	2 (1·2 to 3·1)	1·8 (1·1 to 2·9)	1·4 (0·8 to 2·2)	0·9 (0·5 to 1·4)	0·6 (0·4 to 0·9)	0·3 (0·2 to 0·5)	0·2 (0·1 to 0·3)	0·1 (0 to 0·2)	46·3
Non-communicable diseases	2,350 (1,860 to 2,940)	2,830 (2,280 to 3,470)	3,360 (2,750 to 4,040)	3,700 (3,070 to 4,360)	3,600 (3,040 to 4,200)	3,760 (3,230 to 4,340)	4,560 (3,970 to 5,220)	3,850 (3,380 to 4,350)	3,550 (3,150 to 3,970)	2,790 (2,490 to 3,090)	1,730 (1,570 to 1,900)	895 (824 to 965)	45,900
Neoplasms	235 (199 to 272)	405 (344 to 472)	701 (593 to 820)	922 (786 to 1,090)	1,030 (878 to 1,190)	1,120 (967 to 1,290)	1,390 (1,210 to 1,590)	1,100 (954 to 1,260)	866 (725 to 997)	590 (481 to 679)	290 (229 to 335)	121 (89·9 to 144)	9,200
Lip and oral cavity cancer	3·4 (2·5 to 4·2)	6·3 (4·9 to 8)	11·7 (9·1 to 14·8)	15 (11·6 to 19)	14·2 (10·9 to 18·2)	12·5 (9·9 to 15·5)	12·5 (10 to 15·7)	8·5 (6·7 to 10·5)	6·4 (5 to 8)	4·6 (3·5 to 5·7)	2·5 (2 to 3·1)	1·2 (0·9 to 1·5)	103
Nasopharynx cancer	1 (0·8 to 1·3)	1·6 (1·2 to 2·2)	2·4 (1·8 to 3·2)	2·8 (2·2 to 3·6)	2·2 (1·6 to 2·9)	1·8 (1·3 to 2·4)	1·8 (1·3 to 2·5)	1·1 (0·8 to 1·4)	0·8 (0·6 to 1·1)	0·6 (0·4 to 0·8)	0·3 (0·2 to 0·3)	0·1 (0·1 to 0·2)	18·4
Other pharynx cancer	1·5 (1·1 to 2)	3·4 (2·4 to 4·6)	7·2 (5·3 to 9·5)	9·6 (7·2 to 12·6)	8·6 (6·2 to 11·4)	6·9 (4·9 to 9·2)	5·8 (4·1 to 7·9)	3·1 (2·5 to 4)	1·8 (1·3 to 2·4)	1 (0·7 to 1·3)	0·5 (0·3 to 0·6)	0·2 (0·1 to 0·2)	50·4
Esophageal cancer	7·6 (5·8 to 9·8)	16 (11·7 to 21·2)	36 (27·6 to 45·4)	51·5 (37·7 to 68·5)	53·6 (39·7 to 69·7)	57 (42 to 74·1)	62·9 (46·7 to 83·9)	46·8 (34·2 to 62·1)	35·6 (26·7 to 46·1)	23·4 (18 to 29·7)	10·6 (8 to 13·1)	4·2 (2·8 to 5·3)	411
Stomach cancer	7·4 (5·9 to 9·2)	12·2 (9 to 15·9)	20·6 (16·8 to 25·5)	27·8 (21·7 to 35·5)	31 (23·9 to 40·5)	35 (26·5 to 46)	47·4 (36 to 60·4)	41·8 (31·8 to 53)	36·7 (27·5 to 47·4)	26·7 (20·1 to 34·2)	13·1 (10 to 16·1)	5·7 (4·1 to 7·1)	313
Colon and rectum cancer	20·9 (16·7 to 25·6)	38·9 (30·9 to 47·9)	68·9 (55·3 to 85·2)	92·5 (73·6 to 115)	104 (83·8 to 129)	111 (89·2 to 137)	148 (122 to 183)	123 (99·7 to 148)	111 (88 to 135)	78·3 (62·3 to 95·9)	43·4 (33·4 to 52·2)	19·2 (14 to 23·5)	983
Liver cancer	5·2 (3·9 to 6·6)	9·4 (7 to 11·9)	19·7 (14·4 to 26·5)	27·9 (20·9 to 35·5)	30·4 (22·8 to 39·3)	33 (25·2 to 42·5)	39·5 (29·6 to 50)	29·5 (22·9 to 37·1)	23 (17·9 to 28·8)	13·5 (9·9 to 17·3)	5·2 (3·8 to 6·6)	1·6 (1·1 to 2)	248
Liver cancer due to hepatitis B	1·6 (1·1 to 2·3)	2·5 (1·6 to 3·6)	4·4 (2·8 to 7)	5·5 (3·5 to 7·8)	4·9 (3·1 to 7·2)	4·2 (2·7 to 6·1)	4·2 (2·5 to 6·3)	2·7 (1·8 to 3·8)	1·8 (1·1 to 2·8)	0·9 (0·6 to 1·3)	0·3 (0·2 to 0·5)	0·1 (0 to 0·1)	36·4
Liver cancer due to hepatitis C	1 (0·7 to 1·5)	2·3 (1·5 to 3·3)	5·6 (3·8 to 7·9)	8·7 (5·9 to 12·2)	10 (6·8 to 13·6)	11 (8 to 15)	14·1 (10 to 19)	12 (8·8 to 16·3)	10·8 (8 to 14)	7·4 (5·4 to 9·6)	3·2 (2·3 to 4·3)	1·1 (0·7 to 1·4)	87·9
Liver cancer due to alcohol use	1·8 (1·2 to 2·6)	3·4 (2·2 to 4·9)	7·4 (4·8 to 11)	10·9 (7·2 to 15·2)	12·4 (8·4 to 17·2)	14·5 (10·2 to 19·5)	16·9 (11·8 to 23·4)	11 (7·9 to 14·7)	7·3 (5·3 to 9·7)	3·4 (2·5 to 4·5)	1 (0·7 to 1·4)	0·2 (0·1 to 0·3)	92·3
Liver cancer due to NASH	0·3 (0·2 to 0·4)	0·5 (0·3 to 0·7)	1 (0·6 to 1·5)	1·4 (0·9 to 2·1)	1·7 (1·1 to 2·4)	2 (1·3 to 2·8)	2·7 (1·8 to 3·9)	2·5 (1·7 to 3·6)	2·1 (1·4 to 2·9)	1·2 (0·8 to 1·6)	0·4 (0·3 to 0·6)	0·1 (0·1 to 0·2)	16·5
Liver cancer due to other causes	0·4 (0·3 to 0·6)	0·7 (0·4 to 0·9)	1·2 (0·8 to 1·8)	1·4 (1 to 2)	1·4 (0·9 to 2)	1·4 (0·9 to 2)	1·6 (1·1 to 2·4)	1·3 (0·9 to 1·9)	1 (0·7 to 1·4)	0·6 (0·4 to 0·8)	0·2 (0·1 to 0·3)	0·1 (0 to 0·1)	14·6
Gallbladder and biliary tract cancer	1 (0·7 to 1·2)	1·8 (1·4 to 2·4)	3·3 (2·5 to 4·3)	4·7 (3·6 to 6·1)	5·3 (4·2 to 7·1)	6·1 (4·7 to 8·1)	8 (6·2 to 10·8)	6·6 (5·2 to 8·6)	5·5 (4·2 to 7)	3·9 (2·9 to 4·8)	1·8 (1·3 to 2·3)	0·8 (0·5 to 1·1)	49·7
Pancreatic cancer	9·4 (7·3 to 11·9)	19·7 (14·8 to 25·1)	41·9 (34 to 51·6)	59 (46·1 to 75·2)	68·3 (54·5 to 85)	76·1 (57·4 to 99·9)	92·7 (68·9 to 120)	67·9 (50·7 to 87·7)	50 (39·1 to 63)	34 (25·6 to 43·1)	15·8 (11·8 to 19·6)	6·7 (4·8 to 8·4)	549
Larynx cancer	0·9 (0·7 to 1·1)	1·9 (1·4 to 2·6)	4·3 (3·2 to 5·5)	6·4 (4·8 to 8·4)	6·6 (5·2 to 8·2)	6·9 (5·4 to 8·7)	7·3 (5·7 to 9·2)	4·8 (3·7 to 6·1)	3·3 (2·5 to 4·2)	2·2 (1·7 to 2·9)	0·9 (0·7 to 1·2)	0·3 (0·2 to 0·4)	46·5
Tracheal, bronchus, and lung cancer	24·7 (18·6 to 31·6)	56·6 (44·4 to 70·8)	128 (92·3 to 170)	190 (148 to 239)	255 (205 to 315)	277 (227 to 335)	352 (285 to 430)	265 (214 to 321)	177 (141 to 218)	101 (78·5 to 124)	40·6 (31·8 to 49)	16·2 (11·4 to 20·1)	1,900
Malignant skin melanoma	12·3 (8·7 to 16·4)	15·8 (10·5 to 21·8)	19·5 (12·5 to 26·2)	21·5 (13·2 to 28·7)	19·6 (11·7 to 25·8)	18·8 (10·7 to 25)	20·7 (11·5 to 27·7)	14·9 (8·3 to 19·7)	11·1 (5·9 to 14·5)	7·3 (4·1 to 9·7)	3·6 (2 to 4·8)	1·6 (0·8 to 2·2)	188
Non-melanoma skin cancer	0·7 (0·5 to 0·9)	1 (0·8 to 1·4)	1·8 (1·4 to 2·4)	2·4 (1·8 to 3·2)	2·7 (2·1 to 3·4)	3·1 (2·4 to 4)	4 (3·1 to 5)	4 (3·1 to 5·2)	4·6 (3·5 to 5·7)	4·3 (3·2 to 5·4)	3·1 (2·3 to 4)	1·8 (1·3 to 2·4)	34·7
Non-melanoma skin cancer (squamous-cell carcinoma)	0·7 (0·5 to 0·9)	1 (0·8 to 1·4)	1·8 (1·4 to 2·4)	2·4 (1·8 to 3·2)	2·7 (2·1 to 3·4)	3·1 (2·4 to 4)	4 (3·1 to 5)	4 (3·1 to 5·2)	4·6 (3·5 to 5·7)	4·3 (3·2 to 5·4)	3·1 (2·3 to 4)	1·8 (1·3 to 2·4)	34·7
Non-melanoma skin cancer (basal-cell carcinoma)	0 (0 to 0)	0 (0 to 0)	0 (0 to 0)	0 (0 to 0)	0 (0 to 0)	0 (0 to 0)	0 (0 to 0)	0 (0 to 0)	0 (0 to 0)	0 (0 to 0)	0 (0 to 0)	0 (0 to 0)	0·1
Breast cancer	51·9 (38·6 to 67·9)	85·8 (62 to 111)	120 (88·7 to 159)	124 (92·9 to 164)	98·6 (74·9 to 128)	86·1 (65·4 to 112)	91·4 (68·5 to 118)	76·6 (56·2 to 100)	62·1 (46·1 to 83·2)	49·6 (36·5 to 64)	30·5 (22·4 to 38·1)	16·6 (11·8 to 20·8)	944
Cervical cancer	7·6 (5·4 to 11·8)	9·5 (6·3 to 15·2)	9·5 (6·5 to 17·7)	9·6 (6·7 to 16·2)	7·8 (5·4 to 13·1)	8·3 (5·8 to 13·3)	9·5 (6·8 to 14·7)	6·7 (4·9 to 9·7)	5·1 (3·5 to 7·2)	2·7 (1·9 to 4·4)	1·2 (0·8 to 2)	0·6 (0·4 to 1)	90·4
Uterine cancer	1·2 (0·8 to 1·8)	3 (2·1 to 4·1)	7·1 (4·9 to 9·8)	10·1 (7 to 14·1)	13·4 (9·6 to 18·2)	15·7 (11·5 to 20·9)	19·1 (14·2 to 25·7)	12·7 (9·2 to 16·8)	9·3 (6·6 to 12·5)	5·6 (4 to 7·3)	2·8 (1·9 to 3·7)	1·3 (0·9 to 1·8)	103
Ovarian cancer	8·4 (5·8 to 11·8)	16·8 (11·6 to 24)	30 (21·4 to 41·8)	36·2 (25·2 to 49·8)	36·6 (25·8 to 50·5)	39 (27·4 to 54·8)	46·6 (33·8 to 63·5)	29·8 (20·6 to 41·8)	21·4 (14·7 to 30·4)	13·1 (9·1 to 17·7)	5·9 (4·1 to 7·7)	2·6 (1·8 to 3·5)	297
Prostate cancer	0·6 (0·4 to 1)	2·7 (1·7 to 4·5)	10·9 (7·4 to 15·7)	25·1 (17 to 38·1)	47·2 (32·5 to 72·6)	69 (47·7 to 106)	99·4 (69 to 149)	102 (71·6 to 167)	96·5 (67·9 to 149)	79·6 (56·3 to 112)	39·9 (27 to 52·3)	13·2 (7·7 to 18·6)	587
Testicular cancer	1·2 (0·7 to 1·9)	1 (0·6 to 1·6)	0·7 (0·4 to 1)	0·5 (0·3 to 0·8)	0·3 (0·2 to 0·5)	0·2 (0·2 to 0·4)	0·2 (0·2 to 0·3)	0·2 (0·1 to 0·3)	0·1 (0·1 to 0·2)	0·1 (0·1 to 0·1)	0·1 (0 to 0·1)	0 (0 to 0)	10·2
Kidney cancer	5·3 (4 to 7·1)	10 (7·2 to 13·6)	18·2 (14·1 to 23·3)	25·2 (18·7 to 32·8)	26·8 (19·8 to 35·1)	26·8 (19·9 to 35·1)	30·1 (22·3 to 38·8)	22·7 (17 to 29·6)	17·2 (12·6 to 22·7)	11·3 (8·1 to 15·1)	5·3 (3·8 to 7)	2 (1·3 to 2·7)	210
Bladder cancer	2·8 (2·1 to 3·6)	5·4 (3·8 to 7·4)	11 (8·8 to 13·8)	17·1 (13·1 to 22)	23·7 (18·4 to 30·6)	30·9 (23·7 to 41·2)	43·8 (33·4 to 56·6)	42·6 (32·4 to 54·8)	40·6 (30·2 to 53·8)	31·5 (23·7 to 40·5)	17·4 (13·8 to 21·2)	7·5 (5·3 to 9·6)	277
Brain and central nervous system cancer	21·6 (13·4 to 27·6)	30·3 (18·5 to 39·8)	40·6 (24·1 to 52·5)	47·4 (27·9 to 61·9)	40·9 (23·8 to 54)	36·5 (21·5 to 47·5)	35·6 (19·9 to 47·9)	20·5 (10·7 to 28)	11·4 (5·4 to 16·5)	5·5 (2·6 to 8·1)	2 (1 to 2·8)	0·7 (0·4 to 1·1)	367
Thyroid cancer	1 (0·7 to 1·4)	1·6 (1·1 to 2·1)	2·4 (1·7 to 3·2)	2·9 (2·1 to 3·8)	3·1 (2·4 to 4)	3·3 (2·5 to 4·3)	4 (3·1 to 5)	3·1 (2·4 to 3·8)	2·6 (2 to 3·2)	1·6 (1·2 to 2·1)	0·8 (0·6 to 1)	0·3 (0·2 to 0·4)	28·3
Mesothelioma	1·3 (1 to 1·7)	2·4 (1·8 to 3)	5·8 (4·5 to 7·5)	11·8 (8·9 to 15·1)	18·7 (14·1 to 24)	24·5 (18·2 to 31·5)	31·3 (23·5 to 40·5)	23·3 (17·3 to 30·3)	15·3 (11·1 to 19·6)	7·7 (5·3 to 10·1)	2·5 (1·8 to 3·3)	0·8 (0·5 to 1)	147
Hodgkin lymphoma	1·7 (1·2 to 2·6)	1·7 (1·2 to 2·6)	1·8 (1·2 to 2·8)	1·9 (1·3 to 2·9)	1·6 (1·2 to 2·5)	1·8 (1·3 to 2·7)	2·1 (1·6 to 3)	1·7 (1·2 to 2·4)	1·3 (0·9 to 1·8)	0·8 (0·5 to 1·2)	0·5 (0·3 to 0·8)	0·1 (0 to 0·2)	24·7
Non-Hodgkin lymphoma	9·4 (7·2 to 11·8)	14·2 (10·8 to 18·3)	23·2 (18·4 to 29·2)	30·8 (23·7 to 38·7)	34 (26·8 to 42·5)	40 (30 to 51·5)	51·8 (39·1 to 68·1)	42·1 (31·3 to 54·7)	33·4 (25·4 to 41·7)	22·9 (17·1 to 28·5)	10·6 (8·1 to 12·8)	3·6 (2·6 to 4·5)	339
Multiple myeloma	2·5 (1·9 to 3·5)	5·4 (4 to 7·8)	11·4 (8·7 to 15·2)	16·8 (12·6 to 22·3)	20·9 (15·8 to 27·1)	25·5 (19·9 to 32·6)	33·5 (26 to 42·1)	26·9 (20·9 to 33·1)	21·8 (16·2 to 27·6)	13·9 (9·7 to 17·4)	5·5 (3·6 to 7)	1·8 (1 to 2·4)	188
Leukemia	8·6 (6·8 to 10·7)	11·9 (9·3 to 15)	16·3 (12·9 to 20)	20·6 (16·4 to 25·6)	24·2 (19·6 to 29·5)	29·9 (24·1 to 36·4)	40·6 (32·3 to 49·8)	33·1 (26·2 to 41)	26·4 (20·4 to 32·8)	19 (14·4 to 23·6)	9·8 (7·3 to 11·9)	4·5 (2·9 to 5·7)	295
Acute lymphoid leukemia	1·6 (1·1 to 2·3)	1·9 (1·2 to 2·8)	2 (1·3 to 2·8)	1·9 (1·3 to 2·8)	1·7 (1·1 to 2·6)	1·6 (1 to 2·5)	1·6 (1 to 2·6)	1 (0·6 to 1·7)	0·7 (0·4 to 1·2)	0·4 (0·2 to 0·8)	0·2 (0·1 to 0·3)	0·1 (0 to 0·1)	33·1
Chronic lymphoid leukemia	0·2 (0·2 to 0·4)	0·7 (0·4 to 1·1)	1·7 (1·1 to 2·4)	2·9 (2 to 4·2)	4·5 (3·1 to 6·2)	6·3 (4·5 to 8·7)	9 (6·2 to 12·8)	8·2 (5·7 to 11·5)	7·5 (5·3 to 10·5)	6·2 (4·3 to 8·4)	3·8 (2·6 to 5·2)	2 (1·3 to 2·7)	53·3
Acute myeloid leukemia	5·4 (4·2 to 6·9)	7·5 (5·7 to 9·6)	10·5 (8·1 to 13·1)	13·2 (10·3 to 16·5)	15·1 (11·7 to 18·6)	18·4 (14·1 to 22·8)	24·6 (18·9 to 31)	18·7 (13·6 to 23·7)	13·3 (9·1 to 17·4)	8·2 (5·3 to 10·7)	3·6 (2·1 to 4·8)	1·4 (0·5 to 2·1)	164





| | | |

SR Table 2c: Harrow DALYS by cause and age group for both sexes with 95% uncertainty intervals. 2019

Cause	Early Neonatal	Late Neonatal	Post Neonatal	1 to 4	5 to 9	10 to 14	15 to 19	20 to 24	25 to 29	30 to 34	35 to 39	40 to 44	45 to 49	50 to 54	55 to 59	60 to 64	65 to 69	70 to 74	75 to 79	80 to 84	85 plus	Total
All causes	5,547 (5,547 to 5,547)	3,886 (3,886 to 3,886)	5,581 (5,581 to 5,581)	10,067 (10,067 to 10,067)	5,325 (5,325 to 5,325)	5,480 (5,480 to 5,480)	6,482 (6,482 to 6,482)	7,758 (7,758 to 7,758)	8,350 (8,350 to 8,350)	9,486 (9,486 to 9,486)	11,048 (11,048 to 11,048)	12,570 (12,570 to 12,570)	14,660 (14,660 to 14,660)	17,240 (17,240 to 17,240)	20,240 (20,240 to 20,240)	23,240 (23,240 to 23,240)	26,240 (26,240 to 26,240)	29,240 (29,240 to 29,240)	32,240 (32,240 to 32,240)	35,240 (35,240 to 35,240)	38,240 (38,240 to 38,240)	64,100 (64,100 to 64,100)
Communicable, maternal, neonatal, and nutritional diseases	4,609 (4,609 to 4,609)	3,610 (3,610 to 3,610)	3,594 (3,594 to 3,594)	9,239 (9,239 to 9,239)	4,744 (4,744 to 4,744)	4,744 (4,744 to 4,744)	5,116 (5,116 to 5,116)	5,116 (5,116 to 5,116)	5,116 (5,116 to 5,116)	5,116 (5,116 to 5,116)	5,116 (5,116 to 5,116)	5,116 (5,116 to 5,116)	5,116 (5,116 to 5,116)	5,116 (5,116 to 5,116)	5,116 (5,116 to 5,116)	5,116 (5,116 to 5,116)	5,116 (5,116 to 5,116)	5,116 (5,116 to 5,116)	5,116 (5,116 to 5,116)	5,116 (5,116 to 5,116)	5,116 (5,116 to 5,116)	3,600 (3,600 to 3,600)
HIV/AIDS and sexually transmitted infections	13.4 (3.8 to 32.4)	4.2 (1.2 to 9.4)	7.4 (2.0 to 15.2)	1.5 (1.2 to 1.8)	0.9 (0.6 to 1.1)	0.6 (0.4 to 0.7)	1 (0.6 to 1.3)	2.9 (2.1 to 3.6)	6.1 (4.4 to 8.2)	10.7 (8 to 14.4)	14.5 (11 to 18.7)	17.9 (13.5 to 23)	19.8 (14.9 to 25.5)	11.4 (8.5 to 14.6)	8.6 (6.5 to 10.9)	7.1 (5.4 to 9.2)	4.3 (3.4 to 5.4)	3.3 (2.4 to 4.5)	1.9 (1.2 to 2.8)	1.1 (0.7 to 1.7)	0.6 (0.4 to 0.9)	115 (0.2 to 0.3)
HIV/AIDS	0 (0 to 0)	0 (0 to 0)	1.5 (1.2 to 1.7)	1.2 (1.1 to 1.4)	0.8 (0.7 to 0.9)	0.5 (0.4 to 0.6)	0.6 (0.5 to 0.8)	1.8 (1.6 to 2.2)	3.5 (2.7 to 4.5)	6.2 (5.1 to 8.2)	9.6 (7.5 to 12.3)	12.9 (9.9 to 16.5)	15.7 (11.9 to 20.1)	8.7 (6.7 to 11.2)	7.1 (5.7 to 8.9)	5.8 (4.6 to 7.2)	3.4 (2.7 to 4.3)	2.5 (2 to 3.3)	1.4 (1.0 to 1.9)	0.5 (0.3 to 0.8)	0.1 (0.1 to 0.2)	62.5 (0 to 0)
HIV/AIDS - Drug-susceptible Tuberculosis	0 (0 to 0)	0 (0 to 0)	0.2 (0.1 to 0.4)	0.2 (0.1 to 0.3)	0.1 (0.1 to 0.2)	0.1 (0.1 to 0.1)	0.1 (0.1 to 0.2)	0.2 (0.2 to 0.3)	0.4 (0.3 to 0.5)	0.7 (0.5 to 1.2)	1.1 (0.7 to 1.7)	1.1 (0.7 to 1.7)	1.1 (0.7 to 1.7)	0.8 (0.5 to 1.1)	0.5 (0.3 to 0.8)	0.4 (0.2 to 0.6)	0.3 (0.2 to 0.4)	0.2 (0.1 to 0.3)	0.1 (0.1 to 0.2)	0.1 (0 to 0.1)	0.1 (0 to 0.2)	7.1 (0 to 0)
HIV/AIDS - Multidrug-resistant Tuberculosis without extensive dr...	0 (0 to 0)	0 (0 to 0)	0 (0 to 0)	0 (0 to 0)	0 (0 to 0)	0 (0 to 0)	0 (0 to 0)	0 (0 to 0)	0 (0 to 0)	0 (0 to 0)	0 (0 to 0)	0 (0 to 0)	0 (0 to 0)	0 (0 to 0)	0 (0 to 0)	0 (0 to 0)	0 (0 to 0)	0 (0 to 0)	0 (0 to 0)	0 (0 to 0)	0 (0 to 0)	0 (0 to 0)	0.2 (0 to 0)
HIV/AIDS - Extensively drug-resistant Tuberculosis	0 (0 to 0)	0 (0 to 0)	0 (0 to 0)	0 (0 to 0)	0 (0 to 0)	0 (0 to 0)	0 (0 to 0)	0 (0 to 0)	0 (0 to 0)	0 (0 to 0)	0 (0 to 0)	0 (0 to 0)	0 (0 to 0)	0 (0 to 0)	0 (0 to 0)	0 (0 to 0)	0 (0 to 0)	0 (0 to 0)	0 (0 to 0)	0 (0 to 0)	0 (0 to 0)	0 (0 to 0)	0 (0 to 0)
HIV/AIDS resulting in other diseases	0 (0 to 0)	0 (0 to 0)	1 (0 to 1.5)	1 (0.6 to 1.2)	0.6 (0.3 to 0.9)	0.4 (0.3 to 0.5)	0.5 (0.4 to 0.7)	1.5 (1.1 to 2)	2.1 (2.2 to 4.2)	3.7 (4.2 to 7.4)	4.8 (5.3 to 11.2)	4.9 (5.5 to 11.4)	3.7 (4.2 to 8.7)	1.7 (1.9 to 4)	1.5 (1.7 to 3.5)	1.3 (1.4 to 3)	0.8 (0.9 to 1.9)	0.6 (0.7 to 1.4)	0.5 (0.5 to 0.9)	0.1 (0 to 0.1)	0.1 (0 to 0.1)	56.1 (0 to 0)
Sexually transmitted infections excluding HIV	13.4 (3.8 to 32.4)	4.2 (1.2 to 9.4)	6 (1.5 to 12.5)	0.2 (0.1 to 0.5)	0.1 (0 to 0.2)	0.1 (0 to 0.2)	0.4 (0.2 to 0.6)	1.1 (0.6 to 1.6)	2.6 (1.4 to 4.4)	4.2 (2.4 to 6.8)	4.9 (2.7 to 8.1)	4.4 (2.4 to 7.7)	2.7 (1.4 to 4.8)	1.5 (0.8 to 2.7)	1.3 (0.7 to 2.3)	1 (0.5 to 1.9)	0.8 (0.4 to 1.5)	0.6 (0.3 to 1.1)	0.4 (0.2 to 0.8)	0.2 (0.1 to 0.5)	0.2 (0.1 to 0.3)	51.5 (0 to 0)
Syphilis	13.4 (3.8 to 32.4)	4.2 (1.2 to 9.4)	0.2 (0.1 to 0.5)	0.2 (0.1 to 0.5)	0.1 (0 to 0.2)	0.1 (0 to 0.2)	0.1 (0 to 0.2)	0.1 (0 to 0.1)	0.1 (0 to 0.1)	0.1 (0 to 0.1)	0.1 (0 to 0.1)	0.1 (0 to 0.1)	0.1 (0 to 0.1)	0.1 (0 to 0.1)	0.1 (0 to 0.1)	0.1 (0 to 0.1)	0.1 (0 to 0.1)	0.1 (0 to 0.1)	0.1 (0 to 0.1)	0.1 (0 to 0.1)	0.1 (0 to 0.1)	24.5 (0 to 0)
Chlamydial infection	0 (0 to 0)	0 (0 to 0)	0 (0 to 0)	0 (0 to 0)	0 (0 to 0)	0 (0 to 0)	0 (0 to 0)	0.7 (0.3 to 1.2)	1.5 (0.6 to 2.7)	2.7 (1.1 to 4.9)	3.3 (1.4 to 6)	3.1 (1.3 to 5.7)	1.9 (0.8 to 3.5)	1 (0.4 to 1.8)	0.8 (0.3 to 1.4)	0.6 (0.2 to 1.1)	0.4 (0.2 to 0.8)	0.3 (0.1 to 0.6)	0.2 (0.1 to 0.4)	0.1 (0 to 0.3)	0.1 (0 to 0.2)	5.5 (0 to 0)
Gonococcal infection	0 (0 to 0)	0 (0 to 0)	0 (0 to 0)	0 (0 to 0)	0 (0 to 0)	0 (0 to 0)	0 (0 to 0)	0.1 (0 to 0.1)	0.2 (0 to 0.4)	0.4 (0.2 to 0.8)	0.5 (0.2 to 1)	0.5 (0.2 to 1)	0.3 (0.2 to 0.6)	0.2 (0.1 to 0.4)	0.1 (0 to 0.2)	0.1 (0 to 0.2)	0.1 (0 to 0.2)	0.1 (0 to 0.2)	0.1 (0 to 0.2)	0 (0 to 0.1)	0 (0 to 0.1)	1.2 (0 to 0)
Trichomoniasis	0 (0 to 0)	0 (0 to 0)	0 (0 to 0)	0 (0 to 0)	0 (0 to 0)	0 (0 to 0)	0 (0 to 0)	0.2 (0 to 0.4)	0.4 (0.2 to 0.8)	0.5 (0.2 to 1)	0.5 (0.2 to 1)	0.4 (0.2 to 0.8)	0.2 (0.1 to 0.5)	0.1 (0 to 0.3)	0.1 (0 to 0.2)	0.1 (0 to 0.2)	0.1 (0 to 0.2)	0.1 (0 to 0.2)	0 (0 to 0.1)	0 (0 to 0.1)	0 (0 to 0.1)	0.1 (0 to 0.2)	3.7 (0 to 0)
Genital herpes	0 (0 to 0)	0 (0 to 0)	0 (0 to 0)	0 (0 to 0)	0 (0 to 0)	0 (0 to 0)	0 (0 to 0)	0.2 (0 to 0.4)	0.4 (0.1 to 0.9)	0.7 (0.2 to 1.4)	0.8 (0.2 to 1.7)	0.6 (0.2 to 1.4)	0.3 (0.1 to 0.8)	0.2 (0.1 to 0.5)	0.1 (0 to 0.3)	0.1 (0 to 0.2)	0.1 (0 to 0.2)	0.1 (0 to 0.2)	0 (0 to 0.1)	0 (0 to 0.1)	0 (0 to 0.1)	0.1 (0 to 0.2)	3.7 (0 to 0)
Other sexually transmitted infections	0 (0 to 0)	0 (0 to 0)	0 (0 to 0)	0 (0 to 0)	0 (0 to 0)	0 (0 to 0)	0 (0 to 0)	0.2 (0 to 0.4)	0.4 (0.1 to 0.9)	0.8 (0.2 to 1.7)	1.1 (0.3 to 2.3)	0.9 (0.3 to 2.1)	0.5 (0.2 to 1.2)	0.3 (0.1 to 0.7)	0.2 (0.1 to 0.4)	0.1 (0 to 0.3)	0.1 (0 to 0.2)	0.1 (0 to 0.2)	0 (0 to 0.1)	0 (0 to 0.1)	0 (0 to 0.1)	0.1 (0 to 0.2)	3.7 (0 to 0)
Respiratory infections and tuberculosis	3.4 (4.2 to 7.9)	3.4 (4.2 to 7.9)	20.3 (21.7 to 45.5)	20.4 (34.5 to 57.4)	12.4 (23.6 to 58.5)	12.4 (19.1 to 47.7)	12.4 (14.4 to 37.7)	12.4 (12.8 to 27.8)	12.4 (12.4 to 23.4)	12.4 (12.4 to 20.4)	12.4 (12.4 to 20.4)	12.4 (12.4 to 20.4)	12.4 (12.4 to 20.4)	28.7 (29.4 to 54.2)	27.2 (27.5 to 51.2)	26.7 (27.1 to 50.2)	26.7 (27.1 to 50.2)	26.7 (27.1 to 50.2)	26.7 (27.1 to 50.2)	26.7 (27.1 to 50.2)	26.7 (27.1 to 50.2)	1,710 (1,710 to 1,710)
Tuberculosis	0 (0 to 0)	0 (0 to 0)	0.2 (0 to 0.2)	0.2 (0.4 to 0.6)	0.2 (0.2 to 0.3)	0.2 (0.2 to 0.4)	0.2 (0.3 to 0.7)	0.2 (0.4 to 1.6)	0.2 (0.6 to 2.9)	0.2 (1 to 3.1)	0.2 (1 to 3.3)	0.2 (1.1 to 3.2)	0.2 (1.3 to 3.2)	0.2 (1.6 to 3.4)	0.2 (1.9 to 3.5)	0.2 (2.2 to 3.9)	0.2 (2.5 to 4.3)	0.2 (2.9 to 4.7)	0.2 (3.2 to 5.1)	0.2 (3.4 to 5.4)	0.2 (3.3 to 5.4)	38.2 (0 to 0)
Latent tuberculosis infection	0 (0 to 0)	0 (0 to 0)	0 (0 to 0)	0 (0 to 0)	0 (0 to 0)	0 (0 to 0)	0 (0 to 0)	0 (0 to 0)	0 (0 to 0)	0 (0 to 0)	0 (0 to 0)	0 (0 to 0)	0 (0 to 0)	0 (0 to 0)	0 (0 to 0)	0 (0 to 0)	0 (0 to 0)	0 (0 to 0)	0 (0 to 0)	0 (0 to 0)	0 (0 to 0)	0 (0 to 0)	0 (0 to 0)
Drug-susceptible tuberculosis	0 (0 to 0)	0 (0 to 0)	0.1 (0 to 0.2)	0.4 (0 to 0.5)	0.2 (0 to 0.3)	0.2 (0 to 0.4)	0.2 (0 to 0.7)	0.2 (0.4 to 1.6)	0.2 (0.6 to 2.8)	0.2 (1 to 3.1)	0.2 (1 to 3.2)	0.2 (1.1 to 2.9)	0.2 (1.3 to 2.9)	0.2 (1.6 to 3.2)	0.2 (1.9 to 3.3)	0.2 (2.2 to 3.6)	0.2 (2.5 to 4)	0.2 (2.9 to 4.4)	0.2 (3.2 to 4.8)	0.2 (3.4 to 5)	0.2 (3.3 to 5)	37.3 (0 to 0)
Multidrug-resistant tuberculosis without extensive drug-resistance	0 (0 to 0)	0 (0 to 0)	0 (0 to 0)	0 (0 to 0)	0 (0 to 0)	0 (0 to 0)	0 (0 to 0)	0 (0 to 0)	0 (0 to 0)	0 (0 to 0)	0 (0 to 0)	0 (0 to 0)	0 (0 to 0)	0 (0 to 0)	0 (0 to 0)	0 (0 to 0)	0 (0 to 0)	0 (0 to 0)	0 (0 to 0)	0 (0 to 0)	0 (0 to 0)	0 (0 to 0)	0.7 (0 to 0)
Extensively drug-resistant tuberculosis	0 (0 to 0)	0 (0 to 0)	0 (0 to 0)	0 (0 to 0)	0 (0 to 0)	0 (0 to 0)	0 (0 to 0)	0 (0 to 0)	0 (0 to 0)	0 (0 to 0)	0 (0 to 0)	0 (0 to 0)	0 (0 to 0)	0 (0 to 0)	0 (0 to 0)	0 (0 to 0)	0 (0 to 0)	0 (0 to 0)	0 (0 to 0)	0 (0 to 0)	0 (0 to 0)	0 (0 to 0)	0.2 (0 to 0)
Lower respiratory infections	3.4 (4.1 to 7.9)	3.4 (4.2 to 7.9)	20.4 (13.4 to 39)	16.9 (13.2 to 29.1)	2.7 (2.1 to 3.4)	2.3 (2.7 to 4.6)	4.3 (4.9 to 9.7)	9.1 (9.4 to 19.8)	9.1 (9.4 to 19.8)	9.1 (9.4 to 19.8)	9.1 (9.4 to 19.8)	9.1 (9.4 to 19.8)	9.1 (9.4 to 19.8)	13.6 (15.1 to 31.2)	17 (17.7 to 32.4)	22.3 (21.1 to 42.9)	22.3 (21.1 to 42.9)	22.3 (21.1 to 42.9)	22.3 (21.1 to 42.9)	22.3 (21.1 to 42.9)	22.3 (21.1 to 42.9)	1,270 (1,270 to 1,270)
Upper respiratory infections	0 (0 to 0.1)	0 (0 to 0.5)	0.7 (3.3 to 9.1)	0.7 (3.7 to 39.4)	0.4 (1.6 to 44.9)	0.4 (0.5 to 37.3)	0.4 (0.5 to 26.2)	0.4 (0.5 to 6.2)	0.4 (0.5 to 6.2)	0.4 (0.5 to 6.2)	0.4 (0.5 to 6.2)	0.4 (0.5 to 6.2)	0.4 (0.5 to 6.2)	0.4 (0.5 to 6.2)	0.4 (0.5 to 6.2)	0.4 (0.5 to 6.2)	0.4 (0.5 to 6.2)	0.4 (0.5 to 6.2)	0.4 (0.5 to 6.2)	0.4 (0.5 to 6.2)	0.4 (0.5 to 6.2)	252 (0 to 0)
Otitis media	0 (0 to 0)	0 (0 to 0)	1.1 (0.4 to 2)	0.8 (3.4 to 10.6)	0.7 (3.5 to 10.6)	0.7 (2.9 to 8.5)	0.7 (1.6 to 5.6)	0.7 (0.9 to 2.4)	0.7 (0.9 to 2.4)	0.7 (0.9 to 2.4)	0.7 (0.9 to 2.4)	0.7 (0.9 to 2.4)	0.7 (0.9 to 2.4)	0.7 (0.9 to 2.4)	0.7 (0.9 to 2.4)	0.7 (0.9 to 2.4)	0.7 (0.9 to 2.4)	0.7 (0.9 to 2.4)	0.7 (0.9 to 2.4)	0.7 (0.9 to 2.4)	0.7 (0.9 to 2.4)	53.7 (0.1 to 0.2)
Enteric infections	0.4 (0.3 to 0.5)	1.6 (1.2 to 2.1)	17.9 (11.6 to 25.3)	24.6 (15.1 to 40.1)	12.3 (7.5 to 20.9)	7.5 (4.3 to 13.2)	5.4 (3.6 to 8.9)	5.3 (3.3 to 8.1)	5.3 (3.3 to 8.1)	5.3 (3.3 to 8.1)	5.3 (3.3 to 8.1)	5.3 (3.3 to 8.1)	5.3 (3.3 to 8.1)	5.3 (3.3 to 8.1)	5.3 (3.3 to 8.1)	5.3 (3.3 to 8.1)	5.3 (3.3 to 8.1)	5.3 (3.3 to 8.1)	5.3 (3.3 to 8.1)	5.3 (3.3 to 8.1)	5.3 (3.3 to 8.1)	210 (0.1 to 0.2)
Diarrheal diseases	0.4 (0.3 to 0.5)	1.6 (1.2 to 2.1)	17.9 (11.6 to 25.2)	24.6 (15.1 to 39.9)	12.3 (7.5 to 20.8)	7.5 (4.3 to 13.2)	5.4 (3.6 to 8.9)	5.3 (3.3 to 8.1)	5.3 (3.3 to 8.1)	5.3 (3.3 to 8.1)	5.3 (3.3 to 8.1)	5.3 (3.3 to 8.1)	5.3 (3.3 to 8.1)	5.3 (3.3 to 8.1)	5.3 (3.3 to 8.1)	5.3 (3.3 to 8.1)	5.3 (3.3 to 8.1)	5.3 (3.3 to 8.1)	5.3 (3.3 to 8.1)	5.3 (3.3 to 8.1)	5.3 (3.3 to 8.1)	209 (0.1 to 0.2)
Typhoid and paratyphoid	0 (0 to 0)	0 (0 to 0)	0 (0 to 0)	0 (0 to 0)	0 (0 to 0)	0 (0 to 0)	0 (0 to 0)	0 (0 to 0)	0 (0 to 0)	0 (0 to 0)	0 (0 to 0)	0 (0 to 0)	0 (0 to 0)	0 (0 to 0)	0 (0 to 0)	0 (0 to 0)	0 (0 to 0)	0 (0 to 0)	0 (0 to 0)	0 (0 to 0)	0 (0 to 0)	0 (0 to 0)	0 (0 to 0)
Typhoid fever	0 (0 to 0)	0 (0 to 0)	0 (0 to 0)	0 (0 to 0)	0 (0 to 0)	0 (0 to 0)	0 (0 to 0)	0 (0 to 0)	0 (0 to 0)	0 (0 to 0)	0 (0 to 0)	0 (0 to 0)	0 (0 to 0)	0 (0 to 0)	0 (0 to 0)	0 (0 to 0)	0 (0 to 0)	0 (0 to 0)	0 (0 to 0)	0 (0 to 0)	0 (0 to 0)	0 (0 to 0)	0 (0 to 0)
Paratyphoid fever	0 (0 to 0)	0 (0 to 0)	0 (0 to 0)	0 (0 to 0)	0 (0 to 0)	0 (0 to 0)	0 (0 to 0)	0 (0 to 0)	0 (0 to 0)	0 (0 to 0)	0 (0 to 0)	0 (0 to 0)	0 (0 to 0)	0 (0 to 0)	0 (0 to 0)	0 (0 to 0)	0 (0 to 0)	0 (0 to 0)	0 (0 to 0)	0 (0 to 0)	0 (0 to 0)	0 (0 to 0)	0 (0 to 0)
Invasive Non-typhoidal Salmonella (iNTS)	0 (0 to 0)	0 (0 to 0)	0 (0 to 0.1)	0 (0 to 0.1)	0 (0 to 0)	0 (0 to 0)	0 (0 to 0)	0 (0 to 0)	0 (0 to 0)	0 (0 to 0)	0 (0 to 0)	0 (0 to 0)	0 (0 to 0)	0 (0 to 0)	0 (0 to 0)	0 (0 to 0)	0 (0 to 0)	0 (0 to 0)	0 (0 to 0)	0 (0 to 0)	0 (0 to 0)	0 (0 to 0)	0.6 (0 to 0)
Other intestinal infectious diseases	0 (0 to 0)	0 (0 to 0)	0.1 (0 to 0.1)	0.1 (0 to 0.1)	0 (0 to 0)	0 (0 to 0)	0 (0 to 0)	0 (0 to 0)	0 (0 to 0)	0 (0 to 0)	0 (0 to 0)	0 (0 to 0)	0 (0 to 0)	0 (0 to 0)	0 (0 to 0)	0 (0 to 0)	0 (0 to 0)	0 (0 to 0)	0 (0 to 0)	0 (0 to 0)	0 (0 to 0)	0 (0 to 0)	0.4 (0 to 0)
Neglected tropical diseases and malaria	0 (0 to 0)	0 (0 to 0)	0.4 (0.1 to 1)	1.3 (0.3 to 4)	4.5 (0.9 to 12.5)	0.9 (0.3 to 2.4)	0.9 (0.3 to 2.4)	0.4 (0.1 to 1.2)	0.2 (0 to 0.6)	0.3 (0 to 0.8)	0.4 (0.1 to 1.2)	0.6 (0.1 to 1.6)	0.5 (0.1 to 1.4)	0.6 (0.1 to 1.6)	0.5 (0.1 to 1.4)	0.5 (0.1 to 1.4)	0.2 (0 to 0.5)	0.2 (0 to 0.5)	0.1 (0 to 0.4)	0.1 (0 to 0.3)	0.1 (0 to 0.3)	11.4 (0 to 0)
Malaria	0 (0 to 0)	0 (0 to 0)	0 (0 to 0)	0 (0 to 0)	0 (0 to 0)	0 (0 to 0)	0 (0 to 0)	0 (0 to 0)	0 (0 to 0)	0 (0 to 0)	0 (0 to 0)	0 (0 to 0)	0 (0 to 0)	0 (0 to 0)	0 (0 to 0)	0 (0 to 0)	0 (0 to 0)	0 (0 to 0)	0 (0 to 0)	0 (0 to 0)	0 (0 to 0)	0 (0 to 0)	0 (0 to 0)
Chagas disease	0 (0 to 0)	0 (0 to 0)	0 (0 to 0)	0 (0 to 0)	0 (0 to 0)	0 (0 to 0)	0 (0 to 0)	0 (0 to 0)	0 (0 to 0)	0 (0 to 0)	0 (0 to 0)	0 (0 to 0)	0 (0 to 0)	0 (0 to 0)	0 (0 to 0)	0 (0 to 0)	0 (0 to 0)	0 (0 to 0)	0 (0 to 0)	0 (0 to 0)	0 (0 to 0)	0 (0 to 0)	0 (0 to 0)
Leishmaniasis	0 (0 to 0)	0 (0 to 0)	0 (0 to 0)	0 (0 to 0)	0 (0 to 0)	0 (0 to 0)	0 (0 to 0)	0 (0 to 0)	0 (0 to 0)	0 (0 to 0)	0 (0 to 0)	0 (0 to 0)	0 (0 to 0)	0 (0 to 0)	0 (0 to 0)	0 (0 to 0)	0 (0 to 0)	0 (0 to 0)	0 (0 to 0)	0 (0 to 0)	0 (0 to 0)	0 (0 to 0)	0 (0 to 0)
Visceral leishmaniasis	0 (0 to 0)	0 (0 to 0)	0 (0 to 0)	0 (0 to 0)	0 (0 to 0)	0 (0 to 0)	0 (0 to 0)	0 (0 to 0)	0 (0 to 0)	0 (0 to 0)	0 (0 to 0)	0 (0 to 0)	0 (0 to 0)	0 (0 to 0)	0 (0 to 0)	0 (0 to 0)	0 (0 to 0)	0 (0 to 0)	0 (0 to 0)	0 (0 to 0)	0 (0 to 0)	0 (0 to 0)	0 (0 to 0)
Cutaneous and mucocutaneous leishmaniasis	0 (0 to 0)	0 (0 to 0)	0 (0 to 0)	0 (0 to 0)	0 (0 to 0)	0 (0 to 0)	0 (0 to 0)	0 (0 to 0)	0 (0 to 0)	0 (0 to 0)	0 (0 to 0)	0 (0 to 0)	0 (0 to 0)	0 (0 to 0)	0 (0 to 0)	0 (0 to 0)	0 (0 to 0)	0 (0 to 0)	0 (0 to 0)	0 (0 to 0)	0 (0 to 0)	0 (0 to 0)	0 (0 to 0)
African trypanosomiasis	0 (0 to 0)	0 (0 to 0)	0 (0 to 0)	0 (0 to 0)	0 (0 to 0)	0 (0 to 0)	0 (0 to 0)	0 (0 to 0)	0 (0 to 0)	0 (0 to 0)	0 (0 to 0)	0 (0 to 0)	0 (0 to 0)	0 (0 to 0)	0 (0 to 0)	0 (0 to 0)	0 (0 to 0)	0 (0 to 0)	0 (0 to 0)	0 (0 to 0)	0 (0 to 0)	0 (0 to 0)	0 (0 to 0)
Schistosomiasis	0 (0 to 0)	0 (0 to 0)	0 (0 to 0)	0 (0 to 0)	0 (0 to 0)	0 (0 to 0)	0 (0 to 0)	0 (0 to 0)	0 (0 to 0)	0 (0 to 0)	0 (0 to 0)	0 (0 to 0)	0 (0 to 0)	0 (0 to 0)	0 (0 to 0)	0 (0 to 0)	0 (0 to 0)	0 (0 to 0)	0 (0 to 0)	0 (0 to 0)	0 (0 to 0)	0 (0 to 0)	0 (0 to 0)
Cysticercosis	0 (0 to 0)	0 (0 to 0)	0 (0 to 0)	0 (0 to 0)	0 (0 to 0)	0 (0 to 0)	0 (0 to 0)	0 (0 to 0)	0 (0 to 0)	0 (0 to 0)	0 (0 to 0)	0 (0 to 0)	0 (0 to 0)	0 (0 to 0)	0 (0 to 0)	0 (0 to 0)	0 (0 to 0)	0 (0 to 0)	0 (0 to 0)	0 (0 to 0)	0 (0 to 0)	0 (0 to 0)	0 (0 to 0)
Cystic echinococcosis	0 (0 to 0)	0 (0 to 0)	0 (0 to 0)	0 (0 to 0)	0 (0 to 0)	0 (0 to 0)	0 (0 to 0)	0 (0 to 0)	0 (0 to 0)	0 (0 to 0)	0 (0 to 0)	0 (0 to 0)	0 (0 to 0)	0 (0 to 0)	0 (0 to 0)	0 (0 to 0)	0 (0 to 0)	0 (0 to 0)	0 (0 to 0)	0 (0 to 0)	0 (0 to 0)	0 (0 to 0)	0.2 (0 to 0)
Lymphatic filariasis	0 (0 to 0)	0 (0 to 0)	0 (0 to 0)	0 (0 to 0)	0 (0 to 0)	0 (0 to 0)	0 (0 to 0)	0 (0 to 0)	0 (0 to 0)	0 (0 to 0)	0 (0 to 0)	0 (0 to 0)	0 (0 to 0)	0 (0 to 0)	0 (0 to 0)	0 (0 to 0)	0 (0 to 0)	0 (0 to 0)	0 (0 to 0)	0 (0 to 0)	0 (0 to 0)	0 (0 to 0)	0 (0 to 0)
Onchocerciasis	0 (0 to 0)	0 (0 to 0)	0 (0 to 0)	0 (0 to 0)	0 (0 to 0)	0 (0 to 0)	0 (0 to 0)	0 (0 to 0)	0 (0 to 0)	0 (0 to 0)	0 (0 to 0)	0 (0 to 0)	0 (0 to 0)	0 (0 to 0)	0 (0 to 0)	0 (0 to 0)	0 (0 to 0)	0 (0 to 0)	0 (0 to 0)	0 (0 to 0)	0 (0 to 0)	0 (0 to 0)	0 (0 to 0)
Trachoma	0 (0 to 0)	0 (0 to 0)	0 (0 to 0)	0 (0 to 0)	0 (0 to 0)	0 (0 to 0)	0 (0 to 0)	0 (0 to 0)	0 (0 to 0)	0 (0 to 0)	0 (0 to 0)	0 (0 to 0)	0 (0 to 0)	0 (0 to 0)	0 (0 to 0)	0 (0 to 0)	0 (0 to 0)	0 (0 to 0)	0 (0 to 0)	0 (0 to 0)	0 (0 to 0)	0 (0 to 0)	0 (0 to 0)
Dengue	0 (0 to 0)	0 (0 to 0)	0 (0 to 0)	0 (0 to 0)	0 (0 to 0)	0 (0 to 0)	0 (0 to 0)	0 (0 to 0)	0 (0 to 0)	0 (0 to 0)	0 (0 to 0)	0 (0 to 0)	0 (0 to 0)	0 (0 to 0)	0 (0 to 0)	0 (0 to 0)	0 (0 to 0)	0 (0 to 0)	0 (0 to 0)	0 (0 to 0)	0 (0 to 0)	0 (0 to 0)	0 (0 to 0)
Yellow fever	0 (0 to 0)	0 (0 to 0)	0 (0 to 0)	0 (0 to 0)	0 (0 to 0)	0 (0 to 0)	0 (0 to 0)	0 (0 to 0)	0 (0 to 0)	0 (0 to 0)	0 (0 to 0)	0 (0 to 0)	0 (0 to 0)	0 (0 to 0)	0 (0 to 0)	0 (0 to 0)	0 (0 to 0)	0 (0 to 0)	0 (0 to 0)	0 (0 to 0)	0 (0 to 0)	0 (0 to 0)	0 (0 to 0)
Rabies	0 (0 to 0)	0 (0 to 0)	0 (0 to 0)	0 (0 to 0)	0 (0 to 0)	0 (0 to 0)	0 (0 to 0)	0 (0 to 0)	0 (0 to 0)	0 (0 to 0)	0 (0 to 0)	0 (0 to 0)	0 (0 to 0)	0 (0 to 0)	0 (0 to 0)	0 (0 to 0)	0 (0 to 0)	0 (0 to 0)	0 (0 to 0)	0 (0 to 0)	0 (0 to 0)	0 (0 to 0)	0 (0 to 0)
Intestinal nematode infections	0 (0 to 0)	0 (0 to 0)	0 (0 to 0)	0 (0 to 0)	0 (0 to 0)	0 (0 to 0)	0 (0 to 0)	0 (0 to 0)	0 (0 to 0)	0 (0 to 0)	0 (0 to 0)	0 (0 to 0)	0 (0 to 0)	0 (0 to 0)	0 (0 to 0)	0 (0 to 0)	0 (0 to 0)	0 (0 to 0)	0 (0 to 0)	0 (0 to 0)	0 (0 to 0)	0 (0 to 0)	0 (0 to 0)
Ascariasis	0 (0 to 0)	0 (0 to 0)	0 (0 to 0)	0 (0 to 0)	0 (0 to 0)	0 (0 to 0)	0 (0 to 0)	0 (0 to 0)	0 (0 to 0)	0 (0 to 0)	0 (0 to 0)	0 (0 to 0)	0 (0 to 0)	0 (0 to 0)	0 (0 to 0)	0 (0 to 0)	0 (0 to 0)	0 (0 to 0)	0 (0 to 0)	0 (0 to 0)	0 (0 to 0)	0 (0 to 0)	0 (0 to 0)
Trichuriasis	0 (0 to 0)	0 (0 to 0)	0 (0 to 0)	0 (0 to 0)	0 (0 to 0)	0 (0 to 0)	0 (0 to 0)	0 (0 to 0)	0 (0 to 0)	0 (0 to 0)	0 (0 to 0)	0 (0 to 0)	0 (0 to 0)	0 (0 to 0)	0 (0 to 0)	0 (0 to 0)	0 (0 to 0)	0 (0 to 0)	0 (0 to 0)	0 (0 to 0)	0 (0 to 0)	0 (0 to 0)	0 (0 to 0)
Hookworm disease	0 (0 to 0)	0 (0 to 0)	0 (0 to 0)	0 (0 to 0)	0 (0 to 0)	0 (0 to 0)	0 (0 to 0)	0 (0 to 0)	0 (0 to 0)	0 (0 to 0)	0 (0 to 0)	0 (0 to 0)	0 (0 to 0)	0 (0 to 0)	0 (0 to 0)	0 (0 to 0)	0 (0 to 0)	0 (0 to 0)	0 (0 to 0)	0 (0





SR Table 2c: Enfield DALYS by cause and age group for both sexes with 95% uncertainty intervals, 2019

Cause	Early Neonatal	Late Neonatal	Post Neonatal	1 to 4	5 to 9	10 to 14	15 to 19	20 to 24	25 to 29	30 to 34	35 to 39	40 to 44	45 to 49	50 to 54	55 to 59	60 to 64	65 to 69	70 to 74	75 to 79	80 to 84	85 to 89	90 to 94	95 plus	Total
All causes	5,964 (4,822 to 7,291)	3,796 (2,727 to 5,207)	5,961 (4,662 to 7,604)	5,001 (3,984 to 6,247)	1,000 (824 to 1,220)	1,000 (1,117 to 2,096)	1,000 (1,000 to 2,746)	1,000 (1,000 to 2,722)	1,000 (2,109 to 2,592)	1,000 (2,670 to 4,443)	1,000 (3,000 to 4,960)	1,000 (3,586 to 5,648)	1,000 (3,910 to 5,370)	1,000 (3,940 to 5,910)	1,000 (3,890 to 7,330)	1,000 (5,164 to 7,787)	1,000 (5,760 to 7,439)	1,000 (5,223 to 6,910)	1,000 (4,896 to 6,598)	1,000 (3,960 to 6,600)	1,000 (2,475 to 5,940)	1,000 (1,386 to 1,386)	82,100
Communicable, maternal, neonatal, and nutritional diseases	4,661 (4,661 to 4,748)	3,796 (3,796 to 3,833)	5,961 (5,961 to 6,078)	4,999 (4,999 to 5,090)	1,000 (1,000 to 1,019)	1,000 (1,000 to 1,019)	1,000 (1,000 to 1,019)	1,000 (1,000 to 1,019)	1,000 (1,000 to 1,019)	1,000 (1,000 to 1,019)	1,000 (1,000 to 1,019)	1,000 (1,000 to 1,019)	1,000 (1,000 to 1,019)	1,000 (1,000 to 1,019)	1,000 (1,000 to 1,019)	1,000 (1,000 to 1,019)	1,000 (1,000 to 1,019)	1,000 (1,000 to 1,019)	1,000 (1,000 to 1,019)	1,000 (1,000 to 1,019)	1,000 (1,000 to 1,019)	1,000 (1,000 to 1,019)	5,650
HIV/AIDS and sexually transmitted infections	18.2 (5.2 to 41.2)	5.6 (1.4 to 12.3)	11.4 (5.4 to 22.7)	2.4 (2.0 to 2.9)	2.1 (1.8 to 2.5)	0.9 (0.9 to 1.1)	1.8 (1.4 to 2.4)	5 (2.9 to 8.4)	10.3 (7.4 to 14)	19.2 (13.4 to 23.7)	23.1 (17.6 to 32.8)	23 (17.4 to 32.1)	23 (17.4 to 32.1)	20.4 (16.2 to 25.6)	14.9 (11.8 to 18.6)	11.3 (9.1 to 14.2)	7.1 (5.4 to 9.1)	5 (3.9 to 6.6)	3.2 (2.6 to 4.3)	0.6 (0.4 to 0.9)	0.4 (0.2 to 0.6)	0.2 (0.1 to 0.3)	0.1 (0.1 to 0.2)	186
HIV/AIDS	0 (0 to 0)	0 (0 to 0)	2.1 (0.8 to 4.4)	0.7 (0.7 to 2.3)	0.7 (0.6 to 0.9)	0.7 (0.6 to 0.9)	1.3 (1.1 to 1.7)	3.4 (2.5 to 4.3)	6.5 (4.9 to 8.4)	13.6 (9.9 to 16.1)	16.7 (12.5 to 21.9)	17.2 (12.7 to 21.9)	16.6 (12.6 to 20.8)	12.8 (9.8 to 16.1)	9.1 (7.2 to 11.4)	6 (4.9 to 7.7)	4.2 (3.3 to 5.5)	2.7 (2.1 to 3.4)	1.7 (1.3 to 2.2)	0.8 (0.6 to 1.2)	0.1 (0.1 to 0.2)	0 (0 to 0)	119
HIV/AIDS - Drug-susceptible Tuberculosis	0 (0 to 0)	0 (0 to 0)	0.3 (0.2 to 0.4)	0.2 (0.1 to 0.3)	0.2 (0.1 to 0.3)	0.1 (0.1 to 0.2)	0.1 (0.1 to 0.1)	0.2 (0.2 to 0.3)	0.3 (0.2 to 0.5)	0.7 (0.4 to 1.1)	1 (0.6 to 1.5)	1 (0.6 to 1.6)	1 (0.6 to 1.5)	0.7 (0.5 to 1.1)	0.5 (0.3 to 0.8)	0.4 (0.2 to 0.6)	0.2 (0.2 to 0.4)	0.2 (0.1 to 0.3)	0.1 (0.1 to 0.2)	0 (0 to 0)	0 (0 to 0)	0 (0 to 0)	0 (0 to 0)	7
HIV/AIDS - Multidrug-resistant Tuberculosis without extensive drug-resistance	0 (0 to 0)	0 (0 to 0)	0 (0 to 0)	0 (0 to 0)	0 (0 to 0)	0 (0 to 0)	0 (0 to 0)	0 (0 to 0)	0 (0 to 0)	0 (0 to 0)	0 (0 to 0)	0 (0 to 0)	0 (0 to 0)	0 (0 to 0)	0 (0 to 0)	0 (0 to 0)	0 (0 to 0)	0 (0 to 0)	0 (0 to 0)	0 (0 to 0)	0 (0 to 0)	0 (0 to 0)	0 (0 to 0)	0
HIV/AIDS - Extensively drug-resistant Tuberculosis	0 (0 to 0)	0 (0 to 0)	0 (0 to 0)	0 (0 to 0)	0 (0 to 0)	0 (0 to 0)	0 (0 to 0)	0 (0 to 0)	0 (0 to 0)	0 (0 to 0)	0 (0 to 0)	0 (0 to 0)	0 (0 to 0)	0 (0 to 0)	0 (0 to 0)	0 (0 to 0)	0 (0 to 0)	0 (0 to 0)	0 (0 to 0)	0 (0 to 0)	0 (0 to 0)	0 (0 to 0)	0 (0 to 0)	0
HIV/AIDS resulting in other diseases	18.2 (5.2 to 34.4)	5.6 (1.4 to 12.3)	9.1 (3.9 to 20.2)	1.8 (1.4 to 2.2)	1.4 (1.1 to 1.8)	0.2 (0.2 to 0.4)	0.5 (0.3 to 1.4)	1.6 (0.7 to 4.1)	3.8 (2.1 to 6.4)	5.6 (2.9 to 10.5)	6.4 (3.2 to 12)	5.7 (2.7 to 11.2)	6.3 (2.7 to 11.9)	7.6 (3.6 to 14.6)	5.8 (2.7 to 11.2)	5.3 (2.4 to 10.4)	3.9 (1.7 to 7.3)	2.3 (1 to 4.4)	1.5 (0.6 to 2.8)	0.6 (0.2 to 1.3)	0.3 (0.1 to 0.5)	0.1 (0 to 0.2)	0.1 (0 to 0.2)	111
Sexually transmitted infections excluding HIV	18.2 (5.2 to 41.2)	5.6 (1.4 to 12.3)	2.3 (2.2 to 16.1)	0.2 (0.2 to 0.3)	0.2 (0.2 to 0.3)	0.2 (0.2 to 0.3)	0.5 (0.4 to 0.9)	1.6 (0.9 to 3.5)	3.7 (2.1 to 6.1)	5.4 (2.9 to 10.5)	6.3 (3.4 to 11)	5.7 (3.1 to 10.2)	5.9 (3.2 to 10.7)	7.4 (3.9 to 13.7)	5.7 (3.1 to 10.4)	5.2 (2.8 to 9.6)	3.8 (2.1 to 6.9)	2.3 (1.2 to 4.1)	1.5 (0.8 to 2.7)	0.6 (0.3 to 1.1)	0.3 (0.2 to 0.5)	0.1 (0.1 to 0.2)	0.1 (0.1 to 0.1)	67.6
Syphilis	18.2 (1.4 to 52.3)	5.6 (2.2 to 16.2)	0.1 (0.1 to 0.4)	0.3 (0.1 to 0.4)	0.2 (0.2 to 0.3)	0.2 (0.2 to 0.3)	0.4 (0.3 to 0.7)	0.9 (0.7 to 1.1)	0.1 (0.1 to 0.2)	0.1 (0.1 to 0.2)	0.1 (0.1 to 0.1)	0.1 (0.1 to 0.1)	0.1 (0.1 to 0.1)	0.1 (0.1 to 0.1)	0.1 (0.1 to 0.1)	0.1 (0.1 to 0.1)	0.1 (0.1 to 0.1)	0.1 (0.1 to 0.1)	0.1 (0.1 to 0.1)	0.1 (0.1 to 0.1)	0.1 (0.1 to 0.1)	0 (0 to 0)	0 (0 to 0)	33.2
Chlamydial infection	0 (0 to 0)	0 (0 to 0)	0 (0 to 0)	0 (0 to 0)	0 (0 to 0)	0 (0 to 0)	0 (0 to 0.1)	0 (0 to 0.2)	0 (0 to 0.4)	0 (0 to 1.7)	0 (0 to 2.3)	0 (0 to 1.6)	0 (0 to 2.7)	0 (0 to 1.4)	0 (0 to 2.7)	0 (0 to 3.1)	0 (0 to 1.4)	0 (0 to 0.7)	0 (0 to 0.4)	0 (0 to 0.2)	0 (0 to 0.1)	0 (0 to 0.1)	0 (0 to 0)	0 (0 to 0)	7.2
Gonococcal infection	0 (0 to 0)	0 (0 to 0)	0 (0 to 0)	0 (0 to 0)	0 (0 to 0)	0 (0 to 0)	0 (0 to 0.1)	0 (0 to 0.2)	0 (0 to 0.2)	0 (0 to 0.5)	0 (0 to 0.5)	0 (0 to 0.5)	0 (0 to 0.5)	0 (0 to 0.3)	0 (0 to 0.5)	0 (0 to 0.4)	0 (0 to 0.2)	0 (0 to 0.1)	0 (0 to 0.1)	0 (0 to 0.1)	0 (0 to 0.1)	0 (0 to 0.2)	0 (0 to 0.2)	0 (0 to 0.1)	3.5
Trichomoniasis	0 (0 to 0)	0 (0 to 0)	0 (0 to 0)	0 (0 to 0)	0 (0 to 0)	0 (0 to 0)	0 (0 to 0.2)	0 (0 to 0.4)	0 (0 to 1.3)	0 (0 to 3.1)	0 (0 to 3.7)	0 (0 to 3.7)	0 (0 to 3.7)	0 (0 to 3.7)	0 (0 to 3.7)	0 (0 to 3.7)	0 (0 to 3.7)	0 (0 to 3.7)	0 (0 to 3.7)	0 (0 to 3.7)	0 (0 to 3.7)	0 (0 to 3.7)	0 (0 to 3.7)	0 (0 to 3.7)	4.9
Genital herpes	0 (0 to 0)	0 (0 to 0)	0 (0 to 0)	0 (0 to 0)	0 (0 to 0)	0 (0 to 0)	0 (0 to 0.1)	0 (0 to 0.1)	0 (0 to 0.1)	0 (0 to 0.1)	0 (0 to 0.1)	0 (0 to 0.1)	0 (0 to 0.1)	0 (0 to 0.1)	0 (0 to 0.1)	0 (0 to 0.1)	0 (0 to 0.1)	0 (0 to 0.1)	0 (0 to 0.1)	0 (0 to 0.1)	0 (0 to 0.1)	0 (0 to 0.1)	0 (0 to 0.1)	0 (0 to 0.1)	7.5
Other sexually transmitted infections	0 (0 to 0)	0 (0 to 0)	0 (0 to 0)	0 (0 to 0)	0 (0 to 0)	0 (0 to 0)	0 (0 to 0.2)	0 (0 to 0.6)	0 (0 to 2.2)	0 (0 to 3.6)	0 (0 to 3.6)	0 (0 to 3.6)	0 (0 to 3.6)	0 (0 to 3.6)	0 (0 to 3.6)	0 (0 to 3.6)	0 (0 to 3.6)	0 (0 to 3.6)	0 (0 to 3.6)	0 (0 to 3.6)	0 (0 to 3.6)	0 (0 to 3.6)	0 (0 to 3.6)	0 (0 to 3.6)	11.3
Respiratory infections and tuberculosis	4.6 (4.6 to 4.2)	4.2 (4.7 to 3.2)	2.3 (29 to 67.7)	2.3 (40.8 to 85.1)	2.3 (32.4 to 62.1)	2.3 (29.6 to 63.2)	2.3 (20.2 to 51.4)	2.3 (24.1 to 55.4)	2.3 (29.1 to 63.1)	2.3 (29.4 to 60.1)	2.3 (29.5 to 61.9)	2.3 (38.4 to 78.1)	2.3 (41.2 to 75.2)	2.3 (45.5 to 89.3)	2.3 (62.4 to 113)	2.3 (63.7 to 113)	2.3 (73 to 137)	2.3 (74.9 to 143)	2.3 (114.9 to 215)	2.3 (143.2 to 258)	2.3 (200 to 367)	2.3 (251 to 458)	2.3 (194 to 310)	2,280
Tuberculosis	0 (0 to 0)	0 (0 to 0)	0 (0.1 to 0.2)	0 (0 to 0.4)	0 (0 to 0.2)	0 (0.2 to 0.4)	0.1 (0.3 to 0.7)	0.1 (0.7 to 1.7)	0.2 (0.9 to 3.2)	0.3 (0.9 to 3.1)	0.4 (1.1 to 3.1)	0.6 (1.3 to 3.2)	0.8 (1.4 to 3.4)	1.1 (1.9 to 4.3)	1.4 (2.5 to 5.2)	1.6 (3.1 to 6.1)	1.9 (3.5 to 6.7)	2.3 (4.6 to 8.4)	2.7 (4.9 to 9.2)	3.3 (6.1 to 11.4)	3.7 (6.9 to 13.1)	4.3 (7.8 to 14.6)	5.3 (9.3 to 17.5)	34.2
Latent tuberculosis infection	0 (0 to 0)	0 (0 to 0)	0 (0 to 0)	0 (0 to 0)	0 (0 to 0)	0 (0 to 0)	0 (0 to 0)	0 (0 to 0)	0 (0 to 0)	0 (0 to 0)	0 (0 to 0)	0 (0 to 0)	0 (0 to 0)	0 (0 to 0)	0 (0 to 0)	0 (0 to 0)	0 (0 to 0)	0 (0 to 0)	0 (0 to 0)	0 (0 to 0)	0 (0 to 0)	0 (0 to 0)	0 (0 to 0)	0 (0 to 0)	0
Drug-susceptible tuberculosis	0 (0 to 0)	0 (0 to 0)	0 (0 to 0.2)	0 (0 to 0.4)	0 (0 to 0.2)	0 (0.2 to 0.4)	0 (0.3 to 0.7)	0 (0.7 to 1.7)	0 (0.9 to 3.2)	0 (0.9 to 3.1)	0 (1.1 to 3.1)	0 (1.3 to 3.2)	0 (1.4 to 3.4)	0 (1.9 to 4.3)	0 (2.5 to 5.2)	0 (3.1 to 6.1)	0 (3.5 to 6.7)	0 (4.6 to 8.4)	0 (4.9 to 9.2)	0 (6.1 to 11.4)	0 (6.9 to 13.1)	0 (7.8 to 14.6)	0 (9.3 to 17.5)	33.3
Multidrug-resistant tuberculosis without extensive drug-resistance	0 (0 to 0)	0 (0 to 0)	0 (0 to 0)	0 (0 to 0)	0 (0 to 0)	0 (0 to 0)	0 (0 to 0.1)	0 (0 to 0.2)	0 (0 to 0.2)	0 (0 to 0.2)	0 (0 to 0.2)	0 (0 to 0.2)	0 (0 to 0.2)	0 (0 to 0.2)	0 (0 to 0.2)	0 (0 to 0.2)	0 (0 to 0.2)	0 (0 to 0.2)	0 (0 to 0.2)	0 (0 to 0.2)	0 (0 to 0.2)	0 (0 to 0.2)	0 (0 to 0.2)	0 (0 to 0.2)	9.7
Extensively drug-resistant tuberculosis	0 (0 to 0)	0 (0 to 0)	0 (0 to 0)	0 (0 to 0)	0 (0 to 0)	0 (0 to 0)	0 (0 to 0)	0 (0 to 0)	0 (0 to 0)	0 (0 to 0)	0 (0 to 0)	0 (0 to 0)	0 (0 to 0)	0 (0 to 0)	0 (0 to 0)	0 (0 to 0)	0 (0 to 0)	0 (0 to 0)	0 (0 to 0)	0 (0 to 0)	0 (0 to 0)	0 (0 to 0)	0 (0 to 0)	0 (0 to 0)	0
Other sexually transmitted infections	0 (0 to 0)	0 (0 to 0)	0 (0 to 0)	0 (0 to 0)	0 (0 to 0)	0 (0 to 0)	0 (0 to 0.2)	0 (0 to 0.6)	0 (0 to 2.2)	0 (0 to 3.6)	0 (0 to 3.6)	0 (0 to 3.6)	0 (0 to 3.6)	0 (0 to 3.6)	0 (0 to 3.6)	0 (0 to 3.6)	0 (0 to 3.6)	0 (0 to 3.6)	0 (0 to 3.6)	0 (0 to 3.6)	0 (0 to 3.6)	0 (0 to 3.6)	0 (0 to 3.6)	0 (0 to 3.6)	11.3
Respiratory infections	4.6 (4.6 to 4.2)	4.2 (4.7 to 3.2)	2.3 (29 to 67.7)	2.3 (40.8 to 85.1)	2.3 (32.4 to 62.1)	2.3 (29.6 to 63.2)	2.3 (20.2 to 51.4)	2.3 (24.1 to 55.4)	2.3 (29.1 to 63.1)	2.3 (29.4 to 60.1)	2.3 (29.5 to 61.9)	2.3 (38.4 to 78.1)	2.3 (41.2 to 75.2)	2.3 (45.5 to 89.3)	2.3 (62.4 to 113)	2.3 (63.7 to 113)	2.3 (73 to 137)	2.3 (74.9 to 143)	2.3 (114.9 to 215)	2.3 (143.2 to 258)	2.3 (200 to 367)	2.3 (251 to 458)	2.3 (194 to 310)	2,280
Upper respiratory infections	0 (0 to 0.1)	0 (0 to 0.4)	7.5 (4.5 to 11.9)	29.2 (19 to 53.7)	27.5 (20.7 to 63.7)	29 (20.7 to 63.8)	22.5 (17.7 to 39.4)	20.4 (14.5 to 49.9)	20.3 (12.7 to 39.5)	20.3 (13.7 to 40.5)	20.3 (14.2 to 40.4)	20.3 (14.2 to 40.4)	20.3 (14.2 to 40.4)	20.3 (14.2 to 40.4)	20.3 (14.2 to 40.4)	20.3 (14.2 to 40.4)	20.3 (14.2 to 40.4)	20.3 (14.2 to 40.4)	20.3 (14.2 to 40.4)	20.3 (14.2 to 40.4)	20.3 (14.2 to 40.4)	20.3 (14.2 to 40.4)	20.3 (14.2 to 40.4)	330
Otitis media	0 (0 to 0)	0 (0 to 0)	1.5 (0.8 to 2.4)	9.2 (4.6 to 16.4)	5.2 (4.9 to 9.2)	4.4 (2.9 to 7.7)	4.4 (2.9 to 7.7)	4.4 (2.9 to 7.7)	4.4 (2.9 to 7.7)	4.4 (2.9 to 7.7)	4.4 (2.9 to 7.7)	4.4 (2.9 to 7.7)	4.4 (2.9 to 7.7)	4.4 (2.9 to 7.7)	4.4 (2.9 to 7.7)	4.4 (2.9 to 7.7)	4.4 (2.9 to 7.7)	4.4 (2.9 to 7.7)	4.4 (2.9 to 7.7)	4.4 (2.9 to 7.7)	4.4 (2.9 to 7.7)	4.4 (2.9 to 7.7)	4.4 (2.9 to 7.7)	71
Enteric infections	0.5 (0.4 to 0.7)	2 (1.4 to 2.4)	28.9 (15.7 to 34)	34.5 (20.4 to 52)	17.6 (9.7 to 29.4)	11.5 (4.3 to 19.3)	9.2 (3.2 to 12.4)	7.7 (4.6 to 11.7)	8.2 (4.9 to 12.3)	7.9 (5.0 to 11.9)	7.9 (4.7 to 10.9)	8.1 (3.6 to 9.7)	8.1 (3.6 to 9.7)	7.9 (3.9 to 9.5)	8.2 (4.1 to 9.8)	8.2 (3.4 to 9.7)	7.3 (3.1 to 9.9)	10.3 (7.4 to 14.2)	17.4 (11.2 to 23)	17.4 (12.8 to 22)	17.7 (14.1 to 25.4)	17.7 (12.5 to 26)	121 (5.1 to 9.6)	260
Diarrheal diseases	0.5 (0.4 to 0.7)	2 (1.4 to 2.4)	28.9 (15.4 to 33.9)	34.5 (20.7 to 54.7)	17.6 (9.7 to 29.4)	11.5 (4.3 to 19.3)	9.2 (3.2 to 12.3)	7.7 (4.6 to 11.7)	8.2 (4.9 to 12.3)	7.9 (5.0 to 11.9)	7.9 (4.7 to 10.9)	8.1 (3.6 to 9.7)	8.1 (3.6 to 9.7)	7.9 (3.9 to 9.4)	8.2 (4.1 to 9.8)	8.2 (3.4 to 9.7)	7.3 (3.1 to 9.9)	10.3 (7.4 to 14.2)	17.4 (11.1 to 23)	17.4 (12.8 to 22)	17.7 (14.1 to 25.4)	17.7 (12.5 to 26)	121 (5.1 to 9.6)	259
Typhoid and paraphyoid	0 (0 to 0)	0 (0 to 0)	0 (0 to 0)	0 (0 to 0)	0 (0 to 0)	0 (0 to 0)	0 (0 to 0)	0 (0 to 0)	0 (0 to 0)	0 (0 to 0)	0 (0 to 0)	0 (0 to 0)	0 (0 to 0)	0 (0 to 0)	0 (0 to 0)	0 (0 to 0)	0 (0 to 0)	0 (0 to 0)	0 (0 to 0)	0 (0 to 0)	0 (0 to 0)	0 (0 to 0)	0 (0 to 0)	0 (0 to 0)	0
Typhoid fever	0 (0 to 0)	0 (0 to 0)	0 (0 to 0)	0 (0 to 0)	0 (0 to 0)	0 (0 to 0)	0 (0 to 0)	0 (0 to 0)	0 (0 to 0)	0 (0 to 0)	0 (0 to 0)	0 (0 to 0)	0 (0 to 0)	0 (0 to 0)	0 (0 to 0)	0 (0 to 0)	0 (0 to 0)	0 (0 to 0)	0 (0 to 0)	0 (0 to 0)	0 (0 to 0)	0 (0 to 0)	0 (0 to 0)	0 (0 to 0)	0
Paratyphoid fever	0 (0 to 0)	0 (0 to 0)	0 (0 to 0)	0 (0 to 0)	0 (0 to 0)	0 (0 to 0)	0 (0 to 0)	0 (0 to 0)	0 (0 to 0)	0 (0 to 0)	0 (0 to 0)	0 (0 to 0)	0 (0 to 0)	0 (0 to 0)	0 (0 to 0)	0 (0 to 0)	0 (0 to 0)	0 (0 to 0)	0 (0 to 0)	0 (0 to 0)	0 (0 to 0)	0 (0 to 0)	0 (0 to 0)	0 (0 to 0)	0
Invasive Non-typhoidal Salmonella (iNTS)	0 (0 to 0)	0 (0 to 0)	0 (0 to 0)	0 (0 to 0.1)	0 (0 to 0)	0 (0 to 0)	0 (0 to 0)	0 (0 to 0)	0 (0 to 0)	0 (0 to 0)	0 (0 to 0)	0 (0 to 0)	0 (0 to 0)	0 (0 to 0)	0 (0 to 0)	0 (0 to 0)	0 (0 to 0)	0 (0 to 0)	0 (0 to 0)	0 (0 to 0)	0 (0 to 0)	0 (0 to 0)	0 (0 to 0)	0 (0 to 0)	0.8
Other intestinal infectious diseases	0 (0 to 0)	0 (0 to 0)	0 (0 to 0)	0 (0 to 0.1)	0 (0 to 0)	0 (0 to 0)	0 (0 to 0)	0 (0 to 0.1)	0 (0 to 0)	0 (0 to 0)	0 (0 to 0)	0 (0 to 0)	0 (0 to 0)	0 (0 to 0)	0 (0 to 0)	0 (0 to 0)	0 (0 to 0)	0 (0 to 0)	0 (0 to 0)	0 (0 to 0)	0 (0 to 0)	0 (0 to 0)	0 (0 to 0)	0 (0 to 0)	0.6
Neglected tropical diseases and malaria	0 (0 to 0)	0 (0 to 0)	0.6 (0.1 to 1.4)	1.6 (1.3 to 2.1)	0.3 (0.2 to 0.5)	1.2 (0.6 to 2.2)	0.2 (0.1 to 0.4)	0.5 (0.1 to 1.6)	0.3 (0.1 to 1)	0.3 (0.1 to 1.1)	0.4 (0.1 to 1.4)	0.8 (0.1 to 2.5)	0.7 (0.1 to 2.4)	0.8 (0.1 to 2.6)	0.7 (0.1 to 2.4)	0.7 (0.1 to 2.2)	0.7 (0.1 to 2.2)	0.6 (0.1 to 1.9)	0.5 (0.1 to 1.6)	0.4 (0.1 to 1.3)	0.3 (0.1 to 1.1)	0.2 (0.1 to 0.8)	0.1 (0.1 to 0.5)	15.7
Malaria	0 (0 to 0)	0 (0 to 0)	0 (0 to 0)	0 (0 to 0)	0 (0 to 0)	0 (0 to 0)	0 (0 to 0)	0 (0 to 0)	0 (0 to 0)	0 (0 to 0)	0 (0 to 0)	0 (0 to 0)	0 (0 to 0)	0 (0 to 0)	0 (0 to 0)	0 (0 to 0)	0 (0 to 0)	0 (0 to 0)	0 (0 to 0)	0 (0 to 0)	0 (0 to 0)	0 (0 to 0)	0 (0 to 0)	0 (0 to 0)	0
Chagas disease	0 (0 to 0)	0 (0 to 0)	0 (0 to 0)	0 (0 to 0)	0 (0 to 0)	0 (0 to 0)	0 (0 to 0)	0 (0 to 0)	0 (0 to 0)	0 (0 to 0)	0 (0 to 0)	0 (0 to 0)	0 (0 to 0)	0 (0 to 0)	0 (0 to 0)	0 (0 to 0)	0 (0 to 0)	0 (0 to 0)	0 (0 to 0)	0 (0 to 0)	0 (0 to 0)	0 (0 to 0)	0 (0 to 0)	0 (0 to 0)	0
Leishmaniasis	0 (0 to 0)	0 (0 to 0)	0 (0 to 0)	0 (0 to 0)	0 (0 to 0)	0 (0 to 0)	0 (0 to 0)	0 (0 to 0)	0 (0 to 0)	0 (0 to 0)	0 (0 to 0)	0 (0 to 0)	0 (0 to 0)	0 (0 to 0)	0 (0 to 0)	0 (0 to 0)	0 (0 to 0)	0 (0 to 0)	0 (0 to 0)	0 (0 to 0)	0 (0 to 0)	0 (0 to 0)	0 (0 to 0)	0 (0 to 0)	0
Visceral leishmaniasis	0 (0 to 0)	0 (0 to 0)	0 (0 to 0)	0 (0 to 0)	0 (0 to 0)	0 (0 to 0)	0 (0 to 0)	0 (0 to 0)	0 (0 to 0)	0 (0 to 0)	0 (0 to 0)	0 (0 to 0)	0 (0 to 0)	0 (0 to 0)	0 (0 to 0)	0 (0 to 0)	0 (0 to 0)	0 (0 to 0)	0 (0 to 0)	0 (0 to 0)	0 (0 to 0)	0 (0 to 0)	0 (0 to 0)	0 (0 to 0)	0
Cutaneous and mucocutaneous leishmaniasis	0 (0 to 0)	0 (0 to 0)	0 (0 to 0)	0 (0 to 0)	0 (0 to 0)	0 (0 to 0)	0 (0 to 0)	0 (0 to 0)	0 (0 to 0)	0 (0 to 0)	0 (0 to 0)	0 (0 to 0)	0 (0 to 0)	0 (0 to 0)	0 (0 to 0)	0 (0 to 0)	0 (0 to 0)	0 (0 to 0)	0 (0 to 0)	0 (0 to 0)	0 (0 to 0)	0 (0 to 0)	0 (0 to 0)	0 (0 to 0)	0
African trypanosomiasis	0 (0 to 0)	0 (0 to 0)	0 (0 to 0)	0 (0 to 0)	0 (0 to 0)	0 (0 to 0)	0 (0 to 0)	0 (0 to 0)	0 (0 to 0)	0 (0 to 0)	0 (0 to 0)	0 (0 to 0)	0 (0 to 0)	0 (0 to 0)	0 (0 to 0)	0 (0 to 0)	0 (0 to 0)	0 (0 to 0)	0 (0 to 0)	0 (0 to 0)	0 (0 to 0)	0 (0 to 0)	0 (0 to 0)	0 (0 to 0)	0
Schistosomiasis	0 (0 to 0)	0 (0 to 0)	0 (0 to 0)	0 (0 to 0)	0 (0 to 0)	0 (0 to 0)	0 (0 to 0)	0 (0 to 0)	0 (0 to 0)	0 (0 to 0)	0 (0 to 0)	0 (0 to 0)	0 (0 to 0)	0 (0 to 0)	0 (0 to 0)	0 (0 to 0)	0 (0 to 0)	0 (0 to 0)	0 (0 to 0)	0 (0 to 0)	0 (0 to 0)	0 (0 to 0)	0 (0 to 0)	0 (0 to 0)	0
Cysticercosis	0 (0 to 0)	0 (0 to 0)	0 (0 to 0)	0 (0 to 0)	0 (0 to 0)	0 (0 to 0)	0 (0 to 0)	0 (0 to 0)	0 (0 to 0)	0 (0 to 0)	0 (0 to 0)	0 (0 to 0)	0 (0 to 0)	0 (0 to 0)	0 (0 to 0)	0 (0 to 0)	0 (0 to 0)	0 (0 to 0)	0 (0 to 0)	0 (0 to 0)	0 (0 to 0)	0 (0 to 0)	0 (0 to 0)	0 (0 to 0)	0
Cystic echinococcosis	0 (0 to 0)	0 (0 to 0)	0 (0 to 0)	0 (0 to 0)	0 (0 to 0)	0 (0 to 0.1)	0 (0 to 0.1)	0 (0 to 0.1)	0 (0 to 0.1)	0 (0 to 0.1)	0 (0 to 0.1)	0 (0 to 0.1)	0 (0 to 0.1)	0 (0 to 0.1)	0 (0 to 0.1)	0 (0 to 0.1)	0 (0 to 0.1)	0 (0 to 0.1)	0 (0 to 0.1)	0 (0 to 0.1)	0 (0 to 0.1)	0 (0 to 0.1)	0 (0 to 0.1)	0 (0 to 0.1)	0.3
Lymphatic filariasis	0 (0 to 0)	0 (0 to 0)	0 (0 to 0)	0 (0 to 0)	0 (0 to 0)	0 (0 to 0)	0 (0 to 0)	0 (0 to 0)	0 (0 to 0)	0 (0 to 0)	0 (0 to 0)	0 (0 to 0)	0 (0 to 0)	0 (0 to 0)	0 (0 to 0)	0 (0 to 0)	0 (0 to 0)	0 (0 to 0)	0 (0 to 0)	0 (0 to 0)	0 (0 to 0)	0 (0 to 0)	0 (0 to 0)	0 (0 to 0)	0
Onchocerciasis	0 (0 to 0)	0 (0 to 0)	0 (0 to 0)	0 (0 to 0)	0 (0 to 0)	0 (0 to 0)	0 (0 to 0)	0 (0 to 0)	0 (0 to 0)	0 (0 to 0)	0 (0 to 0)	0 (0 to 0)	0 (0 to 0)	0 (0 to 0)	0 (0 to 0)	0 (0 to 0)	0 (0 to 0)	0 (0 to 0)	0 (0 to 0)	0 (0 to 0)	0 (0 to 0)	0 (0 to 0)	0 (0 to 0)	0 (0 to 0)	0
Trachoma	0 (0 to 0)	0 (0 to 0)	0 (0 to 0)	0 (0 to 0)	0 (0 to 0)	0 (0 to 0)	0 (0 to 0)	0 (0 to 0)	0 (0 to 0)	0 (0 to 0)	0 (0 to 0)	0 (0 to 0)	0 (0 to 0)	0 (0 to 0)	0 (0 to 0)	0 (0 to 0)	0 (0 to 0)	0 (0 to 0)	0 (0 to 0)	0 (0 to 0)	0 (0 to 0)	0 (0 to 0)	0 (0 to 0)	0 (0 to 0)	0
Dengue	0 (0 to 0)	0 (0 to 0)	0 (0 to 0)	0 (0 to 0)	0 (0 to 0)	0 (0 to 0)	0 (0 to 0)	0 (0 to 0)	0 (0 to 0)	0 (0 to 0)	0 (0 to 0)	0 (0 to 0)	0 (0 to 0)	0 (0 to 0)	0 (0 to 0)	0 (0 to 0)	0 (0 to 0)	0 (0 to 0)	0 (0 to 0)	0 (0 to 0)	0 (0 to 0)	0 (0 to 0)	0 (0 to 0)	0 (0 to 0)	0
Yellow fever	0 (0 to 0)	0 (0 to 0)	0 (0 to 0)	0 (0 to 0)	0 (0 to 0)	0 (0 to 0)	0 (0 to 0)	0 (0 to 0)	0 (0 to 0)	0 (0 to 0)	0 (0 to 0)	0 (0 to 0)	0 (0 to 0)	0 (0 to 0)	0 (0 to 0)	0 (0 to 0)	0 (0 to 0)	0 (0 to 0)	0 (0 to 0)	0 (0 to 0)	0 (0 to 0)	0 (0 to 0)	0 (0 to 0)	0 (0 to 0)	0
Rabies	0 (0 to 0)	0 (0 to 0)	0 (0 to 0)	0 (0 to 0)	0 (0 to 0)	0 (0 to 0)	0 (0 to 0)	0 (0 to 0)	0 (0 to 0)	0 (0 to 0)	0 (0 to 0)	0 (0 to 0)	0 (0 to 0)	0 (0 to 0)	0 (0 to 0)	0 (0 to 0)	0 (0 to 0)	0 (0 to 0)	0 (0 to 0)	0 (0 to 0)	0 (0 to 0)	0 (0 to 0)	0 (0 to 0)	0 (0 to 0)	0
Intestinal nematode infections	0 (0 to 0)	0 (

Osteoarthritis other	0 (0 to 0)	0 (0 to 0)	0 (0 to 0)	0 (0 to 0)	0 (0 to 0)	0 (0 to 0)	0 (0 to 0)	0 (0 to 0)	0 (0 to 0)	0 (0 to 0)	0-1 (0 to 3.2)	1-1 (0 to 2.5)	2-9 (1 to 9.7)	9-3 (3.7 to 14.6)	11-1 (4.9 to 23.2)	14-6 (9.5 to 30.7)	14-7 (9.9 to 31.9)	13-6 (9.7 to 28.8)	14-6 (7.3 to 30.2)	12-1 (6 to 24.6)	9-9 (5.1 to 20.2)	6-7 (3.4 to 13.6)	3-7 (1.9 to 7.4)	1-8 (0.9 to 3.5)		
Low back pain	69 (51 to 91)	83 (64 to 107)	172 (149 to 134)	81 (60.5 to 214)	134 (110 to 396)	188 (158 to 413)	294 (190 to 479)	316 (228 to 539)	382 (226 to 556)	365 (268 to 627)	448 (292 to 689)	494 (285 to 648)	446 (231 to 633)	394 (192 to 634)	359 (170 to 598)	273 (126 to 500)	300 (90.1 to 213)	145 (31 to 719)	69.4 (24 to 53.3)	58.1 (19.2 to 139)	10.2 (3.7 to 22.9)	4,460
Neck pain	0 (0 to 0)	0 (0 to 0)	8-7 (3 to 17.4)	44.3 (23.3 to 79)	67.3 (33.2 to 119)	77.4 (39 to 150)	103 (51 to 194)	108 (75.7 to 268)	122 (101 to 310)	108 (67.4 to 264)	122 (105 to 346)	108 (66.4 to 331)	108 (65.4 to 293)	120 (63 to 316)	96.2 (52.6 to 163)	87.5 (49.1 to 144)	62.3 (33 to 111)	40.1 (22 to 78.9)	25.4 (12.3 to 49.6)	13.1 (6.3 to 19.6)	198 1,840
Gout	0 (0 to 0)	0 (0 to 0)	0 (0 to 0)	0 (0 to 0)	0 (0 to 0)	0 (0 to 0)	0 (0 to 0.4)	0 (0 to 1.9)	0 (0 to 3.3)	0 (0 to 5.5)	0 (0 to 7.4)	0 (0 to 5.1)	0 (0 to 4.5)	0 (0 to 5.2)	0 (0 to 5.1)	0 (0 to 5.1)	0 (0 to 5.1)	0 (0 to 5.1)	0 (0 to 5.1)	0 (0 to 5.1)	0 (0 to 5.1)	96.1
Other musculoskeletal disorders	0 (0 to 0)	0 (0 to 0)	0-5 (0.3 to 0.9)	2-3 (0.7 to 5.2)	24-1 (11.9 to 41.9)	59.3 (35.8 to 92.4)	116 (67.8 to 179)	146 (91.4 to 229)	157 (105 to 253)	153 (91.7 to 265)	167 (102 to 278)	153 (102 to 278)	147 (102 to 256)	136 (102 to 260)	94.6 (59.5 to 158)	49.3 (32 to 133)	48.4 (30.4 to 107)	21.5 (10.2 to 36.9)	9.8 (4.7 to 17.4)	5.8 (2.9 to 9.4)	1,660
Other non-communicable diseases	194 (134 to 291)	95.6 (74.4 to 139)	262 (190 to 455)	143 (112 to 193)	159 (114 to 196)	132 (107 to 206)	148 (107 to 206)	266 (172 to 341)	330 (246 to 517)	426 (295 to 592)	433 (322 to 632)	404 (280 to 561)	421 (292 to 572)	448 (312 to 611)	337 (242 to 512)	274 (202 to 512)	305 (227 to 441)	336 (224 to 636)	224 (143 to 424)	209 (140 to 368)	146 (114 to 184)	69.7 (56 to 110)	49.2 (39.5 to 63)	6,050
Congenital birth defects	188 (127 to 265)	81.2 (60 to 116)	180 (116 to 270)	88.3 (57 to 130)	45.5 (33.1 to 62.2)	40.9 (30.3 to 55.7)	34 (25.7 to 45.5)	26.4 (20.5 to 41.4)	30.3 (22.8 to 40.1)	28.1 (21 to 37.9)	29.6 (22.9 to 38.2)	25.4 (19.8 to 31.9)	24.6 (18.6 to 31.3)	27.6 (21.5 to 35.4)	24.5 (17.7 to 31.2)	19.7 (13.9 to 24.9)	11.4 (8.1 to 14.6)	4.2 (2.7 to 6.3)	2.7 (1.7 to 4)	1.8 (1.1 to 2.6)	0.5 (0.4 to 1.5)	0.3 (0.3 to 0.9)	0.1 (0.1 to 0.3)	920
Neural tube defects	11.6 (6.7 to 18.1)	3.4 (1.9 to 5.4)	17.9 (9.8 to 31.9)	13.3 (8.4 to 20.8)	1.8 (1.3 to 2.4)	1.6 (1.1 to 2.1)	1.4 (1.1 to 2.1)	1.6 (1.1 to 2.1)	1.4 (1 to 1.9)	1.1 (0.8 to 1.5)	0.7 (0.7 to 1.4)	0.6 (0.5 to 1.1)	0.6 (0.4 to 0.9)	0.5 (0.3 to 0.9)	0.3 (0.1 to 0.5)	0.2 (0.1 to 0.4)	0.1 (0.1 to 0.3)	0.1 (0.1 to 0.3)	0.1 (0.1 to 0.3)	0.1 (0.1 to 0.3)	0.1 (0.1 to 0.3)	59.3
Congenital heart anomalies	40.6 (22.2 to 78.7)	32.9 (21.6 to 53.6)	53.3 (30.6 to 97)	15.2 (9.3 to 26.6)	6.7 (4.1 to 13.6)	9.3 (4 to 12.1)	6.1 (4.2 to 10.2)	6.1 (3.8 to 9.8)	5.5 (3.6 to 7)	3.5 (2 to 5.4)	4.5 (3 to 7.7)	5.7 (4.1 to 8.1)	5.4 (3.4 to 7.2)	4.5 (2.8 to 6.2)	4.4 (2.4 to 6.1)	3.5 (1.9 to 5)	2.8 (1.3 to 4.2)	1.2 (1 to 2)	0.2 (0.1 to 0.4)	0.2 (0.1 to 0.3)	0.1 (0.1 to 0.2)	0.1 (0.1 to 0.2)	207
Orofacial clefts	0 (0 to 0.1)	0.4 (0.2 to 0.9)	0.9 (0.3 to 1.6)	0.6 (0.2 to 1.2)	0.6 (0.2 to 1.1)	0.5 (0.2 to 0.9)	0.6 (0.2 to 1)	0.5 (0.2 to 1)	0.5 (0.2 to 0.9)	0.5 (0.2 to 0.9)	0.4 (0.2 to 0.8)	0.5 (0.2 to 0.9)	0.4 (0.2 to 0.7)	0.5 (0.2 to 0.9)	0.4 (0.2 to 0.7)	0.3 (0.1 to 0.5)	0.2 (0.1 to 0.4)	0.2 (0.1 to 0.4)	0.2 (0.1 to 0.3)	0.2 (0.1 to 0.3)	0.1 (0.1 to 0.2)	0.1 (0.1 to 0.2)	8
Down syndrome	5 (3 to 7.6)	1.6 (0.9 to 2.4)	4.5 (2.8 to 7.6)	3.5 (2.4 to 5)	2.8 (1.9 to 4.2)	2.6 (1.8 to 3.6)	2.5 (1.7 to 3.5)	2.9 (2 to 4)	3.1 (2.2 to 4.2)	3.1 (2.1 to 4.3)	3.3 (2.2 to 4.2)	3.1 (2.2 to 4.2)	4 (2.6 to 5.2)	2.6 (1.8 to 3.5)	2.6 (1.5 to 3.5)	2.1 (1.2 to 3)	1.5 (0.9 to 2.1)	0.6 (0.4 to 0.9)	0.3 (0.2 to 0.5)	0.3 (0.2 to 0.5)	0.3 (0.2 to 0.5)	0.3 (0.2 to 0.5)	67.9
Turner syndrome	0 (0 to 0)	0 (0 to 0)	0.1 (0 to 0.1)	0.1 (0 to 0.3)	0.1 (0 to 0.2)	0.1 (0 to 0.2)	0.2 (0 to 0.3)	0.2 (0 to 0.4)	0.2 (0 to 0.4)	0.1 (0 to 0.3)	0.1 (0 to 0.2)	0.1 (0 to 0.2)	0.1 (0 to 0.2)	0.1 (0 to 0.1)	0.1 (0 to 0.1)	0 (0 to 0.1)	0 (0 to 0.1)	0 (0 to 0.1)	0 (0 to 0.1)	0 (0 to 0.1)	0 (0 to 0.1)	0 (0 to 0.1)	1-4
Klinefelter syndrome	0 (0 to 0)	0 (0 to 0)	0 (0 to 0.1)	0 (0 to 0.1)	0 (0 to 0)	0 (0 to 0)	0 (0 to 0)	0 (0 to 0.1)	0 (0 to 0.1)	0 (0 to 0.1)	0 (0 to 0.1)	0 (0 to 0.1)	0 (0 to 0.1)	0 (0 to 0.1)	0 (0 to 0.1)	0 (0 to 0.1)	0 (0 to 0.1)	0 (0 to 0.1)	0 (0 to 0.1)	0 (0 to 0.1)	0 (0 to 0.1)	0 (0 to 0.1)	0-3
Other chromosomal abnormalities	39.1 (16.7 to 75.3)	16.2 (10.3 to 30.7)	35.4 (21.1 to 58.2)	11.8 (8 to 19.1)	5.7 (4.5 to 10.2)	5.2 (4 to 6.2)	5.2 (3.4 to 7.2)	5 (3.6 to 6.6)	4.4 (3.2 to 5.9)	4.2 (2.8 to 5.9)	4.4 (3.1 to 6)	3.6 (2.5 to 4.8)	3.4 (2.3 to 4.6)	3 (1.9 to 4.1)	2 (1.3 to 2.9)	1.2 (0.7 to 1.8)	0.8 (0.5 to 1.1)	0.5 (0.3 to 0.8)	0.3 (0.2 to 0.5)	0.2 (0.1 to 0.3)	0.1 (0.1 to 0.2)	143
Congenital musculoskeletal and limb anomalies	5.7 (3.7 to 10.3)	2.1 (1.1 to 3.3)	17.2 (9.4 to 27.2)	10.7 (7.6 to 16.2)	13.8 (9.3 to 22.2)	13.4 (9.1 to 19.8)	10.4 (6.3 to 16.4)	9.8 (6.1 to 15.4)	11.3 (6.9 to 17.1)	9.2 (5.5 to 13.9)	8.9 (5.4 to 12.4)	7.4 (4.5 to 11)	7.4 (4.5 to 11)	6.5 (3.9 to 9.5)	5.6 (3.2 to 8.1)	4.2 (2.5 to 6.1)	3.4 (1.9 to 5.2)	2.3 (1.4 to 3.6)	1.4 (0.8 to 2.2)	0.8 (0.5 to 1.3)	0.4 (0.2 to 0.7)	0.2 (0.1 to 0.3)	0.1 (0 to 0.1)	162
Urogenital congenital anomalies	11 (4.8 to 27.4)	2.1 (1.1 to 4.3)	2.9 (1.6 to 5.1)	2.7 (1.6 to 4.4)	1.3 (0.7 to 1.9)	1.2 (0.6 to 1.8)	0.8 (0.4 to 1.1)	0.7 (0.4 to 1)	0.4 (0.4 to 1)	0.3 (0.2 to 0.5)	0.4 (0.3 to 0.7)	0.3 (0.2 to 0.4)	0.2 (0.2 to 0.4)	0.2 (0.1 to 0.3)	0.2 (0.1 to 0.3)	0.1 (0.1 to 0.2)	0.1 (0 to 0.2)	0.1 (0 to 0.2)	0.1 (0 to 0.2)	0.1 (0 to 0.2)	0.1 (0 to 0.2)	0.1 (0 to 0.2)	26.7
Digestive congenital anomalies	23.2 (13.9 to 41)	10.3 (4.4 to 14.2)	16.4 (7.8 to 26.4)	6.2 (4.5 to 11)	3.2 (1.8 to 4.5)	2.5 (1.5 to 3.6)	2.1 (1.4 to 3.1)	1.6 (0.9 to 2.5)	1.5 (0.9 to 2.1)	1.2 (0.6 to 1.8)	1.1 (0.6 to 1.7)	0.9 (0.5 to 1.4)	0.9 (0.5 to 1.3)	0.8 (0.4 to 1.2)	0.6 (0.3 to 0.9)	0.4 (0.2 to 0.7)	0.3 (0.1 to 0.5)	0.2 (0.1 to 0.4)	0.1 (0 to 0.3)	0.1 (0 to 0.3)	0.1 (0 to 0.2)	0.1 (0 to 0.2)	60.3
Other congenital birth defects	68.5 (34.9 to 97)	30.3 (9.4 to 27.9)	59.2 (21.3 to 53.3)	24.5 (9.4 to 13.2)	7.1 (3.5 to 10.9)	7.2 (3.7 to 9.5)	5.1 (3.4 to 6.3)	4.6 (2.9 to 6.2)	4.3 (2.9 to 5.2)	4.1 (2.8 to 5.7)	4.7 (2.9 to 7.7)	4.7 (2.9 to 6.5)	3.8 (2.3 to 6.5)	2.6 (1.5 to 4.2)	2.6 (1.5 to 4.2)	2.2 (1.2 to 4)	1.7 (0.9 to 3.1)	0.8 (0.4 to 2.2)	0.4 (0.3 to 1.7)	0.4 (0.1 to 0.9)	0.4 (0.1 to 0.9)	0.4 (0.1 to 0.9)	185
Urinary diseases and male infertility	1.0 (0.1 to 0.3)	0.4 (0.1 to 0.4)	1.6 (0.7 to 2.5)	1.2 (0.8 to 1.6)	1.1 (0.6 to 1.6)	1.4 (1 to 1.9)	1.6 (1 to 2.4)	1.5 (1.1 to 2)	1.2 (0.9 to 1.6)	1.1 (0.9 to 1.4)	1.2 (0.9 to 1.7)	1.1 (0.9 to 1.5)	1.1 (0.8 to 1.4)	1.2 (0.9 to 1.6)	1.2 (0.9 to 1.6)	1.1 (0.8 to 1.5)	1.1 (0.8 to 1.5)	1.1 (0.8 to 1.5)	1.1 (0.8 to 1.5)	1.1 (0.8 to 1.5)	1.1 (0.8 to 1.5)	1.1 (0.8 to 1.5)	516
Urolithiasis	0 (0 to 0)	0 (0 to 0)	0 (0 to 0.1)	0 (0 to 0.1)	0 (0 to 0.1)	0 (0 to 0.1)	0 (0 to 0.1)	0 (0 to 0.4)	0 (0 to 0.4)	0 (0 to 1.2)	0 (0.7 to 2.1)	0 (0 to 3.3)	0 (0 to 3.6)	0 (0.1 to 4.7)	0 (0.1 to 4.7)	0 (0.1 to 4.7)	0 (0.1 to 4.7)	0 (0.1 to 4.7)	0 (0.1 to 4.7)	0 (0.1 to 4.7)	0 (0.1 to 4.7)	0 (0.1 to 4.7)	0 (0.1 to 4.7)	33.9
Benign prostatic hyperplasia	0 (0 to 0)	0 (0 to 0)	0 (0 to 0)	0 (0 to 0)	0 (0 to 0)	0 (0 to 0)	0 (0 to 0)	0 (0 to 0)	0 (0 to 0)	0 (0 to 0)	0 (0 to 0)	0 (0 to 0)	0 (0 to 0)	0 (0 to 0)	0 (0 to 0)	0 (0 to 0)	0 (0 to 0)	0 (0 to 0)	0 (0 to 0)	0 (0 to 0)	0 (0 to 0)	0 (0 to 0)	0 (0 to 0)	106
Male infertility	0 (0 to 0)	0 (0 to 0)	0 (0 to 0)	0 (0 to 0)	0 (0 to 0)	0 (0 to 0)	0 (0 to 0.4)	0 (0 to 0.4)	2.2 (0 to 9.9)	2.2 (0 to 8.8)	2.6 (1 to 9.2)	2.1 (0 to 9.1)	3.4 (0.9 to 9.6)	2.1 (0.9 to 7.6)	1.4 (0.6 to 5.1)	0.5 (0 to 3.6)	0.5 (0 to 3.6)	0.5 (0 to 3.6)	0.5 (0 to 3.6)	0.5 (0 to 3.6)	0.5 (0 to 3.6)	0.5 (0 to 3.6)	0.5 (0 to 3.6)	15.5
Other urinary diseases	0.1 (0 to 0.2)	0.2 (0.1 to 0.3)	0.2 (0.1 to 0.4)	0.4 (0.2 to 0.6)	0.4 (0.3 to 0.6)	0.4 (0.3 to 0.7)	0.5 (0.3 to 0.6)	0.6 (0.4 to 1.2)	1.4 (0.9 to 2.1)	1.6 (0.9 to 2.1)	1.3 (0.9 to 1.9)	1.4 (0.9 to 1.9)	1.6 (1.1 to 2.4)	1.6 (1.1 to 2.4)	1.7 (1.1 to 2.6)	1.7 (1.1 to 2.6)	1.1 (0.7 to 2.1)	1.3 (0.8 to 2.7)	1.3 (0.9 to 2.3)	1.3 (0.9 to 2.3)	0.9 (0.6 to 2.3)	0.4 (0.2 to 1.1)	0.2 (0.1 to 0.5)	23.1
Gynecological diseases	0 (0 to 0)	0 (0 to 0)	0 (0 to 0)	0 (0 to 0)	0 (0 to 0)	0 (0 to 0)	0 (0 to 0.2)	0 (0 to 0.4)	0 (0 to 0.6)	0 (0 to 0.6)	0 (0 to 0.6)	0 (0 to 0.6)	0 (0 to 0.6)	0 (0 to 0.6)	0 (0 to 0.6)	0 (0 to 0.6)	0 (0 to 0.6)	0 (0 to 0.6)	0 (0 to 0.6)	0 (0 to 0.6)	0 (0 to 0.6)	0 (0 to 0.6)	0 (0 to 0.6)	0 (0 to 0.6)	0 (0 to 0.6)	0 (0 to 0.6)
Uterine fibroids	0 (0 to 0)	0 (0 to 0)	0 (0 to 0)	0 (0 to 0)	0 (0 to 0)	0.2 (0 to 0.6)	0.4 (0.2 to 0.9)	0.9 (0.3 to 1.8)	2.3 (0.9 to 4.9)	3.7 (1.4 to 8.2)	11.1 (4.6 to 23)	14 (5.7 to 27.1)	15.4 (5.9 to 31)	11.9 (5.3 to 15.2)	7.3 (3 to 15)	4.1 (1.6 to 9.1)	2.1 (1 to 4.4)	0.4 (0.2 to 0.9)	0.7 (0.3 to 1.5)	0.2 (0.1 to 0.3)	0.2 (0.1 to 0.3)	0.2 (0.1 to 0.3)	79.9
Polycystic ovarian syndrome	0 (0 to 0)	0 (0 to 0)	0 (0 to 0)	0 (0 to 0)	0 (0 to 0)	0 (0 to 0.3)	0 (0 to 0.2)	0 (0 to 0.7)	0 (0 to 1.5)	0 (0 to 1.5)	0 (0 to 1.7)	0 (0 to 1.4)	0 (0 to 1.4)	0 (0 to 1.4)	0 (0 to 1.4)	0 (0 to 1.4)	0 (0 to 1.4)	0 (0 to 1.4)	0 (0 to 1.4)	0 (0 to 1.4)	0 (0 to 1.4)	0 (0 to 1.4)	0 (0 to 1.4)	0 (0 to 1.4)	58.2
Female infertility	0 (0 to 0)	0 (0 to 0)	0 (0 to 0)	0 (0 to 0)	0 (0 to 0)	0 (0 to 0)	0 (0 to 0.2)	0 (0 to 1.9)	0 (0 to 4.6)	0 (0 to 4.6)	0 (0 to 4.6)	0 (0 to 4.6)	0 (0 to 4.6)	0 (0 to 4.6)	0 (0 to 4.6)	0 (0 to 4.6)	0 (0 to 4.6)	0 (0 to 4.6)	0 (0 to 4.6)	0 (0 to 4.6)	0 (0 to 4.6)	0 (0 to 4.6)	0 (0 to 4.6)	0 (0 to 4.6)	16.3
Endometriosis	0 (0 to 0)	0 (0 to 0)	0 (0 to 0)	0 (0 to 0)	0 (0 to 0)	0 (0 to 0)	1-1 (0 to 5.2)	2-9 (0.1 to 9.8)	3-3 (0.1 to 11.2)	3-1 (0.1 to 11.2)	4-2 (0.1 to 14)	4-2 (0.1 to 14)	4-2 (0.1 to 14)	4-2 (0.1 to 14)	4-2 (0.1 to 14)	4-2 (0.1 to 14)	4-2 (0.1 to 14)	4-2 (0.1 to 14)	4-2 (0.1 to 14)	4-2 (0.1 to 14)	4-2 (0.1 to 14)	4-2 (0.1 to 14)	4-2 (0.1 to 14)	48
Genital prolapse	0 (0 to 0)	0 (0 to 0)	0 (0 to 0)	0 (0 to 0)	0 (0 to 0)	0 (0 to 0)	0 (0 to 0)	0 (0 to 0)	0 (0 to 0)	0 (0 to 0)	0 (0 to 0)	0 (0 to 0)	0 (0 to 0)	0 (0 to 0)	0 (0 to 0)	0 (0 to 0)	0 (0 to 0)	0 (0 to 0)	0 (0 to 0)

SR Table 2c: Crovden DALYS by cause and age group for both sexes with 95% uncertainty intervals, 2019

Cause	Early Neonatal 0-6d	Late Neonatal 7-27d	Post Neonatal 28d-1y	1 to 4	5 to 9	10 to 14	15 to 19	20 to 24	25 to 29	30 to 34	35 to 39	40 to 44	45 to 49	50 to 54	55 to 59	60 to 64	65 to 69	70 to 74	75 to 79	80 to 84	85 to 89	90 to 94	95 plus	Total
All causes	1,890 (881 to 2,230)	1,890 (868 to 2,800)	941 (491 to 912)	4,470 (763 to 1,230)	3,040 (567 to 1,710)	3,040 (1,230 to 2,290)	3,040 (1,740 to 2,940)	3,040 (2,320 to 3,940)	3,040 (3,040 to 5,020)	3,040 (3,520 to 6,200)	3,040 (4,180 to 8,450)	3,040 (4,270 to 8,490)	3,040 (4,970 to 7,400)	3,040 (6,120 to 8,910)	3,040 (7,140 to 9,970)	3,040 (8,020 to 9,040)	3,040 (8,470 to 8,930)	3,040 (7,380 to 8,260)	3,040 (6,470 to 8,200)	3,040 (5,190 to 7,450)	3,040 (3,730 to 5,200)	3,040 (1,510 to 1,750)	99,700
Communicable, maternal, neonatal, and nutritional diseases	1,890 (627 to 930)	1,890 (159 to 2,540)	941 (169 to 330)	4,470 (162 to 330)	3,040 (78 to 420)	3,040 (117 to 372)	3,040 (84 to 172)	3,040 (118 to 202)	3,040 (148 to 344)	3,040 (160 to 382)	3,040 (181 to 394)	3,040 (173 to 359)	3,040 (159 to 311)	3,040 (156 to 310)	3,040 (167 to 364)	3,040 (169 to 348)	3,040 (159 to 324)	3,040 (144 to 294)	3,040 (122 to 264)	3,040 (93 to 211)	3,040 (62 to 144)	3,040 (27 to 72)	6,150
HIV/AIDS and sexually transmitted infections	29.5 (0 to 42.3)	6.2 (1.6 to 12.9)	13.1 (6.4 to 24.9)	9.2 (2.7 to 23.7)	1.8 (1.5 to 2.1)	1.7 (1.4 to 1.9)	2.8 (2.2 to 3.7)	7.7 (4.9 to 9)	15.6 (12.1 to 20.3)	27.7 (22.9 to 33.4)	36.4 (28.3 to 47.5)	37 (29.3 to 46.1)	32 (25.4 to 41)	22.7 (17.9 to 29.1)	16 (14.6 to 22.4)	11.3 (9.1 to 21)	9.1 (6.3 to 16.4)	3.9 (2.5 to 5.8)	2.1 (1.4 to 3.1)	0.9 (0.6 to 1.3)	0.5 (0.4 to 0.6)	0.2 (0.2 to 0.4)	274
HIV/AIDS	0 (0 to 0)	0 (0 to 0)	0 (0 to 0)	2.9 (0.5 to 7.3)	1.6 (1.4 to 1.8)	1.4 (1.2 to 1.7)	2.1 (1.7 to 2.6)	6.7 (4.5 to 7.6)	11.9 (8.7 to 15.6)	21.1 (16.4 to 26.7)	29.8 (22.5 to 38.7)	29.1 (24.1 to 36.2)	27.5 (22 to 34.6)	19 (15.6 to 25.3)	13.4 (12.6 to 19.7)	9.6 (7.8 to 18.4)	6.9 (5.4 to 9)	2.6 (1.8 to 4.4)	1.4 (1.1 to 2.1)	1.3 (0.7 to 2.1)	0.2 (0.1 to 0.3)	0.1 (0.1 to 0.2)	193
HIV/AIDS - Drug-susceptible Tuberculosis	0 (0 to 0)	0 (0 to 0)	0.3 (0 to 0.5)	0.2 (0 to 1.4)	0.1 (0.1 to 0.2)	0.1 (0.1 to 0.2)	0.1 (0 to 0.2)	0.4 (0.2 to 0.4)	0.5 (0.3 to 0.6)	1.2 (0.8 to 1.9)	1.5 (1 to 2.3)	1.6 (1.1 to 2.7)	1.7 (1.1 to 2.4)	1.1 (0.7 to 1.8)	0.9 (0.6 to 1.4)	0.4 (0.4 to 0.9)	0.4 (0.3 to 0.6)	0.1 (0.1 to 0.1)	0.1 (0.1 to 0.2)	0 (0 to 0)	0 (0 to 0)	0 (0 to 0)	11.1
HIV/AIDS - Multidrug-resistant Tuberculosis without extensive dr...	0 (0 to 0)	0 (0 to 0)	0 (0 to 0)	0 (0 to 0)	0 (0 to 0)	0 (0 to 0)	0 (0 to 0)	0 (0 to 0)	0 (0 to 0.1)	0 (0 to 0.1)	0 (0 to 0.2)	0 (0 to 0.2)	0 (0 to 0.2)	0 (0 to 0.1)	0 (0 to 0.1)	0 (0 to 0.1)	0 (0 to 0.1)	0 (0 to 0.1)	0 (0 to 0.1)	0 (0 to 0.1)	0 (0 to 0.1)	0 (0 to 0.1)	0.3
HIV/AIDS - Extensively drug-resistant Tuberculosis	0 (0 to 0)	0 (0 to 0)	0 (0 to 0)	0 (0 to 0)	0 (0 to 0)	0 (0 to 0)	0 (0 to 0)	0 (0 to 0)	0 (0 to 0)	0 (0 to 0)	0 (0 to 0)	0 (0 to 0)	0 (0 to 0)	0 (0 to 0)	0 (0 to 0)	0 (0 to 0)	0 (0 to 0)	0 (0 to 0)	0 (0 to 0)	0 (0 to 0)	0 (0 to 0)	0 (0 to 0)	0 (0 to 0)	0.1
HIV/AIDS resulting in other diseases	29.5 (0 to 42.3)	6.2 (1.6 to 12.9)	9.6 (3.1 to 6.3)	3.6 (2.2 to 9.7)	1.5 (1.3 to 1.7)	1.3 (1.1 to 1.6)	2 (1.6 to 2.7)	5.9 (4.2 to 6.7)	10.8 (8.2 to 14.2)	19.9 (14.9 to 25.5)	27.1 (20.7 to 35.1)	28 (22.3 to 36.4)	25.7 (20.1 to 32.7)	18.8 (14.7 to 24.2)	12.5 (11.7 to 18.9)	9.2 (7.3 to 17.8)	6.5 (5.1 to 8.5)	2.6 (1.8 to 4.3)	1.3 (1 to 2)	1.2 (0.7 to 2.1)	0.2 (0.1 to 0.3)	0.1 (0 to 0.1)	182
Sexually transmitted infections excluding HIV	0 (0 to 42.3)	0 (1.6 to 12.9)	3.5 (2.5 to 20.8)	6.6 (0.1 to 0.7)	0.3 (0 to 0.4)	0.3 (0.2 to 0.5)	0.7 (0.4 to 1.1)	1.6 (1 to 2.1)	3.4 (2.4 to 4.7)	6.6 (3.7 to 10.4)	7.8 (4 to 12.4)	7.2 (4 to 11.6)	4.5 (2.5 to 6.9)	2.7 (1.5 to 4.4)	1.4 (0.9 to 2.1)	1.1 (0.4 to 2.1)	1.1 (0.4 to 2.1)	0.5 (0.1 to 1.1)	0.3 (0.1 to 0.7)	0.1 (0.1 to 0.2)	0.1 (0.1 to 0.1)	0.4 (0.2 to 0.4)	80.5
Syphilis	29.5 (0 to 42.3)	6.2 (1.6 to 12.9)	9.1 (2.5 to 20.8)	0.3 (0.1 to 0.7)	0.2 (0.1 to 0.4)	0.1 (0.1 to 0.2)	0.1 (0 to 0.2)	0.1 (0 to 0.1)	0.1 (0 to 0.1)	0.1 (0 to 0.2)	0.1 (0 to 0.2)	0.1 (0 to 0.2)	0.1 (0 to 0.1)	0.1 (0.1 to 0.1)	0.1 (0 to 0.2)	0.1 (0 to 0.1)	0.1 (0 to 0.1)	0.1 (0 to 0.1)	0.1 (0 to 0.1)	0.1 (0 to 0.1)	0.1 (0 to 0.1)	0.1 (0 to 0.1)	37.5
Chlamydial infection	0 (0 to 0)	0 (0 to 0)	0 (0 to 0)	0 (0 to 0)	0 (0 to 0)	0 (0 to 0)	0 (0 to 0.1)	0.6 (0 to 1.6)	2.3 (1.2 to 4.1)	1.6 (0.8 to 2.9)	1.9 (0.9 to 3.2)	1.8 (0.9 to 3.2)	0.9 (0.4 to 1.7)	0.3 (0.1 to 0.6)	0.2 (0.1 to 0.4)	0.1 (0 to 0.3)	0.1 (0 to 0.3)	0.1 (0 to 0.1)	0.1 (0 to 0.1)	0.1 (0 to 0.1)	0 (0 to 0)	0 (0 to 0)	9.2
Gonococcal infection	0 (0 to 0)	0 (0 to 0)	0 (0 to 0)	0 (0 to 0)	0 (0 to 0)	0 (0 to 0)	0 (0 to 0.1)	0.2 (0 to 0.3)	0.4 (0.2 to 0.6)	0.7 (0.4 to 1.2)	0.7 (0.4 to 1.2)	0.7 (0.4 to 1.2)	0.5 (0.3 to 0.7)	0.2 (0.1 to 0.4)	0.2 (0.1 to 0.3)	0.2 (0.1 to 0.4)	0.2 (0.1 to 0.4)	0.1 (0.1 to 0.2)	0.1 (0.1 to 0.2)	0.1 (0.1 to 0.1)	0.2 (0.1 to 0.3)	0.1 (0.1 to 0.2)	5.3
Trichomoniasis	0 (0 to 0)	0 (0 to 0)	0 (0 to 0)	0 (0 to 0)	0 (0 to 0)	0 (0 to 0)	0 (0 to 0.2)	0.3 (0.1 to 0.7)	0.7 (0.3 to 1.4)	0.7 (0.2 to 1.3)	0.8 (0.3 to 1.6)	0.8 (0.3 to 1.6)	0.7 (0.2 to 1.4)	0.4 (0.2 to 1.1)	0.2 (0.1 to 0.7)	0.2 (0.1 to 0.5)	0.2 (0.1 to 0.5)	0.1 (0.1 to 0.2)	0.1 (0.1 to 0.2)	0 (0 to 0)	0 (0 to 0)	0 (0 to 0)	5.5
Genital herpes	0 (0 to 0)	0 (0 to 0)	0 (0 to 0)	0 (0 to 0)	0 (0 to 0)	0 (0 to 0)	0 (0 to 0.1)	0.1 (0 to 0.1)	0.4 (0.2 to 0.6)	0.8 (0.3 to 1.3)	0.8 (0.3 to 1.4)	0.8 (0.3 to 1.4)	0.6 (0.2 to 1.1)	0.3 (0.1 to 0.6)	0.2 (0.1 to 0.5)	0.2 (0.1 to 0.4)	0.2 (0.1 to 0.4)	0.1 (0.1 to 0.2)	0.1 (0.1 to 0.2)	0 (0 to 0)	0 (0 to 0)	0 (0 to 0)	8.7
Other sexually transmitted infections	0 (0 to 0)	0 (0 to 0)	0 (0 to 0)	0 (0 to 0)	0 (0 to 0)	0 (0 to 0)	0 (0 to 0.1)	0.2 (0 to 0.4)	0.5 (0.2 to 0.8)	1.1 (0.6 to 1.8)	1.4 (0.6 to 2.4)	1.4 (0.6 to 2.4)	1.1 (0.5 to 1.8)	0.6 (0.2 to 1.1)	0.3 (0.2 to 0.6)	0.2 (0.1 to 0.5)	0.2 (0.1 to 0.5)	0.1 (0.1 to 0.2)	0.1 (0.1 to 0.1)	0 (0 to 0)	0 (0 to 0)	0 (0 to 0)	14.4
Respiratory infections and tuberculosis	84.5 (4.2 to 211.2)	22.7 (0 to 53.9)	68.4 (30 to 53.9)	491.1 (46.6 to 101)	331 (37.1 to 93.5)	331 (53.3 to 64.9)	331 (32.6 to 54.7)	331 (36.1 to 59.5)	331 (32.9 to 68.9)	331 (35.6 to 73.2)	331 (44.2 to 84.4)	331 (49.7 to 87.6)	331 (59.7 to 105)	331 (76.7 to 137)	331 (91.3 to 168)	331 (92.3 to 170)	331 (89.1 to 167)	331 (84.5 to 157)	331 (76.9 to 150)	331 (66.5 to 137)	331 (49.5 to 107)	331 (22.6 to 69)	2,870
Tuberculosis	0 (0 to 0)	0 (0 to 0)	0.4 (0 to 0.9)	0.2 (0 to 0.4)	0.2 (0.2 to 0.3)	0.2 (0.2 to 0.3)	0.4 (0.4 to 0.6)	0.9 (0.6 to 2.2)	1.4 (1.4 to 4.2)	2.2 (1.2 to 3.8)	2.4 (1.4 to 3.4)	2.2 (1.7 to 2.9)	2.2 (1.9 to 3.6)	1.9 (1.3 to 4.7)	2.4 (2.4 to 3.8)	2.5 (2.5 to 4.3)	2.7 (2.4 to 4.6)	2.5 (2.4 to 4.6)	2.5 (1.9 to 4.2)	2.5 (1.9 to 4.2)	1.8 (1.4 to 3.4)	0.4 (0.3 to 0.5)	46.1
Latent tuberculosis infection	0 (0 to 0)	0 (0 to 0)	0 (0 to 0)	0 (0 to 0)	0 (0 to 0)	0 (0 to 0)	0 (0 to 0)	0 (0 to 0)	0 (0 to 0)	0 (0 to 0)	0 (0 to 0)	0 (0 to 0)	0 (0 to 0)	0 (0 to 0)	0 (0 to 0)	0 (0 to 0)	0 (0 to 0)	0 (0 to 0)	0 (0 to 0)	0 (0 to 0)	0 (0 to 0)	0 (0 to 0)	0 (0 to 0)	0
Drug-susceptible tuberculosis	0 (0 to 0)	0 (0 to 0)	0.1 (0 to 0.2)	0.2 (0 to 0.4)	0.2 (0.2 to 0.3)	0.2 (0.2 to 0.3)	0.4 (0.4 to 0.6)	0.9 (0.7 to 2.2)	1.4 (1.4 to 4.2)	2.2 (1.2 to 3.8)	2.4 (1.4 to 3.4)	2.2 (1.7 to 2.9)	2.2 (1.9 to 3.7)	1.9 (1.3 to 4.7)	2.4 (2.4 to 3.8)	2.5 (2.5 to 4.3)	2.7 (2.4 to 4.6)	2.5 (2.4 to 4.6)	2.5 (1.9 to 4.2)	2.5 (1.9 to 4.2)	1.8 (1.4 to 3.4)	0.4 (0.3 to 0.5)	45.1
Multidrug-resistant tuberculosis without extensive drug-resistance	0 (0 to 0)	0 (0 to 0)	0 (0 to 0)	0 (0 to 0)	0 (0 to 0)	0 (0 to 0)	0 (0 to 0.1)	0 (0 to 0.1)	0 (0 to 0.2)	0 (0 to 0.2)	0 (0 to 0.2)	0 (0 to 0.2)	0 (0 to 0.2)	0 (0 to 0.2)	0 (0 to 0.2)	0 (0 to 0.2)	0 (0 to 0.2)	0 (0 to 0.2)	0 (0 to 0.2)	0 (0 to 0.2)	0 (0 to 0.2)	0 (0 to 0.1)	0.6
Extensively drug-resistant tuberculosis	0 (0 to 0)	0 (0 to 0)	0 (0 to 0)	0 (0 to 0)	0 (0 to 0)	0 (0 to 0)	0 (0 to 0.1)	0 (0 to 0.1)	0 (0 to 0.1)	0 (0 to 0.1)	0 (0 to 0.1)	0 (0 to 0.1)	0 (0 to 0.1)	0 (0 to 0.1)	0 (0 to 0.1)	0 (0 to 0.1)	0 (0 to 0.1)	0 (0 to 0.1)	0 (0 to 0.1)	0 (0 to 0.1)	0 (0 to 0.1)	0 (0 to 0.1)	0.2
Lower respiratory infections	84 (4.1 to 211.1)	6.5 (4.6 to 8.4)	22 (20.9 to 46.2)	18.7 (14.2 to 22.8)	7.4 (5.4 to 9.2)	5.8 (4.4 to 7.3)	4.9 (3.3 to 6.8)	13.7 (7.9 to 13.1)	19.3 (10.2 to 17.4)	28 (12.4 to 21)	28 (19.4 to 32.4)	26 (27 to 47.2)	24 (21.1 to 29.6)	19.5 (14.8 to 19.6)	16.5 (9.8 to 15.2)	13.9 (9.9 to 15.6)	12.3 (8.7 to 17.5)	11.2 (7.9 to 16)	10.5 (7.9 to 15.2)	9.5 (6.7 to 13.1)	7.7 (4.9 to 9.8)	3.7 (2.1 to 4.6)	387 (192 to 2,240)
Upper respiratory infections	0.1 (0 to 0.1)	0.4 (0.2 to 0.7)	0.6 (0.1 to 0.9)	28.4 (21.8 to 62.2)	20 (2.9 to 70.6)	22 (2.9 to 70.6)	23.6 (12 to 41.4)	24.8 (12.9 to 41.1)	27.6 (13.5 to 46.1)	25.1 (12.1 to 38.2)	25.1 (12.1 to 38.2)	22 (10.7 to 34.6)	20.1 (10.7 to 34.6)	19.4 (10.4 to 33.4)	17.5 (9.2 to 28.8)	12.4 (6.4 to 20.4)	9.1 (4.8 to 15.9)	7.2 (4.3 to 13.3)	5.4 (2.9 to 8.9)	3.5 (1.9 to 6)	1.8 (1 to 3.1)	0.6 (0.3 to 1)	369
Otitis media	0 (0 to 0)	0.1 (0 to 0.2)	1.9 (1 to 3.4)	30.9 (5.4 to 116)	4.7 (2.3 to 17)	4.7 (2.9 to 9.9)	4.5 (2.2 to 8)	4.1 (1.9 to 7)	4.1 (2.4 to 9.2)	4.1 (2.1 to 9.4)	4.1 (2.4 to 9.4)	4.1 (2.3 to 9.1)	4.1 (2.4 to 9.2)	4.1 (2.5 to 9.6)	4.1 (2.5 to 9.2)	4.1 (1.5 to 9.7)	4.1 (0.9 to 3.3)	4.1 (0.6 to 2.2)	4.1 (0.4 to 1.4)	4.1 (0.3 to 1.2)	4.1 (0.2 to 0.9)	4.1 (0.1 to 0.2)	81.2
Enteric infections	2.3 (0 to 0.9)	27 (1.7 to 39.1)	40.4 (23.6 to 66)	40.4 (19.9 to 33.4)	19.6 (4.4 to 20.1)	7.8 (4.1 to 9.7)	4.7 (4.7 to 11.8)	4.7 (5.4 to 13.1)	4.7 (5.1 to 13.1)	4.7 (5.5 to 13.9)	4.7 (5.5 to 12.9)	4.7 (4.7 to 10.4)	4.7 (4.4 to 10.1)	7.2 (4.8 to 10.5)	7.2 (4.7 to 15.2)	7.2 (4.9 to 11.7)	17 (8.9 to 16.1)	15.7 (12.1 to 22.5)	15.7 (10.4 to 23.9)	20.2 (15.2 to 28.3)	21 (13.4 to 34.6)	16.4 (9.5 to 15.9)	724 (5.4 to 10)
Diarrheal diseases	0.6 (0 to 0.9)	2.3 (1.6 to 3.1)	27 (17.6 to 39)	39.1 (29.3 to 66.7)	19.6 (10.9 to 33.4)	7.8 (4.1 to 9.7)	4.7 (4.4 to 9.2)	4.7 (4.7 to 11.7)	4.7 (5.4 to 13.1)	4.7 (5.5 to 13.1)	4.7 (5.5 to 12.9)	4.7 (4.6 to 10.4)	4.7 (4.4 to 10.1)	7.1 (4.6 to 10.4)	7.2 (4.7 to 10.4)	7.2 (4.9 to 10.1)	17 (8.9 to 16.1)	15.7 (12.1 to 22.5)	15.7 (10.4 to 23.9)	20.2 (15.2 to 28.3)	21 (13.4 to 34.6)	16.4 (9.5 to 15.9)	724 (5.4 to 10)
Typhoid and paratyphoid	0 (0 to 0)	0 (0 to 0)	0 (0 to 0)	0 (0 to 0)	0 (0 to 0)	0 (0 to 0)	0 (0 to 0)	0 (0 to 0)	0 (0 to 0)	0 (0 to 0)	0 (0 to 0)	0 (0 to 0)	0 (0 to 0)	0 (0 to 0)	0 (0 to 0)	0 (0 to 0)	0 (0 to 0)	0 (0 to 0)	0 (0 to 0)	0 (0 to 0)	0 (0 to 0)	0 (0 to 0)	0 (0 to 0)	0
Typhoid fever	0 (0 to 0)	0 (0 to 0)	0 (0 to 0)	0 (0 to 0)	0 (0 to 0)	0 (0 to 0)	0 (0 to 0)	0 (0 to 0)	0 (0 to 0)	0 (0 to 0)	0 (0 to 0)	0 (0 to 0)	0 (0 to 0)	0 (0 to 0)	0 (0 to 0)	0 (0 to 0)	0 (0 to 0)	0 (0 to 0)	0 (0 to 0)	0 (0 to 0)	0 (0 to 0)	0 (0 to 0)	0 (0 to 0)	0
Paratyphoid fever	0 (0 to 0)	0 (0 to 0)	0 (0 to 0)	0 (0 to 0)	0 (0 to 0)	0 (0 to 0)	0 (0 to 0)	0 (0 to 0)	0 (0 to 0)	0 (0 to 0)	0 (0 to 0)	0 (0 to 0)	0 (0 to 0)	0 (0 to 0)	0 (0 to 0)	0 (0 to 0)	0 (0 to 0)	0 (0 to 0)	0 (0 to 0)	0 (0 to 0)	0 (0 to 0)	0 (0 to 0)	0 (0 to 0)	0
Invasive Non-typhoidal Salmonella (iNTS)	0 (0 to 0)	0 (0 to 0)	0 (0 to 0.4)	0 (0 to 0.7)	0 (0 to 0.3)	0 (0 to 0.3)	0 (0 to 0.3)	0 (0 to 0.3)	0 (0 to 0.3)	0 (0 to 0.3)	0 (0 to 0.3)	0 (0 to 0.3)	0 (0 to 0.3)	0 (0 to 0.3)	0 (0 to 0.3)	0 (0 to 0.3)	0 (0 to 0.3)	0 (0 to 0.3)	0 (0 to 0.3)	0 (0 to 0.3)	0 (0 to 0.3)	0 (0 to 0.2)	0 (0 to 0.2)	1.1
Other intestinal infectious diseases	0 (0 to 0)	0.1 (0.1 to 0.2)	0.6 (0.1 to 0.9)	0.1 (0 to 0.2)	0.1 (0 to 0.1)	0.1 (0 to 0.1)	0.2 (0 to 0.1)	0.4 (0 to 0.1)	0.5 (0 to 0.1)	0.5 (0 to 0.1)	0.5 (0 to 0.1)	0.5 (0 to 0.1)	0.4 (0 to 0.1)	0.3 (0 to 0.1)	0.2 (0 to 0.1)	0.2 (0 to 0.1)	0.1 (0 to 0.1)	0.1 (0 to 0.1)	0.1 (0 to 0.1)	0.1 (0 to 0.1)	0.1 (0 to 0.1)	0.1 (0 to 0.1)	0.7
Neglected tropical diseases and malaria	0 (0 to 0.1)	0.1 (0 to 0.2)	1.1 (0.2 to 2.3)	2.9 (0.7 to 7.7)	8.5 (1.7 to 20.6)	1.7 (0.3 to 2.7)	0.2 (0 to 0.2)	0.4 (0.1 to 1.4)	0.5 (0.1 to 1.4)	1.1 (0.1 to 1.5)	2.9 (0.2 to 3.2)	3.9 (0.2 to 5.9)	1.1 (0.2 to 2.2)	0.2 (0.2 to 0.7)	0.2 (0.2 to 0.3)	0.2 (0.1 to 0.5)	0.2 (0.1 to 0.5)	0.1 (0.1 to 0.3)	0.1 (0.1 to 0.3)	0.1 (0.1 to 0.3)	0.1 (0.1 to 0.3)	0.1 (0.1 to 0.1)	22
Malaria	0 (0 to 0)	0 (0 to 0)	0 (0 to 0)	0 (0 to 0)	0 (0 to 0)	0 (0 to 0)	0 (0 to 0)	0 (0 to 0)	0 (0 to 0)	0 (0 to 0)	0 (0 to 0)	0 (0 to 0)	0 (0 to 0)	0 (0 to 0)	0 (0 to 0)	0 (0 to 0)	0 (0 to 0)	0 (0 to 0)	0 (0 to 0)	0 (0 to 0)	0 (0 to 0)	0 (0 to 0)	0 (0 to 0)	0
Chagas disease	0 (0 to 0)	0 (0 to 0)	0 (0 to 0)	0 (0 to 0)	0 (0 to 0)	0 (0 to 0)	0 (0 to 0)	0 (0 to 0)	0 (0 to 0)	0 (0 to 0)	0 (0 to 0)	0 (0 to 0)	0 (0 to 0)	0 (0 to 0)	0 (0 to 0)	0 (0 to 0)	0 (0 to 0)	0 (0 to 0)	0 (0 to 0)	0 (0 to 0)	0 (0 to 0)	0 (0 to 0)	0 (0 to 0)	0
Leishmaniasis	0 (0 to 0)	0 (0 to 0)	0 (0 to 0)	0 (0 to 0)	0 (0 to 0)	0 (0 to 0)	0 (0 to 0)	0 (0 to 0)	0 (0 to 0)	0 (0 to 0)	0 (0 to 0)	0 (0 to 0)	0 (0 to 0)	0 (0 to 0)	0 (0 to 0)	0 (0 to 0)	0 (0 to 0)	0 (0 to 0)	0 (0 to 0)	0 (0 to 0)	0 (0 to 0)	0 (0 to 0)	0 (0 to 0)	0
Visceral leishmaniasis	0 (0 to 0)	0 (0 to 0)	0 (0 to 0)	0 (0 to 0)	0 (0 to 0)	0 (0 to 0)	0 (0 to 0)	0 (0 to 0)	0 (0 to 0)	0 (0 to 0)	0 (0 to 0)	0 (0 to 0)	0 (0 to 0)	0 (0 to 0)	0 (0 to 0)	0 (0 to 0)	0 (0 to 0)	0 (0 to 0)	0 (0 to 0)	0 (0 to 0)	0 (0 to 0)	0 (0 to 0)	0 (0 to 0)	0
Cutaneous and mucocutaneous leishmaniasis	0 (0 to 0)	0 (0 to 0)	0 (0 to 0)	0 (0 to 0)	0 (0 to 0)	0 (0 to 0)	0 (0 to 0)	0 (0 to 0)	0 (0 to 0)	0 (0 to 0)	0 (0 to 0)	0 (0 to 0)	0 (0 to 0)	0 (0 to 0)	0 (0 to 0)	0 (0 to 0)	0 (0 to 0)	0 (0 to 0)	0 (0 to 0)	0 (0 to 0)	0 (0 to 0)	0 (0 to 0)	0 (0 to 0)	0
African trypanosomiasis	0 (0 to 0)	0 (0 to 0)	0 (0 to 0)	0 (0 to 0)	0 (0 to 0)	0 (0 to 0)	0 (0 to 0)	0 (0 to 0)	0 (0 to 0)	0 (0 to 0)	0 (0 to 0)	0 (0 to 0)	0 (0 to 0)	0 (0 to 0)	0 (0 to 0)	0 (0 to 0)	0 (0 to 0)	0 (0 to 0)	0 (0 to 0)	0 (0 to 0)	0 (0 to 0)	0 (0 to 0)	0 (0 to 0)	0
Schistosomiasis	0 (0 to 0)	0 (0 to 0)	0 (0 to 0)	0 (0 to 0)	0 (0 to 0)	0 (0 to 0)	0 (0 to 0)	0 (0 to 0)	0 (0 to 0)	0 (0 to 0)	0 (0 to 0)	0 (0 to 0)	0 (0 to 0)	0 (0 to 0)	0 (0 to 0)	0 (0 to 0)	0 (0 to 0)	0 (0 to 0)	0 (0 to 0)	0 (0 to 0)	0 (0 to 0)	0 (0 to 0)	0 (0 to 0)	0
Cysticercosis	0 (0 to 0)	0 (0 to 0)	0 (0 to 0)	0 (0 to 0)	0 (0 to 0)	0 (0 to 0)	0 (0 to 0)	0 (0 to 0)	0 (0 to 0)	0 (0 to 0)	0 (0 to 0)	0 (0 to 0)	0 (0 to 0)	0 (0 to 0)	0 (0 to 0)	0 (0 to 0)	0 (0 to 0)	0 (0 to 0)	0 (0 to 0)	0 (0 to 0)	0 (0 to 0)	0 (0 to 0)	0 (0 to 0)	0
Cystic echinococcosis	0 (0 to 0)	0 (0 to 0)	0 (0 to 0)	0 (0 to 0)	0 (0 to 0)	0 (0 to 0)	0 (0 to 0)	0 (0 to 0)	0 (0 to 0)	0 (0 to 0)	0 (0 to 0)	0 (0 to 0)	0 (0 to 0)	0 (0 to 0)	0 (0 to 0)	0 (0 to 0)	0 (0 to 0)	0 (0 to 0)	0 (0 to 0)	0 (0 to 0)	0 (0 to 0)	0 (0 to 0)	0 (0 to 0)	0.2
Lymphatic filariasis	0 (0 to 0)	0 (0 to 0)	0 (0 to 0)	0 (0 to 0)	0 (0 to 0)	0 (0 to 0)	0 (0 to 0)	0 (0 to 0)	0 (0 to 0)	0 (0 to 0)	0 (0 to 0)	0 (0 to 0)	0 (0 to 0)	0 (0 to 0)	0 (0 to 0)	0 (0 to 0)	0 (0 to 0)	0 (0 to 0)	0 (0 to 0)	0 (0 to 0)	0 (0 to 0)	0 (0 to 0)	0 (0 to 0)	0
Onchocerciasis	0 (0 to 0)	0 (0 to 0)	0 (0 to 0)	0 (0 to 0)	0 (0 to 0)	0 (0 to 0)	0 (0 to 0)	0 (0 to 0)	0 (0 to 0)	0 (0 to 0)	0 (0 to 0)	0



Osteoarthritis other	0 (0 to 0)	0 (0 to 0)	0 (0 to 0)



SR Table 2c: Hammersmith and Fulham DALYS by cause and age arcos for both sexes with 95% uncertainty intervals, 2019

Cause	Early Neonatal	Late Neonatal	Post Neonatal	1 to 4	5 to 9	10 to 14	15 to 19	20 to 24	25 to 29	30 to 34	35 to 39	40 to 44	45 to 49	50 to 54	55 to 59	60 to 64	65 to 69	70 to 74	75 to 79	80 to 84	85 to 89	90 to 94	95 plus	Total
All causes	2,847 (2,232 to 3,773)	1,947 (1,166 to 3,162)	2,847 (1,960 to 3,992)	1,947 (1,329 to 2,888)	2,847 (2,054 to 3,685)	1,947 (1,397 to 2,660)	2,847 (1,977 to 3,911)	1,947 (1,329 to 2,888)	2,847 (2,032 to 3,858)	1,947 (1,397 to 2,660)	2,847 (2,074 to 3,858)	1,947 (1,329 to 2,888)	2,847 (2,032 to 3,858)	1,947 (1,397 to 2,660)	2,847 (2,074 to 3,858)	1,947 (1,329 to 2,888)	2,847 (2,032 to 3,858)	1,947 (1,397 to 2,660)	2,847 (2,074 to 3,858)	1,947 (1,329 to 2,888)	2,847 (2,032 to 3,858)	1,947 (1,397 to 2,660)	42,000
Communicable, maternal, neonatal, and nutritional diseases	1,947 (797 to 3,555)	1,947 (59.9 to 99.2)	1,947 (59.5 to 113)	1,947 (76.7 to 139)	1,947 (53.6 to 145)	1,947 (33.2 to 64.4)	1,947 (31.4 to 52.6)	1,947 (58.2 to 106)	1,947 (101 to 181)	1,947 (121 to 196)	1,947 (115 to 187)	1,947 (153 to 235)	1,947 (152 to 236)	1,947 (84.2 to 134)	1,947 (75.3 to 115)	1,947 (44.4 to 69.7)	1,947 (52.1 to 82)	1,947 (70.3 to 117)	1,947 (38.1 to 62)	1,947 (14.1 to 25.1)	1,947 (3.4 to 6.1)	1,947 (0.9 to 1.6)	1,947 (364 to 716)	2,350
HIV/AIDS and sexually transmitted infections	9.3 (2.4 to 21.2)	2.9 (0.9 to 5.7)	6.1 (3.4 to 11.3)	2.1 (1.9 to 2.5)	1 (0.6 to 1.5)	0.6 (0.3 to 0.7)	1.3 (1 to 1.7)	2.1 (1.6 to 2.6)	4.9 (3.8 to 6.2)	3.4 (2.8 to 4.2)	29 (22.7 to 37.2)	34.7 (27.5 to 44.7)	35.1 (27.9 to 44.9)	22.5 (20.3 to 25.4)	22.7 (17.7 to 28.5)	15.3 (12.5 to 18.4)	6.5 (5.2 to 8.1)	3 (2.4 to 4.6)	1.4 (0.9 to 2.2)	0.4 (0.3 to 0.5)	0.2 (0.1 to 0.3)	0.1 (0.1 to 0.2)	225
HIV/AIDS	0 (0 to 0)	0 (0 to 0)	2.6 (1.5 to 2.7)	1.1 (1.7 to 2.3)	0.9 (0.6 to 0.9)	0.5 (0.5 to 0.6)	1.1 (0.9 to 1.4)	2.1 (2.2 to 3)	4.5 (4.6 to 5.9)	3.3 (3.4 to 3.9)	28.1 (29.1 to 29.7)	34.1 (34.1 to 34.9)	34.6 (34.9 to 41)	22.3 (24.3 to 28.2)	22.5 (21.4 to 27.3)	15.2 (11.4 to 18.7)	6.4 (5.5 to 7.7)	2.9 (2.5 to 3.7)	1.4 (1.4 to 1.4)	0.4 (0.3 to 0.5)	0.2 (0.1 to 0.2)	0.1 (0.1 to 0.1)	197
HIV/AIDS - Drug-susceptible Tuberculosis	0 (0 to 0)	0 (0 to 0)	0.2 (0.1 to 0.3)	0.2 (0.1 to 0.3)	0.1 (0 to 0.1)	0.1 (0 to 0.1)	0.1 (0 to 0.1)	0.2 (0.1 to 0.4)	0.4 (0.2 to 0.6)	1.4 (0.8 to 2.1)	1.6 (0.9 to 2.4)	1.7 (1.1 to 2.4)	1.7 (1.2 to 2.4)	1.7 (1.2 to 2.4)	1.7 (1.2 to 2.4)	0.7 (0.4 to 1.1)	0.5 (0.3 to 0.7)	0.3 (0.2 to 0.4)	0.2 (0 to 0.3)	0 (0 to 0.1)	0 (0 to 0)	0 (0 to 0)	0 (0 to 0)	10.4
HIV/AIDS - Multidrug-resistant Tuberculosis without extensive dr...	0 (0 to 0)	0 (0 to 0)	0 (0 to 0)	0 (0 to 0)	0 (0 to 0)	0 (0 to 0)	0 (0 to 0)	0 (0 to 0)	0 (0 to 0)	0 (0 to 0)	0 (0 to 0)	0 (0 to 0)	0 (0 to 0)	0 (0 to 0)	0 (0 to 0)	0 (0 to 0)	0 (0 to 0)	0 (0 to 0)	0 (0 to 0)	0 (0 to 0)	0 (0 to 0)	0 (0 to 0)	0 (0 to 0)	0.3
HIV/AIDS - Extensively drug-resistant Tuberculosis	0 (0 to 0)	0 (0 to 0)	0 (0 to 0)	0 (0 to 0)	0 (0 to 0)	0 (0 to 0)	0 (0 to 0)	0 (0 to 0)	0 (0 to 0)	0 (0 to 0)	0 (0 to 0)	0 (0 to 0)	0 (0 to 0)	0 (0 to 0)	0 (0 to 0)	0 (0 to 0)	0 (0 to 0)	0 (0 to 0)	0 (0 to 0)	0 (0 to 0)	0 (0 to 0)	0 (0 to 0)	0 (0 to 0)	0.1
HIV/AIDS resulting in other diseases	0 (0 to 0)	0 (0 to 0)	2.2 (1.6 to 2.6)	1.8 (1.4 to 2.1)	0.6 (0.7 to 0.7)	0.4 (0.4 to 0.4)	1 (0.8 to 1.4)	2.6 (2.6 to 3)	3.6 (3.4 to 4)	2.6 (2.6 to 3)	23.6 (19.3 to 28.2)	29.9 (24.4 to 34.4)	28.6 (23.6 to 33.2)	20.5 (15.6 to 24.2)	19.5 (13.4 to 24.1)	13.6 (9.4 to 18)	5.8 (3.7 to 7.9)	2.6 (1.6 to 4.3)	1.1 (0.6 to 2)	0.4 (0.1 to 0.7)	0.1 (0 to 0.2)	0.1 (0 to 0.1)	187
Sexually transmitted infections excluding HIV	9.3 (2.4 to 21.2)	2.9 (0.9 to 5.7)	3.5 (1.9 to 8.8)	0.9 (0.5 to 2.2)	0.1 (0 to 0.1)	0.1 (0 to 0.1)	0.2 (0.1 to 0.3)	0.8 (0.5 to 1.1)	1.3 (0.8 to 1.8)	0.8 (0.5 to 1.1)	1.1 (0.7 to 1.5)	1 (0.7 to 1.4)	1 (0.7 to 1.4)	1 (0.7 to 1.4)	0.7 (0.4 to 1.1)	0.7 (0.4 to 1.1)	0.6 (0.3 to 1.1)	0.4 (0.2 to 0.7)	0.3 (0.2 to 0.5)	0.2 (0.1 to 0.4)	0.1 (0.1 to 0.3)	0.1 (0 to 0.1)	37.2
Syphilis	0 (0 to 0)	0 (0 to 0)	2.7 (1.5 to 6.7)	0.1 (0 to 0.2)	0 (0 to 0)	0 (0 to 0)	0 (0 to 0)	0.1 (0 to 0.1)	0.1 (0 to 0.1)	0.1 (0 to 0.1)	0.1 (0 to 0.1)	0.1 (0 to 0.1)	0.1 (0 to 0.1)	0.1 (0 to 0.1)	0.1 (0 to 0.1)	0 (0 to 0)	0 (0 to 0)	0 (0 to 0)	0 (0 to 0)	0 (0 to 0)	0 (0 to 0)	0 (0 to 0)	0 (0 to 0)	19.7
Chlamydial infection	0 (0 to 0)	0 (0 to 0)	0 (0 to 0)	0 (0 to 0)	0 (0 to 0)	0 (0 to 0)	0 (0 to 0)	0 (0 to 0)	0 (0 to 0)	0 (0 to 0)	0 (0 to 0)	0 (0 to 0)	0 (0 to 0)	0 (0 to 0)	0 (0 to 0)	0 (0 to 0)	0 (0 to 0)	0 (0 to 0)	0 (0 to 0)	0 (0 to 0)	0 (0 to 0)	0 (0 to 0)	0 (0 to 0)	4.2
Gonococcal infection	0 (0 to 0)	0 (0 to 0)	0 (0 to 0)	0 (0 to 0)	0 (0 to 0)	0 (0 to 0)	0 (0 to 0)	0 (0 to 0)	0 (0 to 0)	0 (0 to 0)	0 (0 to 0)	0 (0 to 0)	0 (0 to 0)	0 (0 to 0)	0 (0 to 0)	0 (0 to 0)	0 (0 to 0)	0 (0 to 0)	0 (0 to 0)	0 (0 to 0)	0 (0 to 0)	0 (0 to 0)	0 (0 to 0)	2.3
Trichomoniasis	0 (0 to 0)	0 (0 to 0)	0 (0 to 0)	0 (0 to 0)	0 (0 to 0)	0 (0 to 0)	0 (0 to 0)	0 (0 to 0)	0 (0 to 0)	0 (0 to 0)	0 (0 to 0)	0 (0 to 0)	0 (0 to 0)	0 (0 to 0)	0 (0 to 0)	0 (0 to 0)	0 (0 to 0)	0 (0 to 0)	0 (0 to 0)	0 (0 to 0)	0 (0 to 0)	0 (0 to 0)	0 (0 to 0)	3
Genital herpes	0 (0 to 0)	0 (0 to 0)	0 (0 to 0)	0 (0 to 0)	0 (0 to 0)	0 (0 to 0)	0 (0 to 0)	0.2 (0.1 to 0.4)	0.4 (0.2 to 0.6)	0.4 (0.1 to 0.7)	0.6 (0.2 to 1.1)	0.6 (0.2 to 1.1)	0.5 (0.2 to 1.2)	0.5 (0.1 to 1.1)	0.4 (0.1 to 1.1)	0.3 (0.1 to 0.8)	0.3 (0.1 to 0.8)	0.2 (0.1 to 0.6)	0.2 (0 to 0.6)	0.1 (0 to 0.4)	0 (0 to 0.2)	0 (0 to 0.1)	0 (0 to 0.1)	4.4
Other sexually transmitted infections	0 (0 to 0)	0 (0 to 0)	0 (0 to 0)	0 (0 to 0)	0 (0 to 0)	0 (0 to 0)	0 (0 to 0)	0.2 (0.1 to 0.4)	0.4 (0.2 to 0.6)	0.4 (0.2 to 0.6)	0.4 (0.2 to 0.6)	0.4 (0.2 to 0.6)	0.4 (0.2 to 0.6)	0.4 (0.2 to 0.6)	0.3 (0.1 to 0.5)	0.3 (0.1 to 0.5)	0.3 (0.1 to 0.5)	0.2 (0.1 to 0.4)	0.2 (0.1 to 0.4)	0.1 (0.1 to 0.3)	0.1 (0 to 0.2)	0 (0 to 0.1)	0 (0 to 0.1)	6.6
Respiratory infections and tuberculosis	1,947 (1.7 to 3.4)	1,947 (2 to 3.7)	269.9 (49 to 1,189)	1,947 (205.5 to 461.1)	1,947 (114.6 to 29.2)	1,947 (7.4 to 19.9)	1,947 (7.1 to 17.4)	1,947 (12.9 to 29.9)	1,947 (22.3 to 49.2)	1,947 (27.4 to 59.2)	1,947 (36.4 to 79.4)	1,947 (39.2 to 84.2)	1,947 (36.4 to 80.4)	1,947 (25.7 to 65.4)	1,947 (24.5 to 48.1)	1,947 (20.6 to 39.9)	1,947 (22.9 to 39.9)	1,947 (31.7 to 58.7)	1,947 (32.3 to 68.4)	1,947 (17.4 to 39.1)	1,947 (7.7 to 15.9)	1,947 (2.1 to 4.2)	1,947 (0.4 to 0.8)	966
Tuberculosis	0 (0 to 0)	0 (0 to 0)	0 (0 to 0)	0 (0 to 0)	0 (0 to 0)	0 (0 to 0)	0.2 (0.2 to 0.3)	0.8 (0.5 to 1.1)	1.3 (1 to 1.7)	2.2 (1.3 to 3.4)	3.3 (1.9 to 5.3)	3.3 (1.5 to 5.2)	3.3 (1.4 to 5.2)	2.3 (1.4 to 3.5)	2.3 (1.4 to 2.9)	2.1 (1.5 to 3)	2.6 (2 to 3.7)	2.4 (1.7 to 3.7)	2.4 (1.6 to 3.6)	1.3 (0.9 to 1.8)	0.4 (0.3 to 0.6)	0.2 (0.2 to 0.4)	39.5
Latent tuberculosis infection	0 (0 to 0)	0 (0 to 0)	0 (0 to 0)	0 (0 to 0)	0 (0 to 0)	0 (0 to 0)	0 (0 to 0)	0 (0 to 0)	0 (0 to 0)	0 (0 to 0)	0 (0 to 0)	0 (0 to 0)	0 (0 to 0)	0 (0 to 0)	0 (0 to 0)	0 (0 to 0)	0 (0 to 0)	0 (0 to 0)	0 (0 to 0)	0 (0 to 0)	0 (0 to 0)	0 (0 to 0)	0 (0 to 0)	0
Drug-susceptible tuberculosis	0 (0 to 0)	0 (0 to 0)	0 (0 to 0)	0 (0 to 0)	0 (0 to 0)	0 (0 to 0)	0 (0 to 0)	0 (0 to 0)	0 (0 to 0)	0 (0 to 0)	0 (0 to 0)	0 (0 to 0)	0 (0 to 0)	0 (0 to 0)	0 (0 to 0)	0 (0 to 0)	0 (0 to 0)	0 (0 to 0)	0 (0 to 0)	0 (0 to 0)	0 (0 to 0)	0 (0 to 0)	0 (0 to 0)	0.6
Multidrug-resistant tuberculosis without extensive drug-resistance	0 (0 to 0)	0 (0 to 0)	0 (0 to 0)	0 (0 to 0)	0 (0 to 0)	0 (0 to 0)	0 (0 to 0)	0 (0 to 0)	0 (0 to 0)	0 (0 to 0)	0 (0 to 0)	0 (0 to 0)	0 (0 to 0)	0 (0 to 0)	0 (0 to 0)	0 (0 to 0)	0 (0 to 0)	0 (0 to 0)	0 (0 to 0)	0 (0 to 0)	0 (0 to 0)	0 (0 to 0)	0 (0 to 0)	0.6
Extensively drug-resistant tuberculosis	0 (0 to 0)	0 (0 to 0)	0 (0 to 0)	0 (0 to 0)	0 (0 to 0)	0 (0 to 0)	0 (0 to 0)	0 (0 to 0)	0 (0 to 0)	0 (0 to 0)	0 (0 to 0)	0 (0 to 0)	0 (0 to 0)	0 (0 to 0)	0 (0 to 0)	0 (0 to 0)	0 (0 to 0)	0 (0 to 0)	0 (0 to 0)	0 (0 to 0)	0 (0 to 0)	0 (0 to 0)	0 (0 to 0)	0
Lower respiratory infections	1,947 (1.7 to 3.4)	1,947 (2 to 3.7)	269.9 (49 to 1,189)	1,947 (205.5 to 461.1)	1,947 (114.6 to 29.2)	1,947 (7.4 to 19.9)	1,947 (7.1 to 17.4)	1,947 (12.9 to 29.9)	1,947 (22.3 to 49.2)	1,947 (27.4 to 59.2)	1,947 (36.4 to 79.4)	1,947 (39.2 to 84.2)	1,947 (36.4 to 80.4)	1,947 (25.7 to 65.4)	1,947 (24.5 to 48.1)	1,947 (20.6 to 39.9)	1,947 (22.9 to 39.9)	1,947 (31.7 to 58.7)	1,947 (32.3 to 68.4)	1,947 (17.4 to 39.1)	1,947 (7.7 to 15.9)	1,947 (2.1 to 4.2)	1,947 (0.4 to 0.8)	966
Upper respiratory infections	0 (0 to 0)	0 (0 to 0)	3.4 (2 to 5.6)	14.2 (9.1 to 22.2)	9.4 (7 to 22.1)	5 (3.5 to 16.4)	7.9 (4.1 to 13.7)	13 (7 to 22.3)	20.6 (11.4 to 33.1)	21.8 (11.6 to 36.2)	17.7 (9.9 to 29.7)	12.7 (6.9 to 22.2)	13 (6.9 to 23.1)	5.4 (3.1 to 17.8)	4.1 (2.6 to 13.9)	3.3 (2.1 to 10)	2.5 (1.7 to 7.1)	2.4 (1.7 to 5.7)	1.8 (1.2 to 4.5)	0.9 (0.6 to 2.3)	0.4 (0.2 to 0.9)	0.2 (0.1 to 0.5)	0.1 (0 to 0.2)	175
Otitis media	0 (0 to 0)	0 (0 to 0)	0.3 (0.2 to 1.1)	2.5 (1.6 to 7.2)	1.5 (1.1 to 5.2)	0.8 (0.6 to 2.7)	1.3 (0.8 to 2.3)	2.2 (1.4 to 3.7)	3.6 (2.3 to 5.9)	3.8 (2.5 to 6.1)	3.1 (2.2 to 4.8)	2.2 (1.6 to 3.4)	2.3 (1.6 to 3.5)	0.9 (0.6 to 1.3)	0.7 (0.4 to 1.1)	0.6 (0.4 to 0.9)	0.5 (0.3 to 0.7)	0.4 (0.2 to 0.6)	0.3 (0.2 to 0.5)	0.2 (0.1 to 0.3)	0.1 (0 to 0.2)	0 (0 to 0.1)	0 (0 to 0.1)	39.3
Enteric infections	0.2 (0.2 to 0.3)	1 (0.7 to 1.3)	6 (1.1 to 15.8)	16 (9 to 22.9)	6.1 (3.4 to 10.3)	2.5 (1.9 to 5.6)	2.6 (1.4 to 3.9)	4 (2.4 to 5.9)	6.3 (3.6 to 9.3)	6.5 (4.1 to 9.7)	6.2 (3.9 to 9.2)	5.2 (3.3 to 7.5)	5.5 (3.5 to 8)	3.4 (2.2 to 4.4)	2.5 (1.6 to 3.5)	2.7 (1.6 to 3.7)	2.4 (1.4 to 3.4)	2.3 (1.3 to 3.7)	2.2 (1.2 to 3.7)	1.2 (0.7 to 2.1)	0.4 (0.2 to 0.8)	0.2 (0.1 to 0.4)	0.1 (0 to 0.2)	139
Diarrheal diseases	0.2 (0.2 to 0.3)	1 (0.7 to 1.3)	5.7 (1.1 to 15.1)	14.7 (8.9 to 22.1)	5.6 (3.3 to 10.2)	2.3 (1.9 to 5.6)	2.5 (1.4 to 3.9)	3.8 (2.4 to 5.9)	6 (3.6 to 9.3)	6.2 (4.1 to 9.7)	5.9 (3.9 to 9.2)	4.9 (3.3 to 7.5)	5.2 (3.5 to 8)	3.2 (2.2 to 4.4)	2.4 (1.6 to 3.5)	2.5 (1.6 to 3.7)	2.3 (1.4 to 3.4)	2.2 (1.3 to 3.7)	2.1 (1.2 to 3.7)	1.1 (0.7 to 2.1)	0.4 (0.2 to 0.8)	0.2 (0.1 to 0.4)	0.1 (0 to 0.2)	139
Typhoid and paratyphoid	0 (0 to 0)	0 (0 to 0)	0 (0 to 0)	0 (0 to 0)	0 (0 to 0)	0 (0 to 0)	0 (0 to 0)	0 (0 to 0)	0 (0 to 0)	0 (0 to 0)	0 (0 to 0)	0 (0 to 0)	0 (0 to 0)	0 (0 to 0)	0 (0 to 0)	0 (0 to 0)	0 (0 to 0)	0 (0 to 0)	0 (0 to 0)	0 (0 to 0)	0 (0 to 0)	0 (0 to 0)	0 (0 to 0)	0
Typhoid fever	0 (0 to 0)	0 (0 to 0)	0 (0 to 0)	0 (0 to 0)	0 (0 to 0)	0 (0 to 0)	0 (0 to 0)	0 (0 to 0)	0 (0 to 0)	0 (0 to 0)	0 (0 to 0)	0 (0 to 0)	0 (0 to 0)	0 (0 to 0)	0 (0 to 0)	0 (0 to 0)	0 (0 to 0)	0 (0 to 0)	0 (0 to 0)	0 (0 to 0)	0 (0 to 0)	0 (0 to 0)	0 (0 to 0)	0
Paratyphoid fever	0 (0 to 0)	0 (0 to 0)	0 (0 to 0)	0 (0 to 0)	0 (0 to 0)	0 (0 to 0)	0 (0 to 0)	0 (0 to 0)	0 (0 to 0)	0 (0 to 0)	0 (0 to 0)	0 (0 to 0)	0 (0 to 0)	0 (0 to 0)	0 (0 to 0)	0 (0 to 0)	0 (0 to 0)	0 (0 to 0)	0 (0 to 0)	0 (0 to 0)	0 (0 to 0)	0 (0 to 0)	0 (0 to 0)	0
Invasive Non-typhoidal Salmonella (iNTS)	0 (0 to 0)	0 (0 to 0)	0 (0 to 0)	0 (0 to 0)	0 (0 to 0)	0 (0 to 0)	0 (0 to 0)	0 (0 to 0)	0 (0 to 0)	0 (0 to 0)	0 (0 to 0)	0 (0 to 0)	0 (0 to 0)	0 (0 to 0)	0 (0 to 0)	0 (0 to 0)	0 (0 to 0)	0 (0 to 0)	0 (0 to 0)	0 (0 to 0)	0 (0 to 0)	0 (0 to 0)	0 (0 to 0)	0.4
Other intestinal infectious diseases	0 (0 to 0)	0 (0 to 0)	0.1 (0 to 0.1)	0.1 (0 to 0.1)	0 (0 to 0)	0 (0 to 0)	0 (0 to 0)	0 (0 to 0)	0 (0 to 0)	0 (0 to 0)	0 (0 to 0)	0 (0 to 0)	0 (0 to 0)	0 (0 to 0)	0 (0 to 0)	0 (0 to 0)	0 (0 to 0)	0 (0 to 0)	0 (0 to 0)	0 (0 to 0)	0 (0 to 0)	0 (0 to 0)	0 (0 to 0)	0.2
Neglected tropical diseases and malaria	0 (0 to 0)	0 (0 to 0)	0.2 (0.1 to 0.2)	0.8 (0.4 to 2.4)	2.1 (0.6 to 7.2)	0.4 (0.2 to 1.5)	0.3 (0 to 0.2)	0.4 (0 to 1.1)	0.5 (0 to 1.5)	0.3 (0 to 1.2)	0.5 (0 to 1.5)	0.4 (0 to 1.2)	0.4 (0 to 1.2)	0.3 (0 to 1.2)	0.3 (0 to 1.2)	0.3 (0 to 1.2)	0.1 (0 to 0.5)	0.1 (0 to 0.2)	0.1 (0 to 0.2)	0 (0 to 0.1)	0 (0 to 0.1)	0 (0 to 0.1)	0 (0 to 0.1)	7.4
Malaria	0 (0 to 0)	0 (0 to 0)	0 (0 to 0)	0 (0 to 0)	0 (0 to 0)	0 (0 to 0)	0 (0 to 0)	0 (0 to 0)	0 (0 to 0)	0 (0 to 0)	0 (0 to 0)	0 (0 to 0)	0 (0 to 0)	0 (0 to 0)	0 (0 to 0)	0 (0 to 0)	0 (0 to 0)	0 (0 to 0)	0 (0 to 0)	0 (0 to 0)	0 (0 to 0)	0 (0 to 0)	0 (0 to 0)	0
Chagas disease	0 (0 to 0)	0 (0 to 0)	0 (0 to 0)	0 (0 to 0)	0 (0 to 0)	0 (0 to 0)	0 (0 to 0)	0 (0 to 0)	0 (0 to 0)	0 (0 to 0)	0 (0 to 0)	0 (0 to 0)	0 (0 to 0)	0 (0 to 0)	0 (0 to 0)	0 (0 to 0)	0 (0 to 0)	0 (0 to 0)	0 (0 to 0)	0 (0 to 0)	0 (0 to 0)	0 (0 to 0)	0 (0 to 0)	0
Leishmaniasis	0 (0 to 0)	0 (0 to 0)	0 (0 to 0)	0 (0 to 0)	0 (0 to 0)	0 (0 to 0)	0 (0 to 0)	0 (0 to 0)	0 (0 to 0)	0 (0 to 0)	0 (0 to 0)	0 (0 to 0)	0 (0 to 0)	0 (0 to 0)	0 (0 to 0)	0 (0 to 0)	0 (0 to 0)	0 (0 to 0)	0 (0 to 0)	0 (0 to 0)	0 (0 to 0)	0 (0 to 0)	0 (0 to 0)	0
Visceral leishmaniasis	0 (0 to 0)	0 (0 to 0)	0 (0 to 0)	0 (0 to 0)	0 (0 to 0)	0 (0 to 0)	0 (0 to 0)	0 (0 to 0)	0 (0 to 0)	0 (0 to 0)	0 (0 to 0)	0 (0 to 0)	0 (0 to 0)	0 (0 to 0)	0 (0 to 0)	0 (0 to 0)	0 (0 to 0)	0 (0 to 0)	0 (0 to 0)	0 (0 to 0)	0 (0 to 0)	0 (0 to 0)	0 (0 to 0)	0
Cutaneous and mucocutaneous leishmaniasis	0 (0 to 0)	0 (0 to 0)	0 (0 to 0)	0 (0 to 0)	0 (0 to 0)	0 (0 to 0)	0 (0 to 0)	0 (0 to 0)	0 (0 to 0)	0 (0 to 0)	0 (0 to 0)	0 (0 to 0)	0 (0 to 0)	0 (0 to 0)	0 (0 to 0)	0 (0 to 0)	0 (0 to 0)	0 (0 to 0)	0 (0 to 0)	0 (0 to 0)	0 (0 to 0)	0 (0 to 0)	0 (0 to 0)	0
African trypanosomiasis	0 (0 to 0)	0 (0 to 0)	0 (0 to 0)	0 (0 to 0)	0 (0 to 0)	0 (0 to 0)	0 (0 to 0)	0 (0 to 0)	0 (0 to 0)	0 (0 to 0)	0 (0 to 0)	0 (0 to 0)	0 (0 to 0)	0 (0 to 0)	0 (0 to 0)	0 (0 to 0)	0 (0 to 0)	0 (0 to 0)	0 (0 to 0)	0 (0 to 0)	0 (0 to 0)	0 (0 to 0)	0 (0 to 0)	0
Schistosomiasis	0 (0 to 0)	0 (0 to 0)	0 (0 to 0)	0 (0 to 0)	0 (0 to 0)	0 (0 to 0)	0 (0 to 0)	0 (0 to 0)	0 (0 to 0)	0 (0 to 0)	0 (0 to 0)	0 (0 to 0)	0 (0 to 0)	0 (0 to 0)	0 (0 to 0)	0 (0 to 0)	0 (0 to 0)	0 (0 to 0)	0 (0 to 0)	0 (0 to 0)	0 (0 to 0)	0 (0 to 0)	0 (0 to 0)	0
Cysticercosis	0 (0 to 0)	0 (0 to 0)	0 (0 to 0)	0 (0 to 0)	0 (0 to 0)	0 (0 to 0)	0 (0 to 0)	0 (0 to 0)	0 (0 to 0)	0 (0 to 0)	0 (0 to 0)	0 (0 to 0)	0 (0 to 0)	0 (0 to 0)	0 (0 to 0)	0 (0 to 0)	0 (0 to 0)	0 (0 to 0)	0 (0 to 0)	0 (0 to 0)	0 (0 to 0)	0 (0 to 0)	0 (0 to 0)	0
Cystic echinococcosis	0 (0 to 0)	0 (0 to 0)	0 (0 to 0)	0 (0 to 0)	0 (0 to 0)	0 (0 to 0)	0 (0 to 0)	0 (0 to 0)	0 (0 to 0)	0 (0 to 0)	0 (0 to 0)	0 (0 to 0)	0 (0 to 0)	0 (0 to 0)	0 (0 to 0)	0 (0 to 0)	0 (0 to 0)	0 (0 to 0)	0 (0 to 0)	0 (0 to 0)	0 (0 to 0)	0 (0 to 0)	0 (0 to 0)	0.1
Lymphatic filariasis	0 (0 to 0)	0 (0 to 0)	0 (0 to 0)	0 (0 to 0)	0 (0 to 0)	0 (0 to 0)	0 (0 to 0)	0 (0 to 0)	0 (0 to 0)	0 (0 to 0)	0 (0 to 0)	0 (0 to 0)	0 (0 to 0)	0 (0 to 0)	0 (0 to 0)	0 (0 to 0)	0 (0 to 0)	0 (0 to 0)	0 (0 to 0)	0 (0 to 0)	0 (0 to 0)	0 (0 to 0)	0 (0 to 0)	0
Onchocerciasis	0 (0 to 0)	0 (0 to 0)	0 (0 to 0)	0 (0 to 0)	0 (0 to 0)	0 (0 to 0)	0 (0 to 0)	0 (0 to 0)	0 (0 to 0)	0 (0 to 0)	0 (0 to 0)	0 (0 to 0)	0 (0 to 0)	0 (0 to 0)	0 (0 to 0)	0 (0 to 0)	0 (0 to 0)	0 (0 to 0)	0 (0 to 0)	0 (0 to 0)	0 (0 to 0)	0 (0 to 0)	0 (0 to 0)	0
Trachoma	0 (0 to 0)	0 (0 to 0)	0 (0 to 0)	0 (0 to 0)	0 (0 to 0)	0 (0 to 0)	0 (0 to 0)	0 (0 to 0)	0 (0 to 0)	0 (0 to 0)	0 (0 to 0)	0 (0 to 0)	0 (0 to 0)	0 (0 to 0)	0 (0 to 0)	0 (0 to 0)	0 (0 to 0)	0 (0 to 0)	0 (0 to 0)	0 (0 to 0)	0 (0 to 0)	0 (0 to 0)	0 (0 to 0)	0
Dengue	0 (0 to 0)	0 (0 to 0)	0 (0 to 0)	0 (0 to 0)	0 (0 to 0)	0 (0 to 0)	0 (0 to 0)	0 (0 to 0)	0 (0 to 0)	0 (0 to 0)	0 (0 to 0)	0 (0 to 0)	0 (0 to 0)	0 (0 to 0)	0 (0 to 0)	0 (0 to 0)	0 (0 to 0)	0 (0 to 0)	0 (0 to 0)	0 (0 to 0)	0 (0 to 0)	0 (0 to 0)	0 (0 to 0)	0
Yellow fever	0 (0 to 0)	0 (0 to 0)	0 (0 to 0)	0 (0 to 0)	0 (0 to 0)	0 (0 to 0)	0 (0 to 0)	0 (0 to 0)	0 (0 to 0)	0 (0 to 0)	0 (0 to 0)	0 (0 to 0)	0 (0 to 0)	0 (0 to 0)	0 (0 to 0)	0 (0 to 0)	0 (0 to 0)	0 (0 to 0)	0 (0 to 0)	0 (0 to 0)	0 (0 to 0)	0 (0 to 0)	0 (0 to 0)	0
Rabies	0 (0 to 0)	0 (0 to 0)	0 (0 to 0)	0 (0 to 0)	0 (0 to 0)	0 (0 to 0)	0 (0 to 0)	0 (0 to 0)	0 (0 to 0)	0 (0 to 0)	0 (0 to 0)	0 (0 to 0)	0 (0 to 0)	0 (0 to 0)	0 (0 to 0)	0 (0 to 0)	0 (0 to 0)	0 (0 to 0)	0 (0 to 0)	0 (0 to 0)	0 (0 to 0)	0 (0 to 0)	0 (0 to 0)	0
Intestinal nematode infections	0 (0 to 0)	0 (0 to 0)	0 (0 to 0)	0 (0 to 0)	0 (0 to 0)	0 (0 to 0)	0 (0 to 0)	0 (0 to 0)	0 (0 to 0)	0 (0 to 0)	0 (0 to 0)	0 (0 to 0)	0 (0 to 0)	0 (0 to 0)	0 (0 to 0)	0 (0 to 0)	0 (0 to 0)	0 (0 to 0)	0 (0 to 0)	0 (0 to 0)	0 (0 to 0)	0 (0 to 0)	0 (0 to 0)	0
Ascariasis	0 (0 to 0)	0 (0 to 0)	0 (0 to 0)	0 (0 to 0)	0 (0 to 0)	0 (0 to 0)	0 (0 to 0)	0 (0 to 0)	0 (0 to 0)	0 (0 to 0)	0 (0 to 0)	0 (0 to 0)	0 (0 to 0)	0 (0 to 0)	0 (0 to 0)	0 (0 to 0)	0 (0 to 0)	0 (0 to 0)	0 (0 to 0)	0 (0 to 0)	0 (0 to 0)	0 (0 to 0)	0 (0 to 0)	0
Trichuriasis	0 (0 to 0)	0 (0 to 0)	0 (0 to 0)	0 (0 to 0)	0 (0 to 0)	0 (0 to 0)	0 (0 to 0)	0 (0 to 0)	0 (0 to 0)	0 (0 to 0)	0 (0 to 0)	0 (0 to 0)	0 (0 to 0)	0 (0 to 0)	0 (0 to 0)	0 (0 to 0)	0 (0 to 0)	0 (0 to 0)	0 (0 to 0)	0 (0 to 0)	0 (0 to 0)	0 (0 to 0)	0 (0 to 0)	0
Hookworm disease	0 (0 to 0)	0 (0 to 0)	0 (0 to 0)	0 (0 to 0)	0 (0 to 0)	0 (0 to 0)	0 (0 to 0)	0 (0 to 0)	0 (0 to 0)	0 (0 to 0)	0 (0 to 0)	0 (0 to 0)	0 (0 to 0)	0 (0 to 0)	0 (0 to 0)	0 (0 to 0)	0 (0 to 0)	0 (0 to 0)	0 (0 to 0)	0 (0 to 0)	0 (0 to



Osteoarthritis other	0 (0 to 0)	0 (0 to 0)	0 (0 to 0)	0 (0 to 0)	0 (0 to 0)	0 (0 to 0)	0 (0 to 0)	0 (0 to 0)	0 (0 to 0)	0-1 (0 to 2)	0-8 (0 to 1 to 8)	2-1 (0 to 4 to 4)	3-9 (1 to 6 to 8 to 4)	5-6 (2 to 12 to 1)	6-6 (3 to 14 to 5)	7-2 (3 to 14 to 9)	6-3 (3 to 12 to 4)	6-7 (3 to 14)	5-1 (2 to 13 to 4)	4 (2 to 8 to 1)	2-4 (1 to 4 to 4 to 4)	1-3 (0 to 7 to 2 to 3)	0-6 (0 to 3 to 1 to 2)		52-6
Low back pain	0 (0 to 0)	0 (0 to 0)	0 (0 to 0)	4-0 (0 to 11 to 11 to 2)	29-1 (16 to 45 to 45 to 4)	47-6 (26 to 77 to 1)	106 (62 to 9 to 168)	212 (122 to 353)	203 (116 to 322)	279 (166 to 422)	280 (168 to 414)	246 (153 to 369)	237 (146 to 364)	221 (137 to 339)	192 (122 to 287)	166 (106 to 254)	139 (86 to 194)	121 (75 to 178)	84-4 (53 to 121)	84-6 (35 to 133 to 1)	13-2 (7 to 45 to 4)	4-6 (0 to 19 to 2)		2,470
Neck pain	0 (0 to 0)	0 (0 to 0)	0 (0 to 0)	3-2 (1 to 7 to 2)	15-1 (7 to 27 to 1)	34 (11 to 62 to 4)	73 (21 to 94)	138 (42 to 139)	128 (67 to 227)	139 (73 to 232)	135 (65 to 210)	118 (62 to 202)	93-2 (47 to 169)	73-3 (37 to 135)	59-6 (30 to 102)	40-9 (23 to 72)	39-9 (21 to 64)	35-4 (20 to 56)	14-8 (9 to 30)	4-2 (2 to 7)	1-1 (0 to 3)		1,040
Gout	0 (0 to 0)	0 (0 to 0)	0 (0 to 0)	0 (0 to 0)	0 (0 to 0)	0 (0 to 0)	0 (0 to 0)	0 (0 to 0)	0 (0 to 0)	0 (0 to 0)	0 (0 to 0)	0 (0 to 0)	0 (0 to 0)	0 (0 to 0)	0 (0 to 0)	0 (0 to 0)	0 (0 to 0)	0 (0 to 0)	0 (0 to 0)	0 (0 to 0)	0 (0 to 0)	0 (0 to 0)		434
Other musculoskeletal disorders	0 (0 to 0)	0 (0 to 0)	0 (0 to 0)	0-2 (0 to 2 to 0)	0-9 (0 to 2 to 2)	9-3 (4 to 7 to 4)	26-7 (20 to 7 to 55 to 2)	101 (62 to 158)	141 (87 to 218)	127 (84 to 198)	111 (66 to 170)	106 (70 to 162)	94-4 (58 to 146)	78-6 (48 to 118)	67-1 (39 to 105)	59-2 (35 to 75)	49-9 (29 to 73)	46 (25 to 73 to 2)	31-2 (19 to 44 to 8)	19-7 (9 to 32 to 9)	9-2 (4 to 15)	5-3 (3 to 9 to 4)		1,040
Other non-communicable diseases	73-2 (49 to 114)	43-5 (30 to 66 to 6)	97-5 (66 to 150)	74-6 (58 to 94 to 3)	27-7 (17 to 43 to 5)	27-0 (17 to 39 to 2)	84 (39 to 3 to 134)	135 (94 to 5 to 188)	282 (180 to 387)	339 (226 to 479)	306 (210 to 428)	259 (179 to 356)	233 (164 to 316)	207 (145 to 281)	166 (121 to 222)	172 (122 to 236)	135 (90 to 186)	136 (98 to 183)	101 (75 to 134)	78-6 (60 to 110)	46-2 (27 to 74 to 1)	30-2 (18 to 57)		2,080
Congenital birth defects	70-4 (42 to 111)	36 (26 to 54)	59 (38 to 94 to 2)	48-2 (36 to 64 to 4)	16-7 (12 to 22 to 2)	13-1 (8 to 19 to 1)	12-2 (7 to 19 to 1)	17-3 (12 to 22 to 2)	25-1 (19 to 32 to 1)	24-9 (18 to 32 to 1)	19-1 (12 to 30 to 4)	16-1 (10 to 24 to 1)	14-3 (9 to 19 to 1)	12-5 (8 to 16 to 1)	10-4 (7 to 13 to 2)	9 (5 to 13)	4-8 (3 to 8 to 2)	3-8 (1 to 8 to 2)	1-1 (0 to 7 to 1)	0-7 (0 to 5)	0-3 (0 to 2 to 0)	0-2 (0 to 1 to 0)	0-1 (0 to 0 to 1)		413
Neural tube defects	3-1 (1 to 5 to 2)	1-5 (0 to 7 to 2)	2-9 (1 to 5 to 7)	4-7 (2 to 9 to 7)	0-4 (0 to 3 to 0)	0-3 (0 to 2 to 0)	0-3 (0 to 2 to 0)	0-7 (0 to 3 to 1)	0-5 (0 to 3 to 1)	0-7 (0 to 3 to 1)	0-6 (0 to 4 to 0)	0-4 (0 to 3 to 0)	0-2 (0 to 3 to 0)	0-2 (0 to 2 to 0)	0-1 (0 to 1 to 0)	0-1 (0 to 1 to 0)	0-1 (0 to 1 to 0)	0-1 (0 to 1 to 0)	0-1 (0 to 1 to 0)	0-1 (0 to 1 to 0)	0-1 (0 to 0)	0-1 (0 to 0)		17-5
Congenital heart anomalies	14-8 (8 to 31 to 7)	13-8 (9 to 32)	15-5 (8 to 31 to 6)	10 (4 to 19 to 3)	2-2 (1 to 4 to 1)	1-8 (1 to 3)	2-2 (1 to 3 to 1)	3-2 (2 to 4 to 1)	4-9 (3 to 6 to 1)	4-2 (3 to 6 to 1)	3-4 (2 to 4 to 1)	2-4 (1 to 4 to 1)	2-9 (1 to 4 to 1)	2-5 (1 to 3 to 1)	2-1 (1 to 3)	1-6 (0 to 3 to 2)	1-1 (0 to 3)	0-1 (0 to 2)	0-1 (0 to 1)	0-1 (0 to 0 to 1)	0-1 (0 to 0)	0-1 (0 to 0)		90-1
Orofacial clefts	0 (0 to 0)	0 (0 to 0)	0-2 (0 to 1)	0-4 (0 to 2 to 0)	0-2 (0 to 1 to 0)	0-2 (0 to 1 to 0)	0-2 (0 to 0 to 2)	0-3 (0 to 1 to 0)	0-5 (0 to 2 to 0)	0-4 (0 to 2 to 0)	0-3 (0 to 2 to 1)	0-3 (0 to 1 to 0)	0-3 (0 to 1 to 0)	0-2 (0 to 1 to 0)	0-2 (0 to 1 to 0)	0-1 (0 to 1 to 0)	0-1 (0 to 1)	0-1 (0 to 1)	0-1 (0 to 0)	0-1 (0 to 0 to 1)	0-1 (0 to 0)	0-1 (0 to 0)		4-2
Down syndrome	0-8 (0 to 1 to 3)	0-4 (0 to 2 to 0)	1 (0 to 1 to 2)	1-2 (0 to 3 to 1)	0-9 (0 to 3 to 2)	0-6 (0 to 2 to 1)	0-7 (0 to 2 to 1)	1-3 (0 to 3 to 1)	2-3 (1 to 4 to 1)	1-8 (1 to 3 to 1)	1-5 (1 to 2)	1-4 (1 to 2)	2 (1 to 2 to 1)	2-2 (1 to 3 to 1)	1-4 (0 to 3)	1-2 (0 to 3 to 1)	0-7 (0 to 2)	0-3 (0 to 1)	0-1 (0 to 0)	0-1 (0 to 0)	0-1 (0 to 0)	0-1 (0 to 0)		23-1
Turner syndrome	0 (0 to 0)	0 (0 to 0)	0 (0 to 0)	0 (0 to 0)	0 (0 to 0)	0 (0 to 0)	0-1 (0 to 0)	0-1 (0 to 0)	0-1 (0 to 0 to 4)	0-1 (0 to 0)	0-1 (0 to 0)	0-1 (0 to 0)	0 (0 to 0)	0 (0 to 0)	0 (0 to 0)	0 (0 to 0)	0 (0 to 0)	0 (0 to 0)	0 (0 to 0)	0 (0 to 0)	0 (0 to 0)	0 (0 to 0)		0-8
Klinefelter syndrome	0 (0 to 0)	0 (0 to 0)	0 (0 to 0)	0 (0 to 0)	0 (0 to 0)	0 (0 to 0)	0 (0 to 0)	0 (0 to 0)	0 (0 to 0)	0 (0 to 0)	0 (0 to 0)	0 (0 to 0)	0 (0 to 0)	0 (0 to 0)	0 (0 to 0)	0 (0 to 0)	0 (0 to 0)	0 (0 to 0)	0 (0 to 0)	0 (0 to 0)	0 (0 to 0)	0 (0 to 0)		0-2
Other chromosomal abnormalities	15-8 (7 to 35 to 11)	9-1 (5 to 19 to 4)	16-9 (9 to 34 to 5)	8-2 (5 to 16 to 4)	2-8 (1 to 6 to 2)	2-1 (1 to 5 to 2)	3-7 (1 to 10 to 4)	3-2 (2 to 5 to 4)	4-3 (2 to 8 to 2)	4-2 (2 to 8 to 1)	3-5 (2 to 6 to 1)	2-6 (1 to 5 to 2)	2-4 (1 to 5 to 2)	1-8 (1 to 4 to 2)	1-3 (0 to 4 to 1)	0-8 (0 to 3 to 1)	0-5 (0 to 3 to 0)	0-7 (0 to 3)	0-1 (0 to 2)	0-1 (0 to 0)	0-1 (0 to 0)	0-1 (0 to 0)		79-6
Congenital musculoskeletal and limb anomalies	1-9 (1 to 3 to 4)	0-9 (0 to 1 to 4)	3-4 (1 to 7 to 1)	3-1 (1 to 6 to 1)	4-7 (2 to 9 to 2)	2-2 (1 to 4 to 2)	4-8 (2 to 9 to 2)	2-4 (1 to 5 to 1)	7-5 (4 to 12 to 2)	4-7 (2 to 9 to 1)	4-4 (2 to 9 to 1)	2-7 (1 to 5 to 1)	3-4 (1 to 8 to 1)	2-1 (1 to 6 to 2)	2-1 (1 to 4 to 1)	1-3 (0 to 4 to 1)	2-2 (1 to 5 to 1)	1-1 (0 to 3 to 1)	0-4 (0 to 2 to 1)	0-2 (0 to 1 to 0)	0-1 (0 to 0)	0-1 (0 to 0)		82
Urogenital congenital anomalies	2-7 (0 to 5 to 11)	0-6 (0 to 2 to 1)	1-1 (0 to 2 to 2)	1-2 (0 to 4 to 1)	0-6 (0 to 2 to 0)	0-4 (0 to 2 to 0)	0-3 (0 to 2 to 0)	0-4 (0 to 2 to 0)	0-5 (0 to 3 to 0)	0-4 (0 to 2 to 0)	0-3 (0 to 2 to 0)	0-2 (0 to 1 to 0)	0-1 (0 to 1 to 0)	0-1 (0 to 1 to 0)	0-1 (0 to 1)	0-1 (0 to 1)	0-1 (0 to 0)	0-1 (0 to 0)	0-1 (0 to 0)	0-1 (0 to 0)	0-1 (0 to 0)	0-1 (0 to 0)		9
Digestive congenital anomalies	8-3 (5 to 13 to 2)	1-2 (1 to 4 to 5)	3-6 (2 to 8 to 4)	2-4 (0 to 9 to 6)	0-7 (0 to 3 to 1)	0-5 (0 to 2 to 1)	0-7 (0 to 3 to 1)	0-6 (0 to 3 to 0)	0-8 (0 to 4 to 0)	0-6 (0 to 3 to 0)	0-4 (0 to 3 to 0)	0-3 (0 to 2 to 0)	0-3 (0 to 2 to 0)	0-2 (0 to 2 to 0)	0-2 (0 to 1 to 0)	0-1 (0 to 1)	0-1 (0 to 1)	0-1 (0 to 0)	0-1 (0 to 0)	0-1 (0 to 0)	0-1 (0 to 0)	0-1 (0 to 0)		26-5
Other congenital birth defects	12-7 (12 to 33 to 3)	10-5 (4 to 27)	16-5 (6 to 19 to 8)	11-4 (4 to 12 to 3)	1-9 (0 to 4 to 2)	1-4 (0 to 4 to 2)	2-1 (0 to 3 to 2)	2-9 (1 to 5 to 2)	3-4 (1 to 8 to 2)	2-7 (2 to 6 to 2)	2-5 (1 to 6 to 2)	2-2 (1 to 4 to 2)	2-2 (1 to 5 to 2)	1-7 (1 to 3)	1-3 (0 to 3 to 2)	0-7 (0 to 3 to 1)	0-3 (0 to 2)	0-2 (0 to 1)	0-1 (0 to 1)	0-1 (0 to 0 to 1)	0-1 (0 to 0)	0-1 (0 to 0)		80-4
Urinary diseases and male infertility	0-1 (0 to 0 to 1)	0-2 (0 to 1 to 3)	0-4 (0 to 2 to 0)	0-7 (0 to 4 to 1)	0-4 (0 to 3 to 0)	0-4 (0 to 2 to 0)	0-6 (0 to 4 to 0)	0-7 (0 to 3 to 1)	1-3 (0 to 5 to 2)	0-7 (3 to 11 to 7)	0-8 (0 to 14 to 1)	0-4 (0 to 2 to 0)	0-5 (0 to 3 to 0)	0-4 (0 to 2 to 0)	0-3 (0 to 2 to 0)	0-2 (0 to 1 to 0)	0-2 (0 to 1 to 0)	0-1 (0 to 1)	0-1 (0 to 1)	0-1 (0 to 0 to 1)	0-1 (0 to 0)	0-1 (0 to 0)		22-3
Urolithiasis	0 (0 to 0)	0 (0 to 0)	0 (0 to 0)	0 (0 to 0)	0 (0 to 0)	0 (0 to 0)	0 (0 to 0)	0 (0 to 0)	0 (0 to 2 to 0)	0 (0 to 4 to 1)	0 (0 to 2 to 0)	0 (0 to 2 to 0)	0 (0 to 2 to 0)	0 (0 to 2 to 0)	0 (0 to 2 to 0)	0 (0 to 2 to 0)	0 (0 to 2 to 0)	0 (0 to 2 to 0)	0 (0 to 1 to 0)	0 (0 to 1 to 0)	0 (0 to 1 to 0)	0 (0 to 1 to 0)		15-5
Benign prostatic hyperplasia	0 (0 to 0)	0 (0 to 0)	0 (0 to 0)	0 (0 to 0)	0 (0 to 0)	0 (0 to 0)	0 (0 to 0)	0 (0 to 0)	0 (0 to 0)	0 (0 to 0)	0 (0 to 0)	0 (0 to 0)	0 (0 to 0)	0 (0 to 0)	0 (0 to 0)	0 (0 to 0)	0 (0 to 0)	0 (0 to 0)	0 (0 to 0)	0 (0 to 0)	0 (0 to 0)	0 (0 to 0)		40-6
Male infertility	0 (0 to 0)	0 (0 to 0)	0 (0 to 0)	0 (0 to 0)	0 (0 to 0)	0 (0 to 0)	1 (0 to 0)	0-2 (0 to 2)	0-7 (0 to 3 to 1)	2 (0 to 8 to 3)	2 (0 to 7)	0-8 (0 to 4 to 1)	0-5 (0 to 3)	0-3 (0 to 2)	0-2 (0 to 1)	0-1 (0 to 1)	0-1 (0 to 0)	0-1 (0 to 0)	0-1 (0 to 0)	0-1 (0 to 0)	0-1 (0 to 0)	0-1 (0 to 0)		12-1
Other urinary diseases	0-1 (0 to 0 to 1)	0-1 (0 to 0 to 1)	0-1 (0 to 0 to 2)	0-2 (0 to 2 to 0)	0-1 (0 to 1 to 0)	0-2 (0 to 2 to 0)	0-3 (0 to 2 to 0)	0-7 (0 to 4 to 0)	0-9 (0 to 4 to 1)	0-8 (0 to 4 to 1)	0-6 (0 to 3 to 1)	0-7 (0 to 4 to 1)	0-9 (0 to 5 to 1)	0-7 (0 to 4 to 1)	0-5 (0 to 3 to 1)	0-4 (0 to 3 to 1)	0-3 (0 to 2 to 1)	0-1 (0 to 1 to 0)	0-1 (0 to 1 to 0)	0-1 (0 to 1 to 0)	0-1 (0 to 1 to 0)	0-1 (0 to 1 to 0)		10-8
Gynecological diseases	0 (0 to 0)	0 (0 to 0)	0 (0 to 0)	0 (0 to 0)	0 (0 to 0)	0 (0 to 0)	0 (0 to 0)	0 (0 to 0)	0 (0 to 0)	0 (0 to 0)	0 (0 to 0)	0 (0 to 0)	0 (0 to 0)	0 (0 to 0)	0 (0 to 0)	0 (0 to 0)	0 (0 to 0)	0 (0 to 0)	0 (0 to 0)	0 (0 to 0)	0 (0 to 0)	0 (0 to 0)		0-1
Uterine fibroids	0 (0 to 0)	0 (0 to 0)	0 (0 to 0)	0 (0 to 0)	0 (0 to 0)	0 (0 to 0)	0-1 (0 to 2)	0-3 (0 to 1)	0-5 (0 to 2)	0-4 (0 to 1)	0-4 (0 to 2)	0-3 (0 to 1)	0-3 (0 to 1)	0-2 (0 to 1)	0-2 (0 to 1)	0-1 (0 to 1)	0-1 (0 to 1)	0-1 (0 to 0)	0-1 (0 to 0)	0-1 (0 to 0)	0-1 (0 to 0)	0-1 (0 to 0)		43-7
Polycystic ovarian syndrome	0 (0 to 0)	0 (0 to 0)	0 (0 to 0)	0 (0 to 0)	0 (0 to 0)	0 (0 to 1)	0 (0 to 0)	0 (0 to 0)	0 (0 to 0)	0 (0 to 0)	0 (0 to 0)	0 (0 to 0)	0 (0 to 0)	0 (0 to 0)	0 (0 to 0)	0 (0 to 0)	0 (0 to 0)	0 (0 to 0)	0 (0 to 0)	0 (0 to 0)	0 (0 to 0)	0 (0 to 0)		45-7
Female infertility	0 (0 to 0)	0 (0 to 0)	0 (0 to 0)	0 (0 to 0)	0 (0 to 0)	0 (0 to 0)	0-5 (0 to 2)	0-2 (0 to 1)	2-7 (0 to 9 to 2)	0-7 (0 to 3)	0-9 (0 to 1 to 4)	2-9 (0 to 4)	0 (0 to 0)	0 (0 to 0)	0 (0 to 0)	0 (0 to 0)	0 (0 to 0)	0 (0 to 0)	0 (0 to 0)	0 (0 to 0)	0 (0 to 0)	0 (0 to 0)		11-8
Endometriosis	0 (0 to 0)	0 (0 to 0)	0 (0 to 0)	1-8 (0 to 6)	1-6 (0 to 4 to 2)	2-2 (0 to 5)	10-7 (3 to 21 to 7)	10-7 (5 to 19 to 2)	2 (0 to 5)	0-4 (0 to 1 to 1)	0-4 (0 to 2)	0-3 (0 to 1)	0-3 (0 to 1)	0-2 (0 to 1)	0-2 (0 to 1)	0-1 (0 to 1)	0-1 (0 to 1)	0-1 (0 to 1)	0-1 (0 to 1)	0-1 (0 to 1)	0-1 (0 to 1)	0-1 (0 to 1)		44-4
Genital prolapse	0 (0 to 0)	0 (0 to 0)	0 (0 to 0)	0 (0 to 0)	0 (0 to 0)	0 (0 to 0)	0 (0 to 0)	0 (0 to 0)	0 (0 to 0)	0 (0 to 1)	0 (0 to 1)	0 (0 to 1)	0 (0 to 1)	0 (0 to 1)	0 (0 to 1)	0 (0 to 1)	0 (0 to 1)	0 (0 to 1)	0 (0 to 1)	0 (0 to 1)	0 (0 to 1)	0 (0 to 1)		10-9
Premenstrual syndrome	0 (0 to 0)	0 (0 to 0)	0 (0 to 0)	0-4 (0 to 7 to 10)	11-9 (4 to 27 to 2)	29-9 (13 to 57 to 7)	65-7 (36 to 13 to 4)	45-3 (23 to 73 to 8)	41-8 (23 to 69 to 5)	23-5 (13 to 42)	22-8 (13 to 37 to 1)	16-1 (11 to 33)	6-2 (3 to 15)	3-5 (1 to 9)	2-1 (0 to 5)	0-7 (0 to 3)	0-4 (0 to 2)	0-2 (0 to 1)	0-1 (0 to 1)	0-1 (0 to 1)	0-1 (0 to 1)	0-1 (0 to 1)		238
Other gynecological diseases	0 (0 to 0)	0 (0 to 0)	0 (0 to 0)	0 (0 to 0)	0 (0 to 0)	0 (0 to 0)	29-4 (16 to 45 to 4)	90-4 (53 to 139)	131 (71 to 193)	91-9 (55 to 144)	92-6 (57 to 147)	72-6 (45 to 108)	62-6 (39 to 94)	52-4 (32 to 77)	29-6 (17 to 44)	17-5 (9 to 32)	20-9 (12 to 32)	10-9 (7 to 18)	9-8 (4 to 14)	5-5 (2 to 9)	3-2 (1 to 5)	1-7 (1 to 5)	0-9 (0 to 1 to 4)		0-4 (0 to 2 to 1)	585
Hemoglobinopathies and hemolytic anemias	0-1 (0 to 0 to 1)	0-2 (0 to 1 to 2)	0-6 (0 to 2 to 1)	2-2 (1 to 4 to 5)	4-6 (1 to 15 to 5)	1-3 (0 to 4 to 2)	0-9 (0 to 3 to 1)	2-7 (1 to 6 to 7)	3-6 (1 to 6 to 7)	1-4 (1 to 4 to 3)	0-4 (1 to 3)	1-5 (1 to 5)	2-5 (1 to 3 to 7)	2-5 (1 to 5 to 6)	1-5 (0 to 3 to 4)	1-8 (0 to 4 to 4)	1-5 (0 to 3)	0-9 (0 to 3)	1-2 (0 to 3)	1-2 (0 to 3)	0-9 (0 to 4)	0-6 (0 to 1 to 3)	0-3 (0 to 0 to 2)		49-3
Thalassemias	0 (0 to 0)	0 (0 to 0)	0-1 (0 to 0 to 1)	0-1 (0 to 0 to 1)	0 (0 to 0)	0 (0 to 0)	0 (0 to 0)	0 (0 to 0)	0 (0 to 0)	0 (0 to 0)	0 (0 to 0)	0 (0 to 0)	0 (0 to 0)	0 (0 to 0)	0 (0 to 0)	0 (0 to 0)	0 (0 to 0)	0 (0 to 0)	0 (0 to 0)	0 (0 to 0)	0 (0 to 0)	0 (0 to 0)	0 (0 to 0)		0-2
Thalassemias trait	0 (0 to 0)	0-1 (0 to 0 to 2)	0-4 (0 to 1 to 3)	1-5 (0 to 3 to 2)	0-3 (0 to 1)	0-3 (0 to 0 to 2)	0-5 (0 to 1 to 1)	0-7 (0 to 2 to 4)	1-7 (0 to 5 to 2)	1-7 (0 to 4 to 1)	1-7 (0 to 5 to 2)	0-8 (0 to 3 to 1)	0-7 (0 to 2 to 1)	0-4 (0 to 1 to 2)	0-3 (0 to 1)	0-2 (0 to 1)	0-2 (0 to 0)	0-2 (0 to 0)	0-1 (0 to 0)	0-1 (0 to 0)	0-1 (0 to 0)	0-1 (0 to 0)		10-7
Sickle cell disorders	0-1 (0 to 0 to 1)	0-3 (0 to 2 to 0)	0-5 (0 to 1 to 4)	0-7 (0 to 4 to 0)	0-5 (0 to 2 to 1)	0-7 (0 to 3 to 1)	0-4 (0 to 1 to 1)	1-3 (0 to 1 to 4)	1-2 (0 to 4 to 1)	0-9 (0 to 3 to 1)	0-8 (0 to 4 to 1)	0-6 (0 to 3 to 0)	0-5 (0 to 3 to 0)	0-4 (0 to 2 to 0)	0-3 (0 to 2 to 0)	0-2 (0 to 1)	0-1 (0 to 1)	0-1 (0 to 0)	0-1 (0 to 0)	0-1 (0 to 0)	0-1 (0 to 0)	0-1 (0 to 0)		10-4
Sickle cell trait	0 (0 to 0)	0-1 (0 to 0 to 2)	0-1 (0 to 1 to 2)	0-4 (0 to 3 to 2)	0-3 (0 to 1 to 1)	0-5 (0 to 2)	0-4 (0 to 1)	0-5 (0 to 1 to 2)	1-8 (0 to 5 to 2)	1-8 (0 to 5 to 2)	0-5 (0 to 2)	0-6 (0 to 2 to 7)	0-6 (0 to 1 to 1)	0-5 (0 to 1 to 2)	0-4 (0 to 1 to 1)	0-3 (0 to 1)	0-2 (0 to 1)	0-2 (0 to 0)	0-1 (0 to 0)	0-1 (0 to 0)	0-1 (0 to 0)	0-1 (0 to 0)		9-8
G6PD deficiency	0 (0 to 0)	0 (0 to 0)	0 (0 to 0)	0 (0 to 0)	0 (0 to 0)	0 (0 to 0)	0 (0 to 0)	0-2 (0 to 1)	0-4 (0 to 1 to 4)	0-3 (0 to 1)	0-3 (0 to 1)	0-1 (0 to 1)	0-1 (0 to 1)	0-1 (0 to 1)	0-1 (0 to 1)	0-1 (0 to 1)	0-1 (0 to 1)	0-1 (0 to 0)	0-1 (0 to 0)	0-1 (0 to 0)	0-1 (0 to 0)	0-1 (0 to 0)		1-3
G6PD trait	0 (0 to 0)	0 (0 to 0)	0 (0 to 0)	0 (0 to 0)	0 (0 to 0)	0 (0 to 0)	0-1 (0 to 0)	0-3 (0 to 2 to 4)	0-6 (0 to 2 to 1)	0-4 (0 to 1 to 1)	0-3 (0 to 1)	0-2 (0 to 1)	0-1 (0 to 0)	0-1 (0 to 0)	0-1 (0 to 0)	0-1 (0 to 0)	0-1 (0 to 0)	0-1 (0 to 0)	0-1 (0 to 0)	0-1 (0 to 0)	0-1 (0 to 0)	0-1 (0 to 0)		0-4
Other hemoglobinopathies and hemolytic anemias	0 (0 to 0)	0-1 (0 to 0 to 2)	0-3 (0 to 1 to 2)	0-5 (0 to 3 to 1)	0-2 (0 to 2 to 0)	0-3 (0 to 2 to 0)	0-5 (0 to 1 to 1)	0-7 (0 to 2 to 1)	0-6 (0 to 1 to 1)	0-6 (0 to 1 to 1)	0-9 (0 to 2 to 2)	0-6 (0 to 2 to 1)	0-7 (0 to 2 to 1)	0-7 (0 to 2 to 1)	0-9 (0 to 2 to 1)	0-8 (0 to 2)	1-2 (0 to 3)	0-4 (0 to 1 to 7)	1-1 (0 to 7 to 1)	0-7 (0 to 7 to 1)	0-7 (0 to 1)	0-5 (0 to 1)		13-3
Endocrine, metabolic, blood, and immune disorders	2-7 (1 to 6 to 4)	2-6 (1 to 6 to 1)	10-2 (5 to 19 to 4)	16-2 (10 to 24 to 1)	11-5 (7 to 16 to 4)	11-7 (6 to 19 to 5)	28-5 (14 to 55 to 5)	48-4 (29 to 73 to 2)	58-5 (42 to 81)	70-7 (45 to 108)	71-8 (48 to 106)	78-4 (52 to 117)	89-5 (58 to 141)	82-2 (51 to 136)	74-1 (46 to 115)	57-7 (33 to 79 to 4)	48-4 (31 to 70 to 2)	32-9 (21 to 50 to 7)	20-5 (13 to 30 to 1)	8-6 (3 to 16)	2-8 (0 to 9)	1-7 (0 to 7 to 2)		664
Oral disorders	2-7 (1 to 6 to 4)	1-4 (0 to 5 to 2)	4-1 (2 to 9 to 2)	4-5 (2 to 7 to 2)	2-6 (0 to 6 to 1)	2-2 (0 to 6)	3-4 (1 to 9 to 1)	3-9 (1 to 9)	4-6 (2 to 10 to 2)	3-4 (1 to 8 to 1)	2-9 (1 to 7 to 1)	2-1 (0 to 5 to 1)	2-1 (0 to 5 to 1)	1-4 (0 to 4)	1-1 (0 to 3)	0-8 (0 to 3)	0-6 (0 to 2)	0-4 (0 to 2)	0-3 (0 to 2)	0-2 (0 to 1)	0-1 (0 to 1)	0-1 (0 to 1)		37-5
Caries of deciduous teeth	0 (0 to 0)	0 (0 to 0)	0 (0 to 0)	0 (0 to 1)	0 (0 to 0)	0 (0 to 0)	0 (0 to 0)	0 (0 to 0)	0 (0 to 0)	0 (0 to 0)	0 (0 to 0)	0 (0 to 0)	0 (0 to 0)	0 (0 to 0)	0 (0 to 0)	0 (0 to 0)	0 (0 to 0)	0 (0 to 0)	0 (0 to 0)	0 (0 to 0)	0 (0 to 0)	0 (0 to 0)		1-4
Caries of permanent teeth	0 (0 to 0)	0 (0 to 0)	0 (0 to 0)	0 (0 to 1)	2-7 (0 to 4)	4-7 (0 to 4)	7-4 (1 to 9 to 8)	4-5 (2 to 9)	7-4 (2 to 15)	5-1 (1 to 16)	6-3 (2 to 12)	4-2 (1 to 8)	3-0 (1 to 6)	2-7 (1 to 5)	2-2 (0 to 4)	1-6 (0 to 4)	0-8 (0 to 3)	0-7 (0 to 2)	0-5 (0 to 1)	0-3 (0 to 1)	0-1 (0 to 1)

SR Table 2c: Ealing DALYS by cause and age group for both sexes with 95% uncertainty intervals, 2019

Cause	Early Neonatal	Late Neonatal	Post Neonatal	1 to 4	5 to 9	10 to 14	15 to 19	20 to 24	25 to 29	30 to 34	35 to 39	40 to 44	45 to 49	50 to 54	55 to 59	60 to 64	65 to 69	70 to 74	75 to 79	80 to 84	85 to 89	90 to 94	95 plus	Total
All causes	6,700 (5,610 to 7,820)	5,040 (199 to 6,280)	6,440 (5,660 to 7,340)	2,240 (1,970 to 2,550)	1,440 (1,260 to 1,650)	1,160 (1,020 to 1,360)	1,440 (1,260 to 1,650)	2,220 (1,930 to 2,550)	2,910 (2,550 to 3,350)	3,680 (3,220 to 4,220)	4,080 (3,600 to 4,650)	4,240 (3,740 to 4,850)	4,650 (4,090 to 5,320)	5,040 (4,440 to 5,770)	5,440 (4,790 to 6,220)	6,450 (5,670 to 7,390)	6,450 (5,670 to 7,390)	6,450 (5,660 to 7,390)	5,820 (5,080 to 6,670)	5,820 (5,080 to 6,670)	5,820 (5,080 to 6,670)	5,040 (4,350 to 5,830)	94,000 (77,500 to 111,000)
Communicable, maternal, neonatal, and nutritional diseases	6,700 (5,610 to 7,820)	5,040 (199 to 6,280)	6,440 (5,660 to 7,340)	2,240 (1,970 to 2,550)	1,440 (1,260 to 1,650)	1,160 (1,020 to 1,360)	1,440 (1,260 to 1,650)	2,220 (1,930 to 2,550)	2,910 (2,550 to 3,350)	3,680 (3,220 to 4,220)	4,080 (3,600 to 4,650)	4,240 (3,740 to 4,850)	4,650 (4,090 to 5,320)	5,040 (4,440 to 5,770)	5,440 (4,790 to 6,220)	6,450 (5,670 to 7,390)	6,450 (5,660 to 7,390)	6,450 (5,660 to 7,390)	5,820 (5,080 to 6,670)	5,820 (5,080 to 6,670)	5,820 (5,080 to 6,670)	5,040 (4,350 to 5,830)	94,000 (77,500 to 111,000)
HIV/AIDS and sexually transmitted infections	18.5 (5.3 to 41.1)	5.7 (1.4 to 12.9)	11 (2.9 to 23.9)	2.9 (0.5 to 7.4)	1.4 (1.2 to 1.7)	1.3 (1.1 to 1.5)	1.9 (1.5 to 2.4)	5.7 (4.4 to 7.4)	10.7 (8.3 to 13.8)	19.7 (15.4 to 25.4)	25.7 (19.4 to 33.9)	33 (25.4 to 44.5)	29.5 (24.4 to 42.4)	29.2 (23.4 to 39.6)	29.2 (23.4 to 39.6)	20.3 (16.2 to 25.3)	14.1 (11.2 to 18.2)	9.9 (7.8 to 12.7)	6.9 (5.4 to 8.9)	3 (1.9 to 4.7)	1.6 (1.2 to 2.4)	0.5 (0.3 to 0.8)	240 (190 to 310)
HIV/AIDS	18.5 (5.3 to 41.1)	5.7 (1.4 to 12.9)	11 (2.9 to 23.9)	2.9 (0.5 to 7.4)	1.4 (1.2 to 1.7)	1.3 (1.1 to 1.5)	1.9 (1.5 to 2.4)	5.7 (4.4 to 7.4)	10.7 (8.3 to 13.8)	19.7 (15.4 to 25.4)	25.7 (19.4 to 33.9)	33 (25.4 to 44.5)	29.5 (24.4 to 42.4)	29.2 (23.4 to 39.6)	29.2 (23.4 to 39.6)	20.3 (16.2 to 25.3)	14.1 (11.2 to 18.2)	9.9 (7.8 to 12.7)	6.9 (5.4 to 8.9)	3 (1.9 to 4.7)	1.6 (1.2 to 2.4)	0.5 (0.3 to 0.8)	240 (190 to 310)
HIV/AIDS - Drug-susceptible Tuberculosis	0 (0 to 0)	0 (0 to 0)	0.4 (0.2 to 0.9)	0.4 (0.1 to 0.9)	0.2 (0.1 to 0.3)	0.1 (0.1 to 0.2)	0.1 (0.1 to 0.2)	0.4 (0.2 to 0.6)	1 (0.4 to 1.4)	1.6 (1.1 to 2.3)	2.3 (1.4 to 3.4)	2.7 (1.6 to 4.2)	2.6 (1.6 to 4.1)	2.6 (1.6 to 4.1)	1.6 (1.1 to 2.5)	1.1 (0.7 to 1.7)	0.8 (0.5 to 1.3)	0.6 (0.3 to 0.9)	0.5 (0.3 to 0.8)	0.3 (0.1 to 0.5)	0.1 (0.1 to 0.2)	0 (0 to 0)	16.1 (10.1 to 24.5)
HIV/AIDS - Multidrug-resistant Tuberculosis without extensive dr...	0 (0 to 0)	0 (0 to 0)	0 (0 to 0)	0 (0 to 0)	0 (0 to 0)	0 (0 to 0)	0 (0 to 0)	0 (0 to 0)	0 (0 to 0)	0 (0 to 0)	0 (0 to 0)	0 (0 to 0)	0 (0 to 0)	0 (0 to 0)	0 (0 to 0)	0 (0 to 0)	0 (0 to 0)	0 (0 to 0)	0 (0 to 0)	0 (0 to 0)	0 (0 to 0)	0 (0 to 0)	0 (0 to 0)	0.4 (0.2 to 0.7)
HIV/AIDS - Extensively drug-resistant Tuberculosis	0 (0 to 0)	0 (0 to 0)	0 (0 to 0)	0 (0 to 0)	0 (0 to 0)	0 (0 to 0)	0 (0 to 0)	0 (0 to 0)	0 (0 to 0)	0 (0 to 0)	0 (0 to 0)	0 (0 to 0)	0 (0 to 0)	0 (0 to 0)	0 (0 to 0)	0 (0 to 0)	0 (0 to 0)	0 (0 to 0)	0 (0 to 0)	0 (0 to 0)	0 (0 to 0)	0 (0 to 0)	0 (0 to 0)	0.1 (0 to 0.2)
HIV/AIDS resulting in other diseases	0 (0 to 0)	0 (0 to 0)	2.6 (2.2 to 3.1)	2.2 (1.6 to 2.7)	1.1 (0.8 to 1.3)	0.9 (0.6 to 1.1)	1.2 (0.9 to 1.4)	3.7 (2.9 to 4.6)	6.8 (5.3 to 8.6)	10.1 (7.9 to 12.7)	13.5 (10.5 to 16.9)	22.6 (17.6 to 28.7)	20.6 (16.1 to 26.1)	16.7 (13.1 to 21.2)	11.5 (8.9 to 14.6)	8 (6.2 to 10.4)	5.6 (4.1 to 7.3)	3.3 (2.5 to 4.4)	1.8 (1.3 to 2.5)	1.1 (0.7 to 1.6)	0.5 (0.3 to 0.8)	0.2 (0.1 to 0.3)	155 (120 to 200)
Sexually transmitted infections excluding HIV	0 (0 to 0)	0 (0 to 0)	0 (0 to 0)	0 (0 to 0)	0 (0 to 0)	0 (0 to 0)	0 (0 to 0)	0 (0 to 0)	0 (0 to 0)	0 (0 to 0)	0 (0 to 0)	0 (0 to 0)	0 (0 to 0)	0 (0 to 0)	0 (0 to 0)	0 (0 to 0)	0 (0 to 0)	0 (0 to 0)	0 (0 to 0)	0 (0 to 0)	0 (0 to 0)	0 (0 to 0)	0 (0 to 0)	0 (0 to 0)
Syphilis	0 (0 to 0)	0 (0 to 0)	0 (0 to 0)	0 (0 to 0)	0 (0 to 0)	0 (0 to 0)	0 (0 to 0)	0 (0 to 0)	0 (0 to 0)	0 (0 to 0)	0 (0 to 0)	0 (0 to 0)	0 (0 to 0)	0 (0 to 0)	0 (0 to 0)	0 (0 to 0)	0 (0 to 0)	0 (0 to 0)	0 (0 to 0)	0 (0 to 0)	0 (0 to 0)	0 (0 to 0)	0 (0 to 0)	0 (0 to 0)
Chlamydial infection	0 (0 to 0)	0 (0 to 0)	0 (0 to 0)	0 (0 to 0)	0 (0 to 0)	0 (0 to 0)	0 (0 to 0)	0 (0 to 0)	0 (0 to 0)	0 (0 to 0)	0 (0 to 0)	0 (0 to 0)	0 (0 to 0)	0 (0 to 0)	0 (0 to 0)	0 (0 to 0)	0 (0 to 0)	0 (0 to 0)	0 (0 to 0)	0 (0 to 0)	0 (0 to 0)	0 (0 to 0)	0 (0 to 0)	0 (0 to 0)
Gonococcal infection	0 (0 to 0)	0 (0 to 0)	0 (0 to 0)	0 (0 to 0)	0 (0 to 0)	0 (0 to 0)	0 (0 to 0)	0 (0 to 0)	0 (0 to 0)	0 (0 to 0)	0 (0 to 0)	0 (0 to 0)	0 (0 to 0)	0 (0 to 0)	0 (0 to 0)	0 (0 to 0)	0 (0 to 0)	0 (0 to 0)	0 (0 to 0)	0 (0 to 0)	0 (0 to 0)	0 (0 to 0)	0 (0 to 0)	0 (0 to 0)
Trichomoniasis	0 (0 to 0)	0 (0 to 0)	0 (0 to 0)	0 (0 to 0)	0 (0 to 0)	0 (0 to 0)	0 (0 to 0)	0 (0 to 0)	0 (0 to 0)	0 (0 to 0)	0 (0 to 0)	0 (0 to 0)	0 (0 to 0)	0 (0 to 0)	0 (0 to 0)	0 (0 to 0)	0 (0 to 0)	0 (0 to 0)	0 (0 to 0)	0 (0 to 0)	0 (0 to 0)	0 (0 to 0)	0 (0 to 0)	0 (0 to 0)
Genital herpes	0 (0 to 0)	0 (0 to 0)	0 (0 to 0)	0 (0 to 0)	0 (0 to 0)	0 (0 to 0)	0 (0 to 0)	0 (0 to 0)	0 (0 to 0)	0 (0 to 0)	0 (0 to 0)	0 (0 to 0)	0 (0 to 0)	0 (0 to 0)	0 (0 to 0)	0 (0 to 0)	0 (0 to 0)	0 (0 to 0)	0 (0 to 0)	0 (0 to 0)	0 (0 to 0)	0 (0 to 0)	0 (0 to 0)	0 (0 to 0)
Other sexually transmitted infections	0 (0 to 0)	0 (0 to 0)	0 (0 to 0)	0 (0 to 0)	0 (0 to 0)	0 (0 to 0)	0 (0 to 0)	0 (0 to 0)	0 (0 to 0)	0 (0 to 0)	0 (0 to 0)	0 (0 to 0)	0 (0 to 0)	0 (0 to 0)	0 (0 to 0)	0 (0 to 0)	0 (0 to 0)	0 (0 to 0)	0 (0 to 0)	0 (0 to 0)	0 (0 to 0)	0 (0 to 0)	0 (0 to 0)	0 (0 to 0)
Respiratory infections and tuberculosis	4,110 (4.3 to 9.4)	2,810 (4.6 to 7.9)	2,810 (27.4 to 63.5)	1,020 (25.5 to 58.9)	224 (4.6 to 10.4)	224 (3.6 to 8.2)	224 (3.7 to 8.7)	224 (27.4 to 59.2)	224 (28.1 to 64.7)	224 (29.1 to 67.2)	224 (29.1 to 67.2)	224 (49.9 to 115)	224 (49.9 to 115)	224 (49.9 to 115)	224 (70.3 to 122)	224 (70.3 to 122)	224 (70.3 to 122)	224 (70.3 to 122)	224 (70.3 to 122)	224 (70.3 to 122)	224 (70.3 to 122)	224 (70.3 to 122)	2,420 (1,900 to 3,000)
Tuberculosis	0 (0 to 0)	0 (0 to 0)	0 (0 to 0)	0 (0 to 0)	0 (0 to 0)	0 (0 to 0)	0 (0 to 0)	1.7 (0.9 to 2.6)	3.6 (1.5 to 4.8)	3.4 (2.1 to 5.3)	3.2 (2.1 to 5.1)	3.2 (2.4 to 4.1)	3.2 (2.4 to 4.1)	4.4 (3.3 to 6.3)	5.3 (3.8 to 6.5)	5.3 (3.7 to 7.4)	5.6 (3.4 to 9.6)	5.2 (4 to 7.8)	5.2 (4.3 to 6.8)	3.2 (2.3 to 4.3)	1.6 (1.2 to 2.2)	0.4 (0.3 to 0.6)	65.5 (54 to 78)
Latent tuberculosis infection	0 (0 to 0)	0 (0 to 0)	0 (0 to 0)	0 (0 to 0)	0 (0 to 0)	0 (0 to 0)	0 (0 to 0)	0 (0 to 0)	0 (0 to 0)	0 (0 to 0)	0 (0 to 0)	0 (0 to 0)	0 (0 to 0)	0 (0 to 0)	0 (0 to 0)	0 (0 to 0)	0 (0 to 0)	0 (0 to 0)	0 (0 to 0)	0 (0 to 0)	0 (0 to 0)	0 (0 to 0)	0 (0 to 0)	0 (0 to 0)
Drug-susceptible tuberculosis	0 (0 to 0)	0 (0 to 0)	0.2 (0.1 to 0.3)	0.6 (0.5 to 0.8)	0.4 (0.3 to 0.5)	0.4 (0.3 to 0.5)	0.4 (0.3 to 0.5)	1.7 (0.9 to 2.6)	3.6 (1.5 to 4.7)	3.4 (2.1 to 5.2)	3.2 (2.1 to 5.1)	3.2 (2.4 to 4.1)	3.2 (2.4 to 4.1)	4.4 (3.3 to 6.3)	5.3 (3.8 to 6.5)	5.3 (3.7 to 7.4)	5.6 (3.4 to 9.6)	5.2 (4 to 7.8)	5.2 (4.3 to 6.8)	3.2 (2.3 to 4.3)	1.6 (1.2 to 2.2)	0.4 (0.3 to 0.6)	64 (53 to 77)
Multidrug-resistant tuberculosis without extensive drug-resistance	0 (0 to 0)	0 (0 to 0)	0 (0 to 0)	0 (0 to 0)	0 (0 to 0)	0 (0 to 0)	0 (0 to 0)	0 (0 to 0)	0 (0 to 0)	0 (0 to 0)	0 (0 to 0)	0 (0 to 0)	0 (0 to 0)	0 (0 to 0)	0 (0 to 0)	0 (0 to 0)	0 (0 to 0)	0 (0 to 0)	0 (0 to 0)	0 (0 to 0)	0 (0 to 0)	0 (0 to 0)	0 (0 to 0)	1.2 (0.6 to 2.1)
Extensively drug-resistant tuberculosis	0 (0 to 0)	0 (0 to 0)	0 (0 to 0)	0 (0 to 0)	0 (0 to 0)	0 (0 to 0)	0 (0 to 0)	0 (0 to 0)	0 (0 to 0)	0 (0 to 0)	0 (0 to 0)	0 (0 to 0)	0 (0 to 0)	0 (0 to 0)	0 (0 to 0)	0 (0 to 0)	0 (0 to 0)	0 (0 to 0)	0 (0 to 0)	0 (0 to 0)	0 (0 to 0)	0 (0 to 0)	0 (0 to 0)	0 (0 to 0)
Lower respiratory infections	4,110 (4.2 to 9.4)	2,810 (4.7 to 7.5)	2,810 (27.9 to 62.4)	1,020 (26.2 to 59.2)	224 (4.6 to 10.4)	224 (3.6 to 8.2)	224 (3.7 to 8.7)	224 (27.9 to 59.2)	224 (28.8 to 64.7)	224 (29.9 to 67.2)	224 (29.9 to 67.2)	224 (49.9 to 115)	224 (49.9 to 115)	224 (49.9 to 115)	224 (70.3 to 122)	224 (70.3 to 122)	224 (70.3 to 122)	224 (70.3 to 122)	224 (70.3 to 122)	224 (70.3 to 122)	224 (70.3 to 122)	224 (70.3 to 122)	2,420 (1,900 to 3,000)
Upper respiratory infections	0 (0 to 0.1)	0 (0 to 0.4)	7.2 (3.9 to 11.9)	20.7 (17.5 to 25)	39.2 (19.8 to 61.2)	39.2 (14.1 to 45.7)	39.2 (3.1 to 4.5)	39.2 (12.4 to 39.9)	39.2 (3.3 to 4.5)	39.2 (3.3 to 4.5)	39.2 (3.3 to 4.5)	39.2 (3.3 to 4.5)	39.2 (3.3 to 4.5)	39.2 (3.3 to 4.5)	39.2 (3.3 to 4.5)	39.2 (3.3 to 4.5)	39.2 (3.3 to 4.5)	39.2 (3.3 to 4.5)	39.2 (3.3 to 4.5)	39.2 (3.3 to 4.5)	39.2 (3.3 to 4.5)	39.2 (3.3 to 4.5)	339 (270 to 420)
Otitis media	0 (0 to 0)	0 (0 to 0.1)	1.5 (0.8 to 2.4)	4.1 (4.6 to 16.7)	4.6 (4.6 to 14.3)	4.6 (2.5 to 8.7)	4.6 (1.9 to 4.6)	4.6 (2.3 to 9.2)	4.6 (2.3 to 9.2)	4.6 (2.1 to 9.4)	4.6 (2.1 to 9.4)	4.6 (2.5 to 10)	4.6 (2.2 to 9.8)	4.6 (2.2 to 9.8)	4.6 (2.1 to 9.1)	4.6 (1.7 to 9.4)	4.6 (1.5 to 9.4)	4.6 (1.13 to 9.4)	4.6 (0.8 to 9.4)	4.6 (0.5 to 9.2)	4.6 (0.3 to 9.2)	4.6 (0.3 to 9.2)	71.2 (0.1 to 142)
Enteric infections	0.5 (0.4 to 0.7)	2 (1.4 to 2.7)	20.5 (15.2 to 29.9)	22.7 (20.1 to 54.1)	17 (14 to 29.6)	10.6 (5.6 to 17.2)	7.1 (4.4 to 11.3)	7.3 (4.6 to 11.3)	9.1 (5.5 to 13.6)	9.4 (6.0 to 13.9)	9.6 (5.7 to 13.1)	9.4 (4.6 to 13.4)	21 (4.6 to 14.4)	7.1 (4.6 to 9.8)	21 (4.6 to 9.8)	12.4 (9.2 to 16.5)	16.2 (11.6 to 21.4)	19.4 (14.9 to 24.9)	21 (16.1 to 26.8)	19.4 (11.9 to 29.2)	11.1 (9.2 to 14.4)	5.6 (3.9 to 7.5)	367 (267 to 484)
Diarrheal diseases	0.5 (0.4 to 0.7)	2 (1.4 to 2.7)	20.5 (15.2 to 29.4)	22.7 (19.9 to 54.2)	17 (14 to 29.4)	10.6 (5.7 to 17.2)	7.1 (4.4 to 11.3)	7.3 (4.6 to 11.3)	9.1 (5.5 to 13.5)	9.4 (6.0 to 13.9)	9.6 (5.7 to 13.1)	9.4 (4.6 to 13.4)	21 (4.6 to 14.4)	7.1 (4.6 to 9.8)	21 (4.6 to 9.8)	12.4 (9.2 to 16.4)	16.2 (11.7 to 21.3)	19.4 (14.9 to 24.9)	21 (15.9 to 26.7)	19.4 (11.9 to 29.2)	11.1 (9.2 to 14.4)	5.6 (3.9 to 7.5)	366 (266 to 483)
Typhoid and paraphyoid	0 (0 to 0)	0 (0 to 0)	0 (0 to 0)	0 (0 to 0)	0 (0 to 0)	0 (0 to 0)	0 (0 to 0)	0 (0 to 0)	0 (0 to 0)	0 (0 to 0)	0 (0 to 0)	0 (0 to 0)	0 (0 to 0)	0 (0 to 0)	0 (0 to 0)	0 (0 to 0)	0 (0 to 0)	0 (0 to 0)	0 (0 to 0)	0 (0 to 0)	0 (0 to 0)	0 (0 to 0)	0 (0 to 0)	0 (0 to 0)
Typhoid fever	0 (0 to 0)	0 (0 to 0)	0 (0 to 0)	0 (0 to 0)	0 (0 to 0)	0 (0 to 0)	0 (0 to 0)	0 (0 to 0)	0 (0 to 0)	0 (0 to 0)	0 (0 to 0)	0 (0 to 0)	0 (0 to 0)	0 (0 to 0)	0 (0 to 0)	0 (0 to 0)	0 (0 to 0)	0 (0 to 0)	0 (0 to 0)	0 (0 to 0)	0 (0 to 0)	0 (0 to 0)	0 (0 to 0)	0 (0 to 0)
Paratyphoid fever	0 (0 to 0)	0 (0 to 0)	0 (0 to 0)	0 (0 to 0)	0 (0 to 0)	0 (0 to 0)	0 (0 to 0)	0 (0 to 0)	0 (0 to 0)	0 (0 to 0)	0 (0 to 0)	0 (0 to 0)	0 (0 to 0)	0 (0 to 0)	0 (0 to 0)	0 (0 to 0)	0 (0 to 0)	0 (0 to 0)	0 (0 to 0)	0 (0 to 0)	0 (0 to 0)	0 (0 to 0)	0 (0 to 0)	0 (0 to 0)
Invasive Non-typhoidal Salmonella (iNTS)	0 (0 to 0)	0 (0 to 0)	0 (0 to 0)	0 (0 to 0)	0 (0 to 0)	0 (0 to 0)	0 (0 to 0)	0 (0 to 0)	0 (0 to 0)	0 (0 to 0)	0 (0 to 0)	0 (0 to 0)	0 (0 to 0)	0 (0 to 0)	0 (0 to 0)	0 (0 to 0)	0 (0 to 0)	0 (0 to 0)	0 (0 to 0)	0 (0 to 0)	0 (0 to 0)	0 (0 to 0)	0 (0 to 0)	0.7 (0 to 1.7)
Other intestinal infectious diseases	0 (0 to 0)	0 (0 to 0)	0 (0 to 0)	0 (0 to 0)	0 (0 to 0)	0 (0 to 0)	0 (0 to 0)	0 (0 to 0)	0 (0 to 0)	0 (0 to 0)	0 (0 to 0)	0 (0 to 0)	0 (0 to 0)	0 (0 to 0)	0 (0 to 0)	0 (0 to 0)	0 (0 to 0)	0 (0 to 0)	0 (0 to 0)	0 (0 to 0)	0 (0 to 0)	0 (0 to 0)	0 (0 to 0)	0.6 (0 to 1.6)
Neglected tropical diseases and malaria	0.1 (0 to 0.2)	0.2 (0 to 0.4)	1.9 (1.3 to 2.6)	6.4 (4.3 to 9.6)	1.2 (0.8 to 1.6)	0.2 (0 to 0.5)	0.4 (0 to 1.2)	0.6 (0 to 1.6)	0.8 (0 to 2.1)	0.7 (0 to 1.8)	0.9 (0 to 2.7)	0.7 (0 to 2.1)	0.8 (0 to 2.6)	0.6 (0 to 2.1)	0.6 (0 to 2.2)	0.6 (0 to 2.2)	0.6 (0 to 2.2)	0.6 (0 to 2.2)	0.5 (0 to 2.1)	0.3 (0 to 1.6)	0.1 (0 to 0.8)	0.1 (0 to 0.5)	15.8 (0 to 50.1)
Malaria	0 (0 to 0)	0 (0 to 0)	0 (0 to 0)	0 (0 to 0)	0 (0 to 0)	0 (0 to 0)	0 (0 to 0)	0 (0 to 0)	0 (0 to 0)	0 (0 to 0)	0 (0 to 0)	0 (0 to 0)	0 (0 to 0)	0 (0 to 0)	0 (0 to 0)	0 (0 to 0)	0 (0 to 0)	0 (0 to 0)	0 (0 to 0)	0 (0 to 0)	0 (0 to 0)	0 (0 to 0)	0 (0 to 0)	0 (0 to 0)
Chagas disease	0 (0 to 0)	0 (0 to 0)	0 (0 to 0)	0 (0 to 0)	0 (0 to 0)	0 (0 to 0)	0 (0 to 0)	0 (0 to 0)	0 (0 to 0)	0 (0 to 0)	0 (0 to 0)	0 (0 to 0)	0 (0 to 0)	0 (0 to 0)	0 (0 to 0)	0 (0 to 0)	0 (0 to 0)	0 (0 to 0)	0 (0 to 0)	0 (0 to 0)	0 (0 to 0)	0 (0 to 0)	0 (0 to 0)	0 (0 to 0)
Leishmaniasis	0 (0 to 0)	0 (0 to 0)	0 (0 to 0)	0 (0 to 0)	0 (0 to 0)	0 (0 to 0)	0 (0 to 0)	0 (0 to 0)	0 (0 to 0)	0 (0 to 0)	0 (0 to 0)	0 (0 to 0)	0 (0 to 0)	0 (0 to 0)	0 (0 to 0)	0 (0 to 0)	0 (0 to 0)	0 (0 to 0)	0 (0 to 0)	0 (0 to 0)	0 (0 to 0)	0 (0 to 0)	0 (0 to 0)	0 (0 to 0)
Visceral leishmaniasis	0 (0 to 0)	0 (0 to 0)	0 (0 to 0)	0 (0 to 0)	0 (0 to 0)	0 (0 to 0)	0 (0 to 0)	0 (0 to 0)	0 (0 to 0)	0 (0 to 0)	0 (0 to 0)	0 (0 to 0)	0 (0 to 0)	0 (0 to 0)	0 (0 to 0)	0 (0 to 0)	0 (0 to 0)	0 (0 to 0)	0 (0 to 0)	0 (0 to 0)	0 (0 to 0)	0 (0 to 0)	0 (0 to 0)	0 (0 to 0)
Cutaneous and mucocutaneous leishmaniasis	0 (0 to 0)	0 (0 to 0)	0 (0 to 0)	0 (0 to 0)	0 (0 to 0)	0 (0 to 0)	0 (0 to 0)	0 (0 to 0)	0 (0 to 0)	0 (0 to 0)	0 (0 to 0)	0 (0 to 0)	0 (0 to 0)	0 (0 to 0)	0 (0 to 0)	0 (0 to 0)	0 (0 to 0)	0 (0 to 0)	0 (0 to 0)	0 (0 to 0)	0 (0 to 0)	0 (0 to 0)	0 (0 to 0)	0 (0 to 0)
African trypanosomiasis	0 (0 to 0)	0 (0 to 0)	0 (0 to 0)	0 (0 to 0)	0 (0 to 0)	0 (0 to 0)	0 (0 to 0)	0 (0 to 0)	0 (0 to 0)	0 (0 to 0)	0 (0 to 0)	0 (0 to 0)	0 (0 to 0)	0 (0 to 0)	0 (0 to 0)	0 (0 to 0)	0 (0 to 0)	0 (0 to 0)	0 (0 to 0)	0 (0 to 0)	0 (0 to 0)	0 (0 to 0)	0 (0 to 0)	0 (0 to 0)
Schistosomiasis	0 (0 to 0)	0 (0 to 0)	0 (0 to 0)	0 (0 to 0)	0 (0 to 0)	0 (0 to 0)	0 (0 to 0)	0 (0 to 0)	0 (0 to 0)	0 (0 to 0)	0 (0 to 0)	0 (0 to 0)	0 (0 to 0)	0 (0 to 0)	0 (0 to 0)	0 (0 to 0)	0 (0 to 0)	0 (0 to 0)	0 (0 to 0)	0 (0 to 0)	0 (0 to 0)	0 (0 to 0)	0 (0 to 0)	0 (0 to 0)
Cysticercosis	0 (0 to 0)	0 (0 to 0)	0 (0 to 0)	0 (0 to 0)	0 (0 to 0)	0 (0 to 0)	0 (0 to 0)	0 (0 to 0)	0 (0 to 0)	0 (0 to 0)	0 (0 to 0)	0 (0 to 0)	0 (0 to 0)	0 (0 to 0)	0 (0 to 0)	0 (0 to 0)	0 (0 to 0)	0 (0 to 0)	0 (0 to 0)	0 (0 to 0)	0 (0 to 0)	0 (0 to 0)	0 (0 to 0)	0 (0 to 0)
Cystic echinococcosis	0 (0 to 0)	0 (0 to 0)	0 (0 to 0)	0 (0 to 0)	0 (0 to 0)	0 (0 to 0)	0 (0 to 0)	0 (0 to 0)	0 (0 to 0)	0 (0 to 0)	0 (0 to 0)	0 (0 to 0)	0 (0 to 0)	0 (0 to 0)	0 (0 to 0)	0 (0 to 0)	0 (0 to 0)	0 (0 to 0)	0 (0 to 0)	0 (0 to 0)	0 (0 to 0)	0 (0 to 0)	0 (0 to 0)	0.2 (0 to 0.6)
Lymphatic filariasis	0 (0 to 0)	0 (0 to 0)	0 (0 to 0)	0 (0 to 0)	0 (0 to 0)	0 (0 to 0)	0 (0 to 0)	0 (0 to 0)	0 (0 to 0)	0 (0 to 0)	0 (0 to 0)	0 (0 to 0)	0 (0 to 0)	0 (0 to 0)	0 (0 to 0)	0 (0 to 0)	0 (0 to 0)	0 (0 to 0)	0 (0 to 0)	0 (0 to 0)	0 (0 to 0)	0 (0 to 0)	0 (0 to 0)	0 (0 to 0)
Onchocerciasis	0 (0 to 0)	0 (0 to 0)	0 (0 to 0)	0 (0 to 0)	0 (0 to 0)	0 (0 to 0)	0 (0 to 0)	0 (0 to 0)	0 (0 to 0)	0 (0 to 0)	0 (0 to 0)	0 (0 to 0)	0 (0 to 0)	0 (0 to 0)	0 (0 to 0)	0 (0 to 0)	0 (0 to 0)	0 (0 to 0)	0 (0 to 0)	0 (0 to 0)	0 (0 to 0)	0 (0 to 0)	0 (0 to 0)	0 (0 to 0)
Trachoma	0 (0 to 0)	0 (0 to 0)	0 (0 to 0)	0 (0 to 0)	0 (0 to 0)	0 (0 to 0)	0 (0 to 0)	0 (0 to 0)	0 (0 to 0)	0 (0 to 0)	0 (0 to 0)	0 (0 to 0)	0 (0 to 0)	0 (0 to 0)	0 (0 to 0)	0 (0 to 0)	0 (0 to 0)	0 (0 to 0)	0 (0 to 0)	0 (0 to 0)	0 (0 to 0)	0 (0 to 0)	0 (0 to 0)	0 (0 to 0)
Dengue	0 (0 to 0)	0 (0 to 0)	0 (0 to 0)	0 (0 to 0)	0 (0 to 0)	0 (0 to 0)	0 (0 to 0)	0 (0 to 0)	0 (0 to 0)	0 (0 to 0)	0 (0 to 0)	0 (0 to 0)	0 (0 to 0)	0 (0 to 0)	0 (0 to 0)	0 (0 to 0)	0 (0 to 0)	0 (0 to 0)	0 (0 to 0)	0 (0 to 0)	0 (0 to 0)	0 (0 to 0)	0 (0 to 0)	0 (0 to 0)
Yellow fever	0 (0 to 0)	0 (0 to 0)	0 (0 to 0)	0 (0 to 0)	0 (0 to 0)	0 (0 to 0)	0 (0 to 0)	0 (0 to 0)	0 (0 to 0)	0 (0 to 0)	0 (0 to 0)	0 (0 to 0)	0 (0 to 0)	0 (0 to 0)	0 (0 to 0)	0 (0 to 0)	0 (0 to 0)	0 (0 to 0)	0 (0 to 0)	0 (0 to 0)	0 (0 to 0)	0 (0 to 0)	0 (0 to 0)	0 (0 to 0)
Rabies	0 (0 to 0)	0 (0 to 0)	0 (0 to 0)	0 (0 to 0)	0 (0 to 0)	0 (0 to 0)	0 (0 to 0)	0 (0 to 0)	0 (0 to 0)	0 (0 to 0)	0 (0 to 0)	0 (0 to 0)	0 (0 to 0)	0 (0 to 0)	0 (0 to 0)	0 (0 to 0)	0 (0 to 0)	0 (0 to 0)	0 (0 to 0)	0 (0 to 0)	0 (0 to 0)	0 (0 to 0)	0 (0 to 0)	0.1 (0 to 0.2)
Intestinal nematode infections	0 (0 to 0)	0 (0 to 0)	0 (0 to 0)	0 (0 to 0)	0 (0 to 0)	0 (0 to 0)	0 (0 to 0)	0 (0 to 0)	0 (0 to 0)	0 (0 to 0)	0 (0 to 0)	0 (0 to 0)	0 (0 to 0)	0 (0 to 0)	0 (0 to 0)	0 (0 to 0)	0 (0 to 0)	0 (0 to 0)	0 (0 to 0)	0 (0 to 0)	0 (0 to 0)	0 (0 to 0)	0 (0 to 0)	0 (0 to 0)
Ascariasis	0 (0 to 0)	0 (0 to 0)	0 (0 to 0)	0 (0 to 0)	0 (0 to 0)	0 (0 to 0)	0 (0 to 0)	0 (0 to 0)	0 (0 to 0)	0 (0 to 0)	0 (0 to 0)	0 (0 to 0)	0 (0 to 0)	0 (0 to 0)	0 (0 to 0)	0 (0 to 0)	0 (0 to 0)	0 (0 to 0)	0 (0 to 0)	0 (0 to 0)	0 (0 to 0)	0 (0 to 0)	0 (0 to 0)	0 (0 to 0)
Trichuriasis	0 (0 to 0)	0 (0 to 0)	0 (0 to 0)	0 (0 to 0)	0 (0 to 0)	0 (0 to 0)	0 (0 to 0)	0 (0 to 0)	0 (0 to 0)	0 (0 to 0)	0 (0 to 0)	0 (0 to 0)	0 (0 to 0)	0 (0 to 0)	0 (0 to 0)	0 (0 to 0)	0 (0 to 0)	0 (0 to 0)	0 (0 to 0)	0 (0 to 0)	0 (0 to 0)	0 (0 to 0)	0 (0 to 0)	0 (0 to 0)
Hookworm disease	0 (0 to 0)	0 (0 to 0)	0 (0 to 0)	0 (0 to 0)	0 (0 to 0)	0 (0 to 0)	0 (0 to 0)	0 (0 to 0)	0 (0 to 0)	0 (0 to 0)	0 (0 to 0)	0 (0 to 0)	0 (0 to 0)	0 (0 to 0)	0 (0 to 0)	0 (0 to 0)	0 (0 to 0)	0 (0 to 0)	0 (0 to



Osteoarthritis other	0 (0 to 0)	0 (0 to 0)	0 (0 to 0)

SR Table 2c: Greenwich DALYS by cause and age arous for both sexes with 95% uncertainty intervals, 2019

Cause	Early Neonatal	Late Neonatal	Post Neonatal	1 to 4	5 to 9	10 to 14	15 to 19	20 to 24	25 to 29	30 to 34	35 to 39	40 to 44	45 to 49	50 to 54	55 to 59	60 to 64	65 to 69	70 to 74	75 to 79	80 to 84	85 to 89	90 to 94	95 plus	Total
All causes	1,060 (884 to 1,276)	1,060 (251 to 2,800)	1,060 (946 to 1,180)	1,060 (912 to 1,222)	1,060 (763 to 1,340)	1,060 (892 to 1,576)	1,060 (1,060 to 2,170)	1,060 (1,060 to 2,170)	1,060 (1,770 to 2,950)	1,060 (2,510 to 4,230)	1,060 (3,070 to 5,090)	1,060 (3,430 to 5,490)	1,060 (3,570 to 5,460)	1,060 (3,800 to 5,670)	1,060 (4,380 to 6,190)	1,060 (4,740 to 6,830)	1,060 (5,220 to 7,320)	1,060 (5,670 to 7,930)	1,060 (5,420 to 8,230)	1,060 (3,420 to 6,230)	1,060 (2,580 to 5,130)	1,060 (1,940 to 1,940)	68,200
Communicable, maternal, neonatal, and nutritional diseases	627 (497 to 781)	149 (50 to 329)	150 (100 to 206)	150 (100 to 206)	150 (100 to 205)	150 (97 to 210)	150 (100 to 210)	150 (97 to 214)	150 (97 to 196)	150 (97 to 197)	150 (97 to 201)	150 (98 to 208)	150 (98 to 208)	150 (98 to 208)	150 (97 to 208)	150 (97 to 208)	150 (97 to 208)	150 (97 to 208)	150 (97 to 208)	150 (97 to 208)	150 (97 to 208)	150 (97 to 208)	150 (97 to 208)	4,370
HIV/AIDS and sexually transmitted infections	17.7 (Ua 39.1)	5.5 (1.0 to 12.1)	10.9 (5.4 to 20.9)	9.4 (2.8 to 21.9)	1.6 (1.2 to 1.9)	1.6 (0.9 to 1.2)	2.2 (1.7 to 2.8)	5.9 (4.7 to 7.7)	12.4 (9.3 to 16.3)	24.2 (19.3 to 31.2)	38.7 (31.4 to 48.8)	30.6 (24.5 to 40.9)	22.5 (20.4 to 41.9)	28.4 (22.9 to 35.8)	18.7 (14.9 to 23.5)	12.5 (9.6 to 15.9)	9.6 (6.8 to 13.4)	5.8 (4.6 to 8.1)	2.8 (1.8 to 4.1)	1.5 (1.2 to 2.2)	0.6 (0.4 to 0.9)	0.2 (0.2 to 0.3)	0.1 (0.1 to 0.2)	227
HIV/AIDS	0 (0 to 0)	0 (0 to 0)	0.5 (0.1 to 1.4)	0.1 (0.0 to 0.3)	1.4 (1.2 to 1.7)	0.9 (0.7 to 1.1)	4.5 (3.6 to 5.7)	8.9 (6.9 to 11.7)	18.7 (14.9 to 24.1)	24.2 (19.1 to 31.1)	26.4 (21.1 to 33.5)	24.8 (19.4 to 31.6)	16.9 (13.4 to 21.4)	11.1 (8.7 to 14.3)	7.6 (5.9 to 9.7)	5.1 (3.9 to 6.7)	2 (1.5 to 2.5)	0.9 (0.6 to 1.1)	0.1 (0.1 to 0.2)	0 (0 to 0.1)	0 (0 to 0)	0 (0 to 0)	162
HIV/AIDS - Drug-susceptible Tuberculosis	0 (0 to 0)	0 (0 to 0)	0.3 (0.2 to 0.5)	0.3 (0.2 to 0.5)	0.3 (0.1 to 0.5)	0.1 (0.0 to 0.1)	0.1 (0.0 to 0.2)	0.3 (0.2 to 0.4)	0.5 (0.3 to 0.8)	0.9 (0.7 to 1.3)	1.1 (0.7 to 1.7)	1.4 (0.9 to 2.2)	1.6 (1.1 to 2.4)	1.6 (1.1 to 2.4)	1.1 (0.7 to 1.7)	0.7 (0.5 to 1.1)	0.5 (0.3 to 0.8)	0.3 (0.2 to 0.5)	0.1 (0.1 to 0.2)	0 (0 to 0.1)	0 (0 to 0)	0 (0 to 0)	0 (0 to 0)	10.2
HIV/AIDS - Multidrug-resistant Tuberculosis without extensive dr...	0 (0 to 0)	0 (0 to 0)	0 (0 to 0)	0 (0 to 0)	0 (0 to 0)	0 (0 to 0)	0 (0 to 0)	0 (0 to 0)	0 (0 to 0)	0 (0 to 0)	0 (0 to 0)	0 (0 to 0)	0 (0 to 0)	0 (0 to 0)	0 (0 to 0)	0 (0 to 0)	0 (0 to 0)	0 (0 to 0)	0 (0 to 0)	0 (0 to 0)	0 (0 to 0)	0 (0 to 0)	0 (0 to 0)	0.2
HIV/AIDS - Extensively drug-resistant Tuberculosis	0 (0 to 0)	0 (0 to 0)	0 (0 to 0)	0 (0 to 0)	0 (0 to 0)	0 (0 to 0)	0 (0 to 0)	0 (0 to 0)	0 (0 to 0)	0 (0 to 0)	0 (0 to 0)	0 (0 to 0)	0 (0 to 0)	0 (0 to 0)	0 (0 to 0)	0 (0 to 0)	0 (0 to 0)	0 (0 to 0)	0 (0 to 0)	0 (0 to 0)	0 (0 to 0)	0 (0 to 0)	0 (0 to 0)	0.1
HIV/AIDS resulting in other diseases	3.2 (2.7 to 3.7)	2.2 (0.3 to 3.3)	2.8 (2.1 to 3.6)	1.3 (0.9 to 1.8)	0.7 (0.4 to 0.9)	1.6 (1.2 to 2.1)	4.2 (3.2 to 5.4)	8.4 (6.3 to 11.1)	17.6 (13.7 to 22.9)	22.6 (17.5 to 29.6)	24.8 (19.2 to 31.9)	23.1 (18.1 to 29.1)	15.8 (12.2 to 20.2)	10.4 (8.1 to 13.4)	7.1 (5.5 to 9.2)	4.8 (3.6 to 6.3)	2 (1.5 to 2.6)	0.9 (0.6 to 1.3)	0.1 (0.1 to 0.2)	0 (0 to 0.1)	0 (0 to 0)	0 (0 to 0)	152
Sexually transmitted infections excluding HIV	17.7 (Ua 39.1)	5.5 (1.0 to 12.1)	7.4 (2.0 to 17.2)	0.3 (0.2 to 0.4)	0.2 (0.1 to 0.3)	0.5 (0.3 to 0.8)	0.5 (0.3 to 0.8)	0.5 (0.3 to 0.8)	0.5 (0.3 to 0.8)	0.5 (0.3 to 0.8)	0.5 (0.3 to 0.8)	0.4 (0.3 to 0.7)	0.4 (0.3 to 0.7)	0.4 (0.3 to 0.7)	0.4 (0.3 to 0.7)	0.4 (0.3 to 0.7)	0.4 (0.3 to 0.7)	0.4 (0.3 to 0.7)	0.4 (0.3 to 0.7)	0.4 (0.3 to 0.7)	0.3 (0.2 to 0.5)	0.2 (0.1 to 0.3)	0.1 (0.1 to 0.2)	62.4
Syphilis	17.7 (Ua 39.1)	5.5 (1.0 to 12.1)	7.4 (2.0 to 17.2)	0.3 (0.1 to 0.4)	0.2 (0.0 to 0.1)	0.5 (0.2 to 0.8)	0.5 (0.1 to 0.8)	0.5 (0.1 to 0.8)	0.5 (0.1 to 0.8)	0.5 (0.1 to 0.8)	0.5 (0.1 to 0.8)	0.4 (0.1 to 0.7)	0.4 (0.1 to 0.7)	0.4 (0.1 to 0.7)	0.4 (0.1 to 0.7)	0.4 (0.1 to 0.7)	0.4 (0.1 to 0.7)	0.4 (0.1 to 0.7)	0.4 (0.1 to 0.7)	0.4 (0.1 to 0.7)	0.3 (0.2 to 0.5)	0.2 (0.1 to 0.3)	0.1 (0.1 to 0.2)	31.6
Chlamydial infection	0 (0 to 0)	0 (0 to 0)	0 (0 to 0)	0 (0 to 0)	0 (0 to 0)	0 (0 to 0)	0 (0 to 0)	0.4 (0.1 to 0.8)	0.9 (0.4 to 1.4)	1.3 (0.7 to 2.2)	1.6 (0.9 to 2.7)	1.5 (0.8 to 2.7)	0.7 (0.3 to 1.2)	0.2 (0.1 to 0.4)	0.1 (0.1 to 0.4)	0.1 (0.0 to 0.3)	0.1 (0.0 to 0.2)	0.1 (0.0 to 0.1)	0.1 (0.0 to 0.1)	0.1 (0.0 to 0.1)	0 (0 to 0)	0 (0 to 0)	0 (0 to 0)	7.3
Gonococcal infection	0 (0 to 0)	0 (0 to 0)	0 (0 to 0)	0 (0 to 0)	0 (0 to 0)	0 (0 to 0)	0 (0 to 0)	0.1 (0.0 to 0.2)	0.2 (0.1 to 0.4)	0.4 (0.2 to 0.6)	0.6 (0.3 to 1.0)	0.6 (0.3 to 1.1)	0.4 (0.2 to 0.7)	0.4 (0.2 to 0.7)	0.3 (0.2 to 0.6)	0.2 (0.1 to 0.5)	0.2 (0.1 to 0.4)	0.2 (0.1 to 0.4)	0.2 (0.1 to 0.4)	0.2 (0.1 to 0.4)	0.2 (0.2 to 0.4)	0.2 (0.2 to 0.4)	0.1 (0.1 to 0.2)	4.6
Trichomoniasis	0 (0 to 0)	0 (0 to 0)	0 (0 to 0)	0 (0 to 0)	0 (0 to 0)	0 (0 to 0)	0 (0 to 0)	0 (0 to 0)	0.1 (0 to 0.2)	0.2 (0.1 to 0.5)	0.5 (0.1 to 1.1)	0.6 (0.2 to 1.4)	0.6 (0.2 to 1.5)	0.6 (0.2 to 1.4)	0.5 (0.1 to 1.1)	0.4 (0.1 to 0.9)	0.3 (0.1 to 0.6)	0.2 (0.1 to 0.4)	0.1 (0.0 to 0.3)	0.1 (0.0 to 0.2)	0 (0 to 0.1)	0 (0 to 0)	0 (0 to 0)	4.1
Genital herpes	0 (0 to 0)	0 (0 to 0)	0 (0 to 0)	0 (0 to 0)	0 (0 to 0)	0 (0 to 0)	0 (0 to 0)	0.2 (0.1 to 0.4)	0.5 (0.2 to 1.1)	0.7 (0.3 to 1.7)	0.8 (0.3 to 2.0)	0.8 (0.3 to 2.0)	0.7 (0.2 to 1.8)	0.6 (0.2 to 1.4)	0.4 (0.2 to 1.0)	0.3 (0.1 to 0.7)	0.2 (0.1 to 0.5)	0.1 (0.1 to 0.3)	0.1 (0.0 to 0.2)	0.1 (0.0 to 0.2)	0 (0 to 0.1)	0 (0 to 0)	0 (0 to 0)	4.3
Other sexually transmitted infections	0 (0 to 0)	0 (0 to 0)	0 (0 to 0)	0 (0 to 0)	0 (0 to 0)	0 (0 to 0)	0 (0 to 0)	0.2 (0.1 to 0.4)	0.5 (0.2 to 1.1)	1.1 (0.5 to 2.4)	1.6 (0.7 to 3.5)	1.6 (0.7 to 3.4)	1.1 (0.4 to 2.5)	0.7 (0.3 to 1.6)	0.5 (0.2 to 1.1)	0.3 (0.1 to 0.7)	0.2 (0.1 to 0.4)	0.1 (0.0 to 0.3)	0.1 (0.0 to 0.2)	0.1 (0.0 to 0.1)	0 (0 to 0)	0 (0 to 0)	0 (0 to 0)	11.5
Respiratory infections and tuberculosis	8.6 (4.2 to 11.5)	4.2 (3.2 to 5.2)	28 (20.1 to 40)	22 (16.0 to 29.5)	20.5 (14.6 to 27.4)	20.5 (14.6 to 27.5)	20.5 (14.5 to 27.6)	20.5 (14.4 to 27.6)	20.5 (14.4 to 27.6)	20.5 (14.4 to 27.6)	20.5 (14.4 to 27.6)	20.5 (14.4 to 27.6)	20.5 (14.4 to 27.6)	20.5 (14.4 to 27.6)	20.5 (14.4 to 27.6)	20.5 (14.4 to 27.6)	20.5 (14.4 to 27.6)	20.5 (14.4 to 27.6)	20.5 (14.4 to 27.6)	20.5 (14.4 to 27.6)	20.5 (14.4 to 27.6)	20.5 (14.4 to 27.6)	20.5 (14.4 to 27.6)	1,690
Tuberculosis	0 (0 to 0)	0 (0 to 0)	0.1 (0.1 to 0.2)	0.5 (0.4 to 0.6)	0.3 (0.2 to 0.3)	0.3 (0.2 to 0.3)	0.5 (0.4 to 0.6)	1.3 (0.6 to 2.2)	2.3 (1.2 to 3.8)	2.5 (1.3 to 4)	2.5 (1.4 to 3.7)	2.5 (1.4 to 3.7)	2.5 (1.4 to 3.7)	2.5 (1.4 to 3.7)	2.5 (1.4 to 3.7)	2.5 (1.4 to 3.7)	2.5 (1.4 to 3.7)	2.5 (1.4 to 3.7)	2.5 (1.4 to 3.7)	2.5 (1.4 to 3.7)	2.5 (1.4 to 3.7)	2.5 (1.4 to 3.7)	2.5 (1.4 to 3.7)	46.7
Latent tuberculosis infection	0 (0 to 0)	0 (0 to 0)	0 (0 to 0)	0 (0 to 0)	0 (0 to 0)	0 (0 to 0)	0 (0 to 0)	0 (0 to 0)	0 (0 to 0)	0 (0 to 0)	0 (0 to 0)	0 (0 to 0)	0 (0 to 0)	0 (0 to 0)	0 (0 to 0)	0 (0 to 0)	0 (0 to 0)	0 (0 to 0)	0 (0 to 0)	0 (0 to 0)	0 (0 to 0)	0 (0 to 0)	0 (0 to 0)	0 (0 to 0)	0
Drug-susceptible tuberculosis	0 (0 to 0)	0 (0 to 0)	0.1 (0.1 to 0.2)	0.5 (0.4 to 0.6)	0.3 (0.2 to 0.3)	0.3 (0.2 to 0.3)	0.5 (0.4 to 0.6)	1.3 (0.6 to 2.2)	2.3 (1.2 to 3.8)	2.5 (1.4 to 3.9)	2.5 (1.5 to 3.7)	2.5 (1.4 to 3.7)	2.5 (1.4 to 3.7)	2.5 (1.4 to 3.7)	2.5 (1.4 to 3.7)	2.5 (1.4 to 3.7)	2.5 (1.4 to 3.7)	2.5 (1.4 to 3.7)	2.5 (1.4 to 3.7)	2.5 (1.4 to 3.7)	2.5 (1.4 to 3.7)	2.5 (1.4 to 3.7)	2.5 (1.4 to 3.7)	40.7
Multidrug-resistant tuberculosis without extensive drug-resistance	0 (0 to 0)	0 (0 to 0)	0 (0 to 0)	0 (0 to 0)	0 (0 to 0)	0 (0 to 0)	0 (0 to 0)	0 (0 to 0)	0 (0 to 0)	0 (0 to 0)	0 (0 to 0)	0 (0 to 0)	0 (0 to 0)	0 (0 to 0)	0 (0 to 0)	0 (0 to 0)	0 (0 to 0)	0 (0 to 0)	0 (0 to 0)	0 (0 to 0)	0 (0 to 0)	0 (0 to 0)	0 (0 to 0)	0 (0 to 0)	0.6
Extensively drug-resistant tuberculosis	0 (0 to 0)	0 (0 to 0)	0 (0 to 0)	0 (0 to 0)	0 (0 to 0)	0 (0 to 0)	0 (0 to 0)	0 (0 to 0)	0 (0 to 0)	0 (0 to 0)	0 (0 to 0)	0 (0 to 0)	0 (0 to 0)	0 (0 to 0)	0 (0 to 0)	0 (0 to 0)	0 (0 to 0)	0 (0 to 0)	0 (0 to 0)	0 (0 to 0)	0 (0 to 0)	0 (0 to 0)	0 (0 to 0)	0 (0 to 0)	0.2
Lower respiratory infections	8.6 (4.1 to 11.5)	4.2 (3.2 to 5.2)	26.5 (12.6 to 39.1)	18.7 (14.4 to 23.4)	17 (14.8 to 7.4)	17 (13.2 to 21)	15.5 (12.1 to 19.2)	14.9 (11.6 to 18.4)	14.9 (11.6 to 18.4)	14.9 (11.6 to 18.4)	14.9 (11.6 to 18.4)	14.9 (11.6 to 18.4)	14.9 (11.6 to 18.4)	14.9 (11.6 to 18.4)	14.9 (11.6 to 18.4)	14.9 (11.6 to 18.4)	14.9 (11.6 to 18.4)	14.9 (11.6 to 18.4)	14.9 (11.6 to 18.4)	14.9 (11.6 to 18.4)	14.9 (11.6 to 18.4)	14.9 (11.6 to 18.4)	14.9 (11.6 to 18.4)	1,210
Upper respiratory infections	0.1 (0 to 0.1)	0 (0 to 0.1)	1 (0.2 to 2.4)	2.8 (1.7 to 4.6)	3.5 (2.1 to 5.7)	3.5 (2.1 to 5.7)	5 (3.1 to 7.7)	5.6 (3.5 to 8.5)	5.6 (3.5 to 8.5)	5.6 (3.5 to 8.5)	5.6 (3.5 to 8.5)	5.6 (3.5 to 8.5)	5.6 (3.5 to 8.5)	5.6 (3.5 to 8.5)	5.6 (3.5 to 8.5)	5.6 (3.5 to 8.5)	5.6 (3.5 to 8.5)	5.6 (3.5 to 8.5)	5.6 (3.5 to 8.5)	5.6 (3.5 to 8.5)	5.6 (3.5 to 8.5)	5.6 (3.5 to 8.5)	5.6 (3.5 to 8.5)	282
Otitis media	0 (0 to 0)	0 (0 to 0)	0.1 (0 to 0.1)	1.4 (0.7 to 2.4)	2.2 (1.4 to 3.2)	2.1 (1.3 to 3.1)	1.7 (1.0 to 2.6)	1.4 (0.8 to 2.2)	1.4 (0.8 to 2.2)	1.4 (0.8 to 2.2)	1.4 (0.8 to 2.2)	1.4 (0.8 to 2.2)	1.4 (0.8 to 2.2)	1.4 (0.8 to 2.2)	1.4 (0.8 to 2.2)	1.4 (0.8 to 2.2)	1.4 (0.8 to 2.2)	1.4 (0.8 to 2.2)	1.4 (0.8 to 2.2)	1.4 (0.8 to 2.2)	1.4 (0.8 to 2.2)	1.4 (0.8 to 2.2)	1.4 (0.8 to 2.2)	62.6
Enteric infections	0.4 (0.0 to 0.9)	2 (1.4 to 2.4)	20.7 (14.0 to 31.4)	20 (19.2 to 49.2)	14.4 (11.9 to 24.1)	8.6 (4.6 to 14.3)	6.3 (3.8 to 9.6)	5.4 (3.6 to 8.2)	5.6 (3.6 to 8.6)	5.6 (3.6 to 8.6)	5.6 (3.6 to 8.6)	5.6 (3.6 to 8.6)	5.6 (3.6 to 8.6)	5.6 (3.6 to 8.6)	5.6 (3.6 to 8.6)	5.6 (3.6 to 8.6)	5.6 (3.6 to 8.6)	5.6 (3.6 to 8.6)	5.6 (3.6 to 8.6)	5.6 (3.6 to 8.6)	5.6 (3.6 to 8.6)	5.6 (3.6 to 8.6)	5.6 (3.6 to 8.6)	212
Diarrheal diseases	0 (0 to 0.9)	2 (1.4 to 2.4)	20.7 (14.1 to 31.4)	20 (19.1 to 49.1)	14.4 (9.3 to 24.1)	8.6 (4.6 to 14.3)	6.3 (3.8 to 9.6)	5.4 (3.6 to 8.2)	5.6 (3.6 to 8.6)	5.6 (3.6 to 8.6)	5.6 (3.6 to 8.6)	5.6 (3.6 to 8.6)	5.6 (3.6 to 8.6)	5.6 (3.6 to 8.6)	5.6 (3.6 to 8.6)	5.6 (3.6 to 8.6)	5.6 (3.6 to 8.6)	5.6 (3.6 to 8.6)	5.6 (3.6 to 8.6)	5.6 (3.6 to 8.6)	5.6 (3.6 to 8.6)	5.6 (3.6 to 8.6)	5.6 (3.6 to 8.6)	210
Typhoid and paraphoid	0 (0 to 0)	0 (0 to 0)	0 (0 to 0)	0 (0 to 0)	0 (0 to 0)	0 (0 to 0)	0 (0 to 0)	0 (0 to 0)	0 (0 to 0)	0 (0 to 0)	0 (0 to 0)	0 (0 to 0)	0 (0 to 0)	0 (0 to 0)	0 (0 to 0)	0 (0 to 0)	0 (0 to 0)	0 (0 to 0)	0 (0 to 0)	0 (0 to 0)	0 (0 to 0)	0 (0 to 0)	0 (0 to 0)	0 (0 to 0)	0
Typhoid fever	0 (0 to 0)	0 (0 to 0)	0 (0 to 0)	0 (0 to 0)	0 (0 to 0)	0 (0 to 0)	0 (0 to 0)	0 (0 to 0)	0 (0 to 0)	0 (0 to 0)	0 (0 to 0)	0 (0 to 0)	0 (0 to 0)	0 (0 to 0)	0 (0 to 0)	0 (0 to 0)	0 (0 to 0)	0 (0 to 0)	0 (0 to 0)	0 (0 to 0)	0 (0 to 0)	0 (0 to 0)	0 (0 to 0)	0 (0 to 0)	0
Paratyphoid fever	0 (0 to 0)	0 (0 to 0)	0 (0 to 0)	0 (0 to 0)	0 (0 to 0)	0 (0 to 0)	0 (0 to 0)	0 (0 to 0)	0 (0 to 0)	0 (0 to 0)	0 (0 to 0)	0 (0 to 0)	0 (0 to 0)	0 (0 to 0)	0 (0 to 0)	0 (0 to 0)	0 (0 to 0)	0 (0 to 0)	0 (0 to 0)	0 (0 to 0)	0 (0 to 0)	0 (0 to 0)	0 (0 to 0)	0 (0 to 0)	0
Invasive Non-typhoidal Salmonella (iNTS)	0 (0 to 0)	0 (0 to 0)	0 (0 to 0)	0 (0 to 0)	0 (0 to 0)	0 (0 to 0)	0 (0 to 0)	0 (0 to 0)	0 (0 to 0)	0 (0 to 0)	0 (0 to 0)	0 (0 to 0)	0 (0 to 0)	0 (0 to 0)	0 (0 to 0)	0 (0 to 0)	0 (0 to 0)	0 (0 to 0)	0 (0 to 0)	0 (0 to 0)	0 (0 to 0)	0 (0 to 0)	0 (0 to 0)	0 (0 to 0)	0.5
Other intestinal infectious diseases	0 (0 to 0)	0 (0 to 0)	0.1 (0 to 0.1)	0.1 (0 to 0.1)	0.1 (0 to 0.1)	0 (0 to 0)	0 (0 to 0)	0 (0 to 0)	0 (0 to 0)	0 (0 to 0)	0 (0 to 0)	0 (0 to 0)	0 (0 to 0)	0 (0 to 0)	0 (0 to 0)	0 (0 to 0)	0 (0 to 0)	0 (0 to 0)	0 (0 to 0)	0 (0 to 0)	0 (0 to 0)	0 (0 to 0)	0 (0 to 0)	0 (0 to 0)	0.5
Neglected tropical diseases and malaria	0 (0 to 0)	0.1 (0 to 0.2)	0.8 (0.2 to 1.9)	2.7 (1.4 to 4.1)	1.6 (0.9 to 2.6)	1.4 (0.8 to 2.2)	0.2 (0.1 to 0.3)	0.7 (0.1 to 2)	0.5 (0.1 to 1.4)	0.5 (0.1 to 1.4)	0.5 (0.1 to 1.5)	1.1 (0.2 to 2.7)	0.7 (0.1 to 2.1)	0.6 (0.2 to 1.6)	0.4 (0.1 to 1.2)	0.3 (0.1 to 0.9)	0.2 (0.1 to 0.6)	0.1 (0.0 to 0.3)	0.1 (0.0 to 0.2)	0.1 (0.0 to 0.2)	0.1 (0.0 to 0.1)	0.1 (0.0 to 0.1)	0.1 (0.0 to 0.1)	17.2
Malaria	0 (0 to 0)	0 (0 to 0)	0 (0 to 0)	0 (0 to 0)	0 (0 to 0)	0 (0 to 0)	0 (0 to 0)	0 (0 to 0)	0 (0 to 0)	0 (0 to 0)	0 (0 to 0)	0 (0 to 0)	0 (0 to 0)	0 (0 to 0)	0 (0 to 0)	0 (0 to 0)	0 (0 to 0)	0 (0 to 0)	0 (0 to 0)	0 (0 to 0)	0 (0 to 0)	0 (0 to 0)	0 (0 to 0)	0 (0 to 0)	0
Chagas disease	0 (0 to 0)	0 (0 to 0)	0 (0 to 0)	0 (0 to 0)	0 (0 to 0)	0 (0 to 0)	0 (0 to 0)	0 (0 to 0)	0 (0 to 0)	0 (0 to 0)	0 (0 to 0)	0 (0 to 0)	0 (0 to 0)	0 (0 to 0)	0 (0 to 0)	0 (0 to 0)	0 (0 to 0)	0 (0 to 0)	0 (0 to 0)	0 (0 to 0)	0 (0 to 0)	0 (0 to 0)	0 (0 to 0)	0 (0 to 0)	0
Leishmaniasis	0 (0 to 0)	0 (0 to 0)	0 (0 to 0)	0 (0 to 0)	0 (0 to 0)	0 (0 to 0)	0 (0 to 0)	0 (0 to 0)	0 (0 to 0)	0 (0 to 0)	0 (0 to 0)	0 (0 to 0)	0 (0 to 0)	0 (0 to 0)	0 (0 to 0)	0 (0 to 0)	0 (0 to 0)	0 (0 to 0)	0 (0 to 0)	0 (0 to 0)	0 (0 to 0)	0 (0 to 0)	0 (0 to 0)	0 (0 to 0)	0
Visceral leishmaniasis	0 (0 to 0)	0 (0 to 0)	0 (0 to 0)	0 (0 to 0)	0 (0 to 0)	0 (0 to 0)	0 (0 to 0)	0 (0 to 0)	0 (0 to 0)	0 (0 to 0)	0 (0 to 0)	0 (0 to 0)	0 (0 to 0)	0 (0 to 0)	0 (0 to 0)	0 (0 to 0)	0 (0 to 0)	0 (0 to 0)	0 (0 to 0)	0 (0 to 0)	0 (0 to 0)	0 (0 to 0)	0 (0 to 0)	0 (0 to 0)	0
Cutaneous and mucocutaneous leishmaniasis	0 (0 to 0)	0 (0 to 0)	0 (0 to 0)	0 (0 to 0)	0 (0 to 0)	0 (0 to 0)	0 (0 to 0)	0 (0 to 0)	0 (0 to 0)	0 (0 to 0)	0 (0 to 0)	0 (0 to 0)	0 (0 to 0)	0 (0 to 0)	0 (0 to 0)	0 (0 to 0)	0 (0 to 0)	0 (0 to 0)	0 (0 to 0)	0 (0 to 0)	0 (0 to 0)	0 (0 to 0)	0 (0 to 0)	0 (0 to 0)	0
African trypanosomiasis	0 (0 to 0)	0 (0 to 0)	0 (0 to 0)	0 (0 to 0)	0 (0 to 0)	0 (0 to 0)	0 (0 to 0)	0 (0 to 0)	0 (0 to 0)	0 (0 to 0)	0 (0 to 0)	0 (0 to 0)	0 (0 to 0)	0 (0 to 0)	0 (0 to 0)	0 (0 to 0)	0 (0 to 0)	0 (0 to 0)	0 (0 to 0)	0 (0 to 0)	0 (0 to 0)	0 (0 to 0)	0 (0 to 0)	0 (0 to 0)	0
Schistosomiasis	0 (0 to 0)	0 (0 to 0)	0 (0 to 0)	0 (0 to 0)	0 (0 to 0)	0 (0 to 0)	0 (0 to 0)	0 (0 to 0)	0 (0 to 0)	0 (0 to 0)	0 (0 to 0)	0 (0 to 0)	0 (0 to 0)	0 (0 to 0)	0 (0 to 0)	0 (0 to 0)	0 (0 to 0)	0 (0 to 0)	0 (0 to 0)	0 (0 to 0)	0 (0 to 0)	0 (0 to 0)	0 (0 to 0)	0 (0 to 0)	0
Cysticercosis	0 (0 to 0)	0 (0 to 0)	0 (0 to 0)	0 (0 to 0)	0 (0 to 0)	0 (0 to 0)	0 (0 to 0)	0 (0 to 0)	0 (0 to 0)	0 (0 to 0)	0 (0 to 0)	0 (0 to 0)	0 (0 to 0)	0 (0 to 0)	0 (0 to 0)	0 (0 to 0)	0 (0 to 0)	0 (0 to 0)	0 (0 to 0)	0 (0 to 0)	0 (0 to 0)	0 (0 to 0)	0 (0 to 0)	0 (0 to 0)	0
Cystic echinococcosis	0 (0 to 0)	0 (0 to 0)	0 (0 to 0)	0 (0 to 0)	0 (0 to 0)	0 (0 to 0)	0 (0 to 0)	0 (0 to 0)	0 (0 to 0)	0 (0 to 0)	0 (0 to 0)	0 (0 to 0)	0 (0 to 0)	0 (0 to 0)	0 (0 to 0)	0 (0 to 0)	0 (0 to 0)	0 (0 to 0)	0 (0 to 0)	0 (0 to 0)	0 (0 to 0)	0 (0 to 0)	0 (0 to 0)	0 (0 to 0)	0.1
Lymphatic filariasis	0 (0 to 0)	0 (0 to 0)	0 (0 to 0)	0 (0 to 0)	0 (0 to 0)	0 (0 to 0)	0 (0 to 0)	0 (0 to 0)	0 (0 to 0)	0 (0 to 0)	0 (0 to 0)	0 (0 to 0)	0 (0 to 0)	0 (0 to 0)	0 (0 to 0)	0 (0 to 0)	0 (0 to 0)	0 (0 to 0)	0 (0 to 0)	0 (0 to 0)	0 (0 to 0)	0 (0 to 0)	0 (0 to 0)	0 (0 to 0)	0
Onchocerciasis	0 (0 to 0)	0 (0 to 0)	0 (0 to 0)	0 (0 to 0)	0 (0 to 0)	0 (0 to 0)	0 (0 to 0)	0 (0 to 0)	0 (0 to 0)	0 (0 to 0)	0 (0 to 0)	0 (0 to 0)	0 (0 to 0)	0 (0 to 0)	0 (0 to 0)	0 (0 to 0)	0 (0 to 0)	0 (0 to 0)	0 (0 to 0)	0 (0 to 0)	0 (0 to 0)	0 (0 to 0)	0 (0 to 0)	0 (0 to 0)	0
Trachoma	0 (0 to 0)	0 (0 to 0)	0 (0 to 0)	0 (0 to 0)	0 (0 to 0)	0 (0 to 0)	0 (0 to 0)	0 (0 to 0)	0 (0 to 0)	0 (0 to 0)	0 (0 to 0)	0 (0 to 0)	0 (0 to 0)	0 (0 to 0)	0 (0 to 0)	0 (0 to 0)	0 (0 to 0)	0 (0 to 0)	0 (0 to 0)	0 (0 to 0)	0 (0 to 0)	0 (0 to 0)	0 (0 to 0)	0 (0 to 0)	0
Dengue	0 (0 to 0)	0 (0 to 0)	0 (0 to 0)	0 (0 to 0)	0 (0 to 0)	0 (0 to 0)	0 (0 to 0)	0 (0 to 0)	0 (0 to 0)	0 (0 to 0)	0 (0 to 0)	0 (0 to 0)	0 (0 to 0)	0 (0 to 0)	0 (0 to 0)	0 (0 to 0)	0 (0 to 0)	0 (0 to 0)	0 (0 to 0)	0 (0 to 0)	0 (0 to 0)	0 (0 to 0)	0 (0 to 0)	0 (0 to 0)	0
Yellow fever	0 (0 to 0)	0 (0 to 0)	0 (0 to 0)	0 (0 to 0)	0 (0 to 0)	0 (0 to 0)	0 (0 to 0)	0 (0 to 0)	0 (0 to 0)	0 (0 to 0)	0 (0 to 0)	0 (0 to 0)	0 (0 to 0)	0 (0 to 0)	0 (0 to 0)	0 (0 to 0)	0 (0 to 0)	0 (0 to 0)	0 (0 to 0)	0 (0 to 0)	0 (0 to 0)	0 (0 to 0)	0 (0 to 0)	0 (0 to 0)	0
Rabies	0 (0 to 0)	0 (0 to 0)	0 (0 to 0)	0 (0 to 0)	0 (0 to 0)	0 (0 to 0)	0 (0 to 0)	0 (0 to 0)	0 (0 to 0)	0 (0 to 0)	0 (0 to 0)	0 (0 to 0)	0 (0 to 0)	0 (0 to 0)	0 (0 to 0)	0 (0 to 0)	0 (0 to 0)	0 (0 to 0)	0 (0 to 0)	0 (0 to 0)	0 (0 to 0)	0 (0 to 0)	0 (0 to 0)	0 (0 to 0)	0
Intestinal nematode infections	0 (0 to 0)	0 (0 to 0)	0 (0 to 0)	0 (0 to 0)	0 (0 to 0)	0 (0 to 0)	0 (0 to 0)	0 (0 to 0)	0 (0 to 0)	0 (0 to 0)	0 (0 to 0)	0 (0 to 0)	0 (0 to 0)	0 (0 to 0)	0 (0 to 0)	0 (0 to 0)	0 (0 to 0)	0 (0 to 0)	0 (0 to 0)	0 (0 to 0)	0 (0 to 0)	0 (0 to 0)	0



Osteoarthritis other	0 (0 to 0)	0	0 (0 to 0)	0 (0 to 0)	0 (0 to 0)	0 (0 to 0)	0 (0 to 0)	0 (0 to 0)	0 (0 to 0)	0 (0 to 0)	0 (0 to 0)	0-1 (0 to 0-4)	1-1 (0 to 2-4)	3 (1 to 6-8)	5-7 (3 to 10-8)	8-4 (3-7 to 17-5)	10-7 (4 to 23-2)	11-1 (5 to 23-2)	10-2 (4 to 21-4)	7-9 (4 to 15-9)	6-4 (3 to 13)	4-2 (2 to 9-4)	2-4 (1 to 4-7)	1-1 (0 to 2-2)		82-5
	0	0	0	0	0	0	0	0	0	0	0	0	0	0	0	0	0	0	0	0	0	0	0	0		0
Low back pain	(0 to 0)	(0 to 0)	(0 to 0)	(0 to 0)	(4-7 to 23-9)	(7 to 47-8)	(6-3 to 16)	(4-7 to 24)	(14-9 to 36)	(10-7 to 40)	(22 to 54)	(13 to 34)	(10 to 34)	(5 to 21)	(3 to 12)	(2 to 6)	(1 to 4)	(1 to 3)	(1 to 3)	(1 to 2)	(1 to 2)	(0 to 1)	(0 to 1)	(0 to 0)	(0 to 0)		3,650
	0	0	0	0	0	0	0	0	0	0	0	0	0	0	0	0	0	0	0	0	0	0	0	0		0
Neck pain	(0 to 0)	(0 to 0)	(0 to 0)	(0 to 0)	(3-5 to 14-1)	(7 to 32-4)	(9 to 30-9)	(7 to 32-1)	(21-1 to 121)	(16-1 to 97)	(46-8 to 178)	(34 to 127)	(75-2 to 272)	(49-9 to 314)	(39-6 to 314)	(47-4 to 321)	(56 to 315)	(74-2 to 398)	(62-8 to 311)	(49-7 to 165)	(38-2 to 120)	(24-2 to 102)	(14 to 72)	(9-6 to 39-8)	(4 to 19-4)		1,550
	0	0	0	0	0	0	0	0	0	0	0	0	0	0	0	0	0	0	0	0	0	0	0	0	0		0
Gout	(0 to 0)	(0 to 0)	(0 to 0)	(0 to 0)	(0 to 0)	(0 to 0)	(0 to 0)	(0 to 0)	(0 to 0-4)	(0 to 0-4)	(0 to 1-6)	(0 to 1-3)	(0 to 3-1)	(1 to 6-6)	(2 to 9-4)	(1 to 10)	(3 to 14-1)	(4 to 19-4)	(3 to 12-1)	(2 to 11-4)	(1 to 7-1)	(1 to 5-3)	(0 to 2-4)	(0 to 1-4)	(0 to 0-8)		67-4
	0	0	0	0	0-7	2-1	19-2	49-4	165	152	165	157	152	133	96-7	142	126	153	80-8	50	33-8	18-5	9-5	5-3		1,440
Other musculoskeletal disorders	(0 to 0)	(0 to 0)	(0 to 0)	(0 to 0)	(0 to 1)	(0 to 4-4)	(9 to 32-7)	(29 to 78-1)	(92-1 to 240)	(92-6 to 240)	(102 to 231)	(92-3 to 263)	(92 to 232)	(84 to 232)	(67 to 176)	(90 to 211)	(79 to 191)	(81-4 to 193)	(49-1 to 132)	(33 to 76-3)	(20 to 74-3)	(13-4 to 33)	(8-6 to 20-1)	(3 to 10-9)	(2 to 5-9)		
	252	106	202	144	95-4	96-9	156	196	319	396	410	363	368	343	240	340	319	288	253	181	246	188	155	107	47-9		2,711
Other non-communicable diseases	(184 to 366)	(78-6 to 166)	(152 to 287)	(105 to 220)	(70 to 139)	(70 to 139)	(94 to 273)	(144 to 284)	(233 to 454)	(279 to 559)	(296 to 574)	(268 to 527)	(264 to 561)	(242 to 491)	(173 to 361)	(243 to 467)	(232 to 438)	(203 to 393)	(181 to 341)	(130 to 332)	(181 to 344)	(135 to 265)	(110 to 216)	(67 to 154)	(29 to 84)	(47-3 to 95-2)		5,110
	245	91	133	96-2	33-9	29-3	27	30-1	39-6	23-1	29-6	29-8	29-2	24-5	20-2	15	15	9-2	9-2	3-9	1-7	1-1	0-6	0-3	0-1		
Congenital birth defects	(139 to 365)	(62-5 to 132)	(89-3 to 201)	(75-1 to 156)	(24 to 84)	(23-3 to 44-8)	(22-1 to 37-6)	(23 to 39-2)	(22-3 to 59-2)	(12-1 to 40-4)	(22-3 to 38-1)	(20-2 to 32-9)	(19 to 33-3)	(16-4 to 32-3)	(13-4 to 31-1)	(10 to 25-9)	(10 to 19-5)	(6-1 to 12-1)	(6 to 12-1)	(2-5 to 5-4)	(1-1 to 2-7)	(0-7 to 1-6)	(0-4 to 0-9)	(0-2 to 0-5)	(0-1 to 0-2)		916
	17-4	4-6	13-9	10-3	1-3	1-2	1	1-1	2-9	1-2	1-1	1	0-7	0-5	0-3	0-2	0-2	0-1	0-1	0-1	0-1	0-1	0-1	0-1	0-1		
Neural tube defects	(10-7 to 24-9)	(2-4 to 7-3)	(9-1 to 20)	(7-1 to 22-2)	(0-6 to 1-9)	(0-8 to 2-6)	(0-7 to 1-4)	(0-6 to 1-6)	(1-2 to 5-3)	(0-8 to 1-7)	(0-7 to 1-4)	(0-5 to 1-3)	(0-5 to 1-3)	(0-5 to 1-2)	(0-3 to 0-9)	(0-3 to 0-8)	(0-3 to 0-7)	(0-2 to 0-5)	(0-2 to 0-5)	(0-1 to 0-3)	(0-1 to 0-3)	(0-1 to 0-3)	(0-1 to 0-3)	(0-1 to 0-3)	(0-1 to 0-2)		60-8
	40-7	40-5	19-7	9-1	9-1	4-7	5-3	5-9	5-1	5-6	5-4	3-9	4-9	3-7	2-6	1-8	1-5	0-7	0-1	0-1	0-1	0-1	0-1	0-1	0-1		
Congenital heart anomalies	(40-2 to 104)	(28-4 to 58-6)	(23-4 to 72-4)	(5-3 to 13-7)	(4-2 to 9-7)	(3-7 to 6-3)	(3-7 to 8-3)	(3-4 to 8-5)	(3-2 to 8-1)	(3-6 to 8-2)	(3-6 to 7-2)	(2-5 to 5-7)	(3-2 to 7-2)	(2-5 to 6-1)	(1-9 to 4-9)	(1-3 to 3-9)	(1-2 to 3-5)	(0-5 to 2-2)	(0-1 to 0-4)	(0-1 to 0-3)	(0-1 to 0-3)	(0-1 to 0-3)	(0-1 to 0-3)	(0-1 to 0-3)	(0-1 to 0-2)		224
	0	0	0-4	0-8	0-5	0-4	0-4	0-5	0-6	0-6	0-6	0-5	0-5	0-4	0-3	0-3	0-2	0-1	0-1	0-1	0-1	0-1	0-1	0-1	0-1		
Orofacial clefts	(0 to 0-1)	(0 to 0)	(0 to 0-1)	(0-4 to 1-5)	(0-2 to 0-7)	(0-2 to 0-6)	(0-1 to 0-7)	(0-1 to 0-6)	(0-2 to 1-1)	(0-2 to 1-1)	(0-2 to 1-1)	(0-2 to 0-9)	(0-2 to 1)	(0-2 to 1)	(0-2 to 0-7)	(0-2 to 0-7)	(0-2 to 0-6)	(0-1 to 0-4)	(0-1 to 0-3)	(0-1 to 0-3)	(0-1 to 0-3)	(0-1 to 0-3)	(0-1 to 0-3)	(0-1 to 0-3)	(0-1 to 0-2)		7-1
	9-1	2-5	4-9	5	2-4	2-8	2-6	3-1	4	4-2	4-2	4-2	5-3	9	8-5	6-5	3-1	1-9	0-9	0-3	0-3	0-3	0-3	0-3	0-3		
Down syndrome	(5-9 to 13-5)	(1-4 to 3-9)	(2-8 to 7-9)	(3-5 to 7)	(2-2 to 4-9)	(1-8 to 4-2)	(1-8 to 3-8)	(2-1 to 4-5)	(2-7 to 5-6)	(2-8 to 5-9)	(3-5 to 6-4)	(3-3 to 6-4)	(3-7 to 7-2)	(3-3 to 7-2)	(2-6 to 5-4)	(2-3 to 4-2)	(1-6 to 3-2)	(0-9 to 2-2)	(0-3 to 0-9)	(0-1 to 0-4)	(0-1 to 0-3)	(0-1 to 0-3)	(0-1 to 0-3)	(0-1 to 0-3)	(0-1 to 0-2)		82-2
	0	0	0-1	0-1	0-1	0-1	0-2	0-2	0-2	0-2	0-2	0-2	0-1	0-1	0-1	0-1	0-1	0-1	0-1	0-1	0-1	0-1	0-1	0-1	0-1		
Turner syndrome	(0 to 0)	(0 to 0)	(0 to 0-1)	(0 to 0-1)	(0 to 0-2)	(0 to 0-2)	(0 to 0-3)	(0 to 0-3)	(0 to 0-4)	(0 to 0-4)	(0 to 0-4)	(0 to 0-3)	(0 to 0-3)	(0 to 0-2)	(0 to 0-1)	(0 to 0-1)	(0 to 0-1)	(0 to 0-1)	(0 to 0)	(0 to 0)	(0 to 0)	(0 to 0)	(0 to 0)	(0 to 0)	(0 to 0)	(0 to 0)		1-3
	0	0	0	0	0	0	0	0	0	0	0	0	0	0	0	0	0	0	0	0	0	0	0	0	0		
Klinefelter syndrome	(0 to 0)	(0 to 0)	(0 to 0)	(0 to 0-1)	(0 to 0-1)	(0 to 0)	(0 to 0)	(0 to 0)	(0 to 0-1)	(0 to 0-1)	(0 to 0-1)	(0 to 0-1)	(0 to 0-1)	(0 to 0-1)	(0 to 0-1)	(0 to 0-1)	(0 to 0-1)	(0 to 0)	(0 to 0)	(0 to 0)	(0 to 0)	(0 to 0)	(0 to 0)	(0 to 0)	(0 to 0)	(0 to 0)		0-3
	21-8	14-4	22-4	11-8	6-5	5	4-5	4-2	3-6	4-5	4-7	4-4	2-6	3-1	2-3	1-9	0-9	0-6	0-6	0-4	0-3	0-3	0-2	0-2	0-1		
Other chromosomal abnormalities	(13-4 to 31-91)	(7-9 to 22-8)	(12-1 to 32)	(7-7 to 22-5)	(4-1 to 11-2)	(3-2 to 8-2)	(2-9 to 7-3)	(2-6 to 6-4)	(2-3 to 5-4)	(2-9 to 6-4)	(3-2 to 6-4)	(2-9 to 6-4)	(2-5 to 5-3)	(2-1 to 4-7)	(1-6 to 3-2)	(1-3 to 3-1)	(0-8 to 2-1)	(0-5 to 1-4)	(0-4 to 1-2)	(0-4 to 0-8)	(0-3 to 0-6)	(0-2 to 0-4)	(0-2 to 0-4)	(0-1 to 0-3)	(0-1 to 0-2)		126
	6-8	2-1	15-8	19-7	11-3	10-1	8-7	7-3	8-3	9-2	8-8	8-5	9-1	8-8	6-7	4-7	4-1	3-2	2-5	1-7	0-9	0-5	0-4	0-2	0-1		
Congenital musculoskeletal and limb anomalies	(4-3 to 10-9)	(1-6 to 3-3)	(9-8 to 22-7)	(11 to 31-5)	(6-1 to 18-6)	(4-9 to 16)	(3-7 to 14-3)	(3-4 to 11-1)	(3-2 to 13-2)	(3-6 to 14-3)	(3-2 to 14-3)	(3-1 to 13-1)	(3-7 to 17-1)	(4-7 to 17-6)	(3-4 to 12-8)	(2-3 to 9-2)	(1-9 to 7-1)	(1-3 to 5-4)	(1-2 to 4-5)	(0-8 to 3-6)	(0-5 to 2-3)	(0-3 to 1-6)	(0-2 to 0-9)	(0-1 to 0-4)	(0 to 0-1)		144
	11-5	1-8	2-4	3-4	1-4	2-3	0-4	0-4	0-3	0-3	0-3	0-3	0-2	0-1	0-2	0-1	0-1	0-1	0-1	0-1	0-1	0-1	0-1	0-1	0-1		
Urogenital congenital anomalies	(4-6 to 24-7)	(0-6 to 4-7)	(0-9 to 5-2)	(0-7 to 7-3)	(0-6 to 3-6)	(0-9 to 5-6)	(0-6 to 2-6)	(0-6 to 2-5)	(0-6 to 2-6)	(0-5 to 2-6)	(0-5 to 2-5)	(0-5 to 2-3)	(0-5 to 2-3)	(0-5 to 2-4)	(0-3 to 1-6)	(0-3 to 1-5)	(0-2 to 1-1)	(0-1 to 0-9)	(0-1 to 0-7)	(0-1 to 0-5)	(0-1 to 0-5)	(0-1 to 0-5)	(0-1 to 0-5)	(0-1 to 0-5)	(0-1 to 0-4)		23-8
	31-9	7-1	13-2	9-1	4-1	4-1	3-1	3-1	3-1	3-1	3-1	3-1	3-1	3-1	3-1	3-1	3-1	3-1	3-1	3-1	3-1	3-1	3-1	3-1	3-1		
Digestive congenital anomalies	(21-1 to 52-9)	(5-5 to 16-2)	(5-8 to 18-6)	(4-6 to 10-9)	(1-6 to 4-1)	(0-9 to 1-7)	(0-7 to 1-5)	(0-7 to 1-5)	(0-7 to 1-5)	(0-7 to 1-5)	(0-7 to 1-5)	(0-7 to 1-5)	(0-7 to 1-5)	(0-7 to 1-5)	(0-7 to 1-5)	(0-7 to 1-5)	(0-7 to 1-5)	(0-7 to 1-5)	(0-7 to 1-5)	(0-7 to 1-5)	(0-7 to 1-5)	(0-7 to 1-5)	(0-7 to 1-5)	(0-7 to 1-5)	(0-7 to 1-5)		65-9
	78-1	10-3	22-7	9-3	2-5	2-2	1-2	1-2	1-2	1-2	1-2	1-2	1-2	1-2	1-2	1-2	1-2	1-2	1-2	1-2	1-2	1-2	1-2	1-2	1-2		
Other congenital birth defects	(46-7 to 105)	(10-3 to 22-5)	(13-8 to 37-3)	(6-1 to 15-2)	(2-2 to 11-5)	(2-1 to 7-9)	(1-5 to 6-8)	(1-5 to 6-8)	(1-5 to 6-8)	(1-5 to 6-8)	(1-5 to 6-8)	(1-5 to 6-8)	(1-5 to 6-8)	(1-5 to 6-8)	(1-5 to 6-8)	(1-5 to 6-8)	(1-5 to 6-8)	(1-5 to 6-8)	(1-5 to 6-8)	(1-5 to 6-8)	(1-5 to 6-8)	(1-5 to 6-8)	(1-5 to 6-8)	(1-5 to 6-8)	(1-5 to 6-8)		181
	0-4	0-6	1-3	1-8	1-3	1-3	1-8	2-3	4-5	4-5	4-6	4-1	11	15	11	16	20-6	22-6	18-4	9-2	4-7	3-4	2-1	1-2	0-7		
Urinary diseases and male infertility	(0-1 to 0-5)	(0-1 to 0-8)	(0-5 to 2-2)	(1-1 to 3)	(1-1 to 1-6)	(1 to 1-7)	(1-3 to 2-3)	(2-7 to 6-1)	(4-1 to 13-7)	(4-9 to 19)	(7-7 to 19-4)	(6-7 to 19-1)	(7-7 to 19-4)	(7-4 to 19-4)	(5-6 to 13-6)	(7-4 to 19-4)	(11-3 to 23)	(12-8 to 24-4)	(9-8 to 19-4)	(4-6 to 9-2)	(2-1 to 4-1)	(1-6 to 3)	(1-1 to 2-1)	(0-6 to 1-2)	(0-3 to 0-7)		531
	0-4	0-6	1-3	1-1	0-7	0-7	1-1	1-4	2-4	2-7	3-1	2-7	3-1	2-7	2-1	2-1	1-6	1-5	1-3	0-8	0-4	0-3	0-2	0-1	0-1		
Urolithiasis	(0 to 0)	(0 to 0)	(0 to 0)	(0 to 0-1)	(0-1 to 0-2)	(0-1 to 0-2)	(0-1 to 0-3)	(0 to 0-4)	(0-2 to 0-9)	(0-2 to 1-1)	(0-2 to 1-2)	(0-2 to 1-1)	(0-2 to 1-1)	(0-2 to 1-1)	(0-2 to 1-1)	(0-2 to 1-1)	(0-1 to 0-9)	(0-1 to 0-6)	(0-1 to 0-5)	(0-1 to 0-4)	(0-1 to 0-3)	(0-1 to 0-3)	(0-1 to 0-2)	(0-1 to 0-2)	(0-1 to 0-2)		34-8
	0	0	0	0	0	0	0	0	0	0	0	0	0	0	0	0	0	0	0	0	0	0	0	0	0		
Benign prostatic hyperplasia	(0 to 0)	(0 to 0)	(0 to 0)	(0 to 0)	(0 to 0)	(0 to 0)	(0 to 0)	(0 to 0)	(0 to 0)	(0 to 0)	(0 to 0)	(0 to 0)	(0 to 0)	(0 to 0)	(0 to 0)	(0 to 0)	(0 to 0)	(0 to 0)	(0 to 0)	(0 to 0)	(0 to 0)	(0 to 0)	(0 to 0)	(0 to 0)	(0 to 0)	(0 to 0)		148
	0	0	0	0	0	0	0	0	0	0	0	0	0	0	0	0	0	0	0	0	0	0	0	0	0		
Male infertility	(0 to 0)	(0 to 0)	(0 to 0)	(0 to 0)	(0 to 0)	(0 to 0)	(0 to 0)	(0-4 to 4-6)	(0 to 2-4)	(0-8 to 3-1)	(0 to 2-4)	(0-9 to 3-7)	(1-1 to 5-9)	(1-9 to 8-5)	(1-2 to 5-4)	(1-3 to 6-2)	(0-9 to 4-1)	(0-6 to 3-1)	(0-4 to 2-2)	(0-2 to 1-2)	(0-1 to 0-8)	(0-1 to 0-5)	(0-1 to 0-3)	(0-1 to 0-3)	(0-1 to 0-2)		16-2
	0-2	0-3	0-2	0-5	0-4	0-3	0-4	0-6	0-8	1-2	1-2	1-2	1-2	1-5	1-4	1-3	1-2	0-9	0-6	0-4	0-3	0-2	0-1	0-1	0-1		
Other urinary diseases	(0-2 to 0-3)	(0-1 to 0-4)	(0-1 to 0-4)	(0-2 to 0-7)	(0-3 to 0-7)	(0-2 to 0-6)	(0-2 to 0-6)	(0-2 to 0-5)	(0-5 to 1-1)	(0-6 to 1-9)	(0-7 to 1-7)	(0-7 to 1-8)	(0-9 to 2-2)	(0-9 to 2-1)	(0-8 to 1-9)	(0-9 to 2-2)	(0-9 to 2-2)	(0-8 to 1-9)	(0-7 to 1-6)	(0-5 to 1-2)	(0-3 to 0-8)	(0-3 to 0-7)	(0-2 to 0-5)	(0-2 to 0-4)	(0-1 to 0-3)		19-1
	0	0	0	0	0	0	0	0	0	0	0	0	0	0	0	0	0	0	0	0	0	0	0	0	0		
Gynecological diseases	(0 to 0)	(0 to 0)	(0 to 0)	(0 to 0)	(0 to 0)	(0 to 0)	(0 to 0)	(0 to 0)	(0 to 0)	(0 to 0)	(0 to 0)	(0 to 0)	(0 to 0)	(0 to 0)	(0 to 0)	(0 to 0)	(0 to 0)	(0 to 0)	(0 to 0)	(0 to 0)	(0 to 0)	(0 to 0)	(0 to 0)	(0 to 0)	(0 to 0)	(0 to 0)		
	0	0	0	0	0	0	0	0	107	156	221	184	151	133	101	131	104	93	59	26	19-3	11-7	7-5	4-2	2-2		
Uterine fibroids	(0 to 0)	(0 to 0)	(0 to 0)	(0 to 0)	(0 to 0)	(0 to 0-1)	(0 to 0-5)	(0 to 0-4)	(69 to 158)	(101 to 236)	(132 to 342)	(107 to 282)	(87 to 222)	(77 to 202)	(48 to 139)	(64 to 217)	(50 to 174)	(37 to 151)	(19 to 97)	(7 to 39)	(5 to 27)	(3 to 19)	(2 to 12)	(1 to 7)	(0 to 4)		1,410
	0	0	0	0	0	0	0	0	0	0	0	0	0	0	0	0	0	0	0	0	0	0	0	0	0		
Uterine fibroids	(0 to 0)	(0 to 0)	(0 to 0)	(0 to 0)	(0 to 0)	(0 to 0-1)	(0 to 0-4)	(0 to 0-3)	(0 to 0-7)	(0 to 0-9)	(0 to 0-8)	(0 to 0-7)	(0 to 0-6)	(0 to 0-5)	(0 to 0-4)	(0 to 0-5)	(0 to 0-4)	(0 to 0-3)	(0 to 0-2)	(0 to 0-1)	(0 to 0-1)	(0 to 0-1)	(0 to 0-1)	(0 to 0-1)	(0 to 0-1)	(0 to 0-1)		69-1
	0	0	0	0	1	1	4	4	6	8	8	6	5	4	3	4	3	3	2	1	0-8	0-5	0-3	0-2	0-1		
Polycystic ovarian syndrome	(0 to 0)	(0 to 0)	(0 to 0)	(0 to 0)	(0 to 0)	(0 to 0-2)	(1-6 to 9-3)	(1-6 to 9-3)	(3-8 to 14-1)	(3-5 to 19-9)	(3-5 to 19-9)	(3-4 to 19-9)	(2-7 to 17-7)	(3-4 to 16-2)	(2-3 to 9-6)	(2-9 to 9-6)	(2-3 to 7-12)	(2-2 to 7-3)	(1-4 to 5-2)	(0-8 to 3-2)	(0-5 to 2-1)	(0-3 to 1-4)	(0-2 to 0-9)	(0-1 to 0-5)	(0-1 to 0-5)		49-1
	0	0	0	0	0	0	0	0	0	0	0	0	0	0	0	0	0	0	0	0	0	0	0	0	0		
Female infertility	(0 to 0)	(0 to 0)	(0 to 0)	(0 to 0)	(0 to 0)	(0 to 0)	(0 to 0)	(0 to 0-3)	(0 to 0-5)	(0 to 0-6)	(0 to 0-5)	(0 to 0-5)	(0 to 0-4)	(0 to 0-4)	(0 to 0-3)	(0 to 0-3)	(0 to 0-3)	(0 to 0-3)	(0 to 0-2)	(0 to 0-2)	(0 to 0-1)	(0 to 0-1)	(0 to 0-1)	(0 to 0-1)	(0 to 0-1)		14-7
	0	0	0	0	0	0	0	0	0	0	0	0	0	0	0	0	0	0	0	0	0	0	0	0	0		
Endometriosis	(0 to 0)	(0 to 0)	(0 to 0)	(0 to 0)	(0 to 0)	(0 to 0)	(0 to 0)	(0 to 0-1)	(0 to 0-4)	(0 to 0-5)	(0 to 0-5)	(0 to 0-5)	(0 to 0-4)	(0 to 0-4)	(0 to 0-3)	(0 to 0-3)	(0 to 0-3)	(0 to 0-3)	(0 to 0-2)	(0 to 0-2)	(0 to 0-1)	(0 to 0-1)	(0 to 0-1)	(0 to 0-1)	(0 to 0-1)		69-8
	0	0	0	0	0	0	0	0	0	0	0	0	0	0	0	0	0	0	0	0	0	0	0	0	0		
Genital prolapse	(0 to 0)	(0 to 0)	(0 to 0)	(0 to 0)	(0 to 0)	(0 to 0)	(0 to 0)	(0 to 0)	(0 to 0-1)	(0 to 0-1)	(0 to 0-1)	(0 to 0-1)	(0 to 0-1)	(0 to 0-1)	(0 to 0-1)	(0 to 0-1)	(0 to 0-1)	(0 to 0-1)	(0 to 0-1)	(0 to 0-1)	(0 to 0-1)	(0 to 0-1)	(0 to 0-1)	(0 to 0-1)	(0 to 0-1)		1-6
	0	0	0	0	0	0	0	0	0	0	0	0	0	0	0	0	0	0	0	0	0	0	0	0	0		
GEPD test	(0 to 0)	(0 to 0)	(0 to 0)	(0 to 0)	(0 to 0)	(0 to 0)	(0 to 0)	(0 to 0)	(0 to 0)	(0 to 0)	(0 to 0)	(0 to 0)	(0 to 0)	(0 to 0)	(0 to 0)	(0 to 0)	(0 to 0)	(0 to 0)	(0 to 0)	(0 to 0)	(0 to 0)	(0 to 0)	(0 to 0)	(0 to 0)	(0 to 0)	(0 to 0)		0-4
	0-2	0-2	0-6	2-1	0-4	0-5	0-8	1-2	0-6	0-6	0-8	1-4	1	0-8	1-2	1-2	1-2	1-5	1-6	1-2	1-7	1-4	1-1	0-7	0-4		
Other hemoglobinopathies and hemolytic anemias	(0 to 0-1)	(0 to 0-1)	(0 to 0-2)	(0-4 to 5-1)	(0 to 0-2)	(0 to 0-2)	(0 to 1-5)	(0 to 2-4)	(0-1 to 1-4)	(0-1 to 1-4)	(0 to 1-9)	(0-2 to 2-4)	(0-2 to 2-4)	(0-2 to 2-3)	(0-2 to 2-1)	(0-2 to 2-1)	(0-2 to 2-1)	(0-2 to 2-1)	(0-2 to 2-1)	(0-2 to 2-1)	(0-2 to 2-1)	(0-2 to 2-1)	(0-2 to 2-1)	(0-2 to 2-1)	(0-2 to 2-1)		20-5
	5-9	5	15-7	22-2	26-8	32-1	34-5	40-3	52-8	52-6	47-1	45-9	46-9	41	32-7	38	32	27	19-7	13-7	10-4	8-4	6-5	4-7	2-9		
Endocrine, metabolic, blood, and immune disorders	(3-3 to 9-5)	(3 to 7-6)	(10-7 to 22-4)	(14-1 to 42-5)	(16-7 to 41-9)	(20-1 to 46-6)	(20-7 to 49-1)	(26-7 to 59-1)	(39-2 to 77-4)	(41-9 to 104)	(32-7 to 93)	(34-2 to 87-6)	(34-6 to 87-4)	(30-5 to 84-5)	(24-1 to 58-2)	(28-1 to 68-4)	(23-7 to 56)	(20-1 to 47-6)	(14-5 to 34-7)	(10-1 to 23-9)	(7-7 to 17-5)	(6-2 to 14-1)	(4-8 to 10-7)	(3-5 to 7-9)	(2-1 to 4-9)		1,220
	0	0	0	0	0	0	0	0	0	0	0	0	0	0	0	0	0	0	0	0	0	0	0	0	0		
Oral disorders	(0 to 0)	(0 to 0)	(0 to 0)	(0 to 0)	(0 to 0)	(0 to 0)	(0 to 0)	(0 to 0)	(0 to 0)	(0 to 0)	(0 to 0)	(0 to 0)	(0 to 0)	(0 to 0)	(0 to 0)	(0 to 0)	(0 to 0)	(0 to 0)	(0 to 0)	(0 to 0)	(0 to 0)	(0 to 0)	(0 to 0)	(0 to 0)	(0 to 0)	(0 to 0)		203
	0	0	0-4	0-3	0-2	0-2	0-2	0-2	0-2	0-2	0-2	0-2	0-2	0-2	0-2	0-2	0-2	0-2	0-2	0-2	0-2	0-2	0-2	0-2	0-2		
	(0 to 0)	(0 to 0)	(1 to 1)	(0 to 0-5)	(0 to 0-4)	(0 to 0-4)	(0 to 0-4)	(0 to 0-4)	(0 to 0-4)	(0 to 0-4)	(0 to 0-4)	(0 to 0-4)	(0 to 0-4)	(0 to 0-4)	(0 to 0-4)	(0 to 0-4)	(0 to 0-4)	(0 to 0-4)	(0 to 0-4)	(0 to 0-4)	(0 to 0-4)	(0 to 0-4)	(0 to 0-4)	(0 to 0-4)	(0 to 0-4)		
Caries of deciduous teeth	(0 to 0)	(0 to 0)	(0 to 0)	(0-3 to 2-5)	(0-6 to 4-4)	(0 to 0-5)	(0 to 0-5)	(0 to 0-5)	(0 to 0-5)	(0 to 0-5)	(0 to 0-5)	(0 to 0-5)	(0 to 0-5)	(0 to 0-5)	(0 to 0-5)	(0 to 0-5)	(0 to 0-5)	(0 to 0-5)	(0 to 0-5)	(0 to 0-5)	(0 to 0-5)	(0 to 0-5)	(0 to 0-5)	(0 to 0-5)	(0 to 0-5)	(0 to 0-5)		3-2
	0	0	0	0	0	0	0	0	0	0	0	0	0	0	0	0	0	0	0	0	0	0	0	0	0		
Caries of permanent teeth	(0 to 0)	(0 to 0)	(0 to 0)	(0 to 0)	(0-5 to 3-5)	(0 to 0-4)	(1-7 to 10-3)	(2-1 to 12-7)	(4-7 to 22-4)	(4-1 to 21-2)	(4-1 to 20-1)	(3-5 to 17-8)	(3-2 to 16)	(3-5 to 17-8)	(2-6 to 13-2)	(2-9 to 14-1)	(2-4 to 12-3)	(2-1 to 10-2)	(1-4 to 10-1)	(1-3 to 7-3)	(1-1 to 5-2)	(0-8 to 4-4)	(0-5 to 3-1)	(0-3 to 2-2)	(0-2 to 0-9)	(0-1 to 0-4)		74-3
	0	0	0	0	0	0	0	0	0	0	0	0	0	0	0	0	0	0	0	0	0	0	0	0	0		
Periodontal diseases	(0 to 0)	(0 to 0)	(0 to 0)	(0 to 0)	(0 to 0)	(0 to 0)	(0 to 0)	(0 to 0)	(0 to 0)	(0 to 0)	(0 to 0)	(0 to 0)	(0 to 0)	(0 to 0)	(0 to 0)	(0 to 0)	(0 to 0)	(0 to 0)	(0 to 0)	(0 to 0)	(0 to 0)	(0 to 0)	(0 to 0)	(0 to 0)	(0 to 0)	(0 to 0)		138
	0	0	0-4	1-3	0-2	0-4	0-8	1-4	1-4	1-3	1-2	1-1	1-1	1-1	0-8	0-9	0-8	0-7	0-5	0-4	0-3	0-2	0-2	0-1	0-1		
Other oral disorders	(0 to 0)	(0 to 0)	(0-2 to 11-4)	(3-6 to 9-6)	(0-5 to 9-6)	(0 to 12-4)	(4-7 to 12-4)	(6-7 to 17-2)	(6-7 to 17-2)	(6-8 to 22-6)	(7-1 to 22-6)	(6-7 to 22-6)	(6-7 to 22-6)	(6-7 to 22-6)	(5-2 to 17-2)	(5-6 to 17-2)	(4-6 to 14-7)	(4-2 to 13-3)	(3-2 to 10-3)	(2-5 to 8-1)	(2-1 to 6-5)	(1-6 to 5-1)	(1-1 to 3-8)	(0-7 to 2-5)	(0-4 to 1)		167
	0	0-4	0-1																								
Sudden infant death syndrome	—	(0-4 to 13-2)	(0 to 0-3)																								NA
	2-5	2-9	19-8	68-6	87-7	98-6	209	283	357	377	395	396	400	368	294	233	184	178	144	136	107	70-5	37-1		
Injuries	(2 to 3-3)	(2-2 to 3-8)	(13-9 to 27-1)	(57 to 82-1)	(

SR Table 2c: Wandsworth DALYS by cause and age arcoss for both sexes with 95% uncertainty intervals. 2019

Cause	Early Neonatal	Late Neonatal	Post Neonatal	1 to 4	5 to 9	10 to 14	15 to 19	20 to 24	25 to 29	30 to 34	35 to 39	40 to 44	45 to 49	50 to 54	55 to 59	60 to 64	65 to 69	70 to 74	75 to 79	80 to 84	85 to 89	90 to 94	95 plus	Total
All causes	5,000 (5,000 to 5,000)	5,000 (5,000 to 5,000)	5,000 (5,000 to 5,000)





S8 Table 2c: Waltham Forest DALYS by cause and age group for both sexes with 95% uncertainty intervals, 2019

Cause	Early Neonatal	Late Neonatal	Post Neonatal	1 to 4	5 to 9	10 to 14	15 to 19	20 to 24	25 to 29	30 to 34	35 to 39	40 to 44	45 to 49	50 to 54	55 to 59	60 to 64	65 to 69	70 to 74	75 to 79	80 to 84	85 to 89	90 to 94	95 plus	Total
All causes	642 (569 to 816)	2,140 (2,010 to 2,300)	3,761 (3,490 to 4,060)	1,754 (1,554 to 1,986)	1,254 (1,092 to 1,436)	1,254 (1,092 to 1,436)	1,254 (1,092 to 1,436)	2,045 (1,840 to 2,254)	3,253 (2,970 to 3,555)	4,249 (3,870 to 4,650)	5,470 (4,970 to 5,970)	6,748 (6,130 to 7,360)	8,165 (7,410 to 8,940)	9,734 (8,830 to 10,650)	11,441 (10,370 to 12,530)	13,447 (12,180 to 14,730)	15,997 (14,490 to 17,520)	18,977 (17,190 to 20,790)	21,977 (19,900 to 24,080)	24,977 (22,610 to 27,370)	27,977 (25,320 to 30,650)	30,977 (28,030 to 33,930)	66,900
Communicable, maternal, neonatal, and nutritional diseases	642 (569 to 816)	2,140 (2,010 to 2,300)	3,761 (3,490 to 4,060)	1,754 (1,554 to 1,986)	1,254 (1,092 to 1,436)	1,254 (1,092 to 1,436)	1,254 (1,092 to 1,436)	2,045 (1,840 to 2,254)	3,253 (2,970 to 3,555)	4,249 (3,870 to 4,650)	5,470 (4,970 to 5,970)	6,748 (6,130 to 7,360)	8,165 (7,410 to 8,940)	9,734 (8,830 to 10,650)	11,441 (10,370 to 12,530)	13,447 (12,180 to 14,730)	15,997 (14,490 to 17,520)	18,977 (17,190 to 20,790)	21,977 (19,900 to 24,080)	24,977 (22,610 to 27,370)	27,977 (25,320 to 30,650)	30,977 (28,030 to 33,930)	4,310
HIV/AIDS and sexually transmitted infections	17.7 (5.6 to 38.9)	5.6 (1.4 to 12.3)	12.6 (6.7 to 22.7)	9.2 (2.7 to 23.8)	1.2 (1.1 to 1.4)	1.8 (1.4 to 2.3)	5.9 (4.7 to 7.4)	14.7 (11.4 to 19.1)	27.2 (21.1 to 35.1)	34.9 (27.3 to 45.5)	30.5 (24.3 to 39.4)	28.4 (22.9 to 35.2)	20.7 (16.9 to 25.9)	13.1 (10.3 to 16.6)	9.1 (7.2 to 11.4)	6.8 (5.3 to 8.5)	5.2 (3.9 to 6.5)	3.9 (2.9 to 4.9)	1.7 (1.2 to 2.4)	0.8 (0.6 to 1.1)	0.5 (0.4 to 0.7)	0.3 (0.2 to 0.4)	242
HIV/AIDS	0 (0 to 0)	0 (0 to 0)	4.5 (2.6 to 7.4)	2.9 (1.6 to 5.1)	1.9 (1.4 to 2.7)	1.1 (0.8 to 1.5)	1.3 (1.0 to 1.7)	4.5 (3.7 to 5.6)	11.1 (8.7 to 14.5)	20.7 (16.7 to 27.6)	22 (17.7 to 28.7)	24.6 (19.8 to 32.4)	19.7 (15.9 to 26.1)	12.7 (10.2 to 16.8)	8.9 (7.1 to 11.5)	6.6 (5.2 to 8.5)	5.1 (3.9 to 6.5)	3.8 (2.8 to 4.9)	1.7 (1.2 to 2.4)	0.8 (0.6 to 1.1)	0.5 (0.4 to 0.7)	0.3 (0.2 to 0.4)	174
HIV/AIDS - Drug-susceptible Tuberculosis	0 (0 to 0)	0 (0 to 0)	0.4 (0.2 to 0.6)	0.2 (0.1 to 0.4)	0.1 (0.1 to 0.2)	0.1 (0 to 0.1)	0.1 (0 to 0.1)	0.3 (0.2 to 0.4)	0.7 (0.4 to 1.1)	1.1 (0.7 to 1.8)	1.6 (1.1 to 2.5)	1.5 (1.0 to 2.3)	1.4 (0.9 to 2.1)	0.9 (0.7 to 1.4)	0.6 (0.4 to 0.9)	0.4 (0.3 to 0.7)	0.3 (0.2 to 0.5)	0.2 (0.1 to 0.3)	0.1 (0 to 0.2)	0 (0 to 0)	0 (0 to 0)	0 (0 to 0)	9.9
HIV/AIDS - Multidrug-resistant Tuberculosis without extensive drug resistance	0 (0 to 0)	0 (0 to 0)	0 (0 to 0)	0 (0 to 0)	0 (0 to 0)	0 (0 to 0)	0 (0 to 0)	0 (0 to 0)	0 (0 to 0)	0 (0 to 0)	0 (0 to 0)	0 (0 to 0)	0 (0 to 0)	0 (0 to 0)	0 (0 to 0)	0 (0 to 0)	0 (0 to 0)	0 (0 to 0)	0 (0 to 0)	0 (0 to 0)	0 (0 to 0)	0 (0 to 0)	0 (0 to 0)	0.3
HIV/AIDS - Extensively drug-resistant Tuberculosis	0 (0 to 0)	0 (0 to 0)	0 (0 to 0)	0 (0 to 0)	0 (0 to 0)	0 (0 to 0)	0 (0 to 0)	0 (0 to 0)	0 (0 to 0)	0 (0 to 0)	0 (0 to 0)	0 (0 to 0)	0 (0 to 0)	0 (0 to 0)	0 (0 to 0)	0 (0 to 0)	0 (0 to 0)	0 (0 to 0)	0 (0 to 0)	0 (0 to 0)	0 (0 to 0)	0 (0 to 0)	0 (0 to 0)	0.1
HIV/AIDS resulting in other diseases	0 (0 to 0)	4.1 (3.0 to 4.8)	2.7 (2.0 to 3.2)	1.7 (1.0 to 2.8)	0.2 (0.1 to 0.2)	1.2 (1.0 to 1.4)	4.2 (3.4 to 5.5)	10.4 (8.5 to 13.7)	20.5 (15.6 to 28.4)	27 (20.9 to 35.1)	23.4 (18.2 to 30.9)	23.4 (18.7 to 29.6)	17.6 (14.1 to 22.9)	10.8 (8.5 to 14.6)	7.5 (5.8 to 9.8)	5.5 (4.2 to 6.9)	4 (3.1 to 5.2)	2 (1.5 to 2.6)	0.9 (0.6 to 1.3)	0.1 (0 to 0.1)	0 (0 to 0)	0 (0 to 0)	164
Sexually transmitted infections excluding HIV	17.7 (5.6 to 38.9)	5.6 (1.4 to 12.3)	8.1 (2.2 to 19.2)	0.3 (0.1 to 0.9)	0.2 (0.1 to 0.4)	0.2 (0.1 to 0.4)	0.5 (0.3 to 0.7)	1.4 (0.8 to 2.2)	3.6 (2.5 to 5.1)	5.6 (3.9 to 8.1)	6.2 (4.3 to 9.1)	5.5 (3.8 to 8.1)	3.6 (2.5 to 5.4)	2 (1.3 to 3.1)	1.6 (1.1 to 2.5)	1.2 (0.8 to 1.9)	0.9 (0.6 to 1.5)	0.8 (0.5 to 1.4)	0.7 (0.4 to 1.1)	0.5 (0.3 to 0.7)	0.2 (0.2 to 0.3)	0.1 (0.1 to 0.2)	67.3
Syphilis	17.7 (5.6 to 38.9)	5.6 (1.4 to 12.3)	8.1 (2.2 to 19.2)	0.3 (0.1 to 0.9)	0.2 (0 to 0.1)	0.2 (0 to 0.1)	0.1 (0 to 0.1)	0.1 (0.1 to 0.2)	0.1 (0.1 to 0.2)	0.1 (0.1 to 0.2)	0.1 (0.1 to 0.2)	0.1 (0.1 to 0.2)	0.1 (0.1 to 0.2)	0.1 (0.1 to 0.2)	0.2 (0.1 to 0.3)	0.1 (0.1 to 0.2)	0.1 (0.1 to 0.2)	0.1 (0.1 to 0.2)	0.1 (0.1 to 0.2)	0.1 (0.1 to 0.2)	0 (0 to 0)	0 (0 to 0)	33.3
Chlamydial infection	0 (0 to 0)	0 (0 to 0)	0 (0 to 0)	0 (0 to 0)	0 (0 to 0)	0 (0 to 0)	0.1 (0 to 0.2)	0.4 (0.2 to 0.7)	0.9 (0.4 to 1.4)	1.2 (0.6 to 2.4)	1.5 (0.7 to 2.2)	1.3 (0.6 to 2.2)	0.8 (0.4 to 1.4)	0.5 (0.2 to 0.9)	0.3 (0.1 to 0.6)	0.2 (0.1 to 0.5)	0.1 (0 to 0.3)	0.1 (0 to 0.2)	0 (0 to 0.1)	0 (0 to 0.1)	0 (0 to 0)	0 (0 to 0)	7
Gonococcal infection	0 (0 to 0)	0 (0 to 0)	0 (0 to 0)	0 (0 to 0)	0 (0 to 0)	0 (0 to 0)	0.2 (0 to 0.5)	0.2 (0.2 to 0.3)	0.7 (0.4 to 1.1)	0.6 (0.4 to 1.1)	0.6 (0.4 to 1.1)	0.5 (0.3 to 0.7)	0.3 (0.2 to 0.4)	0.2 (0.1 to 0.3)	0.2 (0.1 to 0.3)	0.2 (0.1 to 0.3)	0.2 (0.1 to 0.3)	0.2 (0.1 to 0.3)	0.2 (0.1 to 0.3)	0.2 (0.1 to 0.3)	0.1 (0 to 0.2)	0 (0 to 0.1)	5.4
Trichomoniasis	0 (0 to 0)	0 (0 to 0)	0 (0 to 0)	0 (0 to 0)	0 (0 to 0)	0 (0 to 0)	0 (0 to 0)	0.2 (0 to 0.5)	0.5 (0.2 to 1.2)	0.7 (0.2 to 1.6)	0.7 (0.2 to 1.6)	0.6 (0.2 to 1.3)	0.4 (0.1 to 0.9)	0.3 (0.1 to 0.6)	0.2 (0 to 0.5)	0.1 (0 to 0.3)	0.1 (0 to 0.3)	0.1 (0 to 0.2)	0 (0 to 0.1)	0 (0 to 0.1)	0 (0 to 0)	0 (0 to 0)	0 (0 to 0)	4.2
Genital herpes	0 (0 to 0)	0 (0 to 0)	0 (0 to 0)	0 (0 to 0)	0 (0 to 0)	0 (0 to 0)	0.2 (0 to 0.5)	0.2 (0.1 to 0.4)	0.5 (0.2 to 1.3)	0.8 (0.3 to 1.9)	0.8 (0.3 to 1.9)	0.7 (0.2 to 1.6)	0.5 (0.2 to 1.2)	0.3 (0.1 to 0.8)	0.2 (0.1 to 0.6)	0.2 (0.1 to 0.5)	0.1 (0 to 0.3)	0.1 (0 to 0.2)	0 (0 to 0.1)	0 (0 to 0.1)	0 (0 to 0)	0 (0 to 0)	0 (0 to 0)	6.4
Other sexually transmitted infections	0 (0 to 0)	0 (0 to 0)	0 (0 to 0)	0 (0 to 0)	0 (0 to 0)	0 (0 to 0)	0 (0 to 0)	0 (0 to 0)	0.2 (0 to 0.7)	0.4 (0.2 to 1.1)	0.6 (0.2 to 1.6)	0.6 (0.2 to 1.6)	0.4 (0.1 to 1.1)	0.3 (0.1 to 0.8)	0.2 (0.1 to 0.6)	0.2 (0.1 to 0.5)	0.1 (0 to 0.3)	0.1 (0 to 0.2)	0 (0 to 0.1)	0 (0 to 0.1)	0 (0 to 0)	0 (0 to 0)	0 (0 to 0)	11.1
Respiratory infections and tuberculosis	9.2 (4.3 to 20.7)	6.6 (3.6 to 12.7)	6.6 (3.6 to 12.7)	3.6 (2.1 to 6.2)	2.3 (1.4 to 3.6)	2.3 (1.4 to 3.6)	2.3 (1.4 to 3.6)	3.2 (2.2 to 4.7)	4.3 (2.9 to 6.4)	5.2 (3.5 to 7.9)	6.2 (4.2 to 9.5)	7.4 (5.1 to 11.2)	8.9 (6.2 to 13.4)	10.7 (7.5 to 16.1)	12.7 (8.9 to 19.1)	15.1 (10.6 to 22.6)	18.2 (12.8 to 27.1)	21.2 (14.9 to 31.6)	24.2 (16.9 to 36.1)	27.2 (19.0 to 40.6)	30.2 (21.1 to 45.1)	33.2 (23.2 to 49.5)	1,660
Tuberculosis	0 (0 to 0)	0 (0 to 0)	0 (0 to 0)	0.2 (0.2 to 0.4)	0.2 (0.2 to 0.4)	0.2 (0.2 to 0.4)	0.5 (0.3 to 0.7)	1.1 (0.6 to 2.1)	2.1 (1.2 to 3.8)	2.6 (1.6 to 4.6)	3.1 (1.9 to 5.6)	3.6 (2.2 to 6.4)	4.1 (2.6 to 7.3)	4.7 (2.9 to 8.4)	5.2 (3.2 to 9.1)	5.8 (3.6 to 10.1)	6.3 (3.9 to 11.1)	6.8 (4.2 to 12.1)	7.3 (4.5 to 13.1)	7.8 (4.8 to 14.1)	8.4 (5.1 to 15.1)	8.9 (5.4 to 16.1)	38.8
Latent tuberculosis infection	0 (0 to 0)	0 (0 to 0)	0 (0 to 0)	0 (0 to 0)	0 (0 to 0)	0 (0 to 0)	0 (0 to 0)	0 (0 to 0)	0 (0 to 0)	0 (0 to 0)	0 (0 to 0)	0 (0 to 0)	0 (0 to 0)	0 (0 to 0)	0 (0 to 0)	0 (0 to 0)	0 (0 to 0)	0 (0 to 0)	0 (0 to 0)	0 (0 to 0)	0 (0 to 0)	0 (0 to 0)	0 (0 to 0)	0
Drug-susceptible tuberculosis	0 (0 to 0)	0 (0 to 0)	0.2 (0 to 0.4)	0.2 (0 to 0.4)	0.2 (0 to 0.4)	0.2 (0 to 0.4)	0.5 (0 to 0.7)	1.1 (0 to 2)	2.1 (1.1 to 3.7)	2.6 (1.5 to 4)	3.1 (1.9 to 5.3)	3.6 (2.2 to 6.1)	4.1 (2.6 to 7.1)	4.7 (2.9 to 8.1)	5.2 (3.2 to 9)	5.8 (3.6 to 10.1)	6.3 (3.9 to 11.1)	6.8 (4.2 to 12.1)	7.3 (4.5 to 13.1)	7.8 (4.8 to 14.1)	8.4 (5.1 to 15.1)	8.9 (5.4 to 16.1)	37.9
Multidrug-resistant tuberculosis without extensive drug resistance	0 (0 to 0)	0 (0 to 0)	0 (0 to 0)	0 (0 to 0)	0 (0 to 0)	0 (0 to 0)	0 (0 to 0)	0 (0 to 0)	0 (0 to 0)	0 (0 to 0)	0 (0 to 0)	0 (0 to 0)	0 (0 to 0)	0 (0 to 0)	0 (0 to 0)	0 (0 to 0)	0 (0 to 0)	0 (0 to 0)	0 (0 to 0)	0 (0 to 0)	0 (0 to 0)	0 (0 to 0)	0 (0 to 0)	0.7
Extensively drug-resistant tuberculosis	0 (0 to 0)	0 (0 to 0)	0 (0 to 0)	0 (0 to 0)	0 (0 to 0)	0 (0 to 0)	0 (0 to 0)	0 (0 to 0)	0 (0 to 0)	0 (0 to 0)	0 (0 to 0)	0 (0 to 0)	0 (0 to 0)	0 (0 to 0)	0 (0 to 0)	0 (0 to 0)	0 (0 to 0)	0 (0 to 0)	0 (0 to 0)	0 (0 to 0)	0 (0 to 0)	0 (0 to 0)	0 (0 to 0)	0.2
Lower respiratory infections	8.2 (4.2 to 19.4)	6.3 (4.7 to 8.2)	6.3 (4.7 to 8.2)	3.4 (2.7 to 4.2)	2.1 (1.5 to 2.8)	2.1 (1.5 to 2.8)	2.1 (1.5 to 2.8)	2.9 (2.1 to 3.8)	3.9 (2.9 to 5.1)	4.8 (3.5 to 6.5)	5.7 (4.2 to 7.8)	6.7 (4.9 to 9.3)	8.1 (5.9 to 11.5)	9.7 (6.9 to 14.1)	11.5 (8.1 to 17.1)	13.6 (9.5 to 20.4)	16.4 (11.5 to 24.4)	19.1 (13.4 to 28.4)	21.9 (15.3 to 32.4)	24.6 (17.1 to 36.4)	27.3 (19.1 to 40.4)	30 (20.9 to 44.4)	1,500
Upper respiratory infections	0.1 (0 to 0.1)	0.4 (0.2 to 0.6)	0.7 (0.4 to 1.1)	0.4 (0.2 to 0.6)	0.2 (0.1 to 0.3)	0.2 (0.1 to 0.3)	0.2 (0.1 to 0.3)	0.2 (0.1 to 0.3)	0.2 (0.1 to 0.3)	0.2 (0.1 to 0.3)	0.2 (0.1 to 0.3)	0.2 (0.1 to 0.3)	0.2 (0.1 to 0.3)	0.2 (0.1 to 0.3)	0.2 (0.1 to 0.3)	0.2 (0.1 to 0.3)	0.2 (0.1 to 0.3)	0.2 (0.1 to 0.3)	0.2 (0.1 to 0.3)	0.2 (0.1 to 0.3)	0.2 (0.1 to 0.3)	0.2 (0.1 to 0.3)	0.2
Otitis media	0 (0 to 0)	0 (0 to 0)	0 (0 to 0)	0 (0 to 0)	0 (0 to 0)	0 (0 to 0)	0 (0 to 0)	0 (0 to 0)	0 (0 to 0)	0 (0 to 0)	0 (0 to 0)	0 (0 to 0)	0 (0 to 0)	0 (0 to 0)	0 (0 to 0)	0 (0 to 0)	0 (0 to 0)	0 (0 to 0)	0 (0 to 0)	0 (0 to 0)	0 (0 to 0)	0 (0 to 0)	0 (0 to 0)	283
Enteric infections	0.5 (0.4 to 0.7)	1.9 (1.4 to 2.5)	20.5 (15.5 to 32.4)	20.4 (19.3 to 49.4)	14.9 (9.6 to 24.7)	8.9 (4.8 to 14.7)	6.2 (3.6 to 9.4)	4.5 (2.6 to 6.9)	3.9 (2.3 to 5.9)	3.5 (2.1 to 5.4)	3.3 (2.0 to 5.2)	3.2 (1.9 to 5.1)	3.2 (1.9 to 5.1)	3.2 (1.9 to 5.1)	3.2 (1.9 to 5.1)	3.2 (1.9 to 5.1)	3.2 (1.9 to 5.1)	3.2 (1.9 to 5.1)	3.2 (1.9 to 5.1)	3.2 (1.9 to 5.1)	3.2 (1.9 to 5.1)	3.2 (1.9 to 5.1)	226
Diarrheal diseases	0.5 (0.4 to 0.7)	1.9 (1.4 to 2.5)	20.5 (15.5 to 32.4)	20.4 (19.3 to 49.4)	14.9 (9.6 to 24.7)	8.9 (4.8 to 14.7)	6.2 (3.6 to 9.4)	4.5 (2.6 to 6.9)	3.9 (2.3 to 5.9)	3.5 (2.1 to 5.4)	3.3 (2.0 to 5.2)	3.2 (1.9 to 5.1)	3.2 (1.9 to 5.1)	3.2 (1.9 to 5.1)	3.2 (1.9 to 5.1)	3.2 (1.9 to 5.1)	3.2 (1.9 to 5.1)	3.2 (1.9 to 5.1)	3.2 (1.9 to 5.1)	3.2 (1.9 to 5.1)	3.2 (1.9 to 5.1)	3.2 (1.9 to 5.1)	223
Typhoid and paratyphoid	0 (0 to 0)	0 (0 to 0)	0 (0 to 0)	0 (0 to 0)	0 (0 to 0)	0 (0 to 0)	0 (0 to 0)	0 (0 to 0)	0 (0 to 0)	0 (0 to 0)	0 (0 to 0)	0 (0 to 0)	0 (0 to 0)	0 (0 to 0)	0 (0 to 0)	0 (0 to 0)	0 (0 to 0)	0 (0 to 0)	0 (0 to 0)	0 (0 to 0)	0 (0 to 0)	0 (0 to 0)	0 (0 to 0)	0
Typhoid fever	0 (0 to 0)	0 (0 to 0)	0 (0 to 0)	0 (0 to 0)	0 (0 to 0)	0 (0 to 0)	0 (0 to 0)	0 (0 to 0)	0 (0 to 0)	0 (0 to 0)	0 (0 to 0)	0 (0 to 0)	0 (0 to 0)	0 (0 to 0)	0 (0 to 0)	0 (0 to 0)	0 (0 to 0)	0 (0 to 0)	0 (0 to 0)	0 (0 to 0)	0 (0 to 0)	0 (0 to 0)	0 (0 to 0)	0
Paratyphoid fever	0 (0 to 0)	0 (0 to 0)	0 (0 to 0)	0 (0 to 0)	0 (0 to 0)	0 (0 to 0)	0 (0 to 0)	0 (0 to 0)	0 (0 to 0)	0 (0 to 0)	0 (0 to 0)	0 (0 to 0)	0 (0 to 0)	0 (0 to 0)	0 (0 to 0)	0 (0 to 0)	0 (0 to 0)	0 (0 to 0)	0 (0 to 0)	0 (0 to 0)	0 (0 to 0)	0 (0 to 0)	0 (0 to 0)	0
Invasive Non-typhoidal Salmonella (iNTS)	0 (0 to 0)	0 (0 to 0)	0 (0 to 0)	0 (0 to 0)	0 (0 to 0)	0 (0 to 0)	0 (0 to 0)	0 (0 to 0)	0 (0 to 0)	0 (0 to 0)	0 (0 to 0)	0 (0 to 0)	0 (0 to 0)	0 (0 to 0)	0 (0 to 0)	0 (0 to 0)	0 (0 to 0)	0 (0 to 0)	0 (0 to 0)	0 (0 to 0)	0 (0 to 0)	0 (0 to 0)	0 (0 to 0)	0.5
Other intestinal infectious diseases	0 (0 to 0)	0.1 (0 to 0.1)	0.1 (0 to 0.1)	0 (0 to 0)	0 (0 to 0)	0 (0 to 0)	0 (0 to 0)	0 (0 to 0)	0 (0 to 0)	0 (0 to 0)	0 (0 to 0)	0 (0 to 0)	0 (0 to 0)	0 (0 to 0)	0 (0 to 0)	0 (0 to 0)	0 (0 to 0)	0 (0 to 0)	0 (0 to 0)	0 (0 to 0)	0 (0 to 0)	0 (0 to 0)	0 (0 to 0)	0.5
Neglected tropical diseases and malaria	0 (0 to 0)	0.1 (0 to 0.2)	0.5 (0.1 to 1.3)	1.7 (0.2 to 4.9)	0.7 (0.1 to 1.9)	0.7 (0.1 to 1.9)	0.1 (0 to 0.3)	0.3 (0.1 to 0.8)	0.4 (0.1 to 1.1)	0.4 (0.1 to 1.1)	0.6 (0.1 to 1.6)	0.8 (0.1 to 2.1)	0.6 (0.1 to 1.6)	0.7 (0.1 to 2.1)	0.6 (0.1 to 1.7)	0.6 (0.1 to 1.7)	0.5 (0.1 to 1.4)	0.5 (0.1 to 1.4)	0.3 (0.1 to 0.8)	0.1 (0 to 0.3)	0.1 (0 to 0.3)	0 (0 to 0.1)	13.9
Malaria	0 (0 to 0)	0 (0 to 0)	0 (0 to 0)	0 (0 to 0)	0 (0 to 0)	0 (0 to 0)	0 (0 to 0)	0 (0 to 0)	0 (0 to 0)	0 (0 to 0)	0 (0 to 0)	0 (0 to 0)	0 (0 to 0)	0 (0 to 0)	0 (0 to 0)	0 (0 to 0)	0 (0 to 0)	0 (0 to 0)	0 (0 to 0)	0 (0 to 0)	0 (0 to 0)	0 (0 to 0)	0 (0 to 0)	0
Chagas disease	0 (0 to 0)	0 (0 to 0)	0 (0 to 0)	0 (0 to 0)	0 (0 to 0)	0 (0 to 0)	0 (0 to 0)	0 (0 to 0)	0 (0 to 0)	0 (0 to 0)	0 (0 to 0)	0 (0 to 0)	0 (0 to 0)	0 (0 to 0)	0 (0 to 0)	0 (0 to 0)	0 (0 to 0)	0 (0 to 0)	0 (0 to 0)	0 (0 to 0)	0 (0 to 0)	0 (0 to 0)	0 (0 to 0)	0
Leishmaniasis	0 (0 to 0)	0 (0 to 0)	0 (0 to 0)	0 (0 to 0)	0 (0 to 0)	0 (0 to 0)	0 (0 to 0)	0 (0 to 0)	0 (0 to 0)	0 (0 to 0)	0 (0 to 0)	0 (0 to 0)	0 (0 to 0)	0 (0 to 0)	0 (0 to 0)	0 (0 to 0)	0 (0 to 0)	0 (0 to 0)	0 (0 to 0)	0 (0 to 0)	0 (0 to 0)	0 (0 to 0)	0 (0 to 0)	0
Visceral leishmaniasis	0 (0 to 0)	0 (0 to 0)	0 (0 to 0)	0 (0 to 0)	0 (0 to 0)	0 (0 to 0)	0 (0 to 0)	0 (0 to 0)	0 (0 to 0)	0 (0 to 0)	0 (0 to 0)	0 (0 to 0)	0 (0 to 0)	0 (0 to 0)	0 (0 to 0)	0 (0 to 0)	0 (0 to 0)	0 (0 to 0)	0 (0 to 0)	0 (0 to 0)	0 (0 to 0)	0 (0 to 0)	0 (0 to 0)	0
Cutaneous and mucocutaneous leishmaniasis	0 (0 to 0)	0 (0 to 0)	0 (0 to 0)	0 (0 to 0)	0 (0 to 0)	0 (0 to 0)	0 (0 to 0)	0 (0 to 0)	0 (0 to 0)	0 (0 to 0)	0 (0 to 0)	0 (0 to 0)	0 (0 to 0)	0 (0 to 0)	0 (0 to 0)	0 (0 to 0)	0 (0 to 0)	0 (0 to 0)	0 (0 to 0)	0 (0 to 0)	0 (0 to 0)	0 (0 to 0)	0 (0 to 0)	0
African trypanosomiasis	0 (0 to 0)	0 (0 to 0)	0 (0 to 0)	0 (0 to 0)	0 (0 to 0)	0 (0 to 0)	0 (0 to 0)	0 (0 to 0)	0 (0 to 0)	0 (0 to 0)	0 (0 to 0)	0 (0 to 0)	0 (0 to 0)	0 (0 to 0)	0 (0 to 0)	0 (0 to 0)	0 (0 to 0)	0 (0 to 0)	0 (0 to 0)	0 (0 to 0)	0 (0 to 0)	0 (0 to 0)	0 (0 to 0)	0
Schistosomiasis	0 (0 to 0)	0 (0 to 0)	0 (0 to 0)	0 (0 to 0)	0 (0 to 0)	0 (0 to 0)	0 (0 to 0)	0 (0 to 0)	0 (0 to 0)	0 (0 to 0)	0 (0 to 0)	0 (0 to 0)	0 (0 to 0)	0 (0 to 0)	0 (0 to 0)	0 (0 to 0)	0 (0 to 0)	0 (0 to 0)	0 (0 to 0)	0 (0 to 0)	0 (0 to 0)	0 (0 to 0)	0 (0 to 0)	0
Cysticercosis	0 (0 to 0)	0 (0 to 0)	0 (0 to 0)	0 (0 to 0)	0 (0 to 0)	0 (0 to 0)	0 (0 to 0)	0 (0 to 0)	0 (0 to 0)	0 (0 to 0)	0 (0 to 0)	0 (0 to 0)	0 (0 to 0)	0 (0 to 0)	0 (0 to 0)	0 (0 to 0)	0 (0 to 0)	0 (0 to 0)	0 (0 to 0)	0 (0 to 0)	0 (0 to 0)	0 (0 to 0)	0 (0 to 0)	0
Cystic echinococcosis	0 (0 to 0)	0 (0 to 0)	0 (0 to 0)	0 (0 to 0)	0 (0 to 0)	0 (0 to 0)	0 (0 to 0)	0 (0 to 0)	0 (0 to 0)	0 (0 to 0)	0 (0 to 0)	0 (0 to 0)	0 (0 to 0)	0 (0 to 0)	0 (0 to 0)	0 (0 to 0)	0 (0 to 0)	0 (0 to 0)	0 (0 to 0)	0 (0 to 0)	0 (0 to 0)	0 (0 to 0)	0 (0 to 0)	0.2
Lymphatic filariasis	0 (0 to 0)	0 (0 to 0)	0 (0 to 0)	0 (0 to 0)	0 (0 to 0)	0 (0 to 0)	0 (0 to 0)	0 (0 to 0)	0 (0 to 0)	0 (0 to 0)	0 (0 to 0)	0 (0 to 0)	0 (0 to 0)	0 (0 to 0)	0 (0 to 0)	0 (0 to 0)	0 (0 to 0)	0 (0 to 0)	0 (0 to 0)	0 (0 to 0)	0 (0 to 0)	0 (0 to 0)	0 (0 to 0)	0
Onchocerciasis	0 (0 to 0)	0 (0 to 0)	0 (0 to 0)	0 (0 to 0)	0 (0 to 0)	0 (0 to 0)	0 (0 to 0)	0 (0 to 0)	0 (0 to 0)	0 (0 to 0)	0 (0 to 0)	0 (0 to 0)	0 (0 to 0)	0 (0 to 0)	0 (0 to 0)	0 (0 to 0)	0 (0 to 0)	0 (0 to 0)	0 (0 to 0)	0 (0 to 0)	0 (0 to 0)	0 (0 to 0)	0 (0 to 0)	0
Trachoma	0 (0 to 0)	0 (0 to 0)	0 (0 to 0)	0 (0 to 0)	0 (0 to 0)	0 (0 to 0)	0 (0 to 0)	0 (0 to 0)	0 (0 to 0)	0 (0 to 0)	0 (0 to 0)	0 (0 to 0)	0 (0 to 0)	0 (0 to 0)	0 (0 to 0)	0 (0 to 0)	0 (0 to 0)	0 (0 to 0)	0 (0 to 0)	0 (0 to 0)	0 (0 to 0)	0 (0 to 0)	0 (0 to 0)	0
Dengue	0 (0 to 0)	0 (0 to 0)	0 (0 to 0)	0 (0 to 0)	0 (0 to 0)	0 (0 to 0)	0 (0 to 0)	0 (0 to 0)	0 (0 to 0)	0 (0 to 0)	0 (0 to 0)	0 (0 to 0)	0 (0 to 0)	0 (0 to 0)	0 (0 to 0)	0 (0 to 0)	0 (0 to 0)	0 (0 to 0)	0 (0 to 0)	0 (0 to 0)	0 (0 to 0)	0 (0 to 0)	0 (0 to 0)	0
Yellow fever	0 (0 to 0)	0 (0 to 0)	0 (0 to 0)	0 (0 to 0)	0 (0 to 0)	0 (0 to 0)	0 (0 to 0)	0 (0 to 0)	0 (0 to 0)	0 (0 to 0)	0 (0 to 0)	0 (0 to 0)	0 (0 to 0)	0 (0 to 0)	0 (0 to 0)	0 (0 to 0)	0 (0 to 0)	0 (0 to 0)	0 (0 to 0)	0 (0 to 0)	0 (0 to 0)	0 (0 to 0)	0 (0 to 0)	0
Rabies	0 (0 to 0)	0 (0 to 0)	0 (0 to 0)	0 (0 to 0)	0 (0 to 0)	0 (0 to 0)	0 (0 to 0)	0 (0 to 0)	0 (0 to 0)	0 (0 to 0)	0 (0 to 0)	0 (0 to 0)	0 (0 to 0)	0 (0 to 0)	0 (0 to 0)	0 (0 to 0)	0 (0 to 0)	0 (0 to 0)	0 (0 to 0)	0 (0 to 0)	0 (0 to 0)	0 (0 to 0)	0 (0 to 0)	0
Intestinal nematode infections	0 (0 to 0)	0 (0 to 0)	0 (0 to 0)	0 (0 to 0)	0 (0 to 0)	0 (0 to 0)	0 (0 to 0)	0 (0 to 0)	0 (0 to 0)	0 (0 to 0)	0 (0 to 0)	0 (0 to 0)	0 (0 to 0)	0 (0 to 0)	0 (0 to 0)	0 (0 to 0)	0 (0 to 0)	0 (0 to 0)	0 (0 to 0)	0 (0 to 0)	0 (0 to 0)	0 (0 to 0)	0 (0 to 0)	0
Ascariasis	0 (0 to 0)	0 (0 to 0)	0 (0 to 0)	0 (0 to 0)	0 (0 to 0)	0 (0 to 0)	0 (0 to 0)	0 (0 to 0)	0 (0 to 0)	0 (0 to 0)	0 (0 to 0)	0 (0 to 0)	0 (0 to 0)	0 (0 to 0)	0 (0 to 0)	0 (0 to 0)	0 (0 to 0)	0 (0 to 0)	0 (0 to 0)	0 (0 to 0)	0 (0 to 0)	0 (0 to 0)	0 (0 to 0)	0
Trichuriasis	0 (0 to 0)	0 (0 to 0)	0 (0 to 0)	0 (0 to 0)	0 (0 to 0)	0 (0 to 0)	0 (0 to 0)	0 (0 to 0)	0 (0 to 0)	0 (0 to 0)	0 (0 to 0)	0 (0 to 0)	0 (0 to 0)	0 (0 to 0)	0 (0 to 0)	0 (0 to 0)	0 (0 to 0)	0 (0 to 0)	0 (0 to 0)	0 (0 to 0)	0 (0 to 0)	0 (0 to 0)	0 (0 to 0)	0
H

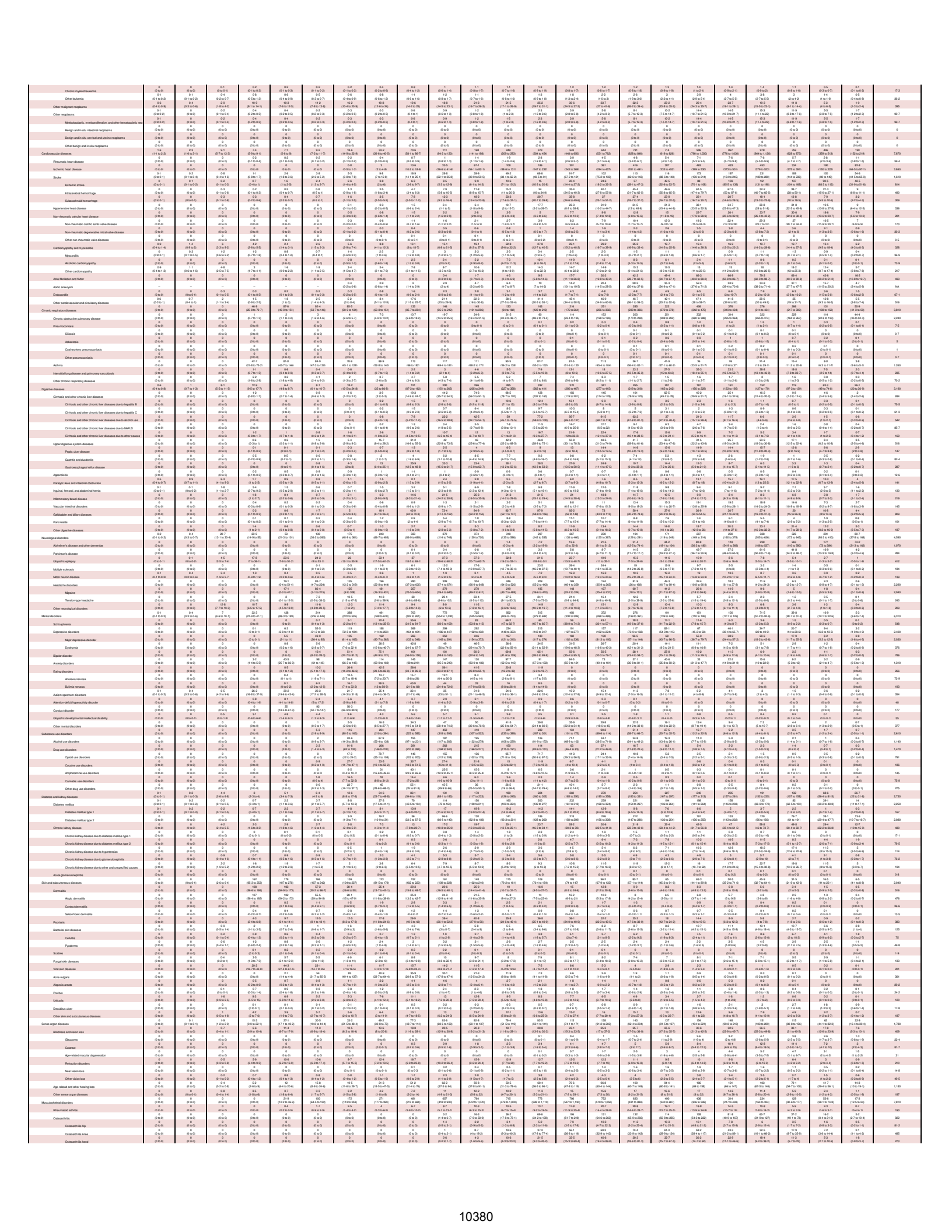

| | | |

SR Table 2c: Camden DALYS by cause and age group for both sexes with 95% uncertainty intervals, 2019

Cause	Early Neonatal	Late Neonatal	Post Neonatal	1 to 4	5 to 9	10 to 14	15 to 19	20 to 24	25 to 29	30 to 34	35 to 39	40 to 44	45 to 49	50 to 54	55 to 59	60 to 64	65 to 69	70 to 74	75 to 79	80 to 84	85 to 89	90 to 94	95 plus	Total
All causes	2,597 (2,597 to 2,597)	1,252 (1,252 to 1,252)	2,382 (2,382 to 2,382)	3,060 (3,060 to 3,060)	2,229 (2,229 to 2,229)	2,229 (1,660 to 2,810)	3,060 (2,660 to 3,460)	3,060 (2,670 to 3,450)	3,060 (2,670 to 3,450)	3,060 (2,660 to 3,460)	3,060 (2,660 to 3,460)	3,060 (2,660 to 3,460)	3,060 (2,660 to 3,460)	3,060 (2,660 to 3,460)	3,060 (2,660 to 3,460)	3,060 (2,660 to 3,460)	3,060 (2,660 to 3,460)	3,060 (2,660 to 3,460)	3,060 (2,660 to 3,460)	3,060 (2,660 to 3,460)	3,060 (2,660 to 3,460)	3,060 (2,660 to 3,460)	56,400
Communicable, maternal, neonatal, and nutritional diseases	1,661 (1,661 to 1,661)	1,252 (1,252 to 1,252)	2,382 (2,382 to 2,382)	3,060 (3,060 to 3,060)	2,229 (2,229 to 2,229)	2,229 (1,660 to 2,810)	3,060 (2,660 to 3,460)	3,060 (2,670 to 3,450)	3,060 (2,670 to 3,450)	3,060 (2,660 to 3,460)	3,060 (2,660 to 3,460)	3,060 (2,660 to 3,460)	3,060 (2,660 to 3,460)	3,060 (2,660 to 3,460)	3,060 (2,660 to 3,460)	3,060 (2,660 to 3,460)	3,060 (2,660 to 3,460)	3,060 (2,660 to 3,460)	3,060 (2,660 to 3,460)	3,060 (2,660 to 3,460)	3,060 (2,660 to 3,460)	3,060 (2,660 to 3,460)	3,033
HIV/AIDS and sexually transmitted infections	9.7 (2.8 to 21.9)	3 (0.8 to 6.8)	6.3 (1.1 to 12.2)	1.9 (1.7 to 2.2)	0.6 (0.5 to 0.7)	0.6 (0.5 to 0.7)	1.5 (1.2 to 2)	5.8 (4.5 to 7.4)	14.8 (11.3 to 19.4)	28.1 (21.4 to 36.4)	31.2 (24.4 to 41.1)	30 (23.7 to 38.1)	28.1 (22.2 to 35.7)	19.3 (15.1 to 24.6)	13.6 (10.4 to 17.6)	10.1 (7.8 to 13.4)	6.2 (4.8 to 8.1)	3.7 (2.8 to 5.4)	1.8 (1.2 to 2.8)	0.6 (0.4 to 0.8)	0.4 (0.2 to 0.5)	0.2 (0.1 to 0.3)	218
HIV/AIDS	0 (0 to 0)	0 (0 to 0)	1.8 (0.4 to 3.7)	1.4 (0.8 to 1.7)	0.5 (0.3 to 0.6)	1.3 (0.7 to 1.7)	4.7 (2.8 to 5.8)	11.8 (9.2 to 15.3)	19.6 (15.1 to 25.3)	23.9 (18.5 to 30.3)	27 (21.4 to 35.5)	26.2 (20.8 to 32.4)	20.9 (16.1 to 26.3)	16.1 (12.1 to 20.3)	12.8 (9.7 to 16.6)	9.4 (7.1 to 12.4)	5.6 (4.1 to 7.4)	3.2 (2.3 to 4.6)	1.3 (0.7 to 2.2)	0.2 (0.1 to 0.3)	0.1 (0 to 0.2)	0 (0 to 0)	177
HIV/AIDS - Drug-susceptible Tuberculosis	0 (0 to 0)	0 (0 to 0)	0.3 (0.2 to 0.4)	0.3 (0.2 to 0.4)	0.1 (0.1 to 0.2)	0.1 (0 to 0.1)	0.5 (0.2 to 0.7)	1.1 (0.7 to 1.7)	2.7 (1.4 to 3.9)	3.3 (1.6 to 5.4)	3.6 (1.6 to 6.4)	3.5 (1.6 to 6.4)	2.5 (1.1 to 4.6)	1.6 (0.7 to 2.9)	1.1 (0.5 to 2)	0.8 (0.3 to 1.3)	0.5 (0.2 to 0.7)	0.3 (0.1 to 0.5)	0.1 (0 to 0.2)	0 (0 to 0.1)	0 (0 to 0)	0 (0 to 0)	16.5
HIV/AIDS - Multidrug-resistant Tuberculosis without extensive dr...	0 (0 to 0)	0 (0 to 0)	0 (0 to 0)	0 (0 to 0)	0 (0 to 0)	0 (0 to 0)	0 (0 to 0)	0 (0 to 0)	0 (0 to 0)	0 (0 to 0)	0 (0 to 0)	0 (0 to 0)	0 (0 to 0)	0 (0 to 0)	0 (0 to 0)	0 (0 to 0)	0 (0 to 0)	0 (0 to 0)	0 (0 to 0)	0 (0 to 0)	0 (0 to 0)	0 (0 to 0)	0 (0 to 0)	0.4
HIV/AIDS - Extensively drug-resistant Tuberculosis	0 (0 to 0)	0 (0 to 0)	0 (0 to 0)	0 (0 to 0)	0 (0 to 0)	0 (0 to 0)	0 (0 to 0)	0 (0 to 0)	0 (0 to 0)	0 (0 to 0)	0 (0 to 0)	0 (0 to 0)	0 (0 to 0)	0 (0 to 0)	0 (0 to 0)	0 (0 to 0)	0 (0 to 0)	0 (0 to 0)	0 (0 to 0)	0 (0 to 0)	0 (0 to 0)	0 (0 to 0)	0 (0 to 0)	0.1
HIV/AIDS resulting in other diseases	0 (0 to 0)	0 (0 to 0)	1.7 (1.4 to 2)	1.5 (1.2 to 1.8)	0.6 (0.4 to 0.8)	0.5 (0.4 to 0.6)	1.1 (0.9 to 1.4)	4.2 (2.2 to 5.5)	10.7 (7.6 to 14.2)	21.5 (16.5 to 28.1)	24.4 (18.6 to 32.8)	23.7 (18.1 to 30.9)	22.3 (17.5 to 28.3)	16.5 (12.7 to 21.5)	11.7 (8.9 to 15.6)	8.6 (6.2 to 11.8)	5.1 (3.7 to 7)	2.9 (1.9 to 4.7)	1.3 (0.8 to 2.1)	0.4 (0.2 to 0.7)	0.1 (0 to 0.3)	0 (0 to 0.1)	160
Sexually transmitted infections excluding HIV	9.7 (2.8 to 21.9)	3 (0.8 to 6.8)	4.3 (1.1 to 10.1)	0.2 (0 to 0.3)	0.1 (0.1 to 0.1)	0.1 (0.1 to 0.1)	0.1 (0 to 0.4)	0.4 (0.4 to 1.6)	4.2 (1.4 to 9.2)	4.1 (1.4 to 9.2)	3.7 (1.2 to 8.4)	2.2 (0.8 to 5.2)	1.1 (0.4 to 2.2)	0.9 (0.3 to 2.1)	0.9 (0.3 to 2.1)	0.7 (0.2 to 1.6)	0.6 (0.2 to 1.4)	0.4 (0.2 to 1.1)	0.3 (0.1 to 0.8)	0.2 (0.1 to 0.6)	0.2 (0.1 to 0.5)	0.1 (0 to 0.3)	41.4
Syphilis	9.7 (2.8 to 21.9)	3 (0.8 to 6.8)	4.3 (1.1 to 10.1)	0.2 (0 to 0.3)	0.1 (0 to 0.1)	0.1 (0 to 0.1)	0.1 (0 to 0.4)	0.4 (0.4 to 1.6)	4.2 (1.4 to 9.2)	4.1 (1.4 to 9.2)	3.7 (1.2 to 8.4)	2.2 (0.8 to 5.2)	1.1 (0.4 to 2.2)	0.9 (0.3 to 2.1)	0.9 (0.3 to 2.1)	0.7 (0.2 to 1.6)	0.6 (0.2 to 1.4)	0.4 (0.2 to 1.1)	0.3 (0.1 to 0.8)	0.2 (0.1 to 0.6)	0.2 (0.1 to 0.5)	0.1 (0 to 0.3)	17.8
Chlamydial infection	0 (0 to 0)	0 (0 to 0)	0 (0 to 0)	0 (0 to 0)	0 (0 to 0)	0 (0 to 0)	0 (0 to 0)	0 (0 to 0)	0.7 (0 to 3)	0.3 (0 to 1.3)	0.9 (0 to 3.7)	0.9 (0 to 3.7)	0.4 (0 to 1.6)	0.4 (0 to 1.6)	0.4 (0 to 1.6)	0.3 (0 to 1.2)	0.2 (0 to 0.8)	0.1 (0 to 0.6)	0.1 (0 to 0.3)	0 (0 to 0.1)	0 (0 to 0.1)	0 (0 to 0.1)	0 (0 to 0)	4.6
Gonococcal infection	0 (0 to 0)	0 (0 to 0)	0 (0 to 0)	0 (0 to 0)	0 (0 to 0)	0 (0 to 0)	0 (0 to 0)	0 (0 to 0)	0.1 (0 to 0.1)	0.2 (0 to 0.4)	0.4 (0 to 0.7)	0.4 (0 to 0.8)	0.3 (0 to 0.6)	0.2 (0 to 0.4)	0.1 (0 to 0.3)	0.1 (0 to 0.2)	0.1 (0 to 0.2)	0.1 (0 to 0.2)	0 (0 to 0.1)	0 (0 to 0.1)	0 (0 to 0.1)	0 (0 to 0.1)	0 (0 to 0)	2.9
Trichomoniasis	0 (0 to 0)	0 (0 to 0)	0 (0 to 0)	0 (0 to 0)	0 (0 to 0)	0 (0 to 0)	0 (0 to 0)	0 (0 to 0)	0.2 (0 to 1.1)	0.1 (0 to 0.5)	0.6 (0 to 2.8)	0.5 (0 to 2.1)	0.2 (0 to 1.1)	0.2 (0 to 1.1)	0.2 (0 to 1.1)	0.2 (0 to 0.9)	0.1 (0 to 0.6)	0.1 (0 to 0.4)	0 (0 to 0.2)	0 (0 to 0.1)	0 (0 to 0.1)	0 (0 to 0.1)	0 (0 to 0)	3.5
Genital herpes	0 (0 to 0)	0 (0 to 0)	0 (0 to 0)	0 (0 to 0)	0 (0 to 0)	0 (0 to 0)	0 (0 to 0)	0 (0 to 0)	0.2 (0 to 1.1)	0.1 (0 to 0.5)	0.7 (0 to 3.2)	0.6 (0 to 2.7)	0.3 (0 to 1.4)	0.3 (0 to 1.4)	0.3 (0 to 1.4)	0.2 (0 to 1.1)	0.2 (0 to 0.9)	0.1 (0 to 0.6)	0.1 (0 to 0.4)	0 (0 to 0.2)	0 (0 to 0.1)	0 (0 to 0.1)	0 (0 to 0)	5.3
Other sexually transmitted infections	0 (0 to 0)	0 (0 to 0)	0 (0 to 0)	0 (0 to 0)	0 (0 to 0)	0 (0 to 0)	0 (0 to 0)	0 (0 to 0)	0.1 (0 to 0.6)	0.1 (0 to 0.6)	0.4 (0 to 2.2)	0.4 (0 to 2.2)	0.2 (0 to 1.2)	0.2 (0 to 1.2)	0.2 (0 to 1.2)	0.2 (0 to 1.1)	0.1 (0 to 0.8)	0.1 (0 to 0.6)	0.1 (0 to 0.4)	0 (0 to 0.2)	0 (0 to 0.1)	0 (0 to 0.1)	0 (0 to 0)	7.2
Respiratory infections and tuberculosis	1,416.3 (1,416.3 to 1,416.3)	1,214 (1,214 to 1,214)	2,378 (2,378 to 2,378)	3,054 (3,054 to 3,054)	2,224 (2,224 to 2,224)	2,224 (1,654 to 2,804)	3,054 (2,654 to 3,454)	3,054 (2,664 to 3,444)	3,054 (2,664 to 3,444)	3,054 (2,664 to 3,444)	3,054 (2,664 to 3,444)	3,054 (2,664 to 3,444)	3,054 (2,664 to 3,444)	3,054 (2,664 to 3,444)	3,054 (2,664 to 3,444)	3,054 (2,664 to 3,444)	3,054 (2,664 to 3,444)	3,054 (2,664 to 3,444)	3,054 (2,664 to 3,444)	3,054 (2,664 to 3,444)	3,054 (2,664 to 3,444)	3,054 (2,664 to 3,444)	1,450
Tuberculosis	0 (0 to 0)	0 (0 to 0)	0 (0 to 0.1)	0 (0 to 0.2)	0 (0 to 0.1)	0 (0 to 0.2)	0.1 (0 to 0.5)	0.2 (0 to 0.6)	0.4 (0 to 1.1)	0.5 (0 to 1.4)	0.6 (0 to 1.8)	0.6 (0 to 1.9)	0.5 (0 to 1.7)	0.4 (0 to 1.4)	0.3 (0 to 1.2)	0.2 (0 to 0.9)	0.2 (0 to 0.7)	0.1 (0 to 0.5)	0.1 (0 to 0.3)	0 (0 to 0.2)	0 (0 to 0.1)	0 (0 to 0.1)	0 (0 to 0)	51.6
Latent tuberculosis infection	0 (0 to 0)	0 (0 to 0)	0 (0 to 0)	0 (0 to 0)	0 (0 to 0)	0 (0 to 0)	0 (0 to 0)	0 (0 to 0)	0 (0 to 0)	0 (0 to 0)	0 (0 to 0)	0 (0 to 0)	0 (0 to 0)	0 (0 to 0)	0 (0 to 0)	0 (0 to 0)	0 (0 to 0)	0 (0 to 0)	0 (0 to 0)	0 (0 to 0)	0 (0 to 0)	0 (0 to 0)	0 (0 to 0)	0
Drug-susceptible tuberculosis	0 (0 to 0)	0 (0 to 0)	0.1 (0 to 0.1)	0.3 (0.2 to 0.4)	0.1 (0 to 0.1)	0.1 (0 to 0.2)	0.5 (0.2 to 0.5)	1.8 (0.8 to 1.8)	4.1 (1.5 to 4)	4.7 (1.7 to 4)	4.3 (1.6 to 3.9)	3.4 (1.3 to 3.1)	2.4 (0.9 to 2.2)	1.8 (0.7 to 1.7)	1.3 (0.5 to 1.2)	0.9 (0.3 to 0.8)	0.6 (0.2 to 0.5)	0.3 (0.1 to 0.3)	0.1 (0 to 0.1)	0 (0 to 0.1)	0 (0 to 0.1)	0 (0 to 0)	50.3
Multidrug-resistant tuberculosis without extensive drug-resistance	0 (0 to 0)	0 (0 to 0)	0 (0 to 0)	0 (0 to 0)	0 (0 to 0)	0 (0 to 0)	0 (0 to 0)	0 (0 to 0)	0 (0 to 0)	0 (0 to 0)	0 (0 to 0)	0 (0 to 0)	0 (0 to 0)	0 (0 to 0)	0 (0 to 0)	0 (0 to 0)	0 (0 to 0)	0 (0 to 0)	0 (0 to 0)	0 (0 to 0)	0 (0 to 0)	0 (0 to 0)	0 (0 to 0)	1
Extensively drug-resistant tuberculosis	0 (0 to 0)	0 (0 to 0)	0 (0 to 0)	0 (0 to 0)	0 (0 to 0)	0 (0 to 0)	0 (0 to 0)	0 (0 to 0)	0 (0 to 0)	0 (0 to 0)	0 (0 to 0)	0 (0 to 0)	0 (0 to 0)	0 (0 to 0)	0 (0 to 0)	0 (0 to 0)	0 (0 to 0)	0 (0 to 0)	0 (0 to 0)	0 (0 to 0)	0 (0 to 0)	0 (0 to 0)	0 (0 to 0)	0.3
Lower respiratory infections	2.1 (1.4 to 2.9)	2.3 (1.6 to 3.1)	2.6 (1.6 to 4)	10.1 (7.6 to 13.1)	1.9 (1.5 to 2.2)	1.6 (1.3 to 2.1)	2.4 (2 to 2.9)	5.5 (4.5 to 7.2)	9.4 (6.9 to 12.5)	10.4 (7.6 to 14)	10.5 (7.7 to 14.2)	10.3 (7.5 to 14.1)	9.3 (6.7 to 12.9)	8.9 (6.4 to 12.5)	8.4 (5.9 to 12.1)	7.9 (5.4 to 11.6)	7.4 (4.9 to 11.2)	6.8 (4.3 to 10.7)	5.9 (3.5 to 9.6)	4.8 (2.7 to 8.1)	3.6 (1.9 to 6.5)	2.5 (1.2 to 4.8)	1,160
Upper respiratory infections	0 (0 to 0.1)	0 (0 to 0.2)	4.3 (2.4 to 6.7)	17.1 (10.4 to 27)	16.4 (9.1 to 27.4)	17.5 (9.4 to 29.5)	23.6 (13.3 to 39.6)	23.2 (12.4 to 39.2)	23.2 (12.6 to 39.1)	23.2 (11.5 to 39.8)	23.2 (11.9 to 41.3)	23.2 (11.9 to 41.3)	23.2 (11.9 to 41.3)	23.2 (11.9 to 41.3)	23.2 (11.9 to 41.3)	23.2 (11.9 to 41.3)	23.2 (11.9 to 41.3)	23.2 (11.9 to 41.3)	23.2 (11.9 to 41.3)	23.2 (11.9 to 41.3)	23.2 (11.9 to 41.3)	23.2 (11.9 to 41.3)	213
Otitis media	0 (0 to 0)	0 (0 to 0)	0.7 (0.4 to 1.3)	4.2 (2.2 to 7.8)	2.3 (1.6 to 3.5)	1.7 (1.6 to 2.3)	1.4 (0.9 to 2.8)	2.3 (0.9 to 4.3)	2.3 (0.9 to 4.3)	2.3 (1.1 to 4.3)	2.3 (1.1 to 4.3)	2.3 (1.1 to 4.3)	2.3 (1.1 to 4.3)	2.3 (1.1 to 4.3)	2.3 (1.1 to 4.3)	2.3 (1.1 to 4.3)	2.3 (1.1 to 4.3)	2.3 (1.1 to 4.3)	2.3 (1.1 to 4.3)	2.3 (1.1 to 4.3)	2.3 (1.1 to 4.3)	2.3 (1.1 to 4.3)	31.6
Enteric infections	0.2 (0.2 to 0.3)	0.9 (0.7 to 1.3)	11.1 (7.3 to 15.9)	7.1 (4.9 to 9.9)	7.1 (4.9 to 9.9)	4.3 (2.3 to 7.4)	3.6 (2.3 to 5.8)	3.6 (2.3 to 5.8)	3.6 (2.3 to 5.8)	3.6 (2.3 to 5.8)	3.6 (2.3 to 5.8)	3.6 (2.3 to 5.8)	3.6 (2.3 to 5.8)	3.6 (2.3 to 5.8)	3.6 (2.3 to 5.8)	3.6 (2.3 to 5.8)	3.6 (2.3 to 5.8)	3.6 (2.3 to 5.8)	3.6 (2.3 to 5.8)	3.6 (2.3 to 5.8)	3.6 (2.3 to 5.8)	3.6 (2.3 to 5.8)	153
Diarrheal diseases	0.2 (0.2 to 0.3)	0.9 (0.7 to 1.3)	11.1 (7.3 to 15.9)	7.1 (4.9 to 9.9)	7.1 (4.9 to 9.9)	4.3 (2.3 to 7.4)	3.6 (2.3 to 5.8)	3.6 (2.3 to 5.8)	3.6 (2.3 to 5.8)	3.6 (2.3 to 5.8)	3.6 (2.3 to 5.8)	3.6 (2.3 to 5.8)	3.6 (2.3 to 5.8)	3.6 (2.3 to 5.8)	3.6 (2.3 to 5.8)	3.6 (2.3 to 5.8)	3.6 (2.3 to 5.8)	3.6 (2.3 to 5.8)	3.6 (2.3 to 5.8)	3.6 (2.3 to 5.8)	3.6 (2.3 to 5.8)	3.6 (2.3 to 5.8)	152
Typhoid and paraphoid	0 (0 to 0)	0 (0 to 0)	0 (0 to 0)	0 (0 to 0)	0 (0 to 0)	0 (0 to 0)	0 (0 to 0)	0 (0 to 0)	0 (0 to 0)	0 (0 to 0)	0 (0 to 0)	0 (0 to 0)	0 (0 to 0)	0 (0 to 0)	0 (0 to 0)	0 (0 to 0)	0 (0 to 0)	0 (0 to 0)	0 (0 to 0)	0 (0 to 0)	0 (0 to 0)	0 (0 to 0)	0 (0 to 0)	0
Typhoid fever	0 (0 to 0)	0 (0 to 0)	0 (0 to 0)	0 (0 to 0)	0 (0 to 0)	0 (0 to 0)	0 (0 to 0)	0 (0 to 0)	0 (0 to 0)	0 (0 to 0)	0 (0 to 0)	0 (0 to 0)	0 (0 to 0)	0 (0 to 0)	0 (0 to 0)	0 (0 to 0)	0 (0 to 0)	0 (0 to 0)	0 (0 to 0)	0 (0 to 0)	0 (0 to 0)	0 (0 to 0)	0 (0 to 0)	0
Paratyphoid fever	0 (0 to 0)	0 (0 to 0)	0 (0 to 0)	0 (0 to 0)	0 (0 to 0)	0 (0 to 0)	0 (0 to 0)	0 (0 to 0)	0 (0 to 0)	0 (0 to 0)	0 (0 to 0)	0 (0 to 0)	0 (0 to 0)	0 (0 to 0)	0 (0 to 0)	0 (0 to 0)	0 (0 to 0)	0 (0 to 0)	0 (0 to 0)	0 (0 to 0)	0 (0 to 0)	0 (0 to 0)	0 (0 to 0)	0
Invasive Non-typhoidal Salmonella (iNTS)	0 (0 to 0)	0 (0 to 0)	0 (0 to 0)	0 (0 to 0)	0 (0 to 0)	0 (0 to 0)	0 (0 to 0)	0 (0 to 0)	0 (0 to 0)	0 (0 to 0)	0 (0 to 0)	0 (0 to 0)	0 (0 to 0)	0 (0 to 0)	0 (0 to 0)	0 (0 to 0)	0 (0 to 0)	0 (0 to 0)	0 (0 to 0)	0 (0 to 0)	0 (0 to 0)	0 (0 to 0)	0 (0 to 0)	0.6
Other intestinal infectious diseases	0 (0 to 0)	0 (0 to 0)	0.1 (0 to 0.1)	0 (0 to 0)	0 (0 to 0)	0 (0 to 0)	0 (0 to 0)	0 (0 to 0)	0 (0 to 0)	0 (0 to 0)	0 (0 to 0)	0 (0 to 0)	0 (0 to 0)	0 (0 to 0)	0 (0 to 0)	0 (0 to 0)	0 (0 to 0)	0 (0 to 0)	0 (0 to 0)	0 (0 to 0)	0 (0 to 0)	0 (0 to 0)	0 (0 to 0)	0.3
Neglected tropical diseases and malaria	0 (0 to 0)	0 (0 to 0)	0.2 (0.1 to 0.7)	1 (0.2 to 2.6)	2.8 (0.5 to 7.2)	0.5 (0 to 0.2)	0.1 (0 to 0.2)	0.1 (0.1 to 1.4)	0.3 (0.1 to 1.8)	0.3 (0.1 to 1.2)	0.4 (0 to 1.2)	0.4 (0.1 to 1.6)	0.4 (0.1 to 1.4)	0.4 (0.1 to 1.4)	0.4 (0.1 to 1.4)	0.3 (0 to 1.4)	0.2 (0 to 1.1)	0.1 (0 to 0.6)	0.1 (0 to 0.3)	0 (0 to 0.1)	0 (0 to 0.1)	0 (0 to 0)	8.6
Malaria	0 (0 to 0)	0 (0 to 0)	0 (0 to 0)	0 (0 to 0)	0 (0 to 0)	0 (0 to 0)	0 (0 to 0)	0 (0 to 0)	0 (0 to 0)	0 (0 to 0)	0 (0 to 0)	0 (0 to 0)	0 (0 to 0)	0 (0 to 0)	0 (0 to 0)	0 (0 to 0)	0 (0 to 0)	0 (0 to 0)	0 (0 to 0)	0 (0 to 0)	0 (0 to 0)	0 (0 to 0)	0 (0 to 0)	0
Chagas disease	0 (0 to 0)	0 (0 to 0)	0 (0 to 0)	0 (0 to 0)	0 (0 to 0)	0 (0 to 0)	0 (0 to 0)	0 (0 to 0)	0 (0 to 0)	0 (0 to 0)	0 (0 to 0)	0 (0 to 0)	0 (0 to 0)	0 (0 to 0)	0 (0 to 0)	0 (0 to 0)	0 (0 to 0)	0 (0 to 0)	0 (0 to 0)	0 (0 to 0)	0 (0 to 0)	0 (0 to 0)	0 (0 to 0)	0
Leishmaniasis	0 (0 to 0)	0 (0 to 0)	0 (0 to 0)	0 (0 to 0)	0 (0 to 0)	0 (0 to 0)	0 (0 to 0)	0 (0 to 0)	0 (0 to 0)	0 (0 to 0)	0 (0 to 0)	0 (0 to 0)	0 (0 to 0)	0 (0 to 0)	0 (0 to 0)	0 (0 to 0)	0 (0 to 0)	0 (0 to 0)	0 (0 to 0)	0 (0 to 0)	0 (0 to 0)	0 (0 to 0)	0 (0 to 0)	0
Visceral leishmaniasis	0 (0 to 0)	0 (0 to 0)	0 (0 to 0)	0 (0 to 0)	0 (0 to 0)	0 (0 to 0)	0 (0 to 0)	0 (0 to 0)	0 (0 to 0)	0 (0 to 0)	0 (0 to 0)	0 (0 to 0)	0 (0 to 0)	0 (0 to 0)	0 (0 to 0)	0 (0 to 0)	0 (0 to 0)	0 (0 to 0)	0 (0 to 0)	0 (0 to 0)	0 (0 to 0)	0 (0 to 0)	0 (0 to 0)	0
Cutaneous and mucocutaneous leishmaniasis	0 (0 to 0)	0 (0 to 0)	0 (0 to 0)	0 (0 to 0)	0 (0 to 0)	0 (0 to 0)	0 (0 to 0)	0 (0 to 0)	0 (0 to 0)	0 (0 to 0)	0 (0 to 0)	0 (0 to 0)	0 (0 to 0)	0 (0 to 0)	0 (0 to 0)	0 (0 to 0)	0 (0 to 0)	0 (0 to 0)	0 (0 to 0)	0 (0 to 0)	0 (0 to 0)	0 (0 to 0)	0 (0 to 0)	0
African trypanosomiasis	0 (0 to 0)	0 (0 to 0)	0 (0 to 0)	0 (0 to 0)	0 (0 to 0)	0 (0 to 0)	0 (0 to 0)	0 (0 to 0)	0 (0 to 0)	0 (0 to 0)	0 (0 to 0)	0 (0 to 0)	0 (0 to 0)	0 (0 to 0)	0 (0 to 0)	0 (0 to 0)	0 (0 to 0)	0 (0 to 0)	0 (0 to 0)	0 (0 to 0)	0 (0 to 0)	0 (0 to 0)	0 (0 to 0)	0
Schistosomiasis	0 (0 to 0)	0 (0 to 0)	0 (0 to 0)	0 (0 to 0)	0 (0 to 0)	0 (0 to 0)	0 (0 to 0)	0 (0 to 0)	0 (0 to 0)	0 (0 to 0)	0 (0 to 0)	0 (0 to 0)	0 (0 to 0)	0 (0 to 0)	0 (0 to 0)	0 (0 to 0)	0 (0 to 0)	0 (0 to 0)	0 (0 to 0)	0 (0 to 0)	0 (0 to 0)	0 (0 to 0)	0 (0 to 0)	0
Cysticercosis	0 (0 to 0)	0 (0 to 0)	0 (0 to 0)	0 (0 to 0)	0 (0 to 0)	0 (0 to 0)	0 (0 to 0)	0 (0 to 0)	0 (0 to 0)	0 (0 to 0)	0 (0 to 0)	0 (0 to 0)	0 (0 to 0)	0 (0 to 0)	0 (0 to 0)	0 (0 to 0)	0 (0 to 0)	0 (0 to 0)	0 (0 to 0)	0 (0 to 0)	0 (0 to 0)	0 (0 to 0)	0 (0 to 0)	0
Cystic echinococcosis	0 (0 to 0)	0 (0 to 0)	0 (0 to 0)	0 (0 to 0)	0 (0 to 0)	0 (0 to 0)	0 (0 to 0)	0 (0 to 0)	0 (0 to 0)	0 (0 to 0)	0 (0 to 0)	0 (0 to 0)	0 (0 to 0)	0 (0 to 0)	0 (0 to 0)	0 (0 to 0)	0 (0 to 0)	0 (0 to 0)	0 (0 to 0)	0 (0 to 0)	0 (0 to 0)	0 (0 to 0)	0 (0 to 0)	0.1
Lymphatic filariasis	0 (0 to 0)	0 (0 to 0)	0 (0 to 0)	0 (0 to 0)	0 (0 to 0)	0 (0 to 0)	0 (0 to 0)	0 (0 to 0)	0 (0 to 0)	0 (0 to 0)	0 (0 to 0)	0 (0 to 0)	0 (0 to 0)	0 (0 to 0)	0 (0 to 0)	0 (0 to 0)	0 (0 to 0)	0 (0 to 0)	0 (0 to 0)	0 (0 to 0)	0 (0 to 0)	0 (0 to 0)	0 (0 to 0)	0
Onchocerciasis	0 (0 to 0)	0 (0 to 0)	0 (0 to 0)	0 (0 to 0)	0 (0 to 0)	0 (0 to 0)	0 (0 to 0)	0 (0 to 0)	0 (0 to 0)	0 (0 to 0)	0 (0 to 0)	0 (0 to 0)	0 (0 to 0)	0 (0 to 0)	0 (0 to 0)	0 (0 to 0)	0 (0 to 0)	0 (0 to 0)	0 (0 to 0)	0 (0 to 0)	0 (0 to 0)	0 (0 to 0)	0 (0 to 0)	0
Trachoma	0 (0 to 0)	0 (0 to 0)	0 (0 to 0)	0 (0 to 0)	0 (0 to 0)	0 (0 to 0)	0 (0 to 0)	0 (0 to 0)	0 (0 to 0)	0 (0 to 0)	0 (0 to 0)	0 (0 to 0)	0 (0 to 0)	0 (0 to 0)	0 (0 to 0)	0 (0 to 0)	0 (0 to 0)	0 (0 to 0)	0 (0 to 0)	0 (0 to 0)	0 (0 to 0)	0 (0 to 0)	0 (0 to 0)	0
Dengue	0 (0 to 0)	0 (0 to 0)	0 (0 to 0)	0 (0 to 0)	0 (0 to 0)	0 (0 to 0)	0 (0 to 0)	0 (0 to 0)	0 (0 to 0)	0 (0 to 0)	0 (0 to 0)	0 (0 to 0)	0 (0 to 0)	0 (0 to 0)	0 (0 to 0)	0 (0 to 0)	0 (0 to 0)	0 (0 to 0)	0 (0 to 0)	0 (0 to 0)	0 (0 to 0)	0 (0 to 0)	0 (0 to 0)	0
Yellow fever	0 (0 to 0)	0 (0 to 0)	0 (0 to 0)	0 (0 to 0)	0 (0 to 0)	0 (0 to 0)	0 (0 to 0)	0 (0 to 0)	0 (0 to 0)	0 (0 to 0)	0 (0 to 0)	0 (0 to 0)	0 (0 to 0)	0 (0 to 0)	0 (0 to 0)	0 (0 to 0)	0 (0 to 0)	0 (0 to 0)	0 (0 to 0)	0 (0 to 0)	0 (0 to 0)	0 (0 to 0)	0 (0 to 0)	0
Rabies	0 (0 to 0)	0 (0 to 0)	0 (0 to 0)	0 (0 to 0)	0 (0 to 0)	0 (0 to 0)	0 (0 to 0)	0 (0 to 0)	0 (0 to 0)	0 (0 to 0)	0 (0 to 0)	0 (0 to 0)	0 (0 to 0)	0 (0 to 0)	0 (0 to 0)	0 (0 to 0)	0 (0 to 0)	0 (0 to 0)	0 (0 to 0)	0 (0 to 0)	0 (0 to 0)	0 (0 to 0)	0 (0 to 0)	0
Intestinal nematode infections	0 (0 to 0)	0 (0 to 0)	0 (0 to 0)	0 (0 to 0)	0 (0 to 0)	0 (0 to 0)	0 (0 to 0)	0 (0 to 0)	0 (0 to 0)	0 (0 to 0)	0 (0 to 0)	0 (0 to 0)	0 (0 to 0)	0 (0 to 0)	0 (0 to 0)	0 (0 to 0)	0 (0 to 0)	0 (0 to 0)	0 (0 to 0)	0 (0 to 0)	0 (0 to 0)	0 (0 to 0)	0 (0 to 0)	0
Ascariasis	0 (0 to 0)	0 (0 to 0)	0 (0 to 0)	0 (0 to 0)	0 (0 to 0)	0 (0 to 0)	0 (0 to 0)	0 (0 to 0)	0 (0 to 0)	0 (0 to 0)	0 (0 to 0)	0 (0 to 0)	0 (0 to 0)	0 (0 to 0)	0 (0 to 0)	0 (0 to 0)	0 (0 to 0)	0 (0 to 0)	0 (0 to 0)	0 (0 to 0)	0 (0 to 0)	0 (0 to 0)	0 (0 to 0)	0
Trichuriasis	0 (0 to 0)	0 (0 to 0)	0 (0 to 0)	0 (0 to 0)	0 (0 to 0)	0 (0 to 0)	0 (0 to 0)	0 (0 to 0)	0 (0 to 0)	0 (0 to 0)	0 (0 to 0)	0 (0 to 0)	0 (0 to 0)	0 (0 to 0)	0 (0 to 0)	0 (0 to 0)	0 (0 to 0)	0 (0 to 0)	0 (0 to 0)	0 (0 to 0)	0 (0 to 0)	0 (0 to 0)	0 (0 to 0)	0
Hookworm disease	0 (0 to 0)	0 (0 to 0)	0 (0 to 0)	0 (0 to 0)	0 (0

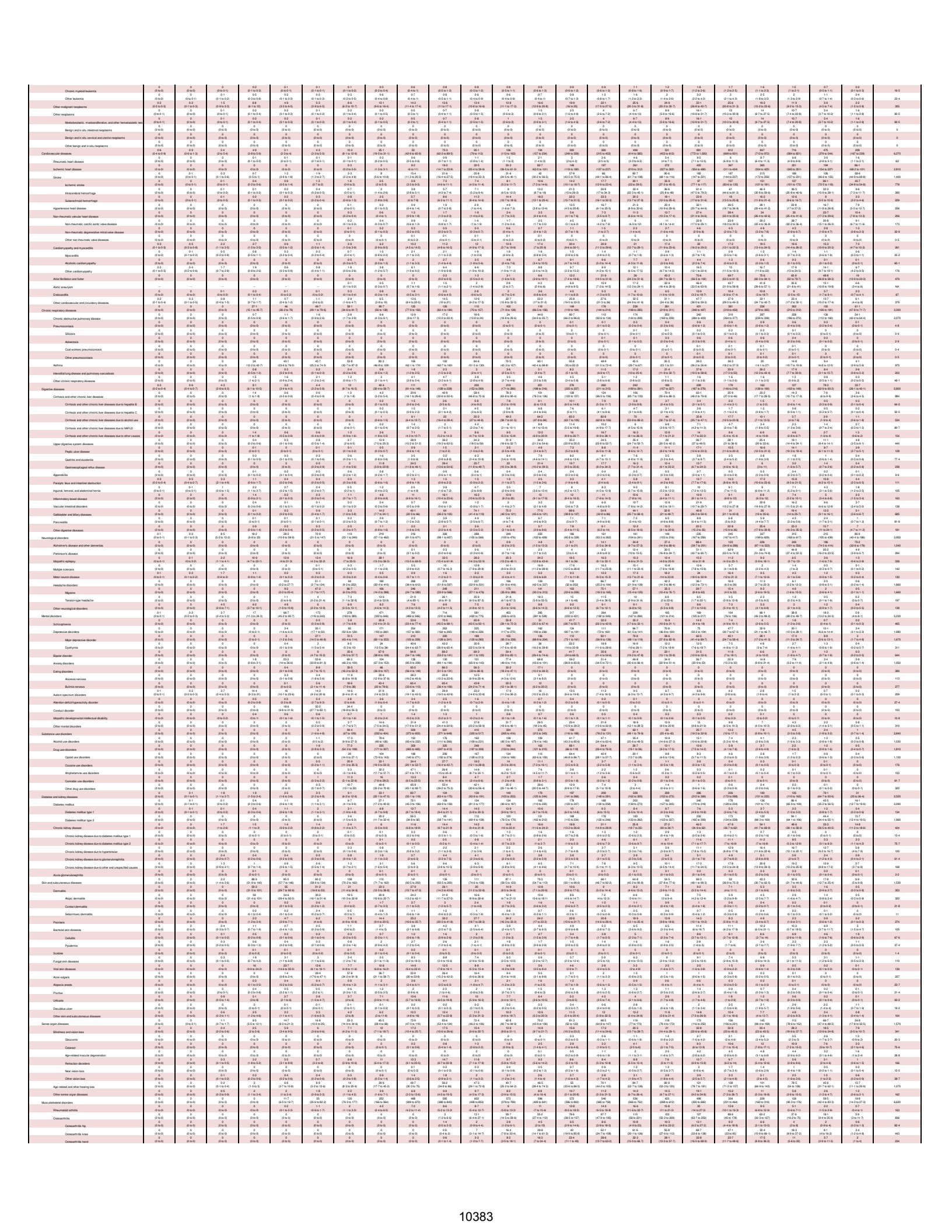

| | | |

Osteoarthritis other	0 (0 to 0)	0 (0 to 0)	0 (0 to 0)	0 (0 to 0)	0 (0 to 0)	0 (0 to 0)	0 (0 to 0)	0 (0 to 0)	0 (0 to 0)	0 (0 to 0)	0-1 (0 to 0-2)	0-9 (0 to 2-0)	2-3 (0 to 5-4)	4-5 (2 to 10)	6-6 (2 to 14-5)	8-4 (3 to 18-2)	10 (4 to 21-2)	9-1 (4 to 19-7)	11-5 (5 to 23-5)	8-6 (4 to 17-4)	6-7 (3 to 13-7)	4-4 (2 to 9-6)	2-4 (1 to 4-6)	0-8 (0 to 1-7)	76-2
Low back pain	0 (0 to 0)	0 (0 to 0)	0 (0 to 0)	0 (0 to 0)	7-5 (3 to 13-3)	34-5 (20 to 54-5)	76 (42 to 110)	140 (85 to 220)	252 (153 to 389)	359 (175 to 652)	398 (175 to 849)	395 (178 to 849)	373 (163 to 813)	338 (163 to 762)	135 (60 to 318)	159 (68 to 391)	91-2 (37 to 232)	179 (73 to 379)	235 (128 to 499)	134 (60 to 299)	59-3 (28 to 136)	32-3 (12 to 74-3)	14-7 (3 to 33-1)	6-8 (1 to 16-1)	3,060
Neck pain	0 (0 to 0)	0 (0 to 0)	0-8 (0 to 3-9)	18-4 (9 to 32-7)	35-1 (17 to 62-1)	59-4 (28-7 to 113)	94-7 (46-1 to 180)	135 (70-3 to 231)	145 (77-5 to 246)	128 (71 to 222)	106 (57 to 188)	138 (74 to 230)	135 (74 to 232)	159 (84 to 266)	159 (84 to 271)	91-2 (47 to 163)	80-5 (40 to 139)	60-2 (32-5 to 102)	60-6 (36-7 to 108)	42-1 (21 to 75-8)	27-5 (14 to 50-1)	14-7 (6 to 27-4)	7-4 (3 to 12-9)	1,270
Gout	0 (0 to 0)	0 (0 to 0)	0 (0 to 0)	0 (0 to 0)	0 (0 to 0)	0 (0 to 0)	0 (0 to 0)	0 (0 to 0)	0 (0 to 0)	0 (0 to 0)	0 (0 to 0)	0 (0 to 0)	0 (0 to 0)	0 (0 to 0)	0 (0 to 0)	0 (0 to 0)	0 (0 to 0)	0 (0 to 0)	0 (0 to 0)	0 (0 to 0)	0 (0 to 0)	0 (0 to 0)	0 (0 to 0)	0 (0 to 0)	0
Other musculoskeletal disorders	0 (0 to 0)	0 (0 to 0)	0 (0 to 0)	0-2 (0 to 0-4)	1-1 (0 to 2-5)	13-4 (6 to 22-3)	47-7 (28-3 to 74-3)	114 (70 to 173)	146 (91 to 222)	137 (85-5 to 209)	125 (72-4 to 187)	121 (73-4 to 187)	119 (75-4 to 180)	159 (97 to 172)	159 (97 to 172)	99-2 (58-5 to 146)	68-4 (41 to 102)	68-3 (36-7 to 105)	75-1 (41-5 to 121)	49-2 (27 to 73-7)	28-5 (14 to 46-5)	14-4 (7 to 24-4)	7-8 (4 to 11-6)	1,250
Other non-communicable diseases	61-7 (26-1 to 103)	36-2 (20-1 to 59)	112 (73 to 163)	75 (37 to 116-2)	66 (31 to 104)	66-2 (34 to 94-8)	76-7 (44 to 115)	160 (103 to 252)	322 (202 to 494)	356 (220 to 533)	311 (220 to 439)	276 (190 to 392)	268 (189 to 386)	246 (166 to 352)	236 (159 to 336)	220 (154 to 312)	227 (159 to 316)	192 (134 to 262)	231 (167 to 338)	169 (120 to 232)	134 (104 to 175)	65-6 (79 to 116)	36-3 (47 to 70-3)	22-9 (17 to 29-8)	3,750
Congenital birth defects	59-3 (27 to 101)	30-3 (21 to 46	71 (45 to 116)	47-1 (26 to 73)	19-5 (12 to 30-2)	10-6 (7 to 15)	16-8 (12 to 22-3)	22-4 (17 to 29)	27-2 (20 to 36-1)	26-8 (19 to 32-9)	19-2 (14 to 25-7)	17-3 (13 to 22-4)	15-9 (12 to 20-3)	14-2 (10 to 19-2)	12-8 (9 to 16-3)	10-2 (7 to 13-8)	10-9 (8 to 14)	8-6 (6 to 11-5)	3-1 (2 to 4-5)	1-8 (1 to 2-7)	1-1 (0 to 1-7)	0-6 (0 to 0-9)	0-3 (0 to 0-5)	0-1 (0 to 0-1)	440
Neural tube defects	2-8 (1 to 4-8)	1-4 (0 to 2-5)	5-2 (1 to 9-9)	6-3 (2 to 9-5)	2-6 (1 to 4-2)	0-5 (0 to 0-7)	0-4 (0 to 0-5)	0-6 (0 to 1-1)	0-9 (0 to 1-2)	0-7 (0 to 0-9)	0-5 (0 to 0-7)	0-4 (0 to 0-5)	0-3 (0 to 0-4)	0-3 (0 to 0-4)	0-2 (0 to 0-3)	0-1 (0 to 0-2)	0-1 (0 to 0-1)	0-1 (0 to 0-1)	0-1 (0 to 0-1)	0-1 (0 to 0-1)	0-1 (0 to 0-1)	0-1 (0 to 0-1)	0-1 (0 to 0-1)	0-1 (0 to 0-1)	21-4
Congenital heart anomalies	13-4 (7 to 23-6)	12-5 (6 to 22)	22-1 (12 to 41-2)	9-9 (5 to 17)	2-5 (1 to 5-2)	2-2 (1 to 4-4)	3-1 (2 to 5-1)	4-4 (2 to 8-4)	5 (3 to 7-9)	4-4 (2 to 8-2)	3-6 (2 to 6-7)	3-7 (2 to 6-8)	3-4 (2 to 6-4)	2-1 (1 to 4-2)	2-7 (1 to 5-2)	2-2 (1 to 3-2)	1-5 (0 to 2-2)	1-1 (0 to 2-2)	0-7 (0 to 1-5)	0-6 (0 to 1-1)	0-1 (0 to 0-1)	0-1 (0 to 0-1)	0-1 (0 to 0-1)	0-1 (0 to 0-1)	100
Orofacial clefts	1-1 (0 to 2-1)	0-4 (0 to 0-7)	1-4 (0 to 2-7)	1-3 (0 to 2-3)	0-4 (0 to 0-7)	0-2 (0 to 0-3)	0-2 (0 to 0-3)	0-3 (0 to 0-5)	0-4 (0 to 0-6)	0-3 (0 to 0-5)	0-3 (0 to 0-5)	0-3 (0 to 0-5)	0-3 (0 to 0-4)	0-2 (0 to 0-3)	0-2 (0 to 0-3)	0-2 (0 to 0-3)	0-2 (0 to 0-3)	0-1 (0 to 0-2)	0-2 (0 to 0-2)	0-1 (0 to 0-2)	0-1 (0 to 0-1)	0-1 (0 to 0-1)	0-1 (0 to 0-1)	0-1 (0 to 0-1)	4-9
Down syndrome	0-4 (0 to 1-3)	0-2 (0 to 0-7)	1-4 (0 to 2-3)	1-3 (0 to 2-3)	1-1 (0 to 1-5)	1-1 (0 to 1-5)	1-8 (0 to 2-7)	2-4 (1 to 3-6)	1-9 (1 to 2-6)	2-5 (1 to 3-6)	2 (1 to 2-8)	1-7 (1 to 2-4)	1-8 (1 to 2-5)	2-6 (1 to 3-7)	3 (1 to 4-1)	3 (1 to 4-2)	3-7 (1 to 5-1)	1-1 (0 to 1-6)	0-9 (0 to 1-4)	0-5 (0 to 0-9)	0-3 (0 to 0-5)	0-2 (0 to 0-3)	0-1 (0 to 0-2)	0-1 (0 to 0-1)	28-9
Turner syndrome	0 (0 to 0)	0 (0 to 0)	0 (0 to 0)	0-1 (0 to 0-1)	0 (0 to 0)	0-1 (0 to 0-2)	0-1 (0 to 0-3)	0-2 (0 to 0-4)	0-1 (0 to 0-4)	0-1 (0 to 0-3)	0-1 (0 to 0-3)	0-1 (0 to 0-3)	0-1 (0 to 0-3)	0-1 (0 to 0-3)	0 (0 to 0)	0 (0 to 0)	0 (0 to 0)	0 (0 to 0)	0 (0 to 0)	0 (0 to 0)	0 (0 to 0)	0 (0 to 0)	0 (0 to 0)	0 (0 to 0)	1
Klinefelter syndrome	0 (0 to 0)	0 (0 to 0)	0 (0 to 0)	0 (0 to 0)	0 (0 to 0)	0 (0 to 0)	0 (0 to 0)	0 (0 to 0-1)	0 (0 to 0)	0 (0 to 0)	0 (0 to 0)	0 (0 to 0)	0 (0 to 0)	0 (0 to 0)	0 (0 to 0)	0 (0 to 0)	0 (0 to 0)	0 (0 to 0)	0 (0 to 0)	0 (0 to 0)	0 (0 to 0)	0 (0 to 0)	0 (0 to 0)	0 (0 to 0)	0-2
Other chromosomal abnormalities	10-6 (7 to 16-3)	5-8 (2 to 10-3)	13-4 (8 to 20-8)	9-1 (5 to 14-3)	2-7 (1 to 4-2)	2-2 (1 to 3-4)	2-5 (1 to 3-7)	3-5 (2 to 5-1)	4-1 (2 to 6-1)	3-9 (2 to 5-7)	3-1 (2 to 5-1)	2-4 (1 to 3-4)	2-4 (1 to 3-5)	2 (1 to 3-2)	1-5 (0 to 2-2)	1-1 (0 to 1-6)	0-7 (0 to 1-2)	0-6 (0 to 0-9)	0-5 (0 to 0-8)	0-3 (0 to 0-5)	0-2 (0 to 0-3)	0-1 (0 to 0-2)	0-1 (0 to 0-1)	0-1 (0 to 0-1)	66-1
Congenital musculoskeletal and limb anomalies	2-5 (1 to 4-8)	1-1 (0 to 1-7)	0-1 (0 to 1-7)	0-2 (0 to 0-6)	0-2 (0 to 0-6)	0-7 (0 to 1-8)	0-9 (0 to 1-9)	0-8 (0 to 1-5)	0-7 (0 to 1-4)	0-6 (0 to 1-1)	0-5 (0 to 0-9)	0-5 (0 to 0-8)	0-6 (0 to 0-9)	0-5 (0 to 0-8)	0-4 (0 to 0-7)	0-3 (0 to 0-6)	0-3 (0 to 0-5)	0-2 (0 to 0-4)	0-2 (0 to 0-4)	0-1 (0 to 0-3)	0-1 (0 to 0-2)	0-1 (0 to 0-2)	0-1 (0 to 0-1)	0-1 (0 to 0-2)	98-1
Urogenital congenital anomalies	2-6 (0 to 5-1)	0-9 (0 to 2-1)	1-4 (0 to 3-1)	1-3 (0 to 2-7)	0-7 (0 to 1-7)	0-5 (0 to 1-2)	0-6 (0 to 1-4)	0-5 (0 to 1-2)	0-6 (0 to 1-3)	0-5 (0 to 1-2)	0-5 (0 to 1-2)	0-5 (0 to 1-2)	0-5 (0 to 1-2)	0-2 (0 to 0-5)	0-2 (0 to 0-5)	0-2 (0 to 0-5)	0-1 (0 to 0-3)	0-1 (0 to 0-3)	0-1 (0 to 0-3)	0-1 (0 to 0-2)	0-1 (0 to 0-2)	0-1 (0 to 0-2)	0-1 (0 to 0-1)	0-1 (0 to 0-1)	9-9
Digestive congenital anomalies	3-5 (1 to 7-2)	2-1 (0 to 4-7)	3-7 (1 to 6-9)	2-1 (0 to 4-6)	0-7 (0 to 1-5)	0-5 (0 to 1-2)	0-6 (0 to 1-4)	0-5 (0 to 1-2)	0-6 (0 to 1-3)	0-5 (0 to 1-2)	0-5 (0 to 1-2)	0-5 (0 to 1-2)	0-5 (0 to 1-2)	0-3 (0 to 0-6)	0-3 (0 to 0-6)	0-2 (0 to 0-5)	0-2 (0 to 0-4)	0-1 (0 to 0-3)	0-1 (0 to 0-3)	0-1 (0 to 0-2)	0-1 (0 to 0-1)	0-1 (0 to 0-1)	0-1 (0 to 0-1)	0-1 (0 to 0-1)	32-1
Other congenital birth defects	19-4 (9 to 37-4)	14-4 (3 to 29-9)	29-1 (17 to 50-6)	20-1 (10 to 38-6)	8-6 (4 to 16-7)	6-3 (3 to 12-4)	9-2 (5 to 16-6)	12-3 (6 to 22-5)	15-2 (8 to 27-6)	14-1 (7 to 25-7)	11-3 (6 to 20-5)	10-2 (5 to 18-4)	9-5 (4 to 17-4)	7-5 (3 to 14-1)	6-5 (2 to 12-4)	5-1 (1 to 9-4)	4-3 (1 to 8-2)	3-5 (1 to 6-5)	3-1 (1 to 5-9)	2-1 (0 to 4-1)	1-6 (0 to 3-1)	0-9 (0 to 1-7)	0-5 (0 to 1-1)	0-3 (0 to 0-6)	76-6
Urinary diseases and male infertility	0-1 (0 to 0-2)	0-2 (0 to 0-5)	0-6 (0 to 1)	0-5 (0 to 0-9)	0-4 (0 to 0-7)	0-5 (0 to 0-8)	0-7 (0 to 1-2)	1-1 (0 to 2-1)	1-6 (0 to 3-1)	2-1 (0 to 4-1)	2-7 (1 to 5-2)	3-1 (1 to 5-9)	3-7 (1 to 6-4)	4-1 (1 to 7-1)	4-4 (1 to 7-9)	4-3 (1 to 7-7)	3-8 (1 to 7-2)	3-2 (1 to 6-1)	2-7 (1 to 5-1)	1-9 (0 to 3-6)	1-3 (0 to 2-4)	0-8 (0 to 1-5)	0-4 (0 to 0-8)	0-2 (0 to 0-4)	346
Urolithiasis	0 (0 to 0)	0 (0 to 0)	0 (0 to 0)	0-1 (0 to 0-1)	0 (0 to 0)	0-1 (0 to 0-1)	0-1 (0 to 0-2)	0-1 (0 to 0-3)	0-1 (0 to 0-4)	0-1 (0 to 0-3)	0-1 (0 to 0-3)	0-1 (0 to 0-3)	0-1 (0 to 0-3)	0-1 (0 to 0-2)	0-1 (0 to 0-2)	0-1 (0 to 0-2)	0-1 (0 to 0-2)	0-1 (0 to 0-2)	0-1 (0 to 0-2)	0-1 (0 to 0-2)	0-1 (0 to 0-2)	0-1 (0 to 0-2)	0-1 (0 to 0-2)	0-1 (0 to 0-2)	39-7
Benign prostatic hyperplasia	0 (0 to 0)	0 (0 to 0)	0 (0 to 0)	0 (0 to 0)	0 (0 to 0)	0 (0 to 0)	0 (0 to 0)	0 (0 to 0)	0 (0 to 0)	0 (0 to 0)	0 (0 to 0)	0 (0 to 0)	0 (0 to 0)	0 (0 to 0)	0 (0 to 0)	0 (0 to 0)	0 (0 to 0)	0 (0 to 0)	0 (0 to 0)	0 (0 to 0)	0 (0 to 0)	0 (0 to 0)	0 (0 to 0)	0 (0 to 0)	67
Male infertility	0 (0 to 0)	0 (0 to 0)	0 (0 to 0)	0 (0 to 0)	0 (0 to 0)	0 (0 to 0)	0 (0 to 0)	0 (0 to 0-1)	0 (0 to 0-1)	0 (0 to 0-1)	0 (0 to 0-1)	0 (0 to 0-1)	0 (0 to 0-1)	0 (0 to 0-1)	0 (0 to 0)	0 (0 to 0)	0 (0 to 0)	0 (0 to 0)	0 (0 to 0)	0 (0 to 0)	0 (0 to 0)	0 (0 to 0)	0 (0 to 0)	0 (0 to 0)	0 (0 to 0)	13-2
Other urinary diseases	0-1 (0 to 0-1)	0-1 (0 to 0-1)	0-1 (0 to 0-2)	0-2 (0 to 0-3)	0-1 (0 to 0-1)	0-2 (0 to 0-2)	0-2 (0 to 0-3)	0-3 (0 to 0-5)	0-3 (0 to 0-5)	0-2 (0 to 0-4)	0-2 (0 to 0-4)	0-2 (0 to 0-4)	0-2 (0 to 0-4)	0-1 (0 to 0-3)	0-1 (0 to 0-3)	0-1 (0 to 0-2)	0-1 (0 to 0-2)	0-1 (0 to 0-2)	0-1 (0 to 0-2)	0-1 (0 to 0-2)	0-1 (0 to 0-2)	0-1 (0 to 0-2)	0-1 (0 to 0-2)	0-1 (0 to 0-2)	15-9
Gynecological diseases	96-7 (50 to 0)	0-6 (0 to 0)	29-3 (0 to 0)	29-4 (17 to 0)	96-7 (46-2 to 0)	96-7 (50 to 0)	96-7 (50 to 0)	96-7 (140 to 0)	96-7 (322 to 0)	96-7 (281 to 0)	163 (130 to 0)	163 (111 to 0)	109 (84 to 0)	109 (84 to 0)	101 (84 to 0)	101 (84 to 0)	101 (84 to 0)	101 (84 to 0)	101 (84 to 0)	101 (84 to 0)	101 (84 to 0)	9-8 (4 to 0)	9-8 (4 to 0)	9-8 (4 to 0)	1,150
Uterine fibroids	0 (0 to 0)	0 (0 to 0)	0 (0 to 0)	0 (0 to 0)	0 (0 to 0)	0 (0 to 0)	0 (0 to 0)	0 (0 to 0-1)	1-7 (0 to 3-4)	2-9 (1 to 6)	4-3 (2 to 12-9)	8 (3 to 19)	9 (4 to 15-2)	7-3 (3 to 12-5)	5 (2 to 9)	4-1 (1 to 7)	3-9 (1 to 6-3)	2-8 (1 to 5-2)	2-4 (1 to 4-5)	2-4 (1 to 4-5)	2-4 (1 to 4-5)	2-4 (1 to 4-5)	2-4 (1 to 4-5)	2-4 (1 to 4-5)	41-2
Polycystic ovarian syndrome	0 (0 to 0)	0 (0 to 0)	0 (0 to 0)	0 (0 to 0)	0 (0 to 1-8)	0-3 (0 to 3-6)	3-5 (1 to 7)	10-4 (4 to 21-8)	19 (9 to 37-2)	23 (10 to 43)	23 (10 to 43)	23 (10 to 43)	23 (10 to 43)	23 (10 to 43)	23 (10 to 43)	23 (10 to 43)	23 (10 to 43)	23 (10 to 43)	23 (10 to 43)	23 (10 to 43)	23 (10 to 43)	23 (10 to 43)	23 (10 to 43)	23 (10 to 43)	55-4
Female infertility	0 (0 to 0)	0 (0 to 0)	0 (0 to 0)	0 (0 to 0)	0 (0 to 0)	0 (0 to 0)	0-7 (0 to 3-7)	2-6 (1 to 5-2)	2-9 (1 to 6-1)	3-2 (1 to 7)	3-2 (1 to 6-8)	3-2 (1 to 6-8)	3-2 (1 to 6-8)	3-2 (1 to 6-8)	3-2 (1 to 6-8)	3-2 (1 to 6-8)	3-2 (1 to 6-8)	3-2 (1 to 6-8)	3-2 (1 to 6-8)	3-2 (1 to 6-8)	3-2 (1 to 6-8)	3-2 (1 to 6-8)	3-2 (1 to 6-8)	3-2 (1 to 6-8)	12-9
Endometriosis	0 (0 to 0)	0 (0 to 0)	0 (0 to 0)	0 (0 to 0)	0 (0 to 0)	0 (0 to 0)	0-3 (0 to 1-7)	1-4 (0 to 3-5)	1-9 (0 to 4-2)	2-3 (0 to 5-2)	2-3 (0 to 5-2)	2-3 (0 to 5-2)	2-3 (0 to 5-2)	2-3 (0 to 5-2)	2-3 (0 to 5-2)	2-3 (0 to 5-2)	2-3 (0 to 5-2)	2-3 (0 to 5-2)	2-3 (0 to 5-2)	2-3 (0 to 5-2)	2-3 (0 to 5-2)	2-3 (0 to 5-2)	2-3 (0 to 5-2)	2-3 (0 to 5-2)	53-9
Genital prolapse	0 (0 to 0)	0 (0 to 0)	0 (0 to 0)	0 (0 to 0)	0 (0 to 0)	0 (0 to 0)	0 (0 to 0)	0 (0 to 0-1)	0 (0 to 0-1)	0 (0 to 0-1)	0 (0 to 0-1)	0 (0 to 0-1)	0 (0 to 0-1)	0 (0 to 0-1)	0 (0 to 0-1)	0 (0 to 0-1)	0 (0 to 0-1)	0 (0 to 0-1)	0 (0 to 0-1)	0 (0 to 0-1)	0 (0 to 0-1)	0 (0 to 0-1)	0 (0 to 0-1)	0 (0 to 0-1)	0 (0 to 0-1)	1-5
Premenstrual syndrome	0 (0 to 0)	0 (0 to 0)	0 (0 to 0)	0 (0 to 0)	0 (0 to 0)	0 (0 to 0)	0 (0 to 0)	0 (0 to 0)	0 (0 to 0)	0 (0 to 0)	0 (0 to 0)	0 (0 to 0)	0 (0 to 0)	0 (0 to 0)	0 (0 to 0)	0 (0 to 0)	0 (0 to 0)	0 (0 to 0)	0 (0 to 0)	0 (0 to 0)	0 (0 to 0)	0 (0 to 0)	0 (0 to 0)	0 (0 to 0)	0-4
Other gynecological diseases	0 (0 to 0)	0 (0 to 0)	0 (0 to 0)	0 (0 to 0)	0 (0 to 0-2)	0 (0 to 1-4)	0-7 (0 to 1-6)	0-7 (0 to 2-1)	0-6 (0 to 1-9)	0-5 (0 to 1-7)	0-5 (0 to 1-6)	0-5 (0 to 1-6)	0-5 (0 to 1-6)	0-5 (0 to 1-6)	0-5 (0 to 1-6)	0-5 (0 to 1-6)	0-5 (0 to 1-6)	0-5 (0 to 1-6)	0-5 (0 to 1-6)	0-5 (0 to 1-6)	0-5 (0 to 1-6)	0-5 (0 to 1-6)	0-5 (0 to 1-6)	0-5 (0 to 1-6)	16-3
Endocrine, metabolic, blood, and immune disorders	2-2 (1 to 3-4)	2-5 (1 to 3-7)	11-5 (7 to 17-2)	20-6 (10 to 37-5)	15 (9 to 23-6)	19-5 (11 to 29-5)	34-6 (22 to 47-4)	59-1 (37 to 80-4)	70-2 (44 to 101)	68-5 (43 to 104)	70-7 (46 to 110)	59-1 (37 to 94)	52-2 (32 to 84)	64 (40 to 104)	59-1 (36 to 96)	47-5 (29 to 77)	42-8 (26 to 70)	32-6 (20 to 51-3)	28-4 (17 to 45-2)	22-5 (13 to 35-7)	17 (10 to 26)	11-3 (6 to 18)	6-7 (3 to 10-7)	4-7 (2 to 7-3)	1,550
Oral disorders	0 (0 to 0)	0 (0 to 0)	4-4 (2 to 8-6)	2-2 (1 to 4-2)	2-9 (1 to 5-3)	9-6 (5 to 14-7)	19-6 (11 to 32-4)	31-2 (19 to 52-7)	43-5 (24 to 74)	43-2 (24 to 75-6)	40-7 (23 to 74-1)	46-1 (26 to 84-2)	52-2 (30 to 97)	57-5 (32 to 104)	58-4 (40 to 104)	63 (37 to 98-4)	62-3 (37 to 97)	60-1 (37 to 93-3)	46-1 (28 to 69-8)	36-8 (16 to 59-4)	13-3 (6 to 19-3)	4-5 (2 to 6-4)	1-4 (0 to 2-1)	727
Caries of deciduous teeth	0 (0 to 0)	0 (0 to 0)	0 (0 to 0)	0 (0 to 1)	0 (0 to 0)	0 (0 to 0)	0 (0 to 0)	0 (0 to 0)	0 (0 to 0)	0 (0 to 0)	0 (0 to 0)	0 (0 to 0)	0 (0 to 0)	0 (0 to 0)	0 (0 to 0)	0 (0 to 0)	0 (0 to 0)	0 (0 to 0)	0 (0 to 0)	0 (0 to 0)	0 (0 to 0)	0 (0 to 0)	0 (0 to 0)	0 (0 to 0)	1-3
Caries of permanent teeth	0 (0 to 0)	0 (0 to 0)	0 (0 to 0)	2-6 (1 to 5-6)	2-2 (0 to 5)	3-3 (1 to 6-6)	9-6 (4 to 17-1)	17-1 (8 to 30-1)	24-5 (13 to 42-7)	24-7 (13 to 42-7)	24-7 (13 to 42-7)	24-7 (13 to 42-7)	24-7 (13 to 42-7)	24-7 (13 to 42-7)	24-7 (13 to 42-7)	24-7 (13 to 42-7)	24-7 (13 to 42-7)	24-7 (13 to 42-7)	24-7 (13 to 42-7)	24-7 (13 to 42-7)	24-7 (13 to 42-7)	24-7 (13 to 42-7)	24-7 (13 to 42-7)	24-7 (13 to 42-7)	64
Periodontal diseases	0 (0 to 0)	0 (0 to 0)	0 (0 to 0)	0 (0 to 0)	0 (0 to 0)	0 (0 to 0)	0 (0 to 0)	0-5 (0 to 1-6)	1-4 (0 to 3-1)	2-1 (0 to 4-5)	2-4 (0 to 5-2)	2-4 (0 to 5-2)	2-4 (0 to 5-2)	2-4 (0 to 5-2)	2-4 (0 to 5-2)	2-4 (0 to 5-2)	2-4 (0 to 5-2)	2-4 (0 to 5-2)	2-4 (0 to 5-2)	2-4 (0 to 5-2)	2-4 (0 to 5-2)	2-4 (0 to 5-2)	2-4 (0 to 5-2)	2-4 (0 to 5-2)	141
Other oral disorders	0 (0 to 0)	0 (0 to 0)	4 (2 to 6-2)	3-4 (2 to 5-3)	3-4 (1 to 5-2)	5-4 (3 to 8-3)	10-3 (6-2 to 15-8)	16 (9 to 24-6)	17 (9-5 to 25-9)	16 (9-9 to 27-1)	14 (8-7 to 21-3)	11-5 (6-5 to 17-8)	10-5 (6-5 to 15-8)	7-4 (4 to 10)	5 (3 to 7-3)	4-3 (3 to 7-4)	3-4 (2 to 5-4)	2-6 (1 to 4-3)	1-9 (0 to 2-9)	0-7 (0 to 1-4)	0-7 (0 to 1-2)	0-6 (0 to 1-1)	0-5 (0 to 0-8)	0-4 (0 to 0-7)	134
Sudden infant death syndrome	27-6 (15 to 44-4)	0 (0 to 0)	0 (0 to 0)	0 (0 to 0)	0 (0 to 0)	0 (0 to 0)	0 (0 to 0)	0 (0 to 0)	0 (0 to 0)	0 (0 to 0)	0 (0 to 0)	0 (0 to 0)	0 (0 to 0)	0 (0 to 0)	0 (0 to 0)	0 (0 to 0)	0 (0 to 0)	0 (0 to 0)	0 (0 to 0)	0 (0 to 0)	0 (0 to 0)	0 (0 to 0)	0 (0 to 0)	0 (0 to 0)	NA
Injuries	0-9 (0 to 1-2)	1-3 (1 to 1-7)	42-6 (26 to 63-1)	39-7 (26 to 51-8)	50-3 (37 to 66-3)	126 (107 to 151)	273 (223 to 332)	252 (202 to 314)	264 (208 to 335)	333 (271 to 416)	305 (247 to 382)	211 (162 to 280)	269 (215 to 339)	241 (194 to 305)	219 (172 to 280)	174 (136 to 223)	220 (172 to 279)	163 (126 to 209)	177 (144 to 221)	148 (121 to 182)	95-6 (77 to 117)	39-9 (32 to 49-3)	3,660
Transport injuries	0 (0 to 0-1)	0 (0 to 0-1)	2-5 (1 to 5-2)	6-8 (3 to 13)	9-2 (5 to 16-5)	30-7 (22-7 to 41)	64-3 (50 to 79-3)	64-2 (52 to 82-1)	64 (44 to 92-7)	84-3 (64 to 111)	77-5 (57 to 102)	54 (39 to 77)	66-5 (47 to 91)	61 (44 to 86)	54-5 (38 to 77)	43-4 (29 to 62)	54 (39 to 75)	41-2 (29 to 58)	44-9 (32 to 62)	37-5 (27 to 51)	24 (17 to 33)	9-9 (7 to 14)	5-4 (4 to 7-7)	0-8 (0 to 1)	486
Road injuries	0 (0 to 0)	0 (0 to 0)	0-7 (0 to 1-1)	4-8 (3 to 6-5)	5-9 (4 to 7-4)	20-7 (15 to 26-4)	50-9 (39 to 64)	49-7 (38 to 62)	50 (37 to 64)	66 (47 to 85)	60 (43 to 79-4)	37-5 (26 to 51)	49-7 (34 to 67)	45 (30 to 61)	39-7 (26 to 54)	29-7 (20 to 41)	39-9 (26 to 54)	29-7 (20 to 40)	32-6 (22 to 44)	26-9 (18 to 36)	17-2 (12 to 23)	7-1 (5 to 9)	4-1 (3 to 5)	0-6 (0 to 0-8)	458
Pedestrian road injuries	0 (0 to 0)	0 (0 to 0)	0-2 (0 to 0-2)	1-3 (0 to 2-8)	1-7 (1 to 3-4)	6-2 (4 to 8-3)	15-3 (11 to 20)	11-5 (7 to 15-9)	8-7 (5 to 12)	7-3 (5 to 9-5)	6-9 (4 to 9-1)	4-2 (2 to 6)	5-4 (3 to 8)	4-2 (2 to 6)	3-4 (2 to 5-1)	2-4 (1 to 3-6)	2-7 (1 to 4)	2-3 (1 to 3-5)	2-6 (1 to 4)	2-1 (1 to 3-2)	1-4 (1 to 2-2)	0-6 (0 to 1)	0-3 (0 to 0-5)	0-2 (0 to 0-3)	101
Cyclist road injuries	0 (0 to 0)	0 (0 to 0)	0 (0 to 0)	0-3 (0 to 0-6)	0-6 (0 to 1-2)	2-3 (1 to 3-2)	5-3 (3 to 8-4)	4-6 (3 to 6-2)	3-7 (2 to 5-1)	4-3 (3 to 5-8)	3-7 (2 to 5-1)	2-5 (1 to 3-4)	3-2 (2 to 4-3)	2-6 (1 to 3-5)	2-4 (1 to 3-3)	1-9 (1 to 2-6)	1-5 (0 to 2-2)	1-3 (0 to 2-1)	1-7 (1 to 2-3)	1-3 (0 to 2-1)	0-9 (0 to 1-4)	0-4 (0 to 0-6)	0-2 (0 to 0-3)	0-1 (0 to 0-2)	71-2
Motorcyclist road injuries	0 (0 to 0)	0 (0 to 0)	0 (0 to 0-1)	0-2 (0 to 0-3)	0-4 (0 to 0-5)	1-5 (3 to 2-2)	3-7 (2 to 5-6)	3-7 (2 to 5-9)	3-4 (2 to 5-2)	3-1 (2 to 4-8)	2-7 (1 to 4-2)	2-3 (1 to 3-5)	2-5 (1 to 3-7)	2-1 (1 to 3-2)	1-8 (1 to 2-8)	1-4 (0 to 2-1)	1-2 (0 to 1-8)	1-1 (0 to 1-7)	1-3 (0 to 1-9)	1-1 (0 to 1-6)	0-8 (0 to 1-2)	0-4 (0 to 0-6)	0-2 (0 to 0-3)	0-1 (0 to 0-1)	68-4
Motor vehicle road injuries	0 (0 to 0)	0 (0 to 0)	0-4 (0 to 0-7)	1-2 (0 to 1-7)	1-4 (0 to 1-9)	5-4 (3 to 7-4)	11-7 (8 to 15-6)	10-4 (7 to 13-8)	8-2 (5 to 11)	7-2 (5 to 9-5)	6-2 (4 to 8-3)	4-6 (3 to 6)	5-4 (3 to 7-2)	4-3 (2 to 5-8)	3-5 (2 to 4-8)	2-7 (1 to 3-6)	2-4 (1 to 3-2)	2-1 (1 to 3-1)	2-4 (1 to 3-2)	1-9 (1 to 2-6)	1-3 (0 to 1-8)	0-7 (0 to 1-1)	0-3 (0 to 0-5)	0-2 (0 to 0-3)	160
Other road injuries	0 (0 to 0)	0 (0 to 0)	0 (0 to 0)	0 (0 to 0-1)	0 (0 to 0-1)	0-3 (0 to 0-6)	0-5 (0 to 0-7)	0-5 (0 to 0-9)	0-5 (0 to 0-9)	0-5 (0 to 0-8)	0-4 (0 to 0-8)	0-3 (0 to 0-6)	0-4 (0 to 0-8)	0-3 (0 to 0-6)	0-3 (0 to 0-6)	0-2 (0 to 0-5)	0-2 (0 to 0-4)	0-2 (0 to 0-4)	0-2 (0 to 0-4)	0-2 (0 to 0-4)	0-1 (0 to 0-3)	0-1 (0 to 0-2)	0-1 (0 to 0-2)	0-1 (0 to 0-2)	7-1
Other transport injuries	0-4 (0 to 0-8)	0-3 (0 to 0-6)	0-9 (0 to 1-6)	1-2 (0 to 2-2)	1-4 (0 to 2-6)	3-2 (2 to 4-3)	5-7 (3 to 7-9)	5-4 (3 to 7-5)	4-6 (3 to 6-2)	4-1 (3 to 5-5)	3-5 (2 to 4-7)	2-8 (2 to 3-8)	3-1 (2 to 4-2)	2-5 (1 to 3-4)	2-1 (1 to 3-1)	1-7 (1 to 2-4)	1-4 (1 to 2-1)	1-2 (0

SR Table 2c: Lambeth DALYS by cause and age group for both sexes with 95% uncertainty intervals, 2019

Cause	Early Neonatal	Late Neonatal	Post Neonatal	1 to 4	5 to 9	10 to 14	15 to 19	20 to 24	25 to 29	30 to 34	35 to 39	40 to 44	45 to 49	50 to 54	55 to 59	60 to 64	65 to 69	70 to 74	75 to 79	80 to 84	85 to 89	90 to 94	95 plus	Total
All causes	886 (749 to 1,116)	886 (221 to 320)	1,460 (970 to 2,302)	1,967 (567 to 890)	1,267 (921 to 1,736)	1,086 (831 to 1,470)	1,447 (1,169 to 1,985)	2,465 (2,038 to 3,370)	3,407 (3,063 to 4,264)	4,317 (3,849 to 5,277)	5,040 (4,498 to 6,148)	6,405 (5,870 to 7,983)	8,147 (7,428 to 9,966)	9,636 (8,820 to 11,660)	11,400 (10,473 to 13,940)	13,230 (12,180 to 16,220)	15,196 (13,974 to 18,720)	17,502 (16,110 to 21,550)	20,400 (18,760 to 25,260)	23,400 (21,600 to 29,000)	26,400 (24,000 to 33,000)	29,400 (26,000 to 37,000)	30,000 (23,210 to 37,000)	72,600
Communicable, maternal, neonatal, and nutritional diseases	637 (521 to 844)	637 (159 to 232)	1,000 (662 to 1,586)	1,500 (418 to 2,246)	1,000 (727 to 1,379)	800 (612 to 1,104)	1,000 (737 to 1,418)	1,500 (1,238 to 2,060)	2,000 (1,798 to 2,506)	2,500 (2,230 to 3,072)	3,000 (2,692 to 3,707)	3,500 (3,205 to 4,359)	4,000 (3,655 to 5,066)	4,500 (4,119 to 5,742)	5,000 (4,582 to 6,445)	5,500 (5,037 to 7,195)	6,000 (5,493 to 8,010)	6,500 (5,950 to 8,930)	7,000 (6,410 to 9,970)	7,500 (6,870 to 11,000)	8,000 (7,330 to 12,000)	8,500 (7,790 to 13,000)	8,000 (6,130 to 12,000)	4,700
HIV/AIDS and sexually transmitted infections	17.8 (5.0 to 40.7)	5.3 (1.5 to 11.6)	15.5 (9.7 to 28.3)	5.3 (4.5 to 6.2)	2.7 (2.3 to 3.2)	2.1 (1.8 to 2.5)	3.2 (2.6 to 4)	10.7 (8.4 to 13.2)	29.7 (22 to 38.9)	61.8 (48.8 to 79.3)	72.4 (57.4 to 92.4)	65.8 (53.1 to 82.4)	63.4 (51.4 to 78.4)	44.2 (34.9 to 55.9)	30.9 (24 to 39.7)	26.1 (19.4 to 33.6)	19.8 (15.4 to 25.6)	16.2 (12.5 to 20.7)	12.3 (9.5 to 15.7)	9.4 (7.3 to 12.1)	7.3 (5.6 to 9.3)	6.2 (4.7 to 8)	0.1 (0.1 to 0.1)	471
HIV/AIDS	0 (0 to 0)	0 (0 to 0)	7.8 (6.8 to 8.8)	3.7 (3.2 to 4.3)	2.6 (2.2 to 3.1)	1.8 (1.6 to 2.4)	2.6 (2.3 to 3.5)	9.1 (7.8 to 11.3)	24.7 (19.9 to 31.4)	53.4 (41.9 to 68.4)	66.4 (51.4 to 82.4)	59.4 (47.4 to 75.7)	59.6 (48.4 to 74.8)	42.1 (32.8 to 53.3)	29.4 (21.9 to 38.9)	24.9 (18.3 to 34.6)	19.1 (14.4 to 26.7)	15.1 (11.3 to 21.1)	4.2 (2.9 to 6.4)	1.8 (1.1 to 3)	0.2 (0.2 to 0.4)	0.1 (0 to 0.1)	396
HIV/AIDS - Drug-susceptible Tuberculosis	0 (0 to 0)	0 (0 to 0)	0.6 (0.4 to 0.9)	0.4 (0.2 to 0.6)	0.2 (0.1 to 0.2)	0.2 (0.1 to 0.2)	0.5 (0.3 to 0.7)	2.5 (1.7 to 3.5)	7.1 (4.8 to 9.8)	16.1 (10.9 to 22.1)	21 (14.2 to 28.9)	19.2 (13 to 26.4)	19.6 (13.2 to 27)	14.1 (9.5 to 19.4)	10.1 (6.8 to 13.9)	8.7 (5.8 to 12)	6.8 (4.5 to 9.4)	5.5 (3.6 to 7.6)	1.5 (0.9 to 2.1)	0.7 (0.4 to 1)	0.1 (0 to 0.1)	0 (0 to 0)	199
HIV/AIDS - Multidrug-resistant Tuberculosis without extensive drug resistance	0 (0 to 0)	0 (0 to 0)	0 (0 to 0)



Osteoarthritis other	0 (0 to 0)	0 (0 to 0)	0 (0 to 0)	0 (0 to 0)	0 (0 to 0)	0 (0 to 0)	0 (0 to 0)	0 (0 to 0)	0 (0 to 0)	0 (0 to 0)	0-2 (0 to 0.5)	1-4 (0.4 to 3.4)	3-4 (1.3 to 7.7)	6-5 (2.8 to 14.4)	10 (4.5 to 21.3)	12-4 (5.4 to 26.4)	11-6 (5.5 to 25.3)	9-6 (4.5 to 20.2)	9 (4.4 to 18.9)	7-1 (3.5 to 14.6)	5-9 (2.6 to 12.3)	3-6 (1.6 to 7.4)	2 (1 to 4)	0-8 (0.4 to 1.4)	
Low back pain	0 (0 to 0)	0 (0 to 0)	0 (0 to 0)	0 (0 to 0)	10 (5.5 to 20.7)	54-6 (32.5 to 88.2)	173 (103 to 271)	373 (228 to 548)	483 (303 to 720)	681 (438 to 1061)	598 (393 to 911)	597 (405 to 878)	394 (245 to 615)	404 (249 to 657)	364 (220 to 626)	276 (170 to 414)	192 (120 to 293)	194 (126 to 290)	114 (73.3 to 168)	84.7 (53 to 126)	44.2 (27.4 to 63.1)	19.4 (12.6 to 28.3)	4.4 (4.3 to 10)	4,110
Neck pain	0 (0 to 0)	0 (0 to 0)	0 (0 to 0)	0 (0 to 0)	29-4 (9.1 to 12.7)	99-6 (33 to 82.2)	214 (85.3 to 136)	134 (68 to 202)	219 (114 to 411)	240 (131 to 456)	233 (164 to 337)	198 (134 to 346)	168 (84 to 336)	168 (79.1 to 341)	135 (63.1 to 291)	98.6 (51.3 to 187)	60.3 (34.9 to 111)	52.6 (29.7 to 88.4)	25.4 (18.4 to 44.4)	23.3 (13.1 to 46)	13.7 (7.2 to 23.4)	6.2 (2.3 to 10.4)	2.4 (1.3 to 4.1)	1,760
Gout	0 (0 to 0)	0 (0 to 0)	0 (0 to 0)	0 (0 to 0)	0 (0 to 0)	0 (0 to 0)	0 (0 to 0)	0 (0 to 0)	0 (0 to 0)	0 (0 to 0)

SR Table 2c: Lewisham DALYS by cause and sex aroun for both sexes with 95% uncertainty intervals, 2019

Cause	Early Neonatal	Late Neonatal	Post Neonatal	1 to 4	5 to 9	10 to 14	15 to 19	20 to 24	25 to 29	30 to 34	35 to 39	40 to 44	45 to 49	50 to 54	55 to 59	60 to 64	65 to 69	70 to 74	75 to 79	80 to 84	85 to 89	90 to 94	95 plus	Total
All causes	642 (701 to 1,000)	642 (550 to 907)	1,078 (947 to 1,407)	1,720 (1,560 to 2,100)	1,110 (960 to 1,510)	1,110 (950 to 1,510)	1,110 (1,010 to 2,050)	2,290 (1,900 to 2,990)	2,290 (1,900 to 3,110)	2,290 (1,900 to 3,110)	2,290 (1,900 to 3,110)	3,290 (2,800 to 4,220)	4,290 (3,600 to 5,410)	5,290 (4,500 to 6,710)	6,290 (5,400 to 8,010)	6,290 (5,400 to 8,010)	6,290 (5,400 to 8,010)	6,290 (4,700 to 8,260)	6,290 (4,700 to 8,260)	6,290 (4,700 to 8,260)	6,290 (4,700 to 8,260)	6,290 (3,770 to 8,440)	6,290 (3,770 to 8,440)	71,100
Communicable, maternal, neonatal, and nutritional diseases	642 (589 to 704)	642 (517 to 804)	1,078 (932 to 1,270)	1,720 (1,560 to 1,960)	1,110 (959 to 1,307)	1,110 (949 to 1,301)	1,110 (1,010 to 1,732)	2,290 (1,900 to 2,720)	2,290 (1,900 to 3,020)	2,290 (1,900 to 3,020)	2,290 (1,900 to 3,020)	3,290 (2,800 to 4,220)	4,290 (3,600 to 5,410)	5,290 (4,500 to 6,710)	6,290 (5,400 to 8,010)	6,290 (5,400 to 8,010)	6,290 (5,400 to 8,010)	6,290 (4,700 to 8,260)	6,290 (4,700 to 8,260)	6,290 (4,700 to 8,260)	6,290 (4,700 to 8,260)	6,290 (3,770 to 8,440)	6,290 (3,770 to 8,440)	4,650
HIV/AIDS and sexually transmitted infections	16.6 (4.6 to 39.4)	5 (1.4 to 11.4)	13 (7.5 to 22.4)	4.7 (4.4 to 5.5)	2.2 (1.9 to 2.7)	2.2 (1.9 to 2.7)	2.7 (2.1 to 3.5)	8.5 (6.8 to 10.6)	19.7 (14.4 to 24.1)	34.6 (26.9 to 44.9)	46.8 (37.2 to 61)	49.4 (39.4 to 62.3)	42.6 (34.7 to 53)	31.4 (25.1 to 39.1)	22.1 (17.8 to 27.3)	14 (11.3 to 17.6)	9.1 (7.2 to 11.6)	4.1 (2.9 to 6.2)	2.1 (1.4 to 3.2)	0.7 (0.5 to 1)	0.4 (0.2 to 0.5)	0.2 (0.2 to 0.3)	221 (0.1 to 0.2)
HIV/AIDS	16.6 (4.6 to 39.4)	5 (1.4 to 11.4)	13 (7.5 to 22.4)	4.7 (4.4 to 5.5)	2.2 (1.9 to 2.7)	2.2 (1.9 to 2.7)	2.7 (2.1 to 3.5)	7.1 (5.7 to 8.8)	15.2 (11.9 to 19.4)	29.4 (22.9 to 37.3)	40.4 (31.4 to 52.2)	43.5 (35.1 to 55.2)	39.5 (31.7 to 49.6)	29.5 (24.3 to 36.4)	20.6 (16.9 to 25.6)	13 (10.5 to 16.1)	8.4 (6.6 to 10.8)	3.8 (2.6 to 5.5)	1.8 (1.2 to 2.6)	0.6 (0.4 to 0.9)	0.1 (0.1 to 0.2)	0.1 (0.1 to 0.2)	208 (0.1 to 0.2)
HIV/AIDS - Drug-susceptible Tuberculosis	0 (0 to 0.1)	0 (0 to 0.1)	0.4 (0.2 to 0.7)	0.3 (0.2 to 0.5)	0.2 (0.1 to 0.3)	0.1 (0.1 to 0.2)	0.1 (0.1 to 0.2)	0.3 (0.2 to 0.5)	0.7 (0.4 to 1.1)	1.4 (0.9 to 2.2)	2 (1.3 to 3.1)	2.2 (1.4 to 3.5)	2 (1.3 to 3.2)	1.5 (0.9 to 2.3)	1 (0.6 to 1.6)	0.7 (0.4 to 1)	0.4 (0.2 to 0.6)	0.2 (0.1 to 0.3)	0.1 (0.1 to 0.2)	0 (0 to 0.1)	0 (0 to 0.1)	0 (0 to 0)	13.7 (0 to 0.1)
HIV/AIDS - Multidrug-resistant Tuberculosis without extensive dr...	0 (0 to 0)	0 (0 to 0)	0 (0 to 0)	0 (0 to 0)	0 (0 to 0)	0 (0 to 0)	0 (0 to 0)	0 (0 to 0)	0 (0 to 0)	0 (0 to 0)	0 (0 to 0)	0 (0 to 0)	0 (0 to 0)	0 (0 to 0)	0 (0 to 0)	0 (0 to 0)	0 (0 to 0)	0 (0 to 0)	0 (0 to 0)	0 (0 to 0)	0 (0 to 0)	0 (0 to 0)	0 (0 to 0)	0.3
HIV/AIDS - Extensively drug-resistant Tuberculosis	0 (0 to 0)	0 (0 to 0)	0 (0 to 0)	0 (0 to 0)	0 (0 to 0)	0 (0 to 0)	0 (0 to 0)	0 (0 to 0)	0 (0 to 0)	0 (0 to 0)	0 (0 to 0)	0 (0 to 0)	0 (0 to 0)	0 (0 to 0)	0 (0 to 0)	0 (0 to 0)	0 (0 to 0)	0 (0 to 0)	0 (0 to 0)	0 (0 to 0)	0 (0 to 0)	0 (0 to 0)	0 (0 to 0)	0.1
HIV/AIDS resulting in other diseases	16.6 (4.6 to 39.4)	5 (1.4 to 11.4)	13 (7.5 to 22.4)	4.7 (4.4 to 5.5)	2.2 (1.9 to 2.7)	2.2 (1.9 to 2.7)	2.7 (2.1 to 3.5)	7.1 (5.7 to 8.8)	15.2 (11.9 to 19.4)	29.4 (22.9 to 37.3)	40.4 (31.4 to 52.2)	43.5 (35.1 to 55.2)	39.5 (31.7 to 49.6)	29.5 (24.3 to 36.4)	20.6 (16.9 to 25.6)	13 (10.5 to 16.1)	8.4 (6.6 to 10.8)	3.8 (2.6 to 5.5)	1.8 (1.2 to 2.6)	0.6 (0.4 to 0.9)	0.1 (0.1 to 0.2)	0.1 (0.1 to 0.2)	208 (0.1 to 0.2)
Sexually transmitted infections excluding HIV	0 (0 to 0.1)	0 (0 to 0.1)	0 (0 to 0.1)



Osteoarthritis other	0 (0 to 0)	0 (0 to 0)	0 (0 to 0)	0 (0 to 0)	0 (0 to 0)	0 (0 to 0)	0 (0 to 0)	0 (0 to 0)	0 (0 to 0)	0 (0 to 0)	0-1 (0 to 0-4)	1-1 (0 to 2-04)	3-1 (1 2to 7 2)	5-9 (3 4 to 12 8)	9-2 (4 2 to 20 1)	11-8 (5 3 to 25 2)	11-4 (5 3 to 24)	9-9 (4 7 to 20 4)	8 (4 to 16)	6-8 (3 6 to 13 4)	4-3 (2 0 to 9 5)	2-3 (1 0 to 4 7)	1 (0 5 to 2)	84 8	
Low back pain	0 (0 to 0)	0 (0 to 0)	0 (0 to 0)	0 (0 to 0)	13-6 (7 1 to 24 3)	59-2 (35 4 to 95 5)	80-1 (52 5 to 151)	153 (90 2 to 258)	259 (149 to 392)	355 (199 to 494)	402 (240 to 604)	450 (255 to 724)	370 (225 to 588)	362 (227 to 579)	360 (229 to 533)	275 (173 to 416)	263 (131 to 395)	203 (114 to 344)	139 (76 1 to 193)	98 6 (62 to 166)	53 4 (32 7 to 76 2)	23 7 (15 4 to 34 1)	9 3 (5 3 to 13 4)	3,760	
Neck pain	0 (0 to 0)	0 (0 to 0)	0 (0 to 0)	0 (0 to 0)	6-9 (3 4 to 14 3)	31-9 (16 5 to 58 4)	49-1 (30 7 to 84 3)	63-3 (30 9 to 120)	90-4 (48 7 to 180)	148 (77 4 to 277)	199 (107 to 334)	184 (99 4 to 306)	147 (97 4 to 331)	152 (92 1 to 291)	127 (69 to 227)	97-6 (50 3 to 168)	58-5 (27 4 to 117)	40-6 (21 4 to 72 4)	29-5 (15 4 to 59 7)	16-7 (9 7 to 27 6)	7-6 (3 9 to 12 6)	2-4 (1 4 to 5 1)	1,460	
Gout	0 (0 to 0)	0 (0 to 0)	0 (0 to 0)	0 (0 to 0)	0 (0 to 0)	0 (0 to 0)	0 (0 to 0)	0 (0 to 0)	0 (0 to 0-4)	0 (0 to 1-7)	0-1 (0 to 3-1)	0-1 (0 to 3-5)	0-1 (0 to 3-5)	0-1 (0 to 3-5)	0-1 (0 to 3-5)	0-1 (0 to 3-5)	0-1 (0 to 3-5)	0-1 (0 to 3-5)	0-1 (0 to 3-5)	0-1 (0 to 3-5)	0-1 (0 to 3-5)	0-1 (0 to 3-5)	0-1 (0 to 3-5)	67-5	
Other musculoskeletal disorders	0 (0 to 0)	0 (0 to 0)	0 (0 to 0)	0 (0 to 0)	0-6 (0 4 to 0 9)	2 (0 6 to 4 2)	17-9 (9 8 to 30 2)	49-1 (29 2to 77 4)	110 (67 2 to 168)	156 (96 4 to 239)	179 (110 to 271)	163 (95 2 to 269)	136 (91 to 227)	159 (96 4 to 240)	140 (85 6 to 215)	105 (64 1 to 164)	77-9 (47 7 to 118)	69-1 (40 5 to 111)	59-2 (33 3 to 74 4)	35-6 (18 2 to 57 4)	18-3 (9 3 to 29 5)	9-1 (3 7 to 14 5)	4-7 (1 8 to 7 2)	1,530	
Other non-communicable diseases	192 (139 to 268)	80-3 (58 4 to 115)	202 (145 to 287)	135 (106 to 170)	90-7 (66 7 to 126)	69-6 (44 9 to 117)	117 (85 to 158)	214 (152 to 284)	330 (226 to 515)	446 (315 to 664)	498 (341 to 673)	484 (311 to 663)	458 (279 to 646)	399 (269 to 591)	379 (269 to 531)	310 (226 to 432)	260 (166 to 392)	259 (169 to 395)	204 (133 to 284)	172 (121 to 220)	115 (86 5 to 144)	72-4 (47 to 99 2)	36-2 (22 3 to 45 7)	5,490	
Congenital birth defects	187 (129 to 263)	67-3 (46 7 to 104)	127 (84 3 to 210)	86-3 (59 6 to 118)	59-5 (39 3 to 94)	30-9 (21 9 to 41 5)	27-4 (20 6 to 34 4)	26-4 (20 1 to 34 1)	29-4 (21 7to 39)	22-1 (22 1 to 40 2)	31-7 (24 2to 41 1)	29-8 (22 4to 38 9)	24-6 (18 9 to 33 3)	24-1 (18 7 to 36 6)	21-7 (15 2to 27 4)	15 (10 4 to 19)	8-5 (5 2 to 13 6)	2-7 (1 6 to 4 1)	1-7 (1 1 to 2 9)	0-6 (0 4 to 0 9)	0-3 (0 2 to 0 4)	0-1 (0 1 to 0 2)	809	
Neural tube defects	11-4 (6 3 to 17 4)	3 (1 4 to 5 2)	9-5 (4 4 to 16 9)	11 (5 6 to 19 3)	1-1 (0 7 to 1 5)	0-7 (0 6 to 1 3)	1-1 (0 7 to 1 4)	1 (0 7 to 1 4)	0-9 (0 4 to 1 3)	0-9 (0 4 to 1 3)	0-7 (0 3 to 1)	0-5 (0 2 to 0 8)	0-3 (0 2 to 0 5)	0-2 (0 1 to 0 3)	0-1 (0 1 to 0 2)	0-1 (0 1 to 0 2)	0-1 (0 1 to 0 2)	0-1 (0 1 to 0 2)	0-1 (0 1 to 0 2)	0-1 (0 1 to 0 2)	0-1 (0 1 to 0 2)	0-1 (0 1 to 0 2)	0-1 (0 1 to 0 2)	43 8	
Congenital heart anomalies	28-9 (22 4 to 74 8)	20-5 (15 5 to 60)	34-7 (19 1 to 72 1)	16-5 (9 4 to 29 9)	6 (3 4 to 10)	4-9 (3 1 to 8 7)	2-1 (1 3 to 3 9)	1-4 (0 9 to 2 4)	0-8 (0 4 to 2 1)	0-4 (0 2 to 1 2)	0-3 (0 1 to 0 8)	0-2 (0 1 to 0 7)	0-1 (0 1 to 0 4)	0-1 (0 1 to 0 4)	0-1 (0 1 to 0 4)	0-1 (0 1 to 0 4)	0-1 (0 1 to 0 4)	0-1 (0 1 to 0 4)	0-1 (0 1 to 0 2)	0-1 (0 1 to 0 2)	0-1 (0 1 to 0 2)	0-1 (0 1 to 0 2)	0-1 (0 1 to 0 2)	174	
Orofacial clefts	0 (0 to 0)	0-4 (0 2to 0 7)	0-7 (0 3to 1 2)	0-5 (0 2to 0 9)	0-4 (0 2to 0 7)	0-3 (0 2to 0 7)	0-4 (0 2to 0 9)	0-5 (0 2to 1)	0-6 (0 2to 1)	0-6 (0 3to 1)	0-5 (0 2to 0 9)	0-4 (0 2to 0 7)	0-4 (0 2to 0 7)	0-4 (0 2to 0 7)	0-3 (0 1to 0 6)	0-2 (0 1to 0 4)	0-2 (0 1to 0 4)	0-1 (0 1to 0 3)	0-1 (0 1to 0 2)	0-1 (0 1to 0 2)	0-1 (0 1to 0 2)	0-1 (0 1to 0 2)	0-1 (0 1to 0 2)	6-6	
Down syndrome	4-6 (2 7to 7 3)	1-3 (0 7to 2)	3-2 (1 6to 5 3)	3-4 (2 3to 5)	2 (1 5to 2 8)	2 (1 3to 3)	1-9 (1 3to 2 7)	2-4 (1 4to 3 4)	3 (2 0to 4 3)	3 (2 2to 4 3)	3-3 (2 4to 4 4)	3-5 (2 4to 4 8)	3-3 (2 2to 4 7)	3-9 (2 6 to 5 2)	6-7 (4 6 to 9 8)	7-6 (5 1 to 10 1)	5-5 (3 4to 7 6)	2-2 (1 4to 3)	1-4 (0 9to 2)	0-5 (0 3to 0 7)	0-2 (0 1to 0 3)	0-1 (0 1to 0 2)	0-1 (0 1to 0 2)	60-1	
Turner syndrome	0 (0 to 0)	0 (0 to 0)	0-1 (0 to 0 3)	0-1 (0 to 0 3)	0-1 (0 to 0 2)	0-1 (0 to 0 3)	0-2 (0 to 0 3)	0-2 (0 to 0 4)	0-2 (0 to 0 4)	0-2 (0 to 0 4)	0-1 (0 to 0 4)	0-1 (0 to 0 2)	0-1 (0 to 0 2)	0-1 (0 to 0 2)	0 (0 to 0 1)	0 (0 to 0)	0 (0 to 0)	0 (0 to 0)	0 (0 to 0)	0 (0 to 0)	0 (0 to 0)	0 (0 to 0)	0 (0 to 0)	1-3	
Klinefelter syndrome	0 (0 to 0)	0 (0 to 0)	0 (0 to 0 1)	0 (0 to 0 1)	0 (0 to 0)	0 (0 to 0)	0 (0 to 0)	0 (0 to 0 1)	0 (0 to 0 1)	0 (0 to 0 1)	0 (0 to 0 1)	0 (0 to 0 2)	0 (0 to 0 1)	0 (0 to 0 1)	0 (0 to 0 1)	0 (0 to 0)	0 (0 to 0)	0 (0 to 0)	0 (0 to 0)	0 (0 to 0)	0 (0 to 0)	0 (0 to 0)	0 (0 to 0)	0-3	
Other chromosomal abnormalities	25-5 (17 4 to 33)	15-7 (9 to 25)	28-9 (19 4to 44 3)	12-9 (8 2to 20 3)	6-6 (4 2to 11)	4-9 (3 1to 8 7)	4-7 (3 0to 7 4)	4-7 (3 0to 7 4)	4-8 (3 1to 8 2)	4-9 (3 2to 7 6)	5-2 (3 5to 8)	4-1 (2 4to 6 4)	3-7 (2 4to 6 4)	2-9 (1 8to 4 1)	2-1 (1 4to 3)	1-1 (0 7to 1 6)	0-7 (0 4to 1)	0-4 (0 2to 0 7)	0-3 (0 2to 0 6)	0-2 (0 1to 0 4)	0-1 (0 1to 0 3)	0-1 (0 1to 0 2)	0-1 (0 1to 0 2)	143	
Congenital musculoskeletal and limb anomalies	5-3 (3 4 to 9 3)	1-9 (1 0 to 3 2)	5-9 (3 6to 9 2)	4-9 (3 1to 7)	10-4 (6 7to 15 5)	8-1 (5 7to 12 5)	7-2 (5 2to 11)	9-6 (7 1to 12 5)	9-4 (7 1to 12 4)	9-6 (7 3to 12 4)	9-6 (7 4to 12 4)	9-6 (7 3to 12 4)	7-8 (4 8to 11 4)	4-9 (3 1to 7 2)	4-3 (2 7to 6 7)	3-7 (2 3to 5 7)	2-3 (1 4to 3 4)	1-6 (0 9to 2 5)	0-9 (0 5to 1 4)	0-5 (0 3to 0 8)	0-2 (0 1to 0 4)	0-1 (0 1to 0 2)	0-2 (0 1to 0 3)	144	
Urogenital congenital anomalies	10-5 (6 8to 15 4)	7-9 (4 9to 11 4)	2-9 (1 4to 5 2)	2-5 (1 4to 4 2)	1-4 (0 9to 2 2)	2-3 (1 5to 3 4)	0-4 (0 2to 0 6)	0-4 (0 2to 0 6)	0-4 (0 2to 0 6)	0-4 (0 2to 0 6)	0-3 (0 1to 0 5)	0-3 (0 2to 0 5)	0-2 (0 1to 0 4)	0-2 (0 1to 0 3)	0-2 (0 1to 0 3)	0-1 (0 1to 0 2)	0-1 (0 1to 0 2)	0-1 (0 1to 0 2)	0-1 (0 1to 0 2)	0-1 (0 1to 0 2)	0-1 (0 1to 0 2)	0-1 (0 1to 0 2)	0-1 (0 1to 0 2)	23-5	
Digestive congenital anomalies	23-5 (14 7to 39 4)	14-2 (9 4to 31 3)	23-9 (5 4to 37 7)	9-7 (3 9to 19 9)	4-4 (2 4to 9 1)	3-4 (2 0to 5 4)	2-6 (1 4to 5 1)	2-6 (1 4to 4 9)	2-6 (1 4to 4 9)	2-6 (1 4to 4 9)	2-4 (1 4to 4 3)	2-3 (1 3to 4 2)	2-1 (1 2to 3 7)	2-1 (1 2to 3 7)	1-8 (1 1to 3 2)	1-4 (0 8to 2 6)	1-1 (0 6to 2 1)	0-8 (0 4to 1 6)	0-5 (0 2to 1)	0-3 (0 1to 0 6)	0-2 (0 1to 0 4)	0-1 (0 1to 0 2)	0-1 (0 1to 0 2)	52-6	
Other congenital birth defects	132 (35 5to 384 9)	52-7 (7 6to 139)	73 (13 4to 384 8)	34-6 (4 9to 191 7)	13 (3 5to 73 8)	5-2 (1 4to 28)	4-6 (1 3to 24 8)	4-6 (1 3to 24 8)	4-6 (1 3to 24 8)	4-6 (1 3to 24 8)	4-6 (1 3to 24 8)	4-6 (1 3to 24 8)	4-6 (1 3to 24 8)	4-6 (1 3to 24 8)	4-6 (1 3to 24 8)	4-6 (1 3to 24 8)	4-6 (1 3to 24 8)	4-6 (1 3to 24 8)	4-6 (1 3to 24 8)	4-6 (1 3to 24 8)	4-6 (1 3to 24 8)	4-6 (1 3to 24 8)	4-6 (1 3to 24 8)	159	
Urinary diseases and male infertility	0-3 (0 to 0)	0-5 (0 1to 0 7)	1-5 (0 6to 3 4)	1-6 (1 1to 2 6)	1-2 (0 6to 1 9)	1-2 (1 0to 1 6)	1-9 (1 4to 2 5)	2-4 (2 0to 2 8)	3-3 (2 6to 4 1)	5-5 (4 1to 7 2)	10 (7 6to 13 2)	12 (7 6to 19 8)	10 (7 2to 14)	10-5 (7 6to 14 7)	10-5 (7 6to 14 7)	9-3 (6 4to 13 7)	8-1 (5 1to 12 7)	6-4 (3 9to 10 4)	5-4 (3 2to 8 9)	3-7 (2 1to 5 4)	2-1 (1 2to 3 2)	0-9 (0 5to 1 4)	0-4 (0 2to 0 6)	0-2 (0 1to 0 3)	526	
Urolithiasis	0 (0 to 0)	0 (0 to 0)	0 (0 to 0)	0 (0 to 0 1)	0-1 (0 to 0 1)	0-1 (0 to 0 1)	0-1 (0 1to 0 3)	0-2 (0 2to 0 4)	0-2 (0 1to 0 4)	0-2 (0 2to 0 4)	0-2 (0 1to 0 3)	0-2 (0 1to 0 3)	0-1 (0 1to 0 3)	0-1 (0 1to 0 3)	0-1 (0 1to 0 3)	0-1 (0 1to 0 3)	0-1 (0 1to 0 3)	0-1 (0 1to 0 3)	0-1 (0 1to 0 3)	0-1 (0 1to 0 3)	0-1 (0 1to 0 3)	0-1 (0 1to 0 3)	0-1 (0 1to 0 3)	32-5	
Benign prostatic hyperplasia	0 (0 to 0)	0 (0 to 0)	0 (0 to 0)	0 (0 to 0)	0 (0 to 0)	0 (0 to 0)	0 (0 to 0)	0 (0 to 0)	0 (0 to 0)	0 (0 to 0)

SR Table 2c: Hounsfield DALYS by cause and age group for both sexes with 95% uncertainty intervals, 2019

Cause	Early Neonatal	Late Neonatal	Post Neonatal	1 to 4	5 to 9	10 to 14	15 to 19	20 to 24	25 to 29	30 to 34	35 to 39	40 to 44	45 to 49	50 to 54	55 to 59	60 to 64	65 to 69	70 to 74	75 to 79	80 to 84	85 to 89	90 to 94	95 plus	Total
All causes	592 (497 to 677)	1,160 (1,000 to 1,338)	2,060 (2,000 to 2,121)	3,000 (2,900 to 3,100)	2,000 (1,900 to 2,100)	1,600 (1,500 to 1,700)	2,000 (1,900 to 2,100)	2,000 (1,900 to 2,100)	2,000 (1,900 to 2,100)	2,000 (1,900 to 2,100)	2,000 (1,900 to 2,100)	2,000 (1,900 to 2,100)	2,000 (1,900 to 2,100)	2,000 (1,900 to 2,100)	2,000 (1,900 to 2,100)	2,000 (1,900 to 2,100)	2,000 (1,900 to 2,100)	2,000 (1,900 to 2,100)	2,000 (1,900 to 2,100)	2,000 (1,900 to 2,100)	2,000 (1,900 to 2,100)	2,000 (1,900 to 2,100)	66,300
Communicable, maternal, neonatal, and nutritional diseases	592 (524 to 723)	1,160 (1,010 to 1,338)	2,060 (1,940 to 2,180)	3,000 (2,900 to 3,100)	2,000 (1,900 to 2,100)	1,600 (1,500 to 1,700)	2,000 (1,900 to 2,100)	2,000 (1,900 to 2,100)	2,000 (1,900 to 2,100)	2,000 (1,900 to 2,100)	2,000 (1,900 to 2,100)	2,000 (1,900 to 2,100)	2,000 (1,900 to 2,100)	2,000 (1,900 to 2,100)	2,000 (1,900 to 2,100)	2,000 (1,900 to 2,100)	2,000 (1,900 to 2,100)	2,000 (1,900 to 2,100)	2,000 (1,900 to 2,100)	2,000 (1,900 to 2,100)	2,000 (1,900 to 2,100)	2,000 (1,900 to 2,100)	4,160
HIV/AIDS and sexually transmitted infections	16.2 (4.7 to 32.4)	4.9 (1.4 to 11.1)	9.6 (4.5 to 16.9)	20.5 (2.2 to 51.6)	1.5 (1.3 to 1.7)	0.9 (0.8 to 1.1)	1.3 (1.1 to 1.7)	4.2 (2.2 to 5.4)	9.9 (7.4 to 13.2)	19.5 (14.7 to 25.7)	27.3 (21.2 to 35.2)	26.1 (20.3 to 33.7)	23.2 (18.4 to 29.6)	20.5 (13.3 to 27.4)	16.8 (9.3 to 24.9)	11.7 (6.2 to 19.1)	7.6 (4.4 to 11.4)	5.2 (2.9 to 8.1)	3.5 (1.9 to 5.4)	1.2 (0.3 to 3.7)	0.5 (0.2 to 0.7)	0.1 (0.1 to 0.2)	194
HIV/AIDS	0 (0 to 0)	0 (0 to 0)	2.6 (2.2 to 2.9)	2.2 (1.9 to 2.6)	1.3 (1.2 to 1.5)	0.9 (0.7 to 0.9)	1 (0.8 to 0.9)	3 (2.4 to 3.6)	9.9 (8.2 to 11.9)	14.8 (11.8 to 19)	16.9 (13.5 to 20.2)	21.2 (17.1 to 27.2)	19.4 (15.6 to 25.6)	15.3 (12.3 to 19.3)	10.6 (8.5 to 13.9)	5.3 (3.9 to 6.6)	2.1 (1.5 to 3.2)	0.9 (0.6 to 1.4)	0.4 (0.2 to 0.6)	0.1 (0.1 to 0.2)	0.2 (0.1 to 0.3)	0 (0 to 0)	137
HIV/AIDS - Drug-susceptible Tuberculosis	0 (0 to 0)	0 (0 to 0)	0.3 (0.2 to 0.5)	0.3 (0.2 to 0.5)	0.2 (0.1 to 0.3)	0.1 (0.1 to 0.1)	0.1 (0.1 to 0.1)	0.3 (0.2 to 0.4)	0.6 (0.4 to 0.9)	1.2 (0.8 to 1.7)	1.9 (1.3 to 2.8)	1.9 (1.2 to 2.9)	1.8 (1.1 to 2.8)	1.3 (0.8 to 2)	0.9 (0.5 to 1.5)	0.4 (0.2 to 0.8)	0.2 (0.1 to 0.4)	0.1 (0.1 to 0.1)	0.1 (0.1 to 0.1)	0 (0 to 0)	0 (0 to 0)	0 (0 to 0)	12.1
HIV/AIDS - Multidrug-resistant Tuberculosis without extensive drug-resistance	0 (0 to 0)	0 (0 to 0)	0 (0 to 0)	0 (0 to 0)	0 (0 to 0)	0 (0 to 0)	0 (0 to 0)	0 (0 to 0)	0 (0 to 0)	0 (0 to 0)	0 (0 to 0)	0 (0 to 0)	0 (0 to 0)	0 (0 to 0)	0 (0 to 0)	0 (0 to 0)	0 (0 to 0)	0 (0 to 0)	0 (0 to 0)	0 (0 to 0)	0 (0 to 0)	0 (0 to 0)	0 (0 to 0)	0.3
HIV/AIDS - Extensively drug-resistant Tuberculosis	0 (0 to 0)	0 (0 to 0)	0 (0 to 0)	0 (0 to 0)	0 (0 to 0)	0 (0 to 0)	0 (0 to 0)	0 (0 to 0)	0 (0 to 0)	0 (0 to 0)	0 (0 to 0)	0 (0 to 0)	0 (0 to 0)	0 (0 to 0)	0 (0 to 0)	0 (0 to 0)	0 (0 to 0)	0 (0 to 0)	0 (0 to 0)	0 (0 to 0)	0 (0 to 0)	0 (0 to 0)	0 (0 to 0)	0.1
HIV/AIDS resulting in other diseases	2.2 (1.6 to 2.3)	2 (1.6 to 2.3)	1.2 (1 to 1.4)	0.7 (0.6 to 0.8)	0.4 (0.3 to 0.5)	2.8 (2.1 to 3.4)	6.3 (4.7 to 8.4)	13.4 (9.9 to 17.9)	19.6 (14.6 to 26.3)	19.4 (14.5 to 26.2)	19.6 (14.6 to 26.5)	13.9 (10.7 to 18.1)	9.7 (7.4 to 12.5)	6.4 (4.9 to 8.2)	4.6 (3.5 to 6.2)	3.2 (2.4 to 4.2)	1.9 (1.5 to 2.5)	0.9 (0.6 to 1.4)	0.4 (0.2 to 0.6)	0.1 (0.1 to 0.2)	0.1 (0.1 to 0.1)	0 (0 to 0)	125
Sexually transmitted infections excluding HIV	16.2 (4.7 to 32.4)	4.9 (1.4 to 11.1)	7.1 (2.3 to 16.2)	0.2 (0.1 to 0.4)	0.1 (0.1 to 0.2)	0.1 (0.1 to 0.2)	0.4 (0.2 to 0.6)	0.8 (0.4 to 1.4)	0.1 (0.1 to 0.2)	4.7 (2.7 to 7.8)	7.4 (3.1 to 15.1)	5.1 (2.2 to 10.5)	4.7 (2.1 to 9.2)	2.7 (1.4 to 5.2)	1.1 (0.6 to 2.2)	0.6 (0.4 to 1.7)	0.4 (0.2 to 1.2)	0.4 (0.2 to 1.1)	0.3 (0.2 to 1)	0.2 (0.2 to 0.7)	0.1 (0.1 to 0.3)	0.1 (0.1 to 0.2)	57.1
Syphilis	16.2 (4.7 to 32.4)	4.9 (1.4 to 11.1)	7.1 (2.3 to 16.2)	0.2 (0.1 to 0.4)	0.1 (0 to 0.2)	0.1 (0 to 0)	0.1 (0 to 0.1)	0.1 (0 to 0.2)	0.1 (0 to 0.2)	0.1 (0 to 0.2)	0.1 (0 to 0.2)	0.1 (0 to 0.1)	0.1 (0 to 0.1)	0.1 (0 to 0.1)	0.1 (0 to 0.1)	0.1 (0 to 0.1)	0.1 (0 to 0.1)	0.1 (0 to 0.1)	0.1 (0 to 0.1)	0 (0 to 0)	0 (0 to 0)	0 (0 to 0)	0 (0 to 0)	29.5
Chlamydial infection	0 (0 to 0)	0 (0 to 0)	0 (0 to 0)	0 (0 to 0)	0 (0 to 0)	0 (0 to 0)	0 (0 to 0)	0 (0 to 0)	0.4 (0.1 to 1.3)	0.6 (0.2 to 1.8)	0.9 (0.3 to 2.8)	1.1 (0.4 to 3.4)	1.4 (0.7 to 2.4)	1.1 (0.5 to 2)	0.5 (0.2 to 1)	0.3 (0.1 to 0.6)	0.2 (0.1 to 0.5)	0.1 (0.1 to 0.3)	0.1 (0.1 to 0.2)	0 (0 to 0)	0 (0 to 0)	0 (0 to 0)	0 (0 to 0)	5.6
Gonococcal infection	0 (0 to 0)	0 (0 to 0)	0 (0 to 0)	0 (0 to 0)	0 (0 to 0)	0 (0 to 0)	0 (0 to 0)	0.1 (0 to 0.1)	0.2 (0.1 to 0.4)	0.2 (0.1 to 0.4)	0.2 (0.1 to 0.4)	0.2 (0.1 to 0.4)	0.2 (0.1 to 0.4)	0.1 (0.1 to 0.3)	0.1 (0 to 0.2)	0.1 (0 to 0.1)	0.1 (0 to 0.1)	0.1 (0 to 0.1)	0.1 (0 to 0.1)	0 (0 to 0)	0 (0 to 0)	0 (0 to 0)	0 (0 to 0)	2.6
Trichomoniasis	0 (0 to 0)	0 (0 to 0)	0 (0 to 0)	0 (0 to 0)	0 (0 to 0)	0 (0 to 0)	0 (0 to 0)	0.1 (0 to 0.1)	0.2 (0.1 to 0.5)	0.3 (0.1 to 1.1)	0.5 (0.2 to 1.6)	0.6 (0.2 to 2.1)	0.7 (0.2 to 1.6)	0.5 (0.2 to 1.3)	0.3 (0.1 to 0.8)	0.2 (0.1 to 0.4)	0.1 (0.1 to 0.3)	0.1 (0.1 to 0.2)	0.1 (0.1 to 0.1)	0 (0 to 0)	0 (0 to 0)	0 (0 to 0)	0 (0 to 0)	4.1
Genital herpes	0 (0 to 0)	0 (0 to 0)	0 (0 to 0)	0 (0 to 0)	0 (0 to 0)	0 (0 to 0)	0 (0 to 0)	0.2 (0.1 to 0.5)	0.5 (0.2 to 1.1)	0.7 (0.3 to 1.6)	0.9 (0.3 to 2.1)	0.7 (0.2 to 1.7)	0.6 (0.2 to 1.4)	0.4 (0.2 to 0.9)	0.2 (0.1 to 0.5)	0.1 (0.1 to 0.3)	0.1 (0.1 to 0.2)	0.1 (0.1 to 0.2)	0.1 (0.1 to 0.2)	0 (0 to 0)	0 (0 to 0)	0 (0 to 0)	0 (0 to 0)	6.4
Other sexually transmitted infections	0 (0 to 0)	0 (0 to 0)	0 (0 to 0)	0 (0 to 0)	0 (0 to 0)	0 (0 to 0)	0 (0 to 0)	0 (0 to 0)	0 (0 to 0)	1.6 (0.4 to 4.2)	3.2 (1.2 to 7.6)	2.2 (0.8 to 5.4)	1.6 (0.6 to 3.9)	1.1 (0.4 to 2.7)	0.6 (0.2 to 1.6)	0.3 (0.1 to 0.8)	0.2 (0.1 to 0.5)	0.1 (0.1 to 0.3)	0.1 (0.1 to 0.2)	0 (0 to 0)	0 (0 to 0)	0 (0 to 0)	0 (0 to 0)	8.9
Respiratory infections and tuberculosis	5,000 (5,000 to 5,000)	4,000 (4,000 to 4,000)	2,000 (1,900 to 2,000)	1,000 (1,000 to 1,000)	1,000 (1,000 to 1,000)	1,000 (1,000 to 1



| | | |

SR Table 2c: Southwark DALYS by cause and age group for both sexes with 95% uncertainty intervals, 2019

Cause	Early Neonatal	Late Neonatal	Post Neonatal	1 to 4	5 to 9	10 to 14	15 to 19	20 to 24	25 to 29	30 to 34	35 to 39	40 to 44	45 to 49	50 to 54	55 to 59	60 to 64	65 to 69	70 to 74	75 to 79	80 to 84	85 to 89	90 to 94	95 plus	Total
All causes	666 (782 641 690)	666 (246 1 038)	666 (370 to 681)	666 (591 to 932)	666 (510 to 1,382)	666 (1,127 to 1,338)	666 (1,150 to 1,900)	666 (2,140 to 2,500)	666 (2,736 to 3,306)	666 (3,580 to 3,880)	666 (4,360 to 5,190)	666 (4,668 to 5,250)	666 (4,166 to 4,370)	666 (4,140 to 4,690)	666 (4,600 to 4,940)	666 (4,760 to 5,410)	666 (4,310 to 5,740)	3,000 (3,520 to 4,690)	3,000 (3,419 to 4,439)	3,000 (2,980 to 3,840)	3,000 (2,708 to 3,220)	3,000 (1,960 to 2,370)	3,000 (1,394 to 1,550)	3,000 (648 to 744)	70,000
Communicable, maternal, neonatal, and nutritional diseases	666 (521 to 744)	666 (145 to 249)	666 (157 to 360)	666 (159 to 256)	666 (79 to 147)	666 (72 to 116)	666 (102 to 205)	666 (199 to 300)	666 (229 to 366)	666 (230 to 368)	666 (252 to 387)	666 (266 to 377)	666 (172 to 260)	666 (154 to 223)	666 (134 to 186)	666 (95 to 150)	666 (93 to 146)	3,000 (961 to 1,533)	3,000 (329 to 550)	3,000 (159 to 298)	3,000 (115 to 186)	3,000 (63 to 105)	3,000 (15 to 19)	4,550
HIV/AIDS and sexually transmitted infections	189.2 (5.1 to 40.6)	5.6 (1.4 to 12.7)	14 (8.4 to 22.7)	6.2 (2.3 to 7.2)	2.1 (2.4 to 3.6)	2 (1.7 to 2.7)	2.9 (2.3 to 3.7)	10.4 (8.3 to 13.2)	25.9 (20.1 to 33.1)	53.2 (42 to 67.3)	64.4 (50.9 to 83.4)	62.7 (50.4 to 80.2)	51.2 (41.2 to 63.8)	35.8 (28.4 to 45.6)	25 (19.5 to 32.5)	16.1 (12.6 to 20.9)	9.9 (7.7 to 12.6)	3.8 (2.9 to 5.6)	1.8 (1.1 to 2.7)	0.5 (0.4 to 0.7)	0.3 (0.2 to 0.4)	0.2 (0.1 to 0.3)	0.1 (0.1 to 0.1)	412
HIV/AIDS	0 (0 to 0)	0 (0 to 0)	0.7 (0.4 to 1.6)	0.9 (0.4 to 1.6)	0.9 (0.5 to 2.4)	1.3 (1.1 to 2.6)	2.4 (1.9 to 3.3)	9.7 (7.8 to 13.9)	24.7 (19.4 to 32.3)	52.1 (41.1 to 66.4)	64.1 (50.1 to 82.3)	62.5 (50.2 to 79.7)	47.8 (38.6 to 60.2)	33.8 (26.6 to 43.2)	23.6 (18.2 to 31.1)	15.2 (11.9 to 19.7)	9.3 (7.1 to 12.1)	3.2 (2.6 to 5.2)	1.4 (0.7 to 2.2)	0.2 (0.1 to 0.3)	0.1 (0 to 0.1)	0 (0 to 0)	342
HIV/AIDS - Drug-susceptible Tuberculosis	0 (0 to 0)	0 (0 to 0.1)	0.5 (0.2 to 0.9)	0.4 (0.2 to 0.6)	0.2 (0.1 to 0.2)	0.1 (0.1 to 0.2)	0.1 (0.1 to 0.2)	0.4 (0.2 to 0.7)	1 (0.4 to 1.4)	2.2 (1.4 to 3.4)	2.6 (1.7 to 4.2)	2.6 (1.6 to 4.1)	2.3 (1.4 to 3.5)	1.6 (1 to 2.4)	1.1 (0.7 to 1.6)	0.7 (0.4 to 1.1)	0.4 (0.2 to 0.7)	0.2 (0.1 to 0.3)	0.1 (0 to 0.2)	0 (0 to 0)	0 (0 to 0)	0 (0 to 0)	0 (0 to 0)	16.8
HIV/AIDS - Multidrug-resistant Tuberculosis without extensive dr...	0 (0 to 0)	0 (0 to 0)	0 (0 to 0)	0 (0 to 0)	0 (0 to 0)	0 (0 to 0)	0 (0 to 0)	0 (0 to 0.1)	0 (0 to 0.1)	0 (0 to 0.1)	0 (0 to 0.1)	0 (0 to 0.1)	0 (0 to 0.1)	0 (0 to 0.1)	0 (0 to 0.1)	0 (0 to 0.1)	0 (0 to 0.1)	0 (0 to 0.1)	0 (0 to 0.1)	0 (0 to 0)	0 (0 to 0)	0 (0 to 0)	0 (0 to 0)	0.4
HIV/AIDS - Extensively drug-resistant Tuberculosis	0 (0 to 0)	0 (0 to 0)	0 (0 to 0)	0 (0 to 0)	0 (0 to 0)	0 (0 to 0)	0 (0 to 0)



Osteoarthritis other	0 (0 to 0)	0 (0 to 0)	0 (0 to 0)	0 (0 to 0)	0 (0 to 0)	0 (0 to 0)	0 (0 to 0)	0 (0 to 0)	0 (0 to 0)	0 (0 to 0)	0 (0 to 0)	0 (0 to 0)	1-4 (0 to 2-2)	3-4 (1 to 7-7)	6-2 (2 to 13-6)	9-7 (4 to 21-2)	12-1 (5 to 26-5)	11-5 (5 to 24-8)	9-3 (4 to 19-4)	8-1 (3 to 16-8)	6-2 (3 to 12-6)	5-1 (2 to 10-2)	3-2 (1 to 6-5)	1-6 (1 to 3-7)	0-8 (0 to 1-6)		78-9
Low back pain	0 (0 to 0)	0 (0 to 0)	0 (0 to 0)	0 (0 to 0)	10-3 (4 to 21)	52-6 (21 to 93-9)	89-7 (54 to 144)	176 (105 to 275)	220 (166 to 321)	231 (150 to 354)	431 (290 to 700)	472 (305 to 693)	374 (232 to 578)	394 (241 to 580)	333 (220 to 524)	302 (189 to 467)	298 (176 to 481)	294 (164 to 214)	196 (101 to 349)	146 (64 to 249)	98 (45 to 164)	39 (24 to 53-8)	39 (19 to 62-7)	18-4 (8 to 31)	6-7 (4 to 9-9)	3,693
Neck pain	0 (0 to 0)	0 (0 to 0)	0 (0 to 0)	6-2 (2 to 12-9)	29-1 (14 to 52-3)	45 (22 to 78-4)	73-5 (35 to 127)	105 (63 to 241)	166 (102 to 262)	229 (124 to 386)	273 (157 to 427)	306 (167 to 487)	147 (87 to 232)	168 (91 to 256)	134 (69 to 222)	95-3 (49 to 163)	62-4 (34 to 106)	47-2 (26 to 77-4)	31-1 (16 to 56-3)	20-6 (9 to 37)	11-9 (6 to 20-2)	5-9 (3 to 9-7)	2-3 (1 to 4)		1,670
Gout	0 (0 to 0)	0 (0 to 0)	0 (0 to 0)	0 (0 to 0)	0 (0 to 0)	0 (0 to 0)	0 (0 to 0)	0 (0 to 0-4)	0 (0 to 1-2)	0 (0 to 1-4)	0 (0 to 2-7)	0 (0 to 2-4)	0 (0 to 1-7)	0 (0 to 1-4)	0 (0 to 1-1)	0 (0 to 1-1)	0 (0 to 1-1)	0 (0 to 1-3)	0 (0 to 1-4)	0 (0 to 1-4)	0 (0 to 1-3)	0 (0 to 1-3)	0 (0 to 1-1)	0 (0 to 0-6)		68
Other musculoskeletal disorders	0 (0 to 0)	0 (0 to 0)	0 (0 to 0)	0-5 (0 to 0-7)	1-7 (0 to 3-7)	17-2 (6 to 39-1)	38-6 (21 to 91-4)	51-2 (24 to 134)	106 (61 to 226)	150 (82 to 324)	215 (120 to 334)	217 (127 to 333)	160 (107 to 278)	145 (102 to 205)	162 (99 to 246)	141 (86 to 211)	104 (60 to 161)	71-5 (42 to 109)	55-2 (32 to 88-1)	37-4 (22 to 57-4)	24-4 (12 to 38-8)	12 (6 to 19-2)	7 (3 to 11-1)	2-9 (1 to 5-2)	1,630
Other non-communicable diseases	196 (126 to 304)	219 (152 to 333)	139 (107 to 171)	78 (54 to 107)	72-8 (50 to 98-5)	104 (74 to 141)	197 (146 to 267)	332 (253 to 424)	588 (395 to 795)	542 (387 to 730)	644 (414 to 916)	695 (477 to 926)	422 (277 to 626)	279 (167 to 510)	260 (164 to 394)	216 (153 to 295)	186 (104 to 295)	140 (100 to 194)	115 (69 to 176)	55-7 (36 to 84-4)	50-4 (27 to 82)	26-4 (16 to 33-5)	5,370
Congenital birth defects	189 (131 to 267)	81-3 (54 to 123)	134 (94 to 203)	84-8 (52 to 113)	32-5 (24 to 44-4)	24-7 (16 to 34-3)	31 (20 to 39-3)	39-6 (26 to 52)	40-1 (26 to 52-9)	39-7 (27 to 47-6)	36-7 (22 to 54-9)	27-4 (16 to 39-9)	24-3 (14 to 33-2)	23-2 (13 to 29-6)	17-5 (10 to 27)	20-6 (11 to 30)	13-7 (8 to 17-8)	7-3 (3 to 9-3)	2-2 (1 to 3-2)	1-3 (0 to 1-9)	0-4 (0 to 0-7)	0-2 (0 to 0-3)	0-1 (0 to 0-1)		844
Neural tube defects	9-9 (4 to 16)	3-6 (1 to 5-9)	10-4 (4 to 19-5)	10-3 (5 to 15-5)	1 (0 to 2-4)	0-9 (0 to 1-7)	0-8 (0 to 1-1)	1-2 (0 to 1-6)	0-9 (0 to 1-3)	1-2 (0 to 1-4)	1 (0 to 1-7)	0-7 (0 to 1-4)	0-5 (0 to 0-7)	0-3 (0 to 0-5)	0-2 (0 to 0-5)	0-1 (0 to 0-3)	0-1 (0 to 0-2)	0-1 (0 to 0-2)	0-1 (0 to 0-1)	0-1 (0 to 0-1)	0-1 (0 to 0-1)	0-1 (0 to 0-1)	0-1 (0 to 0-1)		43-6
Congenital heart anomalies	46-9 (28 to 79)	34 (22 to 52-9)	46-3 (29 to 69-1)	47-3 (30 to 63-1)	5-1 (3 to 9-2)	3-9 (2 to 6-9)	5-1 (3 to 8-1)	6-6 (4 to 9-5)	7-9 (5 to 11)	7-2 (5 to 10-9)	5-1 (3 to 10-1)	7-4 (4 to 9-8)	6-7 (4 to 9-2)	5-6 (3 to 7-5)	5-1 (3 to 7-1)	4-7 (2 to 6-6)	1-8 (1 to 3)	0-9 (0 to 2-5)	0-2 (0 to 1-3)	0-1 (0 to 0-2)	0-1 (0 to 0-2)	0-1 (0 to 0-2)	0-1 (0 to 0-2)		208
Orofacial clefts	0 (0 to 0-1)	0-4 (0 to 0-8)	0-7 (0 to 1-5)	0-4 (0 to 0-9)	0-3 (0 to 0-8)	0-3 (0 to 0-6)	0-3 (0 to 0-8)	0-7 (0 to 1-2)	0-7 (0 to 1-3)	0-7 (0 to 1-3)	0-7 (0 to 1-2)	0-5 (0 to 1-3)	0-4 (0 to 0-7)	0-4 (0 to 0-7)	0-3 (0 to 0-6)	0-3 (0 to 0-6)	0-2 (0 to 0-4)	0-1 (0 to 0-3)	0-2 (0 to 0-5)	0-1 (0 to 0-3)	0-1 (0 to 0-2)	0-1 (0 to 0-2)	0-1 (0 to 0-2)		7
Down syndrome	2-7 (1 to 5-3)	1 (0 to 3-1)	2-5 (1 to 4-9)	2-8 (1 to 5-3)	2-1 (1 to 4-2)	1-9 (1 to 3-7)	1-7 (1 to 2-5)	2-7 (1 to 3-9)	3-6 (2 to 5-6)	4-2 (2 to 6-6)	2-7 (1 to 4-2)	3-8 (2 to 5-5)	3 (2 to 4-2)	2-9 (2 to 3-9)	2-9 (1 to 4-3)	4-3 (2 to 6-9)	4-9 (2 to 7-1)	3-3 (1 to 5-4)	1-2 (0 to 2-1)	1-2 (0 to 2-1)	0-7 (0 to 1-4)	0-3 (0 to 0-9)	0-3 (0 to 0-8)		48-5
Turner syndrome	0 (0 to 0)	0 (0 to 0)	0-1 (0 to 0-1)	0-1 (0 to 0-2)	0-1 (0 to 0-2)	0-1 (0 to 0-2)	0-2 (0 to 0-4)	0-2 (0 to 0-4)	0-2 (0 to 0-4)	0-2 (0 to 0-4)	0-2 (0 to 0-4)	0-2 (0 to 0-4)	0-1 (0 to 0-3)	0-1 (0 to 0-2)	0-1 (0 to 0-2)	0 (0 to 0-1)	0 (0 to 0)	0 (0 to 0)	0 (0 to 0)	0 (0 to 0)	0 (0 to 0)	0 (0 to 0)	0 (0 to 0)		1-5
Klinefelter syndrome	0 (0 to 0)	0 (0 to 0)	0 (0 to 0-1)	0 (0 to 0)	0 (0 to 0)	0 (0 to 0)	0-1 (0 to 0-1)	0-1 (0 to 0-1)	0-1 (0 to 0-1)	0-1 (0 to 0-1)	0-1 (0 to 0-1)	0-1 (0 to 0-1)	0 (0 to 0-1)	0 (0 to 0-1)	0 (0 to 0)	0 (0 to 0)	0 (0 to 0)	0 (0 to 0)	0 (0 to 0)	0 (0 to 0)	0 (0 to 0)	0 (0 to 0)	0 (0 to 0)		0-4
Other chromosomal abnormalities	34-2 (17 to 66)	17-5 (10 to 29-9)	29-2 (9 to 63-7)	12-6 (4 to 24-7)	2-6 (0 to 6-6)	4-3 (2 to 7-4)	4-2 (2 to 7-4)	5-4 (3 to 8-5)	5-6 (4 to 10-9)	6-7 (4 to 10-3)	6-7 (4 to 10-3)	6-1 (4 to 9-2)	4-4 (2 to 6-6)	3-7 (2 to 5-1)	2-9 (1 to 4-3)	2-1 (0 to 3-7)	1-1 (0 to 1-9)	0-6 (0 to 1-3)	0-4 (0 to 0-9)	0-3 (0 to 0-6)	0-2 (0 to 0-4)			147
Congenital musculoskeletal and limb anomalies	6-2 (3 to 12)	3-2 (1 to 5-1)	16-3 (6 to 32-3)	19-6 (10 to 28)	9-7 (4 to 14-4)	7-4 (4 to 11-5)	8-2 (5 to 12-5)	11-3 (6 to 18-1)	13-1 (7 to 19-4)	10-9 (6 to 16)	6-4 (3 to 10-7)	8-3 (4 to 12-7)	5-1 (2 to 10-7)	4-2 (2 to 7-3)	4-3 (2 to 9-2)	3-7 (2 to 5-6)	2-2 (1 to 3-3)	1-3 (0 to 2-2)	0-7 (0 to 1-4)	0-4 (0 to 0-9)	0-2 (0 to 0-3)	0-1 (0 to 0)		148
Urogenital congenital anomalies	9-6 (3 to 20-1)	1-9 (0 to 5)	2-7 (1 to 6-2)	2-3 (1 to 3-8)	1-2 (0 to 2-8)	0-7 (0 to 1-7)	0-5 (0 to 1-1)	0-6 (0 to 1-2)	0-7 (0 to 1-1)	0-7 (0 to 1-1)	0-5 (0 to 1-1)	0-4 (0 to 0-9)	0-2 (0 to 0-5)	0-2 (0 to 0-5)	0-2 (0 to 0-3)	0-1 (0 to 0-3)	0-1 (0 to 0-2)	0-1 (0 to 0-2)	0-1 (0 to 0-1)	0-1 (0 to 0-1)	0-1 (0 to 0-1)	0-1 (0 to 0-1)	0-1 (0 to 0-1)		22-4
Digestive congenital anomalies	27-9 (18 to 42-6)	14-4 (5 to 30-1)	46-3 (5 to 81)	42-9 (5 to 72-6)	13-1 (1 to 24-6)	9-7 (0 to 19-1)	10-4 (0 to 21-1)	11-3 (0 to 21-4)	11-4 (0 to 21-1)	9-7 (0 to 17-1)	8-1 (0 to 16-2)	7-6 (0 to 15-1)	5-7 (0 to 12-2)	5-1 (0 to 11-4)	4-7 (0 to 10-4)	4-9 (0 to 10-7)	3 (0 to 7)	2-5 (0 to 5-5)	1-2 (0 to 2-7)	0-8 (0 to 1-7)	0-5 (0 to 1-1)	0-3 (0 to 0-7)	0-3 (0 to 0-6)		67-2
Other congenital birth defects	52-5 (36 to 73-7)	34-7 (8 to 78-3)	28-5 (11 to 65-3)	16-4 (9 to 28-2)	6-2 (3 to 9-2)	4-6 (2 to 6-5)	4-1 (2 to 6-4)	3-7 (2 to 5-7)	4-1 (3 to 6-7)	3-9 (2 to 5-7)	4-1 (3 to 6-1)	3-9 (2 to 5-9)	3-1 (2 to 4-7)	2-4 (1 to 3-7)	2-1 (0 to 3-2)	1-7 (0 to 2-5)	1-3 (0 to 2-4)	0-9 (0 to 2-2)	0-4 (0 to 1-2)	0-2 (0 to 0-8)	0-1 (0 to 0-3)	0-1 (0 to 0-2)	0-1 (0 to 0-1)		150
Urinary diseases and male infertility	0-3 (0 to 0-4)	0-5 (0 to 0-8)	1-3 (0 to 2-1)	0-4 (0 to 1-1)	0-8 (0 to 2-1)	0-4 (0 to 1)	1-5 (1 to 2-2)	1-2 (0 to 2-7)	1-7 (0 to 2-6)	1-2 (0 to 2-4)	1-7 (0 to 3-2)	1-4 (0 to 2-7)	1-2 (0 to 2-4)	0-9 (0 to 2-1)	0-7 (0 to 1-7)	0-6 (0 to 1-4)	0-4 (0 to 1-1)	0-3 (0 to 0-9)	0-2 (0 to 0-6)	0-1 (0 to 0-3)	0-1 (0 to 0-3)	0-1 (0 to 0-2)	0-1 (0 to 0-2)		401
Urolithiasis	0 (0 to 0)	0 (0 to 0)	0 (0 to 0)	0 (0 to 0-1)	0 (0 to 0-1)	0 (0 to 0-1)	0 (0 to 0-2)	0 (0 to 0-4)	0 (0 to 0-6)	0 (0 to 0-9)	0 (0 to 0-7)	0 (0 to 0-6)	0 (0 to 0-4)	0 (0 to 0-3)	0 (0 to 0-3)	0 (0 to 0-2)	0 (0 to 0-2)	0 (0 to 0-2)	0 (0 to 0-2)	0 (0 to 0-2)	0 (0 to 0-2)	0 (0 to 0-1)	0 (0 to 0-1)		32-8
Benign prostatic hyperplasia	0 (0 to 0)	0 (0 to 0)	0 (0 to 0)	0 (0 to 0)	0 (0 to 0)	0 (0 to 0)	0 (0 to 0)	0 (0 to 0)	0 (0 to 0)	0 (0 to 0)	0 (0 to 0)	0 (0 to 0)	0 (0 to 0)	0 (0 to 0)	0 (0 to 0)	0 (0 to 0)	0 (0 to 0)	0 (0 to 0)	0 (0 to 0)	0 (0 to 0)	0 (0 to 0)	0 (0 to 0)	0 (0 to 0)		85-4
Male infertility	0 (0 to 0)	0 (0 to 0)	0 (0 to 0)	0 (0 to 0)	0 (0 to 0)	0 (0 to 0)	0 (0 to 0)	1-7 (0 to 5-1)	4-3 (1 to 9-9)	3-4 (1 to 8-1)	2-3 (0 to 5-2)	2-4 (0 to 5-6)	1-6 (0 to 4-2)	1-4 (0 to 3-6)	1-2 (0 to 3-1)	0-9 (0 to 2-6)	0-7 (0 to 2-1)	0-5 (0 to 1-5)	0-3 (0 to 1-1)	0-2 (0 to 0-8)	0-1 (0 to 0-5)	0-1 (0 to 0-3)	0-1 (0 to 0-2)		18-9
Other urinary diseases	0-2 (0 to 0-3)	0-3 (0 to 0-5)	0-3 (0 to 0-5)	0-4 (0 to 0-9)	0-3 (0 to 0-6)	0-2 (0 to 0-4)	0-4 (0 to 0-7)	0-5 (0 to 0-9)	1-2 (0 to 1-7)	1-2 (0 to 1-7)	1-3 (0 to 2-9)	1-2 (0 to 2-5)	1-7 (0 to 4-1)	1-1 (0 to 2-8)	1-4 (0 to 3-5)	1-6 (0 to 3-6)	1-2 (0 to 3-1)	1-1 (0 to 2-7)	0-7 (0 to 1-6)	0-4 (0 to 0-9)	0-3 (0 to 0-6)	0-2 (0 to 0-5)	0-2 (0 to 0-3)		24-4
Gynecological diseases	0 (0 to 0)	0 (0 to 0)	0 (0 to 0)	0 (0 to 0)	0 (0 to 0)	0 (0 to 0)	0 (0 to 0)	0 (0 to 0)	0 (0 to 0)	0 (0 to 0)	0 (0 to 0)	0 (0 to 0)	0 (0 to 0)	0 (0 to 0)	0 (0 to 0)	0 (0 to 0)	0 (0 to 0)	0 (0 to 0)	0 (0 to 0)	0 (0 to 0)	0 (0 to 0)	0 (0 to 0)	0 (0 to 0)		1,759
Uterine fibroids	0 (0 to 0)	0 (0 to 0)	0 (0 to 0)	0 (0 to 0)	0 (0 to 0-1)	0 (0 to 0-4)	1-1 (0 to 2-4)	2-8 (1 to 5-1)	3-6 (1 to 8-1)	10-1 (4 to 21-4)	15-2 (7 to 33-9)	17-7 (7 to 39-9)	20 (9 to 39-3)	17-9 (8 to 34-2)	12-6 (5 to 24)	8-3 (3 to 17-1)	4-2 (1 to 9-1)	2 (0 to 3-9)	1-1 (0 to 2-1)	0-5 (0 to 1-1)	0-3 (0 to 0-9)	0-1 (0 to 0-3)	0-1 (0 to 0-2)		101
Polycystic ovarian syndrome	0 (0 to 0)	0 (0 to 0)	0 (0 to 0)	0 (0 to 0)	0 (0 to 0)	0 (0 to 0)	0 (0 to 0)	0 (0 to 0)	0 (0 to 0)	0 (0 to 0)	0 (0 to 0)	0 (0 to 0)	0 (0 to 0)	0 (0 to 0)	0 (0 to 0)	0 (0 to 0)	0 (0 to 0)	0 (0 to 0)	0 (0 to 0)	0 (0 to 0)	0 (0 to 0)	0 (0 to 0)	0 (0 to 0)		72-9
Female infertility	0 (0 to 0)	0 (0 to 0)	0 (0 to 0)	0 (0 to 0)	0 (0 to 0)	0 (0 to 0)	0 (0 to 0-4)	0 (0 to 1-2)	0 (0 to 1-1)	0 (0 to 1-5)	0 (0 to 1-9)	0 (0 to 1-6)	0 (0 to 1-1)	0 (0 to 0-9)	0 (0 to 2)	0 (0 to 0-6)	0 (0 to 0-4)	0 (0 to 0-3)	0 (0 to 0-3)	0 (0 to 0-2)	0 (0 to 0-2)	0 (0 to 0-2)	0 (0 to 0-2)		18-2
Endometriosis	0 (0 to 0)	0 (0 to 0)	0 (0 to 0)	0 (0 to 0)	0 (0 to 0)	0 (0 to 0)	0-1 (0 to 0-4)	0-3 (0 to 1-6)	0-4 (0 to 1-6)	0-3 (0 to 0-9)	0-2 (0 to 0-6)	0-2 (0 to 0-6)	0-1 (0 to 0-4)	0-1 (0 to 0-3)	0-1 (0 to 0-3)	0-1 (0 to 0-3)	0-1 (0 to 0-3)	0-1 (0 to 0-3)	0-1 (0 to 0-2)	0-1 (0 to 0-2)	0-1 (0 to 0-2)	0-1 (0 to 0-2)	0-1 (0 to 0-2)		79-6
Genital prolapse	0 (0 to 0)	0 (0 to 0)	0 (0 to 0)	0 (0 to 0)	0 (0 to 0)	0 (0 to 0)	0 (0 to 0)	0 (0 to 0)	0 (0 to 0)	0 (0 to 0)	0 (0 to 0)	0 (0 to 0)	0 (0 to 0)	0 (0 to 0)	0 (0 to 0)	0 (0 to 0)	0 (0 to 0)	0 (0 to 0)	0 (0 to 0)	0 (0 to 0)	0 (0 to 0)	0 (0 to 0)	0 (0 to 0)		21-9
Premenstrual syndrome	0 (0 to 0)	0 (0 to 0)	0 (0 to 0)	0 (0 to 0)	10-4 (0 to 36)	22-7 (11 to 46-9)	46 (20 to 92-4)	68 (29 to 141)	73-6 (30 to 151)	69 (27 to 139)	69 (28 to 151)	61-9 (28 to 122)	49 (20 to 103)	39 (17 to 82)	33-5 (15 to 70)	27-5 (12 to 58)	19 (8 to 40)	13 (6 to 28)	7-8 (3 to 17)	5-2 (2 to 11)	2-9 (1 to 6)	1-5 (0 to 3)	0-6 (0 to 2)		384
Other gynecological diseases	0 (0 to 0)	0 (0 to 0)	0 (0 to 0)	0 (0 to 0)	0-1 (0 to 0-2)	0-1 (0 to 0-3)	0-1 (0 to 0-4)	0-2 (0 to 0-5)	0-3 (0 to 0-6)	0-3 (0 to 0-5)	0-3 (0 to 0-6)	0-3 (0 to 0-6)	0-2 (0 to 0-4)	0-2 (0 to 0-4)	0-2 (0 to 0-3)	0-1 (0 to 0-3)	0-1 (0 to 0-2)	0-1 (0 to 0-2)	0-1 (0 to 0-2)	0-1 (0 to 0-2)	0-1 (0 to 0-2)	0-1 (0 to 0-1)	0-1 (0 to 0-1)		1,030
Hemoglobinopathies and hemolytic anemias	0-2 (0 to 0-3)	0-4 (0 to 0-6)	1-7 (0 to 3-1)	2-5 (0 to 4-9)	2-3 (1 to 5-8)	2-4 (1 to 5-1)	5-8 (2 to 11-2)	11-4 (4 to 25-5)	11 (3 to 22-3)	9-6 (3 to 20-2)	7-2 (3 to 15-2)	5-1 (2 to 11-6)	2-5 (1 to 6)	2-1 (0 to 5-1)	1-7 (0 to 4-2)	1-4 (0 to 3-1)	0-9 (0 to 2-1)	0-6 (0 to 1-3)	0-3 (0 to 0-8)	0-2 (0 to 0-5)	0-1 (0 to 0-3)	0-1 (0 to 0-2)	0-1 (0 to 0-2)		101
Thalassemias	0 (0 to 0)	0 (0 to 0)	0-1 (0 to 0-1)	0-1 (0 to 0-1)	0-1 (0 to 0)	0 (0 to 0)	0 (0 to 0)	0 (0 to 0)	0 (0 to 0)	0 (0 to 0)	0 (0 to 0)	0 (0 to 0)	0 (0 to 0)	0 (0 to 0)	0 (0 to 0)	0 (0 to 0)	0 (0 to 0)	0 (0 to 0)	0 (0 to 0)	0 (0 to 0)	0 (0 to 0)	0 (0 to 0)	0 (0 to 0)	0 (0 to 0)		0-4
Thalassemias trait	0 (0 to 0-1)	0 (0 to 0-1)	0-3 (0 to 0-7)	0-9 (0 to 1-9)	2-9 (0 to 6-4)	0-9 (0 to 2-2)	2-1 (0 to 5-4)	3-4 (1 to 7-1)	4-3 (1 to 9-2)	3-4 (1 to 8-1)	3-7 (1 to 9-1)	3-4 (1 to 8-1)	1-5 (0 to 3-9)	1-2 (0 to 3-5)	0-9 (0 to 2-3)	0-7 (0 to 1-9)	0-4 (0 to 1-2)	0-3 (0 to 0-9)	0-2 (0 to 0-5)	0-2 (0 to 0-5)	0-2 (0 to 0-4)	0-1 (0 to 0-3)	0-1 (0 to 0-1)		22-6
Sickle cell disorders	0-2 (0 to 0-3)	0-2 (0 to 0-3)	0-9 (0 to 1-5)	2-5 (1 to 3-4)	2-1 (1 to 4-2)	1-6 (1 to 3-2)	1-5 (0 to 3-1)	2-7 (1 to 5-4)	3 (1 to 5-7)	2-9 (1 to 5-4)	2-3 (1 to 4-2)	2-9 (1 to 5-3)	2 (1 to 3-5)	1-6 (1 to 3-1)	1-5 (0 to 3-1)	1-1 (0 to 2-5)	0-8 (0 to 1-7)	0-5 (0 to 1-1)	0-2 (0 to 0-5)	0-1 (0 to 0-3)	0-1 (0 to 0-3)	0-1 (0 to 0-2)	0-1 (0 to 0-2)		27-1
Sickle cell trait	0 (0 to 0-3)	0-1 (0 to 0-7)	0-3 (0 to 0-7)	1 (0 to 2-5)	0-9 (0 to 2-6)	0-6 (0 to 1-4)	0-9 (0 to 1-6)	1-4 (0 to 3-1)	1-5 (0 to 3-6)	2-8 (0 to 7-1)	1-1 (0 to 2-9)	1-2 (0 to 3-1)	0-7 (0 to 2-3)	0-7 (0 to 2-1)	0-6 (0 to 2-1)	0-5 (0 to 1-6)	0-3 (0 to 1-2)	0-2 (0 to 0-8)	0-1 (0 to 0-5)	0-1 (0 to 0-3)	0-1 (0 to 0-3)	0-1 (0 to 0-2)	0-1 (0 to 0-2)		23-2
G6PD deficiency	0 (0 to 0)	0 (0 to 0)	0 (0 to 0)	0 (0 to 0)	0 (0 to 0)	0 (0 to 0)	0 (0 to 0)	0 (0 to 1-4)	0 (0 to 0-6)	0-1 (0 to 0-2)	0-1 (0 to 0-2)	0 (0 to 0-2)	0 (0 to 0-2)	0-1 (0 to 0-1)	0 (0 to 0-1)	0 (0 to 0-2)	0 (0 to 0-2)	0 (0 to 0-2)	0 (0 to 0-1)	0 (0 to 0-1)	0 (0 to 0-1)	0 (0 to 0-1)	0 (0 to 0-1)		2-2
G6PD trait	0 (0 to 0)	0 (0 to 0)	0 (0 to 0)	0 (0 to 0)	0 (0 to 0)	0 (0 to 0)	0 (0 to 0)	0 (0 to 0)	0 (0 to 0)	0 (0 to 0)	0 (0 to 0)	0 (0 to 0)	0 (0 to 0)	0 (0 to 0-1)	0 (0 to 0)	0 (0 to 0)	0 (0 to 0)	0 (0 to 0)	0 (0 to 0)	0 (0 to 0)	0 (0 to 0)	0 (0 to 0)	0 (0 to 0)		0-4
Other hemoglobinopathies and hemolytic anemias	0 (0 to 0-1)	0-2 (0 to 0-3)	0-6 (0 to 2)	1-8 (0 to 4-9)	0-3 (0 to 1-8)	0-3 (0 to 2-7)	0-2 (0 to 2-4)	0-9 (0 to 3-1)	0-7 (0 to 3-1)	0-9 (0 to 3-1)	1-1 (0 to 3-1)	1-6 (0 to 4-4)	1-1 (0 to 3-1)	1-4 (0 to 3-5)	1-3 (0 to 3-5)	1-6 (0 to 3-5)	1-2 (0 to 3-1)	1-9 (0 to 3-4)	1-1 (0 to 2-3)	1-7 (0 to 3-2)	1-3 (0 to 2-5)	0-9 (0 to 1-6)	0-4 (0 to 1-2)		24-7
Endocrine, metabolic, blood, and immune disorders	6-9 (3-7 to 13)	6-9 (3-9 to 10)	22-1 (11-5 to 37-3)	27-2 (11-3 to 49-6)	24-6 (14-8 to 37)	22-4 (10-4 to 34-2)	25-4 (11-7 to 39-2)	47-1 (21-7 to 87-5)	79-3 (37-5 to 121)	104 (48-5 to 172)	158 (78-8 to 199)	125 (79-6 to 189)	138 (81-2 to 192)	120 (66-6 to 206)	142 (78-3 to 218)	115 (73-9 to 173)	82-5 (52-4 to 129)	43-3 (26-2 to 62-6)	28-1 (16-4 to 41-3)	13-2 (8-9 to 20-9)	8-9 (4-2 to 15-2)	2-6 (1-6 to 3-4)	1,459
Oral disorders	0 (0 to 0)	0 (0 to 0)	0-7 (0 to 2-1)	4-2 (1 to 8-9)	8-2 (4 to 15-2)	11-2 (6 to 19-2)	14 (7 to 22-9)	45-7 (25 to 74-4)	61-8 (34 to 104)	67-9 (37 to 117)	52-6 (34 to 77-1)	69-3 (37 to 111)	76-9 (41 to 127)	61-1 (31 to 98-1)	55 (28 to 89)	38-3 (18 to 70)	47-9 (21 to 107)	61-3 (32 to 113)	46-1 (28 to 68-5)	25-3 (22 to 32-3)	20-3 (12 to 28-7)	10-9 (6 to 15)	4-5 (2 to 6-5)		852
Caries of deciduous teeth	0 (0 to 0)	0 (0 to 0)	0 (0 to 0)	0 (0 to 0-2)	0 (0 to 0-7)	0 (0 to 0-4)	0 (0 to 0-4)	0 (0 to 0)	0 (0 to 0)	0 (0 to 0)	0 (0 to 0)	0 (0 to 0)	0 (0 to 0)	0 (0 to 0)	0 (0 to 0)	0 (0 to 0)	0 (0 to 0)	0 (0 to 0)	0 (0 to 0)	0 (0 to 0)	0 (0 to 0)	0 (0 to 0)	0 (0 to 0)	0 (0 to 0)		2-2
Caries of permanent teeth	0 (0 to 0)	0 (0 to 0)	0 (0 to 0)	0 (0 to 0)	1-3 (0 to 4-3)	3-6 (1 to 8-2)	4-2 (2 to 8)	7-1 (3 to 14-2)	10-8 (4 to 23-5)	11-4 (4 to 22-4)	9-8



10397



SR Table 2c: Newham DALYs by cause and age group for both sexes with 95% uncertainty intervals, 2019

Cause	Early Neonatal	Late Neonatal	Post Neonatal	1 to 4	5 to 9	10 to 14	15 to 19	20 to 24	25 to 29	30 to 34	35 to 39	40 to 44	45 to 49	50 to 54	55 to 59	60 to 64	65 to 69	70 to 74	75 to 79	80 to 84	85 to 89	90 to 94	95 plus	Total
All causes	692 (725 to 663)	1,040 (1,098 to 993)	1,569 (1,658 to 1,482)	1,644 (1,744 to 1,570)	1,104 (1,183 to 1,042)	1,104 (1,184 to 1,042)	1,104 (1,183 to 1,042)	1,104 (1,183 to 1,042)	1,104 (1,183 to 1,042)	1,104 (1,183 to 1,042)	1,104 (1,183 to 1,042)	1,104 (1,183 to 1,042)	1,104 (1,183 to 1,042)	1,104 (1,183 to 1,042)	1,104 (1,183 to 1,042)	1,104 (1,183 to 1,042)	1,104 (1,183 to 1,042)	1,104 (1,183 to 1,042)	1,104 (1,183 to 1,042)	1,104 (1,183 to 1,042)	1,104 (1,183 to 1,042)	1,104 (1,183 to 1,042)	74,700
Communicable, maternal, neonatal, and nutritional diseases	692 (469 to 779)	1,040 (737 to 1,273)	1,569 (994 to 1,920)	1,644 (998 to 2,061)	1,104 (752 to 1,294)	1,104 (753 to 1,276)	1,104 (754 to 1,276)	1,104 (754 to 1,276)	1,104 (754 to 1,276)	1,104 (754 to 1,276)	1,104 (754 to 1,276)	1,104 (754 to 1,276)	1,104 (754 to 1,276)	1,104 (754 to 1,276)	1,104 (754 to 1,276)	1,104 (754 to 1,276)	1,104 (754 to 1,276)	1,104 (754 to 1,276)	1,104 (754 to 1,276)	1,104 (754 to 1,276)	1,104 (754 to 1,276)	1,104 (754 to 1,276)	5,950
HIV/AIDS and sexually transmitted infections	24 (7 to 52)	7.5 (2.2 to 16.8)	22 (5.9 to 51.7)	6.7 (1.9 to 15.9)	3.4 (0.9 to 8.1)	2.0 (1.1 to 2.8)	2.7 (2.1 to 3.4)	9.3 (7.3 to 12)	21.3 (16.9 to 27.6)	45.3 (35.2 to 59)	72.5 (56.7 to 93.7)	101.4 (81.2 to 127.5)	132.9 (106.5 to 167.2)	164.1 (131.5 to 206.5)	194.9 (156.1 to 245.1)	224.1 (179.6 to 282.1)	251.5 (201.5 to 316.5)	276.1 (221.2 to 347.5)	297.1 (238 to 374)	313.1 (250.9 to 394.1)	323.5 (259.2 to 407.1)	328.1 (262.9 to 412.9)	1,400
HIV/AIDS	0 (0 to 0)	0 (0 to 0)	0 (0 to 0)	0 (0 to 0)	0 (0 to 0)	0 (0 to 0)	0 (0 to 0)	0 (0 to 0)	0 (0 to 0)	0 (0 to 0)	0 (0 to 0)	0 (0 to 0)	0 (0 to 0)	0 (0 to 0)	0 (0 to 0)	0 (0 to 0)	0 (0 to 0)	0 (0 to 0)	0 (0 to 0)	0 (0 to 0)	0 (0 to 0)	0 (0 to 0)	0 (0 to 0)	0
HIV/AIDS - Drug-susceptible Tuberculosis	0 (0 to 0)	0 (0 to 0)	1 (0 to 1.6)	0.6 (0 to 1.5)	0.3 (0 to 0.5)	0.2 (0.1 to 0.3)	0.1 (0 to 0.2)	0.6 (0 to 1.1)	1.1 (0.7 to 1.7)	1.7 (1.1 to 2.4)	2.6 (1.7 to 3.6)	3.4 (2.2 to 5.2)	2.5 (1.6 to 3.8)	2.2 (1.4 to 3.5)	1.4 (0.9 to 2.2)	0.9 (0.6 to 1.5)	0.4 (0.2 to 0.8)	0.2 (0.1 to 0.4)	0.1 (0 to 0.2)	0.1 (0 to 0.2)	0 (0 to 0.1)	0 (0 to 0.1)	18.3
HIV/AIDS - Multidrug-resistant Tuberculosis without extensive dr...	0 (0 to 0)	0 (0 to 0)	0 (0 to 0)	0 (0 to 0)	0 (0 to 0)	0 (0 to 0)	0 (0 to 0)	0 (0 to 0)	0 (0 to 0)	0 (0 to 0)	0 (0 to 0)	0 (0 to 0)	0 (0 to 0)	0 (0 to 0)	0 (0 to 0)	0 (0 to 0)	0 (0 to 0)	0 (0 to 0)	0 (0 to 0)	0 (0 to 0)	0 (0 to 0)	0 (0 to 0)	0 (0 to 0)	0.4
HIV/AIDS - Extensively drug-resistant Tuberculosis	0 (0 to 0)	0 (0 to 0)	0 (0 to 0)	0 (0 to 0)	0 (0 to 0)	0 (0 to 0)	0 (0 to 0)	0 (0 to 0)	0 (0 to 0)	0 (0 to 0)	0 (0 to 0)	0 (0 to 0)	0 (0 to 0)	0 (0 to 0)	0 (0 to 0)	0 (0 to 0)	0 (0 to 0)	0 (0 to 0)	0 (0 to 0)	0 (0 to 0)	0 (0 to 0)	0 (0 to 0)	0 (0 to 0)	0.1
HIV/AIDS resulting in other diseases	0 (0 to 0)	0 (0 to 0)	0.2 (0.1 to 0.4)	0.7 (0.4 to 1.1)	2.9 (1.5 to 5.2)	1.9 (1.1 to 3.2)	2.1 (1.4 to 2.8)	4.9 (3.4 to 6.6)	15.6 (11.9 to 20.5)	35.4 (27.1 to 46.2)	44.7 (34.5 to 57.9)	33.3 (25.5 to 42.9)	21.4 (16.7 to 27.6)	21.4 (16.7 to 27.6)	14.2 (11 to 18.2)	9.2 (7.2 to 11.8)	6 (4.6 to 7.9)	2.2 (1.6 to 3.5)	1 (0.5 to 1.6)	0.2 (0.1 to 0.2)	0.1 (0 to 0.1)	0 (0 to 0.1)	243
Sexually transmitted infections excluding HIV	24 (7 to 52)	7.5 (2.2 to 16.8)	11.7 (3 to 27.2)	0.4 (0 to 0.9)	0.2 (0 to 0.5)	0.2 (0 to 0.5)	0.5 (0.3 to 0.8)	1.7 (1.2 to 2.4)	4.5 (3.2 to 7.2)	7.2 (4 to 12.1)	7.5 (4 to 12.9)	5.6 (3 to 9.7)	3.2 (1.7 to 5.7)	3.2 (1.7 to 5.7)	1.4 (0.7 to 2.5)	0.7 (0.3 to 1.2)	0.5 (0.2 to 0.9)	0.3 (0.2 to 0.6)	0.4 (0.1 to 0.9)	0.3 (0.2 to 0.6)	0.2 (0.1 to 0.3)	0.1 (0 to 0.1)	80.1
Syphilis	24 (7 to 52.9)	7.5 (2.2 to 16.8)	11.7 (3 to 27.2)	0.4 (0 to 0.9)	0.2 (0 to 0.5)	0.1 (0 to 0.1)	0.2 (0 to 0.3)	0.1 (0 to 0.2)	0.2 (0 to 0.3)	0.1 (0 to 0.2)	0.1 (0 to 0.2)	0.1 (0 to 0.2)	0.1 (0 to 0.1)	0.1 (0 to 0.1)	0.1 (0 to 0.1)	0.1 (0 to 0.1)	0.1 (0 to 0.1)	0.1 (0 to 0.1)	0.1 (0 to 0.1)	0.1 (0 to 0.1)	0.1 (0 to 0.1)	0.1 (0 to 0.1)	44.8
Chlamydial infection	0 (0 to 0)	0 (0 to 0)	0 (0 to 0)	0 (0 to 0)	0 (0 to 0)	0 (0 to 0)	0 (0 to 0)	0.4 (0.2 to 0.6)	1.1 (0.4 to 2.4)	1.6 (0.6 to 3.6)	1.6 (0.6 to 3.6)	1.7 (0.6 to 3.7)	1.3 (0.5 to 2.9)	0.8 (0.3 to 1.7)	0.5 (0.2 to 1.1)	0.3 (0.1 to 0.6)	0.2 (0.1 to 0.4)	0.1 (0 to 0.2)	0 (0 to 0.1)	0 (0 to 0.1)	0 (0 to 0.1)	0 (0 to 0.1)	7.3
Gonococcal infection	0 (0 to 0)	0 (0 to 0)	0 (0 to 0)	0 (0 to 0)	0 (0 to 0)	0 (0 to 0)	0 (0 to 0)	0.2 (0.1 to 0.4)	0.2 (0.2 to 0.4)	0.4 (0.2 to 0.7)	0.7 (0.4 to 1.1)	0.7 (0.4 to 1)	0.5 (0.3 to 0.9)	0.3 (0.2 to 0.6)	0.2 (0.1 to 0.3)	0.1 (0.1 to 0.2)	0.1 (0 to 0.1)	0 (0 to 0.1)	0 (0 to 0.1)	0 (0 to 0.1)	0 (0 to 0.1)	0 (0 to 0.1)	4.1
Trichomoniasis	0 (0 to 0)	0 (0 to 0)	0 (0 to 0)	0 (0 to 0)	0 (0 to 0)	0 (0 to 0)	0 (0 to 0.1)	0.3 (0.1 to 0.7)	0.7 (0.3 to 1.7)	1.2 (0.4 to 2.8)	1.2 (0.4 to 2.9)	0.9 (0.3 to 2.1)	0.6 (0.2 to 1.4)	0.5 (0.1 to 1.1)	0.3 (0.1 to 0.6)	0.2 (0 to 0.4)	0.1 (0 to 0.3)	0 (0 to 0.2)	0 (0 to 0.1)	0 (0 to 0.1)	0 (0 to 0.1)	0 (0 to 0.1)	4.9
Genital herpes	0 (0 to 0)	0 (0 to 0)	0 (0 to 0)	0 (0 to 0)	0 (0 to 0)	0 (0 to 0)	0 (0 to 0)	0 (0 to 0)	0 (0 to 0)	0 (0 to 0)	0 (0 to 0)	0 (0 to 0)	0 (0 to 0)	0 (0 to 0)	0 (0 to 0)	0 (0 to 0)	0 (0 to 0)	0 (0 to 0)	0 (0 to 0)	0 (0 to 0)	0 (0 to 0)	0 (0 to 0)	0 (0 to 0)	7.4
Other sexually transmitted infections	0 (0 to 0)	0 (0 to 0)	0 (0 to 0)	0 (0 to 0)	0 (0 to 0)	0 (0 to 0)	0 (0 to 0)	0 (0 to 0)	0 (0 to 0)	0 (0 to 0)	0 (0 to 0)	0 (0 to 0)	0 (0 to 0)	0 (0 to 0)	0 (0 to 0)	0 (0 to 0)	0 (0 to 0)	0 (0 to 0)	0 (0 to 0)	0 (0 to 0)	0 (0 to 0)	0 (0 to 0)	0 (0 to 0)	11.5
Respiratory infections and tuberculosis	7.8 (5.4 to 10.3)	6.2 (4.2 to 8.9)	23.2 (16 to 33.1)	39.7 (27.1 to 56.3)	28.7 (20.1 to 39.3)	23.6 (16.4 to 31.1)	20.4 (14.2 to 27.1)	19.4 (13.4 to 25.9)	19.4 (13.4 to 25.9)	19.4 (13.4 to 25.9)	19.4 (13.4 to 25.9)	19.4 (13.4 to 25.9)	19.4 (13.4 to 25.9)	19.4 (13.4 to 25.9)	19.4 (13.4 to 25.9)	19.4 (13.4 to 25.9)	19.4 (13.4 to 25.9)	19.4 (13.4 to 25.9)	19.4 (13.4 to 25.9)	19.4 (13.4 to 25.9)	19.4 (13.4 to 25.9)	19.4 (13.4 to 25.9)	1,620
Tuberculosis	0 (0 to 0)	0 (0 to 0)	0.5 (0.3 to 0.7)	0.5 (0.7 to 1.1)	0.5 (0.3 to 0.6)	0.5 (0.4 to 0.7)	0.7 (0.7 to 1.2)	2.5 (1.5 to 3.9)	5.4 (3.4 to 8.4)	8.4 (4.5 to 9.7)	9.7 (4.4 to 9.8)	8.5 (3.4 to 9.4)	5.5 (2.9 to 7.5)	5.5 (2.9 to 7.4)	3.3 (1.7 to 4.5)	2.3 (1.2 to 3.2)	1.4 (0.7 to 2.1)	0.9 (0.4 to 1.4)	0.4 (0.2 to 0.6)	0.2 (0.1 to 0.4)	0.1 (0 to 0.2)	0.1 (0 to 0.2)	71.8
Latent tuberculosis infection	0 (0 to 0)	0 (0 to 0)	0 (0 to 0)	0 (0 to 0)	0 (0 to 0)	0 (0 to 0)	0 (0 to 0)	0 (0 to 0)	0 (0 to 0)	0 (0 to 0)	0 (0 to 0)	0 (0 to 0)	0 (0 to 0)	0 (0 to 0)	0 (0 to 0)	0 (0 to 0)	0 (0 to 0)	0 (0 to 0)	0 (0 to 0)	0 (0 to 0)	0 (0 to 0)	0 (0 to 0)	0 (0 to 0)	0
Drug-susceptible tuberculosis	0 (0 to 0)	0 (0 to 0)	0.4 (0.2 to 0.6)	0.4 (0.7 to 1.1)	0.4 (0.3 to 0.6)	0.4 (0.3 to 0.6)	0.6 (0.6 to 1)	2.4 (1.4 to 3.9)	5 (3.2 to 8.2)	8.1 (4.4 to 9.5)	9.5 (4.3 to 9.7)	8.4 (3.4 to 9.3)	5.4 (2.9 to 7.4)	5.4 (2.9 to 7.3)	3.3 (1.7 to 4.4)	2.3 (1.2 to 3.2)	1.4 (0.7 to 2.1)	0.9 (0.4 to 1.4)	0.4 (0.2 to 0.6)	0.2 (0.1 to 0.4)	0.1 (0 to 0.2)	0.1 (0 to 0.2)	70.2
Multidrug-resistant tuberculosis without extensive drug-resistance	0 (0 to 0)	0 (0 to 0)	0 (0 to 0)	0 (0 to 0.1)	0 (0 to 0)	0 (0 to 0)	0 (0 to 0.1)	0 (0 to 0.2)	0 (0 to 0.2)	0 (0 to 0.4)	0 (0 to 0.5)	0 (0 to 0.5)	0 (0 to 0.5)	0 (0 to 0.5)	0 (0 to 0.5)	0 (0 to 0.5)	0 (0 to 0.5)	0 (0 to 0.4)	0 (0 to 0.3)	0 (0 to 0.2)	0 (0 to 0.2)	0 (0 to 0.1)	0 (0 to 0.1)	1.3
Extensively drug-resistant tuberculosis	0 (0 to 0)	0 (0 to 0)	0 (0 to 0)	0 (0 to 0)	0 (0 to 0)	0 (0 to 0)	0 (0 to 0)	0 (0 to 0)	0 (0 to 0)	0 (0 to 0)	0 (0 to 0)	0 (0 to 0)	0 (0 to 0)	0 (0 to 0)	0 (0 to 0)	0 (0 to 0)	0 (0 to 0)	0 (0 to 0)	0 (0 to 0)	0 (0 to 0)	0 (0 to 0)	0 (0 to 0)	0 (0 to 0)	0.3
Lower respiratory infections	7.7 (5.4 to 10.2)	7.8 (5.7 to 10.3)	22.9 (16 to 32.8)	38.8 (27.2 to 56.2)	27.8 (20.1 to 38.4)	22.8 (16.4 to 30.7)	19.6 (14.2 to 26.1)	16.5 (11.9 to 22.1)	14.1 (9.8 to 18)	11.1 (7.2 to 14.7)	10.1 (6.2 to 13.7)	10.9 (6.6 to 15.1)	10.9 (6.6 to 15.1)	10.9 (6.6 to 15.1)	10.9 (6.6 to 15.1)	10.9 (6.6 to 15.1)	10.9 (6.6 to 15.1)	10.9 (6.6 to 15.1)	10.9 (6.6 to 15.1)	10.9 (6.6 to 15.1)	10.9 (6.6 to 15.1)	10.9 (6.6 to 15.1)	1,320
Upper respiratory infections	0.1 (0 to 0.1)	0.4 (0.3 to 0.7)	0.8 (0.5 to 0.9)	35 (19 to 57.2)	26.2 (19.7 to 41.8)	20.6 (12.2 to 43.2)	16.8 (10 to 37.3)	13.7 (8.5 to 33.4)	11.6 (7.3 to 29.4)	9.4 (5.9 to 23.7)	8.5 (5.4 to 21.4)	9.2 (5.8 to 23.1)	9.2 (5.8 to 23.1)	9.2 (5.8 to 23.1)	9.2 (5.8 to 23.1)	9.2 (5.8 to 23.1)	9.2 (5.8 to 23.1)	9.2 (5.8 to 23.1)	9.2 (5.8 to 23.1)	9.2 (5.8 to 23.1)	9.2 (5.8 to 23.1)	9.2 (5.8 to 23.1)	351
Otitis media	0 (0 to 0)	0 (0 to 0)	0 (0 to 0.1)	1.8 (0.4 to 3.1)	0.7 (0.2 to 1.9)	0.7 (0.4 to 1.4)	0.7 (0.3 to 1.6)	0.7 (0.3 to 1.4)	0.7 (0.3 to 1.4)	0.7 (0.3 to 1.4)	0.7 (0.3 to 1.4)	0.7 (0.3 to 1.4)	0.7 (0.3 to 1.4)	0.7 (0.3 to 1.4)	0.7 (0.3 to 1.4)	0.7 (0.3 to 1.4)	0.7 (0.3 to 1.4)	0.7 (0.3 to 1.4)	0.7 (0.3 to 1.4)	0.7 (0.3 to 1.4)	0.7 (0.3 to 1.4)	0.7 (0.3 to 1.4)	76.2
Enteric infections	0.4 (0.3 to 0.9)	2.4 (1.6 to 3.3)	20.2 (20 to 43.2)	22.7 (20 to 48.9)	17.9 (15.1 to 29.6)	10.4 (7.5 to 17.5)	7.4 (4.9 to 11.6)	9.1 (5.4 to 13.7)	12.6 (7.9 to 19)	14.9 (9.9 to 21.7)	12 (8 to 17.3)	14.9 (9.9 to 21.6)	14.9 (9.9 to 21.6)	14.9 (9.9 to 21.6)	14.9 (9.9 to 21.6)	14.9 (9.9 to 21.6)	14.9 (9.9 to 21.6)	14.9 (9.9 to 21.6)	14.9 (9.9 to 21.6)	14.9 (9.9 to 21.6)	14.9 (9.9 to 21.6)	14.9 (9.9 to 21.6)	254
Diarrheal diseases	0.6 (0.5 to 0.9)	2.4 (1.6 to 3.3)	20.2 (20 to 43.2)	22.7 (20 to 48.9)	17.9 (15.1 to 29.6)	10.4 (7.5 to 17.4)	7.4 (4.9 to 11.5)	9.1 (5.4 to 13.7)	12.6 (7.9 to 19)	14.7 (9.9 to 21.3)	11.6 (7.8 to 17.1)	7.4 (4.9 to 10.7)	4.9 (3.2 to 7.1)	4.9 (3.2 to 7.1)	4.9 (3.2 to 7.1)	4.9 (3.2 to 7.1)	4.9 (3.2 to 7.1)	4.9 (3.2 to 7.1)	4.9 (3.2 to 7.1)	4.9 (3.2 to 7.1)	4.9 (3.2 to 7.1)	4.9 (3.2 to 7.1)	252
Typhoid and paraphoid	0 (0 to 0)	0 (0 to 0)	0 (0 to 0)	0 (0 to 0)	0 (0 to 0)	0 (0 to 0)	0 (0 to 0)	0 (0 to 0)	0 (0 to 0)	0 (0 to 0)	0 (0 to 0)	0 (0 to 0)	0 (0 to 0)	0 (0 to 0)	0 (0 to 0)	0 (0 to 0)	0 (0 to 0)	0 (0 to 0)	0 (0 to 0)	0 (0 to 0)	0 (0 to 0)	0 (0 to 0)	0 (0 to 0)	0.7
Typhoid fever	0 (0 to 0)	0 (0 to 0)	0 (0 to 0)	0 (0 to 0)	0 (0 to 0)	0 (0 to 0)	0 (0 to 0)	0 (0 to 0)	0 (0 to 0)	0 (0 to 0)	0 (0 to 0)	0 (0 to 0)	0 (0 to 0)	0 (0 to 0)	0 (0 to 0)	0 (0 to 0)	0 (0 to 0)	0 (0 to 0)	0 (0 to 0)	0 (0 to 0)	0 (0 to 0)	0 (0 to 0)	0 (0 to 0)	0.1
Paratyphoid fever	0 (0 to 0)	0 (0 to 0)	0 (0 to 0)	0 (0 to 0)	0 (0 to 0)	0 (0 to 0)	0 (0 to 0)	0 (0 to 0)	0 (0 to 0)	0 (0 to 0)	0 (0 to 0)	0 (0 to 0)	0 (0 to 0)	0 (0 to 0)	0 (0 to 0)	0 (0 to 0)	0 (0 to 0)	0 (0 to 0)	0 (0 to 0)	0 (0 to 0)	0 (0 to 0)	0 (0 to 0)	0 (0 to 0)	0.6
Invasive Non-typhoidal Salmonella (iNTS)	0 (0 to 0)	0 (0 to 0)	0 (0 to 0)	0 (0 to 0)	0 (0 to 0.1)	0 (0 to 0)	0 (0 to 0)	0 (0 to 0)	0 (0 to 0)	0 (0 to 0)	0 (0 to 0)	0 (0 to 0)	0 (0 to 0)	0 (0 to 0)	0 (0 to 0)	0 (0 to 0)	0 (0 to 0)	0 (0 to 0)	0 (0 to 0)	0 (0 to 0)	0 (0 to 0)	0 (0 to 0)	0 (0 to 0)	0.5
Other intestinal infectious diseases	0 (0 to 0)	0.1 (0 to 0.4)	0.2 (0 to 0.4)	0.1 (0 to 0.3)	0 (0 to 0.1)	0 (0 to 0.1)	0 (0 to 0.1)	0 (0 to 0.1)	0.1 (0 to 0.2)	0 (0 to 0.1)	0.1 (0 to 0.1)	0 (0 to 0.1)	0 (0 to 0.1)	0 (0 to 0.1)	0 (0 to 0.1)	0 (0 to 0.1)	0 (0 to 0.1)	0 (0 to 0.1)	0 (0 to 0.1)	0 (0 to 0.1)	0 (0 to 0.1)	0 (0 to 0.1)	0.7
Neglected tropical diseases and malaria	0 (0 to 0)	0.1 (0 to 0.2)	0.8 (0 to 1.8)	2.3 (0.5 to 4.8)	1.7 (1.3 to 2.7)	1.2 (0.1 to 2.6)	0.5 (0 to 1.7)	0.7 (0.4 to 1.4)	0.8 (0.1 to 2.4)	0.7 (0.1 to 2.3)	0.7 (0.1 to 2.3)	1 (0.1 to 2.9)	0.7 (0.1 to 2.1)	0.7 (0.1 to 2.1)	0.7 (0.1 to 2.1)	0.7 (0.1 to 2.1)	0.7 (0.1 to 2.1)	0.7 (0.1 to 2.1)	0.7 (0.1 to 2.1)	0.7 (0.1 to 2.1)	0.7 (0.1 to 2.1)	0.7 (0.1 to 2.1)	17.1
Malaria	0 (0 to 0)	0 (0 to 0)	0 (0 to 0)	0 (0 to 0)	0 (0 to 0)	0 (0 to 0)	0 (0 to 0)	0 (0 to 0)	0 (0 to 0)	0 (0 to 0)	0 (0 to 0)	0 (0 to 0)	0 (0 to 0)	0 (0 to 0)	0 (0 to 0)	0 (0 to 0)	0 (0 to 0)	0 (0 to 0)	0 (0 to 0)	0 (0 to 0)	0 (0 to 0)	0 (0 to 0)	0 (0 to 0)	0
Chagas disease	0 (0 to 0)	0 (0 to 0)	0 (0 to 0)	0 (0 to 0)	0 (0 to 0)	0 (0 to 0)	0 (0 to 0)	0 (0 to 0)	0 (0 to 0)	0 (0 to 0)	0 (0 to 0)	0 (0 to 0)	0 (0 to 0)	0 (0 to 0)	0 (0 to 0)	0 (0 to 0)	0 (0 to 0)	0 (0 to 0)	0 (0 to 0)	0 (0 to 0)	0 (0 to 0)	0 (0 to 0)	0 (0 to 0)	0
Leishmaniasis	0 (0 to 0)	0 (0 to 0)	0 (0 to 0)	0 (0 to 0)	0 (0 to 0)	0 (0 to 0)	0 (0 to 0)	0 (0 to 0)	0 (0 to 0)	0 (0 to 0)	0 (0 to 0)	0 (0 to 0)	0 (0 to 0)	0 (0 to 0)	0 (0 to 0)	0 (0 to 0)	0 (0 to 0)	0 (0 to 0)	0 (0 to 0)	0 (0 to 0)	0 (0 to 0)	0 (0 to 0)	0 (0 to 0)	0
Visceral leishmaniasis	0 (0 to 0)	0 (0 to 0)	0 (0 to 0)	0 (0 to 0)	0 (0 to 0)	0 (0 to 0)	0 (0 to 0)	0 (0 to 0)	0 (0 to 0)	0 (0 to 0)	0 (0 to 0)	0 (0 to 0)	0 (0 to 0)	0 (0 to 0)	0 (0 to 0)	0 (0 to 0)	0 (0 to 0)	0 (0 to 0)	0 (0 to 0)	0 (0 to 0)	0 (0 to 0)	0 (0 to 0)	0 (0 to 0)	0
Cutaneous and mucocutaneous leishmaniasis	0 (0 to 0)	0 (0 to 0)	0 (0 to 0)	0 (0 to 0)	0 (0 to 0)	0 (0 to 0)	0 (0 to 0)	0 (0 to 0)	0 (0 to 0)	0 (0 to 0)	0 (0 to 0)	0 (0 to 0)	0 (0 to 0)	0 (0 to 0)	0 (0 to 0)	0 (0 to 0)	0 (0 to 0)	0 (0 to 0)	0 (0 to 0)	0 (0 to 0)	0 (0 to 0)	0 (0 to 0)	0 (0 to 0)	0
African trypanosomiasis	0 (0 to 0)	0 (0 to 0)	0 (0 to 0)	0 (0 to 0)	0 (0 to 0)	0 (0 to 0)	0 (0 to 0)	0 (0 to 0)	0 (0 to 0)	0 (0 to 0)	0 (0 to 0)	0 (0 to 0)	0 (0 to 0)	0 (0 to 0)	0 (0 to 0)	0 (0 to 0)	0 (0 to 0)	0 (0 to 0)	0 (0 to 0)	0 (0 to 0)	0 (0 to 0)	0 (0 to 0)	0 (0 to 0)	0
Schistosomiasis	0 (0 to 0)	0 (0 to 0)	0 (0 to 0)	0 (0 to 0)	0 (0 to 0)	0 (0 to 0)	0 (0 to 0)	0 (0 to 0)	0 (0 to 0)	0 (0 to 0)	0 (0 to 0)	0 (0 to 0)	0 (0 to 0)	0 (0 to 0)	0 (0 to 0)	0 (0 to 0)	0 (0 to 0)	0 (0 to 0)	0 (0 to 0)	0 (0 to 0)	0 (0 to 0)	0 (0 to 0)	0 (0 to 0)	0
Cysticercosis	0 (0 to 0)	0 (0 to 0)	0 (0 to 0)	0 (0 to 0)	0 (0 to 0)	0 (0 to 0)	0 (0 to 0)	0 (0 to 0)	0 (0 to 0)	0 (0 to 0)	0 (0 to 0)	0 (0 to 0)	0 (0 to 0)	0 (0 to 0)	0 (0 to 0)	0 (0 to 0)	0 (0 to 0)	0 (0 to 0)	0 (0 to 0)	0 (0 to 0)	0 (0 to 0)	0 (0 to 0)	0 (0 to 0)	0
Cystic echinococcosis	0 (0 to 0)	0 (0 to 0)	0 (0 to 0)	0 (0 to 0)	0 (0 to 0)	0 (0 to 0)	0 (0 to 0)	0 (0 to 0)	0 (0 to 0)	0 (0 to 0)	0 (0 to 0)	0 (0 to 0)	0 (0 to 0)	0 (0 to 0)	0 (0 to 0)	0 (0 to 0)	0 (0 to 0)	0 (0 to 0)	0 (0 to 0)	0 (0 to 0)	0 (0 to 0)	0 (0 to 0)	0 (0 to 0)	0.2
Lymphatic filariasis	0 (0 to 0)	0 (0 to 0)	0 (0 to 0)	0 (0 to 0)	0 (0 to 0)	0 (0 to 0)	0 (0 to 0)	0 (0 to 0)	0 (0 to 0)	0 (0 to 0)	0 (0 to 0)	0 (0 to 0)	0 (0 to 0)	0 (0 to 0)	0 (0 to 0)	0 (0 to 0)	0 (0 to 0)	0 (0 to 0)	0 (0 to 0)	0 (0 to 0)	0 (0 to 0)	0 (0 to 0)	0 (0 to 0)	0
Onchocerciasis	0 (0 to 0)	0 (0 to 0)	0 (0 to 0)	0 (0 to 0)	0 (0 to 0)	0 (0 to 0)	0 (0 to 0)	0 (0 to 0)	0 (0 to 0)	0 (0 to 0)	0 (0 to 0)	0 (0 to 0)	0 (0 to 0)	0 (0 to 0)	0 (0 to 0)	0 (0 to 0)	0 (0 to 0)	0 (0 to 0)	0 (0 to 0)	0 (0 to 0)	0 (0 to 0)	0 (0 to 0)	0 (0 to 0)	0
Trachoma	0 (0 to 0)	0 (0 to 0)	0 (0 to 0)	0 (0 to 0)	0 (0 to 0)	0 (0 to 0)	0 (0 to 0)	0 (0 to 0)	0 (0 to





SII Table 2c: Barbino and Daosnham DALYS by cause and age group for both sexes with 95% uncertainty intervals, 2019

Cause	Early Neonatal	Late Neonatal	Post Neonatal	1 to 4	5 to 9	10 to 14	15 to 19	20 to 24	25 to 29	30 to 34	35 to 39	40 to 44	45 to 49	50 to 54	55 to 59	60 to 64	65 to 69	70 to 74	75 to 79	80 to 84	85 to 89	90 to 94	95 plus	Total
All causes	845 (549 to 721)	1,040 (749 to 1,222)	1,102 (539 to 941)	1,102 (604 to 902)	1,102 (596 to 1,082)	1,102 (659 to 1,538)	1,102 (1,169 to 1,944)	1,102 (1,127 to 1,977)	1,102 (1,400 to 2,330)	1,102 (1,471 to 2,447)	1,102 (1,600 to 2,740)	1,102 (1,747 to 3,070)	1,102 (2,470 to 3,870)	1,102 (2,966 to 3,920)	1,102 (2,930 to 4,130)	1,102 (3,156 to 4,460)	1,102 (3,469 to 4,930)	1,102 (3,660 to 5,320)	1,102 (3,135 to 5,370)	1,102 (2,544 to 5,150)	1,102 (1,520 to 4,150)	1,102 (1,070 to 3,260)	49,300
Communicable, maternal, neonatal, and nutritional diseases	797 (581 to 1,023)	1,040 (913 to 1,220)	1,102 (747 to 1,394)	1,102 (1,104 to 1,516)	1,102 (784 to 1,104)	1,102 (1,104 to 1,104)	1,102 (1,104 to 1,104)	1,102 (1,104 to 1,104)	1,102 (1,104 to 1,104)	1,102 (1,104 to 1,104)	1,102 (1,104 to 1,104)	1,102 (1,104 to 1,104)	1,102 (1,104 to 1,104)	1,102 (1,104 to 1,104)	1,102 (1,104 to 1,104)	1,102 (1,104 to 1,104)	1,102 (1,104 to 1,104)	1,102 (1,104 to 1,104)	1,102 (1,104 to 1,104)	1,102 (1,104 to 1,104)	1,102 (1,104 to 1,104)	1,102 (1,104 to 1,104)	3,070
HIV/AIDS and sexually transmitted infections	13 (3.6 to 29.2)	4 (1.1 to 9.1)	8 (4.2 to 16.7)	2 (1.9 to 2.9)	1 (1.6 to 2.5)	0 (0.9 to 1.1)	1 (1.1 to 1.9)	3 (1.1 to 5.1)	7 (1.2 to 3.4)	11 (2.3 to 9.2)	19 (3.7 to 16.5)	18.7 (3.4 to 24.9)	16 (2.2 to 22)	12 (2.6 to 19.1)	10.6 (2.1 to 13)	6.7 (1.4 to 9.4)	4.7 (2.4 to 5.6)	3.4 (2.7 to 4.2)	1.5 (1 to 2.2)	0.8 (0.5 to 1.2)	0.4 (0.2 to 0.6)	0.2 (0.1 to 0.3)	134
HIV/AIDS	0 (0 to 0)	0 (0 to 0)	2.5 (2.1 to 2.9)	1.3 (1.1 to 2.3)	0.7 (0.6 to 0.8)	0.7 (0.6 to 0.8)	1.1 (0.9 to 1.4)	2.8 (2.2 to 3.6)	4.8 (3.7 to 6.2)	7.3 (5.5 to 11.7)	9.1 (7.1 to 11.7)	10.4 (7.9 to 13.5)	9.9 (7.5 to 12.9)	9.2 (7.1 to 11.8)	8.3 (6.4 to 10.7)	5.8 (4.5 to 7.4)	4 (3.1 to 5.1)	2.9 (2.3 to 3.7)	1.3 (0.9 to 1.7)	0.6 (0.4 to 0.8)	0.3 (0.2 to 0.4)	0 (0 to 0)	97
HIV/AIDS - Drug-susceptible Tuberculosis	0 (0 to 0)	0 (0 to 0)	0.3 (0.2 to 0.4)	0.2 (0.1 to 0.3)	0.2 (0.1 to 0.2)	0.1 (0.1 to 0.1)	0.1 (0.1 to 0.1)	0.2 (0.1 to 0.2)	0.3 (0.2 to 0.4)	0.5 (0.3 to 0.8)	0.5 (0.3 to 0.8)	0.9 (0.6 to 1.4)	0.9 (0.6 to 1.3)	0.8 (0.6 to 1.2)	0.7 (0.4 to 1.1)	0.4 (0.3 to 0.7)	0.3 (0.2 to 0.5)	0.2 (0.1 to 0.3)	0.1 (0.1 to 0.2)	0 (0 to 0)	0 (0 to 0)	0 (0 to 0)	6.2
HIV/AIDS - Multidrug-resistant Tuberculosis without extensive dr...	0 (0 to 0)	0 (0 to 0)	0 (0 to 0)	0 (0 to 0)	0 (0 to 0)	0 (0 to 0)	0 (0 to 0)	0 (0 to 0)	0 (0 to 0)	0 (0 to 0)	0 (0 to 0)	0 (0 to 0)	0 (0 to 0)	0 (0 to 0)	0 (0 to 0)	0 (0 to 0)	0 (0 to 0)	0 (0 to 0)	0 (0 to 0)	0 (0 to 0)	0 (0 to 0)	0 (0 to 0)	0 (0 to 0)	0.2
HIV/AIDS - Extensively drug-resistant Tuberculosis	0 (0 to 0)	0 (0 to 0)	0 (0 to 0)	0 (0 to 0)	0 (0 to 0)	0 (0 to 0)	0 (0 to 0)	0 (0 to 0)	0 (0 to 0)	0 (0 to 0)	0 (0 to 0)	0 (0 to 0)	0 (0 to 0)	0 (0 to 0)	0 (0 to 0)	0 (0 to 0)	0 (0 to 0)	0 (0 to 0)	0 (0 to 0)	0 (0 to 0)	0 (0 to 0)	0 (0 to 0)	0 (0 to 0)	0
HIV/AIDS resulting in other diseases	0 (0 to 0)	0 (0 to 0)	2.2 (1.9 to 2.6)	1.6 (1.5 to 2.1)	1.6 (1.5 to 2.1)	0.6 (0.5 to 0.8)	1 (0.8 to 1.3)	2.6 (2 to 3.4)	4.5 (3.5 to 5.9)	8.6 (6.5 to 11.2)	11.7 (9.1 to 15.2)	13.1 (10.3 to 17)	11.7 (9.1 to 15.2)	11.1 (8.7 to 14.2)	8.6 (6.8 to 10.9)	5.3 (4.1 to 6.7)	3.7 (2.9 to 4.7)	2.7 (2.1 to 3.4)	1 (0.8 to 1.4)	0.4 (0.3 to 0.7)	0.1 (0 to 0.1)	0 (0 to 0)	80.6
Sexually transmitted infections excluding HIV	13 (3.6 to 29.2)	4 (1.1 to 9.1)	6 (1.4 to 14)	0.2 (0.1 to 0.5)	0.1 (0.1 to 0.2)	0.1 (0.1 to 0.2)	0.1 (0.1 to 0.4)	0.4 (0.3 to 0.6)	1.1 (0.6 to 1.8)	2.2 (1.2 to 3.4)	3.6 (2.1 to 5.8)	4.6 (2.6 to 7.7)	4.2 (2.3 to 7.1)	2.5 (1.4 to 4.3)	1.3 (0.7 to 2.3)	0.9 (0.4 to 1.6)	0.4 (0.2 to 0.8)	0.5 (0.2 to 0.9)	0.3 (0.2 to 0.6)	0.2 (0.1 to 0.4)	0.2 (0.1 to 0.3)	0.1 (0.1 to 0.1)	47.4
Syphilis	13 (3.6 to 29.2)	4 (1.1 to 9.1)	6 (1.4 to 14)	0.2 (0.1 to 0.5)	0.1 (0.1 to 0.2)	0 (0 to 0)	0 (0 to 0)	0 (0 to 0.1)	0 (0 to 0.1)	0 (0 to 0.1)	0 (0 to 0.1)	0 (0 to 0.1)	0 (0 to 0.1)	0 (0 to 0.1)	0 (0 to 0.1)	0 (0 to 0.1)	0 (0 to 0.1)	0 (0 to 0.1)	0 (0 to 0.1)	0 (0 to 0.1)	0 (0 to 0.1)	0 (0 to 0.1)	0 (0 to 0.1)	24.3
Chlamydial infection	0 (0 to 0)	0 (0 to 0)	0 (0 to 0)	0 (0 to 0)	0 (0 to 0)	0 (0 to 0)	0 (0 to 0)	0 (0 to 0)	0 (0 to 0)	0 (0 to 0)	0 (0 to 0)	0 (0 to 0)	0 (0 to 0)	0 (0 to 0)	0 (0 to 0)	0 (0 to 0)	0 (0 to 0)	0 (0 to 0)	0 (0 to 0)	0 (0 to 0)	0 (0 to 0)	0 (0 to 0)	0 (0 to 0)	5
Gonococcal infection	0 (0 to 0)	0 (0 to 0)	0 (0 to 0)	0 (0 to 0)	0 (0 to 0)	0 (0 to 0)	0 (0 to 0)	0 (0 to 0)	0 (0 to 0)	0 (0 to 0)	0 (0 to 0)	0 (0 to 0)	0 (0 to 0)	0 (0 to 0)	0 (0 to 0)	0 (0 to 0)	0 (0 to 0)	0 (0 to 0)	0 (0 to 0)	0 (0 to 0)	0 (0 to 0)	0 (0 to 0)	0 (0 to 0)	3.2
Trichomoniasis	0 (0 to 0)	0 (0 to 0)	0 (0 to 0)	0 (0 to 0)	0 (0 to 0)	0 (0 to 0)	0 (0 to 0)	0 (0 to 0)	0 (0 to 0)	0 (0 to 0)	0 (0 to 0)	0 (0 to 0)	0 (0 to 0)	0 (0 to 0)	0 (0 to 0)	0 (0 to 0)	0 (0 to 0)	0 (0 to 0)	0 (0 to 0)	0 (0 to 0)	0 (0 to 0)	0 (0 to 0)	0 (0 to 0)	2.8
Genital herpes	0 (0 to 0)	0 (0 to 0)	0 (0 to 0)	0 (0 to 0)	0 (0 to 0)	0 (0 to 0)	0 (0 to 0)	0 (0 to 0)	0 (0 to 0)	0 (0 to 0)	0 (0 to 0)	0 (0 to 0)	0 (0 to 0)	0 (0 to 0)	0 (0 to 0)	0 (0 to 0)	0 (0 to 0)	0 (0 to 0)	0 (0 to 0)	0 (0 to 0)	0 (0 to 0)	0 (0 to 0)	0 (0 to 0)	4.2
Other sexually transmitted infections	0 (0 to 0)	0 (0 to 0)	0 (0 to 0)	0 (0 to 0)	0 (0 to 0)	0 (0 to 0)	0 (0 to 0)	0 (0 to 0)	0 (0 to 0)	0 (0 to 0)	0 (0 to 0)	0 (0 to 0)	0 (0 to 0)	0 (0 to 0)	0 (0 to 0)	0 (0 to 0)	0 (0 to 0)	0 (0 to 0)	0 (0 to 0)	0 (0 to 0)	0 (0 to 0)	0 (0 to 0)	0 (0 to 0)	7.9
Respiratory infections and tuberculosis	4.7 (4.1 to 7.9)	3.7 (3.4 to 6.2)	2.2 (2.1 to 4.3)	10.5 (10.3 to 11.4)	4.6 (4.5 to 5.1)	3.6 (3.5 to 4.1)	3.6 (3.5 to 4.1)	3.6 (3.5 to 4.1)	3.6 (3.5 to 4.1)	3.6 (3.5 to 4.1)	3.6 (3.5 to 4.1)	3.6 (3.5 to 4.1)	3.6 (3.5 to 4.1)	3.6 (3.5 to 4.1)	3.6 (3.5 to 4.1)	3.6 (3.5 to 4.1)	3.6 (3.5 to 4.1)	3.6 (3.5 to 4.1)	3.6 (3.5 to 4.1)	3.6 (3.5 to 4.1)	3.6 (3.5 to 4.1)	3.6 (3.5 to 4.1)	1,550
Tuberculosis	0 (0 to 0)	0 (0 to 0)	0 (0 to 0)	0 (0 to 0)	0 (0 to 0)	0 (0 to 0)	0 (0 to 0)	0 (0 to 0)	0 (0 to 0)	0 (0 to 0)	0 (0 to 0)	0 (0 to 0)	0 (0 to 0)	0 (0 to 0)	0 (0 to 0)	0 (0 to 0)	0 (0 to 0)	0 (0 to 0)	0 (0 to 0)	0 (0 to 0)	0 (0 to 0)	0 (0 to 0)	0 (0 to 0)	29.2
Latent tuberculosis infection	0 (0 to 0)	0 (0 to 0)	0 (0 to 0)	0 (0 to 0)	0 (0 to 0)	0 (0 to 0)	0 (0 to 0)	0 (0 to 0)	0 (0 to 0)	0 (0 to 0)	0 (0 to 0)	0 (0 to 0)	0 (0 to 0)	0 (0 to 0)	0 (0 to 0)	0 (0 to 0)	0 (0 to 0)	0 (0 to 0)	0 (0 to 0)	0 (0 to 0)	0 (0 to 0)	0 (0 to 0)	0 (0 to 0)	0
Drug-susceptible tuberculosis	0 (0 to 0)	0 (0 to 0)	0 (0 to 0)	0 (0 to 0)	0 (0 to 0)	0 (0 to 0)	0 (0 to 0)	0 (0 to 0)	0 (0 to 0)	0 (0 to 0)	0 (0 to 0)	0 (0 to 0)	0 (0 to 0)	0 (0 to 0)	0 (0 to 0)	0 (0 to 0)	0 (0 to 0)	0 (0 to 0)	0 (0 to 0)	0 (0 to 0)	0 (0 to 0)	0 (0 to 0)	0 (0 to 0)	28.5
Multidrug-resistant tuberculosis without extensive drug-resistance	0 (0 to 0)	0 (0 to 0)	0 (0 to 0)	0 (0 to 0)	0 (0 to 0)	0 (0 to 0)	0 (0 to 0)	0 (0 to 0)	0 (0 to 0)	0 (0 to 0)	0 (0 to 0)	0 (0 to 0)	0 (0 to 0)	0 (0 to 0)	0 (0 to 0)	0 (0 to 0)	0 (0 to 0)	0 (0 to 0)	0 (0 to 0)	0 (0 to 0)	0 (0 to 0)	0 (0 to 0)	0 (0 to 0)	0.6
Extensively drug-resistant tuberculosis	0 (0 to 0)	0 (0 to 0)	0 (0 to 0)	0 (0 to 0)	0 (0 to 0)	0 (0 to 0)	0 (0 to 0)	0 (0 to 0)	0 (0 to 0)	0 (0 to 0)	0 (0 to 0)	0 (0 to 0)	0 (0 to 0)	0 (0 to 0)	0 (0 to 0)	0 (0 to 0)	0 (0 to 0)	0 (0 to 0)	0 (0 to 0)	0 (0 to 0)	0 (0 to 0)	0 (0 to 0)	0 (0 to 0)	0.1
Lower respiratory infections	3.6 (4.1 to 7.9)	4.4 (3.1 to 5.8)	2.2 (1.4 to 35.3)	10.4 (4.9 to 7.7)	4.5 (3.9 to 5.2)	3.5 (3.9 to 5.2)	3.5 (3.9 to 5.2)	3.5 (3.9 to 5.2)	3.5 (3.9 to 5.2)	3.5 (3.9 to 5.2)	3.5 (3.9 to 5.2)	3.5 (3.9 to 5.2)	3.5 (3.9 to 5.2)	3.5 (3.9 to 5.2)	3.5 (3.9 to 5.2)	3.5 (3.9 to 5.2)	3.5 (3.9 to 5.2)	3.5 (3.9 to 5.2)	3.5 (3.9 to 5.2)	3.5 (3.9 to 5.2)	3.5 (3.9 to 5.2)	3.5 (3.9 to 5.2)	1,220
Upper respiratory infections	0.3 (0 to 0.1)	0.3 (0.2 to 0.5)	0.4 (3.2 to 8.6)	0.4 (0.4 to 0.6)	0.2 (0.2 to 0.3)	0.2 (0.2 to 0.3)	0.2 (0.2 to 0.3)	0.2 (0.2 to 0.3)	0.2 (0.2 to 0.3)	0.2 (0.2 to 0.3)	0.2 (0.2 to 0.3)	0.2 (0.2 to 0.3)	0.2 (0.2 to 0.3)	0.2 (0.2 to 0.3)	0.2 (0.2 to 0.3)	0.2 (0.2 to 0.3)	0.2 (0.2 to 0.3)	0.2 (0.2 to 0.3)	0.2 (0.2 to 0.3)	0.2 (0.2 to 0.3)	0.2 (0.2 to 0.3)	0.2 (0.2 to 0.3)	209
Otitis media	0 (0 to 0)	0 (0 to 0)	0.9 (0.5 to 1.6)	2.4 (0.9 to 13.2)	3.7 (1.9 to 11.4)	2.7 (1.9 to 6.4)	2.3 (1.4 to 4.9)	2.3 (1.4 to 4.9)	2.3 (1.4 to 4.9)	2.3 (1.4 to 4.9)	2.3 (1.4 to 4.9)	2.3 (1.4 to 4.9)	2.3 (1.4 to 4.9)	2.3 (1.4 to 4.9)	2.3 (1.4 to 4.9)	2.3 (1.4 to 4.9)	2.3 (1.4 to 4.9)	2.3 (1.4 to 4.9)	2.3 (1.4 to 4.9)	2.3 (1.4 to 4.9)	2.3 (1.4 to 4.9)	2.3 (1.4 to 4.9)	46.5
Enteric infections	0.4 (0.3 to 0.9)	1.5 (1.1 to 2)	18 (12.1 to 25.9)	28.6 (17.5 to 46.1)	14.3 (8.9 to 24.1)	8.3 (4.6 to 13.5)	5.5 (3.4 to 9.2)	4.9 (3.3 to 7.4)	5 (3.1 to 7.6)	5.3 (3.4 to 7.9)	5.3 (3.5 to 7.9)	5.5 (3.5 to 8)	5.5 (3.5 to 8)	4.4 (2.8 to 6.2)	2.8 (1.8 to 3.9)	2.6 (1.7 to 3.6)	2.4 (1.6 to 3.4)	2.4 (1.5 to 3.4)	2.1 (1.3 to 3.1)	1.8 (1.1 to 2.7)	1.4 (0.9 to 2.1)	0.7 (0.4 to 1.1)	171
Diarrheal diseases	0.4 (0.3 to 0.9)	1.5 (1.1 to 2)	18 (12.1 to 25.9)	28.6 (17.5 to 46.1)	14.3 (8.9 to 24.1)	8.3 (4.6 to 13.5)	5.5 (3.4 to 9.2)	4.9 (3.3 to 7.4)	5 (3.1 to 7.6)	5.3 (3.4 to 7.9)	5.3 (3.5 to 7.9)	5.5 (3.5 to 8)	5.5 (3.5 to 8)	4.4 (2.8 to 6.2)	2.8 (1.8 to 3.9)	2.6 (1.7 to 3.6)	2.4 (1.6 to 3.4)	2.4 (1.5 to 3.4)	2.1 (1.3 to 3.1)	1.8 (1.1 to 2.7)	1.4 (0.9 to 2.1)	0.7 (0.4 to 1.1)	170
Typhoid and paratyphoid	0 (0 to 0)	0 (0 to 0)	0 (0 to 0)	0 (0 to 0)	0 (0 to 0)	0 (0 to 0)	0 (0 to 0)	0 (0 to 0)	0 (0 to 0)	0 (0 to 0)	0 (0 to 0)	0 (0 to 0)	0 (0 to 0)	0 (0 to 0)	0 (0 to 0)	0 (0 to 0)	0 (0 to 0)	0 (0 to 0)	0 (0 to 0)	0 (0 to 0)	0 (0 to 0)	0 (0 to 0)	0 (0 to 0)	0
Typhoid fever	0 (0 to 0)	0 (0 to 0)	0 (0 to 0)	0 (0 to 0)	0 (0 to 0)	0 (0 to 0)	0 (0 to 0)	0 (0 to 0)	0 (0 to 0)	0 (0 to 0)	0 (0 to 0)	0 (0 to 0)	0 (0 to 0)	0 (0 to 0)	0 (0 to 0)	0 (0 to 0)	0 (0 to 0)	0 (0 to 0)	0 (0 to 0)	0 (0 to 0)	0 (0 to 0)	0 (0 to 0)	0 (0 to 0)	0
Paratyphoid fever	0 (0 to 0)	0 (0 to 0)	0 (0 to 0)	0 (0 to 0)	0 (0 to 0)	0 (0 to 0)	0 (0 to 0)	0 (0 to 0)	0 (0 to 0)	0 (0 to 0)	0 (0 to 0)	0 (0 to 0)	0 (0 to 0)	0 (0 to 0)	0 (0 to 0)	0 (0 to 0)	0 (0 to 0)	0 (0 to 0)	0 (0 to 0)	0 (0 to 0)	0 (0 to 0)	0 (0 to 0)	0 (0 to 0)	0
Invasive Non-typhoidal Salmonella (iNTS)	0 (0 to 0)	0 (0 to 0)	0 (0 to 0)	0 (0 to 0)	0 (0 to 0)	0 (0 to 0)	0 (0 to 0)	0 (0 to 0)	0 (0 to 0)	0 (0 to 0)	0 (0 to 0)	0 (0 to 0)	0 (0 to 0)	0 (0 to 0)	0 (0 to 0)	0 (0 to 0)	0 (0 to 0)	0 (0 to 0)	0 (0 to 0)	0 (0 to 0)	0 (0 to 0)	0 (0 to 0)	0 (0 to 0)	0.4
Other intestinal infectious diseases	0 (0 to 0)	0 (0 to 0)	0 (0 to 0)	0 (0 to 0)	0 (0 to 0)	0 (0 to 0)	0 (0 to 0)	0 (0 to 0)	0 (0 to 0)	0 (0 to 0)	0 (0 to 0)	0 (0 to 0)	0 (0 to 0)	0 (0 to 0)	0 (0 to 0)	0 (0 to 0)	0 (0 to 0)	0 (0 to 0)	0 (0 to 0)	0 (0 to 0)	0 (0 to 0)	0 (0 to 0)	0 (0 to 0)	0.5
Neglected tropical diseases and malaria	0 (0 to 0)	0 (0 to 0)	1.6 (1.2 to 1.7)	5.8 (5.1 to 6.9)	1.1 (0.9 to 1.4)	0.4 (0.3 to 0.6)	0.3 (0 to 0.5)	0.2 (0 to 0.4)	0.2 (0 to 0.5)	0.3 (0 to 0.6)	0.4 (0 to 1.5)	0.7 (0.1 to 2.2)	0.5 (0.1 to 1.7)	0.6 (0.1 to 1.7)	0.4 (0.1 to 1.4)	0.3 (0.1 to 1.1)	0.3 (0.1 to 0.9)	0.1 (0 to 0.4)	0.1 (0 to 0.3)	0.1 (0 to 0.2)	0.1 (0 to 0.1)	0 (0 to 0.1)	12
Malaria	0 (0 to 0)	0 (0 to 0)	0 (0 to 0)	0 (0 to 0)	0 (0 to 0)	0 (0 to 0)	0 (0 to 0)	0 (0 to 0)	0 (0 to 0)	0 (0 to 0)	0 (0 to 0)	0 (0 to 0)	0 (0 to 0)	0 (0 to 0)	0 (0 to 0)	0 (0 to 0)	0 (0 to 0)	0 (0 to 0)	0 (0 to 0)	0 (0 to 0)	0 (0 to 0)	0 (0 to 0)	0 (0 to 0)	0
Chagas disease	0 (0 to 0)	0 (0 to 0)	0 (0 to 0)	0 (0 to 0)	0 (0 to 0)	0 (0 to 0)	0 (0 to 0)	0 (0 to 0)	0 (0 to 0)	0 (0 to 0)	0 (0 to 0)	0 (0 to 0)	0 (0 to 0)	0 (0 to 0)	0 (0 to 0)	0 (0 to 0)	0 (0 to 0)	0 (0 to 0)	0 (0 to 0)	0 (0 to 0)	0 (0 to 0)	0 (0 to 0)	0 (0 to 0)	0
Leishmaniasis	0 (0 to 0)	0 (0 to 0)	0 (0 to 0)	0 (0 to 0)	0 (0 to 0)	0 (0 to 0)	0 (0 to 0)	0 (0 to 0)	0 (0 to 0)	0 (0 to 0)	0 (0 to 0)	0 (0 to 0)	0 (0 to 0)	0 (0 to 0)	0 (0 to 0)	0 (0 to 0)	0 (0 to 0)	0 (0 to 0)	0 (0 to 0)	0 (0 to 0)	0 (0 to 0)	0 (0 to 0)	0 (0 to 0)	0
Visceral leishmaniasis	0 (0 to 0)	0 (0 to 0)	0 (0 to 0)	0 (0 to 0)	0 (0 to 0)	0 (0 to 0)	0 (0 to 0)	0 (0 to 0)	0 (0 to 0)	0 (0 to 0)	0 (0 to 0)	0 (0 to 0)	0 (0 to 0)	0 (0 to 0)	0 (0 to 0)	0 (0 to 0)	0 (0 to 0)	0 (0 to 0)	0 (0 to 0)	0 (0 to 0)	0 (0 to 0)	0 (0 to 0)	0 (0 to 0)	0
Cutaneous and mucocutaneous leishmaniasis	0 (0 to 0)	0 (0 to 0)	0 (0 to 0)	0 (0 to 0)	0 (0 to 0)	0 (0 to 0)	0 (0 to 0)	0 (0 to 0)	0 (0 to 0)	0 (0 to 0)	0 (0 to 0)	0 (0 to 0)	0 (0 to 0)	0 (0 to 0)	0 (0 to 0)	0 (0 to 0)	0 (0 to 0)	0 (0 to 0)	0 (0 to 0)	0 (0 to 0)	0 (0 to 0)	0 (0 to 0)	0 (0 to 0)	0
African trypanosomiasis	0 (0 to 0)	0 (0 to 0)	0 (0 to 0)	0 (0 to 0)	0 (0 to 0)	0 (0 to 0)	0 (0 to 0)	0 (0 to 0)	0 (0 to 0)	0 (0 to 0)	0 (0 to 0)	0 (0 to 0)	0 (0 to 0)	0 (0 to 0)	0 (0 to 0)	0 (0 to 0)	0 (0 to 0)	0 (0 to 0)	0 (0 to 0)	0 (0 to 0)	0 (0 to 0)	0 (0 to 0)	0 (0 to 0)	0
Schistosomiasis	0 (0 to 0)	0 (0 to 0)	0 (0 to 0)	0 (0 to 0)	0 (0 to 0)	0 (0 to 0)	0 (0 to 0)	0 (0 to 0)	0 (0 to 0)	0 (0 to 0)	0 (0 to 0)	0 (0 to 0)	0 (0 to 0)	0 (0 to 0)	0 (0 to 0)	0 (0 to 0)	0 (0 to 0)	0 (0 to 0)	0 (0 to 0)	0 (0 to 0)	0 (0 to 0)	0 (0 to 0)	0 (0 to 0)	0
Cysticercosis	0 (0 to 0)	0 (0 to 0)	0 (0 to 0)	0 (0 to 0)	0 (0 to 0)	0 (0 to 0)	0 (0 to 0)	0 (0 to 0)	0 (0 to 0)	0 (0 to 0)	0 (0 to 0)	0 (0 to 0)	0 (0 to 0)	0 (0 to 0)	0 (0 to 0)	0 (0 to 0)	0 (0 to 0)	0 (0 to 0)	0 (0 to 0)	0 (0 to 0)	0 (0 to 0)	0 (0 to 0)	0 (0 to 0)	0
Cystic echinococcosis	0 (0 to 0)	0 (0 to 0)	0 (0 to 0)	0 (0 to 0)	0 (0 to 0)	0 (0 to 0)	0 (0 to 0)	0 (0 to 0)	0 (0 to 0)	0 (0 to 0)	0 (0 to 0)	0 (0 to 0)	0 (0 to 0)	0 (0 to 0)	0 (0 to 0)	0 (0 to 0)	0 (0 to 0)	0 (0 to 0)	0 (0 to 0)	0 (0 to 0)	0 (0 to 0)	0 (0 to 0)	0 (0 to 0)	0.2
Lymphatic filariasis	0 (0 to 0)	0 (0 to 0)	0 (0 to 0)	0 (0 to 0)	0 (0 to 0)	0 (0 to 0)	0 (0 to 0)	0 (0 to 0)	0 (0 to 0)	0 (0 to 0)	0 (0 to 0)	0 (0 to 0)	0 (0 to 0)	0 (0 to 0)	0 (0 to 0)	0 (0 to 0)	0 (0 to 0)	0 (0 to 0)	0 (0 to 0)	0 (0 to 0)	0 (0 to 0)	0 (0 to 0)	0 (0 to 0)	0
Onchocerciasis	0 (0 to 0)	0 (0 to 0)	0 (0 to 0)	0 (0 to 0)	0 (0 to 0)	0 (0 to 0)	0 (0 to 0)	0 (0 to 0)	0 (0 to 0)	0 (0 to 0)	0 (0 to 0)	0 (0 to 0)	0 (0 to 0)	0 (0 to 0)	0 (0 to 0)	0 (0 to 0)	0 (0 to 0)	0 (0 to 0)	0 (0 to 0)	0 (0 to 0)	0 (0 to 0)	0 (0 to 0)	0 (0 to 0)	0
Trachoma	0 (0 to 0)	0 (0 to 0)	0 (0 to 0)	0 (0 to 0)	0 (0 to 0)	0 (0 to 0)	0 (0 to 0)	0 (0 to 0)	0 (0 to 0)	0 (0 to 0)	0 (0 to 0)	0 (0 to 0)	0 (0 to 0)	0 (0 to 0)	0 (0 to 0)	0 (0 to 0)	0 (0 to 0)	0 (0 to 0)	0 (0 to 0)	0 (0 to 0)	0 (0 to 0)	0 (0 to 0)	0 (0 to 0)	0
Dengue	0 (0 to 0)	0 (0 to 0)	0 (0 to 0)	0 (0 to 0)	0 (0 to 0)	0 (0 to 0)	0 (0 to 0)	0 (0 to 0)	0 (0 to 0)	0 (0 to 0)	0 (0 to 0)	0 (0 to 0)	0 (0 to 0)	0 (0 to 0)	0 (0 to 0)	0 (0 to 0)	0 (0 to 0)	0 (0 to 0)	0 (0 to 0)	0 (0 to 0)	0 (0 to 0)	0 (0 to 0)	0 (0 to 0)	0
Yellow fever	0 (0 to 0)	0 (0 to 0)	0 (0 to 0)	0 (0 to 0)	0 (0 to 0)	0 (0 to 0)	0 (0 to 0)	0 (0 to 0)	0 (0 to 0)	0 (0 to 0)	0 (0 to 0)	0 (0 to 0)	0 (0 to 0)	0 (0 to 0)	0 (0 to 0)	0 (0 to 0)	0 (0 to 0)	0 (0 to 0)	0 (0 to 0)	0 (0 to 0)	0 (0 to 0)	0 (0 to 0)	0 (0 to 0)	0
Rabies	0 (0 to 0)	0 (0 to 0)	0 (0 to 0)	0 (0 to 0)	0 (0 to 0)	0 (0 to 0)	0 (0 to 0)	0 (0 to 0)	0 (0 to 0)	0 (0 to 0)	0 (0 to 0)	0 (0 to 0)	0 (0 to 0)	0 (0 to 0)	0 (0 to 0)	0 (0 to 0)	0 (0 to 0)	0 (0 to 0)	0 (0 to 0)	0 (0 to 0)	0 (0 to 0)	0 (0 to 0)	0 (0 to 0)	0
Intestinal nematode infections	0 (0 to 0)	0 (0 to 0)	0 (0 to 0)	0 (0 to 0)	0 (0 to 0)	0 (0 to 0)	0 (0 to 0)	0 (0 to 0)	0 (0 to 0)	0 (0 to 0)	0 (0 to 0)	0 (0 to 0)	0 (0 to 0)	0 (0 to 0)	0 (0 to 0)	0 (0 to 0)	0 (0 to 0)	0 (0 to 0)	0 (0 to 0)	0 (0 to 0)	0 (0 to 0)	0 (0 to 0)	0 (0 to 0)	0
Ascariasis	0 (0 to 0)	0 (0 to 0)	0 (0 to 0)	0 (0 to 0)	0 (0 to 0)	0 (0 to 0)	0 (0 to 0)	0 (0 to 0)	0 (0 to 0)	0 (0 to 0)	0 (0 to 0)	0 (0 to 0)	0 (0 to 0)	0 (0 to 0)	0 (0 to 0)	0 (0 to 0)	0 (0 to 0)	0 (0 to 0)	0 (0 to 0)	0 (0 to 0)	0 (0 to 0)	0 (0 to 0)	0 (0 to 0)	0
Trichuriasis	0 (0 to 0)	0 (0 to 0)	0 (0 to 0)	0 (0 to 0)	0 (0 to 0)	0 (0 to 0)	0 (0 to 0)	0 (0 to 0)	0 (0 to 0)	0 (0 to 0)	0 (0 to 0)	0 (0 to 0)	0 (0 to 0)	0 (0 to 0)	0 (0 to 0)	0 (0 to 0)	0 (0 to 0)	0 (0 to 0)	0 (0 to 0)	0 (0 to 0)	0 (0 to 0)	0 (0 to 0)	0 (0 to 0)	0
Hookworm disease	0 (0 to 0)	0 (0 to 0)	0 (0 to 0)	0 (0 to 0)	0 (0 to 0)	0 (0 to 0)	0 (0 to 0)	0 (0 to 0)	0 (0 to 0)	0 (0 to 0)	0 (0 to 0)	0 (0 to 0)	0 (0 to 0)	0 (0 to 0)	0 (0 to 0)	0 (0 to 0)	0 (0 to 0)	0 (0 to 0)	0 (0 to 0)	0 (0 to 0)	0 (0 to 0)	0 (0 to 0)	0 (0 to 0)	0
Food-borne trematodiases	0 (0 to 0)	0 (0 to 0)	0 (0 to 0)	0 (0 to 0)	0 (0 to 0)	0 (0 to 0)	0 (0 to 0)	0 (0 to 0)	0 (0 to 0)	0 (0 to 0)	0 (0 to 0)	0 (0 to 0)	0 (0 to 0)	0 (0 to 0)	0 (0 to 0)	0 (0 to 0)	0 (0 to 0)	0 (0 to 0)	0 (0 to 0)	0 (0 to 0)	0 (0 to 0)	0 (0 to 0)	0 (0 to 0)	0
Leprosy	0 (0 to 0)	0 (0 to



Chronic myeloid leukemia	0 (0 to 0)	0 (0 to 0)	0 to 1 (0 to 0)	0 to 1 (0 to 2)	0 to 2 (0 to 1)	0 to 2 (0 to 2)	0 to 3 (0 to 2)	0 to 4 (0 to 3)	0 to 3 (0 to 2)	0 to 3 (0 to 2)	0 to 4 (0 to 3)	0 to 7 (0 to 5)	0 to 7 (0 to 4)	0 to 9 (0 to 5)	0 to 9 (0 to 6)	0 to 9 (0 to 6)	0 to 9 (0 to 6)	0 to 9 (0 to 6)	0 to 9 (0 to 6)	0 to 9 (0 to 6)	0 to 9 (0 to 6)	0 to 9 (0 to 6)	0 to 8 (0 to 5)	0 to 8 (0 to 5)	0 to 8 (0 to 5)	0 to 8 (0 to 5)	0 to 7 (0 to 5)	0 to 4 (0 to 3)	0 to 2 (0 to 2)	0 to 1 (0 to 2)	11
Other leukemia	0 (0 to 0)	0 (0 to 1)	0 to 1 (0 to 0)	0 to 1 (0 to 2)	0 to 1 (0 to 1)	0 to 2 (0 to 1)	0 to 3 (0 to 2)	0 to 3 (0 to 2)	0 to 3 (0 to 2)	0 to 3 (0 to 2)	0 to 3 (0 to 2)	0 to 6 (0 to 4)	0 to 6 (0 to 4)	0 to 9 (0 to 6)	0 to 9 (0 to 6)	0 to 9 (0 to 6)	0 to 9 (0 to 6)	0 to 9 (0 to 6)	0 to 9 (0 to 6)	0 to 9 (0 to 6)	0 to 9 (0 to 6)	0 to 9 (0 to 6)	0 to 9 (0 to 6)	0 to 9 (0 to 6)	0 to 9 (0 to 6)	0 to 9 (0 to 6)	0 to 9 (0 to 6)	0 to 9 (0 to 6)	0 to 9 (0 to 6)	0 to 9 (0 to 6)	24
Other malignant neoplasms	0 (0 to 0)	0 (0 to 0)	0 to 2 (0 to 1)	0 to 5 (1 to 3)	1 to 11 (1 to 6)	1 to 14 (1 to 9)	2 to 19 (1 to 12)	4 to 26 (2 to 16)	3 to 20 (2 to 12)	3 to 20 (2 to 12)	4 to 26 (2 to 16)	7 to 46 (4 to 28)	7 to 47 (4 to 29)	10 to 65 (5 to 40)	10 to 66 (5 to 41)	10 to 66 (5 to 41)	10 to 66 (5 to 41)	10 to 66 (5 to 41)	10 to 66 (5 to 41)	10 to 66 (5 to 41)	10 to 66 (5 to 41)	10 to 66 (5 to 41)	10 to 66 (5 to 41)	10 to 66 (5 to 41)	10 to 66 (5 to 41)	10 to 66 (5 to 41)	10 to 66 (5 to 41)	10 to 66 (5 to 41)	10 to 66 (5 to 41)	10 to 66 (5 to 41)	374
Other neoplasms	0 (0 to 0)	0 (0 to 0)	0 to 1 (0 to 0)	0 to 1 (0 to 2)	0 to 2 (0 to 1)	0 to 2 (0 to 2)	0 to 3 (0 to 2)	0 to 4 (0 to 3)	0 to 3 (0 to 2)	0 to 3 (0 to 2)	0 to 4 (0 to 3)	0 to 6 (0 to 4)	0 to 6 (0 to 4)	0 to 9 (0 to 5)	0 to 9 (0 to 6)	0 to 9 (0 to 6)	0 to 9 (0 to 6)	0 to 9 (0 to 6)	0 to 9 (0 to 6)	0 to 9 (0 to 6)	0 to 9 (0 to 6)	0 to 9 (0 to 6)	0 to 9 (0 to 6)	0 to 9 (0 to 6)	0 to 9 (0 to 6)	0 to 9 (0 to 6)	0 to 9 (0 to 6)	0 to 9 (0 to 6)	0 to 9 (0 to 6)	0 to 9 (0 to 6)	59
Myelodysplastic, myeloproliferative, and other hematopoietic neo	0 (0 to 0)	0 (0 to 0)	0 to 1 (0 to 0)	0 to 1 (0 to 2)	0 to 2 (0 to 1)	0 to 2 (0 to 2)	0 to 3 (0 to 2)	0 to 4 (0 to 3)	0 to 3 (0 to 2)	0 to 3 (0 to 2)	0 to 4 (0 to 3)	0 to 6 (0 to 4)	0 to 6 (0 to 4)	0 to 9 (0 to 5)	1 to 9 (0 to 6)	1 to 9 (0 to 6)	1 to 9 (0 to 6)	1 to 9 (0 to 6)	1 to 9 (0 to 6)	1 to 9 (0 to 6)	1 to 9 (0 to 6)	1 to 9 (0 to 6)	1 to 9 (0 to 6)	1 to 9 (0 to 6)	1 to 9 (0 to 6)	1 to 9 (0 to 6)	1 to 9 (0 to 6)	1 to 9 (0 to 6)	1 to 9 (0 to 6)	1 to 9 (0 to 6)	59
Benign and in situ, intestinal neoplasms	0 (0 to 0)	0 (0 to 0)	0 (0 to 0)

Osteoarthritis other	0 (0 to 0)	0 (0 to 0)	0 (0 to 0)	0 (0 to 0)	0 (0 to 0)	0 (0 to 0)	0 (0 to 0)	0 (0 to 0)	0 (0 to 0)	0 (0 to 0)	0-1 (0 to 2)	0-7 (0 to 17)	0-7 (0 to 17)	1-9 (0 to 45)	3-9 (1 to 65)	5-8 (2 to 65)	6-8 (2 to 72)	7-9 (3 to 75)	6-7 (3 to 74)	6-7 (3 to 74)	6-7 (3 to 72)	6-7 (3 to 73)	6-7 (3 to 73)	6-7 (3 to 73)	6-7 (3 to 73)	6-7 (3 to 73)	53-2
Low back pain	0 (0 to 0)	0 (0 to 0)	0 (0 to 0)	0 (0 to 0)	13-1 (6 to 23)	59-7 (23 to 97)	110 (49 to 175)	112 (56 to 175)	110 (61 to 171)	110 (61 to 171)	109 (61 to 169)	254 (115 to 399)	254 (115 to 399)	228 (102 to 365)	240 (102 to 382)	247 (102 to 382)	247 (103 to 389)	220 (149 to 327)	220 (150 to 327)	220 (150 to 327)	220 (150 to 327)	220 (150 to 327)	220 (150 to 327)	220 (150 to 327)	220 (150 to 327)	220 (150 to 327)	2,450
Neck pain	0 (0 to 0)	0 (0 to 0)	0 (0 to 0)	0 (0 to 0)	6-6 (2 to 13.7)	20-1 (7 to 55.7)	42 (21 to 70.5)	46-2 (22 to 69.2)	58-1 (29 to 110)	58-1 (29 to 110)	90-5 (47 to 171)	135 (65 to 259)	121 (62 to 206)	125 (65 to 215)	133 (52 to 186)	135 (52 to 186)	133 (52 to 186)	84 (49 to 146)	92-3 (49 to 161)	92-3 (49 to 161)	92-3 (49 to 161)	92-3 (49 to 161)	92-3 (49 to 161)	92-3 (49 to 161)	92-3 (49 to 161)	92-3 (49 to 161)	1,030
Gout	0 (0 to 0)	0 (0 to 0)	0 (0 to 0)	0 (0 to 0)	0 (0 to 0)	0 (0 to 0)	0 (0 to 0)	0 (0 to 0)	0 (0 to 1)	0 (0 to 1)	0-1 (0 to 2)	0-1 (0 to 1)	0-1 (0 to 2)	0-1 (0 to 2)	0-1 (1 to 3)	0-1 (1 to 3)	0-1 (1 to 4)	0-1 (2 to 4)	0-1 (2 to 4)	0-1 (2 to 4)	0-1 (2 to 4)	0-1 (2 to 4)	0-1 (2 to 4)	0-1 (2 to 4)	0-1 (2 to 4)	0-1 (2 to 4)	40-2
Other musculoskeletal disorders	0 (0 to 0)	0 (0 to 0)	0 (0 to 0)	0 (0 to 0)	0-5 (0 to 14)	1-6 (0.7 to 3.4)	15 (7.2 to 26.2)	34-7 (20.2 to 54.4)	63-9 (39 to 100)	91 (56.5 to 140)	108 (65.6 to 162)	97 (57.6 to 154)	92-4 (57.6 to 154)	99-6 (62.2 to 153)	92-8 (56.4 to 147)	85 (48.1 to 133)	87-5 (52.6 to 136.3)	46-5 (26.4 to 84.6)	28-2 (26.4 to 54)	25-4 (13.8 to 45.5)	8-3 (4 to 14)	5-2 (2.6 to 7.8)	2-4 (1.1 to 3.7)	883
Other non-communicable diseases	132 (110 to 224)	67-9 (51.5 to 93.7)	195 (141 to 256)	139 (102 to 192)	88-9 (64 to 119)	67-6 (44.5 to 115)	107 (79.7 to 143)	159 (113 to 217)	266 (144 to 392)	266 (179 to 390)	252 (179 to 360)	265 (210 to 407)	265 (193 to 358)	247 (192 to 347)	237 (192 to 318)	230 (156 to 318)	213 (130 to 293)	171 (107 to 268)	152 (111 to 198)	151 (99.5 to 194)	118 (68.5 to 152)	93-6 (58 to 155)	59-4 (36.5 to 79.8)	27-7 (16.5 to 34.5)	3,590
Congenital birth defects	146 (109 to 221)	59-7 (42.9 to 85.1)	131 (90 to 195)	94 (74.7 to 118)	41-8 (27.2 to 55.5)	33-6 (20.3 to 49.9)	31-6 (20 to 50.6)	25 (15.9 to 39.8)	19-1 (9.4 to 34.8)	19-5 (14.6 to 33.4)	22-2 (17.2 to 28.2)	19-5 (14.2 to 32.9)	19-6 (14.2 to 32.9)	19 (13.6 to 24.1)	18-2 (12.6 to 27.7)	16-2 (10.9 to 21.3)	15-7 (10.9 to 21.2)	10-7 (6.9 to 14.2)	6-1 (3.7 to 7.9)	1-8 (1.1 to 2.4)	1 (0.7 to 1.4)	0-4 (0.2 to 0.6)	0-2 (0.1 to 0.3)	0-1 (0 to 0.1)	718
Neural tube defects	10 (6.3 to 15.4)	3 (1.4 to 5)	12-3 (6.5 to 21.2)	6-5 (4.6 to 20.3)	1-4 (1 to 2.1)	1-3 (1 to 2)	1-3 (1 to 2.1)	1-4 (1 to 2)	1-3 (0.9 to 1.6)	0-9 (0.6 to 1.2)	0-7 (0.5 to 1)	0-5 (0.4 to 0.9)	0-6 (0.4 to 0.9)	0-5 (0.3 to 0.7)	0-3 (0.2 to 0.4)	0-2 (0.1 to 0.3)	0-1 (0.1 to 0.1)	0-1 (0 to 0.1)	0-1 (0 to 0.1)	0-1 (0 to 0.1)	0-1 (0 to 0.1)	0-1 (0 to 0.1)	0-1 (0 to 0.1)	0-1 (0 to 0.1)	0-1 (0 to 0.1)	48-3
Congenital heart anomalies	24-3 (20.4 to 64.4)	24-1 (15.4 to 46.2)	39-4 (23.2 to 70.4)	19-6 (12.8 to 31)	7 (4.4 to 12.6)	5-9 (3.9 to 10.3)	7-9 (5.4 to 11.3)	5-9 (4 to 7.6)	3-5 (2.4 to 5.4)	3-3 (2.3 to 4.6)	4-5 (3.3 to 5.9)	3-5 (2.4 to 5.1)	4 (2.9 to 5.5)	2-9 (1.5 to 4.3)	2-5 (1.5 to 3.2)	1-5 (1 to 2.6)	2-4 (1.4 to 3.2)	1-1 (0.5 to 1.4)	0-1 (0 to 0.3)	0-1 (0 to 0.2)	0-1 (0 to 0.1)	0-1 (0 to 0.1)	0-1 (0 to 0.1)	0-1 (0 to 0.1)	0-1 (0 to 0.1)	172
Orofacial clefts	0 (0 to 0)	0-3 (0 to 0.6)	0-6 (0.2 to 1.1)	0-4 (0.2 to 0.7)	0-3 (0.1 to 0.4)	0-2 (0.1 to 0.3)	0-2 (0.1 to 0.5)	0-3 (0.1 to 0.5)	0-3 (0.1 to 0.5)	0-3 (0.1 to 0.5)	0-2 (0.1 to 0.5)	0-2 (0.1 to 0.4)	0-2 (0.1 to 0.4)	0-2 (0.1 to 0.4)	0-2 (0.1 to 0.4)	0-2 (0.1 to 0.4)	0-1 (0.1 to 0.3)	0-1 (0.1 to 0.2)	0-1 (0 to 0.1)	0-1 (0 to 0.1)	0-1 (0 to 0.1)	0-1 (0 to 0.1)	0-1 (0 to 0.1)	0-1 (0 to 0.1)	0-1 (0 to 0.1)	4-2
Down syndrome	4-5 (2.6 to 6.9)	1-3 (0.8 to 1.9)	3-9 (2.4 to 6.2)	4-3 (3.1 to 9)	2-9 (1.6 to 3.4)	2-5 (1.6 to 3.4)	2-4 (1.7 to 3.5)	2-5 (1.6 to 3.4)	2-4 (1.6 to 3.4)	1-9 (1.2 to 3.1)	2-5 (1.6 to 3.4)	2-9 (2 to 3.9)	2-7 (1.9 to 3.7)	2-7 (2 to 3.5)	2-5 (1.6 to 3.4)	1-9 (1.2 to 3.1)	6-3 (4.6 to 9.7)	4-6 (2.5 to 9.9)	2 (1.1 to 3.6)	0-1 (0 to 1.4)	0-1 (0 to 0.7)	0-1 (0 to 0.7)	0-1 (0 to 0.7)	0-1 (0 to 0.7)	0-1 (0 to 0.7)	58-5
Turner syndrome	0 (0 to 0)	0 (0 to 0)	0-1 (0 to 0.3)	0-1 (0 to 0.3)	0-1 (0 to 0.2)	0-1 (0 to 0.2)	0-1 (0 to 0.3)	0-1 (0 to 0.3)	0-1 (0 to 0.3)	0-1 (0 to 0.3)	0-1 (0 to 0.2)	0-1 (0 to 0.1)	0-1 (0 to 0.1)	0-1 (0 to 0.1)	0-1 (0 to 0.1)	0-1 (0 to 0.1)	0-1 (0 to 0.1)	0-1 (0 to 0.1)	0-1 (0 to 0.1)	0-1 (0 to 0.1)	0-1 (0 to 0.1)	0-1 (0 to 0.1)	0-1 (0 to 0.1)	0-1 (0 to 0.1)	0-1 (0 to 0.1)	1
Klinefelter syndrome	0 (0 to 0)	0 (0 to 0)	0 (0 to 0.1)	0 (0 to 0.1)	0 (0 to 0)	0 (0 to 0)	0 (0 to 0)	0 (0 to 0.1)	0 (0 to 0.1)	0 (0 to 0.1)	0 (0 to 0.1)	0 (0 to 0)	0 (0 to 0)	0 (0 to 0)	0 (0 to 0)	0 (0 to 0)	0 (0 to 0)	0 (0 to 0)	0 (0 to 0)	0 (0 to 0)	0 (0 to 0)	0 (0 to 0)	0 (0 to 0)	0 (0 to 0)	0 (0 to 0)	0 (0 to 0)	0-2
Other chromosomal abnormalities	24-8 (15.4 to 49)	11-9 (8.1 to 18.3)	27 (17.5 to 41.2)	13-6 (9.6 to 18.5)	7 (3.9 to 11.2)	5-4 (3.9 to 7.3)	5-6 (3.8 to 7.9)	4-5 (3.1 to 6.2)	3-1 (2.2 to 4.3)	3-2 (2.2 to 4.4)	3-2 (2.5 to 5)	3-6 (2.6 to 5.2)	2-9 (1.8 to 4.4)	2-9 (1.5 to 4.2)	2-1 (1.5 to 3.1)	1-5 (1 to 2.2)	0-8 (0.3 to 1.2)	0-5 (0.2 to 0.7)	0-2 (0 to 0.4)	0-1 (0 to 0.3)	0-1 (0 to 0.3)	0-1 (0 to 0.3)	0-1 (0 to 0.3)	0-1 (0 to 0.3)	0-1 (0 to 0.3)	120
Congenital musculoskeletal and limb anomalies	3-7 (2.2 to 6.7)	2-3 (1.4 to 3.5)	13-8 (7.4 to 21.7)	9-8 (6.9 to 19.2)	11-9 (8.4 to 16.2)	10-4 (7.2 to 14.4)	7-6 (4.5 to 11.4)	5-4 (3.3 to 8.1)	5-3 (3.2 to 8.2)	5-3 (3.4 to 8.2)	5-7 (3.9 to 8.2)	6 (3.9 to 7.4)	4-9 (3.3 to 7.4)	4-7 (2.9 to 7.1)	3-6 (2.4 to 6.2)	3-3 (2.3 to 5.1)	2-6 (1.5 to 4.2)	1-5 (0.9 to 2.2)	0-9 (0.5 to 1.4)	0-5 (0.3 to 0.8)	0-3 (0.2 to 0.5)	0-2 (0.1 to 0.3)	0-1 (0 to 0.2)	0-1 (0 to 0.2)	0-1 (0 to 0.2)	113
Urogenital congenital anomalies	6-7 (2.9 to 20.3)	1-1 (0.5 to 3.2)	2-3 (1.1 to 3.4)	2-1 (0.9 to 4.6)	1-3 (0.5 to 2.6)	2-6 (0.9 to 5.4)	0-5 (0.2 to 3.6)	0-4 (0.2 to 2.6)	0-3 (0.2 to 2.1)	0-3 (0.2 to 2.1)	0-3 (0.2 to 2.1)	0-2 (0.2 to 2.1)	0-2 (0.1 to 2.2)	0-2 (0.1 to 2.2)	0-1 (0.1 to 2.1)	0-1 (0.1 to 2.1)	0-1 (0 to 2.1)	0-1 (0 to 2.1)	0-1 (0 to 2.1)	0-1 (0 to 2.1)	0-1 (0 to 2.1)	0-1 (0 to 2.1)	0-1 (0 to 2.1)	0-1 (0 to 2.1)	0-1 (0 to 2.1)	16-6
Digestive congenital anomalies	19-3 (12.7 to 31.9)	7-9 (3.4 to 9.9)	14-1 (9 to 17.9)	9-2 (4.4 to 9.7)	3-1 (1.4 to 3.5)	2-4 (0.9 to 3.4)	2-3 (0.9 to 3.6)	2-3 (0.9 to 3.6)	2-3 (0.9 to 3.6)	2-3 (0.9 to 3.6)	2-3 (0.9 to 3.6)	2-3 (0.9 to 3.6)	2-3 (0.9 to 3.6)	2-3 (0.9 to 3.6)	2-3 (0.9 to 3.6)	2-3 (0.9 to 3.6)	2-3 (0.9 to 3.6)	2-3 (0.9 to 3.6)	2-3 (0.9 to 3.6)	2-3 (0.9 to 3.6)	2-3 (0.9 to 3.6)	2-3 (0.9 to 3.6)	2-3 (0.9 to 3.6)	2-3 (0.9 to 3.6)	2-3 (0.9 to 3.6)	48-4
Other congenital birth defects	45-3 (27.1 to 66.1)	22-3 (14.4 to 39.7)	44-8 (30.4 to 69.8)	27-6 (15.2 to 50.9)	14-3 (8.6 to 24)	11-2 (6.9 to 18.1)	9-7 (5.2 to 15.7)	8-6 (4.4 to 14.1)	5-7 (3.2 to 9.6)	5-7 (3.2 to 9.6)	5-7 (3.2 to 9.6)	5-7 (3.2 to 9.6)	5-7 (3.2 to 9.6)	5-7 (3.2 to 9.6)	5-7 (3.2 to 9.6)	5-7 (3.2 to 9.6)	5-7 (3.2 to 9.6)	5-7 (3.2 to 9.6)	5-7 (3.2 to 9.6)	5-7 (3.2 to 9.6)	5-7 (3.2 to 9.6)	5-7 (3.2 to 9.6)	5-7 (3.2 to 9.6)	5-7 (3.2 to 9.6)	5-7 (3.2 to 9.6)	137
Urinary diseases and male infertility	0-2 (0 to 0.3)	0-4 (0.1 to 0.5)	1-4 (0.5 to 2.3)	1-9 (1.1 to 2.5)	1-2 (1 to 1.6)	1-3 (1 to 1.7)	2 (1.4 to 2.6)	2-4 (2.4 to 6.5)	5-7 (3.5 to 9.4)	7-5 (4.7 to 11.8)	9-3 (6 to 14)	9-4 (6.4 to 13.4)	9-4 (6.3 to 13.7)	11-9 (7.9 to 17.3)	23-3 (16.4 to 30.4)	17-9 (12.3 to 23.3)	20-3 (14 to 27.9)	32-9 (17.8 to 59.4)	28-5 (22.5 to 59.1)	46 (34.8 to 59.4)	35-4 (27.2 to 50.1)	39-4 (28.1 to 57.6)	39-2 (27.5 to 56.4)	40-4 (28.1 to 57.6)	25-6 (8 to 39.9)	390
Urolithiasis	0 (0 to 0)	0 (0 to 0)	0 (0 to 0)	0 (0 to 0.1)	0-1 (0 to 0.1)	0-1 (0 to 0.1)	0-1 (0 to 0.2)	0-4 (0 to 0.4)	0-4 (0 to 1.4)	1-2 (0.5 to 2.3)	1-7 (0.8 to 3)	1-7 (0.8 to 3)	1-7 (0.8 to 3.1)	2-1 (1 to 3.4)	2-1 (1.1 to 3.4)	2-1 (1.1 to 3.4)	1-5 (0.9 to 2.6)	1-3 (0.7 to 1.9)	1-2 (0.6 to 2.1)	0-9 (0.5 to 1.6)	0-7 (0.4 to 1.2)	0-5 (0.3 to 1.2)	0-5 (0.2 to 1.2)	0-5 (0.2 to 1.2)	0-5 (0.2 to 1.2)	19-3
Benign prostatic hyperplasia	0 (0 to 0)	0 (0 to 0)	0 (0 to 0)	0 (0 to 0)	0 (0 to 0)	0 (0 to 0)	0 (0 to 0)	0 (0 to 0)	0 (0 to 0)	0 (0 to 0)	0 (0 to 0)	0 (0 to 0)	0 (0 to 0)	0 (0 to 0)	0 (0 to 0)

SR Table 2c: Harmony DALYS by cause and age arcue for both sexes with 95% uncertainty intervals, 2019

Cause	Early Neonatal	Late Neonatal	Post Neonatal	1 to 4	5 to 9	10 to 14	15 to 19	20 to 24	25 to 29	30 to 34	35 to 39	40 to 44	45 to 49	50 to 54	55 to 59	60 to 64	65 to 69	70 to 74	75 to 79	80 to 84	85 to 89	90 to 94	95 plus	Total
All causes	5,202 (4,939 to 5,513)	2,662 (1,962 to 3,778)	5,202 (947 to 588)	2,662 (553 to 930)	1,331 (530 to 1,582)	1,331 (810 to 1,456)	2,662 (1,009 to 2,094)	5,202 (1,700 to 2,864)	5,202 (2,470 to 4,139)	5,202 (3,066 to 5,090)	5,202 (3,910 to 6,146)	5,202 (3,940 to 5,920)	5,202 (3,930 to 5,830)	5,202 (4,030 to 5,860)	5,202 (4,590 to 5,780)	5,202 (3,970 to 5,290)	5,202 (3,450 to 5,540)	5,202 (3,960 to 5,940)	5,202 (3,220 to 6,150)	5,202 (3,160 to 7,200)	5,202 (2,170 to 9,440)	5,202 (1,360 to 11,360)	5,202 (398 to 456)	62,700
Communicable, maternal, neonatal, and nutritional diseases	5,202 (4,939 to 5,513)	2,662 (1,962 to 3,778)	5,202 (947 to 588)	2,662 (553 to 930)	1,331 (530 to 1,582)	1,331 (810 to 1,456)	2,662 (1,009 to 2,094)	5,202 (1,700 to 2,864)	5,202 (2,470 to 4,139)	5,202 (3,066 to 5,090)	5,202 (3,910 to 6,146)	5,202 (3,940 to 5,920)	5,202 (3,930 to 5,830)	5,202 (4,030 to 5,860)	5,202 (4,590 to 5,780)	5,202 (3,970 to 5,290)	5,202 (3,450 to 5,540)	5,202 (3,960 to 5,940)	5,202 (3,220 to 6,150)	5,202 (3,160 to 7,200)	5,202 (2,170 to 9,440)	5,202 (1,360 to 11,360)	5,202 (398 to 456)	62,700
HIV/AIDS and sexually transmitted infections	14 (4 to 31)	4 (1 to 9)	12 (7 to 28)	6 (4 to 9)	2 (1 to 3)	2 (1 to 3)	2 (1 to 3)	7 (4 to 11)	16 (9 to 28)	29 (17 to 46)	38 (22 to 59)	53 (32 to 81)	56 (34 to 79)	49 (29 to 69)	31 (18 to 46)	20 (12 to 29)	13 (7 to 17)	9 (4 to 12)	4 (2 to 6)	3 (1 to 4)	1 (0 to 2)	0 (0 to 1)	0 (0 to 0)	245
HIV/AIDS	0 (0 to 0)	0 (0 to 0)	5 (2 to 14)	4 (2 to 6)	1 (0 to 2)	2 (1 to 2)	2 (1 to 2)	6 (4 to 9)	14 (7 to 24)	26 (15 to 42)	35 (20 to 52)	49 (27 to 72)	52 (30 to 73)	46 (26 to 64)	29 (16 to 41)	18 (10 to 26)	11 (6 to 16)	8 (3 to 10)	3 (1 to 5)	2 (1 to 3)	1 (0 to 2)	0 (0 to 1)	0 (0 to 0)	240
HIV/AIDS - Drug-susceptible Tuberculosis	0 (0 to 0)	0 (0 to 0)	0 (0 to 1)	0 (0 to 0)	0 (0 to 0)	0 (0 to 0)	0 (0 to 0)	0 (0 to 0)	0 (0 to 0)	0 (0 to 0)	0 (0 to 0)	0 (0 to 0)	0 (0 to 0)	0 (0 to 0)	0 (0 to 0)	0 (0 to 0)	0 (0 to 0)	0 (0 to 0)	0 (0 to 0)	0 (0 to 0)	0 (0 to 0)	0 (0 to 0)	0 (0 to 0)	0
HIV/AIDS - Multidrug-resistant Tuberculosis without extensive dr...	0 (0 to 0)	0 (0 to 0)	0 (0 to 0)	0 (0 to 0)	0 (0 to 0)	0 (0 to 0)	0 (0 to 0)	0 (0 to 0)	0 (0 to 0)	0 (0 to 0)	0 (0 to 0)	0 (0 to 0)	0 (0 to 0)	0 (0 to 0)	0 (0 to 0)	0 (0 to 0)	0 (0 to 0)	0 (0 to 0)	0 (0 to 0)	0 (0 to 0)	0 (0 to 0)	0 (0 to 0)	0 (0 to 0)	0
HIV/AIDS - Extensively drug-resistant Tuberculosis	0 (0 to 0)	0 (0 to 0)	0 (0 to 0)	0 (0 to 0)	0 (0 to 0)	0 (0 to 0)	0 (0 to 0)	0 (0 to 0)	0 (0 to 0)	0 (0 to 0)	0 (0 to 0)	0 (0 to 0)	0 (0 to 0)	0 (0 to 0)	0 (0 to 0)	0 (0 to 0)	0 (0 to 0)	0 (0 to 0)	0 (0 to 0)	0 (0 to 0)	0 (0 to 0)	0 (0 to 0)	0 (0 to 0)	0
HIV/AIDS resulting in other diseases	0 (0 to 0)	0 (0 to 0)	0 (0 to 0)	0 (0 to 0)	0 (0 to 0)	0 (0 to 0)	0 (0 to 0)	0 (0 to 0)	0 (0 to 0)	0 (0 to 0)	0 (0 to 0)	0 (0 to 0)	0 (0 to 0)	0 (0 to 0)	0 (0 to 0)	0 (0 to 0)	0 (0 to 0)	0 (0 to 0)	0 (0 to 0)	0 (0 to 0)	0 (0 to 0)	0 (0 to 0)	0 (0 to 0)	0
Sexually transmitted infections excluding HIV	14 (4 to 31)	4 (1 to 9)	7 (1 to 16)	2 (1 to 3)	1 (0 to 1)	0 (0 to 0)	0 (0 to 0)	1 (0 to 2)	2 (0 to 4)	3 (1 to 6)	3 (1 to 7)	4 (2 to 9)	4 (2 to 9)	3 (1 to 7)	2 (1 to 5)	2 (1 to 4)	2 (1 to 3)	1 (0 to 2)	1 (0 to 1)	0 (0 to 1)	0 (0 to 0)	0 (0 to 0)	0 (0 to 0)	55
Syphilis	14 (4 to 31)	4 (1 to 9)	6 (1 to 14)	1 (0 to 2)	0 (0 to 1)	0 (0 to 0)	0 (0 to 0)	0 (0 to 0)	0 (0 to 1)	0 (0 to 1)	0 (0 to 1)	0 (0 to 1)	0 (0 to 1)	0 (0 to 1)	0 (0 to 1)	0 (0 to 1)	0 (0 to 1)	0 (0 to 1)	0 (0 to 1)	0 (0 to 1)	0 (0 to 0)	0 (0 to 0)	0 (0 to 0)	25
Chlamydial infection	0 (0 to 0)	0 (0 to 0)	0 (0 to 0)	0 (0 to 0)	0 (0 to 0)	0 (0 to 0)	0 (0 to 0)	0 (0 to 0)	0 (0 to 0)	0 (0 to 0)	0 (0 to 0)	0 (0 to 0)	0 (0 to 0)	0 (0 to 0)	0 (0 to 0)	0 (0 to 0)	0 (0 to 0)	0 (0 to 0)	0 (0 to 0)	0 (0 to 0)	0 (0 to 0)	0 (0 to 0)	0 (0 to 0)	0
Gonococcal infection	0 (0 to 0)	0 (0 to 0)	0 (0 to 0)	0 (0 to 0)	0 (0 to 0)	0 (0 to 0)	0 (0 to 0)	0 (0 to 0)	0 (0 to 0)	0 (0 to 0)	0 (0 to 0)	0 (0 to 0)	0 (0 to 0)	0 (0 to 0)	0 (0 to 0)	0 (0 to 0)	0 (0 to 0)	0 (0 to 0)	0 (0 to 0)	0 (0 to 0)	0 (0 to 0)	0 (0 to 0)	0 (0 to 0)	0
Trichomoniasis	0 (0 to 0)	0 (0 to 0)	0 (0 to 0)	0 (0 to 0)	0 (0 to 0)	0 (0 to 0)	0 (0 to 0)	0 (0 to 0)	0 (0 to 0)	0 (0 to 0)	0 (0 to 0)	0 (0 to 0)	0 (0 to 0)	0 (0 to 0)	0 (0 to 0)	0 (0 to 0)	0 (0 to 0)	0 (0 to 0)	0 (0 to 0)	0 (0 to 0)	0 (0 to 0)	0 (0 to 0)	0 (0 to 0)	0
Genital herpes	0 (0 to 0)	0 (0 to 0)	0 (0 to 0)	0 (0 to 0)	0 (0 to 0)	0 (0 to 0)	0 (0 to 0)	0 (0 to 0)	0 (0 to 0)	0 (0 to 0)	0 (0 to 0)	0 (0 to 0)	0 (0 to 0)	0 (0 to 0)	0 (0 to 0)	0 (0 to 0)	0 (0 to 0)	0 (0 to 0)	0 (0 to 0)	0 (0 to 0)	0 (0 to 0)	0 (0 to 0)	0 (0 to 0)	0
Other sexually transmitted infections	0 (0 to 0)	0 (0 to 0)	0 (0 to 0)	0 (0 to 0)	0 (0 to 0)	0 (0 to 0)	0 (0 to 0)	0 (0 to 0)	0 (0 to 0)	0 (0 to 0)	0 (0 to 0)	0 (0 to 0)	0 (0 to 0)	0 (0 to 0)	0 (0 to 0)	0 (0 to 0)	0 (0 to 0)	0 (0 to 0)	0 (0 to 0)	0 (0 to 0)	0 (0 to 0)	0 (0 to 0)	0 (0 to 0)	0
Respiratory infections and tuberculosis	7,406 (3,2 to 8)	2,662 (4 to 7,4)	2,662 (21 to 40,9)	2,662 (38 to 79,4)	1,331 (22 to 52)	1,331 (16,0 to 44,4)	2,662 (15 to 38,8)	5,202 (17 to 46)	5,202 (26,9 to 55,2)	5,202 (32,9 to 65,9)	5,202 (43,0 to 81,1)	5,202 (44 to 81,7)	5,202 (44,7 to 81,5)	5,202 (52,7 to 96,5)	5,202 (54,5 to 97,7)	5,202 (54,2 to 100)	5,202 (60,3 to 132)	5,202 (69,9 to 161)	5,202 (127 to 238)	5,202 (140,0 to 322)	5,202 (87 to 150)	5,202 (38,6 to 61)	1,540
Tuberculosis	0 (0 to 0)	0 (0 to 0)	0 (0 to 0)	0 (0 to 0)	0 (0 to 0)	0 (0 to 0)	0 (0 to 0)	0 (0 to 0)	0 (0 to 0)	0 (0 to 0)	0 (0 to 0)	0 (0 to 0)	0 (0 to 0)	0 (0 to 0)	0 (0 to 0)	0 (0 to 0)	0 (0 to 0)	0 (0 to 0)	0 (0 to 0)	0 (0 to 0)	0 (0 to 0)	0 (0 to 0)	0 (0 to 0)	0
Latent tuberculosis infection	0 (0 to 0)	0 (0 to 0)	0 (0 to 0)	0 (0 to 0)	0 (0 to 0)	0 (0 to 0)	0 (0 to 0)	0 (0 to 0)	0 (0 to 0)	0 (0 to 0)	0 (0 to 0)	0 (0 to 0)	0 (0 to 0)	0 (0 to 0)	0 (0 to 0)	0 (0 to 0)	0 (0 to 0)	0 (0 to 0)	0 (0 to 0)	0 (0 to 0)	0 (0 to 0)	0 (0 to 0)	0 (0 to 0)	0
Drug-susceptible tuberculosis	0 (0 to 0)	0 (0 to 0)	0 (0 to 0)	0 (0 to 0)	0 (0 to 0)	0 (0 to 0)	0 (0 to 0)	0 (0 to 0)	0 (0 to 0)	0 (0 to 0)	0 (0 to 0)	0 (0 to 0)	0 (0 to 0)	0 (0 to 0)	0 (0 to 0)	0 (0 to 0)	0 (0 to 0)	0 (0 to 0)	0 (0 to 0)	0 (0 to 0)	0 (0 to 0)	0 (0 to 0)	0 (0 to 0)	0
Multidrug-resistant tuberculosis without extensive drug-resistance	0 (0 to 0)	0 (0 to 0)	0 (0 to 0)	0 (0 to 0)	0 (0 to 0)	0 (0 to 0)	0 (0 to 0)	0 (0 to 0)	0 (0 to 0)	0 (0 to 0)	0 (0 to 0)	0 (0 to 0)	0 (0 to 0)	0 (0 to 0)	0 (0 to 0)	0 (0 to 0)	0 (0 to 0)	0 (0 to 0)	0 (0 to 0)	0 (0 to 0)	0 (0 to 0)	0 (0 to 0)	0 (0 to 0)	0
Extensively drug-resistant tuberculosis	0 (0 to 0)	0 (0 to 0)	0 (0 to 0)	0 (0 to 0)	0 (0 to 0)	0 (0 to 0)	0 (0 to 0)	0 (0 to 0)	0 (0 to 0)	0 (0 to 0)	0 (0 to 0)	0 (0 to 0)	0 (0 to 0)	0 (0 to 0)	0 (0 to 0)	0 (0 to 0)	0 (0 to 0)	0 (0 to 0)	0 (0 to 0)	0 (0 to 0)	0 (0 to 0)	0 (0 to 0)	0 (0 to 0)	0
Lower respiratory infections	4,5 (3,3 to 6)	2,662 (3,1 to 7)	2,662 (20,7 to 35,4)	2,662 (36,2 to 76,1)	1,331 (21,3 to 51,4)	1,331 (15,2 to 43,1)	2,662 (14,4 to 36,8)	5,202 (16,3 to 44,6)	5,202 (25,5 to 53,1)	5,202 (31,7 to 63,4)	5,202 (41,7 to 79,1)	5,202 (42,4 to 78,9)	5,202 (43,1 to 78,7)	5,202 (50,8 to 93,1)	5,202 (53,4 to 96,1)	5,202 (52,2 to 96,8)	5,202 (58,1 to 127,6)	5,202 (67,4 to 156)	5,202 (122 to 229)	5,202 (82,5 to 147)	5,202 (37 to 229)	5,202 (36,5 to 60,7)	1,180
Upper respiratory infections	0 (0 to 0,1)	0 (0 to 0,5)	0 (0 to 0,2)	0 (0 to 0,1)	0 (0 to 0,1)	0 (0 to 0,1)	0 (0 to 0,1)	0 (0 to 0,1)	0 (0 to 0,1)	0 (0 to 0,1)	0 (0 to 0,1)	0 (0 to 0,1)	0 (0 to 0,1)	0 (0 to 0,1)	0 (0 to 0,1)	0 (0 to 0,1)	0 (0 to 0,1)	0 (0 to 0,1)	0 (0 to 0,1)	0 (0 to 0,1)	0 (0 to 0,1)	0 (0 to 0,1)	0 (0 to 0,1)	0 (0 to 0,2)	266
Otitis media	0 (0 to 0)	0 (0 to 0)	1,1 (0 to 3,2)	1,1 (0 to 4,6)	0,7 (0 to 2,2)	0,7 (0 to 2,5)	1,1 (0 to 4,2)	2,1 (0 to 7,2)	2,1 (0 to 7,5)	2,1 (0 to 8,2)	2,1 (0 to 8,3)	2,1 (0 to 9,1)	2,1 (0 to 9,3)	2,1 (0 to 9,8)	2,1 (0 to 9,5)	2,1 (0 to 9,4)	2,1 (0 to 9,6)	2,1 (0 to 9,8)	2,1 (0 to 9,9)	2,1 (0 to 9,9)	2,1 (0 to 9,9)	2,1 (0 to 9,9)	2,1 (0 to 9,9)	58,9
Enteric infections	0,4 (0 to 0,9)	1,6 (1,2 to 2,1)	17,9 (12,9 to 25,5)	24,4 (15,1 to 37,7)	11,6 (7,1 to 19,1)	8 (4,5 to 13,1)	5,6 (3,4 to 8,9)	5,6 (3,7 to 8,9)	7,2 (4,5 to 10,9)	7,9 (5,0 to 11,9)	8,2 (5,3 to 12,3)	8,3 (4,1 to 9,3)	8,4 (3,5 to 7,7)	8,4 (3,4 to 7,5)	5,1 (2,1 to 4,5)	3,4 (1,4 to 3,2)	2,4 (0,8 to 2,1)	1,6 (0,6 to 1,6)	1,1 (0,4 to 1,1)	0,7 (0,3 to 0,8)	0,4 (0,2 to 0,5)	0,2 (0,1 to 0,3)	0,1 (0,1 to 0,2)	194
Diarrheal diseases	0,4 (0,3 to 0,5)	1,6 (1,1 to 2,1)	17,9 (11,9 to 25,4)	24,4 (15,5 to 37,4)	11,6 (7,1 to 18,7)	8 (4,4 to 13,1)	5,6 (3,4 to 8,9)	5,6 (3,7 to 8,9)	7,2 (4,5 to 10,9)	7,9 (5,0 to 11,9)	8,2 (5,3 to 12,3)	8,3 (4,2 to 9,2)	8,4 (3,5 to 7,4)	8,4 (3,4 to 7,4)	5,1 (2,1 to 4,5)	3,4 (1,4 to 3,2)	2,4 (0,8 to 2,1)	1,6 (0,6 to 1,6)	1,1 (0,4 to 1,1)	0,7 (0,3 to 0,8)	0,4 (0,2 to 0,5)	0,2 (0,1 to 0,3)	0,1 (0,1 to 0,2)	192
Typhoid and paraphyoid	0 (0 to 0)	0 (0 to 0)	0 (0 to 0)	0 (0 to 0)	0 (0 to 0)	0 (0 to 0)	0 (0 to 0)	0 (0 to 0)	0 (0 to 0)	0 (0 to 0)	0 (0 to 0)	0 (0 to 0)	0 (0 to 0)	0 (0 to 0)	0 (0 to 0)	0 (0 to 0)	0 (0 to 0)	0 (0 to 0)	0 (0 to 0)	0 (0 to 0)	0 (0 to 0)	0 (0 to 0)	0 (0 to 0)	0
Typhoid fever	0 (0 to 0)	0 (0 to 0)	0 (0 to 0)	0 (0 to 0)	0 (0 to 0)	0 (0 to 0)	0 (0 to 0)	0 (0 to 0)	0 (0 to 0)	0 (0 to 0)	0 (0 to 0)	0 (0 to 0)	0 (0 to 0)	0 (0 to 0)	0 (0 to 0)	0 (0 to 0)	0 (0 to 0)	0 (0 to 0)	0 (0 to 0)	0 (0 to 0)	0 (0 to 0)	0 (0 to 0)	0 (0 to 0)	0
Paratyphoid fever	0 (0 to 0)	0 (0 to 0)	0 (0 to 0)	0 (0 to 0)	0 (0 to 0)	0 (0 to 0)	0 (0 to 0)	0 (0 to 0)	0 (0 to 0)	0 (0 to 0)	0 (0 to 0)	0 (0 to 0)	0 (0 to 0)	0 (0 to 0)	0 (0 to 0)	0 (0 to 0)	0 (0 to 0)	0 (0 to 0)	0 (0 to 0)	0 (0 to 0)	0 (0 to 0)	0 (0 to 0)	0 (0 to 0)	0
Invasive Non-typhoidal Salmonella (iNTS)	0 (0 to 0)	0 (0 to 0)	0 (0 to 0)	0 (0 to 0)	0 (0 to 0)	0 (0 to 0)	0 (0 to 0)	0 (0 to 0)	0 (0 to 0)	0 (0 to 0)	0 (0 to 0)	0 (0 to 0)	0 (0 to 0)	0 (0 to 0)	0 (0 to 0)	0 (0 to 0)	0 (0 to 0)	0 (0 to 0)	0 (0 to 0)	0 (0 to 0)	0 (0 to 0)	0 (0 to 0)	0 (0 to 0)	0
Other intestinal infectious diseases	0 (0 to 0)	0 (0 to 0)	0 (0 to 0)	0 (0 to 0)	0 (0 to 0)	0 (0 to 0)	0 (0 to 0)	0 (0 to 0)	0 (0 to 0)	0 (0 to 0)	0 (0 to 0)	0 (0 to 0)	0 (0 to 0)	0 (0 to 0)	0 (0 to 0)	0 (0 to 0)	0 (0 to 0)	0 (0 to 0)	0 (0 to 0)	0 (0 to 0)	0 (0 to 0)	0 (0 to 0)	0 (0 to 0)	0
Neglected tropical diseases and malaria	0 (0 to 0)	0 (0 to 0)	0 (0 to 0)	0 (0 to 0)	0 (0 to 0)	0 (0 to 0)	0 (0 to 0)	0 (0 to 0)	0 (0 to 0)	0 (0 to 0)	0 (0 to 0)	0 (0 to 0)	0 (0 to 0)	0 (0 to 0)	0 (0 to 0)	0 (0 to 0)	0 (0 to 0)	0 (0 to 0)	0 (0 to 0)	0 (0 to 0)	0 (0 to 0)	0 (0 to 0)	0 (0 to 0)	0
Malaria	0 (0 to 0)	0 (0 to 0)	0 (0 to 0)	0 (0 to 0)	0 (0 to 0)	0 (0 to 0)	0 (0 to 0)	0 (0 to 0)	0 (0 to 0)	0 (0 to 0)	0 (0 to 0)	0 (0 to 0)	0 (0 to 0)	0 (0 to 0)	0 (0 to 0)	0 (0 to 0)	0 (0 to 0)	0 (0 to 0)	0 (0 to 0)	0 (0 to 0)	0 (0 to 0)	0 (0 to 0)	0 (0 to 0)	0
Chagas disease	0 (0 to 0)	0 (0 to 0)	0 (0 to 0)	0 (0 to 0)	0 (0 to 0)	0 (0 to 0)	0 (0 to 0)	0 (0 to 0)	0 (0 to 0)	0 (0 to 0)	0 (0 to 0)	0 (0 to 0)	0 (0 to 0)	0 (0 to 0)	0 (0 to 0)	0 (0 to 0)	0 (0 to 0)	0 (0 to 0)	0 (0 to 0)	0 (0 to 0)	0 (0 to 0)	0 (0 to 0)	0 (0 to 0)	0
Leishmaniasis	0 (0 to 0)	0 (0 to 0)	0 (0 to 0)	0 (0 to 0)	0 (0 to 0)	0 (0 to 0)	0 (0 to 0)	0 (0 to 0)	0 (0 to 0)	0 (0 to 0)	0 (0 to 0)	0 (0 to 0)	0 (0 to 0)	0 (0 to 0)	0 (0 to 0)	0 (0 to 0)	0 (0 to 0)	0 (0 to 0)	0 (0 to 0)	0 (0 to 0)	0 (0 to 0)	0 (0 to 0)	0 (0 to 0)	0
Visceral leishmaniasis	0 (0 to 0)	0 (0 to 0)	0 (0 to 0)	0 (0 to 0)	0 (0 to 0)	0 (0 to 0)	0 (0 to 0)	0 (0 to 0)	0 (0 to 0)	0 (0 to 0)	0 (0 to 0)	0 (0 to 0)	0 (0 to 0)	0 (0 to 0)	0 (0 to 0)	0 (0 to 0)	0 (0 to 0)	0 (0 to 0)	0 (0 to 0)	0 (0 to 0)	0 (0 to 0)	0 (0 to 0)	0 (0 to 0)	0
Cutaneous and mucocutaneous leishmaniasis	0 (0 to 0)	0 (0 to 0)	0 (0 to 0)	0 (0 to 0)	0 (0 to 0)	0 (0 to 0)	0 (0 to 0)	0 (0 to 0)	0 (0 to 0)	0 (0 to 0)	0 (0 to 0)	0 (0 to 0)	0 (0 to 0)	0 (0 to 0)	0 (0 to 0)	0 (0 to 0)	0 (0 to 0)	0 (0 to 0)	0 (0 to 0)	0 (0 to 0)	0 (0 to 0)	0 (0 to 0)	0 (0 to 0)	0
African trypanosomiasis	0 (0 to 0)	0 (0 to 0)	0 (0 to 0)	0 (0 to 0)	0 (0 to 0)	0 (0 to 0)	0 (0 to 0)	0 (0 to 0)	0 (0 to 0)	0 (0 to 0)	0 (0 to 0)	0 (0 to 0)	0 (0 to 0)	0 (0 to 0)	0 (0 to 0)	0 (0 to 0)	0 (0 to 0)	0 (0 to 0)	0 (0 to 0)	0 (0 to 0)	0 (0 to 0)	0 (0 to 0)	0 (0 to 0)	0
Schistosomiasis	0 (0 to 0)	0 (0 to 0)	0 (0 to 0)	0 (0 to 0)	0 (0 to 0)	0 (0 to 0)	0 (0 to 0)	0 (0 to 0)	0 (0 to 0)	0 (0 to 0)	0 (0 to 0)	0 (0 to 0)	0 (0 to 0)	0 (0 to 0)	0 (0 to 0)	0 (0 to 0)	0 (0 to 0)	0 (0 to 0)	0 (0 to 0)	0 (0 to 0)	0 (0 to 0)	0 (0 to 0)	0 (0 to 0)	0
Cysticercosis	0 (0 to 0)	0 (0 to 0)	0 (0 to 0)	0 (0 to 0)	0 (0 to 0)	0 (0 to 0)	0 (0 to 0)	0 (0 to 0)	0 (0 to 0)	0 (0 to 0)	0 (0 to 0)	0 (0 to 0)	0 (0 to 0)	0 (0 to 0)	0 (0 to 0)	0 (0 to 0)	0 (0 to 0)	0 (0 to 0)	0 (0 to 0)	0 (0 to 0)	0 (0 to 0)	0 (0 to 0)	0 (0 to 0)	0
Cystic echinococcosis	0 (0 to 0)	0 (0 to 0)	0 (0 to 0)	0 (0 to 0)	0 (0 to 0)	0 (0 to 0)	0 (0 to 0)	0 (0 to 0)	0 (0 to 0)	0 (0 to 0)	0 (0 to 0)	0 (0 to 0)	0 (0 to 0)	0 (0 to 0)	0 (0 to 0)	0 (0 to 0)	0 (0 to 0)	0 (0 to 0)	0 (0 to 0)	0 (0 to 0)	0 (0 to 0)	0 (0 to 0)	0 (0 to 0)	0
Lymphatic filariasis	0 (0 to 0)	0 (0 to 0)	0 (0 to 0)	0 (0 to 0)	0 (0 to 0)	0 (0 to 0)	0 (0 to 0)	0 (0 to 0)	0 (0 to 0)	0 (0 to 0)	0 (0 to 0)	0 (0 to 0)	0 (0 to 0)	0 (0 to 0)	0 (0 to 0)	0 (0 to 0)	0 (0 to 0)	0 (0 to 0)	0 (0 to 0)	0 (0 to 0)	0 (0 to 0)	0 (0 to 0)	0 (0 to 0)	0
Onchocerciasis	0 (0 to 0)	0 (0 to 0)	0 (0 to 0)	0 (0 to 0)	0 (0 to 0)	0 (0 to 0)	0 (0 to 0)	0 (0 to 0)	0 (0 to 0)	0 (0 to 0)	0 (0 to 0)	0 (0 to 0)	0 (0 to 0)	0 (0 to 0)	0 (0 to 0)	0 (0 to 0)	0 (0 to 0)	0 (0 to 0)	0 (0 to 0)	0 (0 to 0)	0 (0 to 0)	0 (0 to 0)	0 (0 to 0)	0
Trachoma	0 (0 to 0)	0 (0 to 0)	0 (0 to 0)	0 (0 to 0)	0 (0 to 0)	0 (0 to 0)	0 (0 to 0)	0 (0 to 0)	0 (0 to 0)	0 (0 to 0)	0 (0 to 0)	0 (0 to 0)	0 (0 to 0)	0 (0 to 0)	0 (0 to 0)	0 (0 to 0)	0 (0 to 0)	0 (0 to 0)	0 (0 to 0)	0 (0 to 0)	0 (0 to 0)	0 (0 to 0)	0 (0 to 0)	0
Dengue	0 (0 to 0)	0 (0 to 0)	0 (0 to 0)	0 (0 to 0)	0 (0 to 0)	0 (0 to 0)	0 (0 to 0)	0 (0 to 0)	0 (0 to 0)	0 (0 to 0)	0 (0 to 0)	0 (0 to 0)	0 (0 to 0)	0 (0 to 0)	0 (0 to 0)	0 (0 to 0)	0 (0 to 0)	0 (0 to 0)	0 (0 to 0)	0 (0 to 0)	0 (0 to 0)	0 (0 to 0)	0 (0 to 0)	0
Yellow fever	0 (0 to 0)	0 (0 to 0)	0 (0 to 0)	0 (0 to 0)	0 (0 to 0)	0 (0 to 0)	0 (0 to 0)	0 (0 to 0)	0 (0 to 0)	0 (0 to 0)	0 (0 to 0)	0 (0 to 0)	0 (0 to 0)	0 (0 to 0)	0 (0 to 0)	0 (0 to 0)	0 (0 to 0)	0 (0 to 0)	0 (0 to 0)	0 (0 to 0)	0 (0 to 0)	0 (0 to 0)	0 (0 to 0)	0
Rabies	0 (0 to 0)	0 (0 to 0)	0 (0 to 0)	0 (0 to 0)	0 (0 to 0)	0 (0 to 0)	0 (0 to 0)	0 (0 to 0)	0 (0 to 0)	0 (0 to 0)	0 (0 to 0)	0 (0 to 0)	0 (0 to 0)	0 (0 to 0)	0 (0 to 0)	0 (0 to 0)	0 (0 to 0)	0 (0 to 0)	0 (0 to 0)	0 (0 to 0)	0 (0 to 0)	0 (0 to 0)	0 (0 to 0)	0
Intestinal nematode infections	0 (0 to 0)	0 (0 to 0)	0 (0 to 0)	0 (0 to 0)	0 (0 to 0)	0 (0 to 0)	0 (0 to 0)	0 (0 to 0)	0 (0 to 0)	0 (0 to 0)	0 (0 to 0)	0 (0 to 0)	0 (0 to 0)	0 (0 to 0)	0 (0 to 0)	0 (0 to 0)	0 (0 to 0)	0 (0 to 0)	0 (0 to 0)	0 (0 to 0)	0 (0 to 0)	0 (0 to 0)	0 (0 to 0)	0
Ascariasis	0 (0 to 0)	0 (0 to 0)	0 (0 to 0)	0 (0 to 0)	0 (0 to 0)	0 (0 to 0)	0 (0 to 0)	0 (0 to 0)	0 (0 to 0)	0 (0 to 0)	0 (0 to 0)	0 (0 to 0)	0 (0 to 0)	0 (0 to 0)	0 (0 to 0)	0 (0 to 0)	0 (0 to 0)	0 (0 to 0)	0 (0 to 0)	0 (0 to 0)	0 (0 to 0)	0 (0 to 0)	0 (0 to 0)	0
Trichuriasis	0 (0 to 0)	0 (0 to 0)	0 (0 to 0)	0 (0 to 0)	0 (0 to 0)	0 (0 to 0)	0 (0 to 0)	0 (0 to 0)	0 (0 to 0)	0 (0 to 0)	0 (0 to 0)	0 (0 to 0)	0 (0 to 0)	0 (0 to 0)	0 (0 to 0)	0 (0 to 0)	0 (0 to 0)	0 (0 to 0)	0 (0 to 0)	0 (0 to 0)	0 (0 to 0)	0 (0 to 0)	0 (0 to 0)	0
Hookworm disease	0 (0 to 0)	0 (0 to 0)	0 (0 to 0)	0 (0 to 0)	0 (0 to 0)	0 (0 to 0)	0 (0 to 0)	0 (0 to 0)	0 (0 to 0)	0 (0 to 0)	0 (0 to 0)	0 (0 to 0)	0 (0 to 0)	0 (0 to 0)	0 (0 to 0)	0 (0 to 0)	0 (0 to 0)	0 (0 to 0)	0 (0 to 0)	0 (0 to 0)	0 (0 to 0)	0 (0 to 0)	0 (0 to 0)	0
Food-borne trematodiases	0 (0 to 0)	0 (0 to 0)	0 (0 to 0)	0 (0 to 0)	0 (0 to 0)	0 (0 to 0)	0 (0 to 0)	0 (0 to 0)	0 (0 to 0)	0 (0 to 0)	0 (0 to 0)	0 (0 to 0)	0 (0 to 0)	0 (0 to 0)	0 (0 to 0)	0 (0 to 0)	0 (0 to 0)	0 (0 to 0)	0 (0 to 0)	0 (0 to 0)	0 (0 to 0)	0 (0 to 0)	0 (0 to 0)	0
Leprosy	0 (0 to 0)	0 (0 to 0)	0 (0 to 0)	0 (0 to 0)	0 (0 to 0)	0 (0 to 0)	0 (0 to 0)	0 (0 to 0)	0 (0 to 0)	0 (0 to 0)	0 (0 to 0)	0 (0 to 0)	0 (0 to 0)	0 (0 to 0)	0 (0 to 0)	0 (0 to 0)	0 (0 to 0)	0 (0 to 0)	0 (0 to 0)	0 (0 to 0)	0 (0 to 0)	0 (0 to 0)	0 (0 to 0)	0
Ebola	0 (0 to 0)	0 (0 to 0)	0 (0 to 0)	0 (0 to 0)	0 (0 to 0)	0 (0 to 0)	0 (0 to 0)	0 (0 to 0)	0 (0 to 0)	0 (0 to 0)	0 (0 to 0)	0 (0 to 0)	0 (0 to 0)	0 (0 to 0)	0 (0 to 0)	0 (0 to 0)	0 (0 to 0)	0 (0 to 0)	0 (0 to 0)	0 (0 to 0)	0 (0 to 0)	0 (0 to 0)	0 (0 to 0)	0
Zika virus	0 (0 to 0)	0 (0 to 0)	0 (0 to 0)	0 (0 to 0)	0 (0 to 0)	0 (0 to 0)	0 (0 to 0)	0 (0 to 0)	0 (0 to 0)	0 (0 to 0)	0 (0 to 0)	0 (0 to 0)	0 (0 to 0)	0 (0 to 0)	0 (0 to 0)	0 (0 to 0)	0 (0 to 0)	0 (0 to 0)	0 (0 to 0)	0



Osteoarthritis other	0 (0 to 0)	0 (0 to 0)	0 (0 to 0)

SR Table 2c: Hackney DALYS by cause and age group for both sexes with 95% uncertainty intervals, 2019

Cause	Early Neonatal	Late Neonatal	Post Neonatal	1 to 4	5 to 9	10 to 14	15 to 19	20 to 24	25 to 29	30 to 34	35 to 39	40 to 44	45 to 49	50 to 54	55 to 59	60 to 64	65 to 69	70 to 74	75 to 79	80 to 84	85 to 89	90 to 94	95 plus	Total
All causes	7,997 (7,787 to 8,126)	3,940 (3,840 to 4,064)	5,998 (5,845 to 6,164)	3,766 (3,670 to 3,882)	2,597 (2,527 to 2,684)	2,284 (2,222 to 2,360)	3,112 (3,028 to 3,214)	4,911 (4,800 to 5,050)	6,124 (5,988 to 6,320)	7,768 (7,597 to 7,970)	9,997 (9,780 to 10,260)	12,406 (12,104 to 12,748)	15,447 (15,060 to 15,870)	18,744 (18,270 to 19,260)	22,707 (22,107 to 23,360)	26,970 (26,210 to 27,760)	31,660 (30,760 to 32,660)	36,799 (35,710 to 38,010)	42,254 (40,870 to 43,810)	47,990 (46,210 to 49,990)	53,704 (51,410 to 56,260)	58,936 (56,110 to 62,350)	63,900
Communicable, maternal, neonatal, and nutritional diseases	7,997 (7,787 to 8,126)	3,940 (3,840 to 4,064)	5,998 (5,845 to 6,164)	3,766 (3,670 to 3,882)	2,597 (2,527 to 2,684)	2,284 (2,222 to 2,360)	3,112 (3,028 to 3,214)	4,911 (4,800 to 5,050)	6,124 (5,988 to 6,320)	7,768 (7,597 to 7,970)	9,997 (9,780 to 10,260)	12,406 (12,104 to 12,748)	15,447 (15,060 to 15,870)	18,744 (18,270 to 19,260)	22,707 (22,107 to 23,360)	26,970 (26,210 to 27,760)	31,660 (30,760 to 32,660)	36,799 (35,710 to 38,010)	42,254 (40,870 to 43,810)	47,990 (46,210 to 49,990)	53,704 (51,410 to 56,260)	58,936 (56,110 to 62,350)	63,900
HIV/AIDS and sexually transmitted infections	17.9 (5.1 to 40.7)	5.5 (1.4 to 12.1)	13.4 (7.7 to 24.1)	3.6 (2.2 to 4.4)	2.4 (2 to 2.7)	1.9 (1.4 to 1.9)	2.2 (1.7 to 2.7)	6.4 (5.2 to 8.2)	17.3 (13.1 to 22.4)	35.2 (27.1 to 46.2)	68.5 (56.7 to 82.7)	99.8 (82.1 to 121)	131 (109 to 158)	149 (124 to 178)	147 (122 to 177)	143 (114 to 178)	141 (112 to 181)	140 (110 to 182)	139 (107 to 183)	137 (104 to 183)	135 (101 to 183)	133 (97.6 to 183)	284
HIV/AIDS	0 (0 to 0)	0 (0 to 0)	5.6 (4.6 to 6.3)	2.5 (2 to 2.9)	2.2 (1.9 to 2.5)	1.4 (1.2 to 1.7)	1.6 (1.4 to 2.2)	5.1 (4.1 to 6.5)	15.5 (12.3 to 19.4)	32.7 (25.7 to 39.2)	65.9 (52.5 to 82.7)	96.4 (77.8 to 118.1)	126 (101 to 154)	144 (116 to 176)	141 (113 to 175)	137 (107 to 176)	135 (104 to 176)	134 (102 to 176)	133 (100 to 176)	131 (97.6 to 176)	129 (94.3 to 176)	127 (90.6 to 176)	259
HIV/AIDS - Drug-susceptible Tuberculosis	0 (0 to 0)	0 (0 to 0)	0.5 (0.3 to 0.8)	0.3 (0.2 to 0.5)	0.3 (0.1 to 0.3)	0.2 (0.1 to 0.2)	0.1 (0 to 0.2)	0.3 (0.2 to 0.5)	0.8 (0.5 to 1.2)	1.7 (1.1 to 2.6)	3.5 (2.3 to 5.2)	5.2 (3.4 to 7.8)	6.9 (4.5 to 10.3)	7.9 (5.2 to 11.8)	7.8 (5.1 to 11.6)	7.5 (4.9 to 11.2)	7.4 (4.8 to 11.1)	7.3 (4.7 to 11)	7.2 (4.6 to 10.9)	7 (4.5 to 10.8)	6.9 (4.4 to 10.8)	6.8 (4.3 to 10.8)	13.7
HIV/AIDS - Multidrug-resistant Tuberculosis without extensive drug-resistance	0 (0 to 0)	0 (0 to 0)	0 (0 to 0)	0 (0 to 0)	0 (0 to 0)	0 (0 to 0)	0 (0 to 0)	0 (0 to 0)	0 (0 to 0)	0 (0 to 0)	0 (0 to 0)	0 (0 to 0)	0 (0 to 0)	0 (0 to 0)	0 (0 to 0)	0 (0 to 0)	0 (0 to 0)	0 (0 to 0)	0 (0 to 0)	0 (0 to 0)	0 (0 to 0)	0 (0 to 0)	0 (0 to 0)	0.3
HIV/AIDS - Extensively drug-resistant Tuberculosis	0 (0 to 0)	0 (0 to 0)	0 (0 to 0)	0 (0 to 0)	0 (0 to 0)	0 (0 to 0)	0 (0 to 0)	0 (0 to 0)	0 (0 to 0)	0 (0 to 0)	0 (0 to 0)	0 (0 to 0)	0 (0 to 0)	0 (0 to 0)	0 (0 to 0)	0 (0 to 0)	0 (0 to 0)	0 (0 to 0)	0 (0 to 0)	0 (0 to 0)	0 (0 to 0)	0 (0 to 0)	0 (0 to 0)	0.1
HIV/AIDS resulting in other diseases	0 (0 to 0)	0 (0 to 0)	0.2 (0.1 to 0.3)	0.2 (0.2 to 0.3)	0.2 (0.1 to 0.2)	1.3 (1.1 to 1.6)	1.7 (1.3 to 2.2)	4.8 (3.7 to 6.1)	12.4 (9.3 to 16.4)	28.2 (19.8 to 38.4)	58.2 (39.9 to 80.1)	87.1 (61.3 to 118.4)	114 (80.2 to 153)	128 (90.3 to 172)	126 (89.2 to 169)	122 (86.2 to 164)	120 (84.7 to 163)	119 (83.8 to 162)	118 (83.1 to 161)	117 (82.4 to 160)	116 (81.8 to 159)	115 (81.2 to 158)	264
Sexually transmitted infections excluding HIV	17.9 (5.1 to 40.7)	5.5 (1.4 to 12.1)	7.8 (2.1 to 17.9)	0.3 (0.2 to 0.5)	0.1 (0 to 0.2)	0.1 (0 to 0.2)	0.4 (0.2 to 0.6)	1.4 (0.8 to 2.2)	3.8 (2.3 to 6.7)	7 (4.1 to 11.9)	11 (6.3 to 19)	13.7 (7.8 to 23.5)	15.5 (8.8 to 26.8)	16.8 (9.4 to 29.5)	17.1 (9.5 to 30.3)	17.3 (9.6 to 30.8)	17.5 (9.7 to 31.2)	17.6 (9.7 to 31.4)	17.7 (9.8 to 31.5)	17.8 (9.8 to 31.6)	17.8 (9.8 to 31.6)	17.8 (9.8 to 31.6)	65.7
Syphilis	0 (0 to 0)	0 (0 to 0)	0 (0 to 0)	0 (0 to 0)	0 (0 to 0)	0 (0 to 0)	0 (0 to 0)	0 (0 to 0.1)	0 (0 to 0.1)	0 (0 to 0.2)	0 (0 to 0.2)	0 (0 to 0.3)	0 (0 to 0.5)	0 (0 to 0.6)	0 (0 to 0.6)	0 (0 to 0.7)	0 (0 to 0.7)	0 (0 to 0.7)	0 (0 to 0.7)	0 (0 to 0.7)	0 (0 to 0.7)	0 (0 to 0.7)	0 (0 to 0.7)	32.5
Chlamydial infection	0 (0 to 0)	0 (0 to 0)	0 (0 to 0)	0 (0 to 0)	0 (0 to 0)	0 (0 to 0)	0 (0 to 0.2)	0.4 (0.2 to 0.7)	1.1 (0.5 to 2)	2.6 (1.1 to 4.8)	4.6 (1.9 to 8.2)	5.8 (2.4 to 10.3)	6.7 (2.8 to 12)	7.2 (3 to 12.8)	7.3 (3 to 13)	7.4 (3.1 to 13.1)	7.4 (3.1 to 13.2)	7.4 (3.1 to 13.2)	7.4 (3.1 to 13.2)	7.4 (3.1 to 13.2)	7.4 (3.1 to 13.2)	7.4 (3.1 to 13.2)	7.4 (3.1 to 13.2)	7.3
Gonococcal infection	0 (0 to 0)	0 (0 to 0)	0 (0 to 0)	0 (0 to 0)	0 (0 to 0)	0 (0 to 0)	0 (0 to 0.1)	0.1 (0 to 0.2)	0.4 (0.2 to 0.6)	0.7 (0.4 to 1.2)	1.3 (0.7 to 2)	1.6 (0.9 to 2.6)	1.9 (1 to 3.2)	2 (1.1 to 3.4)	2 (1.1 to 3.5)	2.1 (1.1 to 3.5)	2.1 (1.1 to 3.5)	2.1 (1.1 to 3.5)	2.1 (1.1 to 3.5)	2.1 (1.1 to 3.5)	2.1 (1.1 to 3.5)	2.1 (1.1 to 3.5)	2.1 (1.1 to 3.5)	3.6
Trichomoniasis	0 (0 to 0)	0 (0 to 0)	0 (0 to 0)	0 (0 to 0)	0 (0 to 0)	0 (0 to 0)	0 (0 to 0.1)	0 (0 to 0.1)	0 (0 to 0.1)	0 (0 to 0.1)	0 (0 to 0.1)	0 (0 to 0.1)	0 (0 to 0.1)	0 (0 to 0.1)	0 (0 to 0.1)	0 (0 to 0.1)	0 (0 to 0.1)	0 (0 to 0.1)	0 (0 to 0.1)	0 (0 to 0.1)	0 (0 to 0.1)	0 (0 to 0.1)	0 (0 to 0.1)	4.3
Genital herpes	0 (0 to 0)	0 (0 to 0)	0 (0 to 0)	0 (0 to 0)	0 (0 to 0)	0 (0 to 0)	0 (0 to 0.2)	0.2 (0.1 to 0.4)	0.6 (0.2 to 1.2)	1 (0.3 to 2.2)	1.1 (0.4 to 2.7)	0.7 (0.2 to 1.9)	0.4 (0.1 to 1.2)	0.2 (0 to 0.7)	0.1 (0 to 0.4)	0.1 (0 to 0.3)	0.1 (0 to 0.3)	0.1 (0 to 0.3)	0.1 (0 to 0.3)	0.1 (0 to 0.3)	0.1 (0 to 0.3)	0.1 (0 to 0.3)	0.1 (0 to 0.3)	6.3
Other sexually transmitted infections	0 (0 to 0)	0 (0 to 0)	0 (0 to 0)	0 (0 to 0)	0 (0 to 0)	0 (0 to 0)	0 (0 to 0.2)	0 (0 to 0.1)	0 (0 to 0.1)	0 (0 to 0.2)	0 (0 to 0.3)	0 (0 to 0.4)	0 (0 to 0.5)	0 (0 to 0.6)	0 (0 to 0.6)	0 (0 to 0.6)	0 (0 to 0.6)	0 (0 to 0.6)	0 (0 to 0.6)	0 (0 to 0.6)	0 (0 to 0.6)	0 (0 to 0.6)	0 (0 to 0.6)	11.5
Respiratory infections and tuberculosis	8.2 (6.4 to 11)	6.1 (5.4 to 9.2)	44 (32.2 to 60)	20.3 (16.5 to 24.9)	20.2 (14.6 to 27.3)	16.4 (12.7 to 22)	16.4 (12.4 to 22)	20.4 (15.4 to 26.9)	29.4 (22.1 to 38.6)	39.4 (29.7 to 51.6)	50.2 (37.7 to 65.7)	62.3 (46.7 to 81.3)	76.2 (56.9 to 99.3)	93.2 (69.5 to 121)	113 (84.2 to 147)	135 (100 to 176)	157 (117 to 205)	183 (136 to 238)	210 (156 to 273)	238 (177 to 309)	267 (198 to 346)	292 (217 to 378)	316 (235 to 409)	1,440
Tuberculosis	0 (0 to 0)	0 (0 to 0)	0.2 (0.2 to 0.3)	0.2 (0.1 to 0.3)	0.2 (0.1 to 0.3)	0.2 (0.2 to 0.4)	0.4 (0.4 to 0.6)	1.4 (0.8 to 2.2)	3.2 (2.2 to 5.4)	4.7 (3.1 to 8.4)	6.2 (3.9 to 12)	7.5 (4.6 to 15)	8.6 (5.1 to 17)	9.4 (5.5 to 18)	9.9 (5.7 to 19)	10.2 (5.9 to 19)	10.4 (6 to 19)	10.5 (6.1 to 19)	10.6 (6.1 to 19)	10.7 (6.1 to 19)	10.7 (6.1 to 19)	10.7 (6.1 to 19)	10.7 (6.1 to 19)	52.2
Latent tuberculosis infection	0 (0 to 0)	0 (0 to 0)	0 (0 to 0)	0 (0 to 0)	0 (0 to 0)	0 (0 to 0)	0 (0 to 0)	0 (0 to 0)	0 (0 to 0)	0 (0 to 0)	0 (0 to 0)	0 (0 to 0)	0 (0 to 0)	0 (0 to 0)	0 (0 to 0)	0 (0 to 0)	0 (0 to 0)	0 (0 to 0)	0 (0 to 0)	0 (0 to 0)	0 (0 to 0)	0 (0 to 0)	0 (0 to 0)	0
Drug-susceptible tuberculosis	0 (0 to 0)	0 (0 to 0)	0.2 (0 to 0.3)	0.2 (0.1 to 0.4)	0.2 (0.1 to 0.3)	0.2 (0.2 to 0.3)	0.4 (0.3 to 0.6)	1.4 (0.8 to 2.2)	3.2 (2.1 to 5.3)	4.6 (3 to 8.3)	6 (3.8 to 11.9)	7.3 (4.5 to 14.8)	8.4 (5.1 to 16.9)	9.2 (5.5 to 18.4)	9.7 (5.8 to 19.2)	10 (6 to 19.3)	10.2 (6.1 to 19.4)	10.3 (6.2 to 19.4)	10.4 (6.2 to 19.4)	10.5 (6.2 to 19.4)	10.5 (6.2 to 19.4)	10.5 (6.2 to 19.4)	10.5 (6.2 to 19.4)	51
Multidrug-resistant tuberculosis without extensive drug-resistance	0 (0 to 0)	0 (0 to 0)	0 (0 to 0)	0 (0 to 0.1)	0 (0 to 0)	0 (0 to 0.1)	0 (0 to 0.1)	0 (0 to 0.1)	0 (0 to 0.1)	0 (0 to 0.1)	0 (0 to 0.1)	0 (0 to 0.1)	0 (0 to 0.1)	0 (0 to 0.1)	0 (0 to 0.1)	0 (0 to 0.1)	0 (0 to 0.1)	0 (0 to 0.1)	0 (0 to 0.1)	0 (0 to 0.1)	0 (0 to 0.1)	0 (0 to 0.1)	0 (0 to 0.1)	1
Extensively drug-resistant tuberculosis	0 (0 to 0)	0 (0 to 0)	0 (0 to 0)	0 (0 to 0)	0 (0 to 0)	0 (0 to 0)	0 (0 to 0)	0 (0 to 0)	0 (0 to 0)	0 (0 to 0)	0 (0 to 0)	0 (0 to 0)	0 (0 to 0)	0 (0 to 0)	0 (0 to 0)	0 (0 to 0)	0 (0 to 0)	0 (0 to 0)	0 (0 to 0)	0 (0 to 0)	0 (0 to 0)	0 (0 to 0)	0 (0 to 0)	0.2
Lower respiratory infections	8.2 (6.4 to 10.9)	6.1 (4.7 to 8.9)	43 (32.2 to 58.2)	20.1 (14.3 to 22.4)	20.1 (14.5 to 27.1)	16.2 (12.4 to 21.7)	16 (12.1 to 21.4)	19 (14.2 to 25.4)	26.2 (19.7 to 34)	34.7 (25.7 to 45.2)	44.2 (32.1 to 58)	54.9 (39.4 to 72.1)	67.1 (48.2 to 88.2)	82.2 (59.1 to 108)	99.6 (71.5 to 131)	119 (85.2 to 156)	139 (99.4 to 183)	161 (115 to 212)	185 (132 to 244)	210 (150 to 276)	235 (168 to 309)	257 (184 to 338)	278 (199 to 365)	1,070
Upper respiratory infections	0.1 (0 to 0.1)	0.3 (0.2 to 0.4)	7.3 (4.4 to 11.4)	4.6 (2.9 to 6.4)	4.7 (2.9 to 6.9)	4.7 (2.9 to 6.9)	4.7 (2.9 to 6.9)	7.6 (4.7 to 10.9)	15 (9.3 to 21.8)	22.1 (13.7 to 32)	32.1 (19.9 to 46)	39.8 (24.7 to 57.2)	47.2 (29.4 to 67.8)	53.2 (33.2 to 76.4)	57.8 (36.1 to 82.9)	61.3 (38.3 to 87.9)	63.9 (39.9 to 91.6)	65.8 (41.1 to 94.4)	67.2 (42 to 96.3)	68.3 (42.7 to 98)	69.2 (43.2 to 99.2)	69.8 (43.6 to 100)	277
Otitis media	0 (0 to 0)	0 (0 to 0)	0 (0 to 0.2)	0 (0 to 0.2)	0 (0 to 0.2)	0 (0 to 0.2)	0 (0 to 0.2)	0 (0 to 0.3)	0 (0 to 0.3)	0 (0 to 0.3)	0 (0 to 0.3)	0 (0 to 0.3)	0 (0 to 0.3)	0 (0 to 0.3)	0 (0 to 0.3)	0 (0 to 0.3)	0 (0 to 0.3)	0 (0 to 0.3)	0 (0 to 0.3)	0 (0 to 0.3)	0 (0 to 0.3)	0 (0 to 0.3)	0 (0 to 0.3)	38.4
Enteric infections	0.4 (0.4 to 0.7)	1.9 (1.4 to 2.5)	20.1 (15.5 to 31.1)	26.5 (19.2 to 42.2)	11.6 (8.5 to 19.5)	6.8 (3.7 to 11.3)	5.1 (2.9 to 7.7)	5.8 (3.5 to 9.2)	5.9 (3.7 to 9.1)	6.1 (3.7 to 9.5)	6.3 (3.8 to 9.8)	6.5 (3.9 to 10.2)	6.8 (4.1 to 10.6)	7.1 (4.3 to 11.2)	7.4 (4.5 to 11.8)	7.8 (4.7 to 12.4)	8.2 (4.9 to 13.1)	8.6 (5.1 to 13.8)	9.1 (5.4 to 14.6)	9.6 (5.7 to 15.4)	10.1 (6 to 16.2)	10.6 (6.2 to 17)	190
Diarrheal diseases	0.4 (0.4 to 0.7)	1.9 (1.4 to 2.5)	20.1 (14.6 to 30.9)	26.5 (19.1 to 42)	11.6 (8.5 to 19.5)	6.8 (3.7 to 11.3)	5.1 (2.9 to 7.7)	5.8 (3.5 to 9.2)	5.9 (3.7 to 9.1)	6.1 (3.7 to 9.5)	6.3 (3.8 to 9.8)	6.5 (3.9 to 10.2)	6.8 (4.1 to 10.6)	7.1 (4.3 to 11.2)	7.4 (4.5 to 11.8)	7.8 (4.7 to 12.4)	8.2 (4.9 to 13.1)	8.6 (5.1 to 13.8)	9.1 (5.4 to 14.6)	9.6 (5.7 to 15.4)	10.1 (6 to 16.2)	10.6 (6.2 to 17)	189
Typhoid and paraphyoid	0 (0 to 0)	0 (0 to 0)	0 (0 to 0)	0 (0 to 0)	0 (0 to 0)	0 (0 to 0)	0 (0 to 0)	0 (0 to 0)	0 (0 to 0)	0 (0 to 0)	0 (0 to 0)	0 (0 to 0)	0 (0 to 0)	0 (0 to 0)	0 (0 to 0)	0 (0 to 0)	0 (0 to 0)	0 (0 to 0)	0 (0 to 0)	0 (0 to 0)	0 (0 to 0)	0 (0 to 0)	0 (0 to 0)	0
Typhoid fever	0 (0 to 0)	0 (0 to 0)	0 (0 to 0)	0 (0 to 0)	0 (0 to 0)	0 (0 to 0)	0 (0 to 0)	0 (0 to 0)	0 (0 to 0)	0 (0 to 0)	0 (0 to 0)	0 (0 to 0)	0 (0 to 0)	0 (0 to 0)	0 (0 to 0)	0 (0 to 0)	0 (0 to 0)	0 (0 to 0)	0 (0 to 0)	0 (0 to 0)	0 (0 to 0)	0 (0 to 0)	0 (0 to 0)	0
Paratyphoid fever	0 (0 to 0)	0 (0 to 0)	0 (0 to 0)	0 (0 to 0)	0 (0 to 0)	0 (0 to 0)	0 (0 to 0)	0 (0 to 0)	0 (0 to 0)	0 (0 to 0)	0 (0 to 0)	0 (0 to 0)	0 (0 to 0)	0 (0 to 0)	0 (0 to 0)	0 (0 to 0)	0 (0 to 0)	0 (0 to 0)	0 (0 to 0)	0 (0 to 0)	0 (0 to 0)	0 (0 to 0)	0 (0 to 0)	0
Invasive Non-typhoidal Salmonella (iNTS)	0 (0 to 0)	0 (0 to 0.2)	0.1 (0 to 0.2)	0.1 (0 to 0.1)	0 (0 to 0.1)	0 (0 to 0.1)	0 (0 to 0.1)	0 (0 to 0.1)	0 (0 to 0.1)	0 (0 to 0.1)	0 (0 to 0.1)	0 (0 to 0.1)	0 (0 to 0.1)	0 (0 to 0.1)	0 (0 to 0.1)	0 (0 to 0.1)	0 (0 to 0.1)	0 (0 to 0.1)	0 (0 to 0.1)	0 (0 to 0.1)	0



Osteoarthritis other	0 (0 to 0)	0 (0 to 0)	0 (0 to 0)	0 (0 to 0)	0 (0 to 0)	0 (0 to 0)	0 (0 to 0)	0 (0 to 0)	0 (0 to 0)	0 (0 to 0)	0.2 (0 to 0.5)	1.4 (0.5 to 3.5)	3 (1 to 7)	5.1 (3 to 10.1)	7.3 (3.2 to 15.4)	9.2 (4.1 to 20.2)	9.1 (4.2 to 19.4)	8.1 (3.8 to 16.9)	7.5 (3.7 to 15.4)	5.6 (2.8 to 11.4)	4.3 (2.2 to 8.9)	3.5 (1.3 to 9)	1.3 (0.7 to 2.4)	0.4 (0.3 to 1.1)		65.2
Low back pain	0 (0 to 0)	0 (0 to 0)	0 (0 to 0)	0 (0 to 0)	11.4 (5.4 to 20.8)	51.5 (30.5 to 83.9)	87.7 (52.9 to 142)	146 (88.1 to 232)	222 (132 to 377)	355 (192 to 677)	498 (266 to 888)	637 (351 to 1163)	734 (378 to 1463)	780 (378 to 1540)	744 (359 to 1579)	728 (332 to 1636)	720 (332 to 1627)	704 (327 to 1594)	684 (319 to 1516)	664 (321 to 1447)	644 (321 to 1350)	624 (321 to 1268)	604 (321 to 1186)	584 (321 to 1104)		3,490
Neck pain	0 (0 to 0)	0 (0 to 0)	0 (0 to 0)	0 (0 to 0)	5.6 (2.2 to 12.5)	27.5 (14.3 to 51)	49.6 (27.7 to 76.4)	81.3 (50.1 to 117)	115 (57.9 to 220)	208 (110 to 396)	246 (121 to 459)	192 (92.7 to 383)	180 (84.9 to 397)	164 (74.1 to 378)	139 (61.3 to 330)	120 (53.1 to 285)	74.2 (31.4 to 175)	43.5 (20.1 to 72.5)	27.7 (14.4 to 52.2)	18 (9.4 to 32.2)	11 (5.9 to 20.1)	8.2 (4.6 to 15.6)	6.1 (3.6 to 11.2)	4.1 (2.6 to 7.5)		1,520
Gout	0 (0 to 0)	0 (0 to 0)	0 (0 to 0)	0 (0 to 0)	0 (0 to 0)	0 (0 to 0)	0 (0 to 0)	0 (0 to 0)	0 (0 to 0)	0.1 (0 to 0.4)	0.3 (0 to 2.2)	1.2 (0.3 to 5.1)	2.6 (0.8 to 8.4)	4.6 (2.2 to 7.9)	6.7 (3.2 to 9.6)	8.3 (3.9 to 12)	9.1 (4.3 to 14.1)	9.1 (4.3 to 14.1)	8.6 (4.3 to 13.1)	7.6 (4.1 to 11.4)	6.4 (3.3 to 10.1)	5.1 (2.8 to 8.1)	3.8 (2.2 to 6.1)	2.6 (1.6 to 4.6)		59.4
Other musculoskeletal disorders	0 (0 to 0)	0 (0 to 0)	0 (0 to 0)	0 (0 to 0)	0.5 (0.3 to 0.9)	1.8 (0.7 to 3.4)	19.5 (9.6 to 38.3)	48.6 (24.3 to 76.4)	135 (62.7 to 310)	224 (126 to 354)	139.6 (140 to 346)	239 (91.4 to 465)	156 (91.4 to 365)	134 (62.8 to 334)	120 (60.1 to 185)	120 (56.9 to 161)	91.7 (47.9 to 139)	62 (34.7 to 93.4)	35 (20.1 to 53)	21.9 (20.9 to 32.9)	11.3 (11.3 to 20.1)	10.4 (5.4 to 19.6)	5.4 (2.6 to 9.4)		1,440
Other non-communicable diseases	272 (150 to 539)	97.6 (72.6 to 139)	292 (204 to 398)	142 (114 to 176)	81.1 (64 to 106)	79.1 (57.3 to 114)	104 (76.2 to 142)	206 (142 to 286)	416 (269 to 577)	586 (415 to 825)	565 (403 to 788)	388 (272 to 553)	332 (226 to 482)	291 (203 to 391)	291 (196 to 393)	292 (196 to 393)	228 (160 to 314)	169 (120 to 238)	171 (120 to 238)	139 (94 to 197)	99.1 (74.1 to 135)	59.1 (46 to 73.3)	16 (12.9 to 22)		4,980
Congenital birth defects	295 (54.9 to 533)	80.4 (54.9 to 123)	176 (116 to 275)	95.1 (66.9 to 151)	33 (24 to 50.4)	26.6 (19.1 to 35.6)	24.8 (18.7 to 32)	26.4 (20.4 to 33.8)	37.1 (28 to 48.2)	44.5 (32.8 to 57.4)	40.2 (30.4 to 51.3)	29.1 (19.4 to 39.2)	20.9 (13 to 29.8)	15.1 (9.2 to 22.3)	10.1 (6.1 to 15.7)	6.5 (3.8 to 9.5)	3.8 (2.1 to 5.9)	2 (1.1 to 3.4)	1.1 (0.7 to 1.7)	0.7 (0.4 to 1)	0.4 (0.2 to 0.6)	0.1 (0 to 0.1)	0.1 (0 to 0.1)		882
Neural tube defects	9.7 (5.5 to 14.9)	3.2 (1.7 to 5.4)	13.8 (7.1 to 22.3)	10.1 (5 to 16.2)	9.6 (5.7 to 14)	0.9 (0.4 to 1.7)	0.9 (0.5 to 1.5)	1.1 (0.7 to 1.4)	1.4 (1 to 1.9)	1.4 (1 to 1.9)	1.1 (0.6 to 1.5)	0.9 (0.4 to 0.9)	0.6 (0.3 to 0.9)	0.4 (0.2 to 0.6)	0.3 (0.2 to 0.4)	0.2 (0.1 to 0.3)	0.1 (0 to 0.2)	0.1 (0 to 0.1)	0.1 (0 to 0.1)	0 (0 to 0)	0 (0 to 0)	0 (0 to 0)	0 (0 to 0)		46.3
Congenital heart anomalies	46.7 (30 to 83.2)	32.8 (21.9 to 48.8)	54.5 (32.9 to 90.7)	17.6 (11.7 to 28.2)	4.9 (3.2 to 8)	4.1 (2.8 to 6.2)	2.6 (1.9 to 3.5)	5 (3.6 to 7.4)	5.6 (4 to 7.4)	7.4 (5.5 to 9.6)	8.3 (6 to 11)	8.1 (5.4 to 11.3)	7.5 (4.9 to 10.4)	6.2 (3.9 to 9.2)	4.8 (2.6 to 6.4)	3.8 (2 to 5.3)	3.4 (1.7 to 4.9)	2.2 (1 to 3.2)	1.5 (0.7 to 2.2)	0.2 (0.1 to 0.3)	0.1 (0 to 0.1)	0 (0 to 0.1)	0 (0 to 0)	0 (0 to 0)		217
Orofacial clefts	0 (0 to 0)	0.4 (0 to 0.9)	0.7 (0.2 to 1.5)	0.4 (0.1 to 0.7)	0.3 (0.1 to 0.6)	0.3 (0.1 to 0.5)	0.3 (0.2 to 0.4)	0.4 (0.3 to 0.6)	0.6 (0.3 to 1.1)	0.8 (0.3 to 1.4)	0.7 (0.3 to 1.3)	0.4 (0.2 to 0.8)	0.3 (0.2 to 0.5)	0.2 (0.1 to 0.4)	0.2 (0.1 to 0.3)	0.2 (0.1 to 0.3)	0.2 (0.1 to 0.3)	0.1 (0 to 0.2)	0.1 (0 to 0.2)	0 (0 to 0.1)	0 (0 to 0)	0 (0 to 0)	0 (0 to 0)	0 (0 to 0)		6.3
Down syndrome	3.1 (1.6 to 4.9)	1 (0.4 to 1.4)	2.9 (1.6 to 4.7)	2.7 (1.9 to 3.7)	1.9 (1.2 to 2.9)	1.7 (1 to 2.5)	1.6 (1 to 2.3)	2.2 (1.4 to 3.1)	3.5 (2.2 to 5)	3.2 (2 to 4.6)	4.4 (2.8 to 6)	3.9 (2.4 to 5.2)	3.7 (2.2 to 5)	2.6 (1.6 to 3.7)	2.8 (1.7 to 3.9)	2.6 (1.5 to 3.5)	4.5 (2.9 to 6.4)	3.5 (2.3 to 4.8)	1.2 (0.8 to 1.8)	0.6 (0.4 to 0.9)	0.3 (0 to 0.5)	0.1 (0 to 0.3)	0 (0 to 0.1)	0 (0 to 0)		46.9
Turner syndrome	0 (0 to 0)	0 (0 to 0)	0.1 (0 to 0.3)	0.1 (0 to 0.3)	0.1 (0 to 0.2)	0.1 (0 to 0.2)	0.2 (0 to 0.3)	0.2 (0 to 0.3)	0.2 (0 to 0.4)	0.2 (0 to 0.4)	0.2 (0 to 0.4)	0.2 (0 to 0.4)	0.1 (0 to 0.2)	0.1 (0 to 0.2)	0.1 (0 to 0.2)	0 (0 to 0)	0 (0 to 0)	0 (0 to 0)	0 (0 to 0)	0 (0 to 0)	0 (0 to 0)	0 (0 to 0)	0 (0 to 0)	0 (0 to 0)		1.4
Klinefelter syndrome	0 (0 to 0)	0 (0 to 0)	0 (0 to 0.1)	0 (0 to 0)	0 (0 to 0)	0 (0 to 0)	0 (0 to 0)	0 (0 to 0.1)	0 (0 to 0.1)	0 (0 to 0.1)	0 (0 to 0.1)	0 (0 to 0.1)	0 (0 to 0.1)	0 (0 to 0.1)	0 (0 to 0)	0 (0 to 0)	0 (0 to 0)	0 (0 to 0)	0 (0 to 0)	0 (0 to 0)	0 (0 to 0)	0 (0 to 0)	0 (0 to 0)	0 (0 to 0)		0.4
Other chromosomal abnormalities	29.6 (20.4 to 115)	19.1 (10 to 41.1)	38.8 (21.6 to 89.2)	12.4 (9.7 to 20.5)	2.5 (2.4 to 3.2)	4.3 (3.8 to 5)	4.4 (3.9 to 7.4)	4.9 (3.2 to 7.9)	6.3 (4.1 to 10.7)	7.6 (4.8 to 11.9)	7 (4.7 to 10.3)	4.2 (2.8 to 6.1)	3.3 (2.1 to 4.6)	2.3 (1.4 to 3.4)	1.6 (0.9 to 2.5)	0.8 (0.4 to 1.5)	0.5 (0.2 to 0.9)	0.3 (0.2 to 0.6)	0.2 (0 to 0.3)	0.1 (0 to 0.2)	0 (0 to 0)	0 (0 to 0)	0 (0 to 0)		163
Congenital musculoskeletal and limb anomalies	5.6 (3.5 to 9.9)	3.9 (1.9 to 8)	16.2 (9.2 to 32.4)	17.5 (10 to 27.4)	9.7 (5.7 to 14.4)	5.1 (3.2 to 7.6)	7.5 (4.4 to 11.3)	6.9 (4.1 to 10.4)	10.3 (6.1 to 16.4)	13 (7.4 to 19.8)	13 (7.6 to 19.5)	11.5 (7.1 to 17.8)	7.2 (4.4 to 10.6)	4.7 (2.9 to 6.8)	3.7 (2.4 to 4.6)	2.9 (2 to 3.7)	2.1 (1.4 to 2.6)	1.8 (1.1 to 2.6)	1.2 (0.7 to 1.8)	0.6 (0.3 to 0.9)	0.3 (0 to 0.5)	0.2 (0 to 0.3)	0 (0 to 0)		138
Urogenital congenital anomalies	10.1 (4.6 to 22.6)	3.7 (1.6 to 7.5)	3.2 (1.3 to 7.7)	2.2 (1.2 to 4.4)	1.1 (0.7 to 1.7)	0.7 (0.4 to 1.1)	0.5 (0.3 to 0.8)	0.5 (0.3 to 0.8)	0.7 (0.4 to 1.1)	0.7 (0.5 to 1.1)	0.5 (0.3 to 0.9)	0.3 (0.2 to 0.6)	0.2 (0.1 to 0.4)	0.1 (0.1 to 0.3)	0.1 (0.1 to 0.2)	0 (0 to 0.1)	0 (0 to 0.1)	0 (0 to 0.1)	0 (0 to 0.1)	0 (0 to 0)	0 (0 to 0)	0 (0 to 0)	0 (0 to 0)	0 (0 to 0)		23
Digestive congenital anomalies	25.4 (16.4 to 43.9)	7.6 (4.7 to 13.7)	7.2 (4.7 to 12.4)	4.2 (4.5 to 10.2)	1.9 (1.3 to 3.5)	0.9 (0.6 to 1.4)	0.7 (0.4 to 1.1)	0.7 (0.5 to 1.1)	0.9 (0.6 to 1.4)	0.9 (0.7 to 1.3)	0.8 (0.5 to 1.1)	0.5 (0.3 to 0.7)	0.3 (0.3 to 0.5)	0.2 (0.2 to 0.4)	0.2 (0.1 to 0.3)	0.1 (0 to 0.2)	0.1 (0 to 0.2)	0 (0 to 0.1)	0 (0 to 0.1)	0 (0 to 0)	0 (0 to 0)	0 (0 to 0)	0 (0 to 0)	0 (0 to 0)		62.5
Other congenital birth defects	14.2 (4.9 to 37.6)	5.2 (1.9 to 13.2)	12.4 (4.6 to 31.2)	4.4 (1.6 to 9.2)	4.4 (3 to 6.6)	3.4 (2.7 to 5.8)	3.2 (2.5 to 4.6)	3.2 (2.6 to 4.8)	3.2 (2.6 to 5.2)	3.2 (2.5 to 5.1)	3.2 (2.4 to 5.1)	3.2 (2.3 to 5.2)	3.2 (2.3 to 5.2)	3.2 (2.3 to 5.2)	3.2 (1.8 to 5.1)	3.2 (1.4 to 4)	3.2 (1.1 to 3.2)	3.2 (0.8 to 2.5)	3.2 (0.5 to 1.7)	3.2 (0.2 to 1.1)	3.2 (0.1 to 0.7)	3.2 (0 to 0.5)	3.2 (0 to 0.1)		178
Urinary diseases and male infertility	0.3 (0.1 to 0.4)	0.4 (0.1 to 0.7)	1.8 (0.4 to 2.6)	1.4 (1 to 1.8)	0.8 (0.7 to 1.2)	0.6 (0.5 to 1.2)	1.4 (1.1 to 1.9)	4.2 (3.6 to 7.2)	10.1 (6.9 to 16.7)	15.7 (9.7 to 26.2)	16.1 (10.1 to 26.1)	12.2 (8.3 to 17.9)	10.2 (7.3 to 14.3)	7.2 (5.1 to 9.7)	5.1 (3.7 to 7)	3.5 (2.6 to 4.8)	2.4 (1.7 to 3.2)	1.7 (1.2 to 2.3)	1.2 (0.8 to 1.6)	0.8 (0.5 to 1.1)	0.5 (0.3 to 0.8)	0.3 (0.2 to 0.5)	0.2 (0.1 to 0.3)	0.2 (0.1 to 0.3)		311
Urolithiasis	0 (0 to 0)	0 (0 to 0)	0 (0 to 0)	0 (0 to 0.1)	0 (0 to 0.1)	0 (0 to 0.1)	0 (0 to 0.2)	0 (0 to 0.2)	0 (0 to 0.4)	0 (0.1 to 0.5)	0 (0.1 to 0.6)	0 (0.1 to 0.6)	0 (0 to 0.5)	0 (0 to 0.4)	0 (0 to 0.3)	0 (0 to 0.3)	0 (0 to 0.3)	0 (0 to 0.3)	0 (0 to 0.3)	0 (0 to 0.2)	0 (0 to 0.2)	0 (0 to 0.1)	0 (0 to 0.1)	0 (0 to 0.1)		21.1
Benign prostatic hyperplasia	0 (0 to 0)	0 (0 to 0)	0 (0 to 0)	0 (0 to 0)	0 (0 to 0)	0 (0 to 0)	0 (0 to 0)	0 (0 to 0)	0 (0 to 0)	0 (0 to 0)

SR Table 2c: Islington DALYS by cause and age group for both sexes with 95% uncertainty intervals, 2019

Cause	Early Neonatal	Late Neonatal	Post Neonatal	1 to 4	5 to 9	10 to 14	15 to 19	20 to 24	25 to 29	30 to 34	35 to 39	40 to 44	45 to 49	50 to 54	55 to 59	60 to 64	65 to 69	70 to 74	75 to 79	80 to 84	85 plus	Total
All causes	686 (237 to 2,051)	1,446 (1,146 to 1,904)	2,240 (2,046 to 2,492)	2,240 (2,077 to 2,567)	1,965 (1,806 to 2,124)	1,965 (1,806 to 2,124)	2,060 (1,879 to 2,294)	2,060 (1,870 to 2,294)	2,060 (1,870 to 2,294)	2,060 (1,870 to 2,294)	2,060 (1,870 to 2,294)	2,060 (1,870 to 2,294)	2,060 (1,870 to 2,294)	2,060 (1,870 to 2,294)	2,060 (1,870 to 2,294)	2,060 (1,870 to 2,294)	2,060 (1,870 to 2,294)	2,060 (1,870 to 2,294)	2,060 (1,870 to 2,294)	2,060 (1,870 to 2,294)	2,060 (1,870 to 2,294)	53,000
Communicable, maternal, neonatal, and nutritional diseases	686 (237 to 2,051)	1,446 (1,146 to 1,904)	2,240 (2,046 to 2,492)	2,240 (2,077 to 2,567)	1,965 (1,806 to 2,124)	1,965 (1,806 to 2,124)	2,060 (1,879 to 2,294)	2,060 (1,870 to 2,294)	2,060 (1,870 to 2,294)	2,060 (1,870 to 2,294)	2,060 (1,870 to 2,294)	2,060 (1,870 to 2,294)	2,060 (1,870 to 2,294)	2,060 (1,870 to 2,294)	2,060 (1,870 to 2,294)	2,060 (1,870 to 2,294)	2,060 (1,870 to 2,294)	2,060 (1,870 to 2,294)	2,060 (1,870 to 2,294)	2,060 (1,870 to 2,294)	2,060 (1,870 to 2,294)	53,000
HIV/AIDS and sexually transmitted infections	0 (0 to 0)	0 (0 to 0)	0 (0 to 0)	0 (0 to 0)	0 (0 to 0)	0 (0 to 0)	0 (0 to 0)	0 (0 to 0)	0 (0 to 0)	0 (0 to 0)	0 (0 to 0)	0 (0 to 0)	0 (0 to 0)	0 (0 to 0)	0 (0 to 0)	0 (0 to 0)	0 (0 to 0)	0 (0 to 0)	0 (0 to 0)	0 (0 to 0)	0 (0 to 0)	0 (0 to 0)	0
HIV/AIDS	0 (0 to 0)	0 (0 to 0)	0 (0 to 0)	0 (0 to 0)	0 (0 to 0)	0 (0 to 0)	0 (0 to 0)	0 (0 to 0)	0 (0 to 0)	0 (0 to 0)	0 (0 to 0)	0 (0 to 0)	0 (0 to 0)	0 (0 to 0)	0 (0 to 0)	0 (0 to 0)	0 (0 to 0)	0 (0 to 0)	0 (0 to 0)	0 (0 to 0)	0 (0 to 0)	0 (0 to 0)	0
HIV/AIDS - Drug-susceptible Tuberculosis	0 (0 to 0)	0 (0 to 0)	0 (0 to 0)	0 (0 to 0)	0 (0 to 0)	0 (0 to 0)	0 (0 to 0)	0 (0 to 0)	0 (0 to 0)	0 (0 to 0)	0 (0 to 0)	0 (0 to 0)	0 (0 to 0)	0 (0 to 0)	0 (0 to 0)	0 (0 to 0)	0 (0 to 0)	0 (0 to 0)	0 (0 to 0)	0 (0 to 0)	0 (0 to 0)	0 (0 to 0)	0
HIV/AIDS - Multidrug-resistant Tuberculosis without extensive dr...	0 (0 to 0)	0 (0 to 0)	0 (0 to 0)	0 (0 to 0)	0 (0 to 0)	0 (0 to 0)	0 (0 to 0)	0 (0 to 0)	0 (0 to 0)	0 (0 to 0)	0 (0 to 0)	0 (0 to 0)	0 (0 to 0)	0 (0 to 0)	0 (0 to 0)	0 (0 to 0)	0 (0 to 0)	0 (0 to 0)	0 (0 to 0)	0 (0 to 0)	0 (0 to 0)	0 (0 to 0)	0
HIV/AIDS - Extensively drug-resistant Tuberculosis	0 (0 to 0)	0 (0 to 0)	0 (0 to 0)	0 (0 to 0)	0 (0 to 0)	0 (0 to 0)	0 (0 to 0)	0 (0 to 0)	0 (0 to 0)	0 (0 to 0)	0 (0 to 0)	0 (0 to 0)	0 (0 to 0)	0 (0 to 0)	0 (0 to 0)	0 (0 to 0)	0 (0 to 0)	0 (0 to 0)	0 (0 to 0)	0 (0 to 0)	0 (0 to 0)	0 (0 to 0)	0
HIV/AIDS resulting in other diseases	0 (0 to 0)	0 (0 to 0)	2 (1 to 2)	2 (1 to 2)	1 (0 to 1)	1 (0 to 2)	1 (0 to 1)	2 (1 to 3)	3 (2 to 5)	4 (2 to 6)	5 (3 to 8)	7 (4 to 11)	9 (5 to 14)	12 (7 to 18)	16 (9 to 24)	21 (12 to 31)	27 (16 to 40)	34 (20 to 50)	42 (25 to 62)	52 (31 to 76)	64 (38 to 94)	168
Sexually transmitted infections excluding HIV	0 (0 to 0)	0 (0 to 0)	0 (0 to 0)	0 (0 to 0)	0 (0 to 0)	0 (0 to 0)	0 (0 to 0)	0 (0 to 0)	0 (0 to 0)	0 (0 to 0)	0 (0 to 0)	0 (0 to 0)	0 (0 to 0)	0 (0 to 0)	0 (0 to 0)	0 (0 to 0)	0 (0 to 0)	0 (0 to 0)	0 (0 to 0)	0 (0 to 0)	0 (0 to 0)	0 (0 to 0)	0
Syphilis	0 (0 to 0)	0 (0 to 0)	0 (0 to 0)	0 (0 to 0)	0 (0 to 0)	0 (0 to 0)	0 (0 to 0)	0 (0 to 0)	0 (0 to 0)	0 (0 to 0)	0 (0 to 0)	0 (0 to 0)	0 (0 to 0)	0 (0 to 0)	0 (0 to 0)	0 (0 to 0)	0 (0 to 0)	0 (0 to 0)	0 (0 to 0)	0 (0 to 0)	0 (0 to 0)	0 (0 to 0)	0
Chlamydial infection	0 (0 to 0)	0 (0 to 0)	0 (0 to 0)	0 (0 to 0)	0 (0 to 0)	0 (0 to 0)	0 (0 to 0)	0 (0 to 0)	0 (0 to 0)	0 (0 to 0)	0 (0 to 0)	0 (0 to 0)	0 (0 to 0)	0 (0 to 0)	0 (0 to 0)	0 (0 to 0)	0 (0 to 0)	0 (0 to 0)	0 (0 to 0)	0 (0 to 0)	0 (0 to 0)	0 (0 to 0)	0
Gonococcal infection	0 (0 to 0)	0 (0 to 0)	0 (0 to 0)	0 (0 to 0)	0 (0 to 0)	0 (0 to 0)	0 (0 to 0)	0 (0 to 0)	0 (0 to 0)	0 (0 to 0)	0 (0 to 0)	0 (0 to 0)	0 (0 to 0)	0 (0 to 0)	0 (0 to 0)	0 (0 to 0)	0 (0 to 0)	0 (0 to 0)	0 (0 to 0)	0 (0 to 0)	0 (0 to 0)	0 (0 to 0)	0
Trichomoniasis	0 (0 to 0)	0 (0 to 0)	0 (0 to 0)	0 (0 to 0)	0 (0 to 0)	0 (0 to 0)	0 (0 to 0)	0 (0 to 0)	0 (0 to 0)	0 (0 to 0)	0 (0 to 0)	0 (0 to 0)	0 (0 to 0)	0 (0 to 0)	0 (0 to 0)	0 (0 to 0)	0 (0 to 0)	0 (0 to 0)	0 (0 to 0)	0 (0 to 0)	0 (0 to 0)	0 (0 to 0)	0
Genital herpes	0 (0 to 0)	0 (0 to 0)	0 (0 to 0)	0 (0 to 0)	0 (0 to 0)	0 (0 to 0)	0 (0 to 0)	0 (0 to 0)	0 (0 to 0)	0 (0 to 0)	0 (0 to 0)	0 (0 to 0)	0 (0 to 0)	0 (0 to 0)	0 (0 to 0)	0 (0 to 0)	0 (0 to 0)	0 (0 to 0)	0 (0 to 0)	0 (0 to 0)	0 (0 to 0)	0 (0 to 0)	0
Other sexually transmitted infections	0 (0 to 0)	0 (0 to 0)	0 (0 to 0)	0 (0 to 0)	0 (0 to 0)	0 (0 to 0)	0 (0 to 0)	0 (0 to 0)	0 (0 to 0)	0 (0 to 0)	0 (0 to 0)	0 (0 to 0)	0 (0 to 0)	0 (0 to 0)	0 (0 to 0)	0 (0 to 0)	0 (0 to 0)	0 (0 to 0)	0 (0 to 0)	0 (0 to 0)	0 (0 to 0)	0 (0 to 0)	0
Respiratory infections and tuberculosis	252 (77 to 814)	1,252 (1,052 to 1,562)	1,854 (1,715 to 2,064)	1,854 (1,715 to 2,064)	1,717 (1,583 to 1,855)	1,717 (1,583 to 1,855)	1,814 (1,676 to 2,023)	1,814 (1,676 to 2,023)	1,814 (1,676 to 2,023)	1,814 (1,676 to 2,023)	1,814 (1,676 to 2,023)	1,814 (1,676 to 2,023)	1,814 (1,676 to 2,023)	1,814 (1,676 to 2,023)	1,814 (1,676 to 2,023)	1,814 (1,676 to 2,023)	1,814 (1,676 to 2,023)	1,814 (1,676 to 2,023)	1,814 (1,676 to 2,023)	1,814 (1,676 to 2,023)	1,814 (1,676 to 2,023)	1,280
Tuberculosis	0 (0 to 0)	0 (0 to 0)	1 (0 to 2)	2 (0 to 3)	2 (0 to 3)	2 (0 to 3)	2 (0 to 3)	2 (0 to 3)	2 (0 to 3)	2 (0 to 3)	2 (0 to 3)	2 (0 to 3)	2 (0 to 3)	2 (0 to 3)	2 (0 to 3)	2 (0 to 3)	2 (0 to 3)	2 (0 to 3)	2 (0 to 3)	2 (0 to 3)	2 (0 to 3)	2 (0 to 3)	40
Latent tuberculosis infection	0 (0 to 0)	0 (0 to 0)	0 (0 to 0)	0 (0 to 0)	0 (0 to 0)	0 (0 to 0)	0 (0 to 0)	0 (0 to 0)	0 (0 to 0)	0 (0 to 0)	0 (0 to 0)	0 (0 to 0)	0 (0 to 0)	0 (0 to 0)	0 (0 to 0)	0 (0 to 0)	0 (0 to 0)	0 (0 to 0)	0 (0 to 0)	0 (0 to 0)	0 (0 to 0)	0 (0 to 0)	0
Drug-susceptible tuberculosis	0 (0 to 0)	0 (0 to 0)	0 (0 to 0)	0 (0 to 0)	0 (0 to 0)	0 (0 to 0)	0 (0 to 0)	0 (0 to 0)	0 (0 to 0)	0 (0 to 0)	0 (0 to 0)	0 (0 to 0)	0 (0 to 0)	0 (0 to 0)	0 (0 to 0)	0 (0 to 0)	0 (0 to 0)	0 (0 to 0)	0 (0 to 0)	0 (0 to 0)	0 (0 to 0)	0 (0 to 0)	0
Multidrug-resistant tuberculosis without extensive drug-resistance	0 (0 to 0)	0 (0 to 0)	0 (0 to 0)	0 (0 to 0)	0 (0 to 0)	0 (0 to 0)	0 (0 to 0)	0 (0 to 0)	0 (0 to 0)	0 (0 to 0)	0 (0 to 0)	0 (0 to 0)	0 (0 to 0)	0 (0 to 0)	0 (0 to 0)	0 (0 to 0)	0 (0 to 0)	0 (0 to 0)	0 (0 to 0)	0 (0 to 0)	0 (0 to 0)	0 (0 to 0)	0
Extensively drug-resistant tuberculosis	0 (0 to 0)	0 (0 to 0)	0 (0 to 0)	0 (0 to 0)	0 (0 to 0)	0 (0 to 0)	0 (0 to 0)	0 (0 to 0)	0 (0 to 0)	0 (0 to 0)	0 (0 to 0)	0 (0 to 0)	0 (0 to 0)	0 (0 to 0)	0 (0 to 0)	0 (0 to 0)	0 (0 to 0)	0 (0 to 0)	0 (0 to 0)	0 (0 to 0)	0 (0 to 0)	0 (0 to 0)	0
Lower respiratory infections	252 (77 to 814)	1,252 (1,052 to 1,562)	1,854 (1,715 to 2,064)	1,854 (1,715 to 2,064)	1,717 (1,583 to 1,855)	1,717 (1,583 to 1,855)	1,814 (1,676 to 2,023)	1,814 (1,676 to 2,023)	1,814 (1,676 to 2,023)	1,814 (1,676 to 2,023)	1,814 (1,676 to 2,023)	1,814 (1,676 to 2,023)	1,814 (1,676 to 2,023)	1,814 (1,676 to 2,023)	1,814 (1,676 to 2,023)	1,814 (1,676 to 2,023)	1,814 (1,676 to 2,023)	1,814 (1,676 to 2,023)	1,814 (1,676 to 2,023)	1,814 (1,676 to 2,023)	1,814 (1,676 to 2,023)	988
Upper respiratory infections	0 (0 to 0)	0 (0 to 0)	4 (1 to 4)	7 (2 to 7)	10 (4 to 24)	12 (4 to 19)	9 (3 to 17)	15 (5 to 30)	22 (7 to 43)	29 (9 to 56)	38 (12 to 73)	49 (15 to 93)	62 (20 to 118)	77 (24 to 145)	96 (30 to 180)	118 (37 to 220)	142 (45 to 264)	170 (54 to 316)	201 (64 to 373)	236 (75 to 438)	274 (87 to 509)	214
Otitis media	0 (0 to 0)	0 (0 to 0)	0 (0 to 1)	1 (0 to 4)	2 (0 to 8)	2 (0 to 8)	1 (0 to 3)	1 (0 to 3)	1 (0 to 3)	1 (0 to 3)	1 (0 to 3)	1 (0 to 3)	1 (0 to 3)	1 (0 to 3)	1 (0 to 3)	1 (0 to 3)	1 (0 to 3)	1 (0 to 3)	1 (0 to 3)	1 (0 to 3)	1 (0 to 3)	1 (0 to 3)	33
Enteric infections	3 (0 to 0)	11 (9 to 13)	17 (14 to 20)	17 (14 to 20)	4 (3 to 5)	4 (3 to 5)	3 (2 to 4)	3 (2 to 4)	3 (2 to 4)	3 (2 to 4)	3 (2 to 4)	3 (2 to 4)	3 (2 to 4)	3 (2 to 4)	3 (2 to 4)	3 (2 to 4)	3 (2 to 4)	3 (2 to 4)	3 (2 to 4)	3 (2 to 4)	3 (2 to 4)	3 (2 to 4)	146
Diarrheal diseases	3 (0 to 0)	11 (9 to 13)	17 (14 to 20)	17 (14 to 20)	4 (3 to 5)	4 (3 to 5)	3 (2 to 4)	3 (2 to 4)	3 (2 to 4)	3 (2 to 4)	3 (2 to 4)	3 (2 to 4)	3 (2 to 4)	3 (2 to 4)	3 (2 to 4)	3 (2 to 4)	3 (2 to 4)	3 (2 to 4)	3 (2 to 4)	3 (2 to 4)	3 (2 to 4)	3 (2 to 4)	140
Typhoid and paratyphoid	0 (0 to 0)	0 (0 to 0)	0 (0 to 0)	0 (0 to 0)	0 (0 to 0)	0 (0 to 0)	0 (0 to 0)	0 (0 to 0)	0 (0 to 0)	0 (0 to 0)	0 (0 to 0)	0 (0 to 0)	0 (0 to 0)	0 (0 to 0)	0 (0 to 0)	0 (0 to 0)	0 (0 to 0)	0 (0 to 0)	0 (0 to 0)	0 (0 to 0)	0 (0 to 0)	0 (0 to 0)	0
Typhoid fever	0 (0 to 0)	0 (0 to 0)	0 (0 to 0)	0 (0 to 0)	0 (0 to 0)	0 (0 to 0)	0 (0 to 0)	0 (0 to 0)	0 (0 to 0)	0 (0 to 0)	0 (0 to 0)	0 (0 to 0)	0 (0 to 0)	0 (0 to 0)	0 (0 to 0)	0 (0 to 0)	0 (0 to 0)	0 (0 to 0)	0 (0 to 0)	0 (0 to 0)	0 (0 to 0)	0 (0 to 0)	0
Paratyphoid fever	0 (0 to 0)	0 (0 to 0)	0 (0 to 0)	0 (0 to 0)	0 (0 to 0)	0 (0 to 0)	0 (0 to 0)	0 (0 to 0)	0 (0 to 0)	0 (0 to 0)	0 (0 to 0)	0 (0 to 0)	0 (0 to 0)	0 (0 to 0)	0 (0 to 0)	0 (0 to 0)	0 (0 to 0)	0 (0 to 0)	0 (0 to 0)	0 (0 to 0)	0 (0 to 0)	0 (0 to 0)	0
Invasive Non-typhoidal Salmonella (iNTS)	0 (0 to 0)	0 (0 to 0)	0 (0 to 0)	0 (0 to 0)	0 (0 to 0)	0 (0 to 0)	0 (0 to 0)	0 (0 to 0)	0 (0 to 0)	0 (0 to 0)	0 (0 to 0)	0 (0 to 0)	0 (0 to 0)	0 (0 to 0)	0 (0 to 0)	0 (0 to 0)	0 (0 to 0)	0 (0 to 0)	0 (0 to 0)	0 (0 to 0)	0 (0 to 0)	0 (0 to 0)	0
Other intestinal infectious diseases	0 (0 to 0)	0 (0 to 0)	0 (0 to 0)	0 (0 to 0)	0 (0 to 0)	0 (0 to 0)	0 (0 to 0)	0 (0 to 0)	0 (0 to 0)	0 (0 to 0)	0 (0 to 0)	0 (0 to 0)	0 (0 to 0)	0 (0 to 0)	0 (0 to 0)	0 (0 to 0)	0 (0 to 0)	0 (0 to 0)	0 (0 to 0)	0 (0 to 0)	0 (0 to 0)	0 (0 to 0)	0
Neglected tropical diseases and malaria	0 (0 to 0)	0 (0 to 0)	0 (0 to 0)	1 (0 to 2)	2 (0 to 4)	2 (0 to 4)	0 (0 to 0)	0 (0 to 1)	0 (0 to 1)	0 (0 to 1)	0 (0 to 1)	0 (0 to 1)	0 (0 to 1)	0 (0 to 1)	0 (0 to 1)	0 (0 to 1)	0 (0 to 1)	0 (0 to 1)	0 (0 to 1)	0 (0 to 1)	0 (0 to 1)	0 (0 to 1)	8
Malaria	0 (0 to 0)	0 (0 to 0)	0 (0 to 0)	0 (0 to 0)	0 (0 to 0)	0 (0 to 0)	0 (0 to 0)	0 (0 to 0)	0 (0 to 0)	0 (0 to 0)	0 (0 to 0)	0 (0 to 0)	0 (0 to 0)	0 (0 to 0)	0 (0 to 0)	0 (0 to 0)	0 (0 to 0)	0 (0 to 0)	0 (0 to 0)	0 (0 to 0)	0 (0 to 0)	0 (0 to 0)	0
Chagas disease	0 (0 to 0)	0 (0 to 0)	0 (0 to 0)	0 (0 to 0)	0 (0 to 0)	0 (0 to 0)	0 (0 to 0)	0 (0 to 0)	0 (0 to 0)	0 (0 to 0)	0 (0 to 0)	0 (0 to 0)	0 (0 to 0)	0 (0 to 0)	0 (0 to 0)	0 (0 to 0)	0 (0 to 0)	0 (0 to 0)	0 (0 to 0)	0 (0 to 0)	0 (0 to 0)	0 (0 to 0)	0
Leishmaniasis	0 (0 to 0)	0 (0 to 0)	0 (0 to 0)	0 (0 to 0)	0 (0 to 0)	0 (0 to 0)	0 (0 to 0)	0 (0 to 0)	0 (0 to 0)	0 (0 to 0)	0 (0 to 0)	0 (0 to 0)	0 (0 to 0)	0 (0 to 0)	0 (0 to 0)	0 (0 to 0)	0 (0 to 0)	0 (0 to 0)	0 (0 to 0)	0 (0 to 0)	0 (0 to 0)	0 (0 to 0)	0
Visceral leishmaniasis	0 (0 to 0)	0 (0 to 0)	0 (0 to 0)	0 (0 to 0)	0 (0 to 0)	0 (0 to 0)	0 (0 to 0)	0 (0 to 0)	0 (0 to 0)	0 (0 to 0)	0 (0 to 0)	0 (0 to 0)	0 (0 to 0)	0 (0 to 0)	0 (0 to 0)	0 (0 to 0)	0 (0 to 0)	0 (0 to 0)	0 (0 to 0)	0 (0 to 0)	0 (0 to 0)	0 (0 to 0)	0
Cutaneous and mucocutaneous leishmaniasis	0 (0 to 0)	0 (0 to 0)	0 (0 to 0)	0 (0 to 0)	0 (0 to 0)	0 (0 to 0)	0 (0 to 0)	0 (0 to 0)	0 (0 to 0)	0 (0 to 0)	0 (0 to 0)	0 (0 to 0)	0 (0 to 0)	0 (0 to 0)	0 (0 to 0)	0 (0 to 0)	0 (0 to 0)	0 (0 to 0)	0 (0 to 0)	0 (0 to 0)	0 (0 to 0)	0 (0 to 0)	0
African trypanosomiasis	0 (0 to 0)	0 (0 to 0)	0 (0 to 0)	0 (0 to 0)	0 (0 to 0)	0 (0 to 0)	0 (0 to 0)	0 (0 to 0)	0 (0 to 0)	0 (0 to 0)	0 (0 to 0)	0 (0 to 0)	0 (0 to 0)	0 (0 to 0)	0 (0 to 0)	0 (0 to 0)	0 (0 to 0)	0 (0 to 0)	0 (0 to 0)	0 (0 to 0)	0 (0 to 0)	0 (0 to 0)	0
Schistosomiasis	0 (0 to 0)	0 (0 to 0)	0 (0 to 0)	0 (0 to 0)	0 (0 to 0)	0 (0 to 0)	0 (0 to 0)	0 (0 to 0)	0 (0 to 0)	0 (0 to 0)	0 (0 to 0)	0 (0 to 0)	0 (0 to 0)	0 (0 to 0)	0 (0 to 0)	0 (0 to 0)	0 (0 to 0)	0 (0 to 0)	0 (0 to 0)	0 (0 to 0)	0 (0 to 0)	0 (0 to 0)	0
Cysticercosis	0 (0 to 0)	0 (0 to 0)	0 (0 to 0)	0 (0 to 0)	0 (0 to 0)	0 (0 to 0)	0 (0 to 0)	0 (0 to 0)	0 (0 to 0)	0 (0 to 0)	0 (0 to 0)	0 (0 to 0)	0 (0 to 0)	0 (0 to 0)	0 (0 to 0)	0 (0 to 0)	0 (0 to 0)	0 (0 to 0)	0 (0 to 0)	0 (0 to 0)	0 (0 to 0)	0 (0 to 0)	0
Cystic echinococcosis	0 (0 to 0)	0 (0 to 0)	0 (0 to 0)	0 (0 to 0)	0 (0 to 0)	0 (0 to 0)	0 (0 to 0)	0 (0 to 0)	0 (0 to 0)	0 (0 to 0)	0 (0 to 0)	0 (0 to 0)	0 (0 to 0)	0 (0 to 0)	0 (0 to 0)	0 (0 to 0)	0 (0 to 0)	0 (0 to 0)	0 (0 to 0)	0 (0 to 0)	0 (0 to 0)	0 (0 to 0)	0
Lymphatic filariasis	0 (0 to 0)	0 (0 to 0)	0 (0 to 0)	0 (0 to 0)	0 (0 to 0)	0 (0 to 0)	0 (0 to 0)	0 (0 to 0)	0 (0 to 0)	0 (0 to 0)	0 (0 to 0)	0 (0 to 0)	0 (0 to 0)	0 (0 to 0)	0 (0 to 0)	0 (0 to 0)	0 (0 to 0)	0 (0 to 0)	0 (0 to 0)	0 (0 to 0)	0 (0 to 0)	0 (0 to 0)	0
Onchocerciasis	0 (0 to 0)	0 (0 to 0)	0 (0 to 0)	0 (0 to 0)	0 (0 to 0)	0 (0 to 0)	0 (0 to 0)	0 (0 to 0)	0 (0 to 0)	0 (0 to 0)	0 (0 to 0)	0 (0 to 0)	0 (0 to 0)	0 (0 to 0)	0 (0 to 0)	0 (0 to 0)	0 (0 to 0)	0 (0 to 0)	0 (0 to 0)	0 (0 to 0)	0 (0 to 0)	0 (0 to 0)	0
Trachoma	0 (0 to 0)	0 (0 to 0)	0 (0 to 0)	0 (0 to 0)	0 (0 to 0)	0 (0 to 0)	0 (0 to 0)	0 (0 to 0)	0 (0 to 0)	0 (0 to 0)	0 (0 to 0)	0 (0 to 0)	0 (0 to 0)	0 (0 to 0)	0 (0 to 0)	0 (0 to 0)	0 (0 to 0)	0 (0 to 0)	0 (0 to 0)	0 (0 to 0)	0 (0 to 0)	0 (0 to 0)	0
Dengue	0 (0 to 0)	0 (0 to 0)	0 (0 to 0)	0 (0 to 0)	0 (0 to 0)	0 (0 to 0)	0 (0 to 0)	0 (0 to 0)	0 (0 to 0)	0 (0 to 0)	0 (0 to 0)	0 (0 to 0)	0 (0 to 0)	0 (0 to 0)	0 (0 to 0)	0 (0 to 0)	0 (0 to 0)	0 (0 to 0)	0 (0 to 0)	0 (0 to 0)	0 (0 to 0)	0 (0 to 0)	0
Yellow fever	0 (0 to 0)	0 (0 to 0)	0 (0 to 0)	0 (0 to 0)	0 (0 to 0)	0 (0 to 0)	0 (0 to 0)	0 (0 to 0)	0 (0 to 0)	0 (0 to 0)	0 (0 to 0)	0 (0 to 0)	0 (0 to 0)	0 (0 to 0)	0 (0 to 0)	0 (0 to 0)	0 (0 to 0)	0 (0 to 0)	0 (0 to 0)	0 (0 to 0)	0 (0 to 0)	0 (0 to 0)	0
Rabies	0 (0 to 0)	0 (0 to 0)	0 (0 to 0)	0 (0 to 0)	0 (0 to 0)	0 (0 to 0)	0 (0 to 0)	0 (0 to 0)	0 (0 to 0)	0 (0 to 0)	0 (0 to 0)	0 (0 to 0)	0 (0 to 0)	0 (0 to 0)	0 (0 to 0)	0 (0 to 0)	0 (0 to 0)	0 (0 to 0)	0 (0 to 0)	0 (0 to 0)	0 (0 to 0)	0 (0 to 0)	0
Intestinal nematode infections	0 (0 to 0)	0 (0 to 0)	0 (0 to 0)	0 (0 to 0)	0 (0 to 0)	0 (0 to 0)	0 (0 to 0)	0 (0 to 0)	0 (0 to 0)	0 (0 to 0)	0 (0 to 0)	0 (0 to 0)	0 (0 to 0)	0 (0 to 0)	0 (0 to 0)	0 (0 to 0)	0 (0 to 0)	0 (0 to 0)	0 (0 to 0)	0 (0 to 0)	0 (0 to 0)	0 (0 to 0)	0
Ascariasis	0 (0 to 0)	0 (0 to 0)	0 (0 to 0)	0 (0 to 0)	0 (0 to 0)	0 (0 to 0)	0 (0 to 0)	0 (0 to 0)	0 (0 to 0)	0 (0 to 0)	0 (0 to 0)	0 (0 to 0)	0 (0 to 0)	0 (0 to 0)	0 (0 to 0)	0 (0 to 0)	0 (0 to 0)	0 (0 to 0)	0 (0 to 0)	0 (0 to 0)	0 (0 to 0)	0 (0 to 0)	0
Trichuriasis	0 (0 to 0)	0 (0 to 0)	0 (0 to 0)	0 (0 to 0)	0 (0 to 0)	0 (0 to 0)	0 (0 to 0)	0 (0 to 0)	0 (0 to 0)	0 (0 to 0)	0 (0 to 0)	0 (0 to 0)	0 (0 to 0)	0 (0 to 0)	0 (0 to 0)	0 (0 to 0)	0 (0 to 0)	0 (0 to 0)	0 (0 to 0)	0 (0 to 0)	0 (0 to 0)	0 (0 to 0)	0
Hookworm disease	0 (0 to 0)	0 (0 to 0)	0 (0 to 0)	0 (0 to 0)	0 (0 to 0)	0 (0 to 0)	0 (0 to 0)



Osteoarthritis other	0 (0 to 0)	0 (0 to 0)	0 (0 to 0)	0 (0 to 0)	0 (0 to 0)	0 (0 to 0)	0 (0 to 0)	0 (0 to 0)	0 (0 to 0)	0 (0 to 0)	0 (0 to 0)	0 (0 to 0)	1-1 (0 to 2-4)	2-3 (0 to 5-1)	4-1 (1 to 9-1)	6-6 (2 to 14-5)	8-2 (3 to 18)	8-2 (3 to 17-3)	7-2 (3 to 15-1)	7-6 (3 to 19-2)	5-8 (3 to 12)	4-7 (2 to 9-4)	2-9 (1 to 5-9)	1-4 (0 to 7-2)	0-5 (0 to 0-9)		60-8
Low back pain	0 (0 to 0)	0 (0 to 0)	0 (0 to 0)	0 (0 to 0)	7-4 (3 to 13-1)	30-4 (19 to 51-5)	39-2 (24 to 65-9)	53-1 (36 to 80)	109 (76 to 201)	280 (169 to 439)	373 (216 to 592)	361 (223 to 544)	369 (164 to 464)	556 (152 to 585)	1,100 (192 to 1,384)	1,100 (120 to 1,382)	1,100 (120 to 1,380)	1,100 (120 to 1,380)	1,100 (120 to 1,380)	1,100 (120 to 1,380)	1,100 (120 to 1,380)	1,100 (120 to 1,380)	1,100 (120 to 1,380)	1,100 (120 to 1,380)	1,100 (120 to 1,380)		2,940
Neck pain	0 (0 to 0)	0 (0 to 0)	0 (0 to 0)	0-7 (0 to 2-7)	17-3 (3 to 34-3)	39-2 (15 to 52-6)	53-1 (26 to 101)	109 (54 to 198)	170 (89 to 316)	179 (94 to 330)	178 (70 to 330)	107 (70 to 220)	125 (65 to 217)	119 (65 to 217)	159 (56 to 198)	159 (56 to 198)	159 (56 to 198)	159 (56 to 198)	159 (56 to 198)	159 (56 to 198)	159 (56 to 198)	159 (56 to 198)	159 (56 to 198)	159 (56 to 198)	159 (56 to 198)		1,240
Gout	0 (0 to 0)	0 (0 to 0)	0 (0 to 0)	0 (0 to 0)	0 (0 to 0)	0 (0 to 0)	0 (0 to 0)	0 (0 to 0)	0 (0 to 0)	0 (0 to 0)	0 (0 to 0)	0 (0 to 0)	0 (0 to 0)	0 (0 to 0)	0 (0 to 0)	0 (0 to 0)	0 (0 to 0)	0 (0 to 0)	0 (0 to 0)	0 (0 to 0)	0 (0 to 0)	0 (0 to 0)	0 (0 to 0)	0 (0 to 0)	0 (0 to 0)		52-6
Other musculoskeletal disorders	0 (0 to 0)	0 (0 to 0)	0 (0 to 0)	0 (0 to 0)	0-2 (0 to 0-5)	11-6 (5 to 18-6)	43-1 (26 to 64-4)	127 (76 to 197)	197 (115 to 300)	166 (103 to 253)	119 (72 to 187)	109 (72 to 158)	109 (67 to 148)	94-1 (57 to 146)	159 (96 to 170)	95-5 (57 to 146)	74-1 (47 to 115)	54-1 (31 to 82-9)	59-2 (38 to 80-8)	33-9 (19 to 52-2)	20-8 (9 to 34-9)	10-1 (5 to 18-6)	3-5 (2 to 7-5)	2-1 (0 to 3-2)		1,220
Other non-communicable diseases	73-1 (46 to 118)	49-5 (34 to 64-6)	145 (98 to 193)	86-7 (66 to 109)	44-7 (29 to 67)	46 (29 to 62-1)	68-8 (46 to 92-7)	166 (118 to 228)	164 (95 to 197)	355 (233 to 505)	447 (233 to 625)	385 (229 to 541)	289-2 (211 to 384-7)	99-9 (14 to 224-2)	19-3 (3 to 27)	245 (171 to 332)	239 (179 to 332)	220 (158 to 313)	166 (129 to 271)	166 (112 to 220)	166 (119 to 219)	125 (93 to 165)	87-2 (73 to 104)	60-7 (47 to 75-4)	10-7 (5 to 15-4)		3,700
Congenital birth defects	69-7 (43 to 115)	39 (27 to 57-2)	91 (58 to 146)	56-1 (40 to 73-2)	19 (13 to 29-7)	10-5 (7 to 15)	16-3 (11 to 24-5)	22-5 (15 to 33-1)	17-1 (11 to 26-5)	33-2 (25 to 42-8)	55 (36 to 65-4)	28-2 (21 to 38-7)	18-9 (14 to 24-2)	16-3 (12 to 21)	19 (11 to 22)	16 (11 to 20)	14-3 (10 to 18-4)	10-1 (6 to 12-1)	7-6 (4 to 11)	2-1 (1 to 3)	1-2 (0 to 1-8)	0-8 (0 to 1-1)	0-4 (0 to 0-6)	0-2 (0 to 0-2)		511
Neural tube defects	3-3 (1 to 5-9)	1-5 (0 to 2-6)	0-6 (0 to 1)	2-8 (1 to 5)	0-6 (0 to 1)	0-5 (0 to 1)	0-4 (0 to 0-7)	0-9 (0 to 1-2)	1-2 (0 to 1-7)	1-1 (0 to 1-5)	0-8 (0 to 1-1)	0-5 (0 to 0-7)	0-5 (0 to 0-7)	0-3 (0 to 0-5)	0-2 (0 to 0-3)	0-1 (0 to 0-2)	0-1 (0 to 0-2)	0-1 (0 to 0-2)	0-1 (0 to 0-1)	0-1 (0 to 0-1)	0-1 (0 to 0-1)	0-1 (0 to 0-1)	0-1 (0 to 0-1)	0-1 (0 to 0-1)	0-1 (0 to 0-1)		24-2
Congenital heart anomalies	14-8 (7 to 22-4)	15-1 (10 to 25-9)	36-7 (15 to 46-4)	11-9 (6 to 19-7)	2-5 (1 to 4-9)	2-1 (1 to 3-7)	3-1 (2 to 4-2)	4-6 (2 to 6-2)	2-7 (1 to 4-1)	6-6 (4 to 7-9-1)	6-2 (4 to 8-7)	4-2 (2 to 5-7)	4-2 (2 to 5-6)	3-5 (2 to 4-9)	2-6 (1 to 4-1)	2-6 (1 to 3-7)	1-7 (0 to 2-6)	1-2 (0 to 1-8)	0-2 (0 to 0-2)	0-1 (0 to 0-2)	0-1 (0 to 0-1)	0-1 (0 to 0-1)	0-1 (0 to 0-1)	0-1 (0 to 0-1)	0-1 (0 to 0-1)		116
Orofacial clefts	0 (0 to 0)	0-3 (0 to 0-5)	0-4 (0 to 0-9)	0-2 (0 to 0-5)	0-2 (0 to 0-5)	0-2 (0 to 0-4)	0-2 (0 to 0-4)	0-3 (0 to 0-5)	0-5 (0 to 1)	0-6 (0 to 1-1)	0-5 (0 to 0-9)	0-3 (0 to 0-5)	0-3 (0 to 0-5)	0-3 (0 to 0-5)	0-2 (0 to 0-4)	0-2 (0 to 0-4)	0-1 (0 to 0-2)	0-1 (0 to 0-2)	0-1 (0 to 0-2)	0-1 (0 to 0-1)	0-1 (0 to 0-1)	0-1 (0 to 0-1)	0-1 (0 to 0-1)	0-1 (0 to 0-1)	0-1 (0 to 0-1)		4-8
Down syndrome	1-3 (0 to 2-4)	0-5 (0 to 0-9)	1-8 (0 to 2-5)	1-8 (0 to 2-7)	1-1 (0 to 1-6)	0-9 (0 to 1-4)	1 (0 to 1-7)	1-5 (1 to 2-4)	2-1 (1 to 4-2)	1-8 (0 to 3-4)	2-1 (1 to 3-4)	2-8 (1 to 4-2)	2 (1 to 2-7)	2-2 (1 to 3-3)	2-8 (1 to 4-4)	4-5 (2 to 6-4)	3-3 (1 to 4-9)	1-3 (0 to 2-1)	0-7 (0 to 1-4)	0-5 (0 to 1-1)	0-3 (0 to 0-7)	0-3 (0 to 0-6)	0-3 (0 to 0-5)	0-3 (0 to 0-5)	0-3 (0 to 0-5)		36-6
Turner syndrome	0 (0 to 0)	0 (0 to 0)	0-1 (0 to 0-1)	0-1 (0 to 0-1)	0-2 (0 to 0-5)	0-2 (0 to 0-5)	0-1 (0 to 0-3)	0-2 (0 to 0-4)	0-2 (0 to 0-4)	0-2 (0 to 0-4)	0-1 (0 to 0-3)	0-1 (0 to 0-3)	0-1 (0 to 0-3)	0-1 (0 to 0-3)	0-1 (0 to 0-3)	0-1 (0 to 0-3)	0-1 (0 to 0-3)	0-1 (0 to 0-3)	0-1 (0 to 0-3)	0-1 (0 to 0-3)	0-1 (0 to 0-3)	0-1 (0 to 0-3)	0-1 (0 to 0-3)	0-1 (0 to 0-3)	0-1 (0 to 0-3)		1-1
Klinefelter syndrome	0 (0 to 0)	0 (0 to 0)	0 (0 to 0)	0 (0 to 0)	0 (0 to 0)	0 (0 to 0)	0 (0 to 0)	0 (0 to 0)	0 (0 to 0)	0 (0 to 0)	0 (0 to 0)	0 (0 to 0)	0 (0 to 0)	0 (0 to 0)	0 (0 to 0)	0 (0 to 0)	0 (0 to 0)	0 (0 to 0)	0 (0 to 0)	0 (0 to 0)	0 (0 to 0)	0 (0 to 0)	0 (0 to 0)	0 (0 to 0)	0 (0 to 0)		0-3
Other chromosomal abnormalities	14-6 (4-3 to 45-5)	9-3 (5-1 to 22-8)	20-1 (10-3 to 46-2)	9-8 (5-7 to 18-8)	2-1 (0-5 to 5-3)	2-5 (1-6 to 4-3)	2-8 (1-8 to 5-1)	4 (2-4 to 6-4)	5-5 (3-5 to 9-5)	5-8 (3-8 to 9-3)	4-7 (2-1 to 7-5)	2-9 (2 to 5-2)	2-5 (1 to 4-2)	1-9 (1 to 3-2)	1-3 (0 to 2-3)	0-7 (0 to 1-1)	0-4 (0 to 0-7)	0-2 (0 to 0-3)	0-1 (0 to 0-2)	0-1 (0 to 0-1)	0-1 (0 to 0-1)	0-1 (0 to 0-1)	0-1 (0 to 0-1)	0-1 (0 to 0-1)	0-1 (0 to 0-1)		90-8
Congenital musculoskeletal and limb anomalies	2-5 (1 to 5-1)	1-2 (0 to 2)	10-5 (5 to 17-2)	11-7 (4 to 19-8)	4-3 (3 to 6-7)	3-6 (2 to 5-2)	3-5 (2 to 7-9)	5 (3 to 9-2)	5-2 (3 to 8-5)	10-6 (5 to 14-5)	13-6 (8 to 18-1)	5-5 (3 to 8-3)	4-7 (2 to 6-4)	3-7 (2 to 5-1)	4-3 (2 to 6-4)	2-5 (1 to 4-1)	2-4 (1 to 4-4)	1-6 (1 to 2-5)	1-2 (0 to 1-9)	0-6 (0 to 1-1)	0-3 (0 to 0-6)	0-2 (0 to 0-3)	0-1 (0 to 0-1)	0-1 (0 to 0-2)	0-1 (0 to 0-1)		152
Urogenital congenital anomalies	3-8 (1 to 13-4)	0-9 (0 to 2-3)	2 (1 to 4)	1-4 (0 to 3-2)	0-7 (0 to 2-1)	0-4 (0 to 2-1)	0-5 (0 to 0-7)	0-6 (0 to 1)	0-4 (0 to 1)	0-4 (0 to 0-9)	0-4 (0 to 0-9)	0-4 (0 to 0-9)	0-2 (0 to 0-3)	0-2 (0 to 0-3)	0-1 (0 to 0-2)	0-1 (0 to 0-2)	0-1 (0 to 0-1)	0-1 (0 to 0-1)	0-1 (0 to 0-1)	0-1 (0 to 0-1)	0-1 (0 to 0-1)	0-1 (0 to 0-1)	0-1 (0 to 0-1)	0-1 (0 to 0-1)	0-1 (0 to 0-1)		12-5
Digestive congenital anomalies	4-6 (2 to 8-8)	2-2 (1 to 4-2)	7-2 (3 to 13-2)	2-9 (1 to 5-8)	0-9 (0 to 2-3)	0-7 (0 to 1-1)	0-7 (0 to 1-2)	0-9 (0 to 2)	0-9 (0 to 1-2)	0-9 (0 to 1-2)	0-9 (0 to 1-2)	0-9 (0 to 1-2)	0-9 (0 to 1-2)	0-9 (0 to 1-2)	0-9 (0 to 1-2)	0-9 (0 to 1-2)	0-9 (0 to 1-2)	0-9 (0 to 1-2)	0-9 (0 to 1-2)	0-9 (0 to 1-2)	0-9 (0 to 1-2)	0-9 (0 to 1-2)	0-9 (0 to 1-2)	0-9 (0 to 1-2)	0-9 (0 to 1-2)		32-2
Other congenital birth defects	38-5 (11 to 23-3)	2-7 (4-3 to 19-3)	10-7 (4-7 to 12-9)	9-2 (3 to 14-6)	2-5 (1 to 4-6)	2-5 (1 to 3-8)	2-7 (1 to 3-6)	2-4 (1 to 3-7)	2-5 (1 to 3-7)	2-5 (1 to 3-6)	2-4 (1 to 3-4)	2-5 (2 to 3-2)	2-3 (1 to 3-2)	2-4 (1 to 4-7)	2-4 (1 to 4-4)	2-4 (1 to 3-5)	2-4 (1 to 3-5)	2-4 (1 to 3-5)	2-4 (1 to 3-5)	2-4 (1 to 3-5)	2-4 (1 to 3-5)	2-4 (1 to 3-5)	2-4 (1 to 3-5)	2-4 (1 to 3-5)	2-4 (1 to 3-5)		91-1
Urinary diseases and male infertility	0-1 (0 to 0-1)	0-2 (0 to 1-3)	0-7 (0 to 1-1)	0-4 (0 to 1-1)	0-3 (0 to 0-5)	0-5 (0 to 1-6)	0-6 (0 to 1-2)	3-4 (1 to 6-1)	2-1 (1 to 5-1)	1-8 (1 to 5-1)	3-1 (2 to 5-2)	3-4 (2 to 5-1)	2-8 (1 to 4-2)	2-2 (1 to 3-7)	3-5 (2 to 5-4)	4-5 (2 to 7-4)	3-3 (1 to 7-9)	1-3 (0 to 4-9)	0-7 (0 to 2-9)	0-5 (0 to 2-1)	0-3 (0 to 1-1)	0-3 (0 to 1-1)	0-3 (0 to 1-1)	0-3 (0 to 1-1)	0-3 (0 to 1-1)		5-3
Urolithiasis	0 (0 to 0)	0 (0 to 0)	0 (0 to 0)	0 (0 to 0)	0 (0 to 0)	0 (0 to 0)	0 (0 to 0)	0 (0 to 0)	0 (0 to 0)	0 (0 to 0)	0 (0 to 0)	0 (0 to 0)	0 (0 to 0)	0 (0 to 0)	0 (0 to 0)	0 (0 to 0)	0 (0 to 0)	0 (0 to 0)	0 (0 to 0)	0 (0 to 0)	0 (0 to 0)	0 (0 to 0)	0 (0 to 0)	0 (0 to 0)	0 (0 to 0)		0-4
Benign prostatic hyperplasia	0 (0 to 0)	0 (0 to 0)	0 (0 to 0)	0 (0 to 0)	0 (0 to 0)	0 (0 to 0)	0 (0 to 0)	0 (0 to 0)	0 (0 to 0)	0 (0 to 0)	0 (0 to 0)	0 (0 to 0)	0 (0 to 0)	0 (0 to 0)	0 (0 to 0)	0 (0 to 0)	0 (0 to 0)	0 (0 to 0)	0 (0 to 0)	0 (0 to 0)	0 (0 to 0)	0 (0 to 0)	0 (0 to 0)	0 (0 to 0)	0 (0 to 0)		22
Male infertility	0 (0 to 0)	0 (0 to 0)	0 (0 to 0)	0 (0 to 0)	0 (0 to 0)	0 (0 to 0)	0 (0 to 0)	0 (0 to 0)	0 (0 to 0)	0 (0 to 0)	0 (0 to 0)	0 (0 to 0)	0 (0 to 0)	0 (0 to 0)	0 (0 to 0)	0 (0 to 0)	0 (0 to 0)	0 (0 to 0)	0 (0 to 0)	0 (0 to 0)	0 (0 to 0)	0 (0 to 0)	0 (0 to 0)	0 (0 to 0)	0 (0 to 0)		66
Other urinary diseases	0-1 (0 to 0-1)	0-1 (0 to 0-1)	0-2 (0 to 0-4)	0-3 (0 to 0-6)	0-3 (0 to 0-6)	0-3 (0 to 0-6)	0-3 (0 to 0-6)	0-5 (0 to 1)	0-6 (0 to 1-2)	0-8 (0 to 1-6)	1-2 (0 to 2-6)	1-3 (0 to 2-4)	1-1 (0 to 2-4)	0-9 (0 to 2-4)	0-9 (0 to 1-4)	1-1 (0 to 1-9)	0-7 (0 to 1-4)	0-5 (0 to 1-1)	0-4 (0 to 1-1)	0-3 (0 to 0-9)	0-3 (0 to 0-9)	0-3 (0 to 0-9)	0-3 (0 to 0-9)	0-3 (0 to 0-9)	0-3 (0 to 0-9)		14-5
Gynecological diseases	0 (0 to 0)	0 (0 to 0)	0 (0 to 0)	0 (0 to 0)	0-4 (0 to 0-7)	0-5 (0 to 1)	0-5 (0 to 1)	86-7 (55 to 128)	200 (132 to 302)	200 (160 to 396)	192 (121 to 279)	127 (80 to 186)	127 (80 to 186)	94-1 (60 to 134)	94-1 (61 to 131)	94-1 (62 to 134)	94-1 (62 to 134)	94-1 (62 to 134)	94-1 (62 to 134)	94-1 (62 to 134)	94-1 (62 to 134)	94-1 (62 to 134)	94-1 (62 to 134)	94-1 (62 to 134)	94-1 (62 to 134)		1,160
Uterine fibroids	0 (0 to 0)	0 (0 to 0)	0 (0 to 0)	0 (0 to 0)	0 (0 to 0)	0-2 (0 to 0-4)	0-3 (0 to 1-2)	2-4 (1 to 5-2)	6-2 (2 to 12-8)	9-4 (4 to 19-8)	9-7 (4 to 19-4)	6-7 (4 to 12-8)	6-7 (4 to 12-8)	6-7 (4 to 12-8)	6-7 (4 to 12-8)	6-7 (4 to 12-8)	6-7 (4 to 12-8)	6-7 (4 to 12-8)	6-7 (4 to 12-8)	6-7 (4 to 12-8)	6-7 (4 to 12-8)	6-7 (4 to 12-8)	6-7 (4 to 12-8)	6-7 (4 to 12-8)	6-7 (4 to 12-8)		52-5
Polycystic ovarian syndrome	0 (0 to 0)	0 (0 to 0)	0 (0 to 0)	0 (0 to 0)	0 (0 to 0)	0 (0 to 0)	0-1 (0 to 0-2)	1-4 (0 to 3-2)	7-4 (2 to 15-9)	12-4 (5 to 25-2)	9-5 (3 to 14-3)	4 (2 to 6-3)	3-2 (1 to 5-2)	4-1 (1 to 6-2)	4-1 (1 to 6-2)	4-1 (1 to 6-2)	4-1 (1 to 6-2)	4-1 (1 to 6-2)	4-1 (1 to 6-2)	4-1 (1 to 6-2)	4-1 (1 to 6-2)	4-1 (1 to 6-2)	4-1 (1 to 6-2)	4-1 (1 to 6-2)	4-1 (1 to 6-2)		54-9
Female infertility	0 (0 to 0)	0 (0 to 0)	0 (0 to 0)	0 (0 to 0)	0 (0 to 0)	0 (0 to 0)	0 (0 to 0)	0 (0 to 0)	0 (0 to 0)	0 (0 to 0)	0 (0 to 0)	0 (0 to 0)	0 (0 to 0)	0 (0 to 0)	0 (0 to 0)	0 (0 to 0)	0 (0 to 0)	0 (0 to 0)	0 (0 to 0)	0 (0 to 0)	0 (0 to 0)	0 (0 to 0)	0 (0 to 0)	0 (0 to 0)	0 (0 to 0)	0 (0 to 0)		14-2
Endometriosis	0 (0 to 0)	0 (0 to 0)	0 (0 to 0)	0 (0 to 0)	0 (0 to 0)	0 (0 to 0)	0 (0 to 0)	0-7 (0 to 2-4)	2-6 (0 to 6-4)	3-6 (1 to 8-7)	2 (0 to 4-7)	1 (0 to 2-4)	1 (0 to 2-3)	0-9 (0 to 2-1)	0-9 (0 to 2-1)	0-9 (0 to 2-1)	0-9 (0 to 2-1)	0-9 (0 to 2-1)	0-9 (0 to 2-1)	0-9 (0 to 2-1)	0-9 (0 to 2-1)	0-9 (0 to 2-1)	0-9 (0 to 2-1)	0-9 (0 to 2-1)	0-9 (0 to 2-1)		58-3
Genital prolapse	0 (0 to 0)	0 (0 to 0)	0 (0 to 0)	0 (0 to 0)	0 (0 to 0)	0 (0 to 0)	0 (0 to 0)	0 (0 to 0)	0-2 (0 to 0-4)	0-3 (0 to 0-6)	0-3 (0 to 0-6)	0-3 (0 to 0-6)	0-3 (0 to 0-6)	0-3 (0 to 0-6)	0-3 (0 to 0-6)	0-3 (0 to 0-6)	0-3 (0 to 0-6)	0-3 (0 to 0-6)	0-3 (0 to 0-6)	0-3 (0 to 0-6)	0-3 (0 to 0-6)	0-3 (0 to 0-6)	0-3 (0 to 0-6)	0-3 (0 to 0-6)	0-3 (0 to 0-6)		11-8
Premenstrual syndrome	0 (0 to 0)	0 (0 to 0)	0 (0 to 0)	0 (0 to 0)	0-5 (0 to 1-1)	0-6 (0 to 1-5)	0-6 (0 to 1-4)	33-6 (17 to 59-7)	57-3 (32 to 92-5)	59-8 (39 to 92-7)	50-2 (29 to 79-9)	36-9 (19 to 56-3)	21-5 (11 to 39-2)	7-2 (3 to 13-3)	0-5 (0 to 1)	0-5 (0 to 1)	0-5 (0 to 1)	0-5 (0 to 1)	0-5 (0 to 1)	0-5 (0 to 1)	0-5 (0 to 1)	0-5 (0 to 1)	0-5 (0 to 1)	0-5 (0 to 1)	0-5 (0 to 1)	0-5 (0 to 1)		267
Other gynecological diseases	0 (0 to 0)	0 (0 to 0)	0 (0 to 0)	0 (0 to 0)	0-6 (0 to 2)	2-1 (1 to 3-3)	3-4 (2 to 5-4)	26-5 (20 to 34-8)	116 (82 to 167)	152 (99 to 245)	111 (66 to 172)	92 (72 to 132)	64-9 (27 to 100)	24-9 (14 to 39-6)	68-8 (34 to 78-9)	24-9 (14 to 39-6)	24-9 (14 to 39-6)	24-9 (14 to 39-6)	24-9 (14 to 39-6)	24-9 (14 to 39-6)	24-9 (14 to 39-6)	24-9 (14 to 39-6)	24-9 (14 to 39-6)	24-9 (14 to 39-6)	24-9 (14 to 39-6)		684
Hemoglobinopathies and hemolytic anemias	0-1 (0 to 0-1)	0-2 (0 to 0-3)	0-8 (0 to 2-5)	2-5 (1 to 5-1)	0-1 (0 to 0-4)	1-5 (0 to 1-1)	1-1 (0 to 1-4)	3-4 (1 to 7-3)	7-2 (2 to 15-1)	7-2 (2 to 20-6)	6-7 (1 to 18-7)	4 (1 to 8-7)	2-8 (1 to 6-7)	2-1 (1 to 5-6)	2-7 (1 to 5-5)	2-7 (1 to 5-5)	2-7 (1 to 5-5)	1-9 (1 to 3-7)	1-5 (1 to 3-2)	1-5 (1 to 3-2)	1-5 (1 to 3-2)	1-5 (1 to 3-2)	1-5 (1 to 3-2)	1-5 (1 to 3-2)	1-5 (1 to 3-2)		57
Thalassemias	0 (0 to 0)	0 (0 to 0)	0-1 (0 to 0-3)	0-1 (0 to 0-1)	0 (0 to 0)	0 (0 to 0)	0 (0 to 0)	0 (0 to 0)	0 (0 to 0)	0 (0 to 0)	0 (0 to 0)	0 (0 to 0)	0 (0 to 0)	0 (0 to 0)	0 (0 to 0)	0 (0 to 0)	0 (0 to 0)	0 (0 to 0)	0 (0 to 0)	0 (0 to 0)	0 (0 to 0)	0 (0 to 0)	0 (0 to 0)	0 (0 to 0)	0 (0 to 0)	0 (0 to 0)		0-3
Thalassemias trait	0 (0 to 0)	0-2 (0 to 0-4)	0-5 (0 to 1-5)	1-7 (0 to 4-1)	0-3 (0 to 1)	0-2 (0 to 0-6)	0-5 (0 to 1-6)	1 (0 to 2-1)	2-3 (0 to 5-7)	2-2 (0 to 6-6)	1-9 (0 to 5-3)	1 (0 to 2-2)	0-9 (0 to 2-2)	0-7 (0 to 1-9)	0-8 (0 to 1-4)	0-7 (0 to 1-4)	0-7 (0 to 1-4)	0-3 (0 to 1)	0-3 (0 to 0-9)	0-2 (0 to 0-6)	0-2 (0 to 0-6)	0-1 (0 to 0-3)	0-1 (0 to 0-3)	0-1 (0 to 0-3)	0-1 (0 to 0-3)		12
Sickle cell disorders	0-1 (0 to 0-1)	0-4 (0 to 0-6)	1-1 (0 to 1-5)	0-8 (0 to 1-1)	0-5 (0 to 0-8)	0-5 (0 to 0-8)	0-5 (0 to 0-7)	1-4 (1 to 1-9)	1-8 (1 to 2-3)	1-8 (1 to 2-4)	1-3 (1 to 1-8)	0-9 (0 to 1-2)	0-8 (0 to 1-1)	0-6 (0 to 1-1)	0-7 (0 to 1-1)	0-6 (0 to 1-1)	0-6 (0 to 1-1)	0-3 (0 to 0-5)	0-3 (0 to 0-5)	0-2 (0 to 0-4)	0-2 (0 to 0-4)	0-1 (0 to 0-3)	0-1 (0 to 0-3)	0-1 (0 to 0-3)	0-1 (0 to 0-3)		13-7
Sickle cell trait	0 (0 to 0)	0-1 (0 to 0-4)	0-5 (0 to 1-5)	1-6 (0 to 4-3)	0-3 (0 to 1-4)	0-3 (0 to 0-5)	0-4 (0 to 1-2)	0-6 (0 to 1-8)	2-1 (0 to 5-8)	2-4 (0 to 6-2)	0-5 (0 to 1-4)	0-6 (0 to 1-7)	0-6 (0 to 1-7)	0-7 (0 to 1-7)	0-5 (0 to 1-1)	0-7 (0 to 1-7)	0-5 (0 to 1-1)	0-2 (0 to 0-5)	0-2 (0 to 0-5)	0-1 (0 to 0-3)	0-1 (0 to 0-3)	0-1 (0 to 0-3)	0-1 (0 to 0-3)	0-1 (0 to 0-3)	0-1 (0 to 0-3)		11-3
G6PD deficiency	0 (0 to 0)	0 (0 to 0)	0 (0 to 0)	0 (0 to 0)	0 (0 to 0)	0 (0 to 0)	0 (0 to 0)	0-2 (0 to 0-4)	0-6 (0 to 2-1)	0-6 (0 to 2-1)	0-1 (0 to 0-1)	0-1 (0 to 0-1)	0-1 (0 to 0-1)	0-1 (0 to 0-1)	0-1 (0 to 0-1)	0-1 (0 to 0-1)	0-1 (0 to 0-1)	0-1 (0 to 0-1)	0-1 (0 to 0-1)	0-1 (0 to 0-1)	0-1 (0 to 0-1)	0-1 (0 to 0-1)	0-1 (0 to 0-1)	0-1 (0 to 0-1)	0-1 (0 to 0-1)		1-9
G6PD trait	0 (0 to 0)	0 (0 to 0)	0 (0 to 0)	0 (0 to 0)	0 (0 to 0)	0 (0 to 0)	0 (0 to 0)	0 (0 to 0)	0 (0 to 0)	0 (0 to 0)	0 (0 to 0)	0 (0 to 0)	0 (0 to 0)	0 (0 to 0)	0 (0 to 0)	0 (0 to 0)	0 (0 to 0)	0 (0 to 0)	0 (0 to 0)	0 (0 to 0)	0 (0 to 0)	0 (0 to 0)	0 (0 to 0)	0 (0 to 0)	0 (0 to 0)	0 (0 to 0)		0-5
Other hemoglobinopathies and hemolytic anemias	0 (0 to 0)	0 (0 to 0)	0-4 (0 to 1-2)	1-1 (0 to 2-7)	0-2 (0 to 0-5)	0-2 (0 to 0-5)	0-7 (0 to 2-1)	0-9 (0 to 2-9)	0-8 (0 to 2-3)	0-8 (0 to 2-3)	0-7 (0 to 2-2)	1 (0 to 2-8)	0-7 (0 to 2-2)	0-9 (0 to 2-1)	0-9 (0 to 2-1)	0-9 (0 to 2-1)	1 (0 to 2-2)	0-9 (0 to 2-1)	1-1 (0 to 2-7)	1-1 (0 to 2-7)	1-2 (0 to 2-7)	0-9 (0 to 2-1)	0-9 (0 to 2-1)	0-9 (0 to 2-1)	0-9 (0 to 2-1)		16-5
Endocrine, metabolic, blood, and immune disorders	2-4 (1 to 3-7)	2-9 (1 to 4-1)	12-5 (6 to 19-9)	22-3 (16 to 28-1)	14-9 (10 to 19-2)	15-4 (10 to 22-2)	17-2 (11 to 24-3)	32-4 (21 to 43-5)	62-5 (41 to 83-2)	87-2 (54 to 126)	92-1 (58 to 141)	76-3 (48 to 117)	76-3 (48 to 117)	79-5 (50 to 118)	68 (54 to 134)	68 (54 to 134)	68 (54 to 134)	68 (54 to 134)	68 (54 to 134)	68 (54 to 134)	68 (54 to 134)	68 (54 to 134)	68 (54 to 134)	68 (54 to 134)	68 (54 to 134)		992
Oral disorders	1 (0 to 1)	0-1 (0 to 0-3)	0-1 (0 to 0-3)	0-2 (0 to 0-5)	0-7 (0 to 1-9)	0-7 (0 to 1-6)	0-7 (0 to 1-5)	17-6 (10 to 29-4)	39-3 (22 to 65-1)	116 (72 to 184)	132 (81 to 194)	53 (39 to 84-4)	40-1 (28 to 74-9)	44-1 (27 to 74-6)	52-5 (32 to 84-4)	57-4 (34 to 91-4)	56-4 (34 to 90-7)	31-3 (17 to 55-1)	36-7 (22 to 65-4)	42-1 (26 to 63-4)	21-2 (10 to 40-2)	17-9 (11 to 26)	11-1 (5 to 18)	2-5 (1 to 3-7)		650
Caries of deciduous teeth	0 (0 to 0)	0 (0 to 0)	0 (0 to 0)	0-2 (0 to 1-5)	0-4 (0 to 2-3)	0-5 (0 to 2-2)	0-5 (0 to 2-1)	0 (0 to 0)	0 (0 to 0)	0 (0 to 0)	0 (0 to 0)	0 (0 to 0)	0 (0 to 0)	0 (0 to 0)	0 (0 to 0)	0 (0 to 0)	0 (0 to 0)	0 (0 to 0)	0 (0 to 0)	0 (0 to 0)	0 (0 to 0)	0 (0 to 0)	0 (0 to 0)	0 (0 to 0)	0 (0 to 0)	0 (0 to 0)		1-8
Caries of permanent teeth	0 (0 to 0)	0 (0 to 0)	0 (0 to 0)	0-8 (0 to 3-2)	2-2 (0 to 5-4)	2-5 (1 to 5-8)	2-4 (1 to 5-1)	3-4 (2 to 5-1)	3-4 (2 to 5-1)	3-6 (2 to 5-6)	3-3 (2 to 5-1)	3-3 (2 to 5-1)	3-3 (2 to 5-1)	3-3 (2 to 5-1)	3-3 (2 to 5-1)	3-3 (2 to 5-1)	3-3 (2 to 5-1)	3-3 (2 to 5-1)	3-3 (2 to 5-1)	3-3 (2 to 5-1)	3-3 (2 to 5-1)	3-3 (2 to 5-1)	3-3 (2 to 5-1)	3-3 (2 to 5-1)	3-3 (2 to 5-1)		64-3
Periodontal diseases	0 (0 to 0)	0 (0 to 0)	0 (0 to 0)	0 (0 to 0)	0 (0 to 0)	0 (0 to 0)	0 (0 to 0)	0 (0 to 0)	0 (0 to 0)	0 (0 to 0)	0 (0 to 0)	0 (0 to 0)	0 (0 to 0)	0 (0 to 0)	0 (0 to 0)	0 (0 to 0)	0 (0 to 0)	0 (0 to 0)	0 (0 to 0)	0 (0 to 0)	0 (0 to 0)	0 (0 to 0)	0 (0 to 0)	0 (0 to 0)	0 (0 to 0)	0 (0 to 0)		128
Other oral disorders	0 (0 to 0)	0 (0 to 0)	0 (0 to 0)	0-4 (0 to 0-9)	0-3 (0 to 0-7)	0-2 (0 to 0-4)	0-4 (0 to 0-7)	0-6 (0 to 1)	0-5 (0 to 1)	0-5 (0 to 1)	0-5 (0 to 1)	0-5 (0 to 1)	0-5 (0 to 1)	0-5 (0 to 1)	0-5 (0 to 1)	0-5 (0 to 1)	0-5 (0 to 1)	0-5 (0 to 1)	0-5 (

SR Table 2c: Tower Hamlets DALYS by cause and age group for both sexes with 95% uncertainty intervals, 2019

Cause	Early Neonatal	Late Neonatal	Post Neonatal	1 to 4	5 to 9	10 to 14	15 to 19	20 to 24	25 to 29	30 to 34	35 to 39	40 to 44	45 to 49	50 to 54	55 to 59	60 to 64	65 to 69	70 to 74	75 to 79	80 to 84	85 to 89	90 to 94	95 plus	Total
All causes	1,650 (971 to 2,250)	1,250 (729 to 320)	2,760 (1,940 to 736)	941 (625 to 950)	1,110 (819 to 1,110)	1,170 (764 to 1,350)	1,540 (1,010 to 2,040)	2,880 (2,210 to 3,620)	3,260 (2,490 to 4,200)	3,450 (2,640 to 4,430)	3,360 (2,560 to 4,300)	4,140 (3,170 to 5,240)	4,140 (3,410 to 4,970)	4,140 (3,550 to 4,750)	3,600 (3,000 to 4,160)	3,440 (2,960 to 3,960)	3,360 (2,820 to 3,890)	3,360 (2,770 to 3,880)	2,660 (2,060 to 3,280)	1,900 (1,330 to 2,600)	1,400 (1,030 to 1,800)	1,000 (697 to 1,370)	69,100 (59,900 to 79,400)
Communicable, maternal, neonatal, and nutritional diseases	1,650 (971 to 2,250)	1,250 (729 to 320)	2,760 (1,940 to 736)	941 (625 to 950)	1,110 (819 to 1,110)	1,170 (764 to 1,350)	1,540 (1,010 to 2,040)	2,880 (2,210 to 3,620)	3,260 (2,490 to 4,200)	3,450 (2,640 to 4,430)	3,360 (2,560 to 4,300)	4,140 (3,170 to 5,240)	4,140 (3,410 to 4,970)	4,140 (3,550 to 4,750)	3,600 (3,000 to 4,160)	3,440 (2,960 to 3,960)	3,360 (2,820 to 3,890)	3,360 (2,770 to 3,880)	2,660 (2,060 to 3,280)	1,900 (1,330 to 2,600)	1,400 (1,030 to 1,800)	1,000 (697 to 1,370)	69,100 (59,900 to 79,400)
HIV/AIDS and sexually transmitted infections	19 (5.7 to 44.1)	5.9 (1.7 to 13)	11.9 (3.4 to 33.1)	7.7 (2.4 to 21.5)	1.7 (1.5 to 2)	1 (0.9 to 1.2)	14 (3.3 to 31)	61 (14.8 to 7.4)	174 (131.5 to 232.2)	352.4 (272.2 to 452.8)	466.8 (368.9 to 48.9)	529.2 (429.2 to 650.1)	544.1 (444.1 to 667.2)	544.1 (444.1 to 667.2)	544.1 (444.1 to 667.2)	544.1 (444.1 to 667.2)	544.1 (444.1 to 667.2)	544.1 (444.1 to 667.2)	544.1 (444.1 to 667.2)	544.1 (444.1 to 667.2)	544.1 (444.1 to 667.2)	544.1 (444.1 to 667.2)	224 (0 to 0)
HIV/AIDS	0 (0 to 0)	0 (0 to 0)	0.9 (0.3 to 2.7)	2.4 (0.9 to 6.3)	1.4 (1.4 to 1.4)	0.9 (0.8 to 1)	13 (3.1 to 1.6)	4.5 (3.7 to 5.4)	12.6 (9.9 to 16.7)	27.5 (21.2 to 35.1)	39.3 (30.7 to 49.3)	44.9 (35.2 to 56.7)	44.9 (35.2 to 56.7)	44.9 (35.2 to 56.7)	44.9 (35.2 to 56.7)	44.9 (35.2 to 56.7)	44.9 (35.2 to 56.7)	44.9 (35.2 to 56.7)	44.9 (35.2 to 56.7)	44.9 (35.2 to 56.7)	44.9 (35.2 to 56.7)	44.9 (35.2 to 56.7)	167 (0 to 0)
HIV/AIDS - Drug-susceptible Tuberculosis	0 (0 to 0)	0 (0 to 0)	0.4 (0.3 to 0.7)	0.3 (0.2 to 0.5)	0.2 (0.2 to 0.2)	0.1 (0.1 to 0.1)	0.1 (0.1 to 0.2)	0.4 (0.2 to 0.6)	0.9 (0.4 to 1.1)	2.1 (1.1 to 3.3)	2.3 (1.5 to 3.4)	2.2 (1.2 to 3.3)	2 (1.2 to 3)	2 (1.2 to 3)	1.8 (1.1 to 2.8)	1 (0.7 to 1.4)	0.7 (0.4 to 1)	0.5 (0.3 to 0.7)	0.3 (0.2 to 0.5)	0.2 (0.1 to 0.4)	0 (0 to 0)	0 (0 to 0)	13.1 (0 to 0)
HIV/AIDS - Multidrug-resistant Tuberculosis without extensive dr...	0 (0 to 0)	0 (0 to 0)	0 (0 to 0)	0 (0 to 0)	0 (0 to 0)	0 (0 to 0)	0 (0 to 0)	0 (0 to 0)	0 (0 to 0)	0 (0 to 0)	0 (0 to 0)	0 (0 to 0)	0 (0 to 0)	0 (0 to 0)	0 (0 to 0)	0 (0 to 0)	0 (0 to 0)	0 (0 to 0)	0 (0 to 0)	0 (0 to 0)	0 (0 to 0)	0 (0 to 0)	0 (0 to 0)	0.4 (0 to 0)
HIV/AIDS - Extensively drug-resistant Tuberculosis	0 (0 to 0)	0 (0 to 0)	0 (0 to 0)	0 (0 to 0)	0 (0 to 0)	0 (0 to 0)	0 (0 to 0)	0 (0 to 0)	0 (0 to 0)	0 (0 to 0)	0 (0 to 0)	0 (0 to 0)	0 (0 to 0)	0 (0 to 0)	0 (0 to 0)	0 (0 to 0)	0 (0 to 0)	0 (0 to 0)	0 (0 to 0)	0 (0 to 0)	0 (0 to 0)	0 (0 to 0)	0 (0 to 0)	0.1 (0 to 0)
HIV/AIDS resulting in other diseases	0 (0 to 0)	0 (0 to 0)	0.1 (0.4 to 0.4)	2.4 (0.9 to 6.2)	1.4 (1.3 to 1.4)	0.8 (0.7 to 0.9)	11 (2.6 to 1.4)	4.2 (3.3 to 5.1)	11.9 (8.8 to 15.9)	25.3 (19.8 to 33)	37.4 (29.1 to 36.4)	42.9 (33.4 to 55.1)	42.9 (33.4 to 55.1)	42.9 (33.4 to 55.1)	42.9 (33.4 to 55.1)	42.9 (33.4 to 55.1)	42.9 (33.4 to 55.1)	42.9 (33.4 to 55.1)	42.9 (33.4 to 55.1)	42.9 (33.4 to 55.1)	42.9 (33.4 to 55.1)	42.9 (33.4 to 55.1)	153 (0 to 0)
Sexually transmitted infections excluding HIV	19 (5.7 to 44.1)	5.9 (1.7 to 13)	8.4 (2.3 to 19.4)	5.3 (1.9 to 0.7)	0.2 (0.2 to 0.2)	0.1 (0.1 to 0.2)	0.4 (0.2 to 0.6)	1.5 (0.9 to 2.2)	2.6 (1.6 to 3.8)	4.8 (2.9 to 6.9)	7.9 (4.5 to 12.4)	6.8 (3.7 to 11.4)	4.9 (2.7 to 8.2)	2.5 (1.4 to 4.4)	1.1 (0.6 to 1.5)	0.8 (0.5 to 1.5)	0.5 (0.4 to 1.1)	0.4 (0.2 to 0.8)	0.3 (0.2 to 0.6)	0.3 (0.2 to 0.4)	0.2 (0.1 to 0.3)	0.1 (0.1 to 0.2)	67.6 (0 to 0)
Syphilis	19 (5.7 to 44.1)	5.9 (2.3 to 19.4)	8.4 (2.3 to 19.4)	5.3 (1.9 to 0.7)	0.2 (0.2 to 0.2)	0 (0 to 0.1)	0.1 (0.1 to 0.2)	0.4 (0.2 to 0.6)	1.1 (0.7 to 1.6)	2.1 (1.3 to 3.2)	3.1 (1.9 to 5)	2.5 (1.5 to 4)	1.7 (1 to 2.7)	0.8 (0.5 to 1.3)	0.4 (0.2 to 0.6)	0.3 (0.2 to 0.5)	0.2 (0.1 to 0.4)	0.1 (0.1 to 0.3)	0.1 (0.1 to 0.2)	0.1 (0.1 to 0.2)	0 (0 to 0)	0 (0 to 0)	35 (0 to 0)
Chlamydial infection	0 (0 to 0)	0 (0 to 0)	0 (0 to 0)	0 (0 to 0)	0 (0 to 0)	0 (0 to 0)	0 (0 to 0)	0 (0 to 0)	0 (0 to 0)	0 (0 to 0)	0 (0 to 0)	0 (0 to 0)	0 (0 to 0)	0 (0 to 0)	0 (0 to 0)	0 (0 to 0)	0 (0 to 0)	0 (0 to 0)	0 (0 to 0)	0 (0 to 0)	0 (0 to 0)	0 (0 to 0)	0 (0 to 0)	7 (0 to 0)
Gonococcal infection	0 (0 to 0)	0 (0 to 0)	0 (0 to 0)	0 (0 to 0)	0 (0 to 0)	0 (0 to 0)	0 (0 to 0)	0 (0 to 0)	0 (0 to 0)	0 (0 to 0)	0 (0 to 0)	0 (0 to 0)	0 (0 to 0)	0 (0 to 0)	0 (0 to 0)	0 (0 to 0)	0 (0 to 0)	0 (0 to 0)	0 (0 to 0)	0 (0 to 0)	0 (0 to 0)	0 (0 to 0)	0 (0 to 0)	4.1 (0 to 0)
Trichomoniasis	0 (0 to 0)	0 (0 to 0)	0 (0 to 0)	0 (0 to 0)	0 (0 to 0)	0 (0 to 0)	0 (0 to 0)	0 (0 to 0)	0 (0 to 0)	0 (0 to 0)	0 (0 to 0)	0 (0 to 0)	0 (0 to 0)	0 (0 to 0)	0 (0 to 0)	0 (0 to 0)	0 (0 to 0)	0 (0 to 0)	0 (0 to 0)	0 (0 to 0)	0 (0 to 0)	0 (0 to 0)	0 (0 to 0)	4.4 (0 to 0)
Genital herpes	0 (0 to 0)	0 (0 to 0)	0 (0 to 0)	0 (0 to 0)	0 (0 to 0)	0 (0 to 0)	0 (0 to 0)	0 (0 to 0)	0 (0 to 0)	0 (0 to 0)	0 (0 to 0)	0 (0 to 0)	0 (0 to 0)	0 (0 to 0)	0 (0 to 0)	0 (0 to 0)	0 (0 to 0)	0 (0 to 0)	0 (0 to 0)	0 (0 to 0)	0 (0 to 0)	0 (0 to 0)	0 (0 to 0)	6.2 (0 to 0)
Other sexually transmitted infections	0 (0 to 0)	0 (0 to 0)	0 (0 to 0)	0 (0 to 0)	0 (0 to 0)	0 (0 to 0)	0 (0 to 0)	0 (0 to 0)	0 (0 to 0)	0 (0 to 0)	0 (0 to 0)	0 (0 to 0)	0 (0 to 0)	0 (0 to 0)	0 (0 to 0)	0 (0 to 0)	0 (0 to 0)	0 (0 to 0)	0 (0 to 0)	0 (0 to 0)	0 (0 to 0)	0 (0 to 0)	0 (0 to 0)	11 (0 to 0)
Respiratory infections and tuberculosis	6.1 (4.7 to 11.4)	4.1 (4.5 to 9.2)	39.5 (36.9 to 54.2)	24.6 (36.9 to 76.2)	3.5 (23.4 to 58.4)	2.2 (15 to 39.8)	3.2 (15.7 to 39.3)	3.6 (25.2 to 63.4)	4.1 (45.5 to 97)	5.1 (58.6 to 118)	7.5 (53.7 to 99)	10.5 (47.1 to 90.1)	9.6 (43.9 to 79.4)	58.2 (41.2 to 73.3)	23.2 (40.9 to 71.3)	23.2 (41.6 to 79.3)	9.43 (38.9 to 72.7)	19.3 (44.4 to 83.3)	19.6 (61 to 96.2)	19.6 (85.4 to 151)	19.6 (85.5 to 146)	19.7 (71 to 132)	1,300 (0 to 0)
Tuberculosis	0 (0 to 0)	0.3 (0 to 0.4)	6.6 (5.5 to 9.8)	0.5 (0.2 to 0.4)	0.2 (0.2 to 0.4)	0.1 (0.1 to 0.2)	0.7 (0.2 to 1.3)	2.1 (0.4 to 5.7)	4.5 (1.4 to 9.1)	5.5 (1.4 to 12)	7.4 (3.7 to 9.6)	10.5 (3.7 to 9.6)	9.6 (3.4 to 8.8)	4.3 (3 to 6.2)	3.8 (2.9 to 5.9)	3.4 (2.6 to 5.3)	2.4 (2.6 to 4.4)	2.4 (2.2 to 4.2)	2.4 (2.2 to 4.2)	2.4 (2.2 to 4.2)	2.4 (2.2 to 4.2)	2.4 (1.4 to 3.7)	59.4 (0 to 0)
Latent tuberculosis infection	0 (0 to 0)	0 (0 to 0)	0 (0 to 0)	0 (0 to 0)	0 (0 to 0)	0 (0 to 0)	0 (0 to 0)	0 (0 to 0)	0 (0 to 0)	0 (0 to 0)	0 (0 to 0)	0 (0 to 0)	0 (0 to 0)	0 (0 to 0)	0 (0 to 0)	0 (0 to 0)	0 (0 to 0)	0 (0 to 0)	0 (0 to 0)



Osteoarthritis other	0 (0 to 0)	0 (0 to 0)	0 (0 to 0)	0 (0 to 0)	0 (0 to 0)	0 (0 to 0)	0 (0 to 0)	0 (0 to 0)	0 (0 to 0)	0.2 (0 to 0.6)	1 (0 to 3.4)	1.4 (0 to 3.4)	2.1 (1.2 to 7.2)	5 (2 to 10.6)	6.3 (2.8 to 13.4)	7.5 (3.4 to 16.2)	7.8 (3.6 to 16.5)	6.7 (2.9 to 13.9)	5.2 (2.4 to 10.4)	4.3 (2.2 to 9)	3.6 (1.9 to 8)	2.3 (1.2 to 4.7)	1.2 (0.6 to 2.5)	0.5 (0.2 to 0.9)		
Low back pain	53 (0 to 0)	94.5 (0 to 0)	191 (0 to 0)	289 (0 to 0)	384.5 (0 to 0)	472 (0 to 0)	547 (54.4 to 152)	621 (107 to 280)	671 (228 to 594)	720 (313 to 765)	751 (296 to 756)	757 (221 to 533)	737 (182 to 401)	698 (149 to 347)	643 (122 to 311)	577 (102 to 264)	511 (93 to 247)	444 (84.9 to 199)	387 (59.8 to 139)	327 (45.3 to 103)	264 (34.6 to 79.7)	207 (27 to 59.8)	152 (19.4 to 44.1)	104 (7.9 to 17.9)	54 (2.4 to 5.8)	3,400
Neck pain	0 (0 to 0)	0 (0 to 0)	0 (0 to 0)	0 (0 to 0)	0 (0 to 0)	0 (0 to 0)	0 (0 to 0)	0 (0 to 0)	0 (0 to 0)

SR Table 2c: Wokingham DALYS by cause and age group for both sexes with 95% uncertainty intervals, 2019

Cause	Early Neonatal	Late Neonatal	Post Neonatal	1 to 4	5 to 9	10 to 14	15 to 19	20 to 24	25 to 29	30 to 34	35 to 39	40 to 44	45 to 49	50 to 54	55 to 59	60 to 64	65 to 69	70 to 74	75 to 79	80 to 84	85 to 89	90 to 94	95 plus	Total
All causes	1,000 (1610 to 2144)	1,000 (444 to 2519)	1,000 (1220 to 2281)	1,000 (3844 to 4600)	1,000 (382 to 522)	1,000 (422 to 640)	1,000 (444 to 1,120)	1,000 (567 to 1,170)	1,000 (773 to 1,280)	1,000 (1,010 to 1,540)	1,000 (1,240 to 1,990)	1,000 (1,570 to 2,460)	1,000 (1,970 to 3,060)	1,000 (2,350 to 3,450)	1,000 (2,540 to 3,730)	1,000 (2,620 to 3,940)	1,000 (2,550 to 3,940)	1,000 (2,670 to 3,990)	1,000 (3,481 to 4,920)	1,000 (3,063 to 4,600)	1,000 (3,020 to 4,540)	1,000 (2,470 to 3,940)	39,900
Communicable, maternal, neonatal, and nutritional diseases	1,000 (1281 to 1830)	1,000 (94.2 to 427.6)	1,000 (45.1 to 90.3)	1,000 (94.3 to 131)	1,000 (46.7 to 139)	1,000 (39.6 to 83)	1,000 (39.4 to 84.4)	1,000 (39.6 to 88)	1,000 (33.1 to 90.1)	1,000 (35.6 to 92.2)	1,000 (44.4 to 76.9)	1,000 (52.3 to 97.2)	1,000 (59.6 to 118)	1,000 (65.5 to 116)	1,000 (63.3 to 107)	1,000 (59.1 to 94.9)	1,000 (62.6 to 101)	1,000 (63.6 to 145)	1,000 (66.7 to 133)	1,000 (70.1 to 131)	1,000 (82.1 to 208)	1,000 (122 to 198)	2,030
HIV/AIDS and sexually transmitted infections	5.2 (1.5 to 11.9)	1.6 (0.4 to 3.7)	2.6 (0.9 to 5.6)	0.4 (0.3 to 0.5)	0.2 (0.2 to 0.3)	0.2 (0.2 to 0.2)	0.4 (0.3 to 0.5)	0.9 (0.7 to 1.2)	1.7 (1.1 to 2.3)	2.6 (2 to 3.4)	3.9 (2.7 to 5.7)	4.6 (3 to 7)	4.4 (2.9 to 6.2)	3.1 (2.2 to 4.3)	2.5 (1.6 to 3.4)	2 (1.4 to 2.8)	1.7 (1.1 to 2.4)	1.2 (0.8 to 2)	0.7 (0.4 to 1.1)	0.3 (0.2 to 0.6)	0.1 (0.1 to 0.2)	0.1 (0 to 0.1)	40.9
HIV/AIDS	0 (0 to 0)	0 (0 to 0.4)	0.4 (0 to 0.9)	0.2 (0.2 to 0.3)	0.2 (0.2 to 0.3)	0.1 (0.1 to 0.1)	0.3 (0.2 to 0.4)	0.8 (0.6 to 1)	1.5 (1.1 to 1.9)	1.5 (1.1 to 2)	2.8 (2 to 3.8)	2.5 (2 to 3.4)	2.8 (2.2 to 3.6)	2.1 (1.6 to 2.8)	1.9 (1.3 to 2.6)	1.4 (1 to 2)	1.2 (0.8 to 1.8)	0.7 (0.4 to 1.3)	0.3 (0.1 to 0.5)	0.1 (0 to 0.1)	0.1 (0 to 0.1)	0 (0 to 0)	18.8
HIV/AIDS - Drug-susceptible Tuberculosis	0 (0 to 0)	0 (0 to 0)	0.1 (0 to 0.1)	0 (0 to 0)	0 (0 to 0)	0 (0 to 0)	0 (0 to 0.1)	0.1 (0 to 0.1)	0.1 (0 to 0.2)	0.2 (0.1 to 0.3)	0.2 (0.1 to 0.4)	0.3 (0.2 to 0.5)	0.3 (0.2 to 0.5)	0.2 (0.1 to 0.3)	0.2 (0.1 to 0.3)	0.1 (0.1 to 0.2)	0.1 (0 to 0.2)	0.1 (0 to 0.2)	0 (0 to 0.1)	0 (0 to 0)	0 (0 to 0)	0 (0 to 0)	2
HIV/AIDS - Multidrug-resistant Tuberculosis without extensive dr...	0 (0 to 0)	0 (0 to 0)	0 (0 to 0)	0 (0 to 0)	0 (0 to 0)	0 (0 to 0)	0 (0 to 0)	0 (0 to 0)	0 (0 to 0)	0 (0 to 0)	0 (0 to 0)	0 (0 to 0)	0 (0 to 0)	0 (0 to 0)	0 (0 to 0)	0 (0 to 0)	0 (0 to 0)	0 (0 to 0)	0 (0 to 0)	0 (0 to 0)	0 (0 to 0)	0 (0 to 0)	0 (0 to 0)	0.1
HIV/AIDS - Extensively drug-resistant Tuberculosis	0 (0 to 0)	0 (0 to 0)	0 (0 to 0)	0 (0 to 0)	0 (0 to 0)	0 (0 to 0)	0 (0 to 0)	0 (0 to 0)	0 (0 to 0)	0 (0 to 0)	0 (0 to 0)	0 (0 to 0)	0 (0 to 0)	0 (0 to 0)	0 (0 to 0)	0 (0 to 0)	0 (0 to 0)	0 (0 to 0)	0 (0 to 0)	0 (0 to 0)	0 (0 to 0)	0 (0 to 0)	0 (0 to 0)	0
HIV/AIDS resulting in other diseases	5.2 (0 to 0)	1.6 (0 to 0)	2.2 (0.9 to 5.5)	0.2 (0 to 0.2)	0 (0 to 0)	0 (0 to 0)	0.1 (0 to 0.2)	0.1 (0 to 0.2)	0.2 (0 to 0.4)	0.5 (0.2 to 0.8)	0.9 (0.5 to 1.3)	1.3 (0.7 to 2.2)	1.9 (1 to 3)	2.2 (1.2 to 3.4)	2.2 (1.2 to 3.4)	1.6 (0.9 to 2.6)	1.4 (0.7 to 2.2)	0.9 (0.4 to 1.7)	0.5 (0.2 to 1)	0.2 (0.1 to 0.4)	0.1 (0 to 0.3)	0 (0 to 0.1)	16.7
Sexually transmitted infections excluding HIV	1.5 (1.5 to 11.9)	0.4 (0.4 to 3.7)	0.2 (0.2 to 5.6)	0.1 (0 to 0.2)	0 (0 to 0.1)	0 (0 to 0.1)	0 (0 to 0.1)	0.1 (0 to 0.2)	0.2 (0.2 to 0.6)	0.5 (0.3 to 1.2)	0.9 (0.7 to 2.2)	1.3 (1 to 3.3)	1.9 (1.2 to 4)	2.2 (1.4 to 4.6)	1.6 (0.9 to 3.1)	1.2 (0.7 to 2.6)	0.9 (0.5 to 2.1)	0.6 (0.3 to 1.5)	0.3 (0.2 to 0.7)	0.1 (0 to 0.3)	0.1 (0 to 0.2)	0 (0 to 0.1)	22.1
Syphilis	5.2 (1.5 to 11.9)	1.6 (0.4 to 3.7)	2.2 (0.4 to 5.5)	0.1 (0 to 0.2)	0 (0 to 0)	0 (0 to 0)	0 (0 to 0)	0 (0 to 0)	0 (0 to 0)	0 (0 to 0)	0 (0 to 0)	0 (0 to 0)	0 (0 to 0)	0 (0 to 0)	0 (0 to 0.1)	0 (0 to 0.1)	0 (0 to 0.1)	0 (0 to 0.1)	0 (0 to 0.1)	0 (0 to 0.1)	0 (0 to 0)	0 (0 to 0)	0 (0 to 0)	9.7
Chlamydial infection	0 (0 to 0)	0 (0 to 0)	0 (0 to 0)	0 (0 to 0)	0 (0 to 0)	0 (0 to 0)	0 (0 to 0.1)	0 (0 to 0.2)	0 (0 to 0.3)	0.3 (0.1 to 0.5)	0.4 (0.2 to 0.7)	0.5 (0.2 to 0.8)	0.2 (0.1 to 0.5)	0 (0 to 0.1)	0 (0 to 0.1)	0 (0 to 0.1)	0 (0 to 0.1)	0 (0 to 0.1)	0 (0 to 0.1)	0 (0 to 0.1)	0 (0 to 0)	0 (0 to 0)	0 (0 to 0)	1.9
Gonococcal infection	0 (0 to 0)	0 (0 to 0)	0 (0 to 0)	0 (0 to 0)	0 (0 to 0)	0 (0 to 0)	0 (0 to 0.1)	0 (0 to 0.1)	0 (0 to 0.1)	0 (0 to 0.1)	0 (0 to 0.1)	0 (0 to 0.1)	0 (0 to 0.1)	0 (0 to 0.1)	0 (0 to 0.1)	0 (0 to 0.1)	0 (0 to 0.1)	0 (0 to 0.1)	0 (0 to 0.1)	0 (0 to 0.1)	0 (0 to 0)	0 (0 to 0)	0 (0 to 0)	0.9
Trichomoniasis	0 (0 to 0)	0 (0 to 0)	0 (0 to 0)	0 (0 to 0)	0 (0 to 0)	0 (0 to 0)	0 (0 to 0.1)	0 (0 to 0.2)	0 (0 to 0.3)	0 (0 to 0.4)	0 (0 to 0.6)	0 (0 to 0.7)	0 (0 to 0.7)	0 (0 to 0.7)	0 (0 to 0.6)	0 (0 to 0.5)	0 (0 to 0.4)	0 (0 to 0.3)	0 (0 to 0.2)	0 (0 to 0.1)	0 (0 to 0.1)	0 (0 to 0)	0 (0 to 0)	2.1
Genital herpes	0 (0 to 0)	0 (0 to 0)	0 (0 to 0)	0 (0 to 0)	0 (0 to 0)	0 (0 to 0)	0 (0 to 0.1)	0 (0 to 0.2)	0 (0 to 0.4)	0 (0 to 0.5)	0 (0 to 0.8)	0 (0 to 0.9)	0 (0 to 0.8)	0 (0 to 0.8)	0 (0 to 0.6)	0 (0 to 0.5)	0 (0 to 0.4)	0 (0 to 0.3)	0 (0 to 0.2)	0 (0 to 0.1)	0 (0 to 0.1)	0 (0 to 0)	0 (0 to 0)	3.7
Other sexually transmitted infections	0 (0 to 0)	0 (0 to 0)	0 (0 to 0)	0 (0 to 0)	0 (0 to 0)	0 (0 to 0)	0 (0 to 0.1)	0 (0 to 0.1)	0 (0 to 0.2)	0 (0 to 0.2)	0 (0 to 0.4)	0 (0 to 0.5)	0 (0 to 0.6)	0 (0 to 0.6)	0 (0 to 0.5)	0 (0 to 0.4)	0 (0 to 0.3)	0 (0 to 0.3)	0 (0 to 0.2)	0 (0 to 0.1)	0 (0 to 0.1)	0 (0 to 0)	0 (0 to 0)	3.6
Respiratory infections and tuberculosis	1,000 (1.4 to 2.4)	1,000 (0.4 to 1.9)	1,000 (7.5 to 19)	1,000 (39.5 to 47.4)	1,000 (11.9 to 29)	1,000 (9.2 to 25.3)	1,000 (7.9 to 21.4)	1,000 (7.3 to 17.8)	1,000 (6.1 to 17)	1,000 (7.1 to 19.8)	1,000 (9.7 to 26.8)	1,000 (12.4 to 29.5)	1,000 (17.1 to 31.6)	1,000 (21.1 to 39.5)	1,000 (25.2 to 45.9)	1,000 (27.9 to 51.1)	1,000 (30.7 to 56.9)	1,000 (35.5 to 66.1)	1,000 (37.7 to 69)	1,000 (60.1 to 103)	1,000 (100 to 156)	1,000 (147 to 228)	1,110
Tuberculosis	0 (0 to 0)	0 (0 to 0)	0 (0 to 0)	0 (0.1 to 0.2)	0 (0 to 0)	0 (0 to 0.1)	0 (0 to 0.1)	0 (0 to 0.2)	0 (0 to 0.4)	0 (0 to 0.7)	0 (0 to 0.7)	0 (0 to 0.9)	0 (0 to 0.9)	0 (0 to 0.9)	0 (0 to 0.8)	0 (0 to 0.7)	0 (0 to 0.6)	0 (0 to 0.6)	0 (0 to 0.5)	0 (0 to 0.5)	0 (0 to 0.4)	0 (0 to 0.3)	0 (0 to 0.2)	16
Latent tuberculosis infection	0 (0 to 0)	0 (0 to 0)	0 (0 to 0)	0 (0 to 0)	0 (0 to 0)	0 (0 to 0)	0 (0 to 0)	0 (0 to 0)	0 (0 to 0)	0 (0 to 0)	0 (0 to 0)	0 (0 to 0)	0 (0 to 0)	0 (0 to 0)	0 (0 to 0)	0 (0 to 0)	0 (0 to 0)	0 (0 to 0)	0 (0 to 0)	0 (0 to 0)	0 (0 to 0)	0 (0 to 0)	0 (0 to 0)	0
Drug-susceptible tuberculosis	0 (0 to 0)	0 (0 to 0)	0 (0 to 0)	0 (0 to 0.2)	0 (0 to 0)	0 (0 to 0.1)	0 (0 to 0.1)	0 (0 to 0.2)	0 (0 to 0.4)	0 (0 to 0.7)	0 (0 to 0.7)	0 (0 to 0.9)	0 (0 to 0.9)	0 (0 to 0.9)	0 (0 to 0.8)	0 (0 to 0.7)	0 (0 to 0.6)	0 (0 to 0.6)	0 (0 to 0.5)	0 (0 to 0.5)	0 (0 to 0.4)	0 (0 to 0.3)	0 (0 to 0.2)	5.4
Multidrug-resistant tuberculosis without extensive drug-resistance	0 (0 to 0)	0 (0 to 0)	0 (0 to 0)	0 (0 to 0)	0 (0 to 0)	0 (0 to 0)	0 (0 to 0)	0 (0 to 0)	0 (0 to 0)	0 (0 to 0)	0 (0 to 0)	0 (0 to 0)	0 (0 to 0)	0 (0 to 0)	0 (0 to 0)	0 (0 to 0)	0 (0 to 0)	0 (0 to 0)	0 (0 to 0)	0 (0 to 0)	0 (0 to 0)	0 (0 to 0)	0 (0 to 0)	0.3
Extensively drug-resistant tuberculosis	0 (0 to 0)	0 (0 to 0)	0 (0 to 0)	0 (0 to 0)	0 (0 to 0)	0 (0 to 0)	0 (0 to 0)	0 (0 to 0)	0 (0 to 0)	0 (0 to 0)	0 (0 to 0)	0 (0 to 0)	0 (0 to 0)	0 (0 to 0)	0 (0 to 0)	0 (0 to 0)	0 (0 to 0)	0 (0 to 0)	0 (0 to 0)	0 (0 to 0)	0 (0 to 0)	0 (0 to 0)	0 (0 to 0)	0.1
Lower respiratory infections	1.6 (1.3 to 2.4)	1.2 (0.6 to 1.8)	6.3 (5.6 to 13.4)	9.2 (7 to 11.7)	1.7 (1.3 to 2.1)	1.4 (1.1 to 1.8)	1.3 (1 to 1.6)	1.9 (1.4 to 2.5)	2.2 (1.6 to 3)	2.3 (2.4 to 4.2)	3 (2 to 5.2)	3.3 (2.7 to 5.4)	4 (2.9 to 6.6)	5.4 (3.9 to 8.1)	6.6 (4.9 to 10.2)	7.5 (5.2 to 11.2)	8.3 (5.2 to 12.5)	11.5 (7.2 to 20.2)	16.4 (9.5 to 28)	22 (12.9 to 38.2)	27.2 (15.5 to 47.9)	32.6 (17.5 to 59.4)	182 (145 to 222)	182 (112 to 185)	182 (49.4 to 90.1)	924
Upper respiratory infections	0 (0 to 0)	0 (0 to 0.2)	2.4 (1.4 to 3.8)	11.9 (9.8 to 19.4)	14.6 (9.9 to 24.5)	7.8 (6.4 to 21.1)	7.4 (4.9 to 18.7)	7.1 (4.9 to 17)	7.1 (4.9 to 17.3)	8.6 (4.9 to 12.2)	8.8 (4.9 to 14.9)	9.2 (5 to 16)	9.6 (5.2 to 19.4)	7.3 (4.9 to 15.4)	6.4 (4.3 to 13)	5.3 (3.2 to 9.4)	4.9 (2.9 to 8.4)	3.7 (2.7 to 6.2)	2.1 (1.4 to 3.5)	1.2 (1.7 to 5.3)	0.5 (0.7 to 2)	0.2 (0.3 to 0.9)	140
Otitis media	0 (0 to 0)	0 (0 to 0)	0.4 (0.2 to 0.9)	0.1 (1.4 to 5.4)	0.4 (1.7 to 5.5)	0.2 (1 to 2.5)	0.2 (0.8 to 2.9)	0.2 (0.6 to 3.7)	0.2 (0.5 to 3.1)	0.2 (0.5 to 2.1)	0.2 (0.5 to 2.1)	0.2 (0.7 to 2.4)	0.2 (0.8 to 3.1)	0.2 (1 to 3.8)	0.2 (1 to 4)	0.2 (1 to 4.2)	0.2 (0.9 to 3.2)	0.2 (0.9 to 3.4)	0.1 (0.5 to 1.5)	0.1 (0.3 to 1.2)	0.1 (0.2 to 0.9)	0 (0 to 0.2)	26.9
Enteric infections	2.2 (0.1 to 0.2)	0.6 (0.4 to 0.9)	2.4 (4.9 to 11.1)	19.4 (7.2 to 19.2)	6.4 (3.5 to 10.4)	4.4 (2.4 to 7.4)	3.2 (1.9 to 4.8)	2.4 (1.4 to 3.4)	2.2 (1.4 to 3.4)	2.2 (1.4 to 3.4)	2.6 (1.7 to 3.7)	2.7 (1.7 to 4)	2.7 (1.7 to 4)	2.5 (1.9 to 4.3)	2.4 (1.9 to 4.3)	2.2 (1.6 to 4)	2.1 (1.5 to 4)	2.4 (1.7 to 4.5)	3.3 (2.2 to 6.3)	4.6 (3 to 8.7)	10.7 (7.3 to 14.7)	11.5 (7.7 to 16.7)	115
Diarrheal diseases	2.2 (0.1 to 0.2)	0.6 (0.4 to 0.9)	2.4 (4.9 to 11)	19.4 (7.1 to 19.2)	6.4 (3.5 to 10.4)	4.4 (2.4 to 7.3)	3.2 (1.9 to 4.8)	2.4 (1.4 to 3.4)	2.2 (1.4 to 3.4)	2.2 (1.4 to 3.4)	2.6 (1.6 to 3.7)	2.7 (1.7 to 4)	2.7 (1.7 to 4)	2.5 (1.9 to 4.3)	2.4 (1.9 to 4.3)	2.2 (1.7 to 4)	2.1 (1.5 to 4)	2.4 (1.7 to 4.5)	3.3 (2.2 to 6.3)	4.6 (3 to 8.7)	10.7 (7.3 to 14.7)	11.5 (7.7 to 16.7)	113
Typhoid and paratyphoid	0 (0 to 0)	0 (0 to 0)	0 (0 to 0)	0 (0 to 0)	0 (0 to 0)	0 (0 to 0)	0 (0 to 0)	0 (0 to 0)	0 (0 to 0)	0 (0 to 0)	0 (0 to 0)	0 (0 to 0)	0 (0 to 0)	0 (0 to 0)	0 (0 to 0)	0 (0 to 0)	0 (0 to 0)	0 (0 to 0)	0 (0 to 0)	0 (0 to 0)	0 (0 to 0)	0 (0 to 0)	0 (0 to 0)	0
Typhoid fever	0 (0 to 0)	0 (0 to 0)	0 (0 to 0)	0 (0 to 0)	0 (0 to 0)	0 (0 to 0)	0 (0 to 0)	0 (0 to 0)	0 (0 to 0)	0 (0 to 0)	0 (0 to 0)	0 (0 to 0)	0 (0 to 0)	0 (0 to 0)	0 (0 to 0)	0 (0 to 0)	0 (0 to 0)	0 (0 to 0)	0 (0 to 0)	0 (0 to 0)	0 (0 to 0)	0 (0 to 0)	0 (0 to 0)	0
Paratyphoid fever	0 (0 to 0)	0 (0 to 0)	0 (0 to 0)	0 (0 to 0)	0 (0 to 0)	0 (0 to 0)	0 (0 to 0)	0 (0 to 0)	0 (0 to 0)	0 (0 to 0)	0 (0 to 0)	0 (0 to 0)	0 (0 to 0)	0 (0 to 0)	0 (0 to 0)	0 (0 to 0)	0 (0 to 0)	0 (0 to 0)	0 (0 to 0)	0 (0 to 0)	0 (0 to 0)	0 (0 to 0)	0 (0 to 0)	0
Invasive Non-typhoidal Salmonella (iNTS)	0 (0 to 0)	0 (0 to 0)	0 (0 to 0)	0 (0 to 0)	0 (0 to 0)	0 (0 to 0)	0 (0 to 0)	0 (0 to 0)	0 (0 to 0)	0 (0 to 0)	0 (0 to 0)	0 (0 to 0)	0 (0 to 0)	0 (0 to 0)	0 (0 to 0)	0 (0 to 0)	0 (0 to 0)	0 (0 to 0)	0 (0 to 0)	0 (0 to 0)	0 (0 to 0)	0 (0 to 0)	0 (0 to 0)	0.4
Other intestinal infectious diseases	0 (0 to 0)	0 (0 to 0)	0 (0 to 0)	0 (0 to 0)	0 (0 to 0)	0 (0 to 0)	0 (0 to 0)	0 (0 to 0)	0 (0 to 0)	0 (0 to 0)	0 (0 to 0)	0 (0 to 0)	0 (0 to 0)	0 (0 to 0)	0 (0 to 0)	0 (0 to 0)	0 (0 to 0)	0 (0 to 0)	0 (0 to 0)	0 (0 to 0)	0 (0 to 0)	0 (0 to 0)	0 (0 to 0)	0.2
Neglected tropical diseases and malaria	0 (0 to 0)	0 (0 to 0)	0.4 (0.1 to 0.7)	1.6 (0.4 to 4.6)	1.3 (0.1 to 2.9)	0.6 (0 to 2.2)	0.2 (0 to 0.5)	0.2 (0 to 0.5)	0.1 (0 to 0.3)	0.2 (0 to 0.4)	0.2 (0 to 1.3)	0.4 (0 to 2.2)	0.5 (0 to 3)	0.4 (0 to 2.1)	0.4 (0 to 1.9)	0.3 (0 to 1.4)	0.2 (0 to 1.1)	0.1 (0 to 0.7)	0.1 (0 to 0.3)	0.1 (0 to 0.3)	0.1 (0 to 0.2)	0 (0 to 0.1)	6.8
Malaria	0 (0 to 0)	0 (0 to 0)	0 (0 to 0)	0 (0 to 0)	0 (0 to 0)	0 (0 to 0)	0 (0 to 0)	0 (0 to 0)	0 (0 to 0)	0 (0 to 0)	0 (0 to 0)	0 (0 to 0)	0 (0 to 0)	0 (0 to 0)	0 (0 to 0)	0 (0 to 0)	0 (0 to 0)	0 (0 to 0)	0 (0 to 0)	0 (0 to 0)	0 (0 to 0)	0 (0 to 0)	0 (0 to 0)	0
Chagas disease	0 (0 to 0)	0 (0 to 0)	0 (0 to 0)	0 (0 to 0)	0 (0 to 0)	0 (0 to 0)	0 (0 to 0)	0 (0 to 0)	0 (0 to 0)	0 (0 to 0)	0 (0 to 0)	0 (0 to 0)	0 (0 to 0)	0 (0 to 0)	0 (0 to 0)	0 (0 to 0)	0 (0 to 0)	0 (0 to 0)	0 (0 to 0)	0 (0 to 0)	0 (0 to 0)	0 (0 to 0)	0 (0 to 0)	0
Leishmaniasis	0 (0 to 0)	0 (0 to 0)	0 (0 to 0)	0 (0 to 0)	0 (0 to 0)	0 (0 to 0)	0 (0 to 0)	0 (0 to 0)	0 (0 to 0)	0 (0 to 0)	0 (0 to 0)	0 (0 to 0)	0 (0 to 0)	0 (0 to 0)	0 (0 to 0)	0 (0 to 0)	0 (0 to 0)	0 (0 to 0)	0 (0 to 0)	0 (0 to 0)	0 (0 to 0)	0 (0 to 0)	0 (0 to 0)	0
Visceral leishmaniasis	0 (0 to 0)	0 (0 to 0)	0 (0 to 0)	0 (0 to 0)	0 (0 to 0)	0 (0 to 0)	0 (0 to 0)	0 (0 to 0)	0 (0 to 0)	0 (0 to 0)	0 (0 to 0)	0 (0 to 0)	0 (0 to 0)	0 (0 to 0)	0 (0 to 0)	0 (0 to 0)	0 (0 to 0)	0 (0 to 0)	0 (0 to 0)	0 (0 to 0)	0 (0 to 0)	0 (0 to 0)	0 (0 to 0)	0
Cutaneous and mucocutaneous leishmaniasis	0 (0 to 0)	0 (0 to 0)	0 (0 to 0)	0 (0 to 0)	0 (0 to 0)	0 (0 to 0)	0 (0 to 0)	0 (0 to 0)	0 (0 to 0)	0 (0 to 0)	0 (0 to 0)	0 (0 to 0)	0 (0 to 0)	0 (0 to 0)	0 (0 to 0)	0 (0 to 0)	0 (0 to 0)	0 (0 to 0)	0 (0 to 0)	0 (0 to 0)	0 (0 to 0)	0 (0 to 0)	0 (0 to 0)	0
African trypanosomiasis	0 (0 to 0)	0 (0 to 0)	0 (0 to 0)	0 (0 to 0)	0 (0 to 0)	0 (0 to 0)	0 (0 to 0)	0 (0 to 0)	0 (0 to 0)	0 (0 to 0)	0 (0 to 0)	0 (0 to 0)	0 (0 to 0)	0 (0 to 0)	0 (0 to 0)	0 (0 to 0)	0 (0 to 0)	0 (0 to 0)	0 (0 to 0)	0 (0 to 0)	0 (0 to 0)	0 (0 to 0)	0 (0 to 0)	0
Schistosomiasis	0 (0 to 0)	0 (0 to 0)	0 (0 to 0)	0 (0 to 0)	0 (0 to 0)	0 (0 to 0)	0 (0 to 0)	0 (0 to 0)	0 (0 to 0)	0 (0 to 0)	0 (0 to 0)	0 (0 to 0)	0 (0 to 0)	0 (0 to 0)	0 (0 to 0)	0 (0 to 0)	0 (0 to 0)	0 (0 to 0)	0 (0 to 0)	0 (0 to 0)	0 (0 to 0)	0 (0 to 0)	0 (0 to 0)	0
Cysticercosis	0 (0 to 0)	0 (0 to 0)	0 (0 to 0)	0 (0 to 0)	0 (0 to 0)	0 (0 to 0)	0 (0 to 0)	0 (0 to 0)	0 (0 to 0)	0 (0 to 0)	0 (0 to 0)	0 (0 to 0)	0 (0 to 0)	0 (0 to 0)	0 (0 to 0)	0 (0 to 0)	0 (0 to 0)	0 (0 to 0)	0 (0 to 0)	0 (0 to 0)	0 (0 to 0)	0 (0 to 0)	0 (0 to 0)	0
Cystic echinococcosis	0 (0 to 0)	0 (0 to 0)	0 (0 to 0)	0 (0 to 0)	0 (0 to 0)	0 (0 to 0)	0 (0 to 0)	0 (0 to 0)	0 (0 to 0)	0 (0 to 0)	0 (0 to 0)	0 (0 to 0)	0 (0 to 0)	0 (0 to 0)	0 (0 to 0)	0 (0 to 0)	0 (0 to 0)	0 (0 to 0)	0 (0 to 0)	0 (0 to 0)	0 (0 to 0)	0 (0 to 0)	0 (0 to 0)	0
Lymphatic filariasis	0 (0 to 0)	0 (0 to 0)	0 (0 to 0)	0 (0 to 0)	0 (0 to 0)	0 (0 to 0)	0 (0 to 0)	0 (0 to 0)	0 (0 to 0)	0 (0 to 0)	0 (0 to 0)	0 (0 to 0)	0 (0 to 0)	0 (0 to 0)	0 (0 to 0)	0 (0 to 0)	0 (0 to 0)	0 (0 to 0)	0 (0 to 0)	0 (0 to 0)	0 (0 to 0)	0 (0 to 0)	0 (0 to 0)	0
Onchocerciasis	0 (0 to 0)	0 (0 to 0)	0 (0 to 0)	0 (0 to 0)	0 (0 to 0)	0 (0 to 0)	0 (0 to 0)	0 (0 to 0)	0 (0 to 0)	0 (0 to 0)	0 (0 to 0)	0 (0 to 0)	0 (0 to 0)	0 (0 to 0)	0 (0 to 0)	0 (0 to 0)	0 (0 to 0)	0 (0 to 0)	0 (0 to 0)	0 (0 to 0)	0 (0 to 0)	0 (0 to 0)	0 (0 to 0)	0
Trachoma	0 (0 to 0)	0 (0 to 0)	0 (0 to 0)	0 (0 to 0)	0 (0 to 0)	0 (0 to 0)	0 (0 to 0)	0 (0 to 0)	0 (0 to 0)	0 (0 to 0)	0 (0 to 0)	0 (0 to 0)	0 (0 to 0)	0 (0 to 0)	0 (0 to 0)	0 (0 to 0)	0 (0 to 0)	0 (0 to 0)	0 (0 to 0)	0 (0 to 0)	0 (0 to 0)	0 (0 to 0)	0 (0 to 0)	0
Dengue	0 (0 to 0)	0 (0 to 0)	0 (0 to 0)	0 (0 to 0)	0 (0 to 0)	0



Osteoarthritis other	0 (0 to 0)	0 (0 to 0)	0 (0 to 0)	0 (0 to 0)	0 (0 to 0)	0 (0 to 0)	0 (0 to 0)	0 (0 to 0)	0 (0 to 0)	0 (0 to 0)	0 (0 to 1)	0-4 (0.1 to 0.9)	1-5 (0.5 to 3.5)	3-6 (1.4 to 7.4)	6-1 (2.7 to 12.9)	8-4 (3.9 to 18.1)	9-1 (4.1 to 19.3)	9-1 (4.4 to 18.6)	10-9 (5.4 to 22.7)	8-6 (4.3 to 18.1)	7-1 (3.7 to 14.7)	4-6 (2.4 to 9.9)	2-2 (1.1 to 4.6)	0-6 (0.4 to 1.5)		72-6
Low back pain	0 (0 to 0)	0 (0 to 0)	0 (0 to 0)	0 (0 to 0)	6-8 (3.2 to 11.9)	30-2 (20.7 to 58.2)	59-9 (34.2 to 88.8)	63-9 (37.6 to 98.7)	79-5 (46.9 to 120)	90-2 (55.4 to 147)	141 (84.6 to 212)	181 (111 to 272)	220 (135 to 341)	249 (139 to 341)	248 (154 to 377)	250 (157 to 372)	215 (135 to 322)	187 (121 to 283)	166 (108 to 256)	148 (96.6 to 213)	103 (64.6 to 151)	58-9 (37.5 to 86.4)	22-4 (14.5 to 32.7)	4-1 (2.7 to 6.3)	2,310
Neck pain	0 (0 to 0)	0 (0 to 0)	0 (0 to 0)	2-4 (1 to 7)	18-5 (9.9 to 34.1)	28-2 (14.1 to 49.4)	25-4 (12 to 49.4)	28-5 (14.2 to 55.1)	42-7 (21.7 to 82)	58-9 (30.4 to 112)	90-2 (46.1 to 174)	111 (58.3 to 192)	111 (58.3 to 192)	103 (52 to 186)	93-7 (47.7 to 163)	75-4 (38 to 139)	62-6 (34.2 to 106)	63-6 (35.2 to 104)	42-4 (22.7 to 77.1)	36-3 (15.5 to 54.4)	18 (9.3 to 30.7)	7-2 (3.8 to 11.4)	1-2 (1.2 to 3.9)	910
Gout	0 (0 to 0)	0 (0 to 0)	0 (0 to 0)	0 (0 to 0)	0 (0 to 0)	0 (0 to 0)	0 (0 to 0)	0 (0 to 0)	0 (0 to 0.2)	0 (0 to 0.6)	0 (0 to 0.2)	0 (0 to 0.2)	0 (0 to 0.2)	0 (0 to 0.2)	0 (0 to 0.2)	0 (0 to 0.2)	0 (0 to 0.2)	0 (0 to 0.2)	0 (0 to 0.2)	0 (0 to 0.2)	0 (0 to 0.2)	0 (0 to 0.2)	0 (0 to 0.2)	0 (0 to 0.1)	55
Other musculoskeletal disorders	0 (0 to 0)	0 (0 to 0)	0 (0 to 0)	0-2 (0.1 to 0.5)	0-9 (0.2 to 2.3)	10-5 (5.1 to 17.5)	20-5 (11.4 to 32.4)	33-7 (20.4 to 53.1)	49-2 (28.3 to 72.4)	63-2 (39.1 to 96)	77-2 (45.1 to 119)	93-8 (57 to 146)	89 (54.6 to 135)	94-2 (56.1 to 143)	78-4 (44.8 to 122)	77-2 (37.2 to 104)	69-4 (33.8 to 108)	66-2 (33.3 to 121)	46-4 (23.7 to 67.4)	26-4 (9.2 to 47.7)	11-6 (5 to 21.7)	5-7 (2 to 9.9)	2-6 (1.2 to 4.4)	841
Other non-communicable diseases	57-4 (42.4 to 83.3)	23-4 (16.7 to 33.3)	19-1 (13.9 to 27.5)	40-1 (30.4 to 79.1)	90 (65.4 to 116)	40-7 (29.9 to 61.4)	59-8 (42.7 to 85.3)	74-3 (52.2 to 104)	93-1 (65.1 to 131)	109 (76.7 to 156)	141 (99 to 199)	164 (115 to 228)	186 (130 to 256)	188 (130 to 260)	191 (130 to 262)	191 (129 to 265)	177 (117 to 254)	168 (107 to 262)	156 (101 to 230)	121 (80.9 to 184)	94-6 (66.9 to 157)	48 (36.9 to 80.3)	20-3 (14.9 to 32.3)	2,490
Congenital birth defects	55-6 (41.1 to 81.4)	20-2 (13.4 to 29.4)	18 (34 to 77.9)	44-9 (30.9 to 52.3)	19-4 (13.4 to 28)	17-3 (12.6 to 22)	15-4 (11.7 to 20.1)	11-6 (8.8 to 15.1)	10-4 (7.9 to 13.6)	7-6 (5.3 to 10.4)	12-1 (9.2 to 15.9)	10-4 (7.9 to 13.7)	13-4 (10.1 to 17.2)	10-7 (7.9 to 13.9)	14-7 (10.8 to 19.1)	14 (10.3 to 18.2)	10-7 (7.5 to 14.1)	7-6 (5.2 to 9.6)	3-6 (2.6 to 5.4)	2-2 (1.4 to 3.2)	1-1 (0.6 to 2.1)	0-6 (0.3 to 1.2)	0-3 (0.2 to 0.6)	0-1 (0.1 to 0.1)	352
Neural tube defects	2-6 (1.2 to 4)	0-8 (0.5 to 1.4)	0-3 (0.2 to 0.6)	0-8 (0.4 to 1.9)	0-5 (0.3 to 0.9)	0-5 (0.3 to 0.7)	0-4 (0.3 to 0.6)	0-4 (0.2 to 0.5)	0-3 (0.2 to 0.5)	0-3 (0.2 to 0.5)	0-3 (0.2 to 0.6)	0-3 (0.2 to 0.5)	0-2 (0.2 to 0.5)	0-2 (0.2 to 0.5)	0-2 (0.1 to 0.5)	0-1 (0.1 to 0.5)	0-1 (0.1 to 0.5)	0-1 (0 to 0.5)	0-1 (0 to 0.5)	0-1 (0 to 0.5)	0-1 (0 to 0.5)	0-1 (0 to 0.5)	0-1 (0 to 0.5)	0-1 (0 to 0.5)	21-1
Congenital heart anomalies	10-5 (10.6 to 23.4)	9-5 (6 to 15.7)	17-8 (10.5 to 31.2)	9-9 (6.6 to 13.3)	2-7 (1.9 to 4.4)	2-7 (1.9 to 4.4)	3 (1.4 to 3.7)	2-5 (1.1 to 3.7)	2-2 (1.1 to 3.7)	2-1 (1.1 to 3.8)	2-1 (1.1 to 3.2)	2-4 (1.1 to 3.2)	2-8 (1.7 to 3.8)	2-7 (1.5 to 3.8)	2-1 (1.1 to 3)	1-9 (0.8 to 2.8)	1-4 (0.6 to 2)	1-2 (0.5 to 1.8)	0-2 (0.1 to 0.5)	0-2 (0.1 to 0.3)	0-1 (0 to 0.1)	0-1 (0 to 0.3)	0-1 (0 to 0.1)	0-1 (0 to 0.1)	82-8
Orofacial clefts	0 (0 to 0)	0-1 (0 to 0.3)	0-1 (0.1 to 0.5)	0-3 (0.1 to 0.5)	0-2 (0.1 to 0.4)	0-2 (0.1 to 0.4)	0-2 (0.1 to 0.3)	0-1 (0.1 to 0.3)	0-1 (0.1 to 0.2)	0-1 (0.1 to 0.2)	0-2 (0.1 to 0.3)	0-2 (0.1 to 0.3)	0-2 (0.1 to 0.3)	0-2 (0.1 to 0.3)	0-2 (0.1 to 0.3)	0-2 (0.1 to 0.3)	0-2 (0.1 to 0.3)	0-1 (0 to 0.2)	0-1 (0 to 0.2)	0-1 (0 to 0.2)	0-1 (0 to 0.2)	0-1 (0 to 0.2)	0-1 (0 to 0.2)	0-1 (0 to 0.2)	3-2
Down syndrome	1-8 (0.9 to 3.1)	0-5 (0.2 to 0.7)	1-8 (0.9 to 3.1)	2-1 (1 to 3.3)	1-4 (0.9 to 2.1)	1-4 (0.9 to 2.1)	1-3 (0.6 to 1.9)	1-2 (0.6 to 1.6)	1-2 (0.6 to 1.9)	1-3 (0.6 to 1.9)	1-5 (1 to 2.1)	1-8 (1.1 to 2.5)	2-5 (1.7 to 3.2)	2-9 (2 to 3.5)	4-5 (3 to 5.1)	3-5 (2.3 to 5.1)	2-9 (1.8 to 4.7)	1-9 (1.2 to 3.9)	1-2 (0.7 to 2.6)	0-9 (0 to 0)	0-5 (0 to 0)	0-3 (0 to 0)	0-2 (0 to 0)	0-1 (0 to 0)	33-6
Turner syndrome	0 (0 to 0)	0 (0 to 0)	0 (0 to 0)	0 (0 to 0)	0 (0 to 0.1)	0 (0 to 0.1)	0 (0 to 0.1)	0 (0 to 0.1)	0 (0 to 0.1)	0 (0 to 0.1)	0 (0 to 0.1)	0 (0 to 0.1)	0 (0 to 0.1)	0 (0 to 0.1)	0 (0 to 0.1)	0 (0 to 0)	0 (0 to 0)	0 (0 to 0)	0 (0 to 0)	0 (0 to 0)	0 (0 to 0)	0 (0 to 0)	0 (0 to 0)	0 (0 to 0)	0 (0 to 0)	0-5
Klinefelter syndrome	0 (0 to 0)	0 (0 to 0)	0 (0 to 0)	0 (0 to 0)	0 (0 to 0)	0 (0 to 0)	0 (0 to 0)	0 (0 to 0)	0 (0 to 0)	0 (0 to 0)

SR Table 2c: Buckinghamshire DALYS by cause and age group for both sexes with 95% uncertainty intervals, 2019

Cause	Early Neonatal	Late Neonatal	Post Neonatal	1 to 4	5 to 9	10 to 14	15 to 19	20 to 24	25 to 29	30 to 34	35 to 39	40 to 44	45 to 49	50 to 54	55 to 59	60 to 64	65 to 69	70 to 74	75 to 79	80 to 84	85 to 89	90 to 94	95 plus	Total
All causes	2,438 (2,179 - 2,696)	1,242 (1,072 - 1,414)	1,662 (1,470 - 1,858)	1,760 (1,560 - 1,957)	1,328 (1,173 - 1,484)	1,705 (1,520 - 1,888)	2,179 (1,977 - 2,378)	2,328 (2,126 - 2,532)	2,443 (2,242 - 2,650)	2,850 (2,650 - 3,060)	3,386 (3,186 - 3,589)	3,882 (3,679 - 4,084)	4,313 (4,110 - 4,523)	4,776 (4,570 - 4,983)	5,300 (5,092 - 5,509)	5,999 (5,787 - 6,208)	6,977 (6,762 - 7,189)	8,111 (7,894 - 8,329)	9,205 (8,982 - 9,430)	10,206 (9,977 - 10,435)	11,020 (10,790 - 11,252)	11,276 (11,050 - 11,502)	11,276 (11,050 - 11,502)	141,289
Communicable, maternal, neonatal, and nutritional diseases	811 (670 to 968)	315 (184 to 462)	229 (167 to 311)	286 (197 to 412)	248 (164 to 414)	193 (126 to 275)	162 (101 to 254)	166 (107 to 233)	178 (109 to 279)	182 (120 to 259)	209 (131 to 306)	229 (153 to 324)	239 (170 to 339)	259 (199 to 346)	291 (222 to 389)	283 (221 to 378)	277 (212 to 363)	282 (209 to 382)	402 (312 to 509)	630 (497 to 784)	829 (665 to 971)	783 (600 to 964)	660 (460 to 864)	7,716
HIV/AIDS and sexually transmitted infections	19 (4 to 42)	6 (1 to 14)	9 (2 to 19)	1 (1 to 1)	0 (0 to 1)	0 (0 to 0)	1 (1 to 2)	2 (2 to 3)	3 (2 to 4)	5 (4 to 7)	9 (7 to 12)	13 (9 to 17)	17 (12 to 22)	19 (13 to 25)	17 (11 to 23)	13 (8 to 19)	13 (8 to 19)	10 (6 to 15)	8 (5 to 11)	7 (4 to 10)	4 (2 to 7)	2 (0 to 4)	0 (0 to 0)	167
HIV/AIDS	0 (0 to 0)	0 (0 to 0)	1 (0 to 1)	1 (0 to 1)	0 (0 to 0)	0 (0 to 0)	0 (0 to 0)	2 (1 to 3)	4 (2 to 7)	7 (3 to 11)	12 (6 to 19)	19 (10 to 28)	27 (15 to 39)	32 (19 to 46)	36 (22 to 51)	35 (22 to 50)	32 (20 to 46)	27 (17 to 39)	21 (13 to 30)	15 (9 to 21)	9 (5 to 13)	4 (2 to 6)	1 (0 to 2)	261
HIV/AIDS - Drug-susceptible Tuberculosis	0 (0 to 0)	0 (0 to 0)	0 (0 to 0)	0 (0 to 0)	0 (0 to 0)	0 (0 to 0)	0 (0 to 0)	0 (0 to 0)	0 (0 to 0)	0 (0 to 0)	0 (0 to 0)	1 (0 to 1)	1 (0 to 1)	1 (0 to 1)	1 (0 to 1)	1 (0 to 1)	1 (0 to 1)	1 (0 to 1)	1 (0 to 1)	1 (0 to 1)	0 (0 to 0)	0 (0 to 0)	0 (0 to 0)	7
HIV/AIDS - Multidrug-resistant Tuberculosis without extensive drug resistance	0 (0 to 0)	0 (0 to 0)	0 (0 to 0)	0 (0 to 0)	0 (0 to 0)	0 (0 to 0)	0 (0 to 0)	0 (0 to 0)	0 (0 to 0)	0 (0 to 0)	0 (0 to 0)	0 (0 to 0)	0 (0 to 0)	0 (0 to 0)	0 (0 to 0)	0 (0 to 0)	0 (0 to 0)	0 (0 to 0)	0 (0 to 0)	0 (0 to 0)	0 (0 to 0)	0 (0 to 0)	0 (0 to 0)	0
HIV/AIDS - Extensively drug-resistant Tuberculosis	0 (0 to 0)	0 (0 to 0)	0 (0 to 0)	0 (0 to 0)	0 (0 to 0)	0 (0 to 0)	0 (0 to 0)	0 (0 to 0)	0 (0 to 0)	0 (0 to 0)	0 (0 to 0)	0 (0 to 0)	0 (0 to 0)	0 (0 to 0)	0 (0 to 0)	0 (0 to 0)	0 (0 to 0)	0 (0 to 0)	0 (0 to 0)	0 (0 to 0)	0 (0 to 0)	0 (0 to 0)	0 (0 to 0)	0
HIV/AIDS resulting in other diseases	0 (0 to 0)	0 (0 to 0)	0 (0 to 0)	0 (0 to 0)	0 (0 to 0)	0 (0 to 0)	0 (0 to 0)	0 (0 to 0)	0 (0 to 0)	0 (0 to 0)	0 (0 to 0)	0 (0 to 0)	0 (0 to 0)	0 (0 to 0)	0 (0 to 0)	0 (0 to 0)	0 (0 to 0)	0 (0 to 0)	0 (0 to 0)	0 (0 to 0)	0 (0 to 0)	0 (0 to 0)	0 (0 to 0)	0
Sexually transmitted infections excluding HIV	19 (4 to 42)	6 (1 to 14)	9 (2 to 19)	1 (0 to 1)	0 (0 to 0)	0 (0 to 0)	1 (0 to 2)	2 (2 to 3)	3 (2 to 4)	5 (3 to 7)	9 (6 to 12)	13 (9 to 17)	17 (12 to 22)	19 (13 to 25)	17 (11 to 23)	13 (8 to 19)	13 (8 to 19)	10 (6 to 15)	8 (5 to 11)	7 (4 to 10)	4 (2 to 7)	2 (0 to 4)	0 (0 to 0)	167
Syphilis	0 (0 to 0)	0 (0 to 0)	0 (0 to 0)	0 (0 to 0)	0 (0 to 0)	0 (0 to 0)	0 (0 to 0)	0 (0 to 0)	0 (0 to 0)	0 (0 to 0)	0 (0 to 0)	0 (0 to 0)	0 (0 to 0)	0 (0 to 0)	0 (0 to 0)	0 (0 to 0)	0 (0 to 0)	0 (0 to 0)	0 (0 to 0)	0 (0 to 0)	0 (0 to 0)	0 (0 to 0)	0 (0 to 0)	0
Chlamydial infection	0 (0 to 0)	0 (0 to 0)	0 (0 to 0)	0 (0 to 0)	0 (0 to 0)	0 (0 to 0)	0 (0 to 0)	0 (0 to 0)	0 (0 to 0)	0 (0 to 0)	0 (0 to 0)	0 (0 to 0)	0 (0 to 0)	0 (0 to 0)	0 (0 to 0)	0 (0 to 0)	0 (0 to 0)	0 (0 to 0)	0 (0 to 0)	0 (0 to 0)	0 (0 to 0)	0 (0 to 0)	0 (0 to 0)	0
Gonococcal infection	0 (0 to 0)	0 (0 to 0)	0 (0 to 0)	0 (0 to 0)	0 (0 to 0)	0 (0 to 0)	0 (0 to 0)	0 (0 to 0)	0 (0 to 0)	0 (0 to 0)	0 (0 to 0)	0 (0 to 0)	0 (0 to 0)	0 (0 to 0)	0 (0 to 0)	0 (0 to 0)	0 (0 to 0)	0 (0 to 0)	0 (0 to 0)	0 (0 to 0)	0 (0 to 0)	0 (0 to 0)	0 (0 to 0)	0
Trichomoniasis	0 (0 to 0)	0 (0 to 0)	0 (0 to 0)	0 (0 to 0)	0 (0 to 0)	0 (0 to 0)	0 (0 to 0)	0 (0 to 0)	0 (0 to 0)	0 (0 to 0)	0 (0 to 0)	0 (0 to 0)	0 (0 to 0)	0 (0 to 0)	0 (0 to 0)	0 (0 to 0)	0 (0 to 0)	0 (0 to 0)	0 (0 to 0)	0 (0 to 0)	0 (0 to 0)	0 (0 to 0)	0 (0 to 0)	0
Genital herpes	0 (0 to 0)	0 (0 to 0)	0 (0 to 0)	0 (0 to 0)	0 (0 to 0)	0 (0 to 0)	0 (0 to 0)	0 (0 to 0)	0 (0 to 0)	0 (0 to 0)	0 (0 to 0)	0 (0 to 0)	0 (0 to 0)	0 (0 to 0)	0 (0 to 0)	0 (0 to 0)	0 (0 to 0)	0 (0 to 0)	0 (0 to 0)	0 (0 to 0)	0 (0 to 0)	0 (0 to 0)	0 (0 to 0)	0
Other sexually transmitted infections	0 (0 to 0)	0 (0 to 0)	0 (0 to 0)	0 (0 to 0)	0 (0 to 0)	0 (0 to 0)	0 (0 to 0)	0 (0 to 0)	0 (0 to 0)	0 (0 to 0)	0 (0 to 0)	0 (0 to 0)	0 (0 to 0)	0 (0 to 0)	0 (0 to 0)	0 (0 to 0)	0 (0 to 0)	0 (0 to 0)	0 (0 to 0)	0 (0 to 0)	0 (0 to 0)	0 (0 to 0)	0 (0 to 0)	0
Respiratory infections and tuberculosis	1,139 (1,116 to 1,161)	619 (604 to 635)	1,011 (989 to 1,033)	1,028 (1,004 to 1,052)	1,004 (979 to 1,029)	1,004 (979 to 1,029)	1,004 (979 to 1,029)	1,004 (979 to 1,029)	1,004 (979 to 1,029)	1,004 (979 to 1,029)	1,004 (979 to 1,029)	1,004 (979 to 1,029)	1,004 (979 to 1,029)	1,004 (979 to 1,029)	1,004 (979 to 1,029)	1,004 (979 to 1,029)	1,004 (979 to 1,029)	1,004 (979 to 1,029)	1,004 (979 to 1,029)	1,004 (979 to 1,029)	1,004 (979 to 1,029)	1,004 (979 to 1,029)	1,004 (979 to 1,029)	3,990
Tuberculosis	0 (0 to 0)	0 (0 to 0)	0 (0 to 0)	0 (0 to 0)	0 (0 to 0)	0 (0 to 0)	0 (0 to 0)	0 (0 to 0)	0 (0 to 0)	0 (0 to 0)	0 (0 to 0)	0 (0 to 0)	0 (0 to 0)	0 (0 to 0)	0 (0 to 0)	0 (0 to 0)	0 (0 to 0)	0 (0 to 0)	0 (0 to 0)	0 (0 to 0)	0 (0 to 0)	0 (0 to 0)	0 (0 to 0)	0 (0 to 0)	0
Latent tuberculosis infection	0 (0 to 0)	0 (0 to 0)	0 (0 to 0)	0 (0 to 0)	0 (0 to 0)	0 (0 to 0)	0 (0 to 0)	0 (0 to 0)	0 (0 to 0)	0 (0 to 0)	0 (0 to 0)	0 (0 to 0)	0 (0 to 0)	0 (0 to 0)	0 (0 to 0)	0 (0 to 0)	0 (0 to 0)	0 (0 to 0)	0 (0 to 0)	0 (0 to 0)	0 (0 to 0)	0 (0 to 0)	0 (0 to 0)	0
Drug-susceptible tuberculosis	0 (0 to 0)	0 (0 to 0)	0 (0 to 0)	0 (0 to 0)	0 (0 to 0)	0 (0 to 0)	0 (0 to 0)	0 (0 to 0)	0 (0 to 0)	0 (0 to 0)	0 (0 to 0)	0 (0 to 0)	0 (0 to 0)	0 (0 to 0)	0 (0 to 0)	0 (0 to 0)	0 (0 to 0)	0 (0 to 0)	0 (0 to 0)	0 (0 to 0)	0 (0 to 0)	0 (0 to 0)	0 (0 to 0)	0
Multidrug-resistant tuberculosis without extensive drug resistance	0 (0 to 0)	0 (0 to 0)	0 (0 to 0)	0 (0 to 0)	0 (0 to 0)	0 (0 to 0)	0 (0 to 0)	0 (0 to 0)	0 (0 to 0)	0 (0 to 0)	0 (0 to 0)	0 (0 to 0)	0 (0 to 0)	0 (0 to 0)	0 (0 to 0)	0 (0 to 0)	0 (0 to 0)	0 (0 to 0)	0 (0 to 0)	0 (0 to 0)	0 (0 to 0)	0 (0 to 0)	0 (0 to 0)	0
Extensively drug-resistant tuberculosis	0 (0 to 0)	0 (0 to 0)	0 (0 to 0)	0 (0 to 0)	0 (0 to 0)	0 (0 to 0)	0 (0 to 0)	0 (0 to 0)	0 (0 to 0)	0 (0 to 0)	0 (0 to 0)	0 (0 to 0)	0 (0 to 0)	0 (0 to 0)	0 (0 to 0)	0 (0 to 0)	0 (0 to 0)	0 (0 to 0)	0 (0 to 0)	0 (0 to 0)	0 (0 to 0)	0 (0 to 0)	0 (0 to 0)	0
Lower respiratory infections	9.2 (7.5 to 10.4)	7.3 (5.9 to 8.1)	29.5 (24.1 to 34.1)	19.4 (15.8 to 22.4)	6.3 (5.1 to 7.3)	3.6 (2.9 to 4.1)	3.1 (2.5 to 3.6)	3.2 (2.6 to 3.7)	3.5 (2.8 to 4.0)	4.1 (3.4 to 4.7)	5.2 (4.3 to 6.0)	6.6 (5.5 to 7.6)	8.2 (6.8 to 9.4)	10.1 (8.4 to 11.6)	12.5 (10.4 to 14.4)	15.1 (12.6 to 17.4)	18.6 (15.5 to 21.4)	22.6 (18.9 to 26.0)	27.1 (22.7 to 31.2)	31.6 (26.5 to 36.4)	35.5 (29.8 to 40.9)	38.2 (32.1 to 44.0)	38.2 (32.1 to 44.0)	329
Upper respiratory infections	0.1 (0 to 0.1)	0.1 (0 to 0.1)	0.2 (0 to 0.7)	40.8 (23.9 to 58.1)	29.2 (16.9 to 41.5)	37.4 (20.7 to 54.1)	31.1 (17.2 to 45.1)	28 (15.2 to 40.7)	26.9 (14.5 to 39.2)	27.2 (14.6 to 39.6)	28.1 (15.2 to 40.9)	29.6 (16.1 to 43.1)	28.6 (15.4 to 41.6)	29.8 (16.1 to 43.4)	29.7 (16.1 to 43.2)	30.4 (16.4 to 44.2)	30.3 (16.4 to 44.1)	29.1 (15.7 to 42.3)	27.6 (14.9 to 40.1)	25.6 (13.8 to 37.2)	23.2 (12.5 to 33.7)	21.2 (11.4 to 30.8)	21.2 (11.4 to 30.8)	471
Otitis media	0 (0 to 0)	1.6 (1.3 to 1.8)	13.2 (10.8 to 14.9)	10.1 (8.3 to 11.4)	3.4 (2.8 to 3.8)	2.4 (2.0 to 2.7)	2.3 (1.9 to 2.6)	2.4 (2.0 to 2.7)	2.5 (2.1 to 2.8)	2.9 (2.4 to 3.3)	3.5 (2.9 to 4.0)	4.2 (3.5 to 4.8)	5.1 (4.2 to 5.8)	5.7 (4.8 to 6.5)	6.7 (5.6 to 7.7)	7.6 (6.4 to 8.7)	8.4 (7.1 to 9.6)	8.7 (7.3 to 10.0)	8.4 (7.0 to 9.6)	7.6 (6.4 to 8.7)	6.5 (5.4 to 7.5)	5.4 (4.5 to 6.2)	5.4 (4.5 to 6.2)	99
Enteric infections	3.5 (2.5 to 4.9)	2.5 (1.8 to 3.5)	19.4 (14.0 to 27.0)	15.1 (10.9 to 21.0)	7.1 (5.1 to 9.9)	4.5 (3.2 to 6.2)	3.4 (2.4 to 4.7)	3.1 (2.2 to 4.3)	3.1 (2.2 to 4.3)	3.2 (2.3 to 4.4)	3.3 (2.4 to 4.6)	3.6 (2.6 to 5.0)	3.9 (2.8 to 5.4)	4.4 (3.2 to 6.1)	5.1 (3.7 to 7.0)	5.9 (4.3 to 8.1)	6.9 (5.0 to 9.5)	8.1 (5.9 to 11.1)	9.3 (6.8 to 12.7)	10.4 (7.6 to 14.2)	11.3 (8.3 to 15.4)	11.9 (8.7 to 16.2)	11.9 (8.7 to 16.2)	222
Diarrheal diseases	3.5 (2.5 to 4.9)	2.5 (1.8 to 3.5)	19.4 (14.0 to 27.0)	15.1 (10.9 to 21.0)	7.1 (5.1 to 9.9)	4.5 (3.2 to 6.2)	3.4 (2.4 to 4.7)	3.1 (2.2 to 4.3)	3.1 (2.2 to 4.3)	3.2 (2.3 to 4.4)	3.3 (2.4 to 4.6)	3.6 (2.6 to 5.0)	3.9 (2.8 to 5.4)	4.4 (3.2 to 6.1)	5.1 (3.7 to 7.0)	5.9 (4.3 to 8.1)	6.9 (5.0 to 9.5)	8.1 (5.9 to 11.1)	9.3 (6.8 to 12.7)	10.4 (7.6 to 14.2)	11.3 (8.3 to 15.4)	11.9 (8.7 to 16.2)	11.9 (8.7 to 16.2)	222
Typhoid and paratyphoid	0 (0 to 0)	0 (0 to 0)	0 (0 to 0)	0 (0 to 0)	0 (0 to 0)	0 (0 to 0)	0 (0 to 0)	0 (0 to 0)	0 (0 to 0)	0 (0 to 0)	0 (0 to 0)	0 (0 to 0)	0 (0 to 0)	0 (0 to 0)	0 (0 to 0)	0 (0 to 0)	0 (0 to 0)	0 (0 to 0)	0 (0 to 0)	0 (0 to 0)	0 (0 to 0)	0 (0 to 0)	0 (0 to 0)	0 (0 to 0)	0
Typhoid fever	0 (0 to 0)	0 (0 to 0)	0 (0 to 0)	0 (0 to 0)	0 (0 to 0)	0 (0 to 0)	0 (0 to 0)	0 (0 to 0)	0 (0 to 0)	0 (0 to 0)	0 (0 to 0)	0 (0 to 0)	0 (0 to 0)	0 (0 to 0)	0 (0 to 0)	0 (0 to 0)	0 (0 to 0)	0 (0 to 0)	0 (0 to 0)	0 (0 to 0)	0 (0 to 0)	0 (0 to 0)	0 (0 to 0)	0 (0 to 0)	0
Paratyphoid fever	0 (0 to 0)	0 (0 to 0)	0 (0 to 0)	0 (0 to 0)	0 (0 to 0)	0 (0 to 0)	0 (0 to 0)	0 (0 to 0)	0 (0 to 0)	0 (0 to 0)	0 (0 to 0)	0 (0 to 0)	0 (0 to 0)	0 (0 to 0)	0 (0 to 0)	0 (0 to 0)	0 (0 to 0)	0 (0 to 0)	0 (0 to 0)	0 (0 to 0)	0 (0 to 0)	0 (0 to 0)	0 (0 to 0)	0 (0 to 0)	0
Invasive Non-typhoidal Salmonella (iNTS)	0 (0 to 0)	0 (0 to 0)	0 (0 to 0)	0 (0 to 0)	0 (0 to 0)	0 (0 to 0)	0 (0 to 0)	0 (0 to 0)	0 (0 to 0)	0 (0 to 0)	0 (0 to 0)	0 (0 to 0)	0 (0 to 0)	0 (0 to 0)	0 (0 to 0)	0 (0 to 0)	0 (0 to 0)	0 (0 to 0)	0 (0 to 0)	0 (0 to 0)	0 (0 to 0)	0 (0 to 0)	0 (0 to 0)	0 (0 to 0)	0
Other intestinal infectious diseases	0 (0 to 0)	0 (0 to 0)	0 (0 to 0)	0 (0 to 0)	0 (0 to 0)	0 (0 to 0)	0 (0 to 0)	0 (0 to 0)	0 (0 to 0)	0 (0 to 0)	0 (0 to 0)	0 (0 to 0)	0 (0 to 0)	0 (0 to 0)	0 (0 to 0)	0 (0 to 0)	0 (0 to 0)	0 (0 to 0)	0 (0 to 0)	0 (0 to 0)	0 (0 to 0)	0 (0 to 0)	0 (0 to 0)	0 (0 to 0)	0
Neglected tropical diseases and malaria	0 (0 to 0)	0 (0 to 0)	0 (0 to 0)	0 (0 to 0)	0 (0 to 0)	0 (0 to 0)	0 (0 to 0)	0 (0 to 0)	0 (0 to 0)	0 (0 to 0)	0 (0 to 0)	0 (0 to 0)	0 (0 to 0)	0 (0 to 0)	0 (0 to 0)	0 (0 to 0)	0 (0 to 0)	0 (0 to 0)	0 (0 to 0)	0 (0 to 0)	0 (0 to 0)	0 (0 to 0)	0 (0 to 0)	0 (0 to 0)	0
Malaria	0 (0 to 0)	0 (0 to 0)	0 (0 to 0)	0 (0 to 0)	0 (0 to 0)	0 (0 to 0)	0 (0 to 0)	0 (0 to 0)	0 (0 to 0)	0 (0 to 0)	0 (0 to 0)	0 (0 to 0)	0 (0 to 0)	0 (0 to 0)	0 (0 to 0)	0 (0 to 0)	0 (0 to 0)	0 (0 to 0)	0 (0 to 0)	0 (0 to 0)	0 (0 to 0)	0 (0 to 0)	0 (0 to 0)	0 (0 to 0)	0
Chagas disease	0 (0 to 0)	0 (0 to 0)	0 (0 to 0)	0 (0 to 0)	0 (0 to 0)	0 (0 to 0)	0 (0 to 0)	0 (0 to 0)	0 (0 to 0)	0 (0 to 0)	0 (0 to 0)	0 (0 to 0)	0 (0 to 0)	0 (0 to 0)	0 (0 to 0)	0 (0 to 0)	0 (0 to 0)	0 (0 to 0)	0 (0 to 0)	0 (0 to 0)	0 (0 to 0)	0 (0 to 0)	0 (0 to 0)	0 (0 to 0)	0
Leishmaniasis	0 (0 to 0)	0 (0 to 0)	0 (0 to 0)	0 (0 to 0)	0 (0 to 0)	0 (0 to 0)	0 (0 to 0)	0 (0 to 0)	0 (0 to 0)	0 (0 to 0)	0 (0 to 0)	0 (0 to 0)	0 (0 to 0)	0 (0 to 0)	0 (0 to 0)	0 (0 to 0)	0 (0 to 0)	0 (0 to 0)	0 (0 to 0)	0 (0 to 0)	0 (0 to 0)	0 (0 to 0)	0 (0 to 0)	0 (0 to 0)	0
Visceral leishmaniasis	0 (0 to 0)	0 (0 to 0)	0 (0 to 0)	0 (0 to 0)	0 (0 to 0)	0 (0 to 0)	0 (0 to 0)	0 (0 to 0)	0 (0 to 0)	0 (0 to 0)	0 (0 to 0)	0 (0 to 0)	0 (0 to 0)	0 (0 to 0)	0 (0 to 0)	0 (0 to 0)	0 (0 to 0)	0 (0 to 0)	0 (0 to 0)	0 (0 to 0)	0 (0 to 0)	0 (0 to 0)	0 (0 to 0)	0 (0 to 0)	0
Cutaneous and mucocutaneous leishmaniasis	0 (0 to 0)	0 (0 to 0)	0 (0 to 0)	0 (0 to 0)	0 (0 to 0)	0 (0 to 0)	0 (0 to 0)	0 (0 to 0)	0 (0 to 0)	0 (0 to 0)	0 (0 to 0)	0 (0 to 0)	0 (0 to 0)	0 (0 to 0)	0 (0 to 0)	0 (0 to 0)	0 (0 to 0)	0 (0 to 0)	0 (0 to 0)	0 (0 to 0)	0 (0 to 0)	0 (0 to 0)	0 (0 to 0)	0 (0 to 0)	0
African trypanosomiasis	0 (0 to 0)	0 (0 to 0)	0 (0 to 0)	0 (0 to 0)	0 (0 to 0)	0 (0 to 0)	0 (0 to 0)	0 (0 to 0)	0 (0 to 0)	0 (0 to 0)	0 (0 to 0)	0 (0 to 0)	0 (0 to 0)	0 (0 to 0)	0 (0 to 0)	0 (0 to 0)	0 (0 to 0)	0 (0 to 0)	0 (0 to 0)	0 (0 to 0)	0 (0 to 0)	0 (0 to 0)	0 (0 to 0)	0 (0 to 0)	0
Schistosomiasis	0 (0 to 0)	0 (0 to 0)	0 (0 to 0)	0 (0 to 0)	0 (0 to 0)	0 (0 to 0)	0 (0 to 0)	0 (0 to 0)	0 (0 to 0)	0 (0 to 0)	0 (0 to 0)	0 (0 to 0)	0 (0 to 0)	0 (0 to 0)	0 (0 to 0)	0 (0 to 0)	0 (0 to 0)	0 (0 to 0)	0 (0 to 0)	0 (0 to 0)	0 (0 to 0)	0 (0 to 0)	0 (0 to 0)	0 (0 to 0)	0
Cysticercosis	0 (0 to 0)	0 (0 to 0)	0 (0 to 0)	0 (0 to 0)	0 (0 to 0)	0 (0 to 0)	0 (0 to 0)	0 (0 to 0)	0 (0 to 0)	0 (0 to 0)	0 (0 to 0)	0 (0 to 0)	0 (0 to 0)	0 (0 to 0)	0 (0 to 0)	0 (0 to 0)	0 (0 to 0)	0 (0 to 0)	0 (0 to 0)	0 (0 to 0)	0 (0 to 0)	0 (0 to 0)	0 (0 to 0)	0 (0 to 0)	0
Cystic echinococcosis	0 (0 to 0)	0 (0 to 0)	0 (0 to 0)	0 (0 to 0)	0 (0 to 0)	0 (0 to 0)	0 (0 to 0)	0 (0 to 0)	0 (0 to 0)	0 (0 to 0)	0 (0 to 0)	0 (0 to 0)	0 (0 to 0)	0 (0 to 0)	0 (0 to 0)	0 (0 to 0)	0 (0 to 0)	0 (0 to 0)	0 (0 to 0)	0 (0 to 0)	0 (0 to 0)	0 (0 to 0)	0 (0 to 0)	0 (0 to 0)	0
Lymphatic filariasis	0 (0 to 0)	0 (0 to 0)	0 (0 to 0)	0 (0 to 0)	0 (0 to 0)	0 (0 to 0)	0 (0 to 0)	0 (0 to 0)	0 (0 to 0)	0 (0 to 0)	0 (0 to 0)	0 (0 to 0)	0 (0 to 0)	0 (0 to 0)	0 (0 to 0)	0 (0 to 0)	0 (0 to 0)	0 (0 to 0)	0 (0 to 0)	0 (0 to 0)	0 (0 to 0)	0 (0 to 0)	0 (0 to 0)	0 (0 to 0)	0
Onchocerciasis	0 (0 to 0)	0 (0 to 0)	0 (0 to 0)	0 (0 to 0)	0 (0 to 0)	0 (0 to 0)	0 (0 to 0)	0 (0 to 0)	0 (0 to 0)	0 (0 to 0)	0 (0 to 0)	0 (0 to 0)	0 (0 to 0)	0 (0 to 0)	0 (0 to 0)	0 (0 to 0)	0 (0 to 0)	0 (0 to 0)	0 (0 to 0)	0 (0 to 0)	0 (0 to 0)	0 (0 to 0)	0 (0 to 0)	0 (0 to 0)	0
Trachoma	0 (0 to 0)	0 (0 to 0)	0 (0 to 0)	0 (0 to 0)	0 (0 to 0)	0 (0 to 0)	0 (0 to 0)	0 (0 to 0)	0 (0 to 0)	0 (0 to 0)	0 (0 to 0)	0 (0 to 0)	0 (0 to 0)	0 (0 to 0)	0 (0 to 0)	0 (0 to 0)	0 (0 to 0)	0 (0 to 0)	0 (0 to 0)	0 (0 to 0)	0 (0 to 0)	0 (0 to 0)	0 (0 to 0)	0 (0 to 0)	0
Dengue	0 (0 to 0)	0 (0 to 0)	0 (0 to 0)	0 (0 to 0)	0 (0 to 0)	0 (0 to 0)	0 (0 to 0)	0 (0 to 0)	0 (0 to 0)	0 (0 to 0)	0 (0 to 0)	0 (0 to 0)	0 (0 to 0)	0 (0 to 0)	0 (0 to 0)	0 (0 to 0)	0 (0 to 0)	0 (0 to 0)	0 (0 to 0)	0 (0 to 0)	0 (0 to 0)	0 (0 to 0)	0 (0 to 0)	0 (0 to 0)	0
Yellow fever	0 (0 to 0)	0 (0 to 0)	0 (0 to 0)	0 (0 to 0)	0 (0 to 0)	0 (0 to 0)	0 (0 to 0)	0 (0 to 0)	0 (0 to 0)	0 (0 to 0)	0 (0 to 0)	0 (0 to 0)	0 (0 to 0)	0 (0 to 0)	0 (0 to 0)	0 (0 to 0)	0 (0 to 0)	0 (0 to 0)	0 (0 to 0)	0 (0 to 0)	0 (0 to 0)	0 (0 to 0)	0 (0 to 0)	0 (0 to 0)	0
Rabies	0 (0 to 0)	0 (0 to 0)	0 (0 to 0)	0 (0 to 0)	0 (0 to 0)	0 (0 to 0)	0 (0 to 0)	0 (0 to 0)	0 (0 to 0)	0 (0 to 0)	0 (0 to 0)	0 (0 to 0)	0 (0 to 0)	0 (0 to 0)	0 (0 to 0)	0 (0 to 0)	0 (0 to 0)	0 (0 to 0)	0 (0 to 0)	0 (0 to 0)	0 (0 to 0)	0 (0 to 0)	0 (0 to 0)	0 (0 to 0)	0
Intestinal nematode infections	0 (0 to 0)	0 (0 to 0)	0 (0 to 0)	0 (0 to 0)	0 (0 to 0)	0 (0 to 0)	0 (0 to 0)	0 (0 to 0)	0 (0 to 0)	0 (0 to 0)	0 (0 to 0)	0 (0 to 0)	0 (0 to 0)	0 (0 to 0)	0 (0 to 0)	0 (0 to 0)	0 (0 to 0)	0 (0 to 0)	0 (0 to 0)	0 (0 to 0)	0 (0 to 0)	0 (0 to 0)	0 (0 to 0)	0 (0 to 0)	0
Ascariasis	0 (0 to 0)	0 (0 to 0)	0 (0 to 0)	0 (0 to 0)	0 (0 to 0)	0 (0 to 0)	0 (0 to 0)	0 (0 to 0)	0 (0 to 0)	0 (0 to 0)	0 (0 to 0)	0 (0 to 0)	0 (0 to 0)	0 (0 to 0)	0 (0 to 0)	0 (0 to 0)	0 (0 to 0)	0 (0 to 0)	0 (0 to 0)	0 (0 to 0)	0 (0 to 0)	0 (0 to 0)	0 (0 to 0)	0 (0 to 0)	0
Trichuriasis	0 (0 to 0)	0 (0 to 0)	0 (0 to 0)	0 (0 to 0)	0 (0 to 0)	0 (0 to 0)	0 (0 to 0)	0 (0 to 0)	0 (0 to 0)	0 (0 to 0)	0 (0 to 0)	0 (0 to 0)	0 (0 to 0)	0 (0 to 0)	0 (0 to 0)	0 (0 to 0)	0 (0 to 0)	0 (0 to 0)	0 (0 to 0)	0 (0 to 0)	0 (0 to 0)	0 (0 to 0)	0 (0 to 0)	0 (0 to 0)	0
Hookworm disease	0 (0 to 0)	0 (0 to 0)	0 (0 to 0)	0 (0 to 0)	0 (0 to 0)	0 (0 to 0)	0 (0 to 0)	0 (0 to 0)	0 (0 to 0)	0 (0 to 0)	0 (0 to 0)	0 (0 to 0)	0 (0 to 0)	0 (0 to 0)	0 (0 to 0)	0 (0 to 0)	0 (0 to 0)	0 (0 to 0)	0 (0 to 0)	0 (0 to 0)	0 (0 to 0)	0 (0 to 0)	0 (0 to 0)	0 (0 to 0)	0
Food-borne trematodiases	0 (0 to 0)	0 (0 to 0)	0 (0 to 0)	0 (0 to 0)	0 (0 to 0)	0 (0 to 0)	0 (0 to 0)	0 (0 to 0)	0 (0 to 0)	0 (0 to 0)	0 (0 to 0)	0 (0 to 0)	0 (0 to 0)	0 (0 to 0)	0 (0 to 0)	0 (0 to 0)	0 (0 to 0)	0 (0 to 0)	0 (0 to 0)	0 (0 to 0)	0 (0 to 0)	0 (0 to 0)	0 (0 to 0)	0 (0 to 0)	0
Leprosy	0 (0 to 0)	0 (0 to 0)	0 (0 to 0)	0 (0 to 0)	0 (0 to 0)	0 (0 to 0)	0 (0 to 0)	0 (0 to 0)	0 (0 to 0)	0 (0 to 0)	0 (0 to 0)	0 (0 to 0)	0 (0 to 0)	0 (0 to 0)	0 (0 to 0)	0 (0 to 0)	0 (0 to 0)	0 (0 to 0)	0 (0 to 0)	0 (0 to 0)	0 (0 to 0)	0 (0 to 0)	0 (0 to 0)	0 (0 to 0)	0
Ebola	0 (0 to 0)	0 (0 to 0)	0 (0 to 0)	0 (0 to 0)	0 (0 to 0)	0 (0 to 0)	0 (0 to 0)	0 (0 to 0)	0 (0 to 0)	0 (0 to 0)



Congenital birth defects	275 (212 to 350)	111 (76 to 155)	190 (120 to 284)	109 (61 to 171)	58.7 (31 to 91)	51.6 (28 to 87.4)	46.6 (24.7 to 81.4)	37.6 (20.5 to 69.1)	33.5 (20.4 to 52.8)	33.3 (23.2 to 43.6)	32 (22.1 to 44)	35.9 (26.6 to 45.8)	39.6 (29.9 to 49.8)	42.3 (31.3 to 53.3)	44.8 (33.7 to 58)	45.6 (31.1 to 59.3)	39.1 (23.7 to 58.8)	35.7 (23.7 to 49.8)	29.5 (17.3 to 33.7)	10.6 (9.6 to 11.7)	9.7 (4.2 to 9.7)	4.4 (2.7 to 6.4)	2.4 (1.5 to 3.7)	0.9 (0.6 to 1.4)	0.2 (0.2 to 0.4)		1,235
Neural tube defects	19.4 (11.7 to 27.8)	9.9 (3.1 to 9.8)	20.9 (10.9 to 39.6)	19.5 (9.9 to 34.9)	11.7 (1.3 to 23.3)	11.7 (1.1 to 23.2)	11.6 (1.1 to 23.2)	11.6 (1.2 to 21)	11.6 (2.9 to 22)	11.5 (4.8 to 18)	11.4 (6.7 to 16)	11.3 (6.8 to 15.8)	11.2 (6.9 to 15.6)	11.1 (6.9 to 15.2)	11.1 (6.9 to 15.2)	11.1 (6.9 to 15.2)	11.1 (6.9 to 15.2)	11.1 (6.9 to 15.2)	11.1 (6.9 to 15.2)	0.1 (0.1 to 0.2)	0.1 (0 to 0.1)	0.1 (0 to 0.1)	0.1 (0 to 0.1)	0.1 (0 to 0.1)	0 (0 to 0)		79.6
Congenital heart anomalies	0.1 (0.1 to 0.1)	0 (0 to 0)	0 (0 to 0)	0 (0 to 0

SR Table 2c. Surrey DALYS by cause and age group for both sexes with 95% uncertainty intervals. 2019

Cause	Early Neonatal	Late Neonatal	Post-Neonatal	1 to 4	5 to 9	10 to 14	15 to 19	20 to 24	25 to 29	30 to 34	35 to 39	40 to 44	45 to 49	50 to 54	55 to 59	60 to 64	65 to 69	70 to 74	75 to 79	80 to 84	85 to 89	90 to 94	95 plus	Total
All causes	1,680 (1,600 to 3,070)	977 (931 to 994)	1,140 (1,010 to 1,470)	2,120 (1,980 to 2,870)	2,080 (2,070 to 2,130)	3,630 (3,330 to 5,130)	4,200 (3,700 to 6,350)	6,030 (5,270 to 10,400)	6,540 (5,320 to 11,700)	10,900 (9,260 to 15,900)	13,900 (9,980 to 19,900)	14,900 (11,700 to 19,500)	14,900 (11,400 to 23,100)	18,600 (13,900 to 27,000)	21,900 (17,000 to 29,900)	24,800 (20,100 to 29,600)	23,900 (19,900 to 27,500)	25,900 (21,900 to 29,300)	32,200 (28,200 to 36,600)	29,200 (25,900 to 32,500)	28,600 (25,700 to 31,700)	26,100 (22,900 to 27,900)	16,600 (13,800 to 17,100)	9,570 (8,350 to 9,910)	320,000
Communicable, maternal, neonatal, and nutritional diseases	1,210 (926 to 1,490)	300 (224 to 381)	439 (372 to 506)	986 (581 to 961)	591 (374 to 879)	401 (282 to 548)	539 (353 to 828)	391 (255 to 637)	435 (333 to 677)	439 (334 to 679)	475 (362 to 620)	545 (416 to 737)	576 (426 to 784)	692 (523 to 954)	660 (524 to 856)	621 (489 to 781)	709 (568 to 899)	1,030 (792 to 1,430)	1,170 (872 to 1,630)	1,700 (1,230 to 2,120)	2,200 (1,540 to 2,120)	1,990 (1,540 to 2,120)	781 (570 to 948)	18,100
HIV/AIDS and sexually transmitted infections	40.2 (37.1 to 96.2)	13 (9.4 to 28.2)	20.1 (11 to 49.4)	2.6 (2 to 3.3)	2 (1.6 to 2.4)	1.9 (1.6 to 2.2)	6.6 (2.7 to 9.4)	10.5 (7.6 to 14)	21.6 (16.9 to 29.5)	39.8 (29.3 to 47.8)	63.6 (51.6 to 84.5)	90.4 (68.5 to 119)	69.8 (54.5 to 92.1)	54.1 (42.1 to 71.1)	39.1 (27.6 to 47.4)	27.7 (20.5 to 37.4)	20.9 (14.9 to 28.6)	19 (12.9 to 28.6)	12.5 (8.6 to 21.3)	8.8 (6.1 to 16.6)	9.2 (7.1 to 14.1)	2.3 (1.6 to 3.4)	0.9 (0.6 to 1.7)	423
HIV/AIDS	0 (0 to 0)	0 (0 to 0)	2.2 (1.2 to 2.7)	1.9 (1.7 to 2.2)	1.6 (1.5 to 1.8)	1.3 (1.1 to 1.6)	1.8 (1.5 to 2.2)	9.6 (8.6 to 11.4)	11.6 (9.6 to 15.2)	20.6 (15.6 to 28.2)	24.2 (20.1 to 32)	30.7 (24.3 to 39.9)	32.6 (25.9 to 42.2)	28.1 (22.4 to 36.1)	21.2 (16.9 to 27.2)	14.4 (11.5 to 18.4)	10 (7.9 to 12.8)	6.5 (5.1 to 8.2)	3.6 (2.8 to 4.6)	2.6 (2 to 3.3)	0.6 (0.5 to 0.8)	0.1 (0.1 to 0.2)	0.1 (0 to 0.1)	238
HIV/AIDS - Drug-susceptible Tuberculosis	0 (0 to 0)	0 (0 to 0)	0.3 (0.2 to 0.4)	0.3 (0.2 to 0.4)	0.2 (0.2 to 0.3)	0.2 (0.1 to 0.3)	0.3 (0.2 to 0.4)	0.9 (0.7 to 1.2)	1.1 (0.8 to 1.5)	1.9 (1.5 to 2.6)	2.2 (1.8 to 3)	2.8 (2.2 to 3.8)	2.9 (2.3 to 3.8)	2.5 (2 to 3.3)	1.9 (1.5 to 2.5)	1.3 (1 to 1.7)	0.9 (0.7 to 1.2)	0.6 (0.4 to 0.8)	0.3 (0.2 to 0.4)	0.2 (0.2 to 0.3)	0.1 (0 to 0.1)	0 (0 to 0.1)	0 (0 to 0)	19.6
HIV/AIDS - Multidrug-resistant Tuberculosis without extensive	0 (0 to 0)	0 (0 to 0)	0 (0 to 0)	0 (0 to 0)	0 (0 to 0)	0 (0 to 0)	0 (0 to 0)	0 (0 to 0.1)	0 (0 to 0.1)	0 (0 to 0.2)	0 (0 to 0.3)	0.1 (0 to 0.4)	0.1 (0 to 0.4)	0.1 (0 to 0.4)	0.1 (0 to 0.3)	0 (0 to 0.2)	0 (0 to 0.1)	0 (0 to 0.1)	0 (0 to 0.1)	0 (0 to 0.1)	0 (0 to 0.1)	0 (0 to 0.1)	0 (0 to 0)	0.6
HIV/AIDS - Extensively drug-resistant Tuberculosis	0 (0 to 0)	0 (0 to 0)	0 (0 to 0)	0 (0 to 0)	0 (0 to 0)	0 (0 to 0)	0 (0 to 0)	0 (0 to 0)	0 (0 to 0)	0 (0 to 0.1)	0 (0 to 0.1)	0 (0 to 0.1)	0 (0 to 0.1)	0 (0 to 0.1)	0 (0 to 0.1)	0 (0 to 0.1)	0 (0 to 0.1)	0 (0 to 0.1)	0 (0 to 0.1)	0 (0 to 0.1)	0 (0 to 0.1)	0 (0 to 0.1)	0 (0 to 0)	0.1
HIV/AIDS resulting in other diseases	40.6 (37.5 to 96.6)	13 (9.4 to 28.2)	17.5 (9.2 to 47.1)	0.6 (0.3 to 0.9)	0.4 (0.1 to 0.7)	0.3 (0.1 to 0.5)	4.8 (2.9 to 7.2)	0.1 (0.1 to 0.2)	0.1 (0.1 to 0.2)	0.2 (0.1 to 0.3)	0.2 (0.1 to 0.3)	0.2 (0.1 to 0.3)	0.2 (0.1 to 0.3)	0.2 (0.1 to 0.3)	0.2 (0.1 to 0.3)	0.2 (0.1 to 0.3)	0.2 (0.1 to 0.3)	0.2 (0.1 to 0.3)	0.2 (0.1 to 0.3)	0.2 (0.1 to 0.3)	0.2 (0.1 to 0.3)	0.2 (0.1 to 0.3)	0.1 (0 to 0.1)	213
Sexually transmitted infections excluding HIV	40.2 (37.1 to 96.2)	13 (9.4 to 28.2)	17.8 (9.2 to 47.1)	0.6 (0.3 to 0.9)	0.3 (0.1 to 0.6)	0.2 (0.1 to 0.4)	3.2 (1.2 to 6.5)	0.2 (0.1 to 0.4)	0.2 (0.1 to 0.4)	0.2 (0.1 to 0.4)	0.2 (0.1 to 0.4)	0.2 (0.1 to 0.4)	0.2 (0.1 to 0.4)	0.2 (0.1 to 0.4)	0.2 (0.1 to 0.4)	0.2 (0.1 to 0.4)	0.2 (0.1 to 0.4)	0.2 (0.1 to 0.4)	0.2 (0.1 to 0.4)	0.2 (0.1 to 0.4)	0.2 (0.1 to 0.4)	0.2 (0.1 to 0.4)	0.1 (0 to 0.1)	190
Syphilis	0 (0 to 0)	0 (0 to 0)	0 (0 to 0)	0 (0 to 0)	0 (0 to 0)	0 (0 to 0)	0 (0 to 0)	0.2 (0 to 0.5)	0.2 (0 to 0.5)	0.2 (0 to 0.6)	0.2 (0 to 0.6)	0.2 (0 to 0.6)	0.2 (0 to 0.6)	0.2 (0 to 0.6)	0.2 (0 to 0.6)	0.2 (0 to 0.6)	0.2 (0 to 0.6)	0.2 (0 to 0.6)	0.2 (0 to 0.6)	0.2 (0 to 0.6)	0.2 (0 to 0.6)	0.2 (0 to 0.6)	0.1 (0 to 0.1)	2.2
Chlamydial infection	0 (0 to 0)	0 (0 to 0)	0 (0 to 0)	0 (0 to 0)	0 (0 to 0)	0 (0 to 0)	0 (0 to 0)	0.2 (0 to 0.5)	0.2 (0 to 0.5)	0.2 (0 to 0.5)	0.2 (0 to 0.5)	0.2 (0 to 0.5)	0.2 (0 to 0.5)	0.2 (0 to 0.5)	0.2 (0 to 0.5)	0.2 (0 to 0.5)	0.2 (0 to 0.5)	0.2 (0 to 0.5)	0.2 (0 to 0.5)	0.2 (0 to 0.5)	0.2 (0 to 0.5)	0.2 (0 to 0.5)	0.1 (0 to 0.1)	2.2
Gonococcal infection	0 (0 to 0)	0 (0 to 0)	0 (0 to 0)	0 (0 to 0)	0 (0 to 0)	0 (0 to 0)	0 (0 to 0)	0 (0 to 0.1)	0 (0 to 0.1)	0 (0 to 0.2)	0 (0 to 0.2)	0 (0 to 0.2)	0 (0 to 0.2)	0 (0 to 0.2)	0 (0 to 0.2)	0 (0 to 0.2)	0 (0 to 0.2)	0 (0 to 0.2)	0 (0 to 0.2)	0 (0 to 0.2)	0 (0 to 0.2)	0 (0 to 0.2)	0 (0 to 0.2)	0 (0 to 0.1)	0.6
Trichomoniasis	0 (0 to 0)	0 (0 to 0)	0 (0 to 0)	0 (0 to 0)	0 (0 to 0)	0 (0 to 0)	0.2 (0 to 0.5)	0.7 (0.2 to 1.7)	1.4 (0.4 to 3.2)	1.7 (0.5 to 4.1)	1.6 (0.5 to 3.8)	1.6 (0.5 to 3.8)	1.6 (0.5 to 3.8)	1.7 (0.5 to 3.9)	1.4 (0.4 to 3.2)	0.8 (0.3 to 2.1)	0.6 (0.2 to 1.4)	0.4 (0.1 to 1)	0.3 (0.1 to 0.7)	0.2 (0.1 to 0.5)	0.1 (0 to 0.3)	0.1 (0 to 0.2)	0 (0 to 0.1)	19.2
Genital herpes	0 (0 to 0)	0 (0 to 0)	0 (0 to 0)	0 (0 to 0)	0 (0 to 0)	0 (0 to 0)	0 (0 to 0)	0 (0 to 0)	0 (0 to 0)	0 (0 to 0)	0 (0 to 0)	0 (0 to 0)	0 (0 to 0)	0 (0 to 0)	0 (0 to 0)	0 (0 to 0)	0 (0 to 0)	0 (0 to 0)	0 (0 to 0)	0 (0 to 0)	0 (0 to 0)	0 (0 to 0)	0 (0 to 0)	0 (0 to 0)	0
Other sexually transmitted infections	0 (0 to 0)	0 (0 to 0)	0 (0 to 0)	0 (0 to 0)	0 (0 to 0)	0 (0 to 0.2)	0.1 (0 to 0.2)	0.3 (0 to 0.8)	0.4 (0 to 1.1)	0.5 (0 to 1.4)	0.5 (0 to 1.4)	0.5 (0 to 1.4)	0.5 (0 to 1.4)	0.5 (0 to 1.4)	0.5 (0 to 1.4)	0.5 (0 to 1.4)	0.5 (0 to 1.4)	0.5 (0 to 1.4)	0.5 (0 to 1.4)	0.5 (0 to 1.4)	0.5 (0 to 1.4)	0.5 (0 to 1.4)	0.5 (0 to 1.4)	0.2 (0 to 0.5)	39.7
Respiratory infections and tuberculosis	1,610 (1,510 to 2,910)	119 (91 to 153)	79 (61 to 104)	139 (99.3 to 207)	142 (97 to 206)	111 (67 to 166)	104 (57 to 166)	112 (57 to 199)	128 (70.1 to 190)	147 (82 to 220)	229 (130 to 339)	197 (106 to 297)	229 (120 to 339)	268 (146 to 372)	225 (128 to 309)	202 (115 to 279)	202 (120 to 277)	220 (129 to 303)	224 (129 to 309)	224 (129 to 309)	224 (129 to 309)	224 (129 to 309)	224 (129 to 309)	3,900
Tuberculosis	0 (0 to 0)	0 (0 to 0)	0 (0 to 0.1)	0 (0 to 0.2)	0 (0 to 0.2)	0 (0 to 0.2)	0 (0 to 0.2)	0 (0 to 0.2)	0 (0 to 0.2)	0 (0 to 0.2)	0 (0 to 0.2)	0 (0 to 0.2)	0 (0 to 0.2)	0 (0 to 0.2)	0 (0 to 0.2)	0 (0 to 0.2)	0 (0 to 0.2)	0 (0 to 0.2)	0 (0 to 0.2)	0 (0 to 0.2)	0 (0 to 0.2)	0 (0 to 0.2)	0 (0 to 0.2)	0 (0 to 0.2)	119
Latent tuberculosis infection	0 (0 to 0)	0 (0 to 0)	0 (0 to 0)	0 (0 to 0)	0 (0 to 0)	0 (0 to 0)	0 (0 to 0)	0 (0 to 0)	0 (0 to 0)	0 (0 to 0)	0 (0 to 0)	0 (0 to 0)	0 (0 to 0)	0 (0 to 0)	0 (0 to 0)	0 (0 to 0)	0 (0 to 0)	0 (0 to 0)	0 (0 to 0)	0 (0 to 0)	0 (0 to 0)	0 (0 to 0)	0 (0 to 0)	0 (0 to 0)	0
Drug-susceptible tuberculosis	0 (0 to 0)	0 (0 to 0)	0 (0 to 0)	0 (0 to 0)	0 (0 to 0)	0 (0 to 0)	0 (0 to 0)	0 (0 to 0)	0 (0 to 0)	0 (0 to 0)	0 (0 to 0)	0 (0 to 0)	0 (0 to 0)	0 (0 to 0)	0 (0 to 0)	0 (0 to 0)	0 (0 to 0)	0 (0 to 0)	0 (0 to 0)	0 (0 to 0)	0 (0 to 0)	0 (0 to 0)	0 (0 to 0)	0 (0 to 0)	0
Multidrug-resistant tuberculosis without extensive drug-resistar	0 (0 to 0)	0 (0 to 0)	0 (0 to 0)	0 (0 to 0)	0 (0 to 0)	0 (0 to 0)	0 (0 to 0)	0 (0 to 0.2)	0 (0 to 0.2)	0 (0 to 0.2)	0 (0 to 0.2)	0 (0 to 0.2)	0 (0 to 0.2)	0 (0 to 0.2)	0 (0 to 0.2)	0 (0 to 0.2)	0 (0 to 0.2)	0 (0 to 0.2)	0 (0 to 0.2)	0 (0 to 0.2)	0 (0 to 0.2)	0 (0 to 0.2)	0 (0 to 0.2)	0 (0 to 0.1)	0
Extensively drug-resistant tuberculosis	0 (0 to 0)	0 (0 to 0)	0 (0 to 0)	0 (0 to 0)	0 (0 to 0)	0 (0 to 0)	0 (0 to 0)	0 (0 to 0)	0 (0 to 0)	0 (0 to 0)	0 (0 to 0)	0 (0 to 0)	0 (0 to 0)	0 (0 to 0)	0 (0 to 0)	0 (0 to 0)	0 (0 to 0)	0 (0 to 0)	0 (0 to 0)	0 (0 to 0)	0 (0 to 0)	0 (0 to 0)	0 (0 to 0)	0 (0 to 0)	0
Lower respiratory infections	14.3 (12.2 to 19.2)	19.6 (17.9 to 19.7)	51.2 (39.1 to 70.6)	29.1 (19.9 to 39.6)	13.4 (10.3 to 18.1)	13.1 (10.3 to 18.1)	12 (9.2 to 16.5)	28 (20.9 to 38.9)	28.3 (20.3 to 40.6)	31.8 (21.3 to 46.5)	49.3 (34.5 to 69.4)	81.9 (57.1 to 107)	117 (78.3 to 154)	179 (120 to 234)	238 (163 to 309)	304 (214 to 394)	409 (294 to 530)	720 (513 to 933)	903 (643 to 1,170)	1,490 (1,060 to 1,930)	2,220 (1,580 to 2,880)	1,870 (1,330 to 2,430)	760 (540 to 985)	9,420
Upper respiratory infections	0 (0 to 0)	0 (0 to 1.6)	1.6 (0.7 to 3.1)	884.1 (488.9 to 1,430)	100 (68.1 to 142)	63.6 (38.1 to 102)	49.4 (26.4 to 86.1)	63.6 (27.5 to 112)	83.6 (34.1 to 170)	98.4 (39.1 to 177)	139 (56.1 to 248)	98.4 (39.1 to 177)	98.4 (39.1 to 177)	69.4 (27.5 to 118)	69.4 (27.5 to 118)	69.4 (27.5 to 118)	69.4 (27.5 to 118)	69.4 (27.5 to 118)	69.4 (27.5 to 118)	69.4 (27.5 to 118)	69.4 (27.5 to 118)	69.4 (27.5 to 118)	69.4 (27.5 to 118)	1,060
Otitis media	0 (0 to 0)	0 (0 to 0.3)	0.1 (0.1 to 0.3)	2,258 (1,140 to 3,790)	1,120 (722 to 1,620)	1,140 (725 to 1,650)	1,140 (713 to 1,650)	1,140 (710 to 1,650)	1,140 (714 to 1,650)	1,140 (716 to 1,650)	1,140 (717 to 1,650)	1,140 (719 to 1,650)	1,140 (719 to 1,650)	1,140 (719 to 1,650)	1,140 (719 to 1,650)	1,140 (719 to 1,650)	1,140 (719 to 1,650)	1,140 (719 to 1,650)	1,140 (719 to 1,650)	1,140 (719 to 1,650)	1,140 (719 to 1,650)	1,140 (719 to 1,650)	1,140 (719 to 1,650)	16,000
Sinonasal infections	0 (0 to 0)	0 (0 to 0)	0 (0 to 0)	0 (0 to 0)	0 (0 to 0)	0 (0 to 0)	0 (0 to 0)	0 (0 to 0)	0 (0 to 0)	0 (0 to 0)	0 (0 to 0)	0 (0 to 0)	0 (0 to 0)	0 (0 to 0)	0 (0 to 0)	0 (0 to 0)	0 (0 to 0)	0 (0 to 0)	0 (0 to 0)	0 (0 to 0)	0 (0 to 0)	0 (0 to 0)	0 (0 to 0)	0 (0 to 0)	0
Diarrheal diseases	1.4 (1.1 to 1.9)	1.1 (0.7 to 1.7)	48 (38.6 to 69.1)	89.4 (62.5 to 141)	49.7 (29.6 to 79.2)	27.3 (16.9 to 52.1)	23.3 (14.3 to 39.6)	17.5 (10.6 to 31.1)	19.8 (11.6 to 39.1)	22 (12.1 to 39.5)	22.6 (12.6 to 39.5)	23.1 (12.9 to 39.5)	23.6 (13.2 to 39.5)	23.6 (13.2 to 39.5)	23.6 (13.2 to 39.5)	23.6 (13.2 to 39.5)	23.6 (13.2 to 39.5)	23.6 (13.2 to 39.5)	23.6 (13.2 to 39.5)	23.6 (13.2 to 39.5)	23.6 (13.2 to 39.5)	23.6 (13.2 to 39.5)	23.6 (13.2 to 39.5)	928
Typhoid and paratyphoid	0 (0 to 0)	0 (0 to 0)	0 (0 to 0)	0 (0 to 0)	0 (0 to 0)	0 (0 to 0)	0 (0 to 0)	0 (0 to 0)	0 (0 to 0)	0 (0 to 0)	0 (0 to 0)	0 (0 to 0)	0 (0 to 0)	0 (0 to 0)	0 (0 to 0)	0 (0 to 0)	0 (0 to 0)	0 (0 to 0)	0 (0 to 0)	0 (0 to 0)	0 (0 to 0)	0 (0 to 0)	0 (0 to 0)	0 (0 to 0)	0
Typhoid fever	0 (0 to 0)	0 (0 to 0)	0 (0 to 0)	0 (0 to 0)	0 (0 to 0)	0 (0 to 0)	0 (0 to 0)	0 (0 to 0)	0 (0 to 0)	0 (0 to 0)	0 (0 to 0)	0 (0 to 0)	0 (0 to 0)	0 (0 to 0)	0 (0 to 0)	0 (0 to 0)	0 (0 to 0)	0 (0 to 0)	0 (0 to 0)	0 (0 to 0)	0 (0 to 0)	0 (0 to 0)	0 (0 to 0)	0 (0 to 0)	0
Paratyphoid fever	0 (0 to 0)	0 (0 to 0)	0 (0 to 0)	0 (0 to 0)	0 (0 to 0)	0 (0 to 0)	0 (0 to 0)	0 (0 to 0)	0 (0 to 0)	0 (0 to 0)	0 (0 to 0)	0 (0 to 0)	0 (0 to 0)	0 (0 to 0)	0 (0 to 0)	0 (0 to 0)	0 (0 to 0)	0 (0 to 0)	0 (0 to 0)	0 (0 to 0)	0 (0 to 0)	0 (0 to 0)	0 (0 to 0)	0 (0 to 0)	0
Invasive Non-typhoidal Salmonella (NTS)	0 (0 to 0)	0 (0 to 0)	0 (0 to 0)	0 (0 to 0)	0 (0 to 0)	0 (0 to 0)	0 (0 to 0)	0 (0 to 0)	0 (0 to 0)	0 (0 to 0)	0 (0 to 0)	0 (0 to 0)	0 (0 to 0)	0 (0 to 0)	0 (0 to 0)	0 (0 to 0)	0 (0 to 0)	0 (0 to 0)	0 (0 to 0)	0 (0 to 0)	0 (0 to 0)	0 (0 to 0)	0 (0 to 0)	0 (0 to 0)	0
Other intestinal infectious diseases	0 (0 to 0)	0 (0 to 0)	0.2 (0 to 0.4)	0.2 (0.1 to 0.4)	0.1 (0 to 0.3)	0.1 (0 to 0.3)	0.1 (0 to 0.3)	0.1 (0 to 0.3)	0.1 (0 to 0.3)	0.1 (0 to 0.3)	0.1 (0 to 0.3)	0.1 (0 to 0.3)	0.1 (0 to 0.3)	0.1 (0 to 0.3)	0.1 (0 to 0.3)	0.1 (0 to 0.3)	0.1 (0 to 0.3)	0.1 (0 to 0.3)	0.1 (0 to 0.3)	0.1 (0 to 0.3)	0.1 (0 to 0.3)	0.1 (0 to 0.3)	0.1 (0 to 0.3)	1.6
Neglected tropical diseases and malaria	0 (0 to 0)	0 (0 to 0)	3.5 (2.1 to 5.7)	14 (11.1 to 17)	11.8 (7.5 to 17.2)	5.1 (3.1 to 10.2)	6.3 (3.8 to 11.2)	7.6 (4.5 to 14.1)	8.7 (5.1 to 16.2)	9.6 (5.6 to 17.8)	11.2 (6.5 to 20.8)	12.4 (7.2 to 23)	13.4 (7.8 to 24.9)	14.2 (8.2 to 26.4)	14.7 (8.5 to 27.3)	14.9 (8.6 to 27.6)	14.9 (8.6 to 27.6)	14.9 (8.6 to 27.6)	14.9 (8.6 to 27.6)	14.9 (8.6 to 27.6)	14.9 (8.6 to 27.6)	14.9 (8.6 to 27.6)	14.9 (8.6 to 27.6)	527
Malaria	0 (0 to 0)	0 (0 to 0)	0 (0 to 0)	0 (0 to 0)	0 (0 to 0)	0 (0 to 0)	0 (0 to 0)	0 (0 to 0)	0 (0 to 0)	0 (0 to 0)	0 (0 to 0)	0 (0 to 0)	0 (0 to 0)	0 (0 to 0)	0 (0 to 0)	0 (0 to 0)	0 (0 to 0)	0 (0 to 0)	0 (0 to 0)	0 (0 to 0)	0 (0 to 0)	0 (0 to 0)	0 (0 to 0)	0 (0 to 0)	0
Chagas disease	0 (0 to 0)	0 (0 to 0)	0 (0 to 0)	0 (0 to 0)	0 (0 to 0)	0 (0 to 0)	0 (0 to 0)	0 (0 to 0)	0 (0 to 0)	0 (0 to 0)	0 (0 to 0)	0 (0 to 0)	0 (0 to 0)	0 (0 to 0)	0 (0 to 0)	0 (0 to 0)	0 (0 to 0)	0 (0 to 0)	0 (0 to 0)	0 (0 to 0)	0 (0 to 0)	0 (0 to 0)	0 (0 to 0)	0 (0 to 0)	0
Leishmaniasis	0 (0 to 0)	0 (0 to 0)	0 (0 to 0)	0 (0 to 0)	0 (0 to 0)	0 (0 to 0)	0 (0 to 0)	0 (0 to 0)	0 (0 to 0)	0 (0 to 0)	0 (0 to 0)	0 (0 to 0)	0 (0 to 0)	0 (0 to 0)	0 (0 to 0)	0 (0 to 0)	0 (0 to 0)	0 (0 to 0)	0 (0 to 0)	0 (0 to 0)	0 (0 to 0)	0 (0 to 0)	0 (0 to 0)	0 (0 to 0)	0
Visceral leishmaniasis	0 (0 to 0)	0 (0 to 0)	0 (0 to 0)	0 (0 to 0)	0 (0 to 0)	0 (0 to 0)	0 (0 to 0)	0 (0 to 0)	0 (0 to 0)	0 (0 to 0)	0 (0 to 0)	0 (0 to 0)	0 (0 to 0)	0 (0 to 0)	0 (0 to 0)	0 (0 to 0)	0 (0 to 0)	0 (0 to 0)	0 (0 to 0)	0 (0 to 0)	0 (0 to 0)	0 (0 to 0)	0 (0 to 0)	0 (0 to 0)	0
Cutaneous and mucocutaneous leishmaniasis	0 (0 to 0)	0 (0 to 0)	0 (0 to 0)	0 (0 to 0)	0 (0 to 0)	0 (0 to 0)	0 (0 to 0)	0 (0 to 0)	0 (0 to 0)	0 (0 to 0)	0 (0 to 0)	0 (0 to 0)	0 (0 to 0)	0 (0 to 0)	0 (0 to 0)	0 (0 to 0)	0 (0 to 0)	0 (0 to 0)	0 (0 to 0)	0 (0 to 0)	0 (0 to 0)	0 (0 to 0)	0 (0 to 0)	0 (0 to 0)	0
African trypanosomiasis	0 (0 to 0)	0 (0 to 0)	0 (0 to 0)	0 (0 to 0)	0 (0 to 0)	0 (0 to 0)	0 (0 to 0)	0 (0 to 0)	0 (0 to 0)	0 (0 to 0)	0 (0 to 0)	0 (0 to 0)	0 (0 to 0)	0 (0 to 0)	0 (0 to 0)	0 (0 to 0)	0 (0 to 0)	0 (0 to 0)	0 (0 to 0)	0 (0 to 0)	0 (0 to 0)	0 (0 to 0)	0 (0 to 0)	0 (0 to 0)	0
Schistosomiasis	0 (0 to 0)	0 (0 to 0)	0 (0 to 0)	0 (0 to 0)	0 (0 to 0)	0 (0 to 0)	0 (0 to 0)	0 (0 to 0)	0 (0 to 0)	0 (0 to 0)	0 (0 to 0)	0 (0 to 0)	0 (0 to 0)	0 (0 to 0)	0 (0 to 0)	0 (0 to 0)	0 (0 to 0)	0 (0 to 0)	0 (0 to 0)	0 (0 to 0)	0 (0 to 0)	0 (0 to 0)	0 (0 to 0)	0 (0 to 0)	0
Cysticercosis	0 (0 to 0)	0 (0 to 0)	0 (0 to 0)	0 (0 to 0)	0 (0 to 0)	0 (0 to 0)	0 (0 to 0)	0 (0 to 0)	0 (0 to 0)	0 (0 to 0)	0 (0 to 0)	0 (0 to 0)	0 (0 to 0)	0 (0 to 0)	0 (0 to 0)	0 (0 to 0)	0 (0 to 0)	0 (0 to 0)	0 (0 to 0)	0 (0 to 0)	0 (0 to 0)	0 (0 to 0)	0 (0 to 0)	0 (0 to 0)	0
Cystic echinococcosis	0 (0 to 0)	0 (0 to 0)	0 (0 to 0)	0 (0 to 0)	0 (0 to 0)	0 (0 to 0)	0 (0 to 0)	0 (0 to 0)	0 (0 to 0)	0 (0 to 0)	0 (0 to 0)	0 (0 to 0)	0 (0 to 0)	0 (0 to 0)	0 (0 to 0)	0 (0 to 0)	0 (0 to 0)	0 (0 to 0)	0 (0 to 0)	0 (0 to 0)	0 (0 to 0)	0 (0 to 0)	0 (0 to 0)	0 (0 to 0)	0
Lymphatic filariasis	0 (0 to 0)	0 (0 to 0)	0 (0 to 0)	0 (0 to 0)	0 (0 to 0)	0 (0 to 0)	0 (0 to 0)	0 (0 to 0)	0 (0 to 0)	0 (0 to 0)	0 (0 to 0)	0 (0 to 0)	0 (0 to 0)	0 (0 to 0)	0 (0 to 0)	0 (0 to 0)	0 (0 to 0)	0 (0 to 0)	0 (0 to 0)	0 (0 to 0)	0 (0 to 0)	0 (0 to 0)	0 (0 to 0)	0 (0 to 0)	0
Onchocerciasis	0 (0 to 0)	0 (0 to 0)	0 (0 to 0)	0 (0 to 0)	0 (0 to 0)	0 (0 to 0)	0 (0 to 0)	0 (0 to 0)	0 (0 to 0)	0 (0 to 0)	0 (0 to 0)	0 (0 to 0)	0 (0 to 0)	0 (0 to 0)	0 (0 to 0)	0 (0 to 0)	0 (0 to 0)	0 (0 to 0)	0 (0 to 0)	0 (0 to 0)	0 (0 to 0)	0 (0 to 0)	0 (0 to 0)	0 (0 to 0)	0
Trachoma	0 (0 to 0)	0 (0 to 0)	0 (0 to 0)	0 (0 to 0)	0 (0 to 0)	0 (0 to 0)	0 (0 to 0)	0 (0 to 0)	0 (0 to 0)	0 (0 to 0)	0 (0 to 0)	0 (0 to 0)	0 (0 to 0)	0 (0 to 0)	0 (0 to 0)	0 (0 to 0)	0 (0 to 0)	0 (0 to 0)	0 (0 to 0)	0 (0 to 0)	0 (0 to 0)	0 (0 to 0)	0 (0 to 0)	0 (0 to 0)	0
Dengue	0 (0 to 0)	0 (0 to 0)	0 (0 to 0)	0 (0 to 0)	0 (0 to 0)	0 (0 to 0)	0 (0 to 0)	0 (0 to 0)	0 (0 to 0)	0 (0 to 0)	0 (0 to 0)	0 (0 to 0)	0 (0 to 0)	0 (0 to 0)	0 (0 to 0)	0 (0 to 0)	0 (0 to 0)	0 (0 to 0)	0 (0 to 0)	0 (0 to 0)	0 (0 to 0)	0 (0 to 0)	0 (0 to 0)	0 (0 to 0)	0
Yellow fever	0 (0 to 0)	0 (0 to 0)	0 (0 to 0)	0 (0 to 0)	0 (0 to 0)	0 (0 to 0)	0 (0 to 0)	0 (0 to 0)	0 (0 to 0)	0 (0 to 0)	0 (0 to 0)	0 (0 to 0)	0 (0 to 0)	0 (0 to 0)	0 (0 to 0)	0 (0 to 0)	0 (0 to 0)	0 (0 to 0)	0 (0 to 0)	0 (0 to 0)	0 (0 to 0)	0 (0 to 0)	0 (0 to 0)	0 (0 to 0)	0
Rabies	0 (0 to 0)	0 (0 to 0)	0 (0 to 0)	0 (0 to 0)	0 (0 to 0)	0 (0 to 0)	0 (0 to 0)	0 (0 to 0)	0 (0 to 0)	0 (0 to 0)	0 (0 to 0)	0 (0 to 0)	0 (0 to 0)	0 (0 to 0)	0 (0 to 0)	0 (0 to 0)	0 (0 to 0)	0 (0 to 0)	0 (0 to 0)	0 (0 to 0)	0 (0 to 0)	0 (0 to 0)	0 (0 to 0)	0 (0 to 0)	0
Intestinal nematode infections	0 (0 to 0)	0 (0 to 0)	0 (0 to 0)	0 (0 to 0)	0 (0 to 0)	0 (0 to 0)	0 (0 to 0)	0 (0 to 0)	0 (0 to 0)	0 (0 to 0)	0 (0 to 0)	0 (0 to 0)	0 (0 to 0)	0 (0 to 0)	0 (0 to 0)	0 (0 to 0)	0 (0 to 0)	0 (0 to 0)	0 (0 to 0)	0 (0 to 0)	0 (0 to 0)	0 (0 to 0)	0 (0 to 0)	0 (0 to 0)	0
Ascariasis	0 (0 to 0)	0 (0 to 0)	0 (0 to 0)	0 (0 to 0)	0 (0 to 0)	0 (0 to 0)	0 (0 to 0)	0 (0 to 0)	0 (0 to 0)	0 (0 to 0)	0 (0 to 0)	0 (0 to 0)	0 (0 to 0)	0 (0 to 0)	0 (0 to 0)	0 (0 to 0)	0 (0 to 0)	0 (0 to 0)	0 (0 to 0)	0 (0 to 0)	0 (0 to 0)	0 (0 to 0)	0 (0 to 0)	0 (0 to 0)	0
Trichuriasis	0 (0 to 0)	0 (0 to 0)	0 (0 to 0)	0 (0 to 0)	0 (0 to 0)	0 (0 to 0)	0 (0 to 0)	0 (0 to 0)	0 (0 to 0)	0 (0 to 0)	0 (0 to 0)	0 (0 to 0)	0 (0 to 0)	0 (0 to 0)	0 (0 to





SR Table 2c: Windsor and Maidenhead DALYS by cause and age group for both sexes with 95% uncertainty intervals, 2019

Cause	Early Neonatal	Late Neonatal	Post Neonatal	1 to 4	5 to 9	10 to 14	15 to 19	20 to 24	25 to 29	30 to 34	35 to 39	40 to 44	45 to 49	50 to 54	55 to 59	60 to 64	65 to 69	70 to 74	75 to 79	80 to 84	85 to 89	90 to 94	95 plus	Total
All causes	1,892 (1,446 to 2,355)	1,892 (1,441 to 2,373)	1,892 (1,229 to 2,617)	1,892 (1,380 to 2,466)	1,892 (1,384 to 2,466)	1,892 (1,377 to 2,466)	1,892 (1,384 to 2,466)	1,892 (1,384 to 2,466)	1,892 (1,384 to 2,466)	1,892 (1,384 to 2,466)	1,892 (1,384 to 2,466)	1,892 (1,384 to 2,466)	1,892 (1,384 to 2,466)	1,892 (1,384 to 2,466)	1,892 (1,384 to 2,466)	1,892 (1,384 to 2,466)	1,892 (1,384 to 2,466)	1,892 (1,384 to 2,466)	1,892 (1,384 to 2,466)	1,892 (1,384 to 2,466)	1,892 (1,384 to 2,466)	1,892 (1,384 to 2,466)	41,100
Communicable, maternal, neonatal, and nutritional diseases	1,892 (99.8 to 189)	1,892 (33.3 to 54.1)	1,892 (43.9 to 85.1)	1,892 (60.2 to 122)	1,892 (41.6 to 115)	1,892 (36.1 to 74)	1,892 (34.7 to 64.4)	1,892 (36.7 to 60.2)	1,892 (43.7 to 77.5)	1,892 (51.6 to 87.4)	1,892 (59.7 to 101)	1,892 (68.1 to 107)	1,892 (83.1 to 118)	1,892 (103 to 157)	1,892 (129 to 196)	1,892 (164 to 241)	1,892 (207 to 316)	1,892 (260 to 391)	1,892 (329 to 491)	1,892 (409 to 600)	1,892 (482 to 699)	1,892 (482 to 749)	2,010
HIV/AIDS and sexually transmitted infections	5.5 (1.5 to 12.4)	1.7 (0.5 to 3.9)	2.6 (1 to 5.7)	0.5 (0.3 to 0.7)	0.3 (0.2 to 0.5)	0.3 (0.2 to 0.4)	0.4 (0.3 to 0.6)	1.1 (0.8 to 1.5)	2.6 (2 to 3.2)	4.8 (3.8 to 6)	6.4 (5.2 to 7.9)	6.4 (4.9 to 8.1)	6.9 (5.3 to 9.2)	5.2 (4 to 7)	3.9 (3 to 5.3)	3 (2.1 to 4.2)	2.7 (1.9 to 3.8)	1.8 (1.2 to 2.6)	0.9 (0.5 to 1.5)	0.3 (0.2 to 0.6)	0.1 (0.1 to 0.2)	0.1 (0.1 to 0.1)	58.5
HIV/AIDS	0 (0 to 0)	0 (0 to 0)	0.4 (0.4 to 0.5)	0.5 (0.4 to 0.5)	0.2 (0.2 to 0.3)	0.2 (0.2 to 0.3)	0.2 (0.2 to 0.3)	0.7 (0.5 to 0.9)	1.7 (1.3 to 2.1)	3.3 (2.5 to 4.2)	4.4 (3.4 to 5.6)	4.6 (3.6 to 5.8)	4.3 (3.4 to 5.7)	2.3 (1.7 to 3.1)	1.2 (0.8 to 1.7)	0.7 (0.4 to 1.1)	0.4 (0.2 to 0.7)	0.2 (0.1 to 0.4)	0.1 (0.1 to 0.2)	0.1 (0.1 to 0.2)	0 (0 to 0)	0 (0 to 0)	35.7
HIV/AIDS - Drug-susceptible Tuberculosis	0 (0 to 0)	0 (0 to 0)	0 (0 to 0)	0 (0 to 0)	0 (0 to 0)	0 (0 to 0)	0 (0 to 0)	0 (0 to 0)	0 (0 to 0)	0 (0 to 0)	0 (0 to 0)	0 (0 to 0)	0 (0 to 0)	0 (0 to 0)	0 (0 to 0)	0 (0 to 0)	0 (0 to 0)	0 (0 to 0)	0 (0 to 0)	0 (0 to 0)	0 (0 to 0)	0 (0 to 0)	0 (0 to 0)	3.1
HIV/AIDS - Multidrug-resistant Tuberculosis without extensive dr...	0 (0 to 0)	0 (0 to 0)	0 (0 to 0)	0 (0 to 0)	0 (0 to 0)	0 (0 to 0)	0 (0 to 0)	0 (0 to 0)	0 (0 to 0)	0 (0 to 0)	0 (0 to 0)	0 (0 to 0)	0 (0 to 0)	0 (0 to 0)	0 (0 to 0)	0 (0 to 0)	0 (0 to 0)	0 (0 to 0)	0 (0 to 0)	0 (0 to 0)	0 (0 to 0)	0 (0 to 0)	0 (0 to 0)	0.1
HIV/AIDS - Extensively drug-resistant Tuberculosis	0 (0 to 0)	0 (0 to 0)	0 (0 to 0)	0 (0 to 0)	0 (0 to 0)	0 (0 to 0)	0 (0 to 0)	0 (0 to 0)	0 (0 to 0)	0 (0 to 0)	0 (0 to 0)	0 (0 to 0)	0 (0 to 0)	0 (0 to 0)	0 (0 to 0)	0 (0 to 0)	0 (0 to 0)	0 (0 to 0)	0 (0 to 0)	0 (0 to 0)	0 (0 to 0)	0 (0 to 0)	0 (0 to 0)	0
HIV/AIDS resulting in other diseases	0 (0 to 0)	0 (0 to 0)	0.3 (0.3 to 0.4)	0.4 (0.3 to 0.5)	0.2 (0.2 to 0.3)	0.2 (0.1 to 0.2)	0.2 (0.2 to 0.3)	0.6 (0.4 to 0.8)	1.5 (1.1 to 2)	2.9 (2.1 to 3.9)	4 (2.9 to 5.4)	4.4 (3.3 to 6)	4.8 (3.6 to 6.6)	2.9 (2.1 to 4)	2.9 (2.1 to 3.9)	2.3 (1.5 to 3.3)	2 (1.3 to 2.9)	1.2 (0.6 to 2.2)	0.5 (0.2 to 0.9)	0.1 (0.1 to 0.2)	0 (0 to 0)	0 (0 to 0)	32.5
Sexually transmitted infections excluding HIV	5.5 (1.5 to 12.4)	1.7 (0.5 to 3.9)	2.2 (0.6 to 5.1)	0.1 (0 to 0.2)	0.1 (0 to 0.1)	0.1 (0 to 0.1)	0.2 (0.2 to 0.3)	0.5 (0.3 to 0.6)	1 (0.5 to 1.4)	1.5 (0.8 to 2.2)	2 (1 to 3.1)	2.1 (1.1 to 3.3)	2.1 (1.1 to 3.3)	2.3 (1.1 to 3.7)	1.9 (0.9 to 3.1)	0.7 (0.3 to 1.1)	0.5 (0.2 to 0.9)	0.5 (0.2 to 0.9)	0.4 (0.2 to 0.7)	0.2 (0.1 to 0.3)	0.1 (0.1 to 0.2)	0 (0 to 0)	0.1 (0.1 to 0.2)	22.8
Syphilis	0 (0 to 0)	0 (0 to 0)	0 (0 to 0)	0 (0 to 0)	0 (0 to 0)	0 (0 to 0)	0 (0 to 0)	0 (0 to 0)	0 (0 to 0)	0 (0 to 0)	0 (0 to 0)	0 (0 to 0)	0 (0 to 0)	0 (0 to 0)	0 (0 to 0)	0 (0 to 0)	0 (0 to 0)	0 (0 to 0)	0 (0 to 0)	0 (0 to 0)	0 (0 to 0)	0 (0 to 0)	0 (0 to 0)	0.1
Chlamydial infection	0 (0 to 0)	0 (0 to 0)	0 (0 to 0)	0 (0 to 0)	0 (0 to 0)	0 (0 to 0)	0 (0 to 0)	0 (0 to 0)	0 (0 to 0)	0 (0 to 0)	0 (0 to 0)	0 (0 to 0)	0 (0 to 0)	0 (0 to 0)	0 (0 to 0)	0 (0 to 0)	0 (0 to 0)	0 (0 to 0)	0 (0 to 0)	0 (0 to 0)	0 (0 to 0)	0 (0 to 0)	0 (0 to 0)	0
Gonococcal infection	0 (0 to 0)	0 (0 to 0)	0 (0 to 0)	0 (0 to 0)	0 (0 to 0)	0 (0 to 0)	0 (0 to 0)	0 (0 to 0)	0 (0 to 0)	0 (0 to 0)	0 (0 to 0)	0 (0 to 0)	0 (0 to 0)	0 (0 to 0)	0 (0 to 0)	0 (0 to 0)	0 (0 to 0)	0 (0 to 0)	0 (0 to 0)	0 (0 to 0)	0 (0 to 0)	0 (0 to 0)	0 (0 to 0)	0
Trichomoniasis	0 (0 to 0)	0 (0 to 0)	0 (0 to 0)	0 (0 to 0)	0 (0 to 0)	0 (0 to 0)	0 (0 to 0)	0 (0 to 0)	0 (0 to 0)	0 (0 to 0)	0 (0 to 0)	0 (0 to 0)	0 (0 to 0)	0 (0 to 0)	0 (0 to 0)	0 (0 to 0)	0 (0 to 0)	0 (0 to 0)	0 (0 to 0)	0 (0 to 0)	0 (0 to 0)	0 (0 to 0)	0 (0 to 0)	1.1
Genital herpes	0 (0 to 0)	0 (0 to 0)	0 (0 to 0)	0 (0 to 0)	0 (0 to 0)	0 (0 to 0)	0 (0 to 0)	0 (0 to 0)	0 (0 to 0)	0 (0 to 0)	0 (0 to 0)	0 (0 to 0)	0 (0 to 0)	0 (0 to 0)	0 (0 to 0)	0 (0 to 0)	0 (0 to 0)	0 (0 to 0)	0 (0 to 0)	0 (0 to 0)	0 (0 to 0)	0 (0 to 0)	0 (0 to 0)	0
Other sexually transmitted infections	0 (0 to 0)	0 (0 to 0)	0 (0 to 0)	0 (0 to 0)	0 (0 to 0)	0 (0 to 0)	0 (0 to 0)	0 (0 to 0)	0 (0 to 0)	0 (0 to 0)	0 (0 to 0)	0 (0 to 0)	0 (0 to 0)	0 (0 to 0)	0 (0 to 0)	0 (0 to 0)	0 (0 to 0)	0 (0 to 0)	0 (0 to 0)	0 (0 to 0)	0 (0 to 0)	0 (0 to 0)	0 (0 to 0)	3.6
Respiratory infections and tuberculosis	1.9 (1.3 to 2.7)	1.9 (1.4 to 2.4)	11.6 (7.5 to 17.3)	24.5 (16.8 to 33.5)	11.6 (7.8 to 16.2)	11.7 (8.6 to 23.5)	9.6 (6.2 to 20.1)	9.6 (6.2 to 19.3)	10.1 (6.5 to 20.2)	10.6 (6.9 to 20.9)	12.7 (8.3 to 24.4)	15.2 (10.1 to 28.6)	20.3 (13.7 to 36.4)	27.3 (19.2 to 39.2)	39.2 (27.6 to 49.6)	56.7 (39.5 to 67.1)	80.5 (56.2 to 92.1)	111 (78.1 to 126)	127 (89.3 to 144)	122 (86.1 to 140)	117 (82.7 to 135)	104 (73.6 to 120)	1,290
Tuberculosis	0 (0 to 0)	0 (0 to 0)	0.3 (0 to 0.5)	0.4 (0.1 to 0.6)	0.1 (0 to 0.1)	0.1 (0 to 0.1)	0.2 (0.1 to 0.2)	0.3 (0.2 to 0.4)	0.6 (0.3 to 0.9)	0.8 (0.5 to 1.2)	0.9 (0.5 to 1.4)	1.1 (0.7 to 1.6)	1.4 (0.8 to 2.1)	1.6 (0.9 to 2.4)	1.8 (1 to 2.8)	1.8 (1 to 2.9)	1.8 (1 to 2.9)	1.5 (0.8 to 2.4)	1.2 (0.6 to 2.1)	1.1 (0.5 to 2.2)	0.9 (0.4 to 1.9)	0.6 (0.3 to 1.4)	17.4
Latent tuberculosis infection	0 (0 to 0)	0 (0 to 0)	0 (0 to 0)	0 (0 to 0)	0 (0 to 0)	0 (0 to 0)	0 (0 to 0)	0 (0 to 0)	0 (0 to 0)	0 (0 to 0)	0 (0 to 0)	0 (0 to 0)	0 (0 to 0)	0 (0 to 0)	0 (0 to 0)	0 (0 to 0)	0 (0 to 0)	0 (0 to 0)	0 (0 to 0)	0 (0 to 0)	0 (0 to 0)	0 (0 to 0)	0 (0 to 0)	0
Drug-susceptible tuberculosis	0 (0 to 0)	0 (0 to 0)	0 (0 to 0)	0.1 (0 to 0.2)	0 (0 to 0)	0 (0 to 0.1)	0 (0 to 0.1)	0.3 (0.2 to 0.4)	0.6 (0.3 to 0.9)	0.7 (0.5 to 1)	0.8 (0.5 to 1.1)	1 (0.7 to 1.4)	1.2 (0.8 to 1.6)	1.4 (0.9 to 2)	1.6 (1 to 2.2)	1.6 (1 to 2.2)	1.6 (1 to 2.2)	1.3 (0.8 to 2)	1 (0.6 to 1.7)	0.9 (0.5 to 1.7)	0.8 (0.4 to 1.6)	0.5 (0.3 to 1.2)	17
Multidrug-resistant tuberculosis without extensive drug-resistance	0 (0 to 0)	0 (0 to 0)	0 (0 to 0)	0 (0 to 0)	0 (0 to 0)	0 (0 to 0)	0 (0 to 0)	0 (0 to 0)	0 (0 to 0)	0 (0 to 0)	0 (0 to 0)	0 (0 to 0)	0 (0 to 0)	0 (0 to 0)	0 (0 to 0)	0 (0 to 0)	0 (0 to 0)	0 (0 to 0)	0 (0 to 0)	0 (0 to 0)	0 (0 to 0)	0 (0 to 0)	0 (0 to 0)	0.4
Extensively drug-resistant tuberculosis	0 (0 to 0)	0 (0 to 0)	0 (0 to 0)	0 (0 to 0)	0 (0 to 0)	0 (0 to 0)	0 (0 to 0)	0 (0 to 0)	0 (0 to 0)	0 (0 to 0)	0 (0 to 0)	0 (0 to 0)	0 (0 to 0)	0 (0 to 0)	0 (0 to 0)	0 (0 to 0)	0 (0 to 0)	0 (0 to 0)	0 (0 to 0)	0 (0 to 0)	0 (0 to 0)	0 (0 to 0)	0 (0 to 0)	0.1
Lower respiratory infections	1.9 (1.3 to 2.7)	1.7 (1.2 to 2.3)	8.7 (4.9 to 14.1)	9.9 (7.4 to 13.4)	11.7 (8.9 to 14.2)	11.6 (8.6 to 21.1)	9.4 (6.1 to 18.8)	9.2 (6 to 18.2)	9.5 (6.2 to 18.6)	9.7 (6.3 to 19.2)	11.8 (7.6 to 23.1)	14.1 (9.2 to 27.6)	18.9 (12.5 to 34.1)	25.4 (17.8 to 36.2)	36.5 (25.7 to 46.2)	52.8 (37.1 to 62.5)	74.9 (52.3 to 85.6)	103 (72.7 to 117)	118 (81.6 to 137)	113 (77.1 to 127)	109 (76.5 to 125)	96.7 (68.1 to 112)	1,110
Upper respiratory infections	0 (0 to 0)	0.1 (0 to 0.2)	2.5 (1.4 to 3.9)	14.4 (9.7 to 19.3)	11.2 (7.2 to 22.3)	8.8 (5.4 to 19.3)	7.6 (4.7 to 15.5)	7.4 (4.5 to 13.1)	8.1 (4.9 to 13.7)	8.4 (5.1 to 14.2)	9.7 (5.9 to 16)	9 (5.5 to 14.8)	8.7 (5.3 to 14.6)	9 (5.4 to 14.9)	8.8 (5.3 to 14.6)	7.4 (4.5 to 12.1)	6.5 (3.9 to 10.6)	4.7 (2.5 to 7.8)	3 (1.6 to 5.1)	2 (1 to 3.4)	1.2 (0.6 to 2.1)	0.6 (0.3 to 0.9)	137
Otitis media	0 (0 to 0)	0 (0 to 0)	0.2 (0.2 to 0.6)	1.5 (1.5 to 1.5)	0.6 (0.6 to 1.2)	1.1 (0.9 to 2.2)	0.8 (0.7 to 2.6)	0.7 (0.5 to 2.5)	0.8 (0.6 to 2.4)	0.9 (0.6 to 2.5)	1.1 (0.7 to 2.9)	1.3 (0.8 to 3.2)	1.5 (0.9 to 3.8)	1.7 (0.9 to 3.9)	1.7 (0.9 to 3.9)	1.5 (0.8 to 3.5)	1.3 (0.7 to 3.1)	0.9 (0.4 to 2.2)	0.5 (0.2 to 1.4)	0.3 (0.1 to 1.2)	0.2 (0 to 0.9)	0.1 (0 to 0.5)	25.4
Enteric infections	0.2 (0.1 to 0.3)	0.4 (0.3 to 0.6)	7.5 (5 to 10.9)	11.4 (9 to 16)	5.8 (3 to 9)	4.1 (2.2 to 6.9)	2.3 (1.6 to 3.4)	2.5 (1.5 to 3.7)	2.7 (1.7 to 4)	2.8 (1.8 to 4.1)	2.8 (1.8 to 4.1)	2.7 (1.7 to 4)	2.7 (1.6 to 4)	2.6 (1.6 to 3.8)	2.4 (1.5 to 3.6)	2.2 (1.3 to 3.3)	1.9 (1.1 to 2.9)	1.5 (0.8 to 2.3)	1.1 (0.6 to 1.8)	0.8 (0.4 to 1.4)	0.5 (0.2 to 1.1)	0.2 (0.1 to 0.5)	125
Diarrheal diseases	0.2 (0.1 to 0.2)	0.4 (0.3 to 0.6)	7.5 (5 to 10.9)	11.4 (9 to 16)	5.8 (3 to 9)	4.1 (2.2 to 6.9)	2.3 (1.6 to 3.4)	2.5 (1.5 to 3.7)	2.7 (1.7 to 4)	2.8 (1.8 to 4.1)	2.8 (1.8 to 4.1)	2.7 (1.7 to 4)	2.7 (1.6 to 4)	2.6 (1.6 to 3.8)	2.4 (1.5 to 3.6)	2.2 (1.3 to 3.3)	1.9 (1.1 to 2.9)	1.5 (0.8 to 2.3)	1.1 (0.6 to 1.8)	0.8 (0.4 to 1.4)	0.5 (0.2 to 1.1)	0.2 (0.1 to 0.5)	123
Typhoid and paratyphoid	0 (0 to 0)	0 (0 to 0)	0 (0 to 0)	0 (0 to 0)	0 (0 to 0)	0 (0 to 0)	0 (0 to 0)	0 (0 to 0)	0 (0 to 0)	0 (0 to 0)	0 (0 to 0)	0 (0 to 0)	0 (0 to 0)	0 (0 to 0)	0 (0 to 0)	0 (0 to 0)	0 (0 to 0)	0 (0 to 0)	0 (0 to 0)	0 (0 to 0)	0 (0 to 0)	0 (0 to 0)	0 (0 to 0)	0
Typhoid fever	0 (0 to 0)	0 (0 to 0)	0 (0 to 0)	0 (0 to 0)	0 (0 to 0)	0 (0 to 0)	0 (0 to 0)	0 (0 to 0)	0 (0 to 0)	0 (0 to 0)	0 (0 to 0)	0 (0 to 0)	0 (0 to 0)	0 (0 to 0)	0 (0 to 0)	0 (0 to 0)	0 (0 to 0)	0 (0 to 0)	0 (0 to 0)	0 (0 to 0)	0 (0 to 0)	0 (0 to 0)	0 (0 to 0)	0
Paratyphoid fever	0 (0 to 0)	0 (0 to 0)	0 (0 to 0)	0 (0 to 0)	0 (0 to 0)	0 (0 to 0)	0 (0 to 0)	0 (0 to 0)	0 (0 to 0)	0 (0 to 0)	0 (0 to 0)	0 (0 to 0)	0 (0 to 0)	0 (0 to 0)	0 (0 to 0)	0 (0 to 0)	0 (0 to 0)	0 (0 to 0)	0 (0 to 0)	0 (0 to 0)	0 (0 to 0)	0 (0 to 0)	0 (0 to 0)	0
Invasive Non-typhoidal Salmonella (iNTS)	0 (0 to 0)	0 (0 to 0)	0 (0 to 0)	0 (0 to 0)	0 (0 to 0)	0 (0 to 0)	0 (0 to 0)	0 (0 to 0)	0 (0 to 0)	0 (0 to 0)	0 (0 to 0)	0 (0 to 0)	0 (0 to 0)	0 (0 to 0)	0 (0 to 0)	0 (0 to 0)	0 (0 to 0)	0 (0 to 0)	0 (0 to 0)	0 (0 to 0)	0 (0 to 0)	0 (0 to 0)	0 (0 to 0)	0.3
Other intestinal infectious diseases	0 (0 to 0)	0 (0 to 0)	0 (0 to 0)	0 (0 to 0)	0 (0 to 0)	0 (0 to 0)	0 (0 to 0)	0 (0 to 0)	0 (0 to 0)	0 (0 to 0)	0 (0 to 0)	0 (0 to 0)	0 (0 to 0)	0 (0 to 0)	0 (0 to 0)	0 (0 to 0)	0 (0 to 0)	0 (0 to 0)	0 (0 to 0)	0 (0 to 0)	0 (0 to 0)	0 (0 to 0)	0 (0 to 0)	0.2
Neglected tropical diseases and malaria	0 (0 to 0)	0 (0 to 0)	0.5 (0.1 to 1.1)	1.6 (0.4 to 4.2)	1.3 (0.3 to 3.5)	0.6 (0 to 2.1)	0.2 (0 to 0.5)	0.2 (0 to 0.4)	0.2 (0 to 0.6)	0.2 (0 to 0.7)	0.3 (0 to 0.8)	0.4 (0.1 to 1.1)	0.5 (0.1 to 1.2)	0.4 (0.1 to 1.1)	0.4 (0.1 to 1.1)	0.3 (0 to 0.9)	0.3 (0 to 0.8)	0.2 (0 to 0.6)	0.1 (0 to 0.4)	0.1 (0 to 0.3)	0 (0 to 0.2)	0 (0 to 0.1)	6.9
Malaria	0 (0 to 0)	0 (0 to 0)	0 (0 to 0)	0 (0 to 0)	0 (0 to 0)	0 (0 to 0)	0 (0 to 0)	0 (0 to 0)	0 (0 to 0)	0 (0 to 0)	0 (0 to 0)	0 (0 to 0)	0 (0 to 0)	0 (0 to 0)	0 (0 to 0)	0 (0 to 0)	0 (0 to 0)	0 (0 to 0)	0 (0 to 0)	0 (0 to 0)	0 (0 to 0)	0 (0 to 0)	0 (0 to 0)	0
Chagas disease	0 (0 to 0)	0 (0 to 0)	0 (0 to 0)	0 (0 to 0)	0 (0 to 0)	0 (0 to 0)	0 (0 to 0)	0 (0 to 0)	0 (0 to 0)	0 (0 to 0)	0 (0 to 0)	0 (0 to 0)	0 (0 to 0)	0 (0 to 0)	0 (0 to 0)	0 (0 to 0)	0 (0 to 0)	0 (0 to 0)	0 (0 to 0)	0 (0 to 0)	0 (0 to 0)	0 (0 to 0)	0 (0 to 0)	0
Leishmaniasis	0 (0 to 0)	0 (0 to 0)	0 (0 to 0)	0 (0 to 0)	0 (0 to 0)	0 (0 to 0)	0 (0 to 0)	0 (0 to 0)	0 (0 to 0)	0 (0 to 0)	0 (0 to 0)	0 (0 to 0)	0 (0 to 0)	0 (0 to 0)	0 (0 to 0)	0 (0 to 0)	0 (0 to 0)	0 (0 to 0)	0 (0 to 0)	0 (0 to 0)	0 (0 to 0)	0 (0 to 0)	0 (0 to 0)	0
Visceral leishmaniasis	0 (0 to 0)	0 (0 to 0)	0 (0 to 0)	0 (0 to 0)	0 (0 to 0)	0 (0 to 0)	0 (0 to 0)	0 (0 to 0)	0 (0 to 0)	0 (0 to 0)	0 (0 to 0)	0 (0 to 0)	0 (0 to 0)	0 (0 to 0)	0 (0 to 0)	0 (0 to 0)	0 (0 to 0)	0 (0 to 0)	0 (0 to 0)	0 (0 to 0)	0 (0 to 0)	0 (0 to 0)	0 (0 to 0)	0
Cutaneous and mucocutaneous leishmaniasis	0 (0 to 0)	0 (0 to 0)	0 (0 to 0)	0 (0 to 0)	0 (0 to 0)	0 (0 to 0)	0 (0 to 0)	0 (0 to 0)	0 (0 to 0)	0 (0 to 0)	0 (0 to 0)	0 (0 to 0)	0 (0 to 0)	0 (0 to 0)	0 (0 to 0)	0 (0 to 0)	0 (0 to 0)	0 (0 to 0)	0 (0 to 0)	0 (0 to 0)	0 (0 to 0)	0 (0 to 0)	0 (0 to 0)	0
African trypanosomiasis	0 (0 to 0)	0 (0 to 0)	0 (0 to 0)	0 (0 to 0)	0 (0 to 0)	0 (0 to 0)	0 (0 to 0)	0 (0 to 0)	0 (0 to 0)	0 (0 to 0)	0 (0 to 0)	0 (0 to 0)	0 (0 to 0)	0 (0 to 0)	0 (0 to 0)	0 (0 to 0)	0 (0 to 0)	0 (0 to 0)	0 (0 to 0)	0 (0 to 0)	0 (0 to 0)	0 (0 to 0)	0 (0 to 0)	0
Schistosomiasis	0 (0 to 0)	0 (0 to 0)	0 (0 to 0)	0 (0 to 0)	0 (0 to 0)	0 (0 to 0)	0 (0 to 0)	0 (0 to 0)	0 (0 to 0)	0 (0 to 0)	0 (0 to 0)	0 (0 to 0)	0 (0 to 0)	0 (0 to 0)	0 (0 to 0)	0 (0 to 0)	0 (0 to 0)	0 (0 to 0)	0 (0 to 0)	0 (0 to 0)	0 (0 to 0)	0 (0 to 0)	0 (0 to 0)	0
Cysticercosis	0 (0 to 0)	0 (0 to 0)	0 (0 to 0)	0 (0 to 0)	0 (0 to 0)	0 (0 to 0)	0 (0 to 0)	0 (0 to 0)	0 (0 to 0)	0 (0 to 0)	0 (0 to 0)	0 (0 to 0)	0 (0 to 0)	0 (0 to 0)	0 (0 to 0)	0 (0 to 0)	0 (0 to 0)	0 (0 to 0)	0 (0 to 0)	0 (0 to 0)	0 (0 to 0)	0 (0 to 0)	0 (0 to 0)	0
Cystic echinococcosis	0 (0 to 0)	0 (0 to 0)	0 (0 to 0)	0 (0 to 0)	0 (0 to 0)	0 (0 to 0)	0 (0 to 0)	0 (0 to 0)	0 (0 to 0)	0 (0 to 0)	0 (0 to 0)	0 (0 to 0)	0 (0 to 0)	0 (0 to 0)	0 (0 to 0)	0 (0 to 0)	0 (0 to 0)	0 (0 to 0)	0 (0 to 0)	0 (0 to 0)	0 (0 to 0)	0 (0 to 0)	0 (0 to 0)	0
Lymphatic filariasis	0 (0 to 0)	0 (0 to 0)	0 (0 to 0)	0 (0 to 0)	0 (0 to 0)	0 (0 to 0)	0 (0 to 0)	0 (0 to 0)	0 (0 to 0)	0 (0 to 0)	0 (0 to 0)	0 (0 to 0)	0 (0 to 0)	0 (0 to 0)	0 (0 to 0)	0 (0 to 0)	0 (0 to 0)	0 (0 to 0)	0 (0 to 0)	0 (0 to 0)	0 (0 to 0)	0 (0 to 0)	0 (0 to 0)	0
Onchocerciasis	0 (0 to 0)	0 (0 to 0)	0 (0 to 0)	0 (0 to 0)	0 (0 to 0)	0 (0 to 0)	0 (0 to 0)	0 (0 to 0)	0 (0 to 0)	0 (0 to 0)	0 (0 to 0)	0 (0 to 0)	0 (0 to 0)	0 (0 to 0)	0 (0 to 0)	0 (0 to 0)	0 (0 to 0)	0 (0 to 0)	0 (0 to 0)	0 (0 to 0)	0 (0 to 0)	0 (0 to 0)	0 (0 to 0)	0
Trachoma	0 (0 to 0)	0 (0 to 0)	0 (0 to 0)	0 (0 to 0)	0 (0 to 0)	0 (0 to 0)	0 (0 to 0)	0 (0 to 0)	0 (0 to 0)	0 (0 to 0)	0 (0 to 0)	0 (0 to 0)	0 (0 to 0)	0 (0 to 0)	0 (0 to 0)	0 (0 to 0)	0 (0 to 0)	0 (0 to 0)	0 (0 to 0)	0 (0 to 0)	0 (0 to 0)	0 (0 to 0)	0 (0 to 0)	0
Dengue	0 (0 to 0)	0 (0 to 0)	0 (0 to 0)	0 (0 to 0)	0 (0 to 0)	0 (0 to 0)	0 (0 to 0)	0 (0 to 0)	0 (0 to 0)	0 (0 to 0)	0 (0 to 0)	0 (0 to 0)	0 (0 to 0)	0 (0 to 0)	0 (0 to 0)	0 (0 to 0)	0 (0 to 0)	0 (0 to 0)	0 (0 to 0)	0 (0 to 0)	0 (0 to 0)	0 (0 to 0)	0 (0 to 0)	0
Yellow fever	0 (0 to 0)	0 (0 to 0)	0 (0 to 0)	0 (0 to 0)	0 (0 to 0)	0 (0 to 0)	0 (0 to 0)	0 (0 to 0)	0 (0 to 0)	0 (0 to 0)	0 (0 to 0)	0 (0 to 0)	0 (0 to 0)	0 (0 to 0)	0 (0 to 0)	0 (0 to 0)	0 (0 to 0)	0 (0 to 0)	0 (0 to 0)	0 (0 to 0)	0 (0 to 0)	0 (0 to 0)	0 (0 to 0)	0
Rabies	0 (0 to 0)	0 (0 to 0)	0 (0 to 0)	0 (0 to 0)	0 (0 to 0)	0 (0 to 0)	0 (0 to 0)	0 (0 to 0)	0 (0 to 0)	0 (0 to 0)	0 (0 to 0)	0 (0 to 0)	0 (0 to 0)	0 (0 to 0)	0 (0 to 0)	0 (0 to 0)	0 (0 to 0)	0 (0 to 0)	0 (0 to 0)	0 (0 to 0)	0 (0 to 0)	0 (0 to 0)	0 (0 to 0)	0
Intestinal nematode infections	0 (0 to 0)	0 (0 to 0)	0 (0 to 0)	0 (0 to 0)	0 (0 to 0)	0 (0 to 0)	0 (0 to 0)	0 (0 to 0)	0 (0 to 0)	0 (0 to 0)	0 (0 to 0)	0 (0 to 0)	0 (0 to 0)	0 (0 to 0)	0 (0 to 0)	0 (0 to 0)	0 (0 to 0)	0 (0 to 0)	0 (0 to 0)	0 (0 to 0)	0 (0 to 0)	0 (0 to 0)	0 (0 to 0)	0
Ascariasis	0 (0 to 0)	0 (0 to 0)	0 (0 to 0)	0 (0 to 0)	0 (0 to 0)	0 (0 to 0)	0 (0 to 0)	0 (0 to 0)	0 (0 to 0)	0 (0 to 0)	0 (0 to 0)	0 (0 to 0)	0 (0 to 0)	0 (0 to 0)	0 (0 to 0)	0 (0 to 0)	0 (0 to 0)	0 (0 to 0)	0 (0 to 0)	0 (0 to 0)	0 (0 to 0)	0 (0 to 0)	0 (0 to 0)	0
Trichuriasis	0 (0 to 0)	0 (0 to 0)	0 (0 to 0)	0 (0 to 0)	0 (0 to 0)	0 (0 to 0)	0 (0 to 0)	0 (0 to 0)	0 (0 to 0)	0 (0 to 0)	0 (0 to 0)	0 (0 to 0)	0 (0 to 0)	0 (0 to 0)	0 (0 to 0)	0 (0 to 0)	0 (0 to 0)	0 (0 to 0)	0 (0 to 0)	0 (0 to 0)	0 (0 to 0)	0 (0 to 0)	0 (0 to 0)	0
Hookworm disease	0 (0 to 0)	0 (0 to 0)	0 (0 to 0)	0 (0 to 0)	0 (0 to 0)	0 (0 to 0)	0 (0 to 0)	0 (0 to 0)	0 (0 to 0)	0 (0 to 0)	0 (0 to 0)	0 (0 to 0)	0 (0 to 0)	0 (0 to 0)	0 (0 to 0)	0 (0 to 0)	0 (0 to 0)	0 (0 to 0)	0 (0 to 0)	0 (0 to 0)	0 (0 to 0)	0 (0 to 0)	0 (0 to 0)	0
Food-borne trematodiases	0 (0 to 0)	0 (0 to 0)	0 (0 to 0)	0 (0 to 0)	0 (0 to 0)	0 (0 to 0)	0 (0 to 0)	0 (0 to 0)	0 (0 to 0)	0 (0 to 0)	0 (0 to 0)	0 (0 to 0)	0 (0 to 0)	0 (0 to 0)	0 (0 to 0)	0 (0 to 0)	0 (0 to 0)	0 (0 to 0)	0 (0 to 0)	0 (0 to 0)	0 (0 to 0)	0 (0 to 0)	0 (0 to 0)	0
Leprosy	0 (0 to 0)	0 (0 to 0)	0 (0 to 0)	0 (0 to 0)	0 (0 to 0)	0 (0 to 0)	0 (0 to 0)	0 (0 to



Osteoarthritis other	0 (0 to 0)	0 (0 to 0)	0 (0 to 0)	0 (0 to 0)	0 (0 to 0)	0 (0 to 0)	0 (0 to 0)	0 (0 to 0)	0 (0 to 0)	0 (0 to 0)	0 (0 to 1)	0.4 (0 to 1)	1-4 (0 to 3)	3-4 (1 to 7)	5-7 (2 to 12)	7-10 (3 to 16)	9-11 (3 to 17)	9-7 (4 to 19)	10-3 (5 to 21)	8-2 (4 to 18)	6-7 (3 to 13)	4-7 (2 to 9)	2-4 (1 to 8)	0-8 (0 to 1)	68-3	
Low back pain	0 (0 to 0)	0 (0 to 0)	0 (0 to 0)	0 (0 to 0)	0-2 (0 to 1)	32-6 (19 to 53)	32-1 (20 to 52)	63-7 (42 to 96)	125 (91 to 170)	161 (121 to 209)	201 (154 to 254)	220 (167 to 280)	221 (170 to 288)	221 (166 to 285)	220 (165 to 286)	221 (166 to 286)	191 (131 to 268)	179 (119 to 271)	133 (77 to 229)	179 (91 to 350)	162 (59 to 442)	96-5 (36 to 253)	57-9 (20 to 163)	24-3 (14 to 39)	2,220	
Neck pain	0 (0 to 0)	0 (0 to 0)	0 (0 to 0)	0 (0 to 0)	1 (1-2 to 4)	17-1 (9 to 31)	26-7 (13 to 47)	25-6 (16 to 40)	32-1 (19 to 49)	51-1 (32 to 78)	73-2 (46 to 108)	86-9 (44 to 140)	108 (54 to 181)	98 (48 to 175)	84 (42 to 146)	83-1 (42 to 144)	97 (47 to 170)	59-6 (27 to 131)	60-1 (27 to 134)	41-1 (21 to 73)	28-4 (14 to 52)	27-7 (14 to 50)	17 (9 to 31)	2-4 (1 to 4)	886	
Gout	0 (0 to 0)	0 (0 to 0)	0 (0 to 0)	0 (0 to 0)	0 (0 to 0)	0 (0 to 0)	0 (0 to 0)	0 (0 to 0)	0 (0 to 0)	0 (0 to 0)	0 (0 to 1)	0.3 (0 to 1)	0.4 (0 to 2)	0.4 (0 to 2)	0.4 (0 to 2

SR Table 2c: Brunei Darussalam DALYS by cause and age group for both sexes with 95% uncertainty intervals, 2019

Cause	Early Neonatal	Late Neonatal	Post Neonatal	1 to 4	5 to 9	10 to 14	15 to 19	20 to 24	25 to 29	30 to 34	35 to 39	40 to 44	45 to 49	50 to 54	55 to 59	60 to 64	65 to 69	70 to 74	75 to 79	80 to 84	85 plus	Total
All causes	2,000 (1,520 to 2,440)	1,610 (605 to 3,020)	1,810 (1,430 to 2,290)	1,910 (1,300 to 1,930)	1,660 (1,250 to 1,970)	1,660 (1,640 to 2,000)	1,960 (1,700 to 2,210)	2,110 (2,770 to 4,130)	2,160 (3,720 to 5,400)	2,210 (4,580 to 6,600)	2,260 (5,430 to 7,960)	2,310 (6,090 to 8,530)	2,360 (6,630 to 8,930)	2,410 (6,420 to 8,650)	2,460 (7,130 to 9,590)	2,510 (6,910 to 9,190)	2,560 (6,440 to 8,540)	2,610 (7,340 to 9,540)	2,660 (7,660 to 9,550)	2,710 (8,460 to 9,940)	2,760 (9,320 to 9,320)	97,900
Communicable, maternal, neonatal, and nutritional diseases	1,600 (1,600 to 1,780)	1,290 (328 to 2,960)	1,450 (570 to 976)	1,530 (330 to 946)	1,330 (320 to 406)	1,330 (251 to 278)	1,570 (944 to 4,450)	1,690 (2,960 to 474)	1,730 (4,960 to 5,550)	1,770 (4,610 to 6,600)	1,810 (3,620 to 7,660)	1,850 (2,607 to 8,613)	1,890 (2,730 to 8,720)	1,930 (2,730 to 8,720)	1,970 (3,080 to 9,590)	2,010 (3,080 to 9,590)	2,050 (2,990 to 9,450)	2,090 (2,990 to 9,450)	2,130 (2,730 to 8,720)	2,170 (2,730 to 8,720)	2,210 (2,730 to 8,720)	2,250 (2,730 to 8,720)	2,290 (2,730 to 8,720)	2,330 (2,730 to 8,720)	2,370 (2,730 to 8,720)	2,410 (2,730 to 8,720)



10430

Osteoarthritis other	0 (0 to 0)	0 (0 to 0)	0 (0 to 0)	0 (0 to 0)	0 (0 to 0)	0 (0 to 0)	0 (0 to 0)	0 (0 to 0)	0 (0 to 0)	0 (0 to 0)	0.3 (0 to 0.9)	2 (0 to 5.4)	4.9 (1.4 to 11)	7.8 (3.4 to 17.3)	10 (4.4 to 22.2)	11.7 (5.2 to 24.9)	11.4 (5.4 to 23.9)	9 (4.3 to 19.1)	5.9 (2.9 to 12.2)	3.8 (2 to 8)	2.2 (1 to 4.4)	0.6 (0.4 to 1.7)	0.2 (0.1 to 0.3)	0 (0 to 0.1)	70-1
Low back pain	0 (0 to 0)	0 (0 to 0)	0 (0 to 0)	0 (0 to 0)	18 (9.8 to 31.6)	91.6 (53.4 to 149)	270 (122 to 339)	292 (174 to 464)	292 (222 to 419)	266 (208 to 741)	466 (215 to 791)	326 (257 to 753)	264 (207 to 753)	453 (275 to 793)	397 (246 to 596)	340 (215 to 512)	270 (169 to 403)	194 (117 to 288)	107 (67.5 to 161)	57.2 (38.2 to 92.4)	31.2 (19.4 to 64)	8.4 (6 to 19)	1.6 (1.1 to 2.4)	0.2 (0.1 to 0.3)	0 (0 to 0.1)	4,360
Neck pain	0 (0 to 0)	0 (0 to 0)	0 (0 to 0)	1.4 (0.4 to 3.4)	7.5 (3 to 15.1)	27.3 (12 to 53.9)	77 (32 to 139)	84.7 (50.7 to 89.3)	73.9 (39.5 to 139)	84.5 (49.5 to 160)	109 (58 to 192)	76 (38.1 to 204)	69.6 (45.5 to 166)	72.4 (34.5 to 129)	52 (26 to 92.6)	34.5 (19 to 57.4)	19.2 (10.6 to 31.9)	10.1 (5.2 to 18.4)	4.4 (2.2 to 8.2)	2.3 (1 to 4.2)	0.2 (0.1 to 0.4)	0 (0 to 0.1)	778
Gout	0 (0 to 0)	0 (0 to 0)	0 (0 to 0)	0 (0 to 0)	0 (0 to 0)	0 (0 to 0.1)	0.1 (0 to 0.1)	0.1 (0 to 0.1)	0.1 (0 to 0.2)	0.1 (0 to 0.2)	0.1 (0 to 0.3)	0.1 (0 to 0.2)	0.1 (0 to 0.2)	0.1 (0 to 0.2)	0.1 (0 to 0.2)	0.1 (0 to 0.2)	0.1 (0 to 0.2)	0.1 (0 to 0.2)	0.1 (0 to 0.2)	0.1 (0 to 0.2)	0.1 (0 to 0.2)	0 (0 to 0.1)	0 (0 to 0.1)	0 (0 to 0.1)	89.6
Other musculoskeletal disorders	0 (0 to 0)	0 (0 to 0)	0 (0 to 0)	0.9 (0.5 to 1.6)	18.4 (9.6 to 30.8)	113 (58 to 175)	164 (104 to 324)	217 (163 to 458)	306 (240 to 557)	280 (240 to 580)	351 (212 to 552)	316 (198 to 479)	267 (158 to 416)	220 (124 to 334)	168 (87.7 to 260)	115 (70.2 to 178)	68.5 (43.2 to 108)	40.1 (25.1 to 59.3)	19.4 (11.2 to 28.3)	7.1 (4.1 to 10.3)	1.1 (0.4 to 1.6)	0.1 (0 to 0.1)	0 (0 to 0.1)	2,690
Other non-communicable diseases	635 (449 to 858)	312 (220 to 419)	737 (537 to 968)	317 (252 to 387)	190 (146 to 238)	222 (173 to 278)	304 (231 to 368)	384 (284 to 528)	479 (367 to 647)	554 (409 to 757)	649 (470 to 771)	479 (387 to 700)	396 (327 to 606)	315 (229 to 421)	274 (203 to 364)	224 (177 to 286)	150 (104 to 192)	117 (84 to 143)	77.6 (61 to 94)	38.4 (28.1 to 48.1)	9.9 (6.5 to 11.7)	1.4 (1 to 1.8)	0 (0 to 0)	7,090
Congenital birth defects	431 (421 to 515)	272 (198 to 360)	545 (410 to 732)	213 (162 to 276)	107 (81.2 to 138)	59.3 (72.6 to 129)	90 (69.2 to 116)	64 (47.4 to 74.6)	69.6 (41.1 to 93.6)	52.6 (32.5 to 83.5)	49.8 (30.1 to 48.3)	38.2 (22.3 to 37.2)	29.9 (20 to 37.2)	20.3 (13.2 to 29.1)	14.3 (10.7 to 18.5)	11.2 (8.2 to 14.8)	8.1 (5.9 to 10.4)	5.1 (3.6 to 6.4)	1.3 (0.9 to 1.9)	0.3 (0.2 to 0.4)	0.6 (0.4 to 0.9)	0.1 (0 to 0.2)	0 (0 to 0)	2,220
Neural tube defects	56.9 (25.6 to 108)	18.4 (8.5 to 33.9)	44.6 (19.7 to 87.9)	40 (16.4 to 74.5)	0.1 (0 to 0.3)	4.4 (2 to 8.2)	2.9 (2.4 to 5.5)	2.7 (2.2 to 5.2)	2.5 (1.9 to 5.2)	2.1 (1.4 to 2.8)	1.4 (1 to 1.9)	1 (0.7 to 1.3)	0.7 (0 to 1)	0.5 (0.3 to 0.7)	0.3 (0.2 to 0.4)	0.4 (0.2 to 0.6)	0.2 (0.1 to 0.3)	0.2 (0 to 0.3)	0.1 (0 to 0.2)	0 (0 to 0.1)	0 (0 to 0.1)	0 (0 to 0)	0 (0 to 0)	187
Congenital heart anomalies	158 (90.5 to 236)	101 (61 to 150)	154 (97 to 231)	20.9 (20.2 to 51.6)	17.9 (12.2 to 25.2)	17.5 (12.2 to 23.6)	15.1 (10.3 to 21.1)	11.5 (7.8 to 15.4)	11 (9 to 14.8)	9.2 (6.4 to 12.4)	8.5 (5.1 to 11.4)	7.5 (5.5 to 10.1)	4.3 (3 to 6)	2.4 (2.4 to 4.7)	2.9 (1.7 to 3.4)	1.7 (1.2 to 2.2)	1.2 (0.7 to 1.5)	0.7 (0.5 to 1)	0.1 (0 to 0.2)	0 (0 to 0.2)	0 (0 to 0.1)	0 (0 to 0)	0 (0 to 0)	561
Orofacial clefts	0.1 (0 to 0.4)	0.1 (0 to 0.1)	0.7 (0.3 to 1.3)	1.4 (0.7 to 2.4)	0.8 (0.3 to 1.6)	0.7 (0.3 to 1.4)	0.6 (0.3 to 1.1)	0.6 (0.3 to 1.2)	0.6 (0.4 to 1.5)	1 (0.5 to 1.7)	0.9 (0.4 to 1.6)	0.8 (0.5 to 1.7)	0.6 (0.3 to 1.1)	0.5 (0.2 to 0.7)	0.4 (0.2 to 0.7)	0.3 (0.1 to 0.5)	0.2 (0.1 to 0.5)	0.1 (0 to 0.2)	0.1 (0 to 0.2)	0 (0 to 0.1)	0 (0 to 0.1)	0 (0 to 0)	0 (0 to 0)	11.4
Down syndrome	37 (19.2 to 63.8)	20.6 (11.5 to 33.4)	59.5 (31.5 to 96.4)	15.4 (9 to 24.7)	8.2 (5.1 to 11.9)	10.4 (7.1 to 14.7)	10.9 (7.6 to 15)	9.1 (6.4 to 12.5)	8.7 (5.9 to 11.9)	8.2 (5.7 to 11.1)	5.4 (3.9 to 7.5)	3.8 (2.7 to 5.2)	2.1 (1.5 to 3)	1.1 (0.8 to 1.5)	0.5 (0.3 to 0.7)	0.2 (0.1 to 0.3)	0.1 (0 to 0.1)	0 (0 to 0.1)	0 (0 to 0)	0 (0 to 0)	0 (0 to 0)	0 (0 to 0)	0 (0 to 0)	0 (0 to 0)	168
Turner syndrome	0 (0 to 0)	0 (0 to 0)	0.2 (0 to 0.5)	0.2 (0 to 0.4)	0.2 (0 to 0.4)	0.2 (0 to 0.4)	0.2 (0 to 0.4)	0.2 (0 to 0.4)	0.2 (0 to 0.5)	0.2 (0 to 0.5)	0.2 (0 to 0.5)	0.2 (0 to 0.5)	0.1 (0 to 0.2)	0.1 (0 to 0.2)	0 (0 to 0.1)	0 (0 to 0.1)	0 (0 to 0)	0 (0 to 0)	0 (0 to 0)	0 (0 to 0)	0 (0 to 0)	0 (0 to 0)	0 (0 to 0)	0 (0 to 0)	1.8
Klinefelter syndrome	0 (0 to 0)	0 (0 to 0)	0 (0 to 0)	0 (0 to 0)	0 (0 to 0)	0 (0 to 0)	0 (0 to 0)	0 (0 to 0)	0 (0 to 0)	0 (0 to 0)

SR Table 2c: West Berkshire DALYS by cause and sex aroua for both sexes with 95% uncertainty intervals, 2019

Cause	Early Neonatal	Late Neonatal	Post Neonatal	1 to 4	5 to 9	10 to 14	15 to 19	20 to 24	25 to 29	30 to 34	35 to 39	40 to 44	45 to 49	50 to 54	55 to 59	60 to 64	65 to 69	70 to 74	75 to 79	80 to 84	85 to 89	90 to 94	95 plus	Total
All causes	1,787 (1,157 to 2,532)	1,102 (714 to 1,702)	1,766 (1,033 to 2,622)	5,655 (3,956 to 7,416)	3,997 (2,776 to 5,313)	3,911 (2,692 to 5,263)	4,241 (2,974 to 5,744)	5,211 (3,769 to 7,300)	6,161 (4,388 to 8,740)	7,455 (5,189 to 10,779)	8,911 (6,140 to 12,960)	10,450 (7,128 to 15,170)	12,373 (8,417 to 18,170)	14,470 (9,772 to 21,460)	16,847 (11,400 to 24,760)	19,796 (13,450 to 29,260)	23,470 (15,960 to 34,360)	27,790 (18,900 to 40,580)	32,124 (21,884 to 47,250)	36,452 (24,850 to 53,360)	40,744 (27,784 to 59,640)	43,502 (29,664 to 63,750)	43,000 (29,400 to 63,000)
Communicable, maternal, neonatal, and nutritional diseases	1,787 (1,157 to 2,532)	1,102 (714 to 1,702)	1,766 (1,033 to 2,622)	5,655 (3,956 to 7,416)	3,997 (2,776 to 5,313)	3,911 (2,692 to 5,263)	4,241 (2,974 to 5,744)	5,211 (3,769 to 7,300)	6,161 (4,388 to 8,740)	7,455 (5,189 to 10,779)	8,911 (6,140 to 12,960)	10,450 (7,128 to 15,170)	12,373 (8,417 to 18,170)	14,470 (9,772 to 21,460)	16,847 (11,400 to 24,760)	19,796 (13,450 to 29,260)	23,470 (15,960 to 34,360)	27,790 (18,900 to 40,580)	32,124 (21,884 to 47,250)	36,452 (24,850 to 53,360)	40,744 (27,784 to 59,640)	43,502 (29,664 to 63,750)	2,050 (727 to 3,780)
HIV/AIDS and sexually transmitted infections	5.6 (1.4 to 12.0)	1.8 (0.5 to 4)	2.9 (1.1 to 6.2)	0.6 (0.5 to 0.8)	0.4 (0.3 to 0.5)	0.2 (0.2 to 0.4)	0.7 (0.5 to 0.9)	1.4 (1.1 to 1.9)	2.6 (2.1 to 3.7)	4.7 (3.6 to 6.2)	6.6 (5 to 8.9)	7.1 (5.4 to 9.5)	7.3 (5.4 to 9.7)	6.7 (4.9 to 7.4)	4.3 (3.2 to 5.4)	3.4 (2.4 to 4.8)	3.1 (2.1 to 4.6)	1.9 (1.1 to 3.1)	0.9 (0.5 to 1.5)	0.4 (0.2 to 0.9)	0.2 (0.2 to 0.5)	0.1 (0.1 to 0.3)	62.3 (0.1 to 0.3)
HIV/AIDS	0 (0 to 0)	0 (0 to 0)	0.5 (0.4 to 0.6)	0.6 (0.5 to 0.7)	0.3 (0.3 to 0.4)	0.2 (0.2 to 0.3)	0.4 (0.4 to 0.4)	0.8 (0.8 to 1.2)	1.6 (1.4 to 2.4)	3.3 (2.6 to 4.3)	4.7 (3.7 to 6.2)	5 (3.9 to 6.4)	5.2 (4.5 to 7.3)	4.7 (3.9 to 6.1)	3.4 (2.8 to 4.4)	2.7 (2.1 to 3.6)	2.5 (1.6 to 3.8)	1.4 (0.8 to 2.4)	0.6 (0.3 to 1)	0.1 (0 to 0.3)	0.2 (0 to 0.5)	0 (0 to 0)	28
HIV/AIDS - Drug-susceptible Tuberculosis	0 (0 to 0)	0 (0 to 0)	0 (0 to 0)	0 (0 to 0)	0 (0 to 0)	0 (0 to 0)	0 (0 to 0)	0 (0 to 0)	0.1 (0 to 0.1)	0.1 (0.1 to 0.2)	0.2 (0.1 to 0.3)	0.2 (0.1 to 0.3)	0.2 (0.1 to 0.3)	0.2 (0.1 to 0.3)	0.1 (0.1 to 0.2)	0.1 (0.1 to 0.2)	0.1 (0.1 to 0.2)	0.1 (0.1 to 0.2)	0 (0 to 0.1)	0 (0 to 0)	0 (0 to 0)	0 (0 to 0)	0 (0 to 0)	1.6
HIV/AIDS - Multidrug-resistant Tuberculosis without extensive dr...	0 (0 to 0)	0 (0 to 0)	0 (0 to 0)	0 (0 to 0)	0 (0 to 0)	0 (0 to 0)	0 (0 to 0)	0 (0 to 0)	0 (0 to 0)	0 (0 to 0)	0 (0 to 0)	0 (0 to 0)	0 (0 to 0)	0 (0 to 0)	0 (0 to 0)	0 (0 to 0)	0 (0 to 0)	0 (0 to 0)	0 (0 to 0)	0 (0 to 0)	0 (0 to 0)	0 (0 to 0)	0 (0 to 0)	0
HIV/AIDS - Extensively drug-resistant Tuberculosis	0 (0 to 0)	0 (0 to 0)	0 (0 to 0)	0 (0 to 0)	0 (0 to 0)	0 (0 to 0)	0 (0 to 0)	0 (0 to 0)	0 (0 to 0)	0 (0 to 0)	0 (0 to 0)	0 (0 to 0)	0 (0 to 0)	0 (0 to 0)	0 (0 to 0)	0 (0 to 0)	0 (0 to 0)	0 (0 to 0)	0 (0 to 0)	0 (0 to 0)	0 (0 to 0)	0 (0 to 0)	0 (0 to 0)	0
HIV/AIDS resulting in other diseases	5.6 (0 to 0)	1.8 (0 to 0)	0.5 (0.4 to 0.6)	0.1 (0 to 0.1)	0.1 (0 to 0.1)	0.1 (0 to 0.1)	0.3 (0.2 to 0.4)	0.6 (0.5 to 0.8)	1.1 (0.9 to 1.5)	1.4 (1.1 to 1.9)	1.9 (1.5 to 2.6)	2.1 (1.6 to 2.7)	2.1 (1.6 to 2.8)	1.8 (1.4 to 2.4)	1.3 (0.9 to 1.8)	0.8 (0.6 to 1.2)	0.6 (0.4 to 0.9)	0.4 (0.2 to 0.7)	0.2 (0.1 to 0.3)	0.1 (0 to 0.2)	0 (0 to 0.1)	0 (0 to 0.1)	0 (0 to 0.1)	37.3
Sexually transmitted infections excluding HIV	5.6 (1.4 to 12.0)	1.8 (0.5 to 4)	2.4 (0.6 to 5.6)	0.1 (0 to 0.2)	0 (0 to 0.1)	0 (0 to 0.1)	0.2 (0.1 to 0.3)	0.5 (0.3 to 0.8)	0.9 (0.5 to 1.4)	1.4 (0.8 to 2.2)	1.9 (1 to 3)	2.1 (1.1 to 3.7)	1.7 (0.9 to 3.1)	0.8 (0.5 to 2)	0.4 (0.2 to 1.2)	0.2 (0.1 to 0.8)	0.1 (0.1 to 0.5)	0 (0 to 0.3)	0 (0 to 0.2)	0 (0 to 0.1)	0 (0 to 0.1)	0 (0 to 0.1)	0 (0 to 0.1)	23.3
Syphilis	5.6 (1.4 to 12.0)	1.8 (0.5 to 4)	2.4 (0.6 to 5.6)	0.1 (0 to 0.2)	0 (0 to 0.1)	0 (0 to 0)	0 (0 to 0)	0 (0 to 0)	0 (0 to 0)	0 (0 to 0)	0 (0 to 0)	0 (0 to 0)	0 (0 to 0)	0 (0 to 0)	0 (0 to 0)	0 (0 to 0)	0 (0 to 0)	0 (0 to 0)	0 (0 to 0)	0 (0 to 0)	0 (0 to 0)	0 (0 to 0)	0 (0 to 0)	0 (0 to 0)	10.3
Chlamydial infection	0 (0 to 0)	0 (0 to 0)	0 (0 to 0)	0 (0 to 0)	0 (0 to 0)	0 (0 to 0)	0 (0 to 0)	0 (0 to 0)	0.1 (0 to 0.2)	0.2 (0.1 to 0.4)	0.3 (0.1 to 0.5)	0.4 (0.2 to 0.7)	0.4 (0.2 to 0.8)	0.3 (0.1 to 0.6)	0.1 (0 to 0.3)	0.1 (0 to 0.3)	0.1 (0 to 0.3)	0 (0 to 0.2)	0 (0 to 0.1)	0 (0 to 0)	0 (0 to 0)	0 (0 to 0)	0 (0 to 0)	2
Gonococcal infection	0 (0 to 0)	0 (0 to 0)	0 (0 to 0)	0 (0 to 0)	0 (0 to 0)	0 (0 to 0)	0 (0 to 0)	0 (0 to 0)	0 (0 to 0.1)	0 (0 to 0.1)	0 (0 to 0.1)	0 (0 to 0.1)	0 (0 to 0.2)	0 (0 to 0.1)	0 (0 to 0.1)	0 (0 to 0.1)	0 (0 to 0.1)	0 (0 to 0.1)	0 (0 to 0.1)	0 (0 to 0.1)	0 (0 to 0.1)	0 (0 to 0.1)	0 (0 to 0.1)	1.1
Trichomoniasis	0 (0 to 0)	0 (0 to 0)	0 (0 to 0)	0 (0 to 0)	0 (0 to 0)	0 (0 to 0)	0 (0 to 0)	0 (0 to 0)	0 (0 to 0.1)	0 (0 to 0.1)	0 (0 to 0.2)	0 (0 to 0.2)	0 (0 to 0.3)	0 (0 to 0.2)	0 (0 to 0.2)	0 (0 to 0.2)	0 (0 to 0.2)	0 (0 to 0.2)	0 (0 to 0.1)	0 (0 to 0.1)	0 (0 to 0.1)	0 (0 to 0.1)	0 (0 to 0.1)	2.2
Genital herpes	0 (0 to 0)	0 (0 to 0)	0 (0 to 0)	0 (0 to 0)	0 (0 to 0)	0 (0 to 0)	0 (0 to 0)	0 (0 to 0)	0 (0 to 0.1)	0 (0 to 0.2)	0.2 (0.1 to 0.4)	0.3 (0.1 to 0.6)	0.3 (0.1 to 0.6)	0.4 (0.1 to 0.7)	0.5 (0.1 to 0.9)	0.4 (0.1 to 0.8)	0.3 (0.1 to 0.7)	0.2 (0.1 to 0.5)	0.1 (0 to 0.3)	0 (0 to 0.1)	0 (0 to 0.1)	0 (0 to 0.1)	0 (0 to 0.1)	3.6
Other sexually transmitted infections	0 (0 to 0)	0 (0 to 0)	0 (0 to 0)	0 (0 to 0)	0 (0 to 0)	0 (0 to 0)	0 (0 to 0)	0 (0 to 0)	0 (0 to 0.1)	0 (0 to 0.1)	0 (0 to 0.2)	0 (0 to 0.2)	0 (0 to 0.3)	0 (0 to 0.2)	0 (0 to 0.2)	0 (0 to 0.1)	0 (0 to 0.1)	0 (0 to 0.1)	0 (0 to 0.1)	0 (0 to 0)	0 (0 to 0)	0 (0 to 0)	0 (0 to 0)	3.9
Respiratory infections and tuberculosis	1,781 (1,151 to 2,514)	1,100 (713 to 1,694)	1,764 (1,031 to 2,620)	5,647 (3,947 to 7,403)	3,992 (2,772 to 5,303)	3,906 (2,688 to 5,253)	4,236 (2,970 to 5,731)	5,206 (3,764 to 7,291)	6,152 (4,382 to 8,729)	7,441 (5,179 to 10,759)	8,896 (6,129 to 12,940)	10,431 (7,116 to 15,150)	12,353 (8,403 to 18,150)	14,447 (9,759 to 21,440)	16,822 (11,384 to 24,740)	19,772 (13,430 to 29,230)	23,444 (15,940 to 34,330)	27,763 (18,880 to 40,550)	32,096 (21,864 to 47,220)	36,423 (24,830 to 53,330)	40,714 (27,764 to 59,610)	43,472 (29,644 to 63,720)	43,000 (29,400 to 63,000)	1,140
Tuberculosis	0 (0 to 0)	0 (0 to 0)	0 (0 to 0)	0 (0 to 0.1)	0 (0 to 0)	0 (0 to 0.1)	0 (0 to 0.2)	0 (0.2 to 0.4)	0.4 (0.2 to 0.7)	0.9 (0.3 to 0.9)	2.4 (0.9 to 3.6)	3.6 (1.3 to 5.6)	4.6 (1.7 to 6.9)	5.1 (1.9 to 7.6)	5.2 (1.9 to 7.8)	5.1 (1.9 to 7.6)	4.8 (1.8 to 7.2)	4.2 (1.6 to 6.3)	3.5 (1.3 to 5.2)	2.7 (1 to 4)	1.8 (0.7 to 2.7)	0.9 (0.3 to 1.3)	0.3 (0.1 to 0.5)	94
Latent tuberculosis infection	0 (0 to 0)	0 (0 to 0)	0 (0 to 0)	0 (0 to 0)	0 (0 to 0)	0 (0 to 0)	0 (0 to 0)	0 (0 to 0)	0 (0 to 0)	0 (0 to 0)	0 (0 to 0)	0 (0 to 0)	0 (0 to 0)	0 (0 to 0)	0 (0 to 0)	0 (0 to 0)	0 (0 to 0)	0 (0 to 0)	0 (0 to 0)



Osteoarthritis other	0 (0 to 0)	0 (0 to 0)	0 (0 to 0)

SR Table 2c. Hampshire DALYS by cause and age group for both sexes with 95% uncertainty intervals, 2019

Cause	Early Neonatal	Late Neonatal	Post-Neonatal	1 to 4	5 to 9	10 to 14	15 to 19	20 to 24	25 to 29	30 to 34	35 to 39	40 to 44	45 to 49	50 to 54	55 to 59	60 to 64	65 to 69	70 to 74	75 to 79	80 to 84	85 to 89	90 to 94	95 plus	Total
All causes	2,080 (1,950 to 2,209)	774 (610 to 960)	1,370 (1,070 to 1,720)	2,398 (1,810 to 3,070)	2,100 (2,000 to 2,200)	2,020 (1,720 to 2,340)	2,270 (2,000 to 2,560)	2,790 (2,500 to 3,110)	3,060 (2,720 to 3,420)	3,200 (2,870 to 3,550)	3,190 (2,850 to 3,550)	3,190 (2,850 to 3,550)	3,190 (2,850 to 3,550)	3,200 (2,850 to 3,550)	3,200 (2,850 to 3,550)	3,200



10436

SR Table 2c: Bracketed Forest DALYS by cause and age arcuss for both sexes with 95% uncertainty intervals: 2019

Cause	Early Neonatal	Late Neonatal	Post Neonatal	1 to 4	5 to 9	10 to 14	15 to 19	20 to 24	25 to 29	30 to 34	35 to 39	40 to 44	45 to 49	50 to 54	55 to 59	60 to 64	65 to 69	70 to 74	75 to 79	80 to 84	85 to 89	90 to 94	95 plus	Total
All causes	1,102 (966 to 1,246)	2,018 (1,410 to 2,844)	1,966 (1,410 to 2,844)	7,000 (6,300 to 7,800)	4,000 (3,600 to 4,500)	3,000 (2,700 to 3,400)	5,000 (4,500 to 5,600)	6,000 (5,400 to 6,700)	7,000 (6,300 to 7,800)	8,000 (7,200 to 8,900)	9,000 (8,100 to 10,000)	10,000 (9,000 to 11,000)	11,000 (9,900 to 12,000)	12,000 (10,800 to 13,000)	13,000 (11,700 to 14,000)	14,000 (12,600 to 15,000)	15,000 (13,500 to 16,000)	16,000 (14,400 to 17,000)	17,000 (15,300 to 18,000)	18,000 (16,200 to

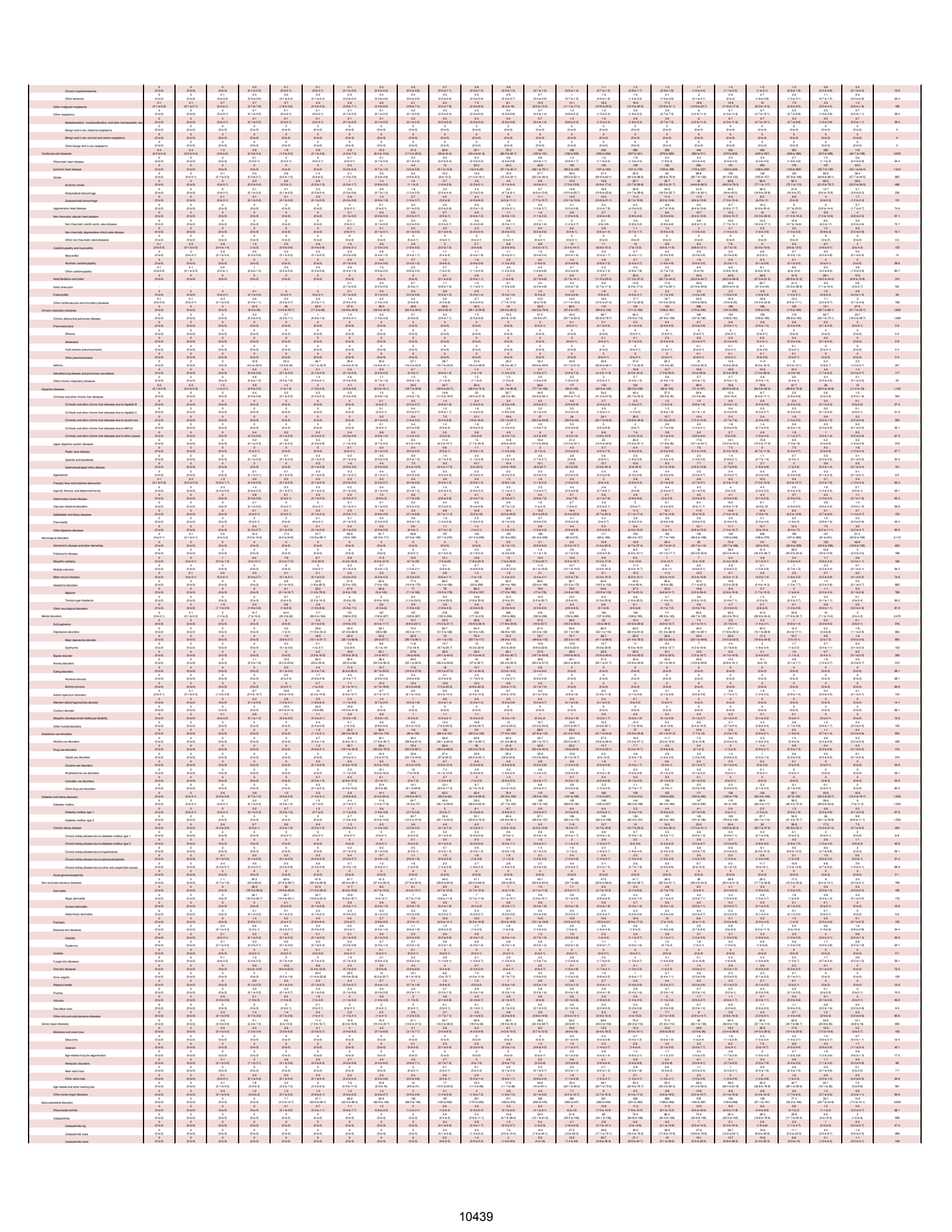

Osteoarthritis other	0 (0 to 0)	0 (0 to 0)	0 (0 to 0)	0 (0 to 0)	0 (0 to 0)	0 (0 to 0)	0 (0 to 0)	0 (0 to 0)	0 (0 to 0)	0 (0 to 0)	0 (0 to 1)	0 (0 to 0)	0-3 (0 to 0-9)	1-1 (0 to 3-5)	2-5 (1 to 5-3)	4-3 (2 to 9-2)	5-8 (2 to 12-5)	6-2 (3 to 13-2)	6 (3 to 12-1)	6-3 (3 to 13-1)	4-8 (2 to 10)	4 (2 to 8-2)	2-6 (1 to 5-4)	1-3 (0 to 4-2)	0-4 (0 to 0-8)		45-8
Low back pain	0 (0 to 0)	0 (0 to 0)	0 (0 to 0)	0 (0 to 0)	2-5 (2 to 6-1)	19-2 (14 to 25)	39-3 (31 to 49)	53-1 (43 to 65)	73-6 (62 to 87)	96 (77 to 120)	135 (110 to 165)	131 (80 to 201)	116 (94 to 144)	177 (94 to 291)	177 (110 to 292)	176 (110 to 290)	159 (93 to 272)	150 (76 to 292)	132 (73 to 273)	117 (49 to 319)	79-6 (36 to 184)	58-5 (20 to 146)	52-9 (9 to 148)	12-8 (2 to 51)	3-7 (2 to 5)		1,630
Neck pain	0 (0 to 0)	0 (0 to 0)	0 (0 to 0)	2-5 (0 to 5)	12-6 (5 to 23)	19-4 (9 to 34)	21-4 (10 to 40)	27-7 (13 to 52)	42-7 (22 to 79)	60-7 (32 to 102)	66-2 (33 to 109)	74-4 (40 to 139)	73-0 (40 to 133)	63-9 (32 to 127)	52-8 (23 to 130)	40-9 (22 to 84)	37-1 (20 to 82)	28-4 (12 to 64)	17-2 (5 to 46)	14-1 (4 to 37)	10 (3 to 27)	7-1 (2 to 19)	4-1 (1 to 11)	0-7 (0 to 2)		683
Gout	0 (0 to 0)	0 (0 to 0)	0 (0 to 0)	0 (0 to 0)	0 (0 to 0)	0 (0 to 0)	0 (0 to 0)	0 (0 to 1)	0-3 (0 to 1)	0-4 (0 to 1)	0-7 (0 to 1)	0-9 (0 to 1)	1-1 (0 to 3)	1-5 (0 to 4)	1-6 (0 to 4)	1-5 (0 to 4)	1-4 (0 to 4)	1-2 (0 to 3)	1-1 (0 to 3)	0-9 (0 to 2)	0-8 (0 to 2)	0-6 (0 to 2)	0-5 (0 to 1)	0-4 (0 to 1)	0-3 (0 to 0)		35-0
Other musculoskeletal disorders	0 (0 to 0)	0 (0 to 0)	0 (0 to 0)	0-1 (0 to 0-3)	0-6 (0 to 1-4)	7-1 (3 to 11-9)	16-8 (10 to 25-7)	33-3 (19-9 to 49-5)	45-5 (28 to 68-6)	54-9 (34 to 83-5)	55 (32-4 to 87-7)	64-1 (40 to 99-9)	68-5 (41 to 110)	65-3 (34 to 101)	52-9 (30 to 95-3)	47-2 (25 to 92-7)	40-2 (22 to 82-7)	29-5 (13 to 62)	14-6 (5 to 36-4)	8-5 (3 to 11-6)	3-3 (1 to 4-9)	1-6 (0 to 2-3)	396
Other non-communicable diseases	21-9 (21 to 24-5)	14-3 (10-9 to 20-4)	49-8 (35 to 68-1)	44-4 (36 to 54-8)	23-3 (21-1 to 26-1)	26-3 (23-1 to 29-8)	49-5 (42-1 to 58-3)	69-8 (56-4 to 86-7)	92-4 (82-5 to 131)	112 (90-5 to 158)	129 (92-5 to 180)	123 (87-1 to 169)	132 (93-4 to 177)	92 (56 to 158)	107 (57-1 to 191)	138 (72 to 286)	131 (62 to 291)	117 (62 to 259)	118 (49-2 to 358)	88-4 (42 to 227)	74-4 (34 to 201)	52-3 (16 to 172)	39-6 (9 to 138)	12-7 (3 to 16-3)		1,780
Congenital birth defects	30-8 (29 to 34)	12-1 (9 to 16-5)	31-7 (21 to 46-9)	28-9 (22 to 36-7)	12-4 (10 to 15-4)	10-5 (7 to 13-9)	9-7 (7 to 12-3)	9-6 (7 to 12-3)	7-7 (5 to 10-3)	10-1 (7 to 13-8)	10-3 (7 to 14)	9-3 (6 to 13)	7-4 (4 to 12)	9-9 (4 to 22)	10-2 (4 to 27)	9-9 (4 to 32)	7-6 (3 to 31)	4-8 (2 to 23)	1-8 (1 to 8)	1-1 (0 to 7)	0-7 (0 to 1)	0-4 (0 to 2)	0-2 (0 to 1)	0-1 (0 to 0)		231
Neural tube defects	2-2 (1 to 3)	0-6 (0 to 1)	2-3 (1 to 4)	1-4 (0 to 2)	0-3 (0 to 0)	0-4 (0 to 0)	0-5 (0 to 0)	0-5 (0 to 0)	0-4 (0 to 0)	0-4 (0 to 0)	0-3 (0 to 0)	0-2 (0 to 0)	0-2 (0 to 0)	0-2 (0 to 0)	0-1 (0 to 0)	0-1 (0 to 0)	0-1 (0 to 0)	0-1 (0 to 0)	0-1 (0 to 0)	0-1 (0 to 0)	0-1 (0 to 0)	0-1 (0 to 0)	0-1 (0 to 0)	0-1 (0 to 0)		10-3
Congenital heart anomalies	6-5 (3 to 7-4)	4-8 (3 to 6-9)	9 (4 to 15)	6-3 (4 to 9)	1-4 (0 to 2-9)	1-5 (0 to 2-6)	1-9 (0 to 3-1)	2 (1 to 3-1)	2 (1 to 2-9)	2 (1 to 2-7)	2 (1 to 3-1)	2 (1 to 3-7)	1-7 (0 to 3-1)	1-3 (0 to 2-5)	0-7 (0 to 1-6)	1-1 (0 to 1-6)	0-6 (0 to 1-2)	0-6 (0 to 1-2)	0-3 (0 to 0-9)	0-1 (0 to 0-7)	0-1 (0 to 0-5)	0-1 (0 to 0-5)	0-1 (0 to 0-5)	0-1 (0 to 0-5)		47-2
Orofacial clefts	0 (0 to 0)	0-1 (0 to 0-2)	0-2 (0 to 0-6)	0-1 (0 to 0-4)	0-1 (0 to 0-2)	0-1 (0 to 0-2)	0-1 (0 to 0-2)	0-1 (0 to 0-2)	0-1 (0 to 0-2)	0-1 (0 to 0-3)	0-1 (0 to 0-3)	0-1 (0 to 0-3)	0-1 (0 to 0-3)	0-1 (0 to 0-3)	0-1 (0 to 0-3)	0-1 (0 to 0-3)	0-1 (0 to 0-3)	0-1 (0 to 0-2)	0-1 (0 to 0-2)	0-1 (0 to 0-2)	0-1 (0 to 0-2)	0-1 (0 to 0-2)	0-1 (0 to 0-2)	0-1 (0 to 0-2)		2-1
Down syndrome	1-4 (0-4 to 2-7)	0-4 (0 to 0-7)	1-6 (0-7 to 2-2)	1-9 (1 to 2-9)	0-7 (0 to 1-1)	0-8 (0 to 1-1)	1-1 (0 to 1-6)	1-3 (0 to 1-7)	1-3 (0 to 1-6)	1-4 (0 to 1-9)	1-5 (1 to 2)	2-1 (1 to 3-2)	2-5 (1 to 4-2)	2-5 (0 to 5)	4-2 (1 to 9-4)	3-5 (1 to 8-3)	1-9 (0 to 5-2)	1-6 (0 to 4-2)	0-8 (0 to 2-3)	0-5 (0 to 1-6)	0-3 (0 to 1-1)	0-3 (0 to 0-9)	0-2 (0 to 0-6)	0-1 (0 to 0-3)		28-9
Turner syndrome	0 (0 to 0)	0 (0 to 0)	0 (0 to 0)	0 (0 to 0)	0 (0 to 0)	0 (0 to 0)	0 (0 to 0)	0 (0 to 0)	0 (0 to 0)	0 (0 to 0)	0 (0 to 0)	0 (0 to 0)	0 (0 to 0)	0 (0 to 0)	0 (0 to 0)	0 (0 to 0)	0 (0 to 0)	0 (0 to 0)	0 (0 to 0)	0 (0 to 0)	0 (0 to 0)	0 (0 to 0)	0 (0 to 0)	0 (0 to 0)		0-4
Klinefelter syndrome	0 (0 to 0)	0 (0 to 0)	0 (0 to 0)	0 (0 to 0)	0 (0 to 0)	0 (0 to 0)	0 (0 to 0)	0 (0 to 0)	0 (0 to 0)	0 (0 to 0)	0 (0 to 0)	0 (0 to 0)	0 (0 to 0)	0 (0 to 0)	0 (0 to 0)	0 (0 to 0)	0 (0 to 0)	0 (0 to 0)	0 (0 to 0)	0 (0 to 0)	0 (0 to 0)	0 (0 to 0)	0 (0 to 0)	0 (0 to 0)		0-1
Other chromosomal abnormalities	4-2 (1 to 10-1)	1-9 (0 to 5-2)	2-1 (0 to 11-2)	2-7 (0 to 10-5)	1-2 (0 to 3-2)	1-3 (0 to 3-2)	1-4 (0 to 3-5)	1-3 (0 to 3-6)	1-2 (0 to 3-9)	1-3 (0 to 3-9)	1-3 (0 to 3-8)	1-1 (0 to 3-5)	1 (0 to 3-2)	1 (0 to 3-2)	0-8 (0 to 3-1)	0-5 (0 to 2-5)	0-2 (0 to 0-5)	0-2 (0 to 0-5)	0-1 (0 to 0-3)	0-1 (0 to 0-3)	0-1 (0 to 0-3)	0-1 (0 to 0-3)	0-1 (0 to 0-3)	0-1 (0 to 0-3)		28-1
Congenital musculoskeletal and limb anomalies	0-9 (0 to 1-9)	0-4 (0 to 0-9)	4-4 (2 to 7-2)	6-4 (3 to 9-6)	3-1 (2 to 4-2)	2-6 (1 to 3-6)	2-5 (1 to 3-6)	2-5 (1 to 3-6)	2-7 (1 to 4-1)	2-7 (1 to 4-4)	2-9 (1 to 4-3)	2-6 (1 to 4-3)	2-8 (1 to 4-3)	2-8 (1 to 4-3)	1-7 (1 to 4-4)	1-6 (0 to 4-4)	1-1 (0 to 3-7)	0-9 (0 to 3-1)	0-3 (0 to 0-9)	0-2 (0 to 0-6)	0-1 (0 to 0-3)	0-1 (0 to 0-3)	0-1 (0 to 0-3)	0-1 (0 to 0-3)		50-4
Urogenital congenital anomalies	2 (0 to 5-9)	0-4 (0 to 0-9)	0-9 (0 to 1-7)	0-9 (0 to 1-6)	0-3 (0 to 0-7)	0-3 (0 to 0-6)	0-2 (0 to 0-5)	0-2 (0 to 0-5)	0-2 (0 to 0-5)	0-2 (0 to 0-5)	0-2 (0 to 0-5)	0-1 (0 to 0-5)	0-1 (0 to 0-5)	0-1 (0 to 0-5)	0-1 (0 to 0-5)	0-1 (0 to 0-5)	0-1 (0 to 0-5)	0-1 (0 to 0-5)	0-1 (0 to 0-5)	0-1 (0 to 0-5)	0-1 (0 to 0-5)	0-1 (0 to 0-5)	0-1 (0 to 0-5)	0-1 (0 to 0-5)		4-3
Digestive congenital anomalies	4-8 (2 to 11)	2-2 (1 to 5)	3-5 (1 to 7)	3-2 (1 to 6)	1-3 (0 to 3)	1-3 (0 to 3)	1-3 (0 to 3)	1-3 (0 to 3)	1-2 (0 to 3)	1-2 (0 to 3)	1-2 (0 to 3)	1-2 (0 to 3)	1-2 (0 to 3)	1-2 (0 to 3)	1-2 (0 to 3)	1-2 (0 to 3)	1-2 (0 to 3)	1-2 (0 to 3)	1-2 (0 to 3)	1-2 (0 to 3)	1-2 (0 to 3)	1-2 (0 to 3)	1-2 (0 to 3)	1-2 (0 to 3)		15-4
Other congenital birth defects	3-1 (4-6 to 13-2)	0-4 (1-1 to 3-3)	0-4 (0 to 1-6)	0-3 (0 to 1-4)	0-2 (0 to 2-9)	0-2 (0 to 2-6)	0-2 (0 to 2-4)	0-2 (0 to 2-5)	0-2 (0 to 2-6)	0-2 (0 to 2-6)	0-2 (0 to 2-6)	0-2 (0 to 2-6)	0-2 (0 to 2-6)	0-2 (0 to 2-6)	0-2 (0 to 2-6)	0-2 (0 to 2-6)	0-2 (0 to 2-6)	0-2 (0 to 2-6)	0-2 (0 to 2-6)	0-2 (0 to 2-6)	0-2 (0 to 2-6)	0-2 (0 to 2-6)	0-2 (0 to 2-6)	0-2 (0 to 2-6)		41-9
Urinary diseases and male infertility	0 (0 to 0)	0-1 (0 to 0-1)	0-2 (0 to 0-4)	0-4 (0 to 0-5)	0-7 (0 to 2)	0-5 (0 to 1-6)	1-4 (0 to 2-6)	2-5 (1 to 4-1)	3-3 (1 to 5-5)	3-8 (2 to 6-1)	4 (2 to 6-1)	4-3 (2 to 7-6)	3-5 (1 to 5-6)	2-5 (1 to 4-8)	4-2 (1 to 9-9)	4-2 (1 to 9-9)	3-5 (1 to 8-3)	1-9 (0 to 5-2)	1-6 (0 to 4-2)	0-8 (0 to 2-3)	0-5 (0 to 1-6)	0-3 (0 to 1-1)	0-2 (0 to 0-6)	0-1 (0 to 0-3)		28-9
Urolithiasis	0 (0 to 0)	0 (0 to 0)	0 (0 to 0)	0 (0 to 0)	0 (0 to 0)	0 (0 to 0)	0 (0 to 0)	0 (0 to 0)	0 (0 to 0)	0 (0 to 0)	0 (0 to 0)	0 (0 to 0)	0 (0 to 0)	0 (0 to 0)	0 (0 to 0)	0 (0 to 0)	0 (0 to 0)	0 (0 to 0)	0 (0 to 0)	0 (0 to 0)	0 (0 to 0)	0 (0 to 0)	0 (0 to 0)	0 (0 to 0)	0 (0 to 0)		0-4
Benign prostatic hyperplasia	0 (0 to 0)	0 (0 to 0)	0 (0 to 0)	0 (0 to 0)	0 (0 to 0)	0 (0 to 0)	0 (0 to 0)	0 (0 to 0)	0 (0 to 0)	0 (0 to 0)	0 (0 to 0)	0 (0 to 0)	0 (0 to 0)	0 (0 to 0)	0 (0 to 0)	0 (0 to 0)	0 (0 to 0)	0 (0 to 0)	0 (0 to 0)	0 (0 to 0)	0 (0 to 0)	0 (0 to 0)	0 (0 to 0)	0 (0 to 0)	0 (0 to 0)		0-1
Male infertility	0 (0 to 0)	0 (0 to 0)	0 (0 to 0)	0 (0 to 0)	0 (0 to 0)	0 (0 to 0)	0 (0 to 0)	0 (0 to 1-7)	0-2 (0 to 2-4)	0-3 (0 to 3-2)	0-3 (0 to 3-2)	0-3 (0 to 3-2)	0-3 (0 to 3-2)	0-3 (0 to 3-2)	0-3 (0 to 3-2)	0-3 (0 to 3-2)	0-3 (0 to 3-2)	0-3 (0 to 3-2)	0-3 (0 to 3-2)	0-3 (0 to 3-2)	0-3 (0 to 3-2)	0-3 (0 to 3-2)	0-3 (0 to 3-2)	0-3 (0 to 3-2)		5-1
Other urinary diseases	0 (0 to 0)	0 (0 to 0)	0-1 (0 to 0-2)	0-1 (0 to 0-2)	0-1 (0 to 0-2)	0-1 (0 to 0-2)	0-2 (0 to 0-5)	0-2 (0 to 0-5)	0-2 (0 to 0-5)	0-3 (0 to 0-6)	0-3 (0 to 0-6)	0-3 (0 to 0-6)	0-3 (0 to 0-6)	0-3 (0 to 0-6)	0-3 (0 to 0-6)	0-3 (0 to 0-6)	0-3 (0 to 0-6)	0-3 (0 to 0-6)	0-3 (0 to 0-6)	0-3 (0 to 0-6)	0-3 (0 to 0-6)	0-3 (0 to 0-6)	0-3 (0 to 0-6)	0-3 (0 to 0-6)		4-7
Gynecological diseases	0 (0 to 0)	0 (0 to 0)	0 (0 to 0)	0 (0 to 0)	0-3 (0 to 0-7)	0-2 (0 to 0-5)	0-2 (0 to 0-5)	0-2 (0 to 0-5)	0-2 (0 to 0-5)	0-2 (0 to 0-5)	0-2 (0 to 0-5)	0-2 (0 to 0-5)	0-2 (0 to 0-5)	0-2 (0 to 0-5)	0-2 (0 to 0-5)	0-2 (0 to 0-5)	0-2 (0 to 0-5)	0-2 (0 to 0-5)	0-2 (0 to 0-5)	0-2 (0 to 0-5)	0-2 (0 to 0-5)	0-2 (0 to 0-5)	0-2 (0 to 0-5)	0-2 (0 to 0-5)		481
Uterine fibroids	0 (0 to 0)	0 (0 to 0)	0 (0 to 0)	0 (0 to 0)	0-1 (0 to 0-1)	0-1 (0 to 0-4)	0-4 (0 to 1-5)	0-8 (0 to 2-6)	1 (0 to 3-1)	1-2 (0 to 3-7)	1-4 (0 to 3-7)	1-3 (0 to 3-6)	1-2 (0 to 3-5)	0-9 (0 to 3-1)	0-8 (0 to 3-1)	0-8 (0 to 3-1)	0-4 (0 to 1-2)	0-3 (0 to 1-2)	0-2 (0 to 0-7)	0-2 (0 to 0-5)	0-1 (0 to 0-3)	0-1 (0 to 0-3)	0-1 (0 to 0-3)	0-1 (0 to 0-3)		18-9
Polycystic ovarian syndrome	0 (0 to 0)	0 (0 to 0)	0 (0 to 0)	0 (0 to 0)	0 (0 to 0)	0 (0 to 0)	0-2 (0 to 1)	0-4 (0 to 1-5)	0-6 (0 to 2-1)	0-8 (0 to 2-5)	0-8 (0 to 2-7)	0-8 (0 to 2-6)	0-7 (0 to 2-5)	0-6 (0 to 2-4)	0-5 (0 to 2-3)	0-4 (0 to 2-1)	0-3 (0 to 1-5)	0-2 (0 to 1-2)	0-2 (0 to 1-1)	0-1 (0 to 0-8)	0-1 (0 to 0-6)	0-1 (0 to 0-5)	0-1 (0 to 0-5)	0-1 (0 to 0-5)		18-4
Female infertility	0 (0 to 0)	0 (0 to 0)	0 (0 to 0)	0 (0 to 0)	0 (0 to 0)	0 (0 to 0)	0 (0 to 1-4)	0-3 (0 to 2-7)	0-9 (0 to 3-1)	0-9 (0 to 3-1)	0-9 (0 to 3-1)	0-9 (0 to 3-1)	0-9 (0 to 3-1)	0-9 (0 to 3-1)	0-9 (0 to 3-1)	0-9 (0 to 3-1)	0-9 (0 to 3-1)	0-9 (0 to 3-1)	0-9 (0 to 3-1)	0-9 (0 to 3-1)	0-9 (0 to 3-1)	0-9 (0 to 3-1)	0-9 (0 to 3-1)	0-9 (0 to 3-1)		5-1
Endometriosis	0 (0 to 0)	0 (0 to 0)	0 (0 to 0)	0 (0 to 0)	0 (0 to 0)	0 (0 to 0)	0-4 (0 to 1-4)	0-8 (0 to 2-6)	1-4 (0 to 3-9)	1-4 (0 to 3-9)	1-4 (0 to 3-9)	1-3 (0 to 3-7)	1-2 (0 to 3-5)	1-1 (0 to 3-5)	1-1 (0 to 3-5)	1-1 (0 to 3-5)	1-1 (0 to 3-5)	1-1 (0 to 3-5)	1-1 (0 to 3-5)	1-1 (0 to 3-5)	1-1 (0 to 3-5)	1-1 (0 to 3-5)	1-1 (0 to 3-5)	1-1 (0 to 3-5)		39-3
Genital prolapse	0 (0 to 0)	0 (0 to 0)	0 (0 to 0)	0 (0 to 0)	0 (0 to 0)	0 (0 to 0)	0 (0 to 0)	0 (0 to 0)	0 (0 to 0)	0 (0 to 0)	0 (0 to 0)	0 (0 to 0)	0 (0 to 0)	0 (0 to 0)	0 (0 to 0)	0 (0 to 0)	0 (0 to 0)	0 (0 to 0)	0 (0 to 0)	0 (0 to 0)	0 (0 to 0)	0 (0 to 0)	0 (0 to 0)	0 (0 to 0)	0 (0 to 0)		0-1
Premenstrual syndrome	0 (0 to 0)	0 (0 to 0)	0 (0 to 0)	0 (0 to 0)	0 (0 to 0)	4-6 (2 to 9-3)	9-5 (4 to 17)	12-9 (6 to 22-6)	14 (7 to 25-6)	14-4 (7 to 25-9)	17-6 (10 to 28-5)	17-6 (10 to 28-2)	13-6 (7 to 24-5)	10 (4 to 19)	7 (3 to 15)	6-4 (2 to 13)	5-4 (2 to 11)	4-4 (2 to 9)	3-2 (1 to 6)	2-5 (1 to 5)	2-1 (1 to 4)	1-6 (0 to 3)	1-3 (0 to 2)	0-5 (0 to 1)		110
Other gynecological diseases	0 (0 to 0)	0 (0 to 0)	0 (0 to 0)	0 (0 to 0)	0 (0 to 0)	0 (0 to 0)	2-2 (1 to 4-1)	12-7 (7 to 19-4)	31-5 (17-4 to 50-7)	41-3 (22-8 to 66-3)	41-5 (20 to 64)	33 (18-4 to 52)	32-9 (19-2 to 50-3)	39-7 (19-2 to 69-2)	29-3 (12-3 to 64)	20-3 (9 to 47-2)	16-4 (6 to 37-4)	9-8 (3 to 23-2)	5-6 (1 to 15)	3-8 (1 to 11-4)	2-8 (1 to 8-5)	1-7 (1 to 5-4)	0-9 (0 to 3-1)	0-3 (0 to 1-2)		280
Hemoglobinopathies and hemolytic anemias	0-1 (0 to 1)	0-3 (0 to 0-9)	1-4 (0 to 2-7)	1-1 (0 to 2-3)	0-5 (0 to 1-4)	0-3 (0 to 0-8)	0-9 (0 to 2-5)	1-3 (0 to 3-4)	1-4 (0 to 3-5)	1-4 (0 to 3-5)	1-7 (0 to 4-4)	1 (0 to 2-4)	0-8 (0 to 2)	1-1 (0 to 2-7)	0-8 (0 to 2-2)	0-6 (0 to 2-1)	0-5 (0 to 1-6)	0-4 (0 to 1-2)	0-3 (0 to 0-9)	0-2 (0 to 0-7)	0-2 (0 to 0-5)	0-2 (0 to 0-6)	0-1 (0 to 0-4)	0-1 (0 to 0-3)		18-1
Thalassemias	0 (0 to 0)	0 (0 to 0)	0 (0 to 0)	0 (0 to 0)	0 (0 to 0)	0 (0 to 0)	0 (0 to 0)	0 (0 to 0)	0 (0 to 0)	0 (0 to 0)	0 (0 to 0)	0 (0 to 0)	0 (0 to 0)	0 (0 to 0)	0 (0 to 0)	0 (0 to 0)	0 (0 to 0)	0 (0 to 0)	0 (0 to 0)	0 (0 to 0)	0 (0 to 0)	0 (0 to 0)	0 (0 to 0)	0 (0 to 0)	0 (0 to 0)		0-2
Thalassemias trait	0 (0 to 0)	0-1 (0 to 0-1)	0-2 (0 to 0-7)	0-3 (0 to 1)	0-1 (0 to 0-4)	0-1 (0 to 0-3)	0-2 (0 to 0-6)	0-4 (0 to 1)	0-5 (0 to 1-1)	0-5 (0 to 1-1)	0-6 (0 to 1-4)	0-5 (0 to 1-4)	0-5 (0 to 1-4)	0-2 (0 to 0-7)	0-2 (0 to 0-5)	0-2 (0 to 0-5)	0-2 (0 to 0-5)	0-2 (0 to 0-5)	0-1 (0 to 0-3)	0-1 (0 to 0-3)	0-1 (0 to 0-3)	0-1 (0 to 0-3)	0-1 (0 to 0-3)	0-1 (0 to 0-3)		3-5
Sickle cell disorders	0 (0 to 0)	0 (0 to 0)	0-2 (0 to 0-7)	0-1 (0 to 0-5)	0-1 (0 to 0-1)	0-1 (0 to 0-2)	0-1 (0 to 0-2)	0-1 (0 to 0-2)	0-1 (0 to 0-2)	0-1 (0 to 0-2)	0-1 (0 to 0-2)	0-1 (0 to 0-1)	0-1 (0 to 0-1)	0-1 (0 to 0-2)	0-1 (0 to 0-1)	0-1 (0 to 0-1)	0-1 (0 to 0-1)	0-1 (0 to 0-1)	0-1 (0 to 0-1)	0-1 (0 to 0-1)	0-1 (0 to 0-1)	0-1 (0 to 0-1)	0-1 (0 to 0-1)	0-1 (0 to 0-1)		1
Sickle cell trait	0 (0 to 0)	0 (0 to 0)	0-2 (0 to 0-7)	0-2 (0 to 0-5)	0-1 (0 to 0-3)	0-1 (0 to 0-4)	0-5 (0 to 1-7)	0-5 (0 to 1-7)	0-5 (0 to 1-7)	0-5 (0 to 1-7)	0-6 (0 to 1-7)	0-6 (0 to 1-7)	0-5 (0 to 1-6)	0-5 (0 to 1-6)	0-4 (0 to 1-4)	0-4 (0 to 1-4)	0-4 (0 to 1-4)	0-4 (0 to 1-4)	0-4 (0 to 1-4)	0-4 (0 to 1-4)	0-4 (0 to 1-4)	0-4 (0 to 1-4)	0-4 (0 to 1-4)	0-4 (0 to 1-4)		2-9
G6PD deficiency	0 (0 to 0)	0 (0 to 0)	0 (0 to 0)	0 (0 to 0)	0-1 (0 to 0-1)	0-1 (0 to 0-1)	0-2 (0 to 0-7)	0-1 (0 to 0-5)	0-2 (0 to 0-5)	0-2 (0 to 0-5)	0-2 (0 to 0-5)	0-2 (0 to 0-5)	0-2 (0 to 0-5)	0-2 (0 to 0-5)	0-2 (0 to 0-5)	0-2 (0 to 0-5)	0-2 (0 to 0-5)	0-2 (0 to 0-5)	0-2 (0 to 0-5)	0-2 (0 to 0-5)	0-2 (0 to 0-5)	0-2 (0 to 0-5)	0-2 (0 to 0-5)	0-2 (0 to 0-5)		1-8
G6PD trait	0 (0 to 0)	0 (0 to 0)	0 (0 to 0)	0 (0 to 0)	0 (0 to 0)	0 (0 to 0)	0 (0 to 0)	0 (0 to 0)	0 (0 to 0)	0 (0 to 0)	0 (0 to 0)	0 (0 to 0)	0 (0 to 0)	0 (0 to 0)	0 (0 to 0)	0 (0 to 0)	0 (0 to 0)	0 (0 to 0)	0 (0 to 0)	0 (0 to 0)	0 (0 to 0)	0 (0 to 0)	0 (0 to 0)	0 (0 to 0)	0 (0 to 0)		0-1
Other hemoglobinopathies and hemolytic anemias	0 (0 to 0)	0 (0 to 0)	0-6 (0 to 1-5)	0-4 (0 to 1-4)	0-2 (0 to 0-7)	0-2 (0 to 0-5)	0-2 (0 to 0-5)	0-2 (0 to 0-5)	0-2 (0 to 0-5)	0-2 (0 to 0-5)	0-2 (0 to 0-5)	0-2 (0 to 0-5)	0-2 (0 to 0-5)	0-2 (0 to 0-5)	0-2 (0 to 0-5)	0-2 (0 to 0-5)	0-2 (0 to 0-5)	0-2 (0 to 0-5)	0-2 (0 to 0-5)	0-2 (0 to 0-5)	0-2 (0 to 0-5)	0-2 (0 to 0-5)	0-2 (0 to 0-5)	0-2 (0 to 0-5)		8-6
Endocrine, metabolic, blood, and immune disorders	1 (0-4 to 1-7)	0-9 (0 to 2-5)	4-9 (2 to 7-6)	11-2 (6 to 15)	7-4 (4 to 9-7)	8-1 (4 to 12-4)	9-3 (4 to 13-6)	11-5 (7 to 16-6)	14-3 (9 to 20-2)	19-7 (13 to 28-9)	24-2 (15 to 36-4)	26-5 (15 to 39-4)	27-6 (15 to 42)	22-3 (10 to 40-4)	21-1 (9 to 50-2)	18-4 (7 to 49-7)	16-3 (6 to 46-2)	12-9 (4 to 39-5)	9-2 (3 to 27-8)	7-1 (2 to 21-9)	5-2 (1 to 16-2)	3-9 (1 to 12-3)	2-1 (0 to 8-2)	1-2 (0 to 3-7)		427
Oral disorders	2-6 (1 to 4-1)	2-6 (1 to 4-1)	3-2 (1 to 5-2)	4-1 (2 to 7-2)	2-2 (1 to 3-3)	7-3 (4 to 11-9)	10-3 (5 to 19-7)	13-8 (7 to 22-1)	17-9 (10 to 28)	20 (11 to 31-9)	20 (11 to 34-6)	17-5 (10 to 32)	15-5 (8 to 30)	11-4 (5 to 27)	35-6 (13 to 92-2)	43-7 (15 to 127)	46 (20 to 73-8)	45-6 (21 to 73-5)	49-6 (21 to 79-8)	37-2 (23 to 53-4)	29 (18 to 42-6)	17-4 (11 to 25-4)	7-7 (4 to 12-1)	2-5 (1 to 4-2)		425
Caries of deciduous teeth	0 (0 to 0)	0 (0 to 0)	0 (0 to 0)	0 (0 to 0)	0 (0 to 0)	0 (0 to 0)	0 (0 to 0)	0 (0 to 0)	0 (0 to 0)	0 (0 to 0)	0 (0 to 0)	0 (0 to 0)	0 (0 to 0)	0 (0 to 0)	0 (0 to 0)	0 (0 to 0)	0 (0 to 0)	0 (0 to 0)	0 (0 to 0)	0 (0 to 0)	0 (0 to 0)	0 (0 to 0)	0 (0 to 0)	0 (0 to 0)	0 (0 to 0)		0-7
Caries of permanent teeth	0 (0 to 0)	0 (0 to 0)	0 (0 to 0)	0 (0 to 0)	1-6 (0-7 to 3-4)	1-8 (0-7 to 3-7)	2-5 (0 to 5)	2-5 (0 to 5-4)	2-5 (1 to 5-2)	2-5 (1 to 5-2)	2-5 (1 to 5-6)	2-4 (1 to 5-4)	2-5 (1 to 5-4)	2-5 (1 to 5-2)	2 (0 to 4-2)	1-5 (0 to 3-1)	1-4 (0 to 2-8)	0-8 (0 to 1-9)	0-5 (0 to 1-1)	0-3 (0 to 0-8)	0-2 (0 to 0-6)	0-1 (0 to 0-4)	0-1 (0 to 0-2)	0-1 (0 to 0-1)		30-9
Periodontal diseases	0 (0 to 0)	0 (0 to 0)	0 (0 to 0)	0 (0 to 0)	0 (0 to 0)	0 (0 to 0)	0 (0 to 0)	0 (0 to 0)	0 (0 to 0)	0 (0 to 0)	0 (0 to 0)	0 (0 to 0)	0 (0 to 0)	0 (0 to 0)	0 (0 to 0)	0 (0 to 0)	0 (0 to 0)	0 (0 to 0)	0 (0 to 0)	0 (0 to 0)	0 (0 to 0)	0 (0 to 0)	0 (0 to 0)	0 (0 to 0)	0 (0 to 0)		69-7
Other oral disorders	0 (0 to 0)	0 (0 to 0)	0 (0 to 0)	0-2 (0 to 0-4)	0-2 (0 to 0-4)	0-2 (0 to 0-4)	0-4 (0 to 0-8)	0-7 (0 to 1-4)	0-8 (0 to 1-7)	0-8 (0 to 1-7)	0-8 (0 to 1-7)	0-7 (0 to 1-6)	0-6 (0 to 1-5)	0-4 (0 to 1-1)	0-4 (0 to 1-1)	0-4 (0 to 1-1)	0-4 (0 to 1-1)	0-3 (0 to 0-9)	0-2 (0 to 0-6)	0-2 (0 to 0-5)	0-1 (0 to 0-4)	0-1 (0 to 0-3)	0-1 (0 to 0-2)	0-1 (0 to 0-1)		66-2
Sudden infant death syndrome	1-2 (7 to 1-7)	0-6 (7 to 19-7)																									NA
Injuries	0-4 (0-3 to 0-5)	0-4 (0-3 to 0-6)	2-2 (3 to 7-3)	22-1 (16-1 to 28-7)	22-7 (16-5 to 30-4)	32-9 (24-6 to 43-7)	71-1 (59-8 to 84-2)	112 (94-3 to 131)	126 (105 to 147)	143 (119 to 172)	148 (120 to 182)	148 (119 to 181)	148 (126 to 207)	165 (129 to 210)	159 (124 to 204)	159 (124 to 205)	132 (103 to 169)	111 (84-5 to 144)	116 (90-6 to 148)	99 (77 to 129)	103 (81-4 to 129)	85-9 (68-2 to 106)	51-2 (41-2 to 62-8

SR Table 2c. West Sussex DALYS by cause and age group for both sexes with 95% uncertainty intervals, 2019

Cause	Early Neonatal	Late Neonatal	Post-Neonatal	1 to 4	5 to 9	10 to 14	15 to 19	20 to 24	25 to 29	30 to 34	35 to 39	40 to 44	45 to 49	50 to 54	55 to 59	60 to 64	65 to 69	70 to 74	75 to 79	80 to 84	85 to 89	90 to 94	95 plus	Total
All causes	1,040 (1,000 to 1,079)	290 (281 to 300)	993 (955 to 1,030)	1,008 (971 to 1,060)	972 (1,000 to 2,000)	2,600 (2,100 to 3,010)	3,280 (2,900 to 3,660)	5,600 (4,700 to 6,770)	6,980 (5,900 to 8,000)	8,040 (6,900 to 9,230)	9,300 (7,900 to 11,700)	10,200 (8,700 to 12,900)	12,900 (10,400 to 15,900)	16,100 (13,000 to 19,900)	19,200 (15,400 to 23,900)	19,100 (15,200 to 23,300)	23,100 (20,000 to 26,700)	28,900 (25,000 to 33,000)	26,700 (23,000 to 30,500)	29,600 (25,700 to 33,200)	22,100 (20,000 to 24,000)	13,800 (12,000 to 14,900)	4,990 (4,900 to 5,290)	266,000
Communicable, maternal, neonatal, and nutritional diseases	906 (774 to 1,100)	209 (186 to 364)	331 (272 to 427)	472 (377 to 613)	297 (232 to 387)	271 (191 to 392)	227 (177 to 297)	261 (183 to 358)	284 (212 to 377)	327 (234 to 418)	368 (268 to 486)	371 (276 to 503)	427 (316 to 568)	474 (361 to 632)	582 (429 to 772)	564 (397 to 771)	582 (414 to 799)	771 (557 to 1,060)	699 (764 to 1,170)	1,270 (979 to 1,960)	1,660 (1,310 to 2,590)	1,420 (1,130 to 1,700)	971 (726 to 1,340)	13,400
HIV/AIDS and sexually transmitted infections	28.9 (8.6 to 69.7)	8 (2.5 to 20)	14 (4.4 to 35.9)	1.7 (1.4 to 2.3)	1.1 (0.9 to 1.4)	1.2 (1.0 to 1.5)	6.6 (1.9 to 21.1)	9.6 (3.0 to 29.8)	29.2 (10.5 to 74.3)	32.1 (20.4 to 52.6)	44.6 (29.4 to 68.8)	51.8 (33.6 to 83.3)	29.9 (19.7 to 46.4)	20.8 (13.7 to 32.2)	19.5 (11.4 to 33.1)	19.8 (10.9 to 33.2)	19.2 (9.7 to 37.1)	29 (14.9 to 49.4)	21 (11.4 to 39.2)	19.2 (9.4 to 41.7)	12 (5.3 to 24.6)	4.5 (1.9 to 9.5)	304
HIV/AIDS	0 (0 to 0)	0 (0 to 0)	1.6 (1.1 to 1.9)	1.3 (0.9 to 1.7)	0.9 (0.6 to 1.2)	1.0 (0.7 to 1.3)	3.6 (2.5 to 4.6)	7.6 (5.4 to 10.1)	19.7 (14.1 to 26.3)	19.1 (13.6 to 25.6)	20.6 (14.7 to 27.3)	22.2 (15.8 to 29.5)	19.6 (13.9 to 26.2)	16 (11.3 to 21.3)	11.8 (8.2 to 17.3)	12.3 (7.9 to 18.6)	9.4 (5.7 to 15.8)	7.7 (4.4 to 13.4)	6.4 (3.4 to 11.9)	5.2 (2.6 to 10.7)	3.1 (1.4 to 6.5)	0.9 (0.4 to 2)	166
HIV/AIDS - Drug-susceptible Tuberculosis	0 (0 to 0)	0 (0 to 0)	0.2 (0 to 0.3)	0.2 (0 to 0.3)	0.1 (0 to 0.2)	0.1 (0 to 0.2)	0.1 (0 to 0.2)	0.4 (0 to 0.6)	0.9 (0.6 to 1.2)	1.1 (0.7 to 1.5)	1.1 (0.7 to 1.5)	1.2 (0.8 to 1.6)	1.1 (0.7 to 1.5)	0.9 (0.6 to 1.2)	0.7 (0.5 to 1.1)	0.8 (0.4 to 1.4)	0.6 (0.3 to 1.2)	0.5 (0.2 to 1.1)	0.4 (0.2 to 0.9)	0.3 (0.1 to 0.8)	0.2 (0.1 to 0.5)	0.1 (0 to 0.3)	10.7
HIV/AIDS - Multidrug-resistant Tuberculosis without extensive	0 (0 to 0)	0 (0 to 0)	0 (0 to 0)	0 (0 to 0)	0 (0 to 0)	0 (0 to 0)	0 (0 to 0)	0 (0 to 0.1)	0 (0 to 0.1)	0 (0 to 0.1)	0 (0 to 0.1)	0 (0 to 0.1)	0 (0 to 0.1)	0 (0 to 0.1)	0 (0 to 0.1)	0 (0 to 0.1)	0 (0 to 0.1)	0 (0 to 0.1)	0 (0 to 0.1)	0 (0 to 0.1)	0 (0 to 0.1)	0 (0 to 0.1)	0 (0 to 0.1)	0.4
HIV/AIDS - Extensively drug-resistant Tuberculosis	0 (0 to 0)	0 (0 to 0)	0 (0 to 0)	0 (0 to 0)	0 (0 to 0)	0 (0 to 0)	0 (0 to 0)	0 (0 to 0)	0 (0 to 0)	0 (0 to 0.1)	0 (0 to 0.1)	0 (0 to 0.1)	0 (0 to 0.1)	0 (0 to 0.1)	0 (0 to 0.1)	0 (0 to 0.1)	0 (0 to 0.1)	0 (0 to 0.1)	0 (0 to 0.1)	0 (0 to 0.1)	0 (0 to 0.1)	0 (0 to 0.1)	0 (0 to 0.1)	0.1
HIV/AIDS resulting in other diseases	28.9 (8.6 to 69.7)	8 (2.5 to 20)	11.1 (3.1 to 34.1)	0.2 (0.1 to 0.3)	0.1 (0 to 0.2)	0.1 (0 to 0.2)	2.9 (0.7 to 8.6)	1.9 (0.5 to 5.6)	8.6 (2.1 to 25.4)	11.9 (3.1 to 35.1)	23.1 (6.1 to 68.2)	28.4 (7.5 to 83.8)	10.2 (2.7 to 30.1)	4.8 (1.3 to 14.2)	7.7 (2.1 to 22.8)	7.4 (1.9 to 22)	9.7 (2.4 to 28.8)	21.2 (5.3 to 63.1)	16.6 (4.1 to 49.4)	14 (3.5 to 41.7)	8.9 (2.2 to 26.5)	3.4 (0.8 to 10.1)	146
Sexually transmitted infections excluding HIV	0 (0 to 0)	0 (0 to 0)	0.2 (0 to 0.3)	0.2 (0 to 0.3)	0.1 (0 to 0.2)	0.1 (0 to 0.2)	0.1 (0 to 0.2)	0.4 (0 to 0.6)	0.9 (0.6 to 1.2)	1.1 (0.7 to 1.5)	1.1 (0.7 to 1.5)	1.2 (0.8 to 1.6)	1.1 (0.7 to 1.5)	0.9 (0.6 to 1.2)	0.7 (0.5 to 1.1)	0.8 (0.4 to 1.4)	0.6 (0.3 to 1.2)	0.5 (0.2 to 1.1)	0.4 (0.2 to 0.9)	0.3 (0.1 to 0.8)	0.2 (0.1 to 0.5)	0.1 (0 to 0.3)	10.7
Syphilis	0 (0 to 0)	0 (0 to 0)	0 (0 to 0)	0 (0 to 0)	0 (0 to 0)	0 (0 to 0)	0 (0 to 0)	0 (0 to 0)	0 (0 to 0)	0 (0 to 0)	0 (0 to 0)	0 (0 to 0)	0 (0 to 0)	0 (0 to 0)	0 (0 to 0)	0 (0 to 0)	0 (0 to 0)	0 (0 to 0)	0 (0 to 0)	0 (0 to 0)	0 (0 to 0)	0 (0 to 0)	0 (0 to 0)	0
Chlamydial infection	0 (0 to 0)	0 (0 to 0)	0 (0 to 0)	0 (0 to 0)	0 (0 to 0)	0 (0 to 0)	0 (0 to 0)	0 (0 to 0)	0 (0 to 0)	0 (0 to 0)	0 (0 to 0)	0 (0 to 0)	0 (0 to 0)	0 (0 to 0)	0 (0 to 0)	0 (0 to 0)	0 (0 to 0)	0 (0 to 0)	0 (0 to 0)	0 (0 to 0)	0 (0 to 0)	0 (0 to 0)	0 (0 to 0)	0
Gonococcal infection	0 (0 to 0)	0 (0 to 0)	0 (0 to 0)	0 (0 to 0)	0 (0 to 0)	0 (0 to 0)	0 (0 to 0)	0 (0 to 0)	0 (0 to 0)	0 (0 to 0)	0 (0 to 0)	0 (0 to 0)	0 (0 to 0)	0 (0 to 0)	0 (0 to 0)	0 (0 to 0)	0 (0 to 0)	0 (0 to 0)	0 (0 to 0)	0 (0 to 0)	0 (0 to 0)	0 (0 to 0)	0 (0 to 0)	0
Trichomoniasis	0 (0 to 0)	0 (0 to 0)	0 (0 to 0)	0 (0 to 0)	0 (0 to 0)	0 (0 to 0)	0 (0 to 0)	0 (0 to 0)	0 (0 to 0)	0 (0 to 0)	0 (0 to 0)	0 (0 to 0)	0 (0 to 0)	0 (0 to 0)	0 (0 to 0)	0 (0 to 0)	0 (0 to 0)	0 (0 to 0)	0 (0 to 0)	0 (0 to 0)	0 (0 to 0)	0 (0 to 0)	0 (0 to 0)	0
Genital herpes	0 (0 to 0)	0 (0 to 0)	0 (0 to 0)	0 (0 to 0)	0 (0 to 0)	0 (0 to 0)	0 (0 to 0)	0 (0 to 0)	0 (0 to 0)	0 (0 to 0)	0 (0 to 0)	0 (0 to 0)	0 (0 to 0)	0 (0 to 0)	0 (0 to 0)	0 (0 to 0)	0 (0 to 0)	0 (0 to 0)	0 (0 to 0)	0 (0 to 0)	0 (0 to 0)	0 (0 to 0)	0 (0 to 0)	0
Other sexually transmitted infections	0 (0 to 0)	0 (0 to 0)	0 (0 to 0)	0 (0 to 0)	0 (0 to 0)	0 (0 to 0)	0 (0 to 0)	2.7 (1.4 to 4.6)	7.4 (4.4 to 11.5)	8.2 (4.7 to 12.9)	8.6 (4.9 to 13.4)	8.7 (4.9 to 13.7)	7.2 (4.1 to 11.4)	5.2 (2.9 to 8.3)	3.7 (2.1 to 6.1)	3.2 (1.7 to 5.5)	2.4 (1.1 to 4.5)	2.6 (1.2 to 5.1)	2.2 (1.1 to 4.5)	1.6 (0.7 to 3.6)	1.1 (0.5 to 2.6)	0.4 (0.2 to 1.1)	89.3
Respiratory infections and tuberculosis	42.2 (4.1 to 124.9)	7 (0.6 to 9.8)	42.2 (30.6 to 54)	69.6 (50.5 to 88.1)	71.1 (47.1 to 97.5)	42.6 (27.9 to 59.1)	19.1 (12.5 to 26.5)	20.6 (13.5 to 28.5)	19.1 (12.5 to 26.5)	20.6 (13.5 to 28.5)	19.1 (12.5 to 26.5)	20.6 (13.5 to 28.5)	19.1 (12.5 to 26.5)	20.6 (13.5 to 28.5)	19.1 (12.5 to 26.5)	20.6 (13.5 to 28.5)	19.1 (12.5 to 26.5)	20.6 (13.5 to 28.5)	19.1 (12.5 to 26.5)	20.6 (13.5 to 28.5)	19.1 (12.5 to 26.5)	20.6 (13.5 to 28.5)	1,000
Tuberculosis	0 (0 to 0)	0 (0 to 0)	0.1 (0.1 to 0.2)	0.3 (0.3 to 0.4)	0.2 (0.2 to 0.3)	0.3 (0.2 to 0.4)	0.7 (0.5 to 1)	1.6 (1.1 to 2.3)	3.6 (2.4 to 4.9)	3.4 (2.3 to 4.6)	3.5 (2.3 to 4.8)	3.7 (2.4 to 5.1)	3.5 (2.3 to 4.8)	3.7 (2.4 to 5.1)	3.5 (2.3 to 4.8)	3.7 (2.4 to 5.1)	3.5 (2.3 to 4.8)	3.7 (2.4 to 5.1)	3.5 (2.3 to 4.8)	3.7 (2.4 to 5.1)	3.5 (2.3 to 4.8)	3.7 (2.4 to 5.1)	100
Latent tuberculosis infection	0 (0 to 0)	0 (0 to 0)	0.1 (0 to 0.2)	0.2 (0.2 to 0.3)	0.2 (0.1 to 0.3)	0.3 (0.2 to 0.4)	0.6 (0.4 to 0.8)	1.4 (1 to 2)	3.2 (2.1 to 4.3)	3.1 (2.1 to 4.2)	3.2 (2.1 to 4.3)	3.4 (2.3 to 4.6)	3.2 (2.1 to 4.3)	3.4 (2.3 to 4.6)	3.2 (2.1 to 4.3)	3.4 (2.3 to 4.6)	3.2 (2.1 to 4.3)	3.4 (2.3 to 4.6)	3.2 (2.1 to 4.3)	3.4 (2.3 to 4.6)	3.2 (2.1 to 4.3)	3.4 (2.3 to 4.6)	92
Drug-susceptible Tuberculosis	0 (0 to 0)	0 (0 to 0)	0.1 (0 to 0.2)	0.2 (0.2 to 0.3)	0.2 (0.1 to 0.3)	0.3 (0.2 to 0.4)	0.7 (0.5 to 1)	1.6 (1.1 to 2.3)	3.6 (2.4 to 4.9)	3.4 (2.3 to 4.6)	3.5 (2.3 to 4.8)	3.7 (2.4 to 5.1)	3.5 (2.3 to 4.8)	3.7 (2.4 to 5.1)	3.5 (2.3 to 4.8)	3.7 (2.4 to 5.1)	3.5 (2.3 to 4.8)	3.7 (2.4 to 5.1)	3.5 (2.3 to 4.8)	3.7 (2.4 to 5.1)	3.5 (2.3 to 4.8)	3.7 (2.4 to 5.1)	100
Multidrug-resistant tuberculosis without extensive drug-resistar	0 (0 to 0)	0 (0 to 0)	0 (0 to 0)	0 (0 to 0)	0 (0 to 0)	0 (0 to 0)	0 (0 to 0)	0 (0 to 0)	0 (0 to 0)	0 (0 to 0)	0 (0 to 0)	0 (0 to 0)	0 (0 to 0)	0 (0 to 0)	0 (0 to 0)	0 (0 to 0)	0 (0 to 0)	0 (0 to 0)	0 (0 to 0)	0 (0 to 0)	0 (0 to 0)	0 (0 to 0)	0 (0 to 0)	0
Extensively drug-resistant tuberculosis	0 (0 to 0)	0 (0 to 0)	0 (0 to 0)	0 (0 to 0)	0 (0 to 0)	0 (0 to 0)	0 (0 to 0)	0 (0 to 0)	0 (0 to 0)	0 (0 to 0)	0 (0 to 0)	0 (0 to 0)	0 (0 to 0)	0 (0 to 0)	0 (0 to 0)	0 (0 to 0)	0 (0 to 0)	0 (0 to 0)	0 (0 to 0)	0 (0 to 0)	0 (0 to 0)	0 (0 to 0)	0 (0 to 0)	0
Lower respiratory infections	42 (4.1 to 124.9)	6.9 (0.6 to 9.8)	34.3 (24.9 to 44.1)	29.6 (21.5 to 37.5)	8.7 (6.7 to 11.1)	7 (5.1 to 9.2)	12.9 (9.4 to 16.9)	16 (11.5 to 20.6)	12.9 (9.4 to 16.9)	16 (11.5 to 20.6)	12.9 (9.4 to 16.9)	16 (11.5 to 20.6)	12.9 (9.4 to 16.9)	16 (11.5 to 20.6)	12.9 (9.4 to 16.9)	16 (11.5 to 20.6)	12.9 (9.4 to 16.9)	16 (11.5 to 20.6)	12.9 (9.4 to 16.9)	16 (11.5 to 20.6)	12.9 (9.4 to 16.9)	16 (11.5 to 20.6)	638
Upper respiratory infections	0.2 (0 to 1.7)	0.1 (0 to 0.2)	13.2 (5.7 to 26.1)	39 (18.5 to 64.2)	49.3 (24.7 to 77.2)	18.4 (8.5 to 30.2)	4.3 (2.1 to 7.1)	2.1 (1 to 3.5)	4.3 (2.1 to 7.1)	2.1 (1 to 3.5)	4.3 (2.1 to 7.1)	2.1 (1 to 3.5)	4.3 (2.1 to 7.1)	2.1 (1 to 3.5)	4.3 (2.1 to 7.1)	2.1 (1 to 3.5)	4.3 (2.1 to 7.1)	2.1 (1 to 3.5)	4.3 (2.1 to 7.1)	2.1 (1 to 3.5)	4.3 (2.1 to 7.1)	2.1 (1 to 3.5)	738
Otitis media	0 (0 to 0)	0 (0 to 0)	0.1 (0 to 0.4)	0.2 (0.1 to 0.6)	0.1 (0 to 0.2)	0.1 (0 to 0.2)	0.1 (0 to 0.2)	0.1 (0 to 0.2)	0.1 (0 to 0.2)	0.1 (0 to 0.2)	0.1 (0 to 0.2)	0.1 (0 to 0.2)	0.1 (0 to 0.2)	0.1 (0 to 0.2)	0.1 (0 to 0.2)	0.1 (0 to 0.2)	0.1 (0 to 0.2)	0.1 (0 to 0.2)	0.1 (0 to 0.2)	0.1 (0 to 0.2)	0.1 (0 to 0.2)	0.1 (0 to 0.2)	0.1 (0 to 0.2)	1.6
Enteric infections	2.1 (0 to 7.3)	3.4 (2.4 to 4.7)	40.8 (26.5 to 60.6)	40.8 (26.1 to 59.6)	27.3 (17.7 to 39.8)	27.3 (15.6 to 39.8)	19.7 (9.6 to 33.6)	19.6 (8.2 to 33.1)	19.1 (9.6 to 31.6)	19.6 (9.6 to 31.6)	19.1 (9.6 to 31.6)	19.6 (9.6 to 31.6)	19.1 (9.6 to 31.6)	19.6 (9.6 to 31.6)	19.1 (9.6 to 31.6)	19.6 (9.6 to 31.6)	19.1 (9.6 to 31.6)	19.6 (9.6 to 31.6)	19.1 (9.6 to 31.6)	19.6 (9.6 to 31.6)	19.1 (9.6 to 31.6)	19.6 (9.6 to 31.6)	714
Diarrheal diseases	2.1 (0 to 7.3)	3.4 (2.4 to 4.6)	40.8 (26.5 to 60.5)	40.8 (26.1 to 59.5)	27.3 (17.6 to 39.8)	27.3 (15.6 to 39.8)	19.6 (9.6 to 33.5)	19.6 (8.2 to 33.1)	19.1 (9.6 to 31.6)	19.6 (9.6 to 31.6)	19.1 (9.6 to 31.6)	19.6 (9.6 to 31.6)	19.1 (9.6 to 31.6)	19.6 (9.6 to 31.6)	19.1 (9.6 to 31.6)	19.6 (9.6 to 31.6)	19.1 (9.6 to 31.6)	19.6 (9.6 to 31.6)	19.1 (9.6 to 31.6)	19.6 (9.6 to 31.6)	19.1 (9.6 to 31.6)	19.6 (9.6 to 31.6)	711
Typhoid and paratyphoid	0 (0 to 0)	0 (0 to 0)	0 (0 to 0)	0 (0 to 0)	0 (0 to 0)	0 (0 to 0)	0 (0 to 0)	0 (0 to 0)	0 (0 to 0)	0 (0 to 0)	0 (0 to 0)	0 (0 to 0)	0 (0 to 0)	0 (0 to 0)	0 (0 to 0)	0 (0 to 0)	0 (0 to 0)	0 (0 to 0)	0 (0 to 0)	0 (0 to 0)	0 (0 to 0)	0 (0 to 0)	0 (0 to 0)	0
Typhoid fever	0 (0 to 0)	0 (0 to 0)	0 (0 to 0)	0 (0 to 0)	0 (0 to 0)	0 (0 to 0)	0 (0 to 0)	0 (0 to 0)	0 (0 to 0)	0 (0 to 0)	0 (0 to 0)	0 (0 to 0)	0 (0 to 0)	0 (0 to 0)	0 (0 to 0)	0 (0 to 0)	0 (0 to 0)	0 (0 to 0)	0 (0 to 0)	0 (0 to 0)	0 (0 to 0)	0 (0 to 0)	0 (0 to 0)	0
Paratyphoid fever	0 (0 to 0)	0 (0 to 0)	0 (0 to 0)	0 (0 to 0)	0 (0 to 0)	0 (0 to 0)	0 (0 to 0)	0 (0 to 0)	0 (0 to 0)	0 (0 to 0)	0 (0 to 0)	0 (0 to 0)	0 (0 to 0)	0 (0 to 0)	0 (0 to 0)	0 (0 to 0)	0 (0 to 0)	0 (0 to 0)	0 (0 to 0)	0 (0 to 0)	0 (0 to 0)	0 (0 to 0)	0 (0 to 0)	0
Invasive Non-typhoidal Salmonella (iNTS)	0 (0 to 0)	0 (0 to 0)	0 (0 to 0)	0 (0 to 0)	0 (0 to 0)	0 (0 to 0)	0 (0 to 0)	0 (0 to 0)	0 (0 to 0)	0 (0 to 0)	0 (0 to 0)	0 (0 to 0)	0 (0 to 0)	0 (0 to 0)	0 (0 to 0)	0 (0 to 0)	0 (0 to 0)	0 (0 to 0)	0 (0 to 0)	0 (0 to 0)	0 (0 to 0)	0 (0 to 0)	0 (0 to 0)	0
Other intestinal infectious diseases	0 (0 to 0)	0 (0 to 0)	0.1 (0 to 0.2)	0.2 (0.1 to 0.4)	0.1 (0 to 0.2)	0.1 (0 to 0.2)	0.1 (0 to 0.2)	0.1 (0 to 0.1)	0.1 (0 to 0.1)	0.1 (0 to 0.1)	0.1 (0 to 0.1)	0.1 (0 to 0.1)	0.1 (0 to 0.1)	0.1 (0 to 0.1)	0.1 (0 to 0.1)	0.1 (0 to 0.1)	0.1 (0 to 0.1)	0.1 (0 to 0.1)	0.1 (0 to 0.1)	0.1 (0 to 0.1)	0.1 (0 to 0.1)	0.1 (0 to 0.1)	0.1 (0 to 0.1)	1.4
Neglected tropical diseases and malaria	0 (0 to 0)	0.3 (0.1 to 0.6)	7.5 (2.7 to 12.5)	10 (3.6 to 16.6)	6.8 (2.4 to 11.3)	2.9 (1 to 4.8)	0.9 (0.3 to 1.5)	0.6 (0.2 to 1)	0.6 (0.2 to 1)	0.6 (0.2 to 1)	1 (0.3 to 1.7)	1.8 (0.6 to 3)	0.4 (0.1 to 0.7)	0.6 (0.2 to 1)	0.7 (0.2 to 1.2)	0.6 (0.2 to 1)	0.4 (0.1 to 0.7)	0.4 (0.1 to 0.7)	0.4 (0.1 to 0.7)	0.2 (0.1 to 0.4)	0.1 (0 to 0.2)	0.1 (0 to 0.2)	37.4
Malaria	0 (0 to 0)	0 (0 to 0)	0 (0 to 0)	0 (0 to 0)	0 (0 to 0)	0 (0 to 0)	0 (0 to 0)	0 (0 to 0)	0 (0 to 0)	0 (0 to 0)	0 (0 to 0)	0 (0 to 0)	0 (0 to 0)	0 (0 to 0)	0 (0 to 0)	0 (0 to 0)	0 (0 to 0)	0 (0 to 0)	0 (0 to 0)	0 (0 to 0)	0 (0 to 0)	0 (0 to 0)	0 (0 to 0)	0
Chagas disease	0 (0 to 0)	0 (0 to 0)	0 (0 to 0)	0 (0 to 0)	0 (0 to 0)	0 (0 to 0)	0 (0 to 0)	0 (0 to 0)	0 (0 to 0)	0 (0 to 0)	0 (0 to 0)	0 (0 to 0)	0 (0 to 0)	0 (0 to 0)	0 (0 to 0)	0 (0 to 0)	0 (0 to 0)	0 (0 to 0)	0 (0 to 0)	0 (0 to 0)	0 (0 to 0)	0 (0 to 0)	0 (0 to 0)	0
Leishmaniasis	0 (0 to 0)	0 (0 to 0)	0 (0 to 0)	0 (0 to 0)	0 (0 to 0)	0 (0 to 0)	0 (0 to 0)	0 (0 to 0)	0 (0 to 0)	0 (0 to 0)	0 (0 to 0)	0 (0 to 0)	0 (0 to 0)	0 (0 to 0)	0 (0 to 0)	0 (0 to 0)	0 (0 to 0)	0 (0 to 0)	0 (0 to 0)	0 (0 to 0)	0 (0 to 0)	0 (0 to 0)	0 (0 to 0)	0
Visceral leishmaniasis	0 (0 to 0)	0 (0 to 0)	0 (0 to 0)	0 (0 to 0)	0 (0 to 0)	0 (0 to 0)	0 (0 to 0)	0 (0 to 0)	0 (0 to 0)	0 (0 to 0)	0 (0 to 0)	0 (0 to 0)	0 (0 to 0)	0 (0 to 0)	0 (0 to 0)	0 (0 to 0)	0 (0 to 0)	0 (0 to 0)	0 (0 to 0)	0 (0 to 0)	0 (0 to 0)	0 (0 to 0)	0 (0 to 0)	0
Cutaneous and mucocutaneous leishmaniasis	0 (0 to 0)	0 (0 to 0)	0 (0 to 0)	0 (0 to 0)	0 (0 to 0)	0 (0 to 0)	0 (0 to 0)	0 (0 to 0)	0 (0 to 0)	0 (0 to 0)	0 (0 to 0)	0 (0 to 0)	0 (0 to 0)	0 (0 to 0)	0 (0 to 0)	0 (0 to 0)	0 (0 to 0)	0 (0 to 0)	0 (0 to 0)	0 (0 to 0)	0 (0 to 0)	0 (0 to 0)	0 (0 to 0)	0
African trypanosomiasis	0 (0 to 0)	0 (0 to 0)	0 (0 to 0)	0 (0 to 0)	0 (0 to 0)	0 (0 to 0)	0 (0 to 0)	0 (0 to 0)	0 (0 to 0)	0 (0 to 0)	0 (0 to 0)	0 (0 to 0)	0 (0 to 0)	0 (0 to 0)	0 (0 to 0)	0 (0 to 0)	0 (0 to 0)	0 (0 to 0)	0 (0 to 0)	0 (0 to 0)	0 (0 to 0)	0 (0 to 0)	0 (0 to 0)	0
Schistosomiasis	0 (0 to 0)	0 (0 to 0)	0 (0 to 0)	0 (0 to 0)	0 (0 to 0)	0 (0 to 0)	0 (0 to 0)	0 (0 to 0)	0 (0 to 0)	0 (0 to 0)	0 (0 to 0)	0 (0 to 0)	0 (0 to 0)	0 (0 to 0)	0 (0 to 0)	0 (0 to 0)	0 (0 to 0)	0 (0 to 0)	0 (0 to 0)	0 (0 to 0)	0 (0 to 0)	0 (0 to 0)	0 (0 to 0)	0
Cysticercosis	0 (0 to 0)	0 (0 to 0)	0 (0 to 0)	0 (0 to 0)	0 (0 to 0)	0 (0 to 0)	0 (0 to 0)	0 (0 to 0)	0 (0 to 0)	0 (0 to 0)	0 (0 to 0)	0 (0 to 0)	0 (0 to 0)	0 (0 to 0)	0 (0 to 0)	0 (0 to 0)	0 (0 to 0)	0 (0 to 0)	0 (0 to 0)	0 (0 to 0)	0 (0 to 0)	0 (0 to 0)	0 (0 to 0)	0
Cystic echinococcosis	0 (0 to 0)	0 (0 to 0)	0 (0 to 0)	0 (0 to 0)	0 (0 to 0)	0 (0 to 0)	0 (0 to 0)	0 (0 to 0)	0 (0 to 0)	0 (0 to 0)	0 (0 to 0)	0 (0 to 0)	0 (0 to 0)	0 (0 to 0)	0 (0 to 0)	0 (0 to 0)	0 (0 to 0)	0 (0 to 0)	0 (0 to 0)	0 (0 to 0)	0 (0 to 0)	0 (0 to 0)	0 (0 to 0)	0
Lymphatic filariasis	0 (0 to 0)	0 (0 to 0)	0 (0 to 0)	0 (0 to 0)	0 (0 to 0)	0 (0 to 0)	0 (0 to 0)	0 (0 to 0)	0 (0 to 0)	0 (0 to 0)	0 (0 to 0)	0 (0 to 0)	0 (0 to 0)	0 (0 to 0)	0 (0 to 0)	0 (0 to 0)	0 (0 to 0)	0 (0 to 0)	0 (0 to 0)	0 (0 to 0)	0 (0 to 0)	0 (0 to 0)	0 (0 to 0)	0
Onchocerciasis	0 (0 to 0)	0 (0 to 0)	0 (0 to 0)	0 (0 to 0)	0 (0 to 0)	0 (0 to 0)	0 (0 to 0)	0 (0 to 0)	0 (0 to 0)	0 (0 to 0)	0 (0 to 0)	0 (0 to 0)	0 (0 to 0)	0 (0 to 0)	0 (0 to 0)	0 (0 to 0)	0 (0 to 0)	0 (0 to 0)	0 (0 to 0)	0 (0 to 0)	0 (0 to 0)	0 (0 to 0)	0 (0 to 0)	0
Trachoma	0 (0 to 0)	0 (0 to 0)	0 (0 to 0)	0 (0 to 0)	0 (0 to 0)	0 (0 to 0)	0 (0 to 0)	0 (0 to 0)	0 (0 to 0)	0 (0 to 0)	0 (0 to 0)	0 (0 to 0)	0 (0 to 0)	0 (0 to 0)	0 (0 to 0)	0 (0 to 0)	0 (0 to 0)	0 (0 to 0)	0 (0 to 0)	0 (0 to 0)	0 (0 to 0)	0 (0 to 0)	0 (0 to 0)	0
Dengue	0 (0 to 0)	0 (0 to 0)	0 (0 to 0)	0 (0 to 0)	0 (0 to 0)	0 (0 to 0)	0 (0 to 0)	0 (0 to 0)	0 (0 to 0)	0 (0 to 0)	0 (0 to 0)	0 (0 to 0)	0 (0 to 0)	0 (0 to 0)	0 (0 to 0)	0 (0 to 0)	0 (0 to 0)	0 (0 to 0)	0 (0 to 0)	0 (0 to 0)	0 (0 to 0)	0 (0 to 0)	0 (0 to 0)	0
Yellow fever	0 (0 to 0)	0 (0 to 0)	0 (0 to 0)	0 (0 to 0)	0 (0 to 0)	0 (0 to 0)	0 (0 to 0)	0 (0 to 0)	0 (0 to 0)	0 (0 to 0)	0 (0 to 0)	0 (0 to 0)	0 (0 to 0)	0 (0 to 0)	0 (0 to 0)	0 (0 to 0)	0 (0 to 0)	0 (0 to 0)	0 (0 to 0)	0 (0 to 0)	0 (0 to 0)	0 (0 to 0)	0 (0 to 0)	0
Rabies	0 (0 to 0)	0 (0 to 0)	0.1 (0 to 0.2)	0.1 (0.1 to 0.2)	0.1 (0 to 0.2)	0.1 (0 to 0.2)	0.1 (0 to 0.2)	0.1 (0 to 0.2)	0.1 (0 to 0.2)	0.1 (0 to 0.2)	0.1 (0 to 0.2)	0.1 (0 to 0.2)	0.1 (0 to 0.2)	0.1 (0 to 0.2)	0.1 (0 to 0.2)	0.1 (0 to 0.2)	0.1 (0 to 0.2)	0.1 (0 to 0.2)	0.1 (0 to 0.2)	0.1 (0 to 0.2)	0.1 (0 to 0.2)	0.1 (0 to 0.2)	0.1 (0 to 0.2)	1
Intestinal nematode infections	0 (0 to 0)	0 (0 to 0)	0 (0 to 0)	0 (0 to 0)	0 (0 to 0)	0 (0 to 0)	0 (0 to 0)	0 (0 to 0)	0 (0 to 0)	0 (0 to 0)	0 (0 to 0)	0 (0 to 0)	0 (0 to 0)	0 (0 to 0)	0 (0 to 0)	0 (0 to 0)	0 (0 to 0)	0 (0 to 0)	0 (0 to 0)	0 (0 to 0)	0 (0 to 0)	0 (0 to 0)	0 (0 to 0)	0
Ascariasis	0 (0 to 0)	0 (0 to 0)	0 (0 to 0)	0 (0 to 0)	0 (0 to 0)	0 (0 to 0)	0 (0 to 0)	0 (0 to 0)	0 (0 to 0)	0 (0 to 0)	0 (0 to 0)	0 (0 to 0)	0 (0 to 0)	0 (0 to 0)	0 (0 to 0)	0 (0 to 0)	0 (0 to 0)	0 (0 to 0)	0 (0 to 0)	0 (0 to 0)	0 (0 to 0)	0 (0 to 0)	0 (0 to 0)	0
Trichuriasis	0 (0 to 0)	0 (0 to 0)	0 (0 to 0)	0 (0 to 0)	0 (0 to 0)	0 (0 to 0)	0 (0 to 0)	0 (0 to 0)	0 (0 to 0)	0 (0 to 0)	0 (0 to 0)	0 (0 to 0)	0 (0 to 0)	0 (0 to 0)	0 (0 to 0)	0 (0 to 0)	0 (0 to 0)	0 (0 to 0)	0 (0 to 0)	0 (0 to 0)	0 (0 to 0)	0 (0 to 0)	0 (0 to 0)	0
Hookworm disease	0 (0 to 0)	0 (0 to 0)	0 (0 to 0)	0 (0 to 0)	0 (0 to 0)	0 (0 to 0)	0 (0 to 0)	0 (0 to 0)	0





SR Table 2c: Oxfordshire DALYS by cause and age group for both sexes with 95% uncertainty intervals, 2019

Cause	Early Neonatal	Late Neonatal	Post Neonatal	1 to 4	5 to 9	10 to 14	15 to 19	20 to 24	25 to 29	30 to 34	35 to 39	40 to 44	45 to 49	50 to 54	55 to 59	60 to 64	65 to 69	70 to 74	75 to 79	80 to 84	85 to 89	90 to 94	95 plus	Total
All causes	4,633 (4,133 - 5,146)	1,992 (1,784 - 2,204)	2,992 (2,647 - 3,356)	1,309 (1,060 to 1,760)	1,139 (1,074 - 1,210)	1,010 (1,073 to 1,210)	1,010 (1,073 to 1,210)	1,010 (1,073 to 1,210)	1,010 (1,073 to 1,210)	1,010 (1,073 to 1,210)	1,010 (1,073 to 1,210)	1,010 (1,073 to 1,210)	1,010 (1,073 to 1,210)	1,010 (1,073 to 1,210)	1,010 (1,073 to 1,210)	1,010 (1,073 to 1,210)	1,010 (1,073 to 1,210)	1,010 (1,073 to 1,210)	1,010 (1,073 to 1,210)	1,010 (1,073 to 1,210)	1,010 (1,073 to 1,210)	1,010 (1,073 to 1,210)	102,000
Communicable, maternal, neonatal, and nutritional diseases	818 (636 to 1,009)	262 (186 to 354)	292 (205 to 393)	350 (253 to 510)	289 (193 to 408)	221 (136 to 331)	202 (96 to 350)	256 (136 to 431)	274 (167 to 401)	291 (178 to 423)	292 (203 to 393)	293 (210 to 401)	299 (220 to 394)	299 (220 to 394)	302 (221 to 404)	330 (232 to 439)	331 (232 to 439)	356 (249 to 488)	311 (209 to 455)	298 (189 to 455)	276 (169 to 422)	97 (59 to 154)	6,640
HIV/AIDS and sexually transmitted infections	29 (16 to 50)	8 (4 to 13)	12 (5 to 23)	1 (1 to 1)	0 (0 to 1)	0 (0 to 1)	0 (0 to 2)	0 (0 to 2)	0 (0 to 2)	0 (0 to 2)	0 (0 to 2)	0 (0 to 2)	0 (0 to 2)	0 (0 to 2)	0 (0 to 2)	0 (0 to 2)	0 (0 to 2)	0 (0 to 2)	0 (0 to 2)	0 (0 to 2)	0 (0 to 2)	0 (0 to 2)	0 (0 to 0)	217
HIV/AIDS	0 (0 to 0)	0 (0 to 0)	0 (0 to 1)	0 (0 to 1)	0 (0 to 0)	0 (0 to 0)	0 (0 to 0)	0 (0 to 1)	0 (0 to 1)	0 (0 to 1)	0 (0 to 1)	0 (0 to 1)	0 (0 to 1)	0 (0 to 1)	0 (0 to 1)	0 (0 to 1)	0 (0 to 1)	0 (0 to 1)	0 (0 to 1)	0 (0 to 1)	0 (0 to 1)	0 (0 to 1)	0 (0 to 0)	104
HIV/AIDS - Drug-susceptible Tuberculosis	0 (0 to 0)	0 (0 to 0)	0 (0 to 0)	0 (0 to 0)	0 (0 to 0)	0 (0 to 0)	0 (0 to 0)	0 (0 to 0)	0 (0 to 0)	0 (0 to 0)	0 (0 to 0)	0 (0 to 0)	0 (0 to 0)	0 (0 to 0)	0 (0 to 0)	0 (0 to 0)	0 (0 to 0)	0 (0 to 0)	0 (0 to 0)	0 (0 to 0)	0 (0 to 0)	0 (0 to 0)	0 (0 to 0)	9.7
HIV/AIDS - Multidrug-resistant Tuberculosis without extensive drug resistance	0 (0 to 0)	0 (0 to 0)	0 (0 to 0)	0 (0 to 0)	0 (0 to 0)	0 (0 to 0)	0 (0 to 0)	0 (0 to 0)	0 (0 to 0)	0 (0 to 0)	0 (0 to 0)	0 (0 to 0)	0 (0 to 0)	0 (0 to 0)	0 (0 to 0)	0 (0 to 0)	0 (0 to 0)	0 (0 to 0)	0 (0 to 0)	0 (0 to 0)	0 (0 to 0)	0 (0 to 0)	0 (0 to 0)	0.3
HIV/AIDS - Extensively drug-resistant Tuberculosis	0 (0 to 0)	0 (0 to 0)	0 (0 to 0)	0 (0 to 0)	0 (0 to 0)	0 (0 to 0)	0 (0 to 0)	0 (0 to 0)	0 (0 to 0)	0 (0 to 0)	0 (0 to 0)	0 (0 to 0)	0 (0 to 0)	0 (0 to 0)	0 (0 to 0)	0 (0 to 0)	0 (0 to 0)	0 (0 to 0)	0 (0 to 0)	0 (0 to 0)	0 (0 to 0)	0 (0 to 0)	0 (0 to 0)	0.1
HIV/AIDS resulting in other diseases	0 (0 to 0)	0 (0 to 0)	1 (0 to 1)	0 (0 to 1)	0 (0 to 0)	0 (0 to 0)	0 (0 to 0)	0 (0 to 1)	0 (0 to 1)	0 (0 to 1)	0 (0 to 1)	0 (0 to 1)	0 (0 to 1)	0 (0 to 1)	0 (0 to 1)	0 (0 to 1)	0 (0 to 1)	0 (0 to 1)	0 (0 to 1)	0 (0 to 1)	0 (0 to 1)	0 (0 to 1)	0 (0 to 0)	93.5
Sexually transmitted infections excluding HIV	29 (16 to 49)	8 (3 to 13)	11 (5 to 22)	1 (0 to 1)	0 (0 to 0)	0 (0 to 0)	0 (0 to 0)	0 (0 to 0)	0 (0 to 0)	0 (0 to 0)	0 (0 to 0)	0 (0 to 0)	0 (0 to 0)	0 (0 to 0)	0 (0 to 0)	0 (0 to 0)	0 (0 to 0)	0 (0 to 0)	0 (0 to 0)	0 (0 to 0)	0 (0 to 0)	0 (0 to 0)	0 (0 to 0)	114
Syphilis	0 (0 to 0)	0 (0 to 0)	0 (0 to 0)	0 (0 to 0)	0 (0 to 0)	0 (0 to 0)	0 (0 to 0)	0 (0 to 0)	0 (0 to 0)	0 (0 to 0)	0 (0 to 0)	0 (0 to 0)	0 (0 to 0)	0 (0 to 0)	0 (0 to 0)	0 (0 to 0)	0 (0 to 0)	0 (0 to 0)	0 (0 to 0)	0 (0 to 0)	0 (0 to 0)	0 (0 to 0)	0 (0 to 0)	49.6
Chlamydial infection	0 (0 to 0)	0 (0 to 0)	0 (0 to 0)	0 (0 to 0)	0 (0 to 0)	0 (0 to 0)	0 (0 to 0)	0 (0 to 0)	0 (0 to 0)	0 (0 to 0)	0 (0 to 0)	0 (0 to 0)	0 (0 to 0)	0 (0 to 0)	0 (0 to 0)	0 (0 to 0)	0 (0 to 0)	0 (0 to 0)	0 (0 to 0)	0 (0 to 0)	0 (0 to 0)	0 (0 to 0)	0 (0 to 0)	11.5
Gonococcal infection	0 (0 to 0)	0 (0 to 0)	0 (0 to 0)	0 (0 to 0)	0 (0 to 0)	0 (0 to 0)	0 (0 to 0)	0 (0 to 0)	0 (0 to 0)	0 (0 to 0)	0 (0 to 0)	0 (0 to 0)	0 (0 to 0)	0 (0 to 0)	0 (0 to 0)	0 (0 to 0)	0 (0 to 0)	0 (0 to 0)	0 (0 to 0)	0 (0 to 0)	0 (0 to 0)	0 (0 to 0)	0 (0 to 0)	5.6
Trichomoniasis	0 (0 to 0)	0 (0 to 0)	0 (0 to 0)	0 (0 to 0)	0 (0 to 0)	0 (0 to 0)	0 (0 to 0)	0 (0 to 1)	0 (0 to 2)	0 (0 to 1)	0 (0 to 1)	0 (0 to 2)	0 (0 to 2)	0 (0 to 2)	0 (0 to 2)	0 (0 to 2)	0 (0 to 1)	0 (0 to 1)	0 (0 to 1)	0 (0 to 1)	0 (0 to 1)	0 (0 to 1)	0 (0 to 0)	9.4
Genital herpes	0 (0 to 0)	0 (0 to 0)	0 (0 to 0)	0 (0 to 0)	0 (0 to 0)	0 (0 to 0)	0 (0 to 0)	0 (0 to 0)	0 (0 to 0)	0 (0 to 0)	0 (0 to 0)	0 (0 to 0)	0 (0 to 0)	0 (0 to 0)	0 (0 to 0)	0 (0 to 0)	0 (0 to 0)	0 (0 to 0)	0 (0 to 0)	0 (0 to 0)	0 (0 to 0)	0 (0 to 0)	0 (0 to 0)	19.9
Other sexually transmitted infections	0 (0 to 0)	0 (0 to 0)	0 (0 to 0)	0 (0 to 0)	0 (0 to 0)	0 (0 to 0)	0 (0 to 0)	0 (0 to 0)	0 (0 to 0)	0 (0 to 0)	0 (0 to 0)	0 (0 to 0)	0 (0 to 0)	0 (0 to 0)	0 (0 to 0)	0 (0 to 0)	0 (0 to 0)	0 (0 to 0)	0 (0 to 0)	0 (0 to 0)	0 (0 to 0)	0 (0 to 0)	0 (0 to 0)	22.5
Respiratory infections and tuberculosis	89 (61 to 123)	49 (34 to 67)	77 (52 to 107)	84 (58 to 122)	77 (52 to 107)	84 (58 to 122)	77 (52 to 107)	84 (58 to 122)	77 (52 to 107)	84 (58 to 122)	77 (52 to 107)	84 (58 to 122)	77 (52 to 107)	84 (58 to 122)	77 (52 to 107)	84 (58 to 122)	77 (52 to 107)	84 (58 to 122)	77 (52 to 107)	84 (58 to 122)	77 (52 to 107)	84 (58 to 122)	77 (52 to 107)	2,000
Tuberculosis	0 (0 to 0)	0 (0 to 0)	0 (0 to 0)	0 (0 to 0)	0 (0 to 0)	0 (0 to 0)	0 (0 to 0)	0 (0 to 0)	0 (0 to 0)	0 (0 to 0)	0 (0 to 0)	0 (0 to 0)	0 (0 to 0)	0 (0 to 0)	0 (0 to 0)	0 (0 to 0)	0 (0 to 0)	0 (0 to 0)	0 (0 to 0)	0 (0 to 0)	0 (0 to 0)	0 (0 to 0)	0 (0 to 0)	60.3
Latent tuberculosis infection	0 (0 to 0)	0 (0 to 0)	0 (0 to 0)	0 (0 to 0)	0 (0 to 0)	0 (0 to 0)	0 (0 to 0)	0 (0 to 0)	0 (0 to 0)	0 (0 to 0)	0 (0 to 0)	0 (0 to 0)	0 (0 to 0)	0 (0 to 0)	0 (0 to 0)	0 (0 to 0)	0 (0 to 0)	0 (0 to 0)	0 (0 to 0)	0 (0 to 0)	0 (0 to 0)	0 (0 to 0)	0 (0 to 0)	0
Drug-susceptible tuberculosis	0 (0 to 0)	0 (0 to 0)	0 (0 to 0)	0 (0 to 0)	0 (0 to 0)	0 (0 to 0)	0 (0 to 0)	0 (0 to 0)	0 (0 to 0)	0 (0 to 0)	0 (0 to 0)	0 (0 to 0)	0 (0 to 0)	0 (0 to 0)	0 (0 to 0)	0 (0 to 0)	0 (0 to 0)	0 (0 to 0)	0 (0 to 0)	0 (0 to 0)	0 (0 to 0)	0 (0 to 0)	0 (0 to 0)	0
Multidrug-resistant tuberculosis without extensive drug resistance	0 (0 to 0)	0 (0 to 0)	0 (0 to 0)	0 (0 to 0)	0 (0 to 0)	0 (0 to 0)	0 (0 to 0)	0 (0 to 0)	0 (0 to 0)	0 (0 to 0)	0 (0 to 0)	0 (0 to 0)	0 (0 to 0)	0 (0 to 0)	0 (0 to 0)	0 (0 to 0)	0 (0 to 0)	0 (0 to 0)	0 (0 to 0)	0 (0 to 0)	0 (0 to 0)	0 (0 to 0)	0 (0 to 0)	0
Extensively drug-resistant tuberculosis	0 (0 to 0)	0 (0 to 0)	0 (0 to 0)	0 (0 to 0)	0 (0 to 0)	0 (0 to 0)	0 (0 to 0)	0 (0 to 0)	0 (0 to 0)	0 (0 to 0)	0 (0 to 0)	0 (0 to 0)	0 (0 to 0)	0 (0 to 0)	0 (0 to 0)	0 (0 to 0)	0 (0 to 0)	0 (0 to 0)	0 (0 to 0)	0 (0 to 0)	0 (0 to 0)	0 (0 to 0)	0 (0 to 0)	0
Lower respiratory infections	89 (61 to 123)	49 (34 to 67)	77 (52 to 107)	84 (58 to 122)	77 (52 to 107)	84 (58 to 122)	77 (52 to 107)	84 (58 to 122)	77 (52 to 107)	84 (58 to 122)	77 (52 to 107)	84 (58 to 122)	77 (52 to 107)	84 (58 to 122)	77 (52 to 107)	84 (58 to 122)	77 (52 to 107)	84 (58 to 122)	77 (52 to 107)	84 (58 to 122)	77 (52 to 107)	84 (58 to 122)	77 (52 to 107)	2,000
Upper respiratory infections	0 (0 to 0)	0 (0 to 1)	0 (0 to 0)	0 (0 to 0)	0 (0 to 0)	0 (0 to 0)	0 (0 to 0)	0 (0 to 0)	0 (0 to 0)	0 (0 to 0)	0 (0 to 0)	0 (0 to 0)	0 (0 to 0)	0 (0 to 0)	0 (0 to 0)	0 (0 to 0)	0 (0 to 0)	0 (0 to 0)	0 (0 to 0)	0 (0 to 0)	0 (0 to 0)	0 (0 to 0)	0 (0 to 0)	0.3
Otitis media	0 (0 to 0)	0 (0 to 0)	0 (0 to 0)	0 (0 to 0)	0 (0 to 0)	0 (0 to 0)	0 (0 to 0)	0 (0 to 0)	0 (0 to 0)	0 (0 to 0)	0 (0 to 0)	0 (0 to 0)	0 (0 to 0)	0 (0 to 0)	0 (0 to 0)	0 (0 to 0)	0 (0 to 0)	0 (0 to 0)	0 (0 to 0)	0 (0 to 0)	0 (0 to 0)	0 (0 to 0)	0 (0 to 0)	0.1
Enteric infections	4 (3 to 6)	3 (2 to 4)	3 (2 to 5)	3 (2 to 5)	2 (1 to 3)	2 (1 to 3)	2 (1 to 3)	2 (1 to 3)	2 (1 to 3)	2 (1 to 3)	2 (1 to 3)	2 (1 to 3)	2 (1 to 3)	2 (1 to 3)	2 (1 to 3)	2 (1 to 3)	2 (1 to 3)	2 (1 to 3)	2 (1 to 3)	2 (1 to 3)	2 (1 to 3)	2 (1 to 3)	2 (1 to 3)	121
Diarrheal diseases	4 (3 to 6)	3 (2 to 4)	3 (2 to 5)	3 (2 to 5)	2 (1 to 3)	2 (1 to 3)	2 (1 to 3)	2 (1 to 3)	2 (1 to 3)	2 (1 to 3)	2 (1 to 3)	2 (1 to 3)	2 (1 to 3)	2 (1 to 3)	2 (1 to 3)	2 (1 to 3)	2 (1 to 3)	2 (1 to 3)	2 (1 to 3)	2 (1 to 3)	2 (1 to 3)	2 (1 to 3)	2 (1 to 3)	121
Typhoid and paratyphoid	0 (0 to 0)	0 (0 to 0)	0 (0 to 0)	0 (0 to 0)	0 (0 to 0)	0 (0 to 0)	0 (0 to 0)	0 (0 to 0)	0 (0 to 0)	0 (0 to 0)	0 (0 to 0)	0 (0 to 0)	0 (0 to 0)	0 (0 to 0)	0 (0 to 0)	0 (0 to 0)	0 (0 to 0)	0 (0 to 0)	0 (0 to 0)	0 (0 to 0)	0 (0 to 0)	0 (0 to 0)	0 (0 to 0)	0
Typhoid fever	0 (0 to 0)	0 (0 to 0)	0 (0 to 0)	0 (0 to 0)	0 (0 to 0)	0 (0 to 0)	0 (0 to 0)	0 (0 to 0)	0 (0 to 0)	0 (0 to 0)	0 (0 to 0)	0 (0 to 0)	0 (0 to 0)	0 (0 to 0)	0 (0 to 0)	0 (0 to 0)	0 (0 to 0)	0 (0 to 0)	0 (0 to 0)	0 (0 to 0)	0 (0 to 0)	0 (0 to 0)	0 (0 to 0)	0
Paratyphoid fever	0 (0 to 0)	0 (0 to 0)	0 (0 to 0)	0 (0 to 0)	0 (0 to 0)	0 (0 to 0)	0 (0 to 0)	0 (0 to 0)	0 (0 to 0)	0 (0 to 0)	0 (0 to 0)	0 (0 to 0)	0 (0 to 0)	0 (0 to 0)	0 (0 to 0)	0 (0 to 0)	0 (0 to 0)	0 (0 to 0)	0 (0 to 0)	0 (0 to 0)	0 (0 to 0)	0 (0 to 0)	0 (0 to 0)	0
Other sexually transmitted infections	0 (0 to 0)	0 (0 to 0)	0 (0 to 0)	0 (0 to 0)	0 (0 to 0)	0 (0 to 0)	0 (0 to 0)	0 (0 to 0)	0 (0 to 0)	0 (0 to 0)	0 (0 to 0)	0 (0 to 0)	0 (0 to 0)	0 (0 to 0)	0 (0 to 0)	0 (0 to 0)	0 (0 to 0)	0 (0 to 0)	0 (0 to 0)	0 (0 to 0)	0 (0 to 0)	0 (0 to 0)	0 (0 to 0)	0
Invasive Non-typhoidal Salmonella (iNTS)	0 (0 to 0)	0 (0 to 0)	0 (0 to 0)	0 (0 to 0)	0 (0 to 0)	0 (0 to 0)	0 (0 to 0)	0 (0 to 0)	0 (0 to 0)	0 (0 to 0)	0 (0 to 0)	0 (0 to 0)	0 (0 to 0)	0 (0 to 0)	0 (0 to 0)	0 (0 to 0)	0 (0 to 0)	0 (0 to 0)	0 (0 to 0)	0 (0 to 0)	0 (0 to 0)	0 (0 to 0)	0 (0 to 0)	1.9
Other intestinal infectious diseases	0 (0 to 0)	0 (0 to 0)	0 (0 to 0)	0 (0 to 0)	0 (0 to 0)	0 (0 to 0)	0 (0 to 0)	0 (0 to 0)	0 (0 to 0)	0 (0 to 0)	0 (0 to 0)	0 (0 to 0)	0 (0 to 0)	0 (0 to 0)	0 (0 to 0)	0 (0 to 0)	0 (0 to 0)	0 (0 to 0)	0 (0 to 0)	0 (0 to 0)	0 (0 to 0)	0 (0 to 0)	0 (0 to 0)	1
Neglected tropical diseases and malaria	0 (0 to 0)	0 (0 to 0)	0 (0 to 0)	0 (0 to 0)	0 (0 to 0)	0 (0 to 0)	0 (0 to 0)	0 (0 to 0)	0 (0 to 0)	0 (0 to 0)	0 (0 to 0)	0 (0 to 0)	0 (0 to 0)	0 (0 to 0)	0 (0 to 0)	0 (0 to 0)	0 (0 to 0)	0 (0 to 0)	0 (0 to 0)	0 (0 to 0)	0 (0 to 0)	0 (0 to 0)	0 (0 to 0)	31
Malaria	0 (0 to 0)	0 (0 to 0)	0 (0 to 0)	0 (0 to 0)	0 (0 to 0)	0 (0 to 0)	0 (0 to 0)	0 (0 to 0)	0 (0 to 0)	0 (0 to 0)	0 (0 to 0)	0 (0 to 0)	0 (0 to 0)	0 (0 to 0)	0 (0 to 0)	0 (0 to 0)	0 (0 to 0)	0 (0 to 0)	0 (0 to 0)	0 (0 to 0)	0 (0 to 0)	0 (0 to 0)	0 (0 to 0)	0
Chagas disease	0 (0 to 0)	0 (0 to 0)	0 (0 to 0)	0 (0 to 0)	0 (0 to 0)	0 (0 to 0)	0 (0 to 0)	0 (0 to 0)	0 (0 to 0)	0 (0 to 0)	0 (0 to 0)	0 (0 to 0)	0 (0 to 0)	0 (0 to 0)	0 (0 to 0)	0 (0 to 0)	0 (0 to 0)	0 (0 to 0)	0 (0 to 0)	0 (0 to 0)	0 (0 to 0)	0 (0 to 0)	0 (0 to 0)	0
Leishmaniasis	0 (0 to 0)	0 (0 to 0)	0 (0 to 0)	0 (0 to 0)	0 (0 to 0)	0 (0 to 0)	0 (0 to 0)	0 (0 to 0)	0 (0 to 0)	0 (0 to 0)	0 (0 to 0)	0 (0 to 0)	0 (0 to 0)	0 (0 to 0)	0 (0 to 0)	0 (0 to 0)	0 (0 to 0)	0 (0 to 0)	0 (0 to 0)	0 (0 to 0)	0 (0 to 0)	0 (0 to 0)	0 (0 to 0)	0
Visceral leishmaniasis	0 (0 to 0)	0 (0 to 0)	0 (0 to 0)	0 (0 to 0)	0 (0 to 0)	0 (0 to 0)	0 (0 to 0)	0 (0 to 0)	0 (0 to 0)	0 (0 to 0)	0 (0 to 0)	0 (0 to 0)	0 (0 to 0)	0 (0 to 0)	0 (0 to 0)	0 (0 to 0)	0 (0 to 0)	0 (0 to 0)	0 (0 to 0)	0 (0 to 0)	0 (0 to 0)	0 (0 to 0)	0 (0 to 0)	0
Cutaneous and mucocutaneous leishmaniasis	0 (0 to 0)	0 (0 to 0)	0 (0 to 0)	0 (0 to 0)	0 (0 to 0)	0 (0 to 0)	0 (0 to 0)	0 (0 to 0)	0 (0 to 0)	0 (0 to 0)	0 (0 to 0)	0 (0 to 0)	0 (0 to 0)	0 (0 to 0)	0 (0 to 0)	0 (0 to 0)	0 (0 to 0)	0 (0 to 0)	0 (0 to 0)	0 (0 to 0)	0 (0 to 0)	0 (0 to 0)	0 (0 to 0)	0
African trypanosomiasis	0 (0 to 0)	0 (0 to 0)	0 (0 to 0)	0 (0 to 0)	0 (0 to 0)	0 (0 to 0)	0 (0 to 0)	0 (0 to 0)	0 (0 to 0)	0 (0 to 0)	0 (0 to 0)	0 (0 to 0)	0 (0 to 0)	0 (0 to 0)	0 (0 to 0)	0 (0 to 0)	0 (0 to 0)	0 (0 to 0)	0 (0 to 0)	0 (0 to 0)	0 (0 to 0)	0 (0 to 0)	0 (0 to 0)	0
Schistosomiasis	0 (0 to 0)	0 (0 to 0)	0 (0 to 0)	0 (0 to 0)	0 (0 to 0)	0 (0 to 0)	0 (0 to 0)	0 (0 to 0)	0 (0 to 0)	0 (0 to 0)	0 (0 to 0)	0 (0 to 0)	0 (0 to 0)	0 (0 to 0)	0 (0 to 0)	0 (0 to 0)	0 (0 to 0)	0 (0 to 0)	0 (0 to 0)	0 (0 to 0)	0 (0 to 0)	0 (0 to 0)	0 (0 to 0)	0
Cysticercosis	0 (0 to 0)	0 (0 to 0)	0 (0 to 0)	0 (0 to 0)	0 (0 to 0)	0 (0 to 0)	0 (0 to 0)	0 (0 to 0)	0 (0 to 0)	0 (0 to 0)	0 (0 to 0)	0 (0 to 0)	0 (0 to 0)	0 (0 to 0)	0 (0 to 0)	0 (0 to 0)	0 (0 to 0)	0 (0 to 0)	0 (0 to 0)	0 (0 to 0)	0 (0 to 0)	0 (0 to 0)	0 (0 to 0)	0
Cystic echinococcosis	0 (0 to 0)	0 (0 to 0)	0 (0 to 0)	0 (0 to 0)	0 (0 to 0)	0 (0 to 0)	0 (0 to 0)	0 (0 to 0)	0 (0 to 0)	0 (0 to 0)	0 (0 to 0)	0 (0 to 0)	0 (0 to 0)	0 (0 to 0)	0 (0 to 0)	0 (0 to 0)	0 (0 to 0)	0 (0 to 0)	0 (0 to 0)	0 (0 to 0)	0 (0 to 0)	0 (0 to 0)	0 (0 to 0)	0.2
Lymphatic filariasis	0 (0 to 0)	0 (0 to 0)	0 (0 to 0)	0 (0 to 0)	0 (0 to 0)	0 (0 to 0)	0 (0 to 0)	0 (0 to 0)	0 (0 to 0)	0 (0 to 0)	0 (0 to 0)	0 (0 to 0)	0 (0 to 0)	0 (0 to 0)	0 (0 to 0)	0 (0 to 0)	0 (0 to 0)	0 (0 to 0)	0 (0 to 0)	0 (0 to 0)	0 (0 to 0)	0 (0 to 0)	0 (0 to 0)	0
Onchocerciasis	0 (0 to 0)	0 (0 to 0)	0 (0 to 0)	0 (0 to 0)	0 (0 to 0)	0 (0 to 0)	0 (0 to 0)	0 (0 to 0)	0 (0 to 0)	0 (0 to 0)	0 (0 to 0)	0 (0 to 0)	0 (0 to 0)	0 (0 to 0)	0 (0 to 0)	0 (0 to 0)	0 (0 to 0)	0 (0 to 0)	0 (0 to 0)	0 (0 to 0)	0 (0 to 0)	0 (0 to 0)	0 (0 to 0)	0
Trachoma	0 (0 to 0)	0 (0 to 0)	0 (0 to 0)	0 (0 to 0)	0 (0 to 0)	0 (0 to 0)	0 (0 to 0)	0 (0 to 0)	0 (0 to 0)	0 (0 to 0)	0 (0 to 0)	0 (0 to 0)	0 (0 to 0)	0 (0 to 0)	0 (0 to 0)	0 (0 to 0)	0 (0 to 0)	0 (0 to 0)	0 (0 to 0)	0 (0 to 0)	0 (0 to 0)	0 (0 to 0)	0 (0 to 0)	0
Dengue	0 (0 to 0)	0 (0 to 0)	0 (0 to 0)	0 (0 to 0)	0 (0 to 0)	0 (0 to 0)	0 (0 to 0)	0 (0 to 0)	0 (0 to 0)	0 (0 to 0)	0 (0 to 0)	0 (0 to 0)	0 (0 to 0)	0 (0 to 0)	0 (0 to 0)	0 (0 to 0)	0 (0 to 0)	0 (0 to 0)	0 (0 to 0)	0 (0 to 0)	0 (0 to 0)	0 (0 to 0)	0 (0 to 0)	0
Yellow fever	0 (0 to 0)	0 (0 to 0)	0 (0 to 0)	0 (0 to 0)	0 (0 to 0)	0 (0 to 0)	0 (0 to 0)	0 (0 to 0)	0 (0 to 0)	0 (0 to 0)	0 (0 to 0)	0 (0 to 0)	0 (0 to 0)	0 (0 to 0)	0 (0 to 0)	0 (0 to 0)	0 (0 to 0)	0 (0 to 0)	0 (0 to 0)	0 (0 to 0)	0 (0 to 0)	0 (0 to 0)	0 (0 to 0)	0
Rabies	0 (0 to 0)	0 (0 to 0)	0 (0 to 0)	0 (0 to 0)	0 (0 to 0)	0 (0 to 0)	0 (0 to 0)	0 (0 to 0)	0 (0 to 0)	0 (0 to 0)	0 (0 to 0)	0 (0 to 0)	0 (0 to 0)	0 (0 to 0)	0 (0 to 0)	0 (0 to 0)	0 (0 to 0)	0 (0 to 0)	0 (0 to 0)	0 (0 to 0)	0 (0 to 0)	0 (0 to 0)	0 (0 to 0)	0
Intestinal nematode infections	0 (0 to 0)	0 (0 to 0)	0 (0 to 0)	0 (0 to 0)	0 (0 to 0)	0 (0 to 0)	0 (0 to 0)	0 (0 to 0)	0 (0 to 0)	0 (0 to 0)	0 (0 to 0)	0 (0 to 0)	0 (0 to 0)	0 (0 to 0)	0 (0 to 0)	0 (0 to 0)	0 (0 to 0)	0 (0 to 0)	0 (0 to 0)	0 (0 to 0)	0 (0 to 0)	0 (0 to 0)	0 (0 to 0)	0
Ascariasis	0 (0 to 0)	0 (0 to 0)	0 (0 to 0)	0 (0 to 0)	0 (0 to 0)	0 (0 to 0)	0 (0 to 0)	0 (0 to 0)	0 (0 to 0)	0 (0 to 0)	0 (0 to 0)	0 (0 to 0)	0 (0 to 0)	0 (0 to 0)	0 (0 to 0)	0 (0 to 0)	0 (0 to 0)	0 (0 to 0)	0 (0 to 0)	0 (0 to 0)	0 (0 to 0)	0 (0 to 0)	0 (0 to 0)	0
Trichuriasis	0 (0 to 0)	0 (0 to 0)	0 (0 to 0)	0 (0 to 0)	0 (0 to 0)	0 (0 to 0)	0 (0 to 0)	0 (0 to 0)	0 (0 to 0)	0 (0 to 0)	0 (0 to 0)	0 (0 to 0)	0 (0 to 0)	0 (0 to 0)	0 (0 to 0)	0 (0 to 0)	0 (0 to 0)	0 (0 to 0)	0 (0 to 0)	0 (0 to 0)	0 (0 to 0)	0 (0 to 0)	0 (0 to 0)	0
Hookworm disease	0 (0 to 0)	0 (0 to 0)	0 (0 to 0)	0 (0 to 0)	0 (0 to 0)	0 (0 to 0)	0 (0 to 0)	0 (0 to 0)	0 (0 to 0)	0 (0 to 0)	0 (0 to 0)	0 (0 to 0)	0 (0 to 0)	0 (0 to 0)	0 (0 to 0)	0 (0 to 0)	0 (0 to 0)	0 (0 to 0)	0 (0 to 0)	0 (0 to 0)	0 (0 to 0)	0 (0 to 0)	0 (0 to 0)	0
Food-borne trematodiases	0 (0 to 0)	0 (0 to 0)	0 (0 to 0)	0 (0 to 0)	0 (0 to 0)	0 (0 to 0)	0 (0 to 0)	0 (0 to 0)	0 (0 to 0)	0 (0 to 0)	0 (0 to 0)	0 (0 to 0)	0 (0 to 0)	0 (0 to 0)	0 (0 to 0)	0 (0 to 0)	0 (0 to 0)	0 (0 to 0)	0 (0 to 0)	0 (0 to 0)	0 (0 to 0)	0 (0 to 0)	0 (0 to 0)	0
Leprosy	0 (0 to 0)	0 (0 to 0)	0 (0 to 0)	0 (0 to 0)	0 (0 to 0)	0 (0 to 0)	0 (0 to 0)	0 (0 to 0)	0 (0 to 0)	0 (0 to 0)	0 (0 to 0)	0 (0 to 0)	0 (0 to 0)	0 (0 to 0)	0 (0 to 0)	0 (0 to 0)	0 (0 to 0)	0 (0 to 0)	0 (0 to 0)	0 (0 to 0)	0 (0 to 0)	0 (0 to 0)	0 (0 to 0)	0
Ebola	0 (0 to 0)	0 (0 to 0)	0 (0 to 0)	0 (0 to 0)	0 (0 to 0)	0 (0 to 0)	0 (0 to 0)	0 (0 to 0)	0 (0 to 0)	0 (0 to 0)	0 (0 to 0)	0 (0 to 0)	0 (0 to 0)	0 (0 to 0)	0 (0 to 0)	0 (0 to 0)	0 (0 to 0)	0 (0 to 0)	0 (0 to 0)	0 (0 to 0)	0 (0 to 0)	0 (0 to 0)	0 (0 to 0)	0
Zika virus	0 (0 to 0)	0 (0 to 0)	0 (0 to 0)	0 (0 to 0)	0 (0 to 0)	0 (0 to 0)	0 (0 to 0)	0 (0 to 0)	0 (0 to 0)	0 (0 to 0)	0 (0 to 0)	0 (0 to 0)	0 (0 to 0)	0 (0 to 0)	0 (0 to 0)	0 (0 to 0)	0 (0 to 0)	0 (0 to 0)	0 (0 to 0)	0 (0 to 0)	0 (0 to 0)	0 (0 to 0)	0 (0 to 0)	0
Guinea worm disease	0 (0 to 0)	0 (0 to 0)	0 (0 to 0)	0 (0 to 0)	0 (0 to 0)	0 (0 to 0)	0 (0 to 0)	0 (0 to 0)	0 (0 to 0)	0 (0 to 0)	0 (0 to 0)	0 (0 to 0)	0 (0 to 0)	0 (0 to 0)	0 (0 to 0)	0 (0 to 0)	0 (0 to 0)	0 (0 to 0)	0 (0 to 0)	0 (0 to 0)	0 (0 to 0)	0 (0 to 0)	0 (0 to 0)	0
Other neglected tropical diseases	0 (0 to 0)	0 (0 to 0)	0 (0 to 0)	0 (0 to 0)	0 (0 to 0)	0 (0 to 0)	0 (0 to 0)	0 (0 to 0)	0 (0 to 0)	0 (0



Congenital birth defects	293 (207 to 412)	132 (93 to 189)	225 (154 to 340)	140 (110 to 192)	72-3 (54-3 to 95-4)	64 (46-6 to 84-4)	67-4 (52-5 to 87-1)	62-3 (49 to 82-3)	59-2 (46-4 to 75-4)	59-6 (45-1 to 79-2)	53-9 (41-2 to 68-5)	49-6 (37 to 62-8)	50-6 (37-6 to 66-2)	55-1 (40-1 to 76-3)	33-2 (27-7 to 48-9)	43 (29-7 to 64-1)	39-5 (21-2 to 39-4)	13-9 (8-9 to 22-4)	8-4 (5-2 to 12-4)	5-3 (3-2 to 8)	2-9 (1-8 to 4-4)	1-2 (0-7 to 1-8)	0-3 (0-2 to 0-4)		1,330
Neural tube defects	19-3 (9-9 to 29)	9-9 (3-9 to 19-7)	23-9 (12-3 to 50-6)	27-2 (19-1 to 38-9)	2-4 (1-7 to 3-1)	2-5 (1-6 to 3-2)	2-7 (2 to 3-6)	2-4 (1-6 to 3-2)	1-4 (1-to 2-2)	1-2 (0-7 to 1-7)	1-1 (0-7 to 1-7)	0-9 (0-5 to 1-1)	0-6 (0-4 to 0-8)	0-9 (0-5 to 1-1)	0-4 (0-2 to 0-6)	0-3 (0-2 to 0-4)	0-2 (0-1 to 0-3)	0-1 (0-1 to 0-2)	0-1 (0-1 to 0-2)	0-1 (0-to 0-1)	0-0 (0-to 0-1)	0-0 (0-to 0-1)	0-0 (0-to 0-1)		99-2
Congenital heart anomalies	63-2 to 119)	(37-1 to 86-7)	(65-3 to 145-3)	(74-5 to 98-4)	(7-1 to 15-4)	(6-7 to 14-5)	(10-1 to 20-2)	(8-3 to 18-6)	(8-3 to 17-2)	(7-6 to 15-6)	(7-6 to 13-5)	(7-1 to 13-1)	(5-9 to 13-3)	(5-9 to 13-3)	(4-7 to 11-5)	(5-2 to 15-9)	(2-9 to 7-4)	(2-6 to 5-2)	(1-6 to 3-1)	(1-3 to 3-1)	(0-7 to 2-1)	(0-5 to 1-5)	(0-1 to 0-3)		266
Cardiac defects	0-1 (0-1 to 0-1)	0-1 (0-to 0-1)	0-7 (0-3 to 1-5)	1-3 (0-9 to 2-5)	0-9 (0-6 to 1-2)	0-9 (0-6 to 1-2)	0-8 (0-5 to 1-6)	0-9 (0-5 to 1-8)	0-9 (0-5 to 1-7)	0-9 (0-5 to 1-6)	0-9 (0-6 to 1-4)	0-8 (0-5 to 1-5)	0-9 (0-5 to 1-7)	0-9 (0-5 to 1-7)	0-9 (0-6 to 1-4)	0-7 (0-5 to 1-3)	0-9 (0-6 to 1-7)	0-6 (0-4 to 1-1)	0-4 (0-3 to 0-9)	0-2 (0-2 to 0-5)	0-1 (0-1 to 0-3)	0-0 (0-to 0-2)	0-0 (0-to 0-1)		16-3
Down syndrome	7-6 (4-6 to 12-3)	2-4 (1-to 3-4)	1-3 (0-4 to 10-2)	0-9 (0-8 to 1-4)	4-6 (3-1 to 6-4)	4-4 (2-6 to 6-3)	4-9 (3-3 to 6-4)	3-7 (2-6 to 5-2)	4-3 (3-to 5-9)	4-5 (3-4 to 5-9)	4-1 (3-2 to 5-4)	4-1 (3-to 5-2)	4-1 (3-1 to 5-7)	4-1 (3-1 to 5-7)	1-5 (0-9 to 2-2)	1-5 (0-9 to 2-3)	0-9 (0-5 to 1-5)	0-5 (0-3 to 0-9)	0-4 (0-2 to 0-6)	0-3 (0-2 to 0-5)	0-1 (0-to 0-2)	0-0 (0-to 0-1)	0-0 (0-to 0-1)		130
Turner syndrome	0-0 (0-to 0-)	0-0 (0-to 0-)	0-0 (0-to 0-1)	0-2 (0-to 0-6)	0-2 (0-to 0-5)	0-2 (0-to 0-5)	0-2 (0-to 0-5)	0-2 (0-to 0-4)	0-2 (0-to 0-4)	0-2 (0-to 0-4)	0-2 (0-to 0-4)	0-2 (0-to 0-4)	0-2 (0-to 0-4)	0-2 (0-to 0-4)	0-1 (0-to 0-3)	0-2 (0-to 0-5)	0-1 (0-to 0-3)	0-1 (0-to 0-3)	0-1 (0-to 0-3)	0-1 (0-to 0-3)	0-0 (0-to 0-2)	0-0 (0-to 0-1)	0-0 (0-to 0-1)		2-4
Klinefelter syndrome	0-0 (0-to 0-)	0-0 (0-to 0-)	0-0 (0-to 0-1)	0-0 (0-to 0-1)	0-0 (0-to 0-1)	0-0 (0-to 0-1)	0-0 (0-to 0-1)	0-0 (0-to 0-2)	0-0 (0-to 0-2)	0-0 (0-to 0-2)	0-0 (0-to 0-1)	0-0 (0-to 0-1)	0-0 (0-to 0-1)	0-0 (0-to 0-1)	0-0 (0-to 0-1)	0-0 (0-to 0-1)	0-0 (0-to 0-1)	0-0 (0-to 0-1)	0-0 (0-to 0-1)	0-0 (0-to 0-1)	0-0 (0-to 0-1)	0-0 (0-to 0-1)	0-0 (0-to 0-1)		0-6
Other chromosomal abnormalities	49-8 (26-1 to 111)	23-7 (10-3 to 66-1)	42-4 (24-7 to 85-2)	19-9 (11-6 to 27-6)	10-8 (7-4 to 16-5)	9-1 (6-1 to 13-7)	10-5 (7-3 to 15-4)	9-9 (6-8 to 13-5)	8-8 (5-8 to 12-7)	8-9 (5-3 to 13-3)	8-1 (5-7 to 11-2)	6-8 (4-7 to 9-3)	6-8 (4-7 to 9-4)	5-8 (3-8 to 7-9)	4-3 (2-8 to 6-2)	2-8 (1-7 to 4-1)	2 (1-3 to 2-8)	0-9 (0-5 to 1-4)	0-5 (0-3 to 0-8)	0-3 (0-2 to 0-5)	0-1 (0-to 0-3)	0-0 (0-to 0-2)	0-0 (0-to 0-1)		223
Congenital musculoskeletal and limb anomalies	19-5 (9-3 to 16-4)	3-3 (2-2 to 3-9)	24-4 (14-3 to 39-8)	30-5 (17-5 to 47-1)	21-1 (12-3 to 33-2)	21-7 (12-7 to 33-2)	19-6 (11-9 to 30-3)	19-8 (13-2 to 29-9)	16-8 (10-1 to 26-4)	19-7 (10-4 to 29)	16-3 (10-1 to 24-4)	14-2 (8-7 to 21-6)	15-1 (9-1 to 23-6)	15-4 (9-4 to 22-7)	14-3 (8-4 to 22-1)	11-6 (5-5 to 14-2)	9-3 (3-5 to 14-2)	3-4 (1-6 to 5-2)	2-4 (1-to 3-7)	2-5 (1-to 3-9)	1-3 (0-7 to 2)	0-5 (0-3 to 0-7)	0-1 (0-to 0-2)		295
Urogenital congenital anomalies	34-1 (19-1 to 56-9)	3-5 (1-9 to 8-5)	3-1 (1-3 to 9-3)	4-1 (2-1 to 6-3)	2-7 (1-5 to 4-2)	1-9 (1-1 to 3-2)	1-4 (0-8 to 2-)	1-3 (0-8 to 2-)	1-1 (0-7 to 1-7)	0-9 (0-5 to 1-4)	0-8 (0-5 to 1-3)	0-6 (0-4 to 1-)	0-5 (0-3 to 0-7)	0-4 (0-2 to 0-6)	0-2 (0-1 to 0-3)	0-2 (0-1 to 0-3)	0-1 (0-to 0-2)	0-1 (0-to 0-2)	0-0 (0-to 0-1)	0-0 (0-to 0-1)	0-0 (0-to 0-1)	0-0 (0-to 0-1)	0-0 (0-to 0-1)		61-6
Digestive congenital anomalies	24-4 (20-1 to 49-1)	4-1 (2-9 to 23-2)	24-4 (7-1 to 118)	30-9 (3-1 to 83)	21-7 (1-4 to 59)	19-6 (1-1 to 53-6)	19-8 (1-1 to 53-6)	19-2 (1-1 to 53)	15-9 (0-9 to 1-6)	15-3 (0-9 to 1-6)	14-2 (0-7 to 1-5)	12-6 (0-6 to 1-2)	12-9 (0-6 to 1-2)	12-9 (0-6 to 1-2)	9-9 (0-5 to 1-)	9-3 (0-4 to 1-1)	7-6 (0-3 to 0-9)	2-9 (0-1 to 0-3)	1-8 (0-to 0-2)	1-4 (0-to 0-2)	0-5 (0-to 0-1)	0-2 (0-to 0-1)	0-0 (0-to 0-1)		104
Other congenital birth defects	79-4 (53-1 to 112)	29-8 (13-7 to 28-3)	39 (21-4 to 58-2)	19-2 (12-6 to 28-4)	13-8 (9-5 to 19-2)	11-3 (7-2 to 17-2)	11-5 (7-6 to 16-7)	12-4 (8-6 to 17-4)	10-9 (6-8 to 16-2)	9-6 (5-4 to 15-2)	8-6 (5-9 to 14-4)	7-6 (4-8 to 13-5)	7-6 (4-5 to 12-5)	7-3 (3-8 to 13-7)	5-9 (3-1 to 12-2)	4-7 (2-3 to 9)	2-7 (1-3 to 7-9)	1-8 (0-9 to 5-5)	1-3 (0-7 to 3-9)	1-1 (0-6 to 2-2)	0-7 (0-3 to 1-6)	0-3 (0-2 to 0-7)	0-2 (0-1 to 0-5)		277
Urinary diseases and male infertility	0-3 (0-1 to 0-5)	0-2 (0-2 to 0-9)	1-7 (0-9 to 2-7)	2-6 (1-3 to 2-3)	1-8 (1-to 2-4)	2-1 (1-4 to 2-9)	2-4 (1-6 to 2-9)	2-6 (1-6 to 3-1)	1-9 (1-1 to 2-5)	1-9 (1-1 to 2-5)	2-2 (1-2 to 2-7)	2-2 (1-3 to 2-7)	2-3 (1-4 to 2-9)	2-2 (1-3 to 2-7)	2-1 (1-2 to 2-6)	1-8 (1-to 2-5)	1-5 (0-9 to 2-2)	1-2 (0-7 to 1-8)	0-9 (0-5 to 1-4)	0-7 (0-4 to 1-1)	0-4 (0-2 to 0-6)	0-2 (0-1 to 0-3)	0-1 (0-to 0-2)		69-5
Urolithiasis	0-1 (0-to 0-)	0-1 (0-to 0-)	0-3 (0-to 0-)	0-3 (0-to 0-1)	0-3 (0-1 to 0-2)	0-3 (0-2 to 0-6)	0-3 (0-1 to 0-)	0-3 (0-7 to 0-7)	0-3 (0-2 to 0-6)	0-3 (0-1 to 0-6)	0-3 (0-1 to 0-6)	0-3 (0-1 to 0-6)	0-3 (0-1 to 0-6)	0-3 (0-1 to 0-6)	0-3 (0-1 to 0-6)	0-3 (0-1 to 0-6)	0-3 (0-1 to 0-6)	0-3 (0-1 to 0-6)	0-3 (0-1 to 0-6)	0-3 (0-1 to 0-6)	0-3 (0-1 to 0-6)	0-3 (0-1 to 0-6)	0-3 (0-1 to 0-6)		69-5
Benign prostatic hyperplasia	0-0 (0-to 0-)	0-0 (0-to 0-)	0-0 (0-to 0-)

SR Table 2c: Reading DALYS by cause and age group for both sexes with 95% uncertainty intervals, 2019

Cause	Early Neonatal	Late Neonatal	Post Neonatal	1 to 4	5 to 9	10 to 14	15 to 19	20 to 24	25 to 29	30 to 34	35 to 39	40 to 44	45 to 49	50 to 54	55 to 59	60 to 64	65 to 69	70 to 74	75 to 79	80 to 84	85 to 89	90 to 94	95 plus	Total
All causes	2,850 (2,622–3,102)	1,060 (767–1,397)	2,160 (1,910–2,441)	1,790 (1,577–2,027)	1,220 (1,060–1,400)	1,060 (922–1,200)	1,220 (1,060–1,400)	1,360 (1,190–1,510)	1,470 (1,300–1,670)	1,630 (1,430–1,840)	1,820 (1,630–2,040)	2,050 (1,850–2,290)	2,340 (2,120–2,620)	2,660 (2,400–2,960)	3,050 (2,710–3,370)	3,490 (3,090–3,890)	3,990 (3,490–4,490)	4,550 (3,970–5,140)	5,170 (4,470–5,940)	5,790 (4,910–6,770)	6,270 (4,970–7,730)	6,730 (4,770–9,220)	41,500
Communicable, maternal, neonatal, and nutritional diseases	2,010 (1,820–2,220)	538 (418–677)	1,150 (1,010–1,290)	1,010 (894–1,130)	647 (567–735)	470 (407–535)	511 (444–579)	554 (479–630)	574 (494–655)	597 (513–682)	625 (537–713)	651 (559–743)	677 (581–772)	703 (603–802)	729 (625–832)	756 (648–862)	784 (672–894)	813 (696–927)	842 (720–960)	870 (743–992)	897 (765–1,020)	923 (785–1,050)	947 (804–1,080)	3,570
HIV/AIDS and sexually transmitted infections	8.2 (2.4–18.0)	2.6 (0.7–5.8)	4.5 (2.0–9.1)	1.2 (1.1–1.3)	0.6 (0.5–0.7)	0.4 (0.4–0.5)	0.7 (0.6–0.9)	2.4 (1.6–3.2)	3.6 (2.4–4.7)	5.6 (3.8–7.4)	7.6 (5.1–10.2)	10.2 (7.0–13.5)	11.9 (8.2–15.7)	12.4 (9.7–16.3)	10 (8.1–12.9)	7.5 (5.9–9.7)	5.6 (4.3–7.2)	4.2 (3.2–5.4)	3.5 (2.4–5.1)	3.0 (1.9–4.5)	2.7 (1.3–4.2)	2.1 (0.9–3.4)	95.7
HIV/AIDS	0 (0–0)	0 (0–0)	0.1 (0.0–0.1)	0.1 (0.1–0.2)	0.2 (0.2–0.3)	0.3 (0.2–0.4)	0.5 (0.4–0.7)	1.9 (1.3–2.6)	3.1 (2.2–4.1)	4.9 (3.5–6.3)	6.9 (5.0–8.8)	9.6 (7.0–12.3)	11.4 (8.4–14.7)	11.9 (8.8–15.6)	9.6 (7.2–12.5)	7.2 (5.4–9.5)	5.4 (4.0–7.2)	4.0 (2.9–5.2)	3.4 (2.3–4.9)	2.9 (1.8–4.4)	2.6 (1.2–4.1)	2.0 (0.8–3.3)	66.2
HIV/AIDS - Drug-susceptible Tuberculosis	0 (0–0)	0 (0–0)	0 (0–0)	0 (0–0)	0 (0–0)	0 (0–0)	0 (0–0)	0 (0–0)	0 (0–0)	0 (0–0)	0 (0–0)	0 (0–0)	0 (0–0)	0 (0–0)	0 (0–0)	0 (0–0)	0 (0–0)	0 (0–0)	0 (0–0)	0 (0–0)	0 (0–0)	0 (0–0)	0 (0–0)	0 (0–0)	0
HIV/AIDS - Multidrug-resistant Tuberculosis without extensive drug resistance	0 (0–0)	0 (0–0)	0 (0–0)	0 (0–0)	0 (0–0)	0 (0–0)	0 (0–0)	0 (0–0)	0 (0–0)	0 (0–0)	0 (0–0)	0 (0–0)	0 (0–0)	0 (0–0)	0 (0–0)	0 (0–0)	0 (0–0)	0 (0–0)	0 (0–0)	0 (0–0)	0 (0–0)	0 (0–0)	0 (0–0)	0 (0–0)	0
HIV/AIDS - Extensively drug-resistant Tuberculosis	0 (0–0)	0 (0–0)	0 (0–0)	0 (0–0)	0 (0–0)	0 (0–0)	0 (0–0)	0 (0–0)	0 (0–0)	0 (0–0)	0 (0–0)	0 (0–0)	0 (0–0)	0 (0–0)	0 (0–0)	0 (0–0)	0 (0–0)	0 (0–0)	0 (0–0)	0 (0–0)	0 (0–0)	0 (0–0)	0 (0–0)	0 (0–0)	0
HIV/AIDS resulting in other diseases	0 (0–0)	0 (0–0)	0.9 (0.6–1.1)	1 (0.9–1.2)	0.5 (0.4–0.6)	0.3 (0.3–0.4)	0.5 (0.4–0.7)	1.5 (1.2–2.2)	3.8 (2.9–5.1)	5.9 (4.4–7.5)	7 (5.4–9.3)	8.5 (6.5–11.3)	9.2 (7.0–12)	8 (6.2–10.4)	6.2 (4.8–8.4)	4.7 (3.6–6.2)	3.7 (2.9–5.2)	3 (2.3–4.1)	2.5 (1.9–4.5)	2.1 (1.4–3.7)	1.8 (0.9–3.1)	1.5 (0.6–2.7)	61.1
Sexually transmitted infections excluding HIV	8.2 (2.4–18.0)	2.6 (0.7–5.8)	3.5 (0.9–8.0)	0.1 (0.0–0.1)	0.1 (0.0–0.1)	0.1 (0.0–0.1)	0.2 (0.1–0.3)	0.5 (0.4–1.2)	0.5 (0.3–1.3)	0.6 (0.4–1.5)	0.7 (0.5–1.7)	1.7 (1.2–3.8)	2.5 (1.8–5.7)	4.4 (3.1–9.8)	3.8 (2.7–8.5)	2.8 (1.9–6.2)	2 (1.4–4.5)	1.4 (0.9–3.1)	0.9 (0.6–2.1)	0.5 (0.3–1.2)	0.3 (0.2–0.7)	0.2 (0.1–0.4)	30.5
Syphilis	0 (0–0)	0 (0–0)	0 (0–0)	0 (0–0)	0 (0–0)	0 (0–0)	0 (0–0)	0 (0–0)	0 (0–0)	0 (0–0)	0 (0–0)	0 (0–0)	0 (0–0)	0 (0–0)	0 (0–0)	0 (0–0)	0 (0–0)	0 (0–0)	0 (0–0)	0 (0–0)	0 (0–0)	0 (0–0)	0 (0–0)	0 (0–0)	15
Chlamydial infection	0 (0–0)	0 (0–0)	0 (0–0)	0 (0–0)	0 (0–0)	0 (0–0)	0 (0–0)	0 (0–0)	0 (0–0)	0 (0–0)	0 (0–0)	0 (0–0)	0 (0–0)	0 (0–0)	0 (0–0)	0 (0–0)	0 (0–0)	0 (0–0)	0 (0–0)	0 (0–0)	0 (0–0)	0 (0–0)	0 (0–0)	0 (0–0)	0
Gonococcal infection	0 (0–0)	0 (0–0)	0 (0–0)	0 (0–0)	0 (0–0)	0 (0–0)	0 (0–0)	0 (0–0)	0 (0–0)	0 (0–0)	0 (0–0)	0 (0–0)	0 (0–0)	0 (0–0)	0 (0–0)	0 (0–0)	0 (0–0)	0 (0–0)	0 (0–0)	0 (0–0)	0 (0–0)	0 (0–0)	0 (0–0)	0 (0–0)	0
Trichomoniasis	0 (0–0)	0 (0–0)	0 (0–0)	0 (0–0)	0 (0–0)	0 (0–0)	0 (0–0)	0 (0–0)	0 (0–0)	0 (0–0)	0 (0–0)	0 (0–0)	0 (0–0)	0 (0–0)	0 (0–0)	0 (0–0)	0 (0–0)	0 (0–0)	0 (0–0)	0 (0–0)	0 (0–0)	0 (0–0)	0 (0–0)	0 (0–0)	0
Genital herpes	0 (0–0)	0 (0–0)	0 (0–0)	0 (0–0)	0 (0–0)	0 (0–0)	0 (0–0)	0 (0–0)	0 (0–0)	0 (0–0)	0 (0–0)	0 (0–0)	0 (0–0)	0 (0–0)	0 (0–0)	0 (0–0)	0 (0–0)	0 (0–0)	0 (0–0)	0 (0–0)	0 (0–0)	0 (0–0)	0 (0–0)	0 (0–0)	0
Other sexually transmitted infections	0 (0–0)	0 (0–0)	0 (0–0)	0 (0–0)	0 (0–0)	0 (0–0)	0 (0–0)	0 (0–0)	0 (0–0)	0 (0–0)	0 (0–0)	0 (0–0)	0 (0–0)	0 (0–0)	0 (0–0)	0 (0–0)	0 (0–0)	0 (0–0)	0 (0–0)	0 (0–0)	0 (0–0)	0 (0–0)	0 (0–0)	0 (0–0)	0
Respiratory infections and tuberculosis	3.5 (2.1–5.2)	2.2 (2.2–2.2)	28.3 (13.4–53.2)	29.4 (28.4–30.5)	10.1 (9.3–11.1)	3.7 (3.4–4.1)	3.6 (3.2–4.1)	4.1 (3.6–4.7)	4.6 (4.1–5.2)	5.1 (4.5–5.8)	5.7 (5.1–6.4)	6.4 (5.7–7.2)	7.2 (6.4–8.1)	8.1 (7.2–9.1)	9.1 (8.1–10.2)	10.2 (9.1–11.4)	11.4 (10.1–12.8)	12.8 (11.3–14.4)	14.3 (12.5–16.1)	16.1 (13.9–18.2)	18.1 (15.3–20.8)	20.3 (16.3–24.1)	270
Tuberculosis	0 (0–0)	0 (0–0)	0 (0–0)	0 (0–0)	0 (0–0)	0 (0–0)	0 (0–0)	0 (0–0)	0 (0–0)	0 (0–0)	0 (0–0)	0 (0–0)	0 (0–0)	0 (0–0)	0 (0–0)	0 (0–0)	0 (0–0)	0 (0–0)	0 (0–0)	0 (0–0)	0 (0–0)	0 (0–0)	0 (0–0)	0 (0–0)	0
Latent tuberculosis infection	0 (0–0)	0 (0–0)	0 (0–0)	0 (0–0)	0 (0–0)	0 (0–0)	0 (0–0)	0 (0–0)	0 (0–0)	0 (0–0)	0 (0–0)	0 (0–0)	0 (0–0)	0 (0–0)	0 (0–0)	0 (0–0)	0 (0–0)	0 (0–0)	0 (0–0)	0 (0–0)	0 (0–0)	0 (0–0)	0 (0–0)	0 (0–0)	0
Drug-susceptible tuberculosis	0 (0–0)	0 (0–0)	0 (0–0)	0 (0–0)	0 (0–0)	0 (0–0)	0 (0–0)	0 (0–0)	0 (0–0)	0 (0–0)	0 (0–0)	0 (0–0)	0 (0–0)	0 (0–0)	0 (0–0)	0 (0–0)	0 (0–0)	0 (0–0)	0 (0–0)	0 (0–0)	0 (0–0)	0 (0–0)	0 (0–0)	0 (0–0)	0
Multidrug-resistant tuberculosis without extensive drug resistance	0 (0–0)	0 (0–0)	0 (0–0)	0 (0–0)	0 (0–0)	0 (0–0)	0 (0–0)	0 (0–0)	0 (0–0)	0 (0–0)	0 (0–0)	0 (0–0)	0 (0–0)	0 (0–0)	0 (0–0)	0 (0–0)	0 (0–0)	0 (0–0)	0 (0–0)	0 (0–0)	0 (0–0)	0 (0–0)	0 (0–0)	0 (0–0)	0
Extensively drug-resistant tuberculosis	0 (0–0)	0 (0–0)	0 (0–0)	0 (0–0)	0 (0–0)	0 (0–0)	0 (0–0)	0 (0–0)	0 (0–0)	0 (0–0)	0 (0–0)	0 (0–0)	0 (0–0)	0 (0–0)	0 (0–0)	0 (0–0)	0 (0–0)	0 (0–0)	0 (0–0)	0 (0–0)	0 (0–0)	0 (0–0)	0 (0–0)	0 (0–0)	0
Lower respiratory infections	3.5 (2.4–5.1)	2.2 (2.1–2.4)	28.3 (9.2–53.2)	29.4 (13.5–52.2)	10.1 (1.8–19.3)	3.7 (1.6–6.2)	3.6 (2.4–4.8)	4.1 (2.8–5.2)	4.6 (3.2–6.2)	5.1 (3.5–6.8)	5.7 (3.9–7.6)	6.4 (4.4–8.6)	7.2 (4.9–9.8)	8.1 (5.5–11)	9.1 (6.2–12.4)	10.2 (6.9–13.9)	11.4 (7.6–15.6)	12.8 (8.4–17.6)	14.3 (9.2–20.1)	16.1 (10.2–23.1)	18.1 (11.1–27.1)	20.3 (11.6–34.1)	270
Upper respiratory infections	0 (0–0)	0 (0–0)	0 (0–0)	0 (0–0)	0 (0–0)	0 (0–0)	0 (0–0)	0 (0–0)	0 (0–0)	0 (0–0)	0 (0–0)	0 (0–0)	0 (0–0)	0 (0–0)	0 (0–0)	0 (0–0)	0 (0–0)	0 (0–0)	0 (0–0)	0 (0–0)	0 (0–0)	0 (0–0)	0 (0–0)	0 (0–0)	0
Otitis media	0 (0–0)	0 (0–0)	0.6 (0.4–0.9)	1.2 (0.3–2.7)	1.2 (0.2–2.9)	1.2 (0.9–1.5)	1.2 (0.7–2.4)	1.2 (0.8–3.7)	1.2 (0.8–3.7)	1.2 (0.8–3.7)	1.2 (0.8–3.7)	1.2 (0.8–3.7)	1.2 (0.8–3.7)	1.2 (0.8–3.7)	1.2 (0.8–3.7)	1.2 (0.9–3.7)	1.2 (0.9–3.7)	1.2 (0.9–3.7)	1.2 (0.9–3.7)	1.2 (0.9–3.7)	1.2 (0.9–3.7)	1.2 (0.9–3.7)	29.6
Enteric infections	2.2 (0.2–5.3)	0.9 (0.6–1.2)	1.2 (7.2–15.5)	7.3 (4.9–9.8)	4.6 (4.1–5.3)	2.3 (2.2–2.4)	2.3 (1.9–2.6)	2.3 (2.0–2.6)	2.3 (2.0–2.6)	2.3 (2.0–2.6)	2.3 (2.0–2.6)	2.3 (2.0–2.6)	2.3 (2.0–2.6)	2.3 (2.0–2.6)	2.3 (2.0–2.6)	2.3 (2.0–2.6)	2.3 (2.0–2.6)	2.3 (2.0–2.6)	2.3 (2.0–2.6)	2.3 (2.0–2.6)	2.3 (2.0–2.6)	2.3 (2.0–2.6)	123
Diarrheal diseases	2.2 (0.2–5.3)	0.9 (0.6–1.2)	1.2 (7.2–15.5)	7.3 (4.9–9.8)	4.6 (4.1–5.3)	2.3 (2.2–2.4)	2.3 (1.9–2.6)	2.3 (2.0–2.6)	2.3 (2.0–2.6)	2.3 (2.0–2.6)	2.3 (2.0–2.6)	2.3 (2.0–2.6)	2.3 (2.0–2.6)	2.3 (2.0–2.6)	2.3 (2.0–2.6)	2.3 (2.0–2.6)	2.3 (2.0–2.6)	2.3 (2.0–2.6)	2.3 (2.0–2.6)	2.3 (2.0–2.6)	2.3 (2.0–2.6)	2.3 (2.0–2.6)	123
Typhoid and paratyphoid	0 (0–0)	0 (0–0)	0 (0–0)	0 (0–0)	0 (0–0)	0 (0–0)	0 (0–0)	0 (0–0)	0 (0–0)	0 (0–0)	0 (0–0)	0 (0–0)	0 (0–0)	0 (0–0)	0 (0–0)	0 (0–0)	0 (0–0)	0 (0–0)	0 (0–0)	0 (0–0)	0 (0–0)	0 (0–0)	0 (0–0)	0 (0–0)	0
Typhoid fever	0 (0–0)	0 (0–0)	0 (0–0)	0 (0–0)	0 (0–0)	0 (0–0)	0 (0–0)	0 (0–0)	0 (0–0)	0 (0–0)	0 (0–0)	0 (0–0)	0 (0–0)	0 (0–0)	0 (0–0)	0 (0–0)	0 (0–0)	0 (0–0)	0 (0–0)	0 (0–0)	0 (0–0)	0 (0–0)	0 (0–0)	0 (0–0)	0
Paratyphoid fever	0 (0–0)	0 (0–0)	0 (0–0)	0 (0–0)	0 (0–0)	0 (0–0)	0 (0–0)	0 (0–0)	0 (0–0)	0 (0–0)	0 (0–0)	0 (0–0)	0 (0–0)	0 (0–0)	0 (0–0)	0 (0–0)	0 (0–0)	0 (0–0)	0 (0–0)	0 (0–0)	0 (0–0)	0 (0–0)	0 (0–0)	0 (0–0)	0
Invasive Non-typhoidal Salmonella (iNTS)	0 (0–0)	0 (0–0)	0 (0–0)	0 (0–0)	0 (0–0)	0 (0–0)	0 (0–0)	0 (0–0)	0 (0–0)	0 (0–0)	0 (0–0)	0 (0–0)	0 (0–0)	0 (0–0)	0 (0–0)	0 (0–0)	0 (0–0)	0 (0–0)	0 (0–0)	0 (0–0)	0 (0–0)	0 (0–0)	0 (0–0)	0 (0–0)	0
Other intestinal infectious diseases	0 (0–0)	0 (0–0)	0.1 (0–0.3)	0 (0–0)	0 (0–0)	0 (0–0)	0 (0–0)	0 (0–0)	0 (0–0)	0 (0–0)	0 (0–0)	0 (0–0)	0 (0–0)	0 (0–0)	0 (0–0)	0 (0–0)	0 (0–0)	0 (0–0)	0 (0–0)	0 (0–0)	0 (0–0)	0 (0–0)	0 (0–0)	0 (0–0)	0.3
Neglected tropical diseases and malaria	0 (0–0)	0.1 (0–0.3)	0.8 (0.1–1.7)	2.9 (0.2–6.9)	1.8 (0.1–4.2)	0.6 (0.2–0.9)	0.3 (0.1–0.5)	0.3 (0.2–0.5)	0.3 (0.2–0.5)	0.3 (0.2–0.5)	0.3 (0.1)	0.4 (0.2–0.5)	0.5 (0.1–0.6)	0.4 (0.1–0.5)	0.4 (0.1–0.5)	0.3 (0.1–0.5)	0.3 (0.2–0.5)	0.1 (0.0–0.2)	0.1 (0.0–0.2)	0.1 (0.0–0.2)	0.1 (0.0–0.2)	0.1 (0.0–0.1)	9.3
Malaria	0 (0–0)	0 (0–0)	0 (0–0)	0 (0–0)	0 (0–0)	0 (0–0)	0 (0–0)	0 (0–0)	0 (0–0)	0 (0–0)	0 (0–0)	0 (0–0)	0 (0–0)	0 (0–0)	0 (0–0)	0 (0–0)	0 (0–0)	0 (0–0)	0 (0–0)	0 (0–0)	0 (0–0)	0 (0–0)	0 (0–0)	0 (0–0)	0
Chagas disease	0 (0–0)	0 (0–0)	0 (0–0)	0 (0–0)	0 (0–0)	0 (0–0)	0 (0–0)	0 (0–0)	0 (0–0)	0 (0–0)	0 (0–0)	0 (0–0)	0 (0–0)	0 (0–0)	0 (0–0)	0 (0–0)	0 (0–0)	0 (0–0)	0 (0–0)	0 (0–0)	0 (0–0)	0 (0–0)	0 (0–0)	0 (0–0)	0
Leishmaniasis	0 (0–0)	0 (0–0)	0 (0–0)	0 (0–0)	0 (0–0)	0 (0–0)	0 (0–0)	0 (0–0)	0 (0–0)	0 (0–0)	0 (0–0)	0 (0–0)	0 (0–0)	0 (0–0)	0 (0–0)	0 (0–0)	0 (0–0)	0 (0–0)	0 (0–0)	0 (0–0)	0 (0–0)	0 (0–0)	0 (0–0)	0 (0–0)	0
Visceral leishmaniasis	0 (0–0)	0 (0–0)	0 (0–0)	0 (0–0)	0 (0–0)	0 (0–0)	0 (0–0)	0 (0–0)	0 (0–0)	0 (0–0)	0 (0–0)	0 (0–0)	0 (0–0)	0 (0–0)	0 (0–0)	0 (0–0)	0 (0–0)	0 (0–0)	0 (0–0)	0 (0–0)	0 (0–0)	0 (0–0)	0 (0–0)	0 (0–0)	0
Cutaneous and mucocutaneous leishmaniasis	0 (0–0)	0 (0–0)	0 (0–0)	0 (0–0)	0 (0–0)	0 (0–0)	0 (0–0)	0 (0–0)	0 (0–0)	0 (0–0)	0 (0–0)	0 (0–0)	0 (0–0)	0 (0–0)	0 (0–0)	0 (0–0)	0 (0–0)	0 (0–0)	0 (0–0)	0 (0–0)	0 (0–0)	0 (0–0)	0 (0–0)	0 (0–0)	0
African trypanosomiasis	0 (0–0)	0 (0–0)	0 (0–0)	0 (0–0)	0 (0–0)	0 (0–0)	0 (0–0)	0 (0–0)	0 (0–0)	0 (0–0)	0 (0–0)	0 (0–0)	0 (0–0)	0 (0–0)	0 (0–0)	0 (0–0)	0 (0–0)	0 (0–0)	0 (0–0)	0 (0–0)	0 (0–0)	0 (0–0)	0 (0–0)	0 (0–0)	0
Schistosomiasis	0 (0–0)	0 (0–0)	0 (0–0)	0 (0–0)	0 (0–0)	0 (0–0)	0 (0–0)	0 (0–0)	0 (0–0)	0 (0–0)	0 (0–0)	0 (0–0)	0 (0–0)	0 (0–0)	0 (0–0)	0 (0–0)	0 (0–0)	0 (0–0)	0 (0–0)	0 (0–0)	0 (0–0)	0 (0–0)	0 (0–0)	0 (0–0)	0
Cysticercosis	0 (0–0)	0 (0–0)	0 (0–0)	0 (0–0)	0 (0–0)	0 (0–0)	0 (0–0)	0 (0–0)	0 (0–0)	0 (0–0)	0 (0–0)	0 (0–0)	0 (0–0)	0 (0–0)	0 (0–0)	0 (0–0)	0 (0–0)	0 (0–0)	0 (0–0)	0 (0–0)	0 (0–0)	0 (0–0)	0 (0–0)	0 (0–0)	0
Cystic echinococcosis	0 (0–0)	0 (0–0)	0 (0–0)	0 (0–0)	0 (0–0)	0 (0–0)	0 (0–0)	0 (0–0)	0 (0–0)	0 (0–0)	0 (0–0)	0 (0–0)	0 (0–0)	0 (0–0)	0 (0–0)	0 (0–0)	0 (0–0)	0 (0–0)	0 (0–0)	0 (0–0)	0 (0–0)	0 (0–0)	0 (0–0)	0 (0–0)	0.1
Lymphatic filariasis	0 (0–0)	0 (0–0)	0 (0–0)	0 (0–0)	0 (0–0)	0 (0–0)	0 (0–0)	0 (0–0)	0 (0–0)	0 (0–0)	0 (0–0)	0 (0–0)	0 (0–0)	0 (0–0)	0 (0–0)	0 (0–0)	0 (0–0)	0 (0–0)	0 (0–0)	0 (0–0)	0 (0–0)	0 (0–0)	0 (0–0)	0 (0–0)	0
Onchocerciasis	0 (0–0)	0 (0–0)	0 (0–0)	0 (0–0)	0 (0–0)	0 (0–0)	0 (0–0)	0 (0–0)	0 (0–0)	0 (0–0)	0 (0–0)	0 (0–0)	0 (0–0)	0 (0–0)	0 (0–0)	0 (0–0)	0 (0–0)	0 (0–0)	0 (0–0)	0 (0–0)	0 (0–0)	0 (0–0)	0 (0–0)	0 (0–0)	0
Trachoma	0 (0–0)	0 (0–0)	0 (0–0)	0 (0–0)	0 (0–0)	0 (0–0)	0 (0–0)	0 (0–0)	0 (0–0)	0 (0–0)	0 (0–0)	0 (0–0)	0 (0–0)	0 (0–0)	0 (0–0)	0 (0–0)	0 (0–0)	0 (0–0)	0 (0–0)	0 (0–0)	0 (0–0)	0 (0–0)	0 (0–0)	0 (0–0)	0
Dengue	0 (0–0)	0 (0–0)	0 (0–0)	0 (0–0)	0 (0–0)	0 (0–0)	0 (0–0)	0 (0–0)	0 (0–0)	0 (0–0)	0 (0–0)	0 (0–0)	0 (0–0)	0 (0–0)	0 (0–0)	0 (0–0)	0 (0–0)	0 (0–0)	0 (0–0)	0 (0–0)	0 (0–0)	0 (0–0)	0 (0–0)	0 (0–0)	0
Yellow fever	0 (0–0)	0 (0–0)	0 (0–0)	0 (0–0)	0 (0–0)	0 (0–0)	0 (0–0)	0 (0–0)	0 (0–0)	0 (0–0)	0 (0–0)	0 (0–0)	0 (0–0)	0 (0–0)	0 (0–0)	0 (0–0)	0 (0–0)	0 (0–0)	0 (0–0)	0 (0–0)	0 (0–0)	0 (0–0)	0 (0–0)	0 (0–0)	0
Rabies	0 (0–0)	0 (0–0)	0 (0–0)	0 (0–0)	0 (0–0)	0 (0–0)	0 (0–0)	0 (0–0)	0 (0–0)	0 (0–0)	0 (0–0)	0 (0–0)	0 (0–0)	0 (0–0)	0 (0–0)	0 (0–0)	0 (0–0)	0 (0–0)	0 (0–0)	0 (0–0)	0 (0–0)	0 (0–0)	0 (0–0)	0 (0–0)	0
Intestinal nematode infections	0 (0–0)	0 (0–0)	0 (0–0)	0 (0–0)	0 (0–0)	0 (0–0)	0 (0–0)	0 (0–0)	0 (0–0)	0 (0–0)	0 (0–0)	0 (0–0)	0 (0–0)	0 (0–0)	0 (0–0)	0 (0–0)	0 (0–0)	0 (0–0)	0 (0–0)	0 (0–0)	0 (0–0)	0 (0–0)	0 (0–0)	0 (0–0)	0
Ascariasis	0 (0–0)	0 (0–0)	0 (0–0)	0 (0–0)	0 (0–0)	0 (0–0)	0 (0–0)	0 (0–0)	0 (0–0)	0 (0–0)	0 (0–0)	0 (0–0)	0 (0–0)	0 (0–0)	0 (0–0)	0 (0–0)	0 (0–0)	0 (0–0)	0 (0–0)	0 (0–0)	0 (0–0)	0 (0–0)	0 (0–0)	0 (0–0)	0
Trichuriasis	0 (0–0)	0 (0–0)	0 (0–0)	0 (0–0)	0 (0–0)	0 (0–0)	0 (0–0)	0 (0–0)	0 (0–0)	0 (0–0)	0 (0–0)	0 (0–0)	0 (0–0)	0 (0–0)	0 (0–0)	0 (0–0)	0 (0–0)	0 (0–0)	0 (0–0)	0 (0–0)	0 (0–0)	0 (0–0)	0 (0–0)	0 (0–0)	0
Hookworm disease	0 (0–0)	0 (0–0)	0 (0–0)	0 (0–0)	0 (0–0)	0 (0–0)	0 (0–0)	0 (0–0)	0 (0–0)	0 (0–0)	0 (0–0)	0 (0–0)	0 (0–0)	0 (0–0)	0 (0–0)	0 (0–0)	0 (0–0)	0 (0–0)	0 (0–0)	0 (0–0)	0 (0–0)	0 (0–0)	0 (0–0)	0 (0–0)	0
Food-borne trematodiases	0 (0–0)	0 (0–0)	0 (0–0)	0 (0–0)	0 (0–0)	0 (0–0)	0 (0–0)	0 (0–0)	0 (0–0)	0 (0–0)	0 (0–0)	0 (0–0)	0 (0–0)	0 (0–0)	0 (0–0)	0 (0–0)	0 (0–0)	0 (0–0)	0 (0–0)	0 (0–0)	0 (0–0)	0 (0–0)	0 (0–0)	0 (0–0)	0
Leprosy	0 (0–0)	0 (0–0)	0 (0–0)	0 (0–0)	0 (0–0)	0 (0–0)	0 (0–0)	0 (0–0)	0 (0–0)	0 (0–0)	0 (0–0)	0 (0–0)	0 (0–0)	0 (0–0)	0 (0–0)	0 (0–0)	0 (0–0)	0 (0–0)	0 (0–0)	0 (0–0)	0 (0–0)	0 (0–0)	0 (0–0)	0 (0–0)	0
Ebola	0 (0–0)	0 (0–0)	0 (0–0)	0 (0–0)	0 (0–0)	0 (0–0)	0 (0–0)	0 (0–0)	0 (0–0)	0 (0–0)	0 (0–0)	0 (0–0)	0 (0–0)	0 (0–0)	0 (0–0)	0 (0–0)	0 (0–0)	0 (0–0)	0 (0–0)	0 (0–0)	0 (0–0)	0 (0–0)	0 (0–0)	0 (0–0)	0
Zika virus	0 (0–0)	0 (0–0)	0 (0–0)	0 (0–0)	0 (0–0)	0 (0–0)	0 (0–0)	0 (0–0)	0 (0–0)	0 (0–0)	0 (0–0)	0 (0–0)	0 (0–0)	0 (0–0)	0 (0–0)	0 (0–0)	0 (0–0)	0 (0–0)	0 (0–0)	0 (0–0)	0 (0–0)	0 (0–0)	0 (0–0)	0 (0–0)	0
Guinea worm disease	0 (0–0)	0 (0–0)	0 (0–0)	0 (0–0)	0 (0–0)	0 (0–0)	0 (0–0)	0 (0–0)	0 (0–0)	0 (0–0)	0 (0–0)	0 (0–0)	0 (0–0)	0 (0–0)	0 (0–0)	0 (0–0)	0 (0–0)	0 (0–0)	0 (0–0)	0 (0–0)	0 (0–0)	0 (0–0)	0 (0–0)	0 (0–0)	0
Other neglected tropical diseases	0 (0–0)	0.1 (0–0.3)	0.7 (0.1–1.7)	2.9 (0.2–6.9)	1.8 (0.1–4.2)	0.6 (0.2–0.9)	0.3 (0.1–0.5)	0.3 (0.2–0.5)	0.3 (0.2–0.5)	0.3 (0.2–0.5)	0.3 (0.1)	0.4 (0.2–0.5)	0.5 (0.1–0.6)	0.4 (0.1–0.5)	0.4 (0.1–0.5)	0.3 (0.1–0.5)	0.3 (0.2–0.5)	0.1 (0.0–0.2)	0.1 (0.0–0.2)	0.1 (0.0–0.2)	0.1 (0.0–0.2)	0.1 (0.0–0.1)	9.2
Other infectious diseases	1.5 (1.1–2)	3 (1.6–4.8)	16.1 (7.7–29.2)	10.3 (1.9–19.9)	3.5 (2.6–4.4)	4.3 (3.5–5.2)	5.3 (4.1–6.4)	5.7 (4.6–7.2)	6.2 (5.0–7.8)	6.1 (4.8–7.5)	6.2 (4.9–7.8)	6.1 (4.6–8.1)	5.5 (4.4–6.9)	5.6 (4.4–7.1)	5.6 (4.5–7.1)	5.5 (4.4–7.1)	5.1 (4.0–6.5)	4.6 (3.7–5.7)	4.6 (3.7–5.7)	3.8 (2.8–4.5)	2.8 (2.2–3.4)	2.1 (1.4–2.5)	117
Meningitis	0.4 (0.2–0.6)	0.9 (0.4–1.3)	4 (2.4–5.9)	7.4 (4.4–11.7)	1.4 (0.9–2.1)	1.2 (1.1–1.2)	2 (1.5–2.5)	1.6 (1.4–2.4)	1.7 (1.1–2.4)	1.8 (1.1–2.5)	1.9 (1.1–2.7)	1.8 (1.1–2.7)	1.8 (1.1–2.7)	1.8 (1.1–2.7)	1.6 (1.1–2.3)	1.4 (1.0–1.7)	1.3 (0.9–1.6)	1.1 (0.8–1.4)	0.9 (0.6–1.1)	0.7 (0.5–0.9)	0.6 (0.4–0.8)	0.2 (0.2–0.3)	34.2
Encephalitis	0.5 (0.2–1)	0.1 (0.1–0.2)	1.2 (0.7–1.9)	0.5 (0.2–0.9)	0.4 (0.2–0.6)	0.3 (0.2–0.4)	0.7 (0.5–0.9)	0.6 (0.4–0.8)	0.6 (0.4–0.8)	0.7 (0.5–0.9)	0.7 (0.5–0.9)	0.6 (0.5–0.9)	0.6 (0.4–0.8)	0.6 (0.4–0.8)	0.6 (0.4–0.7)	0.6 (0.4–0.7)	0.5 (0.4–0.7)	0.5 (0.4–0.7)	0.5 (0.4–0.6)	0.5 (0.4–0.6)	0.5 (0.3–0.7)	0.3 (0.2–0.5)	11.8
Diphtheria	0 (0–0)	0 (0–0)	0 (



Osteoarthritis other	0 (0 to 0)	0 (0 to 0)	0 (0 to 0)	0 (0 to 0)	0 (0 to 0)	0 (0 to 0)	0 (0 to 0)	0 (0 to 0)	0 (0 to 0)	0 (0 to 0)	0-1 (0 to 2)	0-6 (0 to 1-4)	1-7 (0 to 3-9)	3 (1 to 6-4)	4-9 (2 to 15-4)	6-2 (2 to 13-8)	6-5 (3 to 14-2)	6-2 (3 to 12)	6-7 (3 to 13-8)	5-4 (2 to 11-1)	4-5 (2 to 9)	3-1 (1 to 9-2)	1-6 (0 to 3-1)	0-5 (0 to 0-9)		50-9
Low back pain	0 (0 to 0)	0 (0 to 0)	0 (0 to 0)	0 (0 to 0)	7-7 (3 to 15-3)	32-6 (19-7 to 52-3)	54 (32 to 87-1)	90-7 (57-1 to 152)	146 (87 to 225)	174 (103 to 263)	198 (120 to 298)	201 (123 to 302)	198 (115 to 295)	198 (125 to 301)	154 (115 to 227)	155 (97 to 231)	133 (78 to 199)	120 (77.7 to 179)	123 (73 to 188)	110 (69 to 165)	104 (66.2 to 153)	88-3 (59 to 131)	86-4 (55 to 128)	66-5 (39 to 97)	4 (2 to 6-8)	2,690
Neck pain	0 (0 to 0)	0 (0 to 0)	0 (0 to 0)	0 (0 to 0)	3-8 (1-4 to 8-2)	17-2 (9 to 31-9)	29-4 (13 to 46-3)	39-5 (19 to 74-3)	54-3 (37 to 100)	79 (41-2 to 147)	96-4 (51 to 162)	101 (51 to 169)	92-6 (49 to 156)	82-7 (49-1 to 146)	68-7 (34 to 118)	54-3 (27 to 92-7)	42 (22 to 71-2)	39-2 (21 to 66-4)	36-8 (19 to 61-4)	19-9 (11 to 34)	11-5 (6 to 19-6)	4-9 (3 to 8-2)	1-7 (0 to 3-2)	853
Gout	0 (0 to 0)	0 (0 to 0)	0 (0 to 0)	0 (0 to 0)	0 (0 to 0)	0 (0 to 0)	0 (0 to 0)	0 (0 to 0)	0 (0 to 0-2)	0 (0 to 1-1)	0-1 (0 to 1-1)	0-3 (0 to 1-4)	0-5 (0 to 2-4)	0-5 (0 to 1-6)	0-5 (0 to 1-5)	0-5 (0 to 1-7)	0-5 (0 to 1-7)	0-5 (0 to 1-7)	0-5 (0 to 1-7)	0-5 (0 to 1-7)	0-5 (0 to 1-7)	0-5 (0 to 1-7)	0-5 (0 to 1-7)	0-5 (0 to 1-7)	0-5 (0 to 1-7)	61-4
Other musculoskeletal disorders	0 (0 to 0)	0 (0 to 0)	0 (0 to 0)	0 (0 to 0)	0-2 (0 to 0-4)	1 (0 to 2-2)	10-2 (5-2 to 16-9)	21-1 (10-1 to 37-6)	39-7 (20-7 to 66-3)	64 (32-8 to 108)	84-4 (52-8 to 130)	102 (55-3 to 154)	96-9 (59-7 to 152)	79 (49-4 to 119)	79-4 (47-7 to 122)	68-8 (41-7 to 104)	52-6 (31 to 86-1)	43-8 (24-7 to 67-6)	40-4 (21-4 to 62-7)	27-2 (14-4 to 42-3)	19-4 (9-4 to 29-9)	8-4 (4-6 to 14-3)	4-7 (2-4 to 8-9)	1-9 (0 to 3-2)	791
Other non-communicable diseases	65-5 (30-1 to 126)	46-2 (24 to 86-5)	128 (61-3 to 179)	98-6 (46 to 157)	49-5 (24-1 to 87-3)	44-1 (24-5 to 68-4)	61-2 (34 to 96-9)	155 (86-4 to 171)	196 (109 to 302)	216 (133 to 330)	209 (146 to 291)	196 (126 to 288)	175 (120 to 257)	168 (120 to 229)	150 (99 to 199)	153 (110 to 207)	136 (89 to 186)	102 (67 to 144)	96 (60 to 133)	104 (78 to 135)	76-1 (49-4 to 113)	69 (44 to 102)	49-7 (30-4 to 78-9)	38-4 (21 to 67-5)	13-9 (10-2 to 17-6)	2,650
Congenital birth defects	60-1 (27 to 126)	39-6 (20 to 82)	85-2 (38-4 to 130)	66-3 (32 to 101)	21-4 (10 to 38)	16-7 (12-3 to 22-2)	16-1 (12 to 20-7)	19-3 (11 to 34-2)	31-6 (19-2 to 49-1)	39 (20 to 64-1)	49 (29 to 77)	54 (32 to 79)	52-3 (32 to 77)	49 (32 to 70)	43 (29 to 62)	39-5 (25 to 57)	33-1 (21 to 47-3)	29-1 (17 to 42)	27 (16 to 41)	24-1 (14 to 37)	19-5 (11 to 28)	15-1 (9 to 22)	11-4 (6 to 17)	8-6 (3 to 13)	2-4 (0 to 5-1)	489
Neural tube defects	4-7 (2 to 7-4)	1-4 (0-7 to 2-3)	5-9 (2 to 10-3)	10-8 (5 to 16)	0-6 (0 to 0-9)	0-5 (0 to 0-7)	0-5 (0 to 0-7)	0-7 (0 to 0-9)	0-7 (0 to 1)	0-6 (0 to 0-9)	0-6 (0 to 0-9)	0-6 (0 to 0-7)	0-5 (0 to 0-7)	0-4 (0 to 0-5)	0-2 (0 to 0-4)	0-1 (0 to 0-3)	0-1 (0 to 0-3)	0-1 (0 to 0-3)	0-1 (0 to 0-3)	0-1 (0 to 0-3)	0-1 (0 to 0-3)	0-1 (0 to 0-3)	0-1 (0 to 0-3)	0-1 (0 to 0-3)	0-1 (0 to 0-3)	27-8
Congenital heart anomalies	21-6 (13-4 to 36-4)	16-2 (10-5 to 26-2)	35-8 (14-5 to 47-9)	14-1 (9 to 21)	3-1 (2 to 4-9)	2-5 (1-7 to 4-1)	3-4 (2 to 5-6)	4-4 (2-2 to 5-6)	4-6 (2-4 to 8-2)	3-4 (1-5 to 5-8)	4-3 (2 to 6-3)	3-1 (1 to 5-2)	4 (2 to 6-3)	3 (1 to 4-3)	2-3 (1-2 to 3-5)	1-9 (0 to 3-2)	1-4 (0 to 2-2)	2-2 (0 to 4-1)	1-1 (0 to 2-1)	0-7 (0 to 0-3)	0-1 (0 to 0-2)	0-1 (0 to 0-1)	0-1 (0 to 0-1)	0-1 (0 to 0-1)	0-1 (0 to 0-1)	118
Orofacial clefts	0 (0 to 0)	0 (0 to 0)	0-2 (0 to 0-4)	0-4 (0 to 0-7)	0-3 (0 to 0-4)	0-2 (0 to 0-4)	0-3 (0 to 0-5)	0-3 (0 to 0-5)	0-3 (0 to 0-5)	0-3 (0 to 0-5)	0-3 (0 to 0-5)	0-3 (0 to 0-5)	0-3 (0 to 0-5)	0-3 (0 to 0-5)	0-2 (0 to 0-4)	0-2 (0 to 0-4)	0-2 (0 to 0-4)	0-2 (0 to 0-4)	0-1 (0 to 0-3)	0-1 (0 to 0-3)	0-1 (0 to 0-3)	0-1 (0 to 0-3)	0-1 (0 to 0-3)	0-1 (0 to 0-3)	0-1 (0 to 0-3)	3-9
Down syndrome	2-9 (1-4 to 4-5)	0-8 (0-3 to 1-2)	2-5 (1 to 3-9)	2-9 (2 to 3-9)	1-5 (0-9 to 2-3)	1-3 (0 to 2-2)	1-3 (0 to 2-2)	2 (1 to 2-6)	2-5 (1 to 3-4)	2-1 (1 to 3-2)	2-3 (1 to 3)	2 (1 to 3)	2-2 (1 to 3)	2-4 (1-6 to 3-2)	4 (2 to 5-4)	3-5 (1-6 to 5-4)	2-9 (1 to 4-1)	1-6 (0 to 2-3)	1-9 (0 to 2-7)	1-2 (0 to 2-1)	0-9 (0 to 1-3)	0-6 (0 to 1-2)	0-4 (0 to 1-1)	0-3 (0 to 0-8)	0-2 (0 to 0-6)	40-6
Turner syndrome	0 (0 to 0)	0 (0 to 0)	0 (0 to 0)	0-1 (0 to 0-1)	0-1 (0 to 0-1)	0-1 (0 to 0-2)	0-1 (0 to 0-2)	0-1 (0 to 0-2)	0-1 (0 to 0-2)	0-1 (0 to 0-2)	0-1 (0 to 0-2)	0-1 (0 to 0-2)	0-1 (0 to 0-2)	0-1 (0 to 0-1)	0-1 (0 to 0-2)	0-1 (0 to 0-2)	0-1 (0 to 0-2)	0-1 (0 to 0-2)	0-1 (0 to 0-2)	0-1 (0 to 0-2)	0-1 (0 to 0-2)	0-1 (0 to 0-2)	0-1 (0 to 0-2)	0-1 (0 to 0-2)	0-1 (0 to 0-2)	0-7
Klinefelter syndrome	0 (0 to 0)	0 (0 to 0)	0 (0 to 0)	0 (0 to 0)	0 (0 to 0)	0 (0 to 0)	0 (0 to 0)	0 (0 to 0)	0 (0 to 0)	0 (0 to 0-1)	0 (0 to 0-1)	0 (0 to 0-1)	0 (0 to 0)	0 (0 to 0)	0 (0 to 0)	0 (0 to 0)	0 (0 to 0)	0 (0 to 0)	0 (0 to 0)	0 (0 to 0)	0 (0 to 0)	0 (0 to 0)	0 (0 to 0)	0 (0 to 0)	0 (0 to 0)	0 (0 to 0)	0-2
Other chromosomal abnormalities	16-7 (11 to 28)	9-2 (5-9 to 13)	19-6 (12-5 to 28-9)	9-7 (4-5 to 15-7)	2-5 (1-5 to 4-6)	2-7 (1-9 to 3-7)	2-8 (2 to 3-7)	3-5 (2-4 to 4-6)	3-4 (2-4 to 4-4)	3-3 (2-4 to 4-3)	3-3 (2-1 to 4-1)	3 (2 to 4-1)	2-6 (1-4 to 3-6)	2-1 (1-2 to 3-1)	1-6 (0-9 to 2-4)	1-1 (0-7 to 1-7)	0-9 (0 to 1-5)	0-8 (0 to 1-4)	0-7 (0 to 1-3)	0-6 (0 to 1-4)	0-5 (0 to 1-2)	0-4 (0 to 1-1)	0-3 (0 to 0-9)	0-2 (0 to 0-7)	0-1 (0 to 0-5)	85-9
Congenital musculoskeletal and limb anomalies	4 (2 to 6-1)	1-2 (0-4 to 1-8)	0-2 (0 to 1-4)	11-1 (6-5 to 17-3)	2-4 (1 to 10-2)	3-7 (2-3 to 6-9)	4-5 (2-7 to 7-1)	3-7 (2 to 5-6)	5 (3 to 7-7)	5 (3 to 7-7)	4-7 (2 to 7-2)	4-2 (2 to 6-4)	3-5 (2 to 5-2)	2-2 (1 to 3-3)	1-7 (0 to 3-4)	1-1 (0 to 2-4)	0-9 (0 to 1-7)	1-1 (0 to 2-2)	0-9 (0 to 1-7)	0-8 (0 to 1-5)	0-6 (0 to 1-2)	0-4 (0 to 1-2)	0-1 (0 to 0-7)	0-1 (0 to 0-5)	0-1 (0 to 0-5)	81
Urogenital congenital anomalies	4 (1-7 to 10-9)	0-7 (0-4 to 3)	1-4 (0-6 to 2-2)	1-4 (0-8 to 2-2)	0-8 (0-5 to 1-3)	0-5 (0-3 to 0-7)	0-4 (0-2 to 0-5)	0-5 (0-2 to 0-7)	0-3 (0-2 to 0-5)	0-3 (0-2 to 0-4)	0-2 (0 to 0-5)	0-2 (0 to 0-3)	0-2 (0 to 0-3)	0-1 (0-1 to 0-2)	0-1 (0-1 to 0-2)	0-1 (0-1 to 0-2)	0-1 (0-1 to 0-2)	0-1 (0-1 to 0-2)	0-1 (0-1 to 0-2)	0-1 (0-1 to 0-2)	0-1 (0-1 to 0-2)	0-1 (0-1 to 0-2)	0-1 (0-1 to 0-2)	0-1 (0-1 to 0-2)	0-1 (0-1 to 0-2)	10-7
Digestive congenital anomalies	7 (4-7 to 20-3)	2-5 (2-5 to 4-8)	4-6 (4-1 to 13-1)	3-1 (3-4 to 7-1)	2-5 (0-9 to 4-1)	2-4 (0-9 to 4-6)	4-4 (2-3 to 5-9)	4-6 (2-3 to 6-3)	3-7 (2-3 to 5-1)	4-3 (2-3 to 5-7)	3-5 (2-1 to 5-2)	4 (2-4 to 5-4)	3 (1-6 to 4-2)	2-3 (1-2 to 3-5)	1-9 (0-9 to 3-2)	1-4 (0-4 to 2-2)	0-9 (0-4 to 1-7)	1-1 (0 to 2-3)	0-9 (0 to 1-7)	0-7 (0 to 1-2)	0-5 (0 to 1-1)	0-5 (0 to 1-1)	0-4 (0 to 1-1)	0-3 (0 to 0-9)	0-3 (0 to 0-9)	34-6
Other congenital birth defects	14 (10-4 to 22-4)	10-5 (6-2 to 20-9)	9-2 (4-9 to 13-3)	9-2 (3-4 to 5-2)	2-5 (1-7 to 4-2)	2-7 (1-7 to 3-8)	2-7 (1-7 to 3-8)	2-9 (2-3 to 4-8)	3-1 (1-9 to 5-1)	3-1 (1-9 to 5-2)	2-7 (1-6 to 4-5)	2-7 (1-3 to 4-1)	2-6 (1-5 to 4-1)	1-9 (1-1 to 3-1)	1-6 (0-9 to 2-8)	1-5 (0-7 to 2-2)	1-4 (0 to 3)	1-3 (0-5 to 1-9)	1-2 (0-4 to 1-4)	0-9 (0-2 to 1-2)	0-8 (0-1 to 0-9)	0-5 (0-1 to 0-6)	0-4 (0-1 to 0-6)	0-3 (0-1 to 0-6)	0-2 (0 to 0-5)	85-8
Urinary diseases and male infertility	0-1 (0 to 0-1)	0-2 (0 to 0-3)	0-6 (0 to 1)	0-6 to 1-4 (0 to 0-4)	0-4 (0 to 0-4)	0-5 (0 to 0-7)	0-6 (0 to 0-8)	0-7 (0 to 0-9)	0-8 (0 to 1-1)	0-8 (0 to 1-1)	0-9 (0 to 1-2)	0-9 (0 to 1-2)	0-8 (0 to 1-1)	0-7 (0 to 1-1)	0-6 (0 to 1-1)	0-5 (0 to 0-9)	0-5 (0 to 0-9)	0-4 (0 to 0-8)	0-4 (0 to 0-7)	0-3 (0 to 0-6)	0-3 (0 to 0-5)	0-2 (0 to 0-4)	0-2 (0 to 0-4)	0-2 (0 to 0-4)	0-2 (0 to 0-4)	227
Urolithiasis	0 (0 to 0)	0 (0 to 0)	0 (0 to 0)	0 (0 to 0)	0 (0 to 0)	0 (0 to 0)	0 (0 to 0-1)	0 (0 to 0-1)	0 (0 to 0-1

SR Table 2c. Kent DALYS by cause and age group for both sexes with 95% uncertainty intervals, 2019

Cause	Early Neonatal	Late Neonatal	Post-Neonatal	1 to 4	5 to 9	10 to 14	15 to 19	20 to 24	25 to 29	30 to 34	35 to 39	40 to 44	45 to 49	50 to 54	55 to 59	60 to 64	65 to 69	70 to 74	75 to 79	80 to 84	85 to 89	90 to 94	95 plus	Total
All causes	2,670 (2,200 to 3,179)	994 (729 to 1,359)	2,040 (1,630 to 2,558)	2,776 (2,288 to 3,470)	1,660 (1,300 to 2,085)	1,660 (1,300 to 2,085)	3,020 (2,700 to 3,480)	11,900 (8,930 to 14,900)	14,100 (10,500 to 17,900)	14,100 (10,700 to 18,000)	14,200 (10,800 to 18,000)	16,900 (13,000 to 20,700)	23,900 (18,600 to 29,000)	28,400 (22,000 to 34,500)	30,400 (23,600 to 36,600)	34,700 (26,900 to 42,000)	40,000 (30,600 to 48,900)	44,900 (34,500 to 57,500)	44,900 (34,600 to 56,900)	47,000 (37,100 to 60,000)	33,400 (25,000 to 46,000)	20,900 (15,000 to 32,000)	8,566 (6,190 to 14,960)	466,200
Communicable, maternal, neonatal, and nutritional diseases	2,210 (1,820 to 2,690)	970 (672 to 977)	753 (570 to 1,060)	606 (540 to 1,190)	198 (161 to 239)	161 (129 to 202)	265 (214 to 336)	649 (506 to 779)	912 (687 to 1,150)	931 (685 to 1,211)	940 (699 to 1,222)	988 (727 to 1,303)	792 (583 to 1,061)	918 (703 to 1,199)	908 (704 to 1,228)	880 (664 to 1,119)	1,060 (809 to 1,390)	1,440 (1,120 to 1,828)	1,660 (1,320 to 1,998)	2,160 (1,820 to 2,708)	2,060 (1,660 to 2,708)	2,200 (1,790 to 2,890)	878 (610 to 1,228)	34,400
HIV/AIDS and sexually transmitted infections	61.8 (17.7 to 159)	19.6 (5.4 to 49.4)	28.6 (9.6 to 68.3)	2.7 (1.1 to 5.8)	1.7 (1.4 to 2.2)	1.9 (1.6 to 2.2)	4.1 (3.4 to 5.6)	127 (81 to 179)	271 (180 to 363)	44.9 (29.9 to 61)	54 (36.1 to 74.1)	56.1 (38.9 to 79.1)	54.3 (36.4 to 73.1)	62.3 (41.9 to 85.4)	34.6 (23.1 to 48.4)	26.3 (18.7 to 36.3)	24.4 (16.3 to 35.4)	16.8 (9.9 to 27.4)	9.2 (5.6 to 14.7)	4.6 (2.7 to 7)	3.1 (1.7 to 4.6)	1.9 (1.2 to 2.5)	0.5 (0.4 to 0.9)	933
HIV/AIDS	0 (0 to 0)	0 (0 to 0)	2.8 (2.4 to 3.1)	1.9 (1.5 to 2.3)	1.3 (1.1 to 1.5)	1.3 (1.1 to 1.5)	1.6 (1.3 to 2.1)	6.2 (4.9 to 8.1)	12.6 (9.7 to 16.3)	26.8 (20 to 35.6)	32.7 (24.5 to 43.1)	33.4 (25 to 45.1)	31.4 (23.1 to 41.2)	31.6 (23.1 to 41.3)	24.7 (18 to 32.5)	19.7 (14 to 27.6)	19.1 (13.4 to 27.3)	13.2 (8.6 to 19.7)	7.1 (4.7 to 11.2)	3.6 (2.2 to 5.6)	2.5 (1.5 to 3.8)	1.5 (0.9 to 2.1)	0.4 (0.3 to 0.7)	269
HIV/AIDS - Drug-susceptible Tuberculosis	0 (0 to 0)	0 (0 to 0)	0.2 (0 to 0.5)	0.2 (0 to 0.5)	0.2 (0 to 0.5)	0.2 (0 to 0.5)	0.2 (0 to 0.5)	0.4 (0.2 to 0.7)	0.8 (0.4 to 1.5)	1.6 (0.8 to 3.2)	2.1 (1.1 to 4.1)	2.1 (1.1 to 4.1)	2 (1 to 3.9)	2.1 (1.1 to 4)	1.6 (0.8 to 3.1)	1.3 (0.6 to 2.5)	1.2 (0.6 to 2.4)	0.8 (0.4 to 1.6)	0.5 (0.2 to 1)	0.3 (0.1 to 0.6)	0.2 (0 to 0.4)	0.1 (0 to 0.3)	0 (0 to 0)	29.6
HIV/AIDS - Multidrug-resistant Tuberculosis without extensive	0 (0 to 0)	0 (0 to 0)	0 (0 to 0.1)	0 (0 to 0)	0 (0 to 0)	0 (0 to 0)	0 (0 to 0.1)	0 (0 to 0.1)	0 (0 to 0.2)	0 (0 to 0.4)	0 (0 to 0.5)	0 (0 to 0.5)	0 (0 to 0.4)	0 (0 to 0.4)	0 (0 to 0.3)	0 (0 to 0.3)	0 (0 to 0.2)	0 (0 to 0.2)	0 (0 to 0.1)	0 (0 to 0.1)	0 (0 to 0.1)	0 (0 to 0)	0 (0 to 0)	0 (0 to 0)	0.6
HIV/AIDS - Extensively drug-resistant Tuberculosis	0 (0 to 0)	0 (0 to 0)	0 (0 to 0)	0 (0 to 0)	0 (0 to 0)	0 (0 to 0)	0 (0 to 0)	0 (0 to 0)	0 (0 to 0)	0 (0 to 0)	0 (0 to 0)	0 (0 to 0)	0 (0 to 0)	0 (0 to 0)	0 (0 to 0)	0 (0 to 0)	0 (0 to 0)	0 (0 to 0)	0 (0 to 0)	0 (0 to 0)	0 (0 to 0)	0 (0 to 0)	0 (0 to 0)	0 (0 to 0)	0.2
HIV/AIDS resulting in other diseases	0 (0 to 0)	0 (0 to 0)	0.6 (0.1 to 2.7)	1 (0.3 to 1.9)	0.1 (0 to 0.5)	0.1 (0 to 0.4)	0.3 (0.1 to 2.1)	4.7 (0.7 to 14)	9.1 (1.3 to 26.9)	16.1 (2.3 to 46.9)	17.2 (2.5 to 49.9)	20.5 (3 to 59.1)	20.1 (2.9 to 58.6)	25.1 (3.6 to 73.1)	22.6 (3.3 to 65.6)	19.2 (2.8 to 55.6)	17.4 (2.5 to 50.3)	12.6 (1.8 to 36.6)	6.9 (1 to 20.1)	3.5 (0.5 to 10.2)	2.2 (0.3 to 6.4)	1.1 (0.2 to 3.2)	0.3 (0 to 0.9)	243
Sexually transmitted infections excluding HIV	61.8 (17.7 to 159)	19.6 (5.4 to 49.4)	25.8 (8.9 to 66.1)	0.8 (0.2 to 1.9)	0.5 (0.1 to 1.1)	0.6 (0.2 to 1.3)	2.5 (0.8 to 5.5)	121 (77 to 173)	258 (172 to 351)	18.1 (12 to 25.2)	21.3 (14.2 to 29.6)	22.7 (15.2 to 31.5)	22.9 (15.3 to 31.9)	37.2 (24.8 to 51.6)	9.9 (6.6 to 13.7)	6.7 (4.5 to 9.3)	7.3 (4.9 to 10.1)	3.6 (2.3 to 5.5)	2.3 (1.4 to 3.5)	1.1 (0.7 to 1.7)	0.7 (0.4 to 1.1)	0.8 (0.5 to 1.2)	0.5 (0.3 to 0.8)	690
Syphilis	0 (0 to 0)	0 (0 to 0)	0 (0 to 0)	0 (0 to 0)	0 (0 to 0)	0 (0 to 0)	0 (0 to 0)	0 (0 to 0)	0 (0 to 0)	0 (0 to 0)	0 (0 to 0)	0 (0 to 0)	0 (0 to 0)	0 (0 to 0)	0 (0 to 0)	0 (0 to 0)	0 (0 to 0)	0 (0 to 0)	0 (0 to 0)	0 (0 to 0)	0 (0 to 0)	0 (0 to 0)	0 (0 to 0)	0 (0 to 0)	113
Chlamydial infection	0 (0 to 0)	0 (0 to 0)	0 (0 to 0)	0 (0 to 0)	0 (0 to 0)	0 (0 to 0)	0.2 (0 to 0.5)	0.6 (0.2 to 1.3)	1.6 (0.7 to 3.1)	3.1 (1.5 to 5.8)	3.9 (1.9 to 7.1)	4.5 (2.4 to 8.1)	4.8 (2.5 to 8.5)	2.8 (1.5 to 5.5)	0.9 (0.4 to 1.9)	0.3 (0.1 to 0.8)	0.2 (0 to 0.5)	0.1 (0 to 0.3)	0.1 (0 to 0.2)	0.1 (0 to 0.2)	0.1 (0 to 0.2)	0.1 (0 to 0.2)	0.1 (0 to 0.2)	25.7
Gonococcal infection	0 (0 to 0)	0 (0 to 0)	0 (0 to 0)	0 (0 to 0)	0 (0 to 0)	0 (0 to 0.1)	0.1 (0 to 0.1)	0.4 (0.2 to 0.8)	0.7 (0.3 to 1.4)	1.3 (0.6 to 2.6)	1.5 (0.7 to 3.1)	1.6 (0.8 to 3.3)	1.5 (0.8 to 3.2)	0.9 (0.5 to 1.9)	0.3 (0.2 to 0.8)	0.1 (0 to 0.3)	0.1 (0 to 0.2)	0 (0 to 0.1)	0 (0 to 0.1)	0 (0 to 0.1)	0 (0 to 0.1)	0 (0 to 0.1)	0 (0 to 0.1)	0 (0 to 0.1)	10.1
Trichomoniasis	0 (0 to 0)	0 (0 to 0)	0 (0 to 0)	0 (0 to 0)	0 (0 to 0)	0 (0 to 0)	0.2 (0 to 0.4)	0.5 (0.2 to 0.9)	1.4 (0.6 to 2.6)	2.3 (1 to 4.2)	2.3 (1 to 4.2)	2.3 (1 to 4.2)	2.1 (1 to 4.1)	2.2 (1 to 4.2)	1.3 (0.6 to 2.7)	0.6 (0.3 to 1.4)	0.4 (0.2 to 1.1)	0.2 (0.1 to 0.6)	0.1 (0 to 0.3)	0.1 (0 to 0.2)	0 (0 to 0.1)	0 (0 to 0.1)	0 (0 to 0.1)	21.2
Genital herpes	0 (0 to 0)	0 (0 to 0)	0 (0 to 0)	0 (0 to 0)	0 (0 to 0)	0 (0 to 0)	0 (0 to 0)	0 (0 to 0)	0 (0 to 0)	0 (0 to 0)	0 (0 to 0)	0 (0 to 0)	0 (0 to 0)	0 (0 to 0)	0 (0 to 0)	0 (0 to 0)	0 (0 to 0)	0 (0 to 0)	0 (0 to 0)	0 (0 to 0)	0 (0 to 0)	0 (0 to 0)	0 (0 to 0)	0 (0 to 0)	0.2
Other sexually transmitted infections	0 (0 to 0)	0 (0 to 0)	0 (0 to 0)	0 (0 to 0)	0 (0 to 0)	0 (0 to 0)	0.1 (0 to 0.3)	0.7 (0.4 to 1.1)	1.6 (0.9 to 2.6)	3.3 (1.8 to 5.5)	3.8 (2.1 to 6.4)	4.1 (2.3 to 6.9)	4.1 (2.3 to 7)	2.8 (1.5 to 4.8)	1.3 (0.6 to 2.4)	0.5 (0.2 to 1.1)	0.3 (0.1 to 0.7)	0.2 (0.1 to 0.4)	0.1 (0 to 0.3)	0.1 (0 to 0.2)	0.1 (0 to 0.2)	0.1 (0 to 0.2)	0.1 (0 to 0.2)	49.7
Respiratory infections and tuberculosis	20.6 (16.9 to 26.7)	27.2 (16.1 to 36.6)	122 (92.7 to 174)	186 (136 to 282)	178 (136 to 236)	122 (92.1 to 169)	139 (107 to 202)	138 (102 to 241)	172 (125 to 301)	189 (135 to 358)	199 (143 to 366)	227 (172 to 354)	269 (207 to 420)	422 (327 to 620)	469 (365 to 680)	529 (397 to 760)	728 (537 to 1,060)	1,060 (767 to 1,540)	1,320 (1,000 to 1,890)	1,660 (1,440 to 2,330)	2,080 (1,820 to 2,930)	2,080 (1,660 to 2,930)	779 (575 to 1,270)	13,900
Tuberculosis	0 (0 to 0)	0 (0 to 0)	0.2 (0.2 to 0.4)	0.4 (0.3 to 0.6)	0.6 (0.4 to 0.8)	1.5 (1 to 2.2)	1.9 (1.4 to 2.6)	6.9 (4.5 to 9.9)	8.9 (5.6 to 13.9)	9.2 (5.6 to 15.1)	8.7 (4.9 to 15.2)	8.7 (4.7 to 15.2)	8.7 (4.7 to 13)	11.3 (6.1 to 19.6)	13.5 (7.3 to 23.1)	16.4 (8.9 to 28.6)	21.9 (11.9 to 37.6)	29.4 (16.3 to 49.1)	39.6 (23.7 to 64.7)	52.2 (34.3 to 77.9)	57.7 (37.7 to 83.9)	52.2 (34.3 to 77.9)	19.2 (9.3 to 37.9)	573
Latent tuberculosis infection	0 (0 to 0)	0 (0 to 0)	0 (0 to 0)	0 (0 to 0)	0 (0 to 0)	0 (0 to 0)	0 (0 to 0)	0 (0 to 0)	0 (0 to 0)	0 (0 to 0)	0 (0 to 0)	0 (0 to 0)	0 (0 to 0)	0 (0 to 0)	0 (0 to 0)	0 (0 to 0)	0 (0 to 0)	0 (0 to 0)	0 (0 to 0)	0 (0 to 0)	0 (0 to 0)	0 (0 to 0)	0 (0 to 0)	0 (0 to 0)	0
Drug-susceptible Tuberculosis	0 (0 to 0)	0 (0 to 0)	0.2 (0 to 0.4)	0.4 (0.3 to 0.6)	0.6 (0.4 to 0.8)	1.5 (1 to 2.1)	1.9 (1.4 to 2.6)	6.9 (4.5 to 9.9)	8.9 (5.6 to 13.7)	9.2 (5.6 to 15.1)	8.7 (4.9 to 15.2)	8.7 (4.7 to 15.2)	8.7 (4.7 to 13)	11.3 (6.1 to 19.6)	13.5 (7.3 to 23.1)	16.4 (8.9 to 28.6)	21.9 (11.9 to 37.6)	29.4 (16.3 to 49.1)	39.6 (23.7 to 64.7)	52.2 (34.3 to 77.9)	57.7 (37.7 to 83.9)	52.2 (34.3 to 77.9)	19.2 (9.3 to 37.9)	573
Multidrug-resistant tuberculosis without extensive drug-resistar	0 (0 to 0)	0 (0 to 0)	0 (0 to 0)	0 (0 to 0)	0 (0 to 0)	0 (0 to 0)	0 (0 to 0)	0 (0 to 0)	0 (0 to 0)	0 (0 to 0)	0 (0 to 0)	0 (0 to 0)	0 (0 to 0)	0 (0 to 0)	0 (0 to 0)	0 (0 to 0)	0 (0 to 0)	0 (0 to 0)	0 (0 to 0)	0 (0 to 0)	0 (0 to 0)	0 (0 to 0)	0 (0 to 0)	0 (0 to 0)	3.3
Extensively drug-resistant tuberculosis	0 (0 to 0)	0 (0 to 0)	0 (0 to 0)	0 (0 to 0)	0 (0 to 0)	0 (0 to 0)	0 (0 to 0)	0 (0 to 0)	0 (0 to 0)	0 (0 to 0)	0 (0 to 0)	0 (0 to 0)	0 (0 to 0)	0 (0 to 0)	0 (0 to 0)	0 (0 to 0)	0 (0 to 0)	0 (0 to 0)	0 (0 to 0)	0 (0 to 0)	0 (0 to 0)	0 (0 to 0)	0 (0 to 0)	0 (0 to 0)	0.6
Lower respiratory infections	20.2 (16.6 to 26.4)	19.7 (12.3 to 28.2)	98 (69.2 to 146)	129 (77.7 to 182)	124 (91.2 to 174)	72.6 (51.7 to 101)	72.9 (51.1 to 111)	84.4 (58.3 to 146)	98.1 (66.5 to 174)	72.9 (46.8 to 135)	86.1 (57.7 to 155)	124 (84.1 to 205)	178 (123 to 288)	280 (194 to 451)	380 (261 to 601)	440 (297 to 687)	668 (454 to 1,060)	1,010 (722 to 1,610)	1,280 (1,020 to 1,910)	1,690 (1,540 to 2,440)	2,270 (2,060 to 3,290)	2,080 (1,720 to 3,290)	779 (597 to 1,270)	12,500
Upper respiratory infections	0.2 (0 to 0.4)	1.3 (0.3 to 3.2)	24.3 (14.1 to 38.5)	7.9 (4.1 to 13.9)	1.5 (0.8 to 2.7)	1.2 (0.6 to 2.2)	1.2 (0.6 to 2.2)	1.2 (0.6 to 2.2)	1.2 (0.6 to 2.2)	1.2 (0.6 to 2.2)	1.2 (0.6 to 2.2)	1.2 (0.6 to 2.2)	1.2 (0.6 to 2.2)	1.2 (0.6 to 2.2)	1.2 (0.6 to 2.2)	1.2 (0.6 to 2.2)	1.2 (0.6 to 2.2)	1.2 (0.6 to 2.2)	1.2 (0.6 to 2.2)	1.2 (0.6 to 2.2)	1.2 (0.6 to 2.2)	1.2 (0.6 to 2.2)	1.2 (0.6 to 2.2)	1,390
Otitis media	0 (0 to 0)	0 (0 to 0.3)	0.2 (0.2 to 10.7)	0.2 (0 to 0.7)	0.2 (0 to 0.7)	0.2 (0 to 0





SR Table 2c: Brighton and Hove DALYS by cause and age group for both sexes with 95% uncertainty intervals. 2019

Cause	Early Neonatal	Late Neonatal	Post Neonatal	1 to 4	5 to 9	10 to 14	15 to 19	20 to 24	25 to 29	30 to 34	35 to 39	40 to 44	45 to 49	50 to 54	55 to 59	60 to 64	65 to 69	70 to 74	75 to 79	80 to 84	85 to 89	90 to 94	95 plus	Total
All causes	4,167 (3,919-5,004)	1,267 (1,126-2,114)	2,007 (2,002-2,012)	3,966 (3,966-3,966)	4,167 (4,167-4,167)	3,966 (3,966-3,966)	4,167 (4,167-4,167)	3,966 (3,966-3,966)	4,167 (4,167-4,167)	3,966 (3,966-3,966)	4,167 (4,167-4,167)	3,966 (3,966-3,966)	4,167 (4,167-4,167)	3,966 (3,966-3,966)	4,167 (4,167-4,167)	3,966 (3,966-3,966)	4,167 (4,167-4,167)	3,966 (3,966-3,966)	4,167 (4,167-4,167)	3,966 (3,966-3,966)	4,167 (4,167-4,167)	3,966 (3,966-3,966)	76,600
Communicable, maternal, neonatal, and nutritional diseases	2,660 (2,660-2,660)	1,267 (1,126-2,114)	2,007 (2,002-2,012)	3,966 (3,966-3,966)	4,167 (4,167-4,167)	3,966 (3,966-3,966)	4,167 (4,167-4,167)	3,966 (3,966-3,966)	4,167 (4,167-4,167)	3,966 (3,966-3,966)	4,167 (4,167-4,167)	3,966 (3,966-3,966)	4,167 (4,167-4,167)	3,966 (3,966-3,966)	4,167 (4,167-4,167)	3,966 (3,966-3,966)	4,167 (4,167-4,167)	3,966 (3,966-3,966)	4,167 (4,167-4,167)	3,966 (3,966-3,966)	4,167 (4,167-4,167)	3,966 (3,966-3,966)	4,660
HIV/AIDS and sexually transmitted infections	10.5 (3.1-22.2)	2.3 (0.6-7.1)	7.1 (4.6-12.7)	2.2 (1.9-2.5)	1.3 (1.1-1.4)	2.3 (1.9-2.7)	7.6 (7.2-8.1)	21.6 (19.7-23.6)	35 (32.1-38.2)	49.3 (46.3-52.6)	65.2 (62.5-68.3)	55.5 (52.9-58.2)	51 (49.7-52.4)	41.9 (40.2-43.6)	29.6 (27.1-32.4)	21.4 (19.3-23.7)	17.6 (15.8-19.7)	9.2 (8.3-10.2)	3.9 (3.2-4.7)	1 (0.7-1.4)	0.6 (0.4-0.9)	0.3 (0.2-0.5)	383
HIV/AIDS	0.8 (0.5-1.3)	2.3 (0.6-7.1)	7.1 (4.6-12.7)	2.2 (1.9-2.5)	1.3 (1.1-1.4)	2.3 (1.9-2.7)	7.6 (7.1-8.1)	21.6 (19.7-23.6)	35 (32.1-38.2)	49.3 (46.3-52.6)	65.2 (62.5-68.3)	55.5 (52.9-58.2)	51 (49.7-52.4)	41.9 (40.2-43.6)	29.6 (27.1-32.4)	21.4 (19.3-23.7)	17.6 (15.8-19.7)	9.2 (8.3-10.2)	3.9 (3.2-4.7)	1 (0.7-1.4)	0.6 (0.4-0.9)	0.3 (0.2-0.5)	383
HIV/AIDS - Drug-susceptible Tuberculosis	0 (0-0)	0 (0-0)	0 (0-0)	0 (0-0)	0 (0-0)	0 (0-0)	0 (0-0)	0 (0-0)	0 (0-0)	0 (0-0)	0 (0-0)	0 (0-0)	0 (0-0)	0 (0-0)	0 (0-0)	0 (0-0)	0 (0-0)	0 (0-0)	0 (0-0)	0 (0-0)	0 (0-0)	0 (0-0)	0 (0-0)	0
HIV/AIDS - Multidrug-resistant Tuberculosis without extensive dr...	0 (0-0)	0 (0-0)	0 (0-0)	0 (0-0)	0 (0-0)	0 (0-0)	0 (0-0)	0 (0-0)	0 (0-0)	0 (0-0)	0 (0-0)	0 (0-0)	0 (0-0)	0 (0-0)	0 (0-0)	0 (0-0)	0 (0-0)	0 (0-0)	0 (0-0)	0 (0-0)	0 (0-0)	0 (0-0)	0 (0-0)	0
HIV/AIDS - Extensively drug-resistant Tuberculosis	0 (0-0)	0 (0-0)	0 (0-0)	0 (0-0)	0 (0-0)	0 (0-0)	0 (0-0)	0 (0-0)	0 (0-0)	0 (0-0)	0 (0-0)	0 (0-0)	0 (0-0)	0 (0-0)	0 (0-0)	0 (0-0)	0 (0-0)	0 (0-0)	0 (0-0)	0 (0-0)	0 (0-0)	0 (0-0)	0 (0-0)	0
HIV/AIDS resulting in other diseases	0 (0-0)	2.3 (0.6-7.1)	7.1 (4.6-12.7)	2.2 (1.9-2.5)	1.3 (1.1-1.4)	2.3 (1.9-2.7)	7.6 (7.1-8.1)	21.6 (19.7-23.6)	35 (32.1-38.2)	49.3 (46.3-52.6)	65.2 (62.5-68.3)	55.5 (52.9-58.2)	51 (49.7-52.4)	41.9 (40.2-43.6)	29.6 (27.1-32.4)	21.4 (19.3-23.7)	17.6 (15.8-19.7)	9.2 (8.3-10.2)	3.9 (3.2-4.7)	1 (0.7-1.4)	0.6 (0.4-0.9)	0.3 (0.2-0.5)	383
Sexually transmitted infections excluding HIV	10.5 (3.1-22.2)	2.3 (0.6-7.1)	7.1 (4.6-12.7)	2.2 (1.9-2.5)	1.3 (1.1-1.4)	2.3 (1.9-2.7)	7.6 (7.2-8.1)	21.6 (19.7-23.6)	35 (32.1-38.2)	49.3 (46.3-52.6)	65.2 (62.5-68.3)	55.5 (52.9-58.2)	51 (49.7-52.4)	41.9 (40.2-43.6)	29.6 (27.1-32.4)	21.4 (19.3-23.7)	17.6 (15.8-19.7)	9.2 (8.3-10.2)	3.9 (3.2-4.7)	1 (0.7-1.4)	0.6 (0.4-0.9)	0.3 (0.2-0.5)	383
Syphilis	0.4 (0.2-0.8)	0.1 (0.0-0.4)	0.2 (0.2-0.3)	0.1 (0.0-0.2)	0 (0-0)	0 (0-0)	0.1 (0.0-0.1)	0.1 (0.0-0.1)	0.1 (0.0-0.2)	0.1 (0.0-0.2)	0.1 (0.0-0.1)	0.1 (0.0-0.1)	0.1 (0.0-0.1)	0.1 (0.1-0.1)	0.1 (0.0-0.1)	0.1 (0.0-0.1)	0.1 (0.0-0.1)	0.1 (0.0-0.1)	0.1 (0.0-0.1)	0 (0-0)	0 (0-0)	0 (0-0)	0 (0-0)	19.2
Chlamydial infection	0 (0-0)	0 (0-0)	0 (0-0)	0 (0-0)	0 (0-0)	0 (0-0)	0 (0-0)	0.4 (0.2-0.7)	0.8 (0.4-1.4)	0.9 (0.5-1.7)	0.9 (0.5-1.7)	0.8 (0.4-1.5)	0.5 (0.2-1.1)	0.5 (0.2-1.1)	0.4 (0.2-0.9)	0.3 (0.1-0.6)	0.2 (0.1-0.5)	0.1 (0.0-0.3)	0.1 (0.0-0.1)	0 (0-0)	0 (0-0)	0 (0-0)	0 (0-0)	5.4
Gonococcal infection	0 (0-0)	0 (0-0)	0 (0-0)	0 (0-0)	0 (0-0)	0 (0-0)	0 (0-0)	0.1 (0.0-0.2)	0.2 (0.1-0.3)	0.3 (0.2-0.5)	0.3 (0.2-0.5)	0.3 (0.2-0.5)	0.2 (0.1-0.3)	0.2 (0.1-0.3)	0.2 (0.1-0.3)	0.2 (0.1-0.3)	0.2 (0.1-0.3)	0.2 (0.1-0.3)	0.2 (0.1-0.3)	0.2 (0.1-0.3)	0.2 (0.1-0.3)	0.2 (0.1-0.3)	3.5
Trichomoniasis	0 (0-0)	0 (0-0)	0 (0-0)	0 (0-0)	0 (0-0)	0 (0-0)	0 (0-0)	0.3 (0.1-0.4)	0.6 (0.2-1.2)	0.6 (0.2-1.4)	0.5 (0.2-1.3)	0.5 (0.2-1.2)	0.3 (0.1-0.7)	0.4 (0.1-0.9)	0.3 (0.1-0.7)	0.2 (0.1-0.5)	0.1 (0.0-0.3)	0.1 (0.0-0.2)	0 (0-0)	0 (0-0)	0 (0-0)	0 (0-0)	0 (0-0)	4.2
Genital herpes	0 (0-0)	0 (0-0)	0 (0-0)	0 (0-0)	0 (0-0)	0 (0-0)	0 (0-0)	0.3 (0.1-0.7)	0.5 (0.2-1.3)	0.7 (0.2-1.7)	0.7 (0.2-1.7)	0.7 (0.2-1.7)	0.6 (0.2-1.5)	0.6 (0.2-1.5)	0.5 (0.2-1.3)	0.4 (0.1-1.0)	0.3 (0.1-0.8)	0.3 (0.1-0.8)	0.2 (0.1-0.5)	0.1 (0.0-0.3)	0.1 (0.0-0.3)	0.1 (0.0-0.2)	4.7
Other sexually transmitted infections	0 (0-0)	0 (0-0)	0 (0-0)	0 (0-0)	0 (0-0)	0 (0-0)	0 (0-0)	0.2 (0.0-0.6)	0.5 (0.2-1.2)	0.7 (0.2-1.9)	0.7 (0.2-1.9)	0.6 (0.2-1.7)	0.5 (0.2-1.3)	0.5 (0.2-1.3)	0.4 (0.1-1.0)	0.3 (0.1-0.8)	0.2 (0.1-0.6)	0.2 (0.1-0.5)	0.1 (0.0-0.3)	0.1 (0.0-0.2)	0 (0-0)	0 (0-0)	4.2
Respiratory infections and tuberculosis	2.9 (2.1-5.0)	0.2 (0.2-0.5)	0.1 (0.1-0.1)	0.6 (0.3-1.0)	0.3 (0.2-0.4)	0.2 (0.1-0.3)	0.2 (0.1-0.3)	0.2 (0.1-0.3)	0.2 (0.1-0.3)	0.2 (0.1-0.3)	0.2 (0.1-0.3)	0.2 (0.1-0.3)	0.2 (0.1-0.3)	0.2 (0.1-0.3)	0.2 (0.1-0.3)	0.2 (0.1-0.3)	0.2 (0.1-0.3)	0.2 (0.1-0.3)	0.2 (0.1-0.3)	0.2 (0.1-0.3)	0.2 (0.1-0.3)	0.2 (0.1-0.3)	1,880
Tuberculosis	0 (0-0)	0 (0-0)	0 (0-0)	0 (0-0)	0 (0-0)	0 (0-0)	0 (0-0)	0 (0-0)	0 (0-0)	0 (0-0)	0 (0-0)	0 (0-0)	0 (0-0)	0 (0-0)	0 (0-0)	0 (0-0)	0 (0-0)	0 (0-0)	0 (0-0)	0 (0-0)	0 (0-0)	0 (0-0)	0 (0-0)	0
Latent tuberculosis infection	0 (0-0)	0 (0-0)	0 (0-0)	0 (0-0)	0 (0-0)	0 (0-0)	0 (0-0)	0 (0-0)	0 (0-0)	0 (0-0)	0 (0-0)	0 (0-0)	0 (0-0)	0 (0-0)	0 (0-0)	0 (0-0)	0 (0-0)	0 (0-0)	0 (0-0)	0 (0-0)	0 (0-0)	0 (0-0)	0 (0-0)	0
Drug-susceptible tuberculosis	0 (0-0)	0 (0-0)	0 (0-0)	0 (0-0)	0 (0-0)	0 (0-0)	0 (0-0)	0 (0-0)	0 (0-0)	0 (0-0)	0 (0-0)	0 (0-0)	0 (0-0)	0 (0-0)	0 (0-0)	0 (0-0)	0 (0-0)	0 (0-0)	0 (0-0)	0 (0-0)	0 (0-0)	0 (0-0)	0 (0-0)	0
Multidrug-resistant tuberculosis without extensive drug-resistance	0 (0-0)	0 (0-0)	0 (0-0)	0 (0-0)	0 (0-0)	0 (0-0)	0 (0-0)	0 (0-0)	0 (0-0)	0 (0-0)	0 (0-0)	0 (0-0)	0 (0-0)	0 (0-0)	0 (0-0)	0 (0-0)	0 (0-0)	0 (0-0)	0 (0-0)	0 (0-0)	0 (0-0)	0 (0-0)	0 (0-0)	0
Extensively drug-resistant tuberculosis	0 (0-0)	0 (0-0)	0 (0-0)	0 (0-0)	0 (0-0)	0 (0-0)	0 (0-0)	0 (0-0)	0 (0-0)	0 (0-0)	0 (0-0)	0 (0-0)	0 (0-0)	0 (0-0)	0 (0-0)	0 (0-0)	0 (0-0)	0 (0-0)	0 (0-0)	0 (0-0)	0 (0-0)	0 (0-0)	0 (0-0)	0
Lower respiratory infections	2.9 (2.4-5.0)	0.2 (0.2-0.4-8)	0.1 (0.1-0.2)	0.6 (0.3-1.0)	0.3 (0.2-0.4)	0.2 (0.1-0.3)	0.2 (0.1-0.3)	0.2 (0.1-0.3)	0.2 (0.1-0.3)	0.2 (0.1-0.3)	0.2 (0.1-0.3)	0.2 (0.1-0.3)	0.2 (0.1-0.3)	0.2 (0.1-0.3)	0.2 (0.1-0.3)	0.2 (0.1-0.3)	0.2 (0.1-0.3)	0.2 (0.1-0.3)	0.2 (0.1-0.3)	0.2 (0.1-0.3)	0.2 (0.1-0.3)	0.2 (0.1-0.3)	1,530
Upper respiratory infections	0 (0-0.1)	0 (0.1-0.4)	0 (0.1-0.4-6.6)	0 (0.1-0.2)	0 (0.1-0.2)	0 (0.1-0.2)	0 (0.1-0.2)	0 (0.1-0.2)	0 (0.1-0.2)	0 (0.1-0.2)	0 (0.1-0.2)	0 (0.1-0.2)	0 (0.1-0.2)	0 (0.1-0.2)	0 (0.1-0.2)	0 (0.1-0.2)	0 (0.1-0.2)	0 (0.1-0.2)	0 (0.1-0.2)	0 (0.1-0.2)	0 (0.1-0.2)	0 (0.1-0.2)	0 (0.1-0.2)	261
Otitis media	0 (0-0)	0 (0-0)	0 (0.0-1.5)	0 (0.0-0.9)	0 (0-0)	0 (0-0)	0 (0-0)	0 (0-0)	0 (0-0)	0 (0-0)	0 (0-0)	0 (0-0)	0 (0-0)	0 (0-0)	0 (0-0)	0 (0-0)	0 (0-0)	0 (0-0)	0 (0-0)	0 (0-0)	0 (0-0)	0 (0-0)	0 (0-0)	53.9
Enteric infections	0.3 (0.2-0.4)	1.1 (0.6-1.5)	12.7 (9.4-19.4)	18 (10.8-29.0)	6.3 (3.4-10.5)	5.7 (3.5-9.7)	7.3 (4.5-11.1)	8.3 (5.1-12.5)	7.5 (4.7-11.3)	7.5 (4.6-11.3)	7.5 (4.6-11.3)	7.5 (4.6-11.3)	7.5 (4.6-11.3)	7.5 (4.6-11.3)	7.5 (4.6-11.3)	7.5 (4.6-11.3)	7.5 (4.6-11.3)	7.5 (4.6-11.3)	7.5 (4.6-11.3)	7.5 (4.6-11.3)	7.5 (4.6-11.3)	7.5 (4.6-11.3)	193
Diarrheal diseases	0.3 (0.2-0.4)	1.1 (0.6-1.5)	12.7 (9.3-19.5)	18 (10.8-29.0)	6.3 (3.4-10.5)	5.7 (3.5-9.7)	7.3 (4.5-11.1)	8.3 (5.1-12.5)	7.5 (4.7-11.3)	7.5 (4.7-11.3)	7.5 (4.7-11.3)	7.5 (4.7-11.3)	7.5 (4.7-11.3)	7.5 (4.7-11.3)	7.5 (4.7-11.3)	7.5 (4.7-11.3)	7.5 (4.7-11.3)	7.5 (4.7-11.3)	7.5 (4.7-11.3)	7.5 (4.7-11.3)	7.5 (4.7-11.3)	7.5 (4.7-11.3)	192
Typhoid and paraphoid	0 (0-0)	0 (0-0)	0 (0-0)	0 (0-0)	0 (0-0)	0 (0-0)	0 (0-0)	0 (0-0)	0 (0-0)	0 (0-0)	0 (0-0)	0 (0-0)	0 (0-0)	0 (0-0)	0 (0-0)	0 (0-0)	0 (0-0)	0 (0-0)	0 (0-0)	0 (0-0)	0 (0-0)	0 (0-0)	0 (0-0)	0
Typhoid fever	0 (0-0)	0 (0-0)	0 (0-0)	0 (0-0)	0 (0-0)	0 (0-0)	0 (0-0)	0 (0-0)	0 (0-0)	0 (0-0)	0 (0-0)	0 (0-0)	0 (0-0)	0 (0-0)	0 (0-0)	0 (0-0)	0 (0-0)	0 (0-0)	0 (0-0)	0 (0-0)	0 (0-0)	0 (0-0)	0 (0-0)	0
Paratyphoid fever	0 (0-0)	0 (0-0)	0 (0-0)	0 (0-0)	0 (0-0)	0 (0-0)	0 (0-0)	0 (0-0)	0 (0-0)	0 (0-0)	0 (0-0)	0 (0-0)	0 (0-0)	0 (0-0)	0 (0-0)	0 (0-0)	0 (0-0)	0 (0-0)	0 (0-0)	0 (0-0)	0 (0-0)	0 (0-0)	0 (0-0)	0
Invasive Non-typhoidal Salmonella (iNTS)	0 (0-0)	0 (0-0)	0 (0-0)	0 (0-0)	0 (0-0)	0 (0-0)	0 (0-0)	0 (0-0)	0 (0-0)	0 (0-0)	0 (0-0)	0 (0-0)	0 (0-0)	0 (0-0)	0 (0-0)	0 (0-0)	0 (0-0)	0 (0-0)	0 (0-0)	0 (0-0)	0 (0-0)	0 (0-0)	0 (0-0)	0.5
Other intestinal infectious diseases	0 (0-0)	0 (0-0)	0.1 (0.0-0.2)	0 (0-0)	0 (0-0)	0 (0-0)	0 (0-0)	0 (0-0)	0 (0-0)	0 (0-0)	0 (0-0)	0 (0-0)	0 (0-0)	0 (0-0)	0 (0-0)	0 (0-0)	0 (0-0)	0 (0-0)	0 (0-0)	0 (0-0)	0 (0-0)	0 (0-0)	0 (0-0)	0.4
Neglected tropical diseases and malaria	0 (0-0)	0.1 (0.0-0.2)	0.9 (0.4-2.0)	0.2 (0.2-0.3)	0.2 (0.1-0.4)	0.1 (0.0-0.2)	0.1 (0.0-0.2)	0.1 (0.0-0.2)	0.1 (0.0-0.2)	0.1 (0.0-0.2)	0.1 (0.0-0.2)	0.1 (0.0-0.2)	0.1 (0.0-0.2)	0.1 (0.0-0.2)	0.1 (0.0-0.2)	0.1 (0.0-0.2)	0.1 (0.0-0.2)	0.1 (0.0-0.2)	0.1 (0.0-0.2)	0.1 (0.0-0.2)	0.1 (0.0-0.2)	0.1 (0.0-0.2)	13.5
Malaria	0 (0-0)	0 (0-0)	0 (0-0)	0 (0-0)	0 (0-0)	0 (0-0)	0 (0-0)	0 (0-0)	0 (0-0)	0 (0-0)	0 (0-0)	0 (0-0)	0 (0-0)	0 (0-0)	0 (0-0)	0 (0-0)	0 (0-0)	0 (0-0)	0 (0-0)	0 (0-0)	0 (0-0)	0 (0-0)	0 (0-0)	0
Chagas disease	0 (0-0)	0 (0-0)	0 (0-0)	0 (0-0)	0 (0-0)	0 (0-0)	0 (0-0)	0 (0-0)	0 (0-0)	0 (0-0)	0 (0-0)	0 (0-0)	0 (0-0)	0 (0-0)	0 (0-0)	0 (0-0)	0 (0-0)	0 (0-0)	0 (0-0)	0 (0-0)	0 (0-0)	0 (0-0)	0 (0-0)	0
Leishmaniasis	0 (0-0)	0 (0-0)	0 (0-0)	0 (0-0)	0 (0-0)	0 (0-0)	0 (0-0)	0 (0-0)	0 (0-0)	0 (0-0)	0 (0-0)	0 (0-0)	0 (0-0)	0 (0-0)	0 (0-0)	0 (0-0)	0 (0-0)	0 (0-0)	0 (0-0)	0 (0-0)	0 (0-0)	0 (0-0)	0 (0-0)	0
Visceral leishmaniasis	0 (0-0)	0 (0-0)	0 (0-0)	0 (0-0)	0 (0-0)	0 (0-0)	0 (0-0)	0 (0-0)	0 (0-0)	0 (0-0)	0 (0-0)	0 (0-0)	0 (0-0)	0 (0-0)	0 (0-0)	0 (0-0)	0 (0-0)	0 (0-0)	0 (0-0)	0 (0-0)	0 (0-0)	0 (0-0)	0 (0-0)	0
Cutaneous and mucocutaneous leishmaniasis	0 (0-0)	0 (0-0)	0 (0-0)	0 (0-0)	0 (0-0)	0 (0-0)	0 (0-0)	0 (0-0)	0 (0-0)	0 (0-0)	0 (0-0)	0 (0-0)	0 (0-0)	0 (0-0)	0 (0-0)	0 (0-0)	0 (0-0)	0 (0-0)	0 (0-0)	0 (0-0)	0 (0-0)	0 (0-0)	0 (0-0)	0
African trypanosomiasis	0 (0-0)	0 (0-0)	0 (0-0)	0 (0-0)	0 (0-0)	0 (0-0)	0 (0-0)	0 (0-0)	0 (0-0)	0 (0-0)	0 (0-0)	0 (0-0)	0 (0-0)	0 (0-0)	0 (0-0)	0 (0-0)	0 (0-0)	0 (0-0)	0 (0-0)	0 (0-0)	0 (0-0)	0 (0-0)	0 (0-0)	0
Schistosomiasis	0 (0-0)	0 (0-0)	0 (0-0)	0 (0-0)	0 (0-0)	0 (0-0)	0 (0-0)	0 (0-0)	0 (0-0)	0 (0-0)	0 (0-0)	0 (0-0)	0 (0-0)	0 (0-0)	0 (0-0)	0 (0-0)	0 (0-0)	0 (0-0)	0 (0-0)	0 (0-0)	0 (0-0)	0 (0-0)	0 (0-0)	0
Cysticercosis	0 (0-0)	0 (0-0)	0 (0-0)	0 (0-0)	0 (0-0)	0 (0-0)	0 (0-0)	0 (0-0)	0 (0-0)	0 (0-0)	0 (0-0)	0 (0-0)	0 (0-0)	0 (0-0)	0 (0-0)	0 (0-0)	0 (0-0)	0 (0-0)	0 (0-0)	0 (0-0)	0 (0-0)	0 (0-0)	0 (0-0)	0
Cystic echinococcosis	0 (0-0)	0 (0-0)	0 (0-0)	0 (0-0)	0 (0-0)	0 (0-0)	0 (0-0)	0 (0-0)	0 (0-0)	0 (0-0)	0 (0-0)	0 (0-0)	0 (0-0)	0 (0-0)	0 (0-0)	0 (0-0)	0 (0-0)	0 (0-0)	0 (0-0)	0 (0-0)	0 (0-0)	0 (0-0)	0 (0-0)	0.1
Lymphatic filariasis	0 (0-0)	0 (0-0)	0 (0-0)	0 (0-0)	0 (0-0)	0 (0-0)	0 (0-0)	0 (0-0)	0 (0-0)	0 (0-0)	0 (0-0)	0 (0-0)	0 (0-0)	0 (0-0)	0 (0-0)	0 (0-0)	0 (0-0)	0 (0-0)	0 (0-0)	0 (0-0)	0 (0-0)	0 (0-0)	0 (0-0)	0
Onchocerciasis	0 (0-0)	0 (0-0)	0 (0-0)	0 (0-0)	0 (0-0)	0 (0-0)	0 (0-0)	0 (0-0)	0 (0-0)	0 (0-0)	0 (0-0)	0 (0-0)	0 (0-0)	0 (0-0)	0 (0-0)	0 (0-0)	0 (0-0)	0 (0-0)	0 (0-0)	0 (0-0)	0 (0-0)	0 (0-0)	0 (0-0)	0
Trachoma	0 (0-0)	0 (0-0)	0 (0-0)	0 (0-0)	0 (0-0)	0 (0-0)	0 (0-0)	0 (0-0)	0 (0-0)	0 (0-0)	0 (0-0)	0 (0-0)	0 (0-0)	0 (0-0)	0 (0-0)	0 (0-0)	0 (0-0)	0 (0-0)	0 (0-0)	0 (0-0)	0 (0-0)	0 (0-0)	0 (0-0)	0
Dengue	0 (0-0)	0 (0-0)	0 (0-0)	0 (0-0)	0 (0-0)	0 (0-0)	0 (0-0)	0 (0-0)	0 (0-0)	0 (0-0)	0 (0-0)	0 (0-0)	0 (0-0)	0 (0-0)	0 (0-0)	0 (0-0)	0 (0-0)	0 (0-0)	0 (0-0)	0 (0-0)	0 (0-0)	0 (0-0)	0 (0-0)	0
Yellow fever	0 (0-0)	0 (0-0)	0 (0-0)	0 (0-0)	0 (0-0)	0 (0-0)	0 (0-0)	0 (0-0)	0 (0-0)	0 (0-0)	0 (0-0)	0 (0-0)	0 (0-0)	0 (0-0)	0 (0-0)	0 (0-0)	0 (0-0)	0 (0-0)	0 (0-0)	0 (0-0)	0 (0-0)	0 (0-0)	0 (0-0)	0
Rabies	0 (0-0)	0 (0-0)	0 (0-0)	0 (0-0)	0 (0-0)	0 (0-0)	0 (0-0)	0 (0-0)	0 (0-0)	0 (0-0)	0 (0-0)	0 (0-0)	0 (0-0)	0 (0-0)	0 (0-0)	0 (0-0)	0 (0-0)	0 (0-0)	0 (0-0)	0 (0-0)	0 (0-0)	0 (0-0)	0 (0-0)	0
Intestinal nematode infections	0 (0-0)	0 (0-0)	0 (0-0)	0 (0-0)	0 (0-0)	0 (0-0)	0 (0-0)	0 (0-0)	0 (0-0)	0 (0-0)	0 (0-0)	0 (0-0)	0 (0-0)	0 (0-0)	0 (0-0)	0 (0-0)	0 (0-0)	0 (0-0)	0 (0-0)	0 (0-0)	0 (0-0)	0 (0-0)	0 (0-0)	0
Ascariasis	0 (0-0)	0 (0-0)	0 (0-0)	0 (0-0)	0 (0-0)	0 (0-0)	0 (0-0)	0 (0-0)	0 (0-0)	0 (0-0)	0 (0-0)	0 (0-0)	0 (0-0)	0 (0-0)	0 (0-0)	0 (0-0)	0 (0-0)	0 (0-0)	0 (0-0)	0 (0-0)	0 (0-0)	0 (0-0)	0 (0-0)	0
Trichuriasis	0 (0-0)	0 (0-0)	0 (0-0)	0 (0-0)	0 (0-0)	0 (0-0)	0 (0-0)	0 (0-0)	0 (0-0)	0 (0-0)	0 (0-0)	0 (0-0)	0 (0-0)	0 (0-0)	0 (0-0)	0 (0-0)	0 (0-0)	0 (0-0)	0 (0-0)	0 (0-0)	0 (0-0)	0 (0-0)	0 (0-0)	0
Hookworm disease	0 (0-0)	0 (0-0)	0 (0-0)	0 (0-0)	0 (0-0)	0 (0-0)	0 (0-0)	0 (0-0)	0 (0-0)	0 (0-0)	0 (0-0)	0 (0-0)	0 (0-0)	0 (0-0)	0 (0-0)	0 (0-0)	0 (0-0)	0 (0-0)	0 (0-0)	0 (0-0)	0 (0-0)	0 (0-0)	0 (0-0)	0
Food-borne trematodiases	0 (0-0)	0 (0-0)	0 (0-0)	0 (0-0)	0 (0-0)	0 (0-0)	0 (0-0)	0 (0-0)	0 (0-0)	0 (0-0)	0 (0-0)	0 (0-0)	0 (0-0)	0 (0-0)	0 (0-0)	0 (0-0)	0 (0-0)	0 (0-0)	0 (0-0)	0 (0-0)	0 (0-0)	0 (0-0)	0 (0-0)	0
Leprosy	0 (0-0)	0 (0-0)	0 (0-0)	0 (0-0)	0 (0-0)	0 (0-0)	0 (0-0)	0 (0-0)	0 (0-0)	0 (0-0)	0 (0-0)	0 (0-0)	0 (0-0)	0 (0-0)	0 (0-0)	0 (0-0)	0 (0-0)	0 (0-0)	0 (0-0)	0 (0-0)	0 (0-0)	0 (0-0)	0 (0-0)	0
Ebola	0 (0-0)	0 (0-0)	0 (0-0)	0 (0-0)	0 (0-0)	0 (0-0)	0 (0-0)	0 (0-0)	0 (0-0)	0 (0-0)	0 (0-0)	0 (0-0)	0 (0-0)	0 (0-0)	0 (0-0)	0 (0-0)	0 (0-0)	0 (0-0)	0 (0-0)	0 (0-0)	0 (0-0)	0 (0-0)	0 (0-0)	0
Zika virus	0 (0-0)	0 (0-0)	0 (0-0)	0 (0-0)	0 (0-0)	0 (0-0)	0 (0-0)	0 (0-0)	0 (0-0)	0 (0-0)	0 (0-0)	0 (0-0)	0 (0-0)	0 (0-0)	0 (0-0)	0 (0-0)	0 (0-0)	0 (0-0)	0 (0-0)	0 (0-0)	0 (0-0)	0 (0-0)	0 (0-0)	0
Guinea worm disease	0 (0-0)	0 (0-0)	0 (0-0)	0 (0-0)	0 (0-0)	0 (0-0)	0 (0-0)	0 (0-0)	0 (0-0)	0 (0-0)	0 (0-0)	0 (0-0)	0 (0-0)	0 (0-0)	0 (0-0)	0 (0-0)	0 (0-0)	0 (0-0)	0 (0-0)	0 (0-0)	0 (0-0)	0 (0-0)	0 (0-0)	0
Other neglected tropical diseases	0 (0-0)	0 (0-0)	0 (0-0)	0 (0-0)	0 (0-0)	0 (0-0)	0 (0-0)	0 (0-0)	0 (0-0)	0 (0-0)	0 (0-0)	0 (0-0)	0 (0-0)	0 (0-0)	0 (0-0)	0 (0-0)	0 (0-0)	0 (0-0)	0 (0-0)	0 (0-0)	0 (0-0)	0 (0-0)	0 (0-0)	0
Other infectious diseases	2.2 (1.4-3.2)	4.9 (2.4-7.9)	14.8 (8.8-23.7)	45.2 (11.5-116.6)	8.5 (4.4-16.6)	4.9 (2.5-8.7)	9.5 (6.7-12.4)	11.2 (8.6-14.4)	13.1 (9.3-15.5)	12.2 (9.4-15.4)	10.4 (8.2-12.9)	10.8 (8.4-13.9)	12.1 (9.4-15.5)	12.7 (9.8-16.2)	12.3 (9.2-15.4)	10.7 (8.2-13.1)	9.9 (7.7-12.1)	9.8 (7.4-12.1)	7.4 (5.4-9.4)	6.1 (4.4-8.2)	4.5 (2.5-6.7)	2.5 (1.2-4.4)	264
Meningitis	0.7 (0.5-1)	1.7 (1.1-2.4)	6.2 (3.6-9.4)	7.5 (5.4-10.2)	2.3 (1.7-2.9)	4.2 (3.4-5.1)	3.5 (2.4-5.1)	4.3 (3.1-5.7)	4.3 (3.1-5.7)	3.5 (2.4-4.7)	3.7 (2.6-5.1)	4.1 (2.9-5.4-8)	3.7 (2.6-4.9)	4.1 (2.9-5.4-8)	2.7 (2.0-3.6)	3.4 (2.4-4.5)	2.1 (1.5-2.9)	1.9 (1.3-2.5)	1.4 (1.0-1.9)	1.2 (0.8-1.6)	0.7 (0.5-0.9)	0.4 (0.2-0.6)	66.7
Encephalitis	0.1 (0.0-0.1)	0.2 (0.1-0.3)	1.1 (0.7-1.6)	1.4 (0.7-3.2)	0.7 (0.5-0.9)	1.1 (0.8-1.4)	1.6 (1.1-2.2)	1.7 (1.2-2.3)	1.7 (1.2-2.3)	1.4 (1.0-1.8)	1.4 (1.0-1.8)	1.5 (1.1-1.9)	1.5 (1.1-2.1)	1.5 (1.1-2.1)	1.4 (1.0-1.9)	1.3 (0.9-1.7)	1.3 (0.9-1.6)	1.2 (0.8-1.6



Osteoarthritis other	0 (0 to 0)	0 (0 to 0)	0 (0 to 0)	0 (0 to 0)	0 (0 to 0)	0 (0 to 0)	0 (0 to 0)	0 (0 to 0)	0 (0 to 0)	0-1 (0 to 3)	0-9 (0 to 2)	2-6 (1 to 4)	2-6 (3 to 13)	6-2 (3 to 13)	10-3 (4 to 22)	12-4 (5 to 26)	12-5 (5 to 39)	12-4 (5 to 36)	13-1 (6 to 39)	10-3 (5 to 23)	8-7 (4 to 17)	6-1 (3 to 12)	3-3 (1 to 9)	1-1 (0 to 2)	100
Low back pain	0 (0 to 0)	0 (0 to 0)	0 (0 to 0)	0 (0 to 0)	9-5 (4 to 19)	69 (29 to 78)	102 (51 to 162)	192 (115 to 266)	266 (168 to 438)	313 (180 to 467)	312 (180 to 468)	346 (210 to 523)	387 (240 to 580)	397 (240 to 580)	420 (268 to 629)	370 (236 to 545)	290 (189 to 460)	252 (158 to 373)	236 (151 to 347)	196 (103 to 347)	135 (78 to 184)	75 (47 to 93)	15 (7 to 27)	4 (2 to 8)	3,970
Neck pain	0 (0 to 0)	0 (0 to 0)	0 (0 to 0)	0 (0 to 0)	4-7 (1-7 to 9-6)	22-8 (13-5 to 46)	33-3 (20-5 to 68-9)	77-6 (38-6 to 149)	140 (72-4 to 284)	153 (81-4 to 293)	173 (88-7 to 350)	148 (101 to 338)	175 (68-2 to 394)	139 (70-2 to 341)	154 (74-3 to 414)	154 (74-5 to 412)	104 (52-4 to 279)	84-5 (44-6 to 244)	74-5 (40-8 to 205)	51-5 (27-2 to 152)	39-9 (19-6 to 87-7)	22-1 (10-4 to 39-4)	10-5 (4-5 to 17-3)	2 (1-7 to 3-7)	1,620
Gout	0 (0 to 0)	0 (0 to 0)	0 (0 to 0)	0 (0 to 0)	0 (0 to 0)	0 (0 to 0)	0 (0 to 0)	0 (0 to 0)	0 (0 to 0)	0 (0 to 0)	0 (0 to 0)	0 (0 to 0)	0 (0 to 0)	0 (0 to 0)	0 (0 to 0)	0 (0 to 0)	0 (0 to 0)	0 (0 to 0)	0 (0 to 0)	0 (0 to 0)	0 (0 to 0)	0 (0 to 0)	0 (0 to 0)	0 (0 to 0)	0 (0 to 0)	0
Other musculoskeletal disorders	0 (0 to 0)	0 (0 to 0)	0 (0 to 0)	0-3 (0-2 to 0-5)	1-5 (0-5 to 2-4)	19-2 (9-2 to 33-3)	52-6 (27-2 to 94-1)	106 (76-3 to 198)	152 (92-7 to 236)	141 (88-5 to 214)	150 (90-2 to 227)	145 (102 to 222)	171 (105 to 265)	144 (88-9 to 218)	111 (64 to 175)	94-9 (44-5 to 142)	85 (48-8 to 136)	59-6 (34-1 to 90-2)	39-3 (18-9 to 62-9)	32-5 (16-7 to 56-4)	19-3 (9-3 to 32-6)	9-9 (3-3 to 16-9)	5-9 (2-3 to 9-9)	1,560
Other non-communicable diseases	131 (60-5 to 174)	63 (44-3 to 84-2)	153 (109 to 210)	66-5 (29 to 112)	49-6 (34-7 to 65-6)	67-5 (41 to 89-8)	117 (72 to 205)	243 (173 to 335)	346 (241 to 496)	398 (265 to 534)	398 (222 to 458)	347 (243 to 479)	460 (264 to 685)	399 (261 to 592)	332 (203 to 562)	283 (164 to 504)	264 (159 to 398)	171 (103 to 259)	171 (101 to 159)	127 (69 to 196)	76-3 (38-5 to 124)	31-7 (16-2 to 58-4)	6,770
Congenital birth defects	117 (62-1 to 170)	53-2 (27-3 to 74-4)	94-8 (62-1 to 146)	58-5 (36-1 to 74-7)	24-6 (16-2 to 32-7)	24-8 (16-3 to 32-8)	28-4 (21-7 to 36-3)	36-5 (28-7 to 46-2)	37-4 (28-9 to 49-3)	33-6 (25-5 to 42-7)	26-4 (20-2 to 33)	25-9 (19-3 to 32-9)	27 (19-5 to 34-8)	23-5 (17-4 to 29-9)	16-7 (11-2 to 21-7)	11 (7-4 to 14-5)	7-7 (4-9 to 11)	7 (4-2 to 9-7)	2-2 (1-4 to 3-3)	2 (1-1 to 2-9)	1-4 (0-9 to 2-3)	0-8 (0-5 to 1-5)	0-4 (0-2 to 0-8)	0-1 (0-1 to 0-2)	673
Neural tube defects	8-2 (4-3 to 12-7)	2-6 (1-3 to 4-2)	7-1 (3-3 to 12-4)	6-7 (2-7 to 10-7)	0-7 (0-5 to 1)	0-9 (0-7 to 1-2)	0-7 (0-4 to 0-9)	1-1 (0-8 to 1-6)	1-7 (1-2 to 2-4)	1-6 (1-2 to 2-2)	1-4 (1 to 2)	0-3 (0-1 to 0-5)	0-6 (0-4 to 1-1)	0-6 (0-4 to 1)	0-2 (0-1 to 0-3)	0-1 (0-1 to 0-2)	0-1 (0-0 to 0-1)	0-1 (0-0 to 0-2)	0-1 (0-0 to 0-1)	0-2 (0-1 to 0-4)	0-1 (0-0 to 0-3)	0-1 (0-0 to 0-2)	0-1 (0-0 to 0-2)	0-1 (0-0 to 0-1)	35-6
Congenital heart anomalies	26-4 (16-2 to 46-9)	21-9 (15-5 to 31-9)	29-5 (17-3 to 50-7)	19-7 (8-6 to 19-9)	3-5 (2-3 to 4-2)	4 (2-8 to 6-1)	5-8 (3-7 to 10-9)	8-1 (5-1 to 11-5)	9-1 (5-7 to 13-5)	7 (3-9 to 10-4)	5-6 (3-1 to 7-2)	4-6 (2-5 to 6-4)	5-5 (2-2 to 7-8)	4-3 (2-4 to 6-2)	3-4 (1-7 to 4-9)	2 (1-1 to 3-5)	2 (0-9 to 2-9)	0-9 (0-1 to 0-5)	0-1 (0-0 to 0-3)	0-2 (0-1 to 0-4)	0-1 (0-0 to 0-3)	0-1 (0-0 to 0-2)	0 (0 to 0-1)	0 (0 to 0)	157
Orofacial clefts	0 (0 to 0)	0 (0 to 0)	0-2 (0-1 to 0-5)	0-4 (0-2 to 0-9)	0-3 (0-1 to 0-5)	0-3 (0-2 to 0-6)	0-3 (0-2 to 0-6)	0-4 (0-2 to 0-9)	0-5 (0-2 to 0-9)	0-5 (0-2 to 0-9)	0-4 (0-1 to 0-7)	0-3 (0-1 to 0-6)	0-4 (0-1 to 0-7)	0-3 (0-1 to 0-6)	0-3 (0-1 to 0-5)	0-2 (0-1 to 0-4)	0-2 (0-1 to 0-3)	0-2 (0-0 to 0-3)	0-1 (0-0 to 0-3)	0-1 (0-0 to 0-2)	0-1 (0-0 to 0-2)	0-1 (0-0 to 0-1)	0 (0 to 0)	0 (0 to 0)	5-4
Down syndrome	3-5 (1-7 to 5-5)	1-1 (0-6 to 1-8)	3-1 (1-5 to 5-6)	2-6 (1-3 to 3-6)	1-7 (1-1 to 2-2)	1-7 (1-1 to 2-2)	2-2 (1-4 to 3-1)	3-5 (2-3 to 5)	4-3 (2-8 to 5-4)	4 (2-6 to 5-4)	3-2 (2-2 to 4-7)	3-5 (2-3 to 4-7)	4-8 (2-5 to 6-7)	3-7 (2-3 to 4-6)	2-5 (1-6 to 3-2)	2-1 (1-4 to 2-7)	1-6 (1-1 to 2-1)	1-3 (0-9 to 1-7)	0-9 (0-6 to 1-2)	0-6 (0-4 to 0-8)	0-3 (0-2 to 0-5)	0-2 (0-1 to 0-3)	0-1 (0-0 to 0-2)	0 (0 to 0)	67-8
Turner syndrome	0 (0 to 0)	0 (0 to 0)	0-1 (0 to 0-2)	0-1 (0 to 0-2)	0-1 (0 to 0-2)	0-1 (0 to 0-2)	0-2 (0 to 0-4)	0-2 (0 to 0-4)	0-1 (0 to 0-3)	0-1 (0 to 0-2)	0-1 (0 to 0-2)	0-1 (0 to 0-2)	0-1 (0 to 0-2)	0-1 (0 to 0-2)	0 (0 to 0-1)	0 (0 to 0)	0 (0 to 0)	0 (0 to 0)	0 (0 to 0)	0 (0 to 0)	0 (0 to 0)	0 (0 to 0)	0 (0 to 0)	0 (0 to 0)	0 (0 to 0)	1-2
Klinefelter syndrome	0 (0 to 0)	0 (0 to 0)	0 (0 to 0)	0 (0 to 0)	0 (0 to 0)	0 (0 to 0)	0 (0 to 0)	0-1 (0 to 0-1)	0-1 (0 to 0-1)	0 (0 to 0)	0 (0 to 0)	0 (0 to 0)	0 (0 to 0)	0 (0 to 0)	0 (0 to 0)	0 (0 to 0)	0 (0 to 0)	0 (0 to 0)	0 (0 to 0)	0 (0 to 0)	0 (0 to 0)	0 (0 to 0)	0 (0 to 0)	0 (0 to 0)	0 (0 to 0)	0-3
Other chromosomal abnormalities	16-5 (7-3 to 27-1)	9-1 (4-7 to 20-2)	16-7 (8-4 to 42-4)	7-4 (4-8 to 18-3)	2-5 (2-3 to 3)	3-5 (2-3 to 4-5)	4-2 (2-7 to 7-3)	5-5 (3-5 to 9-1)	5-2 (3-4 to 9-4)	4-8 (3-1 to 7-8)	3-7 (2-3 to 5-9)	3-3 (2-2 to 4-8)	3-2 (2-2 to 4-6)	2-5 (1-8 to 3-4)	1-9 (1-3 to 2-6)	1-3 (0-8 to 1-9)	0-9 (0-6 to 1-3)	0-6 (0-4 to 0-9)	0-5 (0-3 to 0-8)	0-3 (0-2 to 0-5)	0-2 (0-1 to 0-3)	0-1 (0-1 to 0-2)	0 (0 to 0-1)	0 (0 to 0)	92-3
Congenital musculoskeletal and limb anomalies	4-6 (2-7 to 7-2)	1-5 (1 to 2-2)	2-7 (2 to 4-7)	1-7 (0-9 to 3-1)	0-7 (0-5 to 1)	0-8 (0-6 to 1-2)	0-8 (0-5 to 1-2)	0-9 (0-6 to 1-3)	0-9 (0-5 to 1-3)	0-8 (0-5 to 1-2)	0-8 (0-4 to 1-2)	0-7 (0-4 to 1-2)	0-8 (0-4 to 1-3)	0-7 (0-4 to 1-1)	0-6 (0-3 to 0-9)	0-5 (0-3 to 0-8)	0-4 (0-2 to 0-6)	0-3 (0-2 to 0-5)	0-3 (0-1 to 0-4)	0-2 (0-1 to 0-3)	0-2 (0-1 to 0-3)	0-1 (0-1 to 0-2)	0-1 (0-0 to 0-1)	0 (0 to 0)	125
Urogenital congenital anomalies	6-9 (3-5 to 10-5)	1-1 (0-6 to 2-4)	3 (1-5 to 4-5)	1-6 (0-9 to 2-4)	0-7 (0-4 to 1-1)	0-6 (0-4 to 0-9)	0-7 (0-4 to 1-1)	0-7 (0-4 to 1)	0-8 (0-5 to 1-1)	0-8 (0-5 to 1-1)	0-8 (0-5 to 1-1)	0-6 (0-3 to 0-9)	0-7 (0-3 to 1-1)	0-6 (0-3 to 0-9)	0-5 (0-2 to 0-8)	0-4 (0-2 to 0-7)	0-3 (0-1 to 0-5)	0-3 (0-1 to 0-5)	0-2 (0-1 to 0-4)	0-2 (0-1 to 0-3)	0-2 (0-1 to 0-3)	0-1 (0-1 to 0-2)	0-1 (0-0 to 0-1)	0 (0 to 0)	17-2
Digestive congenital anomalies	19-2 (10-7 to 28-4)	9-8 (3-6 to 16-5)	15-5 (5 to 17-2)	9-3 (3-5 to 13-2)	1-6 (1-2 to 2-2)	2-1 (1-4 to 2-6)	2-4 (1-6 to 3-1)	2-8 (1-9 to 3-6)	3-1 (2-1 to 4-1)	2-7 (1-8 to 3-5)	2-2 (1-5 to 3-1)	1-9 (1-2 to 2-6)	2-1 (1-3 to 3-2)	1-8 (1-2 to 2-5)	1-4 (0-9 to 2-1)	1-1 (0-7 to 1-7)	0-9 (0-6 to 1-3)	0-7 (0-4 to 1-1)	0-5 (0-3 to 0-8)	0-4 (0-2 to 0-6)	0-3 (0-2 to 0-5)	0-2 (0-1 to 0-4)	0-1 (0-1 to 0-3)	0 (0 to 0)	45
Other congenital birth defects	34-2 (20-1 to 49-7)	17-1 (4-9 to 33-3)	17-1 (7-1 to 34-6)	4-9 (3-8 to 6-5)	4-2 (2-9 to 6-3)	4-2 (2-9 to 6-3)	5-4 (3-6 to 7-3)	6-4 (4-1 to 9-2)	6-3 (4-2 to 9-2)	5-7 (3-6 to 8-1)	4-7 (2-9 to 6-7)	4-2 (2-3 to 6-7)	4-7 (2-3 to 6-7)	3-7 (1-9 to 5-6)	2-7 (1-3 to 4-1)	1-9 (0-9 to 3-1)	1-4 (0-6 to 2-6)	1-1 (0-5 to 2-3)	0-7 (0-3 to 1-5)	0-5 (0-2 to 1-1)	0-3 (0-1 to 0-7)	0-2 (0-1 to 0-5)	0-1 (0-1 to 0-3)	0 (0 to 0-1)	126
Urinary diseases and male infertility	0-1 (0 to 0-2)	0-2 (0-1 to 0-3)	0-6 (0-3 to 1)	0-5 (0-4 to 0-7)	0-7 (0-5 to 1)	1-4 (1 to 2)	1-6 (1 to 2)	2-2 (1-5 to 3-3)	2-5 (1-6 to 3-5)	2-3 (1-5 to 3-4)	2-2 (1-4 to 3-2)	1-9 (1-2 to 2-7)	2-2 (1-4 to 3-2)	1-8 (1-2 to 2-6)	1-4 (0-9 to 2-1)	1-1 (0-7 to 1-7)	0-9 (0-6 to 1-3)	0-7 (0-4 to 1-1)	0-5 (0-3 to 0-8)	0-4 (0-2 to 0-6)	0-3 (0-2 to 0-5)	0-2 (0-1 to 0-4)	0-1 (0-1 to 0-3)	0 (0 to 0)	45
Urolithiasis	0 (0 to 0)	0 (0 to 0)	0 (0 to 0)	0 (0 to 0-1)	0 (0 to 0-1)	0 (0 to 0-1)	0 (0 to 0-1)	0 (0 to 0-2)	0 (0 to 0-2)	0 (0 to 0-2)	0 (0 to 0-2)	0 (0 to 0-2)	0 (0 to 0-2)	0 (0 to 0-2)	0 (0 to 0-1)	0 (0 to 0-1)	0 (0 to 0-1)	0 (0 to 0-1)	0 (0 to 0-1)	0 (0 to 0-1)	0 (0 to 0-1)	0 (0 to 0-1)	0 (0 to 0-1)	0 (0 to 0)	0 (0 to 0)	2-1
Benign prostatic hyperplasia	0 (0 to 0)	0 (0 to 0)	0 (0 to 0)	0 (0 to 0)	0 (0 to 0)	0 (0 to 0)	0 (0 to 0)	0 (0 to 0)	0 (0 to 0)	0 (0 to 0)	0 (0 to 0)	0 (0 to 0)	0 (0 to 0)	0 (0 to 0)	0 (0 to 0)	0 (0 to 0)	0 (0 to 0)	0 (0 to 0)	0 (0 to 0)	0 (0 to 0)	0 (0 to 0)	0 (0 to 0)	0 (0 to 0)	0 (0 to 0)	0 (0 to 0)	68-7
Male infertility	0 (0 to 0)	0 (0 to 0)	0 (0 to 0)	0 (0 to 0)	2 (0 to 6)	2 (0 to 6)	2 (0 to 6)	2 (0 to 6)	2 (0 to 5-5)	2 (0 to 5)	2 (0 to 5)	2 (0 to 5)	2 (0 to 5)	2 (0 to 5)	1 (0 to 4)	1 (0 to 3)	1 (0 to 3)	1 (0 to 3)	0 (0 to 2)	0 (0 to 2)	0 (0 to 2)	0 (0 to 2)	0 (0 to 1)	0 (0 to 1)	0 (0 to 0)	16
Other urinary diseases	0-1 (0 to 0-1)	0-1 (0 to 0-2)	0-2 (0 to 0-4)	0-2 (0 to 0-4)	0-2 (0 to 0-3)	0-2 (0 to 0-3)	0-3 (0 to 0-5)	0-4 (0 to 0-6)	0-4 (0 to 0-6)	0-3 (0 to 0-5)	0-3 (0 to 0-5)	0-3 (0 to 0-5)	0-3 (0 to 0-5)	0-3 (0 to 0-5)	0-2 (0 to 0-4)	0-2 (0 to 0-3)	0-2 (0 to 0-3)	0-1 (0 to 0-3)	0-1 (0 to 0-2)	0-1 (0 to 0-2)	0-1 (0 to 0-2)	0-1 (0 to 0-2)	0-1 (0 to 0-1)	0 (0 to 0)	20-9
Gynecological diseases	0 (0 to 0)	0 (0 to 0)	0 (0 to 0)	0 (0 to 0)	0 (0 to 0)	0 (0 to 0)	0 (0 to 0)	0 (0 to 0)	0 (0 to 0)	0 (0 to 0)	0 (0 to 0)	0 (0 to 0)	0 (0 to 0)	0 (0 to 0)	0 (0 to 0)	0 (0 to 0)	0 (0 to 0)	0 (0 to 0)	0 (0 to 0)	0 (0 to 0)	0 (0 to 0)	0 (0 to 0)	0 (0 to 0)	0 (0 to 0)	0 (0 to 0)	1,290
Uterine fibroids	0 (0 to 0)	0 (0 to 0)	0 (0 to 0)	0 (0 to 0)	0-1 (0 to 0-3)	0-3 (0-1 to 0-5)	0-5 (0 to 1-1)	1-1 (0-4 to 2-4)	2-1 (0-7 to 3-4)	2-4 (1-5 to 3-7)	2-3 (1-2 to 3-5)	2-5 (1-4 to 3-9)	2-6 (1-2 to 4-2)	2-4 (1-2 to 3-6)	2-1 (1-1 to 3-2)	1-7 (0-9 to 2-5)	1-4 (0-7 to 2-1)	1-1 (0-5 to 1-7)	0-9 (0-5 to 1-4)	0-7 (0-3 to 1-1)	0-4 (0-2 to 0-7)	0-3 (0-1 to 0-4)	0-2 (0 to 0-3)	0 (0 to 0)	46-4
Polycystic ovarian syndrome	0 (0 to 0)	0 (0 to 0)	0 (0 to 0)	0 (0 to 0)	1 (0-4 to 2-1)	1 (0-6 to 2-4)	1 (0-7 to 2-2)	1-1 (0-7 to 2-2)	1-2 (0-8 to 2-3)	1-2 (0-8 to 2-2)	1-2 (0-7 to 2-1)	1-2 (0-7 to 2-3)	1-3 (0-8 to 2-6)	1-2 (0-7 to 2-3)	1-1 (0-5 to 2-4)	0-9 (0-5 to 2)	0-8 (0-4 to 1-7)	0-6 (0-3 to 1-2)	0-5 (0-2 to 1-1)	0-4 (0-2 to 0-7)	0-3 (0-1 to 0-5)	0-2 (0-1 to 0-4)	0-1 (0-0 to 0-3)	0 (0 to 0)	53-9
Female infertility	0 (0 to 0)	0 (0 to 0)	0 (0 to 0)	0 (0 to 0)	0 (0 to 0)	0 (0 to 0)	0 (0 to 0)	1-1 (0-1 to 3-4)	2-8 (0-9 to 6-9)	3 (1-1 to 10-3)	3 (1-1 to 12-4)	3-9 (1-1 to 12-6)	3-9 (1-1 to 12-6)	3-6 (1-1 to 11-2)	3-1 (0-9 to 9-2)	2-7 (0-8 to 8-4)	2-3 (0-7 to 7-4)	1-9 (0-6 to 6-1)	1-6 (0-5 to 5-1)	1-3 (0-4 to 4-2)	0-9 (0-3 to 3-1)	0-6 (0-2 to 2-1)	0-3 (0-1 to 1-1)	0 (0 to 0-2)	14-4
Endometriosis	0 (0 to 0)	0 (0 to 0)	0 (0 to 0)	0 (0 to 0)	0 (0 to 0)	0 (0 to 0)	0-1 (0 to 0-2)	0-1 (0 to 0-3)	0-1 (0 to 0-3)	0-1 (0 to 0-3)	0-1 (0 to 0-3)	0-1 (0 to 0-3)	0-1 (0 to 0-3)	0-1 (0 to 0-3)	0-1 (0 to 0-3)	0-1 (0 to 0-3)	0-1 (0 to 0-3)	0-1 (0 to 0-3)	0-1 (0 to 0-3)	0-1 (0 to 0-3)	0-1 (0 to 0-3)	0-1 (0 to 0-3)	0-1 (0 to 0-3)	0 (0 to 0)	0 (0 to 0)	69-8
Genital prolapse	0 (0 to 0)	0 (0 to 0)	0 (0 to 0)	0 (0 to 0)	0 (0 to 0)	0 (0 to 0)	0 (0 to 0)	0 (0 to 0)	0 (0 to 0)	0 (0 to 0)	0 (0 to 0)	0 (0 to 0)	0 (0 to 0)	0 (0 to 0)	0 (0 to 0)	0 (0 to 0)	0 (0 to 0)	0 (0 to 0)	0 (0 to 0)	0 (0 to 0)	0 (0 to 0)	0 (0 to 0)	0 (0 to 0)	0 (0 to 0)	0 (0 to 0)	6-4
Premenstrual syndrome	0 (0 to 0)	0 (0 to 0)	0 (0 to 0)	0 (0 to 0)	0 (0 to 0)	0 (0 to 0)	0 (0 to 0)	0 (0 to 0)	0 (0 to 0)	0 (0 to 0)	0 (0 to 0)	0 (0 to 0)	0 (0 to 0)	0 (0 to 0)	0 (0 to 0)	0 (0 to 0)	0 (0 to 0)	0 (0 to 0)	0 (0 to 0)	0 (0 to 0)	0 (0 to 0)	0 (0 to 0)	0 (0 to 0)	0 (0 to 0)	0 (0 to 0)	0-6
Other gynecological diseases	0 (0 to 0)	0 (0 to 0)	0 (0 to 0)	0 (0 to 0)	0 (0 to 0)	0 (0 to 0)	0 (0 to 0)	0 (0 to 0)	0 (0 to 0)	0 (0 to 0)	0 (0 to 0)	0 (0 to 0)	0 (0 to 0)	0 (0 to 0)	0 (0 to 0)	0 (0 to 0)	0 (0 to 0)	0 (0 to 0)	0 (0 to 0)	0 (0 to 0)	0 (0 to 0)	0 (0 to 0)	0 (0 to 0)	0 (0 to 0)	0 (0 to 0)	0-6
Hemoglobinopathies and hemolytic anemias	0-1 (0-1 to 0-3)	0-1 (0-1 to 0-3)	0-8 (0 to 0-6)	1-2 (0-7 to 2-4)	1-3 (0-5 to 2-5)	0-9 (0-5 to 1-4)	0-7 (0-3 to 1-4)	1-1 (0-5 to 2-5)	1-2 (0-6 to 2-6)	1-1 (0-6 to 2-4)	1-1 (0-5 to 2-3)	0-9 (0-4 to 2-1)	1-1 (0-5 to 2-4)	0-9 (0-4 to 2-1)	0-8 (0-3 to 1-9)	0-6 (0-3 to 1-5)	0-5 (0-2 to 1-3)	0-4 (0-2 to 1-1)	0-3 (0-1 to 0-8)	0-3 (0-1 to 0-7)	0-2 (0-1 to 0-5)	0-2 (0-1 to 0-4)	0-1 (0-1 to 0-3)	0 (0 to 0)	770
Thalassemias	0 (0 to 0)	0 (0 to 0)	0-1 (0 to 0-3)	0-1 (0 to 0-3)	0 (0 to 0-1)	0 (0 to 0-1)	0 (0 to 0-1)	0 (0 to 0-1)	0 (0 to 0)	0 (0 to 0)	0 (0 to 0)	0 (0 to 0)	0 (0 to 0)	0 (0 to 0)	0 (0 to 0)	0 (0 to 0)	0 (0 to 0)	0 (0 to 0)	0 (0 to 0)	0 (0 to 0)	0 (0 to 0)	0 (0 to 0)	0 (0 to 0)	0 (0 to 0)	0 (0 to 0)	0-5
Thalassemias trait	0-2 (0 to 0-4)	0-2 (0 to 0-4)	0-6 (0-2 to 1-4)	0-7 (0-3 to 2-2)	0-9 (0-3 to 2-1)	0-9 (0-3 to 2-1)	0-9 (0-3 to 2-1)	1-1 (0-4 to 2-6)	1-2 (0-5 to 2-8)	1-1 (0-5 to 2-6)	1-1 (0-4 to 2-4)	0-9 (0-4 to 2-2)	1-1 (0-5 to 2-6)	0-9 (0-4 to 2-2)	0-8 (0-3 to 1-9)	0-6 (0-3 to 1-5)	0-5 (0-2 to 1-3)	0-4 (0-2 to 1-1)	0-3 (0-1 to 0-8)	0-3 (0-1 to 0-7)	0-2 (0-1 to 0-5)	0-2 (0-1 to 0-4)	0-1 (0-0 to 0-3)	0 (0 to 0-1)	9-4
Sickle cell disorders	0-2 (0-1 to 0-3)	0-2 (0-1 to 0-4)	0-6 (0-4 to 0-9)	0-3 (0-2 to 0-4)	0-2 (0-2 to 0-3)	0-2 (0-2 to 0-3)	0-5 (0-3 to 0-8)	0-5 (0-3 to 0-8)	0-6 (0-3 to 0-9)	0-4 (0-2 to 0-7)	0-4 (0-2 to 0-7)	0-3 (0-1 to 0-5)	0-4 (0-2 to 0-6)	0-2 (0-1 to 0-4)	0-2 (0-1 to 0-3)	0-2 (0-1 to 0-3)	0-2 (0-1 to 0-3)	0-2 (0-1 to 0-3)	0-2 (0-0 to 0-3)	0-1 (0-0 to 0-3)	0-1 (0-0 to 0-3)	0-1 (0-0 to 0-2)	0-1 (0-0 to 0-2)	0 (0 to 0)	4-1
Sickle cell trait	0 (0 to 0-1)	0-1 (0 to 0-2)	0-4 (0 to 0-9)	0-5 (0 to 1-7)	0-5 (0 to 0-7)	0-5 (0 to 0-7)	0-5 (0 to 0-7)	0-6 (0 to 0-9)	0-7 (0 to 1-1)	0-6 (0 to 1-1)	0-6 (0 to 1-1)	0-5 (0 to 1-1)	0-6 (0 to 1-1)	0-5 (0 to 1-1)	0-3 (0 to 0-9)	0-3 (0 to 0-7)	0-3 (0 to 0-6)	0-3 (0 to 0-6)	0-2 (0 to 0-5)	0-2 (0 to 0-5)	0-1 (0 to 0-3)	0-1 (0 to 0-3)	0-1 (0 to 0-2)	0 (0 to 0)	6-8
G6PD deficiency	0 (0 to 0)	0 (0 to 0)	0-1 (0 to 0-1)	0-1 (0 to 0-1)	0-2 (0 to 0-3)	0-3 (0 to 0-5)	0-3 (0 to 0-5)	0-6 (0 to 0-9)	0-8 (0 to 1-2)	0-9 (0 to 1-3)	0-8 (0 to 1-2)	0-6 (0 to 1-1)	0-8 (0 to 1-2)	0-6 (0 to 1-1)	0-4 (0 to 0-9)	0-4 (0 to 0-7)	0-3 (0 to 0-6)	0-2 (0 to 0-5)	0-2 (0 to 0-4)	0-1 (0 to 0-3)	0-1 (0 to 0-3)	0-1 (0 to 0-2)	0-1 (0 to 0-2)	0 (0 to 0)	6-4
G6PD trait	0 (0 to 0)	0 (0 to 0)	0 (0 to 0)	0 (0 to 0)	0 (0 to 0)	0 (0 to 0)	0 (0 to 0)	0 (0 to 0)	0-2 (0 to 0-4)	0-2 (0 to 0-4)	0-2 (0 to 0-4)	0-2 (0 to 0-3)	0-2 (0 to 0-4)	0-2 (0 to 0-3)	0-1 (0 to 0-3)	0-1 (0 to 0-3)	0-1 (0 to 0-3)	0-1 (0 to 0-2)	0-1 (0 to 0-2)	0-1 (0 to 0-2)	0-1 (0 to 0-2)	0-1 (0 to 0-2)	0-1 (0 to 0-2)	0 (0 to 0)	0-6
Other hemoglobinopathies and hemolytic anemias	0-3 (0-1 to 0-7)	1-2 (0-3 to 2-6)	0-8 (0-1 to 2-3)	0-4 (0-1 to 1-4)	0-1 (0-1 to 0-5)	1 (0-2 to 2-6)	1 (0-3 to 2-9)	0-9 (0-3 to 2-8)	0-8 (0-2 to 2-5)	0-8 (0-2 to 2-3)	0-8 (0-3 to 2-3)	1-5 (0-4 to 3-8)	1-2 (0-4 to 3-2)	1-6 (0-5 to 3-7)	1-3 (0-4 to 3-3)	1-2 (0-3 to 3-3)	1-0 (0-3 to 3-1)	1-0 (0-3 to 3-5)	0-9 (0-3 to 2-7)	1-0 (0-3 to 2-8)	1-0 (0-3 to 2-8)	1-0 (0-3 to 2-8)	0-7 (0-2 to 2-1)	0-1 (0-0 to 0-3)	23-8
Endocrine, metabolic, blood, and immune disorders	3-9 (2-3 to 5-9)	3-9 (2-4 to 5-5)	14-2 (9-2 to 20-2)	22-3 (17-1 to 28-3)	16 (10-8 to 22)	21-5 (16-7 to 27)	31-4 (25-5 to 38-5)	52-7 (34-3 to 72-1)	61-6 (41-1 to 89-1)	71-4 (46-5 to 109)	70-4 (52-4 to 100)	79-6 (52-9 to 120)	98-1 (60-3 to 167)	108 (74-1 to 167)	100 (66-5 to 206)	102 (72-2 to 196)	87-1 (54-5 to 153)	67-9 (37-9 to 139)	58-9 (39-9 to 94-4)	40-6 (27-4 to 59)	30-3 (14-4 to 52-3)	19-7 (8-7 to 32-6)	9-2 (3-7 to 16-2)	3-4 (1-4 to 5-7)	1,200
Oral disorders	0 (0 to 0)	0 (0 to 0)	0 (0 to 0)	2-1 (1-4 to 3-1)	10-6 (6-7 to 15-9)	26-1 (14-8 to 42-2)	38-8 (21-7 to 62-9)	44-4 (25-5 to 74-3)	44-2 (24-4 to 73-7)	44-2 (24-3 to 73-7)	52-1 (29-3 to 90-1)	64-7 (37-2 to 112)	83-8 (47-5 to 134)	90-1 (51-4 to 142)	90-1 (51-4 to 142)	94-2 (54-6 to 146)	103 (54-1 to 169)	79 (46-7 to 117)	62-5 (39-9 to 92-3)	46-7 (25-4 to 69-1)	33 (16-5 to 52-7)	4-5 (1-9 to 7-2)	4-1 (1-8 to 6-5)	974
Caries of deciduous teeth	0 (0 to 0)	0 (0 to 0)	0 (0 to 0)	0-1 (0 to 0-9)	0-4 (0-2 to 0-7)	0 (0 to 0)	0 (0 to 0)	0 (0 to 0)	0 (0 to 0)	0 (0 to 0)	0 (0 to 0)	0 (0 to 0)	0 (0 to 0)	0 (0 to 0)	0 (0 to 0)	0 (0 to 0)	0 (0 to 0)	0 (0 to 0)	0 (0 to 0)	0 (0 to 0)	0 (0 to 0)	0 (0 to 0)	0 (0 to 0)	0 (0 to 0)	1-4
Caries of permanent teeth	0 (0 to 0)	0 (0 to 0)	0 (0 to 0)	0 (0 to 2-2)	3-4 (1-2 to 7-5)	4-5 (1-8 to 9-1)	7-7 (3-3 to 15-3)	9-8 (4-5 to 18-4)	10-5 (4-5 to 19-3)	9-8 (4-2 to 18-3)	9-3 (4-2 to 17-5)	8-5 (3-7 to 16-2)	9-5 (4-3 to 17-2)	8-2 (3-5 to 15-5)	6-7 (2-9 to 12-2)	5-7 (2-5 to 10-3)	4-6 (1-9 to 8-5)	3-8 (1-5 to 7)	2-8 (1-1 to 5-2)	2-5 (1-1 to 4-5)	1-5 (0-6 to 3)	0-8 (0-3 to 1-5)	0-2 (0 to 0-4)	0 (0 to 0-1)	73-9
Periodontal diseases	0 (0 to 0)	0 (0 to 0)	0 (0 to 0)	0 (0 to 0)	0-2 (0 to 0-6)	0-5 (0 to 1-5)	0-9 (0 to 2-1)	1-3 (0-5 to 3-1)	1-6 (0-7 to 3-7)	1-5 (0-6 to 3-4)	1-4 (0-6 to 3-2)	1-2 (0-5 to 2-8)	1-4 (0-6 to 3-2)	1-2 (0-5 to 2-8)	0-9 (0-4 to 2-1)	0-8 (0-3 to 1-9)	0-6 (0-3 to 1-5)	0-5 (0-2 to 1-2)	0-4 (0-2 to 1-1)	0-3 (0-1 to 0-9)	0-2 (0-1 to

SR Table 2c: Medway DALYS by cause and age group for both sexes with 95% uncertainty intervals, 2019

Cause	Early Neonatal	Late Neonatal	Post Neonatal	1 to 4	5 to 9	10 to 14	15 to 19	20 to 24	25 to 29	30 to 34	35 to 39	40 to 44	45 to 49	50 to 54	55 to 59	60 to 64	65 to 69	70 to 74	75 to 79	80 to 84	85 to 89	90 to 94	95 plus	Total
All causes	5,187 (4,661-5,644)	2,780 (2,126-3,204)	3,967 (2,960-5,012)	3,196 (2,494-4,019)	1,747 (1,364-2,192)	1,511 (1,144-1,946)	2,170 (1,654-2,722)	3,186 (2,660-3,750)	3,485 (2,970-4,040)	3,772 (3,270-4,340)	3,992 (3,460-4,550)	4,284 (3,720-4,880)	4,660 (4,060-5,290)	5,304 (4,610-6,060)	6,076 (5,340-6,840)	6,599 (5,740-7,510)	7,127 (6,140-8,200)	7,579 (6,550-8,760)	8,270 (7,060-9,630)	8,296 (6,910-9,730)	6,936 (5,500-8,310)	4,599 (3,140-6,130)	76,649
Communicable, maternal, neonatal, and nutritional diseases	3,987 (3,554-4,329)	2,555 (1,928-2,966)	3,660 (2,729-4,599)	2,966 (2,313-3,722)	1,554 (1,208-1,956)	1,284 (973-1,664)	1,662 (1,264-2,116)	1,662 (1,385-1,978)	1,486 (1,230-1,778)	1,486 (1,230-1,778)	1,486 (1,230-1,778)	1,486 (1,230-1,778)	1,486 (1,230-1,778)	1,486 (1,230-1,778)	1,486 (1,230-1,778)	1,486 (1,230-1,778)	1,486 (1,230-1,778)	1,486 (1,230-1,778)	1,486 (1,230-1,778)	1,486 (1,230-1,778)	1,486 (1,230-1,778)	1,486 (1,230-1,778)	4,650
HIV/AIDS and sexually transmitted infections	11.9 (3.4-24.4)	3.7 (1.0-9.4)	6.1 (2.2-12.4)	0.9 (0.7-1.2)	0.9 (0.6-1.4)	0.6 (0.5-0.7)	0.9 (0.7-1.3)	2.7 (2.3-3.8)	6.2 (4.5-8.7)	10.4 (7.7-14)	12.1 (9.1-16.2)	11.7 (8.6-16)	10.3 (7.5-14.1)	8.1 (6.1-10.6)	6.6 (4.6-9.3)	4.6 (3.4-6.6)	2.8 (2.0-4.2)	1.4 (1.0-2.1)	0.6 (0.4-0.9)	0.3 (0.2-0.5)	0.2 (0.1-0.3)	0.1 (0.0-0.1)	107
HIV/AIDS	0.8 (0.7-0.9)	0.8 (0.7-0.9)	0.7 (0.6-0.8)	0.6 (0.5-0.8)	0.7 (0.6-0.8)	0.5 (0.4-0.7)	0.5 (0.4-0.7)	1.6 (1.2-2.1)	3.6 (2.8-4.6)	6.6 (5.1-8.6)	7.9 (6.2-10.2)	7.5 (5.9-9.7)	7.4 (5.8-9.7)	6.3 (4.8-8.1)	5.3 (4.1-6.9)	4.4 (3.4-5.8)	3.7 (2.9-5.2)	3.3 (2.5-4.6)	1.9 (1.5-2.6)	0.7 (0.5-1.0)	0.1 (0.1-0.2)	0.0 (0.0-0.0)	58.3
HIV/AIDS - Drug-susceptible Tuberculosis	0 (0-0)	0 (0-0)	0 (0-1)	0 (0-1)	0 (0-0)	0 (0-0)	0 (0-0)	0 (0-1)	0 (0-1)	0 (0-2)	0 (0-2)	0 (0-2)	0 (0-2)	0 (0-2)	0 (0-2)	0 (0-2)	0 (0-2)	0 (0-2)	0 (0-2)	0 (0-2)	0 (0-1)	0 (0-1)	0 (0-0)	5.3
HIV/AIDS - Multidrug-resistant Tuberculosis without extensive dr...	0 (0-0)	0 (0-0)	0 (0-0)	0 (0-0)	0 (0-0)	0 (0-0)	0 (0-0)	0 (0-0)	0 (0-0)	0 (0-0)	0 (0-0)	0 (0-0)	0 (0-0)	0 (0-0)	0 (0-0)	0 (0-0)	0 (0-0)	0 (0-0)	0 (0-0)	0 (0-0)	0 (0-0)	0 (0-0)	0 (0-0)	0.2
HIV/AIDS - Extensively drug-resistant Tuberculosis	0 (0-0)	0 (0-0)	0 (0-0)	0 (0-0)	0 (0-0)	0 (0-0)	0 (0-0)	0 (0-0)	0 (0-0)	0 (0-0)	0 (0-0)	0 (0-0)	0 (0-0)	0 (0-0)	0 (0-0)	0 (0-0)	0 (0-0)	0 (0-0)	0 (0-0)	0 (0-0)	0 (0-0)	0 (0-0)	0 (0-0)	0
HIV/AIDS resulting in other diseases	0 (0-0)	0 (0-0)	0.7 (0.4-0.9)	0.6 (0.5-0.7)	0.6 (0.5-0.7)	0.4 (0.3-0.5)	0.4 (0.3-0.5)	1.3 (1.0-1.8)	2.7 (2.4-3.2)	4.2 (3.5-4.9)	4.8 (4.1-5.6)	4.6 (3.8-5.6)	4.7 (3.8-5.7)	4.7 (3.8-5.7)	4.2 (3.3-5.2)	3.7 (2.9-4.7)	3.1 (2.4-4.1)	2.6 (1.9-3.6)	1.6 (1.2-2.2)	0.7 (0.5-1.0)	0.2 (0.1-0.3)	0.0 (0.0-0.1)	52.8
Sexually transmitted infections excluding HIV	11.9 (3.4-24.4)	3.7 (1.0-9.4)	5.3 (1.4-12.7)	0.2 (0.1-0.4)	0.1 (0.1-0.2)	0.1 (0.1-0.2)	0.4 (0.3-0.7)	1.2 (0.7-2.1)	2.7 (1.7-4.1)	3.8 (2.2-6.2)	4.2 (2.4-7)	4.1 (2.2-7.2)	2.9 (1.4-5.3)	1.8 (1.0-3.2)	1.4 (0.7-2.5)	1 (0.5-1.9)	0.9 (0.4-1.6)	0.5 (0.2-1.1)	0.1 (0.0-0.3)	0.1 (0.0-0.2)	0.1 (0.0-0.2)	0.0 (0.0-0.1)	48.5
Syphilis	11.9 (3.4-24.4)	3.7 (1.0-9.4)	5.3 (1.4-12.7)	0.2 (0.1-0.4)	0.1 (0.0-0.2)	0.1 (0.0-0.2)	0.1 (0.0-0.1)	0.1 (0.0-0.1)	0.1 (0.0-0.1)	0.1 (0.0-0.1)	0.1 (0.0-0.1)	0.1 (0.0-0.1)	0.1 (0.0-0.1)	0.1 (0.0-0.1)	0.1 (0.0-0.1)	0.1 (0.0-0.1)	0.1 (0.0-0.1)	0.1 (0.0-0.1)	0.1 (0.0-0.1)	0.1 (0.0-0.1)	0.1 (0.0-0.1)	0.0 (0.0-0.0)	22.2
Chlamydial infection	0 (0-0)	0 (0-0)	0 (0-0)	0 (0-0)	0 (0-0)	0 (0-0)	0 (0-0)	0 (0-0)	0 (0-0)	0 (0-0)	0 (0-0)	0 (0-0)	0 (0-0)	0 (0-0)	0 (0-0)	0 (0-0)	0 (0-0)	0 (0-0)	0 (0-0)	0 (0-0)	0 (0-0)	0 (0-0)	0 (0-0)	4.7
Gonococcal infection	0 (0-0)	0 (0-0)	0 (0-0)	0 (0-0)	0 (0-0)	0 (0-0)	0 (0-0)	0 (0-0)	0 (0-0)	0 (0-0)	0 (0-0)	0 (0-0)	0 (0-0)	0 (0-0)	0 (0-0)	0 (0-0)	0 (0-0)	0 (0-0)	0 (0-0)	0 (0-0)	0 (0-0)	0 (0-0)	0 (0-0)	2.4
Trichomoniasis	0 (0-0)	0 (0-0)	0 (0-0)	0 (0-0)	0 (0-0)	0 (0-0)	0 (0-0)	0 (0-0)	0 (0-0)	0 (0-0)	0 (0-0)	0 (0-0)	0 (0-0)	0 (0-0)	0 (0-0)	0 (0-0)	0 (0-0)	0 (0-0)	0 (0-0)	0 (0-0)	0 (0-0)	0 (0-0)	0 (0-0)	3.6
Genital herpes	0 (0-0)	0 (0-0)	0 (0-0)	0 (0-0)	0 (0-0)	0 (0-0)	0 (0-0)	0.2 (0.1-0.5)	0.2 (0.1-0.5)	0.4 (0.1-0.9)	0.5 (0.2-1.1)	0.6 (0.2-1.4)	0.7 (0.2-1.6)	0.7 (0.2-1.6)	0.6 (0.2-1.5)	0.6 (0.2-1.5)	0.5 (0.2-1.3)	0.4 (0.1-1.1)	0.2 (0.1-0.6)	0.1 (0.0-0.3)	0.0 (0.0-0.1)	0.0 (0.0-0.0)	4.3
Other sexually transmitted infections	0 (0-0)	0 (0-0)	0 (0-0)	0 (0-0)	0 (0-0)	0 (0-0)	0 (0-0)	0.2 (0.2-0.7)	0.4 (0.1-0.9)	0.9 (0.2-1.9)	1.1 (0.3-2.3)	1.3 (0.3-2.6)	1.4 (0.4-2.9)	1.3 (0.4-2.7)	1.1 (0.3-2.4)	0.9 (0.2-2.1)	0.7 (0.2-1.7)	0.5 (0.1-1.3)	0.3 (0.1-0.8)	0.1 (0.0-0.3)	0.0 (0.0-0.1)	0.0 (0.0-0.0)	9.2
Respiratory infections and tuberculosis	4.1 (2.4-5.7)	2.1 (2.2-2.7)	24.2 (16.6-33.4)	20.6 (16.6-25.2)	20.2 (16.6-24.5)	20.2 (16.2-25.1)	20.2 (16.2-26.4)	20.2 (15.9-26.1)	20.2 (15.4-26.5)	20.2 (15.4-26.5)	20.2 (15.4-26.5)	20.2 (15.4-26.5)	20.2 (15.4-26.5)	20.2 (15.4-26.5)	20.2 (15.4-26.5)	20.2 (15.4-26.5)	20.2 (15.4-26.5)	20.2 (15.4-26.5)	20.2 (15.4-26.5)	20.2 (15.4-26.5)	20.2 (15.4-26.5)	20.2 (15.4-26.5)	2,660
Tuberculosis	0 (0-0)	0 (0-0)	0 (0-1)	0 (0-2)	0 (0-2)	0 (0-1)	0 (0-1)	0 (0-2)	0 (0-2)	0 (0-2)	0 (0-2)	0 (0-2)	0 (0-2)	0 (0-2)	0 (0-2)	0 (0-2)	0 (0-2)	0 (0-2)	0 (0-2)	0 (0-2)	0 (0-2)	0 (0-2)	0 (0-2)	34.7
Latent tuberculosis infection	0 (0-0)	0 (0-0)	0 (0-0)	0 (0-0)	0 (0-0)	0 (0-0)	0 (0-0)	0 (0-0)	0 (0-0)	0 (0-0)	0 (0-0)	0 (0-0)	0 (0-0)	0 (0-0)	0 (0-0)	0 (0-0)	0 (0-0)	0 (0-0)	0 (0-0)	0 (0-0)	0 (0-0)	0 (0-0)	0 (0-0)	0
Drug-susceptible tuberculosis	0 (0-0)	0 (0-0)	0 (0-1)	0 (0-2)	0 (0-2)	0 (0-1)	0 (0-1)	0 (0-2)	0 (0-2)	0 (0-2)	0 (0-2)	0 (0-2)	0 (0-2)	0 (0-2)	0 (0-2)	0 (0-2)	0 (0-2)	0 (0-2)	0 (0-2)	0 (0-2)	0 (0-2)	0 (0-2)	0 (0-2)	33.7
Multidrug-resistant tuberculosis without extensive drug-resistance	0 (0-0)	0 (0-0)	0 (0-0)	0 (0-0)	0 (0-0)	0 (0-0)	0 (0-0)	0 (0-0)	0 (0-0)	0 (0-0)	0 (0-0)	0 (0-0)	0 (0-0)	0 (0-0)	0 (0-0)	0 (0-0)	0 (0-0)	0 (0-0)	0 (0-0)	0 (0-0)	0 (0-0)	0 (0-0)	0 (0-0)	0.6
Extensively drug-resistant tuberculosis	0 (0-0)	0 (0-0)	0 (0-0)	0 (0-0)	0 (0-0)	0 (0-0)	0 (0-0)	0 (0-0)	0 (0-0)	0 (0-0)	0 (0-0)	0 (0-0)	0 (0-0)	0 (0-0)	0 (0-0)	0 (0-0)	0 (0-0)	0 (0-0)	0 (0-0)	0 (0-0)	0 (0-0)	0 (0-0)	0 (0-0)	0.2
Lower respiratory infections	4.1 (2.8-5.7)	2.1 (1.9-4.3)	17.3 (10.5-26)	12.4 (9.7-15.9)	12.4 (9.6-15.4)	12.4 (9.7-15.2)	12.4 (9.6-16.2)	12.4 (9.7-15.8)	12.4 (9.2-16.2)	12.4 (9.2-16.2)	12.4 (9.2-16.2)	12.4 (9.2-16.2)	12.4 (9.2-16.2)	12.4 (9.2-16.2)	12.4 (9.2-16.2)	12.4 (9.2-16.2)	12.4 (9.2-16.2)	12.4 (9.2-16.2)	12.4 (9.2-16.2)	12.4 (9.2-16.2)	12.4 (9.2-16.2)	12.4 (9.2-16.2)	1,710
Upper respiratory infections	0 (0-0.1)	0.3 (0.2-0.4)	5.5 (3.3-8.7)	2.7 (1.4-4.3)	2.7 (1.4-4.3)	2.7 (1.4-4.3)	2.7 (1.4-4.3)	2.7 (1.4-4.3)	2.7 (1.4-4.3)	2.7 (1.4-4.3)	2.7 (1.4-4.3)	2.7 (1.4-4.3)	2.7 (1.4-4.3)	2.7 (1.4-4.3)	2.7 (1.4-4.3)	2.7 (1.4-4.3)	2.7 (1.4-4.3)	2.7 (1.4-4.3)	2.7 (1.4-4.3)	2.7 (1.4-4.3)	2.7 (1.4-4.3)	2.7 (1.4-4.3)	257
Otitis media	0 (0-0)	1.3 (0.9-1.8)	6.4 (3.4-9.8)	3.7 (2.3-5.3)	3.7 (2.3-5.3)	3.7 (2.5-5.4)	3.7 (2.5-5.4)	3.4 (1.7-5.6)	3.4 (1.7-5.6)	3.4 (1.8-5.6)	3.4 (1.7-5.6)	3.4 (1.7-5.6)	3.4 (1.7-5.6)	3.4 (1.7-5.6)	3.4 (1.7-5.6)	3.4 (1.7-5.6)	3.4 (1.7-5.6)	3.4 (1.7-5.6)	3.4 (1.7-5.6)	3.4 (1.7-5.6)	3.4 (1.7-5.6)	3.4 (1.7-5.6)	58
Enteric infections	0.4 (0.3-0.5)	1.3 (0.9-1.8)	16.1 (10.6-23.3)	24.1 (14.5-39.3)	12.4 (7.1-19.4)	12.4 (7.1-20.6)	6.3 (4.2-13.5)	4.6 (4.6-9.1)	4.6 (4.6-9.1)	4.6 (4.6-9.1)	4.6 (4.6-9.1)	4.6 (4.6-9.1)	4.6 (4.6-9.1)	4.6 (3.5-7.8)	4.6 (3.4-7.3)	4.6 (3.4-7.3)	4.6 (3.2-7.1)	4.6 (3.2-7.1)	3.9 (3.2-5.6)	3.9 (3.2-5.6)	3.9 (3.2-5.6)	3.9 (3.2-5.6)	199
Diarrheal diseases	0.4 (0.3-0.5)	1.3 (0.9-1.8)	16.1 (10.6-23.2)	24.1 (14.3-39.1)	12.4 (7.0-20.5)	12.4 (4.2-13.5)	6.3 (4.2-13.5)	4.6 (3.9-9.4)	4.6 (3.9-9.4)	4.6 (3.9-9.4)	4.6 (3.9-9.1)	4.6 (3.9-9.1)	4.6 (3.9-9.1)	4.6 (3.9-8.1)	4.6 (3.9-7.8)	4.6 (3.9-7.8)	4.6 (3.9-7.8)	4.6 (3.9-7.8)	3.9 (3.2-5.6)	3.9 (3.2-5.6)	3.9 (3.2-5.6)	3.9 (3.2-5.6)	199
Typhoid and paratyphoid	0 (0-0)	0 (0-0)	0 (0-0)	0 (0-0)	0 (0-0)	0 (0-0)	0 (0-0)	0 (0-0)	0 (0-0)	0 (0-0)	0 (0-0)	0 (0-0)	0 (0-0)	0 (0-0)	0 (0-0)	0 (0-0)	0 (0-0)	0 (0-0)	0 (0-0)	0 (0-0)	0 (0-0)	0 (0-0)	0 (0-0)	0
Typhoid fever	0 (0-0)	0 (0-0)	0 (0-0)	0 (0-0)	0 (0-0)	0 (0-0)	0 (0-0)	0 (0-0)	0 (0-0)	0 (0-0)	0 (0-0)	0 (0-0)	0 (0-0)	0 (0-0)	0 (0-0)	0 (0-0)	0 (0-0)	0 (0-0)	0 (0-0)	0 (0-0)	0 (0-0)	0 (0-0)	0 (0-0)	0
Paratyphoid fever	0 (0-0)	0 (0-0)	0 (0-0)	0 (0-0)	0 (0-0)	0 (0-0)	0 (0-0)	0 (0-0)	0 (0-0)	0 (0-0)	0 (0-0)	0 (0-0)	0 (0-0)	0 (0-0)	0 (0-0)	0 (0-0)	0 (0-0)	0 (0-0)	0 (0-0)	0 (0-0)	0 (0-0)	0 (0-0)	0 (0-0)	0
Invasive Non-typhoidal Salmonella (iNTS)	0 (0-0)	0 (0-0)	0 (0-0)	0 (0-0)	0 (0-0)	0 (0-0)	0 (0-0)	0 (0-0)	0 (0-0)	0 (0-0)	0 (0-0)	0 (0-0)	0 (0-0)	0 (0-0)	0 (0-0)	0 (0-0)	0 (0-0)	0 (0-0)	0 (0-0)	0 (0-0)	0 (0-0)	0 (0-0)	0 (0-0)	0.6
Other intestinal infectious diseases	0 (0-0)	0 (0-0)	0.1 (0-0.2)	0.1 (0-0.2)	0.1 (0-0.2)	0.1 (0-0.1)	0.1 (0-0.1)	0 (0-0.1)	0 (0-0.1)	0 (0-0.1)	0 (0-0.1)	0 (0-0.1)	0 (0-0.1)	0 (0-0.1)	0 (0-0.1)	0 (0-0.1)	0 (0-0.1)	0 (0-0.1)	0 (0-0.1)	0 (0-0.1)	0 (0-0.1)	0 (0-0.1)	0 (0-0.1)	0.5
Neglected tropical diseases and malaria	0 (0-0)	0.1 (0.0-0.2)	1.1 (0.4-2.3)	4.2 (2.3-6.7)	2.8 (1.5-4.5)	1.1 (0.6-1.9)	0.3 (0.2-0.5)	0.2 (0.1-0.3)	0.2 (0.1-0.3)	0.3 (0.1-0.5)	0.4 (0.2-0.6)	0.6 (0.3-0.9)	0.8 (0.4-1.2)	0.8 (0.4-1.2)	0.7 (0.3-1.1)	0.7 (0.3-1.1)	0.6 (0.3-1.1)	0.5 (0.2-1.1)	0.3 (0.1-0.8)	0.2 (0.1-0.5)	0.1 (0.0-0.3)	0.0 (0.0-0.1)	14.4
Malaria	0 (0-0)	0 (0-0)	0 (0-0)	0 (0-0)	0 (0-0)	0 (0-0)	0 (0-0)	0 (0-0)	0 (0-0)	0 (0-0)	0 (0-0)	0 (0-0)	0 (0-0)	0 (0-0)	0 (0-0)	0 (0-0)	0 (0-0)	0 (0-0)	0 (0-0)	0 (0-0)	0 (0-0)	0 (0-0)	0 (0-0)	0
Chagas disease	0 (0-0)	0 (0-0)	0 (0-0)	0 (0-0)	0 (0-0)	0 (0-0)	0 (0-0)	0 (0-0)	0 (0-0)	0 (0-0)	0 (0-0)	0 (0-0)	0 (0-0)	0 (0-0)	0 (0-0)	0 (0-0)	0 (0-0)	0 (0-0)	0 (0-0)	0 (0-0)	0 (0-0)	0 (0-0)	0 (0-0)	0
Leishmaniasis	0 (0-0)	0 (0-0)	0 (0-0)	0 (0-0)	0 (0-0)	0 (0-0)	0 (0-0)	0 (0-0)	0 (0-0)	0 (0-0)	0 (0-0)	0 (0-0)	0 (0-0)	0 (0-0)	0 (0-0)	0 (0-0)	0 (0-0)	0 (0-0)	0 (0-0)	0 (0-0)	0 (0-0)	0 (0-0)	0 (0-0)	0
Visceral leishmaniasis	0 (0-0)	0 (0-0)	0 (0-0)	0 (0-0)	0 (0-0)	0 (0-0)	0 (0-0)	0 (0-0)	0 (0-0)	0 (0-0)	0 (0-0)	0 (0-0)	0 (0-0)	0 (0-0)	0 (0-0)	0 (0-0)	0 (0-0)	0 (0-0)	0 (0-0)	0 (0-0)	0 (0-0)	0 (0-0)	0 (0-0)	0
Cutaneous and mucocutaneous leishmaniasis	0 (0-0)	0 (0-0)	0 (0-0)	0 (0-0)	0 (0-0)	0 (0-0)	0 (0-0)	0 (0-0)	0 (0-0)	0 (0-0)	0 (0-0)	0 (0-0)	0 (0-0)	0 (0-0)	0 (0-0)	0 (0-0)	0 (0-0)	0 (0-0)	0 (0-0)	0 (0-0)	0 (0-0)	0 (0-0)	0 (0-0)	0
African trypanosomiasis	0 (0-0)	0 (0-0)	0 (0-0)	0 (0-0)	0 (0-0)	0 (0-0)	0 (0-0)	0 (0-0)	0 (0-0)	0 (0-0)	0 (0-0)	0 (0-0)	0 (0-0)	0 (0-0)	0 (0-0)	0 (0-0)	0 (0-0)	0 (0-0)	0 (0-0)	0 (0-0)	0 (0-0)	0 (0-0)	0 (0-0)	0
Schistosomiasis	0 (0-0)	0 (0-0)	0 (0-0)	0 (0-0)	0 (0-0)	0 (0-0)	0 (0-0)	0 (0-0)	0 (0-0)	0 (0-0)	0 (0-0)	0 (0-0)	0 (0-0)	0 (0-0)	0 (0-0)	0 (0-0)	0 (0-0)	0 (0-0)	0 (0-0)	0 (0-0)	0 (0-0)	0 (0-0)	0 (0-0)	0
Cysticercosis	0 (0-0)	0 (0-0)	0 (0-0)	0 (0-0)	0 (0-0)	0 (0-0)	0 (0-0)	0 (0-0)	0 (0-0)	0 (0-0)	0 (0-0)	0 (0-0)	0 (0-0)	0 (0-0)	0 (0-0)	0 (0-0)	0 (0-0)	0 (0-0)	0 (0-0)	0 (0-0)	0 (0-0)	0 (0-0)	0 (0-0)	0
Cystic echinococcosis	0 (0-0)	0 (0-0)	0 (0-0)	0 (0-0)	0 (0-0)	0 (0-0)	0 (0-0)	0 (0-0)	0 (0-0)	0 (0-0)	0 (0-0)	0 (0-0)	0 (0-0)	0 (0-0)	0 (0-0)	0 (0-0)	0 (0-0)	0 (0-0)	0 (0-0)	0 (0-0)	0 (0-0)	0 (0-0)	0 (0-0)	0.1
Lymphatic filariasis	0 (0-0)	0 (0-0)	0 (0-0)	0 (0-0)	0 (0-0)	0 (0-0)	0 (0-0)	0 (0-0)	0 (0-0)	0 (0-0)	0 (0-0)	0 (0-0)	0 (0-0)	0 (0-0)	0 (0-0)	0 (0-0)	0 (0-0)	0 (0-0)	0 (0-0)	0 (0-0)	0 (0-0)	0 (0-0)	0 (0-0)	0
Onchocerciasis	0 (0-0)	0 (0-0)	0 (0-0)	0 (0-0)	0 (0-0)	0 (0-0)	0 (0-0)	0 (0-0)	0 (0-0)	0 (0-0)	0 (0-0)	0 (0-0)	0 (0-0)	0 (0-0)	0 (0-0)	0 (0-0)	0 (0-0)	0 (0-0)	0 (0-0)	0 (0-0)	0 (0-0)	0 (0-0)	0 (0-0)	0
Trachoma	0 (0-0)	0 (0-0)	0 (0-0)	0 (0-0)	0 (0-0)	0 (0-0)	0 (0-0)	0 (0-0)	0 (0-0)	0 (0-0)	0 (0-0)	0 (0-0)	0 (0-0)	0 (0-0)	0 (0-0)	0 (0-0)	0 (0-0)	0 (0-0)	0 (0-0)	0 (0-0)	0 (0-0)	0 (0-0)	0 (0-0)	0
Dengue	0 (0-0)	0 (0-0)	0 (0-0)	0 (0-0)	0 (0-0)	0 (0-0)	0 (0-0)	0 (0-0)	0 (0-0)	0 (0-0)	0 (0-0)	0 (0-0)	0 (0-0)	0 (0-0)	0 (0-0)	0 (0-0)	0 (0-0)	0 (0-0)	0 (0-0)	0 (0-0)	0 (0-0)	0 (0-0)	0 (0-0)	0
Yellow fever	0 (0-0)	0 (0-0)	0 (0-0)	0 (0-0)	0 (0-0)	0 (0-0)	0 (0-0)	0 (0-0)	0 (0-0)	0 (0-0)	0 (0-0)	0 (0-0)	0 (0-0)	0 (0-0)	0 (0-0)	0 (0-0)	0 (0-0)	0 (0-0)	0 (0-0)	0 (0-0)	0 (0-0)	0 (0-0)	0 (0-0)	0
Rabies	0 (0-0)	0 (0-0)	0 (0-0)	0 (0-0)	0 (0-0)	0 (0-0)	0 (0-0)	0 (0-0)	0 (0-0)	0 (0-0)	0 (0-0)	0 (0-0)	0 (0-0)	0 (0-0)	0 (0-0)	0 (0-0)	0 (0-0)	0 (0-0)	0 (0-0)	0 (0-0)	0 (0-0)	0 (0-0)	0 (0-0)	0
Intestinal nematode infections	0 (0-0)	0 (0-0)	0 (0-0)	0 (0-0)	0 (0-0)	0 (0-0)	0 (0-0)	0 (0-0)	0 (0-0)	0 (0-0)	0 (0-0)	0 (0-0)	0 (0-0)	0 (0-0)	0 (0-0)	0 (0-0)	0 (0-0)	0 (0-0)	0 (0-0)	0 (0-0)	0 (0-0)	0 (0-0)	0 (0-0)	0
Ascariasis	0 (0-0)	0 (0-0)	0 (0-0)	0 (0-0)	0 (0-0)	0 (0-0)	0 (0-0)	0 (0-0)	0 (0-0)	0 (0-0)	0 (0-0)	0 (0-0)	0 (0-0)	0 (0-0)	0 (0-0)	0 (0-0)	0 (0-0)	0 (0-0)	0 (0-0)	0 (0-0)	0 (0-0)	0 (0-0)	0 (0-0)	0
Trichuriasis	0 (0-0)	0 (0-0)	0 (0-0)	0 (0-0)	0 (0-0)	0 (0-0)	0 (0-0)	0 (0-0)	0 (0-0)	0 (0-0)	0 (0-0)	0 (0-0)	0 (0-0)	0 (0-0)	0 (0-0)	0 (0-0)	0 (0-0)	0 (0-0)	0 (0-0)	0 (0-0)	0 (0-0)	0 (0-0)	0 (0-0)	0
Hookworm disease	0 (0-0)	0 (0-0)	0 (0-0)	0 (0-0)	0 (0-0)	0 (0-0)	0 (0-0)	0 (0-0)	0 (0-0)	0 (0-0)	0 (0-0)	0 (0-0)	0 (0-0)	0 (0-0)	0 (0-0)	0 (0-0)	0 (0-0)	0 (0-0)	0 (0-0)	0 (0-0)	0 (0-0)	0 (0-0)	0 (0-0)	0
Food-borne trematodiases	0 (0-0)	0 (0-0)	0 (0-0)	0 (0-0)	0 (0-0)	0 (0-0)	0 (0-0)	0 (0-0)	0 (0-0)	0 (0-0)	0 (0-0)	0 (0-0)	0 (0-0)	0 (0-0)	0 (0-0)	0 (0-0)	0 (0-0)	0 (0-0)	0 (0-0)	0 (0-0)	0 (0-0)	0 (0-0)	0 (0-0)	0
Leprosy	0 (0-0)	0 (0-0)	0 (0-0)	0 (0-0)	0 (0-0)	0 (0-0)	0 (0-0)	0 (0-0)	0 (0-0)	0 (0-0)	0 (0-0)	0 (0-0)	0 (0-0)	0 (0-0)	0 (0-0)	0 (0-0)	0 (0-0)	0 (0-0)	0 (0-0)	0 (0-0)	0 (0-0)	0 (0-0)	0 (0-0)	0
Ebola	0 (0-0)	0 (0-0)	0 (0-0)	0 (0-0)	0 (0-0)	0 (0-0)	0 (0-0)	0 (0-0)	0 (0-0)	0 (0-0)	0 (0-0)	0 (0-0)	0 (0-0)	0 (0-0)	0 (0-0)	0 (0-0)	0 (0-0)	0 (0-0)	0 (0-0)	0 (0-0)	0 (0-0)	0 (0-0)	0 (0-0)	0
Zika virus	0 (0-0)	0 (0-0)	0 (0-0)	0 (0-0)	0 (0-0)	0 (0-0)	0 (0-0)	0 (0-0)	0 (0-0)	0 (0-0)	0 (0-0)	0 (0-0)	0 (0-0)	0 (0-0)	0 (0-0)	0 (0-0)	0 (0-0)	0 (0-0)	0 (0-0)	0 (0-0)	0 (0-0)	0 (0-0)	0 (0-0)	0
Guinea worm disease	0 (0-0)	0 (0-0)	0 (0-0)	0 (0-0)	0 (0-0)	0 (0-0)	0 (0-0)	0 (0-0)	0 (0-0)	0 (0-0)	0 (0-0)	0 (0-0)	0 (0-0)	0 (0-0)	0 (0-0)	0 (0-0)	0 (0-0)	0 (0-0)	0 (0-0)	0 (0-0)	0 (0-0)	0 (0-0)	0 (0-0)	0
Other neglected tropical diseases	0 (0-0)	0 (0-1)	0.1 (0.0-0.4)	0.2 (0.1-0.6)	0.1 (0.1-0.4)	0.1 (0.0-0.3)	0.1 (0.0-0.2)	0.2 (0.1-0.4)	0.2 (0.1-0.4)	0.3 (0.1-0.6)	0.3 (0.1-0.6)	0.4 (0.1-0.8)	0.5 (0.2-1.1)	0.6 (0.2-1.2)	0.6 (0.2-1.2)	0.7 (0.2-1.3)	0.6 (0.2-1.3)	0.5 (0.2-1.2)	0.3 (0.1-0.8)	0.1 (0.0-0.3)	0.0 (0.0-0.1)	0.0 (0.0-0.0)	14.2
Other infectious diseases	1.9 (1.3-2.3)	2.6 (2.4-3.1)	14.1 (9.2-19.4)	17.5 (10.4-25.4)	8.1 (5.4-10.7)	7.5 (5.4-10.1)	8.4 (7.1-10.4)	7.7 (5.2-9.7)	8.3 (6.7-10.1)	9.1 (7.3-11.1)	9.7 (7.6-12)	9.3 (6.6-12.6)	9.3 (7.4-11.6)	10.8 (8.3-14.1)	11.3 (8.6-14.6)	10.4 (7.8-13.8)	9.9 (7.6-12.9)	7.9 (5.7-10.7)	7.9 (5.6-10.7)	5.9 (4.4-8.1)	3.9 (2.8-5.7)	1.9 (1.3-2.6)	186
Meningitis	0.7 (0.5-1)	1.4 (0.9-2.1)	6.1 (3.5-9.9)	6.2 (4.2-9.7)	2.7 (1.6-3.9)	3.1 (2.4-4.4)	4.7 (3.3-6.4)	3 (2.3-3.9)	2.8 (2.2-3.5)	2.8 (2.2-3.5)	3 (2.4-3.7)	2.8 (2.2-3.5)	2.8 (2.2-3.5)	3.2 (2.5-4.1)	3.2 (2.5-4.1)	2.7 (2.1-3.4)	2.1 (1.7-2.8)	1.6 (1.2-2.2)	1.1 (0.8-1.5)	0.6 (0.4-0.9)	0.3 (0.2-0.5)	0.1 (0.1-0.1)	61.5
Encephalitis	0.1 (0.1-0.2)	0.2 (0.1-0.3)	1.4 (0.7-2.4)	2.1 (1.1-3.3)	1.1 (0.6-1.6)	1.2 (0.9-1.7)	1.4 (1.1-2)	1.5 (1.1-2.1)	1.7 (1.1-2.2)	1.8 (1.2-2.4)	1.6



Osteoarthritis other	0 (0 to 0)	0 (0 to 0)	0 (0 to 0)	0 (0 to 0)	0 (0 to 0)	0 (0 to 0)	0 (0 to 0)	0 (0 to 0)	0 (0 to 0)	0 (0 to 0)	0-1 (0 to 2)	0-7 (0 to 1-9)	2-2 (0 to 5-2)	5-1 (2 to 11 1-3)	9-4 (4 to 20 2-3)	12-7 (5 to 27 4)	14 (6 to 29 7)	14-5 (7 to 30 2)	16-7 (8 to 34 7)	12-5 (6 to 25 5)	9-7 (5 to 20 1)	6 (3 to 11 6)	2-6 (1 to 5 5)	0-8 (0 to 1 4)		107
Low back pain	0 (0 to 0)	0 (0 to 0)	0 (0 to 0)	0 (0 to 0)	11-9 (5 to 20 4)	57-5 (23 6 to 92 1)	103 (42 to 163)	184 (84 to 324)	294 (121 to 517)	345 (146 to 593)	270 (113 to 467)	283 (120 to 457)	205 (86 to 354)	195 (82 to 337)	196 (83 to 339)	196 (82 to 340)	196 (83 to 339)	196 (84 to 339)	196 (84 to 339)	196 (84 to 339)	146 (62 to 253)	75-4 (32 to 130)	27-4 (11 to 47)	5-8 (2 to 10)		3,880
Neck pain	0 (0 to 0)	0 (0 to 0)	0 (0 to 0)	0 (0 to 0)	5-9 (2 to 13 6)	20-3 (10 to 33 1)	38 (16 to 62)	74-1 (28 3 to 113)	108 (38 1 to 147)	133 (55 6 to 209)	141 (70 to 221)	106 (73 1 to 227)	144 (86 to 227)	146 (86 5 to 228)	146 (84 7 to 230)	146 (84 to 230)	132 (83 to 230)	122 (79 to 197)	101 (58 1 to 174)	64-2 (34 to 116)	32-9 (17 to 61)	9-7 (4 to 19)	2-2 (1 to 4)		1,550
Gout	0 (0 to 0)	0 (0 to 0)	0 (0 to 0)	0 (0 to 0)	0 (0 to 0)	0 (0 to 0)	0 (0 to 0)	0 (0 to 0)	0 (0 to 1-5)	0 (0 to 1-5)	0 (0 to 1-5)	0 (0 to 2-4)	0 (0 to 2-4)	0 (0 to 2-4)	0 (0 to 2-4)	0 (0 to 2-4)	0 (0 to 2-4)	0 (0 to 2-4)	0 (0 to 2-4)	0 (0 to 2-4)	0 (0 to 2-4)	0 (0 to 2-4)	0 (0 to 2-4)	0 (0 to 2-4)		91-4
Other musculoskeletal disorders	0 (0 to 0)	0 (0 to 0)	0 (0 to 0)	0 (0 to 0)	0-3 (0 to 0-4)	1-6 (0 to 3-4)	18-1 (9 to 31)	44-3 (26 2 to 68 4)	85-8 (51 7 to 134)	111 (67 4 to 174)	116 (71 5 to 174)	115 (67 4 to 178)	134 (84 3 to 205)	134 (84 5 to 205)	134 (84 to 205)	153 (90 1 to 240)	140 (85 2 to 219)	122 (71 2 to 197)	105 (61 to 162)	94 (54 3 to 174)	67-9 (37 7 to 108)	46-7 (18 4 to 88 5)	18-6 (9 5 to 32 2)	4-2 (4 3 to 10 7)		1,290
Other non-communicable diseases	147 (106 to 216)	61-1 (44 5 to 86 4)	192 (126 to 274)	113 (56 5 to 181)	66-7 (30 to 116)	89 (52 1 to 133)	120 (68 7 to 166)	156 (102 to 225)	196 (123 to 284)	209 (133 to 294)	220 (139 to 310)	246 (155 to 345)	260 (169 to 363)	267 (170 to 374)	260 (165 to 362)	259 (165 to 362)	239 (149 to 340)	230 (139 to 336)	220 (131 to 326)	211 (121 to 320)	246 (131 to 396)	257 (134 to 407)	205 (100 to 335)	138 (59 to 270)	74-2 (34 7 to 135)	4,810
Congenital birth defects	145 (100 to 212)	53-1 (38 1 to 77 3)	124 (84 1 to 180)	74-2 (39 7 to 124)	33-1 (14 1 to 64 2)	32-5 (11 4 to 62 6)	32-2 (11 to 62)	28-9 (12 1 to 56 8)	28-9 (12 1 to 56 8)	28 (12 1 to 55 4)	25-4 (10 9 to 52 4)	22-9 (12 2 to 39 4)	24 (12 to 41 2)	27-5 (14 1 to 45 6)	29-3 (14 9 to 48 8)	29-3 (14 9 to 48 8)	29 (15 to 48 8)	28-5 (14 to 48 8)	27-3 (13 to 45 5)	25 (12 1 to 41 6)	20-9 (9 8 to 35 1)	19-6 (9 5 to 32 5)	14-5 (7 1 to 24)	8-8 (3 2 to 16 1)	0-1 (0 to 0 1)	746
Neural tube defects	13-1 (8 5 to 19 5)	3-4 (1 9 to 5 4)	14-9 (7 5 to 25 3)	10-4 (5 7 to 16 5)	1-2 (0 to 3 7)	1-5 (0 to 3 2)	1-6 (0 to 3 1)	1-8 (0 to 3 2)	2 (1 to 3 2)	1-7 (1 1 to 2 5)	1-4 (0 to 2 1)	1-1 (0 to 1 6)	0-9 (0 to 1 5)	0-7 (0 to 1 1)	0-9 (0 to 1 5)	0-7 (0 to 1 1)	0-5 (0 to 1 1)	0-2 (0 to 0 9)	0-2 (0 to 0 9)	0-2 (0 to 0 9)	0-1 (0 to 0 7)	0-2 (0 to 0 9)	0-2 (0 to 0 9)	0-1 (0 to 0 5)		59-6
Congenital heart anomalies	23-5 (19 7 to 44 2)	23-7 (14 5 to 38 4)	38-2 (21 7 to 70 9)	14-5 (7 1 to 24 2)	5-2 (2 3 to 10)	6-4 (2 6 to 12)	6 (2 6 to 9 1)	6-5 (2 6 to 9 1)	6-2 (2 4 to 9 1)	5-9 (2 4 to 7 4)	5-9 (2 4 to 7 7)	5-8 (2 4 to 7)	5-5 (2 to 7 8)	5-4 (2 to 7 7)	4-9 (2 to 7 3)	4-9 (1 4 to 7 5)	2-9 (1 4 to 4 4)	2-4 (1 to 3 7)	2-2 (1 to 3 5)	2-2 (1 to 3 5)	2-1 (1 to 3)	2-2 (1 to 3 5)	0-2 (0 to 0 9)	0-1 (0 to 0 5)		180
Orofacial clefts	0 (0 to 0 1)	0-3 (0 to 0 6)	0-6 (0 2 to 1 1)	0-4 (0 1 to 0 7)	0-4 (0 1 to 0 7)	0-4 (0 1 to 0 7)	0-4 (0 to 0 8)	0-4 (0 to 0 8)	0-4 (0 1 to 0 8)	0-4 (0 1 to 0 8)	0-3 (0 to 0 7)	0-3 (0 to 0 7)	0-4 (0 2 to 0 7)	0-4 (0 2 to 0 7)	0-4 (0 2 to 0 7)	0-4 (0 to 0 7)	0-3 (0 to 0 6)	0-3 (0 to 0 6)	0-2 (0 to 0 4)	0-2 (0 to 0 4)	0-1 (0 to 0 3)	0-1 (0 to 0 3)	0-1 (0 to 0 2)	0-1 (0 to 0 2)		6-4
Down syndrome	2-6 (1 4 to 4 3)	0-7 (0 4 to 1 1)	2-3 (1 4 to 3 4)	2-4 (1 2 to 3 9)	1-9 (1 to 2 9)	2 (1 to 2 9)	1-9 (1 to 2 9)	2-1 (1 4 to 3)	2-6 (1 8 to 3 6)	2-6 (1 8 to 3 6)	2-4 (1 4 to 3 4)	2-4 (1 7 to 3 3)	2-2 (1 6 to 3 2)	3-2 (2 2 to 4 3)	6-8 (4 2 to 9 4)	8-3 (4 8 to 12)	7 (3 6 to 10 4)	3-2 (1 7 to 4 6)	0-4 (0 to 0 9)	0-3 (0 to 0 8)	0-3 (0 to 0 8)	0-3 (0 to 0 8)	0-3 (0 to 0 8)	0-3 (0 to 0 8)		54-3
Turner syndrome	0 (0 to 0)	0 (0 to 0)	0-1 (0 to 0 2)	0-1 (0 to 0 2)	0-1 (0 to 0 2)	0-1 (0 to 0 2)	0-1 (0 to 0 3)	0-1 (0 to 0 3)	0-1 (0 to 0 3)	0-1 (0 to 0 2)	0-1 (0 to 0 2)	0-1 (0 to 0 2)	0-1 (0 to 0 2)	0-1 (0 to 0 2)	0 (0 to 0 1)	0 (0 to 0 1)	0 (0 to 0)	0 (0 to 0)	0 (0 to 0)	0 (0 to 0)	0 (0 to 0)	0 (0 to 0)	0 (0 to 0)	0 (0 to 0)	0 (0 to 0)		1-1
Klinefelter syndrome	0 (0 to 0)	0 (0 to 0)	0 (0 to 0)	0 (0 to 0)	0 (0 to 0)	0 (0 to 0)	0 (0 to 0)	0 (0 to 0)	0 (0 to 0)	0 (0 to 0)	0 (0 to 0)	0 (0 to 0)	0 (0 to 0)	0 (0 to 0)	0 (0 to 0)	0 (0 to 0)	0 (0 to 0)	0 (0 to 0)	0 (0 to 0)	0 (0 to 0)	0 (0 to 0)	0 (0 to 0)	0 (0 to 0)	0 (0 to 0)	0 (0 to 0)		0-3
Other chromosomal abnormalities	17-1 (10 4 to 33)	8-5 (5 to 14 7)	20-6 (12 4 to 32 2)	9-3 (4 to 17 4)	4-6 (2 3 to 8 4)	4-3 (2 to 8 5)	4-2 (2 to 8 4)	4 (2 to 8 4)	3-9 (2 to 8 5)	3-9 (2 to 8 5)	3-5 (2 to 8 4)	3-5 (2 to 8 4)	3 (1 6 to 4 2)	3-1 (1 7 to 4 6)	3 (1 6 to 4 2)	2-4 (1 to 3 2)	1-5 (0 7 to 2 2)	1 (0 5 to 1 4)	0-5 (0 to 0 9)	0-4 (0 to 0 8)	0-3 (0 to 0 7)	0-3 (0 to 0 7)	0-2 (0 to 0 5)	0-2 (0 to 0 5)		96-9
Congenital musculoskeletal and limb anomalies	4-4 (2 7 to 7 4)	1-5 (1 to 2 4)	13-1 (7 4 to 20 7)	16-4 (9 4 to 25 6)	10-5 (5 2 to 16 3)	9-2 (5 to 14 1)	7-2 (4 to 11 2)	7-4 (4 to 11 2)	6-9 (4 to 11 2)	6-7 (3 7 to 10 2)	6-7 (4 2 to 9 2)	6-1 (3 7 to 9 4)	6-5 (4 1 to 9 4)	7-3 (4 5 to 11)	6-7 (3 7 to 9 4)	6-1 (4 1 to 9 4)	3-7 (2 to 7 5)	3-7 (2 to 7 5)	2-9 (1 to 6 5)	1-4 (0 4 to 2 3)	0-8 (0 to 1 3)	0-3 (0 2 to 1 6)	0-1 (0 1 to 0 2)	0-2 (0 to 0)		134
Urogenital congenital anomalies	10-9 (6 4 to 21 4)	1-6 (1 to 3 1)	2-7 (1 4 to 5 1)	1-2 (0 6 to 2 2)	0-6 (0 to 1 4)	0-6 (0 to 1 4)	0-6 (0 to 1 4)	0-6 (0 to 1 4)	0-6 (0 to 1 4)	0-6 (0 to 1 4)	0-6 (0 to 1 4)	0-6 (0 to 1 4)	0-3 (0 to 0 9)	0-2 (0 to 0 9)	0-1 (0 to 0 9)	0-2 (0 to 0 9)	0-2 (0 to 0 9)	0-2 (0 to 0 9)	0-1 (0 to 0 9)	0-1 (0 to 0 9)	0-1 (0 to 0 9)	0-1 (0 to 0 9)	0-1 (0 to 0 9)	0-1 (0 to 0 9)	0-1 (0 to 0 9)		23-1
Digestive congenital anomalies	19-1 (11 6 to 33 3)	3-3 (2 to 5 3)	5-4 (3 to 9 3)	2-4 (1 to 4 7)	0-9 (0 to 2 5)	0-9 (0 to 2 5)	0-9 (0 to 2 5

SR Table 2c: East Sussex DALYS by cause and age group for both sexes with 95% uncertainty intervals, 2019

Cause	Early Neonatal	Late Neonatal	Post Neonatal	1 to 4	5 to 9	10 to 14	15 to 19	20 to 24	25 to 29	30 to 34	35 to 39	40 to 44	45 to 49	50 to 54	55 to 59	60 to 64	65 to 69	70 to 74	75 to 79	80 to 84	85 to 89	90 to 94	95 plus	Total
All causes	644 (n/a - 644)	1,064 (644 to 1,307)	1,307 (1,064 to 1,662)	3,562 (2,782 to 4,716)	3,203 (2,611 to 4,445)	3,172 (2,529 to 4,274)	5,158 (3,972 to 6,946)	6,242 (3,818 to 8,372)	7,313 (3,964 to 11,394)	8,222 (3,832 to 14,110)	9,206 (4,483 to 16,403)	10,211 (4,889 to 17,343)	11,220 (5,172 to 19,373)	12,477 (6,364 to 21,179)	14,260 (7,332 to 24,564)	16,911 (8,787 to 29,160)	19,855 (10,222 to 34,455)	23,911 (12,330 to 41,400)	28,577 (14,205 to 49,603)	34,139 (16,400 to 59,405)	40,759 (18,359 to 71,469)	48,626 (20,335 to 84,760)	102,000
Communicable, maternal, neonatal, and nutritional diseases	598 (458 to 678)	1,064 (644 to 1,307)	1,307 (1,064 to 1,662)	3,562 (2,782 to 4,716)	3,203 (2,611 to 4,445)	3,172 (2,529 to 4,274)	5,158 (3,972 to 6,946)	6,242 (3,818 to 8,372)	7,313 (3,964 to 11,394)	8,222 (3,832 to 14,110)	9,206 (4,483 to 16,403)	10,211 (4,889 to 17,343)	11,220 (5,172 to 19,373)	12,477 (6,364 to 21,179)	14,260 (7,332 to 24,564)	16,911 (8,787 to 29,160)	19,855 (10,222 to 34,455)	23,911 (12,330 to 41,400)	28,577 (14,205 to 49,603)	34,139 (16,400 to 59,405)	40,759 (18,359 to 71,469)	48,626 (20,335 to 84,760)	9,090
HIV/AIDS and sexually transmitted infections	17 (9 to 28)	5 (5 to 6)	9 (5 to 12)	7 (4 to 12)	1 (1 to 1)	1 (0 to 1)	1 (1 to 2)	9 (7 to 12)	12 (9 to 16)	20 (16 to 26)	28 (21 to 37)	37 (29 to 48)	46 (35 to 61)	58 (43 to 76)	73 (54 to 96)	91 (68 to 120)	110 (82 to 145)	132 (98 to 174)	154 (114 to 203)	175 (129 to 231)	193 (142 to 255)	209 (153 to 276)	259
HIV/AIDS	0 (0 to 0)	0 (0 to 0)	0 (0 to 0)	1 (1 to 1)	0 (0 to 1)	0 (0 to 0)	1 (1 to 2)	8 (6 to 11)	11 (8 to 15)	18 (14 to 24)	26 (20 to 35)	35 (27 to 46)	44 (34 to 59)	56 (42 to 74)	71 (53 to 94)	89 (66 to 118)	108 (80 to 143)	130 (96 to 172)	152 (112 to 201)	173 (127 to 229)	191 (140 to 253)	207 (151 to 274)	172
HIV/AIDS - Drug-susceptible Tuberculosis	0 (0 to 0)	0 (0 to 0)	0 (0 to 0)	0 (0 to 0)	0 (0 to 0)	0 (0 to 0)	0 (0 to 0)	0 (0 to 0)	0 (0 to 0)	0 (0 to 0)	0 (0 to 0)	0 (0 to 0)	0 (0 to 0)	0 (0 to 0)	0 (0 to 0)	0 (0 to 0)	0 (0 to 0)	0 (0 to 0)	0 (0 to 0)	0 (0 to 0)	0 (0 to 0)	0 (0 to 0)	0 (0 to 0)	11.3
HIV/AIDS - Multidrug-resistant Tuberculosis without extensive drug resistance	0 (0 to 0)	0 (0 to 0)	0 (0 to 0)	0 (0 to 0)	0 (0 to 0)	0 (0 to 0)	0 (0 to 0)	0 (0 to 0)	0 (0 to 0)	0 (0 to 0)	0 (0 to 0)	0 (0 to 0)	0 (0 to 0)	0 (0 to 0)	0 (0 to 0)	0 (0 to 0)	0 (0 to 0)	0 (0 to 0)	0 (0 to 0)	0 (0 to 0)	0 (0 to 0)	0 (0 to 0)	0 (0 to 0)	0.3
HIV/AIDS - Extensively drug-resistant Tuberculosis	0 (0 to 0)	0 (0 to 0)	0 (0 to 0)	0 (0 to 0)	0 (0 to 0)	0 (0 to 0)	0 (0 to 0)	0 (0 to 0)	0 (0 to 0)	0 (0 to 0)	0 (0 to 0)	0 (0 to 0)	0 (0 to 0)	0 (0 to 0)	0 (0 to 0)	0 (0 to 0)	0 (0 to 0)	0 (0 to 0)	0 (0 to 0)	0 (0 to 0)	0 (0 to 0)	0 (0 to 0)	0 (0 to 0)	0.1
HIV/AIDS resulting in other diseases	0 (0 to 0)	0 (0 to 0)	1 (1 to 1)	0 (0 to 0)	0 (0 to 0)	0 (0 to 0)	0 (0 to 0)	1 (1 to 2)	1 (1 to 2)	2 (1 to 3)	2 (1 to 3)	2 (1 to 3)	2 (1 to 3)	2 (1 to 3)	2 (1 to 3)	2 (1 to 3)	2 (1 to 3)	2 (1 to 3)	2 (1 to 3)	2 (1 to 3)	2 (1 to 3)	2 (1 to 3)	2 (1 to 3)	158
Sexually transmitted infections excluding HIV	16 (9 to 28)	5 (5 to 6)	9 (5 to 12)	6 (3 to 11)	1 (0 to 1)	1 (0 to 1)	1 (0 to 1)	1 (0 to 2)	1 (0 to 2)	1 (0 to 2)	1 (0 to 2)	1 (0 to 2)	1 (0 to 2)	1 (0 to 2)	1 (0 to 2)	1 (0 to 2)	1 (0 to 2)	1 (0 to 2)	1 (0 to 2)	1 (0 to 2)	1 (0 to 2)	1 (0 to 2)	1 (0 to 2)	89.9
Syphilis	0 (0 to 0)	0 (0 to 0)	0 (0 to 0)	0 (0 to 0)	0 (0 to 0)	0 (0 to 0)	0 (0 to 0)	0 (0 to 0)	0 (0 to 0)	0 (0 to 0)	0 (0 to 0)	0 (0 to 0)	0 (0 to 0)	0 (0 to 0)	0 (0 to 0)	0 (0 to 0)	0 (0 to 0)	0 (0 to 0)	0 (0 to 0)	0 (0 to 0)	0 (0 to 0)	0 (0 to 0)	0 (0 to 0)	32.2
Chlamydial infection	0 (0 to 0)	0 (0 to 0)	0 (0 to 0)	0 (0 to 0)	0 (0 to 0)	0 (0 to 0)	0 (0 to 1)	0 (0 to 1)	0 (0 to 1)	0 (0 to 1)	0 (0 to 1)	0 (0 to 1)	0 (0 to 1)	0 (0 to 1)	0 (0 to 1)	0 (0 to 1)	0 (0 to 1)	0 (0 to 1)	0 (0 to 1)	0 (0 to 1)	0 (0 to 1)	0 (0 to 1)	0 (0 to 1)	9.5
Gonococcal infection	0 (0 to 0)	0 (0 to 0)	0 (0 to 0)	0 (0 to 0)	0 (0 to 0)	0 (0 to 0)	0 (0 to 1)	0 (0 to 1)	0 (0 to 1)	0 (0 to 1)	0 (0 to 1)	0 (0 to 1)	0 (0 to 1)	0 (0 to 1)	0 (0 to 1)	0 (0 to 1)	0 (0 to 1)	0 (0 to 1)	0 (0 to 1)	0 (0 to 1)	0 (0 to 1)	0 (0 to 1)	0 (0 to 1)	8.2
Trichomoniasis	0 (0 to 0)	0 (0 to 0)	0 (0 to 0)	0 (0 to 0)	0 (0 to 0)	0 (0 to 0)	0 (0 to 0)	0 (0 to 1)	0 (0 to 1)	0 (0 to 1)	0 (0 to 1)	0 (0 to 1)	0 (0 to 1)	0 (0 to 1)	0 (0 to 1)	0 (0 to 1)	0 (0 to 1)	0 (0 to 1)	0 (0 to 1)	0 (0 to 1)	0 (0 to 1)	0 (0 to 1)	0 (0 to 1)	7.5
Genital herpes	0 (0 to 0)	0 (0 to 0)	0 (0 to 0)	0 (0 to 0)	0 (0 to 0)	0 (0 to 0)	0 (0 to 0)	0 (0 to 0)	0 (0 to 0)	0 (0 to 0)	0 (0 to 0)	0 (0 to 0)	0 (0 to 0)	0 (0 to 0)	0 (0 to 0)	0 (0 to 0)	0 (0 to 0)	0 (0 to 0)	0 (0 to 0)	0 (0 to 0)	0 (0 to 0)	0 (0 to 0)	0 (0 to 0)	13.5
Other sexually transmitted infections	0 (0 to 0)	0 (0 to 0)	0 (0 to 0)	0 (0 to 0)	0 (0 to 0)	0 (0 to 0)	0 (0 to 0)	0 (0 to 0)	0 (0 to 0)	0 (0 to 0)	0 (0 to 0)	0 (0 to 0)	0 (0 to 0)	0 (0 to 0)	0 (0 to 0)	0 (0 to 0)	0 (0 to 0)	0 (0 to 0)	0 (0 to 0)	0 (0 to 0)	0 (0 to 0)	0 (0 to 0)	0 (0 to 0)	0.1
Respiratory infections and tuberculosis	581 (412 to 674)	1,059 (639 to 1,303)	1,298 (1,059 to 1,653)	3,555 (2,775 to 4,707)	3,196 (2,605 to 4,437)	3,165 (2,523 to 4,265)	5,150 (3,966 to 6,937)	6,234 (3,812 to 8,362)	7,302 (3,958 to 11,379)	8,202 (3,826 to 14,083)	9,178 (4,472 to 16,364)	10,174 (4,873 to 17,293)	11,174 (5,151 to 19,294)	12,421 (6,335 to 21,088)	14,203 (7,302 to 24,469)	16,844 (8,753 to 29,042)	19,777 (10,181 to 34,324)	23,815 (12,279 to 41,236)	28,466 (14,147 to 49,417)	33,997 (16,329 to 59,167)	40,580 (18,281 to 71,184)	48,439 (20,252 to 84,419)	9,020
Tuberculosis	0 (0 to 0)	0 (0 to 0)	0 (0 to 0)	1 (1 to 2)	0 (0 to 0)	0 (0 to 0)	0 (0 to 1)	1 (1 to 2)	2 (1 to 3)	3 (2 to 5)	4 (2 to 6)	5 (3 to 8)	6 (4 to 9)	8 (5 to 12)	10 (6 to 15)	13 (8 to 19)	16 (10 to 24)	20 (12 to 29)	25 (15 to 36)	30 (18 to 43)	35 (21 to 50)	40 (24 to 57)	46 (27 to 66)	58.2
Latent tuberculosis infection	0 (0 to 0)	0 (0 to 0)	0 (0 to 0)	0 (0 to 0)	0 (0 to 0)	0 (0 to 0)	0 (0 to 0)	0 (0 to 0)	0 (0 to 0)	0 (0 to 0)	0 (0 to 0)	0 (0 to 0)	0 (0 to 0)	0 (0 to 0)	0 (0 to 0)	0 (0 to 0)	0 (0 to 0)	0 (0 to 0)	0 (0 to 0)	0 (0 to 0)	0 (0 to 0)	0 (0 to 0)	0 (0 to 0)	0
Drug-susceptible tuberculosis	0 (0 to 0)	0 (0 to 0)	0 (0 to 1)	0 (0 to 1)	0 (0 to 1)	0 (0 to 2)	0 (0 to 0)	0 (0 to 1)	1 (0 to 2)	1 (0 to 2)	2 (1 to 3)	3 (1 to 4)	4 (2 to 6)	5 (3 to 8)	7 (4 to 10)	9 (5 to 13)	12 (7 to 17)	16 (9 to 23)	20 (11 to 29)	25 (14 to 36)	30 (17 to 43)	35 (20 to 50)	41 (23 to 59)	54.9
Multidrug-resistant tuberculosis without extensive drug resistance	0 (0 to 0)	0 (0 to 0)	0 (0 to 0)	0 (0 to 0)	0 (0 to 0)	0 (0 to 0)	0 (0 to 0)	0 (0 to 0)	0 (0 to 0)	0 (0 to 0)	0 (0 to 0)	0 (0 to 0)	0 (0 to 0)	0 (0 to 0)	0 (0 to 0)	0 (0 to 0)	0 (0 to 0)	0 (0 to 0)	0 (0 to 0)	0 (0 to 0)	0 (0 to 0)	0 (0 to 0)	0 (0 to 0)	1.1
Extensively drug-resistant tuberculosis	0 (0 to 0)	0 (0 to 0)	0 (0 to 0)	0 (0 to 0)	0 (0 to 0)	0 (0 to 0)	0 (0 to 0)	0 (0 to 0)	0 (0 to 0)	0 (0 to 0)	0 (0 to 0)	0 (0 to 0)	0 (0 to 0)	0 (0 to 0)	0 (0 to 0)	0 (0 to 0)	0 (0 to 0)	0 (0 to 0)	0 (0 to 0)	0 (0 to 0)	0 (0 to 0)	0 (0 to 0)	0 (0 to 0)	0.3
Lower respiratory infections	6.1 (4.2 to 6.9)	9.1 (4.6 to 12.2)	21.4 (12.3 to 27.4)	17.1 (5.3 to 31.9)	7 (2.7 to 9.9)	4.7 (1.7 to 6.9)	9.6 (3.2 to 14.5)	11.1 (3.3 to 17.5)	12.7 (3.2 to 22.8)	14.2 (3.3 to 25.6)	15.7 (3.4 to 28.9)	17.1 (3.5 to 31.5)	18.6 (3.7 to 34.2)	20.3 (4.1 to 37.5)	22.1 (4.5 to 40.9)	24.1 (5.1 to 44.6)	26.4 (5.8 to 48.9)	29.1 (6.6 to 53.8)	32.1 (7.6 to 59.4)	35.5 (8.8 to 65.7)	39.4 (10.3 to 72.9)	43.9 (12.2 to 81.2)	4,560
Upper respiratory infections	0.1 (0 to 0.1)	0.4 (0.2 to 0.4)	1.6 (0.4 to 2.1)	3.4 (1.1 to 6.3)	2.8 (1.1 to 3.9)	2.2 (0.8 to 3.2)	4.1 (1.4 to 6.2)	4.8 (1.4 to 7.6)	5.5 (1.4 to 9.9)	6.2 (1.4 to 11.1)	6.9 (1.5 to 12.6)	7.6 (1.6 to 13.9)	8.4 (1.7 to 15.3)	9.3 (1.9 to 17.1)	10.3 (2.1 to 19.1)	11.4 (2.4 to 21.1)	12.7 (2.8 to 23.5)	14.2 (3.2 to 25.9)	15.9 (3.8 to 28.9)	17.8 (4.4 to 32.1)	20.1 (5.2 to 36.2)	22.6 (6.2 to 40.4)	468
Otitis media	0 (0 to 0)	0 (0 to 0)	1 (0 to 1)	9 (4 to 16)	9 (4 to 14)	6 (2 to 9)	5 (2 to 7)	3 (1 to 5)	2 (1 to 4)	2 (0 to 4)	2 (0 to 4)	2 (0 to 4)	2 (0 to 4)	2 (0 to 4)	2 (0 to 4)	2 (0 to 4)	2 (0 to 4)	2 (0 to 4)	2 (0 to 4)	2 (0 to 4)	2 (0 to 4)	2 (0 to 4)	2 (0 to 4)	104
Enteric infections	31 (3 to 72)	23 (5 to 34)	24 (7 to 34)	19 (7 to 34)	13 (5 to 19)	10 (4 to 14)	9 (3 to 13)	9 (3 to 13)	9 (3 to 14)	9 (3 to 14)	9 (3 to 14)	9 (3 to 14)	9 (3 to 14)	9 (3 to 14)	9 (3 to 14)	9 (3 to 14)	9 (3 to 14)	10 (3 to 17)	10 (3 to 17)	10 (3 to 17)	10 (3 to 17)	10 (3 to 17)	10 (3 to 17)	440
Salmonella	3.1 (1.6 to 7)	2.3 (1.1 to 2.9)	2.2 (1.1 to 2.9)	1.8 (0.9 to 2.6)	1.2 (0.6 to 1.6)	0.9 (0.4 to 1.2)	0.8 (0.4 to 1.1)	0.8 (0.4 to 1.1)	0.8 (0.4 to 1.1)	0.8 (0.4 to 1.1)	0.8 (0.4 to 1.1)	0.8 (0.4 to 1.1)	0.8 (0.4 to 1.1)	0.8 (0.4 to 1.1)	0.8 (0.4 to 1.1)	0.8 (0.4 to 1.1)	0.8 (0.4 to 1.1)	0.8 (0.4 to 1.1)	0.8 (0.4 to 1.1)	0.8 (0.4 to 1.1)	0.8 (0.4 to 1.1)	0.8 (0.4 to 1.1)	33.6
Diarrheal diseases	28 (13 to 72)	21 (5 to 34)	22 (5.5 to 34)	17 (6 to 33)	12 (4 to 19)	9 (3 to 14)	8 (2 to 13)	8 (2 to 13)	8 (2 to 13)	8 (2 to 13)	8 (2 to 13)	8 (2 to 13)	8 (2 to 13)	8 (2 to 13)	8 (2 to 13)	8 (2 to 13)	8 (2 to 13)	9 (2 to 16)	9 (2 to 16)	9 (2 to 16)	9 (2 to 16)	9 (2 to 16)	9 (2 to 16)	407
Typhoid and paratyphoid	0 (0 to 0)	0 (0 to 0)	0 (0 to 0)	0 (0 to 0)	0 (0 to 0)	0 (0 to 0)	0 (0 to 0)	0 (0 to 0)	0 (0 to 0)	0 (0 to 0)	0 (0 to 0)	0 (0 to 0)	0 (0 to 0)	0 (0 to 0)	0 (0 to 0)	0 (0 to 0)	0 (0 to 0)	0 (0 to 0)	0 (0 to 0)	0 (0 to 0)	0 (0 to 0)	0 (0 to 0)	0 (0 to 0)	0
Typhoid fever	0 (0 to 0)	0 (0 to 0)	0 (0 to 0)	0 (0 to 0)	0 (0 to 0)	0 (0 to 0)	0 (0 to 0)	0 (0 to 0)	0 (0 to 0)	0 (0 to 0)	0 (0 to 0)	0 (0 to 0)	0 (0 to 0)	0 (0 to 0)	0 (0 to 0)	0 (0 to 0)	0 (0 to 0)	0 (0 to 0)	0 (0 to 0)	0 (0 to 0)	0 (0 to 0)	0 (0 to 0)	0 (0 to 0)	0
Paratyphoid fever	0 (0 to 0)	0 (0 to 0)	0 (0 to 0)	0 (0 to 0)	0 (0 to 0)	0 (0 to 0)	0 (0 to 0)	0 (0 to 0)	0 (0 to 0)	0 (0 to 0)	0 (0 to 0)	0 (0 to 0)	0 (0 to 0)	0 (0 to 0)	0 (0 to 0)	0 (0 to 0)	0 (0 to 0)	0 (0 to 0)	0 (0 to 0)	0 (0 to 0)	0 (0 to 0)	0 (0 to 0)	0 (0 to 0)	0
Invasive Non-typhoidal Salmonella (iNTS)	0 (0 to 0)	0 (0 to 0)	0 (0 to 0)	0 (0 to 0)	0 (0 to 0)	0 (0 to 0)	0 (0 to 0)	0 (0 to 0)	0 (0 to 0)	0 (0 to 0)	0 (0 to 0)	0 (0 to 0)	0 (0 to 0)	0 (0 to 0)	0 (0 to 0)	0 (0 to 0)	0 (0 to 0)	0 (0 to 0)	0 (0 to 0)	0 (0 to 0)	0 (0 to 0)	0 (0 to 0)	0 (0 to 0)	1.5
Other intestinal infectious diseases	0 (0 to 0)	0 (0 to 0)	0 (0 to 0)	0 (0 to 0)	0 (0 to 0)	0 (0 to 0)	0 (0 to 0)	0 (0 to 0)	0 (0 to 0)	0 (0 to 0)	0 (0 to 0)	0 (0 to 0)	0 (0 to 0)	0 (0 to 0)	0 (0 to 0)	0 (0 to 0)	0 (0 to 0)	0 (0 to 0)	0 (0 to 0)	0 (0 to 0)	0 (0 to 0)	0 (0 to 0)	0 (0 to 0)	1
Neglected tropical diseases and malaria	0 (0 to 0)	0 (0 to 0)	0 (0 to 0)	0 (0 to 0)	0 (0 to 0)	0 (0 to 0)	0 (0 to 0)	0 (0 to 0)	0 (0 to 0)	0 (0 to 0)	0 (0 to 0)	0 (0 to 0)	0 (0 to 0)	0 (0 to 0)	0 (0 to 0)	0 (0 to 0)	0 (0 to 0)	0 (0 to 0)	0 (0 to 0)	0 (0 to 0)	0 (0 to 0)	0 (0 to 0)	0 (0 to 0)	24.6
Malaria	0 (0 to 0)	0 (0 to 0)	0 (0 to 0)	0 (0 to 0)	0 (0 to 0)	0 (0 to 0)	0 (0 to 0)	0 (0 to 0)	0 (0 to 0)	0 (0 to 0)	0 (0 to 0)	0 (0 to 0)	0 (0 to 0)	0 (0 to 0)	0 (0 to 0)	0 (0 to 0)	0 (0 to 0)	0 (0 to 0)	0 (0 to 0)	0 (0 to 0)	0 (0 to 0)	0 (0 to 0)	0 (0 to 0)	0
Chagas disease	0 (0 to 0)	0 (0 to 0)	0 (0 to 0)	0 (0 to 0)	0 (0 to 0)	0 (0 to 0)	0 (0 to 0)	0 (0 to 0)	0 (0 to 0)	0 (0 to 0)	0 (0 to 0)	0 (0 to 0)	0 (0 to 0)	0 (0 to 0)	0 (0 to 0)	0 (0 to 0)	0 (0 to 0)	0 (0 to 0)	0 (0 to 0)	0 (0 to 0)	0 (0 to 0)	0 (0 to 0)	0 (0 to 0)	0
Leishmaniasis	0 (0 to 0)	0 (0 to 0)	0 (0 to 0)	0 (0 to 0)	0 (0 to 0)	0 (0 to 0)	0 (0 to 0)	0 (0 to 0)	0 (0 to 0)	0 (0 to 0)	0 (0 to 0)	0 (0 to 0)	0 (0 to 0)	0 (0 to 0)	0 (0 to 0)	0 (0 to 0)	0 (0 to 0)	0 (0 to 0)	0 (0 to 0)	0 (0 to 0)	0 (0 to 0)	0 (0 to 0)	0 (0 to 0)	0
Visceral leishmaniasis	0 (0 to 0)	0 (0 to 0)	0 (0 to 0)	0 (0 to 0)	0 (0 to 0)	0 (0 to 0)	0 (0 to 0)	0 (0 to 0)	0 (0 to 0)	0 (0 to 0)	0 (0 to 0)	0 (0 to 0)	0 (0 to 0)	0 (0 to 0)	0 (0 to 0)	0 (0 to 0)	0 (0 to 0)	0 (0 to 0)	0 (0 to 0)	0 (0 to 0)	0 (0 to 0)	0 (0 to 0)	0 (0 to 0)	0
Cutaneous and mucocutaneous leishmaniasis	0 (0 to 0)	0 (0 to 0)	0 (0 to 0)	0 (0 to 0)	0 (0 to 0)	0 (0 to 0)	0 (0 to 0)	0 (0 to 0)	0 (0 to 0)	0 (0 to 0)	0 (0 to 0)	0 (0 to 0)	0 (0 to 0)	0 (0 to 0)	0 (0 to 0)	0 (0 to 0)	0 (0 to 0)	0 (0 to 0)	0 (0 to 0)	0 (0 to 0)	0 (0 to 0)	0 (0 to 0)	0 (0 to 0)	0
African trypanosomiasis	0 (0 to 0)	0 (0 to 0)	0 (0 to 0)	0 (0 to 0)	0 (0 to 0)	0 (0 to 0)	0 (0 to 0)	0 (0 to 0)	0 (0 to 0)	0 (0 to 0)	0 (0 to 0)	0 (0 to 0)	0 (0 to 0)	0 (0 to 0)	0 (0 to 0)	0 (0 to 0)	0 (0 to 0)	0 (0 to 0)	0 (0 to 0)	0 (0 to 0)	0 (0 to 0)	0 (0 to 0)	0 (0 to 0)	0
Schistosomiasis	0 (0 to 0)	0 (0 to 0)	0 (0 to 0)	0 (0 to 0)	0 (0 to 0)	0 (0 to 0)	0 (0 to 0)	0 (0 to 0)	0 (0 to 0)	0 (0 to 0)	0 (0 to 0)	0 (0 to 0)	0 (0 to 0)	0 (0 to 0)	0 (0 to 0)	0 (0 to 0)	0 (0 to 0)	0 (0 to 0)	0 (0 to 0)	0 (0 to 0)	0 (0 to 0)	0 (0 to 0)	0 (0 to 0)	0
Cysticercosis	0 (0 to 0)	0 (0 to 0)	0 (0 to 0)	0 (0 to 0)	0 (0 to 0)	0 (0 to 0)	0 (0 to 0)	0 (0 to 0)	0 (0 to 0)	0 (0 to 0)	0 (0 to 0)	0 (0 to 0)	0 (0 to 0)	0 (0 to 0)	0 (0 to 0)	0 (0 to 0)	0 (0 to 0)	0 (0 to 0)	0 (0 to 0)	0 (0 to 0)	0 (0 to 0)	0 (0 to 0)	0 (0 to 0)	0
Cystic echinococcosis	0 (0 to 0)	0 (0 to 0)	0 (0 to 0)	0 (0 to 0)	0 (0 to 0)	0 (0 to 0)	0 (0 to 0)	0 (0 to 0)	0 (0 to 0)	0 (0 to 0)	0 (0 to 0)	0 (0 to 0)	0 (0 to 0)	0 (0 to 0)	0 (0 to 0)	0 (0 to 0)	0 (0 to 0)	0 (0 to 0)	0 (0 to 0)	0 (0 to 0)	0 (0 to 0)	0 (0 to 0)	0 (0 to 0)	0.2
Lymphatic filariasis	0 (0 to 0)	0 (0 to 0)	0 (0 to 0)	0 (0 to 0)	0 (0 to 0)	0 (0 to 0)	0 (0 to 0)	0 (0 to 0)	0 (0 to 0)	0 (0 to 0)	0 (0 to 0)	0 (0 to 0)	0 (0 to 0)	0 (0 to 0)	0 (0 to 0)	0 (0 to 0)	0 (0 to 0)	0 (0 to 0)	0 (0 to 0)	0 (0 to 0)	0 (0 to 0)	0 (0 to 0)	0 (0 to 0)	0
Onchocerciasis	0 (0 to 0)	0 (0 to 0)	0 (0 to 0)	0 (0 to 0)	0 (0 to 0)	0 (0 to 0)	0 (0 to 0)	0 (0 to 0)	0 (0 to 0)	0 (0 to 0)	0 (0 to 0)	0 (0 to 0)	0 (0 to 0)	0 (0 to 0)	0 (0 to 0)	0 (0 to 0)	0 (0 to 0)	0 (0 to 0)	0 (0 to 0)	0 (0 to 0)	0 (0 to 0)	0 (0 to 0)	0 (0 to 0)	0
Trachoma	0 (0 to 0)	0 (0 to 0)	0 (0 to 0)	0 (0 to 0)	0 (0 to 0)	0 (0 to 0)	0 (0 to 0)	0 (0 to 0)	0 (0 to 0)	0 (0 to 0)	0 (0 to 0)	0 (0 to 0)	0 (0 to 0)	0 (0 to 0)	0 (0 to 0)	0 (0 to 0)	0 (0 to 0)	0 (0 to 0)	0 (0 to 0)	0 (0 to 0)	0 (0 to 0)	0 (0 to 0)	0 (0 to 0)	0
Dengue	0 (0 to 0)	0 (0 to 0)	0 (0 to 0)	0 (0 to 0)	0 (0 to 0)	0 (0 to 0)	0 (0 to 0)	0 (0 to 0)	0 (0 to 0)	0 (0 to 0)	0 (0 to 0)	0 (0 to 0)	0 (0 to 0)	0 (0 to 0)	0 (0 to 0)	0 (0 to 0)	0 (0 to 0)	0 (0 to 0)	0 (0 to 0)	0 (0 to 0)	0 (0 to 0)	0 (0 to 0)	0 (0 to 0)	0
Yellow fever	0 (0 to 0)	0 (0 to 0)	0 (0 to 0)	0 (0 to 0)	0 (0 to 0)	0 (0 to 0)	0 (0 to 0)	0 (0 to 0)	0 (0 to 0)	0 (0 to 0)	0 (0 to 0)	0 (0 to 0)	0 (0 to 0)	0 (0 to 0)	0 (0 to 0)	0 (0 to 0)	0 (0 to 0)	0 (0 to 0)	0 (0 to 0)	0 (0 to 0)	0 (0 to 0)	0 (0 to 0)	0 (0 to 0)	0
Rabies	0 (0 to 0)	0 (0 to 0)	0 (0 to 0)	0 (0 to 0)	0 (0 to 0)	0 (0 to 0)	0 (0 to 0)	0 (0 to 0)	0 (0 to 0)	0 (0 to 0)	0 (0 to 0)	0 (0 to 0)	0 (0 to 0)	0 (0 to 0)	0 (0 to 0)	0 (0 to 0)	0 (0 to 0)	0 (0 to 0)	0 (0 to 0)	0 (0 to 0)	0 (0 to 0)	0 (0 to 0)	0 (0 to 0)	0.1
Intestinal nematode infections	0 (0 to 0)	0 (0 to 0)	0 (0 to 0)	0 (0 to 0)	0 (0 to 0)	0 (0 to 0)	0 (0 to 0)	0 (0 to 0)	0 (0 to 0)	0 (0 to 0)	0 (0 to 0)	0 (0 to 0)	0 (0 to 0)	0 (0 to 0)	0 (0 to 0)	0 (0 to 0)	0 (0 to 0)	0 (0 to 0)	0 (0 to 0)	0 (0 to 0)	0 (0 to 0)	0 (0 to 0)	0 (0 to 0)	0
Ascariasis	0 (0 to 0)	0 (0 to 0)	0 (0 to 0)	0 (0 to 0)	0 (0 to 0)	0 (0 to 0)	0 (0 to 0)	0 (0 to 0)	0 (0 to 0)	0 (0 to 0)	0 (0 to 0)	0 (0 to 0)	0 (0 to 0)	0 (0 to 0)	0 (0 to 0)	0 (0 to 0)	0 (0 to 0)	0 (0 to 0)	0 (0 to 0)	0 (0 to 0)	0 (0 to 0)	0 (0 to 0)	0 (0 to 0)	0
Trichuriasis	0 (0 to 0)	0 (0 to 0)	0 (0 to 0)	0 (0 to 0)	0 (0 to 0)	0 (0 to 0)	0 (0 to 0)	0 (0 to 0)	0 (0 to 0)	0 (0 to 0)	0 (0 to 0)	0 (0 to 0)	0 (0 to 0)	0 (0 to 0)	0 (0 to 0)	0 (0 to 0)	0 (0 to 0)	0 (0 to 0)	0 (0 to 0)	0 (0 to 0)	0 (0 to 0)	0 (0 to 0)	0 (0 to 0)	0
Hookworm disease	0 (0 to 0)	0 (0 to 0)	0 (0 to 0)	0 (0 to 0)	0 (0 to 0)	0 (0 to 0)	0 (0 to 0)	0 (0 to 0)	0 (0 to 0)	0 (0 to 0)	0 (0 to 0)	0 (0 to 0)	0 (0 to 0)	0 (0 to 0)	0 (0 to 0)	0 (0 to 0)	0 (0 to 0)	0 (0 to 0)	0 (0 to 0)	0 (0 to 0)	0 (0 to 0)	0 (0 to 0)	0 (0 to 0)	0
Food-borne trematodiases	0 (0 to 0)	0 (0 to 0)	0 (0 to 0)	0 (0 to 0)	0 (0 to 0)	0 (0 to 0)	0 (0 to 0)	0 (0 to 0)	0 (0 to 0)	0 (0 to 0)	0 (0 to 0)	0 (0 to 0)	0 (0 to 0)	0 (0 to 0)	0 (0 to 0)	0 (0 to 0)	0 (0 to 0)	0 (0 to 0)	0 (0 to 0)	0 (0 to 0)	0 (0 to 0)	0 (0 to 0)	0 (0 to 0)	0
Leprosy	0 (0 to 0)	0 (0 to 0)	0 (0 to 0)	0 (0 to 0)	0 (0 to 0)	0 (0 to 0)	0 (0 to 0)	0 (0 to 0)	0 (0 to 0)	0 (0 to 0)	0 (0 to 0)	0 (0 to 0)	0 (0 to 0)	0 (0 to 0)	0 (0 to 0)	0 (0 to 0)	0 (0 to 0)	0 (0 to 0)	0 (0 to 0)	0 (0 to 0)	0 (0 to 0)	0 (0 to 0)	0 (0 to 0)	0
Ebola	0 (0 to 0)	0 (0 to 0)	0 (0 to 0)	0 (0 to 0)	0 (0 to 0)	0 (0 to 0)	0 (0 to 0)	0 (0 to 0)	0 (0 to 0)	0 (0 to 0)	0 (0 to 0)	0 (0 to 0)	0 (0 to 0)	0 (0 to 0)	0 (0 to 0)	0 (0 to 0)	0 (0 to 0)	0 (0 to 0)	0 (0 to 0)	0 (0 to 0)	0 (0 to 0)	0 (0 to 0)	0 (0 to 0)	0
Zika virus	0 (0 to 0)	0 (0 to 0)	0 (0 to 0)	0 (0 to 0)	0 (0 to 0)	0 (0 to 0)	0 (0 to 0)	0 (

Other neoplasms	0-1 (0 to 0.2)	0 (0 to 0)	0 (0-1 to 0.2)	0-4 (0.3 to 0.4)	0-5 (0.3 to 0.7)	0-3 (0.2 to 0.5)	0-6 (0.4 to 0.6)	0-4 (0.3 to 0.6)	0-8 (0.5 to 1.2)	1-1 (0.7 to 1.4)	1-4 (0.9 to 2.1)	1-9 (1.3 to 2.8)	3-8 (2.4 to 5.6)	8 (5.4 to 12.1)	13-3 (9.6 to 20.4)	20-9 (14.7 to 33.2)	37-2 (27.3 to 59.3)	62 (49.1 to 98.4)	88-7 (47.6 to 154)	82-3 (69.4 to 98.9)	51-5 (39.4 to 73.4)	29-5 (20.4 to 39.4)	8-3 (5.7 to 11.3)	369
Medulloblastoma, medulloblastoma, and other hemangioblastic neoplasms	0 (0 to 0.2)	0 (0 to 0)	0 (0-1 to 0.2)	0 (0 to 0.4)	0 (0 to 0.7)	0 (0.2 to 0.5)	0 (0.4 to 0.6)	0 (0.3 to 0.6)	0 (0.5 to 1.2)	0 (0.7 to 1.4)	0 (0.9 to 2.1)	0 (1.3 to 2.8)	0 (2.4 to 5.6)	0 (5.4 to 12.1)	0 (9.6 to 20.4)	0 (14.7 to 33.2)	0 (27.3 to 59.3)	0 (49.1 to 98.4)	0 (47.6 to 154)	0 (69.4 to 98.9)	0 (39.4 to 73.4)	0 (20.4 to 39.4)	0 (5.7 to 11.3)	369
Benign and in situ intestinal neoplasms	0 (0 to 0)	0 (0 to 0)	0 (0 to 0)	0 (0 to 0)	0 (0 to 0)	0 (0 to 0)	0 (0 to 0)	0 (0 to 0)	0 (0 to 0)	0 (0 to 0)	0 (0 to 0)	0 (0 to 0)	0 (0 to 0)	0 (0 to 0)	0 (0 to 0)	0 (0 to 0)	0 (0 to 0)	0 (0 to 0)	0 (0 to 0)	0 (0 to 0)	0 (0 to 0)	0 (0 to 0)	0 (0 to 0)	0
Benign and in situ cervical and uterine neoplasms	0 (0 to 0)	0 (0 to 0)	0 (0 to 0)	0 (0 to 0)	0 (0 to 0)	0 (0 to 0)	0 (0 to 0)	0 (0 to 0)	0 (0 to 0)	0 (0 to 0)	0 (0 to 0)	0 (0 to 0)	0 (0 to 0)	0 (0 to 0)	0 (0 to 0)	0 (0 to 0)	0 (0 to 0)	0 (0 to 0)	0 (0 to 0)	0 (0 to 0)	0 (0 to 0)	0 (0 to 0)	0 (0 to 0)	0
Other benign and in situ neoplasms	0 (0 to 0)	0 (0 to 0)	0 (0 to 0)	0 (0 to 0)	0 (0 to 0)	0 (0 to 0)	0 (0 to 0)	0 (0 to 0)	0 (0 to 0)	0 (0 to 0)	0 (0 to 0)	0 (0 to 0)	0 (0 to 0)	0 (0 to 0)	0 (0 to 0)	0 (0 to 0)	0 (0 to 0)	0 (0 to 0)	0 (0 to 0)	0 (0 to 0)	0 (0 to 0)	0 (0 to 0)	0 (0 to 0)	0
Cardiovascular diseases	2-1 (1.1 to 3.3)	3-1 (2.1 to 4.3)	7-4 (4.6 to 10.6)	10-4 (5.9 to 12.2)	10-7 (6.1 to 16)	13 (10.1 to 16)	29 (20.4 to 33.2)	49-9 (41.2 to 59.4)	104 (87.2 to 120)	163 (136.2 to 196)	232 (193 to 272)	327 (270 to 389)	461 (391.6 to 539)	1,022 (852 to 1,207)	1,478 (1,220 to 1,743)	1,766 (1,469 to 2,045)	2,466 (2,126 to 2,862)	3,760 (3,230 to 4,336)	4,640 (3,960 to 5,436)	4,706 (3,910 to 5,360)	3,920 (2,892 to 3,940)	1,370 (1,080 to 1,500)	30,300
Rheumatic heart disease	0 (0 to 0)	0 (0 to 0)	0 (0-1 to 0.4)	0-1 (0-1 to 0.4)	0-1 (0 to 0.3)	0-2 (0.2 to 0.4)	0-4 (0.2 to 0.6)	0-6 (0.4 to 0.8)	0-8 (0.7 to 1.6)	1-1 (0.7 to 1.6)	1-4 (0.9 to 2.1)	2-2 (1.5 to 3.6)	4-5 (3.2 to 6.5)	7-3 (4.9 to 10.4)	9-7 (6.5 to 13.9)	11-5 (8.2 to 15.3)	19 (13.7 to 25.7)	27-7 (20.1 to 36.7)	39-6 (21.9 to 65.9)	27 (18.9 to 37.4)	19-5 (11.9 to 23.9)	6-1 (3.8 to 7.5)	196
Ischemic heart disease	0 (0 to 0)	0 (0 to 0)	0 (0 to 0)	0-1 (0.4 to 3.1)	0-2 (0.7 to 4.1)	0-5 (1.7 to 10.2)	1-3 (3.8 to 26.2)	2-6 (11.7 to 56.2)	6-6 (27.6 to 114)	11-5 (47.6 to 174)	21 (81.5 to 316)	41 (121 to 561)	67-6 (192 to 920)	121 (350 to 1,660)	200 (581 to 2,750)	280 (697 to 4,002)	411 (729 to 7,045)	1,166 (963 to 1,373)	1,960 (1,365 to 2,183)	2,690 (1,415 to 3,153)	3,660 (1,470 to 5,140)	2,890 (1,339 to 3,290)	1,160 (611 to 1,570)	12,200
Stroke	0-1 (0 to 0.3)	0 (0 to 0)	0-2 (0.1 to 1.4)	0-7 (0.7 to 2.6)	0-9 (2.1 to 5.1)	1-1 (2.4 to 7.8)	2-2 (7.1 to 16.3)	3-5 (16.1 to 36.4)	7-6 (34.1 to 74.3)	14-1 (64.5 to 142)	26 (94.5 to 206)	34-1 (127 to 263)	50-2 (167 to 413)	67-6 (189 to 779)	139 (147 to 2,060)	186 (184 to 2,569)	263 (233 to 3,597)	310 (273 to 4,277)	472 (431 to 5,962)	770 (721 to 7,775)	1,170 (1,060 to 9,964)	1,190 (1,060 to 7,217)	847 (756 to 4,660)	233 (208 to 1,440)	6,870
Ischemic stroke	0 (0 to 0.1)	0-1 (0 to 0.4)	0-1 (0 to 0.9)	0-2 (0.1 to 2.3)	0-6 (0.7 to 3.6)	0-8 (2.1 to 7.1)	1-4 (5.4 to 15.2)	2-4 (14.2 to 33.2)	4-9 (32.1 to 73.2)	8-6 (61.2 to 141)	17 (91.2 to 206)	25 (122 to 263)	39-6 (157 to 413)	59 (178 to 779)	109 (139 to 2,060)	139 (174 to 2,569)	199 (220 to 3,597)	233 (258 to 4,277)	351 (407 to 5,962)	573 (681 to 7,775)	870 (1,000 to 9,964)	885 (1,000 to 7,217)	630 (714 to 4,660)	173 (197 to 1,440)	4,140
Intracerebral hemorrhage	0 (0 to 0)	0 (0 to 0)	0-1 (0 to 0.2)	0-4 (0.2 to 0.7)	0-5 (0.3 to 1.1)	0-7 (0.5 to 1.7)	1-2 (1.2 to 3.4)	1-7 (2.9 to 6.9)	3-3 (6.7 to 14.1)	5-4 (12.2 to 27.5)	10-2 (23.1 to 52.3)	14-7 (33.1 to 74.8)	21-5 (42.9 to 97.1)	29-3 (52.1 to 118)	43-3 (59.9 to 135)	59-1 (74.1 to 167)	79-3 (92.5 to 209)	102 (117 to 264)	132 (144 to 334)	170 (182 to 405)	204 (197 to 453)	172 (157 to 387)	72-9 (67.1 to 167)	23 (21.2 to 53.3)	1,850
Subarachnoid hemorrhage	0 (0 to 0.1)	0 (0 to 0)	0 (0 to 0.6)	0-1 (0 to 1.6)	0-2 (0.4 to 1.9)	0-3 (1.3 to 7.2)	0-7 (2.4 to 9.7)	1-2 (6 to 17.9)	2-4 (13.4 to 34.1)	3-8 (27.2 to 70.6)	7-2 (53.1 to 129)	10 (94.1 to 224)	15-4 (133 to 304)	22-1 (211 to 443)	32-4 (295 to 629)	44-3 (384 to 815)	59-1 (527 to 1,072)	79-1 (627 to 1,332)	98-1 (671 to 1,532)	126 (729 to 1,729)	152 (779 to 1,970)	153 (802 to 2,130)	126 (643 to 1,870)	53-6 (272 to 777)	892
Hypertensive heart disease	0 (0 to 0)	0 (0 to 0)	0 (0 to 0)	0 (0 to 0)	0 (0 to 0)	0 (0 to 0)	0 (0 to 0.4)	0-1 (0.1 to 0.6)	0-2 (0.2 to 1.2)	0-3 (0.3 to 1.9)	0-6 (0.5 to 2.7)	0-9 (0.8 to 3.7)	1-3 (1.1 to 5.2)	1-8 (1.6 to 7.3)	2-5 (2.2 to 9.9)	3-2 (2.8 to 12.4)	4-1 (3.6 to 15.4)	5-2 (4.6 to 19.4)	6-5 (5.7 to 24.1)	8-5 (7.5 to 31.4)	10-4 (9.2 to 38.5)	10-5 (9.3 to 38.6)	8-6 (7.6 to 31.8)	3-7 (3.3 to 13.7)	144
Non-rheumatic valvular heart disease	0 (0 to 0)	0 (0 to 0)	0 (0 to 0)	0 (0 to 0)	0 (0 to 0)	0 (0 to 0)	0 (0.4 to 2.3)	0 (0.4 to 2.8)	0-1 (1.4 to 4.9)	0 (2 to 5.1)	0-1 (2.7 to 6.9)	0-1 (3.8 to 9.2)	0-2 (4.7 to 13.4)	0-2 (6.5 to 18.2)	0-3 (8.9 to 24.9)	0-4 (11.9 to 33.2)	0-5 (15.9 to 44.3)	0-6 (20.5 to 57.1)	0-8 (26.1 to 72.8)	0-9 (32.9 to 91)	0-9 (41.6 to 115)	0-9 (51.9 to 143)	0-8 (63.7 to 176)	0-6 (78.1 to 216)	1,050
Non-rheumatic calcific aortic valve disease	0 (0 to 0)	0 (0 to 0)	0 (0 to 0)	0 (0 to 0)	0 (0 to 0)	0 (0 to 0)	0 (0.2 to 1.6)	0 (0.3 to 2)	0 (0.6 to 3.7)	0 (0.9 to 5.7)	0 (1.3 to 8.9)	0 (2 to 14.1)	0 (2.9 to 20.1)	0 (4 to 30)	0 (5.5 to 41.7)	0 (7.6 to 57.1)	0 (10.1 to 75.8)	0 (13.1 to 97.6)	0 (16.7 to 123)	0 (20.9 to 153)	0 (26.1 to 190)	0 (32.1 to 233)	0 (39.1 to 283)	0 (47.2 to 340)	933
Non-rheumatic degenerative mitral valve disease	0 (0 to 0)	0 (0 to 0)	0 (0 to 0)	0 (0 to 0)	0 (0 to 0)	0 (0 to 0)	0 (0.1 to 0.7)	0 (0.2 to 0.9)	0 (0.3 to 1.3)	0 (0.5 to 1.8)	0 (0.8 to 2.6)	0 (1.1 to 3.6)	0 (1.6 to 4.8)	0 (2.2 to 6.7)	0 (2.9 to 9)	0 (3.9 to 12)	0 (5.1 to 15.9)	0 (6.6 to 20.3)	0 (8.4 to 25.8)	0 (10.6 to 32.2)	0 (13.1 to 39.9)	0 (16.1 to 48.7)	0 (19.6 to 59.2)	0 (23.7 to 71.4)	213
Other non-rheumatic valve diseases	0 (0 to 0)	0 (0 to 0)	0 (0 to 0)	0 (0 to 0)	0 (0 to 0)	0 (0 to 0)	0 (0 to 0.1)	0 (0 to 0.1)	0 (0 to 0.1)	0 (0 to 0.1)	0 (0 to 0.1)	0 (0 to 0.1)	0 (0 to 0.1)	0 (0 to 0.1)	0 (0 to 0.1)	0 (0 to 0.1)	0 (0 to 0.1)	0 (0 to 0.1)	0 (0 to 0.1)	0 (0 to 0.1)	0 (0 to 0.1)	0 (0 to 0.1)	0 (0 to 0.1)	0 (0 to 0.2)	0 (0 to 0.1)	0
Cardiomyopathy and myocarditis	1-7 (1.9 to 3.9)	2-3 (1.4 to 3.4)	3-4 (3.2 to 5.9)	4-6 (3.9 to 7.7)	5-2 (3.9 to 7.5)	5-9 (4.6 to 9.1)	8-2 (6.9 to 16.2)	11-3 (9.6 to 24.1)	16-2 (14.1 to 34.1)	22-1 (19.6 to 46.7)	30-2 (26.5 to 63.1)	39-7 (34.6 to 82.4)	51-7 (44.6 to 107)	66-7 (57.1 to 139)	83 (70.5 to 175)	103 (87.1 to 217)	126 (106 to 265)	154 (129 to 324)	189 (157 to 396)	233 (192 to 487)	283 (232 to 592)	344 (281 to 719)	413 (337 to 863)	470 (384 to 983)	3,400
Myocarditis	0 (0 to 0.1)	0 (0 to 0.2)	0 (0 to 0.4)	0 (0 to 0.6)	0 (0 to 0.6)	0 (0 to 0.7)	0 (0.2 to 1.2)	0 (0.3 to 1.6)	0 (0.6 to 2.7)	0 (1 to 3.9)	0 (1.5 to 5.7)	0 (2.2 to 8.2)	0 (3 to 11.2)	0 (4.1 to 15.4)	0 (5.4 to 20.3)	0 (7.1 to 26.6)	0 (9.2 to 34.5)	0 (11.8 to 44.1)	0 (14.9 to 55.7)	0 (18.7 to 69.7)	0 (23.3 to 86.7)	0 (28.9 to 107)	0 (35.8 to 132)	0 (43.9 to 162)	599
Alcoholic cardiomyopathy	0 (0 to 0)	0 (0 to 0)	0 (0 to 0)	0 (0 to 0)	0 (0 to 0)	0 (0 to 0)	0 (0 to 0.6)	0 (0 to 0.8)	0 (0.2 to 1.6)	0 (0.3 to 2.3)	0 (0.4 to 3.2)	0 (0.6 to 4.7)	0 (0.8 to 6.3)	0 (1.1 to 8.5)	0 (1.5 to 11.2)	0 (2 to 14.7)	0 (2.6 to 19.2)	0 (3.3 to 24.3)	0 (4.2 to 30.7)	0 (5.3 to 38.5)	0 (6.6 to 47.6)	0 (8.2 to 58.7)	0 (10.1 to 72.3)	0 (12.4 to 88.6)	610
Other cardiomyopathy	1-6 (2.9 to 3.4)	2 (1.3 to 2.2)	5-1 (2.9 to 5.7)	9-8 (5.9 to 11.4)	2-9 (1.6 to 4.6)	4-4 (2.9 to 6.1)	13-1 (7.9 to 21.4)	19-6 (11.9 to 29.1)	29-1 (21.2 to 39.3)	33-1 (24.9 to 43.9)	40-9 (31.4 to 52.8)	49-5 (37.9 to 64.1)	43-9 (33.7 to 57.4)	42-7 (32.9 to 55.7)	43-7 (33.7 to 56.8)	73-1 (56.3 to 95.1)	76-4 (58.7 to 99.4)	87-9 (67.5 to 114)	83 (63.8 to 108)	143 (109.9 to 186)	214 (164.2 to 278)	219 (168.2 to 284)	284 (218.3 to 369)	324 (249.3 to 421)	2,910
Atrial fibrillation and flutter	0 (0 to 0)	0 (0 to 0)	0 (0 to 0)	0 (0 to 0)	0 (0 to 0)	0 (0 to 0)	0 (0 to 0)	0 (0 to 0)	0 (0 to 0)	0 (0 to 0)	0 (0 to 0)	0 (0 to 0)	0 (0 to 0)	0 (0 to 0)	0 (0 to 0)	0 (0 to 0)	0 (0 to 0)	0 (0 to 0)	0 (0 to 0)	0 (0 to 0)	0 (0 to 0)	0 (0 to 0)	0 (0 to 0)	0 (0 to 0)	0 (0 to 0)	0
Aortic aneurysm	—	—	—	—	—	—	0-5 (0.2 to 1.1)	1 (0.5 to 2.4)	2-8 (1.4 to 5.9)	3-5 (2.5 to 8.2)	5-6 (3.9 to 12.7)	7-9 (5.4 to 17.4)	9-5 (7.3 to 23.1)	10-4 (7.9 to 25.4)	27-9 (21.3 to 68.1)	46 (35.4 to 112)	72-3 (54.5 to 176)	124 (93.1 to 302)	139 (104.1 to 339)	157 (116.9 to 383)	177 (128.6 to 431)	157 (112.4 to 383)	133 (93.1 to 324)	105 (72.1 to 255)	NA
Endocarditis	0 (0 to 0)	0 (0 to 0)	0-1 (0 to 0.3)	0-3 (0.1 to 0.8)	0-4 (0.1 to 1.1)	0-4 (0.2 to 1.1)	0-7 (0.4 to 1.8)	1-1 (0.6 to 2.8)	1-6 (1 to 4.3)	2-2 (1.4 to 5.9)	2-8 (1.9 to 7.5)	3-3 (2.3 to 9.1)	3-7 (2.6 to 10.3)	3-9 (2.8 to 11.4)	3-7 (2.6 to 10.6)	3-5 (2.5 to 10.1)	3-5 (2.4 to 10.1)	3-3 (2.3 to 9.6)	3-1 (2.1 to 9.1)	2-9 (1.9 to 8.4)	2-6 (1.7 to 7.6)	2-2 (1.4 to 6.5)	1-8 (1.2 to 5.4)	1-3 (0.8 to 3.8)	23-7
Other cardiovascular and circulatory diseases	0-4 (0.2 to 0.9)	0-4 (0.2 to 0.9)	0-6 (0.4 to 2.2)	0-9 (0.4 to 2.3)	1-4 (0.7 to 3.4)	2-1 (0.7 to 4.6)	3-4 (1.7 to 8.1)	4-5 (2.3 to 10.6)	9-8 (4.9 to 22.3)	13-5 (7.1 to 30.4)	18-3 (9.8 to 41.2)	28-3 (15.4 to 63.9)	37-9 (23.4 to 85.4)	44-6 (28.1 to 100)	59-7 (38.2 to 134)	87-8 (56.2 to 195)	132 (85.2 to 293)	183 (118.1 to 406)	169 (109.1 to 375)	112 (72.5 to 249)	133 (85.1 to 295)	105 (67.1 to 233)	77-5 (49.1 to 171)	1,110
Chronic respiratory diseases	1 (0.5 to 1.5)	1 (0.5 to 1.5)	1-5 (0.9 to 2.6)	1-9 (1.1 to 3.1)	1-9 (1.1 to 3.2)	2-2 (1.3 to 3.6)	3-2 (1.9 to 5.2)	4-2 (2.5 to 6.8)	5-4 (3.2 to 8.7)	6-7 (4 to 10.7)	8-2 (4.9 to 13.1)	9-7 (5.8 to 15.5)	11-3 (6.8 to 18.1)	12-8 (7.7 to 20.4)	14-8 (8.9 to 23.5)	16-9 (10.2 to 26.9)	19-3 (11.7 to 30.8)	21-9 (13.2 to 34.7)	24-8 (15 to 39.4)	28-1 (17.1 to 44.8)	31-8 (19.4 to 50.6)	35-9 (21.8 to 57.1)	40-6 (24.7 to 64.6)	45-9 (28 to 73.1)	1,400
Chronic obstructive pulmonary disease	0 (0 to 0.1)	0 (0 to 0.1)	0-1 (0 to 0.4)	0-4 (0.2 to 0.9)	0-5 (0.2 to 1.1)	0-7 (0.4 to 1.4)	1-2 (0.7 to 2.7)	1-8 (1.1 to 4.2)	3-2 (2 to 7.1)	4-5 (2.9 to 10.1)	6-3 (4 to 14.2)	8-5 (5.4 to 19.1)	11-2 (7.1 to 25.2)	14-2 (9.1 to 32.1)	18-2 (11.6 to 41.1)	23-1 (14.8 to 52.2)	29-1 (18.6 to 65.8)	36-2 (23.1 to 81.8)	44-7 (28.5 to 101)	55-1 (35.1 to 125)	67-1 (42.8 to 152)	81-4 (51.8 to 184)	98-1 (62.5 to 222)	118 (75.1 to 267)	7,600
Pneumoconiosis	0 (0 to 0)	0 (0 to 0)	0 (0 to 0)	0 (0 to 0)	0 (0 to 0)	0 (0 to 0)	0 (0 to 0)	0 (0 to 0)	0 (0 to 0)	0 (0 to 0)	0 (0 to 0)	0 (0 to 0)	0 (0 to 0)	0 (0 to 0)	0 (0 to 0)	0 (0 to 0)	0 (0 to 0)	0 (0 to 0)	0 (0 to 0)	0 (0 to 0)	0 (0 to 0)	0 (0 to 0)	0 (0 to 0)	0 (0 to 0)	0 (0 to 0)	0
Silicosis	0 (0 to 0)	0 (0 to 0)	0 (0 to 0)	0 (0 to 0)	0 (0 to 0)	0 (0 to 0)	0 (0 to 0)	0 (0 to 0)	0 (0 to 0)	0 (0 to 0)	0 (0 to 0)	0 (0 to 0)	0 (0 to 0)	0 (0 to 0)	0 (0 to 0)	0 (0 to 0)	0 (0 to 0)	0 (0 to 0)	0 (0 to 0)	0 (0 to 0)	0 (0 to 0)	0 (0 to 0)	0 (0 to 0)	0 (0 to 0)	0 (0 to 0)	1
Asbestosis	0 (0 to 0)	0 (0 to 0)	0 (0 to 0)	0 (0 to 0)	0 (0 to 0)	0 (0 to 0)	0 (0 to 0)	0 (0 to 0)	0 (0 to 0)	0 (0 to 0)	0 (0 to 0)	0 (0 to 0)	0 (0 to 0)	0 (0 to 0)	0 (0 to 0)	0 (0 to 0)	0 (0 to 0)	0 (0 to 0)	0 (0 to 0)	0 (0 to 0)	0 (0 to 0)	0 (0 to 0)	0 (0 to 0)	0 (0 to 0)	0 (0 to 0)	23-7
Coal workers pneumoconiosis	0 (0 to 0)	0 (0 to 0)	0 (0 to 0)	0 (0 to 0)	0 (0 to 0)	0 (0 to 0)	0 (0 to 0)	0 (0 to 0)	0 (0 to 0)	0 (0 to 0)	0 (0 to 0)	0 (0 to 0)	0 (0 to 0)	0 (0 to 0)	0 (0 to 0)	0 (0 to 0)	0 (0 to 0)	0 (0 to 0)	0 (0 to 0)	0 (0 to 0)	0 (0 to 0)	0 (0 to 0)	0 (0 to 0)	0 (0 to 0)	0 (0 to 0)	3-3
Other pneumoconiosis	0 (0 to 0)	0 (0 to 0)	0 (0 to 0)	0 (0 to 0)	0 (0 to 0)	0 (0 to 0)	0 (0 to 0)	0 (0 to 0)	0 (0 to 0)	0 (0 to 0)	0 (0 to 0)	0 (0 to 0)	0 (0 to 0)	0 (0 to 0)	0 (0 to 0)	0 (0 to 0)	0 (0 to 0)	0 (0 to 0)	0 (0 to 0)	0 (0 to 0)	0 (0 to 0)	0 (0 to 0)	0 (0 to 0)	0 (0 to 0)	0 (0 to 0)	2-2
Asthma	0 (0 to 0)	0 (0 to 0)	0-7 (0.4 to 0.9)	0-9 (0.4 to 1.2)	0-9 (0.4 to 1.3)	1-1 (0.5 to 1.6)	1-6 (0.8 to 2.2)	2-1 (1.1 to 3.1)	3-1 (1.6 to 4.5)	4-2 (2.2 to 6.1)	5-6 (3 to 8.1)	7-2 (3.9 to 10.4)	9-3 (5.1 to 13.4)	11-7 (6.4 to 16.8)	14-8 (8.2 to 21.2)	18-6 (10.4 to 26.7)	23-5 (13.2 to 33.8)	29-5 (16.6 to 42.3)	36-7 (20.6 to 52.5)	45-5 (25.6 to 65.1)	56-3 (31.7 to 80.5)	69-5 (39.1 to 99.3)	85-9 (48.3 to 123)	106 (59.7 to 151)	3,200
Interstitial lung disease and pulmonary sarcoidosis	0 (0 to 0)	0 (0 to 0)	0 (0 to 0.1)	0 (0 to 0.1)	0 (0 to 0.1)	0 (0 to 0.1)	0 (0 to 0.2)	0 (0 to 0.3)	0 (0 to 0.5)	0 (0 to 0.7)	0 (0 to 1)	0 (0 to 1.4)	0 (0 to 1.9)	0 (0 to 2.5)	0 (0 to 3.3)	0 (0 to 4.3)	0 (0 to 5.5)	0 (0 to 7)	0 (0 to 8.8)	0 (0 to 11)	0 (0 to 13)	0 (0 to 16)	0 (0 to 20)	0 (0 to 24)	0 (0 to 29)	2-2
Other chronic respiratory diseases	0-7 (0.3 to 0.9)	1-2 (0.6 to 1.6)	2-8 (1.4 to 3.7)	2-8 (1.4 to 3.7)	2-9 (1.4 to 3.8)	3-1 (1.5 to 4.1)	4-4 (2.2 to 5.8)	5-8 (2.9 to 7.7)	7-7 (3.8 to 10.2)	9-7 (4.8 to 13)	12-2 (6.1 to 16.2)	15-1 (7.6 to 20.2)	18-5 (9.3 to 24.7)	22-5 (11.3 to 30.1)	27-3 (13.7 to 36.5)	32-9 (16.5 to 44.1)	39-3 (19.8 to 52.7)	46-9 (23.6 to 62.9)	55-9 (28.1 to 75.1)	66-3 (33.3 to 89)	78-1 (39.2 to 105)	91-5 (45.9 to 123)	107 (53.7 to 144)	123 (61.8 to 166)	2,400
Digestive diseases	1-5 (0.9 to 2.3)	1-9 (0.9 to 2.8)	4-1 (2.4 to 6.2)	4-9 (2.8 to 7.2)	5-2 (3.1 to 7.8)	6-2 (3.8 to 9.2)	8-9 (5.4 to 13.2)	12-2 (7.4 to 18.1)	17-2 (10.6 to 25.4)	23-2 (14.5 to 34.1)	30-8 (19.2 to 45.2)	40-1 (25.1 to 58.8)	51-8 (32.4 to 75.8)	66-2 (41.4 to 96.8)	83-2 (52.1 to 121)	104 (65.2 to 151)	129 (81.1 to 187)	159 (99.6 to 230)	194 (121 to 280)	236 (147 to 340)	284 (177 to 409)	338 (211 to 487)	398 (248 to 573)	465 (290 to 670)	2,600
Esophagus	0-1 (0 to 0.2)	0-1 (0 to 0.3)	0-3 (0.1 to 0.8)	0-4 (0.2 to 1.1)	0-5 (0.2 to 1.3)	0-6 (0.3 to 1.5)	0-9 (0.5 to 2.2)	1-2 (0.7 to 3.1)	1-6 (1 to 4.2)	2-1 (1.4 to 5.7)	2-8 (1.9 to 7.6)	3-7 (2.5 to 10)	4-7 (3.2 to 13)	6-1 (4.1 to 16.8)	7-6 (5.1 to 20.8)	9-5 (6.4 to 26.1)	11-8 (8 to 32.4)	14-4 (9.8 to 39.8)	17-7 (12 to 48.8)	21-4 (14.5 to 59.1)	25-7 (17.4 to 70.9)	30-8 (20.9 to 85.1)	36-3 (24.6 to 100)	42-3 (28.6 to 116)	1,200
Stomach	0-4 (0.2 to 0.6)	0-5 (0.2 to 0.7)	1-1 (0.6 to 1.6)	1-4 (0.8 to 2.1)	1-5 (0.8 to 2.2)	1-8 (1.1 to 2.6)	2-5 (1.5 to 3.7)	3-4 (2.1 to 5.1)	4-8 (3 to 7.1)	6-5 (4.1 to 9.6)	8-5 (5.4 to 12.7)	11-1 (7.1 to 16.5)	14-2 (9.1 to 21.1)	18-2 (11.6 to 27)	22-8 (14.5 to 33.8)	28-5 (18.2 to 42.4)	35-5 (22.7 to 52.8)	43-4 (27.8 to 64.6)	52-9 (33.9 to 78.7)	63-9 (40.9 to 95.1)	76-7 (49.1 to 114)	91-2 (58.5 to 136)	107 (68.7 to 159)	125 (80.4 to 186)	3,700
Peptic ulcer disease	0 (0 to 0)	0 (0 to 0)	0 (0 to 0.2)	0 (0 to 0.3)	0 (0 to 0.3)	0 (0 to 0.4)	0 (0 to 0.6)	0 (0 to 0.8)	0 (0.1 to 1.1)	0 (0.1 to 1.5)	0 (0.2 to 2)	0 (0.2 to 2.7)	0 (0.3 to 3.5)	0 (0.4 to 4.5)	0 (0.5 to 5.8)	0 (0.7 to 7.4)	0 (0.9 to 9.4)	0 (1.1 to 11.9)	0 (1.4 to 14.9)	0 (1.7 to 18.6)	0 (2.1 to 23.3)	0 (2.6 to 29.1)	0 (3.2 to 36.2)	0 (3.9 to 44.9)	442
Gastritis and duodenitis	0 (0 to 0)	0 (0 to 0)	0 (0 to 0.1)	0 (0 to 0.1)	0 (0 to 0.2)	0 (0 to 0.2)	0 (0 to 0.3)	0 (0 to 0.4)	0 (0 to 0.6)	0 (0 to 0.8)	0 (0 to 1.1)	0 (0 to 1.5)	0 (0 to 2)	0 (0 to 2.7)	0 (0 to 3.6)	0 (0 to 4.7)	0 (0 to 6)	0 (0 to 7.6)	0 (0 to 9.6)	0 (0 to 12)	0 (0 to 15)	0 (0 to 18)	0 (0 to 23)	0 (0 to 28)	520
Gastroesophageal reflex disease	0 (0 to 0)	0 (0 to 0)	0 (0 to 0)	0 (0 to 0.1)	0 (0 to 0.2)	0 (0 to 0.3)	0 (0 to 0.4)	0 (0 to 0.5)	0 (0 to 0.8)	0 (0 to 1.1)	0 (0 to 1.5)	0 (0 to 2.1)	0 (0 to 2.8)	0 (0 to 3.8)	0 (0 to 5.1)	0 (0 to 6.7)	0 (0 to 8.6)	0 (0 to 10.9)	0 (0 to 13.8)	0 (0 to 17.4)	0 (0 to 21.8)	0 (0 to 27.1)	0 (0 to 33.8)	0 (0 to 42)	620
Appendicitis	0 (0 to 0)	0 (0 to 0)	0 (0 to 0.1)	0 (0 to 0.4)	0 (0 to 0.5)	0 (0 to 0.6)	0 (0 to 1.1)	0 (0 to 1.4)	0 (0 to 2.1)	0 (0 to 3.1)	0 (0 to 4.5)	0 (0 to 6.3)	0 (0 to 8.6)	0 (0 to 11.5)	0 (0 to 15.2)	0 (0 to 19.8)	0 (0 to 25.3)	0 (0 to 32.1)	0 (0 to 41.1)	0 (0 to 52.1)	0 (0 to 65.3)	0 (0 to 81.5)	0 (0 to 102)	0 (0 to 126)	47-5
Paralytic ileus and intestinal obstruction	0-4 (0.2 to 1.4)	0-5 (0.2 to 1.4)	1-1 (0.5 to 2.7)	1-3 (0.6 to 3.2)	1-4 (0.7 to 3.5)	1-7 (0.7 to 4.1)	2-4 (1.3 to 5.6)	3-2 (1.7 to 7.3)	4-5 (2.3 to 10.3)	6-2 (3.3 to 14.1)	8-2 (4.3 to 18.6)	10-7 (5.6 to 24.1)	13-9 (7.3 to 31.1)	17-6 (9.3 to 39.5)	22-5 (11.9 to 50.4)	28-7 (15.1 to 64.1)	35-9 (18.9 to 80.1)	44-5 (23.5 to 99.4)	54-5 (28.8 to 122)	66-3 (35.1 to 148)	79-7 (42.2 to 178)	94-6 (50.2 to 211)	111 (59.2 to 249)	479
Inguinal, femoral, and abdominal hernia	0-1 (0 to 0.2)	0-2 (0.1 to 0.3)	0-5 (0.2 to 1.1)	0-7 (0.4 to 1.5)	0-8 (0.4 to 1.6)	0-9 (0.4 to 1.8)	1-4 (0.8 to 2.6)	1-8 (1.1 to 3.4)	2-6 (1.6 to 4.8)	3-5 (2.2 to 6.3)	4-6 (2.9 to 8.1)	5-9 (3.8 to 10.3)	7-6 (5 to 13.3)	9-6 (6.4 to 16.7)	12-2 (8.1 to 21.1)	15-4 (10.4 to 26.7)	19-3 (13.1 to 33.2)	23-9 (16.3 to 41.1)	29-1 (20.1 to 50.1)	35-3 (24.3 to 60.5)	42-3 (29.1 to 72.3)	49-9 (34.1 to 84.7)	58-5 (39.8 to 98.8)	399
Inflammatory bowel disease	0 (0 to 0)	0 (0 to 0)	0 (0 to 0.1)	0 (0 to 0.3)	0 (0 to 0.4)	0 (0 to 0.5)	0 (0 to 0.8)	0 (0 to 1.1)	0 (0 to 1.6)	0 (0 to 2.3)	0 (0 to 3.3)	0 (0 to 4.6)	0 (0 to 6.3)	0 (0 to 8.4)	0 (0 to 11)	0 (0 to 14.2)	0 (0 to 18.4)	0 (0 to 23.3)	0 (0 to 29.8)	0 (0 to 37.8)	0 (0 to 47.4)	0 (0 to 58.9)	0 (0 to 73.6)	0 (0 to 91.6)	2,640
Vascular intestinal disorders	0 (0 to 0)	0 (0 to 0)	0 (0 to 0.1)	0 (0 to 0.2)	0

Congenital birth defects	212 (162 to 268)	102 (75 to 134)	159 (115 to 242)	108 (86 to 135)	59.2 (45 to 74.5)	51.6 (38.5 to 64.9)	59.1 (46.9 to 75.2)	47.4 (35.6 to 60.3)	43.4 (34.1 to 54.7)	40.9 (31.6 to 51)	40.6 (30.6 to 52)	39.5 (29.4 to 49)	48.5 (33.7 to 63.4)	59.6 (39.2 to 73.3)	58.5 (37.5 to 76.7)	47.6 (29.6 to 63.4)	39.4 (24.4 to 51.3)	14.4 (8.9 to 21.1)	8.8 (5.4 to 13.1)	3.2 (1.9 to 5.1)	1.4 (0.9 to 2.2)	0.4 (0.2 to 0.6)	1,250
Neural tube defects	19.1 (9.8 to 32.1)	9.6 (3.2 to 21)	16.8 (9.1 to 28.9)	19.6 (12.4 to 27.8)	2.4 (1.4 to 3.6)	2 (1.4 to 2.6)	2.3 (1.6 to 3.1)	2.3 (1.6 to 3.1)	2.1 (1.5 to 2.9)	1.3 (1 to 1.7)	1.5 (1 to 2.2)	1.2 (0.8 to 1.7)	1.2 (0.7 to 1.7)	1.2 (0.6 to 1.7)	2.6 (0.9 to 5.1)	0.4 (0.2 to 0.9)	0.3 (0.2 to 0.6)	0.2 (0.1 to 0.3)	0.1 (0 to 0.2)	0.1 (0 to 0.2)	0.1 (0 to 0.2)	0 (0 to 0)	79.6
Congenital heart anomalies	0.1 (0.03 to 0.2)	0.1 (0.04 to 0.2)	0.1 (0.04 to 0.2)	0.1 (0.04

Net Taxes_by_Jesse 2016.19 by-year and sex across by both genders with 95% uncertainty intervals, 2016

Causes	Both Nonmarital	Late Nonmarital	Post-Nonmarital	1 to 4	5 to 9	10 to 14	15 to 19	20 to 24	25 to 29	30 to 34	35 to 39	40 to 44	45 to 49	50 to 54	55 to 59	60 to 64	65 to 69	70 to 74	75 to 79	80 to 84	85 to 89	90 to 94	95 plus	Total
All causes	56,000 (54,000–58,000)	20,100 (19,100–21,000)	69,000 (66,000–72,000)	166,000 (154,000–177,000)	224,000 (210,000–239,000)	220,000 (207,000–233,000)	226,000 (213,000–239,000)	229,000 (215,000–243,000)	229,000 (214,000–244,000)	230,000 (214,000–246,000)	232,000 (214,000–250,000)	1,280,000 (1,180,000–1,380,000)	1,530,000 (1,410,000–1,650,000)	2,060,000 (1,900,000–2,220,000)	2,720,000 (2,500,000–2,930,000)	3,430,000 (3,150,000–3,700,000)	4,230,000 (3,870,000–4,560,000)	5,150,000 (4,670,000–5,600,000)	6,240,000 (5,610,000–6,800,000)	6,930,000 (6,210,000–7,550,000)	7,230,000 (6,450,000–7,880,000)	6,250,000 (5,550,000–6,810,000)	2,250,000 (1,990,000–2,450,000)	12,100,000 (10,700,000–13,200,000)	36,430,000
Communicable, maternal, neonatal, and nutritional diseases	27,000 (21,700 to 31,500)	9,210 (6,520 to 11,600)	23,700 (17,900 to 28,200)	24,900 (14,900–34,200)	20,400 (11,900 to 28,900)	20,200 (12,000 to 27,900)	26,200 (16,000 to 35,200)	22,700 (13,900 to 30,900)	22,600 (13,900 to 30,900)	27,500 (16,900 to 37,200)	32,400 (19,900 to 43,700)	43,900 (26,900 to 59,200)	49,300 (30,200 to 66,700)	59,600 (36,700 to 80,700)	64,800 (39,900 to 87,200)	69,500 (42,900 to 93,400)	73,600 (45,500 to 98,800)	79,400 (49,000 to 106,000)	82,400 (50,900 to 110,000)	83,000 (51,200 to 111,000)	84,100 (51,900 to 112,000)	80,000 (49,400 to 107,000)	29,000 (17,900 to 38,700)	170,000 to 170,000	439,000 to 439,000
HIV/AIDS and sexually transmitted infections	10.7 to 11.5	6.2 (4.4 to 8)	20.2 (14.4 to 26.1)	156 (n/a to 207)	84 (n/a to 112)	45 (n/a to 60)	102 (n/a to 136)	260 (n/a to 346)	401 (n/a to 534)	477 (n/a to 635)	524 (n/a to 698)	1,300 (n/a to 1,730)	1,820 (n/a to 2,420)	1,990 (n/a to 2,650)	2,140 (n/a to 2,850)	2,210 (n/a to 2,940)	2,260 (n/a to 3,010)	2,300 (n/a to 3,060)	2,280 (n/a to 3,040)	2,230 (n/a to 2,970)	2,150 (n/a to 2,860)	1,980 (n/a to 2,640)	1,010 (n/a to 1,340)	4,970 (n/a to 6,610)	20,100 (n/a to 26,800)
HIV/AIDS	0	0	242 (n/a to 322)	156 (n/a to 207)	84 (n/a to 112)	45 (n/a to 60)	102 (n/a to 136)	260 (n/a to 346)	374 (n/a to 498)	476 (n/a to 634)	524 (n/a to 698)	1,300 (n/a to 1,730)	1,820 (n/a to 2,420)	1,990 (n/a to 2,650)	2,140 (n/a to 2,850)	2,210 (n/a to 2,940)	2,260 (n/a to 3,010)	2,300 (n/a to 3,060)	2,280 (n/a to 3,040)	2,230 (n/a to 2,970)	2,150 (n/a to 2,860)	1,980 (n/a to 2,640)	1,010 (n/a to 1,340)	4,970 (n/a to 6,610)	20,100 (n/a to 26,800)
HIV/AIDS - Drug-susceptible Tuberculosis	0 (n/a to 0)	0 (n/a to 0)	7.4 (0.5 to 122)	6.8 (0.5 to 112)	2.7 (0.2 to 44)	1.1 (0.1 to 18)	2.4 (0.2 to 39)	7.1 (0.5 to 117)	10.1 (0.8 to 167)	12.1 (0.9 to 200)	13.3 (1 to 220)	33 (2.5 to 545)	46 (3.5 to 760)	50 (3.8 to 826)	54 (4.1 to 892)	56 (4.3 to 925)	57 (4.4 to 941)	58 (4.4 to 958)	58 (4.4 to 958)	57 (4.3 to 941)	54 (4.1 to 892)	50 (3.8 to 826)	25 (1.9 to 413)	126 (9.6 to 2,080)	508 (38.7 to 8,390)
HIV/AIDS - Multidrug-resistant Tuberculosis without extensive drug resistance	0 (n/a to 0)	0 (n/a to 0)	0.1 (n/a to 0.1)	0.1 (n/a to 0.1)	0 (n/a to 0)	0 (n/a to 0)	0.1 (n/a to 0.1)	0.1 (n/a to 0.1)	0.1 (n/a to 0.1)	0.1 (n/a to 0.1)	0.1 (n/a to 0.1)	0.4 (n/a to 0.4)	0.5 (n/a to 0.5)	0.6 (n/a to 0.6)	0.7 (n/a to 0.7)	0.7 (n/a to 0.7)	0.7 (n/a to 0.7)	0.7 (n/a to 0.7)	0.7 (n/a to 0.7)	0.7 (n/a to 0.7)	0.7 (n/a to 0.7)	0.6 (n/a to 0.6)	0.3 (n/a to 0.3)	1.5 (n/a to 1.5)	6.1 (n/a to 6.1)
HIV/AIDS - Extensively drug-resistant Tuberculosis	0 (n/a to 0)	0 (n/a to 0)	0 (n/a to 0)



SR Table 2c: Portsmouth DALYS by cause and age group for both sexes with 95% uncertainty intervals, 2019

Cause	Early Neonatal	Late Neonatal	Post Neonatal	1 to 4	5 to 9	10 to 14	15 to 19	20 to 24	25 to 29	30 to 34	35 to 39	40 to 44	45 to 49	50 to 54	55 to 59	60 to 64	65 to 69	70 to 74	75 to 79	80 to 84	85 to 89	90 to 94	95 plus	Total
All causes	1,998 (228 to 274)	1,998 (164 to 232)	2,997 (237 to 421)	5,995 (380 to 650)	5,995 (386 to 706)	5,995 (384 to 1,036)	5,995 (1,020 to 1,710)	5,995 (1,660 to 2,530)	5,995 (1,880 to 3,020)	5,995 (1,810 to 3,060)	5,995 (1,660 to 3,060)	5,995 (1,670 to 3,020)	5,995 (2,270 to 3,360)	5,995 (2,270 to 3,360)	5,995 (2,710 to 3,920)	5,995 (3,330 to 4,980)	5,995 (3,690 to 5,440)	5,995 (3,700 to 5,010)	5,995 (3,600 to 4,760)	5,995 (3,620 to 4,640)	5,995 (3,640 to 4,620)	5,995 (1,770 to 3,270)	98,926 (92,400 to 105,000)	58,200
Communicable, maternal, neonatal, and nutritional diseases	1,998 (159 to 265)	1,998 (57.7 to 97.9)	2,997 (94 to 163)	5,995 (98.7 to 167)	5,995 (84.6 to 177)	5,995 (53.2 to 156)	5,995 (55.4 to 84.4)	5,995 (56.2 to 154)	5,995 (59.5 to 173)	5,995 (68.3 to 182)	5,995 (62.7 to 139)	5,995 (69.8 to 132)	5,995 (71.7 to 153)	5,995 (69.8 to 132)	5,995 (71.7 to 153)	5,995 (77.4 to 159)	5,995 (79.1 to 182)	5,995 (84.4 to 130)	5,995 (75.1 to 109)	5,995 (77.4 to 182)	5,995 (77.4 to 182)	5,995 (66.1 to 155)	98,926 (1,730 to 2,080)	2,600
HIV/AIDS and sexually transmitted infections	0.4 (2.5 to 21.7)	2.9 (0.6 to 4.6)	4.7 (1.4 to 10.1)	0.6 (0.5 to 0.9)	0.3 (0.3 to 0.4)	0.3 (0.3 to 0.4)	0.7 (0.4 to 1.1)	2.6 (2 to 3.7)	2.3 (1.4 to 4.2)	6 (4.4 to 8.1)	9.7 (7.3 to 12.1)	10.2 (7.7 to 12.8)	7.6 (7.1 to 8.1)	9.6 (8.6 to 11.6)	8.9 (6.4 to 11.6)	5.4 (3.6 to 7.2)	5.2 (3.6 to 7.2)	4.1 (2.7 to 5.7)	3.2 (1.9 to 4.7)	2.1 (1.2 to 3.5)	1.1 (0.7 to 1.8)	0.5 (0.2 to 0.7)	0.2 (0.1 to 0.3)	0.1 (0.1 to 0.1)	89.7
HIV/AIDS	0 (0 to 0)	0 (0 to 0)	0.6 (0.4 to 0.9)	0.4 (0.4 to 0.5)	0.2 (0.2 to 0.3)	0.2 (0.2 to 0.3)	0.4 (0.3 to 0.6)	1.5 (1.1 to 2)	2.3 (2.6 to 4.4)	5.6 (4.9 to 6.1)	9.1 (7.9 to 9.2)	9.8 (8.4 to 11.2)	7 (5.4 to 8.7)	8.8 (7.4 to 8.8)	8.7 (7.4 to 8.8)	5.1 (4.1 to 6.2)	4.9 (3.7 to 6.2)	3.8 (2.4 to 5.2)	2.9 (1.6 to 4.3)	1.9 (1.1 to 2.8)	1.1 (0.6 to 1.7)	0.5 (0.2 to 0.7)	0.2 (0.1 to 0.3)	0.1 (0.1 to 0.1)	51.7
HIV/AIDS - Drug-susceptible Tuberculosis	0 (0 to 0)	0 (0 to 0)	0.1 (0 to 0.1)	0.1 (0 to 0.1)	0.1 (0 to 0.1)	0.1 (0 to 0.1)	0.1 (0 to 0.2)	0.1 (0 to 0.2)	0.2 (0 to 0.4)	0.5 (0.3 to 0.6)	0.8 (0.6 to 0.9)	0.9 (0.7 to 1)	0.6 (0.4 to 0.7)	0.8 (0.6 to 0.8)	0.8 (0.6 to 0.8)	0.4 (0.3 to 0.5)	0.4 (0.3 to 0.5)	0.3 (0.2 to 0.4)	0.2 (0.1 to 0.3)	0.2 (0.1 to 0.2)	0.1 (0 to 0.1)	0.1 (0 to 0.1)	0 (0 to 0)	0 (0 to 0)	0 (0 to 0)	3.8
HIV/AIDS - Multidrug-resistant Tuberculosis without extensive dr...	0 (0 to 0)	0 (0 to 0)	0 (0 to 0)	0 (0 to 0)	0 (0 to 0)	0 (0 to 0)	0 (0 to 0)	0 (0 to 0)	0 (0 to 0)	0 (0 to 0)	0 (0 to 0)	0 (0 to 0)	0 (0 to 0)	0 (0 to 0)	0 (0 to 0)	0 (0 to 0)	0 (0 to 0)	0 (0 to 0)	0 (0 to 0)	0 (0 to 0)	0 (0 to 0)	0 (0 to 0)	0 (0 to 0)	0 (0 to 0)	0 (0 to 0)	0 (0 to 0)	0.1
HIV/AIDS - Extensively drug-resistant Tuberculosis	0 (0 to 0)	0 (0 to 0)	0 (0 to 0)	0 (0 to 0)	0 (0 to 0)	0 (0 to 0)	0 (0 to 0)	0 (0 to 0)	0 (0 to 0)	0 (0 to 0)	0 (0 to 0)	0 (0 to 0)	0 (0 to 0)	0 (0 to 0)	0 (0 to 0)	0 (0 to 0)	0 (0 to 0)	0 (0 to 0)	0 (0 to 0)	0 (0 to 0)	0 (0 to 0)	0 (0 to 0)	0 (0 to 0)	0 (0 to 0)	0 (0 to 0)	0 (0 to 0)	0
HIV/AIDS resulting in other diseases	0 (0 to 0)	0 (0 to 0)	0.5 (0.4 to 0.6)	0.4 (0.3 to 0.4)	0.2 (0.2 to 0.2)	0.2 (0.2 to 0.2)	0.3 (0.3 to 0.4)	1.3 (1 to 1.8)	2.2 (2.3 to 4.2)	5.2 (4.6 to 5.7)	8.5 (7.5 to 8.6)	9.1 (8.4 to 8.2)	6.3 (4.8 to 8.1)	8.3 (7.1 to 8.3)	8.3 (7.1 to 8.3)	5.2 (4.1 to 6.2)	4.7 (3.5 to 5.9)	3.6 (2.3 to 4.9)	2.7 (1.5 to 4.1)	1.8 (1 to 2.7)	1.1 (0.6 to 1.6)	0.5 (0.2 to 0.7)	0.2 (0.1 to 0.3)	0.1 (0.1 to 0.1)	47.7
Sexually transmitted infections excluding HIV	0.4 (2.5 to 21.7)	2.9 (0.6 to 4.6)	4.1 (1 to 9.4)	0.2 (0.1 to 0.3)	0.1 (0.1 to 0.1)	0.1 (0.1 to 0.1)	0.3 (0.2 to 0.5)	1.3 (0.7 to 2)	0.1 (0.1 to 0.4)	0.3 (0.2 to 0.5)	1.2 (0.7 to 1.8)	0.9 (0.5 to 1.4)	1.1 (0.7 to 1.6)	0.8 (0.5 to 1.2)	0.1 (0.1 to 0.2)	0.1 (0.1 to 0.2)	0.1 (0.1 to 0.2)	0.1 (0.1 to 0.2)	0.1 (0.1 to 0.2)	0.1 (0.1 to 0.2)	0.1 (0.1 to 0.2)	0.1 (0.1 to 0.2)	0.1 (0.1 to 0.2)	0.1 (0.1 to 0.1)	38.1
Syphilis	0.4 (2.5 to 21.7)	2.9 (0.6 to 4.6)	4.1 (1 to 9.4)	0.2 (0.1 to 0.3)	0.1 (0.1 to 0.1)	0.1 (0.1 to 0.1)	0.3 (0.2 to 0.5)	1.3 (0.7 to 2)	0.1 (0.1 to 0.4)	0.3 (0.2 to 0.5)	1.2 (0.7 to 1.8)	0.9 (0.5 to 1.4)	1.1 (0.7 to 1.6)	0.8 (0.5 to 1.2)	0.1 (0.1 to 0.2)	0.1 (0.1 to 0.2)	0.1 (0.1 to 0.2)	0.1 (0.1 to 0.2)	0.1 (0.1 to 0.2)	0.1 (0.1 to 0.2)	0.1 (0.1 to 0.2)	0.1 (0.1 to 0.2)	0.1 (0.1 to 0.2)	0.1 (0.1 to 0.1)	17.4
Chlamydial infection	0 (0 to 0)	0 (0 to 0)	0 (0 to 0)	0 (0 to 0)	0 (0 to 0)	0 (0 to 0)	0 (0 to 0)	0 (0 to 0)	0.1 (0 to 0.1)	0.1 (0 to 0.2)	0.2 (0 to 0.4)	0.2 (0 to 0.4)	0.2 (0 to 0.4)	0.2 (0 to 0.4)	0.2 (0 to 0.4)	0.1 (0 to 0.2)	0.1 (0 to 0.2)	0.1 (0 to 0.2)	0.1 (0 to 0.2)	0.1 (0 to 0.2)	0.1 (0 to 0.2)	0.1 (0 to 0.2)	0.1 (0 to 0.2)	0 (0 to 0)	0 (0 to 0)	0 (0 to 0)	3.7
Gonococcal infection	0 (0 to 0)	0 (0 to 0)	0 (0 to 0)	0 (0 to 0)	0 (0 to 0)	0 (0 to 0)	0 (0 to 0)	0 (0 to 0)	0 (0 to 0)	0 (0 to 0)	0 (0 to 0)	0 (0 to 0)	0 (0 to 0)	0 (0 to 0)	0 (0 to 0)	0 (0 to 0)	0 (0 to 0)	0 (0 to 0)	0 (0 to 0)	0 (0 to 0)	0 (0 to 0)	0 (0 to 0)	0 (0 to 0)	0 (0 to 0)	0 (0 to 0)	0 (0 to 0)	2.3
Trichomoniasis	0 (0 to 0)	0 (0 to 0)	0 (0 to 0)	0 (0 to 0)	0 (0 to 0)	0 (0 to 0)	0 (0 to 0)	0 (0 to 0)	0 (0 to 0)	0 (0 to 0)	0 (0 to 0)	0 (0 to 0)	0 (0 to 0)	0 (0 to 0)	0 (0 to 0)	0 (0 to 0)	0 (0 to 0)	0 (0 to 0)	0 (0 to 0)	0 (0 to 0)	0 (0 to 0)	0 (0 to 0)	0 (0 to 0)	0 (0 to 0)	0 (0 to 0)	0 (0 to 0)	2.9
Genital herpes	0 (0 to 0)	0 (0 to 0)	0 (0 to 0)	0 (0 to 0)	0 (0 to 0)	0 (0 to 0)	0 (0 to 0)	0 (0 to 0)	0.2 (0 to 0.4)	0.4 (0.1 to 0.4)	0.5 (0.2 to 0.7)	0.5 (0.2 to 0.7)	0.4 (0.1 to 0.6)	0.5 (0.2 to 0.7)	0.5 (0.2 to 0.7)	0.4 (0.2 to 0.6)	0.4 (0.2 to 0.6)	0.3 (0.1 to 0.5)	0.2 (0.1 to 0.4)	0.2 (0.1 to 0.4)	0.2 (0.1 to 0.4)	0.1 (0.1 to 0.3)	0.1 (0.1 to 0.2)	0 (0 to 0)	0 (0 to 0)	0 (0 to 0)	4.7
Other sexually transmitted infections	0 (0 to 0)	0 (0 to 0)	0 (0 to 0)	0 (0 to 0)	0 (0 to 0)	0 (0 to 0)	0 (0 to 0)	0 (0 to 0)	0 (0 to 0)	0 (0 to 0)	0 (0 to 0)	0 (0 to 0)	0 (0 to 0)	0 (0 to 0)	0 (0 to 0)	0 (0 to 0)	0 (0 to 0)	0 (0 to 0)	0 (0 to 0)	0 (0 to 0)	0 (0 to 0)	0 (0 to 0)	0 (0 to 0)	0 (0 to 0)	0 (0 to 0)	0 (0 to 0)	0 (0 to 0)	7
Respiratory infections and tuberculosis	2.5 (1.5 to 3.4)	2.5 (1.7 to 3.4)	19.1 (12.7 to 27.2)	32.7 (29.8 to 40.7)	26.4 (15.5 to 49.9)	26.4 (11.4 to 39.7)	26.4 (12.4 to 31.3)	26.4 (20.6 to 46.4)	26.4 (25.7 to 50.5)	26.4 (24.1 to 49.2)	26.4 (27.1 to 50.7)	26.4 (24.4 to 43.8)	26.4 (25.3 to 44.6)	26.4 (29.6 to 54.1)	26.4 (30.7 to 68)	26.4 (42.2 to 77.8)	26.4 (47.4 to 79.3)	26.4 (46.1 to 68.9)	26.4 (43.1 to 68.9)	26.4 (42.9 to 68.9)	26.4 (42.9 to 68.9)	26.4 (42.9 to 68.9)	26.4 (42.9 to 68.9)	26.4 (42.9 to 68.9)	1,440
Tuberculosis	0 (0 to 0)	0 (0 to 0)	0.1 (0 to 0.1)	0.1 (0 to 0.2)	0.1 (0 to 0.1)	0.1 (0 to 0.1)	0.3 (0.2 to 0.4)	0.6 (0.4 to 1.2)	1.5 (1 to 2.4)	1.5 (1 to 2)	1.5 (0.9 to 1.6)	1.5 (0.9 to 1.5)	1.4 (0.9 to 1.5)	1.4 (1 to 2)	1.4 (1 to 2)	1.4 (1.2 to 2.4)	1.4 (1.3 to 2.5)	1.4 (1.2 to 2.4)	1.4 (1.3 to 2.5)	1.4 (1.3 to 2.5)	1.4 (1.3 to 2.5)	1.4 (1.3 to 2.5)	1.4 (1.3 to 2.5)	1.4 (1.3 to 2.5)	1.4 (1.3 to 2.5)	23.9
Latent tuberculosis infection	0 (0 to 0)	0 (0 to 0)	0 (0 to 0)	0 (0 to 0)	0 (0 to 0)	0 (0 to 0)	0 (0 to 0)	0 (0 to 0)	0 (0 to 0)	0 (0 to 0)	0 (0 to 0)	0 (0 to 0)	0 (0 to 0)	0 (0 to 0)	0 (0 to 0)	0 (0 to 0)	0 (0 to 0)	0 (0 to 0)	0 (0 to 0)	0 (0 to 0)	0 (0 to 0)	0 (0 to 0)	0 (0 to 0)	0 (0 to 0)	0 (0 to 0)	0 (0 to 0)	0
Drug-susceptible tuberculosis	0 (0 to 0)	0 (0 to 0)	0 (0 to 0)	0.2 (0 to 0.2)	0.1 (0 to 0.1)	0.1 (0 to 0.1)	0.2 (0 to 0.4)	0.6 (0.4 to 1.2)	1.5 (1 to 2.4)	1.5 (1 to 2)	1.5 (0.9 to 1.6)	1.5 (0.9 to 1.5)	1.4 (0.9 to 1.5)	1.4 (1 to 2)	1.4 (1 to 2)	1.4 (1.2 to 2.3)	1.4 (1.2 to 2.5)	1.4 (1.2 to 2.4)	1.4 (1.3 to 2.5)	1.4 (1.3 to 2.5)	1.4 (1.3 to 2.5)	1.4 (1.3 to 2.5)	1.4 (1.3 to 2.5)	1.4 (1.3 to 2.5)	1.4 (1.3 to 2.5)	23.4
Multidrug-resistant tuberculosis without extensive drug-resistance	0 (0 to 0)	0 (0 to 0)	0 (0 to 0)	0 (0 to 0)	0 (0 to 0)	0 (0 to 0)	0 (0 to 0)	0 (0 to 0)	0 (0 to 0)	0 (0 to 0)	0 (0 to 0)	0 (0 to 0)	0 (0 to 0)	0 (0 to 0)	0 (0 to 0)	0 (0 to 0)	0 (0 to 0)	0 (0 to 0)	0 (0 to 0)	0 (0 to 0)	0 (0 to 0)	0 (0 to 0)	0 (0 to 0)	0 (0 to 0)	0 (0 to 0)	0 (0 to 0)	0.5
Extensively drug-resistant tuberculosis	0 (0 to 0)	0 (0 to 0)	0 (0 to 0)	0 (0 to 0)	0 (0 to 0)	0 (0 to 0)	0 (0 to 0)	0 (0 to 0)	0 (0 to 0)	0 (0 to 0)	0 (0 to 0)	0 (0 to 0)	0 (0 to 0)	0 (0 to 0)	0 (0 to 0)	0 (0 to 0)	0 (0 to 0)	0 (0 to 0)	0 (0 to 0)	0 (0 to 0)	0 (0 to 0)	0 (0 to 0)	0 (0 to 0)	0 (0 to 0)	0 (0 to 0)	0 (0 to 0)	0.1
Lower respiratory infections	2.3 (1.5 to 3.2)	2.3 (1.5 to 3.1)	18.9 (9.7 to 21.2)	32.7 (24.6 to 34.1)	26.4 (14.9 to 27.1)	26.4 (14.6 to 27)	26.4 (12.4 to 28.9)	26.4 (20.6 to 43.9)	26.4 (25.7 to 48.5)	26.4 (24.1 to 46.6)	26.4 (27.1 to 48.6)	26.4 (24.4 to 41.8)	26.4 (25.3 to 42.6)	26.4 (29.6 to 52.1)	26.4 (30.7 to 66.1)	26.4 (42.2 to 76.8)	26.4 (47.4 to 78.3)	26.4 (46.1 to 67.9)	26.4 (43.1 to 67.9)	26.4 (42.9 to 67.9)	26.4 (42.9 to 67.9)	26.4 (42.9 to 67.9)	26.4 (42.9 to 67.9)	26.4 (42.9 to 67.9)	1,180
Upper respiratory infections	0 (0 to 0.1)	0 (0 to 0.3)	0.3 (2.2 to 6.1)	0.1 (0.1 to 0.2)	0.1 (0.1 to 0.2)	0.1 (0.1 to 0.2)	0.3 (0.2 to 0.4)	0.6 (0.4 to 1.2)	1.5 (1 to 2.4)	1.5 (1 to 2)	1.5 (0.9 to 1.6)	1.5 (0.9 to 1.5)	1.4 (0.9 to 1.5)	1.4 (1 to 2)	1.4 (1 to 2)	1.4 (1.2 to 2.3)	1.4 (1.2 to 2.5)	1.4 (1.2 to 2.4)	1.4 (1.3 to 2.5)	1.4 (1.3 to 2.5)	1.4 (1.3 to 2.5)	1.4 (1.3 to 2.5)	1.4 (1.3 to 2.5)	1.4 (1.3 to 2.5)	1.4 (1.3 to 2.5)	201
Otitis media	0 (0 to 0)	0 (0 to 0)	0.6 (0.5 to 1.5)	0.8 (2.5 to 8.6)	0.3 (2.4 to 7.3)	0.3 (1.2 to 4.4)	0.3 (1.2 to 4.4)	0.3 (0.5 to 4.6)	0.3 (1.4 to 5.4)	0.3 (1.4 to 5.4)	0.3 (1.2 to 5.7)	0.3 (1.2 to 4.5)	0.3 (1.2 to 4.5)	0.3 (1.3 to 4.5)	0.3 (1.3 to 4.5)	0.3 (1.2 to 4.8)	0.3 (1.1 to 3.7)	0.3 (0.7 to 2.9)	0.3 (0.5 to 1.8)	0.3 (0.3 to 1.2)	0.3 (0.3 to 1.1)	0.3 (0.3 to 1)	0.3 (0.3 to 1)	0.3 (0.3 to 1)	0.3 (0.3 to 1)	41.2
Enteric infections	0.3 (0.2 to 0.4)	1 (0.7 to 1.4)	12 (7.9 to 17.4)	19.4 (11 to 29.9)	11.9 (4.8 to 14.8)	8.6 (4.8 to 14.8)	5.7 (3.1 to 9.6)	4.6 (2.9 to 7.4)	4.6 (2.9 to 7.4)	4.6 (2.9 to 7.4)	4.6 (2.9 to 7.4)	4.6 (2.9 to 7.4)	4.6 (2.9 to 7.4)	4.6 (2.9 to 7.4)	4.6 (2.9 to 7.4)	4.6 (2.9 to 7.4)	4.6 (2.9 to 7.4)	4.6 (2.9 to 7.4)	4.6 (2.9 to 7.4)	4.6 (2.9 to 7.4)	4.6 (2.9 to 7.4)	4.6 (2.9 to 7.4)	4.6 (2.9 to 7.4)	4.6 (2.9 to 7.4)	4.6 (2.9 to 7.4)	153
Diarrheal diseases	0.3 (0.2 to 0.4)	1 (0.7 to 1.4)	12 (7.9 to 17.4)	19.4 (11 to 29.9)	11.9 (4.8 to 14.8)	8.6 (4.8 to 14.8)	5.7 (3.1 to 9.6)	4.6 (2.9 to 7.4)	4.6 (2.9 to 7.4)	4.6 (2.9 to 7.4)	4.6 (2.9 to 7.4)	4.6 (2.9 to 7.4)	4.6 (2.9 to 7.4)	4.6 (2.9 to 7.4)	4.6 (2.9 to 7.4)	4.6 (2.9 to 7.4)	4.6 (2.9 to 7.4)	4.6 (2.9 to 7.4)	4.6 (2.9 to 7.4)	4.6 (2.9 to 7.4)	4.6 (2.9 to 7.4)	4.6 (2.9 to 7.4)	4.6 (2.9 to 7.4)	4.6 (2.9 to 7.4)	4.6 (2.9 to 7.4)	151
Typhoid and paratyphoid	0 (0 to 0)	0 (0 to 0)	0 (0 to 0)	0 (0 to 0)	0 (0 to 0)	0 (0 to 0)	0 (0 to 0)	0 (0 to 0)	0 (0 to 0)	0 (0 to 0)	0 (0 to 0)	0 (0 to 0)	0 (0 to 0)	0 (0 to 0)	0 (0 to 0)	0 (0 to 0)	0 (0 to 0)	0 (0 to 0)	0 (0 to 0)	0 (0 to 0)	0 (0 to 0)	0 (0 to 0)	0 (0 to 0)	0 (0 to 0)	0 (0 to 0)	0 (0 to 0)	0
Typhoid fever	0 (0 to 0)	0 (0 to 0)	0 (0 to 0)	0 (0 to 0)	0 (0 to 0)	0 (0 to 0)	0 (0 to 0)	0 (0 to 0)	0 (0 to 0)	0 (0 to 0)	0 (0 to 0)	0 (0 to 0)	0 (0 to 0)	0 (0 to 0)	0 (0 to 0)	0 (0 to 0)	0 (0 to 0)	0 (0 to 0)	0 (0 to 0)	0 (0 to 0)	0 (0 to 0)	0 (0 to 0)	0 (0 to 0)	0 (0 to 0)	0 (0 to 0)	0 (0 to 0)	0
Paratyphoid fever	0 (0 to 0)	0 (0 to 0)	0 (0 to 0)	0 (0 to 0)	0 (0 to 0)	0 (0 to 0)	0 (0 to 0)	0 (0 to 0)	0 (0 to 0)	0 (0 to 0)	0 (0 to 0)	0 (0 to 0)	0 (0 to 0)	0 (0 to 0)	0 (0 to 0)	0 (0 to 0)	0 (0 to 0)	0 (0 to 0)	0 (0 to 0)	0 (0 to 0)	0 (0 to 0)	0 (0 to 0)	0 (0 to 0)	0 (0 to 0)	0 (0 to 0)	0 (0 to 0)	0
Invasive Non-typhoidal Salmonella (iNTS)	0 (0 to 0)	0 (0 to 0)	0 (0 to 0)	0 (0 to 0.2)	0 (0 to 0)	0 (0 to 0)	0 (0 to 0)	0 (0 to 0)	0 (0 to 0)	0 (0 to 0)	0 (0 to 0)	0 (0 to 0)	0 (0 to 0)	0 (0 to 0)	0 (0 to 0)	0 (0 to 0)	0 (0 to 0)	0 (0 to 0)	0 (0 to 0)	0 (0 to 0)	0 (0 to 0)	0 (0 to 0)	0 (0 to 0)	0 (0 to 0)	0 (0 to 0)	0 (0 to 0)	0.7
Other intestinal infectious diseases	0 (0 to 0)	0 (0 to 0)	0.1 (0 to 0.1)	0 (0 to 0)	0 (0 to 0)	0 (0 to 0)	0 (0 to 0)	0 (0 to 0.1)	0 (0 to 0)	0 (0 to 0)	0 (0 to 0)	0 (0 to 0)	0 (0 to 0)	0 (0 to 0)	0 (0 to 0)	0 (0 to 0)	0 (0 to 0)	0 (0 to 0)	0 (0 to 0)	0 (0 to 0)	0 (0 to 0)	0 (0 to 0)	0 (0 to 0)	0 (0 to 0)	0 (0 to 0)	0 (0 to 0)	0.4
Neglected tropical diseases and malaria	0 (0 to 0)	0.8 (0.2 to 1.8)	3.2 (0.4 to 7.1)	2 (0.2 to 7.2)	0 (0 to 0)	0 (0 to 0)	0.4 (0.1 to 1.4)	0.3 (0 to 1)	0.3 (0 to 1)	0.3 (0 to 1)	0.4 (0.1 to 1.7)	0.4 (0.1 to 1.7)	0.4 (0.1 to 1.6)	0.4 (0.1 to 1.6)	0.4 (0.1 to 1.6)	0.4 (0.1 to 1.6)	0.4 (0.1 to 1.6)	0.4 (0.1 to 1.6)	0.4 (0.1 to 1.6)	0.4 (0.1 to 1.6)	0.4 (0.1 to 1.6)	0.4 (0.1 to 1.6)	0.4 (0.1 to 1.6)	0.4 (0.1 to 1.6)	0.4 (0.1 to 1.6)	10.7
Malaria	0 (0 to 0)	0 (0 to 0)	0 (0 to 0)	0 (0 to 0)	0 (0 to 0)	0 (0 to 0)	0 (0 to 0)	0 (0 to 0)	0 (0 to 0)	0 (0 to 0)	0 (0 to 0)	0 (0 to 0)	0 (0 to 0)	0 (0 to 0)	0 (0 to 0)	0 (0 to 0)	0 (0 to 0)	0 (0 to 0)	0 (0 to 0)	0 (0 to 0)	0 (0 to 0)	0 (0 to 0)	0 (0 to 0)	0 (0 to 0)	0 (0 to 0)	0 (0 to 0)	0
Chagas disease	0 (0 to 0)	0 (0 to 0)	0 (0 to 0)	0 (0 to 0)	0 (0 to 0)	0 (0 to 0)	0 (0 to 0)	0 (0 to 0)	0 (0 to 0)	0 (0 to 0)	0 (0 to 0)	0 (0 to 0)	0 (0 to 0)	0 (0 to 0)	0 (0 to 0)	0 (0 to 0)	0 (0 to 0)	0 (0 to 0)	0 (0 to 0)	0 (0 to 0)	0 (0 to 0)	0 (0 to 0)	0 (0 to 0)	0 (0 to 0)	0 (0 to 0)	0 (0 to 0)	0
Leishmaniasis	0 (0 to 0)	0 (0 to 0)	0 (0 to 0)	0 (0 to 0)	0 (0 to 0)	0 (0 to 0)	0 (0 to 0)	0 (0 to 0)	0 (0 to 0)	0 (0 to 0)	0 (0 to 0)	0 (0 to 0)	0 (0 to 0)	0 (0 to 0)	0 (0 to 0)	0 (0 to 0)	0 (0 to 0)	0 (0 to 0)	0 (0 to 0)	0 (0 to 0)	0 (0 to 0)	0 (0 to 0)	0 (0 to 0)	0 (0 to 0)	0 (0 to 0)	0 (0 to 0)	0
Visceral leishmaniasis	0 (0 to 0)	0 (0 to 0)	0 (0 to 0)	0 (0 to 0)	0 (0 to 0)	0 (0 to 0)	0 (0 to 0)	0 (0 to 0)	0 (0 to 0)	0 (0 to 0)	0 (0 to 0)	0 (0 to 0)	0 (0 to 0)	0 (0 to 0)	0 (0 to 0)	0 (0 to 0)	0 (0 to 0)	0 (0 to 0)	0 (0 to 0)	0 (0 to 0)	0 (0 to 0)	0 (0 to 0)	0 (0 to 0)	0 (0 to 0)	0 (0 to 0)	0 (0 to 0)	0
Cutaneous and mucocutaneous leishmaniasis	0 (0 to 0)	0 (0 to 0)	0 (0 to 0)	0 (0 to 0)	0 (0 to 0)	0 (0 to 0)	0 (0 to 0)	0 (0 to 0)	0 (0 to 0)	0 (0 to 0)	0 (0 to 0)	0 (0 to 0)	0 (0 to 0)	0 (0 to 0)	0 (0 to 0)	0 (0 to 0)	0 (0 to 0)	0 (0 to 0)	0 (0 to 0)	0 (0 to 0)	0 (0 to 0)	0 (0 to 0)	0 (0 to 0)	0 (0 to 0)	0 (0 to 0)	0 (0 to 0)	0
African trypanosomiasis	0 (0 to 0)	0 (0 to 0)	0 (0 to 0)	0 (0 to 0)	0 (0 to 0)	0 (0 to 0)	0 (0 to 0)	0 (0 to 0)	0 (0 to 0)	0 (0 to 0)	0 (0 to 0)	0 (0 to 0)	0 (0 to 0)	0 (0 to 0)	0 (0 to 0)	0 (0 to 0)	0 (0 to 0)	0 (0 to 0)	0 (0 to 0)	0 (0 to 0)	0 (0 to 0)	0 (0 to 0)	0 (0 to 0)	0 (0 to 0)	0 (0 to 0)	0 (0 to 0)	0
Schistosomiasis	0 (0 to 0)	0 (0 to 0)	0 (0 to 0)	0 (0 to 0)	0 (0 to 0)	0 (0 to 0)	0 (0 to 0)	0 (0 to 0)	0 (0 to 0)	0 (0 to 0)	0 (0 to 0)	0 (0 to 0)	0 (0 to 0)	0 (0 to 0)	0 (0 to 0)	0 (0 to 0)	0 (0 to 0)	0 (0 to 0)	0 (0 to 0)	0 (0 to 0)	0 (0 to 0)	0 (0 to 0)	0 (0 to 0)	0 (0 to 0)	0 (0 to 0)	0 (0 to 0)	0
Cysticercosis	0 (0 to 0)	0 (0 to 0)	0 (0 to 0)	0 (0 to 0)	0 (0 to 0)	0 (0 to 0)	0 (0 to 0)	0 (0 to 0)	0 (0 to 0)	0 (0 to 0)	0 (0 to 0)	0 (0 to 0)	0 (0 to 0)	0 (0 to 0)	0 (0 to 0)	0 (0 to 0)	0 (0 to 0)	0 (0 to 0)	0 (0 to 0)	0 (0 to 0)	0 (0 to 0)	0 (0 to 0)	0 (0 to 0)	0 (0 to 0)	0 (0 to 0)	0 (0 to 0)	0
Cystic echinococcosis	0 (0 to 0)	0 (0 to 0)	0 (0 to 0)	0 (0 to 0)	0 (0 to 0)	0 (0 to 0)	0 (0 to 0)	0 (0 to 0)	0 (0 to 0)	0 (0 to 0)	0 (0 to 0)	0 (0 to 0)	0 (0 to 0)	0 (0 to 0)	0 (0 to 0)	0 (0 to 0)	0 (0 to 0)	0 (0 to 0)	0 (0 to 0)	0 (0 to 0)	0 (0 to 0)	0 (0 to 0)	0 (0 to 0)	0 (0 to 0)	0 (0 to 0)	0 (0 to 0)	0.1
Lymphatic filariasis	0 (0 to 0)	0 (0 to 0)	0 (0 to 0)	0 (0 to 0)	0 (0 to 0)	0 (0 to 0)	0 (0 to 0)	0 (0 to 0)	0 (0 to 0)	0 (0 to 0)	0 (0 to 0)	0 (0 to 0)	0 (0 to 0)	0 (0 to 0)	0 (0 to 0)	0 (0 to 0)	0 (0 to 0)	0 (0 to 0)	0 (0 to 0)	0 (0 to 0)	0 (0 to 0)	0 (0 to 0)	0 (0 to 0)	0 (0 to 0)	0 (0 to 0)	0 (0 to 0)	0
Onchocerciasis	0 (0 to 0)	0 (0 to 0)	0 (0 to 0)	0 (0 to 0)	0 (0 to 0)	0 (0 to 0)	0 (0 to 0)	0 (0 to 0)	0 (0 to 0)	0 (0 to 0)	0 (0 to 0)	0 (0 to 0)	0 (0 to 0)	0 (0 to 0)	0 (0 to 0)	0 (0 to 0)	0 (0 to 0)	0 (0 to 0)	0 (0 to 0)	0 (0 to 0)	0 (0 to 0)	0 (0 to 0)	0 (0 to 0)	0 (0 to 0)	0 (0 to 0)	0 (0 to 0)	0
Trachoma	0 (0 to 0)	0 (0 to 0)	0 (0 to 0)	0 (0 to 0)	0 (0 to 0)	0 (0 to 0)	0 (0 to 0)	0 (0 to 0)	0 (0 to 0)	0 (0 to 0)	0 (0 to 0)	0 (0 to 0)	0 (0 to 0)	0 (0 to 0)	0 (0 to 0)	0 (0 to 0)	0 (0 to 0)	0 (0 to 0)	0 (0 to 0)	0 (0 to 0)	0 (0 to 0)	0 (0 to 0)	0 (0 to 0)	0 (0 to 0)	0 (0 to 0)	0 (0 to 0)	0
Dengue	0 (0 to 0)	0 (0 to 0)	0 (0 to 0)	0 (0 to 0)	0 (0 to 0)	0 (0 to 0)	0 (0 to 0)	0 (0 to 0)	0 (0 to 0)	0 (0 to 0)	0 (0 to 0)	0 (0 to 0)	0 (0 to 0)	0 (0 to 0)	0 (0 to 0)	0 (0 to 0)	0 (0 to 0)	0 (0 to 0)	0 (0 to 0)	0





SR Table 2c: Isle of Wight DALYS by cause and age groups for both sexes with 95% uncertainty intervals. 2019

Cause	Early Neonatal	Late Neonatal	Post Neonatal	1 to 4	5 to 9	10 to 14	15 to 19	20 to 24	25 to 29	30 to 34	35 to 39	40 to 44	45 to 49	50 to 54	55 to 59	60 to 64	65 to 69	70 to 74	75 to 79	80 to 84	85 to 89	90 to 94	95 plus	Total
All causes	198 (81·5 to 1·35) [1·3 to 1·4]	198 (91·2 to 4·2) [1·3 to 1·4]	297 (79·9 to 12·1) [1·9 to 2·1]	1,060 (163 to 394) [6·8 to 7·4]	529 (166 to 338) [3·4 to 3·7]	529 (329 to 597) [3·4 to 3·8]	1,060 (331 to 916) [6·8 to 7·4]	529 (329 to 1,140) [3·4 to 3·8]	1,060 (623 to 1,320) [6·8 to 7·4]	1,060 (946 to 1,530) [6·8 to 7·4]	1,060 (1,070 to 1,650) [6·8 to 7·4]	1,060 (1,160 to 1,760) [6·8 to 7·4]	1,060 (1,150 to 1,800) [6·8 to 7·4]	1,060 (1,200 to 2,060) [6·8 to 7·4]	1,060 (2,430 to 3,460) [6·8 to 7·4]	1,060 (2,990 to 4,030) [6·8 to 7·4]	1,060 (3,200 to 4,350) [6·8 to 7·4]	1,060 (4,100 to 5,470) [6·8 to 7·4]	1,060 (5,340 to 7,190) [6·8 to 7·4]	1,060 (5,120 to 6,310) [6·8 to 7·4]	1,060 (4,480 to 5,040) [6·8 to 7·4]	1,060 (3,020 to 4,370) [6·8 to 7·4]	1,060 (2,340 to 3,460) [6·8 to 7·4]	1,060 (999 to 1,530) [6·8 to 7·4]	49,400
Communicable, maternal, neonatal, and nutritional diseases	198 (49·6 to 1·00)	198 (14·7 to 26·7)	297 (27·2 to 46·3)	1,060 (44·9 to 96)	529 (33·5 to 89)	529 (29·2 to 61)	1,060 (29·7 to 46·1)	529 (30·8 to 222·2)	1,060 (34·2 to 93·6)	1,060 (36·9 to 64·6)	1,060 (38·2 to 64·4)	1,060 (40·1 to 73·4)	1,060 (45·1 to 82·6)	1,060 (55·4 to 116)	1,060 (68·9 to 114)	1,060 (73·3 to 113)	1,060 (69·2 to 145)	1,060 (107 to 222)	1,060 (154 to 227)	1,060 (170 to 385)	1,060 (202 to 359)	1,060 (158 to 294)	1,060 (65·2 to 111)	2,160
HIV/AIDS and sexually transmitted infections	4·2 (1·2 to 9·9)	1·3 (0·4 to 2·9)	1·9 (0·4 to 4·3)	0·2 (0·2 to 0·3)	0·1 (0·1 to 0·1)	0·1 (0·1 to 0·1)	0·3 (0·2 to 0·4)	0·6 (0·4 to 1·2)	1·6 (1·0 to 2·5)	3 (2·2 to 4·1)	3·6 (2·9 to 5·5)	4 (2·9 to 5·5)	4·2 (3·1 to 5·7)	2·5 (2·7 to 4·8)	2·6 (2·9 to 5·1)	2·9 (2·1 to 4)	2·3 (1·4 to 3·2)	1·5 (1·5 to 3·5)	1·6 (1·3 to 2·9)	1·1 (0·7 to 1·7)	0·6 (0·4 to 0·9)	0·4 (0·2 to 0·6)	0·2 (0·2 to 0·3)	40·9
HIV/AIDS	0 (0 to 0)	0 (0·1 to 0·2)	0·1 (0·1 to 0·2)	0·1 (0·1 to 0·1)	0·1 (0·1 to 0·1)	0·1 (0·1 to 0·1)	0·4 (0·3 to 0·5)	0·8 (0·6 to 1·3)	1·8 (1·4 to 2·4)	2·4 (1·9 to 3·2)	2·5 (1·9 to 3·2)	2·8 (2·2 to 3·7)	2·6 (2·0 to 3·4)	1·2 (1·1 to 2·2)	1·2 (1·1 to 2·6)	1·5 (1·1 to 2·6)	0·9 (0·6 to 1·4)	0·4 (0·2 to 0·8)	0·1 (0 to 0·1)	0·1 (0 to 0·1)	0 (0 to 0)	0 (0 to 0)	20·6
HIV/AIDS - Drug-susceptible Tuberculosis	0 (0 to 0)	0 (0 to 0)	0 (0 to 0)	0 (0 to 0)	0 (0 to 0)	0 (0 to 0)	0 (0 to 0)	0·1 (0 to 0·1)	0·1 (0·1 to 0·2)	0·2 (0·1 to 0·4)	0·3 (0·2 to 0·4)	0·3 (0·2 to 0·5)	0·3 (0·2 to 0·5)	0·2 (0·2 to 0·4)	0·1 (0·1 to 0·2)	0·1 (0·1 to 0·2)	0·1 (0·1 to 0·2)	0·1 (0 to 0·1)	0 (0 to 0)	0 (0 to 0)	0 (0 to 0)	0 (0 to 0)	0 (0 to 0)	2·2
HIV/AIDS - Multidrug-resistant Tuberculosis without extensive dr...	0 (0 to 0)	0 (0 to 0)	0 (0 to 0)	0 (0 to 0)	0 (0 to 0)	0 (0 to 0)	0 (0 to 0)



Osteoarthritis other	0 (0 to 0)	0 (0 to 0)	0 (0 to 0)	0 (0 to 0)	0 (0 to 0)	0 (0 to 0)	0 (0 to 0)	0 (0 to 0)	0 (0 to 0)	0 (0 to 0·1)	0·3 (0·1 to 0·7)	0·9 (0·3 to 2·1)	2·6 (1·1 to 5·7)	5·1 (2·2 to 10·9)	7·4 (3·4 to 16)	8·8 (4·1 to 18·2)	11 (5·3 to 22·4)	13·5 (6·6 to 27·9)	11·2 (5·7 to 23)	8·3 (4·2 to 16·8)	5·7 (2·9 to 11·6)	3 (1·6 to 6·1)	1 (0·5 to 2)	79·1
Low back pain	0 (0 to 0)	0 (0 to 0)	0 (0 to 0)	0 (0 to 0)	4·5 (2·2 to 7·9)	24·2 (14·1 to 38)	44·8 (26·7 to 70·7)	57·8 (34·8 to 90·7)	73·9 (43·7 to 115)	90·1 (53·1 to 137)	108 (66·2 to 161)	118 (72·2 to 177)	168 (104 to 258)	219 (138 to 330)	231 (145 to 337)	218 (135 to 322)	235 (150 to 352)	255 (163 to 377)	186 (117 to 270)	123 (76·7 to 181)	72 (44·2 to 104)	31·3 (19·9 to 45·2)	9 (5·8 to 13·3)	2,270
Neck pain	0 (0 to 0)	0 (0 to 0)	0 (0 to 0)	0 (0 to 0)	2·2 (0·8 to 4·6)	12·7 (6·7 to 23·7)	22·1 (10·7 to 38·9)	23·4 (11·3 to 43·9)	27·5 (14 to 52·5)	40·3 (21·2 to 76)	52·5 (27·7 to 87·5)	58·7 (30·3 to 97·3)	82·2 (43·3 to 143)	90·2 (45·8 to 163)	85·8 (42·8 to 149)	76·2 (39·3 to 131)	78 (41·7 to 132)	81 (45 to 133)	57·4 (30·2 to 102)	36·1 (18·7 to 66·3)	21·9 (11·5 to 37·5)	9·9 (5·1 to 16·3)	3·1 (1·6 to 5·4)	861
Gout	0 (0 to 0)	0 (0 to 0)	0 (0 to 0)	0 (0 to 0)	0 (0 to 0)	0 (0 to 0)	0 (0 to 0)	0·1 (0 to 0·1)	0·2 (0·1 to 0·5)	0·5 (0·2 to 1)	1 (0·5 to 1·6)	1·4 (0·7 to 2·5)	2·6 (1·4 to 4·4)	4·1 (2 to 7·1)	5·3 (2·8 to 9)	6 (3·1 to 10·4)	7·5 (4 to 12·1)	9·5 (5·1 to 14·8)	7·8 (4·4 to 12·1)	5·5 (2·9 to 8·6)	3·2 (1·8 to 5·1)	1·4 (0·8 to 2·4)	0·4 (0·2 to 0·7)	56·6
Other musculoskeletal disorders	0 (0 to 0)	0 (0 to 0)	0 (0 to 0)	0 (0 to 0)	0·1 (0·1 to 0·2)	0·6 (0·2 to 1·4)	7·8 (3·7 to 12·9)	17·7 (10·6 to 27·5)	30·8 (18·5 to 48·6)	41·1 (24·8 to 64·5)	45·5 (28·4 to 68·7)	47·4 (28·4 to 74·5)	66·7 (42·3 to 101)	83 (50·3 to 129)	82·8 (50 to 127)	75·8 (44·1 to 121)	79·9 (46·4 to 123)	83·1 (46·1 to 135)	59 (33·1 to 90·6)	33·4 (14·2 to 56·2)	16·8 (8·2 to 29·3)	9 (4·2 to 14)	4 (1·6 to 6·2)	785
Other non-communicable diseases	29·3 (19·6 to 51·7)	14·4 (11 to 21·2)	48·8 (34·6 to 67·9)	41·7 (34 to 51·3)	22·1 (15·9 to 29·9)	31·1 (22·4 to 41·1)	47·2 (34·9 to 65·1)	69·3 (49·6 to 95·8)	87 (61 to 121)	99·4 (70·3 to 140)	102 (72·5 to 142)	102 (71·9 to 140)	136 (96·9 to 183)	160 (114 to 218)	170 (122 to 229)	178 (127 to 243)	217 (154 to 295)	256 (183 to 348)	209 (156 to 273)	157 (123 to 199)	112 (86·5 to 141)	67·9 (52·8 to 83·7)	27·4 (20·3 to 33·9)	2,380
Congenital birth defects	28·4 (18·9 to 51·1)	12 (8·8 to 19·6)	30·2 (20·4 to 49·3)	28 (22·3 to 35·1)	10·9 (8 to 14·9)	11·6 (8·5 to 15·7)	12·7 (9·6 to 16·4)	11·6 (8·9 to 14·8)	10·3 (7·9 to 13)	10·2 (7·8 to 13)	9·7 (7·5 to 12·3)	9·3 (7 to 11·9)	11·8 (8·4 to 15)	14·3 (9·8 to 18·8)	14·8 (9·8 to 19·4)	12·2 (7·9 to 16·6)	10·2 (6·6 to 13·5)	4 (2·5 to 6)	2·6 (1·6 to 3·9)	1·5 (0·9 to 2·3)	0·8 (0·5 to 1·3)	0·4 (0·2 to 0·6)	0·1 (0·1 to 0·2)	258
Neural tube defects	1·9 (0·9 to 3·3)	0·7 (0·3 to 1·3)	2·2 (1 to 4·1)	3·1 (1·9 to 4·8)	0·3 (0·2 to 0·4)	0·4 (0·3 to 0·5)	0·5 (0·3 to 0·7)	0·5 (0·4 to 0·8)	0·5 (0·3 to 0·7)	0·4 (0·3 to 0·6)	0·4 (0·2 to 0·5)	0·3 (0·2 to 0·4)	0·3 (0·2 to 0·4)	0·2 (0·1 to 0·3)	0·1 (0·1 to 0·2)	0·1 (0·1 to 0·1)	0·1 (0·1 to 0·1)	0 (0 to 0·1)	0 (0 to 0)	0 (0 to 0)	0 (0 to 0)	0 (0 to 0)	0 (0 to 0)	12·1
Congenital heart anomalies	7·1 (4 to 17·4)	5·1 (3·4 to 10·6)	9·7 (5·5 to 21·1)	6·9 (4·9 to 10·3)	1·5 (0·9 to 3·1)	1·8 (1·2 to 3·3)	2·8 (2 to 4·3)	2·8 (2 to 3·9)	2·4 (1·7 to 3·3)	2·4 (1·8 to 3·1)	2·3 (1·6 to 3)	2·4 (1·6 to 3·2)	2·8 (1·5 to 3·9)	2·7 (1·4 to 3·9)	2·6 (1·1 to 3·9)	2 (0·8 to 3·1)	2·1 (0·9 to 3)	0·3 (0·1 to 0·6)	0·2 (0·1 to 0·4)	0·1 (0 to 0·3)	0·1 (0 to 0·2)	0 (0 to 0·1)	0 (0 to 0)	60·1
Orofacial clefts	0 (0 to 0)	0 (0 to 0)	0·1 (0 to 0·2)	0·2 (0·1 to 0·4)	0·2 (0·1 to 0·3)	0·2 (0·1 to 0·3)	0·2 (0·1 to 0·3)	0·2 (0·1 to 0·3)	0·2 (0·1 to 0·3)	0·2 (0·1 to 0·3)	0·2 (0·1 to 0·3)	0·1 (0·1 to 0·3)	0·2 (0·1 to 0·3)	0·2 (0·1 to 0·4)	0·2 (0·1 to 0·4)	0·2 (0·1 to 0·3)	0·2 (0·1 to 0·3)	0·2 (0·1 to 0·4)	0·1 (0·1 to 0·3)	0·1 (0 to 0·2)	0·1 (0 to 0·1)	0 (0 to 0)	0 (0 to 0)	3·2
Down syndrome	0·7 (0·3 to 1·3)	0·2 (0·1 to 0·3)	0·7 (0·4 to 1·4)	1·1 (0·8 to 1·5)	0·7 (0·4 to 1·1)	0·8 (0·5 to 1·1)	0·9 (0·6 to 1·3)	1 (0·7 to 1·4)	1·1 (0·7 to 1·5)	1 (0·7 to 1·4)	1 (0·7 to 1·4)	1·1 (0·8 to 1·4)	1·8 (1·2 to 2·4)	3·9 (2·4 to 5·5)	5·2 (3 to 7·3)	4·4 (2·3 to 6·5)	2·6 (1·4 to 3·9)	0 (0 to 0)	0 (0 to 0)	0 (0 to 0)	0 (0 to 0)	0 (0 to 0)	0 (0 to 0)	28
Turner syndrome	0 (0 to 0)	0 (0 to 0)	0 (0 to 0)	0 (0 to 0·1)	0 (0 to 0·1)	0 (0 to 0·1)	0 (0 to 0·1)	0 (0 to 0·1)	0 (0 to 0·1)	0 (0 to 0·1)	0 (0 to 0·1)	0 (0 to 0·1)	0 (0 to 0·1)	0 (0 to 0)	0 (0 to 0)	0 (0 to 0)	0 (0 to 0)	0 (0 to 0)	0 (0 to 0)	0 (0 to 0)	0 (0 to 0)	0 (0 to 0)	0 (0 to 0)	0·4
Klinefelter syndrome	0 (0 to 0)	0 (0 to 0)	0 (0 to 0)	0 (0 to 0)	0 (0 to 0)	0 (0 to 0)	0 (0 to 0)	0 (0 to 0·1)	0 (0 to 0·1)	0 (0 to 0)	0 (0 to 0)	0 (0 to 0)	0 (0 to 0)	0 (0 to 0)	0 (0 to 0)	0 (0 to 0)	0 (0 to 0)	0 (0 to 0)	0 (0 to 0)	0 (0 to 0)	0 (0 to 0)	0 (0 to 0)	0 (0 to 0)	0·2
Other chromosomal abnormalities	4·8 (2·6 to 10)	2·4 (1·5 to 4·2)	5·9 (3·6 to 9·7)	3·9 (2·8 to 5·2)	1·7 (1·2 to 2·4)	1·8 (1·2 to 2·5)	2·1 (1·4 to 2·9)	1·9 (1·3 to 2·6)	1·6 (1·1 to 2·1)	1·6 (1·1 to 2·2)	1·5 (1 to 2·1)	1·4 (0·9 to 1·9)	1·7 (0·9 to 2·5)	1·7 (0·9 to 2·5)	1·4 (0·7 to 2·1)	1 (0·5 to 1·4)	0·8 (0·4 to 1·2)	0 (0 to 0)	0 (0 to 0)	0 (0 to 0)	0 (0 to 0)	0 (0 to 0)	0 (0 to 0)	37·1
Congenital musculoskeletal and limb anomalies	0·8 (0·4 to 2·1)	0·4 (0·2 to 0·7)	4 (2·1 to 6·8)	5·6 (3·2 to 8·8)	3·7 (2·1 to 5·8)	4 (2·2 to 6·2)	3·6 (2·1 to 5·5)	2·7 (1·6 to 4)	2·5 (1·5 to 3·8)	2·5 (1·5 to 3·9)	2·5 (1·5 to 3·7)	2·4 (1·4 to 3·5)	3 (1·8 to 4·7)	3·5 (2·1 to 5·3)	3·3 (2 to 5)	2·9 (1·7 to 4·3)	2·7 (1·6 to 4·1)	2·3 (1·3 to 3·5)	1·3 (0·7 to 2·1)	0·7 (0·4 to 1·1)	0·3 (0·2 to 0·6)	0·1 (0·1 to 0·2)	0 (0 to 0·1)	54·8
Urogenital congenital anomalies	2·2 (1 to 5·9)	0·5 (0·2 to 0·9)	0·9 (0·5 to 1·6)	0·8 (0·5 to 1·2)	0·4 (0·3 to 0·7)	0·3 (0·2 to 0·5)	0·3 (0·2 to 0·4)	0·2 (0·2 to 0·4)	0·2 (0·1 to 0·3)	0·2 (0·1 to 0·3)	0·2 (0·1 to 0·3)	0·1 (0·1 to 0·2)	0·1 (0·1 to 0·2)	0·1 (0·1 to 0·2)	0·1 (0 to 0·1)	0·1 (0 to 0·2)	0·1 (0 to 0·2)	0 (0 to 0)	0 (0 to 0)	0 (0 to 0)	0 (0 to 0)	0 (0 to 0)	0 (0 to 0)	6·8
Digestive congenital anomalies	3·5 (2 to 7·4)	1 (0·6 to 2·2)	2·1 (1·2 to 4·4)	2 (1·4 to 2·9)	0·6 (0·3 to 0·9)	0·3 (0·2 to 0·6)	0·3 (0·2 to 0·4)	0·2 (0·1 to 0·3)	0·2 (0·1 to 0·2)	0·2 (0·1 to 0·2)	0·2 (0·1 to 0·2)	0·1 (0·1 to 0·2)	0·2 (0·1 to 0·2)	0·2 (0·1 to 0·3)	0·2 (0·1 to 0·3)	0·2 (0·1 to 0·3)	0·2 (0·1 to 0·3)	0·1 (0 to 0·1)	0 (0 to 0·1)	0 (0 to 0)	0 (0 to 0)	0 (0 to 0)	0 (0 to 0)	11·8
Other congenital birth defects	7·5 (4·4 to 11·9)	1·8 (1·1 to 2·8)	4·6 (2·7 to 7·7)	4·5 (3·2 to 6)	1·8 (1·1 to 2·8)	1·9 (1·2 to 3)	2 (1·3 to 3·1)	1·9 (1·2 to 3)	1·6 (1 to 2·7)	1·7 (1 to 2·7)	1·5 (0·9 to 2·6)	1·4 (0·8 to 2·3)	1·7 (0·9 to 3)	1·8 (0·9 to 3·3)	1·7 (0·8 to 3·1)	1·5 (0·7 to 2·8)	1·4 (0·7 to 2·7)	1·1 (0·4 to 2·5)	0·8 (0·3 to 1·8)	0·5 (0·2 to 1·2)	0·3 (0·1 to 0·7)	0·2 (0·1 to 0·3)	0 (0 to 0·1)	43·1
Urinary diseases and male infertility	0 (0 to 0)	0 (0 to 0·1)	0·2 (0·1 to 0·3)	0·4 (0·3 to 0·5)	0·2 (0·2 to 0·3)	0·3 (0·3 to 0·5)	0·6 (0·4 to 0·8)	1·5 (0·9 to 2·9)	2·4 (1·4 to 3·9)	2·9 (1·9 to 4·8)	3·1 (1·9 to 5·1)	3·4 (2·2 to 5·1)	4·3 (3·2 to 5·9)	7·8 (5·8 to 10·1)	12·8 (9·5 to 16·8)	18·5 (13·7 to 24·4)	29·7 (22·3 to 38·5)	48·8 (36·3 to 62·5)	53·3 (39·8 to 67·7)	54·1 (39·7 to 71·1)	49·7 (33·8 to 65·5)	37·6 (24·6 to 49·9)	17·1 (10·5 to 23)	349
Urolithiasis	0 (0 to 0)	0 (0 to 0)	0 (0 to 0)	0 (0 to 0)	0 (0 to 0)	0 (0 to 0)	0 (0 to 0·1)	0·1 (0·1 to 0·2)	0·3 (0·1 to 0·4)	0·4 (0·2 to 0·7)	0·5 (0·2 to 1)	0·6 (0·3 to 1·1)	1 (0·5 to 1·7)	1·4 (0·7 to 2·2)	1·6 (0·9 to 2·6)	1·5 (0·9 to 2·3)	1·7 (1·1 to 2·7)	2·3 (1·5 to 3·3)	1·9 (1·2 to 2·9)	1·5 (0·9 to 2·4)	1 (0·6 to 1·7)	0·6 (0·4 to 1)	0·2 (0·1 to 0·4)	16·8
Benign prostatic hyperplasia	0 (0 to 0)	0 (0 to 0)	0 (0 to 0)	0 (0 to 0)	0 (0 to 0)	0 (0 to 0)	0 (0 to 0)	0 (0 to 0)	0 (0 to 0)	0 (0 to 0)	0 (0 to 0)	0 (0 to 0·1)	0·5 (0·2 to 0·8)	1·9 (1 to 3)	5·2 (2·9 to 8·2)	8·8 (5·1 to 14)	14 (8·4 to 21·3)	19·4 (11·1 to 30·2)	14·3 (8·5 to 21·9)	7·6 (4·6 to 11·4)	3·1 (1·8 to 4·7)	0·9 (0·5 to 1·3)	0·1 (0·1 to 0·2)	75·7
Male infertility	0 (0 to 0)	0 (0 to 0)	0 (0 to 0)	0 (0 to 0)	0 (0 to 0)	0 (0 to 0)	0 (0 to 0)	0·6 (0·1 to 1·8)	1 (0·2 to 2·4)	1 (0·3 to 2·6)	1·1 (0·3 to 2·8)	1 (0·3 to 2·6)	0·2 (0 to 0·6)	0 (0 to 0)	0 (0 to 0)	0 (0 to 0)	0 (0 to 0)	0 (0 to 0)	0 (0 to 0)	0 (0 to 0)	0 (0 to 0)	0 (0 to 0)	0 (0 to 0)	4·9
Other urinary diseases	0 (0 to 0)	0 (0 to 0)	0 (0 to 0·1)	0·1 (0·1 to 0·2)	0·1 (0·1 to 0·1)	0·1 (0·1 to 0·2)	0·1 (0·1 to 0·2)	0·1 (0·1 to 0·2)	0·2 (0·2 to 0·3)	0·3 (0·2 to 0·5)	0·3 (0·2 to 0·5)	0·4 (0·2 to 0·5)	0·6 (0·4 to 0·9)	0·7 (0·4 to 1·1)	0·8 (0·5 to 1·4)	0·9 (0·6 to 1·6)	1·2 (0·7 to 2·2)	1·7 (0·9 to 3·4)	1·7 (0·8 to 3·7)	1·6 (0·7 to 3·9)	1·2 (0·5 to 3·5)	0·8 (0·3 to 2·3)	0·3 (0·1 to 0·7)	13·4
Gynecological diseases	0 (0 to 0)	0 (0 to 0)	0 (0 to 0)	0 (0 to 0)	0 (0 to 0)	5·4 (2·6 to 9·3)	17·2 (10·1 to 27·7)	34·3 (21·8 to 50·8)	49·2 (31·9 to 72)	56·3 (36·9 to 82·1)	54·6 (36·5 to 78·9)	50·4 (33·3 to 74·3)	59·1 (37·7 to 84·4)	50 (30·5 to 74·8)	32·1 (20 to 46·6)	23·5 (14 to 35·9)	21·8 (13·3 to 32·6)	19·6 (12·5 to 28·6)	12 (7·5 to 17·4)	7 (4·3 to 10·7)	4·5 (2·8 to 6·6)	2·3 (1·4 to 3·5)	0·8 (0·4 to 1·3)	500
Uterine fibroids	0 (0 to 0)	0 (0 to 0)	0 (0 to 0)	0 (0 to 0)	0 (0 to 0)	0·1 (0 to 0·1)	0·1 (0 to 0·2)	0·2 (0·1 to 0·4)	0·4 (0·2 to 0·8)	0·9 (0·4 to 1·8)	1·7 (0·7 to 3·5)	2·6 (1·2 to 5·1)	3·9 (1·8 to 7·7)	3·8 (1·7 to 7·2)	2·5 (1·1 to 4·8)	1·6 (0·7 to 3)	1·1 (0·5 to 2·2)	0·8 (0·3 to 1·5)	0·4 (0·2 to 0·7)	0·2 (0·1 to 0·3)	0·1 (0 to 0·2)	0 (0 to 0·1)	0 (0 to 0)	20·2
Polycystic ovarian syndrome	0 (0 to 0)	0 (0 to 0)	0 (0 to 0)	0 (0 to 0)	0 (0 to 0)	0·4 (0·2 to 0·9)	1·6 (0·6 to 3·3)	2·4 (1 to 4·8)	2·4 (1 to 4·9)	2·3 (1 to 4·8)	2·2 (0·9 to 4·5)	2 (0·8 to 4·1)	2·3 (0·9 to 4·7)	0·6 (0·2 to 1·2)	0 (0 to 0)	0 (0 to 0)	0 (0 to 0)	0 (0 to 0)	0 (0 to 0)	0 (0 to 0)	0 (0 to 0)	0 (0 to 0)	0 (0 to 0)	16·2
Female infertility	0 (0 to 0)	0 (0 to 0)	0 (0 to 0)	0 (0 to 0)	0 (0 to 0)	0 (0 to 0)	0 (0 to 0)	0·3 (0 to 1·6)	0·8 (0 to 2·6)	1 (0 to 3·2)	1·3 (0 to 4·5)	1·5 (0 to 4·4)	0 (0 to 0·1)	0 (0 to 0)	0 (0 to 0)	0 (0 to 0)	0 (0 to 0)	0 (0 to 0)	0 (0 to 0)	0 (0 to 0)	0 (0 to 0)	0 (0 to 0)	0 (0 to 0)	4·9
Endometriosis	0 (0 to 0)	0 (0 to 0)	0 (0 to 0)	0 (0 to 0)	0 (0 to 0)	0 (0 to 0)	2·2 (0·7 to 4·8)	4·6 (2·2 to 8·5)	4·5 (2·3 to 8)	3·6 (1·7 to 6·6)	3 (1·5 to 5·2)	2·6 (1·3 to 4·5)	2·8 (1·4 to 4·6)	1·6 (0·7 to 2·8)	0 (0 to 0)	0 (0 to 0)	0 (0 to 0)	0 (0 to 0)	0 (0 to 0)	0 (0 to 0)	0 (0 to 0)	0 (0 to 0)	0 (0 to 0)	24·9
Genital prolapse	0 (0 to 0)	0 (0 to 0)	0 (0 to 0)	0 (0 to 0)	0 (0 to 0)	0 (0 to 0)	0 (0 to 0)	0 (0 to 0·1)	0·1 (0 to 0·2)	0·2 (0·1 to 0·5)	0·5 (0·2 to 1)	0·8 (0·3 to 1·6)	1·3 (0·6 to 2·6)	1·7 (0·8 to 3·2)	1·8 (0·8 to 3·3)	1·8 (0·8 to 3·6)	2·1 (1 to 4·1)	2·4 (1·1 to 4·5)	1·7 (0·8 to 3·2)	1·1 (0·5 to 2·1)	0·7 (0·3 to 1·4)	0·4 (0·2 to 0·7)	0·1 (0·1 to 0·2)	16·8
Premenstrual syndrome	0 (0 to 0)	0 (0 to 0)	0 (0 to 0)	0 (0 to 0)	0 (0 to 0)	4·9 (2·3 to 8·8)	10·9 (5·5 to 19·4)	13·7 (6·8 to 24·4)	13·6 (7·8 to 22·1)	13·9 (7·3 to 22·9)	15·7 (8·9 to 25)	15·6 (9 to 25·1)	15·3 (8·7 to 25·2)	6·4 (3·2 to 11·7)	0 (0 to 0)	0 (0 to 0)	0 (0 to 0)	0 (0 to 0)	0 (0 to 0)	0 (0 to 0)	0 (0 to 0)	0 (0 to 0)	0 (0 to 0)	110
Other gynecological diseases	0 (0 to 0)	0 (0 to 0)	0 (0 to 0)	0 (0 to 0)	0 (0 to 0)	0 (0 to 0·1)	2·4 (1·1 to 4·5)	13 (7·7 to 20·3)	27·4 (15·4 to 43·8)	34·5 (19·6 to 54·6)	30·2 (17·8 to 46·9)	25·3 (13·8 to 39·7)	33·5 (18·2 to 52·2)	36 (18·1 to 58·3)	27·8 (16·4 to 41·5)	20·1 (11·3 to 31·9)	18·5 (10·9 to 28·2)	16·5 (10 to 24·4)	9·9 (5·9 to 15)	5·7 (3·3 to 9)	3·7 (2·1 to 5·6)	1·9 (1·1 to 3)	0·6 (0·3 to 1·2)	307
Hemoglobinopathies and hemolytic anemias	0 (0 to 0)	0·1 (0 to 0·1)	0·3 (0·1 to 0·6)	1·4 (0·7 to 2·7)	1·1 (0·3 to 3·3)	0·7 (0·3 to 1·8)	0·5 (0·4 to 0·8)	1·9 (0·7 to 3·8)	1·7 (0·6 to 3·8)	1·7 (0·7 to 3·9)	1·8 (0·6 to 3·9)	1·2 (0·5 to 2·7)	1·2 (0·5 to 2·8)	1·7 (0·8 to 3·7)	1·7 (0·9 to 3·3)	1·8 (1 to 3·9)	2·3 (1·3 to 4·7)	2·9 (1·9 to 5)	2·4 (1·8 to 3·7)	2·2 (1·5 to 3·3)	1·9 (1·3 to 3)	1·2 (0·8 to 1·8)	0·5 (0·3 to 0·7)	32·2
Thalassemias	0 (0 to 0)	0 (0 to 0)	0 (0 to 0)	0·1 (0 to 0·1)	0 (0 to 0)	0 (0 to 0)	0 (0 to 0·1)	0 (0 to 0·1)	0 (0 to 0)	0 (0 to 0)	0 (0 to 0)	0 (0 to 0)	0 (0 to 0)	0 (0 to 0)	0 (0 to 0)	0 (0 to 0)	0 (0 to 0)	0 (0 to 0)	0 (0 to 0)	0 (0 to 0)	0 (0 to 0)	0 (0 to 0)	0 (0 to 0)	0·3
Thalassemias trait	0 (0 to 0)	0 (0 to 0)	0·1 (0 to 0·1)	0·3 (0·1 to 0·6)	0·3 (0 to 1)	0·1 (0 to 0·4)	0 (0 to 0)	0·5 (0·1 to 1·2)	0·5 (0·1 to 1·1)	0·5 (0·1 to 1·1)	0·5 (0·1 to 1·3)	0·1 (0 to 0·4)	0·2 (0 to 0·6)	0·3 (0 to 0·8)	0·2 (0 to 0·6)	0·2 (0 to 0·6)	0·2 (0 to 0·6)	0·2 (0 to 0·6)	0·1 (0 to 0·3)	0·1 (0 to 0·3)	0·1 (0 to 0·3)	0·1 (0 to 0·2)	0 (0 to 0·1)	4·6
Sickle cell disorders	0 (0 to 0)	0 (0 to 0)	0·1 (0 to 0·1)	0·3 (0·2 to 0·5)	0·1 (0·1 to 0·2)	0·1 (0·1 to 0·2)	0·2 (0·1 to 0·3)	0·2 (0·1 to 0·3)	0·1 (0·1 to 0·3)	0·1 (0·1 to 0·3)	0·1 (0 to 0·2)	0·1 (0 to 0·2)	0·1 (0 to 0·2)	0·1 (0 to 0·2)	0·1 (0 to 0·1)	0 (0 to 0·1)	0 (0 to 0)	0 (0 to 0)	0 (0 to 0)	0 (0 to 0)	0 (0 to 0)	0 (0 to 0)	0 (0 to 0)	1·8
Sickle cell trait	0 (0 to 0)	0 (0 to 0)	0 (0 to 0·1)	0·2 (0 to 0·4)	0·2 (0 to 0·8)	0·1 (0 to 0·3)	0 (0 to 0)	0·6 (0 to 1·7)	0·5 (0 to 1·6)	0·5 (0 to 1·6)	0·6 (0 to 1·7)	0 (0 to 0·2)	0·1 (0 to 0·4)	0·2 (0 to 0·5)	0·1 (0 to 0·4)	0·1 (0 to 0·3)	0·1 (0 to 0·4)	0·1 (0 to 0·3)	0·1 (0 to 0·2)	0·1 (0 to 0·2)	0·1 (0 to 0·2)	0 (0 to 0·1)	0 (0 to 0)	3·8
G6PD deficiency	0 (0 to 0)	0 (0 to 0)	0 (0 to 0)	0·1 (0 to 0·1)	0·1 (0 to 0·1)	0·1 (0·1 to 0·2)	0·2 (0·1 to 0·3)	0·3 (0·2 to 0·4)	0·3 (0·2 to 0·4)	0·3 (0·2 to 0·4)	0·2 (0·1 to 0·3)	0·3 (0·2 to 0·5)	0·2 (0·1 to 0·3)	0·3 (0·2 to 0·4)	0·3 (0·2 to 0·4)	0·2 (0·1 to 0·4)	0·2 (0·1 to 0·3)	0·2 (0·1 to 0·3)	0·1 (0·1 to 0·2)	0·1 (0 to 0·1)	0 (0 to 0)	0 (0 to 0)	0 (0 to 0)	3·5
G6PD trait	0 (0 to 0)	0 (0 to 0)	0 (0 to 0)	0 (0 to 0)	0 (0 to 0)	0 (0 to 0)	0 (0 to 0)	0 (0 to 0)	0 (0 to 0)	0 (0 to 0)	0 (0 to 0)	0 (0 to 0·1)	0 (0 to 0)	0 (0 to 0)	0 (0 to 0)	0 (0 to 0)	0 (0 to 0)	0 (0 to 0)	0 (0 to 0)	0 (0 to 0)	0 (0 to 0)	0 (0 to 0)	0 (0 to 0)	0·1
Other hemoglobinopathies and hemolytic anemias	0 (0 to 0)	0 (0 to 0)	0·1 (0 to 0·3)	0·6 (0·1 to 1·3)	0·4 (0 to 1·4)	0·2 (0 to 0·7)	0·1 (0·1 to 0·3)	0·2 (0·1 to 0·6)	0·2 (0·1 to 0·7)	0·3 (0·1 to 0·9)	0·3 (0·1 to 0·9)	0·5 (0·2 to 1·5)	0·6 (0·2 to 1·5)	0·9 (0·4 to 2)	1 (0·5 to 2)	1·2 (0·7 to 2·8)	1·8 (1 to 3·5)	2·4 (1·6 to 3·9)	2·1 (1·6 to 3)	2 (1·4 to 2·8)	1·7 (1·2 to 2·5)	1·1 (0·8 to 1·5)	0·4 (0·3 to 0·6)	18·1
Endocrine, metabolic, blood, and immune disorders	0·9 (0·5 to 1·4)	0·8 (0·5 to 1·2)	4·3 (2·8 to 6·6)	9·7 (7 to 12·8)	6·9 (4·4 to 10·2)	9 (5·9 to 13·1)	10·5 (7·2 to 15·1)	12·1 (8·1 to 17·8)	13·2 (8·7 to 19·5)	15·3 (10·2 to 23)	17·2 (11·4 to 25·2)	19·7 (12·2 to 29·6)	30·9 (19·9 to 46·4)	42·9 (28·3 to 63·9)	51·6 (33·4 to 78·7)	54·6 (33·5 to 85)	63·6 (41·1 to 97·4)	68·6 (44·1 to 105)	48·2 (30·9 to 72·1)	29·2 (19·4 to 42·7)	15·5 (10·7 to 22·8)	7·3 (5·2 to 9·9)	2·8 (1·9 to 3·8)	535
Oral disorders	0 (0 to 0)	0 (0 to 0)	0 (0 to 0)	2·3 (1·4 to 3·6)	3 (1·7 to 4·9)	4·1 (2·2 to 7·2)	5·6 (3·1 to 9·2)	7·9 (4·6 to 12·9)	10·3 (5·9 to 16·5)	12·9 (7·6 to 21·8)	15·4 (8·7 to 26·1)	17·8 (10·1 to 31)	28·6 (16·6 to 47·9)	43·6 (25·5 to 71·7)	56·6 (33·9 to 90·1)	67·5 (41·4 to 106)	89·5 (54·1 to 139)	112 (70·1 to 170)	90·1 (57·1 to 135)	62·5 (39·7 to 91·8)	39·3 (24·7 to 57·2)	19·1 (11·9 to 27·7)	6·2 (3·9 to 9)	694
Caries of deciduous teeth	0 (0 to 0)	0 (0 to 0)	0 (0 to 0)	0·2 (0·1 to 0·4)	0·4 (0·2 to 1)	0 (0 to 0·1)	0 (0 to 0)	0 (0 to 0)	0 (0 to 0)	0 (0 to 0)	0 (0 to 0)	0 (0 to 0)	0 (0 to 0)	0 (0 to 0)	0 (0 to 0)	0 (0 to 0)	0 (0 to 0)	0 (0 to 0)	0 (0 to 0)	0 (0 to 0)	0 (0 to 0)	0 (0 to 0)	0 (0 to 0)	0·6
Caries of permanent teeth	0 (0 to 0)	0 (0 to 0)	0 (0 to 0)	0 (0 to 0)	0·5 (0·2 to 1·2)	1·8 (0·7 to 4)	2 (0·8 to 4·1)	2·4 (1 to 4·8)	2·4 (1 to 5·1)	2·4 (1 to 4·9)	2·4 (1 to 4·7)	2·1 (0·9 to 4·3)	2·6 (1·1 to 5·4)	3·1 (1·3 to 6·4)	3 (1·2 to 6·7)	2·7 (1 to 6)	2·7 (1·1 to 5·6)	2·8 (1·1 to 5·7)	1·9 (0·8 to 3·7)	1·1 (0·4 to 2·3)	0·6 (0·2 to 1·2)	0·2 (0·1 to 0·5)	0·1 (0 to 0·1)	36·8
Periodontal diseases	0 (0 to 0)	0 (0 to 0)	0 (0 to 0)	0 (0 to 0)	0 (0 to 0)	0 (0 to 0)	0·2 (0 to 0·4)	0·5 (0·2 to 1·4)	1·2 (0·4 to 3)	2·3 (0·7 to 5·9)	3·6 (1·2 to 9·7)	5 (1·6 to 12·5)	8·4 (2·7 to 20·7)	11·5 (3·9 to 26·3)	11·9 (4·1 to 27·1)	10·4 (3·7 to 23·8)	9·9 (3·6 to 21·9)	9·7 (3·6 to 20·7)	6·7 (2·6 to 14·9)	4·3 (1·6 to 9·9)	2·7 (0·9 to 6)	1·3 (0·4 to 2·9)	0·4 (0·1 to 0·9)	90
Other oral disorders	0 (0 to 0)	0 (0 to 0)	0 (0 to 0)	2·1 (1·3 to 3·3)	2 (1·2 to 3·2)	2·4 (1·4 to 3·7)	3·4 (2 to 5·3)	4·2 (2·5 to 6·4)	4·7 (2·9 to 7·1)	5·1 (3·1 to 7·5)	5·1 (3·1 to 7·7)	4·9 (3 to 7·4)	6·3 (3·9 to 9·5)	7·5 (4·5 to 11·1)	7·2 (4·3 to 10·8)	6·3 (3·9 to 9·5)	6·4 (3·9 to 9·5)	6 (3·7 to 9)	3·5 (2·2 to 5·2)	1·9 (1·2 to 2·8)	0·9 (0·6 to 1·4)	0·4 (0·2 to 0·6)	0·1 (0·1 to 0·2)	80·3
Sudden infant death syndrome	--	1·5 (0·9 to 2·1)	13·8 (7·7 to 20·6)	--	--	--	--	--	--	--	--	--	--	--	--	--	--	--	--	--	--	--	--	NA
Injuries	0·4 (0·2 to 0·5)	0·4 (0·3 to 0·6)	4·9 (3·3 to 6·7)	21·3 (18 to 25·2)	20·8 (15·2 to 27·9)	34·5 (26·5 to 45·9)	88·8 (75·4 to 107)	136 (117 to 159)	133 (113 to 158)	145 (123 to 176)	141 (117 to 173)	148 (123 to 182)	195 (158 to 241)	216 (173 to 275)	217 (173 to 277)	190 (148 to 246)	206 (158 to 267)	245 (192 to 315)	219 (173 to 281)	193 (152 to 244)	166 (133 to 207)	107 (85·3 to 132)	43 (34·3 to 53·5)	2,870
Transport injuries	0 (0 to 0)	0 (0 to 0)	0·3 (0·2 to 0·5)	3·2 (2·5 to 4·2)	2·6 (2 to 3·3)	5·1 (4·2 to 6·2)	26·2 (20 to 32·9)	34·8 (26·7 to 44·2)	25·3 (20·2 to 31·3)	21·4 (17·1 to 26·8)	17·3 (14 to 21·2)	17·5 (14 to 21·6)	22·7 (18·2 to 28·3)	24·3 (19·8 to 29·6)	23·6 (19 to 29)	20·6 (16·7 to 25·1)	21·7 (17·5 to 26·5)	23·1 (18·7 to 28·2)	17·7 (14·4 to 21·6)	11·7 (9·5 to 14·3)	6·9 (5·6 to 8·5)	3 (2·4 to 3·7)	0·9 (0·7 to 1·1)	330
Road injuries	0 (0 to 0)	0 (0 to 0)	0·3 (0·2 to 0·4)	2·9 (2·2 to 3·8)	2·3 (1·8 to 3)	4·5 (3·7 to 5·7)	24·6 (18·7 to 31)	32·2 (24·7 to 41)	23 (18·4 to 28·6)	19·2 (15·4 to 24·1)	15·3 (12·2 to 18·9)	15·4 (12·2 to 19·1)	20·1 (16·1 to 25·1)	21·3 (17·3 to 26·3)	20·7 (16·6 to 25·6)	18·2 (14·7 to 22·1)	19·3 (15·5 to 23·5)	20·7 (16·8 to 25·2)	16 (13 to 19·5)	10·6 (8·5 to 13)	6·3 (5·1 to 7·7)	2·7 (2·2 to 3·3)	0·8 (0·7 to 1)	296
Pedestrian road injuries	0 (0 to 0)	0 (0 to 0)	0 (0 to 0·1)	1·1 (0·9 to 1·5)	0·7 (0·5 to 1)	1·1 (0·9 to 1·5)	2·4 (1·8 to 3·1)	2·8 (2·1 to 3·5)	2 (1·6 to 2·5)	2·1 (1·6 to 2·6)	1·8 (1·4 to 2·3)	1·9 (1·5 to 2·4)	2·8 (2·1 to 3·6)	3·2 (2·5 to 4·1)	3·1 (2·5 to 3·9)	3·1 (2·5 to 3·9)	3·7 (3 to 4·4)	4·4 (3·6 to 5·2)	3·8 (3·1 to 4·5)	2·6 (2·1 to 3·2)	1·7 (1·4 to 2·1)	0·7 (0·6 to 0·9)	0·2 (0·2 to 0·3)	45·4
Cyclist road injuries	0 (0 to 0)	0 (0 to 0)	0 (0 to 0)	0·2 (0·2 to 0·3)	0·5 (0·3 to 0·7)	1·2 (0·8 to 1·6)	1·8 (1·3 to 2·5)	2·1 (1·5 to 2·7)	2 (1·5 to 2·7)	2·2 (1·6 to 2·9)	2·2 (1·6 to 3)	2·4 (1·8 to 3·2)	3·4 (2·5 to 4·5)	4·5 (3·3 to 5·9)	4·7 (3·4 to 6·3)	4·2 (3 to 5·6)	4·5 (3·2 to 5·9)	4·7 (3·4 to 6·2)	3·4 (2·5 to 4·5)	2·1 (1·5 to 2·9)	1·2 (0·9 to 1·6)	0·5 (0·4 to 0·7)	0·1 (0·1 to 0·2)	48
Motorcyclist road injuries	0 (0 to 0)	0 (0 to 0)	0 (0 to 0)	0·2 (0·1 to 0·2)	0·1 (0·1 to 0·2)	0·5 (0·3 to 0·7)	5·8 (4·2 to 7·7)	7·9 (5·7 to 10·4)	5·8 (4·5 to 7·4)	5·3 (3·7 to 7·5)	4·2 (3·2 to 5·4)	4·3 (3 to 5·8)	5 (3·9 to 6·7)	4·6 (3·5 to 5·8)	4·1 (3·2 to 5·1)	3·1 (2·4 to 4)	2·8 (2·1 to 3·6)	2·6 (1·9 to 3·5)	1·8 (1·3 to 2·4)	1·1 (0·8 to 1·6)	0·6 (0·4 to 0·9)	0·3 (0·2 to 0·4)	0·1 (0·1 to 0·1)	60·3
Motor vehicle road injuries	0 (0 to 0)	0 (0 to 0)	0·2 (0·1 to 0·3)	1·3 (1 to 1·6)	0·9 (0·7 to 1·2)	1·7 (1·3 to 2·2)	14·3 (10·9 to 18·1)	19·3 (14·6 to 24·7)	12·9 (10·2 to 16·2)	9·4 (7·3 to 12)	6·8 (5·4 to 8·5)	6·6 (5·2 to 8·3)	8·5 (6·8 to 10·8)	8·6 (7 to 10·7)	8·3 (6·7 to 10·3)	7·3 (6 to 9)	7·8 (6·4 to 9·4)	8·5 (7 to 10·3)	6·6 (5·4 to 8)	4·5 (3·6 to 5·4)	2·6 (2·1 to 3·2)	1·1 (0·9 to 1·3)	0·3 (0·3 to 0·4)	138
Other road injuries	0 (0 to 0)	0 (0 to 0)	0 (0 to 0)	0·1 (0·1 to 0·1)	0·1 (0 to 0·1)	0·1 (0·1 to 0·1)	0·2 (0·1 to 0·3)	0·2 (0·2 to 0·3)	0·2 (0·2 to 0·3)	0·2 (0·2 to 0·3)	0·2 (0·2 to 0·3)	0·2 (0·2 to 0·3)	0·4 (0·3 to 0·5)	0·5 (0·3 to 0·6)	0·5 (0·3 to 0·6)	0·4 (0·3 to 0·6)	0·4 (0·3 to 0·6)	0·5 (0·3 to 0·6)	0·3 (0·2 to 0·5)	0·2 (0·2 to 0·3)	0·1 (0·1 to 0·2)	0·1 (0 to 0·1)	0 (0 to 0)	5
Other transport injuries	0 (0 to 0)	0 (0 to 0)	0 (0 to 0)	0·3 (0·2 to 0·5)	0·3 (0·2 to 0·4)	0·5 (0·4 to 0·7)	1·6 (1·1 to 2·4)	2·5 (1·7 to 3·7)	2·2 (1·6 to 3·2)	2·2 (1·6 to 3·1)	2 (1·4 to 2·7)	2·1 (1·6 to 2·8)	2·6 (2 to 3·5)	2·9 (2·3 to 3·7)	2·9 (2·2 to 3·7)	2·5 (1·9 to 3·1)	2·4 (1·9 to 3)	2·4 (1·8 to 3·1)	1·7 (1·3 to 2·3)	1·1 (0·8 to 1·4)	0·6 (0·5 to 0·8)	0·3 (0·2 to 0·4)	0·1 (0·1 to 0·2)	33·5
Unintentional injuries	0·2 (0·2 to 0·3)	0·4 (0·3 to 0·5)	4·1 (2·8 to 5·6)	16·1 (12·9 to 19·5)	16·9 (11·3 to 23·8)	25·7 (18·2 to 36·4)	36·1 (26·3 to 49·7)	46·7 (34·4 to 63)	53·4 (38·9 to 73·8)	63 (46·3 to 86·8)	68·2 (49·9 to 94·3)	72 (52·7 to 97·5)	100 (72·8 to 137)	128 (94·2 to 175)	138 (103 to 188)	136 (99·6 to 182)	158 (117 to 210)	199 (150 to 261)	187 (145 to 243)	173 (135 to 220)	154 (122 to 194)	102 (81·2 to 126)	41·6 (33 to 51·8)	1,920
Falls	0 (0 to 0)	0 (0 to 0)	0·4 (0·3 to 0·7)	3·5 (2·4 to 5·3)	7·3 (4·5 to 11·2)	11·8 (7·7 to 17·6)	16·8 (11·4 to 24·4)	21·2 (14·7 to 29·9)	25·5 (17·6 to 36·4)	30·2 (20·9 to 43·1)	33·8 (23·8 to 47·9)	36·6 (26·3 to 51)	52·6 (37·6 to 72·7)	70·9 (51·6 to 97·1)	78·6 (58 to 107)	79·9 (58·5 to 107)	97·3 (71·2 to 129)	129 (98·4 to 170)	132 (101 to 171)	134 (103 to 170)	128 (100 to 160)	87·7 (69·6 to 109)	36·6 (28·7 to 45·9)	1,210
Drowning	0 (0 to 0)	0 (0 to 0)	0·1 (0·1 to 0·2)	2 (1·6 to 2·6)	0·5 (0·4 to 0·7)	0·6 (0·5 to 0·8)	1·5 (1·1 to 2·1)	2 (1·4 to 2·8)	1·3 (1 to 1·8)	1·4 (1·1 to 1·8)	1·2 (1 to 1·6)	1·4 (1·1 to 1·7)	1·7 (1·3 to 2·2)	1·5 (1·2 to 1·9)	1·4 (1·1 to 1·7)	1·2 (0·9 to 1·4)	1·2 (0·9 to 1·4)	1·2 (1 to 1·5)	0·8 (0·7 to 1·1)	0·5 (0·4 to 0·7)	0·3 (0·2 to 0·3)	0·1 (0·1 to 0·2)	0 (0 to 0)	22·1
Fire, heat, and hot substances	0 (0 to 0)	0 (0 to 0)	0·2 (0·1 to 0·2)	1·6 (1·2 to 2)	1 (0·7 to 1·5)	1·3 (0·9 to 2)	1·9 (1·3 to 2·8)	2·6 (1·8 to 3·7)	3·1 (2·2 to 4·5)	4·2 (2·8 to 6·1)	4·5 (3 to 6·7)	4·5 (3 to 6·6)	6·1 (4·1 to 9)	7·5 (5 to 10·9)	7·5 (5 to 11·1)	6·8 (4·6 to 10·1)	7·1 (4·8 to 10·3)	7·6 (5·1 to 11)	5·8 (4 to 8·3)	4·2 (3 to 5·9)	2·7 (2 to 3·8)	1·4 (1·1 to 2)	0·5 (0·4 to 0·7)	82·1
Poisonings	0 (0 to 0)	0 (0 to 0)	0 (0 to 0·1)	0·5 (0·3 to 0·7)	0·7 (0·4 to 1)	1·1 (0·7 to 1·5)	1·3 (0·9 to 1·8)	1·7 (1·2 to 2·2)	1·7 (1·3 to 2·2)	1·7 (1·3 to 2·3)	1·7 (1·3 to 2·2)	1·6 (1·2 to 2·1)	1·9 (1·4 to 2·6)	2 (1·4 to 2·7)	1·8 (1·3 to 2·5)	1·5 (1·1 to 2)	1·4 (1 to 1·9)	1·5 (1 to 2·1)	1·1 (0·8 to 1·6)	0·8 (0·6 to 1·1)	0·5 (0·3 to 0·6)	0·2 (0·2 to 0·3)	0·1 (0·1 to 0·1)	24·9
Poisoning by carbon monoxide	0 (0 to 0)	0 (0 to 0)	0 (0 to 0)	0·1 (0·1 to 0·1)	0·1 (0·1 to 0·1)	0·2 (0·1 to 0·3)	0·4 (0·3 to 0·6)	0·6 (0·4 to 0·8)	0·5 (0·4 to 0·8)	0·6 (0·4 to 0·9)	0·5 (0·3 to 0·8)	0·5 (0·4 to 0·7)	0·6 (0·4 to 0·8)	0·5 (0·3 to 0·7)	0·4 (0·3 to 0·6)	0·4 (0·3 to 0·5)	0·3 (0·2 to 0·4)	0·3 (0·2 to 0·5)	0·3 (0·2 to 0·3)	0·2 (0·1 to 0·2)	0·1 (0·1 to 0·2)	0·1 (0 to 0·1)	0 (0 to 0)	6·7
Poisoning by other means	0 (0 to 0)	0 (0 to 0)	0 (0 to 0)	0·4 (0·3 to 0·6)	0·6 (0·3 to 0·9)	0·9 (0·6 to 1·3)	0·9 (0·6 to 1·3)	1·1 (0·8 to 1·5)	1·2 (0·9 to 1·6)	1·1 (0·8 to 1·6)	1·1 (0·8 to 1·6)	1·1 (0·8 to 1·5)	1·4 (1 to 1·9)	1·5 (1 to 2·1)	1·4 (1 to 2)	1·1 (0·8 to 1·6)	1·1 (0·7 to 1·6)	1·2 (0·8 to 1·7)	0·9 (0·6 to 1·2)	0·6 (0·4 to 0·9)	0·4 (0·2 to 0·5)	0·2 (0·1 to 0·2)	0·1 (0 to 0·1)	18·2
Exposure to mechanical forces	0 (0 to 0)	0 (0 to 0)	0·2 (0·1 to 0·3)	1·5 (1·1 to 2·1)	2·1 (1·3 to 3·3)	3·5 (2·2 to 5·5)	5·1 (3·2 to 7·9)	6·9 (4·6 to 10·5)	8·4 (5·5 to 12·5)	10·1 (6·7 to 15·1)	11 (7·2 to 16·7)	11·3 (7·5 to 16·7)	15·4 (10·4 to 23·3)	19·3 (13·1 to 28·6)	20·3 (13·7 to 30·1)	19 (12·8 to 27·8)	20·2 (13·3 to 29·3)	22 (14·7 to 32)	16·5 (11 to 23·8)	11·2 (7·5 to 15·9)	6·9 (4·7 to 9·8)	3·5 (2·4 to 4·8)	1·1 (0·8 to 1·6)	216
Unintentional firearm injuries	0 (0 to 0)	0 (0 to 0)	0 (0 to 0)	0·1 (0·1 to 0·1)	0·1 (0·1 to 0·1)	0·1 (0·1 to 0·2)	0·2 (0·1 to 0·3)	0·3 (0·2 to 0·4)	0·3 (0·2 to 0·4)	0·3 (0·2 to 0·5)	0·4 (0·3 to 0·5)	0·4 (0·3 to 0·5)	0·5 (0·4 to 0·7)	0·7 (0·5 to 0·9)	0·7 (0·5 to 0·9)	0·6 (0·5 to 0·8)	0·7 (0·5 to 0·9)	0·7 (0·5 to 1)	0·6 (0·4 to 0·8)	0·4 (0·3 to 0·5)	0·2 (0·2 to 0·3)	0·1 (0·1 to 0·2)	0 (0 to 0·1)	7·4
Other exposure to mechanical forces	0 (0 to 0)	0 (0 to 0)	0·2 (0·1 to 0·3)	1·4 (1 to 1·9)	2 (1·2 to 3·2)	3·3 (2·1 to 5·4)	4·9 (3·1 to 7·6)	6·6 (4·3 to 10·1)	8·2 (5·3 to 12·2)	9·8 (6·4 to 14·7)	10·6 (7 to 16·3)	10·9 (7·2 to 16·3)	14·9 (10 to 22·6)	18·7 (12·6 to 27·8)	19·6 (13·1 to 29·2)	18·4 (12·3 to 26·9)	19·5 (12·8 to 28·5)	21·3 (14·1 to 31)	15·9 (10·6 to 23)	10·8 (7·2 to 15·5)	6·7 (4·5 to 9·5)	3·3 (2·3 to 4·7)	1·1 (0·8 to 1·5)	208
Adverse effects of medical treatment	0·1 (0 to 0·1)	0·1 (0 to 0·1)	0·6 (0·3 to 1)	1 (0·7 to 1·3)	0·3 (0·2 to 0·5)	0·4 (0·3 to 0·5)	0·6 (0·4 to 0·7)	0·8 (0·6 to 1·1)	0·9 (0·7 to 1·2)	1·1 (0·7 to 1·4)	1·2 (0·8 to 1·6)	1·4 (1 to 1·9)	2·3 (1·6 to 3)	3·6 (2·5 to 4·8)	4·7 (3·2 to 6·2)	5·5 (3·8 to 7·4)	7·4 (5·3 to 9·8)	10·5 (7·3 to 13·6)	9·7 (6·9 to 12·5)	7·5 (5·5 to 9·6)	5·2 (3·8 to 6·7)	2·6 (1·9 to 3·4)	0·9 (0·7 to 1·2)	68·3
Animal contact	0 (0 to 0)	0 (0 to 0)	0 (0 to 0·1)	0·2 (0·2 to 0·3)	0·2 (0·1 to 0·3)	0·3 (0·2 to 0·4)	0·3 (0·2 to 0·4)	0·4 (0·3 to 0·5)	0·4 (0·3 to 0·6)	0·5 (0·4 to 0·7)	0·5 (0·4 to 0·7)	0·5 (0·4 to 0·7)	0·7 (0·5 to 1)	0·9 (0·6 to 1·2)	0·9 (0·6 to 1·2)	0·8 (0·6 to 1·2)	0·9 (0·6 to 1·2)	0·9 (0·7 to 1·3)	0·7 (0·5 to 1)	0·5 (0·3 to 0·7)	0·3 (0·2 to 0·4)	0·2 (0·1 to 0·2)	0·1 (0 to 0·1)	10·2
Venomous animal contact	0 (0 to 0)	0 (0 to 0)	0 (0 to 0)	0·1 (0·1 to 0·1)	0·1 (0·1 to 0·1)	0·1 (0·1 to 0·2)	0·2 (0·1 to 0·2)	0·2 (0·1 to 0·3)	0·2 (0·1 to 0·3)	0·2 (0·1 to 0·3)	0·2 (0·1 to 0·3)	0·2 (0·2 to 0·3)	0·3 (0·2 to 0·4)	0·4 (0·3 to 0·5)	0·4 (0·3 to 0·5)	0·4 (0·2 to 0·5)	0·4 (0·3 to 0·5)	0·3 (0·2 to 0·5)	0·2 (0·2 to 0·3)	0·2 (0·1 to 0·2)	0·1 (0·1 to 0·1)	0 (0 to 0·1)	0 (0 to 0)	4·2
Non-venomous animal contact	0 (0 to 0)	0 (0 to 0)	0 (0 to 0)	0·2 (0·1 to 0·2)	0·1 (0·1 to 0·2)	0·1 (0·1 to 0·2)	0·2 (0·1 to 0·2)	0·2 (0·1 to 0·3)	0·2 (0·1 to 0·3)	0·3 (0·2 to 0·4)	0·3 (0·2 to 0·4)	0·3 (0·2 to 0·4)	0·4 (0·3 to 0·6)	0·5 (0·3 to 0·7)	0·5 (0·3 to 0·7)	0·5 (0·3 to 0·7)	0·5 (0·4 to 0·8)	0·6 (0·4 to 0·9)	0·5 (0·3 to 0·7)	0·3 (0·2 to 0·5)	0·2 (0·1 to 0·3)	0·1 (0·1 to 0·2)	0 (0 to 0·1)	6
Foreign body	0·1 (0 to 0·1)	0·2 (0·1 to 0·3)	2 (1·2 to 2·9)	3·3 (2·6 to 4)	1·1 (0·8 to 1·5)	2·2 (1·7 to 2·8)	2·7 (2·1 to 3·5)	4 (3·2 to 5·1)	3·9 (3·1 to 5)	4·4 (3·5 to 5·5)	4·3 (3·4 to 5·2)	4·4 (3·6 to 5·3)	5·4 (4·4 to 6·7)	5·7 (4·5 to 7·1)	5·7 (4·7 to 7·1)	5·3 (4·2 to 6·7)	5·7 (4·6 to 6·9)	6·5 (5·4 to 7·9)	5·6 (4·5 to 6·8)	4·5 (3·5 to 5·7)	3·3 (2·7 to 4·1)	2·1 (1·7 to 2·6)	0·9 (0·7 to 1·1)	83·3
Pulmonary aspiration and foreign body in airway	0·1 (0 to 0·1)	0·2 (0·1 to 0·3)	1·9 (1·1 to 2·8)	2·9 (2·4 to 3·6)	0·6 (0·5 to 0·7)	1·5 (1·2 to 1·9)	1·9 (1·5 to 2·4)	3 (2·3 to 3·8)	2·8 (2·2 to 3·5)	3·1 (2·5 to 3·9)	2·9 (2·3 to 3·5)	3 (2·5 to 3·7)	3·5 (2·7 to 4·5)	3·4 (2·6 to 4·3)	3·3 (2·6 to 4·2)	3 (2·3 to 4)	3·2 (2·5 to 4)	3·8 (3·1 to 4·6)	3·5 (2·7 to 4·5)	3·1 (2·3 to 4·1)	2·5 (1·9 to 3·1)	1·7 (1·3 to 2·2)	0·7 (0·5 to 0·9)	55·6
Foreign body in eyes	0 (0 to 0)	0 (0 to 0)	0 (0 to 0·1)	0·1 (0 to 0·3)	0·2 (0·1 to 0·5)	0·3 (0·1 to 0·6)	0·3 (0·1 to 0·8)	0·4 (0·1 to 0·9)	0·4 (0·2 to 0·9)	0·5 (0·2 to 1)	0·5 (0·2 to 1)	0·4 (0·2 to 0·9)	0·6 (0·3 to 1)	0·6 (0·3 to 1·1)	0·5 (0·3 to 0·9)	0·5 (0·3 to 0·8)	0·5 (0·3 to 0·7)	0·5 (0·3 to 0·8)	0·4 (0·3 to 0·6)	0·3 (0·2 to 0·4)	0·2 (0·1 to 0·3)	0·1 (0·1 to 0·1)	0 (0 to 0)	7·4
Foreign body in other body part	0 (0 to 0)	0 (0 to 0)	0 (0 to 0·1)	0·2 (0·2 to 0·3)	0·3 (0·2 to 0·4)	0·4 (0·3 to 0·6)	0·5 (0·3 to 0·7)	0·6 (0·4 to 0·8)	0·7 (0·5 to 1)	0·8 (0·6 to 1·1)	0·9 (0·6 to 1·3)	1 (0·7 to 1·4)	1·3 (0·9 to 1·9)	1·8 (1·2 to 2·4)	1·9 (1·3 to 2·5)	1·8 (1·3 to 2·5)	2 (1·4 to 2·7)	2·2 (1·6 to 3)	1·7 (1·2 to 2·3)	1·1 (0·8 to 1·6)	0·7 (0·5 to 1)	0·3 (0·2 to 0·5)	0·1 (0·1 to 0·2)	20·3
Environmental heat and cold exposure	0 (0 to 0)	0 (0 to 0)	0 (0 to 0)	0·1 (0·1 to 0·1)	0·2 (0·1 to 0·3)	0·3 (0·2 to 0·5)	0·5 (0·4 to 0·8)	0·7 (0·5 to 1·1)	0·9 (0·6 to 1·2)	1·1 (0·7 to 1·5)	1·1 (0·8 to 1·6)	1·2 (0·8 to 1·6)	1·6 (1·1 to 2·3)	2 (1·4 to 2·7)	2 (1·4 to 2·7)	1·8 (1·3 to 2·5)	2 (1·4 to 2·7)	2·2 (1·6 to 3)	1·8 (1·3 to 2·4)	1·3 (1 to 1·7)	1 (0·7 to 1·2)	0·5 (0·4 to 0·7)	0·2 (0·2 to 0·3)	22·5
Exposure to forces of nature	0 (0 to 0)	0 (0 to 0)	0 (0 to 0)	0 (0 to 0)	0 (0 to 0)	0 (0 to 0)	0 (0 to 0)	0 (0 to 0)	0 (0 to 0)	0 (0 to 0)	0 (0 to 0)	0 (0 to 0)	0 (0 to 0)	0 (0 to 0)	0 (0 to 0)	0 (0 to 0)	0 (0 to 0)	0 (0 to 0)	0 (0 to 0)	0 (0 to 0)	0 (0 to 0)	0 (0 to 0)	0 (0 to 0)	0·1
Other unintentional injuries	0 (0 to 0·1)	0 (0 to 0·1)	0·5 (0·3 to 0·8)	2·4 (1·4 to 3·8)	3·5 (2·1 to 5·5)	4·3 (2·6 to 6·7)	5·3 (3·4 to 8·4)	6·2 (4 to 9·7)	7·2 (4·6 to 10·9)	8·4 (5·3 to 12·9)	8·9 (5·7 to 13·5)	9·1 (5·8 to 13·8)	12·2 (7·9 to 18·5)	15 (9·5 to 22·7)	15·3 (9·7 to 22·9)	14·1 (9·2 to 21·2)	15·1 (10 to 22·3)	16·5 (10·9 to 24·2)	12·8 (8·5 to 18·8)	9·1 (6 to 13·2)	6·1 (4·1 to 8·7)	3·2 (2·2 to 4·6)	1·2 (0·8 to 1·6)	177
Self-harm and interpersonal violence	0·1 (0·1 to 0·2)	0 (0 to 0·1)	0·5 (0·3 to 0·7)	2 (1·6 to 2·4)	1·3 (1·1 to 1·6)	3·7 (3 to 4·4)	26·5 (22 to 32·3)	55·1 (44·5 to 67·6)	54·6 (44·7 to 65·6)	60·8 (49·8 to 72·6)	55·7 (45·7 to 67·6)	58·8 (47·2 to 73·4)	72·3 (57·6 to 90·6)	63·2 (49·9 to 79·5)	55·2 (44·1 to 68·8)	33·7 (27·2 to 41·9)	26·5 (21·7 to 32·1)	23·5 (19·3 to 28·2)	14·7 (12·1 to 17·9)	8·5 (7 to 10·2)	4·7 (3·8 to 5·6)	1·9 (1·6 to 2·2)	0·5 (0·4 to 0·6)	624
Self-harm	0 (0 to 0)	0 (0 to 0)	0 (0 to 0)	0 (0 to 0)	0 (0 to 0)	1·2 (0·8 to 1·8)	20·4 (16 to 25·8)	46 (35·8 to 57·7)	47·3 (37·9 to 58)	53·6 (42·8 to 64·9)	48·8 (39·2 to 60·3)	52·1 (40·5 to 66·1)	64·4 (50·1 to 81·9)	55·4 (42·4 to 71·8)	48·2 (37 to 61·5)	28·2 (22 to 35·7)	21·3 (16·8 to 26·3)	18·3 (14·5 to 22·8)	11·2 (8·9 to 13·9)	6·5 (5·2 to 8·1)	3·5 (2·9 to 4·4)	1·4 (1·1 to 1·7)	0·4 (0·3 to 0·4)	528
Self-harm by firearm	0 (0 to 0)	0 (0 to 0)	0 (0 to 0)	0 (0 to 0)	0 (0 to 0)	0 (0 to 0·1)	0·6 (0·4 to 1·2)	1·3 (0·7 to 2·8)	1·1 (0·6 to 2·1)	1·2 (0·7 to 2·4)	1·1 (0·7 to 2·3)	1·4 (0·8 to 3)	1·8 (1 to 4)	2 (1·1 to 3·8)	1·7 (1 to 3·1)	1·2 (0·7 to 1·9)	1 (0·6 to 1·6)	1 (0·6 to 1·5)	0·7 (0·4 to 1)	0·4 (0·2 to 0·7)	0·2 (0·1 to 0·3)	0·1 (0·1 to 0·1)	0 (0 to 0)	16·9
Self-harm by other specified means	0 (0 to 0)	0 (0 to 0)	0 (0 to 0)	0 (0 to 0)	0 (0 to 0)	1·2 (0·8 to 1·7)	19·8 (15·7 to 24·9)	44·7 (34·8 to 55·9)	46·2 (37 to 56·7)	52·4 (41·7 to 63·4)	47·7 (38·2 to 59)	50·7 (39·7 to 64·2)	62·6 (48·9 to 79·7)	53·5 (41·1 to 69·3)	46·5 (35·8 to 59·4)	27 (21·2 to 34·6)	20·3 (16 to 25·1)	17·3 (13·8 to 21·5)	10·5 (8·2 to 13·1)	6·1 (4·8 to 7·6)	3·3 (2·7 to 4·1)	1·3 (1·1 to 1·6)	0·3 (0·3 to 0·4)	511
Interpersonal violence	0·1 (0·1 to 0·2)	0 (0 to 0·1)	0·5 (0·3 to 0·7)	1·9 (1·5 to 2·4)	1·3 (1·1 to 1·6)	2·4 (1·9 to 2·9)	5·9 (4·6 to 7·4)	8·9 (7·2 to 11)	7·1 (5·7 to 8·7)	7 (5·8 to 8·4)	6·6 (5·5 to 7·8)	6·4 (5·3 to 7·7)	7·6 (6·2 to 9·2)	7·3 (5·9 to 9)	6·5 (5·2 to 8·1)	5·1 (4·1 to 6·4)	4·9 (3·9 to 6·2)	5 (3·9 to 6·3)	3·5 (2·7 to 4·4)	1·9 (1·4 to 2·5)	1·1 (0·8 to 1·4)	0·5 (0·3 to 0·6)	0·1 (0·1 to 0·2)	91·6
Physical violence by firearm	0 (0 to 0)	0 (0 to 0)	0 (0 to 0)	0·1 (0 to 0·1)	0·1 (0·1 to 0·1)	0·1 (0·1 to 0·1)	0·2 (0·1 to 0·2)	0·3 (0·2 to 0·4)	0·3 (0·2 to 0·4)	0·3 (0·3 to 0·4)	0·3 (0·3 to 0·4)	0·3 (0·2 to 0·4)	0·3 (0·3 to 0·4)	0·4 (0·3 to 0·5)	0·3 (0·3 to 0·4)	0·3 (0·2 to 0·4)	0·3 (0·2 to 0·4)	0·3 (0·2 to 0·4)	0·2 (0·2 to 0·3)	0·1 (0·1 to 0·2)	0·1 (0·1 to 0·1)	0 (0 to 0)	0 (0 to 0)	4·4
Physical violence by sharp object	0 (0 to 0)	0 (0 to 0)	0 (0 to 0)	0·1 (0 to 0·1)	0·1 (0·1 to 0·2)	0·2 (0·1 to 0·2)	0·5 (0·4 to 0·6)	0·8 (0·6 to 0·9)	0·7 (0·5 to 0·8)	0·7 (0·6 to 0·8)	0·7 (0·6 to 0·8)	0·7 (0·5 to 0·8)	0·8 (0·6 to 1)	0·8 (0·6 to 1·1)	0·7 (0·6 to 1)	0·6 (0·5 to 0·8)	0·6 (0·4 to 0·8)	0·6 (0·5 to 0·8)	0·5 (0·4 to 0·6)	0·3 (0·2 to 0·4)	0·2 (0·1 to 0·2)	0·1 (0·1 to 0·1)	0 (0 to 0)	9·5
Sexual violence	0 (0 to 0)	0 (0 to 0)	0 (0 to 0)	0 (0 to 0·1)	0·3 (0·2 to 0·4)	0·8 (0·5 to 1·2)	2·3 (1·3 to 3·7)	3 (1·7 to 4·5)	2·1 (1·1 to 3·3)	1·4 (0·8 to 2·3)	1·1 (0·6 to 1·8)	1 (0·6 to 1·6)	1·1 (0·6 to 1·8)	1 (0·5 to 1·6)	0·7 (0·4 to 1·1)	0·5 (0·3 to 0·7)	0·5 (0·3 to 0·7)	0·5 (0·3 to 0·7)	0·4 (0·2 to 0·5)	0·2 (0·2 to 0·4)	0·1 (0·1 to 0·2)	0 (0 to 0·1)	0 (0 to 0)	16·8
Physical violence by other means	0·1 (0·1 to 0·1)	0 (0 to 0·1)	0·4 (0·3 to 0·7)	1·7 (1·3 to 2·1)	0·8 (0·6 to 1)	1·3 (1·1 to 1·6)	3 (2·4 to 3·8)	4·9 (4 to 6)	4·1 (3·3 to 5)	4·6 (3·8 to 5·5)	4·4 (3·7 to 5·3)	4·5 (3·7 to 5·5)	5·4 (4·3 to 6·6)	5·2 (4·1 to 6·4)	4·8 (3·8 to 6·1)	3·7 (2·9 to 4·7)	3·5 (2·8 to 4·6)	3·6 (2·8 to 4·7)	2·4 (1·8 to 3·2)	1·3 (0·9 to 1·8)	0·7 (0·5 to 1)	0·3 (0·2 to 0·4)	0·1 (0·1 to 0·1)	60·8
Conflict and terrorism	0 (0 to 0)	0 (0 to 0)	0 (0 to 0)	0 (0 to 0)	0 (0 to 0)	0 (0 to 0·1)	0·1 (0 to 0·1)	0·1 (0 to 0·1)	0·1 (0·1 to 0·2)	0·2 (0·1 to 0·3)	0·2 (0·1 to 0·5)	0·3 (0·1 to 0·5)	0·3 (0·1 to 0·7)	0·4 (0·2 to 1)	0·5 (0·2 to 1·3)	0·4 (0·2 to 1·2)	0·3 (0·1 to 0·8)	0·2 (0·1 to 0·5)	0·1 (0 to 0·3)	0·1 (0 to 0·1)	0 (0 to 0·1)	0 (0 to 0)	0 (0 to 0)	3·3

SR Table 2c: Milton Kevnes DALYS by cause and age group for both sexes with 95% uncertainty intervals. 2019

Cause	Early Neonatal	Late Neonatal	Post Neonatal	1 to 4	5 to 9	10 to 14	15 to 19	20 to 24	25 to 29	30 to 34	35 to 39	40 to 44	45 to 49	50 to 54	55 to 59	60 to 64	65 to 69	70 to 74	75 to 79	80 to 84	85 to 89	90 to 94	95 plus	Total
All causes	649 (549 to 800)	1,208 (1,026 to 1,420)	666 (544 to 802)	1,218 (963 to 1,511)	1,249 (924 to 1,730)	1,249 (920 to 1,692)	1,249 (1,060 to 2,000)	1,249 (1,060 to 2,000)	1,249 (1,400 to 2,333)	1,249 (1,881 to 3,040)	1,249 (2,568 to 4,156)	1,249 (3,270 to 5,274)	1,249 (3,430 to 5,199)	1,249 (3,740 to 5,550)	1,249 (4,140 to 5,982)	1,249 (4,459 to 6,238)	1,249 (4,654 to 6,330)	1,249 (4,899 to 6,358)	1,249 (5,169 to 6,503)	1,249 (5,468 to 7,310)	1,249 (4,980 to 6,580)	1,249 (2,870 to 3,449)	1,249 (1,730 to 2,000)	49,600 (48,900 to 50,300)
Communicable, maternal, neonatal, and nutritional diseases	649 (549 to 800)	1,208 (1,026 to 1,420)	666 (544 to 802)	1,218 (963 to 1,511)	1,249 (924 to 1,730)	1,249 (920 to 1,692)	1,249 (1,060 to 2,000)	1,249 (1,060 to 2,000)	1,249 (1,400 to 2,333)	1,249 (1,881 to 3,040)	1,249 (2,568 to 4,156)	1,249 (3,270 to 5,274)	1,249 (3,430 to 5,199)	1,249 (3,740 to 5,550)	1,249 (4,140 to 5,982)	1,249 (4,459 to 6,238)	1,249 (4,654 to 6,330)	1,249 (4,899 to 6,358)	1,249 (5,169 to 6,503)	1,249 (5,468 to 7,310)	1,249 (4,980 to 6,580)	1,249 (2,870 to 3,449)	1,249 (1,730 to 2,000)	49,600 (48,900 to 50,300)
HIV/AIDS and sexually transmitted infections	13 (3.4 to 30.7)	4 (1 to 9.1)	6.7 (2.7 to 14.2)	14 (3.2 to 33.7)	11 (1.9 to 32)	0.6 (0.5 to 0.7)	1 (0.2 to 4.1)	3 (0.3 to 9.4)	12 (2.2 to 34.6)	65 (11.5 to 183)	115 (8.7 to 15.5)	162 (12.3 to 21.4)	192 (12.6 to 22.1)	222 (11.2 to 18.6)	254 (9.6 to 15.2)	287 (7.6 to 12.4)	319 (5.5 to 9.4)	353 (4.2 to 6.2)	387 (3.3 to 5.3)	419 (1.4 to 5.1)	452 (0.4 to 2.1)	485 (0.2 to 0.6)	520 (0.1 to 0.2)	130 (0.1 to 0.1)
HIV/AIDS	13 (3.4 to 30.7)	4 (1 to 9.1)	6.7 (2.7 to 14.2)	14 (3.2 to 33.7)	11 (1.9 to 32)	0.6 (0.5 to 0.7)	1 (0.2 to 4.1)	3 (0.3 to 9.4)	12 (2.2 to 34.6)	65 (11.5 to 183)	115 (8.7 to 15.5)	162 (12.3 to 21.4)	192 (12.6 to 22.1)	222 (11.2 to 18.6)	254 (9.6 to 15.2)	287 (7.6 to 12.4)	319 (5.5 to 9.4)	353 (4.2 to 6.2)	387 (3.3 to 5.3)	419 (1.4 to 5.1)	452 (0.4 to 2.1)	485 (0.2 to 0.6)	520 (0.1 to 0.2)	130 (0.1 to 0.1)
HIV/AIDS - Drug-susceptible Tuberculosis	0 (0 to 0)	0 (0 to 0)	0.2 (0.1 to 0.2)	0.2 (0.1 to 0.2)	0.1 (0.1 to 0.1)	0.1 (0.1 to 0.1)	0.1 (0.1 to 0.1)	0.2 (0.1 to 0.3)	0.4 (0.2 to 0.6)	0.7 (0.4 to 1.1)	1 (0.6 to 1.5)	1.1 (0.7 to 1.7)	1.1 (0.6 to 1.6)	0.7 (0.4 to 1.1)	0.4 (0.2 to 0.7)	0.3 (0.2 to 0.5)	0.3 (0.2 to 0.4)	0.3 (0.2 to 0.4)	0.3 (0.2 to 0.4)	0.1 (0.1 to 0.2)	0.1 (0.1 to 0.2)	0 (0 to 0.1)	0 (0 to 0)	6.6 (6.1 to 7.1)
HIV/AIDS - Multidrug-resistant Tuberculosis without extensive dr...	0 (0 to 0)	0 (0 to 0)	0 (0 to 0)	0 (0 to 0)	0 (0 to 0)	0 (0 to 0)	0 (0 to 0)	0 (0 to 0)	0 (0 to 0)	0 (0 to 0)	0 (0 to 0)	0 (0 to 0)	0 (0 to 0)	0 (0 to 0)	0 (0 to 0)	0 (0 to 0)	0 (0 to 0)	0 (0 to 0)	0 (0 to 0)	0 (0 to 0)	0 (0 to 0)	0 (0 to 0)	0 (0 to 0)	0 (0 to 0)	0.2 (0 to 0.2)
HIV/AIDS - Extensively drug-resistant Tuberculosis	0 (0 to 0)	0 (0 to 0)	0 (0 to 0)	0 (0 to 0)	0 (0 to 0)	0 (0 to 0)	0 (0 to 0)	0 (0 to 0)	0 (0 to 0)	0 (0 to 0)	0 (0 to 0)	0 (0 to 0)	0 (0 to 0)	0 (0 to 0)	0 (0 to 0)	0 (0 to 0)	0 (0 to 0)	0 (0 to 0)	0 (0 to 0)	0 (0 to 0)	0 (0 to 0)	0 (0 to 0)	0 (0 to 0)	0 (0 to 0)	0 (0 to 0)
HIV/AIDS resulting in other diseases	0 (0 to 0)	0 (0 to 0)	1 (0.6 to 1.2)	1.1 (0.7 to 1.7)	0.8 (0.3 to 1.5)	0.4 (0.3 to 0.6)	0.4 (0.4 to 0.6)	1.6 (1.4 to 2.4)	3.9 (2.8 to 5.2)	7.1 (5.3 to 9.5)	10.2 (7.4 to 13.7)	13.7 (9.8 to 18.2)	10.8 (8.2 to 14.2)	10.3 (7.8 to 13.7)	7.7 (5.7 to 10.1)	5.7 (4.1 to 7.7)	4.6 (3.2 to 6.2)	4.1 (2.8 to 5.7)	2.2 (1.5 to 4)	0.8 (0.3 to 1.4)	0.1 (0.1 to 0.2)	0 (0 to 0.1)	0 (0 to 0)	73.4 (71.9 to 75)
Sexually transmitted infections excluding HIV	13 (3.4 to 30.7)	4 (1 to 9.1)	5.5 (1.5 to 13)	5.5 (1.5 to 13)	0.2 (0.1 to 0.4)	0.1 (0.1 to 0.2)	0.1 (0.1 to 0.2)	0.4 (0.2 to 0.6)	2.1 (1.2 to 3.4)	2.1 (1.2 to 3.4)	3.7 (2.1 to 6)	4.9 (2.7 to 8)	4.7 (2.5 to 7.5)	3 (1.6 to 5.1)	1.6 (0.8 to 2.9)	1.3 (0.6 to 2.4)	0.9 (0.4 to 1.8)	0.8 (0.4 to 1.6)	0.5 (0.2 to 1.1)	0.4 (0.2 to 0.9)	0.2 (0.1 to 0.5)	0.1 (0 to 0.2)	0 (0 to 0.1)	49.8 (47.9 to 51.7)
Syphilis	13 (3.4 to 30.7)	4 (1 to 9.1)	5.5 (1.5 to 13)	5.5 (1.5 to 13)	0.2 (0.1 to 0.4)	0.1 (0 to 0.1)	0.1 (0 to 0.1)	0.1 (0 to 0.1)	0.1 (0 to 0.1)	0.1 (0 to 0.1)	0.1 (0 to 0.1)	0.1 (0 to 0.1)	0.1 (0 to 0.1)	0.1 (0 to 0.1)	0.1 (0 to 0.1)	0.1 (0 to 0.1)	0.1 (0 to 0.1)	0.1 (0 to 0.1)	0.1 (0 to 0.1)	0.1 (0 to 0.1)	0.1 (0 to 0.1)	0 (0 to 0)	0 (0 to 0)	23.8 (23.1 to 24.5)
Chlamydial infection	0 (0 to 0)	0 (0 to 0)	0 (0 to 0)	0 (0 to 0)	0 (0 to 0)	0 (0 to 0)	0 (0 to 0)	0.2 (0.1 to 0.4)	0.5 (0.2 to 0.9)	0.7 (0.3 to 1.3)	1 (0.5 to 1.7)	1 (0.4 to 1.8)	0.5 (0.2 to 0.9)	0.1 (0 to 0.1)	0 (0 to 0.1)	0 (0 to 0.1)	0 (0 to 0.1)	0 (0 to 0.1)	0 (0 to 0.1)	0 (0 to 0.1)	0 (0 to 0.1)	0 (0 to 0.1)	0 (0 to 0)	0 (0 to 0)	4.5 (4.2 to 4.8)
Gonococcal infection	0 (0 to 0)	0 (0 to 0)	0 (0 to 0)	0 (0 to 0)	0 (0 to 0)	0 (0 to 0)	0 (0 to 0)	0 (0 to 0)	0 (0 to 0)	0 (0 to 0)	0 (0 to 0)	0 (0 to 0)	0 (0 to 0)	0 (0 to 0)	0 (0 to 0)	0 (0 to 0)	0 (0 to 0)	0 (0 to 0)	0 (0 to 0)	0 (0 to 0)	0 (0 to 0)	0 (0 to 0)	0 (0 to 0)	0 (0 to 0)	2.4 (2.2 to 2.6)
Trichomoniasis	0 (0 to 0)	0 (0 to 0)	0 (0 to 0)	0 (0 to 0)	0 (0 to 0)	0 (0 to 0)	0 (0 to 0)	0 (0 to 0)	0.2 (0 to 0.4)	0.3 (0.1 to 0.6)	0.5 (0.2 to 1.2)	0.6 (0.2 to 1.4)	0.5 (0.2 to 1.3)	0.3 (0.1 to 0.9)	0.2 (0.1 to 0.6)	0.2 (0.1 to 0.5)	0.1 (0 to 0.3)	0.1 (0 to 0.2)	0 (0 to 0.1)	0 (0 to 0.1)	0 (0 to 0.1)	0 (0 to 0)	0 (0 to 0)	0 (0 to 0)	3.6 (3.4 to 3.8)
Genital herpes	0 (0 to 0)	0 (0 to 0)	0 (0 to 0)	0 (0 to 0)	0 (0 to 0)	0 (0 to 0)	0 (0 to 0)	0.2 (0.1 to 0.4)	0.2 (0.1 to 0.4)	0.3 (0.1 to 0.6)	0.5 (0.2 to 1.2)	0.7 (0.2 to 1.7)	0.7 (0.2 to 1.7)	0.7 (0.2 to 1.7)	0.6 (0.2 to 1.6)	0.5 (0.2 to 1.2)	0.4 (0.1 to 1)	0.3 (0.1 to 0.8)	0.2 (0.1 to 0.6)	0.1 (0 to 0.3)	0 (0 to 0.1)	0 (0 to 0)	0 (0 to 0)	0 (0 to 0)	6.2 (6.1 to 6.3)
Other sexually transmitted infections	0 (0 to 0)	0 (0 to 0)	0 (0 to 0)	0 (0 to 0)	0 (0 to 0)	0 (0 to 0)	0 (0 to 0)	0 (0 to 0)	0 (0 to 0)	0 (0 to 0)	0 (0 to 0)	0 (0 to 0)	0 (0 to 0)	0 (0 to 0)	0 (0 to 0)	0 (0 to 0)	0 (0 to 0)	0 (0 to 0)	0 (0 to 0)	0 (0 to 0)	0 (0 to 0)	0 (0 to 0)	0 (0 to 0)	0 (0 to 0)	9.1 (8.9 to 9.3)
Respiratory infections and tuberculosis	7.1 (3.2 to 9)	3.6 (2.2 to 4.7)	28.6 (22.3 to 37.7)	28.6 (19.3 to 39.3)	28.6 (19.6 to 48.4)	28.6 (19.6 to 48.4)	28.6 (15.5 to 37.4)	28.6 (15.5 to 37.4)	28.6 (19.6 to 36)	28.6 (22.2 to 42.2)	28.6 (22.2 to 42.2)	28.6 (20.4 to 37)	28.7 (20.4 to 37)	28.6 (19.6 to 37.9)	28.6 (19.6 to 37.9)	28.6 (19.6 to 37.9)	28.6 (19.6 to 37.9)	28.6 (19.6 to 37.9)	28.6 (19.6 to 37.9)	28.6 (19.6 to 37.9)	28.6 (19.6 to 37.9)	28.6 (19.6 to 37.9)	28.6 (19.6 to 37.9)	2,030 (1,930 to 2,130)
Tuberculosis	0 (0 to 0)	0 (0 to 0)	0 (0 to 0.1)	0 (0 to 0.2)	0 (0 to 0.2)	0 (0 to 0.2)	0 (0 to 0.2)	0.7 (0 to 1.1)	1.4 (0.9 to 2.1)	1.9 (1.1 to 3.2)	2.3 (1.7 to 3)	2.2 (1.6 to 3)	2.3 (1.6 to 3)	2.3 (1.6 to 3.1)	2.3 (1.6 to 3.1)	2.3 (1.6 to 3.1)	2.3 (1.6 to 3.1)	2.3 (1.6 to 3.1)	2.3 (1.6 to 3.1)	2.3 (1.6 to 3.1)	2.3 (1.6 to 3.1)	2.3 (1.6 to 3.1)	2.3 (1.6 to 3.1)	37.5 (31.1 to 44.1)
Latent tuberculosis infection	0 (0 to 0)	0 (0 to 0)	0 (0 to 0)	0 (0 to 0)	0 (0 to 0)	0 (0 to 0)	0 (0 to 0)	0 (0 to 0)	0 (0 to 0)	0 (0 to 0)	0 (0 to 0)	0 (0 to 0)	0 (0 to 0)	0 (0 to 0)	0 (0 to 0)	0 (0 to 0)	0 (0 to 0)	0 (0 to 0)	0 (0 to 0)	0 (0 to 0)	0 (0 to 0)	0 (0 to 0)	0 (0 to 0)	0 (0 to 0)	0 (0 to 0)
Drug-susceptible tuberculosis	0.7 (0 to 0)	0 (0 to 0)	0.1 (0 to 0.1)	0.3 (0.2 to 0.4)	0.2 (0 to 0.2)	0.2 (0 to 0.2)	0.2 (0 to 0.2)	0.7 (0 to 1)	1.4 (0.9 to 2.1)	1.9 (1.1 to 3.2)	2.3 (1.7 to 2.9)	2.2 (1.6 to 2.9)	2.3 (1.6 to 3)	2.3 (1.6 to 3.1)	2.3 (1.6 to 3.1)	2.3 (1.6 to 3.1)	2.3 (1.6 to 3.1)	2.3 (1.6 to 3.1)	2.3 (1.6 to 3.1)	2.3 (1.6 to 3.1)	2.3 (1.6 to 3.1)	2.3 (1.6 to 3.1)	2.3 (1.6 to 3.1)	36.5 (30 to 43.1)
Multidrug-resistant tuberculosis without extensive drug-resistance	0 (0 to 0)	0 (0 to 0)	0 (0 to 0)	0 (0 to 0)	0 (0 to 0)	0 (0 to 0)	0 (0 to 0)	0 (0 to 0)	0 (0 to 0)	0 (0 to 0)	0 (0 to 0)	0 (0 to 0)	0 (0 to 0)	0 (0 to 0)	0 (0 to 0)	0 (0 to 0)	0 (0 to 0)	0 (0 to 0)	0 (0 to 0)	0 (0 to 0)	0 (0 to 0)	0 (0 to 0)	0 (0 to 0)	0 (0 to 0)	0.6 (0.5 to 0.7)
Extensively drug-resistant tuberculosis	0 (0 to 0)	0 (0 to 0)	0 (0 to 0)	0 (0 to 0)	0 (0 to 0)	0 (0 to 0)	0 (0 to 0)	0 (0 to 0)	0 (0 to 0)	0 (0 to 0)	0 (0 to 0)	0 (0 to 0)	0 (0 to 0)	0 (0 to 0)	0 (0 to 0)	0 (0 to 0)	0 (0 to 0)	0 (0 to 0)	0 (0 to 0)	0 (0 to 0)	0 (0 to 0)	0 (0 to 0)	0 (0 to 0)	0 (0 to 0)	0.2 (0.1 to 0.2)
Lower respiratory infections	7.1 (4.9 to 9.8)	3.6 (1.1 to 9.5)	27.1 (16.5 to 45.6)	25.6 (16.4 to 35.6)	25.6 (4.1 to 44.6)	25.6 (2.2 to 5.2)	25.6 (4.6)	25.6 (1.7)	25.6 (5.1 to 9.2)	25.6 (9.5 to 13)	25.6 (14.9 to 35.2)	25.6 (21.6 to 37.2)	25.6 (21.6 to 37.2)	25.6 (27.2 to 46.1)	25.6 (30.2 to 52.2)	25.6 (27.8 to 76.5)	25.6 (44.6 to 90.2)	25.6 (54.4 to 103)	25.6 (60.4 to 109)	25.6 (66.4 to 132)	25.6 (99.7 to 195)	25.6 (127 to 206)	25.6 (190 to 319)	1,680 (1,570 to 1,790)
Upper respiratory infections	0 (0 to 0.1)	0.3 (0.2 to 0.5)	2.4 (1.2 to 3.8)	2.4 (1.4 to 3.6)	2.4 (1.6 to 3.8)	2.4 (1.6 to 3.8)	2.4 (1.6 to 3.8)	2.4 (1.6 to 3.8)	2.4 (1.6 to 3.8)	2.4 (1.6 to 3.8)	2.4 (1.6 to 3.8)	2.4 (1.6 to 3.8)	2.4 (1.6 to 3.8)	2.4 (1.6 to 3.8)	2.4 (1.6 to 3.8)	2.4 (1.6 to 3.8)	2.4 (1.6 to 3.8)	2.4 (1.6 to 3.8)	2.4 (1.6 to 3.8)	2.4 (1.6 to 3.8)	2.4 (1.6 to 3.8)	2.4 (1.6 to 3.8)	2.4 (1.6 to 3.8)	259 (249 to 269)
Otitis media	0 (0 to 0)	0 (0 to 0)	0.3 (0.4 to 1.7)	0.7 (3.5 to 13.4)	3.7 (1.8 to 6.5)	3.7 (1.8 to 6.5)	3.7 (1.3 to 4.8)	2.4 (1.1 to 4.1)	2.4 (1.1 to 4.6)	2.4 (1.1 to 4.6)	2.4 (1.1 to 4.6)	2.4 (1.1 to 4.6)	2.4 (1.1 to 4.6)	2.4 (1.1 to 4.6)	2.4 (1.1 to 4.6)	2.4 (1.1 to 4.6)	2.4 (1.1 to 4.6)	2.4 (1.1 to 4.6)	2.4 (1.1 to 4.6)	2.4 (1.1 to 4.6)	2.4 (1.1 to 4.6)	2.4 (1.1 to 4.6)	2.4 (1.1 to 4.6)	48.6 (46.1 to 51.1)
Enteric infections	0.4 (0.3 to 0.6)	1.6 (1.2 to 2.1)	7.7 (1.1 to 25.1)	16 (15.7 to 42.4)	16 (7.9 to 23.5)	8.8 (4.9 to 14.9)	5.7 (3.5 to 9.6)	4.7 (2.9 to 7.7)	4.7 (3.3 to 7.7)	4.7 (3.9 to 8.9)	4.7 (3.9 to 8.9)	4.7 (3.9 to 8.9)	4.7 (3.9 to 8.9)	4.7 (3.9 to 8.9)	4.7 (3.9 to 8.9)	4.7 (3.9 to 8.9)	4.7 (3.9 to 8.9)	4.7 (3.9 to 8.9)	4.7 (3.9 to 8.9)	4.7 (3.9 to 8.9)	4.7 (3.9 to 8.9)	4.7 (3.9 to 8.9)	4.7 (3.9 to 8.9)	210 (202 to 218)
Diarrheal diseases	0.4 (0.3 to 0.6)	1.6 (1.2 to 2.1)	7.7 (1.1 to 25.1)	16 (15.6 to 42.2)	16 (7.9 to 23.5)	8.8 (4.9 to 14.9)	5.7 (3.5 to 9.6)	4.7 (2.9 to 7.7)	4.7 (3.3 to 7.7)	4.7 (3.9 to 8.9)	4.7 (3.9 to 8.9)	4.7 (3.9 to 8.9)	4.7 (3.9 to 8.9)	4.7 (3.9 to 8.9)	4.7 (3.9 to 8.9)	4.7 (3.9 to 8.9)	4.7 (3.9 to 8.9)	4.7 (3.9 to 8.9)	4.7 (3.9 to 8.9)	4.7 (3.9 to 8.9)	4.7 (3.9 to 8.9)	4.7 (3.9 to 8.9)	4.7 (3.9 to 8.9)	289 (281 to 297)
Typhoid and paraphyoid	0 (0 to 0)	0 (0 to 0)	0 (0 to 0)	0 (0 to 0)	0 (0 to 0)	0 (0 to 0)	0 (0 to 0)	0 (0 to 0)	0 (0 to 0)	0 (0 to 0)	0 (0 to 0)	0 (0 to 0)	0 (0 to 0)	0 (0 to 0)	0 (0 to 0)	0 (0 to 0)	0 (0 to 0)	0 (0 to 0)	0 (0 to 0)	0 (0 to 0)	0 (0 to 0)	0 (0 to 0)	0 (0 to 0)	0 (0 to 0)	0 (0 to 0)
Typhoid fever	0 (0 to 0)	0 (0 to 0)	0 (0 to 0)	0 (0 to 0)	0 (0 to 0)	0 (0 to 0)	0 (0 to 0)	0 (0 to 0)	0 (0 to 0)	0 (0 to 0)	0 (0 to 0)	0 (0 to 0)	0 (0 to 0)	0 (0 to 0)	0 (0 to 0)	0 (0 to 0)	0 (0 to 0)	0 (0 to 0)	0 (0 to 0)	0 (0 to 0)	0 (0 to 0)	0 (0 to 0)	0 (0 to 0)	0 (0 to 0)	0 (0 to 0)
Paratyphoid fever	0 (0 to 0)	0 (0 to 0)	0 (0 to 0)	0 (0 to 0)	0 (0 to 0)	0 (0 to 0)	0 (0 to 0)	0 (0 to 0)	0 (0 to 0)	0 (0 to 0)	0 (0 to 0)	0 (0 to 0)	0 (0 to 0)	0 (0 to 0)	0 (0 to 0)	0 (0 to 0)	0 (0 to 0)	0 (0 to 0)	0 (0 to 0)	0 (0 to 0)	0 (0 to 0)	0 (0 to 0)	0 (0 to 0)	0 (0 to 0)	0 (0 to 0)
Invasive Non-typhoidal Salmonella (iNTS)	0 (0 to 0)	0 (0 to 0)	0 (0 to 0)	0 (0 to 0)	0 (0 to 0)	0 (0 to 0)	0 (0 to 0)	0 (0 to 0)	0 (0 to 0)	0 (0 to 0)	0 (0 to 0)	0 (0 to 0)	0 (0 to 0)	0 (0 to 0)	0 (0 to 0)	0 (0 to 0)	0 (0 to 0)	0 (0 to 0)	0 (0 to 0)	0 (0 to 0)	0 (0 to 0)	0 (0 to 0)	0 (0 to 0)	0 (0 to 0)	0 (0 to 0)
Other intestinal infectious diseases	0 (0 to 0)	0 (0 to 0)	0 (0 to 0)	0 (0 to 0)	0 (0 to 0)	0 (0 to 0)	0 (0 to 0)	0 (0 to 0)	0 (0 to 0)	0 (0 to 0)	0 (0 to 0)	0 (0 to 0)	0 (0 to 0)	0 (0 to 0)	0 (0 to 0)	0 (0 to 0)	0 (0 to 0)	0 (0 to 0)	0 (0 to 0)	0 (0 to 0)	0 (0 to 0)	0 (0 to 0)	0 (0 to 0)	0 (0 to 0)	0 (0 to 0)
Neglected tropical diseases and malaria	0 (0 to 0)	0 (0 to 0)	1 (0.2 to 2.4)	0.4 (1 to 1.9)	3 (0.3 to 11.6)	1.2 (0.1 to 5.2)	0.2 (0 to 0.9)	0.2 (0 to 0.8)	0.2 (0 to 0.8)	0.3 (0 to 1.3)	0.4 (0 to 1.6)	0.6 (0.1 to 2.7)	0.6 (0 to 2.5)	0.7 (0.1 to 2.9)	0.6 (0.1 to 2.6)	0.5 (0 to 2.2)	0.4 (0 to 1.7)	0.3 (0 to 1.3)	0.2 (0 to 0.9)	0.1 (0 to 0.6)	0.1 (0 to 0.3)	0 (0 to 0.1)	0 (0 to 0)	14.2 (12.8 to 15.6)
Malaria	0 (0 to 0)	0 (0 to 0)	0 (0 to 0)	0 (0 to 0)	0 (0 to 0)	0 (0 to 0)	0 (0 to 0)	0 (0 to 0)	0 (0 to 0)	0 (0 to 0)	0 (0 to 0)	0 (0 to 0)	0 (0 to 0)	0 (0 to 0)	0 (0 to 0)	0 (0 to 0)	0 (0 to 0)	0 (0 to 0)	0 (0 to 0)	0 (0 to 0)	0 (0 to 0)	0 (0 to 0)	0 (0 to 0)	0 (0 to 0)	0 (0 to 0)
Chagas disease	0 (0 to 0)	0 (0 to 0)	0 (0 to 0)	0 (0 to 0)	0 (0 to 0)	0 (0 to 0)	0 (0 to 0)	0 (0 to 0)	0 (0 to 0)	0 (0 to 0)	0 (0 to 0)	0 (0 to 0)	0 (0 to 0)	0 (0 to 0)	0 (0 to 0)	0 (0 to 0)	0 (0 to 0)	0 (0 to 0)	0 (0 to 0)	0 (0 to 0)	0 (0 to 0)	0 (0 to 0)	0 (0 to 0)	0 (0 to 0)	0 (0 to 0)
Leishmaniasis	0 (0 to 0)	0 (0 to 0)	0 (0 to 0)	0 (0 to 0)	0 (0 to 0)	0 (0 to 0)	0 (0 to 0)	0 (0 to 0)	0 (0 to 0)	0 (0 to 0)	0 (0 to 0)	0 (0 to 0)	0 (0 to 0)	0 (0 to 0)	0 (0 to 0)	0 (0 to 0)	0 (0 to 0)	0 (0 to 0)	0 (0 to 0)	0 (0 to 0)	0 (0 to 0)	0 (0 to 0)	0 (0 to 0)	0 (0 to 0)	0 (0 to 0)
Visceral leishmaniasis	0 (0 to 0)	0 (0 to 0)	0 (0 to 0)	0 (0 to 0)	0 (0 to 0)	0 (0 to 0)	0 (0 to 0)	0 (0 to 0)	0 (0 to 0)	0 (0 to 0)	0 (0 to 0)	0 (0 to 0)	0 (0 to 0)	0 (0 to 0)	0 (0 to 0)	0 (0 to 0)	0 (0 to 0)	0 (0 to 0)	0 (0 to 0)	0 (0 to 0)	0 (0 to 0)	0 (0 to 0)	0 (0 to 0)	0 (0 to 0)	0 (0 to 0)
Cutaneous and mucocutaneous leishmaniasis	0 (0 to 0)	0 (0 to 0)	0 (0 to 0)	0 (0 to 0)	0 (0 to 0)	0 (0 to 0)	0 (0 to 0)	0 (0 to 0)	0 (0 to 0)	0 (0 to 0)	0 (0 to 0)	0 (0 to 0)	0 (0 to 0)	0 (0 to 0)	0 (0 to 0)	0 (0 to 0)	0 (0 to 0)	0 (0 to 0)	0 (0 to 0)	0 (0 to 0)	0 (0 to 0)	0 (0 to 0)	0 (0 to 0)	0 (0 to 0)	0 (0 to 0)
African trypanosomiasis	0 (0 to 0)	0 (0 to 0)	0 (0 to 0)	0 (0 to 0)	0 (0 to 0)	0 (0 to 0)	0 (0 to 0)	0 (0 to 0)	0 (0 to 0)	0 (0 to 0)	0 (0 to 0)	0 (0 to 0)	0 (0 to 0)	0 (0 to 0)	0 (0 to 0)	0 (0 to 0)	0 (0 to 0)	0 (0 to 0)	0 (0 to 0)	0 (0 to 0)	0 (0 to 0)	0 (0 to 0)	0 (0 to 0)	0 (0 to 0)	0 (0 to 0)
Schistosomiasis	0 (0 to 0)	0 (0 to 0)	0 (0 to 0)	0 (0 to 0)	0 (0 to 0)	0 (0 to 0)	0 (0 to 0)	0 (0 to 0)	0 (0 to 0)	0 (0 to 0)	0 (0 to 0)	0 (0 to 0)	0 (0 to 0)	0 (0 to 0)	0 (0 to 0)	0 (0 to 0)	0 (0 to 0)	0 (0 to 0)	0 (0 to 0)	0 (0 to 0)	0 (0 to 0)	0 (0 to 0)	0 (0 to 0)	0 (0 to 0)	0 (0 to 0)
Cysticercosis	0 (0 to 0)	0 (0 to 0)	0 (0 to 0)	0 (0 to 0)	0 (0 to 0)	0 (0 to 0)	0 (0 to 0)	0 (0 to 0)	0 (0 to 0)	0 (0 to 0)	0 (0 to 0)	0 (0 to 0)	0 (0 to 0)	0 (0 to 0)	0 (0 to 0)	0 (0 to 0)	0 (0 to 0)	0 (0 to 0)	0 (0 to 0)	0 (0 to 0)	0 (0 to 0)	0 (0 to 0)	0 (0 to 0)	0 (0 to 0)	0 (0 to 0)
Cystic echinococcosis	0 (0 to 0)	0 (0 to 0)	0 (0 to 0)	0 (0 to 0)	0 (0 to 0)	0 (0 to 0)	0 (0 to 0)	0 (0 to 0)	0 (0 to 0)	0 (0 to 0)	0 (0 to 0)	0 (0 to 0)	0 (0 to 0)	0 (0 to 0)	0 (0 to 0)	0 (0 to 0)	0 (0 to 0)	0 (0 to 0)	0 (0 to 0)	0 (0 to 0)	0 (0 to 0)	0 (0 to 0)	0 (0 to 0)	0 (0 to 0)	0 (0 to 0)
Lymphatic filariasis	0 (0 to 0)	0 (0 to 0)	0 (0 to 0)	0 (0 to 0)	0 (0 to 0)	0 (0 to 0)	0 (0 to 0)	0 (0 to 0)	0 (0 to 0)	0 (0 to 0)	0 (0 to 0)	0 (0 to 0)	0 (0 to 0)	0 (0 to 0)	0 (0 to 0)	0 (0 to 0)	0 (0 to 0)	0 (0 to 0)	0 (0 to 0)	0 (0 to 0)	0 (0 to 0)	0 (0 to 0)	0 (0 to 0)	0 (0 to 0)	0 (0 to 0)
Onchocerciasis	0 (0 to 0)	0 (0 to 0)	0 (0 to 0)	0 (0 to 0)	0 (0 to 0)	0 (0 to 0)	0 (0 to 0)	0 (0 to 0)	0 (0 to 0)	0 (0 to 0)	0 (0 to 0)	0 (0 to 0)	0 (0 to 0)	0 (0 to 0)	0 (0 to 0)	0 (0 to 0)	0 (0 to 0)	0 (0 to 0)	0 (0 to 0)	0 (0 to 0)	0 (0 to 0)	0 (0 to 0)	0 (0 to 0)	0 (0 to 0)	0 (0 to 0)
Trachoma	0 (0 to 0)	0 (0 to 0)	0 (0 to 0)	0 (0 to 0)	0 (0 to 0)	0 (0 to 0)	0 (0 to 0)	0 (0 to 0)	0 (0 to 0)	0 (0 to 0)	0 (0 to 0)	0 (0 to 0)	0 (0 to 0)	0 (0 to 0)	0 (0 to 0)	0 (0 to 0)	0 (0 to 0)	0 (0 to 0)	0 (0 to 0)	0 (0 to 0)	0 (0 to 0)	0 (0 to 0)	0 (0 to 0)	0 (0 to 0)	0 (0 to 0)
Dengue	0 (0 to 0)	0 (0 to 0)	0 (0 to 0)	0 (0 to 0)	0 (0 to 0)	0 (0 to 0)	0 (0 to 0)	0 (0 to 0)	0 (0 to 0)	0 (0 to 0)	0 (0 to 0)	0 (0 to 0)	0 (0 to 0)	0 (0 to 0)	0 (0 to 0)	0 (0 to 0)	0 (0 to 0)	0 (0 to 0)	0 (0 to 0)	0 (0 to 0)	0 (0 to 0)	0 (0 to 0)	0 (0 to 0)	0 (0 to 0)	0 (0 to 0)
Yellow fever	0 (0 to 0)	0 (0 to 0)	0 (0 to 0)	0 (0 to 0)	0 (0 to 0)	0 (0 to 0)	0 (0 to 0)	0 (0 to 0)	0 (0 to 0)	0 (0 to 0)	0 (0 to 0)	0 (0 to 0)	0 (0 to 0)	0 (0 to 0)	0 (0 to 0)	0 (0 to 0)	0 (0 to 0)	0 (0 to 0)	0 (0 to 0)	0 (0 to 0)	0 (0 to 0)	0 (0 to 0)	0 (0 to 0)	0 (0 to 0)	0 (0 to 0)
Rabies	0 (0 to 0)	0 (0 to 0)	0 (0 to 0)	0 (0 to 0)	0 (0 to 0)	0 (0 to 0)	0 (0 to 0)	0 (0 to 0)	0 (0 to 0)	0 (0 to 0)	0 (0 to 0)	0 (0 to 0)	0 (0 to 0)	0 (0 to 0)	0 (0 to 0)	0 (0 to 0)	0 (0 to 0)	0 (0 to 0)	0 (0 to 0)	0 (0 to 0)	0 (0 to 0)	0 (0 to 0)	0 (0 to 0)	0 (0 to 0)	0 (0 to 0)
Intestinal nematode infections	0 (0 to 0)	0 (0 to 0)	0 (0 to 0)	0 (0 to 0)	0 (0





Osteoarthritis other	0 (0 to 0)	0 (0 to 0)	0 (0 to 0)	0 (0 to 0)	0 (0 to 0)	0 (0 to 0)	0 (0 to 0)	0 (0 to 0)	0 (0 to 0)	0 (0 to 0)	0 (0 to 1)	1 (0 to 2.4)	2 (1 to 4.2)	2 (1 to 4.2)	5.7 (3.4 to 12.2)	9.1 (4.1 to 19.2)	11.9 (5.4 to 25.4)	13.4 (6.2 to 28.6)	14.5 (6.9 to 30.7)	14.4 (7.3 to 30.1)	10 (5 to 21.1)	7.5 (3.8 to 15.5)	4.6 (2.3 to 9.4)	2.3 (1.2 to 4.6)	0.7 (0.4 to 1.4)	97.9
Low back pain	30 (0 to 0)	0 (0 to 0)	0 (0 to 0)	0 (0 to 0)	14 (9.8 to 24.3)	87.5 (59.4 to 106)	119 (59 to 153)	175 (101 to 291)	225 (140 to 364)	340 (203 to 512)	338 (208 to 512)	358 (217 to 545)	358 (222 to 536)	331 (226 to 535)	322 (203 to 487)	282 (168 to 454)	232 (149 to 391)	201 (110 to 341)	163 (67 to 292)	109 (32 to 218)	57.2 (12 to 134)	22.6 (3.5 to 64)	6.1 (1.5 to 19.4)	3.730	
Neck pain	0 (0 to 0)	0 (0 to 0)	0 (0 to 0)	0 (0 to 0)	34.6 (24 to 54.3)	94.4 (64 to 143)	82 (46 to 133)	46.2 (20.5 to 91.7)	22.6 (7.9 to 52)	10.7 (3.1 to 32)	4.6 (1.1 to 15.2)	1.6 (0.3 to 6.3)	0.6 (0.1 to 3.3)	0.2 (0 to 1.2)	0 (0 to 0.6)	0 (0 to 0.3)	0 (0 to 0.1)	0 (0 to 0)	0 (0 to 0)	0 (0 to 0)	0 (0 to 0)	0 (0 to 0)	0 (0 to 0)	0 (0 to 0)	0 (0 to 0)	1,510
Gout	0 (0 to 0)	0 (0 to 0)	0 (0 to 0)	0 (0 to 0)	0 (0 to 0)	0 (0 to 0)	0 (0 to 0)	0 (0 to 0)	0 (0 to 0)	0 (0 to 0)	0 (0 to 0)	0 (0 to 1.2)	0 (0 to 1.2)	0 (0 to 1.2)	0 (0 to 1.2)	0 (0 to 1.2)	0 (0 to 1.2)	0 (0 to 1.2)	0 (0 to 1.2)	0 (0 to 1.2)	0 (0 to 1.2)	0 (0 to 1.2)	0 (0 to 1.2)	0 (0 to 1.2)	0 (0 to 1.2)	0 (0 to 1.2)	79.3
Other musculoskeletal disorders	0 (0 to 0)	0 (0 to 0)	0 (0 to 0)	0 (0 to 0)	0 (0 to 0)	0 (0 to 0)	0 (0 to 0)	0 (0 to 0)	0 (0 to 0)	0 (0 to 0)	0 (0 to 0)	0 (0 to 0)	0 (0 to 0)	0 (0 to 0)	0 (0 to 0)	0 (0 to 0)	0 (0 to 0)	0 (0 to 0)	0 (0 to 0)	0 (0 to 0)	0 (0 to 0)	0 (0 to 0)	0 (0 to 0)	0 (0 to 0)	0 (0 to 0)	0 (0 to 0)	63.7
Turner syndrome	0 (0 to 0)	0 (0 to 0)	0 (0 to 0)	0 (0 to 0)	0 (0 to 0)	0 (0 to 0)	0 (0 to 0)	0 (0 to 0)	0 (0 to 0)	0 (0 to 0)	0 (0 to 0)	0 (0 to 0)	0 (0 to 0)	0 (0 to 0)	0 (0 to 0)	0 (0 to 0)	0 (0 to 0)	0 (0 to 0)	0 (0 to 0)	0 (0 to 0)	0 (0 to 0)	0 (0 to 0)	0 (0 to 0)	0 (0 to 0)	0 (0 to 0)	0 (0 to 0)	1.1
Klinefelter syndrome	0 (0 to 0)	0 (0 to 0)	0 (0 to 0)	0 (0 to 0)	0 (0 to 0)	0 (0 to 0)	0 (0 to 0)	0 (0 to 0)	0 (0 to 0)	0 (0 to 0)	0 (0 to 0)	0 (0 to 0)	0 (0 to 0)	0 (0 to 0)	0 (0 to 0)	0 (0 to 0)	0 (0 to 0)	0 (0 to 0)	0 (0 to 0)	0 (0 to 0)	0 (0 to 0)	0 (0 to 0)	0 (0 to 0)	0 (0 to 0)	0 (0 to 0)	0 (0 to 0)	0.2
Other chromosomal abnormalities	22.6 (12 to 54.4)	13.5 (8.2 to 26.3)	22.2 (13.9 to 42.3)	10.3 (7.3 to 15.5)	2.6 (0.8 to 8.8)	4.8 (2.2 to 9.4)	4.2 (2.4 to 8.1)	3.4 (2.4 to 4.7)	2.2 (2.2 to 4.7)	3.8 (2.7 to 5.2)	4.2 (2.9 to 5.8)	3.4 (2.4 to 4.7)	3 (2 to 4.2)	2.1 (1.4 to 3.2)	1.5 (0.9 to 2.2)	0.8 (0.5 to 1.4)	0.7 (0.4 to 1.1)	0.5 (0.2 to 1.1)	0.3 (0.1 to 0.8)	0.1 (0 to 0.3)	0.1 (0 to 0.2)	0.1 (0 to 0.2)	0 (0 to 0.1)	0 (0 to 0.1)	0 (0 to 0.1)	111
Congenital musculoskeletal and limb anomalies	4.2 (2.4 to 7.8)	1.6 (1 to 2.4)	1.3 (0.4 to 1.9)	1.2 (0.6 to 2.2)	0.9 (0.1 to 1.9)	0.9 (0.2 to 1.6)	0.7 (0.1 to 1.7)	0.4 (0.2 to 0.9)	0.5 (0.1 to 1.6)	0.5 (0.1 to 1.3)	0.5 (0.1 to 1.3)	0.6 (0.1 to 1.7)	0.6 (0.1 to 1.7)	0.4 (0.1 to 1.1)	0.4 (0.1 to 1.1)	0.4 (0.1 to 1.1)	0.4 (0.1 to 1.1)	0.4 (0.1 to 1.1)	0.4 (0.1 to 1.1)	0.4 (0.1 to 1.1)	0.4 (0.1 to 1.1)	0.4 (0.1 to 1.1)	0.4 (0.1 to 1.1)	0.4 (0.1 to 1.1)	0.4 (0.1 to 1.1)	121
Urogenital congenital anomalies	8.9 (4.3 to 20.1)	1.7 (1 to 3.5)	2.6 (1.4 to 5.5)	2.1 (1.2 to 3.5)	1.4 (0.8 to 2.2)	2.9 (0.9 to 6.1)	0.4 (0.2 to 0.7)	0.4 (0.2 to 0.9)	0.4 (0.2 to 0.9)	0.4 (0.2 to 0.9)	0.4 (0.2 to 0.9)	0.4 (0.2 to 0.9)	0.2 (0.1 to 0.6)	0.1 (0.1 to 0.2)	0.1 (0.1 to 0.2)	0.1 (0.1 to 0.2)	0.1 (0.1 to 0.2)	0.1 (0.1 to 0.2)	0.1 (0.1 to 0.2)	0.1 (0.1 to 0.2)	0.1 (0.1 to 0.2)	0.1 (0.1 to 0.2)	0.1 (0.1 to 0.2)	0.1 (0.1 to 0.2)	0.1 (0.1 to 0.2)	29.7
Digestive congenital anomalies	29.3 (13.8 to 55.7)	3.2 (1.9 to 6.14)	4.1 (2.3 to 9.6)	3.2 (1.9 to 5.9)	1.9 (0.9 to 3.6)	1.5 (0.7 to 1.9)	0.5 (0.2 to 1.1)	0.3 (0.2 to 0.7)	0.4 (0.2 to 0.9)	0.4 (0.2 to 0.9)	0.4 (0.2 to 0.9)	0.4 (0.2 to 0.9)	0.3 (0.2 to 0.9)	0.2 (0.1 to 0.6)	0.2 (0.1 to 0.6)	0.2 (0.1 to 0.6)	0.2 (0.1 to 0.6)	0.2 (0.1 to 0.6)	0.2 (0.1 to 0.6)	0.2 (0.1 to 0.6)	0.2 (0.1 to 0.6)	0.2 (0.1 to 0.6)	0.2 (0.1 to 0.6)	0.2 (0.1 to 0.6)	0.2 (0.1 to 0.6)	53.8
Other congenital birth defects	144.2 (31.9 to 74.4)	22.8 (9.4 to 39.4)	22.8 (15.2 to 36.7)	9.2 (6.7 to 17.8)	3.1 (2.1 to 5.1)	1.5 (0.9 to 2.6)	1.1 (0.7 to 1.8)	0.9 (0.6 to 1.3)	0.8 (0.6 to 1.2)	0.8 (0.6 to 1.2)	0.8 (0.6 to 1.2)	0.8 (0.6 to 1.2)	0.7 (0.5 to 1.2)	0.6 (0.4 to 1.1)	0.6 (0.4 to 1.1)	0.6 (0.4 to 1.1)	0.6 (0.4 to 1.1)	0.6 (0.4 to 1.1)	0.6 (0.4 to 1.1)	0.6 (0.4 to 1.1)	0.6 (0.4 to 1.1)	0.6 (0.4 to 1.1)	0.6 (0.4 to 1.1)	0.6 (0.4 to 1.1)	0.6 (0.4 to 1.1)	157
Urinary diseases and male infertility	0.2 (0.1 to 0.3)	0.4 (0.1 to 0.6)	1.2 (0.5 to 1.9)	1.4 (1 to 1.7)	0.9 (0.7 to 1.2)	1.1 (0.8 to 1.4)	1.5 (1.1 to 2)	3.3 (2 to 5.8)	8.4 (5.5 to 12.4)	10.9 (7 to 16.8)	11.1 (7.4 to 14.6)	11.1 (8 to 14.9)	10.4 (7.4 to 14.2)	8.7 (5.7 to 12.6)	6.7 (4.2 to 9.9)	4.2 (2.4 to 6.2)	3.2 (1.8 to 4.6)	2.1 (1.2 to 3.2)	1.1 (0.6 to 1.7)	0.5 (0.2 to 0.8)	0.2 (0.1 to 0.4)	0.1 (0 to 0.2)	0.1 (0 to 0.2)	0.1 (0 to 0.2)	0.1 (0 to 0.2)	427
Urolithiasis	0 (0 to 0)	0 (0 to 0)	0 (0 to 0)	0 (0 to 0)	0 (0 to 0)	0.1 (0 to 0.1)	0.1 (0 to 0.2)	0.1 (0 to 0.2)	0.1 (0 to 0.2)	0.1 (0 to 0.2

SR Table 2c: Southampton DALYS by cause and age group for both sexes with 95% uncertainty intervals, 2019

Cause	Early Neonatal	Late Neonatal	Post Neonatal	1 to 4	5 to 9	10 to 14	15 to 19	20 to 24	25 to 29	30 to 34	35 to 39	40 to 44	45 to 49	50 to 54	55 to 59	60 to 64	65 to 69	70 to 74	75 to 79	80 to 84	85 and over	Total
All causes	1,787 (1,487 to 2,063)	1,166 (1,023 to 1,294)	2,276 (2,060 to 2,475)	4,229 (3,854 to 4,583)	3,332 (3,047 to 3,600)	3,222 (2,947 to 3,500)	4,697 (4,296 to 5,092)	6,220 (5,710 to 6,722)	7,282 (6,688 to 7,880)	8,297 (7,620 to 8,977)	9,382 (8,617 to 10,150)	10,466 (9,606 to 11,320)	11,662 (10,700 to 12,600)	13,178 (12,090 to 14,250)	14,966 (13,730 to 16,150)	16,979 (15,560 to 18,300)	19,442 (17,810 to 20,950)	22,470 (20,550 to 24,200)	25,977 (23,710 to 27,900)	29,977 (27,200 to 32,300)	65,200 (59,200 to 70,600)
Communicable, maternal, neonatal, and nutritional diseases	1,787 (1,487 to 2,063)	1,166 (1,023 to 1,294)	2,276 (2,060 to 2,475)	4,229 (3,854 to 4,583)	3,332 (3,047 to 3,600)	3,222 (2,947 to 3,500)	4,697 (4,296 to 5,092)	6,220 (5,710 to 6,722)	7,282 (6,688 to 7,880)	8,297 (7,620 to 8,977)	9,382 (8,617 to 10,150)	10,466 (9,606 to 11,320)	11,662 (10,700 to 12,600)	13,178 (12,090 to 14,250)	14,966 (13,730 to 16,150)	16,979 (15,560 to 18,300)	19,442 (17,810 to 20,950)	22,470 (20,550 to 24,200)	25,977 (23,710 to 27,900)	29,977 (27,200 to 32,300)	3,450 (2,870 to 3,970)
HIV/AIDS and sexually transmitted infections	11.7 (3.3 to 28)	3.5 (1.0 to 9.1)	5.6 (2.2 to 11.9)	1 (0.6 to 1.5)	0.5 (0.4 to 0.6)	0.4 (0.3 to 0.4)	0.9 (0.7 to 1.2)	3.4 (2.7 to 4.6)	7 (5.1 to 9.4)	10.9 (8.3 to 14.5)	12.7 (9.7 to 17.1)	10.3 (7.9 to 13)	10.5 (8.3 to 13.6)	7.6 (6 to 10)	6.1 (4.7 to 8.2)	4.7 (3.5 to 6.5)	3.2 (2.4 to 4.6)	2.5 (1.4 to 4.2)	1.2 (0.7 to 2)	0.5 (0.2 to 0.9)	0.2 (0.1 to 0.3)	0 (0 to 0.1)
HIV/AIDS	0 (0 to 0)	0 (0 to 0)	0.9 (0.6 to 1)	3.8 (2.7 to 5)	0.4 (0.3 to 0.4)	0.3 (0.2 to 0.4)	0.4 (0.4 to 0.5)	1.2 (0.7 to 2.2)	4.1 (2.1 to 6.4)	7.3 (3.7 to 11.7)	9 (3 to 17.7)	7.7 (2.7 to 15.5)	8.4 (3 to 16)	6.5 (2.6 to 12.4)	5.1 (2.8 to 8.7)	3.8 (2.2 to 6.5)	2.5 (1.5 to 4.2)	2.1 (1.2 to 3.5)	1.6 (0.8 to 3.1)	0.7 (0.3 to 1.3)	0.1 (0 to 0.3)	64.9 (59.6 to 70.1)
HIV/AIDS - Drug-susceptible Tuberculosis	0 (0 to 0)	0 (0 to 0)	0.1 (0.1 to 0.2)	0.1 (0 to 0.1)	0.1 (0 to 0.1)	0.1 (0 to 0.1)	0.1 (0 to 0.1)	0.2 (0.1 to 0.4)	0.4 (0.2 to 0.8)	0.8 (0.5 to 1.2)	0.9 (0.6 to 1.4)	0.8 (0.5 to 1.3)	0.8 (0.4 to 1.4)	0.6 (0.3 to 1.2)	0.4 (0.2 to 0.8)	0.3 (0.2 to 0.5)	0.2 (0.1 to 0.3)	0.2 (0.1 to 0.3)	0.1 (0 to 0.2)	0 (0 to 0.1)	0 (0 to 0.1)	4.1 (3.8 to 4.4)
HIV/AIDS - Multidrug-resistant Tuberculosis without extensive dr...	0 (0 to 0)	0 (0 to 0)	0 (0 to 0)	0 (0 to 0)	0 (0 to 0)	0 (0 to 0)	0 (0 to 0)	0 (0 to 0)	0 (0 to 0)	0 (0 to 0)	0 (0 to 0)	0 (0 to 0)	0 (0 to 0)	0 (0 to 0)	0 (0 to 0)	0 (0 to 0)	0 (0 to 0)	0 (0 to 0)	0 (0 to 0)	0 (0 to 0)	0 (0 to 0)	0 (0 to 0)	0.2 (0.1 to 0.3)
HIV/AIDS - Extensively drug-resistant Tuberculosis	0 (0 to 0)	0 (0 to 0)	0 (0 to 0)	0 (0 to 0)	0 (0 to 0)	0 (0 to 0)	0 (0 to 0)	0 (0 to 0)	0 (0 to 0)	0 (0 to 0)	0 (0 to 0)	0 (0 to 0)	0 (0 to 0)	0 (0 to 0)	0 (0 to 0)	0 (0 to 0)	0 (0 to 0)	0 (0 to 0)	0 (0 to 0)	0 (0 to 0)	0 (0 to 0)	0 (0 to 0)	0 (0 to 0)
HIV/AIDS resulting in other diseases	0 (0 to 0)	0 (0 to 0)	0.7 (0.4 to 0.9)	0.7 (0.4 to 0.9)	0.3 (0.2 to 0.4)	0.2 (0.2 to 0.2)	0.5 (0.3 to 0.8)	2 (1.4 to 2.6)	3.7 (2.7 to 4.9)	6.5 (4.8 to 8.7)	8.1 (6 to 10.8)	8.7 (6.6 to 11.4)	7.5 (5.7 to 9.6)	5.9 (4.4 to 7.7)	4.6 (3.5 to 5.1)	3.6 (2.6 to 4.5)	2.9 (1.8 to 4.5)	1.7 (0.7 to 3.1)	0.7 (0.3 to 1.2)	0.2 (0 to 0.5)	0.1 (0 to 0.3)	58.5 (53.4 to 63.6)
Sexually transmitted infections excluding HIV	11.7 (3.3 to 28)	3.5 (1.0 to 9.1)	4.7 (1.3 to 11.1)	0.2 (0 to 0.4)	0.1 (0 to 0.2)	0.1 (0 to 0.1)	0.3 (0.2 to 0.5)	1.4 (0.5 to 3.2)	2.9 (1.4 to 5.2)	3.5 (2 to 5.6)	3.6 (2 to 6.2)	2.7 (1.5 to 5.2)	2.2 (1.1 to 3.9)	1.3 (0.7 to 2.4)	1.1 (0.4 to 2.2)	0.8 (0.3 to 1.6)	0.6 (0.2 to 1.2)	0.4 (0.1 to 0.7)	0.3 (0.1 to 0.6)	0.2 (0.1 to 0.4)	0.1 (0 to 0.2)	44 (39.2 to 48.9)
Syphilis	11.7 (3.3 to 28)	3.5 (1.0 to 9.1)	4.7 (1.3 to 11.1)	0.2 (0 to 0.4)	0.1 (0 to 0.2)	0.1 (0 to 0.1)	0.1 (0 to 0.1)	0.1 (0 to 0.1)	0.1 (0 to 0.1)	0.1 (0 to 0.1)	0.1 (0 to 0.1)	0.1 (0 to 0.1)	0.1 (0 to 0.1)	0.1 (0 to 0.1)	0.1 (0 to 0.1)	0.1 (0 to 0.1)	0.1 (0 to 0.1)	0.1 (0 to 0.1)	0.1 (0 to 0.1)	0 (0 to 0.1)	0 (0 to 0.1)	21 (19.8 to 22.2)
Chlamydial infection	0 (0 to 0)	0 (0 to 0)	0 (0 to 0)	0 (0 to 0)	0 (0 to 0)	0 (0 to 0)	0 (0 to 0)	0 (0 to 0)	0 (0 to 0)	0 (0 to 0)	0 (0 to 0)	0 (0 to 0)	0 (0 to 0)	0 (0 to 0)	0 (0 to 0)	0 (0 to 0)	0 (0 to 0)	0 (0 to 0)	0 (0 to 0)	0 (0 to 0)	0 (0 to 0)	0 (0 to 0)	0 (0 to 0)
Gonococcal infection	0 (0 to 0)	0 (0 to 0)	0 (0 to 0)	0 (0 to 0)	0 (0 to 0)	0 (0 to 0)	0 (0 to 0)	0 (0 to 0)	0 (0 to 0)	0 (0 to 0)	0 (0 to 0)	0 (0 to 0)	0 (0 to 0)	0 (0 to 0)	0 (0 to 0)	0 (0 to 0)	0 (0 to 0)	0 (0 to 0)	0 (0 to 0)	0 (0 to 0)	0 (0 to 0)	0 (0 to 0)	0 (0 to 0)
Trichomoniasis	0 (0 to 0)	0 (0 to 0)	0 (0 to 0)	0 (0 to 0)	0 (0 to 0)	0 (0 to 0)	0 (0 to 0)	0 (0 to 0)	0 (0 to 0)	0 (0 to 0)	0 (0 to 0)	0 (0 to 0)	0 (0 to 0)	0 (0 to 0)	0 (0 to 0)	0 (0 to 0)	0 (0 to 0)	0 (0 to 0)	0 (0 to 0)	0 (0 to 0)	0 (0 to 0)	0 (0 to 0)	0 (0 to 0)
Genital herpes	0 (0 to 0)	0 (0 to 0)	0 (0 to 0)	0 (0 to 0)	0 (0 to 0)	0 (0 to 0)	0 (0 to 0)	0 (0 to 0)	0 (0 to 0)	0 (0 to 0)	0 (0 to 0)	0 (0 to 0)	0 (0 to 0)	0 (0 to 0)	0 (0 to 0)	0 (0 to 0)	0 (0 to 0)	0 (0 to 0)	0 (0 to 0)	0 (0 to 0)	0 (0 to 0)	0 (0 to 0)	0 (0 to 0)
Other sexually transmitted infections	0 (0 to 0)	0 (0 to 0)	0 (0 to 0)	0 (0 to 0)	0 (0 to 0)	0 (0 to 0)	0 (0 to 0)	0 (0 to 0)	0 (0 to 0)	0 (0 to 0)	0 (0 to 0)	0 (0 to 0)	0 (0 to 0)	0 (0 to 0)	0 (0 to 0)	0 (0 to 0)	0 (0 to 0)	0 (0 to 0)	0 (0 to 0)	0 (0 to 0)	0 (0 to 0)	0 (0 to 0)	0 (0 to 0)
Respiratory infections and tuberculosis	1,452 (1,181 to 1,698)	1,017 (872 to 1,144)	1,914 (1,705 to 2,112)	3,564 (3,189 to 3,918)	1,758 (1,523 to 1,992)	1,139 (1,000 to 1,279)	1,139 (1,000 to 1,279)	1,139 (1,000 to 1,279)	1,139 (1,000 to 1,279)	1,139 (1,000 to 1,279)	1,139 (1,000 to 1,279)	1,139 (1,000 to 1,279)	1,139 (1,000 to 1,279)	1,139 (1,000 to 1,279)	1,139 (1,000 to 1,279)	1,139 (1,000 to 1,279)	1,139 (1,000 to 1,279)	1,139 (1,000 to 1,279)	1,139 (1,000 to 1,279)	1,139 (1,000 to 1,279)	1,139 (1,000 to 1,279)	1,650 (1,450 to 1,850)
Tuberculosis	0 (0 to 0)	0 (0 to 0)	0.3 (0.1 to 0.6)	0.9 (0.2 to 2.3)	0.3 (0.1 to 0.6)	0.3 (0.1 to 0.6)	1.2 (0.6 to 1.9)	1.8 (1.2 to 2.3)	1.6 (1.1 to 2.1)	1.4 (1.1 to 2.1)	1.6 (1.1 to 2.2)	1.4 (1.1 to 2.1)	1.4 (1.1 to 2.1)	1.4 (1.1 to 2.1)	1.4 (1.1 to 2.1)	1.4 (1.1 to 2.1)	1.4 (1.1 to 2.1)	1.4 (1.1 to 2.1)	1.4 (1.1 to 2.1)	1.4 (1.1 to 2.1)	1.4 (1.1 to 2.1)	36.5 (34.2 to 38.8)
Latent tuberculosis infection	0 (0 to 0)	0 (0 to 0)	0 (0 to 0)	0 (0 to 0)	0 (0 to 0)	0 (0 to 0)	0 (0 to 0)	0 (0 to 0)	0 (0 to 0)	0 (0 to 0)	0 (0 to 0)	0 (0 to 0)	0 (0 to 0)	0 (0 to 0)	0 (0 to 0)	0 (0 to 0)	0 (0 to 0)	0 (0 to 0)	0 (0 to 0)	0 (0 to 0)	0 (0 to 0)	0 (0 to 0)	0 (0 to 0)
Drug-susceptible tuberculosis	0 (0 to 0)	0 (0 to 0)	0.1 (0 to 0.1)	0.2 (0 to 0.5)	0.1 (0 to 0.1)	0.1 (0 to 0.1)	0.2 (0 to 0.5)	0.5 (0.4 to 1.4)	1.1 (0.8 to 1.6)	1.2 (1.2 to 2.3)	1.9 (1.3 to 2.7)	1.7 (1.4 to 2.4)	1.6 (1.4 to 2.2)	1.6 (1.4 to 2.3)	1.6 (1.4 to 2.3)	1.6 (1.4 to 2.3)	1.6 (1.4 to 2.3)	1.6 (1.4 to 2.3)	1.6 (1.4 to 2.3)	1.6 (1.4 to 2.3)	1.6 (1.4 to 2.3)	34.6 (32.4 to 36.8)
Multidrug-resistant tuberculosis without extensive drug-resistance	0 (0 to 0)	0 (0 to 0)	0 (0 to 0)	0 (0 to 0)	0 (0 to 0)	0 (0 to 0)	0 (0 to 0)	0 (0 to 0)	0 (0 to 0)	0 (0 to 0)	0 (0 to 0)	0 (0 to 0)	0 (0 to 0)	0 (0 to 0)	0 (0 to 0)	0 (0 to 0)	0 (0 to 0)	0 (0 to 0)	0 (0 to 0)	0 (0 to 0)	0 (0 to 0)	0 (0 to 0)	0.7 (0.6 to 0.8)
Extensively drug-resistant tuberculosis	0 (0 to 0)	0 (0 to 0)	0 (0 to 0)	0 (0 to 0)	0 (0 to 0)	0 (0 to 0)	0 (0 to 0)	0 (0 to 0)	0 (0 to 0)	0 (0 to 0)	0 (0 to 0)	0 (0 to 0)	0 (0 to 0)	0 (0 to 0)	0 (0 to 0)	0 (0 to 0)	0 (0 to 0)	0 (0 to 0)	0 (0 to 0)	0 (0 to 0)	0 (0 to 0)	0 (0 to 0)	0.2 (0.2 to 0.2)
Lower respiratory infections	4.3 (2.1 to 5.7)	2.8 (2 to 3.9)	9.1 (10.9 to 23.5)	12.1 (10.1 to 16.4)	2.7 (2.1 to 3.4)	2.2 (1.8 to 3)	3.6 (2.9 to 3.5)	15 (6.5 to 12)	13 (9.4 to 19.6)	15.6 (12 to 20.7)	18.3 (14 to 23.4)	20.2 (16 to 31.9)	24.2 (19 to 31.9)	28.5 (19.2 to 40.9)	29.6 (26.1 to 54.4)	32.4 (27.1 to 66.9)	35.5 (30.4 to 73.4)	44 (36.1 to 84.4)	52 (40.4 to 79.4)	136 (44.5 to 90.4)	206 (75 to 140)	1,340 (1,150 to 1,530)
Upper respiratory infections	0 (0 to 0)	0.2 (0.1 to 0.4)	4.7 (2.7 to 7.5)	20.4 (11 to 33)	2.6 (1.6 to 3.6)	15.2 (7.6 to 25.6)	20.7 (7.4 to 25.1)	23.1 (11.6 to 37.2)	19.5 (12.4 to 36.4)	14.1 (9.7 to 31.1)	16.5 (9.5 to 33)	11.4 (6.1 to 25)	9.7 (5.1 to 22)	6.2 (3.4 to 18.1)	7.2 (3.5 to 22)	5.5 (2.9 to 22)	3.5 (1.8 to 9.6)	2.5 (1.3 to 6.7)	1.4 (0.7 to 3.2)	0.6 (0.3 to 1.5)	0.4 (0.1 to 0.9)	227 (127 to 350)
Otitis media	0 (0 to 0)	0 (0 to 0)	1.1 (0.4 to 1.9)	3.6 (2 to 10.4)	2.4 (2.7 to 8.4)	2.7 (1.4 to 4.7)	2.7 (1.4 to 4.7)	2.7 (1.6 to 3.7)	2.3 (1.9 to 7.4)	1.9 (1.3 to 5.8)	2.1 (1.3 to 5.5)	1.9 (1.4 to 5.5)	1.9 (1.4 to 5.5)	1.9 (1.3 to 5.2)	2.1 (1.3 to 4)	1.7 (0.8 to 3.2)	1.1 (0.6 to 2)	0.7 (0.4 to 1.7)	0.4 (0.3 to 1)	0.2 (0.1 to 0.5)	0.1 (0 to 0.3)	47.5 (41.9 to 53.1)
Enteric infections	0.4 (0.3 to 0.5)	1.3 (0.9 to 1.7)	15.3 (10.1 to 22)	21.5 (12.6 to 34.6)	10.1 (5.6 to 16.8)	5.4 (3 to 10.1)	5.2 (3.1 to 7.7)	7.1 (4.5 to 10.9)	9.6 (5.7 to 15)	12.3 (7.6 to 19.5)	14.7 (9.1 to 23.5)	17.2 (10.7 to 28.6)	19.7 (12.1 to 32.9)	22.5 (13.9 to 37.5)	25.4 (15.7 to 42.3)	28.5 (17.6 to 47.5)	32.3 (19.7 to 53.1)	37.5 (22.1 to 59.8)	43.7 (25.1 to 69.4)	52.1 (29.1 to 82.3)	65.2 (36.7 to 103)	195 (114 to 283)
Diarrheal diseases	0.4 (0.3 to 0.5)	1.3 (0.9 to 1.7)	15.2 (10 to 21.9)	21.4 (12.5 to 34.7)	10 (5.6 to 16.8)	5.4 (3 to 10)	5.2 (3.1 to 7.7)	7.1 (4.5 to 10.9)	9.6 (5.7 to 15)	12.3 (7.6 to 19.5)	14.7 (9.1 to 23.5)	17.2 (10.7 to 28.6)	19.7 (12.1 to 32.9)	22.5 (13.9 to 37.5)	25.4 (15.7 to 42.3)	28.5 (17.6 to 47.5)	32.3 (19.7 to 53.1)	37.5 (22.1 to 59.8)	43.7 (25.1 to 69.4)	52.1 (29.1 to 82.3)	65.2 (36.7 to 103)	194 (113 to 282)
Typhoid and paratyphoid	0 (0 to 0)	0 (0 to 0)	0 (0 to 0)	0 (0 to 0)	0 (0 to 0)	0 (0 to 0)	0 (0 to 0)	0 (0 to 0)	0 (0 to 0)	0 (0 to 0)	0 (0 to 0)	0 (0 to 0)	0 (0 to 0)	0 (0 to 0)	0 (0 to 0)	0 (0 to 0)	0 (0 to 0)	0 (0 to 0)	0 (0 to 0)	0 (0 to 0)	0 (0 to 0)	0 (0 to 0)	0 (0 to 0)
Typhoid fever	0 (0 to 0)	0 (0 to 0)	0 (0 to 0)	0 (0 to 0)	0 (0 to 0)	0 (0 to 0)	0 (0 to 0)	0 (0 to 0)	0 (0 to 0)	0 (0 to 0)	0 (0 to 0)	0 (0 to 0)	0 (0 to 0)	0 (0 to 0)	0 (0 to 0)	0 (0 to 0)	0 (0 to 0)	0 (0 to 0)	0 (0 to 0)	0 (0 to 0)	0 (0 to 0)	0 (0 to 0)	0 (0 to 0)
Paratyphoid fever	0 (0 to 0)	0 (0 to 0)	0 (0 to 0)	0 (0 to 0)	0 (0 to 0)	0 (0 to 0)	0 (0 to 0)	0 (0 to 0)	0 (0 to 0)	0 (0 to 0)	0 (0 to 0)	0 (0 to 0)	0 (0 to 0)	0 (0 to 0)	0 (0 to 0)	0 (0 to 0)	0 (0 to 0)	0 (0 to 0)	0 (0 to 0)	0 (0 to 0)	0 (0 to 0)	0 (0 to 0)	0 (0 to 0)
Invasive Non-typhoidal Salmonella (iNTS)	0 (0 to 0)	0 (0 to 0)	0 (0 to 0)	0 (0 to 0)	0 (0 to 0)	0 (0 to 0)	0 (0 to 0)	0 (0 to 0)	0 (0 to 0)	0 (0 to 0)	0 (0 to 0)	0 (0 to 0)	0 (0 to 0)	0 (0 to 0)	0 (0 to 0)	0 (0 to 0)	0 (0 to 0)	0 (0 to 0)	0 (0 to 0)	0 (0 to 0)	0 (0 to 0)	0 (0 to 0)	0 (0 to 0)
Other intestinal infectious diseases	0 (0 to 0)	0 (0 to 0)	0 (0 to 0)	0 (0 to 0)	0 (0 to 0)	0 (0 to 0)	0 (0 to 0)	0 (0 to 0)	0 (0 to 0)	0 (0 to 0)	0 (0 to 0)	0 (0 to 0)	0 (0 to 0)	0 (0 to 0)	0 (0 to 0)	0 (0 to 0)	0 (0 to 0)	0 (0 to 0)	0 (0 to 0)	0 (0 to 0)	0 (0 to 0)	0 (0 to 0)	0 (0 to 0)
Neglected tropical diseases and malaria	0.6 (0.4 to 0.8)	1 (0.7 to 1.4)	4.4 (2.7 to 6.4)	7 (3.9 to 11.3)	1.8 (1.1 to 2.7)	1.7 (1.1 to 2.5)	2.3 (1.5 to 3.3)	3.3 (2.2 to 5.1)	2.8 (2.2 to 3.5)	2.6 (2.1 to 3.4)	2.4 (1.9 to 2.9)	1.9 (1.6 to 2.4)	1.4 (1.2 to 1.8)	1.1 (0.9 to 1.4)	1.1 (0.8 to 1.4)	1.1 (0.8 to 1.5)	1.2 (0.9 to 1.5)	1.2 (0.9 to 1.5)	1.2 (0.9 to 1.5)	1.2 (0.9 to 1.5)	1.2 (0.9 to 1.5)	45.3 (41.1 to 49.5)
Malaria	0 (0 to 0)	0 (0 to 0)	0 (0 to 0)	0 (0 to 0)	0 (0 to 0)	0 (0 to 0)	0 (0 to 0)	0 (0 to 0)	0 (0 to 0)	0 (0 to 0)	0 (0 to 0)	0 (0 to 0)	0 (0 to 0)	0 (0 to 0)	0 (0 to 0)	0 (0 to 0)	0 (0 to 0)	0 (0 to 0)	0 (0 to 0)	0 (0 to 0)	0 (0 to 0)	0 (0 to 0)	0 (0 to 0)
Chagas disease	0 (0 to 0)	0 (0 to 0)	0 (0 to 0)	0 (0 to 0)	0 (0 to 0)	0 (0 to 0)	0 (0 to 0)	0 (0 to 0)	0 (0 to 0)	0 (0 to 0)	0 (0 to 0)	0 (0 to 0)	0 (0 to 0)	0 (0 to 0)	0 (0 to 0)	0 (0 to 0)	0 (0 to 0)	0 (0 to 0)	0 (0 to 0)	0 (0 to 0)	0 (0 to 0)	0 (0 to 0)	0 (0 to 0)
Leishmaniasis	0 (0 to 0)	0 (0 to 0)	0 (0 to 0)	0 (0 to 0)	0 (0 to 0)	0 (0 to 0)	0 (0 to 0)	0 (0 to 0)	0 (0 to 0)	0 (0 to 0)	0 (0 to 0)	0 (0 to 0)	0 (0 to 0)	0 (0 to 0)	0 (0 to 0)	0 (0 to 0)	0 (0 to 0)	0 (0 to 0)	0 (0 to 0)	0 (0 to 0)	0 (0 to 0)	0 (0 to 0)	0 (0 to 0)
Visceral leishmaniasis	0 (0 to 0)	0 (0 to 0)	0 (0 to 0)	0 (0 to 0)	0 (0 to 0)	0 (0 to 0)	0 (0 to 0)	0 (0 to 0)	0 (0 to 0)	0 (0 to 0)	0 (0 to 0)	0 (0 to 0)	0 (0 to 0)	0 (0 to 0)	0 (0 to 0)	0 (0 to 0)	0 (0 to 0)	0 (0 to 0)	0 (0 to 0)	0 (0 to 0)	0 (0 to 0)	0 (0 to 0)	0 (0 to 0)
Cutaneous and mucocutaneous leishmaniasis	0 (0 to 0)	0 (0 to 0)	0 (0 to 0)	0 (0 to 0)	0 (0 to 0)	0 (0 to 0)	0 (0 to 0)	0 (0 to 0)	0 (0 to 0)	0 (0 to 0)	0 (0 to 0)	0 (0 to 0)	0 (0 to 0)	0 (0 to 0)	0 (0 to 0)	0 (0 to 0)	0 (0 to 0)	0 (0 to 0)	0 (0 to 0)	0 (0 to 0)	0 (0 to 0)	0 (0 to 0)	0 (0 to 0)
African trypanosomiasis	0 (0 to 0)	0 (0 to 0)	0 (0 to 0)	0 (0 to 0)	0 (0 to 0)	0 (0 to 0)	0 (0 to 0)	0 (0 to 0)	0 (0 to 0)	0 (0 to 0)	0 (0 to 0)	0 (0 to 0)	0 (0 to 0)	0 (0 to 0)	0 (0 to 0)	0 (0 to 0)	0 (0 to 0)	0 (0 to 0)	0 (0 to 0)	0 (0 to 0)	0 (0 to 0)	0 (0 to 0)	0 (0 to 0)
Schistosomiasis	0 (0 to 0)	0 (0 to 0)	0 (0 to 0)	0 (0 to 0)	0 (0 to 0)	0 (0 to 0)	0 (0 to 0)	0 (0 to 0)	0 (0 to 0)	0 (0 to 0)	0 (0 to 0)	0 (0 to 0)	0 (0 to 0)	0 (0 to 0)	0 (0 to 0)	0 (0 to 0)	0 (0 to 0)	0 (0 to 0)	0 (0 to 0)	0 (0 to 0)	0 (0 to 0)	0 (0 to 0)	0 (0 to 0)
Cysticercosis	0 (0 to 0)	0 (0 to 0)	0 (0 to 0)	0 (0 to 0)	0 (0 to 0)	0 (0 to 0)	0 (0 to 0)	0 (0 to 0)	0 (0 to 0)	0 (0 to 0)	0 (0 to 0)	0 (0 to 0)	0 (0 to 0)	0 (0 to 0)	0 (0 to 0)	0 (0 to 0)	0 (0 to 0)	0 (0 to 0)	0 (0 to 0)	0 (0 to 0)	0 (0 to 0)	0 (0 to 0)	0 (0 to 0)
Cystic echinococcosis	0 (0 to 0)	0 (0 to 0)	0 (0 to 0)	0 (0 to 0)	0 (0 to 0)	0 (0 to 0)	0 (0 to 0)	0 (0 to 0)	0 (0 to 0)	0 (0 to 0)	0 (0 to 0)	0 (0 to 0)	0 (0 to 0)	0 (0 to 0)	0 (0 to 0)	0 (0 to 0)	0 (0 to 0)	0 (0 to 0)	0 (0 to 0)	0 (0 to 0)	0 (0 to 0)	0 (0 to 0)	0.1 (0 to 0.1)
Lymphatic filariasis	0 (0 to 0)	0 (0 to 0)	0 (0 to 0)	0 (0 to 0)	0 (0 to 0)	0 (0 to 0)	0 (0 to 0)	0 (0 to 0)	0 (0 to 0)	0 (0 to 0)	0 (0 to 0)	0 (0 to 0)	0 (0 to 0)	0 (0 to 0)	0 (0 to 0)	0 (0 to 0)	0 (0 to 0)	0 (0 to 0)	0 (0 to 0)	0 (0 to 0)	0 (0 to 0)	0 (0 to 0)	0 (0 to 0)
Onchocerciasis	0 (0 to 0)	0 (0 to 0)	0 (0 to 0)	0 (0 to 0)	0 (0 to 0)	0 (0 to 0)	0 (0 to 0)	0 (0 to 0)	0 (0 to 0)	0 (0 to 0)	0 (0 to 0)	0 (0 to 0)	0 (0 to 0)	0 (0 to 0)	0 (0 to 0)	0 (0 to 0)	0 (0 to 0)	0 (0 to 0)	0 (0 to 0)	0 (0 to 0)	0 (0 to 0)	0 (0 to 0)	0 (0 to 0)
Trachoma	0 (0 to 0)	0 (0 to 0)	0 (0 to 0)	0 (0 to 0)	0 (0 to 0)	0 (0 to 0)	0 (0 to 0)	0 (0 to 0)	0 (0 to 0)	0 (0 to 0)	0 (0 to 0)	0 (0 to 0)	0 (0 to 0)	0 (0 to 0)	0 (0 to 0)	0 (0 to 0)	0 (0 to 0)	0 (0 to 0)	0 (0 to 0)	0 (0 to 0)	0 (0 to 0)	0 (0 to 0)	0 (0 to 0)
Dengue	0 (0 to 0)	0 (0 to 0)	0 (0 to 0)	0 (0 to 0)	0 (0 to 0)	0 (0 to 0)	0 (0 to 0)	0 (0 to 0)	0 (0 to 0)	0 (0 to 0)	0 (0 to 0)	0 (0 to 0)	0 (0 to 0)	0 (0 to 0)	0 (0 to 0)	0 (0

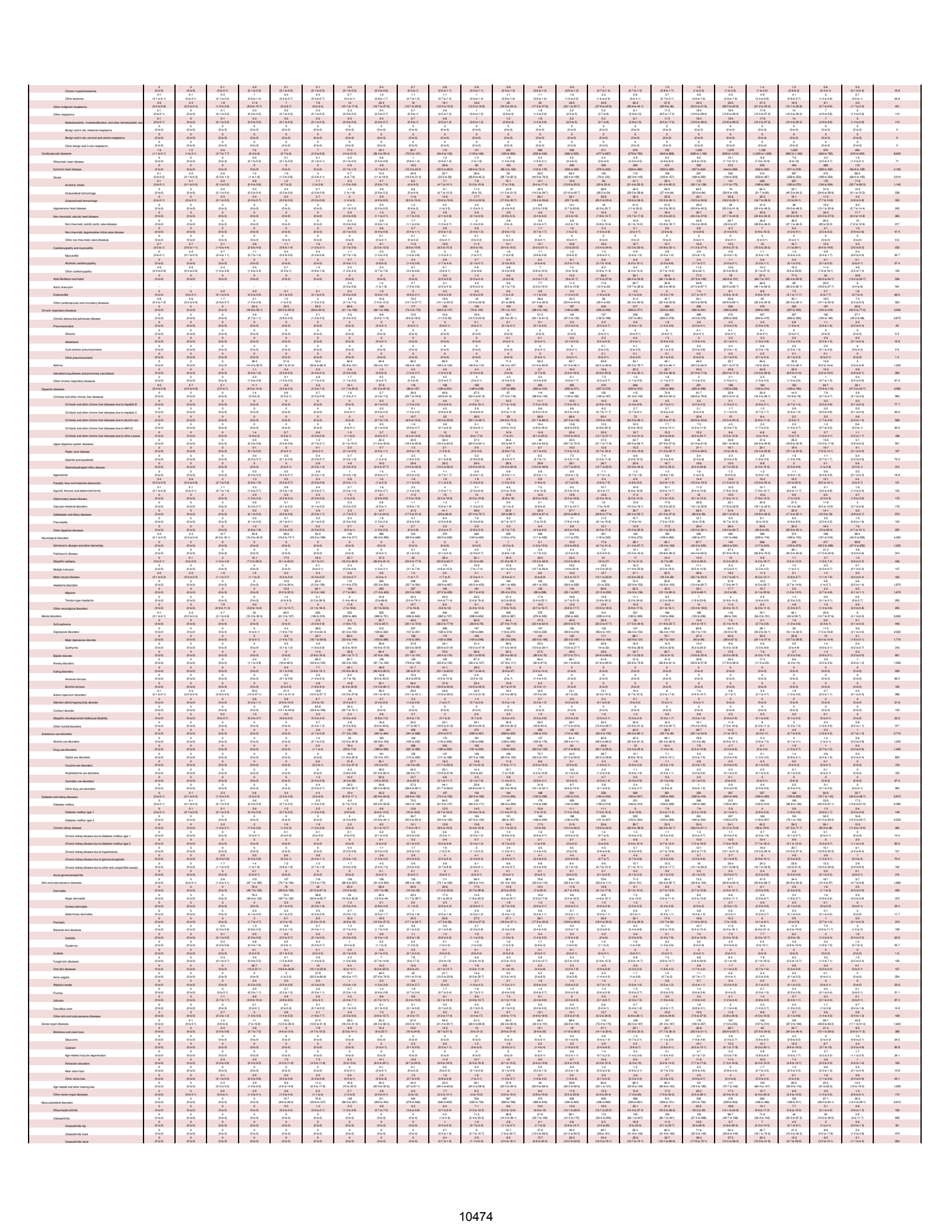



SR Table 2c: Slouch DALYS by cause and age group for both sexes with 95% uncertainty intervals. 2019

Cause	Early Neonatal	Late Neonatal	Post Neonatal	1 to 4	5 to 9	10 to 14	15 to 19	20 to 24	25 to 29	30 to 34	35 to 39	40 to 44	45 to 49	50 to 54	55 to 59	60 to 64	65 to 69	70 to 74	75 to 79	80 to 84	85 to 89	90 to 94	95 plus	Total
All causes	1,760 (1,760 to 1,760)	1,760 (1,760 to 1,760)	1,760 (1,760 to 1,760)

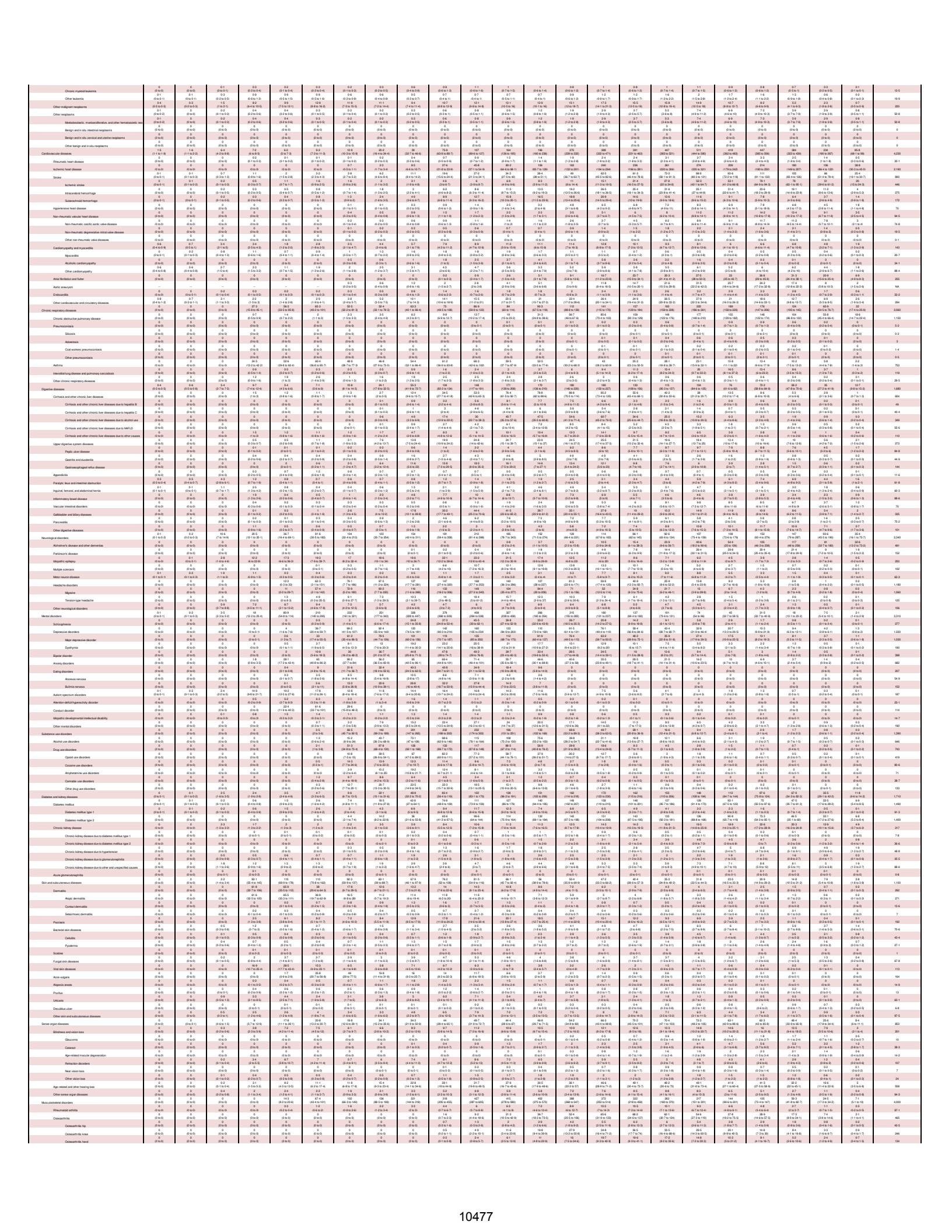



Osteoarthritis other	0 (0 to 0)	0 (0 to 0)	0 (0 to 0)	0 (0 to 0)	0 (0 to 0)	0 (0 to 0)	0 (0 to 0)	0 (0 to 0)	0 (0 to 0)	0 (0 to 0)	0-1 (0 to 2)	0-6 (0 to 1 to 5)	1-7 (0 to 3 to 24)	3 (1 to 6 to 6)	4-4 (1 to 9 to 4)	5-6 (2 to 5 to 1)	5-6 (2 to 5 to 1)	5-4 (2 to 11 to 2)	4-9 (2 to 5 to 1)	3-6 (1 to 5 to 7)	3 (1 to 4 to 3)	2 (1 to 4 to 2)	1 (0 to 1 to 4)	0-3 (0 to 2 to 4)	41-4
Low back pain	0 (0 to 0)	0 (0 to 0)	0 (0 to 0)	0 (0 to 0)	0-2 (0 to 3 to 3)	42-6 (20 to 85 to 8)	59-7 (47 to 123)	79-1 (73 to 1 to 189)	120 (94 to 1 to 246)	142 (128 to 2 to 319)	203 (122 to 3 to 353)	201 (107 to 3 to 353)	100 (50 to 1 to 162)	91-6 (48 to 2 to 162)	74-1 (37 to 1 to 135)	62-5 (31 to 1 to 109)	49 (27 to 1 to 87)	111 (72 to 1 to 167)	140 (92 to 2 to 210)	99-5 (62 to 1 to 133)	39-3 (34 to 1 to 58)	27-9 (27 to 1 to 54)	34-9 (15 to 1 to 35 to 1)	9-7 (6 to 1 to 14 to 2)	2-5 (1 to 4 to 3 to 8)	1,660
Neck pain	0 (0 to 0)	0 (0 to 0)	0 (0 to 0)	4-6 (1 to 4 to 4)	22-3 (7 to 11 to 41 to 2)	29-5 (14 to 1 to 52 to 4)	31-2 (15 to 1 to 60 to 5)	72-6 (41 to 1 to 142)	45 (22 to 1 to 89 to 9)	72-6 (37 to 1 to 135)	103 (54 to 1 to 173)	100 (50 to 1 to 162)	91-6 (48 to 2 to 162)	74-1 (37 to 1 to 135)	62-5 (31 to 1 to 109)	49 (25 to 1 to 83)	27-1 (19 to 1 to 42 to 3)	28-8 (10 to 1 to 47 to 4)	18-3 (9 to 1 to 33 to 2)	13 (5 to 1 to 23 to 3)	7-5 (3 to 1 to 13 to 2)	2-1 (1 to 1 to 4 to 3)	0-4 (0 to 1 to 1 to 2)	765
Gout	0 (0 to 0)	0 (0 to 0)	0 (0 to 0)	0 (0 to 0)	0 (0 to 0)	0 (0 to 0)	0 (0 to 0)	0 (0 to 0)	0 (0 to 0)	0 (0 to 0)	0-1 (0 to 1 to 4)	0-4 (0 to 1 to 3)	1-3 (0 to 1 to 13)	1-3 (0 to 1 to 14)	1-3 (0 to 1 to 14)	1-3 (0 to 1 to 14)	1-3 (0 to 1 to 14)	1-3 (0 to 1 to 14)	1-3 (0 to 1 to 14)	1-3 (0 to 1 to 14)	1-3 (0 to 1 to 14)	1-3 (0 to 1 to 14)	1-3 (0 to 1 to 14)	1-3 (0 to 1 to 14)	34-4
Other musculoskeletal disorders	0 (0 to 0)	0 (0 to 0)	0 (0 to 0)	0-3 (0 to 1 to 14)	1-2 (0 to 4 to 2)	10-8 (5 to 1 to 19 to 2)	24-3 (14 to 1 to 39 to 1)	51-7 (31 to 1 to 91 to 2)	79-3 (46 to 1 to 137)	92-7 (58 to 1 to 139)	82-3 (46 to 1 to 133)	76-4 (47 to 1 to 118)	70-3 (43 to 1 to 109)	62-2 (37 to 1 to 96 to 2)	50-2 (28 to 1 to 79 to 1)	39-8 (22 to 1 to 57)	30-3 (16 to 1 to 49 to 2)	19-3 (10 to 1 to 30 to 2)	12 (5 to 1 to 20 to 2)	8-7 (2 to 1 to 15)	2-8 (1 to 1 to 4 to 2)	1-1 (0 to 1 to 1 to 2)	0-4 (0 to 1 to 1 to 2)	710
Other non-communicable diseases	141 (109 to 186)	59-3 (44 to 1 to 77 to 4)	173 (124 to 1 to 233)	101 (82 to 1 to 122)	61-6 (47 to 1 to 78 to 7)	98-6 (72 to 1 to 128 to 9)	67-8 (49 to 1 to 90 to 3)	152 (73 to 1 to 140)	157 (111 to 1 to 221)	196 (139 to 1 to 277)	222 (159 to 1 to 309)	188 (132 to 1 to 260)	164 (117 to 1 to 232)	148 (106 to 1 to 205)	122 (86 to 1 to 169)	118 (79 to 1 to 162)	105 (70 to 1 to 141)	84-7 (60 to 1 to 127)	70-1 (52 to 1 to 91 to 1)	59-6 (46 to 1 to 75 to 3)	49-7 (34 to 1 to 65 to 4)	39-1 (28 to 1 to 52 to 2)	9-9 (6 to 1 to 12 to 7)	2,010
Congenital birth defects	137 (103 to 183)	52-4 (39 to 1 to 70 to 1)	103 (84 to 1 to 123)	67-9 (54 to 1 to 82 to 7)	31-3 (20 to 1 to 44 to 4)	27 (20 to 1 to 34 to 9)	19-7 (12 to 1 to 29 to 4)	15-4 (10 to 1 to 20 to 4)	16-2 (10 to 1 to 20 to 5)	19-3 (14 to 1 to 26 to 6)	19-3 (14 to 1 to 25)	14-7 (11 to 1 to 21 to 3)	16-3 (11 to 1 to 21 to 3)	13-2 (9 to 1 to 17 to 4)	11-5 (8 to 1 to 15 to 6)	11-5 (7 to 1 to 16 to 8)	7-5 (5 to 1 to 9 to 7)	5 (3 to 1 to 6 to 7)	3-4 (2 to 1 to 4 to 2)	0-8 (0 to 1 to 2 to 4)	0-5 (0 to 1 to 1 to 4)	0-3 (0 to 1 to 1 to 2)	0-1 (0 to 1 to 1 to 2)	0 (0 to 0)	596
Neural tube defects	8-7 (5 to 1 to 12 to 4)	2-3 (1 to 1 to 3 to 8)	10-1 (5 to 1 to 17 to 1)	10 (6 to 2 to 14 to 8)	4-5 (2 to 1 to 7 to 4)	1-1 (0 to 1 to 1 to 6)	0-8 (0 to 1 to 1 to 2)	0-6 (0 to 1 to 1 to 1)	0-8 (0 to 1 to 1 to 1)	0-8 (0 to 1 to 1 to 1)	0-7 (0 to 1 to 1)	0-5 (0 to 1 to 1)	0-3 (0 to 1 to 0 to 8)	0-3 (0 to 1 to 0 to 8)	0-2 (0 to 1 to 0 to 6)	0-1 (0 to 1 to 0 to 3)	0-1 (0 to 1 to 0 to 3)	0-1 (0 to 1 to 0 to 3)	0-1 (0 to 1 to 0 to 3)	0-1 (0 to 1 to 0 to 3)	0-1 (0 to 1 to 0 to 3)	0-1 (0 to 1 to 0 to 3)	0-1 (0 to 1 to 0 to 3)	0 (0 to 0)	38-3
Congenital heart anomalies	32-5 (21 to 1 to 55 to 4)	23-2 (15 to 1 to 33 to 2)	41-5 (29 to 1 to 64 to 4)	16-9 (11 to 1 to 22 to 1)	6-2 (4 to 1 to 9 to 6)	5-7 (3 to 1 to 9 to 3)	4-3 (2 to 1 to 7 to 4)	2-7 (1 to 1 to 5 to 3)	3-7 (1 to 1 to 7 to 4)	4-2 (2 to 1 to 8 to 7)	4-3 (2 to 1 to 8)	4-2 (2 to 1 to 8)	3 (1 to 1 to 6 to 4)	2-2 (1 to 1 to 5 to 2)	2-2 (1 to 1 to 5 to 3)	1-2 (0 to 1 to 4 to 1)	1 (0 to 1 to 3)	1 (0 to 1 to 3)	0-1 (0 to 0 to 1)	0-1 (0 to 0 to 1)	0-1 (0 to 0 to 1)	0-1 (0 to 0 to 1)	0-1 (0 to 0 to 1)	0 (0 to 0)	159
Orofacial clefts	0 (0 to 0)	0-2 (0 to 0 to 4)	0-4 (0 to 0 to 7)	0-3 (0 to 1 to 6)	0-3 (0 to 1 to 5)	0-2 (0 to 1 to 4)	0-2 (0 to 1 to 4)	0-2 (0 to 1 to 4)	0-2 (0 to 1 to 4)	0-2 (0 to 1 to 4)	0-2 (0 to 1 to 5)	0-2 (0 to 1 to 4)	0-2 (0 to 1 to 4)	0-2 (0 to 1 to 4)	0-2 (0 to 1 to 4)	0-1 (0 to 1 to 3)	0-1 (0 to 1 to 3)	0-1 (0 to 1 to 3)	0 (0 to 1 to 3)	0 (0 to 1 to 3)	0 (0 to 1 to 3)	0 (0 to 1 to 3)	0 (0 to 1 to 3)	0 (0 to 0)	3-4
Down syndrome	3-5 (2 to 1 to 6 to 4)	1 (0 to 1 to 1)	3-2 (1 to 1 to 5)	2-7 (1 to 1 to 5)	1-9 (1 to 1 to 4)	1-7 (1 to 1 to 4)	1-6 (1 to 1 to 4)	1-6 (1 to 1 to 4)	1-9 (1 to 2 to 4)	2-3 (1 to 2 to 5)	2 (1 to 2 to 4)	2 (1 to 2 to 4)	2-1 (1 to 2 to 4)	2-6 (1 to 2 to 5)	4-5 (2 to 3 to 9)	3 (1 to 2 to 7)	1-6 (1 to 1 to 4)	1-7 (1 to 2 to 4)	1 (0 to 1 to 3)	0-7 (0 to 1 to 2)	0-5 (0 to 1 to 2)	0-3 (0 to 1 to 2)	0-3 (0 to 1 to 2)	0 (0 to 0)	38-6
Turner syndrome	0 (0 to 0)	0 (0 to 0)	0-1 (0 to 0 to 2)	0-1 (0 to 0 to 2)	0-1 (0 to 0 to 2)	0-1 (0 to 0 to 2)	0-1 (0 to 0 to 2)	0-1 (0 to 0 to 2)	0-1 (0 to 0 to 2)	0-1 (0 to 0 to 2)	0-1 (0 to 0 to 2)	0-1 (0 to 0 to 2)	0-1 (0 to 0 to 2)	0 (0 to 0 to 0)	0 (0 to 0 to 0)	0 (0 to 0 to 0)	0 (0 to 0 to 0)	0 (0 to 0 to 0)	0 (0 to 0 to 0)	0 (0 to 0 to 0)	0 (0 to 0 to 0)	0 (0 to 0 to 0)	0 (0 to 0 to 0)	0 (0 to 0)	0-7
Klinefelter syndrome	0 (0 to 0)	0 (0 to 0)	0 (0 to 0)	0 (0 to 0)	0 (0 to 0)	0 (0 to 0)	0 (0 to 0)	0 (0 to 0)	0 (0 to 0)	0 (0 to 0)	0 (0 to 0)	0 (0 to 0)	0 (0 to 0)	0 (0 to 0)	0 (0 to 0)	0 (0 to 0)	0 (0 to 0)	0 (0 to 0)	0 (0 to 0)	0 (0 to 0)	0 (0 to 0)	0 (0 to 0)	0 (0 to 0)	0 (0 to 0)	0-2
Other chromosomal abnormalities	17 (9 to 1 to 36 to 2)	8-3 (5 to 1 to 14 to 3)	21-3 (13 to 1 to 33 to 4)	7-9 (5 to 1 to 11)	4-2 (2 to 1 to 6 to 4)	3-5 (2 to 1 to 6 to 2)	2-3 (1 to 1 to 5 to 1)	2-2 (1 to 1 to 5 to 2)	2-5 (1 to 1 to 5 to 4)	2-5 (1 to 1 to 7 to 3)	2-6 (1 to 1 to 8 to 3)	2-6 (1 to 1 to 8 to 2)	1-6 (1 to 1 to 5 to 2)	1-1 (0 to 1 to 4)	0-8 (0 to 1 to 3)	0-4 (0 to 1 to 2)	0-3 (0 to 1 to 2)	0-1 (0 to 1 to 1)	0-4 (0 to 1 to 2)	0-3 (0 to 1 to 2)	0-3 (0 to 1 to 2)	0-2 (0 to 1 to 2)	0 (0 to 0)	80-5
Congenital musculoskeletal and limb anomalies	5-3 (3 to 1 to 9)	1-4 (0 to 1 to 2)	0 (0 to 0)	0 (0 to 0)	0-4 (0 to 1 to 2)	0-2 (0 to 1 to 2)	0-7 (0 to 1 to 2)	0-4 (0 to 1 to 2)	0-4 (0 to 1 to 2)	0-7 (0 to 1 to 2)	0-4 (0 to 1 to 2)	0-2 (0 to 1 to 2)	0-2 (0 to 1 to 2)	0-5 (0 to 1 to 2)	0-2 (0 to 1 to 2)	0-1 (0 to 1 to 2)	0-1 (0 to 1 to 2)	0-2 (0 to 1 to 2)	0-2 (0 to 1 to 2)	0-2 (0 to 1 to 2)	0-2 (0 to 1 to 2)	0-1 (0 to 1 to 2)	0-1 (0 to 1 to 2)	0 (0 to 0)	85-6
Urogenital congenital anomalies	8-5 (4 to 1 to 15 to 2)	1-4 (0 to 1 to 3)	2-4 (1 to 1 to 5)	1-7 (1 to 1 to 3)	1-1 (0 to 1 to 2)	2-7 (1 to 1 to 5)	0-2 (0 to 0 to 2)	0-2 (0 to 0 to 2)	0-2 (0 to 0 to 2)	0-2 (0 to 0 to 2)	0-2 (0 to 0 to 2)	0-2 (0 to 0 to 2)	0-1 (0 to 0 to 2)	0-1 (0 to 0 to 1)	0-1 (0 to 0 to 1)	0-1 (0 to 0 to 1)	0-1 (0 to 0 to 1)	0-1 (0 to 0 to 1)	0-1 (0 to 0 to 1)	0-1 (0 to 0 to 1)	0-1 (0 to 0 to 1)	0-1 (0 to 0 to 1)	0-1 (0 to 0 to 1)	0 (0 to 0)	17-9
Digestive congenital anomalies	11-4 (4 to 1 to 28 to 9)	3-1 (0 to 1 to 8 to 6)	5 (1 to 1 to 11)	3-4 (1 to 1 to 7)	1-3 (0 to 1 to 4)	0-8 (0 to 1 to 2)	0-3 (0 to 0 to 1)	0-2 (0 to 0 to 1)	0-3 (0 to 0 to 1)	0-3 (0 to 0 to 1)	0-3 (0 to 0 to 1)	0-3 (0 to 0 to 1)	0-2 (0 to 0 to 1)	0-2 (0 to 0 to 1)	0-1 (0 to 0 to 1)	0-1 (0 to 0 to 1)	0-1 (0 to 0 to 1)	0-1 (0 to 0 to 1)	0-1 (0 to 0 to 1)	0-1 (0 to 0 to 1)	0-1 (0 to 0 to 1)	0-1 (0 to 0 to 1)	0-1 (0 to 0 to 1)	0 (0 to 0)	42-7
Other congenital birth defects	44-4 (24 to 1 to 81 to 3)	9-9 (5 to 1 to 19 to 2)	20-1 (10 to 1 to 35 to 5)	9-2 (4 to 1 to 16 to 3)	4-1 (2 to 1 to 7 to 7)	3-1 (2 to 1 to 6 to 4)	2-3 (1 to 1 to 4 to 6)	1-6 (1 to 1 to 3 to 4)	1-7 (1 to 1 to 3 to 4)	2-1 (1 to 1 to 4 to 2)	2-3 (1 to 1 to 5 to 2)	1-9 (1 to 1 to 4 to 2)	1-5 (1 to 1 to 4 to 2)	1-8 (1 to 1 to 3 to 5)	1-6 (0 to 1 to 3 to 8)	1-2 (0 to 1 to 3 to 2)	0-7 (0 to 1 to 2)	0-5 (0 to 1 to 2)	0-3 (0 to 1 to 2)	0-3 (0 to 1 to 2)	0-3 (0 to 1 to 2)	0-3 (0 to 1 to 2)	0-3 (0 to 1 to 2)	0 (0 to 0)	129
Urinary diseases and male infertility	0-2 (0 to 0 to 2)	0-2 (0 to 1 to 4)	1-1 (0 to 3 to 6)	0-9 (0 to 1 to 4)	1-7 (0 to 1 to 6)	1-3 (0 to 1 to 6)	1-4 (0 to 1 to 6)	1-6 (0 to 1 to 6)	1-9 (0 to 1 to 6)	2-3 (0 to 1 to 6)	2-6 (0 to 1 to 8)	2-5 (0 to 1 to 8)	2-3 (0 to 1 to 7)	1-9 (0 to 1 to 6)	2-1 (0 to 1 to 6)	1-6 (0 to 1 to 5)	1-4 (0 to 1 to 5)	1-4 (0 to 1 to 5)	1-3 (0 to 1 to 4)	1-1 (0 to 1 to 4)	0-9 (0 to 1 to 3)	0-8 (0 to 1 to 3)	0-7 (0 to 1 to 3)	0-4 (0 to 1 to 2)	197
Urolithiasis	0 (0 to 0)	0 (0 to 0)	0 (0 to 0)	0 (0 to 0)	0-1 (0 to 0 to 2)	0-1 (0 to 0 to 2)	0-1 (0 to 0 to 2)	0-1 (0 to 0 to 2)	0-1 (0 to 0 to 2)	0-1 (0 to 0 to 2)	0-1 (0 to 0 to 2)	0-1 (0 to 0 to 2)	0-1 (0 to 0 to 2)	0-1 (0 to 0 to 2)	0-1 (0 to 0 to 2

SR Table 2c: South Gloucestershire DALYS by cause and age group for both sexes with 95% uncertainty intervals. 2019

Cause	Early Neonatal	Late Neonatal	Post Neonatal	1 to 4	5 to 9	10 to 14	15 to 19	20 to 24	25 to 29	30 to 34	35 to 39	40 to 44	45 to 49	50 to 54	55 to 59	60 to 64	65 to 69	70 to 74	75 to 79	80 to 84	85 to 89	90 to 94	95 plus	Total
All causes	2,592 (2,469 to 2,701)	1,196 (1,109 to 1,282)	2,551 (2,370 to 2,711)	1,268 (1,164 to 1,366)	1,266 (1,164 to 1,366)	1,264 (1,164 to 1,366)	1,262 (1,164 to 1,366)	1,260 (1,164 to 1,366)	1,258 (1,164 to 1,366)	1,256 (1,164 to 1,366)	1,254 (1,164 to 1,366)	1,252 (1,164 to 1,366)	1,250 (1,164 to 1,366)	1,248 (1,164 to 1,366)	1,246 (1,164 to 1,366)	1,244 (1,164 to 1,366)	1,242 (1,164 to 1,366)	1,240 (1,164 to 1,366)	1,238 (1,164 to 1,366)	1,236 (1,164 to 1,366)	1,234 (1,164 to 1,366)	1,232 (1,164 to 1,366)	73,000
Communicable, maternal, neonatal, and nutritional diseases	1,160 (1,060 to 1,264)	660 (512 to 821)	1,023 (782 to 1,199)	192 (141 to 255)	67 (47 to 110)	59 (41 to 101)	78 (56 to 127)	102 (73 to 141)	102 (72 to 141)	102 (72 to 142)	102 (72 to 142)	102 (72 to 142)	102 (72 to 142)	102 (72 to 142)	102 (72 to 142)	102 (72 to 142)	102 (72 to 142)	102 (72 to 142)	102 (72 to 142)	102 (72 to 142)	102 (72 to 142)	102 (72 to 142)	3,760
HIV/AIDS and sexually transmitted infections	0.6 (2.6 to 21.3)	2.1 (0.6 to 6.9)	4.8 (1.7 to 10.3)	0.6 (0.5 to 0.8)	0.4 (0.3 to 0.5)	0.4 (0.3 to 0.5)	0.6 (0.4 to 1.1)	2.2 (1.4 to 3.1)	4.6 (3.5 to 6.8)	7 (5.2 to 9.9)	8.4 (6.1 to 11.8)	8.7 (6.3 to 12.3)	7.9 (5.8 to 10.8)	6.2 (4.6 to 8.4)	4.6 (3.4 to 6.7)	3.7 (2.5 to 5.1)	2.5 (1.6 to 4.1)	1.4 (0.8 to 2.3)	0.8 (0.5 to 1.2)	0.5 (0.3 to 0.8)	0.3 (0.2 to 0.4)	0.1 (0.1 to 0.1)	92.6
HIV/AIDS	0 (0 to 0)	0 (0 to 0)	0.4 (0.1 to 0.9)	0.3 (0.2 to 0.3)	0.3 (0.2 to 0.3)	0.3 (0.2 to 0.3)	0.5 (0.3 to 0.8)	1.1 (0.8 to 1.4)	3.1 (2.6 to 4.2)	3.6 (2.7 to 4.7)	4.6 (3.4 to 6.2)	4.7 (3.6 to 6.4)	4.3 (3.2 to 5.8)	3.4 (2.6 to 4.6)	2.5 (1.9 to 3.4)	1.9 (1.4 to 2.7)	1.4 (0.9 to 2.1)	0.8 (0.5 to 1.2)	0.4 (0.2 to 0.7)	0.2 (0.1 to 0.3)	0.1 (0.0 to 0.1)	38.3
HIV/AIDS - Drug-susceptible Tuberculosis	0 (0 to 0)	0 (0 to 0)	0 (0 to 0)	0 (0 to 0)	0 (0 to 0)	0 (0 to 0)	0 (0 to 0)	0 (0 to 0)	0 (0 to 0)	0 (0 to 0)	0 (0 to 0)	0 (0 to 0)	0 (0 to 0)	0 (0 to 0)	0 (0 to 0)	0 (0 to 0)	0 (0 to 0)	0 (0 to 0)	0 (0 to 0)	0 (0 to 0)	0 (0 to 0)	0 (0 to 0)	0 (0 to 0)	0
HIV/AIDS - Multidrug-resistant Tuberculosis without extensive dr...	0 (0 to 0)	0 (0 to 0)	0 (0 to 0)	0 (0 to 0)	0 (0 to 0)	0 (0 to 0)	0 (0 to 0)	0 (0 to 0)	0 (0 to 0)	0 (0 to 0)	0 (0 to 0)	0 (0 to 0)	0 (0 to 0)	0 (0 to 0)	0 (0 to 0)	0 (0 to 0)	0 (0 to 0)	0 (0 to 0)	0 (0 to 0)	0 (0 to 0)	0 (0 to 0)	0 (0 to 0)	0 (0 to 0)	0
HIV/AIDS - Extensively drug-resistant Tuberculosis	0 (0 to 0)	0 (0 to 0)	0 (0 to 0)	0 (0 to 0)	0 (0 to 0)	0 (0 to 0)	0 (0 to 0)	0 (0 to 0)	0 (0 to 0)	0 (0 to 0)	0 (0 to 0)	0 (0 to 0)	0 (0 to 0)	0 (0 to 0)	0 (0 to 0)	0 (0 to 0)	0 (0 to 0)	0 (0 to 0)	0 (0 to 0)	0 (0 to 0)	0 (0 to 0)	0 (0 to 0)	0 (0 to 0)	0
HIV/AIDS resulting in other diseases	0 (0 to 0)	0 (0 to 0)	0 (0 to 0)	0 (0 to 0)	0 (0 to 0)	0 (0 to 0)	0 (0 to 0)	0 (0 to 0)	0 (0 to 0)	0 (0 to 0)	0 (0 to 0)	0 (0 to 0)	0 (0 to 0)	0 (0 to 0)	0 (0 to 0)	0 (0 to 0)	0 (0 to 0)	0 (0 to 0)	0 (0 to 0)	0 (0 to 0)	0 (0 to 0)	0 (0 to 0)	0 (0 to 0)	0
Sexually transmitted infections excluding HIV	2.6 (2.6 to 21.3)	2.1 (0.6 to 6.9)	4.4 (1.3 to 9.7)	0.3 (0.3 to 0.3)	0.1 (0.0 to 0.1)	0.1 (0.0 to 0.1)	0.1 (0.0 to 0.4)	1.1 (0.6 to 1.9)	1.5 (0.8 to 2.6)	3.4 (1.9 to 5.4)	3.8 (2.1 to 6.1)	4 (2.2 to 7)	3.6 (2.0 to 6.1)	2.9 (1.6 to 5.2)	2.1 (1.1 to 4.1)	1.8 (0.9 to 3.6)	1.1 (0.5 to 2.3)	0.6 (0.3 to 1.4)	0.4 (0.1 to 1.1)	0.2 (0.1 to 0.7)	0.2 (0.0 to 0.5)	0.1 (0.1 to 0.1)	44.3
Syphilis	0.6 (2.6 to 21.3)	2.1 (0.6 to 6.9)	4.2 (1.1 to 9.7)	0.1 (0 to 0.2)	0 (0 to 0)	0 (0 to 0)	0 (0 to 0)	0.1 (0 to 0.1)	0.1 (0 to 0.2)	0.2 (0 to 0.4)	0.2 (0 to 0.5)	0.3 (0 to 0.6)	0.3 (0 to 0.6)	0.3 (0 to 0.6)	0.2 (0 to 0.5)	0.2 (0 to 0.5)	0.1 (0 to 0.4)	0.1 (0 to 0.3)	0.1 (0 to 0.2)	0 (0 to 0.1)	0 (0 to 0.1)	0 (0 to 0.1)	0 (0 to 0)	18
Chlamydial infection	0 (0 to 0)	0 (0 to 0)	0 (0 to 0)	0 (0 to 0)	0 (0 to 0)	0 (0 to 0)	0 (0 to 0.2)	0.1 (0 to 0.4)	0.4 (0 to 1)	0.7 (0.4 to 1.2)	0.8 (0.4 to 1.5)	0.9 (0.4 to 1.6)	0.5 (0.2 to 1)	0.2 (0 to 0.6)	0.1 (0 to 0.4)	0 (0 to 0.1)	0 (0 to 0.1)	0 (0 to 0.1)	0 (0 to 0.1)	0 (0 to 0.1)	0 (0 to 0.1)	0 (0 to 0.1)	0 (0 to 0)	4.6
Gonococcal infection	0 (0 to 0)	0 (0 to 0)	0 (0 to 0)	0 (0 to 0)	0 (0 to 0)	0 (0 to 0)	0 (0 to 0.1)	0 (0 to 0.1)	0.1 (0 to 0.2)	0.2 (0 to 0.3)	0.2 (0 to 0.3)	0.2 (0 to 0.4)	0.2 (0 to 0.4)	0.1 (0 to 0.3)	0.1 (0 to 0.2)	0.1 (0 to 0.2)	0 (0 to 0.2)	0 (0 to 0.2)	0 (0 to 0.2)	0 (0 to 0.2)	0 (0 to 0.2)	0 (0 to 0.1)	0 (0 to 0)	2.7
Trichomoniasis	0 (0 to 0)	0 (0 to 0)	0 (0 to 0)	0 (0 to 0)	0 (0 to 0)	0 (0 to 0)	0 (0 to 0.1)	0 (0 to 0.4)	0.1 (0 to 0.4)	0.2 (0 to 0.5)	0.2 (0 to 0.5)	0.2 (0 to 0.5)	0.2 (0 to 0.5)	0.2 (0 to 0.5)	0.2 (0 to 0.5)	0.2 (0 to 0.5)	0.2 (0 to 0.5)	0.2 (0 to 0.5)	0.2 (0 to 0.5)	0.2 (0 to 0.5)	0.2 (0 to 0.5)	0.1 (0 to 0.2)	0 (0 to 0)	3.7
Genital herpes	0 (0 to 0)	0 (0 to 0)	0 (0 to 0)	0 (0 to 0)	0 (0 to 0.2)	0 (0 to 0.2)	0.1 (0 to 0.5)	0.4 (0.1 to 0.9)	0.5 (0.1 to 1.1)	0.5 (0.2 to 1.1)	0.5 (0.2 to 1.1)	0.5 (0.2 to 1.1)	0.4 (0.2 to 1)	0.3 (0.1 to 0.8)	0.2 (0.1 to 0.6)	0.2 (0.1 to 0.5)	0.1 (0 to 0.4)	0.1 (0 to 0.3)	0.1 (0 to 0.2)	0 (0 to 0.1)	0 (0 to 0.1)	0 (0 to 0)	0 (0 to 0)	6.4
Other sexually transmitted infections	0 (0 to 0)	0 (0 to 0)	0 (0 to 0)	0 (0 to 0)	0 (0 to 0)	0 (0 to 0)	0 (0 to 0.2)	0.2 (0 to 0.7)	0.5 (0 to 1.6)	1.6 (0.6 to 3.2)	2.1 (0.9 to 3.9)	2.5 (1 to 4.5)	2.2 (0.9 to 4.1)	1.8 (0.7 to 3.5)	1.3 (0.5 to 2.7)	0.9 (0.3 to 2)	0.6 (0.2 to 1.4)	0.3 (0.1 to 0.8)	0.2 (0.1 to 0.5)	0.1 (0 to 0.3)	0 (0 to 0.1)	0 (0 to 0)	0 (0 to 0)	8.9
Respiratory infections and tuberculosis	21.1 (1.5 to 2.7)	16.7 (1.7 to 3)	151.4 (11.4 to 23.4)	184.9 (19.4 to 47.9)	19.4 (1.9 to 37.9)	19.3 (1.9 to 33.6)	19.2 (1.9 to 33.6)	19.1 (1.7 to 34.9)	19.1 (1.5 to 36.9)	19.1 (1.5 to 40.1)	19.1 (1.5 to 40.1)	19.1 (1.5 to 40.1)	19.1 (1.5 to 40.1)	19.1 (1.5 to 40.1)	19.1 (1.5 to 40.1)	19.1 (1.5 to 40.1)	19.1 (1.5 to 40.1)	19.1 (1.5 to 40.1)	19.1 (1.5 to 40.1)	19.1 (1.5 to 40.1)	19.1 (1.5 to 40.1)	19.1 (1.5 to 40.1)	1,020
Tuberculosis	0 (0 to 0)	0 (0 to 0)	0 (0 to 0.2)	0 (0 to 0.1)	0 (0 to 0.1)	0 (0 to 0.1)	0 (0 to 0.4)	0.2 (0 to 0.6)	0.6 (0.1 to 1.4)	1.1 (0.2 to 2.7)	1.1 (0.2 to 2.7)	1.1 (0.2 to 2.7)	1.1 (0.2 to 2.7)	1.1 (0.2 to 2.7)	1.1 (0.2 to 2.7)	1.1 (0.2 to 2.7)	1.1 (0.2 to 2.7)	1.1 (0.2 to 2.7)	1.1 (0.2 to 2.7)	1.1 (0.2 to 2.7)	1.1 (0.2 to 2.7)	1.1 (0.2 to 2.7)	28.3
Latent tuberculosis infection	0 (0 to 0)	0 (0 to 0)	0 (0 to 0)	0 (0 to 0)	0 (0 to 0)	0 (0 to 0)	0 (0 to 0)	0 (0 to 0)	0 (0 to 0)	0 (0 to 0)	0 (0 to 0)	0 (0 to 0)	0 (0 to 0)	0 (0 to 0)	0 (0 to 0)	0 (0 to 0)	0 (0 to 0)	0 (0 to 0)	0 (0 to 0)	0 (0 to 0)	0 (0 to 0)	0 (0 to 0)	0 (0 to 0)	0
Drug-susceptible tuberculosis	0 (0 to 0)	0 (0 to 0)	0 (0 to 0.2)	0 (0 to 0.1)	0 (0 to 0.1)	0 (0 to 0.1)	0 (0 to 0.4)	0.2 (0 to 0.6)	0.6 (0.1 to 1.4)	1.1 (0.2 to 2.7)	1.1 (0.2 to 2.7)	1.1 (0.2 to 2.7)	1.1 (0.2 to 2.7)	1.1 (0.2 to 2.7)	1.1 (0.2 to 2.7)	1.1 (0.2 to 2.7)	1.1 (0.2 to 2.7)	1.1 (0.2 to 2.7)	1.1 (0.2 to 2.7)	1.1 (0.2 to 2.7)	1.1 (0.2 to 2.7)	1.1 (0.2 to 2.7)	27.5
Multidrug-resistant tuberculosis without extensive drug-resistance	0 (0 to 0)	0 (0 to 0)	0 (0 to 0)	0 (0 to 0)	0 (0 to 0)	0 (0 to 0)	0 (0 to 0.1)	0 (0 to 0.1)	0 (0 to 0.1)	0 (0 to 0.1)	0 (0 to 0.1)	0 (0 to 0.1)	0 (0 to 0.1)	0 (0 to 0.2)	0 (0 to 0.2)	0 (0 to 0.2)	0 (0 to 0.1)	0 (0 to 0.1)	0 (0 to 0.1)	0 (0 to 0.1)	0 (0 to 0.1)	0 (0 to 0.1)	0 (0 to 0.1)	0.6
Extensively drug-resistant tuberculosis	0 (0 to 0)	0 (0 to 0)	0 (0 to 0)	0 (0 to 0)	0 (0 to 0)	0 (0 to 0)	0 (0 to 0)	0 (0 to 0)	0 (0 to 0)	0 (0 to 0)	0 (0 to 0)	0 (0 to 0)	0 (0 to 0)	0 (0 to 0)	0 (0 to 0)	0 (0 to 0)	0 (0 to 0)	0 (0 to 0)	0 (0 to 0)	0 (0 to 0)	0 (0 to 0)	0 (0 to 0)	0 (0 to 0)	0.2
Lower respiratory infections	2.1 (1.5 to 2.7)	2.1 (1.5 to 2.8)	11.3 (7 to 16.4)	6.1 (4.1 to 10.3)	2.2 (1.8 to 3)	2.2 (1.8 to 2.4)	3 (2.3 to 3.8)	3 (2.5 to 3.6)	7.5 (6.6 to 8.7)	10.1 (7.6 to 13.1)	10.1 (7.6 to 13.1)	10.1 (7.6 to 13.1)	12.4 (9.2 to 16.3)	16.2 (12.9 to 21.5)	24.6 (18.2 to 32.6)	24.6 (23.6 to 49.2)	32.2 (29 to 42)	46 (38 to 79.7)	66 (49 to 93.1)	116 (69.2 to 158)	175 (132 to 217)	239 (191 to 299)	1,650
Upper respiratory infections	0.2 (0 to 0.5)	0.2 (0.1 to 0.4)	4.6 (2.6 to 7.2)	20.7 (11.9 to 33.6)	2.8 (1.7 to 3.9)	1.8 (0.9 to 2.7)	1.5 (0.8 to 2.2)	1.6 (0.8 to 2.3)	1.7 (0.8 to 2.6)	1.7 (0.8 to 2.6)	1.7 (0.8 to 2.6)	1.7 (0.8 to 2.6)	1.7 (0.8 to 2.6)	1.7 (0.8 to 2.6)	1.7 (0.8 to 2.6)	1.7 (0.8 to 2.6)	1.7 (0.8 to 2.6)	1.7 (0.8 to 2.6)	1.7 (0.8 to 2.6)	1.7 (0.8 to 2.6)	1.7 (0.8 to 2.6)	1.7 (0.8 to 2.6)	244
Otitis media	0 (0 to 0)	0 (0 to 0)	0.3 (0.4 to 1.4)	2.7 (2.7 to 9.6)	2.7 (2.7 to 9.6)	2.7 (1.4 to 5.2)	2.7 (1.4 to 4.7)	2.7 (1.4 to 3.5)	2.5 (1.3 to 3.1)	2.5 (1.1 to 3.1)	2.5 (1.1 to 3.1)	2.5 (1.1 to 3.1)	2.5 (1.2 to 3.4)	2.7 (1.3 to 3.9)	3.3 (1.4 to 5.1)	3.3 (1.4 to 5.7)	3.3 (1.4 to 5.7)	3.3 (1.4 to 5.7)	3.3 (1.4 to 5.7)	3.3 (1.4 to 5.7)	3.3 (1.4 to 5.7)	3.3 (1.4 to 5.7)	47.5
Enteric infections	0.3 (0.2 to 0.4)	1.2 (0.9 to 1.6)	14.2 (9.4 to 20.5)	22.1 (12.5 to 32.9)	10.5 (5.8 to 17.7)	7 (3.9 to 11.7)	5.4 (3.3 to 8.1)	5.1 (3.2 to 7.6)	5.5 (3.5 to 8.1)	5.5 (3.5 to 8.1)	4.8 (3.0 to 7.0)	4.3 (2.8 to 6.4)	4.3 (2.8 to 6.4)	4.3 (2.8 to 6.4)	4.3 (2.8 to 6.4)	4.3 (2.8 to 6.4)	4.3 (2.8 to 6.4)	4.3 (2.8 to 6.4)	4.3 (2.8 to 6.4)	4.3 (2.8 to 6.4)	4.3 (2.8 to 6.4)	4.3 (2.8 to 6.4)	232
Diarrheal diseases	0.3 (0.2 to 0.4)	1.2 (0.9 to 1.6)	14.2 (9.3 to 20.5)	22.1 (12.5 to 32.8)	10.4 (5.8 to 17.6)	7 (3.9 to 11.6)	5.4 (3.3 to 8.1)	5.1 (3.2 to 7.6)	5.5 (3.5 to 8.1)	5.5 (3.5 to 8.1)	4.8 (3.0 to 7.0)	4.3 (2.8 to 6.4)	4.3 (2.8 to 6.4)	4.3 (2.8 to 6.4)	4.3 (2.8 to 6.4)	4.3 (2.8 to 6.4)	4.3 (2.8 to 6.4)	4.3 (2.8 to 6.4)	4.3 (2.8 to 6.4)	4.3 (2.8 to 6.4)	4.3 (2.8 to 6.4)	4.3 (2.8 to 6.4)	231
Typhoid and paraphyoid	0 (0 to 0)	0 (0 to 0)	0 (0 to 0)	0 (0 to 0)	0 (0 to 0)	0 (0 to 0)	0 (0 to 0)	0 (0 to 0)	0 (0 to 0)	0 (0 to 0)	0 (0 to 0)	0 (0 to 0)	0 (0 to 0)	0 (0 to 0)	0 (0 to 0)	0 (0 to 0)	0 (0 to 0)	0 (0 to 0)	0 (0 to 0)	0 (0 to 0)	0 (0 to 0)	0 (0 to 0)	0 (0 to 0)	0
Typhoid fever	0 (0 to 0)	0 (0 to 0)	0 (0 to 0)	0 (0 to 0)	0 (0 to 0)	0 (0 to 0)	0 (0 to 0)	0 (0 to 0)	0 (0 to 0)	0 (0 to 0)	0 (0 to 0)	0 (0 to 0)	0 (0 to 0)	0 (0 to 0)	0 (0 to 0)	0 (0 to 0)	0 (0 to 0)	0 (0 to 0)	0 (0 to 0)	0 (0 to 0)	0 (0 to 0)	0 (0 to 0)	0 (0 to 0)	0
Paraphyoid fever	0 (0 to 0)	0 (0 to 0)	0 (0 to 0)	0 (0 to 0)	0 (0 to 0)	0 (0 to 0)	0 (0 to 0)	0 (0 to 0)	0 (0 to 0)	0 (0 to 0)	0 (0 to 0)	0 (0 to 0)	0 (0 to 0)	0 (0 to 0)	0 (0 to 0)	0 (0 to 0)	0 (0 to 0)	0 (0 to 0)	0 (0 to 0)	0 (0 to 0)	0 (0 to 0)	0 (0 to 0)	0 (0 to 0)	0
Invasive Non-typhoidal Salmonella (iNTS)	0 (0 to 0)	0 (0 to 0)	0 (0 to 0)	0 (0 to 0)	0 (0 to 0)	0 (0 to 0)	0 (0 to 0)	0 (0 to 0)	0 (0 to 0)	0 (0 to 0)	0 (0 to 0)	0 (0 to 0)	0 (0 to 0)	0 (0 to 0)	0 (0 to 0)	0 (0 to 0)	0 (0 to 0)	0 (0 to 0)	0 (0 to 0)	0 (0 to 0)	0 (0 to 0)	0 (0 to 0)	0 (0 to 0)	0.6
Other intestinal infectious diseases	0 (0 to 0)	0 (0 to 0)	0.1 (0 to 0.4)	0 (0 to 0)	0 (0 to 0)	0 (0 to 0)	0 (0 to 0)	0 (0 to 0)	0 (0 to 0)	0 (0 to 0)	0 (0 to 0)	0 (0 to 0)	0 (0 to 0)	0 (0 to 0)	0 (0 to 0)	0 (0 to 0)	0 (0 to 0)	0 (0 to 0)	0 (0 to 0)	0 (0 to 0)	0 (0 to 0)	0 (0 to 0)	0 (0 to 0)	0.4
Neglected tropical diseases and malaria	0 (0 to 0.3)	0.3 (0 to 0.5)	3.6 (1.9 to 5.9)	10.8 (5.3 to 20)	2.8 (2.3 to 3.5)	0.4 (0 to 0.5)	0.1 (0 to 0.2)	0.2 (0 to 0.3)	0.2 (0 to 0.4)	0.2 (0 to 0.4)	0.2 (0 to 0.4)	0.2 (0 to 0.4)	0.2 (0 to 0.4)	0.2 (0 to 0.4)	0.2 (0 to 0.4)	0.2 (0 to 0.4)	0.2 (0 to 0.4)	0.2 (0 to 0.4)	0.2 (0 to 0.4)	0.2 (0 to 0.4)	0.2 (0 to 0.4)	0.2 (0 to 0.4)	27.7
Malaria	0 (0 to 0)	0 (0 to 0)	0 (0 to 0)	0 (0 to 0)	0 (0 to 0)	0 (0 to 0)	0 (0 to 0)	0 (0 to 0)	0 (0 to 0)	0 (0 to 0)	0 (0 to 0)	0 (0 to 0)	0 (0 to 0)	0 (0 to 0)	0 (0 to 0)	0 (0 to 0)	0 (0 to 0)	0 (0 to 0)	0 (0 to 0)	0 (0 to 0)	0 (0 to 0)	0 (0 to 0)	0 (0 to 0)	0
Chagas disease	0 (0 to 0)	0 (0 to 0)	0 (0 to 0)	0 (0 to 0)	0 (0 to 0)	0 (0 to 0)	0 (0 to 0)	0 (0 to 0)	0 (0 to 0)	0 (0 to 0)	0 (0 to 0)	0 (0 to 0)	0 (0 to 0)	0 (0 to 0)	0 (0 to 0)	0 (0 to 0)	0 (0 to 0)	0 (0 to 0)	0 (0 to 0)	0 (0 to 0)	0 (0 to 0)	0 (0 to 0)	0 (0 to 0)	0
Leishmaniasis	0 (0 to 0)	0 (0 to 0)	0 (0 to 0)	0 (0 to 0)	0 (0 to 0)	0 (0 to 0)	0 (0 to 0)	0 (0 to 0)	0 (0 to 0)	0 (0 to 0)	0 (0 to 0)	0 (0 to 0)	0 (0 to 0)	0 (0 to 0)	0 (0 to 0)	0 (0 to 0)	0 (0 to 0)	0 (0 to 0)	0 (0 to 0)	0 (0 to 0)	0 (0 to 0)	0 (0 to 0)	0 (0 to 0)	0
Visceral leishmaniasis	0 (0 to 0)	0 (0 to 0)	0 (0 to 0)	0 (0 to 0)	0 (0 to 0)	0 (0 to 0)	0 (0 to 0)	0 (0 to 0)	0 (0 to 0)	0 (0 to 0)	0 (0 to 0)	0 (0 to 0)	0 (0 to 0)	0 (0 to 0)	0 (0 to 0)	0 (0 to 0)	0 (0 to 0)	0 (0 to 0)	0 (0 to 0)	0 (0 to 0)	0 (0 to 0)	0 (0 to 0)	0 (0 to 0)	0
Cutaneous and mucocutaneous leishmaniasis	0 (0 to 0)	0 (0 to 0)	0 (0 to 0)	0 (0 to 0)	0 (0 to 0)	0 (0 to 0)	0 (0 to 0)	0 (0 to 0)	0 (0 to 0)	0 (0 to 0)	0 (0 to 0)	0 (0 to 0)	0 (0 to 0)	0 (0 to 0)	0 (0 to 0)	0 (0 to 0)	0 (0 to 0)	0 (0 to 0)	0 (0 to 0)	0 (0 to 0)	0 (0 to 0)	0 (0 to 0)	0 (0 to 0)	0
African trypanosomiasis	0 (0 to 0)	0 (0 to 0)	0 (0 to 0)	0 (0 to 0)	0 (0 to 0)	0 (0 to 0)	0 (0 to 0)	0 (0 to 0)	0 (0 to 0)	0 (0 to 0)	0 (0 to 0)	0 (0 to 0)	0 (0 to 0)	0 (0 to 0)	0 (0 to 0)	0 (0 to 0)	0 (0 to 0)	0 (0 to 0)	0 (0 to 0)	0 (0 to 0)	0 (0 to 0)	0 (0 to 0)	0 (0 to 0)	0
Schistosomiasis	0 (0 to 0)	0 (0 to 0)	0 (0 to 0)	0 (0 to 0)	0 (0 to 0)	0 (0 to 0)	0 (0 to 0)	0 (0 to 0)	0 (0 to 0)	0 (0 to 0)	0 (0 to 0)	0 (0 to 0)	0 (0 to 0)	0 (0 to 0)	0 (0 to 0)	0 (0 to 0)	0 (0 to 0)	0 (0 to 0)	0 (0 to 0)	0 (0 to 0)	0 (0 to 0)	0 (0 to 0)	0 (0 to 0)	0
Cysticercosis	0 (0 to 0)	0 (0 to 0)	0 (0 to 0)	0 (0 to 0)	0 (0 to 0)	0 (0 to 0)	0 (0 to 0)	0 (0 to 0)	0 (0 to 0)	0 (0 to 0)	0 (0 to 0)	0 (0 to 0)	0 (0 to 0)	0 (0 to 0)	0 (0 to 0)	0 (0 to 0)	0 (0 to 0)	0 (0 to 0)	0 (0 to 0)	0 (0 to 0)	0 (0 to 0)	0 (0 to 0)	0 (0 to 0)	0
Cystic echinococcosis	0 (0 to 0)	0 (0 to 0)	0 (0 to 0)	0 (0 to 0)	0 (0 to 0)	0 (0 to 0)	0 (0 to 0)	0 (0 to 0)	0 (0 to 0)	0 (0 to 0)	0 (0 to 0)	0 (0 to 0)	0 (0 to 0)	0 (0 to 0)	0 (0 to 0)	0 (0 to 0)	0 (0 to 0)	0 (0 to 0)	0 (0 to 0)	0 (0 to 0)	0 (0 to 0)	0 (0 to 0)	0 (0 to 0)	0.1
Lymphatic filariasis	0 (0 to 0)	0 (0 to 0)	0 (0 to 0)	0 (0 to 0)	0 (0 to 0)	0 (0 to 0)	0 (0 to 0)	0 (0 to 0)	0 (0 to 0)	0 (0 to 0)	0 (0 to 0)	0 (0 to 0)	0 (0 to 0)	0 (0 to 0)	0 (0 to 0)	0 (0 to 0)	0 (0 to 0)	0 (0 to 0)	0 (0 to 0)	0 (0 to 0)	0 (0 to 0)	0 (0 to 0)	0 (0 to 0)	0
Onchocerciasis	0 (0 to 0)	0 (0 to 0)	0 (0 to 0)	0 (0 to 0)	0 (0 to 0)	0 (0 to 0)	0 (0 to 0)	0 (0 to 0)	0 (0 to 0)	0 (0 to 0)	0 (0 to 0)	0 (0 to 0)	0 (0 to 0)	0 (0 to 0)	0 (0 to 0)	0 (0 to 0)	0 (0 to 0)	0 (0 to 0)	0 (0 to 0)	0 (0 to 0)	0 (0 to 0)	0 (0 to 0)	0 (0 to 0)	0
Trachoma	0 (0 to 0)	0 (0 to 0)	0 (0 to 0)	0 (0 to 0)	0 (0 to 0)	0 (0 to 0)	0 (0 to 0)	0 (0 to 0)	0 (0 to 0)	0 (0 to 0)	0 (0 to 0)	0 (0 to 0)	0 (0 to 0)	0 (0 to 0)	0 (0 to 0)	0 (0 to 0)	0 (0 to 0)	0 (0 to 0)	0 (0 to 0)	0 (0 to 0)	0 (0 to 0)	0 (0 to 0)	0 (0 to 0)	0
Dengue	0 (0 to 0)	0 (0 to 0)	0 (0 to 0)	0 (0 to 0)	0 (0 to 0)	0 (0 to 0)	0 (0 to 0)	0 (0 to 0)	0 (0 to 0)	0 (0 to 0)	0 (0 to 0)	0 (0 to 0)	0 (0 to 0)	0 (0 to 0)	0 (0 to 0)	0 (0 to 0)	0 (0 to 0)	0 (0 to 0)	0 (0 to 0)	0 (0 to 0)	0 (0 to 0)	0 (0 to 0)	0 (0 to 0)	0
Yellow fever	0 (0 to 0)	0 (0 to 0)	0 (0 to 0)	0 (0 to 0)	0 (0 to 0)	0 (0 to 0)	0 (0 to 0)	0 (0 to 0)	0 (0 to 0)	0 (0 to 0)	0 (0 to 0)	0 (0 to 0)	0 (0 to 0)	0 (0 to 0)	0 (0 to 0)	0 (0 to 0)	0 (0 to 0)	0 (0 to 0)	0 (0 to 0)	0 (0 to 0)	0 (0 to 0)	0 (0 to 0)	0 (0 to 0)	0
Rabies	0 (0 to 0)	0 (0 to 0)	0 (0 to 0)	0 (0 to 0)	0 (0 to 0)	0 (0 to 0)	0 (0 to 0)	0 (0 to 0)	0 (0 to 0)	0 (0 to 0)	0 (0 to 0)	0 (0 to 0)	0 (0 to 0)	0 (0 to 0)	0 (0 to 0)	0 (0 to 0)	0 (0 to 0)	0 (0 to 0)	0 (0 to 0)	0 (0 to 0)	0 (0 to 0)	0 (0 to 0)	0 (0 to 0)	0.1
Intestinal nematode infections	0 (0 to 0)	0 (0 to 0)	0 (0 to 0)	0 (0 to 0)	0 (0 to 0)	0 (0 to 0)	0 (0 to 0)	0 (0 to 0)	0 (0 to 0)	0 (0 to 0)	0 (0 to 0)	0 (0 to 0)	0 (0 to 0)	0 (0 to 0)	0 (0 to 0)	0 (0 to 0)	0 (0 to 0)	0 (0 to 0)	0 (0 to 0)	0 (0 to 0)	0 (0 to 0)	0 (0 to 0)	0 (0 to 0)	0
Ascariasis	0 (0 to 0)	0 (0 to 0)	0 (0 to 0)	0 (0 to 0)	0 (0 to 0)	0 (0 to 0)	0 (0 to 0)	0 (0 to 0)	0 (0 to 0)	0 (0 to 0)	0 (0 to 0)	0 (0 to 0)	0 (0 to 0)	0 (0 to 0)	0 (0 to 0)	0 (0 to 0)	0 (0 to 0)	0 (0 to 0)	0 (0 to 0)	0 (0 to 0)	0 (0 to 0)	0 (0 to 0)	0 (0 to 0)	0
Trichuriasis	0 (0 to 0)	0 (0 to 0)	0 (0 to 0)	0 (0 to 0)	0 (0 to 0)	0 (0 to 0)	0 (0 to 0)	0 (0 to 0)	0 (0 to 0)	0 (0 to 0)	0 (0 to 0)	0 (0 to 0)	0 (0 to 0)	0 (0 to 0)	0 (0 to 0)	0 (0 to 0)	0 (0 to 0)	0 (0 to 0)	0 (0 to 0)	0 (0 to 0)	0 (0 to 0)	0 (0 to 0)	0 (0 to 0)	0
Hookworm disease	0 (0 to 0)	0 (0 to 0)	0 (0 to 0)	0 (0 to 0)	0 (0 to 0)	0 (0 to 0)	0 (0 to 0)	0 (0 to 0)	0 (0 to 0)	0 (0 to 0)	0 (0 to 0)	0 (0 to 0)	0 (0 to 0)	0 (0 to 0)	0 (0 to 0)	0 (0 to 0)	0 (0 to 0)	0 (0 to 0)	0 (0 to 0)	0 (0 to 0)	0 (0 to 0)	0 (0 to 0)	0 (0 to 0)	0
Food-borne trematodiases	0 (0 to 0)	0 (0 to 0)

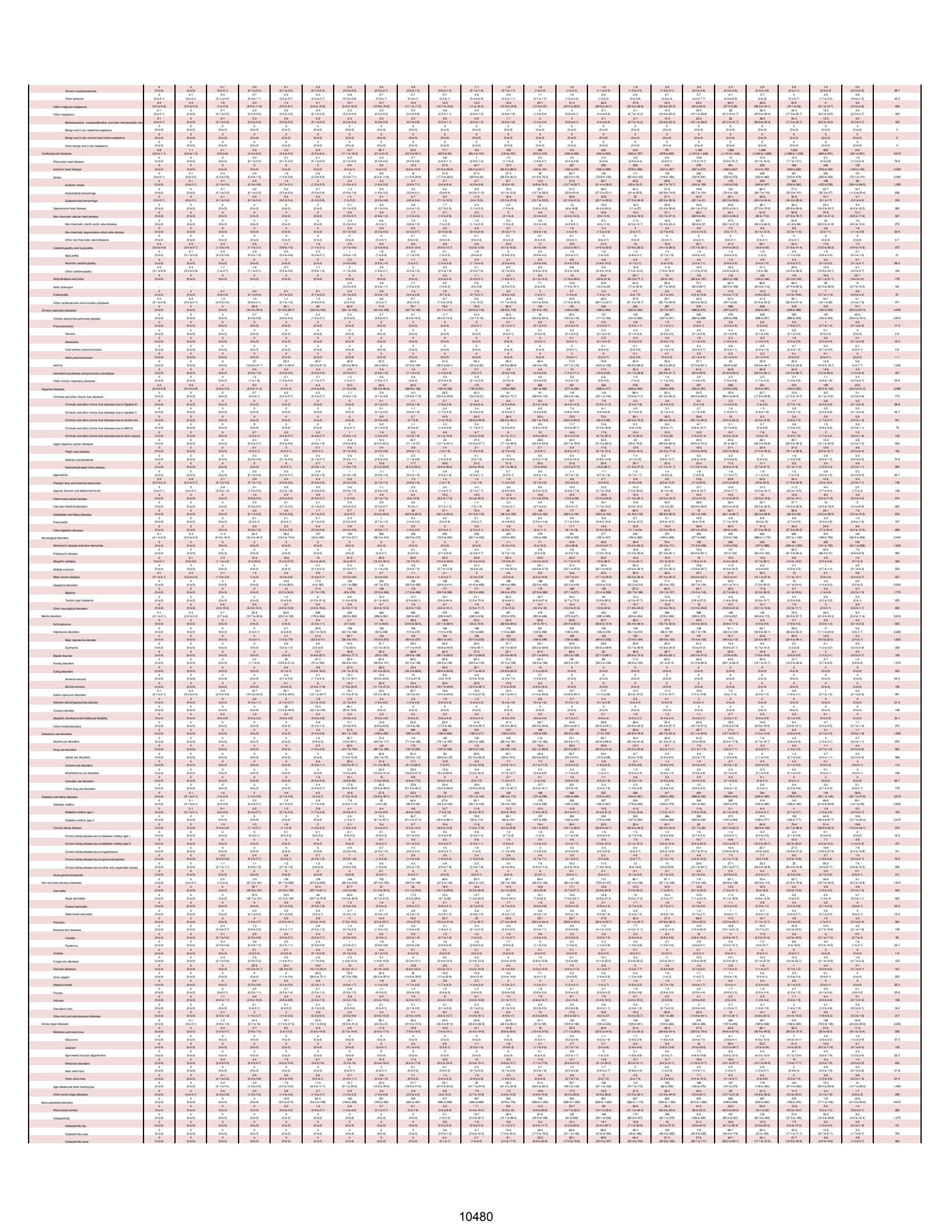

Osteoarthritis other	0 (0 to 0)	0 (0 to 0)	0 (0 to 0)	0 (0 to 0)	0 (0 to 0)	0 (0 to 0)	0 (0 to 0)	0 (0 to 0)	0 (0 to 0)	0 (0 to 0)	0-1 (0 to 2)	0-7 (0 to 14)	2-2 (0 to 5)	5-4 (2 to 12)	10-4 (4 to 23)	14-1 (4 to 36)	14-8 (4 to 31)	16-2 (7 to 33)	19-2 (9 to 39)	16-1 (7 to 32)	12-8 (6 to 26)	8-5 (4 to 17)	3-9 (2 to 7)	1-2 (0 to 2)		126
	0	0	0	0	10-8	5-6	0	0	33	185	371	247	267	345	609	424	293	333	354	192	106	55	39	16		247
Low back pain	(0 to 0)	(0 to 0)	(0 to 0)	(0 to 0)	(5 to 19)	(2 to 15)	(21 to 65)	(52 to 152)	(37 to 104)	(111 to 287)	(192 to 520)	(146 to 373)	(165 to 453)	(212 to 536)	(371 to 920)	(271 to 630)	(222 to 532)	(216 to 503)	(225 to 522)	(162 to 367)	(116 to 276)	(68 to 151)	(25 to 57)	(4 to 9)	(0 to 3)		4,040
	0	0	0	0	0-3	27-6	45-9	52-7	68-4	94-1	135	120	148	178	158	122	112	110	110	80-5	54-3	32	13-5	2-4		
Neck pain	(0 to 0)	(0 to 0)	(0 to 0)	(0 to 0)	(1 to 11)	(14 to 51)	(32 to 80)	(36 to 101)	(51 to 126)	(74 to 181)	(93 to 227)	(69 to 168)	(80 to 201)	(88 to 209)	(79 to 203)	(59 to 156)	(53 to 139)	(54 to 167)	(63 to 186)	(42 to 140)	(27 to 98)	(14 to 53)	(4 to 21)	(1 to 6)	(0 to 1)		1,580
	0	0	0	0	0	0	0	0	0	0	0	0	0	0	0	0	0	0	0	0	0	0	0	0		
Gout	(0 to 0)	(0 to 0)	(0 to 0)	(0 to 0)	(0 to 0)	(0 to 0)	(0 to 0)	(0 to 0)	(0 to 0)	(0 to 1)	(0 to 1)	(0 to 1)	(0 to 2)	(1 to 4)	(0 to 2)	(0 to 3)	(0 to 3)	(0 to 3)	(0 to 3)	(0 to 2)	(0 to 2)	(0 to 1)	(0 to 1)	(0 to 0)	(0 to 0)		95-6
	0	0	0	0-5	1-9	17-8	40-9	81-4	102	144	110	114	102	136	172	164	136	128	134	103	72-8	46-2	22-8			
Other musculoskeletal disorders	(0 to 0)	(0 to 0)	(0 to 0)	(0 to 3)	(0 to 5.7)	(7 to 31)	(19 to 72)	(34 to 146)	(50 to 127)	(99 to 192)	(99 to 176)	(69 to 162)	(69 to 176)	(92 to 216)	(107 to 267)	(101 to 247)	(79 to 213)	(76 to 194)	(79 to 210)	(64 to 154)	(44 to 101)	(27 to 74)	(14 to 39)	(7 to 19)	(3 to 9)		1,630
	88-9	48-4	142	104	68-8	72-3	105	176	246	258	261	263	218	260	357	327	291	286	299	229	160	86-9	31-5			
Other non-communicable diseases	(66 to 127)	(27 to 82)	(102 to 194)	(80 to 133)	(53 to 79.7)	(52 to 96)	(75 to 144)	(120 to 231)	(167 to 341)	(165 to 360)	(165 to 364)	(163 to 364)	(156 to 284)	(216 to 467)	(295 to 467)	(283 to 381)	(227 to 351)	(223 to 351)	(253 to 358)	(202 to 255)	(129 to 193)	(69 to 104)	(27 to 47)	(12 to 20)	(4 to 6)		4,670
	67-2	41	59-1	58-5	24-6	23-7	29-7	29	21-4	19-6	15-3	19-7	21-4	22-8	22-9	17-2	12-4	11	5	3	3	1-1	0-4	0-1		
Congenital birth defects	(41 to 126)	(21 to 56.1)	(41 to 106)	(40 to 77.2)	(14 to 34.4)	(14 to 33.2)	(18 to 44.3)	(15 to 33.8)	(13 to 32.7)	(13 to 29.4)	(12 to 27.7)	(13 to 29.7)	(15 to 32.7)	(14 to 31)	(14 to 29.7)	(11 to 23.9)	(7 to 17.6)	(7 to 16.5)	(2 to 7.4)	(2 to 4.9)	(1 to 3)	(0 to 1.9)	(0 to 1.6)	(0 to 0.6)	(0 to 0.2)		566
	6-5	2-2	9-8	3-6	0-7	0-9	0-7	1-1	0-9	0-7	0-5	0-6	0-5	0-4	0-2	0-2	0-1	0-1	0-1	0-1	0-1	0-1	0-1	0-1		
Neural tube defects	(2.4 to 10.4)	(1.0 to 3.4)	(4.5 to 15.9)	(1.2 to 6.5)	(0.4 to 1.5)	(0.7 to 1.3)	(0.4 to 1.2)	(0.6 to 1.4)	(0.4 to 1.1)	(0.4 to 1.1)	(0.4 to 1.3)	(0.4 to 1.2)	(0.3 to 1.1)	(0.3 to 0.7)	(0.2 to 0.5)	(0.1 to 0.5)	(0.1 to 0.3)	(0.1 to 0.3)	(0.1 to 0.3)	(0.1 to 0.3)	(0.1 to 0.3)	(0.1 to 0.3)	(0.1 to 0.2)	(0 to 0.1)		29-9
	22	18-4	28-2	14	4-2	4-2	2-9	5-6	3-7	2-3	1-6	2-2	2-3	2-6	2-3	2-3	2-1	2-2	0-4	0-3	0-3	0-2	0-1	0-1		
Congenital heart anomalies	(14.2 to 44.9)	(12.9 to 28.1)	(19.2 to 40.9)	(9.3 to 20.8)	(2.8 to 6)	(2.9 to 7)	(1.9 to 4.5)	(3.6 to 7.9)	(2.4 to 5.1)	(1.5 to 3.7)	(1.1 to 2.6)	(1.4 to 3.3)	(1.5 to 3.4)	(1.6 to 3.9)	(1.5 to 3.3)	(1.5 to 3.2)	(1.3 to 3.1)	(1.4 to 3.2)	(0.4 to 1.2)	(0.3 to 0.9)	(0.3 to 0.8)	(0.1 to 0.4)	(0 to 0.2)	(0 to 0.1)		139
	0-4	0-3	0-5	0-4	0-2	0-3	0-3	0-3	0-4	0-3	0-3	0-3	0-3	0-4	0-4	0-3	0-3	0-3	0-3	0-3	0-2	0-1	0-1	0-1		
Orofacial clefts	(0 to 0.9)	(0 to 0.6)	(0 to 1.6)	(0.2 to 0.7)	(0 to 0.5)	(0.1 to 0.7)	(0.1 to 0.7)	(0.1 to 0.7)	(0.4 to 1.1)	(0.1 to 0.7)	(0.4 to 1.1)	(0.1 to 0.7)	(0.2 to 0.6)	(0.2 to 0.6)	(0.2 to 0.7)	(0.2 to 0.7)	(0.1 to 0.5)	(0.1 to 0.5)	(0.1 to 0.4)	(0.1 to 0.5)	(0.1 to 0.5)	(0.1 to 0.3)	(0.1 to 0.2)	(0 to 0.1)		6-1
	2-8	0-8	2-4	2-8	1-8	1-7	1-6	2-3	2-7	1-9	2-5	2-4	2-5	3-8	7-1	8-3	6-7	3-5	2-5	2-3	0-9	0-5	0-3	0-1		
Down syndrome	(1.3 to 4.7)	(0.4 to 1.2)	(1.3 to 4.4)	(1.2 to 4.6)	(1.1 to 2.4)	(1.2 to 2.4)	(1.4 to 3.2)	(1.6 to 3.2)	(1.9 to 3.7)	(1.2 to 2.6)	(1.7 to 3.4)	(1.5 to 3.3)	(1.6 to 3.4)	(2.5 to 5.1)	(4.1 to 9.4)	(4.1 to 11.9)	(3.2 to 9.6)	(1.8 to 5.1)	(2.2 to 5.9)	(1.6 to 5)	(0.5 to 2.1)	(0.2 to 1.1)	(0 to 0.5)	(0 to 0.2)		55-7
	0-1	0-1	0-1	0-1	0-1	0-1	0-1	0-1	0-1	0-1	0-1	0-1	0-1	0-1	0-1	0-1	0-1	0-1	0-1	0-1	0-1	0-1	0-1	0-1		
Turner syndrome	(0 to 0)	(0 to 0)	(0 to 0.2)	(0 to 0.2)	(0 to 0.2)	(0 to 0.2)	(0 to 0.2)	(0 to 0.2)	(0 to 0.2)	(0 to 0.3)	(0 to 0.3)	(0 to 0.2)	(0 to 0.2)	(0 to 0.1)	(0 to 0.1)	(0 to 0.1)	(0 to 0.1)	(0 to 0.1)	(0 to 0.1)	(0 to 0.1)	(0 to 0.1)	(0 to 0.1)	(0 to 0.1)	(0 to 0.1)	(0 to 0)		0-9
	0-1	0-1	0-1	0-1	0-1	0-1	0-1	0-1	0-1	0-1	0-1	0-1	0-1	0-1	0-1	0-1	0-1	0-1	0-1	0-1	0-1	0-1	0-1	0-1		
Klinefelter syndrome	(0 to 0)	(0 to 0)	(0 to 0)	(0 to 0)	(0 to 0)	(0 to 0)	(0 to 0)	(0 to 0)	(0 to 0)	(0 to 0)	(0 to 0)	(0 to 0)	(0 to 0)	(0 to 0)	(0 to 0)	(0 to 0)	(0 to 0)	(0 to 0)	(0 to 0)	(0 to 0)	(0 to 0)	(0 to 0)	(0 to 0)	(0 to 0)	(0 to 0)		0-2
	13-6	7-3	17-1	9-3	2-8	2-6	2-7	3-8	3-4	2-8	3	2-6	3	2-5	2	1-9	1-1	0-8	0-6	0-3	0-2	0-1	0-1	0-1		
Other chromosomal abnormalities	(7.9 to 28.2)	(5 to 11.8)	(11.1 to 28.2)	(5.8 to 17.8)	(2.1 to 4.5)	(2.5 to 5.1)	(2.4 to 5.5)	(2.8 to 5)	(2.4 to 4.4)	(2.2 to 3.4)	(2.2 to 4)	(2.1 to 3.4)	(2.7 to 3.6)	(1.7 to 3.4)	(1.7 to 3.5)	(1.4 to 3.2)	(0.8 to 2.4)	(0.5 to 1.2)	(0.5 to 1.2)	(0.2 to 0.7)	(0.1 to 0.4)	(0 to 0.2)	(0 to 0.1)	(0 to 0)		82-8
	2-5	1-1	0-7	0-9	0-4	0-4	0-3	0-7	0-7	0-6	0-4	0-5	0-7	0-4	0-2	0-1	0-1	0-1	0-1	0-1	0-1	0-1	0-1	0-1		
Congenital musculoskeletal and limb anomalies	(1.4 to 4.7)	(0.4 to 1.8)	(0.4 to 1.5)	(0.7 to 2.2)	(0.2 to 0.8)	(0.4 to 1.2)	(0.2 to 0.6)	(0.4 to 1.2)	(0.7 to 0.9)	(0.4 to 0.9)	(0.3 to 0.6)	(0.3 to 0.9)	(0.4 to 1.2)	(0.2 to 0.7)	(0.2 to 0.5)	(0.1 to 0.3)	(0.1 to 0.3)	(0.1 to 0.3)	(0.1 to 0.3)	(0.1 to 0.3)	(0.1 to 0.3)	(0.1 to 0.2)	(0 to 0.1)	(0 to 0)		114
	3-4	0-7	1-3	0-7	0-7	0-7	0-5	0-6	0-5	0-5	0-3	0-3	0-3	0-3	0-2	0-2	0-1	0-2	0-1	0-1	0-1	0-1	0-1	0-1		
Urogenital congenital anomalies	(1.5 to 7.9)	(0.2 to 2.2)	(0.7 to 3.2)	(0.2 to 1.8)	(0.4 to 1.1)	(0.3 to 1.2)	(0.3 to 0.9)	(0.3 to 0.7)	(0.2 to 0.6)	(0.2 to 0.7)	(0.2 to 0.5)	(0.2 to 0.5)	(0.2 to 0.5)	(0.2 to 0.5)	(0.1 to 0.3)	(0.1 to 0.3)	(0.1 to 0.3)	(0.1 to 0.3)	(0.1 to 0.3)	(0.1 to 0.3)	(0.1 to 0.3)	(0 to 0.2)	(0 to 0.1)	(0 to 0)		11-6
	10-4	4-6	14-6	5-6	2-1	2-1	1-8	2-2	1-7	1-4	1-2	1-3	1-2	1-3	1-1	0-9	0-5	0-4	0-3	0-3	0-2	0-1	0-1	0-1		
Digestive congenital anomalies	(4.7 to 20.1)	(2.4 to 8.6)	(4.6 to 12.6)	(2.2 to 7.7)	(1.1 to 2.8)	(0.5 to 1.5)	(0.5 to 1.5)	(0.4 to 1.5)	(0.4 to 1.3)	(0.4 to 1.2)	(0.2 to 0.5)	(0.2 to 0.5)	(0.2 to 0.5)	(0.2 to 0.6)	(0.2 to 0.5)	(0.3 to 0.6)	(0.2 to 0.5)	(0.2 to 0.5)	(0.1 to 0.4)	(0.1 to 0.2)	(0.1 to 0.2)	(0 to 0.1)	(0 to 0.1)	(0 to 0)		33-1
	14-4	9-6	13-4	6-6	3-6	3-5	2-9	3-5	2-9	2-5	2-1	2-3	2-1	2-3	2-1	1-7	0-9	0-8	0-6	0-5	0-3	0-2	0-1	0-1		
Other congenital birth defects	(13.4 to 38.9)	(4.9 to 22.5)	(9.6 to 23.2)	(4.6 to 13.2)	(2.5 to 5.2)	(2.3 to 4.9)	(2.3 to 4.9)	(2.3 to 5)	(2.1 to 4.7)	(1.7 to 4.5)	(1.7 to 4.5)	(1.6 to 4.6)	(1.2 to 3.5)	(1.3 to 4.2)	(1.2 to 4.3)	(0.9 to 3.8)	(0.7 to 3)	(0.7 to 2.7)	(0.3 to 2.2)	(0.3 to 1.6)	(0.1 to 1.2)	(0.1 to 0.7)	(0 to 0.3)	(0 to 0.1)		92-7
	0-1	0-1	0-4	0-4	0-2	0-2	1-2	2-5	4-2	4-4	7-6	7-6	10-5	10-6	13-5	13-5	9-4	7-4	5-4	3-5	2-3	1-4	0-7	0-3		
Urinary diseases and male infertility	(0 to 0.1)	(0.1 to 0.2)	(0 to 0.1)	(0 to 0.1)	(0.5 to 0.8)	(0.6 to 1.1)	(0.9 to 1.7)	(2.1 to 3.4)	(3.5 to 10.2)	(4.3 to 11.4)	(4.2 to 12.1)	(5 to 11.4)	(6.1 to 11.5)	(10.9 to 17.4)	(14.7 to 26.9)	(11.2 to 21.2)	(8.2 to 16.2)	(6.2 to 12.6)	(4.6 to 9.2)	(3.2 to 6.5)	(2.1 to 4.2)	(1.1 to 2.3)	(0.5 to 1.1)	(0.2 to 0.5)		452
	0	0	0	0	0-1	0-2	0-5	0-6	1-2	1-4	1-8	1-8	2-3	2-4	3-2	3-3	2-3	1-8	1-4	0-9	0-6	0-3	0-2	0-1		
Urolithiasis	(0 to 0)	(0 to 0)	(0 to 0)	(0 to 0.1)	(0 to 0.1)	(0 to 0.2)	(0 to 0.7)	(0 to 1.4)	(0.5 to 1.4)	(1 to 3.2)	(1 to 3.3)	(0.8 to 3)	(0.9 to 3.2)	(1.3 to 4.2)	(1.9 to 5.3)	(1.9 to 5.4)	(1.9 to 4.6)	(1.9 to 4.5)	(2.5 to 5.7)	(2.3 to 5.4)	(1.9 to 4.6)	(1.3 to 3.8)	(0.9 to 2.5)	(0.3 to 1)		36-3
	0	0	0	0	0	0	0	0	0	0	0	0	0	0	0	0	0	0	0	0	0	0	0	0		
Benign prostatic hyperplasia	(0 to 0)	(0 to 0)	(0 to 0)	(0 to 0)	(0 to 0)	(0 to 0)	(0 to 0)	(0 to 0)	(0 to 0)	(0 to 0)	(0 to 0)	(0 to 0)	(0 to 0)	(0 to 0)	(0 to 0)	(0 to 0)	(0 to 0)	(0 to 0)	(0 to 0)	(0 to 0)	(0 to 0)	(0 to 0)	(0 to 0)	(0 to 0)	(0 to 0)		99-1
	0-1	0-1	0-1	0-2	0-2	0-2	0-3	2-3	2-5	2-5	2-5	2-5	2-5	2-5	2-5	2-5	2-5	2-5	2-5	2-5	2-5	2-5	2-5	2-5		
Male infertility	(0 to 0)	(0 to 0)	(0 to 0)	(0 to 0)	(0 to 0)	(0 to 0)	(0 to 0)	(0 to 0.4)	(0 to 0.9)	(0 to 0.9)	(0 to 0.9)	(0 to 0.9)	(0 to 0.9)	(0 to 0.9)	(0 to 0.9)	(0 to 0.9)	(0 to 0.9)	(0 to 0.9)	(0 to 0.9)	(0 to 0.9)	(0 to 0.9)	(0 to 0.9)	(0 to 0.9)	(0 to 0.9)	(0 to 0.9)		11-4
	0-3	0-1	0-1	0-2	0-2	0-2	0-3	0-4	0-8	0-8	0-8	0-8	0-9	0-9	1	1	1-3	1-2	1-2	1-2	1-2	1-2	1-2	1-2		
Other urinary diseases	(0 to 0.1)	(0 to 0.1)	(0 to 0.2)	(0.2 to 0.4)	(0.2 to 0.4)	(0.2 to 0.4)	(0.3 to 0.4)	(0.4 to 0.6)	(0.6 to 1.1)	(0.6 to 1.1)	(0.6 to 1.2)	(0.5 to 1.2)	(0.5 to 1.2)	(0.5 to 1.1)	(0.7 to 1.7)	(0.7 to 1.7)	(0.6 to 1.4)	(0.6 to 1.4)	(0.6 to 1.4)	(0.6 to 1.4)	(0.6 to 1.4)	(0.6 to 1.4)	(0.6 to 1.4)	(0.6 to 1.4)		18-1
	86-1	72	120	105	59	62	68	82	105	120	120	120	120	120	120	120	120	120	120	120	120	120	120	120		
Gynecological diseases	(0 to 0)	(0 to 0)	(0 to 0)	(0 to 0)	(5.9 to 20.1)	(5.2 to 23.1)	(6.1 to 23.1)	(7.1 to 25)	(8.9 to 29.6)	(10.2 to 33.6)	(10.1 to 33.2)	(9.9 to 32.6)	(9.9 to 32.6)	(9.9 to 32.6)	(9.9 to 32.6)	(9.9 to 32.6)	(9.9 to 32.6)	(9.9 to 32.6)	(9.9 to 32.6)	(9.9 to 32.6)	(9.9 to 32.6)	(9.9 to 32.6)	(9.9 to 32.6)	(9.9 to 32.6)		1,110
	0	0	0	0	0	0	0	0	2-2	4-1	7-6	7-6	10-5	10-6	17	13-5	9-4	7-4	5-4	3-5	2-3	1-4	0-7	0-3		
Uterine fibroids	(0 to 0)	(0 to 0)	(0 to 0)	(0 to 0)	(0 to 0.5)	(0 to 0.5)	(0 to 0.5)	(0 to 0.5)	(1 to 4.2)	(1 to 4.5)	(1.7 to 8.3)	(1.7 to 8.3)	(2.4 to 11.2)	(2.4 to 11.3)	(3.7 to 16.7)	(3.2 to 13.4)	(2.3 to 8.4)	(1.5 to 6.4)	(1.1 to 4.5)	(0.8 to 3.2)	(0.5 to 2.1)	(0.3 to 1.1)	(0.1 to 0.5)	(0 to 0.2)		38-9
	0	0	0	0	0	0	0	0	0	0	0	0	0	0	0	0	0	0	0	0	0	0	0	0		
Polycystic ovarian syndrome	(0 to 0)	(0 to 0)	(0 to 0)	(0 to 0)	(0 to 0.2)	(0 to 0.5)	(1.5 to 7.5)	(3.4 to 11.9)	(2.6 to 13.5)	(2.6 to 12.3)	(2.5 to 12.3)	(2.4 to 12)	(2.3 to 11)	(2.1 to 10.2)	(2.9 to 7)	(1.5 to 3.6)	(0.5 to 2.6)	(0 to 1)	(0 to 0.5)	(0 to 0.3)	(0 to 0.2)	(0 to 0.1)	(0 to 0.1)	(0 to 0.1)	(0 to 0)		39-5
	0	0	0	0	0	0	0	0	0	0	0	0	0	0	0	0	0	0	0	0	0	0	0	0		
Female infertility	(0 to 0)	(0 to 0)	(0 to 0)	(0 to 0)	(0 to 0)	(0 to 0)	(0 to 0.4)	(0 to 1.4)	(0 to 1.4)	(0 to 1.4)	(0 to 1.4)	(0 to 1.4)	(0 to 1.4)	(0 to 1.4)	(0 to 1.4)	(0 to 1.4)	(0 to 1.4)	(0 to 1.4)	(0 to 1.4)	(0 to 1.4)	(0 to 1.4)	(0 to 1.4)	(0 to 1.4)	(0 to 1.4)	(0 to 0)		9-9
	0	0	0	0	0	0	0	0	0	0	0	0	0	0	0	0	0	0	0	0	0	0	0	0		
Endometriosis	(0 to 0)	(0 to 0)	(0 to 0)	(0 to 0)	(0 to 0)	(0 to 0)	(0 to 0.9)	(0 to 2.6)	(0 to 3.2)	(0 to 3.2)	(0 to 3.2)	(0 to 3.2)	(0 to 3.2)	(0 to 3.2)	(0 to 3.2)	(0 to 3.2)	(0 to 3.2)	(0 to 3.2)	(0 to 3.2)	(0 to 3.2)	(0 to 3.2)	(0 to 3.2)	(0 to 3.2)	(0 to 3.2)	(0 to 0)		92-7
	0	0	0	0	0	0	0	0	0	0	0	0	0	0	0	0	0	0	0	0	0	0	0	0		
Genital prolapse	(0 to 0)	(0 to 0)	(0 to 0)	(0 to 0)	(0 to 0)	(0 to 0)	(0 to 0)	(0 to 0)	(0 to 0)	(0 to 0)	(0 to 0)	(0 to 0)	(0 to 0)	(0 to 0)	(0 to 0)	(0 to 0)	(0 to 0)	(0 to 0)	(0 to 0)	(0 to 0)	(0 to 0)	(0 to 0)	(0 to 0)	(0 to 0)	(0 to 0)		4-1
	0	0	0	0	10-6	22-9	34-4	39-7	43-2	54	54-7	54-2	59-9	101	132	144	132	123	125	94-4	68-3	38-3	17-3	5-9		
Premenstrual syndrome	(0 to 0)	(0 to 0)	(0 to 0)	(0 to 0)	(5.1 to 16.3)	(11.3 to 41.5)	(15.6 to 53.7)	(19.7 to 55.4)	(19.7 to 70.4)	(24.2 to 82.5)	(24.7 to 83)	(24.4 to 82.5)	(27.1 to 91.5)	(44.6 to 151)	(59.5 to 222)	(64.9 to 222)	(59.7 to 203)	(55.6 to 189)	(56.4 to 191)	(42.5 to 144)	(30.8 to 104)	(17.3 to 58.9)	(7.8 to 26.5)	(2.6 to 8.9)		291
	0-1	0-3	0-4	0-4	0-1	0-1	0-1	0-1	26-7	81-2	30-4	81-3	78-8	82-9	74-5	77-7	67-5	37	29-4	17-1	14-2	9-2	6-1	2-6	0-8	
Other gynecological diseases	(0 to 0)	(0 to 0)	(0 to 0)	(0 to 0)	(0 to 0)	(0 to 0)	(0 to 0)	(0 to 0)	(20.6 to 35.4)	(71.1 to 92.6)	(26.6 to 35.4)	(71.1 to 92.6)	(44.4 to 135)	(52.3 to 146)	(44.4 to 120)	(64.4 to 120)	(52.4 to 102)	(32.5 to 52)	(17.5 to 44.1)	(14.2 to 23.1)	(12.1 to 17.6)	(7.2 to 12.6)	(4.2 to 8.6)	(2.1 to 4.5)	(0.4 to 1.3)	
	0-1	2	2-6	0-8	0-7	0-5	2-5	2-9	2-8	3	1-9	1-8	2-4	2-7	3-5	3-7	2-3	2-4	2-7	2-5	2-1	1-2	0-5			
Hemoglobinopathies and hemolytic anemias	(0 to 0.3)	(1.2 to 3.2)	(4.7 to 13.3)	(0.4 to 2)	(0.4 to 2)	(0.4 to 1.4)	(0.9 to 5.1)	(0.9 to 7.1)	(0.9 to 6.6)	(0.9 to 6.6)	(0.9 to 6.6)	(0.9 to 6.6)	(0.9 to 6.6)	(1.1 to 7.6)	(1.6 to 7.7)	(1.6 to 8.1)	(1.2 to 5.7)	(1.1 to 4.6)	(1.4 to 5.4)	(1.1 to 4.2)	(0.8 to 3.2)	(0.4 to 1.8)	(0.2 to 0.8)	(0.1 to 0.3)	(0.3 to 0.7)	
	0	0	0	0	0	0	0	0	0	0	0	0	0	0	0	0	0	0	0	0	0	0	0	0		
Thalassemias	(0 to 0)	(0 to 0)	(0 to 0)	(0 to 0)	(0 to 0)	(0 to 0)	(0 to 0)	(0 to 0)	(0 to 0)	(0 to 0)	(0 to 0)	(0 to 0)	(0 to 0)	(0 to 0)	(0 to 0)	(0 to 0)	(0 to 0)	(0 to 0)	(0 to 0)	(0 to 0)	(0 to 0)	(0 to 0)	(0 to 0)	(0 to 0)	(0 to 0)		0-4
	0	0	0	0	1-2	0-7	0-5	0-6	0-9	1	0-9	1	0-9	0-9	0-3	0-4	0-3	0-2	0-2	0-1	0-1	0-1	0-1	0-1		
Thalassemias trait	(0 to 0)	(0 to 0)	(0 to 0)	(0 to 0)	(0 to 0.2)	(0 to 0.5)	(0 to 1.4)	(0 to 1.2)	(0 to 1.2)	(0 to 1.2)	(0 to 1.2)	(0 to 1.2)	(0 to 1.2)	(0 to 1.2)	(0 to 1.1)	(0 to 1.4)	(0 to 1.4)	(0 to 0.7)	(0 to 0.6)	(0 to 0.4)	(0 to 0.3)	(0 to 0.2)	(0 to 0.1)	(0 to 0.1)	(0 to 0)		8-2
	0-2	0-4	0-2	0-2	0-2	0-2	0-2	0-2	0-2	0-2	0-2	0-1	0-1	0-1	0-1	0-1	0-1	0-1	0-1	0-1	0-1	0-1	0-1	0-1		
Sickle cell disorders	(0 to 0)	(0 to 0.2)	(0 to 0.4)	(0 to 0.4)	(0 to 0.4)	(0 to 0.4)	(0 to 0.4)	(0 to 0.4)	(0 to 0.4)	(0 to 0.4)	(0 to 0.4)	(0 to 0.4)	(0 to 0.4)	(0 to 0.4)	(0 to 0.4)	(0 to 0.4)	(0 to 0.4)	(0 to 0.4)	(0 to 0.4)	(0 to 0.4)	(0 to 0.4)	(0 to 0.4)	(0 to 0.4)	(0 to 0.4)	(0 to 0)		2-5
	0-1	0-2	0-7	0-4	0-1	0-3	0-9	0-8	1-1	1-2	0-9	1-1	0-9	0-9	0-2	0-2	0-1	0-1	0-1	0-1	0-1	0-1	0-1	0-1		
Sickle cell trait	(0 to 0.1)	(0 to 0.3)	(0 to 1.4)	(0 to 1.3)	(0 to 0.3)	(0 to 0.9)	(0 to 2.6)	(0 to 2.4)	(0 to 3.2)	(0 to 3.2)	(0 to 3.2)	(0 to 3.2)	(0 to 3.2)	(0 to 3.2)	(0 to 3.2)	(0 to 3.2)	(0 to 3.2)	(0 to 3.2)	(0 to 3.2)	(0 to 3.2)	(0 to 3.2)	(0 to 3.2)	(0 to 3.2)	(0 to 3.2)	(0 to 0)		5-7
	0-1	0-1	0-1	0-1	0-2	0-2	0-2	0-2	0-3	0-3	0-3	0-3	0-3	0-3	0-3	0-3	0-2	0-2	0-2	0-2	0-1	0-1	0-1	0-1		
G6PD deficiency	(0 to 0)	(0 to 0)	(0 to 0)	(0 to 0)	(0 to 0.1)	(0 to 0.1)	(0 to 0.1)	(0 to 0.1)	(0 to 0.2)	(0 to 0.2)	(0 to 0.2)	(0 to 0.2)	(0 to 0.2)	(0 to 0.2)	(0 to 0.2)	(0 to 0.2)	(0 to 0.2)	(0 to 0.2)	(0 to 0.2)	(0 to 0.2)	(0 to 0.2)	(0 to 0.2)	(0 to 0.2)	(0 to 0.2)	(0 to 0)		4-1
	0-1	0-1	0-1	0-1	0-1	0-1	0-1	0-1	0-1	0-1	0-1	0-1	0-1	0-1	0-1	0-1	0-1	0-1	0-1	0-1	0-1	0-1	0-1	0-1		
G6PD trait	(0 to 0)	(0 to 0)	(0 to 0)	(0 to 0)	(0 to 0)	(0 to 0)	(0 to 0)	(0 to 0)	(0 to 0)	(0 to 0)	(0 to 0)	(0 to 0)	(0 to 0)	(0 to 0)	(0 to 0)	(0 to 0)	(0 to 0)	(0 to 0)	(0 to 0)	(0 to 0)	(0 to 0)	(0 to 0)	(0 to 0)	(0 to 0)	(0 to 0)		0-3
	0-1	1-3	5-9	2-9	1-1	0-2	0-2	0-4	0-4	0-5	0-5	0-4	0-4	0-9	1-3	1-4	1-2	0-9	0-7	0-6	0-4	0-2	0-1	0-1		
Other hemoglobinopathies and hemolytic anemias	(0 to 0.2)	(0.7 to 2.2)	(2.9 to 9.4)	(0.9 to 3.6)	(0.3 to 2.2)	(0.2 to 0.5)	(0.2 to 0.5)	(0.2 to 1.4)	(0.4 to 1.3)	(0.4 to 1.3)	(0.4 to 1.9)	(0.4 to 1.3)	(0.4 to 1.3)	(0.7 to 2.2)	(1.2 to 3.3)	(1.2 to 3.5)	(1.2 to 3.1)	(1.2 to 3.4)	(1.4 to 3.6)	(1.2 to 3.4)	(1.1 to 3.4)	(0.6 to 2.1)	(0.3 to 1.1)	(0.1 to 0.4)	(0.2 to 0.6)	
	2-5	2-6	13-7	3-1	20-5	20-7	28-4	32-6	42-2	49-3	54	54	64-4	72-9	101	133	144	132	123	98-3	58-1	35-4	16-3	6-3		
Endocrine, metabolic, blood, and immune disorders	(1.4 to 4.2)	(1.6 to 4)	(9.4 to 20.4)	(2.2 to 4.6)	(13.2 to 29.6)	(13.4 to 29.6)	(18.7 to 41.5)	(23.8 to 51.5)	(29.3 to 57.5)	(34.7 to 63)	(34.7 to 63)	(34.7 to 63)	(41.1 to 87.5)	(47.9 to 111)	(70.1 to 160)	(94.5 to 200)	(99.1 to 201)	(90.1 to 186)	(84.5 to 174)	(66.5 to 131)	(36.5 to 82.9)	(17.3 to 38.9)	(7.3 to 16.4)	(2.7 to 6.1)		1,340
	0-6	1-

SR Table 2c: Dorset DALYS by cause and age group for both sexes with 95% uncertainty intervals, 2019

Cause	Early Neonatal (0-6 days)	Late Neonatal (7-27 days)	Post Neonatal (28-364 days)	1 to 4	5 to 9	10 to 14	15 to 19	20 to 24	25 to 29	30 to 34	35 to 39	40 to 44	45 to 49	50 to 54	55 to 59	60 to 64	65 to 69	70 to 74	75 to 79	80 to 84	85 to 89	90 to 94	95 plus	Total
All causes	3450 (3210-3744)	1164 (1084-1264)	1499 (1362-1637)	2557 (2477-2,980)	2069 (1,900-2,116)	1,220 (1,204-1,414)	1,115 (1,040-2,770)	1117 (1,035-1,193)	1,222 (1,170-1,370)	1,270 (1,240-1,466)	1,299 (1,240-1,358)	1,332 (1,320-1,360)	1,350 (1,342-1,358)	1,360 (1,342-1,380)	1,385 (1,342-1,428)	1,420 (1,342-1,502)	1,465 (1,342-1,588)	1,520 (1,342-1,698)	1,580 (1,342-1,858)	1,650 (1,342-2,060)	1,720 (1,342-2,260)	1,790 (1,342-2,460)	1,860 (1,342-2,700)	141,000
Communicable, maternal, neonatal, and nutritional diseases	1,500 (1,360-1,613)	499 (467-730)	358 (159-1,166)	268 (203-305)	165 (153-183)	132 (89.9-1,166)	117 (87-1,166)	117 (89.5-1,166)	122 (92-1,166)	129 (92-1,166)	132 (100-1,172)	150 (113-1,210)	170 (144-1,260)	195 (144-1,260)	225 (172-1,303)	246 (190-1,396)	262 (202-1,074)	282 (208-1,167)	292 (202-1,167)	299 (202-1,167)	303 (202-1,167)	309 (210-1,339)	322 (210-1,339)	6,680
HIV/AIDS and sexually transmitted infections	12 (3.9-29.9)	3.9 (1.1-9.7)	0.4 (0.4-0.7)	0.5 (0.4-0.6)	0.5 (0.4-0.6)	0.5 (0.4-0.6)	1.1 (0.6-1.7)	2.1 (1.2-3.4)	4.4 (2.7-6.8)	6.6 (4.1-9.8)	10.3 (6.4-13.9)	12.1 (8.6-16.5)	13.7 (10.1-19.1)	14.4 (10.7-19.4)	11.6 (8.6-16.3)	9.9 (7.0-13.2)	7.3 (5.2-9.5)	6.2 (4.1-8.1)	5.1 (3.1-6.7)	3.3 (1.9-4.3)	1.4 (0.8-1.7)	0.5 (0.2-0.6)	0.2 (0.1-0.3)	133
HIV/AIDS	0 (0-0)	0 (0-0)	0.4 (0.3-0.7)	0.4 (0.3-0.7)	0.3 (0.3-0.4)	0.3 (0.3-0.4)	0.6 (0.5-0.8)	1.6 (1.4-2.2)	3.6 (2.9-4.8)	5.5 (4.6-6.9)	8.5 (7.3-10.2)	7.7 (6.9-10.1)	8.8 (6.9-11.4)	10.2 (8.3-13.6)	8.9 (6.9-11.9)	7.6 (5.9-9.9)	5.6 (4.3-6.9)	4.8 (3.3-5.9)	3.9 (2.5-4.9)	2.5 (1.5-3.4)	1.4 (0.8-2.1)	0.2 (0.1-0.3)	0.1 (0.1-0.2)	79.5
HIV/AIDS - Drug-susceptible Tuberculosis	0 (0-0)	0 (0-0)	0.1 (0.1-0.2)	0.1 (0.1-0.2)	0.1 (0.1-0.1)	0.1 (0.1-0.1)	0.1 (0.1-0.2)	0.3 (0.1-0.3)	0.5 (0.3-0.7)	0.7 (0.4-1.1)	0.9 (0.6-1.7)	1.1 (0.7-1.8)	1.2 (0.7-2.2)	1.1 (0.6-1.9)	0.9 (0.5-1.4)	0.7 (0.3-1.1)	0.4 (0.2-0.6)	0.3 (0.1-0.5)	0.2 (0.1-0.3)	0.1 (0.1-0.2)	0.1 (0.1-0.1)	0 (0-0)	0 (0-0)	8.4
HIV/AIDS - Multidrug-resistant Tuberculosis without extensive drug resistance	0 (0-0)	0 (0-0)	0 (0-0)	0 (0-0)	0 (0-0)	0 (0-0)	0 (0-0)	0 (0-0)	0 (0-0)	0 (0-0)	0 (0-0)	0 (0-0)	0 (0-0)	0 (0-0)	0 (0-0)	0 (0-0)	0 (0-0)	0 (0-0)	0 (0-0)	0 (0-0)	0 (0-0)	0 (0-0)	0 (0-0)	0 (0-0)	0
HIV/AIDS - Extensively drug-resistant Tuberculosis	0 (0-0)	0 (0-0)	0 (0-0)	0 (0-0)	0 (0-0)	0 (0-0)	0 (0-0)	0 (0-0)	0 (0-0)	0 (0-0)	0 (0-0)	0 (0-0)	0 (0-0)	0 (0-0)	0 (0-0)	0 (0-0)	0 (0-0)	0 (0-0)	0 (0-0)	0 (0-0)	0 (0-0)	0 (0-0)	0 (0-0)	0 (0-0)	0
HIV/AIDS resulting in other diseases	0 (0-0)	0 (0-0)	0.5 (0.4-0.6)	0.5 (0.4-0.6)	0.3 (0.2-0.4)	0.3 (0.2-0.4)	0.5 (0.4-0.7)	1.6 (1.2-2.2)	3.3 (2.4-4.4)	5.2 (4.2-6.7)	8.2 (6.7-10.1)	6.6 (5.7-9.0)	7.7 (5.4-10.3)	9.1 (6.7-12.2)	7.7 (5.7-10.4)	6.7 (5.0-9.0)	4.9 (3.6-6.5)	3.9 (2.8-5.3)	3.0 (2.1-4.1)	1.8 (1.2-2.5)	0.9 (0.5-1.3)	0.2 (0.1-0.3)	0.1 (0.1-0.2)	69.6
Sexually transmitted infections excluding HIV	0 (0-0)	0 (0-0)	0 (0-0)	0 (0-0)	0 (0-0)	0 (0-0)	0.5 (0.2-1.0)	0.5 (0.2-0.8)	1.1 (0.5-1.7)	1.1 (0.5-1.7)	1.4 (0.7-2.1)	1.4 (0.7-2.1)	1.4 (0.7-2.1)	1.4 (0.7-2.1)	1.4 (0.7-2.1)	1.4 (0.7-2.1)	1.4 (0.7-2.1)	1.4 (0.7-2.1)	1.4 (0.7-2.1)	1.4 (0.7-2.1)	1.4 (0.7-2.1)	0.7 (0.3-1.0)	0.2 (0.1-0.3)	17.7
Syphilis	0 (0-0)	0 (0-0)	0 (0-0)	0 (0-0)	0 (0-0)	0 (0-0)	0 (0-0)	0 (0-0)	0 (0-0)	0 (0-0)	0 (0-0)	0 (0-0)	0 (0-0)	0 (0-0)	0 (0-0)	0 (0-0)	0 (0-0)	0 (0-0)	0 (0-0)	0 (0-0)	0 (0-0)	0 (0-0)	0 (0-0)	0 (0-0)	0
Chlamydial infection	0 (0-0)	0 (0-0)	0 (0-0)	0 (0-0)	0 (0-0)	0 (0-0)	0.1 (0-0.2)	0.3 (0.1-0.7)	0.6 (0.3-1.1)	0.8 (0.4-1.4)	0.9 (0.5-1.7)	0.7 (0.5-1.2)	0.7 (0.5-1.2)	0.7 (0.5-1.2)	0.6 (0.4-1.1)	0.5 (0.3-1.0)	0.4 (0.2-0.8)	0.3 (0.2-0.6)	0.2 (0.1-0.5)	0.2 (0.1-0.4)	0.1 (0.1-0.3)	0.1 (0.1-0.2)	0 (0-0.1)	9.5
Gonococcal infection	0 (0-0)	0 (0-0)	0 (0-0)	0 (0-0)	0 (0-0)	0 (0-0)	0.1 (0-0.1)	0.1 (0.1-0.3)	0.2 (0.1-0.3)	0.2 (0.1-0.3)	0.2 (0.1-0.3)	0.2 (0.1-0.3)	0.2 (0.2-0.4)	0.2 (0.2-0.4)	0.2 (0.1-0.3)	0.2 (0.1-0.3)	0.2 (0.1-0.3)	0.2 (0.2-0.3)	0.2 (0.2-0.3)	0.2 (0.2-0.3)	0.2 (0.2-0.3)	0.1 (0.1-0.3)	0 (0-0.1)	3.4
Trichomoniasis	0 (0-0)	0 (0-0)	0 (0-0)	0 (0-0)	0 (0-0)	0 (0-0)	0.1 (0-0.1)	0.2 (0-0.4)	0.4 (0.1-0.9)	0.5 (0.2-1.1)	0.6 (0.2-1.2)	0.5 (0.2-1.2)	0.6 (0.2-1.3)	0.6 (0.2-1.3)	0.6 (0.2-1.4)	0.5 (0.2-1.4)	0.4 (0.1-1.1)	0.4 (0.1-0.9)	0.3 (0.1-0.9)	0.2 (0.1-0.6)	0.2 (0.1-0.5)	0.1 (0.1-0.3)	0 (0-0.1)	6.6
Genital herpes	0 (0-0)	0 (0-0)	0 (0-0)	0 (0-0)	0 (0-0)	0 (0-0)	0 (0-0.1)	0.1 (0-0.3)	0.1 (0.1-0.4)	0.1 (0.1-0.5)	0.2 (0.1-0.6)	0.2 (0.1-0.6)	0.2 (0.1-0.7)	0.3 (0.1-0.8)	0.3 (0.1-0.8)	0.3 (0.1-0.8)	0.3 (0.1-0.8)	0.3 (0.1-0.8)	0.3 (0.1-0.8)	0.3 (0.1-0.8)	0.3 (0.1-0.8)	0.2 (0.1-0.6)	0.1 (0.1-0.3)	10.5
Other sexually transmitted infections	0 (0-0)	0 (0-0)	0 (0-0)	0 (0-0)	0 (0-0)	0 (0-0)	0.2 (0-0.5)	0.2 (0.1-0.5)	0.3 (0.1-0.6)	0.3 (0.1-0.6)	0.3 (0.1-0.6)	0.3 (0.1-0.6)	0.3 (0.1-0.6)	0.3 (0.1-0.6)	0.3 (0.1-0.6)	0.3 (0.1-0.6)	0.3 (0.1-0.6)	0.3 (0.1-0.6)	0.3 (0.1-0.6)	0.3 (0.1-0.6)	0.3 (0.1-0.6)	0.2 (0.1-0.5)	0.1 (0.1-0.3)	10.7
Respiratory infections and tuberculosis	2.4 (2.4-2.4)	39.3 (2.9-2.4)	14.3 (11.1-22.0)	22.4 (20.4-24.5)	39.3 (32.2-54.8)	29.4 (19.6-49.9)	25.4 (16.9-39.9)	(19.7-39.7)	27.2 (22.9-39.1)	34.6 (24.6-52.9)	41.1 (28.7-56.1)	44.6 (30.3-63.9)	54.9 (40.7-82.9)	68.4 (44.4-110.)	85.4 (57.5-124)	99.1 (67.7-146)	110 (73.5-163)	122 (77.5-183)	130 (77.5-183)	134 (77.5-183)	136 (77.5-183)	139 (77.5-183)	144 (77.5-183)	3,930
Tuberculosis	0 (0-0)	0 (0-0)	0 (0-0)	0 (0-0)	0.1 (0-0.2)	0.2 (0-0.4)	0.4 (0.2-0.6)	0.7 (0.4-1.1)	1.2 (0.8-1.6)	1.4 (1.0-1.9)	1.2 (0.8-1.6)	1.3 (0.9-1.7)	2.1 (1.4-2.8)	2.8 (2.0-3.8)	3 (2.1-4.2)	3.3 (2.2-4.7)	3.3 (2.2-4.6)	4.7 (3.2-6.3)	7.3 (4.9-9.7)	6.7 (4.7-9.1)	9.2 (6.1-12.5)	4.1 (2.6-5.7)	2.2 (1.3-3.1)	52.2
Latent tuberculosis infection	0 (0-0)	0 (0-0)	0 (0-0)	0 (0-0)	0 (0-0)	0 (0-0)	0 (0-0)	0 (0-0)	0 (0-0)	0 (0-0)	0 (0-0)	0 (0-0)	0 (0-0)	0 (0-0)	0 (0-0)	0 (0-0)	0 (0-0)	0 (0-0)	0 (0-0)	0 (0-0)	0 (0-0)	0 (0-0)	0 (0-0)	0 (0-0)	0
Drug-susceptible tuberculosis	0 (0-0)	0 (0-0)	0 (0-0)	0 (0-0)	0 (0-0)	0 (0-0)	0 (0-0)	0 (0-0)	0 (0-0)	0 (0-0)	0 (0-0)	0 (0-0)	0 (0-0)	0 (0-0)	0 (0-0)	0 (0-0)	0 (0-0)	0 (0-0)	0 (0-0)	0 (0-0)	0 (0-0)	0 (0-0)	0 (0-0)	0 (0-0)	0
Multidrug-resistant tuberculosis without extensive drug resistance	0 (0-0)	0 (0-0)	0 (0-0)	0 (0-0)	0 (0-0)	0 (0-0)	0 (0-0)	0 (0-0)	0 (0-0)	0 (0-0)	0 (0-0)	0 (0-0)	0 (0-0)	0 (0-0)	0 (0-0)	0 (0-0)	0 (0-0)	0 (0-0)	0 (0-0)	0 (0-0)	0 (0-0)	0 (0-0)	0 (0-0)	0 (0-0)	0
Extensively drug-resistant tuberculosis	0 (0-0)	0 (0-0)	0 (0-0)	0 (0-0)	0 (0-0)	0 (0-0)	0 (0-0)	0 (0-0)	0 (0-0)	0 (0-0)	0 (0-0)	0 (0-0)	0 (0-0)	0 (0-0)	0 (0-0)	0 (0-0)	0 (0-0)	0 (0-0)	0 (0-0)	0 (0-0)	0 (0-0)	0 (0-0)	0 (0-0)	0 (0-0)	0
Lower respiratory infections	2.1 (2.2-2.4)	2.2 (2.2-2.4)	10.3 (9.5-10.7)	11.2 (9.5-12.1)	3.5 (2.7-4.4)	2.1 (2.2-2.4)	4.3 (3.2-5.4)	6.2 (4.6-8.4)	8.4 (6.2-11.2)	11.9 (9.1-15.4)	14.3 (10.7-19.4)	21.6 (16.1-28.6)	29.6 (25.2-32.7)	34.4 (27.7-41.7)	39.7 (32.6-52.3)	47.2 (37.7-62.1)	52.2 (39.1-72.4)	62 (43.1-91.1)	68.2 (43.1-96)	71.2 (43.1-96)	72.4 (43.1-96)	73.6 (43.1-96)	74.2 (43.1-96)	3,450
Upper respiratory infections	0 (0.2-0.1)	0.3 (0.2-0.4)	3.1 (2.5-3.2)	23.8 (19.4-46.5)	29.1 (19.4-46.5)	25.5 (12.7-54.7)	21.9 (12.7-54.7)	19.7 (12.7-33.7)	19.8 (12.7-33.7)	19.3 (12.7-33.7)	19.2 (12.7-33.7)	18.9 (12.7-33.7)	17.6 (12.7-33.7)	20.7 (14.9-39.9)	22.6 (17.2-39.9)	22 (17.2-39.9)	19.6 (17.2-31.1)	19.6 (13.1-32.3)	13.1 (7.9-32.3)	8.7 (4.5-19.4)	4.6 (1.9-10.4)	2.5 (1.1-4.4)	0.7 (0.4-1.2)	352
Otitis media	0 (0-0)	0 (0-0)	0.9 (0.3-1.6)	6.3 (4.9-11.4)	6.6 (3.4-9.7)	4.6 (2.6-8.2)	4.3 (2.3-7.6)	3.9 (1.7-7.6)	3.5 (1.6-6.9)	3.2 (1.4-6.9)	3.4 (1.7-6.9)	3.9 (1.8-6.7)	3.3 (2.7-6.9)	3.3 (2.7-6.9)	3.3 (2.7-6.9)	3.3 (2.7-6.9)	3.4 (2.7-5.1)	3.6 (2.7-5.1)	3.1 (1.7-5.1)	2.7 (1.7-5.1)	2.1 (1.7-5.1)	1.7 (1.7-5.1)	0.8 (0.4-1.1)	79.2
Enteric infections	0.3 (0.2-0.4)	1.4 (1.1-1.6)	2.6 (1.6-2.9)	13.9 (10.2-29.6)	13.9 (7.1-29.6)	10.1 (5.9-12.5)	9.4 (5.9-12.5)	8.4 (5.9-10.1)	7.6 (5.4-9.5)	7.1 (5.4-9.5)	6.9 (5.4-9.5)	6.7 (5.4-9.5)	6.7 (5.4-9.5)	6.7 (5.4-9.5)	6.7 (5.4-9.5)	6.7 (5.4-9.5)	6.7 (5.4-9.5)	6.7 (5.4-9.5)	6.7 (5.4-9.5)	6.7 (5.4-9.5)	6.7 (5.4-9.5)	6.7 (5.4-9.5)	6.7 (5.4-9.5)	363
Diarrheal diseases	0.3 (0.3-0.4)	1.4 (1.1-1.6)	2.6 (1.6-2.9)	13.9 (10.1-29.2)	13.9 (7.1-29.2)	10.1 (5.9-12.5)	9.4 (5.9-12.5)	8.4 (5.9-10.1)	7.6 (5.4-9.5)	7.1 (5.4-9.5)	6.9 (5.4-9.5)	6.7 (5.4-9.5)	6.7 (5.4-9.5)	6.7 (5.4-9.5)	6.7 (5.4-9.5)	6.7 (5.4-9.5)	6.7 (5.4-9.5)	6.7 (5.4-9.5)	6.7 (5.4-9.5)	6.7 (5.4-9.5)	6.7 (5.4-9.5)	6.7 (5.4-9.5)	6.7 (5.4-9.5)	361
Typhoid and paratyphoid	0 (0-0)	0 (0-0)	0 (0-0)	0 (0-0)	0 (0-0)	0 (0-0)	0 (0-0)	0 (0-0)	0 (0-0)	0 (0-0)	0 (0-0)	0 (0-0)	0 (0-0)	0 (0-0)	0 (0-0)	0 (0-0)	0 (0-0)	0 (0-0)	0 (0-0)	0 (0-0)	0 (0-0)	0 (0-0)	0 (0-0)	0 (0-0)	0
Typhoid fever	0 (0-0)	0 (0-0)	0 (0-0)	0 (0-0)	0 (0-0)	0 (0-0)	0 (0-0)	0 (0-0)	0 (0-0)	0 (0-0)	0 (0-0)	0 (0-0)	0 (0-0)	0 (0-0)	0 (0-0)	0 (0-0)	0 (0-0)	0 (0-0)	0 (0-0)	0 (0-0)	0 (0-0)	0 (0-0)	0 (0-0)	0 (0-0)	0
Paratyphoid fever	0 (0-0)	0 (0-0)	0 (0-0)	0 (0-0)	0 (0-0)	0 (0-0)	0 (0-0)	0 (0-0)	0 (0-0)	0 (0-0)	0 (0-0)	0 (0-0)	0 (0-0)	0 (0-0)	0 (0-0)	0 (0-0)	0 (0-0)	0 (0-0)	0 (0-0)	0 (0-0)	0 (0-0)	0 (0-0)	0 (0-0)	0 (0-0)	0
Invasive Non-typhoidal Salmonella (iNTS)	0 (0-0)	0 (0-0)	0 (0-0)	0 (0-0)	0 (0-0)	0 (0-0)	0 (0-0)	0 (0-0)	0 (0-0)	0 (0-0)	0 (0-0)	0 (0-0)	0 (0-0)	0 (0-0)	0 (0-0)	0 (0-0)	0 (0-0)	0 (0-0)	0 (0-0)	0 (0-0)	0 (0-0)	0 (0-0)	0 (0-0)	0 (0-0)	0
Other intestinal infectious diseases	0 (0-0)	0 (0-0)	0 (0-0)	0 (0-0)	0 (0-0)	0 (0-0)	0 (0-0)	0 (0-0)	0 (0-0)	0 (0-0)	0 (0-0)	0 (0-0)	0 (0-0)	0 (0-0)	0 (0-0)	0 (0-0)	0 (0-0)	0 (0-0)	0 (0-0)	0 (0-0)	0 (0-0)	0 (0-0)	0 (0-0)	0 (0-0)	0
Neglected tropical diseases and malaria	0.3 (0.3-0.4)	0.3 (0.2-0.4)	0.4 (0.4-0.7)	0.4 (0.4-0.7)	0.3 (0.3-0.4)	0.3 (0.3-0.4)	0.3 (0.3-0.4)	0.3 (0.3-0.4)	0.3 (0.3-0.4)	0.3 (0.3-0.4)	0.3 (0.3-0.4)	0.3 (0.3-0.4)	0.3 (0.3-0.4)	0.3 (0.3-0.4)	0.3 (0.3-0.4)	0.3 (0.3-0.4)	0.3 (0.3-0.4)	0.3 (0.3-0.4)	0.3 (0.3-0.4)	0.3 (0.3-0.4)	0.3 (0.3-0.4)	0.3 (0.3-0.4)	0.3 (0.3-0.4)	38
Malaria	0 (0-0)	0 (0-0)	0 (0-0)	0 (0-0)	0 (0-0)	0 (0-0)	0 (0-0)	0 (0-0)	0 (0-0)	0 (0-0)	0 (0-0)	0 (0-0)	0 (0-0)	0 (0-0)	0 (0-0)	0 (0-0)	0 (0-0)	0 (0-0)	0 (0-0)	0 (0-0)	0 (0-0)	0 (0-0)	0 (0-0)	0 (0-0)	0
Chagas disease	0 (0-0)	0 (0-0)	0 (0-0)	0 (0-0)	0 (0-0)	0 (0-0)	0 (0-0)	0 (0-0)	0 (0-0)	0 (0-0)	0 (0-0)	0 (0-0)	0 (0-0)	0 (0-0)	0 (0-0)	0 (0-0)	0 (0-0)	0 (0-0)	0 (0-0)	0 (0-0)	0 (0-0)	0 (0-0)	0 (0-0)	0 (0-0)	0
Leishmaniasis	0 (0-0)	0 (0-0)	0 (0-0)	0 (0-0)	0 (0-0)	0 (0-0)	0 (0-0)	0 (0-0)	0 (0-0)	0 (0-0)	0 (0-0)	0 (0-0)	0 (0-0)	0 (0-0)	0 (0-0)	0 (0-0)	0 (0-0)	0 (0-0)	0 (0-0)	0 (0-0)	0 (0-0)	0 (0-0)	0 (0-0)	0 (0-0)	0
Visceral leishmaniasis	0 (0-0)	0 (0-0)	0 (0-0)	0 (0-0)	0 (0-0)	0 (0-0)	0 (0-0)	0 (0-0)	0 (0-0)	0 (0-0)	0 (0-0)	0 (0-0)	0 (0-0)	0 (0-0)	0 (0-0)	0 (0-0)	0 (0-0)	0 (0-0)	0 (0-0)	0 (0-0)	0 (0-0)	0 (0-0)	0 (0-0)	0 (0-0)	0
Cutaneous and mucocutaneous leishmaniasis	0 (0-0)	0 (0-0)	0 (0-0)	0 (0-0)	0 (0-0)	0 (0-0)	0 (0-0)	0 (0-0)	0 (0-0)	0 (0-0)	0 (0-0)	0 (0-0)	0 (0-0)	0 (0-0)	0 (0-0)	0 (0-0)	0 (0-0)	0 (0-0)	0 (0-0)	0 (0-0)	0 (0-0)	0 (0-0)	0 (0-0)	0 (0-0)	0
African trypanosomiasis	0 (0-0)	0 (0-0)	0 (0-0)	0 (0-0)	0 (0-0)	0 (0-0)	0 (0-0)	0 (0-0)	0 (0-0)	0 (0-0)	0 (0-0)	0 (0-0)	0 (0-0)	0 (0-0)	0 (0-0)	0 (0-0)	0 (0-0)	0 (0-0)	0 (0-0)	0 (0-0)	0 (0-0)	0 (0-0)	0 (0-0)	0 (0-0)	0
Schistosomiasis	0 (0-0)	0 (0-0)	0 (0-0)	0 (0-0)	0 (0-0)	0 (0-0)	0 (0-0)	0 (0-0)	0 (0-0)	0 (0-0)	0 (0-0)	0 (0-0)	0 (0-0)	0 (0-0)	0 (0-0)	0 (0-0)	0 (0-0)	0 (0-0)	0 (0-0)	0 (0-0)	0 (0-0)	0 (0-0)	0 (0-0)	0 (0-0)	0
Cysticercosis	0 (0-0)	0 (0-0)	0 (0-0)	0 (0-0)	0 (0-0)	0 (0-0)	0 (0-0)	0 (0-0)	0 (0-0)	0 (0-0)	0 (0-0)	0 (0-0)	0 (0-0)	0 (0-0)	0 (0-0)	0 (0-0)	0 (0-0)	0 (0-0)	0 (0-0)	0 (0-0)	0 (0-0)	0 (0-0)	0 (0-0)	0 (0-0)	0
Cystic echinococcosis	0 (0-0)	0 (0-0)	0 (0-0)	0 (0-0)	0 (0-0)	0 (0-0)	0 (0-0)	0 (0-0)	0 (0-0)	0 (0-0)	0 (0-0)	0 (0-0)	0 (0-0)	0 (0-0)	0 (0-0)	0 (0-0)	0 (0-0)	0 (0-0)	0 (0-0)	0 (0-0)	0 (0-0)	0 (0-0)	0 (0-0)	0 (0-0)	0
Lymphatic filariasis	0 (0-0)	0 (0-0)	0 (0-0)	0 (0-0)	0 (0-0)	0 (0-0)	0 (0-0)	0 (0-0)	0 (0-0)	0 (0-0)	0 (0-0)	0 (0-0)	0 (0-0)	0 (0-0)	0 (0-0)	0 (0-0)	0 (0-0)	0 (0-0)	0 (0-0)	0 (0-0)	0 (0-0)	0 (0-0)	0 (0-0)	0 (0-0)	0
Onchocerciasis	0 (0-0)	0 (0-0)	0 (0-0)	0 (0-0)	0 (0-0)	0 (0-0)	0 (0-0)	0 (0-0)	0 (0-0)	0 (0-0)	0 (0-0)	0 (0-0)	0 (0-0)	0 (0-0)	0 (0-0)	0 (0-0)	0 (0-0)	0 (0-0)	0 (0-0)	0 (0-0)	0 (0-0)	0 (0-0)	0 (0-0)	0 (0-0)	0
Trachoma	0 (0-0)	0 (0-0)	0 (0-0)	0 (0-0)	0 (0-0)	0 (0-0)	0 (0-0)	0 (0-0)	0 (0-0)	0 (0-0)	0 (0-0)	0 (0-0)	0 (0-0)	0 (0-0)	0 (0-0)	0 (0-0)	0 (0-0)	0 (0-0)	0 (0-0)	0 (0-0)	0 (0-0)	0 (0-0)	0 (0-0)	0 (0-0)	0
Dengue	0 (0-0)	0 (0-0)	0 (0-0)	0 (0-0)	0 (0-0)	0 (0-0)	0 (0-0)	0 (0-0)	0 (0-0)	0 (0-0)	0 (0-0)	0 (0-0)	0 (0-0)	0 (0-0)	0 (0-0)	0 (0-0)	0 (0-0)	0 (0-0)	0 (0-0)	0 (0-0)	0 (0-0)	0 (0-0)	0 (0-0)	0 (0-0)	0
Yellowfever	0 (0-0)	0 (0-0)	0 (0-0)	0 (0-0)	0 (0-0)	0 (0-0)	0 (0-0)	0 (0-0)	0 (0-0)	0 (0-0)	0 (0-0)	0 (0-0)	0 (0-0)	0 (0-0)	0 (0-0)	0 (0-0)	0 (0-0)	0 (0-0)	0 (0-0)	0 (0-0)	0 (0-0)	0 (0-0)	0 (0-0)	0 (0-0)	0
Rabies	0 (0-0)	0 (0-0)	0 (0-0)	0 (0-0)	0 (0-0)	0 (0-0)	0 (0-0)	0 (0-0)	0 (0-0)	0 (0-0)	0 (0-0)	0 (0-0)	0 (0-0)	0 (0-0)	0 (0-0)	0 (0-0)	0 (0-0)	0 (0-0)	0 (0-0)	0 (0-0)	0 (0-0)	0 (0-0)	0 (0-0)	0 (0-0)	0
Intestinal nematode infections	0 (0-0)	0 (0-0)	0 (0-0)	0 (0-0)	0 (0-0)	0 (0-0)	0 (0-0)	0 (0-0)	0 (0-0)	0 (0-0)	0 (0-0)	0 (0-0)	0 (0-0)	0 (0-0)	0 (0-0)	0 (0-0)	0 (0-0)	0 (0-0)	0 (0-0)	0 (0-0)	0 (0-0)	0 (0-0)	0 (0-0)	0 (0-0)	0
Ascariasis	0 (0-0)	0 (0-0)	0 (0-0)	0 (0-0)	0 (0-0)	0 (0-0)	0 (0-0)	0 (0-0)	0 (0-0)	0 (0-0)	0 (0-0)	0 (0-0)	0 (0-0)	0 (0-0)	0 (0-0)	0 (0-0)	0 (0-0)	0 (0-0)	0 (0-0)	0 (0-0)	0 (0-0)	0 (0-0)	0 (0-0)	0 (0-0)	0
Trichuriasis	0 (0-0)	0 (0-0)	0 (0-0)	0 (0-0)	0 (0-0)	0 (0-0)	0 (0-0)	0 (0-0)	0 (0-0)	0 (0-0)	0 (0-0)	0 (0-0)	0 (0-0)	0 (0-0)	0 (0-0)	0 (0-0)	0 (0-0)	0 (0-0)	0 (0-0)	0 (0-0)	0 (0-0)	0 (0-0)	0 (0-0)	0 (0-0)	0
Hookworm disease	0 (0-0)	0 (0-0)	0 (0-0)	0 (0-0)	0 (0-0)	0 (0-0)	0 (0-0)	0 (0-0)	0 (0-0)	0 (0-0)	0 (0-0)	0 (0-0)	0 (0-0)	0 (0-0)	0 (0-0)	0 (0-0)	0 (0-0)	0 (0-0)	0 (0-0)	0 (0-0)	0 (0-0)	0 (0-0)	0 (0-0)	0 (0-0)	0
Food-borne trematodiases	0 (0-0)	0 (0-0)	0 (0-0)	0 (0-0)	0 (0-0)	0 (0-0)	0 (0-0)	0 (0-0)	0 (0-0)	0 (0-0)	0 (0-0)	0 (0-0)	0 (0-0)	0 (0-0)	0 (0-0)	0 (0-0)	0 (0-0)	0 (0-0)	0 (0-0)	0 (0-0)	0 (0-0)	0 (0-0)	0 (0-0)	0 (0-0)	0
Leprosy	0 (0-0)	0 (0-0)	0 (0-0)	0 (0-0)	0 (0-0)	0 (0-0)	0 (0-0)	0 (0-0)	0 (0-0)	0 (0-0)	0 (0-0)	0 (0-0)	0 (0-0)	0 (0-0)	0 (0-0)	0 (0-0)	0 (0-0)	0 (0-0)	0 (0-0)	0 (0-0)	0 (0-0)	0 (0-0)	0 (0-0)	0 (0-0)	0
Ebola	0 (0-0)	0 (0-0)	0 (0-0)	0 (0-0)	0 (0-0)	0 (0-0)	0 (0-0)	0 (0-0)	0 (0-0)	0 (0-0)	0 (0-0)	0 (0-0)	0 (0-0)	0 (0-0)	0 (0-0)	0 (0-0)	0 (0-0)	0 (0-0)	0 (0-0)	0 (0-0)	0 (0-0)	0 (0-0)	0 (0-0)	0 (0-0)	0
Zika virus	0 (0-0)	0 (0-0)	0 (0-0)	0 (0-0)	0 (0-0)	0 (0-0)	0 (0-0)	0 (0-0)	0 (0-0)	0 (0-0)	0 (0-0)	0 (0-0)	0 (0-0)	0 (0-0)	0 (0-0)	0 (0-0)	0 (0-0)	0 (0-0)	0 (0-0)	0 (0-0)	0 (0-0)	0 (0-0)	0 (0-0)	0 (0-0)	0
Guinea worm disease	0 (0-0)	0 (0-0)	0 (0-0)	0 (0-0)	0 (0-0)	0 (0-0)	0 (0-0)	0 (0-0)	0 (0-0)	0 (0-0)	0 (0-0)	0 (0-0)	0 (0-0)	0 (0-0)	0 (0-0)	0 (0-0)	0 (0-0)	0 (0-0)	0 (0-0)	0 (0-0)	0 (0-0)	0 (0-0)	0 (0-0)	0 (0-0)	0
Other neglected tropical diseases	0.3 (0.3-0.4)	0.3 (0.2-0.4)	0.4 (0.4-0.7)	0.4 (0.4-0.7)	0.3 (0.3-0.4)	0.3 (0.3-0.4)	0.3 (0.3-0.4)	0.3 (0.3-0.4)	0.3 (0.3-0.4)	0.3 (0.3-0.4)	0.3 (0.3-0.4)	0.3 (0.3-0.4)	0.3 (0.3-0.4)	0.3 (0.3-0.4)	0.3 (0.3-0.4)	0.3 (0.3-0.4)	0.3 (0.3-0.4)	0.3 (0.3-0.4)	0.3 (0.3-0.4)	0.3 (0.3-0.4)	0.3 (0.3-0.4)	0.3 (0.3-0.4)	0.3 (0.3-0.4)	37.6
Other infectious diseases	2.1 (2.1-2.4)	2.4 (2.7-9.4)	14.2 (9.2-20.3)	20.7 (20.3-34.9)	2.6 (2.6-3.6)	1.2 (1.2-1.6)	1.2 (1.2-1

Other neoplasms	0-1 (0 to 0.2)	0 (0 to 0)	0-1 (0 to 0.2)	0-4 (0.2 to 0.9)	0-3 (0.2 to 0.6)	0-3 (0.2 to 0.6)	0-4 (0.2 to 0.6)	0-4 (0.2 to 0.8)	0-6 (0.4 to 0.9)	0-6 (0.6 to 1.2)	0-9 (0.7 to 1.6)	1-1 (0.7 to 1.9)	1-5 (1.1 to 2.2)	1-6 (1.2 to 2.2)	3-1 (2.0 to 4.4)	6-3 (4.6 to 9.1)	11-2 (8.1 to 15.6)	19-7 (13.6 to 27.1)	33 (24.6 to 49.2)	61-4 (49.7 to 81.9)	94 (77.7 to 116.2)	67-9 (48.7 to 89.4)	82-8 (62.3 to 104.1)	23-7 (22.1 to 44.9)	10-3 (9.6 to 14.3)	
Medulloblastoma, medulloblastoma and other hemangioblastic neoplasms	0 (0 to 0.2)	0 (0 to 0)	0-1 (0 to 0.2)	0-2 (0.2 to 0.6)	0-2 (0.2 to 0.6)	0-2 (0.2 to 0.6)	0-2 (0.2 to 0.6)	0-3 (0.2 to 0.8)	0-5 (0.4 to 0.9)	0-5 (0.4 to 1.0)	0-7 (0.5 to 1.5)	0-8 (0.7 to 1.6)	1-3 (1.0 to 2.2)	1-5 (1.1 to 2.2)	2-3 (2.0 to 4.4)	4-3 (3.4 to 8.9)	7-5 (6.1 to 15.1)	14-5 (12.3 to 27.1)	24-5 (20.6 to 49.2)	43-5 (39.7 to 81.9)	67-9 (62.1 to 116.2)	57-7 (48.7 to 89.4)	42-3 (40.3 to 82.4)	22-7 (22.1 to 44.9)	9-5 (9.6 to 14.3)	376
Benign and in situ cerebral neoplasms	0 (0 to 0)	0 (0 to 0)	0 (0 to 0)	0 (0 to 0)	0 (0 to 0)	0 (0 to 0)	0 (0 to 0)	0 (0 to 0)	0 (0 to 0)	0 (0 to 0)	0 (0 to 0)	0 (0 to 0)	0 (0 to 0)	0 (0 to 0)	0 (0 to 0)	0 (0 to 0)	0 (0 to 0)	0 (0 to 0)	0 (0 to 0)	0 (0 to 0)	0 (0 to 0)	0 (0 to 0)	0 (0 to 0)	0 (0 to 0)	0 (0 to 0)	
Benign and in situ cerebral and uterine neoplasms	0 (0 to 0)	0 (0 to 0)	0 (0 to 0)	0 (0 to 0)	0 (0 to 0)	0 (0 to 0)	0 (0 to 0)	0 (0 to 0)	0 (0 to 0)	0 (0 to 0)	0 (0 to 0)	0 (0 to 0)	0 (0 to 0)	0 (0 to 0)	0 (0 to 0)	0 (0 to 0)	0 (0 to 0)	0 (0 to 0)	0 (0 to 0)	0 (0 to 0)	0 (0 to 0)	0 (0 to 0)	0 (0 to 0)	0 (0 to 0)	0 (0 to 0)	
Other benign and in situ neoplasms	0 (0 to 0)	0 (0 to 0)	0 (0 to 0)	0 (0 to 0)	0 (0 to 0)	0 (0 to 0)	0 (0 to 0)	0 (0 to 0)	0 (0 to 0)	0 (0 to 0)	0 (0 to 0)	0 (0 to 0)	0 (0 to 0)	0 (0 to 0)	0 (0 to 0)	0 (0 to 0)	0 (0 to 0)	0 (0 to 0)	0 (0 to 0)	0 (0 to 0)	0 (0 to 0)	0 (0 to 0)	0 (0 to 0)	0 (0 to 0)	0 (0 to 0)	
Cardiovascular diseases	1-3 (0.9 to 1.7)	1-8 (1.3 to 2.5)	3-6 (2.3 to 5.6)	7-7 (4.1 to 9.8)	6-6 (3.1 to 8.1)	10-6 (5.9 to 15.2)	21-8 (12.7 to 31.9)	24-9 (14.1 to 41.9)	41-5 (24.1 to 70.7)	94-5 (57.1 to 157.6)	121 (78.7 to 181.1)	216 (160.1 to 283.6)	384 (310.5 to 484)	672 (523.9 to 812)	999 (839.1 to 1,200)	1,265 (1,085.3 to 1,510)	1,602 (1,349.3 to 1,930)	2,690 (2,329.3 to 3,296)	3,140 (2,720.9 to 3,800)	2,710 (2,150.4 to 3,190)	3,650 (2,990.6 to 4,150)	2,960 (2,650.6 to 3,650)	1,220 (789.5 to 1,760)	22,700
Rheumatic heart disease	0 (0 to 0)	0 (0 to 0)	0 (0 to 0.4)	0-1 (0 to 0.2)	0-2 (0 to 0.6)	0-2 (0.2 to 0.6)	0-4 (0.2 to 0.8)	0-6 (0.4 to 1.1)	0-6 (0.4 to 1.1)	0-9 (0.7 to 1.5)	1-1 (0.7 to 1.9)	1-4 (1.1 to 1.9)	2-6 (1.9 to 3.3)	3-2 (2.6 to 4.4)	4-2 (3.4 to 6.1)	5-9 (4.6 to 8.9)	7-6 (6.1 to 11.6)	11-6 (9.6 to 21.2)	20-9 (16.4 to 39.2)	21 (16.7 to 37.2)	30-9 (25.3 to 53.9)	19-2 (13.1 to 24.1)	10-6 (7.1 to 16.9)	2-9 (2.7 to 5.1)	130
Ischemic heart disease	0 (0 to 0)	0 (0 to 0)	0 (0 to 0)	0-1 (0 to 0.2)	0-1 (0 to 0.2)	1-1 (0.6 to 1.6)	4-6 (2.3 to 5.4)	16-6 (11.1 to 18.1)	34-2 (24.7 to 47.6)	87-6 (72.7 to 105.3)	49-9 (39.6 to 63.5)	99-2 (78.4 to 115.3)	192 (152.9 to 228)	349 (277.9 to 414)	558 (451.9 to 677)	760 (589.9 to 935)	947 (774.9 to 1,080)	1,250 (1,160.1 to 1,370)	1,580 (1,190.1 to 1,860)	1,660 (1,200.9 to 1,910)	1,940 (1,540.2 to 2,240)	1,700 (1,450.1 to 1,960)	435 (329.6 to 540)	10,300
Stroke	0-1 (0 to 0.1)	0-2 (0.2 to 0.6)	1-4 (1.1 to 1.9)	2-8 (1.9 to 3.7)	3-1 (2.1 to 4.1)	8-2 (4.9 to 11.1)	12-8 (9.1 to 16.2)	20 (15.1 to 25.2)	29-8 (22.3 to 36.6)	36-3 (27.8 to 43.9)	54-4 (43.0 to 67.4)	91-3 (67.8 to 102)	156 (109.5 to 191)	192 (145.9 to 231)	247 (189.3 to 318)	350 (279.9 to 434)	652 (529.3 to 762)	934 (681.5 to 1,080)	1,100 (810.1 to 1,260)	1,160 (837.9 to 1,390)	1,140 (862.0 to 1,360)	1,160 (897.2 to 1,340)	254 (248.0 to 435)	6,140
Ischemic stroke	0 (0 to 0.1)	0-2 (0.1 to 0.3)	0-1 (0 to 0.5)	1-4 (1.1 to 1.7)	2-9 (1.7 to 4.6)	3-6 (2.5 to 6.7)	4-3 (3.3 to 7.5)	7-3 (5.3 to 9.8)	9-2 (6.3 to 11.9)	12 (8.3 to 16.4)	21-9 (15.9 to 29.4)	37 (27.2 to 46.9)	54-3 (40.3 to 71.1)	77 (59.4 to 97.1)	121 (97.4 to 147)	164 (113.0 to 179)	342 (272.9 to 421)	468 (366.0 to 586)	655 (488.0 to 781)	899 (725.9 to 1,070)	1,270 (1,020.1 to 1,520)	1,070 (824.0 to 1,300)	3,890
Intracerebral hemorrhage	0 (0 to 0)	0 (0 to 0)	0 (0 to 0.2)	0 (0 to 0.2)	0-1 (0 to 0.4)	0-1 (0.2 to 0.5)	0-1 (0.2 to 0.5)	0-2 (0.2 to 0.6)	0-3 (0.2 to 0.8)	0-3 (0.2 to 0.8)	0-5 (0.4 to 1.2)	0-6 (0.4 to 1.3)	0-9 (0.7 to 2.2)	1-2 (0.9 to 2.8)	1-5 (1.2 to 3.6)	2-2 (1.7 to 4.4)	2-9 (2.2 to 5.6)	4-4 (3.4 to 8.9)	6-2 (4.9 to 12.6)	7-5 (5.9 to 15.1)	9-6 (7.6 to 19.2)	7-9 (6.2 to 15.7)	3-2 (2.6 to 6.4)	1-1 (0.9 to 2.2)	1,310
Subarachnoid hemorrhage	0 (0 to 0.1)	0 (0 to 0)	0 (0 to 0.1)	0 (0 to 0.1)	0 (0 to 0.1)	0 (0 to 0.1)	0 (0 to 0.2)	0 (0 to 0.2)	0 (0 to 0.2)	0 (0 to 0.3)	0 (0 to 0.4)	0 (0 to 0.5)	0 (0 to 0.7)	0 (0 to 0.9)	0 (0 to 1.2)	0 (0 to 1.6)	0 (0 to 2.2)	0 (0 to 3.1)	0 (0 to 4.4)	0 (0 to 6.2)	0 (0 to 8.5)	0 (0 to 6.6)	0 (0 to 4.3)	0 (0 to 1.9)	0 (0 to 0.9)	82-7
Hypertensive heart disease	0 (0 to 0)	0 (0 to 0)	0 (0 to 0)	0 (0 to 0)	0 (0 to 0)	0 (0 to 0)	0 (0 to 0)	0 (0 to 0)	0 (0 to 0)	0 (0 to 0)	0 (0 to 0)	0 (0 to 0)	0 (0 to 0)	0 (0 to 0)	0 (0 to 0)	0 (0 to 0)	0 (0 to 0)	0 (0 to 0)	0 (0 to 0)	0 (0 to 0)	0 (0 to 0)	0 (0 to 0)	0 (0 to 0)	0 (0 to 0)	0 (0 to 0)	
Non-rheumatic valvular heart disease	0 (0 to 0)	0 (0 to 0)	0 (0 to 0)	0 (0 to 0)	0 (0 to 0)	0 (0 to 0)	0-1 (0 to 0.1)	0-1 (0 to 0.2)	0-2 (0 to 0.4)	0-3 (0 to 0.6)	0-3 (0 to 0.7)	0-4 (0 to 0.9)	0-6 (0.4 to 1.2)	0-9 (0.6 to 1.8)	1-1 (0.8 to 2.2)	1-5 (1.1 to 3.1)	2-1 (1.6 to 4.4)	3-1 (2.4 to 6.7)	4-4 (3.4 to 9.6)	5-9 (4.6 to 12.6)	7-6 (6.1 to 16.7)	6-2 (4.9 to 13.1)	3-2 (2.6 to 6.9)	1-2 (0.9 to 2.5)	72
Non-rheumatic calcific aortic valve disease	0 (0 to 0)	0 (0 to 0)	0 (0 to 0)	0 (0 to 0)	0 (0 to 0)	0-1 (0 to 0.4)	0-1 (0.1 to 0.5)	0-2 (0.2 to 0.6)	0-3 (0.2 to 0.8)	0-4 (0.3 to 1.0)	0-6 (0.4 to 1.3)	0-8 (0.6 to 1.8)	0-9 (0.7 to 2.2)	1-3 (0.9 to 3.3)	1-5 (1.1 to 4.4)	2-1 (1.5 to 6.1)	2-8 (2.1 to 8.9)	3-6 (2.7 to 11.6)	4-4 (3.4 to 15.1)	5-6 (4.3 to 20.1)	6-3 (4.9 to 22.4)	4-3 (3.4 to 15.6)	2-2 (1.7 to 7.8)	0-8 (0.6 to 2.9)	154
Non-rheumatic degenerative mitral valve disease	0 (0 to 0)	0 (0 to 0)	0 (0 to 0)	0 (0 to 0)	0 (0 to 0)	0 (0 to 0)	0 (0 to 0.1)	0 (0 to 0.1)	0 (0 to 0.1)	0 (0 to 0.2)	0 (0 to 0.2)	0 (0 to 0.3)	0 (0 to 0.4)	0 (0 to 0.5)	0 (0 to 0.6)	0 (0 to 0.8)	0 (0 to 1.1)	0 (0 to 1.5)	0 (0 to 2.1)	0 (0 to 2.9)	0 (0 to 3.8)	0 (0 to 3.1)	0 (0 to 2.2)	0 (0 to 0.9)	0 (0 to 0.4)	126
Other non-rheumatic valve diseases	0 (0 to 0)	0 (0 to 0)	0 (0 to 0)	0 (0 to 0)	0 (0 to 0)	0 (0 to 0)	0 (0 to 0.1)	0 (0 to 0.1)	0 (0 to 0.2)	0 (0 to 0.2)	0 (0 to 0.3)	0 (0 to 0.3)	0 (0 to 0.4)	0 (0 to 0.5)	0 (0 to 0.5)	0 (0 to 0.7)	0 (0 to 0.9)	0 (0 to 1.1)	0 (0 to 1.5)	0 (0 to 2.1)	0 (0 to 2.7)	0 (0 to 2.2)	0 (0 to 1.6)	0 (0 to 0.7)	0 (0 to 0.3)	1
Cardiomyopathy and myocarditis	0-4 (0.3 to 0.8)	0-6 (0.4 to 1.1)	0-9 (0.6 to 1.8)	1-4 (0.9 to 2.9)	1-4 (1.0 to 3.1)	2-9 (1.9 to 6.1)	3-6 (2.2 to 8.1)	4-3 (2.8 to 9.6)	7-3 (4.7 to 15.1)	9-2 (5.9 to 17.2)	12 (8.0 to 23.1)	12 (8.0 to 23.1)	19-1 (12.9 to 39.6)	29-2 (19.4 to 53.9)	39-7 (26.9 to 74.1)	54-3 (36.9 to 100)	67-4 (46.1 to 124)	90 (61.5 to 166)	109 (74.5 to 202)	122 (83.1 to 226)	140 (95.7 to 259)	144 (98.4 to 267)	52 (35.7 to 96.9)	21 (14.3 to 39.1)	606
Myocarditis	0 (0 to 0.1)	0 (0 to 0.2)	0 (0 to 0.2)	0 (0 to 0.2)	0 (0 to 0.2)	0 (0 to 0.2)	0 (0 to 0.3)	0 (0 to 0.3)	0 (0 to 0.4)	0 (0 to 0.5)	0 (0 to 0.7)	0 (0 to 0.8)	0 (0 to 1.1)	0 (0 to 1.4)	0 (0 to 1.8)	0 (0 to 2.5)	0 (0 to 3.3)	0 (0 to 4.4)	0 (0 to 6.2)	0 (0 to 8.5)	0 (0 to 11.4)	0 (0 to 8.9)	0 (0 to 6.2)	0 (0 to 2.7)	0 (0 to 1.3)	274
Alcoholic cardiomyopathy	0 (0 to 0)	0 (0 to 0)	0 (0 to 0.1)	0 (0 to 0.2)	0 (0 to 0.2)	0 (0 to 0.2)	0 (0 to 0.3)	0 (0 to 0.3)	0 (0 to 0.4)	0 (0 to 0.5)	0 (0 to 0.6)	0 (0 to 0.8)	0 (0 to 1.0)	0 (0 to 1.3)	0 (0 to 1.7)	0 (0 to 2.3)	0 (0 to 3.0)	0 (0 to 4.0)	0 (0 to 5.6)	0 (0 to 7.7)	0 (0 to 10.3)	0 (0 to 8.1)	0 (0 to 5.6)	0 (0 to 2.5)	0 (0 to 1.2)	82-7
Other cardiomyopathy	0-4 (0.2 to 0.8)	0-6 (0.4 to 0.9)	0-7 (0.7 to 1.2)	1-5 (1.0 to 2.6)	0-9 (0.7 to 1.6)	1-6 (1.1 to 2.7)	2-7 (1.6 to 4.3)	3-5 (2.2 to 5.7)	4-6 (2.9 to 6.7)	4-6 (2.9 to 6.7)	6-1 (4.0 to 9.1)	7-6 (4.8 to 11.3)	9-6 (6.2 to 14.3)	13 (8.7 to 19.2)	20 (13.7 to 29.1)	28 (19.5 to 39.6)	39 (26.9 to 54.3)	54 (37.1 to 74.6)	70 (47.7 to 95.5)	84 (57.1 to 113)	92 (62.3 to 122)	93 (63.0 to 123)	60 (40.6 to 79.3)	26 (17.6 to 34.2)	289
Atrial fibrillation and flutter	0 (0 to 0)	0 (0 to 0)	0 (0 to 0)	0 (0 to 0)	0 (0 to 0)	0 (0 to 0)	0 (0 to 0)	0 (0 to 0)	0 (0 to 0)	0 (0 to 0)	0 (0 to 0)	0 (0 to 0)	0 (0 to 0)	0 (0 to 0)	0 (0 to 0)	0 (0 to 0)	0 (0 to 0)	0 (0 to 0)	0 (0 to 0)	0 (0 to 0)	0 (0 to 0)	0 (0 to 0)	0 (0 to 0)	0 (0 to 0)	0 (0 to 0)	
Aortic aneurysm	--	--	--	--	--	--	--	--	--	--	--	--	--	--	--	--	--	--	--	--	--	--	--	--	--	
Endocarditis	0 (0 to 0)	0 (0 to 0)	0 (0 to 0)	0-1 (0 to 0.2)	0-2 (0 to 0.4)	0-3 (0.1 to 0.6)	0-5 (0.2 to 0.9)	0-6 (0.3 to 1.1)	0-8 (0.4 to 1.4)	0-9 (0.5 to 1.7)	1-2 (0.6 to 2.1)	1-5 (0.8 to 2.7)	2-1 (1.1 to 3.6)	2-8 (1.5 to 4.8)	3-7 (2.1 to 6.7)	5-1 (3.1 to 9.2)	6-8 (4.1 to 12.1)	8-5 (5.2 to 15.1)	10-1 (6.2 to 18.1)	11-1 (6.8 to 20.1)	11-1 (6.8 to 20.1)	9-2 (5.5 to 16.7)	4-3 (2.6 to 7.8)	1-5 (0.9 to 2.8)	18-4
Other cardiovascular and circulatory diseases	0-7 (0.3 to 1.1)	0-7 (0.3 to 1.2)	2-1 (0.9 to 3.2)	1-9 (1.0 to 2.8)	2-9 (1.4 to 4.1)	5-7 (2.9 to 7.6)	7-2 (4.0 to 10.6)	12-1 (6.3 to 17.5)	13-8 (7.1 to 20.1)	13-9 (7.1 to 20.1)	27-6 (14.5 to 40.5)	24-7 (12.9 to 36.2)	45-1 (24.1 to 66.2)	59-2 (32.1 to 86.9)	64 (42.7 to 71.2)	72-4 (49.1 to 80.6)	67-4 (46.3 to 74.9)	69-3 (46.9 to 108)	125 (82.1 to 195)	130 (79.1 to 203)	79-9 (47.1 to 124)	47-3 (26.1 to 73.8)	19-8 (11.1 to 30.9)	842
Chronic respiratory diseases	0 (0 to 0)	0 (0 to 0)	3-6 (3.0 to 5.4)	6-6 (4.5 to 12.4)	7-2 (5.1 to 13.6)	9-7 (6.5 to 18.2)	16-5 (10.7 to 30.9)	20-6 (13.4 to 38.6)	34-5 (22.4 to 64.5)	97-1 (64.7 to 181)	115 (81.5 to 198)	157 (113.1 to 270)	195 (137.9 to 336)	234 (166.1 to 403)	410 (294.3 to 706)	556 (399.1 to 958)	1,010 (725.1 to 1,740)	1,250 (897.6 to 2,150)	1,320 (947.9 to 2,270)	1,230 (879.0 to 2,120)	998 (628.5 to 1,720)	1,140 (720.1 to 1,960)	325 (205.0 to 559)	8,730
Chronic obstructive pulmonary disease	0 (0 to 0)	0 (0 to 0)	0 (0 to 0)	1-5 (1.0 to 2.6)	3-5 (2.4 to 6.1)	6-7 (4.6 to 10)	9-9 (6.7 to 14.7)	13-7 (9.4 to 20.1)	19-5 (13.4 to 28.7)	19-6 (13.4 to 28.7)	29-2 (20.1 to 42.9)	43-5 (29.9 to 63.7)	74-4 (51.2 to 109)	120 (82.6 to 177)	204 (140.3 to 300)	324 (223.0 to 477)	427 (294.0 to 628)	1,040 (716.0 to 1,530)	1,060 (729.7 to 1,560)	1,010 (695.2 to 1,490)	817 (562.3 to 1,200)	1,060 (729.7 to 1,560)	476 (327.7 to 700)	1,630
Pneumoconiosis	0 (0 to 0)	0 (0 to 0)	0 (0 to 0)	0 (0 to 0)	0 (0 to 0)	0 (0 to 0)	0 (0 to 0)	0 (0 to 0)	0 (0 to 0)	0 (0 to 0)	0 (0 to 0)	0 (0 to 0)	0 (0 to 0)	0 (0 to 0)	0 (0 to 0)	0-1 (0 to 0.1)	0-1 (0 to 0.1)	0-1 (0 to 0.2)	0-1 (0 to 0.3)	0-2 (0 to 0.4)	0-2 (0 to 0.4)	0-1 (0 to 0.3)	0-1 (0 to 0.2)	0-1 (0 to 0.1)	0-1 (0 to 0.1)	24-1
Silicosis	0 (0 to 0)	0 (0 to 0)	0 (0 to 0)	0 (0 to 0)	0 (0 to 0)	0 (0 to 0)	0 (0 to 0)	0 (0 to 0)	0 (0 to 0)	0 (0 to 0)	0 (0 to 0)	0 (0 to 0)	0 (0 to 0)	0 (0 to 0)	0 (0 to 0)	0 (0 to 0)	0 (0 to 0)	0-1 (0 to 0.1)	0-1 (0 to 0.1)	0-1 (0 to 0.2)	0-1 (0 to 0.4)	0-1 (0 to 0.2)	0-1 (0 to 0.2)	0-1 (0 to 0.1)	0-1 (0 to 0.1)	2-1
Asbestosis	0 (0 to 0)	0 (0 to 0)	0 (0 to 0)	0 (0 to 0)	0 (0 to 0)	0 (0 to 0)	0 (0 to 0)	0 (0 to 0)	0 (0 to 0)	0 (0 to 0)	0 (0 to 0)	0 (0 to 0)	0 (0 to 0)	0 (0 to 0)	0 (0 to 0)	0 (0 to 0)	0 (0 to 0)	0 (0 to 0)	0 (0 to 0)	0 (0 to 0)	0 (0 to 0)	0 (0 to 0)	0 (0 to 0)	0 (0 to 0)	0 (0 to 0)	
Coal workers pneumoconiosis	0 (0 to 0)	0 (0 to 0)	0 (0 to 0)	0 (0 to 0)	0 (0 to 0)	0 (0 to 0)	0 (0 to 0)	0 (0 to 0)	0 (0 to 0)	0 (0 to 0)	0 (0 to 0)	0 (0 to 0)	0 (0 to 0)	0 (0 to 0)	0 (0 to 0)	0 (0 to 0)	0 (0 to 0)	0 (0 to 0)	0 (0 to 0)	0 (0 to 0)	0 (0 to 0)	0 (0 to 0)	0 (0 to 0)	0 (0 to 0)	0 (0 to 0)	2
Other pneumoconiosis	0 (0 to 0)	0 (0 to 0)	0 (0 to 0)	0 (0 to 0)	0 (0 to 0)	0 (0 to 0)	0 (0 to 0)	0 (0 to 0)	0 (0 to 0)	0 (0 to 0)	0 (0 to 0)	0 (0 to 0)	0 (0 to 0)	0 (0 to 0)	0 (0 to 0)	0 (0 to 0)	0 (0 to 0)	0 (0 to 0)	0 (0 to 0)	0 (0 to 0)	0 (0 to 0)	0 (0 to 0)	0 (0 to 0)	0 (0 to 0)	0 (0 to 0)	
Asthma	0 (0 to 0)	0 (0 to 0)	0-5 (0.4 to 0.9)	2-1 (1.4 to 3.1)	4-1 (2.8 to 6.1)	7-4 (5.0 to 10.6)	10-8 (7.4 to 14.6)	14-4 (9.6 to 19.1)	19-4 (13.7 to 26.1)	19-2 (13.7 to 26.1)	25-2 (17.9 to 34.2)	29-3 (20.8 to 39.2)	39-1 (27.9 to 52.2)	49-1 (34.9 to 65.5)	59-2 (42.1 to 78.9)	70-2 (50.0 to 93.7)	79-4 (56.5 to 106)	74-2 (52.8 to 99.1)	106 (75.2 to 142)	124 (88.1 to 166)	107 (72.0 to 151)	87-2 (61.6 to 119)	53-5 (32.0 to 80.4)	47-1 (29.1 to 72.3)	1,740
Interstitial lung disease and pulmonary sensarcidosis	0 (0 to 0)	0 (0 to 0)	0 (0 to 0.1)	0 (0 to 0.2)	0 (0 to 0.2)	0 (0 to 0.2)	0 (0 to 0.3)	0 (0 to 0.3)	0 (0 to 0.4)	0 (0 to 0.5)	0 (0 to 0.6)	0 (0 to 0.8)	0 (0 to 1.0)	0 (0 to 1.3)	0 (0 to 1.7)	0 (0 to 2.3)	0 (0 to 3.0)	0 (0 to 4.0)	0 (0 to 5.6)	0 (0 to 7.7)	0 (0 to 10.3)	0 (0 to 8.1)	0 (0 to 5.6)	0 (0 to 2.5)	0 (0 to 1.2)	796
Other chronic respiratory diseases	0-1 (0 to 0.2)	0-1 (0 to 0.3)	0-1 (0 to 1.6)	0-3 (0.1 to 1.6)	0-3 (0.2 to 1.4)	0-4 (0.2 to 1.7)	0-5 (0.3 to 2.2)	0-6 (0.4 to 2.4)	0-8 (0.5 to 3.1)	0-9 (0.6 to 3.6)	1-1 (0.7 to 4.3)	1-3 (0.8 to 5.1)	1-6 (1.1 to 6.6)	2-1 (1.4 to 8.7)	2-7 (1.8 to 11.3)	3-5 (2.4 to 14.7)	4-4 (3.0 to 18.4)	5-7 (3.9 to 23.7)	7-5 (5.1 to 31.8)	9-4 (6.4 to 39.4)	11-2 (7.6 to 47.1)	9-4 (6.4 to 39.4)	5-6 (3.8 to 23.7)	2-3 (1.6 to 9.8)	994
Digestive diseases	0-9 (0.6 to 1.6)	0-9 (0.6 to 1.5)	1-4 (0.8 to 2.3)	1-1-2 (0.8 to 3.2)	2-7 (1.5 to 4.3)	3-6 (2.2 to 5.7)	4-9 (3.2 to 7.6)	6-1 (3.9 to 9.5)	7-8 (5.1 to 12.1)	9-2 (6.1 to 14.3)	12 (8.1 to 18.7)	16-7 (11.2 to 25.9)	23-1 (15.6 to 36.1)	31-9 (21.5 to 49.6)	43-9 (29.6 to 68.5)	57-5 (38.9 to 89.6)	73-5 (49.7 to 114)	93-6 (63.3 to 145)	119 (80.5 to 185)	142 (96.0 to 221)	163 (110.2 to 254)	170 (114.9 to 265)	79-2 (53.5 to 123)	32-4 (21.9 to 50.5)	3,880
Cirrhosis and other chronic liver diseases	0 (0 to 0)	0 (0 to 0)	0 (0 to 0.1)	0 (0 to 0.2)	0 (0 to 0.2)	0 (0 to 0.2)	0 (0 to 0.3)	0 (0 to 0.3)	0 (0 to 0.4)	0 (0 to 0.5)	0 (0 to 0.6)	0 (0 to 0.8)	0 (0 to 1.0)	0 (0 to 1.3)	0 (0 to 1.7)	0 (0 to 2.3)	0 (0 to 3.0)	0 (0 to 4.0)	0 (0 to 5.6)	0 (0 to 7.7)	0 (0 to 10.3)	0 (0 to 8.1)	0 (0 to 5.6)	0 (0 to 2.5)	0 (0 to 1.2)	874
Cirrhosis and other chronic liver diseases due to hepatitis B	0 (0 to 0)	0 (0 to 0)	0 (0 to 0)	0 (0 to 0)	0 (0 to 0)	0 (0 to 0)	0 (0 to 0)	0 (0 to 0)	0 (0 to 0)	0 (0 to 0)	0 (0 to 0)	0 (0 to 0)	0 (0 to 0)	0 (0 to 0)	0 (0 to 0)	0 (0 to 0)	0 (0 to 0)	0 (0 to 0)	0 (0 to 0)	0 (0 to 0)	0 (0 to 0)	0 (0 to 0)	0 (0 to 0)	0 (0 to 0)	0 (0 to 0)	
Cirrhosis and other chronic liver diseases due to hepatitis C	0 (0 to 0)	0 (0 to 0)	0 (0 to 0)	0 (0 to 0)	0 (0 to 0)	0 (0 to 0)	0 (0 to 0)	0 (0 to 0)	0 (0 to 0)	0 (0 to 0)	0 (0 to 0)	0 (0 to 0)	0 (0 to 0)	0 (0 to 0)	0 (0 to 0)	0 (0 to 0)	0 (0 to 0)	0 (0 to 0)	0 (0 to 0)	0 (0 to 0)	0 (0 to 0)	0 (0 to 0)	0 (0 to 0)	0 (0 to 0)	0 (0 to 0)	
Cirrhosis and other chronic liver diseases due to alcohol use	0 (0 to 0)	0 (0 to 0)	0 (0 to 0)	0 (0 to 0)	0 (0 to 0)	0 (0 to 0)	0 (0 to 0)	0 (0 to 0)	0 (0 to 0)	0 (0 to 0)	0 (0 to 0)	0 (0 to 0)	0 (0 to 0)	0 (0 to 0)	0 (0 to 0)	0 (0 to 0)	0 (0 to 0)	0 (0 to 0)	0 (0 to 0)	0 (0 to 0)	0 (0 to 0)	0 (0 to 0)	0 (0 to 0)	0 (0 to 0)	0 (0 to 0)	
Cirrhosis and other chronic liver diseases due to NAFLD	0 (0 to 0)	0 (0 to 0)	0 (0 to 0)	0 (0 to 0)	0 (0 to 0)	0 (0 to 0)	0 (0 to 0)	0 (0 to 0)	0 (0 to 0)	0 (0 to 0)	0 (0 to 0)	0 (0 to 0)	0 (0 to 0)	0 (0 to 0)	0 (0 to 0)	0 (0 to 0)	0 (0 to 0)	0 (0 to 0)	0 (0 to 0)	0 (0 to 0)	0 (0 to 0)	0 (0 to 0)	0 (0 to 0)	0 (0 to 0)	0 (0 to 0)	
Cirrhosis and other chronic liver diseases due to other causes	0 (0 to 0)	0 (0 to 0)	0 (0 to 0)	0 (0 to 0)	0 (0 to 0)	0 (0 to 0)	0 (0 to 0)	0 (0 to 0)	0 (0 to 0)	0 (0 to 0)	0 (0 to 0)	0 (0 to 0)	0 (0 to 0)	0 (0 to 0)	0 (0 to 0)	0 (0 to 0)	0 (0 to 0)	0 (0 to 0)	0 (0 to 0)	0 (0 to 0)	0 (0 to 0)	0 (0 to 0)	0 (0 to 0)	0 (0 to 0)	0 (0 to 0)	
Upper digestive system diseases	0-1 (0 to 0.1)	0-1 (0 to 0.1)	0-1 (0 to 0.2)	0-2 (0 to 0.5)	0-3 (0.1 to 0.6)	0-4 (0.2 to 0.8)	0-5 (0.2 to 1.0)	0-6 (0.3 to 1.2)	0-8 (0.4 to 1.5)	0-9 (0.5 to 1.7)	1-1 (0.6 to 2.1)	1-3 (0.8 to 2.6)	1-6 (1.0 to 3.1)	2-1 (1.4 to 4.1)	2-7 (1.8 to 5.3)	3-5 (2.4 to 6.9)	4-4 (3.0 to 8.7)	5-7 (3.9 to 11.3)	7-5 (5.1 to 15.1)	9-4 (6.4 to 18.8)	11-2 (7.6 to 22.4)	9-4 (6.4 to 18.8)	5-6 (3.8 to 11.3)	2-3 (1.6 to 4.7)	1,010
Peptic ulcer disease	0 (0 to 0)	0 (0 to 0)	0 (0 to 0)	0 (0 to 0)	0 (0 to 0)	0 (0 to 0)	0 (0 to 0)	0 (0 to 0)	0 (0 to 0)	0 (0 to 0)	0 (0 to 0)	0 (0 to 0)	0 (0 to 0)	0 (0 to 0)	0 (0 to 0)	0 (0 to 0)	0 (0 to 0)	0 (0 to 0)	0 (0 to 0)	0 (0 to 0)	0 (0 to 0)	0 (0 to 0)	0 (0 to 0)	0 (0 to 0)	0 (0 to 0)	
Gastritis and duodenitis	0 (0 to 0)	0 (0 to 0)	0 (0 to 0)	0 (0 to 0.2)	0 (0 to 0.2)	0 (0 to 0.2)	0 (0 to 0.3)	0 (0 to 0.3)	0 (0 to 0.4)	0 (0 to 0.5)	0 (0 to 0.6)	0 (0 to 0.8)	0 (0 to 1.0)	0 (0 to 1.3)	0 (0 to 1.7)	0 (0 to 2.3)	0 (0 to 3.0)	0 (0 to 4.0)	0 (0 to 5.6)	0 (0 to 7.7)	0 (0 to 10.3)	0 (0 to 8.1)	0 (0 to 5.6)	0 (0 to 2.5)	0 (0 to 1.2)	1,070
Gastroesophageal reflex disease	0 (0 to 0)	0 (0 to 0)	0 (0 to 0)	0 (0 to 0.1)	0-1 (0.1 to 0.3)	0-1 (0.2 to 0.6)	0-2 (0.2 to 0.8)	0-3 (0.2 to 0.9)	0-4 (0.3 to 1.1)	0-5 (0.4 to 1.4)	0-6 (0.5 to 1.6)	0-8 (0.6 to 2.1)	1-1 (0.8 to 2.8)	1-4 (1.0 to 3.6)	1-8 (1.3 to 4.6)	2-3 (1.7 to 5.9)	2-7 (2.0 to 7.1)	3-3 (2.4 to 8.6)	4-1 (2.9 to 10.6)	4-8 (3.4 to 12.4)	5-4 (3.9

Congenital birth defects	119 (64·4 to 181)	54·6 (29·0 to 79·9)	82·5 (50·7 to 139)	71·2 (54 to 98)	34·4 (29·1 to 45·9)	26·4 (24·1 to 47·1)	34·4 (25·4 to 45·5)	29·4 (22·1 to 39·4)	24·7 (19·1 to 31·9)	23·7 (19·2 to 30·2)	22·2 (17 to 28·4)	23·3 (17·6 to 29·7)	29·2 (21·6 to 37·4)	33·7 (26·1 to 43·1)	31·4 (25·1 to 40·1)	29·6 (23·6 to 39·4)	11·3 (7·3 to 16·4)	7·1 (4·6 to 10·4)	4·5 (2·6 to 6·7)	2·5 (1·4 to 3·9)	1·1 (0·7 to 1·7)	0·3 (0·2 to 0·5)		737
Neural tube defects	9 (3 to 13·7)	3·2 (1·6 to 5·2)	6·5 (4·3 to 10·1)	10·6 (9·2 to 14·6)	1·4 (1 to 1·9)	1·6 (1 to 2·2)	1·6 (1·2 to 2·3)	1·6 (1·3 to 2·1)	1·6 (1 to 1·8)	1·1 (0·7 to 1·6)	0·9 (0·6 to 1·2)	0·8 (0·6 to 1·1)	0·8 (0·6 to 1·1)	0·8 (0·6 to 0·9)	0·6 (0·5 to 0·8)	0·5 (0·3 to 0·7)	0·2 (0·1 to 0·3)	0·1 (0 to 0·2)	0·1 (0 to 0·1)	0·1 (0 to 0·1)	0 (0 to 0·1)	0 (0 to 0·1)		44·6
Congenital heart anomalies	0·1 (0·1 to 0·2)	0·1 (0 to 0·1)	0·1 (0·1 to 0·2)	0·1 (0·1 to 0·2)	0·1 (0·1 to 0·2

SR Table 2c: Wiltshire DALYS by cause and age group for both sexes with 95% uncertainty intervals, 2019

Cause	Early Neonatal (0-6 days)	Late Neonatal (7-27 days)	Post Neonatal (28-364 days)	1 to 4 (1-4 years)	5 to 9 (5-9 years)	10 to 14 (10-14 years)	15 to 19 (15-19 years)	20 to 24 (20-24 years)	25 to 29 (25-29 years)	30 to 34 (30-34 years)	35 to 39 (35-39 years)	40 to 44 (40-44 years)	45 to 49 (45-49 years)	50 to 54 (50-54 years)	55 to 59 (55-59 years)	60 to 64 (60-64 years)	65 to 69 (65-69 years)	70 to 74 (70-74 years)	75 to 79 (75-79 years)	80 to 84 (80-84 years)	85 to 89 (85-89 years)	90 to 94 (90-94 years)	95 plus (95 plus years)	Total
All causes	4992 (4992 to 4992)	2291 (2291 to 2291)	3773 (3773 to 3773)	3649 (3649 to 3,649)	1,979 (994 to 1,980)	1,979 (1,979 to 2,402)	2,402 (2,402 to 3,048)	3,048 (3,048 to 3,340)	3,340 (3,160 to 3,679)	3,679 (3,679 to 3,940)	3,940 (3,940 to 4,299)	4,299 (4,299 to 4,510)	4,510 (4,510 to 4,748)	4,748 (4,748 to 4,982)	4,982 (4,982 to 5,114)	5,114 (5,114 to 5,078)	5,078 (5,078 to 4,872)	4,872 (4,872 to 4,589)	4,589 (4,589 to 4,202)	4,202 (4,202 to 3,662)	3,662 (3,662 to 2,880)	2,880 (2,880 to 1,940)	1,940 (1,940 to 2,202)	144,289
Communicable, maternal, neonatal, and nutritional diseases	4992 (3791 to 4,994)	2291 (1,755 to 2,291)	2122 (1,755 to 2,774)	3,649 (2,773 to 3,649)	1,979 (1,502 to 2,373)	1,979 (1,502 to 2,373)	2,402 (1,824 to 2,882)	3,048 (2,314 to 3,655)	3,340 (2,535 to 4,005)	3,679 (2,793 to 4,411)	3,940 (2,991 to 4,724)	4,299 (3,264 to 5,155)	4,510 (3,424 to 5,409)	4,748 (3,604 to 5,693)	4,982 (3,782 to 5,975)	5,114 (3,882 to 6,132)	5,078 (3,855 to 6,090)	4,872 (3,698 to 5,841)	4,589 (3,484 to 5,503)	4,202 (3,189 to 5,039)	3,662 (2,780 to 4,390)	2,880 (2,186 to 3,452)	1,940 (1,472 to 2,326)	144,289 (109,554 to 173,026)
Communicable, maternal, neonatal, and nutritional diseases	4992 (3,791 to 4,994)	2291 (1,755 to 2,291)	2122 (1,755 to 2,774)	3,649 (2,773 to 3,649)	1,979 (1,502 to 2,373)	1,979 (1,502 to 2,373)	2,402 (1,824 to 2,882)	3,048 (2,314 to 3,655)	3,340 (2,535 to 4,005)	3,679 (2,793 to 4,411)	3,940 (2,991 to 4,724)	4,299 (3,264 to 5,155)	4,510 (3,424 to 5,409)	4,748 (3,604 to 5,693)	4,982 (3,782 to 5,975)	5,114 (3,882 to 6,132)	5,078 (3,855 to 6,090)	4,872 (3,698 to 5,841)	4,589 (3,484 to 5,503)	4,202 (3,189 to 5,039)	3,662 (2,780 to 4,390)	2,880 (2,186 to 3,452)	1,940 (1,472 to 2,326)	7,786
HIV/AIDS and sexually transmitted infections	19 (1 to 22 to 42)	0.7 (1.7 to 12.7)	2.7 (2.7 to 17.4)	0.5 (0.5 to 7.1)	0.5 (0.4 to 6.7)	0.5 (0.5 to 6.6)	1.4 (1.1 to 1.9)	4.1 (3.0 to 6.4)	7.6 (5.4 to 10.5)	11.9 (8.6 to 16.4)	19.2 (13.7 to 26)	16.6 (10.3 to 27.2)	13.6 (9.3 to 19.9)	11 (8.2 to 14.8)	8.8 (6.5 to 12.4)	7 (4.9 to 10.1)	6.6 (4.3 to 9.6)	4.7 (2.7 to 7.7)	2.6 (1.4 to 4.6)	1.4 (0.9 to 2.1)	0.9 (0.6 to 1.4)	0.2 (0.1 to 0.3)	146
HIV/AIDS	0 (0 to 0)	0 (0 to 0)	0.7 (0.7 to 9.6)	0.4 (0.3 to 5.7)	0.4 (0.3 to 5.6)	0.3 (0.2 to 5)	0.8 (0.6 to 1)	2.2 (1.7 to 2.8)	4.1 (2.9 to 5.6)	6.4 (4.6 to 8.9)	7.6 (5.4 to 10.1)	7.8 (5.5 to 10.6)	6.9 (4.7 to 9.4)	7.4 (5.7 to 9.8)	6.1 (4.4 to 8.2)	4.9 (3.3 to 7)	4.6 (2.7 to 7)	2.7 (1.5 to 5.1)	1.1 (0.4 to 2.2)	0.2 (0.1 to 0.3)	0.1 (0.1 to 0.2)	0.1 (0.1 to 0.1)	69.6
HIV/AIDS - Drug-susceptible Tuberculosis	0 (0 to 0)	0 (0 to 0)	0.1 (0 to 1.2)	0.1 (0 to 0.1)	0.1 (0 to 0.1)	0.1 (0 to 0.1)	0.2 (0 to 0.2)	0.2 (0 to 0.2)	0.3 (0 to 0.3)	0.4 (0 to 0.4)	0.7 (0 to 0.7)	0.7 (0 to 0.7)	0.7 (0 to 0.7)	0.6 (0 to 0.6)	0.5 (0 to 0.5)	0.4 (0 to 0.4)	0.3 (0 to 0.3)	0.2 (0 to 0.2)	0.1 (0 to 0.1)	0 (0 to 0)	0 (0 to 0)	0 (0 to 0)	0 (0 to 0)	5.3
HIV/AIDS - Multidrug-resistant Tuberculosis without extensive drug resistance	0 (0 to 0)	0 (0 to 0)	0 (0 to 0)	0 (0 to 0)	0 (0 to 0)	0 (0 to 0)	0 (0 to 0)	0 (0 to 0)	0 (0 to 0)	0 (0 to 0)	0 (0 to 0)	0 (0 to 0)	0 (0 to 0)	0 (0 to 0)	0 (0 to 0)	0 (0 to 0)	0 (0 to 0)	0 (0 to 0)	0 (0 to 0)	0 (0 to 0)	0 (0 to 0)	0 (0 to 0)	0 (0 to 0)	0 (0 to 0)	0.1
HIV/AIDS - Extensively drug-resistant Tuberculosis	0 (0 to 0)	0 (0 to 0)	0 (0 to 0)	0 (0 to 0)	0 (0 to 0)	0 (0 to 0)	0 (0 to 0)	0 (0 to 0)	0 (0 to 0)	0 (0 to 0)	0 (0 to 0)	0 (0 to 0)	0 (0 to 0)	0 (0 to 0)	0 (0 to 0)	0 (0 to 0)	0 (0 to 0)	0 (0 to 0)	0 (0 to 0)	0 (0 to 0)	0 (0 to 0)	0 (0 to 0)	0 (0 to 0)	0 (0 to 0)	0
HIV/AIDS resulting in other diseases	0 (0 to 0)	0 (0 to 0)	0.6 (0.4 to 0.9)	0.5 (0.4 to 0.6)	0.3 (0.2 to 0.5)	0.2 (0.2 to 0.3)	0.7 (0.5 to 0.9)	2 (1.5 to 2.7)	3.5 (2.5 to 4.7)	5.8 (4.2 to 7.9)	9.9 (7.1 to 13.5)	7.1 (5.1 to 9.7)	5.7 (4.1 to 7.8)	5.9 (4.2 to 8.1)	4.6 (3.3 to 6.3)	3.4 (2.4 to 4.7)	2.4 (1.5 to 3.7)	1.4 (0.7 to 2.5)	0.7 (0.3 to 1.3)	0.2 (0.1 to 0.3)	0.1 (0.1 to 0.1)	0.1 (0.1 to 0.1)	61.1
Sexually transmitted infections excluding HIV	19 (3.2 to 40.1)	0.7 (1.7 to 12.7)	2.1 (2.1 to 12.9)	0.1 (0 to 2.2)	0.1 (0 to 2.2)	0.1 (0 to 2.1)	1.1 (0.8 to 1.6)	2.1 (1.6 to 3.1)	3.8 (2.8 to 5.1)	6.1 (4.5 to 8.2)	9.3 (7.1 to 11.9)	9.3 (7.1 to 11.4)	7.9 (6.1 to 10)	5.1 (3.9 to 6.6)	4.2 (3.2 to 5.4)	3.3 (2.5 to 4.2)	2.7 (2.1 to 3.4)	2.1 (1.6 to 2.7)	1.9 (1.4 to 2.4)	1.2 (0.9 to 1.5)	0.8 (0.6 to 1)	0.2 (0.1 to 0.3)	79.4
Syphilis	19 (3.2 to 40.1)	0.7 (1.7 to 12.7)	2.1 (2.1 to 12.9)	0.1 (0.1 to 0.1)	0.1 (0 to 0.1)	0.1 (0 to 0.1)	0.1 (0 to 0.2)	0.1 (0 to 0.1)	0.1 (0 to 0.1)	0.1 (0 to 0.1)	0.1 (0 to 0.1)	0.1 (0 to 0.1)	0.1 (0 to 0.1)	0.1 (0 to 0.1)	0.1 (0 to 0.1)	0.1 (0 to 0.1)	0.1 (0 to 0.1)	0.1 (0 to 0.1)	0.1 (0 to 0.1)	0.1 (0 to 0.1)	0.1 (0 to 0.1)	0.1 (0 to 0.1)	0.1 (0 to 0.1)	32.6
Chlamydial infection	0 (0 to 0)	0 (0 to 0)	0 (0 to 0)	0 (0 to 0)	0 (0 to 0)	0 (0 to 0)	0.1 (0 to 0.2)	0.2 (0 to 0.3)	0.4 (0 to 0.6)	0.7 (0 to 1.1)	1.1 (0 to 1.6)	1.1 (0 to 1.6)	1 (0 to 1.5)	0.8 (0 to 1.2)	0.6 (0 to 0.9)	0.5 (0 to 0.7)	0.3 (0 to 0.5)	0.2 (0 to 0.4)	0.1 (0 to 0.1)	0.1 (0 to 0.2)	0 (0 to 0.1)	0 (0 to 0.1)	0 (0 to 0.1)	7.6
Gonococcal infection	0 (0 to 0)	0 (0 to 0)	0 (0 to 0)	0 (0 to 0)	0 (0 to 0)	0 (0 to 0)	0 (0 to 0.1)	0.1 (0 to 0.2)	0.2 (0 to 0.3)	0.3 (0 to 0.4)	0.4 (0.2 to 0.6)	0.4 (0.2 to 0.6)	0.4 (0.2 to 0.6)	0.3 (0.2 to 0.5)	0.3 (0.2 to 0.4)	0.2 (0.2 to 0.3)	0.2 (0.2 to 0.3)	0.1 (0.1 to 0.2)	0.1 (0.1 to 0.2)	0.1 (0.1 to 0.2)	0 (0 to 0.1)	0 (0 to 0.1)	0 (0 to 0.1)	4.9
Trichomoniasis	0 (0 to 0)	0 (0 to 0)	0 (0 to 0)	0 (0 to 0)	0 (0 to 0)	0 (0 to 0)	0 (0 to 0.1)	0.1 (0 to 0.1)	0.1 (0 to 0.2)	0.2 (0 to 0.3)	0.3 (0 to 0.4)	0.3 (0 to 0.4)	0.3 (0 to 0.4)	0.2 (0 to 0.3)	0.2 (0 to 0.3)	0.1 (0 to 0.2)	0.1 (0 to 0.2)	0.1 (0 to 0.1)	0 (0 to 0.1)	0 (0 to 0.1)	0 (0 to 0.1)	0 (0 to 0.1)	0 (0 to 0.1)	2.1
Genital herpes	0 (0 to 0)	0 (0 to 0)	0 (0 to 0)	0 (0 to 0)	0 (0 to 0)	0 (0 to 0)	0 (0 to 0.1)	0.1 (0 to 0.2)	0.2 (0 to 0.3)	0.3 (0 to 0.4)	0.4 (0.2 to 0.6)	0.4 (0.2 to 0.6)	0.4 (0.2 to 0.6)	0.3 (0.2 to 0.5)	0.3 (0.2 to 0.4)	0.2 (0.2 to 0.3)	0.2 (0.2 to 0.3)	0.1 (0.1 to 0.2)	0.1 (0.1 to 0.2)	0.1 (0.1 to 0.2)	0 (0 to 0.1)	0 (0 to 0.1)	0 (0 to 0.1)	1.8
Other sexually transmitted infections	0 (0 to 0)	0 (0 to 0)	0 (0 to 0)	0 (0 to 0)	0 (0 to 0)	0 (0 to 0)	0 (0 to 0.1)	0.1 (0 to 0.1)	0.1 (0 to 0.2)	0.2 (0 to 0.3)	0.3 (0 to 0.4)	0.3 (0 to 0.4)	0.3 (0 to 0.4)	0.2 (0 to 0.3)	0.2 (0 to 0.3)	0.2 (0 to 0.3)	0.1 (0 to 0.2)	0.1 (0 to 0.2)	0 (0 to 0.1)	0 (0 to 0.1)	0 (0 to 0.1)	0 (0 to 0.1)	0 (0 to 0.1)	1.5
Respiratory infections and tuberculosis	0.5 (0.5 to 7.3)	0.2 (0.2 to 0.6)	0.2 (0.2 to 0.6)	0.2 (0.2 to 0.6

Other neoplasms	0·2 (0 to 0·3)	0 (0 to 0)	0·2 (0·1 to 0·3)	0·5 (0·3 to 0·7)	0·4 (0·3 to 0·4)	0·4 (0·3 to 0·5)	0·6 (0·3 to 0·7)	0·5 (0·3 to 0·7)	0·6 (0·5 to 1·1)	1·2 (0·7 to 1·8)	1·4 (0·9 to 2)	1·8 (1·3 to 2·7)	2·7 (2·7 to 5·7)	7·2 (5·2 to 10·9)	11·5 (9·2 to 17)	17·9 (13·1 to 27·4)	28·2 (21·2 to 42·4)	49·4 (39·6 to 79·4)	51·9 (39·6 to 77·1)	53·1 (39·5 to 73·5)	49·4 (31·5 to 81·8)	24·4 (16·4 to 33)	7·3 (4·7 to 9·6)	
Mesothelioma; mesothelioma, unspecified, and other mesenchymal neoplasms	0 (0 to 0·3)	0 (0 to 0)	0 (0·1 to 0·3)	0 (0·3 to 0·7)	0 (0·3 to 0·4)	0 (0·3 to 0·5)	0 (0·3 to 0·7)	0 (0·3 to 0·7)	0 (0·5 to 1·1)	0 (0·7 to 1·8)	0 (0·9 to 2)	0 (1·3 to 2·7)	0 (2·7 to 5·7)	0 (5·2 to 10·9)	0 (9·2 to 17)	0 (13·1 to 27·4)	0 (21·2 to 42·4)	0 (39·6 to 79·4)	0 (39·6 to 77·1)	0 (39·5 to 73·5)	0 (31·5 to 81·8)	0 (16·4 to 33)	0 (4·7 to 9·6)	308
Benign and in situ intestinal neoplasms	0 (0 to 0)	0 (0 to 0)	0 (0 to 0)	0 (0 to 0)	0 (0 to 0)	0 (0 to 0)	0 (0 to 0)	0 (0 to 0)	0 (0 to 0)	0 (0 to 0)	0 (0 to 0)	0 (0 to 0)	0 (0 to 0)	0 (0 to 0)	0 (0 to 0)	0 (0 to 0)	0 (0 to 0)	0 (0 to 0)	0 (0 to 0)	0 (0 to 0)	0 (0 to 0)	0 (0 to 0)	0 (0 to 0)	0
Benign and in situ cervical and uterine neoplasms	0 (0 to 0)	0 (0 to 0)	0 (0 to 0)	0 (0 to 0)	0 (0 to 0)	0 (0 to 0)	0 (0 to 0)	0 (0 to 0)	0 (0 to 0)	0 (0 to 0)	0 (0 to 0)	0 (0 to 0)	0 (0 to 0)	0 (0 to 0)	0 (0 to 0)	0 (0 to 0)	0 (0 to 0)	0 (0 to 0)	0 (0 to 0)	0 (0 to 0)	0 (0 to 0)	0 (0 to 0)	0 (0 to 0)	0
Other benign and in situ neoplasms	0 (0 to 0)	0 (0 to 0)	0 (0 to 0)	0 (0 to 0)	0 (0 to 0)	0 (0 to 0)	0 (0 to 0)	0 (0 to 0)	0 (0 to 0)	0 (0 to 0)	0 (0 to 0)	0 (0 to 0)	0 (0 to 0)	0 (0 to 0)	0 (0 to 0)	0 (0 to 0)	0 (0 to 0)	0 (0 to 0)	0 (0 to 0)	0 (0 to 0)	0 (0 to 0)	0 (0 to 0)	0 (0 to 0)	0
Cardiovascular diseases	1·9 (1·4 to 2·4)	2·4 (1·7 to 3·2)	3·4 (2·5 to 4·5)	6·8 (4·9 to 10·1)	9·8 (6·6 to 17·1)	14·1 (11·2 to 17·7)	29·2 (23·2 to 39·7)	52·3 (42·7 to 64·2)	94·8 (79·7 to 112)	163 (134 to 193)	196 (161 to 238)	265 (220 to 309)	549 (468 to 640)	851 (718 to 1,033)	1,160 (969 to 1,393)	1,490 (1,270 to 1,746)	1,760 (1,503 to 2,045)	2,150 (1,790 to 2,561)	2,440 (2,033 to 2,833)	2,310 (1,753 to 2,833)	2,940 (2,435 to 3,346)	1,990 (1,665 to 2,233)	753 (599 to 875)	21,100
Rheumatic heart disease	0 (0 to 0)	0 (0 to 0)	0 (0·2 to 0·5)	0·2 (0·1 to 0·4)	0·3 (0·2 to 0·5)	0·3 (0·2 to 0·4)	0·6 (0·4 to 0·8)	0·7 (0·7 to 1·1)	1·0 (0·7 to 1·7)	1·3 (1·1 to 2·1)	1·6 (1·1 to 2·5)	2·3 (1·7 to 3·1)	4·2 (3·2 to 5·6)	6·4 (5·1 to 8·3)	8·3 (6·9 to 11·5)	10·3 (8·5 to 13·9)	13·2 (10·2 to 18·3)	21·0 (15·4 to 28·2)	17·4 (12·9 to 23·3)	19·7 (12·9 to 28·2)	13·4 (9·2 to 20·7)	7·4 (4·9 to 10·3)	2·9 (1·9 to 4·1)	149
Ischemic heart disease	0·5 (0·4 to 0·6)	0·6 (0·5 to 0·8)	0·8 (0·6 to 1·1)	1·4 (1·1 to 2·1)	2·1 (1·5 to 3·2)	3·4 (2·6 to 4·3)	6·8 (4·9 to 9·3)	12·2 (9·2 to 16·7)	22·2 (17·5 to 29·6)	38·2 (30·4 to 47·2)	46·1 (36·9 to 57·2)	77·2 (61·9 to 93·1)	129 (104 to 156)	245 (214 to 284)	447 (389 to 539)	601 (485 to 717)	802 (627 to 963)	877 (726 to 1,035)	1,210 (1,110 to 1,360)	1,260 (1,020 to 1,460)	1,260 (1,020 to 1,500)	1,260 (1,060 to 1,460)	823 (661 to 969)	518 (347 to 674)	9,690
Stroke	0·1 (0·1 to 0·2)	0·2 (0·1 to 0·3)	0·6 (0·4 to 0·8)	1·7 (1·1 to 2·3)	3·7 (2·7 to 4·8)	6·4 (4·5 to 8·2)	10·5 (7·5 to 14·2)	18 (13·1 to 23·9)	29·2 (22·4 to 37·4)	47·1 (37·2 to 59·2)	62·7 (47·4 to 83·4)	72·6 (58·2 to 89·7)	107 (87·1 to 129)	162 (131 to 198)	226 (179 to 304)	277 (213 to 368)	363 (269 to 442)	615 (494 to 801)	732 (594 to 897)	939 (749 to 1,100)	914 (729 to 1,100)	635 (509 to 767)	256 (204 to 312)	5,320
Ischemic stroke	0·1 (0 to 0·1)	0·2 (0·1 to 0·3)	0·5 (0·3 to 0·7)	1·3 (0·9 to 1·8)	2·8 (2·1 to 3·6)	4·6 (3·5 to 5·9)	7·9 (5·9 to 10·4)	13·2 (9·7 to 17·6)	21·6 (16·6 to 28·3)	34·5 (26·9 to 43·8)	45·1 (35·2 to 57·2)	52·3 (41·9 to 65·4)	78·1 (62·4 to 97·6)	118 (94·2 to 147)	164 (129 to 205)	200 (157 to 257)	263 (194 to 317)	446 (358 to 580)	530 (430 to 648)	680 (532 to 796)	662 (528 to 796)	460 (369 to 555)	186 (147 to 226)	3,850
Intracerebral hemorrhage	0·1 (0 to 0·1)	0·1 (0·1 to 0·2)	0·2 (0·1 to 0·3)	0·4 (0·3 to 0·6)	0·9 (0·6 to 1·2)	1·8 (1·3 to 2·3)	3·3 (2·4 to 4·2)	5·2 (3·7 to 6·9)	7·6 (5·7 to 10·2)	12·6 (9·7 to 16)	17·6 (13·2 to 23·1)	21·3 (16·2 to 27·7)	29·2 (22·7 to 37·6)	43·9 (34·7 to 55·2)	61·4 (47·6 to 78·7)	77·3 (60·4 to 96·6)	96·4 (72·1 to 126)	115·5 (82·1 to 160)	140·1 (94·2 to 206)	151·3 (93·2 to 240)	141·2 (84·3 to 230)	89·5 (54·7 to 132)	36·2 (22·1 to 53·2)	1,100
Subarachnoid hemorrhage	0·1 (0 to 0·1)	0·1 (0 to 0·2)	0·2 (0·2 to 0·3)	0·4 (0·3 to 0·5)	0·6 (0·5 to 0·8)	0·9 (0·7 to 1·1)	1·4 (1·2 to 1·7)	2·2 (1·8 to 2·7)	3·2 (2·7 to 3·8)	4·8 (4·1 to 5·6)	6·3 (5·4 to 7·3)	7·5 (6·4 to 8·7)	9·8 (8·3 to 11·4)	13·2 (11·2 to 15·3)	16·3 (13·8 to 18·9)	19·3 (16·3 to 22·4)	22·3 (18·8 to 25·9)	25·6 (21·5 to 29·7)	28·3 (23·8 to 32·9)	30·4 (25·5 to 35·3)	31·2 (26·2 to 36·2)	30·4 (25·5 to 35·3)	28·1 (23·6 to 32·6)	718
Hypertensive heart disease	0 (0 to 0)	0 (0 to 0)	0 (0 to 0)	0 (0 to 0)	0 (0 to 0)	0 (0 to 0)	0 (0 to 0)	0 (0 to 0)	0 (0 to 0)	0 (0 to 0)	0 (0 to 0)	0 (0 to 0)	0 (0 to 0)	0 (0 to 0)	0 (0 to 0)	0 (0 to 0)	0 (0 to 0)	0 (0 to 0)	0 (0 to 0)	0 (0 to 0)	0 (0 to 0)	0 (0 to 0)	0 (0 to 0)	0 (0 to 0)	0
Non-rheumatic valvular heart disease	0 (0 to 0)	0 (0 to 0)	0 (0 to 0)	0 (0 to 0)	0 (0 to 0)	0 (0 to 0)	0 (0 to 0)	0 (0 to 0)	0 (0 to 0)	0 (0 to 0)	0 (0 to 0)	0 (0 to 0)	0 (0 to 0)	0 (0 to 0)	0 (0 to 0)	0 (0 to 0)	0 (0 to 0)	0 (0 to 0)	0 (0 to 0)	0 (0 to 0)	0 (0 to 0)	0 (0 to 0)	0 (0 to 0)	0 (0 to 0)	0
Non-rheumatic calcific aortic valve disease	0 (0 to 0)	0 (0 to 0)	0 (0 to 0)	0 (0 to 0)	0 (0 to 0)	0 (0 to 0)	0 (0 to 0)	0 (0 to 0)	0 (0 to 0)	0 (0 to 0)	0 (0 to 0)	0 (0 to 0)	0 (0 to 0)	0 (0 to 0)	0 (0 to 0)	0 (0 to 0)	0 (0 to 0)	0 (0 to 0)	0 (0 to 0)	0 (0 to 0)	0 (0 to 0)	0 (0 to 0)	0 (0 to 0)	0 (0 to 0)	0
Non-rheumatic degenerative mitral valve disease	0 (0 to 0)	0 (0 to 0)	0 (0 to 0)	0 (0 to 0)	0 (0 to 0)	0 (0 to 0)	0 (0 to 0)	0 (0 to 0)	0 (0 to 0)	0 (0 to 0)	0 (0 to 0)	0 (0 to 0)	0 (0 to 0)	0 (0 to 0)	0 (0 to 0)	0 (0 to 0)	0 (0 to 0)	0 (0 to 0)	0 (0 to 0)	0 (0 to 0)	0 (0 to 0)	0 (0 to 0)	0 (0 to 0)	0 (0 to 0)	0
Other non-rheumatic valve diseases	0 (0 to 0)	0 (0 to 0)	0 (0 to 0)	0 (0 to 0)	0 (0 to 0)	0 (0 to 0)	0 (0 to 0)	0 (0 to 0)	0 (0 to 0)	0 (0 to 0)	0 (0 to 0)	0 (0 to 0)	0 (0 to 0)	0 (0 to 0)	0 (0 to 0)	0 (0 to 0)	0 (0 to 0)	0 (0 to 0)	0 (0 to 0)	0 (0 to 0)	0 (0 to 0)	0 (0 to 0)	0 (0 to 0)	0 (0 to 0)	0
Cardiomyopathy and myocarditis	1·3 (0·9 to 1·8)	1·3 (0·9 to 1·8)	1·3 (0·9 to 1·7)	1·3 (0·9 to 2·0)	1·3 (0·9 to 2·0)	1·3 (0·9 to 1·9)	1·4 (0·9 to 2·1)	1·4 (0·9 to 2·1)	1·7 (1·2 to 2·5)	2·1 (1·5 to 3·1)	2·4 (1·7 to 3·5)	2·7 (1·9 to 3·8)	3·3 (2·4 to 4·6)	3·9 (2·9 to 5·4)	4·5 (3·3 to 6·2)	5·1 (3·7 to 7·1)	5·7 (4·1 to 8·1)	6·3 (4·4 to 9·1)	6·9 (4·7 to 9·8)	7·4 (4·9 to 10·5)	7·8 (5·1 to 11·2)	8·1 (5·2 to 11·7)	5·1 (3·3 to 7·3)	946
Myocarditis	0·1 (0 to 0·1)	0·1 (0 to 0·1)	0·1 (0 to 0·2)	0·2 (0·1 to 0·3)	0·3 (0·2 to 0·4)	0·4 (0·3 to 0·5)	0·5 (0·4 to 0·7)	0·6 (0·4 to 0·8)	0·8 (0·6 to 1·1)	1·0 (0·8 to 1·4)	1·2 (0·9 to 1·6)	1·4 (1·1 to 1·9)	1·7 (1·3 to 2·3)	2·1 (1·6 to 2·8)	2·5 (1·9 to 3·4)	2·9 (2·2 to 3·9)	3·3 (2·5 to 4·4)	3·7 (2·8 to 5·1)	4·1 (3·1 to 5·7)	4·4 (3·3 to 6·2)	4·7 (3·5 to 6·6)	4·9 (3·6 to 6·9)	3·1 (2·3 to 4·4)	571
Alcoholic cardiomyopathy	0·1 (0 to 0·1)	0·1 (0 to 0·1)	0·1 (0 to 0·2)	0·2 (0·1 to 0·3)	0·3 (0·2 to 0·4)	0·4 (0·3 to 0·5)	0·5 (0·4 to 0·6)	0·6 (0·4 to 0·8)	0·8 (0·6 to 1·1)	1·0 (0·8 to 1·4)	1·2 (0·9 to 1·6)	1·4 (1·1 to 1·9)	1·7 (1·3 to 2·3)	2·1 (1·6 to 2·8)	2·5 (1·9 to 3·4)	2·9 (2·2 to 3·9)	3·3 (2·5 to 4·4)	3·7 (2·8 to 5·1)	4·1 (3·1 to 5·7)	4·4 (3·3 to 6·2)	4·7 (3·5 to 6·6)	4·9 (3·6 to 6·9)	3·1 (2·3 to 4·4)	114
Other cardiomyopathy	0·9 (0·4 to 1·3)	0·9 (0·4 to 1·3)	2·3 (1·2 to 3·3)	2·5 (1·7 to 3·4)	1·2 (0·8 to 1·6)	2·1 (1·4 to 2·9)	3·6 (2·3 to 5·1)	7·8 (5·1 to 11·1)	8·3 (5·4 to 12·2)	8·1 (4·9 to 12·9)	9·9 (5·9 to 16)	13·1 (7·9 to 21·7)	17·1 (10·9 to 27·1)	20·2 (13·2 to 30·6)	20·3 (13·3 to 30·6)	19·5 (12·7 to 29·3)	19·2 (12·4 to 29·3)	20·3 (12·9 to 32·4)	24·1 (14·9 to 37·6)	29·4 (17·9 to 45·3)	34·7 (20·7 to 53·4)	39·3 (23·7 to 60·3)	24·7 (14·7 to 38·1)	348
Atrial fibrillation and flutter	0 (0 to 0)	0 (0 to 0)	0 (0 to 0)	0 (0 to 0)	0 (0 to 0)	0 (0 to 0)	0 (0 to 0)	0 (0 to 0)	0 (0 to 0)	0 (0 to 0)	0 (0 to 0)	0 (0 to 0)	0 (0 to 0)	0 (0 to 0)	0 (0 to 0)	0 (0 to 0)	0 (0 to 0)	0 (0 to 0)	0 (0 to 0)	0 (0 to 0)	0 (0 to 0)	0 (0 to 0)	0 (0 to 0)	0 (0 to 0)	0
Aortic aneurysm	—	—	—	—	—	—	—	—	—	—	—	—	—	—	—	—	—	—	—	—	—	—	—	—	—
Endocarditis	0·2 (0·2 to 0·3)	0·2 (0·2 to 0·4)	0·2 (0·2 to 0·3)	0·2 (0·2 to 0·3)	0·3 (0·2 to 0·4)	0·4 (0·3 to 0·5)	0·7 (0·5 to 0·9)	1·2 (0·9 to 1·5)	2·1 (1·6 to 2·8)	2·9 (2·3 to 3·8)	3·6 (2·8 to 4·6)	5·2 (4·1 to 6·5)	8·6 (7·0 to 10·6)	12·8 (10·4 to 15·8)	17·2 (13·9 to 21·2)	21·4 (17·1 to 26·5)	24·7 (19·5 to 30·8)	27·1 (21·2 to 34·1)	28·3 (21·9 to 36·1)	28·1 (21·5 to 36·2)	26·5 (20·1 to 34·5)	23·8 (17·9 to 31·2)	19·3 (14·3 to 25·6)	536
Other cardiovascular and circulatory diseases	0·8 (0·4 to 1·2)	0·8 (0·4 to 1·2)	1·4 (0·7 to 2·2)	2·2 (1·1 to 3·3)	2·3 (1·2 to 3·5)	2·8 (1·4 to 4·2)	7·6 (4·1 to 11·5)	18 (10·4 to 26·9)	20·9 (12·4 to 29·8)	21·6 (13·2 to 29·3)	19·4 (11·2 to 28·2)	28·6 (18·3 to 39·4)	51·0 (34·1 to 69·2)	61·3 (41·6 to 82·7)	71·6 (51·6 to 92·7)	84·9 (64·7 to 107)	93·8 (72·1 to 120)	106 (82·1 to 134)	107 (82·1 to 135)	99·3 (76·1 to 125)	66·7 (50·1 to 83·7)	28·1 (21·2 to 35·5)	15·8 (11·9 to 20·1)	947
Chronic respiratory diseases	0 (0 to 0)	49·8 (39·6 to 63·5)	103 (87·3 to 127)	179 (153 to 199)	136 (113 to 157)	127 (106 to 147)	136 (113 to 160)	133 (110 to 160)	142 (116 to 174)	153 (127 to 184)	241 (197 to 294)	364 (299 to 451)	471 (386 to 571)	603 (503 to 722)	731 (614 to 866)	1,070 (913 to 1,250)	1,210 (1,030 to 1,390)	1,720 (1,520 to 1,920)	1,930 (1,690 to 2,160)	1,920 (1,660 to 2,160)	1,920 (1,660 to 2,160)	1,920 (1,660 to 2,160)	1,920 (1,660 to 2,160)	1,920 (1,660 to 2,160)	21,100
Chronic obstructive pulmonary disease	0 (0 to 0)	0 (0 to 0)	0 (0·1 to 0·3)	0·2 (0·1 to 0·4)	0·4 (0·2 to 0·6)	0·6 (0·4 to 0·8)	1·0 (0·7 to 1·4)	1·6 (1·1 to 2·2)	2·4 (1·7 to 3·2)	3·4 (2·5 to 4·5)	4·6 (3·4 to 6·1)	6·4 (4·8 to 8·5)	9·5 (7·2 to 12·5)	13·5 (10·3 to 17·6)	17·9 (13·8 to 23·1)	22·9 (17·8 to 29·3)	27·6 (21·6 to 35·1)	32·5 (25·6 to 41·1)	36·7 (28·9 to 46·1)	39·9 (31·5 to 50·1)	41·9 (33·1 to 52·5)	42·1 (33·2 to 52·8)	39·1 (30·8 to 49·1)	6,810
Pneumoconiosis	0 (0 to 0)	0 (0 to 0)	0 (0 to 0)	0 (0 to 0)	0 (0 to 0)	0 (0 to 0)	0 (0 to 0)	0 (0 to 0)	0 (0 to 0)	0 (0 to 0)	0 (0 to 0)	0 (0 to 0)	0 (0 to 0)	0 (0 to 0)	0 (0 to 0)	0 (0 to 0)	0 (0 to 0)	0 (0 to 0)	0 (0 to 0)	0 (0 to 0)	0 (0 to 0)	0 (0 to 0)	0 (0 to 0)	0 (0 to 0)	0
Silicosis	0 (0 to 0)	0 (0 to 0)	0 (0 to 0)	0 (0 to 0)	0 (0 to 0)	0 (0 to 0)	0 (0 to 0)	0 (0 to 0)	0 (0 to 0)	0 (0 to 0)	0 (0 to 0)	0 (0 to 0)	0 (0 to 0)	0 (0 to 0)	0 (0 to 0)	0 (0 to 0)	0 (0 to 0)	0 (0 to 0)	0 (0 to 0)	0 (0 to 0)	0 (0 to 0)	0 (0 to 0)	0 (0 to 0)	0 (0 to 0)	0
Asbestosis	0 (0 to 0)	0 (0 to 0)	0 (0 to 0)	0 (0 to 0)	0 (0 to 0)	0 (0 to 0)	0 (0 to 0)	0 (0 to 0)	0 (0 to 0)	0 (0 to 0)	0 (0 to 0)	0 (0 to 0)	0 (0 to 0)	0 (0 to 0)	0 (0 to 0)	0 (0 to 0)	0 (0 to 0)	0 (0 to 0)	0 (0 to 0)	0 (0 to 0)	0 (0 to 0)	0 (0 to 0)	0 (0 to 0)	0 (0 to 0)	0
Coal workers pneumoconiosis	0 (0 to 0)	0 (0 to 0)	0 (0 to 0)	0 (0 to 0)	0 (0 to 0)	0 (0 to 0)	0 (0 to 0)	0 (0 to 0)	0 (0 to 0)	0 (0 to 0)	0 (0 to 0)	0 (0 to 0)	0 (0 to 0)	0 (0 to 0)	0 (0 to 0)	0 (0 to 0)	0 (0 to 0)	0 (0 to 0)	0 (0 to 0)	0 (0 to 0)	0 (0 to 0)	0 (0 to 0)	0 (0 to 0)	0 (0 to 0)	0
Other pneumoconiosis	0 (0 to 0)	0 (0 to 0)	0 (0 to 0)	0 (0 to 0)	0 (0 to 0)	0 (0 to 0)	0 (0 to 0)	0 (0 to 0)	0 (0 to 0)	0 (0 to 0)	0 (0 to 0)	0 (0 to 0)	0 (0 to 0)	0 (0 to 0)	0 (0 to 0)	0 (0 to 0)	0 (0 to 0)	0 (0 to 0)	0 (0 to 0)	0 (0 to 0)	0 (0 to 0)	0 (0 to 0)	0 (0 to 0)	0 (0 to 0)	0
Asthma	0 (0 to 0)	0 (0 to 0)	45·5 (23·7 to 79·7)	116 (60·4 to 175)	98 (59·7 to 156)	111 (69·9 to 166)	109 (69·9 to 157)	107 (62·6 to 171)	103 (62·2 to 163)	109 (64·6 to 163)	106 (64·0 to 163)	106 (65·1 to 159)	106 (66·3 to 153)	106 (67·7 to 151)	106 (69·2 to 157)	106 (69·2 to 157)	107 (69·2 to 157)	123 (80·4 to 178)	129 (83·1 to 180)	131 (84·4 to 186)	129 (81·1 to 183)	99·8 (62·9 to 139)	49·6 (31·3 to 69·1)	1,100
Interstitial lung disease and pulmonary sarcoidosis	0 (0 to 0)	0 (0 to 0)	0 (0 to 0)	0 (0 to 0)	0 (0 to 0)	0 (0 to 0)	0 (0 to 0)	0 (0 to 0)	0 (0 to 0)	0 (0 to 0)	0 (0 to 0)	0 (0 to 0)	0 (0 to 0)	0 (0 to 0)	0 (0 to 0)	0 (0 to 0)	0 (0 to 0)	0 (0 to 0)	0 (0 to 0)	0 (0 to 0)	0 (0 to 0)	0 (0 to 0)	0 (0 to 0)	0 (0 to 0)	0
Other chronic respiratory diseases	0 (0 to 0)	0 (0 to 0)	0 (0 to 0)	0 (0 to 0)	0 (0 to 0)	0 (0 to 0)	0 (0 to 0)	0 (0 to 0)	0 (0 to 0)	0 (0 to 0)	0 (0 to 0)	0 (0 to 0)	0 (0 to 0)	0 (0 to 0)	0 (0 to 0)	0 (0 to 0)	0 (0 to 0)	0 (0 to 0)	0 (0 to 0)	0 (0 to 0)	0 (0 to 0)	0 (0 to 0)	0 (0 to 0)	0 (0 to 0)	0
Digestive diseases	0·7 (0·5 to 0·9)	1·1 (0·9 to 1·4)	9·9 (7·9 to 11·9)	14·6 (12·3 to 17·2)	7·3 (6·1 to 8·6)	10·7 (9·1 to 12·5)	24·9 (21·1 to 29·1)	57·9 (49·1 to 67·6)	109 (92·8 to 130)	192 (163 to 224)	216 (177 to 256)	298 (253 to 353)	456 (387 to 537)	637 (543 to 748)	833 (710 to 977)	1,040 (885 to 1,220)	1,240 (1,060 to 1,450)	1,440 (1,230 to 1,690)	1,610 (1,370 to 1,890)	1,720 (1,460 to 2,020)	1,720 (1,460 to 2,020)	1,720 (1,460 to 2,020)	1,720 (1,460 to 2,020)	1,720 (1,460 to 2,020)	6,810
Cirrhosis and other chronic liver diseases	0 (0 to 0)	0 (0 to 0)	1·2 (0·6 to 1·9)	2·6 (1·7 to 3·7)	1·1 (0·6 to 1·5)	2·3 (1·7 to 3)	5·5 (4·1 to 7·2)	24·2 (18·1 to 31·4)	59·1 (44·6 to 77·2)	124 (96·6 to 159)	154 (120 to 194)	197 (157 to 244)	232 (177 to 304)	247 (189 to 324)	240 (179 to 324)	212 (153 to 299)	154 (108 to 219)	123 (83 to 179)	90·6 (60·2 to 135)	60·5 (38·9 to 91)	32·9 (20·4 to 51·4)	17·5 (10·2 to 28·6)	8·8 (4·9 to 15·1)	1,800
Cirrhosis and other chronic liver diseases due to hepatitis B	0 (0 to 0)	0 (0 to 0)	0 (0 to 0)	0 (0 to 0)	0 (0 to 0)	0 (0 to 0)	0 (0 to 0)	0 (0 to 0)	0 (0 to 0)	0 (0 to 0)	0 (0 to 0)	0 (0 to 0)	0 (0 to 0)	0 (0 to 0)	0 (0 to 0)	0 (0 to 0)	0 (0 to 0)	0 (0 to 0)	0 (0 to 0)	0 (0 to 0)	0 (0 to 0)	0 (0 to 0)	0 (0 to 0)	0 (0 to 0)	0
Cirrhosis and other chronic liver diseases due to hepatitis C	0 (0 to 0)	0 (0 to 0)	0 (0 to 0)	0 (0 to 0)	0 (0 to 0)	0 (0 to 0)	0 (0 to 0)	0 (0 to 0)	0 (0 to 0)	0 (0 to 0)	0 (0 to 0)	0 (0 to 0)	0 (0 to 0)	0 (0 to 0)	0 (0 to 0)	0 (0 to 0)	0 (0 to 0)	0 (0 to 0)	0 (0 to 0)	0 (0 to 0)	0 (0 to 0)	0 (0 to 0)	0 (0 to 0)	0 (0 to 0)	0
Cirrhosis and other chronic liver diseases due to alcohol use	0 (0 to 0)	0 (0 to 0)	0 (0 to 0)	0 (0 to 0)	0 (0 to 0)	0 (0 to 0)	0 (0 to 0)	0 (0 to 0)	0 (0 to 0)	0 (0 to 0)	0 (0 to 0)	0 (0 to 0)	0 (0 to 0)	0 (0 to 0)	0 (0 to 0)	0 (0 to 0)	0 (0 to 0)	0 (0 to 0)	0 (0 to 0)	0 (0 to 0)	0 (0 to 0)	0 (0 to 0)	0 (0 to 0)	0 (0 to 0)	0
Cirrhosis and other chronic liver diseases due to NAFLD	0 (0 to 0)	0 (0 to 0)	0 (0 to 0)	0 (0 to 0)	0 (0 to 0)	0 (0 to 0)	0 (0 to 0)	0 (0 to 0)	0 (0 to 0)	0 (0 to 0)	0 (0 to 0)	0 (0 to 0)	0 (0 to 0)	0 (0 to 0)	0 (0 to 0)	0 (0 to 0)	0 (0 to 0)	0 (0 to 0)	0 (0 to 0)	0 (0 to 0)	0 (0 to 0)	0 (0 to 0)	0 (0 to 0)	0 (0 to 0)	0
Cirrhosis and other chronic liver diseases due to other causes	0 (0 to 0)	0 (0 to 0)	1·1 (0·7 to 1·7)	1·7 (1·1 to 2·6)	1·1 (0·7 to 1·6)	2·1 (1·4 to 2·8)	3·6 (2·5 to 4·8)	5·3 (3·6 to 7·2)	7·2 (4·9 to 9·8)	9·3 (6·4 to 12·6)	11·2 (7·7 to 15·2)	14·2 (9·8 to 19·2)	17·2 (12·1 to 23·2)	22·7 (16·1 to 30·6)	32·7 (23·7 to 43·9)	47·3 (34·6 to 63·1)	66·4 (48·8 to 88·3)	89·1 (65·7 to 118)	114 (84·1 to 151)	139 (102 to 184)	161 (119 to 213)	170 (125 to 225)	161 (119 to 213)	1,800
Upper digestive system diseases	0 (0 to 0)	0 (0 to 0)	0·4 (0·4 to 0·5)	0·7 (0·6 to 0·9)	0·7 (0·6 to 0·9)	0·8 (0·7 to 1·1)	1·2 (1·1 to 1·4)	2·1 (1·9 to 2·4)	3·3 (2·9 to 3·8)	5·1 (4·5 to 5·8)	7·2 (6·4 to 8·2)	10·2 (9·1 to 11·6)	14·2 (12·7 to 16·1)	19·8 (17·7 to 22·4)	26·4 (23·6 to 29·9)	33·6 (30·1 to 38·1)	41·3 (36·9 to 46·8)	49·4 (44·1 to 56·1)	57·1 (50·9 to 64·8)	63·9 (56·9 to 72·5)	68·4 (60·9 to 77·6)	69·1 (61·5 to 78·4)	64·7 (57·6 to 73·4)	1,100
Peptic ulcer disease	0·2 (0·1 to 0·2)	0·2 (0·1 to 0·3)	0·5 (0·3 to 0·6)	0·9 (0·6 to 1·2)	0·9 (0·6 to 1·2)	1·2 (0·9 to 1·5)	2·1 (1·7 to 2·6)	3·2 (2·6 to 4·1)	4·7 (3·8 to 6·1)	6·8 (5·5 to 8·6)	9·1 (7·3 to 11·5)	12·2 (9·8 to 15·4)	16·1 (13·1 to 20·3)	20·5 (16·7 to 25·8)	25·4 (20·7 to 31·9)	30·4 (24·8 to 38·2)	35·2 (28·7 to 44·1)	39·6 (32·5 to 49·5)	43·2 (35·7 to 53·7)	45·7 (37·9 to 56·7)	46·7 (38·8 to 57·8)	45·7 (38·1 to 56·5)	41·7 (34·7 to 51·6)	418
Gastritis and duodenitis	0 (0 to 0)	0 (0 to 0)	0 (0 to 0)	0 (0 to 0)	0 (0 to 0)	0 (0 to 0)	0 (0 to 0)	0 (0 to 0)	0 (0 to 0)	0 (0 to 0)	0 (0 to 0)	0 (0 to 0)	0 (0 to 0)	0 (0 to 0)	0 (0 to 0)	0 (0 to 0)	0 (0 to 0)	0 (0 to 0)	0 (0 to 0)	0 (0 to 0)	0 (0 to 0)	0 (0 to 0)	0 (0 to 0)	0 (0 to 0)	0
Gastroesophageal reflux disease	0 (0 to 0)	0 (0 to 0)	0 (0 to 0)	0 (0 to 0)	0 (0 to 0)	0 (0 to 0)	0 (0 to 0)	0 (0 to 0)	0 (0 to 0)	0 (0 to 0)	0 (0 to 0)	0 (0 to 0)	0 (0 to 0)	0 (0 to 0)	0 (0 to 0)	0 (0 to 0)	0 (0 to 0)	0 (0 to 0)	0 (0 to 0)	0 (0 to 0)	0 (0 to 0)	0 (0 to 0)	0 (0 to 0)	0 (0 to 0)	0
Appendicitis	0 (0 to 0)	0 (0 to 0)	0·2 (0·2 to 0·3)	0·4 (0·3 to 0·5)	0·3 (0·2 to 0·4)	0·4 (0·3 to 0·5)	0·6 (0·4 to 0·8)	0·7 (0·5 to 0·9)	1·0 (0·8 to 1·3)	1·4 (1·1 to 1·8)	1·8 (1·4 to 2·3)	2·3 (1·8 to 3·1)	3·2 (2·5 to 4·3)	4·2 (3·3 to 5·7)	5·4 (4·2 to 7·3)	6·8 (5·3 to 9·2)	8·4 (6·5 to 11·4)	10·2 (7·8 to 13·9)	12·2 (9·2 to 16·8)	14·2 (10·6 to 19·7)	16·1 (11·8 to 22·5)	17·7 (12·8 to 24·9)	18·6 (13·2 to 26·4)	1,100
Paralytic ileus and intestinal obstruction	0·5 (0·5 to 0·6)	0·5 (0·5 to 0·6)	0·7 (0·5 to 0·9)	0·9 (0·7 to 1·1)	0·9 (0·7 to 1·1)	0·9 (0·8 to 1·1)	1·1 (0·9 to 1·4)	1·3 (1·0 to 1·7)	1·7 (1·3 to 2·2)	2·1 (1·6 to 2·7)	2·7 (2·0 to 3·5)	3·5 (2·6 to 4·7)	4·8 (3·6 to 6·4)	6·5 (4·9 to 8·8)	8·6 (6·4 to 11·6)	10·9 (8·1 to 14·7)	13·7 (10·1 to 18·5)	16·8 (12·1 to 22·8)	19·7 (13·9 to 27·1)	22·2 (15·4 to 31·3)	24·1 (16·4 to 34·2)	25·1 (16·9 to 36·1)	24·2



SR Table 2c: North Somerset DALYS by cause and age group for both sexes with 95% uncertainty intervals, 2019

Cause	Early Neonatal	Late Neonatal	Post Neonatal	1 to 4	5 to 9	10 to 14	15 to 19	20 to 24	25 to 29	30 to 34	35 to 39	40 to 44	45 to 49	50 to 54	55 to 59	60 to 64	65 to 69	70 to 74	75 to 79	80 to 84	85 to 89	90 to 94	95 plus	Total
All causes	687 (187 to 2,082)	1,240 (791 to 1,994)	1,700 (1,210 to 2,260)	2,060 (373 to 4,620)	1,540 (946 to 4,430)	1,660 (934 to 4,660)	2,020 (933 to 5,400)	2,460 (1,020 to 6,110)	2,660 (1,050 to 6,450)	2,880 (1,220 to 6,960)	3,000 (1,340 to 7,300)	3,000 (1,690 to 7,030)	3,000 (2,070 to 7,100)	3,400 (2,200 to 6,190)	3,400 (2,590 to 6,130)	3,400 (3,040 to 5,910)	3,400 (3,660 to 5,960)	3,400 (4,310 to 5,880)	3,400 (5,320 to 7,130)	3,400 (7,160 to 9,330)	3,400 (9,270 to 12,600)	3,400 (6,600 to 8,360)	69,300
Communicable, maternal, neonatal, and nutritional diseases	687 (187 to 2,081)	1,240 (791 to 1,994)	1,700 (1,210 to 2,260)	2,060 (373 to 4,620)	1,540 (946 to 4,430)	1,660 (934 to 4,660)	2,020 (933 to 5,400)	2,460 (1,020 to 6,110)	2,660 (1,050 to 6,450)	2,880 (1,220 to 6,960)	3,000 (1,340 to 7,300)	3,000 (1,690 to 7,030)	3,000 (2,070 to 7,100)	3,400 (2,200 to 6,190)	3,400 (2,590 to 6,130)	3,400 (3,040 to 5,910)	3,400 (3,660 to 5,960)	3,400 (4,310 to 5,880)	3,400 (5,320 to 7,130)	3,400 (7,160 to 9,330)	3,400 (9,270 to 12,600)	3,400 (6,600 to 8,360)	69,300
HIV/AIDS and sexually transmitted infections	7.4 (2.1 to 16.7)	2.3 (0.7 to 5)	3.4 (1.2 to 7.3)	0.4 (0.3 to 0.4)	0.3 (0.2 to 0.4)	0.4 (0.3 to 0.4)	0.7 (0.4 to 1)	1.8 (1.4 to 2.5)	2 (1.1 to 3.2)	2.2 (1.6 to 3.2)	7.2 (3.3 to 9.9)	7.1 (5.2 to 10.1)	5.7 (4.2 to 7.9)	4.5 (3.5 to 6.1)	3.8 (2.9 to 5.4)	2.9 (2.2 to 4.1)	2.4 (1.8 to 3.4)	2.5 (1.6 to 3.7)	1.3 (0.8 to 2.2)	0.6 (0.4 to 1)	0.2 (0.2 to 0.3)	0.1 (0.1 to 0.1)	66.9
HIV/AIDS	0 (0 to 0)	0 (0 to 0)	0.4 (0.4 to 0.5)	0.3 (0.3 to 0.4)	0.2 (0.2 to 0.3)	0.3 (0.3 to 0.4)	0.5 (0.4 to 0.6)	1.1 (0.9 to 1.4)	1.6 (1.2 to 2.1)	2.2 (2.0 to 2.7)	4.2 (2.3 to 5.4)	4.1 (2.1 to 5.3)	4.5 (2.5 to 5.7)	3.9 (2.3 to 4.8)	3.2 (2.0 to 3.9)	2.4 (1.6 to 2.9)	2.1 (1.5 to 2.5)	1.3 (0.9 to 1.6)	0.6 (0.3 to 1)	0.2 (0.1 to 0.3)	0.1 (0 to 0.1)	0 (0 to 0)	33.7
HIV/AIDS - Drug-susceptible Tuberculosis	0 (0 to 0)	0 (0 to 0)	0 (0 to 0)	0 (0 to 0)	0 (0 to 0)	0 (0 to 0)	0 (0 to 0)	0 (0 to 0)	0 (0 to 0)	0 (0 to 0)	0 (0 to 0)	0 (0 to 0)	0 (0 to 0)	0 (0 to 0)	0 (0 to 0)	0 (0 to 0)	0 (0 to 0)	0 (0 to 0)	0 (0 to 0)	0 (0 to 0)	0 (0 to 0)	0 (0 to 0)	0 (0 to 0)	0
HIV/AIDS - Multidrug-resistant Tuberculosis without extensive dr...	0 (0 to 0)	0 (0 to 0)	0 (0 to 0)	0 (0 to 0)	0 (0 to 0)	0 (0 to 0)	0 (0 to 0)	0 (0 to 0)	0 (0 to 0)	0 (0 to 0)	0 (0 to 0)	0 (0 to 0)	0 (0 to 0)	0 (0 to 0)	0 (0 to 0)	0 (0 to 0)	0 (0 to 0)	0 (0 to 0)	0 (0 to 0)	0 (0 to 0)	0 (0 to 0)	0 (0 to 0)	0 (0 to 0)	3
HIV/AIDS - Extensively drug-resistant Tuberculosis	0 (0 to 0)	0 (0 to 0)	0 (0 to 0)	0 (0 to 0)	0 (0 to 0)	0 (0 to 0)	0 (0 to 0)	0 (0 to 0)	0 (0 to 0)	0 (0 to 0)	0 (0 to 0)	0 (0 to 0)	0 (0 to 0)	0 (0 to 0)	0 (0 to 0)	0 (0 to 0)	0 (0 to 0)	0 (0 to 0)	0 (0 to 0)	0 (0 to 0)	0 (0 to 0)	0 (0 to 0)	0 (0 to 0)	0
HIV/AIDS resulting in other diseases	7.4 (2.1 to 16.7)	2.3 (0.7 to 5)	3 (0.9 to 6.5)	0.1 (0 to 0.1)	0.1 (0 to 0.1)	0.1 (0 to 0.1)	0.3 (0.2 to 0.4)	0.7 (0.4 to 1)	0.5 (0.2 to 0.8)	0.2 (0.1 to 0.4)	2.9 (1.1 to 4.6)	2.9 (1.4 to 5.2)	1.2 (0.5 to 2.3)	0.6 (0.3 to 1.2)	0.6 (0.3 to 1.1)	0.5 (0.2 to 0.9)	0.3 (0.1 to 0.6)	0.2 (0.1 to 0.4)	0.1 (0 to 0.2)	0.1 (0 to 0.1)	0 (0 to 0)	0 (0 to 0)	30.6
Sexually transmitted infections excluding HIV	7.4 (2.1 to 16.7)	2.3 (0.7 to 5)	0.3 (0.03 to 0.9)	0.1 (0 to 0.1)	0.1 (0 to 0.1)	0.1 (0 to 0.1)	0.2 (0.2 to 0.4)	0.7 (0.4 to 1)	0.5 (0.2 to 0.8)	0.2 (0.1 to 0.4)	2.9 (1.1 to 4.6)	2.9 (1.4 to 5.2)	1.2 (0.5 to 2.3)	0.6 (0.3 to 1.2)	0.6 (0.3 to 1.1)	0.5 (0.2 to 0.9)	0.3 (0.1 to 0.6)	0.2 (0.1 to 0.4)	0.1 (0 to 0.2)	0.1 (0 to 0.1)	0 (0 to 0)	0 (0 to 0)	33.3
Syphilis	7.4 (2.1 to 16.7)	2.3 (0.7 to 5)	0.1 (0.04 to 0.4)	0 (0 to 0)	0 (0 to 0)	0 (0 to 0)	0 (0 to 0)	0 (0 to 0)	0 (0 to 0)	0 (0 to 0)	0 (0 to 0)	0 (0 to 0)	0 (0 to 0)	0 (0 to 0)	0 (0 to 0)	0 (0 to 0)	0 (0 to 0)	0 (0 to 0)	0 (0 to 0)	0 (0 to 0)	0 (0 to 0)	0 (0 to 0)	0 (0 to 0)	13.5
Chlamydial infection	0 (0 to 0)	0 (0 to 0)	0 (0 to 0)	0 (0 to 0)	0 (0 to 0)	0 (0 to 0)	0 (0 to 0)	0 (0 to 0)	0 (0 to 0)	0 (0 to 0)	0 (0 to 0)	0 (0 to 0)	0 (0 to 0)	0 (0 to 0)	0 (0 to 0)	0 (0 to 0)	0 (0 to 0)	0 (0 to 0)	0 (0 to 0)	0 (0 to 0)	0 (0 to 0)	0 (0 to 0)	0 (0 to 0)	0
Gonococcal infection	0 (0 to 0)	0 (0 to 0)	0 (0 to 0)	0 (0 to 0)	0 (0 to 0)	0 (0 to 0)	0 (0 to 0)	0 (0 to 0)	0 (0 to 0)	0 (0 to 0)	0 (0 to 0)	0 (0 to 0)	0 (0 to 0)	0 (0 to 0)	0 (0 to 0)	0 (0 to 0)	0 (0 to 0)	0 (0 to 0)	0 (0 to 0)	0 (0 to 0)	0 (0 to 0)	0 (0 to 0)	0 (0 to 0)	0
Trichomoniasis	0 (0 to 0)	0 (0 to 0)	0 (0 to 0)	0 (0 to 0)	0 (0 to 0)	0 (0 to 0)	0 (0 to 0)	0 (0 to 0)	0 (0 to 0)	0 (0 to 0)	0 (0 to 0)	0 (0 to 0)	0 (0 to 0)	0 (0 to 0)	0 (0 to 0)	0 (0 to 0)	0 (0 to 0)	0 (0 to 0)	0 (0 to 0)	0 (0 to 0)	0 (0 to 0)	0 (0 to 0)	0 (0 to 0)	3.3
Genital herpes	0 (0 to 0)	0 (0 to 0)	0 (0 to 0)	0 (0 to 0)	0 (0 to 0)	0 (0 to 0)	0 (0 to 0)	0 (0 to 0)	0 (0 to 0)	0 (0 to 0)	0 (0 to 0)	0 (0 to 0)	0 (0 to 0)	0 (0 to 0)	0 (0 to 0)	0 (0 to 0)	0 (0 to 0)	0 (0 to 0)	0 (0 to 0)	0 (0 to 0)	0 (0 to 0)	0 (0 to 0)	0 (0 to 0)	2
Other sexually transmitted infections	0 (0 to 0)	0 (0 to 0)	0 (0 to 0)	0 (0 to 0)	0 (0 to 0)	0 (0 to 0)	0 (0 to 0)	0 (0 to 0)	0 (0 to 0)	0 (0 to 0)	0 (0 to 0)	0 (0 to 0)	0 (0 to 0)	0 (0 to 0)	0 (0 to 0)	0 (0 to 0)	0 (0 to 0)	0 (0 to 0)	0 (0 to 0)	0 (0 to 0)	0 (0 to 0)	0 (0 to 0)	0 (0 to 0)	2.9
Respiratory infections and tuberculosis	11.2 (1.2 to 21)	10.8 (1.2 to 21)	20.3 (7.5 to 35.4)	29.8 (7.5 to 64.3)	19.6 (10.6 to 29.7)	19.6 (9.9 to 35.2)	19.6 (9.9 to 35.2)	19.6 (10.4 to 29.1)	19.6 (12.5 to 30.2)	19.6 (13.7 to 28.7)	20.6 (15.4 to 31.1)	19.6 (13.3 to 29.7)	20.6 (15.3 to 31.1)	19.7 (18.4 to 29.7)	20.6 (21.4 to 38.1)	19.7 (37.3 to 48.1)	19.6 (46.1 to 74.5)	19.6 (49.5 to 85.4)	19.6 (60.9 to 120)	19.6 (110 to 223)	19.6 (122 to 256)	19.6 (394 to 493)	387 (364 to 393)	2,030
Tuberculosis	0 (0 to 0)	0 (0 to 0)	0 (0 to 0)	0 (0 to 0)	0 (0 to 0)	0 (0 to 0)	0 (0 to 0)	0.4 (0.3 to 0.5)	0.4 (0.4 to 1.1)	0.7 (0.5 to 1)	0.8 (0.6 to 1.1)	0.6 (0.4 to 1)	0.8 (0.7 to 1.4)	0.8 (0.6 to 1.2)	1.2 (0.9 to 1.6)	1.3 (0.9 to 1.8)	1.6 (1 to 2.5)	2.4 (1.6 to 3.5)	3.3 (1.7 to 3.2)	2.3 (1.2 to 2.2)	1.7 (0.9 to 1.5)	0.9 (0.4 to 0.9)	21
Latent tuberculosis infection	0 (0 to 0)	0 (0 to 0)	0 (0 to 0)	0 (0 to 0)	0 (0 to 0)	0 (0 to 0)	0 (0 to 0)	0 (0 to 0)	0 (0 to 0)	0 (0 to 0)	0 (0 to 0)	0 (0 to 0)	0 (0 to 0)	0 (0 to 0)	0 (0 to 0)	0 (0 to 0)	0 (0 to 0)	0 (0 to 0)	0 (0 to 0)	0 (0 to 0)	0 (0 to 0)	0 (0 to 0)	0 (0 to 0)	0
Drug-susceptible tuberculosis	0 (0 to 0)	0 (0 to 0)	0 (0 to 0)	0 (0 to 0)	0 (0 to 0)	0 (0 to 0)	0 (0 to 0)	0 (0 to 0)	0.4 (0.3 to 0.5)	0.7 (0.5 to 1)	0.8 (0.6 to 1.1)	0.6 (0.4 to 1)	0.8 (0.7 to 1.4)	0.8 (0.6 to 1.2)	1.2 (0.9 to 1.6)	1.3 (0.9 to 1.8)	1.6 (1 to 2.5)	2.4 (1.6 to 3.5)	3.3 (1.7 to 3.2)	2.3 (1.2 to 2.2)	1.7 (0.9 to 1.5)	0.9 (0.4 to 0.9)	20.5
Multidrug-resistant tuberculosis without extensive drug resistance	0 (0 to 0)	0 (0 to 0)	0 (0 to 0)	0 (0 to 0)	0 (0 to 0)	0 (0 to 0)	0 (0 to 0)	0 (0 to 0)	0 (0 to 0)	0 (0 to 0)	0 (0 to 0)	0 (0 to 0)	0 (0 to 0)	0 (0 to 0)	0 (0 to 0)	0 (0 to 0)	0 (0 to 0)	0 (0 to 0)	0 (0 to 0)	0 (0 to 0)	0 (0 to 0)	0 (0 to 0)	0 (0 to 0)	0.4
Extensively drug-resistant tuberculosis	0 (0 to 0)	0 (0 to 0)	0 (0 to 0)	0 (0 to 0)	0 (0 to 0)	0 (0 to 0)	0 (0 to 0)	0 (0 to 0)	0 (0 to 0)	0 (0 to 0)	0 (0 to 0)	0 (0 to 0)	0 (0 to 0)	0 (0 to 0)	0 (0 to 0)	0 (0 to 0)	0 (0 to 0)	0 (0 to 0)	0 (0 to 0)	0 (0 to 0)	0 (0 to 0)	0 (0 to 0)	0 (0 to 0)	0.1
Lower respiratory infections	1.4 (1 to 2)	1.4 (1.1 to 1.9)	7 (4.2 to 10.7)	4.7 (1.1 to 8.2)	1.7 (1.4 to 2.1)	2.3 (1.9 to 3.1)	3.6 (2.7 to 4.9)	7.9 (3.8 to 8.7)	11 (7.9 to 15.4)	12 (8.3 to 14.3)	11 (8.1 to 15.1)	10.1 (11.4 to 19.9)	10.1 (16.9 to 34.7)	24.4 (24.6 to 47.1)	24.4 (24.6 to 51)	24.4 (24.6 to 54.2)	24.4 (24.6 to 57.1)	24.4 (24.6 to 59.2)	24.4 (24.6 to 60.1)	24.4 (24.6 to 60.1)	24.4 (24.6 to 60.1)	24.4 (24.6 to 60.1)	1,790
Upper respiratory infections	0 (0 to 0)	0 (0 to 0)	0.2 (0.1 to 0.3)	14.7 (9.5 to 24)	17.2 (9.5 to 29.1)	17.2 (7.5 to 24.2)	11.2 (5.8 to 19.7)	10 (5.4 to 17.6)	10.1 (5.4 to 16.7)	10.1 (5.4 to 16.7)	11.3 (6.1 to 19.1)	11.3 (6.1 to 19.1)	10.4 (5.7 to 18.3)	12 (6.4 to 19.4)	10.4 (5.7 to 18.3)	11.4 (6.1 to 19.2)	11.4 (6.1 to 19.2)	11.4 (6.1 to 19.2)	11.4 (6.1 to 19.2)	11.4 (6.1 to 19.2)	11.4 (6.1 to 19.2)	11.4 (6.1 to 19.2)	11.4 (6.1 to 19.2)	184
Otitis media	0 (0 to 0)	0 (0 to 0)	0.8 (0.03 to 1)	9.9 (2.9 to 7.2)	3.5 (2.1 to 6.7)	2.1 (1.2 to 4.4)	2.1 (1.1 to 3.7)	2.1 (0.9 to 3.4)	2.1 (0.9 to 3.4)	2.1 (0.9 to 3.4)	2.1 (0.8 to 3.4)	2.1 (1.1 to 4.1)	2.1 (1.6 to 4.2)	2.1 (1.4 to 4.2)	2.1 (1.4 to 4.2)	2.1 (1.5 to 5.7)	2.1 (1.4 to 4.7)	2.1 (1.5 to 3.2)	2.1 (0.8 to 2.8)	1.3 (0.4 to 2.4)	0.8 (0.2 to 0.9)	0.3 (0 to 0.1)	38.6
Enteric infections	0.2 (0.1 to 0.3)	0.2 (0.1 to 0.1)	9.9 (4.6 to 14.4)	10.5 (9.4 to 23.5)	8.2 (4.6 to 13.2)	5.4 (3 to 9.1)	4.1 (2.4 to 6.2)	3.4 (2 to 5.1)	3.4 (2 to 5.1)	3.8 (2.4 to 5.4)	3.8 (2.4 to 5.7)	3.8 (2.4 to 5.7)	3.8 (2.4 to 5.7)	4.7 (3.2 to 6.7)	4.7 (3.2 to 6.7)	4.6 (3 to 6.2)	4.6 (3 to 6.2)	4.6 (3 to 6.2)	4.6 (3 to 6.2)	4.6 (3 to 6.2)	4.6 (3 to 6.2)	4.6 (3 to 6.2)	4.6 (3 to 6.2)	222
Diarrheal diseases	0.2 (0.1 to 0.3)	0.2 (0.1 to 0.1)	9.9 (4.6 to 14.3)	10.5 (9.4 to 23.4)	8.2 (4.6 to 13.2)	5.4 (3 to 9.1)	4.1 (2.4 to 6.2)	3.4 (2 to 5.1)	3.4 (2 to 5.1)	3.8 (2.4 to 5.4)	3.8 (2.4 to 5.7)	3.8 (2.4 to 5.7)	3.8 (2.4 to 5.7)	4.7 (3.2 to 6.7)	4.7 (3.2 to 6.7)	4.6 (3 to 6.2)	4.6 (3 to 6.2)	4.6 (3 to 6.2)	4.6 (3 to 6.2)	4.6 (3 to 6.2)	4.6 (3 to 6.2)	4.6 (3 to 6.2)	4.6 (3 to 6.2)	221
Typhoid and paratyphoid	0 (0 to 0)	0 (0 to 0)	0 (0 to 0)	0 (0 to 0)	0 (0 to 0)	0 (0 to 0)	0 (0 to 0)	0 (0 to 0)	0 (0 to 0)	0 (0 to 0)	0 (0 to 0)	0 (0 to 0)	0 (0 to 0)	0 (0 to 0)	0 (0 to 0)	0 (0 to 0)	0 (0 to 0)	0 (0 to 0)	0 (0 to 0)	0 (0 to 0)	0 (0 to 0)	0 (0 to 0)	0 (0 to 0)	0
Typhoid fever	0 (0 to 0)	0 (0 to 0)	0 (0 to 0)	0 (0 to 0)	0 (0 to 0)	0 (0 to 0)	0 (0 to 0)	0 (0 to 0)	0 (0 to 0)	0 (0 to 0)	0 (0 to 0)	0 (0 to 0)	0 (0 to 0)	0 (0 to 0)	0 (0 to 0)	0 (0 to 0)	0 (0 to 0)	0 (0 to 0)	0 (0 to 0)	0 (0 to 0)	0 (0 to 0)	0 (0 to 0)	0 (0 to 0)	0
Paratyphoid fever	0 (0 to 0)	0 (0 to 0)	0 (0 to 0)	0 (0 to 0)	0 (0 to 0)	0 (0 to 0)	0 (0 to 0)	0 (0 to 0)	0 (0 to 0)	0 (0 to 0)	0 (0 to 0)	0 (0 to 0)	0 (0 to 0)	0 (0 to 0)	0 (0 to 0)	0 (0 to 0)	0 (0 to 0)	0 (0 to 0)	0 (0 to 0)	0 (0 to 0)	0 (0 to 0)	0 (0 to 0)	0 (0 to 0)	0
Invasive Non-typhoidal Salmonella (iNTS)	0 (0 to 0)	0 (0 to 0)	0 (0 to 0)	0 (0 to 0)	0 (0 to 0)	0 (0 to 0)	0 (0 to 0)	0 (0 to 0)	0 (0 to 0)	0 (0 to 0)	0 (0 to 0)	0 (0 to 0)	0 (0 to 0)	0 (0 to 0)	0 (0 to 0)	0 (0 to 0)	0 (0 to 0)	0 (0 to 0)	0 (0 to 0)	0 (0 to 0)	0 (0 to 0)	0 (0 to 0)	0 (0 to 0)	0.7
Other intestinal infectious diseases	0 (0 to 0)	0 (0 to 0)	0.1 (0 to 0.1)	0 (0 to 0)	0 (0 to 0)	0 (0 to 0)	0 (0 to 0)	0 (0 to 0)	0 (0 to 0)	0 (0 to 0)	0 (0 to 0)	0 (0 to 0)	0 (0 to 0)	0 (0 to 0)	0 (0 to 0)	0 (0 to 0)	0 (0 to 0)	0 (0 to 0)	0 (0 to 0)	0 (0 to 0)	0 (0 to 0)	0 (0 to 0)	0 (0 to 0)	0.4
Neglected tropical diseases and malaria	0 (0 to 0)	0.2 (0.1 to 0.4)	2.5 (1.3 to 4.1)	11.2 (5.4 to 17.8)	2.2 (1.3 to 7.2)	0.4 (0.3 to 0.5)	0.5 (0.2 to 0.7)	0.2 (0.1 to 0.3)	0.2 (0.1 to 0.3)	0.2 (0.1 to 0.3)	0.3 (0.1 to 0.7)	0.5 (0.1 to 1.7)	0.5 (0.1 to 1.2)	0.6 (0.1 to 1.5)	0.6 (0.1 to 1.4)	0.5 (0.1 to 1.2)	0.5 (0.1 to 1.2)	0.2 (0.1 to 0.4)	0.2 (0.1 to 0.4)	0.1 (0.1 to 0.3)	0.1 (0.1 to 0.2)	0.1 (0 to 0.1)	20.7
Malaria	0 (0 to 0)	0 (0 to 0)	0 (0 to 0)	0 (0 to 0)	0 (0 to 0)	0 (0 to 0)	0 (0 to 0)	0 (0 to 0)	0 (0 to 0)	0 (0 to 0)	0 (0 to 0)	0 (0 to 0)	0 (0 to 0)	0 (0 to 0)	0 (0 to 0)	0 (0 to 0)	0 (0 to 0)	0 (0 to 0)	0 (0 to 0)	0 (0 to 0)	0 (0 to 0)	0 (0 to 0)	0 (0 to 0)	0
Chagas disease	0 (0 to 0)	0 (0 to 0)	0 (0 to 0)	0 (0 to 0)	0 (0 to 0)	0 (0 to 0)	0 (0 to 0)	0 (0 to 0)	0 (0 to 0)	0 (0 to 0)	0 (0 to 0)	0 (0 to 0)	0 (0 to 0)	0 (0 to 0)	0 (0 to 0)	0 (0 to 0)	0 (0 to 0)	0 (0 to 0)	0 (0 to 0)	0 (0 to 0)	0 (0 to 0)	0 (0 to 0)	0 (0 to 0)	0
Leishmaniasis	0 (0 to 0)	0 (0 to 0)	0 (0 to 0)	0 (0 to 0)	0 (0 to 0)	0 (0 to 0)	0 (0 to 0)	0 (0 to 0)	0 (0 to 0)	0 (0 to 0)	0 (0 to 0)	0 (0 to 0)	0 (0 to 0)	0 (0 to 0)	0 (0 to 0)	0 (0 to 0)	0 (0 to 0)	0 (0 to 0)	0 (0 to 0)	0 (0 to 0)	0 (0 to 0)	0 (0 to 0)	0 (0 to 0)	0
Visceral leishmaniasis	0 (0 to 0)	0 (0 to 0)	0 (0 to 0)	0 (0 to 0)	0 (0 to 0)	0 (0 to 0)	0 (0 to 0)	0 (0 to 0)	0 (0 to 0)	0 (0 to 0)	0 (0 to 0)	0 (0 to 0)	0 (0 to 0)	0 (0 to 0)	0 (0 to 0)	0 (0 to 0)	0 (0 to 0)	0 (0 to 0)	0 (0 to 0)	0 (0 to 0)	0 (0 to 0)	0 (0 to 0)	0 (0 to 0)	0
Cutaneous and mucocutaneous leishmaniasis	0 (0 to 0)	0 (0 to 0)	0 (0 to 0)	0 (0 to 0)	0 (0 to 0)	0 (0 to 0)	0 (0 to 0)	0 (0 to 0)	0 (0 to 0)	0 (0 to 0)	0 (0 to 0)	0 (0 to 0)	0 (0 to 0)	0 (0 to 0)	0 (0 to 0)	0 (0 to 0)	0 (0 to 0)	0 (0 to 0)	0 (0 to 0)	0 (0 to 0)	0 (0 to 0)	0 (0 to 0)	0 (0 to 0)	0
African trypanosomiasis	0 (0 to 0)	0 (0 to 0)	0 (0 to 0)	0 (0 to 0)	0 (0 to 0)	0 (0 to 0)	0 (0 to 0)	0 (0 to 0)	0 (0 to 0)	0 (0 to 0)	0 (0 to 0)	0 (0 to 0)	0 (0 to 0)	0 (0 to 0)	0 (0 to 0)	0 (0 to 0)	0 (0 to 0)	0 (0 to 0)	0 (0 to 0)	0 (0 to 0)	0 (0 to 0)	0 (0 to 0)	0 (0 to 0)	0
Schistosomiasis	0 (0 to 0)	0 (0 to 0)	0 (0 to 0)	0 (0 to 0)	0 (0 to 0)	0 (0 to 0)	0 (0 to 0)	0 (0 to 0)	0 (0 to 0)	0 (0 to 0)	0 (0 to 0)	0 (0 to 0)	0 (0 to 0)	0 (0 to 0)	0 (0 to 0)	0 (0 to 0)	0 (0 to 0)	0 (0 to 0)	0 (0 to 0)	0 (0 to 0)	0 (0 to 0)	0 (0 to 0)	0 (0 to 0)	0
Cysticercosis	0 (0 to 0)	0 (0 to 0)	0 (0 to 0)	0 (0 to 0)	0 (0 to 0)	0 (0 to 0)	0 (0 to 0)	0 (0 to 0)	0 (0 to 0)	0 (0 to 0)	0 (0 to 0)	0 (0 to 0)	0 (0 to 0)	0 (0 to 0)	0 (0 to 0)	0 (0 to 0)	0 (0 to 0)	0 (0 to 0)	0 (0 to 0)	0 (0 to 0)	0 (0 to 0)	0 (0 to 0)	0 (0 to 0)	0
Cystic echinococcosis	0 (0 to 0)	0 (0 to 0)	0 (0 to 0)	0 (0 to 0)	0 (0 to 0)	0 (0 to 0)	0 (0 to 0)	0 (0 to 0)	0 (0 to 0)	0 (0 to 0)	0 (0 to 0)	0 (0 to 0)	0 (0 to 0)	0 (0 to 0)	0 (0 to 0)	0 (0 to 0)	0 (0 to 0)	0 (0 to 0)	0 (0 to 0)	0 (0 to 0)	0 (0 to 0)	0 (0 to 0)	0 (0 to 0)	0.1
Lymphatic filariasis	0 (0 to 0)	0 (0 to 0)	0 (0 to 0)	0 (0 to 0)	0 (0 to 0)	0 (0 to 0)	0 (0 to 0)	0 (0 to 0)	0 (0 to 0)	0 (0 to 0)	0 (0 to 0)	0 (0 to 0)	0 (0 to 0)	0 (0 to 0)	0 (0 to 0)	0 (0 to 0)	0 (0 to 0)	0 (0 to 0)	0 (0 to 0)	0 (0 to 0)	0 (0 to 0)	0 (0 to 0)	0 (0 to 0)	0
Onchocerciasis	0 (0 to 0)	0 (0 to 0)	0 (0 to 0)	0 (0 to 0)	0 (0 to 0)	0 (0 to 0)	0 (0 to 0)	0 (0 to 0)	0 (0 to 0)	0 (0 to 0)	0 (0 to 0)	0 (0 to 0)	0 (0 to 0)	0 (0 to 0)	0 (0 to 0)	0 (0 to 0)	0 (0 to 0)	0 (0 to 0)	0 (0 to 0)	0 (0 to 0)	0 (0 to 0)	0 (0 to 0)	0 (0 to 0)	0
Trachoma	0 (0 to 0)	0 (0 to 0)	0 (0 to 0)	0 (0 to 0)	0 (0 to 0)	0 (0 to 0)	0 (0 to 0)	0 (0 to 0)	0 (0 to 0)	0 (0 to 0)	0 (0 to 0)	0 (0 to 0)	0 (0 to 0)	0 (0 to 0)	0 (0 to 0)	0 (0 to 0)	0 (0 to 0)	0 (0 to 0)	0 (0 to 0)	0 (0 to 0)	0 (0 to 0)	0 (0 to 0)	0 (0 to 0)	0
Dengue	0 (0 to 0)	0 (0 to 0)	0 (0 to 0)	0 (0 to 0)	0 (0 to 0)	0 (0 to 0)	0 (0 to 0)	0 (0 to 0)	0 (0 to 0)	0 (0 to 0)	0 (0 to 0)	0 (0 to 0)	0 (0 to 0)	0 (0 to 0)	0 (0 to 0)	0 (0 to 0)	0 (0 to 0)	0 (0 to 0)	0 (0 to 0)	0 (0 to 0)	0 (0 to 0)	0 (0 to 0)	0 (0 to 0)	0
Yellow fever	0 (0 to 0)	0 (0 to 0)	0 (0 to 0)	0 (0 to 0)	0 (0 to 0)	0 (0 to 0)	0 (0 to 0)	0 (0 to 0)	0 (0 to 0)	0 (0 to 0)	0 (0 to 0)	0 (0 to 0)	0 (0 to 0)	0 (0 to 0)	0 (0 to 0)	0 (0 to 0)	0 (0 to 0)	0 (0 to 0)	0 (0 to 0)	0 (0 to 0)	0 (0 to 0)	0 (0 to 0)	0 (0 to 0)	0
Rabies	0 (0 to 0)	0 (0 to 0)	0 (0 to 0)	0 (0 to 0)	0 (0 to 0)	0 (0 to 0)	0 (0 to 0)	0 (0 to 0)	0 (0 to 0)	0 (0 to 0)	0 (0 to 0)	0 (0 to 0)	0 (0 to 0)	0 (0 to 0)	0 (0 to 0)	0 (0 to 0)	0 (0 to 0)	0 (0 to 0)	0 (0 to 0)	0 (0 to 0)	0 (0 to 0)	0 (0 to 0)	0 (0 to 0)	0
Intestinal nematode infections	0 (0 to 0)	0 (0 to 0)	0 (0 to 0)	0 (0 to 0)	0 (0 to 0)	0 (0 to 0)	0 (0 to 0)	0 (0 to 0)	0 (0 to 0)	0 (0 to 0)	0 (0 to 0)	0 (0 to 0)	0 (0 to 0)	0 (0 to 0)	0 (0 to 0)	0 (0 to 0)	0 (0 to 0)	0 (0 to 0)	0 (0 to 0)	0 (0 to 0)	0 (0 to 0)	0 (0 to 0)	0 (0 to 0)	0
Ascariasis	0 (0 to 0)	0 (0 to 0)	0 (0 to 0)	0 (0 to 0)	0 (0 to 0)	0 (0 to 0)	0 (0 to 0)	0 (0 to 0)	0 (0 to 0)	0 (0 to 0)	0 (0 to 0)	0 (0 to 0)	0 (0 to 0)	0 (0 to 0)	0 (0 to 0)	0 (0 to 0)	0 (0 to 0)	0 (0 to 0)	0 (0 to 0)	0 (0 to 0)	0 (0 to 0)	0 (0 to 0)	0 (0 to 0)	0
Trichuriasis	0 (0 to 0)	0 (0 to 0)	0 (0 to 0)	0 (0 to 0)	0 (0 to 0)	0 (0 to 0)	0 (0 to 0)	0 (0 to 0)	0 (0 to 0)	0 (0 to 0)	0 (0 to 0)	0 (0 to 0)	0 (0 to 0)	0 (0 to 0)	0 (0 to 0)	0 (0 to 0)	0 (0 to 0)	0 (0 to 0)	0 (0 to 0)	0 (0 to 0)	0 (0 to 0)	0 (0 to 0)	0 (0 to 0)	0
Hookworm disease	0 (0 to 0)	0 (0 to 0)	0 (0 to 0)	0 (0 to 0)	0 (0 to 0)	0 (0 to 0)	0 (0 to 0)	0 (0 to 0)	0 (0 to 0)	0 (0 to 0)	0 (0 to 0)	0 (0 to 0)	0 (0 to 0)	0 (0 to 0)	0 (0 to 0)	0 (0 to 0)	0 (0 to 0)	0 (0 to 0)	0 (0 to 0)	0 (0 to 0)	0 (0 to 0)	0 (0 to 0)	0 (0 to 0)	0
Food-borne trematodiases	0 (0 to 0)	0 (0 to 0)	0 (0 to 0)	0 (0 to 0)	0 (0 to 0)	0 (0 to 0)	0 (0 to 0)	0 (0 to 0)	0 (0 to 0)	0 (0 to 0)	0 (0 to 0)	0 (0 to 0)	0 (0 to 0)	0 (0 to 0)	0 (0 to 0)	0 (0 to 0)	0 (0 to 0)	0 (0 to 0)	0 (0 to 0)	0 (0 to 0)	0 (0 to 0)	0 (0 to 0)	0 (0 to 0)	0



Osteoarthritis other	0 (0 to 0)	0 (0 to 0)	0 (0 to 0)	0 (0 to 0)	0 (0 to 0)	0 (0 to 0)	0 (0 to 0)	0 (0 to 0)	0 (0 to 0)	0-1 (0 to 2)	0-5 (0 to 1.2)	1-6 (0 to 3.6)	1-6 (0 to 3.6)	4-2 (1.7 to 9.1)	7-7 (3.4 to 16.6)	10-7 (4.7 to 22.9)	12-1 (5.7 to 25.2)	14-9 (7.2 to 30.8)	18-3 (9.1 to 37.4)	15 (7.4 to 31.4)	11-7 (6 to 24)	7-7 (3.9 to 15.8)	3-6 (2 to 7.7)	1-2 (0.4 to 2.4)	109
Low back pain	0 (0 to 0)	0 (0 to 0)	0 (0 to 0)	0 (0 to 0)	0 (3.8 to 13.6)	0 (24.5 to 64.9)	0 (42 to 111)	0 (40.7 to 121)	0 (62.2 to 171)	0 (85.9 to 223)	0 (101 to 262)	0 (124 to 314)	0 (124 to 314)	0 (164 to 413)	0 (205 to 492)	0 (236 to 477)	0 (183 to 466)	0 (160 to 464)	0 (121 to 539)	0 (157 to 562)	0 (106 to 351)	0 (59 to 194)	0 (25.3 to 57.4)	0 (4.6 to 15.3)	3,080
Neck pain	0 (0 to 0)	0 (0 to 0)	0 (0 to 0)	3-9 (1.4 to 8.2)	21-4 (11.2 to 39.4)	29-1 (16.7 to 50.4)	33-5 (19.7 to 53.4)	40-5 (24.6 to 77.4)	40-5 (24.6 to 77.4)	40-5 (24.6 to 77.4)	40-5 (24.6 to 77.4)	40-5 (24.6 to 77.4)	40-5 (24.6 to 77.4)	32 (19 to 225)	29 (16.2 to 225)	25 (13.7 to 225)	20 (10.2 to 225)	16 (7.9 to 225)	12 (5.7 to 225)	8-1 (3.7 to 225)	5-4 (2.3 to 225)	3-5 (1.5 to 225)	2-6 (1 to 225)	1-3 (0.4 to 4.2)	1,270
Gout	0 (0 to 0)	0 (0 to 0)	0 (0 to 0)	0 (0 to 0)	0 (0 to 0)	0 (0 to 0)	0 (0 to 0)	0 (0 to 0)	0 (0 to 0)	0 (0 to 0)	0 (0 to 0)	0 (0 to 0)	0 (0 to 0)	0 (0 to 0)	0 (0 to 0)	0 (0 to 0)	0 (0 to 0)	0 (0 to 0)	0 (0 to 0)	0 (0 to 0)	0 (0 to 0)	0 (0 to 0)	0 (0 to 0)	0 (0 to 0)	0 (0 to 0)	79
Other musculoskeletal disorders	0 (0 to 0)	0 (0 to 0)	0 (0 to 0)	0-4 (0.2 to 0.5)	1-5 (0.4 to 3.1)	12-3 (7.1 to 22)	27 (16.4 to 41.7)	47-7 (29.4 to 72.6)	70-4 (44.5 to 110)	84-6 (53.4 to 135)	86-9 (52.1 to 150)	113 (70.8 to 179)	113 (70.8 to 179)	139 (90.4 to 202)	127 (77.4 to 191)	127 (68.9 to 177)	115 (74.3 to 180)	121 (74.3 to 197)	102 (61.3 to 168)	70-9 (32.9 to 151)	46-4 (19.4 to 71.9)	22-5 (7.4 to 61)	10 (2.7 to 19.7)	1,330
Other non-communicable diseases	68-4 (49.1 to 105)	39-6 (29.5 to 66.9)	105 (72.6 to 149)	80-5 (56.7 to 99.1)	41-6 (26.3 to 58.4)	55-2 (36.3 to 78.5)	62 (39.5 to 152)	115 (81.8 to 158)	146 (104 to 208)	187 (120 to 262)	208 (149 to 291)	207 (146 to 288)	207 (146 to 288)	195 (161 to 246)	280 (207 to 356)	280 (207 to 356)	291 (227 to 402)	284 (205 to 398)	277 (208 to 370)	259 (210 to 294)	215 (180 to 269)	168 (120 to 209)	132 (75.2 to 127)	37-9 (27.1 to 49.6)	4,000
Congenital birth defects	68-7 (47.7 to 104)	30-5 (23.5 to 41.4)	68-8 (42.1 to 92.9)	48-5 (34 to 62.2)	29-7 (15.4 to 27.7)	20-8 (15.4 to 27.2)	19-7 (15.1 to 25)	15-7 (12.9 to 21)	14-8 (11.7 to 19.4)	12-7 (10.1 to 16.2)	16 (12.7 to 19.9)	15-8 (11.4 to 20.2)	15-8 (11.4 to 20.2)	19-1 (13.1 to 25)	21-1 (14.5 to 27.4)	20-9 (14.5 to 27.4)	16-8 (11.6 to 22.6)	14-9 (9.9 to 17.5)	11-7 (7.9 to 14.9)	8-7 (5.4 to 11.3)	7-1 (4.3 to 9.7)	5-4 (3.3 to 7.7)	3-2 (1.9 to 4.6)	0-1 (0.1 to 0.2)	452
Neural tube defects	5-6 (2.5 to 9.1)	1-5 (0.6 to 2.4)	0-1 (2.5 to 9)	3-5 (1.6 to 6.1)	0-6 (0.4 to 2.6)	0-9 (0.6 to 1.2)	0-9 (0.6 to 1.2)	0-9 (0.6 to 1.2)	0-9 (0.6 to 1.2)	0-8 (0.5 to 1.1)	0-7 (0.5 to 1.1)	0-5 (0.3 to 0.8)	0-5 (0.3 to 0.8)	0-5 (0.3 to 0.7)	0-3 (0.2 to 0.4)	0-2 (0.1 to 0.2)	0-1 (0.1 to 0.2)	0-1 (0.1 to 0.2)	0-1 (0.1 to 0.2)	0-1 (0.1 to 0.2)	0-1 (0.1 to 0.2)	0-1 (0.1 to 0.2)	0-1 (0.1 to 0.2)	0-1 (0.1 to 0.2)	23-2
Congenital heart anomalies	17-1 (10.4 to 33.4)	13-5 (9.7 to 21.3)	26-4 (11.4 to 37.4)	11-9 (8.1 to 20.5)	2-3 (1.1 to 3.9)	3-7 (2.4 to 5.1)	4-4 (2.7 to 5.7)	3-6 (2.2 to 4.5)	2-5 (1.4 to 3.4)	3-5 (2.4 to 5.5)	3-7 (2.5 to 5.2)	3-8 (2.6 to 5.2)	3-8 (2.6 to 5.2)	3-8 (1.8 to 5.4)	2-6 (1.3 to 4.9)	2-3 (1.3 to 3.9)	1-6 (0.7 to 2.8)	1-9 (0.7 to 3)	0-4 (0.1 to 0.9)	0-2 (0.1 to 0.4)	0-2 (0.1 to 0.4)	0-1 (0.1 to 0.3)	0-1 (0 to 0)	0-1 (0 to 0)	107
Orofacial clefts	0 (0 to 0)	0-2 (0.1 to 0.4)	0-4 (0.2 to 0.7)	0-3 (0.1 to 0.5)	0-1 (0.1 to 0.4)	0-2 (0.1 to 0.4)	0-2 (0.1 to 0.4)	0-2 (0.1 to 0.4)	0-2 (0.1 to 0.5)	0-2 (0.1 to 0.5)	0-2 (0.1 to 0.5)	0-2 (0.1 to 0.5)	0-2 (0.1 to 0.5)	0-3 (0.1 to 0.5)	0-3 (0.1 to 0.5)	0-3 (0.1 to 0.5)	0-2 (0.1 to 0.5)	0-2 (0.1 to 0.4)	0-2 (0.1 to 0.4)	0-2 (0.1 to 0.5)	0-2 (0.1 to 0.5)	0-2 (0.1 to 0.5)	0-1 (0 to 0.3)	0-1 (0 to 0.1)	4-5
Down syndrome	4 (1.7 to 6.8)	1-1 (0.6 to 1.8)	3-2 (1.7 to 6)	2-5 (1.2 to 3.7)	1-8 (1.2 to 2.5)	1-9 (1.3 to 2.6)	2-1 (1.5 to 2.9)	2-3 (1.6 to 3.1)	2-6 (1.9 to 3.4)	2-6 (1.9 to 3.4)	2-7 (2 to 3.6)	3 (2.1 to 4.4)	3 (2.1 to 4.4)	4-9 (3.1 to 6.7)	3-6 (2.1 to 5.1)	3-6 (2.1 to 5.1)	2-9 (1.6 to 4.2)	2-5 (1.4 to 3.7)	2-1 (1.1 to 3.1)	1-6 (0.8 to 2.5)	1-3 (0.6 to 2.1)	0-9 (0.4 to 1.5)	0-5 (0.2 to 0.9)	0-1 (0 to 0.2)	67-2
Turner syndrome	0 (0 to 0)	0 (0 to 0)	0 (0 to 0)	0-1 (0 to 0.2)	0-1 (0 to 0.2)	0-1 (0 to 0.2)	0-1 (0 to 0.2)	0-1 (0 to 0.2)	0-1 (0 to 0.2)	0-1 (0 to 0.2)	0-1 (0 to 0.2)	0-1 (0 to 0.2)	0-1 (0 to 0.2)	0-1 (0 to 0.1)	0-1 (0 to 0.1)	0-1 (0 to 0.1)	0 (0 to 0)	0 (0 to 0)	0 (0 to 0)	0 (0 to 0)	0 (0 to 0)	0 (0 to 0)	0 (0 to 0)	0 (0 to 0)	0 (0 to 0)	0-7
Klinefelter syndrome	0 (0 to 0)	0 (0 to 0)	0 (0 to 0)	0 (0 to 0)	0 (0 to 0)	0 (0 to 0)	0 (0 to 0)	0 (0 to 0)	0 (0 to 0)	0 (0 to 0)	0 (0 to 0)	0 (0 to 0)	0 (0 to 0)	0 (0 to 0)	0 (0 to 0)	0 (0 to 0)	0 (0 to 0)	0 (0 to 0)	0 (0 to 0)	0 (0 to 0)	0 (0 to 0)	0 (0 to 0)	0 (0 to 0)	0 (0 to 0)	0 (0 to 0)	0-2
Other chromosomal abnormalities	11-6 (4.5 to 22.5)	6-5 (4.4 to 9.4)	13-3 (9.3 to 20.9)	7-7 (5.5 to 10.4)	2-3 (2.3 to 4.6)	3-3 (2.3 to 4.5)	3-2 (2.3 to 3.8)	2-2 (1.6 to 3)	2-2 (1.6 to 3)	2-5 (1.7 to 3.5)	2-6 (1.8 to 3.5)	2-2 (1.4 to 3.1)	2-2 (1.4 to 3.1)	2-6 (1.4 to 3.7)	2-1 (1.3 to 3)	1-8 (1.1 to 2.7)	1-1 (0.6 to 1.6)	0-9 (0.5 to 1.2)	0-6 (0.3 to 0.9)	0-4 (0.2 to 0.6)	0-3 (0.1 to 0.5)	0-2 (0 to 0.4)	0-1 (0 to 0.2)	0-1 (0 to 0)	69-8
Congenital musculoskeletal and limb anomalies	1-7 (1 to 3.7)	0-8 (0.5 to 1.3)	7-1 (4.5 to 11.4)	6-6 (3.9 to 10.1)	3-6 (1.9 to 7.1)	5-7 (3.3 to 8.6)	3-8 (2.2 to 5.6)	3-2 (2.2 to 4.5)	4-1 (2.7 to 6.1)	4-4 (2.7 to 6.5)	4-1 (2.4 to 6.1)	4-2 (2.5 to 6.2)	4-2 (2.5 to 6.2)	4-8 (2.7 to 7.2)	5-1 (3.1 to 7.8)	4-7 (2.8 to 7.2)	3-9 (2.4 to 6)	3-5 (1.9 to 5.2)	3-1 (1.7 to 4.9)	1-7 (1 to 2.7)	0-9 (0.5 to 1.5)	0-5 (0.3 to 0.7)	0-2 (0.1 to 0.3)	0-1 (0 to 0.1)	86-8
Urogenital congenital anomalies	2-6 (0.4 to 10.3)	0-5 (0.2 to 1.5)	1-1 (0.2 to 5.1)	1-2 (0.3 to 4.2)	0-7 (0.2 to 2.4)	0-5 (0.2 to 2.1)	0-5 (0.2 to 2.1)	0-5 (0.2 to 2.1)	0-5 (0.2 to 2.1)	0-4 (0.2 to 2)	0-4 (0.2 to 2)	0-4 (0.2 to 2)	0-4 (0.2 to 2)	0-5 (0.2 to 2.1)	0-5 (0.2 to 2.2)	0-4 (0.2 to 2)	0-4 (0.2 to 2)	0-3 (0.1 to 1.7)	0-3 (0.1 to 1.7)	0-3 (0.1 to 1.7)	0-3 (0.1 to 1.7)	0-3 (0.1 to 1.7)	0-3 (0.1 to 1.7)	0-3 (0.1 to 1.7)	8-4
Digestive congenital anomalies	4-4 (1.4 to 13.7)	1-6 (0.4 to 4.7)	2-4 (0.4 to 9.4)	2-4 (0.4 to 9.5)	0-8 (0.4 to 1.1)	0-9 (0.2 to 0.7)	0-9 (0.2 to 0.5)	0-9 (0.2 to 0.5)	0-9 (0.2 to 0.6)	0-9 (0.2 to 0.6)	0-9 (0.2 to 0.6)	0-9 (0.2 to 0.6)	0-9 (0.2 to 0.6)	0-9 (0.2 to 0.6)	0-9 (0.2 to 0.6)	0-9 (0.2 to 0.6)	0-9 (0.2 to 0.6)	0-9 (0.1 to 0.5)	0-9 (0.1 to 0.5)	0-9 (0.1 to 0.5)	0-9 (0.1 to 0.5)	0-9 (0.1 to 0.5)	0-9 (0.1 to 0.5)	0-9 (0 to 0)	22
Other congenital birth defects	16-2 (9.4 to 29.9)	9-4 (7.6 to 14.4)	9-4 (7.7 to 12.4)	2-9 (1.8 to 4.1)	2-2 (1.8 to 3.1)	2-1 (1.6 to 3.7)	2-1 (1.3 to 3.1)	2-1 (1.5 to 2.7)	2-1 (1.5 to 2.7)	2-1 (1.5 to 2.7)	2-1 (1.5 to 2.7)	2-1 (1.5 to 2.7)	2-1 (1.5 to 2.7)	2-1 (1.5 to 3)	1-6 (0.9 to 3.2)	1-5 (0.8 to 3.2)	1-3 (0.6 to 2.6)	1-1 (0.5 to 2.2)	0-9 (0.4 to 2.1)	0-8 (0.3 to 1.9)	0-7 (0.3 to 1.6)	0-6 (0.3 to 1.3)	0-5 (0.2 to 1.1)	0-3 (0 to 0.7)	61-1
Urinary diseases and male infertility	0-1 (0 to 0.1)	0-2 (0 to 0.7)	0-7 (0.5 to 0.9)	0-5 (0.3 to 0.6)	0-7 (0.5 to 0.9)	0-7 (0.7 to 1.4)	0-7 (0.5 to 1.4)	0-7 (0.5 to 1.4)	0-7 (0.5 to 1.4)	0-7 (0.5 to 1.4)	0-7 (0.5 to 1.4)	0-7 (0.5 to 1.4)	0-7 (0.5 to 1.4)	0-7 (0.5 to 1.4)	0-7 (0.5 to 1.4)	0-7 (0.5 to 1.4)	0-7 (0.5 to 1.4)	0-7 (0.5 to 1.4)	0-7 (0.5 to 1.4)	0-7 (0.5 to 1.4)	0-7 (0.5 to 1.4)	0-7 (0.5 to 1.4)	0-7 (0.5 to 1.4)	0-7 (0.5 to 1.4)	553
Urolithiasis	0 (0 to 0)	0 (0 to 0)	0 (0 to 0)	0 (0 to 0)	0 (0 to 0.1)	0 (0 to 0.1)	0 (0 to 0.1)	0 (0 to 0.1)	0 (0 to 0.1)	0 (0 to 0.1)	0 (0 to 0.1)	0 (0 to 0.1)	0 (0 to 0.1)	0 (0 to 0.1)	0 (0 to 0.1)	0 (0 to 0.1)	0 (0 to 0.1)	0 (0 to 0.1)	0 (0 to 0.1)	0 (0 to 0.1)	0 (0 to 0.1)	0 (0 to 0.1)	0 (0 to 0.1)	0 (0 to 0.1)	0 (0 to 0.1)	26-9
Benign prostatic hyperplasia	0 (0 to 0)	0 (0 to 0)	0 (0 to 0)	0 (0 to 0)	0 (0 to 0)	0 (0 to 0)	0 (0 to 0)	0 (0 to 0)	0 (0 to 0)	0 (0 to 0)	0 (0 to 0)	0 (0 to 0)	0 (0 to 0)	0 (0 to 0)	0 (0 to 0)	0 (0 to 0)	0 (0 to 0)	0 (0 to 0)	0 (0 to 0)	0 (0 to 0)	0 (0 to 0)	0 (0 to 0)	0 (0 to 0)	0 (0 to 0)	0 (0 to 0)	126
Male infertility	0 (0 to 0)	0 (0 to 0)	0 (0 to 0)	0 (0 to 0)	0 (0 to 0)	0 (0 to 0)	0 (0 to 0)	0 (0 to 0.2)	0 (0 to 0.2)	0 (0 to 0.2)	0 (0 to 0.2)	0 (0 to 0.2)	0 (0 to 0.2)	0 (0 to 0.2)	0 (0 to 0.2)	0 (0 to 0.2)	0 (0 to 0.2)	0 (0 to 0.2)	0 (0 to 0.2)	0 (0 to 0.2)	0 (0 to 0.2)	0 (0 to 0.2)	0 (0 to 0.2)	0 (0 to 0.2)	0 (0 to 0.2)	7.7
Other urinary diseases	0-1 (0 to 0.1)	0-1 (0 to 0.2)	0-1 (0 to 0.2)	0-2 (0.1 to 0.3)	0-2 (0.1 to 0.3)	0-2 (0.2 to 0.4)	0-2 (0.1 to 0.4)	0-2 (0.1 to 0.4)	0-2 (0.1 to 0.4)	0-2 (0.1 to 0.4)	0-2 (0.1 to 0.4)	0-2 (0.1 to 0.4)	0-2 (0.1 to 0.4)	0-2 (0.1 to 0.4)	0-2 (0.1 to 0.4)	0-2 (0.1 to 0.4)	0-2 (0.1 to 0.4)	0-2 (0.1 to 0.4)	0-2 (0.1 to 0.4)	0-2 (0.1 to 0.4)	0-2 (0.1 to 0.4)	0-2 (0.1 to 0.4)	0-2 (0.1 to 0.4)	0-2 (0.1 to 0.4)	19-9
Gynecological diseases	0 (0 to 0)	0 (0 to 0)	0 (0 to 0)	0 (0 to 0)	0 (0 to 0)	0 (4.7 to 15.5)	0 (9.2 to 23.1)	0 (19.9 to 49.7)	0 (39 to 87.7)	0 (56.9 to 130)	0 (71.7 to 166)	0 (74.5 to 181)	0 (74.5 to 181)	0 (97 to 227)	0 (96.6 to 197)	0 (99.6 to 194)	0 (53.2 to 130)	0 (54.3 to 81.4)	0 (23.4 to 59.4)	0 (24.4 to 37.4)	0 (21.3 to 33.1)	0 (20.1 to 45.1)	0 (12.9 to 27.8)	0 (4.5 to 12.7)	909
Uterine fibroids	0 (0 to 0)	0 (0 to 0)	0 (0 to 0)	0 (0 to 0)	0 (0 to 0.4)	0 (1.1 to 3.4)	0 (3.1 to 7.4)	0 (3.6 to 7.4)	0 (4.8 to 9.7)	0 (5.1 to 7.5)	0 (5 to 7.5)	0 (5 to 9.3)	0 (5 to 9.3)	0 (6.9 to 12.3)	0 (7.1 to 14.2)	0 (7.1 to 14.2)	0 (7.1 to 14.2)	0 (4.4 to 7.2)	0 (1.5 to 3.7)	0 (1.4 to 2)	0 (1.2 to 2.3)	0 (1.1 to 2.1)	0 (0.5 to 1.1)	0 (0.1 to 0.5)	0 (0 to 0)	33-2
Polycystic ovarian syndrome	0 (0 to 0)	0 (0 to 0)	0 (0 to 0)	0 (0 to 0)	0 (0 to 0)	0 (0.3 to 1.7)	0 (1.2 to 5.7)	0 (1.6 to 7.6)	0 (1.7 to 8.2)	0 (1.6 to 8.7)	0 (1.9 to 9.6)	0 (1.9 to 9.6)	0 (1.9 to 9.6)	0 (1.4 to 7.6)	0 (1.4 to 7.6)	0 (1.4 to 7.6)	0 (1.4 to 7.6)	0 (1.4 to 7.6)	0 (1.4 to 7.6)	0 (1.4 to 7.6)	0 (1.4 to 7.6)	0 (1.4 to 7.6)	0 (1.4 to 7.6)	0 (1.4 to 7.6)	0 (1.4 to 7.6)	28-7
Female infertility	0 (0 to 0)	0 (0 to 0)	0 (0 to 0)	0 (0 to 0)	0 (0 to 0)	0 (0 to 0)	0 (0 to 0.2)	0 (0 to 0.4)	0 (0 to 0.5)	0 (0 to 0.7)	0 (0 to 0.7)	0 (0 to 0.7)	0 (0 to 0.7)	0 (0 to 0.1)	0 (0 to 0)	0 (0 to 0)	0 (0 to 0)	0 (0 to 0)	0 (0 to 0)	0 (0 to 0)	0 (0 to 0)	0 (0 to 0)	0 (0 to 0)	0 (0 to 0)	0 (0 to 0)	7.5
Endometriosis	0 (0 to 0)	0 (0 to 0)	0 (0 to 0)	0 (0 to 0)	0 (0 to 0)	0 (0 to 0)	0 (4.6 to 11.3)	0 (4.7 to 14.1)	0 (4.9 to 13.5)	0 (4.2 to 12.8)	0 (4 to 13.3)	0 (3.3 to 10.7)	0 (3.2 to 9.4)	0 (1.5 to 7.4)	0 (0 to 0)	0 (0 to 0)	0 (0 to 0)	0 (0 to 0)	0 (0 to 0)	0 (0 to 0)	0 (0 to 0)	0 (0 to 0)	0 (0 to 0)	0 (0 to 0)	0 (0 to 0)	59-2
Genital prolapse	0 (0 to 0)	0 (0 to 0)	0 (0 to 0)	0 (0 to 0)	0 (0 to 0)	0 (0 to 0)	0 (0 to 0)	0 (0 to 0.1)	0 (0 to 0.2)	0 (0 to 0.2)	0 (0 to 0.2)	0 (0 to 0.2)	0 (0 to 0.2)	0 (0 to 0.2)	0 (0 to 0.2)	0 (0 to 0.2)	0 (0 to 0.2)	0 (0 to 0.2)	0 (0 to 0.2)	0 (0 to 0.2)	0 (0 to 0.2)	0 (0 to 0.2)	0 (0 to 0.2)	0 (0 to 0.2)	0 (0 to 0.2)	21-6
Premenstrual syndrome	0 (0 to 0)	0 (0 to 0)	0 (0 to 0)	0 (0 to 0)	0 (0 to 0)	8-2 (4.5 to 14.7)	18-7 (9.6 to 34.6)	20-5 (12.9 to 34.4)	21-1 (12.1 to 34.6)	23-2 (12.1 to 38.4)	27-2 (15.2 to 45.3)	27-1 (15.2 to 45.3)	27-1 (15.2 to 45.3)	22-9 (13.2 to 40.2)	14-2 (8.4 to 24.2)	14-2 (8.4 to 24.2)	11-9 (6.9 to 21)	10-3 (5.9 to 18.2)	8-1 (4.6 to 14.2)	6-2 (3.5 to 10.9)	4-6 (2.6 to 8.1)	3-3 (1.9 to 5.8)	2-2 (1.2 to 3.9)	0-9 (0.5 to 1.7)	179
Other gynecological diseases	0 (0 to 0)	0 (0 to 0)	0 (0 to 0)	0 (0 to 0)	0 (0 to 0)	0-1 (0 to 0.2)	0-6 (0.3 to 1.4)	2-5 (1.4 to 4.9)	3-2 (1.9 to 6.4)	3-9 (2.2 to 7.5)	4-4 (2.5 to 8.6)	4-1 (2.4 to 8.1)	4-1 (2.4 to 8.1)	4-2 (2.4 to 8.1)	3-9 (2.3 to 8.1)	3-9 (2.3 to 8.1)	3-4 (2 to 6.7)	3-1 (1.8 to 6.1)	2-7 (1.5 to 5.4)	2-3 (1.3 to 4.6)	1-9 (1.1 to 3.7)	1-6 (0.9 to 3.1)	1-2 (0.6 to 2.3)	0-4 (0.2 to 0.9)	21-6
Hemoglobinopathies and hemolytic anemias	0-2 (0.1 to 0.3)	1-4 (0.9 to 2.1)	6 (2.5 to 9.2)	2 (0.8 to 3.3)	0-7 (0.4 to 1.6)	2-4 (0.6 to 5.1)	2-2 (0.7 to 4.2)	2-2 (0.7 to 5)	2-5 (0.7 to 5)	1-7 (0.4 to 4.1)	1-6 (0.4 to 3.7)	2-1 (0.5 to 4.8)	2-1 (0.5 to 4.8)	1-6 (0.7 to 3.5)	2-1 (0.9 to 4.5)	2-1 (0.9 to 4.5)	2-1 (0.9 to 4.5)	2-1 (0.9 to 4.5)	2-1 (0.9 to 4.5)	2-1 (0.9 to 4.5)	2-1 (0.9 to 4.5)	2-1 (0.9 to 4.5)	1-2 (0.3 to 2.7)	0-5 (0.3 to 0.7)	43-2
Thalassemias	0 (0 to 0)	0 (0 to 0)	0-1 (0 to 1.2)	0-1 (0 to 0.5)	0-1 (0 to 0.5)	0-1 (0 to 0.5)	0-1 (0 to 0.5)	0-1 (0 to 0.5)	0 (0 to 0.5)	0 (0 to 0.5)	0 (0 to 0.5)	0 (0 to 0.5)	0 (0 to 0.5)	0 (0 to 0.5)	0 (0 to 0.5)	0 (0 to 0.5)	0 (0 to 0.5)	0 (0 to 0.5)	0 (0 to 0.5)	0 (0 to 0.5)	0 (0 to 0.5)	0 (0 to 0.5)	0 (0 to 0.5)	0 (0 to 0.5)	0 (0 to 0.5)	0-4
Thalassemias trait	0 (0 to 0)	0-2 (0 to 1.4)	0-9 (0.4 to 1.9)	0-6 (0.2 to 1.4)	0-1 (0 to 0.4)	0-6 (0 to 0.5)	0-6 (0 to 1.6)	0-7 (0 to 1.6)	0-7 (0 to 1.6)	0-9 (0 to 2.1)	0-9 (0 to 2.1)	0-2 (0 to 0.7)	0-2 (0 to 0.7)	0-3 (0 to 0.9)	0-3 (0 to 0.8)	0-3 (0 to 0.8)	0-2 (0 to 0.7)	0-2 (0 to 0.7)	0-2 (0 to 0.7)	0-1 (0 to 0.5)	0-2 (0 to 0.6)	0-1 (0 to 0.5)	0-1 (0 to 0.5)	0-1 (0 to 0.1)	7-2
Sickle cell disorders	0 (0 to 0)	0-1 (0 to 0.5)	0-2 (0 to 1.5)	0-6 (0.2 to 1.4)	0-1 (0 to 0.2)	0-1 (0 to 0.2)	0-1 (0 to 0.2)	0-1 (0 to 0.2)	0-1 (0 to 0.2)	0-1 (0 to 0.2)	0-1 (0 to 0.1)	0-1 (0 to 0.1)	0-1 (0 to 0.1)	0-1 (0 to 0.1)	0-1 (0 to 0.1)	0-1 (0 to 0.1)	0-1 (0 to 0.1)	0-1 (0 to 0.1)	0-1 (0 to 0.1)	0-1 (0 to 0.1)	0-1 (0 to 0.1)	0-1 (0 to 0.1)	0-1 (0 to 0.1)	0-1 (0 to 0.1)	0-1 (0 to 0.1)	1-3
Sickle cell trait	0 (0 to 0)	0-1 (0 to 0.3)	0-4 (0.1 to 0.9)	0-3 (0 to 0.8)	0-3 (0 to 0.2)	0-7 (0 to 0.4)	0-6 (0 to 1.7)	0-6 (0 to 1.6)	0-7 (0 to 1.2)	0-7 (0 to 2.3)	0-7 (0 to 2.3)	0-3 (0 to 0.9)	0-3 (0 to 0.9)	0-4 (0 to 0.9)	0-2 (0 to 0.4)	0-1 (0 to 0.3)	0-1 (0 to 0.3)	0-1 (0 to 0.3)	0-1 (0 to 0.3)	0-1 (0 to 0.3)	0-1 (0 to 0.3)	0-1 (0 to 0.3)	0-1 (0 to 0.3)	0-1 (0 to 0.3)	0-1 (0 to 0.3)	4-5
G6PD deficiency	0 (0 to 0)	0 (0 to 0)	0-1 (0 to 0.5)	0-1 (0 to 0.3)	0-1 (0 to 0.2)	0-2 (0 to 0.3)	0-2 (0 to 0.5)	0-2 (0 to 0.5)	0-3 (0 to 0.4)	0-3 (0 to 0.5)	0-3 (0 to 0.5)	0-3 (0 to 0.4)	0-3 (0 to 0.4)	0-4 (0 to 0.6)	0-3 (0 to 0.5)	0-3 (0 to 0.5)	0-2 (0 to 0.4)	0-2 (0 to 0.4)	0-2 (0 to 0.4)	0-1 (0 to 0.3)	0-2 (0 to 0.3)	0-1 (0 to 0.3)	0-1 (0 to 0.3)	0-1 (0 to 0.3)	0-1 (0 to 0.3)	4
G6PD trait	0 (0 to 0)	0 (0 to 0)	0 (0 to 0)	0 (0 to 0)	0 (0 to 0)	0 (0 to 0)	0 (0 to 0)	0 (0 to 0)	0 (0 to 0)	0 (0 to 0)	0 (0 to 0)	0 (0 to 0)	0 (0 to 0)	0 (0 to 0)	0 (0 to 0)	0 (0 to 0)	0 (0 to 0)	0 (0 to 0)	0 (0 to 0)	0 (0 to 0)	0 (0 to 0)	0 (0 to 0)	0 (0 to 0)	0 (0 to 0)	0 (0 to 0)	0-1
Other hemoglobinopathies and hemolytic anemias	0-1 (0 to 0.1)	0-9 (0.5 to 1.5)	4-2 (2.2 to 6.8)	0-9 (0.5 to 2.4)	0-2 (0.1 to 0.5)	0-2 (0.1 to 0.6)	0-4 (0.1 to 1.1)	0-3 (0.1 to 0.9)	0-4 (0.1 to 1.4)	0-5 (0.2 to 1.6)	0-5 (0.2 to 2.4)	0-5 (0.2 to 2.5)	0-5 (0.2 to 2.5)	0-8 (0.2 to 2.4)	1-2 (0.4 to 3.3)	1-2 (0.4 to 3.3)	1-4 (0.7 to 3.7)	1-9 (0.9 to 4.1)	2-4 (1.1 to 5.4)	2-1 (1.1 to 3.4)	2-1 (1.1 to 3.4)	1-8 (1.2 to 2.8)	1-1 (0.8 to 1.7)	0-4 (0.3 to 0.7)	25-7
Endocrine, metabolic, blood, and immune disorders	1-6 (0.4 to 2.7)	1-7 (1.0 to 2.6)	0-6 (0.7 to 1.5)	21-4 (15.2 to 28.6)	13-2 (9.5 to 19.1)	16-6 (11.7 to 24.8)	20-5 (13.6 to 29.9)	22-4 (15.5 to 32.5)	24-6 (15.5 to 39.7)	23-2 (14.1 to 33.4)	44-7 (28.6 to 68.7)	57-5 (31.5 to 77)	57-5 (31.5 to 77)	72-4 (45.6 to 106)	94-1 (61.1 to 140)	111 (71.3 to 166)	112 (71.5 to 174)	118 (73.7 to 179)	96-8 (51.6 to 159)	47-5 (21.9 to 71.3)	22-1 (10.7 to 35.5)	10-2 (3.7 to 19.1)	3-2 (2.2 to 4.4)	1,040
Oral disorders	0 (0 to 0)	0 (0 to 0)	2-3 (0.9 to 5.2)	0-2 (0.1 to 0.6)	7-1 (3.8 to 12.2)	8-8 (4.9 to 14.6)	11-3 (6.5 to 19.4)	11-3 (6.5 to 20.7)	11-3 (6.5 to 20.7)	11-3 (6.5 to 20.7)	11-3 (6.5 to 20.7)	11-3 (6.5 to 20.7)	11-3 (6.5 to 20.7)	46-5 (6.4 to 79.1)	66-1 (9.2 to 142)	80-1 (11.2 to 137)	91-2 (12.8 to 143)	118 (16.9 to 183)	146 (20.6 to 226)	118 (16.9 to 183)	86 (12.1 to 133)	62-2 (32.3 to 76)	24-1 (15 to 29.2)	5-1 (1.4 to 10.3)	968
Caries of deciduous teeth	0 (0 to 0)	0 (0 to 0)	0 (0 to 0)	0 (0 to 0.9)	0 (0 to 2.4)	0 (0 to 0.1)	0 (0 to 0)	0 (0 to 0)	0 (0 to 0)	0 (0 to 0)	0 (0 to 0)	0 (0 to 0)	0 (0 to 0)	0 (0 to 0)	0 (0 to 0)	0 (0 to 0)	0 (0 to 0)	0 (0 to 0)	0 (0 to 0)	0 (0 to 0)	0 (0 to 0)	0 (0 to 0)	0 (0 to 0)	0 (0 to 0)	0 (0 to 0)	1
Caries of permanent teeth	0 (0 to 0)	0 (0 to 0)	0 (0 to 0)	0 (0 to 0)	3-3 (2.2 to 4.5)	3-1 (1.2 to 7)	3-5 (1.3 to 9.4)	3-5 (1.4 to 7.3)	3-9 (1.6 to 8.5)	4-3 (1.6 to 9.6)	4-4 (1.6 to 9.6)	4-5 (1.7 to 9.6)	4-5 (1.7 to 9.6)	4-5 (1.6 to 9.5)	4-5 (2 to 10.1)	4-5 (1.6 to 10.3)	4-4 (1.5 to 9.5)	4-4 (1.6 to 9.2)	4-4 (1.7 to 9.4)	3-7 (1.5 to 7.9)	3-7 (1.5 to 8)	3-7 (1.7 to 8.3)	3-7 (1.1 to 8.3)	2-6

SR Table 2c: Devon DALYS by cause and age group for both sexes with 95% uncertainty intervals, 2019

Cause	Early Neonatal (0-6 days)	Late Neonatal (7-27 days)	Post Neonatal (28-364 days)	1 to 4	5 to 9	10 to 14	15 to 19	20 to 24	25 to 29	30 to 34	35 to 39	40 to 44	45 to 49	50 to 54	55 to 59	60 to 64	65 to 69	70 to 74	75 to 79	80 to 84	85 to 89	90 to 94	95 plus	Total
All causes	1,414 (1,141 to 1,382)	1,214 (974 to 1,484)	1,109 (923 to 1,327)	1,569 (1,191 to 2,020)	1,129 (1,104 to 1,153)	1,178 (1,060 to 1,304)	1,503 (1,242 to 2,029)	2,070 (1,696 to 2,493)	2,313 (1,859 to 2,914)	2,729 (2,202 to 3,470)	3,225 (2,761 to 3,842)	3,993 (3,506 to 4,642)	4,149 (3,600 to 4,852)	4,148 (3,600 to 4,855)	4,748 (4,085 to 5,701)	5,127 (4,449 to 6,000)	5,729 (4,973 to 6,576)	6,230 (5,406 to 7,183)	6,962 (6,028 to 8,010)	7,469 (6,358 to 8,643)	7,348 (6,205 to 8,630)	6,220 (5,228 to 7,400)	4,139 (3,446 to 4,965)	152,280
Communicable, maternal, neonatal, and nutritional diseases	896 (708 to 1,096)	196 (153 to 260)	294 (211 to 392)	669 (493 to 882)	222 (173 to 322)	234 (170 to 326)	223 (166 to 297)	264 (196 to 348)	269 (203 to 369)	292 (220 to 379)	280 (203 to 384)	303 (230 to 400)	283 (205 to 400)	362 (269 to 482)	437 (325 to 586)	472 (370 to 579)	492 (401 to 606)	593 (479 to 731)	819 (676 to 1,010)	1,210 (949 to 1,495)	1,696 (1,248 to 1,996)	1,466 (1,166 to 1,756)	532 (412 to 649)	12,900
HIV/AIDS and sexually transmitted infections	29 (1 to 59)	7 (0 to 19)	10 (2 to 22)	1 (1 to 1)	0 (0 to 1)	0 (0 to 1)	2 (1 to 4)	6 (3 to 9)	13 (7 to 19)	21 (12 to 28)	25 (16 to 34)	29 (19 to 37)	26 (16 to 37)	29 (20 to 38)	30 (21 to 41)	22 (15 to 30)	19 (13 to 26)	17 (12 to 24)	14 (9 to 21)	9 (6 to 14)	6 (4 to 9)	3 (2 to 4)	1 (1 to 2)	262
HIV/AIDS	0 (0 to 0)	0 (0 to 0)	1 (1 to 1)	0 (0 to 0)	0 (0 to 0)	1 (1 to 2)	2 (1 to 4)	5 (3 to 8)	10 (5 to 14)	15 (9 to 22)	19 (12 to 28)	23 (15 to 32)	19 (12 to 28)	23 (15 to 32)	24 (16 to 33)	18 (12 to 25)	15 (10 to 21)	13 (8 to 18)	11 (7 to 17)	7 (4 to 11)	4 (2 to 6)	2 (1 to 3)	0 (0 to 1)	142
HIV/AIDS - Drug-susceptible Tuberculosis	0 (0 to 0)	0 (0 to 0)	0 (0 to 0)	0 (0 to 0)	0 (0 to 0)	0 (0 to 0)	0 (0 to 0)	0 (0 to 0)	0 (0 to 0)	0 (0 to 0)	0 (0 to 0)	0 (0 to 0)	0 (0 to 0)	0 (0 to 0)	0 (0 to 0)	0 (0 to 0)	0 (0 to 0)	0 (0 to 0)	0 (0 to 0)	0 (0 to 0)	0 (0 to 0)	0 (0 to 0)	0 (0 to 0)	0
HIV/AIDS - Multidrug-resistant Tuberculosis without extensive drug resistance	0 (0 to 0)	0 (0 to 0)	0 (0 to 0)	0 (0 to 0)	0 (0 to 0)	0 (0 to 0)	0 (0 to 0)	0 (0 to 0)	0 (0 to 0)	0 (0 to 0)	0 (0 to 0)	0 (0 to 0)	0 (0 to 0)	0 (0 to 0)	0 (0 to 0)	0 (0 to 0)	0 (0 to 0)	0 (0 to 0)	0 (0 to 0)	0 (0 to 0)	0 (0 to 0)	0 (0 to 0)	0 (0 to 0)	0
HIV/AIDS - Extensively drug-resistant Tuberculosis	0 (0 to 0)	0 (0 to 0)	0 (0 to 0)	0 (0 to 0)	0 (0 to 0)	0 (0 to 0)	0 (0 to 0)	0 (0 to 0)	0 (0 to 0)	0 (0 to 0)	0 (0 to 0)	0 (0 to 0)	0 (0 to 0)	0 (0 to 0)	0 (0 to 0)	0 (0 to 0)	0 (0 to 0)	0 (0 to 0)	0 (0 to 0)	0 (0 to 0)	0 (0 to 0)	0 (0 to 0)	0 (0 to 0)	0
HIV/AIDS resulting in other diseases	0 (0 to 0)	0 (0 to 0)	0 (0 to 0)	0 (0 to 0)	0 (0 to 0)	0 (0 to 0)	0 (0 to 0)	0 (0 to 0)	0 (0 to 0)	0 (0 to 0)	0 (0 to 0)	0 (0 to 0)	0 (0 to 0)	0 (0 to 0)	0 (0 to 0)	0 (0 to 0)	0 (0 to 0)	0 (0 to 0)	0 (0 to 0)	0 (0 to 0)	0 (0 to 0)	0 (0 to 0)	0 (0 to 0)	0
Sexually transmitted infections excluding HIV	29 (1 to 59)	7 (0 to 19)	9 (2 to 21)	1 (0 to 1)	0 (0 to 0)	0 (0 to 0)	1 (0 to 2)	1 (0 to 3)	3 (1 to 5)	6 (3 to 9)	6 (3 to 9)	6 (3 to 9)	7 (3 to 10)	6 (3 to 9)	6 (3 to 9)	4 (2 to 6)	4 (2 to 6)	4 (2 to 7)	3 (1 to 5)	2 (1 to 3)	2 (1 to 3)	1 (1 to 2)	0 (0 to 0)	120
Syphilis	0 (0 to 0)	0 (0 to 0)	0 (0 to 0)	0 (0 to 0)	0 (0 to 0)	0 (0 to 0)	0 (0 to 0)	0 (0 to 0)	0 (0 to 0)	0 (0 to 0)	0 (0 to 0)	0 (0 to 0)	0 (0 to 0)	0 (0 to 0)	0 (0 to 0)	0 (0 to 0)	0 (0 to 0)	0 (0 to 0)	0 (0 to 0)	0 (0 to 0)	0 (0 to 0)	0 (0 to 0)	0 (0 to 0)	0
Chlamydial infection	0 (0 to 0)	0 (0 to 0)	0 (0 to 0)	0 (0 to 0)	0 (0 to 0)	0 (0 to 0)	0 (0 to 0)	0 (0 to 0)	0 (0 to 0)	0 (0 to 0)	0 (0 to 0)	0 (0 to 0)	0 (0 to 0)	0 (0 to 0)	0 (0 to 0)	0 (0 to 0)	0 (0 to 0)	0 (0 to 0)	0 (0 to 0)	0 (0 to 0)	0 (0 to 0)	0 (0 to 0)	0 (0 to 0)	0
Gonococcal infection	0 (0 to 0)	0 (0 to 0)	0 (0 to 0)	0 (0 to 0)	0 (0 to 0)	0 (0 to 0)	0 (0 to 0)	0 (0 to 0)	0 (0 to 0)	0 (0 to 0)	0 (0 to 0)	0 (0 to 0)	0 (0 to 0)	0 (0 to 0)	0 (0 to 0)	0 (0 to 0)	0 (0 to 0)	0 (0 to 0)	0 (0 to 0)	0 (0 to 0)	0 (0 to 0)	0 (0 to 0)	0 (0 to 0)	0
Trichomoniasis	0 (0 to 0)	0 (0 to 0)	0 (0 to 0)	0 (0 to 0)	0 (0 to 0)	0 (0 to 0)	0 (0 to 0)	0 (0 to 0)	0 (0 to 0)	0 (0 to 0)	0 (0 to 0)	0 (0 to 0)	0 (0 to 0)	0 (0 to 0)	0 (0 to 0)	0 (0 to 0)	0 (0 to 0)	0 (0 to 0)	0 (0 to 0)	0 (0 to 0)	0 (0 to 0)	0 (0 to 0)	0 (0 to 0)	0
Genital herpes	0 (0 to 0)	0 (0 to 0)	0 (0 to 0)	0 (0 to 0)	0 (0 to 0)	0 (0 to 0)	0 (0 to 0)	0 (0 to 0)	0 (0 to 0)	0 (0 to 0)	0 (0 to 0)	0 (0 to 0)	0 (0 to 0)	0 (0 to 0)	0 (0 to 0)	0 (0 to 0)	0 (0 to 0)	0 (0 to 0)	0 (0 to 0)	0 (0 to 0)	0 (0 to 0)	0 (0 to 0)	0 (0 to 0)	0
Other sexually transmitted infections	0 (0 to 0)	0 (0 to 0)	0 (0 to 0)	0 (0 to 0)	0 (0 to 0)	0 (0 to 0)	0 (0 to 0)	0 (0 to 0)	0 (0 to 0)	0 (0 to 0)	0 (0 to 0)	0 (0 to 0)	0 (0 to 0)	0 (0 to 0)	0 (0 to 0)	0 (0 to 0)	0 (0 to 0)	0 (0 to 0)	0 (0 to 0)	0 (0 to 0)	0 (0 to 0)	0 (0 to 0)	0 (0 to 0)	0
Respiratory infections and tuberculosis	54 (33 to 77)	13 (8 to 20)	13 (8 to 19)	30 (19 to 44)	9 (6 to 13)	8 (5 to 12)	8 (5 to 12)	9 (6 to 13)	9 (6 to 13)	10 (7 to 14)	11 (8 to 15)	12 (9 to 16)	13 (9 to 17)	15 (11 to 20)	17 (12 to 22)	19 (14 to 25)	21 (15 to 28)	25 (18 to 33)	32 (23 to 42)	45 (32 to 59)	63 (44 to 82)	54 (38 to 71)	19 (13 to 25)	532
Tuberculosis	0 (0 to 0)	0 (0 to 0)	0 (0 to 0)	0 (0 to 0)	0 (0 to 0)	0 (0 to 0)	0 (0 to 0)	0 (0 to 0)	0 (0 to 0)	0 (0 to 0)	0 (0 to 0)	0 (0 to 0)	0 (0 to 0)	0 (0 to 0)	0 (0 to 0)	0 (0 to 0)	0 (0 to 0)	0 (0 to 0)	0 (0 to 0)	0 (0 to 0)	0 (0 to 0)	0 (0 to 0)	0 (0 to 0)	0
Latent tuberculosis infection	0 (0 to 0)	0 (0 to 0)	0 (0 to 0)	0 (0 to 0)	0 (0 to 0)	0 (0 to 0)	0 (0 to 0)	0 (0 to 0)	0 (0 to 0)	0 (0 to 0)	0 (0 to 0)	0 (0 to 0)	0 (0 to 0)	0 (0 to 0)	0 (0 to 0)	0 (0 to 0)	0 (0 to 0)	0 (0 to 0)	0 (0 to 0)	0 (0 to 0)	0 (0 to 0)	0 (0 to 0)	0 (0 to 0)	0
Drug-susceptible tuberculosis	0 (0 to 0)	0 (0 to 0)	0 (0 to 0)	0 (0 to 0)	0 (0 to 0)	0 (0 to 0)	0 (0 to 0)	0 (0 to 0)	0 (0 to 0)	0 (0 to 0)	0 (0 to 0)	0 (0 to 0)	0 (0 to 0)	0 (0 to 0)	0 (0 to 0)	0 (0 to 0)	0 (0 to 0)	0 (0 to 0)	0 (0 to 0)	0 (0 to 0)	0 (0 to 0)	0 (0 to 0)	0 (0 to 0)	0
Multidrug-resistant tuberculosis without extensive drug resistance	0 (0 to 0)	0 (0 to 0)	0 (0 to 0)	0 (0 to 0)	0 (0 to 0)	0 (0 to 0)	0 (0 to 0)	0 (0 to 0)	0 (0 to 0)	0 (0 to 0)	0 (0 to 0)	0 (0 to 0)	0 (0 to 0)	0 (0 to 0)	0 (0 to 0)	0 (0 to 0)	0 (0 to 0)	0 (0 to 0)	0 (0 to 0)	0 (0 to 0)	0 (0 to 0)	0 (0 to 0)	0 (0 to 0)	0
Extensively drug-resistant tuberculosis	0 (0 to 0)	0 (0 to 0)	0 (0 to 0)	0 (0 to 0)	0 (0 to 0)	0 (0 to 0)	0 (0 to 0)	0 (0 to 0)	0 (0 to 0)	0 (0 to 0)	0 (0 to 0)	0 (0 to 0)	0 (0 to 0)	0 (0 to 0)	0 (0 to 0)	0 (0 to 0)	0 (0 to 0)	0 (0 to 0)	0 (0 to 0)	0 (0 to 0)	0 (0 to 0)	0 (0 to 0)	0 (0 to 0)	0
Lower respiratory infections	8.6 (4.2 to 11.2)	9.7 (4.1 to 7.6)	21.2 (12.7 to 32)	10 (11 to 18.7)	3.3 (4.2 to 6.8)	4.6 (4.5 to 7.3)	5.5 (4.6 to 8.3)	6.5 (5.1 to 9.6)	6.8 (5.2 to 9.8)	7.5 (5.6 to 10.4)	8.6 (6.4 to 11.5)	9.8 (7.4 to 12.9)	10.4 (7.8 to 13.7)	11.6 (8.7 to 15.3)	13.5 (10.1 to 17.8)	15.4 (11.5 to 20.2)	17.5 (13.1 to 23)	20.5 (15.2 to 27)	27.4 (20.1 to 36)	39.1 (28.5 to 51.5)	57.1 (40.9 to 75.6)	51.1 (36.1 to 67.6)	18.6 (13.1 to 24.6)	498
Upper respiratory infections	0 (0 to 0)	0 (0 to 0)	0 (0 to 0)	0 (0 to 0)	0 (0 to 0)	0 (0 to 0)	0 (0 to 0)	0 (0 to 0)	0 (0 to 0)	0 (0 to 0)	0 (0 to 0)	0 (0 to 0)	0 (0 to 0)	0 (0 to 0)	0 (0 to 0)	0 (0 to 0)	0 (0 to 0)	0 (0 to 0)	0 (0 to 0)	0 (0 to 0)	0 (0 to 0)	0 (0 to 0)	0 (0 to 0)	0
Otitis media	0 (0 to 0)	1 (0 to 2)	1.6 (0.6 to 3.2)	12.6 (6.9 to 20.7)	12.7 (8.9 to 18.7)	8.9 (6.3 to 12.6)	7.2 (5.1 to 10.2)	5.4 (3.8 to 7.6)	4.5 (3.2 to 6.4)	3.7 (2.6 to 5.2)	3.1 (2.2 to 4.3)	2.6 (1.8 to 3.6)	2.2 (1.5 to 3.1)	1.9 (1.3 to 2.7)	1.7 (1.2 to 2.4)	1.5 (1.1 to 2.2)	1.4 (1.0 to 2.1)	1.4 (1.0 to 2.1)	1.4 (1.0 to 2.1)	1.4 (1.0 to 2.1)	1.4 (1.0 to 2.1)	1.4 (1.0 to 2.1)	0.6 (0.4 to 0.9)	139
Enteric infections	0.6 (0.4 to 1)	0.7 (0.5 to 1)	2.2 (1.5 to 3.1)	49 (34 to 67)	29.4 (20.7 to 40.7)	19.2 (13.5 to 26.7)	14.8 (10.4 to 20.7)	13.4 (9.4 to 18.8)	12.3 (8.6 to 17.3)	11.5 (8.1 to 16.2)	11.1 (7.8 to 15.7)	10.9 (7.6 to 15.4)	10.6 (7.4 to 15.1)	10.4 (7.2 to 14.9)	10.3 (7.1 to 14.8)	10.2 (7.1 to 14.7)	10.2 (7.1 to 14.7)	10.2 (7.1 to 14.7)	10.2 (7.1 to 14.7)	10.2 (7.1 to 14.7)	10.2 (7.1 to 14.7)	10.2 (7.1 to 14.7)	3.6 (2.5 to 5.2)	672
Diarrheal diseases	0.6 (0.4 to 1)	0.7 (0.5 to 1)	2.2 (1.5 to 3.1)	49 (34 to 67)	29.4 (20.7 to 40.7)	19.2 (13.5 to 26.7)	14.8 (10.4 to 20.7)	13.4 (9.4 to 18.8)	12.3 (8.6 to 17.3)	11.5 (8.1 to 16.2)	11.1 (7.8 to 15.7)	10.9 (7.6 to 15.4)	10.6 (7.4 to 15.1)	10.4 (7.2 to 14.9)	10.3 (7.1 to 14.8)	10.2 (7.1 to 14.7)	10.2 (7.1 to 14.7)	10.2 (7.1 to 14.7)	10.2 (7.1 to 14.7)	10.2 (7.1 to 14.7)	10.2 (7.1 to 14.7)	10.2 (7.1 to 14.7)	3.6 (2.5 to 5.2)	672
Typhoid and paratyphoid	0 (0 to 0)	0 (0 to 0)	0 (0 to 0)	0 (0 to 0)	0 (0 to 0)	0 (0 to 0)	0 (0 to 0)	0 (0 to 0)	0 (0 to 0)	0 (0 to 0)	0 (0 to 0)	0 (0 to 0)	0 (0 to 0)	0 (0 to 0)	0 (0 to 0)	0 (0 to 0)	0 (0 to 0)	0 (0 to 0)	0 (0 to 0)	0 (0 to 0)	0 (0 to 0)	0 (0 to 0)	0 (0 to 0)	0
Typhoid fever	0 (0 to 0)	0 (0 to 0)	0 (0 to 0)	0 (0 to 0)	0 (0 to 0)	0 (0 to 0)	0 (0 to 0)	0 (0 to 0)	0 (0 to 0)	0 (0 to 0)	0 (0 to 0)	0 (0 to 0)	0 (0 to 0)	0 (0 to 0)	0 (0 to 0)	0 (0 to 0)	0 (0 to 0)	0 (0 to 0)	0 (0 to 0)	0 (0 to 0)	0 (0 to 0)	0 (0 to 0)	0 (0 to 0)	0
Paratyphoid fever	0 (0 to 0)	0 (0 to 0)	0 (0 to 0)	0 (0 to 0)	0 (0 to 0)	0 (0 to 0)	0 (0 to 0)	0 (0 to 0)	0 (0 to 0)	0 (0 to 0)	0 (0 to 0)	0 (0 to 0)	0 (0 to 0)	0 (0 to 0)	0 (0 to 0)	0 (0 to 0)	0 (0 to 0)	0 (0 to 0)	0 (0 to 0)	0 (0 to 0)	0 (0 to 0)	0 (0 to 0)	0 (0 to 0)	0
Invasive Non-typhoidal Salmonella (iNTS)	0 (0 to 0)	0 (0 to 0)	0 (0 to 0)	0 (0 to 0)	0 (0 to 0)	0 (0 to 0)	0 (0 to 0)	0 (0 to 0)	0 (0 to 0)	0 (0 to 0)	0 (0 to 0)	0 (0 to 0)	0 (0 to 0)	0 (0 to 0)	0 (0 to 0)	0 (0 to 0)	0 (0 to 0)	0 (0 to 0)	0 (0 to 0)	0 (0 to 0)	0 (0 to 0)	0 (0 to 0)	0 (0 to 0)	0
Other intestinal infectious diseases	0 (0 to 0)	0 (0 to 0)	0 (0 to 0)	0 (0 to 0)	0 (0 to 0)	0 (0 to 0)	0 (0 to 0)	0 (0 to 0)	0 (0 to 0)	0 (0 to 0)	0 (0 to 0)	0 (0 to 0)	0 (0 to 0)	0 (0 to 0)	0 (0 to 0)	0 (0 to 0)	0 (0 to 0)	0 (0 to 0)	0 (0 to 0)	0 (0 to 0)	0 (0 to 0)	0 (0 to 0)	0 (0 to 0)	0
Neglected tropical diseases and malaria	0.1 (0 to 0.2)	0.2 (0 to 0.3)	0.9 (0 to 1.2)	1.1 (0 to 1.7)	0.7 (0 to 1.1)	0.7 (0 to 1.1)	0.7 (0 to 1.1)	0.7 (0 to 1.1)	0.7 (0 to 1.1)	0.7 (0 to 1.1)	0.7 (0 to 1.1)	0.7 (0 to 1.1)	0.7 (0 to 1.1)	0.7 (0 to 1.1)	0.7 (0 to 1.1)	0.7 (0 to 1.1)	0.7 (0 to 1.1)	0.7 (0 to 1.1)	0.7 (0 to 1.1)	0.7 (0 to 1.1)	0.7 (0 to 1.1)	0.7 (0 to 1.1)	0.7 (0 to 1.1)	0.2 (0 to 0.3)	19.6
Malaria	0 (0 to 0)	0 (0 to 0)	0 (0 to 0)	0 (0 to 0)	0 (0 to 0)	0 (0 to 0)	0 (0 to 0)	0 (0 to 0)	0 (0 to 0)	0 (0 to 0)	0 (0 to 0)	0 (0 to 0)	0 (0 to 0)	0 (0 to 0)	0 (0 to 0)	0 (0 to 0)	0 (0 to 0)	0 (0 to 0)	0 (0 to 0)	0 (0 to 0)	0 (0 to 0)	0 (0 to 0)	0 (0 to 0)	0 (0 to 0)	0
Chagas disease	0 (0 to 0)	0 (0 to 0)	0 (0 to 0)	0 (0 to 0)	0 (0 to 0)	0 (0 to 0)	0 (0 to 0)	0 (0 to 0)	0 (0 to 0)	0 (0 to 0)	0 (0 to 0)	0 (0 to 0)	0 (0 to 0)	0 (0 to 0)	0 (0 to 0)	0 (0 to 0)	0 (0 to 0)	0 (0 to 0)	0 (0 to 0)	0 (0 to 0)	0 (0 to 0)	0 (0 to 0)	0 (0 to 0)	0 (0 to 0)	0
Leishmaniasis	0 (0 to 0)	0 (0 to 0)	0 (0 to 0)	0 (0 to 0)	0 (0 to 0)	0 (0 to 0)	0 (0 to 0)	0 (0 to 0)	0 (0 to 0)	0 (0 to 0)	0 (0 to 0)	0 (0 to 0)	0 (0 to 0)	0 (0 to 0)	0 (0 to 0)	0 (0 to 0)	0 (0 to 0)	0 (0 to 0)	0 (0 to 0)	0 (0 to 0)	0 (0 to 0)	0 (0 to 0)	0 (0 to 0)	0 (0 to 0)	0
Visceral leishmaniasis	0 (0 to 0)	0 (0 to 0)	0 (0 to 0)	0 (0 to 0)	0 (0 to 0)	0 (0 to 0)	0 (0 to 0)	0 (0 to 0)	0 (0 to 0)	0 (0 to 0)	0 (0 to 0)	0 (0 to 0)	0 (0 to 0)	0 (0 to 0)	0 (0 to 0)	0 (0 to 0)	0 (0 to 0)	0 (0 to 0)	0 (0 to 0)	0 (0 to 0)	0 (0 to 0)	0 (0 to 0)	0 (0 to 0)	0 (0 to 0)	0
Cutaneous and mucocutaneous leishmaniasis	0 (0 to 0)	0 (0 to 0)	0 (0 to 0)	0 (0 to 0)	0 (0 to 0)	0 (0 to 0)	0 (0 to 0)	0 (0 to 0)	0 (0 to 0)	0 (0 to 0)	0 (0 to 0)	0 (0 to 0)	0 (0 to 0)	0 (0 to 0)	0 (0 to 0)	0 (0 to 0)	0 (0 to 0)	0 (0 to 0)	0 (0 to 0)	0 (0 to 0)	0 (0 to 0)	0 (0 to 0)	0 (0 to 0)	0 (0 to 0)	0
African trypanosomiasis	0 (0 to 0)	0 (0 to 0)	0 (0 to 0)	0 (0 to 0)	0 (0 to 0)	0 (0 to 0)	0 (0 to 0)	0 (0 to 0)	0 (0 to 0)	0 (0 to 0)	0 (0 to 0)	0 (0 to 0)	0 (0 to 0)	0 (0 to 0)	0 (0 to 0)	0 (0 to 0)	0 (0 to 0)	0 (0 to 0)	0 (0 to 0)	0 (0 to 0)	0 (0 to 0)	0 (0 to 0)	0 (0 to 0)	0 (0 to 0)	0
Schistosomiasis	0 (0 to 0)	0 (0 to 0)	0 (0 to 0)	0 (0 to 0)	0 (0 to 0)	0 (0 to 0)	0 (0 to 0)	0 (0 to 0)	0 (0 to 0)	0 (0 to 0)	0 (0 to 0)	0 (0 to 0)	0 (0 to 0)	0 (0 to 0)	0 (0 to 0)	0 (0 to 0)	0 (0 to 0)	0 (0 to 0)	0 (0 to 0)	0 (0 to 0)	0 (0 to 0)	0 (0 to 0)	0 (0 to 0)	0 (0 to 0)	0
Cysticercosis	0 (0 to 0)	0 (0 to 0)	0 (0 to 0)	0 (0 to 0)	0 (0 to 0)	0 (0 to 0)	0 (0 to 0)	0 (0 to 0)	0 (0 to 0)	0 (0 to 0)	0 (0 to 0)	0 (0 to 0)	0 (0 to 0)	0 (0 to 0)	0 (0 to 0)	0 (0 to 0)	0 (0 to 0)	0 (0 to 0)	0 (0 to 0)	0 (0 to 0)	0 (0 to 0)	0 (0 to 0)	0 (0 to 0)	0 (0 to 0)	0
Cystic echinococcosis	0 (0 to 0)	0 (0 to 0)	0 (0 to 0)	0 (0 to 0)	0 (0 to 0)	0 (0 to 0)	0 (0 to 0)	0 (0 to 0)	0 (0 to 0)	0 (0 to 0)	0 (0 to 0)	0 (0 to 0)	0 (0 to 0)	0 (0 to 0)	0 (0 to 0)	0 (0 to 0)	0 (0 to 0)	0 (0 to 0)	0 (0 to 0)	0 (0 to 0)	0 (0 to 0)	0 (0 to 0)	0 (0 to 0)	0 (0 to 0)	0
Lymphatic filariasis	0 (0 to 0)	0 (0 to 0)	0 (0 to 0)	0 (0 to 0)	0 (0 to 0)	0 (0 to 0)	0 (0 to 0)	0 (0 to 0)	0 (0 to 0)	0 (0 to 0)	0 (0 to 0)	0 (0 to 0)	0 (0 to 0)	0 (0 to 0)	0 (0 to 0)	0 (0 to 0)	0 (0 to 0)	0 (0 to 0)	0 (0 to 0)	0 (0 to 0)	0 (0 to 0)	0 (0 to 0)	0 (0 to 0)	0 (0 to 0)	0
Onchocerciasis	0 (0 to 0)	0 (0 to 0)	0 (0 to 0)	0 (0 to 0)	0 (0 to 0)	0 (0 to 0)	0 (0 to 0)	0 (0 to 0)	0 (0 to 0)	0 (0 to 0)	0 (0 to 0)	0 (0 to 0)	0 (0 to 0)	0 (0 to 0)	0 (0 to 0)	0 (0 to 0)	0 (0 to 0)	0 (0 to 0)	0 (0 to 0)	0 (0 to 0)	0 (0 to 0)	0 (0 to 0)	0 (0 to 0)	0 (0 to 0)	0
Trachoma	0 (0 to 0)	0 (0 to 0)	0 (0 to 0)	0 (0 to 0)	0 (0 to 0)	0 (0 to 0)	0 (0 to 0)	0 (0 to 0)	0 (0 to 0)	0 (0 to 0)	0 (0 to 0)	0 (0 to 0)	0 (0 to 0)	0 (0 to 0)	0 (0 to 0)	0 (0 to 0)	0 (0 to 0)	0 (0 to 0)	0 (0 to 0)	0 (0 to 0)	0 (0 to 0)	0 (0 to 0)	0 (0 to 0)	0 (0 to 0)	0
Dengue	0 (0 to 0)	0 (0 to 0)	0 (0 to 0)	0 (0 to 0)	0 (0 to 0)	0 (0 to 0)	0 (0 to 0)	0 (0 to 0)	0 (0 to 0)	0 (0 to 0)	0 (0 to 0)	0 (0 to 0)	0 (0 to 0)	0 (0 to 0)	0 (0 to 0)	0 (0 to 0)	0 (0 to 0)	0 (0 to 0)	0 (0 to 0)	0 (0 to 0)	0 (0 to 0)	0 (0 to 0)	0 (0 to 0)	0 (0 to 0)	0
Yellow fever	0 (0 to 0)	0 (0 to 0)	0 (0 to 0)	0 (0 to 0)	0 (0 to 0)	0 (0 to 0)	0 (0 to 0)	0 (0 to 0)	0 (0 to 0)	0 (0 to 0)	0 (0 to 0)	0 (0 to 0)	0 (0 to 0)	0 (0 to 0)	0 (0 to 0)	0 (0 to 0)	0 (0 to 0)	0 (0 to 0)	0 (0 to 0)	0 (0 to 0)	0 (0 to 0)	0 (0 to 0)	0 (0 to 0)	0 (0 to 0)	0
Rabies	0 (0 to 0)	0 (0 to 0)	0 (0 to 0)	0 (0 to 0)	0 (0 to 0)	0 (0 to 0)	0 (0 to 0)	0 (0 to 0)	0 (0 to 0)	0 (0 to 0)	0 (0 to 0)	0 (0 to 0)	0 (0 to 0)	0 (0 to 0)	0 (0 to 0)	0 (0 to 0)	0 (0 to 0)	0 (0 to 0)	0 (0 to 0)	0 (0 to 0)	0 (0 to 0)	0 (0 to 0)	0 (0 to 0)	0 (0 to 0)	0
Intestinal nematode infections	0 (0 to 0)	0 (0 to 0)	0 (0 to 0)	0 (0 to 0)	0 (0 to 0)	0 (0 to 0)	0 (0 to 0)	0 (0 to 0)	0 (0 to 0)	0 (0 to 0)	0 (0 to 0)	0 (0 to 0)	0 (0 to 0)	0 (0 to 0)	0 (0 to 0)	0 (0 to 0)	0 (0 to 0)	0 (0 to 0)	0 (0 to 0)	0 (0 to 0)	0 (0 to 0)	0 (0 to 0)	0 (0 to 0)	0 (0 to 0)	0
Ascariasis	0 (0 to 0)	0 (0 to 0)	0 (0 to 0)	0 (0 to 0)	0 (0 to 0)	0 (0 to 0)	0 (0 to 0)	0 (0 to 0)	0 (0 to 0)	0 (0 to 0)	0 (0 to 0)	0 (0 to 0)	0 (0 to 0)	0 (0 to 0)	0 (0 to 0)	0 (0 to 0)	0 (0 to 0)	0 (0 to 0)	0 (0 to 0)	0 (0 to 0)	0 (0 to 0)	0 (0 to 0)	0 (0 to 0)	0 (0 to 0)	0
Trichuriasis	0 (0 to 0)	0 (0 to 0)	0 (0 to 0)	0 (0 to 0)	0 (0 to 0)	0 (0 to 0)	0 (0 to 0)	0 (0 to 0)	0 (0 to 0)	0 (0 to 0)	0 (0 to 0)	0 (0 to 0)	0 (0 to 0)	0 (0 to 0)	0 (0 to 0)	0 (0 to 0)	0 (0 to 0)	0 (0 to 0)	0 (0 to 0)	0 (0 to 0)	0 (0 to 0)	0 (0 to 0)	0 (0 to 0)	0 (0 to 0)	0
Hookworm disease	0 (0 to 0)	0 (0 to 0)	0 (0 to 0)	0 (0 to 0)	0 (0 to 0)	0 (0 to 0)	0 (0 to 0)	0 (0 to 0)	0 (0 to 0)	0 (0 to 0)	0 (0 to 0)	0 (0 to 0)	0 (0 to 0)	0 (0 to 0)	0 (0 to 0)	0 (0 to 0)	0 (0 to 0)	0 (0 to 0)	0 (0 to 0)	0 (0 to 0)	0 (0 to 0)	0 (0 to 0)	0 (0 to 0)	0 (0 to 0)	0
Food-borne trematodiases	0 (0 to 0)	0 (0 to 0)	0 (0 to 0)	0 (0 to 0)	0 (0 to 0)	0 (0 to 0)	0 (0 to 0)	0 (0 to 0)	0 (0 to 0)	0 (0 to 0)	0 (0 to 0)	0 (0 to 0)	0 (0 to 0)	0 (0 to 0)	0 (0 to 0)	0 (0 to 0)	0 (0 to 0)	0 (0 to 0)	0 (0 to 0)	0 (0 to 0)	0 (0 to 0)	0 (0 to 0)	0 (0 to 0)	0 (0 to 0)	0
Leprosy	0 (0 to 0)	0 (0 to 0)	0 (0 to 0)	0 (0 to 0)	0 (0 to 0)	0 (0 to 0)	0 (0 to 0)	0 (0 to 0)	0 (0 to 0)	0 (0 to 0)	0 (0 to 0)	0 (0 to 0)	0 (0 to 0)	0 (0 to 0)	0 (0 to 0)	0 (0 to 0)	0 (0 to 0)	0 (0 to 0)	0 (0 to 0)	0 (0 to 0)	0 (0 to 0)	0 (0 to 0)	0 (0 to 0)	0 (0 to 0)	0
Ebola	0 (0 to 0)	0 (0 to 0)	0 (0 to 0)	0 (0 to 0)	0 (0 to 0)	0 (0 to 0)	0 (0 to 0)	0 (0 to 0)	0 (0 to 0)	0 (0 to 0)	0 (0 to 0)	0 (0 to 0)	0 (0 to 0)	0 (0 to 0)	0 (0 to 0)	0 (0 to 0)	0 (0 to 0)	0 (0 to 0)	0 (0 to 0)	0 (0 to 0)	0 (0 to 0)	0 (0 to 0)	0 (0 to 0)	0 (0 to 0)	0
Zika virus	0 (0 to 0)	0 (0 to 0)	0 (0 to 0

Other neoplasms	0 (0.1 to 2.4)	0 (0 to 0.1)	0 (0.1 to 0.4)	0 (0 to 0.4)	0 (0 to 0.6)	0 (0.4 to 0.9)	0 (0.6 to 1.1)	0 (0.9 to 1.2)	1 (1.1 to 2.1)	1 (1.4 to 3)	2 (1.4 to 3.1)	2 (2.1 to 4.2)	2 (2.9 to 4.2)	3 (2.7 to 5.1)	5 (4.1 to 8.6)	11 (8.6 to 17.4)	20 (15.4 to 29.4)	20 (15.3 to 29.4)	33 (24.7 to 51.9)	56 (42.1 to 82.2)	103 (79.6 to 150)	104 (79.7 to 160)	104 (79.6 to 149)	67 (51 to 120)	61 (41.4 to 89.5)	15 (9 to 21.6)	629
Medulloblastoma, medulloblastoma and other hemangioblastoma	0 (0.1 to 2.4)	0 (0 to 0.1)	0 (0.1 to 0.4)	0 (0 to 0.4)	0 (0 to 0.6)	0 (0.4 to 0.9)	0 (0.6 to 1.1)	0 (0.9 to 1.2)	0 (1.1 to 2.1)	0 (1.4 to 3)	0 (1.4 to 3.1)	0 (2.1 to 4.2)	0 (2.9 to 4.2)	0 (2.7 to 5.1)	0 (4.1 to 8.6)	0 (8.6 to 17.4)	0 (15.4 to 29.4)	0 (15.3 to 29.4)	0 (24.7 to 51.9)	0 (42.1 to 82.2)	0 (79.6 to 150)	0 (79.7 to 160)	0 (79.6 to 149)	0 (51 to 120)	0 (41.4 to 89.5)	0 (9 to 21.6)	624
Benign and in situ intestinal neoplasms	0 (0 to 0.1)	0 (0 to 0.1)	0 (0 to 0.1)

Congenital birth defects	306 (232 to 423)	104 (79 to 142)	168 (116 to 266)	119 (91 to 168)	63-5 (46 to 88 to 8)	64-2 (47 to 89 to 8)	64-3 (48 to 79 to 8)	61-4 (48 to 76 to 8)	59-6 (44 to 75 to 3)	47-7 (37 to 65 to 1)	47-2 (35 to 63 to 1)	56-9 (40 to 73 to 1)	66-4 (49 to 86)	72-6 (49 to 93 to 9)	60-3 (38 to 79 to 7)	45-4 (30 to 62 to 2)	19-7 (11 to 32 to 4)	11-4 (7 to 19 to 4)	7-1 (4 to 10 to 4)	4 (2 to 6 to 3)	1-7 (1 to 3 to 2)	0-4 (0 to 2 to 0 to 4)	1,310
Neural tube defects	38 (19 to 49 to 9)	9-1 (3 to 9 to 9)	19-4 (9 to 32)	20-4 (11 to 35 to 1)	2-9 (2 to 5 to 2)	3-2 (2 to 5 to 2)	3-4 (2 to 4 to 8)	4-1 (2 to 5 to 4)	4-7 (2 to 9 to 4)	2-3 (1 to 4 to 4)	2 (1 to 3 to 2)	1-9 (1 to 3 to 2)	1-6 (0 to 5 to 1)	1-1 (0 to 3 to 1)	0-7 (0 to 3 to 1)	0-3 (0 to 4 to 0 to 8)	0-2 (0 to 3 to 1)	0-2 (0 to 1 to 0 to 3)	0-1 (0 to 0)	0-1 (0 to 0)	0-1 (0 to 0)	0-0 (0 to 0 to 0 to 0)	108
Congenital heart anomalies	177 (64 to 127)	61-4 (24 to 77 to 4)	96-4 (31 to 169)	69-2 (13 to 98 to 5)	36-4 (6 to 53 to 4)	37-1 (7 to 53 to 2)	37-1 (10 to 51 to 1)	35-4 (12 to 53 to 2)	34-3 (10 to 54 to 1)	27-1 (9 to 43 to 1)	27-1 (7 to 76 to 3)	32-4 (9 to 54 to 1)	38-1 (6 to 72 to 2)	41-2 (6 to 13 to 2)	34-4 (4 to 74 to 3)	26-1 (4 to 74 to 3)	11-2 (3 to 13 to 3)	6-4 (3 to 9 to 2)	4-1 (2 to 7 to 1)	2-1 (0 to 5 to 0)	1-1 (0 to 2 to 0)	0-1 (0 to 2 to 0)	372
Cochlear cells	0-1 (0 to 0 to 1)	0-6 (0 to 0 to 1)	1-2 (0 to 3 to 2)	0-9 (0 to 3 to 1)	0-9 (0 to 3 to 1)	0-9 (0 to 3 to 1)	0-8 (0 to 3 to 1)	0-9 (0 to 3 to 1)	0-9 (0 to 3 to 1)	0-6 (0 to 3 to 1)	0-8 (0 to 3 to 1)	1 (0 to 3 to 1)	1-1 (0 to 3 to 1)	1-1 (0 to 3 to 1)	0 (0 to 3 to 1)	0-7 (0 to 3 to 1)	0-2 (0 to 3 to 1)	0-2 (0 to 3 to 1)	0-3 (0 to 3 to 0 to 6)	0-2 (0 to 2 to 0 to 4)	0-1 (0 to 0 to 1)	196
Down syndrome	8-2 (4 7 to 12 8)	1-9 (1 1 to 3)	1-4 (2 4 to 6 2)	4-9 (2 9 to 9 4)	2-9 (2 3 to 6)	4-2 (2 7 to 7 4)	4-4 (2 3 to 9 1)	3-7 (2 7 to 7 4)	4-2 (2 6 to 8 3)	2-9 (2 0 to 7 2)	3-3 (2 0 to 7 2)	3-7 (1 9 to 7 6)	4-1 (2 7 to 7 2)	9-2 (6 4 to 12 2)	4-1 (2 5 to 9 4)	2-9 (1 4 to 6 4)	1-1 (0 5 to 3 2)	0-7 (0 3 to 2 1)	0-3 (0 2 to 1 3)	0-2 (0 1 to 0 6)	0-1 (0 0 to 0)	0-0 (0 0 to 0)	149
Turner syndrome	0 (0 to 0)	0 (0 to 0)	0-1 (0 to 0 1)	0-1 (0 to 0 1)	0-2 (0 to 0 5)	0-2 (0 to 0 5)	0-3 (0 to 0 6)	0-3 (0 1 to 0 6)	0-2 (0 1 to 0 6)	0-2 (0 to 0 5)	0-2 (0 to 0 5)	0-2 (0 1 to 0 5)	0-2 (0 to 0 5)	0-1 (0 to 0 1)	0-1 (0 to 0 1)	0-1 (0 to 0 1)	0 (0 to 0 1)	0 (0 to 0 1)	0 (0 to 0)	0 (0 to 0)	0 (0 to 0)	0 (0 to 0)	2-5
Klinefelter syndrome	0 (0 to 0)	0 (0 to 0)	0 (0 to 0 1)	0 (0 to 0 1)	0 (0 to 0 1)	0 (0 to 0 1)	0 (0 to 0 2)	0-1 (0 to 0 1)	0-1 (0 to 0 1)	0-1 (0 to 0 1)	0-1 (0 to 0 1)	0-1 (0 to 0 1)	0 (0 to 0 1)	0 (0 to 0 1)	0 (0 to 0)	0 (0 to 0)	0 (0 to 0)	0 (0 to 0)	0 (0 to 0)	0 (0 to 0)	0 (0 to 0)	0 (0 to 0)	0-6
Other chromosomal abnormalities	48-6 (26 to 64 to 9)	19-5 (13 2 to 30 3)	33 (18 4 to 51 6)	14-9 (10 3 to 21 1)	8 (6 3 to 12 7)	9-3 (6 1 to 12 2)	9-5 (6 3 to 12 6)	9-3 (6 7 to 12 6)	8-6 (6 1 to 11 7)	6-5 (4 6 to 9 5)	6-5 (4 1 to 9 7)	9-4 (4 1 to 9 7)	7-6 (4 6 to 10 4)	6-9 (3 9 to 9 7)	4 (2 1 to 6 9)	3 (1 7 to 4 5)	1-2 (0 5 to)	0 (0 to 0)	0 (0 to 0)	0 (0 to 0)	0 (0 to 0)	0 (0 to 0)	255
Congenital musculoskeletal and limb anomalies	9-1 (4 2 to 13 3)	2-5 (1 1 to 4 1)	21-9 (12 3 to 36 4)	29-9 (16 8 to 47 1)	16-4 (12 4 to 23 9)	22-7 (15 1 to 39 2)	20-4 (14 8 to 29 7)	19-8 (14 2 to 29 7)	14-7 (9 6 to 21 5)	14-1 (9 5 to 21 5)	13-4 (9 to 20 6)	13-3 (7 6 to 19 4)	17-4 (9 4 to 28 7)	16-2 (9 4 to 28 7)	18-3 (11 1 to 28 1)	11-1 (7 1 to 27 3)	4-7 (2 3 to 13 3)	12 (6 8 to 23 8)	4-6 (2 7 to 21 6)	3-8 (2 2 to 9)	2 (1 1 to 3 2)	0-7 (0 4 to 1 2)	369
Urogenital congenital anomalies	19-9 (9 3 to 36 2)	2-2 (1 0 to 3 2)	3-7 (2 2 to 6 1)	3-5 (1 5 to 6 1)	2-5 (1 0 to 4 1)	1-9 (1 0 to 3 2)	1-4 (0 8 to 3 1)	1-2 (0 7 to 2 6)	0-8 (0 4 to 2 1)	0-6 (0 3 to 1)	0-5 (0 2 to 1)	0-5 (0 3 to 0 8)	0-5 (0 3 to 0 8)	0-4 (0 2 to 0 7)	0-2 (0 1 to 0 5)	0-2 (0 1 to 0 4)	0-1 (0 to 0 3)	0-1 (0 to 0 2)	0-1 (0 to 0)	0-1 (0 to 0)	0-1 (0 to 0)	0-1 (0 to 0)	37-5
Digestive congenital anomalies	21-4 (10 3 to 44 4)	9-3 (5 to 18)	12-9 (7 4 to 22 1)	6-5 (3 to 15 4)	3-4 (2 4 to 8 3)	3-3 (1 2 to 8 3)	3-2 (1 to 8 2)	3-1 (0 4 to 7 4)	2-3 (0 6 to 7 1)	2-1 (0 to 6 1)	1-9 (0 to 5 1)	2-1 (0 to 4 3)	2-9 (0 to 6 1)	2-1 (0 to 4 3)	1-1 (0 to 3 1)	1-1 (0 to 3 1)	0-5 (0 to 2 1)	0-4 (0 to 1 3)	0-2 (0 to 1 2)	0-1 (0 to 0 1)	0-1 (0 to 0 1)	0-1 (0 to 0 1)	89
Other congenital birth defects	78-5 (54 1 to 115)	14-8 (10 5 to 21 3)	33-5 (19 5 to 49 6)	13-2 (8 6 to 20)	8-7 (4 9 to 13 5)	8-7 (5 5 to 12 7)	8-3 (5 5 to 12 4)	7-4 (4 6 to 11 6)	7-1 (4 7 to 11 5)	5-3 (3 4 to 9 6)	5-1 (3 to 9 2)	6 (3 5 to 11)	5-3 (2 3 to 11)	5-8 (3 3 to 11)	5-3 (2 3 to 11 6)	3-6 (2 6 to 10 2)	1-5 (0 5 to 10 1)	1-3 (0 to 6 6)	1-1 (0 to 7 5)	0-7 (0 5 to 1 4)	0-2 (0 2 to 1 3)	0-1 (0 to 0 5)	229
Urinary diseases and male infertility	0-3 (0 1 to 0 4)	0-4 (0 1 to 0 9)	0-9 (0 4 to 1 5)	1-0 (0 to 3 1)	1-2 (0 4 to 2 9)	3-1 (2 2 to 4 4)	2-8 (1 8 to 4 2)	1-4 (0 2 to 1 6)	1-9 (0 9 to 3 2)	1-2 (0 7 to 1 7)	1-2 (0 to 3 8)	1-2 (0 6 to 2 9)	1-2 (0 to 2 7)	2-1 (1 1 to 3 2)	0-9 (0 4 to 1 7)	1-2 (0 6 to 2 9)	0-7 (0 to 1 4)	1-2 (0 5 to 2 6)	0-4 (0 to 1 2)	0-2 (0 to 0 6)	0-1 (0 to 0 3)	0-1 (0 to 0 2)	1,650
Urolithiasis	0 (0 to 0)	0 (0 to 0)	0 (0 to 0)	0-1 (0 to 0 1)	0-1 (0 to 0 1)	0-1 (0 1 to 0 2)	0-2 (0 2 to 0 5)	0-1 (0 to 0 1)	0-1 (0 to 0 1)	0-2 (0 1 to 0 3)	0-2 (0 to 0 4)	0-2 (0 1 to 0 5)	0-3 (0 1 to 0 6)	0-2 (0 to 0 4)	0-1 (0 to 0 3)	0-1 (0 to 0 2)	0-1 (0 to 0 2)	0-2 (0 to 0 4)	0-1 (0 to 0 2)	0-1 (0 to 0 2)	0-1 (0 to 0 2)	0-0 (0 to 0 1)	87-3
Benign prostatic hyperplasia	0 (0 to 0)	0 (0 to 0)	0 (0 to 0)	0 (0 to 0)	0 (0 to 0)	0 (0 to 0)	0 (0 to 0)	0 (0 to 0)	0 (0 to 0)	0 (0 to 0)	0 (0 to 0)	0 (0 to 0)	0 (0 to 0)	0 (0 to 0)	0 (0 to 0)	0 (0 to 0)	0 (0 to 0)	0 (0 to 0)	0 (0 to 0)	0 (0 to 0)	0 (0 to 0)	0 (0 to 0)	363
Male infertility	0 (0 to 0)	0 (0 to 0)	0 (0 to 0)	0 (0 to 0)	0 (0 to 0)	0 (0 to 0)	0 (0 to 0)	0-1 (0 to 0 4)	0-1 (0 to 0 4)	0-1 (0 3 to 0 4)	0-1 (0 to 0 4)	0-1 (0 to 0 4)	1-1 (0 to 0 4)	1-1 (0 2 to 3 4)	0-5 (0 to 3)	0-4 (0 to 3)	0-2 (0 to 2)	0-2 (0 to 2)	0-1 (0 to 0)	0-1 (0 to 0)	0-1 (0 to 0)	0-1 (0 to 0)	29-7
Other urinary diseases	0-2 (0 to 0 3)	0-2 (0 1 to 0 3)	0-3 (0 to 1)	0-5 (0 3 to 0 7)	0-7 (0 5 to 1)	0-6 (0 5 to 1 1)	0-6 (0 3 to 1)	0-5 (0 1 to 1)	0-4 (0 to 1)	0-3 (0 to 0 9)	0-3 (0 to 0 8)	0-3 (0 to 0 8)	0-4 (0 to 1)	0-3 (0 to 1 1)	0-4 (0 to 1 1)	0-3 (0 to 1)	0-2 (0 to 0 6)	0-2 (0 to 0 5)	0-1 (0 to 0)	0-1 (0 to 0)	0-1 (0 to 0)	0-1 (0 to 0)	60-1
Gynecological diseases	0 (0 to 0)	0 (0 to 0)	0 (0 to 0)	0 (0 to 0)	0 (0 to 0)	0 (0 to 0)	0 (0 to 0)	0 (0 to 0)	0 (0 to 0)	0 (0 to 0)	0 (0 to 0)	0 (0 to 0)	0 (0 to 0)	0 (0 to 0)	0 (0 to 0)	0 (0 to 0)	0 (0 to 0)	0 (0 to 0)	0 (0 to 0)	0 (0 to 0)	0 (0 to 0)	0 (0 to 0)	0
Uterine fibroids	0 (0 to 0)	0 (0 to 0)	0 (0 to 0)	0 (0 to 0)	0 (0 to 0)	0 (0 to 0)	0 (0 to 0)	0 (0 to 0)	0 (0 to 0)	0 (0 to 0)	0 (0 to 0)	0 (0 to 0)	0 (0 to 0)	0 (0 to 0)	0 (0 to 0)	0 (0 to 0)	0 (0 to 0)	0 (0 to 0)	0 (0 to 0)	0 (0 to 0)	0 (0 to 0)	0 (0 to 0)	132
Polycystic ovarian syndrome	0 (0 to 0)	0 (0 to 0)	0 (0 to 0)	0 (0 to 0)	0 (0 to 0)	0-6 (0 to 0 4)	0-6 (0 to 0 4)	0 (0 to 0)	0 (0 to 0)	0 (0 to 0)	0 (0 to 0)	0 (0 to 0)	0 (0 to 0)	0 (0 to 0)	0 (0 to 0)	0 (0 to 0)	0 (0 to 0)	0 (0 to 0)	0 (0 to 0)	0 (0 to 0)	0 (0 to 0)	0 (0 to 0)	98-6
Female infertility	0 (0 to 0)	0 (0 to 0)	0 (0 to 0)	0 (0 to 0)	0 (0 to 0)	0 (0 to 0)	1-6 (0 to 0 4)	4-3 (0 1 to 14 4)	4-8 (0 to 17 3)	4-4 (0 to 23 7)	4-4 (0 to 23 7)	4-9 (0 to 23 7)	5-2 (0 to 24 4)	0-2 (0 to 0 4)	0-3 (0 to 0 4)	0-3 (0 to 0)	0-3 (0 to 0)	0-3 (0 to 0)	0-2 (0 to 0)	0-2 (0 to 0)	0-2 (0 to 0)	0-2 (0 to 0)	24-4
Endometriosis	0 (0 to 0)	0 (0 to 0)	0 (0 to 0)	0 (0 to 0)	0 (0 to 0)	0 (0 to 0)	10-7 (0 to 21 6)	22 (14 2 to 34 4)	20-1 (12 to 33 6)	20-2 (13 to 32 4)	19-6 (10 4 to 33 4)	19-4 (9 4 to 32 1)	17-7 (9 4 to 29 1)	10-1 (5 to 17 7)	0 (0 to 0)	0 (0 to 0)	0 (0 to 0)	0 (0 to 0)	0 (0 to 0)	0 (0 to 0)	0 (0 to 0)	0 (0 to 0)	171
Genital prolapse	0 (0 to 0)	0 (0 to 0)	0 (0 to 0)	0 (0 to 0)	0 (0 to 0)	0 (0 to 0)	0 (0 to 0)	0 (0 to 0)	1-6 (0 to 9 2)	2-5 (0 to 9 4)	1-9 (0 to 9 4)	4-6 (1 to 9 4)	7-1 (3 2 to 14 1)	9-2 (4 2 to 18)	4-2 (1 to 10)	10-7 (4 4 to 20 4)	11-9 (3 2 to 22 5)	12-2 (4 1 to 26 4)	14-8 (6 9 to 27 4)	10-5 (4 4 to 19 3)	2-3 (1 1 to 4 2)	1-4 (0 2 to 1 1)	102
Premenstrual syndrome	0 (0 to 0)	0 (0 to 0)	0 (0 to 0)	0 (0 to 0)	27-3 (12 7 to 49 3)	39-7 (20 6 to 72)	89-7 (39 6 to 143)	87-7 (47 1 to 151)	86 (48 to 137)	62-7 (48 7 to 97)	61-7 (48 7 to 91)	87-7 (45 7 to 139)	22-7 (17 7 to 56 7)	0 (0 to 0)	0 (0 to 0)	0 (0 to 0)	0 (0 to 0)	0 (0 to 0)	0 (0 to 0)	0 (0 to 0)	0 (0 to 0)	0 (0 to 0)	617
Other gynecological diseases	0 (0 to 0)	0 (0 to 0)	0 (0 to 0)	0 (0 to 0)	0-2 (0 to 1)	22-4 (10 1 to 42 5)	106 (61 2 to 166)	213 (117 1 to 353)	264 (137 to 392)	217 (132 to 334)	172 (107 to 264)	169 (102 to 263)	224 (122 to 353)	252 (130 to 394)	232 (122 to 364)	160 (84 2 to 256)	146 (79 to 243)	100 (39 to 163)	117 (72 to 175)	44-4 (23 to 69)	28 (14 to 46)	13 (7 to 23)	3-4 (1 to 6 4)
Hemoglobinopathies and hemolytic anemias	2 (0 1 to 5 2)	0-7 (0 4 to 3 1)	4-5 (2 4 to 8 4)	19 (11 to 29 4)	13-4 (5 to 24 4)	9-4 (4 to 15 4)	7-6 (3 to 13 4)	7-3 (2 to 17 4)	7-6 (3 to 16 4)	7-9 (3 4 to 19 1)	7-9 (3 to 17 1)	8-7 (2 3 to 18 1)	9-3 (2 3 to 19 1)	7-2 (3 to 18 4)	7-7 (4 to 19 4)	8-2 (4 to 21 1)	11-4 (7 2 to 20 1)	7-2 (4 to 15 1)	9-5 (4 4 to 19 3)	8-4 (4 to 18 1)	4-1 (1 4 to 9 4)	2 (1 to 5)	157
Thalassemias	0 (0 to 0)	0 (0 to 0)	0-1 (0 to 0 2)	0-2 (0 to 0 3)	0-2 (0 1 to 0 5)	0-3 (0 1 to 0 5)	0-3 (0 1 to 0 6)	0-2 (0 to 0 4)	0-2 (0 to 0 3)	0-2 (0 to 0 2)	0-2 (0 to 0 3)	0-2 (0 to 0 3)	0-2 (0 to 0 3)	0-2 (0 to 0 3)	0-2 (0 to 0 3)	0-2 (0 to 0 3)	0-2 (0 to 0 3)	0-2 (0 to 0 3)	0-2 (0 to 0 3)	0-2 (0 to 0 3)	0-2 (0 to 0 3)	0-1 (0 to 0 2)	1-4
Thalassemias trait	0-1 (0 to 0 1)	0-7 (0 1 to 0 2)	2-6 (0 3 to 1 3)	1-7 (1 1 to 3 5)	0-9 (0 to 2 4)	0-5 (0 to 2 3)	0-5 (0 to 2 3)	0-5 (0 1 to 1 4)	0-5 (0 to 2 1)	0-5 (0 to 1 4)	0-5 (0 to 2 1)	0-5 (0 to 1 4)	0-5 (0 to 2 1)	0-5 (0 to 1 3)	0-5 (0 to 1 3)	0-5 (0 to 1 2)	0-5 (0 to 1 2)	0-5 (0 to 1 2)	0-5 (0 to 1 2)	0-5 (0 to 1 2)	0-5 (0 to 1 2)	0-5 (0 to 1 2)	13-7
Sickle cell disorders	0-1 (0 to 0 1)	0-1 (0 to 0 1)	0-2 (0 1 to 0 4)	0-4 (0 2 to 1)	0-3 (0 2 to 0 7)	0-3 (0 2 to 0 6)	0-3 (0 2 to 0 6)	0-3 (0 2 to 0 6)	0-3 (0 2 to 0 5)	0-2 (0 2 to 0 5)	0-2 (0 1 to 0 4)	0-2 (0 1 to 0 4)	0-2 (0 1 to 0 4)	0-2 (0 1 to 0 4)	0-2 (0 1 to 0 4)	0-2 (0 1 to 0 4)	0-1 (0 to 0 1)	0-1 (0 to 0 1)	0-1 (0 to 0 1)	0-1 (0 to 0 1)	0-1 (0 to 0 1)	0-1 (0 to 0 1)	4-9
Sickle cell trait	0 (0 to 0)	0 (0 1 to 0 3)	0-3 (0 1 to 0 7)	0-3 (0 to 0 2)	0-3 (0 1 to 0 9)	0-3 (0 to 0 2)	0-3 (0 1 to 0 7)	0-3 (0 2 to 0 6)	0-3 (0 2 to 0 4)	0-2 (0 to 0 4)	0-2 (0 2 to 0 7)	0-2 (0 1 to 0 6)	0-4 (0 to 0 7)	0-3 (0 to 1 1)	0-3 (0 to 1 1)	0-2 (0 to 1)	0-2 (0 to 1)	0-2 (0 to 0 8)	0-2 (0 to 0 6)	0-2 (0 to 0 5)	0-2 (0 to 0 4)	0-1 (0 to 0 1)	13-7
G6PD deficiency	0 (0 to 0)	0-1 (0 to 0 2)	0-2 (0 to 0 1)	0-5 (0 1 to 0 6)	0-6 (0 3 to 0 8)	0-6 (0 4 to 1 4)	0-6 (0 3 to 1 4)	1-2 (0 6 to 1 4)	1-7 (1 1 to 2 4)	1-7 (1 1 to 2 4)	1-6 (0 4 to 1 4)	1-4 (0 4 to 3 7)	1-1 (0 7 to 1 4)	0-9 (0 7 to 1 1)	1-1 (0 7 to 1 7)	0-9 (0 4 to 1 3)	0-7 (0 4 to 1 2)	0-7 (0 2 to 0 7)	0-2 (0 to 1)	0-1 (0 to 0 2)	0-1 (0 to 0)	0-1 (0 to 0)	17-6
G6PD trait	0 (0 to 0)	0 (0 to 0)	0 (0 to 0)	0 (0 to 0)	0 (0 to 0)	0 (0 to 0)	0 (0 to 0)	0 (0 to 0)	0 (0 to 0)	0 (0 to 0)	0 (0 to 0)	0 (0 to 0)	0 (0 to 0)	0 (0 to 0)	0 (0 to 0)	0 (0 to 0)	0 (0 to 0)	0 (0 to 0)	0 (0 to 0)	0 (0 to 0)	0 (0 to 0)	0 (0 to 0)	0-7
Other hemoglobinopathies and hemolytic anemias	0-1 (0 to 0 1)	3 (1 1 to 5 4)	2-9 (1 4 to 5)	13-7 (7 4 to 21 5)	2-4 (0 5 to 9)	0-7 (0 0 to 2 2)	0-5 (0 2 to 2)	0-5 (0 2 to 1 3)	1-6 (0 4 to 3 3)	1-6 (0 5 to 3)	2-3 (0 4 to 4 4)	3 (0 9 to 7 1)	2-6 (0 9 to 7 4)	4-1 (1 4 to 10 4)	1-3 (0 4 to 5 4)	0-9 (0 2 to 3 4)	0-7 (0 2 to 2 9)	0-2 (0 to 1 9)	0-1 (0 to 1 3)	0-1 (0 to 0 5)	0-1 (0 to 0 4)	0-1 (0 to 0 2)	97-2
Endocrine, metabolic, blood, and immune disorders	9-4 (4 1 to 13 4)	7-6 (4 to 10 7)	23-9 (20 4 to 32 7)	49 (40 1 to 58 4)	34-7 (26 1 to 73 8)	32-5 (24 1 to 47)	32-2 (24 1 to 46)	31-2 (24 1 to 43)	30-4 (24 1 to 41)	29-1 (23 to 39)	28-6 (22 to 39)	29-1 (22 to 39)	29-1 (22 to 39)	29-1 (22 to 39)	29-1 (22 to 39)	29-1 (22 to 39)	29-1 (22 to 39)	29-1 (22 to 39)	29-1 (22 to 39)	29-1 (22 to 39)	29-1 (22 to 39)	29-1 (22 to 39)	1,040
Oral disorders	0 (0 to 0)	0 (0 to 0)	0 (0 to 0)	0 (0 to 0)	0 (0 to 0)	0 (0 to 0)	0 (0 to 0)	0 (0 to 0)	0 (0 to 0)	0 (0 to 0)	0 (0 to 0)	0 (0 to 0)	0 (0 to 0)	0 (0 to 0)	0 (0 to 0)	0 (0 to 0)	0 (0 to 0)	0 (0 to 0)	0 (0 to 0)	0 (0 to 0)	0 (0 to 0)	0 (0 to 0)	0
Caries of deciduous teeth	0 (0 to 0)	0 (0 to 0)	0 (0 to 0)	1-3 (0 to 5 3)	2-2 (1 to 5 1)	1-9 (0 to 5)	1-8 (0 to 4 3)	1-7 (0 to 4 3)	1-6 (0 to 4 3)	1-5 (0 to 4 3)	1-5 (0 to 4 3)	1-5 (0 to 4 3)	1-5 (0 to 4 3)	1-5 (0 to 4 3)	1-5 (0 to 4 3)	1-5 (0 to 4 3)	1-5 (0 to 4 3)	1-5 (0 to 4 3)	1-5 (0 to 4 3)	1-5 (0 to 4 3)	1-5 (0 to 4 3)	1-5 (0 to 4 3)	4-7
Caries of permanent teeth	0 (0 to 0)	0 (0 to 0)	0 (0 to 0)	2-3 (1 1 to 7 3)	4-1 (4 3 to 22)	10-7 (4 8 to 24 6)	11-9 (4 8 to 24 6)	14-4 (6 to 27 4)	16-9 (6 to 29 4)	13-9 (6 7 to 28 8)	13-6 (6 7 to 28 4)	14-2 (6 to 29 7)	15-5 (6 4 to 32 4)	16-5 (7 1 to 34 9)	18-4 (7 1 to 40 3)	19-9 (9 2 to 33 3)	19-5 (9 to 33 3)	16-8 (8 to 34 1)	14-3 (6 to 33 1)	7-1 (3 to 20 1)	3-6 (1 to 9)	1-5 (0 to 3 2)	0-3 (0 to 1 3)	222
Periodontal diseases	0 (0 to 0)	0 (0 to 0)	0 (0 to 0)	0 (0 to 0)	0 (0 to 0)	0 (0 to 0)	0 (0 to 0)	7-3 (2 to 2 4)	13-1 (4 1 to 26 4)	20-1 (7 to 37 1)	23-5 (9 1 to 40 4)	28-9 (9 1 to 70 4)	49-9 (14 to 112)	19-6 (7 to 43 4)	61-9 (21 to 142)	67-1 (20 1 to 132)	50-5 (19 2 to 117)	31-6 (14 to 113)	34-6 (13 7 to 79 4)	7-1 (2 4 to 19 4)	1-9 (0 5 to 3 2)	0-3 (0 to 1 3)	492
Other oral disorders	0 (0 to 0)	0 (0 to 0)	12 (7 2 to 19 7)	7-2 (4 to 13)	11-8 (6 7 to 18)	13-2 (7 7 to 20 2)	18-7 (11 to 29 7)	24-1 (14 1 to 39 9)	27 (16 to 43)	28 (17 1 to 41)	27-5 (16 to 43 4)	27-5 (16 to 43 4)	34-2 (20 to 52 4)	29-2 (23 7 to 56 4)	28-4 (22 to 58)	24-5 (21 to 58)	22-7 (13 to 52 9)	21-6 (13 to 47 1)	18 (11 to 28 3)	10-3 (6 to 19 4)	2-1 (1 to 5 1)	0-3 (0 to 1 3)	437
Sudden infant death syndrome	.. ..	79-3 (42 3 to 111)	.. ..	.. ..	.. ..	.. ..	.. ..	.. ..	.. ..	.. ..	.. ..	.. ..	.. ..	.. ..	.. ..	.. ..	.. ..	.. ..	.. ..	.. ..	.. ..	.. ..	NA
Injuries	3 (2 4 to 3 8)	3-3 (2 to 3 4)	23-5 (18 2 to 29 2)	99-3 (68 4 to 109)	120 (99 to 171)	120 (104 to 170)	100 (83 to 141)	98 (83 to 112)	85 (70 7 to 99)	85 (70 to 101)	85 (67 to 101)	83 (67 to 101)	824 (679 to 1,020)	(677 to 1,030)	1,120 (884 to 1,400)	1,190 (929 to 1,490)	1,060 (818 to 1,390)	1,020 (772 to 1,360)	1,040 (810 to 1,400)	1,130 (907 to 1,420)	1,050 (839 to 1,290)	720 (563 to 947)	227 (166 to 277)	16,100
Transport injuries	2-2 (0 2 to 3 3)	0-2 (0 2 to 0 3)	1-8 (1 1 to 2 7)	11-4 (8 to 15 7)	19-1 (14 to 24 4)	99-7 (78 to 127)	150 (118 to 187)	215 (170 to 267)	167 (132 to 209)	128 (100 to 164)	101 (78 to 123)	93 (68 to 118)	155 (98 to 238)	139 (111 to 180)	131 (103 to 167)	132 (103 to 167)	134 (101 to 182)	131 (96 to 183)	113 (83 to 161)	122 (89 to 170)	129 (102 to 166)	94-1 (76 to 119)	19-5 (14 to 24 4)	4-9 (3 to 6 4)	1,930
Road injuries	0-1 (0 to 0)	0-1 (0 to 0)	1-4 (1 to 2 2)	10-7 (7 2 to 15 2)	17-2 (12 to 23 9)	93-6 (74 to 120)	140 (111 to 175)	202 (162 to 249)	152 (122 to 189)	118 (94 to 147)	94 (74 to 116)	86 (67 to 110)	144 (76 to 214)	131 (99 to 169)	115 (87 to 149)	115 (87 to 149)	118 (91 to 149)	115 (82 to 129

Top Table 3c: Rarability of Kairos DALYS because sex and year across top bench search with 95% uncertainty intervals, 2019

Cause	Early Neonatal	Late Neonatal	Post Neonatal	1 to 4	5 to 9	10 to 14	15 to 19	20 to 24	25 to 29	30 to 34	35 to 39	40 to 44	45 to 49	50 to 54	55 to 59	60 to 64	65 to 69	70 to 74	75 to 79	80 to 84	85 to 89	90 to 94	95plus	Total
All causes	53,600 (47,900 to 59,900)	17,900 (14,900 to 21,100)	45,700 (39,100 to 52,600)	72,500 (66,500 to 78,900)	41,700 (38,200 to 45,500)	19,500 (17,900 to 21,300)	21,600 (19,800 to 23,600)	22,900 (21,000 to 25,000)	25,600 (23,500 to 28,000)	28,000 (25,600 to 30,600)	30,600 (27,900 to 33,400)	34,000 (30,900 to 37,200)	38,000 (34,500 to 41,500)	43,000 (39,000 to 47,000)	49,000 (44,500 to 53,600)	56,000 (50,900 to 61,300)	64,000 (58,100 to 70,000)	73,000 (66,400 to 79,800)	83,000 (75,600 to 90,800)	94,000 (85,600 to 103,000)	106,000 (96,600 to 116,000)	119,000 (108,000 to 130,000)	12,400,000
Communicable, maternal, neonatal, and nutritional diseases	25,600 (21,700 to 29,900)	11,900 (9,700 to 13,700)	19,900 (16,900 to 23,700)	31,200 (26,500 to 36,500)	14,700 (12,500 to 17,200)	5,400 (4,600 to 6,200)	5,600 (4,800 to 6,500)	6,200 (5,300 to 7,200)	6,900 (5,900 to 8,000)	7,600 (6,500 to 8,800)	8,300 (7,000 to 9,600)	9,200 (7,800 to 10,600)	10,200 (8,600 to 11,800)	11,500 (9,700 to 13,300)	13,100 (11,000 to 15,100)	15,000 (12,600 to 17,300)	17,200 (14,400 to 19,800)	19,600 (16,500 to 22,600)	22,300 (18,800 to 25,700)	25,300 (21,300 to 29,100)	28,500 (24,000 to 32,800)	32,000 (27,000 to 36,900)	639,000
HIV/AIDS and sexually transmitted infections	45 (34 to 57)	1,100 (1,000 to 1,200)	1,900 (1,700 to 2,100)	1,900 (1,700 to 2,100)	1,100 (1,000 to 1,200)	1,100 (1,000 to 1,200)	1,600 (1,500 to 1,800)	2,000 (1,800 to 2,200)	2,200 (2,000 to 2,400)	2,300 (2,100 to 2,500)	2,400 (2,200 to 2,600)	2,500 (2,300 to 2,700)	2,600 (2,400 to 2,800)	2,700 (2,500 to 2,900)	2,800 (2,600 to 3,000)	2,900 (2,700 to 3,100)	2,900 (2,700 to 3,100)	2,900 (2,700 to 3,100)	2,900 (2,700 to 3,100)	2,900 (2,700 to 3,100)	2,900 (2,700 to 3,100)	2,900 (2,700 to 3,100)	59,400
HIV/AIDS	45 (34 to 57)	1,100 (1,000 to 1,200)	1,900 (1,700 to 2,100)	1,900 (1,700 to 2,100)	1,100 (1,000 to 1,200)	1,100 (1,000 to 1,200)	1,600 (1,500 to 1,800)	2,000 (1,800 to 2,200)	2,200 (2,000 to 2,400)	2,300 (2,100 to 2,500)	2,400 (2,200 to 2,600)	2,500 (2,300 to 2,700)	2,600 (2,400 to 2,800)	2,700 (2,500 to 2,900)	2,800 (2,600 to 3,000)	2,900 (2,700 to 3,100)	2,900 (2,700 to 3,100)	2,900 (2,700 to 3,100)	2,900 (2,700 to 3,100)	2,900 (2,700 to 3,100)	2,900 (2,700 to 3,100)	2,900 (2,700 to 3,100)	59,400
HIV/AIDS - Drug-susceptible Tuberculosis	0 (0 to 0)	0 (0 to 0)	0 (0 to 0)	0 (0 to 0)	0 (0 to 0)	0 (0 to 0)	0 (0 to 0)	0 (0 to 0)	0 (0 to 0)	0 (0 to 0)	0 (0 to 0)	0 (0 to 0)	0 (0 to 0)	0 (0 to 0)	0 (0 to 0)	0 (0 to 0)	0 (0 to 0)	0 (0 to 0)	0 (0 to 0)	0 (0 to 0)	0 (0 to 0)	0 (0 to 0)	0 (0 to 0)	0
HIV/AIDS - Multidrug-resistant Tuberculosis without extensive drug resistance	0 (0 to 0)	0 (0 to 0)	0 (0 to 0)	0 (0 to 0)	0 (0 to 0)	0 (0 to 0)	0 (0 to 0)	0 (0 to 0)	0 (0 to 0)	0 (0 to 0)	0 (0 to 0)	0 (0 to 0)	0 (0 to 0)	0 (0 to 0)	0 (0 to 0)	0 (0 to 0)	0 (0 to 0)	0 (0 to 0)	0 (0 to 0)	0 (0 to 0)	0 (0 to 0)	0 (0 to 0)	0 (0 to 0)	0
HIV/AIDS - Extensively drug-resistant Tuberculosis	0 (0 to 0)	0 (0 to 0)	0 (0 to 0)	0 (0 to 0)	0 (0 to 0)	0 (0 to 0)	0 (0 to 0)	0 (0 to 0)	0 (0 to 0)	0 (0 to 0)	0 (0 to 0)	0 (0 to 0)	0 (0 to 0)	0 (0 to 0)	0 (0 to 0)	0 (0 to 0)	0 (0 to 0)	0 (0 to 0)	0 (0 to 0)	0 (0 to 0)	0 (0 to 0)	0 (0 to 0)	0 (0 to 0)	0
HIV/AIDS resulting in other diseases	0 (0 to 0)	0 (0 to 0)	0 (0 to 0)	0 (0 to 0)	0 (0 to 0)	0 (0 to 0)	0 (0 to 0)	0 (0 to 0)	0 (0 to 0)	0 (0 to 0)	0 (0 to 0)	0 (0 to 0)	0 (0 to 0)	0 (0 to 0)	0 (0 to 0)	0 (0 to 0)	0 (0 to 0)	0 (0 to 0)	0 (0 to 0)	0 (0 to 0)	0 (0 to 0)	0 (0 to 0)	0 (0 to 0)	0
Sexually transmitted infections, excluding HIV	0 (0 to 0)	0 (0 to 0)	0 (0 to 0)	0 (0 to 0)	0 (0 to 0)	0 (0 to 0)	0 (0 to 0)	0 (0 to 0)	0 (0 to 0)	0 (0 to 0)	0 (0 to 0)	0 (0 to 0)	0 (0 to 0)	0 (0 to 0)	0 (0 to 0)	0 (0 to 0)	0 (0 to 0)	0 (0 to 0)	0 (0 to 0)	0 (0 to 0)	0 (0 to 0)	0 (0 to 0)	0 (0 to 0)	0
Syphilis	0 (0 to 0)	0 (0 to 0)	0 (0 to 0)	0 (0 to 0)	0 (0 to 0)	0 (0 to 0)	0 (0 to 0)	0 (0 to 0)	0 (0 to 0)	0 (0 to 0)	0 (0 to 0)	0 (0 to 0)	0 (0 to 0)	0 (0 to 0)	0 (0 to 0)	0 (0 to 0)	0 (0 to 0)	0 (0 to 0)	0 (0 to 0)	0 (0 to 0)	0 (0 to 0)	0 (0 to 0)	0 (0 to 0)	0
Chlamydial infection	0 (0 to 0)	0 (0 to 0)	0 (0 to 0)	0 (0 to 0)	0 (0 to 0)	0 (0 to 0)	0 (0 to 0)	0 (0 to 0)	0 (0 to 0)	0 (0 to 0)	0 (0 to 0)	0 (0 to 0)	0 (0 to 0)	0 (0 to 0)	0 (0 to 0)	0 (0 to 0)	0 (0 to 0)	0 (0 to 0)	0 (0 to 0)	0 (0 to 0)	0 (0 to 0)	0 (0 to 0)	0 (0 to 0)	0
Gonorrhoeal infection	0 (0 to 0)	0 (0 to 0)	0 (0 to 0)	0 (0 to 0)	0 (0 to 0)	0 (0 to 0)	0 (0 to 0)	0 (0 to 0)	0 (0 to 0)	0 (0 to 0)	0 (0 to 0)	0 (0 to 0)	0 (0 to 0)	0 (0 to 0)	0 (0 to 0)	0 (0 to 0)	0 (0 to 0)	0 (0 to 0)	0 (0 to 0)	0 (0 to 0)	0 (0 to 0)	0 (0 to 0)	0 (0 to 0)	0
Trichomoniasis	0 (0 to 0)	0 (0 to 0)	0 (0 to 0)	0 (0 to 0)	0 (0 to 0)	0 (0 to 0)	0 (0 to 0)	0 (0 to 0)	0 (0 to 0)	0 (0 to 0)	0 (0 to 0)	0 (0 to 0)	0 (0 to 0)	0 (0 to 0)	0 (0 to 0)	0 (0 to 0)	0 (0 to 0)	0 (0 to 0)	0 (0 to 0)	0 (0 to 0)	0 (0 to 0)	0 (0 to 0)	0 (0 to 0)	0
Genital herpes	0 (0 to 0)	0 (0 to 0)	0 (0 to 0)	0 (0 to 0)	0 (0 to 0)	0 (0 to 0)	0 (0 to 0)	0 (0 to 0)	0 (0 to 0)	0 (0 to 0)	0 (0 to 0)	0 (0 to 0)	0 (0 to 0)	0 (0 to 0)	0 (0 to 0)	0 (0 to 0)	0 (0 to 0)	0 (0 to 0)	0 (0 to 0)	0 (0 to 0)	0 (0 to 0)	0 (0 to 0)	0 (0 to 0)	0
Other sexually transmitted infections	0 (0 to 0)	0 (0 to 0)	0 (0 to 0)	0 (0 to 0)	0 (0 to 0)	0 (0 to 0)	0 (0 to 0)	0 (0 to 0)	0 (0 to 0)	0 (0 to 0)	0 (0 to 0)	0 (0 to 0)	0 (0 to 0)	0 (0 to 0)	0 (0 to 0)	0 (0 to 0)	0 (0 to 0)	0 (0 to 0)	0 (0 to 0)	0 (0 to 0)	0 (0 to 0)	0 (0 to 0)	0 (0 to 0)	0
Respiratory infections and tuberculosis	11,200 (10,100 to 12,400)	1,700 (1,400 to 2,000)	2,400 (2,000 to 2,900)	3,200 (2,800 to 3,700)	1,200 (1,000 to 1,400)	1,000 (900 to 1,200)	1,100 (1,000 to 1,300)	1,200 (1,000 to 1,400)	1,300 (1,100 to 1,500)	1,400 (1,200 to 1,600)	1,500 (1,300 to 1,700)	1,600 (1,400 to 1,800)	1,700 (1,500 to 1,900)	1,800 (1,600 to 2,000)	1,900 (1,700 to 2,200)	2,000 (1,800 to 2,300)	2,100 (1,800 to 2,400)	2,200 (1,900 to 2,500)	2,300 (1,900 to 2,600)	2,300 (1,900 to 2,600)	2,300 (1,900 to 2,600)	2,300 (1,900 to 2,600)	315,000
Tuberculosis	0 (0 to 0)	137 (68 to 247)	130 (66 to 233)	110 (56 to 197)	106 (54 to 190)	209 (107 to 375)	508 (260 to 911)	912 (467 to 1,630)	1,020 (523 to 1,830)	1,430 (733 to 2,560)	2,070 (1,060 to 3,710)	3,050 (1,560 to 5,460)	4,090 (2,090 to 7,330)	4,260 (2,180 to 7,630)	4,010 (2,050 to 7,180)	4,860 (2,490 to 8,700)	6,040 (3,090 to 10,800)	7,630 (3,900 to 13,600)	9,270 (4,740 to 16,600)	2,060 (1,050 to 3,690)	637 (326 to 1,140)	59,500
Latent tuberculosis infection	0 (0 to 0)	0 (0 to 0)	0 (0 to 0)	0 (0 to 0)	0 (0 to 0)	0 (0 to 0)	0 (0 to 0)	0 (0 to 0)	0 (0 to 0)	0 (0 to 0)	0 (0 to 0)	0 (0 to 0)	0 (0 to 0)	0 (0 to 0)	0 (0 to 0)	0 (0 to 0)	0 (0 to 0)	0 (0 to 0)	0 (0 to 0)	0 (0 to 0)	0 (0 to 0)	0 (0 to 0)	0 (0 to 0)	0
Drug-susceptible tuberculosis	0 (0 to 0)	0 (0 to 0)	0 (0 to 0)	0 (0 to 0)	0 (0 to 0)	0 (0 to 0)	0 (0 to 0)	0 (0 to 0)	0 (0 to 0)	0 (0 to 0)	0 (0 to 0)	0 (0 to 0)	0 (0 to 0)	0 (0 to 0)	0 (0 to 0)	0 (0 to 0)	0 (0 to 0)	0 (0 to 0)	0 (0 to 0)	0 (0 to 0)	0 (0 to 0)	0 (0 to 0)	0 (0 to 0)	0
Multidrug-resistant tuberculosis without extensive drug resistance	137 (68 to 247)	130 (66 to 233)	110 (56 to 197)	106 (54 to 190)	209 (107 to 375)	508 (260 to 911)	912 (467 to 1,630)	1,020 (523 to 1,830)	1,430 (733 to 2,560)	2,070 (1,060 to 3,710)	3,050 (1,560 to 5,460)	4,090 (2,090 to 7,330)	4,260 (2,180 to 7,630)	4,010 (2,050 to 7,180)	4,860 (2,490 to 8,700)	6,040 (3,090 to 10,800)	7,630 (3,900 to 13,600)	9,270 (4,740 to 16,600)	2,060 (1,050 to 3,690)	637 (326 to 1,140)	59,500
Extensively drug-resistant tuberculosis	0 (0 to 0)	0 (0 to 0)	0 (0 to 0)	0 (0 to 0)	0 (0 to 0)	0 (0 to 0)	0 (0 to 0)	0 (0 to 0)	0 (0 to 0)	0 (0 to 0)	0 (0 to 0)	0 (0 to 0)	0 (0 to 0)	0 (0 to 0)	0 (0 to 0)	0 (0 to 0)	0 (0 to 0)	0 (0 to 0)	0 (0 to 0)	0 (0 to 0)	0 (0 to 0)	0 (0 to 0)	0 (0 to 0)	0
Lower respiratory infections	11,000 (10,000 to 12,200)	1,600 (1,300 to 1,900)	2,300 (1,900 to 2,800)	3,100 (2,700 to 3,600)	1,100 (900 to 1,300)	800 (700 to 1,000)	600 (500 to 700)	300 (200 to 400)	200 (200 to 300)	200 (200 to 300)	200 (200 to 300)	200 (200 to 300)	200 (200 to 300)	200 (200 to 300)	200 (200 to 300)	200 (200 to 300)	200 (200 to 300)	200 (200 to 300)	200 (200 to 300)	200 (200 to 300)	200 (200 to 300)	200 (200 to 300)	315,000
Upper respiratory infections	0 (0 to 0)	0 (0 to 0)	0 (0 to 0)	0 (0 to 0)	0 (0 to 0)	0 (0 to 0)	0 (0 to 0)	0 (0 to 0)	0 (0 to 0)	0 (0 to 0)	0 (0 to 0)	0 (0 to 0)	0 (0 to 0)	0 (0 to 0)	0 (0 to 0)	0 (0 to 0)	0 (0 to 0)	0 (0 to 0)	0 (0 to 0)	0 (0 to 0)	0 (0 to 0)	0 (0 to 0)	0 (0 to 0)	0
Otitis media	0 (0 to 0)	0 (0 to 0)	0 (0 to 0)	0 (0 to 0)	0 (0 to 0)	0 (0 to 0)	0 (0 to 0)	0 (0 to 0)	0 (0 to 0)	0 (0 to 0)	0 (0 to 0)	0 (0 to 0)	0 (0 to 0)	0 (0 to 0)	0 (0 to 0)	0 (0 to 0)	0 (0 to 0)	0 (0 to 0)	0 (0 to 0)	0 (0 to 0)	0 (0 to 0)	0 (0 to 0)	0 (0 to 0)	0
Enteric infections	2,600 (2,200 to 3,000)	1,100 (900 to 1,300)	1,900 (1,600 to 2,200)	2,900 (2,500 to 3,300)	1,200 (1,000 to 1,400)	1,000 (900 to 1,200)	1,000 (900 to 1,200)	1,000 (900 to 1,200)	1,000 (900 to 1,200)	1,000 (900 to 1,200)	1,000 (900 to 1,200)	1,000 (900 to 1,200)	1,000 (900 to 1,200)	1,000 (900 to 1,200)	1,000 (900 to 1,200)	1,000 (900 to 1,200)	1,000 (900 to 1,200)	1,000 (900 to 1,200)	1,000 (900 to 1,200)	1,000 (900 to 1,200)	1,000 (900 to 1,200)	1,000 (900 to 1,200)	42,000
Diarrheal diseases	2,600 (2,200 to 3,000)	1,100 (900 to 1,300)	1,900 (1,600 to 2,200)	2,900 (2,500 to 3,300)	1,200 (1,000 to 1,400)	1,000 (900 to 1,200)	1,000 (900 to 1,200)	1,000 (900 to 1,200)	1,000 (900 to 1,200)	1,000 (900 to 1,200)	1,000 (900 to 1,200)	1,000 (900 to 1,200)	1,000 (900 to 1,200)	1,000 (900 to 1,200)	1,000 (900 to 1,200)	1,000 (900 to 1,200)	1,000 (900 to 1,200)	1,000 (900 to 1,200)	1,000 (900 to 1,200)	1,000 (900 to 1,200)	1,000 (900 to 1,200)	1,000 (900 to 1,200)	42,000
Typhoid and paratyphoid	0 (0 to 0)	0 (0 to 0)	0 (0 to 1)	0 (0 to 1)	0 (0 to 0)	0 (0 to 0)	0 (0 to 0)	0 (0 to 0)	0 (0 to 0)	0 (0 to 0)	0 (0 to 0)	0 (0 to 0)	0 (0 to 0)	0 (0 to 0)	0 (0 to 0)	0 (0 to 0)	0 (0 to 0)	0 (0 to 0)	0 (0 to 0)	0 (0 to 0)	0 (0 to 0)	0 (0 to 0)	0 (0 to 0)	1
Typhoid fever	0 (0 to 0)	0 (0 to 0)	0 (0 to 1)	0 (0 to 0)	0 (0 to 0)	0 (0 to 0)	0 (0 to 0)	0 (0 to 0)	0 (0 to 0)	0 (0 to 0)	0 (0 to 0)	0 (0 to 0)	0 (0 to 0)	0 (0 to 0)	0 (0 to 0)	0 (0 to 0)	0 (0 to 0)	0 (0 to 0)	0 (0 to 0)	0 (0 to 0)	0 (0 to 0)	0 (0 to 0)	0 (0 to 0)	1
Paratyphoid fever	0 (0 to 0)	0 (0 to 0)	0 (0 to 0)	0 (0 to 0)	0 (0 to 0)	0 (0 to 0)	0 (0 to 0)	0 (0 to 0)	0 (0 to 0)	0 (0 to 0)	0 (0 to 0)	0 (0 to 0)	0 (0 to 0)	0 (0 to 0)	0 (0 to 0)	0 (0 to 0)	0 (0 to 0)	0 (0 to 0)	0 (0 to 0)	0 (0 to 0)	0 (0 to 0)	0 (0 to 0)	0 (0 to 0)	0
Invasive Non-typhoidal Salmonella (iNTS)	0 (0 to 0)	0 (0 to 0)	0 (0 to 0)	0 (0 to 0)	0 (0 to 0)	0 (0 to 0)	0 (0 to 0)	0 (0 to 0)	0 (0 to 0)	0 (0 to 0)	0 (0 to 0)	0 (0 to 0)	0 (0 to 0)	0 (0 to 0)	0 (0 to 0)	0 (0 to 0)	0 (0 to 0)	0 (0 to 0)	0 (0 to 0)	0 (0 to 0)	0 (0 to 0)	0 (0 to 0)	0 (0 to 0)	0
Other intestinal infectious diseases	0 (0 to 0)	0 (0 to 0)	0 (0 to 0)	0 (0 to 0)	0 (0 to 0)	0 (0 to 0)	0 (0 to 0)	0 (0 to 0)	0 (0 to 0)	0 (0 to 0)	0 (0 to 0)	0 (0 to 0)	0 (0 to 0)	0 (0 to 0)	0 (0 to 0)	0 (0 to 0)	0 (0 to 0)	0 (0 to 0)	0 (0 to 0)	0 (0 to 0)	0 (0 to 0)	0 (0 to 0)	0 (0 to 0)	0
Neglected tropical diseases and malaria	0 (0 to 0)	0 (0 to 0)	0 (0 to 0)	0 (0 to 0)	0 (0 to 0)	0 (0 to 0)	0 (0 to 0)	0 (0 to 0)	0 (0 to 0)	0 (0 to 0)	0 (0 to 0)	0 (0 to 0)	0 (0 to 0)	0 (0 to 0)	0 (0 to 0)	0 (0 to 0)	0 (0 to 0)	0 (0 to 0)	0 (0 to 0)	0 (0 to 0)	0 (0 to 0)	0 (0 to 0)	0 (0 to 0)	0
Malaria	0 (0 to 0)	0 (0 to 0)	0 (0 to 0)	0 (0 to 0)	0 (0 to 0)	0 (0 to 0)	0 (0 to 0)	0 (0 to 0)	0 (0 to 0)	0 (0 to 0)	0 (0 to 0)	0 (0 to 0)	0 (0 to 0)	0 (0 to 0)	0 (0 to 0)	0 (0 to 0)	0 (0 to 0)	0 (0 to 0)	0 (0 to 0)	0 (0 to 0)	0 (0 to 0)	0 (0 to 0)	0 (0 to 0)	0
Chagas disease	0 (0 to 0)	0 (0 to 0)	0 (0 to 0)	0 (0 to 0)	0 (0 to 0)	0 (0 to 0)	0 (0 to 0)	0 (0 to 0)	0 (0 to 0)	0 (0 to 0)	0 (0 to 0)	0 (0 to 0)	0 (0 to 0)	0 (0 to 0)	0 (0 to 0)	0 (0 to 0)	0 (0 to 0)	0 (0 to 0)	0 (0 to 0)	0 (0 to 0)	0 (0 to 0)	0 (0 to 0)	0 (0 to 0)	0
Leishmaniasis	0 (0 to 0)	0 (0 to 0)	0 (0 to 0)	0 (0 to 0)	0 (0 to 0)	0 (0 to 0)	0 (0 to 0)	0 (0 to 0)	0 (0 to 0)	0 (0 to 0)	0 (0 to 0)	0 (0 to 0)	0 (0 to 0)	0 (0 to 0)	0 (0 to 0)	0 (0 to 0)	0 (0 to 0)	0 (0 to 0)	0 (0 to 0)	0 (0 to 0)	0 (0 to 0)	0 (0 to 0)	0 (0 to 0)	0
Visceral leishmaniasis	0 (0 to 0)	0 (0 to 0)	0 (0 to 0)	0 (0 to 0)	0 (0 to 0)	0 (0 to 0)	0 (0 to 0)	0 (0 to 0)	0 (0 to 0)	0 (0 to 0)	0 (0 to 0)	0 (0 to 0)	0 (0 to 0)	0 (0 to 0)	0 (0 to 0)	0 (0 to 0)	0 (0 to 0)	0 (0 to 0)	0 (0 to 0)	0 (0 to 0)	0 (0 to 0)	0 (0 to 0)	0 (0 to 0)	0
Cutaneous and mucocutaneous leishmaniasis	0 (0 to 0)	0 (0 to 0)	0 (0 to 0)	0 (0 to 0)	0 (0 to 0)	0 (0 to 0)	0 (0 to 0)	0 (0 to 0)	0 (0 to 0)	0 (0 to 0)	0 (0 to 0)	0 (0 to 0)	0 (0 to 0)	0 (0 to 0)	0 (0 to 0)	0 (0 to 0)	0 (0 to 0)	0 (0 to 0)	0 (0 to 0)	0 (0 to 0)	0 (0 to 0)	0 (0 to 0)	0 (0 to 0)	0
African trypanosomiasis	0 (0 to 0)	0 (0 to 0)	0 (0 to 0)	0 (0 to 0)	0 (0 to 0)	0 (0 to 0)	0 (0 to 0)	0 (0 to 0)	0 (0 to 0)	0 (0 to 0)	0 (0 to 0)	0 (0 to 0)	0 (0 to 0)	0 (0 to 0)	0 (0 to 0)	0 (0 to 0)	0 (0 to 0)	0 (0 to 0)	0 (0 to 0)	0 (0 to 0)	0 (0 to 0)	0 (0 to 0)	0 (0 to 0)	0
Schistosomiasis	0 (0 to 0)	0 (0 to 0)	0 (0 to 0)	0 (0 to 0)	0 (0 to 0)	0 (0 to 0)	0 (0 to 0)	0 (0 to 0)	0 (0 to 0)	0 (0 to 0)	0 (0 to 0)	0 (0 to 0)	0 (0 to 0)	0 (0 to 0)	0 (0 to 0)	0 (0 to 0)	0 (0 to 0)	0 (0 to 0)	0 (0 to 0)	0 (0 to 0)	0 (0 to 0)	0 (0 to 0)	0 (0 to 0)	0
Cysticercosis	0 (0 to 0)	0 (0 to 0)	0 (0 to 0)	0 (0 to 0)	0 (0 to 0)	0 (0 to 0)	0 (0 to 0)	0 (0 to 0)	0 (0 to 0)	0 (0 to 0)	0 (0 to 0)	0 (0 to 0)	0 (0 to 0)	0 (0 to 0)	0 (0 to 0)	0 (0 to 0)	0 (0 to 0)	0 (0 to 0)	0 (0 to 0)	0 (0 to 0)	0 (0 to 0)	0 (0 to 0)	0 (0 to 0)	0
Cystic echinococcosis	0 (0 to 0)	0 (0 to 0)	0 (0 to 0)	0 (0 to 0)	0 (0 to 0)	0 (0 to 0)	0 (0 to 0)	0 (0 to 0)	0 (0 to 0)	0 (0 to 0)	0 (0 to 0)	0 (0 to 0)	0 (0 to 0)	0 (0 to 0)	0 (0 to 0)	0 (0 to 0)	0 (0 to 0)	0 (0 to 0)	0 (0 to 0)	0 (0 to 0)	0 (0 to 0)	0 (0 to 0)	0 (0 to 0)	0
Lymphatic filariasis	0 (0 to 0)	0 (0 to 0)	0 (0 to 0)	0 (0 to 0)	0 (0 to 0)	0 (0 to 0)	0 (0 to 0)	0 (0 to 0)	0 (0 to 0)	0 (0 to 0)	0 (0 to 0)	0 (0 to 0)	0 (0 to 0)	0 (0 to 0)	0 (0 to 0)	0 (0 to 0)	0 (0 to 0)	0 (0 to 0)	0 (0 to 0)	0 (0 to 0)	0 (0 to 0)	0 (0 to 0)	0 (0 to 0)	0
Onchocerciasis	0 (0 to 0)	0 (0 to 0)	0 (0 to 0)	0 (0 to 0)	0 (0 to 0)	0 (0 to 0)	0 (0 to 0)	0 (0 to 0)	0 (0 to 0)	0 (0 to 0)	0 (0 to 0)	0 (0 to 0)	0 (0 to 0)	0 (0 to 0)	0 (0 to 0)	0 (0 to 0)	0 (0 to 0)	0 (0 to 0)	0 (0 to 0)	0 (0 to 0)	0 (0 to 0)	0 (0 to 0)	0 (0 to 0)	0
Trachoma	0 (0 to 0)	0 (0 to 0)	0 (0 to 0)	0 (0 to 0)	0 (0 to 0)	0 (0 to 0)	0 (0 to 0)	0 (0 to 0)	0 (0 to 0)	0 (0 to 0)	0 (0 to 0)	0 (0 to 0)	0 (0 to 0)	0 (0 to 0)	0 (0 to 0)	0 (0 to 0)	0 (0 to 0)	0 (0 to 0)	0 (0 to 0)	0 (0 to 0)	0 (0 to 0)	0 (0 to 0)	0 (0 to 0)	0
Dengue	0 (0 to 0)	0 (0 to 0)	0 (0 to 0)	0 (0 to 0)	0 (0 to 0)	0 (0 to 0)	0 (0 to 0)	0 (0 to 0)	0 (0 to 0)	0 (0 to 0)	0 (0 to 0)	0 (0 to 0)	0 (0 to 0)	0 (0 to 0)	0 (0 to 0)	0 (0 to 0)	0 (0 to 0)	0 (0 to 0)	0 (0 to 0)	0 (0 to 0)	0 (0 to 0)	0 (0 to 0)	0 (0 to 0)	0
Yellow fever	0 (0 to 0)	0 (0 to 0)	0 (0 to 0)	0 (0 to 0)	0 (0 to 0)	0 (0 to 0)	0 (0 to 0)	0 (0 to 0)	0 (0 to 0)	0 (0 to 0)	0 (0 to 0)	0 (0 to 0)	0 (0 to 0)	0 (0 to 0)	0 (0 to 0)	0 (0 to 0)	0 (0 to 0)	0 (0 to 0)	0 (0 to 0)	0 (0 to 0)	0 (0 to 0)	0 (0 to 0)	0 (0 to 0)	0
Rabies	0 (0 to 0)	0 (0 to 0)	0 (0 to 1)	0 (0 to 1)	0 (0 to 0)	0 (0 to 0)	0 (0 to 1)	0 (0 to 1)	0 (0 to 0)	0 (0 to 0)	0 (0 to 0)	0 (0 to 0)	0 (0 to 0)	0 (0 to 0)	0 (0 to 0)	0 (0 to 0)	0 (0 to 1)	0 (0 to 1)	0 (0 to 1)	0 (0 to 1)	0 (0 to 0)	0 (0 to 0)	0 (0 to 0)	0
Intestinal nematode infections	0 (0 to 0)	0 (0 to 0)	0 (0 to 0)	0 (0 to 0)	0 (0 to 0)	0 (0 to 0)	0 (0 to 0)	0 (0 to 0)	0 (0 to 0)	0 (0 to 0)	0 (0 to 0)	0 (0 to 0)	0 (0 to 0)	0 (0 to 0)	0 (0 to 0)	0 (0 to 0)	0 (0 to 0)	0 (0 to 0)	0 (0 to 0)	0 (0 to 0)	0 (0 to 0)	0 (0 to 0)	0 (0 to 0)	0
Ascariasis	0 (0 to 0)	0 (0 to 0)	0 (0 to 0)	0 (0 to 0)	0 (0 to 0)	0 (0 to 0)	0 (0 to 0)	0 (0 to 0)	0 (0 to 0)	0 (0 to 0)	0 (0 to 0)	0 (0 to 0)	0 (0 to 0)	0 (0 to 0)	0 (0 to 0)	0 (0 to 0)	0 (0 to 0)	0 (0 to 0)	0 (0 to 0)	0 (0 to 0)	0 (0 to 0)	0 (0 to 0)	0 (0 to 0)	0
Trichuriasis	0 (0 to 0)	0 (0 to 0)	0 (0 to 0)	0 (0 to 0)	0 (0 to 0)	0 (0 to 0)	0 (0 to 0)	0 (0 to 0)	0 (0 to 0)	0 (0 to 0)	0 (0 to 0)	0 (0 to 0)	0 (0 to 0)	0 (0 to 0)	0 (0 to 0)	0 (0 to 0)	0 (0 to 0)	0 (0 to 0)	0 (0 to 0)	0 (0 to 0)	0 (0 to 0)	0 (0 to 0)	0 (0 to 0)	0
Hookworm disease	0 (0 to 0)	0 (0 to 0)	0 (0 to 0)	0 (0 to 0)	0 (0 to 0)	0 (0 to 0)	0 (0 to 0)	0 (0 to 0)	0 (0 to 0)	0 (0 to 0)	0 (0 to 0)	0 (0 to 0)	0 (0 to 0)	0 (0 to 0)	0 (0 to 0)	0 (0 to 0)	0 (0 to 0)	0 (0 to 0)	0 (0 to 0)	0 (0 to 0)	0 (0 to 0)	0 (0 to 0)	0 (0 to 0)	0
Other neglected tropical diseases	0 (0 to 0)	0 (0 to 0)	0 (0 to 0)	0 (0 to 0)	0 (0 to 0)	0 (0 to 0)	0 (0 to 0)	0 (0 to 0)	0 (0 to 0)	0 (0 to 0)	0 (0 to 0)	0 (0 to 0)	0 (0 to 0)	0 (0 to 0)	0 (0 to 0)	0 (0 to 0)	0 (0 to 0)	0 (0 to 0)	0 (0 to 0)	0 (0 to 0)	0 (0 to 0)	0 (0 to 0)	0 (0 to 0)	0
Other infectious diseases	85 (64 to 110)	210 (160 to 270)	1,600 (1,200 to 2,000)	2,200 (1,700 to 2,800)	1,200 (900 to 1,500)	600 (500 to 800)	1,000 (800 to 1,300)	1,400 (1,100 to 1,800)	1,800 (1,400 to 2,300)	2,200 (1,700 to 2,800)	2,700 (2,100 to 3,400)	3,300 (2,600 to 4,200)	4,000 (3,100 to 5,100)	4,900 (3,800 to 6,200)	5,900 (4,600 to 7,500)	7,100 (5,500 to 9,000)	8,500 (6,600 to 10,800)	10,100 (7,800 to 12,800)	11,900 (9,200 to 15,100)	13,900 (10,800 to 17,600)	16,200 (12,600 to 20,500)	18,800 (14,600 to 23,800)	54,500
Meningitis	1,200 (1,000 to 1,400)	1,000 (800 to 1,200)	1,000 (800 to 1,200)	1,000 (800 to 1,200)	700 (600 to 900)	400 (300 to 500)	400 (300 to 500)	400 (300 to 500)	400 (300 to 500)	400 (300 to 500)	400 (300 to 500)	400 (300 to 500)	400 (300 to 500)	400 (300 to 500)	400 (300 to 500)	400 (300 to 500)	400 (300 to 500)	400 (300 to 500)	400 (300 to 500)	400 (300 to 500)	400 (300 to 500)	400 (300 to 500)	400 (300 to 500)	23,000
Encephalitis	84 (34 to 151)	220 (90 to 390)	190 (80 to 340)	150 (60 to 270)



Exposure to forces of nature	0 (0 to 0)	0 (0 to 0)	0 (0 to 0)	0 (0 to 0)	0 (0.0 to 0.0)	0 (0.0 to 0.0)	0 (0 to 0.0)	0 (0 to 0.0)	14.7 (9.6 to 21.3)	24.4 (16.7 to 36.4)	30.6 (22.1to 46.2)	52 (39.3 to 71.9)	64 (49.7 to 81.7)	79 (62.2 to 103)	73.6 (58.9 to 100)	69.2 (55.3 to 90.3)	58.6 (41 to 82.7)	29.3 (27.3 to 32.7)	29.6 (26.8 to 41.4)	22.6 (16.2 to 31.5)	14.6 (10.3 to 19.7)	6.9 (4.8 to 9.5)	2.3 (1.5 to 3.2)	0.4 (0 to 0.9)	590
Other unintentional injuries	24.2 (12.7 to 51.3)	14 (9.3 to 19.9)	183 (163 to 208)	747 (697 to 1,130)	1,249 (782 to 1,930)	1,886 (869 to 2,182)	2,173 (1,386 to 3,060)	2,481 (2,000 to 3,210)	4,679 (3,626 to 6,553)	5,250 (3,970 to 7,983)	7,120 (5,598 to 10,668)	7,623 (6,960 to 11,249)	9,050 (8,150 to 13,668)	9,649 (8,199 to 14,145)	10,669 (8,468 to 16,758)	8,672 (5,669 to 12,125)	6,179 (4,670 to 8,366)	5,650 (3,356 to 7,256)	4,488 (2,855 to 6,696)	2,868 (1,970 to 4,156)	1,592 (1,205 to 2,199)	666 (421 to 930)	177 (126 to 243)	53,530
Self-harm and interpersonal violence	58 (47 to 77)	43.2 (23.1 to 61.9)	425 (416 to 691)	756 (442 to 1,179)	1,068 (727 to 1,579)	2,263 (2,124 to 2,535)	14,600 (12,900 to 16,100)	32,400 (29,200 to 36,900)	46,900 (34,100 to 59,600)	48,900 (35,500 to 62,000)	57,200 (41,600 to 72,900)	64,400 (46,900 to 82,000)	64,400 (46,900 to 82,000)	66,700 (48,500 to 85,000)	53,900 (39,200 to 68,500)	53,900 (39,200 to 68,500)	41,100 (29,900 to 52,200)	29,900 (19,600 to 40,100)	20,400 (13,400 to 27,300)	14,400 (9,400 to 19,300)	11,500 (7,500 to 15,400)	5,600 (3,700 to 7,500)	1,900 (1,200 to 2,600)	391 (224 to 557)	570,000
Self-harm	0 (0 to 0)	0 (0 to 0)	0 (0 to 0)	0 (0 to 0)	0 (0 to 0)	0 (1,882 to 2,092)	13,900 (9,140 to 15,300)	29,500 (21,200 to 33,700)	43,400 (28,300 to 58,300)	45,600 (30,200 to 62,100)	53,900 (35,800 to 81,300)	59,800 (39,900 to 84,900)	59,800 (37,500 to 71,900)	61,900 (38,800 to 85,200)	49,700 (27,600 to 69,700)	49,700 (27,600 to 69,700)	37,700 (21,400 to 47,600)	26,900 (13,600 to 35,800)	18,400 (10,130 to 26,900)	13,100 (7,400 to 20,000)	10,400 (5,400 to 15,000)	5,100 (2,770 to 6,810)	1,670 (1,056 to 1,400)	276 (200 to 368)	520,000
Self-harm by firearm	0 (0 to 0)	0 (0 to 0)	0 (0 to 0)	0 (0 to 0)	0 (0 to 0)	0 (0 to 0)	0 (0 to 0.0)	0 (0 to 0.0)	0 (0 to 0.0)	0 (0 to 0.0)	0 (0 to 0.0)	0 (0 to 0.0)	0 (0 to 0.0)	0 (0 to 0.0)	0 (0 to 0.0)	0 (0 to 0.0)	0 (0 to 0.0)	0 (0 to 0.0)	0 (0 to 0.0)	0 (0 to 0.0)	0 (0 to 0.0)	0 (0 to 0.0)	0 (0 to 0.0)	0 (0 to 0.0)	1,160
Self-harm by other specified means	0 (0 to 0)	0 (0 to 0)	0 (0 to 0)	0 (0 to 0)	0 (0 to 0)	0 (1,200 to 2,092)	13,900 (9,140 to 15,300)	29,100 (21,100 to 33,300)	42,700 (28,300 to 58,100)	45,600 (30,200 to 62,000)	53,400 (35,800 to 81,200)	59,700 (39,900 to 84,900)	59,800 (37,500 to 71,700)	52,600 (32,700 to 80,100)	49,600 (27,700 to 69,600)	37,600 (21,400 to 48,900)	24,900 (13,600 to 35,700)	21,300 (10,130 to 26,900)	17,900 (10,000 to 27,900)	10,900 (5,900 to 15,900)	9,200 (5,700 to 13,600)	1,670 (1,056 to 1,900)	276 (200 to 367)	520,000
Interpersonal violence	58 (47.1 to 76.9)	43.2 (23.1 to 61.9)	422 (408 to 679)	776 (442 to 1,179)	1,068 (727 to 1,579)	991 (683 to 1,179)	620 (0 to 1,200)	1,600 (1,100 to 2,000)	3,100 (2,100 to 4,900)	3,300 (2,200 to 5,200)	3,900 (2,600 to 6,200)	4,600 (3,000 to 7,700)	4,600 (3,000 to 7,700)	4,800 (3,200 to 8,000)	4,200 (2,800 to 7,000)	3,500 (2,300 to 5,900)	2,400 (1,600 to 4,000)	2,300 (1,500 to 3,800)	1,590 (1,000 to 2,600)	1,227 (800 to 2,000)	270 (180 to 450)	64.5 (43 to 108)	22.1 (14.7 to 36.9)	47,000
Physical violence by firearm	0.41 (0.2 to 1.2)	0.7 (0.5 to 1.3)	2.3 (1.6 to 3.2)	16.2 (9.5 to 27.3)	24.9 (17.5 to 34.1)	26.2 (22.1 to 29.4)	46.2 (32.5 to 71.4)	106 (82.8 to 130)	193 (170.6 to 194)	312 (276.4 to 350)	348 (308.1 to 391)	412 (364.8 to 462)	446 (394.9 to 500)	502 (444.5 to 563)	544 (481.8 to 610)	448 (396.7 to 503)	308 (272.8 to 345)	295 (261.3 to 331)	204 (180.7 to 229)	164 (145.2 to 184)	34.2 (30.3 to 38.4)	8.3 (7.4 to 9.3)	2.1 (1.9 to 2.3)	1.4 (1.1 to 2.3)	3,610
Physical violence by sharp object	0 (0 to 0.0)	0 (0 to 0.0)	0 (0 to 0.0)	0 (0 to 0.0)	0 (0 to 0.0)	0 (0 to 0.0)	0 (0 to 0.0)	0 (0 to 0.0)	0 (0 to 0.0)	0 (0 to 0.0)	0 (0 to 0.0)	0 (0 to 0.0)	0 (0 to 0.0)	0 (0 to 0.0)	0 (0 to 0.0)	0 (0 to 0.0)	0 (0 to 0.0)	0 (0 to 0.0)	0 (0 to 0.0)	0 (0 to 0.0)	0 (0 to 0.0)	0 (0 to 0.0)	0 (0 to 0.0)	0 (0 to 0.0)	8,790
Sexual violence	0 (0 to 0)	0 (0 to 0)	0 (0 to 0)	9.4 (5.6 to 16.1)	84.9 (49.9 to 139)	210 (119 to 328)	807 (372 to 1,600)	999 (589 to 1,500)	1,400 (833 to 1,900)	720 (372 to 790)	880 (567 to 927)	510 (289 to 728)	451 (252 to 781)	452 (252 to 781)	332 (196 to 579)	200 (109 to 357)	160 (92 to 284)	108 (60.5 to 193)	83.4 (50.3 to 124)	60.6 (42 to 99.7)	46.2 (29.5 to 68.3)	21.3 (12.2 to 34.4)	5.4 (2.7 to 9.2)	0.2 (0.1 to 0.3)	8,660
Physical violence by other means	52 (36.2 to 77)	37.4 (21.1 to 52.3)	400 (387 to 620)	695 (377 to 1,112)	915 (581 to 1,179)	1,445 (1,003 to 1,712)	1,450 (1,000 to 1,800)	1,400 (1,000 to 1,700)	1,600 (1,100 to 2,100)	1,470 (1,070 to 2,100)	2,270 (1,700 to 3,200)	2,670 (1,900 to 4,000)	3,210 (2,300 to 4,770)	3,540 (2,700 to 4,900)	3,100 (2,370 to 4,570)	2,520 (1,900 to 3,700)	1,860 (1,400 to 2,580)	1,740 (1,300 to 2,500)	1,510 (1,130 to 2,000)	1,220 (1,000 to 1,600)	1,080 (1,000 to 1,200)	457 (354 to 572)	64.7 (47.7 to 90.1)	14.1 (11.1 to 21.4)	31,500
Conflict and terrorism	0 (0 to 0)	0 (0 to 0)	0 (0 to 0)	0 (0 to 0)	0 (0.1 to 0.2)	0 (0 to 0.3)	0 (0.4 to 2.8)	0 (0.3 to 7.1)	0 (1 to 12.5)	0 (1.4 to 15.5)	0 (1.5 to 17.2)	0 (1.7 to 19.2)	0 (1.8 to 22.2)	0 (2 to 23.8)	0 (1.8 to 20.8)	0 (1.3 to 16.1)	0 (0.9 to 11)	0 (0.6 to 7.2)	0 (0.4 to 4.9)	0 (0.2 to 4.2)	0 (0.1 to 2.4)	0 (0 to 1.2)	0 (0 to 0.3)	0 (0 to 0.2)	120

SR Table 2c: Poole DALYS by cause and age group for both sexes with 95% uncertainty intervals, 2019

Cause	Early Neonatal	Late Neonatal	Post Neonatal	1 to 4	5 to 9	10 to 14	15 to 19	20 to 24	25 to 29	30 to 34	35 to 39	40 to 44	45 to 49	50 to 54	55 to 59	60 to 64	65 to 69	70 to 74	75 to 79	80 to 84	85 plus	Total
All causes	1,788 (1,510 to 2,163)	1,788 (427 to 3,768)	1,788 (1,129 to 2,622)	1,788 (1,102 to 2,663)	1,788 (1,552 to 2,055)	1,788 (1,547 to 2,075)	1,788 (1,564 to 2,039)	1,788 (1,749 to 1,835)	1,788 (1,705 to 1,872)	1,788 (1,686 to 1,910)	1,788 (1,686 to 1,910)	1,788 (1,686 to 1,910)	1,788 (1,686 to 1,910)	1,788 (1,686 to 1,910)	1,788 (1,686 to 1,910)	1,788 (1,686 to 1,910)	1,788 (1,686 to 1,910)	1,788 (1,686 to 1,910)	1,788 (1,686 to 1,910)	1,788 (1,686 to 1,910)	1,788 (1,686 to 1,910)
Communicable, maternal, neonatal, and nutritional diseases	1,788 (1,510 to 2,163)	1,788 (427 to 3,768)	1,788 (1,129 to 2,622)	1,788 (1,102 to 2,663)	1,788 (1,552 to 2,055)	1,788 (1,547 to 2,075)	1,788 (1,564 to 2,039)	1,788 (1,749 to 1,835)	1,788 (1,705 to 1,872)	1,788 (1,686 to 1,910)	1,788 (1,686 to 1,910)	1,788 (1,686 to 1,910)	1,788 (1,686 to 1,910)	1,788 (1,686 to 1,910)	1,788 (1,686 to 1,910)	1,788 (1,686 to 1,910)	1,788 (1,686 to 1,910)	1,788 (1,686 to 1,910)	1,788 (1,686 to 1,910)	1,788 (1,686 to 1,910)	1,788 (1,686 to 1,910)
HIV/AIDS and sexually transmitted infections	0 (0 to 0)	0 (0 to 0)	0 (0 to 0)	0 (0 to 0)	0 (0 to 0)	0 (0 to 0)	0 (0 to 0)	0 (0 to 0)	0 (0 to 0)	0 (0 to 0)	0 (0 to 0)	0 (0 to 0)	0 (0 to 0)	0 (0 to 0)	0 (0 to 0)	0 (0 to 0)	0 (0 to 0)	0 (0 to 0)	0 (0 to 0)	0 (0 to 0)	0 (0 to 0)	0 (0 to 0)
HIV/AIDS	0 (0 to 0)	0 (0 to 0)	0 (0 to 0)	0 (0 to 0)	0 (0 to 0)	0 (0 to 0)	0 (0 to 0)	0 (0 to 0)	0 (0 to 0)	0 (0 to 0)	0 (0 to 0)	0 (0 to 0)	0 (0 to 0)	0 (0 to 0)	0 (0 to 0)	0 (0 to 0)	0 (0 to 0)	0 (0 to 0)	0 (0 to 0)	0 (0 to 0)	0 (0 to 0)	0 (0 to 0)
HIV/AIDS - Drug-susceptible Tuberculosis	0 (0 to 0)	0 (0 to 0)	0 (0 to 0)	0 (0 to 0)	0 (0 to 0)	0 (0 to 0)	0 (0 to 0)	0 (0 to 0)	0 (0 to 0)	0 (0 to 0)	0 (0 to 0)	0 (0 to 0)	0 (0 to 0)	0 (0 to 0)	0 (0 to 0)	0 (0 to 0)	0 (0 to 0)	0 (0 to 0)	0 (0 to 0)	0 (0 to 0)	0 (0 to 0)	0 (0 to 0)
HIV/AIDS - Multidrug-resistant Tuberculosis without extensive dr...	0 (0 to 0)	0 (0 to 0)	0 (0 to 0)	0 (0 to 0)	0 (0 to 0)	0 (0 to 0)	0 (0 to 0)	0 (0 to 0)	0 (0 to 0)	0 (0 to 0)	0 (0 to 0)	0 (0 to 0)	0 (0 to 0)	0 (0 to 0)	0 (0 to 0)	0 (0 to 0)	0 (0 to 0)	0 (0 to 0)	0 (0 to 0)	0 (0 to 0)	0 (0 to 0)	0 (0 to 0)
HIV/AIDS - Extensively drug-resistant Tuberculosis	0 (0 to 0)	0 (0 to 0)	0 (0 to 0)	0 (0 to 0)	0 (0 to 0)	0 (0 to 0)	0 (0 to 0)	0 (0 to 0)	0 (0 to 0)	0 (0 to 0)	0 (0 to 0)	0 (0 to 0)	0 (0 to 0)	0 (0 to 0)	0 (0 to 0)	0 (0 to 0)	0 (0 to 0)	0 (0 to 0)	0 (0 to 0)	0 (0 to 0)	0 (0 to 0)	0 (0 to 0)
HIV/AIDS resulting in other diseases	0 (0 to 0)	0 (0 to 0)	0 (0 to 0)	0 (0 to 0)	0 (0 to 0)	0 (0 to 0)	0 (0 to 0)	0 (0 to 0)	0 (0 to 0)	0 (0 to 0)	0 (0 to 0)	0 (0 to 0)	0 (0 to 0)	0 (0 to 0)	0 (0 to 0)	0 (0 to 0)	0 (0 to 0)	0 (0 to 0)	0 (0 to 0)	0 (0 to 0)	0 (0 to 0)	0 (0 to 0)
Sexually transmitted infections excluding HIV	0 (0 to 0)	0 (0 to 0)	0 (0 to 0)	0 (0 to 0)	0 (0 to 0)	0 (0 to 0)	0 (0 to 0)	0 (0 to 0)	0 (0 to 0)	0 (0 to 0)	0 (0 to 0)	0 (0 to 0)	0 (0 to 0)	0 (0 to 0)	0 (0 to 0)	0 (0 to 0)	0 (0 to 0)	0 (0 to 0)	0 (0 to 0)	0 (0 to 0)	0 (0 to 0)	0 (0 to 0)
Syphilis	0 (0 to 0)	0 (0 to 0)	0 (0 to 0)	0 (0 to 0)	0 (0 to 0)	0 (0 to 0)	0 (0 to 0)	0 (0 to 0)	0 (0 to 0)	0 (0 to 0)	0 (0 to 0)	0 (0 to 0)	0 (0 to 0)	0 (0 to 0)	0 (0 to 0)	0 (0 to 0)	0 (0 to 0)	0 (0 to 0)	0 (0 to 0)	0 (0 to 0)	0 (0 to 0)	0 (0 to 0)
Chlamydial infection	0 (0 to 0)	0 (0 to 0)	0 (0 to 0)	0 (0 to 0)	0 (0 to 0)	0 (0 to 0)	0 (0 to 0)	0 (0 to 0)	0 (0 to 0)	0 (0 to 0)	0 (0 to 0)	0 (0 to 0)	0 (0 to 0)	0 (0 to 0)	0 (0 to 0)	0 (0 to 0)	0 (0 to 0)	0 (0 to 0)	0 (0 to 0)	0 (0 to 0)	0 (0 to 0)	0 (0 to 0)
Gonococcal infection	0 (0 to 0)	0 (0 to 0)	0 (0 to 0)	0 (0 to 0)	0 (0 to 0)	0 (0 to 0)	0 (0 to 0)	0 (0 to 0)	0 (0 to 0)	0 (0 to 0)	0 (0 to 0)	0 (0 to 0)	0 (0 to 0)	0 (0 to 0)	0 (0 to 0)	0 (0 to 0)	0 (0 to 0)	0 (0 to 0)	0 (0 to 0)	0 (0 to 0)	0 (0 to 0)	0 (0 to 0)
Trichomoniasis	0 (0 to 0)	0 (0 to 0)	0 (0 to 0)	0 (0 to 0)	0 (0 to 0)	0 (0 to 0)	0 (0 to 0)	0 (0 to 0)	0 (0 to 0)	0 (0 to 0)	0 (0 to 0)	0 (0 to 0)	0 (0 to 0)	0 (0 to 0)	0 (0 to 0)	0 (0 to 0)	0 (0 to 0)	0 (0 to 0)	0 (0 to 0)	0 (0 to 0)	0 (0 to 0)	0 (0 to 0)
Genital herpes	0 (0 to 0)	0 (0 to 0)	0 (0 to 0)	0 (0 to 0)	0 (0 to 0)	0 (0 to 0)	0 (0 to 0)	0 (0 to 0)	0 (0 to 0)	0 (0 to 0)	0 (0 to 0)	0 (0 to 0)	0 (0 to 0)	0 (0 to 0)	0 (0 to 0)	0 (0 to 0)	0 (0 to 0)	0 (0 to 0)	0 (0 to 0)	0 (0 to 0)	0 (0 to 0)	0 (0 to 0)
Other sexually transmitted infections	0 (0 to 0)	0 (0 to 0)	0 (0 to 0)	0 (0 to 0)	0 (0 to 0)	0 (0 to 0)	0 (0 to 0)	0 (0 to 0)	0 (0 to 0)	0 (0 to 0)	0 (0 to 0)	0 (0 to 0)	0 (0 to 0)	0 (0 to 0)	0 (0 to 0)	0 (0 to 0)	0 (0 to 0)	0 (0 to 0)	0 (0 to 0)	0 (0 to 0)	0 (0 to 0)	0 (0 to 0)
Respiratory infections and tuberculosis	7 (0.7 to 1.3)	7 (0.7 to 1.2)	7 (5.2 to 11.3)	7 (4.5 to 10.3)	7 (4.5 to 10.5)	7 (3.6 to 20.8)	7 (4.9 to 17.8)	7 (5.1 to 9.8)	7 (5.1 to 9.8)	7 (5.1 to 9.8)	7 (5.1 to 9.8)	7 (5.1 to 9.8)	7 (5.1 to 9.8)	7 (5.1 to 9.8)	7 (5.1 to 9.8)	7 (5.1 to 9.8)	7 (5.1 to 9.8)	7 (5.1 to 9.8)	7 (5.1 to 9.8)	7 (5.1 to 9.8)	7 (5.1 to 9.8)
Tuberculosis	0 (0 to 0)	0 (0 to 0)	0 (0 to 0)	0 (0 to 0)	0 (0 to 0)	0 (0 to 0)	0 (0 to 0)	0 (0 to 0)	0 (0 to 0)	0 (0 to 0)	0 (0 to 0)	0 (0 to 0)	0 (0 to 0)	0 (0 to 0)	0 (0 to 0)	0 (0 to 0)	0 (0 to 0)	0 (0 to 0)	0 (0 to 0)	0 (0 to 0)	0 (0 to 0)	0 (0 to 0)
Latent tuberculosis infection	0 (0 to 0)	0 (0 to 0)	0 (0 to 0)	0 (0 to 0)	0 (0 to 0)	0 (0 to 0)	0 (0 to 0)	0 (0 to 0)	0 (0 to 0)	0 (0 to 0)	0 (0 to 0)	0 (0 to 0)	0 (0 to 0)	0 (0 to 0)	0 (0 to 0)	0 (0 to 0)	0 (0 to 0)	0 (0 to 0)	0 (0 to 0)	0 (0 to 0)	0 (0 to 0)	0 (0 to 0)
Drug-susceptible tuberculosis	0 (0 to 0)	0 (0 to 0)	0 (0 to 0)	0 (0 to 0)	0 (0 to 0)	0 (0 to 0)	0 (0 to 0)	0 (0 to 0)	0 (0 to 0)	0 (0 to 0)	0 (0 to 0)	0 (0 to 0)	0 (0 to 0)	0 (0 to 0)	0 (0 to 0)	0 (0 to 0)	0 (0 to 0)	0 (0 to 0)	0 (0 to 0)	0 (0 to 0)	0 (0 to 0)	0 (0 to 0)
Multidrug-resistant tuberculosis without extensive drug-resistance	0 (0 to 0)	0 (0 to 0)	0 (0 to 0)	0 (0 to 0)	0 (0 to 0)	0 (0 to 0)	0 (0 to 0)	0 (0 to 0)	0 (0 to 0)	0 (0 to 0)	0 (0 to 0)	0 (0 to 0)	0 (0 to 0)	0 (0 to 0)	0 (0 to 0)	0 (0 to 0)	0 (0 to 0)	0 (0 to 0)	0 (0 to 0)	0 (0 to 0)	0 (0 to 0)	0 (0 to 0)
Extensively drug-resistant tuberculosis	0 (0 to 0)	0 (0 to 0)	0 (0 to 0)	0 (0 to 0)	0 (0 to 0)	0 (0 to 0)	0 (0 to 0)	0 (0 to 0)	0 (0 to 0)	0 (0 to 0)	0 (0 to 0)	0 (0 to 0)	0 (0 to 0)	0 (0 to 0)	0 (0 to 0)	0 (0 to 0)	0 (0 to 0)	0 (0 to 0)	0 (0 to 0)	0 (0 to 0)	0 (0 to 0)	0 (0 to 0)
Lower respiratory infections	6 (4.6 to 7.3)	6 (4.6 to 7.1)	6 (2.8 to 8.4)	6 (2.8 to 8.5)	6 (2.8 to 8.5)	6 (1.9 to 7.1)	6 (1.9 to 7.1)	6 (1.9 to 7.1)	6 (1.9 to 7.1)	6 (1.9 to 7.1)	6 (1.9 to 7.1)	6 (1.9 to 7.1)	6 (1.9 to 7.1)	6 (1.9 to 7.1)	6 (1.9 to 7.1)	6 (1.9 to 7.1)	6 (1.9 to 7.1)	6 (1.9 to 7.1)	6 (1.9 to 7.1)	6 (1.9 to 7.1)	6 (1.9 to 7.1)
Upper respiratory infections	0 (0 to 0)	0 (0 to 0)	0 (0 to 0)	0 (0 to 0)	0 (0 to 0)	0 (0 to 0)	0 (0 to 0)	0 (0 to 0)	0 (0 to 0)	0 (0 to 0)	0 (0 to 0)	0 (0 to 0)	0 (0 to 0)	0 (0 to 0)	0 (0 to 0)	0 (0 to 0)	0 (0 to 0)	0 (0 to 0)	0 (0 to 0)	0 (0 to 0)	0 (0 to 0)	0 (0 to 0)
Otitis media	0 (0 to 0)	0 (0 to 0)	0 (0 to 0)	0 (0 to 0)	0 (0 to 0)	0 (0 to 0)	0 (0 to 0)	0 (0 to 0)	0 (0 to 0)	0 (0 to 0)	0 (0 to 0)	0 (0 to 0)	0 (0 to 0)	0 (0 to 0)	0 (0 to 0)	0 (0 to 0)	0 (0 to 0)	0 (0 to 0)	0 (0 to 0)	0 (0 to 0)	0 (0 to 0)	0 (0 to 0)
Enteric infections	0 (0 to 0.2)	0 (0 to 0.2)	0 (0 to 0.2)	0 (0 to 0.2)	0 (0 to 0.2)	0 (0 to 0.2)	0 (0 to 0.2)	0 (0 to 0.2)	0 (0 to 0.2)	0 (0 to 0.2)	0 (0 to 0.2)	0 (0 to 0.2)	0 (0 to 0.2)	0 (0 to 0.2)	0 (0 to 0.2)	0 (0 to 0.2)	0 (0 to 0.2)	0 (0 to 0.2)	0 (0 to 0.2)	0 (0 to 0.2)	0 (0 to 0.2)	0 (0 to 0.2)
Diarrheal diseases	0 (0 to 0.2)	0 (0 to 0.2)	0 (0 to 0.2)	0 (0 to 0.2)	0 (0 to 0.2)	0 (0 to 0.2)	0 (0 to 0.2)	0 (0 to 0.2)	0 (0 to 0.2)	0 (0 to 0.2)	0 (0 to 0.2)	0 (0 to 0.2)	0 (0 to 0.2)	0 (0 to 0.2)	0 (0 to 0.2)	0 (0 to 0.2)	0 (0 to 0.2)	0 (0 to 0.2)	0 (0 to 0.2)	0 (0 to 0.2)	0 (0 to 0.2)	0 (0 to 0.2)
Typhoid and paratyphoid	0 (0 to 0)	0 (0 to 0)	0 (0 to 0)	0 (0 to 0)	0 (0 to 0)	0 (0 to 0)	0 (0 to 0)	0 (0 to 0)	0 (0 to 0)	0 (0 to 0)	0 (0 to 0)	0 (0 to 0)	0 (0 to 0)	0 (0 to 0)	0 (0 to 0)	0 (0 to 0)	0 (0 to 0)	0 (0 to 0)	0 (0 to 0)	0 (0 to 0)	0 (0 to 0)	0 (0 to 0)
Typhoid fever	0 (0 to 0)	0 (0 to 0)	0 (0 to 0)	0 (0 to 0)	0 (0 to 0)	0 (0 to 0)	0 (0 to 0)	0 (0 to 0)	0 (0 to 0)	0 (0 to 0)	0 (0 to 0)	0 (0 to 0)	0 (0 to 0)	0 (0 to 0)	0 (0 to 0)	0 (0 to 0)	0 (0 to 0)	0 (0 to 0)	0 (0 to 0)	0 (0 to 0)	0 (0 to 0)	0 (0 to 0)
Paratyphoid fever	0 (0 to 0)	0 (0 to 0)	0 (0 to 0)	0 (0 to 0)	0 (0 to 0)	0 (0 to 0)	0 (0 to 0)	0 (0 to 0)	0 (0 to 0)	0 (0 to 0)	0 (0 to 0)	0 (0 to 0)	0 (0 to 0)	0 (0 to 0)	0 (0 to 0)	0 (0 to 0)	0 (0 to 0)	0 (0 to 0)	0 (0 to 0)	0 (0 to 0)	0 (0 to 0)	0 (0 to 0)
Invasive Non-typhoidal Salmonella (iNTS)	0 (0 to 0)	0 (0 to 0)	0 (0 to 0)	0 (0 to 0)	0 (0 to 0)	0 (0 to 0)	0 (0 to 0)	0 (0 to 0)	0 (0 to 0)	0 (0 to 0)	0 (0 to 0)	0 (0 to 0)	0 (0 to 0)	0 (0 to 0)	0 (0 to 0)	0 (0 to 0)	0 (0 to 0)	0 (0 to 0)	0 (0 to 0)	0 (0 to 0)	0 (0 to 0)	0 (0 to 0)
Other intestinal infectious diseases	0 (0 to 0)	0 (0 to 0)	0 (0 to 0)	0 (0 to 0)	0 (0 to 0)	0 (0 to 0)	0 (0 to 0)	0 (0 to 0)	0 (0 to 0)	0 (0 to 0)	0 (0 to 0)	0 (0 to 0)	0 (0 to 0)	0 (0 to 0)	0 (0 to 0)	0 (0 to 0)	0 (0 to 0)	0 (0 to 0)	0 (0 to 0)	0 (0 to 0)	0 (0 to 0)	0 (0 to 0)
Neglected tropical diseases and malaria	0 (0 to 0.3)	0 (0 to 0.2)	1 (0 to 1.8)	1 (0 to 1.8)	1 (0 to 1.8)	1 (0 to 1.6)	1 (0 to 1.6)	1 (0 to 1.6)	1 (0 to 1.6)	1 (0 to 1.6)	1 (0 to 1.6)	1 (0 to 1.6)	1 (0 to 1.6)	1 (0 to 1.6)	1 (0 to 1.6)	1 (0 to 1.6)	1 (0 to 1.6)	1 (0 to 1.6)	1 (0 to 1.6)	1 (0 to 1.6)	1 (0 to 1.6)	1 (0 to 1.6)
Malaria	0 (0 to 0)	0 (0 to 0)	0 (0 to 0)	0 (0 to 0)	0 (0 to 0)	0 (0 to 0)	0 (0 to 0)	0 (0 to 0)	0 (0 to 0)	0 (0 to 0)	0 (0 to 0)	0 (0 to 0)	0 (0 to 0)	0 (0 to 0)	0 (0 to 0)	0 (0 to 0)	0 (0 to 0)	0 (0 to 0)	0 (0 to 0)	0 (0 to 0)	0 (0 to 0)	0 (0 to 0)
Chagas disease	0 (0 to 0)	0 (0 to 0)	0 (0 to 0)	0 (0 to 0)	0 (0 to 0)	0 (0 to 0)	0 (0 to 0)	0 (0 to 0)	0 (0 to 0)	0 (0 to 0)	0 (0 to 0)	0 (0 to 0)	0 (0 to 0)	0 (0 to 0)	0 (0 to 0)	0 (0 to 0)	0 (0 to 0)	0 (0 to 0)	0 (0 to 0)	0 (0 to 0)	0 (0 to 0)	0 (0 to 0)
Leishmaniasis	0 (0 to 0)	0 (0 to 0)	0 (0 to 0)	0 (0 to 0)	0 (0 to 0)	0 (0 to 0)	0 (0 to 0)	0 (0 to 0)	0 (0 to 0)	0 (0 to 0)	0 (0 to 0)	0 (0 to 0)	0 (0 to 0)	0 (0 to 0)	0 (0 to 0)	0 (0 to 0)	0 (0 to 0)	0 (0 to 0)	0 (0 to 0)	0 (0 to 0)	0 (0 to 0)	0 (0 to 0)
Visceral leishmaniasis	0 (0 to 0)	0 (0 to 0)	0 (0 to 0)	0 (0 to 0)	0 (0 to 0)	0 (0 to 0)	0 (0 to 0)	0 (0 to 0)	0 (0 to 0)	0 (0 to 0)	0 (0 to 0)	0 (0 to 0)	0 (0 to 0)	0 (0 to 0)	0 (0 to 0)	0 (0 to 0)	0 (0 to 0)	0 (0 to 0)	0 (0 to 0)	0 (0 to 0)	0 (0 to 0)	0 (0 to 0)
Cutaneous and mucocutaneous leishmaniasis	0 (0 to 0)	0 (0 to 0)	0 (0 to 0)	0 (0 to 0)	0 (0 to 0)	0 (0 to 0)	0 (0 to 0)	0 (0 to 0)	0 (0 to 0)	0 (0 to 0)	0 (0 to 0)	0 (0 to 0)	0 (0 to 0)	0 (0 to 0)	0 (0 to 0)	0 (0 to 0)	0 (0 to 0)	0 (0 to 0)	0 (0 to 0)	0 (0 to 0)	0 (0 to 0)	0 (0 to 0)
African trypanosomiasis	0 (0 to 0)	0 (0 to 0)	0 (0 to 0)	0 (0 to 0)	0 (0 to 0)	0 (0 to 0)	0 (0 to 0)	0 (0 to 0)	0 (0 to 0)	0 (0 to 0)	0 (0 to 0)	0 (0 to 0)	0 (0 to 0)	0 (0 to 0)	0 (0 to 0)	0 (0 to 0)	0 (0 to 0)	0 (0 to 0)	0 (0 to 0)	0 (0 to 0)	0 (0 to 0)	0 (0 to 0)
Schistosomiasis	0 (0 to 0)	0 (0 to 0)	0 (0 to 0)	0 (0 to 0)	0 (0 to 0)	0 (0 to 0)	0 (0 to 0)	0 (0 to 0)	0 (0 to 0)	0 (0 to 0)	0 (0 to 0)	0 (0 to 0)	0 (0 to 0)	0 (0 to 0)	0 (0 to 0)	0 (0 to 0)	0 (0 to 0)	0 (0 to 0)	0 (0 to 0)	0 (0 to 0)	0 (0 to 0)	0 (0 to 0)
Cysticercosis	0 (0 to 0)	0 (0 to 0)	0 (0 to 0)	0 (0 to 0)	0 (0 to 0)	0 (0 to 0)	0 (0 to 0)	0 (0 to 0)	0 (0 to 0)	0 (0 to 0)	0 (0 to 0)	0 (0 to 0)	0 (0 to 0)	0 (0 to 0)	0 (0 to 0)	0 (0 to 0)	0 (0 to 0)	0 (0 to 0)	0 (0 to 0)	0 (0 to 0)	0 (0 to 0)	0 (0 to 0)
Cystic echinococcosis	0 (0 to 0)	0 (0 to 0)	0 (0 to 0)	0 (0 to 0)	0 (0 to 0)	0 (0 to 0)	0 (0 to 0)	0 (0 to 0)	0 (0 to 0)	0 (0 to 0)	0 (0 to 0)	0 (0 to 0)	0 (0 to 0)	0 (0 to 0)	0 (0 to 0)	0 (0 to 0)	0 (0 to 0)	0 (0 to 0)	0 (0 to 0)	0 (0 to 0)	0 (0 to 0)	0 (0 to 0)
Lymphatic filariasis	0 (0 to 0)	0 (0 to 0)	0 (0 to 0)	0 (0 to 0)	0 (0 to 0)	0 (0 to 0)	0 (0 to 0)	0 (0 to 0)	0 (0 to 0)	0 (0 to 0)	0 (0 to 0)	0 (0 to 0)	0 (0 to 0)	0 (0 to 0)	0 (0 to 0)	0 (0 to 0)	0 (0 to 0)	0 (0 to 0)	0 (0 to 0)	0 (0 to 0)	0 (0 to 0)	0 (0 to 0)
Onchocerciasis	0 (0 to 0)	0 (0 to 0)	0 (0 to 0)	0 (0 to 0)	0 (0 to 0)	0 (0 to 0)	0 (0 to 0)	0 (0 to 0)	0 (0 to 0)	0 (0 to 0)	0 (0 to 0)	0 (0 to 0)	0 (0 to 0)	0 (0 to 0)	0 (0 to 0)	0 (0 to 0)	0 (0 to 0)	0 (0 to 0)	0 (0 to 0)	0 (0 to 0)	0 (0 to 0)	0 (0 to 0)
Trachoma	0 (0 to 0)	0 (0 to 0)	0 (0 to 0)	0 (0 to 0)	0 (0 to 0)	0 (0 to 0)	0 (0 to 0)	0 (0 to 0)	0 (0 to 0)	0 (0 to 0)	0 (0 to 0)	0 (0 to 0)	0 (0 to 0)	0 (0 to 0)	0 (0 to 0)	0 (0 to 0)	0 (0 to 0)	0 (0 to 0)	0 (0 to 0)	0 (0 to 0)	0 (0 to 0)	0 (0 to 0)
Dengue	0 (0 to 0)	0 (0 to 0)	0 (0 to 0)	0 (0 to 0)	0 (0 to 0)	0 (0 to 0)	0 (0 to 0)	0 (0 to 0)	0 (0 to 0)	0 (0 to 0)	0 (0 to 0)	0 (0 to 0)	0 (0 to 0)	0 (0 to 0)	0 (0 to 0)	0 (0 to 0)	0 (0 to 0)	0 (0 to 0)	0 (0 to 0)	0 (0 to 0)	0 (0 to 0)	0 (0 to 0)
Yellow fever	0 (0 to 0)	0 (0 to 0)	0 (0 to 0)	0 (0 to 0)	0 (0 to 0)	0 (0 to 0)	0 (0 to 0)	0 (0 to 0)	0 (0 to 0)	0 (0 to 0)	0 (0 to 0)	0 (0 to 0)	0 (0 to 0)	0 (0 to 0)	0 (0 to 0)	0 (0 to 0)	0 (0 to 0)	0 (0 to 0)	0 (0 to 0)	0 (0 to 0)	0 (0 to 0)	0 (0 to 0)
Rabies	0 (0 to 0)	0 (0 to 0)	0 (0 to 0)	0 (0 to 0)	0 (0 to 0)	0 (0 to 0)	0 (0 to 0)	0 (0 to 0)	0 (0 to 0)	0 (0 to 0)	0 (0 to 0)	0 (0 to 0)	0 (0 to 0)	0 (0 to 0)	0 (0 to 0)	0 (0 to 0)	0 (0 to 0)	0 (0 to 0)	0 (0 to 0)	0 (0 to 0)	0 (0 to 0)	0 (0 to 0)
Intestinal nematode infections	0 (0 to 0)	0 (0 to 0)	0 (0 to 0)	0 (0 to 0)	0 (0 to 0)	0 (0 to 0)	0 (0 to 0)	0 (0 to 0)	0 (0 to 0)	0 (0 to 0)	0 (0 to 0)	0 (0 to 0)	0 (0 to 0)	0 (0 to 0)	0 (0 to 0)	0 (0 to 0)	0 (0 to 0)	0 (0 to 0)	0 (0 to 0)	0 (0 to 0)	0 (0 to 0)	0 (0 to 0)
Ascariasis	0 (0 to 0)	0 (0 to 0)	0 (0 to 0)	0 (0 to 0)	0 (0 to 0)	0 (0 to 0)	0 (0 to 0)	0 (0 to 0)	0 (0 to 0)	0 (0 to 0)	0 (0 to 0)	0 (0 to 0)	0 (0 to 0)	0 (0 to 0)	0 (0 to 0)	0 (0 to 0)	0 (0 to 0)	0 (0 to 0)	0 (0 to 0)	0 (0 to 0)	0 (0 to 0)	0 (0 to 0)
Trichuriasis	0 (0 to 0)	0 (0 to 0)	0 (0 to 0)	0 (0 to 0)	0 (0 to 0)	0 (0 to 0)	0 (0 to 0)	0 (0 to 0)	0 (0 to 0)	0 (0 to 0)	0 (0 to 0)	0 (0 to 0)	0 (0 to 0)	0 (0 to 0)	0 (0 to 0)	0 (0 to 0)	0 (0 to 0)	0 (0 to 0)	0 (0 to 0)	0 (0 to 0)	0 (0 to 0)	0 (0 to 0)
Hookworm disease	0 (0 to 0)	0 (0 to 0)	0 (0 to 0)	0 (0 to 0)	0 (0 to 0)	0 (0 to 0)	0 (0 to 0)	0 (0 to 0)	0 (0 to 0)	0 (0 to 0)	0 (0 to 0)	0 (0 to 0)	0 (0 to 0)	0 (0 to 0)	0 (0 to 0)	0 (0 to 0)	0 (0 to 0)	0 (0 to 0)	0 (0 to 0)	0 (0 to 0)	0 (0 to 0)	0 (0 to 0)
Food-borne trematodiases	0 (0 to 0)	0 (0 to 0)	0 (0 to 0)	0 (0 to 0)	0 (0 to 0)	0 (0 to 0)	0 (0 to 0)	0 (0 to 0)	0 (0 to 0)	0 (0 to 0)	0 (0 to 0)	0 (0 to 0)	0 (0 to 0)	0 (0 to 0)	0 (0 to 0)	0 (0 to 0)	0 (0 to 0)	0 (0 to 0)	0 (0 to 0)	0 (0 to 0)	0 (0 to 0)	0 (0 to 0)
Leprosy	0 (0 to 0)	0 (0 to 0)	0 (0 to 0)	0 (0 to 0)	0 (0 to 0)	0 (0 to 0)	0 (0 to 0)	0 (0 to 0)	0 (0 to 0)	0 (0 to 0)	0 (0 to 0)	0 (0 to 0)	0 (0 to 0)	0 (0 to 0)	0 (0 to 0)	0 (0 to 0)	0 (0 to 0)	0 (0 to 0)	0 (0 to 0)	0 (0 to 0)	0 (0 to 0)	0 (0 to 0)
Ebola	0 (0 to 0)	0 (0 to 0)	0 (0 to 0)	0 (0 to 0)	0 (0 to 0)	0 (0 to 0)	0 (0 to 0)	0 (0 to 0)	0 (0 to 0)	0 (0 to 0)	0 (0 to 0)	0 (0 to 0)	0 (0 to 0)	0 (0 to 0)	0 (0 to 0)	0 (0 to 0)	0 (0 to 0)	0 (0 to 0)	0 (0 to 0)	0 (0 to 0)	0 (0 to 0)	0 (0 to 0)
Zika virus	0 (0 to 0)	0 (0 to 0)	0 (0 to 0)	0 (0 to 0)	0 (0 to 0)	0 (0 to 0)	0 (0 to 0)	0 (0 to 0)	0 (0 to 0)	0 (0 to 0)	0 (0 to 0)	0 (0 to 0)	0 (0 to 0)	0 (0 to 0)	0 (0 to 0)	0 (0 to 0)	0 (0 to 0)	0 (0 to 0)	0 (0 to 0)	0 (0 to 0)	0 (0 to 0)	0 (0 to 0)
Guinea worm disease	0 (0 to 0)	0 (0 to 0)	0 (0 to 0)	0 (0 to 0)	0 (0 to 0)	0 (0 to 0)	0 (0 to 0)	0 (0 to 0)	0 (0 to 0)	0 (0 to 0)	0 (0 to 0)	0 (0 to 0)	0 (0 to 0)	0 (0 to 0)	0 (0 to 0)	0 (0 to 0)	0 (0 to 0)	0 (0 to 0)	0 (0 to 0)	0 (0 to 0)	0 (0 to 0)	0 (0 to 0)
Other neglected tropical diseases	0 (0 to 0.2)	0 (0 to 0.2)	1 (0 to 1.8)	1 (0 to 1.8)	1 (0 to 1.8)	0 (0 to 1.6)	0 (0 to 1.6)	0 (0 to 1.6)	0 (0 to 1.6)	0 (0 to 1.6)	0 (0 to 1.6)	0 (0 to 1.6)	0 (0 to 1.6)	0 (0 to 1.6)	0 (0 to 1.6)	0 (0 to 1.6)	0 (0 to 1.6)	0 (0 to 1.6)	0 (0 to 1.6)	0 (0 to 1.6)	0 (0 to 1.6)	0 (0 to 1.6)
Other infectious diseases	0.7 (0.5 to 1)	1.5 (0.9 to 2.4)	5.5 (3.2 to 8.4)	12.5 (10.1 to 17.3)	2.9 (2.2 to 3.8)	2.9 (2.2 to 3.8)	3.2 (2.5 to 4.2)	3.3 (2.6 to 4.2)	3.6 (2.8 to 4.5)	4.3 (3.4 to 5.3)	4.3 (3.4 to 5.3)	4.3 (3.4 to 5.3)	4.3 (3.4 to 5.3)	5.1 (4.0 to 6.4)	5.9 (4.5 to 7.4)	6.5 (4.9 to 8.3)	6.3 (4.9 to 7.9)	7 (5.4 to 8.9)	7.5 (5.6 to 9.4)	5.7 (4.4 to 7.3)	4.8 (3.7 to 6.4)	3.9 (2.9 to 5.2)	2.4 (1.7 to 4.5)	1.1 (0.7 to 2.2)	157
Meningitis	0.1 (0.1 to 0.2)	0.3 (0.2 to 0.4)	1.4 (0.8 to 2.2)	4.6 (2.5 to 6.9)	1.2 (0.7 to 1.6)	1.2 (0.8 to 1.7)	1.3 (0.8 to 1.8)	1.1 (0.8 to 1.5)	1.1 (0.8 to 1.5)	1.3 (0.9 to 1.8)	1.3



Osteoarthritis other	0 (0 to 0)	0 (0 to 0)	0 (0 to 0)	0 (0 to 0)	0 (0 to 0)	0 (0 to 0)	0 (0 to 0)	0 (0 to 0)	0 (0 to 0)	0 (0 to 0)	0 (0 to 1)	0.4 (0 to 1)	1-3 (0 to 3)	3 (1 to 6)	5-7 (2 to 11)	7-9 (3 to 16)	8-10 (3 to 19)	9-11 (4 to 21)	10-11 (5 to 25)	11-12 (6 to 27)	9-10 (4 to 19)	8-9 (3 to 18)	6 (2 to 12)	3-4 (1 to 8)	2 (0 to 4)	1 (0 to 1)	76-5
Low back pain	0 (0 to 0)	0 (0 to 0)	0 (0 to 0)	0 (0 to 0)	0.8 (2 to 10)	5.6 (17.6 to 47.4)	29.4 (99.4 to 79)	38 (126 to 101)	52.2 (172.9 to 138)	59.2 (192 to 158)	62.1 (202 to 165)	64.5 (210 to 172)	65.5 (214 to 175)	65.5 (214 to 175)	64.5 (210 to 172)	62.1 (202 to 165)	59.2 (192 to 158)	56.1 (182 to 150)	52.2 (170 to 139)	47.6 (154 to 127)	42.5 (137 to 113)	36.8 (118 to 98)	30.6 (98 to 82)	24 (75 to 64)	17.7 (54 to 47)	12.1 (36 to 32)	7 (21 to 19)	2.370
Neck pain	0 (0 to 0)	0 (0 to 0)	0 (0 to 0)	0 (0 to 0)	0.8 (0 to 4)	10.4 (34 to 99)	54.6 (176 to 516)	70.4 (229 to 665)	96.5 (312 to 911)	109.7 (354 to 1,036)	115.1 (372 to 1,087)	119.5 (386 to 1,128)	121.4 (392 to 1,146)	121.4 (392 to 1,146)	119.5 (386 to 1,128)	115.1 (372 to 1,087)	109.7 (354 to 1,036)	104 (336 to 982)	96.8 (312 to 914)	88.2 (285 to 833)	78.8 (254 to 744)	68.2 (220 to 644)	56.7 (183 to 535)	44.5 (144 to 420)	32.9 (106 to 311)	22.4 (72 to 212)	13 (42 to 123)	4.373
Gout	0 (0 to 0)	0 (0 to 0)	0 (0 to 0)	0 (0 to 0)	0 (0 to 0)	0 (0 to 0)	0 (0 to 0)	0 (0 to 0)	0 (0 to 0)	0 (0 to 0)	0 (0 to 1)	0.7 (0 to 2)	2 (0 to 5)	4 (1 to 11)	6 (2 to 16)	8 (3 to 21)	9 (3 to 24)	10 (4 to 26)	11 (4 to 29)	11 (4 to 30)	10 (4 to 27)	9 (3 to 24)	7 (3 to 19)	5 (2 to 13)	3 (1 to 8)	2 (1 to 5)	1 (0 to 3)	0.3 (0 to 1)	57.4
Other musculoskeletal disorders	0 (0 to 0)	0 (0 to 0)	0 (0 to 0)	0 (0 to 0)	0.1 (0 to 0.3)	0.7 (0.2 to 1.8)	6.6 (4.1 to 14.9)	20.1 (11.8 to 31.5)	39.2 (23.9 to 61.3)	57.5 (35.1 to 89)	68.2 (42.3 to 107.3)	82.5 (52.4 to 126.3)	77.4 (47.4 to 118)	88.3 (51.1 to 137)	71.6 (39.9 to 113)	68.7 (38.3 to 109)	66.9 (34.9 to 112)	65.1 (32.7 to 113)	65.8 (30.9 to 116)	66.3 (29.1 to 120)	65.8 (27.5 to 122)	62.2 (24.9 to 122)	54.6 (21.2 to 110)	44.5 (16.9 to 91)	32.6 (12.4 to 68)	22.2 (8.3 to 47)	7.4 (2.6 to 16)	3.1 (1.1 to 6.8)	803
Other non-communicable diseases	39.2 (20.1 to 62.8)	17.6 (13.3 to 22.5)	53.3 (42.1 to 66.2)	66.8 (52.2 to 85)	31.5 (24.6 to 41.5)	49.5 (39.6 to 59.8)	84.7 (67.6 to 102.7)	87.4 (67.9 to 107)	102 (80.6 to 126)	108.6 (85.6 to 132.8)	113 (89.2 to 137.2)	116 (91.8 to 140.9)	118 (93.2 to 143.4)	118 (93.2 to 143.4)	116 (91.8 to 140.9)	113 (89.2 to 137.2)	108 (85.6 to 132.8)	102 (80.6 to 126)	96.1 (75.8 to 117.1)	89.1 (70.3 to 108.6)	81.1 (64 to 98.8)	72.3 (57.1 to 88.1)	62.8 (49.6 to 76.5)	52.4 (41.4 to 63.8)	41.5 (32.8 to 50.6)	30.7 (24.3 to 37.4)	20.6 (16.3 to 25.1)	11.6 (9.2 to 14.1)	2.640
Congenital birth defects	34.6 (22.9 to 51.7)	14.4 (10.5 to 20)	38.1 (24.1 to 52.3)	38.6 (26.7 to 54.9)	14.2 (10.2 to 17.9)	13.6 (10.2 to 17.9)	12.2 (9.2 to 16)	11.2 (8.7 to 14.1)	11.3 (8.9 to 14.7)	12 (9.3 to 15.3)	11.5 (8.9 to 14.7)	10.4 (8 to 13.2)	9.2 (6.9 to 12)	11.7 (8.4 to 14.9)	12.4 (8.9 to 15.6)	12.4 (9 to 15.8)	12.2 (8.9 to 15.6)	11.6 (8.5 to 14.8)	10.7 (7.9 to 13.6)	9.6 (7.1 to 12.2)	8.5 (6.3 to 10.8)	7.4 (5.5 to 9.4)	6.3 (4.7 to 8)	5.3 (3.9 to 6.8)	4.3 (3.2 to 5.5)	3.3 (2.4 to 4.2)	2.3 (1.7 to 2.9)	1.3 (0.9 to 1.6)	284
Neural tube defects	3.2 (1.6 to 5.1)	0.8 (0.4 to 1.3)	3.4 (1.7 to 6.2)	3.6 (2.6 to 5.7)	0.8 (0.5 to 1.1)	0.7 (0.5 to 1)	0.6 (0.5 to 0.8)	0.6 (0.5 to 0.8)	0.6 (0.5 to 0.8)	0.7 (0.5 to 1)	0.6 (0.4 to 0.9)	0.5 (0.3 to 0.7)	0.4 (0.2 to 0.6)	0.3 (0.2 to 0.4)	0.2 (0.1 to 0.3)	0.2 (0.1 to 0.3)	0.1 (0.1 to 0.2)	0.1 (0.1 to 0.2)	0.1 (0.1 to 0.2)	0.1 (0.1 to 0.2)	0.1 (0.1 to 0.2)	0.1 (0.1 to 0.2)	0.1 (0.1 to 0.2)	0.1 (0.1 to 0.2)	0.1 (0.1 to 0.2)	0.1 (0.1 to 0.2)	0.1 (0.1 to 0.2)	0.1 (0.1 to 0.2)	20.2
Congenital heart anomalies	7.4 (3.6 to 19.5)	5.7 (3.5 to 11.3)	10.7 (5.2 to 22.2)	8.7 (5.7 to 14.3)	2 (1.4 to 3.4)	2.1 (1.4 to 3.4)	2.3 (1.7 to 3.5)	2.4 (1.7 to 3.5)	2.3 (1.6 to 3.4)	2.4 (1.7 to 3.5)	2.3 (1.7 to 3.1)	2.3 (1.6 to 3)	2.3 (1.6 to 3.2)	2.3 (1.6 to 3.4)	1.9 (1.3 to 2.7)	1.9 (1.3 to 2.6)	1.9 (1.3 to 2.7)	1.7 (1.2 to 2.4)	1.7 (1.1 to 2.3)	1.6 (1.1 to 2.2)	1.5 (1 to 2.1)	1.3 (0.9 to 1.8)	1.1 (0.8 to 1.5)	0.9 (0.6 to 1.2)	0.7 (0.5 to 1)	0.5 (0.3 to 0.7)	0.3 (0.2 to 0.4)	0.2 (0.1 to 0.3)	59.8
Orofacial clefts	0.3 (0.1 to 0.5)	0.1 (0.1 to 0.2)	0.3 (0.1 to 0.5)	0.2 (0.1 to 0.4)	0.1 (0.1 to 0.2)	0.1 (0.1 to 0.2)	0.2 (0.1 to 0.3)	0.2 (0.1 to 0.4)	0.2 (0.1 to 0.4)	0.2 (0.1 to 0.4)	0.2 (0.1 to 0.4)	0.2 (0.1 to 0.3)	0.2 (0.1 to 0.3)	0.2 (0.1 to 0.4)	0.2 (0.1 to 0.4)	0.2 (0.1 to 0.4)	0.2 (0.1 to 0.3)	0.2 (0.1 to 0.3)	0.2 (0.1 to 0.3)	0.2 (0.1 to 0.3)	0.2 (0.1 to 0.3)	0.1 (0.1 to 0.2)	0.1 (0.1 to 0.2)	0.1 (0.1 to 0.2)	0.1 (0.1 to 0.2)	0.1 (0.1 to 0.2)	0.1 (0.1 to 0.2)	0.1 (0.1 to 0.2)	3.6
Down syndrome	0.8 (0.4 to 1.4)	0.3 (0.1 to 0.5)	1 (0.5 to 2.1)	1.5 (1 to 2)	0.9 (0.5 to 1.3)	0.9 (0.6 to 1.2)	0.8 (0.6 to 1.2)	1 (0.7 to 1.3)	1.2 (0.8 to 1.6)	1.3 (0.9 to 1.7)	1.2 (0.9 to 1.7)	1.2 (0.9 to 1.7)	1.1 (0.8 to 1.6)	1.8 (1.3 to 2.4)	2.4 (1.6 to 3.4)	2.4 (1.6 to 3.3)	3.5 (2.3 to 5)	2.5 (1.6 to 3.7)	2 (1.3 to 2.9)	1.6 (1 to 2.4)	1.3 (0.8 to 1.9)	1 (0.6 to 1.5)	0.8 (0.5 to 1.2)	0.6 (0.4 to 0.9)	0.4 (0.3 to 0.6)	0.3 (0.2 to 0.4)	0.2 (0.1 to 0.3)	0.1 (0.1 to 0.2)	27
Turner syndrome	0 (0 to 0)	0 (0 to 0)	0 (0 to 0)	0 (0 to 0)	0 (0 to 0)	0 (0 to 0)	0 (0 to 0)	0 (0 to 0)	0 (0 to 0)	0 (0 to 0)

SR Table 2c: Bath and North East Somerset DALYS by cause and age group for both sexes with 95% uncertainty intervals, 2019

Cause	Early Neonatal	Late Neonatal	Post Neonatal	1 to 4	5 to 9	10 to 14	15 to 19	20 to 24	25 to 29	30 to 34	35 to 39	40 to 44	45 to 49	50 to 54	55 to 59	60 to 64	65 to 69	70 to 74	75 to 79	80 to 84	85 to 89	90 to 94	95 plus	Total
All causes	1,600 (1,600 to 1,600)	1,600 (1,600 to 1,600)	1,600 (1,600 to 1,600)



Osteoarthritis other	0 (0 to 0)	0 (0 to 0)	0 (0 to 0)	0 (0 to 0)	0 (0 to 0)	0 (0 to 0)	0 (0 to 0)	0 (0 to 0)	0 (0 to 0)	0 (0 to 0)	0 (0 to 0)	0-1 (0 to 2)	0-4 (0 to 0-9)	1-3 (0 to 3)	3-5 (1-5 to 7-4)	6-2 (2-7 to 13-5)	8-4 (3-8 to 18-4)	9-6 (4 to 20-6)	10-6 (5-2 to 22-1)	12-7 (6-3 to 26-4)	10-5 (5-3 to 23-7)	8-4 (4 to 17-2)	5-9 (2 to 11-9)	3 (1 to 6-1)	0-9 (0 to 1-8)		
Low back pain	0 (0 to 0)	0 (0 to 0)	0 (0 to 0)	0 (0 to 0)	6-1 (3 to 10-6)	31-3 (19-3 to 49-3)	0 (0 to 0)	111 (59-7 to 194)	66-4 (34 to 120)	62-1 (32-3 to 113)	50-9 (27 to 93)	40-7 (21 to 75)	32-6 (17 to 59)	27-1 (14 to 49)	22-1 (11 to 39)	18-2 (9-3 to 32)	14-5 (7-3 to 25)	11-3 (5-7 to 19)	8-9 (4-5 to 15)	6-9 (3-5 to 11)	5-2 (2-7 to 8-9)	3-9 (2 to 6-5)	2-9 (1-5 to 4-9)	2-1 (1-1 to 3-5)	1-6 (0-8 to 2-6)	1-2 (0-6 to 2)	2,620
Neck pain	0 (0 to 0)	0 (0 to 0)	0 (0 to 0)	0 (0 to 0)	3 (1 to 6-2)	19-4 (9-4 to 39-8)	0 (0 to 0)	70 (36 to 138)	42-1 (21-7 to 85-7)	39-5 (20-4 to 78)	32-3 (16-6 to 64)	25-8 (13-2 to 51)	20-7 (10-6 to 41)	17-2 (8-8 to 34)	14 (7-2 to 27)	11-5 (5-9 to 23)	9-2 (4-7 to 18)	7-1 (3-6 to 14)	5-6 (2-9 to 11)	4-3 (2-2 to 8-6)	3-3 (1-7 to 6-5)	2-5 (1-3 to 4-9)	1-8 (0-9 to 3-6)	1-4 (0-7 to 2-7)	1-1 (0-5 to 2-1)	0-9 (0-4 to 1-7)	1,020
Gout	0 (0 to 0)	0 (0 to 0)	0 (0 to 0)	0 (0 to 0)	0 (0 to 0)	0 (0 to 0)	0 (0 to 0)	0 (0 to 0)	0 (0 to 0)	0 (0 to 0)	0 (0 to 0)	0 (0 to 0)	0 (0 to 0)	0 (0 to 0)	0 (0 to 0)	0 (0 to 0)	0 (0 to 0)	0 (0 to 0)	0 (0 to 0)	0 (0 to 0)	0 (0 to 0)	0 (0 to 0)	0 (0 to 0)	0 (0 to 0)	0 (0 to 0)	0 (0 to 0)	0 (0 to 0)	60-4
Other musculoskeletal disorders	0 (0 to 0)	0 (0 to 0)	0 (0 to 0)	0-2 (0-1 to 0-5)	1-1 (0-4 to 2-3)	12-7 (6-7 to 21-2)	36-7 (20-2 to 62-7)	61-5 (38-3 to 94-7)	68-7 (43-1 to 105)	63-9 (40-3 to 95-4)	71-6 (42-7 to 112)	66-6 (37-7 to 108)	156 (86-1 to 245)	151 (82-4 to 253)	141 (74-2 to 240)	124 (64-3 to 204)	89-6 (44-9 to 154)	59 (32-4 to 98)	37 (17-7 to 63)	22-1 (11-1 to 38)	14-1 (7-1 to 24)	9-2 (4-6 to 15)	5-8 (2-9 to 9-6)	3-6 (1-8 to 5-8)	2-1 (1-1 to 3-4)	1-3 (0-6 to 2-1)	1,670
Other non-communicable diseases	41 (26-4 to 72-7)	18 (13-7 to 26-2)	42-8 (47-4 to 96-4)	31-7 (46-1 to 76-9)	20-1 (29-6 to 66-2)	39-5 (29-5 to 58-4)	69-2 (46-4 to 94-6)	131 (90-8 to 181)	192 (113 to 335)	131 (109 to 274)	135 (96-7 to 199)	101 (106 to 210)	157 (134 to 247)	139 (138 to 262)	157 (138 to 260)	152 (130 to 262)	203 (143 to 376)	236 (162 to 357)	184 (126 to 284)	149 (113 to 193)	110 (84-7 to 136)	69-4 (52 to 88-2)	44-6 (33 to 57-2)	24-6 (18-5 to 31-2)	2,790
Congenital birth defects	39-5 (22-3 to 71-7)	14-9 (10-9 to 22-9)	41-9 (27 to 67-2)	36-4 (38-4 to 61-6)	14-8 (10-8 to 22-9)	14-4 (10-6 to 19-3)	19-8 (15-3 to 25-2)	19-6 (13-2 to 28-1)	17-4 (10-3 to 32-1)	14-1 (10-9 to 18-1)	11-3 (8-8 to 14-3)	11-4 (8-8 to 14-6)	13-1 (9-6 to 17)	14-3 (10-5 to 18-2)	13-7 (9-9 to 17-7)	11-2 (7-7 to 14-8)	8-4 (5-7 to 11-1)	3-3 (2-1 to 4-8)	2 (1-2 to 3-3)	0-7 (0-5 to 1-1)	0-3 (0-2 to 0-5)	0-1 (0 to 0-1)	321
Neural tube defects	3-6 (1-5 to 6-4)	1 (0-4 to 1-8)	4-4 (2-2 to 8-5)	9-4 (5-5 to 17-7)	0-6 (0-4 to 0-9)	0-7 (0-5 to 1)	0-9 (0-5 to 1-2)	1-2 (0-8 to 1-9)	1-6 (0-8 to 1-6)	0-8 (0-5 to 1-1)	0-5 (0-4 to 0-9)	0-5 (0-3 to 0-7)	0-5 (0-3 to 0-7)	0-3 (0-2 to 0-5)	0-2 (0-1 to 0-4)	0-2 (0-1 to 0-3)	0-1 (0 to 0-2)	0-1 (0 to 0-1)	0-1 (0 to 0-1)	0-1 (0 to 0-1)	0-1 (0 to 0-1)	0-1 (0 to 0-1)	0-1 (0 to 0-1)	0-1 (0 to 0-1)	0-1 (0 to 0-1)	25-3
Congenital heart anomalies	8-4 (4-6 to 24-2)	6-2 (4 to 12-6)	12-2 (6-5 to 26-3)	6-7 (4-2 to 11-9)	2-1 (1-3 to 4-4)	2-3 (1-5 to 4-3)	3-2 (2-1 to 5-4)	4-5 (2-5 to 8-2)	3-1 (1-5 to 5-5)	2-2 (1-2 to 4-2)	4 (2-3 to 6-8)	3 (2-2 to 4-2)	2-4 (1-6 to 3-6)	2-7 (1-8 to 3-6)	1-9 (1-4 to 4-2)	2-6 (1-6 to 4-6)	2-3 (1-2 to 3-5)	2-2 (1-2 to 3-9)	2 (1-2 to 3-9)	0-3 (0-1 to 0-4)	0-2 (0-1 to 0-4)	0-1 (0 to 0-3)	0-1 (0 to 0-2)	0 (0 to 0)	0 (0 to 0)	73-7
Orofacial clefts	0 (0 to 0)	0-1 (0 to 0-2)	0-3 (0 to 1-9)	0-5 (0 to 0-5)	0-2 (0 to 0-4)	0-2 (0 to 0-5)	0-2 (0 to 0-5)	0-2 (0 to 0-5)	0-2 (0 to 0-4)	0-2 (0 to 0-4)	0-2 (0 to 0-3)	0-2 (0 to 0-3)	0-2 (0 to 0-3)	0-2 (0 to 0-3)	0-2 (0 to 0-4)	0-2 (0 to 0-4)	0-2 (0 to 0-3)	0-2 (0 to 0-3)	0-2 (0 to 0-3)	0-1 (0 to 0-3)	0-1 (0 to 0-3)	0-1 (0 to 0-2)	0-1 (0 to 0-2)	0 (0 to 0)	0 (0 to 0)	3-3
Down syndrome	0-6 (0-2 to 0-9)	0-2 (0 to 0-3)	0-7 (0-4 to 1-1)	1-1 (0-7 to 1-5)	1 (0-6 to 1-8)	1-1 (0-7 to 1-6)	1-2 (0-8 to 1-8)	1-7 (1 to 2-5)	1-7 (1 to 2-4)	1-4 (1 to 2-1)	1-2 (0-9 to 1-7)	1-2 (0-9 to 1-7)	1-6 (1 to 2-2)	2-8 (1-9 to 3-9)	3-5 (2-4 to 4-8)	3 (1-9 to 4-3)	1-5 (0-9 to 2-1)	0-9 (0-6 to 1-3)	0-5 (0-3 to 0-8)	0-3 (0 to 0-5)	0-2 (0 to 0-3)	0-1 (0 to 0-2)	0-1 (0 to 0-2)	0 (0 to 0)	0 (0 to 0)	25-4
Turner syndrome	0 (0 to 0)	0 (0 to 0)	0 (0 to 0)	0 (0 to 0)	0 (0 to 0-1)	0 (0 to 0-2)	0 (0 to 0-2)	0-1 (0 to 0-2)	0-1 (0 to 0-2)	0-1 (0 to 0-1)	0 (0 to 0-1)	0 (0 to 0-1)	0 (0 to 0-1)	0 (0 to 0-1)	0 (0 to 0-1)	0 (0 to 0)	0 (0 to 0)	0 (0 to 0)	0 (0 to 0)	0 (0 to 0)	0 (0 to 0)	0 (0 to 0)	0 (0 to 0)	0 (0 to 0)	0 (0 to 0)	0 (0 to 0)	0-6
Klinefelter syndrome	0 (0 to 0)	0 (0 to 0)	0 (0 to 0)	0 (0 to 0)	0 (0 to 0)	0 (0 to 0)	0 (0 to 0)	0 (0 to 0)	0 (0 to 0-1)	0 (0 to 0)	0 (0 to 0)	0 (0 to 0)	0 (0 to 0)	0 (0 to 0)	0 (0 to 0)	0 (0 to 0)	0 (0 to 0)	0 (0 to 0)	0 (0 to 0)	0 (0 to 0)	0 (0 to 0)	0 (0 to 0)	0 (0 to 0)	0 (0 to 0)	0 (0 to 0)	0 (0 to 0)	0-2
Other chromosomal abnormalities	7-2 (3-3 to 19-4)	3 (1-5 to 8)	8-4 (4 to 19-4)	4-7 (2-4 to 9-7)	2-4 (1-4 to 3-2)	2-3 (1-6 to 3-2)	2-9 (2 to 4)	3-5 (2-5 to 4-7)	2-8 (2 to 4)	2-4 (1-7 to 3-2)	1-9 (1-4 to 2-6)	1-8 (1-3 to 2-6)	2-1 (1-3 to 3)	2 (1-3 to 2-8)	1-6 (1 to 2-4)	1-1 (0-8 to 1-7)	0-8 (0-4 to 1-2)	0-6 (0-4 to 1-2)	0-5 (0-3 to 0-8)	0-3 (0-2 to 0-5)	0-2 (0-1 to 0-4)	0-2 (0-1 to 0-3)	0-1 (0 to 0-2)	0-1 (0 to 0-2)	0-1 (0 to 0-2)	50-9
Congenital musculoskeletal and limb anomalies	1-5 (0-6 to 3-2)	0-6 (0-4 to 1)	0-7 (0 to 2-2)	0-5 (0-2 to 1-6)	0-6 (0-3 to 1-2)	0-7 (0 to 1-6)	0-7 (0 to 1-4)	0-7 (0 to 1-6)	0-7 (0 to 1-5)	0-6 (0 to 1-2)	0-5 (0 to 1-1)	0-5 (0 to 1-1)	0-6 (0 to 1-2)	0-6 (0 to 1-2)	0-6 (0 to 1-4)	0-5 (0 to 1-3)	0-4 (0 to 1-1)	0-3 (0 to 0-8)	0-3 (0 to 0-7)	0-2 (0 to 0-6)	0-2 (0 to 0-5)	0-1 (0 to 0-4)	0-1 (0 to 0-3)	0-1 (0 to 0-2)	0-1 (0 to 0-1)	73-2
Urogenital congenital anomalies	1-6 (0-7 to 1-2)	0-3 (0 to 0-7)	0-8 (0 to 2-1)	0-9 (0 to 2-1)	0-5 (0 to 1-2)	0-4 (0 to 1-2)	0-5 (0 to 1-2)	0-6 (0 to 1-2)	0-5 (0 to 1-2)	0-3 (0 to 0-9)	0-2 (0 to 0-7)	0-2 (0 to 0-6)	0-2 (0 to 0-6)	0-1 (0 to 0-2)	0-1 (0 to 0-2)	0-1 (0 to 0-2)	0-1 (0 to 0-2)	0-1 (0 to 0-2)	0-1 (0 to 0-2)	0-1 (0 to 0-2)	0-1 (0 to 0-2)	0-1 (0 to 0-2)	0-1 (0 to 0-2)	0-1 (0 to 0-2)	0 (0 to 0)	6-6
Digestive congenital anomalies	3-2 (2-4 to 10-4)	2-2 (1-6 to 4-2)	2-5 (2 to 4-6)	1-8 (1-3 to 4-2)	0-9 (0 to 2-1)	0-9 (0 to 2-1)	0-9 (0 to 2-1)	0-9 (0 to 2-1)	0-9 (0 to 2-1)	0-8 (0 to 2-1)	0-7 (0 to 2-1)	0-7 (0 to 2-1)	0-8 (0 to 2-1)	0-8 (0 to 2-1)	0-8 (0 to 2-1)	0-7 (0 to 2-1)	0-6 (0 to 2-1)	0-5 (0 to 2-1)	0-4 (0 to 2-1)	0-4 (0 to 2-1)	0-3 (0 to 2-1)	0-3 (0 to 2-1)	0-3 (0 to 2-1)	0-2 (0 to 2-1)	0-2 (0 to 2-1)	18-2
Other congenital birth defects	10-2 (5-4 to 19-4)	4-6 (2-3 to 8-9)	5-8 (3-4 to 9-6)	4-1 (2-8 to 6-2)	2-2 (1-6 to 3-2)	2-1 (1-6 to 3-3)	2-3 (1-6 to 3-6)	2-5 (1-7 to 3-9)	2-3 (1-7 to 3-5)	2-2 (1-6 to 3-2)	2-1 (1-5 to 3-2)	2-1 (1-6 to 3-2)	2-2 (1-6 to 3-2)	2-2 (1-6 to 3-2)	2-2 (1-6 to 3-2)	2-2 (1-6 to 3-2)	2-2 (1-6 to 3-2)	2-2 (1-6 to 3-2)	2-2 (1-6 to 3-2)	2-2 (1-6 to 3-2)	2-2 (1-6 to 3-2)	2-2 (1-6 to 3-2)	2-2 (1-6 to 3-2)	2-2 (1-6 to 3-2)	2-2 (1-6 to 3-2)	44-7
Urinary diseases and male infertility	0 (0 to 0-1)	0 (0 to 0)	0 (0 to 0-4)	0 (0 to 0-3)	0-2 (0 to 0-4)	0-3 (0 to 0-6)	0-4 (0 to 0-7)	0-5 (0 to 0-8)	0-5 (0 to 0-7)	0-4 (0 to 0-7)	0-3 (0 to 0-6)	0-3 (0 to 0-5)	0-4 (0 to 0-6)	0-4 (0 to 0-6)	0-4 (0 to 0-6)	0-3 (0 to 0-5)	0-3 (0 to 0-5)	0-2 (0 to 0-4)	0-2 (0 to 0-4)	0-2 (0 to 0-4)	0-2 (0 to 0-4)	0-2 (0 to 0-4)	0-2 (0 to 0-4)	0-2 (0 to 0-4)	0-2 (0 to 0-4)	0-2 (0 to 0-4)	360
Urolithiasis	0 (0 to 0)	0 (0 to 0)	0 (0 to 0)	0 (0 to 0)	0 (0 to 0)	0 (0 to 0-1)	0 (0 to 0-1)	0 (0 to 0-1)	0 (0 to 0-2)	0 (0 to 0-2)	0 (0 to 0-1)	0 (0 to 0-1)	0 (0 to 0-1)	0 (0 to 0-1)	0 (0 to 0-1)	0 (0 to 0-1)	0 (0 to 0-2)	0 (0 to 0-2)	0 (0 to 0-2)	0 (0 to 0-2)	0 (0 to 0-2)	0 (0 to 0-2)	0 (0 to 0-2)	0 (0 to 0-2)	0 (0 to 0-2)	0 (0 to 0-2)	20-4
Benign prostatic hyperplasia	0 (0 to 0)	0 (0 to 0)	0 (0 to 0)	0 (0 to 0)	0 (0 to 0)	0 (0 to 0)	0 (0 to 0)	0 (0 to 0)	0 (0 to 0)	0 (0 to 0)	0 (0 to 0)	0 (0 to 0)	0 (0 to 0)	0 (0 to 0)	0 (0 to 0)	0 (0 to 0)	0 (0 to 0)	0 (0 to 0)	0 (0 to 0)	0 (0 to 0)	0 (0 to 0)	0 (0 to 0)	0 (0 to 0)	0 (0 to 0)	0 (0 to 0)	0 (0 to 0)	53-4
Male infertility	0 (0 to 0)	0 (0 to 0)	0 (0 to 0)	0 (0 to 0)	0 (0 to 0)	0 (0 to 0)	0 (0 to 0)	0 (0 to 0)	0 (0 to 0)	0 (0 to 0)	0 (0 to 0)	0 (0 to 0)	0 (0 to 0)	0 (0 to 0)	0 (0 to 0)	0 (0 to 0)	0 (0 to 0)	0 (0 to 0)	0 (0 to 0)	0 (0 to 0)	0 (0 to 0)	0 (0 to 0)	0 (0 to 0)	0 (0 to 0)	0 (0 to 0)	0 (0 to 0)	7-6
Other urinary diseases	0 (0 to 0)	0 (0 to 0)	0 (0 to 0)	0 (0 to 0)	0 (0 to 0)	0 (0 to 0)	0 (0 to 0)	0 (0 to 0)	0 (0 to 0)	0 (0 to 0)	0 (0 to 0)	0 (0 to 0)	0 (0 to 0)	0 (0 to 0)	0 (0 to 0)	0 (0 to 0)	0 (0 to 0)	0 (0 to 0)	0 (0 to 0)	0 (0 to 0)	0 (0 to 0)	0 (0 to 0)	0 (0 to 0)	0 (0 to 0)	0 (0 to 0)	0 (0 to 0)	12-4
Gynecological diseases	0 (0 to 0)	0 (0 to 0)	0 (0 to 0)	0 (0 to 0)	0 (0 to 0)	0 (0 to 0)	0 (0 to 0)	0 (0 to 0)	0-2 (0 to 0-5)	0-2 (0 to 0-5)	0-2 (0 to 0-4)	0-2 (0 to 0-4)	0-2 (0 to 0-4)	0-2 (0 to 0-4)	0-2 (0 to 0-4)	0-2 (0 to 0-4)	0-2 (0 to 0-4)	0-2 (0 to 0-4)	0-2 (0 to 0-4)	0-2 (0 to 0-4)	0-2 (0 to 0-4)	0-2 (0 to 0-4)	0-2 (0 to 0-4)	0-2 (0 to 0-4)	0-2 (0 to 0-4)	0-2 (0 to 0-4)	674
Uterine fibroids	0 (0 to 0)	0 (0 to 0)	0 (0 to 0)	0 (0 to 0)	0 (0 to 0)	0 (0 to 0)	0 (0 to 0)	0 (0 to 0)	0 (0 to 0)	0 (0 to 0)	0 (0 to 0)	0 (0 to 0)	0 (0 to 0)	0 (0 to 0)	0 (0 to 0)	0 (0 to 0)	0 (0 to 0)	0 (0 to 0)	0 (0 to 0)	0 (0 to 0)	0 (0 to 0)	0 (0 to 0)	0 (0 to 0)	0 (0 to 0)	0 (0 to 0)	0 (0 to 0)	19-1
Polycystic ovarian syndrome	0 (0 to 0)	0 (0 to 0)	0 (0 to 0)	0 (0 to 0)	0 (0 to 0)	0 (0 to 0-1)	0-2 (0 to 0-5)	0-3 (0 to 0-6)	0-3 (0 to 0-6)	0-3 (0 to 0-5)	0-2 (0 to 0-5)	0-2 (0 to 0-4)	0-2 (0 to 0-4)	0-2 (0 to 0-4)	0-2 (0 to 0-4)	0-2 (0 to 0-4)	0-2 (0 to 0-4)	0-2 (0 to 0-4)	0-2 (0 to 0-4)	0-2 (0 to 0-4)	0-2 (0 to 0-4)	0-2 (0 to 0-4)	0-2 (0 to 0-4)	0-2 (0 to 0-4)	0-2 (0 to 0-4)	0-2 (0 to 0-4)	27-2
Female infertility	0 (0 to 0)	0 (0 to 0)	0 (0 to 0)	0 (0 to 0)	0 (0 to 0)	0 (0 to 0)	0 (0 to 0)	0-4 (0 to 0-9)	0-5 (0 to 0-9)	0-4 (0 to 0-8)	0-4 (0 to 0-7)	0-3 (0 to 0-6)	0-3 (0 to 0-6)	0-3 (0 to 0-6)	0-3 (0 to 0-6)	0-3 (0 to 0-6)	0-3 (0 to 0-6)	0-3 (0 to 0-6)	0-3 (0 to 0-6)	0-3 (0 to 0-6)	0-3 (0 to 0-6)	0-3 (0 to 0-6)	0-3 (0 to 0-6)	0-3 (0 to 0-6)	0-3 (0 to 0-6)	0-3 (0 to 0-6)	6-9
Endometriosis	0 (0 to 0)	0 (0 to 0)	0 (0 to 0)	0 (0 to 0)	0 (0 to 0)	0 (0 to 0)	0-4 (0 to 0-9)	1-5 (0 to 3)	1-4 (0 to 4-9)	1-4 (0 to 5-4)	1-2 (0 to 5-1)	1-2 (0 to 5-1)	1-2 (0 to 5-1)	1-2 (0 to 5-1)	1-2 (0 to 5-1)	1-2 (0 to 5-1)	1-2 (0 to 5-1)	1-2 (0 to 5-1)	1-2 (0 to 5-1)	1-2 (0 to 5-1)	1-2 (0 to 5-1)	1-2 (0 to 5-1)	1-2 (0 to 5-1)	1-2 (0 to 5-1)	1-2 (0 to 5-1)	1-2 (0 to 5-1)	32-7
Genital prolapse	0 (0 to 0)	0 (0 to 0)	0 (0 to 0)	0 (0 to 0)	0 (0 to 0)	0 (0 to 0)	0 (0 to 0)	0 (0 to 0)	0 (0 to 0)	0 (0 to 0)	0 (0 to 0)	0 (0 to 0)	0 (0 to 0)	0 (0 to 0)	0 (0 to 0)	0 (0 to 0)	0 (0 to 0)	0 (0 to 0)	0 (0 to 0)	0 (0 to 0)	0 (0 to 0)	0 (0 to 0)	0 (0 to 0)	0 (0 to 0)	0 (0 to 0)	0 (0 to 0)	3-9
Premenstrual syndrome	0 (0 to 0)	0 (0 to 0)	0 (0 to 0)	0 (0 to 0)	0-2 (0 to 0-5)	0-2 (0 to 0-5)	0-3 (0 to 0-6)	0-4 (0 to 0-8)	0-4 (0 to 0-8)	0-3 (0 to 0-7)	0-3 (0 to 0-6)	0-3 (0 to 0-6)	0-3 (0 to 0-6)	0-3 (0 to 0-6)	0-3 (0 to 0-6)	0-3 (0 to 0-6)	0-3 (0 to 0-6)	0-3 (0 to 0-6)	0-3 (0 to 0-6)	0-3 (0 to 0-6)	0-3 (0 to 0-6)	0-3 (0 to 0-6)	0-3 (0 to 0-6)	0-3 (0 to 0-6)	0-3 (0 to 0-6)	0-3 (0 to 0-6)	9-2
Other gynecological diseases	0 (0 to 0)	0 (0 to 0)	0 (0 to 0)	0 (0 to 0)	0 (0 to 0-1)	0 (0 to 0-1)	0 (0 to 0-1)	0 (0 to 0-1)	0 (0 to 0-1)	0 (0 to 0-1)	0 (0 to 0-1)	0 (0 to 0-1)	0 (0 to 0-1)	0 (0 to 0-1)	0 (0 to 0-1)	0 (0 to 0-1)	0 (0 to 0-1)	0 (0 to 0-1)	0 (0 to 0-1)	0 (0 to 0-1)	0 (0 to 0-1)	0 (0 to 0-1)	0 (0 to 0-1)	0 (0 to 0-1)	0 (0 to 0-1)	0 (0 to 0-1)	165
Hemoglobinopathies and hemolytic anemias	0-2 (0-1 to 0-3)	1-1 (0-6 to 1-8)	4-6 (2-8 to 7-5)	1-5 (0-4 to 4-4)	0-9 (0-3 to 1-6)	0-9 (0-4 to 1-2)	1-9 (0-9 to 3-2)	2-4 (1-2 to 4-2)	2-5 (1-2 to 4-3)	1-8 (0-9 to 4-2)	1-4 (0-8 to 3-6)	1-2 (0-5 to 2-8)	1-6 (0-8 to 2-8)	1-5 (0-8 to 2-3)	1-4 (0-6 to 2-4)	1-3 (0-6 to 2-1)	1-2 (0-5 to 2-1)	1-1 (0-5 to 2-1)	1-1 (0-5 to 2-1)	1-1 (0-5 to 2-1)	1-1 (0-5 to 2-1)	1-1 (0-5 to 2-1)	1-1 (0-5 to 2-1)	1-1 (0-5 to 2-1)	1-1 (0-5 to 2-1)	34-8
Thalassemias	0 (0 to 0)	0 (0 to 0)	0-1 (0 to 0-1)	0 (0 to 0)	0 (0 to 0)	0 (0 to 0-1)	0 (0 to 0-1)	0 (0 to 0-1)	0 (0 to 0)	0 (0 to 0)	0 (0 to 0)	0 (0 to 0)	0 (0 to 0)	0 (0 to 0)	0 (0 to 0)	0 (0 to 0)	0 (0 to 0)	0 (0 to 0)	0 (0 to 0)	0 (0 to 0)	0 (0 to 0)	0 (0 to 0)	0 (0 to 0)	0 (0 to 0)	0 (0 to 0)	0 (0 to 0)	0-3
Thalassemias trait	0 (0 to 0)	0-2 (0 to 0-6)	0-7 (0 to 1-7)	0-4 (0 to 0-9)	0-1 (0 to 0-3)	0-2 (0 to 0-5)	0-2 (0 to 0-5)	0-7 (0 to 1-7)	0-6 (0 to 1-4)	0-6 (0 to 1-4)	0-5 (0 to 1-2)	0-5 (0 to 1-2)	0-5 (0 to 1-2)	0-2 (0 to 0-6)	0-2 (0 to 0-6)	0-2 (0 to 0-6)	0-1 (0 to 0-4)	0-1 (0 to 0-4)	0-1 (0 to 0-3)	0-1 (0 to 0-3)	0-1 (0 to 0-3)	0-1 (0 to 0-3)	0-1 (0 to 0-3)	0-1 (0 to 0-3)	0-1 (0 to 0-3)	0-1 (0 to 0-3)	4-9
Sickle cell disorders	0 (0 to 0)	0-1 (0 to 0-2)	0-3 (0 to 0-5)	0-1 (0 to 0-3)	0-1 (0 to 0-2)	0-1 (0 to 0-2)	0-2 (0 to 0-4)	0-2 (0 to 0-4)	0-2 (0 to 0-3)	0-2 (0 to 0-3)	0-1 (0 to 0-3)	0-1 (0 to 0-3)	0-1 (0 to 0-3)	0-1 (0 to 0-3)	0-1 (0 to 0-3)	0-1 (0 to 0-3)	0-1 (0 to 0-3)	0-1 (0 to 0-3)	0-1 (0 to 0-3)	0-1 (0 to 0-3)	0-1 (0 to 0-3)	0-1 (0 to 0-3)	0-1 (0 to 0-3)	0-1 (0 to 0-3)	0-1 (0 to 0-3)	0-1 (0 to 0-3)	1-7
Sickle cell trait	0 (0 to 0)	0-1 (0 to 0-2)	0-4 (0 to 0-7)	0-2 (0 to 0-5)	0-2 (0 to 0-3)	0-2 (0 to 0-3)	0-3 (0 to 0-6)	0-4 (0 to 0-8)	0-4 (0 to 0-6)	0-3 (0 to 0-6)	0-3 (0 to 0-5)	0-3 (0 to 0-5)	0-3 (0 to 0-5)	0-3 (0 to 0-5)	0-3 (0 to 0-5)	0-3 (0 to 0-5)	0-2 (0 to 0-4)	0-2 (0 to 0-4)	0-2 (0 to 0-4)	0-2 (0 to 0-4)	0-2 (0 to 0-4)	0-2 (0 to 0-4)	0-2 (0 to 0-4)	0-2 (0 to 0-4)	0-2 (0 to 0-4)	0-2 (0 to 0-4)	3-4
G6PD deficiency	0 (0 to 0)	0 (0 to 0)	0-1 (0 to 0-3)	0-1 (0 to 0-2)	0-1 (0 to 0-2)	0-2 (0 to 0-4)	0-3 (0 to 0-6)	0-4 (0 to 0-9)	0-4 (0 to 0-8)	0-3 (0 to 0-8)	0-3 (0 to 0-7)	0-3 (0 to 0-6)	0-3 (0 to 0-6)	0-3 (0 to 0-6)	0-2 (0 to 0-5)	0-2 (0 to 0-5)	0-2 (0 to 0-5)	0-2 (0 to 0-5)	0-2 (0 to 0-5)	0-2 (0 to 0-5)	0-2 (0 to 0-5)	0-2 (0 to 0-5)	0-2 (0 to 0-5)	0-2 (0 to 0-5)	0-2 (0 to 0-5)	0-2 (0 to 0-5)	3-9
G6PD trait	0 (0 to 0)	0 (0 to 0)	0 (0 to 0)	0 (0 to 0)	0 (0 to 0)	0 (0 to 0)	0 (0 to 0)	0 (0 to 0)	0 (0 to 0)	0 (0 to 0)	0 (0 to 0)	0 (0 to 0)	0 (0 to 0)	0 (0 to 0)	0 (0 to 0)	0 (0 to 0)	0 (0 to 0)	0 (0 to 0)	0 (0 to 0)	0 (0 to 0)	0 (0 to 0)	0 (0 to 0)	0 (0 to 0)	0 (0 to 0)	0 (0 to 0)	0 (0 to 0)	0-2
Other hemoglobinopathies and hemolytic anemias	0-1 (0 to 0-1)	0-8 (0-4 to 1-3)	2-3 (1-7 to 3-2)	0-6 (0 to 2)	0-2 (0 to 0-6)	0-2 (0 to 0-4)	0-4 (0 to 1-1)	0-4 (0 to 1-4)	0-4 (0 to 1-1)	0-4 (0 to 1-1)	0-4 (0 to 1-1)	0-4 (0 to 1-2)	0-7 (0 to 2)	0-6 (0 to 2)	0-7 (0 to 2-1)	0-9 (0 to 2-3)	0-9 (0 to 2-3)	1-1 (0 to 2-7)	1-1 (0 to 2-8)	1-1 (0 to 2-8)	1-1 (0 to 2-8)	1-1 (0 to 2-8)	1-1 (0 to 2-8)	1-1 (0 to 2-8)	1-1 (0 to 2-8)	1-1 (0 to 2-8)	20-2
Endocrine, metabolic, blood, and immune disorders	1-4 (0-6 to 2-3)	1-3 (0-7 to 2)	7-1 (4-5 to 15-7)	16-8 (10-1 to 32-2)	3-4 (2 to 5-6)	3-6 (2-2 to 5-7)	16 (10-7 to 22-6)	28 (16-4 to 39-3)	29-3 (16-2 to 55-1)	25-9 (17-5 to 39-1)	29-1 (18-9 to 43-1)	28-4 (21-1 to 37-1)	30-2 (22-3 to 39-7)	30-2 (22-3 to 39-7)	29-1 (21-5 to 38-1)	27-1 (19-9 to 36-3)	22-9 (16-2 to 31-5)	17-9 (12-1 to 25-1)	12-8 (8-1 to 18-6)	9-2 (5-7 to 13-2)	6-6 (3-8 to 9-6)	4-6 (2-5 to 6-6)	3-2 (1-7 to 4-6)	2-4 (1-3 to 3-3)	1-8 (1-1 to 2-7)	709
Oral disorders	3-2 (1-9 to 5-1)	1-9 (1-2 to 2-6)	2-3 (1-2 to 4-4)	2-4 (1-2 to 4-2)	2-1 (1-2 to 3-2)	2-1 (1-2 to 3-2)	8-3 (4-7 to 13-7)	13-4 (8-7 to 20-4)	11-6 (6-9 to 19-5)	10-5 (6-2 to 17-4)	9-9 (5-8 to 16-4)	20-1 (11-4 to 34-6)	25 (14-2 to 43-6)	36-3 (20-4 to 60-8)	31-3 (17-6 to 53-9)	60-2 (33-8 to 101)	70-6 (40-1 to 111)	84-2 (52-7 to 129)	100 (62-7 to 154)	91 (52-6 to 152)	68-4 (38-9 to 98-9)	39 (24-5 to 54-6)	19-5 (11-6 to 27)	0-3 (0-2 to 0-4)	730
Caries of deciduous teeth	0 (0 to 0)	0 (0 to 0)	0 (0 to 0)	0-1 (0 to 0-7)	0-3 (0 to 1-5)	0-3 (0 to 0-7)	0-5 (0 to 0-9)	0-6 (0 to 0-9)	0-5 (0 to 0-9)	0-5 (0 to 0-8)	0-4 (0 to 0-7)	0-3 (0 to 0-6)	0-3 (0 to 0-6)	0-3 (0 to 0-6)	0-3 (0 to 0-6)	0-3 (0 to 0-6)	0-3 (0 to 0-6)	0-3 (0 to 0-6)	0-3 (0 to 0-6)	0-3 (0 to 0-6)	0-3 (0 to 0-6)	0-3 (0 to 0-6)	0-3 (0 to 0-6)	0-3 (0 to 0-6)	0-3 (0 to 0-6)	0-3 (0 to 0-6)	1
Caries of permanent teeth	0 (0 to 0)	0 (0 to 0)	0 (0 to 0)	0-2 (0 to 1-6)	2-2 (0 to 5-2)	3-1 (1-3 to 6-2)	4-6 (2 to 9-2)	4-8 (2 to 9-5)	3-7 (1 to 8-1)	3-7 (1 to 7-7)	3-6 (1 to

SR Table 2c: Glouceshire DALY'S by cause and age group for both sexes with 95% uncertainty intervals, 2019

Cause	Early Neonatal (0-6 days)	Late Neonatal (7-27 days)	Post Neonatal (28-364 days)	1 to 4	5 to 9	10 to 14	15 to 19	20 to 24	25 to 29	30 to 34	35 to 39	40 to 44	45 to 49	50 to 54	55 to 59	60 to 64	65 to 69	70 to 74	75 to 79	80 to 84	85 to 89	90 to 94	95 plus	Total
All causes	642 (702 to 1,532)	174 (241 to 349)	223 (570 to 940)	1,369 (1,557 to 1,800)	1,369 (1,531 to 1,802)	1,369 (1,554 to 1,772)	1,369 (1,620 to 2,009)	1,369 (1,648 to 2,443)	1,369 (1,648 to 2,443)	1,369 (1,648 to 2,443

Other neoplasms	0·2 (0·1 to 0·3)	0 (0 to 0)	0·5 (0·1 to 0·9)	0·5 (0·3 to 0·7)	0·6 (0·4 to 0·8)	0·4 (0·3 to 0·4)	0·7 (0·5 to 1·1)	0·8 (0·5 to 1·1)	1·2 (0·8 to 1·6)	1·5 (0·9 to 2·2)	2·1 (1·4 to 3)	2·6 (1·8 to 3·6)	4·8 (3·4 to 7·7)	8·9 (6·4 to 13·4)	14·4 (10·5 to 21)	22·6 (16·9 to 34·4)	37·2 (27·5 to 59·3)	61·9 (49·3 to 94·9)	67·4 (52·7 to 98·7)	59·3 (47·5 to 83·7)	23·7 (23·1 to 44·6)	8·2 (5·4 to 11·9)	399
Mesothelioma; mesothelioma of the pleura and other hemangiosarcoma	0 (0 to 0·2)	0 (0 to 0)	0 (0 to 0·1)	0 (0 to 0·1)	0 (0 to 0·1)	0 (0 to 0·1)	0 (0 to 0·1)	0 (0 to 0·1)	0 (0 to 0·1)	0 (0 to 0·1)	0 (0 to 0·1)	0 (0 to 0·1)	0 (0 to 0·1)	0 (0 to 0·1)	0 (0 to 0·1)	0 (0 to 0·1)	0 (0 to 0·1)	0 (0 to 0·1)	0 (0 to 0·1)	0 (0 to 0·1)	0 (0 to 0·1)	0 (0 to 0·1)	0 (0 to 0·1)	0
Benign and in situ intestinal neoplasms	0 (0 to 0)	0 (0 to 0)	0 (0 to 0)	0 (0 to 0)	0 (0 to 0)	0 (0 to 0)	0 (0 to 0)	0 (0 to 0)	0 (0 to 0)	0 (0 to 0)	0 (0 to 0)	0 (0 to 0)	0 (0 to 0)	0 (0 to 0)	0 (0 to 0)	0 (0 to 0)	0 (0 to 0)	0 (0 to 0)	0 (0 to 0)	0 (0 to 0)	0 (0 to 0)	0 (0 to 0)	0 (0 to 0)	0
Benign and in situ cervical and uterine neoplasms	0 (0 to 0)	0 (0 to 0)	0 (0 to 0)	0 (0 to 0)	0 (0 to 0)	0 (0 to 0)	0 (0 to 0)	0 (0 to 0)	0 (0 to 0)	0 (0 to 0)	0 (0 to 0)	0 (0 to 0)	0 (0 to 0)	0 (0 to 0)	0 (0 to 0)	0 (0 to 0)	0 (0 to 0)	0 (0 to 0)	0 (0 to 0)	0 (0 to 0)	0 (0 to 0)	0 (0 to 0)	0 (0 to 0)	0
Other benign and in situ neoplasms	0 (0 to 0)	0 (0 to 0)	0 (0 to 0)	0 (0 to 0)	0 (0 to 0)	0 (0 to 0)	0 (0 to 0)	0 (0 to 0)	0 (0 to 0)	0 (0 to 0)	0 (0 to 0)	0 (0 to 0)	0 (0 to 0)	0 (0 to 0)	0 (0 to 0)	0 (0 to 0)	0 (0 to 0)	0 (0 to 0)	0 (0 to 0)	0 (0 to 0)	0 (0 to 0)	0 (0 to 0)	0 (0 to 0)	0
Cardiovascular diseases	2·4 (1·7 to 3·1)	2·6 (1·9 to 3·4)	9·7 (6·2 to 15·2)	9·5 (7·2 to 11·4)	11 (8·1 to 15·4)	16·2 (12·3 to 20·2)	42·6 (29·5 to 60·4)	73·6 (51·1 to 107·5)	133 (111 to 156)	195 (139 to 276)	291 (244 to 363)	445 (371 to 539)	770 (574 to 955)	1,193 (911 to 1,550)	1,478 (1,200 to 1,760)	1,730 (1,459 to 2,010)	2,260 (1,826 to 2,830)	2,260 (2,060 to 2,730)	2,640 (2,170 to 4,190)	2,190 (2,030 to 4,700)	2,980 (2,330 to 4,920)	2,780 (2,260 to 3,140)	972 (752 to 985)	27,200
Rheumatic heart disease	0 (0 to 0)	0 (0 to 0·4)	0 (0 to 0·3)	0 (0 to 0·3)	0 (0 to 0·4)	0 (0 to 0·4)	0·1 (0 to 0·7)	0·1 (0 to 0·6)	0·1 (0 to 1·1)	0·1 (0 to 1·1)	0·2 (0 to 1·3)	0·2 (0 to 1·4)	0·2 (0 to 2·3)	0·2 (0 to 4·1)	0·2 (0 to 4·7)	0·2 (0 to 5·4)	0·2 (0 to 5·3)	0·2 (0 to 5·2)	0·2 (0 to 5·1)	0·2 (0 to 5·1)	0·2 (0 to 5·1)	0·2 (0 to 5·1)	0·2 (0 to 5·1)	182
Ischemic heart disease	0 (0 to 0)	0 (0 to 0)	0 (0 to 0)	0 (0 to 0)	0 (0 to 0)	2·3 (1·7 to 3·1)	8·9 (6·3 to 11·9)	30·6 (23·3 to 40·2)	93·7 (67·5 to 128·5)	127 (97·5 to 166·6)	209 (170·5 to 253)	340 (280·5 to 414)	606 (461·1 to 751)	818 (621·1 to 1,020)	948 (781·5 to 1,120)	1,060 (872·1 to 1,260)	1,190 (1,010 to 1,390)	1,060 (1,030 to 1,280)	1,740 (1,470 to 2,260)	1,070 (1,060 to 2,080)	1,210 (1,060 to 2,080)	361 (662 to 1,290)	85,600	13,100
Stroke	0·1 (0 to 0·3)	0·2 (0·1 to 0·4)	1·2 (1·1 to 2·4)	1·6 (1·4 to 2·1)	4·7 (3·7 to 6·1)	7·8 (5·7 to 9·6)	15·6 (11·5 to 20·8)	29·6 (24·1 to 34·8)	46 (34·1 to 64·8)	52·2 (39·9 to 67·2)	60·1 (50·1 to 72·2)	103 (89·1 to 120)	163 (119·5 to 222)	238 (182·5 to 299)	298 (220·1 to 364)	331 (253·5 to 419)	456 (342·5 to 544)	724 (564·5 to 963)	965 (753·5 to 1,280)	1,140 (1,020 to 1,460)	1,240 (829·1 to 1,990)	916 (727·1 to 1,230)	351 (365·5 to 1,050)	7,080
Ischemic stroke	0·1 (0 to 0·1)	0·2 (0·1 to 0·4)	0·3 (0·2 to 0·5)	1·1 (0·9 to 1·4)	2·6 (2·1 to 3·1)	4·4 (3·6 to 5·2)	9·8 (7·9 to 12·4)	17 (13·7 to 21)	17·3 (13·7 to 22·1)	17·1 (13·4 to 21·6)	22 (18·1 to 27·3)	19·2 (15·3 to 23·6)	28·4 (22·6 to 35·2)	39·4 (31·3 to 48·3)	59·6 (47·1 to 72·9)	82·9 (67·1 to 99·5)	135 (109·5 to 162)	192 (155·5 to 232)	330 (265·5 to 462)	637 (462·5 to 1,040)	551 (469·5 to 1,050)	996 (784·5 to 1,740)	743 (580·5 to 1,260)	4,340
Intracerebral hemorrhage	0 (0 to 0)	0 (0 to 0)	0·1 (0 to 0·5)	0·1 (0 to 0·5)	0·2 (0 to 0·6)	0·3 (0·2 to 0·6)	0·5 (0·3 to 1·1)	0·8 (0·5 to 1·7)	1·2 (0·8 to 2·5)	1·8 (1·2 to 3·6)	2·6 (1·8 to 5·1)	3·6 (2·5 to 7·1)	5·4 (3·8 to 10·6)	7·5 (5·3 to 14·6)	9·5 (6·8 to 18·3)	11·5 (8·3 to 21·9)	13·7 (9·9 to 26·1)	16·2 (11·6 to 30·6)	19·2 (13·7 to 36·2)	22·5 (16·1 to 42·3)	26·5 (18·9 to 49·6)	31·5 (22·5 to 58·8)	37·6 (26·8 to 70·2)	132 (94·1 to 246)	1,810
Subarachnoid hemorrhage	0 (0 to 0·2)	0 (0 to 0)	0·1 (0 to 0·2)	0·1 (0 to 0·3)	0·2 (0 to 0·4)	0·2 (0·1 to 0·3)	0·3 (0·2 to 0·5)	0·5 (0·3 to 0·8)	0·8 (0·5 to 1·2)	1·1 (0·7 to 1·6)	1·6 (1·1 to 2·3)	2·2 (1·5 to 3·2)	3·3 (2·3 to 4·8)	4·6 (3·2 to 6·7)	5·8 (4·1 to 8·3)	7·1 (5·1 to 10·2)	8·4 (6·1 to 12·1)	10·1 (7·3 to 14·5)	12·1 (8·7 to 17·4)	14·2 (10·2 to 20·5)	16·7 (12·1 to 24·1)	19·9 (14·4 to 28·7)	23·7 (17·1 to 34·2)	83 (59·6 to 119·5)	1,810
Hypertensive heart disease	0 (0 to 0)	0 (0 to 0)	0 (0 to 0)	0 (0 to 0)	0 (0 to 0)	0 (0 to 0)	0 (0 to 0·4)	0·3 (0·2 to 0·6)	0·6 (0·3 to 0·9)	0·9 (0·5 to 2·4)	1·4 (0·9 to 3·5)	2·1 (1·4 to 4·9)	3·4 (2·3 to 7·6)	5·4 (3·7 to 11·1)	7·7 (5·3 to 15·4)	10·4 (7·2 to 20·5)	13·7 (9·5 to 26·9)	17·6 (12·3 to 34·3)	22·6 (15·7 to 43·2)	28·9 (20·1 to 54·7)	36·9 (25·6 to 69·5)	47·4 (32·9 to 89·1)	60·9 (42·2 to 114·5)	196	2,750
Non-rheumatic valvular heart disease	1·1 (0·4 to 1·4)	1·1 (0·7 to 1·4)	4·6 (2·4 to 5·8)	3·2 (1·9 to 4·1)	1·9 (1·1 to 2·4)	2·9 (1·6 to 3·7)	2·3 (1·3 to 3·1)	2·6 (1·4 to 3·5)	3·9 (2·1 to 5·2)	5·5 (2·9 to 7·5)	7·5 (4·1 to 10·2)	10·2 (5·6 to 13·9)	14·6 (8·1 to 19·8)	21·6 (12·1 to 29·3)	30·2 (17·1 to 40·9)	41·7 (24·1 to 56·4)	55·2 (32·1 to 74·7)	71·4 (42·1 to 96·4)	90·4 (53·7 to 121)	113 (67·1 to 151)	140 (83·1 to 188)	173 (103·5 to 232)	211 (126·5 to 283)	767	22,200
Non-rheumatic calcific aortic valve disease	0 (0 to 0)	0 (0 to 0)	0 (0 to 0)	0 (0 to 0)	0 (0 to 0)	0·1 (0 to 0·1)	0·3 (0·1 to 0·6)	0·6 (0·3 to 1·2)	1·2 (0·6 to 2·3)	2·1 (1·1 to 3·7)	3·6 (1·8 to 6·4)	5·6 (2·9 to 10·1)	9·3 (4·6 to 16·4)	14·6 (7·3 to 25·6)	22·3 (11·2 to 38·9)	32·7 (16·5 to 56·6)	46·1 (23·5 to 79·3)	62·7 (32·5 to 106)	83·2 (43·5 to 138)	109 (57·6 to 177)	140 (74·1 to 227)	178 (94·5 to 287)	224 (119·5 to 360)	1,140	28,000
Non-rheumatic degenerative mitral valve disease	0 (0 to 0)	0 (0 to 0)	0 (0 to 0)	0 (0 to 0)	0 (0 to 0)	0 (0 to 0·1)	0·1 (0 to 0·1)	0·1 (0 to 0·1)	0·1 (0 to 0·1)	0·1 (0 to 0·1)	0·1 (0 to 0·1)	0·1 (0 to 0·1)	0·1 (0 to 0·1)	0·1 (0 to 0·1)	0·1 (0 to 0·1)	0·1 (0 to 0·1)	0·1 (0 to 0·1)	0·1 (0 to 0·1)	0·1 (0 to 0·1)	0·1 (0 to 0·1)	0·1 (0 to 0·1)	0·1 (0 to 0·1)	0·1 (0 to 0·1)	1·2
Other non-rheumatic valve diseases	0 (0 to 0)	0 (0 to 0)	0 (0 to 0)	0 (0 to 0)	0 (0 to 0)	0 (0 to 0·1)	0 (0 to 0·1)	0 (0 to 0·2)	0 (0 to 0·3)	0 (0 to 0·3)	0 (0 to 0·3)	0 (0 to 0·3)	0 (0 to 0·3)	0 (0 to 0·3)	0 (0 to 0·3)	0 (0 to 0·3)	0 (0 to 0·3)	0 (0 to 0·3)	0 (0 to 0·3)	0 (0 to 0·3)	0 (0 to 0·3)	0 (0 to 0·3)	0 (0 to 0·1)	1·2
Cardiomyopathy and myocarditis	1·2 (0·9 to 1·4)	1·4 (0·9 to 2)	2·6 (2·3 to 3·7)	2·3 (2·1 to 2·9)	1·7 (1·6 to 2·1)	1·7 (1·6 to 2·1)	1·7 (1·6 to 2·1)	1·7 (1·6 to 2·1)	1·8 (1·6 to 2·2)	1·9 (1·7 to 2·3)	2·1 (1·8 to 2·5)	2·3 (2·1 to 2·8)	2·7 (2·4 to 3·3)	3·2 (2·8 to 3·9)	3·8 (3·4 to 4·6)	4·5 (4·1 to 5·4)	5·4 (4·8 to 6·4)	6·4 (5·7 to 7·6)	7·6 (6·8 to 9·1)	9·1 (8·1 to 10·8)	10·8 (9·6 to 12·9)	12·9 (11·4 to 15·4)	15·4 (13·6 to 18·4)	364
Myocarditis	0·3 (0·2 to 0·4)	0·3 (0·2 to 0·5)	0·5 (0·3 to 0·8)	0·5 (0·4 to 0·7)	0·4 (0·3 to 0·5)	0·4 (0·3 to 0·5)	0·4 (0·3 to 0·5)	0·4 (0·3 to 0·5)	0·4 (0·3 to 0·5)	0·4 (0·3 to 0·5)	0·4 (0·3 to 0·5)	0·4 (0·3 to 0·5)	0·4 (0·3 to 0·5)	0·4 (0·3 to 0·5)	0·4 (0·3 to 0·5)	0·4 (0·3 to 0·5)	0·4 (0·3 to 0·5)	0·4 (0·3 to 0·5)	0·4 (0·3 to 0·5)	0·4 (0·3 to 0·5)	0·4 (0·3 to 0·5)	0·4 (0·3 to 0·5)	0·4 (0·3 to 0·5)	2·3
Alcoholic cardiomyopathy	0 (0 to 0)	0 (0 to 0)	0 (0 to 0)	0 (0 to 0)	0 (0 to 0)	0 (0 to 0)	0 (0 to 0)	0 (0 to 0)	0 (0 to 0)	0 (0 to 0)	0 (0 to 0)	0 (0 to 0)	0 (0 to 0)	0 (0 to 0)	0 (0 to 0)	0 (0 to 0)	0 (0 to 0)	0 (0 to 0)	0 (0 to 0)	0 (0 to 0)	0 (0 to 0)	0 (0 to 0)	0 (0 to 0)	0 (0 to 0)	2
Other cardiomyopathy	1·1 (0·4 to 1·4)	1·1 (0·7 to 1·4)	4·6 (2·4 to 5·8)	3·2 (1·9 to 4·1)	1·9 (1·1 to 2·4)	2·9 (1·6 to 3·7)	2·3 (1·3 to 3·1)	2·6 (1·4 to 3·5)	3·9 (2·1 to 5·2)	5·5 (2·9 to 7·5)	7·5 (4·1 to 10·2)	10·2 (5·6 to 13·9)	14·6 (8·1 to 19·8)	21·6 (12·1 to 29·3)	30·2 (17·1 to 40·9)	41·7 (24·1 to 56·4)	55·2 (32·1 to 74·7)	71·4 (42·1 to 96·4)	90·4 (53·7 to 121)	113 (67·1 to 151)	140 (83·1 to 188)	173 (103·5 to 232)	211 (126·5 to 283)	453
Atrial fibrillation and flutter	0 (0 to 0)	0 (0 to 0)	0 (0 to 0)	0 (0 to 0)	0 (0 to 0)	0 (0 to 0)	0 (0 to 0)	0 (0 to 0)	0 (0 to 0)	0 (0 to 0)	0 (0 to 0)	0 (0 to 0)	0 (0 to 0)	0 (0 to 0)	0 (0 to 0)	0 (0 to 0)	0 (0 to 0)	0 (0 to 0)	0 (0 to 0)	0 (0 to 0)	0 (0 to 0)	0 (0 to 0)	0 (0 to 0)	0 (0 to 0)	2,140
Aortic aneurysm	..	..	..	..	..	..	0·6 (0·4 to 0·8)	2·2 (1·5 to 3·1)	3·9 (2·6 to 5·4)	4·2 (2·9 to 5·7)	7·2 (4·7 to 9·7)	10·3 (7·1 to 13·7)	16·8 (11·6 to 22·3)	25 (17·7 to 32·9)	37·7 (27·1 to 48·7)	49 (36·4 to 62·2)	59·4 (45·1 to 73·8)	68·2 (52·1 to 83·7)	76·1 (58·1 to 93·2)	83·2 (63·7 to 101)	89·2 (68·2 to 108)	94·2 (72·3 to 114)	98·3 (75·5 to 118)	NA
Endocarditis	0 (0 to 0)	0·1 (0 to 0·3)	0·3 (0·2 to 0·4)	0·4 (0·2 to 0·6)	0·4 (0·2 to 0·6)	0·4 (0·2 to 0·6)	0·7 (0·4 to 1·1)	1 (0·6 to 1·5)	2 (1·2 to 3)	3 (1·8 to 4·5)	4·5 (2·7 to 6·7)	6·5 (3·9 to 9·6)	9·2 (5·6 to 13·5)	12·9 (7·9 to 18·9)	17·4 (10·7 to 25·4)	22·5 (13·9 to 32·8)	28·4 (17·5 to 41·3)	34·9 (21·5 to 50·8)	42·5 (26·2 to 61·8)	51·2 (31·6 to 74·4)	61·1 (37·8 to 88·8)	72·2 (44·6 to 105)	84·7 (52·3 to 123)	191
Other cardiovascular and circulatory diseases	1 (0·5 to 1·4)	0·9 (0·4 to 1·3)	2·4 (1·2 to 4·1)	2·1 (1·4 to 3)	2·7 (1·7 to 3·7)	3·6 (2·4 to 4·8)	6·2 (4·3 to 8·3)	10 (7·1 to 13·4)	13·4 (9·6 to 17·8)	19·5 (13·9 to 25·8)	27·3 (19·7 to 36·2)	38·2 (27·6 to 50·7)	53 (38·4 to 70·4)	73·7 (53·4 to 97·9)	99·9 (72·4 to 133)	131 (95·1 to 175)	169 (122·5 to 225)	213 (154·5 to 283)	264 (191·5 to 350)	321 (232·5 to 426)	387 (280·5 to 514)	460 (333·5 to 611)	544 (394·5 to 722)	1,100
Chronic respiratory diseases	0 (0 to 0)	600·1 (539·1 to 664)	122 (98·4 to 152·3)	149 (127·5 to 178·5)	160 (137·5 to 186·5)	168 (147·5 to 191·5)	170 (151·5 to 194·5)	179 (157·5 to 204·5)	193 (170·5 to 219·5)	209 (186·5 to 234·5)	228 (205·5 to 254·5)	211 (188·5 to 237·5)	497 (472·5 to 522·5)	459 (436·5 to 485·5)	810 (785·5 to 835·5)	1,060 (1,040 to 1,080)	1,300 (1,280 to 1,320)	1,430 (1,410 to 1,450)	1,360 (1,340 to 1,380)	1,110 (1,090 to 1,130)	614 (592·5 to 636·5)	172 (147·5 to 197·5)	11,400
Chronic obstructive pulmonary disease	0 (0 to 0)	0 (0 to 0·1)	0·3 (0·2 to 0·4)	0·2 (0·2 to 0·3)	0·4 (0·3 to 0·5)	0·5 (0·4 to 0·6)	0·8 (0·6 to 1·1)	1·2 (0·9 to 1·6)	1·9 (1·4 to 2·6)	2·8 (2·1 to 3·8)	4·1 (3·1 to 5·5)	6·1 (4·6 to 8·2)	9·4 (7·1 to 12·6)	14·1 (10·7 to 18·9)	20·9 (15·8 to 28·1)	29·5 (22·3 to 39·6)	40 (30·2 to 53·6)	53·4 (40·3 to 71·6)	69·1 (52·2 to 92·6)	87·9 (66·4 to 118)	110 (83·1 to 147)	136 (103·5 to 182)	165 (125·5 to 220)	939	7,840
Pneumoconiosis	0 (0 to 0)	0 (0 to 0)	0 (0 to 0)	0 (0 to 0)	0 (0 to 0)	0 (0 to 0)	0 (0 to 0·1)	0 (0 to 0·1)	0 (0 to 0·1)	0 (0 to 0·1)	0 (0 to 0·2)	0·1 (0 to 0·2)	0·2 (0 to 0·4)	0·3 (0 to 0·6)	0·5 (0 to 0·9)	0·7 (0 to 1·4)	1 (0 to 1·9)	1·4 (0 to 2·7)	1·9 (0 to 3·5)	2·5 (0 to 4·7)	3·2 (0 to 6·1)	4·1 (0 to 7·8)	5·2 (0 to 9·8)	6·6 (0 to 12·5)	98
Silicosis	0 (0 to 0)	0 (0 to 0)	0 (0 to 0)	0 (0 to 0)	0 (0 to 0)	0 (0 to 0)	0 (0 to 0)	0 (0 to 0)	0 (0 to 0)	0 (0 to 0)	0 (0 to 0)	0 (0 to 0)	0 (0 to 0)	0 (0 to 0)	0 (0 to 0)	0 (0 to 0)	0 (0 to 0)	0 (0 to 0)	0 (0 to 0)	0 (0 to 0)	0 (0 to 0)	0 (0 to 0)	0 (0 to 0)	0 (0 to 0)	5
Asbestosis	0 (0 to 0)	0 (0 to 0)	0 (0 to 0)	0 (0 to 0)	0 (0 to 0)	0 (0 to 0)	0 (0 to 0)	0 (0 to 0)	0 (0 to 0)	0 (0 to 0)	0 (0 to 0)	0 (0 to 0)	0 (0 to 0)	0 (0 to 0)	0 (0 to 0)	0 (0 to 0)	0 (0 to 0)	0 (0 to 0)	0 (0 to 0)	0 (0 to 0)	0 (0 to 0)	0 (0 to 0)	0 (0 to 0)	0 (0 to 0)	38
Coal workers pneumoconiosis	0 (0 to 0)	0 (0 to 0)	0 (0 to 0)	0 (0 to 0)	0 (0 to 0)	0 (0 to 0)	0 (0 to 0)	0 (0 to 0)	0 (0 to 0)	0 (0 to 0)	0 (0 to 0)	0 (0 to 0)	0 (0 to 0)	0 (0 to 0)	0 (0 to 0)	0 (0 to 0)	0 (0 to 0)	0 (0 to 0)	0 (0 to 0)	0 (0 to 0)	0 (0 to 0)	0 (0 to 0)	0 (0 to 0)	0 (0 to 0)	11·2
Other pneumoconiosis	0 (0 to 0)	0 (0 to 0)	0 (0 to 0)	0 (0 to 0)	0 (0 to 0)	0 (0 to 0)	0 (0 to 0)	0 (0 to 0)	0 (0 to 0)	0 (0 to 0)	0 (0 to 0)	0 (0 to 0)	0 (0 to 0)	0 (0 to 0)	0 (0 to 0)	0 (0 to 0)	0 (0 to 0)	0 (0 to 0)	0 (0 to 0)	0 (0 to 0)	0 (0 to 0)	0 (0 to 0)	0 (0 to 0)	0 (0 to 0)	0
Asthma	0 (0 to 0)	147 (99·5 to 186·1)	113 (69·7 to 203)	139 (79·1 to 223)	107 (63·4 to 233)	146 (89·7 to 239)	139 (84·4 to 233)	143 (84·9 to 233)	140 (84·9 to 231)	140 (84·7 to 213)	146 (105 to 204)	166 (113 to 270)	162 (114 to 264)	183 (130 to 239)	193 (141 to 266)	193 (137 to 264)	197 (139 to 270)	193 (137 to 264)	197 (139 to 270)	193 (137 to 264)	197 (139 to 270)	193 (137 to 264)	197 (139 to 270)	2,490
Interstitial lung disease and pulmonary sarcoidosis	0 (0 to 0)	0 (0 to 0)	0 (0 to 0)	0 (0 to 0)	0 (0 to 0)	0 (0 to 0)	0 (0 to 0)	0 (0 to 0)	0 (0 to 0)	0 (0 to 0)	0 (0 to 0)	0 (0 to 0)	0 (0 to 0)	0 (0 to 0)	0 (0 to 0)	0 (0 to 0)	0 (0 to 0)	0 (0 to 0)	0 (0 to 0)	0 (0 to 0)	0 (0 to 0)	0 (0 to 0)	0 (0 to 0)	3·2
Other chronic respiratory diseases	0·9 (0·7 to 1·1)	1·3 (0·9 to 1·7)	3·9 (2·6 to 5·2)	3·7 (2·9 to 4·5)	2·9 (2·3 to 3·5)	3·1 (2·5 to 3·8)	3·1 (2·5 to 3·8)	3·1 (2·5 to 3·8)	3·1 (2·5 to 3·8)	3·1 (2·5 to 3·8)	3·1 (2·5 to 3·8)	3·1 (2·5 to 3·8)	3·1 (2·5 to 3·8)	3·1 (2·5 to 3·8)	3·1 (2·5 to 3·8)	3·1 (2·5 to 3·8)	3·1 (2·5 to 3·8)	3·1 (2·5 to 3·8)	3·1 (2·5 to 3·8)	3·1 (2·5 to 3·8)	3·1 (2·5 to 3·8)	3·1 (2·5 to 3·8)	3·1 (2·5 to 3·8)	159
Digestive diseases	9 (7·7 to 10·1)	9 (8·2 to 10·2)	12 (10·3 to 23·1)	9·7 (7·9 to 12·9)	12 (9·6 to 16·1)	13·9 (10·4 to 18·6)	39 (29·1 to 52·1)	68·6 (52·1 to 127)	140 (104 to 209)	278 (209 to 374)	392 (294 to 523)	470 (353 to 628)	642 (482 to 856)	916 (687 to 1,220)	1,220 (916 to 1,630)	867 (650 to 1,160)	753 (565 to 1,010)	710 (533 to 948)	703 (527 to 938)	663 (497 to 886)	648 (486 to 865)	599 (449 to 799)	283 (212 to 378)	8,430
Cirrhosis and other chronic liver diseases	0 (0 to 0)	1·4 (1·1 to 1·9)	1·5 (1·1 to 1·9)	1·4 (1·1 to 1·8)	1·4 (1·1 to 1·8)	2·1 (1·6 to 2·7)	3·9 (2·9 to 5·2)	7·2 (5·3 to 9·6)	27·6 (20·4 to 37·1)	63 (46·9 to 84·2)	117 (87·1 to 156)	193 (143 to 258)	291 (216 to 389)	328 (244 to 438)	375 (279 to 501)	292 (217 to 391)	223 (166 to 298)	159 (118 to 213)	109 (81·1 to 146)	69·8 (51·9 to 93·3)	46·3 (34·5 to 62·1)	29·6 (22·1 to 39·7)	9·2 (6·8 to 12·3)	2,280
Cirrhosis and other chronic liver diseases due to hepatitis B	0 (0 to 0)	0 (0 to 0)	0 (0 to 0)	0 (0 to 0)	0 (0 to 0)	0 (0 to 0·1)	0·2 (0·1 to 0·3)	0·6 (0·4 to 0·8)	2·6 (1·9 to 3·5)	8·6 (6·3 to 11·5)	12·3 (9·1 to 16·5)	17·2 (12·7 to 23)	24·1 (17·8 to 32·7)	27·3 (20·1 to 36·7)	31·2 (23·1 to 42·1)	24·3 (17·9 to 32·6)	18·5 (13·7 to 24·9)	13·2 (9·8 to 17·8)	9·1 (6·7 to 12·3)	5·8 (4·3 to 7·8)	3·8 (2·8 to 5·1)	2·4 (1·8 to 3·2)	0·8 (0·6 to 1·1)	172
Cirrhosis and other chronic liver diseases due to hepatitis C	0 (0 to 0)	0 (0 to 0)	0 (0 to 0)	0 (0 to 0)	0 (0 to 0)	0 (0 to 0·1)	0·2 (0·1 to 0·3)	0·6 (0·4 to 0·8)	2·6 (1·9 to 3·5)	8·6 (6·3 to 11·5)	12·3 (9·1 to 16·5)	17·2 (12·7 to 23)	24·1 (17·8 to 32·7)	27·3 (20·1 to 36·7)	31·2 (23·1 to 42·1)	24·3 (17·9 to 32·6)	18·5 (13·7 to 24·9)	13·2 (9·8 to 17·8)	9·1 (6·7 to 12·3)	5·8 (4·3 to 7·8)	3·8 (2·8 to 5·1)	2·4 (1·8 to 3·2)	0·8 (0·6 to 1·1)	172
Cirrhosis and other chronic liver diseases due to alcohol use	0 (0 to 0)	0 (0 to 0)	0 (0 to 0)	0 (0 to 0)	0 (0 to 0)	0 (0 to 0)	1·9 (1·4 to 2·6)	14·8 (9·7 to 20·2)	31·7 (22·7 to 42·1)	67·4 (47·6 to 88·4)	77·6 (53·9 to 104)	153 (107 to 206)	152 (106 to 204)	222 (157 to 295)	149 (105 to 200)	223 (157 to 300)	161 (114 to 216)	132 (93·1 to 177)	102 (72·1 to 137)	89·5 (63·1 to 120)	50·8 (35·8 to 68·2)	29·7 (20·9 to 39·9)	16·9 (11·9 to 22·7)	8·2 (5·7 to 11·1)	1,320
Cirrhosis and other chronic liver diseases due to NAFLD	0 (0 to 0)	0 (0 to 0)	0 (0 to 0)	0 (0 to 0)	0 (0 to 0)	0 (0 to 0)	0·1 (0 to 0·1)	0·3 (0·2 to 0·5)	2·9 (2·1 to 3·9)	9 (6·5 to 12·2)	16·2 (11·7 to 21·9)	23·3 (16·8 to 31·5)	32 (23·1 to 43·3)	39·7 (28·7 to 53·7)	49·1 (35·5 to 66·4)	39·6 (28·6 to 53·6)	29·9 (21·6 to 40·5)	22·8 (16·4 to 30·8)	19·6 (14·2 to 26·5)	14·9 (10·8 to 20·2)	10·2 (7·4 to 13·8)	7·7 (5·6 to 10·4)	4·7 (3·4 to 6·4)	158
Cirrhosis and other chronic liver diseases due to other causes	1·4 (1·1 to 1·8)	1·4 (1·1 to 1·8)	1·4 (1·1 to 1·8)	1·4 (1·1 to 1·8)	2·8 (2·2 to 3·5)	4·2 (3·3 to 5·3)	7·6 (5·9 to 9·6)	13·2 (10·3 to 16·6)	19·3 (15·1 to 24·3)	22·9 (17·9 to 28·8)	27·1 (21·2 to 34·1)	32·8 (25·7 to 41·3)	49·1 (38·4 to 61·8)	59·1 (46·3 to 74·4)	69·8 (54·6 to 87·9)	63·6 (49·8 to 80·1)	57·7 (45·1 to 72·6)	52·7 (41·2 to 66·3)	48·1 (37·6 to 60·5)	39·2 (30·6 to 49·3)	33·5 (26·2 to 42·2)	27·8 (21·7 to 35)	22·9 (17·9 to 28·8)	430
Upper digestive system diseases	0 (0 to 0)	0·1 (0 to 0·1)	0·4 (0·2 to 0·5)	0·3 (0·2 to 0·4)	0·3 (0·2 to 0·4)	0·4 (0·3 to 0·5)	0·7 (0·5 to 1·1)	1·2 (0·8 to 1·7)	2·1 (1·4 to 3·1)	3·2 (2·2 to 4·6)	4·5 (3·1 to 6·5)	6·3 (4·4 to 9·1)	8·9 (6·2 to 12·8)	12·3 (8·6 to 17·7)	16·2 (11·3 to 23·3)	20·9 (14·6 to 30·1)	26·4 (18·4 to 38·1)	33·1 (23·1 to 47·7)	41·2 (28·8 to 59·4)	50·8 (35·5 to 73·2)	62·5 (43·7 to 90·1)	77·1 (53·9 to 111)	94·6 (66·1 to 136)	1,320
Peptic ulcer disease	0 (0 to 0)	0·7 (0·5 to 1·1)	2·7 (1·9 to 3·7)	2·9 (2·1 to 3·7)	2·8 (2·1 to 3·6)	3·1 (2·3 to 4·1)	5·2 (3·9 to 6·8)	8·6 (6·4 to 11·3)	12·9 (9·6 to 16·9)	18 (13·4 to 23·5)	23·5 (17·5 to 30·6)	29·5 (22·1 to 38·4)	40·3 (30·2 to 52·5)	52·1 (39·1 to 67·8)	63·6 (47·7 to 82·8)	74·2 (55·7 to 96·6)	84·1 (63·1 to 109)	92·8 (69·6 to 121)	99·9 (74·9 to 130)	105·4 (79·1 to 137)	109·4 (82·1 to 142)	112·4 (84·3 to 146)	114·4 (85·8 to 149)	1,320
Gastritis and duodenitis	0 (0 to 0)	0 (0 to 0)	0 (0 to 0)	0 (0 to 0)	0 (0 to 0)	0 (0 to 0)	0 (0 to 0)	0 (0 to 0)	0 (0 to 0)	0 (0 to 0)	0 (0 to 0)	0 (0 to 0)	0 (0 to 0)	0 (0 to 0)	0 (0 to 0)	0 (0 to 0)	0 (0 to 0)	0 (0 to 0)	0 (0 to 0)	0 (0 to 0)	0 (0 to 0)	0 (0 to 0)	0 (0 to 0)	0 (0 to 0)	0
Gastroesophageal reflux disease	0 (0 to 0)	0 (0 to 0)	0 (0 to 0)	0 (0 to 0)	0 (0 to 0)	0 (0 to 0)	0 (0 to 0)	0 (0 to 0)	0 (0 to 0)	0 (0 to 0)	0 (0 to 0)	0 (0 to 0)	0 (0 to 0)	0 (0 to 0)	0 (0 to 0)	0 (0 to 0)	0 (0 to 0)	0 (0 to 0)	0 (0 to 0)	0 (0 to 0

Congenital birth defects	224 (162 to 332)	89 (66 to 123)	191 (135 to 284)	110 (83 to 154)	59 (44 to 79 5)	55 (41 to 73 4)	61 (46 to 79 2)	58 (45 3 to 71 9)	50 (40 to 62)	49 (34 to 59 2)	46 (36 to 58 5)	43 (33 1 to 55 4)	43 (34 to 55 4)	50 (39 to 63 4)	53 (39 to 69 1)	54 (39 to 69 8)	43 (29 7 to 59 2)	33 (21 5 to 41 9)	12 (7 9 to 19 8)	7 (4 9 to 11 4)	4 (2 8 to 7 1)	2 (1 5 to 3 8)	1 (0 4 to 1 5)	0 (0 1 to 0 3)		1,290
Neural tube defects	22 (13 1 to 29 7)	9 (4 7 to 9 7)	20 (10 4 to 29 2)	11 (5 7 to 21 1)	3 (2 to 9 2)	3 (2 8 to 9 2)	4 (2 to 9 3)	2 (2 to 7 5)	3 (1 6 to 3 4)	2 (1 to 4)	3 (1 7 to 4)	2 (1 to 3 2)	1 (0 6 to 2 5)	3 (1 to 5 2)	1 (0 6 to 1 4)	0 (0 to 0 5 1)	0 (0 to 0 5 7)	0 (0 to 0 5 1)	0 (0 to 0 5 1)	0 (0 to 0 5 1)	0 (0 to 0 5 1)	0 (0 to 0 5 1)	0 (0 to 0 5 1)	0 (0 to 0 5 1)		94 6
Congenital heart anomalies	0 (0 to 0 1)	0 (0 to 0 1)	0 (0 to 0 1)

SR Table 2c: Somerset DALYS by cause and age group for both sexes with 95% uncertainty intervals, 2019

Cause	Early Neonatal (0-6 days)	Late Neonatal (7-27 days)	Post Neonatal (28-364 days)	1 to 4	5 to 9	10 to 14	15 to 19	20 to 24	25 to 29	30 to 34	35 to 39	40 to 44	45 to 49	50 to 54	55 to 59	60 to 64	65 to 69	70 to 74	75 to 79	80 to 84	85 to 89	90 to 94	95 plus	Total
All causes	1,622 (1,421 - 1,831)	1,207 (1,057 - 1,363)	1,442 (1,262 - 1,628)	1,249 (959 to 1,605)	1,228 (929 to 1,625)	1,287 (993 to 1,645)	1,722 (1,324 to 2,208)	1,903 (1,512 to 2,360)	2,243 (1,818 to 2,744)	2,423 (2,020 to 2,920)	2,539 (2,145 to 3,020)	2,539 (2,145 to 3,020)	2,539 (2,145 to 3,020

Other neoplasms	0·2 (0 to 0·3)	0 (0 to 0)	0·5 (0·1 to 0·9)	0·5 (0·3 to 0·7)	0·5 (0·3 to 0·7)	0·5 (0·3 to 0·6)	0·7 (0·4 to 1·1)	0·6 (0·4 to 0·9)	1·1 (0·7 to 1·5)	1·4 (0·9 to 2·1)	1·6 (1 to 2·2)	2·1 (1·5 to 2·8)	2·2 (2 to 2·5)	2·2 (2 to 2·5)	2·2 (2 to 2·5)	8·7 (4·1 to 12·2)	14·4 (10·9 to 20·2)	22·5 (17·5 to 28·7)	41·3 (31·2 to 59·2)	71·6 (53·3 to 100)	79·2 (57·7 to 106)	77·1 (59·7 to 104)	69·3 (49·7 to 90·4)	48·6 (29·4 to 64)	11·9 (9·6 to 16·2)	
Medulloblastoma, medulloblastoma, and other hemangioblastic neoplasms	0·2 (0 to 0·3)	0 (0 to 0)	0·3 (0·1 to 0·6)	0·3 (0·2 to 0·5)	0·3 (0·2 to 0·5)	0·4 (0·3 to 0·6)	0·4 (0·4 to 0·5)	0·4 (0·3 to 0·5)	0·5 (0·4 to 0·7)	0·5 (0·4 to 0·6)	0·5 (0·4 to 0·6)	0·5 (0·4 to 0·6)	0·5 (0·4 to 0·6)	0·5 (0·4 to 0·6)	0·5 (0·4 to 0·6)	0·5 (0·4 to 0·6)	0·5 (0·4 to 0·6)	0·5 (0·4 to 0·6)	0·5 (0·4 to 0·6)	0·5 (0·4 to 0·6)	0·5 (0·4 to 0·6)	0·5 (0·4 to 0·6)	0·5 (0·4 to 0·6)	0·5 (0·4 to 0·6)	0·5 (0·4 to 0·6)	468
Benign and in situ cerebral neoplasms	0 (0 to 0)	0 (0 to 0)	0 (0 to 0)	0 (0 to 0)	0 (0 to 0)	0 (0 to 0)	0 (0 to 0)	0 (0 to 0)	0 (0 to 0)	0 (0 to 0)	0 (0 to 0)	0 (0 to 0)	0 (0 to 0)	0 (0 to 0)	0 (0 to 0)	0 (0 to 0)	0 (0 to 0)	0 (0 to 0)	0 (0 to 0)	0 (0 to 0)	0 (0 to 0)	0 (0 to 0)	0 (0 to 0)	0 (0 to 0)	0 (0 to 0)	0 (0 to 0)	0
Benign and in situ cerebral and uterine neoplasms	0 (0 to 0)	0 (0 to 0)	0 (0 to 0)	0 (0 to 0)	0 (0 to 0)	0 (0 to 0)	0 (0 to 0)	0 (0 to 0)	0 (0 to 0)	0 (0 to 0)	0 (0 to 0)	0 (0 to 0)	0 (0 to 0)	0 (0 to 0)	0 (0 to 0)	0 (0 to 0)	0 (0 to 0)	0 (0 to 0)	0 (0 to 0)	0 (0 to 0)	0 (0 to 0)	0 (0 to 0)	0 (0 to 0)	0 (0 to 0)	0 (0 to 0)	0 (0 to 0)	0
Other benign and in situ neoplasms	0 (0 to 0)	0 (0 to 0)	0 (0 to 0)	0 (0 to 0)	0 (0 to 0)	0 (0 to 0)	0 (0 to 0)	0 (0 to 0)	0 (0 to 0)	0 (0 to 0)	0 (0 to 0)	0 (0 to 0)	0 (0 to 0)	0 (0 to 0)	0 (0 to 0)	0 (0 to 0)	0 (0 to 0)	0 (0 to 0)	0 (0 to 0)	0 (0 to 0)	0 (0 to 0)	0 (0 to 0)	0 (0 to 0)	0 (0 to 0)	0 (0 to 0)	0 (0 to 0)	0
Cardiovascular diseases	2·1 (1·5 to 2·9)	2·7 (1·9 to 3·4)	9·7 (7·2 to 13·8)	9·3 (7·1 to 11·5)	10·4 (12·1 to 16)	29 (49·4 to 71·9)	59·9 (94·4 to 134)	113 (132 to 182)	196 (164 to 231)	197 (221 to 231)	205 (230 to 239)	205 (228 to 238)	542 (438 to 647)	669 (564 to 746)	1,322 (1,100 to 1,570)	1,760 (1,480 to 2,092)	2,410 (2,000 to 2,750)	2,999 (2,370 to 4,170)	3,970 (2,462 to 5,490)	4,350 (3,750 to 4,990)	2,660 (2,200 to 3,290)	1,270 (918 to 1,810)	28,000
Rheumatic heart disease	0 (0 to 0)	0 (0 to 0)	0·2 (0·2 to 0·4)	0·2 (0·2 to 0·3)	0·3 (0·2 to 0·5)	0·4 (0·2 to 0·6)	0·7 (0·4 to 1·1)	1·2 (0·7 to 1·8)	1·6 (1·1 to 2·1)	1·6 (1·1 to 2·1)	2·1 (1·7 to 2·3)	2·4 (2·2 to 2·5)	4·3 (3·2 to 5·4)	4·6 (4·6 to 5·9)	9·2 (6·8 to 11·6)	11·9 (8·7 to 16)	18 (13·4 to 23·9)	27·6 (20·4 to 36·9)	30·8 (22·1 to 43·1)	29·9 (22·4 to 39·2)	29·4 (19·1 to 33·7)	16·9 (10·7 to 19·4)	3·1 (2·6 to 4·4)	193
Ischemic heart disease	0 (0 to 0)	0 (0 to 0)	0 (0 to 0)	0 (0 to 0)	0 (0 to 0)	1·8 (1·4 to 2·4)	8·6 (6·6 to 11·4)	28·9 (21·2 to 36·9)	53·5 (39·1 to 70·1)	82·5 (59·1 to 109)	132 (97·2 to 173)	280 (212 to 370)	557 (410 to 730)	726 (578 to 955)	1,350 (1,050 to 1,740)	1,770 (1,320 to 2,260)	1,950 (1,500 to 2,510)	1,770 (1,320 to 2,170)	1,690 (1,280 to 2,080)	1,760 (1,430 to 2,200)	1,180 (969 to 1,370)	439 (307 to 570)	12,800
Stroke	0·1 (0 to 0·2)	0·2 (0·2 to 0·3)	0·8 (0·4 to 1·4)	1·6 (1·2 to 2·0)	3·9 (2·7 to 5·4)	7·1 (5·1 to 9·7)	12·7 (9·1 to 17·3)	21 (14·7 to 27·6)	29·3 (20·5 to 38·5)	46·2 (32·1 to 60·1)	59·3 (42·1 to 76·9)	131 (109 to 159)	237 (212 to 273)	297 (264 to 332)	338 (302 to 382)	468 (420 to 531)	799 (689 to 937)	1,050 (930 to 1,190)	1,260 (1,040 to 1,530)	1,290 (1,040 to 1,530)	945 (759 to 1,150)	374 (297 to 452)	7,400
Ischemic stroke	0·1 (0 to 0·1)	0·2 (0·1 to 0·4)	0·6 (0·3 to 1·4)	2·4 (1·7 to 3·2)	7·1 (5·1 to 9·6)	9·7 (6·9 to 13·2)	11·2 (7·9 to 15·7)	12·6 (8·9 to 17·7)	19·9 (13·9 to 27·1)	30·6 (21·6 to 41·9)	52 (37·1 to 70·9)	79·1 (56·2 to 105·6)	129 (96·8 to 165)	195 (147·6 to 251)	427 (330·3 to 556)	605 (469·9 to 778)	933 (732·1 to 1,170)	991 (813·6 to 1,180)	1,130 (917·1 to 1,350)	4,960
Intracerebral hemorrhage	0 (0 to 0)	0 (0 to 0)	0·2 (0·1 to 0·4)	0·6 (0·4 to 0·8)	1·5 (1·2 to 2·0)	2·4 (1·8 to 3·2)	3·4 (2·6 to 4·4)	4·6 (3·5 to 6·2)	5·6 (4·2 to 7·5)	7·2 (5·3 to 9·7)	8·1 (5·9 to 11·1)	10·5 (7·6 to 14·2)	15·5 (11·2 to 21·1)	20·2 (14·5 to 27·6)	29·2 (20·8 to 41·1)	40·2 (27·9 to 56·7)	51·8 (35·9 to 73·2)	61·6 (42·5 to 87·1)	73·2 (49·2 to 104)	80·2 (52·6 to 114)	78·2 (49·2 to 113)	60·2 (36·2 to 90·4)	10·7 (6·4 to 16·1)	1,600
Hypertensive heart disease	0 (0 to 0)	0 (0 to 0)	0 (0 to 0)	0 (0 to 0)	0 (0 to 0)	0 (0 to 0)	0 (0 to 0)	0 (0 to 0)	0 (0 to 0)	0 (0 to 0)	0 (0 to 0)	0 (0 to 0)	0 (0 to 0)	0 (0 to 0)	0 (0 to 0)	0 (0 to 0)	0 (0 to 0)	0 (0 to 0)	0 (0 to 0)	0 (0 to 0)	0 (0 to 0)	0 (0 to 0)	0 (0 to 0)	0 (0 to 0)	0 (0 to 0)	0 (0 to 0)	0
Non-rheumatic valvular heart disease	0 (0 to 0)	0 (0 to 0)	0 (0 to 0)	0 (0 to 0)	0 (0 to 0)	0 (0 to 0)	0 (0 to 0)	0 (0 to 0)	0 (0 to 0)	0 (0 to 0)	0 (0 to 0)	0 (0 to 0)	0 (0 to 0)	0 (0 to 0)	0 (0 to 0)	0 (0 to 0)	0 (0 to 0)	0 (0 to 0)	0 (0 to 0)	0 (0 to 0)	0 (0 to 0)	0 (0 to 0)	0 (0 to 0)	0 (0 to 0)	0 (0 to 0)	0 (0 to 0)	0
Non-rheumatic calcific aortic valve disease	0 (0 to 0)	0 (0 to 0)	0 (0 to 0)	0 (0 to 0)	0 (0 to 0)	0 (0 to 0)	0·3 (0·1 to 0·6)	1·5 (1·0 to 2·1)	2·7 (1·8 to 4)	3 (2·1 to 4·2)	3 (2·1 to 4·3)	3 (2·1 to 4·3)	7·2 (5·1 to 9·9)	10·4 (7·6 to 13·9)	21·1 (15·2 to 28·5)	32·4 (24·5 to 42·1)	49 (38·7 to 60·3)	67·3 (53·7 to 82·1)	84·9 (66·3 to 103)	124 (94·6 to 153)	187 (139·5 to 233)	170 (126·5 to 214)	147 (94·6 to 183)	49
Non-rheumatic degenerative mitral valve disease	0 (0 to 0)	0 (0 to 0)	0 (0 to 0)	0 (0 to 0)	0 (0 to 0)	0 (0 to 0)	0·1 (0·0 to 0·1)	0·1 (0 to 0·2)	0·1 (0 to 0·2)	0·1 (0 to 0·2)	0·1 (0 to 0·2)	0·1 (0 to 0·2)	0·1 (0 to 0·2)	0·1 (0 to 0·2)	0·1 (0 to 0·2)	0·1 (0 to 0·2)	0·1 (0 to 0·2)	0·1 (0 to 0·2)	0·1 (0 to 0·2)	0·1 (0 to 0·2)	0·1 (0 to 0·2)	0·1 (0 to 0·2)	0·1 (0 to 0·1)	0·1 (0 to 0·1)	1·1
Other non-rheumatic valve diseases	0 (0 to 0)	0 (0 to 0)	0 (0 to 0)	0 (0 to 0)	0 (0 to 0)	0 (0 to 0)	0·1 (0 to 0·1)	0·1 (0 to 0·2)	0·2 (0 to 0·2)	0·2 (0 to 0·2)	0·2 (0 to 0·2)	0·2 (0 to 0·2)	0·2 (0 to 0·2)	0·2 (0 to 0·2)	0·2 (0 to 0·2)	0·2 (0 to 0·2)	0·2 (0 to 0·2)	0·2 (0 to 0·2)	0·2 (0 to 0·2)	0·2 (0 to 0·2)	0·2 (0 to 0·2)	0·2 (0 to 0·2)	0·1 (0 to 0·1)	0·1 (0 to 0·1)	1·1
Cardiomyopathy and myocarditis	1·4 (0·9 to 1·9)	1·4 (0·9 to 1·9)	2·3 (1·5 to 3·2)	1·8 (1·3 to 2·5)	2·4 (1·6 to 3·3)	4·6 (2·9 to 6·8)	7·9 (5·1 to 11·2)	10·1 (7·1 to 14·3)	12·4 (8·7 to 17·4)	12·9 (9·1 to 18·2)	12·2 (8·5 to 17·2)	12·3 (8·6 to 17·4)	19·6 (13·4 to 27·5)	23·1 (16·4 to 32·1)	28·6 (20·3 to 39·6)	39·5 (28·1 to 54·6)	49·2 (34·9 to 67·9)	56·1 (39·9 to 77·4)	59·2 (39·9 to 85·9)	59·2 (39·7 to 84·4)	52·8 (35·4 to 75·2)	30·2 (20·3 to 43·1)	12·2 (8·2 to 17·3)	640
Myocarditis	0·1 (0 to 0·1)	0·1 (0·1 to 0·2)	0·3 (0·2 to 0·5)	0·3 (0·2 to 0·4)	0·4 (0·3 to 0·5)	0·7 (0·5 to 1·1)	1·2 (0·8 to 1·8)	1·6 (1·1 to 2·3)	2·1 (1·5 to 3·1)	2·3 (1·6 to 3·3)	2·3 (1·6 to 3·3)	2·3 (1·6 to 3·3)	3·6 (2·5 to 5·1)	4·3 (3·1 to 6·1)	5·4 (3·8 to 7·6)	7·4 (5·2 to 10·4)	9·2 (6·5 to 13)	10·5 (7·4 to 14·8)	11·1 (7·5 to 15·6)	11·2 (7·5 to 16·1)	9·9 (6·6 to 14·2)	5·7 (3·8 to 8·2)	2·3 (1·5 to 3·3)	120
Alcoholic cardiomyopathy	0·1 (0 to 0·1)	0·1 (0 to 0·1)	0·2 (0·1 to 0·3)	0·2 (0·1 to 0·3)	0·2 (0·1 to 0·3)	0·3 (0·2 to 0·5)	0·5 (0·3 to 0·8)	0·7 (0·4 to 1·1)	0·9 (0·5 to 1·4)	1·1 (0·6 to 1·7)	1·1 (0·6 to 1·8)	1·1 (0·6 to 1·8)	1·7 (0·9 to 2·8)	2·1 (1·1 to 3·4)	2·6 (1·4 to 4·2)	3·4 (1·8 to 5·5)	4·3 (2·3 to 6·9)	4·9 (2·6 to 7·8)	5·2 (2·8 to 8·3)	5·2 (2·8 to 8·3)	4·6 (2·5 to 7·4)	2·7 (1·5 to 4·3)	1·1 (0·6 to 1·7)	138
Other cardiomyopathy	1·1 (0·8 to 1·4)	1·1 (0·7 to 1·5)	2·0 (1·4 to 2·8)	1·5 (1·1 to 2·1)	2·0 (1·4 to 2·8)	3·4 (2·4 to 4·7)	7·4 (5·1 to 10·4)	9·1 (6·2 to 13)	11·2 (7·6 to 15·7)	11·6 (7·8 to 16·3)	11·2 (7·6 to 15·7)	11·2 (7·6 to 15·7)	17·4 (11·9 to 24·6)	20·2 (13·8 to 28·1)	25·2 (17·2 to 35·1)	34·3 (23·4 to 47·8)	42·3 (28·9 to 59·1)	47·1 (32·2 to 65·6)	50·6 (34·6 to 70·4)	50·1 (34·2 to 70·1)	43·8 (29·6 to 61·1)	25·4 (17·3 to 35·4)	10·1 (6·9 to 14·1)	1,040
Atrial fibrillation and flutter	0 (0 to 0)	0 (0 to 0)	0 (0 to 0)	0 (0 to 0)	0 (0 to 0)	0 (0 to 0)	0 (0 to 0)	0 (0 to 0)	0 (0 to 0)	0 (0 to 0)	0 (0 to 0)	0 (0 to 0)	0 (0 to 0)	0 (0 to 0)	0 (0 to 0)	0 (0 to 0)	0 (0 to 0)	0 (0 to 0)	0 (0 to 0)	0 (0 to 0)	0 (0 to 0)	0 (0 to 0)	0 (0 to 0)	0 (0 to 0)	0 (0 to 0)	0
Aortic aneurysm	—	—	—	—	—	—	—	—	—	—	—	—	—	—	—	—	—	—	—	—	—	—	—	—	—	NA
Endocarditis	0 (0 to 0)	0·1 (0 to 0·1)	0·2 (0·2 to 0·3)	0·4 (0·3 to 0·5)	0·4 (0·3 to 0·5)	0·5 (0·4 to 0·7)	0·6 (0·4 to 0·9)	0·8 (0·5 to 1·1)	1·1 (0·7 to 1·5)	1·2 (0·8 to 1·6)	1·3 (0·9 to 1·7)	1·3 (0·9 to 1·7)	1·6 (1·2 to 2·1)	1·8 (1·2 to 2·4)	2·2 (1·5 to 2·9)	2·7 (1·8 to 3·6)	3·2 (2·1 to 4·3)	3·6 (2·3 to 4·9)	3·8 (2·4 to 5·2)	3·8 (2·4 to 5·2)	3·5 (2·2 to 4·8)	2·9 (1·8 to 4·1)	1·7 (1·1 to 2·4)	198
Other cardiovascular and circulatory diseases	1 (0·5 to 1·4)	1 (0·5 to 1·4)	1·9 (1·5 to 2·3)	2·4 (1·9 to 2·8)	3·8 (3·1 to 4·5)	8·7 (6·9 to 10·6)	12·2 (9·4 to 15·4)	16·3 (12·4 to 20·3)	21·1 (15·7 to 27·1)	21·7 (15·9 to 28·1)	22·6 (16·3 to 29·7)	21·7 (15·9 to 28·1)	40·3 (28·1 to 54·9)	39 (27·4 to 53)	69·4 (52·5 to 89·5)	82·6 (62·3 to 106)	135 (97·4 to 174)	167 (119·9 to 221)	133 (97·4 to 178)	99·6 (72·6 to 134)	56·2 (40·2 to 76·4)	22·3 (15·7 to 31·4)	1,190
Chronic respiratory diseases	0 (0 to 0)	0 (0 to 0)	0 (0·1 to 0·1)	0·1 (0·1 to 0·2)	0·1 (0·1 to 0·2)	0·2 (0·1 to 0·3)	0·3 (0·2 to 0·4)	0·4 (0·3 to 0·5)	0·5 (0·4 to 0·6)	0·6 (0·5 to 0·7)	0·7 (0·6 to 0·8)	0·8 (0·7 to 0·9)	1·1 (0·9 to 1·3)	1·3 (1·1 to 1·5)	1·6 (1·3 to 1·9)	2·1 (1·7 to 2·5)	2·6 (2·1 to 3·1)	3·1 (2·5 to 3·7)	3·5 (2·8 to 4·2)	3·6 (2·9 to 4·3)	3·4 (2·7 to 4·1)	2·8 (2·2 to 3·4)	1·8 (1·4 to 2·2)	97
Chronic obstructive pulmonary disease	0 (0 to 0)	0 (0 to 0)	0·1 (0 to 0·1)	0·1 (0 to 0·1)	0·1 (0 to 0·2)	0·2 (0·1 to 0·3)	0·3 (0·2 to 0·4)	0·4 (0·3 to 0·5)	0·5 (0·4 to 0·6)	0·6 (0·5 to 0·7)	0·7 (0·6 to 0·8)	0·8 (0·7 to 0·9)	1·1 (0·9 to 1·3)	1·3 (1·1 to 1·5)	1·6 (1·3 to 1·9)	2·1 (1·7 to 2·5)	2·6 (2·1 to 3·1)	3·1 (2·5 to 3·7)	3·5 (2·8 to 4·2)	3·6 (2·9 to 4·3)	3·4 (2·7 to 4·1)	2·8 (2·2 to 3·4)	1·8 (1·4 to 2·2)	97
Pneumoconiosis	0 (0 to 0)	0 (0 to 0)	0 (0 to 0)	0 (0 to 0)	0 (0 to 0)	0 (0 to 0)	0 (0 to 0)	0 (0 to 0)	0 (0 to 0)	0 (0 to 0)	0 (0 to 0)	0 (0 to 0)	0 (0 to 0)	0 (0 to 0)	0 (0 to 0)	0 (0 to 0)	0 (0 to 0)	0 (0 to 0)	0 (0 to 0)	0 (0 to 0)	0 (0 to 0)	0 (0 to 0)	0 (0 to 0)	0 (0 to 0)	0 (0 to 0)	0
Silicosis	0 (0 to 0)	0 (0 to 0)	0 (0 to 0)	0 (0 to 0)	0 (0 to 0)	0 (0 to 0)	0 (0 to 0)	0 (0 to 0)	0 (0 to 0)	0 (0 to 0)	0 (0 to 0)	0 (0 to 0)	0 (0 to 0)	0 (0 to 0)	0 (0 to 0)	0 (0 to 0)	0 (0 to 0)	0 (0 to 0)	0 (0 to 0)	0 (0 to 0)	0 (0 to 0)	0 (0 to 0)	0 (0 to 0)	0 (0 to 0)	0 (0 to 0)	0
Asbestosis	0 (0 to 0)	0 (0 to 0)	0 (0 to 0)	0 (0 to 0)	0 (0 to 0)	0 (0 to 0)	0 (0 to 0)	0 (0 to 0)	0 (0 to 0)	0 (0 to 0)	0 (0 to 0)	0 (0 to 0)	0 (0 to 0)	0 (0 to 0)	0 (0 to 0)	0 (0 to 0)	0 (0 to 0)	0 (0 to 0)	0 (0 to 0)	0 (0 to 0)	0 (0 to 0)	0 (0 to 0)	0 (0 to 0)	0 (0 to 0)	0 (0 to 0)	0
Coal workers pneumoconiosis	0 (0 to 0)	0 (0 to 0)	0 (0 to 0)	0 (0 to 0)	0 (0 to 0)	0 (0 to 0)	0 (0 to 0)	0 (0 to 0)	0 (0 to 0)	0 (0 to 0)	0 (0 to 0)	0 (0 to 0)	0 (0 to 0)	0 (0 to 0)	0 (0 to 0)	0 (0 to 0)	0 (0 to 0)	0 (0 to 0)	0 (0 to 0)	0 (0 to 0)	0 (0 to 0)	0 (0 to 0)	0 (0 to 0)	0 (0 to 0)	0 (0 to 0)	0
Other pneumoconiosis	0 (0 to 0)	0 (0 to 0)	0 (0 to 0)	0 (0 to 0)	0 (0 to 0)	0 (0 to 0)	0 (0 to 0)	0 (0 to 0)	0 (0 to 0)	0 (0 to 0)	0 (0 to 0)	0 (0 to 0)	0 (0 to 0)	0 (0 to 0)	0 (0 to 0)	0 (0 to 0)	0 (0 to 0)	0 (0 to 0)	0 (0 to 0)	0 (0 to 0)	0 (0 to 0)	0 (0 to 0)	0 (0 to 0)	0 (0 to 0)	0 (0 to 0)	0
Asthma	0 (0 to 0)	0 (0 to 0)	0·1 (0·0 to 0·1)	0·1 (0·0 to 0·1)	0·1 (0·0 to 0·2)	0·2 (0·1 to 0·3)	0·3 (0·2 to 0·4)	0·4 (0·3 to 0·5)	0·5 (0·4 to 0·6)	0·6 (0·5 to 0·7)	0·7 (0·6 to 0·8)	0·8 (0·7 to 0·9)	1·1 (0·9 to 1·3)	1·3 (1·1 to 1·5)	1·6 (1·3 to 1·9)	2·1 (1·7 to 2·5)	2·6 (2·1 to 3·1)	3·1 (2·5 to 3·7)	3·5 (2·8 to 4·2)	3·6 (2·9 to 4·3)	3·4 (2·7 to 4·1)	2·8 (2·2 to 3·4)	1·8 (1·4 to 2·2)	97
Interstitial lung disease and pulmonary sarcoidosis	0 (0 to 0)	0 (0 to 0)	0 (0 to 0)	0 (0 to 0)	0 (0 to 0)	0 (0 to 0)	0 (0 to 0)	0 (0 to 0)	0 (0 to 0)	0 (0 to 0)	0 (0 to 0)	0 (0 to 0)	0 (0 to 0)	0 (0 to 0)	0 (0 to 0)	0 (0 to 0)	0 (0 to 0)	0 (0 to 0)	0 (0 to 0)	0 (0 to 0)	0 (0 to 0)	0 (0 to 0)	0 (0 to 0)	0 (0 to 0)	0 (0 to 0)	0
Other chronic respiratory diseases	0·1 (0 to 0·1)	0·1 (0 to 0·1)	0·2 (0·1 to 0·3)	0·2 (0·1 to 0·3)	0·2 (0·1 to 0·3)	0·3 (0·2 to 0·4)	0·4 (0·3 to 0·5)	0·5 (0·4 to 0·6)	0·6 (0·5 to 0·7)	0·7 (0·6 to 0·8)	0·8 (0·7 to 0·9)	0·9 (0·8 to 1·1)	1·2 (1·1 to 1·4)	1·4 (1·2 to 1·6)	1·7 (1·5 to 2·0)	2·2 (1·9 to 2·6)	2·7 (2·3 to 3·2)	3·2 (2·7 to 3·8)	3·6 (3·1 to 4·3)	3·7 (3·1 to 4·4)	3·5 (2·9 to 4·2)	2·9 (2·4 to 3·5)	1·9 (1·5 to 2·2)	100
Digestive diseases	0·7 (0·5 to 0·9)	1·1 (0·8 to 1·3)	1·6 (1·2 to 2·1)	1·6 (1·2 to 2·1)	2·4 (1·8 to 3·2)	4·4 (3·3 to 5·9)	7·6 (5·6 to 10·1)	10·2 (7·5 to 13·6)	13·2 (9·8 to 17·6)	14·3 (10·6 to 19·1)	14·9 (11·1 to 19·8)	15·1 (11·2 to 20·1)	23·1 (17·1 to 30·7)	27·2 (20·2 to 36·2)	33·8 (25·1 to 45)	46·1 (34·2 to 61·4)	57·1 (42·4 to 76·1)	63·8 (47·3 to 85·1)	68·3 (50·6 to 91·1)	67·3 (49·9 to 89·8)	59·5 (44·1 to 79·3)	34·1 (25·3 to 45·5)	13·6 (10·1 to 18·2)	1,140
Cirrhosis and other chronic liver diseases	0·3 (0·2 to 0·4)	0·4 (0·3 to 0·5)	1·9 (1·4 to 2·5)	2·9 (2·2 to 3·6)	5·2 (3·9 to 6·7)	8·1 (6·1 to 10·4)	11·4 (8·6 to 14·7)	14·2 (10·7 to 18·3)	16·8 (12·7 to 21·7)	17·8 (13·4 to 23·1)	18·2 (13·7 to 23·6)	18·4 (13·8 to 23·8)	27·1 (20·4 to 35·1)	30·8 (23·2 to 39·9)	37·6 (28·3 to 48·7)	46·9 (35·3 to 60·7)	52·6 (39·6 to 68·1)	52·8 (39·7 to 68·4)	49·1 (36·9 to 63·6)	41·1 (30·9 to 53·2)	30·1 (22·6 to 39·1)	15·1 (11·3 to 19·6)	4·6 (3·4 to 6)	1,560
Cirrhosis and other chronic liver diseases due to hepatitis B	0 (0 to 0)	0 (0 to 0)	0·1 (0 to 0·1)	0·2 (0·1 to 0·3)	0·3 (0·2 to 0·5)	0·5 (0·3 to 0·7)	0·8 (0·5 to 1·1)	1·1 (0·7 to 1·5)	1·4 (0·9 to 1·9)	1·5 (1·0 to 2·1)	1·6 (1·1 to 2·2)	1·6 (1·1 to 2·2)	2·4 (1·7 to 3·3)	2·8 (2·0 to 3·8)	3·4 (2·4 to 4·6)	4·3 (3·0 to 5·8)	5·2 (3·7 to 7·1)	5·8 (4·1 to 7·9)	6·1 (4·3 to 8·3)	5·9 (4·2 to 8·1)	5·2 (3·7 to 7·1)	3·5 (2·5 to 4·8)	1·6 (1·1 to 2·2)	147
Cirrhosis and other chronic liver diseases due to hepatitis C	0 (0 to 0)	0 (0 to 0)	0 (0 to 0)	0 (0 to 0)	0 (0 to 0)	0 (0 to 0)	0·2 (0·1 to 0·3)	0·3 (0·2 to 0·4)	0·4 (0·3 to 0·5)	0·5 (0·3 to 0·6)	0·5 (0·4 to 0·7)	0·6 (0·4 to 0·7)	0·9 (0·6 to 1·2)	1·1 (0·7 to 1·4)	1·3 (0·9 to 1·7)	1·7 (1·2 to 2·3)	2·1 (1·5 to 2·8)	2·4 (1·7 to 3·2)	2·6 (1·8 to 3·4)	2·6 (1·8 to 3·4)	2·4 (1·7 to 3·2)	1·8 (1·3 to 2·4)	1·1 (0·7 to 1·4)	118
Cirrhosis and other chronic liver diseases due to alcohol use	0 (0 to 0)	0 (0 to 0)	0 (0 to 0)	0 (0 to 0)	0 (0 to 0)	0 (0 to 0)	0·1 (0 to 0·2)	0·2 (0·1 to 0·3)	0·3 (0·2 to 0·4)	0·4 (0·3 to 0·5)	0·5 (0·4 to 0·6)	0·6 (0·5 to 0·7)	0·8 (0·6 to 1·1)	1·0 (0·7 to 1·3)	1·2 (0·9 to 1·6)	1·6 (1·2 to 2·1)	2·0 (1·5 to 2·6)	2·3 (1·7 to 3·1)	2·5 (1·8 to 3·3)	2·5 (1·8 to 3·3)	2·3 (1·7 to 3·1)	1·7 (1·2 to 2·3)	1·0 (0·7 to 1·4)	1,120
Cirrhosis and other chronic liver diseases due to NAFLD	0 (0 to 0)	0 (0 to 0)	0 (0 to 0)	0 (0 to 0)	0 (0 to 0)	0·1 (0 to 0·1)	0·2 (0·1 to 0·3)	0·3 (0·2 to 0·4)	0·4 (0·3 to 0·5)	0·5 (0·4 to 0·6)	0·6 (0·5 to 0·7)	0·7 (0·6 to 0·8)	1·1 (0·9 to 1·3)	1·3 (1·1 to 1·5)	1·6 (1·3 to 1·9)	2·1 (1·7 to 2·5)	2·6 (2·1 to 3·1)	3·1 (2·5 to 3·7)	3·5 (2·8 to 4·2)	3·6 (2·9 to 4·3)	3·4 (2·7 to 4·1)	2·8 (2·2 to 3·4)	1·8 (1·4 to 2·2)	255
Cirrhosis and other chronic liver diseases due to other causes	0·1 (0 to 0·1)	0·2 (0·1 to 0·2)	0·4 (0·3 to 0·5)	0·5 (0·4 to 0·7)	0·7 (0·5 to 0·9)	1·1 (0·8 to 1·4)	1·7 (1·2 to 2·2)	2·3 (1·7 to 3·1)	3·1 (2·3 to 4·1)	3·5 (2·6 to 4·6)	3·9 (2·9 to 5·1)	4·2 (3·1 to 5·5)	6·2 (4·6 to 8·1)	7·4 (5·5 to 9·7)	9·2 (6·8 to 12)	11·9 (8·8 to 15·5)	14·1 (10·4 to 18·4)	15·1 (11·1 to 19·8)	15·1 (11·1 to 19·8)	14·1 (10·4 to 18·4)	11·9 (8·8 to 15·5)	9·2 (6·8 to 12)	5·6 (4·1 to 7·3)	1,120
Upper digestive system diseases	0·1 (0 to 0·1)	0·1 (0 to 0·1)	0·2 (0·1 to 0·3)	0·2 (0·1 to 0·3)	0·3 (0·2 to 0·4)	0·4 (0·3 to 0·5)	0·6 (0·4 to 0·8)	0·8 (0·6 to 1·1)	1·1 (0·8 to 1·4)	1·2 (0·9 to 1·6)	1·3 (1·0 to 1·7)	1·4 (1·1 to 1·8)	2·1 (1·6 to 2·7)	2·5 (1·9 to 3·2)	3·1 (2·4 to 4·1)	4·1 (3·1 to 5·3)	5·1 (3·9 to 6·6)	5·8 (4·4 to 7·5)	6·2 (4·7 to 8·1)	6·1 (4·6 to 8·1)	5·4 (4·1 to 7·2)	3·5 (2·6 to 4·7)	1·7 (1·3 to 2·3)	1,240
Peptic ulcer disease	0 (0 to 0)	0 (0 to 0)	0 (0 to 0)	0 (0 to 0)	0 (0 to 0)	0 (0 to 0)	0 (0 to 0)	0 (0 to 0)	0 (0 to 0)	0 (0 to 0)	0 (0 to 0)	0 (0 to 0)	0 (0 to 0)	0 (0 to 0)	0 (0 to 0)	0 (0 to 0)	0 (0 to 0)	0 (0 to 0)	0 (0 to 0)	0 (0 to 0)	0 (0 to 0)	0 (0 to 0)	0 (0 to 0)	0 (0 to 0)	0 (0 to 0)	0
Gastritis and duodenitis	0 (0 to 0)	0 (0 to 0)	0 (0 to 0)	0 (0 to 0)	0 (0 to 0)	0 (0 to 0)	0 (0 to 0)	0 (0 to 0)	0 (0 to 0)	0 (0 to 0)	0 (0 to 0)	0 (0 to 0)	0 (0 to 0)	0 (0 to 0)	0 (0 to 0)	0 (0 to 0)	0 (0 to 0)	0 (0 to 0)	0 (0 to 0)	0 (0 to 0)	0 (0 to 0)	0 (0 to 0)	0 (0 to 0)	0 (0 to 0)	0 (0 to 0)	0
Gastroesophageal reflux disease	0 (0 to 0)	0 (0 to 0)	0 (0 to 0)	0 (0 to 0)	0 (0 to 0)	0 (0 to 0)	0 (0 to 0)	0 (0 to 0)	0 (0 to 0)	0 (0 to 0)	0 (0 to 0)	0 (0 to 0)	0 (0 to 0)	0 (0 to 0)	0 (0 to 0)	0 (0 to 0)	0 (0 to 0)	0 (0 to 0)	0 (0 to 0)	0 (0 to 0)	0 (0 to 0)	0 (0 to 0)	0 (0 to 0)	0 (0 to 0)	0 (0 to 0)	0
Appendicitis	0 (0 to 0)	0 (0 to 0)	0 (0 to 0)	0 (0 to 0)	0 (0 to 0)	0 (0 to 0)	0 (0 to 0)	0 (0 to 0)	0 (0 to 0)	0 (0

Congenital birth defects	212 (109 to 299)	89 5 (67 2 to 120)	148 (103 to 227)	103 (80 3 to 139)	52 5 (39 9 to 71 1)	51 6 (39 2 to 67 1)	54 2 (43 5 to 69)	48 (37 to 59 4)	41 9 (33 4 to 52 4)	39 7 (30 4 to 49 4)	34 2 (26 1 to 43 4)	33 1 (24 4 to 41 9)	41 9 (29 1 to 62)	49 4 (33 6 to 63 9)	51 7 (33 6 to 67 7)	43 7 (27 1 to 58 4)	34 4 (21 6 to 45 5)	12 6 (7 8 to 19 3)	7 5 (4 7 to 11 5)	4 6 (2 8 to 7)	2 5 (1 6 to 4)	1 1 (0 7 to 1 7)	0 3 (0 2 to 0 5)		1,160
Neural tube defects	20 1 (12 1 to 30 3)	9 4 (5 9 to 28)	16 5 (7 3 to 29 1)	12 6 (7 5 to 20)	2 2 (1 6 to 3)	2 6 (1 9 to 3 5)	3 1 (2 2 to 4 2)	3 3 (2 1 to 4 1)	3 (2 to 4 1)	2 3 (1 4 to 3 3)	1 4 (1 to 2 6)	1 4 (1 to 2 5)	1 4 (0 6 to 3)	0 8 (0 4 to 1 5)	0 7 (0 4 to 0 9)	0 4 (0 3 to 0 6)	0 4 (0 2 to 0 7)	0 2 (0 1 to 0 3)	0 1 (0 to 0 1)	0 1 (0 to 0 1)	0 (0 to 0)	0 (0 to 0)	0 (0 to 0)		79 7
Congenital heart anomalies	0 (0 to 0)	0 (0 to 0)	0 5 (0 to 1)	0 (0 to 0)	0 (0 to 0)	0 7 (0 3 to 1 3)	0 6 (0 2 to 1 1)	0 4 (0 2 to 1)	0 6 (0 2 to 1 2)	0 6 (0 2 to 1 2)	0 4 (0 2 to 1)	0 6 (0 2 to 1 2)	0 7 (0 2 to 1 5)	0 6 (0 2 to 1 5)	0 6 (0 2 to 1 5)	0 7 (0 2 to 1 5)	0 7 (0 2 to 1 3)	0 7 (0 2 to 1 3)	0 6 (0 2 to 1 2)	0 3 (0 1 to 0 7)	0 2 (0 1 to 0 5)	0 1 (0 to 0 3)	0 1 (0 to 0 2)		280
Orofacial clefts	0 (0 to 0 1)	0 (0 to 0 1)	0 5 (0 to 1)	0 4 (0 to 1 6)	0 7 (0 3 to 1 3)	0 7 (0 3 to 1 3)	0 6 (0 2 to 1 1)	0 6 (0 2 to 1 3)	0 6 (0 2 to 1 2)	0 6 (0 2 to 1 2)	0 6 (0 2 to 1 2)	0 6 (0 2 to 1 2)	0 7 (0 2 to 1 5)	0 6 (0 2 to 1 5)	0 6 (0 2 to 1 5)	0 7 (0 2 to 1 5)	0 7 (0 2 to 1 3)	0 7 (0 2 to 1 3)	0 6 (0 2 to 1 2)	0 3 (0 1 to 0 7)	0 2 (0 1 to 0 5)	0 1 (0 1 to 0 3)	0 1 (0 to 0 2)		12 1
Down syndrome	7 6 (4 4 to 12)	2 2 (1 3 to 3 2)	4 9 (2 4 to 8 6)	4 7 (2 2 to 9 4)	2 1 (1 1 to 4 7)	3 3 (2 2 to 4 8)	3 8 (2 4 to 5 3)	4 5 (3 1 to 6 2)	4 8 (3 2 to 6 2)	4 5 (2 9 to 5 6)	4 2 (2 6 to 5 6)	4 5 (2 8 to 6 1)	8 (5 2 to 10 9)	19 3 (9 1 to 22 9)	21 1 (11 to 32 4)	18 6 (9 1 to 37 1)	10 6 (5 to 19 9)	5 6 (3 to 10)	3 2 (2 to 5)	2 2 (1 to 4)	1 2 (0 to 3)	0 6 (0 to 2)	0 2 (0 to 1)		127
Turner syndrome	0 (0 to 0)	0 (0 to 0)	0 (0 to 0 1)	0 (0 to 0 3)	0 1 (0 to 0 4)	0 1 (0 to 0 4)	0 2 (0 2 to 0 4)	0 2 (0 2 to 0 4)	0 2 (0 to 0 4)	0 2 (0 2 to 0 4)	0 1 (0 to 0 3)	0 1 (0 to 0 3)	0 1 (0 to 0 3)	0 1 (0 to 0 2)	0 1 (0 to 0 2)	0 1 (0 to 0 1)	0 (0 to 0 1)	0 (0 to 0)	0 (0 to 0)	0 (0 to 0)	0 (0 to 0)	0 (0 to 0)	0 (0 to 0)		1 9
Klinefelter syndrome	0 (0 to 0)	0 (0 to 0)	0 (0 to 0 1)	0 (0 to 0 1)	0 (0 to 0 1)	0 1 (0 to 0 2)	0 (0 to 0 1)	0 1 (0 to 0 1)	0 1 (0 to 0 1)	0 (0 to 0 1)	0 (0 to 0 1)	0 (0 to 0 1)	0 (0 to 0 1)	0 (0 to 0)	0 (0 to 0)	0 (0 to 0)	0 (0 to 0)	0 (0 to 0)	0 (0 to 0)	0 (0 to 0)	0 (0 to 0)	0 (0 to 0)	0 (0 to 0)		0 5
Other chromosomal abnormalities	24 6 (14 1 to 34 3)	13 4 (8 1 to 22 1)	23 7 (14 8 to 42 6)	11 9 (8 1 to 18)	6 8 (4 4 to 9 8)	6 8 (4 7 to 9 4)	7 2 (5 1 to 10)	6 3 (4 4 to 8 4)	5 2 (3 4 to 7)	4 9 (3 5 to 6 7)	4 4 (3 1 to 6 1)	3 8 (2 6 to 5 3)	4 7 (2 9 to 8 4)	4 1 (2 5 to 6 7)	3 3 (1 9 to 5 7)	2 2 (1 to 3 2)	1 6 (1 to 2 5)	0 8 (0 to 1)	0 5 (0 to 0 7)	0 3 (0 to 0 5)	0 2 (0 to 0 4)	0 1 (0 to 0 3)	0 (0 to 0 2)		134
Congenital musculoskeletal and limb anomalies	9 7 (5 4 to 13 4)	3 6 (1 7 to 6 9)	10 2 (5 9 to 20 4)	24 6 (13 9 to 38 4)	17 (9 4 to 29 2)	18 (10 8 to 28)	16 2 (9 5 to 24 9)	11 5 (7 to 17 1)	10 7 (6 4 to 16 1)	10 7 (6 to 16 1)	10 (5 8 to 14 4)	10 (5 8 to 14 4)	12 1 (7 4 to 19 7)	13 5 (8 1 to 24)	15 1 (8 1 to 34)	11 2 (6 7 to 19 9)	10 (6 to 15 4)	8 1 (4 4 to 12 7)	4 5 (2 4 to 7 1)	2 5 (1 4 to 3 9)	1 2 (0 7 to 2)	0 5 (0 1 to 0 2)		235
Urogenital congenital anomalies	9 (3 8 to 26)	1 7 (0 8 to 4 1)	3 6 (1 5 to 8 1)	3 7 (1 7 to 8)	2 (1 to 3 2)	1 4 (0 6 to 2 2)	1 1 (0 5 to 2)	0 9 (0 4 to 1 3)	0 7 (0 3 to 1 1)	0 6 (0 3 to 0 9)	0 6 (0 2 to 0 7)	0 6 (0 2 to 0 9)	0 6 (0 2 to 0 9)	0 3 (0 2 to 0 6)	0 2 (0 1 to 0 5)	0 1 (0 to 0 3)	0 1 (0 to 0 2)	0 1 (0 to 0 2)	0 1 (0 to 0 2)	0 (0 to 0)	0 (0 to 0)	0 (0 to 0)	0 (0 to 0)		29 1
Digestive congenital anomalies	12 4 (7 3 to 19 2)	5 4 (3 to 9 6)	9 5 (5 1 to 17 2)	3 5 (1 7 to 6 6)	1 5 (0 8 to 2 2)	1 6 (0 7 to 2 7)	1 6 (0 8 to 2 5)	1 4 (0 7 to 2)	1 3 (0 6 to 2)	1 2 (0 6 to 1 7)	0 9 (0 4 to 1 5)	0 9 (0 4 to 1 5)	0 9 (0 4 to 1 5)	0 6 (0 3 to 1 2)	0 4 (0 2 to 1 2)	0 3 (0 1 to 0 7)	0 3 (0 1 to 0 6)	0 2 (0 1 to 0 5)	0 2 (0 1 to 0 4)	0 1 (0 to 0 2)	0 1 (0 to 0 2)	0 1 (0 to 0 1)	0 1 (0 to 0 1)		79 1
Other congenital birth defects	32 4 (20 9 to 49 2)	13 8 (9 5 to 19 5)	22 3 (13 4 to 39 4)	13 6 (9 5 to 19 7)	7 4 (5 1 to 11 4)	7 2 (5 to 10 5)	7 3 (5 2 to 11 5)	6 2 (4 5 to 10 5)	5 3 (3 4 to 8 7)	4 3 (3 2 to 6 7)	3 7 (2 5 to 7 4)	3 7 (2 3 to 6 8)	4 5 (2 5 to 8 4)	5 4 (2 4 to 9)	5 4 (2 1 to 9 4)	3 5 (1 6 to 7 6)	2 3 (1 to 7 5)	1 6 (0 7 to 5)	1 2 (0 5 to 3 2)	0 7 (0 3 to 2)	0 3 (0 1 to 0 9)	0 2 (0 1 to 0 5)	0 1 (0 to 0 3)		183
Urinary diseases and male infertility	0 3 (0 1 to 0 3)	0 3 (0 1 to 0 5)	0 7 (0 3 to 1 4)	1 (0 to 1 7)	1 3 (1 to 2 4)	0 9 (0 3 to 2 1)	0 8 (0 3 to 2)	0 8 (0 3 to 1 2)	0 9 (0 4 to 1 7)	1 0 (0 4 to 2)	0 9 (0 3 to 2)	1 0 (0 4 to 2)	1 4 (0 6 to 3)	1 9 (0 8 to 4)	1 5 (0 6 to 3)	1 0 (0 4 to 2)	0 7 (0 3 to 1 5)	0 5 (0 2 to 1)	0 3 (0 1 to 0 7)	0 2 (0 1 to 0 5)	0 1 (0 to 0 3)	0 1 (0 to 0 2)	0 1 (0 to 0 2)		20 7
Urolithiasis	0 (0 to 0)	0 (0 to 0)	0 (0 to 0)	0 (0 to 0 1)	0 (0 to 0 1)	0 1 (0 1 to 0 2)	0 2 (0 2 to 0 4)	0 2 (0 to 0 1)	0 2 (0 to 0 3)	0 2 (0 to 0 3)	0 2 (0 to 0 3)	0 2 (0 to 0 3)	0 2 (0 to 0 4)	0 2 (0 to 0 4)	0 2 (0 to 0 4)	0 2 (0 to 0 3)	0 2 (0 to 0 3)	0 2 (0 to 0 3)	0 2 (0 to 0 3)	0 2 (0 to 0 3)	0 2 (0 to 0 3)	0 2 (0 to 0 3)	0 2 (0 to 0 3)		7 5
Benign prostatic hyperplasia	0 (0 to 0)	0 (0 to 0)	0 (0 to 0)	0 (0 to 0)	0 (0 to 0)	0 (0 to 0)	0 (0 to 0)	0 (0 to 0)	0 (0 to 0)	0 (0 to 0)	0 (0 to 0)	0 (0 to 0)	0 (0 to 0)	0 (0 to 0)	0 (0 to 0)	0 (0 to 0)	0 (0 to 0)	0 (0 to 0)	0 (0 to 0)	0 (0 to 0)	0 (0 to 0)	0 (0 to 0)	0 (0 to 0)		282
Male infertility	0 (0 to 0)	0 (0 to 0)	0 (0 to 0)	0 (0 to 0)	0 (0 to 0)	0 (0 to 0)	0 (0 to 0)	0 (0 to 0)	0 (0 to 0)	0 (0 to 0)	0 (0 to 0)	0 (0 to 0)	0 (0 to 0)	0 (0 to 0)	0 (0 to 0)	0 (0 to 0)	0 (0 to 0)	0 (0 to 0)	0 (0 to 0)	0 (0 to 0)	0 (0 to 0)	0 (0 to 0)	0 (0 to 0)		19 1
Other urinary diseases	0 1 (0 to 0 2)	0 2 (0 1 to 0 3)	0 3 (0 1 to 0 6)	0 5 (0 3 to 0 7)	0 4 (0 2 to 0 6)	0 7 (0 4 to 1)	0 4 (0 2 to 0 6)	0 4 (0 2 to 0 7)	0 5 (0 to 1)	0 5 (0 2 to 1)	0 4 (0 2 to 0 7)	0 5 (0 2 to 1)	0 4 (0 2 to 0 7)	0 6 (0 3 to 1)	0 4 (0 2 to 0 9)	0 4 (0 2 to 0 9)	0 3 (0 2 to 0 7)	0 3 (0 1 to 0 6)	0 2 (0 1 to 0 4)	0 2 (0 1 to 0 3)	0 1 (0 1 to 0 2)	0 1 (0 to 0 2)	0 1 (0 to 0 2)		4 7 4
Gynecological diseases	0 (0 to 0)	0 (0 to 0)	0 (0 to 0)	0 (0 to 0)	0 (0 to 0)	0 (0 to 0)	0 (0 to 0)	0 (0 to 0)	0 (0 to 0)	0 (0 to 0)	0 (0 to 0)	0 (0 to 0)	0 (0 to 0)	0 (0 to 0)	0 (0 to 0)	0 (0 to 0)	0 (0 to 0)	0 (0 to 0)	0 (0 to 0)	0 (0 to 0)	0 (0 to 0)	0 (0 to 0)	0 (0 to 0)		2,270
Uterine fibroids	0 (0 to 0)	0 (0 to 0)	0 (0 to 0)	0 (0 to 0)	0 (0 to 0)	0 (0 to 0)	0 (0 to 0)	0 (0 to 0)	0 (0 to 0)	0 (0 to 0)	0 (0 to 0)	0 (0 to 0)	0 (0 to 0)	0 (0 to 0)	0 (0 to 0)	0 (0 to 0)	0 (0 to 0)	0 (0 to 0)	0 (0 to 0)	0 (0 to 0)	0 (0 to 0)	0 (0 to 0)	0 (0 to 0)		79 4
Polycystic ovarian syndrome	0 (0 to 0)	0 (0 to 0)	0 (0 to 0)	0 (0 to 0)	0 (0 to 0)	0 (0 to 0)	0 (0 to 0)	0 (0 to 0)	0 (0 to 0)	0 (0 to 0)	0 (0 to 0)	0 (0 to 0)	0 (0 to 0)	0 (0 to 0)	0 (0 to 0)	0 (0 to 0)	0 (0 to 0)	0 (0 to 0)	0 (0 to 0)	0 (0 to 0)	0 (0 to 0)	0 (0 to 0)	0 (0 to 0)		72 5
Female infertility	0 (0 to 0)	0 (0 to 0)	0 (0 to 0)	0 (0 to 0)	0 (0 to 0)	0 (0 to 0)	0 (0 to 0 1)	0 (0 to 0 1)	0 1 (0 to 0 1)	0 1 (0 to 0 2)	0 1 (0 to 0 2)	0 1 (0 to 0 2)	0 1 (0 to 0 2)	0 1 (0 to 0 2)	0 1 (0 to 0 2)	0 1 (0 to 0 2)	0 1 (0 to 0 2)	0 1 (0 to 0 2)	0 1 (0 to 0 2)	0 1 (0 to 0 2)	0 1 (0 to 0 2)	0 1 (0 to 0 2)	0 1 (0 to 0 2)		17 4
Endometriosis	0 (0 to 0)	0 (0 to 0)	0 (0 to 0)	0 (0 to 0)	0 (0 to 0)	0 2 (0 to 0 6)	0 2 (0 to 0 6)	0 2 (0 to 0 5)	0 2 (0 to 0 6)	0 2 (0 to 0 6)	0 2 (0 to 0 5)	0 2 (0 to 0 5)	0 2 (0 to 0 6)	0 2 (0 to 0 6)	0 2 (0 to 0 6)	0 2 (0 to 0 6)	0 2 (0 to 0 6)	0 2 (0 to 0 6)	0 2 (0 to 0 6)	0 2 (0 to 0 6)	0 2 (0 to 0 6)	0 2 (0 to 0 6)	0 2 (0 to 0 6)		111
Genital prolapse	0 (0 to 0)	0 (0 to 0)	0 (0 to 0)	0 (0 to 0)	0 (0 to 0)	0 (0 to 0)	0 (0 to 0)	0 (0 to 0 1)	0 1 (0 to 0 3)	0 2 (0 to 0 4)	0 2 (0 to 0 4)	0 2 (0 to 0 4)	0 2 (0 to 0 4)	0 2 (0 to 0 4)	0 2 (0 to 0 4)	0 2 (0 to 0 4)	0 2 (0 to 0 4)	0 2 (0 to 0 4)	0 2 (0 to 0 4)	0 2 (0 to 0 4)	0 2 (0 to 0 4)	0 2 (0 to 0 4)	0 2 (0 to 0 4)		59 4
Premenstrual syndrome	0 (0 to 0)	0 (0 to 0)	0 (0 to 0)	0 (0 to 0)	0 (0 to 0)	0 1 (0 to 0 2)	0 1 (0 to 0 3)	0 1 (0 to 0 3)	0 1 (0 to 0 3)	0 1 (0 to 0 3)	0 1 (0 to 0 3)	0 1 (0 to 0 3)	0 1 (0 to 0 3)	0 1 (0 to 0 3)	0 1 (0 to 0 3)	0 1 (0 to 0 3)	0 1 (0 to 0 3)	0 1 (0 to 0 3)	0 1 (0 to 0 3)	0 1 (0 to 0 3)	0 1 (0 to 0 3)	0 1 (0 to 0 3)	0 1 (0 to 0 3)		451
Other gynecological diseases	0 (0 to 0)	0 (0 to 0)	0 (0 to 0)	0 (0 to 0)	0 2 (0 to 0 7)	0 1 (0 to 0 4)	16 7 (7 4 to 29)	74 0 (44 9 to 117)	151 (84 9 to 262)	186 (108 to 298)	157 (94 5 to 247)	136 (79 1 to 211)	172 (101 to 266)	179 (94 to 286)	140 (63 2 to 256)	98 6 (46 7 to 191)	87 2 (41 to 172)	77 (36 9 to 154)	43 4 (20 7 to 88)	27 7 (14 5 to 49 3)	16 9 (10 4 to 28)	9 2 (5 to 15)	2 4 (1 2 to 4 2)		1,880
Hemoglobinopathies and hemolytic anemias	0 7 (0 1 to 0 2)	0 3 (0 to 0 8)	1 5 (0 7 to 2 9)	1 7 (1 to 3 5)	2 (1 to 3 4)	1 8 (1 to 3 2)	6 8 (2 3 to 12 2)	2 7 (1 to 5 2)	3 4 (1 2 to 7 2)	3 4 (2 to 5)	3 7 (1 7 to 7 3)	3 9 (1 6 to 8 5)	3 9 (1 4 to 10 4)	5 2 (2 2 to 12 4)	5 2 (2 4 to 12 3)	4 5 (2 to 12)	4 3 (2 to 10)	3 2 (1 4 to 7 4)	2 4 (1 to 5 4)	1 6 (0 8 to 3 4)	1 2 (0 7 to 2 4)	0 5 (0 2 to 1)	0 2 (0 1 to 0 4)		112
Thalassemias	0 (0 to 0)	0 (0 to 0)	0 2 (0 to 0 2)	0 2 (0 to 0 3)	0 3 (0 1 to 0 6)	0 3 (0 1 to 0 6)	0 3 (0 1 to 0 6)	0 3 (0 1 to 0 6)	0 3 (0 1 to 0 6)	0 3 (0 1 to 0 6)	0 3 (0 1 to 0 6)	0 3 (0 1 to 0 6)	0 3 (0 1 to 0 6)	0 3 (0 1 to 0 6)	0 3 (0 1 to 0 6)	0 3 (0 1 to 0 6)	0 3 (0 1 to 0 6)	0 3 (0 1 to 0 6)	0 3 (0 1 to 0 6)	0 3 (0 1 to 0 6)	0 3 (0 1 to 0 6)	0 3 (0 1 to 0 6)	0 3 (0 1 to 0 6)		1 1
Thalassemias trait	0 (0 to 0)	0 (0 to 0 2)	0 (0 to 0 1)	0 (0 to 0 4)	0 2 (0 to 0 5)	0 2 (0 to 0 5)	0 2 (0 to 0 5)	0 2 (0 to 0 4)	0 2 (0 to 0 4)	0 2 (0 to 0 4)	0 2 (0 to 0 4)	0 2 (0 to 0 4)	0 2 (0 to 0 4)	0 2 (0 to 0 4)	0 2 (0 to 0 4)	0 2 (0 to 0 4)	0 2 (0 to 0 4)	0 2 (0 to 0 4)	0 2 (0 to 0 4)	0 2 (0 to 0 4)	0 2 (0 to 0 4)	0 2 (0 to 0 4)	0 2 (0 to 0 4)		7 4
Sickle cell disorders	0 (0 to 0 1)	0 (0 to 0 1)	0 (0 1 to 0 4)	0 3 (0 2 to 0 6)	0 3 (0 2 to 0 6)	0 4 (0 1 to 0 7)	0 4 (0 1 to 0 7)	0 3 (0 1 to 0 6)	0 3 (0 1 to 0 6)	0 3 (0 1 to 0 6)	0 3 (0 1 to 0 6)	0 3 (0 1 to 0 6)	0 2 (0 1 to 0 5)	0 2 (0 1 to 0 5)	0 1 (0 1 to 0 3)	0 1 (0 1 to 0 3)	0 1 (0 to 0 2)	0 1 (0 to 0 2)	0 1 (0 to 0 2)	0 1 (0 to 0 2)	0 1 (0 to 0 2)	0 1 (0 to 0 2)	0 1 (0 to 0 2)		3 5
Sickle cell trait	0 (0 to 0)	0 (0 1 to 0 2)	0 3 (0 to 0 5)	1 (0 4 to 2 2)	1 4 (0 5 to 3)	1 4 (0 5 to 3 2)	1 4 (0 5 to 3)	1 4 (0 5 to 3)	1 4 (0 7 to 3 4)	1 5 (0 6 to 3 4)	1 5 (0 6 to 3 4)	1 5 (0 6 to 3 4)	1 5 (0 6 to 3 4)	1 6 (0 6 to 3 7)	1 6 (0 6 to 3 7)	1 6 (0 6 to 3 7)	1 6 (0 6 to 3 7)	1 6 (0 6 to 3 7)	1 6 (0 6 to 3 7)	1 6 (0 6 to 3 7)	1 6 (0 6 to 3 7)	1 6 (0 6 to 3 7)	1 6 (0 6 to 3 7)		11 3
G6PD deficiency	0 (0 to 0)	0 (0 to 0 1)	0 (0 to 0 1)	0 (0 to 0 1)	0 4 (0 2 to 0 6)	0 4 (0 2 to 0 6)	0 5 (0 3 to 0 8)	0 5 (0 3 to 0 7)	0 5 (0 3 to 0 7)	0 5 (0 3 to 0 7)	0 5 (0 3 to 0 7)	0 6 (0 4 to 0 9)	0 6 (0 4 to 0 9)	0 7 (0 4 to 0 9)	0 7 (0 4 to 0 11)	0 7 (0 4 to 0 11)	0 6 (0 4 to 0 9)	0 6 (0 3 to 0 8)	0 5 (0 3 to 0 7)	0 5 (0 3 to 0 6)	0 4 (0 1 to 0 6)	0 3 (0 1 to 0 5)	0 3 (0 1 to 0 5)		11
G6PD trait	0 (0 to 0)	0 (0 to 0)	0 (0 to 0)	0 (0 to 0)	0 (0 to 0)	0 (0 to 0)	0 (0 to 0)	0 (0 to 0)	0 (0 to 0)	0 (0 to 0)	0 (0 to 0)	0 (0 to 0)	0 (0 to 0)	0 (0 to 0)	0 (0 to 0)	0 (0 to 0)	0 (0 to 0)	0 (0 to 0)	0 (0 to 0)

SR Table 2c: Swindon DALYS by cause and age group for both sexes with 95% uncertainty intervals, 2019

Cause	Early Neonatal	Late Neonatal	Post Neonatal	1 to 4	5 to 9	10 to 14	15 to 19	20 to 24	25 to 29	30 to 34	35 to 39	40 to 44	45 to 49	50 to 54	55 to 59	60 to 64	65 to 69	70 to 74	75 to 79	80 to 84	85 to 89	90 to 94	95 plus	Total
All causes	1,258 (963 to 1,579)	1,164 (1,110 to 1,222)	2,196 (2,049 to 2,362)	3,116 (2,974 to 3,262)	1,625 (1,497 to 1,761)	2,205 (2,060 to 2,354)	3,146 (2,994 to 3,304)	3,780 (3,598 to 3,974)	3,780 (3,598 to 3,974)	3,780 (3,598 to 3,974)	3,780 (3,598 to 3,974)	4,017 (3,824 to 4,220)	4,017 (3,824 to 4,220)	4,017 (3,824 to 4,220)	4,017 (3,824 to 4,220)	4,017 (3,824 to 4,220)	4,017 (3,824 to 4,220)	4,017 (3,824 to 4,220)	4,017 (3,824 to 4,220)	4,017 (3,824 to 4,220)	4,017 (3,824 to 4,220)	4,017 (3,824 to 4,220)	65,100
Communicable, maternal, neonatal, and nutritional diseases	(164 to 289)	(91.2 to 101)	(103 to 179)	(182 to 282)	(71.7 to 166)	(53.2 to 100)	(47.4 to 80.3)	(39 to 100)	(72.6 to 134)	(82.7 to 146)	(91.4 to 157)	(94.4 to 166)	102 (82 to 126)	(110 to 193)	(119 to 183)	(105 to 176)	(103 to 221)	(103 to 227)	(102 to 360)	(98.2 to 403)	(97.3 to 394)	(96.5 to 518)	3,450
HIV/AIDS and sexually transmitted infections	10.2 (3.2 to 21)	2.4 (0.6 to 7.3)	5 (1.7 to 10.9)	0.6 (0.4 to 0.7)	0.4 (0.4 to 0.5)	0.2 (0.3 to 0.4)	0.6 (0.5 to 0.8)	1.9 (1.4 to 2.4)	4.7 (3.4 to 6.4)	7.7 (5.6 to 10.4)	9.7 (7.1 to 13.2)	9.8 (6.9 to 13.2)	9.3 (6.6 to 12.6)	6.2 (4.5 to 8.5)	5.1 (3.6 to 7)	3.4 (2.7 to 4.4)	(2.3 to 3)	1.9 (1.5 to 2.5)	1 (0.8 to 1.4)	0.5 (0.3 to 0.8)	0.3 (0.2 to 0.5)	0.2 (0.1 to 0.3)	0.1 (0 to 0.1)	90.9
HIV/AIDS	0 (0 to 0)	0 (0 to 0)	0.5 (0.4 to 0.5)	0.4 (0.4 to 0.5)	0.3 (0.3 to 0.4)	0.2 (0.2 to 0.2)	0.2 (0.2 to 0.3)	0.9 (0.7 to 1.2)	2.1 (1.6 to 2.7)	4.1 (3.1 to 5.4)	5.6 (4.3 to 7.4)	5.6 (4.3 to 7.4)	5.3 (4.1 to 6.9)	3.5 (2.6 to 4.6)	2.9 (2.1 to 3.8)	2.5 (1.9 to 3.3)	2.7 (1.7 to 4)	1.2 (0.5 to 2.5)	0.5 (0.2 to 0.9)	0.1 (0 to 0.3)	0 (0 to 0.1)	0 (0 to 0)	42.9
HIV/AIDS - Drug-susceptible Tuberculosis	0 (0 to 0)	0 (0 to 0)	0.1 (0 to 0.1)	0 (0 to 0)	0 (0 to 0)	0 (0 to 0)	0 (0 to 0)	0.1 (0 to 0.1)	0.2 (0.1 to 0.3)	0.3 (0.2 to 0.5)	0.4 (0.3 to 0.7)	0.4 (0.3 to 0.7)	0.5 (0.3 to 0.7)	0.3 (0.2 to 0.5)	0.3 (0.2 to 0.5)	0.2 (0.1 to 0.3)	0.2 (0.1 to 0.3)	0.1 (0 to 0.2)	0.1 (0 to 0.1)	0 (0 to 0)	0 (0 to 0)	0 (0 to 0)	0 (0 to 0)	3.1
HIV/AIDS - Multidrug-resistant Tuberculosis without extensive dr...	0 (0 to 0)	0 (0 to 0)	0 (0 to 0)	0 (0 to 0)	0 (0 to 0)	0 (0 to 0)	0 (0 to 0)	0 (0 to 0)	0 (0 to 0)	0 (0 to 0)	0 (0 to 0)	0 (0 to 0)	0 (0 to 0)	0 (0 to 0)	0 (0 to 0)	0 (0 to 0)	0 (0 to 0)	0 (0 to 0)	0 (0 to 0)	0 (0 to 0)	0 (0 to 0)	0 (0 to 0)	0 (0 to 0)	0.1
HIV/AIDS - Extensively drug-resistant Tuberculosis	0 (0 to 0)	0 (0 to 0)	0 (0 to 0)	0 (0 to 0)	0 (0 to 0)	0 (0 to 0)	0 (0 to 0)	0 (0 to 0)	0 (0 to 0)	0 (0 to 0)	0 (0 to 0)	0 (0 to 0)	0 (0 to 0)	0 (0 to 0)	0 (0 to 0)	0 (0 to 0)	0 (0 to 0)	0 (0 to 0)	0 (0 to 0)	0 (0 to 0)	0 (0 to 0)	0 (0 to 0)	0 (0 to 0)	0
HIV/AIDS resulting in other diseases	0 (0 to 0)	0 (0 to 0)	0.4 (0.3 to 0.5)	0.4 (0.3 to 0.4)	0.3 (0.2 to 0.4)	0.2 (0.1 to 0.2)	0.3 (0.2 to 0.4)	0.8 (0.6 to 1.1)	2.2 (1.6 to 2.9)	3.8 (2.7 to 5.1)	5.1 (3.6 to 7)	5.4 (3.8 to 7.4)	4.8 (3.4 to 6.7)	4.3 (3.2 to 5.7)	3.6 (2.6 to 4.9)	2.7 (1.9 to 4.1)	2.5 (1.6 to 3.9)	1.2 (0.5 to 2.4)	0.5 (0.2 to 0.9)	0.1 (0 to 0.3)	0 (0 to 0.1)	0 (0 to 0)	39.7
Sexually transmitted infections excluding HIV	(3.2 to 21)	(0.9 to 7.3)	(1.2 to 10.3)	0.2 (0 to 0.3)	0.1 (0 to 0.1)	0.1 (0 to 0.1)	0.2 (0.2 to 0.3)	1 (0.4 to 1.6)	2.3 (1.3 to 3.7)	3.6 (2 to 5.6)	4.1 (2.3 to 6.4)	3.9 (2.2 to 6.1)	2.7 (1.5 to 4.4)	(0.8 to 2.9)	0.7 (0.3 to 1.7)	0.5 (0.2 to 1.2)	0.3 (0.1 to 0.8)	0.2 (0.1 to 0.5)	0.1 (0 to 0.3)	0 (0 to 0.1)	0 (0 to 0.1)	0 (0 to 0)	43.1
Syphilis	10.3 (3.2 to 21)	2.4 (0.6 to 7.3)	4.5 (1.2 to 10.2)	0.2 (0 to 0.3)	0.1 (0 to 0.1)	0.1 (0 to 0.1)	0.2 (0.2 to 0.3)	1 (0.4 to 1.6)	2.3 (1.3 to 3.7)	3.6 (2 to 5.6)	4.1 (2.3 to 6.4)	3.9 (2.2 to 6.1)	2.7 (1.5 to 4.4)	1.6 (0.8 to 2.9)	0.7 (0.3 to 1.7)	0.5 (0.2 to 1.2)	0.3 (0.1 to 0.8)	0.2 (0.1 to 0.5)	0.1 (0 to 0.3)	0 (0 to 0.1)	0 (0 to 0.1)	0 (0 to 0)	43.1
Chlamydial infection	0 (0 to 0)	0 (0 to 0)	0 (0 to 0)	0 (0 to 0)	0 (0 to 0)	0 (0 to 0)	0 (0 to 0)	0 (0 to 0)	0 (0 to 0)	0 (0 to 0)	0 (0 to 0)	0 (0 to 0)	0 (0 to 0)	0 (0 to 0)	0 (0 to 0)	0 (0 to 0)	0 (0 to 0)	0 (0 to 0)	0 (0 to 0)	0 (0 to 0)	0 (0 to 0)	0 (0 to 0)	0 (0 to 0)	19.1
Gonococcal infection	0 (0 to 0)	0 (0 to 0)	0 (0 to 0)	0 (0 to 0)	0 (0 to 0)	0 (0 to 0)	0 (0 to 0)	0 (0 to 0)	0 (0 to 0)	0 (0 to 0)	0 (0 to 0)	0 (0 to 0)	0 (0 to 0)	0 (0 to 0)	0 (0 to 0)	0 (0 to 0)	0 (0 to 0)	0 (0 to 0)	0 (0 to 0)	0 (0 to 0)	0 (0 to 0)	0 (0 to 0)	0 (0 to 0)	4.3
Trichomoniasis	0 (0 to 0)	0 (0 to 0)	0 (0 to 0)	0 (0 to 0)	0 (0 to 0)	0 (0 to 0)	0 (0 to 0)	0 (0 to 0)	0 (0 to 0)	0 (0 to 0)	0 (0 to 0)	0 (0 to 0)	0 (0 to 0)	0 (0 to 0)	0 (0 to 0)	0 (0 to 0)	0 (0 to 0)	0 (0 to 0)	0 (0 to 0)	0 (0 to 0)	0 (0 to 0)	0 (0 to 0)	0 (0 to 0)	3.3
Genital herpes	0 (0 to 0)	0 (0 to 0)	0 (0 to 0)	0 (0 to 0)	0 (0 to 0)	0 (0 to 0)	0 (0 to 0)	0.2 (0.1 to 0.4)	0.3 (0.1 to 0.6)	0.5 (0.2 to 1.1)	0.6 (0.2 to 1.4)	0.6 (0.2 to 1.4)	0.4 (0.1 to 1)	0.3 (0.1 to 0.8)	0.2 (0.1 to 0.6)	0.2 (0.1 to 0.4)	0.1 (0 to 0.3)	0.1 (0 to 0.2)	0 (0 to 0.1)	0 (0 to 0.1)	0 (0 to 0.1)	0 (0 to 0)	0 (0 to 0)	5.4
Other sexually transmitted infections	0 (0 to 0)	0 (0 to 0)	0 (0 to 0)	0 (0 to 0)	0 (0 to 0)	0 (0 to 0)	0 (0 to 0)	0 (0 to 0)	0 (0 to 0)	0 (0 to 0)	0 (0 to 0)	0 (0 to 0)	0 (0 to 0)	0 (0 to 0)	0 (0 to 0)	0 (0 to 0)	0 (0 to 0)	0 (0 to 0)	0 (0 to 0)	0 (0 to 0)	0 (0 to 0)	0 (0 to 0)	0 (0 to 0)	0
Respiratory infections and tuberculosis	2.9 (1.9 to 3.8)	3.8 (2.4 to 4.3)	10.3 (3.8 to 27.1)	10.3 (5.25 to 20.1)	4.8 (2.9 to 7.1)	3.6 (1.9 to 5.5)	3.6 (1.9 to 5.5)	3.6 (1.9 to 5.5)	3.6 (1.9 to 5.5)	3.6 (1.9 to 5.5)	3.6 (1.9 to 5.5)	3.6 (1.9 to 5.5)	3.6 (1.9 to 5.5)	3.6 (1.9 to 5.5)	3.6 (1.9 to 5.5)	3.6 (1.9 to 5.5)	3.6 (1.9 to 5.5)	3.6 (1.9 to 5.5)	3.6 (1.9 to 5.5)	3.6 (1.9 to 5.5)	3.6 (1.9 to 5.5)	3.6 (1.9 to 5.5)	1,780
Tuberculosis	0 (0 to 0)	0 (0 to 0)	0 (0 to 0)	0 (0 to 0)	0 (0 to 0)	0 (0 to 0)	0 (0 to 0)	0 (0 to 0)	0 (0 to 0)	0 (0 to 0)	0 (0 to 0)	0 (0 to 0)	0 (0 to 0)	0 (0 to 0)	0 (0 to 0)	0 (0 to 0)	0 (0 to 0)	0 (0 to 0)	0 (0 to 0)	0 (0 to 0)	0 (0 to 0)	0 (0 to 0)	0 (0 to 0)	22.6
Latent tuberculosis infection	0 (0 to 0)	0 (0 to 0)	0 (0 to 0)	0 (0 to 0)	0 (0 to 0)	0 (0 to 0)	0 (0 to 0)	0 (0 to 0)	0 (0 to 0)	0 (0 to 0)	0 (0 to 0)	0 (0 to 0)	0 (0 to 0)	0 (0 to 0)	0 (0 to 0)	0 (0 to 0)	0 (0 to 0)	0 (0 to 0)	0 (0 to 0)	0 (0 to 0)	0 (0 to 0)	0 (0 to 0)	0 (0 to 0)	0
Drug-susceptible tuberculosis	0 (0 to 0)	0 (0 to 0)	0 (0 to 0)	0 (0 to 0)	0 (0 to 0)	0 (0 to 0)	0 (0 to 0)	0 (0 to 0)	0 (0 to 0)	0 (0 to 0)	0 (0 to 0)	0 (0 to 0)	0 (0 to 0)	0 (0 to 0)	0 (0 to 0)	0 (0 to 0)	0 (0 to 0)	0 (0 to 0)	0 (0 to 0)	0 (0 to 0)	0 (0 to 0)	0 (0 to 0)	0 (0 to 0)	0
Multidrug-resistant tuberculosis without extensive drug resistance	0 (0 to 0)	0 (0 to 0)	0 (0 to 0)	0 (0 to 0)	0 (0 to 0)	0 (0 to 0)	0 (0 to 0)	0 (0 to 0)	0 (0 to 0)	0 (0 to 0)	0 (0 to 0)	0 (0 to 0)	0 (0 to 0)	0 (0 to 0)	0 (0 to 0)	0 (0 to 0)	0 (0 to 0)	0 (0 to 0)	0 (0 to 0)	0 (0 to 0)	0 (0 to 0)	0 (0 to 0)	0 (0 to 0)	0.5
Extensively drug-resistant tuberculosis	0 (0 to 0)	0 (0 to 0)	0 (0 to 0)	0 (0 to 0)	0 (0 to 0)	0 (0 to 0)	0 (0 to 0)	0 (0 to 0)	0 (0 to 0)	0 (0 to 0)	0 (0 to 0)	0 (0 to 0)	0 (0 to 0)	0 (0 to 0)	0 (0 to 0)	0 (0 to 0)	0 (0 to 0)	0 (0 to 0)	0 (0 to 0)	0 (0 to 0)	0 (0 to 0)	0 (0 to 0)	0 (0 to 0)	0.1
Lower respiratory infections	2.8 (1.9 to 3.8)	3.8 (2.1 to 4.1)	10.2 (9 to 21)	10.2 (7.6 to 13.1)	4.7 (2.9 to 7.1)	3.6 (2.2 to 5.4)	3.6 (2.2 to 5.4)	3.6 (2.2 to 5.4)	3.6 (2.2 to 5.4)	3.6 (2.2 to 5.4)	3.6 (2.2 to 5.4)	3.6 (2.2 to 5.4)	3.6 (2.2 to 5.4)	3.6 (2.2 to 5.4)	3.6 (2.2 to 5.4)	3.6 (2.2 to 5.4)	3.6 (2.2 to 5.4)	3.6 (2.2 to 5.4)	3.6 (2.2 to 5.4)	3.6 (2.2 to 5.4)	3.6 (2.2 to 5.4)	3.6 (2.2 to 5.4)	1,490
Upper respiratory infections	0.2 (0 to 0.1)	0.2 (0.1 to 0.4)	4.7 (2.9 to 7.2)	2.5 (1.2 to 3.9)	0.4 (0.3 to 0.6)	0.2 (0.1 to 0.3)	0.2 (0.1 to 0.3)	0.2 (0.1 to 0.3)	0.2 (0.1 to 0.3)	0.2 (0.1 to 0.3)	0.2 (0.1 to 0.3)	0.2 (0.1 to 0.3)	0.2 (0.1 to 0.3)	0.2 (0.1 to 0.3)	0.2 (0.1 to 0.3)	0.2 (0.1 to 0.3)	0.2 (0.1 to 0.3)	0.2 (0.1 to 0.3)	0.2 (0.1 to 0.3)	0.2 (0.1 to 0.3)	0.2 (0.1 to 0.3)	0.2 (0.1 to 0.3)	220
Otitis media	0 (0 to 0)	0 (0 to 0)	0.7 (0.4 to 1.3)	0.7 (0.5 to 0.9)	0.7 (0.4 to 0.7)	0.7 (0.4 to 0.8)	0.7 (1.5 to 4)	0.7 (1.5 to 4)	0.7 (1.5 to 4)	0.7 (1.5 to 4)	0.7 (1.5 to 4)	0.7 (1.5 to 4)	0.7 (1.5 to 4)	0.7 (1.5 to 4)	0.7 (1.5 to 4)	0.7 (1.5 to 4)	0.7 (1.5 to 4)	0.7 (1.5 to 4)	0.7 (1.5 to 4)	0.7 (1.5 to 4)	0.7 (1.5 to 4)	0.7 (1.5 to 4)	42.3
Enteric infections	0.3 (0.2 to 0.4)	1.1 (0.6 to 1.5)	13.1 (9.4 to 16.7)	19.7 (11.8 to 29.6)	10.2 (5.7 to 17.1)	6.4 (3.7 to 11.3)	4.6 (2.8 to 7.1)	4.6 (2.8 to 7.1)	4.6 (2.8 to 7.1)	4.6 (2.8 to 7.1)	4.6 (2.8 to 7.1)	4.4 (2.7 to 6.8)	4.4 (2.7 to 6.8)	4.4 (2.7 to 6.8)	4.4 (2.7 to 6.8)	4.4 (2.7 to 6.8)	4.4 (2.7 to 6.8)	4.4 (2.7 to 6.8)	4.4 (2.7 to 6.8)	4.4 (2.7 to 6.8)	4.4 (2.7 to 6.8)	4.4 (2.7 to 6.8)	196
Diarrheal diseases	0.3 (0.2 to 0.4)	1.1 (0.6 to 1.5)	13.1 (9.5 to 16.6)	19.7 (11.7 to 29.7)	10.2 (5.7 to 17.1)	6.4 (3.7 to 11.3)	4.6 (2.8 to 7.1)	4.6 (2.8 to 7.1)	4.6 (2.8 to 7.1)	4.6 (2.8 to 7.1)	4.6 (2.8 to 7.1)	4.4 (2.7 to 6.8)	4.4 (2.7 to 6.8)	4.4 (2.7 to 6.8)	4.4 (2.7 to 6.8)	4.4 (2.7 to 6.8)	4.4 (2.7 to 6.8)	4.4 (2.7 to 6.8)	4.4 (2.7 to 6.8)	4.4 (2.7 to 6.8)	4.4 (2.7 to 6.8)	4.4 (2.7 to 6.8)	196
Typhoid and paraphyoid	0 (0 to 0)	0 (0 to 0)	0 (0 to 0)	0 (0 to 0)	0 (0 to 0)	0 (0 to 0)	0 (0 to 0)	0 (0 to 0)	0 (0 to 0)	0 (0 to 0)	0 (0 to 0)	0 (0 to 0)	0 (0 to 0)	0 (0 to 0)	0 (0 to 0)	0 (0 to 0)	0 (0 to 0)	0 (0 to 0)	0 (0 to 0)	0 (0 to 0)	0 (0 to 0)	0 (0 to 0)	0 (0 to 0)	0
Typhoid fever	0 (0 to 0)	0 (0 to 0)	0 (0 to 0)	0 (0 to 0)	0 (0 to 0)	0 (0 to 0)	0 (0 to 0)	0 (0 to 0)	0 (0 to 0)	0 (0 to 0)	0 (0 to 0)	0 (0 to 0)	0 (0 to 0)	0 (0 to 0)	0 (0 to 0)	0 (0 to 0)	0 (0 to 0)	0 (0 to 0)	0 (0 to 0)	0 (0 to 0)	0 (0 to 0)	0 (0 to 0)	0 (0 to 0)	0
Paratyphoid fever	0 (0 to 0)	0 (0 to 0)	0 (0 to 0)	0 (0 to 0)	0 (0 to 0)	0 (0 to 0)	0 (0 to 0)	0 (0 to 0)	0 (0 to 0)	0 (0 to 0)	0 (0 to 0)	0 (0 to 0)	0 (0 to 0)	0 (0 to 0)	0 (0 to 0)	0 (0 to 0)	0 (0 to 0)	0 (0 to 0)	0 (0 to 0)	0 (0 to 0)	0 (0 to 0)	0 (0 to 0)	0 (0 to 0)	0
Invasive Non-typhoidal Salmonella (iNTS)	0 (0 to 0)	0 (0 to 0)	0 (0 to 0)	0 (0 to 0)	0 (0 to 0)	0 (0 to 0)	0 (0 to 0)	0 (0 to 0)	0 (0 to 0)	0 (0 to 0)	0 (0 to 0)	0 (0 to 0)	0 (0 to 0)	0 (0 to 0)	0 (0 to 0)	0 (0 to 0)	0 (0 to 0)	0 (0 to 0)	0 (0 to 0)	0 (0 to 0)	0 (0 to 0)	0 (0 to 0)	0 (0 to 0)	0.5
Other intestinal infectious diseases	0 (0 to 0)	0 (0 to 0)	0.1 (0 to 0.1)	0 (0 to 0)	0 (0 to 0)	0 (0 to 0)	0 (0 to 0)	0 (0 to 0)	0 (0 to 0)	0 (0 to 0)	0 (0 to 0)	0 (0 to 0)	0 (0 to 0)	0 (0 to 0)	0 (0 to 0)	0 (0 to 0)	0 (0 to 0)	0 (0 to 0)	0 (0 to 0)	0 (0 to 0)	0 (0 to 0)	0 (0 to 0)	0 (0 to 0)	0.4
Neglected tropical diseases and malaria	0 (0 to 0.1)	0.3 (0.2 to 0.5)	3.5 (1.6 to 6.8)	14.8 (9.2 to 23.2)	2 (0.4 to 9.1)	0.1 (0 to 0.2)	0.3 (0 to 0.6)	0.3 (0 to 0.6)	0.3 (0 to 0.6)	0.3 (0 to 1.3)	0.7 (0 to 2.7)	0.6 (0 to 2.2)	0.7 (0 to 2.6)	0.6 (0 to 2.2)	0.5 (0 to 2)	0.2 (0 to 0.8)	0.2 (0 to 0.6)	0.1 (0 to 0.4)	0.1 (0 to 0.2)	0 (0 to 0.1)	0 (0 to 0.1)	0 (0 to 0)	27
Malaria	0 (0 to 0)	0 (0 to 0)	0 (0 to 0)	0 (0 to 0)	0 (0 to 0)	0 (0 to 0)	0 (0 to 0)	0 (0 to 0)	0 (0 to 0)	0 (0 to 0)	0 (0 to 0)	0 (0 to 0)	0 (0 to 0)	0 (0 to 0)	0 (0 to 0)	0 (0 to 0)	0 (0 to 0)	0 (0 to 0)	0 (0 to 0)	0 (0 to 0)	0 (0 to 0)	0 (0 to 0)	0 (0 to 0)	0
Chagas disease	0 (0 to 0)	0 (0 to 0)	0 (0 to 0)	0 (0 to 0)	0 (0 to 0)	0 (0 to 0)	0 (0 to 0)	0 (0 to 0)	0 (0 to 0)	0 (0 to 0)	0 (0 to 0)	0 (0 to 0)	0 (0 to 0)	0 (0 to 0)	0 (0 to 0)	0 (0 to 0)	0 (0 to 0)	0 (0 to 0)	0 (0 to 0)	0 (0 to 0)	0 (0 to 0)	0 (0 to 0)	0 (0 to 0)	0
Leishmaniasis	0 (0 to 0)	0 (0 to 0)	0 (0 to 0)	0 (0 to 0)	0 (0 to 0)	0 (0 to 0)	0 (0 to 0)	0 (0 to 0)	0 (0 to 0)	0 (0 to 0)	0 (0 to 0)	0 (0 to 0)	0 (0 to 0)	0 (0 to 0)	0 (0 to 0)	0 (0 to 0)	0 (0 to 0)	0 (0 to 0)	0 (0 to 0)	0 (0 to 0)	0 (0 to 0)	0 (0 to 0)	0 (0 to 0)	0
Visceral leishmaniasis	0 (0 to 0)	0 (0 to 0)	0 (0 to 0)	0 (0 to 0)	0 (0 to 0)	0 (0 to 0)	0 (0 to 0)	0 (0 to 0)	0 (0 to 0)	0 (0 to 0)	0 (0 to 0)	0 (0 to 0)	0 (0 to 0)	0 (0 to 0)	0 (0 to 0)	0 (0 to 0)	0 (0 to 0)	0 (0 to 0)	0 (0 to 0)	0 (0 to 0)	0 (0 to 0)	0 (0 to 0)	0 (0 to 0)	0
Cutaneous and mucocutaneous leishmaniasis	0 (0 to 0)	0 (0 to 0)	0 (0 to 0)	0 (0 to 0)	0 (0 to 0)	0 (0 to 0)	0 (0 to 0)	0 (0 to 0)	0 (0 to 0)	0 (0 to 0)	0 (0 to 0)	0 (0 to 0)	0 (0 to 0)	0 (0 to 0)	0 (0 to 0)	0 (0 to 0)	0 (0 to 0)	0 (0 to 0)	0 (0 to 0)	0 (0 to 0)	0 (0 to 0)	0 (0 to 0)	0 (0 to 0)	0
African trypanosomiasis	0 (0 to 0)	0 (0 to 0)	0 (0 to 0)	0 (0 to 0)	0 (0 to 0)	0 (0 to 0)	0 (0 to 0)	0 (0 to 0)	0 (0 to 0)	0 (0 to 0)	0 (0 to 0)	0 (0 to 0)	0 (0 to 0)	0 (0 to 0)	0 (0 to 0)	0 (0 to 0)	0 (0 to 0)	0 (0 to 0)	0 (0 to 0)	0 (0 to 0)	0 (0 to 0)	0 (0 to 0)	0 (0 to 0)	0
Schistosomiasis	0 (0 to 0)	0 (0 to 0)	0 (0 to 0)	0 (0 to 0)	0 (0 to 0)	0 (0 to 0)	0 (0 to 0)	0 (0 to 0)	0 (0 to 0)	0 (0 to 0)	0 (0 to 0)	0 (0 to 0)	0 (0 to 0)	0 (0 to 0)	0 (0 to 0)	0 (0 to 0)	0 (0 to 0)	0 (0 to 0)	0 (0 to 0)	0 (0 to 0)	0 (0 to 0)	0 (0 to 0)	0 (0 to 0)	0
Cysticercosis	0 (0 to 0)	0 (0 to 0)	0 (0 to 0)	0 (0 to 0)	0 (0 to 0)	0 (0 to 0)	0 (0 to 0)	0 (0 to 0)	0 (0 to 0)	0 (0 to 0)	0 (0 to 0)	0 (0 to 0)	0 (0 to 0)	0 (0 to 0)	0 (0 to 0)	0 (0 to 0)	0 (0 to 0)	0 (0 to 0)	0 (0 to 0)	0 (0 to 0)	0 (0 to 0)	0 (0 to 0)	0 (0 to 0)	0
Cystic echinococcosis	0 (0 to 0)	0 (0 to 0)	0 (0 to 0)	0 (0 to 0)	0 (0 to 0)	0 (0 to 0)	0 (0 to 0)	0 (0 to 0)	0 (0 to 0)	0 (0 to 0)	0 (0 to 0)	0 (0 to 0)	0 (0 to 0)	0 (0 to 0)	0 (0 to 0)	0 (0 to 0)	0 (0 to 0)	0 (0 to 0)	0 (0 to 0)	0 (0 to 0)	0 (0 to 0)	0 (0 to 0)	0 (0 to 0)	0.1
Lymphatic filariasis	0 (0 to 0)	0 (0 to 0)	0 (0 to 0)	0 (0 to 0)	0 (0 to 0)	0 (0 to 0)	0 (0 to 0)	0 (0 to 0)	0 (0 to 0)	0 (0 to 0)	0 (0 to 0)	0 (0 to 0)	0 (0 to 0)	0 (0 to 0)	0 (0 to 0)	0 (0 to 0)	0 (0 to 0)	0 (0 to 0)	0 (0 to 0)	0 (0 to 0)	0 (0 to 0)	0 (0 to 0)	0 (0 to 0)	0
Onchocerciasis	0 (0 to 0)	0 (0 to 0)	0 (0 to 0)	0 (0 to 0)	0 (0 to 0)	0 (0 to 0)	0 (0 to 0)	0 (0 to 0)	0 (0 to 0)	0 (0 to 0)	0 (0 to 0)	0 (0 to 0)	0 (0 to 0)	0 (0 to 0)	0 (0 to 0)	0 (0 to 0)	0 (0 to 0)	0 (0 to 0)	0 (0 to 0)	0 (0 to 0)	0 (0 to 0)	0 (0 to 0)	0 (0 to 0)	0
Trachoma	0 (0 to 0)	0 (0 to 0)	0 (0 to 0)	0 (0 to 0)	0 (0 to 0)	0 (0 to 0)	0 (0 to 0)	0 (0 to 0)	0 (0 to 0)	0 (0 to 0)	0 (0 to 0)	0 (0 to 0)	0 (0 to 0)	0 (0 to 0)	0 (0 to 0)	0 (0 to 0)	0 (0 to 0)	0 (0 to 0)	0 (0 to 0)	0 (0 to 0)	0 (0 to 0)	0 (0 to 0)	0 (0 to 0)	0
Dengue	0 (0 to 0)	0 (0 to 0)	0 (0 to 0)	0 (0 to 0)	0 (0 to 0)	0 (0 to 0)	0 (0 to 0)	0 (0 to 0)	0 (0 to 0)	0 (0 to 0)	0 (0 to 0)	0 (0 to 0)	0 (0 to 0)	0 (0 to 0)	0 (0 to 0)	0 (0 to 0)	0 (0 to 0)	0 (0 to 0)	0 (0 to 0)	0 (0 to 0)	0 (0 to 0)	0 (0 to 0)	0 (0 to 0)	0
Yellow fever	0 (0 to 0)	0 (0 to 0)	0 (0 to 0)	0 (0 to 0)	0 (0 to 0)	0 (0 to 0)	0 (0 to 0)	0 (0 to 0)	0 (0 to 0)	0 (0 to 0)	0 (0 to 0)	0 (0 to 0)	0 (0 to 0)	0 (0 to 0)	0 (0 to 0)	0 (0 to 0)	0 (0 to 0)	0 (0 to 0)	0 (0 to 0)	0 (0 to 0)	0 (0 to 0)	0 (0 to 0)	0 (0 to 0)	0
Rabies	0 (0 to 0)	0 (0 to 0)	0 (0 to 0)	0 (0 to 0)	0 (0 to 0)	0 (0 to 0)	0 (0 to 0)	0 (0 to 0)	0 (0 to 0)	0 (0 to 0)	0 (0 to 0)	0 (0 to 0)	0 (0 to 0)	0 (0 to 0)	0 (0 to 0)	0 (0 to 0)	0 (0 to 0)	0 (0 to 0)	0 (0 to 0)	0 (0 to 0)	0 (0 to 0)	0 (0 to 0)	0 (0 to 0)	0
Intestinal nematode infections	0 (0 to 0)	0 (0 to 0)	0 (0 to 0)	0 (0 to 0)	0 (0 to 0)	0 (0 to 0)	0 (0 to 0)	0 (0 to 0)	0 (0 to 0)	0 (0 to 0)	0 (0 to 0)	0 (0 to 0)	0 (0 to 0)	0 (0 to 0)	0 (0 to 0)	0 (0 to 0)	0 (0 to 0)	0 (0 to 0)	0 (0 to 0)	0 (0 to 0)	0 (0 to 0)	0 (0 to 0)	0 (0 to 0)	0
Ascariasis	0 (0 to 0)	0 (0 to 0)	0 (0 to 0)	0 (0 to 0)	0 (0 to 0)	0 (0 to 0)	0 (0 to 0)	0 (0 to 0)	0 (0 to 0)	0 (0 to 0)	0 (0 to 0)	0 (0 to 0)	0 (0 to 0)	0 (0 to 0)	0 (0 to 0)	0 (0 to 0)	0 (0 to 0)	0 (0 to 0)	0 (0 to 0)	0 (0 to 0)	0 (0 to 0)	0 (0 to 0)	0 (0 to 0)	0
Trichuriasis	0 (0 to 0)	0 (0 to 0)	0 (0 to 0)	0 (0 to 0)	0 (0 to 0)	0 (0 to 0)	0 (0 to 0)	0 (0 to 0)	0 (0 to 0)	0 (0 to 0)	0 (0 to 0)	0 (0 to 0)	0 (0 to 0)	0 (0 to 0)	0 (0 to 0)	0 (0 to 0)	0 (0 to 0)	0 (0 to 0)	0 (0 to 0)	0 (0 to 0)	0 (0 to 0)	0 (0 to 0)	0 (0 to 0)	0
Hookworm disease	0 (0 to 0)	0 (0 to 0)	0 (0 to 0)	0 (0 to 0)	0 (0 to 0)	0 (0 to 0)	0 (0 to 0)	0 (0 to 0)	0 (0 to 0)	0 (0 to 0)	0 (0 to 0)	0 (0 to 0)	0 (0 to 0)	0 (0 to 0)	0 (0 to 0)	0 (0 to 0)	0 (0 to 0)	0 (0 to 0)	0 (0 to 0)	0 (0 to 0)	0 (0 to 0)	0 (0 to 0)	0 (0 to 0)	0
Food-borne trematodiases	0 (0 to 0)	0 (0 to 0)	0 (0 to 0)	0 (0 to 0)	0 (0 to 0)	0 (0 to 0)	0 (0 to 0)	0 (0 to 0)	0 (0 to 0)	0 (0 to 0)	0 (0 to 0)	0 (0 to 0)	0 (0 to 0)	0 (0 to 0)	0 (0 to 0)	0 (0 to 0)	0 (0 to 0)	0 (0 to 0)	0 (0 to 0)	0 (0 to 0)	0 (0 to 0)	0 (0 to 0)	0 (0 to 0)	0
Leprosy	0 (0 to 0)	0 (0 to 0)	0 (0 to 0)	0 (0 to 0)	0 (0 to 0)	0 (0 to 0)	0 (0 to 0)	0 (0 to 0)	0 (0 to 0)	0 (0 to 0)	0 (0 to 0)

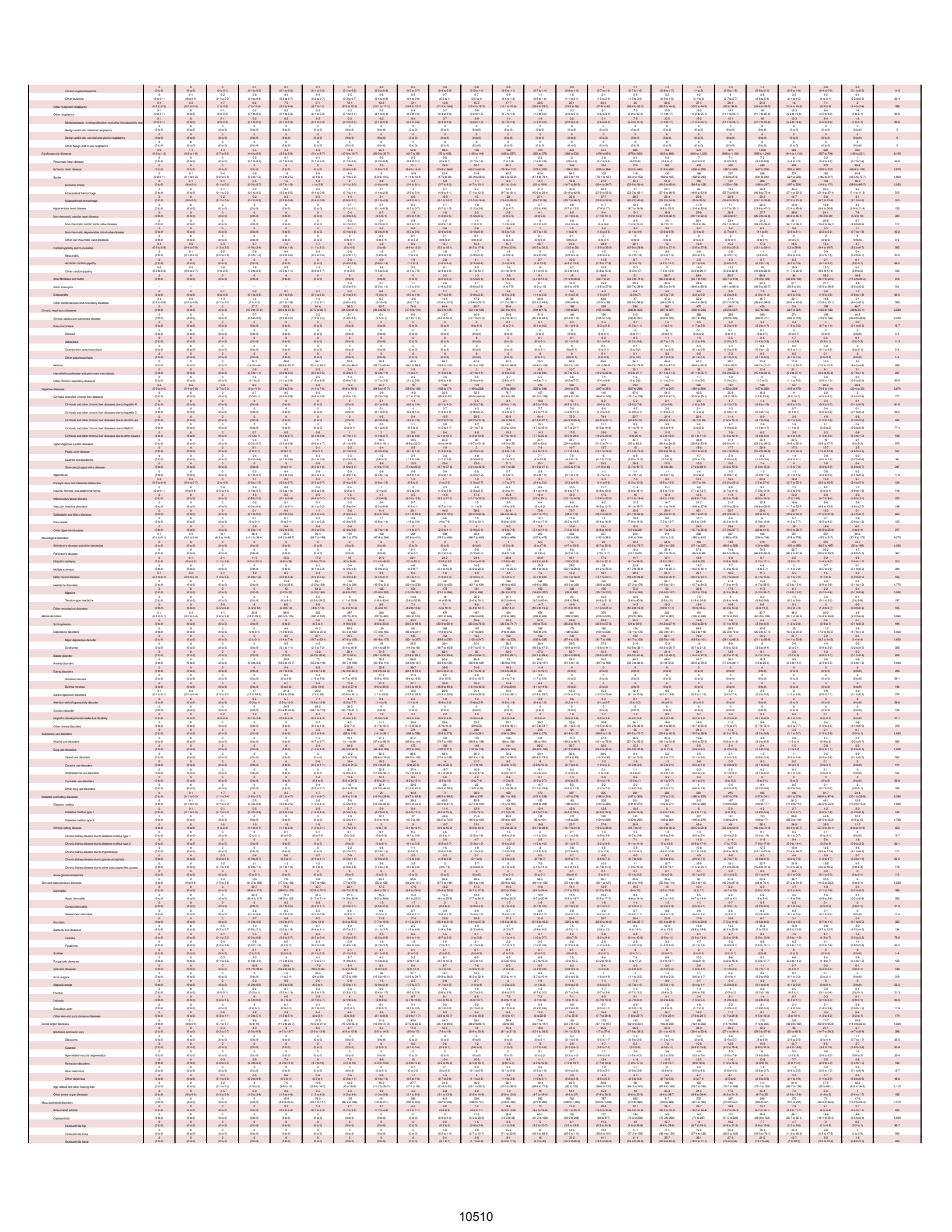

Osteoarthritis other	0 (0 to 0)	0 (0 to 0)	0 (0 to 0)	0 (0 to 0)	0 (0 to 0)	0 (0 to 0)	0 (0 to 0)	0 (0 to 0)	0 (0 to 0)	0 (0 to 0)	0-1 (0 to 2)	0-7 (0 to 1.7)	2-2 (0 to 5.1)	5-1 (2 to 11.5)	8-5 (3 to 17.6)	11-6 (5 to 25.2)	12-4 (5 to 26.4)	12-4 (6 to 26.2)	12-6 (6 to 26.4)	9-8 (4 to 19.9)	9-1 (4 to 18.4)	5-4 (2 to 11)	2-6 (1 to 5.2)	0-7 (0 to 1.4)	92-1	
Low back pain	0 (0 to 0)	0 (0 to 0)	0 (0 to 0)	0 (0 to 0)	10-1 (5 to 17.6)	48-1 (28 to 77.3)	79-1 (47 to 134)	109 (64 to 167)	164 (96 to 250)	140 (82 to 210)	211 (122 to 319)	260 (158 to 393)	271 (170 to 408)	238 (151 to 357)	220 (137 to 328)	205 (128 to 304)	205 (128 to 305)	205 (128 to 303)	235 (149 to 346)	222 (144 to 329)	166 (99 to 239)	117 (73 to 173)	66 (41 to 94.7)	20-4 (12 to 27.4)	5-7 (3 to 8.5)	3,340
Neck pain	0 (0 to 0)	0 (0 to 0)	4-9 (1 to 10.1)	20-2 (11 to 47.1)	39-4 (19 to 87.5)	43-5 (21 to 93.3)	59-8 (29 to 116)	93-7 (49 to 174)	135 (80 to 224)	134 (80 to 204)	146 (93 to 214)	135 (87 to 200)	146 (93 to 214)	134 (87 to 200)	146 (93 to 214)	131 (84 to 200)	131 (84 to 200)	85-5 (54 to 136)	74-5 (45 to 114)	49-2 (29 to 88.9)	34-3 (19 to 62.1)	26-3 (14 to 49.2)	9-2 (4 to 19.5)	1-1 (0 to 3.5)	1,340	
Gout	0 (0 to 0)	0 (0 to 0)	0 (0 to 0)	0 (0 to 0)	0 (0 to 0)	0 (0 to 0)	0 (0 to 0)	0 (0 to 0)	0 (0 to 1.1)	0 (0 to 1.1)	0-1 (0 to 3.3)	0-7 (0 to 2.4)	1-2 (0 to 4.2)	1-2 (0 to 4.5)	1-2 (0 to 4.5)	1-2 (0 to 4.5)	1-2 (0 to 4.5)	1-2 (0 to 4.5)	1-2 (0 to 4.5)	1-2 (0 to 4.5)	1-2 (0 to 4.5)	1-2 (0 to 4.5)	1-2 (0 to 4.5)	0-7 (0 to 2.1)	73	
Other musculoskeletal disorders	0 (0 to 0)	0 (0 to 0)	0 (0 to 0)	0-4 (0 to 0.5)	1-5 (0 to 5.4)	14-4 (7 to 34.3)	34-6 (20 to 72.4)	69-7 (40 to 137)	99-6 (62 to 152)	113 (71 to 169)	114 (68 to 177)	122 (69 to 189)	113 (71 to 169)	139 (84 to 207)	134 (81 to 203)	122 (64 to 179)	112 (58 to 165)	96-7 (51 to 136)	87-1 (51 to 126)	63-2 (32 to 92.7)	41-1 (20 to 60.4)	12-7 (4 to 32)	4-1 (1 to 9.7)	0-7 (0 to 1.5)	1,350	
Other non-communicable diseases	84-2 (58 to 136)	47-1 (35 to 66.4)	131 (94 to 177)	92-6 (72 to 118)	80 (56 to 98.7)	91-8 (62 to 93.2)	89-8 (64 to 132)	151 (107 to 207)	226 (155 to 304)	226 (156 to 306)	268 (186 to 360)	277 (186 to 381)	262 (184 to 357)	291 (205 to 396)	290 (206 to 396)	285 (203 to 387)	258 (182 to 351)	245 (174 to 335)	240 (174 to 327)	184 (127 to 244)	156 (120 to 197)	115 (89 to 144)	68 (52 to 84.2)	21-6 (16 to 27.3)	3,890	
Congenital birth defects	39-6 (26 to 57.4)	21-4 (15 to 30)	52-5 (40 to 72.3)	23-8 (15 to 34.1)	22 (14 to 29.2)	19-7 (12 to 25.4)	25-6 (16 to 34.1)	19-3 (12 to 26.1)	19-6 (13 to 25.2)	19-5 (13 to 25.2)	20-5 (14 to 26)	26-1 (17 to 33.6)	19-6 (14 to 25.1)	19-9 (14 to 25.7)	19-4 (14 to 25.1)	18-8 (13 to 24.4)	19-3 (14 to 24.3)	9-3 (4 to 12.1)	3-1 (0 to 6.1)	1-8 (0 to 7.1)	1-2 (0 to 7.1)	0-6 (0 to 1.9)	0-3 (0 to 0.9)	0-1 (0 to 0.1)	927	
Neural tube defects	2 (2 to 2.2)	2-1 (1 to 2.4)	6-9 (3 to 11.7)	3-6 (2 to 5.1)	0-7 (0 to 0.9)	0-7 (0 to 0.9)	0-7 (0 to 1.1)	0-6 (0 to 1.2)	0-6 (0 to 1.2)	0-6 (0 to 1.2)	0-8 (0 to 1.1)	0-7 (0 to 1)	0-5 (0 to 0.9)	0-5 (0 to 0.9)	0-3 (0 to 0.7)	0-2 (0 to 0.6)	0-2 (0 to 0.5)	0-1 (0 to 0.3)	0 (0 to 0.1)	0 (0 to 0.1)	0 (0 to 0.1)	0 (0 to 0.1)	0 (0 to 0.1)	0 (0 to 0)	24-7	
Congenital heart anomalies	20-9 (11.6 to 42.6)	18 (12.2 to 28.7)	27-1 (16.1 to 50)	12-9 (8.3 to 24.2)	3-8 (2.4 to 7.5)	2-8 (2 to 5.7)	4-4 (2.1 to 9.7)	3-1 (2 to 6.7)	4-9 (2.6 to 9.7)	3-6 (2.4 to 6.9)	4-8 (3.4 to 8.7)	4-6 (3.6 to 8.3)	3-6 (2.4 to 6.9)	4-9 (3.4 to 8.6)	4-8 (2.9 to 8.5)	2-8 (2.2 to 5.5)	3-4 (2.2 to 7.5)	2-5 (1.2 to 4)	2 (0.9 to 3.9)	0-3 (0.1 to 0.5)	0-2 (0 to 0.3)	0-1 (0 to 0.1)	0-1 (0 to 0.1)	0-1 (0 to 0)	132	
Orofacial clefts	0 (0 to 0)	0-2 (0 to 0.5)	0-5 (0.2 to 0.9)	0-4 (0 to 0.6)	0-3 (0 to 0.5)	0-3 (0 to 0.5)	0-3 (0 to 0.5)	0-3 (0 to 0.5)	0-3 (0 to 0.4)	0-4 (0 to 0.5)	0-4 (0 to 0.6)	0-4 (0 to 0.6)	0-4 (0 to 0.6)	0-4 (0 to 0.6)	0-4 (0 to 0.6)	0-3 (0 to 0.6)	0-3 (0 to 0.6)	0-2 (0 to 0.4)	0-2 (0 to 0.4)	0-2 (0 to 0.3)	0-1 (0 to 0.2)	0-1 (0 to 0.1)	0-1 (0 to 0.1)	0 (0 to 0)	5-3	
Down syndrome	1-8 (0.9 to 3)	0-6 (0 to 0.9)	1-9 (1 to 3)	2-1 (1 to 3.3)	1-5 (1 to 2.2)	1-4 (1 to 2.2)	1-7 (1 to 2.5)	2 (1 to 2.6)	2-2 (1 to 3.2)	2-2 (1 to 3)	2-2 (1 to 3)	2-2 (1 to 3)	2-2 (1 to 3)	3 (2 to 4.1)	2-9 (1 to 3.9)	2-5 (1 to 3.6)	2-5 (1 to 3.6)	2-5 (1 to 3.6)	2-5 (1 to 3.6)	2-5 (1 to 3.6)	2-5 (1 to 3.6)	2-5 (1 to 3.6)	2-5 (1 to 3.6)	2-5 (1 to 3.6)	42-4	
Turner syndrome	0 (0 to 0)	0 (0 to 0)	0 (0 to 0)	0-1 (0 to 0.2)	0-1 (0 to 0.2)	0-1 (0 to 0.2)	0-1 (0 to 0.2)	0-1 (0 to 0.2)	0-1 (0 to 0.2)	0-1 (0 to 0.2)	0-1 (0 to 0.2)	0-1 (0 to 0.2)	0-1 (0 to 0.2)	0-1 (0 to 0.1)	0-1 (0 to 0.1)	0-1 (0 to 0.1)	0-1 (0 to 0.1)	0-1 (0 to 0.1)	0-1 (0 to 0.1)	0-1 (0 to 0.1)	0-1 (0 to 0.1)	0-1 (0 to 0.1)	0-1 (0 to 0.1)	0-1 (0 to 0.1)	0-9	
Klinefelter syndrome	0 (0 to 0)	0 (0 to 0)	0 (0 to 0)	0 (0 to 0)	0 (0 to 0)	0 (0 to 0)	0 (0 to 0)	0 (0 to 0)	0 (0 to 0)	0 (0 to 0)	0 (0 to 0)	0 (0 to 0)	0 (0 to 0)	0 (0 to 0)	0 (0 to 0)	0 (0 to 0)	0 (0 to 0)	0 (0 to 0)	0 (0 to 0)	0 (0 to 0)	0 (0 to 0)	0 (0 to 0)	0 (0 to 0)	0 (0 to 0)	0 (0 to 0)	0-2	
Other chromosomal abnormalities	12-3 (4.7 to 27.4)	6-4 (4.3 to 11.7)	14-2 (8.8 to 26.7)	7-4 (5.1 to 10.4)	2-6 (2.3 to 4.6)	3-2 (2.3 to 4.2)	3 (2.1 to 4.3)	2-9 (2 to 4.2)	2-9 (2 to 4)	3-1 (2.2 to 4.2)	3-1 (2.1 to 4.1)	2-6 (1.7 to 3.7)	2-6 (1.7 to 3.7)	2-8 (1.8 to 3.8)	2-2 (1.3 to 3.2)	1-7 (1 to 2.6)	1 (0.6 to 1.6)	0-7 (0.4 to 1)	0-5 (0.3 to 0.8)	0-3 (0.2 to 0.5)	0-2 (0.1 to 0.3)	0-1 (0 to 0.2)	0-1 (0 to 0.1)	0 (0 to 0)	73-4	
Congenital musculoskeletal and limb anomalies	3-5 (2 to 5.9)	1-2 (0.6 to 1.9)	0-6 (0.4 to 1.5)	0-8 (0.6 to 1.6)	0-9 (0.6 to 1.5)	0-7 (0.4 to 1.1)	0-7 (0.5 to 1.2)	0-5 (0.3 to 1.1)	0-5 (0.3 to 1.1)	0-5 (0.3 to 1.1)	0-5 (0.3 to 1.1)	0-5 (0.3 to 1.1)	0-5 (0.3 to 1.1)	0-7 (0.5 to 1.3)	0-5 (0.3 to 1.1)	0-4 (0.2 to 0.9)	0-3 (0.2 to 0.8)	0-3 (0.2 to 0.7)	0-3 (0.2 to 0.7)	0-3 (0.2 to 0.7)	0-3 (0.2 to 0.7)	0-3 (0.2 to 0.7)	0-3 (0.2 to 0.7)	0-3 (0.2 to 0.7)	152	
Urogenital congenital anomalies	3-5 (1.1 to 14.9)	0-7 (0.3 to 2.3)	1-4 (0.6 to 5.2)	1-6 (0.6 to 4.1)	0-9 (0.4 to 2.1)	0-7 (0.3 to 2.1)	0-9 (0.3 to 2.7)	0-9 (0.4 to 2.6)	0-9 (0.4 to 2.6)	0-9 (0.4 to 2.6)	0-9 (0.3 to 2.6)	0-9 (0.3 to 2.6)	0-9 (0.3 to 2.6)	0-2 (0 to 0.9)	0-2 (0 to 0.9)	0-2 (0 to 0.9)	0-1 (0 to 0.9)	0-1 (0 to 0.9)	0-1 (0 to 0.9)	0-1 (0 to 0.9)	0-1 (0 to 0.9)	0-1 (0 to 0.9)	0-1 (0 to 0.9)	0-1 (0 to 0.9)	11-3	
Digestive congenital anomalies	12-4 (7 to 32.4)	7-4 (4.7 to 17.7)	16 (9.7 to 27.6)	11-2 (6.9 to 19.6)	5-2 (3.2 to 9.2)	4-4 (2.8 to 6.9)	5-2 (3.2 to 8.4)	4-6 (2.8 to 7.1)	4-6 (2.8 to 7.1)	4-6 (2.8 to 7.1)	4-6 (2.8 to 7.1)	4-6 (2.8 to 7.1)	4-6 (2.8 to 7.1)	4-6 (2.8 to 7.1)	4-6 (2.8 to 7.1)	4-6 (2.8 to 7.1)	4-6 (2.8 to 7.1)	4-6 (2.8 to 7.1)	4-6 (2.8 to 7.1)	4-6 (2.8 to 7.1)	4-6 (2.8 to 7.1)	4-6 (2.8 to 7.1)	4-6 (2.8 to 7.1)	4-6 (2.8 to 7.1)	36-7	
Other congenital birth defects	13-8 (4.9 to 35.3)	7-4 (3.6 to 9.5)	19-5 (7 to 33)	7-7 (3 to 21.5)	3-4 (1.6 to 6.2)	2-9 (1.6 to 4.8)	3-1 (1.7 to 5.4)	2-6 (1.7 to 4.4)	2-6 (1.7 to 4.4)	2-6 (1.7 to 4.4)	2-6 (1.6 to 4.2)	2-6 (1.6 to 4.2)	2-6 (1.6 to 4.2)	2-6 (1.6 to 4.2)	2-6 (1.6 to 4.2)	2-6 (1.6 to 4.2)	2-6 (1.6 to 4.2)	2-6 (1.6 to 4.2)	2-6 (1.6 to 4.2)	2-6 (1.6 to 4.2)	2-6 (1.6 to 4.2)	2-6 (1.6 to 4.2)	2-6 (1.6 to 4.2)	2-6 (1.6 to 4.2)	78-2	
Urinary diseases and male infertility	0-1 (0 to 0.1)	0-2 (0.1 to 0.3)	0-7 (0.4 to 1.2)	0-9 (0.5 to 0.8)	0-6 (0.4 to 0.1)	1-2 (0.9 to 1.6)	1-3 (1 to 0.4)	3-1 (1.9 to 0.4)	3-1 (1.9 to 0.4)	3-1 (1.9 to 0.4)	3-1 (1.9 to 0.4)	3-1 (1.9 to 0.4)	3-1 (1.9 to 0.4)	3-1 (1.9 to 0.4)	3-1 (1.9 to 0.4)	3-1 (1.9 to 0.4)	3-1 (1.9 to 0.4)	3-1 (1.9 to 0.4)	3-1 (1.9 to 0.4)	3-1 (1.9 to 0.4)	3-1 (1.9 to 0.4)	3-1 (1.9 to 0.4)	3-1 (1.9 to 0.4)	3-1 (1.9 to 0.4)	417	
Urolithiasis	0 (0 to 0)	0 (0 to 0)	0 (0 to 0)	0 (0 to 0.1)	0 (0 to 0.1)	0-1 (0 to 0.1)	0-1 (0 to 0.2)	0-2 (0 to 0.6)	0-2 (0 to 0.7)	0-4 (0 to 1.2)	0-5 (0 to 1.3)	0-6 (0 to 1.3)	0-6 (0 to 1.3)	0-6 (0 to 1.2)	0-6 (0 to 1.2)	0-6 (0 to 1.2)	0-6 (0 to 1.2)	0-6 (0 to 1.2)	0-6 (0 to 1.2)	0-6 (0 to 1.2)	0-6 (0 to 1.2)	0-6 (0 to 1.2)	0-6 (0 to 1.2)	0-6 (0 to 1.2)	28-2	
Benign prostatic hyperplasia	0 (0 to 0)	0 (0 to 0)	0 (0 to 0)	0 (0 to 0)	0 (0 to 0)	0 (0 to 0)	0 (0 to 0)	0 (0 to 0)	0 (0 to 0)	0 (0 to 0)	0 (0 to 0)	0 (0 to 0)	0 (0 to 0)	0 (0 to 0.1)	0 (0 to 0.4)	0 (0 to 0.4)	0 (0 to 0.4)	0 (0 to 0.4)	0 (0 to 0.4)	0 (0 to 0.4)	0 (0 to 0.4)	0 (0 to 0.4)	0 (0 to 0.4)	0 (0 to 0.4)	0 (0 to 0.4)	92-3	
Male infertility	0 (0 to 0)	0 (0 to 0)	0 (0 to 0)	0 (0 to 0)	0 (0 to 0)	0 (0 to 0)	0 (0 to 0)	2 (0.3 to 3.1)	2 (0 to 5.5)	2 (0.5 to 5.9)	2 (0.5 to 5.9)	2 (0.5 to 5.9)	2 (0.5 to 5.9)	2-6 (0.7 to 6.9)	2-6 (0.7 to 6.9)	2-6 (0.8 to 6.5)	2-6 (0.7 to 6.5)	2-6 (0.7 to 6.5)	2-6 (0.7 to 6.5)	2-6 (0.7 to 6.5)	2-6 (0.7 to 6.5)	2-6 (0.7 to 6.5)	2-6 (0.7 to 6.5)	2-6 (0.7 to 6.5)	10-8	
Other urinary diseases	0-1 (0 to 0.1)	0-1 (0 to 0.2)	0-1 (0 to 0.2)	0-2 (0.2 to 0.5)	0-2 (0 to 0.3)	0-2 (0.2 to 0.4)	0-3 (0.2 to 0.4)	0-3 (0.4 to 0.8)	0-3 (0.4 to 0.8)	0-3 (0.4 to 0.8)	0-4 (0.4 to 1)	1 (0.4 to 1.4)	0-9 (0.4 to 1.4)	1 (0.4 to 1.4)	1-2 (0.4 to 2)	1-4 (0.9 to 2)	1-3 (0.9 to 2.2)	1-4 (0.9 to 2.9)	1-4 (0.9 to 2.9)	1-4 (0.9 to 3.4)	1-4 (0.9 to 3.3)	0-9 (0.4 to 2.3)	0-4 (0.2 to 1.6)	0-2 (0.1 to 0.6)	18-9	
Gynecological diseases	0 (0 to 0)	0 (0 to 0)	0 (0 to 0)	0 (0 to 0)	0 (0 to 0)	0-2 (0 to 19.4)	2-3 (0.2 to 38.4)	84-8 (54.5 to 122)	109 (69.5 to 204)	116 (108 to 242)	109 (106 to 229)	109 (84.5 to 189)	109 (84.5 to 189)	109 (80 to 176)	109 (84.5 to 189)	109 (55.7 to 141)	109 (84.5 to 189)	13 (7.7 to 41.9)	13 (8.3 to 18.8)	13 (8.3 to 18.8)	13 (8.3 to 18.8)	13 (8.3 to 18.8)	13 (8.3 to 18.8)	13 (8.3 to 18.8)	13 (8.3 to 18.8)	1,110	
Uterine fibroids	0 (0 to 0)	0 (0 to 0)	0 (0 to 0)	0 (0 to 0)	0 (0 to 0.2)	0-1 (0 to 0.4)	0-1 (0 to 0.7)	0-3 (0.4 to 1.6)	0-9 (0.4 to 4.6)	2-2 (0.9 to 4.6)	4 (1.7 to 8.4)	5-3 (2.3 to 9.9)	6-5 (2.4 to 10.2)	6-5 (2.4 to 10.2)	6-5 (2.4 to 10.2)	6-5 (2.4 to 10.2)	6-5 (2.4 to 10.2)	1-1 (0.4 to 3.7)	0-3 (0.1 to 0.9)	0-3 (0.1 to 0.9)	0-3 (0.1 to 0.9)	0-3 (0.1 to 0.9)	0-3 (0.1 to 0.9)	0-3 (0.1 to 0.9)	32-4	
Polycystic ovarian syndrome	0 (0 to 0)	0 (0 to 0)	0 (0 to 0)	0 (0 to 0)	0 (0 to 0.2)	0-1 (0.3 to 2)	0-4 (0.1 to 1.6)	0-7 (0.3 to 1.6)	0-7 (0.3 to 1.2)	0-7 (0.4 to 1.2)	0-7 (0.4 to 1.2)	0-7 (0.4 to 1.2)	0-7 (0.4 to 1.2)	0-7 (0.4 to 1.2)	0-7 (0.4 to 1.2)	0-7 (0.4 to 1.2)	0-7 (0.4 to 1.2)	0-7 (0.4 to 1.2)	0-7 (0.4 to 1.2)	0-7 (0.4 to 1.2)	0-7 (0.4 to 1.2)	0-7 (0.4 to 1.2)	0-7 (0.4 to 1.2)	0-7 (0.4 to 1.2)	34-9	
Female infertility	0 (0 to 0)	0 (0 to 0)	0 (0 to 0)	0 (0 to 0)	0 (0 to 0)	0 (0 to 0)	0 (0 to 0.2)	0 (0 to 0.9)	0-1 (0 to 1.7)	0-2 (0 to 1.7)	0-2 (0 to 1.7)	0-2 (0 to 1.7)	0-2 (0 to 1.7)	0-2 (0 to 1.7)	0-2 (0 to 1.7)	0-2 (0 to 1.7)	0-2 (0 to 1.7)	0-2 (0 to 1.7)	0-2 (0 to 1.7)	0-2 (0 to 1.7)	0-2 (0 to 1.7)	0-2 (0 to 1.7)	0-2 (0 to 1.7)	0-2 (0 to 1.7)	9-9	
Endometriosis	0 (0 to 0)	0 (0 to 0)	0 (0 to 0)	0 (0 to 0)	0 (0 to 0)	0 (0 to 0)	0-3 (0 to 16.1)	0-5 (0 to 24.4)	0-6 (0 to 24.4)	0-6 (0 to 28)	0-7 (0 to 28)	0-7 (0 to 28)	0-7 (0 to 28)	0-7 (0 to 28)	0-7 (0 to 28)	0-7 (0 to 28)	0-7 (0 to 28)	0-7 (0 to 28)	0-7 (0 to 28)	0-7 (0 to 28)	0-7 (0 to 28)	0-7 (0 to 28)	0-7 (0 to 28)	0-7 (0 to 28)	86-4	
Genital prolapse	0 (0 to 0)	0 (0 to 0)	0 (0 to 0)	0 (0 to 0)	0 (0 to 0)	0 (0 to 0)	0 (0 to 0)	0 (0 to 0.1)	0 (0 to 0.1)	0 (0 to 0.1)	0 (0 to 0.1)	0 (0 to 0.1)	0 (0 to 0.1)	0 (0 to 0.1)	0 (0 to 0.1)	0 (0 to 0.1)	0 (0 to 0.1)	0 (0 to 0.1)	0 (0 to 0.1)	0 (0 to 0.1)	0 (0 to 0.1)	0 (0 to 0.1)	0 (0 to 0.1)	0 (0 to 0.1)	0 (0 to 0.1)	21-5	
Premenstrual syndrome	0 (0 to 0)	0 (0 to 0)	0 (0 to 0)	0 (0 to 0)	0-5 (0 to 17.5)	0-9 (0 to 34.5)	1-4 (0 to 34.5)	3-1 (1.3 to 47.8)	2-9 (1.2 to 34.5)	3-6 (1.5 to 34.5)	26-9 (9.7 to 58.9)	22-3 (9.5 to 34.3)	27 (11.2 to 57.1)	15-7 (5.9 to 45.4)	14-3 (5.9 to 32.6)	13-5 (5.9 to 32.6)	13-5 (5.9 to 32.6)	13-5 (5.9 to 32.6)	13-5 (5.9 to 32.6)	13-5 (5.9 to 32.6)	13-5 (5.9 to 32.6)	13-5 (5.9 to 32.6)	13-5 (5.9 to 32.6)	13-5 (5.9 to 32.6)	227	
Other gynecological diseases	0 (0 to 0)	0 (0 to 0)	0 (0 to 0)	0 (0 to 0)	0-6 (0 to 0.4)	0-6 (0 to 1.9)	0-6 (0 to 2.4)	0-6 (0.1 to 3.6)	0-5 (0 to 1.4)	0-5 (0 to 1.3)	0-7 (0.2 to 2)	0-7 (0 to 2.1)	1-1 (0.4 to 3)	3 (0.9 to 8.2)	2-7 (0.9 to 6.4)	1-2 (0.4 to 3.6)	0-9 (0.3 to 2.7)	0-6 (0.2 to 1.9)	0-6 (0.2 to 1.9)	0-6 (0.2 to 1.9)	0-6 (0.2 to 1.9)	0-6 (0.2 to 1.9)	0-6 (0.2 to 1.9)	0-6 (0.2 to 1.9)	21-5	
Hemoglobinopathies and hemolytic anemias	0-1 (0 to 0.4)	1-9 (1 to 3.1)	7-8 (4.6 to 12.5)	2-7 (0.7 to 6.4)	0-9 (0.5 to 2.2)	0-8 (0.5 to 1.3)	2-2 (1.2 to 3.6)	3-3 (1.5 to 7.4)	3-3 (1.5 to 7.4)	3-4 (1.5 to 7.7)	3-4 (1.5 to 7.7)	2-2 (0.9 to 5.1)	2-2 (0.9 to 5.1)	4-2 (1.9 to 9.1)	2-3 (0.9 to 6.7)	2-3 (1.1 to 6.7)	2-3 (1.1 to 6.7)	2-1 (1 to 4.5)	2 (1.1 to 4.5)	1-7 (1 to 3.8)	1-8 (1 to 3.8)	1-5 (1 to 2.6)	0-9 (0 to 1.3)	0-3 (0 to 0.6)	48-2	
Thalassemias	0 (0 to 0)	0 (0 to 0)	0-2 (0 to 0.5)	0-1 (0 to 0.5)	0-1 (0 to 0.1)	0-1 (0 to 0.1)	0-1 (0 to 0.2)	0-1 (0 to 0.1)	0 (0 to 0.1)	0 (0 to 0.1)	0 (0 to 0.1)	0 (0 to 0.1)	0 (0 to 0.1)	0 (0 to 0.1)	0 (0 to 0.1)	0 (0 to 0.1)	0 (0 to 0.1)	0 (0 to 0.1)	0 (0 to 0.1)	0 (0 to 0.1)	0 (0 to 0.1)	0 (0 to 0.1)	0 (0 to 0.1)	0 (0 to 0.1)	0-6	
Thalassemias trait	0-2 (0 to 1.1)	0-3 (0 to 1.6)	1-2 (0.5 to 2.4)	0-7 (0 to 0.4)	0-6 (0 to 0.6)	0-6 (0 to 0.1)	1-1 (0.2 to 2.4)	1-1 (0.1 to 2.5)	1-1 (0.1 to 2.6)	1-2 (0.2 to 2.8)	1-2 (0.2 to 2.8)	0-3 (0 to 0.8)	0-3 (0 to 0.8)	0-3 (0 to 1.1)	0-2 (0 to 0.9)	0-2 (0 to 0.9)	0-2 (0 to 0.9)	0-2 (0 to 0.9)	0-1 (0 to 0.5)	0-1 (0 to 0.5)	0-1 (0 to 0.5)	0-1 (0 to 0.5)	0-1 (0 to 0.5)	0-1 (0 to 0.5)	8-9	
Sickle cell disorders	0 (0 to 0)	0-1 (0 to 0.3)	0-3 (0 to 0.9)	0-2 (0 to 0.6)	0-2 (0 to 0.5)	0-2 (0 to 0.5)	0-2 (0 to 0.5)	0-2 (0 to 0.5)	0-2 (0 to 0.5)	0-2 (0 to 0.5)	0-2 (0 to 0.5)	0-2 (0 to 0.5)	0-2 (0 to 0.5)	0-1 (0 to 0.5)	0-1 (0 to 0.5)	0-1 (0 to 0.5)	0-1 (0 to 0.5)	0-1 (0 to 0.5)	0-1 (0 to 0.5)	0-1 (0 to 0.5)	0-1 (0 to 0.5)	0-1 (0 to 0.5)	0-1 (0 to 0.5)	0-1 (0 to 0.5)	1-9	
Sickle cell trait	0 (0 to 0)	0-1 (0 to 0.3)	0-6 (0 to 1.2)	0-4 (0 to 0.6)	0-4 (0 to 0.5)	0-5 (0 to 0.5)	1 (0.3 to 1.7)	0-8 (0.3 to 1.7)	0-8 (0.3 to 1.7)	0-9 (0.3 to 1.7)	1 (0.3 to 2.2)	0-9 (0 to 2)	1 (0.3 to 2.2)	0-9 (0 to 2)	0-9 (0 to 2)	0-9 (0 to 2)	0-9 (0 to 2)	0-9 (0 to 2)	0-9 (0 to 2)	0-9 (0 to 2)	0-9 (0 to 2)	0-9 (0 to 2)	0-9 (0 to 2)	0-9 (0 to 2)	5-9	
G6PD deficiency	0 (0 to 0)	0 (0 to 0)	0-1 (0 to 0.3)	0-2 (0 to 0.6)	0-2 (0 to 0.4)	0-2 (0 to 0.4)	0-3 (0 to 0.7)	0-5 (0 to 0.7)	0-5 (0 to 0.7)	0-5 (0 to 0.7)	0-5 (0 to 0.7)	0-5 (0 to 0.7)	0-5 (0 to 0.7)	0-4 (0 to 0.6)	0-5 (0 to 0.7)	0-4 (0.2 to 0.5)	0-3 (0.2 to 0.5)	0-3 (0.2 to 0.4)	0-2 (0.1 to 0.3)	0-1 (0 to 0.3)	0-1 (0 to 0.3)	0-1 (0 to 0.3)	0-1 (0 to 0.3)	0-1 (0 to 0.3)	5	
G6PD trait	0 (0 to 0)	0 (0 to 0)	0 (0 to 0)	0 (0 to 0)	0 (0 to 0)	0 (0 to 0)	0 (0 to 0)	0 (0 to 0)	0 (0 to 0)	0 (0 to 0)	0 (0 to 0)	0 (0 to 0)	0 (0 to 0)	0 (0 to 0)	0 (0 to 0)	0 (0 to 0)	0 (0 to 0)	0 (0 to 0)	0 (0 to 0)	0 (0 to 0)	0 (0 to 0)	0 (0 to 0)	0 (0 to 0)	0 (0 to 0)	0 (0 to 0)	0-1	
Other hemoglobinopathies and hemolytic anemias	0-1 (0.1 to 0.2)	1-2 (0.4 to 2.1)	5-4 (2.9 to 8.5)	1-1 (0.2 to 2.4)	0-2 (0.1 to 0.7)	0-2 (0.1 to 0.7)	0-5 (0.2 to 1.4)	0-5 (0.2 to 1.3)	0-5 (0.2 to 1.3)	0-7 (0.2 to 2)	0-7 (0.3 to 2.1)	1-1 (0.4 to 3)	3 (1.2 to 7.3)	3-3 (1.2 to 7.3)	2-3 (0.9 to 6.4)	1-3 (0.5 to 3.7)	1-4 (0.7 to 3.1)	1-2 (0.6 to 3.7)	1-2 (0.6 to 3.7)	1-2 (0.6 to 3.7)	1-1 (0.5 to 3.1)	1-1 (0.5 to 2.3)	0-8 (0.4 to 1.7)	0-3 (0.2 to 0.9)	25-8	
Endocrine, metabolic, blood, and immune disorders	2-6 (1.6 to 4.1)	2-8 (1.9 to 4.1)	11-9 (8.2 to 17.1)	26-1 (16.9 to 35.1)	16-7 (12.1 to 22.7)	21-1 (14.3 to 30.1)	25-3 (17.4 to 35.4)	30-9 (20.3 to 44.7)	37-9 (25.3 to 53.6)	41-5 (27.4 to 62.4)	52-4 (32.7 to 79)	59-6 (39.7 to 88.6)	56-3 (38.2 to 83.2)	70-4 (51 to 106)	65-1 (47.1 to 96)	58-7 (42.1 to 88.2)	58-7 (42.1 to 88.2)	28-5 (19.7 to 46.4)	28-5 (19.7 to 46.4)	28-5 (19.7 to 46.4)	28-5 (19.7 to 46.4)	28-5 (19.7 to 46.4)	14-7 (9.9 to 22.1)	4-1 (2.8 to 6.6)	906	
Oral disorders	0 (0 to 0)	0-2 (0 to 0.9)	0-9 (0.2 to 2.1)	0-6 (0.5 to 2.7)	0-7 (0.5 to 2.2)	0-7 (0.5 to 2.2)	0-8 (0.5 to 2.2)	0-9 (0.6 to 2.4)	0-9 (0.6 to 2.4)	0-9 (0.6 to 2.4)	0-9 (0.6 to 2.4)	0-9 (0.6 to 2.4)	0-9 (0.6 to 2.4)	0-9 (0.6 to 2.4)	0-9 (0.6 to 2.4)	0-9 (0.6 to 2.4)	0-9 (0.6 to 2.4)	0-9 (0.6 to 2.4)	0-9 (0.6 to 2.4)	0-9 (0.6 to 2.4)	0-9 (0.6 to 2.4)	0-9 (0.6 to 2.4)	0-9 (0.6 to 2.4)	0-9 (0.6 to 2.4)	857	
Caries of deciduous teeth	0 (0 to 0)	0 (0 to 0)	0 (0 to 0)	0 (0 to 0.2)	0-5 (0 to 2.7)	0-5 (0 to 2.7)	0-5 (0 to 2.7

SR Table 2c: Torbov DALYS by cause and age groups for both sexes with 95% uncertainty intervals. 2019

Cause	Early Neonatal	Late Neonatal	Post Neonatal	1 to 4	5 to 9	10 to 14	15 to 19	20 to 24	25 to 29	30 to 34	35 to 39	40 to 44	45 to 49	50 to 54	55 to 59	60 to 64	65 to 69	70 to 74	75 to 79	80 to 84	85 plus	Total
All causes	1,760 (1,410-2,210)	1,240 (55-2,760)	1,760 (1,170-1,990)	1,540 (1,360-1,770)	1,060 (1,010-1,120)	1,060 (1,010-1,120)	1,060 (1,010-1,120)	1,060 (970-1,160)	1,060 (910-1,260)	1,060 (970-1,210)	1,060 (1,060-1,060)	1,060 (1,060-1,060)	1,060 (1,060-1,060)	1,060 (1,060-1,060)	1,060 (1,060-1,060)	1,060 (1,060-1,060)	1,060 (1,060-1,060)	1,060 (1,060-1,060)	1,060 (1,060-1,060)	1,060 (1,060-1,060)	1,060 (1,060-1,060)	49,100
Communicable, maternal, neonatal, and nutritional diseases	1,760 (1,410-2,210)	1,240 (55-2,760)	1,760 (1,170-1,990)	1,540 (1,360-1,770)	1,060 (1,010-1,120)	1,060 (1,010-1,120)	1,060 (1,010-1,120)	1,060 (970-1,160)	1,060 (910-1,260)	1,060 (970-1,210)	1,060 (1,060-1,060)	1,060 (1,060-1,060)	1,060 (1,060-1,060)	1,060 (1,060-1,060)	1,060 (1,060-1,060)	1,060 (1,060-1,060)	1,060 (1,060-1,060)	1,060 (1,060-1,060)	1,060 (1,060-1,060)	1,060 (1,060-1,060)	1,060 (1,060-1,060)	49,100
HIV/AIDS and sexually transmitted infections	4.7 (1.0-10.3)	1.5 (0.4-3.2)	2 (0.7-4.3)	0.4 (0.2-0.9)	0.2 (0.1-0.2)	0.2 (0.1-0.2)	0.2 (0.2-0.4)	0.4 (0.2-0.9)	1.2 (0.6-2.6)	2.6 (1.6-5.2)	5.2 (3.0-8.9)	5.8 (4.0-7.7)	5.9 (4.4-7.8)	6.4 (5.0-8.4)	6.5 (4.6-8.7)	4.5 (3.2-5.8)	3.5 (2.3-4.9)	2.4 (1.4-3.4)	1.4 (0.8-2.1)	0.6 (0.4-0.9)	0.4 (0.2-0.6)	59.1
HIV/AIDS	0 (0-0)	0 (0-0)	0.3 (0.2-0.3)	0.2 (0.2-0.3)	0.1 (0.1-0.1)	0.1 (0.1-0.1)	0.1 (0.1-0.2)	0.7 (0.5-0.9)	1.7 (1.3-2.2)	2.9 (2.5-3.7)	4.1 (3.1-5.4)	4.2 (3.2-5.5)	3.9 (2.9-5.2)	3.9 (2.9-5.1)	3.4 (2.5-4.5)	2.3 (1.7-3.1)	2.0 (1.5-2.7)	1.7 (1.2-2.3)	0.7 (0.5-1.0)	0.3 (0.2-0.5)	0.1 (0.1-0.2)	36.4
HIV/AIDS - Drug-susceptible Tuberculosis	0 (0-0)	0 (0-0)	0 (0-0)	0 (0-0)	0 (0-0)	0 (0-0)	0 (0-0)	0 (0-0)	0 (0-0)	0 (0-0)	0 (0-0)	0 (0-0)	0 (0-0)	0 (0-0)	0 (0-0)	0 (0-0)	0 (0-0)	0 (0-0)	0 (0-0)	0 (0-0)	0 (0-0)	0 (0-0)	3
HIV/AIDS - Multidrug-resistant Tuberculosis without extensive dr...	0 (0-0)	0 (0-0)	0 (0-0)	0 (0-0)	0 (0-0)	0 (0-0)	0 (0-0)	0 (0-0)	0 (0-0)	0 (0-0)	0 (0-0)	0 (0-0)	0 (0-0)	0 (0-0)	0 (0-0)	0 (0-0)	0 (0-0)	0 (0-0)	0 (0-0)	0 (0-0)	0 (0-0)	0 (0-0)	0.1
HIV/AIDS - Extensively drug-resistant Tuberculosis	0 (0-0)	0 (0-0)	0 (0-0)	0 (0-0)	0 (0-0)	0 (0-0)	0 (0-0)	0 (0-0)	0 (0-0)	0 (0-0)	0 (0-0)	0 (0-0)	0 (0-0)	0 (0-0)	0 (0-0)	0 (0-0)	0 (0-0)	0 (0-0)	0 (0-0)	0 (0-0)	0 (0-0)	0 (0-0)	0
HIV/AIDS resulting in other diseases	0 (0-0)	0 (0-0)	0.2 (0.2-0.3)	0.2 (0.2-0.3)	0.1 (0.1-0.1)	0.1 (0.1-0.1)	0.2 (0.2-0.3)	0.6 (0.5-0.9)	1.5 (1.1-2)	3.3 (2.5-4.4)	3.7 (2.7-5)	3.8 (2.8-5.1)	4.5 (3.4-6.1)	3.9 (2.9-5.1)	3.3 (2.4-4.4)	2.4 (1.7-3.3)	2.6 (1.9-3.5)	1.6 (1.1-2.3)	0.7 (0.5-1.0)	0.3 (0.2-0.5)	0.1 (0.1-0.1)	33.3
Sexually transmitted infections excluding HIV	4.7 (1.0-10.3)	1.5 (0.4-3.2)	1.7 (0.5-4)	0.1 (0.0-0.3)	0 (0-0.1)	0 (0-0.1)	0 (0-0.1)	0.1 (0-0.2)	0.5 (0.2-0.8)	1 (0.4-1.6)	1.5 (0.6-2.4)	1.7 (0.9-2.9)	1.7 (0.9-2.9)	1.7 (0.9-2.9)	1.4 (0.6-2.2)	0.9 (0.5-1.4)	0.7 (0.4-1.2)	0.5 (0.2-0.9)	0.3 (0.1-0.5)	0.1 (0.0-0.2)	0.1 (0.0-0.2)	21.7
Syphilis	0 (0-0)	0 (0-0)	0 (0-0)	0 (0-0)	0 (0-0)	0 (0-0)	0 (0-0)	0 (0-0)	0 (0-0)	0 (0-0)	0 (0-0)	0 (0-0)	0 (0-0)	0 (0-0)	0 (0-0)	0 (0-0)	0 (0-0)	0 (0-0)	0 (0-0)	0 (0-0)	0 (0-0)	0 (0-0)	0
Chlamydial infection	0 (0-0)	0 (0-0)	0 (0-0)	0 (0-0)	0 (0-0)	0 (0-0)	0 (0-0)	0 (0-0)	0 (0-0)	0 (0-0)	0 (0-0)	0 (0-0)	0 (0-0)	0 (0-0)	0 (0-0)	0 (0-0)	0 (0-0)	0 (0-0)	0 (0-0)	0 (0-0)	0 (0-0)	0 (0-0)	0
Gonococcal infection	0 (0-0)	0 (0-0)	0 (0-0)	0 (0-0)	0 (0-0)	0 (0-0)	0 (0-0)	0 (0-0)	0 (0-0)	0 (0-0)	0 (0-0)	0 (0-0)	0 (0-0)	0 (0-0)	0 (0-0)	0 (0-0)	0 (0-0)	0 (0-0)	0 (0-0)	0 (0-0)	0 (0-0)	0 (0-0)	0
Trichomoniasis	0 (0-0)	0 (0-0)	0 (0-0)	0 (0-0)	0 (0-0)	0 (0-0)	0 (0-0)	0 (0-0)	0 (0-0)	0 (0-0)	0 (0-0)	0 (0-0)	0 (0-0)	0 (0-0)	0 (0-0)	0 (0-0)	0 (0-0)	0 (0-0)	0 (0-0)	0 (0-0)	0 (0-0)	0 (0-0)	0
Genital herpes	0 (0-0)	0 (0-0)	0 (0-0)	0 (0-0)	0 (0-0)	0 (0-0)	0 (0-0)	0 (0-0)	0 (0-0)	0 (0-0)	0 (0-0)	0 (0-0)	0 (0-0)	0 (0-0)	0 (0-0)	0 (0-0)	0 (0-0)	0 (0-0)	0 (0-0)	0 (0-0)	0 (0-0)	0 (0-0)	0
Other sexually transmitted infections	0 (0-0)	0 (0-0)	0 (0-0)	0 (0-0)	0 (0-0)	0 (0-0)	0 (0-0)	0 (0-0)	0 (0-0)	0 (0-0)	0 (0-0)	0 (0-0)	0 (0-0)	0 (0-0)	0 (0-0)	0 (0-0)	0 (0-0)	0 (0-0)	0 (0-0)	0 (0-0)	0 (0-0)	0 (0-0)	0
Respiratory infections and tuberculosis	0 (0-0)	0 (0-0)	0 (0-0)	0 (0-0)	0 (0-0)	0 (0-0)	0 (0-0)	0 (0-0)	0 (0-0)	0 (0-0)	0 (0-0)	0 (0-0)	0 (0-0)	0 (0-0)	0 (0-0)	0 (0-0)	0 (0-0)	0 (0-0)	0 (0-0)	0 (0-0)	0 (0-0)	0 (0-0)	0
Tuberculosis	0 (0-0)	0 (0-0)	0 (0-0)	0 (0-0)	0 (0-0)	0 (0-0)	0 (0-0)	0 (0-0)	0 (0-0)	0 (0-0)	0 (0-0)	0 (0-0)	0 (0-0)	0 (0-0)	0 (0-0)	0 (0-0)	0 (0-0)	0 (0-0)	0 (0-0)	0 (0-0)	0 (0-0)	0 (0-0)	0
Latent tuberculosis infection	0 (0-0)	0 (0-0)	0 (0-0)	0 (0-0)	0 (0-0)	0 (0-0)	0 (0-0)	0 (0-0)	0 (0-0)	0 (0-0)	0 (0-0)	0 (0-0)	0 (0-0)	0 (0-0)	0 (0-0)	0 (0-0)	0 (0-0)	0 (0-0)	0 (0-0)	0 (0-0)	0 (0-0)	0 (0-0)	0
Drug-susceptible tuberculosis	0 (0-0)	0 (0-0)	0 (0-0)	0 (0-0)	0 (0-0)	0 (0-0)	0 (0-0)	0 (0-0)	0 (0-0)	0 (0-0)	0 (0-0)	0 (0-0)	0 (0-0)	0 (0-0)	0 (0-0)	0 (0-0)	0 (0-0)	0 (0-0)	0 (0-0)	0 (0-0)	0 (0-0)	0 (0-0)	0
Multidrug-resistant tuberculosis without extensive drug-resistance	0 (0-0)	0 (0-0)	0 (0-0)	0 (0-0)	0 (0-0)	0 (0-0)	0 (0-0)	0 (0-0)	0 (0-0)	0 (0-0)	0 (0-0)	0 (0-0)	0 (0-0)	0 (0-0)	0 (0-0)	0 (0-0)	0 (0-0)	0 (0-0)	0 (0-0)	0 (0-0)	0 (0-0)	0 (0-0)	0
Extensively drug-resistant tuberculosis	0 (0-0)	0 (0-0)	0 (0-0)	0 (0-0)	0 (0-0)	0 (0-0)	0 (0-0)	0 (0-0)	0 (0-0)	0 (0-0)	0 (0-0)	0 (0-0)	0 (0-0)	0 (0-0)	0 (0-0)	0 (0-0)	0 (0-0)	0 (0-0)	0 (0-0)	0 (0-0)	0 (0-0)	0 (0-0)	0
Lower respiratory infections	1.2 (0.9-1.7)	1.1 (0.8-1.5)	4.8 (3.9-7.2)	4.9 (3.9-6.9)	1.2 (0.9-1.5)	1.2 (0.9-1.5)	1.9 (1.4-2.5)	2.5 (2.1-3.3)	3.5 (2.9-5.4)	5.5 (4.1-7.3)	7 (5.2-9.1)	9.7 (7.1-13.1)	17.1 (11.6-24.1)	27.8 (17.4-37.2)	44.3 (22.5-48.3)	63.6 (23.6-61.9)	91.9 (26.1-77.1)	141 (27.1-97.2)	227 (30.1-124)	367 (32.2-187)	246 (32.1-205)	1,410
Upper respiratory infections	0 (0-0)	0 (0-1)	1.9 (1.1-3.1)	3.9 (3.2-14.2)	0.9 (0.5-1.5)	0.7 (0.4-1.2)	0.9 (0.5-1.6)	0.7 (0.4-1.3)	0.9 (0.5-1.5)	1.2 (0.7-2.2)	1.6 (0.9-3.2)	2.4 (1.3-4.6)	3.4 (2.0-6.4)	5.4 (3.0-9.7)	7.1 (4.0-12.2)	9.4 (4.6-11.1)	11.7 (5.3-12.9)	14.4 (5.8-13.4)	17.5 (6.2-13.9)	20.5 (6.2-14.2)	19.2 (5.8-13.2)	113
Otitis media	0 (0-0)	0 (0-0)	0.4 (0.2-0.64)	0.3 (0.2-0.5)	0.2 (0.1-0.4)	0.2 (0.1-0.3)	0.2 (0.1-0.3)	0.2 (0.1-0.4)	0.2 (0.1-0.4)	0.2 (0.1-0.3)	0.2 (0.1-0.3)	0.2 (0.1-0.3)	0.2 (0.1-0.3)	0.2 (0.1-0.3)	0.2 (0.1-0.3)	0.2 (0.1-0.3)	0.2 (0.1-0.3)	0.2 (0.1-0.3)	0.2 (0.1-0.3)	0.2 (0.1-0.3)	0.2 (0.1-0.3)	24.6
Enteric infections	0.1 (0.1-0.1)	0.5 (0.3-0.9)	9.6 (3.6-19.6)	9.6 (5.6-15.4)	3.3 (2.7-5.3)	2.5 (1.9-3.7)	2.5 (1.9-3.9)	2.3 (1.5-3.3)	2.3 (1.4-3.4)	2.3 (1.5-3.3)	2.3 (1.5-3.3)	2.3 (1.5-3.3)	2.1 (1.3-3.2)	1.9 (1.2-2.7)	1.8 (1.2-2.7)	2.1 (1.4-3.4)	2.3 (1.5-3.7)	2.7 (1.7-4)	3.4 (2.1-5.4)	7.1 (4.5-11.3)	13.9 (10.2-19.4)	119
Diarrheal diseases	0.1 (0.1-0.1)	0.5 (0.3-0.9)	9.6 (3.7-19.6)	9.6 (5.6-15.4)	3.3 (2.7-5.3)	2.5 (1.9-3.7)	2.5 (1.9-3.9)	2.3 (1.5-3.3)	2.3 (1.4-3.4)	2.3 (1.5-3.3)	2.3 (1.5-3.3)	2.3 (1.5-3.3)	2.1 (1.2-2.7)	1.9 (1.2-2.7)	1.8 (1.2-2.7)	2.1 (1.4-3.4)	2.3 (1.5-3.7)	2.7 (1.7-3.9)	3.4 (2.1-5.4)	7.1 (4.5-11.3)	13.9 (9.9-19.4)	119
Typhoid and paraphoid	0 (0-0)	0 (0-0)	0 (0-0)	0 (0-0)	0 (0-0)	0 (0-0)	0 (0-0)	0 (0-0)	0 (0-0)	0 (0-0)	0 (0-0)	0 (0-0)	0 (0-0)	0 (0-0)	0 (0-0)	0 (0-0)	0 (0-0)	0 (0-0)	0 (0-0)	0 (0-0)	0 (0-0)	0 (0-0)	0
Typhoid fever	0 (0-0)	0 (0-0)	0 (0-0)	0 (0-0)	0 (0-0)	0 (0-0)	0 (0-0)	0 (0-0)	0 (0-0)	0 (0-0)	0 (0-0)	0 (0-0)	0 (0-0)	0 (0-0)	0 (0-0)	0 (0-0)	0 (0-0)	0 (0-0)	0 (0-0)	0 (0-0)	0 (0-0)	0 (0-0)	0
Paratyphoid fever	0 (0-0)	0 (0-0)	0 (0-0)	0 (0-0)	0 (0-0)	0 (0-0)	0 (0-0)	0 (0-0)	0 (0-0)	0 (0-0)	0 (0-0)	0 (0-0)	0 (0-0)	0 (0-0)	0 (0-0)	0 (0-0)	0 (0-0)	0 (0-0)	0 (0-0)	0 (0-0)	0 (0-0)	0 (0-0)	0
Invasive Non-typhoidal Salmonella (iNTS)	0 (0-0)	0 (0-0)	0 (0-0)	0 (0-0)	0 (0-0)	0 (0-0)	0 (0-0)	0 (0-0)	0 (0-0)	0 (0-0)	0 (0-0)	0 (0-0)	0 (0-0)	0 (0-0)	0 (0-0)	0 (0-0)	0 (0-0)	0 (0-0)	0 (0-0)	0 (0-0)	0 (0-0)	0 (0-0)	0
Other intestinal infectious diseases	0 (0-0)	0 (0-0)	0 (0-0)	0 (0-0)	0 (0-0)	0 (0-0)	0 (0-0)	0 (0-0)	0 (0-0)	0 (0-0)	0 (0-0)	0 (0-0)	0 (0-0)	0 (0-0)	0 (0-0)	0 (0-0)	0 (0-0)	0 (0-0)	0 (0-0)	0 (0-0)	0 (0-0)	0 (0-0)	0
Neglected tropical diseases and malaria	0 (0-0)	0 (0-1)	1 (0.4-2.3)	1.6 (0.8-3.1)	0.7 (0.2-1.4)	0.4 (0.1-0.9)	0.3 (0.1-0.6)	0.3 (0.1-0.6)	0.3 (0.1-0.6)	0.3 (0.1-0.6)	0.2 (0.1-0.5)	0.2 (0.1-0.5)	0.3 (0.1-0.6)	0.4 (0.1-0.9)	0.4 (0.1-1)	0.4 (0.1-1)	0.3 (0.1-0.8)	0.2 (0.1-0.6)	0.1 (0.0-0.4)	0.1 (0.0-0.3)	0.1 (0.0-0.3)	13.1
Malaria	0 (0-0)	0 (0-0)	0 (0-0)	0 (0-0)	0 (0-0)	0 (0-0)	0 (0-0)	0 (0-0)	0 (0-0)	0 (0-0)	0 (0-0)	0 (0-0)	0 (0-0)	0 (0-0)	0 (0-0)	0 (0-0)	0 (0-0)	0 (0-0)	0 (0-0)	0 (0-0)	0 (0-0)	0 (0-0)	0
Chagas disease	0 (0-0)	0 (0-0)	0 (0-0)	0 (0-0)	0 (0-0)	0 (0-0)	0 (0-0)	0 (0-0)	0 (0-0)	0 (0-0)	0 (0-0)	0 (0-0)	0 (0-0)	0 (0-0)	0 (0-0)	0 (0-0)	0 (0-0)	0 (0-0)	0 (0-0)	0 (0-0)	0 (0-0)	0 (0-0)	0
Leishmaniasis	0 (0-0)	0 (0-0)	0 (0-0)	0 (0-0)	0 (0-0)	0 (0-0)	0 (0-0)	0 (0-0)	0 (0-0)	0 (0-0)	0 (0-0)	0 (0-0)	0 (0-0)	0 (0-0)	0 (0-0)	0 (0-0)	0 (0-0)	0 (0-0)	0 (0-0)	0 (0-0)	0 (0-0)	0 (0-0)	0
Visceral leishmaniasis	0 (0-0)	0 (0-0)	0 (0-0)	0 (0-0)	0 (0-0)	0 (0-0)	0 (0-0)	0 (0-0)	0 (0-0)	0 (0-0)	0 (0-0)	0 (0-0)	0 (0-0)	0 (0-0)	0 (0-0)	0 (0-0)	0 (0-0)	0 (0-0)	0 (0-0)	0 (0-0)	0 (0-0)	0 (0-0)	0
Cutaneous and mucocutaneous leishmaniasis	0 (0-0)	0 (0-0)	0 (0-0)	0 (0-0)	0 (0-0)	0 (0-0)	0 (0-0)	0 (0-0)	0 (0-0)	0 (0-0)	0 (0-0)	0 (0-0)	0 (0-0)	0 (0-0)	0 (0-0)	0 (0-0)	0 (0-0)	0 (0-0)	0 (0-0)	0 (0-0)	0 (0-0)	0 (0-0)	0
African trypanosomiasis	0 (0-0)	0 (0-0)	0 (0-0)	0 (0-0)	0 (0-0)	0 (0-0)	0 (0-0)	0 (0-0)	0 (0-0)	0 (0-0)	0 (0-0)	0 (0-0)	0 (0-0)	0 (0-0)	0 (0-0)	0 (0-0)	0 (0-0)	0 (0-0)	0 (0-0)	0 (0-0)	0 (0-0)	0 (0-0)	0
Schistosomiasis	0 (0-0)	0 (0-0)	0 (0-0)	0 (0-0)	0 (0-0)	0 (0-0)	0 (0-0)	0 (0-0)	0 (0-0)	0 (0-0)	0 (0-0)	0 (0-0)	0 (0-0)	0 (0-0)	0 (0-0)	0 (0-0)	0 (0-0)	0 (0-0)	0 (0-0)	0 (0-0)	0 (0-0)	0 (0-0)	0
Cysticercosis	0 (0-0)	0 (0-0)	0 (0-0)	0 (0-0)	0 (0-0)	0 (0-0)	0 (0-0)	0 (0-0)	0 (0-0)	0 (0-0)	0 (0-0)	0 (0-0)	0 (0-0)	0 (0-0)	0 (0-0)	0 (0-0)	0 (0-0)	0 (0-0)	0 (0-0)	0 (0-0)	0 (0-0)	0 (0-0)	0
Cystic echinococcosis	0 (0-0)	0 (0-0)	0 (0-0)	0 (0-0)	0 (0-0)	0 (0-0)	0 (0-0)	0 (0-0)	0 (0-0)	0 (0-0)	0 (0-0)	0 (0-0)	0 (0-0)	0 (0-0)	0 (0-0)	0 (0-0)	0 (0-0)	0 (0-0)	0 (0-0)	0 (0-0)	0 (0-0)	0 (0-0)	0.1
Lymphatic filariasis	0 (0-0)	0 (0-0)	0 (0-0)	0 (0-0)	0 (0-0)	0 (0-0)	0 (0-0)	0 (0-0)	0 (0-0)	0 (0-0)	0 (0-0)	0 (0-0)	0 (0-0)	0 (0-0)	0 (0-0)	0 (0-0)	0 (0-0)	0 (0-0)	0 (0-0)	0 (0-0)	0 (0-0)	0 (0-0)	0
Onchocerciasis	0 (0-0)	0 (0-0)	0 (0-0)	0 (0-0)	0 (0-0)	0 (0-0)	0 (0-0)	0 (0-0)	0 (0-0)	0 (0-0)	0 (0-0)	0 (0-0)	0 (0-0)	0 (0-0)	0 (0-0)	0 (0-0)	0 (0-0)	0 (0-0)	0 (0-0)	0 (0-0)	0 (0-0)	0 (0-0)	0
Trachoma	0 (0-0)	0 (0-0)	0 (0-0)	0 (0-0)	0 (0-0)	0 (0-0)	0 (0-0)	0 (0-0)	0 (0-0)	0 (0-0)	0 (0-0)	0 (0-0)	0 (0-0)	0 (0-0)	0 (0-0)	0 (0-0)	0 (0-0)	0 (0-0)	0 (0-0)	0 (0-0)	0 (0-0)	0 (0-0)	0
Dengue	0 (0-0)	0 (0-0)	0 (0-0)	0 (0-0)	0 (0-0)	0 (0-0)	0 (0-0)	0 (0-0)	0 (0-0)	0 (0-0)	0 (0-0)	0 (0-0)	0 (0-0)	0 (0-0)	0 (0-0)	0 (0-0)	0 (0-0)	0 (0-0)	0 (0-0)	0 (0-0)	0 (0-0)	0 (0-0)	0
Yellow fever	0 (0-0)	0 (0-0)	0 (0-0)	0 (0-0)	0 (0-0)	0 (0-0)	0 (0-0)	0 (0-0)	0 (0-0)	0 (0-0)	0 (0-0)	0 (0-0)	0 (0-0)	0 (0-0)	0 (0-0)	0 (0-0)	0 (0-0)	0 (0-0)	0 (0-0)	0 (0-0)	0 (0-0)	0 (0-0)	0
Rabies	0 (0-0)	0 (0-0)	0 (0-0)	0 (0-0)	0 (0-0)	0 (0-0)	0 (0-0)	0 (0-0)	0 (0-0)	0 (0-0)	0 (0-0)	0 (0-0)	0 (0-0)	0 (0-0)	0 (0-0)	0 (0-0)	0 (0-0)	0 (0-0)	0 (0-0)	0 (0-0)	0 (0-0)	0 (0-0)	0
Intestinal nematode infections	0 (0-0)	0 (0-0)	0 (0-0)	0 (0-0)	0 (0-0)	0 (0-0)	0 (0-0)	0 (0-0)	0 (0-0)	0 (0-0)	0 (0-0)	0 (0-0)	0 (0-0)	0 (0-0)	0 (0-0)	0 (0-0)	0 (0-0)	0 (0-0)	0 (0-0)	0 (0-0)	0 (0-0)	0 (0-0)	0
Ascariasis	0 (0-0)	0 (0-0)	0 (0-0)	0 (0-0)	0 (0-0)	0 (0-0)	0 (0-0)	0 (0-0)	0 (0-0)	0 (0-0)	0 (0-0)	0 (0-0)	0 (0-0)	0 (0-0)	0 (0-0)	0 (0-0)	0 (0-0)	0 (0-0)	0 (0-0)	0 (0-0)	0 (0-0)	0 (0-0)	0
Trichuriasis	0 (0-0)	0 (0-0)	0 (0-0)	0 (0-0)	0 (0-0)	0 (0-0)	0 (0-0)	0 (0-0)	0 (0-0)	0 (0-0)	0 (0-0)	0 (0-0)	0 (0-0)	0 (0-0)	0 (0-0)	0 (0-0)	0 (0-0)	0 (0-0)	0 (0-0)	0 (0-0)	0 (0-0)	0 (0-0)	0
Hookworm disease	0 (0-0)	0 (0-0)	0 (0-0)	0 (0-0)	0 (0-0)	0 (0-0)	0 (0-0)	0 (0-0)	0 (0-0)	0 (0-0)	0 (0-0)	0 (0-0)	0 (0-0)	0 (0-0)	0 (0-0)	0 (0-0)	0 (0-0)	0 (0-0)	0 (0-0)	0 (0-0)	0 (0-0)	0 (0-0)	0
Food-borne trematodiases	0 (0-0)	0 (0-0)	0 (0-0)	0 (0-0)	0 (0-0)	0 (0-0)	0 (0-0)	0 (0-0)	0 (0-0)	0 (0-0)	0 (0-0)	0 (0-0)	0 (0-0)	0 (0-0)	0 (0-0)	0 (0-0)	0 (0-0)	0 (0-0)	0 (0-0)	0 (0-0)	0 (0-0)	0 (0-0)	0
Leprosy	0 (0-0)	0 (0-0)	0 (0-0)	0 (0-0)	0 (0-0)	0 (0-0)	0 (0-0)	0 (0-0)	0 (0-0)	0 (0-0)	0 (0-0)	0 (0-0)	0 (0-0)	0 (0-0)	0 (0-0)	0 (0-0)	0 (0-0)	0 (0-0)	0 (0-0)	0 (0-0)	0 (0-0)	0 (0-0)	0
Ebola	0 (0-0)	0 (0-0)	0 (0-0)	0 (0-0)	0 (0-0)	0 (0-0)	0 (0-0)	0 (0-0)	0 (0-0)	0 (0-0)	0 (0-0)	0 (0-0)	0 (0-0)	0 (0-0)	0 (0-0)	0 (0-0)	0 (0-0)	0 (0-0)	0 (0-0)	0 (0-0)	0 (0-0)	0 (0-0)	0
Zika virus	0 (0-0)	0 (0-0)	0 (0-0)	0 (0-0)	0 (0-0)	0 (0-0)	0 (0-0)	0 (0-0)	0 (0-0)	0 (0-0)	0 (0-0)	0 (0-0)	0 (0-0)	0 (0-0)	0 (0-0)	0 (0-0)	0 (0-0)	0 (0-0)	0 (0-0)	0 (0-0)	0 (0-0)	0 (0-0)	0
Guinea worm disease	0 (0-0)	0 (0-0)	0 (0-0)	0 (0-0)	0 (0-0)	0 (0-0)	0 (0-0)	0 (0-0)	0 (0-0)	0 (0-0)	0 (0-0)	0 (0-0)	0 (0-0)	0 (0-0)	0 (0-0)	0 (0-0)	0 (0-0)	0 (0-0)	0 (0-0)	0 (0-0)	0 (0-0)	0 (0-0)	0
Other neglected tropical diseases	0 (0-0)	0 (0-1)	1 (0.4-2.3)	1.6 (0.8-3.1)	0.7 (0.2-1.4)	0.4 (0.1-0.9)	0.3 (0.1-0.6)	0.3 (0.1-0.6)	0.3 (0.1-0.6)	0.3 (0.1-0.6)	0.2 (0.1-0.5)	0.2 (0.1-0.5)	0.3 (0.1-0.6)	0.4 (0.1-0.9)	0.4 (0.1-1)	0.4 (0.1-1)	0.3 (0.1-0.8)	0.2 (0.1-0.6)	0.1 (0.0-0.4)	0.1 (0.0-0.3)	0.1 (0.0-0.3)	13
Other infectious diseases	0.7 (0.0-1.1)	1.5 (0.1-2.3)	4.7 (3.1-6.6)	11.7 (9.0-14.9)	2.5 (2.3-3.2)	2.6 (2.4-3.5)	2.7 (2.3-4.5)	3.3 (2.6-4.2)	3.1 (2.5-4.2)	3.4 (2.7-4.3)	3.4 (2.6-4.2)	3.3 (2.6-4.4)	3.4 (2.6-4.4)	4.7 (2.7-6.9)	5.7 (4.4-7.2)	6.3 (5.1-8.2)	6.8 (5.2-9.3)	7.7 (5.1-11)	8.6 (5.1-13.9)	7.1 (4.2-13.6)	5.4 (4.2-7.4)	4.2 (3.1-5.8)	2.5 (1.7-4.5)	1.1 (0.7-2.4)	107.2
Meningitis	0.2 (0.1-0.3)	0.4 (0.3-0.4)	1.5 (0.6-2.2)	2.7 (2.7-2.9)	0.9 (0.8-1.3)	1.7 (1.3-2.2)	1.2 (0.9-1.7)	1.2 (0.8-1.4)	1.1 (0.8-1.4)	1.1 (0.7-1.5)	1.1 (0.7-1.5)	1.1 (0.7-1.5)	1.1 (0.7-1.5)	1.6 (1.1-2.1)	1.6 (1.1-2.1)	1.5 (1.1-1.9)	1.1 (0.8-1.5)	1.2 (0.7-1.6)	0.9 (0.4-1.2)	0.5 (0.2-0.8)	0.3 (0.1-0.5)	27.2
Encephalitis	0 (0-0)	0.1 (0.0-0.1)	0.4 (0.2-0.7)	1.1 (0.4-1.6)	0.4 (0.2-0.6)	0.5 (0.2-0.8)	0.6 (0.4-0.9)	0.6 (0.4-0.8)	0.6 (0.4-0.8)	0.6 (0.4-0.8)	0.6 (0.4-0.8)	0.6 (0.4-0.7)	0.6 (0.4-0.7)	0.6 (0.4-0.8)	0.6 (0.4-0.8)	0.6 (0.4-0.8)	0.6 (0.4-0.8)	0.6 (0.4-0.8)	0.5 (0.3-0.8)	0.3 (0.2-0.4)	0.2 (0.1-0.3)	16.7
Diphtheria	0 (0-0)	0 (0-0)	0 (0-0)	0 (0-0)	0 (0-0)	0 (0-0)	0 (0-0)	0 (0-0)	0 (0-0)	0 (0-0)	0 (0-0)	0 (0-0)	0 (0-0)	0 (0-0)	0 (0-0)	0 (0-0)	0 (0-0)	0 (0-0)	0 (0-0)	0 (0-0)	0 (0-0)	0 (0-0)	0
Tetanus	0 (0-0)	0 (0-0)	0 (0-0)	0 (0-0)	0 (0-0)	0 (0-0)	0 (0-0)	0 (0-0)	0 (0-0)	0 (0-0)	0 (0-0)	0 (0-0)	0 (0-0)	0 (0-0)	0 (0-0)	0 (0-0)	0 (0-0)	0 (0-0)	0 (0-0)	0 (0-0)	0 (0-0)	0 (0-0)	0
Measles	0 (0-0)	0 (0-0)	0 (0-0)	0 (0-0)	0 (0-0)	0 (0-0)	0 (0-0)	0 (0-0)	0 (0-0)	0 (0-0)	0 (0-0)	0 (0-0)	0 (0-0)	0 (0-0)	0 (0-0)	0 (0-0)	0 (0-0)	0 (0-0)	0 (0-0)	0 (0-0)	0 (0-0)	0 (0-0)	0.6
Varicella and herpes zoster	0.1 (0.0-0.1)	0.1 (0.0-0.1)	0.2 (0.2-0.3)	0.6 (0.4-0.9)	0.3 (0.2-0.5)	0.2 (0.1-0.3)	0.2 (0.1-0.3)	0.2 (0.1-0.3)	0.3 (0.1-0.5)	0.3 (0.2-0.5)	0.3 (0.2-0.5)	0.3 (0.2-0.5)	0.4 (0.3-0.6)	0.5 (0.3-0.8)	0.7 (0.4-1.1)	0.7 (0.4-1.2)	0.8 (0.4-1.4)	1.1 (0.5-1.7)	1.1 (0.5-1.8)	1.4 (0.6-2.4)	1.2 (0.7-2.1)	12.6
Acute hepatitis	0 (0-0)	0 (0-0)	0 (



Osteoarthritis other	0 (0 to 0)	0 (0 to 0)	0 (0 to 0)	0 (0 to 0)	0 (0 to 0)	0 (0 to 0)	0 (0 to 0)	0 (0 to 0)	0 (0 to 0)	0 (0 to 0)	0 (0 to 0)	0 (0 to 1)	0-3 (0 to 0-7)	0-9 (0 to 2)	2-3 (1 to 5)	4-6 (2 to 9-7)	6-7 (3 to 14-9)	8-1 (3-6 to 17-3)	9-9 (4-7 to 20-4)	12 (5-9 to 24-2)	9-9 (5 to 20-2)	7-9 (4 to 16)	5-4 (2-7 to 11)	2-9 (1-4 to 5-6)	0-8 (0-4 to 1-6)		71-9
Low back pain	0 (0 to 0)	0 (0 to 0)	0 (0 to 0)	0 (0 to 0)	4-7 (2-3 to 8-4)	23-4 (14 to 37-8)	29-4 (18-1 to 42-9)	32-4 (21 to 51-5)	70-6 (41-8 to 110)	87 (51-3 to 131)	103 (61 to 152)	107 (67 to 163)	109 (67 to 163)	104 (64 to 162)	132 (84 to 203)	196 (126 to 297)	212 (134 to 339)	260 (169 to 383)	213 (135 to 317)	239 (147 to 339)	198 (120 to 310)	118 (73 to 174)	68-9 (43 to 98-7)	29-9 (19-7 to 42-3)	7-2 (4-6 to 10-9)	2,080
Neck pain	0 (0 to 0)	0 (0 to 0)	0 (0 to 0)	2-3 (0-4 to 5-1)	12-3 (6 to 22-8)	19-6 (9-6 to 34-3)	21-1 (10-4 to 39-6)	24-2 (12-9 to 49-9)	39-7 (20 to 79-4)	49-5 (26-4 to 85-1)	54-1 (27 to 90-9)	54-1 (27 to 90-9)	74-4 (38-9 to 126)	61 (32 to 102)	79-1 (39-9 to 137)	73-4 (39-7 to 127)	73-3 (40-5 to 114)	73-3 (39-7 to 120)	67-4 (36-7 to 106)	72-2 (40-6 to 119)	34-4 (19-1 to 52-3)	26-8 (27-9 to 38-1)	11-1 (11-1 to 15-7)	2-4 (1-3 to 3-3)		789
Gout	0 (0 to 0)	0 (0 to 0)	0 (0 to 0)	0 (0 to 0)	0 (0 to 0)	0 (0 to 0)	0 (0 to 0)	0 (0 to 0)	0 (0 to 0)	0 (0 to 0)	0 (0 to 0)	0 (0 to 0)	0 (0 to 0)	0 (0 to 0)	0 (0 to 0)	0 (0 to 0)	0 (0 to 0)	0 (0 to 0)	0 (0 to 0)	0 (0 to 0)	0 (0 to 0)	0 (0 to 0)	0 (0 to 0)	0 (0 to 0)	0 (0 to 0)		51-3
Other musculoskeletal disorders	0 (0 to 0)	0 (0 to 0)	0 (0 to 0)	0-1 (0-1 to 0-2)	0-6 (0-2 to 1-4)	6-9 (3-5 to 11-5)	15-6 (9-5 to 24-4)	29-3 (19-1 to 45-2)	39-5 (24-7 to 62-9)	43-2 (27-5 to 65-5)	40-4 (25-5 to 62-3)	39-5 (24-9 to 59)	59-3 (36-5 to 89-5)	72-8 (44-4 to 114)	73-3 (43-7 to 114)	97 (58-7 to 156)	97 (58-7 to 156)	68-1 (34-5 to 117)	67-4 (36-7 to 106)	27 (10-2 to 48-9)	13-6 (7 to 22-4)	8-4 (4 to 13-4)	2-4 (1-4 to 3-1)		687
Other non-communicable diseases	47-6 (32-9 to 73-7)	25-4 (20-3 to 32-5)	21-2 (52-3 to 103)	30-4 (52-3 to 71-9)	29-3 (19-9 to 34-8)	20-5 (12-2 to 43-2)	48-2 (32-2 to 66-1)	73-4 (52-1 to 98-9)	95-7 (67-8 to 134)	115 (80-2 to 159)	115 (81-8 to 160)	108 (78-1 to 166)	99 (68-4 to 167)	160 (116-2 to 216)	170 (126-5 to 238)	232 (171-3 to 346)	258 (145 to 391)	236 (170 to 319)	192 (146-5 to 252)	159 (124-5 to 200)	119 (92-3 to 167)	71-4 (52 to 98)	32-3 (18-7 to 51-6)		2,490
Congenital birth defects	46-1 (32-4 to 71-9)	19-9 (15-1 to 28-3)	27-9 (25-4 to 59-2)	27-7 (24-1 to 40-9)	13-2 (9-6 to 16-7)	12-8 (9-6 to 16-7)	12-3 (9-5 to 15-6)	11-2 (8-7 to 14-1)	10-1 (6-5 to 12-6)	9-7 (7-7 to 12)	9-2 (7-1 to 11-8)	8-7 (6-5 to 10-9)	11-2 (7-9 to 14-5)	13-1 (9-1 to 17-1)	13-8 (9-2 to 18-1)	11-8 (7-5 to 15-5)	9-2 (6 to 12-1)	3-1 (1-9 to 4-9)	1-9 (1-2 to 2-9)	0-7 (0-4 to 1-1)	0-3 (0-2 to 0-5)	0-1 (0 to 0-1)		265
Neural tube defects	3-4 (1-6 to 5-9)	0-9 (0 to 1-5)	2-1 (1 to 3-9)	0-4 (0-2 to 0-7)	0-5 (0-4 to 0-7)	0-6 (0-4 to 0-9)	0-6 (0-4 to 0-9)	0-7 (0-4 to 0-9)	0-6 (0-4 to 0-9)	0-5 (0-3 to 0-7)	0-4 (0-3 to 0-6)	0-3 (0-2 to 0-5)	0-3 (0-2 to 0-5)	0-2 (0-1 to 0-3)	0-1 (0 to 0-2)	0-1 (0 to 0-2)	0-1 (0 to 0-2)	0-1 (0 to 0-1)	0-1 (0 to 0-1)	0-1 (0 to 0-1)	0-1 (0 to 0-1)	0-1 (0 to 0-1)	0-1 (0 to 0-1)		17
Congenital heart anomalies	11-9 (7-1 to 22-5)	9-3 (4-4 to 15-1)	12-5 (7-2 to 22-9)	9-7 (5-6 to 14-1)	2-1 (1-4 to 4-1)	2-4 (1-4 to 3-9)	2-8 (1-6 to 4-1)	2-9 (1-7 to 3-7)	2-7 (1-7 to 3-2)	2-1 (1-5 to 2-8)	2 (1-5 to 2-7)	2-1 (1-5 to 2-8)	2-3 (1-5 to 3-5)	1-9 (1 to 2-8)	1-7 (0-8 to 2-7)	1-4 (0-6 to 2-2)	1-4 (0-6 to 2-2)	0-3 (0-1 to 0-5)	0-2 (0-1 to 0-3)	0-1 (0-1 to 0-2)	0-1 (0-1 to 0-2)	0-1 (0-1 to 0-2)		71-4
Orofacial clefts	0 (0 to 0)	0-1 (0 to 0-2)	0-2 (0-1 to 0-5)	0-2 (0-1 to 0-5)	0-2 (0-1 to 0-3)	0-2 (0-1 to 0-3)	0-2 (0-1 to 0-3)	0-1 (0-1 to 0-3)	0-2 (0-1 to 0-3)	0-2 (0-1 to 0-3)	0-1 (0-1 to 0-2)	0-1 (0-1 to 0-2)	0-2 (0-1 to 0-3)	0-2 (0-1 to 0-3)	0-2 (0-1 to 0-3)	0-2 (0-1 to 0-3)	0-2 (0-1 to 0-3)	0-2 (0-1 to 0-3)	0-2 (0-1 to 0-3)	0-1 (0-1 to 0-2)	0-1 (0-1 to 0-2)	0-1 (0-0 to 0-1)	0-1 (0-0 to 0-1)		3
Down syndrome	2-3 (1 to 3-8)	0-6 (0-4 to 1)	1-6 (0 to 2-9)	2-4 (1-6 to 3-3)	1-2 (0-6 to 1-4)	1-1 (0-6 to 1-7)	1-2 (0-7 to 1-5)	1-5 (1 to 2-1)	1-6 (1 to 2-1)	1-6 (1 to 2-1)	1-5 (1 to 2-2)	1-6 (1 to 2-1)	2-7 (1-6 to 3-7)	5-2 (3 to 7-2)	6-5 (3-9 to 9)	5-7 (3 to 8-2)	3-5 (1-9 to 5-2)	1-9 (0 to 3-3)	0-5 (0 to 1-1)	0-1 (0 to 0-3)	0-1 (0 to 0-3)	0-1 (0 to 0-3)	0-1 (0 to 0-3)		41-8
Turner syndrome	0 (0 to 0)	0 (0 to 0)	0 (0 to 0)	0 (0 to 0)	0 (0 to 0)	0 (0 to 0)	0 (0 to 0)	0 (0 to 0)	0 (0 to 0)	0 (0 to 0)	0 (0 to 0)	0 (0 to 0)	0 (0 to 0)	0 (0 to 0)	0 (0 to 0)	0 (0 to 0)	0 (0 to 0)	0 (0 to 0)	0 (0 to 0)	0 (0 to 0)	0 (0 to 0)	0 (0 to 0)	0 (0 to 0)	0 (0 to 0)		0-4
Klinefelter syndrome	0 (0 to 0)	0 (0 to 0)	0 (0 to 0)	0 (0 to 0)	0 (0 to 0)	0 (0 to 0)	0 (0 to 0)	0 (0 to 0)	0 (0 to 0)	0 (0 to 0)	0 (0 to 0)	0 (0 to 0)	0 (0 to 0)	0 (0 to 0)	0 (0 to 0)	0 (0 to 0)	0 (0 to 0)	0 (0 to 0)	0 (0 to 0)	0 (0 to 0)	0 (0 to 0)	0 (0 to 0)	0 (0 to 0)	0 (0 to 0)		0-1
Other chromosomal abnormalities	6-8 (4 to 12-9)	2-3 (2-2 to 5-3)	7-4 (4-7 to 11-3)	2-1 (0-9 to 5-7)	1-9 (1-4 to 2-6)	1-9 (1-4 to 2-6)	1-8 (1-2 to 2-4)	1-5 (1-1 to 2)	1-5 (1-1 to 2-1)	1-4 (1 to 2)	1-2 (0-8 to 1-8)	1-2 (0-8 to 1-8)	1-5 (0-9 to 2-1)	1-3 (0-9 to 1-8)	1-1 (0-7 to 1-6)	0-8 (0-5 to 1-1)	0-6 (0-4 to 0-9)	0-4 (0-3 to 0-6)	0-2 (0-1 to 0-3)	0-1 (0 to 0-2)	0-1 (0 to 0-2)	0-1 (0 to 0-2)		41-3
Congenital musculoskeletal and limb anomalies	1-9 (1 to 3-3)	0-9 (0 to 0-9)	0-6 (0 to 1-5)	0-4 (0-2 to 0-6)	0-7 (0-4 to 0-9)	0-5 (0-3 to 0-7)	0-5 (0-3 to 0-7)	0-5 (0-3 to 0-8)	0-4 (0-3 to 0-6)	0-5 (0-3 to 0-8)	0-4 (0-2 to 0-6)	0-2 (0-1 to 0-3)	0-8 (0-4 to 1-3)	0-7 (0-4 to 1-2)	0-8 (0-4 to 1-3)	0-7 (0-4 to 1-1)	0-4 (0-2 to 0-6)	0-2 (0-1 to 0-3)	0-1 (0-1 to 0-2)	0-1 (0-1 to 0-2)	0-1 (0-1 to 0-2)	0-1 (0-1 to 0-2)		55-4
Urogenital congenital anomalies	1-9 (0-7 to 3-3)	0-4 (0-1 to 0-9)	0-6 (0 to 1-5)	0-8 (0-5 to 1-3)	0-5 (0-2 to 0-8)	0-3 (0-2 to 0-6)	0-2 (0-1 to 0-5)	0-2 (0-1 to 0-5)	0-2 (0-1 to 0-5)	0-2 (0-1 to 0-5)	0-2 (0-1 to 0-5)	0-1 (0-1 to 0-5)	0-1 (0-1 to 0-5)	0-1 (0-1 to 0-5)	0-1 (0-1 to 0-5)	0-1 (0-1 to 0-5)	0-1 (0-1 to 0-5)	0-1 (0-1 to 0-5)	0-1 (0-1 to 0-5)	0-1 (0-1 to 0-5)	0-1 (0-1 to 0-5)	0-1 (0-1 to 0-5)		5-7
Digestive congenital anomalies	0-1 (0-1 to 0-4)	0-1 (0 to 0-4)	0-1 (0-1 to 0-6)	0-1 (0-1 to 0-5)	0-2 (0-2 to 0-4)	0-2 (0-2 to 0-4)	0-2 (0-1 to 0-3)	0-2 (0-1 to 0-3)	0-2 (0-1 to 0-3)	0-2 (0-1 to 0-3)	0-2 (0-1 to 0-2)	0-1 (0-1 to 0-2)	0-1 (0-1 to 0-2)	0-1 (0-1 to 0-2)	0-1 (0-1 to 0-2)	0-1 (0-1 to 0-2)	0-1 (0-1 to 0-2)	0-1 (0-1 to 0-2)	0-1 (0-1 to 0-2)	0-1 (0-1 to 0-2)	0-1 (0-1 to 0-2)	0-1 (0-1 to 0-2)		14-5
Other congenital birth defects	1-2 (1-1 to 1-9)	0-7 (0-4 to 1-2)	1-4 (0-9 to 2-1)	1-3 (0-8 to 2-1)	1-2 (0-8 to 2-2)	1-2 (0-8 to 2-1)	1-2 (0-8 to 2-1)	1-1 (0-8 to 2-2)	1-1 (0-7 to 1-9)	1-1 (0-7 to 2)	1-1 (0-6 to 1-8)	1-1 (0-6 to 1-8)	1-2 (0-8 to 2-1)	1-2 (0-8 to 2-1)	1-2 (0-8 to 2-1)	1-2 (0-8 to 2-1)	1-2 (0-8 to 2-1)	1-2 (0-8 to 2-1)	1-2 (0-8 to 2-1)	1-2 (0-8 to 2-1)	1-2 (0-8 to 2-1)	1-2 (0-8 to 2-1)		44-3
Urinary diseases and male infertility	0-1 (0 to 0-1)	0-1 (0 to 0-4)	0-5 (0-4 to 0-7)	0-5 (0-2 to 0-8)	0-4 (0-3 to 0-5)	0-4 (0-4 to 0-6)	0-5 (0-4 to 0-6)	0-5 (0-4 to 0-6)	0-5 (0-4 to 0-6)	0-5 (0-4 to 0-6)	0-5 (0-4 to 0-7)	0-5 (0-4 to 0-7)	0-5 (0-4 to 0-7)	0-5 (0-4 to 0-7)	0-6 (0-4 to 0-8)	0-7 (0-4 to 0-9)	0-6 (0-4 to 0-8)	0-5 (0-3 to 0-7)	0-4 (0-2 to 0-6)	0-4 (0-2 to 0-6)	0-4 (0-2 to 0-6)	0-4 (0-2 to 0-6)		341
Urolithiasis	0 (0 to 0)	0 (0 to 0)	0 (0 to 0)	0 (0 to 0)	0 (0 to 0)	0 (0 to 0)	0 (0 to 0)	0 (0 to 0)	0 (0 to 0)	0 (0 to 0)	0 (0 to 0)	0 (0 to 0)	0 (0 to 0)	0 (0 to 0)	0 (0 to 0)	0 (0 to 0)	0 (0 to 0)	0 (0 to 0)	0 (0 to 0)	0 (0 to 0)	0 (0 to 0)	0 (0 to 0)	0 (0 to 0)	0 (0 to 0)		19-8
Benign prostatic hyperplasia	0 (0 to 0)	0 (0 to 0)	0 (0 to 0)	0 (0 to 0)	0 (0 to 0)	0 (0 to 0)	0 (0 to 0)	0 (0 to 0)	0 (0 to 0)	0 (0 to 0)	0 (0 to 0)	0 (0 to 0)	0 (0 to 0)	0 (0 to 0)	0 (0 to 0)	0 (0 to 0)	0 (0 to 0)	0 (0 to 0)	0 (0 to 0)	0 (0 to 0)	0 (0 to 0)	0 (0 to 0)	0 (0 to 0)	0 (0 to 0)		62-2
Male infertility	0 (0 to 0)	0 (0 to 0)	0 (0 to 0)	0 (0 to 0)	0 (0 to 0)	0 (0 to 0)	0 (0 to 1-4)	0 (0 to 2-2)	0 (0 to 2-4)	0 (0 to 3-2)	0 (0 to 3-4)	0 (0 to 3-2)	0 (0 to 3-2)	0 (0 to 2-2)	0 (0 to 2-6)	0 (0 to 2)	0 (0 to 2)	0 (0 to 2)	0 (0 to 2)	0 (0 to 2)	0 (0 to 2)	0 (0 to 2)	0 (0 to 2)	0 (0 to 2)		4-3
Other urinary diseases	0 (0 to 0)	0 (0 to 0-1)	0 (0 to 0)	0-1 (0-1 to 0-2)	0-1 (0-1 to 0-2)	0-1 (0-1 to 0-2)	0-1 (0-1 to 0-2)	0-2 (0-1 to 0-3)	0-2 (0-1 to 0-3)	0-2 (0-1 to 0-3)	0-3 (0-2 to 0-5)	0-4 (0-2 to 0-5)	0-4 (0-2 to 0-6)	0-5 (0-3 to 0-7)	0-6 (0-4 to 0-9)	0-7 (0-4 to 1-1)	1-2 (0-7 to 2-2)	1-3 (0-8 to 2-5)	1-6 (0-9 to 3-1)	1-7 (0-9 to 3-7)	1-8 (0-9 to 3-9)	1-7 (0-9 to 3-7)	0-3 (0-2 to 0-7)	0-2 (0-1 to 0-7)		14-4
Gynecological diseases	0 (0 to 0)	0 (0 to 0)	0 (0 to 0)	0 (0 to 0)	0 (0 to 0)	0 (0 to 0)	0 (0 to 0)	0 (2-7 to 9-1)	0 (0 to 0)	0 (0 to 0)	0 (0 to 0)	0 (0 to 0)	0 (0 to 0)	0 (0 to 0)	0 (0 to 0)	0 (0 to 0)	0 (0 to 0)	0 (0 to 0)	0 (0 to 0)	0 (0 to 0)	0 (0 to 0)	0 (0 to 0)	0 (0 to 0)	0 (0 to 0)		545
Uterine fibroids	0 (0 to 0)	0 (0 to 0)	0 (0 to 0)	0 (0 to 0)	0 (0 to 0)	0 (0 to 0)	0 (0 to 0)	0 (0 to 0)	0 (0 to 0)	0 (0 to 0)	0 (0 to 0)	0 (0 to 0)	0 (0 to 0)	0 (0 to 0)	0 (0 to 0)	0 (0 to 0)	0 (0 to 0)	0 (0 to 0)	0 (0 to 0)	0 (0 to 0)	0 (0 to 0)	0 (0 to 0)	0 (0 to 0)	0 (0 to 0)		15-9
Polycystic ovarian syndrome	0 (0 to 0)	0 (0 to 0)	0 (0 to 0)	0 (0 to 0)	0 (0 to 0)	0 (0 to 0)	0 (0 to 0)	0 (0 to 0)	0 (0 to 0)	0 (0 to 0)	0 (0 to 0)	0 (0 to 0)	0 (0 to 0)	0 (0 to 0)	0 (0 to 0)	0 (0 to 0)	0 (0 to 0)	0 (0 to 0)	0 (0 to 0)	0 (0 to 0)	0 (0 to 0)	0 (0 to 0)	0 (0 to 0)	0 (0 to 0)		16-9
Female infertility	0 (0 to 0)	0 (0 to 0)	0 (0 to 0)	0 (0 to 0)	0 (0 to 0)	0 (0 to 0)	0 (0 to 0)	0 (0 to 0)	0 (0 to 0)	0 (0 to 0)	0 (0 to 0)	0 (0 to 0)	0 (0 to 0)	0 (0 to 0)	0 (0 to 0)	0 (0 to 0)	0 (0 to 0)	0 (0 to 0)	0 (0 to 0)	0 (0 to 0)	0 (0 to 0)	0 (0 to 0)	0 (0 to 0)	0 (0 to 0)		4-3
Endometriosis	0 (0 to 0)	0 (0 to 0)	0 (0 to 0)	0 (0 to 0)	0 (0 to 0)	0 (0 to 0)	0 (0 to 0)	0 (0 to 0)	0 (0 to 0)	0 (0 to 0)	0 (0 to 0)	0 (0 to 0)	0 (0 to 0)	0 (0 to 0)	0 (0 to 0)	0 (0 to 0)	0 (0 to 0)	0 (0 to 0)	0 (0 to 0)	0 (0 to 0)	0 (0 to 0)	0 (0 to 0)	0 (0 to 0)	0 (0 to 0)		46-9
Genital prolapse	0 (0 to 0)	0 (0 to 0)	0 (0 to 0)	0 (0 to 0)	0 (0 to 0)	0 (0 to 0)	0 (0 to 0)	0 (0 to 0)	0 (0 to 0)	0 (0 to 0)	0 (0 to 0)	0 (0 to 0)	0 (0 to 0)	0 (0 to 0)	0 (0 to 0)	0 (0 to 0)	0 (0 to 0)	0 (0 to 0)	0 (0 to 0)	0 (0 to 0)	0 (0 to 0)	0 (0 to 0)	0 (0 to 0)	0 (0 to 0)		2-2
Premenstrual syndrome	0 (0 to 0)	0-6 (0 to 1)	2-6 (1-4 to 3-8)	0-5 (0 to 1-3)	0-7 (0 to 1-6)	0-8 (0 to 1-6)	0-8 (0 to 1-6)	0-7 (0 to 1-7)	0-7 (0 to 1-5)	0-6 (0 to 1-4)	0-5 (0 to 1-4)	0-5 (0 to 1-4)	0-5 (0 to 1-4)	0-6 (0 to 1-4)	0-7 (0 to 1-6)	0-8 (0 to 2)	0-9 (0 to 2-1)	1-1 (0 to 2-5)	1-4 (0 to 3-2)	1-7 (0 to 3-8)	1-7 (0 to 3-7)	1-5 (0 to 3-5)	1-1 (0 to 2-6)	0-5 (0 to 1-5)		155
Other gynecological diseases	0 (0 to 0)	0 (0 to 0)	0 (0 to 0)	0 (0 to 0)	0 (0 to 0)	0 (0 to 0)	0-2 (0 to 0-5)	0-2 (0 to 0-5)	0-2 (0 to 0-5)	0-2 (0 to 0-5)	0-2 (0 to 0-5)	0-2 (0 to 0-5)	0-2 (0 to 0-5)	0-2 (0 to 0-5)	0-2 (0 to 0-5)	0-2 (0 to 0-5)	0-2 (0 to 0-5)	0-2 (0 to 0-5)	0-2 (0 to 0-5)	0-2 (0 to 0-5)	0-2 (0 to 0-5)	0-2 (0 to 0-5)	0-2 (0 to 0-5)	0-2 (0 to 0-5)		336
Hemoglobinopathies and hemolytic anemias	0-1 (0-1 to 0-2)	0-9 (0-5 to 1-4)	0-9 (0-4 to 2-4)	1-3 (0-2 to 3-1)	0-5 (0-2 to 0-7)	0-6 (0-3 to 0-9)	1-4 (0-6 to 3-2)	1-6 (0-6 to 3-6)	1-4 (0-5 to 3-2)	1-4 (0-5 to 3-4)	1-6 (0-6 to 3-8)	1-6 (0-6 to 3-8)	1 (0-4 to 2-4)	1-4 (0-6 to 2-4)	1 (0-4 to 2-4)	1-4 (0-6 to 2-6)	1-3 (0-7 to 3-2)	1-8 (0-8 to 3-9)	2 (1-0 to 4)	1-8 (1-1 to 3-3)	1-5 (1-0 to 2-9)	0-9 (0-6 to 1-4)	0-4 (0-2 to 0-6)		29-4
Thalassemias	0 (0 to 0)	0 (0 to 0)	0-1 (0 to 0-3)	0 (0 to 0)	0 (0 to 0)	0 (0 to 0)	0 (0 to 0-1)	0 (0 to 0)	0 (0 to 0)	0 (0 to 0)	0 (0 to 0)	0 (0 to 0)	0 (0 to 0)	0 (0 to 0)	0 (0 to 0)	0 (0 to 0)	0 (0 to 0)	0 (0 to 0)	0 (0 to 0)	0 (0 to 0)	0 (0 to 0)	0 (0 to 0)	0 (0 to 0)	0 (0 to 0)		0-3
Thalassemias trait	0 (0 to 0)	0-1 (0 to 0-3)	0-5 (0 to 1)	0-3 (0 to 0-9)	0-3 (0 to 0-5)	0-3 (0 to 0-5)	0-4 (0 to 0-9)	0-4 (0 to 1)	0-4 (0 to 1)	0-5 (0 to 1-1)	0-5 (0 to 1-2)	0-5 (0 to 1-1)	0-5 (0 to 1-2)	0-2 (0 to 0-5)	0-2 (0 to 0-5)	0-2 (0 to 0-5)	0-2 (0 to 0-5)	0-2 (0 to 0-5)	0-1 (0 to 0-4)	0-1 (0 to 0-3)	0-1 (0 to 0-3)	0-1 (0 to 0-3)	0-1 (0 to 0-3)	0-1 (0 to 0-3)		4-5
Sickle cell disorders	0 (0 to 0)	0-1 (0 to 0-1)	0-3 (0 to 0-5)	0-1 (0 to 0-2)	0-1 (0 to 0-2)	0-1 (0 to 0-2)	0-1 (0 to 0-2)	0-1 (0 to 0-2)	0-1 (0 to 0-2)	0-1 (0 to 0-1)	0-1 (0 to 0-1)	0-1 (0 to 0-1)	0-1 (0 to 0-1)	0-1 (0 to 0-1)	0-1 (0 to 0-2)	0-1 (0 to 0-2)	0-1 (0 to 0-2)	0-1 (0 to 0-2)	0-1 (0 to 0-2)	0-1 (0 to 0-2)	0-1 (0 to 0-2)	0-1 (0 to 0-2)	0-1 (0 to 0-2)	0-1 (0 to 0-2)		1-1
Sickle cell trait	0 (0 to 0-1)	0-1 (0 to 0-2)	0-4 (0 to 0-9)	0-3 (0 to 0-6)	0-3 (0 to 0-5)	0-4 (0 to 0-7)	0-5 (0 to 1-1)	0-6 (0 to 1-4)	0-6 (0 to 1-4)	0-6 (0 to 1-4)	0-6 (0 to 1-4)	0-6 (0 to 1-4)	0-6 (0 to 1-3)	0-5 (0 to 1-2)	0-6 (0 to 1-3)	0-6 (0 to 1-3)	0-6 (0 to 1-3)	0-5 (0 to 1-2)	0-5 (0 to 1-2)	0-4 (0 to 1-1)	0-4 (0 to 1-1)	0-4 (0 to 1-1)	0-4 (0 to 1-1)	0-4 (0 to 1-1)		3-9
G6PD deficiency	0 (0 to 0)	0 (0 to 0)	0-1 (0 to 0-6)	0-1 (0 to 0-4)	0-1 (0 to 0-3)	0-1 (0 to 0-3)	0-1 (0 to 0-2)	0-2 (0 to 0-5)	0-2 (0 to 0-5)	0-2 (0 to 0-5)	0-2 (0 to 0-5)	0-1 (0 to 0-2)	0-1 (0 to 0-2)	0-1 (0 to 0-2)	0-2 (0 to 0-4)	0-2 (0 to 0-4)	0-2 (0 to 0-4)	0-1 (0 to 0-3)	0-1 (0 to 0-3)	0-1 (0 to 0-3)	0-1 (0 to 0-3)	0-1 (0 to 0-3)	0-1 (0 to 0-3)	0-1 (0 to 0-3)		2-2
G6PD trait	0 (0 to 0)	0 (0 to 0)	0 (0 to 0)	0 (0 to 0)	0 (0 to 0)	0 (0 to 0)	0 (0 to 0)	0 (0 to 0)	0 (0 to 0)	0 (0 to 0)	0 (0 to 0)	0 (0 to 0)	0 (0 to 0)	0 (0 to 0)	0 (0 to 0)	0 (0 to 0)	0 (0 to 0)	0 (0 to 0)	0 (0 to 0)	0 (0 to 0)	0 (0 to 0)	0 (0 to 0)	0 (0 to 0)	0 (0 to 0)		0-1
Other hemoglobinopathies and hemolytic anemias	0 (0 to 0)	0-6 (0 to 1)	2-6 (1-4 to 4-1)	0-5 (0 to 1-7)	0-5 (0 to 0-9)	0-5 (0 to 0-9)	0-2 (0 to 0-7)	0-2 (0 to 0-9)	0-2 (0 to 0-9)	0-3 (0 to 0-9)	0-3 (0 to 0-9)	0-3 (0 to 1-4)	0-5 (0 to 1-4)	0-5 (0 to 1-4)	0-6 (0 to 2)	0-8 (0 to 2)	0-9 (0 to 2-1)	1-1 (0 to 2-5)	1-4 (0 to 3-2)	1-7 (0 to 3-8)	1-7 (0 to 3-7)	1-5 (0 to 3-5)	1-1 (0 to 2-6)	0-5 (0 to 1-5)		17-3
Endocrine, metabolic, blood, and immune disorders	1-6 (0-9 to 2-4)	1-5 (0-9 to 2-1)	6 (4 to 8-6)	10-9 (7-3 to 17-6)	8-3 (7-1 to 9-6)	10-4 (7-9 to 13-4)	11-3 (7-9 to 15-4)	12-4 (7-9 to 17-2)	13-2 (8-8 to 19-2)	18-3 (12-5 to 27-2)	22-6 (14 to 33-2)	24-2 (15-1 to 36-2)	22-7 (14-7 to 34-4)	32-3 (20 to 47-5)	34-5 (21 to 52-72)	43-5 (27 to 65-2)	47-2 (29 to 69-7)	47-9 (30 to 69-1)	48-3 (32 to 68-7)	33-2 (22 to 46-9)	17-9 (10-7 to 26-2)	7-2 (4 to 10-1)	2-7 (1-9 to 3-7)		609
Oral disorders	0 (0 to 0)	0-4 (1-4 to 2-8)	1-7 (0-9 to 2-6)	3-2 (1-7 to 5-1)	4-2 (2-2 to 6-1)	3-7 (2-1 to 5-6)	7-2 (4-1 to 11-8)	9-6 (5-5 to 16-1)	12-6 (7-3 to 21)	14-9 (8-4 to 25-4)	16-7 (9-5 to 28-7)	16-7 (9-5 to 28-7)	26-4 (15-1 to 44-3)	29-6 (17-3 to 48-1)	52-3 (30-8 to 90-5)	62-6 (36-3 to 99-2)	80-9 (46-4 to 125)	100 (62-1 to 154)	80-5 (52-7 to 121)	62 (39-4 to 87-9)	27-7 (20-9 to 34-9)	17-9 (11-2 to 25-8)	5-1 (3-1 to 7-2)		629
Caries of deciduous teeth	0 (0 to 0)	0 (0 to 0)	0 (0 to 0)	0 (0 to 0-2)	0 (0 to 0-1)	0 (0 to 0)	0 (0 to 0)	0 (0 to 0)	0 (0 to 0)	0 (0 to 0)	0 (0 to 0)	0 (0 to 0)	0 (0 to 0)	0 (0 to 0)	0 (0 to 0)	0 (0 to 0)	0 (0 to 0)	0 (0 to 0)	0 (0 to 0)	0 (0 to 0)	0 (0 to 0)	0 (0 to 0)	0 (0 to 0)	0 (0 to 0)		0-7
Caries of permanent teeth	0 (0 to 0)	0 (0 to 0)	0 (0 to 0)	1-6 (0-7 to 4-1)	1-9 (0-8 to 3-9)	2-3 (1 to 4-6)	2-5 (1 to 4-6)	2-4 (1 to 4-1)	2-5 (1 to 4-1)	2-5 (1 to 4-6)	2-6 (1 to 4-6)	2-6 (1 to 4-6)	2-7 (1 to 5-4)	2-7 (1 to 5-6)	2-2 (1 to 4-2)	2-7 (1 to 5-2)	2-5 (1 to 5-9)	2-5 (1 to 5-9)	2-6 (1 to 5-9)	2-5 (1 to 5-9)	2-5 (1 to 5-9)	1-9 (0 to 3-4)	0-9 (0 to 2-1)		38-3
Periodontal diseases	0 (0 to 0)	0 (0 to 0)	0 (0 to 0)	0 (0 to 0)	0 (0 to 0)	0 (0 to 0)	0 (0 to 0-1)	0 (0 to 0-2)	0 (0 to 0-2)	0 (0 to 0-5)	0 (0 to 0-6)	0 (0 to 0-6)	0 (0 to 0-6)	0 (0 to 0-6)	0 (0 to 0-6)	0 (0 to 0-6)	0 (0 to 0-6)	0 (0 to 0-6)	0 (0 to 0-6)	0 (0 to 0-6)	0 (0 to 0-6)	0 (0 to 0-6)	0 (0 to 0-6)	0 (0 to 0-6)		80-9
Other oral disorders	0 (0 to 0)	0 (0 to 0)	0 (0 to 0)	0-2 (1-3 to 3-4)	0-2 (1-2 to 3-2)	0-2 (1-3 to 3-3)	0-4 (1-8 to 6-4)	0-6 (2 to 9-7)	0-6 (2 to 9-7)	0-6 (2 to 9-7)	0-6 (2 to 9-7)	0-6 (2 to 9-7)	0-6 (3-5 to 9-6)	0-7 (4 to 9-9)	0-7 (4 to 9-9)	0-6 (4 to 9-9)	0-6 (3-6 to 9-9)	0-5 (3 to 8-7)	0-5 (3-2 to 8-1)	0-5 (3 to 8-2)	0-5 (3 to 8-1)	0-5 (1 to 2-7)	0-5 (0 to 1-5)	0-2 (0 to 0-5)		74-2
Sudden infant death syndrome	3-8 (2-6 to 5-3)	29-1 (17-4 to 43-8)																								NA
Injuries	0-4 (0-3 to 0-6)	0-4 (0-5 to 0-8)	5-4 (3-6 to 7-7)	25-3 (21-4 to 29-9)	29 (18-4 to 31-4)	35-6 (27-6 to 46-5)	85-4 (72-7 to 101)	135 (116 to 157)	135 (115 to 158)	143 (119 to 171)	142 (117 to 173)	151 (122 to 182)	228 (170 to 292)	219 (176 to 270)	223 (178 to 277)	201 (160 to 253)	211 (165 to 265)	251 (198 to 316)

SR Table 2c: Bristol, City of DALYS by cause and age group for both sexes with 95% uncertainty intervals, 2019

Cause	Early Neonatal	Late Neonatal	Post Neonatal	1 to 4	5 to 9	10 to 14	15 to 19	20 to 24	25 to 29	30 to 34	35 to 39	40 to 44	45 to 49	50 to 54	55 to 59	60 to 64	65 to 69	70 to 74	75 to 79	80 to 84	85 to 89	90 to 94	95 plus	Total
All causes	1,647 (1,477-1,844)	1,111 (771-1,564)	1,562 (1,165-2,102)	2,564 (2,164-3,020)	1,169 (977-1,375)	1,113 (917-1,314)	1,602 (1,297-1,955)	2,160 (1,816-2,578)	2,619 (2,196-3,112)	2,978 (2,504-3,532)	3,210 (2,710-3,810)	3,433 (2,883-4,060)	3,610 (3,013-4,272)	3,965 (3,300-4,692)	4,228 (3,494-5,000)	4,553 (3,747-5,403)	4,938 (4,045-5,852)	5,227 (4,222-6,208)	5,208 (4,203-6,208)	4,774 (3,830-5,722)	3,282 (2,600-3,939)	1,651 (1,302-1,982)	131,295
Communicable, maternal, neonatal, and nutritional diseases	1,599 (1,436-1,778)	1,066 (734-1,504)	1,501 (1,124-2,024)	2,459 (2,063-2,915)	1,123 (932-1,329)	1,069 (873-1,270)	1,539 (1,246-1,882)	2,076 (1,742-2,484)	2,519 (2,110-3,000)	2,862 (2,406-3,396)	3,086 (2,603-3,644)	3,299 (2,768-3,902)	3,469 (2,894-4,106)	3,811 (3,170-4,508)	4,064 (3,357-4,808)	4,377 (3,601-5,195)	4,746 (3,887-5,626)	5,025 (4,057-5,968)	5,007 (4,040-5,968)	4,589 (3,681-5,502)	3,156 (2,500-3,785)	1,588 (1,252-1,906)	126,256	6,890
HIV/AIDS and sexually transmitted infections	27 (9.2-57.8)	6.6 (2.6-15)	11.1 (4.6-22.8)	1.6 (1.1-2.1)	0.8 (0.6-1.1)	0.9 (0.6-1.1)	1.9 (1.4-2.5)	6.5 (4.8-8.4)	9.6 (7.1-12.4)	16.4 (12.4-19.2)	29.1 (23.6-34.2)	28.6 (21.4-34.1)	27.1 (20.2-32.5)	22.3 (17.4-26.9)	15.9 (12.2-20.0)	11.5 (8.6-15.4)	9.2 (6.9-12)	8.4 (6.7-10.4)	7.7 (5.8-9.6)	2.2 (1.5-3.7)	0.7 (0.5-1.2)	0.3 (0.2-0.6)	0.1 (0.1-0.2)	225
HIV/AIDS	0 (0-0)	0 (0-0)	1.3 (1.2-1.4)	1.3 (1.2-1.4)	0.6 (0.5-0.7)	0.7 (0.6-0.9)	1.2 (0.9-1.4)	4 (3.1-5.1)	6.4 (4.9-7.1)	11.2 (9.4-12.7)	17.2 (13.9-21.8)	19.6 (15.4-25.7)	21.2 (17.0-26.9)	18 (14.5-22)	13.6 (10.6-17.6)	9.6 (7.2-12.6)	7.6 (5.4-10.1)	7.3 (4.9-9.8)	6.9 (4.7-9.4)	2.1 (1.7-2.6)	0.6 (0.4-0.8)	0.2 (0.1-0.3)	0.1 (0-0.1)	138
HIV/AIDS - Drug-susceptible Tuberculosis	0 (0-0)	0 (0-0)	0.2 (0.1-0.2)	0.1 (0.1-0.2)	0.1 (0.0-0.1)	0.1 (0.1-0.1)	0.1 (0.1-0.1)	0.3 (0.2-0.5)	0.6 (0.4-0.9)	1.3 (0.9-1.8)	1.5 (0.9-2.3)	1.6 (1.0-2.5)	1.4 (0.8-2.1)	1.4 (0.8-2.1)	1 (0.6-1.6)	0.6 (0.4-1)	0.5 (0.3-0.8)	0.4 (0.2-0.6)	0.3 (0.1-0.5)	0.1 (0.1-0.2)	0 (0-0.1)	0 (0-0)	0 (0-0)	9.6
HIV/AIDS - Multidrug-resistant Tuberculosis without extensive drug resistance	0 (0-0)	0 (0-0)	0 (0-0)	0 (0-0)	0 (0-0)	0 (0-0)	0 (0-0)	0 (0-0)	0 (0-0)	0 (0-0)	0 (0-0)	0 (0-0)	0 (0-0)	0 (0-0)	0 (0-0)	0 (0-0)	0 (0-0)	0 (0-0)	0 (0-0)	0 (0-0)	0 (0-0)	0 (0-0)	0 (0-0)	0 (0-0)	0.3
HIV/AIDS - Extensively drug-resistant Tuberculosis	0 (0-0)	0 (0-0)	0 (0-0)	0 (0-0)	0 (0-0)	0 (0-0)	0 (0-0)	0 (0-0)	0 (0-0)	0 (0-0)	0 (0-0)	0 (0-0)	0 (0-0)	0 (0-0)	0 (0-0)	0 (0-0)	0 (0-0)	0 (0-0)	0 (0-0)	0 (0-0)	0 (0-0)	0 (0-0)	0 (0-0)	0 (0-0)	0.1
HIV/AIDS resulting in other diseases	0 (0-0)	0 (0-0)	1.8 (1.6-2.1)	1.2 (1.1-1.4)	0.5 (0.4-0.7)	0.4 (0.3-0.6)	1.1 (0.8-1.4)	2.7 (2.2-3.4)	2.9 (2.3-3.6)	4.3 (3.5-5.2)	10.7 (8.8-13.2)	7.4 (5.8-9.5)	4.4 (3.4-5.8)	2.6 (2.1-3.4)	1.2 (0.9-1.6)	0.7 (0.5-1)	0.4 (0.3-0.6)	0.2 (0.1-0.3)	0.1 (0.1-0.2)	0.1 (0.1-0.2)	0 (0-0)	0 (0-0)	0 (0-0)	128
Sexually transmitted infections excluding HIV	27 (9.2-57.8)	6.6 (2.6-15)	9.3 (3.2-20.4)	0.3 (0.2-0.7)	0.2 (0.2-0.3)	0.2 (0.2-0.3)	0.7 (0.4-1.1)	3.7 (2.6-5.1)	6.7 (4.6-9.1)	12 (8.4-15)	18.4 (12.7-23.1)	21 (14.3-26.7)	22.7 (15.4-28.9)	19.7 (13.4-25)	14.7 (10.2-20.4)	10.8 (7.5-15.1)	8.8 (6.1-12.2)	8.2 (5.6-11.4)	7.6 (5.2-10.6)	2.1 (1.4-3.6)	0.7 (0.5-1.2)	0.3 (0.2-0.6)	0.1 (0-0.1)	87.4
Syphilis	0 (0-0)	0 (0-0)	0.1 (0.1-0.2)	0.1 (0.1-0.2)	0.1 (0.0-0.1)	0.1 (0.0-0.1)	0.1 (0.0-0.1)	0.1 (0.1-0.2)	0.2 (0.1-0.3)	0.3 (0.2-0.5)	0.5 (0.3-0.8)	0.6 (0.3-0.9)	0.7 (0.4-1.1)	0.7 (0.4-1.1)	0.6 (0.3-1)	0.5 (0.3-0.8)	0.4 (0.2-0.7)	0.3 (0.2-0.5)	0.2 (0.1-0.4)	0.1 (0.1-0.2)	0 (0-0.1)	0 (0-0)	0 (0-0)	39.2
Chlamydial infection	0 (0-0)	0 (0-0)	0 (0-0)	0 (0-0)	0 (0-0)	0 (0-0)	0 (0-0)	0.2 (0.1-0.3)	0.7 (0.3-1.3)	1.5 (0.7-2.5)	1.9 (1.0-3.4)	1.9 (0.9-3.4)	1.7 (0.8-3.1)	1.4 (0.6-2.7)	1 (0.4-2)	0.7 (0.3-1.5)	0.5 (0.2-1.2)	0.3 (0.1-0.8)	0.2 (0.1-0.6)	0.1 (0-0.3)	0 (0-0.1)	0 (0-0)	0 (0-0)	0 (0-0)	9.3
Gonococcal infection	0 (0-0)	0 (0-0)	0 (0-0)	0 (0-0)	0 (0-0)	0 (0-0)	0 (0-0)	0.1 (0.1-0.1)	0.2 (0.1-0.3)	0.3 (0.2-0.5)	0.5 (0.4-0.9)	0.6 (0.3-0.9)	0.6 (0.3-0.9)	0.5 (0.3-0.7)	0.3 (0.2-0.5)	0.2 (0.1-0.3)	0.2 (0.1-0.3)	0.1 (0.1-0.2)	0.1 (0.1-0.2)	0 (0-0.1)	0 (0-0.1)	0 (0-0.1)	0 (0-0.1)	0 (0-0.1)	3.8
Trichomoniasis	0 (0-0)	0 (0-0)	0 (0-0)	0 (0-0)	0 (0-0)	0 (0-0)	0 (0-0)	0 (0-0)	0 (0-0)	0 (0-0)	0 (0-0)	0 (0-0)	0 (0-0)	0 (0-0)	0 (0-0)	0 (0-0)	0 (0-0)	0 (0-0)	0 (0-0)	0 (0-0)	0 (0-0)	0 (0-0)	0 (0-0)	0 (0-0)	0 (0-0)	6.5
Genital herpes	0 (0-0)	0 (0-0)	0 (0-0)	0 (0-0)	0 (0-0)	0 (0-0)	0 (0-0)	0 (0-0)	0 (0-0)	0 (0-0)	0 (0-0)	0 (0-0)	0 (0-0)	0 (0-0)	0 (0-0)	0 (0-0)	0 (0-0)	0 (0-0)	0 (0-0)	0 (0-0)	0 (0-0)	0 (0-0)	0 (0-0)	0 (0-0)	10.1
Other sexually transmitted infections	0 (0-0)	0 (0-0)	0 (0-0)	0 (0-0)	0 (0-0)	0 (0-0)	0 (0-0)	0 (0-0)	0 (0-0)	0 (0-0)	0 (0-0)	0 (0-0)	0 (0-0)	0 (0-0)	0 (0-0)	0 (0-0)	0 (0-0)	0 (0-0)	0 (0-0)	0 (0-0)	0 (0-0)	0 (0-0)	0 (0-0)	0 (0-0)	19.6
Respiratory infections and tuberculosis	1,572 (1,416-1,751)	1,062 (730-1,500)	1,497 (1,120-2,019)	2,456 (2,060-2,912)	1,120 (930-1,326)	1,067 (871-1,268)	1,537 (1,244-1,880)	2,072 (1,738-2,480)	2,515 (2,106-2,997)	2,858 (2,402-3,392)	3,082 (2,599-3,640)	3,295 (2,764-3,898)	3,465 (2,890-4,102)	3,807 (3,166-4,504)	4,060 (3,353-4,804)	4,373 (3,597-5,191)	4,742 (3,883-5,622)	5,021 (4,053-5,964)	5,003 (4,036-5,964)	4,585 (3,677-5,498)	3,152 (2,496-3,781)	1,584 (1,248-1,902)	126,256	3,310
Tuberculosis	0.2 (0.1-0.4)	0.1 (0.1-0.2)	0.2 (0.1-0.3)	0.2 (0.1-0.3)	0.2 (0.1-0.3)	0.2 (0.2-0.3)	0.3 (0.2-0.4)	0.7 (0.5-1)	1.1 (0.8-1.5)	2.1 (1.6-2.8)	3.4 (2.6-4.4)	4.5 (3.4-5.7)	5.5 (4.1-7)	6.3 (4.7-8.1)	6.9 (5.1-8.9)	7.1 (5.3-9.3)	7.3 (5.4-9.6)	7.2 (5.3-9.5)	6.9 (5.1-9.2)	5.8 (4.2-7.8)	3.9 (2.8-5.3)	1.9 (1.3-2.6)	0.6 (0.4-0.9)	53.6
Latent tuberculosis infection	0 (0-0)	0 (0-0)	0.1 (0.1-0.2)	0.2 (0.1-0.3)	0.2 (0.1-0.3)	0.2 (0.2-0.3)	0.3 (0.2-0.4)	0.6 (0.5-0.8)	1.1 (0.8-1.4)	2.1 (1.6-2.7)	3.3 (2.6-4.3)	4.4 (3.4-5.6)	5.3 (4.1-6.8)	6.1 (4.6-7.8)	6.7 (5.1-8.7)	6.9 (5.2-9)	7.1 (5.3-9.3)	7.1 (5.3-9.4)	6.8 (5.1-9.1)	5.7 (4.2-7.7)	3.8 (2.8-5.2)	1.9 (1.3-2.6)	0.6 (0.4-0.9)	52.6
Drug-susceptible tuberculosis	0 (0-0)	0 (0-0)	0 (0-0)	0 (0-0)	0 (0-0)	0 (0-0)	0 (0-0)	0 (0-0)	0 (0-0)	0 (0-0)	0 (0-0)	0 (0-0)	0 (0-0)	0 (0-0)	0 (0-0)	0 (0-0)	0 (0-0)	0 (0-0)	0 (0-0)	0 (0-0)	0 (0-0)	0 (0-0)	0 (0-0)	0 (0-0)	0 (0-0)
Multidrug-resistant tuberculosis without extensive drug resistance	0 (0-0)	0 (0-0)	0 (0-0)	0 (0-0)	0 (0-0)	0 (0-0)	0 (0-0)	0 (0-0)	0 (0-0)	0 (0-0)	0 (0-0)	0 (0-0)	0 (0-0)	0 (0-0)	0 (0-0)	0 (0-0)	0 (0-0)	0 (0-0)	0 (0-0)	0 (0-0)	0 (0-0)	0 (0-0)	0 (0-0)	0 (0-0)	0 (0-0)
Extensively drug-resistant tuberculosis	0 (0-0)	0 (0-0)	0 (0-0)	0 (0-0)	0 (0-0)	0 (0-0)	0 (0-0)	0 (0-0)	0 (0-0)	0 (0-0)	0 (0-0)	0 (0-0)	0 (0-0)	0 (0-0)	0 (0-0)	0 (0-0)	0 (0-0)	0 (0-0)	0 (0-0)	0 (0-0)	0 (0-0)	0 (0-0)	0 (0-0)	0 (0-0)	0.3
Lower respiratory infections	6.2 (4.6-8.2)	9.2 (4.6-15.8)	21.2 (13.2-31.8)	17.1 (12.3-22.8)	9.3 (4.1-15.7)	9.2 (4.1-16.4)	9.6 (4.1-17.1)	14.6 (7.1-24.9)	28.6 (14.2-50.4)	34.2 (17.2-59.3)	40.3 (20.1-70.2)	50.2 (27.1-85.4)	58.9 (28.3-79.4)	74.2 (37.1-97.6)	91.6 (42.9-124)	113 (52.7-153)	132 (60.4-183)	210 (87.1-285)	260 (98.4-359)	415 (132.0-543)	504 (206.0-632)	455 (197.1-559)	169 (74.5-211)	2,740
Upper respiratory infections	0 (0-0.1)	0 (0-0.1)	0.3 (0.2-0.4)	39.0 (22.2-59.4)	41.2 (22.7-70.3)	29.2 (16.2-46.9)	20.2 (11.4-32.4)	34 (17.9-54.8)	39.3 (21.1-64.3)	43.7 (22.4-68.3)	39.1 (17.9-58)	27.3 (14.6-43.9)	21.7 (11.8-32.7)	19.6 (10.4-33.2)	19.8 (9.3-37.4)	20.2 (8.3-40)	19.3 (6.6-40.3)	16.2 (4.8-37.5)	8.2 (2.3-20.7)	4.1 (1.1-10.9)	2.3 (0.7-6.1)	1.2 (0.4-3.1)	0.7 (0.2-1.9)	428
Otitis media	0 (0-0.1)	0 (0-0.1)	1.7 (0.9-3.1)	10.2 (5.9-19.7)	3 (1.6-5.6)	4.9 (2.6-8.8)	2.4 (1.2-4.2)	0.6 (0.3-1.1)	0.3 (0.1-0.6)	0.3 (0.1-0.6)	0.3 (0.1-0.6)	0.3 (0.1-0.6)	0.3 (0.1-0.6)	0.3 (0.1-0.6)	0.3 (0.1-0.6)	0.3 (0.1-0.6)	0.3 (0.1-0.6)	0.3 (0.1-0.6)	0.3 (0.1-0.6)	0.3 (0.1-0.6)	0.2 (0.1-0.4)	0.2 (0.1-0.4)	0.1 (0-0.2)	69.2
Enteric infections	3.5 (2.5-5.2)	2.6 (1.1-4.8)	2.4 (1.1-4.2)	29.1 (19.9-43.2)	19.6 (13.2-28.6)	4.5 (2.9-6.5)	2.5 (1.6-3.6)	10.6 (6.8-15.3)	12.9 (8.2-18.5)	14 (9.4-19.7)	11.5 (7.5-16.1)	9.2 (6.1-12.7)	8.1 (5.4-11.4)	6.5 (4.3-9.1)	5.1 (3.4-7.2)	4.1 (2.7-5.8)	3.2 (2.1-4.5)	2.5 (1.6-3.6)	1.9 (1.2-2.8)	1.4 (0.9-2.1)	1 (0.6-1.5)	0.7 (0.4-1.1)	0.3 (0.2-0.5)	403
Diarrheal diseases	3.5 (2.5-5.2)	2.6 (1.1-4.8)	2.4 (1.1-4.2)	29.1 (19.9-43.2)	19.6 (13.2-28.6)	4.5 (2.9-6.5)	2.5 (1.6-3.6)	10.6 (6.8-15.3)	12.9 (8.2-18.5)	14 (9.4-19.7)	11.5 (7.5-16.1)	9.2 (6.1-12.7)	8.1 (5.4-11.4)	6.5 (4.3-9.1)	5.1 (3.4-7.2)	4.1 (2.7-5.8)	3.2 (2.1-4.5)	2.5 (1.6-3.6)	1.9 (1.2-2.8)	1.4 (0.9-2.1)	1 (0.6-1.5)	0.7 (0.4-1.1)	0.3 (0.2-0.5)	402
Typhoid and paratyphoid	0 (0-0)	0 (0-0)	0 (0-0)	0 (0-0)	0 (0-0)	0 (0-0)	0 (0-0)	0 (0-0)	0 (0-0)	0 (0-0)	0 (0-0)	0 (0-0)	0 (0-0)	0 (0-0)	0 (0-0)	0 (0-0)	0 (0-0)	0 (0-0)	0 (0-0)	0 (0-0)	0 (0-0)	0 (0-0)	0 (0-0)	0 (0-0)	0
Typhoid fever	0 (0-0)	0 (0-0)	0 (0-0)	0 (0-0)	0 (0-0)	0 (0-0)	0 (0-0)	0 (0-0)	0 (0-0)	0 (0-0)	0 (0-0)	0 (0-0)	0 (0-0)	0 (0-0)	0 (0-0)	0 (0-0)	0 (0-0)	0 (0-0)	0 (0-0)	0 (0-0)	0 (0-0)	0 (0-0)	0 (0-0)	0 (0-0)	0
Paratyphoid fever	0 (0-0)	0 (0-0)	0 (0-0)	0 (0-0)	0 (0-0)	0 (0-0)	0 (0-0)	0 (0-0)	0 (0-0)	0 (0-0)	0 (0-0)	0 (0-0)	0 (0-0)	0 (0-0)	0 (0-0)	0 (0-0)	0 (0-0)	0 (0-0)	0 (0-0)	0 (0-0)	0 (0-0)	0 (0-0)	0 (0-0)	0 (0-0)	0
Other salmonella infections	0 (0-0)	0 (0-0)	0 (0-0)	0 (0-0)	0 (0-0)	0 (0-0)	0 (0-0)	0 (0-0)	0 (0-0)	0 (0-0)	0 (0-0)	0 (0-0)	0 (0-0)	0 (0-0)	0 (0-0)	0 (0-0)	0 (0-0)	0 (0-0)	0 (0-0)	0 (0-0)	0 (0-0)	0 (0-0)	0 (0-0)	0 (0-0)	0
Invasive Non-typhoidal Salmonella (iNTS)	0 (0-0)	0 (0-0)	0 (0-0)	0 (0-0)	0 (0-0)	0 (0-0)	0 (0-0)	0 (0-0)	0 (0-0)	0 (0-0)	0 (0-0)	0 (0-0)	0 (0-0)	0 (0-0)	0 (0-0)	0 (0-0)	0 (0-0)	0 (0-0)	0 (0-0)	0 (0-0)	0 (0-0)	0 (0-0)	0 (0-0)	0 (0-0)	0
Other intestinal infectious diseases	0 (0-0)	0 (0-0)	0.1 (0-0.2)	0.1 (0-0.1)	0 (0-0)	0 (0-0)	0 (0-0)	0.1 (0-0.2)	0.1 (0-0.2)	0.1 (0-0.2)	0.1 (0-0.2)	0.1 (0-0.1)	0.1 (0-0.1)	0.1 (0-0.1)	0.1 (0-0.1)	0.1 (0-0.1)	0.1 (0-0.1)	0.1 (0-0.1)	0.1 (0-0.1)	0.1 (0-0.1)	0.1 (0-0.1)	0.1 (0-0.1)	0.1 (0-0.1)	0	0.9
Neglected tropical diseases and malaria	0.3 (0.2-0.5)	0.2 (0-0.6)	0.3 (0.2-0.5)	0.9 (0.5-1.3)	0.6 (0.3-0.9)	0.6 (0.3-0.9)	0.8 (0.4-1.2)	0.9 (0.5-1.2)	1.1 (0.6-1.5)	1.2 (0.7-1.7)	1.3 (0.7-1.8)	1.3 (0.7-1.8)	1.3 (0.7-1.8)	1.3 (0.7-1.8)	1.3 (0.7-1.8)	1.3 (0.7-1.8)	1.3 (0.7-1.8)	1.3 (0.7-1.8)	1.3 (0.7-1.8)	1.3 (0.7-1.8)	1.3 (0.7-1.8)	1.3 (0.7-1.8)	0.5 (0.3-0.7)	39.4
Malaria	0 (0-0)	0 (0-0)	0 (0-0)	0 (0-0)	0 (0-0)	0 (0-0)	0 (0-0)	0 (0-0)	0 (0-0)	0 (0-0)	0 (0-0)	0 (0-0)	0 (0-0)	0 (0-0)	0 (0-0)	0 (0-0)	0 (0-0)	0 (0-0)	0 (0-0)	0 (0-0)	0 (0-0)	0 (0-0)	0 (0-0)	0 (0-0)	0
Chagas disease	0 (0-0)	0 (0-0)	0 (0-0)	0 (0-0)	0 (0-0)	0 (0-0)	0 (0-0)	0 (0-0)	0 (0-0)	0 (0-0)	0 (0-0)	0 (0-0)	0 (0-0)	0 (0-0)	0 (0-0)	0 (0-0)	0 (0-0)	0 (0-0)	0 (0-0)	0 (0-0)	0 (0-0)	0 (0-0)	0 (0-0)	0 (0-0)	0
Leishmaniasis	0 (0-0)	0 (0-0)	0 (0-0)	0 (0-0)	0 (0-0)	0 (0-0)	0 (0-0)	0 (0-0)	0 (0-0)	0 (0-0)	0 (0-0)	0 (0-0)	0 (0-0)	0 (0-0)	0 (0-0)	0 (0-0)	0 (0-0)	0 (0-0)	0 (0-0)	0 (0-0)	0 (0-0)	0 (0-0)	0 (0-0)	0 (0-0)	0
Visceral leishmaniasis	0 (0-0)	0 (0-0)	0 (0-0)	0 (0-0)	0 (0-0)	0 (0-0)	0 (0-0)	0 (0-0)	0 (0-0)	0 (0-0)	0 (0-0)	0 (0-0)	0 (0-0)	0 (0-0)	0 (0-0)	0 (0-0)	0 (0-0)	0 (0-0)	0 (0-0)	0 (0-0)	0 (0-0)	0 (0-0)	0 (0-0)	0 (0-0)	0
Cutaneous and mucocutaneous leishmaniasis	0 (0-0)	0 (0-0)	0 (0-0)	0 (0-0)	0 (0-0)	0 (0-0)	0 (0-0)	0 (0-0)	0 (0-0)	0 (0-0)	0 (0-0)	0 (0-0)	0 (0-0)	0 (0-0)	0 (0-0)	0 (0-0)	0 (0-0)	0 (0-0)	0 (0-0)	0 (0-0)	0 (0-0)	0 (0-0)	0 (0-0)	0 (0-0)	0
African trypanosomiasis	0 (0-0)	0 (0-0)	0 (0-0)	0 (0-0)	0 (0-0)	0 (0-0)	0 (0-0)	0 (0-0)	0 (0-0)	0 (0-0)	0 (0-0)	0 (0-0)	0 (0-0)	0 (0-0)	0 (0-0)	0 (0-0)	0 (0-0)	0 (0-0)	0 (0-0)	0 (0-0)	0 (0-0)	0 (0-0)	0 (0-0)	0 (0-0)	0
Schistosomiasis	0 (0-0)	0 (0-0)	0 (0-0)	0 (0-0)	0 (0-0)	0 (0-0)	0 (0-0)	0 (0-0)	0 (0-0)	0 (0-0)	0 (0-0)	0 (0-0)	0 (0-0)	0 (0-0)	0 (0-0)	0 (0-0)	0 (0-0)	0 (0-0)	0 (0-0)	0 (0-0)	0 (0-0)	0 (0-0)	0 (0-0)	0 (0-0)	0
Cysticercosis	0 (0-0)	0 (0-0)	0 (0-0)	0 (0-0)	0 (0-0)	0 (0-0)	0 (0-0)	0 (0-0)	0 (0-0)	0 (0-0)	0 (0-0)	0 (0-0)	0 (0-0)	0 (0-0)	0 (0-0)	0 (0-0)	0 (0-0)	0 (0-0)	0 (0-0)	0 (0-0)	0 (0-0)	0 (0-0)	0 (0-0)	0 (0-0)	0
Cystic echinococcosis	0 (0-0)	0 (0-0)	0 (0-0)	0 (0-0)	0 (0-0)	0 (0-0)	0 (0-0)	0 (0-0)	0 (0-0)	0 (0-0)	0 (0-0)	0 (0-0)	0 (0-0)	0 (0-0)	0 (0-0)	0 (0-0)	0 (0-0)	0 (0-0)	0 (0-0)	0 (0-0)	0 (0-0)	0 (0-0)	0 (0-0)	0 (0-0)	0.2
Lymphatic filariasis	0 (0-0)	0 (0-0)	0 (0-0)	0 (0-0)	0 (0-0)	0 (0-0)	0 (0-0)	0 (0-0)	0 (0-0)	0 (0-0)	0 (0-0)	0 (0-0)	0 (0-0)	0 (0-0)	0 (0-0)	0 (0-0)	0 (0-0)	0 (0-0)	0 (0-0)	0 (0-0)	0 (0-0)	0 (0-0)	0 (0-0)	0 (0-0)	0
Onchocerciasis	0 (0-0)	0 (0-0)	0 (0-0)	0 (0-0)	0 (0-0)	0 (0-0)	0 (0-0)	0 (0-0)	0 (0-0)	0 (0-0)	0 (0-0)	0 (0-0)	0 (0-0)	0 (0-0)	0 (0-0)	0 (0-0)	0 (0-0)	0 (0-0)	0 (0-0)	0 (0-0)	0 (0-0)	0 (0-0)	0 (0-0)	0 (0-0)	0
Trachoma	0 (0-0)	0 (0-0)	0 (0-0)	0 (0-0)	0 (0-0)	0 (0-0)	0 (0-0)	0 (0-0)	0 (0-0)	0 (0-0)	0 (0-0)	0 (0-0)	0 (0-0)	0 (0-0)	0 (0-0)	0 (0-0)	0 (0-0)	0 (0-0)	0 (0-0)	0 (0-0)	0 (0-0)	0 (0-0)	0 (0-0)	0 (0-0)	0
Dengue	0 (0-0)	0 (0-0)	0 (0-0)	0 (0-0)	0 (0-0)	0 (0-0)	0 (0-0)	0 (0-0)	0 (0-0)	0 (0-0)	0 (0-0)	0 (0-0)	0 (0-0)	0 (0-0)	0 (0-0)	0 (0-0)	0 (0-0)	0 (0-0)	0 (0-0)	0 (0-0)	0 (0-0)	0 (0-0)	0 (0-0)	0 (0-0)	0
Yellowfever	0 (0-0)	0 (0-0)	0 (0-0)	0 (0-0)	0 (0-0)	0 (0-0)	0 (0-0)	0 (0-0)	0 (0-0)	0 (0-0)	0 (0-0)	0 (0-0)	0 (0-0)	0 (0-0)	0 (0-0)	0 (0-0)	0 (0-0)	0 (0-0)	0 (0-0)	0 (0-0)	0 (0-0)	0 (0-0)	0 (0-0)	0 (0-0)	0
Rabies	0 (0-0)	0 (0-0)	0 (0-0)	0 (0-0)	0 (0-0)	0 (0-0)	0 (0-0)	0 (0-0)	0 (0-0)	0 (0-0)	0 (0-0)	0 (0-0)	0 (0-0)	0 (0-0)	0 (0-0)	0 (0-0)	0 (0-0)	0 (0-0)	0 (0-0)	0 (0-0)	0 (0-0)	0 (0-0)	0 (0-0)	0 (0-0)	0.1
Intestinal nematode infections	0 (0-0)	0 (0-0)	0 (0-0)	0 (0-0)	0 (0-0)	0 (0-0)	0 (0-0)	0 (0-0)	0 (0-0)	0 (0-0)	0 (0-0)	0 (0-0)	0 (0-0)	0 (0-0)	0 (0-0)	0 (0-0)	0 (0-0)	0 (0-0)	0 (0-0)	0 (0-0)	0 (0-0)	0 (0-0)	0 (0-0)	0 (0-0)	0
Ascariasis	0 (0-0)	0 (0-0)	0 (0-0)	0 (0-0)	0 (0-0)	0 (0-0)	0 (0-0)	0 (0-0)	0 (0-0)	0 (0-0)	0 (0-0)	0 (0-0)	0 (0-0)	0 (0-0)	0 (0-0)	0 (0-0)	0 (0-0)	0 (0-0)	0 (0-0)	0 (0-0)	0 (0-0)	0 (0-0)	0 (0-0)	0 (0-0)	0
Trichuriasis	0 (0-0)	0 (0-0)	0 (0-0)	0 (0-0)	0 (0-0)	0 (0-0)	0 (0-0)	0 (0-0)	0 (0-0)	0 (0-0)	0 (0-0)	0 (0-0)	0 (0-0)	0 (0-0)	0 (0-0)	0 (0-0)	0 (0-0)	0 (0-0)	0 (0-0)	0 (0-0)	0 (0-0)	0 (0-0)	0 (0-0)	0 (0-0)	0
Hookworm disease	0 (0-0)	0 (0-0)	0 (0-0)	0 (0-0)	0 (0-0)	0 (0-0)	0 (0-0)	0 (0-0)	0 (0-0)	0 (0-0)	0 (0-0)	0 (0-0)	0 (0-0)	0 (0-0)	0 (0-0)	0 (0-0)	0 (0-0)	0 (0-0)	0 (0-0)	0 (0-0)	0 (0-0)	0 (0-0)	0 (0-0)	0 (0-0)	0
Food-borne trematodiases	0 (0-0)	0 (0-0)	0 (0-0)	0 (0-0)	0 (0-0)	0 (0-0)	0 (0-0)	0 (0-0)	0 (0-0)	0 (0-0)	0 (0-0)	0 (0-0)	0 (0-0)	0 (0-0)	0 (0-0)	0 (0-0)	0 (0-0)	0 (0-0)	0 (0-0)	0 (0-0)	0 (0-0)	0 (0-0)	0 (0-0)	0 (0-0)	0
Leprosy	0 (0-0)	0 (0-0)	0 (0-0)	0 (0-0)	0 (0-0)	0 (0-0)	0 (0-0)	0 (0-0)	0 (0-0)	0 (0-0)	0 (0-0)	0 (0-0)	0 (0-0)	0 (0-0)	0 (0-0)	0 (0-0)	0 (0-0)	0 (0-0)	0 (0-0)	0 (0-0)	0 (0-0)	0 (0-0)	0 (0-0)	0 (0-0)	0
Ebola	0 (0-0)	0 (0-0)	0 (0-0)	0 (0-0)	0 (0-0)	0 (0-0)	0 (0-0)	0 (0-0)	0 (0-0)	0 (0-0)	0 (0-0)	0 (0-0)	0 (0-0)	0 (0-0)	0 (0-0)	0 (0-0)	0 (0-0)	0 (0-0)	0 (0-0)	0 (0-0)	0 (0-0)	0 (0-0)	0 (0-0)	0 (0-0)	0
Zika virus	0 (0-0)	0 (0-0)	0 (0-0)	0 (0-0)	0 (0-0)	0 (0-0)	0 (0-0)	0 (0-0)	0 (0-0)	0 (0-0)	0 (0-0)	0 (0-0)	0 (0-0)	0 (0-0)	0 (0-0)	0 (0-0)	0 (0-0)	0 (0-0)	0 (0-0)	0 (0-0)	0 (0-0)	0 (0-0)	0 (0-0)	0 (0-0)	0
Guinea worm disease	0 (0-0)	0 (0-0)	0 (0-0)	0 (0-0)	0 (0-0)	0 (0-0)	0 (0-0)	0 (0-0)	0 (0-0)	0 (0-0)	0 (0-0)	0 (0-0)	0 (0-0)	0 (0-0)	0 (0-0)	0 (0-0)	0 (0-0)	0 (0-0)	0 (0-0)	0 (0-0)	0 (0-0)	0 (0-0)	0 (0-0)	0 (0-0)	0
Other neglected tropical diseases	0.3 (0.2-0.5)	0.2 (0-0.6)	0.3 (0.2-0.4)	0.9 (0.5-1.3)	0.6 (0.3-0.9)	0.6 (0.3-0.9)	0.8 (0.4-1.2)	0.9 (0.5-1.2)	1.1 (0.6-1.5)	1.2 (0.7-1.7)	1.3 (0.7-1.8

Other neoplasms	0·2 (0 to 0·3)	0 (0 to 0)	0·1 (0·1 to 0·4)	0·5 (0·3 to 0·7)	0·5 (0·3 to 0·7)	0·5 (0·3 to 0·6)	0·4 (0·3 to 0·6)	0·5 (0·3 to 0·7)	0·7 (0·4 to 1·1)	1·3 (0·9 to 2·)	1·9 (1·2 to 2·8)	2·2 (1·5 to 3·4)	2·7 (1·9 to 4·3)	3·6 (2·7 to 5·)	4·6 (3·4 to 6·2)	6·6 (4·6 to 10·)	10·5 (7·5 to 16·)	16·7 (11·4 to 27·)	23·9 (17·4 to 36·)	39·3 (29·3 to 58·)	59·6 (39·2 to 97·2)	84·8 (55·6 to 137·)	127·4 (77·7 to 213·)	170·3 (101·4 to 284·)	4·3 (3·5 to 5·)	239
Medulloblastoma, medulloblastoma, and other hemangioblastoma	0·2 (0 to 0·3)	0·2 (0 to 0·6)	0·2 (0·1 to 0·4)	0·3 (0·2 to 0·7)	0·4 (0·3 to 0·8)	0·4 (0·3 to 0·8)	0·7 (0·4 to 1·1)	1·3 (0·9 to 2·)	1·9 (1·3 to 2·8)	2·7 (1·9 to 4·)	3·8 (2·8 to 5·2)	4·9 (3·5 to 6·5)	6·6 (4·6 to 10·)	10·5 (7·5 to 16·)	16·7 (11·4 to 27·)	23·9 (17·4 to 36·)	39·3 (29·3 to 58·)	59·6 (39·2 to 97·2)	84·8 (55·6 to 137·)	127·4 (77·7 to 213·)	170·3 (101·4 to 284·)	4·3 (3·5 to 5·)	236
Benign and in situ intestinal neoplasms	0 (0 to 0)	0 (0 to 0)	0 (0 to 0)	0 (0 to 0)	0 (0 to 0)	0 (0 to 0)	0 (0 to 0)	0 (0 to 0)	0 (0 to 0)	0 (0 to 0)	0 (0 to 0)	0 (0 to 0)	0 (0 to 0)	0 (0 to 0)	0 (0 to 0)	0 (0 to 0)	0 (0 to 0)	0 (0 to 0)	0 (0 to 0)	0 (0 to 0)	0 (0 to 0)	0 (0 to 0)	0 (0 to 0)	0 (0 to 0)	0 (0 to 0)	0
Benign and in situ cervical and uterine neoplasms	0 (0 to 0)	0 (0 to 0)	0 (0 to 0)	0 (0 to 0)	0 (0 to 0)	0 (0 to 0)	0 (0 to 0)	0 (0 to 0)	0 (0 to 0)	0 (0 to 0)	0 (0 to 0)	0 (0 to 0)	0 (0 to 0)	0 (0 to 0)	0 (0 to 0)	0 (0 to 0)	0 (0 to 0)	0 (0 to 0)	0 (0 to 0)	0 (0 to 0)	0 (0 to 0)	0 (0 to 0)	0 (0 to 0)	0 (0 to 0)	0 (0 to 0)	0
Other benign and in situ neoplasms	0 (0 to 0)	0 (0 to 0)	0 (0 to 0)	0 (0 to 0)	0 (0 to 0)	0 (0 to 0)	0 (0 to 0)	0 (0 to 0)	0 (0 to 0)	0 (0 to 0)	0 (0 to 0)	0 (0 to 0)	0 (0 to 0)	0 (0 to 0)	0 (0 to 0)	0 (0 to 0)	0 (0 to 0)	0 (0 to 0)	0 (0 to 0)	0 (0 to 0)	0 (0 to 0)	0 (0 to 0)	0 (0 to 0)	0 (0 to 0)	0 (0 to 0)	0
Cardiovascular diseases	2·1 (1·5 to 2·8)	3 (2·2 to 4·2)	10·1 (6·9 to 14·6)	12 (8·1 to 17·)	8·9 (7 to 11·)	13·8 (11·5 to 17·)	27·2 (21·6 to 33·)	68·1 (54·6 to 81·4)	151 (120 to 180)	237 (196 to 278)	392 (327 to 452)	616 (544 to 683)	1,000 (908 to 1,100)	1,600 (1,500 to 1,700)	2,500 (2,400 to 2,600)	4,000 (3,900 to 4,100)	6,500 (6,400 to 6,600)	10,000 (9,900 to 10,000)	15,000 (14,900 to 15,000)	21,000 (20,900 to 21,000)	28,000 (27,900 to 28,000)	34,000 (33,900 to 34,000)	39,000 (38,900 to 39,000)	43,000 (42,900 to 43,000)	1,000 (1,000 to 1,000)	15,900
Rheumatic heart disease	0 (0 to 0)	0 (0 to 0)	0 (0·2 to 0·4)	0·2 (0·2 to 0·3)	0·2 (0·2 to 0·3)	0·2 (0·2 to 0·3)	0·3 (0·2 to 0·4)	0·6 (0·5 to 0·7)	1·7 (1·3 to 2·2)	2·3 (1·7 to 2·7)	2·7 (2·1 to 3·4)	3·6 (2·6 to 4·8)	4·3 (3·3 to 5·4)	5·6 (4·3 to 7·)	7·5 (5·8 to 10·)	9·9 (6·9 to 15·)	15 (9·5 to 23·)	19·5 (12·5 to 31·)	26·9 (17·2 to 41·)	36·2 (23·1 to 57·)	49·2 (31·2 to 77·)	64·1 (41·9 to 101·)	82·2 (53·2 to 130·)	102 (64·1 to 161·)	1·2 (0·9 to 1·5)	122
Ischemic heart disease	0 (0 to 0)	0 (0 to 0)	0 (0 to 0)	0 (0 to 0)	1·2 (0·9 to 1·6)	7·5 (5·3 to 10·)	26 (18·5 to 35·)	82·2 (62·3 to 104·)	124 (97·5 to 153·)	185 (147·2 to 230·)	242 (192·5 to 297·)	419 (337·2 to 513·)	568 (458·3 to 696·)	763 (622·7 to 927·)	982 (809·5 to 1,100·)	1,200 (1,000·2 to 1,400·)	1,400 (1,200·5 to 1,600·)	1,600 (1,400·5 to 1,700·)	1,700 (1,600·2 to 1,800·)	1,800 (1,700·5 to 1,900·)	1,900 (1,800·2 to 1,900·)	1,900 (1,900·5 to 1,900·)	1,900 (1,900·2 to 1,900·)	1,900 (1,900·5 to 1,900·)	159 (132·5 to 190·)	15,900
Stroke	0·1 (0·1 to 0·2)	0·2 (0·1 to 0·3)	1·1 (1·0 to 2·4)	3·6 (2·4 to 5·2)	3·9 (3·1 to 4·9)	9·5 (7·4 to 12·)	22·6 (17·1 to 30·3)	46·4 (36·4 to 58·)	64·1 (50·7 to 79·)	77·6 (61·4 to 96·4)	94·3 (74·3 to 120)	110 (86·6 to 140)	130 (102·5 to 166)	158 (124·5 to 202)	200 (157·5 to 257)	257 (202·5 to 330)	336 (264·5 to 431)	449 (353·6 to 576)	568 (447·5 to 728)	723 (569·5 to 927)	894 (704·1 to 1,100)	1,100 (866·5 to 1,400)	1,300 (1,000·5 to 1,600)	1,500 (1,200·5 to 1,900)	158 (132·5 to 190·)	3,710
Ischemic stroke	0 (0 to 0·1)	0·3 (0·1 to 0·4)	0·7 (0·5 to 1·)	2·4 (1·7 to 3·3)	2·4 (1·8 to 3·2)	4·3 (3·3 to 5·6)	7·7 (6·1 to 9·8)	13·7 (11·1 to 17·)	19·9 (16·1 to 24·)	27·1 (22·1 to 33·)	35·2 (28·7 to 43·)	45·8 (37·4 to 56·)	59·2 (48·3 to 73·)	77·1 (62·9 to 95·)	100 (81·7 to 123·)	129 (105·5 to 159·)	165 (135·1 to 203·)	209 (171·2 to 257·)	258 (211·4 to 318·)	314 (257·5 to 387·)	378 (309·9 to 466·)	432 (354·3 to 533·)	473 (387·8 to 583·)	498 (408·5 to 614·)	123 (101·5 to 151·)	2,090
Intracerebral hemorrhage	0 (0 to 0)	0·1 (0 to 0·1)	0·3 (0·2 to 0·5)	0·8 (0·6 to 1·1)	0·7 (0·5 to 1·)	1·4 (1·1 to 1·8)	2·2 (1·8 to 2·8)	3·2 (2·6 to 4·)	4·2 (3·4 to 5·2)	5·2 (4·2 to 6·4)	6·3 (5·1 to 7·8)	7·6 (6·1 to 9·4)	9·1 (7·3 to 11·)	11 (8·8 to 13·)	13 (10·5 to 16·)	15 (12·1 to 19·)	18 (14·5 to 23·)	21 (16·9 to 27·)	25 (20·1 to 32·)	30 (23·9 to 38·)	35 (27·9 to 45·)	40 (31·7 to 51·)	45 (35·6 to 58·)	49 (38·4 to 63·)	12 (9·5 to 15·)	161
Subarachnoid hemorrhage	0 (0 to 0·1)	0 (0 to 0·2)	0·1 (0·2 to 0·4)	0·3 (0·3 to 0·5)	0·4 (0·4 to 0·7)	0·7 (0·5 to 1·)	1·2 (0·9 to 1·6)	1·8 (1·4 to 2·4)	2·5 (2·1 to 3·2)	3·3 (2·7 to 4·2)	4·2 (3·5 to 5·3)	5·3 (4·4 to 6·6)	6·6 (5·4 to 8·2)	8·2 (6·7 to 10·)	10 (8·2 to 12·)	12 (9·9 to 15·)	14 (11·6 to 18·)	16 (13·2 to 21·)	18 (14·8 to 24·)	20 (16·4 to 27·)	22 (17·9 to 30·)	23 (18·4 to 32·)	24 (19·2 to 33·)	25 (19·6 to 34·)	6·2 (4·9 to 8·)	561
Hypertensive heart disease	0 (0 to 0)	0 (0 to 0)	0 (0 to 0)	0 (0 to 0)	0 (0 to 0)	0 (0 to 0)	0·1 (0 to 0·2)	0·3 (0·2 to 0·5)	0·5 (0·3 to 0·8)	0·8 (0·6 to 1·)	1·2 (0·9 to 1·6)	1·6 (1·2 to 2·1)	2·1 (1·6 to 2·8)	2·8 (2·2 to 3·6)	3·6 (2·8 to 4·7)	4·7 (3·6 to 6·2)	6·2 (4·8 to 8·2)	8·2 (6·3 to 11·)	11 (8·4 to 15·)	14 (10·6 to 20·)	19 (14·2 to 27·)	25 (18·7 to 36·)	34 (25·2 to 51·)	46 (33·1 to 70·)	10·6 (8·2 to 13·)	669
Non-rheumatic valvular heart disease	0 (0 to 0)	0 (0 to 0)	0 (0 to 0)	0 (0 to 0)	0 (0 to 0)	0 (0 to 0)	0·1 (0 to 0·1)	0·4 (0·3 to 0·6)	0·8 (0·6 to 1·)	1·2 (0·9 to 1·6)	1·7 (1·3 to 2·2)	2·3 (1·8 to 3·)	3·1 (2·4 to 4·1)	4·2 (3·2 to 5·5)	5·6 (4·3 to 7·4)	7·5 (5·8 to 10·)	10 (7·6 to 14·)	14 (10·5 to 19·)	19 (13·9 to 26·)	25 (18·1 to 35·)	33 (23·9 to 46·)	44 (31·2 to 62·)	58 (40·4 to 77·)	74 (51·3 to 98·)	18 (13·6 to 24·)	512
Non-rheumatic calcific aortic valve disease	0 (0 to 0)	0 (0 to 0)	0 (0 to 0)	0 (0 to 0)	0 (0 to 0)	0 (0 to 0)	0 (0 to 0·1)	0·2 (0·1 to 0·3)	0·4 (0·3 to 0·6)	0·6 (0·4 to 0·8)	0·8 (0·6 to 1·)	1·1 (0·8 to 1·4)	1·4 (1·1 to 1·9)	1·9 (1·5 to 2·5)	2·6 (2·1 to 3·4)	3·5 (2·8 to 4·6)	4·7 (3·8 to 6·2)	6·3 (5·1 to 8·2)	8·4 (6·8 to 11·)	11 (8·9 to 14·)	14 (11·3 to 18·)	18 (14·2 to 23·)	22 (17·1 to 29·)	26 (19·8 to 34·)	6·2 (5·1 to 7·5)	433
Non-rheumatic degenerative mitral valve disease	0 (0 to 0)	0 (0 to 0)	0 (0 to 0)	0 (0 to 0)	0 (0 to 0)	0 (0 to 0)	0·2 (0·2 to 0·4)	0·6 (0·5 to 1·)	1·2 (0·9 to 1·6)	1·8 (1·4 to 2·3)	2·5 (2·1 to 3·2)	3·4 (2·8 to 4·3)	4·5 (3·7 to 5·8)	5·9 (4·8 to 7·6)	7·7 (6·3 to 9·8)	10 (8·2 to 13·)	13 (10·6 to 17·)	17 (13·6 to 22·)	22 (17·4 to 30·)	29 (22·5 to 39·)	38 (29·1 to 52·)	50 (38·2 to 70·)	65 (48·5 to 91·)	82 (59·8 to 120·)	11·6 (9·3 to 14·)	772
Other non-rheumatic valve diseases	0 (0 to 0)	0 (0 to 0)	0 (0 to 0)	0 (0 to 0)	0 (0 to 0)	0 (0 to 0)	0 (0 to 0·1)	0·1 (0 to 0·2)	0·2 (0 to 0·3)	0·3 (0 to 0·4)	0·4 (0 to 0·6)	0·5 (0 to 0·7)	0·6 (0 to 0·9)	0·8 (0 to 1·)	1·1 (0·8 to 1·4)	1·4 (1·1 to 1·9)	1·9 (1·5 to 2·5)	2·5 (1·9 to 3·4)	3·3 (2·5 to 4·5)	4·4 (3·3 to 6·)	5·8 (4·3 to 8·)	7·6 (5·6 to 11·)	9·8 (7·1 to 14·)	12 (8·6 to 17·)	1·7 (1·3 to 2·2)	1·2
Cardiomyopathy and myocarditis	1·1 (0·8 to 1·4)	1·9 (1·3 to 2·8)	3·7 (2·5 to 5·3)	2·3 (1·6 to 3·2)	2·3 (1·6 to 3·2)	2·6 (1·9 to 3·5)	3·1 (2·3 to 4·2)	3·8 (2·9 to 5·)	4·6 (3·5 to 6·2)	5·6 (4·3 to 7·4)	6·9 (5·3 to 9·)	8·5 (6·5 to 11·)	10·5 (8·1 to 14·)	13·2 (10·2 to 17·)	16·5 (12·8 to 22·)	21·2 (16·4 to 28·)	27·1 (21·1 to 36·)	34·7 (27·1 to 46·)	44·5 (34·8 to 59·)	56·9 (44·6 to 75·)	72·9 (57·1 to 96·)	93·3 (73·1 to 123·)	119 (93·5 to 157·)	152 (119·5 to 200·)	2·3 (1·8 to 3·)	929
Myocarditis	0·1 (0 to 0·1)	0·2 (0·1 to 0·4)	0·5 (0·2 to 0·8)	0·3 (0·2 to 0·5)	0·3 (0·2 to 0·5)	0·4 (0·3 to 0·6)	0·5 (0·3 to 0·7)	0·6 (0·4 to 0·8)	0·7 (0·5 to 1·)	0·9 (0·7 to 1·2)	1·1 (0·8 to 1·4)	1·4 (1·1 to 1·8)	1·8 (1·4 to 2·3)	2·3 (1·8 to 3·)	3·1 (2·4 to 4·)	4·1 (3·2 to 5·3)	5·4 (4·2 to 7·)	7·1 (5·5 to 9·3)	9·3 (7·2 to 12·)	12 (9·3 to 16·)	15 (11·8 to 20·)	19 (14·8 to 26·)	24 (18·7 to 33·)	30 (23·4 to 42·)	7·4 (5·8 to 9·4)	61
Alcoholic cardiomyopathy	0 (0 to 0)	0 (0 to 0)	0 (0 to 0)	0 (0 to 0)	0 (0 to 0)	0 (0 to 0)	0 (0 to 0)	0 (0 to 0)	0 (0 to 0)	0 (0 to 0)	0 (0 to 0)	0 (0 to 0)	0 (0 to 0)	0 (0 to 0)	0 (0 to 0)	0 (0 to 0)	0 (0 to 0)	0 (0 to 0)	0 (0 to 0)	0 (0 to 0)	0 (0 to 0)	0 (0 to 0)	0 (0 to 0)	0 (0 to 0)	0 (0 to 0)	0 (0 to 0)	0
Other cardiomyopathy	0·4 (0·3 to 0·4)	0·8 (0·6 to 1·)	2·3 (1·6 to 3·2)	1·4 (1·1 to 1·9)	2·6 (2·1 to 3·4)	1·4 (1·1 to 1·9)	2·1 (1·7 to 2·6)	2·5 (2·1 to 3·1)	3·1 (2·6 to 3·8)	3·8 (3·2 to 4·6)	4·6 (3·9 to 5·6)	5·6 (4·7 to 6·8)	6·8 (5·7 to 8·3)	8·3 (6·9 to 10·)	10·2 (8·5 to 12·)	12·6 (10·4 to 15·)	15·4 (12·7 to 18·)	18·8 (15·4 to 23·)	23·1 (18·8 to 28·)	28·2 (22·9 to 35·)	34·2 (27·6 to 43·)	41·1 (32·9 to 52·)	49·1 (38·9 to 62·)	57·2 (44·8 to 73·)	14·2 (11·2 to 18·)	218
Atrial fibrillation and flutter	0 (0 to 0)	0 (0 to 0)	0 (0 to 0)	0 (0 to 0)	0 (0 to 0)	0 (0 to 0)	0 (0 to 0)	0 (0 to 0)	0·1 (0 to 0·1)	0·2 (0 to 0·3)	0·3 (0 to 0·4)	0·4 (0 to 0·5)	0·5 (0 to 0·7)	0·7 (0 to 0·9)	0·9 (0 to 1·)	1·2 (0·9 to 1·6)	1·6 (1·2 to 2·1)	2·1 (1·6 to 2·8)	2·8 (2·1 to 3·7)	3·6 (2·8 to 4·8)	4·7 (3·6 to 6·2)	6·1 (4·7 to 8·)	7·8 (6·1 to 10·)	9·8 (7·5 to 13·)	2·4 (1·9 to 3·)	1,070
Aortic aneurysm	…	…	…	…	…	…	0·6 (0·4 to 0·8)	2·1 (1·4 to 3·1)	5 (3·4 to 6·9)	6·8 (4·9 to 9·4)	9·7 (6·9 to 13·)	11·8 (8·4 to 16·)	15·5 (11·1 to 21·)	19·2 (13·9 to 27·)	23·6 (17·2 to 33·)	28·7 (20·8 to 40·)	34·7 (25·1 to 49·)	41·4 (29·9 to 59·)	48·5 (34·9 to 69·)	56·2 (40·2 to 80·)	64·5 (45·8 to 92·)	73·6 (51·8 to 105·)	83·6 (58·5 to 120·)	94·5 (65·6 to 137·)	106 (73·1 to 154·)	5·1 (3·6 to 7·)	NA
Endocarditis	0 (0 to 0)	0·3 (0·1 to 0·5)	0·3 (0·1 to 0·5)	0·3 (0·2 to 0·5)	0·4 (0·2 to 0·6)	0·6 (0·3 to 0·9)	2 (1·1 to 3·)	3·9 (2·2 to 5·6)	5·4 (3·1 to 7·8)	6·7 (3·9 to 9·6)	8·1 (4·8 to 11·)	9·7 (5·8 to 14·)	11·6 (7·1 to 16·)	13·8 (8·5 to 19·)	16·5 (10·3 to 23·)	19·8 (12·5 to 28·)	23·8 (15·3 to 33·)	28·6 (18·6 to 40·)	34·2 (22·6 to 48·)	40·7 (27·3 to 57·)	48·1 (32·5 to 67·)	56·4 (38·5 to 78·)	65·6 (44·9 to 91·)	75·8 (51·6 to 105·)	2·4 (1·6 to 3·)	138
Other cardiovascular and circulatory diseases	1·2 (0·8 to 1·6)	2·2 (1·5 to 3·)	2·6 (1·8 to 3·7)	2·5 (1·7 to 3·6)	3·7 (2·6 to 5·)	2·4 (1·7 to 3·4)	6·8 (4·8 to 9·7)	14·2 (10·2 to 20·)	24·2 (17·5 to 34·)	34·2 (24·8 to 47·)	46·6 (33·8 to 64·)	62·3 (45·4 to 86·)	83·4 (60·8 to 115·)	111 (81·1 to 154·)	147 (107·5 to 203·)	193 (141·1 to 267·)	251 (183·5 to 347·)	321 (234·6 to 444·)	401 (293·1 to 554·)	490 (358·1 to 677·)	587 (429·1 to 811·)	691 (505·1 to 955·)	800 (584·5 to 1,100·)	909 (664·2 to 1,300·)	10·6 (7·8 to 14·)	763
Chronic respiratory diseases	0 (0 to 0)	0 (0 to 0)	0 (0·1 to 0·2)	0·1 (0·1 to 0·2)	0·1 (0·1 to 0·2)	0·2 (0·1 to 0·2)	0·3 (0·2 to 0·4)	0·5 (0·4 to 0·6)	0·8 (0·6 to 1·)	1·1 (0·9 to 1·4)	1·5 (1·2 to 1·9)	2·1 (1·7 to 2·6)	2·8 (2·3 to 3·5)	3·8 (3·1 to 4·7)	5·1 (4·2 to 6·3)	6·8 (5·6 to 8·4)	8·9 (7·3 to 11·)	11·6 (9·5 to 14·)	14·9 (12·2 to 18·)	19·2 (15·7 to 23·)	24·5 (20·1 to 29·)	30·9 (25·4 to 37·)	38·3 (31·4 to 46·)	46·8 (38·4 to 56·)	11·2 (9·2 to 13·)	7,230
Chronic obstructive pulmonary disease	0 (0 to 0)	0 (0 to 0)	0·1 (0 to 0·1)	0·4 (0·3 to 0·5)	0·4 (0·3 to 0·5)	0·6 (0·5 to 0·8)	1·2 (0·9 to 1·5)	2·2 (1·8 to 2·8)	3·5 (2·8 to 4·3)	5·1 (4·2 to 6·3)	7·1 (5·8 to 8·7)	9·6 (7·9 to 12·)	12·9 (10·6 to 16·)	17·2 (14·1 to 21·)	22·8 (18·6 to 28·)	30·1 (24·6 to 37·)	39·2 (32·1 to 48·)	50·3 (41·1 to 62·)	63·3 (51·7 to 78·)	78·2 (63·8 to 96·)	95·2 (77·7 to 117·)	114 (93·1 to 140·)	136 (111·1 to 167·)	159 (129·8 to 195·)	37·2 (30·4 to 45·)	4,750
Pneumoconiosis	0 (0 to 0)	0 (0 to 0)	0 (0 to 0)	0 (0 to 0)	0 (0 to 0)	0 (0 to 0)	0 (0 to 0·1)	0 (0 to 0·1)	0 (0 to 0·1)	0·1 (0 to 0·1)	0·1 (0 to 0·2)	0·2 (0 to 0·2)	0·2 (0 to 0·3)	0·3 (0 to 0·4)	0·4 (0 to 0·5)	0·5 (0 to 0·6)	0·6 (0 to 0·8)	0·8 (0 to 1·)	1·1 (0·8 to 1·4)	1·4 (1·1 to 1·8)	1·8 (1·4 to 2·3)	2·3 (1·8 to 2·9)	2·9 (2·3 to 3·6)	3·6 (2·8 to 4·5)	0·8 (0·6 to 1·)	271
Silicosis	0 (0 to 0)	0 (0 to 0)	0 (0 to 0)	0 (0 to 0)	0 (0 to 0)	0 (0 to 0)	0 (0 to 0)	0 (0 to 0)	0 (0 to 0)	0 (0 to 0)	0 (0 to 0)	0 (0 to 0)	0 (0 to 0·1)	0 (0 to 0·1)	0 (0 to 0·1)	0 (0 to 0·1)	0 (0 to 0·1)	0 (0 to 0·1)	0 (0 to 0·2)	0 (0 to 0·2)	0 (0 to 0·2)	0 (0 to 0·3)	0 (0 to 0·3)	0 (0 to 0·4)	0 (0 to 0·5)	0 (0 to 0·1)	1·6
Asbestosis	0 (0 to 0)	0 (0 to 0)	0 (0 to 0)	0 (0 to 0)	0 (0 to 0)	0 (0 to 0)	0 (0 to 0)	0 (0 to 0)	0 (0 to 0)	0 (0 to 0)	0 (0 to 0)	0 (0 to 0)	0 (0 to 0·1)	0 (0 to 0·1)	0 (0 to 0·1)	0 (0 to 0·1)	0 (0 to 0·2)	0 (0 to 0·2)	0 (0 to 0·3)	0 (0 to 0·4)	0 (0 to 0·5)	0 (0 to 0·6)	0 (0 to 0·8)	0 (0 to 1·)	0 (0 to 1·)	0 (0 to 0·1)	20·6
Coal workers pneumoconiosis	0 (0 to 0)	0 (0 to 0)	0 (0 to 0)	0 (0 to 0)	0 (0 to 0)	0 (0 to 0)	0 (0 to 0)	0 (0 to 0)	0 (0 to 0)	0 (0 to 0)	0 (0 to 0)	0 (0 to 0)	0 (0 to 0)	0 (0 to 0·1)	0 (0 to 0·1)	0 (0 to 0·1)	0 (0 to 0·1)	0 (0 to 0·2)	0 (0 to 0·2)	0 (0 to 0·3)	0 (0 to 0·4)	0 (0 to 0·5)	0 (0 to 0·7)	0 (0 to 0·9)	0 (0 to 1·)	0 (0 to 0·2)	3·7
Other pneumoconiosis	0 (0 to 0)	0 (0 to 0)	0 (0 to 0)	0 (0 to 0)	0 (0 to 0)	0 (0 to 0)	0 (0 to 0)	0 (0 to 0)	0 (0 to 0)	0 (0 to 0)	0 (0 to 0)	0 (0 to 0)	0 (0 to 0)	0 (0 to 0)	0 (0 to 0·1)	0 (0 to 0·1)	0 (0 to 0·1)	0 (0 to 0·1)	0 (0 to 0·2)	0 (0 to 0·2)	0 (0 to 0·3)	0 (0 to 0·4)	0 (0 to 0·5)	0 (0 to 0·6)	0 (0 to 0·8)	0 (0 to 0·1)	1·1
Asthma	96·6 (59·2 to 140·)	104 (63·4 to 166)	122 (69·4 to 197)	108 (62 to 177)	106 (61·9 to 169)	144 (85·9 to 220)	166 (97·6 to 250)	229 (136 to 343)	314 (188 to 471)	429 (261 to 643)	573 (349 to 859)	773 (470 to 1,200)	1,000 (613 to 1,500)	1,300 (797 to 1,900)	1,600 (999 to 2,300)	2,000 (1,200 to 2,900)	2,400 (1,500 to 3,400)	2,800 (1,800 to 3,900)	3,200 (2,100 to 4,400)	3,500 (2,300 to 4,800)	3,800 (2,500 to 5,200)	4,000 (2,600 to 5,400)	4,100 (2,700 to 5,600)	4,200 (2,700 to 5,700)	1,300 (1,000 to 1,700)	1,300
Interstitial lung disease and pulmonary sarcoidosis	0 (0 to 0)	0 (0 to 0)	0 (0 to 0)	0 (0 to 0)	0 (0 to 0)	0 (0 to 0)	0 (0 to 0)	0 (0 to 0)	0 (0 to 0)	0 (0 to 0)	0 (0 to 0)	0 (0 to 0)	0 (0 to 0)	0 (0 to 0)	0 (0 to 0)	0 (0 to 0)	0 (0 to 0)	0 (0 to 0)	0 (0 to 0)	0 (0 to 0)	0 (0 to 0)	0 (0 to 0)	0 (0 to 0)	0 (0 to 0)	0 (0 to 0)	0 (0 to 0)	1·1
Other chronic respiratory diseases	0·8 (0·5 to 1·1)	1·4 (0·9 to 1·9)	2·7 (1·7 to 3·8)	2·3 (1·5 to 3·2)	1·9 (1·3 to 2·6)	2·6 (1·8 to 3·5)	3·3 (2·4 to 4·3)	4·2 (3·2 to 5·3)	5·1 (4·1 to 6·3)	6·2 (5·1 to 7·5)	7·4 (6·1 to 9·)	8·9 (7·3 to 11·)	10·7 (8·8 to 13·)	13·1 (10·8 to 16·)	16·1 (13·2 to 20·)	19·8 (16·2 to 24·)	24·4 (19·9 to 30·)	29·9 (24·3 to 37·)	36·4 (29·5 to 45·)	43·9 (35·6 to 54·)	52·4 (42·4 to 65·)	61·8 (49·8 to 77·)	72·1 (57·8 to 90·)	82·9 (66·2 to 104·)	19·4 (15·5 to 24·)	3,540
Digestive diseases	17·2 (9·8 to 26·)	17·2 (9·8 to 26·)	17·2 (9·8 to 26·)

Congenital birth defects	214 (104 to 314)	99·2 (72·2 to 139)	205 (128 to 304)	112 (67·3 to 153)	51·6 (28·1 to 69·3)	86·1 (34·6 to 99·3)	43·1 (20·2 to 59·3)	59·6 (44·5 to 69·2)	97·9 (46·9 to 73·1)	59·6 (44·7 to 70·6)	48·2 (37·7 to 61)	41·6 (31·2 to 52·6)	35·9 (25·6 to 46·5)	34·9 (24·6 to 45·3)	33·8 (22·1 to 45·3)	27·2 (17·3 to 39·6)	17·4 (11·5 to 23)	5·5 (3·5 to 8)	3·2 (2 to 4·8)	2 (1·3 to 3·1)	1·1 (0·7 to 1·7)	0·5 (0·3 to 0·8)	0·1 (0·1 to 0·2)		1,190
Neural tube defects	19·6 (8·3 to 34·4)	9·5 (3·9 to 16)	21·4 (10·9 to 34·3)	20·7 (10·6 to 30·7)	2·1 (1·4 to 2·8)	2·1 (1·6 to 2·8)	2·1 (1·6 to 2·8)	3·2 (2·3 to 4·2)	3·9 (2·6 to 5·4)	2·6 (2 to 3·5)	2·1 (1·4 to 3)	1·6 (1 to 2·3)	1 (0·6 to 1·6)	0·4 (0·2 to 0·9)	0·4 (0·2 to 0·9)	0·3 (0·2 to 0·4)	0·2 (0·1 to 0·3)	0·1 (0 to 0·1)	0·1 (0 to 0·2)	0 (0 to 0)	0 (0 to 0)	0 (0 to 0)	0 (0 to 0)		69·4
Congenital heart anomalies	0 (0 to 0·1)	0 (0 to 0·1)	0 (0·2 to 0·1)	0 (0·1 to 0·2)	0·7 (0·2 to 1·4)	0·6 (0·2 to 1·4)	0·7 (0·2 to 1·4)	0·6 (0·2 to 1·7)	0·9 (0·3 to 1·8)	0·9 (0·3 to 1·8)	0·8 (0·3 to 1·6)	0·8 (0·3 to 1·5)	0·6 (0·2 to 1·3)	0·6 (0·2 to 1·3)	0·6 (0·2 to 1·3)	0·5 (0·2 to 1·2)	0·3 (0·2 to 0·8)	0·2 (0·1 to 0·6)	0·2 (0·1 to 0·5)	0·1 (0·1 to 0·4)	0·1 (0·1 to 0·3)	0·1 (0·1 to 0·2)	0 (0 to 0)		10·4
Down syndrome	6·6 (2·4 to 11)	2 (1·2 to 3)	5·6 (3·4 to 9·2)	4·6 (2·1 to 6·6)	3·6 (2·2 to 4·9)	3·1 (2·1 to 4·5)	2·2 (2·2 to 4·5)	2·3 (1·6 to 3·2)	4·6 (2·9 to 6·5)	4·7 (3·7 to 5·2)	3·6 (2·2 to 5·1)	3·7 (2·5 to 5·2)	3·7 (2·4 to 5·2)	4·7 (4·5 to 5·2)	4·7 (4·5 to 5·2)	11·6 (9·8 to 16·1)	13·6 (7·9 to 19·1)	11·7 (9·5 to 17·3)	9·5 (2·9 to 8·6)	2·2 (0 to 5·4)	0·3 (0 to 0·8)	0·2 (0 to 0·5)	0·1 (0 to 0·3)	0 (0 to 0·2)		109
Turner syndrome	0 (0 to 0)	0 (0 to 0)	0 (0 to 0·1)	0 (0 to 0·4)	0·1 (0 to 0·4)	0·1 (0 to 0·4)	0·2 (0 to 0·4)	0·2 (0 to 0·4)	0·2 (0 to 0·5)	0·2 (0 to 0·4)	0·2 (0 to 0·5)	0·1 (0 to 0·3)	0·1 (0 to 0·3)	0·1 (0 to 0·3)	0·1 (0 to 0·3)	0·2 (0 to 0·5)	0·2 (0 to 0·5)	0·1 (0 to 0·3)	0·1 (0 to 0·3)	0 (0 to 0)	0 (0 to 0)	0 (0 to 0)	0 (0 to 0)		1·9
Klinefelter syndrome	0 (0 to 0)	0 (0 to 0)	0 (0 to 0·1)	0 (0 to 0·1)	0 (0 to 0·1)	0 (0 to 0·1)	0 (0 to 0·1)	0 (0 to 0·2)	0·1 (0 to 0·2)	0·1 (0 to 0·2)	0·1 (0 to 0·2)	0·1 (0 to 0·1)	0·1 (0 to 0·1)	0 (0 to 0·1)	0 (0 to 0·1)	0 (0 to 0·1)	0 (0 to 0·1)	0 (0 to 0·1)	0 (0 to 0·1)	0 (0 to 0)	0 (0 to 0)	0 (0 to 0)	0 (0 to 0)		0·7
Other chromosomal abnormalities	27·7 (21·6 to 34·5)	19·7 (11·9 to 30·4)	29·2 (23·3 to 48·6)	15 (10·3 to 23·4)	8·3 (5·6 to 12·5)	7·3 (5·1 to 10·4)	7·1 (5 to 10·3)	9·4 (6·7 to 12·6)	9·1 (6·5 to 12·8)	8·1 (5·6 to 12·4)	7·7 (5·5 to 10·5)	9·2 (6·2 to 9·6)	4·2 (3·1 to 7·4)	5·2 (3·7 to 7·4)	3·8 (2·2 to 5·5)	2·8 (1·5 to 4·2)	1·8 (0·9 to 2·7)	1·2 (0·6 to 1·8)	0·6 (0 to 1·2)	0·3 (0 to 0·6)	0·2 (0 to 0·4)	0·1 (0 to 0·3)	0 (0 to 0·2)		192
Congenital musculoskeletal and limb anomalies	9·8 (4·2 to 13·9)	2·7 (1·6 to 3·9)	22·1 (12·9 to 35)	26 (14·6 to 41·4)	16·2 (9·4 to 22·4)	14·6 (8·4 to 22·4)	12·1 (6·9 to 20·1)	13·4 (9·1 to 19·7)	14·7 (9·2 to 21·9)	15·2 (9·4 to 23·1)	13·1 (8·1 to 19·7)	10·6 (6·6 to 16·4)	9·5 (5·8 to 14·2)	8·7 (5·4 to 13)	7·6 (4·6 to 12)	6·4 (3·8 to 9·7)	3·5 (2·1 to 5·3)	1·9 (1·1 to 3)	0·8 (0·4 to 1·7)	0·5 (0·3 to 0·9)	0·2 (0·1 to 0·4)	0·1 (0 to 0·1)		218
Urogenital congenital anomalies	7·9 (2·9 to 29·4)	1·7 (0·7 to 4·9)	5·1 (1·6 to 7·1)	1·6 (0·7 to 5·1)	1·1 (1·1 to 2·8)	0·7 (0·5 to 1·3)	0·8 (0·5 to 1·3)	1·1 (0·6 to 1·5)	0·8 (0·4 to 1·5)	0·8 (0·4 to 1·5)	0·6 (0·3 to 1·1)	0·4 (0·2 to 0·9)	0·3 (0·2 to 0·6)	0·2 (0·1 to 0·4)	0·2 (0·1 to 0·4)	0·1 (0 to 0·3)	0·1 (0 to 0·2)	0·1 (0 to 0·1)	0 (0 to 0·1)	0 (0 to 0)	0 (0 to 0)	0 (0 to 0)	0 (0 to 0)		24·1
Digestive congenital anomalies	3·9 (1·4 to 9·2)	0·7 (0·4 to 1·4)	3·4 (1·9 to 5·3)	3·4 (2·1 to 4·9)	1·2 (0·6 to 1·7)	0·9 (0·5 to 1·4)	0·9 (0·5 to 1·4)	0·9 (0·6 to 1·4)	0·9 (0·6 to 1·4)	0·9 (0·6 to 1·2)	0·8 (0·5 to 1·2)	0·7 (0·4 to 1·1)	0·6 (0·4 to 0·9)	0·5 (0·3 to 0·7)	0·5 (0·3 to 0·8)	0·4 (0·2 to 0·6)	0·3 (0·1 to 0·5)	0·2 (0·1 to 0·3)	0·1 (0 to 0·2)	0·1 (0 to 0·1)	0·1 (0 to 0·1)	0·1 (0 to 0·1)	0 (0 to 0)		71·1
Other congenital birth defects	60·1 (26·4 to 84·4)	19·3 (10·1 to 31·9)	33·3 (19·9 to 58·3)	13·6 (9·1 to 19·7)	7·4 (4·6 to 9·6)	6·6 (4·5 to 8·5)	7·6 (5·2 to 11·2)	7·7 (4·9 to 11·6)	9·2 (4·9 to 13·9)	9·5 (4·9 to 14·5)	7·9 (4·6 to 12·7)	4·5 (2·6 to 7·6)	3·7 (2·2 to 6·5)	2·5 (1·7 to 3·6)	1·7 (1·3 to 2·4)	1·2 (0·8 to 2·4)	0·5 (0·3 to 2·5)	0·3 (0·2 to 1·7)	0·2 (0·2 to 1·3)	0·1 (0·1 to 0·5)	0·1 (0·1 to 0·3)	0·1 (0·1 to 0·3)	0 (0·1 to 0·1)		187
Urinary diseases and male infertility	9·3 (5·1 to 9·3)	2·4 (0·2 to 3·4)	1·5 (0·8 to 2·3)	1·3 (1 to 1·4)	1·2 (0·9 to 1·4)	1·4 (1 to 2·2)	2·3 (1·4 to 3·1)	1·8 (1·4 to 1·9)	1·4 (0·8 to 2·2)	1·3 (0·8 to 2·1)	1·2 (0·7 to 2·1)	1·4 (0·8 to 2·1)	1·6 (1·1 to 2·3)	1·7 (1·2 to 2·3)	1·5 (1·1 to 2·2)	1·6 (1·1 to 2·3)	1·7 (1·2 to 2·5)	1·5 (1·1 to 2·1)	1·2 (0·9 to 1·6)	0·7 (0·5 to 1·1)	0·4 (0·3 to 0·6)	0·2 (0·1 to 0·3)	0·1 (0 to 0·1)		759
Urolithiasis	0 (0 to 0)	0 (0 to 0)	0 (0 to 0)	0 (0 to 0·1)	0·1 (0·1 to 0·2)	0·1 (0·1 to 0·2)	0·2 (0·1 to 0·4)	0·2 (0·1 to 0·4)	0·2 (0·1 to 0·5)	0·2 (0·1 to 0·4)	0·2 (0·1 to 0·3)	0·2 (0·1 to 0·3)	0·2 (0·1 to 0·4)	0·2 (0·2 to 0·4)	0·2 (0·2 to 0·4)	0·2 (0·2 to 0·5)	0·2 (0·2 to 0·4)	0·2 (0·1 to 0·4)	0·2 (0·1 to 0·4)	0·2 (0·1 to 0·4)	0·2 (0·1 to 0·4)	0·2 (0·1 to 0·4)	0·1 (0 to 0·2)		57
Benign prostatic hyperplasia	0 (0 to 0)	0 (0 to 0)	0 (0 to 0)	0 (0 to 0)	0 (0 to 0)	0 (0 to 0)	0 (0 to 0)	0 (0 to 0)	0 (0 to 0)	0 (0 to 0)	0 (0 to 0)	0 (0 to 0·1)	0 (0·1 to 0·1)	0 (0 to 0·1)	0 (0 to 0·1)	0 (0 to 0·1)	0 (0 to 0·1)	0 (0 to 0·1)	0 (0 to 0·1)	0 (0 to 0·1)	0 (0 to 0·1)	0 (0 to 0·1)	0 (0 to 0·1)	0 (0 to 0·1)		166
Male infertility	0 (0 to 0)	0 (0 to 0)	0 (0 to 0)	0 (0 to 0)	0 (0 to 0)	0 (0 to 0)	0 (0 to 0)	2·6 (0·7 to 6·3)	3·3 (1·4 to 13·2)	3·3 (1·4 to 13·2)	3·1 (1·4 to 12·9)	2·7 (1·2 to 10·7)	0·7 (0·1 to 2·7)	0·7 (0 to 2)	0·2 (0 to 0·6)	0·2 (0 to 0·6)	0·2 (0 to 0·6)	0·2 (0 to 0·6)	0·2 (0 to 0·6)	0·2 (0 to 0·6)	0·2 (0 to 0·6)	0·2 (0 to 0·6)	0·2 (0 to 0·6)		29·3
Other urinary diseases	0·1 (0 to 0·2)	0·2 (0·1 to 0·4)	0·3 (0·2 to 0·5)	0·4 (0·3 to 0·7)	0·5 (0·3 to 0·8)	0·5 (0·3 to 0·7)	0·7 (0·3 to 0·9)	0·7 (0·5 to 0·9)	1·4 (1 to 2·2)	1·6 (1·2 to 2·2)	1·6 (1·2 to 2·1)	1·6 (1·2 to 2·1)	2 (1·5 to 3)	2 (1·5 to 2·7)	1·9 (1·2 to 3)	2·1 (1·4 to 3·1)	2·2 (1·3 to 3·4)	2·4 (1·2 to 4·4)	2·5 (1·5 to 4·6)	1·7 (1·2 to 3·4)	1·4 (0·9 to 2·7)	0·9 (0·5 to 2·1)	0·4 (0·2 to 1·2)		32·4
Gynecological diseases	0 (0 to 0)	0 (0 to 0)	0 (0 to 0)	0 (0 to 0)	0 (0 to 0)	66·6 (49·1 to 77·1)	194·1 (125 to 286)	196 (125 to 286)	194 (123·5 to 287)	196 (123·5 to 287)	194 (123·5 to 286)	196 (123·5 to 287)	194 (122·5 to 286)	196 (123·5 to 287)	194 (122·5 to 286)	196 (123·5 to 287)	194 (122·5 to 286)	196 (123·5 to 287)	194 (122·5 to 286)	196 (123·5 to 287)	194 (122·5 to 286)	196 (123·5 to 287)	194 (122·5 to 286)		2,130
Uterine fibroids	0 (0 to 0)	0 (0 to 0)	0 (0 to 0)	0 (0 to 0)	0 (0 to 0)	0 (0 to 0)	0 (0 to 0)	0 (0 to 0)	0 (0 to 0)	0 (0 to 0)	0 (0 to 0)

SR Table 2c: Bourremouth DALYS by cause and age group for both sexes with 95% uncertainty intervals, 2019

Cause	Early Neonatal	Late Neonatal	Post Neonatal	1 to 4	5 to 9	10 to 14	15 to 19	20 to 24	25 to 29	30 to 34	35 to 39	40 to 44	45 to 49	50 to 54	55 to 59	60 to 64	65 to 69	70 to 74	75 to 79	80 to 84	85 to 89	90 to 94	95 plus	Total
All causes	2,207 (2,027 to 2,397)	1,198 (990 to 1,418)	2,001 (1,820 to 2,200)	3,884 (3,644 to 4,135)	1,966 (1,811 to 2,129)	1,662 (1,527 to 1,817)	1,717 (1,577 to 1,875)	1,992 (1,830 to 2,164)	2,263 (2,089 to 2,450)	2,600 (2,415 to 2,800)	3,010 (2,810 to 3,220)	3,464 (3,240 to 3,697)	4,047 (3,790 to 4,312)	4,744 (4,450 to 5,050)	5,445 (5,109 to 5,800)	6,231 (5,855 to 6,620)	6,847 (6,429 to 7,284)	7,379 (6,929 to 7,845)	7,579 (7,115 to 8,053)	7,203 (6,758 to 7,670)	6,388 (5,988 to 6,820)	4,772 (4,470 to 5,078)	61,300 (57,500 to 65,200)
Communicable, maternal, neonatal, and nutritional diseases	2,207 (2,027 to 2,397)	1,198 (990 to 1,418)	2,001 (1,820 to 2,200)	3,884 (3,644 to 4,135)	1,966 (1,811 to 2,129)	1,662 (1,527 to 1,817)	1,717 (1,577 to 1,875)	1,992 (1,830 to 2,164)	2,263 (2,089 to 2,450)	2,600 (2,415 to 2,800)	3,010 (2,810 to 3,220)	3,464 (3,240 to 3,697)	4,047 (3,790 to 4,312)	4,744 (4,450 to 5,050)	5,445 (5,109 to 5,800)	6,231 (5,855 to 6,620)	6,847 (6,429 to 7,284)	7,379 (6,929 to 7,845)	7,579 (7,115 to 8,053)	7,203 (6,758 to 7,670)	6,388 (5,988 to 6,820)	4,772 (4,470 to 5,078)	61,300 (57,500 to 65,200)
HIV/AIDS and sexually transmitted infections	8.2 (2.4 to 18.1)	2.6 (0.6 to 5.9)	4.4 (1.7 to 9.4)	0.8 (0.7 to 1.1)	0.4 (0.4 to 0.5)	0.3 (0.3 to 0.4)	0.7 (0.5 to 0.9)	2 (1.2 to 3.4)	7.7 (5.6 to 10.4)	14.9 (11.4 to 19.4)	17.9 (13.9 to 23.3)	20.5 (14.9 to 28.2)	18.4 (14.5 to 22.3)	13.4 (10.4 to 17.1)	10.1 (7.4 to 13.5)	7.2 (5.2 to 10.4)	6.4 (4.2 to 9.6)	3.9 (2.1 to 6.9)	1.9 (1.1 to 3.1)	0.7 (0.5 to 1.1)	0.6 (0.4 to 0.9)	0.2 (0.2 to 0.3)	0.1 (0.1 to 0.2)	166
HIV/AIDS	0 (0 to 0)	0 (0 to 0)	0.8 (0.7 to 0.9)	0.7 (0.4 to 0.9)	0.4 (0.3 to 0.4)	0.2 (0.2 to 0.3)	0.5 (0.3 to 0.6)	2 (1.2 to 3.3)	5.3 (4.1 to 6.9)	11.4 (8.8 to 14.4)	14.4 (11.3 to 18.5)	18.1 (14.3 to 22.9)	16.2 (12.9 to 20.1)	11.1 (8.4 to 14.5)	8.7 (6.1 to 12.2)	6.4 (4.2 to 9.5)	5.7 (3.6 to 8.8)	3.1 (1.6 to 5.3)	1.2 (0.6 to 2.3)	0.1 (0.1 to 0.2)	0 (0 to 0)	0 (0 to 0)	168
HIV/AIDS - Drug-susceptible Tuberculosis	0 (0 to 0)	0 (0 to 0)	0.1 (0.1 to 0.1)	0.1 (0 to 0.1)	0.1 (0 to 0.1)	0 (0 to 0)	0 (0 to 0.1)	0.1 (0.1 to 0.2)	0.4 (0.2 to 0.6)	0.9 (0.5 to 1.3)	1 (0.6 to 1.4)	1.3 (0.8 to 2)	1.2 (0.7 to 1.8)	0.9 (0.5 to 1.3)	0.6 (0.3 to 0.9)	0.4 (0.2 to 0.6)	0.3 (0.2 to 0.5)	0.1 (0 to 0.3)	0.1 (0 to 0.2)	0 (0 to 0)	0 (0 to 0)	0 (0 to 0)	0 (0 to 0)	7.4
HIV/AIDS - Multidrug-resistant Tuberculosis without extensive drug resistance	0 (0 to 0)	0 (0 to 0)	0 (0 to 0)	0 (0 to 0)	0 (0 to 0)	0 (0 to 0)	0 (0 to 0)	0 (0 to 0)	0 (0 to 0.1)	0 (0 to 0.1)	0 (0 to 0)	0 (0 to 0)	0 (0 to 0)	0 (0 to 0)	0 (0 to 0)	0 (0 to 0)	0 (0 to 0)	0 (0 to 0)	0 (0 to 0)	0 (0 to 0)	0 (0 to 0)	0 (0 to 0)	0 (0 to 0)	0 (0 to 0)	0.2
HIV/AIDS - Extensively drug-resistant Tuberculosis	0 (0 to 0)	0 (0 to 0)	0 (0 to 0)	0 (0 to 0)	0 (0 to 0)	0 (0 to 0)	0 (0 to 0)	0 (0 to 0)	0 (0 to 0)	0 (0 to 0)	0 (0 to 0)	0 (0 to 0)	0 (0 to 0)	0 (0 to 0)	0 (0 to 0)	0 (0 to 0)	0 (0 to 0)	0 (0 to 0)	0 (0 to 0)	0 (0 to 0)	0 (0 to 0)	0 (0 to 0)	0 (0 to 0)	0 (0 to 0)	0.1
HIV/AIDS resulting in other diseases	0 (0 to 0)	0 (0 to 0)	0.7 (0.4 to 0.9)	0.6 (0.5 to 0.7)	0.3 (0.3 to 0.4)	0.2 (0.2 to 0.2)	0.4 (0.3 to 0.4)	1.6 (1.4 to 2.2)	4.9 (3.9 to 6.4)	10.5 (7.9 to 13.4)	13.4 (10.3 to 17.4)	16.8 (12.9 to 22.3)	15.1 (11.7 to 19.7)	11.2 (8.5 to 14.6)	8.4 (6.2 to 11.5)	6 (4.1 to 8.9)	5.3 (3.2 to 8.5)	3 (1.5 to 5.9)	1.2 (0.5 to 2.3)	0.1 (0.1 to 0.3)	0 (0 to 0)	0 (0 to 0)	0 (0 to 0)	100
Sexually transmitted infections excluding HIV	0.2 (2.4 to 18.1)	2.6 (0.6 to 5.9)	3.6 (1.1 to 8.7)	0.1 (0 to 0.3)	0.1 (0.1 to 0.1)	0.1 (0.1 to 0.1)	0.3 (0.2 to 0.4)	0.4 (0.4 to 1.4)	2.4 (1.4 to 4)	3.5 (2.1 to 5.7)	3.5 (2 to 5.6)	3.4 (1.9 to 5.7)	3.1 (1.2 to 7)	2.2 (0.7 to 5.2)	1.6 (0.5 to 3.9)	1.2 (0.4 to 3.3)	0.7 (0.2 to 2.4)	0.8 (0.2 to 2.9)	0.7 (0.2 to 2.1)	0.4 (0.1 to 1.1)	0.5 (0.1 to 1.4)	0.3 (0.1 to 0.7)	0.1 (0 to 0.3)	37.7
Syphilis	0.2 (2.4 to 18.1)	2.6 (0.6 to 5.9)	3.6 (1.1 to 8.7)	0.1 (0 to 0.3)	0.1 (0 to 0.1)	0 (0 to 0)	0 (0 to 0.1)	0 (0 to 0.1)	0.1 (0 to 0.2)	0.1 (0 to 0.2)	0.1 (0 to 0.2)	0.1 (0 to 0.2)	0.1 (0 to 0.1)	0 (0 to 0.1)	0 (0 to 0.1)	0 (0 to 0.1)	0 (0 to 0.1)	0 (0 to 0.1)	0 (0 to 0.1)	0 (0 to 0.1)	0 (0 to 0.1)	0 (0 to 0.1)	0 (0 to 0.1)	0 (0 to 0.1)	15.2
Chlamydial infection	0 (0 to 0)	0 (0 to 0)	0 (0 to 0)	0 (0 to 0)	0 (0 to 0)	0 (0 to 0)	0 (0 to 0.1)	0 (0 to 0.1)	0.4 (0.2 to 0.6)	0.7 (0.3 to 1.2)	0.7 (0.4 to 1.3)	0.7 (0.4 to 1.2)	0.7 (0.3 to 1.2)	0.3 (0.2 to 0.7)	0.1 (0 to 0.3)	0 (0 to 0.1)	0 (0 to 0.1)	0 (0 to 0.1)	0 (0 to 0.1)	0 (0 to 0.1)	0 (0 to 0.1)	0 (0 to 0.1)	0 (0 to 0.1)	0 (0 to 0.1)	4.1
Gonococcal infection	0 (0 to 0)	0 (0 to 0)	0 (0 to 0)	0 (0 to 0)	0 (0 to 0)	0 (0 to 0)	0 (0 to 0.1)	0 (0 to 0.1)	0.1 (0 to 0.2)	0.3 (0.2 to 0.5)	0.3 (0.2 to 0.5)	0.2 (0.2 to 0.3)	0.2 (0.2 to 0.4)	0.1 (0 to 0.2)	0 (0 to 0.1)	0 (0 to 0.1)	0 (0 to 0.1)	0 (0 to 0.1)	0 (0 to 0.1)	0 (0 to 0.1)	0 (0 to 0.1)	0 (0 to 0.1)	0 (0 to 0.1)	0 (0 to 0.1)	3.1
Trichomoniasis	0 (0 to 0)	0 (0 to 0)	0 (0 to 0)	0 (0 to 0)	0 (0 to 0)	0 (0 to 0)	0 (0 to 0.1)	0 (0 to 0.1)	0.3 (0.1 to 0.5)	0.4 (0.1 to 1)	0.4 (0.1 to 1)	0.3 (0.1 to 0.8)	0.3 (0.1 to 0.7)	0.2 (0.1 to 0.5)	0.1 (0 to 0.3)	0 (0 to 0.2)	0 (0 to 0.1)	0 (0 to 0.1)	0 (0 to 0.1)	0 (0 to 0.1)	0 (0 to 0.1)	0 (0 to 0.1)	0 (0 to 0.1)	0 (0 to 0.1)	2.8
Genital herpes	0 (0 to 0)	0 (0 to 0)	0 (0 to 0)	0 (0 to 0)	0 (0 to 0)	0 (0 to 0)	0 (0 to 0.1)	0.2 (0.1 to 0.4)	0.3 (0.1 to 0.6)	0.5 (0.1 to 1.2)	0.5 (0.1 to 1.2)	0.5 (0.1 to 1.2)	0.5 (0.1 to 1.2)	0.4 (0.1 to 1)	0.3 (0.1 to 0.7)	0.2 (0.1 to 0.5)	0.1 (0 to 0.3)	0.1 (0 to 0.3)	0.1 (0 to 0.2)	0 (0 to 0.1)	0 (0 to 0.1)	0 (0 to 0.1)	0 (0 to 0.1)	0 (0 to 0.1)	4.6
Other sexually transmitted infections	0 (0 to 0)	0 (0 to 0)	0 (0 to 0)	0 (0 to 0)	0 (0 to 0)	0 (0 to 0)	0 (0 to 0.1)	0.1 (0 to 0.1)	0.5 (0.1 to 1.7)	1.4 (0.4 to 3.6)	2.4 (0.9 to 6.2)	2.7 (0.9 to 7)	2.4 (0.8 to 6.4)	1.7 (0.6 to 4.5)	1.2 (0.4 to 3.2)	0.9 (0.3 to 2.3)	0.6 (0.2 to 1.7)	0.4 (0.1 to 1.2)	0.3 (0.1 to 0.8)	0.2 (0.1 to 0.5)	0.1 (0 to 0.3)	0.1 (0 to 0.2)	0.1 (0 to 0.1)	7.9
Respiratory infections and tuberculosis	28.5 (1.4 to 2.5)	26.4 (1.6 to 2.6)	39.4 (9.4 to 99.7)	39.4 (19.2 to 67.9)	19.1 (9.4 to 34.5)	16.4 (8.4 to 28.7)	16.1 (8.7 to 31.1)	15.2 (7.5 to 33.9)	16.2 (7.9 to 42.5)	18.2 (8.7 to 54.2)	34.8 (16.7 to 107.4)	25.1 (12.1 to 77.5)	19.1 (9.2 to 58.4)	20.1 (9.6 to 60.4)	19.1 (9.1 to 57.5)	19.2 (9.1 to 57.6)	18.5 (8.8 to 55.4)	18.2 (8.6 to 54.6)	17.9 (8.5 to 53.7)	17.6 (8.4 to 52.8)	17.2 (8.2 to 51.6)	16.8 (8.1 to 50.3)	16.4 (7.9 to 49.2)	1,670
Tuberculosis	0 (0 to 0)	0 (0 to 0)	0 (0 to 0.1)	0 (0 to 0.2)	0 (0 to 0.1)	0 (0 to 0.1)	0 (0 to 0.3)	0.7 (0.5 to 0.9)	1.4 (0.9 to 2.1)	1.1 (0.7 to 1.8)	1.2 (0.7 to 1.9)	1.1 (0.7 to 1.8)	1.1 (0.7 to 1.8)	1.2 (0.8 to 1.9)	1.2 (0.8 to 1.9)	1.2 (0.8 to 1.9)	1.2 (0.8 to 1.9)	1.2 (0.8 to 1.9)	1.2 (0.8 to 1.9)	1.2 (0.8 to 1.9)	1.2 (0.8 to 1.9)	1.2 (0.8 to 1.9)	1.2 (0.8 to 1.9)	28.2
Latent tuberculosis infection	0 (0 to 0)	0 (0 to 0)	0 (0 to 0)	0 (0 to 0)	0 (0 to 0)	0 (0 to 0)	0 (0 to 0)	0 (0 to 0)	0 (0 to 0)	0 (0 to 0)	0 (0 to 0)	0 (0 to 0)	0 (0 to 0)	0 (0 to 0)	0 (0 to 0)	0 (0 to 0)	0 (0 to 0)	0 (0 to 0)	0 (0 to 0)	0 (0 to 0)	0 (0 to 0)	0 (0 to 0)	0 (0 to 0)	0 (0 to 0)	0
Drug-susceptible tuberculosis	0 (0 to 0)	0 (0 to 0)	0 (0 to 0)	0 (0 to 0.2)	0 (0 to 0)	0 (0 to 0.1)	0 (0 to 0.3)	0.7 (0.5 to 0.9)	1.4 (0.9 to 2)	1.1 (0.7 to 1.8)	1.2 (0.7 to 1.9)	1.1 (0.7 to 1.8)	1.1 (0.7 to 1.8)	1.2 (0.8 to 1.9)	1.2 (0.8 to 1.9)	1.2 (0.8 to 1.9)	1.2 (0.8 to 1.9)	1.2 (0.8 to 1.9)	1.2 (0.8 to 1.9)	1.2 (0.8 to 1.9)	1.2 (0.8 to 1.9)	1.2 (0.8 to 1.9)	1.2 (0.8 to 1.9)	27.5
Multidrug-resistant tuberculosis without extensive drug resistance	0 (0 to 0)	0 (0 to 0)	0 (0 to 0)	0 (0 to 0)	0 (0 to 0)	0 (0 to 0)	0 (0 to 0.1)	0 (0 to 0)	0 (0 to 0.1)	0 (0 to 0)	0 (0 to 0.1)	0 (0 to 0)	0 (0 to 0)	0 (0 to 0.2)	0 (0 to 0.2)	0 (0 to 0.2)	0 (0 to 0.2)	0 (0 to 0.2)	0 (0 to 0.2)	0 (0 to 0.2)	0 (0 to 0.2)	0 (0 to 0.2)	0 (0 to 0.2)	0 (0 to 0.2)	0.6
Extensively drug-resistant tuberculosis	0 (0 to 0)	0 (0 to 0)	0 (0 to 0)	0 (0 to 0)	0 (0 to 0)	0 (0 to 0)	0 (0 to 0)	0 (0 to 0)	0 (0 to 0)	0 (0 to 0)	0 (0 to 0)	0 (0 to 0)	0 (0 to 0)	0 (0 to 0)	0 (0 to 0)	0 (0 to 0)	0 (0 to 0)	0 (0 to 0)	0 (0 to 0)	0 (0 to 0)	0 (0 to 0)	0 (0 to 0)	0 (0 to 0)	0 (0 to 0)	0.2
Lower respiratory infections	1.9 (1.4 to 2.5)	1.9 (1.3 to 2.5)	9.9 (6.9 to 15.2)	8 (6.1 to 10.2)	1.7 (1.3 to 2.2)	1.7 (1.3 to 2.2)	2.3 (1.6 to 3.1)	3.3 (2.1 to 5.1)	4.3 (2.6 to 6.8)	5.3 (3.2 to 8.6)	7.3 (4.3 to 13.4)	9.3 (5.2 to 17.5)	10.2 (5.7 to 20.7)	11.2 (6.2 to 22.5)	12.1 (6.7 to 24.1)	13.1 (7.2 to 25.7)	14.1 (7.7 to 27.2)	15.1 (8.2 to 29.2)	16.1 (8.7 to 31.1)	17.1 (9.2 to 33)	18.1 (9.7 to 34.9)	19.1 (10.2 to 36.8)	20.1 (10.7 to 38.7)	429
Upper respiratory infections	0 (0 to 0)	0 (0 to 0)	0.2 (0.1 to 0.3)	0.3 (0.1 to 0.6)	0.2 (0.1 to 0.4)	0.2 (0.1 to 0.4)	0.2 (0.1 to 0.4)	0.2 (0.1 to 0.4)	0.2 (0.1 to 0.4)	0.2 (0.1 to 0.4)	0.2 (0.1 to 0.4)	0.2 (0.1 to 0.4)	0.2 (0.1 to 0.4)	0.2 (0.1 to 0.4)	0.2 (0.1 to 0.4)	0.2 (0.1 to 0.4)	0.2 (0.1 to 0.4)	0.2 (0.1 to 0.4)	0.2 (0.1 to 0.4)	0.2 (0.1 to 0.4)	0.2 (0.1 to 0.4)	0.2 (0.1 to 0.4)	0.2 (0.1 to 0.4)	4.3
Otitis media	0 (0 to 0)	0 (0 to 0)	0 (0 to 0.1)	0 (0 to 0.1)	0 (0 to 0.1)	0 (0 to 0.1)	0 (0 to 0.1)	0 (0 to 0.1)	0 (0 to 0.1)	0 (0 to 0.1)	0 (0 to 0.1)	0 (0 to 0.1)	0 (0 to 0.1)	0 (0 to 0.1)	0 (0 to 0.1)	0 (0 to 0.1)	0 (0 to 0.1)	0 (0 to 0.1)	0 (0 to 0.1)	0 (0 to 0.1)	0 (0 to 0.1)	0 (0 to 0.1)	0 (0 to 0.1)	0 (0 to 0.1)	0.4
Enteric infections	0.2 (0.2 to 0.3)	0.9 (0.6 to 1.2)	10.2 (6.7 to 14.9)	15.1 (9.9 to 24.2)	7.1 (3.9 to 12)	4.1 (2.2 to 7.2)	3.3 (2 to 5)	4.3 (2.4 to 6.4)	5.2 (3.2 to 7.8)	6.2 (3.7 to 9.4)	7.4 (4.3 to 11.4)	8.2 (4.6 to 13.2)	8.5 (4.6 to 14.1)	8.7 (4.6 to 15.1)	8.9 (4.6 to 16.1)	9.1 (4.6 to 17.1)	9.3 (4.6 to 18.1)	9.5 (4.6 to 19.1)	9.7 (4.6 to 20.1)	9.9 (4.6 to 21.1)	10.1 (4.6 to 22.1)	10.3 (4.6 to 23.1)	10.4 (4.6 to 24)	147
Diarrheal diseases	0.2 (0.2 to 0.3)	0.9 (0.6 to 1.2)	10.1 (6.7 to 14.9)	15.1 (9.9 to 24.2)	7.1 (3.9 to 12)	4.1 (2.2 to 7.2)	3.3 (2 to 5)	4.3 (2.4 to 6.4)	5.2 (3.2 to 7.8)	6.2 (3.7 to 9.4)	7.4 (4.3 to 11.4)	8.2 (4.6 to 13.2)	8.5 (4.6 to 14.1)	8.7 (4.6 to 15.1)	8.9 (4.6 to 16.1)	9.1 (4.6 to 17.1)	9.3 (4.6 to 18.1)	9.5 (4.6 to 19.1)	9.7 (4.6 to 20.1)	9.9 (4.6 to 21.1)	10.1 (4.6 to 22.1)	10.3 (4.6 to 23.1)	10.4 (4.6 to 24)	146
Typhoid and paratyphoid	0 (0 to 0)	0 (0 to 0)	0 (0 to 0)	0 (0 to 0)	0 (0 to 0)	0 (0 to 0)	0 (0 to 0)	0 (0 to 0)	0 (0 to 0)	0 (0 to 0)	0 (0 to 0)	0 (0 to 0)	0 (0 to 0)	0 (0 to 0)	0 (0 to 0)	0 (0 to 0)	0 (0 to 0)	0 (0 to 0)	0 (0 to 0)	0 (0 to 0)	0 (0 to 0)	0 (0 to 0)	0 (0 to 0)	0 (0 to 0)	0
Typhoid fever	0 (0 to 0)	0 (0 to 0)	0 (0 to 0)	0 (0 to 0)	0 (0 to 0)	0 (0 to 0)	0 (0 to 0)	0 (0 to 0)	0 (0 to 0)	0 (0 to 0)	0 (0 to 0)	0 (0 to 0)	0 (0 to 0)	0 (0 to 0)	0 (0 to 0)	0 (0 to 0)	0 (0 to 0)	0 (0 to 0)	0 (0 to 0)	0 (0 to 0)	0 (0 to 0)	0 (0 to 0)	0 (0 to 0)	0 (0 to 0)	0
Paratyphoid fever	0 (0 to 0)	0 (0 to 0)	0 (0 to 0)	0 (0 to 0)	0 (0 to 0)	0 (0 to 0)	0 (0 to 0)	0 (0 to 0)	0 (0 to 0)	0 (0 to 0)	0 (0 to 0)	0 (0 to 0)	0 (0 to 0)	0 (0 to 0)	0 (0 to 0)	0 (0 to 0)	0 (0 to 0)	0 (0 to 0)	0 (0 to 0)	0 (0 to 0)	0 (0 to 0)	0 (0 to 0)	0 (0 to 0)	0 (0 to 0)	0
Invasive Non-typhoidal Salmonella (iNTS)	0 (0 to 0)	0 (0 to 0)	0 (0 to 0)	0 (0 to 0)	0 (0 to 0)	0 (0 to 0)	0 (0 to 0)	0 (0 to 0)	0 (0 to 0)	0 (0 to 0)	0 (0 to 0)	0 (0 to 0)	0 (0 to 0)	0 (0 to 0)	0 (0 to 0)	0 (0 to 0)	0 (0 to 0)	0 (0 to 0)	0 (0 to 0)	0 (0 to 0)	0 (0 to 0)	0 (0 to 0)	0 (0 to 0)	0 (0 to 0)	0.5
Other intestinal infectious diseases	0 (0 to 0)	0 (0 to 0)	0.1 (0 to 0.1)	0 (0 to 0)	0 (0 to 0)	0 (0 to 0)	0 (0 to 0)	0 (0 to 0)	0 (0 to 0)	0 (0 to 0)	0 (0 to 0)	0 (0 to 0)	0 (0 to 0)	0 (0 to 0)	0 (0 to 0)	0 (0 to 0)	0 (0 to 0)	0 (0 to 0)	0 (0 to 0)	0 (0 to 0)	0 (0 to 0)	0 (0 to 0)	0 (0 to 0)	0 (0 to 0)	0.4
Neglected tropical diseases and malaria	0.2 (0.1 to 0.4)	0.2 (0.1 to 0.4)	11.6 (5.2 to 22.8)	2.1 (1.3 to 2.7)	0.3 (0.2 to 0.3)	0.1 (0 to 0.2)	0.1 (0.1 to 0.2)	0.2 (0 to 0.3)	0.3 (0 to 1)	0.3 (0 to 1.2)	0.4 (0.1 to 1.6)	0.4 (0.1 to 1.6)	0.5 (0.1 to 1.6)	0.4 (0.1 to 1.5)	0.4 (0.1 to 1.4)	0.3 (0.1 to 1.3)	0.3 (0.1 to 1.2)	0.3 (0.1 to 1.1)	0.2 (0.1 to 1)	0.2 (0.1 to 0.9)	0.2 (0.1 to 0.8)	0.2 (0.1 to 0.8)	0.1 (0 to 0.5)	21
Malaria	0 (0 to 0)	0 (0 to 0)	0 (0 to 0)	0 (0 to 0)	0 (0 to 0)	0 (0 to 0)	0 (0 to 0)	0 (0 to 0)	0 (0 to 0)	0 (0 to 0)	0 (0 to 0)	0 (0 to 0)	0 (0 to 0)	0 (0 to 0)	0 (0 to 0)	0 (0 to 0)	0 (0 to 0)	0 (0 to 0)	0 (0 to 0)	0 (0 to 0)	0 (0 to 0)	0 (0 to 0)	0 (0 to 0)	0 (0 to 0)	0
Chagas disease	0 (0 to 0)	0 (0 to 0)	0 (0 to 0)	0 (0 to 0)	0 (0 to 0)	0 (0 to 0)	0 (0 to 0)	0 (0 to 0)	0 (0 to 0)	0 (0 to 0)	0 (0 to 0)	0 (0 to 0)	0 (0 to 0)	0 (0 to 0)	0 (0 to 0)	0 (0 to 0)	0 (0 to 0)	0 (0 to 0)	0 (0 to 0)	0 (0 to 0)	0 (0 to 0)	0 (0 to 0)	0 (0 to 0)	0 (0 to 0)	0
Leishmaniasis	0 (0 to 0)	0 (0 to 0)	0 (0 to 0)	0 (0 to 0)	0 (0 to 0)	0 (0 to 0)	0 (0 to 0)	0 (0 to 0)	0 (0 to 0)	0 (0 to 0)	0 (0 to 0)	0 (0 to 0)	0 (0 to 0)	0 (0 to 0)	0 (0 to 0)	0 (0 to 0)	0 (0 to 0)	0 (0 to 0)	0 (0 to 0)	0 (0 to 0)	0 (0 to 0)	0 (0 to 0)	0 (0 to 0)	0 (0 to 0)	0
Visceral leishmaniasis	0 (0 to 0)	0 (0 to 0)	0 (0 to 0)	0 (0 to 0)	0 (0 to 0)	0 (0 to 0)	0 (0 to 0)	0 (0 to 0)	0 (0 to 0)	0 (0 to 0)	0 (0 to 0)	0 (0 to 0)	0 (0 to 0)	0 (0 to 0)	0 (0 to 0)	0 (0 to 0)	0 (0 to 0)	0 (0 to 0)	0 (0 to 0)	0 (0 to 0)	0 (0 to 0)	0 (0 to 0)	0 (0 to 0)	0 (0 to 0)	0
Cutaneous and mucocutaneous leishmaniasis	0 (0 to 0)	0 (0 to 0)	0 (0 to 0)	0 (0 to 0)	0 (0 to 0)	0 (0 to 0)	0 (0 to 0)	0 (0 to 0)	0 (0 to 0)	0 (0 to 0)	0 (0 to 0)	0 (0 to 0)	0 (0 to 0)	0 (0 to 0)	0 (0 to 0)	0 (0 to 0)	0 (0 to 0)	0 (0 to 0)	0 (0 to 0)	0 (0 to 0)	0 (0 to 0)	0 (0 to 0)	0 (0 to 0)	0 (0 to 0)	0
African trypanosomiasis	0 (0 to 0)	0 (0 to 0)	0 (0 to 0)	0 (0 to 0)	0 (0 to 0)	0 (0 to 0)	0 (0 to 0)	0 (0 to 0)	0 (0 to 0)	0 (0 to 0)	0 (0 to 0)	0 (0 to 0)	0 (0 to 0)	0 (0 to 0)	0 (0 to 0)	0 (0 to 0)	0 (0 to 0)	0 (0 to 0)	0 (0 to 0)	0 (0 to 0)	0 (0 to 0)	0 (0 to 0)	0 (0 to 0)	0 (0 to 0)	0
Schistosomiasis	0 (0 to 0)	0 (0 to 0)	0 (0 to 0)	0 (0 to 0)	0 (0 to 0)	0 (0 to 0)	0 (0 to 0)	0 (0 to 0)	0 (0 to 0)	0 (0 to 0)	0 (0 to 0)	0 (0 to 0)	0 (0 to 0)	0 (0 to 0)	0 (0 to 0)	0 (0 to 0)	0 (0 to 0)	0 (0 to 0)	0 (0 to 0)	0 (0 to 0)	0 (0 to 0)	0 (0 to 0)	0 (0 to 0)	0 (0 to 0)	0
Cysticercosis	0 (0 to 0)	0 (0 to 0)	0 (0 to 0)	0 (0 to 0)	0 (0 to 0)	0 (0 to 0)	0 (0 to 0)	0 (0 to 0)	0 (0 to 0)	0 (0 to 0)	0 (0 to 0)	0 (0 to 0)	0 (0 to 0)	0 (0 to 0)	0 (0 to 0)	0 (0 to 0)	0 (0 to 0)	0 (0 to 0)	0 (0 to 0)	0 (0 to 0)	0 (0 to 0)	0 (0 to 0)	0 (0 to 0)	0 (0 to 0)	0
Cystic echinococcosis	0 (0 to 0)	0 (0 to 0)	0 (0 to 0)	0 (0 to 0)	0 (0 to 0)	0 (0 to 0)	0 (0 to 0)	0 (0 to 0)	0 (0 to 0)	0 (0 to 0)	0 (0 to 0)	0 (0 to 0)	0 (0 to 0)	0 (0 to 0)	0 (0 to 0)	0 (0 to 0)	0 (0 to 0)	0 (0 to 0)	0 (0 to 0)	0 (0 to 0)	0 (0 to 0)	0 (0 to 0)	0 (0 to 0)	0 (0 to 0)	0.1
Lymphatic filariasis	0 (0 to 0)	0 (0 to 0)	0 (0 to 0)	0 (0 to 0)	0 (0 to 0)	0 (0 to 0)	0 (0 to 0)	0 (0 to 0)	0 (0 to 0)	0 (0 to 0)	0 (0 to 0)	0 (0 to 0)	0 (0 to 0)	0 (0 to 0)	0 (0 to 0)	0 (0 to 0)	0 (0 to 0)	0 (0 to 0)	0 (0 to 0)	0 (0 to 0)	0 (0 to 0)	0 (0 to 0)	0 (0 to 0)	0 (0 to 0)	0
Onchocerciasis	0 (0 to 0)	0 (0 to 0)	0 (0 to 0)	0 (0 to 0)	0 (0 to 0)	0 (0 to 0)	0 (0 to 0)	0 (0 to 0)	0 (0 to 0)	0 (0 to 0)	0 (0 to 0)	0 (0 to 0)	0 (0 to 0)	0 (0 to 0)	0 (0 to 0)	0 (0 to 0)	0 (0 to 0)	0 (0 to 0)	0 (0 to 0)	0 (0 to 0)	0 (0 to 0)	0 (0 to 0)	0 (0 to 0)	0 (0 to 0)	0
Trachoma	0 (0 to 0)	0 (0 to 0)	0 (0 to 0)	0 (0 to 0)	0 (0 to 0)	0 (0 to 0)	0 (0 to 0)	0 (0 to 0)	0 (0 to 0)	0 (0 to 0)	0 (0 to 0)	0 (0 to 0)	0 (0 to 0)	0 (0 to 0)	0 (0 to 0)	0 (0 to 0)	0 (0 to 0)	0 (0 to 0)	0 (0 to 0)	0 (0 to 0)	0 (0 to 0)	0 (0 to 0)	0 (0 to 0)	0 (0 to 0)	0
Dengue	0 (0 to 0)	0 (0 to 0)	0 (0 to 0)	0 (0 to 0)	0 (0 to 0)	0 (0 to 0)	0 (0 to 0)	0 (0 to 0)	0 (0 to 0)	0 (0 to 0)	0 (0 to 0)	0 (0 to 0)	0 (0 to 0)	0 (0 to 0)	0 (0 to 0)	0 (0 to 0)	0 (0 to 0)	0 (0 to 0)	0 (0 to 0)	0 (0 to 0)	0 (0 to 0)	0 (0 to 0)	0 (0 to 0)	0 (0 to 0)	0
Yellow fever	0 (0 to 0)	0 (0 to 0)	0 (0 to 0)	0 (0 to 0)	0 (0 to 0)	0 (0 to 0)	0 (0 to 0)	0 (0 to 0)	0 (0 to 0)	0 (0 to 0)	0 (0 to 0)	0 (0 to 0)	0 (0 to 0)	0 (0 to 0)	0 (0 to 0)	0 (0 to 0)	0 (0 to 0)	0 (0 to 0)	0 (0 to 0)	0 (0 to 0)	0 (0 to 0)	0 (0 to 0)	0 (0 to 0)	0 (0 to 0)	0
Rabies	0 (0 to 0)	0 (0 to 0)	0 (0 to 0)	0 (0 to 0)	0 (0 to 0)	0 (0 to 0)	0 (0 to 0)	0 (0 to 0)	0 (0 to 0)	0 (0 to 0)	0 (0 to 0)	0 (0 to 0)	0 (0 to 0)	0 (0 to 0)	0 (0 to 0)	0 (0 to 0)	0 (0 to 0)	0 (0 to 0)	0 (0 to 0)	0 (0 to 0)	0 (0 to 0)	0 (0 to 0)	0 (0 to 0)	0 (0 to 0)	0
Intestinal nematode infections	0 (0 to 0)	0 (0 to 0)	0 (0 to 0)	0 (0 to 0)	0 (0 to 0)	0 (0 to 0)	0 (0 to 0)	0 (0 to 0)	0 (0 to 0)	0 (0 to 0)	0 (0 to 0)	0 (0 to 0)	0 (0 to 0)	0 (0 to 0)	0 (0 to 0)	0 (0 to 0)	0 (0 to 0)	0 (0 to 0)	0 (0 to 0)	0 (0 to 0)	0 (0 to 0)	0 (0 to 0)	0 (0 to 0)	0 (0 to 0



Osteoarthritis other	0 (0 to 0)	0 (0 to 0)	0 (0 to 0)	0 (0 to 0)	0 (0 to 0)	0 (0 to 0)	0 (0 to 0)	0 (0 to 0)	0 (0 to 0)	0 (0 to 0)	0 (0 to 0)	1 (0 to 2)	0 (0 to 0)	6 (0 to 1.5)	2 (0 to 4.5)	3.7 (1 to 9.5)	6.3 (2.6 to 13.7)	9.2 (4 to 19.6)	14 (6 to 30.2)	11.8 (5 to 24.4)	9.3 (4 to 19.1)	7.9 (4 to 15.9)	5.9 (2 to 12.3)	3.3 (1.7 to 6.7)	1 (0 to 2)	79.9
Low back pain	0 (0 to 0)	0 (0 to 0)	0 (0 to 0)	0 (0 to 0)	7.3 (3 to 13.3)	31.1 (15 to 53.2)	77.3 (35 to 90.6)	110 (66.4 to 175)	177 (109 to 274)	159 (126 to 220)	209 (138 to 241)	256 (147 to 353)	217 (144 to 304)	135 (144 to 206)	117 (144 to 206)	116 (93.3 to 200)	158 (94 to 284)	207 (162 to 362)	234 (162 to 362)	202 (139 to 331)	210 (134 to 315)	215 (138 to 321)	210 (150 to 321)	227 (150 to 327)	2,640
Neck pain	0 (0 to 0)	0 (0 to 0)	0 (0 to 0)	3.5 (1.2 to 7.7)	16.2 (6.4 to 29.4)	29 (14 to 49.1)	45.2 (22 to 84.4)	60.4 (33.2 to 136)	90.2 (49.9 to 178)	110 (58.1 to 181)	141 (64.4 to 194)	117 (64.4 to 194)	116 (69.3 to 200)	115 (69.3 to 200)	106 (54 to 193)	93.8 (48.2 to 165)	77.6 (39.7 to 133)	68.4 (37.5 to 118)	68.1 (38.4 to 114)	49.9 (24.4 to 84.7)	33.5 (17.1 to 59.2)	32.7 (15.5 to 57.6)	19.5 (9.5 to 37.6)	1,130
Gout	0 (0 to 0)	0 (0 to 0)	0 (0 to 0)	0 (0 to 0)	0 (0 to 0)	0 (0 to 0)	0 (0 to 0)	0 (0 to 0)	0 (0 to 1.2)	0 (0 to 1.2)	0 (0 to 1.2)	0 (0 to 1.2)	0 (0 to 1.2)	0 (0 to 1.2)	0 (0 to 1.2)	0 (0 to 1.2)	0 (0 to 1.2)	0 (0 to 1.2)	0 (0 to 1.2)	0 (0 to 1.2)	0 (0 to 1.2)	0 (0 to 1.2)	0 (0 to 1.2)	0 (0 to 1.2)	0 (0 to 1.2)	0 (0 to 1.2)	92.9
Other musculoskeletal disorders	0 (0 to 0)	0 (0 to 0)	0 (0 to 0)	0 (0 to 0)	0.2 (0 to 0.4)	0.9 (0 to 2)	10.2 (5.1 to 16.9)	26.7 (21.2 to 33.4)	79.3 (46.7 to 116)	101 (62.9 to 155)	98.9 (61.1 to 149)	88 (59.1 to 152)	99.6 (60.5 to 148)	94.4 (60.5 to 148)	91 (61.4 to 138)	94.9 (57.2 to 145)	78.6 (45.4 to 126)	71.9 (41.2 to 111)	79.1 (37.7 to 116)	47.6 (26.1 to 74.9)	39.2 (12.9 to 53.3)	17.4 (9.4 to 29.4)	9.4 (5.7 to 16.5)	1,040
Other non-communicable diseases	68.3 (52.2 to 104)	35.3 (26.8 to 57.9)	108 (79.5 to 150)	60.3 (46.4 to 109)	29.6 (20.2 to 52.2)	40.5 (21.5 to 64.9)	64.4 (47.4 to 96.3)	152 (108 to 205)	258 (168 to 334)	238 (156 to 274)	238 (170 to 328)	231 (162 to 319)	236 (161 to 356)	230 (161 to 310)	227 (166 to 306)	210 (151 to 287)	210 (156 to 292)	214 (161 to 336)	246 (161 to 336)	194 (143 to 264)	166 (126 to 255)	132 (102 to 192)	89.7 (68 to 131)	33.1 (24.5 to 51.1)	3,540
Congenital birth defects	65.6 (46.5 to 104)	30.1 (22.4 to 53.1)	71.9 (49.9 to 111)	48 (33.1 to 77)	13.9 (10.3 to 25.1)	15.8 (10 to 29.5)	16 (12.3 to 20.3)	22.7 (17.9 to 28.2)	23.9 (19.4 to 28)	23.1 (18 to 28)	19.9 (15.3 to 25.7)	19.6 (13.8 to 29.9)	17.1 (12 to 22)	17.5 (11.9 to 22.6)	17.1 (11 to 22.3)	13.1 (8.1 to 17.4)	9.1 (5.6 to 11.9)	7.3 (3.9 to 11.6)	3 (1.6 to 4.4)	1.8 (1.1 to 2.9)	1.1 (0.7 to 1.6)	0.7 (0.4 to 1.1)	0.3 (0.2 to 0.5)	0.1 (0.1 to 0.1)	455
Neural tube defects	4.9 (2.4 to 7.8)	1.6 (0.9 to 2.4)	5.9 (2.6 to 11.2)	4.5 (2.4 to 7.4)	0.6 (0.4 to 0.9)	0.7 (0.5 to 0.9)	1.5 (0.9 to 1.4)	1.1 (0.6 to 1.4)	0.9 (0.6 to 1.2)	1 (0.4 to 1.4)	0.6 (0.5 to 1.1)	0.6 (0.4 to 0.8)	0.4 (0.2 to 0.6)	0.2 (0.1 to 0.3)	0.1 (0.1 to 0.2)	0.1 (0.1 to 0.1)	0.1 (0.1 to 0.1)	0 (0 to 0)	0 (0 to 0)	0 (0 to 0)	0 (0 to 0)	0 (0 to 0)	0 (0 to 0)	0 (0 to 0)	0 (0 to 0)	24.7
Congenital heart anomalies	15.3 (9.4 to 22.2)	13.1 (9.1 to 21)	22.7 (13.7 to 44)	11.1 (7.1 to 19.4)	3 (1.9 to 5.5)	2.6 (1.8 to 4.2)	3.4 (2.5 to 4.8)	5.5 (3.7 to 7.2)	5.5 (4 to 7.5)	5.1 (3.4 to 8.8)	4.5 (2.9 to 6.6)	4.7 (2.9 to 8.4)	3.7 (1.9 to 5.5)	2.6 (1.4 to 4.1)	2.3 (1.1 to 3.5)	1.7 (0.7 to 2.7)	1.5 (0.6 to 2.3)	0.9 (0.3 to 2.1)	0.3 (0.1 to 0.5)	0.2 (0.1 to 0.3)	0.1 (0.1 to 0.2)	0.1 (0 to 0.2)	0 (0 to 0.1)	0 (0 to 0)	109
Orofacial clefts	0 (0 to 0)	0.2 (0 to 0.4)	0.3 (0 to 0.7)	0.3 (0 to 0.4)	0.2 (0 to 0.4)	0.2 (0 to 0.3)	0.3 (0 to 0.5)	0.3 (0 to 0.5)	0.3 (0 to 0.4)	0.3 (0 to 0.5)	0.3 (0 to 0.5)	0.3 (0 to 0.5)	0.3 (0 to 0.5)	0.2 (0 to 0.5)	0.2 (0 to 0.5)	0.2 (0 to 0.5)	0.2 (0 to 0.5)	0.2 (0 to 0.5)	0.2 (0 to 0.5)	0.1 (0 to 0.3)	0.1 (0 to 0.3)	0.1 (0 to 0.3)	0 (0 to 0.1)	0 (0 to 0)	4.1
Down syndrome	2.8 (1.4 to 4.9)	0.8 (0.5 to 1.3)	2.9 (1.5 to 4.8)	2.7 (1.6 to 3.9)	1.3 (0.9 to 2)	1.2 (0.8 to 1.7)	1.4 (0.9 to 1.9)	2.6 (1.6 to 3.5)	3.2 (2.2 to 4.2)	3.2 (2.3 to 4.3)	2.8 (2 to 3.8)	3 (2.1 to 4)	2.8 (2 to 3.9)	3.6 (2.4 to 5)	6.5 (3.8 to 9.1)	7.9 (4.2 to 11)	6.2 (3.9 to 9.2)	3.3 (1.7 to 4.6)	0 (0 to 0)	0 (0 to 0)	0 (0 to 0)	0 (0 to 0)	0 (0 to 0)	0 (0 to 0)	0 (0 to 0)	52.4
Turner syndrome	0 (0 to 0)	0 (0 to 0)	0 (0 to 0)	0.1 (0 to 0.2)	0.1 (0 to 0.1)	0.2 (0 to 0.1)	0.1 (0 to 0.1)	0.1 (0 to 0.2)	0.1 (0 to 0.2)	0.1 (0 to 0.2)	0.1 (0 to 0.2)	0.1 (0 to 0.2)	0.1 (0 to 0.1)	0 (0 to 0)	0 (0 to 0)	0 (0 to 0)	0 (0 to 0)	0 (0 to 0)	0 (0 to 0)	0 (0 to 0)	0 (0 to 0)	0 (0 to 0)	0 (0 to 0)	0 (0 to 0)	0 (0 to 0)	0.8
Klinefelter syndrome	0 (0 to 0)	0 (0 to 0)	0 (0 to 0)	0 (0 to 0)	0 (0 to 0)	0 (0 to 0)	0 (0 to 0)	0 (0 to 0)	0 (0 to 0)	0 (0 to 0)	0 (0 to 0)	0 (0 to 0)

SR Table 2c: Corneal DALYs by cause and age group for both sexes with 95% uncertainty intervals, 2019

Cause	Early Neonatal (0-6 days)	Late Neonatal (7-27 days)	Post Neonatal (28-364 days)	1 to 4	5 to 9	10 to 14	15 to 19	20 to 24	25 to 29	30 to 34	35 to 39	40 to 44	45 to 49	50 to 54	55 to 59	60 to 64	65 to 69	70 to 74	75 to 79	80 to 84	85 to 89	90 to 94	95 plus	Total
All causes	2,442 (1,782 - 3,182)	2,444 (1,784 - 3,201)	4,113 (3,000 - 5,408)	647 (472 - 850)	1,003 (671 to 1,548)	1,274 (1,275 to 2,035)	2,230 (2,230 to 2,790)	3,048 (3,048 to 4,260)	3,232 (3,232 to 4,530)	3,232 (3,232 to 4,530)	3,232 (3,232 to 4,530)	3,232 (3,232 to 4,530)	3,232 (3,232 to 4,530)	3,232 (3,232 to 4,530)	3,232 (3,232 to 4,530)	3,232 (3,232 to 4,530)	3,232 (3,232 to 4,530)	3,232 (3,232 to 4,530)	3,232 (3,232 to 4,530)	3,232 (3,232 to 4,530)	3,232 (3,232 to 4,530)	3,232 (3,232 to 4,530)	3,232 (3,232 to 4,530)	100,200
	748 (671 to 899)	178 (126 to 213)	224 (160 to 299)	102 (83 to 139)	225 (171 to 301)	161 (117 to 220)	157 (120 to 202)	176 (131 to 237)	193 (150 to 249)	201 (156 to 258)	209 (163 to 274)	229 (171 to 310)	261 (201 to 352)	222 (166 to 300)	321 (251 to 419)	324 (251 to 426)	377 (291 to 495)	491 (381 to 646)	651 (504 to 861)	926 (724 to 1,222)	1,092 (814 to 1,500)	869 (496 to 1,566)	9,193
Communicable, maternal, neonatal, and nutritional diseases	29.6 (19.6 - 46.4)	6.3 (1.9 to 14.6)	0.7 (0.7 to 1.4)	0.9 (0.3 to 1.7)	0.5 (0.3 to 0.7)	0.5 (0.4 to 0.6)	1.2 (0.6 to 1.7)	2.6 (1.3 to 3.5)	5.6 (3.4 to 7.7)	9.6 (5.9 to 13.2)	14.3 (8.8 to 19.6)	16.6 (10.2 to 23.1)	17.9 (12.1 to 25.4)	17.6 (13.2 to 24.3)	12.3 (9.9 to 17.8)	8.6 (6.1 to 12.4)	8.5 (6.6 to 12.6)	8.6 (6.1 to 13.7)	9.8 (7.1 to 16.1)	11.1 (7.4 to 21.4)	11.2 (7.4 to 21.6)	0.9 (0.4 to 2.3)	176
HIV/AIDS and sexually transmitted infections	0 (0 to 0)	0 (0 to 0)	0 (0 to 0)	0.4 (0.3 to 0.7)	0.3 (0.1 to 0.5)	0.2 (0.2 to 0.3)	0.4 (0.3 to 0.6)	0.8 (0.6 to 1.1)	1.5 (1.1 to 2.1)	2.5 (1.8 to 3.4)	3.6 (2.7 to 4.8)	4.6 (3.5 to 6.2)	5.6 (4.2 to 7.6)	6.1 (4.5 to 8.3)	5.6 (4.1 to 7.6)	4.6 (3.2 to 6.3)	4.4 (3.1 to 6.2)	3.3 (2.3 to 4.8)	2.6 (1.8 to 3.8)	1.8 (1.1 to 2.8)	0.9 (0.5 to 1.5)	0.2 (0.2 to 0.5)	77.4
HIV/AIDS	0 (0 to 0)	0 (0 to 0)	0 (0 to 0)	0.4 (0.3 to 0.7)	0.3 (0.1 to 0.5)	0.2 (0.2 to 0.3)	0.4 (0.3 to 0.6)	0.8 (0.6 to 1.1)	1.5 (1.1 to 2.1)	2.5 (1.8 to 3.4)	3.6 (2.7 to 4.8)	4.6 (3.5 to 6.2)	5.6 (4.2 to 7.6)	6.1 (4.5 to 8.3)	5.6 (4.1 to 7.6)	4.6 (3.2 to 6.3)	4.4 (3.1 to 6.2)	3.3 (2.3 to 4.8)	2.6 (1.8 to 3.8)	1.8 (1.1 to 2.8)	0.9 (0.5 to 1.5)	0.2 (0.2 to 0.5)	77.4
HIV/AIDS - Drug-susceptible Tuberculosis	0 (0 to 0)	0 (0 to 0)	0 (0 to 0)	0 (0 to 0)	0 (0 to 0)	0 (0 to 0)	0 (0 to 0)	0 (0 to 0)	0 (0 to 0)	0 (0 to 0)	0 (0 to 0)	0 (0 to 0)	0 (0 to 0)	0 (0 to 0)	0 (0 to 0)	0 (0 to 0)	0 (0 to 0)	0 (0 to 0)	0 (0 to 0)	0 (0 to 0)	0 (0 to 0)	0 (0 to 0)	0 (0 to 0)	0
HIV/AIDS - Multidrug-resistant Tuberculosis without extensive drug resistance	0 (0 to 0)	0 (0 to 0)	0 (0 to 0)	0 (0 to 0)	0 (0 to 0)	0 (0 to 0)	0 (0 to 0)	0 (0 to 0)	0 (0 to 0)	0 (0 to 0)	0 (0 to 0)	0 (0 to 0)	0 (0 to 0)	0 (0 to 0)	0 (0 to 0)	0 (0 to 0)	0 (0 to 0)	0 (0 to 0)	0 (0 to 0)	0 (0 to 0)	0 (0 to 0)	0 (0 to 0)	0 (0 to 0)	0
HIV/AIDS - Extensively drug-resistant Tuberculosis	0 (0 to 0)	0 (0 to 0)	0 (0 to 0)	0 (0 to 0)	0 (0 to 0)	0 (0 to 0)	0 (0 to 0)	0 (0 to 0)	0 (0 to 0)	0 (0 to 0)	0 (0 to 0)	0 (0 to 0)	0 (0 to 0)	0 (0 to 0)	0 (0 to 0)	0 (0 to 0)	0 (0 to 0)	0 (0 to 0)	0 (0 to 0)	0 (0 to 0)	0 (0 to 0)	0 (0 to 0)	0 (0 to 0)	0
HIV/AIDS resulting in other diseases	0 (0 to 0)	0 (0 to 0)	0 (0 to 0)	0 (0 to 0)	0 (0 to 0)	0 (0 to 0)	0 (0 to 0)	0 (0 to 0)	0 (0 to 0)	0 (0 to 0)	0 (0 to 0)	0 (0 to 0)	0 (0 to 0)	0 (0 to 0)	0 (0 to 0)	0 (0 to 0)	0 (0 to 0)	0 (0 to 0)	0 (0 to 0)	0 (0 to 0)	0 (0 to 0)	0 (0 to 0)	0 (0 to 0)	0
Sexually transmitted infections excluding HIV	29.6 (19.6 to 46.4)	6.3 (1.9 to 14.6)	0.3 (0.2 to 0.7)	0 (0 to 0)	0 (0 to 0)	0 (0 to 0)	0 (0 to 0)	0 (0 to 0)	0 (0 to 0)	0 (0 to 0)	0 (0 to 0)	0 (0 to 0)	0 (0 to 0)	0 (0 to 0)	0 (0 to 0)	0 (0 to 0)	0 (0 to 0)	0 (0 to 0)	0 (0 to 0)	0 (0 to 0)	0 (0 to 0)	0 (0 to 0)	0 (0 to 0)	98.2
Syphilis	29.6 (19.6 to 46.4)	6.3 (1.9 to 14.6)	0.3 (0.2 to 0.7)	0 (0 to 0)	0 (0 to 0)	0 (0 to 0)	0 (0 to 0)	0 (0 to 0)	0 (0 to 0)	0 (0 to 0)	0 (0 to 0)	0 (0 to 0)	0 (0 to 0)	0 (0 to 0)	0 (0 to 0)	0 (0 to 0)	0 (0 to 0)	0 (0 to 0)	0 (0 to 0)	0 (0 to 0)	0 (0 to 0)	0 (0 to 0)	0 (0 to 0)	37.1
Chlamydial infection	0 (0 to 0)	0 (0 to 0)	0 (0 to 0)	0 (0 to 0)	0 (0 to 0)	0 (0 to 0)	0 (0 to 0)	0 (0 to 0)	0 (0 to 0)	0 (0 to 0)	0 (0 to 0)	0 (0 to 0)	0 (0 to 0)	0 (0 to 0)	0 (0 to 0)	0 (0 to 0)	0 (0 to 0)	0 (0 to 0)	0 (0 to 0)	0 (0 to 0)	0 (0 to 0)	0 (0 to 0)	0 (0 to 0)	0
Gonococcal infection	0 (0 to 0)	0 (0 to 0)	0 (0 to 0)	0 (0 to 0)	0 (0 to 0)	0 (0 to 0)	0 (0 to 0)	0 (0 to 0)	0 (0 to 0)	0 (0 to 0)	0 (0 to 0)	0 (0 to 0)	0 (0 to 0)	0 (0 to 0)	0 (0 to 0)	0 (0 to 0)	0 (0 to 0)	0 (0 to 0)	0 (0 to 0)	0 (0 to 0)	0 (0 to 0)	0 (0 to 0)	0 (0 to 0)	0
Trichomoniasis	0 (0 to 0)	0 (0 to 0)	0 (0 to 0)	0 (0 to 0)	0 (0 to 0)	0 (0 to 0)	0 (0 to 0)	0 (0 to 0)	0 (0 to 0)	0 (0 to 0)	0 (0 to 0)	0 (0 to 0)	0 (0 to 0)	0 (0 to 0)	0 (0 to 0)	0 (0 to 0)	0 (0 to 0)	0 (0 to 0)	0 (0 to 0)	0 (0 to 0)	0 (0 to 0)	0 (0 to 0)	0 (0 to 0)	0
Genital herpes	0 (0 to 0)	0 (0 to 0)	0 (0 to 0)	0 (0 to 0)	0 (0 to 0)	0 (0 to 0)	0 (0 to 0)	0 (0 to 0)	0 (0 to 0)	0 (0 to 0)	0 (0 to 0)	0 (0 to 0)	0 (0 to 0)	0 (0 to 0)	0 (0 to 0)	0 (0 to 0)	0 (0 to 0)	0 (0 to 0)	0 (0 to 0)	0 (0 to 0)	0 (0 to 0)	0 (0 to 0)	0 (0 to 0)	0
Other sexually transmitted infections	0 (0 to 0)	0 (0 to 0)	0 (0 to 0)	0 (0 to 0)	0 (0 to 0)	0 (0 to 0)	0 (0 to 0)	0 (0 to 0)	0 (0 to 0)	0 (0 to 0)	0 (0 to 0)	0 (0 to 0)	0 (0 to 0)	0 (0 to 0)	0 (0 to 0)	0 (0 to 0)	0 (0 to 0)	0 (0 to 0)	0 (0 to 0)	0 (0 to 0)	0 (0 to 0)	0 (0 to 0)	0 (0 to 0)	0
Respiratory infections and tuberculosis	7.2 (3.3 to 4.4)	3.9 (1.9 to 7.1)	3.2 (1.9 to 4.8)	59.5 (39.7 to 83.3)	39.5 (23.4 to 57.8)	24.2 (16.7 to 34.1)	19.7 (14.7 to 27.6)	24.1 (17.7 to 33.6)	34.1 (28.2 to 42.1)	50.7 (39.5 to 66.7)	66.4 (49.4 to 88.7)	84.4 (64.9 to 107.5)	106 (77.3 to 139)	139 (101 to 180)	162 (122 to 208)	228 (168 to 314)	400 (277 to 560)	543 (363 to 772)	729 (469 to 1,070)	976 (589 to 1,607)	(584 to 2,967)	(781 to 7,203)	5,140
Tuberculosis	0 (0 to 0)	0 (0 to 0)	0 (0 to 0)	0 (0 to 0)	0 (0 to 0)	0 (0 to 0)	0 (0 to 0)	0 (0 to 0)	0 (0 to 0)	0 (0 to 0)	0 (0 to 0)	0 (0 to 0)	0 (0 to 0)	0 (0 to 0)	0 (0 to 0)	0 (0 to 0)	0 (0 to 0)	0 (0 to 0)	0 (0 to 0)	0 (0 to 0)	0 (0 to 0)	0 (0 to 0)	0 (0 to 0)	0
Latent tuberculosis infection	0 (0 to 0)	0 (0 to 0)	0 (0 to 0)	0 (0 to 0)	0 (0 to 0)	0 (0 to 0)	0 (0 to 0)	0 (0 to 0)	0 (0 to 0)	0 (0 to 0)	0 (0 to 0)	0 (0 to 0)	0 (0 to 0)	0 (0 to 0)	0 (0 to 0)	0 (0 to 0)	0 (0 to 0)	0 (0 to 0)	0 (0 to 0)	0 (0 to 0)	0 (0 to 0)	0 (0 to 0)	0 (0 to 0)	0
Drug-susceptible tuberculosis	0 (0 to 0)	0 (0 to 0)	0 (0 to 0)	0 (0 to 0)	0 (0 to 0)	0 (0 to 0)	0 (0 to 0)	0 (0 to 0)	0 (0 to 0)	0 (0 to 0)	0 (0 to 0)	0 (0 to 0)	0 (0 to 0)	0 (0 to 0)	0 (0 to 0)	0 (0 to 0)	0 (0 to 0)	0 (0 to 0)	0 (0 to 0)	0 (0 to 0)	0 (0 to 0)	0 (0 to 0)	0 (0 to 0)	0
Multidrug-resistant tuberculosis without extensive drug resistance	0 (0 to 0)	0 (0 to 0)	0 (0 to 0)	0 (0 to 0)	0 (0 to 0)	0 (0 to 0)	0 (0 to 0)	0 (0 to 0)	0 (0 to 0)	0 (0 to 0)	0 (0 to 0)	0 (0 to 0)	0 (0 to 0)	0 (0 to 0)	0 (0 to 0)	0 (0 to 0)	0 (0 to 0)	0 (0 to 0)	0 (0 to 0)	0 (0 to 0)	0 (0 to 0)	0 (0 to 0)	0 (0 to 0)	0
Extensively drug-resistant tuberculosis	0 (0 to 0)	0 (0 to 0)	0 (0 to 0)	0 (0 to 0)	0 (0 to 0)	0 (0 to 0)	0 (0 to 0)	0 (0 to 0)	0 (0 to 0)	0 (0 to 0)	0 (0 to 0)	0 (0 to 0)	0 (0 to 0)	0 (0 to 0)	0 (0 to 0)	0 (0 to 0)	0 (0 to 0)	0 (0 to 0)	0 (0 to 0)	0 (0 to 0)	0 (0 to 0)	0 (0 to 0)	0 (0 to 0)	0
Lower respiratory infections	7.2 (3.2 to 4.3)	3.9 (1.9 to 7.1)	1.8 (0.9 to 3.2)	11 (5.1 to 18)	5.1 (2.1 to 9.4)	4.6 (2.5 to 8.1)	7.7 (3.9 to 14.4)	12.4 (5.9 to 23.1)	17.4 (8.1 to 32.6)	23.6 (10.9 to 44.2)	27.4 (12.7 to 51.3)	29.5 (13.6 to 55.3)	32.4 (14.9 to 60.8)	33.6 (15.4 to 63.1)	30.1 (13.7 to 56.5)	25.5 (11.5 to 48.1)	23.1 (10.3 to 43.6)	19.5 (8.5 to 37.1)	16.4 (7.1 to 31.3)	13.7 (5.9 to 26.2)	11.2 (4.8 to 21.4)	4.6 (1.9 to 8.8)	4,490
Upper respiratory infections	0.1 (0 to 0.1)	0.4 (0.2 to 0.7)	1.7 (1.1 to 2.5)	30 (21.6 to 40.7)	40.6 (27.8 to 59.1)	27.3 (17.3 to 41.5)	29 (18.9 to 44.3)	31.7 (19.7 to 49.9)	29 (18.1 to 46.5)	26.2 (16.2 to 42)	29.2 (18.2 to 46.7)	36.2 (22.5 to 58.2)	43.6 (27.1 to 69.9)	49.4 (30.6 to 79.2)	39.7 (24.7 to 63.4)	30.6 (19.1 to 48.9)	28.2 (17.6 to 44.9)	22.4 (13.9 to 35.4)	23.2 (14.3 to 36.9)	22.7 (13.9 to 36.2)	19 (11.6 to 29.5)	9.2 (5.3 to 14.6)	478
Otitis media	0 (0 to 0)	0 (0 to 0)	1.4 (0.8 to 2.4)	9.4 (4.9 to 17.1)	9.3 (5.4 to 15.4)	6.1 (3.7 to 9.6)	5.9 (3.6 to 9.3)	5.9 (3.6 to 9.3)	5.2 (3.2 to 8.2)	5.2 (3.2 to 8.2)	5.2 (3.2 to 8.2)	5.2 (3.2 to 8.2)	5.2 (3.2 to 8.2)	5.2 (3.2 to 8.2)	5.2 (3.2 to 8.2)	5.2 (3.2 to 8.2)	5.2 (3.2 to 8.2)	5.2 (3.2 to 8.2)	5.2 (3.2 to 8.2)	5.2 (3.2 to 8.2)	5.2 (3.2 to 8.2)	5.2 (3.2 to 8.2)	98.2
Enteric infections	7.4 (3.4 to 7.7)	1.5 (0.6 to 2.8)	1.5 (0.6 to 2.8)	19.6 (12.3 to 29.2)	13.5 (7.4 to 22.9)	10.2 (5.6 to 17.4)	9.4 (5.2 to 16.1)	9.4 (5.2 to 16.1)	9.4 (5.2 to 16.1)	9.4 (5.2 to 16.1)	9.4 (5.2 to 16.1)	9.4 (5.2 to 16.1)	9.4 (5.2 to 16.1)	9.4 (5.2 to 16.1)	9.4 (5.2 to 16.1)	9.4 (5.2 to 16.1)	9.4 (5.2 to 16.1)	9.4 (5.2 to 16.1)	9.4 (5.2 to 16.1)	9.4 (5.2 to 16.1)	9.4 (5.2 to 16.1)	9.4 (5.2 to 16.1)	415
Diarrheal diseases	7.4 (3.4 to 7.7)	1.5 (0.6 to 2.8)	1.5 (0.6 to 2.8)	19.6 (12.3 to 29.2)	13.5 (7.4 to 22.9)	10.2 (5.6 to 17.4)	9.4 (5.2 to 16.1)	9.4 (5.2 to 16.1)	9.4 (5.2 to 16.1)	9.4 (5.2 to 16.1)	9.4 (5.2 to 16.1)	9.4 (5.2 to 16.1)	9.4 (5.2 to 16.1)	9.4 (5.2 to 16.1)	9.4 (5.2 to 16.1)	9.4 (5.2 to 16.1)	9.4 (5.2 to 16.1)	9.4 (5.2 to 16.1)	9.4 (5.2 to 16.1)	9.4 (5.2 to 16.1)	9.4 (5.2 to 16.1)	9.4 (5.2 to 16.1)	412
Typhoid and paratyphoid	0 (0 to 0)	0 (0 to 0)	0 (0 to 0)	0 (0 to 0)	0 (0 to 0)	0 (0 to 0)	0 (0 to 0)	0 (0 to 0)	0 (0 to 0)	0 (0 to 0)	0 (0 to 0)	0 (0 to 0)	0 (0 to 0)	0 (0 to 0)	0 (0 to 0)	0 (0 to 0)	0 (0 to 0)	0 (0 to 0)	0 (0 to 0)	0 (0 to 0)	0 (0 to 0)	0 (0 to 0)	0 (0 to 0)	0
Typhoid fever	0 (0 to 0)	0 (0 to 0)	0 (0 to 0)	0 (0 to 0)	0 (0 to 0)	0 (0 to 0)	0 (0 to 0)	0 (0 to 0)	0 (0 to 0)	0 (0 to 0)	0 (0 to 0)	0 (0 to 0)	0 (0 to 0)	0 (0 to 0)	0 (0 to 0)	0 (0 to 0)	0 (0 to 0)	0 (0 to 0)	0 (0 to 0)	0 (0 to 0)	0 (0 to 0)	0 (0 to 0)	0 (0 to 0)	0
Paratyphoid fever	0 (0 to 0)	0 (0 to 0)	0 (0 to 0)	0 (0 to 0)	0 (0 to 0)	0 (0 to 0)	0 (0 to 0)	0 (0 to 0)	0 (0 to 0)	0 (0 to 0)	0 (0 to 0)	0 (0 to 0)	0 (0 to 0)	0 (0 to 0)	0 (0 to 0)	0 (0 to 0)	0 (0 to 0)	0 (0 to 0)	0 (0 to 0)	0 (0 to 0)	0 (0 to 0)	0 (0 to 0)	0 (0 to 0)	0
Invasive Non-typhoidal Salmonella (iNTS)	0 (0 to 0)	0 (0 to 0)	0 (0 to 0)	0 (0 to 0)	0 (0 to 0)	0 (0 to 0)	0 (0 to 0)	0 (0 to 0)	0 (0 to 0)	0 (0 to 0)	0 (0 to 0)	0 (0 to 0)	0 (0 to 0)	0 (0 to 0)	0 (0 to 0)	0 (0 to 0)	0 (0 to 0)	0 (0 to 0)	0 (0 to 0)	0 (0 to 0)	0 (0 to 0)	0 (0 to 0)	0 (0 to 0)	0
Other intestinal infectious diseases	0 (0 to 0)	0 (0 to 0)	0 (0 to 0)	0 (0 to 0)	0 (0 to 0)	0 (0 to 0)	0 (0 to 0)	0 (0 to 0)	0 (0 to 0)	0 (0 to 0)	0 (0 to 0)	0 (0 to 0)	0 (0 to 0)	0 (0 to 0)	0 (0 to 0)	0 (0 to 0)	0 (0 to 0)	0 (0 to 0)	0 (0 to 0)	0 (0 to 0)	0 (0 to 0)	0 (0 to 0)	0 (0 to 0)	0
Neglected tropical diseases and malaria	0 (0 to 0)	0 (0 to 0)	0 (0 to 0)	0 (0 to 0)	0 (0 to 0)	0 (0 to 0)	0 (0 to 0)	0 (0 to 0)	0 (0 to 0)	0 (0 to 0)	0 (0 to 0)	0 (0 to 0)	0 (0 to 0)	0 (0 to 0)	0 (0 to 0)	0 (0 to 0)	0 (0 to 0)	0 (0 to 0)	0 (0 to 0)	0 (0 to 0)	0 (0 to 0)	0 (0 to 0)	0 (0 to 0)	0
Malaria	0 (0 to 0)	0 (0 to 0)	0 (0 to 0)	0 (0 to 0)	0 (0 to 0)	0 (0 to 0)	0 (0 to 0)	0 (0 to 0)	0 (0 to 0)	0 (0 to 0)	0 (0 to 0)	0 (0 to 0)	0 (0 to 0)	0 (0 to 0)	0 (0 to 0)	0 (0 to 0)	0 (0 to 0)	0 (0 to 0)	0 (0 to 0)	0 (0 to 0)	0 (0 to 0)	0 (0 to 0)	0 (0 to 0)	0
Chagas disease	0 (0 to 0)	0 (0 to 0)	0 (0 to 0)	0 (0 to 0)	0 (0 to 0)	0 (0 to 0)	0 (0 to 0)	0 (0 to 0)	0 (0 to 0)	0 (0 to 0)	0 (0 to 0)	0 (0 to 0)	0 (0 to 0)	0 (0 to 0)	0 (0 to 0)	0 (0 to 0)	0 (0 to 0)	0 (0 to 0)	0 (0 to 0)	0 (0 to 0)	0 (0 to 0)	0 (0 to 0)	0 (0 to 0)	0
Leishmaniasis	0 (0 to 0)	0 (0 to 0)	0 (0 to 0)	0 (0 to 0)	0 (0 to 0)	0 (0 to 0)	0 (0 to 0)	0 (0 to 0)	0 (0 to 0)	0 (0 to 0)	0 (0 to 0)	0 (0 to 0)	0 (0 to 0)	0 (0 to 0)	0 (0 to 0)	0 (0 to 0)	0 (0 to 0)	0 (0 to 0)	0 (0 to 0)	0 (0 to 0)	0 (0 to 0)	0 (0 to 0)	0 (0 to 0)	0
Visceral leishmaniasis	0 (0 to 0)	0 (0 to 0)	0 (0 to 0)	0 (0 to 0)	0 (0 to 0)	0 (0 to 0)	0 (0 to 0)	0 (0 to 0)	0 (0 to 0)	0 (0 to 0)	0 (0 to 0)	0 (0 to 0)	0 (0 to 0)	0 (0 to 0)	0 (0 to 0)	0 (0 to 0)	0 (0 to 0)	0 (0 to 0)	0 (0 to 0)	0 (0 to 0)	0 (0 to 0)	0 (0 to 0)	0 (0 to 0)	0
Cutaneous and mucocutaneous leishmaniasis	0 (0 to 0)	0 (0 to 0)	0 (0 to 0)	0 (0 to 0)	0 (0 to 0)	0 (0 to 0)	0 (0 to 0)	0 (0 to 0)	0 (0 to 0)	0 (0 to 0)	0 (0 to 0)	0 (0 to 0)	0 (0 to 0)	0 (0 to 0)	0 (0 to 0)	0 (0 to 0)	0 (0 to 0)	0 (0 to 0)	0 (0 to 0)	0 (0 to 0)	0 (0 to 0)	0 (0 to 0)	0 (0 to 0)	0
African trypanosomiasis	0 (0 to 0)	0 (0 to 0)	0 (0 to 0)	0 (0 to 0)	0 (0 to 0)	0 (0 to 0)	0 (0 to 0)	0 (0 to 0)	0 (0 to 0)	0 (0 to 0)	0 (0 to 0)	0 (0 to 0)	0 (0 to 0)	0 (0 to 0)	0 (0 to 0)	0 (0 to 0)	0 (0 to 0)	0 (0 to 0)	0 (0 to 0)	0 (0 to 0)	0 (0 to 0)	0 (0 to 0)	0 (0 to 0)	0
Schistosomiasis	0 (0 to 0)	0 (0 to 0)	0 (0 to 0)	0 (0 to 0)	0 (0 to 0)	0 (0 to 0)	0 (0 to 0)	0 (0 to 0)	0 (0 to 0)	0 (0 to 0)	0 (0 to 0)	0 (0 to 0)	0 (0 to 0)	0 (0 to 0)	0 (0 to 0)	0 (0 to 0)	0 (0 to 0)	0 (0 to 0)	0 (0 to 0)	0 (0 to 0)	0 (0 to 0)	0 (0 to 0)	0 (0 to 0)	0
Cysticercosis	0 (0 to 0)	0 (0 to 0)	0 (0 to 0)	0 (0 to 0)	0 (0 to 0)	0 (0 to 0)	0 (0 to 0)	0 (0 to 0)	0 (0 to 0)	0 (0 to 0)	0 (0 to 0)	0 (0 to 0)	0 (0 to 0)	0 (0 to 0)	0 (0 to 0)	0 (0 to 0)	0 (0 to 0)	0 (0 to 0)	0 (0 to 0)	0 (0 to 0)	0 (0 to 0)	0 (0 to 0)	0 (0 to 0)	0
Cystic echinococcosis	0 (0 to 0)	0 (0 to 0)	0 (0 to 0)	0 (0 to 0)	0 (0 to 0)	0 (0 to 0)	0 (0 to 0)	0 (0 to 0)	0 (0 to 0)	0 (0 to 0)	0 (0 to 0)	0 (0 to 0)	0 (0 to 0)	0 (0 to 0)	0 (0 to 0)	0 (0 to 0)	0 (0 to 0)	0 (0 to 0)	0 (0 to 0)	0 (0 to 0)	0 (0 to 0)	0 (0 to 0)	0 (0 to 0)	0
Lymphatic filariasis	0 (0 to 0)	0 (0 to 0)	0 (0 to 0)	0 (0 to 0)	0 (0 to 0)	0 (0 to 0)	0 (0 to 0)	0 (0 to 0)	0 (0 to 0)	0 (0 to 0)	0 (0 to 0)	0 (0 to 0)	0 (0 to 0)	0 (0 to 0)	0 (0 to 0)	0 (0 to 0)	0 (0 to 0)	0 (0 to 0)	0 (0 to 0)	0 (0 to 0)	0 (0 to 0)	0 (0 to 0)	0 (0 to 0)	0
Onchocerciasis	0 (0 to 0)	0 (0 to 0)	0 (0 to 0)	0 (0 to 0)	0 (0 to 0)	0 (0 to 0)	0 (0 to 0)	0 (0 to 0)	0 (0 to 0)	0 (0 to 0)	0 (0 to 0)	0 (0 to 0)	0 (0 to 0)	0 (0 to 0)	0 (0 to 0)	0 (0 to 0)	0 (0 to 0)	0 (0 to 0)	0 (0 to 0)	0 (0 to 0)	0 (0 to 0)	0 (0 to 0)	0 (0 to 0)	0
Trachoma	0 (0 to 0)	0 (0 to 0)	0 (0 to 0)	0 (0 to 0)	0 (0 to 0)	0 (0 to 0)	0 (0 to 0)	0 (0 to 0)	0 (0 to 0)	0 (0 to 0)	0 (0 to 0)	0 (0 to 0)	0 (0 to 0)	0 (0 to 0)	0 (0 to 0)	0 (0 to 0)	0 (0 to 0)	0 (0 to 0)	0 (0 to 0)	0 (0 to 0)	0 (0 to 0)	0 (0 to 0)	0 (0 to 0)	0
Dengue	0 (0 to 0)	0 (0 to 0)	0 (0 to 0)	0 (0 to 0)	0 (0 to 0)	0 (0 to 0)	0 (0 to 0)	0 (0 to 0)	0 (0 to 0)	0 (0 to 0)	0 (0 to 0)	0 (0 to 0)	0 (0 to 0)	0 (0 to 0)	0 (0 to 0)	0 (0 to 0)	0 (0 to 0)	0 (0 to 0)	0 (0 to 0)	0 (0 to 0)	0 (0 to 0)	0 (0 to 0)	0 (0 to 0)	0
Yellow fever	0 (0 to 0)	0 (0 to 0)	0 (0 to 0)	0 (0 to 0)	0 (0 to 0)	0 (0 to 0)	0 (0 to 0)	0 (0 to 0)	0 (0 to 0)	0 (0 to 0)	0 (0 to 0)	0 (0 to 0)	0 (0 to 0)	0 (0 to 0)	0 (0 to 0)	0 (0 to 0)	0 (0 to 0)	0 (0 to 0)	0 (0 to 0)	0 (0 to 0)	0 (0 to 0)	0 (0 to 0)	0 (0 to 0)	0
Rabies	0 (0 to 0)	0 (0 to 0)	0 (0 to 0)	0 (0 to 0)	0 (0 to 0)	0 (0 to 0)	0 (0 to 0)	0 (0 to 0)	0 (0 to 0)	0 (0 to 0)	0 (0 to 0)	0 (0 to 0)	0 (0 to 0)	0 (0 to 0)	0 (0 to 0)	0 (0 to 0)	0 (0 to 0)	0 (0 to 0)	0 (0 to 0)	0 (0 to 0)	0 (0 to 0)	0 (0 to 0)	0 (0 to 0)	0
Intestinal nematode infections	0 (0 to 0)	0 (0 to 0)	0 (0 to 0)	0 (0 to 0)	0 (0 to 0)	0 (0 to 0)	0 (0 to 0)	0 (0 to 0)	0 (0 to 0)	0 (0 to 0)	0 (0 to 0)	0 (0 to 0)	0 (0 to 0)	0 (0 to 0)	0 (0 to 0)	0 (0 to 0)	0 (0 to 0)	0 (0 to 0)	0 (0 to 0)	0 (0 to 0)	0 (0 to 0)	0 (0 to 0)	0 (0 to 0)	0
Ascariasis	0 (0 to 0)	0 (0 to 0)	0 (0 to 0)	0 (0 to 0)	0 (0 to 0)	0 (0 to 0)	0 (0 to 0)	0 (0 to 0)	0 (0 to 0)	0 (0 to 0)	0 (0 to 0)	0 (0 to 0)	0 (0 to 0)	0 (0 to 0)	0 (0 to 0)	0 (0 to 0)	0 (0 to 0)	0 (0 to 0)	0 (0 to 0)	0 (0 to 0)	0 (0 to 0)	0 (0 to 0)	0 (0 to 0)	0
Trichuriasis	0 (0 to 0)	0 (0 to 0)	0 (0 to 0)	0 (0 to 0)	0 (0 to 0)	0 (0 to 0)	0 (0 to 0)	0 (0 to 0)	0 (0 to 0)	0 (0 to 0)	0 (0 to 0)	0 (0 to 0)	0 (0 to 0)	0 (0 to 0)	0 (0 to 0)	0 (0 to 0)	0 (0 to 0)	0 (0 to 0)	0 (0 to 0)	0 (0 to 0)	0 (0 to 0)	0 (0 to 0)	0 (0 to 0)	0
Hookworm disease	0 (0 to 0)	0 (0 to 0)	0 (0 to 0)	0 (0 to 0)	0 (0 to 0)	0 (0 to 0)	0 (0 to 0)	0 (0 to 0)	0 (0 to 0)	0 (0 to 0)	0 (0 to 0)	0 (0 to 0)	0 (0 to 0)	0 (0 to 0)	0 (0 to 0)	0 (0 to 0)	0 (0 to 0)	0 (0 to 0)	0 (0 to 0)	0 (0 to 0)	0 (0 to 0)	0 (0 to 0)	0 (0 to 0)	0
Food-borne trematodiases	0 (0 to 0)	0 (0 to 0)	0 (0 to 0)	0 (0 to 0)	0 (0 to 0)	0 (0 to 0)	0 (0 to 0)	0 (0 to 0)	0 (0 to 0)	0 (0 to 0)	0 (0 to 0)	0 (0 to 0)	0 (0 to 0)	0 (0 to 0)	0 (0 to 0)	0 (0 to 0)	0 (0 to 0)	0 (0 to 0)	0 (0 to 0)	0 (0 to 0)	0 (0 to 0)	0 (0 to 0)	0 (0 to 0)	0
Leprosy	0 (0 to 0)	0 (0 to 0)	0 (0 to 0)	0 (0 to 0)	0 (0 to 0)	0 (0 to 0)	0 (0 to 0)	0 (0 to 0)	0 (0 to 0)	0 (0 to 0)	0 (0 to 0)	0 (0 to 0)	0 (0 to 0)	0 (0 to 0)	0 (0 to 0)

Other neoplasms	0·2 (0·1 to 0·4)	0 (0 to 0)	0·1 (0·1 to 0·4)	0·4 (0·2 to 0·6)	0·5 (0·3 to 0·7)	0·4 (0·3 to 0·5)	0·6 (0·4 to 0·9)	0·7 (0·4 to 1)	1·1 (0·7 to 1·4)	1·5 (0·9 to 2·3)	1·9 (1·2 to 2·7)	2·5 (1·6 to 3·4)	4·5 (3·0 to 6·4)	9·8 (6·9 to 13·6)	15·4 (11·5 to 21·2)	26 (19·2 to 37·9)	43·9 (32·6 to 61·4)	77·4 (58·1 to 110)	78 (58·2 to 112)	75 (53·9 to 101)	63·1 (42·7 to 82·6)	23·3 (22·1 to 44)	8·2 (5·2 to 11·2)	445
Medulloblastoma, medulloblastoma, and other hemangioblastoma	0 (0 to 0·1)	0 (0 to 0)	0 (0 to 0·1)	0 (0 to 0·1)	0 (0 to 0·1)	0 (0 to 0·1)	0 (0 to 0·1)	0 (0 to 0·1)	0 (0 to 0·1)	0 (0 to 0·1)	0 (0 to 0·1)	0 (0 to 0·1)	0 (0 to 0·1)	0 (0 to 0·1)	0 (0 to 0·1)	0 (0 to 0·1)	0 (0 to 0·1)	0 (0 to 0·1)	0 (0 to 0·1)	0 (0 to 0·1)	0 (0 to 0·1)	0 (0 to 0·1)	0 (0 to 0·1)	0 (0 to 0·1)	0
Benign and in situ cerebral and uterine neoplasms	0 (0 to 0·1)	0 (0 to 0)	0 (0 to 0·1)	0 (0 to 0·1)	0 (0 to 0·1)	0 (0 to 0·1)	0 (0 to 0·1)	0 (0 to 0·1)	0 (0 to 0·1)	0 (0 to 0·1)	0 (0 to 0·1)	0 (0 to 0·1)	0 (0 to 0·1)	0 (0 to 0·1)	0 (0 to 0·1)	0 (0 to 0·1)	0 (0 to 0·1)	0 (0 to 0·1)	0 (0 to 0·1)	0 (0 to 0·1)	0 (0 to 0·1)	0 (0 to 0·1)	0 (0 to 0·1)	0 (0 to 0·1)	0
Benign and in situ cervical neoplasms	0 (0 to 0·1)	0 (0 to 0)	0 (0 to 0·1)	0 (0 to 0·1)	0 (0 to 0·1)	0 (0 to 0·1)	0 (0 to 0·1)	0 (0 to 0·1)	0 (0 to 0·1)	0 (0 to 0·1)	0 (0 to 0·1)	0 (0 to 0·1)	0 (0 to 0·1)	0 (0 to 0·1)	0 (0 to 0·1)	0 (0 to 0·1)	0 (0 to 0·1)	0 (0 to 0·1)	0 (0 to 0·1)	0 (0 to 0·1)	0 (0 to 0·1)	0 (0 to 0·1)	0 (0 to 0·1)	0 (0 to 0·1)	0
Other benign and in situ neoplasms	0 (0 to 0·1)	0 (0 to 0)	0 (0 to 0·1)	0 (0 to 0·1)	0 (0 to 0·1)	0 (0 to 0·1)	0 (0 to 0·1)	0 (0 to 0·1)	0 (0 to 0·1)	0 (0 to 0·1)	0 (0 to 0·1)	0 (0 to 0·1)	0 (0 to 0·1)	0 (0 to 0·1)	0 (0 to 0·1)	0 (0 to 0·1)	0 (0 to 0·1)	0 (0 to 0·1)	0 (0 to 0·1)	0 (0 to 0·1)	0 (0 to 0·1)	0 (0 to 0·1)	0 (0 to 0·1)	0 (0 to 0·1)	0
Cardiovascular diseases	2·9 (2·1 to 3·9)	3 (2·1 to 3·9)	6·4 (4·9 to 8·3)	8·2 (6·2 to 10·6)	9·9 (7·6 to 12·3)	10·6 (8·2 to 13·4)	26·3 (20·5 to 33·2)	70·1 (54·2 to 87·5)	133 (112 to 160)	178 (146 to 208)	244 (203 to 284)	289 (237 to 341)	383 (320 to 455)	583 (480 to 695)	1,150 (948 to 1,370)	1,468 (1,210 to 1,730)	2,050 (1,703 to 2,390)	2,986 (2,540 to 3,390)	4,250 (3,750 to 4,800)	4,370 (3,790 to 4,900)	4,480 (4,000 to 5,060)	4,190 (4,470 to 4,760)	2,740 (2,210 to 3,100)	920 (733 to 1,000)	30,100
Rheumatic heart disease	0 (0 to 0)	0 (0 to 0)	0 (0 to 0·1)	0·2 (0·2 to 0·3)	0·2 (0·2 to 0·3)	0·3 (0·2 to 0·4)	0·6 (0·4 to 0·8)	0·6 (0·4 to 0·8)	1·3 (1·1 to 1·6)	1·5 (1·1 to 1·9)	1·9 (1·5 to 2·3)	2·9 (2·1 to 3·8)	4·6 (3·4 to 5·9)	7·9 (5·4 to 11·0)	9·7 (6·7 to 13·5)	13 (9·4 to 17·3)	21 (14·2 to 29·3)	31·1 (21·9 to 41·6)	45·1 (32·1 to 59·5)	46·1 (33·9 to 61·4)	41·1 (29·6 to 55·6)	22·9 (22·1 to 45·1)	8·1 (5·2 to 11·2)	264
Ischemic heart disease	0 (0 to 0)	0 (0 to 0)	0 (0 to 0)	0·1 (0 to 0·1)	1·8 (1·3 to 2·4)	7·9 (5·6 to 11·1)	32·1 (24·3 to 41·4)	99·5 (74·2 to 127)	221 (172 to 284)	337 (271 to 409)	469 (377 to 565)	669 (537 to 815)	1,010 (821 to 1,220)	1,540 (1,260 to 1,850)	2,660 (2,210 to 3,150)	3,790 (3,220 to 4,450)	5,300 (4,610 to 6,110)	7,210 (6,210 to 8,260)	9,170 (7,710 to 10,800)	10,200 (8,780 to 12,000)	10,600 (9,210 to 12,200)	10,700 (9,210 to 12,200)	7,750 (6,180 to 9,260)	2,750 (2,250 to 3,260)	13,900
Stroke	0·2 (0·1 to 0·3)	0·2 (0·2 to 0·3)	0·8 (0·6 to 1·1)	1·6 (1·1 to 2·2)	2·4 (1·8 to 3·4)	12·7 (9·2 to 16·9)	17·2 (12·4 to 22·9)	28·6 (20·7 to 38·1)	50 (36·1 to 66·7)	66 (47·7 to 87·9)	92·8 (67·1 to 118)	142 (103 to 187)	243 (177 to 318)	297 (220 to 393)	562 (418 to 743)	535 (398 to 708)	903 (672 to 1,200)	1,150 (853 to 1,520)	1,360 (1,010 to 1,800)	1,360 (1,020 to 1,800)	953 (719 to 1,270)	344 (347 to 1,200)	64·5 (48·1 to 85·4)	8,020
Ischemic stroke	0·1 (0·1 to 0·2)	0·2 (0·2 to 0·3)	0·2 (0·2 to 0·3)	0·4 (0·3 to 0·6)	2·4 (1·8 to 3·2)	9·8 (7·2 to 13·1)	9·1 (6·7 to 12·1)	11·6 (8·5 to 15·4)	14·7 (10·8 to 19·4)	19·4 (14·3 to 25·6)	23·3 (17·2 to 30·8)	32·1 (23·6 to 42·4)	49·5 (36·4 to 65·4)	84·1 (61·9 to 111)	116 (85·4 to 153)	158 (116 to 209)	232 (171 to 306)	335 (246 to 442)	463 (341 to 611)	463 (347 to 611)	1,010 (788 to 1,280)	1,070 (880 to 1,350)	773 (607 to 957)	283 (222 to 350)	4,880
Intracerebral hemorrhage	0 (0 to 0·1)	0 (0 to 0)	0·1 (0 to 0·2)	0·3 (0·2 to 0·5)	0·4 (0·3 to 0·6)	0·5 (0·4 to 0·7)	0·9 (0·6 to 1·3)	1·1 (0·8 to 1·5)	1·6 (1·1 to 2·2)	2·1 (1·5 to 2·9)	2·8 (2·1 to 3·8)	3·7 (2·7 to 5·1)	5·2 (3·8 to 7·2)	7·5 (5·4 to 10·3)	9·9 (7·1 to 13·5)	13 (9·4 to 17·8)	18 (13·1 to 24·5)	24 (17·4 to 32·8)	31 (22·6 to 42·1)	32 (23·2 to 43·3)	30 (21·8 to 40·8)	29 (20·9 to 39·6)	10 (7·2 to 13·7)	2,160
Subarachnoid hemorrhage	0 (0 to 0·1)	0 (0 to 0)	0·1 (0 to 0·1)	0·2 (0·2 to 0·3)	0·3 (0·3 to 0·4)	0·4 (0·3 to 0·5)	0·6 (0·5 to 0·8)	0·8 (0·6 to 1·1)	1·1 (0·8 to 1·5)	1·4 (1·1 to 1·9)	1·8 (1·4 to 2·4)	2·4 (1·8 to 3·2)	3·4 (2·6 to 4·5)	5·1 (3·9 to 6·8)	6·8 (5·2 to 9·1)	9·1 (6·9 to 12·2)	12·4 (9·4 to 16·6)	16·6 (12·6 to 22·2)	21·3 (16·1 to 28·5)	22·1 (16·8 to 29·6)	20·6 (15·6 to 27·6)	19·9 (15·1 to 26·7)	6·9 (5·2 to 9·2)	1,480
Hypertensive heart disease	0 (0 to 0)	0 (0 to 0)	0 (0 to 0)	0 (0 to 0)	0 (0 to 0)	0 (0 to 0)	0 (0 to 0)	0 (0 to 0)	0 (0 to 0)	0 (0 to 0)	0 (0 to 0)	0 (0 to 0)	0 (0 to 0)	0 (0 to 0)	0 (0 to 0)	0 (0 to 0)	0 (0 to 0)	0 (0 to 0)	0 (0 to 0)	0 (0 to 0)	0 (0 to 0)	0 (0 to 0)	0 (0 to 0)	0 (0 to 0)	0
Non-rheumatic valvular heart disease	0 (0 to 0)	0 (0 to 0)	0 (0 to 0)	0 (0 to 0)	0 (0 to 0)	0·1 (0 to 1·6)	0·1 (0 to 1·9)	0·1 (0 to 2·6)	0·2 (0 to 3·2)	0·2 (0 to 3·2)	0·3 (0 to 3·7)	0·4 (0 to 3·9)	0·6 (0 to 4·7)	0·9 (0 to 7·3)	1·2 (0 to 9·3)	1·6 (0 to 12·3)	2·2 (0 to 16·2)	2·9 (0 to 20·8)	3·8 (0 to 26·1)	4·1 (0 to 27·1)	4·1 (0 to 27·3)	4·1 (0 to 27·3)	1·5 (0 to 10·2)	1,610
Non-rheumatic calcific aortic valve disease	0 (0 to 0)	0 (0 to 0)	0 (0 to 0)	0 (0 to 0)	0 (0 to 0)	0·5 (0 to 1·3)	0·6 (0 to 1·7)	1·3 (0 to 3·1)	1·9 (1 to 4·7)	2·3 (1·2 to 5·6)	2·9 (1·5 to 7·0)	3·6 (1·9 to 8·7)	5·4 (2·9 to 13·0)	7·9 (4·2 to 19·0)	9·7 (5·1 to 23·1)	11·6 (6·2 to 27·7)	14·6 (7·9 to 34·6)	18·9 (10·2 to 44·7)	24·1 (13·1 to 56·5)	25·1 (13·6 to 58·6)	24·9 (13·5 to 58·1)	24·7 (13·4 to 57·6)	9·2 (5·1 to 21·3)	842
Non-rheumatic degenerative mitral valve disease	0 (0 to 0)	0 (0 to 0)	0 (0 to 0)	0 (0 to 0)	0 (0 to 0)	0·1 (0·2 to 0·4)	0·1 (0 to 0·4)	0·2 (0·1 to 0·5)	0·3 (0·2 to 1·1)	0·4 (0·2 to 1·6)	0·5 (0·3 to 1·9)	0·7 (0·4 to 2·7)	1·1 (0·7 to 3·9)	1·7 (1·1 to 5·9)	2·3 (1·5 to 8·3)	3·3 (2·1 to 11·5)	4·5 (2·7 to 15·7)	6·2 (3·8 to 21·3)	8·1 (4·9 to 27·5)	8·5 (5·1 to 28·9)	8·5 (5·2 to 28·9)	8·4 (5·1 to 28·6)	3·1 (1·9 to 10·6)	170
Other non-rheumatic valve diseases	0 (0 to 0)	0 (0 to 0)	0 (0 to 0)	0 (0 to 0)	0 (0 to 0)	0·1 (0 to 0·1)	0·1 (0 to 0·2)	0·1 (0 to 0·2)	0·1 (0 to 0·3)	0·1 (0 to 0·3)	0·2 (0 to 0·3)	0·2 (0 to 0·3)	0·3 (0 to 0·4)	0·4 (0 to 0·5)	0·5 (0 to 0·7)	0·6 (0 to 0·8)	0·8 (0 to 1·1)	1·1 (0 to 1·4)	1·4 (0 to 1·8)	1·5 (0 to 1·9)	1·5 (0 to 1·9)	1·5 (0 to 1·9)	0·6 (0 to 0·8)	1·3
Cardiomyopathy and myocarditis	1·2 (0·9 to 1·6)	1·4 (1·0 to 1·9)	2·4 (1·9 to 3·1)	2·4 (1·9 to 3·1)	2·4 (1·9 to 3·1)	2·5 (2·0 to 3·1)	3·1 (2·5 to 3·9)	3·6 (2·9 to 4·5)	4·1 (3·3 to 5·1)	4·7 (3·8 to 5·9)	5·4 (4·3 to 6·8)	6·4 (5·1 to 8·0)	8·1 (6·5 to 10·2)	11·2 (8·9 to 14·1)	14·1 (11·2 to 17·8)	17·3 (13·7 to 21·9)	21·2 (16·8 to 26·9)	26·3 (20·8 to 33·4)	32·6 (25·7 to 41·3)	34·9 (27·5 to 44·2)	35·7 (28·1 to 45·2)	35·9 (28·2 to 45·5)	13·1 (10·3 to 16·6)	641
Myocarditis	0·1 (0 to 0·1)	0·1 (0·1 to 0·2)	0·2 (0·1 to 0·3)	0·2 (0·2 to 0·3)	0·2 (0·2 to 0·3)	0·2 (0·2 to 0·3)	0·3 (0·2 to 0·4)	0·3 (0·2 to 0·4)	0·3 (0·2 to 0·4)	0·3 (0·2 to 0·4)	0·3 (0·2 to 0·4)	0·3 (0·2 to 0·4)	0·3 (0·2 to 0·4)	0·3 (0·2 to 0·4)	0·3 (0·2 to 0·4)	0·3 (0·2 to 0·4)	0·3 (0·2 to 0·4)	0·3 (0·2 to 0·4)	0·3 (0·2 to 0·4)	0·3 (0·2 to 0·4)	0·3 (0·2 to 0·4)	0·3 (0·2 to 0·4)	0·1 (0·1 to 0·2)	4·1
Alcoholic cardiomyopathy	0 (0 to 0)	0 (0 to 0)	0 (0 to 0)	0 (0 to 0)	0 (0 to 0)	0 (0 to 0)	0 (0 to 0)	0 (0 to 0)	0 (0 to 0)	0 (0 to 0)	0 (0 to 0)	0 (0 to 0)	0 (0 to 0)	0 (0 to 0)	0 (0 to 0)	0 (0 to 0)	0 (0 to 0)	0 (0 to 0)	0 (0 to 0)	0 (0 to 0)	0 (0 to 0)	0 (0 to 0)	0 (0 to 0)	0 (0 to 0)	0
Other cardiomyopathy	1·2 (0·7 to 1·7)	1·1 (0·7 to 1·4)	2·6 (1·9 to 3·4)	2·6 (1·9 to 3·4)	1·6 (1·2 to 2·1)	2·3 (1·7 to 2·9)	4·9 (3·7 to 6·3)	9 (6·9 to 11·5)	11 (8·2 to 14·1)	9·6 (7·2 to 12·3)	10·1 (7·5 to 13·1)	12·2 (9·2 to 15·8)	14·6 (10·9 to 19·1)	20·2 (15·1 to 26·5)	24·6 (18·3 to 32·3)	21·8 (16·2 to 28·7)	28·4 (21·1 to 37·3)	31·7 (23·5 to 41·7)	49·2 (36·5 to 64·7)	49·3 (36·7 to 64·9)	49·7 (36·9 to 65·4)	47·8 (29·1 to 64)	34·6 (21·1 to 46·4)	12·5 (7·6 to 16·8)	472
Atrial fibrillation and flutter	0 (0 to 0)	0 (0 to 0)	0 (0 to 0)	0 (0 to 0)	0 (0 to 0)	0 (0 to 0)	0 (0 to 0)	0 (0 to 0)	0 (0 to 0)	0 (0 to 0)	0 (0 to 0)	0 (0 to 0)	0 (0 to 0)	0 (0 to 0)	0 (0 to 0)	0 (0 to 0)	0 (0 to 0)	0 (0 to 0)	0 (0 to 0)	0 (0 to 0)	0 (0 to 0)	0 (0 to 0)	0 (0 to 0)	0 (0 to 0)	0
Aortic aneurysm	..	..	..	..	..	0·7 (0·5 to 1·1)	0·5 (0·3 to 0·8)	2·1 (1·6 to 3·1)	6·1 (4·6 to 8·3)	4·6 (3·5 to 6·2)	6·3 (4·8 to 8·5)	9·4 (7·2 to 12·7)	9·6 (7·3 to 13·1)	14·6 (11·2 to 19·7)	10·9 (8·3 to 14·7)	27·9 (21·3 to 37·7)	19·1 (14·5 to 25·8)	40·9 (31·2 to 55·2)	29·4 (22·4 to 39·7)	70·4 (53·7 to 94·7)	121 (92·3 to 162)	225 (172·0 to 303)	258 (196·0 to 346)	187 (142 to 252)	87·1 (66·3 to 117)	NA
Endocarditis	0 (0 to 0)	0·1 (0 to 0·2)	0·2 (0·2 to 0·4)	0·3 (0·2 to 0·4)	0·3 (0·2 to 0·4)	0·3 (0·2 to 0·4)	0·5 (0·4 to 0·7)	0·6 (0·4 to 0·8)	0·8 (0·6 to 1·1)	1·1 (0·8 to 1·4)	1·3 (1·0 to 1·7)	1·8 (1·4 to 2·3)	2·7 (2·1 to 3·4)	3·3 (2·6 to 4·2)	4·4 (3·4 to 5·6)	5·9 (4·6 to 7·4)	7·8 (6·1 to 9·9)	9·9 (7·7 to 12·5)	12·5 (9·7 to 15·9)	14·1 (10·9 to 18·1)	14·6 (11·2 to 18·8)	14·9 (11·4 to 19·2)	5·6 (4·3 to 7·2)	169
Other cardiovascular and circulatory diseases	1·5 (0·7 to 2·2)	1·1 (0·4 to 1·7)	2·2 (1·4 to 3·1)	3 (1·9 to 4·3)	3 (1·9 to 4·3)	3·2 (2·1 to 4·5)	5·1 (3·3 to 7·2)	7·3 (4·8 to 10·2)	9·4 (6·2 to 13·1)	11·2 (7·4 to 15·7)	13·2 (8·8 to 18·4)	16·2 (10·8 to 22·6)	21·6 (14·5 to 30·2)	30·2 (20·3 to 42·1)	38·6 (26·1 to 53·8)	47·2 (32·1 to 65·7)	59·2 (40·3 to 82·4)	71·6 (48·9 to 99·8)	84·1 (57·5 to 117)	89·2 (61·1 to 124)	91·1 (62·4 to 127)	90·4 (61·9 to 126)	33·1 (22·7 to 46·1)	1,810
Chronic respiratory diseases	0 (0 to 0)	0 (0 to 0)	0·1 (0·1 to 0·2)	0·4 (0·3 to 0·5)	1·2 (0·9 to 1·5)	1·5 (1·2 to 1·9)	2·3 (1·8 to 2·9)	3·2 (2·5 to 4·1)	4·4 (3·4 to 5·6)	5·8 (4·5 to 7·4)	7·5 (5·8 to 9·6)	9·8 (7·6 to 12·5)	13·5 (10·4 to 17·2)	18·6 (14·3 to 23·7)	24·6 (18·9 to 31·4)	32·1 (24·6 to 41·1)	42·3 (32·3 to 54·1)	55·6 (42·4 to 71·1)	71·3 (54·3 to 91·2)	84·1 (64·1 to 108)	91·1 (69·4 to 116)	94·2 (71·8 to 120)	36·1 (27·5 to 46·1)	1,350
Chronic obstructive pulmonary disease	0·1 (0 to 0·1)	0·1 (0 to 0·1)	0·2 (0·1 to 0·4)	0·6 (0·4 to 0·8)	2·1 (1·6 to 2·7)	6·1 (4·6 to 7·9)	10·8 (8·2 to 14·1)	16·8 (12·7 to 22·1)	25·2 (19·1 to 33·1)	35·2 (26·7 to 46·3)	45·2 (34·3 to 59·4)	58·6 (44·5 to 77·1)	77·6 (58·9 to 102)	104 (79·1 to 136)	134 (102 to 176)	166 (126 to 218)	202 (154 to 265)	242 (184 to 317)	283 (216 to 371)	309 (236 to 405)	320 (244 to 419)	324 (247 to 425)	117 (89 to 153)	6,240
Pneumoconiosis	0 (0 to 0)	0 (0 to 0)	0 (0 to 0)	0 (0 to 0)	0 (0 to 0·1)	0 (0 to 0·1)	0 (0 to 0·1)	0 (0 to 0·1)	0 (0 to 0·1)	0 (0 to 0·1)	0 (0 to 0·1)	0 (0 to 0·1)	0 (0 to 0·1)	0 (0 to 0·1)	0 (0 to 0·1)	0 (0 to 0·1)	0 (0 to 0·1)	0 (0 to 0·1)	0 (0 to 0·1)	0 (0 to 0·1)	0 (0 to 0·1)	0 (0 to 0·1)	0 (0 to 0·1)	0 (0 to 0·1)	0
Silicosis	0 (0 to 0)	0 (0 to 0)	0 (0 to 0)	0 (0 to 0)	0 (0 to 0)	0 (0 to 0)	0 (0 to 0)	0 (0 to 0)	0 (0 to 0)	0 (0 to 0)	0 (0 to 0)	0 (0 to 0)	0 (0 to 0)	0 (0 to 0)	0 (0 to 0)	0 (0 to 0)	0 (0 to 0)	0 (0 to 0)	0 (0 to 0)	0 (0 to 0)	0 (0 to 0)	0 (0 to 0)	0 (0 to 0)	0 (0 to 0)	0
Asbestosis	0 (0 to 0)	0 (0 to 0)	0 (0 to 0)	0 (0 to 0)	0 (0 to 0)	0 (0 to 0)	0 (0 to 0)	0 (0 to 0)	0 (0 to 0)	0 (0 to 0)	0 (0 to 0)	0 (0 to 0)	0 (0 to 0)	0 (0 to 0)	0 (0 to 0)	0 (0 to 0)	0 (0 to 0)	0 (0 to 0)	0 (0 to 0)	0 (0 to 0)	0 (0 to 0)	0 (0 to 0)	0 (0 to 0)	0 (0 to 0)	0
Coal workers pneumoconiosis	0 (0 to 0)	0 (0 to 0)	0 (0 to 0)	0 (0 to 0)	0 (0 to 0)	0 (0 to 0)	0 (0 to 0)	0 (0 to 0)	0 (0 to 0)	0 (0 to 0)	0 (0 to 0)	0 (0 to 0)	0 (0 to 0)	0 (0 to 0)	0 (0 to 0)	0 (0 to 0)	0 (0 to 0)	0 (0 to 0)	0 (0 to 0)	0 (0 to 0)	0 (0 to 0)	0 (0 to 0)	0 (0 to 0)	0 (0 to 0)	0
Other pneumoconiosis	0 (0 to 0)	0 (0 to 0)	0 (0 to 0)	0 (0 to 0)	0 (0 to 0)	0 (0 to 0)	0 (0 to 0)	0 (0 to 0)	0 (0 to 0)	0 (0 to 0)	0 (0 to 0)	0 (0 to 0)	0 (0 to 0)	0 (0 to 0)	0 (0 to 0)	0 (0 to 0)	0 (0 to 0)	0 (0 to 0)	0 (0 to 0)	0 (0 to 0)	0 (0 to 0)	0 (0 to 0)	0 (0 to 0)	0 (0 to 0)	0
Asthma	0 (0 to 0)	0 (0 to 0)	0·1 (0 to 0·1)	0·1 (0 to 0·1)	0·1 (0 to 0·1)	0·1 (0 to 0·1)	0·1 (0 to 0·2)	0·2 (0 to 0·2)	0·2 (0 to 0·3)	0·2 (0 to 0·3)	0·3 (0 to 0·3)	0·3 (0 to 0·4)	0·4 (0 to 0·5)	0·5 (0 to 0·6)	0·6 (0 to 0·8)	0·8 (0 to 1·1)	1·1 (0 to 1·4)	1·4 (0 to 1·8)	1·8 (0 to 2·3)	2·1 (0 to 2·7)	2·3 (0 to 2·9)	2·4 (0 to 3·1)	0·9 (0 to 1·2)	24
Interstitial lung disease and pulmonary sarcoidosis	0 (0 to 0)	0 (0 to 0)	0 (0 to 0)	0 (0 to 0)	0 (0 to 0)	0 (0 to 0)	0 (0 to 0)	0 (0 to 0)	0 (0 to 0)	0 (0 to 0)	0 (0 to 0)	0 (0 to 0)	0 (0 to 0)	0 (0 to 0)	0 (0 to 0)	0 (0 to 0)	0 (0 to 0)	0 (0 to 0)	0 (0 to 0)	0 (0 to 0)	0 (0 to 0)	0 (0 to 0)	0 (0 to 0)	0 (0 to 0)	0
Other chronic respiratory diseases	0·8 (0·5 to 1·1)	1·1 (0·8 to 1·4)	4·3 (3·4 to 5·4)	14·1 (11·2 to 17·7)	8·1 (6·4 to 10·2)	11·6 (9·2 to 14·7)	28·3 (22·3 to 35·8)	68·6 (53·8 to 86·4)	156 (123 to 196)	272 (214 to 343)	382 (300 to 481)	492 (386 to 619)	660 (518 to 832)	1,060 (833 to 1,340)	1,730 (1,360 to 2,180)	2,570 (2,020 to 3,240)	3,610 (2,840 to 4,550)	4,810 (3,780 to 6,060)	6,110 (4,800 to 7,700)	6,980 (5,490 to 8,800)	7,270 (5,720 to 9,160)	6,900 (5,430 to 8,700)	2,610 (2,050 to 3,290)	102
Digestive diseases	0·9 (0·6 to 1·1)	1·1 (0·8 to 1·4)	4·3 (3·4 to 5·4)	14·1 (11·2 to 17·7)	8·1 (6·4 to 10·2)	11·6 (9·2 to 14·7)	28·3 (22·3 to 35·8)	68·6 (53·8 to 86·4)	156 (123 to 196)	272 (214 to 343)	382 (300 to 481)	492 (386 to 619)	660 (518 to 832)	1,060 (833 to 1,340)	1,730 (1,360 to 2,180)	2,570 (2,020 to 3,240)	3,610 (2,840 to 4,550)	4,810 (3,780 to 6,060)	6,110 (4,800 to 7,700)	6,980 (5,490 to 8,800)	7,270 (5,720 to 9,160)	6,900 (5,430 to 8,700)	2,610 (2,050 to 3,290)	102
Cirrhosis and other chronic liver diseases	0 (0 to 0)	0 (0 to 0)	1·1 (0·9 to 1·4)	1·2 (0·9 to 1·6)	1·3 (1·0 to 1·7)	2·5 (2·1 to 3·1)	3·9 (3·3 to 4·8)	9·1 (7·6 to 11·2)	16·8 (14·1 to 20·7)	32·4 (27·2 to 39·9)	52·1 (43·8 to 64·2)	79·2 (66·6 to 97·6)	120 (101 to 148)	201 (169 to 248)	313 (263 to 385)	462 (387 to 567)	652 (547 to 802)	896 (752 to 1,100)	1,210 (1,020 to 1,490)	1,540 (1,290 to 1,890)	1,740 (1,460 to 2,140)	1,810 (1,520 to 2,220)	1,350 (1,130 to 1,660)	1,660
Cirrhosis and other chronic liver diseases due to hepatitis B	0 (0 to 0)	0 (0 to 0)	0 (0 to 0·1)	0 (0 to 0·1)	0 (0 to 0·1)	0 (0 to 0·1)	0 (0 to 0·1)	0·1 (0 to 0·1)	0·2 (0·1 to 0·3)	0·4 (0·3 to 0·5)	0·6 (0·5 to 0·8)	0·9 (0·7 to 1·1)	1·4 (1·1 to 1·8)	2·3 (1·8 to 2·9)	3·5 (2·8 to 4·4)	5·2 (4·2 to 6·6)	7·4 (5·9 to 9·3)	10·4 (8·3 to 13·1)	14·1 (11·2 to 17·7)	17·1 (13·6 to 21·5)	19·1 (15·2 to 24·1)	19·9 (15·8 to 25·1)	7·4 (5·9 to 9·3)	160
Cirrhosis and other chronic liver diseases due to hepatitis C	0 (0 to 0)	0 (0 to 0)	0 (0 to 0)	0 (0 to 0)	0 (0 to 0)	0 (0 to 0)	0 (0 to 0)	0 (0 to 0)	0·1 (0 to 0·1)	0·1 (0 to 0·2)	0·2 (0 to 0·3)	0·3 (0 to 0·4)	0·4 (0 to 0·5)	0·6 (0 to 0·8)	0·9 (0 to 1·1)	1·2 (0·9 to 1·5)	1·6 (1·2 to 2·1)	2·2 (1·7 to 2·9)	2·9 (2·3 to 3·8)	3·5 (2·8 to 4·5)	3·9 (3·1 to 5·1)	4·1 (3·2 to 5·3)	1·5 (1·2 to 2·0)	33
Cirrhosis and other chronic liver diseases due to alcohol use	0 (0 to 0)	0 (0 to 0)	0 (0 to 0)	0 (0 to 0)	0 (0 to 0)	0 (0 to 0)	0 (0 to 0)	0 (0 to 0)	0·1 (0 to 0·1)	0·1 (0 to 0·1)	0·1 (0 to 0·2)	0·2 (0 to 0·2)	0·3 (0 to 0·3)	0·4 (0 to 0·5)	0·5 (0 to 0·7)	0·7 (0 to 0·9)	0·9 (0 to 1·2)	1·2 (0·9 to 1·5)	1·6 (1·2 to 2·1)	1·9 (1·5 to 2·5)	2·1 (1·6 to 2·8)	2·2 (1·7 to 2·9)	0·8 (0·6 to 1·1)	18
Cirrhosis and other chronic liver diseases due to NAFLD	0 (0 to 0)	0 (0 to 0)	0 (0 to 0)	0 (0 to 0)	0 (0 to 0)	0·1 (0 to 0·1)	0·1 (0 to 0·1)	0·2 (0 to 0·2)	0·3 (0 to 0·4)	0·5 (0 to 0·6)	0·7 (0 to 0·9)	1·1 (0·8 to 1·4)	1·6 (1·2 to 2·1)	2·5 (1·9 to 3·2)	3·8 (2·9 to 4·9)	5·6 (4·3 to 7·2)	7·9 (6·1 to 10·2)	11·1 (8·6 to 14·3)	14·9 (11·5 to 19·2)	18·1 (14·1 to 23·3)	20·2 (15·7 to 26·1)	21·1 (16·4 to 27·2)	7·9 (6·1 to 10·2)	217
Cirrhosis and other chronic liver diseases due to other causes	0 (0 to 0·1)	0 (0 to 0·1)	0·1 (0 to 0·1)	0·2 (0 to 0·2)	0·2 (0 to 0·3)	0·3 (0 to 0·4)	0·4 (0 to 0·6)	0·6 (0 to 0·8)	0·8 (0 to 1·1)	1·1 (0·8 to 1·4)	1·4 (1·1 to 1·8)	1·9 (1·5 to 2·4)	2·7 (2·1 to 3·4)	3·8 (3·1 to 4·8)	5·4 (4·3 to 6·8)	7·5 (6·1 to 9·4)	10·3 (8·3 to 12·9)	13·8 (11·1 to 17·2)	17·9 (14·4 to 22·2)	21·2 (17·1 to 26·2)	23·1 (18·6 to 28·6)	23·7 (19·1 to 29·3)	8·9 (7·2 to 11·0)	419
Upper digestive system diseases	0·1 (0 to 0·1)	0·1 (0 to 0·1)	0·2 (0·1 to 0·3)	0·5 (0·3 to 0·6)	1·2 (0·9 to 1·5)	2·6 (2·1 to 3·2)	4·9 (3·9 to 6·1)	12·6 (9·9 to 15·8)	24·3 (19·1 to 30·6)	39·3 (31·1 to 49·2)	56·2 (44·5 to 70·2)	69·2 (54·9 to 86·5)	84·6 (67·1 to 105)	109 (86·5 to 136)	139 (110 to 173)	170 (135 to 211)	202 (160 to 252)	232 (184 to 289)	260 (206 to 324)	277 (220 to 345)	283 (225 to 353)	282 (224 to 352)	101 (80·2 to 126)	4,010
Peptic ulcer disease	0 (0 to 0·1)	0 (0 to 0·1)	0 (0 to 0·1)	0 (0 to 0·1)	0·1 (0 to 0·2)	0·2 (0 to 0·4)	0·4 (0 to 0·7)	1·1 (0 to 1·6)	2·2 (1·6 to 3·1)	3·5 (2·6 to 4·9)	5 (3·7 to 6·9)	6·2 (4·6 to 8·5)	7·5 (5·6 to 10·3)	9·6 (7·2 to 13·1)	12·3 (9·2 to 16·8)	15 (11·3 to 20·5)	17·9 (13·5 to 24·5)	20·5 (15·4 to 28·1)	23 (17·3 to 31·5)	24·5 (18·4 to 33·6)	25 (18·8 to 34·3)	24·9 (18·7 to 34·2)	8·9 (6·7 to 12·2)	504
Gastritis and duodenitis	0 (0 to 0)	0 (0 to 0)	0 (0 to 0)	0 (0 to 0·1)	0 (0 to 0·1)	0 (0 to 0·1)	0 (0 to 0·1)	0 (0 to 0·1)	0 (0 to 0·1)	0 (0 to 0·1)	0 (0 to 0·1)	0 (0 to 0·1)	0 (0 to 0·1)	0 (0 to 0·1)	0 (0 to 0·1)	0 (0 to 0·1)	0 (0 to 0·1)	0 (0 to 0·1)	0 (0 to 0·1)	0 (0 to 0·1)	0 (0

Congenital birth defects	231 (189 to 349)	89·4 (66·9 to 123)	133 (91·5 to 216)	92·4 (69·9 to 131)	51·8 (39·3 to 69)	49·5 (37·1 to 69·4)	51·6 (40·4 to 69·1)	49·8 (39·1 to 60·4)	43 (34·3 to 54·3)	39·1 (30·7 to 49·7)	37·4 (29·7 to 48·8)	37 (29·6 to 49·5)	43 (31·6 to 59·1)	50·7 (36·3 to 66)	50·3 (34·6 to 64·7)	43 (29·1 to 59·4)	33·8 (22·6 to 43·9)	13·5 (9·4 to 20·2)	7·9 (5·1 to 11·6)	4·7 (3·0 to 7·1)	2·5 (1·5 to 3·9)	1 (0·6 to 1·4)	0·2 (0·1 to 0·4)	1,170
Neural tube defects	23·6 (15·1 to 34·2)	4·9 (2·7 to 7·7)	13·4 (9·5 to 20·2)	13·9 (9·3 to 21·7)	2·2 (1·1 to 3·2)	2·4 (1·4 to 3·7)	2·7 (1·6 to 3·7)	3 (1·9 to 3·9)	2·7 (1·6 to 3·6)	1·9 (1·2 to 2·6)	1·6 (1·0 to 2·1)	1·5 (1·0 to 2·1)	1·3 (0·8 to 2)	1 (0·7 to 1·4)	0·7 (0·5 to 0·9)	0·5 (0·3 to 0·8)	0·4 (0·2 to 0·6)	0·2 (0·1 to 0·3)	0·1 (0·1 to 0·2)	0·1 (0·0 to 0·1)	0·1 (0·0 to 0·1)	0·1 (0·0 to 0·1)	0·0 (0·0 to 0·0)	79·7
Congenital heart anomalies	49·1 (41·1 to 59)	23·1 (20·1 to 26·5)	22·5 (19·5 to 26·1)	0·6 (0·5 to 0·8)	5·5 (4·6 to 6·5)	5·6 (4·7 to 6·6)	6·1 (5·2 to 7·1)	5·9 (5·1 to 7·1)	5·1 (4·4 to 6·1)	4·6 (3·9 to 5·5)	4·4 (3·7 to 5·2)	4·3 (3·6 to 5·2)	3·7 (3·2 to 4·5)	3·1 (2·7 to 3·8)	2·6 (2·2 to 3·2)	2·1 (1·8 to 2·6)	1·6 (1·3 to 2·1)	1·1 (0·8 to 1·4)	0·7 (0·5 to 1·1)	0·4 (0·2 to 0·7)	0·2 (0·1 to 0·4)	0·1 (0·0 to 0·2)	0·0 (0·0 to 0·1)	286
Orofacial clefts	3·1 (2·5 to 3·7)	0·6 (0·5 to 0·7)	0·6 (0·5 to 0·8)	0·9 (0·6 to 1·4)	0·7 (0·5 to 1·0)	0·7 (0·5 to 1·0)	0·8 (0·6 to 1·1)	0·9 (0·7 to 1·2)	0·7 (0·5 to 1·0)	0·7 (0·5 to 1·0)	0·6 (0·4 to 1·0)	0·6 (0·4 to 1·0)	0·7 (0·4 to 1·0)	0·6 (0·4 to 1·0)	0·6 (0·4 to 1·0)	0·7 (0·5 to 1·2)	0·7 (0·5 to 1·2)	0·7 (0·5 to 1·2)	0·6 (0·4 to 1·0)	0·6 (0·3 to 0·9)	0·3 (0·2 to 0·5)	0·2 (0·1 to 0·4)	0·1 (0·0 to 0·2)	0·0 (0·0 to 0·1)	12·3
Down syndrome	7·2 (4·3 to 11)	1·7 (1·1 to 2·9)	2·7 (2·0 to 7·3)	3·6 (2·5 to 6)	3·2 (2·1 to 4·8)	3·3 (2·1 to 4·8)	3·7 (2·5 to 5·3)	4·6 (3·1 to 6·7)	4·9 (3·1 to 8·1)	4·6 (2·2 to 9·2)	4·6 (2·2 to 9·2)	4·8 (2·0 to 9·9)	7·3 (3·1 to 16·9)	5·1 (1·9 to 9·9)	10·3 (3·6 to 20·3)	19·2 (10·1 to 35·4)	16·3 (8·9 to 22·4)	9·2 (5·2 to 13·1)	2·1 (0·9 to 3·5)	0·3 (0·1 to 0·5)	0·1 (0·0 to 0·2)	0·0 (0·0 to 0·1)	0·0 (0·0 to 0·0)	116
Turner syndrome	0 (0·0 to 0·0)	0 (0·0 to 0·0)	0 (0·0 to 0·1)	0 (0·0 to 0·0)	0·1 (0·0 to 0·4)	0·1 (0·0 to 0·4)	0·2 (0·0 to 0·5)	0·2 (0·0 to 0·5)	0·2 (0·0 to 0·6)	0·2 (0·0 to 0·6)	0·2 (0·0 to 0·6)	0·1 (0·1 to 0·5)	0·1 (0·0 to 0·5)	0·1 (0·0 to 0·5)	0·1 (0·0 to 0·5)	0·1 (0·0 to 0·5)	0·1 (0·0 to 0·5)	0·1 (0·0 to 0·5)	0·1 (0·0 to 0·5)	0·1 (0·0 to 0·5)	0·1 (0·0 to 0·5)	0·1 (0·0 to 0·5)	0·0 (0·0 to 0·5)	0·0 (0·0 to 0·5)	1·9
Klinefelter syndrome	0 (0·0 to 0·0)	0 (0·0 to 0·0)	0 (0·0 to 0·1)	0 (0·0 to 0·1)	0 (0·0 to 0·1)	0 (0·0 to 0·1)	0 (0·0 to 0·1)	0 (0·0 to 0·1)	0·1 (0·0 to 0·1)	0·1 (0·0 to 0·1)	0 (0·0 to 0·1)	0 (0·0 to 0·1)	0 (0·0 to 0·1)	0 (0·0 to 0·1)	0 (0·0 to 0·1)	0 (0·0 to 0·1)	0 (0·0 to 0·1)	0 (0·0 to 0·1)	0 (0·0 to 0·1)	0 (0·0 to 0·1)	0 (0·0 to 0·1)	0 (0·0 to 0·1)	0 (0·0 to 0·1)	0 (0·0 to 0·1)	0·4
Other chromosomal abnormalities	28·8 (20·8 to 42·3)	16·1 (11·1 to 22·3)	24·7 (15·2 to 40·2)	11·5 (8·1 to 16·1)	7·3 (5·1 to 10·3)	7·1 (4·9 to 9·9)	7·8 (5·5 to 10·5)	7·6 (5·3 to 10·4)	6·2 (4·1 to 9·2)	5·6 (3·5 to 8·6)	5·4 (3·3 to 8·4)	5·1 (3·2 to 7·6)	5·8 (3·4 to 8·3)	5·5 (3·2 to 7·7)	6·4 (3·6 to 9·4)	7·1 (3·9 to 11·4)	2·4 (1·3 to 3·4)	0·5 (0·3 to 0·8)	0·2 (0·1 to 0·3)	0·1 (0·0 to 0·1)	0·1 (0·0 to 0·1)	0·1 (0·0 to 0·1)	0·0 (0·0 to 0·0)	0·0 (0·0 to 0·0)	163
Congenital musculoskeletal and limb anomalies	11·9 (7·3 to 17·7)	2·7 (1·6 to 4)	19·3 (12·5 to 28·6)	24 (13·9 to 37·4)	17·1 (9·1 to 27)	17·7 (10·3 to 29·5)	19 (9·7 to 34·2)	11·7 (7·3 to 17·2)	10·9 (6·9 to 16·7)	11 (6·9 to 16·7)	10·4 (6·4 to 15·4)	10·4 (6·4 to 15·4)	12·6 (7·7 to 19)	12·9 (8·3 to 20·4)	13·5 (8·3 to 22·1)	13·2 (7·9 to 21·3)	11·4 (7·2 to 17·2)	7·2 (4·3 to 10·4)	3·7 (2·1 to 5·6)	1·2 (0·7 to 1·8)	0·4 (0·2 to 0·7)	0·1 (0·1 to 0·1)	0·0 (0·0 to 0·1)	240
Urogenital congenital anomalies	9·6 (3·5 to 29·4)	1·4 (0·4 to 4·3)	2·3 (1·2 to 4·3)	2·4 (1·1 to 4·8)	1·4 (0·7 to 2·7)	1·3 (0·6 to 2·5)	1·1 (0·5 to 2·1)	0·9 (0·4 to 1·8)	0·7 (0·3 to 1·5)	0·6 (0·3 to 0·7)	0·6 (0·3 to 0·7)	0·4 (0·3 to 0·6)	0·6 (0·3 to 0·8)	0·4 (0·2 to 0·6)	0·3 (0·2 to 0·5)	0·2 (0·1 to 0·4)	0·1 (0·1 to 0·2)	0·1 (0·0 to 0·1)	0·1 (0·0 to 0·1)	0·0 (0·0 to 0·0)	0·0 (0·0 to 0·0)	0·0 (0·0 to 0·0)	0·0 (0·0 to 0·0)	0·0 (0·0 to 0·0)	24·6
Digestive congenital anomalies	22·3 (14·3 to 34·6)	6·6 (4·1 to 9·9)	16·1 (9·1 to 27·1)	9·6 (5·2 to 17·4)	3·4 (1·7 to 6·2)	3·2 (1·6 to 6·1)	3·7 (1·8 to 6·7)	3·6 (1·7 to 6·4)	3·1 (1·5 to 5·6)	2·9 (1·4 to 5·1)	2·8 (1·4 to 5·1)	2·7 (1·3 to 4·9)	3·2 (1·5 to 5·7)	2·9 (1·4 to 5·2)	3·1 (1·5 to 5·7)	3·1 (1·5 to 5·7)	2·6 (1·3 to 4·6)	1·9 (0·9 to 3·5)	0·7 (0·3 to 1·4)	0·2 (0·1 to 0·4)	0·1 (0·0 to 0·2)	0·0 (0·0 to 0·1)	0·0 (0·0 to 0·1)	0·0 (0·0 to 0·0)	74·6
Other congenital birth defects	62·8 (43·8 to 90·3)	12·8 (8·6 to 19·2)	19·3 (10·4 to 33·4)	10·4 (6·9 to 16·1)	7·4 (4·9 to 10·4)	6 (4·3 to 10·4)	6·7 (4·6 to 10·3)	6·3 (4·3 to 9·5)	5·7 (3·8 to 8·2)	4·7 (2·9 to 8·2)	4·2 (2·6 to 7·3)	3·9 (2·3 to 7·3)	4·5 (2·6 to 8·3)	3·8 (2·2 to 6·9)	3·9 (2·2 to 7·1)	3·6 (2·1 to 6·4)	3·2 (1·8 to 5·7)	2·4 (1·3 to 4·5)	1·2 (0·6 to 2·1)	0·3 (0·2 to 0·5)	0·2 (0·1 to 0·3)	0·0 (0·0 to 0·1)	0·0 (0·0 to 0·0)	176
Urinary diseases and male infertility	0·3 (0·1 to 0·3)	0·3 (0·1 to 0·5)	0·8 (0·4 to 1·3)	1·3 (0·7 to 1·9)	1·3 (0·7 to 2·2)	2·4 (1·1 to 3·4)	6·5 (2·9 to 11·5)	10·1 (4·5 to 19·4)	11·6 (5·3 to 22·4)	12·9 (5·1 to 30·1)	14·6 (5·1 to 32·9)	19·2 (10·3 to 33·7)	10·4 (5·2 to 20·2)	9·5 (4·5 to 17·5)	12·6 (5·7 to 24·2)	12·8 (5·4 to 24·5)	13·7 (6·1 to 26·7)	12·8 (5·4 to 24·6)	10·2 (4·2 to 20·1)	7·7 (3·2 to 14·6)	4·7 (1·9 to 9·1)	2·5 (1·0 to 4·8)	0·8 (0·3 to 1·5)	176
Urolithiasis	0 (0·0 to 0·0)	0 (0·0 to 0·0)	0 (0·0 to 0·0)	0 (0·0 to 0·1)	0 (0·0 to 0·1)	0 (0·0 to 0·1)	0·2 (0·2 to 0·4)	0·4 (0·3 to 0·5)	0·6 (0·4 to 1·2)	0·8 (0·4 to 2·1)	1·1 (0·5 to 3·4)	1·6 (0·7 to 3·6)	2·6 (1·2 to 4·6)	3·2 (1·3 to 5·3)	4·3 (1·7 to 7·5)	5·3 (2·4 to 9·6)	6·2 (3·4 to 9·2)	4·9 (2·1 to 8·3)	3·2 (1·4 to 5·6)	1·7 (0·7 to 3·2)	0·7 (0·3 to 1·4)	0·2 (0·1 to 0·4)	0·0 (0·0 to 0·1)	0·0 (0·0 to 0·0)	78·8
Benign prostatic hyperplasia	0 (0·0 to 0·0)	0 (0·0 to 0·0)	0 (0·0 to 0·0)	0 (0·0 to 0·0)	0 (0·0 to 0·0)	0 (0·0 to 0·0)	0 (0·0 to 0·0)	0 (0·0 to 0·0)	0 (0·0 to 0·0)	0 (0·0 to 0·0)	0 (0·0 to 0·0)	0 (0·0 to 0·0)	0 (0·0 to 0·0)	0 (0·0 to 0·1)	0 (0·0 to 0·1)	0 (0·0 to 0·1)	0 (0·0 to 0·1)	0 (0·0 to 0·1)	0 (0·0 to 0·1)	0 (0·0 to 0·1)	0 (0·0 to 0·1)	0 (0·0 to 0·1)	0 (0·0 to 0·1)	0 (0·0 to 0·1)	0·0
Male infertility	0 (0·0 to 0·0)	0 (0·0 to 0·0)	0 (0·0 to 0·0)	0 (0·0 to 0·0)	0 (0·0 to 0·0)	0 (0·0 to 0·0)	0 (0·0 to 0·0)	0 (0·0 to 0·0)	0·3 (0·0 to 0·7)	0·4 (0·0 to 1·0)	0·4 (0·0 to 1·1)	0·4 (0·0 to 1·1)	0·8 (0·2 to 2·0)	0·8 (0·2 to 2·0)	0·9 (0·2 to 2·3)	0·9 (0·2 to 2·3)	0·8 (0·2 to 2·1)	0·6 (0·2 to 1·6)	0·3 (0·1 to 0·8)	0·1 (0·0 to 0·3)	0·0 (0·0 to 0·1)	0·0 (0·0 to 0·1)	0·0 (0·0 to 0·0)	0·0 (0·0 to 0·0)	19·8
Other urinary diseases	0·2 (0·0 to 0·3)	0·2 (0·1 to 0·3)	0·2 (0·1 to 0·3)	0·5 (0·2 to 0·9)	0·5 (0·2 to 0·8)	0·6 (0·3 to 0·9)	0·6 (0·4 to 0·9)	0·6 (0·4 to 0·9)	0·6 (0·4 to 0·9)	0·7 (0·4 to 1·1)	0·8 (0·4 to 1·3)	0·9 (0·5 to 1·4)	1·1 (0·6 to 1·7)	1·2 (0·7 to 1·8)	1·5 (0·8 to 2·3)	1·7 (0·9 to 2·6)	1·5 (0·8 to 2·4)	1·2 (0·6 to 1·9)	0·8 (0·4 to 1·3)	0·4 (0·2 to 0·7)	0·2 (0·1 to 0·3)	0·1 (0·0 to 0·1)	0·0 (0·0 to 0·1)	0·0 (0·0 to 0·0)	92·1
Gynecological diseases	0 (0·0 to 0·0)	0 (0·0 to 0·0)	0 (0·0 to 0·0)	0 (0·0 to 0·0)	0 (0·0 to 0·0)	0 (0·0 to 0·0)	0 (0·0 to 0·0)	0 (0·0 to 0·0)	0 (0·0 to 0·0)	0 (0·0 to 0·0)	0 (0·0 to 0·0)	0 (0·0 to 0·0)	0 (0·0 to 0·0)

SR Table 2c: Plymouth DALYS by cause and sex sroue for both sexes with 95% uncertainty intervals, 2019

Cause	Early Neonatal	Late Neonatal	Post Neonatal	1 to 4	5 to 9	10 to 14	15 to 19	20 to 24	25 to 29	30 to 34	35 to 39	40 to 44	45 to 49	50 to 54	55 to 59	60 to 64	65 to 69	70 to 74	75 to 79	80 to 84	85 to 89	90 to 94	95 plus	Total
All causes	5,200 (5,200 to 5,200)	3,200 (3,200 to 3,200)	3,200 (3,200 to 3,200)	3,200 (3,200 to 3

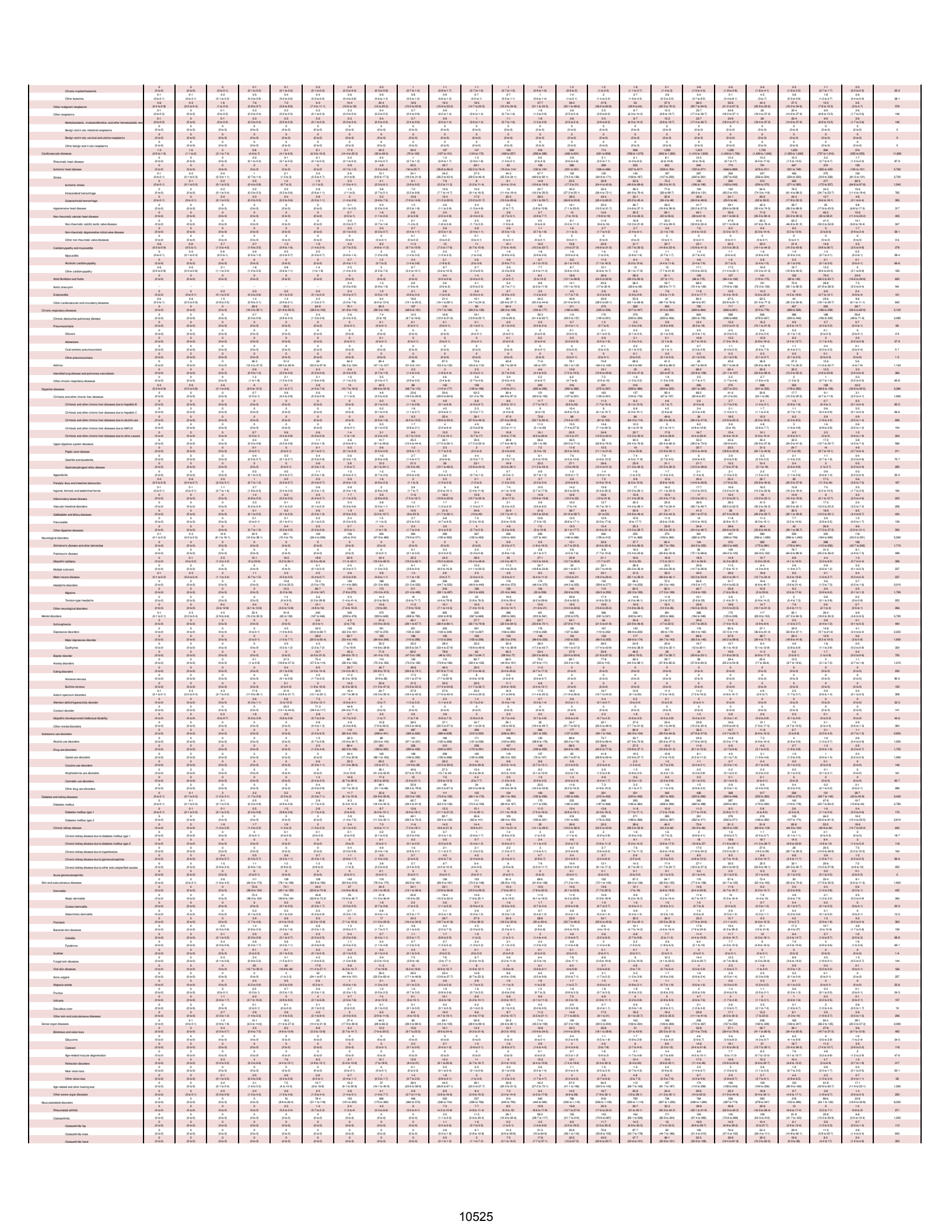

Osteoarthritis other	0 (0 to 0)	0 (0 to 0)	0 (0 to 0)	0 (0 to 0)	0 (0 to 0)	0 (0 to 0)	0 (0 to 0)	0 (0 to 0)	0 (0 to 0)	0 (0 to 0)	0 (0 to 0)	0-1 (0 to 3)	0-7 (0 to 1 4)	2 (0 4 to 4 8)	4-7 (2 to 10 2)	8-7 (3 4 to 19	12-1 (5 5 to 25 8)	14 (6 4 to 29 4)	14-9 (7 to 31 7)	17-5 (8 7 to 36 4)	14 (7 to 29 5)	11-2 (5 7 to 20 7)	7-2 (3 7 to 14 6)	3-3 (1 7 to 6 7)	0-9 (0 5 to 1 8)		111
	0	0	0	0	0	0	0	0	0	0	0	0	0	0	0	0	0	0	0	0	0	0	0	0	0		
Low back pain	10-3 (6 to 17 7)	49-6 (29 3 to 78 1)	91-1 (52 3 to 146)	152 (91 5 to 241)	222 (134 9 to 348)	298 (152 to 493)	270 (152 to 370)	255 (165 to 408)	228 (128 to 540)	205 (129 to 545)	210 (125 to 514)	188 (107 to 431)	209 (109 to 480)	192 (102 to 360)	167 (87 to 337)	154 (82 to 297)	138 (72 to 279)	124 (64 to 259)	111 (57 to 230)	106 (52 to 240)	96 (47 to 190)	94 (47 to 192)	84 (42 to 164)	72 (36 to 138)		3,660
	0	0	5-1	29	44-9	91	82-3	119	130	124	148	150	137	119	103	104	70-9	48-2	27-3	19-7	24-6	18	14	8		
Neck pain	(0 to 0)	(0 to 0)	(0 to 0)	(4 to 18 4)	(24 to 68 4)	(52 to 79 3)	(30 7 to 118)	(62 5 to 222)	(41 3 to 157)	(62 5 to 222)	(68 7 to 217)	(66 4 to 269)	(74 4 to 236)	(66 4 to 269)	(74 4 to 236)	(76 to 272)	(69 1 to 226)	(61 9 to 206)	(54 6 to 176)	(38 5 to 98 1)	(37 1 to 128)	(34 1 to 69 4)	(15 5 to 57 7)	(13 5 to 41 7)		1,520
	0	0	0	0	0	0	0	0	0	0	0	0	0	0	0	0	0	0	0	0	0	0	0	0		
Gout	(0 to 0)	(0 to 0)	(0 to 0)	(0 to 0)	(0 to 0)	(0 to 0)	(0 to 0)	(0 to 0)	(0 to 0)	(0 to 0)	(0 to 0)	(0 to 0)	(0 to 0)	(0 to 0)	(0 to 0)	(0 to 0)	(0 to 0)	(0 to 0)	(0 to 0)	(0 to 0)	(0 to 0)	(0 to 0)	(0 to 0)	(0 to 0)	(0 to 0)		84
	0	0	0	0-3	1-4	16-4	47-6	94-3	134	115	102	121	139	130	119	116	102	71-2	40-1	20-2	11-3	4-4				
Other musculoskeletal disorders	(0 to 0)	(0 to 0)	(0 to 0)	(0 to 0)	(0 to 0 3)	(5 to 31)	(28 2 to 74 8)	(54 4 to 145)	(76 7 to 199)	(61 2 to 160)	(76 7 to 199)	(67 2 to 174)	(72 to 187)	(67 2 to 174)	(72 to 187)	(60 to 156)	(53 to 138)	(48 to 125)	(37 3 to 77)	(38 8 to 113)	(17 4 to 75 5)	(10 2 to 36)	(5 2 to 19 4)	(7 1 to 16 8)		1,280
	132	63-5	179	107	66-3	73-2	168	204	288	283	332	240	270	292	312	318	314	292	221	159	89-5	32-6				
Other non-communicable diseases	(90 4 to 195)	(51 to 104)	(120 to 250)	(84 5 to 155)	(49 to 77 6)	(56 1 to 95 3)	(116 to 227)	(146 to 277)	(206 to 408)	(205 to 408)	(228 to 454)	(205 to 391)	(172 to 339)	(191 to 361)	(227 to 438)	(226 to 438)	(223 to 438)	(217 to 412)	(157 to 279)	(102 to 194)	(57 3 to 119)	(23 to 38 5)				4,700
	138	51-3	101	61-3	26-8	27	31-6	29-7	31	29-7	23-7	19-6	21-5	23-8	23-6	19-8	14-3	4-5	2-7	1-7	0-9	0-3				
Congenital birth defects	(90 to 192)	(40 5 to 68 1)	(68 to 153)	(47 2 to 82)	(20 4 to 37 8)	(20 4 to 34 9)	(24 3 to 39 7)	(23 2 to 39 2)	(23 7 to 39 9)	(22 7 to 34 9)	(18 2 to 29 8)	(14 7 to 24 9)	(16 5 to 29 3)	(18 2 to 31 3)	(18 1 to 32 5)	(15 2 to 25 8)	(11 to 19 6)	(3 4 to 17 2)	(2 to 5 6)	(1 3 to 2 5)	(0 6 to 1 5)	(0 2 to 0 5)				672
	10-9	2-9	9-5	7-5	1-3	1-4	1-5	2	1-6	1-6	1-1	0-8	0-7	0-4	0-3	0-2	0-1	0-2	0-1	0-2	0-1	0-1				
Neural tube defects	(4 8 to 19 2)	(1 7 to 4 6)	(4 3 to 18)	(4 2 to 13 8)	(0 6 to 3 7)	(1 to 1 6)	(1 1 to 2)	(1 4 to 2 7)	(1 4 to 2 7)	(1 1 to 2 3)	(0 8 to 1 4)	(0 6 to 1 1)	(0 5 to 1 1)	(0 3 to 0 8)	(0 3 to 0 6)	(0 2 to 0 5)	(0 1 to 0 3)	(0 2 to 0 5)	(0 1 to 0 2)	(0 2 to 0 5)	(0 1 to 0 3)					43 2
	22-6	23-9	26 2	19-5	5-5	5-2	6-4	8-4	7-7	5-2	5-1	5-1	5	3-9	3-4	2-7	2-4	0-9	0-4	0-2	0-2					
Congenital heart anomalies	(10 2 to 58 4)	(7 7 to 62 3)	(26 4 to 56 7)	(9 5 to 55 6)	(3 4 to 9 1)	(3 6 to 8 2)	(3 4 to 9 9)	(3 6 to 11 2)	(3 7 to 10 2)	(3 2 to 9 1)	(4 to 7 7)	(3 1 to 7 1)	(2 5 to 7 2)	(1 8 to 9 5)	(1 6 to 9 2)	(1 2 to 8 1)	(1 1 to 6 3)	(0 4 to 2 6)	(0 2 to 1 4)	(0 1 to 0 5)	(0 1 to 0 5)					175
	0-3	0-5	0-4	0-3	0-3	0-3	0-4	0-4	0-5	0-4	0-3	0-3	0-3	0-4	0-3	0-3	0-2	0-1	0-2	0-1	0-2					
Orofacial clefts	(0 to 0)	(0 to 0)	(0 1 to 0 7)	(0 2 to 0 9)	(0 1 to 0 4)	(0 1 to 0 4)	(0 2 to 0 6)	(0 2 to 0 6)	(0 2 to 0 6)	(0 2 to 0 5)	(0 2 to 0 5)	(0 1 to 0 7)	(0 1 to 0 6)	(0 1 to 0 7)	(0 1 to 0 5)	(0 1 to 0 5)	(0 1 to 0 5)	(0 2 to 0 5)	(0 1 to 0 4)	(0 2 to 0 5)	(0 1 to 0 3)					6 1
	5-1	1-4	3-9	3-4	2	2-3	3-5	4	3-2	4	3-3	3	3-1	4-7	8-7	10-5	8-8	4-5	2-3	0-9	0-3					
Down syndrome	(2 6 to 7 7)	(0 8 to 2 1)	(2 1 to 6 7)	(1 3 to 2 3)	(1 to 3 2)	(1 5 to 3 2)	(2 5 to 4 9)	(2 6 to 5 5)	(2 6 to 5 1)	(2 to 5 5)	(2 to 4 5)	(2 2 to 4 2)	(2 to 4 2)	(3 1 to 6 3)	(5 1 to 11 9)	(6 4 to 14 9)	(5 4 to 12 9)	(2 3 to 6 5)	(1 2 to 3 4)	(0 5 to 1 5)	(0 2 to 0 5)					75 1
	0	0	0-1	0-1	0-1	0-1	0-1	0-1	0-1	0-1	0-1	0-1	0-1	0-1	0-1	0-1	0	0	0	0	0					
Turner syndrome	(0 to 0)	(0 to 0)	(0 to 0 3)	(0 to 0 3)	(0 to 0 2)	(0 to 0 2)	(0 to 0 3)	(0 to 0 3)	(0 to 0 3)	(0 to 0 2)	(0 to 0 2)	(0 to 0 2)	(0 to 0 1)	(0 to 0 1)	(0 to 0 1)	(0 to 0 1)	(0 to 0 1)	(0 to 0 1)	(0 to 0 1)	(0 to 0 1)	(0 to 0 1)					1 1
	0	0	0	0	0	0	0	0	0	0	0	0	0	0	0	0	0	0	0	0	0					
Klinefelter syndrome	(0 to 0)	(0 to 0)	(0 to 0)	(0 to 0)	(0 to 0)	(0 to 0)	(0 to 0)	(0 to 0)	(0 to 0)	(0 to 0)	(0 to 0)	(0 to 0)	(0 to 0)	(0 to 0)	(0 to 0)	(0 to 0)	(0 to 0)	(0 to 0)	(0 to 0)	(0 to 0)	(0 to 0)					0 3
	16-1	7-7	16-5	7-9	4	3-6	3-8	4-6	3-3	4-2	3-4	2-5	2-7	2-2	1-7	1-1	0-8	0-4	0-3	0-2						
Other chromosomal abnormalities	(9 4 to 30 3)	(5 1 to 12 3)	(10 2 to 25 3)	(5 4 to 10 8)	(2 6 to 6 2)	(2 5 to 5 2)	(2 8 to 5 3)	(3 2 to 6 1)	(2 to 5 4)	(2 8 to 5 2)	(2 4 to 4 7)	(1 4 to 3 4)	(2 to 3 4)	(1 4 to 3 4)	(1 3 to 3 1)	(0 8 to 1 6)	(0 4 to 1 4)	(0 4 to 1 1)	(0 2 to 0 7)	(0 1 to 0 5)						86 9
	3-8	1-2	0-8	0-5	0-6	0-6	0-8	0-7	0-6	0-7	0-5	0-3	0-5	0-8	1-1	0-9	0-4	0-2	0-1	0-1	0-1					
Congenital musculoskeletal and limb anomalies	(2 1 to 8 2)	(0 6 to 2 7)	(0 4 to 1 7)	(0 3 to 1 6)	(0 4 to 1 3 4)	(0 4 to 1 3 4)	(0 4 to 1 4)	(0 4 to 1 1 1)	(0 4 to 1 1)	(0 4 to 1 1 1)	(0 3 to 0 9)	(0 2 to 0 7)	(0 3 to 0 7)	(0 3 to 0 6)	(0 3 to 0 8)	(0 3 to 0 6)	(0 2 to 0 6)	(0 2 to 0 5)	(0 1 to 0 4)	(0 2 to 0 4)	(0 1 to 0 3)					118
	7-1	1-2	2-1	1-7	0-9	0-8	0-8	0-8	0-6	0-8	0-4	0-3	0-3	0-2	0-1	0-1	0-1	0-1	0-1	0-1	0-1					
Urogenital congenital anomalies	(3 1 to 14 7)	(0 4 to 2 5)	(1 to 4 5)	(0 4 to 3 1)	(0 4 to 1 4)	(0 4 to 1 1)	(0 3 to 0 8)	(0 4 to 0 9)	(0 3 to 0 9)	(0 4 to 0 7)	(0 2 to 0 5)	(0 2 to 0 5)	(0 2 to 0 5)	(0 2 to 0 5)	(0 1 to 0 3)	(0 1 to 0 3)	(0 1 to 0 3)	(0 1 to 0 3)	(0 1 to 0 2)	(0 1 to 0 2)	(0 1 to 0 2)					16 8
	19 4	7-9	21-9	13-2	3-8	3-1	4-4	5-9	4-4	3-5	3-7	3-1	3-2	3-2	3-1	2-4	1-5	0-8	0-4	0-2	0-2					
Digestive congenital anomalies	(10 1 to 29)	(3 1 to 9 2)	(4 2 to 15 9)	(2 8 to 7 7)	(1 to 2 8)	(0 5 to 1 4)	(0 5 to 1 4)	(0 7 to 1 4)	(0 6 to 1 3)	(0 5 to 1 2)	(0 5 to 0 7)	(0 4 to 0 7)	(0 3 to 0 6)	(0 3 to 0 6)	(0 2 to 0 4)	(0 2 to 0 4)	(0 2 to 0 4)	(0 1 to 0 3)	(0 1 to 0 2)	(0 1 to 0 2)	(0 1 to 0 2)					41 3
	35-3	8	16-5	9-4	2-3	2-1	2-1	2-1	2-1	2-1	2-1	2-1	2-1	2-1	1-9	1-3	0-8	0-3	0-2	0-2	0-2					
Other congenital birth defects	(20 1 to 51 8)	(5 5 to 10 9)	(9 6 to 25 5)	(5 6 to 13 2)	(1 5 to 4 2)	(2 8 to 5 3)	(2 8 to 5 3)	(2 8 to 5 5)	(2 8 to 5 4)	(2 9 to 5 1)	(2 3 to 4 1)	(1 6 to 4 7)	(1 2 to 3 7)	(1 2 to 3 9)	(1 to 3 6)	(0 8 to 3 5)	(0 7 to 3)	(0 5 to 2 7)	(0 2 to 2 2)	(0 2 to 1 2)	(0 1 to 1 1)					158
	0-1	0-2	0-1	0-1	0-1	0-1	1-4	1-4	1-4	0-9	0-7	0-6	0-5	0-4	0-4	0-3	0-2	0-2	0-1	0-1	0-1					
Urinary diseases and male infertility	(0 to 0)	(0 1 to 0 3)	(0 2 to 1 1)	(0 4 to 1)	(0 5 to 0 8)	(0 7 to 1 1)	(1 to 1 6)	(2 4 to 3 7)	(1 4 to 3 5)	(2 5 to 3 4)	(2 to 3 2)	(1 6 to 2 4)	(1 4 to 2 3)	(1 3 to 2 2)	(1 2 to 2 1)	(0 9 to 1 6)	(0 7 to 1 3)	(0 5 to 1 1)	(0 3 to 0 7)	(0 3 to 0 6)	(0 2 to 0 5)					510
	0	0	0	0-1	0-1	0-1	0-1	0-1	0-1	0-1	0-1	0-1	0-1	0-1	0-1	0-1	0-1	0-1	0-1	0-1	0-1					
Urolithiasis	(0 to 0)	(0 to 0)	(0 to 0)	(0 to 0 1)	(0 to 0 1)	(0 1 to 0 2)	(0 2 to 0 6)	(0 3 to 0 8)	(0 4 to 1 4)	(0 7 to 2 8)	(0 6 to 2 8)	(0 5 to 2)	(0 5 to 2)	(0 5 to 2)	(0 4 to 2)	(0 4 to 1 5)	(0 3 to 1 4)	(0 3 to 1 2)	(0 2 to 0 8)	(0 2 to 0 7)	(0 1 to 0 5)					33 4
	0	0	0	0	0	0	0	0	0	0	0	0	0	0	0	0	0	0	0	0	0					
Benign prostatic hyperplasia	(0 to 0)	(0 to 0)	(0 to 0)	(0 to 0)	(0 to 0)	(0 to 0)	(0 to 0)	(0 to 0)	(0 to 0)	(0 to 0)	(0 to 0)	(0 to 0)	(0 to 0)	(0 to 0)	(0 to 0)	(0 to 0)	(0 to 0)	(0 to 0)	(0 to 0)	(0 to 0)	(0 to 0)					90 6
	0	0	0	0	0	0	0	0	0	0	0	0	0	0	0	0	0	0	0	0	0					
Male infertility	(0 to 0)	(0 to 0)	(0 to 0)	(0 to 0)	(0 to 0)	(0 to 0)	(0 to 0)	(0 4 to 4 8)	(0 6 to 2)	(0 5 to 2 7)	(0 to 2)	(0 to 2)	(0 to 2)	(0 to 2)	(0 to 2)	(0 to 1 5)	(0 to 1 5)	(0 to 1 5)	(0 to 1 5)	(0 to 1 5)	(0 to 1 5)					12 7
	0-1	0-1	0-1	0-2	0-2	0-2	0-3	0-5	0-7	1-1	0-9	0-9	0-8	1-2	1-2	1-4	0-9	0-6	0-4	0-3	0-2					
Other urinary diseases	(0 to 0 1)	(0 1 to 0 2)	(0 2 to 0 4)	(0 2 to 0 3)	(0 2 to 0 4)	(0 2 to 0 5)	(0 3 to 0 5)	(0 4 to 0 8)	(0 5 to 1)	(0 7 to 1 5)	(0 6 to 1 3)	(0 4 to 1 2)	(0 4 to 1 1)	(0 5 to 1 3)	(0 4 to 1 1)	(0 3 to 0 9)	(0 2 to 0 6)	(0 2 to 0 5)	(0 1 to 0 4)	(0 1 to 0 3)	(0 1 to 0 2)					21 9
	0	0	0	0	0	0	0	0	0	0	0	0	0	0	0	0	0	0	0	0	0					
Gynecological diseases	(0 to 0)	(0 to 0)	(0 to 0)	(0 to 0)	(0 to 0)	(0 to 0)	(0 to 0)	(0 to 0)	(0 to 0)	(0 to 0)	(0 to 0)	(0 to 0)	(0 to 0)	(0 to 0)	(0 to 0)	(0 to 0)	(0 to 0)	(0 to 0)	(0 to 0)	(0 to 0)	(0 to 0)					
	0	0	0	0	0	0	0	0	0	0	0	0	0	0	0	0	0	0	0	0	0					
Uterine fibroids	(0 to 0)	(0 to 0)	(0 to 0)	(0 to 0)	(0 to 0 2)	(0 1 to 0 4)	(0 2 to 0 6)	(0 3 to 0 8)	(0 4 to 1 2)	(0 5 to 1 3)	(0 5 to 1 2)	(0 4 to 1 1)	(0 4 to 1 1)	(0 4 to 1 1)	(0 3 to 1 1)	(0 3 to 0 9)	(0 2 to 0 7)	(0 2 to 0 6)	(0 1 to 0 4)	(0 1 to 0 3)	(0 1 to 0 3)					33
	0	0	0	0	0	0	0	0	0	0	0	0	0	0	0	0	0	0	0	0	0					
Polycystic ovarian syndrome	(0 to 0)	(0 to 0)	(0 to 0)	(0 to 0)	(0 to 0 2)	(0 to 0 2)	(0 1 to 0 3)	(0 2 to 0 6)	(0 3 to 0 7)	(0 3 to 0 7)	(0 3 to 0 5)	(0 2 to 0 5)	(0 2 to 0 5)	(0 2 to 0 5)	(0 2 to 0 4)	(0 1 to 0 3)	(0 1 to 0 3)	(0 1 to 0 3)	(0 1 to 0 2)	(0 1 to 0 2)	(0 1 to 0 2)					42 4
	0	0	0	0	0	0	0	0	0	0	0	0	0	0	0	0	0	0	0	0	0					
Female infertility	(0 to 0)	(0 to 0)	(0 to 0)	(0 to 0)	(0 to 0)	(0 to 0)	(0 to 0 3)	(0 3 to 0 9)	(0 5 to 1 3)	(0 6 to 1 6)	(0 5 to 1 3)	(0 4 to 1 1)	(0 4 to 1 1)	(0 4 to 1 1)	(0 3 to 0 9)	(0 3 to 0 8)	(0 2 to 0 6)	(0 2 to 0 5)	(0 1 to 0 4)	(0 1 to 0 3)	(0 1 to 0 3)					11 4
	0	0	0	0	0	0	0	0	0	0	0	0	0	0	0	0	0	0	0	0	0					
Endometriosis	(0 to 0)	(0 to 0)	(0 to 0)	(0 to 0)	(0 to 0)	(0 to 0)	(0 to 0)	(0 to 0)	(0 to 0)	(0 to 0)	(0 to 0)	(0 to 0)	(0 to 0)	(0 to 0)	(0 to 0)	(0 to 0)	(0 to 0)	(0 to 0)	(0 to 0)	(0 to 0)	(0 to 0)					57 5
	0	0	0	0	0	0	0	0	0	0	0	0	0	0	0	0	0	0	0	0	0					
Genital prolapse	(0 to 0)	(0 to 0)	(0 to 0)	(0 to 0)	(0 to 0)	(0 to 0)	(0 to 0)	(0 to 0)	(0 1 to 0 5)	(0 2 to 0 7)	(0 2 to 0 6)	(0 1 to 0 5)	(0 1 to 0 5)	(0 1 to 0 5)	(0 1 to 0 4)	(0 1 to 0 4)	(0 1 to 0 4)	(0 1 to 0 3)	(0 1 to 0 3)	(0 1 to 0 3)	(0 1 to 0 3)					7 6
	0	0	0	0	0	0	0	0	0	0	0	0	0	0	0	0	0	0	0	0	0					
Premenstrual syndrome	(0 to 0)	(0 to 0)	(0 to 0)	(0 to 0)	(0 to 0)	(0 to 0)	(0 to 0)	(0 to 0)	(0 to 0)	(0 to 0)	(0 to 0)	(0 to 0)	(0 to 0)	(0 to 0)	(0 to 0)	(0 to 0)	(0 to 0)	(0 to 0)	(0 to 0)	(0 to 0)	(0 to 0)					
	0	0	0	0-1	0-4	0-7	1-4	2-9	3-2	3-9	3-9	3-2	3-2	3-4	3-4	2-9	2-3	1-4	0-9	0-5	0-3					
Other gynecological diseases	(0 to 0)	(0 to 0)	(0 to 0)	(0 to 0)	(0 to 0 4)	(0 2 to 1 3)	(0 5 to 2 6)	(0 8 to 3 9)	(0 9 to 4 1)	(1 to 4 2)	(0 9 to 4 2)	(0 8 to 3 6)	(0 8 to 3 5)	(0 8 to 3 6)	(0 8 to 3 5)	(0 7 to 3)	(0 5 to 2 4)	(0 4 to 2)	(0 3 to 1 4)	(0 2 to 1 2)	(0 1 to 0 7)					22
	0	0	0	1	10-1	22-9	37-4	41-6	51-5	49-9	38-1	32-4	29-6	31-5	29-8	25-5	20-5	13-4	8-2	5-2	3-2					
Premenstrual syndrome	(0 to 0)	(0 to 0)	(0 to 0)	(0 to 0)	(4 6 to 17 3)	(11 4 to 43)	(19 5 to 56 3)	(19 5 to 66 3)	(24 to 82)	(21 4 to 80 4)	(16 4 to 61 5)	(13 9 to 52 5)	(12 7 to 49 5)	(13 5 to 52 9)	(12 8 to 50)	(10 9 to 43 5)	(8 8 to 36 4)	(5 7 to 24 5)	(3 5 to 15 4)	(2 2 to 10 3)	(1 4 to 7 2)					261
	0	0	0	2-9	7-4	43-7	105	119	97	82-3	66-6	65-5	49-3	34-2	25-1	20-6	14-4	9-4	5-4	2-3	0-7					
Other gynecological diseases	(0 to 0)	(0 to 0)	(0 to 0)	(0 to 0 4)	(2 3 to 13 7)	(30 to 69 1)	(54 1 to 162)	(69 3 to 192)	(67 to 136)	(54 4 to 162)	(46 2 to 101)	(38 4 to 96 1)	(38 4 to 96 1)	(26 4 to 91)	(18 4 to 72)	(15 1 to 53 1)	(10 4 to 37)	(6 5 to 24 7)	(3 4 to 14 7)	(1 4 to 6 4)	(0 3 to 3 1)					717
	0-1	0-2	2-1	9-6	2-9	1-1	3-8	4-5	4-4	3-9	2-3	2-1	2-7	1-4	2-5	2-7	2-9	2-9	2-4	1-4	0-5					
Hemoglobinopathies and hemolytic anemias	(0 1 to 0 1)	(0 1 to 0 3)	(0 to 0 5)	(3 to 20 2)	(0 9 to 8 8)	(0 7 to 2 6)	(1 4 to 6 8)	(1 6 to 8)	(1 8 to 9 4)	(1 6 to 8 2)	(1 to 5 2)	(1 to 5 2)	(1 to 4 7)	(0 7 to 3)	(1 to 4 5)	(1 to 5 2)	(1 to 4 9)	(1 to 5 2)	(2 to 4 5)	(1 to 3 2)	(0 to 2)					91 6
	0	0-1	0-1	0-2	0-1	0-1	0-1	0-1	0-1	0-1	0-1	0	0	0	0	0	0	0	0	0	0					
Thalassemias	(0 to 0)	(0 to 0)	(0 to 0)	(0 to 0 1)	(0 to 0 1)	(0 to 0 2)	(0 to 0 2)	(0 1 to 0 2)	(0 1 to 0 2)	(0 1 to 0 2)	(0 to 0 1)	(0 to 0)	(0 to 0)	(0 to 0)	(0 to 0)	(0 to 0)	(0 to 0)	(0 to 0)	(0 to 0)	(0 to 0)	(0 to 0)					0 8
	0	0-1	0-3	1-2	0-8	0-9	0-7	1-4	1-3	1-2	1-2	0-3	0-3	0-3	0-4	0-2	0-3	0-2	0-2	0-1	0-1					
Thalassemias trait	(0 to 0)	(0 to 0 1)	(0 1 to 0 6)	(0 5 to 2 5)	(0 1 to 2 1)	(0 to 0 4)	(0 to 0 3)	(0 1 to 0 5)	(0 2 to 0 3)	(0 2 to 0 3)	(0 2 to 0 3)	(0 to 0 2)	(0 to 0 2)	(0 to 0 2)	(0 to 0 1)	(0 to 0 1)	(0 to 0 2)	(0 to 0 2)	(0 to 0 2)	(0 to 0 1)	(0 to 0 1)					9 6
	0	0-2	0-4	0-3	0-2	0-2	0-3	0-3	0-3	0-2	0-2	0-1	0-1	0-1	0-1	0-1	0-1	0-1	0-1	0-1	0-1					
Sickle cell disorders	(0 to 0)	(0 to 0 1)	(0 2 to 0 7)	(0 1 to 0 4)	(0 1 to 0 4)	(0 1 to 0 4)	(0 1 to 0 4)	(0 1 to 0 4)	(0 1 to 0 5)	(0 1 to 0 5)	(0 1 to 0 5)	(0 to 0 3)	(0 to 0 3)	(0 to 0 3)	(0 to 0 2)	(0 to 0 2)	(0 to 0 2)	(0 to 0 2)	(0 to 0 2)	(0 to 0 1)	(0 to 0 1)					2 8
	0	0-1	0-2	0-4	0-1	0-4	0-5	1-1	1-1	1-2	0-9	0-7	0-7	0-8	0-8	0-6	0-5	0-3	0-3	0-2	0-1					
Sickle cell trait	(0 to 0)	(0 to 0 1)	(0 1 to 0 6)	(0 3 to 1 4)	(0 1 to 1 2)	(0 4 to 1 5)	(0 5 to 1 2)	(0 6 to 2 3)	(0 6 to 2 2)	(0 6 to 2 2)	(0 5 to 2)	(0 5 to 1 7)	(0 5 to 1 7)	(0 5 to 1 7)	(0 5 to 1 5)	(0 4 to 1 3)	(0 4 to 1 2)	(0 3 to 1)	(0 2 to 0 7)	(0 2 to 0 6)	(0 1 to 0 3)					6 6
	0	0	0	0	0	0	0	0	0	0	0	0	0	0	0	0	0	0	0	0	0					
G6PD deficiency	(0 to 0)	(0 to 0)	(0 to 0)	(0 to 0)	(0 to 0)	(0 to 0)	(0 to 0)	(0 to 0)	(0 to 0)	(0 to 0)	(0 to 0)	(0 to 0)	(0 to 0)	(0 to 0)	(0 to 0)	(0 to 0)	(0 to 0)	(0 to 0)	(0 to 0)	(0 to 0)	(0 to 0)					7 6
	0	0	0	0	0	0	0	0	0	0	0	0	0	0	0	0	0	0	0	0	0					
G6PD trait	(0 to 0)	(0 to 0)	(0 to 0)	(0 to 0)	(0 to 0)	(0 to 0)	(0 to 0)	(0 to 0)	(0 to 0)	(0 to 0)	(0 to 0)	(0 to 0)	(0 to 0)	(0 to 0)	(0 to 0)	(0 to 0)	(0 to 0)	(0 to 0)	(0 to 0)	(0 to 0)	(0 to 0)					0 3
	0	0-1	1-4	0-8	1-1	0-2	0-3	0-9	0-7	0-9	0-7	0-6	1-2	1-1	1-5	1-7	1-3	2-3	2-9	1-6	2-5	1-3					
Other hemoglobinopathies and hemolytic anemias	(0 to 0)	(0 1 to 0 2)	(0 7 to 2 2)	(0 2 to 2 5)	(0 to 0 5)	(0 1 to 0 6)	(0 2 to 0 5)	(0 2 to 0 5)	(0 2 to 1 4)	(0 3 to 1 4)	(0 3 to 1 2)	(0 3 to 1)	(0 3 to 2 3)	(0 4 to 3 2)	(0 5 to 3 2)	(0 5 to 4)	(0 4 to 3 4)	(0 5 to 4 1)	(0 4 to 3 4)	(0 3 to 3 2)	(0 2 to 2 1)					34
	4	3-6	6-5	21-3	24-6	29-1	42-4	48-8	52-3	58-9	52-6	52-5	52-5	56-3	116	72-3	46-9	22-8	9-6	7-5	3-1					
Endocrine, metabolic, blood, and immune disorders	(2 5 to 5 8)	(2 2 to 5)	(3 9 to 10 2)	(13 2 to 35 2)	(15 7 to 37 1)	(20 1 to 41 8)	(28 4 to 59 2)	(32 9 to 70 4)	(36 2 to 66 4)	(41 to 77)	(36 2 to 66 4)	(36 2 to 66 4)	(36 2 to 66 4)	(39 7 to 72 4)	(81 to 145)	(50 1 to 92 5)	(32 5 to 59 7)	(16 to 30 4)	(6 7 to 12 4)	(5 2 to 9 6)	(2 1 to 4 2)					1,190
	0	0	0	0	0	0	0	0	0	0	0	0	0	0	0	0	0	0	0	0	0					
Oral disorders	(0 to 0)	(0 to 0)	(0 to 0)	(2 to 4 4)	(4 7 to 14 7)	(8 1 to 17 6)	(11 5 to 24 9)	(12 to 24 1)	(9 9 to 20 5)	(10 7 to 22 2)	(9 to 20 5)	(8 5 to 18 5)	(8 5 to 18 5)	(8 5 to 18 5)	(8 to 16 7)	(7 1 to 15 5)	(5 7 to 12 5)	(4 to 8 7)	(2 to 4 5)	(1 to 2 2)	(0 to 0 5)					1,650
	0	0	0	0	0	0	0	0	0	0	0	0	0	0	0	0	0	0	0	0	0					
Caries of deciduous teeth	(0 to 0)	(0 to 0)	(0 to 0)	(0 1 to 0 9)	(0 to 0 2)	(0 to 0 2)	(0 to 0)	(0 to 0)	(0 to 0)	(0 to 0)	(0 to 0)	(0 to 0)	(0 to 0)	(0 to 0)	(0 to 0)	(0 to 0)	(0 to 0)	(0 to 0)	(0 to 0)	(0 to 0)	(0 to 0)					1 4
	0	0	0	0	0	0	0	0	0	0	0	0	0	0	0	0	0	0	0	0	0					
Caries of permanent teeth	(0 to 0)	(0 to 0)	(0 to 0)	(0 to 0)	(0 to 0 2)	(0 to 0 2)	(0 to 0 2)	(0 to 0 2)	(0 to 0 2)	(0 to 0 2)

SR Table 2c. Shoalzone DALYS by cause and age arcrus for both sexes with 95% uncertainty intervals. 2019

Cause	Early Neonatal	Late Neonatal	Post Neonatal	1 to 4	5 to 9	10 to 14	15 to 19	20 to 24	25 to 29	30 to 34	35 to 39	40 to 44	45 to 49	50 to 54	55 to 59	60 to 64	65 to 69	70 to 74	75 to 79	80 to 84	85 to 89	90 to 94	95 plus	Total
All causes	3,640 (2,720 to 4,870)	1,490 (1,060 to 2,060)	6,070 (3,200 to 9,990)	6,190 (4,190 to 10,600)	3,520 (2,660 to 4,720)	11,100 (8,480 to 14,300)	19,600 (14,600 to 25,900)	28,200 (19,900 to 38,400)	28,000 (19,700 to 37,900)	28,200 (20,300 to 37,900)	32,000 (23,300 to 42,000)	38,600 (28,700 to 50,100)	47,000 (34,900 to 61,000)	61,000 (45,900 to 79,000)	77,000 (58,000 to 99,000)	93,000 (72,000 to 120,000)	111,000 (86,000 to 142,000)	127,000 (98,000 to 163,000)	141,000 (107,000 to 181,000)	149,000 (111,000 to 191,000)	146,000 (107,000 to 189,000)	136,000 (98,700 to 178,000)	93,000 (61,000 to 131,000)	1,050,000 (1,050,000 to 1,050,000)
Communicable, maternal, neonatal, and nutritional diseases	1,660 (1,230 to 2,240)	721 (514 to 1,000)	1,330 (1,070 to 2,060)	1,970 (1,470 to 2,960)	1,630 (1,180 to 2,500)	1,200 (1,060 to 1,490)	1,430 (1,060 to 1,890)	1,690 (1,230 to 2,290)	2,790 (2,120 to 3,730)	3,690 (2,940 to 4,780)	4,230 (3,240 to 5,560)	3,830 (2,940 to 4,980)	3,750 (2,960 to 4,880)	4,190 (3,220 to 5,120)	4,290 (3,360 to 5,280)	4,190 (3,360 to 5,220)	4,130 (3,270 to 5,220)	4,430 (3,490 to 5,490)	4,130 (3,230 to 5,220)	3,890 (2,900 to 5,300)	1,750 (1,250 to 2,100)	64,400
HIV/AIDS and sexually transmitted infections	0.1 (0 to 1)	0 (0 to 0)	117 (6.5 to 9.2)	6.8 (4.9 to 9.6)	9.6 (4.4 to 18)	4.4 (2.4 to 8.4)	19.4 (10.7 to 34)	59.4 (34 to 79.4)	179 (134 to 208)	307 (256 to 351)	430 (377 to 477)	413 (371 to 457)	329 (299 to 353)	268 (246 to 292)	194 (180 to 212)	172 (159 to 187)	126 (116 to 137)	87.0 (80.1 to 97)	52.2 (32.9 to 73.2)	31.8 (27.6 to 48.7)	10.2 (8.7 to 19.9)	2.9 (1.9 to 4.2)	2,840
HIV/AIDS	0 (0 to 0)	0 (0 to 0)	117 (6.5 to 9.2)	6.8 (4.9 to 9.6)	9.6 (4.4 to 18)	1.6 (1.2 to 1.9)	7.2 (5.6 to 8.6)	19.2 (13.9 to 23)	99.7 (77.9 to 109)	212 (174 to 235)	292 (257 to 309)	277 (255 to 292)	261 (245 to 272)	223 (208 to 232)	156 (145 to 166)	132 (122 to 140)	109 (101 to 116)	83.0 (76.2 to 91)	52.1 (32.9 to 73.2)	31.8 (19.2 to 37.6)	7.3 (5.6 to 12.3)	2.2 (1.5 to 3.1)	1.5 (1.1 to 2.1)	2,010 (1,920 to 2,100)
HIV/AIDS - Drug-susceptible Tuberculosis	0 (0 to 0)	0 (0 to 0)	0.4 (0.4 to 0.1)	0.1 (0.1 to 0.1)	0.1 (0 to 0.6)	0.1 (0 to 0.2)	0.4 (0.2 to 0.6)	0.9 (0.6 to 1.2)	4.2 (3.1 to 5.1)	7.6 (6.2 to 8.9)	10.6 (9.2 to 11.8)	10.2 (9.2 to 11.2)	9.6 (8.8 to 10.5)	8.2 (7.5 to 8.9)	5.8 (5.3 to 6.3)	4.9 (4.5 to 5.3)	4.0 (3.7 to 4.3)	3.1 (2.8 to 3.4)	1.9 (1.2 to 2.7)	0.8 (0.6 to 1.2)	0.2 (0.1 to 0.3)	0.1 (0 to 0.1)	146
HIV/AIDS - Multidrug-resistant Tuberculosis without extensive	0 (0 to 0)	0 (0 to 0)	0 (0 to 0.1)	0 (0 to 0)	0 (0 to 0)	0 (0 to 0)	0 (0 to 0)	0 (0 to 0.1)	0.2 (0.1 to 0.4)	0.7 (0.2 to 1.8)	2.6 (0.2 to 1.8)	3.8 (0.2 to 1.8)	5.1 (0.2 to 1.8)	5.4 (0.1 to 1.1)	5.3 (0.1 to 1.1)	5.2 (0.1 to 1.1)	5.1 (0.1 to 1.1)	4.8 (0.1 to 1.1)	4.3 (0.1 to 0.9)	3.2 (0.1 to 0.7)	1.6 (0 to 0.5)	0.5 (0 to 0.1)	0.1 (0 to 0.1)	4.1
HIV/AIDS - Extensively drug-resistant Tuberculosis	0 (0 to 0)	0 (0 to 0)	0 (0 to 0)	0 (0 to 0)	0 (0 to 0)	0 (0 to 0)	0 (0 to 0)	0 (0 to 0)	0.1 (0 to 0.2)	0.2 (0 to 0.3)	0.3 (0 to 0.4)	0.4 (0 to 0.4)	0.4 (0 to 0.4)	0.4 (0 to 0.4)	0.3 (0 to 0.4)	0.3 (0 to 0.3)	0.3 (0 to 0.3)	0.2 (0 to 0.3)	0.2 (0 to 0.3)	0.1 (0 to 0.2)	0.1 (0 to 0.1)	0 (0 to 0)	0 (0 to 0)	1.1
HIV/AIDS resulting in other diseases	0 (0 to 0)	0 (0 to 0)	0 (0 to 0.8)	0 (0 to 0.3)	0 (0 to 0.1)	0.8 (0.1 to 1.7)	5.7 (1 to 9.3)	18 (3.2 to 31.7)	93 (16.6 to 158)	204 (37 to 353)	129 (22 to 220)	107 (18.7 to 183)	74 (12.9 to 126)	49 (8.6 to 83)	33 (5.8 to 56)	27 (4.7 to 45)	20 (3.5 to 33)	15 (2.6 to 24)	9.2 (1.6 to 15)	5.4 (0.9 to 8.8)	2.2 (0.4 to 3.5)	0.4 (0.1 to 0.6)	0 (0 to 0)	1,770
Sexually transmitted infections excluding HIV	0 (0 to 0)	0 (0 to 0)	0 (0 to 0)	0 (0 to 0)	0.1 (0 to 0.1)	3.6 (2.1 to 6.2)	13.8 (8.6 to 23)	40.2 (27.4 to 54.4)	79.6 (57.4 to 106)	95 (74.2 to 121)	140 (114 to 166)	136 (112 to 161)	79.6 (65.3 to 97)	44.8 (36.5 to 52)	37.8 (30.7 to 43)	40.2 (32.7 to 46)	42.2 (34.3 to 48)	43.2 (35.1 to 49)	43.2 (35.1 to 49)	37.8 (30.7 to 43)	24.1 (19.6 to 27)	8.1 (6.6 to 9.2)	2.2 (1.8 to 2.5)	720
Syphilis	0 (0 to 0)	0 (0 to 0)	0 (0 to 0)	0 (0 to 0)	0 (0 to 0)	0.6 (0.1 to 1.4)	2.7 (0.6 to 6.1)	6.6 (1.5 to 15)	13.7 (3.2 to 31)	13.9 (3.3 to 31)	21.5 (5.1 to 48)	22.6 (5.4 to 51)	17.1 (4.1 to 38)	12.8 (3.1 to 28)	11.2 (2.7 to 25)	9.2 (2.2 to 21)	7.5 (1.8 to 17)	6.2 (1.5 to 14)	4.1 (1 to 9.2)	2.1 (0.5 to 4.8)	0.9 (0.2 to 2.1)	0.2 (0 to 0.5)	0 (0 to 0)	99
Chlamydial infection	0 (0 to 0)	0 (0 to 0)	0 (0 to 0)	0 (0 to 0)	0 (0 to 0)	0.6 (0.1 to 1.4)	2.7 (0.6 to 6.1)	6.6 (1.5 to 15)	13.7 (3.2 to 31)	13.9 (3.3 to 31)	21.5 (5.1 to 48)	22.6 (5.4 to 51)	17.1 (4.1 to 38)	12.8 (3.1 to 28)	11.2 (2.7 to 25)	9.2 (2.2 to 21)	7.5 (1.8 to 17)	6.2 (1.5 to 14)	4.1 (1 to 9.2)	2.1 (0.5 to 4.8)	0.9 (0.2 to 2.1)	0.2 (0 to 0.5)	0 (0 to 0)	94
Gonococcal infection	0 (0 to 0)	0 (0 to 0)	0 (0 to 0)	0 (0 to 0)	0 (0 to 0)	0.4 (0.1 to 0.8)	1.6 (0.5 to 3.3)	2.6 (0.8 to 5.4)	4.9 (1.5 to 10)	4.6 (1.4 to 9.5)	7.3 (2.2 to 15)	7.4 (2.3 to 15)	5.6 (1.7 to 11)	4.3 (1.3 to 8.8)	3.8 (1.1 to 7.8)	3.2 (1 to 6.5)	2.6 (0.8 to 5.3)	2.1 (0.7 to 4.3)	1.4 (0.4 to 2.9)	0.7 (0.2 to 1.4)	0.3 (0.1 to 0.6)	0.1 (0 to 0.2)	0 (0 to 0)	39.4
Trichomoniasis	0 (0 to 0)	0 (0 to 0)	0 (0 to 0)	0 (0 to 0)	0.1 (0 to 0.1)	0.4 (0.1 to 0.8)	1.4 (0.5 to 3.1)	2.6 (0.8 to 5.4)	4.9 (1.5 to 10)	4.6 (1.4 to 9.5)	7.3 (2.2 to 15)	7.4 (2.3 to 15)	5.6 (1.7 to 11)	4.3 (1.3 to 8.8)	3.8 (1.1 to 7.8)	3.2 (1 to 6.5)	2.6 (0.8 to 5.3)	2.1 (0.7 to 4.3)	1.4 (0.4 to 2.9)	0.7 (0.2 to 1.4)	0.3 (0.1 to 0.6)	0.1 (0 to 0.2)	0 (0 to 0)	39.4
Genital herpes	0 (0 to 0)	0 (0 to 0)	0 (0 to 0)	0 (0 to 0)	0 (0 to 0)	0.1 (0 to 0.1)	0.6 (0.1 to 1.4)	1.7 (0.4 to 3.8)	3.7 (0.9 to 8.4)	3.7 (0.9 to 8.4)	5.6 (1.4 to 13)	5.8 (1.4 to 13)	4.4 (1.1 to 10)	3.4 (0.8 to 7.7)	3.0 (0.7 to 6.8)	2.5 (0.6 to 5.7)	2.0 (0.5 to 4.6)	1.7 (0.4 to 3.8)	1.1 (0.3 to 2.5)	0.5 (0.1 to 1.2)	0.2 (0.1 to 0.4)	0 (0 to 0)	0 (0 to 0)	175
Other sexually transmitted infections	0 (0 to 0)	0 (0 to 0)	0 (0 to 0)	0 (0 to 0)	0 (0 to 0)	2.6 (0.6 to 5.1)	10.7 (1.9 to 20.8)	31.6 (5.4 to 59.4)	61.9 (10.6 to 112)	74.2 (12.8 to 135)	109 (18.8 to 197)	106 (18.4 to 192)	61.9 (10.7 to 112)	34.8 (6 to 63)	29.4 (5.1 to 53)	31.2 (5.4 to 57)	32.8 (5.7 to 59)	33.6 (5.8 to 61)	33.6 (5.8 to 61)	29.4 (5.1 to 53)	18.7 (3.2 to 34)	6.3 (1.1 to 11)	1.7 (0.3 to 3.1)	226
Respiratory infections and tuberculosis	1,630 (1,210 to 2,190)	719 (512 to 971)	1,210 (422 to 2,790)	1,780 (960 to 3,180)	1,490 (1,090 to 2,180)	1,070 (1,020 to 1,120)	1,170 (1,120 to 1,220)	1,430 (1,370 to 1,490)	2,610 (2,500 to 2,720)	3,480 (3,340 to 3,620)	3,990 (3,830 to 4,150)	3,610 (3,460 to 3,760)	3,540 (3,400 to 3,690)	3,960 (3,800 to 4,120)	4,050 (3,890 to 4,220)	3,960 (3,800 to 4,120)	3,900 (3,740 to 4,060)	4,180 (4,010 to 4,350)	3,900 (3,740 to 4,060)	3,670 (3,520 to 3,820)	1,650 (1,580 to 1,720)	60,800 (58,300 to 63,300)	1,720
Tuberculosis	0 (0 to 0)	0 (0 to 0)	0 (2 to 4.6)	0 (0 to 0)	0 (2.4 to 4.6)	0 (1.9 to 2.4)	0 (1.9 to 2.4)	0 (3.1 to 4.6)	0 (6.9 to 10)	0 (12.3 to 17)	0 (20.5 to 28)	0 (29.6 to 42)	0 (42.2 to 59)	0 (52.8 to 73)	0 (63.3 to 88)	0 (73.9 to 103)	0 (84.5 to 118)	0 (95.1 to 133)	0 (105.7 to 148)	0 (116.3 to 163)	0 (126.9 to 178)	0 (137.5 to 193)	0 (148.1 to 208)	1,480
Latent tuberculosis infection	0 (0 to 0)	0 (0 to 0)	0 (0 to 0)	0 (0 to 0)	0 (0 to 0)	0 (0 to 0)	0 (0 to 0)	0 (0 to 0)





Cell Table 2c: Australian DALYS by cause and age groups for both sexes with 95% uncertainty intervals, 2013

Cause	Early Neonatal	Late Neonatal	Post Neonatal	1 to 5	5 to 9	10 to 14	15 to 19	20 to 24	25 to 29	30 to 34	35 to 39	40 to 44	45 to 49	50 to 54	55 to 59	60 to 64	65 to 69	70 to 74	75 to 79	80 to 84	85 to 89	90 to 94	95plus	Total
All causes	67,000 (48,900 to 87,200)	13,200 (11,000 to 15,500)	36,400 (32,900 to 39,900)	61,900 (56,200 to 68,200)	76,900 (67,700 to 102,000)	112,000 (99,300 to 143,000)	196,000 (168,000 to 233,000)	264,000 (219,000 to 324,000)	315,000 (259,000 to 399,000)	340,000 (284,000 to 429,000)	366,000 (296,000 to 464,000)	362,000 (296,000 to 457,000)	432,000 (356,000 to 541,000)	440,000 (364,000 to 552,000)	546,000 (470,000 to 642,000)	591,000 (511,000 to 683,000)	640,000 (554,000 to 734,000)	696,000 (613,000 to 779,000)	698,000 (623,000 to 773,000)	641,000 (573,000 to 709,000)	439,000 (400,000 to 484,000)	246,000 (224,000 to 264,000)	104,000 (98,300 to 110,000)	7,650,000
Communicable, maternal, neonatal, and nutritional diseases	49,800 (32,600 to 68,000)	7,200 (5,000 to 9,500)	11,600 (8,200 to 15,000)	13,900 (10,200 to 18,200)	11,900 (8,600 to 16,000)	11,700 (8,600 to 15,800)	13,200 (9,900 to 17,800)	15,200 (11,200 to 20,600)	15,600 (11,400 to 21,600)	15,600 (11,400 to 21,600)	15,600 (11,400 to 21,600)	15,100 (11,000 to 21,000)	15,600 (11,400 to 21,600)	16,100 (11,800 to 22,200)	16,600 (12,200 to 22,900)	16,100 (11,800 to 22,200)	16,600 (12,200 to 22,900)	16,100 (11,800 to 22,200)	15,600 (11,400 to 21,600)	11,200 (8,200 to 15,500)	13,600 (10,000 to 18,800)	15,600 (11,400 to 21,600)	6,000 (4,400 to 8,300)	262,000
HIV/AIDS and sexually transmitted infections	0.4 (0.3 to 0.5)	0.6 (0.5 to 1.1)	34.2 (30.6 to 44.3)	24.5 (21.2 to 30.0)	22.5 (20.0 to 26.1)	23.1 (20.4 to 27.1)	77.5 (69.1 to 89.5)	227 (201 to 264)	487 (431 to 567)	764 (676 to 890)	1,120 (992 to 1,300)	1,510 (1,340 to 1,760)	1,940 (1,720 to 2,260)	2,360 (2,090 to 2,750)	2,810 (2,490 to 3,270)	3,260 (2,890 to 3,800)	3,710 (3,290 to 4,320)	4,160 (3,690 to 4,840)	4,610 (4,090 to 5,370)	5,060 (4,490 to 5,900)	5,510 (4,890 to 6,420)	5,960 (5,290 to 6,940)	6,410 (5,690 to 7,470)	6,860 (6,090 to 7,990)	7,310 (6,490 to 8,520)	7,760 (6,890 to 9,040)	8,210 (7,290 to 9,560)	8,660 (7,690 to 10,100)	9,110 (8,090 to 10,600)	9,560 (8,490 to 11,100)	10,000 (8,890 to 11,700)	10,400 (9,230 to 12,200)	10,800 (9,590 to 12,600)	11,200 (9,940 to 13,100)	11,600 (10,300 to 13,500)	11,900 (10,600 to 13,900)	12,300 (10,900 to 14,300)	12,600 (11,200 to 14,700)	12,900 (11,400 to 15,000)	13,200 (11,700 to 15,400)	13,400 (11,900 to 15,600)	13,600 (12,100 to 15,800)	13,800 (12,200 to 16,000)	13,900 (12,300 to 16,200)	14,000 (12,400 to 16,300)	14,100 (12,500 to 16,400)	14,200 (12,600 to 16,500)	14,200 (12,600 to 16,500)	14,200 (12,600 to 16,500



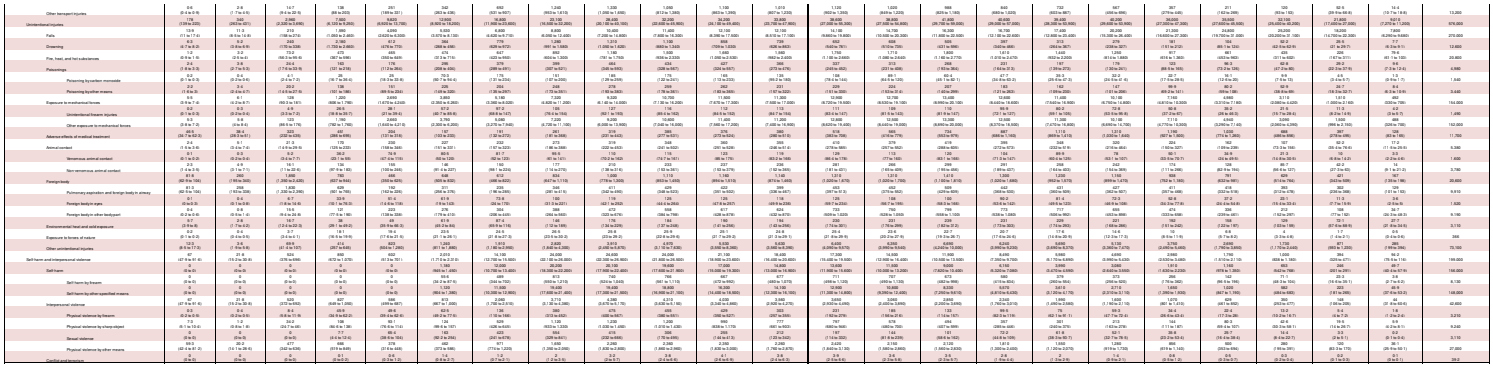

All Table 2c: Australia DALYS by person and sex across for both sexes with 95% uncertainty intervals, 2019

Cause	Early Neonatal	Late Neonatal	Post Neonatal	1 to 4	5 to 9	10 to 14	15 to 19	20 to 24	25 to 29	30 to 34	35 to 39	40 to 44	45 to 49	50 to 54	55 to 59	60 to 64	65 to 69	70 to 74	75 to 79	80 to 84	85 to 89	90 to 94	95 plus	Total
All causes	48,600 (42,200 to 54,100)	19,800 (16,900 to 22,600)	30,100 (25,600 to 34,100)	63,100 (56,100 to 69,700)	90,600 (81,700 to 99,000)	99,400 (89,600 to 109,000)	119,000 (106,000 to 131,000)	153,000 (137,000 to 169,000)	173,000 (153,000 to 193,000)	209,000 (186,000 to 232,000)	249,000 (223,000 to 276,000)	299,000 (269,000 to 330,000)	349,000 (313,000 to 386,000)	397,000 (357,000 to 439,000)	444,000 (400,000 to 490,000)	494,000 (444,000 to 546,000)	552,000 (496,000 to 609,000)	579,000 (519,000 to 639,000)	606,000 (544,000 to 671,000)	454,000 (408,000 to 502,000)	366,000 (328,000 to 404,000)	225,000 (201,000 to 249,000)	46,900 (42,100 to 51,900)	6,290,000
Communicable, maternal, neonatal, and nutritional diseases	33,600 (27,500 to 39,000)	6,210 (5,050 to 7,230)	9,410 (7,660 to 10,900)	11,300 (9,070 to 13,400)	6,630 (5,320 to 8,070)	4,290 (3,450 to 5,170)	5,730 (4,600 to 6,870)	7,230 (5,810 to 8,650)	8,560 (6,880 to 10,200)	9,270 (7,500 to 11,000)	9,200 (7,500 to 11,000)	9,240 (7,500 to 11,000)	9,820 (7,980 to 11,700)	9,830 (7,980 to 11,700)	9,790 (7,980 to 11,600)	9,790 (7,980 to 11,600)	9,730 (7,980 to 11,600)	9,490 (7,780 to 11,300)	9,500 (7,780 to 11,300)	8,110 (6,660 to 9,600)	6,660 (5,460 to 7,900)	4,040 (3,320 to 4,800)	1,010 (829 to 1,200)	217,000
HIV/AIDS and sexually transmitted infections	21 (13 to 31)	0.4 (0.3 to 0.5)	24 (20 to 29)	28 (25 to 32)	27.3 (22.3 to 33.6)	42.6 (35.1 to 51)	97.6 (82 to 120)	299 (252 to 370)	551 (464 to 684)	872 (734 to 1,080)	1,140 (959 to 1,410)	1,350 (1,140 to 1,670)	1,490 (1,260 to 1,850)	1,590 (1,340 to 1,970)	1,660 (1,400 to 2,060)	1,720 (1,450 to 2,130)	1,770 (1,490 to 2,190)	1,790 (1,510 to 2,220)	1,800 (1,520 to 2,230)	1,610 (1,360 to 1,990)	1,320 (1,110 to 1,640)	1,000 (842 to 1,240)	322 (271 to 399)	18,000
HIV/AIDS	0.3 (0 to 1)	0.1 (0 to 0.1)	0.6 (0.4 to 0.8)	0.8 (0.5 to 1.2)	0.8 (0.5 to 1.2)	1.2 (0.8 to 1.8)	2.8 (1.8 to 4.1)	8.6 (5.7 to 12.5)	16.2 (11.2 to 22.3)	25.8 (18 to 35.1)	34.1 (24.4 to 46.2)	40.7 (29.1 to 55.1)	46.3 (33.1 to 62.6)	49.8 (35.6 to 67.3)	50.8 (36.3 to 68.6)	51.6 (36.9 to 69.7)	52.1 (37.2 to 70.4)	52.4 (37.4 to 70.8)	52.5 (37.5 to 70.9)	47.1 (33.6 to 63.6)	38.5 (27.5 to 52)	29.2 (20.8 to 39.4)	9.4 (6.7 to 12.7)	526
HIV/AIDS - Drug-susceptible Tuberculosis	0 (0 to 0)	0 (0 to 0)	0.1 (0 to 0.1)	0.1 (0 to 0.2)	0.1 (0 to 0.2)	0.2 (0.1 to 0.3)	0.5 (0.3 to 0.8)	1.6 (0.9 to 2.5)	3.2 (1.8 to 5.1)	5.1 (2.9 to 8.1)	6.8 (3.9 to 10.8)	8.1 (4.6 to 12.8)	9.2 (5.2 to 14.5)	9.9 (5.6 to 15.6)	10.1 (5.7 to 15.9)	10.2 (5.8 to 16.1)	10.4 (5.9 to 16.4)	10.4 (5.9 to 16.5)	10.5 (5.9 to 16.5)	9.4 (5.3 to 14.8)	7.7 (4.3 to 12.1)	5.8 (3.3 to 9.2)	1.9 (1.1 to 3)	105
HIV/AIDS - Multidrug resistant Tuberculosis without extensive drug resistance	0 (0 to 0)	0 (0 to 0)	0 (0 to 0)	0 (0 to 0)	0 (0 to 0)	0 (0 to 0)	0 (0 to 0)	0 (0 to 0)	0 (0 to 0)	0 (0 to 0)	0 (0 to 0)	0 (0 to 0)	0 (0 to 0)	0 (0 to 0)	0 (0 to 0)	0 (0 to 0)	0 (0 to 0)	0 (0 to 0)	0 (0 to 0)	0 (0 to 0)	0 (0 to 0)	0 (0 to 0)	0 (0 to 0)	0 (0 to 0)	0
HIV/AIDS - Extensively drug-resistant Tuberculosis	0 (0 to 0)	0 (0 to 0)	0 (0 to 0.1)	0 (0 to 0.1)	0 (0 to 0.1)	0 (0 to 0.1)	0 (0 to 0.1)	0 (0 to 0.1)	0 (0 to 0.1)	0 (0 to 0.1)	0 (0 to 0.1)	0 (0 to 0.1)	0 (0 to 0.1)	0 (0 to 0.1)	0 (0 to 0.1)	0 (0 to 0.1)	0 (0 to 0.1)	0 (0 to 0.1)	0 (0 to 0.1)	0 (0 to 0.1)	0 (0 to 0.1)	0 (0 to 0.1)	0 (0 to 0.1)	0 (0 to 0.1)	0.9
HIV/AIDS resulting in other diseases	20 (12 to 29)	0.3 (0.2 to 0.4)	23 (19 to 28)	27 (23 to 31)	26.5 (21.6 to 32.7)	40.8 (33.4 to 49.3)	94.2 (77.1 to 116)	289 (236 to 356)	532 (434 to 655)	842 (689 to 1,040)	1,100 (900 to 1,360)	1,300 (1,060 to 1,610)	1,440 (1,180 to 1,780)	1,530 (1,250 to 1,900)	1,600 (1,310 to 1,990)	1,660 (1,360 to 2,060)	1,710 (1,400 to 2,120)	1,730 (1,420 to 2,150)	1,740 (1,420 to 2,160)	1,560 (1,270 to 1,930)	1,270 (1,040 to 1,580)	964 (789 to 1,200)	310 (253 to 385)	17,400
Sexually transmitted infections, excluding HIV	0.1 (0 to 0.1)	0.1 (0 to 0.2)	1.1 (0.7 to 1.6)	0.4 (0.2 to 0.6)	0.5 (0.3 to 0.8)	1.4 (0.8 to 2.1)	3.9 (2.3 to 5.8)	13.4 (7.9 to 19.8)	27.7 (16.3 to 40.9)	46.2 (27.2 to 68.2)	62.7 (36.9 to 92.6)	77.1 (45.4 to 114)	89.2 (52.5 to 132)	97.2 (57.2 to 144)	102.4 (60.3 to 151)	106.4 (62.6 to 157)	109.4 (64.4 to 162)	111.2 (65.5 to 165)	111.9 (65.9 to 165)	101.2 (59.6 to 150)	85.2 (50.2 to 126)	64.5 (38 to 95.4)	20.1 (11.8 to 29.7)	1,050
Syphilis	0 (0 to 0)	0 (0 to 0)	0.1 (0 to 0.1)	0.1 (0 to 0.1)	0.1 (0 to 0.1)	0.2 (0.1 to 0.3)	0.5 (0.3 to 0.8)	2.1 (1.2 to 3.2)	4.5 (2.6 to 6.6)	7.7 (4.5 to 11.3)	10.5 (6.2 to 15.5)	13.1 (7.7 to 19.3)	15.2 (8.9 to 22.4)	16.6 (9.8 to 24.5)	17.5 (10.3 to 25.8)	18.2 (10.7 to 26.8)	18.7 (11 to 27.5)	19 (11.2 to 28)	19.1 (11.2 to 28.1)	17.3 (10.2 to 25.5)	14.6 (8.6 to 21.5)	11 (6.5 to 16.2)	3.4 (2 to 5)	179
Chlamydial infection	0 (0 to 0)	0 (0 to 0)	0 (0 to 0)	0 (0 to 0)	0 (0 to 0)	0 (0 to 0)	0 (0 to 0)	0 (0 to 0)	0 (0 to 0)	0 (0 to 0)	0 (0 to 0)	0 (0 to 0)	0 (0 to 0)	0 (0 to 0)	0 (0 to 0)	0 (0 to 0)	0 (0 to 0)	0 (0 to 0)	0 (0 to 0)	0 (0 to 0)	0 (0 to 0)	0 (0 to 0)	0 (0 to 0)	0 (0 to 0)	0
Gonococcal infection	0 (0 to 0)	0 (0 to 0)	0 (0 to 0)	0 (0 to 0)	0 (0 to 0)	0 (0 to 0)	0 (0 to 0)	0 (0 to 0)	0 (0 to 0)	0 (0 to 0)	0 (0 to 0)	0 (0 to 0)	0 (0 to 0)	0 (0 to 0)	0 (0 to 0)	0 (0 to 0)	0 (0 to 0)	0 (0 to 0)	0 (0 to 0)	0 (0 to 0)	0 (0 to 0)	0 (0 to 0)	0 (0 to 0)	0 (0 to 0)	0
Multidrug-resistant tuberculosis without extensive drug resistance	0 (0 to 0)	0 (0 to 0)	0 (0 to 0)	0 (0 to 0)	0 (0 to 0)	0 (0 to 0)	0 (0 to 0)	0 (0 to 0)	0 (0 to 0)	0 (0 to 0)	0 (0 to 0)	0 (0 to 0)	0 (0 to 0)	0 (0 to 0)	0 (0 to 0)	0 (0 to 0)	0 (0 to 0)	0 (0 to 0)	0 (0 to 0)	0 (0 to 0)	0 (0 to 0)	0 (0 to 0)	0 (0 to 0)	0 (0 to 0)	0
Tuberculosis	4.5 (4.1 to 4.9)	0.2 (0.2 to 0.3)	1.5 (1.4 to 1.7)	1.8 (1.6 to 2)	1.8 (1.6 to 2)	2.1 (1.9 to 2.4)	3.2 (2.9 to 3.6)	4.6 (4.1 to 5.1)	5.6 (5 to 6.2)	6.5 (5.8 to 7.2)	7.2 (6.4 to 8)	7.8 (6.9 to 8.6)	8.3 (7.4 to 9.2)	8.6 (7.7 to 9.5)	8.8 (7.8 to 9.7)	8.9 (7.9 to 9.8)	9 (8 to 9.9)	9.1 (8.1 to 10)	9.1 (8.1 to 10)	8.2 (7.3 to 9)	7.1 (6.3 to 7.8)	5.5 (4.9 to 6)	1.7 (1.5 to 1.9)	122
Latent tuberculosis infection	0 (0 to 0)	0 (0 to 0)	0 (0 to 0)	0 (0 to 0)	0 (0 to 0)	0 (0 to 0)	0 (0 to 0)	0 (0 to 0)	0 (0 to 0)	0 (0 to 0)	0 (0 to 0)	0 (0 to 0)	0 (0 to 0)	0 (0 to 0)	0 (0 to 0)	0 (0 to 0)	0 (0 to 0)	0 (0 to 0)	0 (0 to 0)	0 (0 to 0)	0 (0 to 0)	0 (0 to 0)	0 (0 to 0)	0 (0 to 0)	0
Drug-susceptible tuberculosis	4.5 (4.1 to 4.9)	0.2 (0.2 to 0.3)	1.5 (1.4 to 1.7)	1.8 (1.6 to 2)	1.8 (1.6 to 2)	2.1 (1.9 to 2.4)	3.2 (2.9 to 3.6)	4.6 (4.1 to 5.1)	5.6 (5 to 6.2)	6.5 (5.8 to 7.2)	7.2 (6.4 to 8)	7.8 (6.9 to 8.6)	8.3 (7.4 to 9.2)	8.6 (7.7 to 9.5)	8.8 (7.8 to 9.7)	8.9 (7.9 to 9.8)	9 (8 to 9.9)	9.1 (8.1 to 10)	9.1 (8.1 to 10)	8.2 (7.3 to 9)	7.1 (6.3 to 7.8)	5.5 (4.9 to 6)	1.7 (1.5 to 1.9)	122
Multidrug-resistant tuberculosis without extensive drug resistance	0 (0 to 0)	0 (0 to 0)	0 (0 to 0)	0 (0 to 0)	0 (0 to 0)	0 (0 to 0)	0 (0 to 0)	0 (0 to 0)	0 (0 to 0)	0 (0 to 0)	0 (0 to 0)	0 (0 to 0)	0 (0 to 0)	0 (0 to 0)	0 (0 to 0)	0 (0 to 0)	0 (0 to 0)	0 (0 to 0)	0 (0 to 0)	0 (0 to 0)	0 (0 to 0)	0 (0 to 0)	0 (0 to 0)	0 (0 to 0)	0
Extensively drug-resistant tuberculosis	0 (0 to 0)	0 (0 to 0)	0 (0 to 0)	0 (0 to 0)	0 (0 to 0)	0 (0 to 0)	0 (0 to 0)	0 (0 to 0)	0 (0 to 0)	0 (0 to 0)	0 (0 to 0)	0 (0 to 0)	0 (0 to 0)	0 (0 to 0)	0 (0 to 0)	0 (0 to 0)	0 (0 to 0)	0 (0 to 0)	0 (0 to 0)	0 (0 to 0)	0 (0 to 0)	0 (0 to 0)	0 (0 to 0)	0 (0 to 0)	0
Diarrheal diseases	1,100 (1,000 to 1,200)	1,400 (1,300 to 1,500)	2,000 (1,800 to 2,200)	2,000 (1,800 to 2,200)	1,700 (1,500 to 1,900)	1,200 (1,000 to 1,400)	1,200 (1,000 to 1,400)	1,200 (1,000 to 1,400)	1,200 (1,000 to 1,400)	1,200 (1,000 to 1,400)	1,200 (1,000 to 1,400)	1,200 (1,000 to 1,400)	1,200 (1,000 to 1,400)	1,200 (1,000 to 1,400)	1,200 (1,000 to 1,400)	1,200 (1,000 to 1,400)	1,200 (1,000 to 1,400)	1,200 (1,000 to 1,400)	1,200 (1,000 to 1,400)	1,200 (1,000 to 1,400)	1,200 (1,000 to 1,400)	1,200 (1,000 to 1,400)	1,200 (1,000 to 1,400)	37,000
Typhoid and paratyphoid	0 (0 to 0)	0 (0 to 0)	0 (0 to 0)	0 (0 to 0)	0 (0 to 0)	0 (0 to 0)	0 (0 to 0)	0 (0 to 0)	0 (0 to 0)	0 (0 to 0)	0 (0 to 0)	0 (0 to 0)	0 (0 to 0)	0 (0 to 0)	0 (0 to 0)	0 (0 to 0)	0 (0 to 0)	0 (0 to 0)	0 (0 to 0)	0 (0 to 0)	0 (0 to 0)	0 (0 to 0)	0 (0 to 0)	0 (0 to 0)	0
Invasive Non-typhoidal Salmonella (iNTS)	0 (0 to 0)	0 (0 to 0)	0 (0 to 0)	0 (0 to 0)	0 (0 to 0)	0 (0 to 0)	0 (0 to 0)	0 (0 to 0)	0 (0 to 0)	0 (0 to 0)	0 (0 to 0)	0 (0 to 0)	0 (0 to 0)	0 (0 to 0)	0 (0 to 0)	0 (0 to 0)	0 (0 to 0)	0 (0 to 0)	0 (0 to 0)	0 (0 to 0)	0 (0 to 0)	0 (0 to 0)	0 (0 to 0)	0 (0 to 0)	0
Other intestinal infectious diseases	0 (0 to 0)	0 (0 to 0)	0 (0 to 0)	0 (0 to 0)	0 (0 to 0)	0 (0 to 0)	0 (0 to 0)	0 (0 to 0)	0 (0 to 0)	0 (0 to 0)	0 (0 to 0)	0 (0 to 0)	0 (0 to 0)	0 (0 to 0)	0 (0 to 0)	0 (0 to 0)	0 (0 to 0)	0 (0 to 0)	0 (0 to 0)	0 (0 to 0)	0 (0 to 0)	0 (0 to 0)	0 (0 to 0)	0 (0 to 0)	0
Neglected tropical diseases and malaria	0.1 (0 to 0.1)	0 (0 to 0)	0.1 (0 to 0.1)	0.1 (0 to 0.1)	0.1 (0 to 0.1



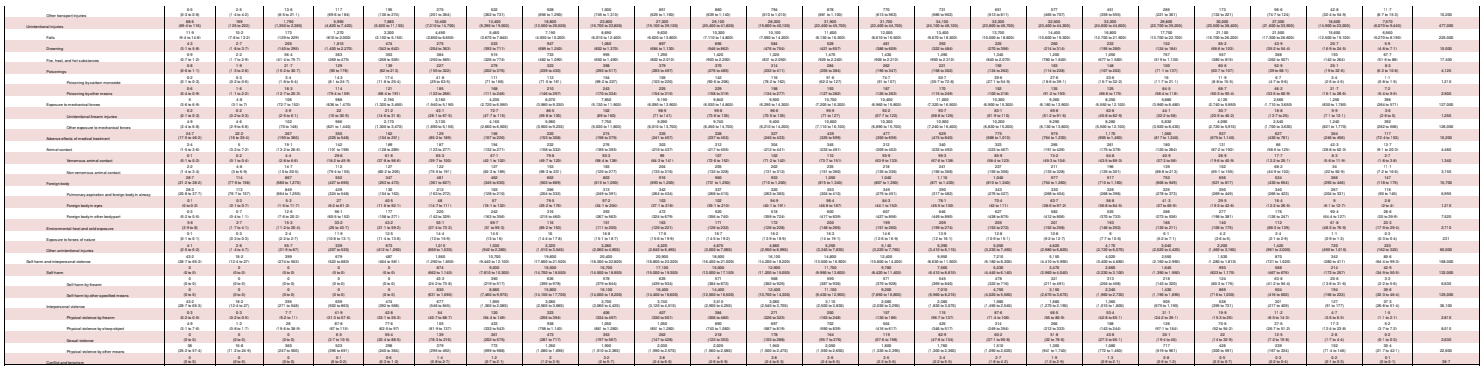



10536



SR Table 2c: New Zealand DALYS by cause and age group for both sexes with 95% uncertainty intervals, 2019

Cause	Early Neonatal	Late Neonatal	Post Neonatal	1 to 4	5 to 9	10 to 14	15 to 19	20 to 24	25 to 29	30 to 34	35 to 39	40 to 44	45 to 49	50 to 54	55 to 59	60 to 64	65 to 69	70 to 74	75 to 79	80 to 84	85 to 89	90 to 94	95 plus	Total
All causes	10,600 (8,870 to 12,200)	2,090 (1,660 to 2,600)	4,200 (3,190 to 5,700)	11,300 (8,550 to 15,300)	13,800 (10,300 to 18,100)	14,800 (10,900 to 19,400)	20,800 (15,400 to 27,100)	42,600 (31,300 to 55,900)	46,100 (34,000 to 61,000)	45,100 (33,200 to 59,900)	39,900 (29,300 to 52,900)	37,500 (27,500 to 50,000)	34,000 (24,900 to 45,300)	32,900 (23,800 to 43,900)	34,400 (25,000 to 46,000)	36,700 (26,600 to 49,000)	37,200 (26,800 to 49,700)	35,400 (25,200 to 47,500)	33,000 (23,200 to 44,000)	29,000 (20,000 to 38,900)	23,000 (15,900 to 30,800)	17,000 (11,700 to 22,800)	1,220,000
Communicable, maternal, neonatal, and nutritional diseases	7,290 (6,020 to 8,700)	1,090 (842 to 1,290)	2,160 (1,670 to 2,700)	3,650 (2,790 to 3,900)	2,100 (1,490 to 2,200)	1,490 (1,060 to 1,560)	1,980 (1,390 to 2,100)	1,970 (1,380 to 2,200)	1,640 (1,150 to 2,050)	1,600 (1,120 to 2,000)	1,500 (1,050 to 1,900)	1,500 (1,050 to 2,000)	1,500 (1,050 to 2,000)	1,500 (1,050 to 2,000)	1,900 (1,300 to 2,400)	1,700 (1,200 to 2,200)	1,600 (1,200 to 2,200)	1,900 (1,300 to 2,400)	1,970 (1,370 to 2,500)	1,900 (1,300 to 2,400)	1,870 (1,300 to 2,400)	2,150 (1,500 to 2,800)	1,890 (1,410 to 2,410)	1,260 (867 to 1,660)	44,900
HIV/AIDS and sexually transmitted infections	0.1 (0 to 0)	0.4 (0 to 1)	0.6 (0 to 1)	0.7 (0 to 1)	0.1 (0 to 0)	0.1 (0 to 0)	0.6 (0 to 1)	19 (11 to 28)	110 (70 to 160)	170 (107 to 240)	150 (93 to 220)	170 (107 to 240)	170 (107 to 240)	170 (107 to 240)	180 (107 to 260)	180 (107 to 260)	170 (107 to 240)	150 (93 to 220)	120 (73 to 180)	70 (42 to 100)	30 (18 to 44)	9.3 (5.6 to 13)	4.3 (2.6 to 6.2)	1,290
HIV/AIDS	(0 to 0)	(0 to 0)	(4 to 4.7)	(0.9 to 0.4)	(0.6 to 0.7)	(0.5 to 0.6)	(0.7 to 0.8)	(23 to 24.9)	(82 to 89)	(203 to 220)	(402 to 435)	(672 to 726)	(1,000 to 1,100)	(1,400 to 1,500)	(1,700 to 1,900)	(1,900 to 2,100)	(2,000 to 2,200)	(2,000 to 2,200)	(1,900 to 2,100)	(1,700 to 1,900)	(1,400 to 1,600)	(1,000 to 1,100)	(0.3 to 0.4)	680
HIV/AIDS - Drug-susceptible Tuberculosis	(0 to 0)	(0 to 0)	(0 to 0)	(0.3 to 0.6)	(0.3 to 0.5)	(0.3 to 0.5)	(0.3 to 0.5)	(1.2 to 3)	(2.3 to 5.6)	(3.2 to 8)	(3.3 to 8.2)	(3.5 to 8.7)	(3.4 to 8.6)	(3.3 to 8.4)	(3.1 to 7.8)	(2.9 to 7.4)	(2.6 to 6.6)	(2.3 to 5.8)	(1.9 to 4.8)	(1.5 to 3.8)	(1.1 to 2.8)	(0.7 to 1.8)	(0.3 to 0.8)	376
HIV/AIDS - Multidrug-resistant Tuberculosis without extra	(0 to 0)	(0 to 0)	(0 to 0)	(0 to 0)	(0 to 0)	(0 to 0)	(0 to 0)	(0 to 0)	(0 to 0)	(0 to 0)	(0 to 0)	(0 to 0)	(0 to 0)	(0 to 0)	(0 to 0)	(0 to 0)	(0 to 0)	(0 to 0)	(0 to 0)	(0 to 0)	(0 to 0)	(0 to 0)	(0 to 0)	(0 to 0)	1.7
HIV/AIDS - Extensively drug-resistant Tuberculosis	(0 to 0)	(0 to 0)	(0 to 0)	(0 to 0)	(0 to 0)	(0 to 0)	(0 to 0)	(0 to 0.1)	(0 to 0.1)	(0 to 0.2)	(0 to 0.2)	(0 to 0.2)	(0 to 0.2)	(0 to 0.2)	(0 to 0.2)	(0 to 0.2)	(0 to 0.2)	(0 to 0.2)	(0 to 0.2)	(0 to 0.2)	(0 to 0.1)	(0 to 0.1)	(0 to 0)	(0 to 0)	0.4
HIV/AIDS resulting in other diseases	(0 to 0)	0.8 (0.6 to 0.9)	0.4 (0.3 to 0.5)	4.6 (3.1 to 5.2)	2.8 (2.4 to 3.2)	0.3 (0.2 to 0.3)	26.1 (21.7 to 30.7)	60.9 (51.7 to 70.5)	73.7 (62.2 to 85.5)	78.4 (66.1 to 90.8)	81.1 (68.7 to 100)	80.9 (68.2 to 93.7)	82.9 (69.7 to 97.4)	83.3 (70.1 to 97.9)	81.1 (68.2 to 96.2)	78.5 (65.8 to 93.2)	74.1 (62.1 to 88.1)	69.1 (57.9 to 82.4)	62.1 (51.9 to 74.2)	54.1 (45.1 to 64.9)	45.1 (37.5 to 54.1)	34.1 (28.4 to 41.1)	0.1 (0.1 to 0.1)	597
Sexually transmitted infections excluding HIV	0.1 (0 to 0)	(0 to 0)	(0 to 0)	(0 to 0)	(0 to 0)	(0 to 0)	0.4 (0 to 0.7)	20.4 (9.7 to 33.7)	97.5 (46.2 to 163)	206.3 (98.1 to 343)	316.1 (150 to 526)	411.9 (196 to 685)	511.6 (243 to 851)	612.1 (291 to 1,000)	712.3 (339 to 1,200)	812.5 (386 to 1,300)	912.8 (434 to 1,500)	1,000 (475 to 1,600)	1,100 (523 to 1,800)	1,200 (571 to 1,900)	1,300 (619 to 2,100)	1,400 (666 to 2,200)	1,500 (714 to 2,400)	488
Syphilis	(0 to 0)	(0 to 0)	(0 to 0)	(0 to 0)	(0 to 0)	(0 to 0)	(0 to 0)	(0.1 to 0.2)	(0.9 to 1.2)	(2.2 to 3.3)	(3.2 to 4.7)	(3.2 to 4.7)	(3.2 to 4.7)	(3.2 to 4.7)	(3.2 to 4.7)	(3.2 to 4.7)	(3.2 to 4.7)	(3.2 to 4.7)	(3.2 to 4.7)	(3.2 to 4.7)	(3.2 to 4.7)	(3.2 to 4.7)	(3.2 to 4.7)	19.1
Chlamydial infection	(0 to 0)	(0 to 0)	(0 to 0)	(0 to 0)	(0 to 0)	(0 to 0)	(0.4 to 1.4)	(1.4 to 6.6)	(6.6 to 19.2)	(16.7 to 46)	(27.1 to 74)	(37.5 to 102)	(47.9 to 131)	(58.3 to 159)	(68.7 to 188)	(79.1 to 216)	(89.5 to 245)	(99.9 to 273)	(110 to 301)	(120 to 329)	(130 to 358)	(140 to 386)	(150 to 414)	1,824
Gonococcal infection	(0 to 0)	(0 to 0)	(0 to 0)	(0 to 0)	(0 to 0)	(0 to 0)	(0.5 to 0.9)	(3.9 to 7.8)	(11.6 to 21.7)	(23.3 to 43.1)	(34.9 to 64.6)	(46.6 to 86.1)	(58.2 to 108)	(69.8 to 129)	(81.5 to 151)	(93.1 to 172)	(105 to 194)	(116 to 215)	(128 to 237)	(139 to 258)	(151 to 280)	(162 to 301)	(174 to 323)	3,918
Trichomoniasis	(0 to 0)	(0 to 0)	(0 to 0)	(0 to 0)	(0 to 0)	(0 to 0)	(0.3 to 0.8)	(1.6 to 3.1)	(4.7 to 11.9)	(9.1 to 22.1)	(13.4 to 31.6)	(17.8 to 41.2)	(22.2 to 50.7)	(26.6 to 60.3)	(30.9 to 69.8)	(35.3 to 79.4)	(39.7 to 88.9)	(44.1 to 98.5)	(48.4 to 108)	(52.8 to 118)	(57.2 to 127)	(61.6 to 137)	(65.9 to 147)	962
Genital herpes	(0 to 0)	(0 to 0)	(0 to 0)	(0 to 0)	(0 to 0)	(0 to 0)	(0.1 to 0.4)	(0.6 to 1.4)	(1.5 to 3.5)	(2.2 to 4.9)	(2.7 to 6.1)	(3.1 to 7.2)	(3.6 to 8.2)	(4.1 to 9.3)	(4.5 to 10.3)	(5.0 to 11.4)	(5.5 to 12.5)	(5.9 to 13.5)	(6.4 to 14.6)	(6.8 to 15.6)	(7.3 to 16.7)	(7.8 to 17.7)	(8.2 to 18.8)	139
Other sexually transmitted infections	(0 to 0)	0.1 (0 to 0.1)	0.1 (0 to 0.1)	0.1 (0 to 0.1)	(0 to 0)	(0 to 0)	0.1 (0 to 0.2)	0.2 (0 to 0.4)	0.6 (0.2 to 1.2)	1.1 (0.4 to 2.1)	1.6 (0.6 to 3)	2.1 (0.8 to 3.9)	2.6 (1 to 4.8)	3.1 (1.2 to 5.7)	3.6 (1.4 to 6.6)	4.1 (1.6 to 7.5)	4.6 (1.8 to 8.4)	5.1 (2 to 9.3)	5.6 (2.2 to 10)	6.1 (2.4 to 11)	6.6 (2.6 to 12)	7.1 (2.8 to 13)	7.6 (3 to 14)	166
Respiratory infections and tuberculosis	779 (721 to 840)	227 (210 to 245)	474 (439 to 511)	956 (885 to 1,030)	543 (503 to 585)	439 (406 to 473)	356 (329 to 384)	394 (364 to 425)	392 (362 to 423)	396 (366 to 427)	402 (372 to 434)	410 (379 to 442)	422 (390 to 455)	432 (399 to 466)	446 (412 to 481)	459 (424 to 495)	477 (441 to 514)	501 (463 to 540)	527 (487 to 568)	561 (519 to 605)	597 (552 to 643)	634 (586 to 683)	673 (622 to 725)	15,600
Tuberculosis	(0 to 0)	(0 to 0)	(1.1 to 3)	(3.1 to 9.2)	(1.9 to 5.6)	(1.6 to 4.2)	(2.7 to 7.4)	(5.6 to 17)	(7.1 to 23.4)	(8.2 to 28.3)	(9.1 to 32.3)	(10 to 36.2)	(11 to 39.3)	(11 to 42.3)	(12 to 45.3)	(13 to 48.3)	(14 to 51.3)	(15 to 54.3)	(16 to 57.3)	(17 to 60.3)	(18 to 63.3)	(19 to 66.3)	(20 to 69.3)	488
Latent tuberculosis infection	(0 to 0)	(0 to 0)	(0 to 0)	(0 to 0)	(0 to 0)	(0 to 0)	(0 to 0)	(0 to 0)	(0 to 0)	(0 to 0)	(0 to 0)	(0 to 0)	(0 to 0)	(0 to 0)	(0 to 0)	(0 to 0)	(0 to 0)	(0 to 0)	(0 to 0)	(0 to 0)	(0 to 0)	(0 to 0)	(0 to 0)	6
Drug-susceptible tuberculosis	(0 to 0)	(1 to 2)	(1 to 3)	(3 to 8)	(1.5 to 4.7)	(1.3 to 3.5)	(2.2 to 6.1)	(4.6 to 14)	(5.8 to 19)	(6.7 to 23)	(7.5 to 26)	(8.2 to 29)	(8.9 to 31)	(9.6 to 33)	(10 to 35)	(11 to 37)	(11 to 39)	(12 to 41)	(13 to 43)	(14 to 45)	(15 to 47)	(16 to 49)	(17 to 51)	402
Multidrug-resistant tuberculosis without extensive drug-re	(0 to 0)	(0 to 0)	(0 to 0)	(0 to 0)	(0 to 0)	(0 to 0)	(0 to 0)	(0 to 0)	(0 to 0)	(0 to 0)	(0 to 0)	(0 to 0)	(0 to 0)	(0 to 0)	(0 to 0)	(0 to 0)	(0 to 0)	(0 to 0)	(0 to 0)	(0 to 0)	(0 to 0)	(0 to 0)	(0 to 0)	0.1
Extensively drug-resistant tuberculosis	(0 to 0)	(0 to 0)	(0 to 0)	(0 to 0)	(0 to 0)	(0 to 0)	(0 to 0)	(0 to 0)	(0 to 0)	(0 to 0)	(0 to 0)	(0 to 0)	(0 to 0)	(0 to 0)	(0 to 0)	(0 to 0)	(0 to 0)	(0 to 0)	(0 to 0)	(0 to 0)	(0 to 0)	(0 to 0)	(0 to 0)	3.6
Lower respiratory infections	778 (720 to 839)	227 (210 to 245)	368 (341 to 396)	114 (106 to 123)	23.2 (21.5 to 25)	6.1 (5.6 to 6.6)	2.1 (1.9 to 2.3)	2.1 (1.9 to 2.3)	2.1 (1.9 to 2.3)	2.1 (1.9 to 2.3)	2.1 (1.9 to 2.3)	2.1 (1.9 to 2.3)	2.1 (1.9 to 2.3)	2.1 (1.9 to 2.3)	2.1 (1.9 to 2.3)	2.1 (1.9 to 2.3)	2.1 (1.9 to 2.3)	2.1 (1.9 to 2.3)	2.1 (1.9 to 2.3)	2.1 (1.9 to 2.3)	2.1 (1.9 to 2.3)	2.1 (1.9 to 2.3)	9,670
Upper respiratory infections	(4 to 1.2)	2 (1.9 to 6)	3 (2.8 to 9.2)	4.5 (4.2 to 14)	2.7 (2.5 to 8.3)	1.9 (1.8 to 5.8)	1.5 (1.4 to 4.6)	1.4 (1.3 to 4.3)	1.3 (1.2 to 4.1)	1.3 (1.2 to 4.1)	1.3 (1.2 to 4.1)	1.3 (1.2 to 4.1)	1.3 (1.2 to 4.1)	1.3 (1.2 to 4.1)	1.3 (1.2 to 4.1)	1.3 (1.2 to 4.1)	1.3 (1.2 to 4.1)	1.3 (1.2 to 4.1)	1.3 (1.2 to 4.1)	1.3 (1.2 to 4.1)	1.3 (1.2 to 4.1)	1.3 (1.2 to 4.1)	4,290
Otitis media	0 (0 to 0)	0 (0 to 0.6)	0.9 (0 to 0.9)	0.9 (0 to 0.9)	0.6 (0 to 0.6)	0.6 (0 to 0.6)	0.6 (0 to 0.6)	0.6 (0 to 0.6)	0.6 (0 to 0.6)	0.6 (0 to 0.6)	0.6 (0 to 0.6)	0.6 (0 to 0.6)	0.6 (0 to 0.6)	0.6 (0 to 0.6)	0.6 (0 to 0.6)	0.6 (0 to 0.6)	0.6 (0 to 0.6)	0.6 (0 to 0.6)	0.6 (0 to 0.6)	0.6 (0 to 0.6)	0.6 (0 to 0.6)	0.6 (0 to 0.6)	0.6 (0 to 0.6)	6
Enteric infections	77 (21.9 to 215)	27 (11.7 to 71.4)	27 (10.6 to 78.3)	276 (99.1 to 669)	171 (71 to 429)	178 (73.2 to 446)	178 (73.7 to 444)	178 (73.7 to 444)	178 (73.7 to 444)	178 (73.7 to 444)	178 (73.7 to 444)	178 (73.7 to 444)	178 (73.7 to 444)	178 (73.7 to 444)	178 (73.7 to 444)	178 (73.7 to 444)	178 (73.7 to 444)	178 (73.7 to 444)	178 (73.7 to 444)	178 (73.7 to 444)	178 (73.7 to 444)	178 (73.7 to 444)	178 (73.7 to 444)	5,000
Diarrheal diseases	77 (21.9 to 215)	27 (11.7 to 71.4)	27 (10.6 to 78.3)	276 (99.1 to 669)	171 (71 to 429)	178 (73.2 to 446)	178 (73.7 to 444)	178 (73.7 to 444)	178 (73.7 to 444)	178 (73.7 to 444)	178 (73.7 to 444)	178 (73.7 to 444)	178 (73.7 to 444)	178 (73.7 to 444)	178 (73.7 to 444)	178 (73.7 to 444)	178 (73.7 to 444)	178 (73.7 to 444)	178 (73.7 to 444)	178 (73.7 to 444)	178 (73.7 to 444)	178 (73.7 to 444)	178 (73.7 to 444)	4,990
Typhoid and paratyphoid	(0 to 0)	(0 to 0)	(0 to 0)	(0 to 0.1)	(0 to 0.1)	(0 to 0)	(0 to 0.1)	(0 to 0.1)	(0 to 0.1)	(0 to 0.1)	(0 to 0.1)	(0 to 0.1)	(0 to 0.1)	(0 to 0.1)	(0 to 0.1)	(0 to 0.1)	(0 to 0.1)	(0 to 0.1)	(0 to 0.1)	(0 to 0.1)	(0 to 0.1)	(0 to 0.1)	(0 to 0.1)	0.3
Typhoid fever	(0 to 0)	(0 to 0)	(0 to 0)	(0 to 0)	(0 to 0)	(0 to 0)	(0 to 0)	(0 to 0)	(0 to 0)	(0 to 0)	(0 to 0)	(0 to 0)	(0 to 0)	(0 to 0)	(0 to 0)	(0 to 0)	(0 to 0)	(0 to 0)	(0 to 0)	(0 to 0)	(0 to 0)	(0 to 0)	(0 to 0)	0.1
Paratyphoid fever	(0 to 0)	(0 to 0)	(0 to 0)	(0 to 0)	(0 to 0)	(0 to 0)	(0 to 0)	(0 to 0.1)	(0 to 0.1)	(0 to 0.1)	(0 to 0.1)	(0 to 0.1)	(0 to 0.1)	(0 to 0.1)	(0 to 0.1)	(0 to 0.1)	(0 to 0.1)	(0 to 0.1)	(0 to 0.1)	(0 to 0.1)	(0 to 0.1)	(0 to 0.1)	(0 to 0.1)	0.2
Invasive Non-typhoidal Salmonella (iNTS)	(0 to 0)	(0 to 0.6)	(0 to 0.6)	(0 to 0.6)	(0 to 0.6)	(0 to 0.6)	(0 to 0.6)	(0 to 0.6)	(0 to 0.6)	(0 to 0.6)	(0 to 0.6)	(0 to 0.6)	(0 to 0.6)	(0 to 0.6)	(0 to 0.6)	(0 to 0.6)	(0 to 0.6)	(0 to 0.6)	(0 to 0.6)	(0 to 0.6)	(0 to 0.6)	(0 to 0.6)	(0 to 0.6)	2
Other intestinal infectious diseases	(0 to 0)	(0 to 0.2)	(0 to 0.2)	0.7 (0 to 2.1)	(0 to 1.1)	0.6 (0 to 1.1)	(0 to 1.1)	(0 to 1.1)	(0 to 1.1)	(0 to 1.1)	(0 to 1.1)	(0 to 1.1)	(0 to 1.1)	(0 to 1.1)	(0 to 1.1)	(0 to 1.1)	(0 to 1.1)	(0 to 1.1)	(0 to 1.1)	(0 to 1.1)	(0 to 1.1)	(0 to 1.1)	(0 to 1.1)	6
Neglected tropical diseases and malaria	(0.2 to 1.2)	(1.6 to 7.1)	(7.6 to 39.2)	(11.7 to 57.9)	(11.6 to 57.1)	(11.4 to 56.1)	(11.4 to 56.1)	(11.4 to 56.1)	(11.4 to 56.1)	(11.4 to 56.1)	(11.4 to 56.1)	(11.4 to 56.1)	(11.4 to 56.1)	(11.4 to 56.1)	(11.4 to 56.1)	(11.4 to 56.1)	(11.4 to 56.1)	(11.4 to 56.1)	(11.4 to 56.1)	(11.4 to 56.1)	(11.4 to 56.1)	(11.4 to 56.1)	(11.4 to 56.1)	1,100
Malaria	(0 to 0)	(0 to 0)	(0 to 0)	(0 to 0)	(0 to 0)	(0 to 0)	(0 to 0)	(0 to 0)	(0 to 0)	(0 to 0)	(0 to 0)	(0 to 0)	(0 to 0)	(0 to 0)	(0 to 0)	(0 to 0)	(0 to 0)	(0 to 0)	(0 to 0)	(0 to 0)	(0 to 0)	(0 to 0)	(0 to 0)	0.1
Chagas disease	(0 to 0)	(0 to 0)	(0 to 0)	(0 to 0)	(0 to 0)	(0 to 0)	(0 to 0)	(0 to 0)	(0 to 0)	(0 to 0)	(0 to 0)	(0 to 0)	(0 to 0)	(0 to 0)	(0 to 0)	(0 to 0)	(0 to 0)	(0 to 0)	(0 to 0)	(0 to 0)	(0 to 0)	(0 to 0)	(0 to 0)	0
Leishmaniasis	(0 to 0)	(0 to 0)	(0 to 0)	(0 to 0)	(0 to 0)	(0 to 0)	(0 to 0)	(0 to 0)	(0 to 0)	(0 to 0)	(0 to 0)	(0 to 0)	(0 to 0)	(0 to 0)	(0 to 0)	(0 to 0)	(0 to 0)	(0 to 0)	(0 to 0)	(0 to 0)	(0 to 0)	(0 to 0)	(0 to 0)	0
Visceral leishmaniasis	(0 to 0)	(0 to 0)	(0 to 0)	(0 to 0)	(0 to 0)	(0 to 0)	(0 to 0)	(0 to 0)	(0 to 0)	(0 to 0)	(0 to 0)	(0 to 0)	(0 to 0)	(0 to 0)	(0 to 0)	(0 to 0)	(0 to 0)	(0 to 0)	(0 to 0)	(0 to 0)	(0 to 0)	(0 to 0)	(0 to 0)	0
Cutaneous and mucocutaneous leishmaniasis	(0 to 0)	(0 to 0)	(0 to 0)	(0 to 0)	(0 to 0)	(0 to 0)	(0 to 0)	(0 to 0)	(0 to 0)	(0 to 0)	(0 to 0)	(0 to 0)	(0 to 0)	(0 to 0)	(0 to 0)	(0 to 0)	(0 to 0)	(0 to 0)	(0 to 0)	(0 to 0)	(0 to 0)	(0 to 0)	(0 to 0)	0
African trypanosomiasis	(0 to 0)	(0 to 0)	(0 to 0)	(0 to 0)	(0 to 0)	(0 to 0)	(0 to 0)	(0 to 0)	(0 to 0)	(0 to 0)	(0 to 0)	(0 to 0)	(0 to 0)	(0 to 0)	(0 to 0)	(0 to 0)	(0 to 0)	(0 to 0)	(0 to 0)	(0 to 0)	(0 to 0)	(0 to 0)	(0 to 0)	0
Schistosomiasis	(0 to 0)	(0 to 0)	(0 to 0)	(0 to 0)	(0 to 0)	(0 to 0)	(0 to 0)	(0 to 0)	(0 to 0)	(0 to 0)	(0 to 0)	(0 to 0)	(0 to 0)	(0 to 0)	(0 to 0)	(0 to 0)	(0 to 0)	(0 to 0)	(0 to 0)	(0 to 0)	(0 to 0)	(0 to 0)	(0 to 0)	0
Cysticercosis	(0 to 0)	(0 to 0)	(0 to 0)	(0 to 0)	(0 to 0)	(0 to 0)	(0 to 0)	(0 to 0)	(0 to 0)	(0 to 0)	(0 to 0)	(0 to 0)	(0 to 0)	(0 to 0)	(0 to 0)	(0 to 0)	(0 to 0)	(0 to 0)	(0 to 0)	(0 to 0)	(0 to 0)	(0 to 0)	(0 to 0)	0
Cystic echinococcosis	(0 to 0)	(0 to 0)	(0 to 0)	0.1 (0 to 0.2)	0.1 (0 to 0.2)	0.2 (0 to 0.4)	0.2 (0 to 0.4)	0.2 (0 to 0.4)	0.2 (0 to 0.4)	0.2 (0 to 0.4)	0.2 (0 to 0.4)	0.2 (0 to 0.4)	0.2 (0 to 0.4)	0.2 (0 to 0.4)	0.2 (0 to 0.4)	0.2 (0 to 0.4)	0.2 (0 to 0.4)	0.2 (0 to 0.4)	0.2 (0 to 0.4)	0.2 (0 to 0.4)	0.2 (0 to 0.4)	0.1 (0 to 0.2)	0.1 (0 to 0.2)	3.9
Lymphatic filariasis	(0 to 0)	(0 to 0)	(0 to 0)	(0 to 0)	(0 to 0)	(0 to 0)	(0 to 0)	(0 to 0)	(0 to 0)	(0 to 0)	(0 to 0)	(0 to 0)	(0 to 0)	(0 to 0)	(0 to 0)	(0 to 0)	(0 to 0)	(0 to 0)	(0 to 0)	(0 to 0)	(0 to 0)	(0 to 0)	(0 to 0)	0
Onchocerciasis	(0 to 0)	(0 to 0)	(0 to 0)	(0 to 0)	(0 to 0)	(0 to 0)	(0 to 0)	(0 to 0)	(0 to 0)	(0 to 0)	(0 to 0)	(0 to 0)	(0 to 0)	(0 to 0)	(0 to 0)	(0 to 0)	(0 to 0)	(0 to 0)	(0 to 0)	(0 to 0)	(0 to 0)	(0 to 0)	(0 to 0)	0
Trachoma	(0 to 0)	(0 to 0)	(0 to 0)	(0 to 0)	(0 to 0)	(0 to 0)	(0 to 0)	(0 to 0)	(0 to 0)	(0 to 0)	(0 to 0)	(0 to 0)	(0 to 0)	(0 to 0)	(0 to 0)	(0 to 0)	(0 to 0)	(0 to 0)	(0 to 0)	(0 to 0)	(0 to 0)	(0 to 0)	(0 to 0)	0
Dengue	(0 to 0)	(0 to 0)	(0 to 0)	(0 to 0)	(0 to 0)	(0 to 0)	(0 to 0)	(0 to 0)	(0 to 0)	(0 to 0)	(0 to 0)	(0 to 0)	(0 to 0)	(0 to 0)	(0 to 0)	(0 to 0)	(0 to 0)	(0 to 0)	(0 to 0)	(0 to 0)	(0 to 0)	(0 to 0)	(0 to 0)	0
Yellow fever	(0 to 0)	(0 to 0)	(0 to 0)	(0 to 0)	(0 to 0)	(0 to 0)	(0 to 0)	(0 to 0)	(0 to 0)	(0 to 0)	(0 to 0)	(0 to 0)	(0 to 0)	(0 to 0)	(0 to 0)	(0 to 0)	(0 to 0)	(0 to 0)	(0 to 0)	(0 to 0)	(0 to 0)	(0 to 0)	(0 to 0)	0
Rabies	(0 to 0)	(0 to 0)	(0 to 0)	(0 to 0)	(0 to 0)	(0 to 0)	(0 to 0)	(0 to 0)	(0 to 0)	(0 to 0)	(0 to 0)	(0 to 0)	(0 to 0)	(0 to 0)	(0 to 0)	(0 to 0)	(0 to 0)	(0 to 0)	(0 to 0)	(0 to 0)	(0 to 0)	(0 to 0)	(0 to 0)	0.3
Intestinal nematode infections	(0 to 0)	(0 to 0)	(0 to 0)	(0 to 0)	(0 to 0)	(0 to 0)	(0 to 0)	(0 to 0)	(0 to 0)	(0 to 0)	(0 to 0)	(0 to 0)	(0 to 0)	(0 to 0)	(0 to 0)	(0 to 0)	(0 to 0)	(0 to 0)	(0 to 0)	(0 to 0)	(0 to 0)	(0 to 0)	(0 to 0)	0
Ascariasis	(0 to 0)	(0 to 0)	(0 to 0)	(0 to 0)	(0 to 0)	(0 to 0)	(0 to 0)	(0 to 0)	(0 to 0)	(0 to 0)	(0 to 0)	(0 to 0)	(0 to 0)	(0 to 0)	(0 to 0)	(0 to 0)	(0 to 0)	(0 to 0)	(0 to 0)	(0 to 0)	(0 to 0)	(0 to 0)	(0 to 0)	0
Trichuriasis	(0 to 0)	(0 to 0)	(0 to 0)	(0 to 0)	(0 to 0)	(0 to 0)	(0 to 0)	(0 to 0)	(0 to 0)	(0 to 0)	(0 to 0)	(0 to 0)	(0 to 0)	(0 to 0)	(0 to 0)	(0 to 0)	(0 to 0)	(0 to 0)	(0 to 0)	(0 to 0)	(0 to 0)	(0 to 0)	(0 to 0)	0
Hookworm disease	(0 to 0)	(0 to 0)	(0 to 0)	(0 to 0)	(0 to 0)	(0 to 0)	(0 to 0)	(0 to 0)	(0 to 0)	(0 to 0)	(0 to 0)	(0 to 0)	(0 to 0)	(0 to 0)	(0 to 0)	(0 to 0)	(0 to 0)	(0 to 0)	(0 to 0)	(0 to 0)	(0 to 0)	(0 to 0)	(0 to 0)	0
Food-borne trematodiases	(0 to 0)	(0 to 0)	(0 to 0)	(0 to 0)	(0 to 0)	(0 to 0)	(0 to 0)	(0 to 0)	(0 to 0)	(0 to 0)	(0 to 0)	(0 to 0)	(0 to 0)	(0 to 0)	(0 to 0)	(0 to 0)	(0 to 0)	(0 to 0)	(0 to 0)	(0 to 0)	(0 to 0)	(0 to 0)	(0 to 0)	0
Leprosy	(0 to 0)	(0 to 0)	(0 to 0)	(0 to 0)	(0 to 0)	(0 to 0)	(0 to 0)	(0 to 0)	(0 to 0)	(0 to 0)	(0 to 0)	(0 to 0)	(0 to 0)	(0 to 0)	(0 to 0)	(0 to 0)	(0 to 0)	(0 to 0)	(0 to 0)	(0 to 0)	(0 to 0)	(0 to 0)	(0 to 0)	0.1
Ebola	(0 to 0)	(0 to 0)	(0 to 0)	(0 to 0)	(0 to 0)	(0 to 0)	(0 to 0)	(0 to 0)	(0 to 0)	(0 to 0)	(0 to 0)	(0 to 0)	(0 to 0)	(0 to 0)	(0 to 0)	(0 to 0)	(0 to 0)	(0 to 0)	(0 to 0)	(0 to 0)	(0 to 0)	(0 to 0)	(0 to 0)	0
Zika virus	(0 to 0)	(0 to 0)	(0 to 0)	(0 to 0)	(0 to 0)	(0 to 0)	(0 to 0)	(0 to 0)	(0 to 0)	(0 to 0)	(0 to 0)	(0 to 0)	(0 to 0)	(0 to 0)	(0 to 0)	(0 to 0)	(0 to 0)	(0 to 0)	(0 to 0)	(0 to 0)	(0 to 0)	(0 to 0)	(0 to 0)	0
Guinea worm disease	(0 to 0)	(0 to 0)	(0 to 0)	(0 to 0)	(0 to 0)	(0 to 0)	(0 to 0)	(0 to 0)	(0 to 0)	(0 to 0)	(0 to 0)	(0 to 0)	(0 to 0)	(0 to 0)	(0 to 0)	(0 to 0)	(0 to 0)	(0 to 0)	(0 to 0)	(0 to 0)	(0 to 0)	(0 to 0)	(0 to 0)	0
Other neglected tropical diseases	0.9 (0.3 to 1.2)	0.4 (0.1 to 0.7)	1.9 (1.3 to 3.1)	6.9 (3.1 to 12)	4.9 (2.2 to 8.6)	7.7 (3.4 to 13.6)	4.7 (2.1 to 8.3)	1.4 (0.6 to 2.5)	2.2 (0.9 to 3.9)	2.2 (0.9 to 3.9)	2.2 (0.9 to 3.9)	3.4 (1.5 to 6)	6.1 (2.7 to 10.7)	8.6 (3.8 to 15)	9.6 (4.3 to 16.8)	9.6 (4.3 to 16.8)	9.6 (4.3 to 16.8)	9.6 (4.3 to 16.8)	9.6 (4.3 to 16.8)	9.6 (4.3 to 16.8)	9.6 (4.3 to 16.8)	9.6 (4.3 to 16.8)	9.6 (4.3 to 16.8)	203
Other infectious diseases	1,700 (1,700 to 1,700)	1,700 (1,700 to 1,700)	1,700 (1,700 to 1,700)







Table 2c. Western Sussex DALYs by cause and age across he both sexes with 95% uncertainty intervals, 2019

Causes	Early Neonatal	Late Neonatal	Post-Neonatal	1 to 4	5 to 9	10 to 14	15 to 19	20 to 24	25 to 29	30 to 34	35 to 39	40 to 44	45 to 49	50 to 54	55 to 59	60 to 64	65 to 69	70 to 74	75 to 79	80 to 84	85 to 89	90 to 94	95 plus	Total
All causes	553,000 (439,000 to 644,000)	286,000 (239,000 to 339,000)	418,000 (352,000 to 485,000)	1,060,000 (1,000,000 to 1,120,000)	1,020,000 (963,000 to 1,080,000)	1,010,000 (953,000 to 1,060,000)	1,110,000 (1,040,000 to 1,170,000)	1,260,000 (1,180,000 to 1,330,000)	1,360,000 (1,270,000 to 1,430,000)	1,360,000 (1,270,000 to 1,430,000)	1,360,000 (1,270,000 to 1,430,000)	1,360,000 (1,270,000 to 1,430,000)	1,360,000 (1,270,000 to 1,430,000)	1,360,000 (1,270,000 to 1,430,000)	1,360,000 (1,270,000 to 1,430,000)	1,360,000 (1,270,000 to 1,430,000)	1,360,000 (1,270,000 to 1,430,000)	1,360,000 (1,270,000 to 1,430,000)	1,360,000 (1,270,000 to 1,430,000)	1,360,000 (1,270,000 to 1,430,000)	1,360,000 (1,270,000 to 1,430,000)	1,360,000 (1,270,000 to 1,430,000)	1,360,000 (1,270,000 to 1,430,000)	127,000,000 (119,000,000 to 135,000,000)
Communicable, maternal, neonatal, and nutritional diseases	553,000 (439,000 to 644,000)	286,000 (239,000 to 339,000)	418,000 (352,000 to 485,000)	1,060,000 (1,000,000 to 1,120,000)	1,020,000 (963,000 to 1,080,000)	1,010,000 (953,000 to 1,060,000)	1,110,000 (1,040,000 to 1,170,000)	1,260,000 (1,180,000 to 1,330,000)	1,360,000 (1,270,000 to 1,430,000)	1,360,000 (1,270,000 to 1,430,000)	1,360,000 (1,270,000 to 1,430,000)	1,360,000 (1,270,000 to 1,430,000)	1,360,000 (1,270,000 to 1,430,000)	1,360,000 (1,270,000 to 1,430,000)	1,360,000 (1,270,000 to 1,430,000)	1,360,000 (1,270,000 to 1,430,000)	1,360,000 (1,270,000 to 1,430,000)	1,360,000 (1,270,000 to 1,430,000)	1,360,000 (1,270,000 to 1,430,000)	1,360,000 (1,270,000 to 1,430,000)	1,360,000 (1,270,000 to 1,430,000)	1,360,000 (1,270,000 to 1,430,000)	1,360,000 (1,270,000 to 1,430,000)	5,130,000
HIV/AIDS and sexually transmitted infections	4,490 (3,740 to 5,360)	749 (624 to 894)	2,040 (1,700 to 2,430)	1,210 (1,010 to 1,440)	668 (556 to 797)	464 (387 to 553)	1,010 (842 to 1,200)	2,740 (2,280 to 3,270)	4,490 (3,740 to 5,360)	6,030 (5,020 to 7,200)	7,180 (5,980 to 8,570)	8,060 (6,710 to 9,620)	8,720 (7,260 to 10,400)	9,170 (7,630 to 10,900)	9,410 (7,840 to 11,200)	9,510 (7,920 to 11,300)	9,510 (7,920 to 11,300)	9,510 (7,920 to 11,300)	9,510 (7,920 to 11,300)	9,510 (7,920 to 11,300)	9,510 (7,920 to 11,300)	9,510 (7,920 to 11,300)	9,510 (7,920 to 11,300)	221,000
HIV/AIDS	60 (44 to 81)	20 (14 to 27)	1,210 (1,010 to 1,440)	1,150 (960 to 1,370)	664 (553 to 793)	460 (383 to 548)	1,000 (834 to 1,190)	2,730 (2,270 to 3,260)	4,480 (3,730 to 5,350)	6,020 (5,010 to 7,190)	7,170 (5,970 to 8,560)	8,050 (6,700 to 9,610)	8,710 (7,250 to 10,400)	9,160 (7,620 to 10,900)	9,400 (7,830 to 11,200)	9,500 (7,910 to 11,300)	9,500 (7,910 to 11,300)	9,500 (7,910 to 11,300)	9,500 (7,910 to 11,300)	9,500 (7,910 to 11,300)	9,500 (7,910 to 11,300)	9,500 (7,910 to 11,300)	9,500 (7,910 to 11,300)	220,000
HIV/AIDS - Drug-susceptible Tuberculosis	45 (34 to 59)	20 (14 to 28)	1,150 (960 to 1,370)	1,090 (910 to 1,300)	627 (521 to 750)	434 (361 to 518)	944 (787 to 1,130)	2,580 (2,140 to 3,080)	4,230 (3,520 to 5,050)	5,680 (4,730 to 6,780)	6,760 (5,630 to 8,080)	7,590 (6,320 to 9,060)	8,210 (6,840 to 9,800)	8,630 (7,190 to 10,300)	8,870 (7,390 to 10,600)	8,960 (7,460 to 10,700)	8,960 (7,460 to 10,700)	8,960 (7,460 to 10,700)	8,960 (7,460 to 10,700)	8,960 (7,460 to 10,700)	8,960 (7,460 to 10,700)	8,960 (7,460 to 10,700)	8,960 (7,460 to 10,700)	208,000
HIV/AIDS - Multidrug-resistant Tuberculosis without extensive drug resistance	0 (0 to 0)	0 (0 to 0)	8 (5 to 12)	8 (5 to 11)	5 (3 to 7)	3 (2 to 5)	7 (4 to 10)	19 (11 to 28)	31 (18 to 46)	42 (24 to 62)	50 (29 to 74)	56 (32 to 83)	61 (35 to 90)	64 (37 to 95)	66 (38 to 98)	67 (38 to 99)	67 (38 to 99)	67 (38 to 99)	67 (38 to 99)	67 (38 to 99)	67 (38 to 99)	67 (38 to 99)	67 (38 to 99)	1,600
HIV/AIDS - Extensively drug-resistant Tuberculosis	0 (0 to 0)	0 (0 to 0)	0 (0 to 0)	0 (0 to 0)	0 (0 to 0)	0 (0 to 0)	0 (0 to 0)	0 (0 to 0)	0 (0 to 0)	0 (0 to 0)	0 (0 to 0)	0 (0 to 0)	0 (0 to 0)	0 (0 to 0)	0 (0 to 0)	0 (0 to 0)	0 (0 to 0)	0 (0 to 0)	0 (0 to 0)	0 (0 to 0)	0 (0 to 0)	0 (0 to 0)	0 (0 to 0)	0
HIV/AIDS - Multidrug-resistant Tuberculosis without extensive drug resistance	0 (0 to 0)	0 (0 to 0)	0 (0 to 0)	0 (0 to 0)	0 (0 to 0)	0 (0 to 0)	0 (0 to 0)	0 (0 to 0)	0 (0 to 0)	0 (0 to 0)	0 (0 to 0)	0 (0 to 0)	0 (0 to 0)	0 (0 to 0)	0 (0 to 0)	0 (0 to 0)	0 (0 to 0)	0 (0 to 0)	0 (0 to 0)	0 (0 to 0)	0 (0 to 0)	0 (0 to 0)	0 (0 to 0)	0
HIV/AIDS resulting in other diseases	60 (44 to 81)	20 (14 to 27)	1,150 (960 to 1,370)	960 (790 to 1,150)	603 (497 to 727)	426 (353 to 507)	938 (781 to 1,120)	2,730 (2,270 to 3,260)	4,480 (3,730 to 5,350)	6,020 (5,010 to 7,190)	7,170 (5,970 to 8,560)	8,050 (6,700 to 9,610)	8,710 (7,250 to 10,400)	9,160 (7,620 to 10,900)	9,400 (7,830 to 11,200)	9,500 (7,910 to 11,300)	9,500 (7,910 to 11,300)	9,500 (7,910 to 11,300)	9,500 (7,910 to 11,300)	9,500 (7,910 to 11,300)	9,500 (7,910 to 11,300)	9,500 (7,910 to 11,300)	9,500 (7,910 to 11,300)	208,000
Sexually transmitted infections excluding HIV	4,490 (3,740 to 5,360)	729 (607 to 870)	864 (714 to 1,030)	64.2 (49 to 83)	4.1 (3 to 5)	3.8 (3 to 5)	6.6 (5 to 8)	7.7 (6 to 9)	8.2 (6 to 10)	8.2 (6 to 10)	8.2 (6 to 10)	8.2 (6 to 10)	8.2 (6 to 10)	8.2 (6 to 10)	8.2 (6 to 10)	8.2 (6 to 10)	8.2 (6 to 10)	8.2 (6 to 10)	8.2 (6 to 10)	8.2 (6 to 10)	8.2 (6 to 10)	8.2 (6 to 10)	8.2 (6 to 10)	2,450
Syphilis	4,270 (3,560 to 5,120)	214 (94 to 1,590)	209 (91 to 512)	19.8 (8 to 49)	1.6 (1 to 4)	1.5 (1 to 4)	3.1 (1 to 8)	3.7 (2 to 9)	4.2 (2 to 10)	4.2 (2 to 10)	4.2 (2 to 10)	4.2 (2 to 10)	4.2 (2 to 10)	4.2 (2 to 10)	4.2 (2 to 10)	4.2 (2 to 10)	4.2 (2 to 10)	4.2 (2 to 10)	4.2 (2 to 10)	4.2 (2 to 10)	4.2 (2 to 10)	4.2 (2 to 10)	4.2 (2 to 10)	1,140
Chlamydial infection	0 (0 to 0)	0 (0 to 0)	0 (0 to 0)	0 (0 to 0)	0 (0 to 0)	0 (0 to 0)	0 (0 to 0)	0 (0 to 0)	0 (0 to 0)	0 (0 to 0)	0 (0 to 0)	0 (0 to 0)	0 (0 to 0)	0 (0 to 0)	0 (0 to 0)	0 (0 to 0)	0 (0 to 0)	0 (0 to 0)	0 (0 to 0)	0 (0 to 0)	0 (0 to 0)	0 (0 to 0)	0 (0 to 0)	0
Gonococcal infection	0 (0 to 0)	0 (0 to 0)	0 (0 to 0)	0 (0 to 0)	0 (0 to 0)	0 (0 to 0)	0 (0 to 0)	0 (0 to 0)	0 (0 to 0)	0 (0 to 0)	0 (0 to 0)	0 (0 to 0)	0 (0 to 0)	0 (0 to 0)	0 (0 to 0)	0 (0 to 0)	0 (0 to 0)	0 (0 to 0)	0 (0 to 0)	0 (0 to 0)	0 (0 to 0)	0 (0 to 0)	0 (0 to 0)	0
Trichomoniasis	0 (0 to 0)	0 (0 to 0)	0 (0 to 0)	0 (0 to 0)	0 (0 to 0)	0 (0 to 0)	0 (0 to 0)	0 (0 to 0)	0 (0 to 0)	0 (0 to 0)	0 (0 to 0)	0 (0 to 0)	0 (0 to 0)	0 (0 to 0)	0 (0 to 0)	0 (0 to 0)	0 (0 to 0)	0 (0 to 0)	0 (0 to 0)	0 (0 to 0)	0 (0 to 0)	0 (0 to 0)	0 (0 to 0)	0
Genital herpes	0 (0 to 0)	0 (0 to 0)	0 (0 to 0)	0 (0 to 0)	0 (0 to 0)	0 (0 to 0)	0 (0 to 0)	0 (0 to 0)	0 (0 to 0)	0 (0 to 0)	0 (0 to 0)	0 (0 to 0)	0 (0 to 0)	0 (0 to 0)	0 (0 to 0)	0 (0 to 0)	0 (0 to 0)	0 (0 to 0)	0 (0 to 0)	0 (0 to 0)	0 (0 to 0)	0 (0 to 0)	0 (0 to 0)	0
Syphilis	0 (0 to 0)	0 (0 to 0)	0 (0 to 0)	0 (0 to 0)	0 (0 to 0)	0 (0 to 0)	0 (0 to 0)	0 (0 to 0)	0 (0 to 0)	0 (0 to 0)	0 (0 to 0)	0 (0 to 0)	0 (0 to 0)	0 (0 to 0)	0 (0 to 0)	0 (0 to 0)	0 (0 to 0)	0 (0 to 0)	0 (0 to 0)	0 (0 to 0)	0 (0 to 0)	0 (0 to 0)	0 (0 to 0)	0
Congenital syphilis	0 (0 to 0)	0 (0 to 0)	0 (0 to 0)	0 (0 to 0)	0 (0 to 0)	0 (0 to 0)	0 (0 to 0)	0 (0 to 0)	0 (0 to 0)	0 (0 to 0)	0 (0 to 0)	0 (0 to 0)	0 (0 to 0)	0 (0 to 0)	0 (0 to 0)	0 (0 to 0)	0 (0 to 0)	0 (0 to 0)	0 (0 to 0)	0 (0 to 0)	0 (0 to 0)	0 (0 to 0)	0 (0 to 0)	0
Other sexually transmitted infections	0 (0 to 0)	0 (0 to 0)	0 (0 to 0)	0 (0 to 0)	0 (0 to 0)	0 (0 to 0)	0 (0 to 0)	0 (0 to 0)	0 (0 to 0)	0 (0 to 0)	0 (0 to 0)	0 (0 to 0)	0 (0 to 0)	0 (0 to 0)	0 (0 to 0)	0 (0 to 0)	0 (0 to 0)	0 (0 to 0)	0 (0 to 0)	0 (0 to 0)	0 (0 to 0)	0 (0 to 0)	0 (0 to 0)	0
Hepatitis B	0 (0 to 0)	0 (0 to 0)	0 (0 to 0)	0 (0 to 0)	0 (0 to 0)	0 (0 to 0)	0 (0 to 0)	0 (0 to 0)	0 (0 to 0)	0 (0 to 0)	0 (0 to 0)	0 (0 to 0)	0 (0 to 0)	0 (0 to 0)	0 (0 to 0)	0 (0 to 0)	0 (0 to 0)	0 (0 to 0)	0 (0 to 0)	0 (0 to 0)	0 (0 to 0)	0 (0 to 0)	0 (0 to 0)	0
Hepatitis C	0 (0 to 0)	0 (0 to 0)	0 (0 to 0)	0 (0 to 0)	0 (0 to 0)	0 (0 to 0)	0 (0 to 0)	0 (0 to 0)	0 (0 to 0)	0 (0 to 0)	0 (0 to 0)	0 (0 to 0)	0 (0 to 0)	0 (0 to 0)	0 (0 to 0)	0 (0 to 0)	0 (0 to 0)	0 (0 to 0)	0 (0 to 0)	0 (0 to 0)	0 (0 to 0)	0 (0 to 0)	0 (0 to 0)	0
Other sexually transmitted infections	0 (0 to 0)	0 (0 to 0)	0 (0 to 0)	0 (0 to 0)	0 (0 to 0)	0 (0 to 0)	0 (0 to 0)	0 (0 to 0)	0 (0 to 0)	0 (0 to 0)	0 (0 to 0)	0 (0 to 0)	0 (0 to 0)	0 (0 to 0)	0 (0 to 0)	0 (0 to 0)	0 (0 to 0)	0 (0 to 0)	0 (0 to 0)	0 (0 to 0)	0 (0 to 0)	0 (0 to 0)	0 (0 to 0)	0
Respiratory, circulatory, and digestive diseases	22,000 (14,000 to 29,000)	11,000 (7,000 to 15,000)	20,000 (13,000 to 28,000)	29,000 (19,000 to 40,000)	29,000 (19,000 to 41,000)	29,000 (19,000 to 41,000)	30,000 (20,000 to 42,000)	31,000 (21,000 to 43,000)	32,000 (22,000 to 44,000)	33,000 (23,000 to 45,000)	34,000 (24,000 to 46,000)	35,000 (25,000 to 47,000)	36,000 (26,000 to 48,000)	37,000 (27,000 to 49,000)	38,000 (28,000 to 50,000)	39,000 (29,000 to 51,000)	40,000 (30,000 to 52,000)	41,000 (31,000 to 53,000)	42,000 (32,000 to 54,000)	43,000 (33,000 to 55,000)	44,000 (34,000 to 56,000)	45,000 (35,000 to 57,000)	46,000 (36,000 to 58,000)	2,210,000
Tuberculosis	0 (0 to 0)	0 (0 to 0)	172 (144 to 206)	172 (144 to 206)	107 (89 to 128)	75 (63 to 91)	167 (140 to 200)	454 (381 to 545)	754 (632 to 905)	1,010 (848 to 1,210)	1,210 (1,020 to 1,450)	1,400 (1,180 to 1,680)	1,550 (1,300 to 1,860)	1,640 (1,370 to 1,960)	1,680 (1,410 to 2,010)	1,690 (1,420 to 2,030)	1,690 (1,420 to 2,030)	1,690 (1,420 to 2,030)	1,690 (1,420 to 2,030)	1,690 (1,420 to 2,030)	1,690 (1,420 to 2,030)	1,690 (1,420 to 2,030)	1,690 (1,420 to 2,030)	47,000
Latent tuberculosis infection	0 (0 to 0)	0 (0 to 0)	0 (0 to 0)	0 (0 to 0)	0 (0 to 0)	0 (0 to 0)	0 (0 to 0)	0 (0 to 0)	0 (0 to 0)	0 (0 to 0)	0 (0 to 0)	0 (0 to 0)	0 (0 to 0)	0 (0 to 0)	0 (0 to 0)	0 (0 to 0)	0 (0 to 0)	0 (0 to 0)	0 (0 to 0)	0 (0 to 0)	0 (0 to 0)	0 (0 to 0)	0 (0 to 0)	0
Active tuberculosis	0 (0 to 0)	0 (0 to 0)	172 (144 to 206)	172 (144 to 206)	107 (89 to 128)	75 (63 to 91)	167 (140 to 200)	454 (381 to 545)	754 (632 to 905)	1,010 (848 to 1,210)	1,210 (1,020 to 1,450)	1,400 (1,180 to 1,680)	1,550 (1,300 to 1,860)	1,640 (1,370 to 1,960)	1,680 (1,410 to 2,010)	1,690 (1,420 to 2,030)	1,690 (1,420 to 2,030)	1,690 (1,420 to 2,030)	1,690 (1,420 to 2,030)	1,690 (1,420 to 2,030)	1,690 (1,420 to 2,030)	1,690 (1,420 to 2,030)	1,690 (1,420 to 2,030)	47,000
Respiratory infections and mycosis	22,000 (14,000 to 29,000)	11,000 (7,000 to 15,000)	20,000 (13,000 to 28,000)	29,000 (19,000 to 40,000)	29,000 (19,000 to 41,000)	29,000 (19,000 to 41,000)	30,000 (20,000 to 42,000)	31,000 (21,000 to 43,000)	32,000 (22,000 to 44,000)	33,000 (23,000 to 45,000)	34,000 (24,000 to 46,000)	35,000 (25,000 to 47,000)	36,000 (26,000 to 48,000)	37,000 (27,000 to 49,000)	38,000 (28,000 to 50,000)	39,000 (29,000 to 51,000)	40,000 (30,000 to 52,000)	41,000 (31,000 to 53,000)	42,000 (32,000 to 54,000)	43,000 (33,000 to 55,000)	44,000 (34,000 to 56,000)	45,000 (35,000 to 57,000)	46,000 (36,000 to 58,000)	2,210,000
Malaria	0 (0 to 0)	0 (0 to 0)	0 (0 to 0)	0 (0 to 0)	0 (0 to 0)	0 (0 to 0)	0 (0 to 0)	0 (0 to 0)	0 (0 to 0)	0 (0 to 0)	0 (0 to 0)	0 (0 to 0)	0 (0 to 0)	0 (0 to 0)	0 (0 to 0)	0 (0 to 0)	0 (0 to 0)	0 (0 to 0)	0 (0 to 0)	0 (0 to 0)	0 (0 to 0)	0 (0 to 0)	0 (0 to 0)	0
Chagas disease	0 (0 to 0)	0 (0 to 0)	0 (0 to 0)	0 (0 to 0)	0 (0 to 0)	0 (0 to 0)	0 (0 to 0)	0 (0 to 0)	0 (0 to 0)	0 (0 to 0)	0 (0 to 0)	0 (0 to 0)	0 (0 to 0)	0 (0 to 0)	0 (0 to 0)	0 (0 to 0)	0 (0 to 0)	0 (0 to 0)	0 (0 to 0)	0 (0 to 0)	0 (0 to 0)	0 (0 to 0)	0 (0 to 0)	0
Leishmaniasis	0 (0 to 0)	0 (0 to 0)	0 (0 to 0)	0 (0 to 0)	0 (0 to 0)	0 (0 to 0)	0 (0 to 0)	0 (0 to 0)	0 (0 to 0)	0 (0 to 0)	0 (0 to 0)	0 (0 to 0)	0 (0 to 0)	0 (0 to 0)	0 (0 to 0)	0 (0 to 0)	0 (0 to 0)	0 (0 to 0)	0 (0 to 0)	0 (0 to 0)	0 (0 to 0)	0 (0 to 0)	0 (0 to 0)	0
African trypanosomiasis	0 (0 to 0)	0 (0 to 0)	0 (0 to 0)	0 (0 to 0)	0 (0 to 0)	0 (0 to 0)	0 (0 to 0)	0 (0 to 0)	0 (0 to 0)	0 (0 to 0)	0 (0 to 0)	0 (0 to 0)	0 (0 to 0)	0 (0 to 0)	0 (0 to 0)	0 (0 to 0)	0 (0 to 0)	0 (0 to 0)	0 (0 to 0)	0 (0 to 0)	0 (0 to 0)	0 (0 to 0)	0 (0 to 0)	0
Schistosomiasis	0 (0 to 0)	0 (0 to 0)	0 (0 to 0)	0 (0 to 0)	0 (0 to 0)	0 (0 to 0)	0 (0 to 0)	0 (0 to 0)	0 (0 to 0)	0 (0 to 0)	0 (0 to 0)	0 (0 to 0)	0 (0 to 0)	0 (0 to 0)	0 (0 to 0)	0 (0 to 0)	0 (0 to 0)	0 (0 to 0)	0 (0 to 0)	0 (0 to 0)	0 (0 to 0)	0 (0 to 0)	0 (0 to 0)	0
Cysticercosis	0 (0 to 0)	0 (0 to 0)	0 (0 to 0)	0 (0 to 0)	0 (0 to 0)	0 (0 to 0)	0 (0 to 0)	0 (0 to 0)	0 (0 to 0)	0 (0 to 0)	0 (0 to 0)	0 (0 to 0)	0 (0 to 0)	0 (0 to 0)	0 (0 to 0)	0 (0 to 0)	0 (0 to 0)	0 (0 to 0)	0 (0 to 0)	0 (0 to 0)	0 (0 to 0)	0 (0 to 0)	0 (0 to 0)	0
Cystic echinococcosis	0 (0 to 0)	0 (0 to 0)	0 (0 to 0)	0 (0 to 0)	0 (0 to 0)	0 (0 to 0)	0 (0 to 0)	0 (0 to 0)	0 (0 to 0)	0 (0 to 0)	0 (0 to 0)	0 (0 to 0)	0 (0 to 0)	0 (0 to 0)	0 (0 to 0)	0 (0 to 0)	0 (0 to 0)	0 (0 to 0)	0 (0 to 0)	0 (0 to 0)	0 (0 to 0)	0 (0 to 0)	0 (0 to 0)	0
Lymphatic filariasis	0 (0 to 0)	0 (0 to 0)	0 (0 to 0)	0 (0 to 0)	0 (0 to 0)	0 (0 to 0)	0 (0 to 0)	0 (0 to 0)	0 (0 to 0)	0 (0 to 0)	0 (0 to 0)	0 (0 to 0)	0 (0 to 0)	0 (0 to 0)	0 (0 to 0)	0 (0 to 0)	0 (0 to 0)	0 (0 to 0)	0 (0 to 0)	0 (0 to 0)	0 (0 to 0)	0 (0 to 0)	0 (0 to 0)	0
Onchocerciasis	0 (0 to 0)	0 (0 to 0)	0 (0 to 0)	0 (0 to 0)	0 (0 to 0)	0 (0 to 0)	0 (0 to 0)	0 (0 to 0)	0 (0 to 0)	0 (0 to 0)	0 (0 to 0)	0 (0 to 0)	0 (0 to 0)	0 (0 to 0)	0 (0 to 0)	0 (0 to 0)	0 (0 to 0)	0 (0 to 0)	0 (0 to 0)	0 (0 to 0)	0 (0 to 0)	0 (0 to 0)	0 (0 to 0)	0
Trachoma	0 (0 to 0)	0 (0 to 0)	0 (0 to 0)	0 (0 to 0)	0 (0 to 0)	0 (0 to 0)	0 (0 to 0)	0 (0 to 0)	0 (0 to 0)	0 (0 to 0)	0 (0 to 0)	0 (0 to 0)	0 (0 to 0)	0 (0 to 0)	0 (0 to 0)	0 (0 to 0)	0 (0 to 0)	0 (0 to 0)	0 (0 to 0)	0 (0 to 0)	0 (0 to 0)	0 (0 to 0)	0 (0 to 0)	0
Dengue	0 (0 to 0)	0 (0 to 0)	0 (0 to 0)	0 (0 to 0)	0 (0 to 0)	0 (0 to 0)	0 (0 to 0)	0 (0 to 0)	0 (0 to 0)	0 (0 to 0)	0 (0 to 0)	0 (0 to 0)	0 (0 to 0)	0 (0 to 0)	0 (0 to 0)	0 (0 to 0)	0 (0 to 0)	0 (0 to 0)	0 (0 to 0)	0 (0 to 0)	0 (0 to 0)	0 (0 to 0)	0 (0 to 0)	0
Yellow fever	0 (0 to 0)	0 (0 to 0)	0 (0 to 0)	0 (0 to 0)	0 (0 to 0)	0 (0 to 0)	0 (0 to 0)	0 (0 to 0)	0 (0 to 0)	0 (0 to 0)	0 (0 to 0)	0 (0 to 0)	0 (0 to 0)	0 (0 to 0)	0 (0 to 0)	0 (0 to 0)	0 (0 to 0)	0 (0 to 0)	0 (0 to 0)	0 (0 to 0)	0 (0 to 0)	0 (0 to 0)	0 (0 to 0)	0
Rabies	0 (0 to 0)	0 (0 to 0)	0 (0 to 0)	0 (0 to 0)	0 (0 to 0)	0 (0 to 0)	0 (0 to 0)	0 (0 to 0)	0 (0 to 0)	0 (0 to 0)	0 (0 to 0)	0 (0 to 0)	0 (0 to 0)	0 (0 to 0)	0 (0 to 0)	0 (0 to 0)	0 (0 to 0)	0 (0 to 0)	0 (0 to 0)	0 (0 to 0)	0 (0 to 0)	0 (0 to 0)	0 (0 to 0)	0
Intestinal nematode infections	0 (0 to 0)	0 (0 to 0)	0 (0 to 0)	0 (0 to 0)	0 (0 to 0)	0 (0 to 0)	0 (0 to 0)	0 (0 to 0)	0 (0 to 0)	0 (0 to 0)	0 (0 to 0)	0 (0 to 0)	0 (0 to 0)	0 (0 to 0)	0 (0 to 0)	0 (0 to 0)	0 (0 to 0)	0 (0 to 0)	0 (0 to 0)	0 (0 to 0)	0 (0 to 0)	0 (0 to 0)	0 (0 to 0)	0
Ascariasis	0 (0 to 0)	0 (0 to 0)	0 (0 to 0)	0 (0 to 0)	0 (0 to 0)	0 (0 to 0)	0 (0 to 0)	0 (0 to 0)	0 (0 to 0)	0 (0 to 0)	0 (0 to 0)	0 (0 to 0)	0 (0 to 0)	0 (0 to 0)	0 (0 to 0)	0 (0 to 0)	0 (0 to 0)	0 (0 to 0)	0 (0 to 0)	0 (0 to 0)	0 (0 to 0)	0 (0 to 0)	0 (0 to 0)	0
Trichuriasis	0 (0 to 0)	0 (0 to 0)	0 (0 to 0)	0 (0 to 0)	0 (0 to 0)	0 (0 to 0)	0 (0 to 0)	0 (0 to 0)	0 (0 to 0)	0 (0 to 0)	0 (0 to 0)	0 (0 to 0)	0 (0 to 0)	0 (0 to 0)	0 (0 to 0)	0 (0 to 0)	0 (0 to 0)	0 (0 to 0)	0 (0 to 0)	0 (0 to 0)	0 (0 to 0)	0 (0 to 0)	0 (0 to 0)	0
Hookworm disease	0 (0 to 0)	0 (0 to 0)	0 (0 to 0)	0 (0 to 0)	0 (0 to 0)	0 (0 to 0)	0 (0 to 0)	0 (0 to 0)	0 (0 to 0)	0 (0 to 0)	0 (0 to 0)	0 (0 to 0)	0 (0 to 0)	0 (0 to 0)	0 (0 to 0)	0 (0 to 0)	0 (0 to 0)	0 (0 to 0)	0 (0 to 0)	0 (0 to 0)	0 (0 to 0)	0 (0 to 0)	0 (0 to 0)	0
Food-borne trematodiases	0 (0 to 0)	0 (0 to 0)	0 (0 to 0)	0 (0 to 0)	0 (0 to 0)	0 (0 to 0)	0 (0 to 0)	0 (0 to 0)	0 (0 to 0)	0 (0 to 0)	0 (0 to 0)	0 (0 to 0)	0 (0 to 0)	0 (0 to 0)	0 (0 to 0)	0 (0 to 0)	0 (0 to 0)	0 (0 to 0)	0 (0 to 0)	0 (0 to 0)	0 (0 to 0)	0 (0 to 0)	0 (0 to 0)	0
Leprosy	0 (0 to 0)	0 (0 to 0)	0 (0 to 0)	0 (0 to 0)	0 (0 to 0)	0 (0 to 0)	0 (0 to 0)	0 (0 to 0)	0 (0 to 0)	0 (0 to 0)	0 (0 to 0)	0 (0 to 0)	0 (0 to 0)	0 (0 to 0)	0 (0 to 0)	0 (0 to 0)	0 (0 to 0)	0 (0 to 0)	0 (0 to 0)	0 (0 to 0)	0 (0 to 0)	0 (0 to 0)	0 (0 to 0)	0
Ebola	0 (0 to 0)	0 (0 to 0)	0 (0 to 0)	0 (0 to 0)	0 (0 to 0)	0 (0 to 0)	0 (0 to 0)	0 (0 to 0)	0 (0 to 0)	0 (0 to 0)	0 (0 to 0)	0 (0 to 0)	0 (0 to 0)	0 (0 to 0)	0 (0 to 0)	0 (0 to 0)	0 (0 to 0)	0 (0 to 0)	0 (0 to 0)	0 (0 to 0)	0 (0 to 0)	0 (0 to 0)	0 (0 to 0)	0
Zika virus	0 (0 to 0)	0 (0 to 0)	0 (0 to 0)	0 (0 to 0)	0 (0 to 0)	0 (0 to 0)	0 (0 to 0)	0 (0 to 0)	0 (0 to 0)	0 (0 to 0)	0 (0 to 0)	0 (0 to 0)	0 (0 to 0)	0 (0 to 0)	0 (0 to 0)	0 (0 to 0)	0 (0 to 0)	0 (0 to 0)	0 (0 to 0)	0 (0 to 0)	0 (0 to 0)	0 (0 to 0)	0 (0 to 0)	0
Guinea worm disease	0 (0 to 0)	0 (0 to 0)	0 (0 to 0)	0 (0 to 0)	0 (0 to 0)	0 (0 to 0)	0 (0 to 0)	0 (0 to 0)	0 (0 to 0)	0 (0 to 0)	0 (0 to 0)	0 (0 to 0)	0 (0 to 0)	0 (0 to 0)	0 (0 to 0)	0 (0 to 0)	0 (0 to 0)	0 (0 to 0)	0 (0 to 0)	0 (0 to 0)	0 (0 to 0)	0 (0 to 0)	0 (0 to 0)	0
Other neglected tropical diseases	0 (0 to 0)	0 (0 to 0)	0 (0 to 0)	0 (0 to 0)	0 (0 to 0)	0 (0 to 0)	0 (0 to 0)	0 (0 to 0)	0 (0 to 0)	0 (0 to 0)	0 (0 to 0)	0 (0 to 0)	0 (0 to 0)	0 (0 to 0)	0 (0 to 0)	0 (0 to 0)	0 (0 to 0)	0 (0 to 0)	0 (0 to 0)	0 (0 to 0)	0 (0 to 0)	0 (0 to 0)	0 (0 to 0)	0
Other infectious diseases	4,490 (3,740 to 5,360)	729 (607 to 870)	864 (714 to 1,030)	64.2 (49 to 83)	4.1 (3 to 5)	3.8 (3 to 5)	6.6 (5 to 8)	7.7 (6 to 9)	8.2 (6 to 10)	8.2 (6 to 10)	8.2 (6 to 10)	8.2 (6 to 10)	8.2 (6 to 10)	8.2 (6 to 10)	8.2 (6 to 10)	8.2 (6 to 10)	8.2 (6 to 10)	8.2 (6 to 10)	8.2 (6 to 10)	8.2 (6 to 10)	8.2 (6 to 10)	8.2 (6 to 10)	8.2 (6 to 10)	2,450
Maternal and neonatal disorders	4,490 (3,740 to 5,360)	729 (607 to 870)	864 (714 to 1,030)	64.2 (49 to 83)	4.1 (3 to 5)	3.8 (3 to 5)	6.6 (5 to 8)	7.7 (6 to 9)	8.2 (6 to 10)	8.2 (6 to 10)	8.2 (6 to 10)	8.2 (6 to 10)	8.2 (6 to 10)	8.2 (6 to 10)	8.2 (6 to 10)	8.2 (6 to 10)	8.2 (6 to 10)	8.2 (6 to 10)	8.2 (6 to 10)	8.2 (6 to 10)	8.2 (6 to 10)	8.2 (6 to 10)	8.2 (6 to 10)	2,450
Maternal disorders	0 (0 to 0)	0 (0 to 0)	0 (0 to 0)	0 (0 to 0)	0 (0 to 0)	0 (0 to 0)	0 (0 to 0)	0 (0 to 0)	0 (0 to 0)	0 (0 to 0)	0 (0 to 0)	0 (0 to 0)	0 (0 to 0)	0 (0 to 0)	0 (0 to 0)	0 (0 to 0)	0 (0 to 0)	0 (0 to 0)	0 (0 to 0)	0 (0 to 0)	0 (0 to 0)	0 (0 to 0)	0 (0



SI Table 2c: Andorra DALYS by cause and age group for both sexes with 25% uncertainty intervals, 2019

Cause	Early Neonatal	Late Neonatal	Post Neonatal	1 to 4	5 to 9	10 to 14	15 to 19	20 to 24	25 to 29	30 to 34	35 to 39	40 to 44	45 to 49	50 to 54	55 to 59	60 to 64	65 to 69	70 to 74	75 to 79	80 to 84	85 to 89	90 to 94	95 plus	Total
All causes	33.6 (25.2 to 44.2)	33.6 (24.9 to 45.8)	33.6 (22.2 to 47.3)	134.4 (99.4 to 180.1)	107.7 (79.7 to 144.7)	107.7 (79.7 to 144.7)	107.7 (79.7 to 144.7)	201 (149.2 to 269.2)	235.1 (174.6 to 314.8)	235.1 (174.6 to 314.8)	235.1 (174.6 to 314.8)	369.7 (274.6 to 495.2)	470.2 (349.2 to 629.6)	470.2 (349.2 to 629.6)	470.2 (349.2 to 629.6)	470.2 (349.2 to 629.6)	470.2 (349.2 to 629.6)	470.2 (349.2 to 629.6)	470.2 (349.2 to 629.6)	470.2 (349.2 to 629.6)	470.2 (349.2 to 629.6)	470.2 (349.2 to 629.6)	21,900
Communicable, maternal, neonatal, and nutritional diseases	221.1 (17.1 to 22.8)	5.6 (4.5 to 7.1)	3.2 (2.7 to 3.8)	2.7 (2.3 to 3.2)	0.9 (0.7 to 1.2)	0.9 (0.7 to 1.2)	0.9 (0.7 to 1.2)	1.6 (1.3 to 2.1)	2.1 (1.7 to 2.7)	2.1 (1.7 to 2.7)	2.1 (1.7 to 2.7)	3.2 (2.5 to 4.1)	4.1 (3.2 to 5.2)	4.1 (3.2 to 5.2)	4.1 (3.2 to 5.2)	4.1 (3.2 to 5.2)	4.1 (3.2 to 5.2)	4.1 (3.2 to 5.2)	4.1 (3.2 to 5.2)	4.1 (3.2 to 5.2)	4.1 (3.2 to 5.2)	4.1 (3.2 to 5.2)	795
HIV/AIDS and sexually transmitted infections	0.4 (0.1 to 0.9)	0.6 (0.1 to 1.6)	0.9 (0.2 to 2)	0.1 (0 to 0.4)	0.1 (0 to 0.4)	1.6 (0.2 to 5.1)	4.2 (0.5 to 21.4)	6.4 (0.8 to 32.1)	10.9 (1.2 to 59.7)	14.7 (1.4 to 84)	19.9 (2.5 to 79.5)	23 (2.6 to 97.3)	23.2 (2.2 to 71.1)	17.4 (1.9 to 54.4)	13.1 (1.6 to 39.4)	9.2 (1.3 to 43.5)	7 (0.8 to 34.3)	5 (0.5 to 22.4)	2.2 (0.2 to 10.7)	0.5 (0.1 to 1.8)	0.2 (0 to 0.4)	0.1 (0 to 0.1)	138
HIV/AIDS	0 (0 to 0)	0 (0 to 0)	0.2 (0 to 1.6)	0.9 (0 to 7.3)	0.1 (0 to 0.6)	1.5 (0.1 to 9)	4 (0.3 to 21.4)	6 (0.5 to 28.8)	10.5 (0.7 to 55.2)	14 (1 to 84.2)	19.1 (1.6 to 78.8)	22.3 (1.7 to 96.3)	22.6 (1.4 to 69.2)	16.8 (1.4 to 54.2)	12.4 (1.1 to 39.2)	8.9 (0.8 to 43.1)	6.7 (0.6 to 33.5)	4.7 (0.3 to 22.5)	2 (0.1 to 10.5)	0.5 (0 to 1.8)	0.2 (0 to 0.4)	0.1 (0 to 0.1)	130
HIV/AIDS - Drug-susceptible Tuberculosis	0 (0 to 0)	0 (0 to 0)	0 (0 to 0)	0 (0 to 0)	0 (0 to 0)	0 (0 to 0)	0 (0 to 0)	0 (0 to 0)	0 (0 to 0)	0 (0 to 0)	0 (0 to 0)	0 (0 to 0)	0 (0 to 0)	0 (0 to 0)	0 (0 to 0)	0 (0 to 0)	0 (0 to 0)	0 (0 to 0)	0 (0 to 0)	0 (0 to 0)	0 (0 to 0)	0 (0 to 0)	0 (0 to 0)	2.9
HIV/AIDS - Multidrug-resistant Tuberculosis without extensive dr...	0 (0 to 0)	0 (0 to 0)	0 (0 to 0)	0 (0 to 0)	0 (0 to 0)	0 (0 to 0)	0 (0 to 0)	0 (0 to 0)	0 (0 to 0)	0 (0 to 0)	0 (0 to 0)	0 (0 to 0)	0 (0 to 0)	0 (0 to 0)	0 (0 to 0)	0 (0 to 0)	0 (0 to 0)	0 (0 to 0)	0 (0 to 0)	0 (0 to 0)	0 (0 to 0)	0 (0 to 0)	0 (0 to 0)	0
HIV/AIDS - Extensively drug-resistant Tuberculosis	0 (0 to 0)	0 (0 to 0)	0 (0 to 0)	0 (0 to 0)	0 (0 to 0)	0 (0 to 0)	0 (0 to 0)	0 (0 to 0)	0 (0 to 0)	0 (0 to 0)	0 (0 to 0)	0 (0 to 0)	0 (0 to 0)	0 (0 to 0)	0 (0 to 0)	0 (0 to 0)	0 (0 to 0)	0 (0 to 0)	0 (0 to 0)	0 (0 to 0)	0 (0 to 0)	0 (0 to 0)	0 (0 to 0)	0
HIV/AIDS resulting in other diseases	0 (0 to 0)	0.2 (0 to 1.4)	0.6 (0 to 1.7)	0.1 (0 to 0.5)	0.1 (0 to 0.5)	1.4 (0.2 to 5.1)	4 (0.5 to 21.3)	5.9 (0.4 to 29.7)	10.2 (0.4 to 55.2)	13.7 (0.7 to 83.9)	17.7 (1.4 to 78.5)	21.8 (1.3 to 79)	21.9 (1.1 to 68.9)	16.4 (1.1 to 54.1)	12.1 (0.9 to 43)	8.7 (0.6 to 43)	6.6 (0.5 to 33.4)	4.6 (0.2 to 22.4)	1.9 (0.1 to 10.5)	0.3 (0 to 1.8)	0.2 (0 to 0.4)	0.1 (0 to 0.1)	127
Sexually transmitted infections excluding HIV	0.3 (0.2 to 0.7)	0 (0 to 0.1)	0 (0 to 0.1)	0 (0 to 0.1)	0 (0 to 0.1)	0.1 (0.1 to 0.2)	0.2 (0.2 to 0.4)	0.3 (0.2 to 0.5)	0.5 (0.3 to 1.2)	0.7 (0.4 to 1.9)	0.8 (0.4 to 2.1)	0.9 (0.4 to 2.1)	0.9 (0.4 to 2.1)	0.9 (0.4 to 2.1)	0.9 (0.4 to 2.1)	0.9 (0.4 to 2.1)	0.9 (0.4 to 2.1)	0.9 (0.4 to 2.1)	0.9 (0.4 to 2.1)	0.9 (0.4 to 2.1)	0.9 (0.4 to 2.1)	0.9 (0.4 to 2.1)	7.7
Syphilis	0.1 (0 to 0.7)	0.4 (0.1 to 0.9)	0.4 (0.1 to 0.9)	0 (0 to 0)	0 (0 to 0)	0 (0 to 0)	0 (0 to 0)	0 (0 to 0)	0 (0 to 0)	0 (0 to 0)	0 (0 to 0)	0 (0 to 0)	0 (0 to 0)	0 (0 to 0)	0 (0 to 0)	0 (0 to 0)	0 (0 to 0)	0 (0 to 0)	0 (0 to 0)	0 (0 to 0)	0 (0 to 0)	0 (0 to 0)	0 (0 to 0)	2.3
Chlamydial infection	0 (0 to 0)	0 (0 to 0)	0 (0 to 0)	0 (0 to 0)	0 (0 to 0)	0 (0 to 0)	0 (0 to 0)	0 (0 to 0)	0 (0 to 0)	0 (0 to 0)	0 (0 to 0)	0 (0 to 0)	0 (0 to 0)	0 (0 to 0)	0 (0 to 0)	0 (0 to 0)	0 (0 to 0)	0 (0 to 0)	0 (0 to 0)	0 (0 to 0)	0 (0 to 0)	0 (0 to 0)	0 (0 to 0)	0.4
Gonococcal infection	0 (0 to 0)	0 (0 to 0)	0 (0 to 0)	0 (0 to 0)	0 (0 to 0)	0 (0 to 0)	0 (0 to 0)	0 (0 to 0)	0 (0 to 0)	0 (0 to 0)	0 (0 to 0)	0 (0 to 0)	0 (0 to 0)	0 (0 to 0)	0 (0 to 0)	0 (0 to 0)	0 (0 to 0)	0 (0 to 0)	0 (0 to 0)	0 (0 to 0)	0 (0 to 0)	0 (0 to 0)	0 (0 to 0)	0.7
Trichomoniasis	0 (0 to 0)	0 (0 to 0)	0 (0 to 0)	0 (0 to 0)	0 (0 to 0)	0 (0 to 0)	0 (0 to 0)	0 (0 to 0)	0 (0 to 0)	0 (0 to 0)	0 (0 to 0)	0 (0 to 0)	0 (0 to 0)	0 (0 to 0)	0 (0 to 0)	0 (0 to 0)	0 (0 to 0)	0 (0 to 0)	0 (0 to 0)	0 (0 to 0)	0 (0 to 0)	0 (0 to 0)	0 (0 to 0)	1.1
Genital herpes	0 (0 to 0)	0 (0 to 0)	0 (0 to 0)	0 (0 to 0)	0 (0 to 0)	0 (0 to 0)	0 (0 to 0)	0 (0 to 0)	0 (0 to 0)	0 (0 to 0)	0 (0 to 0)	0 (0 to 0)	0 (0 to 0)	0 (0 to 0)	0 (0 to 0)	0 (0 to 0)	0 (0 to 0)	0 (0 to 0)	0 (0 to 0)	0 (0 to 0)	0 (0 to 0)	0 (0 to 0)	0 (0 to 0)	2.5
Other sexually transmitted infections	0 (0 to 0)	0 (0 to 0)	0 (0 to 0)	0 (0 to 0)	0 (0 to 0)	0 (0 to 0)	0 (0 to 0)	0 (0 to 0)	0 (0 to 0)	0 (0 to 0)	0 (0 to 0)	0 (0 to 0)	0 (0 to 0)	0 (0 to 0)	0 (0 to 0)	0 (0 to 0)	0 (0 to 0)	0 (0 to 0)	0 (0 to 0)	0 (0 to 0)	0 (0 to 0)	0 (0 to 0)	0 (0 to 0)	0.8
Respiratory infections and tuberculosis	0.2 (0.1 to 0.3)	4.7 (0.2 to 9.4)	2.7 (1.1 to 2.4)	0.4 (0.3 to 0.6)	0.4 (0.1 to 0.9)	0.3 (0.1 to 0.4)	0.3 (0.2 to 0.4)	0.4 (0.2 to 0.6)	0.7 (0.3 to 1.1)	0.7 (0.3 to 1.1)	0.7 (0.3 to 1.1)	1.1 (0.5 to 1.6)	1.5 (0.7 to 2.2)	1.5 (0.7 to 2.2)	1.5 (0.7 to 2.2)	1.5 (0.7 to 2.2)	1.5 (0.7 to 2.2)	1.5 (0.7 to 2.2)	1.5 (0.7 to 2.2)	1.5 (0.7 to 2.2)	1.5 (0.7 to 2.2)	1.5 (0.7 to 2.2)	27.6
Tuberculosis	0 (0 to 0)	0 (0 to 0)	0 (0 to 0)	0 (0 to 0)	0 (0 to 0)	0 (0 to 0)	0 (0 to 0)	0 (0 to 0)	0 (0 to 0)	0 (0 to 0)	0 (0 to 0)	0 (0 to 0)	0 (0 to 0)	0 (0 to 0)	0 (0 to 0)	0 (0 to 0)	0 (0 to 0)	0 (0 to 0)	0 (0 to 0)	0 (0 to 0)	0 (0 to 0)	0 (0 to 0)	0 (0 to 0)	6.2
Latent tuberculosis infection	0 (0 to 0)	0 (0 to 0)	0 (0 to 0)	0 (0 to 0)	0 (0 to 0)	0 (0 to 0)	0 (0 to 0)	0 (0 to 0)	0 (0 to 0)	0 (0 to 0)	0 (0 to 0)	0 (0 to 0)	0 (0 to 0)	0 (0 to 0)	0 (0 to 0)	0 (0 to 0)	0 (0 to 0)	0 (0 to 0)	0 (0 to 0)	0 (0 to 0)	0 (0 to 0)	0 (0 to 0)	0 (0 to 0)	0
Drug-susceptible tuberculosis	0 (0 to 0)	0 (0 to 0)	0 (0 to 0)	0 (0 to 0)	0 (0 to 0)	0 (0 to 0)	0 (0 to 0)	0.2 (0 to 0.3)	0.2 (0 to 0.3)	0.3 (0 to 0.3)	0.3 (0 to 0.4)	0.4 (0 to 0.5)	0.5 (0 to 0.7)	0.5 (0 to 0.7)	0.5 (0 to 0.7)	0.5 (0 to 0.7)	0.5 (0 to 0.7)	0.4 (0 to 0.6)	0.3 (0 to 0.5)	0.2 (0 to 0.3)	0.1 (0 to 0.2)	0.1 (0 to 0.1)	6.1
Multidrug-resistant tuberculosis without extensive drug-resistance	0 (0 to 0)	0 (0 to 0)	0 (0 to 0)	0 (0 to 0)	0 (0 to 0)	0 (0 to 0)	0 (0 to 0)	0 (0 to 0)	0 (0 to 0)	0 (0 to 0)	0 (0 to 0)	0 (0 to 0)	0 (0 to 0)	0 (0 to 0)	0 (0 to 0)	0 (0 to 0)	0 (0 to 0)	0 (0 to 0)	0 (0 to 0)	0 (0 to 0)	0 (0 to 0)	0 (0 to 0)	0 (0 to 0)	0
Extensively drug-resistant tuberculosis	0 (0 to 0)	0 (0 to 0)	0 (0 to 0)	0 (0 to 0)	0 (0 to 0)	0 (0 to 0)	0 (0 to 0)	0 (0 to 0)	0 (0 to 0)	0 (0 to 0)	0 (0 to 0)	0 (0 to 0)	0 (0 to 0)	0 (0 to 0)	0 (0 to 0)	0 (0 to 0)	0 (0 to 0)	0 (0 to 0)	0 (0 to 0)	0 (0 to 0)	0 (0 to 0)	0 (0 to 0)	0 (0 to 0)	0
Lower respiratory infections	0.2 (0.1 to 0.3)	4.7 (0.2 to 9.3)	2.7 (1 to 2.3)	0.4 (0.3 to 0.6)	0.4 (0.2 to 0.6)	0.3 (0.1 to 0.4)	0.3 (0.2 to 0.4)	0.4 (0.2 to 0.6)	0.7 (0.3 to 1.1)	0.7 (0.3 to 1.1)	0.7 (0.3 to 1.1)	1.1 (0.5 to 1.6)	1.5 (0.7 to 2.2)	1.5 (0.7 to 2.2)	1.5 (0.7 to 2.2)	1.5 (0.7 to 2.2)	1.5 (0.7 to 2.2)	1.5 (0.7 to 2.2)	1.5 (0.7 to 2.2)	1.5 (0.7 to 2.2)	1.5 (0.7 to 2.2)	1.5 (0.7 to 2.2)	27.1
Upper respiratory infections	0 (0 to 0)	0 (0 to 0)	0 (0 to 0)	0 (0 to 0)	0 (0 to 0)	0 (0 to 0)	0 (0 to 0)	0 (0 to 0)	0 (0 to 0)	0 (0 to 0)	0 (0 to 0)	0 (0 to 0)	0 (0 to 0)	0 (0 to 0)	0 (0 to 0)	0 (0 to 0)	0 (0 to 0)	0 (0 to 0)	0 (0 to 0)	0 (0 to 0)	0 (0 to 0)	0 (0 to 0)	0 (0 to 0)	0
Otitis media	0 (0 to 0)	0 (0 to 0.2)	0 (0 to 0.1)	0.4 (0.1 to 1.5)	0.3 (0.1 to 1.6)	0.4 (0.2 to 1)	0.4 (0.2 to 1)	0.4 (0.2 to 1.2)	0.4 (0.2 to 1.3)	0.4 (0.2 to 1.3)	0.4 (0.2 to 1.4)	0.4 (0.2 to 1.4)	0.4 (0.2 to 1.4)	0.4 (0.2 to 1.4)	0.4 (0.2 to 1.4)	0.4 (0.2 to 1.4)	0.4 (0.2 to 1.4)	0.4 (0.2 to 1.4)	0.4 (0.2 to 1.4)	0.4 (0.2 to 1.4)	0.4 (0.2 to 1.4)	0.4 (0.2 to 1.4)	12.1
Enteric infections	0.1 (0 to 0.1)	0.2 (0.2 to 0.3)	2.5 (1.4 to 3.4)	2.4 (2.3 to 3.8)	2.4 (1.5 to 4.4)	2 (1.1 to 3.4)	1.7 (1.1 to 2.4)	1.7 (1.1 to 2.4)	1.7 (1.1 to 2.3)	1.7 (1.1 to 2.3)	1.7 (1.1 to 2.3)	2.4 (1.4 to 3.4)	2.4 (1.4 to 3.3)	2.4 (1.4 to 3.3)	2.4 (1.4 to 3.3)	2.4 (1.4 to 3.3)	2.4 (1.4 to 3.3)	2.4 (1.4 to 3.3)	2.4 (1.4 to 3.3)	2.4 (1.4 to 3.3)	2.4 (1.4 to 3.3)	2.4 (1.4 to 3.3)	54.3
Diarrheal diseases	0 (0 to 0.1)	2.5 (1.4 to 3.4)	3.7 (2.2 to 5.6)	2.5 (1.4 to 4.3)	2 (1.1 to 3.6)	1.7 (1 to 3.2)	1.6 (0.9 to 2.3)	1.6 (0.9 to 2.3)	1.6 (1 to 2.4)	1.6 (1 to 2.3)	1.6 (1 to 2.3)	2.4 (1.4 to 3.4)	2.4 (1.4 to 3.4)	2.4 (1.4 to 3.4)	2.4 (1.4 to 3.4)	2.4 (1.4 to 3.4)	2.4 (1.4 to 3.4)	2.4 (1.4 to 3.4)	2.4 (1.4 to 3.4)	2.4 (1.4 to 3.4)	2.4 (1.4 to 3.4)	2.4 (1.4 to 3.4)	53.4
Typhoid and paraphyoid	0 (0 to 0)	0 (0 to 0)	0 (0 to 0)	0 (0 to 0)	0 (0 to 0)	0 (0 to 0)	0 (0 to 0)	0 (0 to 0)	0 (0 to 0)	0 (0 to 0)	0 (0 to 0)	0 (0 to 0)	0 (0 to 0)	0 (0 to 0)	0 (0 to 0)	0 (0 to 0)	0 (0 to 0)	0 (0 to 0)	0 (0 to 0)	0 (0 to 0)	0 (0 to 0)	0 (0 to 0)	0 (0 to 0)	0
Typhoid fever	0 (0 to 0)	0 (0 to 0)	0 (0 to 0)	0 (0 to 0)	0 (0 to 0)	0 (0 to 0)	0 (0 to 0)	0 (0 to 0)	0 (0 to 0)	0 (0 to 0)	0 (0 to 0)	0 (0 to 0)	0 (0 to 0)	0 (0 to 0)	0 (0 to 0)	0 (0 to 0)	0 (0 to 0)	0 (0 to 0)	0 (0 to 0)	0 (0 to 0)	0 (0 to 0)	0 (0 to 0)	0 (0 to 0)	0
Paratyphoid fever	0 (0 to 0)	0 (0 to 0)	0 (0 to 0)	0 (0 to 0)	0 (0 to 0)	0 (0 to 0)	0 (0 to 0)	0 (0 to 0)	0 (0 to 0)	0 (0 to 0)	0 (0 to 0)	0 (0 to 0)	0 (0 to 0)	0 (0 to 0)	0 (0 to 0)	0 (0 to 0)	0 (0 to 0)	0 (0 to 0)	0 (0 to 0)	0 (0 to 0)	0 (0 to 0)	0 (0 to 0)	0 (0 to 0)	0
Invasive Non-typhoidal Salmonella (iNTS)	0 (0 to 0)	0 (0 to 0)	0 (0 to 0.1)	0 (0 to 0.1)	0 (0 to 0.1)	0 (0 to 0.1)	0 (0 to 0.1)	0 (0 to 0.1)	0 (0 to 0.1)	0 (0 to 0.1)	0 (0 to 0.1)	0 (0 to 0.1)	0 (0 to 0.1)	0 (0 to 0.1)	0 (0 to 0.1)	0 (0 to 0.1)	0 (0 to 0.1)	0 (0 to 0.1)	0 (0 to 0.1)	0 (0 to 0.1)	0 (0 to 0.1)	0 (0 to 0.1)	0 (0 to 0.1)	0.5
Other intestinal infectious diseases	0 (0 to 0)	0 (0 to 0)	0 (0 to 0)	0 (0 to 0)	0 (0 to 0)	0 (0 to 0)	0 (0 to 0)	0 (0 to 0)	0 (0 to 0)	0 (0 to 0)	0 (0 to 0)	0 (0 to 0)	0 (0 to 0)	0 (0 to 0)	0 (0 to 0)	0 (0 to 0)	0 (0 to 0)	0 (0 to 0)	0 (0 to 0)	0 (0 to 0)	0 (0 to 0)	0 (0 to 0)	0 (0 to 0)	0.1
Neglected tropical diseases and malaria	0 (0 to 0)	0 (0 to 0)	0 (0 to 0)	0 (0 to 0.2)	0 (0 to 0.2)	0 (0 to 0.1)	0 (0 to 0.2)	0 (0 to 0.1)	0 (0 to 0.1)	0 (0 to 0.2)	0 (0 to 0.2)	0 (0 to 0.2)	0 (0 to 0.2)	0 (0 to 0.2)	0 (0 to 0.2)	0 (0 to 0.2)	0 (0 to 0.2)	0 (0 to 0.2)	0 (0 to 0.2)	0 (0 to 0.2)	0 (0 to 0.2)	0 (0 to 0.2)	0 (0 to 0.2)	1.9
Malaria	0 (0 to 0)	0 (0 to 0)	0 (0 to 0)	0 (0 to 0)	0 (0 to 0)	0 (0 to 0)	0 (0 to 0)	0 (0 to 0)	0 (0 to 0)	0 (0 to 0)	0 (0 to 0)	0 (0 to 0)	0 (0 to 0)	0 (0 to 0)	0 (0 to 0)	0 (0 to 0)	0 (0 to 0)	0 (0 to 0)	0 (0 to 0)	0 (0 to 0)	0 (0 to 0)	0 (0 to 0)	0 (0 to 0)	0
Chagas disease	0 (0 to 0)	0 (0 to 0)	0 (0 to 0)	0 (0 to 0)	0 (0 to 0)	0 (0 to 0)	0 (0 to 0)	0 (0 to 0)	0 (0 to 0)	0 (0 to 0)	0 (0 to 0)	0 (0 to 0)	0 (0 to 0)	0 (0 to 0)	0 (0 to 0)	0 (0 to 0)	0 (0 to 0)	0 (0 to 0)	0 (0 to 0)	0 (0 to 0)	0 (0 to 0)	0 (0 to 0)	0 (0 to 0)	0.2
Leishmaniasis	0 (0 to 0)	0 (0 to 0)	0 (0 to 0)	0 (0 to 0)	0 (0 to 0)	0 (0 to 0)	0 (0 to 0)	0 (0 to 0)	0 (0 to 0)	0 (0 to 0)	0 (0 to 0)	0 (0 to 0)	0 (0 to 0)	0 (0 to 0)	0 (0 to 0)	0 (0 to 0)	0 (0 to 0)	0 (0 to 0)	0 (0 to 0)	0 (0 to 0)	0 (0 to 0)	0 (0 to 0)	0 (0 to 0)	0
Visceral leishmaniasis	0 (0 to 0)	0 (0 to 0)	0 (0 to 0)	0 (0 to 0)	0 (0 to 0)	0 (0 to 0)	0 (0 to 0)	0 (0 to 0)	0 (0 to 0)	0 (0 to 0)	0 (0 to 0)	0 (0 to 0)	0 (0 to 0)	0 (0 to 0)	0 (0 to 0)	0 (0 to 0)	0 (0 to 0)	0 (0 to 0)	0 (0 to 0)	0 (0 to 0)	0 (0 to 0)	0 (0 to 0)	0 (0 to 0)	0
Cutaneous and mucocutaneous leishmaniasis	0 (0 to 0)	0 (0 to 0)	0 (0 to 0)	0 (0 to 0)	0 (0 to 0)	0 (0 to 0)	0 (0 to 0)	0 (0 to 0)	0 (0 to 0)	0 (0 to 0)	0 (0 to 0)	0 (0 to 0)	0 (0 to 0)	0 (0 to 0)	0 (0 to 0)	0 (0 to 0)	0 (0 to 0)	0 (0 to 0)	0 (0 to 0)	0 (0 to 0)	0 (0 to 0)	0 (0 to 0)	0 (0 to 0)	0
African trypanosomiasis	0 (0 to 0)	0 (0 to 0)	0 (0 to 0)	0 (0 to 0)	0 (0 to 0)	0 (0 to 0)	0 (0 to 0)	0 (0 to 0)	0 (0 to 0)	0 (0 to 0)	0 (0 to 0)	0 (0 to 0)	0 (0 to 0)	0 (0 to 0)	0 (0 to 0)	0 (0 to 0)	0 (0 to 0)	0 (0 to 0)	0 (0 to 0)	0 (0 to 0)	0 (0 to 0)	0 (0 to 0)	0 (0 to 0)	0
Schistosomiasis	0 (0 to 0)	0 (0 to 0)	0 (0 to 0)	0 (0 to 0)	0 (0 to 0)	0 (0 to 0)	0 (0 to 0)	0 (0 to 0)	0 (0 to 0)	0 (0 to 0)	0 (0 to 0)	0 (0 to 0)	0 (0 to 0)	0 (0 to 0)	0 (0 to 0)	0 (0 to 0)	0 (0 to 0)	0 (0 to 0)	0 (0 to 0)	0 (0 to 0)	0 (0 to 0)	0 (0 to 0)	0 (0 to 0)	0
Cysticercosis	0 (0 to 0)	0 (0 to 0)	0 (0 to 0)	0 (0 to 0)	0 (0 to 0)	0 (0 to 0)	0 (0 to 0)	0 (0 to 0)	0 (0 to 0)	0 (0 to 0)	0 (0 to 0)	0 (0 to 0)	0 (0 to 0)	0 (0 to 0)	0 (0 to 0)	0 (0 to 0)	0 (0 to 0)	0 (0 to 0)	0 (0 to 0)	0 (0 to 0)	0 (0 to 0)	0 (0 to 0)	0 (0 to 0)	0
Cystic echinococcosis	0 (0 to 0)	0 (0 to 0)	0 (0 to 0)	0 (0 to 0)	0 (0 to 0)	0 (0 to 0)	0 (0 to 0)	0 (0 to 0)	0 (0 to 0)	0 (0 to 0)	0 (0 to 0)	0 (0 to 0)	0 (0 to 0)	0 (0 to 0)	0 (0 to 0)	0 (0 to 0)	0 (0 to 0)	0 (0 to 0)	0 (0 to 0)	0 (0 to 0)	0 (0 to 0)	0 (0 to 0)	0 (0 to 0)	0.2
Lymphatic filariasis	0 (0 to 0)	0 (0 to 0)	0 (0 to 0)	0 (0 to 0)	0 (0 to 0)	0 (0 to 0)	0 (0 to 0)	0 (0 to 0)	0 (0 to 0)	0 (0 to 0)	0 (0 to 0)	0 (0 to 0)	0 (0 to 0)	0 (0 to 0)	0 (0 to 0)	0 (0 to 0)	0 (0 to 0)	0 (0 to 0)	0 (0 to 0)	0 (0 to 0)	0 (0 to 0)	0 (0 to 0)	0 (0 to 0)	0
Onchocerciasis	0 (0 to 0)	0 (0 to 0)	0 (0 to 0)	0 (0 to 0)	0 (0 to 0)	0 (0 to 0)	0 (0 to 0)	0 (0 to 0)	0 (0 to 0)	0 (0 to 0)	0 (0 to 0)	0 (0 to 0)	0 (0 to 0)	0 (0 to 0)	0 (0 to 0)	0 (0 to 0)	0 (0 to 0)	0 (0 to 0)	0 (0 to 0)	0 (0 to 0)	0 (0 to 0)	0 (0 to 0)	0 (0 to 0)	0
Trachoma	0 (0 to 0)	0 (0 to 0)	0 (0 to 0)	0 (0 to 0)	0 (0 to 0)	0 (0 to 0)	0 (0 to 0)	0 (0 to 0)	0 (0 to 0)	0 (0 to 0)	0 (0 to 0)	0 (0 to 0)	0 (0 to 0)	0 (0 to 0)	0 (0 to 0)	0 (0 to 0)	0 (0 to 0)	0 (0 to 0)	0 (0 to 0)	0 (0 to 0)	0 (0 to 0)	0 (0 to 0)	0 (0 to 0)	0
Dengue	0 (0 to 0)	0 (0 to 0)	0 (0 to 0)	0 (0 to 0)	0 (0 to 0)	0 (0 to 0)	0 (0 to 0)	0 (0 to 0)	0 (0 to 0)	0 (0 to 0)	0 (0 to 0)	0 (0 to 0)	0 (0 to 0)	0 (0 to 0)	0 (0 to 0)	0 (0 to 0)	0 (0 to 0)	0 (0 to 0)	0 (0 to 0)	0 (0 to 0)	0 (0 to 0)	0 (0 to 0)	0 (0 to 0)	0
Yellow fever	0 (0 to 0)	0 (0 to 0)	0 (0 to 0)	0 (0 to 0)	0 (0 to 0)	0 (0 to 0)	0 (0 to 0)	0 (0 to 0)	0 (0 to 0)	0 (0 to 0)	0 (0 to 0)	0 (0 to 0)	0 (0 to 0)	0 (0 to 0)	0 (0 to 0)	0 (0 to 0)	0 (0 to 0)	0 (0 to 0)	0 (0 to 0)	0 (0 to 0)	0 (0 to 0)	0 (0 to 0)	0 (0 to 0)	0
Rabies	0 (0 to 0)	0 (0 to 0)	0 (0 to 0)	0 (0 to 0)	0 (0 to 0)	0 (0 to 0)	0 (0 to 0)	0 (0 to 0)	0 (0 to 0)	0 (0 to 0)	0 (0 to 0)	0 (0 to 0)	0 (0 to 0)	0 (0 to 0)	0 (0 to 0)	0 (0 to 0)	0 (0 to 0)	0 (0 to 0)	0 (0 to 0)	0 (0 to 0)	0 (0 to 0)	0 (0 to 0)	0 (0 to 0)	0
Intestinal nematode infections	0 (0 to 0)	0 (0 to 0)	0 (0 to 0)	0 (0 to 0)	0 (0 to 0)	0 (0 to 0)	0 (0 to 0)	0 (0 to 0)	0 (0 to 0)	0 (0 to 0)	0 (0 to 0)	0 (0 to 0)	0 (0 to 0)	0 (0 to 0)	0 (0 to 0)	0 (0 to 0)	0 (0 to 0)	0 (0 to 0)	0 (0 to 0)	0 (0 to 0)	0 (0 to 0)	0 (0 to 0)	0 (0 to 0)	0
Ascariasis	0 (0 to 0)	0 (0 to 0)	0 (0 to 0)	0 (0 to 0)	0 (0 to 0)	0 (0 to 0)	0 (0 to 0)	0 (0 to 0)	0 (0 to 0)	0 (0 to 0)	0 (0 to 0)	0 (0 to 0)	0 (0 to 0)	0 (0 to 0)	0 (0 to 0)	0 (0 to 0)	0 (0 to 0)	0 (0 to 0)	0 (0 to 0)	0 (0 to 0)	0 (0 to 0)	0 (0 to 0)	0 (0 to 0)	0
Trichuriasis	0 (0 to 0)	0 (0 to 0)	0 (0 to 0)	0 (0 to 0)	0 (0 to 0)	0 (0 to 0)	0 (0 to 0)	0 (0 to 0)	0 (0 to 0)	0 (0 to 0)	0 (0 to 0)	0 (0 to 0)	0 (0 to 0)	0 (0 to 0)	0 (0 to 0)	0 (0 to 0)	0 (0 to 0)	0 (0 to 0)	0 (0 to 0)	0 (0 to 0)	0 (0 to 0)	0 (0 to 0)	0 (0 to 0)	0
Hookworm disease	0 (0 to 0)	0 (0 to 0)	0 (0 to 0)	0 (0 to 0)	0 (0 to 0)	0 (0 to 0)	0 (0 to 0)	0 (0 to 0)	0 (0 to 0)	0 (0 to 0)	0 (0 to 0)	0 (0 to 0)	0 (0 to 0)	0 (0 to 0)	0 (0 to 0)	0 (0 to 0)	0 (0 to 0)	0 (0 to 0)	0 (0 to 0)	0 (0 to 0)	0 (0 to 0)	0 (0 to 0)	0 (0 to 0)	0
Food-borne trematodiases	0 (0 to 0)	0 (0 to 0)	0 (0 to 0)	0 (0 to 0)	0 (0 to 0)	0 (0 to 0)	0 (0 to 0)	0 (0 to 0)	0 (0 to 0)	0 (0 to 0)	0 (0 to 0)	0 (0 to 0)	0 (0 to 0)	0 (0 to 0)	0 (0 to 0)	0 (0 to 0)	0 (0 to 0)	0 (0 to 0)	0 (0 to 0)	0 (0 to 0)	0 (0 to 0)	0 (0 to 0)	0 (0 to 0)	0
Leprosy	0 (0 to 0)	0 (0 to 0)	0 (0 to 0)	0 (0 to 0)	0 (0 to 0)	0 (0 to 0)	0 (0 to 0)	0 (0 to 0)	0 (0 to 0)	0 (0 to 0)	0 (0 to 0)	0 (0 to 0)	0 (0 to 0)	0 (0 to 0)	0 (0 to 0)	0 (0 to 0)	0 (0 to 0)	0 (0 to 0)	0 (0 to 0)	0 (0 to



Osteoarthritis other	0 (0 to 0)	0 (0 to 0)	0 (0 to 0)	0 (0 to 0)	0 (0 to 0)	0 (0 to 0)	0 (0 to 0)	0 (0 to 0)	0 (0 to 0)	0 (0 to 0)	0 (0 to 0)	0 (0 to 0)	0-4 (0-1 to 0-6)	1-2 (0-5 to 2-7)	2-3 (1 to 5-1)	3-4 (1 to 7-3)	4-4 (2 to 9-4)	4-5 (2 to 9-6)	4-2 (2 to 8-5)	4 (1 to 9-3)	3-2 (1 to 9-6)	2-2 (1 to 9-4)	1-8 (0 to 9-3)	1-1 (0 to 9-2)	0-4 (0 to 0-8)		32-9
Low back pain	0 (0 to 0)	0 (0 to 0)	0 (0 to 0)	0 (0 to 0)	3 (1 to 5-2)	16-2 (10 1 to 25 8)	39-5 (19 to 53 9)	33-5 (26 to 72 2)	40-2 (35 to 50 2)	41-7 (32 to 132)	69 (71 to 174)	114 (80 to 203)	89 (64 to 206)	134 (97 to 264)	155 (80 to 194)	169 (66 to 160)	160 (32 to 134)	144 (72 to 104)	107 (31 to 76 1)	89 (19 to 73 4)	84 (13 to 53 2)	70 (10 to 47 2)	54 (7 to 15 2)	10-4 (2 to 3-3)	3-3 (2 to 1-8)		1,160
Neck pain	0 (0 to 0)	0 (0 to 0)	0 (0 to 0)	1-1 (0 to 3-2)	6-2 (1 to 11 4)	9-6 (4 7 to 17 3)	12-4 (4 7 to 17 7)	21-5 (10 to 39 8)	48 (18 to 59 7)	72 (34 to 83 4)	96 (64 to 202)	124 (89 to 95 5)	111 (89 to 202)	135 (85 to 67 4)	140 (83 to 74 4)	137 (83 to 74 4)	107 (32 to 74 4)	107 (51 to 55 1)	84 (11 to 33 1)	84 (11 to 32 1)	72 (11 to 33 1)	70 (7 to 24 2)	57 (4 to 13 7)	9-7 (3 to 9-4)	2-8 (1 to 5-4)		396
Gout	0 (0 to 0)	0 (0 to 0)	0 (0 to 0)	0 (0 to 0)	0 (0 to 0)	0 (0 to 0)	0 (0 to 0)	0 (0 to 0)	0 (0 to 0)	0 (0 to 0)	0 (0 to 0)	0 (0 to 0)	0 (0 to 0)	0 (0 to 0)	0 (0 to 0)	0 (0 to 0)	0 (0 to 0)	0 (0 to 0)	0 (0 to 0)	0 (0 to 0)	0 (0 to 0)	0 (0 to 0)	0 (0 to 0)	0 (0 to 0)	0 (0 to 0)	0 (0 to 0)		29-3
Other musculoskeletal disorders	0 (0 to 0)	0 (0 to 0)	0 (0 to 0)	0 (0 to 0)	1-1 (0 to 2-3)	2-3 (0 to 5 1)	14-5 (4 to 32 4)	20-4 (12 to 31 9)	27-9 (16 to 44 9)	39-2 (24 to 60 3)	49-5 (28 to 77 4)	53-8 (32 to 85 4)	54-7 (32 to 85 3)	49-7 (29 to 74 8)	37-9 (20 to 51 3)	29-9 (16 to 44)	19-3 (9 to 36)	11-4 (4 to 25)	3-7 (1 to 9 3)	1-6 (0 to 4 3)	0-5 (0 to 1 5)	0-2 (0 to 0-4)					422
Other non-communicable diseases	9-6 (4 to 19 7)	4-8 (2 to 9 5)	13-2 (7 to 17 2)	14-1 (10 to 18 1)	11-8 (8 to 16)	16-0 (11 to 23 3)	26-3 (17 to 36 1)	41-7 (28 to 59 8)	68 (47 to 96 5)	91-3 (62 to 131)	119 (82 to 168)	140 (96 to 195)	152 (98 to 211)	152 (98 to 209)	146 (96 to 200)	135 (92 to 191)	115 (80 to 163)	95-5 (66 to 134)	83-5 (58 to 114)	64-8 (46 to 87 5)	52-7 (36 to 72 5)	40-8 (29 to 53 9)	32-7 (24 to 42)	19-7 (14 to 26 2)	8-3 (5 to 11 4)		1,450
Congenital birth defects	4-1 (2 to 8 7)	3-7 (2 to 7 6)	8-7 (4 to 11 5)	5-5 (3 to 9 1)	4-7 (2 to 9 4)	4-8 (2 to 9 4)	5 (2 to 9 4)	4-7 (2 to 9 3)	4-8 (2 to 9 3)	5 (2 to 9 5)	5 (3 to 9 5)	6-3 (4 to 9 7)	6-3 (4 to 9 8)	5-9 (4 to 9 7)	5-5 (3 to 9 7)	5-3 (3 to 9 4)	3-4 (2 to 6 4)	2-5 (1 to 5 2)	2-1 (1 to 5)	0-8 (0 to 3 7)	0-5 (0 to 3)	0-3 (0 to 2)	0-2 (0 to 1 5)	0-1 (0 to 0 5)	0-1 (0 to 0)		64-7
Neural tube defects	0-4 (0 to 1 5)	0-1 (0 to 1 5)	0-2 (0 to 1 6)	0-5 (0 to 1 6)	0-2 (0 to 1 5)	0-2 (0 to 1 5)	0-2 (0 to 1 5)	0-2 (0 to 1 5)	0-2 (0 to 1 5)	0-2 (0 to 1 5)	0-2 (0 to 1 5)	0-2 (0 to 1 5)	0-2 (0 to 1 5)	0-2 (0 to 1 5)	0-2 (0 to 1 5)	0-1 (0 to 1 5)	0-1 (0 to 1 5)	0-1 (0 to 1 5)	0-1 (0 to 1 5)	0-1 (0 to 1 5)	0-1 (0 to 1 5)	0-1 (0 to 1 5)	0-1 (0 to 1 5)	0-1 (0 to 1 5)	0-1 (0 to 1 5)		3-1
Congenital heart anomalies	2-5 (1 2 to 4 3)	1-7 (1 to 2 4)	2-4 (1 2 to 4 4)	2-3 (1 2 to 3 7)	0-7 (0 to 1 1)	0-8 (0 to 1 1)	1 (0 to 1 5)	1-1 (0 to 1 5)	1-1 (0 to 1 6)	1-2 (0 to 1 6)	1-1 (0 to 1 7)	1-3 (0 to 1 8)	1-4 (0 to 1 9)	0-9 (0 to 1 4)	1-1 (0 to 1 6)	0-9 (0 to 1 4)	0-7 (0 to 1 1)	0-4 (0 to 1 1)	0-5 (0 to 0 8)	0-3 (0 to 0 7)	0-3 (0 to 0 7)	0-1 (0 to 0 1)	0 (0 to 0 1)	0 (0 to 0)	0 (0 to 0)		21-1
Orofacial clefts	0 (0 to 0)	0 (0 to 0)	0-1 (0 to 0 2)	0-1 (0 to 0 1)	0-1 (0 to 0 1)	0-1 (0 to 0 1)	0-1 (0 to 0 1)	0-1 (0 to 0 1)	0-1 (0 to 0 1)	0-1 (0 to 0 1)	0-1 (0 to 0 1)	0-1 (0 to 0 1)	0-1 (0 to 0 2)	0-1 (0 to 0 1)	0-1 (0 to 0 1)	0-1 (0 to 0 1)	0-1 (0 to 0 1)	0-1 (0 to 0 1)	0-1 (0 to 0 1)	0-1 (0 to 0 1)	0-1 (0 to 0 1)	0-1 (0 to 0 1)	0 (0 to 0)	0 (0 to 0)	0 (0 to 0)		1-3
Down syndrome	0-3 (0 2 to 0-7)	0-1 (0 1 to 0 3)	0-4 (0 3 to 1 1)	0-4 (0 2 to 0 8)	0-4 (0 2 to 0 6)	0-5 (0 2 to 0 7)	0-5 (0 2 to 0 8)	0-6 (0 4 to 0 8)	0-7 (0 4 to 0 9)	0-8 (0 5 to 1 2)	0-7 (0 5 to 1 2)	0-8 (0 7 to 1 5)	1 (0 7 to 1 5)	1 (0 8 to 1 7)	1-1 (0 8 to 1 7)	1-3 (0 9 to 2 1)	1-5 (1 to 2 4)	1-3 (0 9 to 1 5)	0-8 (0 5 to 1 2)	0-4 (0 3 to 0 7)	0-2 (0 2 to 0 5)	0-1 (0 1 to 0 3)	0 (0 to 0)	0 (0 to 0)	0 (0 to 0)		11-9
Turner syndrome	0 (0 to 0)	0 (0 to 0)	0 (0 to 0)	0 (0 to 0)	0 (0 to 0)	0 (0 to 0)	0 (0 to 0 1)	0 (0 to 0 1)	0 (0 to 0 1)	0 (0 to 0 1)	0 (0 to 0 1)	0 (0 to 0 1)	0 (0 to 0)	0 (0 to 0)	0 (0 to 0)	0 (0 to 0)	0 (0 to 0)	0 (0 to 0)	0 (0 to 0)	0 (0 to 0)	0 (0 to 0)	0 (0 to 0)	0 (0 to 0)	0 (0 to 0)	0 (0 to 0)	0 (0 to 0)		0-3
Klinefelter syndrome	0 (0 to 0)	0 (0 to 0)	0 (0 to 0)	0 (0 to 0)	0 (0 to 0)	0 (0 to 0)	0 (0 to 0)	0 (0 to 0)	0 (0 to 0)	0 (0 to 0)	0 (0 to 0)	0 (0 to 0)	0 (0 to 0)	0 (0 to 0)	0 (0 to 0)	0 (0 to 0)	0 (0 to 0)	0 (0 to 0)	0 (0 to 0)	0 (0 to 0)	0 (0 to 0)	0 (0 to 0)	0 (0 to 0)	0 (0 to 0)	0 (0 to 0)	0 (0 to 0)		0-1
Other chromosomal abnormalities	2-4 (1 1 to 4)	1-1 (0 to 3 1)	1-9 (1 to 3 2)	1-4 (0 8 to 2 2)	0-8 (0 5 to 1 2)	0-8 (0 4 to 1 3)	0-8 (0 5 to 1 3)	0-8 (0 5 to 1 4)	0-8 (0 5 to 1 3)	0-8 (0 5 to 1 3)	1 (0 7 to 1 5)	1 (0 8 to 1 5)	1 (0 8 to 1 5)	0-8 (0 5 to 1 3)	0-6 (0 4 to 1)	0-4 (0 3 to 0 7)	0-3 (0 2 to 0 4)	0-2 (0 1 to 0 3)	0-2 (0 1 to 0 3)	0-1 (0 1 to 0 3)	0-1 (0 1 to 0 3)	0-1 (0 1 to 0 3)	0-1 (0 1 to 0 3)	0-1 (0 1 to 0 3)	0-1 (0 1 to 0 3)		16
Congenital musculoskeletal and limb anomalies	0-2 (0 1 to 0 2)	0-9 (0 5 to 1 4)	1-5 (0 9 to 2 3)	1-5 (0 9 to 2 3)	1-5 (0 9 to 2 3)	1-5 (0 9 to 2 3)	1-1 (0 7 to 1 8)	1-2 (0 8 to 1 8)	1-4 (0 9 to 2 1)	1-4 (0 9 to 2 2)	1-6 (1 to 2 6)	1-8 (1 1 to 2 9)	1-9 (1 1 to 2 9)	1-5 (0 9 to 2 4)	1-3 (0 8 to 2 1)	1-2 (0 7 to 1 9)	0-9 (0 6 to 1 4)	0-7 (0 4 to 1 1)	0-5 (0 3 to 0 8)	0-3 (0 2 to 0 5)	0-2 (0 1 to 0 3)	0-1 (0 1 to 0 2)	0-1 (0 1 to 0 1)	0 (0 to 0 1)	0 (0 to 0)		22-9
Urogenital congenital anomalies	0-4 (0 2 to 0 7)	0-1 (0 1 to 0 2)	0-1 (0 1 to 0 4)	0-2 (0 1 to 0 2)	0-2 (0 1 to 0 2)	0-2 (0 1 to 0 2)	0-1 (0 1 to 0 2)	0-1 (0 1 to 0 2)	0-1 (0 1 to 0 2)	0-1 (0 1 to 0 2)	0-1 (0 1 to 0 2)	0-1 (0 1 to 0 2)	0-1 (0 1 to 0 2)	0-1 (0 1 to 0 2)	0-1 (0 1 to 0 2)	0-1 (0 1 to 0 2)	0-1 (0 1 to 0 2)	0 (0 0 to 0 1)	0 (0 0 to 0 1)	0 (0 0 to 0 1)	0 (0 0 to 0 1)	0 (0 0 to 0 1)	0 (0 0 to 0 1)	0 (0 0 to 0 1)	0 (0 0 to 0 1)		2
Digestive congenital anomalies	0-9 (0 4 to 1 9)	0-9 (0 5 to 2)	1-5 (0 3 to 3 6)	0-9 (0 4 to 1 5)	0-7 (0 3 to 1 2)	0-8 (0 3 to 1 2)	0-9 (0 3 to 1 2)	0-9 (0 3 to 1 2)	0-9 (0 3 to 1 2)	0-9 (0 3 to 1 2)	0-9 (0 3 to 1 2)	0-9 (0 3 to 1 2)	0-9 (0 3 to 1 2)	0-9 (0 3 to 1 2)	0-9 (0 3 to 1 2)	0-9 (0 3 to 1 2)	0-9 (0 3 to 1 2)	0-9 (0 3 to 1 2)	0-9 (0 3 to 1 2)	0-9 (0 3 to 1 2)	0-9 (0 3 to 1 2)	0-9 (0 3 to 1 2)	0-9 (0 3 to 1 2)	0-9 (0 3 to 1 2)	0-9 (0 3 to 1 2)		3-9
Other congenital birth defects	2-2 (1 2 to 3 1)	0-6 (0 4 to 2 2)	1-2 (0 6 to 2 2)	0-6 (0 4 to 0 9)	0-6 (0 4 to 0 9)	0-6 (0 4 to 0 9)	0-6 (0 4 to 0 9)	0-6 (0 5 to 0 9)	0-6 (0 5 to 0 9)	0-6 (0 5 to 0 9)	0-6 (0 5 to 0 9)	0-6 (0 5 to 0 9)	0-6 (0 5 to 0 9)	0-6 (0 3 to 0 9)	0-6 (0 3 to 0 9)	0-6 (0 3 to 0 8)	0-6 (0 2 to 0 8)	0-6 (0 2 to 0 7)	0-5 (0 1 to 0 5)	0-4 (0 1 to 0 5)	0-4 (0 0 to 0 2)	0-4 (0 0 to 0 1)	0-4 (0 0 to 0 1)	0-4 (0 0 to 0 1)	0-4 (0 0 to 0 1)		12-2
Urinary diseases and male infertility	0 (0 0 to 0)	0 (0 0 to 0)	0 (0 0 to 0)	0 (0 0 to 0)	0 (0 0 to 0)	0 (0 0 to 0)	0 (0 0 to 0)	1-3 (0 8 to 1 8)	1-8 (1 0 to 2 6)	2-2 (1 5 to 3 4)	2-6 (1 9 to 4 1)	3-2 (2 2 to 4 8)	3-7 (2 5 to 5 1)	3-2 (2 3 to 4 6)	2-9 (1 9 to 4 1)	2-5 (1 7 to 3 5)	1-9 (1 to 2 4)	1-4 (0 9 to 1 9)	1-1 (0 7 to 1 5)	0-8 (0 5 to 1 1)	0-6 (0 4 to 0 8)	0-5 (0 3 to 0 7)	0-4 (0 2 to 0 6)	0-3 (0 2 to 0 5)	0-3 (0 2 to 0 4)		106
Urolithiasis	0 (0 to 0)	0 (0 to 0)	0 (0 to 0)	0 (0 to 0)	0 (0 to 0)	0 (0 to 0)	0 (0 to 0 1)	0 (0 to 0 2)	0 (0 to 0 2)	0 (0 to 0 2)	0 (0 to 0 2)	0 (0 to 0 2)	0 (0 to 0 2)	0 (0 to 0 2)	0 (0 to 0 2)	0 (0 to 0 2)	0 (0 to 0 2)	0 (0 to 0 2)	0 (0 to 0 1)	0 (0 to 0 1)	0 (0 to 0 1)	0 (0 to 0 1)	0 (0 to 0 1)	0 (0 to 0 1)	0 (0 to 0 1)	0 (0 to 0 1)		7-9
Benign prostatic hyperplasia	0 (0 to 0)	0 (0 to 0)	0 (0 to 0)	0 (0 to 0)	0 (0 to 0)	0 (0 to 0)	0 (0 to 0)	0 (0 to 0)	0 (0 to 0)	0 (0 to 0)	0 (0 to 0)	0 (0 to 0)	0 (0 to 0)	0 (0 to 0)	0 (0 to 0)	0 (0 to 0)	0 (0 to 0)	0 (0 to 0)	0 (0 to 0)	0 (0 to 0)	0 (0 to 0)	0 (0 to 0)	0 (0 to 0)	0 (0 to 0)	0 (0 to 0)	0 (0 to 0)		22-8
Male infertility	0 (0 to 0)	0 (0 to 0)	0 (0 to 0)	0 (0 to 0)	0 (0 to 0)	0 (0 to 0)	0 (0 to 0)	0 (0 to 0)	0 (0 to 0)	0 (0 to 0)	0 (0 to 0)	0 (0 to 0)	0 (0 to 1)	0 (0 to 1 4)	0 (0 to 1 4)	0 (0 to 1 4)	0 (0 to 1 4)	0 (0 to 1 4)	0 (0 to 1 4)	0 (0 to 1 4)	0 (0 to 1 4)	0 (0 to 1 4)	0 (0 to 1 4)	0 (0 to 1 4)	0 (0 to 1 4)	0 (0 to 1 4)		2-4
Other urinary diseases	0 (0 to 0)	0 (0 to 0)	0 (0 to 0)	0 (0 to 0)	0 (0 to 0)	0 (0 to 0)	0 (0 to 0)	0 (0 to 0)	0 (0 to 0)	0 (0 to 0)	0 (0 to 0)	0 (0 to 0)	0 (0 to 0)	0 (0 to 0)	0 (0 to 0)	0 (0 to 0)	0 (0 to 0)	0 (0 to 0)	0 (0 to 0)	0 (0 to 0)	0 (0 to 0)	0 (0 to 0)	0 (0 to 0)	0 (0 to 0)	0 (0 to 0)	0 (0 to 0)		11-9
Gynecological diseases	0 (0 to 0)	0 (0 to 0)	0 (0 to 0)	0 (0 to 0)	2-5 (0 5 to 5 2)	3-4 (2 to 4 5)	24-6 (14 5 to 39 2)	40-8 (26 to 62 6)	72-4 (47 3 to 93 8)	94-9 (62 to 132)	129 (85 to 182)	159 (107 to 227)	173 (107 to 252)	159 (91 to 239)	139 (77 to 214)	107 (57 to 182)	73 (31 to 129)	51 (22 to 91)	34 (12 to 68)	23 (7 to 51)	17 (4 to 39)	12 (3 to 29)	8-8 (2 to 19)	6-4 (2 to 14)	4-4 (2 to 9)		495
Uterine fibroids	0 (0 to 0)	0 (0 to 0)	0 (0 to 0)	0 (0 to 0)	0 (0 to 0)	0 (0 to 0)	0-5 (0 to 1 2)	1-4 (0 to 3 7)	1-6 (0 to 3 4)	2-3 (1 to 4 7)	2-8 (1 to 5 4)	3-2 (1 to 6 2)	3-2 (1 to 6 2)	2-8 (1 to 5 4)	2-3 (1 to 4 8)	1-8 (1 to 4 6)	1-2 (0 to 3 1)	0-8 (0 to 2 3)	0-5 (0 to 1 2)	0-3 (0 to 1 2)	0-2 (0 to 0 9)	0-1 (0 to 0 6)	0-1 (0 to 0 4)	0 (0 to 0 2)	0 (0 to 0 2)		24-9
Polycystic ovarian syndrome	0 (0 to 0)	0 (0 to 0)	0 (0 to 0)	0 (0 to 0)	0 (0 to 0 4)	1-4 (0 to 4 2)	1-4 (0 to 3 2)	1-8 (0 to 3 4)	2-2 (0 to 4 1)	2-2 (0 to 4 4)	2-2 (0 to 4 3)	2-2 (0 to 3 8)	2-2 (0 to 3 8)	2-2 (0 to 3 6)	1-8 (0 to 3)	1-5 (0 to 2 5)	1-2 (0 to 2)	0-9 (0 to 1 6)	0-6 (0 to 1 2)	0-5 (0 to 1 1)	0-4 (0 to 0 9)	0-3 (0 to 0 7)	0-3 (0 to 0 6)	0-2 (0 to 0 5)	0-2 (0 to 0 4)		12-4
Female infertility	0 (0 to 0)	0 (0 to 0)	0 (0 to 0)	0 (0 to 0)	0 (0 to 0)	0 (0 to 0)	0-1 (0 to 0 4)	0-2 (0 to 0 6)	0-4 (0 to 1 3)	0-6 (0 to 2 5)	0-8 (0 to 3)	1-2 (0 to 4)	1-2 (0 to 4)	1-2 (0 to 3 6)	1-2 (0 to 3 6)	1-2 (0 to 3 6)	1-2 (0 to 3 6)	1-2 (0 to 3 6)	1-2 (0 to 3 6)	1-2 (0 to 3 6)	1-2 (0 to 3 6)	1-2 (0 to 3 6)	1-2 (0 to 3 6)	1-2 (0 to 3 6)	1-2 (0 to 3 6)		2-7
Endometriosis	0 (0 to 0)	0 (0 to 0)	0 (0 to 0)	0 (0 to 0)	0 (0 to 0)	0 (0 to 0)	0 (0 to 0 2)	0 (0 to 0 2)	0 (0 to 0 2)	0 (0 to 0 2)	0 (0 to 0 2)	0 (0 to 0 2)	0 (0 to 0 2)	0 (0 to 0 2)	0 (0 to 0 2)	0 (0 to 0 2)	0 (0 to 0 2)	0 (0 to 0 2)	0 (0 to 0 2)	0 (0 to 0 2)	0 (0 to 0 2)	0 (0 to 0 2)	0 (0 to 0 2)	0 (0 to 0 2)	0 (0 to 0 2)	0 (0 to 0 2)		16-8
Genital prolapse	0 (0 to 0)	0 (0 to 0)	0 (0 to 0)	0 (0 to 0)	0 (0 to 0)	0 (0 to 0)	0 (0 to 0)	0 (0 to 0)	0 (0 to 0)	0 (0 to 0)	0 (0 to 0)	0 (0 to 0)	0 (0 to 0)	0 (0 to 0)	0 (0 to 0)	0 (0 to 0)	0 (0 to 0)	0 (0 to 0)	0 (0 to 0)	0 (0 to 0)	0 (0 to 0)	0 (0 to 0)	0 (0 to 0)	0 (0 to 0)	0 (0 to 0)	0 (0 to 0)		6-2
Premenstrual syndrome	0 (0 to 0)	0 (0 to 0)	0 (0 to 0)	0 (0 to 0)	2-4 (0 2 to 4 7)	5-9 (2 5 to 12 5)	13-3 (4 7 to 33 4)	12-3 (4 5 to 30 4)	14-8 (6 4 to 34 5)	13-3 (5 2 to 31 6)	12-3 (4 7 to 30 4)	11-3 (4 1 to 28 6)	9-8 (3 7 to 25 4)	8-2 (3 1 to 21 3)	6-5 (2 5 to 17 2)	5-4 (2 1 to 14 3)	4-2 (1 6 to 11 2)	3-3 (1 3 to 8 7)	2-6 (1 to 6 8)	2-1 (0 8 to 5 5)	1-7 (0 6 to 4 5)	1-4 (0 5 to 3 6)	1-1 (0 4 to 2 8)	0-8 (0 3 to 2 1)	0-6 (0 2 to 1 6)		79-6
Hemoglobinopathies and hemolytic anemias	0 (0 to 0)	0-1 (0 2 to 0 4)	0-3 (0 2 to 0 6)	0-4 (0 2 to 0 9)	0-2 (0 1 to 0 4)	0-2 (0 2 to 0 4)	0-4 (0 2 to 0 7)	0-8 (0 3 to 1 7)	1 (0 4 to 2 1)	1-4 (0 4 to 3)	0-7 (0 4 to 1 3)	0-8 (0 5 to 1 4)	0-8 (0 5 to 1 5)	0-8 (0 5 to 1 5)	0-8 (0 5 to 1 5)	0-8 (0 5 to 1 5)	0-8 (0 5 to 1 3)	0-9 (0 4 to 1 4)	0-8 (0 3 to 1 5)	0-8 (0 3 to 1 5)	0-8 (0 3 to 1 5)	0-5 (0 3 to 0 9)	0-5 (0 3 to 0 8)	0-2 (0 1 to 0 5)	0-2 (0 1 to 0 3)		13-9
Thalassemias	0 (0 to 0)	0 (0 to 0)	0-1 (0 to 0 2)	0 (0 to 0 1)	0 (0 to 0 1)	0 (0 to 0 1)	0 (0 to 0 1)	0-1 (0 1 to 0 2)	0 (0 to 0 1)	0 (0 to 0 1)	0 (0 to 0)	0 (0 to 0)	0 (0 to 0)	0 (0 to 0)	0 (0 to 0)	0 (0 to 0)	0 (0 to 0)	0 (0 to 0)	0 (0 to 0)	0 (0 to 0)	0 (0 to 0)	0 (0 to 0)	0 (0 to 0)	0 (0 to 0)	0 (0 to 0)	0 (0 to 0)		0-5
Thalassemias trait	0 (0 to 0)	0 (0 to 0)	0-1 (0 to 0 2)	0 (0 to 0 1)	0 (0 to 0 1)	0 (0 to 0 1)	0 (0 to 0 1)	0-2 (0 1 to 0 5)	0-5 (0 1 to 1 1)	0-6 (0 1 to 1 3)	0-1 (0 to 0 4)	0-1 (0 to 0 4)	0-1 (0 to 0 4)	0-1 (0 to 0 4)	0-1 (0 to 0 4)	0-1 (0 to 0 3)	0-1 (0 to 0 2)	0-1 (0 to 0 2)	0-1 (0 to 0 2)	0-1 (0 to 0 2)	0-1 (0 to 0 2)	0-1 (0 to 0 2)	0-1 (0 to 0 1)	0-1 (0 to 0 1)	0-1 (0 to 0 1)	0-1 (0 to 0 1)		2-6
Sickle cell disorders	0 (0 to 0)	0 (0 to 0)	0-1 (0 to 0 1)	0 (0 to 0 1)	0 (0 to 0 1)	0 (0 to 0 1)	0 (0 to 0 1)	0 (0 to 0 1)	0 (0 to 0 1)	0 (0 to 0 1)	0 (0 to 0 1)	0-1 (0 to 0 1)	0-1 (0 to 0 1)	0-1 (0 to 0 1)	0-1 (0 to 0 1)	0-1 (0 to 0 1)	0-1 (0 to 0 1)	0-1 (0 to 0 1)	0-1 (0 to 0 1)	0-1 (0 to 0 1)	0-1 (0 to 0 1)	0-1 (0 to 0 1)	0-1 (0 to 0 1)	0-1 (0 to 0 1)	0-1 (0 to 0 1)	0-1 (0 to 0 1)		0-7
Sickle cell trait	0 (0 to 0)	0 (0 to 0)	0 (0 to 0 1)	0 (0 to 0 1)	0 (0 to 0 1)	0 (0 to 0 1)	0 (0 to 0 1)	0-2 (0 to 0 4)	0-2 (0 to 0 4)	0-4 (0 to 0 9)	0-6 (0 to 1 1)	0-8 (0 to 1 3)	0-8 (0 to 1 3)	0-8 (0 to 1 3)	0-8 (0 to 1 3)	0-8 (0 to 1 3)	0-8 (0 to 1 3)	0-8 (0 to 1 3)	0-8 (0 to 1 3)	0-8 (0 to 1 3)	0-8 (0 to 1 3)	0-8 (0 to 1 3)	0-8 (0 to 1 3)	0-8 (0 to 1 3)	0-8 (0 to 1 3)	0-8 (0 to 1 3)		1-2
G6PD deficiency	0 (0 to 0)	0 (0 to 0)	0 (0 to 0)	0 (0 to 0)	0 (0 to 0)	0 (0 to 0)	0-1 (0 to 0 2)	0-1 (0 to 0 1)	0-1 (0 to 0 1)	0-1 (0 to 0 2)	0-1 (0 to 0 2)	0-2 (0 to 0 4)	0-2 (0 to 0 4)	0-2 (0 to 0 3)	0-2 (0 to 0 3)	0-2 (0 to 0 3)	0-1 (0 to 0 2)	0-1 (0 to 0 2)	0-1 (0 to 0 2)	0-1 (0 to 0 2)	0-1 (0 to 0 2)	0-1 (0 to 0 2)	0-1 (0 to 0 1)	0-1 (0 to 0 1)	0-1 (0 to 0 1)	0-1 (0 to 0 1)		1-5
G6PD trait	0 (0 to 0)	0 (0 to 0)	0 (0 to 0)	0 (0 to 0)	0 (0 to 0)	0 (0 to 0)	0 (0 to 0)	0 (0 to 0)	0 (0 to 0)	0 (0 to 0)	0 (0 to 0)	0 (0 to 0)	0 (0 to 0)	0 (0 to 0)	0 (0 to 0)	0 (0 to 0)	0 (0 to 0)	0 (0 to 0)	0 (0 to 0)	0 (0 to 0)	0 (0 to 0)	0 (0 to 0)	0 (0 to 0)	0 (0 to 0)	0 (0 to 0)	0 (0 to 0)		0-1
Other hemoglobinopathies and hemolytic anemias	0 (0 to 0)	0 (0 to 0)	0-1 (0 to 0 3)	0 (0 to 0 1)	0 (0 to 0 1)	0 (0 to 0 1)	0-1 (0 to 0 2)	0-1 (0 to 0 2)	0-1 (0 to 0 2)	0-2 (0 to 0 4)	0-3 (0 to 0 6)	0-3 (0 to 0 6)	0-3 (0 to 0 6)	0-2 (0 to 0 5)	0-2 (0 to 0 5)	0-2 (0 to 0 4)	0-2 (0 to 0 4)	0-2 (0 to 0 3)	0-2 (0 to 0 3)	0-2 (0 to 0 3)	0-2 (0 to 0 3)	0-2 (0 to 0 3)	0-2 (0 to 0 3)	0-2 (0 to 0 3)	0-2 (0 to 0 3)	0-2 (0 to 0 3)		7
Endocrine, metabolic, blood, and immune disorders	0-2 (0 1 to 0 3)	0-2 (0 1 to 0 3)	3-7 (1 4 to 5 3)	4-4 (2 3 to 7 1)	5-8 (2 4 to 9 4)	6-5 (3 4 to 10 3)	7-3 (4 2 to 12 1)	9-8 (5 5 to 16 1)	14-4 (8 2 to 24 8)	20-9 (13 1 to 36 4)	29-5 (17 9 to 50)	38-5 (24 4 to 62 7)	44-4 (28 7 to 71 4)	48-9 (28 5 to 80 1)	49-1 (27 4 to 81)	45-1 (25 1 to 75 1)	40-1 (22 1 to 70 1)	33-7 (20 1 to 55 5)	27-6 (16 4 to 45 9)	19-8 (11 to 32 7)	13-7 (8 2 to 22 4)	9-1 (5 2 to 15 4)	6-1 (3 4 to 9 5)	2-9 (1 6 to 4 1)	1-7 (0 7 to 2 6)		386
Oral disorders	0 (0 to 0)	0-4 (0 2 to 1 8)	1-1 (0 7 to 2 3)	2-5 (1 2 to 4 3)	3-5 (1 9 to 5 8)	5-4 (3 to 9)	9-8 (4 5 to 16 2)	11-8 (6 2 to 20 7)	17-6 (9 9 to 32 4)	24-1 (12 3 to 45)	30-4 (15 2 to 56 2)	34-6 (17 6 to 64 4)	36-3 (18 5 to 67 1)	37-6 (22 1 to 60 3)	35-4 (21 4 to 57 9)	33-4 (20 3 to 53 9)	30-6 (18 3 to 49 7)	27-4 (16 2 to 43 9)	25-8 (16 4 to 38 4)	23-4 (15 1 to 34 5)	20-9 (13 2 to 30 3)	17-8 (11 2 to 25 7)	14-2 (8 9 to 20 3)	9-2 (5 7 to 13 2)	3-2 (1 4 to 7 3)		346
Caries of deciduous teeth	0 (0 to 0)	0 (0 to 0)	0 (0 to 0)	0 (0 to 0)	0 (0 to 0)	0 (0 to 0)	0 (0 to 0)	0 (0 to 0)	0 (0 to 0)	0 (0 to 0)	0 (0 to 0)	0 (0 to 0)	0 (0 to 0)	0 (0 to 0)	0 (0 to 0)	0 (0 to 0)	0 (0 to 0)	0 (0 to 0)	0 (0 to 0)	0 (0 to 0)	0 (0 to 0)	0 (0 to 0)	0 (0 to 0)	0 (0 to 0)	0 (0 to 0)	0 (0 to 0)		0-7
Caries of permanent teeth	0 (0 to 0)	0 (0 to 0)	0 (0 to 0)	0-1 (0 1 to 0 8)	1-2 (0 5 to 2 7)	1-5 (0 6 to 2 7)	1-5 (0 6 to 3)	1-6 (0 7 to 3 3)	1-8 (0 8 to 3 6)	2-2 (1 to 4 8)	2-3 (1 1 to 5 3)	2-6 (1 1 to 5 4)	2-7 (1 1 to 5 4)	2-6 (1 1 to 5 2)	2-3 (0 9 to 5)	1-8 (0 7 to 3 7)	1-5 (0 5 to 3 4)	1-2 (0 4 to 2 1)	0-7 (0 3 to 1 3)	0-4 (0 1 to 0 9)	0-3 (0 1 to 0 6)	0-2 (0 1 to 0 5)	0-2 (0 0 to 0 3)	0-1 (0 to 0 1)	0-1 (0 to 0 1)		25-9
Periodontal diseases	0 (0 to 0)	0 (0 to 0)	0 (0 to 0)	0 (0 to 0)	0 (0 to 0)	0 (0 to 0)	0 (0 to 0 1)	0-2 (0 to 0 4)	0-3 (0 to 0 6)	0-3 (0 to 0 7)	0-3 (0 to 0 7)	0-4 (0 to 0 8)	0-4 (0 to 0 8)	0-3 (0 to 0 7)	0-3 (0 to 0 6)	0-2 (0 to 0 5)	0-2 (0 to 0 4)	0-2 (0 to 0 3)	0-1 (0 to 0 3)	0-1 (0 to 0 2)	0-1 (0 to 0 2)	0-

SR Table 2c: Austria DALYS by cause and age group for both sexes with 95% uncertainty intervals, 2019

Cause	Early Neonatal	Late Neonatal	Post Neonatal	1 to 4	5 to 9	10 to 14	15 to 19	20 to 24	25 to 29	30 to 34	35 to 39	40 to 44	45 to 49	50 to 54	55 to 59	60 to 64	65 to 69	70 to 74	75 to 79	80 to 84	85 to 89	90 to 94	95 plus	Total
All causes	11,600 (9,270 to 14,100)	3,130 (2,410 to 3,900)	2,670 (2,060 to 3,350)	13,400 (10,500 to 16,900)	14,000 (10,900 to 17,900)	16,700 (12,900 to 21,000)	44,700 (34,900 to 56,500)	64,900 (51,000 to 79,900)	76,200 (60,900 to 95,300)	85,100 (67,900 to 106,000)	91,900 (73,200 to 115,000)	102,000 (82,900 to 126,000)	125,000 (101,000 to 151,000)	160,000 (131,000 to 214,000)	209,000 (169,000 to 249,000)	315,000 (256,000 to 373,000)	420,000 (346,000 to 494,000)	536,000 (444,000 to 627,000)	709,000 (592,000 to 837,000)	1,010,000 (852,000 to 1,200,000)	1,360,000 (1,150,000 to 1,610,000)	1,790,000 (1,500,000 to 2,120,000)	44,000 (41,000 to 48,000)	2,000,000
Communicable, maternal, neonatal, and nutritional diseases	7,890 (6,180 to 9,690)	1,640 (1,270 to 2,140)	1,190 (1,670 to 2,710)	4,760 (3,720 to 6,060)	2,990 (2,230 to 3,980)	2,690 (1,970 to 3,720)	1,970 (1,470 to 2,660)	2,100 (1,560 to 2,790)	2,150 (1,600 to 2,850)	3,290 (2,410 to 4,370)	3,470 (2,610 to 4,230)	3,630 (2,640 to 4,390)	3,670 (2,660 to 4,600)	4,220 (3,200 to 5,270)	5,120 (3,920 to 6,470)	5,560 (4,210 to 6,970)	5,970 (4,500 to 7,540)	5,630 (4,260 to 7,060)	4,330 (3,260 to 5,570)	4,110 (3,060 to 5,350)	3,540 (2,670 to 4,700)	2,490 (1,990 to 3,060)	1,230 (789 to 1,780)	76,500
HIV/AIDS and sexually transmitted infections	0.2 (0 to 0.5)	0 (0 to 0)	11.9 (10 to 13.9)	0.4 (0.3 to 0.5)	0.3 (0.2 to 0.4)	0.5 (0.4 to 0.6)	12.6 (10.7 to 14.6)	73.4 (62.1 to 85.1)	179.4 (154.7 to 205.2)	273.1 (237.1 to 309.1)	331.6 (291.2 to 373.6)	421.1 (372.1 to 472.6)	472.1 (419.1 to 527.1)	549.5 (491.1 to 609.1)	599.1 (537.1 to 662.1)	594 (532 to 657)	553 (494 to 614)	463.2 (412.1 to 516.1)	331.1 (293.1 to 370.1)	178.6 (157.1 to 201.1)	74.5 (64.1 to 86.1)	19.6 (16.9 to 22.3)	3,410
HIV/AIDS	0 (0 to 0)	0 (0 to 0)	11.8 (10.6 to 13.4)	0.4 (0.3 to 0.5)	0.3 (0.2 to 0.4)	0.5 (0.4 to 0.6)	12.4 (10.5 to 14.4)	73.1 (61.8 to 84.8)	178.7 (154.1 to 204.4)	272.1 (236.2 to 308.1)	330.5 (290.2 to 372.3)	419.7 (370.9 to 470.9)	470.4 (417.6 to 525.3)	547.6 (489.4 to 607.1)	597 (535.3 to 659.6)	592 (530 to 655)	551 (492.3 to 612.1)	461.5 (410.6 to 514.1)	330 (292.1 to 369.1)	177.9 (156.5 to 200.1)	74.2 (63.9 to 85.8)	19.5 (16.8 to 22.2)	2,890
HIV/AIDS - Drug-susceptible Tuberculosis	0 (0 to 0)	0 (0 to 0)	1.2 (0 to 1.9)	2.1 (1.2 to 3.3)	0.3 (0.2 to 1.7)	0.9 (0.6 to 1.4)	1.6 (1 to 2.9)	5.6 (3.6 to 9.1)	17.1 (10.6 to 28.6)	24.4 (15.2 to 37.9)	29.8 (17.9 to 44.6)	32.4 (19.5 to 50.4)	22.4 (13.4 to 34.6)	19.5 (12.2 to 30.2)	12.8 (8.1 to 19.7)	7.4 (4.8 to 11.3)	4.9 (3.7 to 6.7)	1.9 (1.1 to 2.7)	0.8 (0.4 to 1.2)	0.3 (0.2 to 0.4)	0.1 (0.1 to 0.1)	0 (0 to 0)	178
HIV/AIDS - Multidrug-resistant Tuberculosis without extensi	0 (0 to 0)	0 (0 to 0)	0 (0 to 0.1)	0 (0 to 0.1)	0 (0 to 0.1

Non-traumatic degenerative mitral valve disease	0 (0 to 0)	0 (0 to 0)	0 (0 to 0)	0 (0 to 0)	0 (0 to 0)	0 (0 to 0)	7.6 (4.1 to 11.6)	9.2 (5.9 to 13)	14.5 (8.7 to 21.8)	17.2 (10.4 to 26.1)	20.2 (12.4 to 30.6)	27.1 (22.4 to 32.2)	38.9 (32.9 to 45.1)	54 (49.6 to 58.7)	72 (66.9 to 76.8)	100 (94.1 to 105)	153 (144.2 to 161)	275 (260.1 to 289)	367 (348.2 to 385)	490 (466.9 to 513)	638 (608.2 to 668)	837 (797.6 to 877)	1,040 (991.1 to 1,090)	1,310 (1,250 to 1,370)	1,720 (1,640 to 1,800)	3,100
Other non-rheumatic aloe diseases	0 (0 to 0)	0 (0 to 0)	0 (0 to 0)	0 (0 to 0)	0 (0 to 0)	0 (0 to 0)	0 (0 to 0)	0.4 (0.2 to 0.8)	0.7 (0.4 to 1.2)	1.1 (0.6 to 2.0)	1.7 (1.1 to 2.6)	2.5 (1.8 to 3.4)	3.6 (2.8 to 4.5)	5.1 (4.1 to 6.2)	7.1 (6.1 to 8.2)	9.8 (8.6 to 11.1)	14.4 (12.9 to 15.9)	22.1 (20.1 to 24.1)	30.1 (27.8 to 32.4)	40.4 (37.6 to 43.2)	52.9 (49.4 to 56.4)	69.3 (64.9 to 73.7)	86.1 (80.8 to 91.4)	109 (102 to 116)	143 (134 to 152)	257
Cardiomyopathy and myocarditis	67 (47 to 72.2)	9.2 (1.4 to 11)	20.2 (4.4 to 37.4)	28.6 (15.8 to 53.3)	19.7 (12.2 to 29.3)	29.7 (19.5 to 39.6)	69.9 (42.4 to 105)	99 (66.7 to 140)	133 (79.4 to 209)	167 (91.9 to 271)	207 (102 to 410)	299 (274.7 to 326)	407 (375.4 to 439)	560 (523.2 to 599)	762 (717.2 to 809)	1,030 (972.1 to 1,090)	1,530 (1,450 to 1,620)	2,550 (2,390 to 2,720)	3,660 (3,440 to 3,910)	5,060 (4,770 to 5,380)	6,810 (6,420 to 7,230)	8,960 (8,450 to 9,510)	11,200 (10,600 to 11,900)	14,100 (13,300 to 15,000)	18,600 (17,500 to 19,800)	22,900
Myocarditis	1 (1 to 2)	2.9 (0.4 to 4.6)	6.6 (1.6 to 11.4)	12.1 (5.9 to 23.1)	9.2 (5.9 to 13.5)	13.6 (9.1 to 17.9)	22.9 (12.7 to 32.7)	43.7 (27.1 to 60.3)	61.3 (34.7 to 87.9)	86.6 (46.9 to 139)	120.5 (58.9 to 224)	186.9 (166.3 to 209)	264.8 (236.1 to 296)	373.4 (333.1 to 419)	513.1 (458.1 to 575)	691.8 (618.1 to 775)	1,030 (919.5 to 1,150)	1,720 (1,540 to 1,920)	2,470 (2,210 to 2,760)	3,420 (3,060 to 3,820)	4,590 (4,100 to 5,120)	6,040 (5,400 to 6,740)	7,560 (6,760 to 8,440)	9,510 (8,500 to 10,600)	12,500 (11,200 to 14,000)	1,160
Alcoholic cardiomyopathy	0 (0 to 0)	0 (0 to 0)	0 (0 to 0)	0 (0 to 0)	0 (0 to 0)	0 (0 to 0)	0 (0 to 0)	0 (0 to 0)	0 (0 to 0)	0 (0 to 0)	0 (0 to 0)	0 (0 to 0)	0 (0 to 0)	0 (0 to 0)	0 (0 to 0)	0 (0 to 0)	0 (0 to 0)	0 (0 to 0)	0 (0 to 0)	0 (0 to 0)	0 (0 to 0)	0 (0 to 0)	0 (0 to 0)	0 (0 to 0)	0 (0 to 0)	0 (0 to 0)	
Other cardiomyopathy	3.7 (0.6 to 11.6)	2.5 (0.4 to 9.6)	13.6 (6.9 to 28.6)	16.5 (9 to 32.1)	10.1 (7.4 to 17.3)	16.1 (10.9 to 28.2)	47.1 (29.9 to 138)	55.3 (32.4 to 160)	71.7 (40.1 to 249)	80.6 (41.9 to 330)	87.3 (44.1 to 414)	112.1 (98.7 to 126)	143.6 (126.9 to 161)	180.6 (159.9 to 203)	228.9 (203.1 to 258)	291.2 (258.5 to 328)	407 (361.5 to 459)	672 (597.1 to 757)	1,190 (1,060 to 1,340)	1,790 (1,600 to 2,020)	2,610 (2,330 to 2,940)	3,660 (3,270 to 4,130)	4,980 (4,450 to 5,610)	6,850 (6,120 to 7,720)	9,060 (8,100 to 10,200)	1,440
Atrial fibrillation and flutter	0 (0 to 0)	0 (0 to 0)	0 (0 to 0)	0 (0 to 0)	0 (0 to 0)	0 (0 to 0)	0 (0 to 0)	0 (0 to 0)	0 (0 to 0)	0 (0 to 0)	0 (0 to 0)	0 (0 to 0)	0 (0 to 0)	0 (0 to 0)	0 (0 to 0)	0 (0 to 0)	0 (0 to 0)	0 (0 to 0)	0 (0 to 0)	0 (0 to 0)	0 (0 to 0)	0 (0 to 0)	0 (0 to 0)	0 (0 to 0)	0 (0 to 0)	0 (0 to 0)	
Aortic aneurysm	3.7 (0.6 to 11.6)	2.5 (0.4 to 9.6)	13.6 (6.9 to 28.6)	16.5 (9 to 32.1)	10.1 (7.4 to 17.3)	16.1 (10.9 to 28.2)	22.3 (9.9 to 138)	51.3 (21.6 to 160)	64.2 (22.4 to 249)	87.7 (27.5 to 330)	114.2 (32.4 to 414)	112.1 (98.7 to 126)	143.6 (126.9 to 161)	180.6 (159.9 to 203)	228.9 (203.1 to 258)	291.2 (258.5 to 328)	407 (361.5 to 459)	672 (597.1 to 757)	1,190 (1,060 to 1,340)	1,790 (1,600 to 2,020)	2,610 (2,330 to 2,940)	3,660 (3,270 to 4,130)	4,980 (4,450 to 5,610)	6,850 (6,120 to 7,720)	9,060 (8,100 to 10,200)	1,440
Endocarditis	1 (1 to 2)	0 (0 to 0)	2.6 (0.4 to 7.6)	9.2 (2.1 to 24.6)	3.2 (2.4 to 5.6)	6.1 (4.4 to 9.7)	22.3 (9.9 to 138)	51.3 (21.6 to 160)	64.2 (22.4 to 249)	87.7 (27.5 to 330)	114.2 (32.4 to 414)	112.1 (98.7 to 126)	143.6 (126.9 to 161)	180.6 (159.9 to 203)	228.9 (203.1 to 258)	291.2 (258.5 to 328)	407 (361.5 to 459)	672 (597.1 to 757)	1,190 (1,060 to 1,340)	1,790 (1,600 to 2,020)	2,610 (2,330 to 2,940)	3,660 (3,270 to 4,130)	4,980 (4,450 to 5,610)	6,850 (6,120 to 7,720)	9,060 (8,100 to 10,200)	1,440
Other cardiovascular and circulatory diseases	0 (0 to 0)	0 (0 to 0)	0 (0 to 0)	0 (0 to 0)	0 (0 to 0)	0 (0 to 0)	0 (0 to 0)	0 (0 to 0)	0 (0 to 0)	0 (0 to 0)	0 (0 to 0)	0 (0 to 0)	0 (0 to 0)	0 (0 to 0)	0 (0 to 0)	0 (0 to 0)	0 (0 to 0)	0 (0 to 0)	0 (0 to 0)	0 (0 to 0)	0 (0 to 0)	0 (0 to 0)	0 (0 to 0)	0 (0 to 0)	0 (0 to 0)	0 (0 to 0)	
Chronic respiratory diseases	0 (0 to 0)	0 (0 to 0)	0 (0 to 0)	989 (0 to 1,000)	909 (0 to 1,000)	1,060 (0 to 1,000)	1,220 (0 to 1,000)	1,420 (0 to 1,000)	1,660 (0 to 1,000)	1,970 (0 to 1,000)	2,350 (0 to 1,000)	2,840 (2,720 to 2,970)	3,450 (3,300 to 3,610)	4,220 (4,040 to 4,420)	5,190 (4,960 to 5,440)	6,420 (6,120 to 6,760)	8,060 (7,660 to 8,500)	10,300 (9,770 to 10,900)	11,700 (11,100 to 12,400)	13,300 (12,600 to 14,100)	15,200 (14,400 to 16,100)	17,400 (16,500 to 18,400)	19,900 (18,900 to 21,100)	22,800 (21,600 to 24,100)	26,300 (24,900 to 27,800)	99,000
Chronic obstructive pulmonary disease	0 (0 to 0)	0 (0 to 0)	0 (0 to 0)	40.7 (0 to 49.1)	34.7 (0 to 49.1)	49.7 (0 to 49.1)	73 (0 to 192)	105 (126 to 249)	154 (177 to 354)	223 (253 to 492)	322 (362 to 698)	494 (464 to 526)	706 (664 to 751)	1,040 (1,040 to 1,630)	1,530 (1,530 to 2,380)	2,260 (2,260 to 3,380)	3,440 (3,440 to 5,070)	5,370 (5,370 to 7,720)	7,330 (7,330 to 10,900)	9,970 (9,970 to 14,800)	13,300 (13,300 to 19,600)	17,900 (17,900 to 26,000)	23,900 (23,900 to 34,000)	31,900 (31,900 to 44,800)	42,900 (42,900 to 60,000)	70,400
Pneumoconiosis	0 (0 to 0)	0 (0 to 0)	0 (0 to 0)	0 (0 to 0)	0 (0 to 0)	0 (0 to 0)	0 (0 to 0)	0 (0 to 0)	0 (0 to 0)	0 (0 to 0)	0 (0 to 0)	0 (0 to 0)	0 (0 to 0)	0 (0 to 0)	0 (0 to 0)	0 (0 to 0)	0 (0 to 0)	0 (0 to 0)	0 (0 to 0)	0 (0 to 0)	0 (0 to 0)	0 (0 to 0)	0 (0 to 0)	0 (0 to 0)	0 (0 to 0)	0 (0 to 0)	
Silicosis	0 (0 to 0)	0 (0 to 0)	0 (0 to 0)	0 (0 to 0)	0 (0 to 0)	0 (0 to 0)	0 (0 to 0)	0 (0 to 0)	0 (0 to 0)	0 (0 to 0)	0 (0 to 0)	0 (0 to 0)	0 (0 to 0)	0 (0 to 0)	0 (0 to 0)	0 (0 to 0)	0 (0 to 0)	0 (0 to 0)	0 (0 to 0)	0 (0 to 0)	0 (0 to 0)	0 (0 to 0)	0 (0 to 0)	0 (0 to 0)	0 (0 to 0)	0 (0 to 0)	
Asbestosis	0 (0 to 0)	0 (0 to 0)	0 (0 to 0)	0 (0 to 0)	0 (0 to 0)	0 (0 to 0)	0 (0 to 0)	0 (0 to 0)	0 (0 to 0)	0 (0 to 0)	0 (0 to 0)	0 (0 to 0)	0 (0 to 0)	0 (0 to 0)	0 (0 to 0)	0 (0 to 0)	0 (0 to 0)	0 (0 to 0)	0 (0 to 0)	0 (0 to 0)	0 (0 to 0)	0 (0 to 0)	0 (0 to 0)	0 (0 to 0)	0 (0 to 0)	0 (0 to 0)	
Coal workers pneumoconiosis	0 (0 to 0)	0 (0 to 0)	0 (0 to 0)	0 (0 to 0)	0 (0 to 0)	0 (0 to 0)	0 (0 to 0)	0 (0 to 0)	0 (0 to 0)	0 (0 to 0)	0 (0 to 0)	0 (0 to 0)	0 (0 to 0)	0 (0 to 0)	0 (0 to 0)	0 (0 to 0)	0 (0 to 0)	0 (0 to 0)	0 (0 to 0)	0 (0 to 0)	0 (0 to 0)	0 (0 to 0)	0 (0 to 0)	0 (0 to 0)	0 (0 to 0)	0 (0 to 0)	
Other pneumoconiosis	0 (0 to 0)	0 (0 to 0)	0 (0 to 0)	0 (0 to 0)	0 (0 to 0)	0 (0 to 0)	0 (0 to 0)	0 (0 to 0)	0 (0 to 0)	0 (0 to 0)	0 (0 to 0)	0 (0 to 0)	0 (0 to 0)	0 (0 to 0)	0 (0 to 0)	0 (0 to 0)	0 (0 to 0)	0 (0 to 0)	0 (0 to 0)	0 (0 to 0)	0 (0 to 0)	0 (0 to 0)	0 (0 to 0)	0 (0 to 0)	0 (0 to 0)	0 (0 to 0)	
Asthma	0 (0 to 0)	0 (0 to 0)	521 (0 to 1,015)	878 (0 to 1,430)	641 (0 to 1,430)	1,060 (0 to 1,430)	1,430 (0 to 1,430)	1,940 (0 to 1,430)	1,940 (0 to 1,965)	1,940 (0 to 1,965)	1,940 (0 to 1,965)	1,940 (0 to 1,965)	1,940 (0 to 1,965)	1,940 (0 to 1,965)	1,940 (0 to 1,965)	1,940 (0 to 1,965)	1,940 (0 to 1,965)	1,940 (0 to 1,965)	1,940 (0 to 1,965)	1,940 (0 to 1,965)	1,940 (0 to 1,965)	1,940 (0 to 1,965)	1,940 (0 to 1,965)	1,940 (0 to 1,965)	1,940 (0 to 1,965)	20,200
Interstitial lung diseases and pulmonary sarcoidosis	0 (0 to 0)	0 (0 to 0)	0 (0 to 0)	0 (0 to 0)	0 (0 to 0)	0 (0 to 0)	0 (0 to 0)	0 (0 to 0)	0 (0 to 0)	0 (0 to 0)	0 (0 to 0)	0 (0 to 0)	0 (0 to 0)	0 (0 to 0)	0 (0 to 0)	0 (0 to 0)	0 (0 to 0)	0 (0 to 0)	0 (0 to 0)	0 (0 to 0)	0 (0 to 0)	0 (0 to 0)	0 (0 to 0)	0 (0 to 0)	0 (0 to 0)	0 (0 to 0)	3,660
Other chronic respiratory diseases	0 (0 to 0)	0 (0 to 0)	23.7 (19.5e 39.4)	49.6 (29.3 to 75)	74.3 (42.9 to 49.1)	99.4 (59.6 to 117)	146.6 (69.4 to 117)	199.6 (79.6 to 192)	266.9 (93.1 to 354)	356.1 (109.2 to 492)	475.1 (130.1 to 698)	659.6 (604.1 to 720)	880.7 (806.6 to 960)	1,170 (1,070 to 1,280)	1,560 (1,430 to 1,710)	2,080 (1,910 to 2,280)	2,770 (2,540 to 3,040)	3,690 (3,380 to 4,040)	4,920 (4,510 to 5,390)	6,560 (6,010 to 7,190)	8,750 (8,020 to 9,590)	11,700 (10,700 to 12,800)	15,600 (14,300 to 17,100)	20,800 (19,100 to 22,800)	27,700 (25,400 to 30,400)	1,470
Digestive diseases	0 (0 to 0)	0 (0 to 0)	0 (0 to 0)	0 (0 to 0)	0 (0 to 0)	0 (0 to 0)	0 (0 to 0)	0 (0 to 0)	0 (0 to 0)	0 (0 to 0)	0 (0 to 0)	0 (0 to 0)	0 (0 to 0)	0 (0 to 0)	0 (0 to 0)	0 (0 to 0)	0 (0 to 0)	0 (0 to 0)	0 (0 to 0)	0 (0 to 0)	0 (0 to 0)	0 (0 to 0)	0 (0 to 0)	0 (0 to 0)	0 (0 to 0)	0 (0 to 0)	
Cirrhosis and other chronic liver diseases	0 (0 to 0)	0 (0 to 0)	22.2 (12.1 to 39)	17.3 (8.9 to 34)	17.8 (8.1 to 29.4)	29.7 (20.1 to 47.1)	79.1 (47.9 to 113)	222 (133 to 329)	687 (419 to 1,000)	1,940 (1,230 to 2,820)	5,130 (3,260 to 7,450)	14,060 (13,200 to 14,900)	37,200 (34,900 to 39,400)	98,400 (92,300 to 104,000)	260,000 (244,000 to 276,000)	687,000 (644,000 to 729,000)	1,820,000 (1,700,000 to 1,930,000)	4,810,000 (4,510,000 to 5,110,000)	12,700,000 (11,900,000 to 13,500,000)	33,600,000 (31,500,000 to 35,700,000)	88,800,000 (83,300,000 to 94,300,000)	235,000,000 (220,000,000 to 249,000,000)	621,000,000 (582,000,000 to 659,000,000)	1,640,000,000 (1,540,000,000 to 1,740,000,000)	4,340,000,000 (4,070,000,000 to 4,610,000,000)	11,500,000,000 (10,800,000,000 to 12,200,000,000)	30,400,000,000 (28,500,000,000 to 32,300,000,000)	80,400,000,000 (75,400,000,000 to 85,400,000,000)	213,000,000,000 (200,000,000,000 to 226,000,000,000)	564,000,000,000 (529,000,000,000 to 599,000,000,000)	1,490,000,000,000 (1,400,000,000,000 to 1,590,000,000,000)	3,940,000,000,000 (3,700,000,000,000 to 4,190,000,000,000)	10,400,000,000,000 (9,780,000,000,000 to 11,100,000,000,000)	27,600,000,000,000 (25,900,000,000,000 to 29,300,000,000,000)	73,000,000,000,000 (68,500,000,000,000 to 77,500,000,000,000)	193,000,000,000,000 (181,000,000,000,000 to 205,000,000,000,000)	511,000,000,000,000 (480,000,000,000,000 to 543,000,000,000,000)	1,350,000,000,000,000 (1,270,000,000,000,000 to 1,440,000,000,000,000)	3,580,000,000,000,000 (3,360,000,000,000,000 to 3,800,000,000,000,000)	9,470,000,000,000,000 (8,890,000,000,000,000 to 10,000,000,000,000,000)	25,000,000,000,000,000 (23,500,000,000,000,000 to 26,500,000,000,000,000)	66,200,000,000,000,000 (62,200,000,000,000,000 to 70,200,000,000,000,000)	175,000,000,000,000,000 (164,000,000,000,000,000 to 185,000,000,000,000,000)	463,000,000,000,000,000 (435,000,000,000,000,000 to 491,000,000,000,000,000)	1,230,000,000,000,000,000 (1,150,000,000,000,000,000 to 1,300,000,000,000,000,000)	3,250,000,000,000,000,000 (3,050,000,000,000,000,000 to 3,450,000,000,000,000,000)	8,600,000,000,000,000,000 (8,070,000,000,000,000,000 to 9,120,000,000,000,000,000)	22,700,000,000,000,000,000 (21,300,000,000,000,000,000 to 24,100,000,000,000,000,000)	60,000,000,000,000,000,000 (56,300,000,000,000,000,000 to 63,600,000,000,000,000,000)	159,000,000,000,000,000,000 (149,000,000,000,000,000,000 to 168,000,000,000,000,000,000)	420,000,000,000,000,000,000 (395,000,000,000,000,000,000 to 446,000,000,000,000,000,000)	1,110,000,000,000,000,000,000 (1,040,000,000,000,000,000,000 to 1,180,000,000,000,000,000,000)	2,940,000,000,000,000,000,000 (2,760,000,000,000,000,000,000 to 3,120,000,000,000,000,000,000)	7,780,000,000,000,000,000,000 (7,300,000,000,000,000,000,000 to 8,250,000,000,000,000,000,000)	20,600,000,000,000,000,000,000 (19,300,000,000,000,000,000,000 to 21,800,000,000,000,000,000,000)	54,400,000,000,000,000,000,000 (51,100,000,000,000,000,000,000 to 57,700,000,000,000,000,000,000)	144,000,000,000,000,000,000,000 (135,000,000,000,000,000,000,000 to 152,000,000,000,000,000,000,000)	380,000,000,000,000,000,000,000 (357,000,000,000,000,000,000,000 to 403,000,000,000,000,000,000,000)	1,010,000,000,000,000,000,000,000 (945,000,000,000,000,000,000,000 to 1,070,000,000,000,000,000,000,000)	2,670,000,000,000,000,000,000,000 (2,500,000,000,000,000,000,000,000 to 2,830,000,000,000,000,000,000,000)	7,060,000,000,000,000,000,000,000 (6,610,000,000,000,000,000,000,000 to 7,490,000,000,000,000,000,000,000)	18,700,000,000,000,000,000,000,000 (17,500,000,000,000,000,000,000,000 to 19,800,000,000,000,000,000,000,000)	49,400,000,000,000,000,000,000,000 (46,300,000,000,000,000,000,000,000 to 52,400,000,000,000,000,000,000,000)	131,000,000,000,000,000,000,000,000 (122,000,000,000,000,000,000,000,000 to 138,000,000,000,000,000,000,000,000)	346,000,000,000,000,000,000,000,000 (324,000,000,000,000,000,000,000,000 to 367,000,000,000,000,000,000,000,000)	916,000,000,000,000,000,000,000,000 (857,000,000,000,000,000,000,000,000 to 971,000,000,000,000,000,000,000,000)	2,420,000,000,000,000,000,000,000,000 (2,270,000,000,000,000,000,000,000,000 to 2,570,000,000,000,000,000,000,000,000)	6,400,000,000,000,000,000,000,000,000 (5,990,000,000,000,000,000,000,000,000 to 6,790,000,000,000,000,000,000,000,000)	16,900,000,000,000,000,000,000,000,000 (15,800,000,000,000,000,000,000,000,000 to 17,900,000,000,000,000,000,000,000,000)	44,700,000,000,000,000,000,000,000,000 (41,800,000,000,000,000,000,000,000,000 to 47,400,000,000,000,000,000,000,000,000)	118,000,000,000,000,000,000,000,000,000 (110,000,000,000,000,000,000,000,000,000 to 125,000,000,000,000,000,000,000,000,000)	312,000,000,000,000,000,000,000,000,000 (292,000,000,000,000,000,000,000,000,000 to 331,000,000,000,000,000,000,000,000,000)	825,000,000,000,000,000,000,000,000,000 (771,000,000,000,000,000,000,000,000,000 to 875,000,000,000,000,000,000,000,000,000)	2,180,000,000,000,000,000,000,000,000,000 (2,040,000,000,000,000,000,000,000,000,000 to 2,310,000,000,000,000,000,000,000,000,000)	5,770,000,000,000,000,000,000,000,000,000 (5,390,000,000,000,000,000,000,000,000,000 to 6,120,000,000,000,000,000,000,000,000,000)	15,200,000,000,000,000,000,000,000,000,000 (14,200,000,000,000,000,000,000,000,000,000 to 16,100,000,000,000,000,000,000,000,000,000)	40,200,000,000,000,000,000,000,000,000,000 (37,600,000,000,000,000,000,000,000,000,000 to 42,700,000,000,000,000,000,000,000,000,000)	106,000,000,000,000,000,000,000,000,000,000 (99,000,000,000,000,000,000,000,000,000,000 to 113,000,000,000,000,000,000,000,000,000,000)	281,000,000,000,000,000,000,000,000,000,000 (262,000,000,000,000,000,000,000,000,000,000 to 298,000,000,000,000,000,000,000,000,000,000)	743,000,000,000,000,000,000,000,000,000,000 (694,000,000,000,000,000,000,000,000,000,000 to 788,000,000,000,000,000,000,000,000,000,000)	1,960,000,000,000,000,000,000,000,000,000,000 (1,840,000,000,000,000,000,000,000,000,000,000 to 2,080,000,000,000,000,000,000,000,000,000,000)	5,190,000,000,000,000,000,000,000,000,000,000 (4,850,000,000,000,000,000,000,000,000,000,000 to 5,510,000,000,000,000,000,000,000,000,000,000)	13,700,000,000,000,000,000,000,000,000,000,000 (12,800,000,000,000,000,000,000,000,000,000,000 to 14,500,000,000,000,000,000,000,000,000,000,000)	36,200,000,000,000,000,000,000,000,000,000,000 (33,800,000,000,000,000,000,000,000,000,000,000 to 38,400,000,000,000,000,000,000,000,000,000,000)	95,800,000,000,000,000,000,000,000,000,000,000 (89,500,000,000,000,000,000,000,000,000,000,000 to 101,000,000,000,000,000,000,000,000,000,000,000)	253,000,000,000,000,000,000,000,000,000,000,000 (236,000,000,000,000,000,000,000,000,000,000,000 to 268,000,000,000,000,000,000,000,000,000,000,000)	669,000,000,000,000,000,000,000,000,000,000,000 (625,000,000,000,000,000,000,000,000,000,000,000 to 710,000,000,000,000,000,000,000,000,000,000,000)	1,770,000,000,000,000,000,000,000,000,000,000 (1,650,000,000,000,000,000,000,000,000,000,000 to 1,880,000,000,000,000,000,000,000,000,000,000)	4,680,000,000,000,000,000,000,000,000,000,000 (4,370,000,000,000,000,000,000,000,000,000,000 to 4,960,000,000,000,000,000,000,000,000,000,000)	12,400,000,000,000,000,000,000,000,000,000,000 (11,600,000,000,000,000,000,000,000,000,000,000 to 13,100,000,000,000,000,000,000,000,000,000,000)	32,800,000,000,000,000,000,000,000,000,000,000 (30,600,000,000,000,000,000,000,000,000,000,000 to 34,800,000,000,000,000,000,000,000,000,000,000)	86,800,000,000,000,000,000,000,000,000,000,000 (81,100,000,000,000,000,000,000,000,000,000,000 to 92,000,000,000,000,000,000,000,000,000,000,000)	230,000,000,000,000,000,000,000,000,000,000,000 (214,000,000,000,000,000,000,000,000,000,000,000 to 243,000,000,000,000,000,000,000,000,000,000,000)	608,000,000,000,000,000,000,000,000,000,000,000 (567,000,000,000,000,000,000,000,000,000,000,000 to 644,000,000,000,000,000,000,000,000,000,000,000)	1,610,000,000,000,000,000,000,000,000,000,000 (1,500,000,000,000,000,000,000,000,000,000,000 to 1,710,000,000,000,000,000,000,000,000,000,000)	4,260,000,000,000,000,000,000,000,000,000,000 (3,970,000,000,000,000,000,000,000,000,000,000 to 4,520,000,000,000,000,000,000,000,000,000,000)	11,300,000,000,000,000,000,000,000,000,000,000 (10,500,000,000,000,000,000,000,000,000,000,000 to 11,900,000,000,000,000,000,000,000,000,000,000)	29,900,000,000,000,000,000,000,000,000,000,000 (27,800,000,000,000,000,000,000,000,000,000,000 to 31,700,000,000,000,000,000,000,000,000,000,000)	79,100,000,000,000,000,000,000,000,000,000,000 (73,600,000,000,000,000,000,000,000,000,000,000 to 83,900,000,000,000,000,000,000,000,000,000,000)	209,000,000,000,000,000,000,000,000,000,000,000 (195,000,000,000,000,000,000,000,000,000,000,000 to 222,000,000,000,000,000,000,000,000,000,000,000)	554,000,000,000,000,000,000,000,000,000,000,000 (516,000,000,000,000,000,000,000,000,000,000,000 to 587,000,000,000,000,000,000,000,000,000,000,000)	1,470,000,000,000,000,000,000,000,000,000,000 (1,370,000,000,000,000,000,000,000,000,000,000 to 1,560,000,000,000,000,000,000,000,000,000,000)	3,900,000,000,000,000,000,000,000,000,000,000 (3,630,000,000,000,000,000,000,000,000,000,000 to 4,130,000,000,000,000,000,000,000,000,000,000)	10,300,000,000,000,000,000,000,000,000,000,000 (9,610,000,000,000,000,000,000,000,000,000,000 to 10,900,000,000,000,000,000,000,000,000,000,000)	27,300,000,000,000,000,000,000,000,000,000,000 (25,400,000,000,000,000,000,000,000,000,000,000 to 28,900,000,000,000,000,000,000,000,000,000,000)	72,400,000,000,000,000,000,000,000,000,000,000 (67,400,000,000,000,000,000,000,000,000,000,000 to 76,700,000,000,000,000,000,000,000,000,000,000)	192,000,000,000,000,000,000,000,000,000,000,000 (178,000,000,000,000,000,000,000,000,000,000,000 to 203,000,000,000,000,000,000,000,000,000,000,000)	509,000,000,000,000,000,000,000,000,000,000,000 (474,000,000,000,000,000,000,000,000,000,000,000 to 539,000,000,000,000,000,000,000,000,000,000,000)	1,350,000,000,000,000,000,000,000,000,000,000 (1,260,000,000,000,000,000,000,000,000,000,000 to 1,430,000,000,000,000,000,000,000,000,000,000)	3,580,000,000,000,000,000,000,000,000,000,000 (3,330,000,000,000,000,000,000,000,000,000,000 to 3,790,000,000,000,000,000,000,000,000,000,000)	9,480,000,000,000,000,000,000,000,000,000,000 (8,830,000,000,000,000,000,000,000,000,000,000 to 10,000,000,000,000,000,000,000,000,000,000,000)	25,100,000,000,000,000,000,000,000,000,000,000 (23,400,000,000,000,000,000,000,000,000,000,000 to 26,600,000,000,000,000,000,000,000,000,000,000)	66,500,000,000,000,000,000,000,000,000,000,000 (61,900,000,000,000,000,000,000,000,000,000,000 to 70,400,000,000,000,000,000,000,000,000,000,000)	176,000,000,000,000,000,000,000,000,000,000,000 (164,000,000,000,000,000,000,000,000,000,000,000 to 186,000,000,000,000,000,000,000,000,000,000,000)	466,000,000,000,000,000,000,000,000,000,000,000 (434,000,000,000,000,000,000,000,000,000,000,000 to 493,000,000,000,000,000,000,000,000,000,000,000)	1,240,000,000,000,000,000,000,000,000,000,000 (1,150,000,000,000,000,000,000,000,000,000,000 to 1,310,000,000,000,000,000,000,000,000,000,000)	3,290,000,000,000,000,000,000,000,000,000,000 (3,060,000,000,000,000,000,000,000,000,000,000 to 3,480,000,000,000,000,000,000,000,000,000,000)	8,720,000,000,000,000,000,000,000,000,000,000 (8,120,000,000,000,000,000,000,000,000,000,000 to 9,220,000,000,000,000,000,000,000,000,000,000)	23,100,000,000,000,000,000,000,000,000,000,000 (21,500,000,000,000,000,000,000,000,000,000,000 to 24,400,000,000,000,000,000,000,000,000,000,000)	61,200,000,000,000,000,000,000,000,000,000,000 (57,000,000,000,000,000,000,000,000,000,000,000 to 64,700,000,000,000,000,000,000,000,000,000,000)	162,000,000,000,000,000,000,000,000,000,000,000 (151,000,000,000,000,000,000,000,000,000,000,000 to 171,000,000,000,000,000,000,000,000,000,000,000)	430,000,000,000,000,000,000,000,000,000,000,000 (400,000,000,000,000,000,000,000,000,000,000,000 to 454,000,000,000,000,000,000,000,000,000,000,000)	1,140,000,000,000,000,000,000,000,000,000,000 (1,060,000,000,000,000,000,000,000,000,000,000 to 1,200,000,000,000,000,000,000,000,000,000,000)	3,020,000,000,000,000,000,000,000,000,000,000 (2,810,000,000,000,000,000,000,000,000,000,000 to 3,190,000,000,000,000,000,000,000,000,000,000)	8,000,000,000,000,000,000,000,000,000,000,000 (7,450,000,000,000,000,000,000,000,000,000,000 to 8,450,000,000,000,000,000,000,000,000,000,000)	21,200,000,000,000,000,000,000,000,000,000,000 (19,700,000,000,000,000,000,000,000,000,000,000 to 22,400,000,000,000,000,000,000,000,000,000,000)	56,100,000,000,000,000,000,000,000,000,000,000 (52,200,000,000,000,000,000,000,000,000,000,000 to 59,200,000,000,000,000,000,000,000,000,000,000)	148,000,000,000,000,000,000,000,000,000,000,000 (138,000,000,000,000,000,000,000,000,000,000,000 to 156,000,000,000,000,000,000,000,000,000,000,000)	392,000,000,000,000,000,000,000,000,000,000,000 (364,000,000,000,000,000,000,000,000,000,000,000 to 413,000,000,000,000,000,000,000,000,000,000,000)	1,040,000,000,000,000,000,000,000,000,000,000 (966,000,000,000,000,000,000,000,000,000,000,000 to 1,100,000,000,000,000,000,000,000,000,000,000)	2,750,000,000,000,000,000,000,000,000,000,000 (2,560,000,000,000,000,000,000,000,000,000,000 to 2,900,000,000,000,000,000,000,000,000,000,000)	7,270,000,000,000,000,000,000,000,000,000,000 (6,760,000,000,000,000,000,000,000,000,000,000 to 7,670,000,000,000,000,000,000,000,000,000,000)	19,200,000,000,000,000,000,000,000,000,000,000 (17,900,000,000,000,000,000,000,000,000,000,000 to 20,300,000,000,000,000,000,000,000,000,000,000)	50,800,000,000,000,000,000,000,000,000,000,000 (47,200,000,000,000,000,000,000,000,000,000,000 to 53,600,000,000,000,000,000,000,000,000,000,000)	134,000,000,000,000,000,000,000,000,000,000,000 (125,000,000,000,000,000,000,000,000,000,000,000 to 142,000,000,000,000,000,000,000,000,000,000,000)	355,000,000,000,000,000,000,000,000,000,000,000 (330,000,000,000,000,000,000,000,000,000,000,000 to 375,000,000,000,000,000,000,000,000,000,000,000)	939,000,000,000,000,000,000,000,000,000,000,000 (873,000,000,000,000,000,000,000,000,000,000,000 to 992,000,000,000,000,000,000,000,000,000,000,000)	2,490,000,000,000,000,000,000,000,000,000,000 (2,310,000,000,000,000,000,000,000,000,000,000 to 2,630,000,000,000,000,000,000,000,000,000,000)	6,590,000,000,000,000,000,000,000,000,000,000 (6,130,000,000,000,000,000,000,000,000,000,000 to 6,960,000,000,000,000,000,000,000,000,000,000)	17,500,000,000,000,000,000,000,000,000,000,000 (16,200,000,000,000,000,000,000,000,000,000,000 to 18,400,000,000,000,000,000,000,000,000,000,000)	46,300,000,000,000,000,000,000,000,000,000,000 (43,000,000,000,000,000,000,000,000,000,000,000 to 48,900,000,000,000,000,000,000,000,000,000,000)	123,000,000,000,000,000,000,000,000,000,000,000 (114,000,000,000,000,000,000,000,000,000,000,000 to 130,000,000,000,000,000,000,000,000,000,000,000)	326,000,000,000,000,000,000,000,000,000,000,000 (303,000,000,000,000,000,000,000,000,000,000,000 to 345,000,000,000,000,000,000,000,000,000,000,000)	865,000,000,000,000,000,000,000,000,000,000,000 (803,000,000,000,000,000,000,000,000,000,000,000 to 914,000,000,000,000,000,000,000,000,000,000,000)	2,290,000,000,000,000,000,000,000,000,000,000 (2,130,000,000,000,000,000,000,000,000,000,000 to 2,420,000,000,000,000,000,000,000,000,000,000)	6,060,000,000,000,000,000,000,000,000,000,000 (5,640,000,000,000,000,000,000,000,000,000,000 to 6,410,000,000,000,000,000,000,000,000,000,000)	16,100,000,000,000,000,000,000,000,000,000,000 (14,900,000,000,000,000,000,000,000,000,000,000 to 17,000,000,000,000,000,000,000,000,000,000,000)	42,600,000,000,000,000,000,000,000,000,000,000 (39,600,000,000,



GBD Table 2c: Bangladesh DALYS by cause and age groups for both sexes with 95% uncertainty intervals, 2019.

Cause	Early Neonatal	Late Neonatal	Post Neonatal	1 to 4	5 to 9	10 to 14	15 to 19	20 to 24	25 to 29	30 to 34	35 to 39	40 to 44	45 to 49	50 to 54	55 to 59	60 to 64	65 to 69	70 to 74	75 to 79	80 to 84	85 to 89	90 plus	Total
All causes	15,159 (12,659 to 18,309)	6,305 (4,472 to 8,497)	12,663 (10,669 to 14,858)	19,293 (15,259 to 24,359)	26,952 (19,588 to 36,662)	29,563 (19,326 to 42,960)	30,322 (19,883 to 44,753)	41,005 (26,482 to 58,220)	51,956 (34,169 to 73,556)	59,905 (40,008 to 84,538)	104,350 (72,000 to 149,004)	141,990 (97,000 to 199,000)	177,990 (127,000 to 241,000)	221,990 (160,000 to 299,000)	270,000 (203,000 to 357,000)	299,000 (234,000 to 392,000)	310,000 (243,000 to 398,000)	322,000 (252,000 to 407,000)	275,000 (207,000 to 350,000)	202,000 (153,000 to 258,000)	161,000 (120,000 to 208,000)	96,960 (72,370 to 126,660)	3,489,000
Communicable, maternal, neonatal, and nutritional diseases	15,062 (12,568 to 18,203)	5,999 (4,171 to 8,186)	3,764 (2,825 to 4,929)	5,629 (4,090 to 7,720)	2,663 (1,922 to 3,614)	2,063 (1,450 to 2,900)	2,063 (1,450 to 2,900)	2,063 (1,450 to 2,900)	4,070 (3,128 to 5,270)	4,190 (3,228 to 5,450)	4,690 (3,628 to 6,070)	4,670 (3,628 to 6,070)	6,200 (4,828 to 8,070)	8,100 (6,328 to 10,500)	7,140 (5,628 to 9,270)	6,760 (5,328 to 8,770)	6,690 (5,328 to 8,670)	6,660 (5,328 to 8,670)	5,720 (4,528 to 7,470)	4,220 (3,328 to 5,470)	2,920 (2,328 to 3,770)	6,840 (5,370 to 8,670)	167,000
HIV/AIDS and sexually transmitted infections	0.2 (0.1 to 2.3)	0.2 (0 to 0.1)	20.7 (6.6 to 57.9)	39.9 (22.4 to 66.2)	20.3 (11 to 32.2)	21.8 (12.2 to 37.1)	64.5 (34.2 to 97.1)	126 (66.9 to 194.2)	288 (152.4 to 435.1)	427 (227.1 to 644.1)	521 (277.1 to 786.1)	554 (294.1 to 836.1)	656 (348.1 to 989.1)	779 (414.1 to 1,170)	852 (453.1 to 1,280)	922 (490.1 to 1,390)	1,030 (547.1 to 1,550)	1,140 (606.1 to 1,720)	1,140 (606.1 to 1,720)	1,140 (606.1 to 1,720)	1,140 (606.1 to 1,720)	25.9 (16.4 to 44.7)	13,400
HIV/AIDS	0 (0 to 0)	0 (0 to 0)	20.5 (6.5 to 57.5)	39.7 (22.3 to 65.9)	20.2 (10.9 to 32.1)	21.7 (12.1 to 36.9)	64.2 (34.1 to 96.7)	125 (66.6 to 193.2)	287 (151.8 to 433.1)	425 (226.1 to 641.1)	519 (276.1 to 783.1)	552 (293.1 to 833.1)	654 (347.1 to 986.1)	777 (413.1 to 1,170)	850 (452.1 to 1,280)	920 (489.1 to 1,380)	1,030 (547.1 to 1,540)	1,140 (606.1 to 1,720)	1,140 (606.1 to 1,720)	1,140 (606.1 to 1,720)	1,140 (606.1 to 1,720)	25.9 (16.4 to 44.7)	13,300
HIV/AIDS - Drug-susceptible Tuberculosis	0 (0 to 0)	0 (0 to 0)	0.1 (0 to 0.4)	0.7 (0.4 to 1.2)	0.4 (0.2 to 0.7)	0.4 (0.2 to 0.7)	1.1 (0.6 to 1.7)	2.1 (1.1 to 3.2)	4.9 (2.6 to 7.4)	7.3 (3.9 to 11)	8.9 (4.8 to 13.4)	9.5 (5.1 to 14.4)	11.2 (6 to 17)	13.4 (7.2 to 20.1)	14.6 (7.8 to 22)	15.8 (8.4 to 23.8)	17.7 (9.4 to 26.7)	19.6 (10.4 to 29.5)	19.6 (10.4 to 29.5)	19.6 (10.4 to 29.5)	19.6 (10.4 to 29.5)	0.4 (0.3 to 0.8)	229
HIV/AIDS - Multidrug-resistant Tuberculosis without extensive drug resistance	0 (0 to 0)	0 (0 to 0)	0 (0 to 0)	0 (0 to 0)	0 (0 to 0)	0 (0 to 0)	0 (0 to 0)	0 (0 to 0)	0 (0 to 0)	0 (0 to 0)	0 (0 to 0)	0 (0 to 0)	0 (0 to 0)	0 (0 to 0)	0 (0 to 0)	0 (0 to 0)	0 (0 to 0)	0 (0 to 0)	0 (0 to 0)	0 (0 to 0)	0 (0 to 0)	0 (0 to 0)	0 (0 to 0)	0
HIV/AIDS - Extensively drug-resistant Tuberculosis	0 (0 to 0)	0 (0 to 0)	0 (0 to 0)	0 (0 to 0)	0 (0 to 0)	0 (0 to 0)	0 (0 to 0)	0 (0 to 0)	0 (0 to 0)	0 (0 to 0)	0 (0 to 0)	0 (0 to 0)	0 (0 to 0)	0 (0 to 0)	0 (0 to 0)	0 (0 to 0)	0 (0 to 0)	0 (0 to 0)	0 (0 to 0)	0 (0 to 0)	0 (0 to 0)	0 (0 to 0)	0 (0 to 0)	0
HIV/AIDS resulting in other diseases	0 (0 to 0)	0 (0 to 0)	0.2 (0 to 0.6)	0.2 (0.1 to 0.4)	0.2 (0.1 to 0.4)	0.2 (0.1 to 0.4)	0.2 (0.1 to 0.4)	0.2 (0.1 to 0.4)	0.2 (0.1 to 0.4)	0.2 (0.1 to 0.4)	0.2 (0.1 to 0.4)	0.2 (0.1 to 0.4)	0.2 (0.1 to 0.4)	0.2 (0.1 to 0.4)	0.2 (0.1 to 0.4)	0.2 (0.1 to 0.4)	0.2 (0.1 to 0.4)	0.2 (0.1 to 0.4)	0.2 (0.1 to 0.4)	0.2 (0.1 to 0.4)	0.2 (0.1 to 0.4)	0 (0 to 0)	3.7
Sexually transmitted infections excluding HIV	0.1 (0.1 to 0.2)	0 (0 to 0)	0.1 (0 to 0.1)	0.2 (0.1 to 0.3)	0.1 (0 to 0.1)	0.1 (0 to 0.1)	0.3 (0.1 to 0.5)	0.5 (0.2 to 0.8)	1.1 (0.4 to 1.8)	1.6 (0.6 to 2.6)	2.1 (0.8 to 3.4)	2.1 (0.8 to 3.4)	2.1 (0.8 to 3.4)	2.1 (0.8 to 3.4)	2.1 (0.8 to 3.4)	2.1 (0.8 to 3.4)	2.1 (0.8 to 3.4)	2.1 (0.8 to 3.4)	2.1 (0.8 to 3.4)	2.1 (0.8 to 3.4)	2.1 (0.8 to 3.4)	0.1 (0 to 0.2)	26
Syphilis	0 (0 to 0)	0 (0 to 0)	0 (0 to 0)	0 (0 to 0)	0 (0 to 0)	0 (0 to 0)	0 (0 to 0)	0 (0 to 0)	0 (0 to 0)	0 (0 to 0)	0 (0 to 0)	0 (0 to 0)	0 (0 to 0)	0 (0 to 0)	0 (0 to 0)	0 (0 to 0)	0 (0 to 0)	0 (0 to 0)	0 (0 to 0)	0 (0 to 0)	0 (0 to 0)	0 (0 to 0)	0 (0 to 0)	0
Chlamydial infection	0 (0 to 0)	0 (0 to 0)	0 (0 to 0)	0 (0 to 0)	0 (0 to 0)	0 (0 to 0)	0.1 (0 to 0.1)	0.1 (0 to 0.2)	0.2 (0.1 to 0.3)	0.3 (0.1 to 0.5)	0.4 (0.2 to 0.6)	0.4 (0.2 to 0.6)	0.4 (0.2 to 0.6)	0.4 (0.2 to 0.6)	0.4 (0.2 to 0.6)	0.4 (0.2 to 0.6)	0.4 (0.2 to 0.6)	0.4 (0.2 to 0.6)	0.4 (0.2 to 0.6)	0.4 (0.2 to 0.6)	0.4 (0.2 to 0.6)	0 (0 to 0)	4.5
Gonococcal infection	0 (0 to 0)	0 (0 to 0)	0 (0 to 0)	0 (0 to 0)	0 (0 to 0)	0 (0 to 0)	0 (0 to 0)	0 (0 to 0)	0 (0 to 0)	0 (0 to 0)	0 (0 to 0)	0 (0 to 0)	0 (0 to 0)	0 (0 to 0)	0 (0 to 0)	0 (0 to 0)	0 (0 to 0)	0 (0 to 0)	0 (0 to 0)	0 (0 to 0)	0 (0 to 0)	0 (0 to 0)	0 (0 to 0)	0
Trichomoniasis	0 (0 to 0)	0 (0 to 0)	0 (0 to 0)	0 (0 to 0)	0 (0 to 0)	0 (0 to 0)	0 (0 to 0)	0 (0 to 0)	0 (0 to 0)	0 (0 to 0)	0 (0 to 0)	0 (0 to 0)	0 (0 to 0)	0 (0 to 0)	0 (0 to 0)	0 (0 to 0)	0 (0 to 0)	0 (0 to 0)	0 (0 to 0)	0 (0 to 0)	0 (0 to 0)	0 (0 to 0)	0 (0 to 0)	0
Genital herpes	0 (0 to 0)	0 (0 to 0)	0 (0 to 0)	0 (0 to 0)	0 (0 to 0)	0 (0 to 0)	0 (0 to 0)	0 (0 to 0)	0 (0 to 0)	0 (0 to 0)	0 (0 to 0)	0 (0 to 0)	0 (0 to 0)	0 (0 to 0)	0 (0 to 0)	0 (0 to 0)	0 (0 to 0)	0 (0 to 0)	0 (0 to 0)	0 (0 to 0)	0 (0 to 0)	0 (0 to 0)	0 (0 to 0)	0
Other sexually transmitted infections	0 (0 to 0)	0 (0 to 0)	0.1 (0 to 0.3)	0.2 (0.1 to 0.3)	0.1 (0 to 0.1)	0.1 (0 to 0.1)	0.2 (0.1 to 0.4)	0.4 (0.1 to 0.6)	0.8 (0.3 to 1.3)	1.2 (0.4 to 1.9)	1.6 (0.6 to 2.6)	1.6 (0.6 to 2.6)	1.6 (0.6 to 2.6)	1.6 (0.6 to 2.6)	1.6 (0.6 to 2.6)	1.6 (0.6 to 2.6)	1.6 (0.6 to 2.6)	1.6 (0.6 to 2.6)	1.6 (0.6 to 2.6)	1.6 (0.6 to 2.6)	1.6 (0.6 to 2.6)	0.1 (0 to 0.1)	19
Respiratory infections and tuberculosis	4,711 (3,727 to 5,918)	719 (478 to 1,009)	1,669 (1,223 to 2,133)	1,260 (969 to 1,659)	634 (487 to 866)	756 (577 to 1,030)	1,060 (820 to 1,420)	1,060 (820 to 1,420)	1,170 (900 to 1,550)	1,340 (1,030 to 1,770)	1,670 (1,280 to 2,220)	2,140 (1,710 to 2,850)	3,140 (2,500 to 4,170)	3,860 (3,070 to 5,120)	4,670 (3,720 to 6,200)	5,740 (4,570 to 7,620)	6,060 (4,820 to 8,050)	7,020 (5,580 to 9,320)	6,190 (4,920 to 8,220)	4,720 (3,750 to 6,270)	3,150 (2,500 to 4,180)	6,030 (4,790 to 8,000)	83,400
Tuberculosis	0 (0 to 0)	0.1 (0 to 0.2)	7.1 (4.7 to 9.8)	3.6 (2.4 to 5.1)	0.6 (0.4 to 0.9)	0.5 (0.3 to 0.8)	2.5 (1.6 to 3.8)	5.5 (3.5 to 8.2)	10.5 (6.8 to 15.5)	15.1 (9.8 to 22.1)	20.9 (13.5 to 30.6)	25.7 (16.6 to 37.6)	32.4 (21 to 47.3)	39.7 (25.7 to 58)	46.7 (30.2 to 68.2)	52.4 (33.9 to 76.5)	57.1 (36.9 to 83.4)	61.1 (39.5 to 89.2)	58.1 (37.5 to 84.8)	47.7 (30.8 to 69.6)	32.1 (20.7 to 46.8)	47.7 (30.8 to 69.6)	1,670
Latent tuberculosis infection	0 (0 to 0)	0 (0 to 0)	0 (0 to 0)	0 (0 to 0)	0 (0 to 0)	0 (0 to 0)	0 (0 to 0)	0 (0 to 0)	0 (0 to 0)	0 (0 to 0)	0 (0 to 0)	0 (0 to 0)	0 (0 to 0)	0 (0 to 0)	0 (0 to 0)	0 (0 to 0)	0 (0 to 0)	0 (0 to 0)	0 (0 to 0)	0 (0 to 0)	0 (0 to 0)	0 (0 to 0)	0 (0 to 0)	0
Drug-susceptible tuberculosis	0 (0 to 0)	0 (0 to 0)	7.1 (4.7 to 9.8)	3.6 (2.4 to 5.1)	0.6 (0.4 to 0.9)	0.5 (0.3 to 0.8)	2.5 (1.6 to 3.8)	5.5 (3.5 to 8.2)	10.5 (6.8 to 15.5)	15.1 (9.8 to 22.1)	20.9 (13.5 to 30.6)	25.7 (16.6 to 37.6)	32.4 (21 to 47.3)	39.7 (25.7 to 58)	46.7 (30.2 to 68.2)	52.4 (33.9 to 76.5)	57.1 (36.9 to 83.4)	61.1 (39.5 to 89.2)	58.1 (37.5 to 84.8)	47.7 (30.8 to 69.6)	32.1 (20.7 to 46.8)	47.7 (30.8 to 69.6)	1,670
Multidrug-resistant tuberculosis without extensive drug resistance	0 (0 to 0)	0 (0 to 0)	0 (0 to 0)	0 (0 to 0)	0 (0 to 0)	0 (0 to 0)	0 (0 to 0)	0 (0 to 0)	0 (0 to 0)	0 (0 to 0)	0 (0 to 0)	0 (0 to 0)	0 (0 to 0)	0 (0 to 0)	0 (0 to 0)	0 (0 to 0)	0 (0 to 0)	0 (0 to 0)	0 (0 to 0)	0 (0 to 0)	0 (0 to 0)	0 (0 to 0)	0 (0 to 0)	0
Extensively drug-resistant tuberculosis	0 (0 to 0)	0 (0 to 0)	0 (0 to 0)	0 (0 to 0)	0 (0 to 0)	0 (0 to 0)	0 (0 to 0)	0 (0 to 0)	0 (0 to 0)	0 (0 to 0)	0 (0 to 0)	0 (0 to 0)	0 (0 to 0)	0 (0 to 0)	0 (0 to 0)	0 (0 to 0)	0 (0 to 0)	0 (0 to 0)	0 (0 to 0)	0 (0 to 0)	0 (0 to 0)	0 (0 to 0)	0 (0 to 0)	0
Lower respiratory infections	4,711 (3,727 to 5,918)	719 (478 to 1,009)	1,662 (1,216 to 2,126)	1,256 (965 to 1,655)	633 (486 to 865)	755 (576 to 1,029)	1,057 (817 to 1,420)	1,050 (810 to 1,410)	1,160 (890 to 1,540)	1,320 (1,020 to 1,750)	1,650 (1,260 to 2,200)	2,110 (1,690 to 2,810)	3,110 (2,470 to 4,130)	3,820 (3,040 to 5,070)	4,620 (3,680 to 6,140)	5,690 (4,530 to 7,550)	6,000 (4,770 to 7,970)	6,960 (5,530 to 9,240)	6,130 (4,870 to 8,140)	4,670 (3,710 to 6,200)	3,120 (2,480 to 4,140)	5,980 (4,750 to 7,930)	82,000
Upper respiratory infections	0 (0 to 2.4)	0 (0 to 1.2)	0.1 (0 to 0.2)	0.1 (0 to 0.2)	0.1 (0 to 0.2)	0.1 (0 to 0.2)	0.1 (0 to 0.2)	0.1 (0 to 0.2)	0.1 (0 to 0.2)	0.1 (0 to 0.2)	0.1 (0 to 0.2)	0.1 (0 to 0.2)	0.1 (0 to 0.2)	0.1 (0 to 0.2)	0.1 (0 to 0.2)	0.1 (0 to 0.2)	0.1 (0 to 0.2)	0.1 (0 to 0.2)	0.1 (0 to 0.2)	0.1 (0 to 0.2)	0.1 (0 to 0.2)	0 (0 to 0)	1.6
Otitis media	0 (0 to 0)	0 (0 to 0)	0 (0 to 0)	0 (0 to 0)	0 (0 to 0)	0 (0 to 0)	0 (0 to 0)	0 (0 to 0)	0 (0 to 0)	0 (0 to 0)	0 (0 to 0)	0 (0 to 0)	0 (0 to 0)	0 (0 to 0)	0 (0 to 0)	0 (0 to 0)	0 (0 to 0)	0 (0 to 0)	0 (0 to 0)	0 (0 to 0)	0 (0 to 0)	0 (0 to 0)	0 (0 to 0)	0
Enteric infections	1,014 (514 to 1,780)	249.6 (92.3 to 578)	790 (531 to 1,079)	1,969 (1,447 to 2,603)	478 (333 to 1,033)	226 (154 to 313)	226 (154 to 313)	226 (154 to 313)	288 (206 to 397)	284 (204 to 392)	364 (247 to 504)	364 (247 to 504)	364 (247 to 504)	361 (244 to 501)	372 (249 to 516)	369 (244 to 514)	369 (244 to 514)	369 (244 to 514)	369 (244 to 514)	369 (244 to 514)	369 (244 to 514)	369 (244 to 514)	21,400
Diarrheal diseases	1,014 (514 to 1,780)	249.6 (92.3 to 578)	779 (520 to 1,079)	1,959 (1,447 to 2,603)	477 (333 to 1,033)	222 (154 to 313)	222 (154 to 313)	222 (154 to 313)	288 (206 to 397)	284 (204 to 392)	363 (247 to 504)	362 (247 to 504)	363 (247 to 504)	360 (244 to 501)	370 (249 to 516)	368 (244 to 514)	368 (244 to 514)	368 (244 to 514)	368 (244 to 514)	368 (244 to 514)	368 (244 to 514)	368 (244 to 514)	21,300
Typhoid and paratyphoid	0 (0 to 0)	0 (0 to 0)	0 (0 to 0)	0 (0 to 0)	0 (0 to 0)	0 (0 to 0)	0 (0 to 0)	0 (0 to 0)	0 (0 to 0)	0 (0 to 0)	0 (0 to 0)	0 (0 to 0)	0 (0 to 0)	0 (0 to 0)	0 (0 to 0)	0 (0 to 0)	0 (0 to 0)	0 (0 to 0)	0 (0 to 0)	0 (0 to 0)	0 (0 to 0)	0 (0 to 0)	0 (0 to 0)	2
Invasive Salmonella	0 (0 to 0)	0 (0 to 0)	0 (0 to 0)	0 (0 to 0)	0 (0 to 0)	0 (0 to 0)	0 (0 to 0)	0 (0 to 0)	0 (0 to 0)	0 (0 to 0)	0 (0 to 0)	0 (0 to 0)	0 (0 to 0)	0 (0 to 0)	0 (0 to 0)	0 (0 to 0)	0 (0 to 0)	0 (0 to 0)	0 (0 to 0)	0 (0 to 0)	0 (0 to 0)	0 (0 to 0)	0 (0 to 0)	0
Typhoid fever	0 (0 to 0)	0 (0 to 0)	0 (0 to 0)	0 (0 to 0)	0 (0 to 0)	0 (0 to 0)	0 (0 to 0)	0 (0 to 0)	0 (0 to 0)	0 (0 to 0)	0 (0 to 0)	0 (0 to 0)	0 (0 to 0)	0 (0 to 0)	0 (0 to 0)	0 (0 to 0)	0 (0 to 0)	0 (0 to 0)	0 (0 to 0)	0 (0 to 0)	0 (0 to 0)	0 (0 to 0)	0 (0 to 0)	0
Paratyphoid fever	0 (0 to 0)	0 (0 to 0)	0 (0 to 0)	0 (0 to 0)	0 (0 to 0)	0 (0 to 0)	0 (0 to 0)	0 (0 to 0)	0 (0 to 0)	0 (0 to 0)	0 (0 to 0)	0 (0 to 0)	0 (0 to 0)	0 (0 to 0)	0 (0 to 0)	0 (0 to 0)	0 (0 to 0)	0 (0 to 0)	0 (0 to 0)	0 (0 to 0)	0 (0 to 0)	0 (0 to 0)	0 (0 to 0)	0
Invasive Non-typhoidal Salmonella (iNTS)	0 (0 to 0)	0 (0 to 0)	0 (0 to 0)	0 (0 to 0)	0 (0 to 0)	0 (0 to 0)	0 (0 to 0)	0 (0 to 0)	0 (0 to 0)	0 (0 to 0)	0 (0 to 0)	0 (0 to 0)	0 (0 to 0)	0 (0 to 0)	0 (0 to 0)	0 (0 to 0)	0 (0 to 0)	0 (0 to 0)	0 (0 to 0)	0 (0 to 0)	0 (0 to 0)	0 (0 to 0)	0 (0 to 0)	0
Other intestinal infectious diseases	0 (0 to 0)	0 (0 to 0)	1.6 (1 to 2.3)	3.3 (2.1 to 4.8)	1.7 (0.9 to 2.8)	1.1 (0.6 to 1.8)	3.4 (1.9 to 5.2)	3.4 (1.9 to 5.2)	1.2 (0.7 to 1.8)	0.7 (0.4 to 1.1)	0.6 (0.4 to 0.9)	0.6 (0.4 to 0.9)	0.7 (0.4 to 1.1)	0.6 (0.4 to 0.9)	0.6 (0.4 to 0.9)	0.6 (0.4 to 0.9)	0.6 (0.4 to 0.9)	0.6 (0.4 to 0.9)	0.6 (0.4 to 0.9)	0.6 (0.4 to 0.9)	0.6 (0.4 to 0.9)	0 (0 to 0)	21.9
Neglected tropical diseases and malaria	0.2 (0.2 to 0.4)	0.4 (0.1 to 0.8)	13.6 (8.1 to 20.7)	46.1 (28.2 to 69.2)	18.2 (11.1 to 27.3)	9.4 (5.8 to 14.1)	9.4 (5.8 to 14.1)	9.4 (5.8 to 14.1)	9.4 (5.8 to 14.1)	9.4 (5.8 to 14.1)	9.4 (5.8 to 14.1)	9.4 (5.8 to 14.1)	9.4 (5.8 to 14.1)	9.4 (5.8 to 14.1)	9.4 (5.8 to 14.1)	9.4 (5.8 to 14.1)	9.4 (5.8 to 14.1)	9.4 (5.8 to 14.1)	9.4 (5.8 to 14.1)	9.4 (5.8 to 14.1)	9.4 (5.8 to 14.1)	0.1 (0 to 0.2)	216
Malaria	0 (0 to 0)	0 (0 to 0)	0 (0 to 0)	0 (0 to 0)	0 (0 to 0)	0 (0 to 0)	0 (0 to 0)	0 (0 to 0)	0 (0 to 0)	0 (0 to 0)	0 (0 to 0)	0 (0 to 0)	0 (0 to 0)	0 (0 to 0)	0 (0 to 0)	0 (0 to 0)	0 (0 to 0)	0 (0 to 0)	0 (0 to 0)	0 (0 to 0)	0 (0 to 0)	0 (0 to 0)	0 (0 to 0)	0
Chagas disease	0 (0 to 0)	0 (0 to 0)	0 (0 to 0)	0 (0 to 0)	0 (0 to 0)	0 (0 to 0)	0 (0 to 0)	0 (0 to 0)	0 (0 to 0)	0 (0 to 0)	0 (0 to 0)	0 (0 to 0)	0 (0 to 0)	0 (0 to 0)	0 (0 to 0)	0 (0 to 0)	0 (0 to 0)	0 (0 to 0)	0 (0 to 0)	0 (0 to 0)	0 (0 to 0)	0 (0 to 0)	0 (0 to 0)	0
Leishmaniasis	0 (0 to 0)	0 (0 to 0)	0 (0 to 0)	0 (0 to 0)	0 (0 to 0)	0 (0 to 0)	0 (0 to 0)	0 (0 to 0)	0 (0 to 0)	0 (0 to 0)	0 (0 to 0)	0 (0 to 0)	0 (0 to 0)	0 (0 to 0)	0 (0 to 0)	0 (0 to 0)	0 (0 to 0)	0 (0 to 0)	0 (0 to 0)	0 (0 to 0)	0 (0 to 0)	0 (0 to 0)	0 (0 to 0)	0
Visceral leishmaniasis	0 (0 to 0)	0 (0 to 0)	0 (0 to 0)	0 (0 to 0)	0 (0 to 0)	0 (0 to 0)	0 (0 to 0)	0 (0 to 0)	0 (0 to 0)	0 (0 to 0)	0 (0 to 0)	0 (0 to 0)	0 (0 to 0)	0 (0 to 0)	0 (0 to 0)	0 (0 to 0)	0 (0 to 0)	0 (0 to 0)	0 (0 to 0)	0 (0 to 0)	0 (0 to 0)	0 (0 to 0)	0 (0 to 0)	0
Cutaneous and mucocutaneous leishmaniasis	0 (0 to 0)	0 (0 to 0)	0 (0 to 0)	0 (0 to 0)	0 (0 to 0)	0 (0 to 0)	0 (0 to 0)	0 (0 to 0)	0 (0 to 0)	0 (0 to 0)	0 (0 to 0)	0 (0 to 0)	0 (0 to 0)	0 (0 to 0)	0 (0 to 0)	0 (0 to 0)	0 (0 to 0)	0 (0 to 0)	0 (0 to 0)	0 (0 to 0)	0 (0 to 0)	0 (0 to 0)	0 (0 to 0)	0
African trypanosomiasis	0 (0 to 0)	0 (0 to 0)	0 (0 to 0)	0 (0 to 0)	0 (0 to 0)	0 (0 to 0)	0 (0 to 0)	0 (0 to 0)	0 (0 to 0)	0 (0 to 0)	0 (0 to 0)	0 (0 to 0)	0 (0 to 0)	0 (0 to 0)	0 (0 to 0)	0 (0 to 0)	0 (0 to 0)	0 (0 to 0)	0 (0 to 0)	0 (0 to 0)	0 (0 to 0)	0 (0 to 0)	0 (0 to 0)	0
Schistosomiasis	0 (0 to 0)	0 (0 to 0)	0 (0 to 0)	0 (0 to 0)	0 (0 to 0)	0 (0 to 0)	0 (0 to 0)	0 (0 to 0)	0 (0 to 0)	0 (0 to 0)	0 (0 to 0)	0 (0 to 0)	0 (0 to 0)	0 (0 to 0)	0 (0 to 0)	0 (0 to 0)	0 (0 to 0)	0 (0 to 0)	0 (0 to 0)	0 (0 to 0)	0 (0 to 0)	0 (0 to 0)	0 (0 to 0)	0
Cysticercosis	0 (0 to 0)	0 (0 to 0)	0 (0 to 0)	0 (0 to 0)	0 (0 to 0)	0 (0 to 0)	0 (0 to 0)	0 (0 to 0)	0 (0 to 0)	0 (0 to 0)	0 (0 to 0)	0 (0 to 0)	0 (0 to 0)	0 (0 to 0)	0 (0 to 0)	0 (0 to 0)	0 (0 to 0)	0 (0 to 0)	0 (0 to 0)	0 (0 to 0)	0 (0 to 0)	0 (0 to 0)	0 (0 to 0)	0
Cystic echinococcosis	0 (0 to 0)	0 (0 to 0)	0 (0 to 0)	0.2 (0 to 0.4)	0.2 (0 to 0.4)	0.2 (0 to 0.4)	0.3 (0.1 to 0.5)	0.4 (0.1 to 0.6)	0.5 (0.1 to 0.7)	0.6 (0.2 to 0.9)	0.6 (0.2 to 0.9)	0.6 (0.2 to 0.9)	0.7 (0.2 to 1)	0.6 (0.2 to 0.9)	0.6 (0.2 to 0.9)	0.6 (0.2 to 0.9)	0.6 (0.2 to 0.9)	0.6 (0.2 to 0.9)	0.7 (0.2 to 1)	0.6 (0.2 to 0.9)	0.4 (0.1 to 0.6)	0.1 (0 to 0.2)	12.2
Lymphatic filariasis	0 (0 to 0)	0 (0 to 0)	0 (0 to 0)	0 (0 to 0)	0 (0 to 0)	0 (0 to 0)	0 (0 to 0)	0 (0 to 0)	0 (0 to 0)	0 (0 to 0)	0 (0 to 0)	0 (0 to 0)	0 (0 to 0)	0 (0 to 0)	0 (0 to 0)	0 (0 to 0)	0 (0 to 0)	0 (0 to 0)	0 (0 to 0)	0 (0 to 0)	0 (0 to 0)	0 (0 to 0)	0 (0 to 0)	0
Onchocerciasis	0 (0 to 0)	0 (0 to 0)	0 (0 to 0)	0 (0 to 0)	0 (0 to 0)	0 (0 to 0)	0 (0 to 0)	0 (0 to 0)	0 (0 to 0)	0 (0 to 0)	0 (0 to 0)	0 (0 to 0)	0 (0 to 0)	0 (0 to 0)	0 (0 to 0)	0 (0 to 0)	0 (0 to 0)	0 (0 to 0)	0 (0 to 0)	0 (0 to 0)	0 (0 to 0)	0 (0 to 0)	0 (0 to 0)	0
Trachoma	0 (0 to 0)	0 (0 to 0)	0 (0 to 0)	0 (0 to 0)	0 (0 to 0)	0 (0 to 0)	0 (0 to 0)	0 (0 to 0)	0 (0 to 0)	0 (0 to 0)	0 (0 to 0)	0 (0 to 0)	0 (0 to 0)	0 (0 to 0)	0 (0 to 0)	0 (0 to 0)	0 (0 to 0)	0 (0 to 0)	0 (0 to 0)	0 (0 to 0)	0 (0 to 0)	0 (0 to 0)	0 (0 to 0)	0
Dengue	0 (0 to 0)	0 (0 to 0)	0 (0 to 0)	0 (0 to 0)	0 (0 to 0)	0 (0 to 0)	0 (0 to 0)	0 (0 to 0)	0 (0 to 0)	0 (0 to 0)	0 (0 to 0)	0 (0 to 0)	0 (0 to 0)	0 (0 to 0)	0 (0 to 0)	0 (0 to 0)	0 (0 to 0)	0 (0 to 0)	0 (0 to 0)	0 (0 to 0)	0 (0 to 0)	0 (0 to 0)	0 (0 to 0)	0
Yellow fever	0 (0 to 0)	0 (0 to 0)	0 (0 to 0)	0 (0 to 0)	0 (0 to 0)	0 (0 to 0)	0 (0 to 0)	0 (0 to 0)	0 (0 to 0)	0 (0 to 0)	0 (0 to 0)	0 (0 to 0)	0 (0 to 0)	0 (0 to 0)	0 (0 to 0)	0 (0 to 0)	0 (0 to 0)	0 (0 to 0)	0 (0 to 0)	0 (0 to 0)	0 (0 to 0)	0 (0 to 0)	0 (0 to 0)	0
Rabies	0 (0 to 0)	0 (0 to 0)	0.2 (0 to 0.7)	0.1 (0 to 0.1)	0 (0 to 0)	0 (0 to 0)	0 (0 to 0)	0 (0 to 0)	0 (0 to 0)	0 (0 to 0)	0 (0 to 0)	0 (0 to 0)	0 (0 to 0)	0 (0 to 0)	0 (0 to 0)	0 (0 to 0)	0 (0 to 0)	0 (0 to 0)	0 (0 to 0)	0 (0 to 0)	0 (0 to 0)	0 (0 to 0)	0 (0 to 0)	0.6
Intestinal nematode infections	0 (0 to 0)	0 (0 to 0)	0 (0 to 0)	0 (0 to 0)	0 (0 to 0)	0 (0 to 0)	0 (0 to 0)	0 (0 to 0)	0 (0 to 0)	0 (0 to 0)	0 (0 to 0)	0 (0 to 0)	0 (0 to 0)	0 (0 to 0)	0 (0 to 0)	0 (0 to 0)	0 (0 to 0)	0 (0 to 0)	0 (0 to 0)	0 (0 to 0)	0 (0 to 0)	0 (0 to 0)	0 (0 to 0)	0
Ascariasis	0 (0 to 0)	0 (0 to 0)	0 (0 to 0)	0 (0 to 0)	0 (0 to 0)	0 (0 to 0)	0 (0 to 0)	0 (0 to 0)	0 (0 to 0)	0 (0 to 0)	0 (0 to 0)	0 (0 to 0)	0 (0 to 0)	0 (0 to 0)	0 (0 to 0)	0 (0 to 0)	0 (0 to 0)	0 (0 to 0)	0 (0 to 0)	0 (0 to 0)	0 (0 to 0)	0 (0 to 0)	0 (0 to 0)	0
Trichuriasis	0 (0 to 0)	0 (0 to 0)	0 (0 to 0)	0 (0 to 0)	0 (0 to 0)	0 (0 to 0)	0 (0 to 0)	0 (0 to 0)	0 (0 to 0)	0 (0 to 0)	0 (0 to 0)	0 (0 to 0)	0 (0 to 0)	0 (0 to 0)	0 (0 to 0)	0 (0 to 0)	0 (0 to 0)	0 (0 to 0)	0 (0 to 0)	0 (0 to 0)	0 (0 to 0)	0 (0 to 0)	0 (0 to 0)	0
Hookworm disease	0 (0 to 0)	0 (0 to 0)	0 (0 to 0)	0 (0 to 0)	0 (0 to 0)	0 (0 to 0)	0 (0 to 0)	0 (0 to 0)	0 (0 to 0)	0 (0



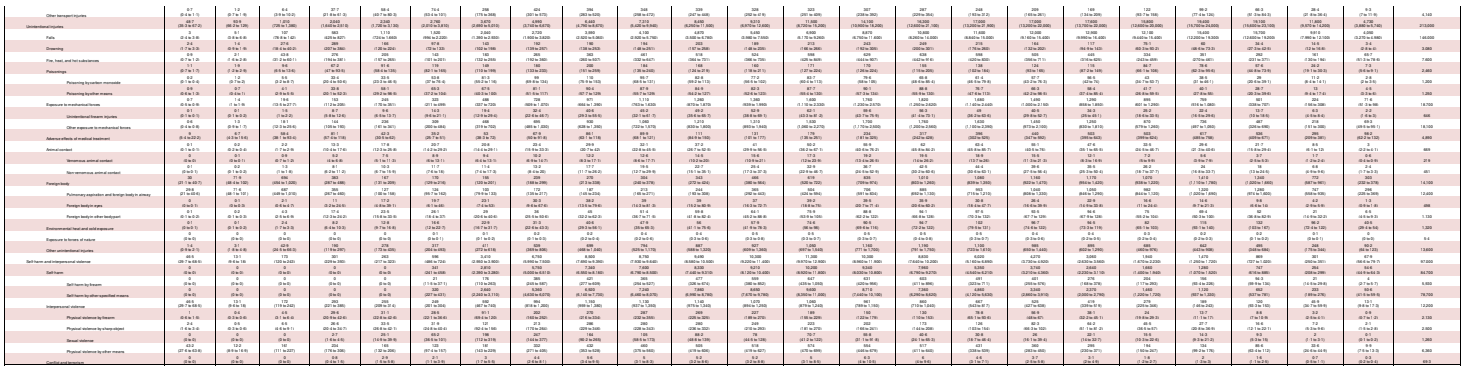

SR Table 2c. Cosrus DALYS by cause and sex cross for both sexes with 95% uncertainty intervals, 2019

Cause	Sex= Received	Less Received	Post Received	1 to 4	5 to 9	10 to 14	15 to 19	20 to 24	25 to 29	30 to 34	35 to 39	40 to 44	45 to 49	50 to 54	55 to 59	60 to 64	65 to 69	70 to 74	75 to 79	80 to 84	85 to 89	90 to 94	95 plus	Total
All causes	1,692 (1,619 to 1,819)	623 (601 to 661)	1,380 (1,298 to 1,736)	2,788 (1,709 to 3,790)	2,860 (2,190 to 3,886)	4,788 (3,330 to 6,410)	4,660 (3,109 to 6,366)	9,990 (7,979 to 12,300)	14,490 (11,469 to 17,969)	19,100 (14,956 to 23,600)	17,660 (14,469 to 21,800)	17,490 (14,000 to 21,100)	19,980 (16,200 to 23,600)	20,360 (16,200 to 24,200)	24,360 (20,700 to 28,600)	29,460 (25,100 to 33,400)	29,460 (25,500 to 33,200)	28,960 (25,000 to 32,600)	27,960 (24,100 to 32,300)	26,400 (22,600 to 30,600)	5,220 (4,644 to 5,870)	770 (729 to 820)	321,000
Communicable, maternal, neonatal, and nutritional diseases	1,640 (1,580 to 1,800)	425 (371 to 572)	568 (490 to 667)	976 (386 to 1,970)	439 (266 to 670)	266 (210 to 336)	282 (202 to 422)	369 (262 to 522)	516 (365 to 686)	571 (423 to 767)	627 (474 to 817)	601 (471 to 779)	476 (370 to 623)	426 (330 to 559)	396 (312 to 499)	432 (346 to 538)	572 (472 to 673)	549 (453 to 660)	581 (473 to 709)	575 (472 to 703)	555 (452 to 672)	355 (281 to 461)	36.4 (30.1 to 45.3)	11,700
HIV/AIDS and sexually transmitted infections	20 (9.5 to 48.6)	6 (1.4 to 19.2)	67 (21.7 to 179)	4.6 (0.2 to 14.1)	1.6 (0.6 to 3.3)	1.1 (0.6 to 1.9)	0.6 (0.4 to 0.9)	16.3 (12.7 to 19.3)	11.2 (7.0 to 17.6)	13.6 (9.6 to 22.7)	39.6 (25.9 to 51.6)	60.9 (41.3 to 73.5)	23.1 (17.6 to 31.4)	28.4 (20.5 to 39.2)	19.3 (13.1 to 32.1)	22.2 (16.9 to 27.6)	27.3 (21.3 to 36)	12.9 (9.9 to 19.7)	3.9 (2.3 to 6.7)	1.4 (0.7 to 2.7)	0.7 (0.3 to 1.6)	0.1 (0.1 to 0.2)	0.1 (0.0 to 0.2)	315
HIV/AIDS	0 (0 to 0)	0 (0 to 0)	1.9 (1.6 to 2.1)	4.2 (3.5 to 5.4)	1.3 (1.1 to 1.5)	0.5 (0.3 to 0.8)	0.6 (0.4 to 0.9)	11.6 (9.9 to 13.1)	6.2 (4.2 to 8.6)	6.2 (4.2 to 8.6)	23.2 (17.7 to 30.2)	51.1 (39.5 to 64.4)	19.5 (12.7 to 28.7)	23 (15.7 to 32.8)	11.6 (7.5 to 17.4)	19.2 (13.5 to 26.6)	23.3 (16.5 to 32.4)	12.4 (8.4 to 18.6)	1.1 (0.7 to 1.7)	0.6 (0.4 to 0.9)	0.1 (0.1 to 0.2)	0 (0 to 0)	0 (0 to 0)	205
HIV/AIDS - Drug-susceptible Tuberculosis	0 (0 to 0)	0 (0 to 0)	0.3 (0.1 to 0.4)	0.6 (0.2 to 0.9)	0.2 (0.1 to 0.3)	0.1 (0 to 0.2)	0.1 (0 to 0.2)	0.6 (0.3 to 0.9)	0.3 (0.2 to 0.4)	0.3 (0.2 to 0.4)	1.1 (0.7 to 1.7)	2.7 (2 to 3.7)	0.9 (0.6 to 1.4)	1.1 (0.7 to 1.6)	0.5 (0.3 to 0.8)	0.7 (0.4 to 1.1)	0.9 (0.5 to 1.4)	0.5 (0.3 to 0.8)	0.1 (0 to 0.1)	0 (0 to 0.1)	0 (0 to 0.1)	0 (0 to 0)	0 (0 to 0)	14
HIV/AIDS - Multidrug-resistant Tuberculosis without extensive	0 (0 to 0)	0 (0 to 0)	0 (0 to 0)	0 (0 to 0)	0 (0 to 0)	0 (0 to 0)	0 (0 to 0)	0 (0 to 0)	0 (0 to 0)	0 (0 to 0)	0 (0 to 0)	0 (0 to 0)	0 (0 to 0)	0 (0 to 0)	0 (0 to 0)	0 (0 to 0)	0 (0 to 0)	0 (0 to 0)	0 (0 to 0)	0 (0 to 0)	0 (0 to 0)	0 (0 to 0)	0 (0 to 0)	0 (0 to 0)	0.6
HIV/AIDS - Extensively drug-resistant Tuberculosis	0 (0 to 0)	0 (0 to 0)	0 (0 to 0)	0 (0 to 0)	0 (0 to 0)	0 (0 to 0)	0 (0 to 0)	0 (0 to 0)	0 (0 to 0)	0 (0 to 0)	0 (0 to 0)	0 (0 to 0)	0 (0 to 0)	0 (0 to 0)	0 (0 to 0)	0 (0 to 0)	0 (0 to 0)	0 (0 to 0)	0 (0 to 0)	0 (0 to 0)	0 (0 to 0)	0 (0 to 0)	0 (0 to 0)	0 (0 to 0)	0.2
HIV/AIDS resulting in other diseases	0 (0 to 0)	0 (0 to 0)	1.6 (1.6 to 1.6)	0.2 (0.2 to 0.1)	0.1 (0 to 0.1)	0.2 (0.2 to 0.3)	0.2 (0.2 to 0.3)	3.1 (3.1 to 3.2)	4.6 (4.6 to 4.6)	5.1 (5.1 to 5.2)	15.1 (15.1 to 15.2)	46.1 (46.1 to 46.2)	17.1 (17.1 to 17.2)	19.6 (19.6 to 19.7)	9.8 (9.8 to 9.9)	17.1 (17.1 to 17.2)	20.9 (20.9 to 21)	11.2 (11.2 to 11.3)	0.9 (0.9 to 0.9)	0.5 (0.5 to 0.5)	0.1 (0.1 to 0.1)	0 (0 to 0)	0 (0 to 0)	190
Sexually transmitted infections excluding HIV	20 (9.5 to 48.6)	6 (1.4 to 19.2)	65 (21.1 to 178)	4.4 (0.2 to 14.1)	1.4 (0.6 to 3.3)	0.6 (0.3 to 1.1)	0.4 (0.2 to 0.6)	4.7 (2.8 to 6.7)	4.6 (2.8 to 6.7)	7.4 (4.8 to 11.2)	16.4 (10.6 to 23.2)	9.8 (6.3 to 14.3)	6.6 (4.3 to 9.6)	5.4 (3.5 to 7.9)	7.7 (5.1 to 11.4)	3.1 (2.1 to 4.7)	6.4 (4.3 to 9.7)	1.5 (1 to 2.3)	3 (2 to 4.6)	0.9 (0.6 to 1.4)	0.6 (0.4 to 1)	0.1 (0.1 to 0.2)	0 (0 to 0)	115
Syphilis	0 (0 to 0)	0 (0 to 0)	0.2 (0.1 to 0.6)	0.2 (0.1 to 0.4)	0.2 (0.1 to 0.4)	0.1 (0.1 to 0.2)	0.1 (0.1 to 0.2)	0.4 (0.2 to 0.6)	0.4 (0.2 to 0.7)	0.5 (0.3 to 0.8)	0.9 (0.5 to 1.4)	0.6 (0.3 to 1)	0.4 (0.2 to 0.7)	0.3 (0.2 to 0.5)	0.5 (0.3 to 0.8)	0.2 (0.1 to 0.4)	0.4 (0.2 to 0.7)	0.1 (0.1 to 0.2)	0.2 (0.1 to 0.3)	0.1 (0.1 to 0.2)	0.1 (0.1 to 0.2)	0 (0 to 0)	0 (0 to 0)	6.1
Chlamydial infection	0 (0 to 0)	0 (0 to 0)	0 (0 to 0)	0 (0 to 0)	0 (0 to 0)	0 (0 to 0)	0 (0 to 0)	0.1 (0 to 0.2)	0.1 (0 to 0.2)	0.1 (0 to 0.2)	0.2 (0 to 0.4)	0.1 (0 to 0.3)	0.1 (0 to 0.2)	0.1 (0 to 0.2)	0.1 (0 to 0.2)	0 (0 to 0.1)	0 (0 to 0.1)	0 (0 to 0.1)	0 (0 to 0.1)	0 (0 to 0.1)	0 (0 to 0.1)	0 (0 to 0.1)	0 (0 to 0)	0 (0 to 0)	0.8
Gonococcal infection	0 (0 to 0)	0 (0 to 0)	0 (0 to 0)	0 (0 to 0)	0 (0 to 0)	0 (0 to 0)	0 (0 to 0)	0.1 (0 to 0.2)	0.2 (0 to 0.3)	0.2 (0 to 0.4)	0.5 (0.2 to 0.8)	0.5 (0.2 to 0.7)	0.4 (0.2 to 0.6)	0.2 (0.1 to 0.4)	0.2 (0.1 to 0.4)	0.1 (0 to 0.2)	0.1 (0 to 0.2)	0.1 (0 to 0.2)	0.1 (0 to 0.2)	0.1 (0 to 0.2)	0.1 (0 to 0.2)	0 (0 to 0.1)	0 (0 to 0)	0 (0 to 0)	4.6
Trichomoniasis	0 (0 to 0)	0 (0 to 0)	0 (0 to 0)	0 (0 to 0)	0 (0 to 0)	0 (0 to 0)	0.2 (0 to 0.3)	1.1 (0.7 to 1.6)	2.3 (1.4 to 3.4)	3.6 (2.2 to 5.4)	6.7 (4.1 to 10.1)	6.4 (3.9 to 9.7)	3.6 (2.2 to 5.4)	2.4 (1.5 to 3.6)	2.8 (1.7 to 4.2)	1.3 (0.8 to 2)	2.3 (1.4 to 3.5)	0.7 (0.4 to 1.1)	0.3 (0.2 to 0.5)	0.2 (0.1 to 0.4)	0.1 (0.1 to 0.2)	0 (0 to 0)	0 (0 to 0)	53
Genital herpes	0 (0 to 0)	0 (0 to 0)	0 (0 to 0)	0 (0 to 0)	0 (0 to 0)	0 (0 to 0)	0 (0 to 0)	0 (0 to 0)	0 (0 to 0)	0 (0 to 0)	0 (0 to 0)	0 (0 to 0)	0 (0 to 0)	0 (0 to 0)	0 (0 to 0)	0 (0 to 0)	0 (0 to 0)	0 (0 to 0)	0 (0 to 0)	0 (0 to 0)	0 (0 to 0)	0 (0 to 0)	0 (0 to 0)	0 (0 to 0)	0
Other sexually transmitted infections	0 (0 to 0)	0 (0 to 0)	0 (0 to 0)	0 (0 to 0)	0 (0 to 0)	0 (0 to 0)	0 (0 to 0)	0 (0 to 0)	0 (0 to 0)	0 (0 to 0)	0 (0 to 0)	0 (0 to 0)	0 (0 to 0)	0 (0 to 0)	0 (0 to 0)	0 (0 to 0)	0 (0 to 0)	0 (0 to 0)	0 (0 to 0)	0 (0 to 0)	0 (0 to 0)	0 (0 to 0)	0 (0 to 0)	0 (0 to 0)	0
Respiratory infections and tuberculosis	0.6 (0.6 to 0.7)	0.1 (0 to 0.2)	0.2 (0.2 to 0.3)	0.2 (0.2 to 0.3)	0.2 (0.2 to 0.3





SR Table 2c: Denmark DALYS by cause and age group for both sexes with 95% uncertainty intervals, 2019

Cause	Born/ Neonatal	Late Neonatal	Post Neonatal	1 to 4	5 to 9	10 to 14	15 to 19	20 to 24	25 to 29	30 to 34	35 to 39	40 to 44	45 to 49	50 to 54	55 to 59	60 to 64	65 to 69	70 to 74	75 to 79	80 to 84	85 to 89	90 to 94	95 plus	Total
All causes	10,000 (8,400 to 12,000)	2,490 (2,030 to 3,040)	1,120 (1,040 to 1,200)	8,660 (8,150 to 9,190)	5,200 (4,760 to 5,660)	10,700 (9,730 to 11,700)	21,000 (20,000 to 22,200)	23,000 (21,900 to 24,200)	25,400 (24,000 to 26,900)	28,000 (26,500 to 29,500)	32,000 (30,400 to 33,700)	37,000 (35,000 to 38,900)	46,000 (43,600 to 48,300)	56,000 (53,000 to 59,000)	71,000 (67,400 to 74,600)	93,000 (88,400 to 97,600)	120,000 (114,000 to 126,000)	150,000 (142,000 to 157,000)	190,000 (180,000 to 200,000)	240,000 (227,000 to 253,000)	310,000 (293,000 to 326,000)	390,000 (367,000 to 413,000)	97,000 (91,300 to 104,000)	97,100 (92,000 to 103,000)	25,400 (24,200 to 26,600)	1,169,000 2,670 (1,690 to 3,290)
Communicable, maternal, neonatal, and nutritional diseases	7,800 (6,600 to 9,600)	1,900 (1,600 to 2,360)	1,610 (1,220 to 1,990)	1,960 (1,660 to 2,270)	1,200 (1,000 to 1,390)	1,300 (1,070 to 1,570)	1,600 (1,300 to 1,970)	1,800 (1,500 to 2,240)	1,900 (1,600 to 2,330)	2,000 (1,660 to 2,500)	1,700 (1,390 to 2,180)	2,070 (1,670 to 2,650)	2,200 (1,760 to 2,850)	2,610 (2,090 to 3,230)	3,490 (2,770 to 4,290)	4,960 (3,910 to 6,060)	6,670 (5,230 to 8,070)	9,360 (7,270 to 11,200)	13,600 (10,400 to 16,400)	19,600 (14,770 to 23,900)	28,000 (20,800 to 34,000)	38,000 (27,900 to 46,000)	9,960 (7,270 to 12,200)	9,980 (7,270 to 12,300)	2,670 (1,690 to 3,290)	72,800
HIV/AIDS and sexually transmitted infections	0 (0 to 1)	0 (0 to 0)	10 (8 to 12)	9 (7 to 12)	6 (4 to 8)	6 (4 to 8)	19 (14 to 26)	74 (55 to 96)	219 (164 to 281)	534 (406 to 686)	1,100 (836 to 1,410)	1,900 (1,450 to 2,440)	2,900 (2,210 to 3,720)	3,900 (2,970 to 5,000)	4,900 (3,730 to 6,300)	5,900 (4,490 to 7,600)	6,900 (5,250 to 8,900)	7,900 (6,000 to 10,200)	8,900 (6,770 to 11,500)	9,900 (7,530 to 12,800)	10,900 (8,290 to 14,100)	11,900 (9,050 to 15,400)	2,900 (2,210 to 3,720)	2,900 (2,210 to 3,720)	1,890 (1,440 to 2,440)
HIV/AIDS	0 (0 to 0)	0 (0 to 0)	0 (0 to 0)



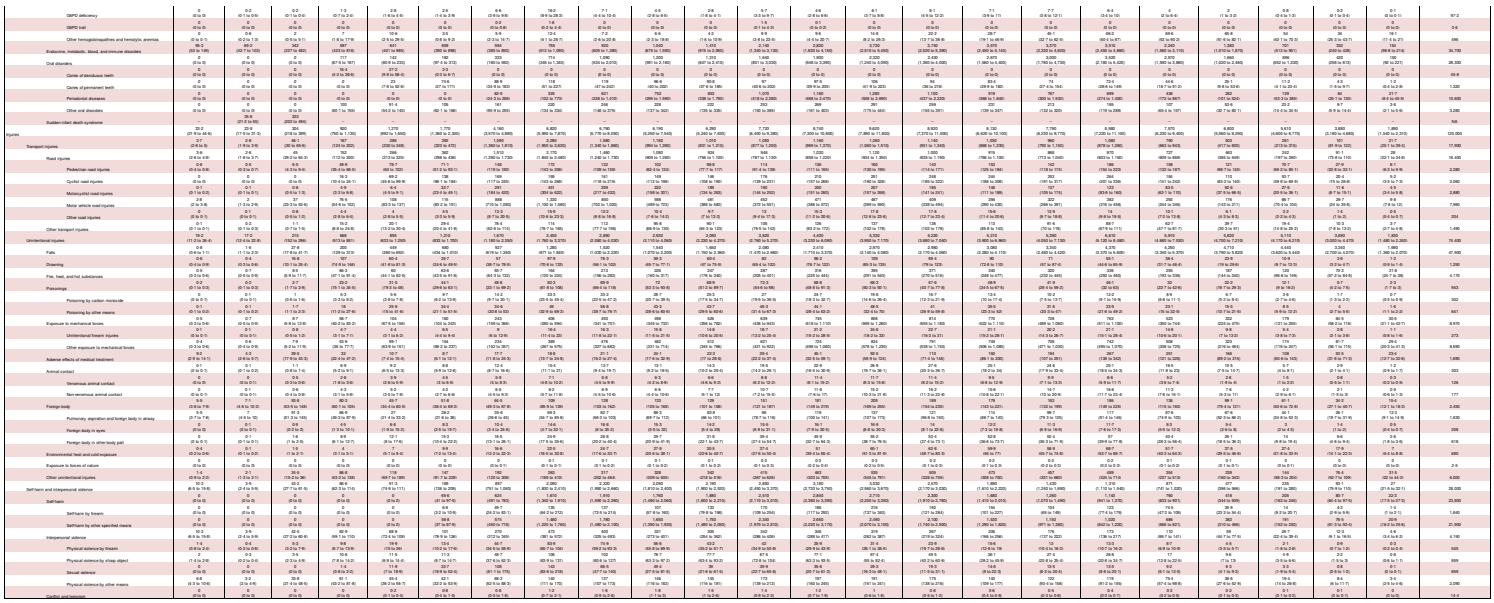

SR Table 2c: Finland DALYS by cause and age group for both sexes with 95% uncertainty intervals, 2019

Cause	Early Neonatal	Late Neonatal	Post Neonatal	1 to 4	5 to 9	10 to 14	15 to 19	20 to 24	25 to 29	30 to 34	35 to 39	40 to 44	45 to 49	50 to 54	55 to 59	60 to 64	65 to 69	70 to 74	75 to 79	80 to 84	85 to 89	90 to 94	95 plus	Total
All causes	1,169 (1,070 to 1,260)	1,109 (948 to 1,282)	3,490 (2,910 to 4,080)	7,226 (6,566 to 8,010)	11,900 (10,900 to 13,100)	16,400 (14,600 to 18,100)	19,200 (16,700 to 21,700)	23,400 (20,100 to 26,600)	29,500 (25,400 to 33,600)	42,900 (37,000 to 48,800)	60,000 (52,000 to 68,000)	79,400 (68,800 to 90,000)	103,000 (89,600 to 116,000)	131,000 (114,000 to 148,000)	161,000 (140,000 to 182,000)	197,000 (172,000 to 222,000)	237,000 (207,000 to 267,000)	284,000 (248,000 to 320,000)	344,000 (301,000 to 387,000)	411,000 (359,000 to 463,000)	485,000 (423,000 to 547,000)	559,000 (488,000 to 630,000)	1,670,000 (1,460,000 to 1,880,000)
Communicable, maternal, neonatal, and nutritional diseases	1,009 (869 to 1,170)	947 (789 to 1,120)	936 (780 to 1,110)	1,630 (1,380 to 2,010)	1,630 (1,310 to 2,060)	1,220 (982 to 1,630)	1,190 (870 to 1,560)	1,360 (1,000 to 1,830)	1,560 (1,150 to 2,060)	1,980 (1,470 to 2,580)	1,980 (1,370 to 2,710)	1,940 (1,320 to 2,690)	1,900 (1,220 to 2,770)	1,880 (1,090 to 2,840)	1,890 (1,060 to 2,910)	1,900 (1,020 to 2,980)	1,990 (1,000 to 3,090)	2,010 (1,000 to 3,200)	2,060 (1,000 to 3,290)	2,110 (1,000 to 3,460)	2,270 (1,000 to 3,750)	2,120 (1,000 to 3,690)	721 (367 to 1,260)	39,100
HIV/AIDS and sexually transmitted infections	0 (0 to 1)	0 (0 to 0)	0 (0 to 0)	0 (0 to 0)	0 (0 to 0)	0 (0 to 0)	0 (0 to 0)	0 (0 to 0)	0 (0 to 0)	0 (0 to 0)	0 (0 to 0)	0 (0 to 0)	0 (0 to 0)	0 (0 to 0)	0 (0 to 0)	0 (0 to 0)	0 (0 to 0)	0 (0 to 0)	0 (0 to 0)	0 (0 to 0)	0 (0 to 0)	0 (0 to 0)	0 (0 to 0)	0 (0 to 0)	648
HIV/AIDS	0 (0 to 0)	0 (0 to 0)	0 (0 to 0)	0 (0 to 0)	0 (0 to 0)	0 (0 to 0)	0 (0 to 0)	0 (0 to 0)	0 (0 to 0)	0 (0 to 0)	0 (0 to 0)	0 (0 to 0)	0 (0 to 0)	0 (0 to 0)	0 (0 to 0)	0 (0 to 0)	0 (0 to 0)	0 (0 to 0)	0 (0 to 0)	0 (0 to 0)	0 (0 to 0)	0 (0 to 0)	0 (0 to 0)	0 (0 to 0)	330
HIV/AIDS - Drug-susceptible Tuberculosis	0 (0 to 0)	0 (0 to 0)	0 (0 to 1)	1 (1 to 2)	1 (1 to 2)	0 (0 to 1)	0 (0 to 1)	1 (1 to 2)	1 (1 to 2)	1 (1 to 2)	1 (1 to 2)	1 (1 to 2)	1 (1 to 2)	1 (1 to 2)	1 (1 to 2)	1 (1 to 2)	1 (1 to 2)	1 (1 to 2)	1 (1 to 2)	1 (1 to 2)	1 (1 to 2)	1 (1 to 2)	1 (1 to 2)	0 (0 to 0)	778
HIV/AIDS - Multidrug-resistant Tuberculosis without extensi	0 (0 to 0)	0 (0 to 0)	0 (0 to 0)	0 (0 to 0)	0 (0 to 0)	0 (0 to 0)	0 (0 to 0)	0 (0 to 0)	0 (0 to 0)	0 (0 to 0)	0 (0 to 0)	0 (0 to 0)	0 (0 to 0)	0 (0 to 0)	0 (0 to 0)	0 (0 to 0)	0 (0 to 0)	0 (0 to 0)	0 (0 to 0)	0 (0 to 0)	0 (0 to 0)	0 (0 to 0)	0 (0 to 0)	0 (0 to 0)	9
HIV/AIDS - Extensively drug-resistant Tuberculosis	0 (0 to 0)	0 (0 to 0)	0 (0 to 0)	0 (0 to 0)	0 (0 to 0)	0 (0 to 0)	0 (0 to 0)	0 (0 to 0)	0 (0 to 0)	0 (0 to 0)	0 (0 to 0)	0 (0 to 0)	0 (0 to 0)	0 (0 to 0)	0 (0 to 0)	0 (0 to 0)	0 (0 to 0)	0 (0 to 0)	0 (0 to 0)	0 (0 to 0)	0 (0 to 0)	0 (0 to 0)	0 (0 to 0)	0 (0 to 0)	1.7
HIV/AIDS resulting in other diseases	0 (0 to 0)	0 (0 to 0)	0 (0 to 0)	0 (0 to 0)	0 (0 to 0)	0 (0 to 0)	0 (0 to 0)	0 (0 to 0)	0 (0 to 0)	0 (0 to 0)	0 (0 to 0)	0 (0 to 0)	0 (0 to 0)	0 (0 to 0)	0 (0 to 0)	0 (0 to 0)	0 (0 to 0)	0 (0 to 0)	0 (0 to 0)	0 (0 to 0)	0 (0 to 0)	0 (0 to 0)	0 (0 to 0)	0 (0 to 0)	244
Sexually transmitted infections excluding HIV	0 (0 to 0)	0 (0 to 0)	0 (0 to 0)	0 (0 to 0)	0 (0 to 0)	0 (0 to 0)	0 (0 to 1)	0 (0 to 1)	0 (0 to 1)	0 (0 to 1)	0 (0 to 1)	0 (0 to 1)	0 (0 to 1)	0 (0 to 1)	0 (0 to 1)	0 (0 to 1)	0 (0 to 1)	0 (0 to 1)	0 (0 to 1)	0 (0 to 1)	0 (0 to 1)	0 (0 to 1)	0 (0 to 1)	0 (0 to 1)	378
Syphilis	0 (0 to 0)	0 (0 to 0)	0 (0 to 0)	0 (0 to 0)	0 (0 to 0)	0 (0 to 0)	0 (0 to 0)	0 (0 to 0)	0 (0 to 0)	0 (0 to 0)	0 (0 to 0)	0 (0 to 0)	0 (0 to 0)	0 (0 to 0)	0 (0 to 0)	0 (0 to 0)	0 (0 to 0)	0 (0 to 0)	0 (0 to 0)	0 (0 to 0)	0 (0 to 0)	0 (0 to 0)	0 (0 to 0)	0 (0 to 0)	13.5
Chlamydial infection	0 (0 to 0)	0 (0 to 0)	0 (0 to 0)	0 (0 to 0)	0 (0 to 0)	0 (0 to 0)	0 (0 to 0)	0 (0 to 0)	0 (0 to 0)	0 (0 to 0)	0 (0 to 0)	0 (0 to 0)	0 (0 to 0)	0 (0 to 0)	0 (0 to 0)	0 (0 to 0)	0 (0 to 0)	0 (0 to 0)	0 (0 to 0)	0 (0 to 0)	0 (0 to 0)	0 (0 to 0)	0 (0 to 0)	0 (0 to 0)	274
Gonococcal infection	0 (0 to 0)	0 (0 to 0)	0 (0 to 0)	0 (0 to 0)	0 (0 to 0)	0 (0 to 0)	0 (0 to 0)	0 (0 to 0)	0 (0 to 0)	0 (0 to 0)	0 (0 to 0)	0 (0 to 0)	0 (0 to 0)	0 (0 to 0)	0 (0 to 0)	0 (0 to 0)	0 (0 to 0)	0 (0 to 0)	0 (0 to 0)	0 (0 to 0)	0 (0 to 0)	0 (0 to 0)	0 (0 to 0)	0 (0 to 0)	0
Trichomoniasis	0 (0 to 0)	0 (0 to 0)	0 (0 to 0)	0 (0 to 0)	0 (0 to 0)	0 (0 to 0)	0 (0 to 0)	0 (0 to 0)	0 (0 to 0)	0 (0 to 0)	0 (0 to 0)	0 (0 to 0)	0 (0 to 0)	0 (0 to 0)	0 (0 to 0)	0 (0 to 0)	0 (0 to 0)	0 (0 to 0)	0 (0 to 0)	0 (0 to 0)	0 (0 to 0)	0 (0 to 0)	0 (0 to 0)	0 (0 to 0)	677
Genital herpes	0 (0 to 0)	0 (0 to 0)	0 (0 to 0)	0 (0 to 0)	0 (0 to 0)	0 (0 to 0)	0 (0 to 0)	0 (0 to 0)	0 (0 to 0)	0 (0 to 0)	0 (0 to 0)	0 (0 to 0)	0 (0 to 0)	0 (0 to 0)	0 (0 to 0)	0 (0 to 0)	0 (0 to 0)	0 (0 to 0)	0 (0 to 0)	0 (0 to 0)	0 (0 to 0)	0 (0 to 0)	0 (0 to 0)	0 (0 to 0)	191
Other sexually transmitted infections	0 (0 to 0)	0 (0 to 0)	0 (0 to 0)	0 (0 to 0)	0 (0 to 0)	0 (0 to 0)	0 (0 to 0)	0 (0 to 0)	0 (0 to 0)	0 (0 to 0)	0 (0 to 0)	0 (0 to 0)	0 (0 to 0)	0 (0 to 0)	0 (0 to 0)	0 (0 to 0)	0 (0 to 0)	0 (0 to 0)	0 (0 to 0)	0 (0 to 0)	0 (0 to 0)	0 (0 to 0)	0 (0 to 0)	0 (0 to 0)	328
Respiratory infections and tuberculosis	13.6 (9.61 to 18.0)	19.0 (13.7 to 23.3)	52.2 (37.1 to 67.0)	221 (206 to 236)	52.2 (42.7 to 63.7)	27.7 (22.7 to 33.4)	19.5 (15.7 to 23.6)	20.0 (16.0 to 24.5)	20.5 (16.4 to 25.3)	22.0 (17.6 to 27.0)	23.0 (18.4 to 28.2)	23.7 (18.9 to 29.1)	24.1 (19.2 to 29.6)	24.4 (19.4 to 30.0)	24.7 (19.6 to 30.4)	25.0 (19.8 to 30.8)	25.3 (20.0 to 31.2)	25.6 (20.2 to 31.5)	25.8 (20.3 to 31.8)	26.0 (20.4 to 32.0)	26.1 (20.5 to 32.2)	26.2 (20.5 to 32.3)	1,360 (1,060 to 1,670)	15,700
Tuberculosis	0 (0 to 0)	0 (0 to 0)	0 (0 to 1)	1 (1 to 1)	0 (0 to 0)	0 (0 to 0)	0 (0 to 1)	0 (0 to 1)	0 (0 to 1)	0 (0 to 1)	0 (0 to 1)	0 (0 to 1)	0 (0 to 1)	0 (0 to 1)	0 (0 to 1)	0 (0 to 1)	0 (0 to 1)	0 (0 to 1)	0 (0 to 1)	0 (0 to 1)	0 (0 to 1)	0 (0 to 1)	0 (0 to 1)	0 (0 to 1)	930
Latent tuberculosis infection	0 (0 to 0)	0 (0 to 0)	0 (0 to 0)	0 (0 to 0)	0 (0 to 0)	0 (0 to 0)	0 (0 to 0)	0 (0 to 0)	0 (0 to 0)	0 (0 to 0)	0 (0 to 0)	0 (0 to 0)	0 (0 to 0)	0 (0 to 0)	0 (0 to 0)	0 (0 to 0)	0 (0 to 0)	0 (0 to 0)	0 (0 to 0)	0 (0 to 0)	0 (0 to 0)	0 (0 to 0)	0 (0 to 0)	0 (0 to 0)	0
Drug-susceptible tuberculosis	0 (0 to 0)	0 (0 to 0)	0 (0 to 1)	1 (1 to 1)	0 (0 to 0)	0 (0 to 0)	0 (0 to 1)	0 (0 to 1)	0 (0 to 1)	0 (0 to 1)	0 (0 to 1)	0 (0 to 1)	0 (0 to 1)	0 (0 to 1)	0 (0 to 1)	0 (0 to 1)	0 (0 to 1)	0 (0 to 1)	0 (0 to 1)	0 (0 to 1)	0 (0 to 1)	0 (0 to 1)	0 (0 to 1)	0 (0 to 1)	930
Multidrug-resistant tuberculosis without extensive drug-re	0 (0 to 0)	0 (0 to 0)	0 (0 to 0)	0 (0 to 0)	0 (0 to 0)	0 (0 to 0)	0 (0 to 1)	0 (0 to 0)	0 (0 to 1)	0 (0 to 1)	0 (0 to 1)	0 (0 to 1)	0 (0 to 1)	0 (0 to 1)	0 (0 to 1)	0 (0 to 1)	0 (0 to 1)	0 (0 to 1)	0 (0 to 1)	0 (0 to 1)	0 (0 to 1)	0 (0 to 1)	0 (0 to 1)	0 (0 to 1)	0
Extensively drug-resistant tuberculosis	0 (0 to 0)	0 (0 to 0)	0 (0 to 0)	0 (0 to 0)	0 (0 to 0)	0 (0 to 0)	0 (0 to 0)	0 (0 to 0)	0 (0 to 0)	0 (0 to 0)	0 (0 to 0)	0 (0 to 0)	0 (0 to 0)	0 (0 to 0)	0 (0 to 0)	0 (0 to 0)	0 (0 to 0)	0 (0 to 0)	0 (0 to 0)	0 (0 to 0)	0 (0 to 0)	0 (0 to 0)	0 (0 to 0)	0 (0 to 0)	0
Lower respiratory infections	12.6 (8.91 to 16.8)	17.6 (12.7 to 21.6)	49.3 (35.0 to 63.1)	211 (197 to 225)	29.0 (23.7 to 35.4)	27.2 (22.3 to 33.0)	18.6 (14.9 to 22.6)	19.4 (15.5 to 23.8)	19.9 (15.9 to 24.5)	21.4 (17.1 to 26.2)	22.3 (17.8 to 27.4)	23.0 (18.3 to 28.2)	23.4 (18.6 to 28.8)	23.7 (18.8 to 29.3)	24.0 (19.0 to 29.5)	24.3 (19.2 to 29.9)	24.5 (19.4 to 30.2)	24.8 (19.6 to 30.5)	25.0 (19.7 to 30.8)	25.2 (19.8 to 31.0)	25.3 (19.9 to 31.1)	25.4 (19.9 to 31.2)	1,320 (1,030 to 1,630)	661 (517 to 814)
Upper respiratory infections	0.9 (0.3 to 2.0)	1.4 (0.5 to 3.2)	3.4 (1.1 to 7.8)	10.0 (3.4 to 23.0)	23.2 (7.9 to 53.2)	0.4 (0.1 to 0.9)	0.9 (0.3 to 2.1)	1.0 (0.3 to 2.3)	1.0 (0.3 to 2.4)	1.1 (0.4 to 2.5)	1.1 (0.4 to 2.6)	1.2 (0.4 to 2.7)	1.2 (0.4 to 2.8)	1.2 (0.4 to 2.8)	1.2 (0.4 to 2.8)	1.2 (0.4 to 2.8)	1.2 (0.4 to 2.8)	1.2 (0.4 to 2.8)	1.2 (0.4 to 2.8)	1.2 (0.4 to 2.8)	1.2 (0.4 to 2.8)	1.2 (0.4 to 2.8)	65.3 (22.3 to 151)	4,470
Otitis media	0 (0 to 0)	0 (0 to 0)	0 (0 to 0)	0 (0 to 0)	0 (0 to 0)	0 (0 to 0)	0 (0 to 0)	0 (0 to 0)	0 (0 to 0)	0 (0 to 0)	0 (0 to 0)	0 (0 to 0)	0 (0 to 0)	0 (0 to 0)	0 (0 to 0)	0 (0 to 0)	0 (0 to 0)	0 (0 to 0)	0 (0 to 0)	0 (0 to 0)	0 (0 to 0)	0 (0 to 0)	0 (0 to 0)	0 (0 to 0)	884
Enteric infections	8.4 (3.6 to 14.4)	7.8 (3.6 to 12.6)	3.6 (1.6 to 5.4)	339 (182 to 568)	102 (52 to 169)	121 (61 to 204)	113 (57 to 189)	114 (58 to 190)	114 (58 to 190)	114 (58 to 190)	114 (58 to 190)	114 (58 to 190)	114 (58 to 190)	114 (58 to 190)	114 (58 to 190)	114 (58 to 190)	114 (58 to 190)	114 (58 to 190)	114 (58 to 190)	114 (58 to 190)	114 (58 to 190)	114 (58 to 190)	114 (58 to 190)	3,950
Diarrheal diseases	8.4 (3.6 to 14.4)	7.8 (3.6 to 12.6)	3.6 (1.6 to 5.4)	339 (182 to 568)	102 (52 to 169)	121 (61 to 204)	113 (57 to 189)	114 (58 to 190)	114 (58 to 190)	114 (58 to 190)	114 (58 to 190)	114 (58 to 190)	114 (58 to 190)	114 (58 to 190)	114 (58 to 190)	114 (58 to 190)	114 (58 to 190)	114 (58 to 190)	114 (58 to 190)	114 (58 to 190)	114 (58 to 190)	114 (58 to 190)	114 (58 to 190)	3,950
Typhoid and paratyphoid	0 (0 to 0)	0 (0 to 0)	0 (0 to 0)	0 (0 to 0)	0 (0 to 0)	0 (0 to 0)	0 (0 to 0)	0 (0 to 0)	0 (0 to 0)	0 (0 to 0)	0 (0 to 0)	0 (0 to 0)	0 (0 to 0)	0 (0 to 0)	0 (0 to 0)	0 (0 to 0)	0 (0 to 0)	0 (0 to 0)	0 (0 to 0)	0 (0 to 0)	0 (0 to 0)	0 (0 to 0)	0 (0 to 0)	0 (0 to 0)	1.7
Typhoid fever	0 (0 to 0)	0 (0 to 0)	0 (0 to 0)	0 (0 to 0)	0 (0 to 0)	0 (0 to 0)	0 (0 to 0)	0 (0 to 0)	0 (0 to 0)	0 (0 to 0)	0 (0 to 0)	0 (0 to 0)	0 (0 to 0)	0 (0 to 0)	0 (0 to 0)	0 (0 to 0)	0 (0 to 0)	0 (0 to 0)	0 (0 to 0)	0 (0 to 0)	0 (0 to 0)	0 (0 to 0)	0 (0 to 0)	0 (0 to 0)	1.1
Paratyphoid fever	0 (0 to 0)	0 (0 to 0)	0 (0 to 0)	0 (0 to 0)	0 (0 to 0)	0 (0 to 0)	0 (0 to 0)	0 (0 to 0)	0 (0 to 0)	0 (0 to 0)	0 (0 to 0)	0 (0 to 0)	0 (0 to 0)	0 (0 to 0)	0 (0 to 0)	0 (0 to 0)	0 (0 to 0)	0 (0 to 0)	0 (0 to 0)	0 (0 to 0)	0 (0 to 0)	0 (0 to 0)	0 (0 to 0)	0 (0 to 0)	0.6
Invasive Non-typhoidal Salmonella (iNTS)	0 (0 to 0)	0 (0 to 0)	0 (0 to 0)	0 (0 to 0)	0 (0 to 0)	0 (0 to 0)	0 (0 to 0)	0 (0 to 0)	0 (0 to 0)	0 (0 to 0)	0 (0 to 0)	0 (0 to 0)	0 (0 to 0)	0 (0 to 0)	0 (0 to 0)	0 (0 to 0)	0 (0 to 0)	0 (0 to 0)	0 (0 to 0)	0 (0 to 0)	0 (0 to 0)	0 (0 to 0)	0 (0 to 0)	0 (0 to 0)	1.5
Other intestinal infectious diseases	0 (0 to 0)	0 (0 to 0)	0 (0 to 1)	0 (0 to 1)	0 (0 to 1)	0 (0 to 1)	0 (0 to 1)	0 (0 to 1)	0 (0 to 1)	0 (0 to 1)	0 (0 to 1)	0 (0 to 1)	0 (0 to 1)	0 (0 to 1)	0 (0 to 1)	0 (0 to 1)	0 (0 to 1)	0 (0 to 1)	0 (0 to 1)	0 (0 to 1)	0 (0 to 1)	0 (0 to 1)	0 (0 to 1)	0 (0 to 1)	8.6
Neglected tropical diseases and malaria	0 (0 to 0)	0 (0 to 0)	0 (0 to 0)	0 (0 to 0)	0 (0 to 0)	0 (0 to 0)	0 (0 to 0)	0 (0 to 0)	0 (0 to 0)	0 (0 to 0)	0 (0 to 0)	0 (0 to 0)	0 (0 to 0)	0 (0 to 0)	0 (0 to 0)	0 (0 to 0)	0 (0 to 0)	0 (0 to 0)	0 (0 to 0)	0 (0 to 0)	0 (0 to 0)	0 (0 to 0)	0 (0 to 0)	0 (0 to 0)	0
Malaria	0 (0 to 0)	0 (0 to 0)	0 (0 to 0)	0 (0 to 0)	0 (0 to 0)	0 (0 to 0)	0 (0 to 0)	0 (0 to 0)	0 (0 to 0)	0 (0 to 0)	0 (0 to 0)	0 (0 to 0)	0 (0 to 0)	0 (0 to 0)	0 (0 to 0)	0 (0 to 0)	0 (0 to 0)	0 (0 to 0)	0 (0 to 0)	0 (0 to 0)	0 (0 to 0)	0 (0 to 0)	0 (0 to 0)	0 (0 to 0)	0
Chagas disease	0 (0 to 0)	0 (0 to 0)	0 (0 to 0)	0 (0 to 0)	0 (0 to 0)	0 (0 to 0)	0 (0 to 0)	0 (0 to 0)	0 (0 to 0)	0 (0 to 0)	0 (0 to 0)	0 (0 to 0)	0 (0 to 0)	0 (0 to 0)	0 (0 to 0)	0 (0 to 0)	0 (0 to 0)	0 (0 to 0)	0 (0 to 0)	0 (0 to 0)	0 (0 to 0)	0 (0 to 0)	0 (0 to 0)	0 (0 to 0)	0
Leishmaniasis	0 (0 to 0)	0 (0 to 0)	0 (0 to 0)	0 (0 to 0)	0 (0 to 0)	0 (0 to 0)	0 (0 to 0)	0 (0 to 0)	0 (0 to 0)	0 (0 to 0)	0 (0 to 0)	0 (0 to 0)	0 (0 to 0)	0 (0 to 0)	0 (0 to 0)	0 (0 to 0)	0 (0 to 0)	0 (0 to 0)	0 (0 to 0)	0 (0 to 0)	0 (0 to 0)	0 (0 to 0)	0 (0 to 0)	0 (0 to 0)	0
Visceral leishmaniasis	0 (0 to 0)	0 (0 to 0)	0 (0 to 0)	0 (0 to 0)	0 (0 to 0)	0 (0 to 0)	0 (0 to 0)	0 (0 to 0)	0 (0 to 0)	0 (0 to 0)	0 (0 to 0)	0 (0 to 0)	0 (0 to 0)	0 (0 to 0)	0 (0 to 0)	0 (0 to 0)	0 (0 to 0)	0 (0 to 0)	0 (0 to 0)	0 (0 to 0)	0 (0 to 0)	0 (0 to 0)	0 (0 to 0)	0 (0 to 0)	0
Cutaneous and mucocutaneous leishmaniasis	0 (0 to 0)	0 (0 to 0)	0 (0 to 0)	0 (0 to 0)	0 (0 to 0)	0 (0 to 0)	0 (0 to 0)	0 (0 to 0)	0 (0 to 0)	0 (0 to 0)	0 (0 to 0)	0 (0 to 0)	0 (0 to 0)	0 (0 to 0)	0 (0 to 0)	0 (0 to 0)	0 (0 to 0)	0 (0 to 0)	0 (0 to 0)	0 (0 to 0)	0 (0 to 0)	0 (0 to 0)	0 (0 to 0)	0 (0 to 0)	0
African trypanosomiasis	0 (0 to 0)	0 (0 to 0)	0 (0 to 0)	0 (0 to 0)	0 (0 to 0)	0 (0 to 0)	0 (0 to 0)	0 (0 to 0)	0 (0 to 0)	0 (0 to 0)	0 (0 to 0)	0 (0 to 0)	0 (0 to 0)	0 (0 to 0)	0 (0 to 0)	0 (0 to 0)	0 (0 to 0)	0 (0 to 0)	0 (0 to 0)	0 (0 to 0)	0 (0 to 0)	0 (0 to 0)	0 (0 to 0)	0 (0 to 0)	0
Schistosomiasis	0 (0 to 0)	0 (0 to 0)	0 (0 to 0)	0 (0 to 0)	0 (0 to 0)	0 (0 to 0)	0 (0 to 0)	0 (0 to 0)	0 (0 to 0)	0 (0 to 0)	0 (0 to 0)	0 (0 to 0)	0 (0 to 0)	0 (0 to 0)	0 (0 to 0)	0 (0 to 0)	0 (0 to 0)	0 (0 to 0)	0 (0 to 0)	0 (0 to 0)	0 (0 to 0)	0 (0 to 0)	0 (0 to 0)	0 (0 to 0)	0
Cysticercosis	0 (0 to 0)	0 (0 to 0)	0 (0 to 0)	0 (0 to 0)	0 (0 to 0)	0 (0 to 0)	0 (0 to 0)	0 (0 to 0)	0 (0 to 0)	0 (0 to 0)	0 (0 to 0)	0 (0 to 0)	0 (0 to 0)	0 (0 to 0)	0 (0 to 0)	0 (0 to 0)	0 (0 to 0)	0 (0 to 0)	0 (0 to 0)	0 (0 to 0)	0 (0 to 0)	0 (0 to 0)	0 (0 to 0)	0 (0 to 0)	0
Cystic echinococcosis	0 (0 to 0)	0 (0 to 0)	0 (0 to 0)	0 (0 to 0)	0 (0 to 0)	0 (0 to 0)	0 (0 to 0)	0 (0 to 0)	0 (0 to 0)	0 (0 to 0)	0 (0 to 0)	0 (0 to 0)	0 (0 to 0)	0 (0 to 0)	0 (0 to 0)	0 (0 to 0)	0 (0 to 0)	0 (0 to 0)	0 (0 to 0)	0 (0 to 0)	0 (0 to 0)	0 (0 to 0)	0 (0 to 0)	0 (0 to 0)	1.6
Lymphatic filariasis	0 (0 to 0)	0 (0 to 0)	0 (0 to 0)	0 (0 to 0)	0 (0 to 0)	0 (0 to 0)	0 (0 to 0)	0 (0 to 0)	0 (0 to 0)	0 (0 to 0)	0 (0 to 0)	0 (0 to 0)	0 (0 to 0)	0 (0 to 0)	0 (0 to 0)	0 (0 to 0)	0 (0 to 0)	0 (0 to 0)	0 (0 to 0)	0 (0 to 0)	0 (0 to 0)	0 (0 to 0)	0 (0 to 0)	0 (0 to 0)	0
Onchocerciasis	0 (0 to 0)	0 (0 to 0)	0 (0 to 0)	0 (0 to 0)	0 (0 to 0)	0 (0 to 0)	0 (0 to 0)	0 (0 to 0)	0 (0 to 0)	0 (0 to 0)	0 (0 to 0)	0 (0 to 0)	0 (0 to 0)	0 (0 to 0)	0 (0 to 0)	0 (0 to 0)	0 (0 to 0)	0 (0 to 0)	0 (0 to 0)	0 (0 to 0)	0 (0 to 0)	0 (0 to 0)	0 (0 to 0)	0 (0 to 0)	0
Trachoma	0 (0 to 0)	0 (0 to 0)	0 (0 to 0)	0 (0 to 0)	0 (0 to 0)	0 (0 to 0)	0 (0 to 0)	0 (0 to 0)	0 (0 to 0)	0 (0 to 0)	0 (0 to 0)	0 (0 to 0)	0 (0 to 0)	0 (0 to 0)	0 (0 to 0)	0 (0 to 0)	0 (0 to 0)	0 (0 to 0)	0 (0 to 0)	0 (0 to 0)	0 (0 to 0)	0 (0 to 0)	0 (0 to 0)	0 (0 to 0)	0
Dengue	0 (0 to 0)	0 (0 to 0)	0 (0 to 0)	0 (0 to 0)	0 (0 to 0)	0 (0 to 0)	0 (0 to 0)	0 (0 to 0)	0 (0 to 0)	0 (0 to 0)	0 (0 to 0)	0 (0 to 0)	0 (0 to 0)	0 (0 to 0)	0 (0 to 0)	0 (0 to 0)	0 (0 to 0)	0 (0 to 0)	0 (0 to 0)	0 (0 to 0)	0 (0 to 0)	0 (0 to 0)	0 (0 to 0)	0 (0 to 0)	0
Yellow fever	0 (0 to 0)	0 (0 to 0)	0 (0 to 0)	0 (0 to 0)	0 (0 to 0)	0 (0 to 0)	0 (0 to 0)	0 (0 to 0)	0 (0 to 0)	0 (0 to 0)	0 (0 to 0)	0 (0 to 0)	0 (0 to 0)	0 (0 to 0)	0 (0 to 0)	0 (0 to 0)	0 (0 to 0)	0 (0 to 0)	0 (0 to 0)	0 (0 to 0)	0 (0 to 0)	0 (0 to 0)	0 (0 to 0)	0 (0 to 0)	0
Rabies	0 (0 to 0)	0 (0 to 0)	0 (0 to 0)	0 (0 to 0)	0 (0 to 0)	0 (0 to 0)	0 (0 to 0)	0 (0 to 0)	0 (0 to 0)	0 (0 to 0)	0 (0 to 0)	0 (0 to 0)	0 (0 to 0)	0 (0 to 0)	0 (0 to 0)	0 (0 to 0)	0 (0 to 0)	0 (0 to 0)	0 (0 to 0)	0 (0 to 0)	0 (0 to 0)	0 (0 to 0)	0 (0 to 0)	0 (0 to 0)	0.2
Intestinal nematode infections	0 (0 to 0)	0 (0 to 0)	0 (0 to 0)	0 (0 to 0)	0 (0 to 0)	0 (0 to 0)	0 (0 to 0)	0 (0 to 0)	0 (0 to 0)	0 (0 to 0)	0 (0 to 0)	0 (0 to 0)	0 (0 to 0)	0 (0 to 0)	0 (0 to 0)	0 (0 to 0)	0 (0 to 0)	0 (0 to 0)	0 (0 to 0)	0 (0 to 0)	0 (0 to 0)	0 (0 to 0)	0 (0 to 0)	0 (0 to 0)	0
Ascariasis	0 (0 to 0)	0 (0 to 0)	0 (0 to 0)	0 (0 to 0)	0 (0 to 0)	0 (0 to 0)	0 (0 to 0)	0 (0 to 0)	0 (0 to 0)	0 (0 to 0)	0 (0 to 0)	0 (0 to 0)	0 (0 to 0)	0 (0 to 0)	0 (0 to 0)	0 (0 to 0)	0 (0 to 0)	0 (0 to 0)	0 (0 to 0)	0 (0 to 0)	0 (0 to 0)	0 (0 to 0)	0 (0 to 0)	0 (0 to 0)	0
Trichuriasis	0 (0 to 0)	0 (0 to 0)	0 (0 to 0)	0 (0 to 0)	0 (0 to 0)	0 (0 to 0)	0 (0 to 0)	0 (0 to 0)	0 (0 to 0)	0 (0 to 0)	0 (0 to 0)	0 (0 to 0)	0 (0 to 0)	0 (0 to 0)	0 (0 to 0)	0 (0 to 0)	0 (0 to 0)	0 (0 to 0)	0 (0 to 0)	0 (0 to 0)	0 (0 to 0)	0 (0 to 0)	0 (0 to 0)	0 (0 to 0)	0
Hookworm disease	0 (0 to 0)	0 (0 to 0)	0 (0 to 0)	0 (0 to 0)	0 (0 to 0)	0 (0 to 0)	0 (0 to 0)	0 (0 to 0)	0 (0 to 0)	0 (0 to 0)	0 (0 to 0)	0 (0 to 0)	0 (0 to 0)	0 (0 to 0)	0 (0 to 0)	0 (0 to 0)	0 (0 to 0)	0 (0 to 0)	0 (0 to 0)	0 (0 to 0)	0 (0 to 0)	0 (0 to 0)	0 (0 to 0)	0 (0 to 0)	0
Food-borne trematodiases	0 (0 to 0)	0 (0 to 0)	0 (0 to 0)	0 (0 to 0)	0 (0 to 0)	0 (0 to 0)	0 (0 to 0)	0 (0 to 0)	0 (0 to 0)	0 (0 to 0)	0 (0 to 0)	0 (0 to 0)	0 (0 to 0)	0 (0 to 0)	0 (0 to 0)	0 (0 to 0)	0 (0 to 0)	0 (0 to 0)	0 (0 to 0)	0 (0 to 0)	0 (0 to 0)	0 (0 to 0)	0 (0 to 0)	0 (0 to 0)	0
Leprosy	0 (0 to 0)	0 (0 to 0)	0 (0 to 0)	0 (0 to 0)	0 (0 to 0)	0 (0 to 0)	0 (0 to 0)	0 (0 to 0)	0 (0 to 0)	0 (0 to 0)	0 (0 to 0)	0 (0 to 0)	0 (0 to 0)	0 (0 to 0)	0 (0 to 0)	0 (0 to 0)	0 (0 to 0)	0 (0 to 0)	0 (0 to 0)	0 (0 to 0)	0 (0 to 0)	0 (0 to 0)	0 (0 to 0)	0 (0 to 0)	0
Ebola	0 (0 to 0)	0 (0 to 0)	0 (0 to 0)	0 (0 to 0)	0 (0 to 0)	0 (0 to 0)	0 (0 to 0)	0 (0 to 0)	0 (0 to 0)	0 (0





Cell Table 3c: Finance (UK) Income and new arrivals for both sexes with 95% uncertainties intervals, 2015

Cause	Early Neonatal	Late Neonatal	Post Neonatal	1 to 4	5 to 9	10 to 14	15 to 19	20 to 24	25 to 29	30 to 34	35 to 39	40 to 44	45 to 49	50 to 54	55 to 59	60 to 64	65 to 69	70 to 74	75 to 79	80 to 84	85 to 89	90 to 94	95 plus	Total
All causes	466,700 (466,700 to 466,700)	41,200 (40,100 to 42,300)	75,300 (73,400 to 77,200)	117,000 (114,000 to 120,000)	160,000 (156,000 to 164,000)	256,000 (250,000 to 262,000)	350,000 (343,000 to 357,000)	451,000 (444,000 to 458,000)	694,000 (684,000 to 704,000)	978,000 (966,000 to 990,000)	1,300,000 (1,290,000 to 1,310,000)	1,700,000 (1,690,000 to 1,720,000)	2,100,000 (2,080,000 to 2,110,000)	2,600,000 (2,580,000 to 2,620,000)	3,000,000 (2,980,000 to 3,020,000)	3,500,000 (3,480,000 to 3,530,000)	4,000,000 (3,970,000 to 4,030,000)	4,500,000 (4,470,000 to 4,540,000)	4,900,000 (4,860,000 to 4,940,000)	5,200,000 (5,150,000 to 5,250,000)	5,400,000 (5,320,000 to 5,470,000)	5,400,000 (5,270,000 to 5,520,000)	5,400,000 (5,270,000 to 5,520,000)	391,000 (372,000 to 410,000)	59,100,000
Communicable, maternal, neonatal, and nutritional diseases	454,100 (454,100 to 454,100)	20,100 (20,000 to 20,300)	22,700 (22,600 to 22,900)	33,700 (33,600 to 33,900)	22,700 (22,600 to 22,900)	13,600 (13,500 to 13,800)	13,300 (13,200 to 13,400)	15,900 (15,800 to 16,000)	24,800 (24,600 to 25,000)	33,700 (33,500 to 33,900)	23,100 (22,900 to 23,200)	25,400 (25,200 to 25,600)	29,800 (29,600 to 30,000)	32,200 (32,000 to 32,400)	29,200 (29,000 to 29,500)	27,400 (27,200 to 27,600)	22,600 (22,400 to 22,800)	17,700 (17,500 to 17,900)	13,600 (13,500 to 13,800)	10,400 (10,300 to 10,500)	8,400 (8,300 to 8,500)	7,400 (7,300 to 7,500)	7,400 (7,300 to 7,500)	794,000 (794,000 to 794,000)
HIV/AIDS and sexually transmitted infections	41,500 (41,500 to 41,500)	1,100 (1,100 to 1,100)	1,100 (1,100 to 1,100)	1,100 (1,100 to 1,100



Exposure to forces of nature	0 (0 to 0)	0 (0 to 0)	0 (0 to 0)	0 (0 to 0.2)	0 (0 to 0.1)	0 (0 to 0.1)	0 (0 to 0.4)	0 (0 to 0.1)	0 (0 to 0.1)	0 (0 to 0.1)	0 (0 to 0.1)	0 (0 to 0.1)	0 (0 to 0.1)	0 (0 to 0.1)	0 (0 to 0.1)	0 (0 to 0.1)	0 (0 to 0.1)	0 (0 to 0.1)	0 (0 to 0.1)	0 (0 to 0.1)	0 (0 to 0.1)	0 (0 to 0.1)	0 (0 to 0.1)	0 (0 to 0.1)	0 (0 to 0.1)	0 (0 to 0.1)	48
Other unintentional injuries	24.7 (20.2 to 31.8)	23.7 (19.9 to 30.3)	282 (237 to 341)	1,269 (926 to 1,666)	1,192 (1,070 to 1,332)	2,142 (1,900 to 2,395)	3,156 (2,820 to 3,542)	2,643 (2,350 to 2,974)	4,065 (3,626 to 4,585)	3,760 (3,338 to 4,227)	5,242 (4,674 to 7,885)	5,483 (4,920 to 6,246)	6,983 (4,899 to 9,836)	7,500 (5,103 to 10,320)	7,960 (5,410 to 10,668)	7,960 (5,369 to 10,550)	7,670 (5,289 to 10,668)	8,499 (5,939 to 11,192)	8,810 (5,999 to 11,625)	8,575 (5,909 to 12,073)	8,599 (5,959 to 12,013)	8,710 (5,938 to 12,209)	8,960 (1,420 to 2,728)	724 (522 to 972)	191,200
Self-harm and interpersonal violence	556 (532 to 581)	753.5 (681.5 to 817.1)	934 (774 to 1,109)	1,319 (1,033 to 1,620)	1,149 (967 to 1,359)	2,060 (1,800 to 2,329)	15,400 (13,700 to 17,100)	21,400 (19,000 to 23,600)	24,600 (22,000 to 27,400)	28,500 (25,600 to 31,600)	44,100 (39,600 to 48,900)	47,700 (42,900 to 53,000)	51,800 (46,600 to 57,600)	54,700 (49,200 to 60,900)	56,750 (50,900 to 63,200)	56,750 (50,900 to 63,200)	21,500 (19,300 to 23,900)	19,750 (14,700 to 25,400)	11,000 (10,000 to 12,000)	8,999 (7,999 to 9,920)	9,710 (8,680 to 10,800)	2,564 (2,300 to 2,840)	560 (448 to 687)	441,000
Self-harm	23.4 (0 to 0)	0 (0 to 0)	0 (0 to 0)	0 (0 to 0)	0 (0 to 0)	1,112 (1,000 to 1,230)	11,140 (10,000 to 12,400)	15,400 (13,800 to 17,000)	17,400 (15,600 to 19,200)	20,200 (18,200 to 22,300)	31,200 (28,000 to 34,500)	33,800 (30,400 to 37,400)	36,600 (32,900 to 40,500)	38,700 (34,800 to 42,900)	40,100 (36,100 to 44,400)	40,100 (36,100 to 44,400)	15,200 (13,700 to 16,900)	13,900 (12,500 to 15,400)	9,470 (8,510 to 10,500)	6,999 (6,020 to 8,020)	6,870 (6,010 to 7,810)	2,340 (1,980 to 2,630)	495 (384 to 621)	350,000
Self-harm by firearm	0 (0 to 0)	0 (0 to 0)	0 (0 to 0)	0 (0 to 0)	0 (0 to 0)	0 (0 to 0)	0 (0 to 0)	0 (0 to 0)	0 (0 to 0)	0 (0 to 0)	0 (0 to 0)	0 (0 to 0)	0 (0 to 0)	0 (0 to 0)	0 (0 to 0)	0 (0 to 0)	0 (0 to 0)	0 (0 to 0)	0 (0 to 0)	0 (0 to 0)	0 (0 to 0)	0 (0 to 0)	0 (0 to 0)	0 (0 to 0)	52,000
Self-harm by other specified means	0 (0 to 0)	0 (0 to 0)	0 (0 to 0)	0 (0 to 0)	0 (0 to 0)	1,092 (1,000 to 1,200)	10,600 (9,700 to 12,000)	20,800 (17,500 to 24,700)	23,300 (20,900 to 26,700)	26,700 (23,900 to 30,000)	33,300 (29,700 to 37,500)	36,600 (32,100 to 41,600)	39,900 (33,700 to 46,300)	42,900 (36,100 to 50,600)	45,400 (38,000 to 54,000)	45,400 (38,000 to 54,000)	20,400 (16,900 to 24,200)	17,400 (14,600 to 20,700)	11,400 (9,600 to 13,600)	8,400 (6,930 to 9,900)	8,040 (6,720 to 7,360)	2,960 (2,540 to 3,150)	400 (281 to 568)	340,000
Interpersonal violence	532 (532 to 581)	753.5 (681.5 to 817.1)	934 (774 to 1,109)	1,319 (1,033 to 1,620)	1,149 (967 to 1,359)	1,032 (800 to 1,229)	4,778 (3,700 to 5,700)	4,650 (3,700 to 5,700)	6,910 (5,700 to 8,200)	8,000 (6,600 to 9,500)	9,600 (7,900 to 11,400)	10,700 (8,800 to 12,700)	11,400 (9,400 to 13,500)	11,800 (9,700 to 14,000)	11,650 (9,600 to 13,800)	11,650 (9,600 to 13,800)	5,300 (4,400 to 6,300)	5,750 (4,750 to 6,800)	1,530 (1,260 to 1,810)	707 (583 to 837)	529 (435 to 626)	194 (160 to 230)	65.6 (54 to 77.2)	47,900
Physical violence by firearm	7.4 (4.4 to 11.4)	3.8 (1.9 to 6)	16 (8.3 to 24.5)	169 (118 to 234)	221 (170 to 282)	284 (219 to 348)	1,140 (1,000 to 1,300)	1,210 (1,000 to 1,400)	1,300 (1,100 to 1,500)	1,400 (1,200 to 1,600)	1,410 (1,200 to 1,600)	1,460 (1,200 to 1,700)	1,500 (1,200 to 1,800)	1,500 (1,200 to 1,800)	1,500 (1,200 to 1,800)	1,500 (1,200 to 1,800)	1,500 (1,200 to 1,800)	1,500 (1,200 to 1,800)	1,500 (1,200 to 1,800)	1,500 (1,200 to 1,800)	1,500 (1,200 to 1,800)	1,500 (1,200 to 1,800)	24.7 (20.4 to 29.1)	21.4 (17.6 to 25.2)	6.9 (5.7 to 8.1)
Physical violence by sharp object	0 (0.7 to 1.8)	0 (0.4 to 1.2)	0 (0 to 0)	0 (0 to 0)	0 (1 to 1.7)	0 (1 to 1.8)	0 (1 to 1.8)	0 (1 to 1.8)	0 (1 to 1.8)	0 (1 to 1.8)	0 (1 to 1.8)	0 (1 to 1.8)	0 (1 to 1.8)	0 (1 to 1.8)	0 (1 to 1.8)	0 (1 to 1.8)	0 (1 to 1.8)	0 (1 to 1.8)	0 (1 to 1.8)	0 (1 to 1.8)	0 (1 to 1.8)	0 (1 to 1.8)	0 (1 to 1.8)	0 (0 to 0)	0 (0 to 0)	11,000
Sexual violence	0 (0 to 0)	0 (0 to 0)	0 (0 to 0)	16.9 (8.2 to 26.9)	153 (99.5 to 220)	412 (320 to 520)	1,350 (730 to 2,090)	1,430 (830 to 2,160)	1,630 (962 to 2,380)	640 (421 to 1,080)	577 (331 to 950)	490 (273 to 799)	440 (253 to 728)	438 (239 to 733)	328 (172 to 569)	328 (172 to 569)	220 (108 to 393)	175 (100 to 283)	154 (101 to 249)	134 (85.1 to 199)	99.3 (59.7 to 150)	89.1 (52.2 to 133)	14 (8.5 to 22.1)	8.9 (5.5 to 14.1)	7,500
Physical violence by other means	492 (19.6 to 31.5)	634.5 (661.5 to 812)	668 (537 to 858)	899 (671.5 to 1,160)	626 (455 to 824)	553 (411 to 731)	731 (560 to 951)	1,109 (870 to 1,420)	1,260 (1,000 to 1,600)	1,440 (1,100 to 1,800)	1,520 (1,100 to 2,100)	1,450 (1,000 to 2,100)	1,770 (1,200 to 2,550)	2,040 (1,300 to 3,110)	1,950 (1,200 to 3,110)	1,950 (1,200 to 3,110)	1,260 (1,000 to 1,770)	1,260 (1,000 to 1,770)	1,260 (1,000 to 1,770)	1,070 (750 to 1,560)	792 (528 to 1,200)	592 (394 to 896)	164 (107 to 251)	47.7 (31.1 to 72.9)	20,800
Conflict and terrorism	12.4 (0 to 0)	12.4 (0 to 0)	12.4 (0 to 0)	12.4 (1.4 to 31.4)	12.4 (11.3 to 31.7)	12.4 (1 to 31.4)	12.4 (11.3 to 32.2)	12.4 (1.3 to 32.2)	12.4 (1.3 to 32.2)	12.4 (1.3 to 32.2)	12.4 (1.3 to 32.2)	12.4 (1.3 to 32.2)	12.4 (1.3 to 32.2)	12.4 (1.3 to 32.2)	12.4 (1.3 to 32.2)	12.4 (1.3 to 32.2)	12.4 (1.3 to 32.2)	12.4 (1.3 to 32.2)	12.4 (1.3 to 32.2)	12.4 (1.3 to 32.2)	12.4 (1.3 to 32.2)	12.4 (1.3 to 32.2)	12.4 (1.3 to 32.2)	12.4 (1.3 to 32.2)	524



Cause | Early Neonatal | Late Neonatal | Post-Neonatal | 1 to 4 | 5 to 9 | 10 to 14 | 15 to 19 | 20 to 24 | 25 to 29 | 30 to 34 | 35 to 39 | 40 to 44 | 45 to 49 | 50 to 54 | 55 to 59 | 60 to 64 | 65 to 69 | 70 to 74 | 75 to 79 | 80 to 84 | 85 to 89 | 90 to 94 | 95 plus | Total

All Cause | 485,000 (482,000-488,000) | 38,500 (36,100-41,100) | 69,100 (65,400-72,800) | 41,000 (39,000-43,000) | 110,000 (105,000-115,000) | 222,000 (212,000-232,000) | 434,000 (414,000-454,000) | 482,000 (460,000-504,000) | 624,000 (597,000-651,000) | 824,000 (788,000-860,000) | 1,010,000 (966,000-1,050,000) | 1,170,000 (1,120,000-1,220,000) | 1,310,000 (1,250,000-1,360,000) | 1,550,000 (1,480,000-1,610,000) | 1,900,000 (1,810,000-1,980,000) | 2,350,000 (2,240,000-2,450,000) | 2,900,000 (2,760,000-3,020,000) | 3,440,000 (3,270,000-3,580,000) | 3,810,000 (3,620,000-3,970,000) | 3,810,000 (3,620,000-3,970,000) | 3,810,000 (3,620,000-3,970,000) | 3,810,000 (3,620,000-3,970,000) | 3,810,000 (3,620,000-3,970,000) | 3,810,000 (3,620,000-3,970,000) | 27,500,000

Communicable, maternal, neonatal, and nutritional diseases | 251,000 (241,000-261,000) | 15,000 (13,600-16,600) | 21,000 (19,900-22,200) | 26,000 (24,600-27,500) | 20,000 (18,900-21,200) | 20,000 (18,900-21,200) | 20,000 (18,900-21,200) | 20,000 (18,900-21,200) | 20,000 (18,900-21,200) | 22,000 (20,800-23,300) | 24,000 (22,700-25,400) | 26,000 (24,600-27,500) | 27,000 (25,500-28,500) | 28,000 (26,500-29,600) | 30,000 (28,400-31,800) | 32,000 (30,200-33,800) | 34,000 (32,200-36,000) | 36,000 (34,100-38,100) | 38,000 (36,000-40,200) | 38,000 (36,000-40,200) | 38,000 (36,000-40,200) | 38,000 (36,000-40,200) | 38,000 (36,000-40,200) | 38,000 (36,000-40,200) | 903,000

HIV/AIDS and sexually transmitted infections | 10.4 (9.1-11.8) | 0.3 (0.2-0.5) | 3,600 (3,100-4,200) | 1,700 (1,500-2,000) | 1,100 (1,000-1,300) | 1,100 (1,000-1,300) | 1,200 (1,000-1,400) | 1,300 (1,100-1,500) | 1,400 (1,200-1,600) | 1,500 (1,300-1,700) | 1,600 (1,400-1,800) | 1,700 (1,500-1,900) | 1,800 (1,600-2,000) | 1,900 (1,700-2,100) | 2,000 (1,800-2,200) | 2,100 (1,900-2,300) | 2,200 (1,900-2,400) | 2,200 (1,900-2,400) | 2,200 (1,900-2,400) | 2,200 (1,900-2,400) | 2,200 (1,900-2,400) | 2,200 (1,900-2,400) | 2,200 (1,900-2,400) | 2,200 (1,900-2,400) | 26,000

HIV/AIDS | 0 | 0 | 450 (0-1,200) | 520 (0-1,400) | 1,100 (0-2,900) | 1,100 (0-2,900) | 1,200 (0-3,100) | 1,300 (0-3,400) | 1,400 (0-3,700) | 1,500 (0-3,900) | 1,600 (0-4,200) | 1,700 (0-4,500) | 1,800 (0-4,800) | 1,900 (0-5,000) | 2,000 (0-5,300) | 2,100 (0-5,500) | 2,200 (0-5,800) | 2,200 (0-5,800) | 2,200 (0-5,800) | 2,200 (0-5,800) | 2,200 (0-5,800) | 2,200 (0-5,800) | 2,200 (0-5,800) | 2,200 (0-5,800) | 2,200 (0-5,800) | 20,000

HIV/AIDS - Drug-susceptible Tuberculosis | 0.0 (0.0-0.0) | 0.0 (0.0-0.0) | 0.0 (0.0-0.0)



GBD Table 2c: Cambodia DALYS by cause and age group for both sexes with 95% uncertainty intervals, 2019

Cause	Early Neonatal	Late Neonatal	Post Neonatal	1 to 4	5 to 9	10 to 14	15 to 19	20 to 24	25 to 29	30 to 34	35 to 39	40 to 44	45 to 49	50 to 54	55 to 59	60 to 64	65 to 69	70 to 74	75 to 79	80 to 84	85 to 89	90 to 94	95 plus	Total
All causes	441,000 (340,000 to 566,000)	191,000 (77,000 to 333,000)	337,000 (250,000 to 424,000)	916,000 (777,000 to 1,064,000)	146,000 (120,000 to 177,000)	136,000 (111,000 to 164,000)	164,000 (130,000 to 202,000)	241,000 (190,000 to 296,000)	262,000 (210,000 to 312,000)	273,000 (224,000 to 327,000)	276,000 (224,000 to 329,000)	267,000 (221,000 to 320,000)	256,000 (210,000 to 310,000)	249,000 (203,000 to 303,000)	261,000 (214,000 to 312,000)	272,000 (221,000 to 331,000)	326,000 (267,000 to 391,000)	394,000 (326,000 to 471,000)	310,000 (256,000 to 374,000)	146,000 (120,000 to 174,000)	74,000 (60,000 to 89,000)	16,000 (13,000 to 19,000)	9,600 (7,700 to 12,000)	5,360,000
Communicable, maternal, neonatal, and nutritional diseases	388,000 (290,000 to 513,000)	81,000 (40,000 to 135,000)	237,000 (180,000 to 301,000)	720,000 (611,000 to 844,000)	69,000 (47,000 to 94,000)	39,000 (27,000 to 54,000)	39,000 (26,000 to 55,000)	65,000 (45,000 to 89,000)	53,000 (36,000 to 73,000)	52,000 (35,000 to 72,000)	55,000 (38,000 to 76,000)	50,000 (34,000 to 69,000)	51,000 (35,000 to 70,000)	54,000 (37,000 to 74,000)	66,000 (46,000 to 90,000)	91,000 (64,000 to 123,000)	134,000 (94,000 to 180,000)	191,000 (133,000 to 257,000)	161,000 (111,000 to 220,000)	82,000 (56,000 to 113,000)	43,000 (29,000 to 60,000)	11,000 (7,000 to 15,000)	6,000 (4,000 to 8,000)	4,660,000
HIV/AIDS and sexually transmitted infections	2,030 (1,460 to 2,800)	490 (1 to 1,490)	1,200 (1,200 to 1,200)	2,000 (1,900 to 2,100)	1,900 (1,900 to 2,000)	2,700 (2,600 to 2,800)	2,400 (2,300 to 2,500)	2,400 (2,300 to 2,500)	2,400 (2,300 to 2,500)	2,400 (2,300 to 2,500)	2,400 (2,300 to 2,500)	2,400 (2,300 to 2,500)	2,400 (2,300 to 2,500)	2,400 (2,300 to 2,500)	2,400 (2,300 to 2,500)	2,400 (2,300 to 2,500)	2,400 (2,300 to 2,500)	2,400 (2,300 to 2,500)	2,400 (2,300 to 2,500)	2,400 (2,300 to 2,500)	2,400 (2,300 to 2,500)	2,400 (2,300 to 2,500)	78,000
HIV/AIDS	2,000 (1,400 to 2,800)	490 (1 to 1,490)	1,200 (1,200 to 1,200)	2,000 (1,900 to 2,100)	1,900 (1,900 to 2,000)	2,700 (2,600 to 2,800)	2,400 (2,300 to 2,500)	2,400 (2,300 to 2,500)	2,400 (2,300 to 2,500)	2,400 (2,300 to 2,500)	2,400 (2,300 to 2,500)	2,400 (2,300 to 2,500)	2,400 (2,300 to 2,500)	2,400 (2,300 to 2,500)	2,400 (2,300 to 2,500)	2,400 (2,300 to 2,500)	2,400 (2,300 to 2,500)	2,400 (2,300 to 2,500)	2,400 (2,300 to 2,500)	2,400 (2,300 to 2,500)	2,400 (2,300 to 2,500)	2,400 (2,300 to 2,500)	78,000
HIV/AIDS - Drug-susceptible Tuberculosis	0 (0 to 0)	0 (0 to 0)	0 (0 to 0)	0 (0 to 0)	0 (0 to 0)	0 (0 to 0)	0 (0 to 0)	0 (0 to 0)	0 (0 to 0)	0 (0 to 0)	0 (0 to 0)	0 (0 to 0)	0 (0 to 0)	0 (0 to 0)	0 (0 to 0)	0 (0 to 0)	0 (0 to 0)	0 (0 to 0)	0 (0 to 0)	0 (0 to 0)	0 (0 to 0)	0 (0 to 0)	0 (0 to 0)	0
HIV/AIDS - Multidrug-resistant Tuberculosis without extensive drug resistance	0 (0 to 0)	0 (0 to 0)	0 (0 to 0)	0 (0 to 0)	0 (0 to 0)	0 (0 to 0)	0 (0 to 0)	0 (0 to 0)	0 (0 to 0)	0 (0 to 0)	0 (0 to 0)	0 (0 to 0)	0 (0 to 0)	0 (0 to 0)	0 (0 to 0)	0 (0 to 0)	0 (0 to 0)	0 (0 to 0)	0 (0 to 0)	0 (0 to 0)	0 (0 to 0)	0 (0 to 0)	0 (0 to 0)	0
HIV/AIDS - Extensively drug-resistant Tuberculosis	0 (0 to 0)	0 (0 to 0)	0 (0 to 0)	0 (0 to 0)	0 (0 to 0)	0 (0 to 0)	0 (0 to 0)	0 (0 to 0)	0 (0 to 0)	0 (0 to 0)	0 (0 to 0)	0 (0 to 0)	0 (0 to 0)	0 (0 to 0)	0 (0 to 0)	0 (0 to 0)	0 (0 to 0)	0 (0 to 0)	0 (0 to 0)	0 (0 to 0)	0 (0 to 0)	0 (0 to 0)	0 (0 to 0)	0
HIV/AIDS resulting in other diseases	30 (21 to 41)	0 (0 to 1)	0 (0 to 0)	0 (0 to 0)	0 (0 to 0)	0 (0 to 0)	0 (0 to 0)	0 (0 to 0)	0 (0 to 0)	0 (0 to 0)	0 (0 to 0)	0 (0 to 0)	0 (0 to 0)	0 (0 to 0)	0 (0 to 0)	0 (0 to 0)	0 (0 to 0)	0 (0 to 0)	0 (0 to 0)	0 (0 to 0)	0 (0 to 0)	0 (0 to 0)	0 (0 to 0)	0
Sexually transmitted infections, excluding HIV	1,000 (1,000 to 1,000)	200 (0 to 670)	250 (0 to 820)	1,000 (0 to 1,000)	0 (0 to 0)	0 (0 to 0)	0 (0 to 0)	0 (0 to 0)	0 (0 to 0)	0 (0 to 0)	0 (0 to 0)	0 (0 to 0)	0 (0 to 0)	0 (0 to 0)	0 (0 to 0)	0 (0 to 0)	0 (0 to 0)	0 (0 to 0)	0 (0 to 0)	0 (0 to 0)	0 (0 to 0)	0 (0 to 0)	0 (0 to 0)	3,000
Syphilis	1,000 (1,000 to 1,000)	200 (0 to 670)	250 (0 to 820)	1,000 (1,000 to 1,000)	0 (0 to 0)	0 (0 to 0)	0 (0 to 0)	0 (0 to 0)	0 (0 to 0)	0 (0 to 0)	0 (0 to 0)	0 (0 to 0)	0 (0 to 0)	0 (0 to 0)	0 (0 to 0)	0 (0 to 0)	0 (0 to 0)	0 (0 to 0)	0 (0 to 0)	0 (0 to 0)	0 (0 to 0)	0 (0 to 0)	0 (0 to 0)	1,000
Chlamydial infection	0 (0 to 0)	0 (0 to 0)	0 (0 to 0)	0 (0 to 0)	0 (0 to 0)	0 (0 to 0)	0 (0 to 0)	0 (0 to 0)	0 (0 to 0)	0 (0 to 0)	0 (0 to 0)	0 (0 to 0)	0 (0 to 0)	0 (0 to 0)	0 (0 to 0)	0 (0 to 0)	0 (0 to 0)	0 (0 to 0)	0 (0 to 0)	0 (0 to 0)	0 (0 to 0)	0 (0 to 0)	0 (0 to 0)	0
Gonococcal infection	0 (0 to 0)	0 (0 to 0)	0 (0 to 0)	0 (0 to 0)	0 (0 to 0)	0 (0 to 0)	0 (0 to 0)	0 (0 to 0)	0 (0 to 0)	0 (0 to 0)	0 (0 to 0)	0 (0 to 0)	0 (0 to 0)	0 (0 to 0)	0 (0 to 0)	0 (0 to 0)	0 (0 to 0)	0 (0 to 0)	0 (0 to 0)	0 (0 to 0)	0 (0 to 0)	0 (0 to 0)	0 (0 to 0)	0
Trichomoniasis	0 (0 to 0)	0 (0 to 0)	0 (0 to 0)	0 (0 to 0)	0 (0 to 0)	0 (0 to 0)	0 (0 to 0)	0 (0 to 0)	0 (0 to 0)	0 (0 to 0)	0 (0 to 0)	0 (0 to 0)	0 (0 to 0)	0 (0 to 0)	0 (0 to 0)	0 (0 to 0)	0 (0 to 0)	0 (0 to 0)	0 (0 to 0)	0 (0 to 0)	0 (0 to 0)	0 (0 to 0)	0 (0 to 0)	0
Genital herpes	0 (0 to 0)	0 (0 to 0)	0 (0 to 0)	0 (0 to 0)	0 (0 to 0)	0 (0 to 0)	0 (0 to 0)	0 (0 to 0)	0 (0 to 0)	0 (0 to 0)	0 (0 to 0)	0 (0 to 0)	0 (0 to 0)	0 (0 to 0)	0 (0 to 0)	0 (0 to 0)	0 (0 to 0)	0 (0 to 0)	0 (0 to 0)	0 (0 to 0)	0 (0 to 0)	0 (0 to 0)	0 (0 to 0)	0
Other sexually transmitted infections	0 (0 to 0)	0 (0 to 0)	0 (0 to 0)	0 (0 to 0)	0 (0 to 0)	0 (0 to 0)	0 (0 to 0)	0 (0 to 0)	0 (0 to 0)	0 (0 to 0)	0 (0 to 0)	0 (0 to 0)	0 (0 to 0)	0 (0 to 0)	0 (0 to 0)	0 (0 to 0)	0 (0 to 0)	0 (0 to 0)	0 (0 to 0)	0 (0 to 0)	0 (0 to 0)	0 (0 to 0)	0 (0 to 0)	0
Respiratory infections and tuberculosis	57,000 (39,000 to 80,000)	22,000 (2,000 to 60,000)	181,000 (129,000 to 239,000)	69,000 (49,000 to 90,000)	13,000 (9,000 to 18,000)	9,000 (6,000 to 13,000)	12,000 (8,000 to 17,000)	21,000 (14,000 to 29,000)	27,000 (19,000 to 36,000)	24,000 (16,000 to 33,000)	24,000 (16,000 to 33,000)	23,000 (15,000 to 32,000)	24,000 (16,000 to 33,000)	26,000 (18,000 to 35,000)	33,000 (23,000 to 45,000)	34,000 (24,000 to 46,000)	39,000 (27,000 to 53,000)	46,000 (32,000 to 62,000)	29,000 (20,000 to 40,000)	11,000 (7,000 to 16,000)	4,000 (3,000 to 6,000)	1,000 (1,000 to 2,000)	736,000
Tuberculosis	0 (0 to 0)	0 (0 to 0)	6,000 (3,000 to 12,000)	3,000 (1,000 to 6,000)	2,000 (1,000 to 4,000)	4,000 (2,000 to 7,000)	12,000 (7,000 to 17,000)	19,000 (12,000 to 27,000)	19,000 (12,000 to 27,000)	19,000 (12,000 to 27,000)	19,000 (12,000 to 27,000)	19,000 (12,000 to 27,000)	19,000 (12,000 to 27,000)	20,000 (13,000 to 28,000)	19,000 (12,000 to 27,000)	17,000 (11,000 to 24,000)	13,000 (8,000 to 18,000)	8,000 (5,000 to 11,000)	5,000 (3,000 to 7,000)	2,000 (1,000 to 3,000)	1,000 (0 to 1,000)	0 (0 to 0)	227,000
Latent tuberculosis infection	0 (0 to 0)	0 (0 to 0)	0 (0 to 0)	0 (0 to 0)	0 (0 to 0)	0 (0 to 0)	0 (0 to 0)	0 (0 to 0)	0 (0 to 0)	0 (0 to 0)	0 (0 to 0)	0 (0 to 0)	0 (0 to 0)	0 (0 to 0)	0 (0 to 0)	0 (0 to 0)	0 (0 to 0)	0 (0 to 0)	0 (0 to 0)	0 (0 to 0)	0 (0 to 0)	0 (0 to 0)	0 (0 to 0)	0
Drug-susceptible tuberculosis	0 (0 to 0)	0 (0 to 0)	6,000 (3,000 to 12,000)	3,000 (1,000 to 6,000)	2,000 (1,000 to 4,000)	4,000 (2,000 to 7,000)	12,000 (7,000 to 17,000)	19,000 (12,000 to 27,000)	19,000 (12,000 to 27,000)	19,000 (12,000 to 27,000)	19,000 (12,000 to 27,000)	19,000 (12,000 to 27,000)	19,000 (12,000 to 27,000)	20,000 (13,000 to 28,000)	19,000 (12,000 to 27,000)	17,000 (11,000 to 24,000)	13,000 (8,000 to 18,000)	8,000 (5,000 to 11,000)	5,000 (3,000 to 7,000)	2,000 (1,000 to 3,000)	1,000 (0 to 1,000)	0 (0 to 0)	227,000
Multidrug-resistant tuberculosis without extensive drug resistance	0 (0 to 0)	0 (0 to 0)	0 (0 to 0)	0 (0 to 0)	0 (0 to 0)	0 (0 to 0)	0 (0 to 0)	0 (0 to 0)	0 (0 to 0)	0 (0 to 0)	0 (0 to 0)	0 (0 to 0)	0 (0 to 0)	0 (0 to 0)	0 (0 to 0)	0 (0 to 0)	0 (0 to 0)	0 (0 to 0)	0 (0 to 0)	0 (0 to 0)	0 (0 to 0)	0 (0 to 0)	0 (0 to 0)	0
Extensively drug-resistant tuberculosis	0 (0 to 0)	0 (0 to 0)	0 (0 to 0)	0 (0 to 0)	0 (0 to 0)	0 (0 to 0)	0 (0 to 0)	0 (0 to 0)	0 (0 to 0)	0 (0 to 0)	0 (0 to 0)	0 (0 to 0)	0 (0 to 0)	0 (0 to 0)	0 (0 to 0)	0 (0 to 0)	0 (0 to 0)	0 (0 to 0)	0 (0 to 0)	0 (0 to 0)	0 (0 to 0)	0 (0 to 0)	0 (0 to 0)	0
Tuberculosis resulting in other diseases	0 (0 to 0)	0 (0 to 0)	0 (0 to 0)	0 (0 to 0)	0 (0 to 0)	0 (0 to 0)	0 (0 to 0)	0 (0 to 0)	0 (0 to 0)	0 (0 to 0)	0 (0 to 0)	0 (0 to 0)	0 (0 to 0)	0 (0 to 0)	0 (0 to 0)	0 (0 to 0)	0 (0 to 0)	0 (0 to 0)	0 (0 to 0)	0 (0 to 0)	0 (0 to 0)	0 (0 to 0)	0 (0 to 0)	0
Acute lower respiratory infections	57,000 (39,000 to 80,000)	22,000 (2,000 to 60,000)	175,000 (123,000 to 233,000)	66,000 (47,000 to 87,000)	12,000 (8,000 to 17,000)	5,000 (3,000 to 8,000)	1,000 (0 to 1,000)	2,000 (1,000 to 3,000)	8,000 (5,000 to 12,000)	5,000 (3,000 to 8,000)	5,000 (3,000 to 8,000)	4,000 (2,000 to 7,000)	5,000 (3,000 to 8,000)	6,000 (3,000 to 9,000)	14,000 (9,000 to 20,000)	17,000 (11,000 to 24,000)	26,000 (17,000 to 37,000)	38,000 (25,000 to 53,000)	24,000 (16,000 to 34,000)	9,000 (6,000 to 13,000)	3,000 (2,000 to 5,000)	1,000 (0 to 1,000)	599,000
Pneumococcal pneumonia	0 (0 to 0)	0 (0 to 0)	0 (0 to 0)	0 (0 to 0)	0 (0 to 0)	0 (0 to 0)	0 (0 to 0)	0 (0 to 0)	0 (0 to 0)	0 (0 to 0)	0 (0 to 0)	0 (0 to 0)	0 (0 to 0)	0 (0 to 0)	0 (0 to 0)	0 (0 to 0)	0 (0 to 0)	0 (0 to 0)	0 (0 to 0)	0 (0 to 0)	0 (0 to 0)	0 (0 to 0)	0 (0 to 0)	0
Haemophilus influenzae type B pneumonia	0 (0 to 0)	0 (0 to 0)	0 (0 to 0)	0 (0 to 0)	0 (0 to 0)	0 (0 to 0)	0 (0 to 0)	0 (0 to 0)	0 (0 to 0)	0 (0 to 0)	0 (0 to 0)	0 (0 to 0)	0 (0 to 0)	0 (0 to 0)	0 (0 to 0)	0 (0 to 0)	0 (0 to 0)	0 (0 to 0)	0 (0 to 0)	0 (0 to 0)	0 (0 to 0)	0 (0 to 0)	0 (0 to 0)	0
Respiratory syncytial virus pneumonia	0 (0 to 0)	0 (0 to 0)	0 (0 to 0)	0 (0 to 0)	0 (0 to 0)	0 (0 to 0)	0 (0 to 0)	0 (0 to 0)	0 (0 to 0)	0 (0 to 0)	0 (0 to 0)	0 (0 to 0)	0 (0 to 0)	0 (0 to 0)	0 (0 to 0)	0 (0 to 0)	0 (0 to 0)	0 (0 to 0)	0 (0 to 0)	0 (0 to 0)	0 (0 to 0)	0 (0 to 0)	0 (0 to 0)	0
Respiratory diseases and other neonatal jaundice	2,000 (1,000 to 4,000)	500 (77 to 1,000)	1,000 (1,000 to 2,000)	700 (500 to 1,000)	170 (120 to 230)	170 (120 to 230)	190 (130 to 260)	190 (130 to 260)	190 (130 to 260)	190 (130 to 260)	190 (130 to 260)	190 (130 to 260)	190 (130 to 260)	190 (130 to 260)	190 (130 to 260)	190 (130 to 260)	190 (130 to 260)	190 (130 to 260)	190 (130 to 260)	190 (130 to 260)	190 (130 to 260)	190 (130 to 260)	190 (130 to 260)	7,000
Other neonatal disorders	20,000 (14,000 to 28,000)	2,000 (0 to 6,000)	2,000 (1,000 to 3,000)	1,000 (1,000 to 2,000)	0 (0 to 0)	0 (0 to 0)	0 (0 to 0)	0 (0 to 0)	0 (0 to 0)	0 (0 to 0)	0 (0 to 0)	0 (0 to 0)	0 (0 to 0)	0 (0 to 0)	0 (0 to 0)	0 (0 to 0)	0 (0 to 0)	0 (0 to 0)	0 (0 to 0)	0 (0 to 0)	0 (0 to 0)	0 (0 to 0)	0 (0 to 0)	52,000
Nutritional deficiencies	24,000 (14,000 to 41,000)	7,000 (977 to 17,000)	13,000 (7,000 to 19,000)	19,000 (10,000 to 37,000)	2,000 (1,000 to 3,000)	1,000 (1,000 to 2,000)	1,000 (1,000 to 2,000)	1,000 (1,000 to 2,000)	1,000 (1,000 to 2,000)	1,000 (1,000 to 2,000)	1,000 (1,000 to 2,000)	1,000 (1,000 to 2,000)	1,000 (1,000 to 2,000)	1,000 (1,000 to 2,000)	1,000 (1,000 to 2,000)	1,000 (1,000 to 2,000)	1,000 (1,000 to 2,000)	1,000 (1,000 to 2,000)	1,000 (1,000 to 2,000)	1,000 (1,000 to 2,000)	1,000 (1,000 to 2,000)	1,000 (1,000 to 2,000)	1,000 (1,000 to 2,000)	106,000
Protein-energy malnutrition	0 (0 to 0)	0 (0 to 0)	0 (0 to 0)	0 (0 to 0)	0 (0 to 0)	0 (0 to 0)	0 (0 to 0)	0 (0 to 0)	0 (0 to 0)	0 (0 to 0)	0 (0 to 0)	0 (0 to 0)	0 (0 to 0)	0 (0 to 0)	0 (0 to 0)	0 (0 to 0)	0 (0 to 0)	0 (0 to 0)	0 (0 to 0)	0 (0 to 0)	0 (0 to 0)	0 (0 to 0)	0 (0 to 0)	0
Iodine deficiency	0 (0 to 0)	0 (0 to 0)	0 (0 to 0)	0 (0 to 0)	0 (0 to 0)	0 (0 to 0)	0 (0 to 0)	0 (0 to 0)	0 (0 to 0)	0 (0 to 0)	0 (0 to 0)	0 (0 to 0)	0 (0 to 0)	0 (0 to 0)	0 (0 to 0)	0 (0 to 0)	0 (0 to 0)	0 (0 to 0)	0 (0 to 0)	0 (0 to 0)	0 (0 to 0)	0 (0 to 0)	0 (0 to 0)	0
Vitamin A deficiency	3,000 (1,000 to 6,000)	700 (0 to 2,000)	1,000 (0 to 2,000)	1,000 (0 to 2,000)	170 (120 to 230)	170 (120 to 230)	190 (130 to 260)	190 (130 to 260)	190 (130 to 260)	190 (130 to 260)	190 (130 to 260)	190 (130 to 260)	190 (130 to 260)	190 (130 to 260)	190 (130 to 260)	190 (130 to 260)	190 (130 to 260)	190 (130 to 260)	190 (130 to 260)	190 (130 to 260)	190 (130 to 260)	190 (130 to 260)	190 (130 to 260)	7,000
Dietary iron deficiency	0 (0 to 0)	0 (0 to 0)	0 (0 to 0)	0 (0 to 0)	0 (0 to 0)	0 (0 to 0)	0 (0 to 0)	0 (0 to 0)	0 (0 to 0)	0 (0 to 0)	0 (0 to 0)	0 (0 to 0)	0 (0 to 0)	0 (0 to 0)	0 (0 to 0)	0 (0 to 0)	0 (0 to 0)	0 (0 to 0)	0 (0 to 0)	0 (0 to 0)	0 (0 to 0)	0 (0 to 0)	0 (0 to 0)	0
Other nutritional deficiencies	0 (0 to 0)	0 (0 to 0)	0 (0 to 0)	0 (0 to 0)	0 (0 to 0)	0 (0 to 0)	0 (0 to 0)	0 (0 to 0)	0 (0 to 0)	0 (0 to 0)	0 (0 to 0)	0 (0 to 0)	0 (0 to 0)	0 (0 to 0)	0 (0 to 0)	0 (0 to 0)	0 (0 to 0)	0 (0 to 0)	0 (0 to 0)	0 (0 to 0)	0 (0 to 0)	0 (0 to 0)	0 (0 to 0)	0
Non-communicable diseases	53,000 (34,000 to 77,000)	110,000 (74,000 to 151,000)	100,000 (71,000 to 129,000)	197,000 (151,000 to 250,000)	73,000 (53,000 to 96,000)	97,000 (71,000 to 126,000)	125,000 (92,000 to 163,000)	174,000 (128,000 to 226,000)	209,000 (154,000 to 270,000)	221,000 (164,000 to 286,000)	221,000 (164,000 to 286,000)	217,000 (161,000 to 281,000)	205,000 (152,000 to 266,000)	195,000 (144,000 to 253,000)	195,000 (144,000 to 253,000)	181,000 (134,000 to 235,000)	192,000 (142,000 to 249,000)	198,000 (147,000 to 257,000)	149,000 (110,000 to 193,000)	65,000 (48,000 to 84,000)	31,000 (23,000 to 40,000)	5,000 (4,000 to 7,000)	3,360,000
Neoplasms	1,000 (570 to 2,000)	950 (230 to 2,000)	4,410 (2,000 to 7,000)	8,653 (5,000 to 11,000)	7,780 (5,000 to 10,000)	7,310 (4,000 to 10,000)	9,000 (6,000 to 12,000)	9,760 (7,000 to 13,000)	11,000 (8,000 to 14,000)	13,000 (9,000 to 17,000)	14,000 (10,000 to 18,000)	15,000 (10,000 to 20,000)	16,000 (11,000 to 21,000)	17,000 (12,000 to 23,000)	20,000 (14,000 to 27,000)	22,000 (15,000 to 30,000)	27,000 (18,000 to 36,000)	32,000 (22,000 to 43,000)	25,000 (17,000 to 34,000)	13,000 (9,000 to 18,000)	6,000 (4,000 to 8,000)	2,000 (1,000 to 3,000)	1,000 (1,000 to 2,000)	439,000
Lip and oral cavity cancer	0 (0 to 0)	0 (0 to 0)	0 (0 to 0)	0 (0 to 0)	0 (0 to 0)	0 (0 to 0)	0 (0 to 0)	0 (0 to 0)	0 (0 to 0)	0 (0 to 0)	0 (0 to 0)	0 (0 to 0)	0 (0 to 0)	0 (0 to 0)	0 (0 to 0)	0 (0 to 0)	0 (0 to 0)	0 (0 to 0)	0 (0 to 0)	0 (0 to 0)	0 (0 to 0)	0 (0 to 0)	0 (0 to 0)	0
Nasopharynx cancer	0 (0 to 0)	0 (0 to 0)	0 (0 to 0)	0 (0 to 0)	0 (0 to 0)	0 (0 to 0)	0 (0 to 0)	0 (0 to 0)	0 (0 to 0)	0 (0 to 0)	0 (0 to 0)	0 (0 to 0)	0 (0 to 0)	0 (0 to 0)	0 (0 to 0)	0 (0 to 0)	0 (0 to 0)	0 (0 to 0)	0 (0 to 0)	0 (0 to 0)	0 (0 to 0)	0 (0 to 0)	0 (0 to 0)	0
Other pharynx cancer	0 (0 to 0)	0 (0 to 0)	0 (0 to 0)	0 (0 to 0)	0 (0 to 0)	0 (0 to 0)	0 (0 to 0)	0 (0 to 0)	0 (0 to 0)	0 (0 to 0)	0 (0 to 0)	0 (0 to 0)	0 (0 to 0)	0 (0 to 0)	0 (0 to 0)	0 (0 to 0)	0 (0 to 0)	0 (0 to 0)	0 (0 to 0)	0 (0 to 0)	0 (0 to 0)	0 (0 to 0)	0 (0 to 0)	0
Oesophageal cancer	0 (0 to 0)	0 (0 to 0)	0 (0 to 0)	0 (0 to 0)	0 (0 to 0)	0 (0 to 0)	0 (0 to 0)	0 (0 to 0)	0 (0 to 0)	0 (0 to 0)	0 (0 to 0)	0 (0 to 0)	0 (0 to 0)	0 (0 to 0)	0 (0 to 0)	0 (0 to 0)	0 (0 to 0)	0 (0 to 0)	0 (0 to 0)	0 (0 to 0)	0 (0 to 0)	0 (0 to 0)	0 (0 to 0)	0
Stomach cancer	0 (0 to 0)	0 (0 to 0)	0 (0 to 0)	0 (0 to 0)	0 (0 to 0)	0 (0 to 0)	0 (0 to 0)	0 (0 to 0)	0 (0 to 0)	0 (0 to 0)	0 (0 to 0)	0 (0 to 0)	0 (0 to 0)	0 (0 to 0)	0 (0 to 0)	0 (0 to 0)	0 (0 to 0)	0 (0 to 0)	0 (0 to 0)	0 (0 to 0)	0 (0 to 0)	0 (0 to 0)	0 (0 to 0)	0
Colon and rectum cancer	0 (0 to 0)	0 (0 to 0)	0 (0 to 0)	0 (0 to 0)	0 (0 to 0)	0 (0 to 0)	0 (0 to 0)	0 (0 to 0)	0 (0 to 0)	0 (0 to 0)	0 (0 to 0)	0 (0 to 0)	0 (0 to 0)	0 (0 to 0)	0 (0 to 0)	0 (0 to 0)	0 (0 to 0)	0 (0 to 0)	0 (0 to 0)	0 (0 to 0)	0 (0 to 0)	0 (0 to 0)	0 (0 to 0)	0
Liver cancer	1,000 (1,000 to 2,000)	1,000 (1,000 to 2,000)	1,000 (1,000 to 2,000)	1,000 (1,000 to 2,000)	1,000 (1,000 to 2,000)	1,000 (1,000 to 2,000)	1,000 (1,000 to 2,000)	1,000 (1,000 to 2,000)	1,000 (1,000 to 2,000)	1,000 (1,000 to 2,000)	1,000 (1,000 to 2,000)	1,000 (1,000 to 2,000)	1,000 (1,000 to 2,000)	1,000 (1,000 to 2,000)	1,000 (1,000 to 2,000)	1,000 (1,000 to 2,000)	1,000 (1,000 to 2,000)	1,000 (1,000 to 2,000)



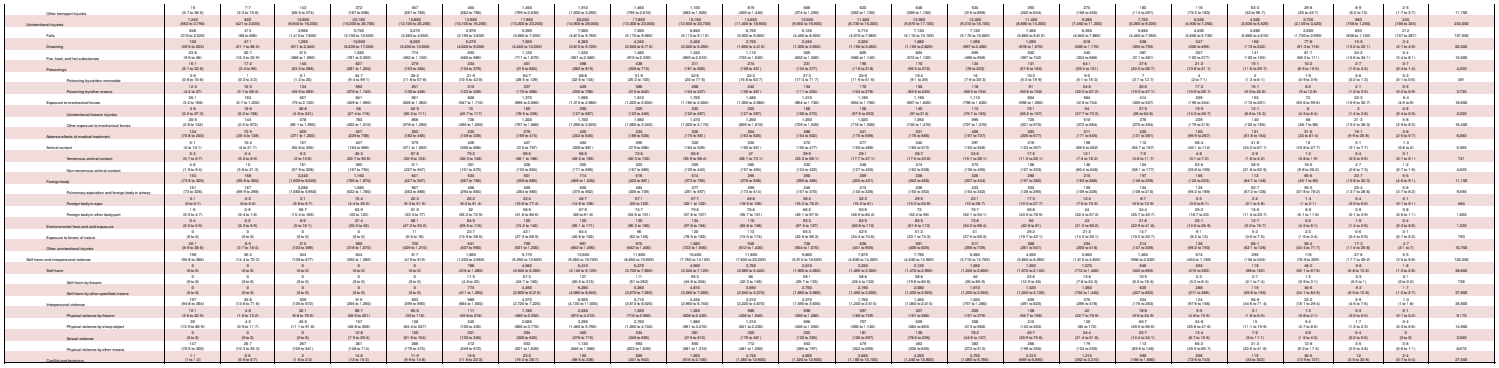

SR Table 2c: Greece DALYS by cause and age group for both sexes with 95% uncertainty intervals, 2019

Cause	Early Neonatal	Late Neonatal	Post Neonatal	1 to 4	5 to 9	10 to 14	15 to 19	20 to 24	25 to 29	30 to 34	35 to 39	40 to 44	45 to 49	50 to 54	55 to 59	60 to 64	65 to 69	70 to 74	75 to 79	80 to 84	85 to 89	90 to 94	95 plus	Total
All causes	10,800 (8,790 to 13,300)	9,850 (8,260 to 11,700)	14,200 (11,300 to 17,600)	16,900 (14,000 to 20,100)	32,800 (28,400 to 38,000)	30,700 (26,900 to 36,300)	69,700 (61,200 to 79,700)	87,200 (77,300 to 99,600)	97,200 (87,200 to 111,000)	98,600 (89,100 to 109,900)	120,000 (107,000 to 134,000)	148,000 (131,000 to 170,000)	181,000 (161,000 to 210,000)	211,000 (187,000 to 247,000)	234,000 (205,000 to 271,000)	246,000 (214,000 to 283,000)	266,000 (230,000 to 306,000)	283,000 (245,000 to 326,000)	310,000 (267,000 to 363,000)	316,000 (267,000 to 373,000)	364,000 (297,000 to 433,000)	341,000 (267,000 to 432,000)	166,000 (109,000 to 270,000)	16,700 (10,900 to 26,800)	3,340,000
Communicable, maternal, neonatal, and nutritional diseases	7,990 (6,500 to 9,840)	3,700 (3,090 to 4,560)	3,290 (2,640 to 4,060)	2,170 (1,760 to 2,650)	3,070 (2,550 to 3,700)	2,360 (1,900 to 2,930)	3,430 (2,850 to 4,120)	2,640 (2,230 to 3,200)	2,890 (2,440 to 3,390)	3,090 (2,690 to 3,560)	4,330 (3,780 to 5,000)	4,760 (4,060 to 5,660)	4,860 (3,960 to 6,020)	5,700 (4,690 to 6,990)	6,380 (5,220 to 7,970)	6,700 (5,460 to 8,410)	6,130 (4,980 to 7,800)	7,660 (6,240 to 9,530)	9,760 (8,250 to 11,900)	8,290 (7,000 to 10,200)	16,300 (13,200 to 20,300)	17,300 (13,900 to 22,000)	3,690 (2,780 to 5,310)	2,850 (2,180 to 4,010)	134,000
HIV/AIDS and sexually transmitted infections	0 (0 to 0)	0 (0 to 0)	0 (0 to 0)

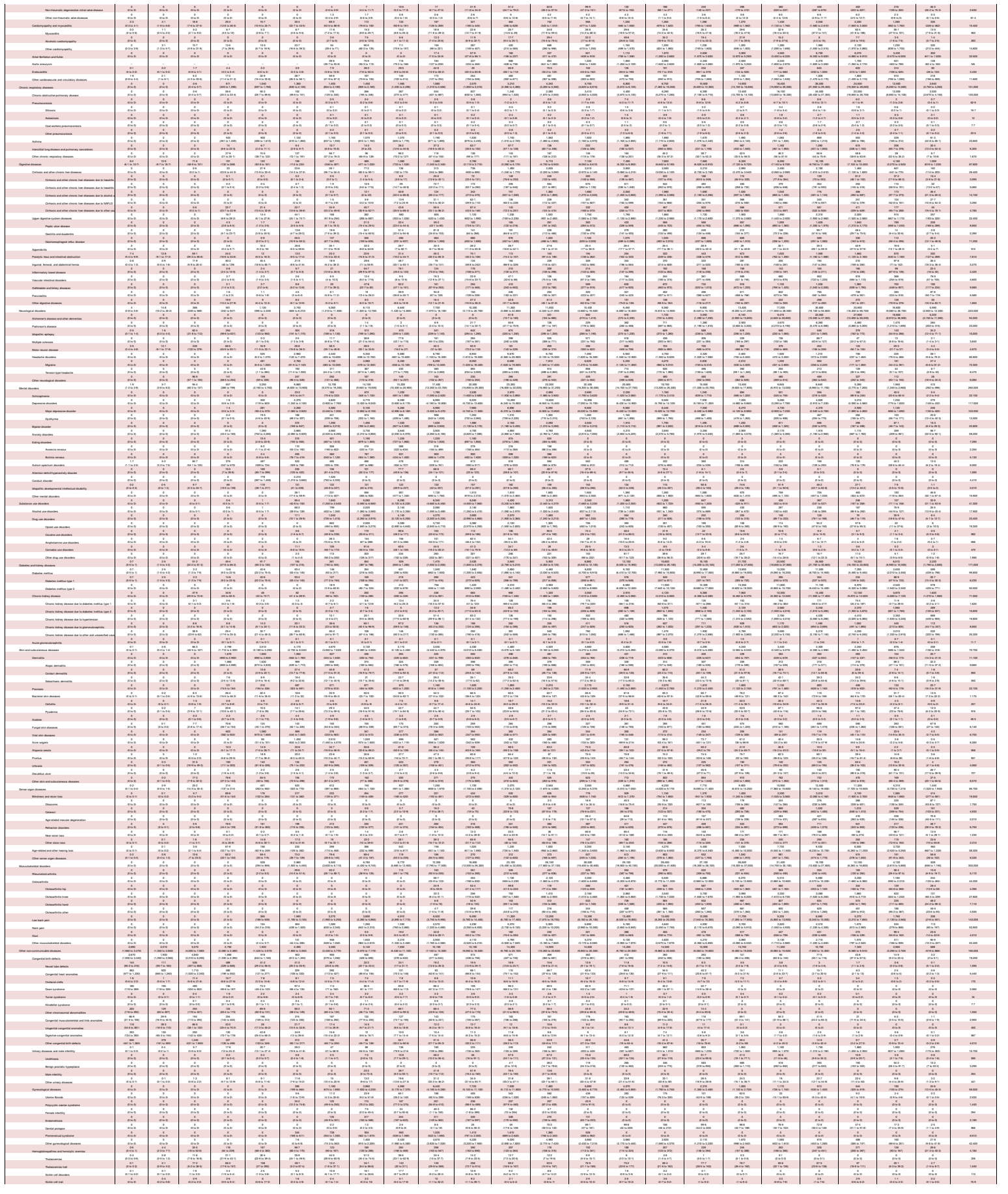



SR Table 2c: Iceland DALYS by cause and age group for both sexes with 95% uncertainty intervals. 2019

Cause	Early Neonatal Age	Late Neonatal Age	Post Neonatal Age	1 to 4 Age	5 to 9 Age	10 to 14 Age	15 to 19 Age	20 to 24 Age	25 to 29 Age	30 to 34 Age	35 to 39 Age	40 to 44 Age	45 to 49 Age	50 to 54 Age	55 to 59 Age	60 to 64 Age	65 to 69 Age	70 to 74 Age	75 to 79 Age	80 to 84 Age	85 to 89 Age	90 to 94 Age	95 plus Age	Total
All causes	1,762 (277,752.7-1,762)	1,762 (97,219.1-1,762)	1,762 (72,291.3-1,762)	1,762 (64,437.7-1,762)	1,762 (68,511.1-1,762)	1,762 (1,666,913.7-1,762)	1,762 (1,057,581.2-2,540)	1,762 (2,107,212.7-2,747)	1,762 (2,307,247.0-2,747)	1,762 (2,523,544.0-2,747)	1,762 (2,548,035.0-2,747)	1,762 (2,622,108.0-2,747)	1,762 (2,648,540.0-2,747)	1,762 (2,702,000.0-2,747)	1,762 (3,022,420.0-3,020)	1,762 (3,446,610.0-3,310)	1,762 (4,220,424.0-4,060)	1,762 (5,104,317.7-5,110)	1,762 (5,669,217.7-5,669)	1,762 (5,979,170.0-6,010)	1,762 (6,270,103.0-6,270)	1,762 (6,588,305.0-6,588)	1,762 (4,220,512.0-6,588)	1,762 (2,670,512.0-6,588)	1,762 (1,310,512.0-6,588)	77,300
Communicable, maternal, neonatal, and nutritional diseases	1,762 (187.1-4,468)	1,762 (33.7-1,762)	1,762 (59.5-1,762)	1,762 (102.1-1,762)	1,762 (53.4-1,762)	1,762 (29.4-1,762)	1,762 (19.0-1,762)	1,762 (25.3-1,762)	1,762 (32.3-1,762)	1,762 (40.3-1,762)	1,762 (49.7-1,762)	1,762 (103.1-1,762)	1,762 (107.2-1,762)	1,762 (107.5-1,762)	1,762 (144.9-1,762)	1,762 (144.9-1,762)	1,762 (155.2-1,762)	1,762 (174.1-1,762)	1,762 (174.5-1,762)	1,762 (194.3-1,762)	1,762 (198.3-1,762)	1,762 (146.2-1,762)	1,762 (83.8-1,762)	3,030
HIV/AIDS and sexually transmitted infections	0 (0-0)	0 (0-0)	0.4 (0.2-0.4)	0.6 (0.5-0.7)	0.4 (0.3-0.4)	0.5 (0.4-0.6)	0.8 (0.6-1.1)	2.9 (2.2-3.4)	9.2 (7.4-11.5)	14.6 (12.1-17.4)	11.3 (9.1-14.3)	7.9 (7.2-9.1)	7 (5.4-9.3)	9.2 (7.6-11.2)	4.2 (3.2-5.1)	2.2 (2.2-3.4)	2.4 (1.6-3.4)	1.2 (0.7-2)	0.7 (0.4-1.3)	0.4 (0.2-0.6)	0.3 (0.2-0.5)	0.1 (0.1-0.3)	0.1 (0.0-0.1)	74.8
HIV/AIDS	0 (0-0)	0 (0-0)	0.4 (0.2-0.4)	0.6 (0.5-0.7)	0.4 (0.3-0.4)	0.4 (0.3-0.6)	0.4 (0.3-0.6)	2.1 (1.6-2.3)	7.7 (6.4-9.4)	12.8 (10.9-15.3)	9.3 (7.8-11.4)	7.3 (6.1-8.8)	6.3 (4.8-8.5)	8.1 (6.7-9.8)	3.8 (2.9-4.6)	2.2 (2.2-3.4)	2 (1.6-3.2)	1.1 (1.1-1.6)	0.6 (0.3-1.2)	0.2 (0.1-0.3)	0.1 (0.0-0.1)	0 (0.0-0.2)	0 (0.0-0.1)	57.4
HIV/AIDS - Drug-susceptible Tuberculosis	0 (0-0)	0 (0-0)	0 (0-0.1)	0 (0-0.1)	0 (0-0.1)	0 (0-0.1)	0 (0-0.1)	0.6 (0.1-0.9)	0.6 (0.4-0.9)	1 (0.6-1.4)	0.7 (0.5-1.2)	0.6 (0.4-0.9)	0.4 (0.2-0.7)	0.3 (0.2-0.4)	0.2 (0.2-0.4)	0.2 (0.1-0.3)	0.1 (0.1-0.2)	0.1 (0.1-0.2)	0 (0-0.1)	0 (0-0)	0 (0-0)	0 (0-0)	0 (0-0)	4.3
HIV/AIDS - Multidrug-resistant Tuberculosis without extensive drug-resistance	0 (0-0)	0 (0-0)	0 (0-0)	0 (0-0)	0 (0-0)	0 (0-0)	0 (0-0)	0 (0-0)	0 (0-0)	0 (0-0)	0 (0-0)	0 (0-0)	0 (0-0)	0 (0-0)	0 (0-0)	0 (0-0)	0 (0-0)	0 (0-0)	0 (0-0)	0 (0-0)	0 (0-0)	0 (0-0)	0 (0-0)	0 (0-0)	0.1
HIV/AIDS - Extensively drug-resistant Tuberculosis	0 (0-0)	0 (0-0)	0 (0-0)	0 (0-0)	0 (0-0)	0 (0-0)	0 (0-0)	0 (0-0)	0 (0-0)	0 (0-0)	0 (0-0)	0 (0-0)	0 (0-0)	0 (0-0)	0 (0-0)	0 (0-0)	0 (0-0)	0 (0-0)	0 (0-0)	0 (0-0)	0 (0-0)	0 (0-0)	0 (0-0)	0 (0-0)	0
HIV/AIDS resulting in other diseases	0 (0-0)	0 (0-0)	0.3 (0.3-0.4)	0.6 (0.5-0.6)	0.3 (0.3-0.4)	0.3 (0.3-0.4)	0.3 (0.3-0.4)	1 (1.0-2.2)	1.6 (1.0-2.2)	1.7 (0.8-2.6)	1.9 (0.7-2.6)	0.6 (0.5-0.8)	0.7 (0.5-0.8)	0.8 (0.6-1.2)	0.5 (0.4-0.6)	0.4 (0.3-0.6)	0.3 (0.2-0.4)	0.2 (0.1-0.3)	0.1 (0.1-0.2)	0.1 (0.0-0.1)	0 (0.0-0.1)	0 (0.0-0.1)	0 (0.0-0.1)	53
Sexually transmitted infections excluding HIV	0 (0-0)	0 (0-0)	0 (0-0)	0 (0-0)	0 (0-0)	0.1 (0.1-0.2)	0.4 (0.2-0.6)	1.3 (0.4-2)	1.6 (0.7-3.2)	1.7 (0.6-2.6)	2 (0.6-3.2)	1.9 (0.6-2.6)	1.7 (0.6-2.6)	1.4 (0.6-2.3)	1.4 (0.5-2.3)	1.2 (0.5-2.1)	1 (0.4-2.2)	0.7 (0.3-1.4)	0.5 (0.2-1.1)	0.3 (0.2-0.7)	0.2 (0.1-0.5)	0.1 (0.1-0.2)	0.1 (0.0-0.1)	17.4
Syphilis	0 (0-0)	0 (0-0)	0 (0-0)	0 (0-0)	0 (0-0)	0 (0-0)	0 (0-0)	0 (0-0.1)	0 (0-0.1)	0 (0-0.1)	0 (0-0.1)	0 (0-0.1)	0 (0-0.1)	0 (0-0.1)	0 (0-0.1)	0 (0-0.1)	0 (0-0.1)	0 (0-0.1)	0 (0-0.1)	0 (0-0.1)	0 (0-0)	0 (0-0)	0 (0-0)	0 (0-0)	0.8
Chlamydial infection	0 (0-0)	0 (0-0)	0 (0-0)	0 (0-0)	0 (0-0)	0 (0-0)	0 (0-0)	0 (0-0.1)	0 (0-0.1)	0 (0-0.1)	0 (0-0.1)	0 (0-0.1)	0 (0-0.1)	0 (0-0.1)	0 (0-0.1)	0 (0-0.2)	0 (0-0)	0 (0-0)	0 (0-0)	0 (0-0)	0 (0-0)	0 (0-0)	0 (0-0)	0 (0-0)	0.6
Gonococcal infection	0 (0-0)	0 (0-0)	0 (0-0)	0 (0-0)	0 (0-0)	0 (0-0)	0 (0-0)	0 (0-0.1)	0 (0-0.1)	0 (0-0.1)	0 (0-0.1)	0 (0-0.1)	0 (0-0.1)	0 (0-0.1)	0 (0-0.1)	0 (0-0.2)	0 (0-0)	0 (0-0)	0 (0-0)	0 (0-0)	0 (0-0)	0 (0-0)	0 (0-0)	0 (0-0)	0.6
Trichomoniasis	0 (0-0)	0 (0-0)	0 (0-0)	0 (0-0)	0 (0-0)	0 (0-0)	0 (0-0.2)	0.3 (0.1-0.7)	0.5 (0.2-1.2)	0.5 (0.1-0.7)	0.5 (0.1-1.2)	0.4 (0.1-1)	0.3 (0.1-0.7)	0.3 (0.1-0.6)	0.2 (0.1-0.4)	0.2 (0.1-0.4)	0.2 (0.1-0.4)	0.2 (0.1-0.3)	0.1 (0.1-0.2)	0.1 (0.1-0.2)	0 (0-0)	0 (0-0)	0 (0-0)	4.1
Genital herpes	0 (0-0)	0 (0-0)	0 (0-0)	0 (0-0)	0 (0-0)	0.4 (0.1-0.5)	0.4 (0.1-1.1)	0.7 (0.2-1.7)	0.8 (0.2-1.7)	0.9 (0.2-1.7)	0.9 (0.2-2.2)	0.9 (0.2-2.2)	0.9 (0.2-2.2)	0.8 (0.2-2.2)	0.8 (0.2-2.2)	0.8 (0.2-2.2)	0.7 (0.2-1.6)	0.5 (0.2-1.4)	0.3 (0.1-0.8)	0.2 (0.1-0.6)	0.1 (0.1-0.4)	0.1 (0.0-0.2)	0.1 (0.0-0.2)	9.5
Other sexually transmitted infections	0 (0-0)	0 (0-0)	0 (0-0)	0 (0-0)	0 (0-0)	0 (0-0)	0 (0-0)	0 (0-0.1)	0 (0-0.1)	0 (0-0.1)	0 (0-0.1)	0 (0-0.1)	0 (0-0.1)	0 (0-0.1)	0 (0-0.1)	0 (0-0.1)	0 (0-0.1)	0 (0-0.1)	0 (0-0.1)	0 (0-0.1)	0 (0-0)	0 (0-0)	0 (0-0)	0 (0-0)	1.5
Respiratory infections and tuberculosis	2.4 (1.9-3.2)	2.4 (1.4-3.2)	12.7 (11.5-20.9)	24.4 (27.6-59.4)	19.1 (27.3-74.7)	19.1 (187.7-448.8)	19.1 (191.4-464.3)	19.1 (22.4-53.2)	19.1 (27.1-67.5)	19.1 (24.1-55.4)	19.1 (28.2-52.9)	19.1 (30.8-57.1)	19.1 (32.3-59.4)	19.1 (32.5-59.4)	19.1 (40.2-94.6)	19.1 (49.7-94.7)	19.1 (57.7-94)	19.1 (59.1-94.1)	19.1 (72.3-138)	19.1 (77.1-141)	19.1 (116.6-202)	19.1 (169.9-255)	19.1 (122.9-202)	1,540
Tuberculosis	0 (0-0)	0 (0-0)	0 (0-0)	0 (0-0.2)	0 (0-0.1)	0 (0-0.1)	0.2 (0.2-0.4)	0.7 (0.4-1)	1.4 (0.9-2.1)	1.1 (0.7-1.5)	1.1 (0.7-1.6)	1.1 (0.8-1.5)	1.1 (0.8-1.4)	1.3 (1.0-1.8)	1.3 (1.0-1.8)	1.6 (1.2-2.2)	2.5 (1.6-3.5)	2.5 (1.6-3.7)	2.1 (1.4-3.2)	2.1 (1.5-3.2)	2.1 (1.6-3.4)	2.2 (1.4-3.4)	2.2 (1.4-3.4)	39.8
Latent tuberculosis infection	0 (0-0)	0 (0-0)	0 (0-0)	0 (0-0)	0 (0-0)	0 (0-0)	0 (0-0)	0 (0-0)	0 (0-0)	0 (0-0)	0 (0-0)	0 (0-0)	0 (0-0)	0 (0-0)	0 (0-0)	0 (0-0)	0 (0-0)	0 (0-0)	0 (0-0)	0 (0-0)	0 (0-0)	0 (0-0)	0 (0-0)	0 (0-0)	0
Drug-susceptible tuberculosis	0 (0-0)	0 (0-0)	0 (0-0)	0 (0-0.2)	0 (0-0.1)	0 (0-0.1)	0.2 (0.2-0.4)	0.7 (0.4-1)	1.4 (0.9-2.1)	1.1 (0.7-1.5)	1.1 (0.7-1.6)	1.1 (0.8-1.5)	1.1 (0.8-1.4)	1.3 (1.0-1.8)	1.3 (1.0-1.8)	1.6 (1.2-2.2)	2.5 (1.6-3.5)	2.5 (1.6-3.7)	2.1 (1.4-3.2)	2.1 (1.5-3.2)	2.1 (1.6-3.4)	2.2 (1.4-3.4)	2.2 (1.4-3.4)	39.2
Multidrug-resistant tuberculosis without extensive drug-resistance	0 (0-0)	0 (0-0)	0 (0-0)	0 (0-0)	0 (0-0)	0 (0-0)	0 (0-0)	0 (0-0)	0 (0-0)	0 (0-0)	0 (0-0)	0 (0-0)	0 (0-0)	0 (0-0)	0 (0-0)	0 (0-0)	0 (0-0)	0 (0-0)	0 (0-0)	0 (0-0)	0 (0-0)	0 (0-0)	0 (0-0)	0 (0-0)	0.5
Extensively drug-resistant tuberculosis	0 (0-0)	0 (0-0)	0 (0-0)	0 (0-0)	0 (0-0)	0 (0-0)	0 (0-0)	0 (0-0)	0 (0-0)	0 (0-0)	0 (0-0)	0 (0-0)	0 (0-0)	0 (0-0)	0 (0-0)	0 (0-0)	0 (0-0)	0 (0-0)	0 (0-0)	0 (0-0)	0 (0-0)	0 (0-0)	0 (0-0)	0 (0-0)	0.1
Lower respiratory infections	2.3 (1.8-3.4)	2.3 (1.3-3.9)	11.3 (9.4-19.7)	18.1 (9.2-35.5)	4.2 (3.8-7.7)	4.2 (3.1-9.2)	4.2 (4.1-9.3)	4.2 (4.1-9.2)	4.2 (7.8-15.7)	4.2 (8.2-16.2)	4.2 (11.9-23.9)	4.2 (13.4-30.2)	4.2 (13.9-32.6)	4.2 (14.1-32.6)	4.2 (19.9-41.1)	4.2 (22.2-51.6)	4.2 (22.9-51.4)	4.2 (24.6-51.7)	4.2 (27.5-57.2)	4.2 (29.2-58.2)	4.2 (31.6-59.1)	4.2 (10.6-197)	4.2 (10.5-197)	1,160
Upper respiratory infections	0.1 (0.0-0.5)	0.2 (0.2-0.5)	5.4 (3.2-9.2)	26.5 (14.9-53.4)	22.6 (17.8-54.7)	22.6 (17.8-59.3)	19.4 (10.3-35.1)	21.6 (11.6-37.2)	22.8 (12.5-37.7)	19.9 (10.7-33.6)	20.4 (10.5-34)	19.5 (9.4-34.7)	17.3 (9.3-30.7)	15.6 (8.2-27.3)	14.8 (7.9-25.3)	14.1 (7.9-23.1)	12.5 (6.6-20.7)	11.7 (5.3-17.6)	7.6 (3.1-12.7)	4.6 (2.0-7.4)	2 (1.0-3.5)	1 (0.4-2.1)	0.4 (0.2-0.7)	295
Otitis media	0 (0-0)	0 (0-0)	0.8 (0.4-2.1)	3.4 (2.1-11.4)	3.2 (3.2-10.4)	3.2 (1.7-9.7)	3.2 (1.6-9.7)	3.2 (1.6-9.7)	3.1 (0.8-9.4)	3.1 (1.9-9.7)	3.1 (2.3-9.4)	3.1 (1.6-9.5)	3.1 (1.6-9.5)	3.1 (1.7-9.6)	3.1 (1.9-9.6)	3.1 (1.9-9.7)	3.1 (1.9-9.7)	3.1 (1.8-9.6)	2.7 (1.2-9.5)	1.7 (0.8-3.4)	1.1 (0.5-2.1)	0.7 (0.3-1.3)	0.4 (0.2-0.7)	57.1
Enteric infections	0.4 (0.4-1)	2.2 (1.6-3.2)	24.3 (16.9-34.6)	32.6 (19.1-51.2)	19.5 (12.2-32.9)	19.5 (7.2-22.2)	19.5 (6.7-19)	19.5 (6.6-19)	11.5 (7.3-17.2)	9.7 (6.2-14.2)	9.4 (6.2-13.9)	8.2 (5.4-9.5)	7.6 (5.3-11.4)	7.7 (5.1-10.9)	7.7 (5.2-10.2)	7.7 (5.1-11.2)	11.9 (8.3-16.2)	19.8 (14.9-27.4)	20.5 (13.8-34.4)	20.9 (14.8-34.1)	20.9 (14.9-34.4)	20.9 (11.6-33.2)	20.9 (11.6-33.6)	334
Diarrheal diseases	0.4 (0.4-1)	2.2 (1.6-3.2)	24.3 (15.6-39.4)	32.6 (19.9-50)	19.5 (10.6-32.7)	19.5 (10.4-32.2)	19.5 (7.2-22.2)	19.5 (6.6-19)	11.5 (6.6-15.9)	9.7 (7.3-17.2)	9.4 (6.2-13.9)	8.2 (4.9-9.5)	7.6 (4.8-11.4)	7.7 (5.1-10.9)	7.7 (5.2-10.2)	7.7 (5.1-11.2)	11.9 (8.3-16.2)	19.8 (13.8-27.4)	20.5 (13.8-34.4)	20.9 (14.8-34.1)	20.9 (14.9-34.4)	20.9 (11.6-33.2)	20.9 (11.6-33.6)	332
Typhoid and paraphyoid	0 (0-0)	0 (0-0)	0 (0-0)	0 (0-0)	0 (0-0)	0 (0-0)	0 (0-0)	0 (0-0)	0 (0-0)	0 (0-0)	0 (0-0)	0 (0-0)	0 (0-0)	0 (0-0)	0 (0-0)	0 (0-0)	0 (0-0)	0 (0-0)	0 (0-0)	0 (0-0)	0 (0-0)	0 (0-0)	0 (0-0)	0 (0-0)	0.1
Typhoid fever	0 (0-0)	0 (0-0)	0 (0-0)	0 (0-0)	0 (0-0)	0 (0-0)	0 (0-0)	0 (0-0)	0 (0-0)	0 (0-0)	0 (0-0)	0 (0-0)	0 (0-0)	0 (0-0)	0 (0-0)	0 (0-0)	0 (0-0)	0 (0-0)	0 (0-0)	0 (0-0)	0 (0-0)	0 (0-0)	0 (0-0)	0 (0-0)	0
Paratyphoid fever	0 (0-0)	0 (0-0)	0 (0-0)	0 (0-0)	0 (0-0)	0 (0-0)	0 (0-0)	0 (0-0)	0 (0-0)	0 (0-0)	0 (0-0)	0 (0-0)	0 (0-0)	0 (0-0)	0 (0-0)	0 (0-0)	0 (0-0)	0 (0-0)	0 (0-0)	0 (0-0)	0 (0-0)	0 (0-0)	0 (0-0)	0 (0-0)	0.1
Invasive Non-typhoidal Salmonella (iNTS)	0 (0-0)	0 (0-0)	0 (0-0)	0 (0-0)	0 (0-0)	0 (0-0)	0 (0-0)	0 (0-0)	0 (0-0)	0 (0-0)	0 (0-0)	0 (0-0)	0 (0-0)	0 (0-0)	0 (0-0)	0 (0-0)	0 (0-0)	0 (0-0)	0 (0-0)	0 (0-0)	0 (0-0)	0 (0-0)	0 (0-0)	0 (0-0)	0.5
Other intestinal infectious diseases	0 (0-0)	0 (0-0)	0 (0-0)	0.1 (0-0.1)	0 (0-0)	0 (0-0)	0 (0-0.1)	0 (0-0.1)	0 (0-0.1)	0 (0-0.1)	0 (0-0.1)	0 (0-0.1)	0 (0-0.1)	0 (0-0.1)	0 (0-0.1)	0 (0-0.1)	0 (0-0.1)	0 (0-0.1)	0 (0-0.1)	0 (0-0.1)	0 (0-0)	0 (0-0)	0 (0-0)	0 (0-0)	0.5
Neglected tropical diseases and malaria	0.2 (0.1-0.3)	0.2 (0.1-0.3)	0.4 (0.2-0.5)	1.2 (0.4-1.9)	1.6 (0.4-3.5)	1.6 (0.5-3.5)	0.2 (0.2-0.7)	0.3 (0.2-0.7)	0.2 (0.1-0.3)	0.3 (0.1-0.5)	0.3 (0.2-0.5)	0.4 (0.2-0.6)	0.4 (0.2-0.6)	0.5 (0.2-0.8)	0.6 (0.3-1.1)	0.8 (0.4-1.4)	0.9 (0.4-1.5)	0.6 (0.2-1)	0.5 (0.2-1)	0.5 (0.2-0.9)	0.5 (0.2-0.7)	0.5 (0.2-0.8)	0.3 (0.1-0.4)	11.2
Malaria	0 (0-0)	0 (0-0)	0 (0-0)	0 (0-0)	0 (0-0)	0 (0-0)	0 (0-0)	0 (0-0)	0 (0-0)	0 (0-0)	0 (0-0)	0 (0-0)	0 (0-0)	0 (0-0)	0 (0-0)	0 (0-0)	0 (0-0)	0 (0-0)	0 (0-0)	0 (0-0)	0 (0-0)	0 (0-0)	0 (0-0)	0 (0-0)	0
Chagas disease	0 (0-0)	0 (0-0)	0 (0-0)	0 (0-0)	0 (0-0)	0 (0-0)	0 (0-0)	0 (0-0)	0 (0-0)	0 (0-0)	0 (0-0)	0 (0-0)	0 (0-0)	0 (0-0)	0 (0-0)	0 (0-0)	0 (0-0)	0 (0-0)	0 (0-0)	0 (0-0)	0 (0-0)	0 (0-0)	0 (0-0)	0 (0-0)	0
Leishmaniasis	0 (0-0)	0 (0-0)	0 (0-0)	0 (0-0)	0 (0-0)	0 (0-0)	0 (0-0)	0 (0-0)	0 (0-0)	0 (0-0)	0 (0-0)	0 (0-0)	0 (0-0)	0 (0-0)	0 (0-0)	0 (0-0)	0 (0-0)	0 (0-0)	0 (0-0)	0 (0-0)	0 (0-0)	0 (0-0)	0 (0-0)	0 (0-0)	0
Visceral leishmaniasis	0 (0-0)	0 (0-0)	0 (0-0)	0 (0-0)	0 (0-0)	0 (0-0)	0 (0-0)	0 (0-0)	0 (0-0)	0 (0-0)	0 (0-0)	0 (0-0)	0 (0-0)	0 (0-0)	0 (0-0)	0 (0-0)	0 (0-0)	0 (0-0)	0 (0-0)	0 (0-0)	0 (0-0)	0 (0-0)	0 (0-0)	0 (0-0)	0
Cutaneous and mucocutaneous leishmaniasis	0 (0-0)	0 (0-0)	0 (0-0)	0 (0-0)	0 (0-0)	0 (0-0)	0 (0-0)	0 (0-0)	0 (0-0)	0 (0-0)	0 (0-0)	0 (0-0)	0 (0-0)	0 (0-0)	0 (0-0)	0 (0-0)	0 (0-0)	0 (0-0)	0 (0-0)	0 (0-0)	0 (0-0)	0 (0-0)	0 (0-0)	0 (0-0)	0
African trypanosomiasis	0 (0-0)	0 (0-0)	0 (0-0)	0 (0-0)	0 (0-0)	0 (0-0)	0 (0-0)	0 (0-0)	0 (0-0)	0 (0-0)	0 (0-0)	0 (0-0)	0 (0-0)	0 (0-0)	0 (0-0)	0 (0-0)	0 (0-0)	0 (0-0)	0 (0-0)	0 (0-0)	0 (0-0)	0 (0-0)	0 (0-0)	0 (0-0)	0
Schistosomiasis	0 (0-0)	0 (0-0)	0 (0-0)	0 (0-0)	0 (0-0)	0 (0-0)	0 (0-0)	0 (0-0)	0 (0-0)	0 (0-0)	0 (0-0)	0 (0-0)	0 (0-0)	0 (0-0)	0 (0-0)	0 (0-0)	0 (0-0)	0 (0-0)	0 (0-0)	0 (0-0)	0 (0-0)	0 (0-0)	0 (0-0)	0 (0-0)	0
Cysticercosis	0 (0-0)	0 (0-0)	0 (0-0)	0 (0-0)	0 (0-0)	0 (0-0)	0 (0-0)	0 (0-0)	0 (0-0)	0 (0-0)	0 (0-0)	0 (0-0)	0 (0-0)	0 (0-0)	0 (0-0)	0 (0-0)	0 (0-0)	0 (0-0)	0 (0-0)	0 (0-0)	0 (0-0)	0 (0-0)	0 (0-0)	0 (0-0)	0
Cystic echinococcosis	0 (0-0)	0 (0-0)	0 (0-0)	0 (0-0)	0 (0-0)	0 (0-0)	0 (0-0)	0 (0-0)	0 (0-0)	0 (0-0)	0 (0-0)	0 (0-0)	0 (0-0)	0 (0-0)	0 (0-0)	0 (0-0)	0 (0-0)	0 (0-0)	0 (0-0)	0 (0-0)	0 (0-0)	0 (0-0)	0 (0-0)	0 (0-0)	0
Lymphatic filariasis	0 (0-0)	0 (0-0)	0 (0-0)	0 (0-0)	0 (0-0)	0 (0-0)	0 (0-0)	0 (0-0)	0 (0-0)	0 (0-0)	0 (0-0)	0 (0-0)	0 (0-0)	0 (0-0)	0 (0-0)	0 (0-0)	0 (0-0)	0 (0-0)	0 (0-0)	0 (0-0)	0 (0-0)	0 (0-0)	0 (0-0)	0 (0-0)	0
Onchocerciasis	0 (0-0)	0 (0-0)	0 (0-0)	0 (0-0)	0 (0-0)	0 (0-0)	0 (0-0)	0 (0-0)	0 (0-0)	0 (0-0)	0 (0-0)	0 (0-0)	0 (0-0)	0 (0-0)	0 (0-0)	0 (0-0)	0 (0-0)	0 (0-0)	0 (0-0)	0 (0-0)	0 (0-0)	0 (0-0)	0 (0-0)	0 (0-0)	0
Trachoma	0 (0-0)	0 (0-0)	0 (0-0)	0 (0-0)	0 (0-0)	0 (0-0)	0 (0-0)	0 (0-0)	0 (0-0)	0 (0-0)	0 (0-0)	0 (0-0)	0 (0-0)	0 (0-0)	0 (0-0)	0 (0-0)	0 (0-0)	0 (0-0)	0 (0-0)	0 (0-0)	0 (0-0)	0 (0-0)	0 (0-0)	0 (0-0)	0
Dengue	0 (0-0)	0 (0-0)	0 (0-0)	0 (0-0)	0 (0-0)	0 (0-0)	0 (0-0)	0 (0-0)	0 (0-0)	0 (0-0)	0 (0-0)	0 (0-0)	0 (0-0)	0 (0-0)	0 (0-0)	0 (0-0)	0 (0-0)	0 (0-0)	0 (0-0)	0 (0-0)	0 (0-0)	0 (0-0)	0 (0-0)	0 (0-0)	0
Yellow fever	0 (0-0)	0 (0-0)	0 (0-0)	0 (0-0)	0 (0-0)	0 (0-0)	0 (0-0)	0 (0-0)	0 (0-0)	0 (0-0)	0 (0-0)	0 (0-0)	0 (0-0)	0 (0-0)	0 (0-0)	0 (0-0)	0 (0-0)	0 (0-0)	0 (0-0)	0 (0-0)	0 (0-0)	0 (0-0)	0 (0-0)	0 (0-0)	0
Rabies	0 (0-0)	0 (0-0)	0 (0-0)	0 (0-0.1)	0 (0-0)	0 (0-0)	0 (0-0)	0 (0-0.1)	0 (0-0.1)	0 (0-0.1)	0 (0-0.2)	0 (0-0.1)	0 (0-0.1)	0 (0-0.1)	0 (0-0.1)	0 (0-0.1)	0 (0-0.1)	0 (0-0.1)	0 (0-0.1)	0 (0-0.1)	0 (0-0)	0 (0-0)	0 (0-0)	0 (0-0)	0.4
Intestinal nematode infections	0 (0-0)	0 (0-0)	0 (0-0)	0 (0-0)	0 (0-0)	0 (0-0)	0 (0-0)	0 (0-0)	0 (0-0)	0 (0-0)	0 (0-0)	0 (0-0)	0 (0-0)	0 (0-0)	0 (0-0)	0 (0-0)	0 (0-0)	0 (0-0)	0 (0-0)	0 (0-0)	0 (0-0)	0 (0-0)	0 (0-0)	0 (0-0)	0
Ascariasis	0 (0-0)	0 (0-0)	0 (0-0)	0 (0-0)	0 (0-0)	0 (0-0)	0 (0-0)	0 (0-0)	0 (0-0)	0 (0-0)	0 (0-0)	0 (0-0)	0 (0-0)	0 (0-0)	0 (0-0)	0 (0-0)	0 (0-0)	0 (0-0)	0 (0-0)	0 (0-0)	0 (0-0)	0 (0-0)	0 (0-0)	0 (0-0)	0
Trichuriasis	0 (0-0)	0 (0-0)	0 (0-0)	0 (0-0)	0 (0-0)	0 (0-0)	0 (0-0)	0 (0-0)	0 (0-0)	0 (0-0)	0 (0-0)	0 (0-0)	0 (0-0)	0 (0-0)	0 (0-0)	0 (0-0)	0 (0-0)	0 (0-0)	0 (0-0)	0 (0-0)	0 (0-0)	0 (0-0)	0 (0-0)	0 (0-0)	0
Hookworm disease	0 (0-0)	0 (0-0)	0 (0-0)	0 (0-0)	0 (0-0)	0 (0-0)	0 (0-0)	0 (0-0)	0 (0-0)	0 (0-0)	0 (0-0)	0 (0-0)	0 (0-0)	0 (0-0)	0 (0-0)	0 (0-0)	0 (0-0)	0 (0-0)	0 (0-0)	0 (0-0)	0 (0-0)	0 (0-0)	0 (0-0)	0 (0-0)	0
Food-borne trematodiases	0 (0-0)	0 (0-0)	0 (0-0)	0 (0-0)	0 (0-0)	0 (0-0)	0 (0-0)	0 (0-0)	0 (0-0)	0 (0-0)	0 (0-0)	0 (0-0)	0 (0-0)	0 (0-0)	0 (0-0)	0 (0-0)	0 (0-0)	0 (0-0)	0 (0-0)	0 (0-0)	0 (0-0)	0 (0-0)	0 (0-0)	0 (0-0)	0
Leprosy	0 (0-0)	0 (0-0)	0 (0-0)	0 (0-0)	0 (0-0)	0 (0-0)	0 (0-0)	0 (0-0)	0 (0-0)	0 (0-0)	0 (0-0)	0 (0-0)	0 (0-0)	0 (0-0)	0 (0-0)	0 (0-0)	0 (0-0)	0 (0-0)	0 (0-0)	0 (0-0)	0 (0-0)	0 (0-0)	0 (0-0)	0 (0-0)	0
Ebola	0 (0-0)	0 (0-0)	0 (0-0)	0 (0-0)	0 (0-0)	0 (0-0)	0 (0-0)	0 (0-0)	0 (0-0)	0 (0-0)	0 (0-0)	0 (0-0)	0 (0-0)	0 (0-0)	0 (0-0)	0 (0-0)	0 (0-0)	0 (0-0)	0 (0-0)	0 (0-0)	0 (0-0)	0 (0-0)	0 (0-0)	0 (0-0)	0
Zika virus	0 (0-0)	0 (0-0)	0 (0-0)	0 (0-0)	0 (0-0)	0 (0-0)	0 (0-0)	0 (0-0)	0 (0-0)	0 (0-0)	0 (0-0)	0 (0-0)	0 (0-0)	0 (0-0)	0 (0-0)	0 (0-0)	0 (0-0)	0 (0-0)	0 (0-0)	0 (0-0)	0 (0-0)	0 (0-0)	0 (0-0)	0 (0-0)	0
Guinea worm disease	0 (0-0)	0 (0-0)	0 (0-0)	0 (0-0)	0 (0-0)	0 (0-0)	0 (0-0)	0 (0-0)	0 (0-0)	0 (0-0)	0 (0-0)	0 (0-0)	0 (0-0)	0 (0-0)	0 (0-0)	0 (0-0)	0 (0-0)	0 (0-0)	0 (0-0)	0 (0-0)	0 (0-0)	0 (0-0)	0 (0-0)	0 (0-0)	0
Other neglected tropical diseases	0.2 (0.1-0.3)	0.2 (0.1-0.3)	0.4 (0.2-0.5)	1.1 (0.3-2.7)	1.6 (0.4-4.6)	1.6 (0.5-4.5)	0.2 (0.2-0.7)	0.3 (0.1-0.7)	0.2 (0.1-0.3)	0.3 (0.1-0.5)	0.3 (0.2-0.5)	0.4 (0.2-0.6)	0.4 (0.2-0.6)	0.5 (0.2-0.8)	0.6 (0.2-1.1)	0.8 (0.3-1.4)	0.9 (0.4-1.5)	0.6 (0.2-1)



Osteoarthritis other	0 (0 to 0)	0 (0 to 0)	0 (0 to 0)	0 (0 to 0)	0 (0 to 0)	0 (0 to 0)	0 (0 to 0)	0 (0 to 0)	0 (0 to 0)	0 (0 to 0)	0 (0 to 0)	0 (0 to 0)	0 (0 to 0)	0 (0 to 0)	0 (0 to 0)	0 (0 to 0)	0 (0 to 0)	0 (0 to 0)	0 (0 to 0)	0 (0 to 0)	0 (0 to 0)	0 (0 to 0)	0 (0 to 0)	0 (0 to 0)	0 (0 to 0)	125
Low back pain	0 (0 to 0)	0 (0 to 0)	0 (0 to 0)	0 (0 to 0)	19 (9.7 to 34.5)	19 (9.8 to 34.6)	197 (98 to 347)	204 (98 to 368)	1,153 (1,115 to 1,208)	1,153 (1,103 to 1,213)	1,153 (1,102 to 1,213)	1,153 (1,102 to 1,213)	1,153 (1,102 to 1,213)	1,153 (1,102 to 1,213)	1,153 (1,102 to 1,213)	1,153 (1,102 to 1,213)	1,153 (1,102 to 1,213)	1,153 (1,102 to 1,213)	1,153 (1,102 to 1,213)	1,153 (1,102 to 1,213)	1,153 (1,102 to 1,213)	1,153 (1,102 to 1,213)	1,153 (1,102 to 1,213)	1,153 (1,102 to 1,213)	4,490
Neck pain	0 (0 to 0)	0 (0 to 0)	0 (0 to 0)	0 (0 to 0)	0 (0 to 0)	0 (0 to 0)	0 (0 to 0)	0 (0 to 0)	0 (0 to 0)	0 (0 to 0)	0 (0 to 0)	0 (0 to 0)	0 (0 to 0)	0 (0 to 0)	0 (0 to 0)	0 (0 to 0)	0 (0 to 0)	0 (0 to 0)	0 (0 to 0)	0 (0 to 0)	0 (0 to 0)	0 (0 to 0)	0 (0 to 0)	0 (0 to 0)	0 (0 to 0)	1,450
Gout	0 (0 to 0)	0 (0 to 0)	0 (0 to 0)	0 (0 to 0)	0 (0 to 0)	0 (0 to 0)	0 (0 to 0)	0 (0 to 0)	0 (0 to 0)	0 (0 to 0)	0 (0 to 0)	0 (0 to 0)	0 (0 to 0)	0 (0 to 0)	0 (0 to 0)	0 (0 to 0)	0 (0 to 0)	0 (0 to 0)	0 (0 to 0)	0 (0 to 0)	0 (0 to 0)	0 (0 to 0)	0 (0 to 0)	0 (0 to 0)	0 (0 to 0)	102
Other musculoskeletal disorders	0 (0 to 0)	0 (0 to 0)	0 (0 to 0)	0 (0 to 0)	0 (0 to 0)	0 (0 to 0)	0 (0 to 0)	0 (0 to 0)	0 (0 to 0)	0 (0 to 0)	0 (0 to 0)	0 (0 to 0)	0 (0 to 0)	0 (0 to 0)	0 (0 to 0)	0 (0 to 0)	0 (0 to 0)	0 (0 to 0)	0 (0 to 0)	0 (0 to 0)	0 (0 to 0)	0 (0 to 0)	0 (0 to 0)	0 (0 to 0)	0 (0 to 0)	1,640
Other non-communicable diseases	138 (92 to 200)	45.7 (29.3 to 70)	109 (73 to 158)	94 (78 to 126)	76.5 (57 to 96.5)	69.6 (52 to 89.5)	104 (77 to 134)	223 (153 to 297)	354 (265 to 457)	349 (260 to 457)	352 (265 to 457)	352 (265 to 457)	352 (265 to 457)	352 (265 to 457)	352 (265 to 457)	352 (265 to 457)	352 (265 to 457)	352 (265 to 457)	352 (265 to 457)	352 (265 to 457)	352 (265 to 457)	352 (265 to 457)	352 (265 to 457)	352 (265 to 457)	5,020
Congenital birth defects	136 (91 to 194)	40.6 (24.5 to 62.8)	79.8 (47 to 118)	60.8 (40.1 to 87.2)	37.7 (24.9 to 57.1)	31.5 (20.5 to 39.8)	29 (22.8 to 36.7)	28.2 (21.7 to 34.9)	27.4 (21.7 to 34.5)	26.1 (19.3 to 32.8)	27.2 (19.4 to 37.2)	21.7 (16.1 to 28.6)	16.1 (12.1 to 20.5)	17.9 (14.3 to 22.4)	16.7 (13.2 to 21.2)	16.8 (13.4 to 20.8)	16.8 (13.4 to 20.8)	13.9 (10.8 to 17.5)	9.4 (7.2 to 12.1)	3.5 (2.5 to 5.1)	2.1 (1.4 to 3)	0.8 (0.5 to 1.2)	0.4 (0.2 to 0.7)	0.1 (0.1 to 0.2)	604
Neural tube defects	4.9 (2.5 to 8.9)	3.2 (1.5 to 5.8)	11.5 (5.4 to 20)	14.8 (9.2 to 23.1)	1.7 (1.2 to 2.3)	1.5 (1 to 2.2)	1.3 (0.9 to 1.8)	1.3 (0.9 to 1.8)	1.1 (0.7 to 1.4)	0.7 (0.5 to 0.9)	0.6 (0.4 to 0.9)	0.5 (0.4 to 0.7)	0.4 (0.3 to 0.6)	0.4 (0.3 to 0.5)	0.4 (0.3 to 0.5)	0.4 (0.3 to 0.5)	0.3 (0.2 to 0.5)	0.2 (0.1 to 0.3)	0.1 (0.1 to 0.1)	0.1 (0 to 0.1)	0 (0 to 0)	0 (0 to 0)	0 (0 to 0)	0 (0 to 0)	45.2
Congenital heart anomalies	25 (19.4 to 33.4)	16.1 (9.4 to 28.4)	18.1 (9.6 to 31.8)	10 (6.2 to 15.8)	7 (5 to 9.6)	5.6 (4 to 7.5)	5.7 (4 to 7.5)	5.7 (4 to 7.5)	5.5 (4.1 to 7.2)	4.9 (3.6 to 6.4)	3.8 (2.8 to 5)	3.2 (2.4 to 4.2)	3.1 (2.3 to 4.3)	2.6 (1.9 to 3.5)	2.2 (1.6 to 3.1)	2.1 (1.5 to 3)	1.8 (1.3 to 2.5)	1.5 (1 to 2.2)	0.9 (0.6 to 1.4)	0.5 (0.3 to 0.9)	0.3 (0.1 to 0.6)	0.2 (0 to 0.5)	0.1 (0 to 0.3)	0.1 (0 to 0.1)	131
Orofacial clefts	0.9 (0 to 1)	0.3 (0 to 0.7)	0.6 (0.2 to 1.1)	0.4 (0.2 to 0.8)	0.4 (0.1 to 0.7)	0.4 (0.1 to 0.7)	0.3 (0.2 to 0.5)	0.4 (0.2 to 0.6)	0.4 (0.2 to 0.6)	0.4 (0.2 to 0.6)	0.4 (0.2 to 0.6)	0.4 (0.2 to 0.6)	0.4 (0.2 to 0.6)	0.3 (0.2 to 0.5)	0.3 (0.2 to 0.5)	0.3 (0.2 to 0.5)	0.3 (0.2 to 0.5)	0.2 (0.1 to 0.4)	0.1 (0.1 to 0.2)	0.1 (0 to 0.2)	0.1 (0 to 0.1)	0 (0 to 0)	0 (0 to 0)	0 (0 to 0)	6
Down syndrome	9 (4.7 to 16)	3.2 (1.6 to 5.7)	6.7 (3.1 to 12.9)	5 (3 to 7.7)	4.3 (2.5 to 6.4)	4.1 (2.5 to 6.4)	4.6 (2.5 to 7.1)	5.5 (2.8 to 8.7)	5.6 (2.8 to 8.6)	4.8 (2.4 to 7.4)	4.6 (2.3 to 7.1)	4.1 (2.1 to 6.2)	3.5 (1.8 to 5.2)	4.5 (2.3 to 6.9)	5.5 (2.7 to 8.4)	6.1 (3.1 to 9.2)	4.6 (2.4 to 7.1)	3.1 (1.6 to 4.8)	2.1 (1.1 to 3.2)	1.2 (0.6 to 1.8)	0.6 (0.3 to 0.9)	0.2 (0 to 0.4)	0.1 (0 to 0.2)	0 (0 to 0)	84.2
Turner syndrome	0 (0 to 0)	0 (0 to 0)	0 (0 to 0)	0 (0 to 0)	0 (0 to 0)	0 (0 to 0)	0 (0 to 0)	0 (0 to 0)	0 (0 to 0)	0 (0 to 0)	0 (0 to 0)	0 (0 to 0)	0 (0 to 0)	0 (0 to 0)	0 (0 to 0)	0 (0 to 0)	0 (0 to 0)	0 (0 to 0)	0 (0 to 0)	0 (0 to 0)	0 (0 to 0)	0 (0 to 0)	0 (0 to 0)	0 (0 to 0)	0 (0 to 0)	1-2
Klinefelter syndrome	0 (0 to 0)	0 (0 to 0)	0 (0 to 0)	0 (0 to 0)	0 (0 to 0)	0 (0 to 0)	0 (0 to 0)	0 (0 to 0)	0 (0 to 0)	0 (0 to 0)	0 (0 to 0)	0 (0 to 0)	0 (0 to 0)	0 (0 to 0)	0 (0 to 0)	0 (0 to 0)	0 (0 to 0)	0 (0 to 0)	0 (0 to 0)	0 (0 to 0)	0 (0 to 0)	0 (0 to 0)	0 (0 to 0)	0 (0 to 0)	0 (0 to 0)	0-3
Other chromosomal abnormalities	21.6 (11.9 to 37.2)	6 (3.3 to 10.4)	9.6 (5.4 to 16.1)	6.5 (4.5 to 9.2)	2.1 (1.4 to 3.2)	4.2 (2.8 to 6.2)	4.1 (2.8 to 5.5)	4 (2.7 to 5.5)	3.9 (2.5 to 5.4)	3.1 (2.1 to 4.4)	3 (2 to 4.1)	2.3 (1.6 to 3.2)	1.8 (1.2 to 2.5)	1.5 (1 to 2.2)	1.2 (0.8 to 1.6)	0.8 (0.5 to 1.1)	0.5 (0.3 to 0.7)	0.3 (0.2 to 0.5)	0.2 (0.1 to 0.2)	0.1 (0 to 0.1)	0 (0 to 0)	0 (0 to 0)	0 (0 to 0)	0 (0 to 0)	79.6
Congenital musculoskeletal and limb anomalies	5.2 (3.2 to 9.7)	1.3 (0.4 to 2.2)	1.3 (0.4 to 2.1)	0.7 (0.2 to 1.5)	0.7 (0.3 to 1.3)	0.6 (0.2 to 1.2)	0.6 (0.2 to 1.1)	0.6 (0.2 to 1.1)	0.6 (0.2 to 1.1)	0.6 (0.2 to 1.1)	0.6 (0.2 to 1.1)	0.6 (0.2 to 1.1)	0.6 (0.2 to 1.1)	0.6 (0.2 to 1.1)	0.6 (0.2 to 1.1)	0.6 (0.2 to 1.1)	0.6 (0.2 to 1.1)	0.6 (0.2 to 1.1)	0.6 (0.2 to 1.1)	0.6 (0.2 to 1.1)	0.6 (0.2 to 1.1)	0.6 (0.2 to 1.1)	0.6 (0.2 to 1.1)	0.6 (0.2 to 1.1)	111
Urogenital congenital anomalies	9.2 (4.6 to 18.6)	1.1 (0.5 to 2.3)	1.6 (0.6 to 3.5)	1.9 (1.1 to 3.1)	1.4 (0.9 to 2.2)	2.9 (2 to 4.1)	0.6 (0.4 to 1)	0.6 (0.4 to 0.9)	0.6 (0.4 to 0.9)	0.6 (0.3 to 0.7)	0.6 (0.3 to 0.8)	0.3 (0.2 to 0.4)	0.2 (0.1 to 0.3)	0.2 (0.1 to 0.3)	0.2 (0.1 to 0.3)	0.2 (0.1 to 0.3)	0.1 (0.1 to 0.2)	0.1 (0 to 0.1)	0 (0 to 0)	0 (0 to 0)	0 (0 to 0)	0 (0 to 0)	0 (0 to 0)	0 (0 to 0)	0 (0 to 0)	19.8
Digestive congenital anomalies	29.6 (11.4 to 59.4)	4.2 (1.2 to 9.6)	2.6 (1 to 5.9)	2.1 (0.8 to 4.7)	0.7 (0.3 to 1.5)	0.6 (0.2 to 1.4)	0.6 (0.2 to 1.4)	0.6 (0.2 to 1.4)	0.6 (0.2 to 1.4)	0.6 (0.2 to 1.4)	0.6 (0.2 to 1.4)	0.6 (0.2 to 1.4)	0.6 (0.2 to 1.4)	0.6 (0.2 to 1.4)	0.6 (0.2 to 1.4)	0.6 (0.2 to 1.4)	0.6 (0.2 to 1.4)	0.6 (0.2 to 1.4)	0.6 (0.2 to 1.4)	0.6 (0.2 to 1.4)	0.6 (0.2 to 1.4)	0.6 (0.2 to 1.4)	0.6 (0.2 to 1.4)	0.6 (0.2 to 1.4)	41.9
Other congenital birth defects	29.4 (16.7 to 49.7)	3.6 (2 to 5.7)	5.4 (2.9 to 9.6)	4.5 (2.6 to 8.2)	4.5 (2.3 to 6.2)	4.5 (2.7 to 5.3)	3.4 (2.4 to 4.6)	3.4 (2.4 to 4.6)	3.4 (2.4 to 4.6)	3.4 (2.4 to 4.6)	3.4 (2.4 to 4.6)	3.4 (2.4 to 4.6)	3.4 (2.4 to 4.6)	3.4 (2.4 to 4.6)	3.4 (2.4 to 4.6)	3.4 (2.4 to 4.6)	3.4 (2.4 to 4.6)	3.4 (2.4 to 4.6)	3.4 (2.4 to 4.6)	3.4 (2.4 to 4.6)	3.4 (2.4 to 4.6)	3.4 (2.4 to 4.6)	3.4 (2.4 to 4.6)	3.4 (2.4 to 4.6)	84.8
Urinary diseases and male infertility	0.1 (0 to 0.1)	0.1 (0 to 0.1)	0.1 (0 to 0.4)	0.8 (0.5 to 1.1)	1.7 (0.7 to 3.3)	1.8 (0.8 to 1.6)	1.8 (1.2 to 2.6)	5.5 (2.5 to 9.4)	5.6 (2.6 to 9.1)	5.8 (2.7 to 9.6)	4.6 (2.1 to 7.6)	4.6 (2.1 to 7.4)	4.1 (1.9 to 6.7)	3.5 (1.5 to 5.2)	4.5 (2.1 to 7.4)	5.5 (2.5 to 9.1)	4.5 (2.1 to 7.4)	6.1 (2.7 to 10.7)	4.6 (2 to 8)	3.1 (1.4 to 5.6)	2.1 (0.9 to 3.8)	1.4 (0.6 to 2.6)	0.8 (0.3 to 1.5)	0.3 (0.1 to 0.6)	84.2
Urolithiasis	0 (0 to 0)	0 (0 to 0)	0 (0 to 0)	0 (0 to 0)	0 (0 to 0)	0 (0 to 0.1)	0 (0 to 0.2)	0 (0 to 0.2)	0 (0 to 0.2)	0 (0 to 0.2)	0 (0 to 0.2)	0 (0 to 0.2)	0 (0 to 0.2)	0 (0 to 0.2)	0 (0 to 0.2)	0 (0 to 0.2)	0 (0 to 0.2)	0 (0 to 0.2)	0 (0 to 0.2)	0 (0 to 0.2)	0 (0 to 0.2)	0 (0 to 0.2)	0 (0 to 0.2)	0 (0 to 0.2)	0 (0 to 0.2)	24
Benign prostatic hyperplasia	0 (0 to 0)	0 (0 to 0)	0 (0 to 0)	0 (0 to 0)	0 (0 to 0)	0 (0 to 0)	0 (0 to 0)	0 (0 to 0)	0 (0 to 0)	0 (0 to 0)	0 (0 to 0)	0 (0 to 0)	0 (0 to 0)	0 (0 to 0)	0 (0 to 0)	0 (0 to 0)	0 (0 to 0)	0 (0 to 0)	0 (0 to 0)	0 (0 to 0)	0 (0 to 0)	0 (0 to 0)	0 (0 to 0)	0 (0 to 0)	0 (0 to 0)	82
Male infertility	0 (0 to 0)	0 (0 to 0)	0 (0 to 0)	0.4 (0 to 0.9)	0.4 (0 to 0.9)	0.4 (0 to 0.9)	0.4 (0 to 0.9)	0.6 (0 to 1.1)	0.6 (0 to 1.1)	0.6 (0 to 1.1)	0.6 (0 to 1.1)	0.6 (0 to 1.1)	0.6 (0 to 1.1)	0.6 (0 to 1.1)	0.6 (0 to 1.1)	0.6 (0 to 1.1)	0.6 (0 to 1.1)	0.6 (0 to 1.1)	0.6 (0 to 1.1)	0.6 (0 to 1.1)	0.6 (0 to 1.1)	0.6 (0 to 1.1)	0.6 (0 to 1.1)	0.6 (0 to 1.1)	0.6 (0 to 1.1)	9.4
Other urinary diseases	0 (0 to 0.1)	0 (0 to 0.1)	0 (0 to 0.2)	0.4 (0 to 0.9)	0.4 (0 to 0.9)	0.4 (0 to 0.9)	0.6 (0 to 1.1)	0.8 (0 to 1.5)	0.8 (0 to 1.5)	0.8 (0 to 1.5)	0.8 (0 to 1.5)	0.8 (0 to 1.5)	0.8 (0 to 1.5)	0.8 (0 to 1.5)	0.8 (0 to 1.5)	0.8 (0 to 1.5)	0.8 (0 to 1.5)	0.8 (0 to 1.5)	0.8 (0 to 1.5)	0.8 (0 to 1.5)	0.8 (0 to 1.5)	0.8 (0 to 1.5)	0.8 (0 to 1.5)	0.8 (0 to 1.5)	0.8 (0 to 1.5)	53.1
Gynecological diseases	0 (0 to 0)	0 (0 to 0)	0 (0 to 0)	0 (0 to 0)	0 (0 to 0)	19 (9.3 to 27.2)	19 (9.5 to 27.4)	47 (27.9 to 76.4)	132 (77.7 to 183)	229 (141 to 332)	229 (139 to 332)	229 (139 to 332)	229 (139 to 332)	229 (139 to 332)	229 (139 to 332)	229 (139 to 332)	229 (139 to 332)	229 (139 to 332)	229 (139 to 332)	229 (139 to 332)	229 (139 to 332)	229 (139 to 332)	229 (139 to 332)	229 (139 to 332)	229 (139 to 332)	1,780
Uterine fibroids	0 (0 to 0)	0 (0 to 0)	0 (0 to 0)	0 (0 to 0)	0 (0 to 0)	0 (0 to 0)	0 (0 to 0)	1.1 (0.5 to 2.1)	2.8 (1.1 to 5.9)	6.3 (2.7 to 11)	12.9 (4.6 to 23.2)	12.9 (5.7 to 25.5)	12.9 (5.7 to 25.5)	13.2 (5.5 to 25.3)	10.7 (4.9 to 20.4)	7.3 (3.2 to 14)	4.4 (1.9 to 8.4)	2.4 (1 to 4.6)	1.2 (0.5 to 2.2)	0.4 (0.1 to 0.8)	0.1 (0 to 0.3)	0 (0 to 0.1)	0 (0 to 0.1)	0 (0 to 0.1)	0 (0 to 0.1)	75.4
Polycystic ovarian syndrome	0 (0 to 0)	0 (0 to 0)	0 (0 to 0)	0 (0 to 0)	0 (0 to 0)	0 (0 to 0.2)	0 (0 to 0.3)	0 (0 to 0.2)	0 (0 to 0.2)	0 (0 to 0.2)	0 (0 to 0.2)	0 (0 to 0.2)	0 (0 to 0.2)	0 (0 to 0.2)	0 (0 to 0.2)	0 (0 to 0.2)	0 (0 to 0.2)	0 (0 to 0.2)	0 (0 to 0.2)	0 (0 to 0.2)	0 (0 to 0.2)	0 (0 to 0.2)	0 (0 to 0.2)	0 (0 to 0.2)	0 (0 to 0.2)	52.6
Female infertility	0 (0 to 0)	0 (0 to 0)	0 (0 to 0)	0 (0 to 0)	0 (0 to 0)	0 (0 to 0)	0 (0 to 0)	0.3 (0 to 0.7)	0.3 (0 to 0.7)	1.1 (0 to 2.1)	1.5 (0 to 3.4)	1.5 (0 to 3.4)	1.5 (0 to 3.4)	2.8 (0.7 to 5.9)	3.7 (0.9 to 7.8)	0.9 (0 to 2.1)	0.1 (0 to 0.4)	0 (0 to 0.1)	0 (0 to 0.1)	0 (0 to 0.1)	0 (0 to 0.1)	0 (0 to 0.1)	0 (0 to 0.1)	0 (0 to 0.1)	0 (0 to 0.1)	9.4
Endometriosis	0 (0 to 0)	0 (0 to 0)	0 (0 to 0)	0 (0 to 0)	0 (0 to 0)	0 (0 to 0)	0 (0 to 0)	0.4 (0 to 1.1)	0.4 (0 to 1.1)	0.4 (0 to 1.1)	0.4 (0 to 1.1)	0.4 (0 to 1.1)	0.4 (0 to 1.1)	0.4 (0 to 1.1)	0.4 (0 to 1.1)	0.4 (0 to 1.1)	0.4 (0 to 1.1)	0.4 (0 to 1.1)	0.4 (0 to 1.1)	0.4 (0 to 1.1)	0.4 (0 to 1.1)	0.4 (0 to 1.1)	0.4 (0 to 1.1)	0.4 (0 to 1.1)	0.4 (0 to 1.1)	46.1
Genital prolapse	0 (0 to 0)	0 (0 to 0)	0 (0 to 0)	0 (0 to 0)	0 (0 to 0)	0 (0 to 0)	0 (0 to 0)	0 (0 to 0.1)	0 (0 to 0.1)	0 (0 to 0.1)	0 (0 to 0.1)	0 (0 to 0.1)	0 (0 to 0.1)	0 (0 to 0.1)	0 (0 to 0.1)	0 (0 to 0.1)	0 (0 to 0.1)	0 (0 to 0.1)	0 (0 to 0.1)	0 (0 to 0.1)	0 (0 to 0.1)	0 (0 to 0.1)	0 (0 to 0.1)	0 (0 to 0.1)	0 (0 to 0.1)	1-6
Premenstrual syndrome	0 (0 to 0)	0 (0 to 0)	0 (0 to 0)	0 (0 to 0)	0 (0 to 0)	0 (0 to 0)	0 (0 to 0)	0 (0 to 0)	0 (0 to 0)	0 (0 to 0)	0 (0 to 0)	0 (0 to 0)	0 (0 to 0)	0 (0 to 0)	0 (0 to 0)	0 (0 to 0)	0 (0 to 0)	0 (0 to 0)	0 (0 to 0)	0 (0 to 0)	0 (0 to 0)	0 (0 to 0)	0 (0 to 0)	0 (0 to 0)	0 (0 to 0)	4.4
Other gynecological diseases	0 (0 to 0)	0 (0 to 0)	0 (0 to 0)	0 (0 to 0)	0 (0 to 0)	0 (0 to 0)	0 (0 to 0)	0 (0 to 0)	0 (0 to 0)	0 (0 to 0)	0 (0 to 0)	0 (0 to 0)	0 (0 to 0)	0 (0 to 0)	0 (0 to 0)	0 (0 to 0)	0 (0 to 0)	0 (0 to 0)	0 (0 to 0)	0 (0 to 0)	0 (0 to 0)	0 (0 to 0)	0 (0 to 0)	0 (0 to 0)	0 (0 to 0)	3-4
Hemoglobinopathies and hemolytic anemias	0 (0 to 0)	0 (0 to 0)	0 (0 to 0)	0 (0 to 0)	0 (0 to 0)	0 (0 to 0)	0 (0 to 0)	0 (0 to 0)	0 (0 to 0)	0 (0 to 0)	0 (0 to 0)	0 (0 to 0)	0 (0 to 0)	0 (0 to 0)	0 (0 to 0)	0 (0 to 0)	0 (0 to 0)	0 (0 to 0)	0 (0 to 0)	0 (0 to 0)	0 (0 to 0)	0 (0 to 0)	0 (0 to 0)	0 (0 to 0)	0 (0 to 0)	0-2
Thalassemias	0 (0 to 0)	0 (0 to 0)	0 (0 to 0)	0 (0 to 0)	0 (0 to 0)	0 (0 to 0)	0 (0 to 0)	0 (0 to 0)	0 (0 to 0)	0 (0 to 0)	0 (0 to 0)	0 (0 to 0)	0 (0 to 0)	0 (0 to 0)	0 (0 to 0)	0 (0 to 0)	0 (0 to 0)	0 (0 to 0)	0 (0 to 0)	0 (0 to 0)	0 (0 to 0)	0 (0 to 0)	0 (0 to 0)	0 (0 to 0)	0 (0 to 0)	1-3
Thalassemias trait	0 (0 to 0)	0 (0 to 0)	0 (0 to 0)	0.2 (0 to 0.5)	0.7 (0.3 to 1.2)	0.7 (0.3 to 1.2)	0.8 (0.3 to 1.2)	1.5 (0.7 to 2.7)	1.9 (0.8 to 4.2)	1.9 (0.8 to 4.2)	1.9 (0.8 to 4.2)	1.6 (0.7 to 3.6)	0.9 (0.3 to 2.1)	0.2 (0.1 to 0.5)	0.2 (0.1 to 0.4)	0.2 (0.1 to 0.4)	0.2 (0.1 to 0.4)	0.2 (0.1 to 0.4)	0.2 (0.1 to 0.4)	0.2 (0.1 to 0.4)	0.2 (0.1 to 0.4)	0.2 (0.1 to 0.4)	0.2 (0.1 to 0.4)	0.2 (0.1 to 0.4)	9.7
Sickle cell disorders	0 (0 to 0)	0 (0 to 0)	0 (0 to 0)	0.2 (0 to 0.5)	0.2 (0 to 0.5)	0.2 (0 to 0.5)	0.2 (0 to 0.5)	0.1 (0 to 0.2)	0.1 (0 to 0.2)	0.1 (0 to 0.2)	0.1 (0 to 0.2)	0.1 (0 to 0.1)	0 (0 to 0.1)	0 (0 to 0.1)	0.1 (0 to 0.1)	0.1 (0 to 0.1)	0.1 (0 to 0.1)	0.1 (0 to 0.1)	0.1 (0 to 0.1)	0.1 (0 to 0.1)	0.1 (0 to 0.1)	0.1 (0 to 0.1)	0.1 (0 to 0.1)	0.1 (0 to 0.1)	0.1 (0 to 0.1)	1-6
Sickle cell trait	0 (0 to 0)	0 (0 to 0)	0 (0 to 0)	0.2 (0 to 0.5)	0.4 (0 to 1)	0.5 (0 to 1)	0.6 (0 to 1.2)	0.6 (0 to 1.1)	0.6 (0 to 1.1)	0.5 (0 to 1.1)	0.5 (0 to 1.1)	0.5 (0 to 1.1)	0.5 (0 to 1.1)	0.5 (0 to 1.1)	0.5 (0 to 1.1)	0.5 (0 to 1.1)	0.5 (0 to 1.1)	0.5 (0 to 1.1)	0.5 (0 to 1.1)	0.5 (0 to 1.1)	0.5 (0 to 1.1)	0.5 (0 to 1.1)	0.5 (0 to 1.1)	0.5 (0 to 1.1)	0.5 (0 to 1.1)	4.4
G6PD deficiency	0 (0 to 0)	0 (0 to 0)	0 (0 to 0)	0.1 (0 to 0.3)	0.1 (0 to 0.3)	0.1 (0 to 0.3)	0.2 (0 to 0.5)	0.3 (0 to 0.7)	0.3 (0 to 0.7)	0.3 (0 to 0.7)	0.3 (0 to 0.7)	0.3 (0 to 0.7)	0.3 (0 to 0.7)	0.3 (0 to 0.7)	0.3 (0 to 0.7)	0.3 (0 to 0.7)	0.3 (0 to 0.7)	0.3 (0 to 0.7)	0.3 (0 to 0.7)	0.3 (0 to 0.7)	0.3 (0 to 0.7)	0.3 (0 to 0.7)	0.3 (0 to 0.7)	0.3 (0 to 0.7)	0.3 (0 to 0.7)	3-4
G6PD trait	0 (0 to 0)	0 (0 to 0)	0 (0 to 0)	0 (0 to 0)	0 (0 to 0)	0 (0 to 0)	0 (0 to 0)	0 (0 to 0)	0 (0 to 0)	0 (0 to 0)	0 (0 to 0)	0 (0 to 0)	0 (0 to 0)	0 (0 to 0)	0 (0 to 0)	0 (0 to 0)	0 (0 to 0)	0 (0 to 0)	0 (0 to 0)	0 (0 to 0)	0 (0 to 0)	0 (0 to 0)	0 (0 to 0)	0 (0 to 0)	0 (0 to 0)	0-2
Other hemoglobinopathies and hemolytic anemias	0 (0 to 0)	0 (0 to 0)	0.4 (0 to 1)	0.6 (0.1 to 1.7)	0.2 (0 to 0.6)	0.2 (0 to 0.6)	0.2 (0 to 0.7)	0.2 (0 to 0.7)	0.2 (0 to 0.4)	0.2 (0 to 0.4)	0.2 (0 to 0.5)	0.2 (0 to 0.5)	0.3 (0 to 0.6)	0.5 (0 to 1)	0.4 (0 to 0.9)	0.7 (0.1 to 1.3)	1.2 (0.2 to 2.1)	1.4 (0.2 to 2.5)	1.8 (0.2 to 3.2)	2 (0.3 to 3)	2 (0.3 to 3.7)	2.1 (0.3 to 3.7)	1.9 (0.3 to 3.5)	1.2 (0.2 to 2.2)	18.1
Endocrine, metabolic, blood, and immune disorders	2.2 (1.2 to 3.9)	1.6 (0.8 to 3.5)	0.6 (0.3 to 1.6)	22.4 (14.8 to 34.2)	24.7 (15.1 to 35.9)	26.6 (15.6 to 40.4)	26.2 (21.5 to 33.2)	27.1 (20.5 to 34.4)	47.1 (28.6 to 74.4)	47.3 (28.2 to 77.9)	48.8 (29.4 to 78.2)	48.8 (29.1 to 78)	48.8 (29.1 to 78)	102 (59.7 to 158)	123 (72.1 to 190)	176 (103 to 266)	147 (87.9 to 227)	119 (70.5 to 186)	75.6 (48.3 to 113)	46.2 (30.5 to 68.9)	28.3 (19.4 to 40.1)	12.2 (8.7 to 16.6)	4.9 (3.2 to 7.1)	1,410
Oral disorders	0 (0 to 0)	0 (0 to 0)	6.5 (4.6 to 14.6)	13 (9.7 to 19.2)	7.9 (5.6 to 11.2)	15 (11.1 to 19.2)	19.2 (14.1 to 25.1)	21.3 (17.4 to 24)	49.1 (25.4 to 80.4)	52.3 (28.2 to 85.3)	65.1 (34.5 to 103)	70.2 (35.7 to 109)	83.4 (41.7 to 130)	102 (51.5 to 160)	116 (57.7 to 179)	138 (67.5 to 216)	150 (67.5 to 240)	157 (66.1 to 244)	146 (60.6 to 225)	108 (46.3 to 157)	75.4 (48.4 to 113)	52.8 (30.2 to 78.2)	25.5 (14.2 to 41.4)	9.5 (5.1 to 14.1)	1,360
Caries of deciduous teeth	0 (0 to 0)	0 (0 to 0)	0 (0 to 0)	0 (0 to 0)	0 (0 to 0)	0 (0 to 0)	0 (0 to 0)	0 (0 to 0)	0 (0 to 0)	0 (0 to 0)	0 (0 to 0)	0 (0 to 0)	0 (0 to 0)	0 (0 to 0)	0 (0 to 0)	0 (0 to 0)	0 (0 to 0)	0 (0 to 0)	0 (0 to 0)	0 (0 to 0)	0 (0 to 0)	0 (0 to 0)	0 (0 to 0)	0 (0 to 0)	0 (0 to 0)	4-7
Caries of permanent teeth	0 (0 to 0)	0 (0 to 0)	0 (0 to 0)	0.2 (0 to 0.7)	0.2 (0 to 0.7)	0.2 (0 to 0.7)	0.3 (0 to 0.8)	0.7 (0 to 1.4)	0.9 (0 to 1.8)	0.9 (0 to 1.8)	0.9 (0 to 1.8)	0.9 (0 to 1.8)	0.9 (0 to 1.8)	0.9 (0 to 1.8)	0.9 (0 to 1.8)	0.9 (0 to 1.8)	0.9 (0 to 1.8)	0.9 (0 to 1.8)	0.9 (0 to 1.8)	0.9 (0 to 1.8)	0.9 (0 to 1.8)	0.9 (0 to 1.8)	0.9 (0 to 1.8)	0.9 (0 to 1.8)	0.9 (0 to 1.8)	128
Periodontal diseases	0 (0 to 0)	0 (0 to 0)	0 (0 to 0)	0 (0 to 0)	0 (0 to 0)	0 (0 to 0)	0 (0 to 0)	0 (0 to 0)	0 (0 to 0)	0 (0 to 0)	0 (0 to 0)	0 (0 to 0)	0 (0 to 0)	0 (0 to 0)	0 (0 to 0)	0 (0 to 0)	0 (0 to 0)	0 (0 to 0)	0 (0 to 0)	0 (0 to 0)	0 (0 to 0)	0 (0 to 0)	0 (0 to 0)	0 (0 to 0)	0 (0 to 0)	319
Other oral disorders	0 (0 to 0)	0 (0 to 0)	0 (0 to 0)	0.6 (0.1 to 1.5)	0.6 (0.1 to 1.5)	0.6 (0.1 to 1.5)	0.6 (0.1 to 1.5)	1.6 (0.3 to 4)	1.6 (0.3 to 4)	1.6 (0.3 to 4)	1.6 (0.3 to 4)	1.6 (0.3 to 4)	1.6 (0.3 to 4)	1.6 (0.3 to 4)	1.6 (0.3 to 4)	1.6 (0.3 to 4)	1.6 (0.3 to 4)	1.6 (0.3 to 4)	1.6 (0.3 to 4)	1.6 (0.3 to 4)	1.6 (0.3 to 4)	1.6 (0.3 to 4)	1.6 (0.3 to 4)	1.6 (0.3 to 4)	1.6 (0.3 to 4)	193
Sudden infant death syndrome	2.7 (1.6 to 5.7)

SR Table 2c. Ireland DALYS by cause and age group for both sexes with 95% uncertainty intervals. 2019

Cause	Early Neonatal	Late Neonatal	Post Neonatal	1 to 4	5 to 9	10 to 14	15 to 19	20 to 24	25 to 29	30 to 34	35 to 39	40 to 44	45 to 49	50 to 54	55 to 59	60 to 64	65 to 69	70 to 74	75 to 79	80 to 84	85 to 89	90 to 94	95 plus	Total
All causes	8,690 (8,750 to 10,900)	2,420 (2,560 to 2,590)	6,610 (6,650 to 8,160)	6,640 (6,930 to 11,200)	13,660 (15,700 to 17,800)	21,490 (24,990 to 27,100)	31,980 (34,990 to 38,300)	37,990 (39,990 to 44,300)	40,360 (41,590 to 53,300)	46,260 (47,790 to 59,900)	52,390 (54,090 to 68,700)	57,490 (59,190 to 74,100)	64,190 (66,090 to 82,900)	73,690 (75,990 to 97,900)	77,490 (80,090 to 101,400)	86,790 (90,090 to 111,000)	93,990 (97,590 to 117,000)	103,990 (107,990 to 127,000)	111,990 (116,190 to 135,000)	97,990 (99,390 to 117,000)	68,290 (70,190 to 83,200)	34,090 (35,390 to 43,300)	13,090 (11,790 to 13,900)	1,190,000
Communicable, maternal, neonatal, and nutritional diseases	5,050 (5,660 to 6,660)	1,090 (930 to 1,370)	1,370 (1,060 to 1,760)	1,660 (1,350 to 2,480)	1,060 (1,000 to 1,570)	1,310 (1,240 to 1,940)	1,270 (1,210 to 1,880)	1,290 (1,230 to 1,910)	1,360 (1,290 to 1,970)	1,560 (1,490 to 2,310)	1,690 (1,620 to 2,440)	1,750 (1,680 to 2,530)	1,790 (1,720 to 2,590)	1,940 (1,860 to 2,800)	1,750 (1,680 to 2,530)	1,760 (1,690 to 2,540)	1,760 (1,670 to 2,360)	1,970 (1,880 to 2,630)	2,610 (2,500 to 3,670)	3,050 (2,930 to 4,300)	3,060 (2,940 to 4,300)	4,150 (3,960 to 5,900)	2,960 (2,960 to 4,200)	1,490 (1,470 to 1,820)	49,800
HIV/AIDS and sexually transmitted infections	0.1 (0 to 0.1)	0 (0 to 0)	7.6 (6.9 to 8.6)	6.1 (5.3 to 7)	2.7 (2.3 to 3.1)	6.3 (5.2 to 7.2)	12.4 (10.2 to 14.3)	22 (20.9 to 24.1)	29.9 (28.9 to 31.1)	39.9 (38.9 to 41.1)	52.1 (50.8 to 53.4)	66.2 (64.8 to 67.6)	84.6 (83.1 to 86.1)	104.9 (103.2 to 106.6)	124.3 (122.5 to 126.1)	144.2 (142.3 to 146.1)	162.2 (160.2 to 164.2)	179.1 (176.9 to 181.2)	194.8 (192.4 to 197.2)	206.1 (203.4 to 208.8)	212.6 (209.8 to 215.4)	214.3 (211.4 to 217.2)	212.2 (209.3 to 215.1)	209.8 (206.9 to 212.8)	889
HIV/AIDS	0 (0 to 0)	0 (0 to 0)	7.6 (6.9 to 8.6)	6.1 (5.3 to 7)	2.7 (2.3 to 3.1)	6.3 (5.2 to 7.2)	12.4 (10.2 to 14.3)	22 (20.9 to 24.1)	29.9 (28.9 to 31.1)	39.9 (38.9 to 41.1)	52.1 (50.8 to 53.4)	66.2 (64.8 to 67.6)	84.6 (83.1 to 86.1)	104.9 (103.2 to 106.6)	124.3 (122.5 to 126.1)	144.2 (142.3 to 146.1)	162.2 (160.2 to 164.2)	179.1 (176.9 to 181.2)	194.8 (192.4 to 197.2)	206.1 (203.4 to 208.8)	212.6 (209.8 to 215.4)	214.3 (211.4 to 217.2)	212.2 (209.3 to 215.1)	209.8 (206.9 to 212.8)	887
HIV/AIDS - Drug-susceptible Tuberculosis	0 (0 to 0)	0 (0 to 0)	7.4 (6.7 to 8.4)	5.9 (5.1 to 6.8)	2.6 (2.2 to 3)	6 (5.1 to 6.9)	11.9 (9.8 to 13.7)	21.2 (20.1 to 22.3)	28.7 (27.8 to 29.9)	38.3 (37.4 to 39.5)	50.1 (48.9 to 51.3)	63.7 (62.4 to 65.1)	81.4 (79.9 to 82.8)	101 (99.3 to 102.6)	119.6 (117.9 to 121.4)	138.8 (136.9 to 140.7)	156 (154 to 158)	172.4 (170.3 to 174.5)	187.5 (185.2 to 189.9)	198.4 (195.8 to 201.1)	204.7 (202 to 207.4)	206.3 (203.5 to 209.1)	204.3 (201.5 to 207.2)	202.1 (199.3 to 205)	855
HIV/AIDS - Multidrug-resistant Tuberculosis without extensive drug-resistance	0 (0 to 0)	0 (0 to 0)	0 (0 to 0.1)	0 (0 to 0.1)	0 (0 to 0.1)	0 (0 to 0.1)	0 (0 to 0.2)	0 (0 to 0.2)	0.1 (0 to 0.3)	0.2 (0 to 0.5)	0.3 (0 to 0.8)	0.5 (0.1 to 1.1)	0.8 (0.2 to 1.7)	1.2 (0.3 to 2.5)	1.7 (0.4 to 3.5)	2.3 (0.6 to 4.6)	3.2 (0.8 to 6.2)	4.2 (1.1 to 7.9)	5.4 (1.4 to 9.9)	6.6 (1.8 to 12.1)	7.8 (2.1 to 14.1)	8.8 (2.4 to 15.7)	8.6 (2.4 to 15.3)	8.3 (2.3 to 14.7)	35
HIV/AIDS - Extensively drug-resistant Tuberculosis	0 (0 to 0)	0 (0 to 0)	0 (0 to 0)	0 (0 to 0)	0 (0 to 0)	0 (0 to 0)	0 (0 to 0)	0 (0 to 0)	0 (0 to 0)	0 (0 to 0)	0 (0 to 0)	0 (0 to 0)	0 (0 to 0)	0 (0 to 0)	0 (0 to 0)	0 (0 to 0)	0 (0 to 0)	0 (0 to 0)	0 (0 to 0)	0 (0 to 0)	0 (0 to 0)	0 (0 to 0)	0 (0 to 0)	0 (0 to 0)	0 (0 to 0)	0
HIV/AIDS resulting in other diseases	0 (0 to 0)	0 (0 to 0)	0.8 (0.6 to 1)	0.2 (0.2 to 0.3)	0.1 (0 to 0.2)	0.3 (0.2 to 0.4)	0.5 (0.4 to 0.6)	0.8 (0.7 to 0.9)	1.2 (1.1 to 1.3)	1.6 (1.5 to 1.7)	2.1 (2 to 2.2)	2.7 (2.6 to 2.8)	3.4 (3.3 to 3.5)	4.3 (4.2 to 4.4)	5.2 (5.1 to 5.3)	6.2 (6.1 to 6.3)	7.2 (7.1 to 7.3)	8.2 (8.1 to 8.3)	9.2 (9.1 to 9.3)	10.2 (10.1 to 10.3)	10.9 (10.8 to 11)	11.4 (11.3 to 11.5)	11.5 (11.4 to 11.6)	11.5 (11.4 to 11.6)	471
Sexually transmitted infections excluding HIV	0.1 (0 to 0.1)	0 (0 to 0)	0.8 (0.6 to 1)	0.4 (0.3 to 0.5)	0.2 (0.1 to 0.3)	0.3 (0.2 to 0.4)	0.7 (0.5 to 0.9)	0.9 (0.8 to 1.1)	1.2 (1.1 to 1.3)	1.6 (1.5 to 1.7)	2.1 (2 to 2.2)	2.7 (2.6 to 2.8)	3.4 (3.3 to 3.5)	4.3 (4.2 to 4.4)	5.2 (5.1 to 5.3)	6.2 (6.1 to 6.3)	7.2 (7.1 to 7.3)	8.2 (8.1 to 8.3)	9.2 (9.1 to 9.3)	10.2 (10.1 to 10.3)	10.9 (10.8 to 11)	11.4 (11.3 to 11.5)	11.5 (11.4 to 11.6)	11.5 (11.4 to 11.6)	91
Syphilis	0 (0 to 0)	0 (0 to 0)	0 (0 to 0)	0 (0 to 0)	0 (0 to 0)	0 (0 to 0)	0 (0 to 0)	0 (0 to 0)	0 (0 to 0)	0 (0 to 0)	0 (0 to 0)	0 (0 to 0)	0 (0 to 0)	0 (0 to 0)	0 (0 to 0)	0 (0 to 0)	0 (0 to 0)	0 (0 to 0)	0 (0 to 0)	0 (0 to 0)	0 (0 to 0)	0 (0 to 0)	0 (0 to 0)	0 (0 to 0)	0 (0 to 0)	0
Chlamydial infection	0 (0 to 0)	0 (0 to 0)	0 (0 to 0)	0 (0 to 0)	0 (0 to 0)	0 (0 to 0)	0 (0 to 0)	0 (0 to 0)	0 (0 to 0)	0 (0 to 0)	0 (0 to 0)	0 (0 to 0)	0 (0 to 0)	0 (0 to 0)	0 (0 to 0)	0 (0 to 0)	0 (0 to 0)	0 (0 to 0)	0 (0 to 0)	0 (0 to 0)	0 (0 to 0)	0 (0 to 0)	0 (0 to 0)	0 (0 to 0)	0 (0 to 0)	0
Gonococcal infection	0 (0 to 0)	0 (0 to 0)	0 (0 to 0)	0 (0 to 0)	0 (0 to 0)	0 (0 to 0)	0 (0 to 0)	0 (0 to 0)	0 (0 to 0)	0 (0 to 0)	0 (0 to 0)	0 (0 to 0)	0 (0 to 0)	0 (0 to 0)	0 (0 to 0)	0 (0 to 0)	0 (0 to 0)	0 (0 to 0)	0 (0 to 0)	0 (0 to 0)	0 (0 to 0)	0 (0 to 0)	0 (0 to 0)	0 (0 to 0)	0 (0 to 0)	0
Trichomoniasis	0 (0 to 0)	0 (0 to 0)	0 (0 to 0)	0 (0 to 0)	0 (0 to 0)	0.1 (0 to 0.2)	0.2 (0.1 to 0.3)	0.3 (0.2 to 0.4)	0.4 (0.3 to 0.5)	0.5 (0.4 to 0.6)	0.6 (0.5 to 0.7)	0.7 (0.6 to 0.8)	0.8 (0.7 to 0.9)	0.9 (0.8 to 1)	1 (0.9 to 1.1)	1.1 (1 to 1.2)	1.2 (1.1 to 1.3)	1.3 (1.2 to 1.4)	1.4 (1.3 to 1.5)	1.5 (1.4 to 1.6)	1.6 (1.5 to 1.7)	1.6 (1.5 to 1.7)	1.6 (1.5 to 1.7)	1.6 (1.5 to 1.7)	6
Genital herpes	0 (0 to 0)	0 (0 to 0)	0 (0 to 0)	0 (0 to 0)	0 (0 to 0)	0.1 (0 to 0.2)	0.2 (0.1 to 0.3)	0.3 (0.2 to 0.4)	0.4 (0.3 to 0.5)	0.5 (0.4 to 0.6)	0.6 (0.5 to 0.7)	0.7 (0.6 to 0.8)	0.8 (0.7 to 0.9)	0.9 (0.8 to 1)	1 (0.9 to 1.1)	1.1 (1 to 1.2)	1.2 (1.1 to 1.3)	1.3 (1.2 to 1.4)	1.4 (1.3 to 1.5)	1.5 (1.4 to 1.6)	1.6 (1.5 to 1.7)	1.6 (1.5 to 1.7)	1.6 (1.5 to 1.7)	1.6 (1.5 to 1.7)	6
Other sexually transmitted infections	0 (0 to 0)	0 (0 to 0)	0 (0 to 0)	0 (0 to 0)	0 (0 to 0)	0 (0 to 0)	0 (0 to 0)	0 (0 to 0)	0 (0 to 0)	0 (0 to 0)	0 (0 to 0)	0 (0 to 0)	0 (0 to 0)	0 (0 to 0)	0 (0 to 0)	0 (0 to 0)	0 (0 to 0)	0 (0 to 0)	0 (0 to 0)	0 (0 to 0)	0 (0 to 0)	0 (0 to 0)	0 (0 to 0)	0 (0 to 0)	0 (0 to 0)	0
Respiratory infections and tuberculosis	4,140 (3,870 to 5,150)	1,010 (870 to 1,220)	4,080 (3,920 to 4,980)	3,980 (3,740 to 5,020)	1,980 (1,870 to 2,500)	1,980 (1,870 to 2,500)	1,980 (1,870 to 2,500





SR Table 2c: Israel DALYS by cause and age group for both sexes with 95% uncertainty intervals, 2019

Cause	Sars Neonatal	Lara Neonatal	Post Neonatal	1 to 4	5 to 9	10 to 14	15 to 19	20 to 24	25 to 29	30 to 34	35 to 39	40 to 44	45 to 49	50 to 54	55 to 59	60 to 64	65 to 69	70 to 74	75 to 79	80 to 84	85 to 89	90 to 94	95 plus	Total
All causes	20,200 (16,200 to 26,900)	9,240 (7,490 to 11,900)	19,900 (16,500 to 23,900)	26,900 (22,900 to 34,400)	24,300 (20,500 to 29,600)	49,000 (43,900 to 56,000)	56,000 (49,900 to 65,000)	73,000 (64,900 to 85,000)	75,900 (66,200 to 92,000)	90,200 (82,300 to 101,000)	96,900 (87,600 to 110,000)	110,000 (97,800 to 126,000)	123,000 (107,000 to 142,000)	140,000 (120,000 to 164,000)	170,000 (144,000 to 201,000)	204,000 (172,000 to 242,000)	244,000 (204,000 to 292,000)	292,000 (242,000 to 353,000)	339,000 (278,000 to 413,000)	384,000 (309,000 to 475,000)	423,000 (332,000 to 534,000)	451,000 (341,000 to 596,000)	5,600,000 (5,200,000 to 6,000,000)
Communicable, maternal, neonatal, and nutritional diseases	13,600 (10,700 to 18,700)	6,220 (4,910 to 8,600)	6,600 (4,330 to 9,600)	4,770 (3,530 to 6,710)	2,270 (1,680 to 3,040)	2,760 (2,070 to 3,650)	3,220 (2,370 to 4,290)	3,640 (2,660 to 4,810)	3,560 (2,700 to 4,560)	3,630 (2,830 to 4,630)	3,610 (2,800 to 4,600)	3,850 (2,990 to 4,900)	3,890 (3,050 to 5,000)	4,470 (3,530 to 5,630)	3,130 (2,450 to 3,990)	3,260 (2,570 to 4,090)	3,990 (3,060 to 5,270)	4,500 (3,370 to 5,930)	5,080 (3,850 to 6,770)	5,260 (3,900 to 6,980)	4,930 (3,600 to 6,650)	3,260 (2,350 to 4,720)	106,000 (1,170 to 1,900)
HIV/AIDS and sexually transmitted infections	0.3 (0 to 1)	0.1 (0 to 0.3)	120 (96 to 136)	374 (316 to 412)	27.6 (20 to 33)	(84 to 107)	453.0 (344 to 570)	1,100 (1,000 to 1,200)	1,700 (1,600 to 1,800)	2,100 (1,900 to 2,200)	2,100 (1,900 to 2,200)	2,000 (1,800 to 2,100)	1,900 (1,700 to 2,000)	1,800 (1,600 to 1,900)	1,600 (1,400 to 1,700)	1,500 (1,300 to 1,600)	1,300 (1,100 to 1,400)	1,100 (900 to 1,200)	1,000 (800 to 1,100)	900 (700 to 1,000)	700 (500 to 800)	400 (300 to 500)	3,110
HIV/AIDS	(0 to 0)	(0 to 0)	(0 to 1)	(0 to 1)	(0 to 0)	(0 to 0)	(0 to 0)	(0 to 0)	(0 to 0)	(0 to 0)	(0 to 0)	(0 to 0)	(0 to 0)	(0 to 0)	(0 to 0)	(0 to 0)	(0 to 0)	(0 to 0)	(0 to 0)	(0 to 0)	(0 to 0)	(0 to 0)	(0 to 0)	0.1
HIV/AIDS - Drug-susceptible Tuberculosis	(0 to 0)	(0 to 0)	(0 to 0)	(0 to 0)	(0 to 0)	(0 to 0)	(0 to 0)	(0 to 0)	(0 to 0)	(0 to 0)	(0 to 0)	(0 to 0)	(0 to 0)	(0 to 0)	(0 to 0)	(0 to 0)	(0 to 0)	(0 to 0)	(0 to 0)	(0 to 0)	(0 to 0)	(0 to 0)	(0 to 0)	0.1
HIV/AIDS - Multidrug-resistant Tuberculosis without extensi	(0 to 0)	(0 to 0)	(0 to 0)	(0 to 0)	(0 to 0)	(0 to 0)	(0 to 0)	(0 to 0)	(0 to 0)	(0 to 0)	(0 to 0)	(0 to 0)	(0 to 0)	(0 to 0)	(0 to 0)	(0 to 0)	(0 to 0)	(0 to 0)	(0 to 0)	(0 to 0)	(0 to 0)	(0 to 0)	(0 to 0)	0
HIV/AIDS - Extensively drug-resistant Tuberculosis	(0 to 0)	(0 to 0)	(0 to 0)	(0 to 0)	(0 to 0)	(0 to 0)	(0 to 0)	(0 to 0)	(0 to 0)	(0 to 0)	(0 to 0)	(0 to 0)	(0 to 0)	(0 to 0)	(0 to 0)	(0 to 0)	(0 to 0)	(0 to 0)	(0 to 0)	(0 to 0)	(0 to 0)	(0 to 0)	(0 to 0)	0
HIV/AIDS resulting in other diseases	(0 to 0)	(0 to 0)	(0 to 0)	(0 to 0)	(0 to 0)	(0 to 0)	(0 to 0)	(0 to 0)	(0 to 0)	(0 to 0)	(0 to 0)	(0 to 0)	(0 to 0)	(0 to 0)	(0 to 0)	(0 to 0)	(0 to 0)	(0 to 0)	(0 to 0)	(0 to 0)	(0 to 0)	(0 to 0)	(0 to 0)	0.1
Sexually transmitted infections excluding HIV	0.2 (0 to 0)	0.1 (0 to 0.1)	0.1 (0 to 0.1)	0.1 (0 to 0.1)	0.2 (0 to 0.2)	0.2 (0 to 0.2)	0.2 (0 to 0.2)	0.1 (0 to 0.1)	0.1 (0 to 0.1)	0.1 (0 to 0.1)	0.2 (0 to 0.2)	0.2 (0 to 0.2)	0.2 (0 to 0.2)	0.2 (0 to 0.2)	0.2 (0 to 0.2)	0.2 (0 to 0.2)	0.1 (0 to 0.1)	0.1 (0 to 0.1)	0.1 (0 to 0.1)	0.1 (0 to 0.1)	0.1 (0 to 0.1)	0.1 (0 to 0.1)	0.1 (0 to 0.1)	3.2
Syphilis	(0 to 0.4)	(0 to 0.2)	(0 to 0.2)	(0 to 0)	(0 to 0)	(0 to 0)	(1 to 1.6)	(0.2 to 0.5)	(0 to 0.1)	(0 to 0.2)	(0 to 0.3)	(0 to 0.3)	(0 to 0.3)	(0 to 0.3)	(0 to 0.2)	(0 to 0.2)	(0 to 0.2)	(0 to 0.2)	(0 to 0.2)	(0 to 0.2)	(0 to 0.2)	(0 to 0.2)	(0 to 0.2)	17.6
Chlamydial infection	(0 to 0)	(0 to 0)	(0 to 0)	(0 to 0)	(0 to 0)	(0 to 0)	(0 to 1.2)	(0 to 1.6)	(0 to 1.2)	(0 to 0.8)	(0 to 0.7)	(0 to 0.7)	(0 to 0.6)	(0 to 0.6)	(0 to 0.5)	(0 to 0.4)	(0 to 0.3)	(0 to 0.3)	(0 to 0.2)	(0 to 0.2)	(0 to 0.1)	(0 to 0.1)	(0 to 0.1)	29.4
Gonococcal infection	(0 to 0)	(0 to 0)	(0 to 0)	(0 to 0)	(0 to 0)	(0 to 0)	(0 to 0.4)	(0 to 0.6)	(0 to 0.4)	(0 to 0.3)	(0 to 0.3)	(0 to 0.3)	(0 to 0.3)	(0 to 0.3)	(0 to 0.2)	(0 to 0.2)	(0 to 0.2)	(0 to 0.2)	(0 to 0.1)	(0 to 0.1)	(0 to 0.1)	(0 to 0.1)	(0 to 0.1)	21.3
Trichomoniasis	(0 to 0)	(0 to 0)	(0 to 0)	(0 to 0)	(0 to 0)	(0 to 0)	(0 to 0.9)	(0.7 to 0.8)	(0.7 to 0.8)	(0.7 to 0.8)	(0.6 to 0.7)	(0.5 to 0.6)	(0.4 to 0.5)	(0.3 to 0.4)	(0.3 to 0.4)	(0.2 to 0.3)	(0.2 to 0.3)	(0.1 to 0.2)	(0.1 to 0.2)	(0.1 to 0.1)	(0 to 0.1)	(0 to 0.1)	(0 to 0.1)	103
Genital herpes	(0 to 0)	(0 to 0)	(0 to 0)	(0 to 0)	1.2 (0.4 to 3.1)	0.6 (0.2 to 1.5)	19.6 (7.7 to 51.1)	19.6 (7.7 to 51.1)	19.6 (7.7 to 51.1)	19.2 (7.6 to 50.1)	20.6 (8.1 to 53.7)	21.6 (8.5 to 56.1)	22.1 (8.7 to 57.5)	20.6 (8.1 to 53.7)	17.3 (6.8 to 45.1)	19.7 (7.7 to 51.4)	14.7 (5.8 to 38.1)	13.5 (5.3 to 35.2)	10.6 (4.2 to 27.6)	9.6 (3.8 to 25.1)	2.4 (0.9 to 6.3)	2.4 (0.9 to 6.3)	199
Other sexually transmitted infections	(0 to 0)	(0 to 0)	(0 to 0)	(0 to 0)	(0 to 0)	(0 to 0)	(0 to 0)	(0 to 0)	(0 to 0)	(0 to 0)	(0 to 0)	(0 to 0)	(0 to 0)	(0 to 0)	(0 to 0)	(0 to 0)	(0 to 0)	(0 to 0)	(0 to 0)	(0 to 0)	(0 to 0)	(0 to 0)	(0 to 0)	0.1
Respiratory infections and tuberculosis	974 (661 to 1,390)	132 (90 to 188)	1,900 (1,300 to 2,700)	1,600 (1,100 to 2,300)	1,200 (873 to 1,600)	1,200 (867 to 1,600)	1,100 (801 to 1,500)	1,100 (801 to 1,500)	1,100 (801 to 1,500)	1,100 (801 to 1,500)	1,100 (801 to 1,500)	1,100 (801 to 1,500)	1,100 (801 to 1,500)	1,100 (801 to 1,500)	1,100 (801 to 1,500)	1,100 (801 to 1,500)	1,100 (801 to 1,500)	1,100 (801 to 1,500)	1,100 (801 to 1,500)	1,100 (801 to 1,500)	1,100 (801 to 1,500)	1,100 (801 to 1,500)	35,900
Tuberculosis	(0 to 0)	(0 to 0)	(0.1 to 4)	(0.6 to 6.2)	(2.5 to 4.6)	(3.6 to 5.8)	(5.1 to 7.9)	(5.2 to 8.1)	(5.2 to 8.1)	(5.2 to 8.1)	(5.2 to 8.1)	(5.2 to 8.1)	(5.2 to 8.1)	(5.2 to 8.1)	(5.2 to 8.1)	(5.2 to 8.1)	(5.2 to 8.1)	(5.2 to 8.1)	(5.2 to 8.1)	(5.2 to 8.1)	(5.2 to 8.1)	(5.2 to 8.1)	(5.2 to 8.1)	618
Latent tuberculosis infection	(0 to 0)	(0 to 0)	(0 to 0)	(0 to 0)	(0 to 0)	(0 to 0)	(0 to 0)	(0 to 0)	(0 to 0)	(0 to 0)	(0 to 0)	(0 to 0)	(0 to 0)	(0 to 0)	(0 to 0)	(0 to 0)	(0 to 0)	(0 to 0)	(0 to 0)	(0 to 0)	(0 to 0)	(0 to 0)	(0 to 0)	0
Drug-susceptible tuberculosis	(0 to 0)	(0 to 0)	(0.1 to 4)	(0.6 to 6.2)	(2.5 to 4.6)	(3.6 to 5.8)	(5.1 to 7.9)	(5.2 to 8.1)	(5.2 to 8.1)	(5.2 to 8.1)	(5.2 to 8.1)	(5.2 to 8.1)	(5.2 to 8.1)	(5.2 to 8.1)	(5.2 to 8.1)	(5.2 to 8.1)	(5.2 to 8.1)	(5.2 to 8.1)	(5.2 to 8.1)	(5.2 to 8.1)	(5.2 to 8.1)	(5.2 to 8.1)	(5.2 to 8.1)	618
Multidrug-resistant tuberculosis without extensive drug-re	(0 to 0)	(0 to 0)	(0 to 0)	(0 to 0)	(0 to 0)	(0 to 0)	(0 to 0)	(0 to 0)	(0 to 0)	(0 to 0)	(0 to 0)	(0 to 0)	(0 to 0)	(0 to 0)	(0 to 0)	(0 to 0)	(0 to 0)	(0 to 0)	(0 to 0)	(0 to 0)	(0 to 0)	(0 to 0)	(0 to 0)	0
Extensively drug-resistant tuberculosis	(0 to 0)	(0 to 0)	(0 to 0)	(0 to 0)	(0 to 0)	(0 to 0)	(0 to 0)	(0 to 0)	(0 to 0)	(0 to 0)	(0 to 0)	(0 to 0)	(0 to 0)	(0 to 0)	(0 to 0)	(0 to 0)	(0 to 0)	(0 to 0)	(0 to 0)	(0 to 0)	(0 to 0)	(0 to 0)	(0 to 0)	0
Lower respiratory infections	967 (627 to 1,380)	127 (81 to 182)	697 (444 to 1,000)	399 (255 to 572)	209 (133 to 299)	167 (107 to 239)	160 (102 to 229)	224 (143 to 321)	221 (141 to 317)	232 (148 to 332)	266 (170 to 381)	329 (210 to 471)	401 (256 to 574)	514 (328 to 736)	762 (486 to 1,090)	1,100 (703 to 1,570)	1,600 (1,020 to 2,290)	2,420 (1,540 to 3,460)	3,570 (2,270 to 5,110)	3,560 (2,270 to 5,090)	3,240 (2,060 to 4,640)	2,360 (1,500 to 3,380)	(611 to 1,710)
Upper respiratory infections	234 (1 to 4.2)	280 (1 to 5.2)	1,100 (4 to 4.8)	1,200 (4 to 5.2)	1,200 (4 to 5.2)	1,200 (4 to 5.2)	1,200 (4 to 5.2)	1,200 (4 to 5.2)	1,200 (4 to 5.2)	1,200 (4 to 5.2)	1,200 (4 to 5.2)	1,200 (4 to 5.2)	1,200 (4 to 5.2)	1,200 (4 to 5.2)	1,200 (4 to 5.2)	1,200 (4 to 5.2)	1,200 (4 to 5.2)	1,200 (4 to 5.2)	1,200 (4 to 5.2)	1,200 (4 to 5.2)	1,200 (4 to 5.2)	1,200 (4 to 5.2)	8,940
Otitis media	29 (0.4 to 1.7)	29 (0.4 to 1.7)	98 (1.3 to 5.6)	228 (3.1 to 13)	114 (1.5 to 6.5)	62 (0.8 to 3.5)	28 (0.4 to 1.6)	19 (0.2 to 1.1)	14 (0.2 to 0.8)	11 (0.1 to 0.6)	9.4 (0.1 to 0.5)	8.7 (0.1 to 0.5)	11 (0.1 to 0.6)	9.4 (0.1 to 0.5)	8.6 (0.1 to 0.5)	8.6 (0.1 to 0.5)	8.6 (0.1 to 0.5)	8.6 (0.1 to 0.5)	8.6 (0.1 to 0.5)	8.6 (0.1 to 0.5)	8.6 (0.1 to 0.5)	8.6 (0.1 to 0.5)	1,760
Enteric infections	21 (19 to 28)	100 (79 to 134)	109 (89 to 1,460)	109 (72 to 2,040)	103 (72 to 1,500)	109 (74 to 1,500)	109 (74 to 1,500)	109 (74 to 1,500)	109 (74 to 1,500)	109 (74 to 1,500)	109 (74 to 1,500)	109 (74 to 1,500)	109 (74 to 1,500)	109 (74 to 1,500)	109 (74 to 1,500)	109 (74 to 1,500)	109 (74 to 1,500)	109 (74 to 1,500)	109 (74 to 1,500)	109 (74 to 1,500)	109 (74 to 1,500)	109 (74 to 1,500)	109 (74 to 1,500)	13,400
Diarrheal diseases	(19 to 28)	(79 to 134)	(89 to 1,460)	(72 to 2,040)	(72 to 1,500)	(74 to 1,500)	(74 to 1,500)	(74 to 1,500)	(74 to 1,500)	(74 to 1,500)	(74 to 1,500)	(74 to 1,500)	(74 to 1,500)	(74 to 1,500)	(74 to 1,500)	(74 to 1,500)	(74 to 1,500)	(74 to 1,500)	(74 to 1,500)	(74 to 1,500)	(74 to 1,500)	(74 to 1,500)	(74 to 1,500)	13,400
Typhoid and paratyphoid	(0 to 0)	(0 to 0)	(0 to 0)	(0 to 0)	(0 to 0)	(0 to 0)	(0 to 0)	(0 to 0)	(0 to 0)	(0 to 0)	(0 to 0)	(0 to 0)	(0 to 0)	(0 to 0)	(0 to 0)	(0 to 0)	(0 to 0)	(0 to 0)	(0 to 0)	(0 to 0)	(0 to 0)	(0 to 0)	(0 to 0)	0.9
Typhoid fever	(0 to 0)	(0 to 0)	(0 to 0)	(0 to 0)	(0 to 0)	(0 to 0)	(0 to 0)	(0 to 0)	(0 to 0)	(0 to 0)	(0 to 0)	(0 to 0)	(0 to 0)	(0 to 0)	(0 to 0)	(0 to 0)	(0 to 0)	(0 to 0)	(0 to 0)	(0 to 0)	(0 to 0)	(0 to 0)	(0 to 0)	0
Paratyphoid fever	(0 to 0)	(0 to 0)	(0 to 0)	(0 to 0)	(0 to 0)	(0 to 0)	(0 to 0)	(0 to 0)	(0 to 0)	(0 to 0)	(0 to 0)	(0 to 0)	(0 to 0)	(0 to 0)	(0 to 0)	(0 to 0)	(0 to 0)	(0 to 0)	(0 to 0)	(0 to 0)	(0 to 0)	(0 to 0)	(0 to 0)	0.9
Invasive Non-typhoidal Salmonella (iNTS)	(0 to 0)	(0.1 to 0.1)	0.1 (0.0 to 2.6)	0.1 (0.0 to 0.6)	(0 to 1.4)	(0.2 to 1.4)	(0 to 0.2)	(0 to 0.2)	(0.1 to 0.2)	(0 to 0.1)	(0 to 0.1)	(0 to 0.2)	(0 to 0.2)	(0 to 0.2)	(0 to 0.2)	(0 to 0.2)	(0 to 0.2)	(0 to 0.2)	(0 to 0.1)	(0 to 0.1)	(0 to 0.1)	(0 to 0.1)	(0 to 0.1)	11
Other intestinal infectious diseases	2.7 (0 to 0)	0.6 (0.7 to 4.6)	266 (0.8 to 5.9)	228 (0.6 to 4.6)	118 (0.3 to 3.5)	62 (0.2 to 2.2)	14 (0.2 to 1.6)	6.2 (0.1 to 0.8)	6.2 (0.2 to 1.6)	6.2 (0.1 to 0.8)	6.2 (0.1 to 0.8)	6.2 (0.1 to 0.8)	6.2 (0.1 to 0.8)	6.2 (0.1 to 0.8)	6.2 (0.1 to 0.8)	6.2 (0.1 to 0.8)	6.2 (0.1 to 0.8)	6.2 (0.1 to 0.8)	6.2 (0.1 to 0.8)	6.2 (0.1 to 0.8)	6.2 (0.1 to 0.8)	6.2 (0.1 to 0.8)	19.3
Neglected tropical diseases and malaria	(0.2 to 0.3)	(0 to 0.1)	(0.1 to 0.2)	(0.1 to 0.2)	(0.1 to 0.2)	(0.1 to 0.2)	(0.1 to 0.2)	(0.1 to 0.2)	(0.1 to 0.2)	(0.1 to 0.2)	(0.1 to 0.2)	(0.1 to 0.2)	(0.1 to 0.2)	(0.1 to 0.2)	(0.1 to 0.2)	(0.1 to 0.2)	(0.1 to 0.2)	(0.1 to 0.2)	(0.1 to 0.2)	(0.1 to 0.2)	(0.1 to 0.2)	(0.1 to 0.2)	(0.1 to 0.2)	2.210
Malaria	(0 to 0)	(0 to 0)	(0 to 0)	(0 to 0)	(0 to 0)	(0 to 0)	(0 to 0)	(0 to 0)	(0 to 0)	(0 to 0)	(0 to 0)	(0 to 0)	(0 to 0)	(0 to 0)	(0 to 0)	(0 to 0)	(0 to 0)	(0 to 0)	(0 to 0)	(0 to 0)	(0 to 0)	(0 to 0)	(0 to 0)	0
Chagas disease	(0 to 0)	(0 to 0)	(0 to 0)	(0 to 0)	(0 to 0)	(0 to 0)	(0 to 0)	(0 to 0)	(0 to 0)	(0 to 0)	(0 to 0)	(0 to 0)	(0 to 0)	(0 to 0)	(0 to 0)	(0 to 0)	(0 to 0)	(0 to 0)	(0 to 0)	(0 to 0)	(0 to 0)	(0 to 0)	(0 to 0)	0.2
Leishmaniasis	0.4 (0 to 0)	0.4 (0 to 0)	0.4 (0 to 0.3)	0.4 (0 to 0.3)	0.2 (0 to 0.2)	0.2 (0 to 0.2)	0.2 (0 to 0.2)	0.2 (0 to 0.2)	0.2 (0 to 0.2)	0.2 (0 to 0.2)	0.2 (0 to 0.2)	0.2 (0 to 0.2)	0.2 (0 to 0.2)	0.2 (0 to 0.2)	0.2 (0 to 0.2)	0.2 (0 to 0.2)	0.2 (0 to 0.2)	0.2 (0 to 0.2)	0.2 (0 to 0.2)	0.2 (0 to 0.2)	0.2 (0 to 0.2)	0.2 (0 to 0.2)	0.2 (0 to 0.2)	29.2
Visceral leishmaniasis	(0 to 0)	(0 to 0)	(0 to 0)	(0 to 0)	(0 to 0)	(0 to 0)	(0 to 0)	(0 to 0)	(0 to 0)	(0 to 0)	(0 to 0)	(0 to 0)	(0 to 0)	(0 to 0)	(0 to 0)	(0 to 0)	(0 to 0)	(0 to 0)	(0 to 0)	(0 to 0)	(0 to 0)	(0 to 0)	(0 to 0)	0
Cutaneous and mucocutaneous leishmaniasis	(0 to 0)	(0 to 0)	(0 to 0)	(0 to 0)	(0 to 0)	(0 to 0)	(0 to 0)	(0 to 0)	(0 to 0)	(0 to 0)	(0 to 0)	(0 to 0)	(0 to 0)	(0 to 0)	(0 to 0)	(0 to 0)	(0 to 0)	(0 to 0)	(0 to 0)	(0 to 0)	(0 to 0)	(0 to 0)	(0 to 0)	0
African trypanosomiasis	(0 to 0)	(0 to 0)	(0 to 0)	(0 to 0)	(0 to 0)	(0 to 0)	(0 to 0)	(0 to 0)	(0 to 0)	(0 to 0)	(0 to 0)	(0 to 0)	(0 to 0)	(0 to 0)	(0 to 0)	(0 to 0)	(0 to 0)	(0 to 0)	(0 to 0)	(0 to 0)	(0 to 0)	(0 to 0)	(0 to 0)	0
Schistosomiasis	(0 to 0)	(0 to 0)	(0 to 0)	(0 to 0)	(0 to 0)	(0 to 0)	(0 to 0)	(0 to 0)	(0 to 0)	(0 to 0)	(0 to 0)	(0 to 0)	(0 to 0)	(0 to 0)	(0 to 0)	(0 to 0)	(0 to 0)	(0 to 0)	(0 to 0)	(0 to 0)	(0 to 0)	(0 to 0)	(0 to 0)	0
Cysticercosis	(0 to 0)	(0 to 0)	(0 to 0)	(0 to 0)	1 (0.2 to 2.4)	0.6 (0.2 to 1.7)	16.6 (5.2 to 49.4)	21 (6.5 to 62.7)	(0.2 to 0.8)	42.7 (13.2 to 128)	57.7 (17.9 to 169)	72.7 (22.5 to 212)	87.6 (27.1 to 256)	(30.4 to 289)	97.2 (31.1 to 281)	106 (33.9 to 303)	170 (53.9 to 474)	219 (70.1 to 614)	222 (70.1 to 626)	142 (43.3 to 397)	126 (38.6 to 351)	72.4 (21.9 to 173)	1,840
Cystic echinococcosis	(0 to 0)	(0 to 0)	0.4 (0 to 1.2)	0.7 (0 to 1.7)	1.1 (0.1 to 2.7)	1.7 (0.2 to 4.6)	1.8 (0.2 to 4.6)	1.8 (0.2 to 4.6)	1.7 (0.2 to 4.3)	1.7 (0.2 to 4.3)	1.7 (0.2 to 4.3)	1.7 (0.2 to 4.3)	1.7 (0.2 to 4.3)	1.7 (0.2 to 4.3)	1.8 (0.2 to 4.3)	1.8 (0.2 to 4.3)	1.8 (0.2 to 4.3)	1.7 (0.2 to 4.3)	1.7 (0.2 to 4.3)	1.7 (0.1 to 4.3)	0.9 (0.1 to 2.4)	0.2 (0 to 1.6)	29.7
Lymphatic filariasis	(0 to 0)	(0 to 0)	(0 to 0)	(0 to 0)	(0 to 0)	(0 to 0)	(0 to 0)	(0 to 0)	(0 to 0)	(0 to 0)	(0 to 0)	(0 to 0)	(0 to 0)	(0 to 0)	(0 to 0)	(0 to 0)	(0 to 0)	(0 to 0)	(0 to 0)	(0 to 0)	(0 to 0)	(0 to 0)	(0 to 0)	0
Onchocerciasis	(0 to 0)	(0 to 0)	(0 to 0)	(0 to 0)	(0 to 0)	(0 to 0)	(0 to 0)	(0 to 0)	(0 to 0)	(0 to 0)	(0 to 0)	(0 to 0)	(0 to 0)	(0 to 0)	(0 to 0)	(0 to 0)	(0 to 0)	(0 to 0)	(0 to 0)	(0 to 0)	(0 to 0)	(0 to 0)	(0 to 0)	0
Trachoma	(0 to 0)	(0 to 0)	(0 to 0)	(0 to 0)	(0 to 0)	(0 to 0)	(0 to 0)	(0 to 0)	(0 to 0)	(0 to 0)	(0 to 0)	(0 to 0)	(0 to 0)	(0 to 0)	(0 to 0)	(0 to 0)	(0 to 0)	(0 to 0)	(0 to 0)	(0 to 0)	(0 to 0)	(0 to 0)	(0 to 0)	0
Dengue	(0 to 0)	(0 to 0)	(0 to 0)	(0 to 0)	(0 to 0)	(0 to 0)	(0 to 0)	(0 to 0)	(0 to 0)	(0 to 0)	(0 to 0)	(0 to 0)	(0 to 0)	(0 to 0)	(0 to 0)	(0 to 0)	(0 to 0)	(0 to 0)	(0 to 0)	(0 to 0)	(0 to 0)	(0 to 0)	(0 to 0)	0
Yellow fever	(0 to 0)	(0 to 0)	(0 to 0)	(0 to 0)	(0 to 0)	(0 to 0)	(0 to 0)	(0 to 0)	(0 to 0)	(0 to 0)	(0 to 0)	(0 to 0)	(0 to 0)	(0 to 0)	(0 to 0)	(0 to 0)	(0 to 0)	(0 to 0)	(0 to 0)	(0 to 0)	(0 to 0)	(0 to 0)	(0 to 0)	0
Rabies	(0 to 0)	(0 to 0.1)	(0 to 0)	(0 to 0.1)	(0 to 0)	(0 to 0)	(0 to 0)	(0 to 0)	(0 to 0)	(0 to 0)	(0 to 0)	(0 to 0)	(0 to 0)	(0 to 0)	(0 to 0)	(0 to 0)	(0 to 0)	(0 to 0)	(0 to 0)	(0 to 0)	(0 to 0)	(0 to 0)	(0 to 0)	0.4
Intestinal nematode infections	(0 to 0)	(0 to 0)	(0 to 0)	(0 to 0)	(0 to 0)	(0 to 0)	(0 to 0)	(0 to 0)	(0 to 0)	(0 to 0)	(0 to 0)	(0 to 0)	(0 to 0)	(0 to 0)	(0 to 0)	(0 to 0)	(0 to 0)	(0 to 0)	(0 to 0)	(0 to 0)	(0 to 0)	(0 to 0)	(0 to 0)	0
Ascariasis	(0 to 0)	(0 to 0)	(0 to 0)	(0 to 0)	(0 to 0)	(0 to 0)	(0 to 0)	(0 to 0)	(0 to 0)	(0 to 0)	(0 to 0)	(0 to 0)	(0 to 0)	(0 to 0)	(0 to 0)	(0 to 0)	(0 to 0)	(0 to 0)	(0 to 0)	(0 to 0)	(0 to 0)	(0 to 0)	(0 to 0)	0
Trichuriasis	(0 to 0)	(0 to 0)	(0 to 0)	(0 to 0)	(0 to 0)	(0 to 0)	(0 to 0)	(0 to 0)	(0 to 0)	(0 to 0)	(0 to 0)	(0 to 0)	(0 to 0)	(0 to 0)	(0 to 0)	(0 to 0)	(0 to 0)	(0 to 0)	(0 to 0)	(0 to 0)	(0 to 0)	(0 to 0)	(0 to 0)	0
Hookworm disease	(0 to 0)	(0 to 0)	(0 to 0)	(0 to 0)	(0 to 0)	(0 to 0)	(0 to 0)	(0 to 0)	(0 to 0)	(0 to 0)	(0 to 0)	(0 to 0)	(0 to 0)	(0 to 0)	(0 to 0)	(0 to 0)	(0 to 0)	(0 to 0)	(0 to 0)	(0 to 0)	(0 to 0)	(0 to 0)	(0 to 0)	0
Food-borne trematodiases	(0 to 0)	(0 to 0)	(0 to 0)	(0 to 0)	(0 to 0)	(0 to 0)	(0 to 0)	(0 to 0)	(0 to 0)	(0 to 0)	(0 to 0)	(0 to 0)	(0 to 0)	(0 to 0)	(0 to 0)	(0 to 0)	(0 to 0)	(0 to 0)	(0 to 0)	(0 to 0)	(0 to 0)	(0 to 0)	(0 to 0)	0
Leprosy	(0 to 0)	(0 to 0)	(0 to 0)	(0 to 0)	(0 to 0)	(0 to 0)	(0 to 0)	(0 to 0)	(0 to 0)	(0 to 0)	(0 to 0)	(0 to 0)	(0 to 0)	(0 to 0)	(0 to 0)	(0 to 0)	(0 to 0)	(0 to 0)	(0 to 0)	(0 to 0)	(0 to 0)	(0 to 0)	(0 to 0)	0
Measles	(0 to 0)	(0 to 0)	(0 to 0)	(0 to 0)	(0 to 0)	(0 to 0)	(0 to 0)	(0 to 0)	(0 to 0)	(0 to 0)	(0 to 0)	(0 to 0)	(0 to 0)	(0 to 0)	(0 to 0)	(0 to 0)	(0 to 0)	(0 to 0)	(0 to 0)	(0 to 0)	(0 to 0)	(0 to 0)	(0 to 0)	0
Zika virus	(0 to 0)	(0 to 0)	(0 to 0)	(0 to 0)	(0 to 0)	(0 to 0)	(0 to 0)	(0 to 0)	(0 to 0)	(0 to 0)	(0 to 0)	(0 to 0)	(0 to 0)	(0 to 0)	(0 to 0)	(0 to 0)	(0 to 0)	(0 to 0)	(0 to 0)	(0 to 0)	(0 to 0)	(0 to 0)	(0 to 0)	0
Guinea worm disease	(0 to 0)	(0 to 0)	(0 to 0)	(0 to 0)	(0 to 0)	(0 to 0)	(0 to 0)	(0 to 0)	(0 to 0)	(0 to 0)	(0 to 0)	(0 to 0)	(0 to 0)	(0 to 0)	(0 to 0)	(0 to 0)	(0 to 0)	(0 to 0)	(0 to 0)	(0 to 0)	(0 to 0)	(0 to 0)	(0 to 0)	0
Other neglected tropical diseases	1.7 (0.9 to 3.1)	0.4 (0.7 to 2.3)	20.6 (9.1 to 39.3)	61.3 (33.4 to 109)	120 (53.4 to 209)	29.1 (9.2 to 69.9)	0.4 (1.6 to 14.4)	0.4 (0.6 to 1.6)	0.5 (1.5 to 1.7)	0.5 (1.6 to 28.1)	0.6 (1.7 to 29.4)	0.7 (1.8 to 30.7)	0.7 (1.9 to 32.1)	0.8 (2.1 to 35.4)	19.1 (4.7 to 39.4)	19.6 (4.9 to 40.3)	9.4 (2.3 to 19.3)	12.1 (3.1 to 24.7)	11.1 (2.9 to 23.2)	8.1 (2.1 to 16.7)	11.7 (2.9 to 24.1)	11.7 (2.9 to 24.1)	409
Other infectious diseases	1,100 (1,000 to 1,200)	1,100 (1,000 to 1,200)	1,100 (1,000 to 1,200)





DALYs by cause, age and sex, 2019

Cause	Early Neonatal	Late Neonatal	Post Neonatal	1 to 4	5 to 9	10 to 14	15 to 19	20 to 24	25 to 29	30 to 34	35 to 39	40 to 44	45 to 49	50 to 54	55 to 59	60 to 64	65 to 69	70 to 74	75 to 79	80 to 84	85 to 89	90 to 94	95 plus	Total
All causes	40,793 (35,944 to 45,882)	21,765 (18,322 to 25,600)	39,430 (32,997 to 46,450)	67,498 (57,111 to 78,600)	104,060 (87,600 to 120,900)	178,050 (149,700 to 206,000)	271,060 (227,900 to 314,000)	334,050 (281,000 to 387,000)	400,600 (337,000 to 464,000)	456,000 (383,000 to 529,000)	508,000 (427,000 to 589,000)	557,000 (468,000 to 646,000)	594,000 (499,000 to 690,000)	619,000 (520,000 to 719,000)	1,050,000 (1,000,000 to 1,100,000)	1,070,000 (1,000,000 to 1,100,000)	1,030,000 (1,000,000 to 1,100,000)	1,000,000 (1,000,000 to 1,100,000)	1,000,000 (1,000,000 to 1,100,000)	1,000,000 (1,000,000 to 1,100,000)	1,000,000 (1,000,000 to 1,100,000)	1,000,000 (1,000,000 to 1,100,000)	1,000,000 (1,000,000 to 1,100,000)	19,100,000
Communicable, maternal, neonatal, and nutritional diseases	33,700 (27,200 to 40,800)	13,400 (11,000 to 16,000)	12,500 (10,600 to 14,500)	14,900 (11,700 to 18,600)	13,800 (12,200 to 15,900)	9,000 (8,000 to 10,300)	13,000 (10,600 to 15,700)	14,000 (11,600 to 16,900)	15,000 (12,600 to 18,000)	15,000 (12,600 to 18,000)	15,000 (12,600 to 18,000)	15,000 (12,600 to 18,000)	15,000 (12,600 to 18,000)	15,000 (12,600 to 18,000)	15,000 (12,600 to 18,000)	15,000 (12,600 to 18,000)	15,000 (12,600 to 18,000)	15,000 (12,600 to 18,000)	15,000 (12,600 to 18,000)	15,000 (12,600 to 18,000)	15,000 (12,600 to 18,000)	15,000 (12,600 to 18,000)	15,000 (12,600 to 18,000)	553,000
HIV/AIDS and sexually transmitted infections	11 (9 to 13)	11 (9 to 13)	67 (56 to 79)	130 (110 to 150)	110 (93 to 130)	110 (93 to 130)	1,000 (850 to 1,200)	2,000 (1,700 to 2,300)	3,000 (2,500 to 3,500)	4,000 (3,400 to 4,600)	4,000 (3,400 to 4,600)	4,000 (3,400 to 4,600)	4,000 (3,400 to 4,600)	4,000 (3,400 to 4,600)	4,000 (3,400 to 4,600)	4,000 (3,400 to 4,600)	4,000 (3,400 to 4,600)	4,000 (3,400 to 4,600)	4,000 (3,400 to 4,600)	4,000 (3,400 to 4,600)	4,000 (3,400 to 4,600)	4,000 (3,400 to 4,600)	4,000 (3,400 to 4,600)	58,000
HIV/AIDS	(0 to 0)	(0 to 0)	132 (67 to 199)	193 (112 to 276)	196 (91 to 304)	80.7 (39 to 131)	191 (92 to 310)	507 (244 to 818)	1,060 (511 to 1,710)	1,960 (945 to 3,160)	2,920 (1,410 to 4,710)	3,660 (1,770 to 5,900)	3,960 (1,910 to 6,380)	3,710 (1,790 to 5,980)	3,420 (1,650 to 5,520)	3,040 (1,470 to 4,900)	2,700 (1,300 to 4,350)	2,320 (1,120 to 3,740)	1,930 (930 to 3,110)	1,540 (740 to 2,480)	1,180 (570 to 1,900)	905 (437 to 1,460)	694 (335 to 1,120)	32,600
HIV/AIDS - Drug-susceptible Tuberculosis	(0 to 0)	(0 to 0)	4.3 (2.1 to 6.9)	2.3 (1.1 to 3.7)	0.9 (0.4 to 1.5)	2.7 (1.3 to 4.3)	4.2 (2 to 6.7)	13.7 (6.6 to 22)	29.4 (14.2 to 47.3)	53.6 (25.9 to 86.2)	86.2 (41.6 to 139)	132 (64 to 213)	168 (81 to 271)	190 (92 to 306)	195 (94 to 314)	191 (92 to 307)	183 (88 to 295)	171 (83 to 276)	156 (75 to 251)	137 (66 to 221)	114 (55 to 184)	90.1 (43.5 to 145)	71.1 (34.3 to 114)	2,100
HIV/AIDS - Multidrug-resistant Tuberculosis without extensive drug resistance	(0 to 0)	(0 to 0)	(0.1 to 0.2)	(0.1 to 0.2)	(0 to 0.1)	(0.1 to 0.2)	(0.1 to 0.2)	(0.3 to 0.5)	(0.6 to 1)	(1.1 to 1.8)	(1.7 to 2.8)	(2.6 to 4.2)	(3.3 to 5.3)	(3.7 to 6.1)	(3.4 to 5.7)	(3.1 to 5.1)	(2.8 to 4.6)	(2.5 to 4.1)	(2.2 to 3.6)	(1.9 to 3.1)	(1.6 to 2.6)	(1.3 to 2.1)	(0.9 to 1.5)	(0.7 to 1.2)	57.6
HIV/AIDS - Extensively drug-resistant Tuberculosis	(0 to 0)	(0 to 0)	(0 to 0)	(0 to 0)	(0 to 0)	(0 to 0)	(0 to 0)	(0 to 0)	(0 to 0)	(0 to 0)	(0 to 0)	(0 to 0)	(0 to 0)	(0 to 0)	(0 to 0)	(0 to 0)	(0 to 0)	(0 to 0)	(0 to 0)	(0 to 0)	(0 to 0)	(0 to 0)	(0 to 0)	(0 to 0)	0
HIV/AIDS resulting in other diseases	(0 to 0)	(0 to 0)	127 (59.4 to 199)	99.9 (46.7 to 156)	114 (53.4 to 177)	82.9 (38.8 to 129)	156 (73.1 to 243)	492 (230 to 766)	1,012 (473 to 1,580)	1,950 (912 to 3,040)	2,910 (1,360 to 4,530)	3,600 (1,680 to 5,610)	3,920 (1,830 to 6,110)	3,700 (1,730 to 5,760)	3,420 (1,600 to 5,330)	3,040 (1,420 to 4,730)	2,700 (1,260 to 4,210)	2,320 (1,080 to 3,610)	1,930 (900 to 3,010)	1,540 (720 to 2,400)	1,180 (550 to 1,840)	905 (423 to 1,410)	694 (324 to 1,080)	31,700
Sexually transmitted infections, excluding HIV	11 (9 to 13)	11 (9 to 13)	0.4 (0.3 to 0.5)	0.5 (0.4 to 0.7)	0.3 (0.2 to 0.5)	28.3 (17 to 43)	71.2 (43 to 107)	170 (102 to 256)	356 (214 to 535)	528 (317 to 793)	660 (397 to 992)	763 (459 to 1,150)	837 (503 to 1,260)	877 (527 to 1,320)	892 (536 to 1,340)	888 (534 to 1,340)	875 (526 to 1,320)	854 (513 to 1,290)	824 (495 to 1,240)	784 (471 to 1,180)	734 (441 to 1,100)	673 (404 to 1,010)	597 (358 to 898)	9,400
Syphilis	(1.6 to 2.2)	(1.5 to 2)	(0.5 to 0.7)	(0.3 to 0.5)	(0.2 to 0.3)	(0.7 to 0.9)	(2.2 to 2.9)	(5.5a 7.2)	(7.1 to 9.3)	(7.1 to 9.3)	(7.1 to 9.3)	(7.1 to 9.3)	(7.1 to 9.3)	(7.1 to 9.3)	(7.1 to 9.3)	(7.1 to 9.3)	(7.1 to 9.3)	(7.1 to 9.3)	(7.1 to 9.3)	(7.1 to 9.3)	(7.1 to 9.3)	(7.1 to 9.3)	(7.1 to 9.3)	682
Chlamydial infection	(0 to 0)	(0 to 0)	(0 to 0)	(0 to 0)	(0 to 0)	(0 to 0)	(0 to 0)	(0 to 0)	(0 to 0)	(0 to 0)	(0 to 0)	(0 to 0)	(0 to 0)	(0 to 0)	(0 to 0)	(0 to 0)	(0 to 0)	(0 to 0)	(0 to 0)	(0 to 0)	(0 to 0)	(0 to 0)	(0 to 0)	(0 to 0)	0
Gonorrheal infection	(0 to 0)	(0 to 0)	(0 to 0)	(0 to 0)	(0 to 0)	(0.7 to 1.1)	(0.4 to 0.5)	(1 to 1.5)	(2 to 2.9)	(3.1 to 4.5)	(4.1 to 5.9)	(4.7 to 6.8)	(5.1 to 7.4)	(5.4 to 7.8)	(5.5 to 7.9)	(5.5 to 7.9)	(5.4 to 7.8)	(5.3 to 7.6)	(5.1 to 7.3)	(4.8 to 6.9)	(4.5 to 6.5)	(4.1 to 5.9)	(3.7 to 5.3)	59.5
Trichomoniasis	(0 to 0)	(0 to 0)	(0 to 0)	(0 to 0)	(0 to 0)	(0.2 to 0.3)	(0.1 to 0.2)	(0.3 to 0.4)	(0.6 to 0.8)	(0.9 to 1.2)	(1.2 to 1.7)	(1.4 to 2)	(1.5 to 2.2)	(1.6 to 2.3)	(1.6 to 2.3)	(1.6 to 2.3)	(1.6 to 2.3)	(1.5 to 2.2)	(1.5 to 2.1)	(1.4 to 2)	(1.3 to 1.9)	(1.2 to 1.7)	(1.1 to 1.6)	17.2
Syphilis	(1.6 to 2.2)	(1.5 to 2)	(0.5 to 0.7)	(0.3 to 0.5)	(0.2 to 0.3)	(0.7 to 0.9)	(2.2 to 2.9)	(5.5a 7.2)	(7.1 to 9.3)	(7.1 to 9.3)	(7.1 to 9.3)	(7.1 to 9.3)	(7.1 to 9.3)	(7.1 to 9.3)	(7.1 to 9.3)	(7.1 to 9.3)	(7.1 to 9.3)	(7.1 to 9.3)	(7.1 to 9.3)	(7.1 to 9.3)	(7.1 to 9.3)	(7.1 to 9.3)	(7.1 to 9.3)	682
Chlamydial infection	(0 to 0)	(0 to 0)	(0 to 0)	(0 to 0)	(0 to 0)	(0 to 0)	(0 to 0)	(0 to 0)	(0 to 0)	(0 to 0)	(0 to 0)	(0 to 0)	(0 to 0)	(0 to 0)	(0 to 0)	(0 to 0)	(0 to 0)	(0 to 0)	(0 to 0)	(0 to 0)	(0 to 0)	(0 to 0)	(0 to 0)	(0 to 0)	0
Gonorrheal infection	(0 to 0)	(0 to 0)	(0 to 0)	(0 to 0)	(0 to 0)	(0.7 to 1.1)	(0.4 to 0.5)	(1 to 1.5)	(2 to 2.9)	(3.1 to 4.5)	(4.1 to 5.9)	(4.7 to 6.8)	(5.1 to 7.4)	(5.4 to 7.8)	(5.5 to 7.9)	(5.5 to 7.9)	(5.4 to 7.8)	(5.3 to 7.6)	(5.1 to 7.3)	(4.8 to 6.9)	(4.5 to 6.5)	(4.1 to 5.9)	(3.7 to 5.3)	59.5
Trichomoniasis	(0 to 0)	(0 to 0)	(0 to 0)	(0 to 0)	(0 to 0)	(0.2 to 0.3)	(0.1 to 0.2)	(0.3 to 0.4)	(0.6 to 0.8)	(0.9 to 1.2)	(1.2 to 1.7)	(1.4 to 2)	(1.5 to 2.2)	(1.6 to 2.3)	(1.6 to 2.3)	(1.6 to 2.3)	(1.6 to 2.3)	(1.5 to 2.2)	(1.5 to 2.1)	(1.4 to 2)	(1.3 to 1.9)	(1.2 to 1.7)	(1.1 to 1.6)	17.2
Genital herpes	(0 to 0)	(0 to 0)	(0 to 0)	(0 to 0)	(0 to 0)	(0.9 to 1.3)	(0.5 to 0.6)	(1.2 to 1.7)	(2.5 to 3.5)	(3.8 to 5.3)	(4.9 to 6.9)	(5.6 to 8)	(6.1 to 8.7)	(6.4 to 9.1)	(6.5 to 9.3)	(6.5 to 9.3)	(6.4 to 9.1)	(6.3 to 9)	(6.1 to 8.7)	(5.7 to 8.1)	(5.4 to 7.7)	(4.9 to 7)	(4.4 to 6.3)	70.4
Other sexually transmitted infections	(0 to 0)	(0 to 0)	(0 to 0)	(0 to 0)	(0 to 0)	(0.2 to 0.3)	(0.2 to 0.3)	(0.5 to 0.6)	(1 to 1.3)	(1.5 to 1.9)	(2 to 2.6)	(2.3 to 3)	(2.5 to 3.2)	(2.6 to 3.4)	(2.7 to 3.5)	(2.7 to 3.5)	(2.6 to 3.4)	(2.6 to 3.3)	(2.5 to 3.2)	(2.3 to 3)	(2.2 to 2.9)	(2 to 2.6)	(1.8 to 2.3)	28.3
Respiratory infections and tuberculosis	1,400 (1,200 to 1,600)	1,200 (1,000 to 1,400)	1,100 (1,000 to 1,300)	1,200 (1,000 to 1,400)	1,100 (1,000 to 1,300)	1,100 (1,000 to 1,300)	1,100 (1,000 to 1,300)	1,100 (1,000 to 1,300)	1,100 (1,000 to 1,300)	1,100 (1,000 to 1,300)	1,100 (1,000 to 1,300)	1,100 (1,000 to 1,300)	1,100 (1,000 to 1,300)	1,100 (1,000 to 1,300)	1,100 (1,000 to 1,300)	1,100 (1,000 to 1,300)	1,100 (1,000 to 1,300)	1,100 (1,000 to 1,300)	1,100 (1,000 to 1,300)	1,100 (1,000 to 1,300)	1,100 (1,000 to 1,300)	1,100 (1,000 to 1,300)	1,100 (1,000 to 1,300)	26,000
Tuberculosis	(0 to 0)	(0 to 0.1)	(0.1 to 0.1)	(0.1 to 0.2)	(0.1 to 0.2)	(0.2 to 0.3)	(0.2 to 0.3)	(0.3 to 0.4)	(0.4 to 0.5)	(0.5 to 0.6)	(0.5 to 0.6)	(0.5 to 0.6)	(0.5 to 0.6)	(0.5 to 0.6)	(0.5 to 0.6)	(0.5 to 0.6)	(0.5 to 0.6)	(0.5 to 0.6)	(0.5 to 0.6)	(0.5 to 0.6)	(0.5 to 0.6)	(0.5 to 0.6)	(0.5 to 0.6)	7,500
Latent tuberculosis infection	(0 to 0)	(0 to 0)	(0 to 0)	(0 to 0)	(0 to 0)	(0 to 0)	(0 to 0)	(0 to 0)	(0 to 0)	(0 to 0)	(0 to 0)	(0 to 0)	(0 to 0)	(0 to 0)	(0 to 0)	(0 to 0)	(0 to 0)	(0 to 0)	(0 to 0)	(0 to 0)	(0 to 0)	(0 to 0)	(0 to 0)	(0 to 0)	0
Drug-susceptible tuberculosis	(0 to 0)	(0 to 0)	(0 to 0.1)	(0.1 to 0.2)	(0.1 to 0.1)	(0.2 to 0.3)	(0.2 to 0.3)	(0.3 to 0.4)	(0.4 to 0.5)	(0.5 to 0.6)	(0.5 to 0.6)	(0.5 to 0.6)	(0.5 to 0.6)	(0.5 to 0.6)	(0.5 to 0.6)	(0.5 to 0.6)	(0.5 to 0.6)	(0.5 to 0.6)	(0.5 to 0.6)	(0.5 to 0.6)	(0.5 to 0.6)	(0.5 to 0.6)	(0.5 to 0.6)	7,500
Multidrug-resistant tuberculosis without extensive drug resistance	(0 to 0)	(0 to 0)	(0 to 0)	(0 to 0)	(0 to 0)	(0 to 0)	(0 to 0)	(0 to 0)	(0 to 0)	(0 to 0)	(0 to 0)	(0 to 0)	(0 to 0)	(0 to 0)	(0 to 0)	(0 to 0)	(0 to 0)	(0 to 0)	(0 to 0)	(0 to 0)	(0 to 0)	(0 to 0)	(0 to 0)	(0 to 0)	0
Extensively drug-resistant tuberculosis	(0 to 0)	(0 to 0)	(0 to 0)	(0 to 0)	(0 to 0)	(0 to 0)	(0 to 0)	(0 to 0)	(0 to 0)	(0 to 0)	(0 to 0)	(0 to 0)	(0 to 0)	(0 to 0)	(0 to 0)	(0 to 0)	(0 to 0)	(0 to 0)	(0 to 0)	(0 to 0)	(0 to 0)	(0 to 0)	(0 to 0)	(0 to 0)	0
Lower respiratory infections	1,400 (1,200 to 1,600)	1,200 (1,000 to 1,400)	1,100 (1,000 to 1,300)	1,200 (1,000 to 1,400)	1,100 (1,000 to 1,300)	1,100 (1,000 to 1,300)	1,100 (1,000 to 1,300)	1,100 (1,000 to 1,300)	1,100 (1,000 to 1,300)	1,100 (1,000 to 1,300)	1,100 (1,000 to 1,300)	1,100 (1,000 to 1,300)	1,100 (1,000 to 1,300)	1,100 (1,000 to 1,300)	1,100 (1,000 to 1,300)	1,100 (1,000 to 1,300)	1,100 (1,000 to 1,300)	1,100 (1,000 to 1,300)	1,100 (1,000 to 1,300)	1,100 (1,000 to 1,300)	1,100 (1,000 to 1,300)	1,100 (1,000 to 1,300)	1,100 (1,000 to 1,300)	26,000
Otitis media	(0.4 to 0.5)	(0.4 to 0.5)	(0.4 to 0.5)	(0.4 to 0.5)	(0.4 to 0.5)	(0.4 to 0.5)	(0.4 to 0.5)	(0.4 to 0.5)	(0.4 to 0.5)	(0.4 to 0.5)	(0.4 to 0.5)	(0.4 to 0.5)	(0.4 to 0.5)	(0.4 to 0.5)	(0.4 to 0.5)	(0.4 to 0.5)	(0.4 to 0.5)	(0.4 to 0.5)	(0.4 to 0.5)	(0.4 to 0.5)	(0.4 to 0.5)	(0.4 to 0.5)	(0.4 to 0.5)	9.7
Enteric infections	2,100 (1,800 to 2,400)	1,200 (1,000 to 1,400)	1,200 (1,000 to 1,400)	1,900 (1,600 to 2,200)	1,200 (1,000 to 1,400)	1,000 (900 to 1,200)	1,000 (900 to 1,200)	1,000 (900 to 1,200)	1,000 (900 to 1,200)	1,000 (900 to 1,200)	1,000 (900 to 1,200)	1,000 (900 to 1,200)	1,000 (900 to 1,200)	1,000 (900 to 1,200)	1,000 (900 to 1,200)	1,000 (900 to 1,200)	1,000 (900 to 1,200)	1,000 (900 to 1,200)	1,000 (900 to 1,200)	1,000 (900 to 1,200)	1,000 (900 to 1,200)	1,000 (900 to 1,200)	1,000 (900 to 1,200)	26,500
Diarrheal diseases	(30.3 to 50.3)	(18.9 to 31.5)	(10.4 to 22.6)	(1.9 to 5.8)	(0.8 to 2.4)	(0.6 to 1.8)	(0.6 to 1.8)	(0.7 to 2.1)	(0.7 to 2.1)	(0.8 to 2.3)	(0.8 to 2.3)	(0.8 to 2.3)	(0.8 to 2.3)	(0.8 to 2.3)	(0.8 to 2.3)	(0.8 to 2.3)	(0.8 to 2.3)	(0.8 to 2.3)	(0.8 to 2.3)	(0.8 to 2.3)	(0.8 to 2.3)	(0.8 to 2.3)	(0.8 to 2.3)	35,100
Typhoid and paratyphoid	(0 to 0)	(0 to 0)	(0 to 0.1)	(0.1 to 0.2)	(0.1 to 0.2)	(0.1 to 0.2)	(0.1 to 0.2)	(0.1 to 0.2)	(0.1 to 0.2)	(0.1 to 0.2)	(0.1 to 0.2)	(0.1 to 0.2)	(0.1 to 0.2)	(0.1 to 0.2)	(0.1 to 0.2)	(0.1 to 0.2)	(0.1 to 0.2)	(0.1 to 0.2)	(0.1 to 0.2)	(0.1 to 0.2)	(0.1 to 0.2)	(0.1 to 0.2)	(0.1 to 0.2)	9.7
Typhoid fever	(0 to 0)	(0 to 0)	(0 to 0.1)	(0.1 to 0.2)	(0.1 to 0.2)	(0.1 to 0.2)	(0.1 to 0.2)	(0.1 to 0.2)	(0.1 to 0.2)	(0.1 to 0.2)	(0.1 to 0.2)	(0.1 to 0.2)	(0.1 to 0.2)	(0.1 to 0.2)	(0.1 to 0.2)	(0.1 to 0.2)	(0.1 to 0.2)	(0.1 to 0.2)	(0.1 to 0.2)	(0.1 to 0.2)	(0.1 to 0.2)	(0.1 to 0.2)	(0.1 to 0.2)	9.7
Paratyphoid fever	(0 to 0)	(0 to 0.1)	(0 to 0.1)	(0 to 0.1)	(0 to 0.1)	(0 to 0.1)	(0 to 0.1)	(0 to 0.1)	(0 to 0.1)	(0 to 0.1)	(0 to 0.1)	(0 to 0.1)	(0 to 0.1)	(0 to 0.1)	(0 to 0.1)	(0 to 0.1)	(0 to 0.1)	(0 to 0.1)	(0 to 0.1)	(0 to 0.1)	(0 to 0.1)	(0 to 0.1)	(0 to 0.1)	(0 to 0.1)	1.9
Invasive Non-typhoidal Salmonella (iNTS)	(0 to 0)	(0.1 to 0.1)	(0.6 to 0.8)	(0.5 to 0.7)	(0.3 to 0.5)	(0.2 to 0.3)	(0.2 to 0.3)	(0.3 to 0.4)	(0.3 to 0.4)	(0.3 to 0.4)	(0.3 to 0.4)	(0.3 to 0.4)	(0.3 to 0.4)	(0.3 to 0.4)	(0.3 to 0.4)	(0.3 to 0.4)	(0.3 to 0.4)	(0.3 to 0.4)	(0.3 to 0.4)	(0.3 to 0.4)	(0.3 to 0.4)	(0.3 to 0.4)	(0.3 to 0.4)	137
Other intestinal infectious diseases	(0 to 0)	(0 to 0)	(4.4 to 16.4)	(1.5 to 12.2)	(1 to 3.7)	(0.6 to 7.9)	(0.5 to 8)	(0.3 to 4)	(0.7 to 8.7)	(0.2 to 2.5)	(0.3 to 3.7)	(0.3 to 3.7)	(0.3 to 3.7)	(0.3 to 3.7)	(0.3 to 3.7)	(0.3 to 3.7)	(0.3 to 3.7)	(0.3 to 3.7)	(0.3 to 3.7)	(0.3 to 3.7)	(0.3 to 3.7)	(0.3 to 3.7)	(0.3 to 3.7)	65.5
Neglected tropical diseases and malaria	(0.1 to 0.2)	(0.1 to 0.2)	(0.1 to 0.2)	(0.1 to 0.2)	(0.1 to 0.2)	(0.1 to 0.2)	(0.1 to 0.2)	(0.1 to 0.2)	(0.1 to 0.2)	(0.1 to 0.2)	(0.1 to 0.2)	(0.1 to 0.2)	(0.1 to 0.2)	(0.1 to 0.2)	(0.1 to 0.2)	(0.1 to 0.2)	(0.1 to 0.2)	(0.1 to 0.2)	(0.1 to 0.2)	(0.1 to 0.2)	(0.1 to 0.2)	(0.1 to 0.2)	(0.1 to 0.2)	1.9
Malaria	(0 to 0)	(0 to 0)	(0 to 0)	(0 to 0)	(0 to 0)	(0 to 0)	(0 to 0)	(0 to 0)	(0 to 0)	(0 to 0)	(0 to 0)	(0 to 0)	(0 to 0)	(0 to 0)	(0 to 0)	(0 to 0)	(0 to 0)	(0 to 0)	(0 to 0)	(0 to 0)	(0 to 0)	(0 to 0)	(0 to 0)	(0 to 0)	0
Chagas disease	(0 to 0)	(0 to 0)	(0 to 0)	(0 to 0)	(0.1 to 0.2)	(0.2 to 0.3)	(0.2 to 0.3)	(0.3 to 0.4)	(0.3 to 0.4)	(0.3 to 0.4)	(0.3 to 0.4)	(0.3 to 0.4)	(0.3 to 0.4)	(0.3 to 0.4)	(0.3 to 0.4)	(0.3 to 0.4)	(0.3 to 0.4)	(0.3 to 0.4)	(0.3 to 0.4)	(0.3 to 0.4)	(0.3 to 0.4)	(0.3 to 0.4)	(0.3 to 0.4)	91.3
Leishmaniasis	(0 to 0)	(0 to 0)	(0 to 0)	(0.2 to 0.7)	(0.1 to 0.3)	(0.1 to 0.3)	(0.1 to 0.3)	(0.1 to 0.3)	(0.1 to 0.3)	(0.1 to 0.3)	(0.1 to 0.3)	(0.1 to 0.3)	(0.1 to 0.3)	(0.1 to 0.3)	(0.1 to 0.3)	(0.1 to 0.3)	(0.1 to 0.3)	(0.1 to 0.3)	(0.1 to 0.3)	(0.1 to 0.3)	(0.1 to 0.3)	(0.1 to 0.3)	(0.1 to 0.3)	2.4
Visceral leishmaniasis	(0 to 0)	(0 to 0)	(0 to 0)	(0.2 to 0.6)	(0.1 to 0.2)	(0.1 to 0.2)	(0.1 to 0.2)	(0.1 to 0.2)	(0.1 to 0.2)	(0.1 to 0.2)	(0.1 to 0.2)	(0.1 to 0.2)	(0.1 to 0.2)	(0.1 to 0.2)	(0.1 to 0.2)	(0.1 to 0.2)	(0.1 to 0.2)	(0.1 to 0.2)	(0.1 to 0.2)	(0.1 to 0.2)	(0.1 to 0.2)	(0.1 to 0.2)	(0.1 to 0.2)	2.4
Cutaneous and mucocutaneous leishmaniasis	(0 to 0)	(0 to 0)	(0 to 0)	(0 to 0.2)	(0 to 0.1)	(0 to 0.1)	(0 to 0.1)	(0 to 0.1)	(0 to 0.1)	(0 to 0.1)	(0 to 0.1)	(0 to 0.1)	(0 to 0.1)	(0 to 0.1)	(0 to 0.1)	(0 to 0.1)	(0 to 0.1)	(0 to 0.1)	(0 to 0.1)	(0 to 0.1)	(0 to 0.1)	(0 to 0.1)	(0 to 0.1)	(0 to 0.1)	1
African trypanosomiasis	(0 to 0)	(0 to 0)	(0 to 0)	(0 to 0)	(0 to 0)	(0 to 0)	(0 to 0)	(0 to 0)	(0 to 0)	(0 to 0)	(0 to 0)	(0 to 0)	(0 to 0)	(0 to 0)	(0 to 0)	(0 to 0)	(0 to 0)	(0 to 0)	(0 to 0)	(0 to 0)	(0 to 0)	(0 to 0)	(0 to 0)	(0 to 0)	0
Schistosomiasis	(0 to 0)	(0 to 0)	(0 to 0)	(0 to 0)	(0 to 0)	(0 to 0)	(0 to 0)	(0 to 0)	(0 to 0)	(0 to 0)	(0 to 0)	(0 to 0)	(0 to 0)	(0 to 0)	(0 to 0)	(0 to 0)	(0 to 0)	(0 to 0)	(0 to 0)	(0 to 0)	(0 to 0)	(0 to 0)	(0 to 0)	(0 to 0)	0
Cysticercosis	(0 to 0)	(0 to 0)	(0 to 0)	(0 to 0)	(0 to 0.3)	(0 to 0.7)	(0 to 1.1)	(0 to 1.6)	(0 to 2.2)	(0 to 2.8)	(0 to 3.4)	(0 to 4)	(0 to 4.5)	(0 to 4.9)	(0 to 5.2)	(0 to 5.3)	(0 to 5.2)	(0 to 5.1)	(0 to 4.9)	(0 to 4.7)	(0 to 4.4)	(0 to 4.1)	(0 to 3.7)	(0 to 3.3)	34.3
Cystic echinococcosis	(0 to 0)	(0 to 0)	(0 to 0)	(0 to 0)	(0 to 0)	(0 to 0)	(0 to 0)	(0 to 0)	(0 to 0)	(0 to 0)	(0 to 0)	(0 to 0)	(0 to 0)	(0 to 0)	(0 to 0)	(0 to 0)	(0 to 0)	(0 to 0)	(0 to 0)	(0 to 0)	(0 to 0)	(0 to 0)	(0 to 0)	(0 to 0)	0
Lymphatic filariasis	(0 to 0)	(0 to 0)	(0 to 0)	(0 to 0)	(0 to 0)	(0 to 0)	(0 to 0)	(0 to 0)	(0 to 0)	(0 to 0)	(0 to 0)	(0 to 0)	(0 to 0)	(0 to 0)	(0 to 0)	(0 to 0)	(0 to 0)	(0 to 0)	(0 to 0)	(0 to 0)	(0 to 0)	(0 to 0)	(0 to 0)	(0 to 0)	0
Onchocerciasis	(0 to 0)	(0 to 0)	(0 to 0)	(0 to 0)	(0 to 0)	(0 to 0)	(0 to 0)	(0 to 0)	(0 to 0)	(0 to 0)	(0 to 0)	(0 to 0)	(0 to 0)	(0 to 0)	(0 to 0)	(0 to 0)	(0 to 0)	(0 to 0)	(0 to 0)	(0 to 0)	(0 to 0)	(0 to 0)	(0 to 0)	(0 to 0)	0
Trachoma	(0 to 0)	(0 to 0)	(0 to 0)	(0 to 0)	(0 to 0)	(0 to 0)	(0 to 0)	(0 to 0)	(0 to 0)	(0 to 0)	(0 to 0)	(0 to 0)	(0 to 0)	(0 to 0)	(0 to 0)	(0 to 0)	(0 to 0)	(0 to 0)	(0 to 0)	(0 to 0)	(0 to 0)	(0 to 0)	(0 to 0)	(0 to 0)	0
Dengue	(0 to 0)	(0 to 0)	(0 to 0)	(0 to 0)	(0 to 0)	(0 to 0)	(0 to 0)	(0 to 0)	(0 to 0)	(0 to 0)	(0 to 0)	(0 to 0)	(0 to 0)	(0 to 0)	(0 to 0)	(0 to 0)	(0 to 0)	(0 to 0)	(0 to 0)	(0 to 0)	(0 to 0)	(0 to 0)	(0 to 0)	(0 to 0)	0
Yellow fever	(0 to 0)	(0 to 0)	(0 to 0)	(0 to 0)	(0 to 0)	(0 to 0)	(0 to 0)	(0 to 0)	(0 to 0)	(0 to 0)	(0 to 0)	(0 to 0)	(0 to 0)	(0 to 0)	(0 to 0)	(0 to 0)	(0 to 0)	(0 to 0)	(0 to 0)	(0 to 0)	(0 to 0)	(0 to 0)	(0 to 0)	(0 to 0)	0
Rabies	(0 to 0)	(0 to 0)	(0 to 0)	(0 to 0)	(0 to 0.1)	(0 to 0.1)	(0 to 0.1)	(0 to 0.1)	(0 to 0.1)	(0 to 0.1)	(0 to 0.1)	(0 to 0.1)	(0 to 0.1)	(0 to 0.1)	(0 to 0.1)	(0 to 0.1)	(0 to 0.1)	(0 to 0.1)	(0 to 0.1)	(0 to 0.1)	(0 to 0.1)	(0 to 0.1)	(0 to 0.1)	(0 to 0.1)	1
Intestinal nematode infections	(0 to 0)	(0 to 0)	(0 to 0)	(0 to 0)	(0 to 0)	(0 to 0)	(0 to 0)	(0 to 0)	(0 to 0)	(0 to 0)	(0 to 0)	(0 to 0)	(0 to 0)	(0 to 0)	(0 to 0)	(0 to 0)	(0 to 0)	(0 to 0)	(0 to 0)	(0 to 0)	(0 to 0)	(0 to 0)	(0 to 0)	(0 to 0)	0
Ascariasis	(0 to 0)	(0 to 0)	(0 to 0)	(0 to 0)	(0 to 0)	(0 to 0)	(0 to 0)	(0 to 0)	(0 to 0)	(0 to 0)	(0 to 0)	(0 to 0)	(0 to 0)	(0 to 0)	(0 to 0)	(0 to 0)	(0 to 0)	(0 to 0)	(0 to 0)	(0 to 0)	(0 to 0)	(0 to 0)	(0 to 0)	(0 to 0)	0
Trichuriasis	(0 to 0)	(0 to 0)	(0 to 0)	(0 to 0)	(0 to 0)	(0 to 0)	(0 to 0)	(0 to 0)	(0 to 0)	(0 to 0)	(0 to 0)	(0 to 0)	(0 to 0)	(0 to 0)	(0 to 0)	(0 to 0)	(0 to 0)	(0 to 0)	(0 to 0)	(0 to 0)	(0 to 0)	(0 to 0)	(0 to 0)	(0 to 0)	0
Hookworm disease	(0 to 0)	(0 to 0)	(0 to 0)	(0 to 0)	(0 to 0)	(0 to 0)	(0 to 0)	(0 to 0)	(0 to 0)	(0 to 0)	(0 to 0)	(0 to 0)	(0 to 0)	(0 to 0)	(0 to 0)	(0 to 0)	(0 to 0)	(0 to 0)	(0 to 0)	(0 to 0)	(0 to 0)	(0 to 0)	(0 to 0)	(0 to 0)	0
Food-borne trematodiases	(0 to 0)	(0 to 0)	(0 to 0)	(0 to 0)	(0 to 0)	(0 to 0)	(0 to 0)	(0 to 0)	(0 to 0)	(0 to 0)	(0 to 0)	(0 to 0)	(0 to 0)	(0 to 0)	(0 to 0)	(0 to 0)	(0 to 0)	(0 to 0)	(0 to 0)	(0 to 0)	(0 to 0)	(0 to 0)	(0 to 0)	(0 to 0)	0
Leprosy	(0 to 0)	(0 to 0)	(0 to 0)	(0 to 0)	(0 to 0)	(0 to 0)	(0 to 0)	(0 to 0)	(0 to 0)	(0 to 0)	(0 to 0)	(0 to 0)	(0 to 0)	(0 to 0)	(0 to 0)	(0 to 0)	(0 to 0)	(0 to 0)	(0 to 0)	(0 to 0)	(0 to 0)	(0 to 0)	(0 to 0)	(0 to 0)	0
Ebola	(0 to 0)	(0 to 0)	(0 to 0)	(0 to 0)	(0 to 0)	(0 to 0)	(0 to 0)	(0 to 0)	(0 to 0)	(0 to 0)	(0 to 0)	(0 to 0)	(0 to 0)	(0 to 0)	(0 to 0)	(0 to 0)	(0 to 0)	(0 to 0)	(0 to 0)	(0 to 0)	(0 to 0)	(0 to 0)	(0 to 0)	(0 to 0)	0
Zika virus	(0 to 0)	(0 to 0)	(0 to 0)	(0 to 0)	(0 to 0)	(0 to 0)	(0 to 0)	(0 to 0)	(0 to 0)	(0 to 0)	(0 to 0)	(0 to 0)	(0 to 0)	(0 to 0)	(0 to 0)	(0 to 0)	(0 to 0)	(0 to 0)	(0 to 0)	(0 to 0)	(0 to 0)	(0 to 0)	(0 to 0)	(0 to 0)	0
Guinea worm disease	(0 to 0)	(0 to 0)	(0 to 0)	(0 to 0)	(0 to 0)	(0 to 0)	(0 to 0)	(0 to 0)	(0 to 0)	(0 to 0)	(0 to 0)	(0 to 0)	(0 to 0)	(0 to 0)	(0 to 0)	(0 to 0)	(0 to 0)	(0 to 0)	(0 to 0)	(0 to 0)	(0 to



Exposure to forces of nature	0 (0 to 0)	0 (0 to 0)	0 (0 to 0)	0 (0.0 to 0.0)	0 (0.0 to 0.0)	0 (0.0 to 0.0)	0 (0 to 0)	0 (0 to 0.0)	0 (0 to 0.0)	0 (0 to 0.0)	0 (0 to 0.0)	0 (0 to 0.0)	0 (0 to 0.0)	0 (0 to 0.0)	0 (0 to 0.0)	0 (0 to 0.0)	0 (0 to 0.0)	0 (0 to 0.0)	0 (0 to 0.0)	0 (0 to 0.0)	0 (0 to 0.0)	0 (0 to 0.0)	0 (0 to 0.0)	0 (0 to 0.0)	0 (0 to 0.0)	433
Other unintentional injuries	8.4 (8.0 to 8.8)	8.4 (7.9 to 9.0)	66.3 (57.9 to 74.6)	4.6 (3.8% to 5.5)	4.6 (3.8% to 5.5)	782 (637 to 1,208)	627 (521 to 1,366)	1,366 (962 to 3,035)	1,782 (1,265 to 3,642)	2,242 (1,590 to 5,179)	2,098 (1,782 to 5,734)	2,960 (2,630 to 4,300)	2,760 (2,482 to 4,458)	4,256 (2,870 to 6,266)	4,063 (3,529 to 6,592)	6,296 (3,726 to 9,273)	6,909 (5,526 to 9,625)	9,356 (7,356 to 11,939)	9,948 (8,256 to 12,956)	9,996 (8,105 to 14,615)	8,810 (7,243 to 12,555)	8,229 (6,705 to 12,720)	1,766 (1,220 to 3,556)	661 (596 to 1,319)	476 (1,990 to 974)	49,338
Self-harm and interpersonal violence	49.4 (48.6 to 50.1)	11.6 (11.1 to 12.1)	133 (118 to 149)	248 (241 to 255)	394 (384 to 404)	1,179 (1,037 to 1,350)	8,710 (8,184 to 9,258)	13,600 (12,800 to 14,438)	15,800 (14,900 to 16,737)	15,900 (14,900 to 16,926)	15,900 (14,900 to 16,926)	21,200 (19,900 to 22,600)	21,200 (19,900 to 22,600)	21,200 (19,900 to 22,600)	21,200 (19,900 to 22,600)	15,200 (11,900 to 17,200)	12,100 (11,400 to 12,900)	9,472 (8,900 to 10,100)	7,948 (7,248 to 8,656)	6,510 (5,900 to 7,200)	4,250 (3,700 to 4,720)	2,270 (1,900 to 2,600)	789 (660 to 899)	167 (140 to 197)	191,600
Self-harm	0 (0 to 0)	0 (0 to 0)	0 (0 to 0)	0 (0 to 0)	0 (0 to 0)	643 (500 to 828)	2,400 (1,920 to 3,200)	5,900 (4,810 to 10,000)	11,700 (11,000 to 12,300)	11,700 (11,000 to 12,700)	12,900 (11,900 to 14,700)	13,000 (12,200 to 13,700)	13,100 (12,300 to 14,000)	13,400 (12,600 to 14,300)	13,400 (12,600 to 14,300)	13,400 (11,700 to 14,300)	13,400 (9,400 to 16,700)	9,400 (7,228 to 9,240)	6,400 (5,900 to 6,900)	4,400 (4,600 to 5,600)	2,400 (2,670 to 3,200)	1,400 (1,600 to 2,200)	447 (529 to 722)	147 (105 to 146)	152,900
Self-harm by firearm	0 (0 to 0)	0 (0 to 0)	0 (0 to 0)	0 (0 to 0)	0 (0 to 0)	0 (0 to 0)	0 (0 to 0)	0 (0 to 0)	0 (0 to 0)	0 (0 to 0)	0 (0 to 0)	0 (0 to 0)	0 (0 to 0)	0 (0 to 0)	0 (0 to 0)	0 (0 to 0)	0 (0 to 0)	0 (0 to 0)	0 (0 to 0)	0 (0 to 0)	0 (0 to 0)	0 (0 to 0)	0 (0 to 0)	0 (0 to 0)	0 (0 to 0)	0
Self-harm by other specified means	0 (0 to 0)	0 (0 to 0)	0 (0 to 0)	0 (0 to 0)	0 (0 to 0)	495 (459 to 572)	2,400 (1,920 to 2,710)	5,700 (4,810 to 9,500)	10,700 (10,100 to 11,500)	11,400 (10,400 to 11,900)	11,900 (11,000 to 12,700)	12,900 (12,600 to 14,600)	13,000 (12,900 to 14,600)	13,400 (12,900 to 14,600)	13,400 (12,900 to 14,600)	13,400 (11,900 to 14,900)	13,400 (11,900 to 15,900)	9,400 (7,228 to 12,900)	6,400 (5,189 to 6,900)	4,400 (4,600 to 5,600)	2,400 (2,700 to 3,700)	1,400 (1,600 to 2,200)	447 (487 to 653)	147 (105 to 146)	152 (99.6 to 199)	106,900
Interpersonal violence	49.4 (48.6 to 50.1)	11.6 (11.1 to 12.1)	118 (104 to 131)	220 (214 to 227)	364 (354 to 375)	551 (484 to 631)	1,900 (1,600 to 2,200)	3,900 (3,300 to 4,500)	5,700 (5,200 to 6,200)	3,810 (3,500 to 4,200)	3,000 (2,800 to 3,300)	8,060 (7,500 to 8,600)	8,060 (7,500 to 8,600)	8,060 (7,500 to 8,600)	8,060 (7,500 to 8,600)	2,430 (2,200 to 2,700)	2,430 (1,700 to 3,100)	2,030 (1,700 to 2,400)	1,748 (1,548 to 1,948)	1,930 (1,730 to 2,130)	1,830 (1,630 to 2,030)	724 (624 to 871)	424 (314 to 534)	148 (114 to 185)	40,400 (32.3 to 48.5)	38,900
Physical violence by firearm	0.61 (1.8 to 2.3)	2.8 (2.7 to 3.1)	8.3 (6.9 to 10.3)	27.6 (22.7 to 33.2)	29.6 (23.5 to 72.4)	91.8 (79.4 to 107)	410 (321 to 477)	1,400 (963 to 1,180)	1,400 (1,270 to 1,550)	1,400 (1,370 to 1,600)	1,700 (1,500 to 1,900)	1,400 (1,300 to 1,500)	1,400 (1,300 to 1,500)	1,240 (1,100 to 1,380)	1,800 (1,600 to 1,900)	733 (428 to 926)	464 (308 to 681)	262 (238 to 289)	64 (153 to 156)	64 (17.2 to 1.55)	48 (39.6 to 62.5)	14.5 (13.8 to 23.3)	5.2 (4.1 to 6.5)	11,900
Physical violence by sharp object	49.4 (48.7 to 50.1)	11.6 (11.1 to 12.1)	109 (103 to 114)	192 (186 to 197)	334 (327 to 341)	459 (419 to 503)	490 (447 to 534)	2,500 (2,200 to 2,800)	4,300 (4,000 to 4,600)	2,410 (2,200 to 2,600)	1,300 (1,200 to 1,400)	6,660 (6,200 to 7,100)	6,660 (6,200 to 7,100)	6,820 (6,400 to 7,200)	6,660 (6,200 to 7,100)	1,697 (1,500 to 1,900)	1,966 (1,700 to 2,200)	1,768 (1,600 to 1,900)	1,684 (1,500 to 1,900)	1,866 (1,700 to 2,000)	1,786 (1,600 to 1,900)	700 (600 to 800)	424 (314 to 534)	148 (114 to 185)	40,400 (32.3 to 48.5)	38,900 (7.4 to 7.1)
Sexual violence	0 (0 to 0)	0 (0 to 0)	0 (0 to 0)	10.1 (9.6 to 10.6)	30 (28.2 to 103)	92 (72.9 to 114)	2000 (1,610 to 2,600)	750 (590 to 1,500)	1,600 (1,500 to 2,200)	700 (500 to 1,200)	500 (300 to 600)	400 (300 to 700)	0.03 (0 to 0.03)	278 (270 to 1,700)	300 (200 to 600)	245 (120 to 350)	110 (107 to 250)	110 (90.5 to 230)	135 (90.5 to 230)	1.13 (73.5 to 150)	90 (59 to 136)	52.7 (39.6 to 91.5)	11.5 (10.9 to 17.9)	2.7 (2.6 to 1.2)	6,230
Physical violence by other means	29.6 (27.9 to 31.1)	10 (9.1 to 11)	90 (77.9 to 110)	142 (118 to 169)	147 (118 to 178)	178 (154 to 211)	395 (362 to 431)	890 (731 to 1,100)	900 (781 to 1,040)	900 (780 to 1,040)	864 (750 to 1,000)	1,000 (847 to 1,200)	1,210 (1,000 to 1,400)	1,400 (1,100 to 1,700)	1,400 (1,200 to 1,600)	1,240 (1,000 to 1,500)	1,048 (868 to 1,200)	951 (812 to 1,200)	884 (690 to 1,100)	797 (610 to 1,000)	641 (510 to 823)	332 (260 to 410)	88.6 (69.1 to 111)	24.9 (19.4 to 31.3)	14,000
Conflict and terrorism	0 (0 to 0)	0 (0 to 0)	0 (0 to 0)	0 (0 to 0)	0 (0.1 to 0.3)	0 (0.2 to 0.3)	0 (0.4 to 1.3)	0 (0.7 to 2.2)	0 (1.2 to 3.9)	0 (1.9 to 5.7)	0 (2.9 to 7.1)	0 (4.1 to 11.3)	0 (5.5 to 25.1)	0 (8.1 to 27.1)	0 (12.2 to 37.1)	0 (12.2 to 39)	0 (12.5 to 37.7)	0 (17.2 to 19.9)	0 (12.6 to 28)	0 (11.6 to 28.3)	0 (11.6 to 27.9)	0 (12.3 to 31.7)	0 (12.3 to 31.7)	0 (12.3 to 31.7)	133

SR Table 2c: Luxembourg DALYS by cause and age group for both sexes with 95% uncertainty intervals, 2019

Cause	Early Neonatal	Late Neonatal	Post Neonatal	1 to 4	5 to 9	10 to 14	15 to 19	20 to 24	25 to 29	30 to 34	35 to 39	40 to 44	45 to 49	50 to 54	55 to 59	60 to 64	65 to 69	70 to 74	75 to 79	80 to 84	85 to 89	90 to 94	95 plus	Total
All causes	2,530 (2,411 to 2,619)	1,192 (1,134 to 1,241)	1,552 (1,502 to 1,602)	1,711 (1,657 to 1,767)	1,440 (1,394 to 1,490)	1,440 (1,395 to 1,484)	1,559 (1,509 to 1,607)	2,201 (2,134 to 2,263)	2,644 (2,564 to 2,719)	3,328 (3,228 to 3,423)	4,273 (4,144 to 4,400)	5,449 (5,278 to 5,603)	6,819 (6,615 to 7,023)	8,445 (8,189 to 8,699)	10,407 (10,093 to 10,720)	12,920 (12,523 to 13,307)	15,450 (14,980 to 15,920)	17,939 (17,392 to 18,482)	19,966 (19,364 to 20,572)	20,977 (20,340 to 21,600)	20,139 (19,530 to 20,744)	16,844 (16,332 to 17,355)	12,183 (11,813 to 12,550)	162,029
Communicable, maternal, neonatal, and nutritional diseases	342 (241 to 414)	142 (99 to 174)	220 (157 to 267)	202 (143 to 244)	103 (73 to 126)	109 (78 to 132)	201 (150 to 237)	252 (189 to 297)	279 (213 to 329)	283 (216 to 333)	290 (224 to 342)	286 (220 to 337)	282 (216 to 332)	307 (240 to 361)	289 (223 to 337)	272 (203 to 330)	260 (187 to 321)	240 (163 to 312)	452 (318 to 550)	297 (205 to 378)	132 (91 to 166)	8,940
HIV/AIDS and sexually transmitted infections	0 (0 to 0)	0 (0 to 0)	0 (0 to 0)	0.6 (0.4 to 0.7)	0.6 (0.5 to 0.7)	0.8 (0.7 to 0.9)	1.7 (1.4 to 2.3)	7 (5.6 to 8.7)	21.6 (17.7 to 26.9)	29.1 (23.4 to 37.3)	24.6 (19.6 to 31.5)	21 (16.7 to 27.2)	21 (16.7 to 27.2)	18.4 (14.6 to 23.8)	13.2 (9.9 to 18)	9.5 (6.9 to 13.4)	6.5 (4.6 to 9.3)	3.3 (2.1 to 5.2)	1.3 (0.8 to 2.1)	0.6 (0.3 to 0.9)	0.3 (0.2 to 0.4)	0.1 (0.1 to 0.2)	201
HIV/AIDS	0 (0 to 0)	0 (0 to 0)	0.6 (0.4 to 0.7)	0.6 (0.5 to 0.8)	0.5 (0.4 to 0.6)	0.5 (0.4 to 0.6)	0.6 (0.5 to 1.1)	5.3 (4.4 to 6.3)	19.5 (15.4 to 25.5)	23.6 (18.7 to 31.1)	20.3 (16.2 to 27.1)	19.9 (15.9 to 26.4)	19.5 (15.6 to 25.8)	14.9 (11.9 to 19)	10.2 (7.9 to 13.4)	7 (5.3 to 9.7)	4.5 (3.4 to 6.3)	1.7 (1.2 to 2.6)	0.5 (0.3 to 1)	0.2 (0.1 to 0.3)	0.1 (0.1 to 0.2)	160
HIV/AIDS - Drug-susceptible Tuberculosis	0 (0 to 0)	0 (0 to 0)	0 (0 to 0.1)	0 (0 to 0.1)	0 (0 to 0)	0 (0 to 0)	0.2 (0.1 to 0.4)	0.9 (0.5 to 1.6)	1.3 (0.8 to 2.2)	1.4 (0.9 to 2.4)	0.9 (0.6 to 1.6)	0.7 (0.4 to 1.1)	0.6 (0.4 to 0.9)	0.4 (0.2 to 0.5)	0.2 (0.2 to 0.3)	0.1 (0 to 0.1)	0 (0 to 0.1)	0 (0 to 0)	0 (0 to 0)	0 (0 to 0)	0 (0 to 0)	0 (0 to 0)	7.1
HIV/AIDS - Multidrug-resistant Tuberculosis without extensive drug resistance	0 (0 to 0)	0 (0 to 0)	0 (0 to 0)	0 (0 to 0)	0 (0 to 0)	0 (0 to 0)	0 (0 to 0.1)	0.1 (0 to 0.1)	0.1 (0 to 0.2)	0.2 (0 to 0.3)	0.1 (0 to 0.2)	0.1 (0 to 0.2)	0.1 (0 to 0.2)	0.1 (0 to 0.2)	0 (0 to 0.1)	0 (0 to 0.1)	0 (0 to 0.1)	0 (0 to 0)	0 (0 to 0)	0 (0 to 0)	0 (0 to 0)	0 (0 to 0)	0.4
HIV/AIDS - Extensively drug-resistant Tuberculosis	0 (0 to 0)	0 (0 to 0)	0 (0 to 0)	0 (0 to 0)	0 (0 to 0)	0 (0 to 0)	0 (0 to 0)	0 (0 to 0)	0 (0 to 0)	0 (0 to 0)	0 (0 to 0)	0 (0 to 0)	0 (0 to 0)	0 (0 to 0)	0 (0 to 0)	0 (0 to 0)	0 (0 to 0)	0 (0 to 0)	0 (0 to 0)	0 (0 to 0)	0 (0 to 0)	0 (0 to 0)	0 (0 to 0)	0.1
HIV/AIDS resulting in other diseases	0 (0 to 0)	0 (0 to 0)	0.6 (0.4 to 0.7)	0.6 (0.5 to 0.8)	0.5 (0.4 to 0.6)	0.5 (0.4 to 0.6)	0.6 (0.5 to 1.1)	5 (4.1 to 6.1)	17.5 (14.1 to 21.9)	21.4 (17.4 to 26.9)	18.4 (14.8 to 23.1)	17.9 (14.4 to 22.5)	17.6 (14.1 to 22.2)	13.4 (10.8 to 17)	9.2 (7.1 to 11.9)	6.3 (4.8 to 8.4)	4.1 (3.1 to 5.6)	1.6 (1.1 to 2.4)	0.5 (0.3 to 0.8)	0.2 (0.1 to 0.3)	0.1 (0.1 to 0.2)	153
Sexually transmitted infections excluding HIV	0 (0 to 0)	0 (0 to 0)	0 (0 to 0)	0 (0 to 0)	0 (0 to 0)	0 (0 to 0)	0.1 (0.1 to 0.1)	0.7 (0.6 to 1.3)	1.9 (1.6 to 3.7)	2.2 (1.9 to 4.3)	2.1 (1.8 to 4.1)	1.9 (1.6 to 3.7)	1.9 (1.6 to 3.7)	1.8 (1.5 to 3.5)	1.3 (1.1 to 2.6)	1.1 (0.9 to 2.1)	0.9 (0.7 to 1.8)	0.6 (0.5 to 1.2)	0.3 (0.2 to 0.6)	0.1 (0.1 to 0.3)	0.1 (0.1 to 0.2)	0.1 (0.1 to 0.2)	40.4
Syphilis	0 (0 to 0)	0 (0 to 0)	0 (0 to 0)	0 (0 to 0)	0 (0 to 0)	0 (0 to 0)	0.1 (0.1 to 0.1)	0.5 (0.5 to 0.7)	1.1 (1.1 to 1.5)	1.3 (1.3 to 1.8)	1.2 (1.1 to 1.6)	1.1 (1.1 to 1.5)	1.1 (1.1 to 1.5)	1 (1 to 1.4)	0.8 (0.8 to 1.1)	0.7 (0.7 to 1)	0.6 (0.5 to 0.8)	0.4 (0.3 to 0.5)	0.2 (0.2 to 0.3)	0.1 (0.1 to 0.2)	0.1 (0.1 to 0.1)	0 (0 to 0)	4.2
Chlamydial infection	0 (0 to 0)	0 (0 to 0)	0 (0 to 0)	0 (0 to 0)	0 (0 to 0)	0 (0 to 0)	0 (0 to 0.1)	0.1 (0 to 0.1)	0.3 (0 to 0.5)	0.3 (0 to 0.5)	0.3 (0 to 0.5)	0.3 (0 to 0.5)	0.3 (0 to 0.5)	0.3 (0 to 0.5)	0.2 (0 to 0.4)	0.2 (0 to 0.3)	0.1 (0 to 0.2)	0.1 (0 to 0.2)	0 (0 to 0.1)	0 (0 to 0.1)	0 (0 to 0.1)	0 (0 to 0.1)	2.9
Gonococcal infection	0 (0 to 0)	0 (0 to 0)	0 (0 to 0)	0 (0 to 0)	0 (0 to 0)	0 (0 to 0)	0 (0 to 0.1)	0.1 (0 to 0.1)	0.2 (0 to 0.3)	0.2 (0 to 0.4)	0.2 (0 to 0.4)	0.2 (0 to 0.4)	0.2 (0 to 0.4)	0.2 (0 to 0.4)	0.2 (0 to 0.3)	0.2 (0 to 0.3)	0.2 (0 to 0.3)	0.1 (0 to 0.2)	0.1 (0 to 0.2)	0 (0 to 0.1)	0 (0 to 0.1)	0 (0 to 0.1)	2.8
Trichomoniasis	0 (0 to 0)	0 (0 to 0)	0 (0 to 0)	0 (0 to 0)	0 (0 to 0)	0 (0 to 0)	0 (0 to 0.1)	0 (0 to 0.1)	0 (0 to 0.1)	0 (0 to 0.2)	0 (0 to 0.2)	0 (0 to 0.2)	0 (0 to 0.2)	0 (0 to 0.2)	0 (0 to 0.1)	0 (0 to 0.1)	0 (0 to 0.1)	0 (0 to 0.1)	0 (0 to 0.1)	0 (0 to 0.1)	0 (0 to 0.1)	0 (0 to 0.1)	0 (0 to 0.1)	0.5
Genital herpes	0 (0 to 0)	0 (0 to 0)	0 (0 to 0)	0 (0 to 0)	0 (0 to 0)	0 (0 to 0)	0 (0 to 0.1)	0.1 (0 to 0.1)	0.1 (0 to 0.2)	0.1 (0 to 0.2)	0.1 (0 to 0.2)	0.1 (0 to 0.2)	0.1 (0 to 0.2)	0.1 (0 to 0.2)	0.1 (0 to 0.2)	0.1 (0 to 0.2)	0.1 (0 to 0.2)	0 (0 to 0.1)	0 (0 to 0.1)	0 (0 to 0.1)	0 (0 to 0.1)	0 (0 to 0.1)	1.9
Other sexually transmitted infections	0 (0 to 0)	0 (0 to 0)	0 (0 to 0)	0 (0 to 0)	0 (0 to 0)	0 (0 to 0)	0 (0 to 0.1)	0.1 (0 to 0.1)	0.1 (0 to 0.2)	0.1 (0 to 0.2)	0.1 (0 to 0.2)	0.1 (0 to 0.2)	0.1 (0 to 0.2)	0.1 (0 to 0.2)	0.1 (0 to 0.2)	0.1 (0 to 0.2)	0.1 (0 to 0.2)	0 (0 to 0.1)	0 (0 to 0.1)	0 (0 to 0.1)	0 (0 to 0.1)	0 (0 to 0.1)	0.6
Respiratory infections and tuberculosis	2.9 (1.9 to 4)	3.9 (2.3 to 6.1)	22.1 (19.1 to 25.2)	59.6 (39.3 to 90)	39.6 (26.4 to 59.9)	39.6 (26.4 to 59.9)	24.4 (14.2 to 38.2)	32.2 (20.1 to 50.2)	40.9 (25.1 to 63.3)	52.2 (32.3 to 80.2)	71.6 (44.3 to 109)	71.2 (43.6 to 103)	77.6 (48.6 to 113)	87.6 (53.2 to 127)	90.2 (56.8 to 133)	99.1 (61.9 to 144)	115 (71.6 to 166)	134 (82.9 to 193)	273 (167.6 to 394)	286 (172.2 to 414)	276 (166.5 to 399)	2,275
Tuberculosis	0 (0 to 0)	0 (0 to 0)	0 (0 to 0)	0 (0 to 0)	0 (0 to 0)	0 (0 to 0)	0 (0 to 0.1)	0.1 (0 to 0.1)	0.1 (0 to 0.2)	0.1 (0 to 0.2)	0.1 (0 to 0.2)	0.1 (0 to 0.2)	0.1 (0 to 0.2)	0.1 (0 to 0.2)	0.1 (0 to 0.2)	0.1 (0 to 0.2)	0.1 (0 to 0.2)	0.1 (0 to 0.2)	0.1 (0 to 0.2)	0.1 (0 to 0.2)	0.1 (0 to 0.2)	0.1 (0 to 0.2)	0.6
Latent tuberculosis infection	0 (0 to 0)	0 (0 to 0)	0 (0 to 0)	0 (0 to 0)	0 (0 to 0)	0 (0 to 0)	0 (0 to 0)	0 (0 to 0)	0 (0 to 0)	0 (0 to 0)	0 (0 to 0)	0 (0 to 0)	0 (0 to 0)	0 (0 to 0)	0 (0 to 0)	0 (0 to 0)	0 (0 to 0)	0 (0 to 0)	0 (0 to 0)	0 (0 to 0)	0 (0 to 0)	0 (0 to 0)	0 (0 to 0)	0
Drug-susceptible tuberculosis	0 (0 to 0)	0 (0 to 0)	0 (0 to 0)	0 (0 to 0)	0 (0 to 0)	0 (0 to 0)	0 (0 to 0)	0 (0 to 0)	0 (0 to 0)	0 (0 to 0)	0 (0 to 0)	0 (0 to 0)	0 (0 to 0)	0 (0 to 0)	0 (0 to 0)	0 (0 to 0)	0 (0 to 0)	0 (0 to 0)	0 (0 to 0)	0 (0 to 0)	0 (0 to 0)	0 (0 to 0)	0 (0 to 0)	0
Multidrug-resistant tuberculosis without extensive drug resistance	0 (0 to 0)	0 (0 to 0)	0 (0 to 0)	0 (0 to 0)	0 (0 to 0)	0 (0 to 0)	0 (0 to 0)	0 (0 to 0)	0 (0 to 0)	0 (0 to 0)	0 (0 to 0)	0 (0 to 0)	0 (0 to 0)	0 (0 to 0)	0 (0 to 0)	0 (0 to 0)	0 (0 to 0)	0 (0 to 0)	0 (0 to 0)	0 (0 to 0)	0 (0 to 0)	0 (0 to 0)	0 (0 to 0)	0
Extensively drug-resistant tuberculosis	0 (0 to 0)	0 (0 to 0)	0 (0 to 0)	0 (0 to 0)	0 (0 to 0)	0 (0 to 0)	0 (0 to 0)	0 (0 to 0)	0 (0 to 0)	0 (0 to 0)	0 (0 to 0)	0 (0 to 0)	0 (0 to 0)	0 (0 to 0)	0 (0 to 0)	0 (0 to 0)	0 (0 to 0)	0 (0 to 0)	0 (0 to 0)	0 (0 to 0)	0 (0 to 0)	0 (0 to 0)	0 (0 to 0)	0
Lower respiratory infections	2.4 (1.3 to 3.9)	3.3 (1.8 to 5.5)	13.2 (10.8 to 15.8)	10.5 (6.2 to 16.8)	4.8 (2.8 to 7.7)	4 (2.4 to 6.4)	3.9 (2.2 to 6.3)	10.4 (5.9 to 16.7)	17.2 (9.8 to 27.5)	24.1 (13.7 to 38.4)	39.2 (22.4 to 62.3)	39.1 (22.4 to 62.1)	44.9 (25.7 to 71.3)	52.2 (29.9 to 82.9)	56.2 (32.1 to 89.3)	66.9 (38.4 to 106.3)	82.2 (47.5 to 130.4)	97.9 (56.9 to 154.9)	137 (79.8 to 216.7)	169 (98.5 to 267.1)	262 (152.3 to 414.1)	201 (116.7 to 317.5)	212 (123.2 to 336)	900.5 (522.9 to 1,424)
Upper respiratory infections	0.1 (0 to 0.1)	0.1 (0 to 0.1)	4.7 (4.5 to 4.9)	40.5 (29.2 to 56.4)	29.2 (21.1 to 40.7)	29.2 (21.1 to 40.7)	20.7 (14.9 to 28.8)	30.7 (22.1 to 42.8)	38.8 (27.9 to 54.1)	49.4 (35.5 to 68.9)	67.1 (48.2 to 93.5)	67.1 (48.2 to 93.5)	72.9 (52.4 to 101.6)	82.6 (59.3 to 115.1)	86.4 (62.1 to 120.4)	96.1 (69.1 to 133.9)	111.6 (80.2 to 155.5)	126.4 (90.8 to 176.1)	178.2 (128.1 to 248.3)	189.1 (135.9 to 263.5)	170.2 (122.3 to 237.2)	133.2 (95.7 to 185.7)	96.1 (69.1 to 133.9)	1,618
Otitis media	0 (0 to 0)	0 (0 to 0)	1.2 (0.5 to 1.7)	9.2 (3.6 to 13.1)	4.2 (1.7 to 6)	4.6 (1.8 to 6.5)	3.6 (1.4 to 5.1)	5.6 (2.2 to 8)	7.7 (3 to 11)	9.7 (3.8 to 13.8)	12.1 (4.8 to 17.2)	12.1 (4.8 to 17.2)	12.1 (4.8 to 17.2)	12.1 (4.8 to 17.2)	11.4 (4.5 to 16.2)	10.8 (4.3 to 15.4)	10.1 (4 to 14.4)	8.9 (3.5 to 12.7)	7.4 (2.9 to 10.5)	5.6 (2.2 to 8)	3.9 (1.5 to 5.6)	2.3 (0.9 to 3.3)	0.5 (0.2 to 0.7)	87.4
Enteric infections	3.1 (1.7 to 7)	3.7 (2 to 8.3)	32.8 (29.6 to 36.1)	29.3 (16.2 to 49.4)	10.1 (5.6 to 17)	11.6 (6.4 to 19.6)	19.2 (10.6 to 32.4)	27.7 (15.3 to 46.8)	33.5 (18.5 to 56.6)	34.1 (18.8 to 57.6)	34.1 (18.8 to 57.6)	34.1 (18.8 to 57.6)	34.1 (18.8 to 57.6)	34.1 (18.8 to 57.6)	33.4 (18.4 to 56.4)	33.4 (18.4 to 56.4)	33.4 (18.4 to 56.4)	34.9 (19.2 to 59)	37.1 (20.4 to 62.6)	39.1 (21.5 to 66.1)	39.4 (21.7 to 66.5)	34.8 (19.2 to 58.8)	19.8 (10.9 to 33.4)	714
Diarrheal diseases	1.1 (0.7 to 1.7)	2.1 (1.4 to 2.8)	22.8 (20.9 to 24.7)	21.1 (16.2 to 27.1)	7.2 (5.5 to 9.2)	8.2 (6.3 to 10.5)	13.6 (10.4 to 17.4)	19.4 (14.9 to 24.9)	23.2 (17.8 to 29.8)	23.6 (18.1 to 30.3)	23.6 (18.1 to 30.3)	23.6 (18.1 to 30.3)	23.6 (18.1 to 30.3)	23.6 (18.1 to 30.3)	23.2 (17.8 to 29.8)	23.2 (17.8 to 29.8)	23.2 (17.8 to 29.8)	24.2 (18.6 to 31)	25.7 (19.8 to 33)	27.1 (20.9 to 34.8)	27.3 (21.1 to 35)	24.1 (18.6 to 31)	13.7 (10.6 to 17.6)	494
Typhoid and paratyphoid	0 (0 to 0)	0 (0 to 0)	0 (0 to 0)	0 (0 to 0)	0 (0 to 0)	0 (0 to 0)	0 (0 to 0)	0 (0 to 0)	0 (0 to 0)	0 (0 to 0)	0 (0 to 0)	0 (0 to 0)	0 (0 to 0)	0 (0 to 0)	0 (0 to 0)	0 (0 to 0)	0 (0 to 0)	0 (0 to 0)	0 (0 to 0)	0 (0 to 0)	0 (0 to 0)	0 (0 to 0)	0 (0 to 0)	0
Typhoid fever	0 (0 to 0)	0 (0 to 0)	0 (0 to 0)	0 (0 to 0)	0 (0 to 0)	0 (0 to 0)	0 (0 to 0)	0 (0 to 0)	0 (0 to 0)	0 (0 to 0)	0 (0 to 0)	0 (0 to 0)	0 (0 to 0)	0 (0 to 0)	0 (0 to 0)	0 (0 to 0)	0 (0 to 0)	0 (0 to 0)	0 (0 to 0)	0 (0 to 0)	0 (0 to 0)	0 (0 to 0)	0 (0 to 0)	0
Paratyphoid fever	0 (0 to 0)	0 (0 to 0)	0 (0 to 0)	0 (0 to 0)	0 (0 to 0)	0 (0 to 0)	0 (0 to 0)	0 (0 to 0)	0 (0 to 0)	0 (0 to 0)	0 (0 to 0)	0 (0 to 0)	0 (0 to 0)	0 (0 to 0)	0 (0 to 0)	0 (0 to 0)	0 (0 to 0)	0 (0 to 0)	0 (0 to 0)	0 (0 to 0)	0 (0 to 0)	0 (0 to 0)	0 (0 to 0)	0
Invasive Non-typhoidal Salmonella (iNTS)	0.1 (0 to 0.1)	0.1 (0 to 0.1)	0.1 (0 to 0.4)	0.1 (0.1 to 1)	0.1 (0 to 0.2)	0.1 (0 to 0.2)	0.1 (0 to 0.2)	0.1 (0 to 0.2)	0.1 (0 to 0.2)	0.1 (0 to 0.2)	0.1 (0 to 0.2)	0.1 (0 to 0.2)	0.1 (0 to 0.2)	0.1 (0 to 0.2)	0.1 (0 to 0.2)	0.1 (0 to 0.2)	0.1 (0 to 0.2)	0.1 (0 to 0.2)	0.1 (0 to 0.2)	0.1 (0 to 0.2)	0.1 (0 to 0.2)	0.1 (0 to 0.2)	4.7
Other intestinal infectious diseases	0 (0 to 0)	0 (0 to 0)	0.1 (0 to 0.1)	0.1 (0.1 to 0.3)	0.1 (0 to 0.1)	0.1 (0 to 0.1)	0.1 (0 to 0.1)	0.1 (0 to 0.2)	0.1 (0 to 0.2)	0.1 (0 to 0.2)	0.1 (0 to 0.2)	0.1 (0 to 0.2)	0.1 (0 to 0.2)	0.1 (0 to 0.2)	0.1 (0 to 0.2)	0.1 (0 to 0.2)	0.1 (0 to 0.2)	0.1 (0 to 0.2)	0.1 (0 to 0.2)	0.1 (0 to 0.2)	0.1 (0 to 0.2)	0 (0 to 0)	0.9
Neglected tropical diseases and malaria	0 (0.1 to 0.4)	0 (0.1 to 0.7)	0 (0.3 to 1.7)	0.4 (0.4 to 0.9)	0.2 (0.2 to 0.6)	0.2 (0.2 to 0.7)	0.2 (0.2 to 0.7)	0.2 (0.2 to 1.1)	0.2 (0.2 to 1.1)	0.2 (0.2 to 1.1)	0.2 (0.2 to 1.1)	0.2 (0.2 to 1.1)	0.2 (0.2 to 1.1)	0.2 (0.2 to 1.1)	0.2 (0.2 to 1.1)	0.2 (0.2 to 1.1)	0.2 (0.2 to 1.1)	0.2 (0.2 to 1.1)	0.2 (0.2 to 1.1)	0.2 (0.2 to 1.1)	0.2 (0.2 to 1.1)	0.2 (0.2 to 1.1)	21.8
Malaria	0 (0 to 0)	0 (0 to 0)	0 (0 to 0)	0 (0 to 0)	0 (0 to 0)	0 (0 to 0)	0 (0 to 0)	0 (0 to 0)	0 (0 to 0)	0 (0 to 0)	0 (0 to 0)	0 (0 to 0)	0 (0 to 0)	0 (0 to 0)	0 (0 to 0)	0 (0 to 0)	0 (0 to 0)	0 (0 to 0)	0 (0 to 0)	0 (0 to 0)	0 (0 to 0)	0 (0 to 0)	0 (0 to 0)	0
Chagas disease	0 (0 to 0)	0 (0 to 0)	0 (0 to 0)	0 (0 to 0)	0 (0 to 0)	0 (0 to 0)	0 (0 to 0)	0 (0 to 0)	0 (0 to 0)	0 (0 to 0)	0 (0 to 0)	0 (0 to 0)	0 (0 to 0)	0 (0 to 0)	0 (0 to 0)	0 (0 to 0)	0 (0 to 0)	0 (0 to 0)	0 (0 to 0)	0 (0 to 0)	0 (0 to 0)	0 (0 to 0)	0 (0 to 0)	0
Leishmaniasis	0 (0 to 0)	0 (0 to 0)	0 (0 to 0)	0 (0 to 0)	0 (0 to 0)	0 (0 to 0)	0 (0 to 0)	0 (0 to 0)	0 (0 to 0)	0 (0 to 0)	0 (0 to 0)	0 (0 to 0)	0 (0 to 0)	0 (0 to 0)	0 (0 to 0)	0 (0 to 0)	0 (0 to 0)	0 (0 to 0)	0 (0 to 0)	0 (0 to 0)	0 (0 to 0)	0 (0 to 0)	0 (0 to 0)	0
Visceral leishmaniasis	0 (0 to 0)	0 (0 to 0)	0 (0 to 0)	0 (0 to 0)	0 (0 to 0)	0 (0 to 0)	0 (0 to 0)	0 (0 to 0)	0 (0 to 0)	0 (0 to 0)	0 (0 to 0)	0 (0 to 0)	0 (0 to 0)	0 (0 to 0)	0 (0 to 0)	0 (0 to 0)	0 (0 to 0)	0 (0 to 0)	0 (0 to 0)	0 (0 to 0)	0 (0 to 0)	0 (0 to 0)	0 (0 to 0)	0
Cutaneous and mucocutaneous leishmaniasis	0 (0 to 0)	0 (0 to 0)	0 (0 to 0)	0 (0 to 0)	0 (0 to 0)	0 (0 to 0)	0 (0 to 0)	0 (0 to 0)	0 (0 to 0)	0 (0 to 0)	0 (0 to 0)	0 (0 to 0)	0 (0 to 0)	0 (0 to 0)	0 (0 to 0)	0 (0 to 0)	0 (0 to 0)	0 (0 to 0)	0 (0 to 0)	0 (0 to 0)	0 (0 to 0)	0 (0 to 0)	0 (0 to 0)	0
African trypanosomiasis	0 (0 to 0)	0 (0 to 0)	0 (0 to 0)	0 (0 to 0)	0 (0 to 0)	0 (0 to 0)	0 (0 to 0)	0 (0 to 0)	0 (0 to 0)	0 (0 to 0)	0 (0 to 0)	0 (0 to 0)	0 (0 to 0)	0 (0 to 0)	0 (0 to 0)	0 (0 to 0)	0 (0 to 0)	0 (0 to 0)	0 (0 to 0)	0 (0 to 0)	0 (0 to 0)	0 (0 to 0)	0 (0 to 0)	0
Schistosomiasis	0 (0 to 0)	0 (0 to 0)	0 (0 to 0)	0 (0 to 0)	0 (0 to 0)	0 (0 to 0)	0 (0 to 0)	0 (0 to 0)	0 (0 to 0)	0 (0 to 0)	0 (0 to 0)	0 (0 to 0)	0 (0 to 0)	0 (0 to 0)	0 (0 to 0)	0 (0 to 0)	0 (0 to 0)	0 (0 to 0)	0 (0 to 0)	0 (0 to 0)	0 (0 to 0)	0 (0 to 0)	0 (0 to 0)	0
Cysticercosis	0 (0 to 0)	0 (0 to 0)	0 (0 to 0)	0 (0 to 0)	0 (0 to 0)	0 (0 to 0)	0 (0 to 0)	0 (0 to 0)	0 (0 to 0)	0 (0 to 0)	0 (0 to 0)	0 (0 to 0)	0 (0 to 0)	0 (0 to 0)	0 (0 to 0)	0 (0 to 0)	0 (0 to 0)	0 (0 to 0)	0 (0 to 0)	0 (0 to 0)	0 (0 to 0)	0 (0 to 0)	0 (0 to 0)	0
Cystic echinococcosis	0 (0 to 0)	0 (0 to 0)	0 (0 to 0)	0 (0 to 0)	0 (0 to 0)	0 (0 to 0)	0 (0 to 0)	0 (0 to 0)	0 (0 to 0)	0 (0 to 0)	0 (0 to 0)	0 (0 to 0)	0 (0 to 0)	0 (0 to 0)	0 (0 to 0)	0 (0 to 0)	0 (0 to 0)	0 (0 to 0)	0 (0 to 0)	0 (0 to 0)	0 (0 to 0)	0 (0 to 0)	0 (0 to 0)	0
Lymphatic filariasis	0 (0 to 0)	0 (0 to 0)	0 (0 to 0)	0 (0 to 0)	0 (0 to 0)	0 (0 to 0)	0 (0 to 0)	0 (0 to 0)	0 (0 to 0)	0 (0 to 0)	0 (0 to 0)	0 (0 to 0)	0 (0 to 0)	0 (0 to 0)	0 (0 to 0)	0 (0 to 0)	0 (0 to 0)	0 (0 to 0)	0 (0 to 0)	0 (0 to 0)	0 (0 to 0)	0 (0 to 0)	0 (0 to 0)	0
Onchocerciasis	0 (0 to 0)	0 (0 to 0)	0 (0 to 0)	0 (0 to 0)	0 (0 to 0)	0 (0 to 0)	0 (0 to 0)	0 (0 to 0)	0 (0 to 0)	0 (0 to 0)	0 (0 to 0)	0 (0 to 0)	0 (0 to 0)	0 (0 to 0)	0 (0 to 0)	0 (0 to 0)	0 (0 to 0)	0 (0 to 0)	0 (0 to 0)	0 (0 to 0)	0 (0 to 0)	0 (0 to 0)	0 (0 to 0)	0
Trachoma	0 (0 to 0)	0 (0 to 0)	0 (0 to 0)	0 (0 to 0)	0 (0 to 0)	0 (0 to 0)	0 (0 to 0)	0 (0 to 0)	0 (0 to 0)	0 (0 to 0)	0 (0 to 0)	0 (0 to 0)	0 (0 to 0)	0 (0 to 0)	0 (0 to 0)	0 (0 to 0)	0 (0 to 0)	0 (0 to 0)	0 (0 to 0)	0 (0 to 0)	0 (0 to 0)	0 (0 to 0)	0 (0 to 0)	0
Dengue	0 (0 to 0)	0 (0 to 0)	0 (0 to 0)	0 (0 to 0)	0 (0 to 0)	0 (0 to 0)	0 (0 to 0)	0 (0 to 0)	0 (0 to 0)	0 (0 to 0)	0 (0 to 0)	0 (0 to 0)	0 (0 to 0)	0 (0 to 0)	0 (0 to 0)	0 (0 to 0)	0 (0 to 0)	0 (0 to 0)	0 (0 to 0)	0 (0 to 0)	0 (0 to 0)	0 (0 to 0)	0 (0 to 0)	0
Yellow fever	0 (0 to 0)	0 (0 to 0)	0 (0 to 0)	0 (0 to 0)	0 (0 to 0)	0 (0 to 0)	0 (0 to 0)	0 (0 to 0)	0 (0 to 0)	0 (0 to 0)	0 (0 to 0)	0 (0 to 0)	0 (0 to 0)	0 (0 to 0)	0 (0 to 0)	0 (0 to 0)	0 (0 to 0)	0 (0 to 0)	0 (0 to 0)	0 (0 to 0)	0 (0 to 0)	0 (0 to 0)	0 (0 to 0)	0
Rabies	0 (0 to 0)	0 (0 to 0)	0 (0 to 0)	0 (0 to 0)	0 (0 to 0)	0 (0 to 0)	0 (0 to 0)	0 (0 to 0)	0 (0 to 0)	0 (0 to 0)	0 (0 to 0)	0 (0 to 0)	0 (0 to 0)	0 (0 to 0)	0 (0 to 0)	0 (0 to 0)	0 (0 to 0)	0 (0 to 0)	0 (0 to 0)	0 (0 to 0)	0 (0 to 0)	0 (0 to 0)	0 (0 to 0)	0
Intestinal nematode infections	0 (0 to 0)	0 (0 to 0)	0 (0 to 0)	0 (0 to 0)	0 (0 to 0)	0 (0 to 0)	0 (0 to 0)	0 (0 to 0)	0 (0 to 0)	0 (0 to 0)	0 (0 to 0)	0 (0 to 0)	0 (0 to 0)	0 (0 to 0)	0 (0 to 0)	0 (0 to 0)	0 (0 to 0)	0 (0 to 0)	0 (0 to 0)	0 (0 to 0)	0 (0 to 0)	0 (0 to 0)	0 (0 to 0)	0
Ascariasis	0 (0 to 0)	0 (0 to 0)	0 (0 to 0)	0 (0 to 0)	0 (0 to 0)	0 (0 to 0)	0 (0 to 0)	0 (0 to 0)	0 (0 to 0)	0 (0 to 0)	0 (0 to 0)	0 (0 to 0)	0 (0 to 0)	0 (0 to 0)	0 (0 to 0)	0 (0 to 0)	0 (0 to 0)	0 (0 to 0)	0 (0 to 0)	0 (0 to 0)	0 (0 to 0)	0 (0 to 0)	0 (0 to 0)	0
Trichuriasis	0 (0 to 0)	0 (0 to 0)	0 (0 to 0)	0 (0 to 0)	0 (0 to 0)	0 (0 to 0)	0 (0 to 0)	0 (0 to 0)	0 (0 to 0)	0 (0 to 0)	0 (0 to 0)	0 (0 to 0)	0 (0 to 0)	0 (0 to 0)	0 (0 to 0)	0 (0 to 0)	0 (0 to 0)	0 (0 to 0)	0 (0 to 0)	0 (0 to 0)	0 (0 to 0)	0 (0 to 0)	0 (0 to 0)	0
Hookworm disease	0 (0 to 0)	0 (0 to 0)	0 (0 to 0)	0 (0 to 0)	0 (0 to 0)	0 (0 to 0)	0 (0 to 0)	0 (0 to 0)	0 (0 to 0)	0 (0 to 0)	0 (0 to 0)	0 (0 to 0)	0 (0 to 0)	0 (0 to 0)	0 (0 to 0)	0 (0 to 0)	0 (0 to 0)	0 (0 to 0)	0 (0 to 0)	0 (0 to 0)	0 (0 to 0)	0 (0 to 0)	0

Other neoplasms	0-1 (0 to 0.1)	0 (0 to 0)	0-1 (0 to 0.2)	0-3 (0.2 to 0.4)	0-4 (0.2 to 0.5)	0-5 (0.2 to 0.6)	0-6 (0.4 to 0.8)	0-8 (0.5 to 1.0)	0-9 (0.5 to 1.2)	1-2 (0.6 to 1.6)	1-6 (0.9 to 1.9)	1-8 (1.0 to 2.6)	2-8 (2.0 to 4.5)	5 (3.4 to 8)	7-9 (5.7 to 12.4)	13-7 (9.1 to 19.3)	18-2 (13.2 to 26.3)	24-2 (17.7 to 35.4)	27-5 (20.2 to 40.2)	26-8 (19.2 to 37.6)	21 (15 to 30.7)	9-4 (6.6 to 13.1)	2-5 (1.7 to 3.5)		166
Medulloblastoma, medulloblastoma, and other hemangioblastic neoplasms	0-1 (0 to 0.1)	0 (0 to 0)	0-1 (0 to 0.2)	0-3 (0.2 to 0.4)	0-4 (0.2 to 0.5)	0-5 (0.2 to 0.6)	0-6 (0.4 to 0.8)	0-8 (0.5 to 1.0)	0-9 (0.5 to 1.2)	1-2 (0.6 to 1.6)	1-6 (0.9 to 1.9)	1-8 (1.0 to 2.6)	2-8 (2.0 to 4.5)	5 (3.4 to 8)	7-9 (5.7 to 12.4)	13-7 (9.1 to 19.3)	18-2 (13.2 to 26.3)	24-2 (17.7 to 35.4)	27-5 (20.2 to 40.2)	26-8 (19.2 to 37.6)	21 (15 to 30.7)	9-4 (6.6 to 13.1)	2-5 (1.7 to 3.5)		166
Benign and in situ intestinal neoplasms	0 (0 to 0)	0 (0 to 0)	0 (0 to 0)	0 (0 to 0)	0 (0 to 0)	0 (0 to 0)	0 (0 to 0)	0 (0 to 0)	0 (0 to 0)	0 (0 to 0)	0 (0 to 0)	0 (0 to 0)	0 (0 to 0)	0 (0 to 0)	0 (0 to 0)	0 (0 to 0)	0 (0 to 0)	0 (0 to 0)	0 (0 to 0)	0 (0 to 0)	0 (0 to 0)	0 (0 to 0)	0 (0 to 0)	0 (0 to 0)		
Benign and in situ cervical and uterine neoplasms	0 (0 to 0)	0 (0 to 0)	0 (0 to 0)	0 (0 to 0)	0 (0 to 0)	0 (0 to 0)	0 (0 to 0)	0 (0 to 0)	0 (0 to 0)	0 (0 to 0)	0 (0 to 0)	0 (0 to 0)	0 (0 to 0)	0 (0 to 0)	0 (0 to 0)	0 (0 to 0)	0 (0 to 0)	0 (0 to 0)	0 (0 to 0)	0 (0 to 0)	0 (0 to 0)	0 (0 to 0)	0 (0 to 0)	0 (0 to 0)		
Other benign and in situ neoplasms	0 (0 to 0)	0 (0 to 0)	0 (0 to 0)	0 (0 to 0)	0 (0 to 0)	0 (0 to 0)	0 (0 to 0)	0 (0 to 0)	0 (0 to 0)	0 (0 to 0)	0 (0 to 0)	0 (0 to 0)	0 (0 to 0)	0 (0 to 0)	0 (0 to 0)	0 (0 to 0)	0 (0 to 0)	0 (0 to 0)	0 (0 to 0)	0 (0 to 0)	0 (0 to 0)	0 (0 to 0)	0 (0 to 0)	0 (0 to 0)		
Cardiovascular diseases	1-8 (0.8 to 2.5)	1-9 (1.1 to 2.1)	4-1 (2.4 to 5.9)	7-5 (4.5 to 12.3)	10-2 (7.4 to 13.2)	10-4 (7.6 to 13.6)	28-9 (20.5 to 38.5)	69-9 (54.4 to 93.4)	107 (85.2 to 129)	162 (128.1 to 196)	222 (172.2 to 277)	272 (212.5 to 338)	374 (292.5 to 463)	520 (422.5 to 638)	669 (562.5 to 802)	884 (764.1 to 1,030)	1,190 (1,029.5 to 1,368)	1,448 (1,262.1 to 1,660)	1,600 (1,400.5 to 1,836)	2,222 (1,960.1 to 2,500)	2,640 (2,350.5 to 2,918)	2,682 (2,432.5 to 2,960)	1,792 (1,600.5 to 2,036)	718 (592.5 to 822)	20,400
Rheumatic heart disease	0 (0 to 0)	0 (0 to 0)	0 (0 to 0.2)	0 (0 to 0.3)	0 (0 to 0.4)	0 (0 to 0.5)	0-1 (0 to 0.6)	0-1 (0 to 0.8)	0-2 (0 to 1.0)	0-3 (0 to 1.4)	0-5 (0 to 1.9)	0-7 (0 to 2.6)	1-2 (0 to 3.6)	1-6 (0 to 4.6)	2-2 (1 to 5.9)	3-2 (1 to 7.4)	4-5 (2 to 9.3)	5-9 (3 to 11.9)	7-6 (4 to 15.3)	9-5 (5 to 19.2)	11-9 (7 to 23.9)	15-3 (10 to 30.2)	19-3 (13 to 24.3)	21-9 (14 to 28.4)	29-5 (19 to 32.3)	22-2 (19 to 28.6)	12-9 (9 to 19.6)	4-8 (3 to 6.6)		203
Ischemic heart disease	0 (0 to 0)	0 (0 to 0)	0 (0 to 0)	0 (0 to 0)	3-6 (2.2 to 4.8)	10-9 (8.2 to 14)	19-6 (15 to 24.2)	44-9 (34.6 to 56.4)	69-7 (53.2 to 87.5)	149 (121 to 176)	284 (228.5 to 335)	373 (317 to 429)	440 (370.5 to 517)	570 (485.5 to 663)	592 (505.5 to 692)	697 (597.5 to 814)	852 (726.5 to 981)	1,020 (873.5 to 1,182)	1,160 (989.5 to 1,355)	1,240 (1,015 to 1,480)	1,240 (1,015 to 1,443)	769 (597.5 to 916)	317 (257.5 to 372)	8,920
Stroke	0-3 (0.1 to 0.4)	0-5 (0.2 to 1.0)	0-7 (1.4 to 2.9)	4-6 (2.3 to 6.3)	3-5 (1.4 to 7.0)	14-3 (7.8 to 21.1)	23-5 (14.7 to 34)	37-3 (27.2 to 47.7)	64-1 (47.4 to 79.7)	76-7 (59.1 to 97.1)	102 (79.4 to 133)	151 (117.5 to 183)	204 (158.5 to 255)	266 (209.5 to 332)	340 (272.5 to 417)	427 (344.5 to 513)	556 (453.5 to 665)	660 (537.5 to 783)	776 (643.5 to 900)	877 (716.5 to 1,038)	775 (602.5 to 948)	479 (364.5 to 605)	165 (126.5 to 222)	5,260
Ischemic stroke	0 (0 to 0)	0-1 (0 to 0.2)	0-1 (0.1 to 1.4)	2-5 (1.2 to 3.6)	2-5 (1.2 to 3.6)	5-4 (3.2 to 7.5)	8-3 (5.6 to 13)	11-5 (8.5 to 17.3)	13-7 (9.9 to 21.2)	19-7 (15.2 to 28.4)	25-4 (19.7 to 36.2)	29-5 (23.1 to 38.2)	38-3 (28.5 to 47.4)	47-1 (42.4 to 56.3)	79-8 (72.5 to 88.1)	108 (97.2 to 120)	113 (104.5 to 127)	133 (123.5 to 144)	436 (398.5 to 473)	432 (397.5 to 467)	367 (334.5 to 400)	147 (134.5 to 160)	3,310
Intracerebral hemorrhage	0-2 (0 to 0.2)	0-3 (0 to 0.7)	0-5 (0 to 1.2)	1-2 (0.4 to 2.9)	1-4 (0.4 to 3.2)	3-4 (1.2 to 7.2)	13-2 (5.2 to 23.4)	22-7 (9.2 to 38.2)	29-5 (12.2 to 48.5)	39-2 (16.2 to 64.3)	51-3 (21.2 to 84.2)	64-9 (27.1 to 106)	91-3 (38.2 to 149)	129 (54.1 to 211)	179 (75.1 to 293)	239 (100.5 to 391)	319 (134.5 to 522)	413 (174.5 to 675)	519 (219.5 to 848)	627 (265.5 to 1,025)	719 (304.5 to 1,175)	774 (327.5 to 1,265)	1,010 (427.5 to 1,650)	1,180 (498.5 to 1,930)	1,690
Subarachnoid hemorrhage	0 (0 to 0.1)	0 (0 to 0.2)	0 (0 to 0.3)	0 (0 to 0.9)	0 (0 to 1.4)	0-1 (0 to 2.5)	0-2 (0 to 3.7)	0-3 (0 to 5.1)	0-4 (0 to 6.7)	0-5 (0 to 8.7)	0-7 (0 to 11)	0-9 (0 to 13.9)	1-2 (0 to 17.8)	1-6 (0 to 22.6)	2-2 (0 to 28.5)	2-8 (0 to 35.2)	3-5 (0 to 43.2)	4-3 (0 to 52.8)	5-3 (0 to 64.2)	6-5 (0 to 78.2)	7-9 (0 to 95.1)	9-6 (0 to 116)	11-8 (0 to 142)	14-4 (0 to 174)	17-6 (0 to 212)	21-4 (0 to 258)	26-1 (0 to 314)	31-8 (0 to 383)	38-8 (0 to 467)	47-3 (0 to 569)	57-7 (0 to 695)	70 (0 to 844)	85-3 (0 to 1,030)	104 (0 to 1,250)	126 (0 to 1,520)	153 (0 to 1,840)	186 (0 to 2,240)	227 (0 to 2,730)	276 (0 to 3,320)	336 (0 to 4,040)	409 (0 to 4,920)	497 (0 to 5,980)	605 (0 to 7,270)	735 (0 to 8,830)	893 (0 to 10,700)	1,080 (0 to 13,000)	1,310 (0 to 15,800)	1,590 (0 to 19,100)	1,930 (0 to 23,200)	2,340 (0 to 28,100)	2,840 (0 to 34,100)	3,440 (0 to 41,300)	4,170 (0 to 50,000)	5,060 (0 to 60,700)	6,130 (0 to 73,600)	7,430 (0 to 89,200)	9,000 (0 to 108,000)	10,900 (0 to 131,000)	13,200 (0 to 159,000)	16,000 (0 to 192,000)	19,400 (0 to 233,000)	23,500 (0 to 282,000)	28,500 (0 to 342,000)	34,500 (0 to 414,000)	41,800 (0 to 502,000)	50,600 (0 to 608,000)	61,300 (0 to 736,000)	74,300 (0 to 892,000)	90,000 (0 to 1,080,000)	109,000 (0 to 1,310,000)	132,000 (0 to 1,590,000)	160,000 (0 to 1,920,000)	194,000 (0 to 2,330,000)	235,000 (0 to 2,820,000)	284,000 (0 to 3,410,000)	344,000 (0 to 4,130,000)	416,000 (0 to 5,000,000)	504,000 (0 to 6,050,000)	610,000 (0 to 7,330,000)	738,000 (0 to 8,870,000)	893,000 (0 to 10,700,000)	1,080,000 (0 to 13,000,000)	1,310,000 (0 to 15,800,000)	1,590,000 (0 to 19,100,000)	1,930,000 (0 to 23,200,000)	2,340,000 (0 to 28,100,000)	2,840,000 (0 to 34,100,000)	3,440,000 (0 to 41,300,000)	4,170,000 (0 to 50,000,000)	5,060,000 (0 to 60,700,000)	6,130,000 (0 to 73,600,000)	7,430,000 (0 to 89,200,000)	9,000,000 (0 to 108,000,000)	10,900,000 (0 to 131,000,000)	13,200,000 (0 to 159,000,000)	16,000,000 (0 to 192,000,000)	19,400,000 (0 to 233,000,000)	23,500,000 (0 to 282,000,000)	28,500,000 (0 to 342,000,000)	34,500,000 (0 to 414,000,000)	41,800,000 (0 to 502,000,000)	50,600,000 (0 to 608,000,000)	61,300,000 (0 to 736,000,000)	74,300,000 (0 to 892,000,000)	90,000,000 (0 to 1,080,000,000)	109,000,000 (0 to 1,310,000,000)	132,000,000 (0 to 1,590,000,000)	160,000,000 (0 to 1,920,000,000)	194,000,000 (0 to 2,330,000,000)	235,000,000 (0 to 2,820,000,000)	284,000,000 (0 to 3,410,000,000)	344,000,000 (0 to 4,130,000,000)	416,000,000 (0 to 5,000,000,000)	504,000,000 (0 to 6,050,000,000)	610,000,000 (0 to 7,330,000,000)	738,000,000 (0 to 8,870,000,000)	893,000,000 (0 to 10,700,000,000)	1,080,000,000 (0 to 13,000,000,000)	1,310,000,000 (0 to 15,800,000,000)	1,590,000,000 (0 to 19,100,000,000)	1,930,000,000 (0 to 23,200,000,000)	2,340,000,000 (0 to 28,100,000,000)	2,840,000,000 (0 to 34,100,000,000)	3,440,000,000 (0 to 41,300,000,000)	4,170,000,000 (0 to 50,000,000,000)	5,060,000,000 (0 to 60,700,000,000)	6,130,000,000 (0 to 73,600,000,000)	7,430,000,000 (0 to 89,200,000,000)	9,000,000,000 (0 to 108,000,000,000)	10,900,000,000 (0 to 131,000,000,000)	13,200,000,000 (0 to 159,000,000,000)	16,000,000,000 (0 to 192,000,000,000)	19,400,000,000 (0 to 233,000,000,000)	23,500,000,000 (0 to 282,000,000,000)	28,500,000,000 (0 to 342,000,000,000)	34,500,000,000 (0 to 414,000,000,000)	41,800,000,000 (0 to 502,000,000,000)	50,600,000,000 (0 to 608,000,000,000)	61,300,000,000 (0 to 736,000,000,000)	74,300,000,000 (0 to 892,000,000,000)	90,000,000,000 (0 to 1,080,000,000,000)	109,000,000,000 (0 to 1,310,000,000,000)	132,000,000,000 (0 to 1,590,000,000,000)	160,000,000,000 (0 to 1,920,000,000,000)	194,000,000,000 (0 to 2,330,000,000,000)	235,000,000,000 (0 to 2,820,000,000,000)	284,000,000,000 (0 to 3,410,000,000,000)	344,000,000,000 (0 to 4,130,000,000,000)	416,000,000,000 (0 to 5,000,000,000,000)	504,000,000,000 (0 to 6,050,000,000,000)	610,000,000,000 (0 to 7,330,000,000,000)	738,000,000,000 (0 to 8,870,000,000,000)	893,000,000,000 (0 to 10,700,000,000,000)	1,080,000,000,000 (0 to 13,000,000,000,000)	1,310,000,000,000 (0 to 15,800,000,000,000)	1,590,000,000,000 (0 to 19,100,000,000,000)	1,930,000,000,000 (0 to 23,200,000,000,000)	2,340,000,000,000 (0 to 28,100,000,000,000)	2,840,000,000,000 (0 to 34,100,000,000,000)	3,440,000,000,000 (0 to 41,300,000,000,000)	4,170,000,000,000 (0 to 50,000,000,000,000)	5,060,000,000,000 (0 to 60,700,000,000,000)	6,130,000,000,000 (0 to 73,600,000,000,000)	7,430,000,000,000 (0 to 89,200,000,000,000)	9,000,000,000,000 (0 to 108,000,000,000,000)	10,900,000,000,000 (0 to 131,000,000,000,000)	13,200,000,000,000 (0 to 159,000,000,000,000)	16,000,000,000,000 (0 to 192,000,000,000,000)	19,400,000,000,000 (0 to 233,000,000,000,000)	23,500,000,000,000 (0 to 282,000,000,000,000)	28,500,000,000,000 (0 to 342,000,000,000,000)	34,500,000,000,000 (0 to 414,000,000,000,000)	41,800,000,000,000 (0 to 502,000,000,000,000)	50,600,000,000,000 (0 to 608,000,000,000,000)	61,300,000,000,000 (0 to 736,000,000,000,000)	74,300,000,000,000 (0 to 892,000,000,000,000)	90,000,000,000,000 (0 to 1,080,000,000,000,000)	109,000,000,000,000 (0 to 1,310,000,000,000,000)	132,000,000,000,000 (0 to 1,590,000,000,000,000)	160,000,000,000,000 (0 to 1,920,000,000,000,000)	194,000,000,000,000 (0 to 2,330,000,000,000,000)	235,000,000,000,000 (0 to 2,820,000,000,000,000)	284,000,000,000,000 (0 to 3,410,000,000,000,000)	344,000,000,000,000 (0 to 4,130,000,000,000,000)	416,000,000,000,000 (0 to 5,000,000,000,000,000)	504,000,000,000,000 (0 to 6,050,000,000,000,000)	610,000,000,000,000 (0 to 7,330,000,000,000,000)	738,000,000,000,000 (0 to 8,870,000,000,000,000)	893,000,000,000,000 (0 to 10,700,000,000,000,000)	1,080,000,000,000,000 (0 to 13,000,000,000,000,000)	1,310,000,000,000,000 (0 to 15,800,000,000,000,000)	1,590,000,000,000,000 (0 to 19,100,000,000,000,000)	1,930,000,000,000,000 (0 to 23,200,000,000,000,000)	2,340,000,000,000,000 (0 to 28,100,000,000,000,000)	2,840,000,000,000,000 (0 to 34,100,000,000,000,000)	3,440,000,000,000,000 (0 to 41,300,000,000,000,000)	4,170,000,000,000,000 (0 to 50,000,000,000,000,000)	5,060,000,000,000,000 (0 to 60,700,000,000,000,000)	6,130,000,000,000,000 (0 to 73,600,000,000,000,000)	7,430,000,000,000,000 (0 to 89,200,000,000,000,000)	9,000,000,000,000,000 (0 to 108,000,000,000,000,000)	10,900,000,000,000,000 (0 to 131,000,000,000,000,000)	13,200,000,000,000,000 (0 to 159,000,000,000,000,000)	16,000,000,000,000,000 (0 to 192,000,000,000,000,000)	19,400,000,000,000,000 (0 to 233,000,000,000,000,000)	23,500,000,000,000,000 (0 to 282,000,000,000,000,000)	28,500,000,000,000,000 (0 to 342,000,000,000,000,000)	34,500,000,000,000,000 (0 to 414,000,000,000,000,000)	41,800,000,000,000,000 (0 to 502,000,000,000,000,000)	50,600,000,000,000,000 (0 to 608,000,000,000,000,000)	61,300,000,000,000,000 (0 to 736,000,000,000,000,000)	74,300,000,000,000,000 (0 to 892,000,000,000,000,000)	90,000,000,000,000,000 (0 to 1,080,000,000,000,000,000)	109,000,000,000,000,000 (0 to 1,310,000,000,000,000,000)	132,000,000,000,000,000 (0 to 1,590,000,000,000,000,000)	160,000,000,000,000,000 (0 to 1,920,000,000,000,000,000)	194,000,000,000,000,000 (0 to 2,330,000,000,000,000,000)	235,000,000,000,000,000 (0 to 2,820,000,000,000,000,000)	284,000,000,000,000,000 (0 to 3,410,000,000,000,000,000)	344,000,000,000,000,000 (0 to 4,130,000,000,000,000,000)	416,000,000,000,000,000 (0 to 5,000,000,000,000,000,000)	504,000,000,000,000,000 (0 to 6,050,000,000,000,000,000)	610,000,000,000,000,000 (0 to 7,330,000,000,000,000,000)	738,000,000,000,000,000 (0 to 8,870,000,000,000,000,000)	893,000,000,000,000,000 (0 to 10,700,000,000,000,000,000)	1,080,000,000,000,000,000 (0 to 13,000,000,000,000,000,000)	1,310,000,000,000,000,000 (0 to 15,800,000,000,000,000,000)	1,590,000,000,000,000,000 (0 to 19,100,000,000,000,000,000)	1,930,000,000,000,000,000 (0 to 23,200,000,000,000,000,000)	2,340,000,000,000,000,000 (0 to 28,100,000,000,000,000,000)	2,840,000,000,000,000,000 (0 to 34,100,000,000,000,000,000)	3,440,000,000,000,000,000 (0 to 41,300,000,000,000,000,000)	4,170,000,000,000,000,000 (0 to 50,000,000,000,000,000,000)	5,060,000,000,000,000,000 (0 to 60,700,000,000,000,000,000)	6,130,000,000,000,000,000 (0 to 73,600,000,000,000,000,000)	7,430,000,000,000,000,000 (0 to 89,200,000,000,000,000,000)	9,000,000,000,000,000,000 (0 to 108,000,000,000,000,000,000)	10,900,000,000,000,000,000 (0 to 131,000,000,000,000,000,000)	13,200,000,000,000,000,000 (0 to 159,000,000,000,000,000,000)	16,000,000,000,000,000,000 (0 to 192,000,000,000,000,000,000)	19,400,000,000,000,000,000 (0 to 233,000,000,000,000,000,000)	23,500,000,000,000,000,000 (0 to 282,000,000,000,000,000,000)	28,500,000,000,000,000,000 (0 to 342,000,000,000,000,000,000)	34,500,000,000,000,000,000 (0 to 414,000,000,000,000,000,000)	41,800,000,000,000,000,000 (0 to 502,000,000,000,000,000,000)	50,600,000,000,000,000,000 (0 to 608,000,000,000,000,000,000)	61,300,000,000,000,000,000 (0 to 736,000,000,000,000,000,000)	74,300,000,000,000,000,000 (0 to 892,000,000,000,000,000,000)	90,000,000,000,000,000,000 (0 to 1,080,000,000,000,000,000,000)	109,000,000,000,000,000,000 (0 to 1,310,000,000,000,000,000,000)	132,000,000,000,000,000,000 (0 to 1,590,000,000,000,000,000,000)	160,000,000,000,000,000,000 (0 to 1,920,000,000,000,000,000,000)	194,000,000,000,000,000,000 (0 to 2,330,000,000,000,000,000,000)	235,000,000,000,000,000,000 (0 to 2,820,000,000,000,000,000,000)	284,000,000,000,000,000,000 (0 to 3,410,000,000,000,000,000,000)	344,000,000,000,000,000,000 (0 to 4,130,000,000,000,000,000,000)	416,000,000,000,000,000,000 (0 to 5,000,000,000,000,000,000,000)	504,000,000,000,000,000,000 (0 to 6,050,000,000,000,000,000,000)	610,000,000,000,000,000,000 (0 to 7,330,000,000,000,000,000,000)	738,000,000,000,000,000,000 (0 to 8,870,000,000,000,000,000,000)	893,000,000,000,000,000,000 (0 to 10,700,000,000,000,000,000,000)	1,080,000,000,000,000,000,000 (0 to 13,000,000,000,000,000,000,000)	1,310,000,000,000,000,000,000 (0 to 15,800,000,000,000,000,000,000)	1,590,000,000,000,000,000,000 (0 to 19,100,000,000,000,000,000,000)	1,930,000,000,000,000,000,000 (0 to 23,200,000,000,000,000,000,000)	2,340,000,000,000,000,000,000 (0 to 28,100,000,000,000,000,000,000)	2,840,000,000,000,000,000,000 (0 to 34,100,000,000,000,000,000,000)	3,440,000,000,000,000,000,000 (0 to 41,300,000,000,000,000,000,000)	4,170,000,000,000,000,000,000 (0 to 50,000,000,000,000,000,000,000)	5,060,000,000,000,000,000,000 (0 to 60,700,000,000,000,000,000,000)	6,130,000,000,000,000,000,000 (0 to 73,600,000,000,000,000,000,000)	7,430,000,000,000,000,000,000 (0 to 89,200,000,000,000,000,000,000)	9,000,000,000,000,000,000,000 (0 to 108,000,000,000,000,000,000,000)	10,900,000,000,000,000,000,000 (0 to 131,000,000,000,000,000,000,000)	13,200,000,000,000,000,000,000 (0 to 159,000,000,000,000,000,000,000)	16,000,000,000,000,000,000,000 (0 to 192,000,000,000,000,000,000,000)	19,400,000,000,000,000,000,000 (0 to 233,000,000,000,000,000,000,000)	23,500,000,000,000,000,000,000 (0 to 282,000,000,000,000,000,000,000)	28,500,000,000,000,000,000,000 (0 to 342,000,000,000,000,000,000,000)	34,500,000,000,000,000,000,000 (0 to 414,000,000,000,000,000,000,000)	41,800,000,000,000,000,000,000 (0 to 502,000,000,000,000,000,000,000)	50,600,000,000,000,000,000,000 (0 to 608,000,000,000,000,000,000,000)	61,300,000,000,000,000,000,000 (0 to 736,000,000,000,000,000,000,000)	74,300,000,000,000,000,000,000 (0 to 892,000,000,000,000,000,000,000)	90,000,000,000,000,000,000,000 (0 to 1,080,000,000,000,000,000,000,000)	109,000,000,000,000,000,000,000 (0 to 1,310,000,000,000,000,000,000,000)	132,000,000,000,000,000,000,000 (0 to 1,590,000,000,000,000,000,000,000)	160,000,000,000,000,000,000,000 (0 to 1,920,000,000,000,000,000,000,000)	194,000,000,000,000,000,000,000 (0 to 2,330,000,000,000,000,000,000,000)	235,000,000,000,000,000,000,000 (0 to 2,820,000,000,000,000,000,000,000)	284,000,000,000,000,000,000,000 (0 to 3,410,000,000,000,000,000,000,000)	344,000,000,000,000,000,000,000 (0 to 4,130,000,000,000,000,000,000,000)	416,000,000,000,000,000,000,000 (0 to 5,000,000,000,000,000,000,000,000)	504,000,000,000,000,000,000,000 (0 to 6,050,000,000,000,000,000,000,000)	610,000,000,000,000,000,000,000 (0 to 7,330,000,000,000,000,000,000,000)	738,000,000,000,000,000,000,000 (0 to 8,870,000,000,000,000,000,000,000)	893,000,000,000,000,000,000,000 (0 to 10,700,000,000,000,000,000,000,000)	1,080,000,000,000,000,000,000,000 (0 to 13,000,000,000,000,000,000,000,000)	1,310,000,000,000,000,000,000,000 (0 to 15,800,000,000,000,000,000,000,000)	1,590,000,000,000,000,000,000,000 (0 to 19,100,000,000,000,000,000,000,000)	1,930,000,000,000,000,000,000,000 (0 to 23,200,000,000,000,000,000,000,000)	2,340,000,000,000,000,000,000,000 (0 to 28,100,000,000,000,000,000,000,000)	2,840,000,000,000,000,000,000,000 (0 to 34,100,000,000,000,000,000,000,000)	3,440,000,000,000,000,000,000,000 (0 to 41,300,000,000,000,000,000,000,000)	4,170,000,000,000,000,000,000,000 (0 to 50,000,000,000,000,000,000,000,000)	5,060,000,000,000,000,000,000,000 (0 to 60,700,000,000,000,000,000,000,000)	6,130,000,000,000,000,000,000,000 (0 to 73,600,000,000,000,000,000,000,000)	7,430,000,000,000,000,000,000,000 (0 to 89,200,000,000,000,000,000,000,000)	9,000,000,000,000,000,000,000,000 (0 to 108,000,000,000,000,000,000,000,000)	10,900,000,000,000,000,000,000,000 (0 to 131,000,000,000,000,000,000,000,000)	13,200,000,000,000,000,000,000,000 (0 to 159,000,000,000,000,000,000,000,000)	16,000,000,000,000,000,000,000,000 (0 to 192,000,000,000,000,000,000,000,000)	19,400,000,000,000,000,000,000,000 (0 to 233,000,000,000,000,000,000,000,000)	23,500,000,000,000,000,000,000,000 (0 to 282,000,000,000,000,000,000,000,000)	28,500,000,000,000,000,000,000,000 (0 to 342,000,000,000,000,000,000,000,000)	34,500,000,000,000,000,000,000,000 (0 to 414,000,000,000,000,000,000,000,000)	41,800,000,000,000,000,000,000,000 (0 to 502,000,000,000,000,000,000,000,000)	50,600,000,000,000,000,000,000,000 (0 to 608,000,000,000,000,000,000,000,000)	61,300,000,000,000,000,000,000,000 (0 to 736,000,000,000,000,000,000,000,000)	74,300,000,000,000,000,000,000,000 (0 to 892,000,000,000,000,000,000,000,000)	90,000,000,000,000,000,000,000,000 (0 to 1,080,000,000,000,000,000,000,000,000)	109,000,000,000,000,000,000,000,000 (0 to 1,310,000,000,000,000,000,000,000,000)	132,000,000,000,000,000,000,000,000 (0 to 1,590,000,000,000,000,000,000,000,000)	160,000,000,000,000,000,000,000,000 (0 to 1,920,000,000,000,000,000,000,000,000)	194,000,000,000,000,000,000,000,000 (0 to 2,330,000,000,000,000,000,000,000,000)	235,000,000,000,000,000,000,000,000 (0 to 2,820,000,000,000,000,000,000,000,000)	284,000,000,000,000,000,000,000,000 (0 to 3,410,000,000,000,000,000,000,000,000)	344,000,000,000,000,000,000,000,000 (0 to 4,130,000,000,000,000,000,000,000,000)	416,000,000,000,000,000,000,000,000 (0 to 5,000,000,000,000,000,000,000,000,000)	504,000,000,000,000,000,000,000,000 (0 to 6,050,000,000,000,000,000,000,000,000)	610,000,000,000,000,000,000,000,000 (0 to 7,330,000,000,000,000,000,000,000,000)	738,000,000,000,000,000,000,000,000 (0 to 8,870,000,000,000,000,000,000,000,000)	893,000,000,000,000,000,000,000,000 (0 to 10,700,000,000,000,000,000,000,000,000)	1,080,000,000,000,000,000,000,000,000 (0 to 13,000,000,000,000,000,000,000,000,000)	1,310,000,000,000,000,000,000,000,000 (0 to 15,800,000,000,000,000,000,000,000,000)	1,590,000,000,000,000,000,000,000,000 (0 to 19,100,000,000,000,000,000,000,000,000)	1,930,000,000,000,000,000,000,000,000 (0 to 23,200,000,000,000,000,000,000,000,000)	2,340,000,000,000,000,000,000,000,000 (0 to 28,100,000,000,000,000,000,000,000,000)	2,840,000,000,000,000,000,000,000,000 (0 to 34,100,000,000,000,000,000,000,000,000)	3,440,000,000,000,000,000,000,000,000 (0 to 41,300,000,000,000,000,000,000,000,000)	4,170,000,000,000,000,000,000,000,000 (0 to 50,000,000,000,000,000,000,000,000,000)	5,060,000,000,000,000,000,000,000,000 (0 to 60,700,000,000,000,000,000,000,000,000)	6,130,000,000,000,000,000,000,000,000 (0 to 73,600,000,000,000,000,000,000,000,000)	7,430,000,000,000,000,000,000,000,000 (0 to 89,200,000,000,000,000,000,000,000,000)	9,000,000,000,000,000,000,000,000,000 (0 to 108,000,000,000,000,000,000,000,000,000)	10,900,000,000,000,000,000,000,000,000 (0 to 131,000,000,000,000,000,000,000,000,000)	13,200,000,000,000,000,000,000,000,000 (0 to 159,000,000,000,000,000,000,000,000,000)	16,000,000,000,000,000,000,000,000,000 (0 to 192,000,000,000,000,000,000,000,000,000)	19,400,000,000,000,000,000,000,000,000 (0 to 233,000,000,000,000,000,000,000,000,000)	23,500,000,000,000,000,000,000,000,000 (0 to 282,000,000,000,000,000,000,000,000,000)	28,500,000,000,000,000,000,000,000,000 (0 to 342,000,000,000,000,000,000,000,000,000)	34,500,000,000,000,000,000,000,000,000 (0 to 414,000,000,000,000,000,000,000,000,000)	41,800,000,000,000,000,000,000,000,000 (0 to 502,000,000,000,000,000,000,000,000,000)	50,600,000,000,000,000,000,000,000,000 (0 to 608,000,000,000,000,000,000,000,000,000)	61,300,000,000,000,000,000,000,000,000 (0 to 736,000,000,000,000,000,000,000,000,000)	74,300,000,000,000,000,000,000,000,000 (0 to 892,000,000,000,000,000,000,000,000,000)	90,000,000,000,000,000,000,000,000,000 (0 to 1,080,000,000,000,000,000,000,000,000,000)	109,000,000,000,000,000,000,000,000,000 (0 to 1,310,000,000,000,000,000,000,000,000,000)	132,000,000,000,000,000,000,000,000,000 (0 to 1,590,000,000,000,000,000,000,000,000,000)	160,000,000,000,000,000,000,000,000,000 (0 to 1,920,000,000,000,000,000,000,000,000,000)	194,000,000,000,000,000,000,000,000,000 (0 to 2,330,000,000,000,000,000,000,000,000,000)	235,000,000,000,000,000,000,000,000,000 (0 to 2,820,000,000,000,000,000,000,000,000,000)	284,000,000,000,000,000,000,000,000,000 (0 to 3,410,000,000,000,000,000,000,000,000,000)	344,000,000,000,000,000,000,000,000,000 (0 to 4,130,000,000,000,000,000,000,000,000,000)	416,000,000,000,000,000,000,000,000,000 (0 to 5,000,000,000,000,000,000,000,000,000,000)	504,000,000,000,000,000,000,000,000,000 (0 to 6,050,000,000,000,000,000,000,000,000,000)	610,000,000,000,000,000,000,000,000,000 (0 to 7,330,000,000,000,000,000,000,000,000,000)	738,000,000,000,000,000,000,000,000,000 (0 to 8,870,000,000,000,000,000,000,000,000,000)	893,000,000,000,000,000,000,000,000,000 (0 to 10,700,000,000,000,000,000,000,000,000,000)	1,080,000,000,000,000,000,000,000,000,000 (0 to 13,000,000,000,000,000,000,000,000,000,000)	1,310,000,000,000,000,000,000,000,000,000 (0 to 15,800,000,000,000,000,000,000,000,000,000)	1,590,000,000,000,000,000,000,000,000,000 (0 to 19,100,000,000,000,000,000,000,000,000,000)	1,930,000,000,000,000,000,000,000,000,000 (0 to 23,200,000,000,000,000,000,000,000,000,000)	2,340,000,000,000,000,000,000,000,000,000 (0 to 28,100,000,000,000,000,000,000,000,000,000)	2,840,000,000,000,000,000,000,000,000,000 (0 to 34,100,000,000,000,000,000,000,000,000,000)	3,440,000,000,000,000,000,000,000,000,000 (0 to 41,300,000,000,000,000,000,000,000,000,000)	4,170,000,000,000,000,000,000,000,000,000 (0 to 50,000,000,000,000,000,000,000,000,000,000)	5,060,000,000,000,000,000,000,000,000,000 (0 to 60,700,000,000,000,000,000,000,000,000,000)	6,130,000,000,000,000,000,000,000,000,000 (0 to 73,600,000,000,000,000,000,000,000,000,000)	7,430,000,000,000,000,000,000,000,000,000 (0 to 89,200,000,000,000,000,000,000,000,000,000)	9,000,000,000,000,000,000,000,000,000,000 (0 to 108,000,000,000,000,000,000,000,000,000,000)	10,900,000,000,000,000,000,000,000,000,000 (0 to 131,000,000,000,000,000,000,000,000,000,000)	13,200,000,000,000,000,000,000,000,000,000 (0 to 159,000,000,000,000,000,000,000,000,000,000)	16,000,000,000,000,000,000,000,000,000,000 (0 to 192,000,000,000,000,000,000,000,000,000,000)	19,400,000,000,000,000,000,000,000,000,000 (0 to 233,000,000,000,000,000,000,000,000,000,000)	23,500,000,000,000,000,000,000,000,000,000 (0 to 282,000,000,000,000,000,000,000,000,000,000)	28,500,000,000,000,000,000,000,000,000,000 (0 to 342,000,000,000,000,000,000,000,000,000,000)	34,500,000,000,000,000,000,000,000,000,000 (0 to 414,000,000,000,000,000,000,000,000,000,000)	41,800,000,000,000,000,000,000,000,000,000 (0 to 502,000,000,000,000,000,000,000,000,000,000)	50,600,000,000,000,000,000,000,000,000,000 (0 to 608,000,000,000,000,000,000,000,000,000,000)	61,300,000

Congenital birth defects	120 (68•6 to 209)	62•8 (39•7 to 89•7)	105 (70•0 to 163)	89•4 (63•1 to 115)	52•8 (38•7 to 68•9)	46•8 (34•3 to 62•2)	48•4 (34•9 to 62•9)	45•2 (34•5 to 57•7)	47•5 (36•4 to 61•3)	49•6 (39•4 to 60•4)	44•2 (33•4 to 59•2)	39•6 (29•9 to 52•7)	37•5 (28•1 to 48•8)	37•3 (27•9 to 49)	33•1 (24•9 to 43)	29•1 (19•8 to 32•9)	17•2 (12•7 to 22•8)	7•9 (4•9 to 11•9)	9•2 (3•3 to 7•4)	3•2 (2•1 to 4•4)	1•8 (1•1 to 3•7)	0•7 (0•5 to 1•1)	0•2 (0•1 to 0•3)	915
Neural tube defects	7•7 (3•8 to 14•8)	4•8 (2•1 to 9•7)	19•7 (4•4 to 37•4)	10 (3•5 to 19•8)	2•1 (1•4 to 2•8)	2•1 (1•5 to 2•9)	1•9 (1•3 to 2•5)	2 (1•4 to 2•8)	1•7 (1•0 to 2•3)	1•4 (1•0 to 1•9)	1•1 (0•6 to 1•6)	1 (0•7 to 1•3)	0•9 (0•4 to 1•5)	0•8 (0•4 to 1•5)	0•4 (0•2 to 0•8)	0•4 (0•2 to 0•7)	0•2 (0•1 to 0•3)	0•1 (0•1 to 0•2)	0•1 (0•1 to 0•2)	0 (0•0 to 0•1)	0 (0•0 to 0•1)	0 (0•0 to 0•1)	0 (0•0 to 0•1)	494
Congenital heart anomalies	0•1 (0 to 0•1)	0•1 (0•1 to 0•2)	0•7 (0•3 to 1•5)	1•2 (0•6 to 2•4)	0•6 (0•3 to 1•3)	0•7 (0•4 to 1•3)	0•7 (0•4 to 1•3)	0•8 (0•4 to 1•7)	0•8 (0•4 to 1•7)	0•9 (0•5 to 1•8)	0•8 (0•5 to 1•6)	0•8 (0•4 to 1•6)	0•9 (0•4 to 1•7)	0•9 (0•4 to 1•7)	0•8 (0•4 to 1•7)	0•7 (0•3 to 1•2)	0•3 (0•2 to 0•7)	0•6 (0•2 to 1•2)	0•2 (0•2 to 0•5)	0•1 (0•1 to 0•3)	0•1 (0•1 to 0•3)	0•1 (0 to 0•1)	0 (0 to 0•1)	142
Orofacial clefts	0•1 (0 to 0•1)	0•1 (0•0 to 0•1)	0•3 (0•2 to 0•7)	0•3 (0•2 to 0•6)	0•3 (0•2 to 0•5)	0•3 (0•2 to 0•5)	0•3 (0•2 to 0•6)	0•4 (0•2 to 0•7)	0•4 (0•2 to 0•7)	0•4 (0•3 to 0•8)	0•4 (0•2 to 0•7)	0•4 (0•2 to 0•7)	0•4 (0•2 to 0•7)	0•4 (0•2 to 0•7)	0•4 (0•2 to 0•7)	0•3 (0•2 to 0•6)	0•2 (0•1 to 0•4)	0•2 (0•1 to 0•4)	0•1 (0•1 to 0•3)	0•1 (0•0 to 0•2)	0•1 (0•0 to 0•2)	0•1 (0•1 to 0•3)	0 (0•0 to 0•1)	0 (0•0 to 0•1)	14
Down syndrome	2•4 (1•1 to 4•6)	1•4 (0•7 to 2•4)	3•6 (1•6 to 6•9)	2•6 (2•4 to 3•2)	2•9 (1•9 to 4•2)	2•9 (2•0 to 4•2)	3•3 (2•3 to 4•7)	2•9 (2•1 to 4•2)	3•8 (2•7 to 5•4)	4•6 (3•2 to 6•5)	3•7 (2•3 to 6•1)	4•2 (2•7 to 6•1)	4 (2•6 to 6•4)	4 (2•6 to 6•4)	4•1 (2•6 to 6•3)	4•8 (3•0 to 6•2)	0•2 (0•1 to 0•4)	0•7 (0•2 to 1•7)	3•5 (2•5 to 4•8)	1•5 (1•1 to 2•1)	1•1 (0•8 to 1•5)	0•5 (0•3 to 0•8)	0 (0 to 0•1)	0 (0 to 0•1)	40•8
Turner syndrome	0 (0 to 0)	0 (0 to 0)	0 (0 to 0•1)	0 (0 to 0•1)	0•2 (0•0 to 0•4)	0•1 (0•0 to 0•4)	0•2 (0•0 to 0•5)	0•2 (0•0 to 0•4)	0•2 (0•0 to 0•5)	0•3 (0•1 to 0•6)	0•2 (0•0 to 0•5)	0•2 (0•0 to 0•5)	0•2 (0•1 to 0•3)	0•1 (0•1 to 0•3)	0•1 (0•0 to 0•3)	0•1 (0•0 to 0•3)	0 (0•0 to 0•1)	0 (0•0 to 0•1)	0 (0•0 to 0•1)	0 (0•0 to 0•1)	0 (0•0 to 0•1)	0 (0•0 to 0•1)	0 (0•0 to 0•1)	0 (0•0 to 0•1)	2•2
Klinefelter syndrome	0 (0 to 0)	0 (0 to 0)	0 (0 to 0•1)	0 (0 to 0•1)	0 (0 to 0•1)	0 (0 to 0•1)	0 (0 to 0•1)	0 (0 to 0•1)	0 (0 to 0•1)	0 (0 to 0•2)	0 (0 to 0•1)	0 (0 to 0•1)	0 (0 to 0•1)	0 (0 to 0•1)	0 (0 to 0•1)	0 (0 to 0•1)	0 (0 to 0•1)	0 (0 to 0•1)	0 (0 to 0•1)	0 (0 to 0•1)	0 (0 to 0•1)	0 (0 to 0•1)	0 (0 to 0•1)	0 (0 to 0•1)	0•5
Other chromosomal abnormalities	28•6 (19•5 to 38•1)	19•2 (8•3 to 28•7)	22•2 (12•4 to 40•6)	11•7 (8 to 17•5)	7•7 (5•3 to 10•5)	8•5 (4•6 to 9•9)	7•4 (5•2 to 10•2)	7•4 (5•3 to 10•2)	7•6 (5•4 to 10•1)	7•2 (5•1 to 10)	6•5 (4•7 to 8•8)	5•3 (3•6 to 7•2)	4•4 (2•9 to 6•1)	3•7 (2•6 to 4•9)	2•8 (1•9 to 3•7)	1•8 (1•1 to 2•6)	1 (0•7 to 1•4)	0•6 (0•3 to 0•9)	0•5 (0•2 to 0•8)	0•2 (0•1 to 0•4)	0•2 (0•1 to 0•3)	0•1 (0•0 to 0•2)	0•1 (0•0 to 0•2)	0•1 (0•0 to 0•2)	148
Congenital musculoskeletal and limb anomalies	13•2 (9•7 to 25•5)	9 (2•9 to 9•3)	22•1 (13•3 to 34•6)	29•7 (17•4 to 44•1)	22•6 (13•9 to 33•9)	22 (13•3 to 32•4)	21•1 (13•1 to 31•4)	17•6 (11•1 to 25•9)	19•2 (12•1 to 28•4)	20•1 (12•4 to 29•6)	20 (12•1 to 30•1)	19 (11•6 to 28•4)	18•6 (11•1 to 27•5)	18•6 (11•2 to 27•4)	16•6 (10•2 to 24•4)	13•4 (8•4 to 19•4)	9•6 (6•2 to 14•4)	6•1 (3•4 to 9•3)	2•8 (2•2 to 4•5)	2•3 (1•3 to 3•3)	1•2 (0•7 to 2)	0•5 (0•2 to 0•8)	0•1 (0•1 to 0•2)	0•1 (0•1 to 0•2)	322
Urogenital congenital anomalies	2•6 (1•4 to 4•9)	0•9 (0•4 to 1•8)	1•6 (0•9 to 2•8)	2•7 (1•5 to 4•3)	1•8 (1•1 to 2•8)	1•3 (0•8 to 1•9)	0•8 (0•5 to 1•4)	1 (0•7 to 1•5)	1 (0•7 to 1•5)	0•9 (0•5 to 1•5)	0•8 (0•5 to 1•3)	0•5 (0•3 to 0•9)	0•6 (0•3 to 0•9)	0•5 (0•3 to 0•8)	0•4 (0•2 to 0•8)	0•3 (0•2 to 0•6)	0•2 (0•1 to 0•4)	0•1 (0•0 to 0•3)	0•1 (0•0 to 0•2)	0 (0•0 to 0•1)	0 (0•0 to 0•1)	0 (0•0 to 0•1)	0 (0•0 to 0•1)	0 (0•0 to 0•1)	184
Digestive congenital anomalies	3•9 (3•4 to 19•5)	3•1 (1•7 to 4•5)	7•6 (2•6 to 9•2)	5•1 (1•5 to 7•8)	2•6 (0•4 to 1•1)	1•1 (0•5 to 1•7)	0•7 (0•3 to 1•1)	0•7 (0•4 to 1•1)	0•6 (0•3 to 0•9)	0•6 (0•3 to 0•9)	0•5 (0•2 to 0•8)	0•4 (0•2 to 0•7)	0•3 (0•2 to 0•6)	0•3 (0•2 to 0•5)	0•3 (0•2 to 0•4)	0•2 (0•1 to 0•3)	0•1 (0•0 to 0•2)	0•1 (0•0 to 0•2)	0•1 (0•0 to 0•1)	0 (0•0 to 0•1)	0 (0•0 to 0•1)	0 (0•0 to 0•1)	0 (0•0 to 0•1)	0 (0•0 to 0•1)	29•6
Other congenital birth defects	20•7 (15•7 to 55•1)	17•1 (9•5 to 18•6)	17•4 (9•3 to 31•7)	13•9 (7•7 to 18•4)	3•2 (3 to 10)	5•6 (3•6 to 7•5)	4•8 (4•3 to 6•2)	4•2 (3•8 to 7•4)	4•1 (3•3 to 7•4)	4•1 (3•3 to 7•2)	3•4 (2•7 to 6•4)	2•9 (2•3 to 5•7)	2•3 (2•1 to 5•9)	2•3 (2 to 5•7)	2•1 (1•6 to 4•9)	1•6 (1•2 to 4•1)	0•8 (0 to 1•4)	0•5 (0 to 1•4)	0•3 (0•1 to 1•2)	0•2 (0•1 to 0•6)	0•1 (0•1 to 0•4)	0 (0•0 to 0•2)	0 (0•0 to 0•1)	0 (0•0 to 0•1)	128
Urinary diseases and male infertility	0 (0 to 0•1)	0•1 (0•0 to 0•1)	0•3 (0•2 to 0•5)	1 (0•7 to 1•4)	1•3 (0•8 to 1•8)	2•6 (1•9 to 3•2)	2•4 (1•8 to 4•3)	3 (2•2 to 3•8)	3•1 (2•3 to 4•1)	3•2 (2•4 to 4•1)	3•2 (2•4 to 4•2)	3•2 (2•4 to 4•2)	3•2 (2•4 to 4•2)	3•2 (2•4 to 4•2)	3•1 (2•3 to 4•1)	3•1 (2•3 to 4•1)	2•8 (2•1 to 3•8)	2•5 (1•8 to 3•4)	2•1 (1•5 to 2•9)	1•6 (1•2 to 2•2)	1•2 (0•8 to 1•7)	0•8 (0•5 to 1•2)	0•4 (0•2 to 0•7)	0•1 (0•1 to 0•2)	42•2
Urolithiasis	0 (0 to 0)	0 (0 to 0)	0 (0 to 0)	0 (0 to 0)	0 (0 to 0•1)	0 (0•0 to 0•1)	0 (0•1 to 0•3)	0 (0•1 to 0•3)	0 (0•1 to 0•3)	0 (0•1 to 0•3)	0 (0•1 to 0•5)	0 (0•1 to 0•4)	0 (0•1 to 0•4)	0 (0•1 to 0•4)	0 (0•1 to 0•4)	0 (0•1 to 0•4)	0 (0•1 to 0•3)	0 (0•1 to 0•3)	0 (0•1 to 0•3)	0 (0•1 to 0•2)	0 (0•1 to 0•2)	0 (0•1 to 0•2)	0 (0•1 to 0•2)	0 (0•1 to 0•2)	0 (0•1 to 0•2)	42•2
Benign prostatic hyperplasia	0 (0 to 0)	0 (0 to 0)	0 (0 to 0)	0 (0 to 0)

SR Table 2c: Meta DALYS by cause and age group for both sexes with 95% uncertainty intervals, 2019

Cause	Early Neonatal	Late Neonatal	Post Neonatal	1 to 4	5 to 9	10 to 14	15 to 19	20 to 24	25 to 29	30 to 34	35 to 39	40 to 44	45 to 49	50 to 54	55 to 59	60 to 64	65 to 69	70 to 74	75 to 79	80 to 84	85 to 89	90 plus	Total
All causes	7,744 (7,091 to 8,722)	2,166 (1,784 to 2,622)	3,662 (3,064 to 4,602)	5,009 (4,509 to 5,673)	3,599 (3,174 to 4,136)	3,084 (2,679 to 3,666)	3,577 (3,112 to 4,252)	4,142 (3,602 to 4,972)	4,581 (3,994 to 5,460)	5,470 (4,745 to 6,485)	6,509 (5,603 to 7,800)	8,200 (6,939 to 9,950)	10,109 (8,488 to 12,260)	12,911 (10,777 to 15,800)	16,000 (13,188 to 19,800)	19,772 (16,139 to 24,800)	23,772 (19,150 to 30,100)	28,772 (22,750 to 36,800)	33,772 (25,850 to 44,200)	38,772 (28,950 to 52,700)	43,772 (31,050 to 61,200)	123,000
Communicable, maternal, neonatal, and nutritional diseases	7,442 (6,923 to 7,778)	1,982 (1,784 to 2,309)	2,662 (2,122 to 3,662)	4,162 (3,719 to 4,777)	2,455 (2,122 to 3,027)	1,455 (1,279 to 1,753)	1,557 (1,357 to 1,882)	1,742 (1,540 to 2,075)	1,921 (1,697 to 2,330)	2,063 (1,814 to 2,550)	2,250 (1,957 to 2,844)	2,550 (2,209 to 3,264)	2,971 (2,527 to 3,918)	3,772 (3,169 to 5,000)	4,772 (3,969 to 6,400)	5,772 (4,769 to 7,800)	6,772 (5,569 to 9,200)	7,772 (6,369 to 10,600)	8,772 (7,169 to 12,000)	9,772 (7,969 to 13,400)	10,772 (8,769 to 14,800)	5,690
HIV/AIDS and sexually transmitted infections	0 (0 to 0)	0 (0 to 0)	0 (0 to 0)	0 (0 to 0)	0 (0 to 0)	0 (0 to 0)	0 (0 to 0)	0 (0 to 0)	0 (0 to 0)	0 (0 to 0)	0 (0 to 0)	0 (0 to 0)	0 (0 to 0)	0 (0 to 0)	0 (0 to 0)	0 (0 to 0)	0 (0 to 0)	0 (0 to 0)	0 (0 to 0)	0 (0 to 0)	0 (0 to 0)	0 (0 to 0)	0
HIV/AIDS	0 (0 to 0)	0 (0 to 0)	0 (0 to 0)	0 (0 to 0)	0 (0 to 0)	0 (0 to 0)	0 (0 to 0)	0 (0 to 0)	0 (0 to 0)	0 (0 to 0)	0 (0 to 0)	0 (0 to 0)	0 (0 to 0)	0 (0 to 0)	0 (0 to 0)	0 (0 to 0)	0 (0 to 0)	0 (0 to 0)	0 (0 to 0)	0 (0 to 0)	0 (0 to 0)	0 (0 to 0)	0
HIV/AIDS - Drug-susceptible Tuberculosis	0 (0 to 0)	0 (0 to 0)	0 (0 to 0)	0 (0 to 0)	0 (0 to 0)	0 (0 to 0)	0 (0 to 0)	0 (0 to 0)	0 (0 to 0)	0 (0 to 0)	0 (0 to 0)	0 (0 to 0)	0 (0 to 0)	0 (0 to 0)	0 (0 to 0)	0 (0 to 0)	0 (0 to 0)	0 (0 to 0)	0 (0 to 0)	0 (0 to 0)	0 (0 to 0)	0 (0 to 0)	0
HIV/AIDS - Multidrug-resistant Tuberculosis without extensive drug resistance	0 (0 to 0)	0 (0 to 0)	0 (0 to 0)	0 (0 to 0)	0 (0 to 0)	0 (0 to 0)	0 (0 to 0)	0 (0 to 0)	0 (0 to 0)	0 (0 to 0)	0 (0 to 0)	0 (0 to 0)	0 (0 to 0)	0 (0 to 0)	0 (0 to 0)	0 (0 to 0)	0 (0 to 0)	0 (0 to 0)	0 (0 to 0)	0 (0 to 0)	0 (0 to 0)	0 (0 to 0)	0
HIV/AIDS - Extensively drug-resistant Tuberculosis	0 (0 to 0)	0 (0 to 0)	0 (0 to 0)	0 (0 to 0)	0 (0 to 0)	0 (0 to 0)	0 (0 to 0)	0 (0 to 0)	0 (0 to 0)	0 (0 to 0)	0 (0 to 0)	0 (0 to 0)	0 (0 to 0)	0 (0 to 0)	0 (0 to 0)	0 (0 to 0)	0 (0 to 0)	0 (0 to 0)	0 (0 to 0)	0 (0 to 0)	0 (0 to 0)	0 (0 to 0)	0
HIV/AIDS resulting in other diseases	0 (0 to 0)	0 (0 to 0)	0 (0 to 0)	0 (0 to 0)	0 (0 to 0)	0 (0 to 0)	0 (0 to 0)	0 (0 to 0)	0 (0 to 0)	0 (0 to 0)	0 (0 to 0)	0 (0 to 0)	0 (0 to 0)	0 (0 to 0)	0 (0 to 0)	0 (0 to 0)	0 (0 to 0)	0 (0 to 0)	0 (0 to 0)	0 (0 to 0)	0 (0 to 0)	0 (0 to 0)	0
Sexually transmitted infections excluding HIV	0 (0 to 0)	0 (0 to 0)	0 (0 to 0)	0 (0 to 0)	0 (0 to 0)	0 (0 to 0)	0 (0 to 0)	0 (0 to 0)	0 (0 to 0)	0 (0 to 0)	0 (0 to 0)	0 (0 to 0)	0 (0 to 0)	0 (0 to 0)	0 (0 to 0)	0 (0 to 0)	0 (0 to 0)	0 (0 to 0)	0 (0 to 0)	0 (0 to 0)	0 (0 to 0)	0 (0 to 0)	0
Syphilis	0 (0 to 0)	0 (0 to 0)	0 (0 to 0)	0 (0 to 0)	0 (0 to 0)	0 (0 to 0)	0 (0 to 0)	0 (0 to 0)	0 (0 to 0)	0 (0 to 0)	0 (0 to 0)	0 (0 to 0)	0 (0 to 0)	0 (0 to 0)	0 (0 to 0)	0 (0 to 0)	0 (0 to 0)	0 (0 to 0)	0 (0 to 0)	0 (0 to 0)	0 (0 to 0)	0 (0 to 0)	0
Chlamydial infection	0 (0 to 0)	0 (0 to 0)	0 (0 to 0)	0 (0 to 0)	0 (0 to 0)	0 (0 to 0)	0 (0 to 0)	0 (0 to 0)	0 (0 to 0)	0 (0 to 0)	0 (0 to 0)	0 (0 to 0)	0 (0 to 0)	0 (0 to 0)	0 (0 to 0)	0 (0 to 0)	0 (0 to 0)	0 (0 to 0)	0 (0 to 0)	0 (0 to 0)	0 (0 to 0)	0 (0 to 0)	0
Gonococcal infection	0 (0 to 0)	0 (0 to 0)	0 (0 to 0)	0 (0 to 0)	0 (0 to 0)	0 (0 to 0)	0 (0 to 0)	0 (0 to 0)	0 (0 to 0)	0 (0 to 0)	0 (0 to 0)	0 (0 to 0)	0 (0 to 0)	0 (0 to 0)	0 (0 to 0)	0 (0 to 0)	0 (0 to 0)	0 (0 to 0)	0 (0 to 0)	0 (0 to 0)	0 (0 to 0)	0 (0 to 0)	0
Trichomoniasis	0 (0 to 0)	0 (0 to 0)	0 (0 to 0)	0 (0 to 0)	0 (0 to 0)	0 (0 to 0)	0 (0 to 0)	0 (0 to 0)	0 (0 to 0)	0 (0 to 0)	0 (0 to 0)	0 (0 to 0)	0 (0 to 0)	0 (0 to 0)	0 (0 to 0)	0 (0 to 0)	0 (0 to 0)	0 (0 to 0)	0 (0 to 0)	0 (0 to 0)	0 (0 to 0)	0 (0 to 0)	0
Genital herpes	0 (0 to 0)	0 (0 to 0)	0 (0 to 0)	0 (0 to 0)	0 (0 to 0)	0 (0 to 0)	0 (0 to 0)	0 (0 to 0)	0 (0 to 0)	0 (0 to 0)	0 (0 to 0)	0 (0 to 0)	0 (0 to 0)	0 (0 to 0)	0 (0 to 0)	0 (0 to 0)	0 (0 to 0)	0 (0 to 0)	0 (0 to 0)	0 (0 to 0)	0 (0 to 0)	0 (0 to 0)	0
Other sexually transmitted infections	0 (0 to 0)	0 (0 to 0)	0 (0 to 0)	0 (0 to 0)	0 (0 to 0)	0 (0 to 0)	0 (0 to 0)	0 (0 to 0)	0 (0 to 0)	0 (0 to 0)	0 (0 to 0)	0 (0 to 0)	0 (0 to 0)	0 (0 to 0)	0 (0 to 0)	0 (0 to 0)	0 (0 to 0)	0 (0 to 0)	0 (0 to 0)	0 (0 to 0)	0 (0 to 0)	0 (0 to 0)	0
Respiratory infections and tuberculosis	2,912 (410.15 to 4,119)	93 (2.82 to 3.99)	42.2 (28.4 to 58.6)	42.6 (22.9 to 72.8)	29.6 (16.1 to 52.8)	29.6 (16.1 to 49.6)	29.6 (16.1 to 49.6)	29.6 (16.1 to 49.6)	29.6 (16.1 to 49.6)	29.7 (16.1 to 49.6)	29.7 (16.1 to 49.6)	29.7 (16.1 to 49.6)	29.7 (16.1 to 49.6)	29.7 (16.1 to 49.6)	29.7 (16.1 to 49.6)	29.7 (16.1 to 49.6)	29.7 (16.1 to 49.6)	29.7 (16.1 to 49.6)	29.7 (16.1 to 49.6)	29.7 (16.1 to 49.6)	29.7 (16.1 to 49.6)	2,799
Tuberculosis	0 (0 to 0)	0 (0 to 0)	0 (0 to 0)	0 (0 to 0)	0 (0 to 0)	0 (0 to 0)	0 (0 to 0)	0 (0 to 0)	0 (0 to 0)	0 (0 to 0)	0 (0 to 0)	0 (0 to 0)	0 (0 to 0)	0 (0 to 0)	0 (0 to 0)	0 (0 to 0)	0 (0 to 0)	0 (0 to 0)	0 (0 to 0)	0 (0 to 0)	0 (0 to 0)	0 (0 to 0)	0
Latent tuberculosis infection	0 (0 to 0)	0 (0 to 0)	0 (0 to 0)	0 (0 to 0)	0 (0 to 0)	0 (0 to 0)	0 (0 to 0)	0 (0 to 0)	0 (0 to 0)	0 (0 to 0)	0 (0 to 0)	0 (0 to 0)	0 (0 to 0)	0 (0 to 0)	0 (0 to 0)	0 (0 to 0)	0 (0 to 0)	0 (0 to 0)	0 (0 to 0)	0 (0 to 0)	0 (0 to 0)	0 (0 to 0)	0
Drug-susceptible tuberculosis	0 (0 to 0)	0 (0 to 0)	0 (0 to 0)	0 (0 to 0)	0 (0 to 0)	0.3 (0.2 to 0.5)	0.6 (0.3 to 1.1)	0.6 (0.3 to 1.1)	0.6 (0.3 to 1.1)	0.6 (0.3 to 1.1)	0.6 (0.3 to 1.1)	0.6 (0.3 to 1.1)	0.6 (0.3 to 1.1)	0.6 (0.3 to 1.1)	0.6 (0.3 to 1.1)	0.6 (0.3 to 1.1)	0.6 (0.3 to 1.1)	0.6 (0.3 to 1.1)	0.6 (0.3 to 1.1)	0.6 (0.3 to 1.1)	0.6 (0.3 to 1.1)	32
Multidrug-resistant tuberculosis without extensive drug resistance	0 (0 to 0)	0 (0 to 0)	0 (0 to 0)	0 (0 to 0)	0 (0 to 0)	0 (0 to 0)	0 (0 to 0)	0 (0 to 0)	0 (0 to 0)	0 (0 to 0)	0 (0 to 0)	0 (0 to 0)	0 (0 to 0)	0 (0 to 0)	0 (0 to 0)	0 (0 to 0)	0 (0 to 0)	0 (0 to 0)	0 (0 to 0)	0 (0 to 0)	0 (0 to 0)	0 (0 to 0)	0
Extensively drug-resistant tuberculosis	0 (0 to 0)	0 (0 to 0)	0 (0 to 0)	0 (0 to 0)	0 (0 to 0)	0 (0 to 0)	0 (0 to 0)	0 (0 to 0)	0 (0 to 0)	0 (0 to 0)	0 (0 to 0)	0 (0 to 0)	0 (0 to 0)	0 (0 to 0)	0 (0 to 0)	0 (0 to 0)	0 (0 to 0)	0 (0 to 0)	0 (0 to 0)	0 (0 to 0)	0 (0 to 0)	0 (0 to 0)	0
Lower respiratory infections	2,912 (410.15 to 4,119)	89.9 (2.82 to 3.99)	14.3 (5.1 to 29.6)	7.6 (4.1 to 14.2)	6 (3.2 to 11.2)	6 (3.2 to 11.2)	11.7 (6.1 to 20.4)	17.2 (9.1 to 27.2)	19.3 (10.1 to 29.4)	24.1 (12.9 to 36.2)	29 (15.4 to 42.4)	31.7 (16.8 to 46.3)	36.9 (19.5 to 53.9)	60.1 (32.4 to 88.1)	99.2 (52.9 to 146)	145 (78.1 to 214)	269 (144.5 to 397)	439 (227.1 to 646)	654 (327.5 to 957)	948 (472.9 to 1,388)	2,339 (1,166.2 to 3,418)
Upper respiratory infections	0 (0 to 0.1)	0.4 (0.2 to 0.6)	7.3 (4.7 to 10.7)	28.2 (18.5 to 44.1)	29.5 (19.5 to 43.3)	19 (12.5 to 27.8)	22.8 (14.9 to 33.2)	27.2 (17.8 to 39.6)	28.4 (18.6 to 41.2)	34.7 (22.7 to 50.3)	34.7 (22.7 to 50.3)	34.7 (22.7 to 50.3)	17.7 (11.7 to 25.7)	19.4 (12.8 to 28.1)	17.4 (11.5 to 25.2)	9.6 (6.3 to 13.9)	3.1 (2.1 to 4.5)	1.4 (0.9 to 2)	0.6 (0.4 to 0.9)	0.3 (0.2 to 0.4)	361
Otitis media	0 (0 to 0)	0.9 (0.3 to 1.6)	9.5 (3.9 to 17.8)	5.9 (3.9 to 8.7)	3 (1.9 to 4.2)	2.3 (1.5 to 3.2)	4.7 (3.1 to 6.4)	4.8 (3.2 to 6.6)	4.8 (3.2 to 6.6)	4.8 (3.2 to 6.6)	4.8 (3.2 to 6.6)	4.8 (3.2 to 6.6)	5.2 (3.5 to 7.1)	5.2 (3.5 to 7.1)	4.5 (3.1 to 6.2)	3.1 (2.1 to 4.3)	2.5 (1.7 to 3.4)	1.4 (0.9 to 1.9)	0.7 (0.5 to 1)	0.3 (0.2 to 0.4)	72.6
Enteric infections	2,912 (410.15 to 4,119)	89.9 (13.2 to 236.6)	14.2 (2.6 to 39.6)	10.2 (3.9 to 21.1)	6.1 (2.3 to 12.6)	4.5 (1.7 to 9.3)	4.5 (1.7 to 9.3)	4.5 (1.7 to 9.3)	4.5 (1.7 to 9.3)	4.5 (1.7 to 9.3)	4.5 (1.7 to 9.3)	4.5 (1.7 to 9.3)	4.5 (1.7 to 9.3)	4.5 (1.7 to 9.3)	4.5 (1.7 to 9.3)	4.5 (1.7 to 9.3)	4.5 (1.7 to 9.3)	4.5 (1.7 to 9.3)	4.5 (1.7 to 9.3)	4.5 (1.7 to 9.3)	4.5 (1.7 to 9.3)	252
Typhoid and paratyphoid	0 (0 to 0)	1.7 (1.1 to 2.3)	13.7 (10.1 to 28.7)	19.7 (14.5 to 39.7)	8.6 (6.7 to 21)	4.2 (3.2 to 10.4)	4.2 (3.2 to 10.4)	4.2 (3.2 to 10.4)	4.2 (3.2 to 10.4)	4.2 (3.2 to 10.4)	4.2 (3.2 to 10.4)	4.2 (3.2 to 10.4)	4.2 (3.2 to 10.4)	4.2 (3.2 to 10.4)	4.2 (3.2 to 10.4)	4.2 (3.2 to 10.4)	4.2 (3.2 to 10.4)	4.2 (3.2 to 10.4)	4.2 (3.2 to 10.4)	4.2 (3.2 to 10.4)	4.2 (3.2 to 10.4)	260
Typhoid fever	0 (0 to 0)	0 (0 to 0)	0 (0 to 0)	0 (0 to 0)	0 (0 to 0)	0 (0 to 0)	0 (0 to 0)	0 (0 to 0)	0 (0 to 0)	0 (0 to 0)	0 (0 to 0)	0 (0 to 0)	0 (0 to 0)	0 (0 to 0)	0 (0 to 0)	0 (0 to 0)	0 (0 to 0)	0 (0 to 0)	0 (0 to 0)	0 (0 to 0)	0 (0 to 0)	0 (0 to 0)	0
Paratyphoid fever	0 (0 to 0)	0 (0 to 0)	0 (0 to 0)	0 (0 to 0)	0 (0 to 0)	0 (0 to 0)	0 (0 to 0)	0 (0 to 0)	0 (0 to 0)	0 (0 to 0)	0 (0 to 0)	0 (0 to 0)	0 (0 to 0)	0 (0 to 0)	0 (0 to 0)	0 (0 to 0)	0 (0 to 0)	0 (0 to 0)	0 (0 to 0)	0 (0 to 0)	0 (0 to 0)	0 (0 to 0)	0
Invasive Non-typhoidal Salmonella (iNTS)	0 (0 to 0)	0 (0 to 0)	0 (0 to 0)	0 (0 to 0)	0 (0 to 0)	0 (0 to 0)	0 (0 to 0)	0 (0 to 0)	0 (0 to 0)	0 (0 to 0)	0 (0 to 0)	0 (0 to 0)	0 (0 to 0)	0 (0 to 0)	0 (0 to 0)	0 (0 to 0)	0 (0 to 0)	0 (0 to 0)	0 (0 to 0)	0 (0 to 0)	0 (0 to 0)	0 (0 to 0)	0
Other intestinal infectious diseases	0 (0 to 0)	0 (0 to 0)	0.1 (0 to 0.2)	0.1 (0 to 0.2)	0.1 (0 to 0.2)	0.1 (0 to 0.2)	0.1 (0 to 0.2)	0.1 (0 to 0.2)	0.1 (0 to 0.2)	0.1 (0 to 0.2)	0.1 (0 to 0.2)	0.1 (0 to 0.2)	0.1 (0 to 0.2)	0.1 (0 to 0.2)	0.1 (0 to 0.2)	0.1 (0 to 0.2)	0.1 (0 to 0.2)	0.1 (0 to 0.2)	0.1 (0 to 0.2)	0.1 (0 to 0.2)	0.1 (0 to 0.2)	0
Neglected tropical diseases and malaria	0 (0 to 0.3)	0 (0 to 0.3)	0 (0 to 0.3)	0.4 (0.3 to 0.6)	2.4 (1.5 to 3.8)	2.4 (1.5 to 3.8)	2.4 (1.5 to 3.8)	2.4 (1.5 to 3.8)	2.4 (1.5 to 3.8)	2.4 (1.5 to 3.8)	2.4 (1.5 to 3.8)	2.4 (1.5 to 3.8)	2.4 (1.5 to 3.8)	2.4 (1.5 to 3.8)	2.4 (1.5 to 3.8)	2.4 (1.5 to 3.8)	2.4 (1.5 to 3.8)	2.4 (1.5 to 3.8)	2.4 (1.5 to 3.8)	2.4 (1.5 to 3.8)	2.4 (1.5 to 3.8)	43
Malaria	0 (0 to 0)	0 (0 to 0)	0 (0 to 0)	0 (0 to 0)	0 (0 to 0)	0 (0 to 0)	0 (0 to 0)	0 (0 to 0)	0 (0 to 0)	0 (0 to 0)	0 (0 to 0)	0 (0 to 0)	0 (0 to 0)	0 (0 to 0)	0 (0 to 0)	0 (0 to 0)	0 (0 to 0)	0 (0 to 0)	0 (0 to 0)	0 (0 to 0)	0 (0 to 0)	0 (0 to 0)	0
Chagas disease	0 (0 to 0)	0 (0 to 0)	0 (0 to 0)	0 (0 to 0)	0 (0 to 0)	0 (0 to 0)	0 (0 to 0)	0 (0 to 0)	0 (0 to 0)	0 (0 to 0)	0 (0 to 0)	0 (0 to 0)	0 (0 to 0)	0 (0 to 0)	0 (0 to 0)	0 (0 to 0)	0 (0 to 0)	0 (0 to 0)	0 (0 to 0)	0 (0 to 0)	0 (0 to 0)	0 (0 to 0)	0
Leishmaniasis	0 (0 to 0)	1 (0 to 0.7)	0.9 (0.4 to 0.6)	2.5 (1.5 to 2.2)	1.8 (1.1 to 2.3)	1.8 (1.1 to 2.3)	1.8 (1.1 to 2.3)	2.5 (1.6 to 3.2)	2.5 (1.6 to 3.2)	2.5 (1.6 to 3.2)	2.3 (1.5 to 2.9)	1.8 (1.2 to 2.3)	1.8 (1.2 to 2.3)	0.9 (0.6 to 1.2)	1 (0.6 to 1.3)	0.9 (0.6 to 1.2)	0.9 (0.6 to 1.2)	0.7 (0.4 to 0.9)	0.3 (0.2 to 0.4)	0.1 (0.1 to 0.2)	0.1 (0.1 to 0.2)	30.9
Visceral leishmaniasis	0 (0 to 0)	0.3 (0 to 0.7)	0.3 (0.1 to 0.6)	2.5 (1.5 to 2.2)	1.8 (1.1 to 2.3)	1.8 (1.1 to 2.3)	1.8 (1.1 to 2.3)	2.5 (1.6 to 3.2)	2.5 (1.6 to 3.2)	2.5 (1.6 to 3.2)	2.3 (1.5 to 2.9)	1.8 (1.2 to 2.3)	1.8 (1.2 to 2.3)	0.9 (0.6 to 1.2)	1 (0.6 to 1.3)	0.9 (0.6 to 1.2)	0.9 (0.6 to 1.2)	0.7 (0.4 to 0.9)	0.3 (0.2 to 0.4)	0.1 (0.1 to 0.2)	0.1 (0.1 to 0.2)	30.9
Cutaneous and mucocutaneous leishmaniasis	0 (0 to 0)	0 (0 to 0)	0 (0 to 0)	0 (0 to 0)	0 (0 to 0)	0 (0 to 0)	0 (0 to 0)	0 (0 to 0)	0 (0 to 0)	0 (0 to 0)	0 (0 to 0)	0 (0 to 0)	0 (0 to 0)	0 (0 to 0)	0 (0 to 0)	0 (0 to 0)	0 (0 to 0)	0 (0 to 0)	0 (0 to 0)	0 (0 to 0)	0 (0 to 0)	0 (0 to 0)	0
African trypanosomiasis	0 (0 to 0)	0 (0 to 0)	0 (0 to 0)	0 (0 to 0)	0 (0 to 0)	0 (0 to 0)	0 (0 to 0)	0 (0 to 0)	0 (0 to 0)	0 (0 to 0)	0 (0 to 0)	0 (0 to 0)	0 (0 to 0)	0 (0 to 0)	0 (0 to 0)	0 (0 to 0)	0 (0 to 0)	0 (0 to 0)	0 (0 to 0)	0 (0 to 0)	0 (0 to 0)	0 (0 to 0)	0
Schistosomiasis	0 (0 to 0)	0 (0 to 0)	0 (0 to 0)	0 (0 to 0)	0 (0 to 0)	0 (0 to 0)	0 (0 to 0)	0 (0 to 0)	0 (0 to 0)	0 (0 to 0)	0 (0 to 0)	0 (0 to 0)	0 (0 to 0)	0 (0 to 0)	0 (0 to 0)	0 (0 to 0)	0 (0 to 0)	0 (0 to 0)	0 (0 to 0)	0 (0 to 0)	0 (0 to 0)	0 (0 to 0)	0
Cysticercosis	0 (0 to 0)	0 (0 to 0)	0 (0 to 0)	0 (0 to 0)	0 (0 to 0)	0 (0 to 0)	0 (0 to 0)	0 (0 to 0)	0 (0 to 0)	0 (0 to 0)	0 (0 to 0)	0 (0 to 0)	0 (0 to 0)	0 (0 to 0)	0 (0 to 0)	0 (0 to 0)	0 (0 to 0)	0 (0 to 0)	0 (0 to 0)	0 (0 to 0)	0 (0 to 0)	0 (0 to 0)	0
Cystic echinococcosis	0 (0 to 0)	0 (0 to 0)	0 (0 to 0)	0 (0 to 0)	0 (0 to 0)	0 (0 to 0)	0 (0 to 0)	0 (0 to 0)	0 (0 to 0)	0 (0 to 0)	0 (0 to 0)	0 (0 to 0)	0 (0 to 0)	0 (0 to 0)	0 (0 to 0)	0 (0 to 0)	0 (0 to 0)	0 (0 to 0)	0 (0 to 0)	0 (0 to 0)	0 (0 to 0)	0 (0 to 0)	0
Lymphatic filariasis	0 (0 to 0)	0 (0 to 0)	0 (0 to 0)	0 (0 to 0)	0 (0 to 0)	0 (0 to 0)	0 (0 to 0)	0 (0 to 0)	0 (0 to 0)	0 (0 to 0)	0 (0 to 0)	0 (0 to 0)	0 (0 to 0)	0 (0 to 0)	0 (0 to 0)	0 (0 to 0)	0 (0 to 0)	0 (0 to 0)	0 (0 to 0)	0 (0 to 0)	0 (0 to 0)	0 (0 to 0)	0
Onchocerciasis	0 (0 to 0)	0 (0 to 0)	0 (0 to 0)	0 (0 to 0)	0 (0 to 0)	0 (0 to 0)	0 (0 to 0)	0 (0 to 0)	0 (0 to 0)	0 (0 to 0)	0 (0 to 0)	0 (0 to 0)	0 (0 to 0)	0 (0 to 0)	0 (0 to 0)	0 (0 to 0)	0 (0 to 0)	0 (0 to 0)	0 (0 to 0)	0 (0 to 0)	0 (0 to 0)	0 (0 to 0)	0
Trachoma	0 (0 to 0)	0 (0 to 0)	0 (0 to 0)	0 (0 to 0)	0 (0 to 0)	0 (0 to 0)	0 (0 to 0)	0 (0 to 0)	0 (0 to 0)	0 (0 to 0)	0 (0 to 0)	0 (0 to 0)	0 (0 to 0)	0 (0 to 0)	0 (0 to 0)	0 (0 to 0)	0 (0 to 0)	0 (0 to 0)	0 (0 to 0)	0 (0 to 0)	0 (0 to 0)	0 (0 to 0)	0
Dengue	0 (0 to 0)	0 (0 to 0)	0 (0 to 0)	0 (0 to 0)	0 (0 to 0)	0 (0 to 0)	0 (0 to 0)	0 (0 to 0)	0 (0 to 0)	0 (0 to 0)	0 (0 to 0)	0 (0 to 0)	0 (0 to 0)	0 (0 to 0)	0 (0 to 0)	0 (0 to 0)	0 (0 to 0)	0 (0 to 0)	0 (0 to 0)	0 (0 to 0)	0 (0 to 0)	0 (0 to 0)	0
Yellow fever	0 (0 to 0)	0 (0 to 0)	0 (0 to 0)	0 (0 to 0)	0 (0 to 0)	0 (0 to 0)	0 (0 to 0)	0 (0 to 0)	0 (0 to 0)	0 (0 to 0)	0 (0 to 0)	0 (0 to 0)	0 (0 to 0)	0 (0 to 0)	0 (0 to 0)	0 (0 to 0)	0 (0 to 0)	0 (0 to 0)	0 (0 to 0)	0 (0 to 0)	0 (0 to 0)	0 (0 to 0)	0
Rabies	0 (0 to 0)	0 (0 to 0)	0 (0 to 0)	0 (0 to 0)	0 (0 to 0)	0 (0 to 0)	0 (0 to 0)	0 (0 to 0)	0 (0 to 0)	0 (0 to 0)	0 (0 to 0)	0 (0 to 0)	0 (0 to 0)	0 (0 to 0)	0 (0 to 0)	0 (0 to 0)	0 (0 to 0)	0 (0 to 0)	0 (0 to 0)	0 (0 to 0)	0 (0 to 0)	0 (0 to 0)	0
Intestinal nematode infections	0 (0 to 0)	0 (0 to 0)	0 (0 to 0)	0 (0 to 0)	0 (0 to 0)	0 (0 to 0)	0 (0 to 0)	0 (0 to 0)	0 (0 to 0)	0 (0 to 0)	0 (0 to 0)	0 (0 to 0)	0 (0 to 0)	0 (0 to 0)	0 (0 to 0)	0 (0 to 0)	0 (0 to 0)	0 (0 to 0)	0 (0 to 0)	0 (0 to 0)	0 (0 to 0)	0 (0 to 0)	0
Ascariasis	0 (0 to 0)	0 (0 to 0)	0 (0 to 0)	0 (0 to 0)	0 (0 to 0)	0 (0 to 0)	0 (0 to 0)	0 (0 to 0)	0 (0 to 0)	0 (0 to 0)	0 (0 to 0)	0 (0 to 0)	0 (0 to 0)	0 (0 to 0)	0 (0 to 0)	0 (0 to 0)	0 (0 to 0)	0 (0 to 0)	0 (0 to 0)	0 (0 to 0)	0 (0 to 0)	0 (0 to 0)	0
Trichuriasis	0 (0 to 0)	0 (0 to 0)	0 (0 to 0)	0 (0 to 0)	0 (0 to 0)	0 (0 to 0)	0 (0 to 0)	0 (0 to 0)	0 (0 to 0)	0 (0 to 0)	0 (0 to 0)	0 (0 to 0)	0 (0 to 0)	0 (0 to 0)	0 (0 to 0)	0 (0 to 0)	0 (0 to 0)	0 (0 to 0)	0 (0 to 0)	0 (0 to 0)	0 (0 to 0)	0 (0 to 0)	0
Hookworm disease	0 (0 to 0)	0 (0 to 0)	0 (0 to 0)	0 (0 to 0)	0 (0 to 0)	0 (0 to 0)	0 (0 to 0)	0 (0 to 0)	0 (0 to 0)	0 (0 to 0)	0 (0 to 0)	0 (0 to 0)	0 (0 to 0)	0 (0 to 0)	0 (0 to 0)	0 (0 to 0)	0 (0 to 0)	0 (0 to 0)	0 (0 to 0)	0 (0 to 0)	0 (0 to 0)	0 (0 to 0)	0
Food-borne trematodiases	0 (0 to 0)	0 (0 to 0)	0 (0 to 0)	0 (0 to 0)	0 (0 to 0)	0 (0 to 0)	0 (0 to 0)	0 (0 to 0)	0 (0 to 0)	0 (0 to 0)	0 (0 to 0)	0 (0 to 0)	0 (0 to 0)	0 (0 to 0)	0 (0 to 0)	0 (0 to 0)	0 (0 to 0)	0 (0 to 0)	0 (0 to 0)	0 (0 to 0)	0 (0 to 0)	0 (0 to 0)	0
Leprosy	0 (0 to 0)	0 (0 to 0)	0 (0 to 0)	0 (0 to 0)	0 (0 to 0)	0 (0 to 0)	0 (0 to 0)	0 (0 to 0)	0 (0 to 0)	0 (0 to 0)	0 (0 to 0)	0 (0 to 0)	0 (0 to 0)	0 (0 to 0)	0 (0 to 0)	0 (0 to 0)	0 (0 to 0)	0 (0 to 0)	0 (0 to 0)	0 (0 to 0)	0 (0 to 0)	0 (0 to 0)	0
Ebola	0 (0 to 0)	0 (0 to 0)	0 (0 to 0)	0 (0 to 0)	0 (0 to 0)	0 (0 to 0)	0 (0 to 0)	0 (0 to 0)	0 (0 to 0)	0 (0 to 0)	0 (0 to 0)	0 (0 to 0)	0 (0 to 0)	0 (0 to 0)	0 (0 to 0)	0 (0 to 0)	0 (0 to 0)	0 (0 to 0)	0 (0 to 0)	0 (0 to 0)	0 (0 to 0)	0 (0 to 0)	0
Zika virus	0 (0 to 0)	0 (0 to 0)	0 (0 to 0)	0 (0 to 0)	0 (0 to 0)	0 (0 to 0)	0 (0 to 0)	0 (0 to 0)	0 (0 to 0)	0 (0 to 0)	0 (0 to 0)	0 (0 to 0)	0 (0 to 0)	0 (0 to 0)	0 (0 to 0)	0 (0 to 0)	0 (0 to 0)	0 (0 to 0)	0 (0 to 0)	0 (0 to 0)	0 (0 to 0)	0 (0 to 0)	0
Guinea worm disease	0 (0 to 0)	0 (0 to 0)	0 (0 to 0)	0 (0 to 0)	0 (0 to 0)	0 (0 to 0)	0 (0 to 0)	0 (0 to 0)	0 (0 to 0)	0 (0 to 0)	0 (0 to 0)	0 (0 to 0)	0 (0 to 0)	0 (0 to 0)	0 (0 to 0)	0 (0 to 0)	0 (0 to 0)	0 (0 to 0)	0 (0 to 0)	0 (0 to 0)	0 (0 to 0)	0 (0 to 0)	0
Other neglected tropical diseases	0 (0 to 0.3)	0 (0 to 0.3)	0 (0 to 0.3)	0.4 (0.3 to 0.6)	0.6 (0.4 to 0.8)	0.6 (0.4 to 0.8)	0.6 (0.4 to 0.8)	0.6

Other neoplasms	0·2 (0·1 to 0·3)	0 (0·0 to 0·1)	0·1 (0·0 to 0·2)	0·5 (0·3 to 0·9)	0·6 (0·4 to 0·9)	0·5 (0·3 to 0·7)	0·7 (0·4 to 0·9)	0·6 (0·4 to 0·9)	0·9 (0·6 to 1·4)	0·9 (0·6 to 1·3)	1·3 (0·9 to 2·0)	1·8 (1·2 to 2·5)	2·5 (1·7 to 4·0)	3·7 (2·5 to 5·2)	7·6 (5·3 to 11·6)	15 (10·6 to 23·0)	24·8 (17·5 to 39·3)	41·9 (29·3 to 61·1)	35·1 (24·5 to 52·5)	36·4 (24·8 to 51·2)	23 (16·3 to 34·1)	10·1 (6·9 to 14·4)	3·4 (2·3 to 4·7)		211
Medulloblastoma, medulloblastoma, and other hemangioblastoma	0 (0·0 to 0·0)	0 (0·0 to 0·0)	0 (0·0 to 0·0)

Congenital birth defects	374 (228 to 589)	122 (75 to 194)	244 (160 to 362)	96 (71 7 to 135)	50.2 (38 9 to 62 7)	39.6 (31 6 to 49)	41.7 (33 4 to 51)	39.6 (31 7 to 47 9)	41.8 (33 4 to 51 1)	37.2 (29 7 to 45 4)	34.3 (27 2 to 43)	30.8 (24 2 to 39)	29.5 (19 6 to 37 4)	23.1 (18 7 to 29 1)	27.3 (21 4 to 33 7)	25.5 (20 to 31 8)	19.1 (15 to 23 6)	7.6 (5 to 10 6)	3.7 (2 4 to 5 4)	2.4 (1 4 to 3 4)	1.2 (0 6 to 1 7)	0.4 (0 3 to 0 7)	0.2 (0 1 to 0 2)		1,290
Neural tube defects	29.8 (19 3 to 51)	9.9 (3 3 to 19 1)	19 (7 to 37 8)	9.5 (5 6 to 15 6)	3 (2 1 to 4)	2.6 (1 6 to 3 6)	3.5 (2 8 to 3 6)	2.7 (1 8 to 3 3)	2.6 (1 6 to 3 3)	1.8 (1 to 2 4)	1.9 (1 1 to 2 1)	1.3 (0 9 to 1 7)	1 (0 7 to 1 4)	0.8 (0 6 to 1 1)	0.8 (0 6 to 1 1)	0.7 (0 5 to 1 1)	0.5 (0 3 to 0 9)	0.2 (0 2 to 0 4)	0.2 (0 1 to 0 3)	0.2 (0 2 to 0 5)	0.1 (0 1 to 0 3)	0.2 (0 1 to 0 3)	0.1 (0 to 0 1)		84.3
Congenital heart anomalies	0.1 (0 1 to 0 2)	0 (0 to 0 1)	0.1 (0 to 0 2)	0 (0 to 0 1)	0 (0 to 0 1)	0 (0 to 0 1

DALY Table 2c: Netherlands DALYs by cause and age group for both sexes with 95% uncertainty intervals, 2019

Cause	Early Neonatal	Late Neonatal	Post Neonatal	1 to 4	5 to 9	10 to 14	15 to 19	20 to 24	25 to 29	30 to 34	35 to 39	40 to 44	45 to 49	50 to 54	55 to 59	60 to 64	65 to 69	70 to 74	75 to 79	80 to 84	85 to 89	90 to 94	95 plus	Total
All causes	37,000 (33,500 to 39,500)	9,810 (8,980 to 11,600)	14,600 (13,300 to 16,500)	24,900 (22,400 to 27,700)	32,300 (29,300 to 35,600)	39,600 (35,900 to 43,600)	50,400 (45,600 to 55,700)	73,400 (66,700 to 81,000)	112,000 (101,000 to 124,000)	152,000 (137,000 to 167,000)	192,000 (173,000 to 211,000)	236,000 (213,000 to 259,000)	274,000 (247,000 to 302,000)	314,000 (283,000 to 346,000)	354,000 (320,000 to 390,000)	394,000 (356,000 to 435,000)	429,000 (388,000 to 473,000)	472,000 (427,000 to 520,000)	497,000 (450,000 to 548,000)	512,000 (463,000 to 565,000)	496,000 (448,000 to 547,000)	376,000 (339,000 to 415,000)	4,600,000 (4,170,000 to 5,060,000)
Communicable, maternal, neonatal, and nutritional diseases	19,500 (16,600 to 22,600)	5,060 (4,230 to 6,220)	9,060 (7,660 to 10,800)	5,670 (4,630 to 6,920)	4,990 (4,060 to 6,060)	4,060 (3,300 to 4,930)	3,020 (2,450 to 3,670)	3,400 (2,760 to 4,130)	5,490 (4,450 to 6,670)	6,420 (5,200 to 7,800)	6,390 (5,180 to 7,760)	6,980 (5,660 to 8,480)	6,960 (5,640 to 8,460)	7,640 (6,190 to 9,280)	8,270 (6,700 to 10,000)	8,420 (6,820 to 10,200)	8,300 (6,720 to 10,100)	12,200 (9,880 to 14,800)	12,900 (10,400 to 15,600)	14,300 (11,500 to 17,300)	17,200 (13,800 to 20,800)	13,200 (10,600 to 16,000)	190,000 (154,000 to 230,000)
HIV/AIDS and sexually transmitted infections	0.1 (0.1 to 0.3)	0.1 (0 to 0.1)	27.5 (24.2 to 31.9)	32.8 (28.7 to 37.7)	22.0 (19.1 to 25.3)	29.5 (25.9 to 33.3)	50.4 (43.4 to 58.6)	98.4 (86.1 to 111.0)	155 (135 to 175)	217 (189 to 246)	253 (220 to 286)	303 (263 to 343)	337 (293 to 381)	417 (362 to 472)	507 (441 to 573)	613 (533 to 693)	697 (606 to 789)	781 (679 to 884)	847 (737 to 957)	887 (772 to 1,000)	881 (767 to 995)	731 (636 to 826)	6,760 (5,880 to 7,640)
HIV/AIDS	0 (0 to 0)	0 (0 to 0)	27.5 (24.2 to 31.9)	32.8 (28.7 to 37.7)	22.0 (19.1 to 25.3)	29.5 (25.9 to 33.3)	50.4 (43.4 to 58.6)	98.4 (86.1 to 111.0)	155 (135 to 175)	217 (189 to 246)	253 (220 to 286)	303 (263 to 343)	337 (293 to 381)	417 (362 to 472)	507 (441 to 573)	613 (533 to 693)	697 (606 to 789)	781 (679 to 884)	847 (737 to 957)	887 (772 to 1,000)	881 (767 to 995)	731 (636 to 826)	6,760 (5,880 to 7,640)
HIV/AIDS - Drug-susceptible Tuberculosis	0 (0 to 0)	0 (0 to 0)	6.6 (5.9 to 7.5)	8.6 (7.5 to 9.9)	5.5 (4.8 to 6.3)	7.5 (6.6 to 8.5)	14.1 (12.1 to 16.4)	28 (24.5 to 31.6)	44 (38.4 to 49.7)	62 (53.7 to 70.4)	72 (62.9 to 81.3)	87 (75.7 to 98.5)	96 (83.7 to 109.0)	119 (103.6 to 135.0)	144 (125.4 to 163.0)	174 (151.6 to 197.0)	198 (172.2 to 224.0)	222 (193.4 to 251.0)	241 (209.7 to 273.0)	252 (219.4 to 286.0)	250 (217.6 to 284.0)	208 (180.9 to 236.0)	1,920 (1,670 to 2,170)
HIV/AIDS - Multidrug-resistant Tuberculosis without extensive drug resistance	0 (0 to 0)	0 (0 to 0)	0.5 (0.4 to 0.6)	0.7 (0.6 to 0.8)	0.5 (0.4 to 0.6)	0.6 (0.5 to 0.7)	1.1 (0.9 to 1.3)	2.2 (1.9 to 2.6)	3.4 (2.9 to 4.0)	4.8 (4.1 to 5.6)	5.5 (4.8 to 6.4)	6.7 (5.8 to 7.6)	7.4 (6.4 to 8.5)	9.2 (7.9 to 10.6)	11.1 (9.7 to 12.8)	13.4 (11.7 to 15.4)	15.3 (13.3 to 17.6)	17.1 (14.9 to 19.7)	18.6 (16.2 to 21.4)	19.4 (16.8 to 22.4)	19.3 (16.8 to 22.2)	16.0 (13.9 to 18.4)	148 (129 to 170)
HIV/AIDS - Extensively drug-resistant Tuberculosis	0 (0 to 0)	0 (0 to 0)	0 (0 to 0)	0 (0 to 0)	0 (0 to 0)	0 (0 to 0)	0 (0 to 0)	0 (0 to 0)	0 (0 to 0)	0 (0 to 0)	0 (0 to 0)	0 (0 to 0)	0 (0 to 0)	0 (0 to 0)	0 (0 to 0)	0 (0 to 0)	0 (0 to 0)	0 (0 to 0)	0 (0 to 0)	0 (0 to 0)	0 (0 to 0)	0 (0 to 0)	0 (0 to 0)	0 (0 to 0)
HIV/AIDS resulting in other diseases	0 (0 to 0)	0 (0 to 0)	20 (17.6 to 23.0)	24 (21.2 to 27.5)	16.5 (14.4 to 19.0)	22 (19.4 to 25.1)	37.3 (32.1 to 43.1)	72 (62.1 to 82.1)	114 (98.3 to 129.0)	158 (136.0 to 180.0)	185 (159.0 to 210.0)	221 (190.0 to 252.0)	246 (212.0 to 280.0)	304 (262.0 to 347.0)	369 (319.0 to 421.0)	445 (385.0 to 508.0)	507 (439.0 to 579.0)	568 (492.0 to 648.0)	616 (534.0 to 703.0)	644 (558.0 to 735.0)	641 (555.0 to 731.0)	532 (461.0 to 607.0)	4,740 (4,110 to 5,410)
Sexually transmitted infections, excluding HIV	0.2 (0.1 to 0.3)	0.1 (0 to 0.1)	0.9 (0.8 to 1.1)	1.2 (1 to 1.5)	0.6 (0.5 to 0.8)	0.9 (0.8 to 1.2)	1.6 (1.4 to 2.2)	3.1 (2.7 to 4.1)	5.1 (4.4 to 6.8)	7.1 (6.2 to 9.4)	8.1 (7.1 to 10.7)	9.5 (8.3 to 12.6)	10.5 (9.2 to 13.9)	12.8 (11.2 to 16.9)	15.5 (13.5 to 20.4)	18.8 (16.4 to 24.7)	21.4 (18.7 to 28.1)	24.1 (21.1 to 31.6)	26.1 (22.8 to 34.2)	27.1 (23.7 to 35.5)	26.9 (23.5 to 35.2)	22.4 (19.6 to 29.3)	203 (178 to 266)
Syphilis	0 (0 to 0)	0 (0 to 0)	0.1 (0 to 0.2)	0.2 (0 to 0.2)	0.1 (0 to 0.2)	0.2 (0 to 0.3)	0.4 (0.3 to 0.5)	0.8 (0.7 to 1.1)	1.4 (1.1 to 1.8)	2.1 (1.7 to 2.8)	2.5 (2.1 to 3.3)	3.1 (2.6 to 4.2)	3.6 (3 to 4.8)	4.6 (3.8 to 6.1)	5.7 (4.8 to 7.5)	7.1 (6 to 9.3)	8.2 (6.9 to 10.7)	9.3 (7.9 to 12.1)	10.1 (8.5 to 13.1)	10.5 (8.8 to 13.6)	10.4 (8.8 to 13.5)	8.7 (7.4 to 11.3)	78 (66 to 101)
Chlamydial infection	0 (0 to 0)	0 (0 to 0)	0 (0 to 0)	0 (0 to 0)	0 (0 to 0)	0 (0 to 0)	0.7 (0.5 to 0.9)	1.7 (1.3 to 2.2)	2.8 (2.2 to 3.6)	3.5 (2.8 to 4.5)	4.1 (3.3 to 5.3)	4.8 (3.8 to 6.2)	5.3 (4.2 to 6.9)	6.4 (5.1 to 8.3)	7.6 (6.1 to 9.9)	9.2 (7.4 to 12.0)	10.5 (8.4 to 13.7)	11.8 (9.5 to 15.4)	12.8 (10.3 to 16.7)	13.3 (10.7 to 17.3)	13.2 (10.6 to 17.2)	11.1 (8.9 to 14.4)	96 (77 to 125)
Gonococcal infection	0 (0 to 0)	0 (0 to 0)	0 (0 to 0)	0 (0 to 0)	0 (0 to 0)	0 (0 to 0)	0.4 (0.3 to 0.5)	0.9 (0.8 to 1.2)	1.5 (1.2 to 2.1)	2.1 (1.7 to 2.9)	2.5 (2.1 to 3.4)	3 (2.5 to 4.1)	3.4 (2.8 to 4.7)	4.1 (3.4 to 5.6)	4.9 (4.1 to 6.7)	6 (5 to 8.1)	6.9 (5.7 to 9.3)	7.8 (6.5 to 10.5)	8.5 (7.1 to 11.4)	8.9 (7.4 to 12.0)	8.9 (7.4 to 12.0)	7.5 (6.2 to 10.1)	65 (54 to 87)
Mollusca contagiosum tuberculosis without extensive drug resistance	0 (0 to 0)	0 (0 to 0)	0 (0 to 0)	0 (0 to 0)	0 (0 to 0)	0 (0 to 0)	0 (0 to 0)	0 (0 to 0)	0 (0 to 0)	0 (0 to 0)	0 (0 to 0)	0 (0 to 0)	0 (0 to 0)	0 (0 to 0)	0 (0 to 0)	0 (0 to 0)	0 (0 to 0)	0 (0 to 0)	0 (0 to 0)	0 (0 to 0)	0 (0 to 0)	0 (0 to 0)	0 (0 to 0)	0 (0 to 0)
Trichomoniasis	0 (0 to 0)	0 (0 to 0)	0 (0 to 0)	0 (0 to 0)	0 (0 to 0)	0 (0 to 0)	0 (0 to 0)	0 (0 to 0)	0 (0 to 0)	0 (0 to 0)	0 (0 to 0)	0 (0 to 0)	0 (0 to 0)	0 (0 to 0)	0 (0 to 0)	0 (0 to 0)	0 (0 to 0)	0 (0 to 0)	0 (0 to 0)	0 (0 to 0)	0 (0 to 0)	0 (0 to 0)	0 (0 to 0)	0 (0 to 0)
Genital herpes	0 (0 to 0)	0 (0 to 0)	0 (0 to 0)	0 (0 to 0)	0 (0 to 0)	0 (0 to 0)	0 (0 to 0)	0 (0 to 0)	0 (0 to 0)	0 (0 to 0)	0 (0 to 0)	0 (0 to 0)	0 (0 to 0)	0 (0 to 0)	0 (0 to 0)	0 (0 to 0)	0 (0 to 0)	0 (0 to 0)	0 (0 to 0)	0 (0 to 0)	0 (0 to 0)	0 (0 to 0)	0 (0 to 0)	0 (0 to 0)
Other sexually transmitted infections	0 (0 to 0)	0 (0 to 0)	0.2 (0.1 to 0.3)	0.3 (0.2 to 0.4)	0.2 (0.1 to 0.3)	0.2 (0.1 to 0.4)	0.4 (0.2 to 0.7)	0.8 (0.4 to 1.4)	1.3 (0.7 to 2.3)	1.8 (1 to 3.2)	2.1 (1.2 to 3.7)	2.5 (1.4 to 4.4)	2.8 (1.6 to 4.9)	3.4 (1.9 to 5.9)	4.1 (2.3 to 7.1)	5 (2.8 to 8.6)	5.8 (3.2 to 9.9)	6.6 (3.7 to 11.3)	7.1 (4 to 12.1)	7.4 (4.1 to 12.6)	7.3 (4.1 to 12.5)	6.1 (3.4 to 10.4)	53 (30 to 91)
Respiratory infections and tuberculosis	72 (68 to 104)	106 (73 to 141)	1,600 (1,000 to 2,600)	1,440 (907 to 2,000)	1,200 (721 to 1,900)	1,000 (597 to 1,600)	1,200 (667 to 2,000)	1,200 (661 to 2,000)	1,200 (661 to 2,000)	1,200 (661 to 2,000)	1,200 (661 to 2,000)	1,200 (661 to 2,000)	1,200 (661 to 2,000)	1,200 (661 to 2,000)	1,200 (661 to 2,000)	1,200 (661 to 2,000)	1,200 (661 to 2,000)	1,200 (661 to 2,000)	1,200 (661 to 2,000)	1,200 (661 to 2,000)	1,200 (661 to 2,000)	1,200 (661 to 2,000)	24,000 (13,000 to 37,000)
Tuberculosis	0 (0 to 0)	0 (0 to 0)	2.4 (2.1 to 2.8)	4.4 (3.8 to 5.1)	2.4 (2.1 to 2.8)	3.4 (2.9 to 4)	7.4 (6.2 to 8.8)	20.2 (16.8 to 24.1)	53.4 (44.2 to 63.8)	69.4 (57.4 to 83.1)	63.8 (52.8 to 76.4)	39.4 (32.6 to 47.2)	44.5 (36.8 to 53.3)	69.9 (57.8 to 83.7)	92.7 (76.6 to 111.0)	122 (101 to 146)	117 (96.6 to 140)	222 (183 to 266)	260 (214 to 311)	270 (222 to 323)	201 (165 to 241)	81 (66.6 to 97.1)	1,760 (1,450 to 2,110)
Latent tuberculosis infection	0 (0 to 0)	0 (0 to 0)	0 (0 to 0)	0 (0 to 0)	0 (0 to 0)	0 (0 to 0)	0 (0 to 0)	0 (0 to 0)	0 (0 to 0)	0 (0 to 0)	0 (0 to 0)	0 (0 to 0)	0 (0 to 0)	0 (0 to 0)	0 (0 to 0)	0 (0 to 0)	0 (0 to 0)	0 (0 to 0)	0 (0 to 0)	0 (0 to 0)	0 (0 to 0)	0 (0 to 0)	0 (0 to 0)	0 (0 to 0)
Drug-susceptible tuberculosis	0 (0 to 0)	0 (0 to 0)	2.4 (2.1 to 2.8)	4.4 (3.8 to 5.1)	2.4 (2.1 to 2.8)	3.4 (2.9 to 4)	7.4 (6.2 to 8.8)	20.2 (16.8 to 24.1)	53.4 (44.2 to 63.8)	69.4 (57.4 to 83.1)	63.8 (52.8 to 76.4)	39.4 (32.6 to 47.2)	44.5 (36.8 to 53.3)	69.9 (57.8 to 83.7)	92.7 (76.6 to 111.0)	122 (101 to 146)	117 (96.6 to 140)	222 (183 to 266)	260 (214 to 311)	270 (222 to 323)	201 (165 to 241)	81 (66.6 to 97.1)	1,760 (1,450 to 2,110)
Multidrug-resistant tuberculosis without extensive drug resistance	0 (0 to 0)	0 (0 to 0)	0 (0 to 0)	0 (0 to 0)	0 (0 to 0)	0 (0 to 0)	0 (0 to 0)	0 (0 to 0)	0 (0 to 0)	0 (0 to 0)	0 (0 to 0)	0 (0 to 0)	0 (0 to 0)	0 (0 to 0)	0 (0 to 0)	0 (0 to 0)	0 (0 to 0)	0 (0 to 0)	0 (0 to 0)	0 (0 to 0)	0 (0 to 0)	0 (0 to 0)	0 (0 to 0)	0 (0 to 0)
Extensively drug-resistant tuberculosis	0 (0 to 0)	0 (0 to 0)	0 (0 to 0)	0 (0 to 0)	0 (0 to 0)	0 (0 to 0)	0 (0 to 0)	0 (0 to 0)	0 (0 to 0)	0 (0 to 0)	0 (0 to 0)	0 (0 to 0)	0 (0 to 0)	0 (0 to 0)	0 (0 to 0)	0 (0 to 0)	0 (0 to 0)	0 (0 to 0)	0 (0 to 0)	0 (0 to 0)	0 (0 to 0)	0 (0 to 0)	0 (0 to 0)	0 (0 to 0)
Drug-resistant tuberculosis	0 (0 to 0)	0 (0 to 0)	0 (0 to 0)	0 (0 to 0)	0 (0 to 0)	0 (0 to 0)	0 (0 to 0)	0 (0 to 0)	0 (0 to 0)	0 (0 to 0)	0 (0 to 0)	0 (0 to 0)	0 (0 to 0)	0 (0 to 0)	0 (0 to 0)	0 (0 to 0)	0 (0 to 0)	0 (0 to 0)	0 (0 to 0)	0 (0 to 0)	0 (0 to 0)	0 (0 to 0)	0 (0 to 0)	0 (0 to 0)
Cutaneous and mucocutaneous leishmaniasis	0 (0 to 0)	0 (0 to 0)	0 (0 to 0)	0 (0 to 0)	0 (0 to 0)	0 (0 to 0)	0 (0 to 0)	0 (0 to 0)	0 (0 to 0)	0 (0 to 0)	0 (0 to 0)	0 (0 to 0)	0 (0 to 0)	0 (0 to 0)	0 (0 to 0)	0 (0 to 0)	0 (0 to 0)	0 (0 to 0)	0 (0 to 0)	0 (0 to 0)	0 (0 to 0)	0 (0 to 0)	0 (0 to 0)	0 (0 to 0)
Visceral leishmaniasis	0 (0 to 0)	0 (0 to 0)	0 (0 to 0)	0 (0 to 0)	0 (0 to 0)	0 (0 to 0)	0 (0 to 0)	0 (0 to 0)	0 (0 to 0)	0 (0 to 0)	0 (0 to 0)	0 (0 to 0)	0 (0 to 0)	0 (0 to 0)	0 (0 to 0)	0 (0 to 0)	0 (0 to 0)	0 (0 to 0)	0 (0 to 0)	0 (0 to 0)	0 (0 to 0)	0 (0 to 0)	0 (0 to 0)	0 (0 to 0)
African trypanosomiasis	0 (0 to 0)	0 (0 to 0)	0 (0 to 0)	0 (0 to 0)	0 (0 to 0)	0 (0 to 0)	0 (0 to 0)	0 (0 to 0)	0 (0 to 0)	0 (0 to 0)	0 (0 to 0)	0 (0 to 0)	0 (0 to 0)	0 (0 to 0)	0 (0 to 0)	0 (0 to 0)	0 (0 to 0)	0 (0 to 0)	0 (0 to 0)	0 (0 to 0)	0 (0 to 0)	0 (0 to 0)	0 (0 to 0)	0 (0 to 0)
Schistosomiasis	0 (0 to 0)	0 (0 to 0)	0 (0 to 0)	0 (0 to 0)	0 (0 to 0)	0 (0 to 0)	0 (0 to 0)	0 (0 to 0)	0 (0 to 0)	0 (0 to 0)	0 (0 to 0)	0 (0 to 0)	0 (0 to 0)	0 (0 to 0)	0 (0 to 0)	0 (0 to 0)	0 (0 to 0)	0 (0 to 0)	0 (0 to 0)	0 (0 to 0)	0 (0 to 0)	0 (0 to 0)	0 (0 to 0)	0 (0 to 0)
Cysticercosis	0 (0 to 0)	0 (0 to 0)	0 (0 to 0)	0 (0 to 0)	0 (0 to 0)	0 (0 to 0)	0 (0 to 0)	0 (0 to 0)	0 (0 to 0)	0 (0 to 0)	0 (0 to 0)	0 (0 to 0)	0 (0 to 0)	0 (0 to 0)	0 (0 to 0)	0 (0 to 0)	0 (0 to 0)	0 (0 to 0)	0 (0 to 0)	0 (0 to 0)	0 (0 to 0)	0 (0 to 0)	0 (0 to 0)	0 (0 to 0)
Cystic echinococcosis	0 (0 to 0)	0 (0 to 0)	0 (0 to 0)	0 (0 to 0)	0 (0 to 0)	0 (0 to 0)	0 (0 to 0)	0 (0 to 0)	0 (0 to 0)	0 (0 to 0)	0 (0 to 0)	0 (0 to 0)	0 (0 to 0)	0 (0 to 0)	0 (0 to 0)	0 (0 to 0)	0 (0 to 0)	0 (0 to 0)	0 (0 to 0)	0 (0 to 0)	0 (0 to 0)	0 (0 to 0)	0 (0 to 0)	0 (0 to 0)
Lymphatic filariasis	0 (0 to 0)	0 (0 to 0)	0 (0 to 0)	0 (0 to 0)	0 (0 to 0)	0 (0 to 0)	0 (0 to 0)	0 (0 to 0)	0 (0 to 0)	0 (0 to 0)	0 (0 to 0)	0 (0 to 0)	0 (0 to 0)	0 (0 to 0)	0 (0 to 0)	0 (0 to 0)	0 (0 to 0)	0 (0 to 0)	0 (0 to 0)	0 (0 to 0)	0 (0 to 0)	0 (0 to 0)	0 (0 to 0)	0 (0 to 0)
Onchocerciasis	0 (0 to 0)	0 (0 to 0)	0 (0 to 0)	0 (0 to 0)	0 (0 to 0)	0 (0 to 0)	0 (0 to 0)	0 (0 to 0)	0 (0 to 0)	0 (0 to 0)	0 (0 to 0)	0 (0 to 0)	0 (0 to 0)	0 (0 to 0)	0 (0 to 0)	0 (0 to 0)	0 (0 to 0)	0 (0 to 0)	0 (0 to 0)	0 (0 to 0)	0 (0 to 0)	0 (0 to 0)	0 (0 to 0)	0 (0 to 0)
Trachoma	0 (0 to 0)	0 (0 to 0)	0 (0 to 0)	0 (0 to 0)	0 (0 to 0)	0 (0 to 0)	0 (0 to 0)	0 (0 to 0)	0 (0 to 0)	0 (0 to 0)	0 (0 to 0)	0 (0 to 0)	0 (0 to 0)	0 (0 to 0)	0 (0 to 0)	0 (0 to 0)	0 (0 to 0)	0 (0 to 0)	0 (0 to 0)	0 (0 to 0)	0 (0 to 0)	0 (0 to 0)	0 (0 to 0)	0 (0 to 0)
Dengue	0 (0 to 0)	0 (0 to 0)	0 (0 to 0)	0 (0 to 0)	0 (0 to 0)	0 (0 to 0)	0 (0 to 0)	0 (0 to 0)	0 (0 to 0)	0 (0 to 0)	0 (0 to 0)	0 (0 to 0)	0 (0 to 0)	0 (0 to 0)	0 (0 to 0)	0 (0 to 0)	0 (0 to 0)	0 (0 to 0)	0 (0 to 0)	0 (0 to 0)	0 (0 to 0)	0 (0 to 0)	0 (0 to 0)	0 (0 to 0)
Yellow fever	0 (0 to 0)	0 (0 to 0)	0 (0 to 0)	0 (0 to 0)	0 (0 to 0)	0 (0 to 0)	0 (0 to 0)	0 (0 to 0)	0 (0 to 0)	0 (0 to 0)	0 (0 to 0)	0 (0 to 0)	0 (0 to 0)	0 (0 to 0)	0 (0 to 0)	0 (0 to 0)	0 (0 to 0)	0 (0 to 0)	0 (0 to 0)	0 (0 to 0)	0 (0 to 0)	0 (0 to 0)	0 (0 to 0)	0 (0 to 0)
Rabies	0 (0 to 0)	0 (0 to 0)	0.2 (0 to 0.2)	0.3 (0 to 0.3)	0.2 (0 to 0.2)	0.2 (0 to 0.3)	0.4 (0 to 0.5)	0.8 (0 to 1)	1.3 (0 to 1.6)	1.8 (0 to 2.3)	2.1 (0 to 2.6)	2.5 (0 to 3.1)	2.8 (0 to 3.5)	3.4 (0 to 4.2)	4.1 (0 to 5.1)	4.9 (0 to 6.1)	5.7 (0 to 7.1)	6.5 (0 to 8.1)	7.1 (0 to 8.9)	7.5 (0 to 9.4)	7.5 (0 to 9.4)	6.3 (0 to 8)	53 (0 to 66)
Intestinal nematode infections	0 (0 to 0)	0 (0 to 0)	0 (0 to 0)	0 (0 to 0)	0 (0 to 0)	0 (0 to 0)	0 (0 to 0)	0 (0 to 0)	0 (0 to 0)	0 (0 to 0)	0 (0 to 0)	0 (0 to 0)	0 (0 to 0)	0 (0 to 0)	0 (0 to 0)	0 (0 to 0)	0 (0 to 0)	0 (0 to 0)	0 (0 to 0)	0 (0 to 0)	0 (0 to 0)	0 (0 to 0)	0 (0 to 0)	0 (0 to 0)
Ascariasis	0 (0 to 0)	0 (0 to 0)	0 (0 to 0)	0 (0 to 0)	0 (0 to 0)	0 (0 to 0)	0 (0 to 0)	0 (0 to 0)	0 (0 to 0)	0 (0 to 0)	0 (0 to 0)	0 (0 to 0)	0 (0 to 0)	0 (0 to 0)	0 (0 to 0)	0 (0 to 0)	0 (0 to 0)	0 (0 to 0)	0 (0 to 0)	0 (0 to 0)	0 (0 to 0)	0 (0 to 0)	0 (0 to 0)	0 (0 to 0)
Trichuriasis	0 (0 to 0)	0 (0 to 0)	0 (0 to 0)	0 (0 to 0)	0 (0 to 0)	0 (0 to 0)	0 (0 to 0)	0 (0 to 0)	0 (0 to 0)	0 (0 to 0)	0 (0 to 0)	0 (0 to 0)	0 (0 to 0)	0 (0 to 0)	0 (0 to 0)	0 (0 to 0)	0 (0 to 0)	0 (0 to 0)	0 (0 to 0)	0 (0 to 0)	0 (0 to 0)	0 (0 to 0)	0 (0 to 0)	0 (0 to 0)
Hookworm disease	0 (0 to 0)	0 (0 to 0)	0 (0 to 0)	0 (0 to 0)	0 (0 to 0)	0 (0 to 0)	0 (0 to 0)	0 (0 to 0)	0 (0 to 0)	0 (0 to 0)	0 (0 to 0)	0 (0 to 0)	0 (0 to 0)	0 (0 to 0)	0 (0 to 0)	0 (0 to 0)	0 (0 to 0)	0 (0 to 0)	0 (0 to 0)	0 (0 to 0)	0 (0 to 0)	0 (0 to 0)	0 (0 to 0)	0 (0 to 0)
Food-borne trematodiases	0 (0 to 0)	0 (0 to 0)	0 (0 to 0)	0 (0 to 0)	0 (0 to 0)	0 (0 to 0)	0 (0 to 0)	0 (0 to 0)	0 (0 to 0)	0 (0 to 0)	0 (0 to 0)	0 (0 to 0)	0 (0 to 0)	0 (0 to 0)	0 (0 to 0)	0 (0 to 0)	0 (0 to 0)	0 (0 to 0)	0 (0 to 0)	0 (0 to 0)	0 (0 to 0)	0 (0 to 0)	0 (0 to 0)	0 (0 to 0)
Leprosy	0 (0 to 0)	0 (0 to 0)	0 (0 to 0)	0 (0 to 0)	0 (0 to 0)	0 (0 to 0)	0 (0 to 0)	0 (0 to 0)	0 (0 to 0)	0 (0 to 0)	0 (0 to 0)	0 (0 to 0)	0 (0 to 0)	0 (0 to 0)	0 (0 to 0)	0 (0 to 0)	0 (0 to 0)	0 (0 to 0)	0 (0 to 0)	0 (0 to 0)	0 (0 to 0)	0 (0 to 0)	0 (0 to 0)	0 (0 to 0)
Ebola	0 (0 to 0)	0 (0 to 0)	0 (0 to 0)	0 (0 to 0)	0 (0 to 0)	0 (0 to 0)	0 (0 to 0)	0 (0 to 0)	0 (0 to 0)	0 (0 to 0)	0 (0 to 0)	0 (0 to 0)	0 (0 to 0)	0 (0 to 0)	0 (0 to 0)	0 (0 to 0)	0 (0 to 0)	0 (0 to 0)	0 (0 to 0)	0 (0 to 0)	0 (0 to 0)	0 (0 to 0)	0 (0 to 0)	0 (0 to 0)
Zika virus	0 (0 to 0)	0 (0 to 0)	0 (0 to 0)	0 (0 to 0)	0 (0 to 0)	0 (0 to 0)	0 (0 to 0)	0 (0 to 0)	0 (0 to 0)	0 (0 to 0)	0 (0 to 0)	0 (0 to 0)	0 (0 to 0)	0 (0 to 0)	0 (0 to 0)	0 (0 to 0)	0 (0 to 0)	0 (0 to 0)	0 (0 to 0)	0 (0 to 0)	0 (0 to 0)	0 (0 to 0)	0 (0 to 0)	0 (0 to 0)
Guinea worm disease	0 (0 to 0)	0 (0 to 0)	0 (0 to 0)	0 (0 to 0)	0 (0 to 0)	0 (0 to 0)	0 (0 to 0)	0 (0 to 0)	0 (0 to 0)	0 (0 to 0)	0 (0 to 0)	0 (0 to 0)	0 (0 to 0)	0 (0 to 0)	0 (0 to 0)	0 (0 to 0)	0 (0 to 0)	0 (0 to 0)	0 (0 to 0)	0 (0 to 0)	0 (0 to 0)	0 (0 to 0)	0 (0 to 0)	0 (0 to 0)
Other neglected tropical diseases	0 (0 to 0.4)	0 (0 to 0.1)	0 (0 to 0.2)	0 (0 to 0.1)	0 (0 to 0.1)	0 (0 to 0.1)	0 (0 to 0.1)	0 (0 to 0.2)	0 (0 to 0.3)	0 (0 to 0.4)	0 (0 to 0.4)	0 (0 to 0.5)	0 (0 to 0.5)	0 (0 to 0.6)	0 (0 to 0.7)	0 (0 to 0.8)	0 (0 to 0.9)	0 (0 to 1)	0 (0 to 1.1)	0 (0 to 1.1)	0 (0 to 1.1)	0 (0 to 1.1)	0 (0 to 1)	5 (3 to 6)
Other infectious diseases	148 (66 to 273)	615 (157 to 830)	1,020 (530 to 1,700)	1,020 (290 to 2,000)	1,020 (257 to 2,000)	1,020 (239 to 2,000)	1,020 (264 to 2,000)	1,020 (265 to 2,000)	1,020 (270 to 2,000)	1,020 (270 to 2,000)	1,020 (267 to 2,000)	1,020 (264 to 2,000)	1,020 (265 to 2,000)	1,020 (268 to 2,000)	1,020 (268 to 2,000)	1,020 (268 to 2,000)	1,020 (268 to 2,000)	1,020 (268 to 2,000)	1,020 (268 to 2,000)	1,020 (268 to 2,000)	1,020 (268 to 2,000)	1,020 (268 to 2,000)	17,000 (11,000 to 23,000)
Meningitis	0.7 (0.6 to 0.8)	0.5 (0.4 to 0.6)	0.5 (0.4 to 0.6)	0.5 (0.4 to 0.6)	0.4 (0.3 to 0.5)	0.4 (0.3 to 0.5)	0.5 (0.4 to 0.6)	0.6 (0.5 to 0.7)	0.7 (0.6 to 0.8)	0.8 (0.7 to 0.9)	0.8 (0.7 to 0.9)	0.9 (0.8 to 1)	0.9 (0.8 to 1)	0.9 (0.8 to 1)	0.9 (0.8 to 1)	0.9 (0.8 to 1)	0.9 (0.8 to 1)	0.9 (0.8 to 1)	0.9 (0.8 to 1)	0.9 (0.8 to 1)	0.9 (0.8 to 1)	0.9 (0.8 to 1)	0.9 (0.8 to 1)	9 (8 to 10)
Encephalitis	0.9 (0.8 to 1)	0.7 (0.6 to 0.8)	0.8 (0.7 to 0.9)	0.8 (0.7 to 0.9)	0.6 (0.5 to 0.7)	0.6 (0.5 to 0.7)	0.7 (0.6 to 0.8)	0.8 (0.7 to 0.9)	0.9 (0.8 to 1)	1 (0.9 to 1.1)	1 (0.9 to 1.1)	1.1 (1 to 1.2)	1.1 (1 to 1.2)	1.1 (1 to 1.2)	1.1 (1 to 1.2)	1.1 (1 to 1.2)	1.1 (1 to 1.2)	1.1 (1 to 1.2)	1.1 (1 to 1.2)	1.1 (1 to 1.2)	1.1 (1 to 1.2)	1.1 (1 to 1.2)	1.1 (1 to 1.2)	11 (10 to 12)
Diphtheria	0 (0 to 0)	0 (0 to 0)	0 (0 to 0)	0 (0 to 0)	0 (0 to 0)	0 (0 to 0)	0 (0 to 0)	0 (0 to 0)	0 (0 to 0)	0 (0 to 0)	0 (0 to 0)	0 (0 to 0)	0 (0 to 0)	0 (0 to 0)	0 (0 to 0)	0 (0 to 0)	0 (0 to 0)	0 (0 to 0)	0 (0 to 0)	0 (0 to 0)	0 (0 to 0)	0 (0 to 0)	0 (0 to 0)	0 (0 to 0)
Tetanus	0 (0 to 0)	0 (0 to 0)	0 (0 to 0)	0 (0 to 0)	0 (0 to 0)	0 (0 to 0)	0 (0 to 0)	0 (0 to 0)	0 (0 to 0)	0 (0 to 0)	0 (0 to 0)	0 (0 to 0)	0 (0 to 0)	0 (0 to 0)	0 (0 to 0)	0 (0 to 0)	0 (0 to 0)	0 (0 to 0)	0 (0 to 0)	0 (0 to 0)	0 (0 to 0)	0 (0 to 0)	0 (0 to 0)	0 (0 to 0)
Measles	0 (0 to 0)	0 (0 to 0)	0.2 (0 to 0.2)	0.2 (0 to 0.3)	0.1 (0 to 0.2)	0.1 (0



Other transport injuries	1·2 (0·8 to 1·7)	1 (0·6 to 1·6)	4·2 (2·7 to 6·4)	34·6 (22·3 to 51·8)	43·5 (30·2 to 60·2)	79·9 (57·4 to 110)	183 (127 to 259)	240 (172 to 330)	235 (170 to 317)	212 (158 to 284)	199 (149 to 259)	208 (161 to 270)	259 (203 to 326)	279 (215 to 353)	264 (206 to 329)	239 (186 to 299)	212 (166 to 270)	188 (145 to 241)	125 (96·2 to 161)	81·4 (61·8 to 105)	45·6 (34 to 59·8)	18·8 (14 to 24·7)	6·2 (4·5 to 8·2)	3,160
Unintentional injuries	40·6 (29·8 to 53·3)	92 (66·1 to 127)	770 (535 to 1,060)	1,930 (1,540 to 2,410)	2,100 (1,500 to 2,880)	2,710 (1,960 to 3,800)	4,030 (2,890 to 5,650)	5,230 (3,750 to 7,250)	6,340 (4,540 to 8,820)	7,060 (5,040 to 9,810)	7,620 (5,480 to 10,700)	8,440 (6,120 to 11,700)	11,400 (8,270 to 15,600)	13,600 (10,000 to 18,300)	14,900 (11,000 to 20,100)	15,500 (11,600 to 20,600)	16,500 (12,400 to 21,500)	19,700 (15,100 to 25,200)	19,300 (15,500 to 24,000)	22,900 (18,200 to 28,000)	23,200 (18,800 to 28,100)	15,300 (12,300 to 18,600)	6,380 (5,150 to 7,700)	225,000
Falls	2·5 (1·9 to 3·1)	9·5 (6·9 to 12·8)	96·2 (68·4 to 129)	477 (343 to 670)	862 (565 to 1,300)	1,260 (838 to 1,830)	1,920 (1,290 to 2,790)	2,480 (1,730 to 3,440)	3,040 (2,160 to 4,340)	3,400 (2,380 to 4,850)	3,750 (2,670 to 5,330)	4,290 (3,090 to 6,020)	5,960 (4,330 to 8,230)	7,480 (5,550 to 10,000)	8,720 (6,560 to 11,500)	9,610 (7,380 to 12,700)	11,000 (8,440 to 14,200)	14,300 (11,200 to 18,300)	15,400 (12,500 to 19,000)	19,900 (15,900 to 24,400)	21,200 (17,200 to 25,600)	14,300 (11,500 to 17,500)	6,010 (4,850 to 7,250)	155,000
Drowning	4·5 (3·2 to 6·2)	1·8 (1·2 to 2·7)	25·6 (16 to 37·6)	468 (338 to 611)	214 (153 to 287)	118 (85·8 to 155)	172 (122 to 232)	191 (140 to 260)	180 (133 to 241)	173 (135 to 220)	174 (138 to 217)	165 (133 to 204)	216 (173 to 268)	234 (185 to 289)	219 (179 to 268)	203 (167 to 246)	171 (141 to 209)	154 (127 to 185)	98·4 (80·6 to 119)	66·8 (54·1 to 80·9)	40·1 (31·8 to 49·4)	16·7 (13·7 to 19·8)	4·4 (3·6 to 5·2)	3,310
Fire, heat, and hot substances	0·7 (0·6 to 1)	2·4 (1·7 to 3·2)	24·9 (17·1 to 33·6)	150 (110 to 196)	142 (98·5 to 207)	166 (109 to 252)	249 (162 to 373)	333 (225 to 491)	407 (266 to 599)	518 (326 to 779)	548 (346 to 849)	578 (373 to 885)	733 (462 to 1,130)	834 (543 to 1,260)	833 (529 to 1,280)	766 (495 to 1,170)	705 (465 to 1,060)	673 (447 to 988)	486 (337 to 697)	402 (297 to 544)	323 (255 to 412)	193 (153 to 236)	79·7 (63·1 to 95·8)	9,150
Poisonings	1·4 (0·9 to 2)	1·6 (0·9 to 2·6)	5 (3·5 to 6·9)	49·9 (30·8 to 77·9)	79·1 (44·8 to 125)	101 (61·5 to 153)	128 (80·9 to 191)	151 (105 to 217)	171 (122 to 237)	153 (108 to 214)	141 (97·8 to 195)	137 (92·7 to 189)	159 (108 to 226)	162 (109 to 234)	152 (97·9 to 214)	135 (90·8 to 197)	117 (75·4 to 166)	114 (72·5 to 165)	77·3 (53 to 107)	57·8 (41·4 to 79·7)	34 (24·4 to 45·3)	14 (9·8 to 19)	4·2 (3 to 5·8)	2,150
Poisoning by carbon monoxide	0·1 (0 to 0·2)	0·2 (0·1 to 0·6)	1·4 (0·8 to 2·3)	11·3 (6·5 to 18·2)	12·3 (7·9 to 18·2)	19·6 (13 to 28)	35·1 (24·8 to 48·1)	50·6 (35·8 to 68·8)	60·7 (42·4 to 83·3)	50 (36·3 to 68·6)	42·4 (30·2 to 56·2)	40·7 (29·3 to 53·4)	43·7 (31·7 to 58·6)	40·6 (29·7 to 53·8)	36·1 (26·4 to 48·3)	32·7 (23·5 to 42·9)	24·6 (17·6 to 33·2)	26 (18·8 to 34·4)	19·5 (14·6 to 25·8)	17·1 (13·3 to 21·3)	9·1 (6·8 to 12·1)	3·4 (2·5 to 4·4)	0·8 (0·6 to 1·1)	578
Poisoning by other means	1·2 (0·8 to 1·8)	1·3 (0·8 to 2·1)	3·6 (2·6 to 4·8)	38·6 (22 to 63)	66·8 (34·7 to 107)	81·2 (46·7 to 129)	93 (53·1 to 146)	101 (62·8 to 157)	110 (68·7 to 164)	103 (65·4 to 154)	99·1 (62·7 to 148)	96·6 (59·3 to 143)	116 (70·3 to 173)	121 (75·9 to 185)	115 (70·4 to 173)	102 (63·1 to 158)	92·2 (56·8 to 134)	87·7 (52 to 132)	57·8 (37·1 to 84)	40·7 (26·6 to 60)	24·9 (16·8 to 35·3)	10·6 (7 to 15·1)	3·4 (2·4 to 4·8)	1,570
Exposure to mechanical forces	1 (0·7 to 1·5)	2·2 (1·6 to 3)	22·9 (14·9 to 33·7)	172 (124 to 234)	282 (187 to 421)	430 (281 to 652)	726 (490 to 1,090)	1,030 (705 to 1,520)	1,260 (854 to 1,840)	1,400 (943 to 2,060)	1,510 (1,020 to 2,240)	1,630 (1,110 to 2,400)	2,170 (1,490 to 3,230)	2,440 (1,680 to 3,590)	2,480 (1,680 to 3,630)	2,300 (1,540 to 3,380)	2,150 (1,430 to 3,120)	2,030 (1,350 to 2,950)	1,360 (920 to 1,940)	952 (648 to 1,350)	582 (404 to 813)	268 (192 to 365)	90·4 (65·7 to 121)	25,300
Unintentional firearm injuries	0·1 (0·1 to 0·2)	0·2 (0·1 to 0·2)	2·2 (1·4 to 3·3)	12·5 (8·8 to 17)	12·4 (8·7 to 17·4)	16·7 (12·2 to 23)	24·5 (17·8 to 33·9)	34·3 (24·8 to 46·4)	40·9 (29·2 to 55·9)	46·1 (32·7 to 63)	50·8 (36·3 to 68·6)	56 (39·8 to 75·4)	75·4 (53·2 to 103)	85·1 (60·2 to 116)	87·7 (62·4 to 118)	82·4 (58·6 to 110)	77·5 (54·9 to 104)	73·2 (51·9 to 97·7)	50 (35·8 to 68·1)	34·9 (24·4 to 47·6)	20·8 (14·8 to 28·6)	9·5 (6·6 to 13)	3·4 (2·3 to 4·7)	897
Other exposure to mechanical forces	0·9 (0·7 to 1·3)	2·1 (1·5 to 2·8)	20·7 (13·3 to 30·7)	159 (115 to 220)	270 (178 to 408)	413 (266 to 635)	701 (470 to 1,060)	993 (676 to 1,480)	1,220 (824 to 1,790)	1,350 (908 to 2,000)	1,460 (981 to 2,170)	1,580 (1,070 to 2,330)	2,100 (1,430 to 3,140)	2,350 (1,620 to 3,480)	2,390 (1,610 to 3,510)	2,220 (1,480 to 3,260)	2,070 (1,380 to 3,020)	1,950 (1,300 to 2,840)	1,310 (879 to 1,880)	917 (623 to 1,300)	561 (388 to 787)	259 (184 to 352)	87 (63·1 to 117)	24,400
Adverse effects of medical treatment	8·3 (5·7 to 11·8)	10 (7·2 to 13·4)	49·6 (33·1 to 69·4)	63·7 (42·9 to 90·3)	26·7 (18·3 to 40·1)	22·7 (15·8 to 34·3)	31·7 (22·2 to 47·8)	41·9 (30·1 to 58·4)	56·2 (41 to 76·7)	53·2 (38·1 to 75·3)	64·9 (49 to 90·1)	83·1 (63 to 109)	128 (97·2 to 170)	154 (116 to 216)	192 (147 to 263)	230 (175 to 323)	259 (198 to 365)	318 (245 to 437)	296 (231 to 386)	258 (204 to 333)	203 (155 to 260)	107 (79·6 to 137)	37·3 (26·5 to 49·4)	2,690
Animal contact	0·2 (0·1 to 0·2)	1·6 (0·9 to 2·6)	3·8 (2·6 to 5·2)	19·9 (15·1 to 25·5)	19·8 (13·9 to 29·2)	24·1 (16·7 to 34·2)	29·3 (20·4 to 40·9)	34·9 (24·5 to 48·6)	37·5 (25·9 to 52·2)	38·7 (27·5 to 54·5)	45·1 (33·1 to 62)	46·8 (33·9 to 65·2)	60·3 (43·1 to 84·2)	71·7 (51·8 to 96·3)	78·3 (56·8 to 104)	68·5 (49 to 94·2)	64·4 (45·6 to 90)	61·1 (43·7 to 83·8)	43·1 (31·4 to 59·1)	28·2 (20·2 to 39·9)	15·7 (11 to 22·7)	7·1 (5 to 10)	2·4 (1·6 to 3·3)	802
Venomous animal contact	0 (0 to 0·1)	0·1 (0·1 to 0·2)	1·4 (0·9 to 1·9)	7·3 (5·2 to 10·2)	10·3 (6·9 to 15·1)	13·1 (8·7 to 19·5)	16 (10·5 to 23·1)	18·5 (12·5 to 26·4)	19·8 (13·2 to 28·9)	19·7 (13·6 to 27·7)	20 (13·7 to 28·4)	20·2 (13·7 to 28·2)	24·9 (16·9 to 35·4)	27·6 (19 to 38·6)	27·6 (19·2 to 38·8)	23·3 (15·9 to 33·9)	21·8 (14·9 to 30·8)	19·4 (12·9 to 27·7)	12·3 (8·5 to 17·6)	8·3 (5·7 to 11·9)	5 (3·4 to 7·1)	2·2 (1·5 to 3·1)	0·7 (0·5 to 1)	319
Non-venomous animal contact	0·1 (0·1 to 0·2)	1·5 (0·8 to 2·4)	2·4 (1·6 to 3·3)	12·5 (9·3 to 16·5)	9·5 (6·4 to 15·3)	11 (7·2 to 17·1)	13·3 (8·9 to 20·2)	16·5 (11 to 24)	17·6 (11·5 to 27)	18·9 (12·7 to 28·9)	25·1 (17·6 to 36·8)	26·6 (18·3 to 38·2)	35·4 (24·5 to 50·6)	44·1 (30·8 to 62·3)	50·7 (36·2 to 69·4)	45·2 (31·8 to 62·4)	42·6 (29·1 to 60·8)	41·7 (29·9 to 58·2)	30·8 (21·7 to 43·3)	19·9 (13·8 to 28·7)	10·7 (7·3 to 15·8)	4·9 (3·4 to 7·1)	1·6 (1·1 to 2·4)	483
Foreign body	20 (14·1 to 27)	59·4 (39·9 to 86·6)	488 (303 to 736)	289 (220 to 366)	125 (92·6 to 167)	164 (125 to 213)	173 (128 to 238)	229 (174 to 305)	264 (203 to 346)	290 (221 to 372)	296 (228 to 378)	322 (250 to 403)	429 (339 to 545)	507 (400 to 640)	547 (437 to 675)	529 (424 to 663)	526 (429 to 645)	561 (462 to 665)	473 (389 to 557)	418 (346 to 506)	327 (269 to 386)	169 (136 to 196)	64·6 (52·2 to 75·3)	7,270
Pulmonary aspiration and foreign body in airway	19·8 (13·9 to 26·8)	58·9 (39·5 to 86·1)	481 (296 to 727)	249 (187 to 320)	69·7 (54·1 to 87·2)	95·5 (74·7 to 118)	84 (65·8 to 106)	120 (94·6 to 148)	133 (107 to 165)	148 (118 to 183)	147 (120 to 179)	162 (132 to 193)	218 (180 to 261)	268 (215 to 329)	304 (249 to 367)	298 (237 to 369)	305 (249 to 374)	348 (294 to 404)	326 (263 to 394)	318 (247 to 393)	270 (216 to 323)	144 (114 to 171)	56·7 (44·6 to 66·5)	4,620
Foreign body in eyes	0 (0 to 0·1)	0·1 (0 to 0·3)	2 (0·6 to 4·5)	10·3 (3 to 22·6)	15·5 (4·5 to 35·2)	19 (5·8 to 44·5)	25·6 (8 to 59·5)	32·3 (10·2 to 72·9)	38·3 (13·4 to 80·4)	38·1 (13·8 to 78·8)	35·5 (14 to 72·9)	34·4 (15·3 to 66·9)	41·6 (19·9 to 79·4)	41·9 (21·9 to 75)	37·4 (21·6 to 60·9)	31·9 (19·3 to 49·9)	28·7 (17·5 to 43·4)	26·6 (17·4 to 40·3)	18·5 (12 to 27)	13·2 (8·8 to 19·3)	7·9 (5·3 to 11·3)	3·4 (2·3 to 4·7)	1 (0·7 to 1·4)	503
Foreign body in other body part	0·2 (0·1 to 0·2)	0·3 (0·2 to 0·5)	5·2 (3·2 to 8·1)	29·3 (20·2 to 41·9)	39·8 (25·7 to 59)	49·8 (33·8 to 72·2)	63·3 (44·6 to 91·2)	77·1 (53·6 to 110)	92·3 (63·3 to 129)	104 (72·6 to 147)	113 (79·3 to 159)	126 (87·8 to 174)	170 (119 to 235)	197 (137 to 272)	205 (143 to 288)	200 (140 to 277)	193 (135 to 266)	187 (129 to 258)	128 (88·5 to 176)	87·4 (61·4 to 121)	50 (35·3 to 70·8)	21·2 (14·9 to 30·4)	6·9 (4·8 to 9·8)	2,140
Environmental heat and cold exposure	0·1 (0·1 to 0·1)	0·2 (0·1 to 0·2)	2·2 (1·6 to 2·8)	11 (8·6 to 13·9)	19·3 (14·1 to 25·8)	27·6 (19·7 to 37·1)	41·9 (29·6 to 58·8)	55·1 (38·1 to 77·5)	66·3 (46·1 to 91·9)	73·7 (51·2 to 105)	76·5 (53·2 to 108)	83·8 (58·5 to 117)	112 (79·7 to 154)	126 (88·8 to 173)	133 (93·2 to 182)	130 (90·7 to 179)	130 (91 to 177)	136 (98 to 182)	101 (75 to 133)	83·9 (63·1 to 108)	65·9 (52 to 82·2)	34·8 (26·7 to 44·1)	13·3 (10·2 to 16·6)	1,520
Exposure to forces of nature	0 (0 to 0)	0 (0 to 0)	0 (0 to 0)	0 (0 to 0)	0 (0 to 0·1)	0·1 (0·1 to 0·2)	0·2 (0·1 to 0·3)	0·3 (0·2 to 0·4)	0·3 (0·2 to 0·5)	0·5 (0·3 to 0·7)	0·5 (0·3 to 0·8)	0·6 (0·4 to 0·9)	0·6 (0·4 to 0·9)	0·7 (0·5 to 1)	0·7 (0·5 to 1)	0·7 (0·5 to 0·9)	0·6 (0·4 to 0·8)	0·5 (0·4 to 0·8)	0·4 (0·3 to 0·5)	0·3 (0·2 to 0·4)	0·2 (0·1 to 0·2)	0·1 (0 to 0·1)	0 (0 to 0)	7·2
Other unintentional injuries	2 (1·2 to 3)	3·4 (1·7 to 5·6)	51·7 (26·8 to 83·3)	229 (136 to 364)	328 (191 to 530)	397 (246 to 623)	564 (360 to 898)	692 (439 to 1,080)	855 (542 to 1,290)	962 (607 to 1,470)	1,010 (632 to 1,550)	1,100 (694 to 1,650)	1,410 (896 to 2,160)	1,560 (995 to 2,350)	1,590 (1,000 to 2,380)	1,470 (957 to 2,210)	1,380 (896 to 2,040)	1,330 (872 to 1,970)	937 (618 to 1,370)	693 (466 to 996)	453 (307 to 641)	215 (149 to 305)	74·7 (51·9 to 104)	17,300
Self-harm and interpersonal violence	55·6 (36·5 to 81·7)	18·1 (12·5 to 25·9)	145 (94·3 to 208)	234 (173 to 308)	224 (185 to 270)	637 (523 to 763)	3,810 (3,320 to 4,360)	6,910 (6,250 to 7,670)	8,300 (7,520 to 9,220)	8,350 (7,500 to 9,250)	7,930 (7,070 to 8,820)	8,070 (7,130 to 9,100)	10,200 (8,750 to 11,600)	10,400 (8,980 to 12,000)	8,790 (7,560 to 10,100)	6,080 (5,260 to 7,030)	3,950 (3,420 to 4,550)	3,170 (2,750 to 3,650)	1,880 (1,640 to 2,170)	1,100 (932 to 1,280)	608 (508 to 722)	204 (169 to 238)	47·4 (39 to 55·6)	91,100
Self-harm	0 (0 to 0)	0 (0 to 0)	0 (0 to 0)	0 (0 to 0)	0 (0 to 0)	350 (257 to 469)	2,950 (2,500 to 3,450)	5,550 (4,900 to 6,340)	6,850 (6,080 to 7,750)	7,090 (6,240 to 7,980)	6,890 (6,050 to 7,760)	7,140 (6,230 to 8,180)	9,130 (7,750 to 10,600)	9,430 (8,080 to 11,000)	8,010 (6,810 to 9,300)	5,470 (4,670 to 6,390)	3,420 (2,920 to 3,980)	2,720 (2,330 to 3,170)	1,590 (1,370 to 1,850)	928 (782 to 1,100)	517 (426 to 625)	170 (141 to 201)	36·5 (29·5 to 43·2)	78,200
Self-harm by firearm	0 (0 to 0)	0 (0 to 0)	0 (0 to 0)	0 (0 to 0)	0 (0 to 0)	7·1 (4·7 to 10·8)	31·6 (20·3 to 48·1)	110 (68 to 172)	156 (98·1 to 231)	183 (125 to 268)	159 (108 to 252)	178 (121 to 288)	200 (132 to 329)	210 (138 to 358)	164 (109 to 285)	126 (85·3 to 193)	88·2 (59·5 to 128)	74·1 (50 to 103)	40·3 (27·4 to 55·9)	24·9 (17 to 35·1)	12·8 (9·3 to 17·5)	3·3 (2·5 to 4·1)	1·3 (1 to 1·8)	1,770
Self-harm by other specified means	0 (0 to 0)	0 (0 to 0)	0 (0 to 0)	0 (0 to 0)	0 (0 to 0)	343 (251 to 460)	2,920 (2,480 to 3,410)	5,440 (4,800 to 6,200)	6,690 (5,910 to 7,570)	6,900 (6,070 to 7,800)	6,730 (5,910 to 7,580)	6,960 (6,070 to 7,970)	8,930 (7,600 to 10,400)	9,220 (7,910 to 10,800)	7,850 (6,660 to 9,080)	5,350 (4,570 to 6,260)	3,330 (2,850 to 3,870)	2,650 (2,260 to 3,090)	1,540 (1,330 to 1,810)	904 (755 to 1,060)	504 (414 to 608)	167 (137 to 197)	35·2 (28·3 to 41·6)	76,500
Interpersonal violence	55·6 (36·5 to 81·7)	18·1 (12·5 to 25·9)	144 (92·9 to 206)	223 (163 to 297)	211 (172 to 257)	274 (216 to 342)	840 (656 to 1,060)	1,340 (1,090 to 1,640)	1,430 (1,180 to 1,710)	1,240 (1,040 to 1,470)	1,030 (868 to 1,210)	915 (774 to 1,100)	1,020 (861 to 1,210)	928 (766 to 1,110)	770 (627 to 951)	601 (485 to 749)	528 (425 to 652)	445 (353 to 557)	295 (237 to 369)	167 (130 to 213)	89·3 (69·3 to 115)	32·5 (24·7 to 42·9)	10·6 (8·2 to 13·7)	12,600
Physical violence by firearm	0·3 (0·2 to 0·4)	0·2 (0·1 to 0·3)	1·8 (1·2 to 2·5)	7·7 (5·8 to 10·3)	13 (10·3 to 16·5)	17·5 (13·3 to 22)	97·5 (77 to 123)	279 (227 to 344)	421 (346 to 511)	381 (309 to 459)	279 (234 to 331)	208 (173 to 247)	190 (158 to 228)	140 (115 to 169)	97·4 (80·2 to 116)	61 (49·8 to 74·7)	44 (35·3 to 54·9)	31·2 (23·8 to 40·2)	19·2 (14·3 to 24·7)	12·3 (9·3 to 15·9)	6·7 (5·1 to 8·8)	2·8 (2·1 to 3·6)	0·8 (0·6 to 1·1)	2,310
Physical violence by sharp object	3·3 (2·2 to 4·9)	0·5 (0·4 to 0·6)	5·9 (3·9 to 8·2)	18·7 (13·8 to 24·5)	31 (24·4 to 39·3)	34·9 (27·1 to 43·7)	188 (147 to 235)	310 (251 to 385)	376 (309 to 451)	316 (259 to 381)	274 (227 to 326)	228 (191 to 270)	240 (199 to 287)	211 (174 to 254)	163 (133 to 200)	119 (95·4 to 150)	95·2 (75 to 121)	83·7 (66·1 to 106)	49·7 (38·8 to 63·7)	27 (19·7 to 35·6)	15·6 (11·8 to 20·5)	6 (4·4 to 8)	2·1 (1·6 to 2·7)	2,800
Sexual violence	0 (0 to 0)	0 (0 to 0)	0 (0 to 0)	3·9 (2·2 to 6·3)	34·4 (20·4 to 54·6)	94·7 (53·1 to 147)	327 (185 to 527)	392 (229 to 599)	243 (134 to 392)	151 (84·2 to 249)	120 (66·4 to 189)	109 (62·3 to 180)	113 (65·6 to 194)	88·7 (49·4 to 146)	63·1 (37·5 to 102)	47·4 (28·8 to 71·4)	41·8 (25·8 to 63·2)	37·6 (23·9 to 55·8)	25·1 (16·6 to 36·6)	18·7 (12·1 to 27·7)	10·8 (6·2 to 17·5)	2·2 (1·3 to 3·5)	0·1 (0·1 to 0·3)	1,920
Physical violence by other means	52 (33·7 to 76·9)	17·4 (12 to 25)	136 (87 to 196)	193 (139 to 258)	132 (106 to 164)	127 (99·5 to 159)	228 (179 to 281)	356 (291 to 437)	386 (316 to 477)	397 (320 to 488)	356 (283 to 443)	370 (296 to 462)	480 (382 to 598)	488 (384 to 613)	447 (346 to 572)	373 (285 to 483)	347 (268 to 441)	293 (224 to 377)	201 (156 to 252)	109 (79·7 to 144)	56 (41·3 to 75·3)	21·4 (15·6 to 29)	7·6 (5·8 to 9·8)	5,570
Conflict and terrorism	0 (0 to 0)	0 (0 to 0)	0 (0 to 0)	0 (0 to 0·1)	6·5 (3·4 to 12·2)	5·3 (2·8 to 10·3)	8·1 (4·4 to 15)	10·4 (6 to 18·2)	14·9 (9 to 26)	13 (8 to 21·4)	10·6 (6·5 to 18)	8·1 (5 to 14)	8 (4·8 to 13·6)	7·2 (4·5 to 12·3)	6·3 (4 to 10·3)	5 (3·2 to 8)	4·1 (2·7 to 6·7)	3·4 (2·1 to 5·5)	2·2 (1·4 to 3·5)	1·4 (0·9 to 2·2)	1·4 (0·8 to 2·3)	0·7 (0·4 to 1·2)	0·2 (0·1 to 0·3)	117

SR Table 2c: Norway DALYS by cause and age group for both sexes with 95% uncertainty intervals, 2019

Cause	Early Neonatal	Late Neonatal	Post Neonatal	1 to 4	5 to 9	10 to 14	15 to 19	20 to 24	25 to 29	30 to 34	35 to 39	40 to 44	45 to 49	50 to 54	55 to 59	60 to 64	65 to 69	70 to 74	75 to 79	80 to 84	85 to 89	90 to 94	95 plus	Total
All causes	1,260 (1,070 to 1,500)	1,970 (1,610 to 2,190)	4,090 (3,510 to 4,910)	6,720 (6,060 to 7,260)	12,650 (11,500 to 14,500)	16,900 (14,900 to 20,300)	30,900 (27,300 to 34,500)	39,700 (35,700 to 44,000)	48,000 (37,000 to 56,300)	51,900 (40,300 to 64,600)	56,300 (42,600 to 68,900)	61,100 (48,600 to 75,000)	76,000 (62,200 to 92,100)	96,500 (79,200 to 104,000)	102,600 (79,200 to 126,000)	111,000 (86,100 to 136,000)	152,000 (120,000 to 184,000)	146,000 (121,000 to 180,000)	117,000 (107,000 to 128,000)	126,000 (116,000 to 137,000)	88,600 (84,200 to 113,000)	57,900 (52,000 to 64,100)	37,000 (26,500 to 38,500)	1,319,000
Communicable, maternal, neonatal, and nutritional diseases	1,020 (2,850 to 1,350)	637 (560 to 1,130)	998 (792 to 1,200)	1,960 (1,360 to 2,870)	1,960 (1,360 to 2,870)	1,470 (1,060 to 1,960)	1,960 (1,170 to 2,220)	1,720 (1,290 to 2,290)	1,960 (1,460 to 2,880)	1,960 (1,460 to 2,880)	1,950 (1,460 to 2,880)	1,960 (1,470 to 2,920)	1,960 (1,500 to 2,880)	2,090 (1,580 to 2,880)	2,090 (1,670 to 2,920)	2,010 (1,580 to 2,920)	2,220 (1,670 to 3,350)	2,580 (2,030 to 4,350)	3,900 (3,020 to 5,290)	3,890 (3,470 to 5,500)	3,790 (3,560 to 5,290)	6,760 (5,650 to 8,400)	6,760 (5,960 to 8,960)	2,770 (2,050 to 3,150)	99,100
HIV/AIDS and sexually transmitted infections	0.0 (0 to 0.0)	0.1 (0 to 0.2)	0.2 (0.1 to 0.4)	0.2 (0.1 to 0.4)	0.1 (0.1 to 0.3)	11.4 (7.9 to 15.4)	79.4 (57.2 to 104.4)	69.7 (50.2 to 92.6)	132 (119 to 150)	113 (103 to 123)	119 (107 to 137)	124 (111 to 140)	120 (108 to 135)	120 (107 to 135)	120 (107 to 135)	99.7 (87.3 to 114)	99.7 (89.7 to 111)	99.7 (91.2 to 111)	99.7 (91.2 to 111)	99.7 (91.2 to 111)	99.7 (91.2 to 111)	99.7 (91.2 to 111)	99.7 (91.2 to 111)	1,440
HIV/AIDS	0.0 (0 to 0)	0.0 (0 to 0)	0.1 (0.0 to 0.1)	0.1 (0.0 to 0.1)	0.1 (0.0 to 0.2)	0.1 (0.0 to 0.4)	0.1 (0.0 to 0.4)	0.1 (0.0 to 0.4)	0.1 (0.0 to 0.4)	0.1 (0.0 to 0.4)	0.1 (0.0 to 0.4)	0.1 (0.0 to 0.4)	0.1 (0.0 to 0.4)	0.1 (0.0 to 0.4)	0.1 (0.0 to 0.4)	0.1 (0.0 to 0.4)	0.1 (0.0 to 0.4)	0.1 (0.0 to 0.4)	0.1 (0.0 to 0.4)	0.1 (0.0 to 0.4)	0.1 (0.0 to 0.4)	0.1 (0.0 to 0.4)	0.1 (0.0 to 0.4)	909
HIV/AIDS - Drug-susceptible Tuberculosis	0.0 (0 to 0)	0.0 (0 to 0.0)	0.0 (0.0 to 0.1)	0.1 (0.0 to 0.1)	0.1 (0.0 to 0.1)	0.1 (0.0 to 0.2)	0.1 (0.0 to 0.2)	0.1 (0.0 to 0.2)	0.1 (0.0 to 0.2)	0.1 (0.0 to 0.2)	0.1 (0.0 to 0.2)	0.1 (0.0 to 0.2)	0.1 (0.0 to 0.2)	0.1 (0.0 to 0.2)	0.1 (0.0 to 0.2)	0.1 (0.0 to 0.2)	0.1 (0.0 to 0.2)	0.1 (0.0 to 0.2)	0.1 (0.0 to 0.2)	0.1 (0.0 to 0.2)	0.1 (0.0 to 0.2)	0.1 (0.0 to 0.2)	0.1 (0.0 to 0.2)	102
HIV/AIDS - Multidrug-resistant Tuberculosis without extensi	0.0 (0 to 0)	0.0 (0 to 0)	0.0 (0 to 0)



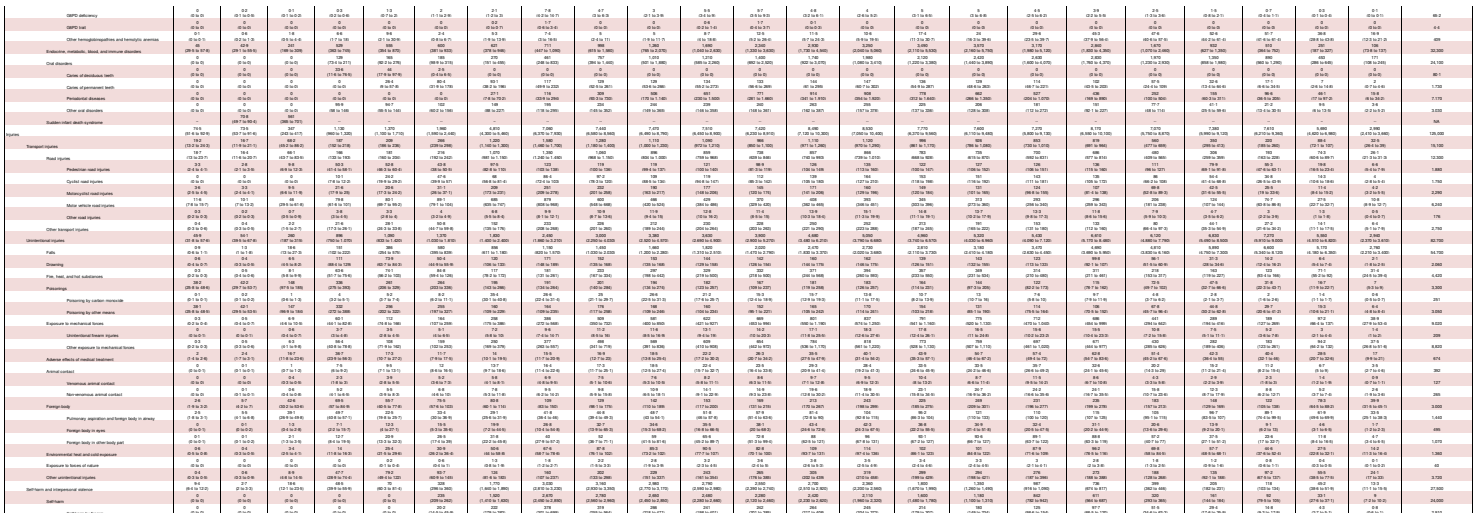

SR Table 2c: Portugal DALYS by cause and age group for both sexes with 95% uncertainty intervals, 2019

Cause	Early Neonatal	Late Neonatal	Post Neonatal	1 to 4	5 to 9	10 to 14	15 to 19	20 to 24	25 to 29	30 to 34	35 to 39	40 to 44	45 to 49	50 to 54	55 to 59	60 to 64	65 to 69	70 to 74	75 to 79	80 to 84	85 to 89	90 to 94	95 plus	Total
All causes	2,760 (2,502 to 3,160)	3,350 (2,900 to 4,164)	6,060 (5,176 to 7,366)	12,300 (9,978 to 15,600)	11,500 (10,600 to 20,300)	10,000 (9,180 to 23,100)	16,700 (15,300 to 25,200)	27,800 (25,400 to 30,600)	35,200 (32,100 to 38,600)	46,700 (42,600 to 51,000)	67,800 (61,900 to 74,000)	97,200 (88,900 to 106,000)	137,000 (127,000 to 151,000)	190,000 (180,000 to 205,000)	278,000 (266,000 to 294,000)	349,000 (331,000 to 368,000)	410,000 (389,000 to 431,000)	484,000 (460,000 to 508,000)	521,000 (495,000 to 548,000)	520,000 (494,000 to 548,000)	493,000 (468,000 to 519,000)	283,000 (269,000 to 300,000)	147,000 (139,000 to 159,000)	47,400 (44,500 to 49,900)	3,340,000
Communicable, maternal, neonatal, and nutritional diseases	1,870 (1,650 to 2,060)	2,370 (1,940 to 3,260)	2,280 (1,740 to 3,260)	2,810 (2,130 to 3,750)	2,070 (1,660 to 3,230)	2,200 (1,880 to 3,290)	2,630 (2,260 to 3,700)	3,600 (3,060 to 4,600)	4,600 (3,730 to 5,600)	4,070 (3,150 to 5,290)	4,600 (3,510 to 6,130)	5,170 (3,930 to 7,000)	6,290 (4,830 to 8,350)	6,320 (4,880 to 8,350)	8,320 (6,450 to 10,900)	8,290 (6,450 to 10,700)	8,690 (6,750 to 11,200)	9,200 (7,180 to 11,900)	11,600 (9,330 to 14,100)	15,100 (12,600 to 17,800)	21,700 (18,000 to 25,600)	22,600 (18,700 to 26,700)	15,400 (9,600 to 19,200)	6,400 (3,980 to 8,900)	191,000
HIV/AIDS and sexually transmitted infections	0.4 (0.4 to 0.5)	0.6 (0.5 to 1.2)	3.1 (2.6 to 4.2)	43.3 (37.2 to 49.5)	19.3 (16.9 to 21.7)	24.1 (21.1 to 27.1)	128 (112 to 144)	607 (532 to 682)	1,290 (1,130 to 1,450)	2,060 (1,810 to 2,320)	3,010 (2,640 to 3,380)	4,260 (3,730 to 4,810)	5,620 (4,920 to 6,350)	6,060 (5,300 to 6,850)	6,980 (6,110 to 7,900)	7,500 (6,560 to 8,490)	7,620 (6,660 to 8,630)	7,730 (6,760 to 8,750)	7,220 (6,310 to 8,180)	6,270 (5,480 to 7,100)	4,980 (4,350 to 5,640)	2,810 (2,450 to 3,180)	1,170 (1,020 to 1,330)	414 (361 to 469)	74,900
HIV/AIDS	0 (0 to 0)	0 (0 to 0)	0.4 (0.2 to 0.7)	7.4 (4.7 to 11.7)	5.3 (3.4 to 8.4)	2.4 (1.5 to 3.8)	3.9 (2.5 to 6.2)	49.1 (31.6 to 78.1)	139 (89.6 to 221)	230 (148 to 366)	433 (279 to 688)	599 (386 to 953)	678 (434 to 1,080)	726 (466 to 1,150)	774.8 (496 to 1,230)	718 (460 to 1,140)	712 (456 to 1,130)	713 (457 to 1,130)	614 (393 to 975)	512 (328 to 813)	374 (239 to 594)	201 (129 to 319)	82 (52 to 131)	29 (18 to 46)	6,340
HIV/AIDS - Drug-susceptible Tuberculosis	0 (0 to 0)	0 (0 to 0)	0.1 (0.1 to 0.2)	0.1 (0.1 to 0.2)	0 (0 to 0)	0 (0 to 0)	0.1 (0 to 0.1)	0.4 (0.2 to 0.7)	1.1 (0.6 to 1.8)	1.8 (1 to 2.9)	3.4 (1.9 to 5.5)	4.8 (2.7 to 7.6)	5.4 (3.1 to 8.6)	5.8 (3.3 to 9.2)	6.2 (3.5 to 9.9)	5.7 (3.2 to 9.1)	5.7 (3.2 to 9.1)	5.7 (3.2 to 9.1)	4.9 (2.8 to 7.8)	4.1 (2.3 to 6.5)	3 (1.7 to 4.8)	1.6 (0.9 to 2.6)	0.7 (0.4 to 1.1)	0.2 (0.1 to 0.4)	51
HIV/AIDS - Multidrug-resistant Tuberculosis without extensi	0 (0 to 0)	0 (0 to 0)	0 (0 to 0)

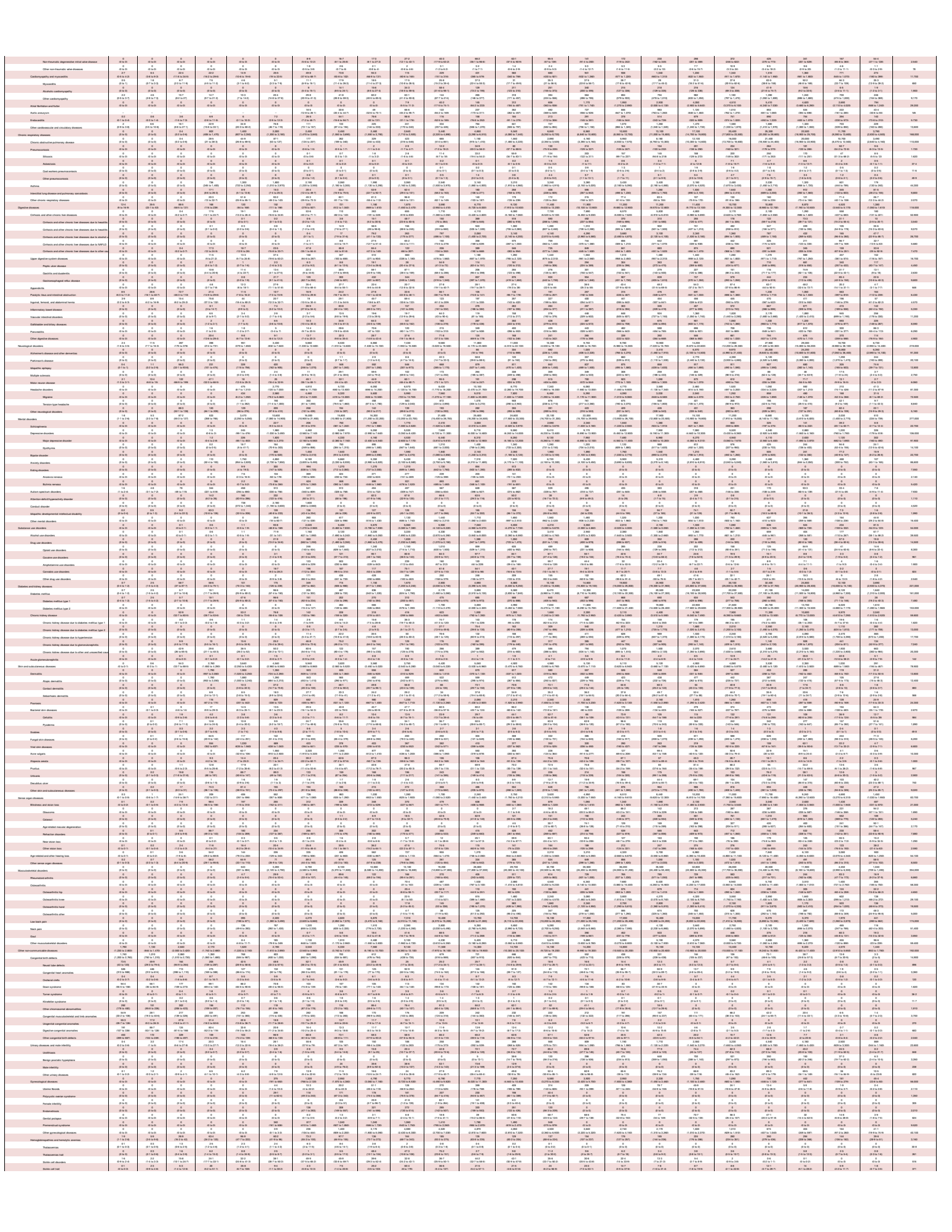



DALYs, by subsexes, 2021-25, by cause and sex across for both sexes with 95% uncertainty intervals, 2019

Cause	Early Neonatal	Post Neonatal	1 to 4	5 to 9	10 to 14	15 to 19	20 to 24	25 to 29	30 to 34	35 to 39	40 to 44	45 to 49	50 to 54	55 to 59	60 to 64	65 to 69	70 to 74	75 to 79	80 to 84	85 to 89	90 to 94	95 plus	Total
All causes	2,750,000	644,000	2,460,000	1,550,000	1,770,000	2,150,000	2,220,000	2,110,000	2,070,000	2,090,000	2,090,000	2,090,000	2,090,000	2,090,000	2,090,000	2,090,000	2,070,000	2,070,000	2,070,000	1,760,000	1,210,000	780,000	37,400,000
	(2,640,000 to 2,790,000)	(622,000 to 1,000,000)	(1,740,000 to 3,430,000)	(1,420,000 to 1,700,000)	(1,670,000 to 1,870,000)	(2,020,000 to 2,290,000)	(2,090,000 to 2,350,000)	(1,990,000 to 2,230,000)	(1,950,000 to 2,190,000)	(1,970,000 to 2,210,000)	(1,970,000 to 2,210,000)	(1,970,000 to 2,210,000)	(1,970,000 to 2,210,000)	(1,970,000 to 2,210,000)	(1,950,000 to 2,190,000)	(1,950,000 to 2,190,000)	(1,950,000 to 2,190,000)	(1,950,000 to 2,190,000)	(1,650,000 to 1,870,000)	(1,130,000 to 1,290,000)	(720,000 to 850,000)	(35,200,000 to 39,600,000)
Communicable, maternal, neonatal, and nutritional diseases	(2,510,000 to 2,990,000)	(597,000 to 709,000)	(1,990,000 to 1,550,000)	(1,350,000 to 1,790,000)	(1,570,000 to 1,970,000)	(1,920,000 to 2,420,000)	(1,990,000 to 2,500,000)	(1,890,000 to 2,370,000)	(1,850,000 to 2,330,000)	(1,870,000 to 2,350,000)	(1,870,000 to 2,350,000)	(1,870,000 to 2,350,000)	(1,870,000 to 2,350,000)	(1,870,000 to 2,350,000)	(1,850,000 to 2,330,000)	(1,850,000 to 2,330,000)	(1,850,000 to 2,330,000)	(1,850,000 to 2,330,000)	(1,570,000 to 1,970,000)	(1,070,000 to 1,350,000)	(684,000 to 862,000)	(33,500,000 to 42,200,000)
HIV/AIDS and sexually transmitted infections	59,000	69,100	78,000	69,000	71,400	77,700	85,200	89,300	89,500	88,600	86,700	85,000	82,900	78,900	72,900	65,900	57,400	47,600	36,900	25,600	15,400	8,900	1,210,000
	(54,000 to 64,000)	(64,000 to 74,000)	(69,000 to 87,000)	(61,000 to 77,000)	(63,000 to 79,000)	(68,000 to 87,000)	(75,000 to 96,000)	(79,000 to 100,000)	(79,000 to 100,000)	(78,000 to 99,000)	(76,000 to 97,000)	(75,000 to 95,000)	(73,000 to 92,000)	(69,000 to 87,000)	(64,000 to 81,000)	(58,000 to 73,000)	(50,000 to 64,000)	(42,000 to 53,000)	(32,000 to 41,000)	(22,000 to 28,000)	(13,000 to 17,000)	(7,800 to 10,000)	(1,070,000 to 1,360,000)
HIV/AIDS	49,800	57,900	65,000	57,000	59,000	64,000	70,000	73,000	73,000	72,000	70,000	68,000	66,000	62,000	57,000	51,000	44,000	36,000	27,000	18,000	10,000	5,400	1,000,000
	(45,000 to 54,000)	(53,000 to 62,000)	(57,000 to 72,000)	(50,000 to 64,000)	(52,000 to 65,000)	(56,000 to 72,000)	(62,000 to 79,000)	(65,000 to 83,000)	(65,000 to 83,000)	(64,000 to 82,000)	(62,000 to 80,000)	(60,000 to 77,000)	(58,000 to 75,000)	(55,000 to 71,000)	(50,000 to 65,000)	(45,000 to 58,000)	(38,000 to 49,000)	(31,000 to 40,000)	(23,000 to 30,000)	(15,000 to 20,000)	(8,600 to 11,000)	(4,600 to 6,000)	(880,000 to 1,130,000)
HIV/AIDS - Drug-susceptible Tuberculosis	8,614.4	10,418.5	13,000.0	12,700.0	12,800.0	13,700.0	15,000.0	16,000.0	16,000.0	15,900.0	15,600.0	15,200.0	14,800.0	14,100.0	13,200.0	12,100.0	10,800.0	9,400.0	7,900.0	6,300.0	4,600.0	2,900.0	1,700.0	227,000
	(6,114.0 to 11,400.0)	(8,012.0 to 13,000.0)	(9,400.0 to 17,000.0)	(9,300.0 to 16,000.0)	(9,400.0 to 16,000.0)	(10,000.0 to 17,000.0)	(11,000.0 to 19,000.0)	(11,000.0 to 20,000.0)	(11,000.0 to 20,000.0)	(11,000.0 to 20,000.0)	(10,000.0 to 20,000.0)	(10,000.0 to 19,000.0)	(9,800.0 to 19,000.0)	(9,300.0 to 18,000.0)	(8,700.0 to 17,000.0)	(8,000.0 to 16,000.0)	(7,200.0 to 14,000.0)	(6,300.0 to 12,000.0)	(5,300.0 to 10,000.0)	(4,200.0 to 8,000.0)	(2,800.0 to 5,400.0)	(1,700.0 to 3,200.0)	(151,000 to 290,000)
HIV/AIDS - Multidrug-resistant Tuberculosis without extensive drug resistance	0	0	0	0	0	0	0	0	0	0	0	0	0	0	0	0	0	0	0	0	0	0	0
	(0 to 0)	(0 to 0)	(0 to 0)	(0 to 0)	(0 to 0)	(0 to 0)	(0 to 0)	(0 to 0)	(0 to 0)	(0 to 0)	(0 to 0)	(0 to 0)	(0 to 0)	(0 to 0)	(0 to 0)	(0 to 0)	(0 to 0)	(0 to 0)	(0 to 0)	(0 to 0)	(0 to 0)	(0 to 0)	(0 to 0)
HIV/AIDS - Extensively drug-resistant Tuberculosis	0	0	0	0	0	0	0	0	0	0	0	0	0	0	0	0	0	0	0	0	0	0	0
	(0 to 0)	(0 to 0)	(0 to 0)	(0 to 0)	(0 to 0)	(0 to 0)	(0 to 0)	(0 to 0)	(0 to 0)	(0 to 0)	(0 to 0)	(0 to 0)	(0 to 0)	(0 to 0)	(0 to 0)	(0 to 0)	(0 to 0)	(0 to 0)	(0 to 0)	(0 to 0)	(0 to 0)	(0 to 0)	(0 to 0)
HIV/AIDS resulting in other diseases	1,000	1,200	1,300	1,200	1,200	1,300	1,400	1,500	1,500	1,500	1,500	1,500	1,500	1,500	1,500	1,500	1,500	1,500	1,500	1,300	1,000	600	25,000
	(0 to 1,000)	(0 to 1,000)	(0 to 1,000)	(0 to 1,000)	(0 to 1,000)	(0 to 1,000)	(0 to 1,000)	(0 to 1,000)	(0 to 1,000)	(0 to 1,000)	(0 to 1,000)	(0 to 1,000)	(0 to 1,000)	(0 to 1,000)	(0 to 1,000)	(0 to 1,000)	(0 to 1,000)	(0 to 1,000)	(0 to 1,000)	(0 to 1,000)	(0 to 1,000)	(0 to 1,000)	(0 to 1,000)
Sexually transmitted infections excluding HIV	9,200	11,200	13,000	12,000	12,600	13,700	15,200	16,300	16,500	16,600	16,700	16,800	16,900	16,900	16,900	16,900	16,900	16,900	16,900	16,900	16,900	8,900	453,000
	(5,600 to 14,000)	(7,100 to 17,000)	(7,900 to 19,000)	(7,300 to 18,000)	(7,700 to 19,000)	(8,400 to 20,000)	(9,300 to 22,000)	(10,000 to 24,000)	(10,000 to 24,000)	(10,000 to 24,000)	(10,000 to 24,000)	(10,000 to 24,000)	(10,000 to 24,000)	(10,000 to 24,000)	(10,000 to 24,000)	(10,000 to 24,000)	(10,000 to 24,000)	(10,000 to 24,000)	(10,000 to 24,000)	(10,000 to 24,000)	(10,000 to 24,000)	(5,400 to 13,000)	(276,000 to 665,000)
Syphilis	4,900.0	5,900.0	6,900.0	6,400.0	6,700.0	7,300.0	8,100.0	8,700.0	8,800.0	8,800.0	8,900.0	8,900.0	8,900.0	8,900.0	8,900.0	8,900.0	8,900.0	8,900.0	8,900.0	8,900.0	8,900.0	4,800.0	240,000
	(2,900.0 to 7,400.0)	(3,800.0 to 9,600.0)	(4,100.0 to 10,000.0)	(3,800.0 to 9,600.0)	(4,000.0 to 10,000.0)	(4,300.0 to 11,000.0)	(4,800.0 to 12,000.0)	(5,200.0 to 13,000.0)	(5,200.0 to 13,000.0)	(5,200.0 to 13,000.0)	(5,200.0 to 13,000.0)	(5,200.0 to 13,000.0)	(5,200.0 to 13,000.0)	(5,200.0 to 13,000.0)	(5,200.0 to 13,000.0)	(5,200.0 to 13,000.0)	(5,200.0 to 13,000.0)	(5,200.0 to 13,000.0)	(5,200.0 to 13,000.0)	(5,200.0 to 13,000.0)	(5,200.0 to 13,000.0)	(2,800.0 to 7,000.0)	(141,000 to 353,000)
Chlamydia	2,000	2,400	2,800	2,600	2,700	3,000	3,300	3,500	3,600	3,600	3,600	3,600	3,600	3,600	3,600	3,600	3,600	3,600	3,600	3,600	3,600	1,900	96,000
	(1,200 to 3,000)	(1,500 to 3,800)	(1,700 to 4,200)	(1,600 to 4,000)	(1,700 to 4,100)	(1,800 to 4,500)	(2,000 to 5,000)	(2,100 to 5,300)	(2,200 to 5,400)	(2,200 to 5,400)	(2,200 to 5,400)	(2,200 to 5,400)	(2,200 to 5,400)	(2,200 to 5,400)	(2,200 to 5,400)	(2,200 to 5,400)	(2,200 to 5,400)	(2,200 to 5,400)	(2,200 to 5,400)	(2,200 to 5,400)	(2,200 to 5,400)	(1,100 to 2,800)	(58,000 to 147,000)
Gonorrhea	2,300	2,800	3,200	3,000	3,100	3,400	3,800	4,000	4,100	4,100	4,100	4,100	4,100	4,100	4,100	4,100	4,100	4,100	4,100	4,100	4,100	2,200	110,000
	(1,400 to 3,500)	(1,700 to 4,400)	(1,900 to 4,900)	(1,800 to 4,600)	(1,900 to 4,800)	(2,100 to 5,200)	(2,300 to 5,700)	(2,400 to 6,100)	(2,500 to 6,200)	(2,500 to 6,200)	(2,500 to 6,200)	(2,500 to 6,200)	(2,500 to 6,200)	(2,500 to 6,200)	(2,500 to 6,200)	(2,500 to 6,200)	(2,500 to 6,200)	(2,500 to 6,200)	(2,500 to 6,200)	(2,500 to 6,200)	(2,500 to 6,200)	(1,300 to 3,300)	(67,000 to 170,000)
Trichomoniasis	0	0	0	0	0	0	0	0	0	0	0	0	0	0	0	0	0	0	0	0	0	0	0
	(0 to 0)	(0 to 0)	(0 to 0)	(0 to 0)	(0 to 0)	(0 to 0)	(0 to 0)	(0 to 0)	(0 to 0)	(0 to 0)	(0 to 0)	(0 to 0)	(0 to 0)	(0 to 0)	(0 to 0)	(0 to 0)	(0 to 0)	(0 to 0)	(0 to 0)	(0 to 0)	(0 to 0)	(0 to 0)	(0 to 0)
Genital herpes	0	0	0	0	0	0	0	0	0	0	0	0	0	0	0	0	0	0	0	0	0	0	0
	(0 to 0)	(0 to 0)	(0 to 0)	(0 to 0)	(0 to 0)	(0 to 0)	(0 to 0)	(0 to 0)	(0 to 0)	(0 to 0)	(0 to 0)	(0 to 0)	(0 to 0)	(0 to 0)	(0 to 0)	(0 to 0)	(0 to 0)	(0 to 0)	(0 to 0)	(0 to 0)	(0 to 0)	(0 to 0)	(0 to 0)
Hepatitis B	0	0	0	0	0	0	0	0	0	0	0	0	0	0	0	0	0	0	0	0	0	0	0
	(0 to 0)	(0 to 0)	(0 to 0)	(0 to 0)	(0 to 0)	(0 to 0)	(0 to 0)	(0 to 0)	(0 to 0)	(0 to 0)	(0 to 0)	(0 to 0)	(0 to 0)	(0 to 0)	(0 to 0)	(0 to 0)	(0 to 0)	(0 to 0)	(0 to 0)	(0 to 0)	(0 to 0)	(0 to 0)	(0 to 0)
Hepatitis C	0	0	0	0	0	0	0	0	0	0	0	0	0	0	0	0	0	0	0	0	0	0	0
	(0 to 0)	(0 to 0)	(0 to 0)	(0 to 0)	(0 to 0)	(0 to 0)	(0 to 0)	(0 to 0)	(0 to 0)	(0 to 0)	(0 to 0)	(0 to 0)	(0 to 0)	(0 to 0)	(0 to 0)	(0 to 0)	(0 to 0)	(0 to 0)	(0 to 0)	(0 to 0)	(0 to 0)	(0 to 0)	(0 to 0)
Other sexually transmitted infections	0	0	0	0	0	0	0	0	0	0	0	0	0	0	0	0	0	0	0	0	0	0	0
	(0 to 0)	(0 to 0)	(0 to 0)	(0 to 0)	(0 to 0)	(0 to 0)	(0 to 0)	(0 to 0)	(0 to 0)	(0 to 0)	(0 to 0)	(0 to 0)	(0 to 0)	(0 to 0)	(0 to 0)	(0 to 0)	(0 to 0)	(0 to 0)	(0 to 0)	(0 to 0)	(0 to 0)	(0 to 0)	(0 to 0)
Respiratory and tuberculosis	1,170,000	274,000	1,050,000	661,000	755,000	917,000	947,000	900,000	883,000	892,000	892,000	892,000	892,000	892,000	892,000	892,000	883,000	883,000	883,000	751,000	516,000	333,000	15,900,000
	(1,120,000 to 1,190,000)	(265,000 to 426,000)	(744,000 to 1,460,000)	(606,000 to 725,000)	(711,000 to 797,000)	(861,000 to 977,000)	(892,000 to 1,000,000)	(849,000 to 951,000)	(831,000 to 934,000)	(840,000 to 943,000)	(840,000 to 943,000)	(840,000 to 943,000)	(840,000 to 943,000)	(840,000 to 943,000)	(832,000 to 934,000)	(832,000 to 934,000)	(832,000 to 934,000)	(832,000 to 934,000)	(832,000 to 934,000)	(707,000 to 793,000)	(486,000 to 545,000)	(314,000 to 352,000)	(14,980,000 to 16,800,000)
Tuberculosis	1,170,000	274,000	1,050,000	661,000	755,000	917,000	947,000	900,000	883,000	892,000	892,000	892,000	892,000	892,000	892,000	892,000	883,000	883,000	883,000	751,000	516,000	333,000	15,900,000
	(1,120,000 to 1,190,000)	(265,000 to 426,000)	(744,000 to 1,460,000)	(606,000 to 725,000)	(711,000 to 797,000)	(861,000 to 977,000)	(892,000 to 1,000,000)	(849,000 to 951,000)	(831,000 to 934,000)	(840,000 to 943,000)	(840,000 to 943,000)	(840,000 to 943,000)	(840,000 to 943,000)	(840,000 to 943,000)	(832,000 to 934,000)	(832,000 to 934,000)	(832,000 to 934,000)	(832,000 to 934,000)	(832,000 to 934,000)	(707,000 to 793,000)	(486,000 to 545,000)	(314,000 to 352,000)	(14,980,000 to 16,800,000)
Latent tuberculosis infection	0	0	0	0	0	0	0	0	0	0	0	0	0	0	0	0	0	0	0	0	0	0	0
	(0 to 0)	(0 to 0)	(0 to 0)	(0 to 0)	(0 to 0)	(0 to 0)	(0 to 0)	(0 to 0)	(0 to 0)	(0 to 0)	(0 to 0)	(0 to 0)	(0 to 0)	(0 to 0)	(0 to 0)	(0 to 0)	(0 to 0)	(0 to 0)	(0 to 0)	(0 to 0)	(0 to 0)	(0 to 0)	(0 to 0)
Drug-susceptible tuberculosis	61,400	14,300	54,800	34,500	39,400	47,900	49,400	47,000	46,100	46,500	46,500	46,500	46,500	46,500	46,500	46,500	46,100	46,100	46,100	39,200	26,900	17,400	829,000
	(58,400 to 62,100)	(13,800 to 22,200)	(38,800 to 76,100)	(31,600 to 37,800)	(37,100 to 41,600)	(44,900 to 51,000)	(46,500 to 52,100)	(44,300 to 49,600)	(43,300 to 48,800)	(43,900 to 49,200)	(43,900 to 49,200)	(43,900 to 49,200)	(43,900 to 49,200)	(43,900 to 49,200)	(43,400 to 48,800)	(43,400 to 48,800)	(43,400 to 48,800)	(43,400 to 48,800)	(43,400 to 48,800)	(36,900 to 41,500)	(25,200 to 28,400)	(16,400 to 18,400)	(776,000 to 873,000)
Multidrug-resistant tuberculosis without extensive drug resistance	1,110,000	260,000	1,000,000	627,000	716,000	870,000	898,000	853,000	837,000	846,000	846,000	846,000	846,000	846,000	846,000	846,000	837,000	837,000	837,000	712,000	489,000	316,000	15,100,000
	(1,060,000 to 1,130,000)	(252,000 to 404,000)	(706,000 to 1,390,000)	(575,000 to 688,000)	(675,000 to 757,000)	(817,000 to 927,000)	(846,000 to 948,000)	(806,000 to 902,000)	(788,000 to 887,000)	(797,000 to 896,000)	(797,000 to 896,000)	(797,000 to 896,000)	(797,000 to 896,000)	(797,000 to 896,000)	(789,000 to 887,000)	(789,000 to 887,000)	(789,000 to 887,000)	(789,000 to 887,000)	(789,000 to 887,000)	(676,000 to 753,000)	(464,000 to 518,000)	(300,000 to 334,000)	(14,200,000 to 15,900,000)
Chronic obstructive pulmonary disease	0	0	0	0	0	0	0	0	0	0	0	0	0	0	0	0	0	0	0	0	0	0	0
	(0 to 0)	(0 to 0)	(0 to 0)	(0 to 0)	(0 to 0)	(0 to 0)	(0 to 0)	(0 to 0)	(0 to 0)	(0 to 0)	(0 to 0)	(0 to 0)	(0 to 0)	(0 to 0)	(0 to 0)	(0 to 0)	(0 to 0)	(0 to 0)	(0 to 0)	(0 to 0)	(0 to 0)	(0 to 0)	(0 to 0)
Pneumoconiosis	0	0	0	0	0	0	0	0	0	0	0	0	0	0	0	0	0	0	0	0	0	0	0
	(0 to 0)	(0 to 0)	(0 to 0)	(0 to 0)	(0 to 0)	(0 to 0)	(0 to 0)	(0 to 0)	(0 to 0)	(0 to 0)	(0 to 0)	(0 to 0)	(0 to 0)	(0 to 0)	(0 to 0)	(0 to 0)	(0 to 0)	(0 to 0)	(0 to 0)	(0 to 0)	(0 to 0)	(0 to 0)	(0 to 0)
Silicosis	0	0	0	0	0	0	0	0	0	0	0	0	0	0	0	0	0	0	0	0	0	0	0
	(0 to 0)	(0 to 0)	(0 to 0)	(0 to 0)	(0 to 0)	(0 to 0)	(0 to 0)	(0 to 0)	(0 to 0)	(0 to 0)	(0 to 0)	(0 to 0)	(0 to 0)	(0 to 0)	(0 to 0)	(0 to 0)	(0 to 0)	(0 to 0)	(0 to 0)	(0 to 0)	(0 to 0)	(0 to 0)	(0 to 0)
Asbestosis	0	0	0	0	0	0	0	0	0	0	0	0	0	0	0	0	0	0	0	0	0	0	0
	(0 to 0)	(0 to 0)	(0 to 0)	(0 to 0)	(0 to 0)	(0 to 0)	(0 to 0)	(0 to 0)	(0 to 0)	(0 to 0)	(0 to 0)	(0 to 0)	(0 to 0)	(0 to 0)	(0 to 0)	(0 to 0)	(0 to 0)	(0 to 0)	(0 to 0)	(0 to 0)	(0 to 0)	(0 to 0)	(0 to 0)
Pneumoconiosis due to other dust	0	0	0	0	0	0	0	0	0	0	0	0	0	0	0	0	0	0	0	0	0	0	0
	(0 to 0)	(0 to 0)	(0 to 0)	(0 to 0)	(0 to 0)	(0 to 0)	(0 to 0)	(0 to 0)	(0 to 0)	(0 to 0)	(0 to 0)	(0 to 0)	(0 to 0)	(0 to 0)	(0 to 0)	(0 to 0)	(0 to 0)	(0 to 0)	(0 to 0)	(0 to 0)	(0 to 0)	(0 to 0)	(0 to 0)
Silicosis, tuberculosis	0	0	0	0	0	0	0	0	0	0	0	0	0	0	0	0	0	0	0	0	0	0	0
	(0 to 0)	(0 to 0)	(0 to 0)	(0 to 0)	(0 to 0)	(0 to 0)	(0 to 0)	(0 to 0)	(0 to 0)	(0 to 0)	(0 to 0)	(0 to 0)	(0 to 0)	(0 to 0)	(0 to 0)	(0 to 0)	(0 to 0)	(0 to 0)	(0 to 0)	(0 to 0)	(0 to 0)	(0 to 0)	(0 to 0)
Asbestosis, tuberculosis	0	0	0	0	0	0	0	0	0	0	0	0	0	0	0	0	0	0	0	0	0	0	0
	(0 to 0)	(0 to 0)	(0 to 0)	(0 to 0)	(0 to 0)	(0 to 0)	(0 to 0)	(0 to 0)	(0 to 0)	(0 to 0)	(0 to 0)	(0 to 0)	(0 to 0)	(0 to 0)	(0 to 0)	(0 to 0)	(0 to 0)	(0 to 0)	(0 to 0)	(0 to 0)	(0 to 0)	(0 to 0)	(0 to 0)
Other chronic respiratory diseases	0	0	0	0	0	0	0	0	0	0	0	0	0	0	0	0	0	0	0	0	0	0	0
	(0 to 0)	(0 to 0)	(0 to 0)	(0 to 0)	(0 to 0)	(0 to 0)	(0 to 0)	(0 to 0)	(0 to 0)	(0 to 0)	(0 to 0)	(0 to 0)	(0 to 0)	(0 to 0)	(0 to 0)	(0 to 0)	(0 to 0)	(0 to 0)	(0 to 0)	(0 to 0)	(0 to 0)	(0 to 0)	(0 to 0)
Enteric infections	0	0	0	0	0	0	0	0	0	0	0	0	0	0	0	0	0	0	0	0	0	0	0
	(0 to 0)	(0 to 0)	(0 to 0)	(0 to 0)	(0 to 0)	(0 to 0)	(0 to 0)	(0 to 0)	(0 to 0)	(0 to 0)	(0 to 0)	(0 to 0)	(0 to 0)	(0 to 0)	(0 to 0)	(0 to 0)	(0 to 0)	(0 to 0)	(0 to 0)	(0 to 0)	(0 to 0)	(0 to 0)	(0 to 0)
Typhoid and paratyphoid	0	0	0	0	0	0	0	0	0	0	0	0	0	0	0	0	0	0	0	0	0	0	0
	(0 to 0)	(0 to 0)	(0 to 0)	(0 to 0)	(0 to 0)	(0 to 0)	(0 to 0)	(0 to 0)	(0 to 0)	(0 to 0)	(0 to 0)	(0 to 0)	(0 to 0)	(0 to 0)	(0 to 0)	(0 to 0)	(0 to 0)	(0 to 0)	(0 to 0)	(0 to 0)	(0 to 0)	(0 to 0)	(0 to 0)
Typhoid fever	0	0	0	0	0	0	0	0	0	0	0	0	0	0	0	0	0	0	0	0	0	0	0
	(0 to 0)	(0 to 0)	(0 to 0)	(0 to 0)	(0 to 0)	(0 to 0)	(0 to 0)	(0 to 0)	(0 to 0)	(0 to 0)	(0 to 0)	(0 to 0)	(0 to 0)	(0 to 0)	(0 to 0)	(0 to 0)	(0 to 0)	(0 to 0)	(0 to 0)	(0 to 0)	(0 to 0)	(0 to 0)	(0 to 0)
Paratyphoid fever	0	0	0	0	0	0	0	0	0	0	0	0	0	0	0	0	0	0	0	0	0	0	0
	(0 to 0)	(0 to 0)	(0 to 0)	(0 to 0)	(0 to 0)	(0 to 0)	(0 to 0)	(0 to 0)	(0 to 0)	(0 to 0)	(0 to 0)	(0 to 0)	(0 to 0)	(0 to 0)	(0 to 0)	(0 to 0)	(0 to 0)	(0 to 0)	(0 to 0)	(0 to 0)	(0 to 0)	(0 to 0)	(0 to 0)
Invasive Non-typhoidal Salmonella (iNTS)	0	0	0	0	0	0	0	0	0	0	0	0	0	0	0	0	0	0	0	0	0	0	0
	(0 to 0)	(0 to 0)	(0 to 0)	(0 to 0)	(0 to 0)	(0 to 0)	(0 to 0)	(0 to 0)	(0 to 0)	(0 to 0)	(0 to 0)	(0 to 0)	(0 to 0)	(0 to 0)	(0 to 0)	(0 to 0)	(0 to 0)	(0 to 0)	(0 to 0)	(0 to 0)	(0 to 0)	(0 to 0)	(0 to 0)
Other intestinal infectious diseases	0	0	0	0	0	0	0	0	0	0	0	0	0	0	0	0	0	0	0	0	0	0	0
	(0 to 0)	(0 to 0)	(0 to 0)	(0 to 0)	(0 to 0)	(0 to 0)	(0 to 0)	(0 to 0)	(0 to 0)	(0 to 0)	(0 to 0)	(0 to 0)	(0 to 0)	(0 to 0)	(0 to 0)	(0 to 0)	(0 to 0)	(0 to 0)	(0 to 0)	(0 to 0)	(0 to 0)	(0 to 0)	(0 to 0)
Neglected tropical diseases and malaria	2,000	2,300	2,700	2,500	2,600	2,800	3,000	3,100	3,100	3,100	3,100	3,100	3,100	3,100	3,100	3,100	3,100	3,100	3,100	3,100	3,100	1,700	71,000
	(1,100 to 2,900)	(1,300 to 3,700)	(1,500 to 4,200)	(1,400 to 3,900)	(1,500 to 4,000)	(1,600 to 4,400)	(1,700 to 4,700)	(1,800 to 4,900)	(1,800 to 4,900)	(1,800 to 4,900)	(1,800 to 4,900)	(1,800 to 4,900)	(1,800 to 4,900)	(1,800 to 4,900)	(1,800 to 4,900)	(1,800 to 4,900)	(1,800 to 4,900)	(1,800 to 4,900)	(1,800 to 4,900)	(1,800 to 4,900)	(1,800 to 4,900)	(1,000 to 2,700)	(41,000 to 113,000)
Malaria	0	0	0	0	0	0	0	0	0	0	0	0	0	0	0	0	0	0	0	0	0	0	0
	(0 to 0)	(0 to 0)	(0 to 0)	(0 to 0)	(0 to 0)	(0 to 0)	(0 to 0)	(0 to 0)	(0 to 0)	(0 to 0)	(0 to 0)	(0 to 0)	(0 to 0)	(0 to 0)	(0 to 0)	(0 to 0)	(0 to 0)	(0 to 0)	(0 to 0)	(0 to 0)	(0 to 0)	(0 to 0)	(0 to 0)
Chagas disease	0	0	0	0	0	0	0	0	0	0	0	0	0	0	0	0	0	0	0	0	0	0	0
	(0 to 0)	(0 to 0)	(0 to 0)	(0 to 0)	(0 to 0)	(0 to 0)	(0 to 0)	(0 to 0)	(0 to 0)	(0 to 0)	(0 to 0)	(0 to 0)	(0 to 0)	(0 to 0)	(0 to 0)	(0 to 0)	(0 to 0)	(0 to 0)	(0 to 0)	(0 to 0)	(0 to 0)	(0 to 0)	(0 to 0)
Leishmaniasis	0	0	0	0	0	0	0	0	0	0	0	0	0	0	0	0	0	0	0	0	0	0	0
	(0 to 0)	(0 to 0)	(0 to 0)	(0 to 0)	(0 to 0)	(0 to 0)	(0 to 0)	(0 to 0)	(0 to 0)	(0 to 0)	(0 to 0)	(0 to 0)	(0 to 0)	(0 to 0)	(0 to 0)	(0 to 0)	(0 to 0)	(0 to 0)	(0 to 0)	(0 to 0)	(0 to 0)	(0 to 0)	(0 to 0)
Visceral leishmaniasis	0	0	0	0	0	0	0	0	0	0	0	0	0	0	0	0	0	0	0	0	0	0	0
	(0 to 0)	(0 to 0)	(0 to 0)	(0 to 0)	(0 to 0)	(0 to 0)	(0 to 0)	(0 to 0)	(0 to 0)	(0 to 0)	(0 to 0)	(0 to 0)	(0 to 0)	(0 to 0)	(0 to 0)	(0 to 0)	(0 to 0)	(0 to 0)	(0 to 0)	(0 to 0)	(0 to 0)	(0 to 0)	(0 to 0)
Cutaneous and mucocutaneous leishmaniasis	0	0	0	0	0	0	0	0	0	0	0	0	0	0	0	0	0	0	0	0	0	0	0
	(0 to 0)	(0 to 0)	(0 to 0)	(0 to 0)	(0 to 0)	(0 to 0)	(0 to 0)	(0 to 0)	(0 to 0)	(0 to 0)	(0 to 0)	(0 to 0)	(0 to 0)	(0 to 0)	(0 to 0)	(0 to 0)	(0 to 0)	(0 to 0)	(0 to 0)	(0 to 0)	(0 to 0)	(0 to 0)	(0 to 0)
African trypanosomiasis	0	0	0	0	0	0	0	0	0	0	0	0	0	0	0	0	0	0	0	0	0	0	0
	(0 to 0)	(0 to 0)	(0 to 0)	(0 to 0)	(0 to 0)	(0 to 0)	(0 to 0)	(0 to 0)	(0 to 0)	(0 to 0)	(0 to 0)	(0 to 0)	(0 to 0)	(0 to 0)	(0 to 0)	(0 to 0)	(0 to 0)	(0 to 0)	(0 to 0)	(0 to 0)	(0 to 0)	(0 to 0)	(0 to 0)
Schistosomiasis	0	0	0	0	0	0	0	0	0	0	0	0	0	0	0	0	0	0	0	0	0	0	0
	(0 to 0)	(0 to 0)	(0 to 0)	(0 to 0)	(0 to 0)	(0 to 0)	(0 to 0)	(0 to 0)	(0 to 0)	(0 to 0)	(0 to 0)	(0 to 0)	(0 to 0)	(0 to 0)	(0 to 0)	(0 to 0)	(0 to 0)	(0 to 0)	(0 to 0)	(0 to 0)	(0 to 0)	(0 to 0)	(0 to 0)
Cysticercosis	0	0	0	0	0	0	0	0	0	0	0	0	0	0	0	0	0	0	0	0	0	0	0
	(0 to 0)	(0 to 0)	(0 to 0)	(0 to 0)	(0 to 0)	(0 to 0)	(0 to 0)	(0 to 0)	(0 to 0)	(0 to 0)	(0 to 0)	(0 to 0)	(0 to 0)	(0 to 0)	(0 to 0)	(0 to 0)	(0 to 0)	(0 to 0)	(0 to 0)	(0 to 0)	(0 to 0)	(0 to 0)	(0 to 0)
Cystic echinococcosis	0	0	0	0	0	0	0	0	0	0	0	0	0	0	0	0	0	0	0



DW Table 3a - Basic DALYS by cause and age across for both sexes with 95% uncertainty intervals, 2019

Cause	Early Neonatal	Late Neonatal	Post Neonatal	1 to 4	5 to 9	10 to 14	15 to 19	20 to 24	25 to 29	30 to 34	35 to 39	40 to 44	45 to 49	50 to 54	55 to 59	60 to 64	65 to 69	70 to 74	75 to 79	80 to 84	85 to 89	90 to 94	95 plus	Total
All causes	35,200 (31,700 to 38,900)	19,500 (16,300 to 23,000)	34,700 (29,200 to 40,500)	65,900 (55,900 to 76,200)	91,300 (78,000 to 104,900)	103,000 (88,100 to 118,000)	211,300 (181,400 to 242,600)	244,000 (211,000 to 278,000)	296,900 (257,700 to 339,400)	356,000 (309,000 to 406,000)	394,000 (342,000 to 450,000)	464,000 (403,000 to 530,000)	756,000 (657,000 to 862,000)	1,000 (874,000 to 1,140,000)	1,270,000 (1,110,000 to 1,450,000)	1,670,000 (1,470,000 to 1,900,000)	2,150,000 (1,910,000 to 2,430,000)	2,750,000 (2,450,000 to 3,110,000)	3,450,000 (3,080,000 to 3,900,000)	4,230,000 (3,770,000 to 4,770,000)	4,980,000 (4,440,000 to 5,610,000)	5,230,000 (4,660,000 to 5,900,000)	12,700,000
Communicable, maternal, neonatal, and nutritional diseases	25,200 (22,600 to 28,000)	11,900 (9,290 to 15,200)	11,900 (9,078 to 15,500)	14,700 (12,500 to 17,200)	11,200 (9,189 to 13,500)	10,400 (8,610 to 12,600)	13,600 (11,600 to 15,700)	17,600 (15,000 to 20,400)	23,400 (19,900 to 27,100)	31,600 (26,900 to 36,700)	41,200 (34,900 to 47,800)	54,000 (45,600 to 62,700)	84,000 (70,800 to 98,000)	120,000 (101,000 to 140,000)	170,000 (144,000 to 198,000)	240,000 (204,000 to 280,000)	330,000 (280,000 to 385,000)	450,000 (380,000 to 520,000)	600,000 (510,000 to 700,000)	770,000 (650,000 to 900,000)	960,000 (810,000 to 1,120,000)	1,150,000 (970,000 to 1,340,000)	494,000
HIV/AIDS and sexually transmitted infections	1,100 (1,000 to 1,200)	1,000 (910 to 1,100)	1,100 (1,000 to 1,200)	1,100 (1,000 to 1,200)	1,100 (1,000 to 1,200



Exposure to forces of nature	0 (0 to 0)	0 (0 to 0)	0 (0 to 0)	0 (0 to 0.1)	0 (0.1 to 0.2)	0 (0.2 to 0.3)	1 (0.7 to 1.9)	1 (1.1 to 2.9)	1 (1.1 to 2.9)	2 (2.1 to 3.2)	2 (2.1 to 3.2)	3 (3 to 7)	4 (3.9 to 5.1)	5 (5.8 to 12.5)	6 (6.6 to 14)	7 (8.7 to 17.3)	8 (9.7 to 17.3)	8 (9.8 to 20.6)	9 (10.6 to 20.6)	9 (10.6 to 20.6)	10 (12.6 to 24.1)	11 (13.6 to 24.1)	11 (13.6 to 24.1)	12 (15.6 to 27.1)	13 (17.6 to 27.1)	14 (19.6 to 31.1)	82.7
Other unintentional injuries	4.6 (4.6 to 4.6)	6.9 (5.1 to 10.7)	11.6 (9.7 to 14.6)	692 (337 to 971)	691 (332 to 1,064)	1,109 (714 to 1,716)	1,400 (953 to 2,124)	1,750 (1,180 to 2,485)	2,146 (1,460 to 3,159)	2,749 (1,843 to 4,114)	3,660 (2,670 to 5,366)	4,996 (3,570 to 6,856)	4,958 (3,579 to 6,782)	4,992 (3,600 to 6,782)	4,992 (3,600 to 6,782)	4,992 (3,600 to 6,782)	4,240 (2,779 to 5,266)	3,730 (2,443 to 5,013)	3,990 (2,156 to 5,666)	3,540 (2,003 to 4,899)	2,460 (1,620 to 3,598)	2,460 (1,620 to 3,598)	2,420 (1,486 to 3,173)	1,740 (1,196 to 2,474)	646 (370 to 1,146)	477 (191 to 989)	49,563
Self-harm and interpersonal violence	28.8 (22.9 to 37.1)	20 (14.1 to 27.7)	11.6 (9.7 to 13)	230 (204 to 256)	363 (196 to 536)	1,109 (862 to 1,395)	1,749 (1,348 to 2,199)	2,748 (2,148 to 3,429)	4,111 (3,222 to 5,020)	11,283 (9,116 to 13,928)	13,504 (11,000 to 16,539)	17,000 (14,000 to 20,000)	19,500 (16,000 to 23,000)	17,400 (14,000 to 21,000)	17,400 (14,000 to 21,000)	15,800 (12,000 to 19,000)	9,600 (7,000 to 12,000)	7,520 (5,000 to 10,000)	6,130 (3,900 to 8,960)	4,660 (2,900 to 6,900)	3,430 (2,100 to 5,000)	2,140 (1,300 to 3,200)	768 (429 to 1,300)	140 (74 to 250)	154,000
Self-harm	0 (0 to 0)	0 (0 to 0)	0 (0 to 0)	0 (0 to 0)	0 (0 to 0)	0 (0 to 0)	367 (227 to 792)	1,148 (3,400 to 5,958)	2,148 (6,000 to 8,500)	8,756 (7,410 to 10,189)	10,992 (9,950 to 12,500)	14,000 (12,000 to 16,139)	16,000 (14,000 to 18,139)	14,000 (11,000 to 16,139)	14,000 (11,000 to 16,139)	11,800 (9,500 to 13,200)	7,000 (5,700 to 9,270)	5,000 (3,900 to 7,100)	4,010 (3,130 to 5,200)	3,060 (2,270 to 4,090)	2,060 (1,570 to 2,630)	1,060 (810 to 1,420)	468 (310 to 700)	82 (39 to 166)	134,000
Self-harm by firearm	0 (0 to 0)	0 (0 to 0)	0 (0 to 0)	0 (0 to 0)	0 (0 to 0)	0 (0 to 0)	0 (22 to 51)	0 (150 to 350)	0 (220 to 720)	0 (220 to 720)	0 (220 to 720)	0 (220 to 720)	0 (220 to 720)	0 (220 to 720)	0 (220 to 720)	0 (220 to 720)	0 (220 to 720)	0 (220 to 720)	0 (220 to 720)	0 (220 to 720)	0 (220 to 720)	0 (220 to 720)	0 (220 to 720)	0 (220 to 720)	7,000
Self-harm by other specified means	0 (0 to 0)	0 (0 to 0)	0 (0 to 0)	0 (0 to 0)	0 (0 to 0)	0 (0 to 0)	848 (599 to 1,156)	2,479 (3,100 to 4,670)	4,479 (3,600 to 5,900)	8,178 (6,560 to 9,500)	10,000 (8,400 to 11,600)	12,000 (10,000 to 14,000)	13,000 (11,000 to 15,000)	11,000 (10,000 to 13,000)	11,000 (10,000 to 13,000)	10,000 (8,600 to 12,000)	7,400 (6,270 to 8,870)	5,760 (4,900 to 6,840)	4,760 (4,000 to 5,840)	3,710 (3,120 to 4,390)	2,960 (2,300 to 3,670)	1,760 (1,400 to 2,150)	636 (360 to 1,050)	123 (67.7 to 183)	126,000
Interpersonal violence	24.7 (19.6 to 30.8)	19.9 (14.4 to 26.6)	108 (72 to 155)	226 (178 to 280)	343 (165 to 518)	371 (420 to 1,079)	1,530 (1,080 to 2,029)	2,248 (1,580 to 2,978)	2,448 (1,720 to 3,250)	2,500 (1,760 to 3,320)	2,960 (2,080 to 3,930)	3,330 (2,340 to 4,420)	2,840 (1,990 to 3,770)	3,260 (2,290 to 4,330)	3,260 (2,290 to 4,330)	1,970 (1,380 to 2,620)	1,520 (1,070 to 2,020)	1,220 (856 to 1,620)	1,060 (744 to 1,400)	794 (557 to 1,050)	552 (387 to 733)	334 (234 to 443)	120 (84 to 159)	34 (23.8 to 45.4)	28,800
Physical violence by firearm	1.6 (0.7 to 3)	0.8 (0.4 to 0.9)	4.5 (2.8 to 6.9)	17.6 (10.7 to 26.9)	31.4 (32 to 70.4)	43.7 (56.3 to 70.4)	147 (106 to 175)	252 (203 to 301)	402 (328 to 513)	468 (379 to 593)	482 (391 to 613)	545 (441 to 690)	465 (376 to 590)	533 (431 to 676)	533 (431 to 676)	322 (260 to 408)	249 (201 to 316)	200 (161 to 253)	174 (140 to 220)	130 (105 to 165)	90.4 (73.2 to 114)	54.8 (44.3 to 69.4)	19.6 (15.9 to 24.8)	5.6 (4.5 to 7.1)	0.8 (0.6 to 1)	5,966
Physical violence by sharp object	7.4 (4.7 to 11)	5.9 (3.8 to 8.5)	34.5 (22.1 to 49.2)	72.2 (46.2 to 103)	94.2 (60.3 to 134)	114 (97 to 161)	469 (300 to 667)	691 (442 to 984)	1,231 (788 to 1,753)	1,431 (916 to 2,039)	1,849 (1,184 to 2,633)	2,079 (1,331 to 2,960)	1,774 (1,136 to 2,526)	2,035 (1,303 to 2,898)	2,035 (1,303 to 2,898)	1,230 (787 to 1,751)	949 (608 to 1,351)	762 (488 to 1,085)	663 (424 to 944)	496 (317 to 706)	345 (221 to 491)	209 (134 to 297)	74.9 (48 to 106)	21.5 (13.8 to 30.6)	3.1 (2 to 4.4)	4,000
Sexual violence	0 (0 to 0)	0 (0 to 0)	0 (0 to 0)	9 (5.1 to 14.9)	87.6 (50.9 to 139)	244 (157 to 379)	713 (420 to 1,100)	917 (578 to 1,359)	934 (583 to 1,400)	1,000 (627 to 1,500)	1,000 (624 to 1,500)	1,000 (624 to 1,500)	1,000 (624 to 1,500)	1,000 (624 to 1,500)	1,000 (624 to 1,500)	591 (368 to 886)	456 (284 to 684)	366 (228 to 549)	319 (199 to 478)	238 (148 to 357)	165 (103 to 248)	100 (62 to 150)	35.9 (22.4 to 53.8)	10.3 (6.4 to 15.4)	1.5 (0.9 to 2.2)	1,920
Physical violence by other means	15.8 (12.5 to 20.1)	17.9 (12.9 to 24.4)	264.6 (184 to 377)	542 (338 to 803)	556 (316 to 836)	892 (557 to 1,276)	2,620 (1,810 to 3,570)	3,620 (2,500 to 4,800)	4,620 (3,200 to 6,200)	5,620 (3,900 to 7,500)	7,500 (5,200 to 9,900)	9,000 (6,200 to 11,900)	7,500 (5,200 to 9,900)	9,000 (6,200 to 11,900)	9,000 (6,200 to 11,900)	5,400 (3,700 to 7,200)	3,900 (2,700 to 5,200)	3,000 (2,100 to 4,000)	2,500 (1,700 to 3,300)	1,900 (1,300 to 2,500)	1,300 (900 to 1,800)	847 (577 to 1,200)	300 (204 to 417)	69 (47 to 97)	11,500
Conflict and terrorism	0 (0.1 to 0.1)	0 (0.1 to 0.1)	0 (0.2 to 0.3)	0 (1.5 to 2.3)	0 (1.6 to 2.2)	0 (1.8 to 2.2)	0 (1.8 to 2.2)	0 (1.8 to 2.2)	0 (2.2 to 3.1)	0 (1.7 to 2.5)	0 (1.7 to 2.5)	0 (1.7 to 2.5)	0 (1.7 to 2.5)	0 (1.7 to 2.5)	0 (1.7 to 2.5)	0 (1.7 to 2.5)	0 (1.7 to 2.5)	0 (1.7 to 2.5)	0 (1.7 to 2.5)	0 (1.7 to 2.5)	0 (1.7 to 2.5)	0 (1.7 to 2.5)	0 (1.7 to 2.5)	0 (0.9 to 1.2)	693

SR Table 2c: Sweden DALYS by cause and age group for both sexes with 95% uncertainty intervals, 2019

Cause	Early Neonatal	Late Neonatal	Post Neonatal	1 to 4	5 to 9	10 to 14	15 to 19	20 to 24	25 to 29	30 to 34	35 to 39	40 to 44	45 to 49	50 to 54	55 to 59	60 to 64	65 to 69	70 to 74	75 to 79	80 plus	All ages	Total
All causes	10,600 (9,960 to 10,900)	4,250 (3,670 to 5,070)	5,690 (5,310 to 6,190)	16,400 (12,600 to 21,000)	22,700 (16,700 to 29,300)	26,200 (19,300 to 34,100)	31,500 (23,200 to 40,300)	46,300 (31,800 to 64,000)	66,900 (45,700 to 91,000)	97,900 (67,000 to 133,000)	96,300 (75,200 to 119,000)	129,000 (93,600 to 169,000)	158,000 (120,000 to 199,000)	158,000 (120,000 to 199,000)	144,000 (107,000 to 186,000)	172,000 (127,000 to 223,000)	201,000 (150,000 to 257,000)	240,000 (173,000 to 312,000)	299,000 (211,000 to 389,000)	396,000 (276,000 to 515,000)	296,000 (206,000 to 379,000)	2,750,000 (2,750,000 to 2,750,000)
Communicable, maternal, neonatal, and nutritional diseases	7,210 (5,950 to 8,950)	2,000 (1,570 to 2,700)	2,000 (1,530 to 2,700)	2,000 (1,660 to 2,490)	3,000 (2,390 to 3,800)	1,900 (1,500 to 2,410)	2,300 (1,770 to 2,990)	2,510 (1,900 to 3,210)	3,410 (2,570 to 4,360)	3,340 (2,530 to 4,220)	3,110 (2,390 to 3,990)	3,190 (2,390 to 4,190)	3,390 (2,490 to 4,370)	3,390 (2,490 to 4,370)	3,600 (2,650 to 4,660)	3,690 (2,550 to 4,690)	3,620 (2,350 to 4,670)	4,770 (3,060 to 6,740)	6,320 (3,370 to 9,360)	9,560 (4,600 to 15,300)	6,290 (2,720 to 11,000)	104,000
HIV/AIDS and sexually transmitted infections	0 (0 to 0)	0 (0 to 0)	19.2 (13.1 to 26.6)	116 (73.1 to 172)	113 (71.1 to 167)	114 (72.1 to 167)	119 (75.2 to 172)	124 (78.4 to 180)	129 (81.6 to 187)	134 (84.8 to 194)	139 (87.7 to 201)	144 (90.9 to 208)	149 (94.1 to 215)	154 (97.3 to 222)	159 (100 to 229)	164 (103 to 236)	169 (106 to 243)	174 (110 to 250)	179 (113 to 257)	184 (116 to 264)	189 (119 to 271)	2,060
HIV/AIDS	0 (0 to 0)	0 (0 to 0)	19.2 (13.1 to 26.6)	116 (77.1 to 172)	113 (72.1 to 167)	114 (72.1 to 167)	119 (75.2 to 172)	124 (78.4 to 180)	129 (81.6 to 187)	134 (84.8 to 194)	139 (87.7 to 201)	144 (90.9 to 208)	149 (94.1 to 215)	154 (97.3 to 222)	159 (100 to 229)	164 (103 to 236)	169 (106 to 243)	174 (110 to 250)	179 (113 to 257)	184 (116 to 264)	189 (119 to 271)	1,260
HIV/AIDS - Drug-susceptible Tuberculosis	0 (0 to 0)	0 (0 to 0)	0 (0 to 0.0)	0 (0 to 0.0)	0 (0 to 0.0)	0 (0 to 0.0)	0 (0 to 0.0)	0 (0 to 0.0)	0 (0 to 0.0)	0 (0 to 0.0)	0 (0 to 0.0)	0 (0 to 0.0)	0 (0 to 0.0)	0 (0 to 0.0)	0 (0 to 0.0)	0 (0 to 0.0)	0 (0 to 0.0)	0 (0 to 0.0)	0 (0 to 0.0)	0 (0 to 0.0)	0 (0 to 0.0)	0
HIV/AIDS - Multidrug-resistant Tuberculosis without extensi	0 (0 to 0)	0 (0 to 0)	0 (0 to 0.0)	0 (0 to 0.0)	0 (0 to 0.0)	0 (0 to 0.0)	0 (0 to 0.0)	0 (0 to 0.0)	0 (0 to 0.0)	0 (0 to 0.0)	0 (0 to 0.0)	0 (0 to 0.0)	0 (0 to 0.0)	0 (0 to 0.0)	0 (0 to 0.0)	0 (0 to 0.0)	0 (0 to 0.0)	0 (0 to 0.0)	0 (0 to 0.0)	0 (0 to 0.0)	0 (0 to 0.0)	0
HIV/AIDS - Extensively drug-resistant Tuberculosis	0 (0 to 0)	0 (0 to 0)	0 (0 to 0.0)	0 (0 to 0.0)	0 (0 to 0.0)	0 (0 to 0.0)	0 (0 to 0.0)	0 (0 to 0.0)	0 (0 to 0.0)	0 (0 to 0.0)	0 (0 to 0.0)	0 (0 to 0.0)	0 (0 to 0.0)	0 (0 to 0.0)	0 (0 to 0.0)	0 (0 to 0.0)	0 (0 to 0.0)	0 (0 to 0.0)	0 (0 to 0.0)	0 (0 to 0.0)	0 (0 to 0.0)	0
HIV/AIDS resulting in other diseases	0 (0 to 0)	0 (0 to 0)	11.8 (7.17 to 17.7)	14.9 (7.83 to 26.1)	9.6 (5.5 to 16.6)	8.2 (4.6 to 14.2)	21.1 (11.7 to 36.2)	106 (59.3 to 182)	142 (79.2 to 244)	143 (79.5 to 246)	129 (71.5 to 221)	129 (71.5 to 221)	103 (56.7 to 178)	103 (56.7 to 178)	93.2 (51.3 to 161)	73.5 (40.5 to 126)	66.7 (36.5 to 115)	22.3 (12.1 to 38.2)	10.2 (5.44 to 17.5)	1.7 (0.9 to 2.9)	1,260
Sexually transmitted infections excluding HIV	0 (0 to 0)	0 (0 to 0)	0 (0 to 0)	4.6 (2.67 to 7.03)	3.5 (2.04 to 5.36)	11.9 (7.01 to 18.1)	17.9 (10.6 to 27.2)	18.1 (10.7 to 27.5)	18.3 (10.8 to 27.8)	18.5 (10.9 to 28.1)	18.7 (11 to 28.4)	18.9 (11.1 to 28.7)	19.1 (11.2 to 29)	19.3 (11.3 to 29.3)	19.5 (11.4 to 29.6)	19.7 (11.5 to 29.9)	19.9 (11.6 to 30.2)	20.1 (11.7 to 30.5)	20.3 (11.8 to 30.8)	19.3 (11.2 to 29.4)	730
Syphilis	0 (0 to 0)	0 (0 to 0)	0 (0 to 0)	0 (0 to 0)	0 (0 to 0)	0 (0 to 0.0)	0 (0 to 0.0)	0 (0 to 0.0)	0 (0 to 0.0)	0 (0 to 0.0)	0 (0 to 0.0)	0 (0 to 0.0)	0 (0 to 0.0)	0 (0 to 0.0)	0 (0 to 0.0)	0 (0 to 0.0)	0 (0 to 0.0)	0 (0 to 0.0)	0 (0 to 0.0)	0 (0 to 0.0)	0 (0 to 0.0)	0
Chlamydial infection	0 (0 to 0)	0 (0 to 0)	0 (0 to 0)	0 (0 to 0)	0 (0 to 0)	0.4 (0.4 to 0.6)	1 (0.7 to 1.6)	2.3 (1.4 to 3.6)	4.7 (3 to 7.4)	4.7 (2.9 to 7.3)	4.7 (2.9 to 7.3)	4.7 (2.9 to 7.3)	4.7 (2.9 to 7.3)	4.7 (2.9 to 7.3)	4.7 (2.9 to 7.3)	1.1 (0.8 to 1.6)	0.8 (0.6 to 1.1)	0.8 (0.6 to 1.1)	0.7 (0.5 to 1.1)	0.7 (0.5 to 1.1)	0.5 (0.4 to 0.8)	374
Gonococcal infection	0 (0 to 0)	0 (0 to 0)	0 (0 to 0)	0 (0 to 0)	0 (0 to 0)	0.5 (0.3 to 0.8)	1.3 (0.8 to 2.1)	3.1 (1.9 to 5.2)	6.4 (3.9 to 10.5)	6.4 (3.9 to 10.5)	6.4 (3.9 to 10.5)	6.4 (3.9 to 10.5)	6.4 (3.9 to 10.5)	6.4 (3.9 to 10.5)	6.4 (3.9 to 10.5)	1.5 (1.1 to 2.2)	1.1 (0.8 to 1.7)	1.1 (0.8 to 1.7)	0.9 (0.7 to 1.5)	0.9 (0.7 to 1.5)	0.7 (0.5 to 1.1)	494
Trichomoniasis	0 (0 to 0)	0 (0 to 0)	0 (0 to 0)	0 (0 to 0)	0 (0 to 0)	0 (0 to 0.1)	0.1 (0 to 0.1)	0.3 (0.2 to 0.5)	0.8 (0.5 to 1.3)	0.8 (0.5 to 1.3)	0.8 (0.5 to 1.3)	0.8 (0.5 to 1.3)	0.8 (0.5 to 1.3)	0.8 (0.5 to 1.3)	0.8 (0.5 to 1.3)	0.2 (0.1 to 0.3)	0.2 (0.1 to 0.3)	0.2 (0.1 to 0.3)	0.1 (0.1 to 0.3)	0.1 (0.1 to 0.3)	0.1 (0.1 to 0.2)	64
Genital herpes	0 (0 to 0)	0 (0 to 0)	0 (0 to 0)	0 (0 to 0)	0 (0 to 0)	1 (0.6 to 1.6)	2.6 (1.6 to 4.1)	6.7 (4.1 to 10.7)	20.9 (12.9 to 33.2)	27.4 (16.9 to 43.5)	28.7 (17.7 to 45.5)	29.6 (18.3 to 47)	32.6 (20.1 to 51.8)	33.2 (20.5 to 52.7)	33.2 (20.5 to 52.7)	30 (18.5 to 47.6)	28.1 (17.3 to 44.6)	27.5 (17 to 43.7)	23.6 (14.6 to 37.5)	18.9 (11.7 to 30)	14.7 (9.1 to 23.4)	329
Other sexually transmitted infections	0 (0 to 0)	0 (0 to 0)	0 (0 to 0)	0.9 (0.5 to 1.4)	0.9 (0.5 to 1.4)	0.9 (0.5 to 1.4)	1.9 (1.2 to 2.9)	2.1 (1.3 to 3.2)	2.3 (1.4 to 3.5)	2.5 (1.5 to 3.8)	2.7 (1.7 to 4.1)	2.9 (1.8 to 4.4)	3.1 (1.9 to 4.7)	3.3 (2 to 5)	3.5 (2.2 to 5.3)	3.7 (2.3 to 5.6)	3.9 (2.4 to 5.9)	4.1 (2.5 to 6.2)	4.3 (2.7 to 6.5)	4.5 (2.8 to 6.8)	198
Respiratory infections and tuberculosis	473 (327 to 667)	482 (327 to 667)	682 (527 to 867)	1,700 (1,300 to 2,200)	1,700 (1,300 to 2,200)	825 (627 to 1,080)	1,200 (900 to 1,500)	1,200 (900 to 1,500)	1,200 (900 to 1,500)	1,200 (900 to 1,500)	1,200 (900 to 1,500)	1,200 (900 to 1,500)	1,200 (900 to 1,500)	1,200 (900 to 1,500)	1,200 (900 to 1,500)	1,300 (1,000 to 1,700)	1,300 (1,000 to 1,700)	1,400 (1,000 to 1,800)	1,400 (1,000 to 1,800)	1,400 (1,000 to 1,800)	42,900
Tuberculosis	0 (0 to 0)	0 (0 to 0)	1.4 (1 to 1.9)	1.4 (0.9 to 2.1)	1.4 (1 to 2.1)	1.4 (0.9 to 2.1)	1.4 (1 to 2.1)	1.4 (1 to 2.1)	1.4 (1 to 2.1)	1.4 (1 to 2.1)	1.4 (1 to 2.1)	1.4 (1 to 2.1)	1.4 (1 to 2.1)	1.4 (1 to 2.1)	1.4 (1 to 2.1)	1.4 (1 to 2.1)	1.4 (1 to 2.1)	1.4 (1 to 2.1)	1.4 (1 to 2.1)	1.4 (1 to 2.1)	1,200
Latent tuberculosis infection	0 (0 to 0)	0 (0 to 0)	0 (0 to 0)	0 (0 to 0)	0 (0 to 0)	0 (0 to 0)	0 (0 to 0)	0 (0 to 0)	0 (0 to 0)	0 (0 to 0)	0 (0 to 0)	0 (0 to 0)	0 (0 to 0)	0 (0 to 0)	0 (0 to 0)	0 (0 to 0)	0 (0 to 0)	0 (0 to 0)	0 (0 to 0)	0 (0 to 0)	0 (0 to 0)	0
Drug-susceptible tuberculosis	0 (0 to 0)	0 (0 to 0)	1.4 (1 to 1.9)	1.4 (0.9 to 2.1)	1.4 (1 to 2.1)	1.4 (0.9 to 2.1)	1.4 (1 to 2.1)	1.4 (1 to 2.1)	1.4 (1 to 2.1)	1.4 (1 to 2.1)	1.4 (1 to 2.1)	1.4 (1 to 2.1)	1.4 (1 to 2.1)	1.4 (1 to 2.1)	1.4 (1 to 2.1)	1.4 (1 to 2.1)	1.4 (1 to 2.1)	1.4 (1 to 2.1)	1.4 (1 to 2.1)	1.4 (1 to 2.1)	1,200
Multidrug-resistant tuberculosis without extensive drug-res	0 (0 to 0)	0 (0 to 0)	0 (0 to 0)	0 (0 to 0)	0 (0 to 0)	0 (0 to 0)	0 (0 to 0)	0 (0 to 0)	0 (0 to 0)	0 (0 to 0)	0 (0 to 0)	0 (0 to 0)	0 (0 to 0)	0 (0 to 0)	0 (0 to 0)	0 (0 to 0)	0 (0 to 0)	0 (0 to 0)	0 (0 to 0)	0 (0 to 0)	0 (0 to 0)	0
Extensively drug-resistant tuberculosis	0 (0 to 0)	0 (0 to 0)	0 (0 to 0)	0 (0 to 0)	0 (0 to 0)	0 (0 to 0)	0 (0 to 0)	0 (0 to 0)	0 (0 to 0)	0 (0 to 0)	0 (0 to 0)	0 (0 to 0)	0 (0 to 0)	0 (0 to 0)	0 (0 to 0)	0 (0 to 0)	0 (0 to 0)	0 (0 to 0)	0 (0 to 0)	0 (0 to 0)	0 (0 to 0)	0
Lower respiratory infections	469 (351 to 618)	469 (351 to 618)	680 (527 to 867)	1,700 (1,300 to 2,200)	1,700 (1,300 to 2,200)	825 (627 to 1,080)	1,200 (900 to 1,500)	1,200 (900 to 1,500)	1,200 (900 to 1,500)	1,200 (900 to 1,500)	1,200 (900 to 1,500)	1,200 (900 to 1,500)	1,200 (900 to 1,500)	1,200 (900 to 1,500)	1,200 (900 to 1,500)	1,300 (1,000 to 1,700)	1,300 (1,000 to 1,700)	1,400 (1,000 to 1,800)	1,400 (1,000 to 1,800)	1,400 (1,000 to 1,800)	42,900
Upper respiratory infections	0 (0 to 2.2)	0 (0 to 16.1)	0 (0 to 36)	0 (0 to 224)	0 (0 to 1,290)	0 (0 to 1,290)	0 (0 to 1,290)	0 (0 to 1,290)	0 (0 to 1,290)	0 (0 to 1,290)	0 (0 to 1,290)	0 (0 to 1,290)	0 (0 to 1,290)	0 (0 to 1,290)	0 (0 to 1,290)	0 (0 to 1,290)	0 (0 to 1,290)	0 (0 to 1,290)	0 (0 to 1,290)	0 (0 to 1,290)	0 (0 to 1,290)	6,200
Otitis media	0 (0 to 0)	0 (0 to 0)	29 (19.1 to 39.6)	199 (130 to 272)	199 (130 to 272)	99.4 (65.1 to 136)	151 (98.6 to 207)	151 (98.6 to 207)	151 (98.6 to 207)	151 (98.6 to 207)	151 (98.6 to 207)	151 (98.6 to 207)	151 (98.6 to 207)	151 (98.6 to 207)	151 (98.6 to 207)	151 (98.6 to 207)	151 (98.6 to 207)	151 (98.6 to 207)	151 (98.6 to 207)	151 (98.6 to 207)	1,760
Enteric infections	13.4 (9.9 to 17.9)	606 (470 to 769)	626 (472 to 1,800)	1,800 (999 to 2,700)	1,800 (573 to 3,200)	247 (161 to 356)	311 (131 to 510)	247 (161 to 356)	223 (111 to 383)	223 (111 to 383)	223 (111 to 383)	223 (111 to 383)	223 (111 to 383)	223 (111 to 383)	223 (111 to 383)	223 (111 to 383)	223 (111 to 383)	223 (111 to 383)	223 (111 to 383)	223 (111 to 383)	17,100
Typhoid and paratyphoid	0 (0 to 0)	0 (0 to 0)	0 (0 to 0)	0 (0 to 0)	0 (0 to 0)	0 (0 to 0)	0 (0 to 0)	0 (0 to 0)	0 (0 to 0)	0 (0 to 0)	0 (0 to 0)	0 (0 to 0)	0 (0 to 0)	0 (0 to 0)	0 (0 to 0)	0 (0 to 0)	0 (0 to 0)	0 (0 to 0)	0 (0 to 0)	0 (0 to 0)	0 (0 to 0)	0
Typhoid fever	0 (0 to 0)	0 (0 to 0)	0 (0 to 0)	0 (0 to 0)	0 (0 to 0)	0 (0 to 0)	0 (0 to 0)	0 (0 to 0)	0 (0 to 0)	0 (0 to 0)	0 (0 to 0)	0 (0 to 0)	0 (0 to 0)	0 (0 to 0)	0 (0 to 0)	0 (0 to 0)	0 (0 to 0)	0 (0 to 0)	0 (0 to 0)	0 (0 to 0)	0 (0 to 0)	0
Paratyphoid fever	0 (0 to 0)	0 (0 to 0)	0 (0 to 0)	0 (0 to 0)	0 (0 to 0)	0 (0 to 0)	0 (0 to 0)	0 (0 to 0)	0 (0 to 0)	0 (0 to 0)	0 (0 to 0)	0 (0 to 0)	0 (0 to 0)	0 (0 to 0)	0 (0 to 0)	0 (0 to 0)	0 (0 to 0)	0 (0 to 0)	0 (0 to 0)	0 (0 to 0)	0 (0 to 0)	0
Invasive Non-typhoidal Salmonella (iNTS)	0 (0 to 0)	0 (0 to 0)	0 (0 to 0)	0 (0 to 0)	0 (0 to 0)	0 (0 to 0)	0 (0 to 0)	0 (0 to 0)	0 (0 to 0)	0 (0 to 0)	0 (0 to 0)	0 (0 to 0)	0 (0 to 0)	0 (0 to 0)	0 (0 to 0)	0 (0 to 0)	0 (0 to 0)	0 (0 to 0)	0 (0 to 0)	0 (0 to 0)	0 (0 to 0)	0
Other intestinal infectious diseases	0 (0 to 0)	1.6 (0 to 3.5)	2.7 (1.2 to 4.7)	1 (0 to 2.6)	1 (0 to 2.6)	0.6 (0 to 2.2)	0.6 (0 to 2.2)	0.6 (0 to 2.2)	0.6 (0 to 2.2)	0.6 (0 to 2.2)	0.6 (0 to 2.2)	0.6 (0 to 2.2)	0.6 (0 to 2.2)	0.6 (0 to 2.2)	0.6 (0 to 2.2)	0.6 (0 to 2.2)	0.6 (0 to 2.2)	0.6 (0 to 2.2)	0.6 (0 to 2.2)	0.6 (0 to 2.2)	19.5
Neglected tropical diseases and malaria	0 (0 to 0)	0 (0 to 0)	0 (0 to 0)	0 (0 to 0)	0 (0 to 0)	0 (0 to 0)	0 (0 to 0)	0 (0 to 0)	0 (0 to 0)	0 (0 to 0)	0 (0 to 0)	0 (0 to 0)	0 (0 to 0)	0 (0 to 0)	0 (0 to 0)	0 (0 to 0)	0 (0 to 0)	0 (0 to 0)	0 (0 to 0)	0 (0 to 0)	0 (0 to 0)	0
Malaria	0 (0 to 0)	0 (0 to 0)	0 (0 to 0)	0 (0 to 0)	0 (0 to 0)	0 (0 to 0)	0 (0 to 0)	0 (0 to 0)	0 (0 to 0)	0 (0 to 0)	0 (0 to 0)	0 (0 to 0)	0 (0 to 0)	0 (0 to 0)	0 (0 to 0)	0 (0 to 0)	0 (0 to 0)	0 (0 to 0)	0 (0 to 0)	0 (0 to 0)	0 (0 to 0)	0
Chagas disease	0 (0 to 0)	0 (0 to 0)	0 (0 to 0)	0 (0 to 0)	0 (0 to 0)	0 (0 to 0)	0 (0 to 0)	0.2 (0.1 to 0.3)	0.3 (0.2 to 0.5)	0.4 (0.2 to 0.6)	0.4 (0.2 to 0.6)	0.4 (0.2 to 0.6)	1 (0.6 to 1.5)	1 (0.6 to 1.5)	1 (0.6 to 1.5)	0.8 (0.5 to 1.3)	0.8 (0.5 to 1.3)	0.7 (0.5 to 1.1)	0.6 (0.4 to 1)	0.4 (0.3 to 0.7)	19.5
Leishmaniasis	0 (0 to 0)	0 (0 to 0)	0 (0 to 0)	0 (0 to 0)	0 (0 to 0)	0 (0 to 0)	0 (0 to 0)	0 (0 to 0)	0 (0 to 0)	0 (0 to 0)	0 (0 to 0)	0 (0 to 0)	0 (0 to 0)	0 (0 to 0)	0 (0 to 0)	0 (0 to 0)	0 (0 to 0)	0 (0 to 0)	0 (0 to 0)	0 (0 to 0)	0 (0 to 0)	0
Visceral leishmaniasis	0 (0 to 0)	0 (0 to 0)	0 (0 to 0)	0 (0 to 0)	0 (0 to 0)	0 (0 to 0)	0 (0 to 0)	0 (0 to 0)	0 (0 to 0)	0 (0 to 0)	0 (0 to 0)	0 (0 to 0)	0 (0 to 0)	0 (0 to 0)	0 (0 to 0)	0 (0 to 0)	0 (0 to 0)	0 (0 to 0)	0 (0 to 0)	0 (0 to 0)	0 (0 to 0)	0
Cutaneous and mucocutaneous leishmaniasis	0 (0 to 0)	0 (0 to 0)	0 (0 to 0)	0 (0 to 0)	0 (0 to 0)	0 (0 to 0)	0 (0 to 0)	0 (0 to 0)	0 (0 to 0)	0 (0 to 0)	0 (0 to 0)	0 (0 to 0)	0 (0 to 0)	0 (0 to 0)	0 (0 to 0)	0 (0 to 0)	0 (0 to 0)	0 (0 to 0)	0 (0 to 0)	0 (0 to 0)	0 (0 to 0)	0
African trypanosomiasis	0 (0 to 0)	0 (0 to 0)	0 (0 to 0)	0 (0 to 0)	0 (0 to 0)	0 (0 to 0)	0 (0 to 0)	0 (0 to 0)	0 (0 to 0)	0 (0 to 0)	0 (0 to 0)	0 (0 to 0)	0 (0 to 0)	0 (0 to 0)	0 (0 to 0)	0 (0 to 0)	0 (0 to 0)	0 (0 to 0)	0 (0 to 0)	0 (0 to 0)	0 (0 to 0)	0
Schistosomiasis	0 (0 to 0)	0 (0 to 0)	0 (0 to 0)	0 (0 to 0)	0 (0 to 0)	0 (0 to 0)	0 (0 to 0)	0 (0 to 0)	0 (0 to 0)	0 (0 to 0)	0 (0 to 0)	0 (0 to 0)	0 (0 to 0)	0 (0 to 0)	0 (0 to 0)	0 (0 to 0)	0 (0 to 0)	0 (0 to 0)	0 (0 to 0)	0 (0 to 0)	0 (0 to 0)	0
Cysticercosis	0 (0 to 0)	0 (0 to 0)	0 (0 to 0)	0 (0 to 0)	0 (0 to 0)	0 (0 to 0)	0 (0 to 0)	0 (0 to 0)	0 (0 to 0)	0 (0 to 0)	0 (0 to 0)	0 (0 to 0)	0 (0 to 0)	0 (0 to 0)	0 (0 to 0)	0 (0 to 0)	0 (0 to 0)	0 (0 to 0)	0 (0 to 0)	0 (0 to 0)	0 (0 to 0)	0
Cystic echinococcosis	0 (0 to 0)	0 (0 to 0)	0.2 (0.1 to 0.3)	0.4 (0.2 to 0.7)	0.7 (0.3 to 1.2)	0.9 (0.4 to 1.6)	1.4 (0.6 to 2.4)	1.4 (0.6 to 2.4)	1.4 (0.6 to 2.4)	1.4 (0.6 to 2.4)	1.4 (0.6 to 2.4)	1.5 (0.7 to 2.5)	1.3 (0.6 to 2.2)	0.9 (0.4 to 1.7)	0.6 (0.3 to 1.1)	0.4 (0.2 to 0.8)	0.3 (0.1 to 0.6)	0.2 (0.1 to 0.4)	0.1 (0.1 to 0.3)	17.3
Lymphatic filariasis	0 (0 to 0)	0 (0 to 0)	0 (0 to 0)	0 (0 to 0)	0 (0 to 0)	0 (0 to 0)	0 (0 to 0)	0 (0 to 0)	0 (0 to 0)	0 (0 to 0)	0 (0 to 0)	0 (0 to 0)	0 (0 to 0)	0 (0 to 0)	0 (0 to 0)	0 (0 to 0)	0 (0 to 0)	0 (0 to 0)	0 (0 to 0)	0 (0 to 0)	0 (0 to 0)	0
Onchocerciasis	0 (0 to 0)	0 (0 to 0)	0 (0 to 0)	0 (0 to 0)	0 (0 to 0)	0 (0 to 0)	0 (0 to 0)	0 (0 to 0)	0 (0 to 0)	0 (0 to 0)	0 (0 to 0)	0 (0 to 0)	0 (0 to 0)	0 (0 to 0)	0 (0 to 0)	0 (0 to 0)	0 (0 to 0)	0 (0 to 0)	0 (0 to 0)	0 (0 to 0)	0 (0 to 0)	0
Trachoma	0 (0 to 0)	0 (0 to 0)	0 (0 to 0)	0 (0 to 0)	0 (0 to 0)	0 (0 to 0)	0 (0 to 0)	0 (0 to 0)	0 (0 to 0)	0 (0 to 0)	0 (0 to 0)	0 (0 to 0)	0 (0 to 0)	0 (0 to 0)	0 (0 to 0)	0 (0 to 0)	0 (0 to 0)	0 (0 to 0)	0 (0 to 0)	0 (0 to 0)	0 (0 to 0)	0
Dengue	0 (0 to 0)	0 (0 to 0)	0 (0 to 0)	0 (0 to 0)	0 (0 to 0)	0 (0 to 0)	0 (0 to 0)	0 (0 to 0)	0 (0 to 0)	0 (0 to 0)	0 (0 to 0)	0 (0 to 0)	0 (0 to 0)	0 (0 to 0)	0 (0 to 0)	0 (0 to 0)	0 (0 to 0)	0 (0 to 0)	0 (0 to 0)	0 (0 to 0)	0 (0 to 0)	0
Yellow fever	0 (0 to 0)	0 (0 to 0)	0 (0 to 0)	0 (0 to 0)	0 (0 to 0)	0 (0 to 0)	0 (0 to 0)	0 (0 to 0)	0 (0 to 0)	0 (0 to 0)	0 (0 to 0)	0 (0 to 0)	0 (0 to 0)	0 (0 to 0)	0 (0 to 0)	0 (0 to 0)	0 (0 to 0)	0 (0 to 0)	0 (0 to 0)	0 (0 to 0)	0 (0 to 0)	0
Rabies	0 (0 to 0)	0 (0 to 0)	0 (0 to 0)	0 (0 to 0)	0 (0 to 0)	0 (0 to 0)	0 (0 to 0)	0 (0 to 0)	0 (0 to 0)	0 (0 to 0)	0 (0 to 0)	0 (0 to 0)	0 (0 to 0)	0 (0 to 0)	0 (0 to 0)	0 (0 to 0)	0 (0 to 0)	0 (0 to 0)	0 (0 to 0)	0 (0 to 0)	0 (0 to 0)	0
Intestinal nematode infections	0 (0 to 0)	0 (0 to 0)	0 (0 to 0)	0 (0 to 0)	0 (0 to 0)	0 (0 to 0)	0 (0 to 0)	0 (0 to 0)	0 (0 to 0)	0 (0 to 0)	0 (0 to 0)	0 (0 to 0)	0 (0 to 0)	0 (0 to 0)	0 (0 to 0)	0 (0 to 0)	0 (0 to 0)	0 (0 to 0)	0 (0 to 0)	0 (0 to 0)	0 (0 to 0)	0
Ascariasis	0 (0 to 0)	0 (0 to 0)	0 (0 to 0)	0 (0 to 0)	0 (0 to 0)	0 (0 to 0)	0 (0 to 0)	0 (0 to 0)	0 (0 to 0)	0 (0 to 0)	0 (0 to 0)	0 (0 to 0)	0 (0 to 0)	0 (0 to 0)	0 (0 to 0)	0 (0 to 0)	0 (0 to 0)	0 (0 to 0)	0 (0 to 0)	0 (0 to 0)	0 (0 to 0)	0
Trichuriasis	0 (0 to 0)	0 (0 to 0)	0 (0 to 0)	0 (0 to 0)	0 (0 to 0)	0 (0 to 0)	0 (0 to 0)	0 (0 to 0)	0 (0 to 0)	0 (0 to 0)	0 (0 to 0)	0 (0 to 0)	0 (0 to 0)	0 (0 to 0)	0 (0 to 0)	0 (0 to 0)	0 (0 to 0)	0 (0 to 0)	0 (0 to 0)	0 (0 to 0)	0 (0 to 0)	0
Hookworm disease	0 (0 to 0)	0 (0 to 0)	0 (0 to 0)	0 (0 to 0)	0 (0 to 0)	0 (0 to 0)	0 (0 to 0)	0 (0 to 0)	0 (0 to 0)	0 (0 to 0)	0 (0 to 0)	0 (0 to 0)	0 (0 to 0)	0 (0 to 0)	0 (0 to 0)	0 (0 to 0)	0 (0 to 0)	0 (0 to 0)	0 (0 to 0)	0 (0 to 0)	0 (0 to 0)	0
Food-borne trematodiases	0 (0 to 0)	0 (0 to 0)	0 (0 to 0)	0 (0 to 0)	0 (0 to 0)	0 (0 to 0)	0 (0 to 0)	0 (0 to 0)	0 (0 to 0)	0 (0 to 0)	0 (0 to 0)	0 (0 to 0)	0 (0 to 0)	0 (0 to 0)	0 (0 to 0)	0 (0 to 0)	0 (0 to 0)	0 (0 to 0)	0 (0 to 0)	0 (0 to 0)	0 (0 to 0)	0
Leprosy	0 (0 to 0)	0 (0 to 0)	0 (0 to 0)	0 (0 to 0)	0 (0 to 0)	0 (0 to 0)	0 (0 to 0)	0 (0 to 0)	0 (0 to 0)	0 (0 to 0)	0 (0 to 0)	0 (0 to 0)	0 (0 to 0)	0 (0 to 0)	0 (0 to 0)	0 (0 to 0)	0 (0 to 0)	0 (0 to 0)	0 (0 to 0)	0 (0 to 0)	0 (0 to 0)	0
Measles	0 (0 to 0)	0 (0 to 0)	0 (0 to 0)	0 (0 to 0)	0 (0 to 0)	0 (0 to 0)	0 (0 to 0)	0 (0 to 0)	0 (0 to 0)	0 (0 to 0)	0 (0 to 0)	0 (0 to 0)	0 (0 to 0)	0 (0 to 0)	0 (0 to 0)	0 (0 to 0)	0 (0 to 0)	0 (0 to 0)	0 (0 to 0)	0 (0 to 0)	0 (0 to 0)	0
Varicella and herpes zoster	0 (0 to 2.1)	0 (0 to 0.4)	0 (0 to 0.8)	0 (0 to 0.5)	0 (0 to 0.5)	0 (0 to 0.5)	0 (0 to 0.5)	0 (0 to 0.5)	0 (0 to 0.5)	0 (0 to 0.5)	0 (0 to 0.5)	0 (0 to 0.5)	0 (0 to 0.5)	0 (0 to 0.5)	0 (0 to 0.5)	0 (0 to 0.5)	0 (0 to 0.5)	0 (0 to 0.5)	0 (0 to 0.5)	0 (0 to 0.5)	0 (0 to 0.5)	0
Acute hepatitis	1.1 (0.8 to 1.5)	1.1 (0.8 to 1.5)	1.1 (0.8 to 1.5)





SR Table 2c: Switzerland DALYS by cause and age group for both sexes with 95% uncertainty intervals, 2019

Cause	Early Neonatal	Late Neonatal	Post Neonatal	1 to 4	5 to 9	10 to 14	15 to 19	20 to 24	25 to 29	30 to 34	35 to 39	40 to 44	45 to 49	50 to 54	55 to 59	60 to 64	65 to 69	70 to 74	75 to 79	80 to 84	85 to 89	90 and over	All ages	Total
All causes	17,590 (16,189 to 18,995)	2,992 (2,630 to 3,366)	6,926 (6,786 to 7,064)	10,360 (9,679 to 10,985)	16,660 (12,989 to 21,060)	26,260 (19,388 to 33,800)	49,170 (35,660 to 64,200)	97,960 (72,940 to 127,600)	74,950 (57,550 to 97,600)	69,260 (53,850 to 89,600)	74,280 (58,400 to 95,300)	102,900 (81,300 to 129,200)	120,600 (96,100 to 149,200)	156,000 (124,600 to 193,600)	173,000 (138,000 to 207,000)	176,000 (140,000 to 213,000)	181,000 (146,000 to 220,000)	201,000 (161,000 to 245,000)	201,000 (161,000 to 245,000)	197,000 (156,000 to 243,000)	166,000 (134,000 to 199,000)	122,000 (94,600 to 156,000)	48,900 (36,000 to 61,200)	2,240,000
Communicable, maternal, neonatal, and nutritional diseases	11,200 (9,689 to 12,900)	1,486 (1,186 to 1,790)	1,966 (1,549 to 2,445)	2,690 (2,080 to 3,500)	2,470 (1,730 to 3,500)	1,800 (1,280 to 2,450)	1,810 (1,260 to 2,530)	2,310 (1,750 to 3,060)	2,060 (1,610 to 2,710)	2,020 (1,560 to 2,670)	2,020 (1,560 to 2,590)	2,360 (1,840 to 3,070)	3,410 (2,700 to 4,290)	3,900 (3,100 to 4,900)	4,000 (3,160 to 5,070)	3,900 (2,920 to 5,060)	3,480 (2,590 to 4,720)	4,150 (2,990 to 5,580)	4,730 (3,270 to 6,550)	5,330 (3,670 to 7,500)	4,570 (3,020 to 6,420)	2,570 (1,620 to 3,720)	83,900
HIV/AIDS and sexually transmitted infections	0 (0 to 1)	0 (0 to 0)	0 (0 to 0)	1 (0 to 1)	1 (1 to 1)	0 (0 to 1)	2 (1 to 3)	10 (8 to 13)	19 (15 to 24)	27 (21 to 34)	37 (29 to 47)	49 (39 to 61)	66 (52 to 82)	89 (70 to 110)	110 (87 to 136)	130 (103 to 161)	150 (119 to 186)	170 (135 to 210)	190 (151 to 235)	210 (167 to 260)	230 (182 to 285)	240 (190 to 300)	170 (120 to 230)	3,840
HIV/AIDS	0 (0 to 0)	0 (0 to 0)	0 (0 to 0)	1 (0 to 1)	1 (0 to 1)	0 (0 to 1)	2 (1 to 3)	10 (8 to 13)	19 (15 to 24)	27 (21 to 34)	37 (29 to 47)	49 (39 to 61)	66 (52 to 82)	89 (70 to 110)	110 (87 to 136)	130 (103 to 161)	150 (119 to 186)	170 (135 to 210)	190 (151 to 235)	210 (167 to 260)	230 (182 to 285)	240 (190 to 300)	170 (120 to 230)	3,840
HIV/AIDS - Drug-susceptible Tuberculosis	0 (0 to 0)	0 (0 to 0)	0 (0 to 0)	0 (0 to 1)	0 (0 to 0)	0 (0 to 0)	0 (0 to 0)	0 (0 to 0)	0 (0 to 0)	0 (0 to 0)	0 (0 to 0)	0 (0 to 0)	0 (0 to 0)	0 (0 to 0)	0 (0 to 0)	0 (0 to 0)	0 (0 to 0)	0 (0 to 0)	0 (0 to 0)	0 (0 to 0)	0 (0 to 0)	0 (0 to 0)	0 (0 to 0)	0
HIV/AIDS - Multidrug-resistant Tuberculosis without extensi	0 (0 to 0)	0 (0 to 0)	0 (0 to 0)	0 (0 to 0)	0 (0 to 0)	0 (0 to 0)	0 (0 to 0)	0 (0 to 0)	0 (0 to 0)	0 (0 to 0)	0 (0 to 0)	0 (0 to 0)	0 (0 to 0)	0 (0 to 0)	0 (0 to 0)	0 (0 to 0)	0 (0 to 0)	0 (0 to 0)	0 (0 to 0)	0 (0 to 0)	0 (0 to 0)	0 (0 to 0)	0 (0 to 0)	0
HIV/AIDS - Extensively drug-resistant Tuberculosis	0 (0 to 0)	0 (0 to 0)	0 (0 to 0)	0 (0 to 0)	0 (0 to 0)	0 (0 to 0)	0 (0 to 0)	0 (0 to 0)	0 (0 to 0)	0 (0 to 0)	0 (0 to 0)	0 (0 to 0)	0 (0 to 0)	0 (0 to 0)	0 (0 to 0)	0 (0 to 0)	0 (0 to 0)	0 (0 to 0)	0 (0 to 0)	0 (0 to 0)	0 (0 to 0)	0 (0 to 0)	0 (0 to 0)	0
HIV/AIDS resulting in other diseases	0 (0 to 0)	0 (0 to 0)	10 (9 to 11)	13 (7 to 19)	19 (11 to 29)	9.2 (5 to 13)	13 (7 to 20)	39 (29 to 50)	102 (79 to 130)	195 (151 to 245)	279 (216 to 350)	376 (293 to 474)	497 (388 to 629)	666 (519 to 842)	830 (647 to 1,050)	1,000 (780 to 1,260)	1,150 (897 to 1,450)	1,300 (1,010 to 1,640)	1,450 (1,130 to 1,830)	1,600 (1,250 to 2,020)	1,760 (1,370 to 2,220)	1,310 (1,000 to 1,650)	3,110
Sexually transmitted infections excluding HIV	0 (0 to 1)	0 (0 to 0)	0 (0 to 0)	0 (0 to 0)	0 (0 to 0)	3.1 (2 to 4)	9 (7 to 12)	29 (21 to 39)	43 (32 to 57)	57 (43 to 76)	69 (52 to 92)	89 (67 to 120)	110 (82 to 150)	140 (100 to 190)	160 (110 to 220)	180 (120 to 250)	200 (130 to 280)	220 (140 to 310)	240 (150 to 340)	260 (160 to 370)	280 (170 to 400)	290 (170 to 420)	210 (120 to 310)	586
Syphilis	0 (0 to 0)	0 (0 to 0)	0 (0 to 0)	0 (0 to 0)	0 (0 to 0)	0 (0 to 0)	0 (0 to 0)	0 (0 to 0)	0 (0 to 0)	0 (0 to 0)	0 (0 to 0)	0 (0 to 0)	0 (0 to 0)	0 (0 to 0)	0 (0 to 0)	0 (0 to 0)	0 (0 to 0)	0 (0 to 0)	0 (0 to 0)	0 (0 to 0)	0 (0 to 0)	0 (0 to 0)	0 (0 to 0)	0
Chlamydial infection	0 (0 to 0)	0 (0 to 0)	0 (0 to 0)	0 (0 to 0)	0 (0 to 0)	0 (0 to 0)	0 (0 to 0)	0 (0 to 0)	0 (0 to 0)	0 (0 to 0)	0 (0 to 0)	0 (0 to 0)	0 (0 to 0)	0 (0 to 0)	0 (0 to 0)	0 (0 to 0)	0 (0 to 0)	0 (0 to 0)	0 (0 to 0)	0 (0 to 0)	0 (0 to 0)	0 (0 to 0)	0 (0 to 0)	0
Gonococcal infection	0 (0 to 0)	0 (0 to 0)	0 (0 to 0)	0 (0 to 0)	0 (0 to 0)	0 (0 to 0)	0 (0 to 0)	0 (0 to 0)	0 (0 to 0)	0 (0 to 0)	0 (0 to 0)	0 (0 to 0)	0 (0 to 0)	0 (0 to 0)	0 (0 to 0)	0 (0 to 0)	0 (0 to 0)	0 (0 to 0)	0 (0 to 0)	0 (0 to 0)	0 (0 to 0)	0 (0 to 0)	0 (0 to 0)	0
Trichomoniasis	0 (0 to 0)	0 (0 to 0)	0 (0 to 0)	0 (0 to 0)	0 (0 to 0)	0 (0 to 0)	0 (0 to 0)	0 (0 to 0)	0 (0 to 0)	0 (0 to 0)	0 (0 to 0)	0 (0 to 0)	0 (0 to 0)	0 (0 to 0)	0 (0 to 0)	0 (0 to 0)	0 (0 to 0)	0 (0 to 0)	0 (0 to 0)	0 (0 to 0)	0 (0 to 0)	0 (0 to 0)	0 (0 to 0)	0
Genital herpes	0 (0 to 0)	0 (0 to 0)	0 (0 to 0)	0 (0 to 0)	0 (0 to 0)	0 (0 to 0)	0 (0 to 0)	0 (0 to 0)	0 (0 to 0)	0 (0 to 0)	0 (0 to 0)	0 (0 to 0)	0 (0 to 0)	0 (0 to 0)	0 (0 to 0)	0 (0 to 0)	0 (0 to 0)	0 (0 to 0)	0 (0 to 0)	0 (0 to 0)	0 (0 to 0)	0 (0 to 0)	0 (0 to 0)	0
Other sexually transmitted infections	0 (0 to 0)	0 (0 to 0)	0.6 (0 to 1)	0.8 (0 to 1)	0.6 (0 to 1)	0.7 (0 to 1)	1.4 (1 to 2)	4.6 (3 to 6)	7.6 (5 to 10)	11 (8 to 15)	15 (11 to 20)	20 (15 to 27)	27 (20 to 36)	36 (27 to 48)	46 (34 to 61)	57 (42 to 76)	68 (50 to 91)	80 (59 to 110)	93 (68 to 130)	110 (80 to 150)	130 (90 to 180)	140 (90 to 200)	100 (60 to 150)	272
Respiratory infections and tuberculosis	669 (464 to 944)	418 (288 to 591)	328 (227 to 464)	564 (390 to 797)	464 (321 to 655)	322 (223 to 455)	292 (202 to 412)	289 (200 to 408)	282 (195 to 398)	287 (199 to 405)	307 (213 to 434)	360 (250 to 508)	447 (310 to 631)	606 (420 to 855)	814 (565 to 1,150)	1,100 (760 to 1,550)	1,300 (900 to 1,830)	1,500 (1,040 to 2,110)	1,700 (1,170 to 2,400)	1,900 (1,310 to 2,680)	2,000 (1,380 to 2,820)	1,800 (1,230 to 2,540)	29,700
Tuberculosis	0.4 (0 to 1)	0.6 (0 to 1)	0.5 (0 to 1)	1.1 (0 to 2)	0.9 (0 to 1)	0.7 (0 to 1)	1.3 (0 to 2)	2.9 (2 to 4)	4.2 (3 to 6)	5.2 (3 to 7)	6.2 (4 to 8)	7.6 (5 to 10)	9.5 (6 to 13)	12 (8 to 16)	15 (10 to 21)	19 (13 to 26)	23 (16 to 32)	28 (19 to 39)	34 (23 to 47)	41 (27 to 56)	48 (31 to 66)	51 (32 to 72)	38 (23 to 55)	406
Latent tuberculosis infection	0 (0 to 0)	0 (0 to 0)	0 (0 to 0)	0 (0 to 0)	0 (0 to 0)	0 (0 to 0)	0 (0 to 0)	0 (0 to 0)	0 (0 to 0)	0 (0 to 0)	0 (0 to 0)	0 (0 to 0)	0 (0 to 0)	0 (0 to 0)	0 (0 to 0)	0 (0 to 0)	0 (0 to 0)	0 (0 to 0)	0 (0 to 0)	0 (0 to 0)	0 (0 to 0)	0 (0 to 0)	0 (0 to 0)	0
Drug-susceptible tuberculosis	0.4 (0 to 1)	0.6 (0 to 1)	0.5 (0 to 1)	1.1 (0 to 2)	0.9 (0 to 1)	0.7 (0 to 1)	1.3 (0 to 2)	2.9 (2 to 4)	4.2 (3 to 6)	5.2 (3 to 7)	6.2 (4 to 8)	7.6 (5 to 10)	9.5 (6 to 13)	12 (8 to 16)	15 (10 to 21)	19 (13 to 26)	23 (16 to 32)	28 (19 to 39)	34 (23 to 47)	41 (27 to 56)	48 (31 to 66)	51 (32 to 72)	38 (23 to 55)	406
Multidrug-resistant tuberculosis without extensive drug-re	0 (0 to 0)	0 (0 to 0)	0 (0 to 0)	0 (0 to 0)	0 (0 to 0)	0 (0 to 0)	0 (0 to 0)	0 (0 to 0)	0 (0 to 0)	0 (0 to 0)	0 (0 to 0)	0 (0 to 0)	0 (0 to 0)	0 (0 to 0)	0 (0 to 0)	0 (0 to 0)	0 (0 to 0)	0 (0 to 0)	0 (0 to 0)	0 (0 to 0)	0 (0 to 0)	0 (0 to 0)	0 (0 to 0)	0
Extensively drug-resistant tuberculosis	0 (0 to 0)	0 (0 to 0)	0 (0 to 0)	0 (0 to 0)	0 (0 to 0)	0 (0 to 0)	0 (0 to 0)	0 (0 to 0)	0 (0 to 0)	0 (0 to 0)	0 (0 to 0)	0 (0 to 0)	0 (0 to 0)	0 (0 to 0)	0 (0 to 0)	0 (0 to 0)	0 (0 to 0)	0 (0 to 0)	0 (0 to 0)	0 (0 to 0)	0 (0 to 0)	0 (0 to 0)	0 (0 to 0)	0
Lower respiratory infections	667 (463 to 941)	416 (287 to 588)	327 (226 to 462)	561 (388 to 793)	461 (319 to 651)	319 (221 to 451)	289 (200 to 408)	286 (198 to 404)	279 (193 to 394)	284 (197 to 401)	304 (211 to 430)	357 (248 to 504)	443 (307 to 626)	601 (417 to 850)	808 (560 to 1,140)	1,090 (750 to 1,540)	1,290 (890 to 1,820)	1,490 (1,030 to 2,100)	1,690 (1,160 to 2,380)	1,890 (1,300 to 2,660)	1,980 (1,370 to 2,800)	1,790 (1,220 to 2,530)	29,500
Upper respiratory infections	0 (0 to 1.4)	0 (0 to 1)	1 (0 to 2)	0.8 (0 to 1)	0.6 (0 to 1)	0.4 (0 to 1)	0.2 (0 to 1)	0.7 (0 to 1)	0.3 (0 to 1)	0.4 (0 to 1)	0.3 (0 to 1)	0.4 (0 to 1)	0.5 (0 to 1)	0.6 (0 to 1)	0.8 (0 to 1)	1.1 (0 to 1)	1.4 (0 to 2)	1.7 (0 to 2)	2.1 (0 to 3)	2.6 (0 to 3)	3.2 (0 to 4)	3.5 (0 to 4)	2.8 (0 to 4)	11
Otitis media	0 (0 to 0)	0 (0 to 0)	0 (0 to 0)	0 (0 to 0)	0 (0 to 0)	0 (0 to 0)	0 (0 to 0)	0 (0 to 0)	0 (0 to 0)	0 (0 to 0)	0 (0 to 0)	0 (0 to 0)	0 (0 to 0)	0 (0 to 0)	0 (0 to 0)	0 (0 to 0)	0 (0 to 0)	0 (0 to 0)	0 (0 to 0)	0 (0 to 0)	0 (0 to 0)	0 (0 to 0)	0 (0 to 0)	0
Enteric infections	69.1 (58.1 to 120)	119 (90.6 to 198)	302 (260 to 770)	297 (227 to 656)	266 (192 to 491)	196 (139 to 313)	168 (119 to 264)	154 (109 to 238)	135 (96 to 210)	121 (86 to 189)	122 (86 to 191)	132 (93 to 208)	157 (110 to 250)	196 (136 to 311)	247 (169 to 399)	306 (206 to 501)	376 (247 to 619)	454 (294 to 760)	512 (316 to 871)	568 (329 to 989)	613 (329 to 1,100)	1,000 (468 to 1,800)	6,180
Diarrhoeal diseases	69.1 (58.1 to 120)	119 (90.6 to 198)	302 (260 to 770)	297 (227 to 656)	266 (192 to 491)	196 (139 to 313)	168 (119 to 264)	154 (109 to 238)	135 (96 to 210)	121 (86 to 189)	122 (86 to 191)	132 (93 to 208)	157 (110 to 250)	196 (136 to 311)	247 (169 to 399)	306 (206 to 501)	376 (247 to 619)	454 (294 to 760)	512 (316 to 871)	568 (329 to 989)	613 (329 to 1,100)	1,000 (468 to 1,800)	6,180
Typhoid and paratyphoid	0 (0 to 0)	0 (0 to 0)	0 (0 to 0)	0 (0 to 0)	0 (0 to 0)	0 (0 to 0)	0 (0 to 0)	0 (0 to 0)	0 (0 to 0)	0 (0 to 0)	0 (0 to 0)	0 (0 to 0)	0 (0 to 0)	0 (0 to 0)	0 (0 to 0)	0 (0 to 0)	0 (0 to 0)	0 (0 to 0)	0 (0 to 0)	0 (0 to 0)	0 (0 to 0)	0 (0 to 0)	0 (0 to 0)	0
Typhoid fever	0 (0 to 0)	0 (0 to 0)	0 (0 to 0)	0 (0 to 0)	0 (0 to 0)	0 (0 to 0)	0 (0 to 0)	0 (0 to 0)	0 (0 to 0)	0 (0 to 0)	0 (0 to 0)	0 (0 to 0)	0 (0 to 0)	0 (0 to 0)	0 (0 to 0)	0 (0 to 0)	0 (0 to 0)	0 (0 to 0)	0 (0 to 0)	0 (0 to 0)	0 (0 to 0)	0 (0 to 0)	0 (0 to 0)	0
Paratyphoid fever	0 (0 to 0)	0 (0 to 0)	0 (0 to 0)	0 (0 to 0)	0 (0 to 0)	0 (0 to 0)	0 (0 to 0)	0 (0 to 0)	0 (0 to 0)	0 (0 to 0)	0 (0 to 0)	0 (0 to 0)	0 (0 to 0)	0 (0 to 0)	0 (0 to 0)	0 (0 to 0)	0 (0 to 0)	0 (0 to 0)	0 (0 to 0)	0 (0 to 0)	0 (0 to 0)	0 (0 to 0)	0 (0 to 0)	0
Invasive Non-typhoidal Salmonella (iNTS)	0 (0 to 0)	0 (0 to 0)	0 (0 to 0)	0 (0 to 0)	0 (0 to 0)	0 (0 to 0)	0 (0 to 0)	0 (0 to 0)	0 (0 to 0)	0 (0 to 0)	0 (0 to 0)	0 (0 to 0)	0 (0 to 0)	0 (0 to 0)	0 (0 to 0)	0 (0 to 0)	0 (0 to 0)	0 (0 to 0)	0 (0 to 0)	0 (0 to 0)	0 (0 to 0)	0 (0 to 0)	0 (0 to 0)	0
Other intestinal infectious diseases	0 (0 to 0)	0 (0 to 0)	1 (0 to 1)	0.6 (0 to 1.7)	0.4 (0 to 1)	0.4 (0 to 1)	0.7 (0 to 1)	0.7 (0 to 1)	0.4 (0 to 1)	0.5 (0 to 1)	0.7 (0 to 1)	0.9 (0 to 1)	1.1 (0 to 2)	1.4 (0 to 2)	1.7 (0 to 2)	2.1 (0 to 3)	2.5 (0 to 3)	3.1 (0 to 4)	3.7 (0 to 5)	4.4 (0 to 5)	5.1 (0 to 6)	5.4 (0 to 6)	4.1 (0 to 5)	11
Neglected tropical diseases and malaria	0 (0 to 0)	0 (0 to 0)	0 (0 to 0)	0 (0 to 0)	0 (0 to 0)	0 (0 to 0)	0 (0 to 0)	0 (0 to 0)	0 (0 to 0)	0 (0 to 0)	0 (0 to 0)	0 (0 to 0)	0 (0 to 0)	0 (0 to 0)	0 (0 to 0)	0 (0 to 0)	0 (0 to 0)	0 (0 to 0)	0 (0 to 0)	0 (0 to 0)	0 (0 to 0)	0 (0 to 0)	0 (0 to 0)	0
Malaria	0 (0 to 0)	0 (0 to 0)	0 (0 to 0)	0 (0 to 0)	0 (0 to 0)	0 (0 to 0)	0 (0 to 0)	0 (0 to 0)	0 (0 to 0)	0 (0 to 0)	0 (0 to 0)	0 (0 to 0)	0 (0 to 0)	0 (0 to 0)	0 (0 to 0)	0 (0 to 0)	0 (0 to 0)	0 (0 to 0)	0 (0 to 0)	0 (0 to 0)	0 (0 to 0)	0 (0 to 0)	0 (0 to 0)	0
Chagas disease	0 (0 to 0)	0 (0 to 0)	0 (0 to 0)	0 (0 to 0)	0 (0 to 0)	0 (0 to 0)	0 (0 to 0)	0 (0 to 0)	0 (0 to 0)	0 (0 to 0)	0 (0 to 0)	0 (0 to 0)	0 (0 to 0)	0 (0 to 0)	0 (0 to 0)	0 (0 to 0)	0 (0 to 0)	0 (0 to 0)	0 (0 to 0)	0 (0 to 0)	0 (0 to 0)	0 (0 to 0)	0 (0 to 0)	0
Leishmaniasis	0 (0 to 0)	0 (0 to 0)	0 (0 to 0)	0 (0 to 0)	0 (0 to 0)	0 (0 to 0)	0 (0 to 0)	0 (0 to 0)	0 (0 to 0)	0 (0 to 0)	0 (0 to 0)	0 (0 to 0)	0 (0 to 0)	0 (0 to 0)	0 (0 to 0)	0 (0 to 0)	0 (0 to 0)	0 (0 to 0)	0 (0 to 0)	0 (0 to 0)	0 (0 to 0)	0 (0 to 0)	0 (0 to 0)	0
Visceral leishmaniasis	0 (0 to 0)	0 (0 to 0)	0 (0 to 0)	0 (0 to 0)	0 (0 to 0)	0 (0 to 0)	0 (0 to 0)	0 (0 to 0)	0 (0 to 0)	0 (0 to 0)	0 (0 to 0)	0 (0 to 0)	0 (0 to 0)	0 (0 to 0)	0 (0 to 0)	0 (0 to 0)	0 (0 to 0)	0 (0 to 0)	0 (0 to 0)	0 (0 to 0)	0 (0 to 0)	0 (0 to 0)	0 (0 to 0)	0
Cutaneous and mucocutaneous leishmaniasis	0 (0 to 0)	0 (0 to 0)	0 (0 to 0)	0 (0 to 0)	0 (0 to 0)	0 (0 to 0)	0 (0 to 0)	0 (0 to 0)	0 (0 to 0)	0 (0 to 0)	0 (0 to 0)	0 (0 to 0)	0 (0 to 0)	0 (0 to 0)	0 (0 to 0)	0 (0 to 0)	0 (0 to 0)	0 (0 to 0)	0 (0 to 0)	0 (0 to 0)	0 (0 to 0)	0 (0 to 0)	0 (0 to 0)	0
African trypanosomiasis	0 (0 to 0)	0 (0 to 0)	0 (0 to 0)	0 (0 to 0)	0 (0 to 0)	0 (0 to 0)	0 (0 to 0)	0 (0 to 0)	0 (0 to 0)	0 (0 to 0)	0 (0 to 0)	0 (0 to 0)	0 (0 to 0)	0 (0 to 0)	0 (0 to 0)	0 (0 to 0)	0 (0 to 0)	0 (0 to 0)	0 (0 to 0)	0 (0 to 0)	0 (0 to 0)	0 (0 to 0)	0 (0 to 0)	0
Schistosomiasis	0 (0 to 0)	0 (0 to 0)	0 (0 to 0)	0 (0 to 0)	0 (0 to 0)	0 (0 to 0)	0 (0 to 0)	0 (0 to 0)	0 (0 to 0)	0 (0 to 0)	0 (0 to 0)	0 (0 to 0)	0 (0 to 0)	0 (0 to 0)	0 (0 to 0)	0 (0 to 0)	0 (0 to 0)	0 (0 to 0)	0 (0 to 0)	0 (0 to 0)	0 (0 to 0)	0 (0 to 0)	0 (0 to 0)	0
Cysticercosis	0 (0 to 0)	0 (0 to 0)	0 (0 to 0)	0 (0 to 0)	0 (0 to 0)	0 (0 to 0)	0 (0 to 0)	0 (0 to 0)	0 (0 to 0)	0 (0 to 0)	0 (0 to 0)	0 (0 to 0)	0 (0 to 0)	0 (0 to 0)	0 (0 to 0)	0 (0 to 0)	0 (0 to 0)	0 (0 to 0)	0 (0 to 0)	0 (0 to 0)	0 (0 to 0)	0 (0 to 0)	0 (0 to 0)	0
Cystic echinococcosis	0 (0 to 0)	0 (0 to 0)	0 (0 to 0)	0 (0 to 1)	0 (0 to 1)	0.2 (0 to 1)	0.2 (0 to 1)	0.3 (0 to 0.6)	0.3 (0 to 0.6)	0.3 (0 to 0.6)	0.3 (0 to 0.6)	0.3 (0 to 0.6)	0.3 (0 to 0.6)	0.4 (0 to 0.8)	0.3 (0 to 0.6)	0.3 (0 to 0.6)	0.2 (0 to 0.5)	0.2 (0 to 0.4)	0.1 (0 to 0.3)	0.1 (0 to 0.2)	0.1 (0 to 0.2)	0 (0 to 0.1)	0 (0 to 0.1)	0.1
Lymphatic filariasis	0 (0 to 0)	0 (0 to 0)	0 (0 to 0)	0 (0 to 0)	0 (0 to 0)	0 (0 to 0)	0 (0 to 0)	0 (0 to 0)	0 (0 to 0)	0 (0 to 0)	0 (0 to 0)	0 (0 to 0)	0 (0 to 0)	0 (0 to 0)	0 (0 to 0)	0 (0 to 0)	0 (0 to 0)	0 (0 to 0)	0 (0 to 0)	0 (0 to 0)	0 (0 to 0)	0 (0 to 0)	0 (0 to 0)	0
Onchocerciasis	0 (0 to 0)	0 (0 to 0)	0 (0 to 0)	0 (0 to 0)	0 (0 to 0)	0 (0 to 0)	0 (0 to 0)	0 (0 to 0)	0 (0 to 0)	0 (0 to 0)	0 (0 to 0)	0 (0 to 0)	0 (0 to 0)	0 (0 to 0)	0 (0 to 0)	0 (0 to 0)	0 (0 to 0)	0 (0 to 0)	0 (0 to 0)	0 (0 to 0)	0 (0 to 0)	0 (0 to 0)	0 (0 to 0)	0
Trachoma	0 (0 to 0)	0 (0 to 0)	0 (0 to 0)	0 (0 to 0)	0 (0 to 0)	0 (0 to 0)	0 (0 to 0)	0 (0 to 0)	0 (0 to 0)	0 (0 to 0)	0 (0 to 0)	0 (0 to 0)	0 (0 to 0)	0 (0 to 0)	0 (0 to 0)	0 (0 to 0)	0 (0 to 0)	0 (0 to 0)	0 (0 to 0)	0 (0 to 0)	0 (0 to 0)	0 (0 to 0)	0 (0 to 0)	0
Dengue	0 (0 to 0)	0 (0 to 0)	0 (0 to 0)	0 (0 to 0)	0 (0 to 0)	0 (0 to 0)	0 (0 to 0)	0 (0 to 0)	0 (0 to 0)	0 (0 to 0)	0 (0 to 0)	0 (0 to 0)	0 (0 to 0)	0 (0 to 0)	0 (0 to 0)	0 (0 to 0)	0 (0 to 0)	0 (0 to 0)	0 (0 to 0)	0 (0 to 0)	0 (0 to 0)	0 (0 to 0)	0 (0 to 0)	0
Yellow fever	0 (0 to 0)	0 (0 to 0)	0 (0 to 0)	0 (0 to 0)	0 (0 to 0)	0 (0 to 0)	0 (0 to 0)	0 (0 to 0)	0 (0 to 0)	0 (0 to 0)	0 (0 to 0)	0 (0 to 0)	0 (0 to 0)	0 (0 to 0)	0 (0 to 0)	0 (0 to 0)	0 (0 to 0)	0 (0 to 0)	0 (0 to 0)	0 (0 to 0)	0 (0 to 0)	0 (0 to 0)	0 (0 to 0)	0
Rabies	0 (0 to 0)	0 (0 to 0)	0 (0 to 0)	0 (0 to 0)	0 (0 to 0)	0 (0 to 0)	0 (0 to 0)	0 (0 to 0)	0 (0 to 0)	0 (0 to 0)	0 (0 to 0)	0 (0 to 0)	0 (0 to 0)	0 (0 to 0)	0 (0 to 0)	0 (0 to 0)	0 (0 to 0)	0 (0 to 0)	0 (0 to 0)	0 (0 to 0)	0 (0 to 0)	0 (0 to 0)	0 (0 to 0)	0
Intestinal nematode infections	0 (0 to 0)	0 (0 to 0)	0 (0 to 0)	0 (0 to 0)	0 (0 to 0)	0 (0 to 0)	0 (0 to 0)	0 (0 to 0)	0 (0 to 0)	0 (0 to 0)	0 (0 to 0)	0 (0 to 0)	0 (0 to 0)	0 (0 to 0)	0 (0 to 0)	0 (0 to 0)	0 (0 to 0)	0 (0 to 0)	0 (0 to 0)	0 (0 to 0)	0 (0 to 0)	0 (0 to 0)	0 (0 to 0)	0
Ascariasis	0 (0 to 0)	0 (0 to 0)	0 (0 to 0)	0 (0 to 0)	0 (0 to 0)	0 (0 to 0)	0 (0 to 0)	0 (0 to 0)	0 (0 to 0)	0 (0 to 0)	0 (0 to 0)	0 (0 to 0)	0 (0 to 0)	0 (0 to 0)	0 (0 to 0)	0 (0 to 0)	0 (0 to 0)	0 (0 to 0)	0 (0 to 0)	0 (0 to 0)	0 (0 to 0)	0 (0 to 0)	0 (0 to 0)	0
Trichuriasis	0 (0 to 0)	0 (0 to 0)	0 (0 to 0)	0 (0 to 0)	0 (0 to 0)	0 (0 to 0)	0 (0 to 0)	0 (0 to 0)	0 (0 to 0)	0 (0 to 0)	0 (0 to 0)	0 (0 to 0)	0 (0 to 0)	0 (0 to 0)	0 (0 to 0)	0 (0 to 0)	0 (0 to 0)	0 (0 to 0)	0 (0 to 0)	0 (0 to 0)	0 (0 to 0)	0 (0 to 0)	0 (0 to 0)	0
Hookworm disease	0 (0 to 0)	0 (0 to 0)	0 (0 to 0)	0 (0 to 0)	0 (0 to 0)	0 (0 to 0)	0 (0 to 0)	0 (0 to 0)	0 (0 to 0)	0 (0 to 0)	0 (0 to 0)	0 (0 to 0)	0 (0 to 0)	0 (0 to 0)	0 (0 to 0)	0 (0 to 0)	0 (0 to 0)	0 (0 to 0)	0 (0 to 0)	0 (0 to 0)	0 (0 to 0)	0 (0 to 0)	0 (0 to 0)	0
Food-borne trematodiases	0 (0 to 0)	0 (0 to 0)	0 (0 to 0)	0 (0 to 0)	0 (0 to 0)	0 (0 to 0)	0 (0 to 0)	0 (0 to 0)	0 (0 to 0)	0 (0 to 0)	0 (0 to 0)	0 (0 to 0)	0 (0 to 0)	0 (0 to 0)	0 (0 to 0)	0 (0 to 0)	0 (0 to 0)	0 (0 to 0)	0 (0 to 0)	0 (0 to 0)	0 (0 to 0)	0 (0 to 0)	0 (0 to 0)	0
Leprosy	0 (0 to 0)	0 (0 to 0)	0 (0 to 0)	0 (0 to 0)	0 (0 to 0)	0 (0 to 0)	0 (0 to 0)	0 (0 to 0)	0 (0 to 0)	0 (0 to 0)	0 (0 to 0)	0 (0 to 0)	0 (0 to 0)	0 (0 to 0)	0 (0 to 0)	0 (0 to 0)	0 (0 to 0)	0 (0 to 0)	0 (0 to 0)	0 (0 to 0)	0 (0 to 0)	0 (0 to 0)	0 (0 to 0)	0
Ebola	0 (0 to 0)	0 (0 to 0)	0 (0 to 0)	0 (0 to 0)	0 (0 to 0)	0 (0 to 0)	0 (0 to 0)	0 (0 to 0)	0 (0 to 0)	0 (0 to 0)	0 (0 to 0)	0 (0 to 0)	0 (0 to 0)	0 (0 to 0)	0 (0 to 0)	0 (0 to 0)	0 (0 to 0)	0 (0 to 0)	0 (0 to 0)	0 (0 to 0)	0 (0 to 0)	0 (0 to 0)	0 (0 to 0)	0
Zika virus	0 (0 to 0)	0 (0 to 0)	0 (0 to 0)	0 (0 to 0)	0 (0 to 0)	0 (0 to 0)	0 (0 to 0)	0 (0 to 0)	0 (0 to 0)	0 (0 to 0)	0 (0 to 0)	0 (0 to 0)	0 (0 to 0)	0 (0 to 0)	0 (0 to 0)	0 (0 to 0)	0 (0 to 0)	0 (0 to 0)	0 (0 to 0)	0 (0 to 0)	0 (0 to 0)	0 (0 to 0)	0 (0 to 0)	0
Guinea worm disease	0 (0 to 0)	0 (0 to 0)	0 (0 to 0)	0 (0 to 0)	0 (0 to 0)	0 (0 to 0)	0 (0 to 0)	0 (0 to 0)	0 (0 to 0)	0 (0 to 0)	0 (0 to 0)	0 (0 to 0)	0 (0 to 0)	0 (0 to 0)	0 (0 to 0)	0 (0 to 0)	0 (0 to 0)	0 (0 to 0)	0 (0 to 0)	0 (0 to 0)



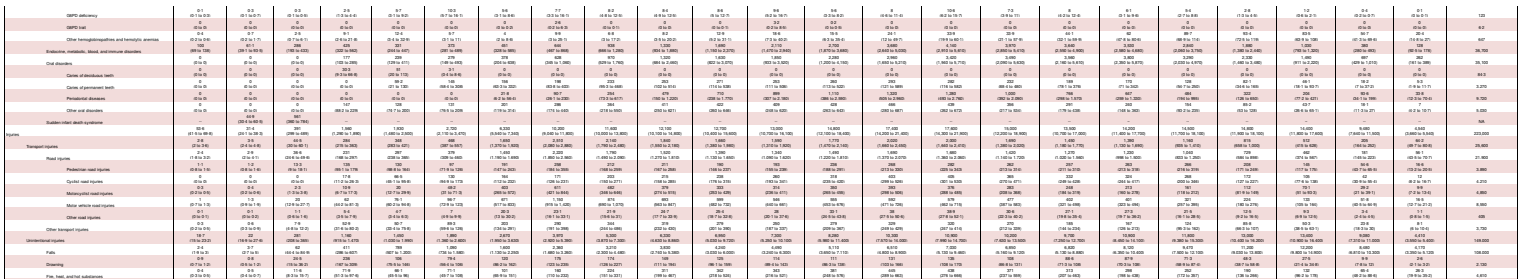

Table 3c: United Kingdom DALYs by place and age across for both sexes with 95%uncertainty intervals, 2019

Cause	Early Neonatal	Late Neonatal	Post Neonatal	1 to 4	5 to 9	10 to 14	15 to 19	20 to 24	25 to 29	30 to 34	35 to 39	40 to 44	45 to 49	50 to 54	55 to 59	60 to 64	65 to 69	70 to 74	75 to 79	80 to 84	85 to 89	90 to 94	95plus	Total
All causes	139,000 (119,000 to 159,000)	41,700 (35,600 to 48,000)	66,700 (57,000 to 77,000)	132,000 (113,000 to 151,000)	164,000 (142,000 to 187,000)	224,000 (193,000 to 255,000)	329,000 (280,000 to 380,000)	516,000 (437,000 to 600,000)	665,000 (564,000 to 772,000)	777,000 (659,000 to 900,000)	906,000 (768,000 to 1,050,000)	958,000 (811,000 to 1,110,000)	1,070,000 (907,000 to 1,240,000)	1,220,000 (1,030,000 to 1,410,000)	1,370,000 (1,160,000 to 1,590,000)	1,270,000 (1,070,000 to 1,470,000)	1,350,000 (1,130,000 to 1,560,000)	1,660,000 (1,370,000 to 1,930,000)	2,060,000 (1,690,000 to 2,400,000)	1,820,000 (1,500,000 to 2,120,000)	1,600,000 (1,310,000 to 1,870,000)	1,090,000 (1,210,000 to 1,970,000)	1,690,000 (1,710,000 to 2,270,000)	1,690,000 (1,710,000 to 2,270,000)	28,000,000 (26,000,000 to 30,000,000)
Communicable, maternal, neonatal, and nutritional diseases	35,400 (19,000 to 51,000)	25,400 (20,100 to 31,200)	25,400 (20,400 to 30,100)	31,800 (27,000 to 40,900)	21,000 (17,000 to 25,000)	11,000 (8,900 to 13,000)	11,000 (9,000 to 13,000)	13,000 (10,000 to 16,000)	20,000 (15,000 to 25,000)	22,000 (16,000 to 28,000)	25,000 (18,000 to 33,000)	28,000 (20,000 to 36,000)	29,000 (21,000 to 38,000)	30,000 (22,000 to 39,000)	30,000 (22,000 to 39,000)	28,000 (20,000 to 36,000)	29,000 (21,000 to 38,000)	30,000 (22,000 to 39,000)	34,000 (25,000 to 44,000)	36,000 (26,000 to 46,000)	35,000 (25,000 to 45,000)	29,000 (21,000 to 38,000)	29,000 (21,000 to 38,000)	1,050,000 (1,000,000 to 1,100,000)
HIV/AIDS and sexually transmitted infections	4,020 (3,440 to 4,600)	3,600 (3,080 to 4,120)	2,900 (2,480 to 3,320)	2,040 (1,740 to 2,340)	1,160 (990 to 1,330)	1,160 (990 to 1,330)	2,040 (1,740 to 2,340)	3,480 (2,960 to 3,990)	4,640 (3,960 to 5,310)	5,220 (4,440 to 5,980)	5,800 (4,930 to 6,650)	5,800 (4,930 to 6,650)	5,800 (4,930 to 6,650)	5,800 (4,930 to 6,650)	5,800 (4,930 to 6,650)	5,220 (4,440 to 5,980)	4,640 (3,960 to 5,310)	3,480 (2,960 to 3,990)	2,320 (1,970 to 2,660)	1,160 (990 to 1,330)	580 (490 to 660)	290 (250 to 330)	290 (250 to 330)	62,000 (53,000 to 71,000)
HIV/AIDS	0 (0 to 0)	0 (0 to 0)	257 (200 to 343)	190 (139 to 259)	125 (89 to 176)	92 (63 to 130)	163 (113 to 228)	332 (230 to 465)	1,010 (704 to 1,410)	2,040 (1,410 to 2,850)	2,910 (2,020 to 4,060)	2,910 (2,150 to 4,010)	2,910 (2,110 to 4,060)	2,920 (2,160 to 4,060)	2,920 (2,160 to 4,060)	1,540 (1,140 to 2,140)	1,110 (820 to 1,550)	698 (520 to 973)	462 (342 to 644)	186 (138 to 259)	39 (29 to 54)	10 (7 to 14)	0 (0 to 0)	30,000 (22,000 to 42,000)
HIV/AIDS - Drug-susceptible Tuberculosis	0 (0 to 0)	0 (0 to 0)	25.5 (20.1 to 32.1)	24.7 (19.5 to 31.1)	16.5 (13.0 to 20.8)	12.2 (9.6 to 15.3)	14.3 (11.3 to 18.0)	42.4 (33.5 to 53.4)	108 (85.5 to 136)	195 (154 to 246)	252 (199 to 317)	252 (199 to 317)	214 (169 to 269)	163 (129 to 205)	114 (90.2 to 144)	63.8 (50.5 to 80.4)	13.2 (10.4 to 16.6)	4.7 (3.7 to 5.9)	1.2 (0.9 to 1.5)	0.4 (0.3 to 0.5)	0.1 (0.1 to 0.1)	0 (0 to 0)	1,550 (1,230 to 1,950)
HIV/AIDS - Multidrug-resistant Tuberculosis without extensive drug resistance	0 (0 to 0)	0 (0 to 0)	0.2 (0.2 to 0.2)	0.2 (0.1 to 0.3)	0.1 (0.1 to 0.1)	0.1 (0.1 to 0.1)	0.2 (0.1 to 0.2)	0.5 (0.3 to 0.6)	1.5 (0.9 to 1.8)	3.1 (1.9 to 3.7)	4.1 (2.5 to 4.9)	4.1 (2.5 to 4.9)	3.4 (2.1 to 4.1)	2.6 (1.6 to 3.1)	1.8 (1.1 to 2.2)	1.0 (0.6 to 1.2)	0.2 (0.1 to 0.3)	0.1 (0.1 to 0.1)	0 (0 to 0)	0 (0 to 0)	0 (0 to 0)	0 (0 to 0)	0 (0 to 0)	48.7 (30.0 to 58.0)
HIV/AIDS - Extensively drug-resistant Tuberculosis	0 (0 to 0)	0 (0 to 0)	0.1 (0.1 to 0.1)	0.1 (0.1 to 0.1)	0 (0 to 0)	0 (0 to 0)	0 (0 to 0)	0.1 (0.1 to 0.1)	0.3 (0.2 to 0.4)	0.6 (0.4 to 0.8)	0.8 (0.5 to 1.0)	0.8 (0.5 to 1.0)	0.7 (0.4 to 0.8)	0.5 (0.3 to 0.6)	0.3 (0.2 to 0.4)	0.2 (0.1 to 0.2)	0 (0 to 0)	0 (0 to 0)	0 (0 to 0)	0 (0 to 0)	0 (0 to 0)	0 (0 to 0)	0 (0 to 0)	12.6 (7.8 to 15.0)
HIV/AIDS resulting in other diseases	4,020 (3,440 to 4,600)	3,600 (3,080 to 4,120)	2,600 (2,280 to 2,980)	1,920 (1,650 to 2,200)	1,010 (870 to 1,160)	1,050 (900 to 1,200)	1,850 (1,590 to 2,120)	3,100 (2,660 to 3,550)	3,500 (3,010 to 4,010)	3,000 (2,570 to 3,440)	2,600 (2,230 to 2,980)	2,600 (2,230 to 2,980)	2,600 (2,230 to 2,980)	2,600 (2,230 to 2,980)	2,600 (2,230 to 2,980)	3,450 (2,960 to 3,950)	3,520 (3,020 to 4,030)	3,420 (2,930 to 3,910)	2,250 (1,930 to 2,580)	970 (830 to 1,110)	540 (460 to 620)	270 (230 to 310)	270 (230 to 310)	48,700 (41,800 to 55,800)
Sexually transmitted infections, excluding HIV	2,510 (1,890 to 3,130)	1,200 (877,000 to 1,520)	24.7 (18.5 to 30.8)	19 (14.2 to 23.7)	20.1 (15.1 to 25.1)	64.4 (48.3 to 80.5)	669 (502 to 836)	672 (504 to 840)	642 (482 to 802)	642 (482 to 802)	647 (485 to 809)	648 (486 to 810)	649 (487 to 811)	650 (488 to 812)	651 (488 to 813)	651 (488 to 813)	652 (489 to 815)	652 (489 to 815)	652 (489 to 815)	652 (489 to 815)	652 (489 to 815)	652 (489 to 815)	652 (489 to 815)	652 (489 to 815)	16,600 (12,400 to 20,800)
Syphilis	698 (4 to 5,660)	1,200 (4 to 3,570)	1,200 (277 to 2,650)	19.7 (4 to 78)	19.8 (4 to 42.2)	19.7 (4 to 41.9)	19.7 (4 to 41.9)	111 (24 to 237)	112 (24 to 241)	112 (24 to 241)	112 (24 to 241)	112 (24 to 241)	112 (24 to 241)	112 (24 to 241)	112 (24 to 241)	112 (24 to 241)	112 (24 to 241)	112 (24 to 241)	112 (24 to 241)	112 (24 to 241)	112 (24 to 241)	112 (24 to 241)	112 (24 to 241)	112 (24 to 241)	4,090 (877 to 8,810)
Chlamydial infection	0 (0 to 0)	0 (0 to 0)	0 (0 to 0)	0 (0 to 0)	0 (0 to 0)	0 (0 to 0)	0 (0 to 0)	0 (0 to 0)	0 (0 to 0)	0 (0 to 0)	0 (0 to 0)	0 (0 to 0)	0 (0 to 0)	0 (0 to 0)	0 (0 to 0)	0 (0 to 0)	0 (0 to 0)	0 (0 to 0)	0 (0 to 0)	0 (0 to 0)	0 (0 to 0)	0 (0 to 0)	0 (0 to 0)	0 (0 to 0)	0 (0 to 0)
Gonococcal infection	0 (0 to 0)	0 (0 to 0)	0 (0 to 0)	0 (0 to 0)	0 (0 to 0)	0 (0 to 0)	0 (0 to 0)	0 (0 to 0)	0 (0 to 0)	0 (0 to 0)	0 (0 to 0)	0 (0 to 0)	0 (0 to 0)	0 (0 to 0)	0 (0 to 0)	0 (0 to 0)	0 (0 to 0)	0 (0 to 0)	0 (0 to 0)	0 (0 to 0)	0 (0 to 0)	0 (0 to 0)	0 (0 to 0)	0 (0 to 0)	0 (0 to 0)
Trichomoniasis	0 (0 to 0)	0 (0 to 0)	0 (0 to 0)	0 (0 to 0)	0 (0 to 0)	0 (0 to 0)	0 (0 to 0)	0 (0 to 0)	0 (0 to 0)	0 (0 to 0)	0 (0 to 0)	0 (0 to 0)	0 (0 to 0)	0 (0 to 0)	0 (0 to 0)	0 (0 to 0)	0 (0 to 0)	0 (0 to 0)	0 (0 to 0)	0 (0 to 0)	0 (0 to 0)	0 (0 to 0)	0 (0 to 0)	0 (0 to 0)	0 (0 to 0)
Genital herpes	0 (0 to 0)	0 (0 to 0)	0 (0 to 0)	0 (0 to 0)	0 (0 to 0)	0 (0 to 0)	0 (0 to 0)	0 (0 to 0)	0 (0 to 0)	0 (0 to 0)	0 (0 to 0)	0 (0 to 0)	0 (0 to 0)	0 (0 to 0)	0 (0 to 0)	0 (0 to 0)	0 (0 to 0)	0 (0 to 0)	0 (0 to 0)	0 (0 to 0)	0 (0 to 0)	0 (0 to 0)	0 (0 to 0)	0 (0 to 0)	0 (0 to 0)
Other sexually transmitted infections	0 (0 to 0)	0 (0 to 0)	0 (0 to 0)	0 (0 to 0)	0 (0 to 0)	0.4 (0.4 to 0.4)	0.4 (0.4 to 0.4)	0.4 (0.4 to 0.4)	0.4 (0.4 to 0.4)	0.4 (0.4 to 0.4)	0.4 (0.4 to 0.4)	0.4 (0.4 to 0.4)	0.4 (0.4 to 0.4)	0.4 (0.4 to 0.4)	0.4 (0.4 to 0.4)	0.4 (0.4 to 0.4)	0.4 (0.4 to 0.4)	0.4 (0.4 to 0.4)	0.4 (0.4 to 0.4)	0.4 (0.4 to 0.4)	0.4 (0.4 to 0.4)	0.4 (0.4 to 0.4)	0.4 (0.4 to 0.4)	9.6 (9.6 to 9.6)
Respiratory infections and tuberculosis	8,620 (7,200 to 10,000)	7,200 (6,170 to 8,230)	5,200 (4,440 to 5,960)	4,080 (3,500 to 4,660)	1,200 (1,030 to 1,380)	1,200 (1,030 to 1,380)	1,200 (1,030 to 1,380)	1,200 (1,030 to 1,380)	1,200 (1,030 to 1,380)	1,200 (1,030 to 1,380)	1,200 (1,030 to 1,380)	1,200 (1,030 to 1,380)	1,200 (1,030 to 1,380)	1,200 (1,030 to 1,380)	1,200 (1,030 to 1,380)	1,200 (1,030 to 1,380)	1,200 (1,030 to 1,380)	1,200 (1,030 to 1,380)	1,200 (1,030 to 1,380)	1,200 (1,030 to 1,380)	1,200 (1,030 to 1,380)	1,200 (1,030 to 1,380)	1,200 (1,030 to 1,380)	155,000 (133,000 to 177,000)
Tuberculosis	0 (0 to 0)	0 (0 to 0)	0 (0 to 0)	0 (0 to 0)	0 (0 to 0)	0 (0 to 0)	0 (0 to 0)	0 (0 to 0)	0 (0 to 0)	0 (0 to 0)	0 (0 to 0)	0 (0 to 0)	0 (0 to 0)	0 (0 to 0)	0 (0 to 0)	0 (0 to 0)	0 (0 to 0)	0 (0 to 0)	0 (0 to 0)	0 (0 to 0)	0 (0 to 0)	0 (0 to 0)	0 (0 to 0)	0 (0 to 0)	0 (0 to 0)
Latent tuberculosis infection	0 (0 to 0)	0 (0 to 0)	0 (0 to 0)	0 (0 to 0)	0 (0 to 0)	0 (0 to 0)	0 (0 to 0)	0 (0 to 0)	0 (0 to 0)	0 (0 to 0)	0 (0 to 0)	0 (0 to 0)	0 (0 to 0)	0 (0 to 0)	0 (0 to 0)	0 (0 to 0)	0 (0 to 0)	0 (0 to 0)	0 (0 to 0)	0 (0 to 0)	0 (0 to 0)	0 (0 to 0)	0 (0 to 0)	0 (0 to 0)	0 (0 to 0)
Drug-susceptible tuberculosis	0 (0 to 0)	0 (0 to 0)	0 (0 to 0)	0 (0 to 0)	0 (0 to 0)	0 (0 to 0)	0 (0 to 0)	0 (0 to 0)	0 (0 to 0)	0 (0 to 0)	0 (0 to 0)	0 (0 to 0)	0 (0 to 0)	0 (0 to 0)	0 (0 to 0)	0 (0 to 0)	0 (0 to 0)	0 (0 to 0)	0 (0 to 0)	0 (0 to 0)	0 (0 to 0)	0 (0 to 0)	0 (0 to 0)	0 (0 to 0)	0 (0 to 0)
Multidrug-resistant tuberculosis without extensive drug resistance	0 (0 to 0)	0 (0 to 0)	0 (0 to 0)	0 (0 to 0)	0 (0 to 0)	0 (0 to 0)	0 (0 to 0)	0 (0 to 0)	0 (0 to 0)	0 (0 to 0)	0 (0 to 0)	0 (0 to 0)	0 (0 to 0)	0 (0 to 0)	0 (0 to 0)	0 (0 to 0)	0 (0 to 0)	0 (0 to 0)	0 (0 to 0)	0 (0 to 0)	0 (0 to 0)	0 (0 to 0)	0 (0 to 0)	0 (0 to 0)	0 (0 to 0)
Extensively drug-resistant tuberculosis	0 (0 to 0)	0 (0 to 0)	0 (0 to 0)	0 (0 to 0)	0 (0 to 0)	0 (0 to 0)	0 (0 to 0)	0 (0 to 0)	0 (0 to 0)	0 (0 to 0)	0 (0 to 0)	0 (0 to 0)	0 (0 to 0)	0 (0 to 0)	0 (0 to 0)	0 (0 to 0)	0 (0 to 0)	0 (0 to 0)	0 (0 to 0)	0 (0 to 0)	0 (0 to 0)	0 (0 to 0)	0 (0 to 0)	0 (0 to 0)	0 (0 to 0)
Lower respiratory infections	8,620 (7,200 to 10,000)	7,200 (6,170 to 8,230)	5,200 (4,440 to 5,960)	4,080 (3,500 to 4,660)	1,200 (1,030 to 1,380)	1,200 (1,030 to 1,380)	1,200 (1,030 to 1,380)	1,200 (1,030 to 1,380)	1,200 (1,030 to 1,380)	1,200 (1,030 to 1,380)	1,200 (1,030 to 1,380)	1,200 (1,030 to 1,380)	1,200 (1,030 to 1,380)	1,200 (1,030 to 1,380)	1,200 (1,030 to 1,380)	1,200 (1,030 to 1,380)	1,200 (1,030 to 1,380)	1,200 (1,030 to 1,380)	1,200 (1,030 to 1,380)	1,200 (1,030 to 1,380)	1,200 (1,030 to 1,380)	1,200 (1,030 to 1,380)	1,200 (1,030 to 1,380)	155,000 (133,000 to 177,000)
Upper respiratory infections	0 (0 to 0)	0 (0 to 0)	0 (0 to 0)	0 (0 to 0)	0 (0 to 0)	0 (0 to 0)	0 (0 to 0)	0 (0 to 0)	0 (0 to 0)	0 (0 to 0)	0 (0 to 0)	0 (0 to 0)	0 (0 to 0)	0 (0 to 0)	0 (0 to 0)	0 (0 to 0)	0 (0 to 0)	0 (0 to 0)	0 (0 to 0)	0 (0 to 0)	0 (0 to 0)	0 (0 to 0)	0 (0 to 0)	0 (0 to 0)	0 (0 to 0)
Otitis media	0 (0 to 0)	0 (0 to 0)	0 (0 to 0)	0 (0 to 0)	0 (0 to 0)	0 (0 to 0)	0 (0 to 0)	0 (0 to 0)	0 (0 to 0)	0 (0 to 0)	0 (0 to 0)	0 (0 to 0)	0 (0 to 0)	0 (0 to 0)	0 (0 to 0)	0 (0 to 0)	0 (0 to 0)	0 (0 to 0)	0 (0 to 0)	0 (0 to 0)	0 (0 to 0)	0 (0 to 0)	0 (0 to 0)	0 (0 to 0)	0 (0 to 0)
Other sexually transmitted infections	0 (0 to 0)	0 (0 to 0)	0 (0 to 0)	0 (0 to 0)	0 (0 to 0)	0 (0 to 0)	0 (0 to 0)	0 (0 to 0)	0 (0 to 0)	0 (0 to 0)	0 (0 to 0)	0 (0 to 0)	0 (0 to 0)	0 (0 to 0)	0 (0 to 0)	0 (0 to 0)	0 (0 to 0)	0 (0 to 0)	0 (0 to 0)	0 (0 to 0)	0 (0 to 0)	0 (0 to 0)	0 (0 to 0)	0 (0 to 0)	0 (0 to 0)
Respiratory infections and tuberculosis	8,620 (7,200 to 10,000)	7,200 (6,170 to 8,230)	5,200 (4,440 to 5,960)	4,080 (3,500 to 4,660)	1,200 (1,030 to 1,380)	1,200 (1,030 to 1,380)	1,200 (1,030 to 1,380)	1,200 (1,030 to 1,380)	1,200 (1,030 to 1,380)	1,200 (1,030 to 1,380)	1,200 (1,030 to 1,380)	1,200 (1,030 to 1,380)	1,200 (1,030 to 1,380)	1,200 (1,030 to 1,380)	1,200 (1,030 to 1,380)	1,200 (1,030 to 1,380)	1,200 (1,030 to 1,380)	1,200 (1,030 to 1,380)	1,200 (1,030 to 1,380)	1,200 (1,030 to 1,380)	1,200 (1,030 to 1,380)	1,200 (1,030 to 1,380)	1,200 (1,030 to 1,380)	155,000 (133,000 to 177,000)
Tuberculosis	0 (0 to 0)	0 (0 to 0)	0 (0 to 0)	0 (0 to 0)	0 (0 to 0)	0 (0 to 0)	0 (0 to 0)	0 (0 to 0)	0 (0 to 0)	0 (0 to 0)	0 (0 to 0)	0 (0 to 0)	0 (0 to 0)	0 (0 to 0)	0 (0 to 0)	0 (0 to 0)	0 (0 to 0)	0 (0 to 0)	0 (0 to 0)	0 (0 to 0)	0 (0 to 0)	0 (0 to 0)	0 (0 to 0)	0 (0 to 0)	0 (0 to 0)
Latent tuberculosis infection	0 (0 to 0)	0 (0 to 0)	0 (0 to 0)	0 (0 to 0)	0 (0 to 0)	0 (0 to 0)	0 (0 to 0)	0 (0 to 0)	0 (0 to 0)	0 (0 to 0)	0 (0 to 0)	0 (0 to 0)	0 (0 to 0)	0 (0 to 0)	0 (0 to 0)	0 (0 to 0)	0 (0 to 0)	0 (0 to 0)	0 (0 to 0)	0 (0 to 0)	0 (0 to 0)	0 (0 to 0)	0 (0 to 0)	0 (0 to 0)	0 (0 to 0)
Drug-susceptible tuberculosis	0 (0 to 0)	0 (0 to 0)	0 (0 to 0)	0 (0 to 0)	0 (0 to 0)	0 (0 to 0)	0 (0 to 0)	0 (0 to 0)	0 (0 to 0)	0 (0 to 0)	0 (0 to 0)	0 (0 to 0)	0 (0 to 0)	0 (0 to 0)	0 (0 to 0)	0 (0 to 0)	0 (0 to 0)	0 (0 to 0)	0 (0 to 0)	0 (0 to 0)	0 (0 to 0)	0 (0 to 0)	0 (0 to 0)	0 (0 to 0)	0 (0 to 0)
Multidrug-resistant tuberculosis without extensive drug resistance	0 (0 to 0)	0 (0 to 0)	0 (0 to 0)	0 (0 to 0)	0 (0 to 0)	0 (0 to 0)	0 (0 to 0)	0 (0 to 0)	0 (0 to 0)	0 (0 to 0)	0 (0 to 0)	0 (0 to 0)	0 (0 to 0)	0 (0 to 0)	0 (0 to 0)	0 (0 to 0)	0 (0 to 0)	0 (0 to 0)	0 (0 to 0)	0 (0 to 0)	0 (0 to 0)	0 (0 to 0)	0 (0 to 0)	0 (0 to 0)	0 (0 to 0)
Extensively drug-resistant tuberculosis	0 (0 to 0)	0 (0 to 0)	0 (0 to 0)	0 (0 to 0)	0 (0 to 0)	0 (0 to 0)	0 (0 to 0)	0 (0 to 0)	0 (0 to 0)	0 (0 to 0)	0 (0 to 0)	0 (0 to 0)	0 (0 to 0)	0 (0 to 0)	0 (0 to 0)	0 (0 to 0)	0 (0 to 0)	0 (0 to 0)	0 (0 to 0)	0 (0 to 0)	0 (0 to 0)	0 (0 to 0)	0 (0 to 0)	0 (0 to 0)	0 (0 to 0)
Lower respiratory infections	8,620 (7,200 to 10,000)	7,200 (6,170 to 8,230)	5,200 (4,440 to 5,960)	4,080 (3,500 to 4,660)	1,200 (1,030 to 1,380)	1,200 (1,030 to 1,380)	1,200 (1,030 to 1,380)	1,200 (1,030 to 1,380)	1,200 (1,030 to 1,380)	1,200 (1,030 to 1,380)	1,200 (1,030 to 1,380)	1,200 (1,030 to 1,380)	1,200 (1,030 to 1,380)	1,200 (1,030 to 1,380)	1,200 (1,030 to 1,380)	1,200 (1,030 to 1,380)	1,200 (1,030 to 1,380)	1,200 (1,030 to 1,380)	1,200 (1,030 to 1,380)	1,200 (1,030 to 1,380)	1,200 (1,030 to 1,380)	1,200 (1,030 to 1,380)	1,200 (1,030 to 1,380)	155,000 (133,000 to 177,000)
Upper respiratory infections	0 (0 to 0)	0 (0 to 0)	0 (0 to 0)	0 (0 to 0)	0 (0 to 0)	0 (0 to 0)	0 (0 to 0)	0 (0 to 0)	0 (0 to 0)	0 (0 to 0)	0 (0 to 0)	0 (0 to 0)	0 (0 to 0)	0 (0 to 0)	0 (0 to 0)	0 (0 to 0)	0 (0 to 0)	0 (0 to 0)	0 (0 to 0)	0 (0 to 0)	0 (0 to 0)	0 (0 to 0)	0 (0 to 0)	0 (0 to 0)	0 (0 to 0)
Otitis media	0 (0 to 0)	0 (0 to 0)	0 (0 to 0)	0 (0 to 0)	0 (0 to 0)	0 (0 to 0)	0 (0 to 0)	0 (0 to 0)	0 (0 to 0)	0 (0 to 0)	0 (0 to 0)	0 (0 to 0)	0 (0 to 0)	0 (0 to 0)	0 (0 to 0)	0 (0 to 0)	0 (0 to 0)	0 (0 to 0)	0 (0 to 0)	0 (0 to 0)	0 (0 to 0)	0 (0 to 0)	0 (0 to 0)	0 (0 to 0)	0 (0 to 0)
Other sexually transmitted infections	0 (0 to 0)	0 (0 to 0)	0 (0 to 0)	0 (0 to 0)	0 (0 to 0)	0 (0 to 0)	0 (0 to 0)	0 (0 to 0)	0 (0 to 0)	0 (0 to 0)	0 (0 to 0)	0 (0 to 0)	0 (0 to 0)	0 (0 to 0)	0 (0 to 0)	0 (0 to 0)	0 (0 to 0)	0 (0 to 0)	0 (0 to 0)	0 (0 to 0)	0 (0 to 0)	0 (0 to 0)	0 (0 to 0)	0 (0 to 0)	0 (0 to 0)
Digestive diseases	1,200 (1,030 to 1,380)	1,200 (1,030 to 1,380)	1,200 (1,030 to 1,380)	1,200 (1,030 to 1,380)	1,200 (1,030 to 1,380)	1,200 (1,030 to 1,380)	1,200 (1,030 to 1,380)	1,200 (1,030 to 1,380)	1,200 (1,030 to 1,380)	1,200 (1,030 to 1,380)	1,200 (1,030 to 1,380)	1,200 (1,030 to 1,380)	1,200 (1,030 to 1,380)	1,200 (1,030 to 1,380)	1,200 (1,030 to 1,380)	1,200 (1,030 to 1,380)	1,200 (1,030 to 1,380)	1,200 (1,030 to 1,380)	1,200 (1,030 to 1,380)



	0 (0 to 0)	0 (0 to 0)	0 (0 to 0)	0 (0 to 0.1)	0 (0.2 to 0.5)	0.6 (0.6 to 1)	1.1 (0.7 to 1.7)	1.8 (1.2 to 2.7)	2.8 (1.7 to 3.9)	4.4 (2.9 to 6.2)	4.6 (3.2 to 7)	6.5 (4.6 to 7.8)	6.5 (4.6 to 7.7)	6.6 (4.6 to 8.3)	5.6 (4.4 to 8.2)	6 (3.4 to 7.2)	4.6 (3.4 to 6.3)	4.3 (3 to 6)	3.1 (2.2 to 4.3)	2.2 (1.5 to 3)	1.3 (0.9 to 1.8)	0.6 (0.3 to 0.9)	0.2 (0.1 to 0.3)	55
Other unintentional injuries	64.9 (58.7 to 69.5)	23 (14.2 to 34.4)	312 (177 to 466)	1,183 (811 to 1,785)	1,965 (1,180 to 3,073)	2,040 (1,343 to 3,373)	2,048 (1,508 to 2,900)	2,042 (2,000 to 3,600)	4,130 (2,870 to 6,276)	4,965 (3,130 to 7,529)	5,042 (3,219 to 7,659)	4,965 (3,130 to 7,529)	5,030 (3,388 to 8,179)	6,003 (3,870 to 9,003)	5,864 (3,760 to 8,750)	5,162 (3,369 to 7,669)	4,643 (3,169 to 7,026)	4,642 (3,029 to 7,143)	3,650 (2,429 to 5,553)	2,790 (1,870 to 4,285)	1,862 (1,229 to 2,870)	886 (611 to 1,283)	382 (197 to 659)	72,200
Self-harm and interpersonal violence	48.5 (43.2 to 51.9)	39.1 (27.1 to 47.7)	270 (247 to 299)	794 (644 to 952)	905 (747 to 1,040)	1,014 (1,000 to 1,600)	13,398 (12,600 to 14,500)	27,500 (26,000 to 29,000)	29,900 (28,000 to 32,000)	31,200 (29,000 to 33,600)	31,200 (29,000 to 33,600)	31,000 (28,800 to 33,600)	34,500 (32,000 to 37,000)	38,200 (35,200 to 41,000)	37,000 (34,000 to 39,800)	32,000 (29,000 to 34,600)	28,000 (25,000 to 30,600)	26,000 (23,000 to 28,000)	22,000 (20,000 to 24,000)	17,000 (15,000 to 19,000)	11,000 (9,900 to 12,000)	5,370 (4,800 to 5,900)	937 (840 to 1,030)	191 (171 to 210)	286,000
Self-harm	23 (21 to 25)	8 (5 to 9)	8 (5 to 9)	8 (5 to 9)	8 (5 to 9)	784 (720 to 849)	15,000 (14,000 to 17,000)	20,000 (20,000 to 24,000)	22,000 (20,700 to 25,800)	27,000 (24,700 to 29,800)	27,000 (24,000 to 29,800)	27,000 (24,000 to 29,100)	31,000 (28,700 to 33,900)	35,000 (31,300 to 39,000)	34,000 (31,000 to 38,000)	29,000 (26,000 to 32,000)	25,000 (22,000 to 28,000)	24,000 (20,000 to 27,000)	20,000 (17,000 to 22,000)	15,000 (13,000 to 17,000)	9,900 (8,200 to 11,000)	4,800 (4,000 to 5,400)	845 (697 to 1,000)	164 (137 to 191)	240,000
Self-harm by firearm	0 (0 to 0)	0 (0 to 0)	0 (0 to 0)	0 (0 to 0)	0 (0 to 0)	0 (0 to 0)	0 (0 to 0)	0 (0 to 0)	0 (0 to 0)	0 (0 to 0)	0 (0 to 0)	0 (0 to 0)	0 (0 to 0)	0 (0 to 0)	0 (0 to 0)	0 (0 to 0)	0 (0 to 0)	0 (0 to 0)	0 (0 to 0)	0 (0 to 0)	0 (0 to 0)	0 (0 to 0)	0 (0 to 0)	0 (0 to 0)	4,615
Self-harm by other specified means	0 (0 to 0)	0 (0 to 0)	0 (0 to 0)	0 (0 to 0)	0 (0 to 0)	764 (701 to 817)	15,000 (14,000 to 16,000)	20,000 (20,000 to 23,700)	22,000 (20,000 to 25,300)	27,000 (24,000 to 29,300)	27,000 (24,000 to 29,400)	27,000 (24,000 to 29,700)	31,000 (28,000 to 33,900)	35,000 (31,000 to 38,600)	34,000 (31,000 to 37,000)	29,000 (26,000 to 32,000)	25,000 (22,000 to 28,000)	24,000 (20,000 to 27,000)	20,000 (17,000 to 22,000)	15,000 (13,000 to 17,000)	9,900 (8,200 to 11,000)	4,800 (4,000 to 5,400)	845 (697 to 1,000)	164 (137 to 191)	240,000
Interpersonal violence	39 (42.4 to 46.2)	31 (24.9 to 47.4)	261 (240 to 289)	794 (644 to 952)	905 (747 to 1,040)	1,249 (1,000 to 1,850)	2,778 (2,200 to 3,400)	6,050 (5,000 to 7,000)	6,050 (5,000 to 7,000)	5,762 (4,700 to 6,500)	5,570 (4,600 to 6,230)	5,200 (4,300 to 5,760)	5,290 (4,400 to 5,900)	5,290 (4,400 to 5,900)	4,410 (3,700 to 4,900)	3,850 (3,400 to 4,500)	3,570 (3,000 to 4,000)	1,680 (1,400 to 1,880)	886 (734 to 1,000)	510 (421 to 595)	334 (277 to 387)	49.10 (40.7 to 57.1)	40,500
Physical violence by firearm	3.45 (2 to 5.1)	2.7 (0.5 to 6.9)	4 (1.5 to 11.1)	23.0 (20.3 to 26.7)	54.5 (43.7 to 65.7)	39.5 (27.3 to 55.4)	104 (1.10 to 152)	263 (227 to 277)	258 (201 to 316)	247 (200 to 297)	237 (193 to 287)	208 (170 to 247)	202 (170 to 247)	177 (142 to 216)	153 (120 to 192)	117 (89.5 to 149)	92 (73.5 to 126)	59.8 (43.7 to 101)	32.3 (23 to 50.4)	20.7 (14.7 to 31.8)	14 (10 to 21.7)	3.5 (2.2 to 5.1)	1.8 (1.0 to 3.1)	2,583
Physical violence by sharp object	23 (21.4 to 27.6)	19 (14.1 to 24.6)	157 (144 to 174)	477 (387 to 572)	544 (449 to 625)	751 (601 to 1,113)	1,670 (1,320 to 2,040)	3,640 (3,000 to 4,200)	3,640 (3,000 to 4,200)	3,460 (2,830 to 3,910)	3,350 (2,770 to 3,770)	3,130 (2,580 to 3,460)	3,180 (2,650 to 3,550)	3,180 (2,650 to 3,550)	2,650 (2,200 to 2,970)	2,310 (1,910 to 2,710)	2,150 (1,810 to 2,530)	1,010 (844 to 1,180)	533 (441 to 623)	307 (254 to 359)	201 (167 to 236)	85.7 (71.1 to 100)	24.3 (20.1 to 28.4)	4,700
Sexual violence	0 (0 to 0)	0 (0 to 0)	0 (0 to 0)	0 (0.6 to 2.9)	142 (67.7 to 254)	417 (229 to 630)	1,108 (548 to 1,690)	1,620 (953 to 2,370)	1,620 (960 to 2,370)	1,250 (740 to 1,830)	839 (493 to 1,230)	659 (371 to 1,040)	523 (301 to 828)	466 (276 to 810)	390 (221 to 680)	262 (153 to 420)	161 (110 to 277)	158 (101 to 267)	101 (70 to 226)	100 (68.6 to 150)	79 (51.5 to 117)	40.6 (25.3 to 59.5)	9.5 (5.7 to 15)	3.6 (2.2 to 5.7)	8,450
Physical violence by other means	12.8 (12.7 to 13.1)	39.1 (24.9 to 47.7)	242 (222 to 272)	839 (703 to 970)	905 (747 to 998)	751 (601 to 1,113)	1,249 (1,200 to 1,410)	2,020 (1,700 to 2,400)	2,260 (1,900 to 2,700)	2,140 (1,800 to 2,570)	2,010 (1,700 to 2,410)	2,080 (1,770 to 2,480)	2,150 (1,830 to 2,550)	2,610 (2,220 to 3,100)	1,850 (1,570 to 2,190)	1,560 (1,320 to 1,850)	1,110 (940 to 1,320)	1,008 (857 to 1,200)	679 (576 to 808)	463 (394 to 550)	318 (270 to 378)	91.6 (78.1 to 108)	25.2 (21.5 to 29.9)	24,700
Conflict and terrorism	0 (0.9 to 0.9)	0 (0.2 to 0.3)	0 (0.9 to 1.1)	0 (6.3 to 7.8)	0 (5.8 to 8.2)	0 (12.2 to 33)	0 (21.8 to 53)	0 (39 to 90.2)	0 (62.8 to 134)	0 (78.6 to 217)	0 (93.9 to 256)	0 (92.2 to 251)	0 (108 to 300)	0 (122 to 365)	0 (122 to 362)	0 (93.6 to 252)	0 (69.1 to 209)	0 (49.7 to 152)	0 (18.5 to 53.5)	0 (6.7 to 22)	0 (2.6 to 12.5)	0 (1.2 to 5.7)	0 1,650

All Tasks for: Southern Latin America DALYs by cause and sex across both sexes with 95% uncertainty intervals, 2019

Cause	Early Neonatal	Late Neonatal	Post Neonatal	1 to 4	5 to 9	10 to 14	15 to 19	20 to 24	25 to 29	30 to 34	35 to 39	40 to 44	45 to 49	50 to 54	55 to 59	60 to 64	65 to 69	70 to 74	75 to 79	80 to 84	85 to 89	90 to 94	95 plus	Total
All causes	251,000 (214,000 to 291,000)	112,000 (96,000 to 131,000)	299,000 (255,000 to 348,000)	239,000 (204,000 to 279,000)	209,000 (178,000 to 244,000)	314,000 (267,000 to 367,000)	572,000 (487,000 to 669,000)	734,000 (624,000 to 859,000)	827,000 (704,000 to 968,000)	839,000 (714,000 to 983,000)	894,000 (760,000 to 1,050,000)	973,000 (829,000 to 1,140,000)	1,090,000 (929,000 to 1,280,000)	1,170,000 (997,000 to 1,370,000)	1,270,000 (1,080,000 to 1,490,000)	1,330,000 (1,130,000 to 1,550,000)	1,450,000 (1,230,000 to 1,690,000)	1,570,000 (1,340,000 to 1,850,000)	1,650,000 (1,400,000 to 1,940,000)	1,590,000 (1,350,000 to 1,870,000)	1,270,000 (1,080,000 to 1,490,000)	1,020,000 (870,000 to 1,200,000)	751,000 (641,000 to 882,000)	371,000 (316,000 to 436,000)	537,000 (457,000 to 631,000)	19,200,000
Communicable, maternal, neonatal, and nutritional diseases	230,000 (190,000 to 271,000)	73,700 (60,900 to 91,300)	134,000 (92,600 to 178,000)	62,900 (51,900 to 75,400)	23,700 (20,200 to 28,000)	25,700 (20,400 to 33,000)	40,400 (32,000 to 52,000)	52,600 (44,600 to 63,600)	54,700 (46,700 to 64,700)	52,700 (44,700 to 62,700)	59,400 (49,400 to 70,800)	77,500 (64,600 to 91,900)	87,900 (72,900 to 107,000)	87,400 (72,400 to 105,000)	73,400 (60,800 to 90,300)	62,900 (52,400 to 76,400)	56,400 (46,600 to 68,400)	49,400 (40,600 to 59,800)	38,100 (31,000 to 46,500)	29,900 (24,000 to 36,800)	18,500 (14,600 to 23,000)	6,700 (5,200 to 8,500)	1,760,000 (1,510,000 to 2,050,000)
HIV/AIDS and sexually transmitted infections	412,000 (0 to 1,000)	1,000 (0 to 1,000)	2,000 (0 to 3,000)	2,000 (0 to 3,000)	1,000 (0 to 2,000)	1,000 (0 to 2,000)	4,000 (0 to 6,000)	12,000 (0 to 18,000)	21,000 (0 to 32,000)	31,000 (0 to 47,000)	43,000 (0 to 65,000)	57,000 (0 to 86,000)	73,000 (0 to 110,000)	87,000 (0 to 130,000)	97,000 (0 to 150,000)	107,000 (0 to 160,000)	114,000 (0 to 170,000)	117,000 (0 to 180,000)	118,000 (0 to 180,000)	113,000 (0 to 170,000)	98,000 (0 to 150,000)	69,000 (0 to 110,000)	35,000 (0 to 53,000)	1,100,000 (0 to 1,700,000)
HIV/AIDS	274 (0 to 1,000)	1,000 (0 to 1,000)	2,000 (0 to 3,000)	2,000 (0 to 3,000)	1,000 (0 to 2,000)	1,000 (0 to 2,000)	4,000 (0 to 6,000)	12,000 (0 to 18,000)	21,000 (0 to 32,000)	31,000 (0 to 47,000)	43,000 (0 to 65,000)	57,000 (0 to 86,000)	73,000 (0 to 110,000)	87,000 (0 to 130,000)	97,000 (0 to 150,000)	107,000 (0 to 160,000)	114,000 (0 to 170,000)	117,000 (0 to 180,000)	118,000 (0 to 180,000)	113,000 (0 to 170,000)	98,000 (0 to 150,000)	69,000 (0 to 110,000)	35,000 (0 to 53,000)	1,100,000 (0 to 1,700,000)
HIV/AIDS - Drug-susceptible Tuberculosis	0 (0 to 0)	0 (0 to 0)	276 (0 to 1,000)	247 (0 to 1,000)	227 (0 to 1,000)	340 (0 to 1,000)	604 (0 to 1,000)	1,000 (0 to 1,000)	4,000 (0 to 5,000)	6,000 (0 to 8,000)	7,000 (0 to 10,000)	7,000 (0 to 10,000)	8,000 (0 to 11,000)	8,000 (0 to 11,000)	8,000 (0 to 11,000)	8,000 (0 to 11,000)	8,000 (0 to 11,000)	8,000 (0 to 11,000)	7,000 (0 to 10,000)	6,000 (0 to 8,000)	4,000 (0 to 6,000)	2,000 (0 to 3,000)	1,000 (0 to 1,000)	67,000 (0 to 93,000)
HIV/AIDS - Multidrug-resistant Tuberculosis without extensive drug resistance	0 (0 to 0)	0 (0 to 0)	0 (0 to 0)	0 (0 to 0)	0 (0 to 0)	0 (0 to 0)	0 (0 to 0)	0 (0 to 0)	0 (0 to 0)	0 (0 to 0)	0 (0 to 0)	0 (0 to 0)	0 (0 to 0)	0 (0 to 0)	0 (0 to 0)	0 (0 to 0)	0 (0 to 0)	0 (0 to 0)	0 (0 to 0)	0 (0 to 0)	0 (0 to 0)	0 (0 to 0)	0 (0 to 0)	0 (0 to 0)
HIV/AIDS - Extensively drug-resistant Tuberculosis	0 (0 to 0)	0 (0 to 0)	0 (0 to 0)	0 (0 to 0)	0 (0 to 0)	0 (0 to 0)	0 (0 to 0)	0 (0 to 0)	0 (0 to 0)	0 (0 to 0)	0 (0 to 0)	0 (0 to 0)	0 (0 to 0)	0 (0 to 0)	0 (0 to 0)	0 (0 to 0)	0 (0 to 0)	0 (0 to 0)	0 (0 to 0)	0 (0 to 0)	0 (0 to 0)	0 (0 to 0)	0 (0 to 0)	0 (0 to 0)
HIV/AIDS resulting in other diseases	137 (0 to 1,000)	0 (0 to 0)	1,000 (0 to 3,000)	1,000 (0 to 3,000)	1,000 (0 to 2,000)	1,000 (0 to 2,000)	3,000 (0 to 6,000)	11,000 (0 to 18,000)	17,000 (0 to 28,000)	25,000 (0 to 41,000)	36,000 (0 to 59,000)	50,000 (0 to 80,000)	65,000 (0 to 100,000)	79,000 (0 to 120,000)	89,000 (0 to 140,000)	99,000 (0 to 150,000)	106,000 (0 to 160,000)	109,000 (0 to 170,000)	110,000 (0 to 170,000)	105,000 (0 to 160,000)	91,000 (0 to 140,000)	64,000 (0 to 100,000)	33,000 (0 to 50,000)	1,000,000 (0 to 1,600,000)
Sexually transmitted infections, excluding HIV	412 (0 to 1,000)	217 (0 to 1,000)	292 (0 to 1,000)	419 (0 to 1,000)	1,000 (0 to 1,000)	1,000 (0 to 1,000)	1,000 (0 to 1,000)	1,000 (0 to 1,000)	1,000 (0 to 1,000)	1,000 (0 to 1,000)	1,000 (0 to 1,000)	1,000 (0 to 1,000)	1,000 (0 to 1,000)	1,000 (0 to 1,000)	1,000 (0 to 1,000)	1,000 (0 to 1,000)	1,000 (0 to 1,000)	1,000 (0 to 1,000)	1,000 (0 to 1,000)	1,000 (0 to 1,000)	1,000 (0 to 1,000)	1,000 (0 to 1,000)	1,000 (0 to 1,000)	17,000 (0 to 21,000)
Syphilis	49 (0 to 1,000)	147 (0 to 600)	121 (0 to 537)	33 (0 to 151)	1 (1 to 4)	2 (1 to 5)	29 (0 to 82)	75 (0 to 192)	139 (0 to 324)	158 (0 to 354)	170 (0 to 374)	173 (0 to 377)	177 (0 to 384)	178 (0 to 384)	179 (0 to 384)	179 (0 to 384)	179 (0 to 384)	179 (0 to 384)	179 (0 to 384)	179 (0 to 384)	179 (0 to 384)	179 (0 to 384)	179 (0 to 384)	1,900 (0 to 3,000)
Chlamydial infection	0 (0 to 0)	0 (0 to 0)	0 (0 to 0)	0 (0 to 0)	0 (0 to 0)	0 (0 to 0)	0 (0 to 0)	0 (0 to 0)	0 (0 to 0)	0 (0 to 0)	0 (0 to 0)	0 (0 to 0)	0 (0 to 0)	0 (0 to 0)	0 (0 to 0)	0 (0 to 0)	0 (0 to 0)	0 (0 to 0)	0 (0 to 0)	0 (0 to 0)	0 (0 to 0)	0 (0 to 0)	0 (0 to 0)	0 (0 to 0)
Gonococcal infection	0 (0 to 0)	0 (0 to 0)	0 (0 to 0)	0 (0 to 0)	0 (0 to 0)	0 (0 to 0)	0 (0 to 0)	0 (0 to 0)	0 (0 to 0)	0 (0 to 0)	0 (0 to 0)	0 (0 to 0)	0 (0 to 0)	0 (0 to 0)	0 (0 to 0)	0 (0 to 0)	0 (0 to 0)	0 (0 to 0)	0 (0 to 0)	0 (0 to 0)	0 (0 to 0)	0 (0 to 0)	0 (0 to 0)	0 (0 to 0)
Trichomoniasis	0 (0 to 0)	0 (0 to 0)	0 (0 to 0)	0 (0 to 0)	0 (0 to 0)	0 (0 to 0)	0 (0 to 0)	0 (0 to 0)	0 (0 to 0)	0 (0 to 0)	0 (0 to 0)	0 (0 to 0)	0 (0 to 0)	0 (0 to 0)	0 (0 to 0)	0 (0 to 0)	0 (0 to 0)	0 (0 to 0)	0 (0 to 0)	0 (0 to 0)	0 (0 to 0)	0 (0 to 0)	0 (0 to 0)	0 (0 to 0)
Genital herpes	0 (0 to 0)	0 (0 to 0)	0 (0 to 0)	0 (0 to 0)	0 (0 to 0)	0 (0 to 0)	0 (0 to 0)	0 (0 to 0)	0 (0 to 0)	0 (0 to 0)	0 (0 to 0)	0 (0 to 0)	0 (0 to 0)	0 (0 to 0)	0 (0 to 0)	0 (0 to 0)	0 (0 to 0)	0 (0 to 0)	0 (0 to 0)	0 (0 to 0)	0 (0 to 0)	0 (0 to 0)	0 (0 to 0)	0 (0 to 0)
Other sexually transmitted infections	0 (0 to 0)	0 (0 to 0)	0 (0 to 0)	0 (0 to 0)	0 (0 to 0)	0 (0 to 0)	0 (0 to 0)	0 (0 to 0)	0 (0 to 0)	0 (0 to 0)	0 (0 to 0)	0 (0 to 0)	0 (0 to 0)	0 (0 to 0)	0 (0 to 0)	0 (0 to 0)	0 (0 to 0)	0 (0 to 0)	0 (0 to 0)	0 (0 to 0)	0 (0 to 0)	0 (0 to 0)	0 (0 to 0)	0 (0 to 0)
Respiratory infections and tuberculosis	23,000 (21,000 to 25,000)	4,000 (3,000 to 5,000)	3,000 (2,000 to 4,000)	2,000 (1,000 to 3,000)	1,000 (1,000 to 2,000)	1,000 (1,000 to 2,000)	2,000 (1,000 to 3,000)	3,000 (2,000 to 4,000)	4,000 (3,000 to 5,000)	5,000 (4,000 to 6,000)	6,000 (5,000 to 7,000)	8,000 (6,000 to 9,000)	10,000 (8,000 to 12,000)	12,000 (9,000 to 14,000)	14,000 (11,000 to 17,000)	16,000 (12,000 to 19,000)	18,000 (14,000 to 22,000)	20,000 (16,000 to 25,000)	21,000 (16,000 to 26,000)	21,000 (16,000 to 26,000)	17,000 (13,000 to 21,000)	12,000 (9,000 to 15,000)	6,000 (4,000 to 7,000)	247,000 (202,000 to 302,000)
Tuberculosis	0 (0 to 0)	0 (0 to 0)	349 (0 to 1,000)	479 (0 to 1,000)	282 (0 to 1,000)	355 (0 to 1,000)	1,000 (0 to 2,000)	2,000 (1,000 to 3,000)	3,000 (2,000 to 4,000)	4,000 (3,000 to 5,000)	5,000 (4,000 to 6,000)	6,000 (5,000 to 7,000)	7,000 (6,000 to 8,000)	8,000 (6,000 to 9,000)	9,000 (7,000 to 11,000)	10,000 (8,000 to 12,000)	11,000 (9,000 to 13,000)	12,000 (9,000 to 15,000)	13,000 (10,000 to 16,000)	13,000 (10,000 to 16,000)	11,000 (8,000 to 13,000)	8,000 (6,000 to 10,000)	4,000 (3,000 to 5,000)	99,000 (77,000 to 126,000)
Latent tuberculosis infection	0 (0 to 0)	0 (0 to 0)	0 (0 to 0)	0 (0 to 0)	0 (0 to 0)	0 (0 to 0)	0 (0 to 0)	0 (0 to 0)	0 (0 to 0)	0 (0 to 0)	0 (0 to 0)	0 (0 to 0)	0 (0 to 0)	0 (0 to 0)	0 (0 to 0)	0 (0 to 0)	0 (0 to 0)	0 (0 to 0)	0 (0 to 0)	0 (0 to 0)	0 (0 to 0)	0 (0 to 0)	0 (0 to 0)	0 (0 to 0)
Drug-susceptible tuberculosis	0 (0 to 0)	0 (0 to 0)	227 (0 to 820)	291 (0 to 1,000)	244 (0 to 1,000)	308 (0 to 1,000)	1,000 (0 to 2,000)	2,000 (1,000 to 2,000)	2,000 (1,000 to 3,000)	3,000 (2,000 to 4,000)	4,000 (3,000 to 5,000)	5,000 (4,000 to 6,000)	6,000 (5,000 to 7,000)	7,000 (5,000 to 8,000)	8,000 (6,000 to 9,000)	9,000 (7,000 to 11,000)	10,000 (8,000 to 12,000)	11,000 (8,000 to 13,000)	11,000 (8,000 to 13,000)	11,000 (8,000 to 13,000)	9,000 (7,000 to 11,000)	7,000 (5,000 to 8,000)	3,000 (2,000 to 4,000)	84,000 (65,000 to 107,000)
Multidrug-resistant tuberculosis without extensive drug resistance	0 (0 to 0)	0 (0 to 0)	122 (0 to 537)	188 (0 to 751)	38 (0 to 151)	47 (0 to 188)	84 (0 to 337)	73 (0 to 294)	57 (0 to 229)	42 (0 to 169)	31 (0 to 126)	23 (0 to 94)	17 (0 to 69)	12 (0 to 49)	9 (0 to 36)	6 (0 to 25)	4 (0 to 17)	3 (0 to 12)	2 (0 to 8)	1 (0 to 5)	1 (0 to 3)	0 (0 to 2)	0 (0 to 1)	1,000 (0 to 4,000)
Extensively drug-resistant tuberculosis	0 (0 to 0)	0 (0 to 0)	0 (0 to 0)	0 (0 to 0)	0 (0 to 0)	0 (0 to 0)	0 (0 to 0)	0 (0 to 0)	0 (0 to 0)	0 (0 to 0)	0 (0 to 0)	0 (0 to 0)	0 (0 to 0)	0 (0 to 0)	0 (0 to 0)	0 (0 to 0)	0 (0 to 0)	0 (0 to 0)	0 (0 to 0)	0 (0 to 0)	0 (0 to 0)	0 (0 to 0)	0 (0 to 0)	0 (0 to 0)
Lower respiratory infections	23,000 (21,000 to 25,000)	4,000 (3,000 to 5,000)	3,000 (2,000 to 4,000)	2,000 (1,000 to 3,000)	1,000 (1,000 to 2,000)	1,000 (1,000 to 2,000)	2,000 (1,000 to 3,000)	3,000 (2,000 to 4,000)	4,000 (3,000 to 5,000)	5,000 (4,000 to 6,000)	6,000 (5,000 to 7,000)	8,000 (6,000 to 9,000)	10,000 (8,000 to 12,000)	12,000 (9,000 to 14,000)	14,000 (11,000 to 17,000)	16,000 (12,000 to 19,000)	18,000 (14,000 to 22,000)	20,000 (16,000 to 25,000)	21,000 (16,000 to 26,000)	21,000 (16,000 to 26,000)	17,000 (13,000 to 21,000)	12,000 (9,000 to 15,000)	6,000 (4,000 to 7,000)	247,000 (202,000 to 302,000)
Upper respiratory infections	17 (4 to 54)	1,000 (242 to 3,000)	1,000 (733 to 2,000)	1,000 (1,000 to 1,000)	1,000 (1,000 to 1,000)	1,000 (1,000 to 1



10614

Exposure to forces of nature	0-2 (0.2 to 0.3)	0-3 (0.2 to 0.3)	4-1 (3.8 to 4.0)	20-4 (18.7 to 22.3)	24-3 (21.7 to 27.1)	35-1 (33 to 37)	43-4 (39.2 to 52.9)	54-8 (50.2 to 72.0)	63-1 (52.2 to 87.4)	63-8 (52 to 88.1)	63-1 (48.7 to 91.3)	62-2 (47.8 to 91.7)	63-9 (46.7 to 93.2)	55-4 (42.9 to 72.4)	52 (39.7 to 67)	45-4 (34.7 to 59.1)	34-3 (26 to 45)	28-6 (20.2 to 39.4)	19-8 (14.2 to 26.3)	12-4 (9.3 to 16.2)	7-7 (5.7 to 10.2)	2-9 (2.1 to 3.7)	0-9 (0.6 to 1.1)	734
Other unintentional injuries	170 (157 to 207)	99-6 (80.5 to 139)	861 (807 to 1,173)	2,943 (2,260 to 3,496)	3,500 (2,720 to 4,510)	4,670 (3,650 to 5,760)	9,460 (7,480 to 11,900)	13,900 (10,100 to 18,200)	12,700 (9,000 to 16,300)	12,700 (8,730 to 16,500)	12,900 (8,400 to 16,500)	12,100 (8,100 to 16,200)	11,600 (8,160 to 15,900)	9,470 (7,230 to 13,400)	9,340 (6,930 to 12,900)	8,920 (6,690 to 11,100)	6,590 (5,010 to 8,230)	5,170 (3,960 to 7,240)	3,640 (2,690 to 5,050)	2,500 (1,750 to 3,530)	1,460 (1,060 to 2,080)	620 (436 to 863)	380 (248 to 566)	143,000
Self-harm and interpersonal violence	660 (482 to 1,000)	1-53 (1.1 to 2.01)	1,140 (1,010 to 1,600)	2,940 (1,980 to 4,530)	2,530 (2,060 to 3,150)	9,640 (7,760 to 11,900)	75,600 (61,100 to 92,000)	108,000 (87,100 to 131,000)	83,700 (63,700 to 107,000)	69,900 (49,800 to 93,900)	59,100 (43,200 to 80,200)	49,300 (34,900 to 67,900)	39,200 (28,000 to 53,200)	31,600 (22,400 to 43,100)	24,900 (17,600 to 34,900)	21,200 (14,900 to 29,600)	15,200 (10,600 to 21,600)	10,400 (6,920 to 15,700)	6,920 (4,530 to 10,500)	3,700 (2,370 to 5,530)	1,950 (1,220 to 3,110)	930 (547 to 1,560)	240 (127 to 464)	638,000
Self-harm	20-4 (0 to 0)	0 (0 to 0)	0 (0 to 0)	0 (0 to 0)	0 (0 to 0)	0 (0 to 0)	5,410 (4,010 to 6,370)	21,900 (16,600 to 28,100)	21,900 (16,100 to 28,800)	32,100 (23,700 to 41,700)	32,700 (23,600 to 42,900)	32,700 (23,600 to 42,900)	32,900 (24,000 to 42,400)	29,600 (21,100 to 37,100)	29,600 (21,000 to 37,400)	28,900 (20,900 to 36,600)	25,900 (18,600 to 32,900)	23,100 (16,400 to 29,000)	19,400 (13,600 to 25,400)	15,400 (10,600 to 20,600)	11,000 (7,530 to 14,700)	6,980 (4,630 to 9,720)	3,810 (2,350 to 5,550)	1,460 (1,060 to 1,440)	307,000
Self-harm by firearm	0 (0 to 0)	0 (0 to 0)	0 (0 to 0)	0 (0 to 0)	0 (0 to 0)	0 (0 to 0)	1,010 (720 to 1,310)	4,110 (2,970 to 5,550)	4,110 (2,970 to 5,550)	6,400 (4,470 to 8,540)	6,400 (4,470 to 8,540)	6,400 (4,470 to 8,540)	6,400 (4,470 to 8,540)	5,940 (4,150 to 8,000)	5,940 (4,150 to 8,000)	5,940 (4,150 to 8,000)	5,940 (4,150 to 8,000)	5,940 (4,150 to 8,000)	5,940 (4,150 to 8,000)	5,940 (4,150 to 8,000)	5,940 (4,150 to 8,000)	5,940 (4,150 to 8,000)	5,940 (4,150 to 8,000)	62,500
Self-harm by other specified means	0 (0 to 0)	0 (0 to 0)	0 (0 to 0)	0 (0 to 0)	0 (0 to 0)	0 (0 to 0)	3,990 (3,040 to 5,070)	17,800 (21,600 to 14,500)	17,800 (14,700 to 19,600)	25,700 (20,200 to 31,600)	26,300 (20,600 to 32,200)	26,300 (20,600 to 32,200)	26,600 (21,000 to 31,900)	23,700 (17,600 to 30,700)	23,700 (17,600 to 30,700)	23,000 (16,800 to 29,200)	19,900 (14,900 to 25,300)	17,100 (12,800 to 21,800)	13,500 (9,700 to 18,000)	9,440 (6,370 to 12,900)	5,740 (3,600 to 8,170)	3,140 (1,790 to 5,010)	1,740 (1,080 to 2,810)	846 (709 to 973)	242 (199 to 272)	78-3 (63.3 to 99.5)	164,000
Interpersonal violence	464 (402 to 577)	1-52 (1.1 to 1.87)	1,130 (1,010 to 1,670)	2,950 (1,980 to 4,530)	2,470 (2,000 to 3,150)	4,650 (3,650 to 5,760)	34,100 (27,600 to 42,000)	44,200 (35,600 to 53,600)	39,900 (32,400 to 48,200)	34,700 (26,600 to 43,100)	34,300 (25,600 to 43,500)	19,900 (14,700 to 26,500)	14,600 (10,400 to 19,600)	11,300 (7,790 to 15,900)	9,230 (6,220 to 13,000)	7,290 (4,820 to 10,300)	5,230 (3,270 to 7,600)	3,790 (2,340 to 5,580)	2,420 (1,490 to 3,670)	1,350 (849 to 2,010)	597 (364 to 871)	200 (112 to 312)	77-3 (59.7 to 97.2)	205,000
Physical violence by firearm	28-7 (20.3 to 39.5)	0-4 (0.2 to 0.2)	143 (82.4 to 212)	477 (300 to 650)	761 (550 to 997)	1,930 (1,520 to 2,420)	16,500 (12,200 to 20,900)	25,200 (19,100 to 29,600)	22,900 (17,600 to 28,200)	19,800 (14,600 to 25,400)	19,800 (14,600 to 25,400)	10,300 (7,500 to 13,400)	6,200 (4,410 to 8,710)	5,810 (4,010 to 8,040)	4,410 (2,900 to 6,180)	3,690 (2,410 to 5,040)	2,610 (1,660 to 3,770)	1,910 (1,200 to 2,820)	1,170 (727 to 1,720)	704 (427 to 1,020)	347 (197 to 513)	147 (72 to 255)	39-3 (18.1 to 70.7)	32,000
Physical violence by sharp object	145 (99 to 214)	0-3 (0.2 to 0.3)	302 (191 to 412)	1,010 (681 to 1,330)	1,020 (690 to 1,360)	1,740 (1,220 to 2,300)	10,600 (7,810 to 13,900)	12,600 (9,140 to 16,400)	11,900 (8,370 to 15,900)	9,430 (6,270 to 12,900)	9,430 (6,270 to 12,900)	4,790 (3,140 to 6,550)	2,790 (1,810 to 3,980)	2,540 (1,660 to 3,650)	2,040 (1,320 to 2,980)	1,700 (1,100 to 2,500)	1,220 (757 to 1,790)	889 (495 to 1,370)	545 (277 to 814)	328 (156 to 514)	162 (74 to 265)	68-5 (27.1 to 114)	24-5 (9.1 to 51.7)	15,000
Sexual violence	0 (0 to 0)	0 (0 to 0)	0 (0 to 0)	0 (0 to 0)	203-6 (11.5 to 31.5)	585 (185 to 982)	452 (205 to 709)	1,290 (719 to 2,000)	1,060 (627 to 1,670)	1,270 (699 to 1,700)	720 (432 to 1,200)	608 (329 to 977)	514 (266 to 831)	485 (227 to 800)	387 (194 to 679)	130 (68 to 230)	137 (65 to 242)	63-7 (32.1 to 120)	63-8 (28.9 to 121)	43-1 (17.5 to 87.3)	23-2 (10.3 to 47.2)	8-9 (3.9 to 18.1)	2,700
Physical violence by other means	62-1 (33.6 to 102)	0-4 (0.2 to 0.2)	202 (97.1 to 350)	802 (531 to 1,350)	1,060 (607 to 1,720)	1,110 (710 to 1,630)	2,700 (1,810 to 3,810)	2,950 (2,010 to 3,910)	2,700 (1,810 to 3,810)	2,360 (1,570 to 3,270)	2,360 (1,570 to 3,270)	1,790 (1,120 to 2,610)	1,360 (825 to 2,020)	1,210 (715 to 1,770)	1,040 (611 to 1,490)	875 (511 to 1,250)	675 (377 to 1,000)	473 (245 to 703)	289 (140 to 427)	1,450 (1,000 to 2,000)	597 (343 to 873)	1-41 (0.8 to 2.01)	1-18 (0.7 to 1.64)	28-6 (24.3 to 33.6)	65,200
Conflict and terrorism	0 (0 to 0)	0 (0 to 0)	0 (0 to 0)	0 (0 to 0)	0 (0 to 0)	0 (0 to 0.3)	0 (0.2 to 0.3)	0 (0.3 to 1.2)	0 (0.4 to 2.2)	0 (0.5 to 3.1)	0 (0.6 to 4.2)	0 (0.7 to 5.4)	0 (0.8 to 6.7)	0 (0.9 to 8.1)	0 (1 to 9.6)	0 (1.1 to 11)	0 (1.2 to 12.5)	0 (1.3 to 14.1)	0 (1.4 to 15.8)	0 (1.5 to 17.5)	0 (1.6 to 19.2)	0 (1.7 to 20.9)	4,600

GBD Table 2c: Age-wise DALYS (in count) and age group for both sexes with 95% uncertainty intervals, 2019

Cause	Early Neonatal	Late Neonatal	Post Neonatal	1 to 4	5 to 9	10 to 14	15 to 19	20 to 24	25 to 29	30 to 34	35 to 39	40 to 44	45 to 49	50 to 54	55 to 59	60 to 64	65 to 69	70 to 74	75 to 79	80 to 84	85 to 89	90 to 94	95 plus	Total
All causes	215,000 (214,000 to 216,000)	90,600 (72,600 to 112,000)	317,000 (261,000 to 382,000)	1,160,000 (1,060,000 to 1,270,000)	1,170,000 (1,060,000 to 1,290,000)	1,070,000 (976,000 to 1,170,000)	1,020,000 (932,000 to 1,120,000)	1,020,000 (931,000 to 1,120,000)	1,060,000 (961,000 to 1,170,000)	1,070,000 (969,000 to 1,180,000)	1,070,000 (962,000 to 1,190,000)	1,080,000 (966,000 to 1,200,000)	1,090,000 (966,000 to 1,210,000)	1,090,000 (962,000 to 1,210,000)	1,090,000 (957,000 to 1,210,000)	1,090,000 (955,000 to 1,210,000)	1,090,000 (955,000 to 1,210,000)	1,040,000 (909,000 to 1,150,000)	1,040,000 (910,000 to 1,150,000)	897,000 (786,000 to 1,000,000)	703,000 (616,000 to 783,000)	512,000 (446,000 to 573,000)	348,000 (296,000 to 389,000)	93,600 (69,600 to 121,000)	14,600,000
Communicable, maternal, neonatal, and nutritional diseases	201,000 (199,000 to 203,000)	83,600 (69,000 to 100,000)	70,000 (57,000 to 85,000)	165,000 (135,000 to 198,000)	39,600 (32,000 to 48,000)	29,100 (23,000 to 36,000)	29,100 (23,000 to 36,000)	33,400 (27,000 to 41,000)	41,000 (33,000 to 50,000)	47,900 (38,000 to 59,000)	55,200 (43,000 to 69,000)	64,000 (49,000 to 82,000)	68,900 (52,000 to 89,000)	62,000 (46,000 to 83,000)	55,000 (40,000 to 74,000)	48,000 (34,000 to 66,000)	42,000 (29,000 to 59,000)	36,000 (24,000 to 52,000)	30,000 (19,000 to 45,000)	25,000 (15,000 to 38,000)	20,000 (12,000 to 31,000)	16,000 (9,000 to 25,000)	6,000 (3,000 to 10,000)	1,430,000
HIV/AIDS and sexually transmitted infections	1,660 (1,160 to 2,480)	1,660 (1,160 to 2,480)	1,660 (1,160 to 2,480)



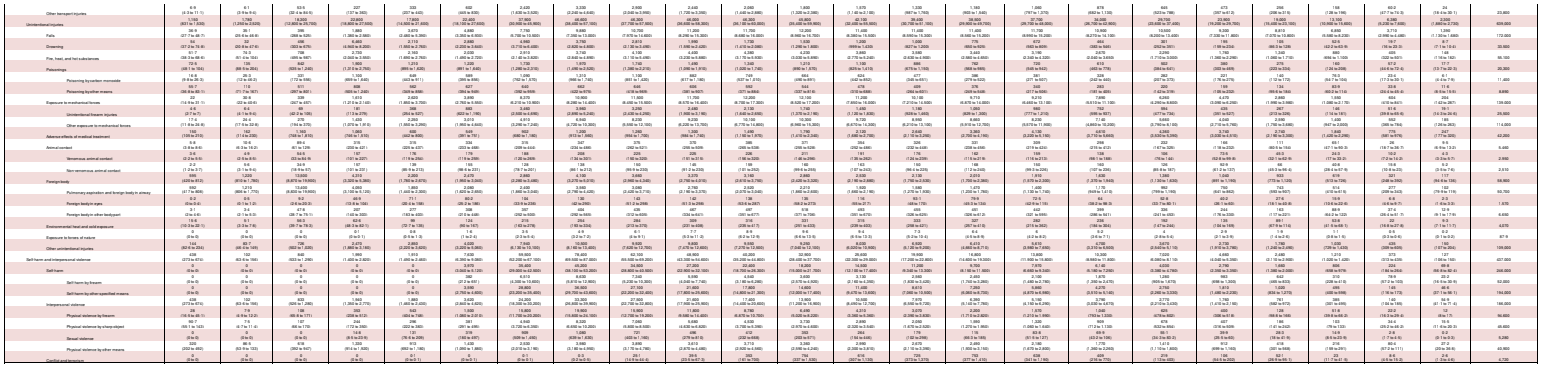

All Table 2c: Chile DALYS by cause and age group for both sexes with 95% uncertainties intervals, 2019

Cause	Early Neonatal	Late Neonatal	Post Neonatal	1 to 4	5 to 9	10 to 14	15 to 19	20 to 24	25 to 29	30 to 34	35 to 39	40 to 44	45 to 49	50 to 54	55 to 59	60 to 64	65 to 69	70 to 74	75 to 79	80 to 84	85 to 89	90 to 94	95 plus	Total
All causes	42,200 (41,100 to 43,200)	17,800 (13,600 to 20,300)	40,700 (37,200 to 44,100)	45,100 (41,700 to 48,700)	52,600 (50,000 to 55,400)	70,600 (66,300 to 75,000)	124,000 (116,000 to 131,000)	173,000 (161,000 to 185,000)	217,000 (177,000 to 260,000)	261,000 (197,000 to 327,000)	297,000 (199,000 to 400,000)	337,000 (196,000 to 487,000)	387,000 (242,000 to 538,000)	461,000 (286,000 to 646,000)	565,000 (338,000 to 802,000)	697,000 (393,000 to 1,000,000)	863,000 (432,000 to 1,300,000)	1,060,000 (527,000 to 1,600,000)	1,300,000 (656,000 to 1,900,000)	1,590,000 (777,000 to 2,300,000)	1,950,000 (1,000,000 to 2,800,000)	2,390,000 (1,400,000 to 3,400,000)	4,920,000
Communicable, maternal, neonatal, and nutritional diseases	39,900 (38,900 to 40,900)	15,600 (9,990 to 18,600)	11,900 (9,410 to 14,600)	9,410 (7,290 to 11,900)	4,290 (3,540 to 5,060)	2,940 (2,500 to 3,420)	3,210 (2,800 to 3,650)	3,530 (3,060 to 4,020)	3,900 (3,200 to 4,650)	4,220 (3,200 to 5,350)	4,220 (3,060 to 5,450)	3,990 (2,900 to 5,200)	3,740 (2,600 to 4,900)	3,660 (2,500 to 4,900)	3,660 (2,500 to 4,900)	3,660 (2,500 to 4,900)	3,660 (2,500 to 4,900)	3,660 (2,500 to 4,900)	3,660 (2,500 to 4,900)	3,660 (2,500 to 4,900)	3,660 (2,500 to 4,900)	3,660 (2,500 to 4,900)	289,000
HIV/AIDS and sexually transmitted infections	17.4 (10.1 to 27.4)	6.2 (2.4 to 9.9)	10.1 (3.3 to 13.1)	73 (43 to 97.7)	89.8 (68.9 to 111)	81 (61.4 to 79.8)	256 (192 to 299)	1,130 (958 to 1,300)	3,220 (2,970 to 3,500)	4,990 (4,290 to 5,600)	4,220 (3,340 to 5,180)	3,990 (3,060 to 4,900)	3,740 (2,900 to 4,900)	3,660 (2,900 to 4,900)	3,660 (2,900 to 4,900)	3,660 (2,900 to 4,900)	3,660 (2,900 to 4,900)	3,660 (2,900 to 4,900)	3,660 (2,900 to 4,900)	3,660 (2,900 to 4,900)	3,660 (2,900 to 4,900)	3,660 (2,900 to 4,900)	29,400
HIV/AIDS	0 (0 to 0)	0 (0 to 0)	0 (0 to 0)	0 (0 to 0)	0 (0 to 0)	0 (0 to 0)	0 (0 to 0)	0 (0 to 0)	0 (0 to 0)	0 (0 to 0)	0 (0 to 0)	0 (0 to 0)	0 (0 to 0)	0 (0 to 0)	0 (0 to 0)	0 (0 to 0)	0 (0 to 0)	0 (0 to 0)	0 (0 to 0)	0 (0 to 0)	0 (0 to 0)	0 (0 to 0)	0 (0 to 0)	0
HIV/AIDS - Drug-susceptible Tuberculosis	0 (0 to 0)	0 (0 to 0)	0.04 (0.1 to 0.04)	29.7 (24 to 35)	28.4 (21 to 34.3)	19.8 (12.9 to 18.3)	19.9 (9.61 to 24.6)	24.7 (9.97 to 37.9)	27.9 (9.84 to 46.2)	31.7 (9.84 to 53.6)	31.7 (9.84 to 53.6)	31.7 (9.84 to 53.6)	31.7 (9.84 to 53.6)	31.7 (9.84 to 53.6)	31.7 (9.84 to 53.6)	31.7 (9.84 to 53.6)	31.7 (9.84 to 53.6)	31.7 (9.84 to 53.6)	31.7 (9.84 to 53.6)	31.7 (9.84 to 53.6)	31.7 (9.84 to 53.6)	31.7 (9.84 to 53.6)	5,060
HIV/AIDS - Multidrug resistant Tuberculosis without extensive drug resistance	0 (0 to 0)	0 (0 to 0)	1.16 (0.6 to 2.3)	8.6 (4.2 to 13)	8.6 (4.2 to 13)	6.6 (3.1 to 1.4)	1.7 (0.6 to 2.8)	0.7 (0.4 to 0.9)	32.3 (16.9 to 47.8)	43.8 (23.1 to 64.5)	28.7 (15.1 to 42.4)	33 (17.4 to 48.8)	46.9 (24.6 to 69.3)	19.6 (10.4 to 28.9)	11.9 (6.3 to 17.6)	7.1 (3.8 to 10.5)	1.8 (0.9 to 2.7)	0.5 (0.2 to 0.7)	0.2 (0.1 to 0.3)	0.1 (0 to 0.1)	0 (0 to 0)	0 (0 to 0)	262
HIV/AIDS - Extensively drug-resistant Tuberculosis	0 (0 to 0)	0 (0 to 0)	0.2 (0.1 to 0.3)	0.2 (0.1 to 0.3)	0.2 (0.1 to 0.3



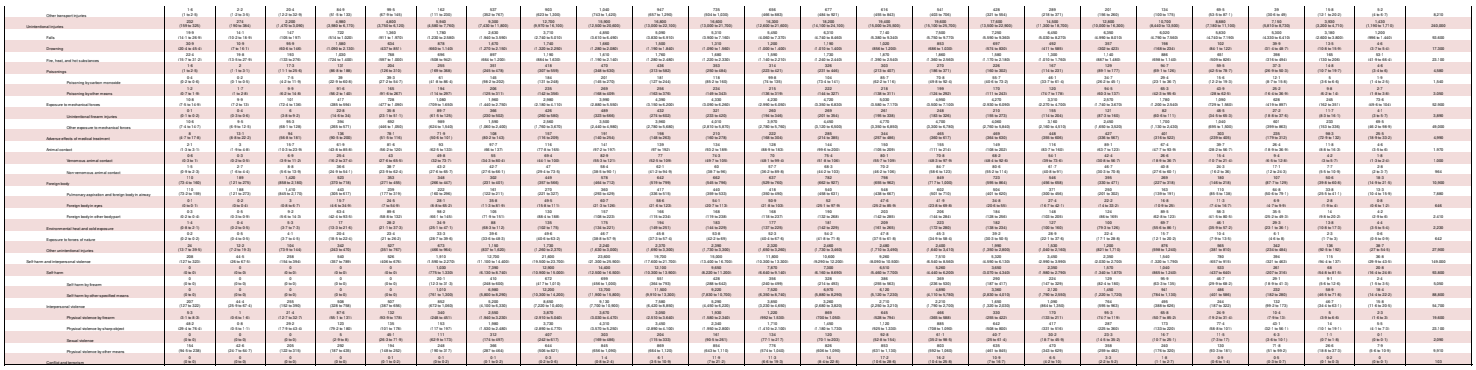

SR Table 2c. Unusual DALYS by cause and sex group for both sexes with 95% uncertainty intervals, 2019

Cause	Both Neonatal	Late Neonatal	1 to 4	5 to 9	10 to 14	15 to 19	20 to 24	25 to 29	30 to 34	35 to 39	40 to 44	45 to 49	50 to 54	55 to 59	60 to 64	65 to 69	70 to 74	75 to 79	80 to 84	85 to 89	90 to 94	95 plus	Total
All causes	1,900 (1,800 to 2,000)	3,990 (3,810 to 4,200)	11,100 (9,200 to 13,200)	11,600 (9,710 to 13,600)	10,200 (8,390 to 12,000)	13,000 (10,900 to 15,100)	16,000 (12,900 to 19,600)	17,700 (13,900 to 22,400)	18,900 (14,600 to 24,000)	19,200 (14,600 to 24,900)	21,800 (16,600 to 28,600)	23,900 (17,800 to 31,500)	25,400 (18,600 to 33,700)	26,400 (18,900 to 35,400)	27,200 (19,100 to 36,600)	27,600 (19,100 to 37,000)	28,000 (19,200 to 37,800)	28,300 (19,200 to 38,000)	28,200 (19,000 to 38,000)	28,100 (18,900 to 38,000)	28,100 (18,900 to 38,000)	28,100 (18,900 to 38,000)	1,060,000 (11,700 to 12,900)
Communicable, maternal, neonatal, and nutritional diseases	13,200 (11,200 to 15,100)	2,190 (1,560 to 3,010)	3,790 (2,770 to 5,090)	3,290 (2,510 to 4,630)	1,870 (1,320 to 2,710)	1,360 (1,000 to 1,960)	1,700 (1,300 to 2,280)	2,200 (1,630 to 2,960)	2,810 (2,100 to 3,720)	3,010 (2,300 to 3,970)	3,460 (2,610 to 4,700)	3,590 (2,670 to 4,770)	3,710 (2,720 to 4,980)	3,690 (2,640 to 5,000)	3,330 (2,350 to 4,610)	3,210 (2,260 to 4,350)	3,340 (2,160 to 4,290)	3,700 (2,350 to 4,770)	4,200 (2,620 to 5,770)	4,210 (2,560 to 5,930)	2,970 (1,900 to 4,370)	1,210 (669 to 1,890)	73,900
HIV/AIDS and sexually transmitted infections	3.8 (2.2 to 6.3)	21.5 (7.7 to 37.6)	19 (10.6 to 29.1)	18 (10.4 to 28.4)	28.9 (20.3 to 38.7)	192 (141 to 257)	753 (564 to 1,000)	1,700 (1,300 to 2,190)	1,860 (1,320 to 2,540)	1,470 (1,030 to 2,060)	1,130 (810 to 1,590)	1,150 (810 to 1,630)	1,110 (780 to 1,580)	1,060 (740 to 1,530)	1,010 (698 to 1,480)	1,010 (698 to 1,480)	1,010 (697 to 1,480)	1,010 (697 to 1,480)	1,010 (697 to 1,480)	1,010 (697 to 1,480)	1,010 (697 to 1,480)	1,010 (697 to 1,480)	6,600
HIV/AIDS	0 (0 to 0)	0 (0 to 0)	17.1 (10.6 to 28.3)	17.4 (10.4 to 28.4)	28.7 (20.3 to 38.4)	191.7 (140.9 to 256.7)	699.8 (520.1 to 938.1)	396 (297 to 530)	737 (550 to 1,000)	1,110 (830 to 1,490)	1,360 (1,000 to 1,830)	1,430 (1,050 to 1,930)	1,270 (931 to 1,720)	1,260 (927 to 1,700)	1,220 (898 to 1,650)	1,220 (898 to 1,650)	1,220 (898 to 1,650)	1,220 (898 to 1,650)	1,220 (898 to 1,650)	1,220 (898 to 1,650)	1,220 (898 to 1,650)	1,220 (898 to 1,650)	8,600
HIV/AIDS - Drug-susceptible Tuberculosis	0 (0 to 0)	1.9 (1.2 to 3.4)	1.6 (1.1 to 2.4)	2.3 (1.7 to 3.3)	1.1 (0.7 to 1.7)	0.4 (0.3 to 0.6)	0.2 (0.2 to 0.3)	0.1 (0.1 to 0.2)	0.1 (0.1 to 0.1)	0.1 (0.1 to 0.1)	0.1 (0.1 to 0.1)	0.1 (0.1 to 0.1)	0.1 (0.1 to 0.1)	0.1 (0.1 to 0.1)	0.1 (0.1 to 0.1)	0.1 (0.1 to 0.1)	0.1 (0.1 to 0.1)	0.1 (0.1 to 0.1)	0.1 (0.1 to 0.1)	0.1 (0.1 to 0.1)	0.1 (0.1 to 0.1)	0.1 (0.1 to 0.1)	729
HIV/AIDS - Multidrug-resistant Tuberculosis without extensive drug resistance	0 (0 to 0)	0 (0 to 0)	0 (0 to 0)	0 (0 to 0)	0 (0 to 0)	0 (0 to 0)	0 (0 to 0)	0 (0 to 0)	0 (0 to 0)	0 (0 to 0)	0 (0 to 0)	0 (0 to 0)	0 (0 to 0)	0 (0 to 0)	0 (0 to 0)	0 (0 to 0)	0 (0 to 0)	0 (0 to 0)	0 (0 to 0)	0 (0 to 0)	0 (0 to 0)	0 (0 to 0)	0 (0 to 0)	9.6
HIV/AIDS - Extensively drug-resistant Tuberculosis	0 (0 to 0)	0 (0 to 0)	0 (0 to 0)	0 (0 to 0)	0 (0 to 0)	0 (0 to 0)	0 (0 to 0)	0 (0 to 0)	0 (0 to 0)	0 (0 to 0)	0 (0 to 0)	0 (0 to 0)	0 (0 to 0)	0 (0 to 0)	0 (0 to 0)	0 (0 to 0)	0 (0 to 0)	0 (0 to 0)	0 (0 to 0)	0 (0 to 0)	0 (0 to 0)	0 (0 to 0)	0 (0 to 0)	1.6
HIV/AIDS resulting in other diseases	0 (0 to 0)	0 (0 to 0)	19.5 (10.1 to 34.9)	19.8 (10.2 to 37.2)	22.4 (20.6 to 28.4)	13.6 (9.7 to 17.7)	53.9 (48.4 to 60.9)	304 (282 to 328)	1,120 (1,060 to 1,180)	3,230 (3,120 to 3,350)	7,220 (7,000 to 7,450)	9,660 (9,400 to 9,930)	11,900 (11,600 to 12,200)	13,900 (13,600 to 14,200)	15,600 (15,300 to 15,900)	16,900 (16,600 to 17,200)	17,900 (17,600 to 18,200)	18,600 (18,300 to 18,900)	19,100 (18,800 to 19,400)	19,400 (19,100 to 19,700)	19,600 (19,300 to 19,900)	19,700 (19,400 to 20,000)	7,670
Sexually transmitted infections excluding HIV	3.8 (2.2 to 6.3)	21.5 (7.7 to 37.6)	1.4 (0.4 to 3.1)	0.6 (0.2 to 1.2)	0.2 (0.1 to 0.4)	0.2 (0.1 to 0.4)	0.2 (0.1 to 0.4)	0.2 (0.1 to 0.4)	0.2 (0.1 to 0.4)	0.2 (0.1 to 0.4)	0.2 (0.1 to 0.4)	0.2 (0.1 to 0.4)	0.2 (0.1 to 0.4)	0.2 (0.1 to 0.4)	0.2 (0.1 to 0.4)	0.2 (0.1 to 0.4)	0.2 (0.1 to 0.4)	0.2 (0.1 to 0.4)	0.2 (0.1 to 0.4)	0.2 (0.1 to 0.4)	0.2 (0.1 to 0.4)	0.2 (0.1 to 0.4)	29.8
Syphilis	0 (0 to 0)	0 (0 to 0)	0.2 (0.1 to 0.4)	0.1 (0.1 to 0.2)	0.1 (0.1 to 0.2)	0.1 (0.1 to 0.2)	0.1 (0.1 to 0.2)	0.1 (0.1 to 0.2)	0.1 (0.1 to 0.2)	0.1 (0.1 to 0.2)	0.1 (0.1 to 0.2)	0.1 (0.1 to 0.2)	0.1 (0.1 to 0.2)	0.1 (0.1 to 0.2)	0.1 (0.1 to 0.2)	0.1 (0.1 to 0.2)	0.1 (0.1 to 0.2)	0.1 (0.1 to 0.2)	0.1 (0.1 to 0.2)	0.1 (0.1 to 0.2)	0.1 (0.1 to 0.2)	0.1 (0.1 to 0.2)	1.9
Chlamydial infection	0 (0 to 0)	0 (0 to 0)	0.4 (0.1 to 1.1)	0.2 (0 to 0.5)	0.1 (0 to 0.3)	0.1 (0 to 0.3)	0.1 (0 to 0.3)	0.1 (0 to 0.3)	0.1 (0 to 0.3)	0.1 (0 to 0.3)	0.1 (0 to 0.3)	0.1 (0 to 0.3)	0.1 (0 to 0.3)	0.1 (0 to 0.3)	0.1 (0 to 0.3)	0.1 (0 to 0.3)	0.1 (0 to 0.3)	0.1 (0 to 0.3)	0.1 (0 to 0.3)	0.1 (0 to 0.3)	0.1 (0 to 0.3)	0.1 (0 to 0.3)	67.8
Gonococcal infection	0 (0 to 0)	0 (0 to 0)	0 (0 to 0)	0 (0 to 0)	0 (0 to 0)	0 (0 to 0)	0 (0 to 0)	0 (0 to 0)	0 (0 to 0)	0 (0 to 0)	0 (0 to 0)	0 (0 to 0)	0 (0 to 0)	0 (0 to 0)	0 (0 to 0)	0 (0 to 0)	0 (0 to 0)	0 (0 to 0)	0 (0 to 0)	0 (0 to 0)	0 (0 to 0)	0 (0 to 0)	0 (0 to 0)	67.8
Trichomoniasis	0 (0 to 0)	0 (0 to 0)	0 (0 to 0)	0 (0 to 0)	0 (0 to 0)	0 (0 to 0)	0.1 (0 to 0.1)	0.1 (0 to 0.1)	0.1 (0 to 0.1)	0.1 (0 to 0.1)	0.1 (0 to 0.1)	0.1 (0 to 0.1)	0.1 (0 to 0.1)	0.1 (0 to 0.1)	0.1 (0 to 0.1)	0.1 (0 to 0.1)	0.1 (0 to 0.1)	0.1 (0 to 0.1)	0.1 (0 to 0.1)	0.1 (0 to 0.1)	0.1 (0 to 0.1)	0.1 (0 to 0.1)	0.1 (0 to 0.1)	66.6
Genital herpes	0 (0 to 0)	0 (0 to 0)	0 (0 to 0)	0 (0 to 0)	0 (0 to 0)	0 (0 to 0)	0 (0 to 0)	0 (0 to 0)	0 (0 to 0)	0 (0 to 0)	0 (0 to 0)	0 (0 to 0)	0 (0 to 0)	0 (0 to 0)	0 (0 to 0)	0 (0 to 0)	0 (0 to 0)	0 (0 to 0)	0 (0 to 0)	0 (0 to 0)	0 (0 to 0)	0 (0 to 0)	0 (0 to 0)	164
Other sexually transmitted infections	0 (0 to 0)	0 (0 to 0)	0 (0 to 0)	0 (0 to 0)	0 (0 to 0)	0.1 (0 to 0.2)	0.4 (0.3 to 0.7)	0.2 (0.2 to 0.3)	0.2 (0.2 to 0.3)	0.2 (0.2 to 0.3)	0.2 (0.2 to 0.3)	0.2 (0.2 to 0.3)	0.2 (0.2 to 0.3)	0.2 (0.2 to 0.3)	0.2 (0.2 to 0.3)	0.2 (0.2 to 0.3)	0.2 (0.2 to 0.3)	0.2 (0.2 to 0.3)	0.2 (0.2 to 0.3)	0.2 (0.2 to 0.3)	0.2 (0.2 to 0.3)	0.2 (0.2 to 0.3)	126
Respiratory infections and tuberculosis	167 (119 to 268)	1,390 (990 to 2,060)	1,630 (869 to 3,060)	622 (370 to 1,200)	466 (220 to 798)	286 (148 to 568)	572 (361 to 1,020)	1,190 (625 to 2,600)	1,620 (675 to 3,820)	1,720 (680 to 4,140)	1,810 (676 to 4,570)	1,840 (670 to 4,660)	1,870 (668 to 4,740)	1,890 (672 to 4,800)	1,900 (675 to 4,820)	1,900 (675 to 4,820)	1,900 (675 to 4,820)	1,900 (675 to 4,820)	1,900 (675 to 4,820)	1,900 (675 to 4,820)	1,900 (675 to 4,820)	1,900 (675 to 4,820)	26,100
Tuberculosis	0 (0 to 0)	0 (0 to 0)	9.8 (6.5 to 14.6)	11.7 (8.4 to 16.7)	11.7 (7.8 to 16.6)	28.1 (19.9 to 40.6)	73.5 (49.2 to 105)	89.3 (59.6 to 127)	89.7 (59.6 to 127)	128 (72.1 to 183)	178 (99.2 to 253)	178 (99.6 to 256)	178 (99.6 to 256)	178 (99.6 to 256)	178 (99.6 to 256)	178 (99.6 to 256)	178 (99.6 to 256)	178 (99.6 to 256)	178 (99.6 to 256)	178 (99.6 to 256)	178 (99.6 to 256)	178 (99.6 to 256)	4,660
Latent tuberculosis infection	0 (0 to 0)	0 (0 to 0)	0 (0 to 0)	0 (0 to 0)	0 (0 to 0)	0 (0 to 0)	0 (0 to 0)	0 (0 to 0)	0 (0 to 0)	0 (0 to 0)	0 (0 to 0)	0 (0 to 0)	0 (0 to 0)	0 (0 to 0)	0 (0 to 0)	0 (0 to 0)	0 (0 to 0)	0 (0 to 0)	0 (0 to 0)	0 (0 to 0)	0 (0 to 0)	0 (0 to 0)	0 (0 to 0)	0
Drug-susceptible Tuberculosis	0 (0 to 0)	0 (0 to 0)	9.7 (6.5 to 14.5)	11.6 (8.3 to 16.6)	3.6 (2.7 to 4.9)	9.7 (7.4 to 12.9)	27.6 (20.9 to 36.6)	12.6 (9.6 to 16.6)	49.7 (37.9 to 65.3)	49.1 (37.5 to 64.5)	192 (146 to 252)	115 (87.5 to 151)	134 (102 to 176)	131 (99.5 to 172)	160 (121 to 210)	172 (130 to 226)	192 (146 to 252)	137 (104 to 180)	159 (121 to 209)	67.1 (51.1 to 88.2)	46 (35 to 60.4)	17.7 (13.5 to 23.2)	4.7
Multidrug-resistant tuberculosis without extensive drug resistance	0 (0 to 0)	0 (0 to 0)	0.1 (0 to 0.2)	0.1 (0 to 0.2)	0.1 (0 to 0.3)	0.2 (0 to 0.4)	0.2 (0 to 0.5)	0.1 (0 to 0.4)	0.1 (0 to 0.4)	0.1 (0 to 0.4)	0.1 (0 to 0.4)	0.1 (0 to 0.4)	0.1 (0 to 0.4)	0.1 (0 to 0.4)	0.1 (0 to 0.4)	0.1 (0 to 0.4)	0.1 (0 to 0.4)	0.1 (0 to 0.4)	0.1 (0 to 0.4)	0.1 (0 to 0.4)	0.1 (0 to 0.4)	0.1 (0 to 0.4)	1,860
Extensively drug-resistant tuberculosis	0 (0 to 0)	0 (0 to 0)	0 (0 to 0.1)	0 (0 to 0.1)	0 (0 to 0.1)	0 (0 to 0.1)	0 (0 to 0.1)	0 (0 to 0.1)	0 (0 to 0.1)	0 (0 to 0.1)	0 (0 to 0.1)	0 (0 to 0.1)	0 (0 to 0.1)	0 (0 to 0.1)	0 (0 to 0.1)	0 (0 to 0.1)	0 (0 to 0.1)	0 (0 to 0.1)	0 (0 to 0.1)	0 (0 to 0.1)	0 (0 to 0.1)	0 (0 to 0.1)	0 (0 to 0.1)	2.7
Lower respiratory infections	160 (119 to 268)	788 (566 to 1,170)	1,220 (783 to 1,770)	564 (360 to 829)	322 (197 to 502)	161 (98 to 251)	189 (120 to 299)	277 (175 to 439)	293 (185 to 463)	293 (185 to 463)	386 (243 to 610)	459 (289 to 725)	532 (335 to 840)	721 (454 to 1,140)	983 (619 to 1,550)	1,490 (938 to 2,350)	1,960 (1,230 to 3,090)	1,970 (1,240 to 3,100)	2,260 (1,420 to 3,560)	3,170 (1,990 to 5,000)	2,980 (1,870 to 4,700)	988 (579 to 1,780)	22,700
Upper respiratory infections	0.6 (0.4 to 0.9)	3.4 (2.4 to 4.9)	64.7 (46.7 to 89.5)	29.5 (20.7 to 41.5)	17.3 (11.9 to 24.2)	7.2 (4.9 to 10.1)	2.9 (2.1 to 4.1)	2.5 (1.8 to 3.5)	2.1 (1.5 to 2.9)	2.1 (1.5 to 2.9)	2.1 (1.5 to 2.9)	2.1 (1.5 to 2.9)	2.1 (1.5 to 2.9)	2.1 (1.5 to 2.9)	2.1 (1.5 to 2.9)	2.1 (1.5 to 2.9)	2.1 (1.5 to 2.9)	2.1 (1.5 to 2.9)	2.1 (1.5 to 2.9)	2.1 (1.5 to 2.9)	2.1 (1.5 to 2.9)	2.1 (1.5 to 2.9)	3,160
Otitis media	0 (0 to 0)	0 (0 to 0.4)	0.8 (0.6 to 1.8)	1.4 (0.9 to 2.9)	0.4 (0.2 to 0.8)	0.2 (0.1 to 0.4)	0.1 (0 to 0.2)	0.1 (0 to 0.2)	0.1 (0 to 0.2)	0.1 (0 to 0.2)	0.1 (0 to 0.2)	0.1 (0 to 0.2)	0.1 (0 to 0.2)	0.1 (0 to 0.2)	0.1 (0 to 0.2)	0.1 (0 to 0.2)	0.1 (0 to 0.2)	0.1 (0 to 0.2)	0.1 (0 to 0.2)	0.1 (0 to 0.2)	0.1 (0 to 0.2)	0.1 (0 to 0.2)	612
Enteric infections	217 (139 to 381)	707 (516 to 1,000)	448 (272 to 700)	281 (176 to 460)	178 (110 to 276)	128 (77 to 194)	158 (99 to 233)	221 (136 to 328)	268 (165 to 398)	268 (165 to 398)	321 (198 to 476)	378 (233 to 560)	439 (270 to 650)	594 (366 to 880)	809 (498 to 1,200)	1,140 (703 to 1,690)	1,610 (1,000 to 2,380)	1,620 (1,000 to 2,400)	1,860 (1,150 to 2,750)	2,610 (1,610 to 3,870)	2,450 (1,510 to 3,630)	814 (477 to 1,470)	8,380
Diarrheal diseases	217 (139 to 381)	707 (516 to 1,000)	448 (272 to 700)	281 (176 to 460)	178 (110 to 276)	128 (77 to 194)	158 (99 to 233)	221 (136 to 328)	268 (165 to 398)	268 (165 to 398)	321 (198 to 476)	378 (233 to 560)	439 (270 to 650)	594 (366 to 880)	809 (498 to 1,200)	1,140 (703 to 1,690)	1,610 (1,000 to 2,380)	1,620 (1,000 to 2,400)	1,860 (1,150 to 2,750)	2,610 (1,610 to 3,870)	2,450 (1,510 to 3,630)	814 (477 to 1,470)	8,370
Typhoid and paratyphoid	0 (0 to 0)	0 (0 to 0)	0 (0 to 0)	0 (0 to 0)	0 (0 to 0)	0 (0 to 0)	0 (0 to 0)	0 (0 to 0)	0 (0 to 0)	0 (0 to 0)	0 (0 to 0)	0 (0 to 0)	0 (0 to 0)	0 (0 to 0)	0 (0 to 0)	0 (0 to 0)	0 (0 to 0)	0 (0 to 0)	0 (0 to 0)	0 (0 to 0)	0 (0 to 0)	0 (0 to 0)	0 (0 to 0)	0.3
Typhoid fever	0 (0 to 0)	0 (0 to 0)	0 (0 to 0)	0 (0 to 0)	0 (0 to 0)	0 (0 to 0)	0 (0 to 0)	0 (0 to 0)	0 (0 to 0)	0 (0 to 0)	0 (0 to 0)	0 (0 to 0)	0 (0 to 0)	0 (0 to 0)	0 (0 to 0)	0 (0 to 0)	0 (0 to 0)	0 (0 to 0)	0 (0 to 0)	0 (0 to 0)	0 (0 to 0)	0 (0 to 0)	0 (0 to 0)	0.1
Paratyphoid fever	0 (0 to 0)	0 (0 to 0)	0 (0 to 0)	0 (0 to 0)	0 (0 to 0)	0 (0 to 0)	0 (0 to 0)	0 (0 to 0)	0 (0 to 0)	0 (0 to 0)	0 (0 to 0)	0 (0 to 0)	0 (0 to 0)	0 (0 to 0)	0 (0 to 0)	0 (0 to 0)	0 (0 to 0)	0 (0 to 0)	0 (0 to 0)	0 (0 to 0)	0 (0 to 0)	0 (0 to 0)	0 (0 to 0)	0.2
Invasive Non-typhoidal Salmonella (iNTS)	0 (0 to 0)	0 (0 to 0)	0 (0 to 0)	0 (0 to 0)	0 (0 to 0)	0 (0 to 0)	0 (0 to 0)	0 (0 to 0)	0 (0 to 0)	0 (0 to 0)	0 (0 to 0)	0 (0 to 0)	0 (0 to 0)	0 (0 to 0)	0 (0 to 0)	0 (0 to 0)	0 (0 to 0)	0 (0 to 0)	0 (0 to 0)	0 (0 to 0)	0 (0 to 0)	0 (0 to 0)	0 (0 to 0)	1
Other intestinal infectious diseases	0 (0 to 0)	0 (0 to 0)	0.9 (0.1 to 2.1)	1.3 (0.1 to 3.5)	0.5 (0.1 to 1.3)	0.4 (0.1 to 1.1)	0.4 (0.1 to 1.1)	0.5 (0.1 to 1.1)	0.5 (0.1 to 1.1)	0.5 (0.1 to 1.1)	0.5 (0.1 to 1.1)	0.5 (0.1 to 1.1)	0.5 (0.1 to 1.1)	0.5 (0.1 to 1.1)	0.5 (0.1 to 1.1)	0.5 (0.1 to 1.1)	0.5 (0.1 to 1.1)	0.5 (0.1 to 1.1)	0.5 (0.1 to 1.1)	0.5 (0.1 to 1.1)	0.5 (0.1 to 1.1)	0.5 (0.1 to 1.1)	9.8
Neglected tropical diseases and malaria	24.6 (20.6 to 31)	134 (106 to 181)	782 (537 to 1,190)	451 (287 to 712)	184 (120 to 281)	124 (80 to 189)	173 (111 to 260)	277 (177 to 412)	411 (261 to 602)	572 (362 to 821)	733 (463 to 1,040)	1,020 (646 to 1,440)	1,360 (861 to 1,910)	1,710 (1,080 to 2,400)	2,110 (1,330 to 2,960)	2,540 (1,600 to 3,570)	2,980 (1,880 to 4,200)	3,360 (2,120 to 4,730)	3,690 (2,330 to 5,190)	3,960 (2,500 to 5,570)	4,180 (2,640 to 5,880)	3,790 (2,390 to 5,330)	1,790
Malaria	0 (0 to 0)	0 (0 to 0)	0 (0 to 0)	0 (0 to 0)	0 (0 to 0)	0 (0 to 0)	0 (0 to 0)	0 (0 to 0)	0 (0 to 0)	0 (0 to 0)	0 (0 to 0)	0 (0 to 0)	0 (0 to 0)	0 (0 to 0)	0 (0 to 0)	0 (0 to 0)	0 (0 to 0)	0 (0 to 0)	0 (0 to 0)	0 (0 to 0)	0 (0 to 0)	0 (0 to 0)	0 (0 to 0)	0
Chagas disease	0 (0 to 0)	0 (0 to 0)	0 (0 to 0.1)	0 (0 to 0)	0 (0 to 0.1)	0.3 (0 to 0.5)	1.2 (0.8 to 1.8)	2.8 (1.9 to 4.3)	4.3 (2.9 to 6.5)	6.2 (4.2 to 9.5)	8.6 (5.8 to 13)	11.6 (7.8 to 17.5)	15.1 (10.2 to 22.8)	19.2 (13 to 28.9)	23.2 (15.7 to 34.7)	27.3 (18.6 to 40.5)	31.2 (21.3 to 46.1)	34.6 (23.6 to 50.9)	37.4 (25.5 to 54.6)	39.6 (26.9 to 57.6)	41.2 (27.8 to 59.7)	41.9 (28.2 to 60.5)	387
Leishmaniasis	0 (0 to 0)	0 (0 to 0)	0 (0 to 0)	0 (0 to 0)	0 (0 to 0)	0 (0 to 0)	0 (0 to 0)	0 (0 to 0)	0 (0 to 0)	0 (0 to 0)	0 (0 to 0)	0 (0 to 0)	0 (0 to 0)	0 (0 to 0)	0 (0 to 0)	0 (0 to 0)	0 (0 to 0)	0 (0 to 0)	0 (0 to 0)	0 (0 to 0)	0 (0 to 0)	0 (0 to 0)	0 (0 to 0)	0
Visceral leishmaniasis	0 (0 to 0)	0 (0 to 0)	0 (0 to 0)	0 (0 to 0)	0 (0 to 0)	0 (0 to 0)	0 (0 to 0)	0 (0 to 0)	0 (0 to 0)	0 (0 to 0)	0 (0 to 0)	0 (0 to 0)	0 (0 to 0)	0 (0 to 0)	0 (0 to 0)	0 (0 to 0)	0 (0 to 0)	0 (0 to 0)	0 (0 to 0)	0 (0 to 0)	0 (0 to 0)	0 (0 to 0)	0 (0 to 0)	0
Cutaneous and mucocutaneous leishmaniasis	0 (0 to 0)	0 (0 to 0)	0 (0 to 0)	0 (0 to 0)	0 (0 to 0)	0 (0 to 0)	0 (0 to 0)	0 (0 to 0)	0 (0 to 0)	0 (0 to 0)	0 (0 to 0)	0 (0 to 0)	0 (0 to 0)	0 (0 to 0)	0 (0 to 0)	0 (0 to 0)	0 (0 to 0)	0 (0 to 0)	0 (0 to 0)	0 (0 to 0)	0 (0 to 0)	0 (0 to 0)	0 (0 to 0)	0
African trypanosomiasis	0 (0 to 0)	0 (0 to 0)	0 (0 to 0)	0 (0 to 0)	0 (0 to 0)	0 (0 to 0)	0 (0 to 0)	0 (0 to 0)	0 (0 to 0)	0 (0 to 0)	0 (0 to 0)	0 (0 to 0)	0 (0 to 0)	0 (0 to 0)	0 (0 to 0)	0 (0 to 0)	0 (0 to 0)	0 (0 to 0)	0 (0 to 0)	0 (0 to 0)	0 (0 to 0)	0 (0 to 0)	0 (0 to 0)	0
Schistosomiasis	0 (0 to 0)	0 (0 to 0)	0 (0 to 0)	0 (0 to 0)	0 (0 to 0)	0 (0 to 0)	0 (0 to 0)	0 (0 to 0)	0 (0 to 0)	0 (0 to 0)	0 (0 to 0)	0 (0 to 0)	0 (0 to 0)	0 (0 to 0)	0 (0 to 0)	0 (0 to 0)	0 (0 to 0)	0 (0 to 0)	0 (0 to 0)	0 (0 to 0)	0 (0 to 0)	0 (0 to 0)	0 (0 to 0)	0
Cysticercosis	0 (0 to 0)	0 (0 to 0)	0 (0 to 0)	0 (0 to 0)	0.6 (0.1 to 1.6)	0.4 (0 to 1.2)	1.6 (0.4 to 4)	14.7 (3.2 to 39.3)	22.1 (4.5 to 66.2)	28.7 (5.6 to 88.2)	39.6 (7.1 to 119)	49.2 (9.1 to 153)	59.3 (10.9 to 187)	69.3 (13.1 to 220)	79 (15.3 to 253)	106 (20.1 to 339)	131 (27.1 to 420)	143 (30.2 to 456)	139 (31.6 to 438)	122 (28.7 to 382)	96 (22.7 to 300)	69.6 (16.3 to 218)	24 (5.6 to 75)	1,140
Cystic echinococcosis	0 (0 to 0)	0 (0 to 0)	0.4 (0 to 1.1)	0.6 (0 to 1.6)	0.7 (0 to 1.9)	0.7 (0 to 1.9)	1.1 (0.1 to 3.1)	1.2 (0.1 to 3.5)	1.3 (0.1 to 3.8)	1.5 (0.1 to 4.3)	1.6 (0.1 to 4.6)	1.8 (0.1 to 5.2)	1.9 (0.1 to 5.5)	2.2 (0.1 to 6.4)	2.5 (0.1 to 7.3)	2.9 (0.1 to 8.4)	3.2 (0.1 to 9.3)	3.4 (0.1 to 9.9)	3.5 (0.1 to 10.2)	3.5 (0.1 to 10.2)	3.3 (0.1 to 9.7)	2.9 (0.1 to 8.5)	0.9 (0 to 2.7)	61
Lymphatic filariasis	0 (0 to 0)	0 (0 to 0)	0 (0 to 0)	0 (0 to 0)	0 (0 to 0)	0 (0 to 0)	0 (0 to 0)	0 (0 to 0)	0 (0 to 0)	0 (0 to 0)	0 (0 to 0)	0 (0 to 0)	0 (0 to 0)	0 (0 to 0)	0 (0 to 0)	0 (0 to 0)	0 (0 to 0)	0 (0 to 0)	0 (0 to 0)	0 (0 to 0)	0 (0 to 0)	0 (0 to 0)	0 (0 to 0)	0
Onchocerciasis	0 (0 to 0)	0 (0 to 0)	0 (0 to 0)	0 (0 to 0)	0 (0 to 0)	0 (0 to 0)	0 (0 to 0)	0 (0 to 0)	0 (0 to 0)	0 (0 to 0)	0 (0 to 0)	0 (0 to 0)	0 (0 to 0)	0 (0 to 0)	0 (0 to 0)	0 (0 to 0)	0 (0 to 0)	0 (0 to 0)	0 (0 to 0)	0 (0 to 0)	0 (0 to 0)	0 (0 to 0)	0 (0 to 0)	0
Trachoma	0 (0 to 0)	0 (0 to 0)	0 (0 to 0)	0 (0 to 0)	0 (0 to 0)	0 (0 to 0)	0 (0 to 0)	0 (0 to 0)	0 (0 to 0)	0 (0 to 0)	0 (0 to 0)	0 (0 to 0)	0 (0 to 0)	0 (0 to 0)	0 (0 to 0)	0 (0 to 0)	0 (0 to 0)	0 (0 to 0)	0 (0 to 0)	0 (0 to 0)	0 (0 to 0)	0 (0 to 0)	0 (0 to 0)	0
Dengue	0 (0 to 0)	0 (0 to 0)	0 (0 to 0)	0 (0 to 0)	0 (0 to 0.1)	0 (0 to 0.1)	0 (0 to 0.1)	0 (0 to 0.1)	0 (0 to 0.1)	0 (0 to 0.1)	0 (0 to 0.1)	0 (0 to 0.1)	0 (0 to 0.1)	0 (0 to 0.1)	0 (0 to 0.1)	0 (0 to 0.1)	0 (0 to 0.1)	0 (0 to 0.1)	0 (0 to 0.1)	0 (0 to 0.1)	0 (0 to 0.1)	0 (0 to 0.1)	0 (0 to 0.1)	0.2
Yellow fever	0 (0 to 0)	0 (0 to 0)	0 (0 to 0)	0 (0 to 0)	0 (0 to 0)	0 (0 to 0)	0 (0 to 0)	0 (0 to 0)	0 (0 to 0)	0 (0 to 0)	0 (0 to 0)	0 (0 to 0)	0 (0 to 0)	0 (0 to 0)	0 (0 to 0)	0 (0 to 0)	0 (0 to 0)	0 (0 to 0)	0 (0 to 0)	0 (0 to 0)	0 (0 to 0)	0 (0 to 0)	0 (0 to 0)	0
Rabies	0 (0 to 0)	0 (0 to 0)	0 (0 to 0)	0 (0 to 0)	0 (0 to 0)	0 (0 to 0)	0 (0 to 0)	0 (0 to 0)	0 (0 to 0)	0 (0 to 0)	0 (0 to 0)	0 (0 to 0)	0 (0 to 0)	0 (0 to 0)	0 (0 to 0)	0 (0 to 0)	0 (0 to 0)	0 (0 to 0)	0 (0 to 0)	0 (0 to 0)	0 (0 to 0)	0 (0 to 0)	0 (0 to 0)	0
Intestinal nematode infections	0 (0 to 0)	0 (0 to 0)	0 (0 to 0)	0 (0 to 0)	0 (0 to 0)	0 (0 to 0)	0 (0 to 0)	0 (0 to 0)	0 (0 to 0)	0 (0 to 0)	0 (0 to 0)	0 (0 to 0)	0 (0 to 0)	0 (0 to 0)	0 (0 to 0)	0 (0 to 0)	0 (0 to 0)	0 (0 to 0)	0 (0 to 0)	0 (0 to 0)	0 (0 to 0)	0 (0 to 0)	0 (0 to 0)	0
Ascariasis	0 (0 to 0)	0 (0 to 0)	0 (0 to 0)	0 (0 to 0)	0 (0 to 0)	0 (0 to 0)	0 (0 to 0)	0 (0 to 0)	0 (0 to 0)	0 (0 to 0)	0 (0 to 0)	0 (0 to 0)	0 (0 to 0)	0 (0 to 0)	0 (0 to 0)	0 (0 to 0)	0 (0 to 0)	0 (0 to 0)	0 (0 to 0)	0 (0 to 0)	0 (0 to 0)	0 (0 to 0)	0 (0 to 0)	0
Trichuriasis	0 (0 to 0)	0 (0 to 0)	0 (0 to 0)	0 (0 to 0)	0 (0 to 0)	0 (0 to 0)	0 (0 to 0)	0 (0 to 0)	0 (0 to 0)	0 (0 to 0)	0 (0 to 0)	0 (0 to 0)	0 (0 to 0)	0 (0 to 0)	0 (0 to 0)	0 (0 to 0)	0 (0 to 0)	0 (0 to 0)	0 (0 to 0)	0 (0





DALYs by cause, age, and sex for both sexes combined, 1990 to 2019

Cause	Early Neonatal	Late Neonatal	Post Neonatal	1 to 4	5 to 9	10 to 14	15 to 19	20 to 24	25 to 29	30 to 34	35 to 39	40 to 44	45 to 49	50 to 54	55 to 59	60 to 64	65 to 69	70 to 74	75 to 79	80 to 84	85 to 89	90 to 94	95 plus	Total
All causes	1,214,000 (1,010,000 to 1,440,000)	450,000 (344,000 to 586,000)	724,000 (577,000 to 910,000)	911,000 (722,000 to 1,160,000)	527,000 (419,000 to 668,000)	406,000 (322,000 to 513,000)	1,110,000 (884,000 to 1,410,000)	1,410,000 (1,120,000 to 1,790,000)	1,540,000 (1,220,000 to 1,950,000)	1,540,000 (1,220,000 to 1,950,000)	1,610,000 (1,280,000 to 2,040,000)	1,710,000 (1,360,000 to 2,170,000)	1,730,000 (1,370,000 to 2,190,000)	1,720,000 (1,370,000 to 2,180,000)	1,720,000 (1,370,000 to 2,180,000)	1,720,000 (1,370,000 to 2,180,000)	1,720,000 (1,370,000 to 2,180,000)	1,720,000 (1,370,000 to 2,180,000)	1,720,000 (1,370,000 to 2,180,000)	1,720,000 (1,370,000 to 2,180,000)	1,720,000 (1,370,000 to 2,180,000)	1,720,000 (1,370,000 to 2,180,000)	1,720,000 (1,370,000 to 2,180,000)	121,000,000
Communicable, maternal, neonatal, and nutritional diseases	1,214,000 (1,010,000 to 1,440,000)	450,000 (344,000 to 586,000)	724,000 (577,000 to 910,000)	911,000 (722,000 to 1,160,000)	527,000 (419,000 to 668,000)	406,000 (322,000 to 513,000)	1,110,000 (884,000 to 1,410,000)	1,410,000 (1,120,000 to 1,790,000)	1,540,000 (1,220,000 to 1,950,000)	1,540,000 (1,220,000 to 1,950,000)	1,610,000 (1,280,000 to 2,040,000)	1,710,000 (1,360,000 to 2,170,000)	1,730,000 (1,370,000 to 2,190,000)	1,720,000 (1,370,000 to 2,180,000)	1,720,000 (1,370,000 to 2,180,000)	1,720,000 (1,370,000 to 2,180,000)	1,720,000 (1,370,000 to 2,180,000)	1,720,000 (1,370,000 to 2,180,000)	1,720,000 (1,370,000 to 2,180,000)	1,720,000 (1,370,000 to 2,180,000)	1,720,000 (1,370,000 to 2,180,000)	1,720,000 (1,370,000 to 2,180,000)	1,720,000 (1,370,000 to 2,180,000)	121,000,000
HIV/AIDS and sexually transmitted infections	91 (71 to 117)	48.9 (34 to 69)	1,360 (1,060 to 1,740)	2,150 (1,690 to 2,750)	734 (577 to 939)	1,600 (1,260 to 2,040)	2,610 (2,060 to 3,340)	10,900 (8,600 to 13,900)	20,000 (15,800 to 25,600)	28,500 (22,500 to 36,400)	38,000 (30,000 to 48,700)	48,200 (38,000 to 61,700)	58,200 (45,900 to 74,500)	67,900 (53,500 to 86,900)	77,400 (61,000 to 99,000)	85,400 (67,300 to 109,000)	92,000 (72,500 to 118,000)	97,800 (77,000 to 125,000)	102,000 (80,300 to 130,000)	104,000 (82,000 to 133,000)	105,000 (82,700 to 134,000)	105,000 (82,700 to 134,000)	1,000,000
HIV/AIDS	91 (71 to 117)	48.9 (34 to 69)	1,360 (1,060 to 1,740)	2,150 (1,690 to 2,750)	734 (577 to 939)	1,600 (1,260 to 2,040)	2,610 (2,060 to 3,340)	10,900 (8,600 to 13,900)	20,000 (15,800 to 25,600)	28,500 (22,500 to 36,400)	38,000 (30,000 to 48,700)	48,200 (38,000 to 61,700)	58,200 (45,900 to 74,500)	67,900 (53,500 to 86,900)	77,400 (61,000 to 99,000)	85,400 (67,300 to 109,000)	92,000 (72,500 to 118,000)	97,800 (77,000 to 125,000)	102,000 (80,300 to 130,000)	104,000 (82,000 to 133,000)	105,000 (82,700 to 134,000)	105,000 (82,700 to 134,000)	1,000,000
HIV/AIDS - Drug-susceptible Tuberculosis	44 (34 to 56)	24 (16 to 34)	483 (376 to 618)	1,140 (895 to 1,460)	414 (325 to 530)	1,010 (794 to 1,280)	1,610 (1,270 to 2,060)	6,610 (5,220 to 8,430)	12,000 (9,500 to 15,400)	16,800 (13,300 to 21,500)	22,200 (17,600 to 28,400)	28,000 (22,100 to 35,900)	33,600 (26,500 to 43,000)	38,900 (30,700 to 49,800)	43,900 (34,600 to 56,200)	47,900 (37,800 to 61,400)	51,200 (40,300 to 65,600)	53,900 (42,400 to 69,100)	55,800 (43,900 to 71,600)	56,800 (44,700 to 72,900)	57,300 (45,100 to 73,500)	57,300 (45,100 to 73,500)	550,000
HIV/AIDS - Multidrug-resistant Tuberculosis without extensive drug resistance	0 (0 to 0)	0 (0 to 0)	1 (0 to 2)	3 (2 to 4)	2 (1 to 3)	4 (3 to 6)	7 (5 to 10)	30 (22 to 42)	57 (43 to 78)	82 (62 to 110)	110 (84 to 150)	140 (110 to 190)	170 (130 to 230)	200 (150 to 270)	220 (170 to 300)	250 (190 to 330)	270 (210 to 360)	280 (220 to 380)	290 (230 to 390)	300 (230 to 400)	300 (230 to 400)	300 (230 to 400)	300 (230 to 400)	2,900
HIV/AIDS - Extensively drug-resistant Tuberculosis	0 (0 to 0)	0 (0 to 0)	0 (0 to 0)	0 (0 to 0)	0 (0 to 0)	0 (0 to 0)	0 (0 to 0)	0 (0 to 0)	0 (0 to 0)	0 (0 to 0)	0 (0 to 0)	0 (0 to 0)	0 (0 to 0)	0 (0 to 0)	0 (0 to 0)	0 (0 to 0)	0 (0 to 0)	0 (0 to 0)	0 (0 to 0)	0 (0 to 0)	0 (0 to 0)	0 (0 to 0)	0 (0 to 0)	0 (0 to 0)	0
HIV/AIDS resulting in other diseases	47 (36 to 61)	24 (16 to 34)	877 (684 to 1,120)	1,000 (790 to 1,280)	316 (246 to 405)	589 (459 to 756)	1,000 (780 to 1,290)	4,270 (3,380 to 5,470)	7,940 (6,270 to 10,200)	11,700 (9,200 to 15,000)	15,800 (12,500 to 20,300)	20,200 (15,900 to 25,900)	24,600 (19,400 to 31,500)	28,900 (22,800 to 37,000)	33,400 (26,300 to 42,800)	37,400 (29,500 to 47,900)	40,800 (32,200 to 52,300)	43,900 (34,600 to 56,200)	46,200 (36,400 to 59,200)	47,800 (37,700 to 61,200)	48,600 (38,300 to 62,300)	48,600 (38,300 to 62,300)	450,000
Sexually transmitted infections excluding HIV	0.4 (0.3 to 0.6)	0.2 (0.1 to 0.3)	3.6 (2.6 to 4.8)	6.2 (4.6 to 8.4)	2.2 (1.6 to 2.9)	4.5 (3.4 to 6.1)	7.5 (5.6 to 10.1)	29.1 (21.8 to 39.1)	53.5 (40.1 to 72.1)	76.2 (57.1 to 103)	102 (76.5 to 137)	129 (96.8 to 174)	156 (117 to 210)	182 (136 to 245)	207 (155 to 279)	229 (172 to 309)	246 (184 to 332)	262 (196 to 353)	273 (205 to 369)	278 (208 to 375)	280 (210 to 378)	280 (210 to 378)	2,700
Syphilis	0.2 (0.1 to 0.3)	0.1 (0.1 to 0.2)	1.7 (1.2 to 2.2)	2.9 (2.1 to 3.9)	1.1 (0.8 to 1.4)	2.1 (1.6 to 2.8)	3.5 (2.6 to 4.7)	13.5 (10.1 to 18.2)	24.8 (18.6 to 33.4)	35.3 (26.5 to 47.6)	47.2 (35.4 to 63.6)	59.8 (44.9 to 80.6)	72.3 (54.2 to 97.5)	84.3 (63.2 to 114)	96 (72 to 129)	106 (79.8 to 143)	114 (85.2 to 154)	121 (91 to 164)	126 (95.2 to 171)	129 (96.8 to 174)	130 (97.1 to 175)	130 (97.1 to 175)	1,250
Chlamydial infection	0 (0 to 0)	0 (0 to 0)	0.1 (0 to 0.1)	0.1 (0 to 0.2)	0.1 (0 to 0.1)	0.1 (0 to 0.2)	0.2 (0.1 to 0.3)	0.8 (0.6 to 1.1)	1.5 (1.1 to 2.1)	2.2 (1.6 to 3.1)	2.9 (2.2 to 4.1)	3.7 (2.8 to 5.2)	4.5 (3.4 to 6.3)	5.2 (3.9 to 7.3)	5.9 (4.4 to 8.3)	6.5 (4.9 to 9.2)	7 (5.2 to 9.8)	7.4 (5.5 to 10.4)	7.7 (5.8 to 10.8)	7.9 (5.9 to 11.1)	8 (6 to 11.2)	8 (6 to 11.2)	72
Gonococcal infection	0.1 (0 to 0.1)	0 (0 to 0)	0.2 (0.1 to 0.3)	0.4 (0.3 to 0.5)	0.1 (0.1 to 0.2)	0.3 (0.2 to 0.4)	0.5 (0.4 to 0.7)	1.9 (1.4 to 2.6)	3.5 (2.6 to 4.7)	5 (3.8 to 6.8)	6.7 (5 to 9.1)	8.5 (6.4 to 11.4)	10.3 (7.7 to 13.8)	12 (8.9 to 16.1)	13.7 (10.2 to 18.4)	15.1 (11.3 to 20.3)	16.3 (12.2 to 21.9)	17.3 (12.9 to 23.2)	18 (13.4 to 24.1)	18.3 (13.7 to 24.6)	18.5 (13.8 to 24.8)	18.5 (13.8 to 24.8)	170
Trichomoniasis	0.1 (0 to 0.1)	0 (0 to 0)	0.1 (0 to 0.2)	0.2 (0.1 to 0.3)	0.1 (0 to 0.1)	0.2 (0.1 to 0.2)	0.3 (0.2 to 0.4)	1.1 (0.8 to 1.5)	2 (1.5 to 2.8)	2.9 (2.2 to 4)	3.8 (2.9 to 5.2)	4.8 (3.7 to 6.6)	5.9 (4.4 to 8.1)	6.9 (5.2 to 9.4)	7.9 (5.9 to 10.7)	8.7 (6.5 to 11.8)	9.4 (7 to 12.6)	9.9 (7.4 to 13.3)	10.3 (7.7 to 13.9)	10.5 (7.9 to 14.2)	10.6 (7.9 to 14.3)	10.6 (7.9 to 14.3)	97
Genital herpes	0 (0 to 0)	0 (0 to 0)	0.1 (0 to 0)	0.1 (0 to 0.1)	0 (0 to 0)	0.1 (0 to 0.1)	0.1 (0 to 0.1)	0.3 (0.2 to 0.4)	0.5 (0.4 to 0.7)	0.7 (0.5 to 0.9)	0.9 (0.7 to 1.2)	1.1 (0.9 to 1.5)	1.4 (1.1 to 1.9)	1.7 (1.3 to 2.3)	1.9 (1.5 to 2.6)	2.1 (1.6 to 2.9)	2.3 (1.8 to 3.1)	2.5 (1.9 to 3.3)	2.6 (2 to 3.4)	2.6 (2 to 3.5)	2.6 (2 to 3.5)	2.6 (2 to 3.5)	24
Syphilis	0.2 (0.1 to 0.3)	0.1 (0.1 to 0.2)	1.7 (1.2 to 2.2)	2.9 (2.1 to 3.9)	1.1 (0.8 to 1.4)	2.1 (1.6 to 2.8)	3.5 (2.6 to 4.7)	13.5 (10.1 to 18.2)	24.8 (18.6 to 33.4)	35.3 (26.5 to 47.6)	47.2 (35.4 to 63.6)	59.8 (44.9 to 80.6)	72.3 (54.2 to 97.5)	84.3 (63.2 to 114)	96 (72 to 129)	106 (79.8 to 143)	114 (85.2 to 154)	121 (91 to 164)	126 (95.2 to 171)	129 (96.8 to 174)	130 (97.1 to 175)	130 (97.1 to 175)	1,250
Chlamydial infection	0 (0 to 0)	0 (0 to 0)	0.1 (0 to 0.1)	0.1 (0 to 0.2)	0.1 (0 to 0.1)	0.1 (0 to 0.2)	0.2 (0.1 to 0.3)	0.8 (0.6 to 1.1)	1.5 (1.1 to 2.1)	2.2 (1.6 to 3.1)	2.9 (2.2 to 4.1)	3.7 (2.8 to 5.2)	4.5 (3.4 to 6.3)	5.2 (3.9 to 7.3)	5.9 (4.4 to 8.3)	6.5 (4.9 to 9.2)	7 (5.2 to 9.8)	7.4 (5.5 to 10.4)	7.7 (5.8 to 10.8)	7.9 (5.9 to 11.1)	8 (6 to 11.2)	8 (6 to 11.2)	72
Gonococcal infection	0.1 (0 to 0.1)	0 (0 to 0)	0.2 (0.1 to 0.3)	0.4 (0.3 to 0.5)	0.1 (0.1 to 0.2)	0.3 (0.2 to 0.4)	0.5 (0.4 to 0.7)	1.9 (1.4 to 2.6)	3.5 (2.6 to 4.7)	5 (3.8 to 6.8)	6.7 (5 to 9.1)	8.5 (6.4 to 11.4)	10.3 (7.7 to 13.8)	12 (8.9 to 16.1)	13.7 (10.2 to 18.4)	15.1 (11.3 to 20.3)	16.3 (12.2 to 21.9)	17.3 (12.9 to 23.2)	18 (13.4 to 24.1)	18.3 (13.7 to 24.6)	18.5 (13.8 to 24.8)	18.5 (13.8 to 24.8)	170
Trichomoniasis	0.1 (0 to 0.1)	0 (0 to 0)	0.1 (0 to 0.2)	0.2 (0.1 to 0.3)	0.1 (0 to 0.1)	0.2 (0.1 to 0.2)	0.3 (0.2 to 0.4)	1.1 (0.8 to 1.5)	2 (1.5 to 2.8)	2.9 (2.2 to 4)	3.8 (2.9 to 5.2)	4.8 (3.7 to 6.6)	5.9 (4.4 to 8.1)	6.9 (5.2 to 9.4)	7.9 (5.9 to 10.7)	8.7 (6.5 to 11.8)	9.4 (7 to 12.6)	9.9 (7.4 to 13.3)	10.3 (7.7 to 13.9)	10.5 (7.9 to 14.2)	10.6 (7.9 to 14.3)	10.6 (7.9 to 14.3)	97
Genital herpes	0 (0 to 0)	0 (0 to 0)	0.1 (0 to 0)	0.1 (0 to 0.1)	0 (0 to 0)	0.1 (0 to 0.1)	0.1 (0 to 0.1)	0.3 (0.2 to 0.4)	0.5 (0.4 to 0.7)	0.7 (0.5 to 0.9)	0.9 (0.7 to 1.2)	1.1 (0.9 to 1.5)	1.4 (1.1 to 1.9)	1.7 (1.3 to 2.3)	1.9 (1.5 to 2.6)	2.1 (1.6 to 2.9)	2.3 (1.8 to 3.1)	2.5 (1.9 to 3.3)	2.6 (2 to 3.4)	2.6 (2 to 3.5)	2.6 (2 to 3.5)	2.6 (2 to 3.5)	24
Other sexually transmitted infections	0.1 (0 to 0.1)	0 (0 to 0)	0.1 (0 to 0.2)	0.2 (0.1 to 0.3)	0.1 (0 to 0.1)	0.2 (0.1 to 0.2)	0.3 (0.2 to 0.4)	1.1 (0.8 to 1.5)	2 (1.5 to 2.8)	2.9 (2.2 to 4)	3.8 (2.9 to 5.2)	4.8 (3.7 to 6.6)	5.9 (4.4 to 8.1)	6.9 (5.2 to 9.4)	7.9 (5.9 to 10.7)	8.7 (6.5 to 11.8)	9.4 (7 to 12.6)	9.9 (7.4 to 13.3)	10.3 (7.7 to 13.9)	10.5 (7.9 to 14.2)	10.6 (7.9 to 14.3)	10.6 (7.9 to 14.3)	97
Respiratory and tuberculosis	2,070 (1,720 to 2,460)	2,660 (2,020 to 3,540)	24,600 (18,400 to 33,000)	37,900 (28,700 to 50,800)	20,700 (15,600 to 27,800)	15,600 (11,800 to 20,900)	18,600 (14,100 to 24,900)	27,400 (20,700 to 36,700)	32,600 (24,600 to 43,600)	38,200 (28,900 to 51,100)	39,100 (29,500 to 52,300)	39,100 (29,500 to 52,300)	39,100 (29,500 to 52,300)	39,100 (29,500 to 52,300)	39,100 (29,500 to 52,300)	39,100 (29,500 to 52,300)	39,100 (29,500 to 52,300)	39,100 (29,500 to 52,300)	39,100 (29,500 to 52,300)	39,100 (29,500 to 52,300)	39,100 (29,500 to 52,300)	39,100 (29,500 to 52,300)	1,000,000
Tuberculosis	1,970 (1,630 to 2,360)	2,660 (2,020 to 3,540)	24,600 (18,400 to 33,000)	37,900 (28,700 to 50,800)	20,700 (15,600 to 27,800)	15,600 (11,800 to 20,900)	18,600 (14,100 to 24,900)	27,400 (20,700 to 36,700)	32,600 (24,600 to 43,600)	38,200 (28,900 to 51,100)	39,100 (29,500 to 52,300)	39,100 (29,500 to 52,300)	39,100 (29,500 to 52,300)	39,100 (29,500 to 52,300)	39,100 (29,500 to 52,300)	39,100 (29,500 to 52,300)	39,100 (29,500 to 52,300)	39,100 (29,500 to 52,300)	39,100 (29,500 to 52,300)	39,100 (29,500 to 52,300)	39,100 (29,500 to 52,300)	39,100 (29,500 to 52,300)	1,000,000
Latent tuberculosis infection	0 (0 to 0)	0 (0 to 0)	0 (0 to 0)	0 (0 to 0)	0 (0 to 0)	0 (0 to 0)	0 (0 to 0)	0 (0 to 0)	0 (0 to 0)	0 (0 to 0)	0 (0 to 0)	0 (0 to 0)	0 (0 to 0)	0 (0 to 0)	0 (0 to 0)	0 (0 to 0)	0 (0 to 0)	0 (0 to 0)	0 (0 to 0)	0 (0 to 0)	0 (0 to 0)	0 (0 to 0)	0 (0 to 0)	0
Active tuberculosis	1,970 (1,630 to 2,360)	2,660 (2,020 to 3,540)	24,600 (18,400 to 33,000)	37,900 (28,700 to 50,800)	20,700 (15,600 to 27,800)	15,600 (11,800 to 20,900)	18,600 (14,100 to 24,900)	27,400 (20,700 to 36,700)	32,600 (24,600 to 43,600)	38,200 (28,900 to 51,100)	39,100 (29,500 to 52,300)	39,100 (29,500 to 52,300)	39,100 (29,500 to 52,300)	39,100 (29,500 to 52,300)	39,100 (29,500 to 52,300)	39,100 (29,500 to 52,300)	39,100 (29,500 to 52,300)	39,100 (29,500 to 52,300)	39,100 (29,500 to 52,300)	39,100 (29,500 to 52,300)	39,100 (29,500 to 52,300)	39,100 (29,500 to 52,300)	1,000,000
Diarrheal diseases	1,970 (1,630 to 2,360)	2,660 (2,020 to 3,540)	24,600 (18,400 to 33,000)	37,900 (28,700 to 50,800)	20,700 (15,600 to 27,800)	15,600 (11,800 to 20,900)	18,600 (14,100 to 24,900)	27,400 (20,700 to 36,700)	32,600 (24,600 to 43,600)	38,200 (28,900 to 51,100)	39,100 (29,500 to 52,300)	39,100 (29,500 to 52,300)	39,100 (29,500 to 52,300)	39,100 (29,500 to 52,300)	39,100 (29,500 to 52,300)	39,100 (29,500 to 52,300)	39,100 (29,500 to 52,300)	39,100 (29,500 to 52,300)	39,100 (29,500 to 52,300)	39,100 (29,500 to 52,300)	39,100 (29,500 to 52,300)	39,100 (29,500 to 52,300)	1,000,000
Typhoid and paratyphoid	0 (0 to 0)	0 (0 to 0)	0.1 (0 to 0.1)	0.1 (0 to 0.1)	0 (0 to 0)	0.1 (0 to 0.1)	0.1 (0 to 0.1)	0.2 (0.1 to 0.3)	0.3 (0.2 to 0.4)	0.4 (0.3 to 0.5)	0.5 (0.4 to 0.7)	0.6 (0.5 to 0.8)	0.8 (0.6 to 1)	0.9 (0.7 to 1.2)	1 (0.8 to 1.3)	1.1 (0.9 to 1.4)	1.2 (0.9 to 1.5)	1.3 (1 to 1.6)	1.3 (1 to 1.7)	1.4 (1.1 to 1.7)	1.4 (1.1 to 1.7)	1.4 (1.1 to 1.7)	12
Typhoid fever	0 (0 to 0)	0 (0 to 0)	0.1 (0 to 0.1)	0.1 (0 to 0.1)	0 (0 to 0)	0.1 (0 to 0.1)	0.1 (0 to 0.1)	0.2 (0.1 to 0.3)	0.3 (0.2 to 0.4)	0.4 (0.3 to 0.5)	0.5 (0.4 to 0.7)	0.6 (0.5 to 0.8)	0.8 (0.6 to 1)	0.9 (0.7 to 1.2)	1 (0.8 to 1.3)	1.1 (0.9 to 1.4)	1.2 (0.9 to 1.5)	1.3 (1 to 1.6)	1.3 (1 to 1.7)	1.4 (1.1 to 1.7)	1.4 (1.1 to 1.7)	1.4 (1.1 to 1.7)	12
Paratyphoid fever	0 (0 to 0)	0 (0 to 0)	0 (0 to 0)	0 (0 to 0)	0 (0 to 0)	0 (0 to 0)	0 (0 to 0)	0 (0 to 0)	0 (0 to 0)	0 (0 to 0)	0 (0 to 0)	0 (0 to 0)	0 (0 to 0)	0 (0 to 0)	0 (0 to 0)	0 (0 to 0)	0 (0 to 0)	0 (0 to 0)	0 (0 to 0)	0 (0 to 0)	0 (0 to 0)	0 (0 to 0)	0 (0 to 0)	0
Invasive Nontyphoidal Salmonella (iNTS)	0 (0 to 0)	0 (0 to 0)	0.1 (0 to 0.1)	0.1 (0 to 0.1)	0 (0 to 0)	0.1 (0 to 0.1)	0.1 (0 to 0.1)	0.2 (0.1 to 0.3)	0.3 (0.2 to 0.4)	0.4 (0.3 to 0.5)	0.5 (0.4 to 0.7)	0.6 (0.5 to 0.8)	0.8 (0.6 to 1)	0.9 (0.7 to 1.2)	1 (0.8 to 1.3)	1.1 (0.9 to 1.4)	1.2 (0.9 to 1.5)	1.3 (1 to 1.6)	1.3 (1 to 1.7)	1.4 (1.1 to 1.7)	1.4 (1.1 to 1.7)	1.4 (1.1 to 1.7)	12
Other intestinal infectious diseases	0 (0 to 0)	0 (0 to 0)	0 (0 to 0)	0 (0 to 0)	0 (0 to 0)	0 (0 to 0)	0 (0 to 0)	0 (0 to 0)	0 (0 to 0)	0 (0 to 0)	0 (0 to 0)	0 (0 to 0)	0 (0 to 0)	0 (0 to 0)	0 (0 to 0)	0 (0 to 0)	0 (0 to 0)	0 (0 to 0)	0 (0 to 0)	0 (0 to 0)	0 (0 to 0)	0 (0 to 0)	0 (0 to 0)	0
Neglected tropical diseases and malaria	0.1 (0 to 0.1)	0 (0 to 0)	0.1 (0 to 0.1)	0.1 (0 to 0.2)	0.1 (0 to 0.1)	0.1 (0 to 0.2)	0.2 (0.1 to 0.3)	0.8 (0.6 to 1.1)	1.5 (1.1 to 2.1)	2.2 (1.6 to 3.1)	2.9 (2.2 to 4.1)	3.7 (2.8 to 5.2)	4.5 (3.4 to 6.3)	5.2 (3.9 to 7.3)	5.9 (4.4 to 8.3)	6.5 (4.9 to 9.2)	7 (5.2 to 9.8)	7.4 (5.5 to 10.4)	7.7 (5.8 to 10.8)	7.9 (5.9 to 11.1)	8 (6 to 11.2)	8 (6 to 11.2)	72
Malaria	0 (0 to 0)	0 (0 to 0)	0 (0 to 0)	0 (0 to 0)	0 (0 to 0)	0 (0 to 0)	0 (0 to 0)	0 (0 to 0)	0 (0 to 0)	0 (0 to 0)	0 (0 to 0)	0 (0 to 0)	0 (0 to 0)	0 (0 to 0)	0 (0 to 0)	0 (0 to 0)	0 (0 to 0)	0 (0 to 0)	0 (0 to 0)	0 (0 to 0)	0 (0 to 0)	0 (0 to 0)	0 (0 to 0)	0
Chagas disease	0 (0 to 0)	0 (0 to 0)	0 (0 to 0)	0.1 (0 to 0.1)	0.1 (0 to 0.1)	0.1 (0 to 0.1)	0.1 (0 to 0.1)	0.2 (0.1 to 0.3)	0.3 (0.2 to 0.4)	0.4 (0.3 to 0.5)	0.5 (0.4 to 0.7)	0.6 (0.5 to 0.8)	0.8 (0.6 to 1)	0.9 (0.7 to 1.2)	1 (0.8 to 1.3)	1.1 (0.9 to 1.4)	1.2 (0.9 to 1.5)	1.3 (1 to 1.6)	1.3 (1 to 1.7)	1.4 (1.1 to 1.7)	1.4 (1.1 to 1.7)	1.4 (1.1 to 1.7)	12
Leishmaniasis	0 (0 to 0)	0 (0 to 0)	0 (0 to 0)	0 (0 to 0)	0 (0 to 0)	0 (0 to 0)	0 (0 to 0)	0 (0 to 0)	0 (0 to 0)	0 (0 to 0)	0 (0 to 0)	0 (0 to 0)	0 (0 to 0)	0 (0 to 0)	0 (0 to 0)	0 (0 to 0)	0 (0 to 0)	0 (0 to 0)	0 (0 to 0)	0 (0 to 0)	0 (0 to 0)	0 (0 to 0)	0 (0 to 0)	0
Visceral leishmaniasis	0 (0 to 0)	0 (0 to 0)	0 (0 to 0)	0 (0 to 0)	0 (0 to 0)	0 (0 to 0)	0 (0 to 0)	0 (0 to 0)	0 (0 to 0)	0 (0 to 0)	0 (0 to 0)	0 (0 to 0)	0 (0 to 0)	0 (0 to 0)	0 (0 to 0)	0 (0 to 0)	0 (0 to 0)	0 (0 to 0)	0 (0 to 0)	0 (0 to 0)	0 (0 to 0)	0 (0 to 0)	0 (0 to 0)	0
Cutaneous and mucocutaneous leishmaniasis	0 (0 to 0)	0 (0 to 0)	0 (0 to 0)	0 (0 to 0)	0 (0 to 0)	0 (0 to 0)	0 (0 to 0)	0 (0 to 0)	0 (0 to 0)	0 (0 to 0)	0 (0 to 0)	0 (0 to 0)	0 (0 to 0)	0 (0 to 0)	0 (0 to 0)	0 (0 to 0)	0 (0 to 0)	0 (0 to 0)	0 (0 to 0)	0 (0 to 0)	0 (0 to 0)	0 (0 to 0)	0 (0 to 0)	0
African trypanosomiasis	0 (0 to 0)	0 (0 to 0)	0 (0 to 0)	0 (0 to 0)	0 (0 to 0)	0 (0 to 0)	0 (0 to 0)	0 (0 to 0)	0 (0 to 0)	0 (0 to 0)	0 (0 to 0)	0 (0 to 0)	0 (0 to 0)	0 (0 to 0)	0 (0 to 0)	0 (0 to 0)	0 (0 to 0)	0 (0 to 0)	0 (0 to 0)	0 (0 to 0)	0 (0 to 0)	0 (0 to 0)	0 (0 to 0)	0
Schistosomiasis	0 (0 to 0)	0 (0 to 0)	0 (0 to 0)	0 (0 to 0)	0 (0 to 0)	0 (0 to 0)	0 (0 to 0)	0 (0 to 0)	0 (0 to 0)	0 (0 to 0)	0 (0 to 0)	0 (0 to 0)	0 (0 to 0)	0 (0 to 0)	0 (0 to 0)	0 (0 to 0)	0 (0 to 0)	0 (0 to 0)	0 (0 to 0)	0 (0 to 0)	0 (0 to 0)	0 (0 to 0)	0 (0 to 0)	0
Cysticercosis	0 (0 to 0)	0 (0 to 0)	0 (0 to 0)	0 (0 to 0)	0 (0 to 0)	0 (0 to 0)	0 (0 to 0)	0 (0 to 0)	0 (0 to 0)	0 (0 to 0)	0 (0 to 0)	0 (0 to 0)	0 (0 to 0)	0 (0 to 0)	0 (0 to 0)	0 (0 to 0)	0 (0 to 0)	0 (0 to 0)	0 (0 to 0)	0 (0 to 0)	0 (0 to 0)	0 (0 to 0)	0 (0 to 0)	0
Cystic echinococcosis	0 (0 to 0)	0 (0 to 0)	0 (0 to 0)	0 (0 to 0)	0 (0 to 0)	0 (0 to 0)	0 (0 to 0)	0 (0 to 0)	0 (0 to 0)	0 (0 to 0)	0 (0 to 0)	0 (0 to 0)	0 (0 to 0)	0 (0 to 0)	0 (0 to 0)	0 (0 to 0)	0 (0 to 0)	0 (0 to 0)	0 (0 to 0)	0 (0 to 0)	0 (0 to 0)	0 (0 to 0)	0 (0 to 0)	0
Lymphatic filariasis	0 (0 to 0)	0 (0 to 0)	0 (0 to 0)	0 (0 to 0)	0 (0 to 0)	0 (0 to 0)	0 (0 to 0)	0 (0 to 0)	0 (0 to 0)	0 (0 to 0)	0 (0 to 0)	0 (0 to 0)	0 (0 to 0)	0 (0 to 0)	0 (0 to 0)	0 (0 to 0)	0 (0 to 0)	0 (0 to 0)	0 (0 to 0)	0 (0 to 0)	0 (0 to 0)	0 (0 to 0)	0 (0 to 0)	0
Onchocerciasis	0 (0 to 0)	0 (0 to 0)	0 (0 to 0)	0 (0 to 0)	0 (0 to 0)	0 (0 to 0)	0 (0 to 0)	0 (0 to 0)	0 (0 to 0)	0 (0 to 0)	0 (0 to 0)	0 (0 to 0)	0 (0 to 0)	0 (0 to 0)	0 (0 to 0)	0 (0 to 0)	0 (0 to 0)	0 (0 to 0)	0 (0 to 0)	0 (0 to 0)	0 (0 to 0)	0 (0 to 0)	0 (0 to 0)	0
Trachoma	0 (0 to 0)	0 (0 to 0)	0 (0 to 0)	0 (0 to 0)	0 (0 to 0)	0 (0 to 0)	0 (0 to 0)	0 (0 to 0)	0 (0 to 0)	0 (0 to 0)	0 (0 to 0)	0 (0 to 0)	0 (0 to 0)	0 (0 to 0)	0 (0 to 0)	0 (0 to 0)	0 (0 to 0)	0 (0 to 0)	0 (0 to 0)	0 (0 to 0)	0 (0 to 0)	0 (0 to 0)	0 (0 to 0)	0
Dengue	0.4 (0.3 to 0.6)	0.2 (0.1 to 0.3)	3.6 (2.6 to 4.8)	6.2 (4.6 to 8.4)	2.2 (1.6 to 2.9)	4.5 (3.4 to 6.1)	7.5 (5.6 to 10.1)	29.1 (21.8 to 39.1)	53.5 (40.1 to 72.1)	76.2 (57.1 to 103)	102 (76.5 to 137)	129 (96.8 to 174)	156 (117 to 210)	182 (136 to 245)	207 (155 to 279)	229 (172 to 309)	246 (184 to 332)	262 (196 to 353)	273 (205 to 369)	278 (208 to 375)	280 (210 to 378)	280 (210 to 378)	2,700
Yellow fever	0 (0 to 0)	0 (0 to 0)	0 (0 to 0)	0 (0 to 0)	0 (0 to 0)	0 (0 to 0)	0 (0 to 0)	0 (0 to 0)	0 (0 to 0)	0 (0 to 0)	0 (0 to 0)	0 (0 to 0)	0 (0 to 0)	0 (0 to 0)	0 (0 to 0)	0 (0 to 0)	0 (0 to 0)	0 (0 to 0)	0 (0 to 0)	0 (0 to 0)	0 (0 to 0)	0 (0 to 0)	0 (0 to 0)	0
Rabies	0 (0 to 0)	0 (0 to 0)	0 (0 to 0)	0 (0 to 0)	0 (0 to 0)	0 (0 to 0)	0 (0 to 0)	0 (0 to 0)	0 (0 to 0)	0 (0 to 0)	0 (0 to 0)	0 (0 to 0)	0 (0 to 0)	0 (0 to 0)	0 (0 to 0)	0 (0 to 0)	0 (0 to 0)	0 (0 to 0)	0 (0 to 0)	0 (0 to 0)	0 (0 to 0)	0 (0 to 0)	0 (0 to 0)	0
Intestinal nematode infections	0 (0 to 0)	0 (0 to 0)	0 (0 to 0)	0 (0 to 0)	0 (0 to 0)	0 (0 to 0)	0 (0 to 0)	0 (0 to 0)	0 (0 to 0)	0 (0 to 0)	0 (0 to 0)	0 (0 to 0)	0 (0 to 0)	0 (0 to 0)	0 (0 to 0)	0 (0 to 0)	0 (0 to 0)	0 (0 to 0)	0 (0 to 0)	0 (0 to 0)	0 (0 to 0)	0 (0 to 0)



Table 2a: Canada DALYs by cause and age group for both sexes with 95% uncertainty intervals, 2019
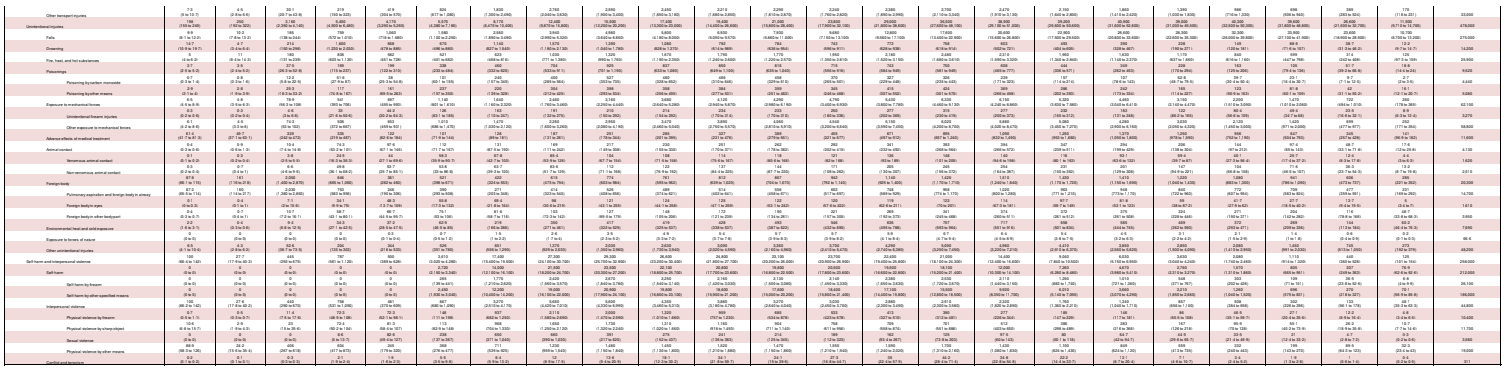
Cause	Early Neonatal	Late Neonatal	Post Neonatal	1 to 5	5 to 9	10 to 14	15 to 19	20 to 24	25 to 29	30 to 34	35 to 39	40 to 44	45 to 49	50 to 54	55 to 59	60 to 64	65 to 69	70 to 74	75 to 79	80 to 84	85 to 89	90 to 94	95 plus	Total
All causes	61,000 (72,500 to 50,700)	17,200 (19,400 to 15,000)	44,200 (50,300 to 38,400)	61,100 (69,200 to 55,500)	73,400 (83,700 to 64,400)	114,000 (130,000 to 98,600)	209,200 (240,000 to 204,400)	300,200 (343,000 to 261,900)	399,200 (457,000 to 343,000)	399,200 (457,000 to 343,000)	370,200 (424,000 to 321,000)	409,200 (470,000 to 357,000)	442,000 (507,000 to 384,000)	421,000 (483,000 to 366,000)	427,000 (490,000 to 372,000)	434,000 (498,000 to 377,000)	449,000 (514,000 to 391,000)	447,000 (512,000 to 390,000)	447,000 (512,000 to 390,000)	447,000 (512,000 to 390,000)	447,000 (512,000 to 390,000)	447,000 (512,000 to 390,000)	447,000 (512,000 to 390,000)	140,000 (160,000 to 121,000)	9,988,000
Communicable, maternal, neonatal, and nutritional diseases	43,400 (53,400 to 33,600)	12,700 (15,000 to 10,600)	12,600 (15,600 to 10,000)	14,100 (17,600 to 11,000)	5,200 (6,600 to 4,000)	10,200 (12,900 to 8,000)	16,900 (21,000 to 13,200)	12,400 (15,600 to 9,800)	14,000 (17,700 to 11,000)	16,600 (21,000 to 13,200)	17,200 (21,700 to 13,600)	17,500 (22,000 to 13,900)	17,600 (22,000 to 14,000)	17,600 (22,000 to 14,000)	16,000 (20,000 to 12,700)	21,000 (26,000 to 16,600)	21,200 (26,000 to 16,800)	20,700 (25,000 to 16,400)	27,700 (33,000 to 22,000)	27,700 (33,000 to 22,000)	27,700 (33,000 to 22,000)	27,700 (33,000 to 22,000)	27,700 (33,000 to 22,000)	9,260 (11,000 to 7,380)	429,000
HIV/AIDS and sexually transmitted infections	40 (54 to 1.2)	0.2 (0.1 to 0.4)	69.0 (48.0 to 78.0)	291 (34.0 to 611)	87.0 (49.0 to 77.0)	611 (411 to 910)	2,010 (1,640 to 2,350)	4,020 (3,610 to 4,450)	4,020 (3,610 to 4,450)	3,020 (2,610 to 3,450)	2,020 (1,620 to 2,420)	2,020 (1,620 to 2,420)	2,020 (1,620 to 2,420)	2,020 (1,620 to 2,420)	2,020 (1,620 to 2,420)	2,020 (1,620 to 2,420)	1,020 (1,170 to 1,860)	1,020 (997 to 1,060)	1,020 (934 to 1,110)	1,020 (918 to 1,130)	1,020 (912 to 1,130)	1,020 (912 to 1,130)	1,020 (912 to 1,130)	1,020 (912 to 1,130)	340 (304 to 378)	22,100
HIV/AIDS	0.0 (0 to 0)	0.0 (0 to 0)	0.0 (0.0 to 78.0)	0.0 (0.0 to 611)	0.0 (0.0 to 77.0)	0.0 (0.0 to 910)	0.0 (0.0 to 2,350)	0.0 (0.0 to 4,450)	0.0 (0.0 to 4,450)	0.0 (0.0 to 3,450)	0.0 (0.0 to 2,420)	0.0 (0.0 to 2,420)	0.0 (0.0 to 2,420)	0.0 (0.0 to 2,420)	0.0 (0.0 to 2,420)	0.0 (0.0 to 2,420)	0.0 (0.0 to 1,860)	0.0 (0.0 to 1,060)	0.0 (0.0 to 1,110)	0.0 (0.0 to 1,130)	0.0 (0.0 to 1,130)	0.0 (0.0 to 1,130)	0.0 (0.0 to 1,130)	0.0 (0.0 to 1,130)	0.0 (0.0 to 378)	0.0
HIV/AIDS - Drug-susceptible Tuberculosis	0.0 (0 to 0)	0.0 (0.0 to 0.0)	0.0 (0.0 to 78.0)	0.0 (0.0 to 611)	0.0 (0.0 to 77.0)	0.0 (0.0 to 910)	0.0 (0.0 to 2,350)	0.0 (0.0 to 4,450)	0.0 (0.0 to 4,450)	0.0 (0.0 to 3,450)	0.0 (0.0 to 2,420)	0.0 (0.0 to 2,420)	0.0 (0.0 to 2,420)	0.0 (0.0 to 2,420)	0.0 (0.0 to 2,420)	0.0 (0.0 to 2,420)	0.0 (0.0 to 1,860)	0.0 (0.0 to 1,060)	0.0 (0.0 to 1,110)	0.0 (0.0 to 1,130)	0.0 (0.0 to 1,130)	0.0 (0.0 to 1,130)	0.0 (0.0 to 1,130)	0.0 (0.0 to 1,130)	0.0 (0.0 to 378)	0.0
HIV/AIDS - Multidrug-resistant Tuberculosis without extensive drug resistance	0.0 (0 to 0)	0.0 (0.0 to 0.0)	0.0 (0.0 to 78.0)	0.0 (0.0 to 611)	0.0 (0.0 to 77.0)	0.0 (0.0 to 910)	0.0 (0.0 to 2,350)	0.0 (0.0 to 4,450)	0.0 (0.0 to 4,450)	0.0 (0.0 to 3,450)	0.0 (0.0 to 2,420)	0.0 (0.0 to 2,420)	0.0 (0.0 to 2,420)	0.0 (0.0 to 2,420)	0.0 (0.0 to 2,420)	0.0 (0.0 to 2,420)	0.0 (0.0 to 1,860)	0.0 (0.0 to 1,060)	0.0 (0.0 to 1,110)	0.0 (0.0 to 1,130)	0.0 (0.0 to 1,130)	0.0 (0.0 to 1,130)	0.0 (0.0 to 1,130)	0.0 (0.0 to 1,130)	0.0 (0.0 to 378)	0.0
HIV/AIDS - Extensively drug-resistant Tuberculosis	0.0 (0 to 0)	0.0 (0.0 to 0.0)	0.0 (0.0 to 78.0)	0.0 (0.0 to 611)	0.0 (0.0 to 77.0)	0.0 (0.0 to 910)	0.0 (0.0 to 2,350)	0.0 (0.0 to 4,450)	0.0 (0.0 to 4,450)	0.0 (0.0 to 3,450)	0.0 (0.0 to 2,420)	0.0 (0.0 to 2,420)	0.0 (0.0 to 2,420)	0.0 (0.0 to 2,420)	0.0 (0.0 to 2,420)	0.0 (0.0 to 2,420)	0.0 (0.0 to 1,860)	0.0 (0.0 to 1,060)	0.0 (0.0 to 1,110)	0.0 (0.0 to 1,130)	0.0 (0.0 to 1,130)	0.0 (0.0 to 1,130)	0.0 (0.0 to 1,130)	0.0 (0.0 to 1,130)	0.0 (0.0 to 378)	9.3
HIV/AIDS resulting in other diseases	40 (54 to 1.2)	0.2 (0.1 to 0.4)	69.0 (48.0 to 78.0)	291 (34.0 to 611)	87.0 (49.0 to 77.0)	611 (411 to 910)	2,010 (1,640 to 2,350)	4,020 (3,610 to 4,450)	4,020 (3,610 to 4,450)	3,020 (2,610 to 3,450)	2,020 (1,620 to 2,420)	2,020 (1,620 to 2,420)	2,020 (1,620 to 2,420)	2,020 (1,620 to 2,420)	2,020 (1,620 to 2,420)	2,020 (1,620 to 2,420)	1,020 (1,170 to 1,860)	1,020 (997 to 1,060)	1,020 (934 to 1,110)	1,020 (918 to 1,130)	1,020 (912 to 1,130)	1,020 (912 to 1,130)	1,020 (912 to 1,130)	1,020 (912 to 1,130)	340 (304 to 378)	22,100
Sexually transmitted infections, excluding HIV	0.0 (0 to 0)	0.0 (0 to 0)	0.0 (0.0 to 0.0)	0.0 (0.0 to 0.0)	0.0 (0.0 to 0.